Minnesota Twins - 1967

| Batter | 1 | 2 | 3 | 4 | 5 | 6 | 7 | 8 | 9 | AB | R | H | RBI | BB | SO | LOB |
|---|---|---|---|---|---|---|---|---|---|---|---|---|---|---|---|---|
| Cesar Tovar, R (1, 8)<br>OBP: 0.200, SLG: 0.400 | FC7-4 2B | | G5-4-3<br>1-2f | | FC1-6<br>1-2f<br>2-3<br>2B | | F7 | | L5 | 5 | 1 | 1 | 0 | 0 | 0 | 3 |
| Rich Rollins, R (1, 5) | FC7-4<br>2-3 | | | F8 | F6 | | S S S<br>K | | S S S<br>K | 5 | 0 | 0 | 0 | 0 | 2 | 3 |
| Tony Oliva, L (1, 9)<br>OBP: 0.750, SLG: 1.000 | 3-1 | | | H<br>1-0<br>BB<br>HBP | 0-0<br>1-H<br>3-H<br>2B | | | 0-0<br>BB<br>1B | | 3 | 0 | 2 | 2 | 0 | 0 | 0 |
| Harmon Killebrew, R (1, 3) | | 5-3 | | B B B<br>4-0<br>1-2<br>BB | B B B<br>4-0<br>BB | | | 0-0<br>F7 | | 2 | 0 | 0 | 0 | 2 | 0 | 1 |
| Bob Allison, R (1, 7) | | F2 | | F4 | F6 | | | 0-0<br>F7 | | 4 | 0 | 0 | 0 | 0 | 0 | 5 |
| Rod Carew, L (1, 4)<br>OBP: 0.500, SLG: 0.500 | | 1B | | 6-3 | | S S S<br>K | | 0-0<br>1-2<br>BB<br>1B | | 4 | 0 | 2 | 0 | 0 | 1 | 2 |
| Earl Battey, R (1, 2)<br>OBP: 0.500, SLG: 0.667 | S S S<br>K | | | | 1B<br>1B<br>2B | F4 | | B B B<br>4-0<br>1-2<br>2-3<br>FC5-4<br>BB | | 3 | 1 | 1 | 0 | 1 | 1 | 1 |
| Zoilo Versalles, R (1, 6)<br>OBP: 0.250, SLG: 0.250 | | | 5-3 | | FC1-6<br>1B<br>2-3<br>2B<br>1B | S S S<br>K | | 0-0<br>FC5-4<br>1-2f | | 4 | 1 | 1 | 0 | 0 | 1 | 3 |
| Jim Kaat, L (1, 1)<br>OBP: 1.000, SLG: 1.000<br>Andy Kosco, R (5, PH)<br>OBP: 1.000, SLG: 1.000<br>Jim Perry, S (5, 1)<br>Ron Kline, R (6, 1)<br>Walt Bond, L (7, PH)<br>Al Worthington, R (7, 1)<br>Russ Nixon, L (9, PH) | | | G5-4-3<br>1B | | 1-2<br>3-H<br>FC1-6<br>1B | | 0-0<br>F8 | | S S S<br>K | 1<br>1<br>0<br>0<br>1<br>0<br>1 | 0<br>0<br>0<br>0<br>0<br>0<br>0 | 1<br>1<br>0<br>0<br>0<br>0<br>0 | 0<br>1<br>0<br>0<br>0<br>0<br>0 | 0<br>0<br>0<br>0<br>0<br>0<br>0 | 0<br>0<br>0<br>0<br>0<br>0<br>0 | 0<br>0<br>0<br>0<br>0<br>0<br>0 |
| Inning Stats | R: 0<br>E: 0<br>K: 0<br>S: 3<br>H: 1<br>LOB: 0<br>BB: 0<br>P: 3 | R: 0<br>E: 0<br>K: 1<br>S: 6<br>H: 1<br>LOB: 1<br>BB: 0<br>P: 6 | R: 0<br>E: 0<br>K: 0<br>S: 3<br>H: 1<br>LOB: 0<br>BB: 0<br>P: 3 | R: 0<br>E: 0<br>K: 0<br>S: 3<br>H: 0<br>LOB: 2<br>BB: 1<br>P: 8 | R: 3<br>E: 0<br>K: 0<br>S: 7<br>H: 4<br>LOB: 2<br>BB: 1<br>P: 11 | R: 0<br>E: 0<br>K: 2<br>S: 7<br>H: 0<br>LOB: 0<br>BB: 0<br>P: 7 | R: 0<br>E: 0<br>K: 1<br>S: 5<br>H: 0<br>LOB: 0<br>BB: 0<br>P: 5 | R: 0<br>E: 0<br>K: 0<br>S: 5<br>H: 2<br>LOB: 3<br>BB: 1<br>P: 9 | R: 0<br>E: 0<br>K: 2<br>S: 7<br>H: 0<br>LOB: 0<br>BB: 0<br>P: 7 | 1B: 6<br>2B: 4<br>3B: 0<br>HR: 0<br>SF: 0<br>SAC: 0<br>DP: 2<br>HBP: 1 | | | | | | WP: 0<br>PB: 0<br>SB: 0<br>CS: 0<br>PA: 38 |

| PITCHER | | IP | WLS | BF | H | R | ER | SO | BB | IBB | HBP | BLK | WP | HR | S | P | ERA | WHIP |
|---|---|---|---|---|---|---|---|---|---|---|---|---|---|---|---|---|---|---|
| Dave McNally, L<br>ERA: 5.79 | (1, 1) | 4.2 | | 22 | 7 | 3 | 3 | 1 | 2 | 0 | 1 | 0 | 0 | 0 | 21 | 30 | 5.79 | 1.929 |
| Moe Drabowsky, R<br>ERA: | (5, 1) | 3.0 | W | 12 | 2 | 0 | 0 | 3 | 1 | 0 | 0 | 0 | 0 | 0 | 17 | 21 | 0.00 | 1.000 |
| Stu Miller, R<br>ERA: | (8, 1) | 1.1 | S | 4 | 0 | 0 | 0 | 2 | 0 | 0 | 0 | 0 | 0 | 0 | 8 | 8 | 0.00 | 0.000 |

| PITCHER | IP | WLS | BF | H | R | ER | SO | BB | IBB | HBP | BLK | WP | HR | S | P | ERA | WHIP |
|---|---|---|---|---|---|---|---|---|---|---|---|---|---|---|---|---|---|

# TOP

## Minnesota Twins @ Baltimore Orioles

Memorial Stadium, Baltimore, MD

Tue Apr 11 1967, 3:33 AM EST

Att. 39,812 - Unknown

livebaseballscorecards.com

| | |
|---|---|
| AB | 34 |
| R | 3 |
| H | 9 |
| RBI | 3 |
| BB | 3 |
| SO | 6 |
| LOB | 18 |

# Minnesota Twins @ Baltimore Orioles

Memorial Stadium, Baltimore, MD

Tue Apr 11 1967, 3:33 AM EST

Att. 39,812 - Unknown

BOTTOM

| Batter | 1 | 2 | 3 | 4 | 5 | 6 | 7 | 8 | 9 | AB | R | H | RBI | BB | SO | LOB |
|---|---|---|---|---|---|---|---|---|---|---|---|---|---|---|---|---|
| Curt Blefary, L (1, 7) | H 1-0 2B HBP | x 0-0 ③ F4 | | x 0-0 ③ G3 | | 4-0 IBB | | | | 2 | 1 | 0 | 0 | 1 | 0 | 2 |
| Luis Aparicio, R (1, 6)<br>OBP: 0.500, SLG: 0.750 | x 0-0 1-H 1B 2B | | x 0-0 FC6-5 S 1B | | x 0-0 ① F4 | x 0-0 ③ 4-3 | | | | 4 | 1 | 2 | 1 | 0 | 0 | 2 |
| Frank Robinson, R (1, 9)<br>OBP: 0.250, SLG: 0.250 | x 0-0 2-H HR 1B | | S S S 0-3 ① K 1-2 | | x 0-0 ② 4-3 | | x 0-0 ① F9 | | | 4 | 1 | 1 | 1 | 0 | 1 | 1 |
| Brooks Robinson, R (1, 5)<br>OBP: 0.250, SLG: 1.000 | x 0-0 1-H HR | | x 0-0 ② FC6-5 2-3 | | S S S 0-3 ③ K | | x 0-0 ② F8 | | | 4 | 1 | 1 | 2 | 0 | 1 | 1 |
| Boog Powell, L (1, 3)<br>OBP: 0.250, SLG: 0.500 | x 0-0 ① F6 | | S S S 0-3 ③ K | | | x 0-0 G3 2B 2B | x 0-0 ③ 4-3 | | | 4 | 1 | 1 | 0 | 0 | 1 | 1 |
| Davey Johnson, R (1, 4)<br>Mark Belanger, R (7, 4) | x 0-0 ② F9 | | | x 0-0 ① 5-3 | | x 0-0 ① G3 2-3 | | x 0-0 ① F4 | | 3<br>1 | 0<br>0 | 0<br>0 | 0<br>0 | 0<br>0 | 0<br>0 | 1<br>0 |
| Paul Blair, R (1, 8)<br>OBP: 0.500, SLG: 0.667 | x 0-0 ③ 6-3 | | | B B B 4-0 SH1-4 E BB | | x 0-0 3-H 1B 2B | | x 0-0 ② 1-3 | | 3 | 1 | 1 | 1 | 1 | 0 | 0 |
| Andy Etchebarren, R (1, 2)<br>OBP: 0.250, SLG: 0.250 | | S S S 0-3 ① K | | x 0-0 E6 SH1-4 1-2 | | x 0-0 2-H SH1-4 1B | | S S S 0-3 ③ K | | 4 | 0 | 1 | 1 | 0 | 2 | 1 |
| Dave McNally, R (1, 1)<br>Moe Drabowsky, R (5, 1)<br>Stu Miller, R (8, 1) | | x 0-0 ② F4 | | x 0-0 ② SH1-4 1-2 2-3 | | x 0-0 ② SH1-4 1-2 | | | | 1<br>0<br>0 | 0<br>0<br>0 | 0<br>0<br>0 | 0<br>0<br>0 | 0<br>0<br>0 | 0<br>0<br>0 | 0<br>0<br>0 |
| Inning Stats | R: 4 E: 0 K: 0 S: 6 H: 3 LOB: 0 BB: 0 P: 7 | R: 0 E: 0 K: 1 S: 5 H: 0 LOB: 0 BB: 0 P: 5 | R: 0 E: 0 K: 2 S: 8 H: 1 LOB: 1 BB: 0 P: 8 | R: 0 E: 1 K: 0 S: 4 H: 0 LOB: 2 BB: 1 P: 8 | R: 0 E: 0 K: 1 S: 5 H: 0 LOB: 0 BB: 0 P: 5 | R: 2 E: 0 K: 0 S: 6 H: 3 LOB: 2 BB: 1 P: 10 | R: 0 E: 0 K: 0 S: 3 H: 0 LOB: 0 BB: 0 P: 3 | R: 0 E: 0 K: 1 S: 5 H: 0 LOB: 0 BB: 0 P: 5 | | 1B: 3 2B: 3 3B: 0 HR: 1 | SF: 0 SAC: 2 DP: 0 HBP: 1 | | | | | |

livebaseballscorecards.com

| | |
|---|---|
| AB | 30 |
| R | 6 |
| H | 7 |
| RBI | 6 |
| BB | 2 |
| SO | 5 |
| LOB | 9 |

WP: 0 PB: 0 SB: 1 CS: 0 PA: 35

| PITCHER | | IP | WLS | BF | H | R | ER | SO | BB | IBB | HBP | BLK | WP | HR | S | P | ERA | WHIP |
|---|---|---|---|---|---|---|---|---|---|---|---|---|---|---|---|---|---|---|
| Jim Kaat, L<br>ERA: 9.0 | (1, 1) | 4.0 | L | 19 | 4 | 4 | 4 | 3 | 1 | 0 | 1 | 0 | 0 | 1 | 23 | 28 | 9.00 | 1.250 |
| Jim Perry, R<br>ERA: 13.5 | (5, 1) | 1.1 | | 7 | 3 | 2 | 2 | 1 | 0 | 0 | 0 | 0 | 0 | 0 | 9 | 9 | 13.50 | 2.250 |
| Ron Kline, R<br>ERA: | (6, 1) | 0.2 | | 3 | 0 | 0 | 0 | 0 | 0 | 1 | 0 | 0 | 0 | 0 | 2 | 6 | 0.00 | 0.000 |
| Al Worthington, R<br>ERA: | (7, 1) | 2.0 | | 6 | 0 | 0 | 0 | 1 | 0 | 0 | 0 | 0 | 0 | 0 | 8 | 8 | 0.00 | 0.000 |

| PITCHER | IP | WLS | BF | H | R | ER | SO | BB | IBB | HBP | BLK | WP | HR | S | P | ERA | WHIP |
|---|---|---|---|---|---|---|---|---|---|---|---|---|---|---|---|---|---|

| Batter | 1 | 2 | 3 | 4 | 5 | 6 | 7 | 8 | 9 | AB | R | H | RBI | BB | SO | LOB |
|---|---|---|---|---|---|---|---|---|---|---|---|---|---|---|---|---|
| Cesar Tovar, R (1, 8)<br>OBP: 0.222, SLG: 0.333 | F6 | | 1-2 1B | | 6-3 | | | F7 | | 4 | 0 | 1 | 0 | 0 | 0 | 1 |
| Rich Rollins, R (1, 5) | F4 | | F9 | | | 1-3 | | F9 | | 4 | 0 | 0 | 0 | 0 | 0 | 2 |
| Tony Oliva, L (1, 9)<br>OBP: 0.500, SLG: 0.500 | F5 | | | F8 | | BB | | 4-3 | | 3 | 0 | 0 | 0 | 1 | 0 | 0 |
| Harmon Killebrew, R (1, 3) | | F6 | | K | | K | | | F5 | 4 | 0 | 0 | 0 | 0 | 2 | 1 |
| Rod Carew, L (1, 4)<br>OBP: 0.375, SLG: 0.286 | | F8 | | CS BB | | F7 | | | 1-3 | 3 | 0 | 0 | 0 | 1 | 0 | 1 |
| Bob Allison, R (1, 7)<br>OBP: 0.125, SLG: 0.250 | | F7 | | CS 1-2 | 1B SF8 2B | | F8 | | 5-3 | 4 | 1 | 1 | 0 | 0 | 0 | 0 |
| Earl Battey, R (1, 2)<br>OBP: 0.429, SLG: 0.500 | | | F5 | | F2 | | 1B | | | 3 | 0 | 1 | 0 | 0 | 0 | 1 |
| Zoilo Versalles, R (1, 6)<br>OBP: 0.286, SLG: 0.286 | | | F7 | | PB 2-3 1B | | F9 | | | 3 | 0 | 1 | 0 | 0 | 0 | 1 |
| Dean Chance, R (1, 1)<br>Mudcat Grant, R (4, 1)<br>Walt Bond, L (5, PH)<br>Jim Ollom, R (5, 1)<br>Sandy Valdespino, L (7, PH)<br>Ron Kline, R (7, 1) | | | BB 1B | | SF8 3-H | | 1-3 | | | 0<br>0<br>0<br>0<br>1<br>0 | 0<br>0<br>0<br>0<br>0<br>0 | 0<br>0<br>1<br>0<br>0<br>0 | 0<br>0<br>0<br>0<br>0<br>0 | 1<br>0<br>0<br>0<br>0<br>0 | 0<br>0<br>0<br>0<br>0<br>0 | 0<br>0<br>0<br>0<br>1<br>0 |

# TOP

## Minnesota Twins @ Baltimore Orioles

Memorial Stadium, Baltimore, MD

Thu Apr 13 1967, 3:33 AM EST

Att. 3,842 - Unknown

livebaseballscorecards.com

| | |
|---|---|
| AB | 29 |
| R | 1 |
| H | 4 |
| RBI | 1 |
| BB | 3 |
| SO | 2 |
| LOB | 8 |

| Inning Stats | 1 | 2 | 3 | 4 | 5 | 6 | 7 | 8 | 9 |
|---|---|---|---|---|---|---|---|---|---|
| R | 0 | 0 | 0 | 0 | 1 | 0 | 0 | 0 | 0 |
| E | 0 | 0 | 0 | 0 | 0 | 0 | 0 | 0 | 0 |
| K | 0 | 0 | 0 | 1 | 0 | 1 | 0 | 0 | 0 |
| S | 3 | 3 | 4 | 4 | 5 | 5 | 4 | 3 | 3 |
| H | 0 | 0 | 1 | 0 | 2 | 0 | 1 | 0 | 0 |
| LOB | 0 | 0 | 2 | 0 | 1 | 1 | 1 | 0 | 0 |
| BB | 0 | 0 | 1 | 1 | 0 | 1 | 0 | 0 | 0 |
| P | 3 | 3 | 8 | 8 | 5 | 9 | 4 | 3 | 3 |

| | |
|---|---|
| 1B | 3 |
| 2B | 1 |
| 3B | 0 |
| HR | 0 |
| SF | 1 |
| SAC | 0 |
| DP | 0 |
| HBP | 0 |

| | |
|---|---|
| WP | 0 |
| PB | 1 |
| SB | 0 |
| CS | 1 |
| PA | 34 |

| PITCHER | IP | WLS | BF | H | R | ER | SO | BB | IBB | HBP | BLK | WP | HR | S | P | ERA | WHIP |
|---|---|---|---|---|---|---|---|---|---|---|---|---|---|---|---|---|---|
| Jim Palmer, R (1, 1)<br>ERA: 1.0 | 9.0 | W | 33 | 4 | 1 | 1 | 2 | 3 | 0 | 0 | 0 | 0 | 0 | 34 | 46 | 1.00 | 0.778 |

| PITCHER | IP | WLS | BF | H | R | ER | SO | BB | IBB | HBP | BLK | WP | HR | S | P | ERA | WHIP |
|---|---|---|---|---|---|---|---|---|---|---|---|---|---|---|---|---|---|

| Batter | 1 | 2 | 3 | 4 | 5 | 6 | 7 | 8 | 9 | AB | R | H | RBI | BB | SO | LOB |
|---|---|---|---|---|---|---|---|---|---|---|---|---|---|---|---|---|
| Luis Aparicio, R (1, 6)<br>OBP: 0.250, SLG: 0.429 | S S S 0-3 ① K | | x 0-0 ① 6-3 | x 0-0 ② SF7 1-2 2-3 3-H | | x 0-0 ③ 5-3 | | | | 3 | 0 | 0 | 1 | 0 | 1 | 0 |
| Paul Blair, R (1, 8)<br>OBP: 0.375, SLG: 0.429 | x 0-0 ② 4-3 | | x 0-0 ② 6-3 | x 0-0 FC6-4 1B 2-H 3-H | | | x 0-0 ① F7 | | | 4 | 0 | 1 | 2 | 0 | 0 | 0 |
| Frank Robinson, R (1, 9)<br>OBP: 0.500, SLG: 1.286 | x 0-0 HR | | x 0-0 HR | x 0-0 ③ FC6-4 1-2f | | | B B B B 4-0 G6-3 BB | | | 3 | 2 | 2 | 2 | 1 | 0 | 1 |
| Brooks Robinson, R (1, 5)<br>OBP: 0.250, SLG: 1.000 | x 0-0 ③ 4-3 | | x 0-0 ③ F7 | | x 0-0 HR | | x 0-0 ② ③ G6-3 1-2f | | | 4 | 1 | 1 | 1 | 0 | 0 | 1 |
| Boog Powell, L (1, 3)<br>OBP: 0.250, SLG: 0.375 | | S S S 0-3 ① K | | x 0-0 FC 1B BB 1B | x 0-0 ① F3 | | | x 0-0 ① F7 | | 4 | 1 | 1 | 0 | 0 | 1 | 0 |
| Curt Blefary, L (1, 7)<br>OBP: 0.375, SLG: 0.167 | | x 0-0 ② 4-3 | | x 0-0 BB FC SF7 1-2 1B | x 0-0 ② 3-1 | | | x 0-0 ② F3 | | 4 | 1 | 1 | 0 | 0 | 0 | 0 |
| Davey Johnson, R (1, 4)<br>OBP: 0.286, SLG: 0.286 | | x 0-0 2B 1B | | x 0-0 FC E BB 1B 1-2 2-3 | S S S 0-3 ③ K | | | x 0-0 1B | | 4 | 1 | 2 | 0 | 0 | 1 | 2 |
| Andy Etchebarren, R (1, 2)<br>OBP: 0.250, SLG: 0.375 | | x 0-0 1-3 2B | | S S S 0-3 ① K | | x 0-0 ① 6-3 | | x 0-0 ③ L1-3 | | 4 | 0 | 1 | 0 | 0 | 1 | 4 |
| Jim Palmer, R (1, 1) | | S S S 0-3 ③ K | | B B B B 4-0 E 1B BB 1-2 2-3 3-H | | S S S 0-3 ② K | | | | 2 | 1 | 0 | 1 | 1 | 2 | 2 |
| Inning Stats | R: 1 E: 0 K: 1 S: 6 H: 1 LOB: 0 BB: 0 P: 6 | R: 0 E: 0 K: 2 S: 9 H: 2 LOB: 2 BB: 0 P: 9 | R: 1 E: 0 K: 0 S: 4 H: 1 LOB: 0 BB: 0 P: 4 | R: 4 E: 1 K: 1 S: 9 H: 3 LOB: 1 BB: 1 P: 13 | R: 1 E: 0 K: 1 S: 6 H: 1 LOB: 0 BB: 0 P: 6 | R: 0 E: 0 K: 1 S: 5 H: 0 LOB: 0 BB: 0 P: 5 | R: 0 E: 0 K: 0 S: 2 H: 0 LOB: 0 BB: 1 P: 6 | R: 0 E: 0 K: 0 S: 4 H: 1 LOB: 1 BB: 0 P: 4 | | 1B: 5 2B: 1 3B: 0 HR: 3 | SF: 1 SAC: 0 DP: 1 HBP: 0 | | | WP: 0 PB: 0 SB: 0 CS: 0 | PA: 35 | | |

| PITCHER | | IP | WLS | BF | H | R | ER | SO | BB | IBB | HBP | BLK | WP | HR | S | P | ERA | WHIP |
|---|---|---|---|---|---|---|---|---|---|---|---|---|---|---|---|---|---|---|
| Dean Chance, R<br>ERA: 12.27 | (1, 1) | 3.2 | L | 20 | 7 | 6 | 5 | 4 | 1 | 0 | 0 | 0 | 0 | 2 | 27 | 31 | 12.27 | 2.182 |
| Mudcat Grant, R<br>ERA: | (4, 1) | 0.1 | | 1 | 0 | 0 | 0 | 0 | 0 | 0 | 0 | 0 | 0 | 0 | 1 | 1 | 0.00 | 0.000 |
| Jim Ollom, L<br>ERA: 4.5 | (5, 1) | 2.0 | | 7 | 1 | 1 | 1 | 2 | 0 | 0 | 0 | 0 | 0 | 1 | 11 | 11 | 4.50 | 0.500 |
| Ron Kline, R<br>ERA: | (7, 1) | 2.0 | | 7 | 1 | 0 | 0 | 0 | 1 | 0 | 0 | 0 | 0 | 0 | 6 | 10 | 0.00 | 1.000 |

| PITCHER | IP | WLS | BF | H | R | ER | SO | BB | IBB | HBP | BLK | WP | HR | S | P | ERA | WHIP |
|---|---|---|---|---|---|---|---|---|---|---|---|---|---|---|---|---|---|

# BOTTOM

## Minnesota Twins @ Baltimore Orioles

Memorial Stadium, Baltimore, MD

Thu Apr 13 1967, 3:33 AM EST

Att. 3,842 - Unknown

livebaseballscorecards.com

| | |
|---|---|
| AB | 32 |
| R | 7 |
| H | 9 |
| RBI | 7 |
| BB | 2 |
| SO | 6 |
| LOB | 10 |

# Detroit Tigers @ Minnesota Twins

Metropolitan Stadium, Bloomington , MI

Fri Apr 14 1967, 4:33 AM EST
Att. 21,347 - Unknown

livebaseballscorecards.com

| Batter | 1 | 2 | 3 | 4 | 5 | 6 | 7 | 8 | 9 | AB | R | H | RBI | BB | SO | LOB |
|---|---|---|---|---|---|---|---|---|---|---|---|---|---|---|---|---|
| Don Wert, R (1, 5) OBP: 0.231, SLG: 0.091 | F6 | 1B (1-3, 3-H) | | SH3 (1-2) | | F8 | | L5-4 (1-2) | | 4 | 0 | 1 | 1 | 0 | 0 | 3 |
| Jerry Lumpe, L (1, 4) | FC5-4 BB | K | | 4-3 | | 4-3 | | | F4 | 4 | 0 | 0 | 0 | 1 | 1 | 4 |
| Gates Brown, L (1, 7) OBP: 0.286, SLG: 0.692 | F2 | K | | 1-3 | | | K | | FC4 BB 1B | 5 | 0 | 1 | 0 | 0 | 2 | 4 |
| Al Kaline, R (1, 9) OBP: 0.500, SLG: 0.300 | FC5-4 (1-2f) | | K | | E 1B BB | | 1B | | FC4 BB (1-2) | 3 | 0 | 1 | 0 | 2 | 1 | 1 |
| Jim Northrup, L (1, 8) OBP: 0.500, SLG: 0.462 | | 4-3 | 1B | | E3 G6-4-3 1B (1-3) | | F7 | | FC4 (1-2f, 2-3) | 5 | 0 | 2 | 0 | 0 | 0 | 3 |
| Norm Cash, L (1, 3) OBP: 0.571, SLG: 0.143 | | BB 2B BB | 1B 1B | | L6 | | K | | 4-3 | 4 | 1 | 1 | 0 | 1 | 1 | 5 |
| Bill Freehan, R (1, 2) OBP: 0.385, SLG: 0.364 | | 2B FC BB (1-2) | 1B (1-2) | | G6-4-3 (1-2f) | | | SH 1B | | 3 | 1 | 2 | 0 | 1 | 0 | 2 |
| Dick Tracewski, R (1, 6) OBP: 0.250, SLG: 0.333 | | FC 1B 2B (1-3, 2-H) | K | | | 1B | | SH L5-4 (1-2) | | 3 | 1 | 2 | 1 | 0 | 1 | 2 |
| Earl Wilson, R (1, 1) OBP: 0.333, SLG: 0.333 | | FC 1B (2-3, 3-H) | | SH3 1B | | F2 | | F2 | | 3 | 0 | 1 | 1 | 0 | 0 | 2 |
| Larry Sherry, R (6, 1) | | | | | | | | | | 0 | 0 | 0 | 0 | 0 | 0 | 0 |
| Jake Wood, R (8, PH) OBP: 0.250, SLG: 0.500 | | | | | | | | | | 1 | 0 | 0 | 0 | 0 | 0 | 2 |
| Johnny Podres, L (8, 1) | | | | | | | | | | 0 | 0 | 0 | 0 | 0 | 0 | 0 |

| Inning Stats | 1 | 2 | 3 | 4 | 5 | 6 | 7 | 8 | 9 | AB | R | H | RBI | BB | SO | LOB |
|---|---|---|---|---|---|---|---|---|---|---|---|---|---|---|---|---|
| | R: 0 E: 0 K: 0 S: 3 | R: 3 E: 0 K: 2 S: 10 | R: 0 E: 0 K: 2 S: 9 | R: 0 E: 0 K: 0 S: 4 | R: 0 E: 1 K: 0 S: 3 | R: 0 E: 0 K: 0 S: 4 | R: 0 E: 0 K: 2 S: 8 | R: 0 E: 1 K: 0 S: 4 | R: 0 E: 0 K: 0 S: 4 | 1B: 10 2B: 2 3B: 0 HR: 0 | SF: 0 SAC: 2 DP: 2 HBP: 0 | WP: 0 PB: 0 SB: 0 CS: 0 | PA: 42 | | | |

| PITCHER | | IP | WLS | BF | H | R | ER | SO | BB | IBB | HBP | BLK | WP | HR | S | P | ERA | WHIP |
|---|---|---|---|---|---|---|---|---|---|---|---|---|---|---|---|---|---|---|
| Dave Boswell, R ERA: 6.75 | (1, 1) | 4.0 | | 23 | 7 | 3 | 3 | 4 | 4 | 0 | 0 | 0 | 0 | 0 | 27 | 43 | 6.75 | 2.750 |
| Ron Kline, R ERA: | (5, 1) | 1.0 | | 2 | 0 | 0 | 0 | 0 | 0 | 0 | 0 | 0 | 0 | 0 | 2 | 2 | 0.00 | 0.000 |
| Jim Merritt, L ERA: | (6, 1) | 4.0 | W | 17 | 4 | 0 | 0 | 2 | 1 | 0 | 0 | 0 | 0 | 0 | 20 | 24 | 0.00 | 1.250 |

| PITCHER | IP | WLS | BF | H | R | ER | SO | BB | IBB | HBP | BLK | WP | HR | S | P | ERA | WHIP |
|---|---|---|---|---|---|---|---|---|---|---|---|---|---|---|---|---|---|

# BOTTOM

## Detroit Tigers @ Minnesota Twins

Metropolitan Stadium, Bloomington , MI

Fri Apr 14 1967, 4:33 AM EST

Att. 21,347 - Unknown

livebaseballscorecards.com

| Batter | 1 | 2 | 3 | 4 | 5 | 6 | 7 | 8 | 9 | AB | R | H | RBI | BB | SO | LOB |
|---|---|---|---|---|---|---|---|---|---|---|---|---|---|---|---|---|
| Cesar Tovar, R (1, 8)<br>OBP: 0.286, SLG: 0.308 | 0-0 PB 2B 1B | | BBBB 4-0 FC5-4 BB | | 0-0 L1 ② | 0-0 E4 1-3 2-H | | 0-0 5-3 ② | | 4 | 1 | 1 | 0 | 1 | 0 | 1 |
| Rich Rollins, R (1, 5)<br>OBP: 0.143, SLG: 0.214 | 0-0 G5-3 1-H 2B | | 0-0 FC5-4 BB 1-2f ② | | 0-0 BB 1B 1B | SSS 0-3 K ② | | 0-0 F5 ③ | | 5 | 0 | 2 | 1 | 0 | 1 | 3 |
| Tony Oliva, L (1, 9)<br>OBP: 0.583, SLG: 0.500 | BBBB 4-0 WP G5-3 1B BB | | BBBB 4-0 1-2 BB | | 0-0 BB 1-2 1B | 0-0 F6 ③ | | | | 2 | 1 | 1 | 0 | 2 | 0 | 2 |
| Harmon Killebrew, R (1, 3) | 0-0 G5-3 ①② 1-2 2-3f | | 0-0 F7 ③ | | BBBB 4-0 1-2 2-3 BB | | 0-0 E6 4-3 | | | 3 | 0 | 0 | 0 | 1 | 0 | 4 |
| Rod Carew, L (1, 4)<br>OBP: 0.333, SLG: 0.273 | 0-0 PO 2-H 1B | | | 0-0 3-1 ① | 0-0 3-1 ③ | | 0-0 4-3 ① 2-3 | | | 4 | 0 | 1 | 1 | 0 | 0 | 4 |
| Bob Allison, R (1, 7)<br>OBP: 0.250, SLG: 0.545 | 0-0 PO ③ 1-2 | BBBB 4-0 CS BB | | 0-0 G3 ② | | 0-0 HR | 0-0 5-3 ② | | | 3 | 1 | 1 | 1 | 1 | 0 | 1 |
| Earl Battey, R (1, 2)<br>OBP: 0.455, SLG: 0.375 | | 0-0 F8 ①② 1-2 | | BBBB 4-0 BB | | BBBB 4-0 FC1-5 1B BB | 0-0 F4 ③ | | | 2 | 0 | 0 | 0 | 2 | 0 | 2 |
| Zoilo Versalles, R (1, 6)<br>OBP: 0.364, SLG: 0.636 | | 0-0 L9 ③ | | SSS 0-3 K ③ | | 0-0 FC1-5 E 1-2 1B | | 0-0 HR | | 4 | 2 | 2 | 1 | 0 | 1 | 1 |
| Dave Boswell, R (1, 1) | | | 0-0 1-3 ① | | 0-0 5-3 ① | 0-0 FC1-5 E ① 1-2 2-3f | | SSS 0-3 K ① | | 1 | 0 | 0 | 0 | 0 | 0 | 0 |
| Ron Kline, R (5, 1) | | | | | | | | | | 0 | 0 | 0 | 0 | 0 | 0 | 0 |
| Sandy Valdespino, L (5, PH) | | | | | | | | | | 1 | 0 | 0 | 0 | 0 | 0 | 0 |
| Jim Merritt, L (6, 1) | | | | | | | | | | 2 | 0 | 0 | 0 | 0 | 1 | 2 |

| Inning Stats | | | | | | | | | | | | | | | | |
|---|---|---|---|---|---|---|---|---|---|---|---|---|---|---|---|---|
| | R: 2 | H: 3 | R: 0 | H: 0 | R: 0 | H: 0 | R: 0 | H: 0 | R: 0 | H: 2 | R: 2 | H: 2 | R: 0 | H: 0 | R: 1 | H: 1 |
| | E: 0 | LOB: 0 | E: 0 | LOB: 0 | E: 0 | LOB: 2 | E: 0 | LOB: 1 | E: 0 | LOB: 3 | E: 1 | LOB: 2 | E: 1 | LOB: 1 | E: 0 | LOB: 0 |
| | K: 0 | BB: 1 | K: 0 | BB: 1 | K: 0 | BB: 2 | K: 1 | BB: 1 | K: 0 | BB: 1 | K: 1 | BB: 1 | K: 0 | BB: 0 | K: 1 | BB: 0 |
| | S: 4 | P: 8 | S: 2 | P: 6 | S: 3 | P: 11 | S: 5 | P: 9 | S: 5 | P: 9 | S: 8 | P: 12 | S: 4 | P: 4 | S: 6 | P: 6 |

| | | | | | | | | | | | | | | | | | | | | | | | | | | | | | | | | | | |
|---|---|---|---|---|---|---|---|---|---|---|---|---|---|---|---|---|---|---|---|---|---|---|---|---|---|---|---|---|---|---|---|---|---|---|
| PITCHER | | IP | WLS | BF | H | R | ER | SO | BB | IBB | HBP | BLK | WP | HR | S | P | ERA | WHIP | PITCHER | IP | WLS | BF | H | R | ER | SO | BB | IBB | HBP | BLK | WP | HR | S | P | ERA | WHIP |
| Earl Wilson, R<br>ERA: 5.4 | (1, 1) | 5.0 | L | 25 | 6 | 4 | 3 | 1 | 7 | 0 | 0 | 0 | 1 | 1 | 20 | 48 | 5.40 | 2.600 | | | | | | | | | | | | | | | | | |
| Larry Sherry, R<br>ERA: | (6, 1) | 2.0 | | 9 | 1 | 0 | 0 | 1 | 0 | 0 | 0 | 0 | 0 | 0 | 11 | 11 | 0.00 | 0.500 | | | | | | | | | | | | | | | | | |
| Johnny Podres, L<br>ERA: 9.0 | (8, 1) | 1.0 | | 4 | 1 | 1 | 1 | 1 | 0 | 0 | 0 | 0 | 0 | 1 | 6 | 6 | 9.00 | 1.000 | | | | | | | | | | | | | | | | | |

| | |
|---|---|
| AB | 31 |
| R | 5 |
| H | 8 |
| RBI | 4 |
| BB | 7 |
| SO | 3 |
| LOB | 20 |

| | | | |
|---|---|---|---|
| 1B: 5 | SF: 0 | WP: 1 | PA: 39 |
| 2B: 1 | SAC: 0 | PB: 1 | |
| 3B: 0 | DP: 1 | SB: 0 | |
| HR: 2 | HBP: 0 | CS: 1 | |

| Batter | 1 | 2 | 3 | 4 | 5 | 6 | 7 | 8 | 9 | AB | R | H | RBI | BB | SO | LOB |
|---|---|---|---|---|---|---|---|---|---|---|---|---|---|---|---|---|
| Jake Wood, R (1, 4)<br>OBP: 0.125, SLG: 0.250 | 4-3 | | K | | F8<br>2-3 | | 6-3 | | F6 | 4 | 0 | 0 | 0 | 0 | 1 | 2 |
| Dick McAuliffe, L (7, 4)<br>OBP: 0.333, SLG: 0.400 | | | | | | | | | | 1 | 0 | 0 | 0 | 0 | 0 | 0 |
| Don Wert, R (1, 5)<br>OBP: 0.333, SLG: 0.250 | 5-3 | | 2-H<br>1B | | K2-3 | | 1B<br>E<br>1B | | BB<br>1B | 5 | 1 | 3 | 0 | 0 | 1 | 1 |
| Gates Brown, L (1, 7)<br>OBP: 0.333, SLG: 0.647 | 6-3 | | | 4-3 | | HR<br>1B | 1-3<br>FC6-4<br>1B | | 1-2<br>BB | 4 | 1 | 2 | 0 | 0 | 0 | 0 |
| Mickey Stanley, R (7, 8) | | | | | | | | | | 0 | 0 | 0 | 0 | 1 | 0 | 0 |
| Al Kaline, R (1, 9)<br>OBP: 0.474, SLG: 0.533 | | 1-3<br>1B | | F2 | | 1-H<br>HR | 1-2f<br>3-H<br>FC6-4 | | L6-3 | 5 | 1 | 2 | 2 | 0 | 0 | 3 |
| Jim Northrup, L (1, 8)<br>OBP: 0.500, SLG: 0.588 | | 1-3<br>1-2 | | 3B | | WP<br>1B | F8 | | | 4 | 0 | 2 | 0 | 0 | 0 | 2 |
| (7, 7) | | | | | | | | | | | | | | | | |
| Norm Cash, L (1, 3)<br>OBP: 0.444, SLG: 0.091 | | F8 | | F7 | | F5<br>1-2 | | G3 | | 4 | 0 | 0 | 0 | 0 | 0 | 3 |
| Bill Freehan, R (1, 2)<br>OBP: 0.412, SLG: 0.571 | | 6-3 | | | HR | BB | | F8 | | 3 | 1 | 1 | 1 | 1 | 0 | 1 |
| Ray Oyler, R (1, 6)<br>OBP: 0.500, SLG: 0.333 | | | SH1-4<br>1B<br>1B | | F8<br>SH5-4<br>BB | F8 | | K | | 3 | 0 | 1 | 0 | 1 | 1 | 2 |
| Joe Sparma, R (1, 1) | | | | | | | | | | 0 | 0 | 0 | 0 | 0 | 0 | 0 |
| Dave Wickersham, R (5, 1) | | | | | | | | | | 1 | 0 | 0 | 0 | 0 | 0 | 2 |
| Hank Aguirre, R (7, 1) | | | | | | | | | | 0 | 0 | 0 | 0 | 0 | 0 | 0 |
| Fred Gladding, L (7, 1) | | | SH1-4<br>1-2 | | SH5-4<br>1-2 | F3 | | | 5-3 | 1 | 0 | 0 | 0 | 0 | 0 | 0 |
| Inning Stats | R: 0<br>E: 0<br>K: 0<br>S: 3<br>H: 0<br>LOB: 0<br>BB: 0<br>P: 3 | R: 0<br>E: 0<br>K: 0<br>S: 4<br>H: 1<br>LOB: 1<br>BB: 0<br>P: 4 | R: 0<br>E: 0<br>K: 1<br>S: 6<br>H: 2<br>LOB: 2<br>BB: 0<br>P: 6 | R: 0<br>E: 0<br>K: 0<br>S: 4<br>H: 1<br>LOB: 1<br>BB: 0<br>P: 4 | R: 1<br>E: 0<br>K: 1<br>S: 6<br>H: 1<br>LOB: 1<br>BB: 1<br>P: 10 | R: 2<br>E: 0<br>K: 0<br>S: 6<br>H: 3<br>LOB: 2<br>BB: 1<br>P: 10 | R: 1<br>E: 1<br>K: 0<br>S: 5<br>H: 2<br>LOB: 1<br>BB: 0<br>P: 5 | R: 0<br>E: 0<br>K: 1<br>S: 5<br>H: 0<br>LOB: 0<br>BB: 0<br>P: 5 | R: 0<br>E: 0<br>K: 0<br>S: 4<br>H: 1<br>LOB: 2<br>BB: 1<br>P: 8 | 1B: 8<br>2B: 0<br>3B: 1<br>HR: 2<br>SF: 0<br>SAC: 2<br>DP: 0<br>HBP: 0 | | | | | | |

| PITCHER | IP | WLS | BF | H | R | ER | SO | BB | IBB | HBP | BLK | WP | HR | S | P | ERA | WHIP |
|---|---|---|---|---|---|---|---|---|---|---|---|---|---|---|---|---|---|
| Jim Kaat, L (1, 1)<br>ERA: 6.1 | 6.1 | L | 30 | 10 | 4 | 3 | 2 | 2 | 0 | 0 | 0 | 1 | 2 | 32 | 40 | 4.26 | 1.895 |
| Al Worthington, R (7, 1)<br>ERA: | 2.2 | | 10 | 1 | 0 | 0 | 1 | 1 | 0 | 0 | 0 | 0 | 0 | 11 | 15 | 0.00 | 0.750 |

| PITCHER | IP | WLS | BF | H | R | ER | SO | BB | IBB | HBP | BLK | WP | HR | S | P | ERA | WHIP |
|---|---|---|---|---|---|---|---|---|---|---|---|---|---|---|---|---|---|

TOP

# Detroit Tigers @ Minnesota Twins

Metropolitan Stadium, Bloomington , MI

Sat Apr 15 1967, 4:33 AM EST

Att. 11,342 - Unknown

livebaseballscorecards.com

| | |
|---|---|
| AB | 35 |
| R | 4 |
| H | 11 |
| RBI | 3 |
| BB | 3 |
| SO | 3 |
| LOB | 16 |

WP: 1 PA: 40
PB: 0
SB: 0
CS: 0

# BOTTOM

## Detroit Tigers @ Minnesota Twins

Metropolitan Stadium, Bloomington , MI

Sat Apr 15 1967, 4:33 AM EST

Att. 11,342 - Unknown

livebaseballscorecards.com

| Batter | 1 | 2 | 3 | 4 | 5 | 6 | 7 | 8 | 9 | AB | R | H | RBI | BB | SO | LOB |
|---|---|---|---|---|---|---|---|---|---|---|---|---|---|---|---|---|
| Cesar Tovar, R (1, 8) OBP: 0.368, SLG: 0.389 | E S WP 1B | | 5-3 | | 2B 2-3 1B | | CS BB 1B | | 5-3 2-3 | 5 | 2 | 3 | 0 | 0 | 0 | 1 |
| Rich Rollins, R (1, 5) OBP: 0.263, SLG: 0.333 | F8 1-H | | 1B | | 1-H 3-H 2B | | B B B B 1-2 BB | | 6-3 | 4 | 0 | 2 | 2 | 1 | 0 | 1 |
| Tony Oliva, L (1, 9) OBP: 0.438, SLG: 0.333 | F8 | | S S S K | | F7 | | F4 | | | 4 | 0 | 0 | 0 | 0 | 1 | 4 |
| Harmon Killebrew, R (1, 3) OBP: 0.313, SLG: 0.083 | 1B | | S S S K | | B B B B G4-6-3 BB | | S S S K 2-3 | | | 3 | 0 | 1 | 0 | 1 | 2 | 3 |
| Rod Carew, L (1, 4) OBP: 0.250, SLG: 0.200 | S S S K | | | F8 | G4-6-3 1-2f | | | S S S K | | 4 | 0 | 0 | 0 | 0 | 2 | 3 |
| Bob Allison, R (1, 7) OBP: 0.313, SLG: 0.600 | | 5-3 | | 1B | | 2B | | F8 | | 4 | 0 | 2 | 0 | 0 | 0 | 0 |
| Earl Battey, R (1, 2) OBP: 0.400, SLG: 0.333 | | 4-3 | | 1B | | 1-3 | | S S S K | | 4 | 0 | 1 | 0 | 0 | 1 | 1 |
| Zoilo Versalles, R (1, 6) OBP: 0.400, SLG: 0.600 | | 1B | | F7 | | F8 | | | 5-3 SH1-4 1B | 4 | 0 | 2 | 0 | 0 | 0 | 2 |
| Jim Kaat, L (1, 1) OBP: 0.500, SLG: 0.750 | | S S S K | | | 1B 2B 2B | | G3 | | SH1-4 1-2 | 3 | 1 | 1 | 0 | 0 | 1 | 2 |
| Al Worthington, R (7, 1) | | | | | | | | | | 0 | 0 | 0 | 0 | 0 | 0 | 0 |
| Ted Uhlaender, L (9, PH) | | | | | | | | | | 0 | 0 | 0 | 0 | 0 | 0 | 0 |
| Inning Stats | R: 1 E: 0 K: 1 S: 7 H: 2 LOB: 1 BB: 0 P: 7 | R: 0 E: 0 K: 1 S: 6 H: 1 LOB: 1 BB: 0 P: 6 | R: 0 E: 0 K: 2 S: 8 H: 1 LOB: 1 BB: 0 P: 8 | R: 0 E: 0 K: 0 S: 4 H: 2 LOB: 1 BB: 0 P: 4 | R: 2 E: 0 K: 0 S: 5 H: 3 LOB: 1 BB: 1 P: 9 | R: 0 E: 0 K: 0 S: 4 H: 1 LOB: 1 BB: 0 P: 4 | R: 0 E: 0 K: 1 S: 5 H: 1 LOB: 2 BB: 1 P: 9 | R: 0 E: 0 K: 2 S: 7 H: 0 LOB: 0 BB: 0 P: 7 | R: 0 E: 0 K: 0 S: 4 H: 1 LOB: 1 BB: 0 P: 4 | 1B: 9 2B: 4 3B: 0 HR: 0 | SF: 0 SAC: 1 DP: 2 HBP: 0 | | | | | | |

| | AB | 35 |
|---|---|---|
| | R | 3 |
| | H | 12 |
| | RBI | 2 |
| | BB | 2 |
| | SO | 7 |
| | LOB | 17 |

WP: 1 PB: 0 SB: 1 CS: 1 PA: 38

| PITCHER | | IP | WLS | BF | H | R | ER | SO | BB | IBB | HBP | BLK | WP | HR | S | P | ERA | WHIP |
|---|---|---|---|---|---|---|---|---|---|---|---|---|---|---|---|---|---|---|
| Joe Sparma, R | (1, 1) | 4.1 | | 22 | 9 | 3 | 3 | 4 | 1 | 0 | 0 | 0 | 1 | 0 | 29 | 33 | 6.23 | 2.308 |
| ERA: 6.23 | | | | | | | | | | | | | | | | | | |
| Dave Wickersham, R | (5, 1) | 1.2 | W | 7 | 2 | 0 | 0 | 0 | 1 | 0 | 0 | 0 | 0 | 0 | 6 | 10 | 0.00 | 1.800 |
| ERA: | | | | | | | | | | | | | | | | | | |
| Hank Aguirre, L | (7, 1) | 0.1 | | 1 | 0 | 0 | 0 | 0 | 0 | 0 | 0 | 0 | 0 | 0 | 1 | 1 | 0.00 | 0.000 |
| ERA: | | | | | | | | | | | | | | | | | | |
| Fred Gladding, R | (7, 1) | 2.2 | S | 8 | 1 | 0 | 0 | 3 | 0 | 0 | 0 | 0 | 0 | 0 | 14 | 14 | 0.00 | 0.375 |
| ERA: | | | | | | | | | | | | | | | | | | |

| PITCHER | IP | WLS | BF | H | R | ER | SO | BB | IBB | HBP | BLK | WP | HR | S | P | ERA | WHIP |
|---|---|---|---|---|---|---|---|---|---|---|---|---|---|---|---|---|---|

# Cleveland Indians @ Minnesota Twins

Metropolitan Stadium, Bloomington , MI

Sun Apr 16 1967, 4:33 AM EST

Att. 11,098 - Unknown

TOP

livebaseballscorecards.com

| Batter | 1 | 2 | 3 | 4 | 5 | 6 | 7 | 8 | 9 | AB | R | H | RBI | BB | SO | LOB |
|---|---|---|---|---|---|---|---|---|---|---|---|---|---|---|---|---|
| Vic Davalillo, L (1, 8)<br>OBP: 0.167, SLG: 0.167 | 4-3 | | 4-3 | | F7 | | F7 | | | 4 | 0 | 0 | 0 | 0 | 0 | 1 |
| Max Alvis, R (1, 5)<br>OBP: 0.125, SLG: 0.133 | F5 | | | F9 | F8 | | | F9 2B | | 4 | 0 | 1 | 0 | 0 | 0 | 1 |
| Chuck Hinton, R (1, 9)<br>OBP: 0.412, SLG: 0.471 | F9 | | | K | | FC4-6 1B<br>FC4-6 1B | | 6-3 | | 4 | 1 | 1 | 0 | 0 | 1 | 1 |
| Fred Whitfield, L (1, 3)<br>OBP: 0.412, SLG: 0.563 | | G4-6-3 1B | | HR 1B | | FC4-6<br>1-2 1B | | F9<br>2-3 | | 4 | 1 | 3 | 0 | 0 | 0 | 1 |
| Leon Wagner, L (1, 7)<br>OBP: 0.333, SLG: 0.500 | | G4-6-3<br>1-2f | | 1-H HR | | FC4-6<br>FC4-6<br>1-2f<br>2-3 | | 4-3 | | 4 | 1 | 1 | 2 | 0 | 0 | 4 |
| Chico Salmon, R (8, 7)<br>OBP: 0.500, SLG: 0.500 | | | | | | | | | | 0 | 0 | 0 | 0 | 0 | 0 | 0 |
| Duke Sims, L (1, 2)<br>OBP: 0.267, SLG: 0.357 | | 2B | | G3 | | FC4-6<br>1-2f<br>3-H | | | F7 | 4 | 0 | 1 | 1 | 0 | 0 | 1 |
| Gus Gil, R (1, 4)<br>OBP: 0.188, SLG: 0.200 | | 6-3 | | | 1B 2B | 5-3 | | | K | 4 | 1 | 1 | 0 | 0 | 1 | 2 |
| Larry Brown, R (1, 6)<br>OBP: 0.308, SLG: 0.308 | | | 4-3 | | SH5-4 1B<br>2-H | | F2 | | 5-3 | 4 | 0 | 1 | 1 | 0 | 0 | 0 |
| Sam McDowell, L (1, 1) | | | K | | SH5-4<br>1-2 | | K | | | 2 | 0 | 0 | 0 | 0 | 2 | 0 |
| Bob Allen, L (9, 1) | | | | | | | | | | 0 | 0 | 0 | 0 | 0 | 0 | 0 |
| Inning Stats | R: 0 E: 0 K: 0 S: 3 H: 0 LOB: 0 BB: 0 P: 3 | R: 0 E: 0 K: 0 S: 4 H: 2 LOB: 1 BB: 0 P: 4 | R: 0 E: 0 K: 1 S: 5 H: 0 LOB: 0 BB: 0 P: 5 | R: 2 E: 0 K: 1 S: 7 H: 2 LOB: 0 BB: 0 P: 7 | R: 1 E: 0 K: 0 S: 5 H: 2 LOB: 1 BB: 0 P: 5 | R: 1 E: 0 K: 0 S: 5 H: 2 LOB: 1 BB: 0 P: 5 | R: 0 E: 0 K: 1 S: 5 H: 0 LOB: 0 BB: 0 P: 5 | R: 0 E: 0 K: 0 S: 4 H: 1 LOB: 1 BB: 0 P: 4 | R: 0 E: 0 K: 1 S: 5 H: 0 LOB: 0 BB: 0 P: 5 | 1B: 5 2B: 3 3B: 0 HR: 1 | SF: 0 SAC: 1 DP: 1 HBP: 0 | | | | | | |

| | AB | 34 |
|---|---|---|
| | R | 4 |
| | H | 9 |
| | RBI | 4 |
| | BB | 0 |
| | SO | 4 |
| | LOB | 11 |

| PITCHER | IP | WLS | BF | H | R | ER | SO | BB | IBB | HBP | BLK | WP | HR | S | P | ERA | WHIP |
|---|---|---|---|---|---|---|---|---|---|---|---|---|---|---|---|---|---|
| Mudcat Grant, R (1, 1)<br>ERA: 6.75 | 5.0 | L | 22 | 8 | 4 | 4 | 2 | 0 | 0 | 0 | 0 | 0 | 1 | 26 | 26 | 7.20 | 1.600 |
| Jim Merritt, L (6, 1)<br>ERA: | 2.0 | | 6 | 0 | 0 | 0 | 1 | 0 | 0 | 0 | 0 | 0 | 0 | 8 | 8 | 0.00 | 0.000 |
| Jim Roland, L (8, 1)<br>ERA: | 1.0 | | 4 | 1 | 0 | 0 | 0 | 0 | 0 | 0 | 0 | 0 | 0 | 4 | 4 | 0.00 | 1.000 |
| Ron Kline, R (9, 1)<br>ERA: | 1.0 | | 3 | 0 | 0 | 0 | 1 | 0 | 0 | 0 | 0 | 0 | 0 | 5 | 5 | 0.00 | 0.000 |

| PITCHER | IP | WLS | BF | H | R | ER | SO | BB | IBB | HBP | BLK | WP | HR | S | P | ERA | WHIP |
|---|---|---|---|---|---|---|---|---|---|---|---|---|---|---|---|---|---|

# Cleveland Indians @ Minnesota Twins

Metropolitan Stadium, Bloomington , MI

Sun Apr 16 1967, 4:33 AM EST

Att. 11,098 - Unknown

livebaseballscorecards.com

## BOTTOM

| Batter | 1 | 2 | 3 | 4 | 5 | 6 | 7 | 8 | 9 | AB | R | H | RBI | BB | SO | LOB |
|---|---|---|---|---|---|---|---|---|---|---|---|---|---|---|---|---|
| Cesar Tovar, R (1, 8)<br>OBP: 0.375, SLG: 0.391 | F9 BB 1B | | K | | F9 | | | E1 1B 1B | 1-3 | 5 | 0 | 2 | 0 | 0 | 1 | 0 |
| Rich Rollins, R (1, 5)<br>OBP: 0.261, SLG: 0.318 | K | | F9 | | 5-3 | | | FC3-6 1B<br>2-3 | | 4 | 0 | 1 | 0 | 0 | 1 | 1 |
| Tony Oliva, L (1, 9)<br>OBP: 0.400, SLG: 0.267 | BB<br>1-2 | | | K | | F8 | | FC3-6 BB 1B 1B<br>1-2f | | 3 | 1 | 0 | 0 | 1 | 1 | 1 |
| Harmon Killebrew, R (1, 3)<br>OBP: 0.400, SLG: 0.143 | F9<br>2-3 | | | BB 1B BB | | BB | | BB 1B 1B<br>1-2 | | 2 | 2 | 1 | 0 | 2 | 0 | 2 |
| Bob Allison, R (1, 7)<br>OBP: 0.350, SLG: 0.529 | 1-3 | | | 1B BB<br>1-2 | | K | | 1B BB<br>1-2<br>2-3 | | 2 | 0 | 0 | 0 | 2 | 1 | 3 |
| Zoilo Versalles, R (1, 6)<br>OBP: 0.474, SLG: 0.611 | | G6-4-3 BB | | F9 1B<br>1-3<br>2-H | | F4 | | F9 1B<br>1-2<br>2-H<br>3-H | | 3 | 0 | 2 | 3 | 1 | 0 | 1 |
| Earl Battey, R (1, 2)<br>OBP: 0.316, SLG: 0.250 | G6-4-3<br>1-2f | | | F9 | | | F4 | K | | 4 | 0 | 0 | 0 | 0 | 1 | 5 |
| Rod Carew, L (1, 4)<br>OBP: 0.250, SLG: 0.167 | 4-3 | | | K | | | 1-3 | | G6-3 BB | 3 | 0 | 0 | 0 | 1 | 1 | 2 |
| Mudcat Grant, R (1, 1)<br>Jim Merritt, L (6, 1)<br>Andy Kosco, R (7, PH)<br>OBP: 0.500, SLG: 0.500<br>Jim Roland, R (8, 1)<br>Ron Kline, R (9, 1)<br>Ted Uhlaender, L (9, PH) | | | F4 | | 5-3 | | 1-3 | | G6-3<br>1-2f | 2<br>0<br>1<br>0<br>0<br>1 | 0<br>0<br>0<br>0<br>0<br>0 | 0<br>0<br>0<br>0<br>0<br>0 | 0<br>0<br>0<br>0<br>0<br>0 | 0<br>0<br>0<br>0<br>0<br>0 | 0<br>0<br>0<br>0<br>0<br>0 | 0<br>0<br>0<br>0<br>0<br>1 |
| Inning Stats | R: 0 E: 0 K: 1 S: 6 H: 1 LOB: 2 BB: 1 P: 10 | R: 0 E: 0 K: 0 S: 2 H: 0 LOB: 0 BB: 1 P: 6 | R: 0 E: 0 K: 1 S: 5 H: 0 LOB: 0 BB: 0 P: 5 | R: 1 E: 0 K: 2 S: 8 H: 1 LOB: 2 BB: 2 P: 16 | R: 0 E: 0 K: 0 S: 3 H: 0 LOB: 0 BB: 0 P: 3 | R: 0 E: 0 K: 1 S: 5 H: 0 LOB: 1 BB: 1 P: 9 | R: 0 E: 0 K: 0 S: 3 H: 0 LOB: 0 BB: 0 P: 3 | R: 2 E: 1 K: 1 S: 8 H: 4 LOB: 2 BB: 1 P: 12 | R: 0 E: 0 K: 0 S: 2 H: 0 LOB: 0 BB: 1 P: 6 | 1B: 6<br>2B: 0<br>3B: 0<br>HR: 0 | SF: 0<br>SAC: 0<br>DP: 2<br>HBP: 0 | | | WP: 0<br>PB: 0<br>SB: 0<br>CS: 0 | PA: 37 | | |

| | AB | 30 |
|---|---|---|
| | R | 3 |
| | H | 6 |
| | RBI | 3 |
| | BB | 7 |
| | SO | 6 |
| | LOB | 16 |

| PITCHER | | IP | WLS | BF | H | R | ER | SO | BB | IBB | HBP | BLK | WP | HR | S | P | ERA | WHIP |
|---|---|---|---|---|---|---|---|---|---|---|---|---|---|---|---|---|---|---|
| Sam McDowell, L<br>ERA: 2.77 | (1, 1) | 8.0 | W | 34 | 6 | 3 | 1 | 6 | 6 | 0 | 0 | 0 | 0 | 0 | 40 | 64 | 1.12 | 1.500 |
| Bob Allen, L<br>ERA: | (9, 1) | 1.0 | S | 3 | 0 | 0 | 0 | 0 | 1 | 0 | 0 | 0 | 0 | 0 | 2 | 6 | 0.00 | 1.000 |

| PITCHER | | IP | WLS | BF | H | R | ER | SO | BB | IBB | HBP | BLK | WP | HR | S | P | ERA | WHIP |
|---|---|---|---|---|---|---|---|---|---|---|---|---|---|---|---|---|---|---|

# Baltimore Orioles @ Minnesota Twins

Metropolitan Stadium, Bloomington , MI

Wed Apr 19 1967, 4:33 AM EST

Att. 5,884 - Unknown

livebaseballscorecards.com

| Batter | 1 | 2 | 3 | 4 | 5 | 6 | 7 | 8 | 9 | AB | R | H | RBI | BB | SO | LOB |
|---|---|---|---|---|---|---|---|---|---|---|---|---|---|---|---|---|
| Luis Aparicio, R (1, 6) OBP: 0.313, SLG: 0.321 | 6-3 | | | G5-3 5-3 1B | | K | | 6-3 | | 4 | 0 | 1 | 0 | 0 | 1 | 0 |
| Paul Blair, R (1, 8) OBP: 0.207, SLG: 0.286 | F7 | | | 5-3 1-2 | | 1-3 | | 5-3 | | 4 | 0 | 0 | 0 | 0 | 0 | 1 |
| Frank Robinson, R (1, 9) OBP: 0.400, SLG: 0.704 | 5-3 | | | BB | | | F8 | | F7 | 3 | 0 | 0 | 0 | 1 | 0 | 0 |
| Brooks Robinson, R (1, 5) OBP: 0.300, SLG: 0.444 | | F8 | | G5-3 2-3f | | | 6-3 BLK 1B 1B | | F4 | 4 | 1 | 1 | 0 | 0 | 0 | 2 |
| Boog Powell, L (1, 3) OBP: 0.310, SLG: 0.357 | | K | | | K | | 6-3 1-3 | | 1B | 4 | 0 | 1 | 0 | 0 | 2 | 1 |
| Curt Blefary, L (1, 7) OBP: 0.321, SLG: 0.348 | | K | | | HR | | 1B IBB | | K | 3 | 1 | 1 | 1 | 1 | 2 | 1 |
| Davey Johnson, R (1, 4) OBP: 0.269, SLG: 0.360 | | | 1-3 | | 5-3 | | 1-2 3-H 1B | | | 3 | 0 | 1 | 1 | 0 | 0 | 0 |
| Andy Etchebarren, R (1, 2) OBP: 0.304, SLG: 0.565 | | | K | | K | | 6-3 | | | 3 | 0 | 0 | 0 | 0 | 2 | 2 |
| Jim Palmer, R (1, 1) | | | K | | | K | | K | | 2 | 0 | 0 | 0 | 0 | 2 | 0 |
| Mike Epstein, L (8, PH) | | | | | | | | | | 1 | 0 | 0 | 0 | 0 | 1 | 0 |
| Stu Miller, R (8, 1) | | | | | | | | | | 0 | 0 | 0 | 0 | 0 | 0 | 0 |

| Inning Stats | 1 | 2 | 3 | 4 | 5 | 6 | 7 | 8 | 9 | AB | R | H | RBI | BB | SO | LOB |
|---|---|---|---|---|---|---|---|---|---|---|---|---|---|---|---|---|
| | R: 0 E: 0 K: 0 S: 3 | R: 0 E: 0 K: 2 S: 7 | R: 0 E: 0 K: 2 S: 7 | R: 0 E: 0 K: 0 S: 3 | R: 1 E: 0 K: 2 S: 8 | R: 0 E: 0 K: 2 S: 7 | R: 1 E: 0 K: 0 S: 5 | R: 0 E: 0 K: 1 S: 5 | R: 0 E: 0 K: 1 S: 6 | 1B: 4 2B: 0 3B: 0 HR: 1 | SF: 0 SAC: 0 DP: 1 HBP: 0 | WP: 0 PB: 0 SB: 0 CS: 0 | PA: 33 | | | |

| PITCHER | IP | WLS | BF | H | R | ER | SO | BB | IBB | HBP | BLK | WP | HR | S | P | ERA | WHIP |
|---|---|---|---|---|---|---|---|---|---|---|---|---|---|---|---|---|---|
| Dean Chance, R (1, 1) ERA: 4.97 | 9.0 | W | 33 | 5 | 2 | 2 | 10 | 1 | 1 | 0 | 1 | 0 | 1 | 51 | 59 | 2.00 | 0.667 |

| PITCHER | IP | WLS | BF | H | R | ER | SO | BB | IBB | HBP | BLK | WP | HR | S | P | ERA | WHIP |
|---|---|---|---|---|---|---|---|---|---|---|---|---|---|---|---|---|---|
| | | | | | | | | | | | | | | | | | |

| | |
|---|---|
| AB | 31 |
| R | 2 |
| H | 5 |
| RBI | 2 |
| BB | 2 |
| SO | 10 |
| LOB | 7 |

| Batter | 1 | 2 | 3 | 4 | 5 | 6 | 7 | 8 | 9 | AB | R | H | RBI | BB | SO | LOB |
|---|---|---|---|---|---|---|---|---|---|---|---|---|---|---|---|---|
| Cesar Tovar, R (1, 8)<br>OBP: 0.321, SLG: 0.333 | F8 | | F8 | | 6-3 | | | F8 | | 4 | 0 | 0 | 0 | 0 | 0 | 1 |
| Rich Rollins, R (1, 5)<br>OBP: 0.222, SLG: 0.269 | F8 | | 5-3 | | | F8 | | 6-3 | | 4 | 0 | 0 | 0 | 0 | 0 | 1 |
| Tony Oliva, L (1, 9)<br>OBP: 0.375, SLG: 0.316 | F2 | | | HR 2B | | F7 | | L3 | | 4 | 1 | 1 | 0 | 0 | 0 | 0 |
| Harmon Killebrew, R (1, 3)<br>OBP: 0.458, SLG: 0.412<br>Ted Uhlaender, L (9, PR) | | 5-3 | | 2-H HR | | BBBB BB | | | BB SH2-4 1B | 3<br>0 | 1<br>1 | 2<br>0 | 2<br>0 | 1<br>0 | 0<br>0 | 0<br>0 |
| Bob Allison, R (1, 7)<br>OBP: 0.348, SLG: 0.500 | | 1B | | 6-3 | | SSS K | | | 1-2 SH2-4 | 3 | 0 | 1 | 0 | 0 | 1 | 1 |
| Zoilo Versalles, R (1, 6)<br>OBP: 0.478, SLG: 0.619 | | F4 | | F8 | | | | G3 2B | IIII 1B BB IBB | 3 | 0 | 1 | 0 | 1 | 0 | 1 |
| Earl Battey, R (1, 2)<br>OBP: 0.304, SLG: 0.211 | SSS K | | | L5 | | | | G3 1-2 2-3 | BBBB 1B 1-2 2-3 BB | 3 | 0 | 0 | 0 | 1 | 1 | 2 |
| Rod Carew, L (1, 4)<br>OBP: 0.292, SLG: 0.227 | | | SH1-4 1B | | F9 | | | G1 | 1-2 2-3 3-H 1B | 4 | 0 | 2 | 1 | 0 | 0 | 1 |
| Dean Chance, R (1, 1) | | | 1-2 SH1-4 | | SSS K | | | SSS K | | 2 | 0 | 0 | 0 | 0 | 2 | 1 |
| Inning Stats | R: 0 E: 0 K: 0 S: 3 H: 0 LOB: 0 BB: 0 P: 3 | R: 0 E: 0 K: 1 S: 6 H: 1 LOB: 1 BB: 0 P: 6 | R: 0 E: 0 K: 0 S: 4 H: 1 LOB: 1 BB: 0 P: 4 | R: 2 E: 0 K: 0 S: 5 H: 2 LOB: 0 BB: 0 P: 5 | R: 0 E: 0 K: 1 S: 5 H: 0 LOB: 0 BB: 0 P: 5 | R: 0 E: 0 K: 1 S: 5 H: 0 LOB: 1 BB: 1 P: 9 | R: 0 E: 0 K: 1 S: 6 H: 1 LOB: 1 BB: 0 P: 6 | R: 0 E: 0 K: 0 S: 3 H: 0 LOB: 0 BB: 0 P: 3 | R: 1 E: 0 K: 0 S: 3 H: 2 LOB: 3 BB: 2 P: 11 | 1B: 4 2B: 2 3B: 0 HR: 1 | SF: 0 SAC: 2 DP: 0 HBP: 0 | | | | | | |

| PITCHER | | IP | WLS | BF | H | R | ER | SO | BB | IBB | HBP | BLK | WP | HR | S | P | ERA | WHIP |
|---|---|---|---|---|---|---|---|---|---|---|---|---|---|---|---|---|---|---|
| Jim Palmer, R<br>ERA: 1.69 | (1, 1) | 7.0 | | 27 | 5 | 2 | 2 | 4 | 1 | 0 | 0 | 0 | 0 | 1 | 34 | 38 | 2.57 | 0.857 |
| Stu Miller, R<br>ERA: 5.4 | (8, 1) | 1.1 | L | 8 | 2 | 1 | 1 | 0 | 1 | 1 | 0 | 0 | 0 | 0 | 6 | 14 | 6.75 | 2.250 |

| PITCHER | IP | WLS | BF | H | R | ER | SO | BB | IBB | HBP | BLK | WP | HR | S | P | ERA | WHIP |
|---|---|---|---|---|---|---|---|---|---|---|---|---|---|---|---|---|---|

# BOTTOM

## Baltimore Orioles @ Minnesota Twins

Metropolitan Stadium, Bloomington , MI

Wed Apr 19 1967, 4:33 AM EST

Att. 5,884 - Unknown

livebaseballscorecards.com

| | |
|---|---|
| AB | 30 |
| R | 3 |
| H | 7 |
| RBI | 3 |
| BB | 3 |
| SO | 4 |
| LOB | 8 |

| | | | |
|---|---|---|---|
| 1B: 4 | SF: 0 | WP: 0 | PA: 35 |
| 2B: 2 | SAC: 2 | PB: 0 | |
| 3B: 0 | DP: 0 | SB: 0 | |
| HR: 1 | HBP: 0 | CS: 0 | |

# Minnesota Twins @ Detroit Tigers

Tiger Stadium, Detroit, MI

Fri Apr 21 1967, 6:05 PM EST

Att. 11,766 - Unknown

TOP

livebaseballscorecards.com

| Batter | 1 | 2 | 3 | 4 | 5 | 6 | 7 | 8 | 9 | AB | R | H | RBI | BB | SO | LOB |
|---|---|---|---|---|---|---|---|---|---|---|---|---|---|---|---|---|
| Cesar Tovar, R (1, 8)<br>OBP: 0.333, SLG: 0.344 | E6 | | 1B | | 6-3 | | BB 1B | K | | 5 | 1 | 2 | 0 | 0 | 1 | 4 |
| Rich Rollins, R (1, 5)<br>OBP: 0.219, SLG: 0.258 | K | | K | | F8 | | 1-2 BB | F8 | | 5 | 0 | 1 | 0 | 0 | 2 | 6 |
| Tony Oliva, L (1, 9)<br>OBP: 0.379, SLG: 0.458 | F8 | | 1-H 1B | | L4 | | F2 | | HR | 5 | 1 | 2 | 2 | 0 | 0 | 4 |
| Harmon Killebrew, R (1, 3)<br>OBP: 0.483, SLG: 0.368 | 1-2 BB | | BB | | | 6-3 | 1-2 2-3 BB | | K | 2 | 0 | 0 | 0 | 3 | 1 | 0 |
| Bob Allison, R (1, 7)<br>OBP: 0.321, SLG: 0.417 | 1-2 2-3 BB | | F7 | | | 5-3 | F7 | | E5 | 4 | 0 | 0 | 0 | 1 | 0 | 4 |
| Zoilo Versalles, R (1, 6)<br>OBP: 0.429, SLG: 0.538 | 4-3 | | | F3 | | 6-3 | | PB E 1B | K | 5 | 0 | 1 | 0 | 0 | 1 | 4 |
| Russ Nixon, L (1, 2)<br>OBP: 0.333, SLG: 0.333 | | 4-3 | | G6-4-3 1B | | | HR 1B | F8 | F6 | 5 | 1 | 2 | 0 | 0 | 0 | 2 |
| Rod Carew, L (1, 4)<br>OBP: 0.286, SLG: 0.346 | | 4-3 | | 1-2f G6-4-3 | | | 1-H HR | 1-2 E1 PB | | 4 | 1 | 1 | 2 | 0 | 0 | 2 |
| Dave Boswell, R (1, 1) | | F4 | | | 2B | | 4-3 | 1-2 2-3 BB | | 1 | 0 | 0 | 0 | 0 | 0 | 0 |
| Ron Kline, R (4, 1) | | | | | | | | | | 0 | 0 | 0 | 0 | 0 | 0 | 0 |
| Sandy Valdespino, L (5, PH)<br>OBP: 0.333, SLG: 0.667 | | | | | | | | | | 1 | 0 | 1 | 0 | 0 | 0 | 0 |
| Jim Ollom, R (5, 1) | | | | | | | | | | 0 | 0 | 0 | 0 | 0 | 0 | 0 |
| Rich Reese, L (7, PH) | | | | | | | | | | 1 | 0 | 0 | 0 | 0 | 0 | 0 |
| Dwight Siebler, R (7, 1) | | | | | | | | | | 0 | 0 | 0 | 0 | 0 | 0 | 0 |
| Walt Bond, L (8, PH) | | | | | | | | | | 0 | 0 | 0 | 0 | 1 | 0 | 0 |
| Jim Perry, S (8, 1) | | | | | | | | | | 0 | 0 | 0 | 0 | 0 | 0 | 0 |
| Inning Stats | R: 0<br>E: 1<br>K: 1<br>S: 6<br>H: 0<br>LOB: 3<br>BB: 2<br>P: 14 | R: 0<br>E: 0<br>K: 0<br>S: 3<br>H: 0<br>LOB: 0<br>BB: 0<br>P: 3 | R: 1<br>E: 0<br>K: 1<br>S: 6<br>H: 2<br>LOB: 1<br>BB: 1<br>P: 10 | R: 0<br>E: 0<br>K: 0<br>S: 3<br>H: 1<br>LOB: 0<br>BB: 0<br>P: 3 | R: 0<br>E: 0<br>K: 0<br>S: 4<br>H: 1<br>LOB: 1<br>BB: 0<br>P: 4 | R: 0<br>E: 0<br>K: 0<br>S: 3<br>H: 0<br>LOB: 0<br>BB: 0<br>P: 3 | R: 2<br>E: 0<br>K: 0<br>S: 7<br>H: 4<br>LOB: 3<br>BB: 1<br>P: 11 | R: 0<br>E: 1<br>K: 1<br>S: 7<br>H: 1<br>LOB: 3<br>BB: 1<br>P: 11 | R: 1<br>E: 1<br>K: 2<br>S: 9<br>H: 1<br>LOB: 1<br>BB: 0<br>P: 9 | 1B: 7<br>2B: 1<br>3B: 0<br>HR: 2<br>SF: 0<br>SAC: 0<br>DP: 1<br>HBP: 0 | | | | | | |

| | AB | 38 |
|---|---|---|
| | R | 4 |
| | H | 10 |
| | RBI | 4 |
| | BB | 5 |
| | SO | 5 |
| | LOB | 26 |

WP: 0 PB: 1 SB: 0 CS: 0 PA: 43

| PITCHER | | IP | WLS | BF | H | R | ER | SO | BB | IBB | HBP | BLK | WP | HR | S | P | ERA | WHIP |
|---|---|---|---|---|---|---|---|---|---|---|---|---|---|---|---|---|---|---|
| Denny McLain, R<br>ERA: 4.5 | (1, 1) | 7.0 | W | 32 | 8 | 3 | 3 | 2 | 4 | 0 | 0 | 0 | 0 | 1 | 32 | 48 | 3.86 | 1.714 |
| Larry Sherry, R<br>ERA: 9.0 | (8, 1) | 2.0 | S | 11 | 2 | 1 | 1 | 3 | 1 | 0 | 0 | 0 | 0 | 1 | 16 | 20 | 4.50 | 1.500 |

| PITCHER | | IP | WLS | BF | H | R | ER | SO | BB | IBB | HBP | BLK | WP | HR | S | P | ERA | WHIP |
|---|---|---|---|---|---|---|---|---|---|---|---|---|---|---|---|---|---|---|

# Minnesota Twins @ Detroit Tigers

Tiger Stadium, Detroit, MI

Fri Apr 21 1967, 6:05 PM EST

Att. 11,766 - Unknown

## BOTTOM

| Batter | 1 | 2 | 3 | 4 | 5 | 6 | 7 | 8 | 9 | AB | R | H | RBI | BB | SO | LOB |
|---|---|---|---|---|---|---|---|---|---|---|---|---|---|---|---|---|
| Dick McAuliffe, L (1, 4)<br>OBP: 0.379, SLG: 0.304 | F8 | | 6-3 | 1B E<br>1-2<br>BB | K | | G5-4-3<br>1B | | | 4 | 1 | 1 | 0 | 1 | 1 | 0 |
| Don Wert, R (1, 5)<br>OBP: 0.310, SLG: 0.216 | F3 | | 3B<br>BB | E<br>1-3<br>2-H<br>1B | F7 | | G5-4-3<br>1-2f | | | 4 | 2 | 1 | 1 | 1 | 0 | 1 |
| Gates Brown, L (1, 7)<br>OBP: 0.366, SLG: 0.514<br>Mickey Stanley, R (6, 8) | BB | | 1-H<br>1B<br>3B | E3<br>1B<br>HR<br>2-3<br>3-H | 4-3 | | 6-3 | | | 3<br>1 | 2<br>0 | 1<br>0 | 1<br>0 | 1<br>0 | 0<br>0 | 1<br>0 |
| Al Kaline, R (1, 9)<br>OBP: 0.476, SLG: 0.722 | L5-3 | | 4-3<br>3-H<br>1B | HR<br>1-3<br>3-H<br>1B | | L8 | | K | | 5 | 1 | 2 | 2 | 0 | 1 | 1 |
| Jim Northrup, L (1, 8)<br>(6, 7)<br>OBP: 0.415, SLG: 0.553 | | K | 4-3<br>1-2 | HR<br>1-H<br>3-H | | 1B<br>2B<br>1B | | 2B | | 5 | 2 | 3 | 3 | 0 | 1 | 1 |
| Norm Cash, L (1, 3)<br>OBP: 0.528, SLG: 0.200 | | 5-3<br>BB | IBB | L3 | | F7 | | G6-4-3<br>BB | | 2 | 0 | 0 | 0 | 3 | 0 | 1 |
| Bill Freehan, R (1, 2)<br>OBP: 0.500, SLG: 0.759 | | 5-3<br>1-2 | F6 | HR | | 1-3<br>2B<br>1B | | G6-4-3<br>1-2f | | 5 | 2 | 2 | 1 | 0 | 0 | 5 |
| Ray Oyler, R (1, 6)<br>OBP: 0.478, SLG: 0.474 | | BB | F6<br>1B | | | 1-H<br>WP<br>3-H<br>2B | | | | 3 | 1 | 2 | 2 | 1 | 0 | 0 |
| Denny McLain, R (1, 1)<br>Larry Sherry, R (8, 1) | | F8 | WP<br>1B<br>BB<br>K | | | 2-H<br>6-3 | | | | 3<br>0 | 1<br>0 | 0<br>0 | 0<br>0 | 1<br>0 | 1<br>0 | 3<br>0 |

| | AB | 35 |
|---|---|---|
| | R | 12 |
| | H | 12 |
| | RBI | 10 |
| | BB | 8 |
| | SO | 4 |
| | LOB | 13 |

livebaseballscorecards.com

| Inning Stats | | | | | | | | | | | | | | | | | | |
|---|---|---|---|---|---|---|---|---|---|---|---|---|---|---|---|---|---|---|
| | R: 0<br>E: 0<br>K: 0<br>S: 3 | H: 0<br>LOB: 1<br>BB: 1<br>P: 7 | R: 0<br>E: 0<br>K: 1<br>S: 5 | H: 0<br>LOB: 2<br>BB: 2<br>P: 13 | R: 2<br>E: 0<br>K: 0<br>S: 5 | H: 2<br>LOB: 2<br>BB: 2<br>P: 13 | R: 7<br>E: 1<br>K: 1<br>S: 11 | H: 5<br>LOB: 1<br>BB: 2<br>P: 19 | R: 0<br>E: 0<br>K: 1<br>S: 5 | H: 0<br>LOB: 0<br>BB: 0<br>P: 5 | R: 3<br>E: 0<br>K: 0<br>S: 6 | H: 3<br>LOB: 0<br>BB: 0<br>P: 6 | R: 0<br>E: 0<br>K: 0<br>S: 3 | H: 1<br>LOB: 0<br>BB: 0<br>P: 3 | R: 0<br>E: 0<br>K: 1<br>S: 5 | H: 1<br>LOB: 1<br>BB: 1<br>P: 9 | 1B: 7<br>2B: 2<br>3B: 1<br>HR: 2 | SF: 0<br>SAC: 0<br>DP: 2<br>HBP: 0 | WP: 3<br>PB: 0<br>SB: 0<br>CS: 0 | PA: 43 |

| PITCHER | | IP | WLS | BF | H | R | ER | SO | BB | IBB | HBP | BLK | WP | HR | S | P | ERA | WHIP |
|---|---|---|---|---|---|---|---|---|---|---|---|---|---|---|---|---|---|---|
| Dave Boswell, R<br>ERA: 9.82 | (1, 1) | 3.1 | L | 21 | 3 | 6 | 6 | 1 | 6 | 1 | 0 | 0 | 1 | 0 | 16 | 44 | 16.20 | 2.700 |
| Ron Kline, R<br>ERA: 3.38 | (4, 1) | 0.2 | | 6 | 4 | 3 | 1 | 1 | 0 | 0 | 0 | 0 | 0 | 2 | 8 | 8 | 13.50 | 6.000 |
| Jim Ollom, L<br>ERA: 9.0 | (5, 1) | 2.0 | | 9 | 3 | 3 | 3 | 1 | 0 | 0 | 0 | 0 | 1 | 0 | 11 | 11 | 13.50 | 1.500 |
| Dwight Siebler, R<br>ERA: | (7, 1) | 1.0 | | 3 | 1 | 0 | 0 | 0 | 0 | 0 | 0 | 0 | 0 | 0 | 3 | 3 | 0.00 | 1.000 |
| Jim Perry, R<br>ERA: 7.71 | (8, 1) | 1.0 | | 4 | 1 | 0 | 0 | 1 | 1 | 0 | 0 | 0 | 0 | 0 | 5 | 9 | 0.00 | 2.000 |

| PITCHER | IP | WLS | BF | H | R | ER | SO | BB | IBB | HBP | BLK | WP | HR | S | P | ERA | WHIP |
|---|---|---|---|---|---|---|---|---|---|---|---|---|---|---|---|---|---|

# Minnesota Twins @ Detroit Tigers

Tiger Stadium, Detroit, MI

Sat Apr 22 1967, 3:33 AM EST

Att. 6,200 - Unknown

TOP

livebaseballscorecards.com

| Batter | 1 | 2 | 3 | 4 | 5 | 6 | 7 | 8 | 9 | AB | R | H | RBI | BB | SO | LOB |
|---|---|---|---|---|---|---|---|---|---|---|---|---|---|---|---|---|
| Cesar Tovar, R (1, 8)<br>OBP: 0.378, SLG: 0.389 | 4-3 BB 6-3 1B | | G3 ① | | | SH1-4 2B 1B | | 1B | | 4 | 2 | 3 | 0 | 0 | 0 | 0 |
| Rich Rollins, R (1, 5)<br>OBP: 0.229, SLG: 0.242 | B B B B<br>1B 4-3 BB<br>1-2 | | 4-3 ② | | | SH1-4 ①<br>1-2 | | F2 ① | | 2 | 0 | 0 | 0 | 1 | 0 | 1 |
| Tony Oliva, L (1, 9)<br>OBP: 0.333, SLG: 0.393 | 4-3 ①<br>1-2<br>2-3 | | 4-3 ③ | | | F2 ② | | F8 ② | | 4 | 0 | 0 | 0 | 0 | 0 | 4 |
| Harmon Killebrew, R (1, 3)<br>OBP: 0.455, SLG: 0.391 | 6-3 ②<br>3-H | | | 6-3 ① | | HR 2-H 2B | | 5-3 ③ | | 4 | 1 | 1 | 2 | 0 | 0 | 2 |
| Bob Allison, R (1, 7)<br>OBP: 0.344, SLG: 0.536 | 2-3 1B | | | 5-3 ② | | 2-H HR | | | 1-3 ① | 4 | 1 | 2 | 2 | 0 | 0 | 0 |
| Zoilo Versalles, R (1, 6)<br>OBP: 0.375, SLG: 0.467 | S S S<br>0-3 K ③ | | | 5-3 ③ | | F3 ③ | | | F8 ② | 4 | 0 | 0 | 0 | 0 | 1 | 2 |
| Rod Carew, L (1, 4)<br>OBP: 0.313, SLG: 0.367 | | F8 ① | | | F7 ① | | F7 1B | | 1B | 4 | 0 | 2 | 0 | 0 | 0 | 0 |
| Jerry Zimmerman, R (1, 2) | | S S S<br>0-3 K ② | | | 6-3 ② | | F7 ①②<br>1-2 | | S S S<br>0-3 K ③ | 4 | 0 | 0 | 0 | 0 | 2 | 2 |
| Jim Kaat, L (1, 1)<br>OBP: 0.286, SLG: 0.429 | | S S S<br>0-3 K ③ | | | 4-3 ③ | | S S S<br>0-3 K ③ | | | 3 | 0 | 0 | 0 | 0 | 2 | 0 |
| Al Worthington, R (9, 1) | | | | | | | | | | 0 | 0 | 0 | 0 | 0 | 0 | 0 |

| | |
|---|---|
| AB | 33 |
| R | 4 |
| H | 8 |
| RBI | 4 |
| BB | 1 |
| SO | 5 |
| LOB | 11 |

| Inning Stats | | | | | | | | | | | | | | | | | | | | | | | | | | | | | | | | | | |
|---|---|---|---|---|---|---|---|---|---|---|---|---|---|---|---|---|---|---|---|---|---|---|---|---|---|---|---|---|---|---|---|---|---|---|
| | R: 1 | H: 2 | R: 0 | H: 0 | R: 0 | H: 0 | R: 0 | H: 0 | R: 0 | H: 0 | R: 3 | H: 3 | R: 0 | H: 1 | R: 0 | H: 1 | R: 0 | H: 1 | 1B: 6 | SF: 0 | WP: 0 | PA: 35 |
| | E: 0 | LOB: 2 | E: 0 | LOB: 0 | E: 0 | LOB: 0 | E: 0 | LOB: 0 | E: 0 | LOB: 0 | E: 0 | LOB: 0 | E: 0 | LOB: 0 | E: 0 | LOB: 1 | E: 0 | LOB: 1 | 2B: 1 | SAC: 1 | PB: 0 | |
| | K: 1 | BB: 1 | K: 2 | BB: 0 | K: 0 | BB: 0 | K: 0 | BB: 0 | K: 0 | BB: 0 | K: 0 | BB: 0 | K: 1 | BB: 0 | K: 0 | BB: 0 | K: 1 | BB: 0 | 3B: 0 | DP: 0 | SB: 0 | |
| | S: 7 | P: 11 | S: 7 | P: 7 | S: 3 | P: 3 | S: 3 | P: 3 | S: 3 | P: 3 | S: 6 | P: 6 | S: 5 | P: 5 | S: 4 | P: 4 | S: 6 | P: 6 | HR: 1 | HBP: 0 | CS: 0 | |

| PITCHER | | IP | WLS | BF | H | R | ER | SO | BB | IBB | HBP | BLK | WP | HR | S | P | ERA | WHIP |
|---|---|---|---|---|---|---|---|---|---|---|---|---|---|---|---|---|---|---|
| Mickey Lolich, L<br>ERA: 5.59 | (1, 1) | 8.0 | L | 31 | 7 | 4 | 4 | 4 | 1 | 0 | 0 | 0 | 0 | 1 | 38 | 42 | 4.50 | 1.000 |
| Bill Monbouquette, R<br>ERA: | (9, 1) | 1.0 | | 4 | 1 | 0 | 0 | 1 | 0 | 0 | 0 | 0 | 0 | 0 | 6 | 6 | 0.00 | 1.000 |

| PITCHER | | IP | WLS | BF | H | R | ER | SO | BB | IBB | HBP | BLK | WP | HR | S | P | ERA | WHIP |
|---|---|---|---|---|---|---|---|---|---|---|---|---|---|---|---|---|---|---|

# Minnesota Twins @ Detroit Tigers

Tiger Stadium, Detroit, MI

Sat Apr 22 1967, 3:33 AM EST

Att. 6,200 - Unknown

## BOTTOM

| Batter | 1 | 2 | 3 | 4 | 5 | 6 | 7 | 8 | 9 | AB | R | H | RBI | BB | SO | LOB |
|---|---|---|---|---|---|---|---|---|---|---|---|---|---|---|---|---|
| Don Wert, R (1, 5)<br>OBP: 0.304, SLG: 0.200 | F6 | | | BBBB 4-0 1B BB | | 5-3 | | F9 | | 3 | 0 | 0 | 0 | 1 | 0 | 1 |
| Dick McAuliffe, L (1, 4)<br>OBP: 0.333, SLG: 0.259 | 6-3 | | | F2 | | 4-3 | | 4-3 | | 4 | 0 | 0 | 0 | 0 | 0 | 2 |
| Gates Brown, L (1, 7)<br>OBP: 0.356, SLG: 0.474 | 4-3 | | | F6 | | SSS 0-3 K | | | BBBB 4-0 1B HR BB | 3 | 1 | 0 | 0 | 1 | 1 | 1 |
| Al Kaline, R (1, 9)<br>OBP: 0.500, SLG: 0.718 | | L6-3 | | 1-2 1B | | | BBBB 4-0 G6-4-3 BB | | 1-2 HR 1B | 3 | 1 | 2 | 0 | 1 | 0 | 0 |
| Jim Northrup, L (1, 8)<br>OBP: 0.378, SLG: 0.500 | | F4 | | F6 | | | G6-4-3<br>1-2f | | F7 | 4 | 0 | 0 | 0 | 0 | 0 | 5 |
| Bill Freehan, R (1, 2)<br>OBP: 0.525, SLG: 0.879 | | F8 | | | FC6-4 1B | | 2B | | 1-H 2-H HR | 4 | 1 | 3 | 3 | 0 | 0 | 0 |
| Norm Cash, L (1, 3)<br>OBP: 0.525, SLG: 0.250 | | | G5-4-3 1B | | F9 | | 3-1 | | G4-6-3 1B | 4 | 0 | 2 | 0 | 0 | 0 | 2 |
| Ray Oyler, R (1, 6)<br>OBP: 0.462, SLG: 0.455<br>Jerry Lumpe, L (9, PH)<br>OBP: 0.250, SLG: 0.143 | | | G5-4-3<br>1-2f | | F9 | | | 1B | G4-6-3<br>1-2f | 3<br>1 | 0<br>0 | 1<br>0 | 0<br>0 | 0<br>0 | 0<br>0 | 2<br>1 |
| Mickey Lolich, S (1, 1)<br>OBP: 0.167, SLG: 0.167<br>Jim Price, R (8, PH)<br>OBP: 0.500, SLG: 0.667<br>Bill Monbouquette, R (9, 1) | | | 1-3 | | FC6-4<br>1-2f | | | F7 | | 2<br>1<br>0 | 0<br>0<br>0 | 0<br>0<br>0 | 0<br>0<br>0 | 0<br>0<br>0 | 0<br>0<br>0 | 1<br>1<br>0 |
| Inning Stats | R: 0 H: 0<br>E: 0 LOB: 0<br>K: 0 BB: 0<br>S: 3 P: 3 | R: 0 H: 0<br>E: 0 LOB: 0<br>K: 0 BB: 0<br>S: 3 P: 3 | R: 0 H: 1<br>E: 0 LOB: 0<br>K: 0 BB: 0<br>S: 3 P: 3 | R: 0 H: 1<br>E: 0 LOB: 2<br>K: 0 BB: 1<br>S: 4 P: 8 | R: 0 H: 1<br>E: 0 LOB: 1<br>K: 0 BB: 0<br>S: 4 P: 4 | R: 0 H: 0<br>E: 0 LOB: 0<br>K: 1 BB: 0<br>S: 5 P: 5 | R: 0 H: 1<br>E: 0 LOB: 1<br>K: 0 BB: 1<br>S: 3 P: 7 | R: 0 H: 1<br>E: 0 LOB: 1<br>K: 0 BB: 0<br>S: 4 P: 4 | R: 3 H: 3<br>E: 0 LOB: 0<br>K: 0 BB: 1<br>S: 5 P: 9 | 1B: 6 SF: 0<br>2B: 1 SAC: 0<br>3B: 0 DP: 3<br>HR: 1 HBP: 0 | | | | | | | |

livebaseballscorecards.com

| | |
|---|---|
| AB | 32 |
| R | 3 |
| H | 8 |
| RBI | 3 |
| BB | 3 |
| SO | 1 |
| LOB | 16 |

WP: 0 PA: 35
PB: 0
SB: 0
CS: 0

| PITCHER | | IP | WLS | BF | H | R | ER | SO | BB | IBB | HBP | BLK | WP | HR | S | P | ERA | WHIP |
|---|---|---|---|---|---|---|---|---|---|---|---|---|---|---|---|---|---|---|
| Jim Kaat, L<br>ERA: 4.82 | (1, 1) | 8.1 | W | 34 | 8 | 3 | 3 | 1 | 3 | 0 | 0 | 0 | 0 | 1 | 33 | 45 | 3.24 | 1.320 |
| Al Worthington, R<br>ERA: | (9, 1) | 0.2 | S | 1 | 0 | 0 | 0 | 0 | 0 | 0 | 0 | 0 | 0 | 0 | 1 | 1 | 0.00 | 0.000 |

| PITCHER | IP | WLS | BF | H | R | ER | SO | BB | IBB | HBP | BLK | WP | HR | S | P | ERA | WHIP |
|---|---|---|---|---|---|---|---|---|---|---|---|---|---|---|---|---|---|

| Batter | 1 | 2 | 3 | 4 | 5 | 6 | 7 | 8 | 9 | AB | R | H | RBI | BB | SO | LOB |
|---|---|---|---|---|---|---|---|---|---|---|---|---|---|---|---|---|
| Cesar Tovar, R (1, 8)<br>OBP: 0.341, SLG: 0.350 | S S S 0-3 ① K | | x 0-0 ② 5-3 2-3 | | | x 0-0 ② 5-3 | | x 0-0 ③ F3 | | 4 | 0 | 0 | 0 | 0 | 1 | 1 |
| Russ Nixon, L (1, 2)<br>OBP: 0.200, SLG: 0.200 | x 0-0 ② 4-3 | | x 0-0 ③ 1-3 | | | x 0-0 ③ F5 | | | x 0-0 ① F7 | 4 | 0 | 0 | 0 | 0 | 0 | 1 |
| Tony Oliva, L (1, 9)<br>OBP: 0.324, SLG: 0.406 | x 0-0 ③ L6 | | | x 0-0 ① F7 | | | x 0-0 ① F7 | | x 0-0 3B 2B | 4 | 1 | 1 | 0 | 0 | 0 | 0 |
| Harmon Killebrew, R (1, 3)<br>OBP: 0.459, SLG: 0.385 | | x 0-0 1B 1B | | S S S 0-3 ② K | | | x 0-0 ② 1-3 | | 4-0 3B IBB | 3 | 1 | 1 | 0 | 1 | 1 | 0 |
| Bob Allison, R (1, 7)<br>OBP: 0.306, SLG: 0.469 | | x 0-0 ① F3 | | x 0-0 ③ 4-1 | | | x 0-0 ③ F8 | | x 0-0 ② F8 | 4 | 0 | 0 | 0 | 0 | 0 | 3 |
| Zoilo Versalles, R (1, 6)<br>OBP: 0.389, SLG: 0.529 | | x 0-0 1-2 G5-4-3 1B | | | x 0-0 ① F4 | | | S S S 0-3 ① K | x 0-0 1-H 2-H 3B | 4 | 0 | 2 | 2 | 0 | 1 | 0 |
| Rich Rollins, R (1, 5)<br>OBP: 0.231, SLG: 0.243 | | x 0-0 ② ③ G5-4-3 1-2f | | | S S S 0-3 ② K | | | x 0-0 G3 HR 1B | x 0-0 ③ F8 | 4 | 1 | 1 | 0 | 0 | 1 | 3 |
| Rod Carew, L (1, 4)<br>OBP: 0.314, SLG: 0.364 | | | x 0-0 5-3 SH5-4 1B | | x 0-0 ③ F7 | | | x 0-0 ② G3 1-2 | | 3 | 0 | 1 | 0 | 0 | 0 | 1 |
| Dean Chance, R (1, 1)<br>Walt Bond, L (8, PH)<br>OBP: 0.500, SLG: 2.000<br>Al Worthington, R (8, 1) | | | x 0-0 ① SH5-4 1-2 | | | x 0-0 ① 6-3 | | x 0-0 2-H HR | | 1<br>1<br>0 | 0<br>1<br>0 | 0<br>1<br>0 | 0<br>2<br>0 | 0<br>0<br>0 | 0<br>0<br>0 | 0<br>0<br>0 |
| Inning Stats | R: 0<br>E: 0<br>K: 1<br>S: 5<br>H: 0<br>LOB: 0<br>BB: 0<br>P: 5 | R: 0<br>E: 0<br>K: 0<br>S: 4<br>H: 2<br>LOB: 1<br>BB: 0<br>P: 4 | R: 0<br>E: 0<br>K: 0<br>S: 4<br>H: 1<br>LOB: 1<br>BB: 0<br>P: 4 | R: 0<br>E: 0<br>K: 1<br>S: 5<br>H: 0<br>LOB: 0<br>BB: 0<br>P: 5 | R: 0<br>E: 0<br>K: 1<br>S: 5<br>H: 0<br>LOB: 0<br>BB: 0<br>P: 5 | R: 0<br>E: 0<br>K: 0<br>S: 3<br>H: 0<br>LOB: 0<br>BB: 0<br>P: 3 | R: 0<br>E: 0<br>K: 0<br>S: 3<br>H: 0<br>LOB: 0<br>BB: 0<br>P: 3 | R: 2<br>E: 0<br>K: 1<br>S: 7<br>H: 2<br>LOB: 0<br>BB: 0<br>P: 7 | R: 2<br>E: 0<br>K: 0<br>S: 5<br>H: 2<br>LOB: 1<br>BB: 1<br>P: 9 | 1B: 4<br>2B: 1<br>3B: 1<br>HR: 1<br>SF: 0<br>SAC: 1<br>DP: 1<br>HBP: 0 | | | | | | |

| PITCHER | | IP | WLS | BF | H | R | ER | SO | BB | IBB | HBP | BLK | WP | HR | S | P | ERA | WHIP |
|---|---|---|---|---|---|---|---|---|---|---|---|---|---|---|---|---|---|---|
| Earl Wilson, R<br>ERA: 3.18 | (1, 1) | 8.2 | L | 33 | 7 | 4 | 4 | 4 | 0 | 1 | 0 | 0 | 0 | 1 | 40 | 44 | 4.15 | 0.808 |
| Fred Gladding, R<br>ERA: | (9, 1) | 0.1 | | 1 | 0 | 0 | 0 | 0 | 0 | 0 | 0 | 0 | 0 | 0 | 1 | 1 | 0.00 | 0.000 |

| PITCHER | IP | WLS | BF | H | R | ER | SO | BB | IBB | HBP | BLK | WP | HR | S | P | ERA | WHIP |
|---|---|---|---|---|---|---|---|---|---|---|---|---|---|---|---|---|---|

# Minnesota Twins @ Detroit Tigers

Tiger Stadium, Detroit, MI

Sun Apr 23 1967, 3:33 AM EST

Att. 9,109 - Unknown

TOP

livebaseballscorecards.com

| | |
|---|---|
| AB | 32 |
| R | 4 |
| H | 7 |
| RBI | 4 |
| BB | 1 |
| SO | 4 |
| LOB | 9 |

# Minnesota Twins @ Detroit Tigers

Tiger Stadium, Detroit, MI

Sun Apr 23 1967, 3:33 AM EST

Att. 9,109 - Unknown

## BOTTOM

| Batter | 1 | 2 | 3 | 4 | 5 | 6 | 7 | 8 | 9 | AB | R | H | RBI | BB | SO | LOB |
|---|---|---|---|---|---|---|---|---|---|---|---|---|---|---|---|---|
| Dick McAuliffe, L (1, 4)<br>OBP: 0.342, SLG: 0.258 | F7 | | S, 1B | | K | FC5-4, IBB | | | K | 4 | 0 | 1 | 0 | 1 | 2 | 0 |
| Don Wert, R (1, 5)<br>OBP: 0.294, SLG: 0.200 | WP, PB, 1B | | F4<br>1-2 | | F8 | FC5-4<br>1-2f | | | 5-3 | 5 | 0 | 1 | 0 | 0 | 0 | 4 |
| Gates Brown, L (1, 7)<br>OBP: 0.347, SLG: 0.452 | K<br>1-3 | | F8 | | 1B | | 4-3 | | 6-3 | 4 | 0 | 1 | 0 | 0 | 1 | 2 |
| Mickey Stanley, R (8, 8) | | | | | | | | | | 1 | 0 | 0 | 0 | 0 | 0 | 0 |
| Al Kaline, R (1, 9)<br>OBP: 0.480, SLG: 0.674 | L8 | | | FC, BB, 1B | L8 | | L8 | | | 4 | 0 | 1 | 0 | 0 | 0 | 2 |
| Jim Northrup, L (1, 8)<br>OBP: 0.388, SLG: 0.489 | | K | | FC<br>1-2 | | 1B, FC1-2, 1B | K | | | 3 | 0 | 1 | 0 | 1 | 2 | 0 |
| | | | | | | | | | | | | | | | | |
| Bill Freehan, R (1, 2)<br>OBP: 0.500, SLG: 0.806 | | G3, HBP | | FC<br>1-2<br>2-3 | | K | | K | | 3 | 0 | 0 | 0 | 0 | 2 | 3 |
| Norm Cash, L (1, 3)<br>OBP: 0.523, SLG: 0.393 | | G3<br>1-2 | | K | | FC1-2<br>1-3<br>1B | | HR | | 4 | 2 | 2 | 1 | 0 | 1 | 4 |
| Ray Oyler, R (1, 6)<br>OBP: 0.400, SLG: 0.385 | | F8 | | K | | FC1-2<br>1B<br>1-2<br>3-H | | F5 | | 4 | 0 | 0 | 0 | 0 | 1 | 6 |
| Earl Wilson, R (1, 1)<br>OBP: 0.300, SLG: 0.300 | | | K | 6-3 | | 1B<br>1-3<br>2-H | | 6-3 | | 4 | 0 | 1 | 1 | 0 | 1 | 3 |
| Fred Gladding, L (9, 1) | | | | | | | | | | 0 | 0 | 0 | 0 | 0 | 0 | 0 |
| Inning Stats | R: 0<br>E: 0<br>K: 1<br>S: 6<br>H: 1<br>LOB: 1<br>BB: 0<br>P: 6 | R: 0<br>E: 0<br>K: 1<br>S: 5<br>H: 0<br>LOB: 1<br>BB: 0<br>P: 6 | R: 0<br>E: 0<br>K: 1<br>S: 6<br>H: 1<br>LOB: 1<br>BB: 0<br>P: 6 | R: 0<br>E: 0<br>K: 2<br>S: 9<br>H: 1<br>LOB: 3<br>BB: 1<br>P: 13 | R: 0<br>E: 0<br>K: 1<br>S: 6<br>H: 1<br>LOB: 1<br>BB: 0<br>P: 6 | R: 1<br>E: 0<br>K: 1<br>S: 8<br>H: 3<br>LOB: 3<br>BB: 1<br>P: 12 | R: 0<br>E: 0<br>K: 1<br>S: 5<br>H: 0<br>LOB: 0<br>BB: 0<br>P: 5 | R: 1<br>E: 0<br>K: 1<br>S: 6<br>H: 1<br>LOB: 0<br>BB: 0<br>P: 6 | R: 0<br>E: 0<br>K: 1<br>S: 5<br>H: 0<br>LOB: 0<br>BB: 0<br>P: 5 | 1B: 7<br>2B: 0<br>3B: 0<br>HR: 1<br>SF: 0<br>SAC: 0<br>DP: 0<br>HBP: 1 | | | | | | |

livebaseballscorecards.com

| | AB | 36 |
|---|---|---|
| | R | 2 |
| | H | 8 |
| | RBI | 2 |
| | BB | 2 |
| | SO | 10 |
| | LOB | 24 |

WP: 1 PB: 1 SB: 1 CS: 0 PA: 39

| PITCHER | | IP | WLS | BF | H | R | ER | SO | BB | IBB | HBP | BLK | WP | HR | S | P | ERA | WHIP |
|---|---|---|---|---|---|---|---|---|---|---|---|---|---|---|---|---|---|---|
| Dean Chance, R<br>ERA: 3.66 | (1, 1) | 7.0 | | 32 | 7 | 1 | 1 | 8 | 1 | 1 | 1 | 0 | 1 | 0 | 45 | 54 | 1.29 | 1.143 |
| Al Worthington, R<br>ERA: 1.23 | (8, 1) | 2.0 | W | 7 | 1 | 1 | 1 | 2 | 0 | 0 | 0 | 0 | 0 | 1 | 11 | 11 | 4.50 | 0.500 |

| Batter | 1 | 2 | 3 | 4 | 5 | 6 | 7 | 8 | 9 | AB | R | H | RBI | BB | SO | LOB |
|---|---|---|---|---|---|---|---|---|---|---|---|---|---|---|---|---|
| Cesar Tovar, R (1, 8)<br>OBP: 0.311, SLG: 0.318 | F9 | | G4-6-3<br>1-2f | | | G3 | | | F4 | 4 | 0 | 0 | 0 | 0 | 0 | 1 |
| Russ Nixon, L (1, 2)<br>OBP: 0.143, SLG: 0.143 | 4-3 | | | 5-3 | | K | | | F7 | 4 | 0 | 0 | 0 | 0 | 1 | 0 |
| Tony Oliva, L (1, 9)<br>OBP: 0.341, SLG: 0.400 | K | | | 1-3<br>1B | | | F8 | | BB | 3 | 0 | 1 | 0 | 1 | 1 | 0 |
| Harmon Killebrew, R (1, 3)<br>OBP: 0.415, SLG: 0.333 | | F9 | | 1-3<br>1-2 | | | K | | K | 4 | 0 | 0 | 0 | 0 | 2 | 2 |
| Bob Allison, R (1, 7)<br>OBP: 0.282, SLG: 0.429 | | F4 | | F9 | | | 6-3 | | | 3 | 0 | 0 | 0 | 0 | 0 | 1 |
| Zoilo Versalles, R (1, 6)<br>OBP: 0.385, SLG: 0.514 | | 1B | | | 6-3 | | | 1-3 | | 3 | 0 | 1 | 0 | 0 | 0 | 0 |
| Rich Rollins, R (1, 5)<br>OBP: 0.238, SLG: 0.231 | | 5-3 | | | F8 | | | SH5-3<br>BB | | 2 | 0 | 0 | 0 | 1 | 0 | 1 |
| Rod Carew, L (1, 4)<br>OBP: 0.297, SLG: 0.343 | | | F5 | | K | | | SH5-3<br>1-2 | | 2 | 0 | 0 | 0 | 0 | 1 | 0 |
| Mudcat Grant, R (1, 1) | | | E3<br>G4-6-3 | | | 6-3 | | F8 | | 2 | 0 | 0 | 0 | 0 | 0 | 0 |
| Walt Bond, L (8, PH)<br>OBP: 0.400, SLG: 1.333 | | | | | | | | | | 1 | 0 | 0 | 0 | 0 | 0 | 1 |
| Al Worthington, R (8, 1) | | | | | | | | | | 0 | 0 | 0 | 0 | 0 | 0 | 0 |
| Inning Stats | R: 0<br>E: 0<br>K: 1<br>S: 5<br>H: 0<br>LOB: 0<br>BB: 0<br>P: 5 | R: 0<br>E: 0<br>K: 0<br>S: 4<br>H: 1<br>LOB: 1<br>BB: 0<br>P: 4 | R: 0<br>E: 1<br>K: 0<br>S: 3<br>H: 0<br>LOB: 0<br>BB: 0<br>P: 3 | R: 0<br>E: 0<br>K: 0<br>S: 4<br>H: 1<br>LOB: 1<br>BB: 0<br>P: 4 | R: 0<br>E: 0<br>K: 1<br>S: 5<br>H: 0<br>LOB: 0<br>BB: 0<br>P: 5 | R: 0<br>E: 0<br>K: 1<br>S: 5<br>H: 0<br>LOB: 0<br>BB: 0<br>P: 5 | R: 0<br>E: 0<br>K: 1<br>S: 5<br>H: 0<br>LOB: 0<br>BB: 0<br>P: 5 | R: 0<br>E: 0<br>K: 0<br>S: 3<br>H: 0<br>LOB: 1<br>BB: 1<br>P: 7 | R: 0<br>E: 0<br>K: 1<br>S: 5<br>H: 0<br>LOB: 1<br>BB: 1<br>P: 9 | 1B: 2<br>2B: 0<br>3B: 0<br>HR: 0<br>SF: 0<br>SAC: 1<br>DP: 1<br>HBP: 0 | | | | | | |

| PITCHER | | IP | WLS | BF | H | R | ER | SO | BB | IBB | HBP | BLK | WP | HR | S | P | ERA | WHIP |
|---|---|---|---|---|---|---|---|---|---|---|---|---|---|---|---|---|---|---|
| Steve Hargan, R<br>ERA: | (1, 1) | 9.0 | W | 31 | 2 | 0 | 0 | 5 | 2 | 0 | 0 | 0 | 0 | 0 | 39 | 47 | 0.00 | 0.444 |

| PITCHER | IP | WLS | BF | H | R | ER | SO | BB | IBB | HBP | BLK | WP | HR | S | P | ERA | WHIP |
|---|---|---|---|---|---|---|---|---|---|---|---|---|---|---|---|---|---|

# TOP

## Minnesota Twins @ Cleveland Indians

Cleveland Municipal Stadium, Cleveland, OH

Tue Apr 25 1967, 6:05 PM EST
Att. 3,843 - Unknown

livebaseballscorecards.com

| | |
|---|---|
| AB | 28 |
| R | 0 |
| H | 2 |
| RBI | 0 |
| BB | 2 |
| SO | 5 |
| LOB | 6 |

PA: 31

WP: 0
PB: 0
SB: 0
CS: 0

| Batter | 1 | 2 | 3 | 4 | 5 | 6 | 7 | 8 | 9 | AB | R | H | RBI | BB | SO | LOB |
|---|---|---|---|---|---|---|---|---|---|---|---|---|---|---|---|---|
| Vic Davalillo, L (1, 8)<br>OBP: 0.300, SLG: 0.347 | F4 | | | F7 | | 1-3 2B | | | | 3 | 0 | 1 | 0 | 0 | 0 | 0 |
| Max Alvis, R (1, 5)<br>OBP: 0.326, SLG: 0.395 | F2 | | | 1B | | SF7 3-H | | | | 2 | 0 | 1 | 1 | 0 | 0 | 0 |
| Chuck Hinton, R (1, 9)<br>OBP: 0.340, SLG: 0.511 | F2 | | | F4 | | F4 | | | | 3 | 0 | 0 | 0 | 0 | 0 | 2 |
| Leon Wagner, L (1, 7)<br>OBP: 0.278, SLG: 0.353 | | K | | 4-3 | | | F7 | | | 3 | 0 | 0 | 0 | 0 | 1 | 1 |
| Chico Salmon, R (8, 7)<br>OBP: 0.400, SLG: 0.400 | | | | | | | | | | 0 | 0 | 0 | 0 | 0 | 0 | 0 |
| Fred Whitfield, L (1, 3)<br>OBP: 0.333, SLG: 0.425 | | G3 | | | 4-3 | | 4-3 | | | 3 | 0 | 0 | 0 | 0 | 0 | 0 |
| Duke Sims, L (1, 2)<br>OBP: 0.270, SLG: 0.344 | | K | | | G3 | | F8 | | | 3 | 0 | 0 | 0 | 0 | 1 | 0 |
| Gus Gil, R (1, 4)<br>OBP: 0.310, SLG: 0.297 | | | F9 | | CS 1B | | | K | | 3 | 0 | 1 | 0 | 0 | 1 | 0 |
| Larry Brown, R (1, 6)<br>OBP: 0.405, SLG: 0.323 | | | 5-3 | | CS 1-2 | 5-3 | | K | | 3 | 0 | 0 | 0 | 0 | 1 | 0 |
| Steve Hargan, R (1, 1)<br>OBP: 0.167, SLG: 0.167 | | | K | | | 2B SF7 1B | | F3 | | 3 | 1 | 1 | 0 | 0 | 1 | 0 |
| Inning Stats | R: 0<br>E: 0<br>K: 0<br>S: 3<br>H: 0<br>LOB: 0<br>BB: 0<br>P: 3 | R: 0<br>E: 0<br>K: 2<br>S: 7<br>H: 0<br>LOB: 0<br>BB: 0<br>P: 7 | R: 0<br>E: 0<br>K: 1<br>S: 5<br>H: 0<br>LOB: 0<br>BB: 0<br>P: 5 | R: 0<br>E: 0<br>K: 0<br>S: 4<br>H: 1<br>LOB: 1<br>BB: 0<br>P: 4 | R: 0<br>E: 0<br>K: 0<br>S: 3<br>H: 1<br>LOB: 0<br>BB: 0<br>P: 3 | R: 1<br>E: 0<br>K: 0<br>S: 5<br>H: 2<br>LOB: 1<br>BB: 0<br>P: 5 | R: 0<br>E: 0<br>K: 0<br>S: 3<br>H: 0<br>LOB: 0<br>BB: 0<br>P: 3 | R: 0<br>E: 0<br>K: 2<br>S: 7<br>H: 0<br>LOB: 0<br>BB: 0<br>P: 7 | | 1B: 3<br>2B: 1<br>3B: 0<br>HR: 0<br>SF: 1<br>SAC: 0<br>DP: 0<br>HBP: 0 | | | | | | |

| PITCHER | | IP | WLS | BF | H | R | ER | SO | BB | IBB | HBP | BLK | WP | HR | S | P | ERA | WHIP |
|---|---|---|---|---|---|---|---|---|---|---|---|---|---|---|---|---|---|---|
| Mudcat Grant, R<br>ERA: 3.65 | (1, 1) | 7.0 | L | 24 | 4 | 1 | 1 | 3 | 0 | 0 | 0 | 0 | 0 | 0 | 30 | 30 | 1.29 | 0.571 |
| Al Worthington, R<br>ERA: 1.08 | (8, 1) | 1.0 | | 3 | 0 | 0 | 0 | 2 | 0 | 0 | 0 | 0 | 0 | 0 | 7 | 7 | 0.00 | 0.000 |

| PITCHER | IP | WLS | BF | H | R | ER | SO | BB | IBB | HBP | BLK | WP | HR | S | P | ERA | WHIP |
|---|---|---|---|---|---|---|---|---|---|---|---|---|---|---|---|---|---|

# BOTTOM

Minnesota Twins @ Cleveland Indians

Cleveland Municipal Stadium, Cleveland, OH

Tue Apr 25 1967, 6:05 PM EST

Att. 3,843 - Unknown

livebaseballscorecards.com

| | |
|---|---|
| AB | 26 |
| R | 1 |
| H | 4 |
| RBI | 1 |
| BB | 0 |
| SO | 5 |
| LOB | 3 |

| Batter | 1 | 2 | 3 | 4 | 5 | 6 | 7 | 8 | 9 | AB | R | H | RBI | BB | SO | LOB |
|---|---|---|---|---|---|---|---|---|---|---|---|---|---|---|---|---|
| Cesar Tovar, R (1, 8)<br>OBP: 0.300, SLG: 0.306 | 5-3 | | F7 | | | 5-3 | 2B 1B | | F5 | 5 | 1 | 1 | 0 | 0 | 0 | 0 |
| Rich Rollins, R (1, 5)<br>OBP: 0.277, SLG: 0.279 | K | | | 1B 1B | | K | 1-H 2B | | FC6-4 HBP | 4 | 0 | 2 | 1 | 0 | 2 | 0 |
| Tony Oliva, L (1, 9)<br>OBP: 0.333, SLG: 0.389 | K | | | K | | BB HR BB | 1-3 | | FC6-4<br>1-2f | 1 | 0 | 0 | 0 | 0 | 1 | 0 |
| Andy Kosco, R (4, PH)<br>OBP: 0.333, SLG: 0.200 (4, 9) | | | | | | | | | | 3 | 1 | 0 | 0 | 1 | 1 | 3 |
| Harmon Killebrew, R (1, 3)<br>OBP: 0.444, SLG: 0.364 | | WP 1B | | 1-2 1B | | 1-2 HR BB | | 5-3 | | 3 | 1 | 2 | 0 | 1 | 0 | 0 |
| Bob Allison, R (1, 7)<br>OBP: 0.302, SLG: 0.500 | | F4<br>1-2 | | K | | 1-H 2-H HR | | 1B BB | | 3 | 1 | 1 | 3 | 1 | 1 | 3 |
| Zoilo Versalles, R (1, 6)<br>OBP: 0.395, SLG: 0.512 | | K | | F8 | | 1B | | FC6-4<br>1-2 1B | | 4 | 0 | 2 | 0 | 0 | 1 | 3 |
| Rod Carew, L (1, 4)<br>OBP: 0.293, SLG: 0.316 | | K | | | CS BB | F7 | | F8 | | 3 | 0 | 0 | 0 | 1 | 1 | 4 |
| Jerry Zimmerman, R (1, 2) | | K | | K<br>1-2 | | | K | FC6-4<br>1-2f | | 4 | 0 | 0 | 0 | 0 | 3 | 3 |
| Jim Kaat, L (1, 1)<br>OBP: 0.222, SLG: 0.333 | | K | | K2-3 | | | 4-1 | | F7 | 2 | 0 | 0 | 0 | 0 | 2 | 0 |
| Jim Perry, S (5, 1) | | | | | | | | | | 0 | 0 | 0 | 0 | 0 | 0 | 0 |
| Ron Clark, R (7, PH) | | | | | | | | | | 1 | 0 | 0 | 0 | 0 | 0 | 0 |
| Al Worthington, R (7, 1) | | | | | | | | | | 0 | 0 | 0 | 0 | 0 | 0 | 0 |
| Rich Reese, L (9, PH) | | | | | | | | | | 1 | 0 | 0 | 0 | 0 | 0 | 0 |
| Inning Stats | R: 0 E: 0 K: 2 S: 7 H: 0 LOB: 0 BB: 0 P: 7 | R: 0 E: 0 K: 2 S: 8 H: 1 LOB: 1 BB: 0 P: 8 | R: 0 E: 0 K: 2 S: 7 H: 0 LOB: 0 BB: 0 P: 7 | R: 0 E: 0 K: 2 S: 9 H: 2 LOB: 2 BB: 0 P: 9 | R: 0 E: 0 K: 2 S: 6 H: 0 LOB: 0 BB: 1 P: 10 | R: 3 E: 0 K: 1 S: 7 H: 2 LOB: 1 BB: 2 P: 15 | R: 1 E: 0 K: 1 S: 7 H: 2 LOB: 1 BB: 0 P: 7 | R: 0 E: 0 K: 0 S: 4 H: 1 LOB: 2 BB: 1 P: 8 | R: 0 E: 0 K: 0 S: 3 H: 0 LOB: 1 BB: 0 P: 4 | 1B: 6 2B: 1 3B: 0 HR: 1 | SF: 0 SAC: 0 DP: 0 HBP: 1 | | | | | | |

| PITCHER | IP | WLS | BF | H | R | ER | SO | BB | IBB | HBP | BLK | WP | HR | S | P | ERA | WHIP |
|---|---|---|---|---|---|---|---|---|---|---|---|---|---|---|---|---|---|
| Sam McDowell, L (1, 1)<br>ERA: 3.72 | 8.0 | W | 35 | 8 | 4 | 4 | 12 | 4 | 0 | 0 | 0 | 1 | 1 | 55 | 71 | 4.50 | 1.500 |
| George Culver, R (9, 1)<br>ERA: 1.59 | 1.0 | S | 4 | 0 | 0 | 0 | 0 | 0 | 0 | 1 | 0 | 0 | 0 | 3 | 4 | 0.00 | 0.000 |

| PITCHER | IP | WLS | BF | H | R | ER | SO | BB | IBB | HBP | BLK | WP | HR | S | P | ERA | WHIP |
|---|---|---|---|---|---|---|---|---|---|---|---|---|---|---|---|---|---|

# TOP

## Minnesota Twins @ Cleveland Indians

Cleveland Municipal Stadium, Cleveland, OH

Thu Apr 27 1967, 3:33 AM EST

Att. 3,760 - Unknown

livebaseballscorecards.com

| | |
|---|---|
| AB | 34 |
| R | 4 |
| H | 8 |
| RBI | 4 |
| BB | 4 |
| SO | 12 |
| LOB | 16 |

| | | | |
|---|---|---|---|
| WP: 1 | PA: 39 | | |
| PB: 0 | | | |
| SB: 0 | | | |
| CS: 1 | | | |

# Minnesota Twins @ Cleveland Indians

Cleveland Municipal Stadium, Cleveland, OH

Thu Apr 27 1967, 3:33 AM EST

Att. 3,760 - Unknown

livebaseballscorecards.com

## BOTTOM

| Batter | 1 | 2 | 3 | 4 | 5 | 6 | 7 | 8 | 9 | AB | R | H | RBI | BB | SO | LOB |
|---|---|---|---|---|---|---|---|---|---|---|---|---|---|---|---|---|
| Max Alvis, R (1, 5)<br>OBP: 0.313, SLG: 0.372 | FC1-6<br>1B | | K | | FC6-2<br>E 1B<br>BB<br>1-2<br>2-3<br>3-Hf | FC6-4<br>1-2f | | 4-3 | | 5 | 1 | 1 | 0 | 0 | 1 | 6 |
| Vic Davalillo, L (1, 8)<br>OBP: 0.296, SLG: 0.340 | FC1-6<br>1-2f | | F5 | | BB E<br>1B<br>1-2<br>2-3<br>3-H | | G3 | | | 4 | 0 | 1 | 1 | 0 | 0 | 1 |
| Chuck Hinton, R (1, 9)<br>OBP: 0.314, SLG: 0.469 | K | | 5-3 | | FC6<br>BB<br>1-2<br>2-3<br>3-H | | K | | | 4 | 0 | 0 | 0 | 0 | 2 | 3 |
| Rocky Colavito, R (1, 7)<br>OBP: 0.417, SLG: 0.400<br>Duke Sims, L (9, 2)<br>OBP: 0.270, SLG: 0.344 | F7 | | | F8 | F6 | | 3-1 | | | 4<br>0 | 0<br>0 | 0<br>0 | 0<br>0 | 0<br>0 | 0<br>0 | 4<br>0 |
| Fred Whitfield, L (1, 3)<br>OBP: 0.347, SLG: 0.442 | | 1B<br>2B | K | BB<br>1-2<br>2-3<br>3-H | | | | 1-3 | | 3 | 1 | 1 | 1 | 1 | 1 | 0 |
| Gus Gil, R (1, 4)<br>OBP: 0.304, SLG: 0.317 | | F9 | F4 | | 4-3 | | | FC5-4<br>2B | | 4 | 1 | 1 | 0 | 0 | 0 | 4 |
| Joe Azcue, R (1, 2)<br>Leon Wagner, L (8, PH)<br>OBP: 0.297, SLG: 0.353<br>Chico Salmon, R (9, 7)<br>OBP: 0.400, SLG: 0.400 | | 5-3 | | | SH 1B<br>FC6-2<br>BB | F6 | | FC5-4<br>IBB | | 2<br>0<br>0 | 0<br>0<br>0 | 0<br>0<br>0 | 0<br>1<br>0 | 1<br>0<br>0 | 0<br>0<br>0 | 1<br>0<br>0 |
| Larry Brown, R (1, 6)<br>OBP: 0.415, SLG: 0.343 | 2-H<br>1B | | | | FC6-2 SH<br>1B<br>1-2<br>1B | 6-3 | | FC5-4<br>2B<br>1-2f<br>2-3 | | 4 | 1 | 2 | 1 | 0 | 0 | 2 |
| Sam McDowell, L (1, 1)<br>OBP: 0.333, SLG: 0.333<br>Willie Smith, L (8, PH)<br>OBP: 0.375, SLG: 0.500<br>George Culver, R (9, 1) | G3 | | | | SH<br>1B FC6-2<br>E<br>1-2<br>2-3 | FC6-4<br>1B | | 1-3<br>2B<br>3-H | | 2<br>1<br>0 | 1<br>0<br>0 | 0<br>1<br>0 | 0<br>1<br>0 | 0<br>0<br>0 | 0<br>0<br>0 | 1<br>0<br>0 |
| Inning Stats | R: 0 H: 1<br>E: 0 LOB: 1<br>K: 1 BB: 0<br>S: 6 P: 6 | R: 1 H: 2<br>E: 0 LOB: 1<br>K: 0 BB: 0<br>S: 5 P: 5 | R: 0 H: 0<br>E: 0 LOB: 0<br>K: 1 BB: 0<br>S: 5 P: 5 | R: 0 H: 0<br>E: 0 LOB: 0<br>K: 1 BB: 0<br>S: 5 P: 5 | R: 3 H: 2<br>E: 1 LOB: 3<br>K: 0 BB: 2<br>S: 7 P: 15 | R: 0 H: 1<br>E: 0 LOB: 1<br>K: 0 BB: 0<br>S: 4 P: 4 | R: 0 H: 0<br>E: 0 LOB: 0<br>K: 1 BB: 0<br>S: 5 P: 5 | R: 1 H: 2<br>E: 0 LOB: 2<br>K: 0 BB: 1<br>S: 5 P: 9 | | 1B: 5 SF: 0<br>2B: 3 SAC: 1<br>3B: 0 DP: 0<br>HR: 0 HBP: 0 | | | | | | WP: 0 PA: 37<br>PB: 0<br>SB: 0<br>CS: 0 |

| | AB | 33 |
|---|---|---|
| | R | 5 |
| | H | 8 |
| | RBI | 4 |
| | BB | 3 |
| | SO | 4 |
| | LOB | 22 |

| PITCHER | | IP | WLS | BF | H | R | ER | SO | BB | IBB | HBP | BLK | WP | HR | S | P | ERA | WHIP |
|---|---|---|---|---|---|---|---|---|---|---|---|---|---|---|---|---|---|---|
| Jim Kaat, L<br>ERA: 4.7 | (1, 1) | 4.1 | | 21 | 5 | 4 | 2 | 3 | 1 | 0 | 0 | 0 | 0 | 0 | 26 | 30 | 4.15 | 1.385 |
| Jim Perry, R<br>ERA: 4.5 | (5, 1) | 1.2 | | 7 | 1 | 0 | 0 | 0 | 1 | 0 | 0 | 0 | 0 | 0 | 6 | 10 | 0.00 | 1.200 |
| Al Worthington, R<br>ERA: 1.74 | (7, 1) | 2.0 | L | 9 | 2 | 1 | 1 | 1 | 0 | 1 | 0 | 0 | 0 | 0 | 10 | 14 | 4.50 | 1.000 |

| PITCHER | IP | WLS | BF | H | R | ER | SO | BB | IBB | HBP | BLK | WP | HR | S | P | ERA | WHIP |
|---|---|---|---|---|---|---|---|---|---|---|---|---|---|---|---|---|---|

| Batter | 1 | 2 | 3 | 4 | 5 | 6 | 7 | 8 | 9 | AB | R | H | RBI | BB | SO | LOB |
|---|---|---|---|---|---|---|---|---|---|---|---|---|---|---|---|---|
| Cesar Tovar, R (1, 8) (7, 7)<br>OBP: 0.309, SLG: 0.302 | 6-3 | | F9 | | E6 4-3 | | WP SH1-4 1B 1B | BB | | 4 | 1 | 1 | 0 | 1 | 0 | 0 |
| Russ Nixon, L (1, 2)<br>OBP: 0.167, SLG: 0.118 | 1B BB | | K | | 4-3 1-2 | | SH1-4 1-2 | F8 | | 3 | 0 | 0 | 0 | 1 | 1 | 2 |
| Rich Rollins, R (1, 5)<br>OBP: 0.269, SLG: 0.271 | F3 | | | HR 1B | 5-3 | | 6-3 2-3 | | 4-3 | 5 | 1 | 1 | 0 | 0 | 0 | 3 |
| Harmon Killebrew, R (1, 3)<br>OBP: 0.500, SLG: 0.500 | 1-2 1B | | | 1-H HR | BB | | 1B 1B BB | | HR 1B | 3 | 3 | 3 | 2 | 2 | 0 | 0 |
| Walt Bond, L (1, 7)<br>OBP: 0.444, SLG: 0.857 | 4-1 | | | FC6-4 BB FC6-4 1B | 1-3 | | 1B 1-2 3-H 1B | | F6 | 4 | 1 | 2 | 1 | 0 | 0 | 4 |
| Ted Uhlaender, L (7, PR) (7, 8) | | | | | | | | | | 1 | 0 | 0 | 0 | 0 | 0 | 1 |
| Bob Allison, R (1, 9)<br>OBP: 0.333, SLG: 0.571 | | 5-3 | | FC6-4 1-2 BB | | K | 1-3 2-H 1B | | HR 1-H | 4 | 1 | 2 | 3 | 1 | 1 | 0 |
| Zoilo Versalles, R (1, 6)<br>OBP: 0.354, SLG: 0.457 | | K | | FC6-4 FC6-4 1-2f 2-3 | | K | F9 | | 4-3 | 5 | 0 | 0 | 0 | 0 | 2 | 4 |
| Rod Carew, L (1, 4)<br>OBP: 0.289, SLG: 0.310 | | 6-3 | | FC6-4 1-2f 3-H | | 1B | | F6 | | 4 | 0 | 1 | 1 | 0 | 0 | 1 |
| Dean Chance, R (1, 1) | | | K | K | | K | | K | | 4 | 0 | 0 | 0 | 0 | 4 | 2 |

# TOP

## Minnesota Twins @ Washington Senators

D.C. Stadium, Washington, DC

Fri Apr 28 1967, 6:05 PM EST

Att. 8,122 - Unknown

livebaseballscorecards.com

| | |
|---|---|
| AB | 37 |
| R | 7 |
| H | 10 |
| RBI | 7 |
| BB | 5 |
| SO | 8 |
| LOB | 17 |

| Inning Stats | 1 | 2 | 3 | 4 | 5 | 6 | 7 | 8 | 9 |
|---|---|---|---|---|---|---|---|---|---|
| | R: 0 E: 0 K: 0 S: 4 | R: 0 E: 0 K: 1 S: 5 | R: 0 E: 0 K: 2 S: 7 | R: 3 E: 0 K: 1 S: 8 | R: 0 E: 1 K: 0 S: 4 | R: 0 E: 0 K: 3 S: 10 | R: 2 E: 0 K: 0 S: 6 | R: 0 E: 0 K: 1 S: 5 | R: 2 E: 0 K: 0 S: 5 |
| | H: 1 LOB: 2 BB: 1 P: 8 | H: 0 LOB: 0 BB: 0 P: 5 | H: 0 LOB: 0 BB: 0 P: 7 | H: 3 LOB: 1 BB: 1 P: 12 | H: 0 LOB: 2 BB: 1 P: 8 | H: 1 LOB: 1 BB: 0 P: 10 | H: 3 LOB: 2 BB: 1 P: 10 | H: 0 LOB: 1 BB: 1 P: 9 | H: 2 LOB: 0 BB: 0 P: 5 |

| | | |
|---|---|---|
| 1B: 8 | SF: 0 | WP: 1 |
| 2B: 0 | SAC: 1 | PB: 0 |
| 3B: 0 | DP: 0 | SB: 0 |
| HR: 2 | HBP: 0 | CS: 0 |

PA: 43

| PITCHER | | IP | WLS | BF | H | R | ER | SO | BB | IBB | HBP | BLK | WP | HR | S | P | ERA | WHIP |
|---|---|---|---|---|---|---|---|---|---|---|---|---|---|---|---|---|---|---|
| Joe Coleman, R<br>ERA: 4.07 | (1, 1) | 6.2 | L | 33 | 8 | 5 | 5 | 7 | 4 | 0 | 0 | 0 | 1 | 1 | 43 | 59 | 6.75 | 1.800 |
| Dave Baldwin, R<br>ERA: | (7, 1) | 0.1 | | 1 | 0 | 0 | 0 | 0 | 0 | 0 | 0 | 0 | 0 | 0 | 1 | 1 | 0.00 | 0.000 |
| Bob Humphreys, R<br>ERA: 4.76 | (8, 1) | 2.0 | | 9 | 2 | 2 | 2 | 1 | 1 | 0 | 0 | 0 | 0 | 1 | 10 | 14 | 9.00 | 1.500 |

| PITCHER | IP | WLS | BF | H | R | ER | SO | BB | IBB | HBP | BLK | WP | HR | S | P | ERA | WHIP |
|---|---|---|---|---|---|---|---|---|---|---|---|---|---|---|---|---|---|

| Batter | 1 | 2 | 3 | 4 | 5 | 6 | 7 | 8 | 9 | AB | R | H | RBI | BB | SO | LOB |
|---|---|---|---|---|---|---|---|---|---|---|---|---|---|---|---|---|
| Fred Valentine, S (1, 8)<br>OBP: 0.346, SLG: 0.333 | 5-3 | K | | | 4-3 | | FC6-4 BB | | | 3 | 0 | 0 | 0 | 1 | 1 | 0 |
| Ken McMullen, R (1, 5)<br>OBP: 0.184, SLG: 0.354 | HR 3B | 6-3 | | | 5-3 | | FC6-4 1-2f | | | 4 | 1 | 1 | 0 | 0 | 0 | 1 |
| Jim King, L (1, 9)<br>OBP: 0.304, SLG: 0.333 | HR BB | | E1 4-3 1-3 | | 2-3 | | | 4-3 | | 3 | 1 | 0 | 0 | 1 | 0 | 0 |
| Frank Howard, R (1, 7)<br>OBP: 0.295, SLG: 0.500 | 1-H 3-H HR | | 1-3 1-2 | | | 5-3 | | L5 | | 4 | 1 | 1 | 3 | 0 | 0 | 1 |
| Bob Chance, L (1, 3)<br>OBP: 0.348, SLG: 0.500 | 4-3 2B | | 4-3 2-3 | | | K | | 1-3 | | 4 | 0 | 1 | 0 | 0 | 1 | 1 |
| Bernie Allen, L (1, 4)<br>OBP: 0.192, SLG: 0.204 | 4-3 2-3 | | F7 | | | BB PO E | | | K | 3 | 0 | 0 | 0 | 1 | 1 | 2 |
| Paul Casanova, R (1, 2)<br>OBP: 0.417, SLG: 0.424 | 1B | | | F7 | | E3 1-2 | | | 1-3 1B | 4 | 0 | 2 | 0 | 0 | 0 | 1 |
| Ed Brinkman, R (1, 6)<br>OBP: 0.236, SLG: 0.269 | 1-3 | | | K | | PO 2-3 | 6-3 | | 1-3 1-2 | 4 | 0 | 0 | 0 | 0 | 1 | 3 |
| Joe Coleman, R (1, 1)<br>OBP: 0.200, SLG: 0.222 | | K | | K | | | 5-3 | | F5 | 2 | 0 | 0 | 0 | 0 | 2 | 0 |
| Dave Baldwin, R (7, 1) | | | | | | | | | | 0 | 0 | 0 | 0 | 0 | 0 | 0 |
| Cap Peterson, R (7, PH)<br>OBP: 0.349, SLG: 0.308 | | | | | | | | | | 1 | 0 | 0 | 0 | 0 | 0 | 0 |
| Bob Humphreys, R (8, 1)<br>OBP: 1.000, SLG: 1.000 | | | | | | | | | | 0 | 0 | 0 | 0 | 0 | 0 | 0 |
| Dick Nen, L (9, PH)<br>OBP: 0.154, SLG: 0.154 | | | | | | | | | | 1 | 0 | 0 | 0 | 0 | 0 | 1 |
| Inning Stats | R: 3 H: 4<br>E: 0 LOB: 2<br>K: 0 BB: 1<br>S: 7 P: 11 | R: 0 H: 0<br>E: 0 LOB: 0<br>K: 2 BB: 0<br>S: 7 P: 7 | R: 0 H: 0<br>E: 1 LOB: 1<br>K: 0 BB: 0<br>S: 4 P: 4 | R: 0 H: 0<br>E: 0 LOB: 0<br>K: 2 BB: 0<br>S: 7 P: 7 | R: 0 H: 0<br>E: 0 LOB: 0<br>K: 0 BB: 0<br>S: 3 P: 3 | R: 0 H: 0<br>E: 1 LOB: 1<br>K: 1 BB: 1<br>S: 5 P: 9 | R: 0 H: 0<br>E: 0 LOB: 1<br>K: 0 BB: 1<br>S: 3 P: 7 | R: 0 H: 0<br>E: 0 LOB: 0<br>K: 0 BB: 0<br>S: 3 P: 3 | R: 0 H: 1<br>E: 0 LOB: 1<br>K: 1 BB: 0<br>S: 6 P: 6 | 1B: 2 SF: 0<br>2B: 1 SAC: 0<br>3B: 1 DP: 0<br>HR: 1 HBP: 0 | | | | | | |

| PITCHER | IP | WLS | BF | H | R | ER | SO | BB | IBB | HBP | BLK | WP | HR | S | P | ERA | WHIP |
|---|---|---|---|---|---|---|---|---|---|---|---|---|---|---|---|---|---|
| Dean Chance, R (1, 1)<br>ERA: 3.45 | 9.0 | W | 36 | 5 | 3 | 3 | 6 | 3 | 0 | 0 | 0 | 0 | 1 | 45 | 57 | 3.00 | 0.889 |

| PITCHER | IP | WLS | BF | H | R | ER | SO | BB | IBB | HBP | BLK | WP | HR | S | P | ERA | WHIP |
|---|---|---|---|---|---|---|---|---|---|---|---|---|---|---|---|---|---|

# BOTTOM

## Minnesota Twins @ Washington Senators

D.C. Stadium, Washington, DC

Fri Apr 28 1967, 6:05 PM EST

Att. 8,122 - Unknown

livebaseballscorecards.com

| | |
|---|---|
| AB | 33 |
| R | 3 |
| H | 5 |
| RBI | 3 |
| BB | 3 |
| SO | 6 |
| LOB | 10 |

WP: 0 PA: 37
PB: 0
SB: 0
CS: 0

| Batter | 1 | 2 | 3 | 4 | 5 | 6 | 7 | 8 | 9 | AB | R | H | RBI | BB | SO | LOB |
|---|---|---|---|---|---|---|---|---|---|---|---|---|---|---|---|---|
| Cesar Tovar, R (1, 8)<br>OBP: 0.333, SLG: 0.351 | 0-0 1B FC4-6-3-2 2B | 1-0 HBP | | | 0-0 3B 2B | 0-0 ① 6-3 | | 0-0 ① FC4-6 FC4-6 1-2f | | 4 | 2 | 2 | 0 | 0 | 0 | 1 |
| Rod Carew, L (1, 4)<br>OBP: 0.300, SLG: 0.362 | 0-0 FC4-6-3-2 1B 1B | 0-0 ③ F7 | | | 0-0 2-H 1B 3B | 0-0 ② F6 | | 0-0 ② FC4-6 1-2f E | | 5 | 2 | 2 | 1 | 0 | 0 | 4 |
| Rich Rollins, R (1, 5)<br>OBP: 0.281, SLG: 0.269 | 0-0 FC4-6-3-2 1-2 2-3 1B | 0-0 ① 6-3 | | | 0-0 ① L5 | B B B B 4-0 1B BB | | 0-0 E9 1-H | | 4 | 0 | 1 | 0 | 1 | 0 | 1 |
| Harmon Killebrew, R (1, 3)<br>OBP: 0.491, SLG: 0.488 | S S S 0-3 ① K | 0-0 ② F4 | | | 0-0 BB 1B 1B 3-H 1B | 0-0 1-2 1B | | 0-0 ③ 6-3 | | 5 | 1 | 2 | 1 | 0 | 1 | 4 |
| Walt Bond, L (1, 7)<br>OBP: 0.357, SLG: 0.583 | 0-0 ② ③ FC4-6-3-2 1-2 2-3 3-H | 0-0 ③ F5 | | | 0-0 BB 1-2 1B 1B | 0-0 ③ 1-3 | | | 0-0 ① 4-3 | 5 | 1 | 1 | 1 | 0 | 0 | 4 |
| Bob Allison, R (1, 9)<br>OBP: 0.358, SLG: 0.556 | | 0-0 1B 1B | | B B B B 4-0 CS 1B BB | B B B B 4-0 1B 1-2 2-3 BB | | S S S 0-3 ① K | | S S S 0-3 ② K | 3 | 0 | 1 | 0 | 2 | 2 | 0 |
| Zoilo Versalles, R (1, 6)<br>OBP: 0.358, SLG: 0.451 | | 0-0 S 1-3 1B | | 0-0 1-2 1B | S S S 0-3 ② K | | 0-0 ② 6-3 | | 0-0 ③ 5-3 | 5 | 0 | 2 | 0 | 0 | 1 | 3 |
| Russ Nixon, L (1, 2)<br>OBP: 0.182, SLG: 0.143 | S S S 0-3 ① K | S S S 0-3 ① ② K 2-3 | | | 0-0 1-2 2-H 3-H 1B | S S S 0-3 ③ K | | | | 4 | 0 | 1 | 2 | 0 | 3 | 4 |
| Dave Boswell, R (1, 1)<br>Rich Reese, L (4, PH)<br>Jim Perry, S (4, 1)<br>Jim Merritt, L (7, 1)<br>Al Worthington, R (7, 1)<br>Sandy Valdespino, L (8, PH)<br>OBP: 0.500, SLG: 0.667<br>Ron Kline, R (8, 1) | S S S 0-3 ② K 1-2 | 0-0 ③ F5 | | | 0-0 ③ G3 | | | B B B B 4-0 FC4-6 BB | | 1<br>1<br>1<br>0<br>0<br>0<br>0 | 0<br>0<br>0<br>0<br>0<br>0<br>0 | 0<br>0<br>0<br>0<br>0<br>0<br>0 | 0<br>0<br>0<br>0<br>0<br>0<br>0 | 0<br>0<br>0<br>0<br>1<br>0<br>0 | 1<br>0<br>0<br>0<br>0<br>0<br>0 | 2<br>1<br>2<br>0<br>0<br>0<br>0 |
| Inning Stats | R: 1 H: 3<br>E: 0 LOB: 1<br>K: 1 BB: 0<br>S: 7 P: 7 | R: 0 H: 2<br>E: 0 LOB: 3<br>K: 2 BB: 0<br>S: 9 P: 10 | R: 0 H: 0<br>E: 0 LOB: 0<br>K: 0 BB: 0<br>S: 3 P: 3 | R: 0 H: 1<br>E: 0 LOB: 1<br>K: 1 BB: 1<br>S: 5 P: 9 | R: 4 H: 5<br>E: 0 LOB: 2<br>K: 1 BB: 1<br>S: 10 P: 14 | R: 0 H: 1<br>E: 0 LOB: 2<br>K: 0 BB: 1<br>S: 4 P: 8 | R: 0 H: 0<br>E: 0 LOB: 0<br>K: 2 BB: 0<br>S: 7 P: 7 | R: 1 H: 0<br>E: 1 LOB: 1<br>K: 0 BB: 1<br>S: 4 P: 8 | R: 0 H: 0<br>E: 0 LOB: 0<br>K: 1 BB: 0<br>S: 5 P: 5 | 1B: 9<br>2B: 3<br>3B: 1<br>HR: 0 | SF: 0<br>SAC: 0<br>DP: 1<br>HBP: 1 | | | WP: 0<br>PB: 0<br>SB: 1<br>CS: 1 | PA: 43 | | |

# TOP

## Minnesota Twins @ Washington Senators

D.C. Stadium, Washington, DC

Sat Apr 29 1967, 3:33 AM EST
Att. 4,886 - Unknown

livebaseballscorecards.com

| | |
|---|---|
| AB | 38 |
| R | 6 |
| H | 12 |
| RBI | 5 |
| BB | 4 |
| SO | 8 |
| LOB | 26 |

| PITCHER | | IP | WLS | BF | H | R | ER | SO | BB | IBB | HBP | BLK | WP | HR | S | P | ERA | WHIP |
|---|---|---|---|---|---|---|---|---|---|---|---|---|---|---|---|---|---|---|
| Phil Ortega, R<br>ERA: 4.7 | (1, 1) | 4.0 | | 20 | 8 | 3 | 3 | 4 | 1 | 0 | 1 | 0 | 0 | 0 | 26 | 31 | 6.75 | 2.250 |
| Jim Hannan, R<br>ERA: 5.06 | (5, 1) | 0.2 | | 6 | 3 | 2 | 2 | 1 | 1 | 0 | 0 | 0 | 0 | 0 | 7 | 11 | 27.00 | 6.000 |
| Darold Knowles, L<br>ERA: 1.0 | (5, 1) | 2.1 | W | 9 | 1 | 0 | 0 | 2 | 1 | 0 | 0 | 0 | 0 | 0 | 12 | 16 | 0.00 | 0.857 |
| Bob Priddy, R<br>ERA: 4.5 | (8, 1) | 2.0 | S | 8 | 0 | 1 | 0 | 1 | 1 | 0 | 0 | 0 | 0 | 0 | 9 | 13 | 0.00 | 0.500 |

| PITCHER | IP | WLS | BF | H | R | ER | SO | BB | IBB | HBP | BLK | WP | HR | S | P | ERA | WHIP |
|---|---|---|---|---|---|---|---|---|---|---|---|---|---|---|---|---|---|

# BOTTOM

## Minnesota Twins @ Washington Senators

D.C. Stadium, Washington, DC

Sat Apr 29 1967, 3:33 AM EST

Att. 4,886 - Unknown

| Batter | 1 | 2 | 3 | 4 | 5 | 6 | 7 | 8 | 9 | AB | R | H | RBI | BB | SO | LOB |
|---|---|---|---|---|---|---|---|---|---|---|---|---|---|---|---|---|
| Bob Saverine, S (1, 4)<br>OBP: 0.375, SLG: 0.375<br>Bob Priddy, R (8, 1) | G3 | | K | | 1-3 | | 1B | F7 | | 4 | 1 | 1 | 0 | 0 | 1 | 0 |
| | | | | | | | | | | 1 | 0 | 0 | 0 | 0 | 0 | 0 |
| Fred Valentine, S (1, 8)<br>OBP: 0.368, SLG: 0.333<br>(8, 9) | K | | HR S<br>BB | | BB | | E 1B<br>1-2 PB<br>1B | F6 | | 3 | 2 | 1 | 0 | 2 | 1 | 0 |
| Jim King, L (1, 9)<br>OBP: 0.308, SLG: 0.458<br>Hank Allen, R (7, PH)<br>OBP: 0.400, SLG: 0.667<br>(8, 8) | K | | 1-H<br>HR | | F3 | | E7<br>PB<br>1-3<br>2-H<br>1B | | | 3 | 1 | 1 | 2 | 0 | 1 | 1 |
| | | | | | | | | | | 1 | 1 | 1 | 1 | 0 | 0 | 0 |
| Frank Howard, R (1, 7)<br>OBP: 0.333, SLG: 0.585 | | F8 1B<br>1B | HR | | 6-3 | | PB<br>1B<br>IBB | | | 3 | 3 | 2 | 1 | 1 | 0 | 1 |
| Bob Chance, L (1, 3)<br>OBP: 0.385, SLG: 0.500<br>Ken Harrelson, R (7, PH)<br>OBP: 0.320, SLG: 0.227<br>(8, 3) | 1B<br>1-2 3-5-2<br>1B | | BB | | | K | 1B<br>1-3<br>2-H<br>3-H<br>SH5-3<br>1B | | | 2 | 0 | 1 | 0 | 1 | 1 | 0 |
| | | | | | | | | | | 1 | 1 | 1 | 1 | 0 | 0 | 0 |
| Paul Casanova, R (1, 2)<br>OBP: 0.425, SLG: 0.459 | F8<br>2-3 | F5 | | | | G3<br>2B | SH5-3<br>1-3<br>3-H<br>1B | | | 4 | 0 | 2 | 1 | 0 | 0 | 3 |
| Ken McMullen, R (1, 5)<br>OBP: 0.192, SLG: 0.353 | 1-3<br>3-H<br>1B | 6-3 | | | | G3<br>2-3 | SH5-3<br>1-2<br>3-H | | | 3 | 0 | 1 | 2 | 0 | 0 | 1 |
| Ed Brinkman, R (1, 6)<br>OBP: 0.237, SLG: 0.268 | 3-5-2<br>3-Hf | CS<br>1B | | | | 1-3 | K | | | 4 | 0 | 1 | 0 | 0 | 1 | 4 |
| Phil Ortega, R (1, 1)<br>Jim Hannan, R (5, 1)<br>Darold Knowles, L (5, 1)<br>Cap Peterson, R (7, PH)<br>OBP: 0.341, SLG: 0.300<br>Bernie Allen, L (8, 4)<br>OBP: 0.189, SLG: 0.200 | | | K | F9<br>1-2 | | | F7 | G3 | | 2 | 0 | 0 | 0 | 0 | 1 | 1 |
| | | | | | | | | | | 0 | 0 | 0 | 0 | 0 | 0 | 0 |
| | | | | | | | | | | 0 | 0 | 0 | 0 | 0 | 0 | 0 |
| | | | | | | | | | | 1 | 0 | 0 | 0 | 0 | 0 | 0 |
| | | | | | | | | | | 1 | 0 | 0 | 0 | 0 | 0 | 0 |
| Inning Stats | R: 0<br>E: 0<br>K: 2<br>S: 7<br>H: 0<br>LOB: 0<br>BB: 0<br>P: 7 | R: 1<br>E: 0<br>K: 0<br>S: 5<br>H: 3<br>LOB: 1<br>BB: 0<br>P: 5 | R: 3<br>E: 0<br>K: 2<br>S: 9<br>H: 2<br>LOB: 1<br>BB: 2<br>P: 17 | R: 0<br>E: 0<br>K: 0<br>S: 3<br>H: 1<br>LOB: 0<br>BB: 0<br>P: 3 | R: 0<br>E: 0<br>K: 0<br>S: 3<br>H: 0<br>LOB: 1<br>BB: 1<br>P: 7 | R: 0<br>E: 0<br>K: 1<br>S: 6<br>H: 1<br>LOB: 1<br>BB: 0<br>P: 6 | R: 5<br>E: 1<br>K: 1<br>S: 10<br>H: 5<br>LOB: 1<br>BB: 1<br>P: 14 | R: 0<br>E: 0<br>K: 0<br>S: 3<br>H: 0<br>LOB: 0<br>BB: 0<br>P: 3 | | 1B: 9<br>2B: 2<br>3B: 0<br>HR: 2<br>SF: 0<br>SAC: 1<br>DP: 1<br>HBP: 0 | | | | | | |

livebaseballscorecards.com

| | AB | 33 |
|---|---|---|
| | R | 9 |
| | H | 12 |
| | RBI | 8 |
| | BB | 4 |
| | SO | 6 |
| | LOB | 11 |

WP: 0 PB: 1 SB: 1 CS: 1 PA: 38

| PITCHER | | IP | WLS | BF | H | R | ER | SO | BB | IBB | HBP | BLK | WP | HR | S | P | ERA | WHIP |
|---|---|---|---|---|---|---|---|---|---|---|---|---|---|---|---|---|---|---|
| Dave Boswell, R<br>ERA: 10.45 | (1, 1) | 3.0 | | 15 | 5 | 4 | 4 | 4 | 2 | 0 | 0 | 0 | 0 | 2 | 21 | 29 | 12.00 | 2.333 |
| Jim Perry, R<br>ERA: 4.91 | (4, 1) | 3.1 | L | 14 | 4 | 2 | 2 | 1 | 1 | 0 | 0 | 0 | 0 | 0 | 15 | 19 | 5.40 | 1.500 |
| Jim Merritt, L<br>ERA: 3.0 | (7, 1) | 0.0 | | 2 | 1 | 0 | 0 | 0 | 0 | 1 | 0 | 0 | 0 | 0 | 1 | 5 | ∞ | ∞ |
| Al Worthington, R<br>ERA: 2.45 | (7, 1) | 0.2 | | 4 | 2 | 3 | 3 | 1 | 0 | 0 | 0 | 0 | 0 | 0 | 6 | 6 | 40.50 | 3.000 |
| Ron Kline, R<br>ERA: 2.84 | (8, 1) | 1.0 | | 3 | 0 | 0 | 0 | 0 | 0 | 0 | 0 | 0 | 0 | 0 | 3 | 3 | 0.00 | 0.000 |

| PITCHER | IP | WLS | BF | H | R | ER | SO | BB | IBB | HBP | BLK | WP | HR | S | P | ERA | WHIP |
|---|---|---|---|---|---|---|---|---|---|---|---|---|---|---|---|---|---|

| Batter | 1 | 2 | 3 | 4 | 5 | 6 | 7 | 8 | 9 | AB | R | H | RBI | BB | SO | LOB |
|---|---|---|---|---|---|---|---|---|---|---|---|---|---|---|---|---|
| Cesar Tovar, R (1, 8)<br>OBP: 0.313, SLG: 0.328 | 4-3 | | F6 | | F3 | | 6-3<br>1-2<br>2-3 | | | 4 | 0 | 0 | 0 | 0 | 0 | 4 |
| Rod Carew, L (1, 4)<br>OBP: 0.315, SLG: 0.360 | K | | BB<br>1-2 | | | 4-3 | 1B<br>2-3<br>3-H | | | 3 | 0 | 1 | 1 | 1 | 1 | 0 |
| Rich Rollins, R (1, 5)<br>OBP: 0.262, SLG: 0.250 | K | | F8 | | | 5-3 | | F8 | | 4 | 0 | 0 | 0 | 0 | 1 | 2 |
| Ron Clark, R (8, 5) | | | | | | | | | | 0 | 0 | 0 | 0 | 0 | 0 | 0 |
| Harmon Killebrew, R (1, 3)<br>OBP: 0.458, SLG: 0.444 | | F8 | | F5 | | 6-3 | | 6-3 | | 4 | 0 | 0 | 0 | 0 | 0 | 0 |
| Walt Bond, L (1, 7)<br>OBP: 0.389, SLG: 0.500 | | BB | | G3 | | | BB | F2 | | 2 | 1 | 0 | 0 | 2 | 0 | 0 |
| Bob Allison, R (1, 9)<br>OBP: 0.351, SLG: 0.531 | | K | | K | | | 1B<br>1-2 | | 5-3 | 4 | 1 | 1 | 0 | 0 | 2 | 1 |
| Zoilo Versalles, R (1, 6)<br>OBP: 0.351, SLG: 0.436 | | K | F8 | | | | 6-3<br>1-3<br>2-H | | K | 4 | 1 | 1 | 1 | 0 | 2 | 1 |
| Earl Battey, R (1, 2)<br>OBP: 0.333, SLG: 0.261 | | | FC1-6 | 5-3 | | | 1B<br>1-2<br>3-H | | K | 4 | 0 | 2 | 1 | 0 | 1 | 0 |
| Mudcat Grant, R (1, 1)<br>OBP: 0.167, SLG: 0.167 | | | FC1-6<br>1-2f | | | | F5 | | | 2 | 0 | 1 | 0 | 0 | 0 | 1 |
| Jim Ollom, R (5, 1) | | | BB | | | | | | | 0 | 0 | 0 | 0 | 0 | 0 | 0 |
| Rich Reese, L (7, PH) | | | | | | | | | | 1 | 0 | 0 | 0 | 0 | 0 | 2 |
| Dwight Siebler, R (7, 1) | | | | | | | | | | 0 | 0 | 0 | 0 | 0 | 0 | 0 |
| Inning Stats | R: 0<br>E: 0<br>K: 2<br>S: 7<br>H: 0<br>LOB: 0<br>BB: 0<br>P: 7 | R: 0<br>E: 0<br>K: 2<br>S: 7<br>H: 0<br>LOB: 1<br>BB: 1<br>P: 11 | R: 0<br>E: 0<br>K: 0<br>S: 4<br>H: 1<br>LOB: 2<br>BB: 1<br>P: 8 | R: 0<br>E: 0<br>K: 1<br>S: 5<br>H: 0<br>LOB: 0<br>BB: 0<br>P: 5 | R: 0<br>E: 0<br>K: 0<br>S: 4<br>H: 1<br>LOB: 1<br>BB: 0<br>P: 4 | R: 0<br>E: 0<br>K: 0<br>S: 3<br>H: 0<br>LOB: 0<br>BB: 0<br>P: 3 | R: 3<br>E: 0<br>K: 0<br>S: 6<br>H: 4<br>LOB: 2<br>BB: 1<br>P: 10 | R: 0<br>E: 0<br>K: 0<br>S: 3<br>H: 0<br>LOB: 0<br>BB: 0<br>P: 3 | R: 0<br>E: 0<br>K: 2<br>S: 7<br>H: 0<br>LOB: 0<br>BB: 0<br>P: 7 | 1B: 6<br>2B: 0<br>3B: 0<br>HR: 0<br>SF: 0<br>SAC: 0<br>DP: 0<br>HBP: 0 | | | | | | |

| PITCHER | IP | WLS | BF | H | R | ER | SO | BB | IBB | HBP | BLK | WP | HR | S | P | ERA | WHIP |
|---|---|---|---|---|---|---|---|---|---|---|---|---|---|---|---|---|---|
| Camilo Pascual, R (1, 1)<br>ERA: 4.3 | 6.0 | W | 26 | 5 | 3 | 3 | 5 | 3 | 0 | 0 | 0 | 0 | 0 | 33 | 45 | 4.50 | 1.333 |
| Bob Humphreys, R (7, 1)<br>ERA: 3.77 | 3.0 | S | 9 | 1 | 0 | 0 | 2 | 0 | 0 | 0 | 0 | 0 | 0 | 13 | 13 | 0.00 | 0.333 |

| PITCHER | IP | WLS | BF | H | R | ER | SO | BB | IBB | HBP | BLK | WP | HR | S | P | ERA | WHIP |
|---|---|---|---|---|---|---|---|---|---|---|---|---|---|---|---|---|---|

# TOP

## Minnesota Twins @ Washington Senators

D.C. Stadium, Washington, DC

Sun Apr 30 1967, 3:33 AM EDT

Unknown

livebaseballscorecards.com

| | |
|---|---|
| AB | 32 |
| R | 3 |
| H | 6 |
| RBI | 3 |
| BB | 3 |
| SO | 7 |
| LOB | 11 |

WP: 0 PB: 0 SB: 0 CS: 0 PA: 35

# BOTTOM

## Minnesota Twins @ Washington Senators

D.C. Stadium, Washington, DC

Sun Apr 30 1967, 3:33 AM EDT

Unknown

livebaseballscorecards.com

| Batter | 1 | 2 | 3 | 4 | 5 | 6 | 7 | 8 | 9 | AB | R | H | RBI | BB | SO | LOB |
|---|---|---|---|---|---|---|---|---|---|---|---|---|---|---|---|---|
| Bob Saverine, S (1, 4)<br>OBP: 0.417, SLG: 0.417<br>Bernie Allen, L (8, 4)<br>OBP: 0.204, SLG: 0.216 | F7 | | BB, 1-2, 1B | | F8, BB, 2B, 1B, 2-H, 3-H | 6-3 | | 2-H, 1B | | 4<br>1 | 1<br>0 | 2<br>1 | 2<br>1 | 0<br>0 | 0<br>0 | 1<br>0 |
| Fred Valentine, S (1, 8)<br>OBP: 0.371, SLG: 0.313 | F7 | | G6-3, BB, 1-2, 2-3 | | S, 2B, 1-2, BB | | F5 | F9 | | 3 | 1 | 0 | 0 | 2 | 0 | 1 |
| Jim King, L (1, 9)<br>OBP: 0.267, SLG: 0.393 | 4-3 | | G6-3, 1-2f | | F8, 2-3 | | F6 | | | 4 | 0 | 0 | 0 | 0 | 0 | 5 |
| Frank Howard, R (1, 7)<br>OBP: 0.365, SLG: 0.622<br>Hank Allen, R (7, PR)<br>OBP: 0.400, SLG: 0.667 (8, 7) | | K | | G1-6-3, 1B | 1B, 1-H, 3-H, 2B | | BB, 1B | | | 4<br>0 | 1<br>0 | 3<br>0 | 2<br>0 | 0<br>0 | 1<br>0 | 0<br>0 |
| Bob Chance, L (1, 3)<br>OBP: 0.393, SLG: 0.478<br>Ken Harrelson, R (5, PH)<br>OBP: 0.370, SLG: 0.261 (6, 3) | | G1-6-3, BB | | F7 | E, S, 2-H, 1B | | BB, 1-2 | | | 1<br>1 | 0<br>0 | 0<br>1 | 0<br>1 | 1<br>1 | 0<br>0 | 1<br>0 |
| Paul Casanova, R (1, 2)<br>OBP: 0.386, SLG: 0.415 | G1-6-3, 1-2f | | | G1-6-3, 1-2f | K, 1-3 | | F8 | | | 4 | 0 | 0 | 0 | 0 | 1 | 5 |
| Ken McMullen, R (1, 5)<br>OBP: 0.250, SLG: 0.407 | | | FC6-4, 1B | | SH1-4, BB, 1B, BB | 2B | | SH2-4, 1B | | 3 | 2 | 3 | 0 | 1 | 0 | 0 |
| Ed Brinkman, R (1, 6)<br>OBP: 0.238, SLG: 0.254 | | | FC6-4, PB, 1-2f, 1B | | SH1-4, 1-2, 1B, BB | 1-3 | | F8 | | 3 | 2 | 0 | 0 | 1 | 0 | 3 |
| Camilo Pascual, R (1, 1)<br>OBP: 0.250, SLG: 0.250<br>Bob Humphreys, R (7, 1)<br>OBP: 1.000, SLG: 1.000 | | | BB, 1B, 1-H, 1B | | SH1-4, 1-2, 2-3 | K | | SH2-4, 1-2 | | 2<br>0 | 0<br>0 | 1<br>0 | 1<br>0 | 0<br>0 | 1<br>0 | 1<br>0 |
| Inning Stats | R: 0<br>E: 0<br>K: 0<br>S: 3<br>H: 0<br>LOB: 0<br>BB: 0<br>P: 3 | R: 0<br>E: 0<br>K: 1<br>S: 4<br>H: 0<br>LOB: 0<br>BB: 1<br>P: 8 | R: 1<br>E: 0<br>K: 0<br>S: 5<br>H: 3<br>LOB: 2<br>BB: 1<br>P: 9 | R: 0<br>E: 0<br>K: 0<br>S: 3<br>H: 1<br>LOB: 0<br>BB: 0<br>P: 3 | R: 5<br>E: 0<br>K: 1<br>S: 8<br>H: 3<br>LOB: 1<br>BB: 3<br>P: 20 | R: 0<br>E: 0<br>K: 1<br>S: 6<br>H: 1<br>LOB: 1<br>BB: 0<br>P: 6 | R: 0<br>E: 0<br>K: 0<br>S: 4<br>H: 1<br>LOB: 2<br>BB: 1<br>P: 8 | R: 1<br>E: 0<br>K: 0<br>S: 5<br>H: 2<br>LOB: 1<br>BB: 0<br>P: 5 | | 1B: 9<br>2B: 2<br>3B: 0<br>HR: 0<br>SF: 0<br>SAC: 2<br>DP: 3<br>HBP: 0 | | | | WP: 0<br>PB: 1<br>SB: 2<br>CS: 0<br>PA: 38 | | |

| | AB | 30 |
|---|---|---|
| | R | 7 |
| | H | 11 |
| | RBI | 7 |
| | BB | 6 |
| | SO | 3 |
| | LOB | 17 |

| PITCHER | | IP | WLS | BF | H | R | ER | SO | BB | IBB | HBP | BLK | WP | HR | S | P | ERA | WHIP |
|---|---|---|---|---|---|---|---|---|---|---|---|---|---|---|---|---|---|---|
| Mudcat Grant, R<br>ERA: 5.82 | (1, 1) | 4.2 | L | 22 | 6 | 6 | 6 | 1 | 5 | 0 | 0 | 0 | 0 | 0 | 19 | 39 | 11.57 | 2.357 |
| Jim Ollom, L<br>ERA: 6.75 | (5, 1) | 1.1 | | 6 | 2 | 0 | 0 | 2 | 0 | 0 | 0 | 0 | 0 | 0 | 10 | 10 | 0.00 | 1.500 |
| Dwight Siebler, R<br>ERA: 3.0 | (7, 1) | 2.0 | | 10 | 3 | 1 | 1 | 0 | 1 | 0 | 0 | 0 | 0 | 0 | 9 | 13 | 4.50 | 2.000 |

| PITCHER | IP | WLS | BF | H | R | ER | SO | BB | IBB | HBP | BLK | WP | HR | S | P | ERA | WHIP |
|---|---|---|---|---|---|---|---|---|---|---|---|---|---|---|---|---|---|

# Minnesota Twins @ Washington Senators

D.C. Stadium, Washington, DC

Sun Apr 30 1967, 3:38 AM EDT

Att. 18,555 - Unknown

livebaseballscorecards.com

TOP

| Batter | 1 | 2 | 3 | 4 | 5 | 6 | 7 | 8 | 9 | AB | R | H | RBI | BB | SO | LOB |
|---|---|---|---|---|---|---|---|---|---|---|---|---|---|---|---|---|
| Cesar Tovar, R (1, 8)<br>OBP: 0.324, SLG: 0.328 | 6-3 | | | 5-3 | | 1-2 1B | | | B B B B 4-0 G4-6-3 BB | 3 | 0 | 1 | 0 | 1 | 0 | 0 |
| Ron Clark, R (1, 5) | 4-3 | | | 6-3 | | 5-3 | | | G4-6-3 1-2f | 4 | 0 | 0 | 0 | 0 | 0 | 3 |
| Rod Carew, L (1, 4)<br>OBP: 0.304, SLG: 0.346 | 6-3 | | | 4-3 | | | F7 | | | 2 | 0 | 0 | 0 | 0 | 0 | 0 |
| Frank Quilici, R (5, 4) | | | | | | | | | | 1 | 0 | 0 | 0 | 0 | 0 | 0 |
| Harmon Killebrew, R (1, 3)<br>OBP: 0.435, SLG: 0.417 | | 4-3 | | | 6-3 | | 4-3 | | | 3 | 0 | 0 | 0 | 0 | 0 | 0 |
| Bob Allison, R (1, 7)<br>OBP: 0.333, SLG: 0.500 | | F5 | | | F9 | | 5-3 | | | 3 | 0 | 0 | 0 | 0 | 0 | 0 |
| Andy Kosco, R (1, 9)<br>OBP: 0.222, SLG: 0.125 | | 5-3 | | | 1-3 | | | 6-3 | | 3 | 0 | 0 | 0 | 0 | 0 | 0 |
| Zoilo Versalles, R (1, 6)<br>OBP: 0.333, SLG: 0.414 | | | F2 | | | F9 | | 5-3 | | 3 | 0 | 0 | 0 | 0 | 0 | 0 |
| Jerry Zimmerman, R (1, 2) | | | 6-3 | | | G3 | | F8 | | 3 | 0 | 0 | 0 | 0 | 0 | 0 |
| Jim Kaat, L (1, 1)<br>OBP: 0.273, SLG: 0.300 | | | F4 | | | B B B B 4-0 1B BB | | | F8 | 1 | 0 | 0 | 0 | 1 | 0 | 0 |
| Ron Kline, R (7, 1) | | | | | | | | | | 0 | 0 | 0 | 0 | 0 | 0 | 0 |
| Earl Battey, R (9, PH)<br>OBP: 0.321, SLG: 0.250 | | | | | | | | | | 1 | 0 | 0 | 0 | 0 | 0 | 0 |
| Inning Stats | R: 0 E: 0 K: 0 S: 3 H: 0 LOB: 0 BB: 0 P: 3 | R: 0 E: 0 K: 0 S: 3 H: 0 LOB: 0 BB: 0 P: 3 | R: 0 E: 0 K: 0 S: 3 H: 0 LOB: 0 BB: 0 P: 3 | R: 0 E: 0 K: 0 S: 3 H: 0 LOB: 0 BB: 0 P: 3 | R: 0 E: 0 K: 0 S: 3 H: 0 LOB: 0 BB: 0 P: 3 | R: 0 E: 0 K: 0 S: 4 H: 1 LOB: 2 BB: 1 P: 8 | R: 0 E: 0 K: 0 S: 3 H: 0 LOB: 0 BB: 0 P: 3 | R: 0 E: 0 K: 0 S: 3 H: 0 LOB: 0 BB: 0 P: 3 | R: 0 E: 0 K: 0 S: 2 H: 0 LOB: 0 BB: 1 P: 6 | 1B: 1 2B: 0 3B: 0 HR: 0 | SF: 0 SAC: 0 DP: 1 HBP: 0 | | | | | |

| | AB | 27 |
|---|---|---|
| | R | 0 |
| | H | 1 |
| | RBI | 0 |
| | BB | 2 |
| | SO | 0 |
| | LOB | 3 |

WP: 0 PB: 0 SB: 0 CS: 0 PA: 29

| PITCHER | IP | WLS | BF | H | R | ER | SO | BB | IBB | HBP | BLK | WP | HR | S | P | ERA | WHIP |
|---|---|---|---|---|---|---|---|---|---|---|---|---|---|---|---|---|---|
| Barry Moore, L (1, 1)<br>ERA: 0.5 | 9.0 | W | 29 | 1 | 0 | 0 | 0 | 2 | 0 | 0 | 0 | 0 | 0 | 27 | 35 | 0.00 | 0.333 |

| PITCHER | IP | WLS | BF | H | R | ER | SO | BB | IBB | HBP | BLK | WP | HR | S | P | ERA | WHIP |
|---|---|---|---|---|---|---|---|---|---|---|---|---|---|---|---|---|---|

| Batter | 1 | 2 | 3 | 4 | 5 | 6 | 7 | 8 | 9 | AB | R | H | RBI | BB | SO | LOB |
|---|---|---|---|---|---|---|---|---|---|---|---|---|---|---|---|---|
| Ed Brinkman, R (1, 6)<br>OBP: 0.239, SLG: 0.242 | F8 | 6-3 | | | 6-3 | | E E HBP | | | 3 | 1 | 0 | 0 | 0 | 0 | 1 |
| Tim Cullen, R (1, 4)<br>OBP: 0.625, SLG: 0.625 | BB 1B | | 1B | | K | | E1 1-H FC6-2 1B | | | 4 | 0 | 3 | 0 | 0 | 1 | 0 |
| Hank Allen, R (1, 8) (8, 7)<br>OBP: 0.357, SLG: 0.538 | F9 | | K | | | S 1B | FC6-2 3-H | | | 4 | 0 | 1 | 0 | 0 | 1 | 3 |
| Frank Howard, R (1, 7)<br>OBP: 0.357, SLG: 0.583<br>Fred Valentine, S (8, 8)<br>OBP: 0.371, SLG: 0.313 | BBBB BB 1-2 | | F4 | | | K | K | | | 3<br>0 | 0<br>0 | 0<br>0 | 0<br>0 | 1<br>0 | 2<br>0 | 3<br>0 |
| Cap Peterson, R (1, 9)<br>OBP: 0.333, SLG: 0.295 | 4-3 | | 6-3 | | | F3 1-2 | | 1B SH2-3 1B | | 4 | 0 | 1 | 0 | 0 | 0 | 4 |
| Ken Harrelson, R (1, 3)<br>OBP: 0.400, SLG: 0.400 | | HR | | F3 | | BBBB BB | | SH2-3 1-2 | | 2 | 1 | 1 | 1 | 1 | 0 | 0 |
| Ken McMullen, R (1, 5)<br>OBP: 0.267, SLG: 0.414 | | SH1 1B | | F6 | | F8 | | 2-3 1B | | 4 | 0 | 2 | 0 | 0 | 0 | 2 |
| Doug Camilli, R (1, 2)<br>OBP: 0.154, SLG: 0.385 | | F6 | | F3 | | | HR | K | | 4 | 1 | 1 | 1 | 0 | 1 | 3 |
| Barry Moore, L (1, 1)<br>OBP: 0.167, SLG: 0.200 | | SH1 1-2 | | | 5-3 | | K | F7 | | 3 | 0 | 0 | 0 | 0 | 1 | 2 |
| Inning Stats | R: 0 E: 0 K: 0 S: 4 H: 1 LOB: 2 BB: 1 P: 8 | R: 1 E: 0 K: 0 S: 5 H: 2 LOB: 1 BB: 0 P: 5 | R: 0 E: 0 K: 1 S: 6 H: 1 LOB: 1 BB: 0 P: 6 | R: 0 E: 0 K: 0 S: 3 H: 0 LOB: 0 BB: 0 P: 3 | R: 0 E: 0 K: 1 S: 5 H: 0 LOB: 0 BB: 0 P: 5 | R: 0 E: 0 K: 1 S: 6 H: 1 LOB: 2 BB: 1 P: 10 | R: 2 E: 1 K: 2 S: 9 H: 2 LOB: 1 BB: 0 P: 10 | R: 0 E: 0 K: 1 S: 7 H: 2 LOB: 2 BB: 0 P: 7 | | 1B: 7 2B: 0 3B: 0 HR: 2 | SF: 0 SAC: 2 DP: 0 HBP: 1 | | | | | | |

| PITCHER | | IP | WLS | BF | H | R | ER | SO | BB | IBB | HBP | BLK | WP | HR | S | P | ERA | WHIP |
|---|---|---|---|---|---|---|---|---|---|---|---|---|---|---|---|---|---|---|
| Jim Kaat, L<br>ERA: 4.3 | (1, 1) | 6.1 | L | 29 | 7 | 3 | 2 | 4 | 2 | 0 | 1 | 0 | 0 | 2 | 34 | 43 | 2.84 | 1.421 |
| Ron Kline, R<br>ERA: 2.25 | (7, 1) | 1.2 | | 7 | 2 | 0 | 0 | 2 | 0 | 0 | 0 | 0 | 0 | 0 | 11 | 11 | 0.00 | 1.200 |

| PITCHER | IP | WLS | BF | H | R | ER | SO | BB | IBB | HBP | BLK | WP | HR | S | P | ERA | WHIP |
|---|---|---|---|---|---|---|---|---|---|---|---|---|---|---|---|---|---|

# BOTTOM

## Minnesota Twins @ Washington Senators

D.C. Stadium, Washington, DC

Sun Apr 30 1967, 3:38 AM EDT

Att. 18,555 - Unknown

livebaseballscorecards.com

| | |
|---|---|
| AB | 31 |
| R | 3 |
| H | 9 |
| RBI | 2 |
| BB | 2 |
| SO | 6 |
| LOB | 18 |

WASHINGTON SENATORS

PA: 36

WP: 0 PB: 0 SB: 1 CS: 0

| Batter | 1 | 2 | 3 | 4 | 5 | 6 | 7 | 8 | 9 | AB | R | H | RBI | BB | SO | LOB |
|---|---|---|---|---|---|---|---|---|---|---|---|---|---|---|---|---|
| Horace Clarke, S (1, 4)<br>OBP: 0.381, SLG: 0.297 | K | | BB<br>G3 1B | | F7 | | 6-3 | | FC6-4<br>1B WP E<br>1-2f<br>2-3 | 4 | 1 | 0 | 0 | 1 | 1 | 3 |
| Tom Tresh, S (1, 7)<br>OBP: 0.372, SLG: 0.415 | F4 | | G3<br>1-2 1B | | HR<br>1-H | | | BB<br>3-1 | BB<br>E<br>1-2<br>3-H | 3 | 1 | 2 | 2 | 2 | 0 | 0 |
| Mickey Mantle, S (1, 3)<br>OBP: 0.415, SLG: 0.465<br>Ray Barker, L (8, 3)<br>OBP: 0.154, SLG: 0.083 | 2B<br>1B | | G3<br>1-2<br>2-3 | | F7 | | | F9 | E6<br>1-2<br>2-H<br>1B | 4<br>1 | 0<br>0 | 1<br>1 | 0<br>0 | 0<br>0 | 0<br>0 | 3<br>0 |
| Steve Whitaker, L (1, 9)<br>OBP: 0.267, SLG: 0.381 | 1-3<br>2B | | K | | | F7 | | 3-1<br>1-2 | 4-3 | 5 | 0 | 1 | 0 | 0 | 1 | 5 |
| Jake Gibbs, L (1, 2)<br>OBP: 0.366, SLG: 0.343 | 3-1 | | | F9 | | 4-3 | | BB | | 3 | 0 | 0 | 0 | 1 | 0 | 2 |
| Charley Smith, R (1, 5)<br>OBP: 0.292, SLG: 0.292 | | 6-3 | | F4 | | FC6-4<br>1B | | K | | 4 | 0 | 1 | 0 | 0 | 1 | 2 |
| Bill Robinson, R (1, 8)<br>OBP: 0.277, SLG: 0.231 | | K | | 1-3 | | FC6-4<br>1-2f | | | E5<br>FC6-4 1B<br>WP | 4 | 1 | 0 | 0 | 0 | 1 | 1 |
| John Kennedy, R (1, 6)<br>OBP: 0.311, SLG: 0.263 | | 4-3 | | | BB<br>HR | | F3 | | K | 3 | 1 | 0 | 0 | 1 | 1 | 1 |
| Fritz Peterson, S (1, 1) | | | | | | | | | | 0 | 0 | 0 | 0 | 0 | 0 | 0 |
| Jim Bouton, R (1, 1) | | | | | | | | | | 2 | 0 | 0 | 0 | 0 | 1 | 1 |
| Billy Bryan, L (7, PH) | | | | | | | | | | 1 | 0 | 0 | 0 | 0 | 0 | 0 |
| Thad Tillotson, R (7, 1) | | | 5-3 | | K | | F2 | | FC6-4<br>1-2 1B | 0 | 0 | 0 | 0 | 0 | 0 | 0 |
| Dick Howser, R (9, PH)<br>OBP: 0.410, SLG: 0.353 | | | | | | | | | | 1 | 0 | 1 | 0 | 0 | 0 | 0 |
| Inning Stats | R: 0<br>E: 0<br>K: 1<br>S: 7<br>H: 2<br>LOB: 2<br>BB: 0<br>P: 7 | R: 0<br>E: 0<br>K: 1<br>S: 5<br>H: 0<br>LOB: 0<br>BB: 0<br>P: 5 | R: 0<br>E: 0<br>K: 1<br>S: 6<br>H: 1<br>LOB: 2<br>BB: 1<br>P: 10 | R: 0<br>E: 0<br>K: 0<br>S: 3<br>H: 0<br>LOB: 0<br>BB: 0<br>P: 3 | R: 2<br>E: 0<br>K: 1<br>S: 6<br>H: 1<br>LOB: 0<br>BB: 1<br>P: 10 | R: 0<br>E: 0<br>K: 0<br>S: 4<br>H: 1<br>LOB: 1<br>BB: 0<br>P: 4 | R: 0<br>E: 0<br>K: 0<br>S: 3<br>H: 0<br>LOB: 0<br>BB: 0<br>P: 3 | R: 0<br>E: 0<br>K: 1<br>S: 5<br>H: 0<br>LOB: 2<br>BB: 2<br>P: 13 | R: 2<br>E: 2<br>K: 1<br>S: 8<br>H: 2<br>LOB: 2<br>BB: 1<br>P: 12 | 1B: 5<br>2B: 1<br>3B: 0<br>HR: 1<br>SF: 0<br>SAC: 0<br>DP: 0<br>HBP: 0 | | | | | WP: 1<br>PB: 0<br>SB: 0<br>CS: 0 | PA: 40 | |

| PITCHER | | IP | WLS | BF | H | R | ER | SO | BB | IBB | HBP | BLK | WP | HR | S | P | ERA | WHIP |
|---|---|---|---|---|---|---|---|---|---|---|---|---|---|---|---|---|---|---|
| Dean Chance, R<br>ERA: 3.38 | (1, 1) | 6.0 | W | 25 | 5 | 2 | 2 | 4 | 2 | 0 | 0 | 0 | 0 | 1 | 31 | 39 | 3.00 | 1.167 |
| Al Worthington, R<br>ERA: 1.93 | (7, 1) | 3.0 | S | 15 | 2 | 2 | 0 | 2 | 3 | 0 | 0 | 0 | 1 | 0 | 16 | 28 | 0.00 | 1.667 |

| PITCHER | IP | WLS | BF | H | R | ER | SO | BB | IBB | HBP | BLK | WP | HR | S | P | ERA | WHIP |
|---|---|---|---|---|---|---|---|---|---|---|---|---|---|---|---|---|---|

# New York Yankees @ Minnesota Twins

Metropolitan Stadium, Bloomington , MI

Tue May 02 1967, 8:05 PM EDT

Att. 8,171 - Unknown

TOP

livebaseballscorecards.com

| | |
|---|---|
| AB | 35 |
| R | 4 |
| H | 7 |
| RBI | 2 |
| BB | 5 |
| SO | 6 |
| LOB | 18 |

| Batter | 1 | 2 | 3 | 4 | 5 | 6 | 7 | 8 | 9 | AB | R | H | RBI | BB | SO | LOB |
|---|---|---|---|---|---|---|---|---|---|---|---|---|---|---|---|---|
| Cesar Tovar, R (1, 4) (7, 6)<br>OBP: 0.333, SLG: 0.353 | E9<br>2B<br>E2<br>1-2 2-H 3-H<br>1B | | | 6-3 | | SH3-4<br>1-2 2-3 | | 6-3 | | 4 | 1 | 2 | 1 | 0 | 0 | 0 |
| Ted Uhlaender, L (1, 8)<br>OBP: 0.286, SLG: 0.714 | 1B SF9<br>2B<br>1-3 | | | K | | K | | SF8<br>3B | | 5 | 2 | 2 | 0 | 0 | 2 | 4 |
| Zoilo Versalles, R (1, 6)<br>OBP: 0.344, SLG: 0.452 | SF9<br>2-3<br>1B | L4 | | 1-3 | | 2B<br>2-H 3-H<br>3B | | BB<br>1B<br>BB | | 4 | 2 | 2 | 2 | 0 | 0 | 0 |
| Frank Quilici, R (7, 4) | | | | | | | | | | 0 | 1 | 0 | 0 | 1 | 0 | 0 |
| Harmon Killebrew, R (1, 3)<br>OBP: 0.418, SLG: 0.431 | SF9<br>1-2<br>3-H | K | | | F8 | 2B<br>3-H | | SF8<br>3-H | | 3 | 0 | 1 | 3 | 0 | 1 | 0 |
| Rich Reese, L (9, 3) | | | | | | | | | | 0 | 0 | 0 | 0 | 0 | 0 | 0 |
| Bob Allison, R (1, 7)<br>OBP: 0.354, SLG: 0.491 | 2B<br>2-H<br>1B | F8 | | | BB | 6-3 | | 1B<br>1-2<br>1B<br>BB | | 3 | 2 | 1 | 1 | 2 | 0 | 1 |
| Andy Kosco, R (1, 9)<br>OBP: 0.286, SLG: 0.167 | F8 | | G6-4-3<br>BB | | F4 | E5<br>SF9 | | 1B<br>1-2<br>2-H<br>1B | | 4 | 1 | 1 | 1 | 1 | 0 | 2 |
| Ron Clark, R (1, 5)<br>OBP: 0.200, SLG: 0.333 | BB<br>1-H<br>1B<br>2B | | G6-4-3<br>1-2f | | F8 | SF9<br>3-H | | 1-3<br>2-H<br>1B | | 4 | 1 | 2 | 3 | 0 | 0 | 2 |
| Jerry Zimmerman, R (1, 2)<br>OBP: 0.188, SLG: 0.133 | 1B BB<br>E<br>IBB | | 1B | | | SH3-4 E<br>3B<br>1B | | F5 | F7 | 4 | 2 | 2 | 0 | 1 | 0 | 2 |
| Dean Chance, R (1, 1) | | | 1-3 | | | E3<br>SH3-4<br>1-2<br>3B | | K | | 2 | 1 | 0 | 0 | 1 | 0 | 2 |
| Al Worthington, R (7, 1) | E<br>1-2 2-3<br>BB | | | | | | | | | 1 | 0 | 0 | 0 | 0 | 1 | 0 |
| Inning Stats | R: 6<br>E: 2<br>K: 0<br>S: 9<br>H: 6<br>LOB: 2<br>BB: 2<br>P: 17 | R: 0<br>E: 0<br>K: 1<br>S: 5<br>H: 0<br>LOB: 0<br>BB: 0<br>P: 5 | R: 0<br>E: 0<br>K: 0<br>S: 3<br>H: 1<br>LOB: 1<br>BB: 1<br>P: 7 | R: 0<br>E: 0<br>K: 1<br>S: 5<br>H: 0<br>LOB: 0<br>BB: 0<br>P: 5 | R: 0<br>E: 0<br>K: 0<br>S: 3<br>H: 0<br>LOB: 1<br>BB: 1<br>P: 7 | R: 3<br>E: 1<br>K: 1<br>S: 9<br>H: 3<br>LOB: 1<br>BB: 0<br>P: 9 | R: 1<br>E: 1<br>K: 1<br>S: 6<br>H: 0<br>LOB: 0<br>BB: 0<br>P: 6 | R: 3<br>E: 0<br>K: 0<br>S: 6<br>H: 3<br>LOB: 2<br>BB: 2<br>P: 14 | | 1B: 7<br>2B: 4<br>3B: 2<br>HR: 0<br>SF: 3<br>SAC: 1<br>DP: 1<br>HBP: 0 | | | | | | |

| PITCHER | | IP | WLS | BF | H | R | ER | SO | BB | IBB | HBP | BLK | WP | HR | S | P | ERA | WHIP |
|---|---|---|---|---|---|---|---|---|---|---|---|---|---|---|---|---|---|---|
| Fritz Peterson, L<br>ERA: 12.46 | (1, 1) | 0.2 | L | 9 | 5 | 6 | 5 | 0 | 1 | 1 | 0 | 0 | 0 | 0 | 7 | 15 | 67.50 | 9.000 |
| Jim Bouton, R<br>ERA: 2.89 | (1, 1) | 5.1 | | 23 | 5 | 3 | 0 | 3 | 2 | 0 | 0 | 0 | 0 | 0 | 27 | 35 | 0.00 | 1.312 |
| Thad Tillotson, R<br>ERA: 3.38 | (7, 1) | 2.0 | | 12 | 3 | 4 | 3 | 1 | 2 | 0 | 0 | 0 | 0 | 0 | 12 | 20 | 13.50 | 2.500 |

| PITCHER | IP | WLS | BF | H | R | ER | SO | BB | IBB | HBP | BLK | WP | HR | S | P | ERA | WHIP |
|---|---|---|---|---|---|---|---|---|---|---|---|---|---|---|---|---|---|

# BOTTOM

## New York Yankees @ Minnesota Twins

Metropolitan Stadium, Bloomington , MI

Tue May 02 1967, 8:05 PM EDT

Att. 8,171 - Unknown

livebaseballscorecards.com

| | |
|---|---|
| AB | 34 |
| R | 13 |
| H | 13 |
| RBI | 11 |
| BB | 6 |
| SO | 4 |
| LOB | 13 |

WP: 0 PA: 44
PB: 0
SB: 0
CS: 0

| Batter | 1 | 2 | 3 | 4 | 5 | 6 | 7 | 8 | 9 | AB | R | H | RBI | BB | SO | LOB |
|---|---|---|---|---|---|---|---|---|---|---|---|---|---|---|---|---|
| Horace Clarke, S (1, 4)<br>OBP: 0.370, SLG: 0.275 | 6-3 | | BB, 1B | F9 | | | F7 | | | 3 | 1 | 0 | 0 | 1 | 0 | 1 |
| Tom Tresh, S (1, 7)<br>OBP: 0.366, SLG: 0.397 | 3-1 | | BB, 1-2, 1B | | F8 | | K | | | 3 | 0 | 0 | 0 | 1 | 1 | 0 |
| Mickey Mantle, S (1, 3)<br>OBP: 0.404, SLG: 0.511 | HR | | K | | K | | | 6-3 | | 4 | 1 | 1 | 1 | 0 | 2 | 2 |
| Steve Whitaker, L (1, 9)<br>OBP: 0.286, SLG: 0.413 | E, 2B | | HBP, 1-3, 2-H, 1B | | F8 | | | K | | 4 | 1 | 2 | 1 | 0 | 1 | 0 |
| Jake Gibbs, L (1, 2)<br>OBP: 0.357, SLG: 0.333<br>Elston Howard, R (3, PH)<br>OBP: 0.326, SLG: 0.378 (3, 2) | E6, 2-H | | G4-6-3, 1-2, HBP | | | L4 | | F9 | | 1<br>2 | 0<br>0 | 0<br>0 | 0<br>0 | 0<br>0 | 0<br>0 | 0<br>0 |
| Charley Smith, R (1, 5)<br>OBP: 0.289, SLG: 0.290 | F8 | | G4-6-3, 1-2f | | | FC6-4, 1B | | | L1-3 | 4 | 0 | 1 | 0 | 0 | 0 | 4 |
| Bill Robinson, R (1, 8)<br>OBP: 0.275, SLG: 0.214 | | BB, G6-4-3 | | 4-3 | | F9 | | | F3 | 3 | 0 | 0 | 0 | 1 | 0 | 1 |
| John Kennedy, R (1, 6)<br>OBP: 0.327, SLG: 0.268 | | G6-4-3, 1-2f | | BB, FC5-4 | | FC6-4, 1-2f | | | 1B, S | 3 | 0 | 1 | 0 | 1 | 0 | 2 |
| Fred Talbot, R (1, 1)<br>Hal Reniff, R (9, 1) | | K | | FC5-4, 1-2f | | | K | | K, 1-2 | 4<br>0 | 0<br>0 | 0<br>0 | 0<br>0 | 0<br>0 | 3<br>0 | 2<br>0 |
| Inning Stats | R: 2 E: 1 K: 0 S: 6<br>H: 2 LOB: 1 BB: 0 P: 6 | R: 0 E: 0 K: 1 S: 4<br>H: 0 LOB: 0 BB: 1 P: 8 | R: 1 E: 0 K: 1 S: 5<br>H: 1 LOB: 2 BB: 2 P: 14 | R: 0 E: 0 K: 0 S: 3<br>H: 0 LOB: 1 BB: 1 P: 7 | R: 0 E: 0 K: 1 S: 5<br>H: 0 LOB: 0 BB: 0 P: 5 | R: 0 E: 0 K: 0 S: 4<br>H: 1 LOB: 1 BB: 0 P: 4 | R: 0 E: 0 K: 2 S: 7<br>H: 0 LOB: 0 BB: 0 P: 7 | R: 0 E: 0 K: 1 S: 5<br>H: 0 LOB: 0 BB: 0 P: 5 | R: 0 E: 0 K: 1 S: 6<br>H: 1 LOB: 1 BB: 0 P: 6 | 1B: 3 2B: 1 3B: 0 HR: 1<br>SF: 0 SAC: 0 DP: 2 HBP: 1 | | | | | | |

| PITCHER | | IP | WLS | BF | H | R | ER | SO | BB | IBB | HBP | BLK | WP | HR | S | P | ERA | WHIP |
|---|---|---|---|---|---|---|---|---|---|---|---|---|---|---|---|---|---|---|
| Dave Boswell, R<br>ERA: 9.95 | (1, 1) | 2.1 | | 13 | 3 | 3 | 2 | 2 | 3 | 0 | 0 | 0 | 0 | 1 | 14 | 26 | 7.71 | 2.571 |
| Jim Ollom, L<br>ERA: 4.0 | (3, 1) | 3.2 | | 13 | 1 | 0 | 0 | 1 | 1 | 0 | 1 | 0 | 0 | 0 | 13 | 18 | 0.00 | 0.545 |
| Jim Merritt, L<br>ERA: 2.25 | (7, 1) | 2.0 | | 6 | 0 | 0 | 0 | 3 | 0 | 0 | 0 | 0 | 0 | 0 | 12 | 12 | 0.00 | 0.000 |
| Ron Kline, R<br>ERA: 2.0 | (9, 1) | 1.0 | W | 4 | 1 | 0 | 0 | 1 | 0 | 0 | 0 | 0 | 0 | 0 | 6 | 6 | 0.00 | 1.000 |

| PITCHER | IP | WLS | BF | H | R | ER | SO | BB | IBB | HBP | BLK | WP | HR | S | P | ERA | WHIP |
|---|---|---|---|---|---|---|---|---|---|---|---|---|---|---|---|---|---|

# TOP

## New York Yankees @ Minnesota Twins

Metropolitan Stadium, Bloomington , MI

Wed May 03 1967, 8:05 PM EDT

Att. 6,545 - Unknown

livebaseballscorecards.com

| | |
|---|---|
| AB | 31 |
| R | 3 |
| H | 5 |
| RBI | 2 |
| BB | 4 |
| SO | 7 |
| LOB | 12 |

WP: 0 PB: 0 SB: 1 CS: 0 PA: 36

# New York Yankees @ Minnesota Twins

Metropolitan Stadium, Bloomington , MI

Wed May 03 1967, 8:05 PM EDT

Att. 6,545 - Unknown

livebaseballscorecards.com

## BOTTOM

| Batter | 1 | 2 | 3 | 4 | 5 | 6 | 7 | 8 | 9 | AB | R | H | RBI | BB | SO | LOB |
|---|---|---|---|---|---|---|---|---|---|---|---|---|---|---|---|---|
| Cesar Tovar, R (1, 4) OBP: 0.316, SLG: 0.333 | F7 | | F7 | | | 1-3 | | F7 | | 4 | 0 | 0 | 0 | 0 | 0 | 2 |
| Ted Uhlaender, L (1, 8) OBP: 0.273, SLG: 0.545 | F8 | | | K | | FC5-4 1B | | E6 2-H | | 4 | 0 | 1 | 0 | 0 | 1 | 1 |
| Zoilo Versalles, R (1, 6) OBP: 0.338, SLG: 0.439 | K | | | F4 | | F9 | | | BB BB FC6-4 1B | 4 | 1 | 1 | 0 | 0 | 1 | 1 |
| Harmon Killebrew, R (1, 3) OBP: 0.423, SLG: 0.426 | | F8 | | FC5-4 1B | | FC5-4 1-2f | | | B B B B FC6-4 1-2 E BB | 3 | 1 | 1 | 0 | 1 | 0 | 1 |
| Bob Allison, R (1, 7) OBP: 0.348, SLG: 0.466 | | 6-3 | | FC5-4 1-2f | | | 4-3 | | B B B B 4-3 FC6-4 1-2 2-3 BB | 3 | 0 | 0 | 0 | 1 | 0 | 1 |
| Andy Kosco, R (1, 9) OBP: 0.222, SLG: 0.125 | K | | | | F8 | | F2 | | FC6-4 E 1B 1-2f 2-3 3-H | 4 | 1 | 0 | 1 | 0 | 1 | 2 |
| Russ Nixon, L (1, 2) OBP: 0.231, SLG: 0.200 | | | 1B | | G5-4-3 1B | | F8 | | F6 | 4 | 0 | 2 | 0 | 0 | 0 | 2 |
| Ron Clark, R (1, 5) OBP: 0.143, SLG: 0.231 | | | K | | G5-4-3 1-2f | | | F4 | E7 1B 1-3 3-H | 4 | 0 | 0 | 0 | 0 | 1 | 3 |
| Dave Boswell, R (1, 1) | | | K | | | HR | | | | 0 | 0 | 0 | 0 | 0 | 0 | 0 |
| Jim Ollom, R (3, 1) | | | | | | | | | | 1 | 0 | 0 | 0 | 0 | 1 | 1 |
| Sandy Valdespino, L (6, PH) OBP: 0.600, SLG: 1.500 | | | | | | | | | | 1 | 1 | 1 | 1 | 0 | 0 | 0 |
| Jim Merritt, L (7, 1) | | | | | | | | | | 0 | 0 | 0 | 0 | 0 | 0 | 0 |
| Walt Bond, L (8, PH) OBP: 0.421, SLG: 0.600 | | | | | | | | | | 1 | 0 | 1 | 0 | 0 | 0 | 0 |
| Rod Carew, L (8, PR) OBP: 0.304, SLG: 0.346 | | | | | | | | | | 0 | 0 | 0 | 0 | 0 | 0 | 0 |
| Ron Kline, R (9, 1) | | | | | | | | | | 0 | 0 | 0 | 0 | 0 | 0 | 0 |
| Rich Reese, L (9, PH) OBP: 0.200, SLG: 0.200 | | | | | | | | E6 2B | 2-3 3-H 1B | 1 | 0 | 1 | 1 | 0 | 0 | 0 |
| Inning Stats | R: 0 E: 0 K: 1 S: 5 H: 0 LOB: 0 BB: 0 P: 5 | R: 0 E: 0 K: 1 S: 5 H: 0 LOB: 0 BB: 0 P: 5 | R: 0 E: 0 K: 2 S: 8 H: 1 LOB: 1 BB: 0 P: 8 | R: 0 E: 0 K: 1 S: 6 H: 1 LOB: 1 BB: 0 P: 6 | R: 0 E: 0 K: 0 S: 3 H: 1 LOB: 0 BB: 0 P: 3 | R: 1 E: 0 K: 0 S: 5 H: 2 LOB: 1 BB: 0 P: 5 | R: 0 E: 0 K: 0 S: 3 H: 0 LOB: 0 BB: 0 P: 3 | R: 0 E: 1 K: 0 S: 4 H: 1 LOB: 2 BB: 0 P: 4 | R: 3 E: 1 K: 0 S: 5 H: 2 LOB: 2 BB: 2 P: 13 | 1B: 6 2B: 1 3B: 0 HR: 1 | SF: 0 SAC: 0 DP: 1 HBP: 0 | | | | | | |

| | AB | 34 |
|---|---|---|
| | R | 4 |
| | H | 8 |
| | RBI | 3 |
| | BB | 2 |
| | SO | 5 |
| | LOB | 14 |

WP: 0 PB: 0 SB: 0 CS: 0 PA: 36

| PITCHER | | IP | WLS | BF | H | R | ER | SO | BB | IBB | HBP | BLK | WP | HR | S | P | ERA | WHIP |
|---|---|---|---|---|---|---|---|---|---|---|---|---|---|---|---|---|---|---|
| Fred Talbot, R ERA: 3.71 | (1, 1) | 8.0 | | 31 | 7 | 3 | 2 | 5 | 1 | 0 | 0 | 0 | 0 | 1 | 40 | 44 | 2.25 | 1.000 |
| Hal Reniff, R ERA: | (9, 1) | 0.2 | L | 5 | 1 | 1 | 0 | 0 | 1 | 0 | 0 | 0 | 0 | 0 | 4 | 8 | 0.00 | 3.000 |

| PITCHER | IP | WLS | BF | H | R | ER | SO | BB | IBB | HBP | BLK | WP | HR | S | P | ERA | WHIP |
|---|---|---|---|---|---|---|---|---|---|---|---|---|---|---|---|---|---|

# Boston Red Sox @ Minnesota Twins

Metropolitan Stadium, Bloomington , MI

Fri May 05 1967, 8:05 PM EDT

Att. 9,893 - Unknown

TOP

livebaseballscorecards.com

| Batter | 1 | 2 | 3 | 4 | 5 | 6 | 7 | 8 | 9 | AB | R | H | RBI | BB | SO | LOB |
|---|---|---|---|---|---|---|---|---|---|---|---|---|---|---|---|---|
| Reggie Smith, S (1, 8)<br>OBP: 0.307, SLG: 0.342 | BBBB 4-0 SH BB | | SSS 0-3 ① K | x 0-0 ③ 4-3 | | | | SSS 0-3 ① K | x 0-0 1-3 2-H 1B | 4 | 0 | 1 | 1 | 1 | 2 | 1 |
| Mike Andrews, R (1, 4)<br>OBP: 0.370, SLG: 0.488 | x 0-0 SH 1-2 | | SSS 0-3 ② K | | | x 0-0 ① F9 | | x 0-0 1-2 1B | SSS 0-3 ③ K | 4 | 0 | 1 | 0 | 0 | 2 | 2 |
| Carl Yastrzemski, L (1, 7)<br>OBP: 0.337, SLG: 0.453 | SSS 0-3 ① K | | x 0-0 E5 | | | BBBB 4-0 1B BB | | x 0-0 ② F7 | | 3 | 0 | 0 | 0 | 1 | 1 | 4 |
| George Scott, R (1, 3)<br>OBP: 0.359, SLG: 0.370 | x 0-0 ② F3 | | x 0-0 ③ F4 | | | x 0-0 G4-6-3 1-2 1B | | SSS 0-3 ③ K | | 4 | 0 | 1 | 0 | 0 | 1 | 5 |
| Dalton Jones, L (1, 5)<br>OBP: 0.432, SLG: 0.515 | x 0-0 ③ F9 | | | x 0-0 ① F4 | | x 0-0 ②③ G4-6-3 1-2f | | | x 0-0 1B 1B 1B | 4 | 1 | 1 | 0 | 0 | 0 | 4 |
| Tony Conigliaro, R (1, 9)<br>OBP: 0.328, SLG: 0.419<br>Jose Tartabull, L (6, 9)<br>OBP: 0.344, SLG: 0.222 | | x 0-0 CS 1B | | x 0-0 ② 5-3 | | | x 0-0 ① 4-3 | | x 0-0 1B 1-2 1B 1B | 2<br>2 | 0<br>1 | 1<br>1 | 0<br>0 | 0<br>0 | 0<br>0 | 0<br>0 |
| Rico Petrocelli, R (1, 6)<br>OBP: 0.405, SLG: 0.449 | | SSS 0-3 ①② K 1-2 | | x 0-0 ③ F8 | | | x 0-0 ② 5-3 | | x 0-0 ① F4 | 4 | 0 | 0 | 0 | 0 | 1 | 3 |
| Bob Tillman, R (1, 2)<br>OBP: 0.111, SLG: 0.111 | | x 0-0 PB 1B | | | x 0-0 ① F9 | | x 0-0 ③ 6-3 | | SSS 0-3 ② K | 4 | 0 | 1 | 0 | 0 | 1 | 2 |
| Billy Rohr, L (1, 1)<br>Lee Stange, R (3, 1)<br>Tony Horton, R (5, PH)<br>OBP: 0.154, SLG: 0.200<br>Galen Cisco, R (5, 1)<br>Don Demeter, R (8, PH)<br>OBP: 0.333, SLG: 0.333<br>Don McMahon, R (8, 1)<br>George Thomas, R (9, PH)<br>OBP: 0.300, SLG: 0.278 | | SSS 0-3 ③ K 1-2 | | | x 0-0 ② F9 | | | x 0-0 E6 1B | x 0-0 1B 1-2 2-H 1B | 1<br>0<br>1<br>0<br>1<br>0<br>0<br>1 | 0<br>0<br>0<br>0<br>0<br>0<br>0<br>0 | 0<br>0<br>0<br>0<br>0<br>0<br>0<br>1 | 0<br>0<br>0<br>0<br>0<br>0<br>0<br>1 | 0<br>0<br>0<br>0<br>0<br>0<br>0<br>1 | 1<br>0<br>0<br>0<br>0<br>0<br>0<br>0 | 1<br>0<br>0<br>0<br>0<br>0<br>0<br>0 |
| Inning Stats | R: 0<br>E: 1<br>K: 1<br>S: 6<br>H: 0<br>LOB: 2<br>BB: 1<br>P: 10 | R: 0<br>E: 0<br>K: 2<br>S: 8<br>H: 2<br>LOB: 1<br>BB: 0<br>P: 8 | R: 0<br>E: 1<br>K: 2<br>S: 8<br>H: 0<br>LOB: 1<br>BB: 0<br>P: 8 | R: 0<br>E: 0<br>K: 0<br>S: 3<br>H: 0<br>LOB: 0<br>BB: 0<br>P: 3 | R: 0<br>E: 0<br>K: 0<br>S: 3<br>H: 0<br>LOB: 0<br>BB: 0<br>P: 3 | R: 0<br>E: 0<br>K: 0<br>S: 3<br>H: 1<br>LOB: 1<br>BB: 1<br>P: 7 | R: 0<br>E: 0<br>K: 0<br>S: 3<br>H: 0<br>LOB: 0<br>BB: 0<br>P: 3 | R: 0<br>E: 1<br>K: 2<br>S: 9<br>H: 1<br>LOB: 2<br>BB: 0<br>P: 9 | R: 2<br>E: 0<br>K: 2<br>S: 11<br>H: 4<br>LOB: 2<br>BB: 0<br>P: 11 | 1B: 8<br>2B: 1<br>3B: 0<br>HR: 0<br>SF: 0<br>SAC: 1<br>DP: 2<br>HBP: 0 | | | | | | |

| | AB | 35 |
|---|---|---|
| | R | 2 |
| | H | 8 |
| | RBI | 2 |
| | BB | 2 |
| | SO | 9 |
| | LOB | 22 |

WP: 0 PB: 1 SB: 0 CS: 1 PA: 38

| PITCHER | | IP | WLS | BF | H | R | ER | SO | BB | IBB | HBP | BLK | WP | HR | S | P | ERA | WHIP |
|---|---|---|---|---|---|---|---|---|---|---|---|---|---|---|---|---|---|---|
| Mudcat Grant, R<br>ERA: 4.56 | (1, 1) | 8.2 | W | 37 | 8 | 2 | 2 | 8 | 2 | 0 | 0 | 0 | 0 | 0 | 51 | 59 | 2.08 | 1.154 |
| Al Worthington, R<br>ERA: 1.88 | (9, 1) | 0.1 | S | 1 | 0 | 0 | 0 | 1 | 0 | 0 | 0 | 0 | 0 | 0 | 3 | 3 | 0.00 | 0.000 |

| PITCHER | | IP | WLS | BF | H | R | ER | SO | BB | IBB | HBP | BLK | WP | HR | S | P | ERA | WHIP |
|---|---|---|---|---|---|---|---|---|---|---|---|---|---|---|---|---|---|---|

| Batter | 1 | 2 | 3 | 4 | 5 | 6 | 7 | 8 | 9 | AB | R | H | RBI | BB | SO | LOB |
|---|---|---|---|---|---|---|---|---|---|---|---|---|---|---|---|---|
| Cesar Tovar, R (1, 8)<br>OBP: 0.313, SLG: 0.329 | 5-3 | F4 | | E S 1B 1B | | 1-3 | | | | 4 | 1 | 1 | 0 | 0 | 0 | 0 |
| Rod Carew, L (1, 4)<br>OBP: 0.317, SLG: 0.345 | E 1B BB | 3B 1B | | K 1-3 | | | 1-3 | | | 3 | 1 | 1 | 0 | 1 | 1 | 1 |
| Zoilo Versalles, R (1, 6)<br>OBP: 0.375, SLG: 0.500 | E8 1-3 1B | 1-H 3B | | 3-H 1B | | | 1B | | | 4 | 0 | 4 | 2 | 0 | 0 | 0 |
| Harmon Killebrew, R (1, 3)<br>OBP: 0.400, SLG: 0.397 | F8 | F8 | | K | | | K | | | 4 | 0 | 0 | 0 | 0 | 2 | 5 |
| Bob Allison, R (1, 7)<br>OBP: 0.342, SLG: 0.443 | 1-3 | | 4-3 BB | | K | | F7 | | | 3 | 0 | 0 | 0 | 1 | 1 | 3 |
| Andy Kosco, R (1, 9)<br>OBP: 0.227, SLG: 0.200 | | 1B 2B | 4-3 1-2 | | 5-3 | | | K | | 4 | 1 | 1 | 0 | 0 | 1 | 1 |
| Earl Battey, R (1, 2)<br>OBP: 0.313, SLG: 0.250 | | HR 1B 2-H | K | | F7 | | | F4 | | 4 | 1 | 1 | 1 | 0 | 1 | 1 |
| Ron Clark, R (1, 5)<br>OBP: 0.167, SLG: 0.412 | | HR 1-H | F3 | | | E2 G2-6-3 | | 6-3 | | 4 | 1 | 1 | 2 | 0 | 0 | 1 |
| Mudcat Grant, R (1, 1)<br>OBP: 0.111, SLG: 0.111<br>Al Worthington, R (9, 1) | 4-3 | | | 6-3 | | G2-6-3 1-2f | | | | 3<br>0 | 0<br>0 | 0<br>0 | 0<br>0 | 0<br>0 | 0<br>0 | 1<br>0 |
| Inning Stats | R: 0 E: 1 K: 0 S: 4 H: 1 LOB: 2 BB: 1 P: 8 | R: 4 E: 0 K: 0 S: 8 H: 5 LOB: 1 BB: 0 P: 8 | R: 0 E: 0 K: 1 S: 5 H: 0 LOB: 1 BB: 1 P: 9 | R: 1 E: 0 K: 2 S: 9 H: 2 LOB: 1 BB: 0 P: 9 | R: 0 E: 0 K: 1 S: 5 H: 0 LOB: 0 BB: 0 P: 5 | R: 0 E: 1 K: 0 S: 3 H: 0 LOB: 0 BB: 0 P: 3 | R: 0 E: 0 K: 1 S: 6 H: 1 LOB: 1 BB: 0 P: 6 | R: 0 E: 0 K: 1 S: 5 H: 0 LOB: 0 BB: 0 P: 5 | | 1B: 6 2B: 1 3B: 1 HR: 1 | SF: 0 SAC: 0 DP: 1 HBP: 0 | | | | | |

| PITCHER | | IP | WLS | BF | H | R | ER | SO | BB | IBB | HBP | BLK | WP | HR | S | P | ERA | WHIP |
|---|---|---|---|---|---|---|---|---|---|---|---|---|---|---|---|---|---|---|
| Billy Rohr, L<br>ERA: 3.91 | (1, 1) | 2.0 | L | 14 | 6 | 4 | 4 | 0 | 2 | 0 | 0 | 0 | 0 | 1 | 12 | 20 | 18.00 | 4.000 |
| Lee Stange, R<br>ERA: 9.0 | (3, 1) | 2.0 | | 8 | 2 | 1 | 1 | 3 | 0 | 0 | 0 | 0 | 0 | 0 | 14 | 14 | 4.50 | 1.000 |
| Galen Cisco, R<br>ERA: | (5, 1) | 3.0 | | 10 | 1 | 0 | 0 | 2 | 0 | 0 | 0 | 0 | 0 | 0 | 14 | 14 | 0.00 | 0.333 |
| Don McMahon, R<br>ERA: 0.93 | (8, 1) | 1.0 | | 3 | 0 | 0 | 0 | 1 | 0 | 0 | 0 | 0 | 0 | 0 | 5 | 5 | 0.00 | 0.000 |

| PITCHER | IP | WLS | BF | H | R | ER | SO | BB | IBB | HBP | BLK | WP | HR | S | P | ERA | WHIP |
|---|---|---|---|---|---|---|---|---|---|---|---|---|---|---|---|---|---|

# BOTTOM

## Boston Red Sox @ Minnesota Twins

Metropolitan Stadium, Bloomington , MI

Fri May 05 1967, 8:05 PM EDT

Att. 9,893 - Unknown

livebaseballscorecards.com

| | |
|---|---|
| AB | 33 |
| R | 5 |
| H | 9 |
| RBI | 5 |
| BB | 2 |
| SO | 6 |
| LOB | 13 |

| | | | |
|---|---|---|---|
| WP: 0 | PB: 0 | SB: 1 | CS: 0 |
| PA: 35 | | | |

# Boston Red Sox @ Minnesota Twins

Metropolitan Stadium, Bloomington , MI

Sat May 06 1967, 4:33 AM EDT

Att. 11,595 - Unknown

TOP

livebaseballscorecards.com

| Batter | 1 | 2 | 3 | 4 | 5 | 6 | 7 | 8 | 9 | AB | R | H | RBI | BB | SO | LOB |
|---|---|---|---|---|---|---|---|---|---|---|---|---|---|---|---|---|
| Jose Tartabull, L (1, 9)<br>OBP: 0.361, SLG: 0.258 | F7 | | 5-3 | | | 6-3 1B | | | 1B 1B | 4 | 1 | 2 | 0 | 0 | 0 | 0 |
| Mike Andrews, R (1, 4)<br>OBP: 0.347, SLG: 0.455 | K | | 4-3 | | | 6-3<br>1-2 | | | 1B SF7<br>1-3 1B | 3 | 0 | 0 | 0 | 0 | 1 | 1 |
| Don Demeter, R (9, PH)<br>OBP: 0.500, SLG: 0.500 | | | | | | | | | | 1 | 1 | 1 | 0 | 0 | 0 | 0 |
| Carl Yastrzemski, L (1, 7)<br>OBP: 0.333, SLG: 0.443 | E S 1B | | | 5-3 | | K | | | F7 | 4 | 0 | 1 | 0 | 0 | 1 | 3 |
| George Scott, R (1, 3)<br>OBP: 0.368, SLG: 0.368 | BB<br>1-3 | | | 4-3 | | | 6-3 | | 1B<br>1-3<br>3-H | 3 | 0 | 1 | 1 | 1 | 0 | 0 |
| Dalton Jones, L (1, 5)<br>OBP: 0.390, SLG: 0.472 | K | | | 4-3 | | | 1-3 | | SF7<br>3-H | 3 | 0 | 0 | 1 | 0 | 1 | 2 |
| Rico Petrocelli, R (1, 6)<br>OBP: 0.386, SLG: 0.425 | | 6-3 | | | 6-3 | | K | | F7 | 4 | 0 | 0 | 0 | 0 | 1 | 1 |
| Reggie Smith, S (1, 8)<br>OBP: 0.297, SLG: 0.329 | | 4-3 | | | K | | | K | | 3 | 0 | 0 | 0 | 0 | 2 | 0 |
| Bob Tillman, R (1, 2)<br>OBP: 0.091, SLG: 0.091 | | F8 | | | 6-3 | | | 4-3 | | 2 | 0 | 0 | 0 | 0 | 0 | 0 |
| Joe Foy, R (8, PH)<br>OBP: 0.255, SLG: 0.196 | | | | | | | | | | 1 | 0 | 0 | 0 | 0 | 0 | 0 |
| Mike Ryan, R (8, 2)<br>OBP: 0.200, SLG: 0.200 | | | | | | | | | | 0 | 0 | 0 | 0 | 0 | 0 | 0 |
| Darrell Brandon, R (1, 1)<br>OBP: 0.333, SLG: 0.250 | | | F7 | | | K | | | F8 | 2 | 0 | 0 | 0 | 0 | 1 | 0 |
| George Thomas, R (8, PH)<br>OBP: 0.286, SLG: 0.263 | | | | | | | | | | 1 | 0 | 0 | 0 | 0 | 0 | 0 |
| Bill Landis, L (8, 1) | | | | | | | | | | 0 | 0 | 0 | 0 | 0 | 0 | 0 |

| Inning Stats | | | | | | | | | |

| Batter | 1 | 2 | 3 | 4 | 5 | 6 | 7 | 8 | 9 | AB | R | H | RBI | BB | SO | LOB |
|---|---|---|---|---|---|---|---|---|---|---|---|---|---|---|---|---|
| Cesar Tovar, R (1, 8) (9, 7)<br>OBP: 0.333, SLG: 0.333 | BBBB 4-0 1B BB | x 0-0 1B | | | BBBB 4-0 FC4-6 BB | | x 0-0 E5 1B | | | 2 | 2 | 1 | 0 | 2 | 0 | 0 |
| Rod Carew, L (1, 4)<br>OBP: 0.328, SLG: 0.356 | x 0-0 CS 1B 1-2 1B | x 0-0 ③ F7 | | | x 0-0 ② FC4-6 1-2f | | x 0-0 1B 1-3 1B | | | 4 | 0 | 2 | 0 | 0 | 0 | 2 |
| Zoilo Versalles, R (1, 6)<br>OBP: 0.395, SLG: 0.507 | x 0-0 PB CS E 1-2 2-H 1B | | BBBB 4-0 G5-4-3 BB | | SSS 0-3 ③ K | | x 0-0 ③ 1-3 3-H 1B | | | 3 | 1 | 2 | 2 | 1 | 1 | 1 |
| Harmon Killebrew, R (1, 3)<br>OBP: 0.380, SLG: 0.371 | SSS 0-3 ①② K 1-2 2-3 | | x 0-0 ①② G5-4-3 1-2f | | | x 0-0 ① F7 | | x 0-0 ① F9 | | 4 | 0 | 0 | 0 | 0 | 1 | 3 |
| Bob Allison, R (1, 7) (9, 9)<br>OBP: 0.325, SLG: 0.415 | SSS 0-3 K E 2-3 | | x 0-0 ③ 4-3 | | | x 0-0 ② 6-3 | | x 0-0 ② F7 | | 4 | 0 | 0 | 0 | 0 | 1 | 1 |
| Andy Kosco, R (1, 9)<br>OBP: 0.192, SLG: 0.167<br>Ted Uhlaender, L (9, 8)<br>OBP: 0.273, SLG: 0.545 | x 0-0 E5 1-2 3-H | | | x 0-0 ① F4 | | x 0-0 ③ G3 | | x 0-0 ③ F8 | | 4<br>0 | 0<br>0 | 0<br>0 | 0<br>0 | 0<br>0 | 1<br>0 | 1<br>0 |
| Ron Clark, R (1, 5)<br>OBP: 0.190, SLG: 0.550 | x 0-0 ③ F8 | | | x 0-0 ② 4-3 | | | x 0-0 HR | | | 3 | 1 | 1 | 1 | 0 | 0 | 2 |
| Earl Battey, R (1, 2)<br>OBP: 0.286, SLG: 0.226 | | SSS 0-3 ① K | | x 0-0 ③ 5-3 | | | x 0-0 ① F8 | | | 3 | 0 | 0 | 0 | 0 | 1 | 0 |
| Dean Chance, R (1, 1) | | x 0-0 ② G1 | | | SSS 0-3 ① K | | x 0-0 ② 5-3 | | | 3 | 0 | 0 | 0 | 0 | 1 | 0 |
| Inning Stats | R: 2 E: 1 K: 2 S: 10 H: 2 LOB: 2 BB: 1 P: 14 | R: 0 E: 0 K: 1 S: 6 H: 1 LOB: 1 BB: 0 P: 6 | R: 0 E: 0 K: 0 S: 2 H: 0 LOB: 0 BB: 1 P: 6 | R: 0 E: 0 K: 0 S: 3 H: 0 LOB: 0 BB: 0 P: 3 | R: 0 E: 0 K: 2 S: 7 H: 0 LOB: 1 BB: 1 P: 11 | R: 0 E: 0 K: 0 S: 3 H: 0 LOB: 0 BB: 0 P: 3 | R: 2 E: 1 K: 0 S: 6 H: 3 LOB: 2 BB: 0 P: 6 | R: 0 E: 0 K: 0 S: 3 H: 0 LOB: 0 BB: 0 P: 3 | | 1B: 5 2B: 1 3B: 0 HR: 1 | SF: 0 SAC: 0 DP: 2 HBP: 0 | | | | | |

# BOTTOM

## Boston Red Sox @ Minnesota Twins

Metropolitan Stadium, Bloomington , MI

Sat May 06 1967, 4:33 AM EDT

Att. 11,595 - Unknown

livebaseballscorecards.com

| | |
|---|---|
| AB | 30 |
| R | 4 |
| H | 6 |
| RBI | 3 |
| BB | 3 |
| SO | 5 |
| LOB | 10 |

WP: 0 PB: 1 SB: 0 CS: 2 PA: 33

| PITCHER | | IP | WLS | BF | H | R | ER | SO | BB | IBB | HBP | BLK | WP | HR | S | P | ERA | WHIP |
|---|---|---|---|---|---|---|---|---|---|---|---|---|---|---|---|---|---|---|
| Darrell Brandon, R<br>ERA: 3.98 | (1, 1) | 7.0 | L | 30 | 6 | 4 | 2 | 5 | 3 | 0 | 0 | 0 | 0 | 1 | 37 | 49 | 2.57 | 1.286 |
| Bill Landis, L<br>ERA: 13.5 | (8, 1) | 1.0 | | 3 | 0 | 0 | 0 | 0 | 0 | 0 | 0 | 0 | 0 | 0 | 3 | 3 | 0.00 | 0.000 |

| PITCHER | IP | WLS | BF | H | R | ER | SO | BB | IBB | HBP | BLK | WP | HR | S | P | ERA | WHIP |
|---|---|---|---|---|---|---|---|---|---|---|---|---|---|---|---|---|---|

# Boston Red Sox @ Minnesota Twins

Metropolitan Stadium, Bloomington , MI

Sun May 07 1967, 4:33 AM EDT

Att. 11,864 - Unknown

TOP

livebaseballscorecards.com

| Batter | 1 | 2 | 3 | 4 | 5 | 6 | 7 | 8 | 9 | AB | R | H | RBI | BB | SO | LOB |
|---|---|---|---|---|---|---|---|---|---|---|---|---|---|---|---|---|
| Reggie Smith, S (1, 8)<br>OBP: 0.292, SLG: 0.333 | E9 BLK 2B | | K | K | | 4-3 | | 4-3 | | 5 | 1 | 1 | 0 | 0 | 2 | 2 |
| Joe Foy, R (1, 5)<br>OBP: 0.250, SLG: 0.180 | K 3-H | | F8 | | CS BB | | F8 | F8 | | 4 | 0 | 0 | 0 | 1 | 1 | 0 |
| George Thomas, R (1, 7)<br>OBP: 0.273, SLG: 0.250 | F9 | | | 1B 2B 1B | 2B 1-2 1B | | L6 | S 1B | | 1 | 0 | 0 | 0 | 0 | 0 | 0 |
| Jose Tartabull, L (4, PH)(4, 7)(9, 9)<br>OBP: 0.400, SLG: 0.314 | | | | | | | | | | 4 | 1 | 3 | 0 | 0 | 0 | 0 |
| George Scott, R (1, 3)<br>OBP: 0.384, SLG: 0.393 | K | | | 2B 1-2 1B | 1-3 2B | | 2B 1B BB | 5-3 1-2 | | 4 | 2 | 2 | 0 | 1 | 1 | 1 |
| Don Demeter, R (1, 9)<br>OBP: 0.444, SLG: 0.556 | | SH5-3 1B | | F7 | L3 | | 1-3 1B 2B | | 5-3 | 5 | 1 | 2 | 0 | 0 | 0 | 4 |
| Carl Yastrzemski, L (9, 7)<br>OBP: 0.333, SLG: 0.443 | | | | | | | | | | 0 | 0 | 0 | 0 | 0 | 0 | 0 |
| Rico Petrocelli, R (1, 6)<br>OBP: 0.375, SLG: 0.410 | | K | K | K | K | | 1B E 1B<br>2-H<br>3-H | | F3 | 5 | 1 | 1 | 2 | 0 | 3 | 5 |
| Mike Andrews, R (1, 4)<br>OBP: 0.377, SLG: 0.500 | | SH5-3 1-2 | 1B 2B 2B<br>1-3<br>2-H | | F5 | E 1B<br>1-3 | | CS 1B | | 4 | 2 | 3 | 1 | 0 | 0 | 0 |
| Bob Tillman, R (1, 2)<br>OBP: 0.200, SLG: 0.143 | | K | 2B 1B<br>2-3<br>3-H | | BB | E5<br>1-H<br>3-H | | CS 1-2 | | 3 | 1 | 1 | 1 | 1 | 1 | 1 |
| Dennis Bennett, L (1, 1)<br>OBP: 0.100, SLG: 0.400 | | | K | 2B<br>1-H<br>3-H | | K | K | | | 1 | 0 | 0 | 0 | 0 | 1 | 0 |
| Tony Horton, R (4, PH)<br>OBP: 0.185, SLG: 0.269 | | | | | | | | | | 1 | 0 | 1 | 2 | 0 | 0 | 0 |
| Dan Osinski, R (4, 1)<br>OBP: 0.250, SLG: 0.250 | | | | | | | | | | 2 | 0 | 0 | 0 | 0 | 2 | 2 |
| John Wyatt, R (9, 1) | | | | | | | | | | 0 | 0 | 0 | 0 | 0 | 0 | 0 |
| Inning Stats | R: 1 E: 1 K: 2 S: 8 / H: 1 LOB: 0 BB: 0 P: 8 | R: 0 E: 0 K: 2 S: 8 / H: 1 LOB: 1 BB: 0 P: 8 | R: 0 E: 0 K: 2 S: 7 / H: 0 LOB: 0 BB: 0 P: 7 | R: 4 E: 0 K: 2 S: 12 / H: 5 LOB: 1 BB: 0 P: 12 | R: 0 E: 0 K: 1 S: 6 / H: 2 LOB: 2 BB: 1 P: 10 | R: 0 E: 0 K: 1 S: 5 / H: 0 LOB: 1 BB: 1 P: 9 | R: 4 E: 1 K: 1 S: 9 / H: 3 LOB: 1 BB: 1 P: 13 | R: 0 E: 0 K: 0 S: 4 / H: 1 LOB: 1 BB: 0 P: 4 | R: 0 E: 0 K: 0 S: 3 / H: 1 LOB: 0 BB: 0 P: 3 | 1B: 9 2B: 5 3B: 0 HR: 0 / SF: 0 SAC: 1 DP: 0 HBP: 0 | | | | | | | |

| | AB | 39 |
|---|---|---|
| | R | 9 |
| | H | 14 |
| | RBI | 6 |
| | BB | 3 |
| | SO | 11 |
| | LOB | 15 |

WP: 0 PB: 0 SB: 1 CS: 2 / PA: 44

| PITCHER | | IP | WLS | BF | H | R | ER | SO | BB | IBB | HBP | BLK | WP | HR | S | P | ERA | WHIP |
|---|---|---|---|---|---|---|---|---|---|---|---|---|---|---|---|---|---|---|
| Jim Kaat, L<br>ERA: 5.18 | (1, 1) | 3.2 | | 18 | 7 | 5 | 5 | 7 | 0 | 0 | 0 | 1 | 0 | 0 | 32 | 32 | 12.27 | 1.909 |
| Jim Perry, R<br>ERA: 5.23 | (4, 1) | 3.0 | L | 15 | 4 | 3 | 2 | 3 | 3 | 0 | 0 | 0 | 0 | 0 | 18 | 30 | 6.00 | 2.333 |
| Ron Kline, R<br>ERA: 1.93 | (7, 1) | 0.1 | | 3 | 1 | 1 | 0 | 1 | 0 | 0 | 0 | 0 | 0 | 0 | 5 | 5 | 0.00 | 3.000 |
| Al Worthington, R<br>ERA: 1.65 | (8, 1) | 2.0 | | 7 | 2 | 0 | 0 | 0 | 0 | 0 | 0 | 0 | 0 | 0 | 7 | 7 | 0.00 | 1.000 |

| PITCHER | IP | WLS | BF | H | R | ER | SO | BB | IBB | HBP | BLK | WP | HR | S | P | ERA | WHIP |
|---|---|---|---|---|---|---|---|---|---|---|---|---|---|---|---|---|---|

# BOTTOM

# Boston Red Sox @ Minnesota Twins

Metropolitan Stadium, Bloomington , MI

Sun May 07 1967, 4:33 AM EDT

Att. 11,864 - Unknown

livebaseballscorecards.com

| Batter | 1 | 2 | 3 | 4 | 5 | 6 | 7 | 8 | 9 | AB | R | H | RBI | BB | SO | LOB |
|---|---|---|---|---|---|---|---|---|---|---|---|---|---|---|---|---|
| Cesar Tovar, R (1, 8)<br>OBP: 0.360, SLG: 0.354 | 0-0 1B 1B | | BBB 4-0 E 3B BB | SSS 0-3 ③ K | | | 0-0 FC4-6 1B | | 0-0 BB 1-2 1B | 4 | 1 | 3 | 0 | 1 | 1 | 0 |
| Rod Carew, L (1, 4)<br>OBP: 0.319, SLG: 0.344 | 0-0 G5-4-3 1-2 1B | | 0-0 E5 1-2 3B | | 0-0 4-3 ① | | 0-0 FC4-6 ② 1-2f | | SSS 0-3 ① K | 5 | 1 | 1 | 0 | 0 | 1 | 4 |
| Zoilo Versalles, R (1, 6)<br>OBP: 0.395, SLG: 0.519 | SSS 0-3 ① K | | 0-0 HR 1-H 2-H 3B | | 0-0 1-3 ② | | 0-0 ③ 1-3 | | BBB 4-0 1-2 2-3 BB | 4 | 1 | 1 | 2 | 1 | 1 | 3 |
| Harmon Killebrew, R (1, 3)<br>OBP: 0.381, SLG: 0.418 | 0-0 ②③ G5-4-3 1-2f | | 0-0 HR 3-H | | 0-0 FC6 1B | | | SSS 0-3 ① K | SSS 0-3 ② K | 5 | 1 | 2 | 2 | 0 | 2 | 5 |
| Bob Allison, R (1, 7)<br>OBP: 0.329, SLG: 0.457 | | 0-0 1B 2B | 0-0 ② F6 | | 0-0 ③ FC6 1-2f | | | 0-0 1B 3B | 0-0 ③ F4 | 5 | 2 | 2 | 0 | 0 | 0 | 4 |
| Ron Clark, R (1, 5)<br>OBP: 0.240, SLG: 0.583 | | 0-0 G4-3 2-H 1B | 0-0 2B | | | 0-0 ① 6-3 | | 0-0 ② F2 | | 4 | 0 | 2 | 1 | 0 | 0 | 1 |
| Andy Kosco, R (1, 9)<br>OBP: 0.200, SLG: 0.179 | | 0-0 ①② G4-3 1-2f | SSS 0-3 ③ K | | | 0-0 ② 5-3 | | 0-0 1B 3-H | | 4 | 0 | 1 | 1 | 0 | 1 | 2 |
| Jerry Zimmerman, R (1, 2)<br>OBP: 0.150, SLG: 0.105 | | 0-0 ③ 5-3 | | 0-0 ① F3 | | 0-0 ③ F8 | | SSS 0-3 ③ K | | 4 | 0 | 0 | 0 | 0 | 1 | 1 |
| Jim Kaat, L (1, 1)<br>OBP: 0.250, SLG: 0.273<br>Jim Perry, S (4, 1)<br>Ron Kline, R (7, 1)<br>Walt Bond, L (7, PH)<br>OBP: 0.400, SLG: 0.563<br>Al Worthington, R (8, 1)<br>Rich Reese, L (9, PH)<br>OBP: 0.333, SLG: 0.200 | | | SSS 0-3 ① K | 0-0 ② F7 | | | SSS 0-3 ① K | | BBBB 4-0 BB 1B BB | 1<br>1<br>0<br>1<br>0<br>0<br>0 | 0<br>0<br>0<br>0<br>0<br>0<br>0 | 0<br>0<br>0<br>0<br>0<br>0<br>1 | 0<br>0<br>0<br>0<br>0<br>0<br>0 | 0<br>0<br>0<br>1<br>0<br>0<br>1 | 1<br>0<br>0<br>0<br>0<br>0<br>0 | 0<br>0<br>0<br>0<br>0<br>0<br>0 |
| Inning Stats | R: 0 E: 0 K: 1 S: 6 H: 2 LOB: 1 BB: 0 P: 6 | R: 1 E: 0 K: 0 S: 4 H: 2 LOB: 0 BB: 0 P: 4 | R: 4 E: 1 K: 2 S: 11 H: 3 LOB: 1 BB: 1 P: 15 | R: 0 E: 0 K: 1 S: 5 H: 0 LOB: 0 BB: 0 P: 5 | R: 0 E: 0 K: 0 S: 4 H: 1 LOB: 1 BB: 0 P: 4 | R: 0 E: 0 K: 0 S: 3 H: 0 LOB: 0 BB: 0 P: 3 | R: 0 E: 0 K: 1 S: 6 H: 1 LOB: 1 BB: 0 P: 6 | R: 1 E: 0 K: 2 S: 9 H: 2 LOB: 1 BB: 0 P: 9 | R: 0 E: 0 K: 2 S: 8 H: 1 LOB: 3 BB: 2 P: 16 | 1B: 7 2B: 2 3B: 2 HR: 1 | SF: 0 SAC: 0 DP: 2 HBP: 0 | | | | | |

| | AB | 38 |
|---|---|---|
| | R | 6 |
| | H | 12 |
| | RBI | 6 |
| | BB | 3 |
| | SO | 9 |
| | LOB | 20 |

WP: 0 PB: 0 SB: 0 CS: 0 PA: 41

| PITCHER | | IP | WLS | BF | H | R | ER | SO | BB | IBB | HBP | BLK | WP | HR | S | P | ERA | WHIP |
|---|---|---|---|---|---|---|---|---|---|---|---|---|---|---|---|---|---|---|
| Dennis Bennett, L<br>ERA: 3.12 | (1, 1) | 3.0 | | 16 | 7 | 5 | 4 | 3 | 1 | 0 | 0 | 0 | 0 | 1 | 21 | 25 | 12.00 | 2.667 |
| Dan Osinski, R<br>ERA: 0.75 | (4, 1) | 5.0 | W | 21 | 5 | 1 | 1 | 4 | 1 | 0 | 0 | 0 | 0 | 0 | 28 | 32 | 1.80 | 1.200 |
| John Wyatt, R<br>ERA: | (9, 1) | 1.0 | S | 4 | 0 | 0 | 0 | 2 | 1 | 0 | 0 | 0 | 0 | 0 | 7 | 11 | 0.00 | 1.000 |

| PITCHER | | IP | WLS | BF | H | R | ER | SO | BB | IBB | HBP | BLK | WP | HR | S | P | ERA | WHIP |
|---|---|---|---|---|---|---|---|---|---|---|---|---|---|---|---|---|---|---|

| Batter | 1 | 2 | 3 | 4 | 5 | 6 | 7 | 8 | 9 | AB | R | H | RBI | BB | SO | LOB |
|---|---|---|---|---|---|---|---|---|---|---|---|---|---|---|---|---|
| Tim Cullen, R (1, 4)<br>OBP: 0.474, SLG: 0.500 | G4-6-3 1B | | | K | | F5 | E SF7 1-3 2-H 3-H 2B | | 5-3 | 5 | 1 | 2 | 2 | 0 | 1 | 0 |
| Ken McMullen, R (1, 5)<br>OBP: 0.247, SLG: 0.384 | G4-6-3 1-2f | | | K | | HR | E6 1B 2-3 3-H | | F9 | 5 | 1 | 1 | 1 | 0 | 1 | 2 |
| Hank Allen, R (1, 8)<br>(7, 7) | G3 | | | 1B | | F8 | SF7 3-H | | | 3 | 0 | 1 | 1 | 0 | 0 | 0 |
| Frank Howard, R (1, 7)<br>OBP: 0.393, SLG: 0.521 | | F6 | | 1-3 1B | | | 2B 1B 1B<br>1-3 1B | | | 4 | 1 | 3 | 0 | 0 | 0 | 0 |
| Dick Nen, L (7, PR)<br>OBP: 0.217, SLG: 0.143 (7, 3) | | | | | | | | | | 0 | 0 | 0 | 0 | 0 | 0 | 0 |
| Cap Peterson, R (1, 9)<br>OBP: 0.321, SLG: 0.308 | | 6-3 | | 6-3 | | | 1-3 1B 2B<br>4-3 | | | 4 | 1 | 1 | 0 | 0 | 0 | 4 |
| Dave Baldwin, R (7, 1) | | | | | | | | | | 0 | 0 | 0 | 0 | 0 | 0 | 0 |
| Paul Casanova, R (1, 2)<br>OBP: 0.403, SLG: 0.492 | | 6-3 | | | K | | BB 1B 2B | K | | 3 | 1 | 0 | 0 | 1 | 2 | 0 |
| Ken Harrelson, R (1, 3)<br>OBP: 0.389, SLG: 0.484 | | | F5 | | F8 | | HBP 2B 1-3 2-H 3-H 1B | F3 | | 2 | 0 | 0 | 0 | 0 | 0 | 0 |
| Jim King, L (7, PH)<br>OBP: 0.302, SLG: 0.400 (7, 9) | | | | | | | | | | 2 | 1 | 1 | 2 | 0 | 0 | 0 |
| Ed Brinkman, R (1, 6)<br>OBP: 0.239, SLG: 0.256 | | | 5-3 | | 1-3 | | K | 6-3 | | 4 | 0 | 0 | 0 | 0 | 1 | 2 |
| Phil Ortega, R (1, 1) | | | | | | | | | | 0 | 0 | 0 | 0 | 0 | 0 | 0 |
| Bob Priddy, R (2, 1) | | | | | | | | | | 1 | 0 | 0 | 0 | 0 | 0 | 0 |
| Doug Camilli, R (6, PH)<br>OBP: 0.143, SLG: 0.357 | | | | | | | | | | 1 | 0 | 0 | 0 | 0 | 0 | 0 |
| Jim Hannan, R (6, 1) | | | F3 | | | F9 | 2B E 1-2 HBP | | F8 | 0 | 0 | 0 | 0 | 0 | 0 | 0 |
| Bob Chance, L (7, PH)<br>OBP: 0.359, SLG: 0.485 | | | | | | | | | | 0 | 0 | 0 | 0 | 0 | 0 | 0 |
| Fred Valentine, S (7, PH)<br>OBP: 0.360, SLG: 0.284 (7, 8) | | | | | | | | | | 1 | 1 | 0 | 0 | 0 | 0 | 0 |
| Inning Stats | R: 0 E: 0 K: 0 S: 3<br>H: 1 LOB: 0 BB: 0 P: 3 | R: 0 E: 0 K: 0 S: 3<br>H: 0 LOB: 0 BB: 0 P: 3 | R: 0 E: 0 K: 0 S: 3<br>H: 0 LOB: 0 BB: 0 P: 3 | R: 0 E: 0 K: 2 S: 9<br>H: 2 LOB: 2 BB: 0 P: 9 | R: 0 E: 0 K: 1 S: 5<br>H: 0 LOB: 0 BB: 0 P: 5 | R: 1 E: 0 K: 0 S: 4<br>H: 1 LOB: 0 BB: 0 P: 4 | R: 6 E: 1 K: 1 S: 11<br>H: 5 LOB: 2 BB: 1 P: 16 | R: 0 E: 0 K: 1 S: 5<br>H: 0 LOB: 0 BB: 0 P: 5 | R: 0 E: 0 K: 0 S: 3<br>H: 0 LOB: 0 BB: 0 P: 3 | 1B: 6 2B: 2 3B: 0 HR: 1<br>SF: 1 SAC: 0 DP: 1 HBP: 1 | | | | | | |

TOP

# Washington Senators @ Minnesota Twins

Metropolitan Stadium, Bloomington , MI

Mon May 08 1967, 8:05 PM EDT

Att. 5,688 - Unknown

livebaseballscorecards.com

| | |
|---|---|
| AB | 35 |
| R | 7 |
| H | 9 |
| RBI | 6 |
| BB | 1 |
| SO | 5 |
| LOB | 8 |

| PITCHER | | IP | WLS | BF | H | R | ER | SO | BB | IBB | HBP | BLK | WP | HR | S | P | ERA | WHIP |
|---|---|---|---|---|---|---|---|---|---|---|---|---|---|---|---|---|---|---|
| Jim Ollom, L<br>ERA: 4.2 | (1, 1) | 6.0 | | 23 | 6 | 3 | 3 | 3 | 0 | 0 | 0 | 0 | 0 | 1 | 29 | 29 | 4.50 | 1.000 |
| Al Worthington, R<br>ERA: 2.7 | (7, 1) | 0.1 | L | 3 | 1 | 0 | 0 | 1 | 1 | 0 | 0 | 0 | 0 | 0 | 4 | 8 | 0.00 | 6.000 |
| Jim Merritt, L<br>ERA: 2.16 | (7, 1) | 0.1 | | 5 | 2 | 4 | 2 | 0 | 0 | 0 | 1 | 0 | 0 | 0 | 4 | 5 | 54.00 | 6.000 |
| Ron Kline, R<br>ERA: 1.54 | (7, 1) | 2.1 | | 7 | 0 | 0 | 0 | 1 | 0 | 0 | 0 | 0 | 0 | 0 | 9 | 9 | 0.00 | 0.000 |

| PITCHER | IP | WLS | BF | H | R | ER | SO | BB | IBB | HBP | BLK | WP | HR | S | P | ERA | WHIP |
|---|---|---|---|---|---|---|---|---|---|---|---|---|---|---|---|---|---|

| Batter | 1 | 2 | 3 | 4 | 5 | 6 | 7 | 8 | 9 | AB | R | H | RBI | BB | SO | LOB |
|---|---|---|---|---|---|---|---|---|---|---|---|---|---|---|---|---|
| Cesar Tovar, R (1, 9)<br>OBP: 0.351, SLG: 0.356 | F8 | K | | | 6-3 | | F3 | | 1B | 5 | 1 | 1 | 0 | 0 | 1 | 1 |
| Rod Carew, L (1, 4)<br>OBP: 0.365, SLG: 0.406 | S 2B 1B | 1-3 2B | | | 1B | | BB 1B | | 2-H 1B | 5 | 1 | 5 | 1 | 0 | 0 | 0 |
| Zoilo Versalles, R (1, 6)<br>OBP: 0.372, SLG: 0.488 | F9 | F6 | | | K | | F6 | | F7 | 5 | 0 | 0 | 0 | 0 | 1 | 6 |
| Harmon Killebrew, R (1, 3)<br>OBP: 0.382, SLG: 0.423 | 1-H 2B | | K | | F5 | | 1-2 BB | | F8 | 4 | 0 | 1 | 1 | 1 | 1 | 2 |
| Bob Allison, R (1, 7)<br>OBP: 0.314, SLG: 0.432 | 5-3 | | 3-1 | | | F7 | K | | | 4 | 0 | 0 | 0 | 0 | 1 | 3 |
| Russ Nixon, L (1, 2)<br>OBP: 0.233, SLG: 0.241 | | K | 4-3 | | | 2B | | F4 | | 4 | 0 | 1 | 0 | 0 | 1 | 0 |
| Ron Clark, R (1, 5)<br>OBP: 0.276, SLG: 0.556 | | IHR 1B | | 6-3 | | FC6-4 BB | | K | | 3 | 1 | 1 | 0 | 1 | 1 | 0 |
| Ted Uhlaender, L (1, 8)<br>OBP: 0.267, SLG: 0.667 | | 1-H IHR | | 4-3 | | K | | G3 | | 4 | 1 | 1 | 2 | 0 | 1 | 2 |
| Jim Ollom, R (1, 1)<br>OBP: 0.250, SLG: 0.250 | | 2B 1B | | 1-4-3 | | 1-2f FC6-4 | | | F4 | 3 | 0 | 1 | 0 | 0 | 0 | 2 |
| Al Worthington, R (7, 1) | | | | | | | | | | 0 | 0 | 0 | 0 | 0 | 0 | 0 |
| Jim Merritt, L (7, 1) | | | | | | | | | | 0 | 0 | 0 | 0 | 0 | 0 | 0 |
| Ron Kline, R (7, 1) | | | | | | | | | | 0 | 0 | 0 | 0 | 0 | 0 | 0 |
| Rich Reese, L (9, PH)<br>OBP: 0.286, SLG: 0.167 | | | | | | | | | | 1 | 0 | 0 | 0 | 0 | 0 | 0 |
| Inning Stats | R: 1 E: 0 K: 0 S: 5 H: 2 LOB: 1 BB: 0 P: 5 | R: 2 E: 0 K: 2 S: 11 H: 4 LOB: 2 BB: 0 P: 11 | R: 0 E: 0 K: 1 S: 5 H: 0 LOB: 0 BB: 0 P: 5 | R: 0 E: 0 K: 0 S: 3 H: 0 LOB: 0 BB: 0 P: 3 | R: 0 E: 0 K: 1 S: 6 H: 1 LOB: 1 BB: 0 P: 6 | R: 0 E: 0 K: 1 S: 6 H: 1 LOB: 2 BB: 1 P: 10 | R: 0 E: 0 K: 1 S: 6 H: 1 LOB: 2 BB: 1 P: 10 | R: 0 E: 0 K: 1 S: 5 H: 0 LOB: 0 BB: 0 P: 5 | R: 1 E: 0 K: 0 S: 5 H: 2 LOB: 1 BB: 0 P: 5 | 1B: 6 2B: 4 3B: 0 HR: 1 | SF: 0 SAC: 0 DP: 0 HBP: 0 | | | | | | |

| PITCHER | | IP | WLS | BF | H | R | ER | SO | BB | IBB | HBP | BLK | WP | HR | S | P | ERA | WHIP |
|---|---|---|---|---|---|---|---|---|---|---|---|---|---|---|---|---|---|---|
| Phil Ortega, R<br>ERA: 4.15 | (1, 1) | 1.2 | | 11 | 6 | 3 | 3 | 2 | 0 | 0 | 0 | 0 | 0 | 0 | 15 | 15 | 16.20 | 3.600 |
| Bob Priddy, R<br>ERA: 2.89 | (2, 1) | 3.1 | | 11 | 1 | 0 | 0 | 2 | 0 | 0 | 0 | 0 | 0 | 0 | 15 | 15 | 0.00 | 0.300 |
| Jim Hannan, R<br>ERA: 3.44 | (6, 1) | 1.0 | W | 5 | 1 | 0 | 0 | 1 | 1 | 0 | 0 | 0 | 0 | 0 | 6 | 10 | 0.00 | 2.000 |
| Dave Baldwin, R<br>ERA: 1.42 | (7, 1) | 3.0 | S | 13 | 3 | 1 | 1 | 2 | 1 | 0 | 0 | 0 | 0 | 0 | 16 | 20 | 3.00 | 1.333 |

| PITCHER | IP | WLS | BF | H | R | ER | SO | BB | IBB | HBP | BLK | WP | HR | S | P | ERA | WHIP |
|---|---|---|---|---|---|---|---|---|---|---|---|---|---|---|---|---|---|

# BOTTOM

## Washington Senators @ Minnesota Twins

Metropolitan Stadium, Bloomington , MI

Mon May 08 1967, 8:05 PM EDT

Att. 5,688 - Unknown

livebaseballscorecards.com

| | |
|---|---|
| AB | 38 |
| R | 4 |
| H | 11 |
| RBI | 4 |
| BB | 2 |
| SO | 7 |
| LOB | 16 |

WP: 0 PB: 0 SB: 1 CS: 0 PA: 40

| Batter | 1 | 2 | 3 | 4 | 5 | 6 | 7 | 8 | 9 | AB | R | H | RBI | BB | SO | LOB |
|---|---|---|---|---|---|---|---|---|---|---|---|---|---|---|---|---|
| Bob Saverine, S (1, 4)<br>OBP: 0.278, SLG: 0.257 | 4-3 ① | | F6 ② | | | FC4-6 E 1B | | 4-3 ② | | 4 | 0 | 1 | 0 | 0 | 0 | 0 |
| Hank Allen, R (1, 8)<br>OBP: 0.222, SLG: 0.320 | F6 ② | | 5-3 ③ | | | E1 FC4-6 1-2 | | K ③ | | 4 | 0 | 0 | 0 | 0 | 1 | 1 |
| Jim King, L (1, 9)<br>OBP: 0.298, SLG: 0.377 | BB | | | F7 ① | | FC4-6 ① G6-4-3 1-2f 2-3 | | | 3-1 ① | 3 | 0 | 0 | 0 | 1 | 0 | 2 |
| Frank Howard, R (1, 7)<br>OBP: 0.386, SLG: 0.507 | K ③ | | | 6-3 ② | | G6-4-3 ②③ 1-2f | | | 1B | 4 | 0 | 1 | 0 | 0 | 1 | 3 |
| Dick Nen, L (1, 3)<br>OBP: 0.259, SLG: 0.240 | | 4-3 ① | | 1B | | | 1B G4-3 2B | | F9 ② | 4 | 1 | 2 | 0 | 0 | 0 | 1 |
| Paul Casanova, R (1, 2)<br>OBP: 0.394, SLG: 0.477 | | F3 ② | | K ③ | | | G4-3 2-3 1B | | F8 ③ | 4 | 0 | 1 | 0 | 0 | 1 | 2 |
| Ken McMullen, R (1, 5)<br>OBP: 0.250, SLG: 0.382 | | 1B | | | F9 ① | | G4-3 ①② 1-2f 3-H | | | 3 | 0 | 1 | 0 | 0 | 0 | 1 |
| Ed Brinkman, R (1, 6)<br>OBP: 0.232, SLG: 0.247 | | K ③ | | | F5 ② | | 6-3 ③ | | | 3 | 0 | 0 | 0 | 0 | 1 | 1 |
| Joe Coleman, R (1, 1)<br>OBP: 0.182, SLG: 0.200 | | | K ① | | K ③ | | | 6-3 ① | | 1 | 0 | 0 | 0 | 0 | 1 | 0 |
| Dick Lines, R (3, 1) | | | | | | | | | | 0 | 0 | 0 | 0 | 0 | 0 | 0 |
| Bob Chance, L (5, PH)<br>OBP: 0.350, SLG: 0.471 | | | | | | | | | | 1 | 0 | 0 | 0 | 0 | 1 | 0 |
| Bob Humphreys, R (5, 1)<br>OBP: 1.000, SLG: 1.000 | | | | | | | | | | 0 | 0 | 0 | 0 | 0 | 0 | 0 |
| Casey Cox, R (6, 1) | | | | | | | | | | 0 | 0 | 0 | 0 | 0 | 0 | 0 |
| Fred Valentine, S (8, PH)<br>OBP: 0.356, SLG: 0.279 | | | | | | | | | | 1 | 0 | 0 | 0 | 0 | 0 | 0 |
| Pete Richert, L (8, 1)<br>OBP: 0.125, SLG: 0.125 | | | | | | | | | | 0 | 0 | 0 | 0 | 0 | 0 | 0 |
| Darold Knowles, L (8, 1) | | | | | | | | | | 0 | 0 | 0 | 0 | 0 | 0 | 0 |
| Inning Stats | R: 0 E: 0 K: 1 S: 5 H: 0 LOB: 1 BB: 1 P: 9 | R: 0 E: 0 K: 1 S: 6 H: 1 LOB: 1 BB: 0 P: 6 | R: 0 E: 0 K: 1 S: 5 H: 0 LOB: 0 BB: 0 P: 5 | R: 0 E: 0 K: 1 S: 6 H: 1 LOB: 1 BB: 0 P: 6 | R: 0 E: 0 K: 1 S: 5 H: 0 LOB: 0 BB: 0 P: 5 | R: 0 E: 1 K: 0 S: 4 H: 1 LOB: 1 BB: 0 P: 4 | R: 1 E: 0 K: 0 S: 4 H: 2 LOB: 0 BB: 0 P: 4 | R: 0 E: 0 K: 1 S: 5 H: 0 LOB: 0 BB: 0 P: 5 | R: 0 E: 0 K: 0 S: 4 H: 1 LOB: 1 BB: 0 P: 4 | 1B: 5 2B: 1 3B: 0 HR: 0 | SF: 0 SAC: 0 DP: 2 HBP: 0 | | | | | | |

# TOP

## Washington Senators @ Minnesota Twins

Metropolitan Stadium, Bloomington , MI

Tue May 09 1967, 8:05 PM EDT

Att. 6,475 - Unknown

livebaseballscorecards.com

| | |
|---|---|
| AB | 32 |
| R | 1 |
| H | 6 |
| RBI | 0 |
| BB | 1 |
| SO | 6 |
| LOB | 11 |

WP: 0 PB: 0 SB: 0 CS: 0 PA: 33

| PITCHER | | IP | WLS | BF | H | R | ER | SO | BB | IBB | HBP | BLK | WP | HR | S | P | ERA | WHIP |
|---|---|---|---|---|---|---|---|---|---|---|---|---|---|---|---|---|---|---|
| Mudcat Grant, R<br>ERA: 3.63 | (1, 1) | 9.0 | W | 33 | 6 | 1 | 1 | 6 | 1 | 0 | 0 | 0 | 0 | 0 | 44 | 48 | 1.00 | 0.778 |

| PITCHER | IP | WLS | BF | H | R | ER | SO | BB | IBB | HBP | BLK | WP | HR | S | P | ERA | WHIP |
|---|---|---|---|---|---|---|---|---|---|---|---|---|---|---|---|---|---|

| Batter | 1 | 2 | 3 | 4 | 5 | 6 | 7 | 8 | 9 | AB | R | H | RBI | BB | SO | LOB |
|---|---|---|---|---|---|---|---|---|---|---|---|---|---|---|---|---|
| Cesar Tovar, R (1, 9)<br>OBP: 0.364, SLG: 0.389 | 6-3 | | 1B 1B | FC4 3B | | SF9 3-H | | BB 1B 1-2 BB | | 3 | 3 | 2 | 1 | 1 | 0 | 0 |
| Rod Carew, L (1, 4)<br>OBP: 0.392, SLG: 0.438 | 6-3 1B | | 1B 2B 1-3 1B | FC4 3-H | | 1B 1-H 2B | | BB 1B P4-2 1-2 2-3 BB | | 4 | 2 | 3 | 2 | 1 | 0 | 0 |
| Zoilo Versalles, R (1, 6)<br>OBP: 0.374, SLG: 0.483 | 6-3 1-2 | | 2B SF9 1-2 3-H 1B | F7 | | K | | BB 1-2 2-H 3-H 1B | | 5 | 1 | 2 | 3 | 0 | 1 | 3 |
| Harmon Killebrew, R (1, 3)<br>OBP: 0.394, SLG: 0.440 | K | | SF9 E 1-3 2-H 2B | 5-3 | | 2-H 1B | | BB 1-2 2-3 BB | | 4 | 1 | 2 | 2 | 1 | 1 | 2 |
| Rich Reese, L (1, 7)<br>OBP: 0.250, SLG: 0.300 | | 6-3 1B 2B | SF9 2-3 3-H | | 4-3 | F7 | | P4-2 3-Hf | | 4 | 1 | 1 | 1 | 0 | 0 | 4 |
| Ron Clark, R (1, 5)<br>OBP: 0.235, SLG: 0.469 | | 6-3 2-3 | 5-3 | | F9 | 6-3 | | F3 | | 5 | 0 | 0 | 0 | 0 | 0 | 4 |
| Ted Uhlaender, L (1, 8)<br>OBP: 0.263, SLG: 0.579 | | G3 | E5 3-H | | F8 | G4-6-3 1B | | | | 4 | 0 | 1 | 0 | 0 | 0 | 1 |
| Jerry Zimmerman, R (1, 2)<br>OBP: 0.208, SLG: 0.136 | | 1B 3-H | 5-3 | | | E SF9 BB | | G4-6-3 1-2f | | 3 | 1 | 1 | 1 | 1 | 0 | 2 |
| Mudcat Grant, R (1, 1)<br>OBP: 0.154, SLG: 0.154 | | G3 | | F9 | | E1 2B 1-3 | | BB BB 1B 1B | | 4 | 2 | 1 | 0 | 0 | 0 | 2 |
| Inning Stats | R: 0 E: 0 K: 1 S: 6 H: 1 LOB: 1 BB: 0 P: 6 | R: 1 E: 0 K: 0 S: 5 H: 2 LOB: 1 BB: 0 P: 5 | R: 4 E: 1 K: 0 S: 8 H: 4 LOB: 1 BB: 0 P: 8 | R: 1 E: 0 K: 0 S: 5 H: 1 LOB: 1 BB: 0 P: 5 | R: 0 E: 0 K: 0 S: 3 H: 0 LOB: 0 BB: 0 P: 3 | R: 3 E: 1 K: 1 S: 8 H: 2 LOB: 1 BB: 1 P: 12 | R: 0 E: 0 K: 0 S: 3 H: 1 LOB: 0 BB: 0 P: 3 | R: 2 E: 0 K: 0 S: 4 H: 2 LOB: 2 BB: 3 P: 16 | | 1B: 9 2B: 4 3B: 1 HR: 0 SF: 2 SAC: 0 DP: 2 HBP: 0 | | | | | | |

| PITCHER | | IP | WLS | BF | H | R | ER | SO | BB | IBB | HBP | BLK | WP | HR | S | P | ERA | WHIP |
|---|---|---|---|---|---|---|---|---|---|---|---|---|---|---|---|---|---|---|
| Joe Coleman, R<br>ERA: 5.13 | (1, 1) | 2.0 | L | 13 | 7 | 5 | 4 | 1 | 0 | 0 | 0 | 0 | 0 | 0 | 15 | 15 | 18.00 | 3.500 |
| Dick Lines, L<br>ERA: 0.93 | (3, 1) | 2.0 | | 9 | 1 | 1 | 1 | 0 | 0 | 0 | 0 | 0 | 0 | 0 | 9 | 9 | 4.50 | 0.500 |
| Bob Humphreys, R<br>ERA: 4.5 | (5, 1) | 1.2 | | 9 | 2 | 3 | 1 | 1 | 1 | 0 | 0 | 0 | 0 | 0 | 10 | 14 | 5.40 | 1.800 |
| Casey Cox, R<br>ERA: 1.13 | (6, 1) | 1.1 | | 4 | 1 | 0 | 0 | 0 | 0 | 0 | 0 | 0 | 0 | 0 | 4 | 4 | 0.00 | 0.750 |
| Pete Richert, L<br>ERA: 7.24 | (8, 1) | 0.0 | | 3 | 1 | 2 | 2 | 0 | 2 | 0 | 0 | 0 | 0 | 0 | 1 | 9 | ∞ | ∞ |

| PITCHER | | IP | WLS | BF | H | R | ER | SO | BB | IBB | HBP | BLK | WP | HR | S | P | ERA | WHIP |
|---|---|---|---|---|---|---|---|---|---|---|---|---|---|---|---|---|---|---|
| Darold Knowles, L<br>ERA: 0.52 | (8, 1) | 1.0 | | 4 | 1 | 0 | 0 | 0 | 1 | 0 | 0 | 0 | 0 | 0 | 3 | 7 | 0.00 | 2.000 |

# BOTTOM

## Washington Senators @ Minnesota Twins

Metropolitan Stadium, Bloomington , MI

Tue May 09 1967, 8:05 PM EDT

Att. 6,475 - Unknown

livebaseballscorecards.com

| | |
|---|---|
| AB | 36 |
| R | 11 |
| H | 13 |
| RBI | 10 |
| BB | 4 |
| SO | 2 |
| LOB | 18 |

| Batter | 1 | 2 | 3 | 4 | 5 | 6 | 7 | 8 | 9 | AB | R | H | RBI | BB | SO | LOB |
|---|---|---|---|---|---|---|---|---|---|---|---|---|---|---|---|---|
| Bert Campaneris, R (1, 6)<br>OBP: 0.343, SLG: 0.344 | F8 | | 5-3 | | | 6-3 | | K | | 3 | 0 | 0 | 0 | 0 | 0 | 0 |
| Ted Kubiak, S (7, 6)<br>OBP: 0.444, SLG: 0.333 | | | | | | | | | | 1 | 0 | 0 | 0 | 0 | 1 | 0 |
| Rick Monday, L (1, 8)<br>OBP: 0.325, SLG: 0.406 | WP BB | | | K | | BB | | K | | 2 | 0 | 0 | 0 | 2 | 2 | 0 |
| Ray Webster, L (1, 3) (6, 7)<br>OBP: 0.258, SLG: 0.400 | 4-3 1-3 | | | F4 | | BB 1-2 | | | 3-1 | 3 | 0 | 0 | 0 | 1 | 0 | 1 |
| Danny Cater, R (1, 7)<br>OBP: 0.327, SLG: 0.449 | 5-3 | | | 1B | | 3-1 | | | 5-3 | 3 | 0 | 1 | 0 | 0 | 0 | 3 |
| Tony Pierce, R (6, 1) | | | | | | | | | | 0 | 0 | 0 | 0 | 0 | 0 | 0 |
| Mike Hershberger, R (9, PH)<br>OBP: 0.360, SLG: 0.378 | | | | | | | | | | 1 | 0 | 0 | 0 | 0 | 0 | 0 |
| Jim Gosger, L (1, 9)<br>OBP: 0.350, SLG: 0.391 | | K | | F9 | | | G3 | | BB | 3 | 0 | 0 | 0 | 1 | 1 | 1 |
| Dick Green, R (1, 4)<br>OBP: 0.261, SLG: 0.269 | | K | | | 1-3 | | F2 | | BB | 3 | 0 | 0 | 0 | 1 | 1 | 0 |
| Sal Bando, R (1, 5) | | F4 | | | 5-3 | | FC6-4 | | F8 | 3 | 0 | 0 | 0 | 1 | 0 | 2 |
| Phil Roof, R (1, 2)<br>OBP: 0.244, SLG: 0.250 | | | 5-3 | | K | | FC6-4 1-2f | | | 3 | 0 | 0 | 0 | 0 | 1 | 1 |
| Ken Suarez, R (7, 2)<br>OBP: 0.480, SLG: 0.588 | | | | | | | | | | 0 | 0 | 0 | 0 | 0 | 0 | 0 |
| Catfish Hunter, R (1, 1)<br>OBP: 0.143, SLG: 0.143 | | | F3 | | | K | | K | | 1 | 0 | 0 | 0 | 0 | 0 | 0 |
| Roger Repoz, L (6, PH)<br>OBP: 0.357, SLG: 0.500 | | | | | | | | | | 1 | 0 | 0 | 0 | 0 | 1 | 0 |
| Tim Talton, L (6, 3)<br>OBP: 0.176, SLG: 0.133 | | | | | | | | | | 1 | 0 | 0 | 0 | 0 | 1 | 0 |

| Inning Stats | 1 | 2 | 3 | 4 | 5 | 6 | 7 | 8 | 9 |
|---|---|---|---|---|---|---|---|---|---|
| R: | 0 | 0 | 0 | 0 | 0 | 0 | 0 | 0 | 0 |
| E: | 0 | 0 | 0 | 0 | 0 | 0 | 0 | 0 | 0 |
| K: | 0 | 2 | 0 | 1 | 1 | 1 | 0 | 3 | 0 |
| S: | 3 | 7 | 3 | 6 | 5 | 5 | 3 | 9 | 3 |
| H: | 0 | 0 | 0 | 1 | 0 | 0 | 0 | 0 | 0 |
| LOB: | 1 | 0 | 0 | 1 | 0 | 1 | 1 | 0 | 2 |
| BB: | 1 | 0 | 0 | 0 | 0 | 2 | 1 | 0 | 2 |
| P: | 7 | 7 | 3 | 6 | 5 | 13 | 7 | 9 | 11 |

| 1B: | 1 | SF: | 0 | WP: | 2 | PA: | 34 |
|---|---|---|---|---|---|---|---|
| 2B: | 0 | SAC: | 0 | PB: | 0 | | |
| 3B: | 0 | DP: | 0 | SB: | 0 | | |
| HR: | 0 | HBP: | 0 | CS: | 0 | | |

| PITCHER | IP | WLS | BF | H | R | ER | SO | BB | IBB | HBP | BLK | WP | HR | S | P | ERA | WHIP |
|---|---|---|---|---|---|---|---|---|---|---|---|---|---|---|---|---|---|
| Dean Chance, R (1, 1)<br>ERA: 2.56 | 9.0 | W | 34 | 1 | 0 | 0 | 8 | 6 | 0 | 0 | 0 | 1 | 0 | 44 | 68 | 0.00 | 0.778 |

| PITCHER | IP | WLS | BF | H | R | ER | SO | BB | IBB | HBP | BLK | WP | HR | S | P | ERA | WHIP |
|---|---|---|---|---|---|---|---|---|---|---|---|---|---|---|---|---|---|

# TOP

## Kansas City Athletics @ Minnesota Twins

Metropolitan Stadium, Bloomington , MI

Thu May 11 1967, 8:05 PM EDT

Att. 7,423 - Unknown

livebaseballscorecards.com

| | |
|---|---|
| AB | 28 |
| R | 0 |
| H | 1 |
| RBI | 0 |
| BB | 6 |
| SO | 8 |
| LOB | 8 |

| Batter | 1 | 2 | 3 | 4 | 5 | 6 | 7 | 8 | 9 | AB | R | H | RBI | BB | SO | LOB |
|---|---|---|---|---|---|---|---|---|---|---|---|---|---|---|---|---|
| Cesar Tovar, R (1, 9)<br>OBP: 0.365, SLG: 0.383 | BBBB<br>4-0<br>WP 1B<br>BB<br>BB | x<br>0-0<br>BB<br>2B<br>1B | x<br>0-0 ③<br>F3 | | x<br>0-0 ③<br>FC5-4<br>1-2f | | | x<br>0-0 ②<br>F4 | | 4 | 2 | 1 | 0 | 1 | 0 | 2 |
| Rod Carew, L (1, 4)<br>OBP: 0.381, SLG: 0.423 | x<br>0-0<br>BB WP<br>E<br>1-2<br>1B | x<br>0-0 ①<br>F7 | | x<br>0-0 ①<br>5-3 | | x<br>0-0 ①<br>F2 | | SSS<br>0-3 ③<br>K | | 5 | 1 | 1 | 0 | 0 | 1 | 1 |
| Zoilo Versalles, R (1, 6)<br>OBP: 0.358, SLG: 0.462 | SSS<br>0-3 ①<br>K<br>1-2<br>2-3 | x<br>0-0 ②<br>F7 | | x<br>0-0 ②<br>F2 | | x<br>0-0 ②<br>6-3 | | | | 4 | 0 | 0 | 0 | 0 | 1 | 3 |
| Harmon Killebrew, R (1, 3)<br>OBP: 0.408, SLG: 0.434 | IIII<br>4-0<br>E BB<br>1B<br>IBB | BBBB<br>4-0<br>2B<br>1-2<br>1B<br>BB | | x<br>0-0 ③<br>5-3 | | H<br>1-0<br>HBP | | | | 1 | 2 | 0 | 0 | 2 | 0 | 0 |
| Rich Reese, L (1, 7)<br>OBP: 0.375, SLG: 0.692 | BBBB<br>4-0<br>E<br>1B<br>1-2<br>2-3<br>3-H<br>BB | x<br>0-0<br>1B<br>1-3<br>2-H<br>2B | | | x<br>0-0<br>HR | x<br>0-0 ③<br>G1 | | | | 3 | 3 | 2 | 3 | 1 | 0 | 1 |
| Ron Clark, R (1, 5)<br>OBP: 0.237, SLG: 0.444 | x<br>0-0<br>E6<br>BB 1B<br>K<br>1-2<br>2-3<br>3-H | x<br>0-0<br>1B<br>2-H<br>3-H | | | SSS<br>0-3 ①<br>K | | x<br>0-0 ①<br>6-3 | | | 4 | 0 | 1 | 3 | 0 | 1 | 2 |
| Ted Uhlaender, L (1, 8)<br>OBP: 0.304, SLG: 0.609 | x<br>0-0<br>BB<br>1-2<br>2-H<br>3-H<br>1B | SSS<br>0-3 ③<br>K | | | x<br>0-0<br>FC3-5<br>2B | | x<br>0-0 ②<br>1-3 | | | 4 | 0 | 2 | 2 | 0 | 1 | 1 |
| Jerry Zimmerman, R (1, 2)<br>OBP: 0.250, SLG: 0.125 | BBBB<br>4-0<br>1-2<br>2-3<br>BB | | x<br>0-0 ①<br>F8 | | BBBB<br>4-0<br>FC3-5<br>BB | | x<br>0-0 ③<br>6-3 | | | 2 | 0 | 0 | 0 | 2 | 0 | 0 |
| Dean Chance, R (1, 1) | SSS<br>0-3 ② ③<br>K<br>3-H | SSS<br>0-3 ②<br>K | | | x<br>0-0 ②<br>FC3-5<br>FC5-4<br>1-2<br>2-3f | | | SSS<br>0-3 ①<br>K | | 4 | 0 | 0 | 0 | 0 | 3 | 5 |
| Inning Stats | R: 4 E: 1 K: 2 S: 9<br>H: 2 LOB: 3 BB: 4 P: 25 | R: 3 E: 0 K: 1 S: 8<br>H: 3 LOB: 1 BB: 1 P: 12 | R: 0 E: 0 K: 1 S: 5<br>H: 0 LOB: 0 BB: 0 P: 5 | R: 0 E: 0 K: 0 S: 3<br>H: 0 LOB: 0 BB: 0 P: 3 | R: 1 E: 0 K: 1 S: 7<br>H: 2 LOB: 2 BB: 1 P: 11 | R: 0 E: 0 K: 0 S: 3<br>H: 0 LOB: 1 BB: 0 P: 4 | R: 0 E: 0 K: 0 S: 3<br>H: 0 LOB: 0 BB: 0 P: 3 | R: 0 E: 0 K: 2 S: 7<br>H: 0 LOB: 0 BB: 0 P: 7 | | 1B: 4 2B: 2 3B: 0 HR: 1<br>SF: 0 SAC: 0 DP: 0 HBP: 1 | | | | | | |

| PITCHER | IP | WLS | BF | H | R | ER | SO | BB | IBB | HBP | BLK | WP | HR | S | P | ERA | WHIP |
|---|---|---|---|---|---|---|---|---|---|---|---|---|---|---|---|---|---|
| Catfish Hunter, R (1, 1)<br>ERA: 3.51 | 5.0 | L | 28 | 7 | 8 | 7 | 5 | 5 | 1 | 0 | 0 | 1 | 1 | 32 | 56 | 12.60 | 2.400 |
| Tony Pierce, L (6, 1)<br>ERA: 3.86 | 3.0 | | 10 | 0 | 0 | 0 | 2 | 0 | 0 | 1 | 0 | 0 | 0 | 13 | 14 | 0.00 | 0.000 |

| PITCHER | IP | WLS | BF | H | R | ER | SO | BB | IBB | HBP | BLK | WP | HR | S | P | ERA | WHIP |
|---|---|---|---|---|---|---|---|---|---|---|---|---|---|---|---|---|---|

# BOTTOM

# Kansas City Athletics @ Minnesota Twins

Metropolitan Stadium, Bloomington , MI

Thu May 11 1967, 8:05 PM EDT

Att. 7,423 - Unknown

livebaseballscorecards.com

| | |
|---|---|
| AB | 31 |
| R | 8 |
| H | 7 |
| RBI | 8 |
| BB | 6 |
| SO | 7 |
| LOB | 15 |

| Batter | 1 | 2 | 3 | 4 | 5 | 6 | 7 | 8 | 9 | AB | R | H | RBI | BB | SO | LOB |
|---|---|---|---|---|---|---|---|---|---|---|---|---|---|---|---|---|
| Bert Campaneris, R (1, 6)<br>OBP: 0.348, SLG: 0.360 | 0-0 1B 2B | | 0-0 CS 1B | | 0-3 K | | 0-0 F5 | | | 4 | 0 | 2 | 0 | 0 | 1 | 0 |
| Rick Monday, L (1, 8)<br>OBP: 0.333, SLG: 0.452 | 0-0 1-3 1B<br>2-3 | | 0-0 1-2 HR | | 0-0 F8 | | 0-3 K | | | 4 | 1 | 2 | 1 | 0 | 1 | 0 |
| Mike Hershberger, R (1, 9)<br>OBP: 0.356, SLG: 0.372<br>Allan Lewis, S (8, PR)<br>Roger Repoz, L (8, 9)<br>OBP: 0.357, SLG: 0.500 | 0-0 1-3<br>1-2 | | 0-0 F7 | | 0-0 F9 | | | 0-0 CS 1B | | 4<br>0<br>0 | 0<br>0<br>0 | 1<br>0<br>0 | 0<br>0<br>0 | 0<br>0<br>0 | 0<br>0<br>0 | 2<br>0<br>0 |
| Danny Cater, R (1, 3)<br>OBP: 0.324, SLG: 0.441 | 0-3 K | | 0-0 FC4 1B | | | 0-0 5-3 | | 0-3 K<br>1-2 | | 4 | 0 | 1 | 0 | 0 | 2 | 3 |
| Sal Bando, R (1, 5) | 0-3 K | | 0-0 FC4<br>1-2f | | | 4-0 1B BB | | 0-0 4-3 | | 3 | 0 | 0 | 0 | 1 | 1 | 4 |
| Dick Green, R (1, 4)<br>OBP: 0.283, SLG: 0.293 | | 0-0 3-1 S SF9 1B | | 0-0 F9-6 1B 1B | | 0-0 1-2 1B | | | 0-0 F8 | 4 | 1 | 3 | 0 | 0 | 0 | 0 |
| Joe Nossek, R (1, 7)<br>OBP: 0.250, SLG: 0.250<br>Jim Gosger, L (6, PH)<br>OBP: 0.339, SLG: 0.375 (6, 7) | | 0-0 3-1<br>1-3 | | 0-0<br>1-2 1B | | 0-3 K | | | 0-0 F7 | 2<br>2 | 0<br>0 | 1<br>0 | 0<br>0 | 0<br>0 | 0<br>1 | 1<br>2 |
| Phil Roof, R (1, 2)<br>OBP: 0.222, SLG: 0.231 | | 0-0 SF9<br>3-H | | 0-0 F9-6<br>2-3 | | 0-0 5-3 | | | 0-0 3-1 | 3 | 0 | 0 | 1 | 0 | 0 | 4 |
| Jim Nash, R (1, 1) | | 0-3 K | | 0-3 K | | | 0-3 K | | | 3 | 0 | 0 | 0 | 0 | 3 | 1 |

| Inning Stats | | | | | | | | | | | | | | | | | | | | | | | | | | | | | | | | | | |
|---|---|---|---|---|---|---|---|---|---|---|---|---|---|---|---|---|---|---|---|---|---|---|---|---|---|---|---|---|---|---|---|---|---|---|
| | R: 0 | H: 2 | E: 0 | LOB: 2 | K: 2 | BB: 0 | S: 9 | P: 9 | R: 1 | H: 1 | E: 0 | LOB: 0 | K: 1 | BB: 0 | S: 6 | P: 6 | R: 1 | H: 3 | E: 0 | LOB: 1 | K: 0 | BB: 0 | S: 5 | P: 5 | R: 0 | H: 2 | E: 0 | LOB: 1 | K: 1 | BB: 0 | S: 6 | P: 6 | R: 0 | H: 0 | E: 0 | LOB: 0 | K: 1 | BB: 0 | S: 5 | P: 5 |
| | R: 0 | H: 1 | E: 0 | LOB: 2 | K: 1 | BB: 1 | S: 6 | P: 10 | R: 0 | H: 0 | E: 0 | LOB: 0 | K: 2 | BB: 0 | S: 7 | P: 7 | R: 0 | H: 1 | E: 0 | LOB: 1 | K: 1 | BB: 0 | S: 5 | P: 5 | R: 0 | H: 0 | E: 0 | LOB: 0 | K: 0 | BB: 0 | S: 3 | P: 3 | 1B: 8 | SF: 1 | 2B: 2 | SAC: 0 | 3B: 0 | DP: 1 | HR: 1 | HBP: 0 | WP: 0 | PA: 35 | PB: 0 | SB: 1 | CS: 2 |

| PITCHER | | IP | WLS | BF | H | R | ER | SO | BB | IBB | HBP | BLK | WP | HR | S | P | ERA | WHIP |
|---|---|---|---|---|---|---|---|---|---|---|---|---|---|---|---|---|---|---|
| Jim Kaat, L<br>ERA: 5.25 | (1, 1) | 3.0 | L | 16 | 8 | 2 | 2 | 3 | 0 | 0 | 0 | 0 | 0 | 1 | 22 | 22 | 6.00 | 2.667 |
| Dave Boswell, R<br>ERA: 7.13 | (4, 1) | 5.0 | | 16 | 2 | 0 | 0 | 6 | 1 | 0 | 0 | 0 | 0 | 0 | 27 | 31 | 0.00 | 0.600 |
| Al Worthington, R<br>ERA: 2.55 | (9, 1) | 1.0 | | 3 | 0 | 0 | 0 | 0 | 0 | 0 | 0 | 0 | 0 | 0 | 3 | 3 | 0.00 | 0.000 |

| PITCHER | IP | WLS | BF | H | R | ER | SO | BB | IBB | HBP | BLK | WP | HR | S | P | ERA | WHIP |
|---|---|---|---|---|---|---|---|---|---|---|---|---|---|---|---|---|---|

TOP

# Kansas City Athletics @ Minnesota Twins

Metropolitan Stadium, Bloomington , MI

Fri May 12 1967, 8:05 PM EDT

Att. 9,590 - Unknown

livebaseballscorecards.com

| | |
|---|---|
| AB | 33 |
| R | 2 |
| H | 10 |
| RBI | 2 |
| BB | 1 |
| SO | 9 |
| LOB | 17 |

| Batter | 1 | 2 | 3 | 4 | 5 | 6 | 7 | 8 | 9 | AB | R | H | RBI | BB | SO | LOB |
|---|---|---|---|---|---|---|---|---|---|---|---|---|---|---|---|---|
| Cesar Tovar, R (1, 9)<br>OBP: 0.361, SLG: 0.371 | F7 | | G6-4-3<br>1-2f | | | BBBB 4-0<br>G6-4-3<br>BB | | | F7 | 3 | 0 | 0 | 0 | 1 | 0 | 2 |
| Rod Carew, L (1, 4)<br>OBP: 0.386, SLG: 0.420 | G5-4-3<br>1B | | | BBBB 4-0<br>BB | | F7 | | | F6 | 3 | 0 | 1 | 0 | 1 | 0 | 1 |
| Zoilo Versalles, R (1, 6)<br>OBP: 0.343, SLG: 0.442 | G5-4-3<br>1-2f | | | F8 | | G6-4-3<br>1-2f | | | K | 4 | 0 | 0 | 0 | 0 | 1 | 3 |
| Harmon Killebrew, R (1, 3)<br>OBP: 0.396, SLG: 0.418 | | 5-3 | | F7 | | | 5-3 | | | 3 | 0 | 0 | 0 | 0 | 0 | 1 |
| Rich Reese, L (1, 7)<br>OBP: 0.316, SLG: 0.563 | | K | | K | | | K | | | 3 | 0 | 0 | 0 | 0 | 3 | 1 |
| Ron Clark, R (1, 5)<br>OBP: 0.220, SLG: 0.410 | | F9 | | | F7 | | K | | | 3 | 0 | 0 | 0 | 0 | 1 | 0 |
| Ted Uhlaender, L (1, 8)<br>OBP: 0.269, SLG: 0.538 | | | E6<br>F9 BB | | 4-3 | | | F7 | | 3 | 0 | 0 | 0 | 0 | 0 | 0 |
| Jerry Zimmerman, R (1, 2)<br>OBP: 0.267, SLG: 0.120<br>Sandy Valdespino, L (8, PH)<br>OBP: 0.500, SLG: 1.200<br>Al Worthington, R (9, 1) | | | BBBB 4-0<br>G6-4-3<br>1-2<br>BB | | 4-3 | | | K | | 1<br>1<br>0 | 0<br>0<br>0 | 0<br>0<br>0 | 0<br>0<br>0 | 1<br>0<br>0 | 0<br>1<br>0 | 0<br>0<br>0 |
| Jim Kaat, L (1, 1)<br>OBP: 0.231, SLG: 0.250<br>Dave Boswell, R (4, 1)<br>OBP: 0.250, SLG: 1.000<br>Russ Nixon, L (8, PH)<br>OBP: 0.226, SLG: 0.233<br>(9, 2) | | | F9<br>2-3 | | | HR | | K | | 1<br>1<br>1 | 0<br>1<br>0 | 0<br>1<br>0 | 0<br>1<br>0 | 0<br>0<br>1 | 0<br>0<br>0 | 2<br>0<br>0 |
| Inning Stats | R: 0<br>E: 0<br>K: 0<br>S: 3<br>H: 1<br>LOB: 0<br>BB: 0<br>P: 3 | R: 0<br>E: 0<br>K: 1<br>S: 5<br>H: 0<br>LOB: 0<br>BB: 0<br>P: 5 | R: 0<br>E: 1<br>K: 0<br>S: 3<br>H: 0<br>LOB: 1<br>BB: 1<br>P: 7 | R: 0<br>E: 0<br>K: 1<br>S: 5<br>H: 0<br>LOB: 1<br>BB: 1<br>P: 9 | R: 0<br>E: 0<br>K: 0<br>S: 3<br>H: 0<br>LOB: 0<br>BB: 0<br>P: 3 | R: 1<br>E: 0<br>K: 0<br>S: 3<br>H: 1<br>LOB: 0<br>BB: 1<br>P: 7 | R: 0<br>E: 0<br>K: 2<br>S: 7<br>H: 0<br>LOB: 0<br>BB: 0<br>P: 7 | R: 0<br>E: 0<br>K: 2<br>S: 7<br>H: 0<br>LOB: 0<br>BB: 0<br>P: 7 | R: 0<br>E: 0<br>K: 1<br>S: 5<br>H: 0<br>LOB: 0<br>BB: 0<br>P: 5 | 1B: 1<br>2B: 0<br>3B: 0<br>HR: 1<br>SF: 0<br>SAC: 0<br>DP: 3<br>HBP: 0 | | | | WP: 0<br>PB: 0<br>SB: 0<br>CS: 0 | PA: 30 | |

| PITCHER | IP | WLS | BF | H | R | ER | SO | BB | IBB | HBP | BLK | WP | HR | S | P | ERA | WHIP |
|---|---|---|---|---|---|---|---|---|---|---|---|---|---|---|---|---|---|
| Jim Nash, R (1, 1)<br>ERA: 2.72 | 9.0 | W | 30 | 2 | 1 | 1 | 7 | 3 | 0 | 0 | 0 | 0 | 1 | 41 | 53 | 1.00 | 0.556 |

| PITCHER | IP | WLS | BF | H | R | ER | SO | BB | IBB | HBP | BLK | WP | HR | S | P | ERA | WHIP |
|---|---|---|---|---|---|---|---|---|---|---|---|---|---|---|---|---|---|

# BOTTOM

## Kansas City Athletics @ Minnesota Twins

Metropolitan Stadium, Bloomington , MI

Fri May 12 1967, 8:05 PM EDT

Att. 9,590 - Unknown

livebaseballscorecards.com

| | |
|---|---|
| AB | 27 |
| R | 1 |
| H | 2 |
| RBI | 1 |
| BB | 3 |
| SO | 7 |
| LOB | 10 |

| Batter | 1 | 2 | 3 | 4 | 5 | 6 | 7 | 8 | 9 | AB | R | H | RBI | BB | SO | LOB |
|---|---|---|---|---|---|---|---|---|---|---|---|---|---|---|---|---|
| Bert Campaneris, R (1, 6)<br>OBP: 0.350, SLG: 0.362 | K | | 1B 2B 1B | | FC1-4<br>1-2f | | 2-3 1B | | F7 | 5 | 1 | 2 | 0 | 0 | 1 | 1 |
| Rick Monday, L (1, 8)<br>OBP: 0.337, SLG: 0.487 | HR | | 1-2 2B 1B | | F8 | | K | | 5-3 | 5 | 2 | 2 | 1 | 0 | 1 | 3 |
| Ray Webster, L (1, 3)<br>OBP: 0.314, SLG: 0.471 | FC6-4 1B | | P3-6<br>1-H<br>2-H 2B | | | F9 | | 1B 1B<br>FC4-6 1B | | 4 | 1 | 3 | 2 | 0 | 0 | 0 |
| Danny Cater, R (1, 7)<br>OBP: 0.321, SLG: 0.434 | FC6-4<br>1-2f 1B | | P3-6<br>2-3f | | | K | | FC4-6 1B<br>1-2 1B | | 4 | 1 | 1 | 0 | 0 | 1 | 2 |
| Jim Gosger, L (1, 9)<br>OBP: 0.348, SLG: 0.385 | CS<br>2-H 1B | | | F8 | | 1B | | F2 | | 4 | 0 | 2 | 1 | 0 | 0 | 2 |
| Dick Green, R (1, 4)<br>OBP: 0.281, SLG: 0.291 | CS<br>1-2 | 4-3 | | 6-3 | | K | | FC4-6<br>1-2<br>2-3 1B | | 4 | 0 | 1 | 0 | 0 | 1 | 1 |
| Sal Bando, R (1, 5) | | K | | K | | | 1B SH1-4<br>BB | FC4-6<br>1-2f<br>2-3<br>3-H | | 3 | 0 | 0 | 1 | 1 | 2 | 2 |
| Phil Roof, R (1, 2)<br>OBP: 0.229, SLG: 0.238 | | F3 | | | FC1-5 E<br>1B | | SH1-4<br>1-2 | F7 | | 3 | 0 | 1 | 0 | 0 | 0 | 2 |
| Lew Krausse, R (1, 1) | | | F2 | | FC1-5<br>FC1-4<br>1-3 | | K | | F7 | 2 | 0 | 0 | 0 | 0 | 0 | 1 |
| Roger Repoz, L (7, PH)<br>OBP: 0.351, SLG: 0.490 | | | | | | | | | | 1 | 0 | 0 | 0 | 0 | 1 | 1 |
| Roberto Rodriguez, R (7, 1) | | | | | | | | | | 0 | 0 | 0 | 0 | 0 | 0 | 0 |
| Paul Lindblad, L (8, 1)<br>OBP: 0.250, SLG: 0.250 | | | | | | | | | | 1 | 0 | 0 | 0 | 0 | 0 | 0 |
| Inning Stats | R: 2<br>E: 1<br>K: 1<br>S: 7<br>H: 3<br>LOB: 0<br>BB: 0<br>P: 7 | R: 0<br>E: 0<br>K: 1<br>S: 5<br>H: 0<br>LOB: 0<br>BB: 0<br>P: 5 | R: 2<br>E: 0<br>K: 0<br>S: 5<br>H: 3<br>LOB: 0<br>BB: 0<br>P: 5 | R: 0<br>E: 0<br>K: 1<br>S: 5<br>H: 0<br>LOB: 0<br>BB: 0<br>P: 5 | R: 0<br>E: 1<br>K: 0<br>S: 4<br>H: 1<br>LOB: 1<br>BB: 0<br>P: 4 | R: 0<br>E: 0<br>K: 2<br>S: 8<br>H: 1<br>LOB: 1<br>BB: 0<br>P: 8 | R: 0<br>E: 0<br>K: 2<br>S: 8<br>H: 1<br>LOB: 2<br>BB: 1<br>P: 12 | R: 1<br>E: 0<br>K: 0<br>S: 6<br>H: 3<br>LOB: 2<br>BB: 0<br>P: 6 | R: 0<br>E: 0<br>K: 0<br>S: 3<br>H: 0<br>LOB: 0<br>BB: 0<br>P: 3 | 1B: 10<br>2B: 2<br>3B: 0<br>HR: 1<br>SF: 0<br>SAC: 1<br>DP: 1<br>HBP: 0 | WP: 0<br>PB: 0<br>SB: 0<br>CS: 1<br>PA: 39 | | | | | |

TOP

# Kansas City Athletics @ Minnesota Twins

Metropolitan Stadium, Bloomington , MI

Sat May 13 1967, 4:33 AM EDT

Att. 11,852 - Unknown

livebaseballscorecards.com

| | |
|---|---|
| AB | 36 |
| R | 5 |
| H | 12 |
| RBI | 5 |
| BB | 1 |
| SO | 7 |
| LOB | 15 |

| PITCHER | | IP | WLS | BF | H | R | ER | SO | BB | IBB | HBP | BLK | WP | HR | S | P | ERA | WHIP |
|---|---|---|---|---|---|---|---|---|---|---|---|---|---|---|---|---|---|---|
| Mudcat Grant, R<br>ERA: 4.06 | (1, 1) | 3.0 | L | 13 | 6 | 4 | 3 | 2 | 0 | 0 | 0 | 0 | 0 | 1 | 17 | 17 | 9.00 | 2.000 |
| Jim Perry, R<br>ERA: 4.11 | (4, 1) | 5.0 | | 22 | 6 | 1 | 1 | 5 | 1 | 0 | 0 | 0 | 0 | 0 | 31 | 35 | 1.80 | 1.400 |
| Ron Kline, R<br>ERA: 1.42 | (9, 1) | 1.0 | | 3 | 0 | 0 | 0 | 0 | 0 | 0 | 0 | 0 | 0 | 0 | 3 | 3 | 0.00 | 0.000 |

| PITCHER | IP | WLS | BF | H | R | ER | SO | BB | IBB | HBP | BLK | WP | HR | S | P | ERA | WHIP |
|---|---|---|---|---|---|---|---|---|---|---|---|---|---|---|---|---|---|

# BOTTOM

## Kansas City Athletics @ Minnesota Twins

Metropolitan Stadium, Bloomington , MI

Sat May 13 1967, 4:33 AM EDT

Att. 11,852 - Unknown

livebaseballscorecards.com

| Batter | 1 | 2 | 3 | 4 | 5 | 6 | 7 | 8 | 9 | AB | R | H | RBI | BB | SO | LOB |
|---|---|---|---|---|---|---|---|---|---|---|---|---|---|---|---|---|
| Cesar Tovar, R (1, 8)<br>OBP: 0.357, SLG: 0.376 | F5 | | | 5-3 | | 6-3 | | 1-3 2B | | 4 | 0 | 1 | 0 | 0 | 0 | 0 |
| Rod Carew, L (1, 4)<br>OBP: 0.391, SLG: 0.429 | 1-3 | | | G3 1B 2B | | BBBB 4-0 1B SF8 BB | | F6 | | 3 | 2 | 1 | 0 | 1 | 0 | 2 |
| Tony Oliva, L (1, 9)<br>OBP: 0.326, SLG: 0.375 | F2 | | | G3 2-3 | | 1-3 1B | | F3 | | 4 | 0 | 1 | 0 | 0 | 0 | 3 |
| Harmon Killebrew, R (1, 3)<br>OBP: 0.400, SLG: 0.420 | | 5-3 | | 1B 3-H 1B | | SF8 3-H | | IBB | | 2 | 0 | 1 | 2 | 1 | 0 | 0 |
| Rich Reese, L (1, 7)<br>OBP: 0.304, SLG: 0.500 | | 4-3 | | FC5-4 1-2 1B | | 6-3 | | SSS K | | 4 | 0 | 1 | 0 | 0 | 1 | 4 |
| Zoilo Versalles, R (1, 6)<br>OBP: 0.330, SLG: 0.424 | | F7 | | FC5-4 1-2f | | | F6 | | F8 | 4 | 0 | 0 | 0 | 0 | 0 | 2 |
| Earl Battey, R (1, 2)<br>OBP: 0.256, SLG: 0.200 | | | F8 | | SSS K | | F7 | | SSS K | 4 | 0 | 0 | 0 | 0 | 2 | 0 |
| Ron Clark, R (1, 5)<br>OBP: 0.222, SLG: 0.381 | | | BBBB 4-0 F8-3 BB | | F3 | | SSS K | | 6-3 | 3 | 0 | 0 | 0 | 1 | 1 | 0 |
| Mudcat Grant, R (1, 1)<br>OBP: 0.154, SLG: 0.154 | | | F8-3 1-2 | | SSS K | | | 2B 1B | | 0 | 0 | 0 | 0 | 0 | 0 | 0 |
| Sandy Valdespino, L (3, PH)<br>OBP: 0.429, SLG: 1.000 | | | | | | | | | | 1 | 0 | 0 | 0 | 0 | 0 | 1 |
| Jim Perry, S (4, 1) | | | | | | | | | | 1 | 0 | 0 | 0 | 0 | 1 | 0 |
| Ted Uhlaender, L (8, PH)<br>OBP: 0.296, SLG: 0.556 | | | | | | | | | | 1 | 0 | 1 | 0 | 0 | 0 | 0 |
| Ron Kline, R (9, 1) | | | | | | | | | | 0 | 0 | 0 | 0 | 0 | 0 | 0 |

| | AB | 31 |
|---|---|---|
| | R | 2 |
| | H | 6 |
| | RBI | 2 |
| | BB | 3 |
| | SO | 5 |
| | LOB | 12 |

| Inning Stats | 1 | 2 | 3 | 4 | 5 | 6 | 7 | 8 | 9 |
|---|---|---|---|---|---|---|---|---|---|
| | R: 0 H: 0<br>E: 0 LOB: 0<br>K: 0 BB: 0<br>S: 3 P: 3 | R: 0 H: 0<br>E: 0 LOB: 0<br>K: 0 BB: 0<br>S: 3 P: 3 | R: 0 H: 0<br>E: 0 LOB: 0<br>K: 0 BB: 1<br>S: 2 P: 6 | R: 1 H: 3<br>E: 0 LOB: 2<br>K: 0 BB: 0<br>S: 6 P: 6 | R: 0 H: 0<br>E: 0 LOB: 0<br>K: 2 BB: 0<br>S: 7 P: 7 | R: 1 H: 1<br>E: 0 LOB: 1<br>K: 0 BB: 1<br>S: 4 P: 8 | R: 0 H: 0<br>E: 0 LOB: 0<br>K: 1 BB: 0<br>S: 5 P: 5 | R: 0 H: 2<br>E: 0 LOB: 3<br>K: 1 BB: 1<br>S: 7 P: 11 | R: 0 H: 0<br>E: 0 LOB: 0<br>K: 1 BB: 0<br>S: 5 P: 5 |

| | 1B: 4 | SF: 1 | WP: 0 | PA: 35 |
|---|---|---|---|---|
| | 2B: 3 | SAC: 0 | PB: 0 | |
| | 3B: 0 | DP: 1 | SB: 0 | |
| | HR: 0 | HBP: 0 | CS: 0 | |

| PITCHER | | IP | WLS | BF | H | R | ER | SO | BB | IBB | HBP | BLK | WP | HR | S | P | ERA | WHIP |
|---|---|---|---|---|---|---|---|---|---|---|---|---|---|---|---|---|---|---|
| Lew Krausse, R<br>ERA: 3.15 | (1, 1) | 6.0 | W | 23 | 4 | 2 | 2 | 2 | 2 | 0 | 0 | 0 | 0 | 0 | 25 | 33 | 3.00 | 1.000 |
| Roberto Rodriguez, R<br>ERA: | (7, 1) | 1.1 | | 6 | 2 | 0 | 0 | 1 | 0 | 0 | 0 | 0 | 0 | 0 | 8 | 8 | 0.00 | 1.500 |
| Paul Lindblad, L<br>ERA: 2.76 | (8, 1) | 1.2 | S | 6 | 0 | 0 | 0 | 2 | 0 | 1 | 0 | 0 | 0 | 0 | 9 | 13 | 0.00 | 0.000 |

| PITCHER | IP | WLS | BF | H | R | ER | SO | BB | IBB | HBP | BLK | WP | HR | S | P | ERA | WHIP |
|---|---|---|---|---|---|---|---|---|---|---|---|---|---|---|---|---|---|

# Kansas City Athletics @ Minnesota Twins

Metropolitan Stadium, Bloomington , MI

Sun May 14 1967, 4:33 AM EDT

Att. 11,549 - Unknown

TOP

livebaseballscorecards.com

| Batter | 1 | 2 | 3 | 4 | 5 | 6 | 7 | 8 | 9 | AB | R | H | RBI | BB | SO | LOB |
|---|---|---|---|---|---|---|---|---|---|---|---|---|---|---|---|---|
| Bert Campaneris, R (1, 6)<br>OBP: 0.344, SLG: 0.355 | SH, 2B, 1B | F6 | | F9 | | | 5-3 | | F9 | 5 | 1 | 1 | 0 | 0 | 0 | 1 |
| Rick Monday, L (1, 8)<br>OBP: 0.322, SLG: 0.463 | SH, 2B<br>1-3 | K | | | F7 | | 4-3 | | K | 4 | 1 | 0 | 0 | 0 | 2 | 1 |
| Mike Hershberger, R (1, 9)<br>OBP: 0.368, SLG: 0.398 | 1B, 2B<br>2-H<br>3-H | 1-2 | | | F7 | | 6-3 | | S, 1B | 5 | 1 | 3 | 2 | 0 | 0 | 0 |
| Allan Lewis, S (9, PR) | | | | | | | | | | 0 | 0 | 0 | 0 | 0 | 0 | 0 |
| Roger Repoz, L (9, 9)<br>OBP: 0.351, SLG: 0.490 | | | | | | | | | | 0 | 0 | 0 | 0 | 0 | 0 | 0 |
| Danny Cater, R (1, 3)<br>OBP: 0.308, SLG: 0.414 | 5-3 | F9 | | | 5-3 | | | F8 | F9<br>1-2 | 5 | 0 | 0 | 0 | 0 | 0 | 4 |
| Dick Green, R (1, 4)<br>OBP: 0.290, SLG: 0.303 | BBBB, 1B, 1B, BB | | F8 | | | K | | FC4, 2B | | 3 | 1 | 1 | 0 | 1 | 1 | 0 |
| Joe Nossek, R (1, 7)<br>OBP: 0.250, SLG: 0.250 | 1B, 1B<br>1-2<br>2-H | | F8 | | | G3 | | IBB | | 0 | 0 | 0 | 0 | 0 | 0 | 0 |
| Jim Gosger, L (1, PH)<br>OBP: 0.357, SLG: 0.382 | | | | | | | | | | 3 | 0 | 1 | 1 | 1 | 0 | 0 |
| | | | | | | | | | | | | | | | | |
| Sal Bando, R (1, 5)<br>OBP: 0.313, SLG: 0.083 | G1-6-3, 1B<br>1-3<br>2-H | | K | | | 1B, BB | | FC4, BB<br>1-2f<br>2-3 | | 3 | 0 | 1 | 1 | 1 | 1 | 2 |
| Phil Roof, R (1, 2)<br>OBP: 0.250, SLG: 0.244 | G1-6-3<br>1-2f | | | F7 | | FC6-4, 1B<br>1-3 | | BBBB, BB<br>1-2 | | 3 | 0 | 1 | 0 | 1 | 0 | 2 |
| Chuck Dobson, R (1, 1)<br>OBP: 0.200, SLG: 0.200 | | 1B, 1B | | K | | FC6-4<br>1-2f | | K | | 3 | 0 | 1 | 0 | 0 | 1 | 2 |
| Jack Aker, R (7, 1)<br>OBP: 0.167, SLG: 0.167 | | | | | | | | | | 1 | 0 | 0 | 0 | 0 | 1 | 3 |
| Inning Stats | R: 4 H: 4<br>E: 1 LOB: 1<br>K: 0 BB: 1<br>S: 7 P: 11 | R: 0 H: 2<br>E: 0 LOB: 2<br>K: 1 BB: 0<br>S: 7 P: 7 | R: 0 H: 0<br>E: 0 LOB: 0<br>K: 1 BB: 0<br>S: 5 P: 5 | R: 0 H: 0<br>E: 0 LOB: 0<br>K: 1 BB: 0<br>S: 5 P: 5 | R: 0 H: 0<br>E: 0 LOB: 0<br>K: 0 BB: 0<br>S: 3 P: 3 | R: 0 H: 1<br>E: 0 LOB: 2<br>K: 1 BB: 1<br>S: 6 P: 10 | R: 0 H: 0<br>E: 0 LOB: 0<br>K: 0 BB: 0<br>S: 3 P: 3 | R: 0 H: 1<br>E: 0 LOB: 3<br>K: 1 BB: 2<br>S: 6 P: 14 | R: 0 H: 1<br>E: 0 LOB: 2<br>K: 1 BB: 0<br>S: 6 P: 6 | 1B: 7 SF: 0<br>2B: 2 SAC: 1<br>3B: 0 DP: 1<br>HR: 0 HBP: 0 | | | | | | |

| PITCHER | | IP | WLS | BF | H | R | ER | SO | BB | IBB | HBP | BLK | WP | HR | S | P | ERA | WHIP |
|---|---|---|---|---|---|---|---|---|---|---|---|---|---|---|---|---|---|---|
| Jim Ollom, L<br>ERA: 5.87 | (1, 1) | 0.1 | L | 5 | 2 | 4 | 3 | 0 | 1 | 0 | 0 | 0 | 0 | 0 | 4 | 8 | 81.00 | 9.000 |
| Dave Boswell, R<br>ERA: 5.64 | (1, 1) | 4.2 | | 17 | 4 | 0 | 0 | 3 | 0 | 0 | 0 | 0 | 0 | 0 | 23 | 23 | 0.00 | 0.857 |
| Al Worthington, R<br>ERA: 2.29 | (6, 1) | 2.0 | | 8 | 1 | 0 | 0 | 1 | 1 | 0 | 0 | 0 | 0 | 0 | 9 | 13 | 0.00 | 1.000 |
| Ron Kline, R<br>ERA: 1.23 | (8, 1) | 2.0 | | 10 | 2 | 0 | 0 | 2 | 1 | 1 | 0 | 0 | 0 | 0 | 12 | 20 | 0.00 | 1.500 |

| PITCHER | IP | WLS | BF | H | R | ER | SO | BB | IBB | HBP | BLK | WP | HR | S | P | ERA | WHIP |
|---|---|---|---|---|---|---|---|---|---|---|---|---|---|---|---|---|---|

| | |
|---|---|
| AB | 35 |
| R | 4 |
| H | 9 |
| RBI | 4 |
| BB | 4 |
| SO | 6 |
| LOB | 15 |

WP: 0 PA: 40
PB: 0
SB: 1
CS: 0

| Batter | 1 | 2 | 3 | 4 | 5 | 6 | 7 | 8 | 9 | AB | R | H | RBI | BB | SO | LOB |
|---|---|---|---|---|---|---|---|---|---|---|---|---|---|---|---|---|
| Cesar Tovar, R (1, 8)<br>OBP: 0.353, SLG: 0.371 | F8 | | F9 | | | G4-6-3 1B | K | | | 4 | 0 | 1 | 0 | 0 | 1 | 2 |
| Rod Carew, L (1, 4)<br>OBP: 0.385, SLG: 0.414 | 4-3 | | BB | | | G4-6-3 1-2f | | 4-3 | | 3 | 0 | 0 | 0 | 1 | 0 | 1 |
| Tony Oliva, L (1, 9)<br>OBP: 0.300, SLG: 0.341 | E5 E | | F7 | | | 4-3 | | 4-3 | | 4 | 0 | 0 | 0 | 0 | 0 | 1 |
| Harmon Killebrew, R (1, 3)<br>OBP: 0.404, SLG: 0.452 | E5 2-3 | | | F8 | | | HR | BB | | 3 | 1 | 1 | 1 | 1 | 0 | 1 |
| Rich Reese, L (1, 7)<br>OBP: 0.296, SLG: 0.500 | K | | | F8 | | | 1B 2B | 5-3 | | 4 | 1 | 1 | 0 | 0 | 1 | 3 |
| Zoilo Versalles, R (1, 6)<br>OBP: 0.318, SLG: 0.408 | | F9 | | F4 | | | F9 | | K | 4 | 0 | 0 | 0 | 0 | 1 | 1 |
| Earl Battey, R (1, 2)<br>OBP: 0.279, SLG: 0.231 | | 5-3 | | | FC5-4 1B | | BB 2-H 1B | | F2 | 4 | 0 | 2 | 1 | 0 | 0 | 0 |
| Ron Clark, R (1, 5)<br>OBP: 0.208, SLG: 0.356<br>Ted Uhlaender, L (9, PH)<br>OBP: 0.286, SLG: 0.536 | | K | | | FC5-4 G6-3 1-2f | | F4 | | K | 3<br>1 | 0<br>0 | 0<br>0 | 0<br>0 | 0<br>0 | 1<br>1 | 2<br>0 |
| Jim Ollom, R (1, 1)<br>OBP: 0.250, SLG: 0.250<br>Dave Boswell, R (1, 1)<br>OBP: 0.200, SLG: 0.800<br>Russ Nixon, L (5, PH)<br>OBP: 0.219, SLG: 0.226<br>Al Worthington, R (6, 1)<br>Bob Allison, R (7, PH)<br>OBP: 0.322, SLG: 0.432<br>Ron Kline, R (8, 1) | | | F8 | | G6-3 1-2f | | 4-0 1-2 BB | | | 0<br>1<br>1<br>0<br>0<br>0 | 0<br>0<br>0<br>0<br>0<br>0 | 0<br>0<br>0<br>0<br>0<br>0 | 0<br>0<br>0<br>0<br>0<br>0 | 0<br>0<br>0<br>0<br>1<br>0 | 0<br>0<br>0<br>0<br>0<br>0 | 0<br>0<br>1<br>0<br>0<br>0 |
| Inning Stats | R: 0 E: 2 K: 1 S: 7 H: 0 LOB: 2 BB: 0 P: 7 | R: 0 E: 0 K: 1 S: 5 H: 0 LOB: 0 BB: 0 P: 5 | R: 0 E: 0 K: 0 S: 3 H: 0 LOB: 1 BB: 1 P: 7 | R: 0 E: 0 K: 0 S: 3 H: 0 LOB: 0 BB: 0 P: 3 | R: 0 E: 0 K: 0 S: 3 H: 1 LOB: 0 BB: 0 P: 3 | R: 0 E: 0 K: 0 S: 3 H: 1 LOB: 0 BB: 0 P: 3 | R: 2 E: 0 K: 1 S: 8 H: 3 LOB: 2 BB: 1 P: 12 | R: 0 E: 0 K: 0 S: 3 H: 0 LOB: 1 BB: 1 P: 7 | R: 0 E: 0 K: 2 S: 7 H: 0 LOB: 0 BB: 0 P: 7 | 1B: 3<br>2B: 1<br>3B: 0<br>HR: 1 | SF: 0<br>SAC: 0<br>DP: 2<br>HBP: 0 | | | WP: 0<br>PB: 0<br>SB: 0<br>CS: 0 | PA: 35 | | |

| PITCHER | | IP | WLS | BF | H | R | ER | SO | BB | IBB | HBP | BLK | WP | HR | S | P | ERA | WHIP |
|---|---|---|---|---|---|---|---|---|---|---|---|---|---|---|---|---|---|---|
| Chuck Dobson, R<br>ERA: 4.55 | (1, 1) | 6.1 | W | 25 | 5 | 2 | 2 | 2 | 1 | 0 | 0 | 0 | 0 | 1 | 28 | 32 | 2.84 | 0.947 |
| Jack Aker, R<br>ERA: 4.3 | (7, 1) | 2.2 | S | 10 | 0 | 0 | 0 | 3 | 2 | 0 | 0 | 0 | 0 | 0 | 14 | 22 | 0.00 | 0.750 |

| PITCHER | IP | WLS | BF | H | R | ER | SO | BB | IBB | HBP | BLK | WP | HR | S | P | ERA | WHIP |
|---|---|---|---|---|---|---|---|---|---|---|---|---|---|---|---|---|---|

# BOTTOM

## Kansas City Athletics @ Minnesota Twins

Metropolitan Stadium, Bloomington , MI

Sun May 14 1967, 4:33 AM EDT

Att. 11,549 - Unknown

livebaseballscorecards.com

| | |
|---|---|
| AB | 32 |
| R | 2 |
| H | 5 |
| RBI | 2 |
| BB | 3 |
| SO | 5 |
| LOB | 12 |

| Batter | 1 | 2 | 3 | 4 | 5 | 6 | 7 | 8 | 9 | AB | R | H | RBI | BB | SO | LOB |
|---|---|---|---|---|---|---|---|---|---|---|---|---|---|---|---|---|
| Cesar Tovar, R (1, 5)<br>OBP: 0.342, SLG: 0.358 | 5-3 | | F9 | | F5 | | 6-3 | | | 4 | 0 | 0 | 0 | 0 | 0 | 1 |
| Rod Carew, L (1, 4)<br>OBP: 0.370, SLG: 0.396 | 4-3 | | F7 | | | E5 CS | | F5 | | 4 | 0 | 0 | 0 | 0 | 0 | 0 |
| Harmon Killebrew, R (1, 3)<br>OBP: 0.389, SLG: 0.432 | F8 | | 5-3 | | | SSS K | | 5-3 | | 4 | 0 | 0 | 0 | 0 | 1 | 1 |
| Tony Oliva, L (1, 9)<br>OBP: 0.296, SLG: 0.319 | | F9 | | 6-3 | | BBBB 4-0 CS BB | | SSS 0-3 K | | 3 | 0 | 0 | 0 | 1 | 1 | 0 |
| Bob Allison, R (1, 7)<br>OBP: 0.341, SLG: 0.455 | | 2B 2B | | 1B 1B | | BBBB 4-0 1-2 2-3 BB | | | 5-3 | 3 | 1 | 2 | 0 | 1 | 0 | 0 |
| Zoilo Versalles, R (1, 6)<br>OBP: 0.324, SLG: 0.421 | | 6-3 2-H 2B | | G4-6-3 1-2 1B | | SSS 0-3 K | | | SSS 0-3 K2-3 | 4 | 0 | 2 | 1 | 0 | 2 | 2 |
| Ted Uhlaender, L (1, 8)<br>OBP: 0.281, SLG: 0.500 | | 6-3 2-3 | | G4-6-3 1-2f | | | 5-3 5-3 1B | | G3 | 4 | 0 | 1 | 0 | 0 | 0 | 3 |
| Earl Battey, R (1, 2)<br>OBP: 0.283, SLG: 0.220 | | BBBB 4-0 FC6 BB | | | 5-3 | | 5-3 1-2 | | | 2 | 0 | 0 | 0 | 1 | 0 | 1 |
| Dean Chance, R (1, 1) | | FC6 1-2f | | | SSS 0-3 K | | 5-3 2-3 | | | 3 | 0 | 0 | 0 | 0 | 1 | 3 |

# TOP

## Minnesota Twins @ Chicago White Sox

Comiskey Park, Chicago, IL

Tue May 16 1967, 8:05 PM EDT

Att. 13,306 - Unknown

livebaseballscorecards.com

| | |
|---|---|
| AB | 31 |
| R | 1 |
| H | 5 |
| RBI | 1 |
| BB | 3 |
| SO | 5 |
| LOB | 11 |

| Inning Stats | 1 | 2 | 3 | 4 | 5 | 6 | 7 | 8 | 9 |
|---|---|---|---|---|---|---|---|---|---|
| | R: 0<br>E: 0<br>K: 0<br>S: 3 | H: 0<br>LOB: 0<br>BB: 0<br>P: 3 | R: 1<br>E: 0<br>K: 0<br>S: 5 | H: 2<br>LOB: 2<br>BB: 1<br>P: 9 | R: 0<br>E: 0<br>K: 0<br>S: 3 | H: 0<br>LOB: 0<br>BB: 0<br>P: 3 | R: 0<br>E: 0<br>K: 0<br>S: 4 | H: 2<br>LOB: 1<br>BB: 0<br>P: 4 | R: 0<br>E: 0<br>K: 1<br>S: 5 | H: 0<br>LOB: 0<br>BB: 0<br>P: 5 | R: 0<br>E: 1<br>K: 2<br>S: 7 | H: 0<br>LOB: 2<br>BB: 2<br>P: 15 | R: 0<br>E: 0<br>K: 0<br>S: 4 | H: 1<br>LOB: 1<br>BB: 0<br>P: 4 | R: 0<br>E: 0<br>K: 1<br>S: 5 | H: 0<br>LOB: 0<br>BB: 0<br>P: 5 | R: 0<br>E: 0<br>K: 1<br>S: 5 | H: 0<br>LOB: 0<br>BB: 0<br>P: 5 |

1B: 3 SF: 0
2B: 2 SAC: 0
3B: 0 DP: 1
HR: 0 HBP: 0

WP: 0 PA: 34
PB: 0
SB: 0
CS: 2

| PITCHER | | IP | WLS | BF | H | R | ER | SO | BB | IBB | HBP | BLK | WP | HR | S | P | ERA | WHIP |
|---|---|---|---|---|---|---|---|---|---|---|---|---|---|---|---|---|---|---|
| John Buzhardt, R<br>ERA: 4.42 | (1, 1) | 7.0 | L | 28 | 5 | 1 | 1 | 3 | 3 | 0 | 0 | 0 | 0 | 0 | 31 | 43 | 1.29 | 1.143 |
| Hoyt Wilhelm, R<br>ERA: | (8, 1) | 2.0 | | 6 | 0 | 0 | 0 | 2 | 0 | 0 | 0 | 0 | 0 | 0 | 10 | 10 | 0.00 | 0.000 |

| PITCHER | IP | WLS | BF | H | R | ER | SO | BB | IBB | HBP | BLK | WP | HR | S | P | ERA | WHIP |
|---|---|---|---|---|---|---|---|---|---|---|---|---|---|---|---|---|---|

| Batter | 1 | 2 | 3 | 4 | 5 | 6 | 7 | 8 | 9 | AB | R | H | RBI | BB | SO | LOB |
|---|---|---|---|---|---|---|---|---|---|---|---|---|---|---|---|---|
| Don Buford, S (1, 5)<br>OBP: 0.315, SLG: 0.263 | BBBB 4-0 5-3 S BB | | x 0-0 G6-4-3 1B | | x 0-0 1-2 1B | | | x 0-0 ① F6 | | 3 | 0 | 2 | 0 | 1 | 0 | 0 |
| Tommie Agee, R (1, 8)<br>OBP: 0.342, SLG: 0.474 | x 0-0 ① 5-3 1-3 | | x 0-0 ①② G6-4-3 1-2f | | SSS 0-3 ② K | | | x 0-0 ② F9 | | 4 | 0 | 0 | 0 | 0 | 1 | 4 |
| Tom McCraw, L (1, 3)<br>OBP: 0.309, SLG: 0.402 | x 0-0 ② 6-3 | | x 0-0 ③ F8 | | x 0-0 ③ F4 | | | x 0-0 ③ F7 | | 4 | 0 | 0 | 0 | 0 | 0 | 3 |
| Pete Ward, L (1, 7)<br>OBP: 0.368, SLG: 0.414 | BBBB 4-0 BB | | | BBBB 4-0 FC6-4 BB | | x 0-0 G1-6-4-3 1B | | | x 0-0 ① 4-3 | 2 | 0 | 1 | 0 | 2 | 0 | 0 |
| Ken Berry, R (1, 9)<br>OBP: 0.343, SLG: 0.309 | x 0-0 ③ 1-3 | | | x 0-0 ① F2 | | x 0-0 ①② G1-6-4-3 1-2f | | | x 0-0 ② 6-3 | 4 | 0 | 0 | 0 | 0 | 0 | 4 |
| J.C. Martin, L (1, 2)<br>OBP: 0.244, SLG: 0.171 | | BBB 4-0 G4-6-3 BB | | SSS 0-3 ② K | | x 0-0 ③ F8 | | | SSS 0-3 ③ K | 2 | 0 | 0 | 0 | 1 | 1 | 1 |
| Smoky Burgess, L (9, PH)<br>OBP: 0.222, SLG: 0.143 | | | | | | | | | | 1 | 0 | 0 | 0 | 0 | 1 | 0 |
| Jerry Adair, R (1, 4)<br>OBP: 0.234, SLG: 0.236 | | x 0-0 ①② G4-6-3 1-2f | | x 0-0 ③ FC6-4 1-2f | | | SSS 0-3 ① K | | | 3 | 0 | 0 | 0 | 0 | 1 | 2 |
| Ron Hansen, R (1, 6)<br>OBP: 0.256, SLG: 0.186 | | x 0-0 1B | | | x 0-0 ① 1-3 | | x 0-0 ② 5-3 | | | 3 | 0 | 1 | 0 | 0 | 0 | 0 |
| John Buzhardt, R (1, 1)<br>OBP: 0.667, SLG: 0.667 | | SSS 0-3 ③ K | | | x 0-0 1B 1B | | SSS 0-3 ③ K2-3 | | | 2 | 0 | 1 | 0 | 0 | 1 | 1 |
| Walt Williams, R (7, PH)<br>OBP: 0.158, SLG: 0.211 | | | | | | | | | | 1 | 0 | 0 | 0 | 0 | 1 | 0 |
| Hoyt Wilhelm, R (8, 1) | | | | | | | | | | 0 | 0 | 0 | 0 | 0 | 0 | 0 |
| Inning Stats | R: 0 H: 0<br>E: 0 LOB: 2<br>K: 0 BB: 2<br>S: 3 P: 11 | R: 0 H: 1<br>E: 0 LOB: 1<br>K: 1 BB: 1<br>S: 5 P: 9 | R: 0 H: 1<br>E: 0 LOB: 0<br>K: 0 BB: 0<br>S: 3 P: 3 | R: 0 H: 0<br>E: 0 LOB: 1<br>K: 1 BB: 1<br>S: 5 P: 9 | R: 0 H: 2<br>E: 0 LOB: 2<br>K: 1 BB: 0<br>S: 7 P: 7 | R: 0 H: 1<br>E: 0 LOB: 0<br>K: 0 BB: 0<br>S: 3 P: 3 | R: 0 H: 0<br>E: 0 LOB: 0<br>K: 2 BB: 0<br>S: 7 P: 7 | R: 0 H: 0<br>E: 0 LOB: 0<br>K: 0 BB: 0<br>S: 3 P: 3 | R: 0 H: 0<br>E: 0 LOB: 0<br>K: 1 BB: 0<br>S: 5 P: 5 | 1B: 5 SF: 0<br>2B: 0 SAC: 0<br>3B: 0 DP: 3<br>HR: 0 HBP: 0 | | | | | | |

| PITCHER | IP | WLS | BF | H | R | ER | SO | BB | IBB | HBP | BLK | WP | HR | S | P | ERA | WHIP |
|---|---|---|---|---|---|---|---|---|---|---|---|---|---|---|---|---|---|
| Dean Chance, R (1, 1)<br>ERA: 2.19 | 9.0 | W | 33 | 5 | 0 | 0 | 6 | 4 | 0 | 0 | 0 | 0 | 0 | 41 | 57 | 0.00 | 1.000 |

| PITCHER | IP | WLS | BF | H | R | ER | SO | BB | IBB | HBP | BLK | WP | HR | S | P | ERA | WHIP |
|---|---|---|---|---|---|---|---|---|---|---|---|---|---|---|---|---|---|

# BOTTOM

## Minnesota Twins @ Chicago White Sox

Comiskey Park, Chicago, IL

Tue May 16 1967, 8:05 PM EDT

Att. 13,306 - Unknown

livebaseballscorecards.com

| | |
|---|---|
| AB | 29 |
| R | 0 |
| H | 5 |
| RBI | 0 |
| BB | 4 |
| SO | 6 |
| LOB | 15 |

| | | | |
|---|---|---|---|
| 1B: 5 | SF: 0 | WP: 0 | PA: 33 |
| 2B: 0 | SAC: 0 | PB: 0 | |
| 3B: 0 | DP: 3 | SB: 1 | |
| HR: 0 | HBP: 0 | CS: 0 | |

# TOP

## Minnesota Twins @ Chicago White Sox

Comiskey Park, Chicago, IL

Wed May 17 1967, 8:05 PM EDT

Att. 12,208 - Unknown

livebaseballscorecards.com

| Batter | 1 | 2 | 3 | 4 | 5 | 6 | 7 | 8 | 9 | AB | R | H | RBI | BB | SO | LOB |
|---|---|---|---|---|---|---|---|---|---|---|---|---|---|---|---|---|
| Cesar Tovar, R (1, 5)<br>OBP: 0.344, SLG: 0.360 | 0-0: S, 2B, 1B | | 0-0: 1B, S, G6-4-3, 1B | | 0-0 ①: 6-3 | | 0-0 ②: 1-3 | | 0-0 ②: 5-3 | 5 | 2 | 2 | 0 | 0 | 0 | 0 |
| Rod Carew, L (1, 4)<br>OBP: 0.381, SLG: 0.417 | 0-3 ①: K, 1-2 | | 0-0: G6-4-3, 1-3, 1B | | 0-0: 1B | | 0-0 ③: G3 | | 0-0: 2B | 5 | 0 | 3 | 0 | 0 | 1 | 1 |
| Harmon Killebrew, R (1, 3)<br>OBP: 0.390, SLG: 0.473 | 0-0: F8, 2-H, 2B | | 0-0 ①②: G6-4-3, 1-2f, 3-H | | 0-3 ②: K | | | 0-0: HR | 0-0 ③: F4 | 5 | 1 | 2 | 2 | 0 | 1 | 3 |
| Tony Oliva, L (1, 9)<br>OBP: 0.276, SLG: 0.294 | 0-0 ②: F8, 2-3 | | 0-0: E4 | | 0-0 ③: F9 | | | 0-0 ①: 1-3 | | 4 | 0 | 0 | 0 | 0 | 0 | 2 |
| Bob Allison, R (1, 7)<br>OBP: 0.347, SLG: 0.457 | 0-0 ③: 4-3 | | 0-0 ③: 5-3 | | | 0-0: 6-3, 1-3, 1B | | 0-0: 1B, FC3-4, 1B | | 4 | 1 | 2 | 0 | 0 | 0 | 2 |
| Zoilo Versalles, R (1, 6)<br>OBP: 0.322, SLG: 0.414 | | 0-0 ①: 5-3 | | 0-0 ①: F9 | | 0-0 ①: 1-3, 1-2 | | 0-0: FC3-4, 1-3, 1B | | 4 | 0 | 1 | 0 | 0 | 0 | 1 |
| Ted Uhlaender, L (1, 8)<br>OBP: 0.278, SLG: 0.457 | | 0-0 ②: 3-1 | | 4-0: CS, BB | | 0-0 ②: 6-3, 2-3 | | 0-0 ②: FC3-4, 1-2f, 3-H | | 3 | 0 | 0 | 1 | 1 | 0 | 2 |
| Earl Battey, R (1, 2)<br>OBP: 0.300, SLG: 0.209 | | 4-0: BB | | 4-0 ②: 1-2, BB | | 0-0 ③: 6-3 | | 0-3 ③: K | | 2 | 0 | 0 | 0 | 2 | 1 | 2 |
| Jim Kaat, L (1, 1)<br>OBP: 0.200, SLG: 0.214<br>Dave Boswell, R (4, 1)<br>OBP: 0.200, SLG: 0.800<br>Rich Reese, L (7, PH)<br>OBP: 0.286, SLG: 0.480<br>Al Worthington, R (7, 1)<br>Sandy Valdespino, L (9, PH)<br>OBP: 0.375, SLG: 0.857 | | 0-3 ③: K | | 0-0 ③: 4-3 | | | 0-0 ①: 1-3 | | 0-0 ①: F8 | 2<br>0<br>1<br>0<br>1 | 0<br>0<br>0<br>0<br>0 | 0<br>0<br>0<br>0<br>0 | 0<br>0<br>0<br>0<br>0 | 0<br>0<br>0<br>0<br>0 | 1<br>0<br>0<br>0<br>0 | 2<br>0<br>0<br>0<br>0 |

| | AB | 36 |
|---|---|---|
| | R | 4 |
| | H | 10 |
| | RBI | 3 |
| | BB | 3 |
| | SO | 4 |
| | LOB | 15 |

| Inning Stats | 1 | 2 | 3 | 4 | 5 | 6 | 7 | 8 | 9 | 1B: 7 | SF: 0 | WP: 0 | PA: 39 |
|---|---|---|---|---|---|---|---|---|---|---|---|---|---|
| R | 1 | 0 | 1 | 0 | 0 | 0 | 0 | 2 | 0 | 2B: 2 | SAC: 0 | PB: 0 | |
| E | 0 | 0 | 1 | 0 | 0 | 0 | 0 | 0 | 0 | 3B: 0 | DP: 1 | SB: 2 | |
| K | 1 | 1 | 0 | 0 | 1 | 0 | 0 | 1 | 0 | HR: 1 | HBP: 0 | CS: 1 | |
| S | 7 | 5 | 5 | 2 | 6 | 4 | 3 | 8 | 4 | | | | |
| H | 2 | 0 | 2 | 0 | 1 | 1 | 0 | 3 | 1 | | | | |
| LOB | 1 | 1 | 1 | 2 | 1 | 1 | 0 | 1 | 1 | | | | |
| BB | 0 | 1 | 0 | 0 | 0 | 0 | 0 | 0 | 0 | | | | |
| P | 7 | 9 | 5 | 10 | 6 | 4 | 3 | 8 | 4 | | | | |

| PITCHER | | IP | WLS | BF | H | R | ER | SO | BB | IBB | HBP | BLK | WP | HR | S | P | ERA | WHIP |
|---|---|---|---|---|---|---|---|---|---|---|---|---|---|---|---|---|---|---|
| Joe Horlen, R<br>ERA: 1.53 | (1, 1) | 7.1 | W | 33 | 9 | 4 | 4 | 3 | 3 | 0 | 0 | 0 | 0 | 1 | 36 | 48 | 4.91 | 1.636 |
| Bob Locker, R<br>ERA: 0.45 | (8, 1) | 1.2 | S | 6 | 1 | 0 | 0 | 1 | 0 | 0 | 0 | 0 | 0 | 0 | 8 | 8 | 0.00 | 0.600 |

| PITCHER | IP | WLS | BF | H | R | ER | SO | BB | IBB | HBP | BLK | WP | HR | S | P | ERA | WHIP |
|---|---|---|---|---|---|---|---|---|---|---|---|---|---|---|---|---|---|

| Batter | 1 | 2 | 3 | 4 | 5 | 6 | 7 | 8 | 9 | AB | R | H | RBI | BB | SO | LOB |
|---|---|---|---|---|---|---|---|---|---|---|---|---|---|---|---|---|
| Don Buford, S (1, 5)<br>OBP: 0.321, SLG: 0.273 | PB S SF9 1B | | 4-3 | 1-3 | | | CS 1B | | | 4 | 1 | 2 | 0 | 0 | 0 | 2 |
| Tom McCraw, L (1, 3)<br>OBP: 0.306, SLG: 0.396 | K2-3<br>1-2 | | S<br>3-H 1B | | 1-3 | | CS<br>1-2 | K | | 4 | 0 | 1 | 1 | 0 | 2 | 1 |
| Tommie Agee, R (1, 8)<br>OBP: 0.330, SLG: 0.459 | SF9<br>2-H | | K<br>1-2 | | 6-3 | | | F8 | | 3 | 0 | 0 | 1 | 0 | 1 | 1 |
| Pete Ward, L (1, 7)<br>OBP: 0.364, SLG: 0.400 | K | | | K | K | | | 1B BB | | 3 | 0 | 0 | 0 | 1 | 3 | 0 |
| Walt Williams, R (8, PR)<br>OBP: 0.158, SLG: 0.211 (9, 9) | | | | | | | | | | 0 | 0 | 0 | 0 | 0 | 0 | 0 |
| Ken Berry, R (1, 9)<br>OBP: 0.348, SLG: 0.317 (9, 7) | | K | | 3B 1B | | F4 | | 1-3 1B | | 4 | 1 | 2 | 0 | 0 | 1 | 0 |
| Duane Josephson, R (1, 2)<br>OBP: 0.283, SLG: 0.280 | | K | | 1-H 2B 3B | | F6 | | 4-3 | | 3 | 1 | 1 | 1 | 0 | 1 | 0 |
| Smoky Burgess, L (8, PH)<br>OBP: 0.200, SLG: 0.125 | | | | | | | | | | 1 | 0 | 0 | 0 | 0 | 0 | 2 |
| Jerry McNertney, R (9, 2)<br>OBP: 0.333, SLG: 0.333 | | | | | | | | | | 0 | 0 | 0 | 0 | 0 | 0 | 0 |
| Jerry Adair, R (1, 4)<br>OBP: 0.238, SLG: 0.253 | | K | | 3-H 2B | | 5-3 | | | | 3 | 1 | 1 | 1 | 0 | 1 | 0 |
| Ron Hansen, R (1, 6)<br>OBP: 0.271, SLG: 0.233 | | | 6-3 1B 2B | 2-H 2B | | | 5-3 | | | 3 | 1 | 2 | 1 | 0 | 0 | 0 |
| Joe Horlen, R (1, 1)<br>OBP: 0.176, SLG: 0.188 | | | 6-3<br>2-3 | 3-1<br>2-3 | | | K | | | 3 | 0 | 0 | 0 | 0 | 1 | 2 |
| Bob Locker, S (8, 1) | | | | | | | | | | 0 | 0 | 0 | 0 | 0 | 0 | 0 |
| Inning Stats | R: 1 H: 1<br>E: 0 LOB: 0<br>K: 2 BB: 0<br>S: 8 P: 8 | R: 0 H: 0<br>E: 0 LOB: 0<br>K: 3 BB: 0<br>S: 9 P: 9 | R: 1 H: 2<br>E: 0 LOB: 1<br>K: 1 BB: 0<br>S: 7 P: 7 | R: 3 H: 4<br>E: 0 LOB: 1<br>K: 1 BB: 0<br>S: 9 P: 9 | R: 0 H: 0<br>E: 0 LOB: 0<br>K: 1 BB: 0<br>S: 5 P: 5 | R: 0 H: 0<br>E: 0 LOB: 0<br>K: 0 BB: 0<br>S: 3 P: 3 | R: 0 H: 1<br>E: 0 LOB: 0<br>K: 1 BB: 0<br>S: 5 P: 5 | R: 0 H: 1<br>E: 0 LOB: 2<br>K: 1 BB: 1<br>S: 6 P: 10 | | 1B: 5 SF: 1<br>2B: 3 SAC: 0<br>3B: 1 DP: 0<br>HR: 0 HBP: 0 | | | | | | |

| PITCHER | | IP | WLS | BF | H | R | ER | SO | BB | IBB | HBP | BLK | WP | HR | S | P | ERA | WHIP |
|---|---|---|---|---|---|---|---|---|---|---|---|---|---|---|---|---|---|---|
| Jim Kaat, L<br>ERA: 5.72 | (1, 1) | 3.1 | L | 17 | 7 | 5 | 4 | 7 | 0 | 0 | 0 | 0 | 0 | 0 | 31 | 31 | 10.80 | 2.100 |
| Dave Boswell, R<br>ERA: 5.04 | (4, 1) | 2.2 | | 8 | 0 | 0 | 0 | 1 | 0 | 0 | 0 | 0 | 0 | 0 | 10 | 10 | 0.00 | 0.000 |
| Al Worthington, R<br>ERA: 2.08 | (7, 1) | 2.0 | | 8 | 2 | 0 | 0 | 2 | 1 | 0 | 0 | 0 | 0 | 0 | 11 | 15 | 0.00 | 1.500 |

| PITCHER | IP | WLS | BF | H | R | ER | SO | BB | IBB | HBP | BLK | WP | HR | S | P | ERA | WHIP |
|---|---|---|---|---|---|---|---|---|---|---|---|---|---|---|---|---|---|

# BOTTOM

## Minnesota Twins @ Chicago White Sox

Comiskey Park, Chicago, IL

Wed May 17 1967, 8:05 PM EDT

Att. 12,208 - Unknown

livebaseballscorecards.com

| | |
|---|---|
| AB | 31 |
| R | 5 |
| H | 9 |
| RBI | 5 |
| BB | 1 |
| SO | 10 |
| LOB | 8 |

# Minnesota Twins @ California Angels

Anaheim Stadium, Anaheim, CA

Fri May 19 1967, 10:05 PM EDT

Att. 16,257 - Unknown

TOP

livebaseballscorecards.com

| Batter | 1 | 2 | 3 | 4 | 5 | 6 | 7 | 8 | 9 | AB | R | H | RBI | BB | SO | LOB |
|---|---|---|---|---|---|---|---|---|---|---|---|---|---|---|---|---|
| Cesar Tovar, R (1, 8)<br>OBP: 0.357, SLG: 0.368 | F7 | | | SH5-3<br>2B<br>1B | | SH3-4<br>1-2 | | WP<br>1B<br>1B | 1B<br>BB | 3 | 2 | 2 | 0 | 1 | 0 | 0 |
| Rod Carew, L (1, 4)<br>OBP: 0.394, SLG: 0.440 | 4-3 | | | SH5-3<br>1-2 | | 2-H<br>2B | | 1-H<br>E5<br>1B | 1-2<br>2-3<br>3-H<br>1B | 4 | 0 | 3 | 3 | 0 | 0 | 0 |
| Zoilo Versalles, R (1, 6)<br>OBP: 0.325, SLG: 0.417 | K | | | 2-H<br>2B | | BB | | F7 | K | 4 | 0 | 1 | 1 | 1 | 2 | 4 |
| Harmon Killebrew, R (1, 3)<br>OBP: 0.377, SLG: 0.454 | | K | | 5-3 | | F8 | | E5<br>1-H | | 4 | 0 | 0 | 0 | 0 | 1 | 4 |
| Tony Oliva, L (1, 9)<br>OBP: 0.258, SLG: 0.273 | | 3-1 | | 4-3 | | K | | | G3 | 4 | 0 | 0 | 0 | 0 | 1 | 3 |
| Bob Allison, R (1, 7)<br>OBP: 0.343, SLG: 0.440 | | F5 | | | K | | F9 | | CS<br>BB | 3 | 0 | 0 | 0 | 1 | 1 | 0 |
| Ron Clark, R (1, 5)<br>OBP: 0.192, SLG: 0.327 | | | K | | F4 | | F8 | | E6<br>1-2<br>1B | 4 | 1 | 0 | 0 | 0 | 1 | 1 |
| Jerry Zimmerman, R (1, 2)<br>OBP: 0.265, SLG: 0.107 | | | F8 | | 1-3 | | F9 | | E<br>1B<br>1B<br>IBB | 3 | 1 | 0 | 0 | 1 | 0 | 0 |
| Mudcat Grant, R (1, 1)<br>OBP: 0.235, SLG: 0.188<br>Al Worthington, R (9, 1) | | | 5-3 | | | SH3-4<br>2B<br>BB | | K | E5<br>1B<br>1-3<br>2-H<br>1B | 3<br>0 | 1<br>0 | 1<br>0 | 1<br>0 | 1<br>0 | 1<br>0 | 0<br>0 |
| Inning Stats | R: 0<br>E: 0<br>K: 1<br>S: 5<br>H: 0<br>LOB: 0<br>BB: 0<br>P: 5 | R: 0<br>E: 0<br>K: 1<br>S: 5<br>H: 0<br>LOB: 0<br>BB: 0<br>P: 5 | R: 0<br>E: 0<br>K: 1<br>S: 5<br>H: 0<br>LOB: 0<br>BB: 0<br>P: 5 | R: 1<br>E: 0<br>K: 0<br>S: 5<br>H: 2<br>LOB: 1<br>BB: 0<br>P: 5 | R: 0<br>E: 0<br>K: 1<br>S: 5<br>H: 0<br>LOB: 0<br>BB: 0<br>P: 5 | R: 1<br>E: 0<br>K: 1<br>S: 6<br>H: 1<br>LOB: 2<br>BB: 2<br>P: 14 | R: 0<br>E: 0<br>K: 0<br>S: 3<br>H: 0<br>LOB: 0<br>BB: 0<br>P: 3 | R: 1<br>E: 1<br>K: 1<br>S: 7<br>H: 2<br>LOB: 1<br>BB: 0<br>P: 7 | R: 2<br>E: 2<br>K: 1<br>S: 7<br>H: 2<br>LOB: 3<br>BB: 3<br>P: 19 | 1B: 5<br>2B: 2<br>3B: 0<br>HR: 0<br>SF: 0<br>SAC: 2<br>DP: 0<br>HBP: 0 | | | | | | |

| | AB | 32 |
|---|---|---|
| | R | 5 |
| | H | 7 |
| | RBI | 5 |
| | BB | 5 |
| | SO | 7 |
| | LOB | 12 |

WP: 1 PB: 0 SB: 0 CS: 1 PA: 39

| PITCHER | | IP | WLS | BF | H | R | ER | SO | BB | IBB | HBP | BLK | WP | HR | S | P | ERA | WHIP |
|---|---|---|---|---|---|---|---|---|---|---|---|---|---|---|---|---|---|---|
| George Brunet, L<br>ERA: 3.31 | (1, 1) | 8.0 | L | 31 | 5 | 3 | 3 | 6 | 2 | 0 | 0 | 0 | 1 | 0 | 41 | 49 | 3.38 | 0.875 |
| Bill Kelso, R<br>ERA: 2.16 | (9, 1) | 0.2 | | 6 | 1 | 2 | 0 | 0 | 2 | 1 | 0 | 0 | 0 | 0 | 3 | 15 | 0.00 | 4.500 |
| Lew Burdette, R<br>ERA: 0.79 | (9, 1) | 0.1 | | 2 | 1 | 0 | 0 | 1 | 0 | 0 | 0 | 0 | 0 | 0 | 4 | 4 | 0.00 | 3.000 |

| PITCHER | | IP | WLS | BF | H | R | ER | SO | BB | IBB | HBP | BLK | WP | HR | S | P | ERA | WHIP |
|---|---|---|---|---|---|---|---|---|---|---|---|---|---|---|---|---|---|---|

# BOTTOM

## Minnesota Twins @ California Angels

Anaheim Stadium, Anaheim, CA

Fri May 19 1967, 10:05 PM EDT

Att. 16,257 - Unknown

livebaseballscorecards.com

| Batter | 1 | 2 | 3 | 4 | 5 | 6 | 7 | 8 | 9 | AB | R | H | RBI | BB | SO | LOB |
|---|---|---|---|---|---|---|---|---|---|---|---|---|---|---|---|---|
| Jose Cardenal, R (1, 8)<br>OBP: 0.247, SLG: 0.273 | 6-3 | | 5-3 | | 6-3 | | | F3 | | 4 | 0 | 0 | 0 | 0 | 0 | 1 |
| Bill Kelso, R (9, 1) | | | | | | | | | | 0 | 0 | 0 | 0 | 0 | 0 | 0 |
| Lew Burdette, R (9, 1) | | | | | | | | | | 0 | 0 | 0 | 0 | 0 | 0 | 0 |
| Jim Fregosi, R (1, 6)<br>OBP: 0.322, SLG: 0.410 | 1B | | FC3-2 | | | F4 | | 4-3 | | 4 | 0 | 2 | 0 | 0 | 0 | 1 |
| Jimmie Hall, L (1, 9)<br>OBP: 0.306, SLG: 0.387 | FC5-4 | | FC3-2 | | | F8 | | | E4 | 4 | 1 | 2 | 0 | 0 | 0 | 1 |
| Don Mincher, L (1, 3)<br>OBP: 0.410, SLG: 0.573 | F8 | | PO | | | 4-3 | | | 1B | 3 | 1 | 1 | 1 | 1 | 0 | 2 |
| Rick Reichardt, R (1, 7)<br>OBP: 0.351, SLG: 0.398 | FC5-4 | | PO | F9 | | | K | | F8 | 4 | 0 | 0 | 0 | 0 | 1 | 3 |
| Tom Satriano, L (1, 2)<br>OBP: 0.389, SLG: 0.370 | | 1-3 | | F4 | | | G4-6-3 | | 1B | 4 | 0 | 2 | 0 | 0 | 0 | 0 |
| Don Wallace, L (9, PR) | | | | | | | | | | 0 | 0 | 0 | 0 | 0 | 0 | 0 |
| Bobby Knoop, R (1, 4)<br>OBP: 0.250, SLG: 0.310 | | K | | 6-3 | | | G4-6-3 | | G6-4-3 | 4 | 0 | 1 | 1 | 0 | 1 | 1 |
| Johnny Werhas, R (1, 5)<br>OBP: 0.214, SLG: 0.083 | | FC6-4 | | | F7 | | | 5-3 | G6-4-3 | 3 | 0 | 0 | 0 | 0 | 0 | 2 |
| George Brunet, R (1, 1) | | | | | | | | | | 2 | 0 | 0 | 0 | 0 | 1 | 1 |
| Jay Johnstone, L (8, PH)<br>OBP: 0.234, SLG: 0.286 (9, 8) | | FC6-4 | | | K | | | 1B | | 1 | 0 | 1 | 0 | 0 | 0 | 0 |

| | AB | 33 |
|---|---|---|
| | R | 2 |
| | H | 9 |
| | RBI | 2 |
| | BB | 1 |
| | SO | 3 |
| | LOB | 12 |

| Inning Stats | 1 | 2 | 3 | 4 | 5 | 6 | 7 | 8 | 9 |
|---|---|---|---|---|---|---|---|---|---|
| | R: 0<br>E: 0<br>K: 0<br>S: 5 | H: 2<br>LOB: 2<br>BB: 0<br>P: 5 | R: 0<br>E: 0<br>K: 1<br>S: 5 | H: 0<br>LOB: 1<br>BB: 0<br>P: 6 | R: 0<br>E: 0<br>K: 0<br>S: 3 | H: 1<br>LOB: 1<br>BB: 1<br>P: 7 | R: 0<br>E: 0<br>K: 0<br>S: 3 | H: 0<br>LOB: 0<br>BB: 0<br>P: 3 | R: 0<br>E: 0<br>K: 1<br>S: 5 | H: 0<br>LOB: 0<br>BB: 0<br>P: 5 | R: 0<br>E: 0<br>K: 0<br>S: 3 | H: 0<br>LOB: 0<br>BB: 0<br>P: 3 | R: 0<br>E: 0<br>K: 1<br>S: 5 | H: 1<br>LOB: 0<br>BB: 0<br>P: 5 | R: 0<br>E: 0<br>K: 0<br>S: 4 | H: 1<br>LOB: 1<br>BB: 0<br>P: 4 | R: 2<br>E: 1<br>K: 0<br>S: 6 | H: 4<br>LOB: 2<br>BB: 0<br>P: 6 |

| | 1B: 8 | SF: 0 | WP: 0 | PA: 36 |
|---|---|---|---|---|
| | 2B: 0 | SAC: 0 | PB: 0 | |
| | 3B: 1 | DP: 2 | SB: 0 | |
| | HR: 0 | HBP: 1 | CS: 0 | |

| PITCHER | | IP | WLS | BF | H | R | ER | SO | BB | IBB | HBP | BLK | WP | HR | S | P | ERA | WHIP |
|---|---|---|---|---|---|---|---|---|---|---|---|---|---|---|---|---|---|---|
| Mudcat Grant, R<br>ERA: 3.72 | (1, 1) | 8.1 | W | 34 | 9 | 2 | 2 | 3 | 1 | 0 | 1 | 0 | 0 | 0 | 38 | 43 | 2.16 | 1.200 |
| Al Worthington, R<br>ERA: 2.01 | (9, 1) | 0.2 | S | 1 | 0 | 0 | 0 | 0 | 0 | 0 | 0 | 0 | 0 | 0 | 1 | 1 | 0.00 | 0.000 |

| PITCHER | IP | WLS | BF | H | R | ER | SO | BB | IBB | HBP | BLK | WP | HR | S | P | ERA | WHIP |
|---|---|---|---|---|---|---|---|---|---|---|---|---|---|---|---|---|---|

| Batter | 1 | 2 | 3 | 4 | 5 | 6 | 7 | 8 | 9 | AB | R | H | RBI | BB | SO | LOB |
|---|---|---|---|---|---|---|---|---|---|---|---|---|---|---|---|---|
| Cesar Tovar, R (1, 8)<br>OBP: 0.366, SLG: 0.380 | 0-0 2B 1B | | 4-0 HR BB | 0-0 6-3 ① | | 0-0 L5 ① | | 0-0 6-3 2-H 2B | | 4 | 2 | 2 | 1 | 1 | 0 | 0 |
| Rod Carew, L (1, 4)<br>OBP: 0.386, SLG: 0.438 | 0-0 1B 1-H 2B | | 0-0 F9 ① | 0-0 F9 ② | | 0-0 F6 ② | | 0-0 6-3 ② 2-3 | | 5 | 0 | 1 | 1 | 0 | 0 | 2 |
| Zoilo Versalles, R (1, 6)<br>OBP: 0.320, SLG: 0.408 | 0-0 2-3 1B | | 0-3 K ② | 0-3 K ③ | | 0-0 6-3 ③ | | 0-0 F8 ③ | | 5 | 0 | 1 | 0 | 0 | 2 | 2 |
| Harmon Killebrew, R (1, 3)<br>OBP: 0.378, SLG: 0.480<br>Rich Reese, L (9, PR)<br>OBP: 0.286, SLG: 0.480 (9, 3) | 0-0 F5 ① | | 0-0 1-H HR | | 0-3 K ① | | 0-0 F3 ① | | 0-0 1B | 5<br>0 | 1<br>0 | 2<br>0 | 2<br>0 | 0<br>0 | 1<br>0 | 2<br>0 |
| Tony Oliva, L (1, 9)<br>OBP: 0.269, SLG: 0.283 | 0-0 F7 ② | | 0-0 BB BB 1B 1B | | 0-0 FC5-4 1B | | 0-0 F8 ② | | 0-0 F7 ① | 5 | 1 | 2 | 0 | 0 | 0 | 3 |
| Bob Allison, R (1, 7)<br>OBP: 0.346, SLG: 0.425 | 0-0 F2 ③ | | 4-0 BB 1B 1-2 BB | | 0-0 FC5-4 2B 1-2f ② | | 4-0 S BB | | 0-3 K ② | 3 | 1 | 0 | 0 | 2 | 1 | 4 |
| Ron Clark, R (1, 5)<br>OBP: 0.211, SLG: 0.340 | | 0-0 F8 ① | 4-0 1B E 1-2 2-3 BB | | 0-0 1-3 2B | | 0-3 K ③ 1-2 | | 0-0 5-3 ③ | 4 | 1 | 1 | 0 | 1 | 1 | 2 |
| Jerry Zimmerman, R (1, 2)<br>OBP: 0.316, SLG: 0.161 | | 0-0 5-3 ② | 0-0 E8 1-H 2-H 3-H 1B | | 4-0 IBB | | | 0-0 SH3-4 2B 1B | | 3 | 1 | 2 | 2 | 1 | 0 | 0 |
| Dean Chance, R (1, 1) | | 0-3 K ③ | 0-0 L3 ③ | | 0-3 K ③ | | | 0-0 SH3-4 ① 1-2 | | 3 | 0 | 0 | 0 | 0 | 2 | 4 |
| Inning Stats | R: 1 E: 0 K: 0 S: 6 H: 3 LOB: 2 BB: 0 P: 6 | R: 0 E: 0 K: 1 S: 5 H: 0 LOB: 0 BB: 0 P: 5 | R: 5 E: 1 K: 1 S: 8 H: 3 LOB: 1 BB: 3 P: 20 | R: 0 E: 0 K: 1 S: 5 H: 0 LOB: 0 BB: 0 P: 5 | R: 0 E: 0 K: 2 S: 9 H: 2 LOB: 3 BB: 1 P: 13 | R: 0 E: 0 K: 0 S: 3 H: 0 LOB: 0 BB: 0 P: 3 | R: 0 E: 0 K: 1 S: 5 H: 0 LOB: 1 BB: 1 P: 9 | R: 1 E: 0 K: 0 S: 5 H: 2 LOB: 1 BB: 0 P: 5 | R: 0 E: 0 K: 1 S: 6 H: 1 LOB: 1 BB: 0 P: 6 | 1B: 7 2B: 3 3B: 0 HR: 1 SF: 0 SAC: 1 DP: 0 HBP: 0 | | | | | | |

# TOP

## Minnesota Twins @ California Angels

Anaheim Stadium, Anaheim, CA

Sat May 20 1967, 10:05 PM EDT

Att. 29,622 - Unknown

livebaseballscorecards.com

| | |
|---|---|
| AB | 37 |
| R | 7 |
| H | 11 |
| RBI | 6 |
| BB | 5 |
| SO | 7 |
| LOB | 19 |

WP: 0 PB: 0 SB: 1 CS: 0 PA: 43

| PITCHER | | IP | WLS | BF | H | R | ER | SO | BB | IBB | HBP | BLK | WP | HR | S | P | ERA | WHIP |
|---|---|---|---|---|---|---|---|---|---|---|---|---|---|---|---|---|---|---|
| Nick Willhite, L<br>ERA: 3.86 | (1, 1) | 2.2 | L | 16 | 5 | 6 | 5 | 2 | 3 | 0 | 0 | 0 | 0 | 1 | 17 | 29 | 16.88 | 3.000 |
| Jim Coates, R<br>ERA: 3.18 | (3, 1) | 3.1 | | 14 | 3 | 0 | 0 | 3 | 0 | 1 | 0 | 0 | 0 | 0 | 19 | 23 | 0.00 | 0.900 |
| Pete Cimino, R<br>ERA: 3.22 | (7, 1) | 2.0 | | 9 | 2 | 1 | 1 | 1 | 1 | 0 | 0 | 0 | 0 | 0 | 10 | 14 | 4.50 | 1.500 |
| Bill Kelso, R<br>ERA: 2.04 | (9, 1) | 1.0 | | 4 | 1 | 0 | 0 | 1 | 0 | 0 | 0 | 0 | 0 | 0 | 6 | 6 | 0.00 | 1.000 |

| PITCHER | IP | WLS | BF | H | R | ER | SO | BB | IBB | HBP | BLK | WP | HR | S | P | ERA | WHIP |
|---|---|---|---|---|---|---|---|---|---|---|---|---|---|---|---|---|---|

# Minnesota Twins @ California Angels

Anaheim Stadium, Anaheim, CA

Sat May 20 1967, 10:05 PM EDT

Att. 29,622 - Unknown

## BOTTOM

| Batter | 1 | 2 | 3 | 4 | 5 | 6 | 7 | 8 | 9 | AB | R | H | RBI | BB | SO | LOB |
|---|---|---|---|---|---|---|---|---|---|---|---|---|---|---|---|---|
| Jay Johnstone, L (1, 8)<br>OBP: 0.234, SLG: 0.284 | F7 | | 4-3<br>2-3 | | | 1-2<br>1B | | 6-3 | | 4 | 0 | 1 | 0 | 0 | 0 | 1 |
| Jim Fregosi, R (1, 6)<br>OBP: 0.314, SLG: 0.399 | F7 | | G3 | | | K | | 5-3 | | 4 | 0 | 0 | 0 | 0 | 1 | 3 |
| Jimmie Hall, L (1, 9)<br>OBP: 0.292, SLG: 0.367 | K | | | F9 | | F8 | | | F8 | 4 | 0 | 0 | 0 | 0 | 1 | 2 |
| Don Mincher, L (1, 3)<br>OBP: 0.405, SLG: 0.561 | | F8 | | 4-3 | | F8 | | | HR<br>1B | 4 | 1 | 1 | 0 | 0 | 0 | 2 |
| Rick Reichardt, R (1, 7)<br>OBP: 0.348, SLG: 0.418 | | 5-3 | | 6-3 | | | F2 | | 1-H<br>HR | 4 | 1 | 1 | 2 | 0 | 0 | 0 |
| Tom Satriano, L (1, 2)<br>OBP: 0.397, SLG: 0.380<br>Paul Schaal, R (9, PR)<br>OBP: 0.243, SLG: 0.217 | 1B | | 5-3 | | | 4-3 | | 1B | | 4<br>0 | 0<br>0 | 2<br>0 | 0<br>0 | 0<br>0 | 0<br>0 | 0<br>0 |
| Bobby Knoop, R (1, 4)<br>OBP: 0.250, SLG: 0.308 | K | | 1-3 | | | 1B | | | F7 | 4 | 0 | 1 | 0 | 0 | 1 | 2 |
| Johnny Werhas, R (1, 5)<br>OBP: 0.194, SLG: 0.074<br>Bill Skowron, R (9, PH)<br>OBP: 0.130, SLG: 0.261 | | 6-3 | 5-3 | | | | K | | F9 | 3<br>1 | 0<br>0 | 0<br>0 | 0<br>0 | 0<br>0 | 1<br>0 | 1<br>1 |
| Nick Willhite, L (1, 1)<br>Jim Coates, R (3, 1)<br>OBP: 0.333, SLG: 0.667<br>Don Wallace, L (6, PH)<br>Pete Cimino, R (7, 1)<br>Buck Rodgers, S (8, PH)<br>OBP: 0.280, SLG: 0.221<br>Bill Kelso, R (9, 1) | | 4-3 | | | | BB<br>1B | | F9 | | 0<br>1<br>0<br>0<br>1<br>0 | 0<br>0<br>0<br>0<br>0<br>0 | 0<br>1<br>0<br>0<br>0<br>0 | 0<br>0<br>0<br>0<br>0<br>0 | 0<br>0<br>1<br>0<br>0<br>0 | 0<br>0<br>0<br>0<br>0<br>0 | 0<br>0<br>0<br>0<br>0<br>0 |
| Inning Stats | R: 0<br>E: 0<br>K: 1<br>S: 5<br>H: 0<br>LOB: 0<br>BB: 0<br>P: 5 | R: 0<br>E: 0<br>K: 1<br>S: 6<br>H: 1<br>LOB: 1<br>BB: 0<br>P: 6 | R: 0<br>E: 0<br>K: 0<br>S: 4<br>H: 1<br>LOB: 1<br>BB: 0<br>P: 4 | R: 0<br>E: 0<br>K: 0<br>S: 3<br>H: 0<br>LOB: 0<br>BB: 0<br>P: 3 | R: 0<br>E: 0<br>K: 0<br>S: 3<br>H: 0<br>LOB: 0<br>BB: 0<br>P: 3 | R: 0<br>E: 0<br>K: 1<br>S: 6<br>H: 1<br>LOB: 2<br>BB: 1<br>P: 10 | R: 0<br>E: 0<br>K: 1<br>S: 6<br>H: 1<br>LOB: 1<br>BB: 0<br>P: 6 | R: 0<br>E: 0<br>K: 0<br>S: 3<br>H: 0<br>LOB: 0<br>BB: 0<br>P: 3 | R: 2<br>E: 0<br>K: 0<br>S: 6<br>H: 3<br>LOB: 1<br>BB: 0<br>P: 6 | 1B: 5<br>2B: 1<br>3B: 0<br>HR: 1 | SF: 0<br>SAC: 0<br>DP: 0<br>HBP: 0 | | WP: 0<br>PB: 0<br>SB: 0<br>CS: 0 | PA: 35 | | | |

livebaseballscorecards.com

| | AB | 34 |
|---|---|---|
| | R | 2 |
| | H | 7 |
| | RBI | 2 |
| | BB | 1 |
| | SO | 4 |
| | LOB | 12 |

| PITCHER | IP | WLS | BF | H | R | ER | SO | BB | IBB | HBP | BLK | WP | HR | S | P | ERA | WHIP |
|---|---|---|---|---|---|---|---|---|---|---|---|---|---|---|---|---|---|
| Dean Chance, R (1, 1)<br>ERA: 2.17 | 9.0 | W | 35 | 7 | 2 | 2 | 4 | 1 | 0 | 0 | 0 | 0 | 1 | 42 | 46 | 2.00 | 0.889 |

| PITCHER | IP | WLS | BF | H | R | ER | SO | BB | IBB | HBP | BLK | WP | HR | S | P | ERA | WHIP |
|---|---|---|---|---|---|---|---|---|---|---|---|---|---|---|---|---|---|

# Minnesota Twins @ California Angels

Anaheim Stadium, Anaheim, CA

Sun May 21 1967, 6:33 AM EDT

Att. 16,001 - Unknown

TOP

livebaseballscorecards.com

| Batter | 1 | 2 | 3 | 4 | 5 | 6 | 7 | 8 | 9 | AB | R | H | RBI | BB | SO | LOB |
|---|---|---|---|---|---|---|---|---|---|---|---|---|---|---|---|---|
| Cesar Tovar, R (1, 8) (5, 4)<br>OBP: 0.379, SLG: 0.457<br>Frank Quilici, R (9, PR) (9, 4) | L4 | | HR | | HR | K | | F9 1B 2B | 2B | 6 | 3 | 4 | 4 | 0 | 1 | 0 |
| | | | | | | | | 1-H | | 0 | 0 | 0 | 0 | 0 | 0 | 0 |
| Rod Carew, L (1, 4)<br>OBP: 0.385, SLG: 0.435 | 4-3 | | G3 | | 2B SF7 1B | F8 | | F9 | 1-3 | 3 | 1 | 1 | 0 | 0 | 0 | 0 |
| Ted Uhlaender, L (5, 8)<br>OBP: 0.256, SLG: 0.421 | | | | | | | | 2-3 | | 3 | 0 | 0 | 0 | 0 | 0 | 2 |
| Zoilo Versalles, R (1, 6)<br>OBP: 0.315, SLG: 0.408 | L4 | | 1-3 | | 1-3 2B 2B | 6-3 | | K | | 5 | 1 | 1 | 0 | 0 | 1 | 1 |
| Harmon Killebrew, R (1, 3)<br>OBP: 0.386, SLG: 0.514 | | E 2B HBP | HR | | SF7 | | K | E BB 1B | | 3 | 2 | 2 | 3 | 0 | 1 | 0 |
| Rich Reese, L (8, PR) (8, 3)<br>OBP: 0.286, SLG: 0.480 | | | | | 3-H | | | 3-H | | 0 | 0 | 0 | 0 | 0 | 0 | 0 |
| Tony Oliva, L (1, 9)<br>OBP: 0.306, SLG: 0.344 | | CS 2B | E8 | | HR 2B | | WP 5-3 3B 1B | E BB | | 4 | 2 | 3 | 2 | 1 | 0 | 0 |
| | | 1-H | | | 2-H | | | 1-2 | | | | | | | | |
| Bob Allison, R (1, 7)<br>OBP: 0.349, SLG: 0.451 | | FC BB | F2 | | HR | | 5-3 | E3 | | 4 | 1 | 1 | 2 | 1 | 0 | 4 |
| | | | | | 2-H | | 1-2 | 1-2 2-3 | | | | | | | | |
| Ron Clark, R (1, 5)<br>OBP: 0.210, SLG: 0.362 | | FC G4-6-3 | | 4-3 | F4 | | 2-H 3B | F7 | | 5 | 0 | 1 | 1 | 0 | 0 | 5 |
| | | 1-2 2-3 | | | | | | | | | | | | | | |
| Jerry Zimmerman, R (1, 2)<br>OBP: 0.302, SLG: 0.167 | | G4-6-3 | | 5-3 | 1B | | K | | 1-3 | 5 | 0 | 1 | 0 | 0 | 1 | 3 |
| | | 1-2f | | | | | | | | | | | | | | |
| Dave Boswell, R (1, 1)<br>OBP: 0.200, SLG: 0.500 | | | E5 HR | | F9 | K | | 2B 1B | 6-3 | 5 | 2 | 1 | 0 | 0 | 1 | 1 |
| Inning Stats | R: 0 E: 0 K: 0 S: 3 H: 0 LOB: 0 BB: 0 P: 3 | R: 1 E: 1 K: 0 S: 3 H: 1 LOB: 1 BB: 1 P: 8 | R: 3 E: 2 K: 0 S: 7 H: 2 LOB: 1 BB: 0 P: 7 | R: 0 E: 0 K: 0 S: 3 H: 0 LOB: 0 BB: 0 P: 3 | R: 5 E: 0 K: 1 S: 11 H: 6 LOB: 1 BB: 0 P: 11 | R: 0 E: 0 K: 1 S: 5 H: 0 LOB: 0 BB: 0 P: 5 | R: 1 E: 0 K: 2 S: 9 H: 2 LOB: 1 BB: 0 P: 9 | R: 2 E: 1 K: 1 S: 9 H: 3 LOB: 3 BB: 1 P: 13 | R: 0 E: 0 K: 0 S: 4 H: 1 LOB: 1 BB: 0 P: 4 | 1B: 5 2B: 5 3B: 1 HR: 4 | SF: 1 SAC: 0 DP: 1 HBP: 1 | | | | | | |

| | AB | 43 |
|---|---|---|
| | R | 12 |
| | H | 15 |
| | RBI | 12 |
| | BB | 2 |
| | SO | 5 |
| | LOB | 16 |

WP: 1 PB: 0 SB: 0 CS: 1 PA: 47

| PITCHER | | IP | WLS | BF | H | R | ER | SO | BB | IBB | HBP | BLK | WP | HR | S | P | ERA | WHIP |
|---|---|---|---|---|---|---|---|---|---|---|---|---|---|---|---|---|---|---|
| Rickey Clark, R<br>ERA: 1.99 | (1, 1) | 3.0 | L | 15 | 3 | 4 | 1 | 0 | 1 | 0 | 1 | 0 | 0 | 2 | 13 | 18 | 3.00 | 1.333 |
| Lew Burdette, R<br>ERA: 2.92 | (4, 1) | 1.0 | | 6 | 3 | 3 | 3 | 0 | 0 | 0 | 0 | 0 | 0 | 1 | 6 | 6 | 27.00 | 3.000 |
| Pete Cimino, R<br>ERA: 3.7 | (5, 1) | 2.0 | | 9 | 3 | 2 | 2 | 2 | 0 | 0 | 0 | 0 | 0 | 1 | 13 | 13 | 9.00 | 1.500 |
| Jim Coates, R<br>ERA: 4.26 | (7, 1) | 2.0 | | 13 | 5 | 3 | 3 | 3 | 1 | 0 | 0 | 0 | 1 | 0 | 18 | 22 | 13.50 | 3.000 |
| Minnie Rojas, R<br>ERA: 0.88 | (9, 1) | 1.0 | | 4 | 1 | 0 | 0 | 0 | 0 | 0 | 0 | 0 | 0 | 0 | 4 | 4 | 0.00 | 1.000 |

| PITCHER | IP | WLS | BF | H | R | ER | SO | BB | IBB | HBP | BLK | WP | HR | S | P | ERA | WHIP |
|---|---|---|---|---|---|---|---|---|---|---|---|---|---|---|---|---|---|

# Minnesota Twins @ California Angels

Anaheim Stadium, Anaheim, CA

Sun May 21 1967, 6:33 AM EDT

Att. 16,001 - Unknown

## BOTTOM

| Batter | 1 | 2 | 3 | 4 | 5 | 6 | 7 | 8 | 9 | AB | R | H | RBI | BB | SO | LOB |
|---|---|---|---|---|---|---|---|---|---|---|---|---|---|---|---|---|
| Paul Schaal, R (1, 5)<br>OBP: 0.259, SLG: 0.240 | K | | 1-2 1B | | BB 1-3 1B | | 2B 1B | | 2-3 | 4 | 2 | 2 | 0 | 1 | 1 | 0 |
| Jay Johnstone, L (1, 8)<br>OBP: 0.235, SLG: 0.283 | G3 | | F9 | | 1-3 1-2 | | 2-H 1B | | | 4 | 0 | 1 | 1 | 0 | 0 | 3 |
| Jim Fregosi, R (1, 6)<br>OBP: 0.312, SLG: 0.395 | K | | 4-3 | | 2-H 1B | | K | | | 4 | 0 | 1 | 1 | 0 | 2 | 3 |
| Don Mincher, L (1, 3)<br>OBP: 0.400, SLG: 0.577 | | F5 | | HR | K | | K | | | 4 | 1 | 1 | 1 | 0 | 2 | 2 |
| Jimmie Hall, L (1, 9)<br>OBP: 0.290, SLG: 0.361 | | 5-3 1B | | K | | K | | F2 | | 4 | 0 | 1 | 0 | 0 | 2 | 0 |
| Rick Reichardt, R (1, 7)<br>OBP: 0.338, SLG: 0.405 | | 5-3 1-2 | | K | | F9 | | F3 | | 4 | 0 | 0 | 0 | 0 | 1 | 1 |
| Tom Satriano, L (1, 2)<br>OBP: 0.400, SLG: 0.373 | | K | | BB | | FC5-4 BB | | 1-3 | | 1 | 0 | 0 | 0 | 1 | 1 | 1 |
| Bobby Knoop, R (1, 4)<br>OBP: 0.252, SLG: 0.309<br>Jim Coates, R (7, 1)<br>OBP: 0.333, SLG: 0.667<br>Minnie Rojas, R (9, 1)<br>Bill Skowron, R (9, PH)<br>OBP: 0.125, SLG: 0.250 | | | 1B 1B | F9 | | FC5-4 1-2f | | | 5-3 | 3<br>0<br>0<br>1 | 0<br>0<br>0<br>0 | 1<br>0<br>0<br>0 | 0<br>0<br>0<br>0 | 0<br>0<br>0<br>0 | 0<br>0<br>0<br>0 | 2<br>0<br>0<br>0 |
| Rickey Clark, R (1, 1)<br>Jose Cardenal, R (3, PH)<br>OBP: 0.245, SLG: 0.270<br>Lew Burdette, R (4, 1)<br>Buck Rodgers, S (5, 2)<br>OBP: 0.269, SLG: 0.211<br>Pete Cimino, R (5, 1)<br>Don Wallace, L (6, PH)<br>(7, 4) | | | K | | G3 | | K | | F9 | 0<br>1<br>0<br>3<br>0<br>1 | 0<br>0<br>0<br>0<br>0<br>0 | 0<br>0<br>0<br>0<br>0<br>0 | 0<br>0<br>0<br>1<br>0<br>0 | 0<br>1<br>0<br>0<br>0<br>1 | 0<br>1<br>0<br>0<br>0<br>0 | 0<br>1<br>0<br>0<br>0<br>0 |
| Inning Stats | R: 0 E: 0 K: 2 S: 7<br>H: 0 LOB: 0 BB: 0 P: 7 | R: 0 E: 0 K: 1 S: 6<br>H: 1 LOB: 1 BB: 0 P: 6 | R: 0 E: 0 K: 1 S: 7<br>H: 2 LOB: 2 BB: 0 P: 7 | R: 1 E: 0 K: 2 S: 8<br>H: 1 LOB: 1 BB: 1 P: 12 | R: 1 E: 0 K: 1 S: 6<br>H: 1 LOB: 1 BB: 1 P: 10 | R: 0 E: 0 K: 1 S: 5<br>H: 0 LOB: 1 BB: 1 P: 9 | R: 1 E: 0 K: 3 S: 11<br>H: 2 LOB: 1 BB: 0 P: 11 | R: 0 E: 0 K: 0 S: 3<br>H: 0 LOB: 0 BB: 0 P: 3 | R: 0 E: 0 K: 0 S: 3<br>H: 0 LOB: 0 BB: 0 P: 3 | 1B: 5<br>2B: 1<br>3B: 0<br>HR: 1 | SF: 0<br>SAC: 0<br>DP: 0<br>HBP: 0 | | | | | |

| | AB | 34 |
|---|---|---|
| | R | 3 |
| | H | 7 |
| | RBI | 3 |
| | BB | 3 |
| | SO | 11 |
| | LOB | 13 |

WP: 0 PB: 0 SB: 0 CS: 0 PA: 37

livebaseballscorecards.com

| PITCHER | | IP | WLS | BF | H | R | ER | SO | BB | IBB | HBP | BLK | WP | HR | S | P | ERA | WHIP |
|---|---|---|---|---|---|---|---|---|---|---|---|---|---|---|---|---|---|---|
| Dave Boswell, R<br>ERA: 4.5 | (1, 1) | 9.0 | W | 37 | 7 | 3 | 3 | 11 | 3 | 0 | 0 | 0 | 0 | 1 | 56 | 68 | 3.00 | 1.111 |

| PITCHER | IP | WLS | BF | H | R | ER | SO | BB | IBB | HBP | BLK | WP | HR | S | P | ERA | WHIP |
|---|---|---|---|---|---|---|---|---|---|---|---|---|---|---|---|---|---|

# Chicago White Sox @ Minnesota Twins

Metropolitan Stadium, Bloomington , MI

Mon May 22 1967, 8:05 PM EDT

Att. 13,197 - Unknown

TOP

livebaseballscorecards.com

| Batter | 1 | 2 | 3 | 4 | 5 | 6 | 7 | 8 | 9 | AB | R | H | RBI | BB | SO | LOB |
|---|---|---|---|---|---|---|---|---|---|---|---|---|---|---|---|---|
| Walt Williams, R (1, 7)<br>OBP: 0.231, SLG: 0.308 | F9 1B 2B | | SH1-3 1B 1B | 6-3 | | | 1-3 | | 1B | 4 | 2 | 2 | 0 | 0 | 0 | 0 |
| Jerry McNertney, R (8, 2)<br>OBP: 0.333, SLG: 0.333 | | | | | | | | | | 0 | 0 | 0 | 0 | 0 | 0 | 0 |
| Smoky Burgess, L (9, PH)<br>OBP: 0.333, SLG: 0.300 | | | | | | | | | | 1 | 0 | 1 | 0 | 0 | 0 | 0 |
| Al Weis, S (9, PR)<br>OBP: 0.222, SLG: 0.222 | | | | | | | | | | 0 | 0 | 0 | 0 | 0 | 0 | 0 |
| Don Buford, S (1, 5)<br>OBP: 0.305, SLG: 0.291 | F9 2-3 | | SH1-3 1-2 | | F7 | | BBBB CS BB | | F9 | 3 | 0 | 0 | 0 | 1 | 0 | 2 |
| Tommie Agee, R (1, 8)<br>OBP: 0.333, SLG: 0.443 | L5-3 3-H 1B | | S 2-H 1B | | 6-3 | | CS 1-2 | SSS K | | 4 | 1 | 2 | 2 | 0 | 1 | 0 |
| Ken Berry, R (1, 9)<br>OBP: 0.357, SLG: 0.371 | L5-3 1-2 | | BBBB 1B E 1-2 BB | | HR | | | E5 SF7 1B | | 3 | 3 | 2 | 1 | 1 | 0 | 1 |
| Duane Josephson, R (1, 2)<br>OBP: 0.323, SLG: 0.339 | | 6-3 | E9 1-H 2-H 1B | | 6-3 | | | SF7 3-H | | 3 | 0 | 1 | 1 | 0 | 0 | 0 |
| Pete Ward, L (8, PH) (8, 7)<br>OBP: 0.355, SLG: 0.392 | | | | | | | | | | 0 | 0 | 0 | 1 | 0 | 0 | 0 |
| Jerry Adair, R (1, 4)<br>OBP: 0.258, SLG: 0.273 | | WP 6-3 2B 1B | SSS K | | | L4 | | 1B | | 4 | 1 | 2 | 0 | 0 | 1 | 1 |
| Ron Hansen, R (1, 6)<br>OBP: 0.267, SLG: 0.227 | | 6-3 1-2 | SSS K | | | SSS K | | SSS K | | 4 | 0 | 0 | 0 | 0 | 3 | 3 |
| Tom McCraw, L (1, 3)<br>OBP: 0.310, SLG: 0.383 | | 2-H 2B | SSS K | | | F7 | | | SSS K | 4 | 0 | 1 | 1 | 0 | 2 | 0 |
| Joe Horlen, R (1, 1)<br>OBP: 0.158, SLG: 0.167 | | F9 | | F7 | | | 4-3 | | SSS K | 2 | 0 | 0 | 0 | 0 | 0 | 1 |
| Bob Locker, S (6, 1) | | | | | | | | | | 0 | 0 | 0 | 0 | 0 | 0 | 0 |
| Wilbur Wood, R (6, 1) | | | | | | | | | | 0 | 0 | 0 | 0 | 0 | 0 | 0 |
| Wayne Causey, L (7, PH)<br>OBP: 0.385, SLG: 0.457 | | | | | | | | | | 1 | 0 | 0 | 0 | 0 | 0 | 0 |
| Bruce Howard, S (7, 1)<br>OBP: 0.300, SLG: 0.400 | | | | | | | | | | 0 | 0 | 0 | 0 | 0 | 0 | 0 |
| Gary Peters, L (9, PH)<br>OBP: 0.250, SLG: 0.417 | | | | | | | | | | 1 | 0 | 0 | 0 | 0 | 1 | 0 |
| Inning Stats | R: 1 E: 0 K: 0 S: 4 H: 2 LOB: 0 BB: 0 P: 4 | R: 1 E: 0 K: 0 S: 5 H: 2 LOB: 1 BB: 0 P: 5 | R: 3 E: 1 K: 2 S: 10 H: 3 LOB: 1 BB: 1 P: 14 | R: 0 E: 0 K: 1 S: 5 H: 0 LOB: 0 BB: 0 P: 5 | R: 1 E: 0 K: 0 S: 4 H: 1 LOB: 0 BB: 0 P: 4 | R: 0 E: 0 K: 1 S: 5 H: 0 LOB: 0 BB: 0 P: 5 | R: 0 E: 0 K: 0 S: 2 H: 0 LOB: 0 BB: 1 P: 6 | R: 1 E: 1 K: 2 S: 9 H: 2 LOB: 1 BB: 0 P: 9 | R: 0 E: 0 K: 2 S: 8 H: 1 LOB: 1 BB: 0 P: 8 | 1B: 8 2B: 3 3B: 0 HR: 1 SF: 1 SAC: 1 DP: 1 HBP: 0 | | | | | | | |

| | AB | 34 |
|---|---|---|
| | R | 7 |
| | H | 11 |
| | RBI | 6 |
| | BB | 2 |
| | SO | 8 |
| | LOB | 8 |

WP: 1 PB: 0 SB: 1 CS: 1 PA: 39

| PITCHER | | IP | WLS | BF | H | R | ER | SO | BB | IBB | HBP | BLK | WP | HR | S | P | ERA | WHIP |
|---|---|---|---|---|---|---|---|---|---|---|---|---|---|---|---|---|---|---|
| Jim Kaat, L<br>ERA: 6.26 | (1, 1) | 2.1 | | 12 | 6 | 4 | 4 | 0 | 0 | 0 | 0 | 0 | 1 | 0 | 12 | 12 | 15.43 | 2.571 |
| Jim Perry, R<br>ERA: 4.0 | (3, 1) | 2.2 | | 11 | 2 | 2 | 1 | 3 | 1 | 0 | 0 | 0 | 0 | 1 | 16 | 20 | 3.38 | 1.125 |
| Ron Kline, R<br>ERA: 1.15 | (6, 1) | 1.0 | W | 3 | 0 | 0 | 0 | 1 | 0 | 0 | 0 | 0 | 0 | 0 | 5 | 5 | 0.00 | 0.000 |
| Al Worthington, R<br>ERA: 1.78 | (7, 1) | 3.0 | S | 12 | 3 | 1 | 0 | 4 | 1 | 0 | 0 | 0 | 0 | 0 | 19 | 23 | 0.00 | 1.333 |

| PITCHER | IP | WLS | BF | H | R | ER | SO | BB | IBB | HBP | BLK | WP | HR | S | P | ERA | WHIP |
|---|---|---|---|---|---|---|---|---|---|---|---|---|---|---|---|---|---|

| Batter | 1 | 2 | 3 | 4 | 5 | 6 | 7 | 8 | 9 | AB | R | H | RBI | BB | SO | LOB |
|---|---|---|---|---|---|---|---|---|---|---|---|---|---|---|---|---|
| Cesar Tovar, R (1, 8) (8, 5)<br>OBP: 0.386, SLG: 0.462 | E 1B BB HBP | SF8 3-H | | | FC1-6 1B | 1-2 2-H 1B | | 1-3 | | 3 | 1 | 2 | 2 | 0 | 0 | 0 |
| Rod Carew, L (1, 4)<br>OBP: 0.377, SLG: 0.425 | K | G3 | | | FC1-6 E 1B 1-2f 1B | 1B 1-2 2-3 1B | | F6 | | 5 | 2 | 1 | 0 | 0 | 1 | 2 |
| Zoilo Versalles, R (1, 6)<br>OBP: 0.319, SLG: 0.408 | E8 BB 1-3 1B | 4-3 | | | F8 | 1B 1-3 1B | | F9 | | 5 | 1 | 2 | 1 | 0 | 0 | 1 |
| Harmon Killebrew, R (1, 3)<br>OBP: 0.390, SLG: 0.514 | F6 | | F7 | | E8 FC5 1B 1-3 1B | 1B 1-3 3-H 1B | | | | 4 | 0 | 2 | 1 | 0 | 0 | 2 |
| Tony Oliva, L (1, 9)<br>OBP: 0.329, SLG: 0.358 | BB 1B IBB | | FC7-5-4 S 1B | | 1-2 3-H 1B | 4-3 | | | | 3 | 1 | 2 | 1 | 1 | 0 | 2 |
| Bob Allison, R (1, 7)<br>OBP: 0.354, SLG: 0.441 | 1B 1-2 2-3 3-H BB | | FC7-5-4 1-3 | | FC5 2-3f | | G6-4-3 BB BB | | | 2 | 0 | 0 | 1 | 2 | 0 | 3 |
| Rich Rollins, R (1, 5)<br>OBP: 0.277, SLG: 0.254<br>Ted Uhlaender, L (7, PR) (8, 8)<br>OBP: 0.256, SLG: 0.421 | 1-2 2-H 3-H 1B | | | 4-3 | | K | G6-4-3 1-2 BB | | | 3 | 0 | 1 | 2 | 1 | 1 | 0 |
| | | | | | | | | | | 0 | 0 | 0 | 0 | 0 | 0 | 0 |
| Jerry Zimmerman, R (1, 2)<br>OBP: 0.298, SLG: 0.175 | K | | | F9 | | BB 1B 1B | G6-4-3 1-2f 2-3 | | | 4 | 1 | 1 | 0 | 0 | 1 | 4 |
| Jim Kaat, L (1, 1)<br>OBP: 0.250, SLG: 0.400<br>Jim Perry, S (3, 1)<br>Ron Kline, R (6, 1)<br>Rich Reese, L (6, PH)<br>OBP: 0.310, SLG: 0.480<br>Al Worthington, R (7, 1) | | SF8 3B | | F8 | | 1B 1B 1B 1-2 BB | K | | | 1 | 1 | 1 | 0 | 0 | 0 | 0 |
| | | | | | | | | | | 1 | 0 | 0 | 0 | 0 | 0 | 0 |
| | | | | | | | | | | 0 | 0 | 0 | 0 | 0 | 0 | 0 |
| | | | | | | | | | | 0 | 1 | 0 | 0 | 1 | 0 | 0 |
| | | | | | | | | | | 1 | 0 | 0 | 0 | 0 | 1 | 2 |
| Inning Stats | R: 3 E: 1 K: 2 S: 9 H: 2 LOB: 2 BB: 2 P: 18 | R: 1 E: 0 K: 0 S: 4 H: 1 LOB: 0 BB: 0 P: 4 | R: 0 E: 0 K: 0 S: 3 H: 1 LOB: 0 BB: 0 P: 3 | R: 0 E: 0 K: 0 S: 3 H: 0 LOB: 0 BB: 0 P: 3 | R: 1 E: 1 K: 0 S: 6 H: 3 LOB: 2 BB: 0 P: 6 | R: 3 E: 0 K: 1 S: 9 H: 5 LOB: 2 BB: 1 P: 13 | R: 0 E: 0 K: 1 S: 4 H: 0 LOB: 2 BB: 2 P: 12 | R: 0 E: 0 K: 0 S: 3 H: 0 LOB: 0 BB: 0 P: 3 | | 1B: 11 2B: 1 3B: 1 HR: 0 | SF: 1 SAC: 0 DP: 2 HBP: 1 | | | WP: 0 PB: 0 SB: 1 CS: 0 | PA: 39 | | |

| PITCHER | | IP | WLS | BF | H | R | ER | SO | BB | IBB | HBP | BLK | WP | HR | S | P | ERA | WHIP |
|---|---|---|---|---|---|---|---|---|---|---|---|---|---|---|---|---|---|---|
| Joe Horlen, R<br>ERA: 2.24 | (1, 1) | 5.1 | | 26 | 8 | 6 | 5 | 3 | 1 | 1 | 1 | 0 | 0 | 0 | 29 | 38 | 8.44 | 1.688 |
| Bob Locker, R<br>ERA: 1.33 | (6, 1) | 0.1 | L | 5 | 4 | 2 | 2 | 0 | 1 | 0 | 0 | 0 | 0 | 0 | 4 | 8 | 54.00 | 15.000 |
| Wilbur Wood, L<br>ERA: 1.64 | (6, 1) | 0.1 | | 1 | 0 | 0 | 0 | 0 | 0 | 0 | 0 | 0 | 0 | 0 | 1 | 1 | 0.00 | 0.000 |
| Bruce Howard, R<br>ERA: 2.67 | (7, 1) | 2.0 | | 7 | 0 | 0 | 0 | 1 | 2 | 0 | 0 | 0 | 0 | 0 | 7 | 15 | 0.00 | 1.000 |

| PITCHER | IP | WLS | BF | H | R | ER | SO | BB | IBB | HBP | BLK | WP | HR | S | P | ERA | WHIP |
|---|---|---|---|---|---|---|---|---|---|---|---|---|---|---|---|---|---|

# BOTTOM

## Chicago White Sox @ Minnesota Twins

Metropolitan Stadium, Bloomington , MI

Mon May 22 1967, 8:05 PM EDT

Att. 13,197 - Unknown

livebaseballscorecards.com

| | |
|---|---|
| AB | 32 |
| R | 8 |
| H | 12 |
| RBI | 8 |
| BB | 5 |
| SO | 4 |
| LOB | 16 |

# Chicago White Sox @ Minnesota Twins

Metropolitan Stadium, Bloomington , MI

Tue May 23 1967, 8:05 PM EDT

Att. 18,168 - Unknown

TOP

livebaseballscorecards.com

| Batter | 1 | 2 | 3 | 4 | 5 | 6 | 7 | 8 | 9 | AB | R | H | RBI | BB | SO | LOB |
|---|---|---|---|---|---|---|---|---|---|---|---|---|---|---|---|---|
| Don Buford, S (1, 5)<br>OBP: 0.301, SLG: 0.287 | CS 1B | | F8 | | F8 | | 6-3 | | 6-3 | 5 | 0 | 1 | 0 | 0 | 0 | 0 |
| Tom McCraw, L (1, 3)<br>OBP: 0.314, SLG: 0.384 | F6 1-2 | | 1B | | K | | S 1B | | F7 | 5 | 0 | 2 | 0 | 0 | 1 | 1 |
| Tommie Agee, R (1, 8)<br>OBP: 0.336, SLG: 0.437 | 5-3 | | 4-3 | | | E SF7 1B | F3 1-2 | | 1B HBP | 4 | 1 | 1 | 0 | 0 | 0 | 2 |
| Ken Berry, R (1, 9)<br>OBP: 0.351, SLG: 0.364 | | K | | F8 | | E4 FC1-4 BB HR 1-3 | F7 | | S 1-3 1B | 5 | 1 | 1 | 0 | 0 | 1 | 2 |
| Pete Ward, L (1, 7)<br>OBP: 0.357, SLG: 0.415 | | HR | | F5 | | FC1-4 1-2 BB | | K | K 1-2 | 4 | 1 | 1 | 1 | 1 | 2 | 2 |
| Duane Josephson, R (1, 2)<br>OBP: 0.344, SLG: 0.361<br>J.C. Martin, L (4, 2)<br>OBP: 0.280, SLG: 0.238 | 1B | | BB 1B | | SF7 3-H | | | BB 1B | | 2<br>1 | 0<br>0 | 2<br>1 | 0<br>1 | 0<br>1 | 0<br>0 | 0<br>0 |
| Jerry Adair, R (1, 4)<br>OBP: 0.258, SLG: 0.264<br>Al Weis, S (8, 4)<br>OBP: 0.222, SLG: 0.222 | F8 | | FC6-4 1-2 BB | | FC1-4 HR 1-2f 2-3 | | | K | | 3<br>0 | 1<br>0 | 0<br>0 | 0<br>0 | 1<br>0 | 1<br>0 | 4<br>0 |
| Ron Hansen, R (1, 6)<br>OBP: 0.276, SLG: 0.264 | K | | | FC6-4 1-2f | | HR 1-H 3-H | | BB 1-2 | | 3 | 1 | 1 | 3 | 1 | 1 | 3 |
| John Buzhardt, R (1, 1)<br>OBP: 0.444, SLG: 0.444<br>Hoyt Wilhelm, R (7, 1) | | | K | | 4-3 | L1-3 | | K | | 3<br>1 | 0<br>0 | 0<br>0 | 0<br>0 | 0<br>0 | 1<br>1 | 0<br>2 |
| Inning Stats | R: 0<br>E: 0<br>K: 0<br>S: 3 H: 1<br>LOB: 0<br>BB: 0<br>P: 3 | R: 1<br>E: 0<br>K: 2<br>S: 9 H: 2<br>LOB: 1<br>BB: 0<br>P: 9 | R: 0<br>E: 0<br>K: 1<br>S: 6 H: 1<br>LOB: 1<br>BB: 0<br>P: 6 | R: 0<br>E: 0<br>K: 0<br>S: 4 H: 1<br>LOB: 2<br>BB: 1<br>P: 8 | R: 0<br>E: 0<br>K: 1<br>S: 5 H: 0<br>LOB: 0<br>BB: 0<br>P: 5 | R: 4<br>E: 1<br>K: 0<br>S: 6 H: 2<br>LOB: 0<br>BB: 1<br>P: 10 | R: 0<br>E: 0<br>K: 0<br>S: 4 H: 1<br>LOB: 1<br>BB: 0<br>P: 4 | R: 0<br>E: 0<br>K: 3<br>S: 10 H: 1<br>LOB: 2<br>BB: 1<br>P: 14 | R: 0<br>E: 0<br>K: 1<br>S: 6 H: 1<br>LOB: 2<br>BB: 0<br>P: 7 | 1B: 8<br>2B: 0<br>3B: 0<br>HR: 2 | SF: 1<br>SAC: 0<br>DP: 0<br>HBP: 1 | | | | | |

| | |
|---|---|
| AB | 36 |
| R | 5 |
| H | 10 |
| RBI | 5 |
| BB | 3 |
| SO | 8 |
| LOB | 16 |

WP: 0 PB: 0 SB: 2 CS: 1 PA: 41

| PITCHER | | IP | WLS | BF | H | R | ER | SO | BB | IBB | HBP | BLK | WP | HR | S | P | ERA | WHIP |
|---|---|---|---|---|---|---|---|---|---|---|---|---|---|---|---|---|---|---|
| Mudcat Grant, R<br>ERA: 3.48 | (1, 1) | 5.2 | L | 26 | 7 | 5 | 1 | 4 | 2 | 0 | 0 | 0 | 0 | 2 | 32 | 40 | 1.59 | 1.588 |
| Ron Kline, R<br>ERA: 1.06 | (6, 1) | 1.1 | | 5 | 1 | 0 | 0 | 0 | 0 | 0 | 0 | 0 | 0 | 0 | 5 | 5 | 0.00 | 0.750 |
| Jim Merritt, L<br>ERA: 1.74 | (8, 1) | 2.0 | | 10 | 2 | 0 | 0 | 4 | 1 | 0 | 1 | 0 | 0 | 0 | 16 | 21 | 0.00 | 1.500 |

| PITCHER | | IP | WLS | BF | H | R | ER | SO | BB | IBB | HBP | BLK | WP | HR | S | P | ERA | WHIP |
|---|---|---|---|---|---|---|---|---|---|---|---|---|---|---|---|---|---|---|

# BOTTOM

## Chicago White Sox @ Minnesota Twins

Metropolitan Stadium, Bloomington , MI

Tue May 23 1967, 8:05 PM EDT

Att. 18,168 - Unknown

livebaseballscorecards.com

| Batter | 1 | 2 | 3 | 4 | 5 | 6 | 7 | 8 | 9 | AB | R | H | RBI | BB | SO | LOB |
|---|---|---|---|---|---|---|---|---|---|---|---|---|---|---|---|---|
| Cesar Tovar, R (1, 8)<br>OBP: 0.393, SLG: 0.500 | HR | F8 | | | 1B 3B | | FC4-6 1-2 HBP | | F8 | 4 | 2 | 2 | 1 | 0 | 0 | 1 |
| Rod Carew, L (1, 4)<br>OBP: 0.373, SLG: 0.419 | E1 HR | | K | | L4-6 SH1-3 3-H 1B | | FC4-6 1-2f 2-3 | | | 4 | 1 | 1 | 1 | 0 | 1 | 2 |
| Zoilo Versalles, R (1, 6)<br>OBP: 0.312, SLG: 0.398 | F6 | | 5-3 | | SH1-3 1-2 | | F9 | | | 3 | 0 | 0 | 0 | 0 | 0 | 3 |
| Harmon Killebrew, R (1, 3)<br>OBP: 0.386, SLG: 0.531 | 1-H HR | | 5-3 | | L4-6 2-3 | | | F8 | | 4 | 1 | 1 | 2 | 0 | 0 | 1 |
| Tony Oliva, L (1, 9)<br>OBP: 0.313, SLG: 0.338 | 4-3 | | | K | | F5 | | F2 | | 4 | 0 | 0 | 0 | 0 | 1 | 0 |
| Bob Allison, R (1, 7)<br>OBP: 0.359, SLG: 0.432 | BB | | | 1B BB | | 5-3 | | K | | 2 | 0 | 0 | 0 | 2 | 1 | 0 |
| Rich Rollins, R (1, 5)<br>OBP: 0.275, SLG: 0.242 | F8 | | | 1B 1-2 BB | | 5-3 | | | F6 | 3 | 0 | 0 | 0 | 1 | 0 | 1 |
| Jerry Zimmerman, R (1, 2)<br>OBP: 0.294, SLG: 0.182 | | F8 | | 1-3 2-H 1B | | | 6-3 | | 5-3 | 4 | 0 | 1 | 0 | 0 | 0 | 0 |
| Mudcat Grant, R (1, 1)<br>OBP: 0.211, SLG: 0.167 | | F8 | | K | | | FC4-6 HBP 1B | | BB | 2 | 0 | 0 | 0 | 0 | 1 | 2 |
| Ron Kline, R (6, 1) | | | | | | | | | | 0 | 0 | 0 | 0 | 0 | 0 | 0 |
| Rich Reese, L (7, PH)<br>OBP: 0.333, SLG: 0.500 | | | | | | | | | | 1 | 0 | 1 | 0 | 0 | 0 | 0 |
| Jim Merritt, L (8, 1) | | | | | | | | | | 0 | 0 | 0 | 0 | 0 | 0 | 0 |
| Sandy Valdespino, L (9, PH)<br>OBP: 0.444, SLG: 0.857 | | | | | | | | | | 0 | 0 | 0 | 0 | 1 | 0 | 0 |
| Inning Stats | R: 3 E: 1 K: 0 S: 6 H: 2 LOB: 1 BB: 1 P: 10 | R: 0 E: 0 K: 0 S: 3 H: 0 LOB: 0 BB: 0 P: 3 | R: 0 E: 0 K: 1 S: 5 H: 0 LOB: 0 BB: 0 P: 5 | R: 0 E: 0 K: 2 S: 7 H: 1 LOB: 2 BB: 2 P: 15 | R: 1 E: 0 K: 0 S: 4 H: 2 LOB: 0 BB: 0 P: 4 | R: 0 E: 0 K: 0 S: 3 H: 0 LOB: 0 BB: 0 P: 3 | R: 0 E: 0 K: 0 S: 4 H: 1 LOB: 2 BB: 0 P: 5 | R: 0 E: 0 K: 1 S: 5 H: 0 LOB: 0 BB: 0 P: 5 | R: 0 E: 0 K: 0 S: 3 H: 0 LOB: 1 BB: 1 P: 7 | 1B: 3 2B: 1 3B: 1 HR: 2 | SF: 0 SAC: 1 DP: 1 HBP: 1 | | | | | | |

| | AB | 31 |
|---|---|---|
| | R | 4 |
| | H | 6 |
| | RBI | 4 |
| | BB | 4 |
| | SO | 4 |
| | LOB | 10 |

WP: 0 PB: 0 SB: 1 CS: 0 PA: 37

| PITCHER | | IP | WLS | BF | H | R | ER | SO | BB | IBB | HBP | BLK | WP | HR | S | P | ERA | WHIP |
|---|---|---|---|---|---|---|---|---|---|---|---|---|---|---|---|---|---|---|
| John Buzhardt, R<br>ERA: 4.38 | (1, 1) | 6.1 | W | 27 | 6 | 4 | 3 | 3 | 3 | 0 | 0 | 0 | 0 | 2 | 30 | 42 | 4.26 | 1.421 |
| Hoyt Wilhelm, R<br>ERA: | (7, 1) | 2.2 | S | 10 | 0 | 0 | 0 | 1 | 1 | 0 | 1 | 0 | 0 | 0 | 10 | 15 | 0.00 | 0.375 |

| PITCHER | IP | WLS | BF | H | R | ER | SO | BB | IBB | HBP | BLK | WP | HR | S | P | ERA | WHIP |
|---|---|---|---|---|---|---|---|---|---|---|---|---|---|---|---|---|---|

| Batter | 1 | 2 | 3 | 4 | 5 | 6 | 7 | 8 | 9 | AB | R | H | RBI | BB | SO | LOB |
|---|---|---|---|---|---|---|---|---|---|---|---|---|---|---|---|---|
| Don Buford, S (1, 5)<br>OBP: 0.310, SLG: 0.291 | BBBB<br>4-0<br>CS S<br>BB | | x 0-0<br>1B | | x 0-0 ①<br>F9 | | 0-3 ①<br>K<br>x 0-0<br>2B<br>1-2<br>1B | | x 0-0 ①<br>F8 | 5 | 0 | 2 | 0 | 1 | 1 | 1 |
| Tommie Agee, R (1, 8)<br>OBP: 0.343, SLG: 0.439 | x 0-0 ①<br>E3<br>S<br>1-3 | | x 0-0 ③<br>F8 | | x 0-0 ②<br>F7 | | 4-0<br>1B<br>HR<br>BB<br>x 0-0<br>1-3<br>2-H<br>2B | | BBBB<br>4-0<br>BB<br>HR<br>BB | 4 | 2 | 1 | 1 | 2 | 0 | 3 |
| Pete Ward, L (1, 7)<br>OBP: 0.361, SLG: 0.418<br>Walt Williams, R (7, PR)<br>OBP: 0.250, SLG: 0.296 (7, 7) | SSS<br>0-3 ②<br>K<br>1-2 | | | x 0-0<br>E9<br>HR<br>1B | x 0-0 ③<br>3-1 | | 0-0<br>1-3<br>HR<br>1B<br>5-3 | | BBBB<br>4-0<br>1-2<br>HR<br>BB | 4<br>1 | 1<br>2 | 2<br>0 | 0<br>0 | 0<br>1 | 1<br>0 | 2<br>3 |
| Tom McCraw, L (1, 3)<br>OBP: 0.323, SLG: 0.466 | SSS<br>0-3 ③<br>K | | | x 0-0<br>3-H<br>HR | | x 0-0 ①<br>5-3<br>x 0-0<br>1-H<br>3-H<br>HR | SSS<br>0-3 ①<br>K2-3 | | x 0-0<br>1-H<br>2-H<br>HR | 6 | 3 | 3 | 8 | 0 | 2 | 1 |
| Ken Berry, R (1, 9)<br>OBP: 0.364, SLG: 0.378 | | x 0-0 ①<br>3-1 | | x 0-0<br>FC6-5 2-3<br>1B | | x 0-0<br>WP 1B<br>1B<br>x 0-0<br>1B<br>2B<br>1B | x 0-0 ②<br>F7 | | x 0-0<br>WP<br>1B<br>1B | 6 | 2 | 4 | 0 | 0 | 0 | 0 |
| J.C. Martin, L (1, 2)<br>OBP: 0.304, SLG: 0.271 | | SSS<br>0-3 ②<br>K | | x 0-0 ①<br>2-3<br>1-2 | | x 0-0<br>WP<br>1-2<br>1B<br>x 0-0<br>1-3<br>2B<br>1B | x 0-0<br>1B<br>1B | | x 0-0 ②<br>F8<br>1-2 | 6 | 1 | 3 | 0 | 0 | 1 | 2 |
| Jerry Adair, R (1, 4)<br>OBP: 0.248, SLG: 0.253<br>Al Weis, S (7, 4)<br>OBP: 0.364, SLG: 0.364 | | x 0-0 ③<br>6-3 | | x 0-0 ②<br>FC6-5<br>2-3 | | x 0-0 ②<br>F7<br>1-2<br>2-3<br>SSS<br>0-3 ②<br>K<br>x 0-0<br>1-2<br>1B | | | x 0-0<br>2-H<br>1B | 4<br>2 | 0<br>0 | 0<br>2 | 0<br>1 | 0<br>0 | 1<br>0 | 5<br>0 |
| Ron Hansen, R (1, 6)<br>OBP: 0.279, SLG: 0.271 | | | x 0-0 ①<br>6-3<br>SSS<br>0-3 ③<br>K | | | BBBB<br>4-0<br>BB<br>x 0-0<br>1-H<br>3-H<br>1B<br>2B | x 0-0 ③<br>F7 | | x 0-0 ③<br>F7 | 5 | 1 | 1 | 2 | 1 | 1 | 4 |
| Gary Peters, L (1, 1)<br>OBP: 0.310, SLG: 0.552 | | | SSS<br>0-3 ②<br>K | | x 0-0<br>1B | x 0-0 ③<br>G3<br>x 0-0<br>2-H<br>1B<br>2B<br>1B | | | x 0-0<br>HR | 5 | 2 | 3 | 2 | 0 | 1 | 3 |
| Inning Stats | R: 0<br>E: 1<br>K: 2<br>S: 7<br>H: 0<br>LOB: 1<br>BB: 1<br>P: 11 | R: 0<br>E: 0<br>K: 1<br>S: 5<br>H: 0<br>LOB: 0<br>BB: 0<br>P: 5 | R: 0<br>E: 0<br>K: 1<br>S: 6<br>H: 1<br>LOB: 1<br>BB: 0<br>P: 6 | R: 2<br>E: 1<br>K: 1<br>S: 8<br>H: 3<br>LOB: 1<br>BB: 0<br>P: 8 | R: 0<br>E: 0<br>K: 0<br>S: 4<br>H: 1<br>LOB: 1<br>BB: 0<br>P: 4 | R: 0<br>E: 0<br>K: 0<br>S: 5<br>H: 2<br>LOB: 3<br>BB: 1<br>P: 9 | R: 7<br>E: 0<br>K: 2<br>S: 15<br>H: 8<br>LOB: 3<br>BB: 1<br>P: 19 | R: 0<br>E: 0<br>K: 1<br>S: 7<br>H: 2<br>LOB: 2<br>BB: 0<br>P: 7 | R: 5<br>E: 0<br>K: 0<br>S: 7<br>H: 4<br>LOB: 1<br>BB: 2<br>P: 15 | 1B: 15<br>2B: 2<br>3B: 0<br>HR: 4<br>SF: 0<br>SAC: 0<br>DP: 0<br>HBP: 0 | | | | | | |

| PITCHER | | IP | WLS | BF | H | R | ER | SO | BB | IBB | HBP | BLK | WP | HR | S | P | ERA | WHIP |
|---|---|---|---|---|---|---|---|---|---|---|---|---|---|---|---|---|---|---|
| Dean Chance, R<br>ERA: 2.69 | (1, 1) | 6.1 | L | 32 | 10 | 6 | 6 | 6 | 3 | 0 | 0 | 0 | 1 | 2 | 41 | 53 | 8.53 | 2.053 |
| Al Worthington, R<br>ERA: 2.81 | (7, 1) | 0.1 | | 6 | 5 | 3 | 3 | 1 | 0 | 0 | 0 | 0 | 0 | 0 | 8 | 8 | 81.00 | 15.000 |
| Jim Kaat, L<br>ERA: 6.95 | (7, 1) | 2.1 | | 15 | 6 | 5 | 5 | 1 | 2 | 0 | 0 | 0 | 1 | 2 | 15 | 23 | 19.29 | 3.429 |

| PITCHER | IP | WLS | BF | H | R | ER | SO | BB | IBB | HBP | BLK | WP | HR | S | P | ERA | WHIP |
|---|---|---|---|---|---|---|---|---|---|---|---|---|---|---|---|---|---|

# TOP

## Chicago White Sox @ Minnesota Twins

Metropolitan Stadium, Bloomington , MI

Wed May 24 1967, 4:33 AM EDT

Att. 13,164 - Unknown

livebaseballscorecards.com

| | |
|---|---|
| AB | 48 |
| R | 14 |
| H | 21 |
| RBI | 14 |
| BB | 5 |
| SO | 8 |
| LOB | 24 |

| | |
|---|---|
| WP: 2 | PA: 53 |
| PB: 0 | |
| SB: 2 | |
| CS: 1 | |

# BOTTOM

## Chicago White Sox @ Minnesota Twins

Metropolitan Stadium, Bloomington , MI

Wed May 24 1967, 4:33 AM EDT

Att. 13,164 - Unknown

| Batter | 1 | 2 | 3 | 4 | 5 | 6 | 7 | 8 | 9 | AB | R | H | RBI | BB | SO | LOB |
|---|---|---|---|---|---|---|---|---|---|---|---|---|---|---|---|---|
| Cesar Tovar, R (1, 8)<br>OBP: 0.394, SLG: 0.489 | BBBB 4-0 BB | BBBB 4-0 1-2 2-3 BB | | x 0-0 ① F8 | | x 0-0 ② F9 | | x 0-0 ③ F8 | | 3 | 0 | 0 | 0 | 2 | 0 | 2 |
| Rod Carew, L (1, 4)<br>OBP: 0.366, SLG: 0.410 | x 0-0 ① F8 | x 0-0 ③ F9 | | x 0-0 G1-6-3 1B | | x 0-0 E6 1-2 | | | SSS 0-3 ① K | 5 | 0 | 1 | 0 | 0 | 1 | 5 |
| Zoilo Versalles, R (1, 6)<br>OBP: 0.308, SLG: 0.387 | x 0-0 ② F8 | | BBBB 4-0 PB BB 1B BB | x 0-0 ② ③ G1-6-3 1-2f | | x 0-0 ③ F8 | | | x 0-0 ② 1-3 | 4 | 1 | 0 | 0 | 1 | 0 | 4 |
| Harmon Killebrew, R (1, 3)<br>OBP: 0.393, SLG: 0.534 | BBBB 4-0 1-2 BB | | BBBB 4-0 1B 1-2 BB | | x 0-0 2B | | x 0-0 ① 5-3 | | SSS 0-3 ③ K | 3 | 0 | 1 | 0 | 2 | 1 | 0 |
| Tony Oliva, L (1, 9)<br>OBP: 0.298, SLG: 0.320 | SSS 0-3 ③ K | | SSS 0-3 ① K 2-3 | | x 0-0 ① F5 | | SSS 0-3 ② K | | | 4 | 0 | 0 | 0 | 0 | 3 | 5 |
| Bob Allison, R (1, 7)<br>OBP: 0.355, SLG: 0.424 | | x 0-0 ① F3 | x 0-0 FC6 1-3 3-H 1B | | SSS 0-3 ② K | | x 0-0 ③ F8 | | | 4 | 0 | 1 | 1 | 0 | 1 | 1 |
| Rich Rollins, R (1, 5)<br>OBP: 0.301, SLG: 0.262 | | x 0-0 FC3-5 1B 1B | III 4-0 IBB | | x 0-0 ③ F2 | | | x 0-0 1B | | 3 | 0 | 2 | 0 | 1 | 0 | 1 |
| Jerry Zimmerman, R (1, 2)<br>OBP: 0.291, SLG: 0.188 | | x 0-0 BB FC3-5 1-2 1B | SSS 0-3 ② K | | | x 0-0 ① F8 | | SSS 0-3 ① K | | 4 | 0 | 1 | 0 | 0 | 2 | 4 |
| Dean Chance, R (1, 1)<br>Al Worthington, R (7, 1)<br>Jim Kaat, L (7, 1)<br>OBP: 0.235, SLG: 0.375 | | x 0-0 ② FC3-5 BB 1-2 2-3f | x 0-0 ③ FC6 2-3f | | | BBBB 4-0 E BB | | SSS 0-3 ② K | | 2<br>0<br>1 | 0<br>0<br>0 | 0<br>0<br>0 | 0<br>0<br>0 | 1<br>0<br>1 | 0<br>0<br>1 | 5<br>0<br>1 |
| Inning Stats | R: 0 E: 0 K: 1 S: 5 H: 0 LOB: 2 BB: 2 P: 13 | R: 0 E: 0 K: 0 S: 5 H: 2 LOB: 3 BB: 1 P: 9 | R: 1 E: 0 K: 2 S: 8 H: 1 LOB: 3 BB: 3 P: 20 | R: 0 E: 0 K: 0 S: 3 H: 1 LOB: 0 BB: 0 P: 3 | R: 0 E: 0 K: 1 S: 6 H: 1 LOB: 1 BB: 0 P: 6 | R: 0 E: 1 K: 0 S: 4 H: 0 LOB: 2 BB: 1 P: 8 | R: 0 E: 0 K: 1 S: 5 H: 0 LOB: 0 BB: 0 P: 5 | R: 0 E: 0 K: 2 S: 8 H: 1 LOB: 1 BB: 0 P: 8 | R: 0 E: 0 K: 2 S: 7 H: 0 LOB: 0 BB: 0 P: 7 | 1B: 5 2B: 1 3B: 0 HR: 0 | SF: 0 SAC: 0 DP: 1 HBP: 0 | | | | | | |

livebaseballscorecards.com

| | |
|---|---|
| AB | 33 |
| R | 1 |
| H | 6 |
| RBI | 1 |
| BB | 7 |
| SO | 9 |
| LOB | 28 |

WP: 0 PB: 1 SB: 0 CS: 0 PA: 40

| PITCHER | IP | WLS | BF | H | R | ER | SO | BB | IBB | HBP | BLK | WP | HR | S | P | ERA | WHIP |
|---|---|---|---|---|---|---|---|---|---|---|---|---|---|---|---|---|---|
| Gary Peters, L (1, 1)<br>ERA: 1.85 | 9.0 | W | 40 | 6 | 1 | 1 | 9 | 6 | 1 | 0 | 0 | 0 | 0 | 51 | 79 | 1.00 | 1.333 |

| PITCHER | IP | WLS | BF | H | R | ER | SO | BB | IBB | HBP | BLK | WP | HR | S | P | ERA | WHIP |
|---|---|---|---|---|---|---|---|---|---|---|---|---|---|---|---|---|---|

| Batter | 1 | 2 | 3 | 4 | 5 | 6 | 7 | 8 | 9 | AB | R | H | RBI | BB | SO | LOB |
|---|---|---|---|---|---|---|---|---|---|---|---|---|---|---|---|---|
| Cesar Tovar, R (1, 8)<br>OBP: 0.381, SLG: 0.472 | 6-3 | FC5-4<br>1-2f | | F9 | | FC5-4<br>S<br>1-2f | | | F8 | 5 | 0 | 0 | 0 | 0 | 0 | 6 |
| Rod Carew, L (1, 4)<br>OBP: 0.368, SLG: 0.433 | 1B | | HR | | F9<br>S S S | K<br>0-3<br>1-2 | | | 5-3 | 5 | 1 | 2 | 1 | 0 | 1 | 1 |
| Zoilo Versalles, R (1, 6)<br>OBP: 0.306, SLG: 0.390 | K<br>S S S<br>0-3 | | F7 | 1B<br>SF8<br>2B | | | 1-3 | | | 4 | 1 | 1 | 0 | 0 | 1 | 1 |
| Harmon Killebrew, R (1, 3)<br>OBP: 0.389, SLG: 0.525 | F7 | | F8 | FC5<br>BB<br>2-3<br>1B | | | K<br>S S S<br>0-3 | | | 4 | 0 | 1 | 0 | 0 | 1 | 1 |
| Tony Oliva, L (1, 9)<br>OBP: 0.295, SLG: 0.346 | | FC5-2<br>3B | F5 | SF8<br>3-H | | | 3-1 | | | 3 | 0 | 1 | 1 | 0 | 0 | 0 |
| Bob Allison, R (1, 7)<br>OBP: 0.352, SLG: 0.412 | | F4 | | F8 | BB<br>1-2<br>4-0 | | | K<br>S S S<br>0-3 | | 3 | 0 | 0 | 0 | 1 | 1 | 1 |
| Rich Rollins, R (1, 5)<br>OBP: 0.312, SLG: 0.265 | | FC5-2<br>BB BB<br>3-H | | 1B<br>BB<br>B B B<br>4-0 | FC5<br>2-3f | | | G6-4-3<br>1B | | 3 | 0 | 1 | 0 | 1 | 0 | 3 |
| Jerry Zimmerman, R (1, 2)<br>OBP: 0.305, SLG: 0.196 | | BB<br>1-2<br>BB<br>B B B<br>4-0 | | 1-3<br>1B<br>0-0 | 5-3<br>0-0 | | | G6-4-3<br>1-2f<br>0-0 | | 3 | 0 | 1 | 0 | 1 | 0 | 1 |
| Dave Boswell, R (1, 1)<br>OBP: 0.308, SLG: 0.500<br>Earl Battey, R (9, PH)<br>OBP: 0.294, SLG: 0.205 | | FC5-4<br>1-2<br>2-3<br>BB<br>B B B<br>4-0 | | K<br>S S S<br>0-3 | FC5-4<br>1B<br>0-0 | | | | K<br>S S S<br>0-3 | 2<br>1 | 0<br>0 | 1<br>0 | 0<br>0 | 1<br>0 | 1<br>1 | 2<br>0 |

| Inning Stats | | | |

| Batter | 1 | 2 | 3 | 4 | 5 | 6 | 7 | 8 | 9 | AB | R | H | RBI | BB | SO | LOB |
|---|---|---|---|---|---|---|---|---|---|---|---|---|---|---|---|---|
| Bert Campaneris, R (1, 6)<br>OBP: 0.347, SLG: 0.355 | F5 | F3 | | | F9 | | S 1B 1B | | | 4 | 1 | 1 | 0 | 0 | 0 | 2 |
| Jim Gosger, L (1, 9)<br>OBP: 0.340, SLG: 0.345 | BB 1B 1B | F2 | | | BB | | CS 1-H 1B | | | 3 | 1 | 2 | 1 | 1 | 0 | 2 |
| Rick Monday, L (1, 8)<br>OBP: 0.336, SLG: 0.469 | 1B 1-2 FC3-6 BB | | K | | L4 | | CS 1-2 | 2-3 | | 3 | 1 | 0 | 0 | 1 | 1 | 1 |
| Danny Cater, R (1, 3)<br>OBP: 0.318, SLG: 0.389 | FC3-6 1-3 2-H 1B | | 5-3 | | | 1-3 | | 1B | | 4 | 0 | 2 | 1 | 0 | 0 | 0 |
| Roger Repoz, L (1, 7)<br>OBP: 0.358, SLG: 0.458 | FC3-6 1-2f 3-H | | K | | | F5 | | K | | 4 | 0 | 0 | 1 | 0 | 2 | 2 |
| Dick Green, R (1, 4)<br>OBP: 0.269, SLG: 0.303<br>Allan Lewis, S (6, PR)<br>Ossie Chavarria, R (7, 4)<br>OBP: 0.353, SLG: 0.083 | F9 | | K | K | | S 1B | | K | | 3<br>0<br>1 | 0<br>0<br>0 | 1<br>0<br>0 | 0<br>0<br>0 | 0<br>0<br>0 | 1<br>0<br>1 | 1<br>0<br>1 |
| Sal Bando, R (1, 5)<br>OBP: 0.306, SLG: 0.150 | | 1B BB | | K | 5-3 1-2 | | | | | 2 | 0 | 0 | 0 | 1 | 1 | 1 |
| Phil Roof, R (1, 2)<br>OBP: 0.275, SLG: 0.324 | | K | | K | | | K | | | 3 | 0 | 0 | 0 | 0 | 3 | 1 |
| Catfish Hunter, R (1, 1)<br>OBP: 0.158, SLG: 0.158<br>Mike Hershberger, R (5, PH)<br>OBP: 0.355, SLG: 0.379<br>Paul Lindblad, L (6, 1)<br>OBP: 0.143, SLG: 0.143 | | 1-3 1B | | | 5-3 | | F6 | | | 1<br>1<br>1 | 0<br>0<br>0 | 1<br>0<br>0 | 0<br>0<br>0 | 0<br>0<br>0 | 0<br>0<br>0 | 0<br>0<br>0 |
| Inning Stats | R: 2 E: 0 K: 0 S: 5 H: 2 LOB: 1 BB: 1 P: 9 | R: 0 E: 0 K: 1 S: 6 H: 1 LOB: 2 BB: 1 P: 10 | R: 0 E: 0 K: 2 S: 7 H: 0 LOB: 0 BB: 0 P: 7 | R: 0 E: 0 K: 3 S: 9 H: 0 LOB: 0 BB: 0 P: 9 | R: 0 E: 0 K: 0 S: 3 H: 0 LOB: 1 BB: 1 P: 7 | R: 0 E: 0 K: 0 S: 4 H: 1 LOB: 2 BB: 0 P: 4 | R: 1 E: 0 K: 1 S: 6 H: 2 LOB: 0 BB: 0 P: 6 | R: 0 E: 0 K: 2 S: 8 H: 1 LOB: 1 BB: 0 P: 8 | | 1B: 7 2B: 0 3B: 0 HR: 0 | SF: 0 SAC: 0 DP: 0 HBP: 0 | | | | | |

| PITCHER | IP | WLS | BF | H | R | ER | SO | BB | IBB | HBP | BLK | WP | HR | S | P | ERA | WHIP |
|---|---|---|---|---|---|---|---|---|---|---|---|---|---|---|---|---|---|
| Dave Boswell, R (1, 1)<br>ERA: 4.29 | 8.0 | L | 33 | 7 | 3 | 3 | 9 | 3 | 0 | 0 | 0 | 0 | 0 | 48 | 60 | 3.38 | 1.250 |

| PITCHER | IP | WLS | BF | H | R | ER | SO | BB | IBB | HBP | BLK | WP | HR | S | P | ERA | WHIP |
|---|---|---|---|---|---|---|---|---|---|---|---|---|---|---|---|---|---|

# BOTTOM

## Minnesota Twins @ Kansas City Athletics

Municipal Stadium, Kansas City, MO

Thu May 25 1967, 8:05 PM EDT

Att. 7,295 - Unknown

livebaseballscorecards.com

| | |
|---|---|
| AB | 30 |
| R | 3 |
| H | 7 |
| RBI | 3 |
| BB | 3 |
| SO | 9 |
| LOB | 11 |

# Minnesota Twins @ Kansas City Athletics

Municipal Stadium, Kansas City, MO

Fri May 26 1967, 8:05 PM EDT

Att. 10,555 - Unknown

TOP

livebaseballscorecards.com

| Batter | 1 | 2 | 3 | 4 | 5 | 6 | 7 | 8 | 9 | AB | R | H | RBI | BB | SO | LOB |
|---|---|---|---|---|---|---|---|---|---|---|---|---|---|---|---|---|
| Cesar Tovar, R (1, 8)<br>OBP: 0.382, SLG: 0.476 | 0-0 1B BB 2B | 0-3 K | | 0-0 F3 | | 0-0 G3 2-3 1B | | 0-3 K | | 5 | 1 | 2 | 0 | 0 | 2 | 1 |
| Rod Carew, L (1, 4)<br>OBP: 0.376, SLG: 0.435 | 4-0 BB 1B 1B BB | 0-0 1B 1B | | 0-0 4-3 | | 0-0 G3 1-2 | | | 0-0 1B | 4 | 1 | 2 | 0 | 1 | 0 | 3 |
| Zoilo Versalles, R (1, 6)<br>OBP: 0.316, SLG: 0.397 | 0-0 BB 1B 1B 1-2 2-3 | 0-0 1-3 1B | | | 0-0 HR 1B | 0-0 F2 | | | 0-0 F4 | 5 | 2 | 3 | 0 | 0 | 0 | 3 |
| Harmon Killebrew, R (1, 3)<br>OBP: 0.383, SLG: 0.536 | 0-3 K | 0-0 F2 | | | 0-0 1-H HR | 0-0 F7 | | | 0-3 K | 5 | 1 | 1 | 2 | 0 | 2 | 8 |
| Tony Oliva, L (1, 9)<br>OBP: 0.280, SLG: 0.325 | 0-0 F5 | | 0-0 F5 | | 0-0 4-3 | | 0-0 G3 | | 0-0 F8 | 5 | 0 | 0 | 0 | 0 | 0 | 4 |
| Bob Allison, R (1, 7)<br>OBP: 0.357, SLG: 0.410 | 4-0 1B 1-2 2-3 3-H BB | | 0-3 K | | 0-0 1B | | 0-0 F7 | | | 3 | 0 | 1 | 1 | 1 | 1 | 0 |
| Rich Rollins, R (1, 5)<br>OBP: 0.309, SLG: 0.264 | 0-0 1-3 2-H 3-H 1B | | 0-0 5-3 | | 0-0 F7 | | 0-0 F7 | | | 4 | 0 | 1 | 2 | 0 | 0 | 1 |
| Jerry Zimmerman, R (1, 2)<br>OBP: 0.302, SLG: 0.185 | 0-3 K | | | 1-0 HBP | 0-0 F8 | | | 0-3 K | | 3 | 0 | 0 | 0 | 0 | 2 | 3 |
| Jim Merritt, L (1, 1)<br>OBP: 0.167, SLG: 0.333 | | 0-0 2-3 | | 0-0 F3 | | 0-0 1B 2B | | 0-3 K | | 4 | 0 | 1 | 0 | 0 | 1 | 1 |

| | | | | | | | | | |
|---|---|---|---|---|---|---|---|---|---|
| Inning Stats | R: 3<br>E: 0<br>K: 2<br>S: 10 | H: 3<br>LOB: 2<br>BB: 2<br>P: 18 | R: 0<br>E: 0<br>K: 1<br>S: 7 | H: 2<br>LOB: 2<br>BB: 0<br>P: 7 | R: 0<br>E: 0<br>K: 1<br>S: 5 | H: 0<br>LOB: 0<br>BB: 0<br>P: 5 | R: 0<br>E: 0<br>K: 0<br>S: 3 | H: 0<br>LOB: 1<br>BB: 0<br>P: 4 | R: 2<br>E: 0<br>K: 0<br>S: 6 | H: 3<br>LOB: 1<br>BB: 0<br>P: 6 |
| | R: 0<br>E: 0<br>K: 0<br>S: 5 | H: 2<br>LOB: 2<br>BB: 0<br>P: 5 | R: 0<br>E: 0<br>K: 0<br>S: 3 | H: 0<br>LOB: 0<br>BB: 0<br>P: 3 | R: 0<br>E: 0<br>K: 3<br>S: 9 | H: 0<br>LOB: 0<br>BB: 0<br>P: 9 | R: 0<br>E: 0<br>K: 1<br>S: 6 | H: 1<br>LOB: 1<br>BB: 0<br>P: 6 | 1B: 8<br>2B: 2<br>3B: 0<br>HR: 1 | SF: 0<br>SAC: 0<br>DP: 0<br>HBP: 1 | WP: 0<br>PB: 0<br>SB: 0<br>CS: 0 | PA: 41 |

| | AB | 38 |
|---|---|---|
| | R | 5 |
| | H | 11 |
| | RBI | 5 |
| | BB | 2 |
| | SO | 8 |
| | LOB | 24 |

| PITCHER | IP | WLS | BF | H | R | ER | SO | BB | IBB | HBP | BLK | WP | HR | S | P | ERA | WHIP |
|---|---|---|---|---|---|---|---|---|---|---|---|---|---|---|---|---|---|
| Jim Nash, R (1, 1)<br>ERA: 3.59 | 5.0 | L | 26 | 8 | 5 | 5 | 4 | 2 | 0 | 1 | 0 | 0 | 1 | 31 | 40 | 9.00 | 2.000 |
| Diego Segui, R (6, 1)<br>ERA: | 2.0 | | 8 | 2 | 0 | 0 | 0 | 0 | 0 | 0 | 0 | 0 | 0 | 8 | 8 | 0.00 | 1.000 |
| Tony Pierce, L (8, 1)<br>ERA: 4.08 | 2.0 | | 7 | 1 | 0 | 0 | 4 | 0 | 0 | 0 | 0 | 0 | 0 | 15 | 15 | 0.00 | 0.500 |

| PITCHER | IP | WLS | BF | H | R | ER | SO | BB | IBB | HBP | BLK | WP | HR | S | P | ERA | WHIP |
|---|---|---|---|---|---|---|---|---|---|---|---|---|---|---|---|---|---|

| Batter | 1 | 2 | 3 | 4 | 5 | 6 | 7 | 8 | 9 | AB | R | H | RBI | BB | SO | LOB |
|---|---|---|---|---|---|---|---|---|---|---|---|---|---|---|---|---|
| Bert Campaneris, R (1, 6)<br>OBP: 0.351, SLG: 0.359 | F4 | | 4-3 1B | | | WP 1B | | F7 | | 4 | 0 | 2 | 0 | 0 | 0 | 0 |
| Rick Monday, L (1, 8)<br>OBP: 0.333, SLG: 0.457 | K | | 4-3<br>1-2 | | | K | | BB | | 3 | 0 | 0 | 0 | 1 | 2 | 2 |
| Mike Hershberger, R (1, 9)<br>OBP: 0.342, SLG: 0.364 | F7 | | F4 | | | K | | F4 | | 4 | 0 | 0 | 0 | 0 | 1 | 3 |
| Danny Cater, R (1, 3)<br>OBP: 0.329, SLG: 0.399 | | BB 1B | F4 | | | WP<br>1-2 | | | 6-3 1B | 4 | 0 | 3 | 0 | 0 | 0 | 0 |
| Sal Bando, R (1, 5)<br>OBP: 0.302, SLG: 0.140 | | BB<br>1-2 | 5-3 | | | K<br>1-2<br>2-3 | | | F4 | 3 | 0 | 0 | 0 | 1 | 1 | 3 |
| Joe Nossek, R (1, 7)<br>OBP: 0.167, SLG: 0.167 | | F7 | F8 | | | | 5-3 | | 6-3<br>1-2 | 4 | 0 | 0 | 0 | 0 | 0 | 3 |
| Ossie Chavarria, R (1, 4)<br>OBP: 0.286, SLG: 0.063 | | K | | 5-3 | | | L1 | | 5-3 | 4 | 0 | 0 | 0 | 0 | 1 | 3 |
| Phil Roof, R (1, 2)<br>OBP: 0.265, SLG: 0.311<br>Tony Pierce, R (8, 1) | | F6 | | K | | | K | | | 3<br>0 | 0<br>0 | 0<br>0 | 0<br>0 | 0<br>0 | 2<br>0 | 2<br>0 |
| Jim Nash, R (1, 1)<br>Jim Gosger, L (5, PH)<br>OBP: 0.337, SLG: 0.341<br>Diego Segui, R (6, 1)<br>Ken Suarez, R (8, 2)<br>OBP: 0.462, SLG: 0.556 | | | K | K | | | | F5 | | 1<br>1<br>0<br>1 | 0<br>0<br>0<br>0 | 0<br>0<br>0<br>0 | 0<br>0<br>0<br>0 | 0<br>0<br>0<br>0 | 1<br>1<br>0<br>0 | 0<br>0<br>0<br>0 |
| Inning Stats | R: 0 H: 0<br>E: 0 LOB: 0<br>K: 1 BB: 0<br>S: 5 P: 5 | R: 0 H: 1<br>E: 0 LOB: 2<br>K: 1 BB: 1<br>S: 6 P: 10 | R: 0 H: 1<br>E: 0 LOB: 1<br>K: 1 BB: 0<br>S: 6 P: 6 | R: 0 H: 0<br>E: 0 LOB: 0<br>K: 0 BB: 0<br>S: 3 P: 3 | R: 0 H: 0<br>E: 0 LOB: 0<br>K: 2 BB: 0<br>S: 7 P: 7 | R: 0 H: 2<br>E: 0 LOB: 2<br>K: 3 BB: 0<br>S: 11 P: 11 | R: 0 H: 0<br>E: 0 LOB: 0<br>K: 1 BB: 0<br>S: 5 P: 5 | R: 0 H: 0<br>E: 0 LOB: 1<br>K: 0 BB: 1<br>S: 3 P: 7 | R: 0 H: 1<br>E: 0 LOB: 1<br>K: 0 BB: 0<br>S: 4 P: 4 | 1B: 5 SF: 0<br>2B: 0 SAC: 0<br>3B: 0 DP: 0<br>HR: 0 HBP: 0 | | | | | | |

| PITCHER | IP | WLS | BF | H | R | ER | SO | BB | IBB | HBP | BLK | WP | HR | S | P | ERA | WHIP |
|---|---|---|---|---|---|---|---|---|---|---|---|---|---|---|---|---|---|
| Jim Merritt, L (1, 1)<br>ERA: 0.93 | 9.0 | W | 34 | 5 | 0 | 0 | 9 | 2 | 0 | 0 | 0 | 1 | 0 | 50 | 58 | 0.00 | 0.778 |

| PITCHER | IP | WLS | BF | H | R | ER | SO | BB | IBB | HBP | BLK | WP | HR | S | P | ERA | WHIP |
|---|---|---|---|---|---|---|---|---|---|---|---|---|---|---|---|---|---|

# BOTTOM

## Minnesota Twins @ Kansas City Athletics

Municipal Stadium, Kansas City, MO

Fri May 26 1967, 8:05 PM EDT

Att. 10,555 - Unknown

livebaseballscorecards.com

| | |
|---|---|
| AB | 32 |
| R | 0 |
| H | 5 |
| RBI | 0 |
| BB | 2 |
| SO | 9 |
| LOB | 16 |

| | | | |
|---|---|---|---|
| 1B: 5 | SF: 0 | WP: 1 | PA: 34 |
| 2B: 0 | SAC: 0 | PB: 0 | |
| 3B: 0 | DP: 0 | SB: 0 | |
| HR: 0 | HBP: 0 | CS: 0 | |

| Batter | 1 | 2 | 3 | 4 | 5 | 6 | 7 | 8 | 9 | AB | R | H | RBI | BB | SO | LOB |
|---|---|---|---|---|---|---|---|---|---|---|---|---|---|---|---|---|
| Cesar Tovar, R (1, 8)<br>OBP: 0.381, SLG: 0.480 | IBB 3B 2B | K | | | 1-3 | | | | | 3 | 1 | 1 | 0 | 0 | 1 | 0 |
| Rod Carew, L (1, 4)<br>OBP: 0.368, SLG: 0.425 | K | | F6 | | 6-3 | | | | | 3 | 0 | 0 | 0 | 0 | 1 | 1 |
| Zoilo Versalles, R (1, 6)<br>OBP: 0.316, SLG: 0.392 | IBB 3B BB | | 6-3 | | 5-3 | | | | | 2 | 1 | 0 | 0 | 1 | 0 | 0 |
| Harmon Killebrew, R (1, 3)<br>OBP: 0.382, SLG: 0.528 | F8 | | 1B 1B BB | | | K | | | | 2 | 1 | 0 | 0 | 1 | 1 | 2 |
| Tony Oliva, L (1, 9)<br>OBP: 0.292, SLG: 0.329 | 1-2 2-3 3B IBB | | 1B 1-2 1B 1B | | | F5 | | | | 2 | 1 | 1 | 0 | 1 | 0 | 0 |
| Bob Allison, R (1, 7)<br>OBP: 0.364, SLG: 0.435 | 1-H 2-H 3-H 3B | | 1-H 2-H 1B | | | K | | | | 3 | 0 | 2 | 4 | 0 | 1 | 0 |
| Rich Rollins, R (1, 5)<br>OBP: 0.298, SLG: 0.253 | F6 | | | K | | | F7 | | | 3 | 0 | 0 | 0 | 0 | 1 | 1 |
| Jerry Zimmerman, R (1, 2)<br>OBP: 0.288, SLG: 0.175 | | 5-3 | | 4-3 | | | 6-3 | | | 3 | 0 | 0 | 0 | 0 | 0 | 0 |
| Mudcat Grant, R (1, 1)<br>OBP: 0.182, SLG: 0.143<br>Al Worthington, R (7, 1) | | F8 | | 4-3 | | | 4-3 | | | 3<br>0 | 0<br>0 | 0<br>0 | 0<br>0 | 0<br>0 | 0<br>0 | 0<br>0 |
| Inning Stats | R: 3<br>E: 0<br>K: 1<br>S: 7<br>H: 2<br>LOB: 1<br>BB: 2<br>P: 15 | R: 0<br>E: 0<br>K: 1<br>S: 5<br>H: 0<br>LOB: 0<br>BB: 0<br>P: 5 | R: 1<br>E: 0<br>K: 0<br>S: 4<br>H: 2<br>LOB: 2<br>BB: 1<br>P: 8 | R: 0<br>E: 0<br>K: 1<br>S: 5<br>H: 0<br>LOB: 0<br>BB: 0<br>P: 5 | R: 0<br>E: 0<br>K: 0<br>S: 3<br>H: 0<br>LOB: 0<br>BB: 0<br>P: 3 | R: 0<br>E: 0<br>K: 2<br>S: 7<br>H: 0<br>LOB: 0<br>BB: 0<br>P: 7 | R: 0<br>E: 0<br>K: 0<br>S: 3<br>H: 0<br>LOB: 0<br>BB: 0<br>P: 3 | | | 1B: 2<br>2B: 1<br>3B: 1<br>HR: 0<br>SF: 0<br>SAC: 0<br>DP: 0<br>HBP: 0 | | | | | | |

| PITCHER | | IP | WLS | BF | H | R | ER | SO | BB | IBB | HBP | BLK | WP | HR | S | P | ERA | WHIP |
|---|---|---|---|---|---|---|---|---|---|---|---|---|---|---|---|---|---|---|
| Lew Krausse, R<br>ERA: 4.53 | (1, 1) | 4.0 | L | 18 | 4 | 4 | 4 | 3 | 2 | 1 | 0 | 0 | 0 | 0 | 21 | 33 | 9.00 | 1.500 |
| Jack Aker, R<br>ERA: 3.9 | (5, 1) | 2.0 | | 6 | 0 | 0 | 0 | 2 | 0 | 0 | 0 | 0 | 0 | 0 | 10 | 10 | 0.00 | 0.000 |
| Tony Pierce, L<br>ERA: 3.86 | (7, 1) | 1.0 | | 3 | 0 | 0 | 0 | 0 | 0 | 0 | 0 | 0 | 0 | 0 | 3 | 3 | 0.00 | 0.000 |

| PITCHER | IP | WLS | BF | H | R | ER | SO | BB | IBB | HBP | BLK | WP | HR | S | P | ERA | WHIP |
|---|---|---|---|---|---|---|---|---|---|---|---|---|---|---|---|---|---|

# TOP

## Minnesota Twins @ Kansas City Athletics

Municipal Stadium, Kansas City, MO

Sat May 27 1967, 4:33 AM EDT

Att. 9,949 - Unknown

livebaseballscorecards.com

| | |
|---|---|
| AB | 24 |
| R | 4 |
| H | 4 |
| RBI | 4 |
| BB | 3 |
| SO | 5 |
| LOB | 4 |

| Batter | 1 | 2 | 3 | 4 | 5 | 6 | 7 | 8 | 9 | AB | R | H | RBI | BB | SO | LOB |
|---|---|---|---|---|---|---|---|---|---|---|---|---|---|---|---|---|
| Bert Campaneris, R (1, 6)<br>OBP: 0.342, SLG: 0.349 | F7 | | 6-3 | | 5-3 | | 4-3<br>1-2 | | | 4 | 0 | 0 | 0 | 0 | 0 | 1 |
| Mike Hershberger, R (1, 9)<br>OBP: 0.339, SLG: 0.359 | 5-3 | | F9 | | 1B | | K | | | 4 | 0 | 1 | 0 | 0 | 1 | 1 |
| Rick Monday, L (1, 8)<br>OBP: 0.338, SLG: 0.483 | 1B<br>3B | | 2B | | F8 | | F6 | | | 4 | 1 | 2 | 0 | 0 | 0 | 2 |
| Danny Cater, R (1, 3)<br>OBP: 0.335, SLG: 0.404 | 3-H<br>1B | | 6-3 | | 1-2<br>1B | | | | | 3 | 0 | 2 | 1 | 0 | 0 | 1 |
| Ray Webster, L (1, 7)<br>OBP: 0.293, SLG: 0.393 | F7 | | | F8 | 4-3 | | | | | 3 | 0 | 0 | 0 | 0 | 0 | 3 |
| Sal Bando, R (1, 5)<br>OBP: 0.304, SLG: 0.152 | | F9 | | FC6-4<br>1B | | F9 | | | | 3 | 0 | 1 | 0 | 0 | 0 | 0 |
| Ossie Chavarria, R (1, 4)<br>OBP: 0.292, SLG: 0.105 | | 5-3 | | 1-2<br>FC6-4<br>1B | | F3 | | | | 3 | 0 | 1 | 0 | 0 | 0 | 0 |
| Tony Pierce, R (7, 1) | | | | | | | | | | 0 | 0 | 0 | 0 | 0 | 0 | 0 |
| Phil Roof, R (1, 2)<br>OBP: 0.267, SLG: 0.325 | | 2B | | 1-2f<br>2-3<br>FC6-4 | | F6 | | | | 3 | 0 | 1 | 0 | 0 | 0 | 2 |
| Lew Krausse, R (1, 1) | | K | | F4 | | | 4-3<br>1B | | | 1 | 0 | 0 | 0 | 0 | 1 | 1 |
| Jim Gosger, L (4, PH)<br>OBP: 0.333, SLG: 0.337 | | | | | | | | | | 1 | 0 | 0 | 0 | 0 | 0 | 2 |
| Jack Aker, R (5, 1)<br>OBP: 0.167, SLG: 0.167 | | | | | | | | | | 0 | 0 | 0 | 0 | 0 | 0 | 0 |
| Ted Kubiak, S (7, 4)<br>OBP: 0.316, SLG: 0.313 | | | | | | | | | | 1 | 0 | 1 | 0 | 0 | 0 | 0 |
| Inning Stats | R: 1<br>E: 0<br>K: 0<br>S: 5<br>H: 2<br>LOB: 1<br>BB: 0<br>P: 5 | R: 0<br>E: 0<br>K: 1<br>S: 6<br>H: 1<br>LOB: 1<br>BB: 0<br>P: 6 | R: 0<br>E: 0<br>K: 0<br>S: 4<br>H: 1<br>LOB: 1<br>BB: 0<br>P: 4 | R: 0<br>E: 0<br>K: 0<br>S: 5<br>H: 2<br>LOB: 2<br>BB: 0<br>P: 5 | R: 0<br>E: 0<br>K: 0<br>S: 5<br>H: 2<br>LOB: 2<br>BB: 0<br>P: 5 | R: 0<br>E: 0<br>K: 0<br>S: 3<br>H: 0<br>LOB: 0<br>BB: 0<br>P: 3 | R: 0<br>E: 0<br>K: 1<br>S: 6<br>H: 1<br>LOB: 1<br>BB: 0<br>P: 6 | | | 1B: 6<br>2B: 2<br>3B: 1<br>HR: 0 | SF: 0<br>SAC: 0<br>DP: 0<br>HBP: 0 | | | | | |

| PITCHER | IP | WLS | BF | H | R | ER | SO | BB | IBB | HBP | BLK | WP | HR | S | P | ERA | WHIP |
|---|---|---|---|---|---|---|---|---|---|---|---|---|---|---|---|---|---|
| Mudcat Grant, R (1, 1)<br>ERA: 3.28 | 6.0 | W | 27 | 9 | 1 | 1 | 1 | 0 | 0 | 0 | 0 | 0 | 0 | 29 | 29 | 1.50 | 1.500 |
| Al Worthington, R (7, 1)<br>ERA: 2.7 | 1.0 | S | 3 | 0 | 0 | 0 | 1 | 0 | 0 | 0 | 0 | 0 | 0 | 5 | 5 | 0.00 | 0.000 |

| PITCHER | IP | WLS | BF | H | R | ER | SO | BB | IBB | HBP | BLK | WP | HR | S | P | ERA | WHIP |
|---|---|---|---|---|---|---|---|---|---|---|---|---|---|---|---|---|---|

# BOTTOM

## Minnesota Twins @ Kansas City Athletics

Municipal Stadium, Kansas City, MO

Sat May 27 1967, 4:33 AM EDT

Att. 9,949 - Unknown

livebaseballscorecards.com

| | |
|---|---|
| AB | 30 |
| R | 1 |
| H | 9 |
| RBI | 1 |
| BB | 0 |
| SO | 2 |
| LOB | 13 |

# Minnesota Twins @ Kansas City Athletics

Municipal Stadium, Kansas City, MO

Sun May 28 1967, 4:33 AM EDT

Unknown

TOP

livebaseballscorecards.com

| Batter | 1 | 2 | 3 | 4 | 5 | 6 | 7 | 8 | 9 | AB | R | H | RBI | BB | SO | LOB |
|---|---|---|---|---|---|---|---|---|---|---|---|---|---|---|---|---|
| Cesar Tovar, R (1, 8)<br>OBP: 0.372, SLG: 0.468 | 4-3 | | | 6-3 | | F9 | | F6 | | 4 | 0 | 0 | 0 | 0 | 0 | 0 |
| Rod Carew, L (1, 4)<br>OBP: 0.358, SLG: 0.413 | 6-3 | | | K | | 4-3 | | K | | 4 | 0 | 0 | 0 | 0 | 2 | 0 |
| Zoilo Versalles, R (1, 6)<br>OBP: 0.321, SLG: 0.391 | F4 | | | F6 | | | 4-0 1B 2B BB | 1B | | 3 | 1 | 1 | 0 | 1 | 0 | 0 |
| Harmon Killebrew, R (1, 3)<br>OBP: 0.379, SLG: 0.519 | | F3 | | | 6-3 | | F7 | 1-3 1B | | 4 | 0 | 1 | 0 | 0 | 0 | 1 |
| Tony Oliva, L (1, 9)<br>OBP: 0.290, SLG: 0.326 | | F7 | | | F7 | | 1-2 2B 1B | F8 | | 4 | 1 | 1 | 0 | 0 | 0 | 2 |
| Bob Allison, R (1, 7)<br>OBP: 0.375, SLG: 0.445 | | K | | | 4-0 S 1B BB | | 0-0 6-3 1-H 2-H WP 2B | | 4-0 K BB | 2 | 2 | 1 | 2 | 2 | 1 | 0 |
| Rich Rollins, R (1, 5)<br>OBP: 0.307, SLG: 0.256 | | | F7 | | 0-0 WP 1-H 1B | | 4-0 WP 6-3 IBB | | 0-3 1 2 K 1-2 | 3 | 0 | 1 | 1 | 1 | 1 | 1 |
| Jerry Zimmerman, R (1, 2)<br>OBP: 0.271, SLG: 0.164 | | | K | | 5-3 1-2 | | 6-3 1-2 2-3 | | G3 | 4 | 0 | 0 | 0 | 0 | 1 | 3 |
| Dean Chance, R (1, 1)<br>Al Worthington, R (8, 1) | | | | | | K | K 2-3 3-H | | | 3 | 0 | 0 | 0 | 0 | 3 | 1 |
| | | | | | | | | | | 0 | 0 | 0 | 0 | 0 | 0 | 0 |

| Inning Stats | | | | | | | | | | | | | | | | | | | | | | | | | | | | | | | | | | |
|---|---|---|---|---|---|---|---|---|---|---|---|---|---|---|---|---|---|---|---|---|---|---|---|---|---|---|---|---|---|---|---|---|---|---|
| | R: 0 | E: 0 | K: 0 | S: 3 | H: 0 | LOB: 0 | BB: 0 | P: 3 | R: 0 | E: 0 | K: 1 | S: 5 | H: 0 | LOB: 0 | BB: 0 | P: 5 | R: 0 | E: 0 | K: 2 | S: 7 | H: 0 | LOB: 0 | BB: 0 | P: 7 | R: 0 | E: 0 | K: 1 | S: 5 | H: 0 | LOB: 0 | BB: 0 | P: 5 | R: 1 | E: 0 | K: 0 | S: 4 | H: 1 | LOB: 1 | BB: 1 | P: 8 |
| | R: 0 | E: 0 | K: 1 | S: 5 | H: 0 | LOB: 0 | BB: 0 | P: 5 | R: 3 | E: 0 | K: 1 | S: 7 | H: 2 | LOB: 1 | BB: 2 | P: 15 | R: 0 | E: 0 | K: 1 | S: 7 | H: 2 | LOB: 2 | BB: 0 | P: 7 | R: 0 | E: 0 | K: 1 | S: 4 | H: 0 | LOB: 0 | BB: 1 | P: 8 | 1B: 4 | 2B: 1 | 3B: 0 | HR: 0 | SF: 0 | SAC: 0 | DP: 0 | HBP: 0 | WP: 2 | PB: 0 | SB: 1 | CS: 0 | PA: 35 |

| PITCHER | | IP | WLS | BF | H | R | ER | SO | BB | IBB | HBP | BLK | WP | HR | S | P | ERA | WHIP |
|---|---|---|---|---|---|---|---|---|---|---|---|---|---|---|---|---|---|---|
| Chuck Dobson, R<br>ERA: 4.57 | (1, 1) | 6.2 | L | 26 | 3 | 4 | 4 | 5 | 2 | 1 | 0 | 0 | 1 | 0 | 33 | 45 | 5.40 | 0.750 |
| Diego Segui, R<br>ERA: | (7, 1) | 1.1 | | 6 | 2 | 0 | 0 | 2 | 0 | 0 | 0 | 0 | 1 | 0 | 10 | 10 | 0.00 | 1.500 |
| Jack Aker, R<br>ERA: 3.77 | (9, 1) | 1.0 | | 3 | 0 | 0 | 0 | 1 | 1 | 0 | 0 | 0 | 0 | 0 | 4 | 8 | 0.00 | 1.000 |

| PITCHER | | IP | WLS | BF | H | R | ER | SO | BB | IBB | HBP | BLK | WP | HR | S | P | ERA | WHIP |
|---|---|---|---|---|---|---|---|---|---|---|---|---|---|---|---|---|---|---|

| | |
|---|---|
| AB | 31 |
| R | 4 |
| H | 5 |
| RBI | 3 |
| BB | 4 |
| SO | 8 |
| LOB | 8 |

# BOTTOM

| Batter | 1 | 2 | 3 | 4 | 5 | 6 | 7 | 8 | 9 | AB | R | H | RBI | BB | SO | LOB |
|---|---|---|---|---|---|---|---|---|---|---|---|---|---|---|---|---|
| Bert Campaneris, R (1, 6)<br>OBP: 0.331, SLG: 0.338 | 4-3 | | F7 | | F7 | | | 5-3 | F5 | 5 | 0 | 0 | 0 | 0 | 0 | 2 |
| Roger Repoz, L (1, 7)<br>OBP: 0.380, SLG: 0.500 | BB<br>FC6-4 | | 2B | | F7 | | | 2B<br>3B | | 3 | 1 | 2 | 0 | 1 | 0 | 2 |
| Rick Monday, L (1, 8)<br>OBP: 0.343, SLG: 0.475 | F8 | | L4 | | | BB<br>1-3<br>6-3 | | BB<br>3B | | 2 | 1 | 0 | 0 | 2 | 0 | 2 |
| Danny Cater, R (1, 5)<br>OBP: 0.327, SLG: 0.394 | FC6-4<br>1-2f | | | 5-3 | | 6-3<br>1-2 | | F8 | | 4 | 0 | 0 | 0 | 0 | 0 | 4 |
| Ray Webster, L (1, 3)<br>OBP: 0.306, SLG: 0.450 | | 2B<br>6-3 | | 3-1 | | 1-3<br>2-3 | | 3B<br>E<br>1-H<br>2-H | | 4 | 1 | 2 | 2 | 0 | 0 | 1 |
| Jim Gosger, L (1, 9)<br>OBP: 0.324, SLG: 0.326 | | F8 | | 4-3 | | F9 | | E4<br>S<br>3-H | | 3 | 0 | 0 | 0 | 0 | 0 | 2 |
| Diego Segui, R (7, 1) | | | | | | | | | | 0 | 0 | 0 | 0 | 0 | 0 | 0 |
| Sal Bando, R (8, PH)<br>OBP: 0.298, SLG: 0.149 | | | | | | | | | | 1 | 0 | 0 | 0 | 0 | 0 | 0 |
| Allan Lewis, S (8, PR) | | | | | | | | | | 0 | 0 | 0 | 0 | 0 | 0 | 0 |
| Ken Suarez, R (9, 2)<br>OBP: 0.462, SLG: 0.556 | | | | | | | | | | 0 | 0 | 0 | 0 | 0 | 0 | 0 |
| Phil Roof, R (1, 2)<br>OBP: 0.270, SLG: 0.325 | | 6-3<br>2-3 | | | SH<br>1B | 6-3 | | K<br>1-2<br>S S S | | 3 | 0 | 1 | 0 | 0 | 0 | 1 |
| Joe Nossek, R (8, PH)<br>OBP: 0.161, SLG: 0.161 | | | | | | | | | | 1 | 0 | 0 | 0 | 0 | 1 | 1 |
| Jack Aker, R (9, 1)<br>OBP: 0.167, SLG: 0.167 | | | | | | | | | | 0 | 0 | 0 | 0 | 0 | 0 | 0 |
| Ted Kubiak, S (1, 4)<br>OBP: 0.304, SLG: 0.300 | | 4-3 | | | F8 | G6-4-3 | | | K<br>S S S | 4 | 0 | 1 | 0 | 0 | 1 | 2 |
| Chuck Dobson, R (1, 1)<br>OBP: 0.154, SLG: 0.154 | | | F9 | | SH<br>1-2 | G6-4-3<br>1-2f | | | F8 | 1 | 0 | 0 | 0 | 0 | 0 | 0 |
| Mike Hershberger, R (7, 9)<br>OBP: 0.333, SLG: 0.352 | | | | | | | | | | 2 | 0 | 0 | 0 | 0 | 0 | 1 |
| Inning Stats | R: 0 H: 0<br>E: 0 LOB: 1<br>K: 0 BB: 1<br>S: 3 P: 7 | R: 0 H: 1<br>E: 0 LOB: 1<br>K: 0 BB: 0<br>S: 4 P: 4 | R: 0 H: 1<br>E: 0 LOB: 1<br>K: 0 BB: 0<br>S: 4 P: 4 | R: 0 H: 0<br>E: 0 LOB: 0<br>K: 0 BB: 0<br>S: 3 P: 3 | R: 0 H: 1<br>E: 0 LOB: 2<br>K: 0 BB: 0<br>S: 5 P: 5 | R: 0 H: 0<br>E: 0 LOB: 1<br>K: 0 BB: 1<br>S: 3 P: 7 | R: 0 H: 1<br>E: 0 LOB: 0<br>K: 0 BB: 0<br>S: 3 P: 3 | R: 3 H: 2<br>E: 1 LOB: 2<br>K: 1 BB: 1<br>S: 8 P: 12 | R: 0 H: 0<br>E: 0 LOB: 0<br>K: 1 BB: 0<br>S: 5 P: 5 | 1B: 2 SF: 0<br>2B: 3 SAC: 1<br>3B: 1 DP: 1<br>HR: 0 HBP: 0 | | | | | | |

| PITCHER | IP | WLS | BF | H | R | ER | SO | BB | IBB | HBP | BLK | WP | HR | S | P | ERA | WHIP |
|---|---|---|---|---|---|---|---|---|---|---|---|---|---|---|---|---|---|
| Dean Chance, R (1, 1)<br>ERA: 2.66 | 7.2 | W | 33 | 6 | 3 | 2 | 0 | 3 | 0 | 0 | 0 | 0 | 0 | 30 | 42 | 2.35 | 1.174 |
| Al Worthington, R (8, 1)<br>ERA: 2.57 | 1.1 | S | 4 | 0 | 0 | 0 | 2 | 0 | 0 | 0 | 0 | 0 | 0 | 8 | 8 | 0.00 | 0.000 |

| PITCHER | IP | WLS | BF | H | R | ER | SO | BB | IBB | HBP | BLK | WP | HR | S | P | ERA | WHIP |
|---|---|---|---|---|---|---|---|---|---|---|---|---|---|---|---|---|---|

# Minnesota Twins @ Kansas City Athletics

Municipal Stadium, Kansas City, MO

Sun May 28 1967, 4:33 AM EDT

Unknown

livebaseballscorecards.com

| | |
|---|---|
| AB | 33 |
| R | 3 |
| H | 6 |
| RBI | 2 |
| BB | 3 |
| SO | 2 |
| LOB | 18 |

| | | | |
|---|---|---|---|
| 1B: 2 | SF: 0 | WP: 0 | PA: 37 |
| 2B: 3 | SAC: 1 | PB: 0 | |
| 3B: 1 | DP: 1 | SB: 1 | |
| HR: 0 | HBP: 0 | CS: 0 | |

| Batter | 1 | 2 | 3 | 4 | 5 | 6 | 7 | 8 | 9 | AB | R | H | RBI | BB | SO | LOB |
|---|---|---|---|---|---|---|---|---|---|---|---|---|---|---|---|---|
| Cesar Tovar, R (1, 8)<br>OBP: 0.367, SLG: 0.456 | 4-3 | | BBB 4-0 5-3 BB | | | L6 | F7 | | 5-3 | 4 | 0 | 0 | 0 | 1 | 0 | 3 |
| Rod Carew, L (1, 4)<br>OBP: 0.368, SLG: 0.418 | 1B 1B | | 0-0 5-3 1-2 | | | BBBB 4-0 BB | | 1B | | 3 | 0 | 2 | 0 | 1 | 0 | 1 |
| Zoilo Versalles, R (1, 6)<br>OBP: 0.313, SLG: 0.381 | F9 | | SSS 0-3 K | | | F8 | | SSS 0-3 K | | 4 | 0 | 0 | 0 | 0 | 2 | 4 |
| Harmon Killebrew, R (1, 3)<br>OBP: 0.376, SLG: 0.511 | 1-3 1B | | | F8 | | 1-3 | | F7 | | 4 | 0 | 1 | 0 | 0 | 0 | 2 |
| Tony Oliva, L (1, 9)<br>OBP: 0.279, SLG: 0.312 | SSS 0-3 K2-3 | | | SSS 0-3 K | | | 4-3 | SSS 0-3 K | | 4 | 0 | 0 | 0 | 0 | 2 | 3 |
| Bob Allison, R (1, 7)<br>OBP: 0.379, SLG: 0.465 | | F7 | | | | | 1B E 2B | | 1B 2B | 4 | 2 | 2 | 0 | 0 | 1 | 0 |
| Rich Rollins, R (1, 5)<br>OBP: 0.326, SLG: 0.280 | | G6-3 1B | | | SSS 0-3 K | | E 1B<br>2-3 | | 2-H 1B | 4 | 0 | 3 | 1 | 0 | 1 | 0 |
| Earl Battey, R (1, 2)<br>OBP: 0.288, SLG: 0.200<br>Jerry Zimmerman, R (2, 2)<br>OBP: 0.268, SLG: 0.161<br>Rich Reese, L (7, PH)<br>OBP: 0.323, SLG: 0.481<br>Russ Nixon, L (7, 2)<br>OBP: 0.212, SLG: 0.219 | | G6-3<br>1-2f | | | SSS 0-3 K | | E6<br>1-2<br>3-H | | F7 | 1<br>1<br>1<br>1 | 0<br>0<br>0<br>0 | 0<br>0<br>0<br>0 | 0<br>0<br>1<br>0 | 0<br>1<br>0<br>0 | 0<br>0<br>0<br>0 | 1<br>0<br>1<br>1 |
| Jim Kaat, L (1, 1)<br>OBP: 0.211, SLG: 0.333<br>Sandy Valdespino, L (7, PH)<br>OBP: 0.400, SLG: 0.750<br>Ron Kline, R (7, 1)<br>Jim Perry, S (8, 1)<br>Frank Quilici, R (9, PH) | | | 4-3 | | 4-3 | | F2 | | SSS 0-3 K | 2<br>1<br>0<br>0<br>1 | 0<br>0<br>0<br>0<br>0 | 0<br>0<br>0<br>0<br>0 | 0<br>0<br>0<br>0<br>0 | 0<br>0<br>0<br>0<br>1 | 0<br>0<br>0<br>0<br>1 | 0<br>2<br>0<br>0<br>1 |
| Inning Stats | R: 0<br>E: 0<br>K: 1<br>S: 7<br>H: 2<br>LOB: 2<br>BB: 0<br>P: 7 | R: 0<br>E: 0<br>K: 0<br>S: 3<br>H: 1<br>LOB: 0<br>BB: 0<br>P: 3 | R: 0<br>E: 0<br>K: 1<br>S: 5<br>H: 0<br>LOB: 1<br>BB: 1<br>P: 9 | R: 0<br>E: 0<br>K: 1<br>S: 5<br>H: 0<br>LOB: 0<br>BB: 0<br>P: 5 | R: 0<br>E: 0<br>K: 2<br>S: 7<br>H: 0<br>LOB: 0<br>BB: 0<br>P: 7 | R: 0<br>E: 0<br>K: 0<br>S: 3<br>H: 0<br>LOB: 1<br>BB: 1<br>P: 7 | R: 1<br>E: 1<br>K: 0<br>S: 6<br>H: 2<br>LOB: 2<br>BB: 0<br>P: 6 | R: 0<br>E: 0<br>K: 2<br>S: 8<br>H: 1<br>LOB: 1<br>BB: 0<br>P: 8 | R: 1<br>E: 0<br>K: 1<br>S: 7<br>H: 2<br>LOB: 1<br>BB: 0<br>P: 7 | 1B: 6<br>2B: 2<br>3B: 0<br>HR: 0<br>SF: 0<br>SAC: 0<br>DP: 1<br>HBP: 0 | | | | | | |

| PITCHER | | IP | WLS | BF | H | R | ER | SO | BB | IBB | HBP | BLK | WP | HR | S | P | ERA | WHIP |
|---|---|---|---|---|---|---|---|---|---|---|---|---|---|---|---|---|---|---|
| Blue Moon Odom, R<br>ERA: 4.95 | (1, 1) | 6.1 | W | 26 | 5 | 1 | 1 | 5 | 2 | 0 | 0 | 0 | 0 | 0 | 34 | 42 | 1.42 | 1.105 |
| Paul Lindblad, L<br>ERA: 2.7 | (7, 1) | 2.2 | S | 11 | 3 | 1 | 1 | 3 | 0 | 0 | 0 | 0 | 0 | 0 | 17 | 17 | 3.38 | 1.125 |

| PITCHER | IP | WLS | BF | H | R | ER | SO | BB | IBB | HBP | BLK | WP | HR | S | P | ERA | WHIP |
|---|---|---|---|---|---|---|---|---|---|---|---|---|---|---|---|---|---|

# TOP

## Minnesota Twins @ Kansas City Athletics

Municipal Stadium, Kansas City, MO

Sun May 28 1967, 4:38 AM EDT

Att. 17,979 - Unknown

livebaseballscorecards.com

| | |
|---|---|
| AB | 35 |
| R | 2 |
| H | 8 |
| RBI | 2 |
| BB | 2 |
| SO | 8 |
| LOB | 19 |

| Batter | 1 | 2 | 3 | 4 | 5 | 6 | 7 | 8 | 9 | AB | R | H | RBI | BB | SO | LOB |
|---|---|---|---|---|---|---|---|---|---|---|---|---|---|---|---|---|
| Bert Campaneris, R (1, 6)<br>OBP: 0.329, SLG: 0.348 | 6-3 | | FC6-2<br>WP 1B<br>1-2<br>3-H | | G2 | | | 2B<br>3B | | 4 | 2 | 1 | 0 | 0 | 0 | 2 |
| Rick Monday, L (1, 8)<br>OBP: 0.348, SLG: 0.472 | 4-3 | | WP<br>1-2<br>2-3<br>1B | | | K | | 2B<br>1B<br>IBB | | 3 | 2 | 1 | 0 | 1 | 1 | 0 |
| Mike Hershberger, R (1, 9)<br>OBP: 0.339, SLG: 0.367 | K | | 1B<br>1-H<br>2-H<br>3-H | | | F8 | | 1B<br>SH1-3<br>1-3<br>3-H<br>2B | | 4 | 1 | 2 | 3 | 0 | 1 | 0 |
| Danny Cater, R (1, 3)<br>OBP: 0.325, SLG: 0.390 | | K | | F9 | | K | | SH1-3<br>3B<br>2-3<br>3-H<br>1B | | 4 | 1 | 1 | 1 | 0 | 2 | 0 |
| Ossie Chavarria, R (1, 4)<br>OBP: 0.308, SLG: 0.100<br>Roger Repoz, L (7, PH)<br>OBP: 0.389, SLG: 0.500<br>Ted Kubiak, S (8, 4)<br>OBP: 0.304, SLG: 0.300 | | 4<br>BB | | 5-3 | | | E<br>L6-5<br>BB | SH1-3<br>1-2<br>3-H | | 1<br>0<br>0 | 0<br>0<br>0 | 0<br>0<br>0 | 0<br>0<br>1 | 1<br>1<br>0 | 0<br>0<br>0 | 0<br>0<br>0 |
| Joe Nossek, R (1, 7)<br>OBP: 0.200, SLG: 0.257 | | 4<br>1-2f | | 1B | | | E4<br>1-3 | 3B<br>2-H | | 4 | 0 | 2 | 1 | 0 | 0 | 2 |
| Sal Bando, R (1, 5)<br>OBP: 0.295, SLG: 0.196 | | | FC6-2<br>3B | 4-3 | | | L6-5<br>3-H | F9 | | 4 | 0 | 1 | 0 | 0 | 0 | 4 |
| Ken Suarez, R (1, 2)<br>OBP: 0.448, SLG: 0.500 | | | 1B FC6-2<br>WP<br>BB | | K | | K | | | 2 | 1 | 0 | 0 | 1 | 2 | 1 |
| Blue Moon Odom, R (1, 1)<br>OBP: 0.400, SLG: 0.400<br>Paul Lindblad, L (7, 1)<br>OBP: 0.125, SLG: 0.125 | | | F9 | G3 | | | | 4-3 | | 2<br>1 | 0<br>0 | 0<br>0 | 0<br>0 | 0<br>0 | 0<br>0 | 2<br>0 |
| Inning Stats | R: 0<br>E: 0<br>K: 1<br>S: 5<br>H: 0<br>LOB: 0<br>BB: 0<br>P: 5 | R: 0<br>E: 0<br>K: 1<br>S: 4<br>H: 0<br>LOB: 0<br>BB: 1<br>P: 8 | R: 3<br>E: 0<br>K: 0<br>S: 5<br>H: 3<br>LOB: 1<br>BB: 1<br>P: 9 | R: 0<br>E: 0<br>K: 0<br>S: 4<br>H: 1<br>LOB: 1<br>BB: 0<br>P: 4 | R: 0<br>E: 0<br>K: 1<br>S: 5<br>H: 0<br>LOB: 0<br>BB: 0<br>P: 5 | R: 0<br>E: 0<br>K: 2<br>S: 7<br>H: 0<br>LOB: 0<br>BB: 0<br>P: 7 | R: 0<br>E: 1<br>K: 1<br>S: 5<br>H: 0<br>LOB: 1<br>BB: 1<br>P: 9 | R: 4<br>E: 0<br>K: 0<br>S: 7<br>H: 4<br>LOB: 1<br>BB: 1<br>P: 11 | | 1B: 4<br>2B: 3<br>3B: 3<br>HR: 0<br>SF: 0<br>SAC: 1<br>DP: 2<br>HBP: 0 | | | | | | |

| PITCHER | | IP | WLS | BF | H | R | ER | SO | BB | IBB | HBP | BLK | WP | HR | S | P | ERA | WHIP |
|---|---|---|---|---|---|---|---|---|---|---|---|---|---|---|---|---|---|---|
| Jim Kaat, L<br>ERA: 6.66 | (1, 1) | 6.0 | L | 22 | 4 | 3 | 3 | 5 | 2 | 0 | 0 | 0 | 1 | 0 | 30 | 38 | 4.50 | 1.000 |
| Ron Kline, R<br>ERA: 2.89 | (7, 1) | 1.2 | | 11 | 4 | 4 | 4 | 1 | 1 | 1 | 0 | 0 | 0 | 0 | 11 | 19 | 21.60 | 3.000 |
| Jim Perry, R<br>ERA: 3.93 | (8, 1) | 0.1 | | 1 | 0 | 0 | 0 | 0 | 0 | 0 | 0 | 0 | 0 | 0 | 1 | 1 | 0.00 | 0.000 |

| PITCHER | IP | WLS | BF | H | R | ER | SO | BB | IBB | HBP | BLK | WP | HR | S | P | ERA | WHIP |
|---|---|---|---|---|---|---|---|---|---|---|---|---|---|---|---|---|---|

# BOTTOM

## Minnesota Twins @ Kansas City Athletics

Municipal Stadium, Kansas City, MO

Sun May 28 1967, 4:38 AM EDT

Att. 17,979 - Unknown

livebaseballscorecards.com

| | |
|---|---|
| AB | 29 |
| R | 7 |
| H | 8 |
| RBI | 6 |
| BB | 4 |
| SO | 6 |
| LOB | 11 |

| Batter | 1 | 2 | 3 | 4 | 5 | 6 | 7 | 8 | 9 | AB | R | H | RBI | BB | SO | LOB |
|---|---|---|---|---|---|---|---|---|---|---|---|---|---|---|---|---|
| Cesar Tovar, R (1, 8)<br>OBP: 0.359, SLG: 0.444 | K | | 5-3 | | F5 | | | 4-3 | | 4 | 0 | 0 | 0 | 0 | 1 | 1 |
| Rod Carew, L (1, 4)<br>OBP: 0.378, SLG: 0.434 | 2B | | | S HBP 1B | | F6 | | G5-4-3 1B | | 4 | 0 | 3 | 0 | 0 | 0 | 0 |
| Zoilo Versalles, R (1, 6)<br>OBP: 0.305, SLG: 0.371 | K | | | K | | F3 | | G5-4-3<br>1-2f | | 4 | 0 | 0 | 0 | 0 | 2 | 3 |
| Harmon Killebrew, R (1, 3)<br>OBP: 0.373, SLG: 0.525 | 5-3 | | | K | | HR | | | F5 | 4 | 1 | 1 | 1 | 0 | 1 | 2 |
| Tony Oliva, L (1, 9)<br>OBP: 0.287, SLG: 0.305 | | 4-3 | | S HBP<br>1-2 | | HBP | | | E4 BB 1B | 2 | 1 | 0 | 0 | 0 | 0 | 0 |
| Bob Allison, R (1, 7)<br>OBP: 0.375, SLG: 0.453 | | K | | K<br>1-2<br>2-3 | | F2 | | | 1B 3-1 BB<br>1-2 | 3 | 1 | 0 | 0 | 1 | 2 | 3 |
| Rich Rollins, R (1, 5)<br>OBP: 0.333, SLG: 0.291 | | F4 | | | 4-3 1B | | F8 | | 3-1 1B<br>1-3<br>2-H | 4 | 0 | 2 | 1 | 0 | 0 | 0 |
| Jerry Zimmerman, R (1, 2)<br>OBP: 0.257, SLG: 0.154<br>Russ Nixon, L (9, PH)<br>OBP: 0.206, SLG: 0.212 | | | F8 | | 4-3<br>1-2 | | K | | 3-1<br>1-2<br>3-H | 3<br>1 | 0<br>0 | 0<br>0 | 0<br>1 | 0<br>0 | 1<br>0 | 1<br>1 |
| Dave Boswell, R (1, 1)<br>OBP: 0.286, SLG: 0.462<br>Ron Kline, R (4, 1)<br>Rich Reese, L (5, PH)<br>OBP: 0.313, SLG: 0.464<br>Jim Roland, R (5, 1)<br>Sandy Valdespino, L (7, PH)<br>OBP: 0.364, SLG: 0.667<br>Jim Ollom, R (7, 1)<br>OBP: 0.250, SLG: 0.250<br>Ted Uhlaender, L (9, PH)<br>OBP: 0.250, SLG: 0.410 | | | 6-3 | | K | | 6-3 | | 5-3 | 1<br>0<br>1<br>0<br>1<br>0<br>0<br>1 | 0<br>0<br>0<br>0<br>0<br>0<br>0<br>0 | 0<br>0<br>0<br>0<br>0<br>0<br>0<br>0 | 0<br>0<br>0<br>0<br>0<br>0<br>0<br>0 | 0<br>0<br>1<br>0<br>0<br>0<br>0<br>0 | 0<br>0<br>1<br>0<br>0<br>0<br>0<br>1 | 0<br>0<br>1<br>0<br>0<br>0<br>0<br>1 |
| Inning Stats | R: 0 H: 1<br>E: 0 LOB: 1<br>K: 2 BB: 0<br>S: 8 P: 8 | R: 0 H: 0<br>E: 0 LOB: 0<br>K: 1 BB: 0<br>S: 5 P: 5 | R: 0 H: 0<br>E: 0 LOB: 0<br>K: 0 BB: 0<br>S: 3 P: 3 | R: 0 H: 1<br>E: 0 LOB: 2<br>K: 3 BB: 0<br>S: 10 P: 11 | R: 0 H: 1<br>E: 0 LOB: 1<br>K: 1 BB: 0<br>S: 6 P: 6 | R: 1 H: 1<br>E: 0 LOB: 1<br>K: 0 BB: 0<br>S: 4 P: 5 | R: 0 H: 0<br>E: 0 LOB: 0<br>K: 1 BB: 0<br>S: 5 P: 5 | R: 0 H: 1<br>E: 0 LOB: 0<br>K: 0 BB: 0<br>S: 3 P: 3 | R: 2 H: 1<br>E: 1 LOB: 1<br>K: 0 BB: 1<br>S: 5 P: 9 | 1B: 4 SF: 0<br>2B: 1 SAC: 0<br>3B: 0 DP: 1<br>HR: 1 HBP: 2 | | | | | | WP: 0 PA: 36<br>PB: 0<br>SB: 2<br>CS: 0 |

| PITCHER | | IP | WLS | BF | H | R | ER | SO | BB | IBB | HBP | BLK | WP | HR | S | P | ERA | WHIP |
|---|---|---|---|---|---|---|---|---|---|---|---|---|---|---|---|---|---|---|
| Al Downing, L<br>ERA: 2.25 | (1, 1) | 8.1 | W | 34 | 6 | 3 | 1 | 8 | 1 | 0 | 2 | 0 | 0 | 1 | 47 | 53 | 1.08 | 0.840 |
| Dooley Womack, R<br>ERA: 1.88 | (9, 1) | 0.2 | S | 2 | 0 | 0 | 0 | 0 | 0 | 0 | 0 | 0 | 0 | 0 | 2 | 2 | 0.00 | 0.000 |

| PITCHER | IP | WLS | BF | H | R | ER | SO | BB | IBB | HBP | BLK | WP | HR | S | P | ERA | WHIP |
|---|---|---|---|---|---|---|---|---|---|---|---|---|---|---|---|---|---|

# TOP

## Minnesota Twins @ New York Yankees

Yankee Stadium, Bronx, NY

Tue May 30 1967, 3:33 AM EDT

Unknown

livebaseballscorecards.com

| | |
|---|---|
| AB | 33 |
| R | 3 |
| H | 6 |
| RBI | 3 |
| BB | 1 |
| SO | 8 |
| LOB | 13 |

| Batter | 1 | 2 | 3 | 4 | 5 | 6 | 7 | 8 | 9 | AB | R | H | RBI | BB | SO | LOB |
|---|---|---|---|---|---|---|---|---|---|---|---|---|---|---|---|---|
| Horace Clarke, S (1, 4)<br>OBP: 0.292, SLG: 0.258 | 5-3 | | 4-3 | | F7 | | | F2 | | 4 | 0 | 0 | 0 | 0 | 0 | 0 |
| Tom Tresh, S (1, 7)<br>OBP: 0.301, SLG: 0.341 | K | | 3-1 | | 5-3 | | | F9 | | 3 | 0 | 0 | 0 | 0 | 1 | 0 |
| Bill Robinson, R (8, PH)<br>OBP: 0.226, SLG: 0.178 (9, 7) | | | | | | | | | | 1 | 0 | 0 | 0 | 0 | 0 | 0 |
| Mickey Mantle, S (1, 3)<br>OBP: 0.364, SLG: 0.542 | 4-3 | | | BB | | F9 | | | | 2 | 1 | 0 | 0 | 1 | 0 | 0 |
| Joe Pepitone, L (1, 8)<br>OBP: 0.297, SLG: 0.351 | | HR 1B | | K 1-2 | | F7 | | | | 3 | 1 | 1 | 0 | 0 | 1 | 1 |
| Steve Whitaker, L (1, 9)<br>OBP: 0.311, SLG: 0.391 | | HR 1-H | | 1B 2-H | | F9 | | | | 3 | 2 | 2 | 3 | 0 | 0 | 0 |
| Jake Gibbs, L (1, 2)<br>OBP: 0.291, SLG: 0.247 | | 4-3 | | 1B 3-H | | | F2 | | | 3 | 0 | 1 | 1 | 0 | 0 | 0 |
| Charley Smith, R (1, 5)<br>OBP: 0.292, SLG: 0.309 | | 3-1 | | F4 | | | K | | | 3 | 0 | 0 | 0 | 0 | 1 | 1 |
| Ruben Amaro, R (1, 6)<br>OBP: 0.299, SLG: 0.308 | | 4-3 | | K | | | F7 | | | 3 | 0 | 0 | 0 | 0 | 1 | 1 |
| Al Downing, R (1, 1)<br>OBP: 0.278, SLG: 0.250 | | | K | | K | | | K | | 3 | 0 | 0 | 0 | 0 | 3 | 0 |
| Dooley Womack, L (9, 1) | | | | | | | | | | 0 | 0 | 0 | 0 | 0 | 0 | 0 |
| Inning Stats | R: 0<br>E: 0<br>K: 1<br>S: 5<br>H: 0<br>LOB: 0<br>BB: 0<br>P: 5 | R: 2<br>E: 0<br>K: 0<br>S: 5<br>H: 2<br>LOB: 0<br>BB: 0<br>P: 5 | R: 0<br>E: 0<br>K: 1<br>S: 5<br>H: 0<br>LOB: 0<br>BB: 0<br>P: 5 | R: 2<br>E: 0<br>K: 2<br>S: 9<br>H: 2<br>LOB: 1<br>BB: 1<br>P: 13 | R: 0<br>E: 0<br>K: 1<br>S: 5<br>H: 0<br>LOB: 0<br>BB: 0<br>P: 5 | R: 0<br>E: 0<br>K: 0<br>S: 3<br>H: 0<br>LOB: 0<br>BB: 0<br>P: 3 | R: 0<br>E: 0<br>K: 1<br>S: 5<br>H: 0<br>LOB: 0<br>BB: 0<br>P: 5 | R: 0<br>E: 0<br>K: 1<br>S: 5<br>H: 0<br>LOB: 0<br>BB: 0<br>P: 5 | | 1B: 2<br>2B: 0<br>3B: 1<br>HR: 1<br>SF: 0<br>SAC: 0<br>DP: 0<br>HBP: 0 | | | | | | |

| PITCHER | | IP | WLS | BF | H | R | ER | SO | BB | IBB | HBP | BLK | WP | HR | S | P | ERA | WHIP |
|---|---|---|---|---|---|---|---|---|---|---|---|---|---|---|---|---|---|---|
| Dave Boswell, R<br>ERA: 4.76 | (1, 1) | 3.1 | L | 15 | 4 | 4 | 4 | 3 | 1 | 0 | 0 | 0 | 1 | 1 | 20 | 24 | 10.80 | 1.500 |
| Ron Kline, R<br>ERA: 2.79 | (4, 1) | 0.2 | | 2 | 0 | 0 | 0 | 1 | 0 | 0 | 0 | 0 | 0 | 0 | 4 | 4 | 0.00 | 0.000 |
| Jim Roland, L<br>ERA: | (5, 1) | 2.0 | | 6 | 0 | 0 | 0 | 1 | 0 | 0 | 0 | 0 | 0 | 0 | 8 | 8 | 0.00 | 0.000 |
| Jim Ollom, L<br>ERA: 5.19 | (7, 1) | 2.0 | | 6 | 0 | 0 | 0 | 2 | 0 | 0 | 0 | 0 | 0 | 0 | 10 | 10 | 0.00 | 0.000 |

| PITCHER | IP | WLS | BF | H | R | ER | SO | BB | IBB | HBP | BLK | WP | HR | S | P | ERA | WHIP |
|---|---|---|---|---|---|---|---|---|---|---|---|---|---|---|---|---|---|

# BOTTOM

# Minnesota Twins @ New York Yankees

Yankee Stadium, Bronx, NY

Tue May 30 1967, 3:33 AM EDT

Unknown

livebaseballscorecards.com

| | |
|---|---|
| AB | 28 |
| R | 4 |
| H | 4 |
| RBI | 4 |
| BB | 1 |
| SO | 7 |
| LOB | 3 |

WP: 1 PA: 29
PB: 0
SB: 0
CS: 0

# Minnesota Twins @ New York Yankees

Yankee Stadium, Bronx, NY

Tue May 30 1967, 3:38 AM EDT

Att. 41,136 - Unknown

TOP

livebaseballscorecards.com

| Batter | 1 | 2 | 3 | 4 | 5 | 6 | 7 | 8 | 9 | AB | R | H | RBI | BB | SO | LOB |
|---|---|---|---|---|---|---|---|---|---|---|---|---|---|---|---|---|
| Cesar Tovar, R (1, 8) (9, 9) OBP: 0.362, SLG: 0.452 | K | 1B | 2B | | | | 4-3 | | | 4 | 0 | 2 | 0 | 0 | 1 | 0 |
| Rod Carew, L (1, 4) OBP: 0.375, SLG: 0.436 | E 2B | F4 | 4-3 | | | | 6-3 | | | 4 | 1 | 1 | 0 | 0 | 0 | 2 |
| Zoilo Versalles, R (1, 6) OBP: 0.304, SLG: 0.368 | E8 E 1B | 5-3 | | | G3 | | F8 | | | 4 | 1 | 1 | 1 | 0 | 0 | 1 |
| Harmon Killebrew, R (1, 3) OBP: 0.382, SLG: 0.538 | E7 1B 1B | | 2B | | 1B | | | 6-3 | | 4 | 1 | 3 | 1 | 0 | 0 | 0 |
| Tony Oliva, L (1, 9) OBP: 0.295, SLG: 0.306 | 1B 1B | | F6 | | F7 | | | BB CS | | 3 | 0 | 1 | 1 | 1 | 0 | 2 |
| Ted Uhlaender, L (9, 8) OBP: 0.250, SLG: 0.410 | | | | | | | | | | 0 | 0 | 0 | 0 | 0 | 0 | 0 |
| Bob Allison, R (1, 7) OBP: 0.365, SLG: 0.438 | F3 | | F8 | | F2 | | | F7 | | 4 | 0 | 0 | 0 | 0 | 0 | 4 |
| Rich Rollins, R (1, 5) OBP: 0.330, SLG: 0.289 | 1B | | 5-3 | | | 6-3 | | | K | 4 | 0 | 1 | 0 | 0 | 1 | 1 |
| Jerry Zimmerman, R (1, 2) OBP: 0.244, SLG: 0.145 | 4-3 | | | K | K | K | | F9 | K | 4 | 0 | 0 | 0 | 0 | 2 | 2 |
| Jim Merritt, L (1, 1) OBP: 0.100, SLG: 0.200 | | K | | K | K | K | | K | K | 4 | 0 | 0 | 0 | 0 | 4 | 0 |
| Inning Stats | R: 3 E: 2 K: 1 S: 10 H: 5 LOB: 2 BB: 0 P: 10 | R: 0 E: 0 K: 1 S: 6 H: 1 LOB: 1 BB: 0 P: 6 | R: 0 E: 0 K: 0 S: 4 H: 1 LOB: 1 BB: 0 P: 4 | R: 0 E: 0 K: 2 S: 8 H: 1 LOB: 1 BB: 0 P: 8 | R: 0 E: 0 K: 0 S: 4 H: 1 LOB: 1 BB: 0 P: 4 | R: 0 E: 0 K: 2 S: 7 H: 0 LOB: 0 BB: 0 P: 7 | R: 0 E: 0 K: 0 S: 3 H: 0 LOB: 0 BB: 0 P: 3 | R: 0 E: 0 K: 0 S: 2 H: 0 LOB: 0 BB: 1 P: 6 | R: 0 E: 0 K: 2 S: 7 H: 0 LOB: 0 BB: 0 P: 7 | 1B: 6 2B: 3 3B: 0 HR: 0 SF: 0 SAC: 0 DP: 0 HBP: 0 | | | | | | | |

| | AB | 35 |
|---|---|---|
| | R | 3 |
| | H | 9 |
| | RBI | 3 |
| | BB | 1 |
| | SO | 8 |
| | LOB | 12 |

WP: 0 PB: 0 SB: 0 CS: 1 PA: 36

| PITCHER | | IP | WLS | BF | H | R | ER | SO | BB | IBB | HBP | BLK | WP | HR | S | P | ERA | WHIP |
|---|---|---|---|---|---|---|---|---|---|---|---|---|---|---|---|---|---|---|
| Fritz Peterson, L (1, 1) ERA: 5.27 | | 5.0 | L | 24 | 9 | 3 | 3 | 4 | 0 | 0 | 0 | 0 | 0 | 0 | 32 | 32 | 5.40 | 1.800 |
| Hal Reniff, R (6, 1) ERA: 3.57 | | 3.0 | | 9 | 0 | 0 | 0 | 2 | 1 | 0 | 0 | 0 | 0 | 0 | 12 | 16 | 0.00 | 0.333 |
| Steve Hamilton, L (9, 1) ERA: 3.31 | | 1.0 | | 3 | 0 | 0 | 0 | 2 | 0 | 0 | 0 | 0 | 0 | 0 | 7 | 7 | 0.00 | 0.000 |

| PITCHER | IP | WLS | BF | H | R | ER | SO | BB | IBB | HBP | BLK | WP | HR | S | P | ERA | WHIP |
|---|---|---|---|---|---|---|---|---|---|---|---|---|---|---|---|---|---|

# Minnesota Twins @ New York Yankees

Yankee Stadium, Bronx, NY

Tue May 30 1967, 3:38 AM EDT

Att. 41,136 - Unknown

livebaseballscorecards.com

## BOTTOM

| Batter | 1 | 2 | 3 | 4 | 5 | 6 | 7 | 8 | 9 | AB | R | H | RBI | BB | SO | LOB |
|---|---|---|---|---|---|---|---|---|---|---|---|---|---|---|---|---|
| Horace Clarke, S (1, 4)<br>OBP: 0.291, SLG: 0.258 | FC6 1B | | E9 | | | 6-3 | | F4 | | 4 | 0 | 1 | 0 | 0 | 0 | 0 |
| Ruben Amaro, R (1, 6)<br>OBP: 0.282, SLG: 0.290 | K | | 4-3 | | | K | | | F8 | 4 | 0 | 0 | 0 | 0 | 2 | 2 |
| Mickey Mantle, S (1, 3)<br>OBP: 0.354, SLG: 0.524 | K | | | F8 | | F4 | | | F5 | 4 | 0 | 0 | 0 | 0 | 1 | 1 |
| Elston Howard, R (1, 2)<br>OBP: 0.268, SLG: 0.261 | FC6<br>1-2f | | | F9 | | | F7 | | K | 4 | 0 | 0 | 0 | 0 | 1 | 1 |
| Charley Smith, R (1, 5)<br>OBP: 0.293, SLG: 0.319 | | K | | F4 | | | 3-1 2B | | | 3 | 0 | 1 | 0 | 0 | 1 | 0 |
| Joe Pepitone, L (1, 8)<br>OBP: 0.291, SLG: 0.343 | | 1-3 | | | F9 | | 3-1<br>2-3 | | | 3 | 0 | 0 | 0 | 0 | 0 | 1 |
| Steve Whitaker, L (1, 9)<br>OBP: 0.303, SLG: 0.381 | | K | | | K | | 5-3 | | | 3 | 0 | 0 | 0 | 0 | 2 | 1 |
| Bill Robinson, R (1, 7)<br>OBP: 0.218, SLG: 0.171 | | | K | | E1 | | | 6-3 | | 3 | 0 | 0 | 0 | 0 | 1 | 0 |
| Fritz Peterson, S (1, 1)<br>OBP: 0.357, SLG: 0.100 | | | K | | K | | | K | | 1 | 0 | 0 | 0 | 0 | 1 | 0 |
| Dick Howser, R (5, PH)<br>OBP: 0.420, SLG: 0.333 | | | | | | | | | | 1 | 0 | 0 | 0 | 0 | 1 | 1 |
| Hal Reniff, R (6, 1) | | | | | | | | | | 0 | 0 | 0 | 0 | 0 | 0 | 0 |
| Jake Gibbs, L (8, PH)<br>OBP: 0.287, SLG: 0.244 | | | | | | | | | | 1 | 0 | 0 | 0 | 0 | 1 | 0 |
| Steve Hamilton, L (9, 1) | | | | | | | | | | 0 | 0 | 0 | 0 | 0 | 0 | 0 |

| Inning Stats | 1 | 2 | 3 | 4 | 5 | 6 | 7 | 8 | 9 |
|---|---|---|---|---|---|---|---|---|---|
| R | 0 | 0 | 0 | 0 | 0 | 0 | 0 | 0 | 0 |
| E | 0 | 0 | 1 | 0 | 1 | 0 | 0 | 0 | 0 |
| K | 2 | 2 | 2 | 0 | 2 | 1 | 0 | 1 | 0 |
| S | 8 | 7 | 8 | 3 | 8 | 5 | 4 | 5 | 5 |
| H | 1 | 0 | 0 | 0 | 0 | 0 | 1 | 0 | 0 |
| LOB | 1 | 0 | 1 | 0 | 1 | 0 | 1 | 0 | 0 |
| BB | 0 | 0 | 0 | 0 | 0 | 0 | 0 | 0 | 0 |
| P | 8 | 7 | 8 | 3 | 8 | 5 | 4 | 5 | 5 |

| | |
|---|---|
| 1B | 1 |
| 2B | 1 |
| 3B | 0 |
| HR | 0 |
| SF | 0 |
| SAC | 0 |
| DP | 0 |
| HBP | 0 |
| WP | 0 |
| PB | 0 |
| SB | 0 |
| CS | 0 |
| PA | 31 |

| | |
|---|---|
| AB | 31 |
| R | 0 |
| H | 2 |
| RBI | 0 |
| BB | 0 |
| SO | 11 |
| LOB | 7 |

| PITCHER | IP | WLS | BF | H | R | ER | SO | BB | IBB | HBP | BLK | WP | HR | S | P | ERA | WHIP |
|---|---|---|---|---|---|---|---|---|---|---|---|---|---|---|---|---|---|
| Jim Merritt, L (1, 1)<br>ERA: 0.64 | 9.0 | W | 31 | 2 | 0 | 0 | 11 | 0 | 0 | 0 | 0 | 0 | 0 | 53 | 53 | 0.00 | 0.222 |

| PITCHER | IP | WLS | BF | H | R | ER | SO | BB | IBB | HBP | BLK | WP | HR | S | P | ERA | WHIP |
|---|---|---|---|---|---|---|---|---|---|---|---|---|---|---|---|---|---|

# Minnesota Twins @ Boston Red Sox

Fenway Park, Boston, MA

Wed May 31 1967, 7:05 PM EDT

Att. 12,335 - Unknown

TOP

livebaseballscorecards.com

| Batter | 1 | 2 | 3 | 4 | 5 | 6 | 7 | 8 | 9 | AB | R | H | RBI | BB | SO | LOB |
|---|---|---|---|---|---|---|---|---|---|---|---|---|---|---|---|---|
| Cesar Tovar, R (1, 8)<br>OBP: 0.360, SLG: 0.444 | L5 | | CS HBP | | | 6-3 | | E6 PO BB<br>1-2<br>2-3 | | 3 | 0 | 0 | 0 | 0 | 0 | 2 |
| Rod Carew, L (1, 4)<br>OBP: 0.366, SLG: 0.425 | K | | CS<br>1-2 | F3 | | F6 | | K | | 4 | 0 | 0 | 0 | 0 | 2 | 3 |
| Zoilo Versalles, R (1, 6)<br>OBP: 0.309, SLG: 0.364 | K | | | K | | BB | | 1-2<br>2-3<br>3-H BB | | 2 | 0 | 0 | 1 | 2 | 2 | 0 |
| Harmon Killebrew, R (1, 3)<br>OBP: 0.384, SLG: 0.534 | | FC4-6 BB | | 1B 1B | | 1-3 | | F7<br>3-H | | 3 | 0 | 1 | 0 | 1 | 0 | 3 |
| Rich Reese, L (1, 7)<br>OBP: 0.306, SLG: 0.438 | | FC4-6<br>1-2f | | 1-3 1B | | | K | PO<br>2-3 | F9 | 4 | 0 | 1 | 0 | 0 | 1 | 1 |
| Bob Allison, R (1, 9)<br>OBP: 0.362, SLG: 0.432 | | K | | F5 | | | K | | L6-3 1B | 4 | 0 | 1 | 0 | 0 | 2 | 3 |
| Rich Rollins, R (1, 5)<br>OBP: 0.317, SLG: 0.277 | | K | | | F7 | | F7 | | L6-3<br>1-2 | 4 | 0 | 0 | 0 | 0 | 1 | 2 |
| Earl Battey, R (1, 2)<br>OBP: 0.278, SLG: 0.191 | | | 1-6-3 | | K | | | E 1B BB 1B | | 2 | 0 | 0 | 0 | 0 | 1 | 0 |
| Russ Nixon, L (5, 2)<br>OBP: 0.229, SLG: 0.235 | | | | | | | | | | 1 | 1 | 1 | 0 | 0 | 0 | 0 |
| Jim Perry, S (1, 1) | | | G3 | | F4 | | | BB E 1-2 E 1B | | 2 | 0 | 0 | 0 | 0 | 0 | 0 |
| Ron Kline, R (7, 1) | | | | | | | | | | 0 | 0 | 0 | 0 | 0 | 0 | 0 |
| Sandy Valdespino, L (8, PH)<br>OBP: 0.417, SLG: 0.700 | | | | | | | | | | 1 | 1 | 1 | 0 | 0 | 0 | 0 |
| Dave Boswell, R (8, 1)<br>OBP: 0.286, SLG: 0.462 | | | | | | | | | | 0 | 0 | 0 | 0 | 0 | 0 | 0 |

| Inning Stats | 1 | 2 | 3 | 4 | 5 | 6 | 7 | 8 | 9 |
|---|---|---|---|---|---|---|---|---|---|
| | R: 0<br>E: 0<br>K: 2<br>S: 7 | H: 0<br>LOB: 0<br>BB: 0<br>P: 7 | R: 0<br>E: 0<br>K: 2<br>S: 7 | H: 0<br>LOB: 1<br>BB: 1<br>P: 11 | R: 0<br>E: 0<br>K: 0<br>S: 2 | H: 0<br>LOB: 0<br>BB: 0<br>P: 3 | R: 0<br>E: 0<br>K: 1<br>S: 7 | H: 2<br>LOB: 2<br>BB: 0<br>P: 7 | R: 0<br>E: 0<br>K: 1<br>S: 5 | H: 0<br>LOB: 0<br>BB: 0<br>P: 5 | R: 0<br>E: 0<br>K: 0<br>S: 3 | H: 0<br>LOB: 1<br>BB: 1<br>P: 7 | R: 0<br>E: 0<br>K: 2<br>S: 7 | H: 0<br>LOB: 0<br>BB: 0<br>P: 7 | R: 2<br>E: 2<br>K: 1<br>S: 7 | H: 2<br>LOB: 1<br>BB: 1<br>P: 11 | R: 0<br>E: 0<br>K: 0<br>S: 3 | H: 1<br>LOB: 0<br>BB: 0<br>P: 3 |

| | | | | | | | | | |

# Minnesota Twins @ Boston Red Sox

Fenway Park, Boston, MA

Wed May 31 1967, 7:05 PM EDT

Att. 12,335 - Unknown

BOTTOM

livebaseballscorecards.com

| Batter | 1 | 2 | 3 | 4 | 5 | 6 | 7 | 8 | 9 | AB | R | H | RBI | BB | SO | LOB |
|---|---|---|---|---|---|---|---|---|---|---|---|---|---|---|---|---|
| Jose Tartabull, L (1, 9)<br>OBP: 0.321, SLG: 0.247 | F8 | | BB | | F5 | | F8 | | | 3 | 0 | 0 | 0 | 1 | 0 | 0 |
| Mike Andrews, R (1, 4)<br>OBP: 0.362, SLG: 0.395 | 6-3 | | K | | F7 | | 6-3 | | | 4 | 0 | 0 | 0 | 0 | 1 | 2 |
| Carl Yastrzemski, L (1, 7)<br>OBP: 0.394, SLG: 0.584 | 4-3 | | | HR | | HR | 1B | | | 4 | 2 | 3 | 2 | 0 | 0 | 0 |
| George Scott, R (1, 3)<br>OBP: 0.350, SLG: 0.396 | | 6-3 | | 6-3 | | SH3-4 BB<br>SH1-4<br>1B | 1-2<br>1B | | | 4 | 1 | 2 | 0 | 0 | 0 | 0 |
| Reggie Smith, S (1, 8)<br>OBP: 0.294, SLG: 0.342 | | K | | 4-3 | | 4-0<br>SH1-4 SH3-4<br>1-2<br>BB | G3 | | | 3 | 0 | 0 | 0 | 1 | 1 | 2 |
| Rico Petrocelli, R (1, 6)<br>OBP: 0.395, SLG: 0.500 | | 5-3 | | BB<br>1B | | SH3-4<br>1-2<br>2-3 | | F6 | | 3 | 0 | 1 | 0 | 0 | 0 | 0 |
| Joe Foy, R (1, 5)<br>OBP: 0.312, SLG: 0.325 | | | 6-3 | 1-2<br>BB | | 4-0<br>SH1-4<br>IBB | | K | | 2 | 0 | 0 | 0 | 2 | 1 | 0 |
| Mike Ryan, R (1, 2)<br>OBP: 0.370, SLG: 0.375 | | | K | K | | SH1-4<br>1-2<br>2-3<br>3-H | | K | | 3 | 0 | 0 | 1 | 0 | 3 | 2 |
| Darrell Brandon, R (1, 1)<br>OBP: 0.263, SLG: 0.333<br>John Wyatt, R (8, 1) | | | 2B | | K | F8 | | | | 3<br>0 | 0<br>0 | 1<br>0 | 0<br>0 | 0<br>0 | 1<br>0 | 2<br>0 |
| Inning Stats | R: 0<br>E: 0<br>K: 0<br>S: 3<br>H: 0<br>LOB: 0<br>BB: 0<br>P: 3 | R: 0<br>E: 0<br>K: 1<br>S: 5<br>H: 0<br>LOB: 0<br>BB: 0<br>P: 5 | R: 0<br>E: 0<br>K: 2<br>S: 8<br>H: 1<br>LOB: 2<br>BB: 1<br>P: 12 | R: 1<br>E: 0<br>K: 1<br>S: 7<br>H: 2<br>LOB: 2<br>BB: 1<br>P: 11 | R: 0<br>E: 0<br>K: 1<br>S: 5<br>H: 0<br>LOB: 0<br>BB: 0<br>P: 5 | R: 2<br>E: 0<br>K: 0<br>S: 5<br>H: 2<br>LOB: 2<br>BB: 2<br>P: 13 | R: 0<br>E: 0<br>K: 0<br>S: 5<br>H: 2<br>LOB: 2<br>BB: 0<br>P: 5 | R: 0<br>E: 0<br>K: 2<br>S: 7<br>H: 0<br>LOB: 0<br>BB: 0<br>P: 7 | | 1B: 4<br>2B: 1<br>3B: 0<br>HR: 2<br>SF: 0<br>SAC: 2<br>DP: 0<br>HBP: 0 | | | | | | |

| | AB | 29 |
|---|---|---|
| | R | 3 |
| | H | 7 |
| | RBI | 3 |
| | BB | 4 |
| | SO | 7 |
| | LOB | 8 |

WP: 0 PB: 0 SB: 0 CS: 0 PA: 35

| PITCHER | | IP | WLS | BF | H | R | ER | SO | BB | IBB | HBP | BLK | WP | HR | S | P | ERA | WHIP |
|---|---|---|---|---|---|---|---|---|---|---|---|---|---|---|---|---|---|---|
| Jim Perry, R<br>ERA: 3.96 | (1, 1) | 6.2 | L | 31 | 7 | 3 | 3 | 5 | 3 | 1 | 0 | 0 | 0 | 2 | 37 | 53 | 4.05 | 1.500 |
| Ron Kline, R<br>ERA: 2.75 | (7, 1) | 0.1 | | 1 | 0 | 0 | 0 | 0 | 0 | 0 | 0 | 0 | 0 | 0 | 1 | 1 | 0.00 | 0.000 |
| Dave Boswell, R<br>ERA: 4.66 | (8, 1) | 1.0 | | 3 | 0 | 0 | 0 | 2 | 0 | 0 | 0 | 0 | 0 | 0 | 7 | 7 | 0.00 | 0.000 |

| PITCHER | IP | WLS | BF | H | R | ER | SO | BB | IBB | HBP | BLK | WP | HR | S | P | ERA | WHIP |
|---|---|---|---|---|---|---|---|---|---|---|---|---|---|---|---|---|---|

| Batter | 1 | 2 | 3 | 4 | 5 | 6 | 7 | 8 | 9 | AB | R | H | RBI | BB | SO | LOB |
|---|---|---|---|---|---|---|---|---|---|---|---|---|---|---|---|---|
| Cesar Tovar, R (1, 8) (9, 9)<br>OBP: 0.368, SLG: 0.451 | 6-3 | | FC6 1B | | 1-3 2-H 1B | | | 1B 1B | | 4 | 0 | 3 | 1 | 0 | 0 | 0 |
| Rod Carew, L (1, 4)<br>OBP: 0.363, SLG: 0.420 | K | | FC6 1-2f | | 4-3 | | | 1-3 1B | | 4 | 0 | 1 | 0 | 0 | 1 | 2 |
| Zoilo Versalles, R (1, 6)<br>OBP: 0.302, SLG: 0.355 | F4 | | | 5-3 | F8 | | | F9 | | 4 | 0 | 0 | 0 | 0 | 0 | 2 |
| Harmon Killebrew, R (1, 3)<br>OBP: 0.381, SLG: 0.523 | | BBBB G4-6-3 BB | | F8 | K | | | F7 | | 3 | 0 | 0 | 0 | 1 | 1 | 2 |
| Bob Allison, R (1, 9) (9, 7)<br>OBP: 0.365, SLG: 0.453 | | G4-6-3 1-2f | | HR | K | | | | BBBB FC5-4 1B SF8 BB | 3 | 2 | 1 | 1 | 1 | 1 | 1 |
| Rich Reese, L (1, 7)<br>OBP: 0.300, SLG: 0.417<br>Ted Uhlaender, L (9, PR) (9, 8)<br>OBP: 0.250, SLG: 0.410 | | G3 | | F7 | | | F7 | | FC5-4 1-2 1B | 4<br>0 | 0<br>0 | 1<br>0 | 0<br>0 | 0<br>0 | 0<br>0 | 0<br>0 |
| Rich Rollins, R (1, 5)<br>OBP: 0.306, SLG: 0.265 | | | K | 5-3 | | | K | | FC5-4 1-2f 2-3 | 4 | 0 | 0 | 0 | 0 | 2 | 2 |
| Russ Nixon, L (1, 2)<br>OBP: 0.256, SLG: 0.333 | | | HR | BBBB BB 1B BB | | | 4-1 | | SF8 3-H | 2 | 2 | 1 | 2 | 1 | 0 | 0 |
| Dean Chance, R (1, 1) | | | K | BBBB 1B 1-2 BB | | | | SSS K | K | 3 | 0 | 0 | 0 | 1 | 3 | 1 |
| Inning Stats | R: 0 E: 0 K: 1 S: 5 H: 0 LOB: 0 BB: 0 P: 5 | R: 0 E: 0 K: 0 S: 2 H: 0 LOB: 0 BB: 1 P: 6 | R: 1 E: 0 K: 2 S: 9 H: 2 LOB: 0 BB: 0 P: 9 | R: 1 E: 0 K: 0 S: 4 H: 1 LOB: 0 BB: 0 P: 4 | R: 1 E: 0 K: 0 S: 3 H: 1 LOB: 1 BB: 2 P: 11 | R: 0 E: 0 K: 2 S: 7 H: 0 LOB: 0 BB: 0 P: 7 | R: 0 E: 0 K: 1 S: 5 H: 0 LOB: 0 BB: 0 P: 5 | R: 0 E: 0 K: 1 S: 7 H: 2 LOB: 2 BB: 0 P: 7 | R: 1 E: 0 K: 1 S: 6 H: 1 LOB: 1 BB: 1 P: 10 | 1B: 5 2B: 0 3B: 0 HR: 2 | SF: 1 SAC: 0 DP: 1 HBP: 0 | | | | | | |

# TOP

## Minnesota Twins @ Boston Red Sox

Fenway Park, Boston, MA

Thu Jun 01 1967, 3:33 AM EDT

Att. 12,233 - Unknown

livebaseballscorecards.com

| | |
|---|---|
| AB | 31 |
| R | 4 |
| H | 7 |
| RBI | 4 |
| BB | 4 |
| SO | 8 |
| LOB | 10 |

| PITCHER | | IP | WLS | BF | H | R | ER | SO | BB | IBB | HBP | BLK | WP | HR | S | P | ERA | WHIP |
|---|---|---|---|---|---|---|---|---|---|---|---|---|---|---|---|---|---|---|
| Billy Rohr, L<br>ERA: 4.57 | (1, 1) | 5.0 | L | 20 | 4 | 3 | 3 | 3 | 3 | 0 | 0 | 0 | 0 | 2 | 23 | 35 | 5.40 | 1.400 |
| Jose Santiago, R<br>ERA: 5.85 | (6, 1) | 2.0 | | 6 | 0 | 0 | 0 | 3 | 0 | 0 | 0 | 0 | 0 | 0 | 12 | 12 | 0.00 | 0.000 |
| Galen Cisco, R<br>ERA: 3.0 | (8, 1) | 2.0 | | 10 | 3 | 1 | 1 | 2 | 1 | 0 | 0 | 0 | 0 | 0 | 13 | 17 | 4.50 | 2.000 |

| PITCHER | IP | WLS | BF | H | R | ER | SO | BB | IBB | HBP | BLK | WP | HR | S | P | ERA | WHIP |
|---|---|---|---|---|---|---|---|---|---|---|---|---|---|---|---|---|---|

WP: 0 PB: 0 SB: 0 CS: 0 PA: 36

# Minnesota Twins @ Boston Red Sox

Fenway Park, Boston, MA

Thu Jun 01 1967, 3:33 AM EDT

Att. 12,233 - Unknown

livebaseballscorecards.com

## BOTTOM

| Batter | 1 | 2 | 3 | 4 | 5 | 6 | 7 | 8 | 9 | AB | R | H | RBI | BB | SO | LOB |
|---|---|---|---|---|---|---|---|---|---|---|---|---|---|---|---|---|
| Jose Tartabull, L (1, 9)<br>OBP: 0.319, SLG: 0.248 | K | | 1B | | | F9 | | 4-3 | | 4 | 0 | 1 | 0 | 0 | 1 | 0 |
| Mike Andrews, R (1, 4)<br>OBP: 0.366, SLG: 0.398 | K | | 1-2 1B | | | E6 4-3 1B | | F7 | | 4 | 0 | 2 | 0 | 0 | 1 | 0 |
| Carl Yastrzemski, L (1, 7)<br>OBP: 0.391, SLG: 0.576 | G3 | | F7 | | | 4-3 2-3 | | 1B | | 4 | 0 | 1 | 0 | 0 | 0 | 3 |
| George Scott, R (1, 3)<br>OBP: 0.341, SLG: 0.385 | | 4-3 | | F9 | | K | | K | | 4 | 0 | 0 | 0 | 0 | 2 | 2 |
| Reggie Smith, S (1, 8)<br>OBP: 0.293, SLG: 0.336 | | BB | | 4-3 | | | K | | 4-3 | 3 | 0 | 0 | 0 | 1 | 1 | 0 |
| Rico Petrocelli, R (1, 6)<br>OBP: 0.392, SLG: 0.500 | | K 1-2 | | 2-3 | | | 2B | | K | 4 | 0 | 1 | 0 | 0 | 2 | 1 |
| Joe Foy, R (1, 5)<br>OBP: 0.310, SLG: 0.317 | | 6-3 | | | F8 | | BB | | K | 3 | 0 | 0 | 0 | 1 | 1 | 1 |
| Russ Gibson, R (1, 2)<br>OBP: 0.318, SLG: 0.293 | | | K | | F8 | | K | | | 2 | 0 | 0 | 0 | 0 | 1 | 0 |
| Dalton Jones, L (7, PH)<br>OBP: 0.329, SLG: 0.413 | | | | | | | | | | 1 | 0 | 0 | 0 | 0 | 1 | 2 |
| Bob Tillman, R (8, 2)<br>OBP: 0.241, SLG: 0.185 | | | | | | | | | | 0 | 0 | 0 | 0 | 0 | 0 | 0 |
| Billy Rohr, L (1, 1) | | | G3 | | F4 | | F4 | | | 1 | 0 | 0 | 0 | 0 | 0 | 0 |
| George Thomas, R (5, PH)<br>OBP: 0.250, SLG: 0.227 | | | | | | | | | | 1 | 0 | 0 | 0 | 0 | 0 | 0 |
| Jose Santiago, R (6, 1)<br>OBP: 0.375, SLG: 1.000 | | | | | | | | | | 0 | 0 | 0 | 0 | 0 | 0 | 0 |
| Tony Horton, R (7, PH)<br>OBP: 0.300, SLG: 0.385 | | | | | | | | | | 1 | 0 | 0 | 0 | 0 | 0 | 2 |
| Galen Cisco, R (8, 1) | | | | | | | | | | 0 | 0 | 0 | 0 | 0 | 0 | 0 |
| Inning Stats | R: 0<br>E: 0<br>K: 2<br>S: 7<br>H: 0<br>LOB: 0<br>BB: 0<br>P: 7 | R: 0<br>E: 0<br>K: 1<br>S: 5<br>H: 0<br>LOB: 1<br>BB: 1<br>P: 9 | R: 0<br>E: 0<br>K: 1<br>S: 7<br>H: 2<br>LOB: 2<br>BB: 0<br>P: 7 | R: 0<br>E: 0<br>K: 0<br>S: 3<br>H: 0<br>LOB: 0<br>BB: 0<br>P: 3 | R: 0<br>E: 0<br>K: 0<br>S: 3<br>H: 0<br>LOB: 0<br>BB: 0<br>P: 3 | R: 0<br>E: 1<br>K: 1<br>S: 6<br>H: 1<br>LOB: 1<br>BB: 0<br>P: 6 | R: 0<br>E: 0<br>K: 2<br>S: 8<br>H: 1<br>LOB: 2<br>BB: 1<br>P: 12 | R: 0<br>E: 0<br>K: 1<br>S: 6<br>H: 1<br>LOB: 1<br>BB: 0<br>P: 6 | R: 0<br>E: 0<br>K: 2<br>S: 7<br>H: 0<br>LOB: 0<br>BB: 0<br>P: 7 | 1B: 4<br>2B: 1<br>3B: 0<br>HR: 0<br>SF: 0<br>SAC: 0<br>DP: 0<br>HBP: 0 | WP: 0<br>PB: 0<br>SB: 1<br>CS: 0<br>PA: 34 | | | | | |

| | AB | 32 |
|---|---|---|
| | R | 0 |
| | H | 5 |
| | RBI | 0 |
| | BB | 2 |
| | SO | 10 |
| | LOB | 11 |

| PITCHER | IP | WLS | BF | H | R | ER | SO | BB | IBB | HBP | BLK | WP | HR | S | P | ERA | WHIP |
|---|---|---|---|---|---|---|---|---|---|---|---|---|---|---|---|---|---|
| Dean Chance, R (1, 1)<br>ERA: 2.4 | 9.0 | W | 34 | 5 | 0 | 0 | 10 | 2 | 0 | 0 | 0 | 0 | 0 | 52 | 60 | 0.00 | 0.778 |

| PITCHER | IP | WLS | BF | H | R | ER | SO | BB | IBB | HBP | BLK | WP | HR | S | P | ERA | WHIP |
|---|---|---|---|---|---|---|---|---|---|---|---|---|---|---|---|---|---|

| Batter | 1 | 2 | 3 | 4 | 5 | 6 | 7 | 8 | 9 | AB | R | H | RBI | BB | SO | LOB |
|---|---|---|---|---|---|---|---|---|---|---|---|---|---|---|---|---|
| Jose Cardenal, R (1, 8)<br>OBP: 0.257, SLG: 0.278 | FC7-1 1B | | 4-3 | | 2B 1B | | SH1-4 | | CS BB | 3 | 1 | 2 | 0 | 1 | 0 | 0 |
| Paul Schaal, R (1, 5)<br>OBP: 0.263, SLG: 0.252 | FC7-1 FC5-4 | | K | | WP 2B | | FC5-2-5 1B | | CS | 4 | 0 | 2 | 2 | 0 | 1 | 1 |
| Jim Fregosi, R (1, 6)<br>OBP: 0.319, SLG: 0.414 | FC5-4 | | 4-3 | | F3 | | FC5-2-5 | | | 4 | 0 | 0 | 0 | 0 | 0 | 4 |
| Don Mincher, L (1, 3)<br>OBP: 0.423, SLG: 0.615 | K | | | 5-3 1B | F8 | | K | | | 4 | 0 | 1 | 0 | 0 | 2 | 4 |
| Rick Reichardt, R (1, 7)<br>OBP: 0.339, SLG: 0.373 | | K | | 5-3 | | G3-6-3 1B | | K | | 4 | 0 | 1 | 0 | 0 | 2 | 1 |
| Bubba Morton, R (1, 9)<br>OBP: 0.333, SLG: 0.200 | | 1B BB | | G4-6-3 BB | | G3-6-3 | | F8 | | 2 | 0 | 1 | 0 | 2 | 0 | 0 |
| Buck Rodgers, S (1, 2)<br>OBP: 0.250, SLG: 0.208 | | 1B | | G4-6-3 | | G3-6-3 | | K | | 4 | 0 | 1 | 0 | 0 | 1 | 4 |
| Bobby Knoop, R (1, 4)<br>OBP: 0.263, SLG: 0.312 | | K | | | F8 | K | | | K | 4 | 0 | 0 | 0 | 0 | 3 | 3 |
| Jim McGlothlin, R (1, 1)<br>OBP: 0.200, SLG: 0.158 | | K | | | 1B 2B 1B | | 1B SH1-4 FC5-2-5 1B | | F7 | 4 | 1 | 2 | 0 | 0 | 1 | 2 |
| Inning Stats | R: 0 E: 0 K: 1 S: 6<br>H: 1 LOB: 1 BB: 0 P: 6 | R: 0 E: 0 K: 3 S: 10<br>H: 1 LOB: 2 BB: 1 P: 14 | R: 0 E: 0 K: 1 S: 5<br>H: 0 LOB: 0 BB: 0 P: 5 | R: 0 E: 0 K: 0 S: 3<br>H: 1 LOB: 1 BB: 1 P: 7 | R: 2 E: 0 K: 0 S: 6<br>H: 3 LOB: 1 BB: 0 P: 6 | R: 0 E: 0 K: 1 S: 6<br>H: 2 LOB: 1 BB: 0 P: 6 | R: 0 E: 0 K: 1 S: 7<br>H: 2 LOB: 2 BB: 0 P: 7 | R: 0 E: 0 K: 2 S: 7<br>H: 0 LOB: 0 BB: 0 P: 7 | R: 0 E: 0 K: 1 S: 4<br>H: 0 LOB: 0 BB: 1 P: 8 | 1B: 9 2B: 1 3B: 0 HR: 0<br>SF: 0 SAC: 1 DP: 2 HBP: 0 | | | | | | |

| PITCHER | | IP | WLS | BF | H | R | ER | SO | BB | IBB | HBP | BLK | WP | HR | S | P | ERA | WHIP |
|---|---|---|---|---|---|---|---|---|---|---|---|---|---|---|---|---|---|---|
| Jim Kaat, L<br>ERA: 6.38 | (1, 1) | 5.0 | L | 24 | 8 | 2 | 2 | 5 | 2 | 0 | 0 | 0 | 1 | 0 | 32 | 40 | 3.60 | 2.000 |
| Ron Kline, R<br>ERA: 2.61 | (6, 1) | 1.0 | | 2 | 0 | 0 | 0 | 1 | 0 | 0 | 0 | 0 | 0 | 0 | 4 | 4 | 0.00 | 0.000 |
| Al Worthington, R<br>ERA: 2.32 | (7, 1) | 3.0 | | 11 | 2 | 0 | 0 | 4 | 1 | 0 | 0 | 0 | 0 | 0 | 18 | 22 | 0.00 | 1.000 |

| PITCHER | IP | WLS | BF | H | R | ER | SO | BB | IBB | HBP | BLK | WP | HR | S | P | ERA | WHIP |
|---|---|---|---|---|---|---|---|---|---|---|---|---|---|---|---|---|---|

# TOP

## California Angels @ Minnesota Twins

Metropolitan Stadium, Bloomington , MI

Fri Jun 02 1967, 8:05 PM EDT

Att. 19,059 - Unknown

livebaseballscorecards.com

| | |
|---|---|
| AB | 33 |
| R | 2 |
| H | 10 |
| RBI | 2 |
| BB | 3 |
| SO | 10 |
| LOB | 19 |

# BOTTOM

## California Angels @ Minnesota Twins

Metropolitan Stadium, Bloomington , MI

Fri Jun 02 1967, 8:05 PM EDT

Att. 19,059 - Unknown

| Batter | 1 | 2 | 3 | 4 | 5 | 6 | 7 | 8 | 9 | AB | R | H | RBI | BB | SO | LOB |
|---|---|---|---|---|---|---|---|---|---|---|---|---|---|---|---|---|
| Cesar Tovar, R (1, 8)<br>OBP: 0.364, SLG: 0.441 | F9 | FC6-4<br>1-2f | | BB<br>1-2 | | | K | | F8 | 4 | 0 | 0 | 0 | 1 | 1 | 2 |
| Rod Carew, L (1, 4)<br>OBP: 0.355, SLG: 0.410 | F7 | 5-3 | | F7 | | | F7 | | | 4 | 0 | 0 | 0 | 0 | 0 | 2 |
| Rich Rollins, R (1, 5)<br>OBP: 0.313, SLG: 0.275 | BB<br>1B | 1B<br>1B | | | F6 | | F9 | | | 4 | 0 | 2 | 0 | 0 | 0 | 0 |
| Harmon Killebrew, R (1, 3)<br>OBP: 0.384, SLG: 0.520 | BB<br>1-2 | F3 | | | F4 | | | G3<br>1B | | 3 | 0 | 1 | 0 | 1 | 0 | 1 |
| Rich Reese, L (1, 7)<br>OBP: 0.295, SLG: 0.400 | 3-1 | 1B<br>1-2 | | | F5 | | | G3<br>1-2 | | 4 | 0 | 1 | 0 | 0 | 0 | 3 |
| Bob Allison, R (1, 9)<br>OBP: 0.356, SLG: 0.439 | | F9 | 6-3 | | | K | | K | | 4 | 0 | 0 | 0 | 0 | 2 | 3 |
| Zoilo Versalles, R (1, 6)<br>OBP: 0.301, SLG: 0.353 | | F9 | | K | | PB<br>1B | | K | | 4 | 0 | 1 | 0 | 0 | 2 | 1 |
| Russ Nixon, L (1, 2)<br>OBP: 0.256, SLG: 0.308 | | BB<br>BB | | E3<br>BB | | F4<br>1-2 | | | K | 3 | 0 | 0 | 0 | 1 | 1 | 1 |
| Jim Kaat, L (1, 1)<br>OBP: 0.238, SLG: 0.316 | | FC6-4<br>1-2<br>BB | | K | | F7 | | | 6-3 | 1 | 0 | 0 | 0 | 1 | 1 | 1 |
| Ron Kline, R (6, 1) | | | | | | | | | | 0 | 0 | 0 | 0 | 0 | 0 | 0 |
| Sandy Valdespino, L (6, PH)<br>OBP: 0.385, SLG: 0.636 | | | | | | | | | | 1 | 0 | 0 | 0 | 0 | 0 | 1 |
| Al Worthington, R (7, 1) | | | | | | | | | | 0 | 0 | 0 | 0 | 0 | 0 | 0 |
| Ted Uhlaender, L (9, PH)<br>OBP: 0.244, SLG: 0.400 | | | | | | | | | | 1 | 0 | 0 | 0 | 0 | 0 | 0 |

livebaseballscorecards.com

| | AB | 33 |
|---|---|---|
| | R | 0 |
| | H | 5 |
| | RBI | 0 |
| | BB | 4 |
| | SO | 7 |
| | LOB | 15 |

| Inning Stats | 1 | 2 | 3 | 4 | 5 | 6 | 7 | 8 | 9 |
|---|---|---|---|---|---|---|---|---|---|
| | R: 0<br>E: 0<br>K: 0<br>S: 4 | H: 1<br>LOB: 2<br>BB: 1<br>P: 8 | R: 0<br>E: 0<br>K: 0<br>S: 3 | H: 0<br>LOB: 2<br>BB: 2<br>P: 11 | R: 0<br>E: 0<br>K: 0<br>S: 5 | H: 2<br>LOB: 2<br>BB: 0<br>P: 5 | R: 0<br>E: 1<br>K: 2<br>S: 8 | H: 0<br>LOB: 2<br>BB: 1<br>P: 12 | R: 0<br>E: 0<br>K: 0<br>S: 3 | H: 0<br>LOB: 0<br>BB: 0<br>P: 3 |
| | R: 0<br>E: 0<br>K: 1<br>S: 6 | H: 1<br>LOB: 1<br>BB: 0<br>P: 6 | R: 0<br>E: 0<br>K: 1<br>S: 5 | H: 0<br>LOB: 0<br>BB: 0<br>P: 5 | R: 0<br>E: 0<br>K: 2<br>S: 8 | H: 1<br>LOB: 1<br>BB: 0<br>P: 8 | R: 0<br>E: 0<br>K: 1<br>S: 5 | H: 0<br>LOB: 0<br>BB: 0<br>P: 5 | | |

| | 1B: 5 | SF: 0 | WP: 0 | PA: 37 |
|---|---|---|---|---|
| | 2B: 0 | SAC: 0 | PB: 1 | |
| | 3B: 0 | DP: 0 | SB: 0 | |
| | HR: 0 | HBP: 0 | CS: 0 | |

| PITCHER | IP | WLS | BF | H | R | ER | SO | BB | IBB | HBP | BLK | WP | HR | S | P | ERA | WHIP |
|---|---|---|---|---|---|---|---|---|---|---|---|---|---|---|---|---|---|
| Jim McGlothlin, R (1, 1)<br>ERA: 1.21 | 9.0 | W | 37 | 5 | 0 | 0 | 7 | 4 | 0 | 0 | 0 | 0 | 0 | 47 | 63 | 0.00 | 1.000 |

| PITCHER | IP | WLS | BF | H | R | ER | SO | BB | IBB | HBP | BLK | WP | HR | S | P | ERA | WHIP |
|---|---|---|---|---|---|---|---|---|---|---|---|---|---|---|---|---|---|

| Batter | 1 | 2 | 3 | 4 | 5 | 6 | 7 | 8 | 9 | AB | R | H | RBI | BB | SO | LOB |
|---|---|---|---|---|---|---|---|---|---|---|---|---|---|---|---|---|
| Jose Cardenal, R (1, 8)<br>OBP: 0.255, SLG: 0.275 | F7 | | F9 | | BB, 1B | F2 | | 5-3, 1-2 | | 5 | 0 | 1 | 0 | 0 | 0 | 3 |
| Paul Schaal, R (1, 5)<br>OBP: 0.287, SLG: 0.271 | BB, BB | | 1B, 2B | | 1-2 BB | 1-3 2-H BB, 1B | | FC5-4, BB | | 2 | 1 | 2 | 0 | 3 | 0 | 0 |
| Jim Fregosi, R (1, 6)<br>OBP: 0.321, SLG: 0.410 | K | | 2-H 1B | | F3 | 1-2 BB | | FC5-4, 1-2f | | 4 | 0 | 1 | 1 | 1 | 1 | 5 |
| Don Mincher, L (1, 3)<br>OBP: 0.428, SLG: 0.626 | 1-2 BB | | G3 | | | HR, 2B<br>F3 | | | 2B | 4 | 2 | 2 | 0 | 1 | 0 | 4 |
| Jimmie Hall, L (1, 9)<br>OBP: 0.290, SLG: 0.390 | 4-3 | | | 3-1 | | HR, BB | 4-3 | | K | 4 | 1 | 0 | 0 | 1 | 1 | 3 |
| Rick Reichardt, R (1, 7)<br>OBP: 0.341, SLG: 0.393 | | K | | G4-6-3, 1B | | 1-H 2-H HR | F3 | | 6-3 | 5 | 1 | 2 | 3 | 0 | 1 | 1 |
| Tom Satriano, L (1, 2)<br>OBP: 0.378, SLG: 0.408 | | F8 | | G4-6-3, 1-2f | | HR | G3 | | 2-H 2B | 5 | 1 | 2 | 2 | 0 | 0 | 1 |
| Bobby Knoop, R (1, 4)<br>OBP: 0.263, SLG: 0.310<br>Orlando McFarlane, R (9, PH)<br>OBP: 0.250, SLG: 0.227 | | K | F7 | | | 1B, 1B | | K | 6-3 | 4<br>1 | 0<br>0 | 1<br>0 | 0<br>0 | 0<br>0 | 2<br>0 | 0<br>1 |
| George Brunet, R (1, 1)<br>Lew Burdette, R (4, 1)<br>Jay Johnstone, L (5, PH)<br>Jim Coates, R (6, 1)<br>OBP: 0.333, SLG: 0.667<br>Bubba Morton, R (6, PH)<br>OBP: 0.000, SLG: 0.000<br>Bill Kelso, R (6, 1)<br>Bill Skowron, R (6, PH)<br>OBP: 0.400, SLG: 0.324<br>Don Wallace, L (6, PH)<br>Minnie Rojas, R (6, 1)<br>Pete Cimino, R (6, 1) | | K | | F8 | | 1B, 1-2 1B | | 5-3, 1B | | 1<br>0<br>1<br>0<br>1<br>0<br>1<br>0<br>0 | 0<br>0<br>0<br>0<br>0<br>0<br>0<br>0<br>0 | 0<br>0<br>0<br>0<br>0<br>0<br>0<br>0<br>0 | 0<br>0<br>0<br>0<br>0<br>0<br>0<br>0<br>0 | 0<br>0<br>0<br>0<br>0<br>0<br>0<br>0<br>0 | 1<br>0<br>0<br>0<br>0<br>0<br>0<br>0<br>0 | 0<br>0<br>0<br>0<br>0<br>0<br>0<br>0<br>0 |
| Inning Stats | R: 0<br>E: 0<br>K: 1<br>S: 5<br>H: 0<br>LOB: 2<br>BB: 2<br>P: 13 | R: 0<br>E: 0<br>K: 2<br>S: 7<br>H: 0<br>LOB: 0<br>BB: 0<br>P: 7 | R: 1<br>E: 0<br>K: 1<br>S: 7<br>H: 2<br>LOB: 1<br>BB: 0<br>P: 7 | R: 0<br>E: 0<br>K: 0<br>S: 3<br>H: 1<br>LOB: 0<br>BB: 0<br>P: 3 | R: 0<br>E: 0<br>K: 0<br>S: 4<br>H: 1<br>LOB: 2<br>BB: 1<br>P: 8 | R: 4<br>E: 0<br>K: 0<br>S: 8<br>H: 6<br>LOB: 3<br>BB: 2<br>P: 16 | R: 0<br>E: 0<br>K: 0<br>S: 3<br>H: 0<br>LOB: 0<br>BB: 0<br>P: 3 | R: 0<br>E: 0<br>K: 1<br>S: 6<br>H: 1<br>LOB: 2<br>BB: 1<br>P: 10 | R: 1<br>E: 0<br>K: 1<br>S: 7<br>H: 2<br>LOB: 1<br>BB: 0<br>P: 7 | 1B: 7<br>2B: 4<br>3B: 0<br>HR: 2<br>SF: 0<br>SAC: 0<br>DP: 1<br>HBP: 0 | | | | | | |

| PITCHER | | IP | WLS | BF | H | R | ER | SO | BB | IBB | HBP | BLK | WP | HR | S | P | ERA | WHIP |
|---|---|---|---|---|---|---|---|---|---|---|---|---|---|---|---|---|---|---|
| Dave Boswell, R<br>ERA: 4.91 | (1, 1) | 5.0 | W | 24 | 6 | 4 | 4 | 4 | 4 | 0 | 0 | 0 | 0 | 1 | 28 | 44 | 7.20 | 2.000 |
| Jim Ollom, L<br>ERA: 5.71 | (6, 1) | 0.0 | | 2 | 2 | 1 | 1 | 0 | 0 | 0 | 0 | 0 | 0 | 1 | 2 | 2 | ∞ | ∞ |
| Jim Perry, R<br>ERA: 3.67 | (6, 1) | 2.0 | | 8 | 2 | 0 | 0 | 0 | 1 | 0 | 0 | 0 | 0 | 0 | 7 | 11 | 0.00 | 1.500 |
| Ron Kline, R<br>ERA: 2.78 | (8, 1) | 2.0 | S | 10 | 3 | 1 | 1 | 2 | 1 | 0 | 0 | 0 | 0 | 0 | 13 | 17 | 4.50 | 2.000 |

| PITCHER | IP | WLS | BF | H | R | ER | SO | BB | IBB | HBP | BLK | WP | HR | S | P | ERA | WHIP |
|---|---|---|---|---|---|---|---|---|---|---|---|---|---|---|---|---|---|

# TOP

## California Angels @ Minnesota Twins

Metropolitan Stadium, Bloomington , MI

Sat Jun 03 1967, 4:33 AM EDT

Att. 12,337 - Unknown

livebaseballscorecards.com

| | |
|---|---|
| AB | 38 |
| R | 6 |
| H | 13 |
| RBI | 6 |
| BB | 6 |
| SO | 6 |
| LOB | 18 |

| | | | |
|---|---|---|---|
| WP: 0 | PA: 44 | | |
| PB: 0 | | | |
| SB: 0 | | | |
| CS: 0 | | | |

| Batter | 1 | 2 | 3 | 4 | 5 | 6 | 7 | 8 | 9 | AB | R | H | RBI | BB | SO | LOB |
|---|---|---|---|---|---|---|---|---|---|---|---|---|---|---|---|---|
| Cesar Tovar, R (1, 8)<br>OBP: 0.374, SLG: 0.444<br>Ted Uhlaender, L (8, PR)<br>OBP: 0.244, SLG: 0.400 (9, 8) | 0-0<br>1B PB<br>1B | 0-0 ③<br>6-3 | | 0-0 ②<br>1-3<br>1B | | 4-0<br>1-2<br>4-3<br>BB | | 4-0<br>SH5-4 1B<br>BB<br>BB | | 3<br>0 | 0<br>1 | 2<br>0 | 0<br>0 | 2<br>0 | 0<br>0 | 2<br>0 |
| Rod Carew, L (1, 4)<br>OBP: 0.362, SLG: 0.412 | 0-3 ①<br>K<br>1-2 | | 4-0<br>2B<br>2B<br>BB | 0-0<br>HBP<br>HR<br>3-H<br>1B | | 0-0 ①<br>1-2<br>2-3<br>4-3 | | 0-0<br>BB SH5-4<br>HBP<br>1-2<br>1B | | 4 | 3 | 2 | 1 | 1 | 1 | 3 |
| Rich Rollins, R (1, 5)<br>OBP: 0.328, SLG: 0.295 | 0-0<br>FC5-4<br>2-3<br>1B | | 0-0<br>1-3<br>2B<br>2B | 1-0<br>1-2<br>HR<br>HBP | | 0-0 ②<br>5-3 | | 0-0 ①<br>1-2<br>2-3<br>SH5-4 | | 3 | 2 | 2 | 0 | 0 | 0 | 2 |
| Harmon Killebrew, R (1, 3)<br>OBP: 0.389, SLG: 0.535 | 0-3 ②<br>K | | 0-0 ①<br>1-3 | 0-0<br>1-H<br>2-H<br>HR | | 4-0<br>IBB | | 4-0<br>HBP BB<br>IBB | | 3 | 1 | 1 | 3 | 2 | 1 | 4 |
| Bob Allison, R (1, 7)<br>OBP: 0.358, SLG: 0.441 | 0-0 ③<br>FC5-4<br>1-2f | | 0-0<br>2-H<br>3-H<br>2B | 0-0 ③<br>1-3 | | 0-3 ③<br>K | | 4-0<br>1-2<br>2-3<br>3-H<br>HBP<br>BB | | 4 | 0 | 1 | 3 | 1 | 1 | 5 |
| Sandy Valdespino, L (1, 9)<br>OBP: 0.444, SLG: 0.571 | 4-0<br>SH1-4 1B<br>BB | 0-0 ②<br>5-3 | | 0-0<br>CS<br>1B | | 4-0<br>PB<br>BB | | 0-3 ②<br>K | | 3 | 0 | 1 | 0 | 2 | 1 | 4 |
| Zoilo Versalles, R (1, 6)<br>OBP: 0.303, SLG: 0.350 | 0-0<br>1-2<br>SH1-4<br>1B | 0-0 ③<br>F7 | | 0-0 ①<br>F7 | | 0-3 ①<br>1-2<br>K | | 1-0<br>1-2<br>2-3<br>3-H<br>HBP | | 4 | 0 | 1 | 1 | 0 | 1 | 3 |
| Jerry Zimmerman, R (1, 2)<br>OBP: 0.244, SLG: 0.139 | 0-0 ①<br>SH1-4<br>1-2<br>2-3 | | | 4-0<br>FC5-6<br>BB | 0-3 ②③<br>1-2<br>K | 0-3 ②<br>K | | 0-0 ③<br>F5 | | 3 | 0 | 0 | 0 | 1 | 2 | 5 |
| Dave Boswell, R (1, 1)<br>OBP: 0.250, SLG: 0.400<br>Jim Ollom, R (6, 1)<br>OBP: 0.250, SLG: 0.250<br>Jim Perry, S (6, 1)<br>OBP: 0.143, SLG: 0.143<br>Russ Nixon, L (7, PH)<br>OBP: 0.250, SLG: 0.300<br>Ron Kline, R (8, 1) | 0-0 ②<br>5-3 | | | 0-0 ①<br>FC5-6<br>1B<br>1-2f<br>1B | | 0-0<br>4-3 BB<br>1B | 0-0 ③<br>6-3 | | | 2<br>0<br>0<br>1<br>1<br>0 | 1<br>0<br>0<br>0<br>0<br>0 | 0<br>0<br>1<br>0<br>0<br>0 | 0<br>0<br>0<br>0<br>0<br>0 | 0<br>0<br>0<br>0<br>0<br>0 | 0<br>0<br>0<br>0<br>0<br>0 | 3<br>0<br>0<br>1<br>0<br>0 |
| Inning Stats | R: 0<br>E: 0<br>K: 2<br>S: 9<br>H: 2<br>LOB: 2<br>BB: 0<br>P: 9 | R: 0<br>E: 0<br>K: 0<br>S: 4<br>H: 1<br>LOB: 2<br>BB: 1<br>P: 8 | R: 2<br>E: 0<br>K: 0<br>S: 5<br>H: 2<br>LOB: 1<br>BB: 1<br>P: 9 | R: 4<br>E: 0<br>K: 0<br>S: 5<br>H: 3<br>LOB: 0<br>BB: 1<br>P: 10 | R: 0<br>E: 0<br>K: 1<br>S: 5<br>H: 1<br>LOB: 1<br>BB: 0<br>P: 5 | R: 0<br>E: 0<br>K: 1<br>S: 6<br>H: 1<br>LOB: 3<br>BB: 2<br>P: 14 | R: 0<br>E: 0<br>K: 2<br>S: 7<br>H: 0<br>LOB: 1<br>BB: 1<br>P: 11 | R: 2<br>E: 0<br>K: 1<br>S: 6<br>H: 1<br>LOB: 3<br>BB: 3<br>P: 19 | | 1B: 8<br>2B: 3<br>3B: 0<br>HR: 1<br>SF: 0<br>SAC: 2<br>DP: 1<br>HBP: 2 | | | | | | |

| PITCHER | | IP | WLS | BF | H | R | ER | SO | BB | IBB | HBP | BLK | WP | HR | S | P | ERA | WHIP |
|---|---|---|---|---|---|---|---|---|---|---|---|---|---|---|---|---|---|---|
| George Brunet, L<br>ERA: 4.09 | (1, 1) | 3.2 | L | 20 | 7 | 4 | 4 | 2 | 3 | 0 | 0 | 0 | 0 | 0 | 21 | 33 | 9.82 | 2.727 |
| Lew Burdette, R<br>ERA: 3.86 | (4, 1) | 0.1 | | 3 | 1 | 2 | 2 | 0 | 0 | 0 | 1 | 0 | 0 | 1 | 2 | 3 | 54.00 | 3.000 |
| Jim Coates, R<br>ERA: 3.91 | (5, 1) | 1.0 | | 3 | 1 | 0 | 0 | 1 | 0 | 0 | 0 | 0 | 0 | 0 | 5 | 5 | 0.00 | 1.000 |
| Bill Kelso, R<br>ERA: 2.03 | (6, 1) | 2.0 | | 10 | 1 | 0 | 0 | 3 | 2 | 1 | 0 | 0 | 0 | 0 | 13 | 25 | 0.00 | 1.500 |
| Minnie Rojas, R<br>ERA: 1.54 | (8, 1) | 0.1 | | 5 | 1 | 2 | 2 | 0 | 2 | 1 | 0 | 0 | 0 | 0 | 2 | 14 | 54.00 | 9.000 |

| PITCHER | | IP | WLS | BF | H | R | ER | SO | BB | IBB | HBP | BLK | WP | HR | S | P | ERA | WHIP |
|---|---|---|---|---|---|---|---|---|---|---|---|---|---|---|---|---|---|---|
| Pete Cimino, R<br>ERA: 2.52 | (8, 1) | 0.2 | | 3 | 0 | 0 | 0 | 1 | 0 | 0 | 1 | 0 | 0 | 0 | 4 | 5 | 0.00 | 0.000 |

# BOTTOM

# California Angels @ Minnesota Twins

Metropolitan Stadium, Bloomington , MI

Sat Jun 03 1967, 4:33 AM EDT

Att. 12,337 - Unknown

livebaseballscorecards.com

| | |
|---|---|
| AB | 31 |
| R | 8 |
| H | 11 |
| RBI | 8 |
| BB | 9 |
| SO | 7 |
| LOB | 32 |

1B: 8 SF: 0
2B: 3 SAC: 2
3B: 0 DP: 1
HR: 1 HBP: 2

WP: 0 PA: 44
PB: 2
SB: 0
CS: 1

| Batter | 1 | 2 | 3 | 4 | 5 | 6 | 7 | 8 | 9 | 10 | AB | R | H | RBI | BB | SO | LOB |
|---|---|---|---|---|---|---|---|---|---|---|---|---|---|---|---|---|---|
| Jose Cardenal, R (1, 8)<br>OBP: 0.267, SLG: 0.289 | F7 | | 1B E 1B | | F8 | | 1B 1B 2B | | BBB SH1-4 BB | | 4 | 2 | 2 | 0 | 1 | 0 | 0 |
| Paul Schaal, R (1, 5)<br>OBP: 0.286, SLG: 0.270 | 6-3 | | F9 | | F8 | | 2-3 1B 1B | | SH1-4 1-2 | | 4 | 1 | 1 | 0 | 0 | 0 | 1 |
| Jim Fregosi, R (1, 6)<br>OBP: 0.327, SLG: 0.412 | F8 | | FC5-4 E 1-3 1B | | 6-3 | | 2-H 3-H 1B | | BBB BB | | 4 | 0 | 2 | 2 | 1 | 0 | 0 |
| Don Mincher, L (1, 3)<br>OBP: 0.421, SLG: 0.618 | | HR 2B | E3 FC5-4 1-2 3-H | | | SSS F8 | SSS K | | F9 | | 5 | 1 | 1 | 1 | 0 | 1 | 4 |
| Rick Reichardt, R (1, 7)<br>OBP: 0.337, SLG: 0.405 | | 2-H HR | FC5-4 1-2 2-3 | | | F9 | F8 | | L1-6-3 | | 5 | 1 | 1 | 2 | 0 | 0 | 5 |
| Bubba Morton, R (1, 9)<br>OBP: 0.333, SLG: 0.238 | | F9 | | FC4-6 1B | | F7 | | 6-3 | | F9 | 5 | 0 | 1 | 0 | 0 | 0 | 0 |
| Buck Rodgers, S (1, 2)<br>OBP: 0.257, SLG: 0.245 | | 1B | | FC4-6 FC5-4 1-2f | | | HR | G3 | | F8 | 5 | 1 | 2 | 1 | 0 | 0 | 1 |
| Bobby Knoop, R (1, 4)<br>OBP: 0.261, SLG: 0.307 | | F8 | | FC5-4 1-2f | | | F4 | 1B | | 6-3 | 5 | 0 | 1 | 0 | 0 | 0 | 2 |
| Jack Sanford, R (1, 1)<br>OBP: 0.250, SLG: 0.333 | | F9 | | SSS K | | | HR | 4-3 | | | 2 | 0 | 0 | 0 | 0 | 1 | 2 |
| Bill Kelso, R (5, 1) | | | | | | | | | | | 0 | 0 | 0 | 0 | 0 | 0 | 0 |
| Johnny Werhas, R (7, PH)<br>OBP: 0.229, SLG: 0.200 | | | | | | | | | | | 1 | 1 | 1 | 1 | 0 | 0 | 0 |
| Minnie Rojas, R (7, 1) | | | | | | | | | | | 1 | 0 | 0 | 0 | 0 | 0 | 1 |

| Inning Stats | 1 | 2 | 3 | 4 | 5 | 6 | 7 | 8 | 9 | 10 |
|---|---|---|---|---|---|---|---|---|---|---|
| | R: 0<br>E: 0<br>K: 0<br>S: 3 | R: 2<br>E: 0<br>K: 0<br>S: 6 | R: 1<br>E: 1<br>K: 0<br>S: 5 | R: 0<br>E: 0<br>K: 1<br>S: 6 | R: 0<br>E: 0<br>K: 0<br>S: 3 | R: 0<br>E: 0<br>K: 0<br>S: 3 | R: 4<br>E: 0<br>K: 1<br>S: 10 | R: 0<br>E: 0<br>K: 0<br>S: 4 | R: 0<br>E: 0<br>K: 0<br>S: 3 | R: 0<br>E: 0<br>K: 0<br>S: 3 |
| | H: 0<br>LOB: 0<br>BB: 0<br>P: 3 | H: 3<br>LOB: 1<br>BB: 0<br>P: 6 | H: 2<br>LOB: 1<br>BB: 0<br>P: 5 | H: 1<br>LOB: 1<br>BB: 0<br>P: 6 | H: 0<br>LOB: 0<br>BB: 0<br>P: 3 | H: 0<br>LOB: 0<br>BB: 0<br>P: 3 | H: 5<br>LOB: 1<br>BB: 0<br>P: 10 | H: 1<br>LOB: 1<br>BB: 0<br>P: 4 | H: 0<br>LOB: 2<br>BB: 2<br>P: 11 | H: 0<br>LOB: 0<br>BB: 0<br>P: 3 |

| PITCHER | IP | WLS | BF | H | R | ER | SO | BB | IBB | HBP | BLK | WP | HR | S | P | ERA | WHIP |
|---|---|---|---|---|---|---|---|---|---|---|---|---|---|---|---|---|---|
| Jim Merritt, L (1, 1)<br>ERA: 1.82 | 6.1 | | 27 | 8 | 5 | 5 | 1 | 0 | 0 | 0 | 0 | 0 | 3 | 29 | 29 | 7.11 | 1.263 |
| Al Worthington, R (7, 1)<br>ERA: 2.9 | 0.0 | | 3 | 3 | 2 | 2 | 0 | 0 | 0 | 0 | 0 | 0 | 0 | 3 | 3 | ∞ | ∞ |
| Jim Roland, L (7, 1)<br>ERA: | 2.0 | | 9 | 1 | 0 | 0 | 1 | 2 | 0 | 0 | 0 | 0 | 0 | 9 | 17 | 0.00 | 1.500 |
| Ron Kline, R (9, 1)<br>ERA: 2.7 | 0.2 | | 2 | 0 | 0 | 0 | 0 | 0 | 0 | 0 | 0 | 0 | 0 | 2 | 2 | 0.00 | 0.000 |
| Jim Perry, R (10, 1)<br>ERA: 3.54 | 1.0 | W | 3 | 0 | 0 | 0 | 0 | 0 | 0 | 0 | 0 | 0 | 0 | 3 | 3 | 0.00 | 0.000 |

| PITCHER | IP | WLS | BF | H | R | ER | SO | BB | IBB | HBP | BLK | WP | HR | S | P | ERA | WHIP |
|---|---|---|---|---|---|---|---|---|---|---|---|---|---|---|---|---|---|

TOP

# California Angels @ Minnesota Twins

Metropolitan Stadium, Bloomington , MI

Sun Jun 04 1967, 4:33 AM EDT
Att. 35,033 - Unknown

livebaseballscorecards.com

| | |
|---|---|
| AB | 41 |
| R | 7 |
| H | 12 |
| RBI | 7 |
| BB | 2 |
| SO | 2 |
| LOB | 16 |

| | | | | | | |
|---|---|---|---|---|---|---|
| 1B: 7 | SF: 0 | WP: 0 | PA: 44 |
| 2B: 2 | SAC: 1 | PB: 0 | |
| 3B: 0 | DP: 1 | SB: 0 | |
| HR: 3 | HBP: 0 | CS: 0 | |

| Batter | 1 | 2 | 3 | 4 | 5 | 6 | 7 | 8 | 9 | 10 | AB | R | H | RBI | BB | SO | LOB |
|---|---|---|---|---|---|---|---|---|---|---|---|---|---|---|---|---|---|
| Cesar Tovar, R (1, 8)<br>OBP: 0.367, SLG: 0.435 | F8 | | G6-3<br>1-2f | | SH<br>1B<br>SF8<br>2-3 | | K | | F8 | | 4 | 1 | 0 | 0 | 0 | 1 | 1 |
| Rod Carew, L (1, 4)<br>OBP: 0.363, SLG: 0.411 | F6<br>BB | | | 1B<br>1B | SF7<br>3-H | | 6-3 | | K | | 3 | 1 | 1 | 1 | 1 | 1 | 0 |
| Rich Rollins, R (1, 5)<br>OBP: 0.339, SLG: 0.309<br>Ted Uhlaender, L (10, PR)<br>OBP: 0.244, SLG: 0.400 | F6<br>1-2 | | | F8 | SF8<br>1-3<br>1B | | 1B<br>1B | | | FC4-6<br>BB<br>1B<br>1B | 5<br>0 | 0<br>1 | 3<br>0 | 0<br>0 | 0<br>0 | 0<br>0 | 2<br>0 |
| Harmon Killebrew, R (1, 3)<br>OBP: 0.405, SLG: 0.563 | | HR | | 1B<br>HR<br>1-2<br>1B | SF8<br>IBB | | 1B<br>1-2<br>1B | | | BB<br>FC4-6<br>1-2<br>BB | 3 | 2 | 3 | 1 | 2 | 0 | 0 |
| Tony Oliva, L (1, 9)<br>OBP: 0.291, SLG: 0.304 | | F7 | | HR<br>1-3<br>2-H<br>1B | SF8<br>1-2<br>2-3<br>3-H | | 1-3 | | | FC4-6<br>1B<br>1-2f<br>2-3 | 4 | 1 | 1 | 2 | 0 | 0 | 4 |
| Bob Allison, R (1, 7)<br>OBP: 0.353, SLG: 0.433 | | 6-3 | | F6<br>F6 | | | K | | | 1B<br>1-2<br>3-H | 5 | 0 | 1 | 1 | 0 | 1 | 4 |
| Zoilo Versalles, R (1, 6)<br>OBP: 0.302, SLG: 0.365 | | 5-3 | | HR<br>1-H<br>3-H | | | K | | 6-3 | | 4 | 1 | 1 | 3 | 0 | 1 | 0 |
| Jerry Zimmerman, R (1, 2)<br>OBP: 0.233, SLG: 0.132 | | | F6 | 5-3 | | | 1-3 | | 6-3 | | 4 | 0 | 0 | 0 | 0 | 0 | 0 |
| Jim Merritt, L (1, 1)<br>OBP: 0.231, SLG: 0.385<br>Al Worthington, R (7, 1)<br>Jim Roland, R (7, 1)<br>Ron Kline, R (9, 1)<br>Sandy Valdespino, L (9, PH)<br>OBP: 0.421, SLG: 0.533<br>Jim Perry, S (10, 1)<br>OBP: 0.143, SLG: 0.143 | | | G6-3<br>1B | | SH<br>SF7<br>2B | | K | | | F8 | 3<br>0<br>0<br>0<br>1<br>0 | 1<br>0<br>0<br>0<br>0<br>0 | 2<br>0<br>0<br>0<br>0<br>0 | 0<br>0<br>0<br>0<br>0<br>0 | 0<br>0<br>0<br>0<br>0<br>0 | 1<br>0<br>0<br>0<br>0<br>0 | 0<br>0<br>0<br>0<br>0<br>0 |
| Inning Stats | R: 0<br>E: 0<br>K: 0<br>S: 2<br>H: 0<br>LOB: 0<br>BB: 1<br>P: 6 | R: 1<br>E: 0<br>K: 0<br>S: 4<br>H: 1<br>LOB: 0<br>BB: 0<br>P: 4 | R: 0<br>E: 0<br>K: 0<br>S: 3<br>H: 1<br>LOB: 0<br>BB: 0<br>P: 3 | R: 4<br>E: 0<br>K: 0<br>S: 7<br>H: 4<br>LOB: 0<br>BB: 0<br>P: 7 | R: 2<br>E: 1<br>K: 0<br>S: 6<br>H: 2<br>LOB: 2<br>BB: 1<br>P: 10 | R: 0<br>E: 0<br>K: 2<br>S: 7<br>H: 0<br>LOB: 0<br>BB: 0<br>P: 7 | R: 0<br>E: 0<br>K: 1<br>S: 7<br>H: 2<br>LOB: 2<br>BB: 0<br>P: 7 | R: 0<br>E: 0<br>K: 1<br>S: 5<br>H: 0<br>LOB: 0<br>BB: 0<br>P: 5 | R: 0<br>E: 0<br>K: 1<br>S: 5<br>H: 0<br>LOB: 0<br>BB: 0<br>P: 5 | R: 1<br>E: 0<br>K: 0<br>S: 3<br>H: 2<br>LOB: 2<br>BB: 1<br>P: 7 | 1B: 9<br>2B: 1<br>3B: 0<br>HR: 2 | SF: 2<br>SAC: 1<br>DP: 1<br>HBP: 0 | | WP: 0<br>PB: 0<br>SB: 0<br>CS: 0 | | PA: 42 | | |

| PITCHER | | IP | WLS | BF | H | R | ER | SO | BB | IBB | HBP | BLK | WP | HR | S | P | ERA | WHIP |
|---|---|---|---|---|---|---|---|---|---|---|---|---|---|---|---|---|---|---|
| Jack Sanford, R<br>ERA: 4.22 | (1, 1) | 4.0 | | 18 | 7 | 6 | 6 | 0 | 1 | 0 | 0 | 0 | 0 | 2 | 17 | 21 | 13.50 | 2.000 |
| Bill Kelso, R<br>ERA: 1.88 | (5, 1) | 2.0 | | 9 | 1 | 1 | 0 | 2 | 0 | 1 | 0 | 0 | 0 | 0 | 12 | 16 | 0.00 | 0.500 |
| Minnie Rojas, R<br>ERA: 1.64 | (7, 1) | 3.1 | L | 15 | 4 | 1 | 1 | 3 | 1 | 0 | 0 | 0 | 0 | 0 | 20 | 24 | 2.70 | 1.500 |

| PITCHER | IP | WLS | BF | H | R | ER | SO | BB | IBB | HBP | BLK | WP | HR | S | P | ERA | WHIP |
|---|---|---|---|---|---|---|---|---|---|---|---|---|---|---|---|---|---|

# BOTTOM

# California Angels @ Minnesota Twins

Metropolitan Stadium, Bloomington , MI

Sun Jun 04 1967, 4:33 AM EDT

Att. 35,033 - Unknown

livebaseballscorecards.com

| | |
|---|---|
| AB | 36 |
| R | 8 |
| H | 12 |
| RBI | 8 |
| BB | 3 |
| SO | 5 |
| LOB | 11 |

# Cleveland Indians @ Minnesota Twins

Metropolitan Stadium, Bloomington , MI

Mon Jun 05 1967, 4:33 AM EDT

Att. 10,698 - Unknown

TOP

livebaseballscorecards.com

| Batter | 1 | 2 | 3 | 4 | 5 | 6 | 7 | 8 | 9 | AB | R | H | RBI | BB | SO | LOB |
|---|---|---|---|---|---|---|---|---|---|---|---|---|---|---|---|---|
| Lee Maye, L (1, 9) OBP: 0.302, SLG: 0.456 | 1B 2B | G6-3 1-2f | | 4-3 | | CS 3-H | F4 | | SH1-4 1-2 | 3 | 1 | 1 | 0 | 0 | 0 | 2 |
| Chico Salmon, R (6, 9) OBP: 0.302, SLG: 0.276 (9, 7) | | | | | | | | | | 1 | 0 | 0 | 0 | 0 | 0 | 0 |
| Chuck Hinton, R (1, 8) OBP: 0.335, SLG: 0.364 (9, 9) | K | | F9 | | S 1B | | 6-3 | | 1-3 | 5 | 0 | 1 | 0 | 0 | 1 | 2 |
| Leon Wagner, L (1, 7) OBP: 0.265, SLG: 0.447 | 1B 1B 2-H | | 3-1 | | F8 1-2 | | 2B | | BB IBB | 4 | 0 | 2 | 1 | 1 | 0 | 1 |
| Steve Bailey, R (9, 1) | | | | | | | | | | 0 | 0 | 0 | 0 | 0 | 0 | 0 |
| Fred Whitfield, L (1, 3) OBP: 0.279, SLG: 0.384 | F7 | | HR | | K | | K | | BB 1-2 2-3 | 3 | 1 | 1 | 1 | 0 | 1 | 2 |
| Tony Horton, R (7, PH) OBP: 0.310, SLG: 0.375 (7, 3) | | | | | | | | | | 1 | 0 | 0 | 0 | 1 | 1 | 1 |
| Duke Sims, L (1, 2) OBP: 0.307, SLG: 0.318 | 1B 1-2 | | 1-3 | | K | | | 1B 1-3 | F9 | 4 | 0 | 2 | 0 | 0 | 1 | 1 |
| Vern Fuller, R (8, PR) OBP: 0.250, SLG: 0.250 | | | | | | | | | | 0 | 0 | 0 | 0 | 0 | 0 | 0 |
| Joe Azcue, R (8, 2) OBP: 0.351, SLG: 0.463 | | | | | | | | | | 1 | 0 | 0 | 0 | 0 | 0 | 3 |
| Max Alvis, R (1, 5) OBP: 0.305, SLG: 0.402 | K | | | HR | | F9 1B CS 1B | | 1-3 1-2 | | 4 | 1 | 2 | 1 | 0 | 1 | 3 |
| Pedro Gonzalez, R (1, 4) OBP: 0.307, SLG: 0.354 | 4-3 1B 2B | | | 4-3 BB | | 1-2 1B | | K | | 3 | 1 | 2 | 0 | 1 | 1 | 2 |
| Larry Brown, R (1, 6) OBP: 0.338, SLG: 0.396 | 4-3 2-3 | | | F7 | | F7 | | K | | 4 | 0 | 0 | 0 | 0 | 1 | 6 |
| Sam McDowell, L (1, 1) OBP: 0.250, SLG: 0.375 | G6-3 3-H 1B | | | 4-3 1-2 | | F9 2-3 | | | BB SH1-4 1B | 3 | 0 | 1 | 1 | 0 | 0 | 3 |
| Orlando Pena, R (6, 1) | | | | | | | | | | 0 | 0 | 0 | 0 | 0 | 0 | 0 |
| Bob Allen, L (6, 1) | | | | | | | | | | 0 | 0 | 0 | 0 | 0 | 0 | 0 |
| Vic Davalillo, L (9, PH) OBP: 0.279, SLG: 0.320 (9, 8) | | | | | | | | | | 1 | 0 | 1 | 0 | 0 | 0 | 0 |
| Inning Stats | R: 1 E: 0 K: 2 S: 10 H: 3 LOB: 2 BB: 0 P: 10 | R: 1 E: 0 K: 0 S: 4 H: 2 LOB: 0 BB: 0 P: 4 | R: 1 E: 0 K: 0 S: 4 H: 1 LOB: 0 BB: 0 P: 4 | R: 1 E: 0 K: 0 S: 4 H: 1 LOB: 1 BB: 1 P: 8 | R: 0 E: 0 K: 2 S: 8 H: 1 LOB: 1 BB: 0 P: 8 | R: 0 E: 0 K: 0 S: 4 H: 2 LOB: 1 BB: 0 P: 4 | R: 0 E: 0 K: 1 S: 6 H: 1 LOB: 1 BB: 0 P: 6 | R: 0 E: 0 K: 2 S: 8 H: 1 LOB: 2 BB: 0 P: 8 | R: 0 E: 0 K: 0 S: 4 H: 1 LOB: 3 BB: 2 P: 12 | 1B: 8 2B: 3 3B: 0 HR: 2 SF: 0 SAC: 1 DP: 1 HBP: 0 | | | | | | | |

| | |
|---|---|
| AB | 37 |
| R | 4 |
| H | 13 |
| RBI | 4 |
| BB | 3 |
| SO | 7 |
| LOB | 26 |

WP: 0 PB: 0 SB: 1 CS: 1 PA: 42

| PITCHER | | IP | WLS | BF | H | R | ER | SO | BB | IBB | HBP | BLK | WP | HR | S | P | ERA | WHIP |
|---|---|---|---|---|---|---|---|---|---|---|---|---|---|---|---|---|---|---|
| Dean Chance, R ERA: 2.67 | (1, 1) | 4.0 | | 20 | 8 | 4 | 4 | 2 | 1 | 0 | 0 | 0 | 0 | 2 | 23 | 27 | 9.00 | 2.250 |
| Jim Ollom, L ERA: 5.12 | (5, 1) | 2.0 | | 7 | 2 | 0 | 0 | 2 | 0 | 0 | 0 | 0 | 0 | 0 | 11 | 11 | 0.00 | 1.000 |
| Jim Roland, L ERA: | (7, 1) | 1.1 | | 6 | 2 | 0 | 0 | 1 | 0 | 0 | 0 | 0 | 0 | 0 | 8 | 8 | 0.00 | 1.500 |
| Al Worthington, R ERA: 2.76 | (8, 1) | 1.2 | W | 8 | 1 | 0 | 0 | 2 | 1 | 1 | 0 | 0 | 0 | 0 | 10 | 18 | 0.00 | 1.200 |

| PITCHER | IP | WLS | BF | H | R | ER | SO | BB | IBB | HBP | BLK | WP | HR | S | P | ERA | WHIP |
|---|---|---|---|---|---|---|---|---|---|---|---|---|---|---|---|---|---|

# BOTTOM

## Cleveland Indians @ Minnesota Twins

Metropolitan Stadium, Bloomington , MI

Mon Jun 05 1967, 4:33 AM EDT

Att. 10,698 - Unknown

| Batter | 1 | 2 | 3 | 4 | 5 | 6 | 7 | 8 | 9 | AB | R | H | RBI | BB | SO | LOB |
|---|---|---|---|---|---|---|---|---|---|---|---|---|---|---|---|---|
| Cesar Tovar, R (1, 8)<br>OBP: 0.363, SLG: 0.426 | L5 | | F3 | | F9 | FC6-4<br>1-2f | | | BB<br>2-3 1B<br>WP | 4 | 1 | 0 | 0 | 1 | 0 | 3 |
| Rod Carew, L (1, 4)<br>OBP: 0.369, SLG: 0.416 | G6-3<br>1B | | G6-4-3<br>1B | | 6-3 | | K | | WP 2-3<br>1-2<br>1B | 5 | 0 | 3 | 0 | 0 | 1 | 0 |
| Rich Rollins, R (1, 5)<br>OBP: 0.333, SLG: 0.304 | G6-3<br>1-2f | | G6-4-3<br>1-2f | | | 1B BB<br>1B<br>1B | 5-3 | | 2-3<br>1-2<br>2-3 | 5 | 1 | 1 | 0 | 0 | 0 | 4 |
| Harmon Killebrew, R (1, 3)<br>OBP: 0.410, SLG: 0.556 | | K | | F7 | | 1B<br>1-2<br>1B<br>BB | BB | | WP<br>IBB | 2 | 1 | 0 | 0 | 3 | 1 | 0 |
| Bob Allison, R (1, 7)<br>OBP: 0.356, SLG: 0.455 | | HR | | K | | SH1-3 1B<br>1-2<br>2-3<br>1B | F7 | | WP<br>1-2<br>2-3<br>3-H | 5 | 1 | 2 | 1 | 0 | 1 | 3 |
| Tony Oliva, L (1, 9)<br>OBP: 0.306, SLG: 0.314 | | 1B<br>FC4-6<br>HBP | | BB<br>1B | | SH1-3<br>1-2<br>2-H<br>3-H<br>1B | | K | | 3 | 1 | 2 | 2 | 0 | 1 | 0 |
| Zoilo Versalles, R (1, 6)<br>OBP: 0.308, SLG: 0.366 | | FC4-6<br>1-3<br>1B | | 1-2<br>BB | | SH1-3<br>1-2<br>2-3 | | K | | 2 | 0 | 1 | 0 | 1 | 1 | 0 |
| Jerry Zimmerman, R (1, 2)<br>OBP: 0.227, SLG: 0.128<br>Sandy Valdespino, L (6, PH)<br>OBP: 0.450, SLG: 0.533<br>Earl Battey, R (7, 2)<br>OBP: 0.273, SLG: 0.188 | | FC4-6<br>1-2f<br>3-H | | 5-3 | | FC6-4<br>IBB | | 5-3 | | 2<br>0<br>1 | 0<br>0<br>0 | 0<br>0<br>0 | 1<br>0<br>0 | 0<br>1<br>0 | 0<br>0<br>0 | 3<br>0<br>0 |
| Dean Chance, R (1, 1)<br>Jim Ollom, R (5, 1)<br>OBP: 0.200, SLG: 0.200<br>Rich Reese, L (6, PH)<br>OBP: 0.289, SLG: 0.390<br>Jim Roland, R (7, 1)<br>Al Worthington, R (8, 1)<br>Ted Uhlaender, L (9, PH)<br>OBP: 0.238, SLG: 0.390 | | 1-3 | | | 2-3 | K | | | 3-1 | 1<br>1<br>1<br>0<br>0<br>1 | 0<br>0<br>0<br>0<br>0<br>0 | 0<br>0<br>0<br>0<br>0<br>0 | 0<br>0<br>0<br>0<br>0<br>0 | 0<br>0<br>0<br>0<br>0<br>0 | 0<br>0<br>1<br>0<br>0<br>0 | 1<br>0<br>3<br>0<br>0<br>0 |
| Inning Stats | R: 0 E: 0 K: 0 S: 3 H: 1 LOB: 0 BB: 0 P: 3 | R: 2 E: 0 K: 1 S: 7 H: 2 LOB: 1 BB: 0 P: 8 | R: 0 E: 0 K: 0 S: 3 H: 1 LOB: 0 BB: 0 P: 3 | R: 0 E: 0 K: 1 S: 6 H: 1 LOB: 2 BB: 1 P: 10 | R: 0 E: 0 K: 0 S: 3 H: 0 LOB: 0 BB: 0 P: 3 | R: 2 E: 0 K: 1 S: 8 H: 3 LOB: 3 BB: 2 P: 16 | R: 0 E: 0 K: 1 S: 5 H: 0 LOB: 1 BB: 1 P: 9 | R: 0 E: 0 K: 2 S: 7 H: 0 LOB: 0 BB: 0 P: 7 | R: 1 E: 0 K: 0 S: 3 H: 1 LOB: 2 BB: 2 P: 11 | 1B: 8 2B: 0 3B: 0 HR: 1 | SF: 0 SAC: 1 DP: 2 HBP: 1 | | | | | | |

| | AB | 33 |
|---|---|---|
| | R | 5 |
| | H | 9 |
| | RBI | 4 |
| | BB | 6 |
| | SO | 6 |
| | LOB | 17 |

WP: 1 PB: 0 SB: 0 CS: 0 PA: 41

livebaseballscorecards.com

| PITCHER | | IP | WLS | BF | H | R | ER | SO | BB | IBB | HBP | BLK | WP | HR | S | P | ERA | WHIP |
|---|---|---|---|---|---|---|---|---|---|---|---|---|---|---|---|---|---|---|
| Sam McDowell, L<br>ERA: 4.04 | (1, 1) | 5.0 | | 24 | 8 | 4 | 4 | 2 | 2 | 0 | 1 | 0 | 0 | 1 | 25 | 34 | 7.20 | 2.000 |
| Orlando Pena, R<br>ERA: 2.31 | (6, 1) | 0.1 | | 2 | 0 | 0 | 0 | 0 | 0 | 1 | 0 | 0 | 0 | 0 | 1 | 5 | 0.00 | 0.000 |
| Bob Allen, L<br>ERA: 3.06 | (6, 1) | 2.2 | | 9 | 0 | 0 | 0 | 4 | 1 | 0 | 0 | 0 | 0 | 0 | 16 | 20 | 0.00 | 0.375 |
| Steve Bailey, R<br>ERA: 1.96 | (9, 1) | 0.2 | L | 6 | 1 | 1 | 1 | 0 | 1 | 1 | 0 | 0 | 1 | 0 | 3 | 11 | 13.50 | 3.000 |

| PITCHER | IP | WLS | BF | H | R | ER | SO | BB | IBB | HBP | BLK | WP | HR | S | P | ERA | WHIP |
|---|---|---|---|---|---|---|---|---|---|---|---|---|---|---|---|---|---|

# Cleveland Indians @ Minnesota Twins

Metropolitan Stadium, Bloomington , MI

Tue Jun 06 1967, 8:05 PM EDT

Unknown

TOP

livebaseballscorecards.com

| Batter | 1 | 2 | 3 | 4 | 5 | 6 | 7 | 8 | 9 | 10 | AB | R | H | RBI | BB | SO | LOB |
|---|---|---|---|---|---|---|---|---|---|---|---|---|---|---|---|---|---|
| Max Alvis, R (1, 5)<br>OBP: 0.303, SLG: 0.397 | 6-3 | | K | | | 6-3 | | CS | SH, 1B | 5-3 | 5 | 1 | 1 | 0 | 0 | 1 | 1 |
| Chico Salmon, R (1, 7) (9, 3)<br>OBP: 0.284, SLG: 0.258 | 1-3 | | | K | | 6-3 | | | SH, 1B | F8 | 4 | 1 | 0 | 0 | 0 | 1 | 0 |
| Chuck Hinton, R (1, 8) (9, 9)<br>OBP: 0.328, SLG: 0.356 | K | | | F9 | | F8 | | | K | | 4 | 0 | 0 | 0 | 0 | 2 | 2 |
| Rocky Colavito, R (1, 9)<br>OBP: 0.356, SLG: 0.393 | | 1-3 | | K | | | L6 | | | | 4 | 0 | 1 | 2 | 0 | 1 | 0 |
| Vic Davalillo, L (9, PR) (9, 8)<br>OBP: 0.279, SLG: 0.320 | | | | | | | | | 2-H, 3-H, 1B | | 0 | 0 | 0 | 0 | 0 | 0 | 0 |
| Tony Horton, R (1, 3)<br>OBP: 0.289, SLG: 0.349 | | K | | | K | | 4-3 | | F9 | | 3 | 0 | 0 | 0 | 0 | 2 | 0 |
| Lee Maye, L (9, PH) (9, 7)<br>OBP: 0.297, SLG: 0.448 | | | | | | | | | | | 1 | 0 | 0 | 0 | 0 | 0 | 1 |
| Joe Azcue, R (1, 2)<br>OBP: 0.346, SLG: 0.451 | | F8 | | | 1B, 1B | | K | | 6-3 | | 4 | 1 | 1 | 0 | 0 | 1 | 1 |
| Pedro Gonzalez, R (1, 4)<br>OBP: 0.305, SLG: 0.350 | | | K | | 1B, SF8-5-4-3, 1-2 | | | K | | F9 | 4 | 1 | 1 | 0 | 0 | 2 | 0 |
| Larry Brown, R (1, 6)<br>OBP: 0.354, SLG: 0.408 | | | BB, SH1-3 | | SF8-5-4-3, 1-3, 2-H | | | CS | | HR | 3 | 1 | 3 | 1 | 1 | 0 | 0 |
| Luis Tiant, R (1, 1)<br>OBP: 0.235, SLG: 0.313 | | | SH1-3, 1-2 | | SF8-5-4-3, 1-2, 3-H | | | K | | HR, 1-H | 1 | 0 | 0 | 1 | 0 | 1 | 1 |
| Sonny Siebert, R (9, 1)<br>OBP: 0.278, SLG: 0.667 | | | | | | | | | | | 0 | 0 | 0 | 0 | 0 | 0 | 0 |
| Fred Whitfield, L (10, PH)<br>OBP: 0.285, SLG: 0.413 | | | | | | | | | | | 1 | 1 | 1 | 2 | 0 | 0 | 0 |
| Orlando Pena, R (10, 1) | | | | | | | | | | | 0 | 0 | 0 | 0 | 0 | 0 | 0 |
| Bob Allen, L (10, 1) | | | | | | | | | | | 0 | 0 | 0 | 0 | 0 | 0 | 0 |

| | AB | 34 |
|---|---|---|
| | R | 6 |
| | H | 8 |
| | RBI | 6 |
| | BB | 1 |
| | SO | 11 |
| | LOB | 6 |

| Inning Stats | 1 | 2 | 3 | 4 | 5 | 6 | 7 | 8 | 9 | 10 |
|---|---|---|---|---|---|---|---|---|---|---|
| | R: 0<br>E: 0<br>K: 1<br>S: 5 | R: 0<br>E: 0<br>K: 1<br>S: 5 | R: 0<br>E: 0<br>K: 2<br>S: 7 | R: 0<br>E: 0<br>K: 2<br>S: 7 | R: 2<br>E: 0<br>K: 1<br>S: 7 | R: 0<br>E: 0<br>K: 0<br>S: 3 | R: 0<br>E: 0<br>K: 1<br>S: 5 | R: 0<br>E: 0<br>K: 2<br>S: 7 | R: 2<br>E: 1<br>K: 1<br>S: 8 | R: 2<br>E: 0<br>K: 0<br>S: 5 |
| | H: 0<br>LOB: 0<br>BB: 0<br>P: 5 | H: 0<br>LOB: 0<br>BB: 0<br>P: 5 | H: 0<br>LOB: 1<br>BB: 1<br>P: 11 | H: 0<br>LOB: 0<br>BB: 0<br>P: 7 | H: 3<br>LOB: 0<br>BB: 0<br>P: 7 | H: 0<br>LOB: 0<br>BB: 0<br>P: 3 | H: 0<br>LOB: 0<br>BB: 0<br>P: 5 | H: 1<br>LOB: 0<br>BB: 0<br>P: 7 | H: 2<br>LOB: 1<br>BB: 0<br>P: 8 | H: 2<br>LOB: 0<br>BB: 0<br>P: 5 |

| | 1B: 7 | SF: 1 |
|---|---|---|
| | 2B: 1 | SAC: 2 |
| | 3B: 0 | DP: 1 |
| | HR: 1 | HBP: 0 |

| | WP: 0 | PA: 39 |
|---|---|---|
| | PB: 0 | |
| | SB: 0 | |
| | CS: 1 | |

| PITCHER | IP | WLS | BF | H | R | ER | SO | BB | IBB | HBP | BLK | WP | HR | S | P | ERA | WHIP |
|---|---|---|---|---|---|---|---|---|---|---|---|---|---|---|---|---|---|
| Jim Kaat, L (1, 1)<br>ERA: 6.0 | 8.0 | | 29 | 5 | 4 | 3 | 10 | 1 | 0 | 0 | 0 | 0 | 0 | 48 | 52 | 3.38 | 0.750 |
| Ron Kline, R (9, 1)<br>ERA: 2.59 | 1.0 | | 4 | 1 | 0 | 0 | 1 | 0 | 0 | 0 | 0 | 0 | 0 | 6 | 6 | 0.00 | 1.000 |
| Jim Perry, R (10, 1)<br>ERA: 4.03 | 1.0 | L | 5 | 2 | 2 | 2 | 0 | 0 | 0 | 0 | 0 | 0 | 1 | 5 | 5 | 18.00 | 2.000 |

| PITCHER | IP | WLS | BF | H | R | ER | SO | BB | IBB | HBP | BLK | WP | HR | S | P | ERA | WHIP |
|---|---|---|---|---|---|---|---|---|---|---|---|---|---|---|---|---|---|

# Cleveland Indians @ Minnesota Twins

Metropolitan Stadium, Bloomington , MI

Tue Jun 06 1967, 8:05 PM EDT

Unknown

livebaseballscorecards.com

| Batter | 1 | 2 | 3 | 4 | 5 | 6 | 7 | 8 | 9 | 10 | AB | R | H | RBI | BB | SO | LOB |
|---|---|---|---|---|---|---|---|---|---|---|---|---|---|---|---|---|---|
| Cesar Tovar, R (1, 8)<br>OBP: 0.366, SLG: 0.427 | E 1B | | SH G1-6-3<br>1-2 | | 1B 1B<br>1-3 | | | 6-3 | | E5 BB | 4 | 0 | 2 | 0 | 0 | 0 | 0 |
| Rod Carew, L (1, 4)<br>OBP: 0.365, SLG: 0.410 | F9<br>1-3 | | F4 | | 1-3 1B<br>3-H | | | 4-3 | | F5 | 5 | 0 | 1 | 1 | 0 | 0 | 4 |
| Rich Rollins, R (1, 5)<br>OBP: 0.321, SLG: 0.292 | F4 | | G1-6-3<br>1-2f | | F7 | | | F8 | | K | 5 | 0 | 0 | 0 | 0 | 1 | 6 |
| Harmon Killebrew, R (1, 3)<br>OBP: 0.410, SLG: 0.567 | 6-3 | | | F7 | | F4 | | | HR | BB<br>1-2 | 4 | 1 | 1 | 1 | 1 | 0 | 1 |
| Tony Oliva, L (1, 9)<br>OBP: 0.302, SLG: 0.309 | | F3 | | F8 | | 6-3 | | | HR 1B | G3 | 5 | 1 | 1 | 0 | 0 | 0 | 2 |
| Bob Allison, R (1, 7)<br>OBP: 0.354, SLG: 0.470 | | K | | F8 | | 6-3 | | | 1-H HR | | 4 | 1 | 1 | 2 | 0 | 1 | 0 |
| Zoilo Versalles, R (1, 6)<br>OBP: 0.312, SLG: 0.371 | | 2B | | | BB<br>G5-4-3 | | K | | F3 | | 3 | 0 | 1 | 0 | 1 | 1 | 0 |
| Earl Battey, R (1, 2)<br>OBP: 0.259, SLG: 0.176<br>Sandy Valdespino, L (9, PH)<br>OBP: 0.429, SLG: 0.500<br>Jerry Zimmerman, R (10, 2)<br>OBP: 0.227, SLG: 0.128 | | K | | | G5-4-3<br>1-2f | | F4 | | K | | 3<br>1<br>0 | 0<br>0<br>0 | 0<br>0<br>0 | 0<br>0<br>0 | 0<br>0<br>0 | 1<br>1<br>0 | 2<br>0<br>0 |
| Jim Kaat, L (1, 1)<br>OBP: 0.292, SLG: 0.364<br>Ron Kline, R (9, 1)<br>Rich Reese, L (9, PH)<br>OBP: 0.283, SLG: 0.381<br>Jim Perry, S (10, 1)<br>OBP: 0.143, SLG: 0.143 | | | SH 1B | | 1B 1B | | F2 | | F9 | | 3<br>0<br>1<br>0 | 1<br>0<br>0<br>0 | 2<br>0<br>0<br>0 | 0<br>0<br>0<br>0 | 0<br>0<br>0<br>0 | 0<br>0<br>0<br>0 | 0<br>0<br>0<br>0 |
| Inning Stats | R: 0 H: 1<br>E: 1 LOB: 1<br>K: 0 BB: 0<br>S: 4 P: 4 | R: 0 H: 1<br>E: 0 LOB: 1<br>K: 2 BB: 0<br>S: 8 P: 8 | R: 0 H: 1<br>E: 0 LOB: 1<br>K: 0 BB: 0<br>S: 4 P: 4 | R: 0 H: 0<br>E: 0 LOB: 0<br>K: 0 BB: 0<br>S: 3 P: 3 | R: 1 H: 3<br>E: 0 LOB: 2<br>K: 0 BB: 1<br>S: 5 P: 9 | R: 0 H: 0<br>E: 0 LOB: 0<br>K: 0 BB: 0<br>S: 3 P: 3 | R: 0 H: 0<br>E: 0 LOB: 0<br>K: 1 BB: 0<br>S: 5 P: 5 | R: 0 H: 0<br>E: 0 LOB: 0<br>K: 0 BB: 0<br>S: 3 P: 3 | R: 3 H: 3<br>E: 0 LOB: 0<br>K: 1 BB: 0<br>S: 8 P: 8 | R: 0 H: 0<br>E: 1 LOB: 2<br>K: 1 BB: 1<br>S: 6 P: 10 | 1B: 6<br>2B: 1<br>3B: 0<br>HR: 2 | SF: 0<br>SAC: 1<br>DP: 2<br>HBP: 0 | | | | | WP: 0<br>PB: 0<br>SB: 0<br>CS: 0 | PA: 41 |

## BOTTOM

| | |
|---|---|
| AB | 38 |
| R | 4 |
| H | 9 |
| RBI | 4 |
| BB | 2 |
| SO | 5 |
| LOB | 15 |

| PITCHER | | IP | WLS | BF | H | R | ER | SO | BB | IBB | HBP | BLK | WP | HR | S | P | ERA | WHIP |
|---|---|---|---|---|---|---|---|---|---|---|---|---|---|---|---|---|---|---|
| Luis Tiant, R<br>ERA: 3.02 | (1, 1) | 8.0 | | 32 | 8 | 3 | 3 | 3 | 1 | 0 | 0 | 0 | 0 | 1 | 37 | 41 | 3.38 | 1.125 |
| Sonny Siebert, R<br>ERA: 2.45 | (9, 1) | 1.0 | W | 4 | 1 | 1 | 1 | 1 | 0 | 0 | 0 | 0 | 0 | 1 | 6 | 6 | 9.00 | 1.000 |
| Orlando Pena, R<br>ERA: 2.19 | (10, 1) | 0.2 | | 4 | 0 | 0 | 0 | 1 | 1 | 0 | 0 | 0 | 0 | 0 | 5 | 9 | 0.00 | 1.500 |
| Bob Allen, L<br>ERA: 3.0 | (10, 1) | 0.1 | S | 1 | 0 | 0 | 0 | 0 | 0 | 0 | 0 | 0 | 0 | 0 | 1 | 1 | 0.00 | 0.000 |

| PITCHER | IP | WLS | BF | H | R | ER | SO | BB | IBB | HBP | BLK | WP | HR | S | P | ERA | WHIP |
|---|---|---|---|---|---|---|---|---|---|---|---|---|---|---|---|---|---|

| Batter | 1 | 2 | 3 | 4 | 5 | 6 | 7 | 8 | 9 | AB | R | H | RBI | BB | SO | LOB |
|---|---|---|---|---|---|---|---|---|---|---|---|---|---|---|---|---|
| Lee Maye, L (1, 9)<br>OBP: 0.294, SLG: 0.452 | F5 | | 1-3 2B | | F4 | | | F3 | | 4 | 0 | 1 | 0 | 0 | 0 | 0 |
| Chuck Hinton, R (1, 8)<br>OBP: 0.323, SLG: 0.350 | K | | 5-3 | | F7 | | | 1-6-3 | | 3 | 0 | 0 | 0 | 0 | 1 | 2 |
| Gus Gil, R (6, 4)<br>OBP: 0.208, SLG: 0.197 | | | | | | | | | | 1 | 0 | 0 | 0 | 0 | 0 | 0 |
| Leon Wagner, L (1, 7)<br>OBP: 0.265, SLG: 0.437 | K | | 1-3 | | | F5 | | | BB 1-3 1B | 3 | 1 | 0 | 0 | 1 | 1 | 2 |
| Fred Whitfield, L (1, 3)<br>OBP: 0.277, SLG: 0.400 | | F8 | | F8 | | F3 | | | 1-3 1-2 | 4 | 0 | 0 | 0 | 0 | 0 | 1 |
| Duke Sims, L (1, 2)<br>OBP: 0.305, SLG: 0.308 | | F5 | | BB 1B | | K | | | F5 | 3 | 0 | 0 | 0 | 1 | 1 | 1 |
| Max Alvis, R (1, 5)<br>OBP: 0.310, SLG: 0.403 | | 1B | | 1-2 1B | | | 3-1 | | 2-H 1B | 2 | 0 | 2 | 0 | 0 | 0 | 0 |
| Vic Davalillo, L (6, 8)<br>OBP: 0.283, SLG: 0.324 | | | | | | | | | | 2 | 0 | 1 | 1 | 0 | 0 | 0 |
| Pedro Gonzalez, R (1, 4)<br>OBP: 0.296, SLG: 0.340 | | K | | K | | | K | | | 3 | 0 | 0 | 0 | 0 | 3 | 3 |
| (6, 5) | | | | | | | | | | 0 | 0 | 0 | 0 | 0 | 0 | 0 |
| Chico Salmon, R (8, 5)<br>OBP: 0.284, SLG: 0.258 | | | | | | | | | | | | | | | | |
| Larry Brown, R (1, 6)<br>OBP: 0.355, SLG: 0.410 | | | FC1-6 1B | K | | | K | | | 2 | 0 | 1 | 0 | 0 | 1 | 2 |
| Vern Fuller, R (6, 6)<br>OBP: 0.200, SLG: 0.200 | | | | | | | | | | 1 | 0 | 0 | 0 | 0 | 1 | 0 |
| John O'Donoghue, R (1, 1)<br>OBP: 0.143, SLG: 0.571 | | | FC1-6 2B 1-2f | | K | | | K | | 2 | 0 | 0 | 0 | 0 | 1 | 1 |
| Steve Bailey, R (5, 1) | | | | | | | | | | 0 | 0 | 0 | 0 | 0 | 0 | 0 |
| Tony Horton, R (8, PH)<br>OBP: 0.283, SLG: 0.341 | | | | | | | | | | 1 | 0 | 0 | 0 | 0 | 1 | 0 |
| Orlando Pena, R (8, 1) | | | | | | | | | | 0 | 0 | 0 | 0 | 0 | 0 | 0 |
| Inning Stats | R: 0 H: 0<br>E: 0 LOB: 0<br>K: 2 BB: 0<br>S: 7 P: 7 | R: 0 H: 1<br>E: 0 LOB: 1<br>K: 1 BB: 0<br>S: 6 P: 6 | R: 0 H: 2<br>E: 0 LOB: 2<br>K: 0 BB: 0<br>S: 5 P: 5 | R: 0 H: 1<br>E: 0 LOB: 2<br>K: 2 BB: 1<br>S: 8 P: 12 | R: 0 H: 0<br>E: 0 LOB: 0<br>K: 1 BB: 0<br>S: 5 P: 5 | R: 0 H: 0<br>E: 0 LOB: 0<br>K: 1 BB: 0<br>S: 5 P: 5 | R: 0 H: 0<br>E: 0 LOB: 0<br>K: 2 BB: 0<br>S: 7 P: 7 | R: 0 H: 0<br>E: 0 LOB: 0<br>K: 1 BB: 0<br>S: 5 P: 5 | R: 1 H: 1<br>E: 0 LOB: 1<br>K: 0 BB: 1<br>S: 3 P: 7 | 1B: 4 SF: 0<br>2B: 1 SAC: 0<br>3B: 0 DP: 0<br>HR: 0 HBP: 0 | | | | | | |

| PITCHER | | IP | WLS | BF | H | R | ER | SO | BB | IBB | HBP | BLK | WP | HR | S | P | ERA | WHIP |
|---|---|---|---|---|---|---|---|---|---|---|---|---|---|---|---|---|---|---|
| Dave Boswell, R<br>ERA: 4.33 | (1, 1) | 9.0 | W | 33 | 5 | 1 | 1 | 10 | 2 | 0 | 0 | 0 | 0 | 0 | 51 | 59 | 1.00 | 0.778 |

| PITCHER | IP | WLS | BF | H | R | ER | SO | BB | IBB | HBP | BLK | WP | HR | S | P | ERA | WHIP |
|---|---|---|---|---|---|---|---|---|---|---|---|---|---|---|---|---|---|

# TOP

## Cleveland Indians @ Minnesota Twins

Metropolitan Stadium, Bloomington , MI

Tue Jun 06 1967, 8:05 PM EDT

Att. 14,413 - Unknown

livebaseballscorecards.com

| | |
|---|---|
| AB | 31 |
| R | 1 |
| H | 5 |
| RBI | 1 |
| BB | 2 |
| SO | 10 |
| LOB | 12 |

# Cleveland Indians @ Minnesota Twins

Metropolitan Stadium, Bloomington , MI

Tue Jun 06 1967, 8:05 PM EDT

Att. 14,413 - Unknown

## BOTTOM

| Batter | 1 | 2 | 3 | 4 | 5 | 6 | 7 | 8 | 9 | AB | R | H | RBI | BB | SO | LOB |
|---|---|---|---|---|---|---|---|---|---|---|---|---|---|---|---|---|
| Cesar Tovar, R (1, 8)<br>OBP: 0.362, SLG: 0.426 | 0-0 1B 1B 2B | 0-0 F8 | | | 0-0 4-3 1-2 | 0-0 G1 | | 0-0 4-3 | | 5 | 1 | 1 | 0 | 0 | 0 | 4 |
| Ted Uhlaender, L (9, 8)<br>OBP: 0.238, SLG: 0.390 | | | | | | | | | | 0 | 0 | 0 | 0 | 0 | 0 | 0 |
| Rod Carew, L (1, 4)<br>OBP: 0.367, SLG: 0.409 | 0-0 2-3 | | 0-0 G5-4-3 1B | | 4-0 1B 1B BB | 0-0 1-3 | | | | 3 | 1 | 1 | 0 | 1 | 0 | 1 |
| Rich Rollins, R (1, 5)<br>OBP: 0.326, SLG: 0.298 | 0-0 1B 2-3 1B | | 0-0 G5-4-3 1-2f | | 0-0 1B 2B 1-2 2-3 1B | | 0-3 K | | | 4 | 1 | 2 | 0 | 0 | 1 | 1 |
| Harmon Killebrew, R (1, 3)<br>OBP: 0.411, SLG: 0.583 | 0-3 K | | 0-0 HR | | 0-0 2B 1B 1-2 2-H 3-H 1B | | 0-0 F8 | | | 4 | 2 | 2 | 3 | 0 | 1 | 2 |
| Rich Reese, L (9, 3)<br>OBP: 0.283, SLG: 0.381 | | | | | | | | | | 0 | 0 | 0 | 0 | 0 | 0 | 0 |
| Bob Allison, R (1, 7)<br>OBP: 0.352, SLG: 0.464 | 0-0 1-3 3-H 1B | | 0-0 6-3 | | 0-0 F6 | | 0-0 F3 | | | 4 | 0 | 1 | 1 | 0 | 0 | 2 |
| Tony Oliva, L (1, 9)<br>OBP: 0.308, SLG: 0.325 | 0-0 F5 | | | 0-3 K | 0-0 1B E 1-3 2-H 2B | | | 0-0 SH3 BB 1B | | 4 | 1 | 2 | 1 | 0 | 1 | 2 |
| Zoilo Versalles, R (1, 6)<br>OBP: 0.315, SLG: 0.370 | | 0-3 K | | 0-0 6-3 | 0-0 S 2-3 3-H 1B | | | 4-0 SH3 1-2 BB | | 3 | 0 | 1 | 1 | 1 | 1 | 0 |
| Jerry Zimmerman, R (1, 2)<br>OBP: 0.220, SLG: 0.123 | | 0-0 F9 | | 0-0 6-3 | 0-0 6-3 1-2 3-H | | | 0-0 SH3 1-2 2-3 | | 3 | 0 | 0 | 0 | 0 | 0 | 1 |
| Dave Boswell, R (1, 1)<br>OBP: 0.300, SLG: 0.389 | | 0-0 1B | | | 1-0 1B WP 1B HBP | | 0-3 K | 0-0 F4 | | 3 | 1 | 1 | 0 | 0 | 1 | 2 |
| Inning Stats | R: 1 E: 0 K: 1 S: 8 H: 3 LOB: 2 BB: 0 P: 8 | R: 0 E: 0 K: 1 S: 6 H: 1 LOB: 1 BB: 0 P: 6 | R: 1 E: 0 K: 0 S: 4 H: 2 LOB: 0 BB: 0 P: 4 | R: 0 E: 0 K: 1 S: 5 H: 0 LOB: 0 BB: 0 P: 5 | R: 5 E: 0 K: 0 S: 7 H: 4 LOB: 1 BB: 1 P: 12 | R: 0 E: 0 K: 1 S: 5 H: 0 LOB: 0 BB: 0 P: 5 | R: 0 E: 0 K: 1 S: 5 H: 0 LOB: 0 BB: 0 P: 5 | R: 0 E: 0 K: 0 S: 4 H: 1 LOB: 2 BB: 1 P: 8 | | 1B: 8 2B: 2 3B: 0 HR: 1 | SF: 0 SAC: 1 DP: 1 HBP: 1 | | | WP: 1 PB: 0 SB: 1 CS: 0 | PA: 37 | | |

| PITCHER | | IP | WLS | BF | H | R | ER | SO | BB | IBB | HBP | BLK | WP | HR | S | P | ERA | WHIP |
|---|---|---|---|---|---|---|---|---|---|---|---|---|---|---|---|---|---|---|
| John O'Donoghue, L<br>ERA: 2.42 | (1, 1) | 4.1 | L | 20 | 6 | 4 | 4 | 3 | 1 | 0 | 1 | 0 | 1 | 1 | 24 | 29 | 8.31 | 1.615 |
| Steve Bailey, R<br>ERA: 2.45 | (5, 1) | 2.2 | | 12 | 4 | 3 | 2 | 2 | 0 | 0 | 0 | 0 | 0 | 0 | 16 | 16 | 6.75 | 1.500 |
| Orlando Pena, R<br>ERA: 2.03 | (8, 1) | 1.0 | | 5 | 1 | 0 | 0 | 0 | 1 | 0 | 0 | 0 | 0 | 0 | 4 | 8 | 0.00 | 2.000 |

| PITCHER | IP | WLS | BF | H | R | ER | SO | BB | IBB | HBP | BLK | WP | HR | S | P | ERA | WHIP |
|---|---|---|---|---|---|---|---|---|---|---|---|---|---|---|---|---|---|

livebaseballscorecards.com

| | |
|---|---|
| AB | 33 |
| R | 7 |
| H | 11 |
| RBI | 6 |
| BB | 2 |
| SO | 5 |
| LOB | 15 |

# Cleveland Indians @ Minnesota Twins

Metropolitan Stadium, Bloomington , MI

Thu Jun 08 1967, 4:33 AM EDT

Att. 8,740 - Unknown

livebaseballscorecards.com

| Batter | 1 | 2 | 3 | 4 | 5 | 6 | 7 | 8 | 9 | AB | R | H | RBI | BB | SO | LOB |
|---|---|---|---|---|---|---|---|---|---|---|---|---|---|---|---|---|
| Max Alvis, R (1, 5)<br>OBP: 0.317, SLG: 0.441 | HR | | F3 | | | 3B 1B | F9 | | 1-H 3-H HR | 5 | 3 | 3 | 3 | 0 | 0 | 1 |
| Larry Brown, R (1, 6)<br>OBP: 0.351, SLG: 0.403 | K | | | K | | F3 | | G1-6-3 1B | K | 5 | 0 | 1 | 0 | 0 | 3 | 2 |
| Chuck Hinton, R (1, 9)<br>OBP: 0.327, SLG: 0.364 | CS 1B | | | K | | 1-H FC1-2 3B | | G1-6-3 1-2f | | 4 | 0 | 2 | 1 | 0 | 1 | 1 |
| Rocky Colavito, R (1, 7)<br>OBP: 0.352, SLG: 0.387 | K 1-2 | | | 1B | | FC1-2 3-H | | 5-3 | | 4 | 0 | 1 | 0 | 0 | 1 | 2 |
| Vic Davalillo, L (8, 8)<br>OBP: 0.283, SLG: 0.324 | | | | | | | | | | 0 | 0 | 0 | 0 | 0 | 0 | 0 |
| Don Demeter, R (1, 8)<br>OBP: 0.306, SLG: 0.435 | | F7 | | 4-3 | | F7 | | | F2 | 4 | 0 | 0 | 0 | 0 | 0 | 2 |
| (8, 7) | | | | | | | | | | | | | | | | |
| Joe Azcue, R (1, 2)<br>OBP: 0.345, SLG: 0.486 | | 4-3 | | | 5-3 | | HR | | BB 1B FC6 | 3 | 1 | 1 | 1 | 0 | 0 | 0 |
| Leon Wagner, L (9, PH)<br>OBP: 0.270, SLG: 0.437 | | | | | | | | | | 0 | 1 | 0 | 0 | 1 | 0 | 0 |
| Gus Gil, R (9, 4)<br>OBP: 0.208, SLG: 0.197 | | | | | | | | | | 0 | 0 | 0 | 0 | 0 | 0 | 0 |
| Tony Horton, R (1, 3)<br>OBP: 0.286, SLG: 0.340 | | 5-3 | | | 6-3 | | FC1-6 1B | | FC6 1-3 1B | 3 | 0 | 1 | 0 | 0 | 0 | 0 |
| Fred Whitfield, L (9, PH)<br>OBP: 0.282, SLG: 0.405 | | | | | | | | | | 1 | 0 | 1 | 0 | 0 | 0 | 0 |
| Chico Salmon, R (9, PR)<br>OBP: 0.284, SLG: 0.258 | | | | | | | | | | 0 | 0 | 0 | 0 | 0 | 0 | 0 |
| (9, 3) | | | | | | | | | | | | | | | | |
| Pedro Gonzalez, R (1, 4)<br>OBP: 0.297, SLG: 0.333 | | | F3 | | BB | FC1-6 SH1-4 | | | FC6 1B WP | 2 | 0 | 0 | 0 | 1 | 0 | 1 |
| Lee Maye, L (9, PH)<br>OBP: 0.290, SLG: 0.444 | | | | | | 1-2f | | | 1-2f 3-H | 1 | 1 | 0 | 1 | 0 | 0 | 1 |
| George Culver, R (9, 1)<br>OBP: 1.000, SLG: 1.000 | | | | | | | | | | 0 | 0 | 0 | 0 | 0 | 0 | 0 |
| Ed Connolly, L (1, 1) | | | K | | K | SH1-4 | | | WP S HR 1B | 2 | 0 | 0 | 0 | 0 | 2 | 1 |
| Bob Allen, L (8, 1) | | | | | | 1-2 | | | 1-3 | 0 | 0 | 0 | 0 | 0 | 0 | 0 |
| Orlando Pena, R (8, 1) | | | | | | | | | | 0 | 0 | 0 | 0 | 0 | 0 | 0 |
| Duke Sims, L (9, PH)<br>OBP: 0.311, SLG: 0.315 | | | | | | | | | | 1 | 1 | 1 | 0 | 0 | 0 | 0 |
| (9, 2) | | | | | | | | | | | | | | | | |

| Inning Stats | | | | | | | | | | |
|---|---|---|---|---|---|---|---|---|---|---|
| | R: 1 H: 2<br>E: 0 LOB: 1<br>K: 2 BB: 0<br>S: 8 P: 8 | R: 0 H: 0<br>E: 0 LOB: 0<br>K: 0 BB: 0<br>S: 3 P: 3 | R: 0 H: 0<br>E: 0 LOB: 0<br>K: 1 BB: 0<br>S: 5 P: 5 | R: 0 H: 1<br>E: 0 LOB: 1<br>K: 2 BB: 0<br>S: 8 P: 8 | R: 0 H: 0<br>E: 0 LOB: 1<br>K: 1 BB: 1<br>S: 5 P: 9 | R: 1 H: 2<br>E: 0 LOB: 1<br>K: 0 BB: 0<br>S: 5 P: 5 | R: 1 H: 2<br>E: 0 LOB: 1<br>K: 0 BB: 0<br>S: 5 P: 5 | R: 0 H: 1<br>E: 0 LOB: 0<br>K: 0 BB: 0<br>S: 3 P: 3 | R: 4 H: 3<br>E: 0 LOB: 1<br>K: 1 BB: 1<br>S: 8 P: 12 | 1B: 7 SF: 0<br>2B: 1 SAC: 1<br>3B: 1 DP: 2<br>HR: 3 HBP: 0 | WP: 1 PA: 38<br>PB: 0<br>SB: 1<br>CS: 1 |

| PITCHER | | IP | WLS | BF | H | R | ER | SO | BB | IBB | HBP | BLK | WP | HR | S | P | ERA | WHIP |
|---|---|---|---|---|---|---|---|---|---|---|---|---|---|---|---|---|---|---|
| Jim Merritt, L<br>ERA: 2.18 | (1, 1) | 6.2 | | 27 | 7 | 3 | 3 | 6 | 1 | 0 | 0 | 0 | 0 | 2 | 38 | 42 | 4.05 | 1.200 |
| Ron Kline, R<br>ERA: 2.55 | (7, 1) | 0.1 | | 1 | 0 | 0 | 0 | 0 | 0 | 0 | 0 | 0 | 0 | 0 | 1 | 1 | 0.00 | 0.000 |
| Al Worthington, R<br>ERA: 3.63 | (8, 1) | 2.0 | L | 10 | 4 | 4 | 4 | 1 | 1 | 0 | 0 | 0 | 1 | 1 | 11 | 15 | 18.00 | 2.500 |

| PITCHER | IP | WLS | BF | H | R | ER | SO | BB | IBB | HBP | BLK | WP | HR | S | P | ERA | WHIP |
|---|---|---|---|---|---|---|---|---|---|---|---|---|---|---|---|---|---|

| TOP | |
|---|---|
| AB | 35 |
| R | 7 |
| H | 11 |
| RBI | 6 |
| BB | 2 |
| SO | 7 |
| LOB | 11 |

# Cleveland Indians @ Minnesota Twins

Metropolitan Stadium, Bloomington , MI

Thu Jun 08 1967, 4:33 AM EDT

Att. 8,740 - Unknown

livebaseballscorecards.com

## BOTTOM

| Batter | 1 | 2 | 3 | 4 | 5 | 6 | 7 | 8 | 9 | AB | R | H | RBI | BB | SO | LOB |
|---|---|---|---|---|---|---|---|---|---|---|---|---|---|---|---|---|
| Cesar Tovar, R (1, 8)<br>OBP: 0.358, SLG: 0.418 | BBBB 4-0 S 1B BB | | x 0-0 ① 1-3 | | x 0-0 ① 6-3 | | x 0-0 ③ F8 | | SSS 0-3 ① K | 4 | 1 | 0 | 0 | 1 | 1 | 0 |
| Rod Carew, L (1, 4)<br>OBP: 0.373, SLG: 0.414 | x 0-0 ① F7 1-2 | | x 0-0 BB 1B | | x 0-0 1B | | | x 0-0 ① G3 | x 0-0 G6-4-3 1B | 5 | 0 | 3 | 0 | 0 | 0 | 1 |
| Rich Rollins, R (1, 5)<br>OBP: 0.321, SLG: 0.295 | x 0-0 BB 2-H 1B | | SSS 0-3 ② K | | SSS 0-3 ② K | | | x 0-0 ② F3 | x 0-0 ②③ G6-4-3 1-2f | 5 | 0 | 1 | 1 | 0 | 2 | 3 |
| Harmon Killebrew, R (1, 3)<br>OBP: 0.418, SLG: 0.580 | BBBB 4-0 G6-4-3 1-2 BB | | BBBB 4-0 1-2 BB | | x 0-0 ③ 5-3 | | | BBBB 4-0 BB 1B BB | | 1 | 1 | 0 | 0 | 3 | 0 | 1 |
| Bob Allison, R (1, 7)<br>OBP: 0.349, SLG: 0.455 | x 0-0 ②③ G6-4-3 1-2f | | x 0-0 ③ F5 | | | x 0-0 ① F3 | | BBBB 4-0 1B 1B 1-2 BB | | 3 | 1 | 0 | 0 | 1 | 0 | 4 |
| Tony Oliva, L (1, 9)<br>OBP: 0.313, SLG: 0.331 | | x 0-0 1B | | x 0-0 ① 6-3 | | SSS 0-3 ② K2-3 | | x 0-0 S 1B 1-3 2-H 1B | | 4 | 1 | 2 | 1 | 0 | 1 | 0 |
| Zoilo Versalles, R (1, 6)<br>OBP: 0.314, SLG: 0.368 | | SSS 0-3 ① K | | x 0-0 ② 5-3 | | SSS 0-3 ③ K | | x 0-0 2B 1-H 3-H 1B | | 4 | 1 | 1 | 2 | 0 | 2 | 1 |
| Earl Battey, R (1, 2)<br>OBP: 0.274, SLG: 0.218<br>Ted Uhlaender, L (8, PR)<br>OBP: 0.238, SLG: 0.390<br>Jerry Zimmerman, R (9, 2)<br>OBP: 0.220, SLG: 0.123 | | x 0-0 ② F8 | | x 0-0 1B | | | x 0-0 ① F6 | x 0-0 1-H 2B | | 4<br>0<br>0 | 0<br>0<br>0 | 2<br>0<br>0 | 1<br>0<br>0 | 0<br>0<br>0 | 0<br>0<br>0 | 1<br>0<br>0 |
| Jim Merritt, L (1, 1)<br>OBP: 0.200, SLG: 0.333<br>Ron Kline, R (7, 1)<br>Ron Clark, R (7, PH)<br>OBP: 0.206, SLG: 0.356<br>Al Worthington, R (8, 1) | | x 0-0 ③ F7 | | SSS 0-3 ③ K | | | SSS 0-3 ② K | x 0-0 ③ F8 | | 2<br>0<br>1<br>1 | 0<br>0<br>0<br>0 | 0<br>0<br>0<br>0 | 0<br>0<br>0<br>0 | 1<br>0<br>1<br>0 | 2<br>0<br>0<br>1 | 2<br>0<br>0<br>1 |
| Inning Stats | R: 1 E: 0 K: 0 S: 3 H: 1 LOB: 1 BB: 0 P: 11 | R: 0 E: 0 K: 1 S: 6 H: 1 LOB: 1 BB: 0 P: 6 | R: 0 E: 0 K: 1 S: 6 H: 1 LOB: 2 BB: 1 P: 10 | R: 0 E: 0 K: 1 S: 6 H: 1 LOB: 1 BB: 0 P: 6 | R: 0 E: 0 K: 1 S: 6 H: 1 LOB: 1 BB: 0 P: 6 | R: 0 E: 0 K: 2 S: 7 H: 0 LOB: 0 BB: 0 P: 7 | R: 0 E: 0 K: 1 S: 5 H: 0 LOB: 0 BB: 0 P: 5 | R: 4 E: 0 K: 0 S: 6 H: 3 LOB: 1 BB: 2 P: 14 | R: 0 E: 0 K: 1 S: 5 H: 1 LOB: 0 BB: 0 P: 5 | 1B: 8 2B: 1 3B: 0 HR: 0 | SF: 0 SAC: 0 DP: 2 HBP: 0 | | | | | | |

| | AB | 34 |
|---|---|---|
| | R | 5 |
| | H | 9 |
| | RBI | 5 |
| | BB | 5 |
| | SO | 8 |
| | LOB | 14 |

WP: 0 PB: 0 SB: 2 CS: 0 PA: 39

| PITCHER | | IP | WLS | BF | H | R | ER | SO | BB | IBB | HBP | BLK | WP | HR | S | P | ERA | WHIP |
|---|---|---|---|---|---|---|---|---|---|---|---|---|---|---|---|---|---|---|
| Ed Connolly, L<br>ERA: 3.52 | (1, 1) | 7.2 | | 32 | 5 | 3 | 3 | 7 | 5 | 0 | 0 | 0 | 0 | 0 | 41 | 61 | 3.52 | 1.304 |
| Bob Allen, L<br>ERA: 3.5 | (8, 1) | 0.0 | | 1 | 1 | 0 | 0 | 0 | 0 | 0 | 0 | 0 | 0 | 0 | 1 | 1 | ∞ | ∞ |
| Orlando Pena, R<br>ERA: 2.63 | (8, 1) | 0.1 | | 3 | 2 | 2 | 2 | 0 | 0 | 0 | 0 | 0 | 0 | 0 | 3 | 3 | 54.00 | 6.000 |
| George Culver, R<br>ERA: 4.15 | (9, 1) | 1.0 | W | 3 | 1 | 0 | 0 | 1 | 0 | 0 | 0 | 0 | 0 | 0 | 5 | 5 | 0.00 | 1.000 |

| PITCHER | IP | WLS | BF | H | R | ER | SO | BB | IBB | HBP | BLK | WP | HR | S | P | ERA | WHIP |
|---|---|---|---|---|---|---|---|---|---|---|---|---|---|---|---|---|---|

# Baltimore Orioles @ Minnesota Twins

Metropolitan Stadium, Bloomington , MI

Fri Jun 09 1967, 8:05 PM EDT

Att. 19,144 - Unknown

TOP

livebaseballscorecards.com

| Batter | 1 | 2 | 3 | 4 | 5 | 6 | 7 | 8 | 9 | AB | R | H | RBI | BB | SO | LOB |
|---|---|---|---|---|---|---|---|---|---|---|---|---|---|---|---|---|
| Russ Snyder, L (1, 8)<br>OBP: 0.377, SLG: 0.484 | S S S<br>0-3 ① K | S S S<br>0-3 ② K | | S S S<br>0-3 ② K | | x<br>0-0 FC4-6 1B<br>1-2 HR 1B | | x<br>0-0 F8 | | 4 | 1 | 1 | 0 | 0 | 3 | 1 |
| Paul Blair, R (8, PH)<br>OBP: 0.331, SLG: 0.408 (8, 8) | | | | | | | | | | 1 | 0 | 0 | 0 | 0 | 0 | 0 |
| Davey Johnson, R (1, 4)<br>OBP: 0.329, SLG: 0.379 | B B B B<br>4-0 E 1B BB | x<br>0-0 1B | | x<br>0-0 ③ L5 | | x<br>0-0 FC4-6<br>1-2 2-3 1B | | x<br>0-0 4-1 HR 2B | | 4 | 2 | 3 | 0 | 1 | 0 | 1 |
| Curt Blefary, L (1, 7)<br>OBP: 0.369, SLG: 0.461 | x<br>0-0 E<br>1-2 1B 1B | S S S<br>0-3 ③ K | | | x<br>0-0 2B 1B | x<br>0-0 ② FC4-6<br>1-2f 2-3 3-H HR | | x<br>0-0 ② 4-1<br>2-3 | | 5 | 3 | 2 | 1 | 0 | 1 | 4 |
| Frank Robinson, R (1, 9)<br>OBP: 0.438, SLG: 0.714 | x<br>0-0 ② F9 | | x<br>0-0 ① 5-3 | | x<br>0-0 4-1<br>1-H 2B | x<br>0-0 1-H 3-H HR | | 4-0 HR IBB | | 4 | 2 | 2 | 4 | 1 | 0 | 2 |
| Boog Powell, L (1, 3)<br>OBP: 0.352, SLG: 0.385 | x<br>0-0 E1 E<br>1-3 2-H 1B | | B B B B<br>4-0 BB | | x<br>0-0 ① 4-1<br>2-3 | x<br>0-0 ③ F7 | | x<br>0-0 1-H 3-H HR | | 4 | 2 | 1 | 3 | 1 | 0 | 2 |
| Brooks Robinson, R (1, 5)<br>OBP: 0.316, SLG: 0.371 | x<br>0-0 E4<br>1-2 3-H 1B 1B | | S S S<br>0-3 ② K | | x<br>0-0 ② 6-3 | | H<br>1-0 CS HBP | x<br>0-0 ③ 5-3 | | 4 | 0 | 1 | 1 | 0 | 1 | 2 |
| Luis Aparicio, R (8, 6)<br>OBP: 0.279, SLG: 0.298 | | | | | | | | | | 0 | 0 | 0 | 0 | 0 | 0 | 0 |
| Vic Roznovsky, L (1, 2)<br>OBP: 0.357, SLG: 0.385 | x<br>0-0 1-2 2-H 1B | | x<br>0-0 ③ F8 | | x<br>0-0 ③ F2 | | x<br>0-0 ① ② 5-3<br>1-2 | | x<br>0-0 ① F9 | 3 | 0 | 1 | 1 | 0 | 0 | 2 |
| Andy Etchebarren, R (7, PH)<br>OBP: 0.328, SLG: 0.436 (7, 2) | | | | | | | | | | 2 | 0 | 0 | 0 | 0 | 0 | 1 |
| Mark Belanger, R (1, 6)<br>OBP: 0.333, SLG: 0.415 (8, 5) | S S S<br>0-3 ③ K | | | x<br>0-0 SH5-4 2B | | x<br>0-0 FC1-6 1B | | x<br>0-0 1B | x<br>0-0 ② F8 | 5 | 0 | 3 | 0 | 0 | 1 | 2 |
| Dave McNally, R (1, 1)<br>OBP: 0.182, SLG: 0.227 | | x<br>0-0 ① 6-3 | | x<br>0-0 ① SH5-4<br>2-3 | | x<br>0-0 ① FC1-6<br>1B 1B 1-2f FC4-6 | | x<br>0-0 ③ F7 | x<br>0-0 ③ F4 | 1 | 0 | 0 | 0 | 0 | 0 | 0 |
| Moe Drabowsky, R (5, 1)<br>OBP: 0.417, SLG: 0.364 | | | | | | | | | | 3 | 1 | 0 | 0 | 0 | 0 | 2 |

| | AB | 40 |
|---|---|---|
| | R | 11 |
| | H | 14 |
| | RBI | 10 |
| | BB | 3 |
| | SO | 6 |
| | LOB | 19 |

| Inning Stats | | | | | | | | | | | | | | | | | | | | | | | | |
|---|---|---|---|---|---|---|---|---|---|---|---|---|---|---|---|---|---|---|---|---|---|---|---|---|
| | R: 3 | H: 3 | R: 0 | H: 1 | R: 0 | H: 0 | R: 0 | H: 1 | R: 1 | H: 2 | R: 4 | H: 4 | R: 0 | H: 1 | R: 3 | H: 2 | R: 0 | H: 0 | 1B: 9 | SF: 0 | WP: 0 | PA: 45 |
| | E: 2 | LOB: 2 | E: 0 | LOB: 1 | E: 0 | LOB: 1 | E: 0 | LOB: 1 | E: 0 | LOB: 1 | E: 0 | LOB: 0 | E: 0 | LOB: 1 | E: 0 | LOB: 0 | E: 0 | LOB: 0 | 2B: 3 | SAC: 1 | PB: 0 | |
| | K: 2 | BB: 1 | K: 2 | BB: 0 | K: 1 | BB: 1 | K: 1 | BB: 0 | K: 0 | BB: 0 | K: 0 | BB: 0 | K: 0 | BB: 0 | K: 0 | BB: 1 | K: 0 | BB: 0 | 3B: 0 | DP: 0 | SB: 0 | |
| | S: 11 | P: 15 | S: 8 | P: 8 | S: 5 | P: 9 | S: 6 | P: 6 | S: 5 | P: 5 | S: 7 | P: 7 | S: 3 | P: 4 | S: 5 | P: 9 | S: 3 | P: 3 | HR: 2 | HBP: 1 | CS: 1 | |

| PITCHER | | IP | WLS | BF | H | R | ER | SO | BB | IBB | HBP | BLK | WP | HR | S | P | ERA | WHIP |
|---|---|---|---|---|---|---|---|---|---|---|---|---|---|---|---|---|---|---|
| Dean Chance, R<br>ERA: 2.63 | (1, 1) | 5.0 | L | 25 | 7 | 4 | 1 | 6 | 2 | 0 | 0 | 0 | 0 | 0 | 35 | 43 | 1.80 | 1.800 |
| Jim Perry, R<br>ERA: 4.91 | (6, 1) | 0.1 | | 4 | 3 | 3 | 3 | 0 | 0 | 0 | 0 | 0 | 0 | 0 | 4 | 4 | 81.00 | 9.000 |
| Jim Ollom, L<br>ERA: 5.14 | (6, 1) | 1.2 | | 7 | 2 | 1 | 1 | 0 | 0 | 0 | 1 | 0 | 0 | 1 | 6 | 7 | 5.40 | 1.200 |
| Jim Roland, L<br>ERA: 3.24 | (8, 1) | 2.0 | | 9 | 2 | 3 | 3 | 0 | 0 | 1 | 0 | 0 | 0 | 1 | 8 | 12 | 13.50 | 1.000 |

| PITCHER | | IP | WLS | BF | H | R | ER | SO | BB | IBB | HBP | BLK | WP | HR | S | P | ERA | WHIP |
|---|---|---|---|---|---|---|---|---|---|---|---|---|---|---|---|---|---|---|

# Baltimore Orioles @ Minnesota Twins

Metropolitan Stadium, Bloomington , MI

Fri Jun 09 1967, 8:05 PM EDT

Att. 19,144 - Unknown

BOTTOM

| Batter | 1 | 2 | 3 | 4 | 5 | 6 | 7 | 8 | 9 | AB | R | H | RBI | BB | SO | LOB |
|---|---|---|---|---|---|---|---|---|---|---|---|---|---|---|---|---|
| Cesar Tovar, R (1, 8)<br>OBP: 0.361, SLG: 0.420 | F9 | | G1-6-3, 1B | | BB, BB, 1-2, 1B | | 1-3 | | | 4 | 0 | 2 | 0 | 0 | 0 | 0 |
| Rod Carew, L (1, 4)<br>OBP: 0.371, SLG: 0.411 | 5-3 | | G1-6-3, 1-2f | | K | | 1B | | | 4 | 0 | 1 | 0 | 0 | 1 | 3 |
| Rich Rollins, R (1, 5)<br>OBP: 0.333, SLG: 0.311 | 2B | | | 1B, 1B, 1B | BB, 1-2, 2-3 | | 5-3 | | | 3 | 1 | 2 | 0 | 1 | 0 | 1 |
| Harmon Killebrew, R (1, 3)<br>OBP: 0.415, SLG: 0.570 | K | | | K | BB, 1-2, 2-3, 3-H | | | F9 | | 3 | 0 | 0 | 1 | 1 | 2 | 2 |
| Bob Allison, R (1, 7)<br>OBP: 0.353, SLG: 0.463 | | F8, 2B | | 1B, 1B, 1-2 | K | | | F8 | | 4 | 0 | 2 | 0 | 0 | 1 | 3 |
| Tony Oliva, L (1, 9)<br>OBP: 0.312, SLG: 0.328 | | F8, 2-3 | | G5-4-3, 1B, 1-3, 2-H | | 4-3 | | F8 | | 4 | 0 | 1 | 1 | 0 | 0 | 1 |
| Zoilo Versalles, R (1, 6)<br>OBP: 0.308, SLG: 0.360 | | F4 | | G5-4-3, 1-2f | | F9 | | | 6-3 | 4 | 0 | 0 | 0 | 0 | 0 | 3 |
| Earl Battey, R (1, 2)<br>OBP: 0.258, SLG: 0.203 | | F9 | | | F2 | 1-3 | | | 6-3 | 4 | 0 | 0 | 0 | 0 | 0 | 1 |
| Dean Chance, R (1, 1)<br>Ron Clark, R (5, PH)<br>OBP: 0.219, SLG: 0.356<br>Jim Perry, S (6, 1)<br>OBP: 0.143, SLG: 0.143<br>Jim Ollom, R (6, 1)<br>OBP: 0.200, SLG: 0.200<br>Sandy Valdespino, L (7, PH)<br>OBP: 0.409, SLG: 0.471<br>Jim Roland, R (8, 1)<br>Ted Uhlaender, L (9, PH)<br>OBP: 0.233, SLG: 0.381 | | | K | | BB, 1B, BB, BB | | F5 | | F7 | 1<br>0<br>0<br>0<br>1<br>0<br>1 | 0<br>1<br>0<br>0<br>0<br>0<br>0 | 0<br>0<br>0<br>0<br>0<br>0<br>0 | 0<br>1<br>0<br>0<br>0<br>0<br>0 | 0<br>0<br>0<br>0<br>0<br>0<br>0 | 1<br>0<br>0<br>0<br>0<br>0<br>0 | 0<br>0<br>0<br>0<br>0<br>0<br>0 |
| Inning Stats | R: 0<br>E: 0<br>K: 1<br>S: 6<br>H: 1<br>LOB: 1<br>BB: 0<br>P: 6 | R: 0<br>E: 0<br>K: 0<br>S: 4<br>H: 1<br>LOB: 1<br>BB: 0<br>P: 4 | R: 0<br>E: 0<br>K: 1<br>S: 5<br>H: 1<br>LOB: 0<br>BB: 0<br>P: 5 | R: 1<br>E: 0<br>K: 1<br>S: 7<br>H: 3<br>LOB: 1<br>BB: 0<br>P: 7 | R: 1<br>E: 0<br>K: 2<br>S: 8<br>H: 1<br>LOB: 3<br>BB: 3<br>P: 20 | R: 0<br>E: 0<br>K: 0<br>S: 3<br>H: 0<br>LOB: 0<br>BB: 0<br>P: 3 | R: 0<br>E: 0<br>K: 0<br>S: 4<br>H: 1<br>LOB: 1<br>BB: 0<br>P: 4 | R: 0<br>E: 0<br>K: 0<br>S: 3<br>H: 0<br>LOB: 0<br>BB: 0<br>P: 3 | R: 0<br>E: 0<br>K: 0<br>S: 3<br>H: 0<br>LOB: 0<br>BB: 0<br>P: 3 | 1B: 6<br>2B: 2<br>3B: 0<br>HR: 0<br>SF: 0<br>SAC: 0<br>DP: 2<br>HBP: 0 | | | WP: 0<br>PB: 0<br>SB: 0<br>CS: 0 | PA: 36 | | |

livebaseballscorecards.com

| | AB | 33 |
|---|---|---|
| | R | 2 |
| | H | 8 |
| | RBI | 2 |
| | BB | 3 |
| | SO | 5 |
| | LOB | 14 |

| PITCHER | | IP | WLS | BF | H | R | ER | SO | BB | IBB | HBP | BLK | WP | HR | S | P | ERA | WHIP |
|---|---|---|---|---|---|---|---|---|---|---|---|---|---|---|---|---|---|---|
| Dave McNally, L<br>ERA: 5.31 | (1, 1) | 4.2 | | 22 | 7 | 2 | 2 | 4 | 3 | 0 | 0 | 0 | 0 | 0 | 27 | 39 | 3.86 | 2.143 |
| Moe Drabowsky, R<br>ERA: 0.49 | (5, 1) | 4.1 | W | 14 | 1 | 0 | 0 | 1 | 0 | 0 | 0 | 0 | 0 | 0 | 16 | 16 | 0.00 | 0.231 |

| PITCHER | IP | WLS | BF | H | R | ER | SO | BB | IBB | HBP | BLK | WP | HR | S | P | ERA | WHIP |
|---|---|---|---|---|---|---|---|---|---|---|---|---|---|---|---|---|---|

| Batter | 1 | 2 | 3 | 4 | 5 | 6 | 7 | 8 | 9 | AB | R | H | RBI | BB | SO | LOB |
|---|---|---|---|---|---|---|---|---|---|---|---|---|---|---|---|---|
| Paul Blair, R (1, 8)<br>OBP: 0.336, SLG: 0.419 | 5-3 | | | 4-3 | | | 1B 2B | 1-3 1B | | 4 | 0 | 2 | 0 | 0 | 0 | 0 |
| Curt Blefary, L (1, 7)<br>OBP: 0.367, SLG: 0.456 | F8 | | | 4-3 | | | 2-3 1B | F8 | | 4 | 0 | 1 | 0 | 0 | 0 | 2 |
| Davey Johnson, R (1, 4)<br>OBP: 0.328, SLG: 0.376 | 4-3 | | | 6-3 | | | K | | G3 1B | 4 | 0 | 1 | 0 | 0 | 1 | 2 |
| Frank Robinson, R (1, 9)<br>OBP: 0.430, SLG: 0.698 | | F6 | | | K | | F3 | | K | 4 | 0 | 0 | 0 | 0 | 2 | 3 |
| Brooks Robinson, R (1, 5)<br>OBP: 0.317, SLG: 0.371 | | CS 1B | | | K | | F3 | | G3 1-2 | 3 | 0 | 1 | 0 | 0 | 1 | 2 |
| Boog Powell, L (1, 3)<br>OBP: 0.350, SLG: 0.400 | | K 1-2 | | | K | | | HR | K | 4 | 1 | 1 | 1 | 0 | 3 | 2 |
| Andy Etchebarren, R (1, 2)<br>OBP: 0.320, SLG: 0.425 | | | 1-3 | | | F4 | | F8 | | 3 | 0 | 0 | 0 | 0 | 0 | 0 |
| Mark Belanger, R (1, 6)<br>OBP: 0.313, SLG: 0.386 | | | F8 | | | K | | F9 | | 3 | 0 | 0 | 0 | 0 | 1 | 0 |
| Tom Phoebus, R (1, 1)<br>OBP: 0.250, SLG: 0.280 | | | K | | | 6-3 | | 1B HBP | | 2 | 0 | 0 | 0 | 0 | 1 | 0 |
| Eddie Fisher, R (7, 1) | | | | | | | | | | 0 | 0 | 0 | 0 | 0 | 0 | 0 |
| Woodie Held, R (7, 5)<br>OBP: 0.298, SLG: 0.308 | | | | | | | | | | 0 | 0 | 0 | 0 | 0 | 0 | 0 |
| Sam Bowens, R (9, PH)<br>OBP: 0.293, SLG: 0.286 | | | | | | | | | | 1 | 0 | 0 | 0 | 0 | 0 | 1 |
| Inning Stats | R: 0 E: 0 K: 0 S: 3 H: 0 LOB: 0 BB: 0 P: 3 | R: 0 E: 0 K: 1 S: 5 H: 1 LOB: 1 BB: 0 P: 5 | R: 0 E: 0 K: 1 S: 5 H: 0 LOB: 0 BB: 0 P: 5 | R: 0 E: 0 K: 0 S: 3 H: 0 LOB: 0 BB: 0 P: 3 | R: 0 E: 0 K: 3 S: 9 H: 0 LOB: 0 BB: 0 P: 9 | R: 0 E: 0 K: 1 S: 5 H: 0 LOB: 0 BB: 0 P: 5 | R: 0 E: 0 K: 1 S: 7 H: 2 LOB: 2 BB: 0 P: 7 | R: 1 E: 0 K: 0 S: 5 H: 2 LOB: 2 BB: 0 P: 6 | R: 0 E: 0 K: 2 S: 8 H: 1 LOB: 1 BB: 0 P: 8 | 1B: 4 2B: 2 3B: 0 HR: 1 | SF: 0 SAC: 0 DP: 1 HBP: 1 | | | | | | |

| PITCHER | | IP | WLS | BF | H | R | ER | SO | BB | IBB | HBP | BLK | WP | HR | S | P | ERA | WHIP |
|---|---|---|---|---|---|---|---|---|---|---|---|---|---|---|---|---|---|---|
| Jim Kaat, L<br>ERA: 5.38 | (1, 1) | 9.0 | W | 33 | 6 | 1 | 1 | 9 | 0 | 0 | 1 | 0 | 0 | 1 | 50 | 51 | 1.00 | 0.667 |

# TOP

## Baltimore Orioles @ Minnesota Twins

Metropolitan Stadium, Bloomington , MI

Sat Jun 10 1967, 8:05 PM EDT

Att. 8,813 - Unknown

livebaseballscorecards.com

| | |
|---|---|
| AB | 32 |
| R | 1 |
| H | 6 |
| RBI | 1 |
| BB | 0 |
| SO | 9 |
| LOB | 12 |

# Baltimore Orioles @ Minnesota Twins

Metropolitan Stadium, Bloomington , MI

Sat Jun 10 1967, 8:05 PM EDT

Att. 8,813 - Unknown

BOTTOM

| Batter | 1 | 2 | 3 | 4 | 5 | 6 | 7 | 8 | 9 | AB | R | H | RBI | BB | SO | LOB |
|---|---|---|---|---|---|---|---|---|---|---|---|---|---|---|---|---|
| Cesar Tovar, R (1, 8)<br>OBP: 0.362, SLG: 0.419 | 4-3 | | F7 | F8 | | | SH HR 1B | FC3-6 1B | | 5 | 1 | 2 | 0 | 0 | 0 | 1 |
| Rod Carew, L (1, 4)<br>OBP: 0.373, SLG: 0.412 | WP BB FC6-4 1B | | BB 2B 1B | | K | | SH HR<br>1-2 | FC3-6<br>1-2f | | 4 | 3 | 2 | 0 | 0 | 1 | 1 |
| Harmon Killebrew, R (1, 3)<br>OBP: 0.419, SLG: 0.563 | FC6-4 BB<br>1-2 | | 2B BB<br>1-2 | | 7-4-3 BB | | F7 | F7 | | 2 | 1 | 0 | 0 | 3 | 0 | 3 |
| Tony Oliva, L (1, 9)<br>OBP: 0.317, SLG: 0.365 | FC6-4<br>1-2f<br>2-H | | 2B<br>1-H<br>2-H | | 7-4-3<br>1-2f | | HR<br>1-H<br>2-H | | | 4 | 1 | 2 | 6 | 0 | 0 | 2 |
| Bob Allison, R (1, 7)<br>OBP: 0.345, SLG: 0.451 | K | | F9 | | | F4 | G3 | | | 4 | 0 | 0 | 0 | 0 | 1 | 2 |
| Rich Rollins, R (1, 5)<br>OBP: 0.345, SLG: 0.363 | | F8 | | HR | | HR | 1B BB | | | 3 | 2 | 2 | 2 | 1 | 0 | 0 |
| Zoilo Versalles, R (1, 6)<br>OBP: 0.307, SLG: 0.358 | | 6-3 | | 6-3 | | K | 1B<br>1-2 | | | 4 | 0 | 1 | 0 | 0 | 1 | 0 |
| Jerry Zimmerman, R (1, 2)<br>OBP: 0.221, SLG: 0.119 | | K | | E6 FC1-6 | | BB | 4-3 | | | 3 | 0 | 0 | 0 | 1 | 1 | 2 |
| Jim Kaat, L (1, 1)<br>OBP: 0.250, SLG: 0.308 | | | K | FC1-6<br>1-2f | | L6 | | 5-3 | | 4 | 0 | 0 | 0 | 0 | 1 | 2 |
| Inning Stats | R: 1 H: 1<br>E: 0 LOB: 1<br>K: 1 BB: 1<br>S: 6 P: 10 | R: 0 H: 0<br>E: 0 LOB: 0<br>K: 1 BB: 0<br>S: 5 P: 5 | R: 2 H: 2<br>E: 0 LOB: 1<br>K: 1 BB: 1<br>S: 7 P: 11 | R: 1 H: 1<br>E: 1 LOB: 1<br>K: 0 BB: 0<br>S: 5 P: 5 | R: 0 H: 0<br>E: 0 LOB: 0<br>K: 1 BB: 1<br>S: 4 P: 8 | R: 1 H: 1<br>E: 0 LOB: 1<br>K: 1 BB: 1<br>S: 6 P: 10 | R: 3 H: 3<br>E: 1 LOB: 2<br>K: 0 BB: 1<br>S: 7 P: 11 | R: 0 H: 1<br>E: 0 LOB: 1<br>K: 0 BB: 0<br>S: 4 P: 4 | | 1B: 5 SF: 0<br>2B: 2 SAC: 1<br>3B: 0 DP: 1<br>HR: 3 HBP: 0 | | | | | | WP: 1 PA: 39<br>PB: 0<br>SB: 0<br>CS: 0 | |

livebaseballscorecards.com

| AB | 33 |
|---|---|
| R | 8 |
| H | 9 |
| RBI | 8 |
| BB | 5 |
| SO | 5 |
| LOB | 13 |

| PITCHER | | IP | WLS | BF | H | R | ER | SO | BB | IBB | HBP | BLK | WP | HR | S | P | ERA | WHIP |
|---|---|---|---|---|---|---|---|---|---|---|---|---|---|---|---|---|---|---|
| Tom Phoebus, R<br>ERA: 2.97 | (1, 1) | 6.0 | L | 28 | 6 | 6 | 6 | 5 | 4 | 0 | 0 | 0 | 1 | 2 | 34 | 50 | 9.00 | 1.667 |
| Eddie Fisher, R<br>ERA: 2.61 | (7, 1) | 2.0 | | 11 | 3 | 2 | 1 | 0 | 1 | 0 | 0 | 0 | 0 | 1 | 10 | 14 | 4.50 | 2.000 |

| PITCHER | IP | WLS | BF | H | R | ER | SO | BB | IBB | HBP | BLK | WP | HR | S | P | ERA | WHIP |
|---|---|---|---|---|---|---|---|---|---|---|---|---|---|---|---|---|---|

| Batter | 1 | 2 | 3 | 4 | 5 | 6 | 7 | 8 | 9 | AB | R | H | RBI | BB | SO | LOB |
|---|---|---|---|---|---|---|---|---|---|---|---|---|---|---|---|---|
| Paul Blair, R (1, 8)<br>OBP: 0.331, SLG: 0.410 | S S S<br>0-3 ①<br>K | x<br>0-0<br>1B<br>1-2<br>2-H<br>1B | | x<br>0-0 ③<br>F9 | | x<br>0-0 ③<br>F4 | | x<br>0-0 ③<br>6-3 | | 5 | 0 | 1 | 1 | 0 | 1 | 2 |
| Davey Johnson, R (1, 4)<br>OBP: 0.335, SLG: 0.375 | B B B B<br>4-0<br>WP<br>BB | x<br>0-0<br>1-2<br>2-3<br>1B | | | x<br>0-0<br>E5<br>HR | | B B B B<br>4-0<br>CS<br>BB | | x<br>0-0 ①<br>6-3 | 3 | 1 | 1 | 0 | 2 | 0 | 0 |
| Curt Blefary, L (1, 7)<br>(5, 3)<br>OBP: 0.368, SLG: 0.468 | S S S<br>0-3 ②<br>K<br>1-2 | x<br>0-0 ③<br>F7 | | | x<br>0-0<br>1-H<br>HR | | B B B B<br>4-0 ①<br>1-2<br>BB | | x<br>0-0 ②<br>F7 | 4 | 1 | 1 | 2 | 1 | 1 | 4 |
| Frank Robinson, R (1, 9)<br>OBP: 0.425, SLG: 0.684 | S S S<br>0-3 ③<br>K | | B B B B<br>4-0<br>BB | | x<br>0-0 ①<br>F8 | | x<br>0-0 ②<br>F2 | | x<br>0-0 ③<br>F6 | 4 | 0 | 0 | 0 | 1 | 1 | 2 |
| Boog Powell, L (1, 3)<br>Russ Snyder, L (5, 7)<br>OBP: 0.349, SLG: 0.395<br>OBP: 0.374, SLG: 0.478 | | B B B B<br>4-0<br>BB<br>1B<br>BB | S S S<br>0-3 ①<br>K | | S S S<br>0-3 ②<br>K | | x<br>0-0 ③<br>4-3 | | | 2<br>1 | 1<br>0 | 0<br>0 | 0<br>0 | 1<br>0 | 2<br>0 | 1<br>1 |
| Brooks Robinson, R (1, 5)<br>OBP: 0.315, SLG: 0.383 | | x<br>0-0 ①<br>F7 | S S S<br>0-3 ②<br>K | | x<br>0-0 ③<br>F6 | | | x<br>0-0<br>HR | | 4 | 1 | 1 | 1 | 0 | 1 | 2 |
| Andy Etchebarren, R (1, 2)<br>OBP: 0.310, SLG: 0.410 | | S S S<br>0-3 ②<br>K | x<br>0-0 ③<br>5-3 | | | S S S<br>0-3 ①<br>K | | x<br>0-0 ①<br>6-3 | | 4 | 0 | 0 | 0 | 0 | 2 | 2 |
| Mark Belanger, R (1, 6)<br>OBP: 0.327, SLG: 0.383 | B B B B<br>4-0<br>1B<br>1-2<br>1B<br>BB | | S S S<br>0-3 ①<br>K | | S S S<br>0-3 ②<br>K | | x<br>0-0<br>SH3<br>1B | | | 3 | 1 | 1 | 0 | 1 | 2 | 0 |
| Bill Dillman, R (1, 1)<br>OBP: 0.333, SLG: 0.333 | | x<br>0-0<br>1B<br>1B<br>1-2<br>2-H<br>1B | | S S S<br>0-3 ②<br>K | | x<br>0-0<br>1B | | x<br>0-0 ②<br>SH3<br>1-2 | | 3 | 0 | 2 | 1 | 0 | 1 | 0 |
| Inning Stats | R: 0<br>E: 0<br>K: 3<br>S: 9<br>H: 0<br>LOB: 1<br>BB: 1<br>P: 13 | R: 2<br>E: 0<br>K: 1<br>S: 8<br>H: 3<br>LOB: 3<br>BB: 2<br>P: 16 | R: 0<br>E: 0<br>K: 2<br>S: 7<br>H: 0<br>LOB: 1<br>BB: 1<br>P: 11 | R: 0<br>E: 0<br>K: 2<br>S: 7<br>H: 0<br>LOB: 0<br>BB: 0<br>P: 7 | R: 2<br>E: 1<br>K: 1<br>S: 7<br>H: 1<br>LOB: 0<br>BB: 0<br>P: 7 | R: 0<br>E: 0<br>K: 2<br>S: 8<br>H: 1<br>LOB: 1<br>BB: 0<br>P: 8 | R: 0<br>E: 0<br>K: 0<br>S: 2<br>H: 0<br>LOB: 1<br>BB: 2<br>P: 10 | R: 1<br>E: 0<br>K: 0<br>S: 5<br>H: 2<br>LOB: 1<br>BB: 0<br>P: 5 | R: 0<br>E: 0<br>K: 0<br>S: 3<br>H: 0<br>LOB: 0<br>BB: 0<br>P: 3 | 1B: 5<br>2B: 0<br>3B: 0<br>HR: 2<br>SF: 0<br>SAC: 1<br>DP: 0<br>HBP: 0 | | | | | | |

| PITCHER | | IP | WLS | BF | H | R | ER | SO | BB | IBB | HBP | BLK | WP | HR | S | P | ERA | WHIP |
|---|---|---|---|---|---|---|---|---|---|---|---|---|---|---|---|---|---|---|
| Dave Boswell, R<br>ERA: 4.28 | (1, 1) | 7.0 | L | 32 | 5 | 4 | 3 | 11 | 6 | 0 | 0 | 0 | 1 | 1 | 48 | 72 | 3.86 | 1.571 |
| Ron Kline, R<br>ERA: 2.7 | (8, 1) | 2.0 | | 8 | 2 | 1 | 1 | 0 | 0 | 0 | 0 | 0 | 0 | 1 | 8 | 8 | 4.50 | 1.000 |

| PITCHER | IP | WLS | BF | H | R | ER | SO | BB | IBB | HBP | BLK | WP | HR | S | P | ERA | WHIP |
|---|---|---|---|---|---|---|---|---|---|---|---|---|---|---|---|---|---|

# TOP

## Baltimore Orioles @ Minnesota Twins

Metropolitan Stadium, Bloomington , MI

Sun Jun 11 1967, 4:33 AM EDT

Unknown

livebaseballscorecards.com

| | |
|---|---|
| AB | 33 |
| R | 5 |
| H | 7 |
| RBI | 5 |
| BB | 6 |
| SO | 11 |
| LOB | 14 |

| | | | |
|---|---|---|---|
| WP: 1 | PA: 40 | | |
| PB: 0 | | | |
| SB: 0 | | | |
| CS: 1 | | | |

# Baltimore Orioles @ Minnesota Twins

Metropolitan Stadium, Bloomington , MI

Sun Jun 11 1967, 4:33 AM EDT

Unknown

BOTTOM

livebaseballscorecards.com

| Batter | 1 | 2 | 3 | 4 | 5 | 6 | 7 | 8 | 9 | AB | R | H | RBI | BB | SO | LOB |
|---|---|---|---|---|---|---|---|---|---|---|---|---|---|---|---|---|
| Cesar Tovar, R (1, 8)<br>OBP: 0.356, SLG: 0.411 | F7 | | F8 | | F8 | | | L6 | | 4 | 0 | 0 | 0 | 0 | 0 | 0 |
| Rod Carew, L (1, 4)<br>OBP: 0.376, SLG: 0.424 | 2B | | WP 2B | | F6 | | | K | | 4 | 0 | 2 | 0 | 0 | 1 | 0 |
| Harmon Killebrew, R (1, 3)<br>OBP: 0.416, SLG: 0.554 | BB | | F7<br>2-3 | | F6 | | | 6-3 | | 3 | 0 | 0 | 0 | 1 | 0 | 1 |
| Tony Oliva, L (1, 9)<br>OBP: 0.308, SLG: 0.354 | K | | | F7 | 4-3 | | | | F8 | 4 | 0 | 0 | 0 | 0 | 1 | 2 |
| Bob Allison, R (1, 7)<br>OBP: 0.343, SLG: 0.446 | F9 | | | 1B 3B 1B | F2 | | | | L5 | 4 | 1 | 1 | 0 | 0 | 0 | 2 |
| Rich Rollins, R (1, 5)<br>OBP: 0.349, SLG: 0.367 | | G6-4-3 1B | | 1-2 3B 1B | F8 | | | | F8 | 4 | 1 | 2 | 0 | 0 | 0 | 0 |
| Zoilo Versalles, R (1, 6)<br>OBP: 0.307, SLG: 0.368 | | G6-4-3<br>1-2f | | 1-H<br>2-H 3B | | | K | | | 3 | 0 | 1 | 2 | 0 | 1 | 1 |
| Jerry Zimmerman, R (1, 2)<br>OBP: 0.216, SLG: 0.116 | | F7 | | 6-3 | | | F9 | | | 2 | 0 | 0 | 0 | 0 | 0 | 1 |
| Russ Nixon, L (7, PH)<br>OBP: 0.244, SLG: 0.293 (8, 2) | | | | | | | | | | 1 | 0 | 0 | 0 | 0 | 0 | 0 |
| Dave Boswell, R (1, 1)<br>OBP: 0.273, SLG: 0.350 | | | 1-3 | 5-3 | | | L5 | | | 2 | 0 | 0 | 0 | 0 | 0 | 1 |
| Ted Uhlaender, L (7, PH)<br>OBP: 0.227, SLG: 0.372 | | | | | | | | | | 1 | 0 | 0 | 0 | 0 | 0 | 0 |
| Ron Kline, R (8, 1) | | | | | | | | | | 0 | 0 | 0 | 0 | 0 | 0 | 0 |

| | AB | 32 |
|---|---|---|
| | R | 2 |
| | H | 6 |
| | RBI | 2 |
| | BB | 1 |
| | SO | 3 |
| | LOB | 8 |

| Inning Stats | 1 | 2 | 3 | 4 | 5 | 6 | 7 | 8 | 9 |
|---|---|---|---|---|---|---|---|---|---|
| | R: 0 H: 1<br>E: 0 LOB: 2<br>K: 1 BB: 1<br>S: 6 P: 10 | R: 0 H: 1<br>E: 0 LOB: 0<br>K: 0 BB: 0<br>S: 3 P: 3 | R: 0 H: 1<br>E: 0 LOB: 1<br>K: 0 BB: 0<br>S: 4 P: 4 | R: 2 H: 3<br>E: 0 LOB: 1<br>K: 0 BB: 0<br>S: 6 P: 6 | R: 0 H: 0<br>E: 0 LOB: 0<br>K: 0 BB: 0<br>S: 3 P: 3 | R: 0 H: 0<br>E: 0 LOB: 0<br>K: 0 BB: 0<br>S: 3 P: 3 | R: 0 H: 0<br>E: 0 LOB: 0<br>K: 1 BB: 0<br>S: 5 P: 3 | R: 0 H: 0<br>E: 0 LOB: 0<br>K: 1 BB: 0<br>S: 5 P: 5 | R: 0 H: 0<br>E: 0 LOB: 0<br>K: 0 BB: 0<br>S: 3 P: 3 |

| 1B: 3 | SF: 0 | WP: 1 | PA: 33 |
|---|---|---|---|
| 2B: 2 | SAC: 0 | PB: 0 | |
| 3B: 1 | DP: 1 | SB: 0 | |
| HR: 0 | HBP: 0 | CS: 0 | |

| PITCHER | | IP | WLS | BF | H | R | ER | SO | BB | IBB | HBP | BLK | WP | HR | S | P | ERA | WHIP |
|---|---|---|---|---|---|---|---|---|---|---|---|---|---|---|---|---|---|---|
| Bill Dillman, R<br>ERA: 3.12 | (1, 1) | 9.0 | W | 33 | 6 | 2 | 2 | 3 | 1 | 0 | 0 | 0 | 1 | 0 | 38 | 42 | 2.00 | 0.778 |

| PITCHER | IP | WLS | BF | H | R | ER | SO | BB | IBB | HBP | BLK | WP | HR | S | P | ERA | WHIP |
|---|---|---|---|---|---|---|---|---|---|---|---|---|---|---|---|---|---|

| Batter | 1 | 2 | 3 | 4 | 5 | 6 | 7 | 8 | 9 | AB | R | H | RBI | BB | SO | LOB |
|---|---|---|---|---|---|---|---|---|---|---|---|---|---|---|---|---|
| Paul Blair, R (1, 8)<br>OBP: 0.333, SLG: 0.439 | F9 | | HR | 2B | | | K | K | | 5 | 1 | 2 | 1 | 0 | 2 | 0 |
| Russ Snyder, L (1, 7)<br>OBP: 0.384, SLG: 0.484 | 1B 2B | | 2B BB | 1-3 | | | HR BB | | K | 3 | 3 | 1 | 0 | 2 | 1 | 1 |
| Curt Blefary, L (1, 3)<br>OBP: 0.368, SLG: 0.489 | F9 | | 1-H 2B | | F6 | | K | | HR | 5 | 1 | 2 | 2 | 0 | 1 | 2 |
| Frank Robinson, R (1, 9)<br>OBP: 0.433, SLG: 0.711 | 1B BB | | 1B 3B | | K | | 1-H HR | | 1B | 4 | 2 | 3 | 2 | 1 | 1 | 0 |
| Brooks Robinson, R (1, 5)<br>OBP: 0.322, SLG: 0.385 | FC6-4<br>1-3<br>2-H 1B | | 3-H 1B | | F9 | | 1B BB | | F4 | 4 | 0 | 2 | 2 | 1 | 0 | 1 |
| Davey Johnson, R (1, 4)<br>OBP: 0.332, SLG: 0.370 | FC6-4<br>1-2f | | K | | | L5 | 1-2 1B | | F7 | 5 | 0 | 1 | 0 | 0 | 1 | 4 |
| Vic Roznovsky, L (1, 2)<br>OBP: 0.333, SLG: 0.313 | | F7 | 4-3 | | | BB BB | F6 | | | 3 | 0 | 0 | 0 | 1 | 0 | 3 |
| Stu Miller, R (7, 1) | | | | | | | | | | 0 | 0 | 0 | 0 | 0 | 0 | 0 |
| Mark Belanger, R (1, 6)<br>OBP: 0.339, SLG: 0.380 | | 4-3 | | CS 1B | | BB BB | | K | | 3 | 0 | 1 | 0 | 1 | 1 | 0 |
| Wally Bunker, R (1, 1) | | K | | K<br>1-2 | | F4 | | F7 | | 2 | 0 | 0 | 0 | 0 | 2 | 1 |
| Woodie Held, R (6, PH)<br>OBP: 0.292, SLG: 0.300 | | | | | | | | | | 1 | 0 | 0 | 0 | 0 | 0 | 1 |
| Eddie Watt, R (6, 1) | | | | | | | | | | 0 | 0 | 0 | 0 | 0 | 0 | 0 |
| Andy Etchebarren, R (7, 2)<br>OBP: 0.308, SLG: 0.407 | | | | | | | | | | 1 | 0 | 0 | 0 | 0 | 0 | 0 |
| Inning Stats | R: 1<br>E: 0<br>K: 0<br>S: 5<br>H: 2<br>LOB: 2<br>BB: 1<br>P: 9 | R: 0<br>E: 0<br>K: 1<br>S: 5<br>H: 0<br>LOB: 0<br>BB: 0<br>P: 5 | R: 3<br>E: 0<br>K: 1<br>S: 8<br>H: 4<br>LOB: 1<br>BB: 1<br>P: 12 | R: 0<br>E: 0<br>K: 1<br>S: 6<br>H: 2<br>LOB: 1<br>BB: 0<br>P: 6 | R: 0<br>E: 0<br>K: 1<br>S: 5<br>H: 0<br>LOB: 0<br>BB: 0<br>P: 5 | R: 0<br>E: 0<br>K: 0<br>S: 2<br>H: 0<br>LOB: 1<br>BB: 2<br>P: 10 | R: 2<br>E: 0<br>K: 2<br>S: 9<br>H: 2<br>LOB: 2<br>BB: 2<br>P: 17 | R: 0<br>E: 0<br>K: 2<br>S: 7<br>H: 0<br>LOB: 0<br>BB: 0<br>P: 7 | R: 1<br>E: 0<br>K: 1<br>S: 7<br>H: 2<br>LOB: 1<br>BB: 0<br>P: 7 | 1B: 5<br>2B: 3<br>3B: 1<br>HR: 3<br>SF: 0<br>SAC: 0<br>DP: 0<br>HBP: 0 | | | | | | |

| PITCHER | | IP | WLS | BF | H | R | ER | SO | BB | IBB | HBP | BLK | WP | HR | S | P | ERA | WHIP |
|---|---|---|---|---|---|---|---|---|---|---|---|---|---|---|---|---|---|---|
| Mudcat Grant, R<br>ERA: 3.75 | (1, 1) | 2.1 | | 13 | 5 | 4 | 4 | 1 | 2 | 0 | 0 | 0 | 0 | 1 | 13 | 21 | 15.43 | 3.000 |
| Jim Perry, R<br>ERA: 4.36 | (3, 1) | 3.2 | W | 14 | 3 | 0 | 0 | 3 | 2 | 0 | 0 | 0 | 0 | 0 | 18 | 26 | 0.00 | 1.364 |
| Al Worthington, R<br>ERA: 4.06 | (7, 1) | 3.0 | S | 15 | 4 | 3 | 3 | 5 | 2 | 0 | 0 | 0 | 0 | 2 | 23 | 31 | 9.00 | 2.000 |

| PITCHER | | IP | WLS | BF | H | R | ER | SO | BB | IBB | HBP | BLK | WP | HR | S | P | ERA | WHIP |
|---|---|---|---|---|---|---|---|---|---|---|---|---|---|---|---|---|---|---|

# TOP

## Baltimore Orioles @ Minnesota Twins

Metropolitan Stadium, Bloomington , MI

Sun Jun 11 1967, 4:38 AM EDT

Att. 22,157 - Unknown

livebaseballscorecards.com

| | |
|---|---|
| AB | 36 |
| R | 7 |
| H | 12 |
| RBI | 7 |
| BB | 6 |
| SO | 9 |
| LOB | 13 |

# Baltimore Orioles @ Minnesota Twins

Metropolitan Stadium, Bloomington , MI

Sun Jun 11 1967, 4:38 AM EDT

Att. 22,157 - Unknown

BOTTOM

| Batter | 1 | 2 | 3 | 4 | 5 | 6 | 7 | 8 | 9 | AB | R | H | RBI | BB | SO | LOB |
|---|---|---|---|---|---|---|---|---|---|---|---|---|---|---|---|---|
| Cesar Tovar, R (1, 6)<br>OBP: 0.352, SLG: 0.406 | F3 | | F8 | | CS 1B | K | | 5-3 | | 5 | 0 | 1 | 0 | 0 | 1 | 2 |
| Rod Carew, L (1, 4)<br>OBP: 0.372, SLG: 0.419 | 6-3 | | FC5-4 1B<br>2-H | | F6<br>1-2 | | F9 | F4 | | 5 | 0 | 1 | 1 | 0 | 0 | 1 |
| Harmon Killebrew, R (1, 3)<br>OBP: 0.411, SLG: 0.541 | F7 | | FC5-4<br>1-2f | | | K | K | BB | | 4 | 0 | 0 | 0 | 1 | 2 | 1 |
| Tony Oliva, L (1, 9)<br>OBP: 0.318, SLG: 0.393 | | HR | | 4-3 | | 1B FC3-2 1B | BB 2B 2B | F3 | | 5 | 2 | 3 | 1 | 0 | 0 | 1 |
| Bob Allison, R (1, 7)<br>OBP: 0.347, SLG: 0.444 | | F2 | | F3 | | FC3-2 BB 3B<br>1-3 1B | BB 2B BB | | | 3 | 2 | 1 | 0 | 1 | 0 | 0 |
| Rich Rollins, R (1, 5)<br>OBP: 0.353, SLG: 0.362 | | 5-3 | | F7 | | FC3-2 3B BB<br>1-2 | 2B BB<br>1-2 2-3 | | | 2 | 1 | 0 | 0 | 2 | 0 | 0 |
| Ted Uhlaender, L (1, 8)<br>OBP: 0.250, SLG: 0.404 | | F7 | | | 4-3 HR 1B | FC3-2 3B<br>1-2 2-3 3-Hf | 2B<br>1-3 2-H 3-H | | | 4 | 2 | 2 | 2 | 0 | 0 | 3 |
| Russ Nixon, L (1, 2)<br>OBP: 0.286, SLG: 0.386 | | | 1B 2B | | 4-3<br>1-2 | 1B 3B<br>1-H 2-H 3-H | IBB | | | 3 | 2 | 2 | 3 | 1 | 0 | 1 |
| Mudcat Grant, R (1, 1)<br>OBP: 0.182, SLG: 0.143<br>Jim Perry, S (3, 1)<br>OBP: 0.300, SLG: 0.600<br>Al Worthington, R (7, 1) | | | 4-3 | | HR<br>2-H | 1B<br>3-H | K | | | 0<br>3<br>1 | 0<br>1<br>0 | 0<br>2<br>0 | 0<br>3<br>0 | 0<br>0<br>0 | 0<br>0<br>1 | 0<br>1<br>3 |
| Inning Stats | R: 0 E: 0 K: 0 S: 3<br>H: 0 LOB: 0 BB: 0 P: 3 | R: 1 E: 0 K: 0 S: 4<br>H: 1 LOB: 0 BB: 0 P: 4 | R: 1 E: 0 K: 0 S: 5<br>H: 2 LOB: 1 BB: 0 P: 5 | R: 0 E: 0 K: 0 S: 3<br>H: 0 LOB: 0 BB: 0 P: 3 | R: 2 E: 0 K: 0 S: 5<br>H: 3 LOB: 0 BB: 0 P: 5 | R: 4 E: 0 K: 2 S: 11<br>H: 4 LOB: 1 BB: 1 P: 15 | R: 2 E: 0 K: 2 S: 9<br>H: 2 LOB: 3 BB: 3 P: 21 | R: 0 E: 0 K: 0 S: 3<br>H: 0 LOB: 1 BB: 1 P: 7 | | 1B: 6 2B: 3 3B: 1 HR: 2<br>SF: 0 SAC: 0 DP: 0 HBP: 0 | | | | | | WP: 0 PB: 0 SB: 0 CS: 1<br>PA: 40 |

livebaseballscorecards.com

| | AB | R | H | RBI | BB | SO | LOB |
|---|---|---|---|---|---|---|---|
| | 35 | 10 | 12 | 10 | 5 | 4 | 13 |

| PITCHER | | IP | WLS | BF | H | R | ER | SO | BB | IBB | HBP | BLK | WP | HR | S | P | ERA | WHIP |
|---|---|---|---|---|---|---|---|---|---|---|---|---|---|---|---|---|---|---|
| Wally Bunker, R<br>ERA: 4.36 | (1, 1) | 5.0 | | 20 | 6 | 4 | 4 | 0 | 0 | 0 | 0 | 0 | 0 | 2 | 20 | 20 | 7.20 | 1.200 |
| Eddie Watt, R<br>ERA: 1.65 | (6, 1) | 1.0 | L | 8 | 4 | 4 | 4 | 2 | 1 | 0 | 0 | 0 | 0 | 0 | 11 | 15 | 36.00 | 5.000 |
| Stu Miller, R<br>ERA: 2.93 | (7, 1) | 2.0 | | 12 | 2 | 2 | 2 | 2 | 3 | 1 | 0 | 0 | 0 | 0 | 12 | 28 | 9.00 | 2.500 |

| PITCHER | IP | WLS | BF | H | R | ER | SO | BB | IBB | HBP | BLK | WP | HR | S | P | ERA | WHIP |
|---|---|---|---|---|---|---|---|---|---|---|---|---|---|---|---|---|---|

| Batter | 1 | 2 | 3 | 4 | 5 | 6 | 7 | 8 | 9 | AB | R | H | RBI | BB | SO | LOB |
|---|---|---|---|---|---|---|---|---|---|---|---|---|---|---|---|---|
| Don Wert, R (1, 5)<br>OBP: 0.295, SLG: 0.294 | SSS 0-3 ① K | | x 0-0 BB 1B 1B | x 0-0 ③ F7 | | | x 0-0 ① F6 | | x 0-0 ① 6-3 | 5 | 1 | 1 | 0 | 0 | 1 | 1 |
| Dick McAuliffe, L (1, 4)<br>OBP: 0.362, SLG: 0.431 | x 0-0 ② F9 | | x 0-0 ① F8 | | SSS 0-3 ① K | | x 0-0 ② 4-3 | | SSS 0-3 ② K | 5 | 0 | 0 | 0 | 0 | 2 | 1 |
| Al Kaline, R (1, 9)<br>OBP: 0.446, SLG: 0.600 | BBBB 4-0 BB | | BBBB 4-0 1B 1-2 BB | | x 0-0 FC6-4 1B | | x 0-0 FC5-4 1B | | x 0-0 2B 1B | 3 | 1 | 3 | 0 | 2 | 0 | 0 |
| Willie Horton, R (1, 7)<br>OBP: 0.327, SLG: 0.535 | x 0-0 ③ F7 | | x 0-0 1-2 2-H 1B | | SSS 0-3 ② K | | x 0-0 ③ FC5-4 1-2f | | x 0-0 1-H 2B | 5 | 0 | 2 | 2 | 0 | 1 | 3 |
| Bill Freehan, R (1, 2)<br>OBP: 0.435, SLG: 0.566 | | x 0-0 HR | x 0-0 ② F7 | | x 0-0 ③ FC6-4 1-2f | | | x 0-0 1B 2B | x 0-0 ③ 5-3 | 5 | 2 | 2 | 1 | 0 | 0 | 4 |
| Norm Cash, L (1, 3)<br>OBP: 0.381, SLG: 0.404 | | x 0-0 ① F8 | x 0-0 ③ F9 | | | x 0-0 HR | | x 0-0 ① F3 | | 4 | 1 | 1 | 1 | 0 | 0 | 3 |
| Mickey Stanley, R (1, 8)<br>OBP: 0.235, SLG: 0.192 | | x 0-0 ② F9 | | x 0-0 ① F3 | | SSS 0-3 ① K | | x 0-0 ② F8 | | 4 | 0 | 0 | 0 | 0 | 1 | 1 |
| Ray Oyler, R (1, 6)<br>OBP: 0.286, SLG: 0.273 | | x 0-0 1B | | SSS 0-3 ② K | | x 0-0 ② F3 | | x 0-0 WP 2-H 1B | | 4 | 0 | 2 | 1 | 0 | 1 | 0 |
| Mickey Lolich, S (1, 1)<br>OBP: 0.286, SLG: 0.167<br>Mike Marshall, R (3, 1)<br>Dick Tracewski, R (4, PH)<br>OBP: 0.292, SLG: 0.391<br>Pat Dobson, R (4, 1)<br>Earl Wilson, R (6, PH)<br>OBP: 0.250, SLG: 0.366<br>Larry Sherry, R (6, 1)<br>Jim Price, R (8, PH)<br>OBP: 0.318, SLG: 0.409<br>Hank Aguirre, R (8, 1)<br>OBP: 0.500, SLG: 1.500 | | SSS 0-3 ③ K | | BBBB 4-0 BB | | SSS 0-3 ③ K | | x 0-0 ③ F6 1-2 | | 1<br>0<br>0<br>0<br>1<br>0<br>0<br>1<br>0 | 0<br>0<br>0<br>0<br>0<br>0<br>0<br>0<br>0 | 0<br>0<br>0<br>0<br>0<br>0<br>0<br>0<br>0 | 0<br>0<br>0<br>0<br>0<br>0<br>0<br>0<br>0 | 1<br>0<br>1<br>0<br>0<br>1<br>0<br>0<br>0 | 1<br>0<br>0<br>0<br>0<br>0<br>0<br>0<br>0 | 1<br>0<br>0<br>0<br>0<br>0<br>0<br>1<br>0 |
| Inning Stats | R: 0<br>E: 0<br>K: 1<br>S: 5<br>H: 0<br>LOB: 1<br>BB: 1<br>P: 9 | R: 1<br>E: 0<br>K: 1<br>S: 7<br>H: 2<br>LOB: 1<br>BB: 0<br>P: 7 | R: 1<br>E: 0<br>K: 0<br>S: 5<br>H: 2<br>LOB: 2<br>BB: 1<br>P: 9 | R: 0<br>E: 0<br>K: 1<br>S: 5<br>H: 0<br>LOB: 1<br>BB: 1<br>P: 9 | R: 0<br>E: 0<br>K: 2<br>S: 8<br>H: 1<br>LOB: 1<br>BB: 0<br>P: 8 | R: 1<br>E: 0<br>K: 2<br>S: 8<br>H: 1<br>LOB: 0<br>BB: 0<br>P: 8 | R: 0<br>E: 0<br>K: 0<br>S: 4<br>H: 1<br>LOB: 1<br>BB: 0<br>P: 4 | R: 1<br>E: 0<br>K: 0<br>S: 5<br>H: 2<br>LOB: 1<br>BB: 0<br>P: 5 | R: 1<br>E: 0<br>K: 1<br>S: 7<br>H: 2<br>LOB: 1<br>BB: 0<br>P: 7 | 1B: 7<br>2B: 2<br>3B: 0<br>HR: 2 | SF: 0<br>SAC: 0<br>DP: 0<br>HBP: 0 | | | WP: 1<br>PB: 0<br>SB: 0<br>CS: 0 | PA: 41 | |

| PITCHER | IP | WLS | BF | H | R | ER | SO | BB | IBB | HBP | BLK | WP | HR | S | P | ERA | WHIP |
|---|---|---|---|---|---|---|---|---|---|---|---|---|---|---|---|---|---|
| Jim Merritt, L (1, 1)<br>ERA: 2.68 | 9.0 | W | 41 | 11 | 5 | 5 | 8 | 3 | 0 | 0 | 0 | 1 | 2 | 54 | 66 | 5.00 | 1.556 |

| PITCHER | IP | WLS | BF | H | R | ER | SO | BB | IBB | HBP | BLK | WP | HR | S | P | ERA | WHIP |
|---|---|---|---|---|---|---|---|---|---|---|---|---|---|---|---|---|---|

# TOP

## Detroit Tigers @ Minnesota Twins

Metropolitan Stadium, Bloomington , MI

Mon Jun 12 1967, 8:05 PM EDT

Att. 15,069 - Unknown

livebaseballscorecards.com

| | |
|---|---|
| AB | 38 |
| R | 5 |
| H | 11 |
| RBI | 5 |
| BB | 3 |
| SO | 8 |
| LOB | 15 |

# BOTTOM

## Detroit Tigers @ Minnesota Twins

Metropolitan Stadium, Bloomington , MI

Mon Jun 12 1967, 8:05 PM EDT

Att. 15,069 - Unknown

| Batter | 1 | 2 | 3 | 4 | 5 | 6 | 7 | 8 | 9 | AB | R | H | RBI | BB | SO | LOB |
|---|---|---|---|---|---|---|---|---|---|---|---|---|---|---|---|---|
| Cesar Tovar, R (1, 8)<br>OBP: 0.353, SLG: 0.411 | 5-3 | | 1B 1B 1B<br>1-2 2-H 3-H | FC3-6 F8-3<br>1-2f | | HR 2B<br>3-H | | 1-3 | | 5 | 2 | 2 | 3 | 0 | 0 | 1 |
| Rod Carew, L (1, 4)<br>OBP: 0.369, SLG: 0.415 | 1-3 | | 1B 1B HR 1B<br>1-2 2-3 | F8-3<br>1-2 | | K | | | | 4 | 1 | 1 | 0 | 0 | 1 | 2 |
| Harmon Killebrew, R (1, 3)<br>OBP: 0.413, SLG: 0.557 | K | | 1B HR 1B<br>1-2 2-H 3-H | | E6<br>1-3 | HR<br>2-H | | | | 4 | 2 | 2 | 4 | 0 | 1 | 0 |
| Tony Oliva, L (1, 9)<br>OBP: 0.316, SLG: 0.388 | | K | HR 1B<br>1-2 2-3 | | K | 4-3 | | | | 4 | 1 | 1 | 0 | 0 | 2 | 1 |
| Bob Allison, R (1, 7)<br>OBP: 0.340, SLG: 0.434 | | F8 | K | | 1-3<br>2-3 | | 5-3 | | | 4 | 0 | 0 | 0 | 0 | 1 | 4 |
| Rich Rollins, R (1, 5)<br>OBP: 0.356, SLG: 0.382 | | F8 | HR<br>1-H 2-H 3-H | | BB | | K | | | 3 | 1 | 1 | 4 | 1 | 1 | 0 |
| Frank Quilici, R (8, 5) | | | | | | | | | | 0 | 0 | 0 | 0 | 0 | 0 | 0 |
| Zoilo Versalles, R (1, 6)<br>OBP: 0.306, SLG: 0.362 | | | BB<br>K | | K | | 1-3 | | | 3 | 1 | 0 | 0 | 1 | 2 | 2 |
| Earl Battey, R (1, 2)<br>OBP: 0.257, SLG: 0.222 | | | E4<br>F2 | | | G3<br>2B 2B | | 1-5-3 | | 4 | 2 | 1 | 0 | 0 | 0 | 1 |
| Jim Merritt, L (1, 1)<br>OBP: 0.263, SLG: 0.368 | | | 1B 1B 1B<br>1-2 2-3 1B | FC3-6<br>1B | | G3<br>2-3 | | K | | 4 | 1 | 2 | 0 | 0 | 1 | 1 |
| Inning Stats | R: 0 H: 0<br>E: 0 LOB: 0<br>K: 1 BB: 0<br>S: 5 P: 5 | R: 0 H: 0<br>E: 0 LOB: 0<br>K: 1 BB: 0<br>S: 5 P: 5 | R: 8 H: 6<br>E: 1 LOB: 0<br>K: 2 BB: 1<br>S: 14 P: 18 | R: 0 H: 1<br>E: 0 LOB: 0<br>K: 0 BB: 0<br>S: 3 P: 3 | R: 0 H: 0<br>E: 1 LOB: 2<br>K: 2 BB: 1<br>S: 8 P: 12 | R: 3 H: 3<br>E: 0 LOB: 0<br>K: 1 BB: 0<br>S: 8 P: 8 | R: 0 H: 0<br>E: 0 LOB: 0<br>K: 1 BB: 0<br>S: 5 P: 5 | R: 0 H: 0<br>E: 0 LOB: 0<br>K: 1 BB: 0<br>S: 5 P: 5 | | 1B: 6 SF: 0<br>2B: 3 SAC: 0<br>3B: 0 DP: 1<br>HR: 2 HBP: 0 | | | | | | |

livebaseballscorecards.com

| | |
|---|---|
| AB | 35 |
| R | 11 |
| H | 10 |
| RBI | 11 |
| BB | 2 |
| SO | 9 |
| LOB | 12 |

WP: 0 PA: 37
PB: 0
SB: 0
CS: 0

| PITCHER | | IP | WLS | BF | H | R | ER | SO | BB | IBB | HBP | BLK | WP | HR | S | P | ERA | WHIP |
|---|---|---|---|---|---|---|---|---|---|---|---|---|---|---|---|---|---|---|
| Mickey Lolich, L<br>ERA: 4.87 | (1, 1) | 2.0 | L | 13 | 5 | 7 | 6 | 2 | 1 | 0 | 0 | 0 | 0 | 0 | 16 | 20 | 27.00 | 3.000 |
| Mike Marshall, R<br>ERA: 3.6 | (3, 1) | 1.0 | | 4 | 1 | 1 | 1 | 2 | 0 | 0 | 0 | 0 | 0 | 1 | 8 | 8 | 9.00 | 1.000 |
| Pat Dobson, R<br>ERA: 3.86 | (4, 1) | 2.0 | | 8 | 1 | 0 | 0 | 2 | 1 | 0 | 0 | 0 | 0 | 0 | 11 | 15 | 0.00 | 1.000 |
| Larry Sherry, R<br>ERA: 8.0 | (6, 1) | 2.0 | | 9 | 3 | 3 | 3 | 2 | 0 | 0 | 0 | 0 | 0 | 1 | 13 | 13 | 13.50 | 1.500 |
| Hank Aguirre, L<br>ERA: 1.38 | (8, 1) | 1.0 | | 3 | 0 | 0 | 0 | 1 | 0 | 0 | 0 | 0 | 0 | 0 | 5 | 5 | 0.00 | 0.000 |

| PITCHER | IP | WLS | BF | H | R | ER | SO | BB | IBB | HBP | BLK | WP | HR | S | P | ERA | WHIP |
|---|---|---|---|---|---|---|---|---|---|---|---|---|---|---|---|---|---|

# Detroit Tigers @ Minnesota Twins

Metropolitan Stadium, Bloomington , MI

Tue Jun 13 1967, 8:05 PM EDT

Att. 20,315 - Unknown

TOP

livebaseballscorecards.com

| Batter | 1 | 2 | 3 | 4 | 5 | 6 | 7 | 8 | 9 | AB | R | H | RBI | BB | SO | LOB |
|---|---|---|---|---|---|---|---|---|---|---|---|---|---|---|---|---|
| Dick McAuliffe, L (1, 4)<br>OBP: 0.370, SLG: 0.461 | F8 | | FC5-4 1B | | K | 1B 1B BB<br>1-2 | HR | 1-H 3B | | 5 | 2 | 3 | 2 | 1 | 1 | 2 |
| Don Wert, R (1, 5)<br>OBP: 0.296, SLG: 0.304 | K | | FC5-4<br>1-2f | | 6-3 | 1B 1B 1B<br>1-3 2-H 3-H | 2B 3B | 5-3 | | 6 | 2 | 2 | 2 | 0 | 1 | 4 |
| Al Kaline, R (1, 9)<br>OBP: 0.447, SLG: 0.602 | L9 | | | F3 | E 1B<br>WP 1B<br>3-H | | 1B 2B<br>3-H | | L6-3 | 6 | 3 | 3 | 2 | 0 | 0 | 0 |
| Willie Horton, R (1, 7)<br>OBP: 0.340, SLG: 0.537 | | 5-3 | | F4 | E7 1B<br>1-H<br>PB WP SF8 1B<br>1-3 3-H | | 1B<br>2-H | | G4-6-3 BB | 5 | 2 | 3 | 2 | 1 | 0 | 0 |
| Norm Cash, L (1, 3)<br>OBP: 0.385, SLG: 0.420 | | F8 | | HR | BB<br>SF8<br>1-H 3-H | | IBB | | G4-6-3<br>1-2f | 3 | 1 | 1 | 2 | 2 | 0 | 1 |
| Bill Freehan, R (1, 2)<br>OBP: 0.435, SLG: 0.561 | | WP 1B | | 6-3 | BB 1B 1B<br>1-3 2-H<br>E5 | | F5 | | | 5 | 1 | 2 | 1 | 0 | 0 | 3 |
| Mickey Stanley, R (1, 8)<br>OBP: 0.233, SLG: 0.192 | | K<br>1-2 | | | 4-3 | BB 1B<br>1-2<br>4-3 | | F8 | | 5 | 1 | 1 | 0 | 0 | 1 | 2 |
| Ray Oyler, R (1, 6)<br>OBP: 0.288, SLG: 0.276<br>Gates Brown, L (6, PH)<br>OBP: 0.299, SLG: 0.333<br>Johnny Podres, L (6, 1)<br>Dave Wickersham, R (6, 1) | | | F9 | | 1B<br>1B | 1B 1B BB<br>1-2 2-3 | K | K | | 2<br>0<br>0<br>2 | 0<br>1<br>0<br>0 | 1<br>0<br>0<br>0 | 0<br>0<br>1<br>0 | 0<br>1<br>0<br>0 | 0<br>0<br>0<br>2 | 0<br>0<br>0<br>0 |
| Denny McLain, R (1, 1)<br>OBP: 0.143, SLG: 0.091<br>Jim Price, R (6, PH)<br>OBP: 0.348, SLG: 0.435<br>Dick Tracewski, R (6, PR)<br>OBP: 0.308, SLG: 0.400<br>(6, 6) | | | K | | 1-2 1B | BB<br>1-3 2-H 3-H | F9 | 3B 1B | | 2<br>1<br>2 | 0<br>0<br>2 | 1<br>1<br>1 | 0<br>2<br>0 | 0<br>0<br>0 | 1<br>0<br>0 | 0<br>0<br>0 |
| Inning Stats | R: 0 H: 0<br>E: 0 LOB: 0<br>K: 1 BB: 0<br>S: 5 P: 5 | R: 0 H: 1<br>E: 0 LOB: 1<br>K: 1 BB: 0<br>S: 6 P: 6 | R: 0 H: 1<br>E: 0 LOB: 1<br>K: 1 BB: 0<br>S: 6 P: 6 | R: 1 H: 1<br>E: 0 LOB: 0<br>K: 0 BB: 0<br>S: 4 P: 4 | R: 0 H: 2<br>E: 0 LOB: 2<br>K: 1 BB: 0<br>S: 7 P: 7 | R: 10 H: 8<br>E: 2 LOB: 1<br>K: 0 BB: 3<br>S: 11 P: 23 | R: 3 H: 4<br>E: 0 LOB: 2<br>K: 1 BB: 1<br>S: 9 P: 13 | R: 1 H: 2<br>E: 0 LOB: 1<br>K: 1 BB: 0<br>S: 7 P: 7 | R: 0 H: 0<br>E: 0 LOB: 0<br>K: 0 BB: 1<br>S: 2 P: 6 | 1B: 14 SF: 1<br>2B: 1 SAC: 0<br>3B: 2 DP: 1<br>HR: 2 HBP: 0 | | | | | | |

| | | |
|---|---|---|
| AB | 44 | |
| R | 15 | |
| H | 19 | |
| RBI | 13 | |
| BB | 5 | |
| SO | 6 | |
| LOB | 12 | |

WP: 2 PA: 50
PB: 1
SB: 0
CS: 0

| PITCHER | | IP | WLS | BF | H | R | ER | SO | BB | IBB | HBP | BLK | WP | HR | S | P | ERA | WHIP |
|---|---|---|---|---|---|---|---|---|---|---|---|---|---|---|---|---|---|---|
| Dean Chance, R<br>ERA: 3.0 | (1, 1) | 5.1 | L | 26 | 9 | 6 | 6 | 4 | 2 | 0 | 0 | 0 | 1 | 1 | 32 | 40 | 10.12 | 2.062 |
| Jim Ollom, L<br>ERA: 6.0 | (6, 1) | 0.0 | | 2 | 1 | 0 | 0 | 0 | 1 | 0 | 0 | 0 | 0 | 0 | 1 | 5 | ∞ | ∞ |
| Mudcat Grant, R<br>ERA: 4.05 | (6, 1) | 0.0 | | 3 | 3 | 3 | 3 | 0 | 0 | 0 | 0 | 0 | 0 | 0 | 3 | 3 | ∞ | ∞ |
| Jim Roland, L<br>ERA: 3.0 | (6, 1) | 0.2 | | 3 | 0 | 2 | 1 | 0 | 0 | 0 | 0 | 0 | 1 | 0 | 3 | 3 | 13.50 | 0.000 |
| Ron Kline, R<br>ERA: 3.58 | (7, 1) | 1.0 | | 8 | 4 | 3 | 3 | 1 | 0 | 1 | 0 | 0 | 0 | 1 | 9 | 13 | 27.00 | 4.000 |

| PITCHER | | IP | WLS | BF | H | R | ER | SO | BB | IBB | HBP | BLK | WP | HR | S | P | ERA | WHIP |
|---|---|---|---|---|---|---|---|---|---|---|---|---|---|---|---|---|---|---|
| Jim Perry, R<br>ERA: 4.37 | (8, 1) | 2.0 | | 8 | 2 | 1 | 1 | 1 | 1 | 0 | 0 | 0 | 0 | 0 | 9 | 13 | 4.50 | 1.500 |

# BOTTOM

| Batter | 1 | 2 | 3 | 4 | 5 | 6 | 7 | 8 | 9 | AB | R | H | RBI | BB | SO | LOB |
|---|---|---|---|---|---|---|---|---|---|---|---|---|---|---|---|---|
| Cesar Tovar, R (1, 8)<br>OBP: 0.357, SLG: 0.422 | S S S<br>0-3 ① K | | x 0-0 1B 2B | | x 0-0 ① F8 | x 0-0 HBP E 1B<br>1-2<br>2-H | x 0-0 1-3 2B | | x 0-0 ③ L5<br>1-2 | 6 | 2 | 3 | 1 | 0 | 1 | 1 |
| Rod Carew, L (1, 4)<br>OBP: 0.370, SLG: 0.415 | x 0-0 ② F2 | | x 0-0 2B 1B<br>2-H | | x 0-0 1B HR 1B | x 0-0 ① F4 | x 0-0 ③ L3 | | | 5 | 2 | 2 | 1 | 0 | 0 | 4 |
| Harmon Killebrew, R (1, 3)<br>OBP: 0.413, SLG: 0.550 | B B B B<br>4-0 BB | | x 0-0 ① F5 | | x 0-0 1-2 HR 1B | x 0-0 ② F7 | | x 0-0 ① 5-3 | | 4 | 1 | 1 | 0 | 1 | 0 | 3 |
| Tony Oliva, L (1, 9)<br>OBP: 0.325, SLG: 0.427 | S S S<br>0-3 ③ K | | x 0-0 ② F8 | | x 0-0 1-H 2-H HR | H 1-0 1-2 2-3 E HBP | | x 0-0 3B | | 4 | 2 | 2 | 3 | 0 | 1 | 2 |
| Bob Allison, R (1, 7)<br>OBP: 0.341, SLG: 0.436 | | B B B B<br>4-0 6-3 BB | x 0-0 1-H 2B | | S S S<br>0-3 ② K | x 0-0 E8 WP<br>1-H 2-H 3-H | | S S S<br>0-3 ② K | | 4 | 0 | 1 | 1 | 1 | 2 | 1 |
| Rich Rollins, R (1, 5)<br>OBP: 0.345, SLG: 0.369 | | x 0-0 ① 6-3<br>1-2 | x 0-0 ③ 1-3 | | x 0-0 ③ 5-3 | x 0-0 ③ 5-3<br>2-3 | | x 0-0 ③ 4-3 | | 5 | 0 | 0 | 0 | 0 | 0 | 4 |
| Zoilo Versalles, R (1, 6)<br>OBP: 0.304, SLG: 0.355 | | x 0-0 ② F8 | | x 0-0 ① F8 | B B B B<br>4-0 WP 1B BB | x 0-0 ① F8 | | x 0-0 ① 6-3 | | 4 | 1 | 0 | 0 | 1 | 0 | 1 |
| Russ Nixon, L (1, 2)<br>OBP: 0.314, SLG: 0.386<br>Frank Quilici, R (6, PH)<br>Ron Kline, R (7, 1)<br>Ted Uhlaender, L (7, PH)<br>OBP: 0.265, SLG: 0.417<br>Jim Perry, S (8, 1)<br>OBP: 0.300, SLG: 0.600<br>Rich Reese, L (9, PH)<br>OBP: 0.277, SLG: 0.372 | | I I I I<br>4-0 IBB | | B B B B<br>4-0 B1-6-4 BB | | B B B B<br>4-0 1-2 1B 1B BB | x 0-0 2B 1B | | x 0-0 ② 3-1 | 0<br>0<br>0<br>1<br>0<br>1 | 0<br>1<br>0<br>0<br>0<br>0 | 0<br>0<br>0<br>1<br>0<br>0 | 0<br>0<br>0<br>0<br>0<br>0 | 2<br>1<br>0<br>0<br>0<br>0 | 0<br>0<br>0<br>0<br>0<br>0 | 0<br>0<br>0<br>0<br>0<br>0 |
| Dean Chance, R (1, 1)<br>Jim Ollom, R (6, 1)<br>OBP: 0.200, SLG: 0.200<br>Mudcat Grant, R (6, 1)<br>OBP: 0.192, SLG: 0.143<br>Jim Roland, R (6, 1)<br>Earl Battey, R (6, PH)<br>OBP: 0.264, SLG: 0.231<br>(7, 2)<br>Sandy Valdespino, L (9, PH)<br>OBP: 0.435, SLG: 0.500 | | S S S<br>0-3 ③ K | | x 0-0 ② ③ B1-6-4<br>1-2f | | x 0-0 HBP 1B E 1B<br>1-2<br>2-H | S S S<br>0-3 ② K | | x 0-0 WP 1B | 2<br>0<br>0<br>0<br>2<br>1 | 0<br>0<br>0<br>0<br>1<br>0 | 0<br>0<br>0<br>0<br>1<br>1 | 0<br>0<br>0<br>0<br>0<br>0 | 1<br>0<br>0<br>0<br>1<br>0 | 3<br>0<br>0<br>0<br>1<br>0 | 0<br>0<br>0<br>0<br>1<br>0 |
| Inning Stats | R: 0 H: 0<br>E: 0 LOB: 1<br>K: 2 BB: 1<br>S: 7 P: 11 | R: 0 H: 0<br>E: 0 LOB: 2<br>K: 1 BB: 2<br>S: 5 P: 13 | R: 2 H: 3<br>E: 0 LOB: 1<br>K: 0 BB: 0<br>S: 6 P: 6 | R: 0 H: 0<br>E: 0 LOB: 0<br>K: 0 BB: 1<br>S: 2 P: 6 | R: 3 H: 3<br>E: 0 LOB: 0<br>K: 1 BB: 0<br>S: 8 P: 8 | R: 5 H: 2<br>E: 1 LOB: 1<br>K: 0 BB: 2<br>S: 6 P: 15 | R: 0 H: 2<br>E: 0 LOB: 2<br>K: 1 BB: 0<br>S: 7 P: 7 | R: 0 H: 1<br>E: 0 LOB: 1<br>K: 1 BB: 0<br>S: 6 P: 6 | R: 0 H: 1<br>E: 0 LOB: 1<br>K: 0 BB: 0<br>S: 4 P: 4 | 1B: 7<br>2B: 3<br>3B: 1<br>HR: 1 | SF: 0<br>SAC: 0<br>DP: 1<br>HBP: 1 | | | | | |

| PITCHER | | IP | WLS | BF | H | R | ER | SO | BB | IBB | HBP | BLK | WP | HR | S | P | ERA | WHIP |
|---|---|---|---|---|---|---|---|---|---|---|---|---|---|---|---|---|---|---|
| Denny McLain, R<br>ERA: 3.99 | (1, 1) | 5.0 | W | 24 | 6 | 5 | 5 | 4 | 3 | 1 | 0 | 0 | 0 | 1 | 28 | 44 | 9.00 | 1.800 |
| Johnny Podres, L<br>ERA: 3.94 | (6, 1) | 0.0 | | 4 | 2 | 4 | 2 | 0 | 2 | 0 | 0 | 0 | 1 | 0 | 2 | 10 | ∞ | ∞ |
| Dave Wickersham, R<br>ERA: 1.72 | (6, 1) | 4.0 | S | 18 | 4 | 1 | 0 | 2 | 0 | 0 | 1 | 0 | 2 | 0 | 21 | 22 | 0.00 | 1.000 |

| PITCHER | IP | WLS | BF | H | R | ER | SO | BB | IBB | HBP | BLK | WP | HR | S | P | ERA | WHIP |
|---|---|---|---|---|---|---|---|---|---|---|---|---|---|---|---|---|---|

# Detroit Tigers @ Minnesota Twins

Metropolitan Stadium, Bloomington , MI

Tue Jun 13 1967, 8:05 PM EDT

Att. 20,315 - Unknown

livebaseballscorecards.com

| | |
|---|---|
| AB | 39 |
| R | 10 |
| H | 12 |
| RBI | 7 |
| BB | 6 |
| SO | 6 |
| LOB | 20 |

WP: 3 PA: 46
PB: 0
SB: 0
CS: 0

| Batter | 1 | 2 | 3 | 4 | 5 | 6 | 7 | 8 | 9 | AB | R | H | RBI | BB | SO | LOB |
|---|---|---|---|---|---|---|---|---|---|---|---|---|---|---|---|---|
| Don Wert, R (1, 5)<br>OBP: 0.291, SLG: 0.299 | S S S 0-3 ① K | | x 0-0 ② 5-3 | | x 0-0 ③ 6-3 | | | x 0-0 ① 5-3 | | 4 | 0 | 0 | 0 | 0 | 1 | 0 |
| Dick Tracewski, R (1, 4)<br>OBP: 0.267, SLG: 0.345 | S S S 0-3 ② K | | x 0-0 E4 FC6-4 | | | x 0-0 ① F8 | | x 0-0 ② 6-3 | | 4 | 0 | 0 | 0 | 0 | 1 | 0 |
| Al Kaline, R (1, 9)<br>OBP: 0.440, SLG: 0.590 | x 0-0 ③ L5-3 | | x 0-0 ③ FC6-4 1-2f | | | x 0-0 ② L5-3 | | x 0-0 ③ F3 | | 4 | 0 | 0 | 0 | 0 | 0 | 1 |
| Willie Horton, R (1, 7)<br>OBP: 0.339, SLG: 0.530<br>Gates Brown, L (8, 7)<br>OBP: 0.295, SLG: 0.328 | | x 0-0 ① 5-3 | | S S S 0-3 ① K | | H 1-0 1B HBP | | | x 0-0 ① L1 | 2<br>1 | 0<br>0 | 0<br>0 | 0<br>0 | 0<br>0 | 1<br>0 | 0<br>0 |
| Bill Freehan, R (1, 2)<br>OBP: 0.436, SLG: 0.560 | | x 0-0 ② 6-3 | | x 0-0 1B | | x 0-0 1-2 1B | | | x 0-0 ② F9 | 4 | 0 | 2 | 0 | 0 | 0 | 0 |
| Norm Cash, L (1, 3)<br>OBP: 0.387, SLG: 0.422 | | x 0-0 1B 1B | | x 0-0 ② F9 | | S S S 0-3 ③ K | | | x 0-0 1B | 4 | 0 | 2 | 0 | 0 | 1 | 3 |
| Mickey Stanley, R (1, 8)<br>OBP: 0.233, SLG: 0.195 | | x 0-0 1-2 1B | | x 0-0 ③ F4 | | | x 0-0 ① F9 | | x 0-0 ③ F9 | 4 | 0 | 1 | 0 | 0 | 0 | 2 |
| Ray Oyler, R (1, 6)<br>OBP: 0.283, SLG: 0.270 | | S S S 0-3 ③ K | | | x 0-0 ① 5-3 | | x 0-0 ② 5-3 | | | 3 | 0 | 0 | 0 | 0 | 1 | 2 |
| Earl Wilson, R (1, 1)<br>OBP: 0.250, SLG: 0.366<br>Pat Dobson, R (2, 1)<br>Jerry Lumpe, L (5, PH)<br>OBP: 0.318, SLG: 0.167<br>Larry Sherry, R (5, 1)<br>Jim Price, R (7, PH)<br>OBP: 0.333, SLG: 0.417<br>Mike Marshall, R (7, 1) | | | x 0-0 ① F8 | | S S S 0-3 ② K | | x 0-0 ③ F5 | | | 0<br>1<br>1<br>0<br>1<br>0 | 0<br>0<br>0<br>0<br>0<br>0 | 0<br>0<br>0<br>0<br>0<br>0 | 0<br>0<br>0<br>0<br>0<br>0 | 0<br>0<br>0<br>0<br>0<br>0 | 0<br>0<br>1<br>0<br>0<br>0 | 0<br>0<br>0<br>0<br>0<br>0 |
| Inning Stats | R: 0 H: 0<br>E: 0 LOB: 0<br>K: 2 BB: 0<br>S: 7 P: 7 | R: 0 H: 2<br>E: 0 LOB: 2<br>K: 1 BB: 0<br>S: 7 P: 7 | R: 0 H: 0<br>E: 1 LOB: 1<br>K: 0 BB: 0<br>S: 4 P: 4 | R: 0 H: 1<br>E: 0 LOB: 1<br>K: 1 BB: 0<br>S: 6 P: 6 | R: 0 H: 0<br>E: 0 LOB: 0<br>K: 1 BB: 0<br>S: 5 P: 5 | R: 0 H: 1<br>E: 0 LOB: 2<br>K: 1 BB: 0<br>S: 6 P: 7 | R: 0 H: 0<br>E: 0 LOB: 0<br>K: 0 BB: 0<br>S: 3 P: 3 | R: 0 H: 0<br>E: 0 LOB: 0<br>K: 0 BB: 0<br>S: 3 P: 3 | R: 0 H: 1<br>E: 0 LOB: 1<br>K: 0 BB: 0<br>S: 4 P: 4 | 1B: 5 SF: 0<br>2B: 0 SAC: 0<br>3B: 0 DP: 0<br>HR: 0 HBP: 1 | | | | | | WP: 0 PA: 34<br>PB: 0<br>SB: 0<br>CS: 0 |

| PITCHER | IP | WLS | BF | H | R | ER | SO | BB | IBB | HBP | BLK | WP | HR | S | P | ERA | WHIP |
|---|---|---|---|---|---|---|---|---|---|---|---|---|---|---|---|---|---|
| Jim Kaat, L (1, 1)<br>ERA: 4.78 | 9.0 | W | 34 | 5 | 0 | 0 | 6 | 0 | 0 | 1 | 0 | 0 | 0 | 45 | 46 | 0.00 | 0.556 |

| PITCHER | IP | WLS | BF | H | R | ER | SO | BB | IBB | HBP | BLK | WP | HR | S | P | ERA | WHIP |
|---|---|---|---|---|---|---|---|---|---|---|---|---|---|---|---|---|---|

# TOP

## Detroit Tigers @ Minnesota Twins

Metropolitan Stadium, Bloomington , MI

Wed Jun 14 1967, 8:05 PM EDT

Att. 19,205 - Unknown

livebaseballscorecards.com

| | |
|---|---|
| AB | 33 |
| R | 0 |
| H | 5 |
| RBI | 0 |
| BB | 0 |
| SO | 6 |
| LOB | 8 |

# BOTTOM

## Detroit Tigers @ Minnesota Twins

Metropolitan Stadium, Bloomington , MI

Wed Jun 14 1967, 8:05 PM EDT

Att. 19,205 - Unknown

| Batter | 1 | 2 | 3 | 4 | 5 | 6 | 7 | 8 | 9 | AB | R | H | RBI | BB | SO | LOB |
|---|---|---|---|---|---|---|---|---|---|---|---|---|---|---|---|---|
| Cesar Tovar, R (1, 5) OBP: 0.359, SLG: 0.423 | 0-0 4-3 HR 1B | 0-0 HR 1B | | 0-0 ② FC6-4 1-2f | | | 0-0 ① F7 | | | 4 | 2 | 2 | 0 | 0 | 0 | 2 |
| Rod Carew, L (1, 4) OBP: 0.372, SLG: 0.431 | 0-0 ① 4-3 1-2 | 0-0 1-H HR | | 0-3 ③ K | | | 0-0 5-3 1-2 1B | | | 4 | 1 | 2 | 2 | 0 | 1 | 2 |
| Harmon Killebrew, R (1, 3) OBP: 0.410, SLG: 0.560 | 0-0 2-H HR | 0-0 ③ L9 | | | 0-0 ① 6-3 | | 0-0 ② 5-3 1-2 2-3 | | | 4 | 1 | 1 | 2 | 0 | 0 | 2 |
| Tony Oliva, L (1, 9) OBP: 0.323, SLG: 0.418 | 0-0 ② F8 | | 0-0 ① G3 | | 0-0 ② L9 | | 4-0 IBB | | | 3 | 0 | 0 | 0 | 1 | 0 | 0 |
| Bob Allison, R (1, 7) OBP: 0.335, SLG: 0.426 | 0-3 ③ K | | 0-0 ② G1 | | 0-0 ③ F7 | | 0-0 ③ F6 | | | 4 | 0 | 0 | 0 | 0 | 1 | 3 |
| Zoilo Versalles, R (1, 6) OBP: 0.303, SLG: 0.358 | | 0-0 4-3 HR 2B | 0-3 ③ K2-3 | | | 0-0 ① F7 | | 0-0 ① L9 | | 4 | 1 | 1 | 0 | 0 | 1 | 0 |
| Ted Uhlaender, L (1, 8) OBP: 0.264, SLG: 0.404 | | 0-0 ① 4-3 2-3 | | 0-0 E7 1B 1B | | 0-0 ② 3-1 | | 0-0 ② 1-3 | | 4 | 1 | 1 | 0 | 0 | 0 | 1 |
| Jerry Zimmerman, R (1, 2) OBP: 0.238, SLG: 0.178 | | 0-0 3-H HR | | 0-0 FC6-4 2-H 1B | | 0-0 ③ 1-3 | | 0-0 1B | | 4 | 1 | 3 | 3 | 0 | 0 | 0 |
| Jim Kaat, L (1, 1) OBP: 0.250, SLG: 0.300 | | 0-0 ② 4-3 | | 0-3 ① K | | | 0-0 5-3 1B 1B | 0-0 ③ F6 | | 4 | 0 | 1 | 0 | 0 | 1 | 2 |
| Inning Stats | R: 2 E: 0 K: 1 S: 7 H: 2 LOB: 0 BB: 0 P: 7 | R: 4 E: 0 K: 0 S: 7 H: 4 LOB: 0 BB: 0 P: 7 | R: 0 E: 0 K: 1 S: 5 H: 0 LOB: 0 BB: 0 P: 5 | R: 1 E: 1 K: 2 S: 9 H: 2 LOB: 1 BB: 0 P: 9 | R: 0 E: 0 K: 0 S: 3 H: 0 LOB: 0 BB: 0 P: 3 | R: 0 E: 0 K: 0 S: 3 H: 0 LOB: 0 BB: 0 P: 3 | R: 0 E: 0 K: 0 S: 5 H: 2 LOB: 3 BB: 1 P: 9 | R: 0 E: 0 K: 0 S: 4 H: 1 LOB: 1 BB: 0 P: 4 | | 1B: 7 2B: 1 3B: 0 HR: 3 | SF: 0 SAC: 0 DP: 0 HBP: 0 | | | | | | |

livebaseballscorecards.com

| | |
|---|---|
| AB | 35 |
| R | 7 |
| H | 11 |
| RBI | 7 |
| BB | 1 |
| SO | 4 |
| LOB | 12 |

WP: 0 PB: 0 SB: 0 CS: 0 PA: 36

| PITCHER | | IP | WLS | BF | H | R | ER | SO | BB | IBB | HBP | BLK | WP | HR | S | P | ERA | WHIP |
|---|---|---|---|---|---|---|---|---|---|---|---|---|---|---|---|---|---|---|
| Earl Wilson, R ERA: 3.68 | (1, 1) | 1.2 | L | 11 | 6 | 6 | 6 | 1 | 0 | 0 | 0 | 0 | 0 | 3 | 13 | 13 | 32.40 | 3.600 |
| Pat Dobson, R ERA: 3.86 | (2, 1) | 2.1 | | 9 | 2 | 1 | 1 | 3 | 0 | 0 | 0 | 0 | 0 | 0 | 15 | 15 | 3.86 | 0.857 |
| Larry Sherry, R ERA: 7.2 | (5, 1) | 2.0 | | 6 | 0 | 0 | 0 | 0 | 0 | 0 | 0 | 0 | 0 | 0 | 6 | 6 | 0.00 | 0.000 |
| Mike Marshall, R ERA: 2.57 | (7, 1) | 2.0 | | 10 | 3 | 0 | 0 | 0 | 0 | 1 | 0 | 0 | 0 | 0 | 9 | 13 | 0.00 | 1.500 |

| PITCHER | | IP | WLS | BF | H | R | ER | SO | BB | IBB | HBP | BLK | WP | HR | S | P | ERA | WHIP |
|---|---|---|---|---|---|---|---|---|---|---|---|---|---|---|---|---|---|---|

# Detroit Tigers @ Minnesota Twins

Metropolitan Stadium, Bloomington , MI

Thu Jun 15 1967, 4:33 AM EDT

Att. 15,503 - Unknown

TOP

livebaseballscorecards.com

| Batter | 1 | 2 | 3 | 4 | 5 | 6 | 7 | 8 | 9 | AB | R | H | RBI | BB | SO | LOB |
|---|---|---|---|---|---|---|---|---|---|---|---|---|---|---|---|---|
| Dick McAuliffe, L (1, 4)<br>OBP: 0.371, SLG: 0.462 | L3 | | K | | | SF8 1B 1B<br>BB | 4-3 | | 2B | 4 | 1 | 1 | 0 | 1 | 1 | 0 |
| Don Wert, R (1, 5)<br>OBP: 0.293, SLG: 0.301 | K | | 1B | | | SF8 SF8 1B<br>1-2 1B | | F9 | 6-3 | 5 | 1 | 2 | 0 | 0 | 1 | 1 |
| Gates Brown, L (1, 7)<br>OBP: 0.293, SLG: 0.324 | 1-3 | | K | | | 1B<br>1-2<br>2-3 1B | | F3 | | 4 | 0 | 1 | 0 | 0 | 1 | 1 |
| Al Kaline, R (1, 9)<br>OBP: 0.436, SLG: 0.586 (8, 8) | | K | | L9 | | SF8<br>2-3<br>3-H | | 1B 1B<br>1B | | 3 | 1 | 1 | 1 | 0 | 1 | 0 |
| Norm Cash, L (1, 3)<br>OBP: 0.389, SLG: 0.423 | | 3B<br>BB | | K | | SF8<br>3-H | | 1B<br>1-3 1B | | 2 | 1 | 1 | 1 | 1 | 1 | 0 |
| Bill Freehan, R (1, 2)<br>OBP: 0.437, SLG: 0.559 | | K | | F4 | | FC5-4<br>1-2 1B | | FC6-4<br>1-2<br>3-H 1B | | 4 | 0 | 2 | 1 | 0 | 1 | 1 |
| Mickey Stanley, R (1, 8)<br>OBP: 0.237, SLG: 0.224<br>Willie Horton, R (8, PH) (8, 9)<br>OBP: 0.337, SLG: 0.526 | 1-H 3B | | | | 6-3 | FC5-4<br>1-2f | | FC6-4<br>1-2f | | 3<br>1 | 0<br>0 | 1<br>0 | 1<br>0 | 0<br>0 | 0<br>0 | 2<br>2 |
| Ray Oyler, R (1, 6)<br>OBP: 0.279, SLG: 0.265<br>Jerry Lumpe, L (9, PH)<br>OBP: 0.304, SLG: 0.158 | F5 | | | | K | | 6-3 | | F8 | 3<br>1 | 0<br>0 | 0<br>0 | 0<br>0 | 0<br>0 | 1<br>0 | 1<br>0 |
| Joe Sparma, R (1, 1)<br>Fred Gladding, L (7, 1)<br>Bill Heath, L (9, PH)<br>OBP: 0.292, SLG: 0.150 | | | K | | K | | K | | F6 | 3<br>0<br>1 | 0<br>0<br>0 | 0<br>0<br>0 | 0<br>0<br>0 | 0<br>0<br>0 | 3<br>0<br>0 | 0<br>0<br>0 |

| | | | | | | | | | |
|---|---|---|---|---|---|---|---|---|---|
| Inning Stats | R: 0<br>E: 0<br>K: 1<br>S: 5 | H: 0<br>LOB: 0<br>BB: 0<br>P: 5 | R: 1<br>E: 0<br>K: 2<br>S: 8 | H: 1<br>LOB: 1<br>BB: 1<br>P: 12 | R: 0<br>E: 0<br>K: 3<br>S: 10 | H: 1<br>LOB: 1<br>BB: 0<br>P: 10 | R: 0<br>E: 0<br>K: 1<br>S: 5 | H: 0<br>LOB: 0<br>BB: 0<br>P: 5 | R: 0<br>E: 0<br>K: 2<br>S: 7 | H: 0<br>LOB: 0<br>BB: 0<br>P: 7 |
| | R: 2<br>E: 0<br>K: 0<br>S: 6 | H: 3<br>LOB: 2<br>BB: 1<br>P: 10 | R: 0<br>E: 0<br>K: 1<br>S: 5 | H: 0<br>LOB: 0<br>BB: 0<br>P: 5 | R: 1<br>E: 0<br>K: 0<br>S: 6 | H: 3<br>LOB: 2<br>BB: 0<br>P: 6 | R: 0<br>E: 0<br>K: 0<br>S: 4 | H: 1<br>LOB: 1<br>BB: 0<br>P: 4 | 1B: 7<br>2B: 1<br>3B: 1<br>HR: 0 | SF: 2<br>SAC: 0<br>DP: 0<br>HBP: 0 |

| | AB | 34 |
|---|---|---|
| | R | 4 |
| | H | 9 |
| | RBI | 4 |
| | BB | 2 |
| | SO | 10 |
| | LOB | 8 |

WP: 0 PB: 0 SB: 0 CS: 0 PA: 38

| PITCHER | | IP | WLS | BF | H | R | ER | SO | BB | IBB | HBP | BLK | WP | HR | S | P | ERA | WHIP |
|---|---|---|---|---|---|---|---|---|---|---|---|---|---|---|---|---|---|---|
| Dave Boswell, R<br>ERA: 4.23 | (1, 1) | 5.0 | | 19 | 2 | 2 | 2 | 9 | 2 | 0 | 0 | 0 | 0 | 0 | 35 | 43 | 3.60 | 0.800 |
| Al Worthington, R<br>ERA: 4.19 | (6, 1) | 1.0 | | 6 | 3 | 1 | 1 | 0 | 0 | 0 | 0 | 0 | 0 | 0 | 6 | 6 | 9.00 | 3.000 |
| Ron Kline, R<br>ERA: 3.52 | (7, 1) | 3.0 | W | 13 | 4 | 1 | 1 | 1 | 0 | 0 | 0 | 0 | 0 | 0 | 15 | 15 | 3.00 | 1.333 |

| PITCHER | IP | WLS | BF | H | R | ER | SO | BB | IBB | HBP | BLK | WP | HR | S | P | ERA | WHIP |
|---|---|---|---|---|---|---|---|---|---|---|---|---|---|---|---|---|---|

# BOTTOM

## Detroit Tigers @ Minnesota Twins

Metropolitan Stadium, Bloomington , MI

Thu Jun 15 1967, 4:33 AM EDT

Att. 15,503 - Unknown

| Batter | 1 | 2 | 3 | 4 | 5 | 6 | 7 | 8 | 9 | AB | R | H | RBI | BB | SO | LOB |
|---|---|---|---|---|---|---|---|---|---|---|---|---|---|---|---|---|
| Cesar Tovar, R (1, 5)<br>OBP: 0.356, SLG: 0.418 | 6-3 | | F7 | | 1B<br>1-2<br>2-H 1B | | F4 | 1-3 | | 5 | 0 | 1 | 1 | 0 | 0 | 1 |
| Rod Carew, L (1, 4)<br>OBP: 0.373, SLG: 0.430 | 6-3 | | F8 | | BB<br>1-3<br>2-H 1B | | HR 1B | G3 | | 5 | 1 | 2 | 1 | 0 | 0 | 1 |
| Harmon Killebrew, R (1, 3)<br>OBP: 0.415, SLG: 0.582 | 5-3 | | | 2B | BBB<br>FC6-4<br>1-2 BB | | 1-H HR | | | 3 | 1 | 2 | 2 | 1 | 0 | 0 |
| Tony Oliva, L (1, 9)<br>OBP: 0.321, SLG: 0.413 | | 6-3 | | 6-3 | L4 | | SH 1B | | | 4 | 1 | 1 | 0 | 0 | 0 | 4 |
| Bob Allison, R (1, 7)<br>OBP: 0.335, SLG: 0.422 | | BBBB<br>FC6-4<br>BB | | F3 | FC6-4<br>1-2f | | SH<br>6-3<br>1-H 1B | | | 2 | 1 | 0 | 0 | 1 | 0 | 4 |
| Zoilo Versalles, R (1, 6)<br>OBP: 0.302, SLG: 0.356 | | F8 | | F6 | | FC5-4<br>1B | 6-3<br>2-3 | | | 4 | 0 | 1 | 0 | 0 | 0 | 3 |
| Ted Uhlaender, L (1, 8)<br>OBP: 0.263, SLG: 0.393 | | FC6-4<br>1-2f | | | 5-3 | FC5-4<br>1-2f | 3-H 1B | | | 4 | 0 | 1 | 1 | 0 | 0 | 2 |
| Jerry Zimmerman, R (1, 2)<br>OBP: 0.248, SLG: 0.183 | | | 1B | | BBBB<br>E<br>1B BB | F3 | 5-3 | | | 3 | 1 | 1 | 0 | 1 | 0 | 2 |
| Dave Boswell, R (1, 1)<br>OBP: 0.292, SLG: 0.364<br>Al Worthington, R (6, 1)<br>Sandy Valdespino, L (6, PH)<br>OBP: 0.417, SLG: 0.474<br>Ron Kline, R (7, 1) | | | 1B | | E4<br>1B<br>1-2 1B | G3 | | SSS<br>K | | 2<br>0<br>1<br>1 | 1<br>0<br>0<br>0 | 1<br>0<br>0<br>0 | 0<br>0<br>0<br>0 | 0<br>0<br>0<br>1 | 0<br>0<br>0<br>0 | 1<br>0<br>1<br>0 |

| | AB | 34 |
|---|---|---|
| | R | 6 |
| | H | 10 |
| | RBI | 5 |
| | BB | 3 |
| | SO | 1 |
| | LOB | 19 |

livebaseballscorecards.com

| Inning Stats | 1 | 2 | 3 | 4 | 5 | 6 | 7 | 8 | 9 |
|---|---|---|---|---|---|---|---|---|---|
| | R: 0<br>E: 0<br>K: 0<br>S: 3 | H: 0<br>LOB: 0<br>BB: 0<br>P: 3 | R: 0<br>E: 0<br>K: 0<br>S: 3 | H: 0<br>LOB: 1<br>BB: 1<br>P: 7 | R: 0<br>E: 0<br>K: 0<br>S: 4 | H: 2<br>LOB: 1<br>BB: 0<br>P: 4 | R: 0<br>E: 0<br>K: 0<br>S: 4 | H: 1<br>LOB: 1<br>BB: 0<br>P: 4 | R: 2<br>E: 1<br>K: 0<br>S: 6 | H: 2<br>LOB: 3<br>BB: 2<br>P: 14 | R: 0<br>E: 0<br>K: 0<br>S: 4 | H: 1<br>LOB: 1<br>BB: 0<br>P: 4 | R: 4<br>E: 1<br>K: 0<br>S: 8 | H: 4<br>LOB: 1<br>BB: 0<br>P: 8 | R: 0<br>E: 0<br>K: 1<br>S: 5 | H: 0<br>LOB: 0<br>BB: 0<br>P: 5 |

| | 1B: 8 | SF: 0 | WP: 0 | PA: 38 |
|---|---|---|---|---|
| | 2B: 1 | SAC: 1 | PB: 0 | |
| | 3B: 0 | DP: 0 | SB: 0 | |
| | HR: 1 | HBP: 0 | CS: 0 | |

| PITCHER | | IP | WLS | BF | H | R | ER | SO | BB | IBB | HBP | BLK | WP | HR | S | P | ERA | WHIP |
|---|---|---|---|---|---|---|---|---|---|---|---|---|---|---|---|---|---|---|
| Joe Sparma, R<br>ERA: 3.63 | (1, 1) | 6.1 | | 29 | 7 | 3 | 2 | 0 | 3 | 0 | 0 | 0 | 0 | 0 | 26 | 38 | 2.84 | 1.579 |
| Fred Gladding, R<br>ERA: 1.63 | (7, 1) | 1.2 | L | 9 | 3 | 3 | 1 | 1 | 0 | 0 | 0 | 0 | 0 | 1 | 11 | 11 | 5.40 | 1.800 |

| PITCHER | IP | WLS | BF | H | R | ER | SO | BB | IBB | HBP | BLK | WP | HR | S | P | ERA | WHIP |
|---|---|---|---|---|---|---|---|---|---|---|---|---|---|---|---|---|---|

# TOP

## Minnesota Twins @ Cleveland Indians

Cleveland Municipal Stadium, Cleveland, OH

Fri Jun 16 1967, 7:05 PM EDT

Att. 14,538 - Unknown

livebaseballscorecards.com

| Batter | 1 | 2 | 3 | 4 | 5 | 6 | 7 | 8 | 9 | 10 | AB | R | H | RBI | BB | SO | LOB |
|---|---|---|---|---|---|---|---|---|---|---|---|---|---|---|---|---|---|
| Cesar Tovar, R (1, 5)<br>OBP: 0.361, SLG: 0.422 | E8 | | K | | | 1B | | 1B | | FC4-6<br>1-2f<br>2-3 | 5 | 0 | 3 | 0 | 0 | 1 | 2 |
| Rod Carew, L (1, 4)<br>OBP: 0.369, SLG: 0.438 | K | | F7 | | | HR | | K | | 4-3 | 5 | 1 | 1 | 1 | 0 | 2 | 4 |
| Harmon Killebrew, R (1, 3)<br>OBP: 0.413, SLG: 0.573 | G1-6-3<br>BB | | | 6-3 | | K | | K | | | 3 | 0 | 0 | 0 | 1 | 2 | 1 |
| Tony Oliva, L (1, 9)<br>OBP: 0.322, SLG: 0.412<br>Sandy Valdespino, L (7, 7)<br>OBP: 0.400, SLG: 0.450 | G1-6-3<br>1-2f | | | 1B | | F9 | | | F9 | | 3<br>1 | 0<br>0 | 1<br>0 | 0<br>0 | 0<br>0 | 0<br>0 | 2<br>0 |
| Bob Allison, R (1, 7)<br>(7, 9)<br>OBP: 0.329, SLG: 0.413 | | F9 | | K | | | 6-3 | | K | | 4 | 0 | 0 | 0 | 0 | 2 | 1 |
| Zoilo Versalles, R (1, 6)<br>OBP: 0.301, SLG: 0.354 | | 1B | | L6 | | | F9 | | 5-3 | | 4 | 0 | 1 | 0 | 0 | 0 | 1 |
| Ted Uhlaender, L (1, 8)<br>OBP: 0.262, SLG: 0.373 | | F8 | F8 | | | | BB | | | F6 | 3 | 0 | 0 | 0 | 1 | 0 | 1 |
| Jerry Zimmerman, R (1, 2)<br>OBP: 0.241, SLG: 0.177<br>Russ Nixon, L (10, PH)<br>OBP: 0.327, SLG: 0.400<br>(10, 2) | | F8 | K | | | | F9 | | | FC4-6<br>1B<br>1B | 3<br>1 | 0<br>0 | 0<br>1 | 0<br>0 | 0<br>0 | 1<br>0 | 2<br>0 |
| Jim Merritt, L (1, 1)<br>OBP: 0.227, SLG: 0.318<br>Rich Rollins, R (10, PH)<br>OBP: 0.349, SLG: 0.373<br>Al Worthington, R (10, 1) | | | F7 | 4-0 | | | | K | | FC4-6<br>1-2<br>1B | 3<br>1<br>0 | 0<br>0<br>0 | 0<br>1<br>0 | 0<br>0<br>0 | 0<br>0<br>0 | 1<br>0<br>0 | 0<br>0<br>0 |

| Inning Stats | | | | | | | | | | | | | | | | | | | | | | | | |
|---|---|---|---|---|---|---|---|---|---|---|---|---|---|---|---|---|---|---|---|---|---|---|---|---|
| 1 | R: 0 | H: 1 | E: 1 | LOB: 1 | K: 1 | BB: 1 | S: 5 | P: 9 |
| 2 | R: 0 | H: 1 | E: 0 | LOB: 1 | K: 0 | BB: 0 | S: 4 | P: 4 |
| 3 | R: 0 | H: 0 | E: 0 | LOB: 0 | K: 1 | BB: 0 | S: 5 | P: 5 |
| 4 | R: 0 | H: 1 | E: 0 | LOB: 1 | K: 1 | BB: 0 | S: 6 | P: 6 |
| 5 | R: 0 | H: 0 | E: 0 | LOB: 0 | K: 1 | BB: 0 | S: 5 | P: 5 |
| 6 | R: 1 | H: 2 | E: 0 | LOB: 0 | K: 1 | BB: 0 | S: 6 | P: 6 |
| 7 | R: 0 | H: 0 | E: 0 | LOB: 1 | K: 0 | BB: 1 | S: 3 | P: 7 |
| 8 | R: 0 | H: 1 | E: 0 | LOB: 1 | K: 3 | BB: 0 | S: 10 | P: 10 |
| 9 | R: 0 | H: 0 | E: 0 | LOB: 0 | K: 1 | BB: 0 | S: 5 | P: 5 |
| 10 | R: 0 | H: 2 | E: 0 | LOB: 2 | K: 0 | BB: 0 | S: 5 | P: 5 |

| | | | | | | | | | | | | | | | | | | | | | | | | |
|---|---|---|---|---|---|---|---|---|---|---|---|---|---|---|---|---|---|---|---|---|---|---|---|---|
| 1B: 7 | SF: 0 | WP: 0 | PA: 38 |
| 2B: 0 | SAC: 0 | PB: 0 |
| 3B: 0 | DP: 1 | SB: 0 |
| HR: 1 | HBP: 0 | CS: 0 |

| PITCHER | IP | WLS | BF | H | R | ER | SO | BB | IBB | HBP | BLK | WP | HR | S | P | ERA | WHIP |
|---|---|---|---|---|---|---|---|---|---|---|---|---|---|---|---|---|---|
| Luis Tiant, R (1, 1)<br>ERA: 2.43 | 10.0 | W | 38 | 8 | 1 | 1 | 9 | 2 | 0 | 0 | 0 | 0 | 1 | 54 | 62 | 0.90 | 1.000 |

| PITCHER | IP | WLS | BF | H | R | ER | SO | BB | IBB | HBP | BLK | WP | HR | S | P | ERA | WHIP |
|---|---|---|---|---|---|---|---|---|---|---|---|---|---|---|---|---|---|

| | |
|---|---|
| AB | 36 |
| R | 1 |
| H | 8 |
| RBI | 1 |
| BB | 2 |
| SO | 9 |
| LOB | 14 |

| Batter | 1 | 2 | 3 | 4 | 5 | 6 | 7 | 8 | 9 | 10 | AB | R | H | RBI | BB | SO | LOB |
|---|---|---|---|---|---|---|---|---|---|---|---|---|---|---|---|---|---|
| Max Alvis, R (1, 5)<br>OBP: 0.333, SLG: 0.431 | 1-3 | | K | | | F7 | | SH3-4 (1-2) | | 1B (1-2) | 4 | 0 | 1 | 0 | 0 | 1 | 0 |
| Chuck Hinton, R (1, 8) (8, 9)<br>OBP: 0.328, SLG: 0.373 | 6-3 | | | CS 1B | | 1B | | FC (2-3) | | 1B (1-2 2-H) | 5 | 0 | 3 | 1 | 0 | 0 | 1 |
| Leon Wagner, L (1, 7)<br>OBP: 0.287, SLG: 0.447 | K | | K | K (1-2) | | K | | F3 | | | 4 | 0 | 0 | 0 | 0 | 3 | 4 |
| Rocky Colavito, R (1, 9)<br>OBP: 0.346, SLG: 0.431 | | F8 | | BB | | | 2B 1B | K | | | 2 | 0 | 1 | 0 | 1 | 0 | 0 |
| Vic Davalillo, L (7, PR) (8, 8)<br>OBP: 0.275, SLG: 0.310 | | | | | | | | | | | 0 | 1 | 0 | 0 | 0 | 0 | 0 |
| Chico Salmon, R (8, PH) (9, 8)<br>OBP: 0.271, SLG: 0.246 | | | | | | | | | | | 1 | 0 | 0 | 0 | 0 | 1 | 2 |
| Joe Azcue, R (1, 2)<br>OBP: 0.370, SLG: 0.516 | | BB | | F9 | | | 1B (1-3) FC2-4-3-5 2B | | 6-3 | | 3 | 0 | 1 | 0 | 1 | 0 | 1 |
| Tony Horton, R (1, 3)<br>OBP: 0.254, SLG: 0.292 | | K | | | FC3-6 1B | | L6 | | 6-3 | | 4 | 0 | 1 | 0 | 0 | 1 | 4 |
| Pedro Gonzalez, R (1, 4)<br>OBP: 0.275, SLG: 0.287 | | G3 | | | FC3-6 CS (1-2f) | | 1B (2-3 3-H) | | F8 | | 2 | 0 | 0 | 0 | 0 | 0 | 2 |
| Don Demeter, R (7, PH)<br>OBP: 0.297, SLG: 0.459 | | | | | | | | | | | 1 | 0 | 1 | 1 | 0 | 0 | 0 |
| Gus Gil, R (8, 4)<br>OBP: 0.188, SLG: 0.177 | | | | | | | | | | | 1 | 0 | 0 | 0 | 0 | 0 | 0 |
| Larry Brown, R (1, 6)<br>OBP: 0.346, SLG: 0.393 | | | F4 | | F7 (1-2) | | FC2-4-3-5 (3-H) | | | 1B 1B | 4 | 1 | 1 | 0 | 0 | 0 | 3 |
| Luis Tiant, R (1, 1)<br>OBP: 0.269, SLG: 0.360 | | | F9 | | | F4 | | FC SH3-4 1B | | K | 4 | 0 | 1 | 0 | 0 | 1 | 1 |
| Inning Stats | R: 0 E: 0 K: 1 S: 5 H: 0 LOB: 0 BB: 0 P: 5 | R: 0 E: 0 K: 1 S: 5 H: 0 LOB: 1 BB: 1 P: 9 | R: 0 E: 0 K: 1 S: 5 H: 0 LOB: 0 BB: 0 P: 5 | R: 0 E: 0 K: 1 S: 5 H: 1 LOB: 1 BB: 1 P: 9 | R: 0 E: 0 K: 0 S: 3 H: 1 LOB: 0 BB: 0 P: 3 | R: 0 E: 0 K: 1 S: 6 H: 1 LOB: 1 BB: 0 P: 6 | R: 1 E: 0 K: 0 S: 5 H: 3 LOB: 1 BB: 0 P: 5 | R: 0 E: 0 K: 1 S: 7 H: 1 LOB: 2 BB: 0 P: 7 | R: 0 E: 0 K: 0 S: 3 H: 0 LOB: 0 BB: 0 P: 3 | R: 1 E: 0 K: 1 S: 6 H: 3 LOB: 2 BB: 0 P: 6 | 1B: 9 2B: 2 3B: 0 HR: 0 SF: 0 SAC: 1 DP: 1 HBP: 0 | | | | | | |

| PITCHER | IP | WLS | BF | H | R | ER | SO | BB | IBB | HBP | BLK | WP | HR | S | P | ERA | WHIP |
|---|---|---|---|---|---|---|---|---|---|---|---|---|---|---|---|---|---|
| Jim Merritt, L (1, 1)<br>ERA: 2.43 | 9.0 | | 34 | 7 | 1 | 1 | 6 | 2 | 0 | 0 | 0 | 0 | 0 | 44 | 52 | 1.00 | 1.000 |
| Al Worthington, R (10, 1)<br>ERA: 4.38 | 0.1 | L | 4 | 3 | 1 | 1 | 1 | 0 | 0 | 0 | 0 | 0 | 0 | 6 | 6 | 27.00 | 9.000 |

| PITCHER | IP | WLS | BF | H | R | ER | SO | BB | IBB | HBP | BLK | WP | HR | S | P | ERA | WHIP |
|---|---|---|---|---|---|---|---|---|---|---|---|---|---|---|---|---|---|

# Minnesota Twins @ Cleveland Indians

Cleveland Municipal Stadium, Cleveland, OH

Fri Jun 16 1967, 7:05 PM EDT
Att. 14,538 - Unknown

BOTTOM

| | |
|---|---|
| AB | 35 |
| R | 2 |
| H | 10 |
| RBI | 2 |
| BB | 2 |
| SO | 7 |
| LOB | 18 |

WP: 0 PA: 38
PB: 0
SB: 0
CS: 2

livebaseballscorecards.com

# Minnesota Twins @ Cleveland Indians

Cleveland Municipal Stadium, Cleveland, OH

Sat Jun 17 1967, 7:05 PM EDT

Att. 7,208 - Unknown

TOP

livebaseballscorecards.com

| Batter | 1 | 2 | 3 | 4 | 5 | 6 | 7 | 8 | 9 | AB | R | H | RBI | BB | SO | LOB |
|---|---|---|---|---|---|---|---|---|---|---|---|---|---|---|---|---|
| Cesar Tovar, R (1, 8)<br>OBP: 0.361, SLG: 0.422 | 6-3 | | 1-3 | | 1B | | | BB 1B | F8 | 5 | 0 | 2 | 0 | 0 | 0 | 2 |
| Rod Carew, L (1, 4)<br>OBP: 0.367, SLG: 0.432 | K | | K | | 1-4-3 | | | 1-2 BB | | 3 | 0 | 0 | 0 | 1 | 2 | 1 |
| Harmon Killebrew, R (1, 3)<br>OBP: 0.410, SLG: 0.581 | HR | | 6-3 | | | L6 | | F4 | | 4 | 1 | 1 | 1 | 0 | 0 | 2 |
| Bob Allison, R (1, 9)<br>OBP: 0.327, SLG: 0.406 | F7 | | | 1B G6-4-3 BB | | 6-3 | | F9 | | 3 | 1 | 0 | 0 | 1 | 0 | 2 |
| Rich Rollins, R (1, 5)<br>OBP: 0.347, SLG: 0.370 | | E5 1B 1-3 | | G6-4-3 1-3 1B | | 5-3 | | F6 | | 4 | 1 | 1 | 0 | 0 | 0 | 2 |
| Zoilo Versalles, R (1, 6)<br>OBP: 0.300, SLG: 0.352 | | 1-3 1-2 | | G6-4-3 1-2f 3-H | | | 1B | | F5 | 4 | 0 | 1 | 0 | 0 | 0 | 2 |
| Frank Kostro, R (1, 7)<br>OBP: 0.333, SLG: 0.333<br>Ted Uhlaender, L (9, PH)<br>OBP: 0.274, SLG: 0.373 | | 2-H 1B | | F7 | | | F9 | | BB BB | 3<br>0 | 0<br>0 | 1<br>0 | 1<br>0 | 0<br>1 | 0<br>0 | 1<br>0 |
| Earl Battey, R (1, 2)<br>OBP: 0.253, SLG: 0.221<br>Sandy Valdespino, L (9, PH)<br>OBP: 0.385, SLG: 0.429 | | F2 | | | F8 | | F7 | | F6 | 3<br>1 | 0<br>0 | 0<br>0 | 0<br>0 | 0<br>0 | 0<br>0 | 2<br>1 |
| Dean Chance, R (1, 1)<br>Jim Perry, S (7, 1)<br>OBP: 0.300, SLG: 0.600<br>Rich Reese, L (9, PH)<br>OBP: 0.292, SLG: 0.372 | | 4-3 | | | K | | K | | 1-2 BB | 3<br>0<br>0 | 0<br>0<br>0 | 0<br>0<br>0 | 0<br>0<br>0 | 0<br>0<br>1 | 2<br>0<br>0 | 2<br>0<br>0 |
| Inning Stats | R: 1 E: 0 K: 1 S: 6<br>H: 1 LOB: 0 BB: 0 P: 6 | R: 1 E: 1 K: 0 S: 5<br>H: 1 LOB: 1 BB: 0 P: 5 | R: 0 E: 0 K: 1 S: 5<br>H: 0 LOB: 0 BB: 0 P: 5 | R: 1 E: 0 K: 0 S: 3<br>H: 1 LOB: 0 BB: 1 P: 7 | R: 0 E: 0 K: 1 S: 6<br>H: 1 LOB: 1 BB: 0 P: 6 | R: 0 E: 0 K: 0 S: 3<br>H: 0 LOB: 0 BB: 0 P: 3 | R: 0 E: 0 K: 1 S: 6<br>H: 1 LOB: 1 BB: 0 P: 6 | R: 0 E: 0 K: 0 S: 4<br>H: 1 LOB: 2 BB: 1 P: 8 | R: 0 E: 0 K: 0 S: 3<br>H: 0 LOB: 2 BB: 2 P: 11 | 1B: 5 2B: 0 3B: 0 HR: 1<br>SF: 0 SAC: 0 DP: 1 HBP: 0 | | | | | | |

| | AB | 33 |
|---|---|---|
| | R | 3 |
| | H | 6 |
| | RBI | 2 |
| | BB | 4 |
| | SO | 4 |
| | LOB | 17 |

WP: 0 PB: 0 SB: 0 CS: 0 PA: 37

| PITCHER | | IP | WLS | BF | H | R | ER | SO | BB | IBB | HBP | BLK | WP | HR | S | P | ERA | WHIP |
|---|---|---|---|---|---|---|---|---|---|---|---|---|---|---|---|---|---|---|
| John O'Donoghue, L<br>ERA: 2.41 | (1, 1) | 7.0 | W | 29 | 6 | 3 | 2 | 4 | 2 | 0 | 0 | 0 | 0 | 1 | 35 | 43 | 2.57 | 1.143 |
| Steve Bailey, R<br>ERA: 2.36 | (8, 1) | 2.0 | S | 8 | 0 | 0 | 0 | 0 | 2 | 0 | 0 | 0 | 0 | 0 | 6 | 14 | 0.00 | 1.000 |

| PITCHER | IP | WLS | BF | H | R | ER | SO | BB | IBB | HBP | BLK | WP | HR | S | P | ERA | WHIP |
|---|---|---|---|---|---|---|---|---|---|---|---|---|---|---|---|---|---|

# BOTTOM

## Minnesota Twins @ Cleveland Indians

Cleveland Municipal Stadium, Cleveland, OH

Sat Jun 17 1967, 7:05 PM EDT

Att. 7,208 - Unknown

livebaseballscorecards.com

| Batter | 1 | 2 | 3 | 4 | 5 | 6 | 7 | 8 | 9 | AB | R | H | RBI | BB | SO | LOB |
|---|---|---|---|---|---|---|---|---|---|---|---|---|---|---|---|---|
| Lee Maye, L (1, 9) (8, 7)<br>OBP: 0.299, SLG: 0.462 | K | | 1B 3B | | 1B 1B | | FC1-5 HR 1B<br>1-2<br>3-H | | | 4 | 2 | 3 | 1 | 0 | 1 | 0 |
| Chuck Hinton, R (1, 8) (8, 9)<br>OBP: 0.331, SLG: 0.376 | K | | F7 1B<br>3-H | | G4-6-3 1B<br>1-2 | | FC1-5 HR<br>1-2<br>2-3f | | | 4 | 1 | 2 | 1 | 0 | 1 | 2 |
| Leon Wagner, L (1, 7)<br>OBP: 0.286, SLG: 0.461<br>Vic Davalillo, L (8, 8)<br>OBP: 0.275, SLG: 0.310 | F8 | | F7<br>1-2 | | G4-6-3<br>1-2f | | HR<br>1-H<br>2-H | | | 4<br>0 | 1<br>0 | 1<br>0 | 3<br>0 | 0<br>0 | 0<br>0 | 3<br>0 |
| Fred Whitfield, L (1, 3)<br>OBP: 0.293, SLG: 0.413 | | F9 | F5 | | | F8 | K | | | 4 | 0 | 0 | 0 | 0 | 1 | 0 |
| Max Alvis, R (1, 5)<br>OBP: 0.332, SLG: 0.428 | | BB 2B 1B | | 5-3 | | 5-3 | | F6 | | 4 | 1 | 1 | 0 | 0 | 0 | 0 |
| Joe Azcue, R (1, 2)<br>OBP: 0.384, SLG: 0.515 | | 2B BB<br>1-2 | | 1B BB | | K | | K2-6 1B | | 2 | 1 | 1 | 0 | 2 | 1 | 0 |
| Pedro Gonzalez, R (1, 4)<br>OBP: 0.282, SLG: 0.293 | | K | | G6-4-3 1B<br>1-2 | | | 1B 1B | K2-6<br>1-2f | | 4 | 1 | 2 | 0 | 0 | 2 | 3 |
| Larry Brown, R (1, 6)<br>OBP: 0.351, SLG: 0.403 | | WP 2B<br>1-H<br>2-H | | G6-4-3<br>1-2f | | | FC1-5 1B<br>1-3 | | | 3 | 0 | 2 | 2 | 0 | 0 | 2 |
| John O'Donoghue, R (1, 1)<br>OBP: 0.077, SLG: 0.308<br>Steve Bailey, R (8, 1) | | K<br>2-3 | | | F5 | | K | | | 3<br>0 | 0<br>0 | 0<br>0 | 0<br>0 | 0<br>0 | 2<br>0 | 3<br>0 |
| Inning Stats | R: 0 H: 0<br>E: 0 LOB: 0<br>K: 2 BB: 0<br>S: 7 P: 7 | R: 2 H: 2<br>E: 0 LOB: 1<br>K: 2 BB: 1<br>S: 9 P: 13 | R: 1 H: 2<br>E: 0 LOB: 0<br>K: 0 BB: 0<br>S: 4 P: 4 | R: 0 H: 1<br>E: 0 LOB: 1<br>K: 0 BB: 1<br>S: 3 P: 7 | R: 0 H: 2<br>E: 0 LOB: 1<br>K: 0 BB: 0<br>S: 4 P: 4 | R: 0 H: 0<br>E: 0 LOB: 0<br>K: 1 BB: 0<br>S: 5 P: 5 | R: 4 H: 4<br>E: 0 LOB: 0<br>K: 2 BB: 0<br>S: 11 P: 11 | R: 0 H: 1<br>E: 0 LOB: 1<br>K: 1 BB: 0<br>S: 5 P: 5 | | 1B: 9 SF: 0<br>2B: 2 SAC: 0<br>3B: 1 DP: 3<br>HR: 1 HBP: 0 | | | | WP: 1 PA: 34<br>PB: 0<br>SB: 0<br>CS: 0 | | |

| | AB | 32 |
|---|---|---|
| | R | 7 |
| | H | 12 |
| | RBI | 7 |
| | BB | 2 |
| | SO | 8 |
| | LOB | 13 |

| PITCHER | IP | WLS | BF | H | R | ER | SO | BB | IBB | HBP | BLK | WP | HR | S | P | ERA | WHIP |
|---|---|---|---|---|---|---|---|---|---|---|---|---|---|---|---|---|---|
| Dean Chance, R (1, 1)<br>ERA: 3.31 | 6.1 | L | 28 | 10 | 6 | 6 | 6 | 2 | 0 | 0 | 0 | 1 | 0 | 38 | 46 | 8.53 | 1.895 |
| Jim Perry, R (7, 1)<br>ERA: 4.42 | 1.2 | | 6 | 2 | 1 | 1 | 2 | 0 | 0 | 0 | 0 | 0 | 1 | 10 | 10 | 5.40 | 1.200 |

| PITCHER | IP | WLS | BF | H | R | ER | SO | BB | IBB | HBP | BLK | WP | HR | S | P | ERA | WHIP |
|---|---|---|---|---|---|---|---|---|---|---|---|---|---|---|---|---|---|

# Minnesota Twins @ Cleveland Indians

Cleveland Municipal Stadium, Cleveland, OH

Sun Jun 18 1967, 3:33 AM EDT

Att. 17,612 - Unknown

TOP

livebaseballscorecards.com

| Batter | 1 | 2 | 3 | 4 | 5 | 6 | 7 | 8 | 9 | AB | R | H | RBI | BB | SO | LOB |
|---|---|---|---|---|---|---|---|---|---|---|---|---|---|---|---|---|
| Cesar Tovar, R (1, 8) (8, 7) (8, 5)<br>OBP: 0.360, SLG: 0.417 | H 1-0 SH5-3 HBP | | S S S 0-3 ③ K | | | X 0-0 ② F8 | | X 0-0 ② F8 | | 3 | 0 | 0 | 0 | 0 | 1 | 2 |
| Rod Carew, L (1, 4)<br>OBP: 0.367, SLG: 0.429 | X 0-0 ① SH5-3 1-2 | | | S S S 0-3 ① K | | S S S 0-3 ③ K | | B B B B 4-0 BB 2B 1-2 2-3 BB | | 2 | 1 | 0 | 0 | 1 | 2 | 0 |
| Harmon Killebrew, R (1, 3)<br>OBP: 0.408, SLG: 0.573 | S S S 0-3 ② K | | | X 0-0 ② 6-3 | | | X 0-0 ① F4 | B B B B 4-0 1-2 2-3 3-H 2B BB | | 3 | 1 | 0 | 1 | 1 | 1 | 1 |
| Bob Allison, R (1, 9)<br>OBP: 0.328, SLG: 0.405 | S S S 0-3 ③ K | | | X 0-0 ③ 4-3 | | | X 0-0 1B | X 0-0 1-H 2-H 3-H 2B | | 3 | 0 | 1 | 0 | 0 | 1 | 1 |
| Tony Oliva, L (8, PH) (8, 9)<br>OBP: 0.326, SLG: 0.422 | | | | | | | | | | 1 | 0 | 1 | 3 | 0 | 0 | 0 |
| Rich Rollins, R (1, 5)<br>OBP: 0.345, SLG: 0.367 | | X 0-0 G6-4-3 1B | | | X 0-0 ① 6-3 | | S S S 0-3 ② K | X 0-0 ③ 6-3 | | 4 | 0 | 1 | 0 | 0 | 1 | 3 |
| Ron Kline, R (8, 1) | | | | | | | | | | 0 | 0 | 0 | 0 | 0 | 0 | 0 |
| Zoilo Versalles, R (1, 6)<br>OBP: 0.300, SLG: 0.348 | | S S S 0-3 ① K | | | B B B B 4-0 FC5-4 BB | | S S S 0-3 ③ K | | X 0-0 ① F2 | 3 | 0 | 0 | 0 | 1 | 2 | 2 |
| Frank Kostro, R (1, 7)<br>OBP: 0.167, SLG: 0.167 | | X 0-0 ② ③ G6-4-3 1-2f | | | X 0-0 ② F9 | | | S S S 0-3 ① K | X 0-0 ② F4 | 3 | 0 | 0 | 0 | 0 | 1 | 2 |
| Ted Uhlaender, L (8, 8)<br>OBP: 0.270, SLG: 0.367 | | | | | | | | | | 1 | 0 | 0 | 0 | 0 | 0 | 0 |
| Jerry Zimmerman, R (1, 2)<br>OBP: 0.243, SLG: 0.173 | | | S S S 0-3 ① K | | X 0-0 ③ FC5-4 1-2f | | | B B B B 4-0 BB 1B BB BB | X 0-0 1B | 2 | 0 | 0 | 0 | 1 | 1 | 1 |
| Rich Reese, L (8, PR)<br>OBP: 0.292, SLG: 0.372 | | | | | | | | | | 0 | 1 | 0 | 0 | 0 | 0 | 0 |
| Russ Nixon, L (8, 2)<br>OBP: 0.340, SLG: 0.413 | | | | | | | | | | 1 | 0 | 1 | 0 | 0 | 0 | 0 |
| Jim Kaat, L (1, 1)<br>OBP: 0.257, SLG: 0.303 | | | S S S 0-3 ② K | | | X 0-0 ① 6-3 | | X 0-0 BB BB 1-2 2B 1B | X 0-0 ③ L1 | 3 | 1 | 1 | 0 | 0 | 1 | 0 |
| Sandy Valdespino, L (8, 7)<br>OBP: 0.370, SLG: 0.409 | | | | | | | | | | 1 | 0 | 0 | 0 | 0 | 0 | 1 |
| Inning Stats | R: 0 E: 0 K: 2 S: 7 H: 0 LOB: 1 BB: 0 P: 8 | R: 0 E: 0 K: 1 S: 5 H: 1 LOB: 0 BB: 0 P: 5 | R: 0 E: 0 K: 3 S: 9 H: 0 LOB: 0 BB: 0 P: 9 | R: 0 E: 0 K: 1 S: 5 H: 0 LOB: 0 BB: 0 P: 5 | R: 0 E: 0 K: 0 S: 3 H: 0 LOB: 1 BB: 1 P: 7 | R: 0 E: 0 K: 1 S: 5 H: 0 LOB: 0 BB: 0 P: 5 | R: 0 E: 0 K: 2 S: 8 H: 1 LOB: 1 BB: 0 P: 8 | R: 4 E: 0 K: 1 S: 7 H: 2 LOB: 2 BB: 3 P: 19 | R: 0 E: 0 K: 0 S: 4 H: 1 LOB: 1 BB: 0 P: 4 | 1B: 4 2B: 1 3B: 0 HR: 0 | | SF: 0 SAC: 1 DP: 1 HBP: 1 | | | | |

| | AB | 30 |
|---|---|---|
| | R | 4 |
| | H | 5 |
| | RBI | 4 |
| | BB | 4 |
| | SO | 11 |
| | LOB | 13 |

WP: 0 PB: 0 SB: 0 CS: 0 PA: 36

| PITCHER | | IP | WLS | BF | H | R | ER | SO | BB | IBB | HBP | BLK | WP | HR | S | P | ERA | WHIP |
|---|---|---|---|---|---|---|---|---|---|---|---|---|---|---|---|---|---|---|
| Sam McDowell, L<br>ERA: 4.55 | (1, 1) | 7.2 | L | 30 | 3 | 4 | 4 | 11 | 4 | 0 | 1 | 0 | 0 | 0 | 47 | 64 | 4.70 | 0.913 |
| Steve Bailey, R<br>ERA: 2.27 | (8, 1) | 1.1 | | 6 | 2 | 0 | 0 | 0 | 0 | 0 | 0 | 0 | 0 | 0 | 6 | 6 | 0.00 | 1.500 |

| PITCHER | IP | WLS | BF | H | R | ER | SO | BB | IBB | HBP | BLK | WP | HR | S | P | ERA | WHIP |
|---|---|---|---|---|---|---|---|---|---|---|---|---|---|---|---|---|---|

| Batter | 1 | 2 | 3 | 4 | 5 | 6 | 7 | 8 | 9 | AB | R | H | RBI | BB | SO | LOB |
|---|---|---|---|---|---|---|---|---|---|---|---|---|---|---|---|---|
| Max Alvis, R (1, 5)<br>OBP: 0.333, SLG: 0.432 | 0-0 1-3 2B | | 0-0 F2 ② | | | 0-0 5-3 ② | | 0-0 1B 1B 1B | 0-0 F9 ② | 5 | 1 | 2 | 0 | 0 | 0 | 0 |
| Chuck Hinton, R (1, 8)<br>OBP: 0.328, SLG: 0.372 | 0-0 6-3 ① | | 0-0 L6 ③ | | | 0-0 BB 1B | | 0-0 F9 ① | 0-3 K ③ | 5 | 0 | 1 | 0 | 0 | 1 | 2 |
| Leon Wagner, L (1, 7)<br>OBP: 0.291, SLG: 0.459 | 0-0 1-3 ②<br>2-3 | | | SSS 0-3 K ① | | BBBB 4-0 1-2 BB | | 0-0 1B 1B 1B<br>1-2 | | 3 | 1 | 1 | 0 | 1 | 1 | 1 |
| Don Demeter, R (1, 9)<br>OBP: 0.279, SLG: 0.431 | SSS 0-3 K ③ | | | 0-0 5-3 ② | | 0-0 L5 ③ | | 0-0 F5 ② | | 4 | 0 | 0 | 0 | 0 | 1 | 5 |
| Joe Azcue, R (1, 2)<br>OBP: 0.379, SLG: 0.505 | | 0-0 F8 ① | | SSS 0-3 K ③ | | | 0-0 E6 WP | 0-0 BB 1B<br>1-2<br>2-H 1B | | 4 | 0 | 1 | 1 | 0 | 1 | 0 |
| Tony Horton, R (1, 3)<br>OBP: 0.254, SLG: 0.290 | | 0-0 5-3 ② | | | 0-0 6-3 ① | | SSS 0-3 K ①<br>1-2 | 0-0 BB 1B<br>1-2<br>2-H | | 4 | 0 | 1 | 1 | 0 | 1 | 1 |
| Pedro Gonzalez, R (1, 4)<br>OBP: 0.288, SLG: 0.294 | | 0-0 1B | | | SSS 0-3 K ② | | 0-0 6-3 ② | BBBB 4-0 1-2<br>2-3 BB | | 3 | 0 | 1 | 0 | 1 | 1 | 1 |
| Larry Brown, R (1, 6)<br>OBP: 0.349, SLG: 0.397 | 0-0 L6 ③ | | | | 0-0 F3 ③ | | IIII 4-0 IBB | 0-0 F7 ③ | | 3 | 0 | 0 | 0 | 1 | 0 | 4 |
| Sam McDowell, L (1, 1)<br>OBP: 0.207, SLG: 0.310<br>Steve Bailey, R (8, 1)<br>Lee Maye, L (9, PH)<br>OBP: 0.296, SLG: 0.457 | | | 0-0 4-3 ① | | | 0-0 4-3 ① | SSS 0-3 K ③ | | SSS 0-3 K ① | 3<br>0<br>1 | 0<br>0<br>0 | 0<br>0<br>0 | 0<br>0<br>0 | 0<br>0<br>1 | 1<br>0<br>0 | 2<br>0<br>0 |
| Inning Stats | R: 0 H: 1<br>E: 0 LOB: 1<br>K: 1 BB: 0<br>S: 6 P: 6 | R: 0 H: 1<br>E: 0 LOB: 1<br>K: 0 BB: 0<br>S: 4 P: 4 | R: 0 H: 0<br>E: 0 LOB: 0<br>K: 0 BB: 0<br>S: 3 P: 3 | R: 0 H: 0<br>E: 0 LOB: 0<br>K: 2 BB: 0<br>S: 7 P: 7 | R: 0 H: 0<br>E: 0 LOB: 0<br>K: 1 BB: 0<br>S: 5 P: 5 | R: 0 H: 1<br>E: 0 LOB: 2<br>K: 0 BB: 1<br>S: 4 P: 8 | R: 0 H: 0<br>E: 1 LOB: 2<br>K: 2 BB: 1<br>S: 8 P: 12 | R: 2 H: 4<br>E: 0 LOB: 3<br>K: 0 BB: 1<br>S: 7 P: 11 | R: 0 H: 0<br>E: 0 LOB: 0<br>K: 2 BB: 0<br>S: 7 P: 7 | 1B: 6<br>2B: 1<br>3B: 0<br>HR: 0 | SF: 0<br>SAC: 0<br>DP: 0<br>HBP: 0 | | | WP: 1<br>PB: 0<br>SB: 0<br>CS: 0 | PA: 38 | | |

| PITCHER | | IP | WLS | BF | H | R | ER | SO | BB | IBB | HBP | BLK | WP | HR | S | P | ERA | WHIP |
|---|---|---|---|---|---|---|---|---|---|---|---|---|---|---|---|---|---|---|
| Jim Kaat, L<br>ERA: 4.57 | (1, 1) | 7.2 | W | 34 | 7 | 2 | 2 | 6 | 2 | 1 | 0 | 0 | 1 | 0 | 43 | 55 | 2.35 | 1.174 |
| Ron Kline, R<br>ERA: 3.38 | (8, 1) | 1.1 | S | 4 | 0 | 0 | 0 | 2 | 0 | 0 | 0 | 0 | 0 | 0 | 8 | 8 | 0.00 | 0.000 |

| PITCHER | IP | WLS | BF | H | R | ER | SO | BB | IBB | HBP | BLK | WP | HR | S | P | ERA | WHIP |
|---|---|---|---|---|---|---|---|---|---|---|---|---|---|---|---|---|---|

# BOTTOM

## Minnesota Twins @ Cleveland Indians

Cleveland Municipal Stadium, Cleveland, OH

Sun Jun 18 1967, 3:33 AM EDT

Att. 17,612 - Unknown

livebaseballscorecards.com

| | |
|---|---|
| AB | 35 |
| R | 2 |
| H | 7 |
| RBI | 2 |
| BB | 3 |
| SO | 8 |
| LOB | 16 |

# Minnesota Twins @ Baltimore Orioles

Memorial Stadium, Baltimore, MD

Mon Jun 19 1967, 7:05 PM EDT

Unknown

TOP

livebaseballscorecards.com

| Batter | 1 | 2 | 3 | 4 | 5 | 6 | 7 | 8 | 9 | AB | R | H | RBI | BB | SO | LOB |
|---|---|---|---|---|---|---|---|---|---|---|---|---|---|---|---|---|
| Cesar Tovar, R (1, 8) (8, 5)<br>OBP: 0.357, SLG: 0.410 | 0-0 ① 6-3 | 0-0 ③ F3 | | | 0-0 ③ 5-3 | | | BBBB 4-0 BB S 1B BB | 0-0 ③ F4 | 4 | 1 | 0 | 0 | 1 | 0 | 2 |
| Rod Carew, L (1, 4)<br>OBP: 0.361, SLG: 0.421 | SSS 0-3 ② K | | SSS 0-3 ① K | | | 0-0 ① 1-3 | | SSS 0-3 ① K 1-2 | | 4 | 0 | 0 | 0 | 0 | 3 | 1 |
| Harmon Killebrew, R (1, 3)<br>OBP: 0.413, SLG: 0.570 | BBBB 4-0 E BB | | SSS 0-3 ② K | | | BBBB 4-0 HR BB | | BBBB 4-0 BB 1B BB | | 1 | 2 | 0 | 0 | 3 | 1 | 0 |
| Tony Oliva, L (1, 9)<br>OBP: 0.324, SLG: 0.437 | 0-0 E6 1-2 | | 0-0 ③ L5 | | | 0-0 1-H HR | | SSS 0-3 ② K | | 4 | 1 | 1 | 2 | 0 | 1 | 3 |
| Rich Rollins, R (1, 5)<br>Ted Uhlaender, L (8, 8)<br>OBP: 0.343, SLG: 0.360<br>OBP: 0.270, SLG: 0.367 | 0-0 ③ F3 | | | 0-0 ① F8 | | 0-0 ② F3 | | BBBB 4-0 1B BB 1-2 2-3 | | 3<br>0 | 0<br>0 | 0<br>0 | 0<br>0 | 1<br>0 | 0<br>0 | 2<br>0 |
| Zoilo Versalles, R (1, 6)<br>OBP: 0.299, SLG: 0.346 | | SSS 0-3 ① K | | 0-0 ② 1-3 | | 0-0 ③ 6-3 | | 0-0 1B 1-3 2-H 3-H | | 4 | 0 | 1 | 2 | 0 | 1 | 0 |
| Sandy Valdespino, L (1, 7)<br>OBP: 0.323, SLG: 0.346 | | 0-0 ② 4-3 | | 0-0 ③ F3 | | | 0-0 ① 1-3 | 0-0 ③ 6-3 | | 4 | 0 | 0 | 0 | 0 | 0 | 2 |
| Russ Nixon, L (1, 2)<br>OBP: 0.333, SLG: 0.400 | | 0-0 1B 1B | | | 0-0 ① F5 | | 0-0 ② 5-3 | | 0-0 ① 4-3 | 4 | 0 | 1 | 0 | 0 | 0 | 0 |
| Dave Boswell, R (1, 1)<br>OBP: 0.286, SLG: 0.346 | | 0-0 1-2 1B | | | 0-0 ② F9 | | 0-0 ③ 5-3 | | SSS 0-3 ② K | 4 | 0 | 1 | 0 | 0 | 1 | 0 |
| Inning Stats | R: 0 E: 1 K: 1 S: 6 H: 0 LOB: 2 BB: 1 P: 10 | R: 0 E: 0 K: 1 S: 7 H: 2 LOB: 2 BB: 0 P: 7 | R: 0 E: 0 K: 2 S: 7 H: 0 LOB: 0 BB: 0 P: 7 | R: 0 E: 0 K: 0 S: 3 H: 0 LOB: 0 BB: 0 P: 3 | R: 0 E: 0 K: 0 S: 3 H: 0 LOB: 0 BB: 0 P: 3 | R: 2 E: 0 K: 0 S: 4 H: 1 LOB: 0 BB: 1 P: 8 | R: 0 E: 0 K: 0 S: 3 H: 0 LOB: 0 BB: 0 P: 3 | R: 2 E: 0 K: 2 S: 8 H: 1 LOB: 2 BB: 3 P: 20 | R: 0 E: 0 K: 1 S: 5 H: 0 LOB: 0 BB: 0 P: 5 | 1B: 3 2B: 0 3B: 0 HR: 1 | SF: 0 SAC: 0 DP: 0 HBP: 0 | | | | | | |

| | AB | 32 |
|---|---|---|
| | R | 4 |
| | H | 4 |
| | RBI | 4 |
| | BB | 5 |
| | SO | 7 |
| | LOB | 10 |

WP: 0 PB: 0 SB: 1 CS: 0 PA: 37

| PITCHER | | IP | WLS | BF | H | R | ER | SO | BB | IBB | HBP | BLK | WP | HR | S | P | ERA | WHIP |
|---|---|---|---|---|---|---|---|---|---|---|---|---|---|---|---|---|---|---|
| Tom Phoebus, R<br>ERA: 3.19 | (1, 1) | 8.0 | L | 34 | 4 | 4 | 4 | 6 | 5 | 0 | 0 | 0 | 0 | 1 | 41 | 61 | 4.50 | 1.125 |
| Stu Miller, R<br>ERA: 2.63 | (9, 1) | 1.0 | | 3 | 0 | 0 | 0 | 1 | 0 | 0 | 0 | 0 | 0 | 0 | 5 | 5 | 0.00 | 0.000 |

| PITCHER | IP | WLS | BF | H | R | ER | SO | BB | IBB | HBP | BLK | WP | HR | S | P | ERA | WHIP |
|---|---|---|---|---|---|---|---|---|---|---|---|---|---|---|---|---|---|

# BOTTOM

## Minnesota Twins @ Baltimore Orioles

Memorial Stadium, Baltimore, MD

Mon Jun 19 1967, 7:05 PM EDT

Unknown

livebaseballscorecards.com

| Batter | 1 | 2 | 3 | 4 | 5 | 6 | 7 | 8 | 9 | AB | R | H | RBI | BB | SO | LOB |
|---|---|---|---|---|---|---|---|---|---|---|---|---|---|---|---|---|
| Luis Aparicio, R (1, 6)<br>OBP: 0.277, SLG: 0.327 | 6-3 | | 4-3 | | | 1-3 | | 5-3 | | 4 | 0 | 0 | 0 | 0 | 0 | 1 |
| Paul Blair, R (1, 8)<br>OBP: 0.333, SLG: 0.436 | 1-3 | | 5-3 | | | K | | | F3 | 4 | 0 | 0 | 0 | 0 | 1 | 0 |
| Curt Blefary, L (1, 7)<br>OBP: 0.358, SLG: 0.472 | K | | | K | | | L3 | | BB | 3 | 0 | 0 | 0 | 1 | 2 | 0 |
| Frank Robinson, R (1, 9)<br>OBP: 0.435, SLG: 0.687 | | SH1-4 1B<br>1B | | 1B | | | BB | | F9 | 3 | 0 | 2 | 0 | 1 | 0 | 1 |
| Boog Powell, L (1, 3)<br>OBP: 0.344, SLG: 0.400 | | SH1-4<br>1-2<br>1B | | F9 | | | F8 | | F6 | 4 | 0 | 1 | 0 | 0 | 0 | 2 |
| Brooks Robinson, R (1, 5)<br>OBP: 0.317, SLG: 0.377 | | SH1-4<br>1-2<br>2-3 | | | F2 | | F5 | | | 2 | 0 | 0 | 0 | 0 | 0 | 1 |
| Davey Johnson, R (1, 4)<br>OBP: 0.323, SLG: 0.367 | | F5 | | | 5-3 | | | K | | 3 | 0 | 0 | 0 | 0 | 1 | 2 |
| Andy Etchebarren, R (1, 2)<br>OBP: 0.333, SLG: 0.417 | | K | | | F8 | | | BB | | 2 | 0 | 0 | 0 | 1 | 1 | 2 |
| Tom Phoebus, R (1, 1)<br>OBP: 0.212, SLG: 0.233 | | | 4-3 | | | K | | F3 | | 2 | 0 | 0 | 0 | 0 | 1 | 0 |
| Russ Snyder, L (8, PH)<br>OBP: 0.339, SLG: 0.418 | | | | | | | | | | 1 | 0 | 0 | 0 | 0 | 0 | 1 |
| Stu Miller, R (9, 1) | | | | | | | | | | 0 | 0 | 0 | 0 | 0 | 0 | 0 |
| Inning Stats | R: 0<br>E: 0<br>K: 1<br>S: 5<br>H: 0<br>LOB: 0<br>BB: 0<br>P: 5 | R: 0<br>E: 0<br>K: 1<br>S: 7<br>H: 2<br>LOB: 2<br>BB: 0<br>P: 7 | R: 0<br>E: 0<br>K: 0<br>S: 3<br>H: 0<br>LOB: 0<br>BB: 0<br>P: 3 | R: 0<br>E: 0<br>K: 1<br>S: 5<br>H: 1<br>LOB: 0<br>BB: 0<br>P: 5 | R: 0<br>E: 0<br>K: 0<br>S: 3<br>H: 0<br>LOB: 0<br>BB: 0<br>P: 3 | R: 0<br>E: 0<br>K: 2<br>S: 7<br>H: 0<br>LOB: 0<br>BB: 0<br>P: 7 | R: 0<br>E: 0<br>K: 0<br>S: 3<br>H: 0<br>LOB: 1<br>BB: 1<br>P: 7 | R: 0<br>E: 0<br>K: 1<br>S: 5<br>H: 0<br>LOB: 1<br>BB: 1<br>P: 9 | R: 0<br>E: 0<br>K: 0<br>S: 3<br>H: 0<br>LOB: 1<br>BB: 1<br>P: 7 | 1B: 3<br>2B: 0<br>3B: 0<br>HR: 0 | SF: 0<br>SAC: 1<br>DP: 0<br>HBP: 0 | | | | | |

| | AB | 28 |
|---|---|---|
| | R | 0 |
| | H | 3 |
| | RBI | 0 |
| | BB | 3 |
| | SO | 6 |
| | LOB | 10 |

| PITCHER | IP | WLS | BF | H | R | ER | SO | BB | IBB | HBP | BLK | WP | HR | S | P | ERA | WHIP |
|---|---|---|---|---|---|---|---|---|---|---|---|---|---|---|---|---|---|
| Dave Boswell, R (1, 1)<br>ERA: 3.76 | 9.0 | W | 32 | 3 | 0 | 0 | 6 | 3 | 0 | 0 | 0 | 0 | 0 | 41 | 53 | 0.00 | 0.667 |

| PITCHER | IP | WLS | BF | H | R | ER | SO | BB | IBB | HBP | BLK | WP | HR | S | P | ERA | WHIP |
|---|---|---|---|---|---|---|---|---|---|---|---|---|---|---|---|---|---|

WP: 0 PB: 0 SB: 0 CS: 0 PA: 32

| Batter | 1 | 2 | 3 | 4 | 5 | 6 | 7 | 8 | 9 | AB | R | H | RBI | BB | SO | LOB |
|---|---|---|---|---|---|---|---|---|---|---|---|---|---|---|---|---|
| Cesar Tovar, R (1, 8)<br>OBP: 0.357, SLG: 0.409 | K | | SH5-4 1-2 2-3 | | K | | G5-4-3 1B | | | 3 | 0 | 1 | 0 | 0 | 2 | 0 |
| Rod Carew, L (1, 4)<br>OBP: 0.359, SLG: 0.431 | 6-3 | | 2-H 3-H HR | | K | | G5-4-3 1-2f | | | 4 | 1 | 1 | 3 | 0 | 1 | 1 |
| Harmon Killebrew, R (1, 3)<br>OBP: 0.414, SLG: 0.581 | 4-3 | | BB | | HR | | | 6-3 | | 3 | 1 | 1 | 1 | 1 | 0 | 0 |
| Tony Oliva, L (1, 9)<br>OBP: 0.322, SLG: 0.429 | | S BB | F5 | | 1-3 | | | 4-3 | | 3 | 0 | 0 | 0 | 1 | 0 | 1 |
| Rich Rollins, R (1, 5)<br>OBP: 0.335, SLG: 0.352 | | K 1-2 | K | | | F8 | | F9 | | 4 | 0 | 0 | 0 | 0 | 2 | 2 |
| Zoilo Versalles, R (1, 6)<br>OBP: 0.294, SLG: 0.340 | | K | | K | | F6 | | | K | 4 | 0 | 0 | 0 | 0 | 3 | 1 |
| Bob Allison, R (1, 7)<br>OBP: 0.335, SLG: 0.421 | | K | | FC6-4 BB | | BB | | | HR | 2 | 1 | 1 | 1 | 2 | 1 | 1 |
| Earl Battey, R (1, 2)<br>OBP: 0.263, SLG: 0.221<br>Russ Nixon, L (4, PH)<br>OBP: 0.317, SLG: 0.377<br>(4, 2) | | | SH5-4 E HR BB | | FC6-4 1-2f | K | | | F3 | 0<br>3 | 1<br>0 | 0<br>0 | 0<br>0 | 1<br>0 | 0<br>1 | 0<br>2 |
| Mudcat Grant, R (1, 1)<br>OBP: 0.174, SLG: 0.136<br>Jim Ollom, R (3, 1)<br>OBP: 0.200, SLG: 0.200<br>Jim Perry, S (3, 1)<br>OBP: 0.273, SLG: 0.545<br>Jim Roland, R (6, 1)<br>Ted Uhlaender, L (7, PH)<br>OBP: 0.266, SLG: 0.361<br>Al Worthington, R (7, 1)<br>Sandy Valdespino, L (9, PH)<br>OBP: 0.313, SLG: 0.333 | | | E4 SH5-4 1-2 HR | | K | | 4-3 | | 4-3 | 1<br>0<br>1<br>0<br>1<br>0<br>0<br>0<br>1 | 1<br>0<br>0<br>0<br>0<br>0<br>0<br>0<br>0 | 0<br>0<br>0<br>0<br>0<br>0<br>0<br>0<br>0 | 0<br>0<br>0<br>0<br>1<br>0<br>0<br>0<br>0 | 0<br>0<br>0<br>0<br>1<br>0<br>0<br>0<br>0 | 0<br>0<br>0<br>0<br>0<br>0<br>0<br>0<br>0 | 1<br>0<br>1<br>0<br>0<br>0<br>0<br>0<br>0 |
| Inning Stats | R: 0<br>E: 0<br>K: 1<br>S: 5<br>H: 0<br>LOB: 0<br>BB: 0<br>P: 5 | R: 0<br>E: 0<br>K: 3<br>S: 9<br>H: 0<br>LOB: 1<br>BB: 1<br>P: 13 | R: 3<br>E: 1<br>K: 1<br>S: 7<br>H: 1<br>LOB: 1<br>BB: 2<br>P: 15 | R: 0<br>E: 0<br>K: 2<br>S: 7<br>H: 0<br>LOB: 1<br>BB: 1<br>P: 11 | R: 1<br>E: 0<br>K: 2<br>S: 8<br>H: 1<br>LOB: 0<br>BB: 0<br>P: 8 | R: 0<br>E: 0<br>K: 1<br>S: 5<br>H: 0<br>LOB: 1<br>BB: 1<br>P: 9 | R: 0<br>E: 0<br>K: 0<br>S: 3<br>H: 1<br>LOB: 0<br>BB: 0<br>P: 3 | R: 0<br>E: 0<br>K: 0<br>S: 3<br>H: 0<br>LOB: 0<br>BB: 0<br>P: 3 | R: 1<br>E: 0<br>K: 1<br>S: 6<br>H: 1<br>LOB: 0<br>BB: 0<br>P: 6 | 1B: 1<br>2B: 0<br>3B: 0<br>HR: 3 | SF: 0<br>SAC: 1<br>DP: 1<br>HBP: 0 | | | | | |

| PITCHER | | IP | W/L/S | BF | H | R | ER | SO | BB | IBB | HBP | BLK | WP | HR | S | P | ERA | WHIP |
|---|---|---|---|---|---|---|---|---|---|---|---|---|---|---|---|---|---|---|
| Wally Bunker, R<br>ERA: 4.31 | (1, 1) | 5.0 | W | 22 | 2 | 4 | 3 | 9 | 4 | 0 | 0 | 0 | 0 | 2 | 36 | 52 | 5.40 | 1.200 |
| Bill Dillman, R<br>ERA: 3.68 | (6, 1) | 4.0 | S | 14 | 2 | 1 | 1 | 2 | 1 | 0 | 0 | 0 | 0 | 1 | 17 | 21 | 2.25 | 0.750 |

| PITCHER | | IP | W/L/S | BF | H | R | ER | SO | BB | IBB | HBP | BLK | WP | HR | S | P | ERA | WHIP |
|---|---|---|---|---|---|---|---|---|---|---|---|---|---|---|---|---|---|---|

# TOP

## Minnesota Twins @ Baltimore Orioles

Memorial Stadium, Baltimore, MD

Mon Jun 19 1967, 7:05 PM EDT

Att. 13,390 - Unknown

livebaseballscorecards.com

| | |
|---|---|
| AB | 30 |
| R | 5 |
| H | 4 |
| RBI | 5 |
| BB | 5 |
| SO | 11 |
| LOB | 10 |

| | | | | | | | | | | | | | | | | | | |
|---|---|---|---|---|---|---|---|---|---|---|---|---|---|---|---|---|---|---|
| WP: 0 | PA: 36 | | | | | | | | | | | | | | | | | |
| PB: 0 | | | | | | | | | | | | | | | | | | |
| SB: 1 | | | | | | | | | | | | | | | | | | |
| CS: 0 | | | | | | | | | | | | | | | | | | |

| Batter | 1 | 2 | 3 | 4 | 5 | 6 | 7 | 8 | 9 | AB | R | H | RBI | BB | SO | LOB |
|---|---|---|---|---|---|---|---|---|---|---|---|---|---|---|---|---|
| Luis Aparicio, R (1, 6)<br>OBP: 0.276, SLG: 0.324 | F9 | 1B<br>1-3<br>2-H | | 1-3 | | F8 | F9 | | | 5 | 0 | 1 | 1 | 0 | 0 | 0 |
| Paul Blair, R (1, 8)<br>OBP: 0.345, SLG: 0.463 | 3B | | 1B 2B | 3B 1B | | BB BB<br>1B 1B | 6-3 | | | 5 | 3 | 4 | 0 | 0 | 0 | 0 |
| Curt Blefary, L (1, 7)<br>OBP: 0.363, SLG: 0.481 | K | | 1B<br>1B 1B<br>2-H | 1-H 3B | | 1B BB<br>BB<br>1-2 BB | | 4-3 | | 4 | 2 | 2 | 2 | 1 | 1 | 1 |
| Frank Robinson, R (1, 9)<br>OBP: 0.438, SLG: 0.683 | F4 | | 1B<br>1-3 1B<br>1-3 | K | | BB 1B<br>1-2<br>2-3 BB | | 2B BB<br>HBP | | 3 | 2 | 1 | 0 | 1 | 1 | 2 |
| Boog Powell, L (1, 3)<br>OBP: 0.341, SLG: 0.395 | | K | 1-3<br>1-3 CS 1B<br>3-H | K | | K | | F4 | | 5 | 0 | 1 | 1 | 0 | 3 | 5 |
| Brooks Robinson, R (1, 5)<br>OBP: 0.322, SLG: 0.377 | | 6-3 | 1-3<br>IBB | | F9 | BB<br>1-2<br>2-3<br>3-H 1B | | 2B<br>1-2 BB | | 3 | 0 | 1 | 1 | 2 | 0 | 0 |
| Vic Roznovsky, L (1, 2)<br>OBP: 0.296, SLG: 0.320<br>Andy Etchebarren, R (6, PH)<br>OBP: 0.341, SLG: 0.428 (7, 2) | | WP<br>1B 2B | 1-3<br>1-2<br>2-3<br>3-H | | F8 | 1-2<br>2-3<br>3-H BB | | 1-3<br>2-H 2B | | 3 1 1 1 0 0 2<br>1 0 1 2 1 0 0 | | | | | | |
| Davey Johnson, R (1, 4)<br>OBP: 0.333, SLG: 0.372 | | 1B<br>1B 1B<br>2-H | IBB | | 1B | F8 | | IBB | | 3 | 1 | 2 | 1 | 2 | 0 | 3 |
| Wally Bunker, R (1, 1)<br>OBP: 0.091, SLG: 0.091<br>Russ Snyder, L (5, PH)<br>OBP: 0.336, SLG: 0.414<br>Bill Dillman, R (6, 1)<br>OBP: 0.267, SLG: 0.267 | | 1B<br>1-2 1B | K<br>3-H | | K | | K | K | | 2 0 1 0 0 1 3<br>1 0 0 0 0 1 1<br>2 0 0 0 0 2 3 | | | | | | |
| Inning Stats | R: 0<br>E: 0<br>K: 1<br>S: 6<br>H: 1<br>LOB: 1<br>BB: 0<br>P: 6 | R: 2<br>E: 0<br>K: 1<br>S: 8<br>H: 4<br>LOB: 2<br>BB: 0<br>P: 8 | R: 3<br>E: 0<br>K: 1<br>S: 8<br>H: 4<br>LOB: 2<br>BB: 2<br>P: 16 | R: 1<br>E: 0<br>K: 2<br>S: 9<br>H: 2<br>LOB: 1<br>BB: 0<br>P: 9 | R: 0<br>E: 0<br>K: 1<br>S: 6<br>H: 1<br>LOB: 1<br>BB: 0<br>P: 6 | R: 2<br>E: 0<br>K: 1<br>S: 7<br>H: 2<br>LOB: 3<br>BB: 3<br>P: 19 | R: 0<br>E: 0<br>K: 1<br>S: 5<br>H: 0<br>LOB: 0<br>BB: 0<br>P: 5 | R: 1<br>E: 0<br>K: 1<br>S: 6<br>H: 1<br>LOB: 3<br>BB: 2<br>P: 15 | | 1B: 10<br>2B: 3<br>3B: 2<br>HR: 0<br>SF: 0<br>SAC: 0<br>DP: 0<br>HBP: 1 | | | | | | |

# BOTTOM

## Minnesota Twins @ Baltimore Orioles

Memorial Stadium, Baltimore, MD

Mon Jun 19 1967, 7:05 PM EDT

Att. 13,390 - Unknown

livebaseballscorecards.com

| | |
|---|---|
| AB | 37 |
| R | 9 |
| H | 15 |
| RBI | 9 |
| BB | 7 |
| SO | 9 |
| LOB | 20 |

WP: 1 PA: 45
PB: 0
SB: 0
CS: 1

| PITCHER | | IP | WLS | BF | H | R | ER | SO | BB | IBB | HBP | BLK | WP | HR | S | P | ERA | WHIP |
|---|---|---|---|---|---|---|---|---|---|---|---|---|---|---|---|---|---|---|
| Mudcat Grant, R<br>ERA: 4.65 | (1, 1) | 2.0 | L | 14 | 9 | 5 | 5 | 2 | 0 | 0 | 0 | 0 | 1 | 0 | 18 | 18 | 22.50 | 4.500 |
| Jim Ollom, L<br>ERA: 5.91 | (3, 1) | 0.1 | | 2 | 0 | 0 | 0 | 0 | 0 | 1 | 0 | 0 | 0 | 0 | 1 | 5 | 0.00 | 0.000 |
| Jim Perry, R<br>ERA: 4.76 | (3, 1) | 3.0 | | 15 | 4 | 3 | 3 | 4 | 2 | 1 | 0 | 0 | 0 | 0 | 20 | 32 | 9.00 | 2.000 |
| Jim Roland, L<br>ERA: 2.79 | (6, 1) | 0.2 | | 4 | 1 | 0 | 0 | 1 | 1 | 0 | 0 | 0 | 0 | 0 | 5 | 9 | 0.00 | 3.000 |
| Al Worthington, R<br>ERA: 4.39 | (7, 1) | 2.0 | | 10 | 1 | 1 | 1 | 2 | 1 | 1 | 1 | 0 | 0 | 0 | 11 | 20 | 4.50 | 1.000 |

| PITCHER | IP | WLS | BF | H | R | ER | SO | BB | IBB | HBP | BLK | WP | HR | S | P | ERA | WHIP |
|---|---|---|---|---|---|---|---|---|---|---|---|---|---|---|---|---|---|

| Batter | 1 | 2 | 3 | 4 | 5 | 6 | 7 | 8 | 9 | AB | R | H | RBI | BB | SO | LOB |
|---|---|---|---|---|---|---|---|---|---|---|---|---|---|---|---|---|
| Cesar Tovar, R (1, 8) (7, 5)<br>OBP: 0.351, SLG: 0.402 | 6-3 | 6-3 | | 6-3 | | K | F2 | | | 5 | 0 | 0 | 0 | 0 | 1 | 3 |
| Rod Carew, L (1, 4)<br>OBP: 0.364, SLG: 0.451 | F8 | | HR 2B | HR | | 6-3 | | | CS 1B | 5 | 2 | 3 | 1 | 0 | 0 | 0 |
| Harmon Killebrew, R (1, 3)<br>OBP: 0.419, SLG: 0.610 | BB | | 2-H HR | HR | | | 4-3 | | CS 1-2 | 3 | 2 | 2 | 3 | 1 | 0 | 0 |
| Tony Oliva, L (1, 9)<br>OBP: 0.315, SLG: 0.418 | 4-3 | | F8 | 6-3 | | | L6 | | | 4 | 0 | 0 | 0 | 0 | 0 | 1 |
| Bob Allison, R (1, 7)<br>OBP: 0.342, SLG: 0.425 | | 6-3 SF7 1B 1B | K | | S 1B | | BB | | | 3 | 1 | 2 | 0 | 1 | 1 | 0 |
| Rich Rollins, R (1, 5)<br>OBP: 0.341, SLG: 0.353 | | 6-3 1-2 1B | 1B BB | | F8 1-2 | | L9 | | | 2 | 0 | 1 | 0 | 1 | 0 | 1 |
| Ted Uhlaender, L (7, PH) (7, 8)<br>OBP: 0.262, SLG: 0.355 | | | | | | | | | | 1 | 0 | 0 | 0 | 0 | 0 | 1 |
| Zoilo Versalles, R (1, 6)<br>OBP: 0.293, SLG: 0.339 | | 6-3 1-2 2-3 | 1-2 1B | | K | | | F8 | | 4 | 0 | 1 | 0 | 0 | 1 | 3 |
| Russ Nixon, L (1, 2)<br>OBP: 0.302, SLG: 0.364 | | SF7 3-H | 3-1 | | F7 | | | BB | | 2 | 0 | 0 | 1 | 0 | 0 | 3 |
| Jerry Zimmerman, R (6, 2)<br>OBP: 0.250, SLG: 0.173 | | | | | | | | | | 0 | 0 | 0 | 0 | 1 | 0 | 0 |
| Jim Merritt, L (1, 1)<br>OBP: 0.240, SLG: 0.292 | | BB | | 6-3 | | K | | K | | 2 | 0 | 0 | 0 | 1 | 1 | 0 |
| Ron Kline, R (7, 1) | | | | | | | | | | 0 | 0 | 0 | 0 | 0 | 0 | 0 |
| Sandy Valdespino, L (8, PH)<br>OBP: 0.303, SLG: 0.321 | | | | | | | | | | 1 | 0 | 0 | 0 | 0 | 1 | 1 |
| Al Worthington, R (8, 1) | | | | | | | | | | 0 | 0 | 0 | 0 | 0 | 0 | 0 |
| Dean Chance, R (8, 1) | | | | | | | | | | 0 | 0 | 0 | 0 | 0 | 0 | 0 |
| Inning Stats | R: 0 E: 0 K: 0 S: 3 H: 0 LOB: 1 BB: 1 P: 7 | R: 1 E: 0 K: 0 S: 5 H: 2 LOB: 2 BB: 1 P: 9 | R: 2 E: 0 K: 1 S: 8 H: 3 LOB: 2 BB: 1 P: 12 | R: 2 E: 0 K: 0 S: 5 H: 2 LOB: 0 BB: 0 P: 5 | R: 0 E: 0 K: 1 S: 6 H: 1 LOB: 1 BB: 0 P: 6 | R: 0 E: 0 K: 2 S: 7 H: 0 LOB: 0 BB: 0 P: 7 | R: 0 E: 0 K: 0 S: 3 H: 0 LOB: 1 BB: 1 P: 7 | R: 0 E: 0 K: 1 S: 5 H: 0 LOB: 1 BB: 1 P: 9 | R: 0 E: 0 K: 0 S: 1 H: 1 LOB: 0 BB: 0 P: 1 | 1B: 5 2B: 1 3B: 0 HR: 3 | SF: 1 SAC: 0 DP: 0 HBP: 0 | | | | | |

| PITCHER | IP | WLS | BF | H | R | ER | SO | BB | IBB | HBP | BLK | WP | HR | S | P | ERA | WHIP |
|---|---|---|---|---|---|---|---|---|---|---|---|---|---|---|---|---|---|
| Earl Wilson, R (1, 1)<br>ERA: 3.92 | 3.2 | | 20 | 6 | 4 | 4 | 1 | 3 | 0 | 0 | 0 | 0 | 2 | 19 | 31 | 9.82 | 2.455 |
| Pat Dobson, R (4, 1)<br>ERA: 3.18 | 1.1 | | 6 | 2 | 1 | 1 | 1 | 0 | 0 | 0 | 0 | 0 | 1 | 8 | 8 | 6.75 | 1.500 |
| Larry Sherry, R (6, 1)<br>ERA: 6.04 | 2.0 | | 7 | 0 | 0 | 0 | 2 | 1 | 0 | 0 | 0 | 0 | 0 | 10 | 14 | 0.00 | 0.500 |
| Mike Marshall, R (8, 1)<br>ERA: 2.25 | 1.0 | | 4 | 0 | 0 | 0 | 1 | 1 | 0 | 0 | 0 | 0 | 0 | 5 | 9 | 0.00 | 1.000 |
| Fred Gladding, R (9, 1)<br>ERA: 1.48 | 0.1 | | 1 | 1 | 0 | 0 | 0 | 0 | 0 | 0 | 0 | 0 | 0 | 1 | 1 | 0.00 | 3.000 |

| PITCHER | IP | WLS | BF | H | R | ER | SO | BB | IBB | HBP | BLK | WP | HR | S | P | ERA | WHIP |
|---|---|---|---|---|---|---|---|---|---|---|---|---|---|---|---|---|---|

# Minnesota Twins @ Detroit Tigers

Tiger Stadium, Detroit, MI

Wed Jun 21 1967, 7:05 PM EDT

Att. 11,566 - Unknown

TOP

livebaseballscorecards.com

| | |
|---|---|
| AB | 32 |
| R | 5 |
| H | 9 |
| RBI | 5 |
| BB | 5 |
| SO | 5 |
| LOB | 13 |

WP: 0 PB: 0 SB: 1 CS: 1 PA: 39

# Minnesota Twins @ Detroit Tigers

Tiger Stadium, Detroit, MI

Wed Jun 21 1967, 7:05 PM EDT

Att. 11,566 - Unknown

## BOTTOM

| Batter | 1 | 2 | 3 | 4 | 5 | 6 | 7 | 8 | 9 | AB | R | H | RBI | BB | SO | LOB |
|---|---|---|---|---|---|---|---|---|---|---|---|---|---|---|---|---|
| Don Wert, R (1, 5)<br>OBP: 0.310, SLG: 0.313 | F3 | | F2 | | F8 | | F8 | | | 4 | 0 | 0 | 0 | 0 | 0 | 2 |
| Dick McAuliffe, L (1, 4) (9, 6)<br>OBP: 0.367, SLG: 0.452 | HR 1B | | K | | F5 | | 1-H HR | | | 4 | 2 | 2 | 2 | 0 | 1 | 1 |
| Al Kaline, R (1, 9)<br>OBP: 0.421, SLG: 0.564 | 1-H HR | | | L5-3 | | 1B FC6-4 BB | L7 | | | 3 | 2 | 1 | 2 | 1 | 0 | 0 |
| Bill Freehan, R (1, 3) (9, 2)<br>OBP: 0.427, SLG: 0.527 | 6-3 | | | 1B 2B | | FC6-4 1B<br>1-3 | | K | | 4 | 0 | 2 | 0 | 0 | 1 | 0 |
| Jim Northrup, L (1, 7)<br>OBP: 0.350, SLG: 0.425 | K | | | K | | F7 | | BB 1B | | 4 | 0 | 1 | 0 | 0 | 2 | 3 |
| Mickey Stanley, R (1, 8)<br>OBP: 0.258, SLG: 0.257 | | 5-3 | | 2-3 1B | | FC6-4<br>1-2f<br>3-H | | K | | 4 | 0 | 1 | 1 | 0 | 1 | 2 |
| Jim Price, R (1, 2)<br>OBP: 0.286, SLG: 0.371<br>Norm Cash, L (8, PH) (9, 3)<br>OBP: 0.394, SLG: 0.420 | | F7 | | K | | F6 | | 1-2 BB | | 3<br>0 | 0 | 0 | 0 | 1 | 0 | 3<br>0 |
| Ray Oyler, R (1, 6)<br>OBP: 0.271, SLG: 0.260<br>Gates Brown, L (8, PH)<br>OBP: 0.293, SLG: 0.304<br>Fred Gladding, L (9, 1) | | 6-3 | | | F7 | | F8 | F3 | | 3<br>1<br>0 | 0 | 0 | 0 | 0 | 0 | 0<br>2<br>0 |
| Earl Wilson, R (1, 1)<br>OBP: 0.224, SLG: 0.326<br>Pat Dobson, R (4, 1)<br>Dick Tracewski, R (5, PH)<br>OBP: 0.306, SLG: 0.353<br>Larry Sherry, R (6, 1)<br>Mike Marshall, R (7, PH)<br>OBP: 1.000, SLG: 1.000 (8, 1)<br>Jerry Lumpe, L (9, 4)<br>OBP: 0.355, SLG: 0.167 | | | K | | 1B | | HR 1B | | | 1<br>0<br>1<br>0<br>1<br><br>0 | 0 | 0<br>0<br>1<br>0<br>1<br><br>0 | 0 | 0<br>0<br>0<br>0<br>0<br><br>0 | 1<br>0<br>0<br>0<br>0<br><br>0 | 0<br>0<br>0<br>0<br>0<br><br>0 |
| Inning Stats | R: 2 E: 0 K: 1 S: 7 H: 2 LOB: 0 BB: 0 P: 7 | R: 0 E: 0 K: 0 S: 3 H: 0 LOB: 0 BB: 0 P: 3 | R: 0 E: 0 K: 2 S: 7 H: 0 LOB: 0 BB: 0 P: 7 | R: 0 E: 0 K: 2 S: 9 H: 2 LOB: 2 BB: 0 P: 9 | R: 0 E: 0 K: 0 S: 4 H: 1 LOB: 1 BB: 0 P: 4 | R: 1 E: 0 K: 0 S: 4 H: 1 LOB: 1 BB: 1 P: 8 | R: 2 E: 0 K: 0 S: 5 H: 2 LOB: 0 BB: 0 P: 5 | R: 0 E: 0 K: 2 S: 8 H: 1 LOB: 2 BB: 1 P: 12 | | 1B: 6 2B: 1 3B: 0 HR: 2 | SF: 0 SAC: 0 DP: 0 HBP: 0 | | | | | | |

| | AB | 33 |
|---|---|---|
| | R | 5 |
| | H | 9 |
| | RBI | 5 |
| | BB | 2 |
| | SO | 7 |
| | LOB | 13 |

WP: 0 PB: 0 SB: 0 CS: 0 PA: 35

livebaseballscorecards.com

| PITCHER | | IP | WLS | BF | H | R | ER | SO | BB | IBB | HBP | BLK | WP | HR | S | P | ERA | WHIP |
|---|---|---|---|---|---|---|---|---|---|---|---|---|---|---|---|---|---|---|
| Jim Merritt, L<br>ERA: 2.86 | (1, 1) | 6.2 | | 29 | 8 | 5 | 5 | 5 | 1 | 0 | 0 | 0 | 0 | 2 | 38 | 42 | 6.75 | 1.350 |
| Ron Kline, R<br>ERA: 3.34 | (7, 1) | 0.1 | | 1 | 0 | 0 | 0 | 0 | 0 | 0 | 0 | 0 | 0 | 0 | 1 | 1 | 0.00 | 0.000 |
| Al Worthington, R<br>ERA: 4.32 | (8, 1) | 0.2 | | 4 | 1 | 0 | 0 | 2 | 1 | 0 | 0 | 0 | 0 | 0 | 7 | 11 | 0.00 | 3.000 |
| Dean Chance, R<br>ERA: 3.3 | (8, 1) | 0.1 | | 1 | 0 | 0 | 0 | 0 | 0 | 0 | 0 | 0 | 0 | 0 | 1 | 1 | 0.00 | 0.000 |

| PITCHER | IP | WLS | BF | H | R | ER | SO | BB | IBB | HBP | BLK | WP | HR | S | P | ERA | WHIP |
|---|---|---|---|---|---|---|---|---|---|---|---|---|---|---|---|---|---|

| Batter | 1 | 2 | 3 | 4 | 5 | 6 | 7 | 8 | 9 | AB | R | H | RBI | BB | SO | LOB |
|---|---|---|---|---|---|---|---|---|---|---|---|---|---|---|---|---|
| Cesar Tovar, R (1, 5)<br>OBP: 0.349, SLG: 0.399 | 6-3 | | 5-3 | | | G4-6-3, 1B | | K | | 4 | 0 | 1 | 0 | 0 | 1 | 2 |
| Rod Carew, L (1, 4)<br>OBP: 0.358, SLG: 0.444 | K | | K | | | G4-6-3, 1-2f | | 4-3 | | 4 | 0 | 0 | 0 | 0 | 2 | 3 |
| Harmon Killebrew, R (1, 3)<br>OBP: 0.417, SLG: 0.602 | 4-3 | | | E6, G4-6-3 | | | FC4-6, BB | | F8 | 3 | 0 | 0 | 0 | 1 | 0 | 0 |
| Tony Oliva, L (1, 9)<br>OBP: 0.309, SLG: 0.408 | | F8 | | G4-6-3, 1-2f | | | FC4-6, 1B, SF8, 1-2f | | 3-1 | 4 | 1 | 0 | 0 | 0 | 0 | 2 |
| Sandy Valdespino, L (1, 7)<br>OBP: 0.297, SLG: 0.313 | | 1-3 | | F7 | | | 1-3, 1B | | G3 | 4 | 0 | 1 | 0 | 0 | 0 | 0 |
| Zoilo Versalles, R (1, 6)<br>OBP: 0.290, SLG: 0.336 | | 5-3 | | | F4 | | SF8, 3-H | | | 2 | 0 | 0 | 1 | 0 | 0 | 0 |
| Ted Uhlaender, L (1, 8)<br>OBP: 0.250, SLG: 0.338 | | | F8 | | 4-3 | | 4-3 | | | 3 | 0 | 0 | 0 | 0 | 0 | 1 |
| Jerry Zimmerman, R (1, 2)<br>OBP: 0.254, SLG: 0.172<br>Russ Nixon, L (8, PH)<br>OBP: 0.313, SLG: 0.375 (8, 2) | | | BB, 2B | | 6-3 | | | 1B | | 1<br>1 | 1<br>0 | 0<br>1 | 0<br>0 | 1<br>0 | 0<br>0 | 0<br>0 |
| Jim Kaat, L (1, 1)<br>OBP: 0.278, SLG: 0.353<br>Jim Perry, S (3, 1)<br>OBP: 0.273, SLG: 0.545<br>Frank Kostro, R (6, PH)<br>OBP: 0.143, SLG: 0.143<br>Mudcat Grant, R (6, 1)<br>OBP: 0.174, SLG: 0.136<br>Rich Rollins, R (8, PH)<br>OBP: 0.339, SLG: 0.351<br>Ron Kline, R (8, 1) | | | 1-H, 2B | | | F6 | | K | | 1<br>0<br>1<br>0<br>1<br>0 | 0<br>0<br>0<br>0<br>0<br>0 | 1<br>0<br>0<br>0<br>0<br>0 | 1<br>0<br>0<br>0<br>0<br>0 | 0<br>0<br>0<br>0<br>1<br>0 | 0<br>0<br>0<br>0<br>0<br>0 | 0<br>0<br>0<br>0<br>1<br>0 |
| Inning Stats | R: 0 E: 0 K: 1 S: 5 H: 0 LOB: 0 BB: 0 P: 5 | R: 0 E: 0 K: 0 S: 3 H: 0 LOB: 0 BB: 0 P: 3 | R: 1 E: 0 K: 1 S: 6 H: 1 LOB: 1 BB: 1 P: 10 | R: 0 E: 1 K: 0 S: 3 H: 0 LOB: 0 BB: 0 P: 3 | R: 0 E: 0 K: 0 S: 3 H: 0 LOB: 0 BB: 0 P: 3 | R: 0 E: 0 K: 0 S: 3 H: 1 LOB: 0 BB: 0 P: 3 | R: 1 E: 0 K: 0 S: 4 H: 1 LOB: 1 BB: 1 P: 8 | R: 0 E: 0 K: 2 S: 8 H: 1 LOB: 1 BB: 0 P: 8 | R: 0 E: 0 K: 0 S: 3 H: 0 LOB: 0 BB: 0 P: 3 | 1B: 3 2B: 1 3B: 0 HR: 0 | SF: 1 SAC: 0 DP: 2 HBP: 0 | | | WP: 0 PB: 0 SB: 0 CS: 0 | PA: 32 | | |

| PITCHER | IP | WLS | BF | H | R | ER | SO | BB | IBB | HBP | BLK | WP | HR | S | P | ERA | WHIP |
|---|---|---|---|---|---|---|---|---|---|---|---|---|---|---|---|---|---|
| Joe Sparma, R (1, 1)<br>ERA: 3.78 | 9.0 | W | 32 | 4 | 2 | 2 | 4 | 2 | 0 | 0 | 0 | 0 | 0 | 38 | 46 | 2.00 | 0.667 |

| PITCHER | IP | WLS | BF | H | R | ER | SO | BB | IBB | HBP | BLK | WP | HR | S | P | ERA | WHIP |
|---|---|---|---|---|---|---|---|---|---|---|---|---|---|---|---|---|---|

# TOP

## Minnesota Twins @ Detroit Tigers

Tiger Stadium, Detroit, MI

Thu Jun 22 1967, 4:33 AM EDT

Att. 11,037 - Unknown

livebaseballscorecards.com

| | |
|---|---|
| AB | 29 |
| R | 2 |
| H | 4 |
| RBI | 2 |
| BB | 2 |
| SO | 4 |
| LOB | 9 |

# Minnesota Twins @ Detroit Tigers

Tiger Stadium, Detroit, MI

Thu Jun 22 1967, 4:33 AM EDT

Att. 11,037 - Unknown

livebaseballscorecards.com

## BOTTOM

| Batter | 1 | 2 | 3 | 4 | 5 | 6 | 7 | 8 | 9 | AB | R | H | RBI | BB | SO | LOB |
|---|---|---|---|---|---|---|---|---|---|---|---|---|---|---|---|---|
| Dick Tracewski, R (1, 4)<br>OBP: 0.325, SLG: 0.333 | F8 | | HR / BB | BB | | F8 | | | | 2 | 1 | 0 | 0 | 2 | 0 | 2 |
| Norm Cash, L (1, 3)<br>OBP: 0.396, SLG: 0.434 | HR / BB | | 1-H HR | 4-3 | | | 3-1 | | | 3 | 2 | 1 | 2 | 1 | 0 | 1 |
| Al Kaline, R (1, 9)<br>OBP: 0.422, SLG: 0.590 | 1-H HR | | HR | | L4 | | L9 | | | 4 | 2 | 2 | 3 | 0 | 0 | 0 |
| Willie Horton, R (1, 7)<br>OBP: 0.351, SLG: 0.526 | F9 | | 1B / BB | | F4 | | 4-3 | | | 3 | 0 | 0 | 0 | 1 | 0 | 0 |
| Jim Northrup, L (8, 7)<br>OBP: 0.350, SLG: 0.425 | | | | | | | | | | 0 | 0 | 0 | 0 | 0 | 0 | 0 |
| Bill Freehan, R (1, 2)<br>OBP: 0.424, SLG: 0.522 | F8 | | 1-2 FC6-4 1B | | 5-3 | | | F4 | | 4 | 0 | 1 | 0 | 0 | 0 | 0 |
| Don Wert, R (1, 5)<br>OBP: 0.310, SLG: 0.312 | | F8 / F7 | | | | L3 1B | | L6 | | 4 | 0 | 1 | 0 | 0 | 0 | 2 |
| Mickey Stanley, R (1, 8)<br>OBP: 0.258, SLG: 0.257 | | F7 | 1-2f FC6-4 | | | 1-2 L3 | | 1B | | 4 | 0 | 1 | 0 | 0 | 0 | 3 |
| Ray Oyler, R (1, 6)<br>OBP: 0.275, SLG: 0.265 | | F9 | | K | | 1B | | 1-2 1B | | 4 | 0 | 2 | 0 | 0 | 1 | 0 |
| Joe Sparma, R (1, 1)<br>OBP: 0.061, SLG: 0.031 | | | 3-1 | 1-3 | | 1-3 1B | | K | | 4 | 0 | 1 | 0 | 0 | 1 | 2 |
| Inning Stats | R: 2 E: 0 K: 0 S: 4 / H: 1 LOB: 0 BB: 1 P: 8 | R: 0 E: 0 K: 0 S: 3 / H: 0 LOB: 0 BB: 0 P: 3 | R: 3 E: 0 K: 0 S: 6 / H: 3 LOB: 2 BB: 2 P: 14 | R: 0 E: 0 K: 1 S: 5 / H: 0 LOB: 1 BB: 1 P: 9 | R: 0 E: 0 K: 0 S: 3 / H: 0 LOB: 0 BB: 0 P: 3 | R: 0 E: 0 K: 0 S: 5 / H: 3 LOB: 2 BB: 0 P: 5 | R: 0 E: 0 K: 0 S: 3 / H: 0 LOB: 0 BB: 0 P: 3 | R: 0 E: 0 K: 1 S: 7 / H: 2 LOB: 2 BB: 0 P: 7 | | 1B: 6 2B: 1 3B: 0 HR: 3 | SF: 0 SAC: 0 DP: 1 HBP: 0 | | | | | |

| | AB | 32 |
|---|---|---|
| | R | 5 |
| | H | 9 |
| | RBI | 5 |
| | BB | 4 |
| | SO | 2 |
| | LOB | 10 |

| PITCHER | | IP | WLS | BF | H | R | ER | SO | BB | IBB | HBP | BLK | WP | HR | S | P | ERA | WHIP |
|---|---|---|---|---|---|---|---|---|---|---|---|---|---|---|---|---|---|---|
| Jim Kaat, L<br>ERA: 4.95 | (1, 1) | 2.1 | L | 13 | 3 | 5 | 5 | 0 | 3 | 0 | 0 | 0 | 0 | 3 | 10 | 22 | 19.29 | 2.571 |
| Jim Perry, R<br>ERA: 4.46 | (3, 1) | 2.2 | | 10 | 1 | 0 | 0 | 1 | 1 | 0 | 0 | 0 | 0 | 0 | 11 | 15 | 0.00 | 0.750 |
| Mudcat Grant, R<br>ERA: 4.5 | (6, 1) | 2.0 | | 8 | 3 | 0 | 0 | 0 | 0 | 0 | 0 | 0 | 0 | 0 | 8 | 8 | 0.00 | 1.500 |
| Ron Kline, R<br>ERA: 3.24 | (8, 1) | 1.0 | | 5 | 2 | 0 | 0 | 1 | 0 | 0 | 0 | 0 | 0 | 0 | 7 | 7 | 0.00 | 2.000 |

| PITCHER | IP | WLS | BF | H | R | ER | SO | BB | IBB | HBP | BLK | WP | HR | S | P | ERA | WHIP |
|---|---|---|---|---|---|---|---|---|---|---|---|---|---|---|---|---|---|

# Chicago White Sox @ Minnesota Twins

Metropolitan Stadium, Bloomington , MI

Fri Jun 23 1967, 8:05 PM EDT

Att. 30,100 - Unknown

TOP

livebaseballscorecards.com

| Batter | 1 | 2 | 3 | 4 | 5 | 6 | 7 | 8 | 9 | AB | R | H | RBI | BB | SO | LOB |
|---|---|---|---|---|---|---|---|---|---|---|---|---|---|---|---|---|
| Tommie Agee, R (1, 8)<br>OBP: 0.331, SLG: 0.443 | 4-3 | | E6<br>1-2 | | | 2B | | | F8 | 4 | 0 | 1 | 0 | 0 | 0 | 1 |
| Don Buford, S (1, 5)<br>OBP: 0.307, SLG: 0.295 | F6 | | K | | | F7 | | | G3 | 4 | 0 | 0 | 0 | 0 | 1 | 3 |
| Pete Ward, L (1, 7)<br>OBP: 0.367, SLG: 0.397 | F9 | | | 1B | | K | | | F6 | 4 | 0 | 1 | 0 | 0 | 1 | 1 |
| Tom McCraw, L (1, 3)<br>OBP: 0.290, SLG: 0.391 | | FC1-6<br>BB | | F7 | | | 1-3 | | | 2 | 0 | 0 | 0 | 1 | 0 | 0 |
| Ken Berry, R (1, 9)<br>OBP: 0.347, SLG: 0.374 | | FC1-6<br>CS<br>1-2f | | 5-3 | | | 5-3 | | | 3 | 0 | 0 | 0 | 0 | 0 | 1 |
| Ron Hansen, R (1, 6)<br>OBP: 0.280, SLG: 0.298 | | F7<br>1-2 | | | 6-3 | | K | | | 3 | 0 | 0 | 0 | 0 | 1 | 1 |
| Wayne Causey, L (1, 4)<br>OBP: 0.337, SLG: 0.317 | | | F5 | 6-3 | | | | 6-3 | | 3 | 0 | 0 | 0 | 0 | 0 | 0 |
| Jerry McNertney, R (1, 2)<br>OBP: 0.297, SLG: 0.400 | | | F5 | F3 | | | | 6-3 | | 2 | 0 | 0 | 0 | 0 | 0 | 0 |
| Smoky Burgess, L (8, PH)<br>OBP: 0.182, SLG: 0.150 | | | | | | | | | | 1 | 0 | 0 | 0 | 0 | 0 | 0 |
| J.C. Martin, L (8, 2)<br>OBP: 0.288, SLG: 0.263 | | | | | | | | | | 0 | 0 | 0 | 0 | 0 | 0 | 0 |
| Joe Horlen, R (1, 1)<br>OBP: 0.188, SLG: 0.194 | | | E<br>1B | | | 5-3 | | K | | 2 | 0 | 1 | 0 | 0 | 0 | 0 |
| Jim King, L (8, PH)<br>OBP: 0.328, SLG: 0.302 | | | | | | | | | | 1 | 0 | 0 | 0 | 0 | 1 | 0 |
| Bob Locker, S (8, 1) | | | | | | | | | | 0 | 0 | 0 | 0 | 0 | 0 | 0 |

| Inning Stats | 1 | 2 | 3 | 4 | 5 | 6 | 7 | 8 | 9 |
|---|---|---|---|---|---|---|---|---|---|
| | R: 0<br>E: 0<br>K: 0<br>S: 3 | H: 0<br>LOB: 0<br>BB: 0<br>P: 3 | R: 0<br>E: 0<br>K: 0<br>S: 2 | H: 0<br>LOB: 0<br>BB: 1<br>P: 6 | R: 0<br>E: 1<br>K: 1<br>S: 7 | H: 1<br>LOB: 2<br>BB: 0<br>P: 7 | R: 0<br>E: 0<br>K: 0<br>S: 3 | H: 1<br>LOB: 0<br>BB: 0<br>P: 3 | R: 0<br>E: 0<br>K: 0<br>S: 3 | H: 0<br>LOB: 0<br>BB: 0<br>P: 3 | R: 0<br>E: 0<br>K: 1<br>S: 6 | H: 1<br>LOB: 1<br>BB: 0<br>P: 6 | R: 0<br>E: 0<br>K: 1<br>S: 5 | H: 0<br>LOB: 0<br>BB: 0<br>P: 5 | R: 0<br>E: 0<br>K: 1<br>S: 5 | H: 0<br>LOB: 0<br>BB: 0<br>P: 5 | R: 0<br>E: 0<br>K: 0<br>S: 3 | H: 0<br>LOB: 0<br>BB: 0<br>P: 3 |

| | AB | 29 |
|---|---|---|
| | R | 0 |
| | H | 3 |
| | RBI | 0 |
| | BB | 1 |
| | SO | 4 |
| | LOB | 7 |

| | 1B: 2 | SF: 0 | WP: 0 | PA: 30 |
|---|---|---|---|---|
| | 2B: 1 | SAC: 0 | PB: 0 | |
| | 3B: 0 | DP: 0 | SB: 0 | |
| | HR: 0 | HBP: 0 | CS: 1 | |

| PITCHER | IP | WLS | BF | H | R | ER | SO | BB | IBB | HBP | BLK | WP | HR | S | P | ERA | WHIP |
|---|---|---|---|---|---|---|---|---|---|---|---|---|---|---|---|---|---|
| Dean Chance, R (1, 1)<br>ERA: 3.06 | 9.0 | W | 30 | 3 | 0 | 0 | 4 | 1 | 0 | 0 | 0 | 0 | 0 | 37 | 41 | 0.00 | 0.444 |

| PITCHER | IP | WLS | BF | H | R | ER | SO | BB | IBB | HBP | BLK | WP | HR | S | P | ERA | WHIP |
|---|---|---|---|---|---|---|---|---|---|---|---|---|---|---|---|---|---|

| Batter | 1 | 2 | 3 | 4 | 5 | 6 | 7 | 8 | 9 | AB | R | H | RBI | BB | SO | LOB |
|---|---|---|---|---|---|---|---|---|---|---|---|---|---|---|---|---|
| Cesar Tovar, R (1, 5)<br>OBP: 0.346, SLG: 0.395 | 6-3 | | F3 | | | 5-3 | | | | 3 | 0 | 0 | 0 | 0 | 0 | 1 |
| Rod Carew, L (1, 4)<br>OBP: 0.358, SLG: 0.442 | G5-4-3, 1B | | | 5-3 | | | F7 | | | 3 | 0 | 1 | 0 | 0 | 0 | 0 |
| Harmon Killebrew, R (1, 3)<br>OBP: 0.416, SLG: 0.612 | G5-4-3, 1-2f | | | K, SSS | | | HR | | | 3 | 1 | 1 | 1 | 0 | 1 | 1 |
| Tony Oliva, L (1, 9)<br>OBP: 0.304, SLG: 0.401 | | 6-3 | | 4-3 | | | F8 | | | 3 | 0 | 0 | 0 | 0 | 0 | 0 |
| Bob Allison, R (1, 7)<br>OBP: 0.346, SLG: 0.429 | | G1-4-3, 1B | | | F8 | | CS, 1B | | | 3 | 0 | 2 | 0 | 0 | 0 | 0 |
| Sandy Valdespino, L (9, 7)<br>OBP: 0.297, SLG: 0.313 | | | | | | | | | | 0 | 0 | 0 | 0 | 0 | 0 | 0 |
| Zoilo Versalles, R (1, 6)<br>OBP: 0.287, SLG: 0.332 | | G1-4-3, 1-2f | | | F9 | | CS, 1-2 | F9 | | 3 | 0 | 0 | 0 | 0 | 0 | 1 |
| Ted Uhlaender, L (1, 8)<br>OBP: 0.239, SLG: 0.324 | | | 6-3 | | 4-3 | | | F9 | | 3 | 0 | 0 | 0 | 0 | 0 | 0 |
| Jerry Zimmerman, R (1, 2)<br>OBP: 0.265, SLG: 0.186 | | | FC2-6, 1B | | | CS, 1B | | 4-3 | | 3 | 0 | 2 | 0 | 0 | 0 | 0 |
| Dean Chance, R (1, 1) | | | FC2-6, 1-2f | | | K, SSS, 1-2 | | | | 2 | 0 | 0 | 0 | 0 | 1 | 2 |
| Inning Stats | R: 0 E: 0 K: 0 S: 3 H: 1 LOB: 0 BB: 0 P: 3 | R: 0 E: 0 K: 0 S: 3 H: 1 LOB: 0 BB: 0 P: 3 | R: 0 E: 0 K: 0 S: 4 H: 1 LOB: 1 BB: 0 P: 4 | R: 0 E: 0 K: 1 S: 5 H: 0 LOB: 0 BB: 0 P: 5 | R: 0 E: 0 K: 0 S: 3 H: 0 LOB: 0 BB: 0 P: 3 | R: 0 E: 0 K: 1 S: 5 H: 1 LOB: 0 BB: 0 P: 5 | R: 1 E: 0 K: 0 S: 4 H: 2 LOB: 0 BB: 0 P: 4 | R: 0 E: 0 K: 0 S: 3 H: 0 LOB: 0 BB: 0 P: 3 | | 1B: 5 2B: 0 3B: 0 HR: 1 SF: 0 SAC: 0 DP: 2 HBP: 0 | | | | | | |

| PITCHER | | IP | WLS | BF | H | R | ER | SO | BB | IBB | HBP | BLK | WP | HR | S | P | ERA | WHIP |
|---|---|---|---|---|---|---|---|---|---|---|---|---|---|---|---|---|---|---|
| Joe Horlen, R<br>ERA: 2.14 | (1, 1) | 7.0 | L | 23 | 6 | 1 | 1 | 2 | 0 | 0 | 0 | 0 | 0 | 1 | 27 | 27 | 1.29 | 0.857 |
| Bob Locker, R<br>ERA: 1.88 | (8, 1) | 1.0 | | 3 | 0 | 0 | 0 | 0 | 0 | 0 | 0 | 0 | 0 | 0 | 3 | 3 | 0.00 | 0.000 |

| PITCHER | IP | WLS | BF | H | R | ER | SO | BB | IBB | HBP | BLK | WP | HR | S | P | ERA | WHIP |
|---|---|---|---|---|---|---|---|---|---|---|---|---|---|---|---|---|---|

# BOTTOM

## Chicago White Sox @ Minnesota Twins

Metropolitan Stadium, Bloomington , MI

Fri Jun 23 1967, 8:05 PM EDT

Att. 30,100 - Unknown

livebaseballscorecards.com

| | |
|---|---|
| AB | 26 |
| R | 1 |
| H | 6 |
| RBI | 1 |
| BB | 0 |
| SO | 2 |
| LOB | 5 |

| Batter | 1 | 2 | 3 | 4 | 5 | 6 | 7 | 8 | 9 | AB | R | H | RBI | BB | SO | LOB |
|---|---|---|---|---|---|---|---|---|---|---|---|---|---|---|---|---|
| Tommie Agee, R (1, 8)<br>OBP: 0.326, SLG: 0.436 | S S S 0-3 ① K | | | x 0-0 ① F9 | | x 0-0 ②③ G5-4-3 1-2f | x 0-0 ③ F9 | | | 4 | 0 | 0 | 0 | 0 | 1 | 3 |
| Jimmy Stewart, S (1, 4)<br>Don Buford, S (7, 5)<br>OBP: 0.300, SLG: 0.300<br>OBP: 0.310, SLG: 0.298 | x 0-0 ② F5 | | | x 0-0 53-6-3-6 1B | | | x 0-0 BB 2B 1B | x 0-0 FC6-4 1B | | 3<br>1 | 1<br>0 | 2<br>1 | 0<br>0 | 0<br>0 | 0<br>0 | 0<br>0 |
| Tom McCraw, L (1, 3)<br>OBP: 0.290, SLG: 0.386 | x 0-0 ③ G3 | | | x 0-0 ②③ G3-6-3-6 1-2f | | | B B B B 4-0 2B 1-2 SF8 BB | x 0-0 ① FC6-4 S 1-2f | | 3 | 1 | 0 | 0 | 1 | 0 | 2 |
| Jim King, L (1, 9)<br>OBP: 0.318, SLG: 0.291 | | x 0-0 ① F9 | | | S S S 0-3 ① K | | S S S 0-3 ① K | x 0-0 ② F4 1-2 | | 4 | 0 | 0 | 0 | 0 | 2 | 3 |
| Pete Ward, L (1, 5)<br>Al Weis, S (7, PR) (7, 4)<br>OBP: 0.371, SLG: 0.403<br>OBP: 0.306, SLG: 0.319 | | S S S 0-3 ② K | | | B B B B 4-0 BB | | x 0-0 SF8 1B 1-3 2-H 2B | x 0-0 ③ F8 | | 2<br>1 | 0<br>1 | 1<br>1 | 1<br>0 | 1<br>0 | 1<br>0 | 0<br>1 |
| Ken Berry, R (1, 7)<br>OBP: 0.342, SLG: 0.369 | | x 0-0 ③ 1-3 | | | x 0-0 ② F3 | | x 0-0 ② SF8 2-3 3-H | | x 0-0 ① F9 | 3 | 0 | 0 | 1 | 0 | 0 | 1 |
| J.C. Martin, L (1, 2)<br>OBP: 0.287, SLG: 0.255 | | | S S S 0-3 ① K | | S S S 0-3 ③ K | | B B B B 4-0 1B 1B BB | | x 0-0 ② F9 | 3 | 1 | 0 | 0 | 1 | 2 | 1 |
| Ron Hansen, R (1, 6)<br>OBP: 0.284, SLG: 0.301 | | | x 0-0 ② F7 | | | x 0-0 ① 6-3 | x 0-0 1B 1-3 3-H 1B | | x 0-0 1B | 4 | 1 | 2 | 1 | 0 | 0 | 0 |
| Gary Peters, L (1, 1)<br>OBP: 0.314, SLG: 0.490 | | | S S S 0-3 ③ K | | | x 0-0 G5-4-3 1B | x 0-0 2-H 3-H 1B | | x 0-0 ③ F3 | 4 | 0 | 2 | 2 | 0 | 1 | 1 |
| Inning Stats | R: 0<br>E: 0<br>K: 1<br>S: 5<br>H: 0<br>LOB: 0<br>BB: 0<br>P: 5 | R: 0<br>E: 0<br>K: 1<br>S: 5<br>H: 0<br>LOB: 0<br>BB: 0<br>P: 5 | R: 0<br>E: 0<br>K: 2<br>S: 7<br>H: 0<br>LOB: 0<br>BB: 0<br>P: 7 | R: 0<br>E: 0<br>K: 0<br>S: 3<br>H: 1<br>LOB: 0<br>BB: 0<br>P: 3 | R: 0<br>E: 0<br>K: 2<br>S: 7<br>H: 0<br>LOB: 1<br>BB: 1<br>P: 11 | R: 0<br>E: 0<br>K: 0<br>S: 3<br>H: 1<br>LOB: 0<br>BB: 0<br>P: 3 | R: 5<br>E: 0<br>K: 1<br>S: 9<br>H: 4<br>LOB: 2<br>BB: 2<br>P: 17 | R: 0<br>E: 0<br>K: 0<br>S: 4<br>H: 1<br>LOB: 1<br>BB: 0<br>P: 4 | R: 0<br>E: 0<br>K: 0<br>S: 4<br>H: 1<br>LOB: 1<br>BB: 0<br>P: 4 | 1B: 7<br>2B: 1<br>3B: 0<br>HR: 0<br>SF: 1<br>SAC: 0<br>DP: 2<br>HBP: 0 | | | | | | |

| PITCHER | | IP | WLS | BF | H | R | ER | SO | BB | IBB | HBP | BLK | WP | HR | S | P | ERA | WHIP |
|---|---|---|---|---|---|---|---|---|---|---|---|---|---|---|---|---|---|---|
| Dave Boswell, R<br>ERA: 3.99 | (1, 1) | 6.2 | L | 26 | 5 | 5 | 5 | 7 | 3 | 0 | 0 | 0 | 0 | 0 | 37 | 49 | 6.75 | 1.200 |
| Jim Kaat, L<br>ERA: 4.93 | (7, 1) | 0.1 | | 2 | 1 | 0 | 0 | 0 | 0 | 0 | 0 | 0 | 0 | 0 | 2 | 2 | 0.00 | 3.000 |
| Jim Roland, L<br>ERA: 2.31 | (8, 1) | 2.0 | | 8 | 2 | 0 | 0 | 0 | 0 | 0 | 0 | 0 | 0 | 0 | 8 | 8 | 0.00 | 1.000 |

| PITCHER | IP | WLS | BF | H | R | ER | SO | BB | IBB | HBP | BLK | WP | HR | S | P | ERA | WHIP |
|---|---|---|---|---|---|---|---|---|---|---|---|---|---|---|---|---|---|

# TOP

## Chicago White Sox @ Minnesota Twins

Metropolitan Stadium, Bloomington , MI

Sat Jun 24 1967, 4:33 AM EDT

Att. 21,165 - Unknown

livebaseballscorecards.com

| | |
|---|---|
| AB | 32 |
| R | 5 |
| H | 8 |
| RBI | 5 |
| BB | 3 |
| SO | 7 |
| LOB | 12 |

WP: 0 PA: 36
PB: 0
SB: 1
CS: 0

# BOTTOM

## Chicago White Sox @ Minnesota Twins

Metropolitan Stadium, Bloomington , MI

Sat Jun 24 1967, 4:33 AM EDT

Att. 21,165 - Unknown

livebaseballscorecards.com

| Batter | 1 | 2 | 3 | 4 | 5 | 6 | 7 | 8 | 9 | AB | R | H | RBI | BB | SO | LOB |
|---|---|---|---|---|---|---|---|---|---|---|---|---|---|---|---|---|
| Cesar Tovar, R (1, 5) (8, 8)<br>OBP: 0.344, SLG: 0.393 | F9 | | 1B | | | L6 | | 2-3 | | 4 | 0 | 1 | 0 | 0 | 0 | 0 |
| Rod Carew, L (1, 4)<br>OBP: 0.357, SLG: 0.439 | 6-3 | | F7 | | | F8 | | WP, 1B | | 4 | 1 | 1 | 0 | 0 | 0 | 1 |
| Harmon Killebrew, R (1, 3)<br>OBP: 0.417, SLG: 0.608 | F7 | | | G1 | | BB, WP | | 1-H | | 3 | 0 | 1 | 1 | 1 | 0 | 0 |
| Tony Oliva, L (1, 9)<br>OBP: 0.297, SLG: 0.392 | | K | | 1-3 | | F7, 1-3 | | K | | 4 | 0 | 0 | 0 | 0 | 2 | 2 |
| Bob Allison, R (1, 7)<br>OBP: 0.348, SLG: 0.444 | | HR | | 1B | | | K | | K | 4 | 1 | 2 | 1 | 0 | 2 | 0 |
| Zoilo Versalles, R (1, 6)<br>OBP: 0.283, SLG: 0.327 | | 5-3 | | K | | | G3 | | 5-3 | 4 | 0 | 0 | 0 | 0 | 1 | 1 |
| Ted Uhlaender, L (1, 8)<br>OBP: 0.233, SLG: 0.314<br>Frank Quilici, R (7, PH)<br>Jim Roland, R (8, 1)<br>Frank Kostro, R (9, PH)<br>OBP: 0.125, SLG: 0.125 | | K | | | F4 | | BB | | F8 | 2<br>0<br>0<br>1 | 0<br>0<br>0<br>0 | 0<br>0<br>0<br>0 | 0<br>1<br>0<br>0 | 0<br>0<br>0<br>0 | 1<br>0<br>0<br>0 | 0<br>0<br>0<br>0 |
| Jerry Zimmerman, R (1, 2)<br>OBP: 0.261, SLG: 0.183<br>Earl Battey, R (7, PH) (8, 2)<br>OBP: 0.260, SLG: 0.217 | | | 5-3 | | 5-3 | | K | | | 2<br>1 | 0<br>0 | 0<br>0 | 0<br>0 | 0<br>0 | 0<br>1 | 0<br>1 |
| Dave Boswell, R (1, 1)<br>OBP: 0.267, SLG: 0.321<br>Jim Kaat, L (7, 1)<br>OBP: 0.278, SLG: 0.353<br>Rich Rollins, R (8, 5)<br>OBP: 0.337, SLG: 0.349 | | | F2 | | K | | | 4-3 | | 2<br>0<br>1 | 0<br>0<br>0 | 0<br>0<br>0 | 0<br>0<br>0 | 0<br>0<br>0 | 1<br>0<br>0 | 0<br>0<br>0 |
| Inning Stats | R: 0 E: 0 K: 0 S: 3 H: 0 LOB: 0 BB: 0 P: 3 | R: 1 E: 0 K: 2 S: 8 H: 1 LOB: 0 BB: 0 P: 8 | R: 0 E: 0 K: 0 S: 4 H: 1 LOB: 1 BB: 0 P: 4 | R: 0 E: 0 K: 1 S: 6 H: 1 LOB: 1 BB: 0 P: 6 | R: 0 E: 0 K: 1 S: 5 H: 0 LOB: 0 BB: 0 P: 5 | R: 0 E: 0 K: 0 S: 3 H: 0 LOB: 1 BB: 1 P: 7 | R: 0 E: 0 K: 2 S: 7 H: 0 LOB: 1 BB: 1 P: 11 | R: 1 E: 0 K: 1 S: 7 H: 2 LOB: 1 BB: 0 P: 7 | R: 0 E: 0 K: 1 S: 5 H: 0 LOB: 0 BB: 0 P: 5 | 1B: 4 2B: 0 3B: 0 HR: 1 | SF: 0 SAC: 0 DP: 0 HBP: 0 | | | | | | |

| | AB | 32 |
|---|---|---|
| | R | 2 |
| | H | 5 |
| | RBI | 2 |
| | BB | 2 |
| | SO | 8 |
| | LOB | 5 |

WP: 3 PB: 0 SB: 0 CS: 0 PA: 34

| PITCHER | IP | WLS | BF | H | R | ER | SO | BB | IBB | HBP | BLK | WP | HR | S | P | ERA | WHIP |
|---|---|---|---|---|---|---|---|---|---|---|---|---|---|---|---|---|---|
| Gary Peters, L (1, 1)<br>ERA: 2.15 | 9.0 | W | 34 | 5 | 2 | 2 | 8 | 2 | 0 | 0 | 0 | 2 | 1 | 48 | 56 | 2.00 | 0.778 |

| PITCHER | IP | WLS | BF | H | R | ER | SO | BB | IBB | HBP | BLK | WP | HR | S | P | ERA | WHIP |
|---|---|---|---|---|---|---|---|---|---|---|---|---|---|---|---|---|---|

| Batter | 1 | 2 | 3 | 4 | 5 | 6 | 7 | 8 | 9 | AB | R | H | RBI | BB | SO | LOB |
|---|---|---|---|---|---|---|---|---|---|---|---|---|---|---|---|---|
| Jimmy Stewart, S (1, 4)<br>OBP: 0.250, SLG: 0.250 | SSS 0-3 ① K | | x 0-0 ② F5 | | | x 0-0 ① SH5-4 1-2 | | | x 0-0 ① F5 | 2 | 0 | 0 | 0 | 0 | 1 | 1 |
| Jim King, L (9, PH)<br>OBP: 0.315, SLG: 0.288 | | | | | | | | | | 1 | 0 | 0 | 0 | 0 | 0 | 0 |
| Don Buford, S (1, 5)<br>OBP: 0.309, SLG: 0.298 | x 0-0 ② 4-3 | | x 0-0 2-H CS 1B | | | x 0-0 ② F7 | | | x 0-0 ② F6 | 4 | 0 | 1 | 1 | 0 | 0 | 1 |
| Tommie Agee, R (1, 8)<br>OBP: 0.325, SLG: 0.430 | BBB 4-0 CS BB | | 0-0 ③ CS 1-2 | x 0-0 ① 2-3 | | x 0-0 ③ F4 | | | SSS 0-3 ③ K | 3 | 0 | 0 | 0 | 1 | 1 | 1 |
| Ken Berry, R (1, 7)<br>OBP: 0.338, SLG: 0.365 | 0-0 ③ CS 1-2 | SSS 0-3 ① K | | x 0-0 ② L4 | | | x 0-0 ① 6-3 | | | 3 | 0 | 0 | 0 | 0 | 1 | 0 |
| Pete Ward, L (1, 9)<br>OBP: 0.370, SLG: 0.399 | | H 1-0 HBP | | x 0-0 ③ F3 | | | SSS 0-3 ② K | | | 2 | 0 | 0 | 0 | 0 | 1 | 0 |
| Ron Hansen, R (1, 6)<br>OBP: 0.280, SLG: 0.297 | | x 0-0 ② F7 | | | x 0-0 E3 G6-4-3 | | x 0-0 ③ 6-3 | | | 3 | 0 | 0 | 0 | 0 | 0 | 1 |
| Tom McCraw, L (1, 3)<br>OBP: 0.286, SLG: 0.381 | | x 0-0 ③ F8 | | | x 0-0 ① F8 | | | x 0-0 ① F8 | | 3 | 0 | 0 | 0 | 0 | 0 | 2 |
| Jerry McNertney, R (1, 2)<br>OBP: 0.299, SLG: 0.397 | | | x 0-0 SH3-4 1B 1B | | x 0-0 ②③ G6-4-3 1-2f | | | x 0-0 ② F9 | | 3 | 1 | 1 | 0 | 0 | 0 | 1 |
| Tommy John, R (1, 1)<br>OBP: 0.152, SLG: 0.156 | | | x 0-0 ① SH3-4 1-2 | | | x 0-0 SH5-4 1B | | x 0-0 ③ F9 | | 2 | 0 | 1 | 0 | 0 | 0 | 0 |

# TOP

## Chicago White Sox @ Minnesota Twins

Metropolitan Stadium, Bloomington , MI

Sun Jun 25 1967, 4:33 AM EDT

Att. 31,217 - Unknown

livebaseballscorecards.com

| | |
|---|---|
| AB | 26 |
| R | 1 |
| H | 3 |
| RBI | 1 |
| BB | 1 |
| SO | 4 |
| LOB | 7 |

| Inning Stats | 1 | 2 | 3 | 4 | 5 | 6 | 7 | 8 | 9 | 1B: 3 | SF: 0 | WP: 0 | PA: 32 |
|---|---|---|---|---|---|---|---|---|---|---|---|---|---|
| R: | 0 | 0 | 1 | 0 | 0 | 0 | 0 | 0 | 0 | 2B: 0 | SAC: 2 | PB: 0 | |
| E: | 0 | 0 | 0 | 0 | 1 | 0 | 0 | 0 | 0 | 3B: 0 | DP: 1 | SB: 0 | |
| K: | 1 | 1 | 0 | 0 | 0 | 0 | 1 | 0 | 1 | HR: 0 | HBP: 1 | CS: 2 | |
| S: | 4 | 5 | 4 | 3 | 3 | 4 | 5 | 3 | 5 | | | | |
| H: | 0 | 0 | 2 | 0 | 0 | 1 | 0 | 0 | 0 | | | | |
| LOB: | 0 | 1 | 0 | 0 | 0 | 1 | 0 | 0 | 0 | | | | |
| BB: | 1 | 0 | 0 | 0 | 0 | 0 | 0 | 0 | 0 | | | | |
| P: | 8 | 6 | 4 | 3 | 3 | 4 | 5 | 3 | 5 | | | | |

| PITCHER | | IP | WLS | BF | H | R | ER | SO | BB | IBB | HBP | BLK | WP | HR | S | P | ERA | WHIP |
|---|---|---|---|---|---|---|---|---|---|---|---|---|---|---|---|---|---|---|
| Jim Merritt, L<br>ERA: 2.68 | (1, 1) | 8.0 | W | 27 | 3 | 1 | 1 | 3 | 1 | 0 | 1 | 0 | 0 | 0 | 31 | 36 | 1.12 | 0.500 |
| Al Worthington, R<br>ERA: 4.22 | (9, 1) | 1.0 | S | 3 | 0 | 0 | 0 | 1 | 0 | 0 | 0 | 0 | 0 | 0 | 5 | 5 | 0.00 | 0.000 |

| PITCHER | | IP | WLS | BF | H | R | ER | SO | BB | IBB | HBP | BLK | WP | HR | S | P | ERA | WHIP |
|---|---|---|---|---|---|---|---|---|---|---|---|---|---|---|---|---|---|---|

# BOTTOM

## Chicago White Sox @ Minnesota Twins

Metropolitan Stadium, Bloomington , MI

Sun Jun 25 1967, 4:33 AM EDT

Att. 31,217 - Unknown

livebaseballscorecards.com

| Batter | 1 | 2 | 3 | 4 | 5 | 6 | 7 | 8 | 9 | AB | R | H | RBI | BB | SO | LOB |
|---|---|---|---|---|---|---|---|---|---|---|---|---|---|---|---|---|
| Cesar Tovar, R (1, 8) (9, 5)<br>OBP: 0.343, SLG: 0.391 | 1-3 | | 5-3 | | | F8 | | WP, 1B<br>3-H | | 4 | 0 | 1 | 1 | 0 | 0 | 0 |
| Rod Carew, L (1, 4)<br>OBP: 0.359, SLG: 0.442 | F3 | | | G1-4-3, HBP | | | CS, 2B | 4-3<br>1-2 | | 3 | 0 | 1 | 0 | 0 | 0 | 2 |
| Harmon Killebrew, R (1, 3)<br>OBP: 0.420, SLG: 0.605 | BB | | | G1-4-3<br>1-2f | | | G4-6-3, BB | | | 1 | 0 | 0 | 0 | 2 | 0 | 1 |
| Tony Oliva, L (1, 9)<br>OBP: 0.293, SLG: 0.385 | F7 | | | 4-3 | | | G4-6-3<br>1-2f<br>2-3 | | | 3 | 0 | 0 | 0 | 0 | 0 | 3 |
| Bob Allison, R (1, 7)<br>OBP: 0.348, SLG: 0.443 | | K | | | G6-4-3, 1B | | | F8 | | 3 | 0 | 1 | 0 | 0 | 1 | 0 |
| Sandy Valdespino, L (9, 7)<br>OBP: 0.297, SLG: 0.313 | | | | | | | | | | 0 | 0 | 0 | 0 | 0 | 0 | 0 |
| Rich Rollins, R (1, 5)<br>OBP: 0.332, SLG: 0.343 | | 5-3 | | | G6-4-3<br>1-2f | | | F4 | | 3 | 0 | 0 | 0 | 0 | 0 | 1 |
| Ted Uhlaender, L (9, 8)<br>OBP: 0.233, SLG: 0.314 | | | | | | | | | | 0 | 0 | 0 | 0 | 0 | 0 | 0 |
| Zoilo Versalles, R (1, 6)<br>OBP: 0.283, SLG: 0.327 | | F7 | | | K | | | 1B, 3B, 1B | | 3 | 1 | 1 | 0 | 0 | 1 | 0 |
| Jerry Zimmerman, R (1, 2)<br>OBP: 0.256, SLG: 0.179 | | | 6-3 | | | 6-3 | | 3B, 1B<br>1-2 | | 2 | 0 | 0 | 0 | 0 | 0 | 0 |
| Frank Kostro, R (8, PH)<br>OBP: 0.222, SLG: 0.222 | | | | | | | | | | 1 | 1 | 1 | 0 | 0 | 0 | 0 |
| Russ Nixon, L (9, 2)<br>OBP: 0.313, SLG: 0.375 | | | | | | | | | | 0 | 0 | 0 | 0 | 0 | 0 | 0 |
| Jim Merritt, L (1, 1)<br>OBP: 0.222, SLG: 0.269 | | | K | | | K | | 1B, 3B<br>1-H<br>2-H | | 2 | 0 | 0 | 0 | 0 | 2 | 0 |
| Earl Battey, R (8, PH)<br>OBP: 0.269, SLG: 0.257 | | | | | | | | | | 1 | 0 | 1 | 2 | 0 | 0 | 0 |
| Dave Boswell, R (8, PR)<br>OBP: 0.267, SLG: 0.321 | | | | | | | | | | 0 | 1 | 0 | 0 | 0 | 0 | 0 |
| Al Worthington, R (9, 1) | | | | | | | | | | 0 | 0 | 0 | 0 | 0 | 0 | 0 |
| Inning Stats | R: 0<br>E: 0<br>K: 0<br>S: 3<br>H: 0<br>LOB: 1<br>BB: 1<br>P: 7 | R: 0<br>E: 0<br>K: 1<br>S: 5<br>H: 0<br>LOB: 0<br>BB: 0<br>P: 5 | R: 0<br>E: 0<br>K: 1<br>S: 5<br>H: 0<br>LOB: 0<br>BB: 0<br>P: 5 | R: 0<br>E: 0<br>K: 0<br>S: 2<br>H: 0<br>LOB: 0<br>BB: 0<br>P: 3 | R: 0<br>E: 0<br>K: 1<br>S: 5<br>H: 1<br>LOB: 0<br>BB: 0<br>P: 5 | R: 0<br>E: 0<br>K: 1<br>S: 5<br>H: 0<br>LOB: 0<br>BB: 0<br>P: 5 | R: 0<br>E: 0<br>K: 0<br>S: 2<br>H: 1<br>LOB: 0<br>BB: 1<br>P: 6 | R: 3<br>E: 0<br>K: 0<br>S: 7<br>H: 4<br>LOB: 2<br>BB: 0<br>P: 7 | | 1B: 4<br>2B: 1<br>3B: 1<br>HR: 0<br>SF: 0<br>SAC: 0<br>DP: 3<br>HBP: 1 | | | | | | |

| PITCHER | IP | WLS | BF | H | R | ER | SO | BB | IBB | HBP | BLK | WP | HR | S | P | ERA | WHIP |
|---|---|---|---|---|---|---|---|---|---|---|---|---|---|---|---|---|---|
| Tommy John, L (1, 1)<br>ERA: 2.25 | 8.0 | L | 29 | 6 | 3 | 3 | 4 | 2 | 0 | 1 | 0 | 1 | 0 | 34 | 43 | 3.38 | 1.000 |

| PITCHER | IP | WLS | BF | H | R | ER | SO | BB | IBB | HBP | BLK | WP | HR | S | P | ERA | WHIP |
|---|---|---|---|---|---|---|---|---|---|---|---|---|---|---|---|---|---|

| | |
|---|---|
| AB | 26 |
| R | 3 |
| H | 6 |
| RBI | 3 |
| BB | 2 |
| SO | 4 |
| LOB | 7 |

WP: 1 PA: 29
PB: 0
SB: 0
CS: 1

| Batter | 1 | 2 | 3 | 4 | 5 | 6 | 7 | 8 | 9 | AB | R | H | RBI | BB | SO | LOB |
|---|---|---|---|---|---|---|---|---|---|---|---|---|---|---|---|---|
| Mike Andrews, R (1, 4)<br>OBP: 0.351, SLG: 0.340 | 5-3 1B | | G6-4-3 1B | | | FC1-6 1B | | F4 | | 4 | 1 | 3 | 0 | 0 | 0 | 1 |
| Joe Foy, R (1, 5)<br>OBP: 0.343, SLG: 0.467 | 5-3 1-2 | | G6-4-3 1-2f | | | FC1-6 1-2f | | FC6-4 HBP 1-2 | | 3 | 0 | 0 | 0 | 0 | 0 | 3 |
| Tony Conigliaro, R (1, 9)<br>OBP: 0.357, SLG: 0.489 | 5-3 | | | K | | 5-3 | | FC6-4 1-2f | | 4 | 0 | 0 | 0 | 0 | 1 | 4 |
| George Scott, R (1, 3)<br>OBP: 0.352, SLG: 0.463 | 1B 2-H | | | 6-3 | | | 2B | | K | 4 | 0 | 2 | 1 | 0 | 1 | 0 |
| George Thomas, R (1, 7)<br>OBP: 0.235, SLG: 0.219 | K | | | F9 | | | K | | 1B | 4 | 0 | 1 | 0 | 0 | 2 | 2 |
| Jerry Adair, R (1, 6)<br>OBP: 0.238, SLG: 0.232 | | 1-3 | | | 6-3 | | K | | G4-6-3 1-3 | 4 | 0 | 1 | 0 | 0 | 1 | 1 |
| Bob Tillman, R (1, 2)<br>OBP: 0.280, SLG: 0.319 | | F8 | | | 6-3 | | K | | G4-6-3 1-2f | 3 | 0 | 0 | 0 | 0 | 1 | 1 |
| Dalton Jones, L (9, PH)<br>OBP: 0.294, SLG: 0.351 | | | | | | | | | | 1 | 0 | 0 | 0 | 0 | 0 | 2 |
| Reggie Smith, S (1, 8)<br>OBP: 0.281, SLG: 0.320 | | F9 | | | K | | | FC2-6 1B | | 3 | 0 | 1 | 0 | 0 | 1 | 0 |
| Jim Lonborg, R (1, 1)<br>OBP: 0.140, SLG: 0.098 | | | K | | | K | | FC2-6 HBP 1-2f | | 3 | 0 | 0 | 0 | 0 | 2 | 1 |
| Jose Tartabull, L (8, PR)<br>OBP: 0.307, SLG: 0.245 | | | | | | | | | | 0 | 0 | 0 | 0 | 0 | 0 | 0 |
| John Wyatt, R (8, 1) | | | | | | | | | | 0 | 0 | 0 | 0 | 0 | 0 | 0 |
| Inning Stats | R: 1 E: 0 K: 1 S: 7 H: 2 LOB: 1 BB: 0 P: 7 | R: 0 E: 0 K: 0 S: 3 H: 0 LOB: 0 BB: 0 P: 3 | R: 0 E: 0 K: 1 S: 5 H: 1 LOB: 0 BB: 0 P: 5 | R: 0 E: 0 K: 1 S: 5 H: 0 LOB: 0 BB: 0 P: 5 | R: 0 E: 0 K: 1 S: 5 H: 0 LOB: 0 BB: 0 P: 5 | R: 0 E: 0 K: 1 S: 6 H: 1 LOB: 1 BB: 0 P: 6 | R: 0 E: 0 K: 3 S: 10 H: 1 LOB: 1 BB: 0 P: 10 | R: 0 E: 0 K: 0 S: 4 H: 1 LOB: 2 BB: 0 P: 5 | R: 0 E: 0 K: 1 S: 6 H: 2 LOB: 1 BB: 0 P: 6 | 1B: 7 2B: 1 3B: 0 HR: 0 | SF: 0 SAC: 0 DP: 2 HBP: 1 | | | | | | |

| PITCHER | IP | WLS | BF | H | R | ER | SO | BB | IBB | HBP | BLK | WP | HR | S | P | ERA | WHIP |
|---|---|---|---|---|---|---|---|---|---|---|---|---|---|---|---|---|---|
| Jim Kaat, L (1, 1)<br>ERA: 4.64 | 7.2 | W | 29 | 6 | 1 | 1 | 8 | 0 | 0 | 1 | 0 | 0 | 0 | 44 | 45 | 1.17 | 0.783 |
| Al Worthington, R (8, 1)<br>ERA: 4.09 | 1.1 | S | 5 | 2 | 0 | 0 | 1 | 0 | 0 | 0 | 0 | 0 | 0 | 7 | 7 | 0.00 | 1.500 |

| PITCHER | IP | WLS | BF | H | R | ER | SO | BB | IBB | HBP | BLK | WP | HR | S | P | ERA | WHIP |
|---|---|---|---|---|---|---|---|---|---|---|---|---|---|---|---|---|---|

# TOP

## Boston Red Sox @ Minnesota Twins

Metropolitan Stadium, Bloomington , MI

Mon Jun 26 1967, 8:05 PM EDT

Att. 13,701 - Unknown

livebaseballscorecards.com

| | |
|---|---|
| AB | 33 |
| R | 1 |
| H | 8 |
| RBI | 1 |
| BB | 0 |
| SO | 9 |
| LOB | 15 |

1B: 7 SF: 0
2B: 1 SAC: 0
3B: 0 DP: 2
HR: 0 HBP: 1

WP: 0 PA: 34
PB: 0
SB: 0
CS: 0

| Batter | 1 | 2 | 3 | 4 | 5 | 6 | 7 | 8 | 9 | AB | R | H | RBI | BB | SO | LOB |
|---|---|---|---|---|---|---|---|---|---|---|---|---|---|---|---|---|
| Cesar Tovar, R (1, 5)<br>OBP: 0.345, SLG: 0.390 | S S S 0-3 K ① | | x 0-0 BB 1B | x 0-0 FC6-4 ③ 1-2f | | | B B B B 4-0 1B FC5-2 BB | | | 3 | 0 | 1 | 0 | 1 | 1 | 2 |
| Rod Carew, L (1, 4)<br>OBP: 0.361, SLG: 0.441 | S S S 0-3 K ② | | B B B B 4-0 1-2 BB | | x 0-0 F8 ① | | x 0-0 FC5-2 BB 1-3 1B | | | 3 | 0 | 1 | 0 | 1 | 1 | 0 |
| Harmon Killebrew, R (1, 3)<br>OBP: 0.421, SLG: 0.602 | x 0-0 1B | | S S S 0-3 K ③ | | x 0-0 F2 ② | | B B B B 4-0 FC5-2 1-2 BB | | | 3 | 0 | 1 | 0 | 1 | 1 | 2 |
| Tony Oliva, L (1, 9)<br>OBP: 0.292, SLG: 0.388 | S S S 0-3 K ③ | | | x 0-0 1B 2B | x 0-0 F9 ③ | | x 0-0 FC5-2 ② FC6-4 1-2 2-3 3-Hf | | | 4 | 1 | 1 | 0 | 0 | 1 | 4 |
| Bob Allison, R (1, 7)<br>OBP: 0.344, SLG: 0.437<br>Sandy Valdespino, L (7, 7)<br>OBP: 0.289, SLG: 0.303 | | S S S 0-3 K ① | | S S S 0-3 K ① | | x 0-0 E5 x | x 0-0 FC6-4 ③ 1-2f | | | 3<br>1 | 0<br>0 | 0<br>0 | 0<br>0 | 0<br>0 | 2<br>0 | 1<br>3 |
| Zoilo Versalles, R (1, 6)<br>OBP: 0.283, SLG: 0.326 | | x 0-0 F3 ② | | x 0-0 2-H 3B 1B | | S S S 0-3 K ① | | S S S 0-3 K ① | | 4 | 1 | 1 | 1 | 0 | 2 | 1 |
| Russ Nixon, L (1, 2)<br>OBP: 0.294, SLG: 0.350<br>Jerry Zimmerman, R (9, 2)<br>OBP: 0.256, SLG: 0.179 | | x 0-0 F8 ③ | | S S S 0-3 K ② | | x 0-0 F5 ② | | x 0-0 4-3 ② | | 4<br>0 | 0<br>0 | 0<br>0 | 0<br>0 | 0<br>0 | 1<br>0 | 2<br>0 |
| Ted Uhlaender, L (1, 8)<br>OBP: 0.234, SLG: 0.338 | | | x 0-0 F3 ① | x 0-0 1-H 3B | | x 0-0 F6 ③ | | x 0-0 4-3 ③ | | 4 | 0 | 1 | 1 | 0 | 0 | 1 |
| Jim Kaat, L (1, 1)<br>OBP: 0.282, SLG: 0.333<br>Al Worthington, R (8, 1) | | | S S S 0-3 K ② | B B B B 4-0 FC6-4 BB | | | S S S 0-3 K ① | | | 2<br>0 | 0<br>0 | 0<br>0 | 0<br>0 | 1<br>0 | 2<br>0 | 0<br>0 |
| Inning Stats | R: 0 H: 1<br>E: 0 LOB: 1<br>K: 3 BB: 0<br>S: 10 P: 10 | R: 0 H: 0<br>E: 0 LOB: 0<br>K: 1 BB: 0<br>S: 5 P: 5 | R: 0 H: 1<br>E: 0 LOB: 2<br>K: 2 BB: 1<br>S: 8 P: 12 | R: 2 H: 3<br>E: 0 LOB: 2<br>K: 2 BB: 1<br>S: 10 P: 14 | R: 0 H: 0<br>E: 0 LOB: 0<br>K: 0 BB: 0<br>S: 3 P: 3 | R: 0 H: 0<br>E: 1 LOB: 1<br>K: 1 BB: 0<br>S: 6 P: 6 | R: 0 H: 1<br>E: 0 LOB: 3<br>K: 1 BB: 2<br>S: 6 P: 14 | R: 0 H: 0<br>E: 0 LOB: 0<br>K: 1 BB: 0<br>S: 5 P: 5 | | 1B: 4 SF: 0<br>2B: 1 SAC: 0<br>3B: 1 DP: 0<br>HR: 0 HBP: 0 | | | | | | |

| PITCHER | | IP | WLS | BF | H | R | ER | SO | BB | IBB | HBP | BLK | WP | HR | S | P | ERA | WHIP |
|---|---|---|---|---|---|---|---|---|---|---|---|---|---|---|---|---|---|---|
| Jim Lonborg, R<br>ERA: 3.0 | (1, 1) | 7.0 | L | 32 | 6 | 2 | 2 | 10 | 4 | 0 | 0 | 0 | 0 | 0 | 48 | 64 | 2.57 | 1.429 |
| John Wyatt, R<br>ERA: 3.13 | (8, 1) | 1.0 | | 3 | 0 | 0 | 0 | 1 | 0 | 0 | 0 | 0 | 0 | 0 | 5 | 5 | 0.00 | 0.000 |

| PITCHER | IP | WLS | BF | H | R | ER | SO | BB | IBB | HBP | BLK | WP | HR | S | P | ERA | WHIP |
|---|---|---|---|---|---|---|---|---|---|---|---|---|---|---|---|---|---|

# BOTTOM

## Boston Red Sox @ Minnesota Twins

Metropolitan Stadium, Bloomington , MI

Mon Jun 26 1967, 8:05 PM EDT

Att. 13,701 - Unknown

livebaseballscorecards.com

| | |
|---|---|
| AB | 31 |
| R | 2 |
| H | 6 |
| RBI | 2 |
| BB | 4 |
| SO | 11 |
| LOB | 16 |

WP: 0 PA: 35
PB: 0
SB: 0
CS: 0

| Batter | 1 | 2 | 3 | 4 | 5 | 6 | 7 | 8 | 9 | AB | R | H | RBI | BB | SO | LOB |
|---|---|---|---|---|---|---|---|---|---|---|---|---|---|---|---|---|
| Mike Andrews, R (1, 4)<br>OBP: 0.349, SLG: 0.338 | 1B | | G4-6-3<br>1-2f | | | F8 | | 1-3 | | 4 | 0 | 1 | 0 | 0 | 0 | 1 |
| Joe Foy, R (1, 5)<br>OBP: 0.341, SLG: 0.463 | 1-3<br>HR<br>1B | | K | | | F6 | | K | | 4 | 1 | 1 | 0 | 0 | 2 | 0 |
| Carl Yastrzemski, L (1, 7)<br>OBP: 0.432, SLG: 0.643 | F2 | | | 1B | | G3 | | 1-3 | | 3 | 0 | 1 | 0 | 0 | 0 | 1 |
| Jose Tartabull, L (6, 7)<br>OBP: 0.305, SLG: 0.243 | | | | | | | | | | 1 | 0 | 0 | 0 | 0 | 0 | 0 |
| Tony Conigliaro, R (1, 9)<br>OBP: 0.360, SLG: 0.505 | 1-H<br>HR | | | F9 | | | G1-6-3<br>1B | | F7 | 4 | 1 | 2 | 2 | 0 | 0 | 1 |
| George Scott, R (1, 3)<br>OBP: 0.350, SLG: 0.459 | K | | | G6-3<br>1-2<br>1B | | | G1-6-3<br>1-2f | | F9 | 4 | 0 | 1 | 0 | 0 | 1 | 1 |
| Jerry Adair, R (1, 6)<br>OBP: 0.238, SLG: 0.232 | | 6-3 | | G6-3<br>1-2f | | | 1B<br>1B<br>1B | | 5-3 | 4 | 1 | 1 | 0 | 0 | 0 | 2 |
| Bob Tillman, R (1, 2)<br>OBP: 0.283, SLG: 0.320 | | K | | | 5-3 | | 1B<br>1-2<br>1B | | | 3 | 0 | 1 | 0 | 0 | 1 | 0 |
| Reggie Smith, S (1, 8)<br>OBP: 0.281, SLG: 0.320 | | 3-1 | | | F8 | | 1-2<br>2-H<br>1B | | | 3 | 0 | 1 | 1 | 0 | 0 | 0 |
| Gary Waslewski, R (1, 1)<br>OBP: 0.167, SLG: 0.167 | | | G4-6-3<br>1B | | F4 | | G1 | | | 2 | 0 | 1 | 0 | 0 | 0 | 0 |
| Dalton Jones, L (7, PH)<br>OBP: 0.291, SLG: 0.346 | | | | | | | | | | 1 | 0 | 0 | 0 | 0 | 0 | 2 |
| John Wyatt, R (7, 1) | | | | | | | | | | 0 | 0 | 0 | 0 | 0 | 0 | 0 |
| Inning Stats | R: 2<br>E: 0<br>K: 1<br>S: 7<br>H: 3<br>LOB: 0<br>BB: 0<br>P: 7 | R: 0<br>E: 0<br>K: 1<br>S: 5<br>H: 0<br>LOB: 0<br>BB: 0<br>P: 5 | R: 0<br>E: 0<br>K: 1<br>S: 5<br>H: 1<br>LOB: 0<br>BB: 0<br>P: 5 | R: 0<br>E: 0<br>K: 0<br>S: 4<br>H: 2<br>LOB: 1<br>BB: 0<br>P: 4 | R: 0<br>E: 0<br>K: 0<br>S: 3<br>H: 0<br>LOB: 0<br>BB: 0<br>P: 3 | R: 0<br>E: 0<br>K: 0<br>S: 3<br>H: 0<br>LOB: 0<br>BB: 0<br>P: 3 | R: 1<br>E: 0<br>K: 0<br>S: 6<br>H: 4<br>LOB: 2<br>BB: 0<br>P: 6 | R: 0<br>E: 0<br>K: 1<br>S: 5<br>H: 0<br>LOB: 0<br>BB: 0<br>P: 5 | R: 0<br>E: 0<br>K: 0<br>S: 3<br>H: 0<br>LOB: 0<br>BB: 0<br>P: 3 | 1B: 9<br>2B: 0<br>3B: 0<br>HR: 1<br>SF: 0<br>SAC: 0<br>DP: 3<br>HBP: 0 | | | | | | |

# TOP

## Boston Red Sox @ Minnesota Twins

Metropolitan Stadium, Bloomington , MI

Tue Jun 27 1967, 8:05 PM EDT

Att. 18,711 - Unknown

livebaseballscorecards.com

| | |
|---|---|
| AB | 33 |
| R | 3 |
| H | 10 |
| RBI | 3 |
| BB | 0 |
| SO | 4 |
| LOB | 8 |

| PITCHER | | IP | WLS | BF | H | R | ER | SO | BB | IBB | HBP | BLK | WP | HR | S | P | ERA | WHIP |
|---|---|---|---|---|---|---|---|---|---|---|---|---|---|---|---|---|---|---|
| Dean Chance, R<br>ERA: 3.08 | (1, 1) | 8.0 | L | 30 | 10 | 3 | 3 | 4 | 0 | 0 | 0 | 0 | 0 | 1 | 38 | 38 | 3.38 | 1.250 |
| Ron Kline, R<br>ERA: 3.15 | (9, 1) | 1.0 | | 3 | 0 | 0 | 0 | 0 | 0 | 0 | 0 | 0 | 0 | 0 | 3 | 3 | 0.00 | 0.000 |

| PITCHER | IP | WLS | BF | H | R | ER | SO | BB | IBB | HBP | BLK | WP | HR | S | P | ERA | WHIP |
|---|---|---|---|---|---|---|---|---|---|---|---|---|---|---|---|---|---|

# BOTTOM

## Boston Red Sox @ Minnesota Twins

Metropolitan Stadium, Bloomington , MI

Tue Jun 27 1967, 8:05 PM EDT

Att. 18,711 - Unknown

| Batter | 1 | 2 | 3 | 4 | 5 | 6 | 7 | 8 | 9 | AB | R | H | RBI | BB | SO | LOB |
|---|---|---|---|---|---|---|---|---|---|---|---|---|---|---|---|---|
| Cesar Tovar, R (1, 5) OBP: 0.347, SLG: 0.389 | F8 | | F5 | | | BBBB 4-0 G5-3 S BB | | | WP 1B 1B | 3 | 1 | 1 | 0 | 1 | 0 | 0 |
| Rod Carew, L (1, 4) OBP: 0.359, SLG: 0.436 | K | | | G3 | | BBBB 4-0 1-2 BB | | | SSS 0-3 K 1-2 | 3 | 0 | 0 | 0 | 1 | 2 | 1 |
| Harmon Killebrew, R (1, 3) OBP: 0.415, SLG: 0.591 | SSS 0-3 K | | | 6-3 | | 0-0 G5-3 2-3f | | | SSS 0-3 K | 4 | 0 | 0 | 0 | 0 | 2 | 3 |
| Tony Oliva, L (1, 9) OBP: 0.296, SLG: 0.406 | | 0-0 HR | | SSS 0-3 K | | | 0-0 G3 | | 0-0 1B 2-H 1B | 4 | 1 | 2 | 2 | 0 | 1 | 0 |
| Bob Allison, R (1, 7) OBP: 0.350, SLG: 0.442 | | 0-0 G1-6-3 1B | | | 0-0 FC3-6 1B | | SSS 0-3 K | | 0-0 1-2 1B | 4 | 0 | 3 | 0 | 0 | 1 | 0 |
| Zoilo Versalles, R (1, 6) OBP: 0.279, SLG: 0.321 | | 0-0 G1-6-3 1-2f | | | 0-0 FC3-6 FC3-6 1-2f | | 0-0 5-3 | | SSS 0-3 K | 4 | 0 | 0 | 0 | 0 | 1 | 4 |
| Russ Nixon, L (1, 2) OBP: 0.282, SLG: 0.333 | | 0-0 4-3 | | | 0-0 FC3-6 1-2f | | | 0-0 F8 | | 3 | 0 | 0 | 0 | 0 | 0 | 1 |
| Ted Uhlaender, L (1, 8) OBP: 0.225, SLG: 0.325 | | | 0-0 4-3 | | 0-0 4-1 | | | 0-0 5-3 | | 3 | 0 | 0 | 0 | 0 | 0 | 1 |
| Dean Chance, R (1, 1) | | | SSS 0-3 K | | | 0-0 F3 | | 0-0 F7 | | 2 | 0 | 0 | 0 | 0 | 1 | 0 |
| Sandy Valdespino, L (8, PH) OBP: 0.282, SLG: 0.294 | | | | | | | | | | 1 | 0 | 0 | 0 | 0 | 0 | 0 |
| Ron Kline, R (9, 1) | | | | | | | | | | 0 | 0 | 0 | 0 | 0 | 0 | 0 |
| Inning Stats | R: 0 E: 0 K: 2 S: 7 / H: 0 LOB: 0 BB: 0 P: 7 | R: 1 E: 0 K: 0 S: 4 / H: 2 LOB: 0 BB: 0 P: 4 | R: 0 E: 0 K: 1 S: 5 / H: 0 LOB: 0 BB: 0 P: 5 | R: 0 E: 0 K: 1 S: 5 / H: 0 LOB: 0 BB: 0 P: 5 | R: 0 E: 0 K: 0 S: 4 / H: 1 LOB: 1 BB: 0 P: 4 | R: 0 E: 0 K: 0 S: 2 / H: 0 LOB: 1 BB: 2 P: 10 | R: 0 E: 0 K: 1 S: 5 / H: 0 LOB: 0 BB: 0 P: 5 | R: 0 E: 0 K: 0 S: 3 / H: 0 LOB: 0 BB: 0 P: 3 | R: 1 E: 0 K: 3 S: 12 / H: 3 LOB: 2 BB: 0 P: 12 | 1B: 5 2B: 0 3B: 0 HR: 1 / SF: 0 SAC: 0 DP: 2 HBP: 0 | | | | | | | |

livebaseballscorecards.com

| | |
|---|---|
| AB | 31 |
| R | 2 |
| H | 6 |
| RBI | 2 |
| BB | 2 |
| SO | 8 |
| LOB | 10 |

WP: 1 PB: 0 SB: 1 CS: 0 PA: 33

| PITCHER | | IP | WLS | BF | H | R | ER | SO | BB | IBB | HBP | BLK | WP | HR | S | P | ERA | WHIP |
|---|---|---|---|---|---|---|---|---|---|---|---|---|---|---|---|---|---|---|
| Gary Waslewski, R ERA: 1.0 | (1, 1) | 6.0 | W | 21 | 3 | 1 | 1 | 4 | 2 | 0 | 0 | 0 | 0 | 1 | 27 | 35 | 1.50 | 0.833 |
| John Wyatt, R ERA: 3.12 | (7, 1) | 3.0 | S | 12 | 3 | 1 | 1 | 4 | 0 | 0 | 0 | 0 | 1 | 0 | 20 | 20 | 3.00 | 1.000 |

| PITCHER | IP | WLS | BF | H | R | ER | SO | BB | IBB | HBP | BLK | WP | HR | S | P | ERA | WHIP |
|---|---|---|---|---|---|---|---|---|---|---|---|---|---|---|---|---|---|

| Batter | 1 | 2 | 3 | 4 | 5 | 6 | 7 | 8 | 9 | AB | R | H | RBI | BB | SO | LOB |
|---|---|---|---|---|---|---|---|---|---|---|---|---|---|---|---|---|
| Mike Andrews, R (1, 4)<br>OBP: 0.343, SLG: 0.332 | S S S 0-3 ① K | | S S S 0-3 ② K | | S S S 0-3 ③ K | | | x 0-0 ② 5-3 | | 4 | 0 | 0 | 0 | 0 | 3 | 0 |
| Joe Foy, R (1, 5)<br>OBP: 0.336, SLG: 0.455 | S S S 0-3 ② K | | S S S 0-3 ③ K | | | x 0-0 ① F2 | | x 0-0 ③ F3 | | 4 | 0 | 0 | 0 | 0 | 2 | 0 |
| Carl Yastrzemski, L (1, 7)<br>OBP: 0.430, SLG: 0.637 | x 0-0 S 1B | | | S S S 0-3 ① K | | x 0-0 ② 4-3 | | | x 0-0 ① 4-3 | 4 | 0 | 1 | 0 | 0 | 1 | 0 |
| Tony Conigliaro, R (1, 9)<br>OBP: 0.357, SLG: 0.497 | B B B B 4-0 1-2 BB | | | S S S 0-3 ② K | | x 0-0 ③ F7 | | | S S S 0-3 ② K | 3 | 0 | 0 | 0 | 1 | 2 | 0 |
| George Scott, R (1, 3)<br>OBP: 0.345, SLG: 0.452 | S S S 0-3 ③ K | | | x 0-0 ③ 1-3 | | | x 0-0 ① 5-3 | | x 0-0 ③ F8 | 4 | 0 | 0 | 0 | 0 | 1 | 2 |
| Jerry Adair, R (1, 6)<br>OBP: 0.247, SLG: 0.262 | | S S S 0-3 ① K | | | x 0-0 HR | | x 0-0 1B | | | 3 | 1 | 2 | 1 | 0 | 1 | 0 |
| Bob Tillman, R (1, 2)<br>OBP: 0.268, SLG: 0.302 | | x 0-0 ② F4 | | | S S S 0-3 ① K | | x 0-0 ② F7 | | | 3 | 0 | 0 | 0 | 0 | 1 | 1 |
| Reggie Smith, S (1, 8)<br>OBP: 0.282, SLG: 0.333 | | S S S 0-3 ③ K | | | x 0-0 HR | | x 0-0 ③ F6 | | | 3 | 1 | 1 | 1 | 0 | 1 | 1 |
| Lee Stange, R (1, 1)<br>OBP: 0.125, SLG: 0.188 | | | S S S 0-3 ① K | | x 0-0 ② 3-1 | | | x 0-0 ① G3 | | 2 | 0 | 0 | 0 | 0 | 1 | 0 |
| Jose Tartabull, L (8, PH)<br>OBP: 0.303, SLG: 0.241 | | | | | | | | | | 1 | 0 | 0 | 0 | 0 | 0 | 0 |
| Darrell Brandon, R (8, 1)<br>OBP: 0.185, SLG: 0.231 | | | | | | | | | | 0 | 0 | 0 | 0 | 0 | 0 | 0 |
| Inning Stats | R: 0 H: 1<br>E: 0 LOB: 2<br>K: 3 BB: 1<br>S: 10 P: 14 | R: 0 H: 0<br>E: 0 LOB: 0<br>K: 2 BB: 0<br>S: 7 P: 7 | R: 0 H: 0<br>E: 0 LOB: 0<br>K: 3 BB: 0<br>S: 9 P: 9 | R: 0 H: 0<br>E: 0 LOB: 0<br>K: 2 BB: 0<br>S: 7 P: 7 | R: 2 H: 2<br>E: 0 LOB: 0<br>K: 2 BB: 0<br>S: 9 P: 9 | R: 0 H: 0<br>E: 0 LOB: 0<br>K: 0 BB: 0<br>S: 3 P: 3 | R: 0 H: 1<br>E: 0 LOB: 1<br>K: 0 BB: 0<br>S: 4 P: 4 | R: 0 H: 0<br>E: 0 LOB: 0<br>K: 0 BB: 0<br>S: 3 P: 3 | R: 0 H: 0<br>E: 0 LOB: 0<br>K: 1 BB: 0<br>S: 5 P: 5 | 1B: 2 SF: 0<br>2B: 0 SAC: 0<br>3B: 0 DP: 0<br>HR: 2 HBP: 0 | | | | | | |

| PITCHER | IP | WLS | BF | H | R | ER | SO | BB | IBB | HBP | BLK | WP | HR | S | P | ERA | WHIP |
|---|---|---|---|---|---|---|---|---|---|---|---|---|---|---|---|---|---|
| Dave Boswell, R (1, 1)<br>ERA: 3.8 | 9.0 | W | 32 | 4 | 2 | 2 | 13 | 1 | 0 | 0 | 0 | 0 | 2 | 57 | 61 | 2.00 | 0.556 |

| PITCHER | IP | WLS | BF | H | R | ER | SO | BB | IBB | HBP | BLK | WP | HR | S | P | ERA | WHIP |
|---|---|---|---|---|---|---|---|---|---|---|---|---|---|---|---|---|---|

# Boston Red Sox @ Minnesota Twins

Metropolitan Stadium, Bloomington , MI

Wed Jun 28 1967, 8:05 PM EDT

Att. 11,940 - Unknown

TOP

livebaseballscorecards.com

| | |
|---|---|
| AB | 31 |
| R | 2 |
| H | 4 |
| RBI | 2 |
| BB | 1 |
| SO | 13 |
| LOB | 4 |

| Batter | 1 | 2 | 3 | 4 | 5 | 6 | 7 | 8 | 9 | AB | R | H | RBI | BB | SO | LOB |
|---|---|---|---|---|---|---|---|---|---|---|---|---|---|---|---|---|
| Cesar Tovar, R (1, 5)<br>OBP: 0.346, SLG: 0.388 | 6-3 | | 4-3 | | F9 | | 2-H 1B | | | 4 | 0 | 1 | 1 | 0 | 0 | 0 |
| Rod Carew, L (1, 4)<br>OBP: 0.361, SLG: 0.434 | BB | | | L6-3 1B | K | | G3 | | | 3 | 0 | 1 | 0 | 1 | 1 | 1 |
| Harmon Killebrew, R (1, 3)<br>OBP: 0.409, SLG: 0.581 | K | | | L6-3<br>1-2 | | 6-3 | | 6-3 | | 4 | 0 | 0 | 0 | 0 | 1 | 2 |
| Tony Oliva, L (1, 9)<br>OBP: 0.295, SLG: 0.403 | F2 | | | S S 1B 1B | | E3 FC4-6 | | K | | 4 | 1 | 1 | 0 | 0 | 1 | 1 |
| Bob Allison, R (1, 7)<br>OBP: 0.349, SLG: 0.436 | | 5-3 | | 4-0 | | F9 | | K | | 3 | 1 | 0 | 0 | 1 | 1 | 1 |
| Sandy Valdespino, L (9, 7)<br>OBP: 0.282, SLG: 0.294 | | | | S 1B<br>1-2 IBB | | | | | | 0 | 0 | 0 | 0 | 0 | 0 | 0 |
| Zoilo Versalles, R (1, 6)<br>OBP: 0.279, SLG: 0.318 | | 6-3 | | 1B<br>1-2<br>2-3 BB | | FC4-6<br>1-2f | | | | 2 | 0 | 0 | 0 | 1 | 0 | 1 |
| Russ Nixon, L (1, 2)<br>OBP: 0.284, SLG: 0.333 | | F8 | | 1-3<br>2-H<br>3-H 1B | | | E3 FC6-4 | | | 3 | 0 | 1 | 2 | 0 | 0 | 0 |
| Ted Uhlaender, L (1, 8)<br>OBP: 0.217, SLG: 0.313 | | | L6 | 4-3 | | | FC6-4 SH3-4<br>1-2f 1B | | | 3 | 1 | 0 | 0 | 0 | 0 | 3 |
| Dave Boswell, R (1, 1)<br>OBP: 0.250, SLG: 0.300 | | | K | | 6-3 | | SH3-4<br>1-2 | | | 2 | 0 | 0 | 0 | 0 | 1 | 0 |
| Inning Stats | R: 0 H: 0<br>E: 0 LOB: 1<br>K: 1 BB: 1<br>S: 5 P: 9 | R: 0 H: 0<br>E: 0 LOB: 0<br>K: 0 BB: 0<br>S: 3 P: 3 | R: 0 H: 0<br>E: 0 LOB: 0<br>K: 1 BB: 0<br>S: 5 P: 5 | R: 2 H: 3<br>E: 0 LOB: 2<br>K: 0 BB: 2<br>S: 5 P: 13 | R: 0 H: 0<br>E: 0 LOB: 0<br>K: 1 BB: 0<br>S: 5 P: 5 | R: 0 H: 0<br>E: 1 LOB: 1<br>K: 0 BB: 0<br>S: 4 P: 4 | R: 1 H: 1<br>E: 1 LOB: 1<br>K: 0 BB: 0<br>S: 5 P: 5 | R: 0 H: 0<br>E: 0 LOB: 0<br>K: 2 BB: 0<br>S: 7 P: 7 | | 1B: 4 SF: 0<br>2B: 1 SAC: 1<br>3B: 0 DP: 1<br>HR: 0 HBP: 0 | | | | | | |

| PITCHER | | IP | WLS | BF | H | R | ER | SO | BB | IBB | HBP | BLK | WP | HR | S | P | ERA | WHIP |
|---|---|---|---|---|---|---|---|---|---|---|---|---|---|---|---|---|---|---|
| Lee Stange, R<br>ERA: 3.73 | (1, 1) | 7.0 | L | 29 | 4 | 3 | 2 | 3 | 2 | 1 | 0 | 0 | 0 | 0 | 32 | 44 | 2.57 | 0.857 |
| Darrell Brandon, R<br>ERA: 4.22 | (8, 1) | 1.0 | | 3 | 0 | 0 | 0 | 2 | 0 | 0 | 0 | 0 | 0 | 0 | 7 | 7 | 0.00 | 0.000 |

| PITCHER | IP | WLS | BF | H | R | ER | SO | BB | IBB | HBP | BLK | WP | HR | S | P | ERA | WHIP |
|---|---|---|---|---|---|---|---|---|---|---|---|---|---|---|---|---|---|

# BOTTOM

## Boston Red Sox @ Minnesota Twins

Metropolitan Stadium, Bloomington , MI

Wed Jun 28 1967, 8:05 PM EDT

Att. 11,940 - Unknown

livebaseballscorecards.com

| | |
|---|---|
| AB | 28 |
| R | 3 |
| H | 4 |
| RBI | 3 |
| BB | 3 |
| SO | 5 |
| LOB | 9 |

| | | | |
|---|---|---|---|
| WP: 0 | PA: 32 | | |
| PB: 0 | | | |
| SB: 3 | | | |
| CS: 0 | | | |

| Batter | 1 | 2 | 3 | 4 | 5 | 6 | 7 | 8 | 9 | AB | R | H | RBI | BB | SO | LOB |
|---|---|---|---|---|---|---|---|---|---|---|---|---|---|---|---|---|
| Fred Valentine, S (1, 8) (8, 7)<br>OBP: 0.332, SLG: 0.337 | S 1B | | F8 ③ | | | 1B 1B | | F8 ① | | 4 | 0 | 2 | 0 | 0 | 0 | 0 |
| Ken McMullen, R (1, 5)<br>OBP: 0.276, SLG: 0.315 | K ① | | | F9 ① | | FC6-4 1-2 1B | | F3 ② | | 4 | 0 | 1 | 0 | 0 | 1 | 1 |
| Frank Howard, R (1, 7)<br>OBP: 0.332, SLG: 0.502 | K ② | | | F8 ② | | K ② | | WP 1B | | 4 | 0 | 1 | 0 | 0 | 2 | 3 |
| Ed Stroud, L (8, PR) (8, 8)<br>OBP: 0.342, SLG: 0.313 | | | | | | | | | | 0 | 0 | 0 | 0 | 0 | 0 | 0 |
| Cap Peterson, R (1, 9)<br>OBP: 0.329, SLG: 0.387 | K ③ 1-2 | | | F8 ③ | | FC6-4 ③ 1-2f | | 1-3 1-2 | | 4 | 0 | 0 | 0 | 0 | 1 | 4 |
| Paul Casanova, R (1, 2)<br>OBP: 0.299, SLG: 0.393 | | K ① | | | K ① | | G3 ① | | 5-3 ① | 4 | 0 | 0 | 0 | 0 | 2 | 0 |
| Mike Epstein, L (1, 3)<br>OBP: 0.315, SLG: 0.385 | | 4-3 ② | | | F3 ② | | F9 ② | | K ② | 4 | 0 | 0 | 0 | 0 | 1 | 0 |
| Tim Cullen, R (1, 4)<br>OBP: 0.319, SLG: 0.234 | | F7 ③ | | | 1B | | HBP 1B | | 6-3 ③ | 3 | 0 | 2 | 0 | 0 | 0 | 0 |
| Dick Nen, L (9, PH)<br>OBP: 0.300, SLG: 0.352 | | | | | | | | | | 1 | 0 | 0 | 0 | 0 | 0 | 0 |
| Ed Brinkman, R (1, 6)<br>OBP: 0.254, SLG: 0.250 | | | F8 ① | | F8 ③ | | 1-2 HBP | | | 2 | 0 | 0 | 0 | 0 | 0 | 1 |
| Barry Moore, L (1, 1)<br>OBP: 0.185, SLG: 0.250 | | | 5-3 ② | | | 4-3 ① | K ③ | | | 3 | 0 | 0 | 0 | 0 | 1 | 2 |
| Darold Knowles, L (8, 1) | | | | | | | | | | 0 | 0 | 0 | 0 | 0 | 0 | 0 |
| Dave Baldwin, R (8, 1) | | | | | | | | | | 0 | 0 | 0 | 0 | 0 | 0 | 0 |
| Casey Cox, R (8, 1) | | | | | | | | | | 0 | 0 | 0 | 0 | 0 | 0 | 0 |
| Inning Stats | R: 0 H: 1<br>E: 0 LOB: 1<br>K: 3 BB: 0<br>S: 10 P: 10 | R: 0 H: 0<br>E: 0 LOB: 0<br>K: 1 BB: 0<br>S: 5 P: 5 | R: 0 H: 0<br>E: 0 LOB: 0<br>K: 0 BB: 0<br>S: 3 P: 3 | R: 0 H: 0<br>E: 0 LOB: 0<br>K: 0 BB: 0<br>S: 3 P: 3 | R: 0 H: 1<br>E: 0 LOB: 1<br>K: 1 BB: 0<br>S: 6 P: 6 | R: 0 H: 2<br>E: 0 LOB: 2<br>K: 1 BB: 0<br>S: 7 P: 7 | R: 0 H: 1<br>E: 0 LOB: 2<br>K: 1 BB: 0<br>S: 6 P: 7 | R: 0 H: 1<br>E: 0 LOB: 2<br>K: 0 BB: 0<br>S: 4 P: 4 | R: 0 H: 0<br>E: 0 LOB: 0<br>K: 1 BB: 0<br>S: 5 P: 5 | 1B: 6 SF: 0<br>2B: 0 SAC: 0<br>3B: 0 DP: 0<br>HR: 0 HBP: 1 | | | | | | |

# TOP

## Washington Senators @ Minnesota Twins

Metropolitan Stadium, Bloomington , MI

Sat Jul 01 1967, 4:33 AM EDT

Att. 9,951 - Unknown

livebaseballscorecards.com

| | |
|---|---|
| AB | 33 |
| R | 0 |
| H | 6 |
| RBI | 0 |
| BB | 0 |
| SO | 8 |
| LOB | 11 |

WP: 1 PA: 34
PB: 0
SB: 1
CS: 0

| PITCHER | | IP | WLS | BF | H | R | ER | SO | BB | IBB | HBP | BLK | WP | HR | S | P | ERA | WHIP |
|---|---|---|---|---|---|---|---|---|---|---|---|---|---|---|---|---|---|---|
| Jim Kaat, L<br>ERA: 4.29 | (1, 1) | 8.0 | W | 31 | 6 | 0 | 0 | 7 | 0 | 0 | 1 | 0 | 1 | 0 | 44 | 45 | 0.00 | 0.750 |
| Al Worthington, R<br>ERA: 4.0 | (9, 1) | 1.0 | S | 3 | 0 | 0 | 0 | 1 | 0 | 0 | 0 | 0 | 0 | 0 | 5 | 5 | 0.00 | 0.000 |

| PITCHER | IP | WLS | BF | H | R | ER | SO | BB | IBB | HBP | BLK | WP | HR | S | P | ERA | WHIP |
|---|---|---|---|---|---|---|---|---|---|---|---|---|---|---|---|---|---|

| Batter | 1 | 2 | 3 | 4 | 5 | 6 | 7 | 8 | 9 | AB | R | H | RBI | BB | SO | LOB |
|---|---|---|---|---|---|---|---|---|---|---|---|---|---|---|---|---|
| Cesar Tovar, R (1, 8) (9, 4)<br>OBP: 0.345, SLG: 0.386 | E3 CS | | G5-4-3 1-2f | | | F4 | | 1B 1-2 2-3 3-H 1B | | 4 | 0 | 1 | 1 | 0 | 0 | 1 |
| Zoilo Versalles, R (1, 6)<br>OBP: 0.275, SLG: 0.313 | K 1-2 | | | 5-3 | | | F8 | K | | 4 | 0 | 0 | 0 | 0 | 2 | 4 |
| Harmon Killebrew, R (1, 3)<br>OBP: 0.407, SLG: 0.576 | K | | | 5-3 | | | 6-3 | FC6 1-2 2-H 3-H 1B | | 4 | 0 | 1 | 2 | 0 | 1 | 0 |
| Tony Oliva, L (1, 9)<br>OBP: 0.290, SLG: 0.395 | | 6-3 | | 3-1 | | | 4-3 | FC6 1-2f | | 4 | 0 | 0 | 0 | 0 | 0 | 2 |
| Bob Allison, R (1, 7)<br>OBP: 0.352, SLG: 0.437<br>Sandy Valdespino, L (8, PR)<br>OBP: 0.282, SLG: 0.294 (9, 7) | | G5-3 BB 1B | | | K | | | BB SH5-4 BB BB | | 2<br>0 | 0<br>1 | 1<br>0 | 0<br>0 | 1<br>0 | 1<br>0 | 0<br>0 |
| Rich Rollins, R (1, 5)<br>OBP: 0.333, SLG: 0.341 | | BB 1-2 BB | | | 6-3 | | | SH5-4 1-2 | | 1 | 0 | 0 | 0 | 1 | 0 | 0 |
| Jerry Zimmerman, R (1, 2)<br>OBP: 0.252, SLG: 0.176<br>Earl Battey, R (8, PH)<br>OBP: 0.278, SLG: 0.257<br>Ted Uhlaender, L (8, PR)<br>OBP: 0.217, SLG: 0.313 (9, 8) | | G5-3 2-3f | | | 6-3 | | | IBB | | 2<br>0<br>0 | 0<br>0<br>1 | 0<br>0<br>0 | 0<br>0<br>0 | 0<br>1<br>0 | 0<br>0<br>0 | 2<br>0<br>0 |
| Frank Quilici, R (1, 4)<br>Frank Kostro, R (8, PH)<br>OBP: 0.300, SLG: 0.222<br>Russ Nixon, L (9, 2)<br>OBP: 0.284, SLG: 0.333 | | | 5-3 | | | 1-3 | | BB 1-2 2-3 1B BB | | 2<br>0<br>0 | 0<br>1<br>0 | 0<br>0<br>0 | 0<br>0<br>0 | 0<br>1<br>0 | 0<br>0<br>0 | 0<br>0<br>0 |
| Jim Kaat, L (1, 1)<br>OBP: 0.293, SLG: 0.342<br>Rod Carew, L (8, PH)<br>OBP: 0.363, SLG: 0.434<br>Al Worthington, R (9, 1) | | | G5-4-3 | | | K | | BB 1-2 2-3 3-H 1B | | 2<br>0<br>0 | 0<br>1<br>0 | 1<br>0<br>0 | 0<br>1<br>0 | 0<br>1<br>0 | 1<br>0<br>0 | 0<br>0<br>0 |
| Inning Stats | R: 0 E: 1 K: 2 S: 7 H: 0 LOB: 0 BB: 0 P: 7 | R: 0 E: 0 K: 0 S: 3 H: 1 LOB: 1 BB: 1 P: 7 | R: 0 E: 0 K: 0 S: 3 H: 1 LOB: 0 BB: 0 P: 3 | R: 0 E: 0 K: 0 S: 3 H: 0 LOB: 0 BB: 0 P: 3 | R: 0 E: 0 K: 1 S: 5 H: 0 LOB: 0 BB: 0 P: 5 | R: 0 E: 0 K: 1 S: 5 H: 0 LOB: 0 BB: 0 P: 5 | R: 0 E: 0 K: 0 S: 3 H: 0 LOB: 0 BB: 0 P: 3 | R: 4 E: 0 K: 1 S: 7 H: 2 LOB: 2 BB: 4 P: 23 | | 1B: 4 2B: 1 3B: 0 HR: 0 | SF: 0 SAC: 1 DP: 3 HBP: 0 | | | | | |

| PITCHER | | IP | WLS | BF | H | R | ER | SO | BB | IBB | HBP | BLK | WP | HR | S | P | ERA | WHIP |
|---|---|---|---|---|---|---|---|---|---|---|---|---|---|---|---|---|---|---|
| Barry Moore, L<br>ERA: 4.41 | (1, 1) | 7.1 | L | 26 | 2 | 3 | 3 | 4 | 3 | 1 | 0 | 0 | 0 | 0 | 30 | 46 | 3.68 | 0.682 |
| Darold Knowles, L<br>ERA: 2.27 | (8, 1) | 0.0 | | 1 | 0 | 0 | 0 | 0 | 1 | 0 | 0 | 0 | 0 | 0 | 0 | 4 | ∞ | ∞ |
| Dave Baldwin, R<br>ERA: 1.11 | (8, 1) | 0.1 | | 3 | 2 | 1 | 1 | 1 | 0 | 0 | 0 | 0 | 0 | 0 | 5 | 5 | 27.00 | 6.000 |
| Casey Cox, R<br>ERA: 3.63 | (8, 1) | 0.1 | | 1 | 0 | 0 | 0 | 0 | 0 | 0 | 0 | 0 | 0 | 0 | 1 | 1 | 0.00 | 0.000 |

| PITCHER | IP | WLS | BF | H | R | ER | SO | BB | IBB | HBP | BLK | WP | HR | S | P | ERA | WHIP |
|---|---|---|---|---|---|---|---|---|---|---|---|---|---|---|---|---|---|

# BOTTOM

## Washington Senators @ Minnesota Twins

Metropolitan Stadium, Bloomington , MI

Sat Jul 01 1967, 4:33 AM EDT

Att. 9,951 - Unknown

livebaseballscorecards.com

| | |
|---|---|
| AB | 25 |
| R | 4 |
| H | 4 |
| RBI | 4 |
| BB | 5 |
| SO | 5 |
| LOB | 9 |

WP: 0 PB: 0 SB: 0 CS: 1 PA: 31

# Washington Senators @ Minnesota Twins

Metropolitan Stadium, Bloomington , MI

Sun Jul 02 1967, 4:33 AM EDT

Unknown

TOP

livebaseballscorecards.com

| Batter | 1 | 2 | 3 | 4 | 5 | 6 | 7 | 8 | 9 | AB | R | H | RBI | BB | SO | LOB |
|---|---|---|---|---|---|---|---|---|---|---|---|---|---|---|---|---|
| Ed Stroud, L (1, 8)<br>OBP: 0.325, SLG: 0.294 | K | | K | | | F7 | | K | | 4 | 0 | 0 | 0 | 0 | 3 | 1 |
| Fred Valentine, S (1, 7)<br>OBP: 0.331, SLG: 0.335 | K | | | 4-3 | | F8 | | | FC1-6, 1B | 4 | 0 | 1 | 0 | 0 | 1 | 0 |
| Cap Peterson, R (1, 9)<br>OBP: 0.332, SLG: 0.387 | HBP | | | E5, P4, 1B | | | WP, 1B | | FC1-6, HBP, 1B, 1-2f | 3 | 1 | 1 | 0 | 0 | 0 | 1 |
| Mike Epstein, L (1, 3)<br>OBP: 0.320, SLG: 0.384 | K | | | 1B, 1-2 | | | K | | 1B, HBP, 1-2 | 3 | 0 | 1 | 0 | 0 | 2 | 2 |
| Paul Casanova, R (1, 2)<br>OBP: 0.294, SLG: 0.386 | | 3-1 | | P4, 2-3f | | | 6-3, 1-2 | | F4 | 4 | 0 | 0 | 0 | 0 | 0 | 5 |
| Ken McMullen, R (1, 5)<br>OBP: 0.275, SLG: 0.314 | | 1-3 | | | 5-3 | | K | | 1B, 1-3, 2-H | 4 | 0 | 1 | 1 | 0 | 1 | 1 |
| Bernie Allen, L (1, 4)<br>OBP: 0.238, SLG: 0.230 | | F4 | | | K | | | 1B | F8 | 4 | 0 | 1 | 0 | 0 | 1 | 2 |
| Ed Brinkman, R (1, 6)<br>OBP: 0.251, SLG: 0.247 | | | K | | K | | | K | | 3 | 0 | 0 | 0 | 0 | 3 | 1 |
| Camilo Pascual, R (1, 1)<br>OBP: 0.185, SLG: 0.120 | | | L6 | | | 4-3 | | K | | 1 | 0 | 0 | 0 | 0 | 0 | 0 |
| Hank Allen, R (6, PH)<br>OBP: 0.252, SLG: 0.290 | | | | | | | | | | 1 | 0 | 0 | 0 | 0 | 0 | 0 |
| Bob Humphreys, R (6, 1)<br>OBP: 0.250, SLG: 0.143 | | | | | | | | | | 0 | 0 | 0 | 0 | 0 | 0 | 0 |
| Dick Lines, R (6, 1)<br>OBP: 0.429, SLG: 0.200 | | | | | | | | | | 0 | 0 | 0 | 0 | 0 | 0 | 0 |
| Dick Nen, L (8, PH)<br>OBP: 0.297, SLG: 0.348 | | | | | | | | | | 1 | 0 | 0 | 0 | 0 | 1 | 1 |
| Casey Cox, R (8, 1) | | | | | | | | | | 0 | 0 | 0 | 0 | 0 | 0 | 0 |

| Inning Stats | 1 | 2 | 3 | 4 | 5 | 6 | 7 | 8 | 9 |
|---|---|---|---|---|---|---|---|---|---|
| | R: 0<br>E: 0<br>K: 3<br>S: 9 | H: 0<br>LOB: 1<br>BB: 0<br>P: 10 | R: 0<br>E: 0<br>K: 0<br>S: 3 | H: 0<br>LOB: 0<br>BB: 0<br>P: 3 | R: 0<br>E: 0<br>K: 2<br>S: 7 | H: 0<br>LOB: 0<br>BB: 0<br>P: 7 | R: 0<br>E: 1<br>K: 0<br>S: 4 | H: 1<br>LOB: 1<br>BB: 0<br>P: 4 | R: 0<br>E: 0<br>K: 2<br>S: 7 | H: 0<br>LOB: 0<br>BB: 0<br>P: 7 | R: 0<br>E: 0<br>K: 0<br>S: 3 | H: 0<br>LOB: 0<br>BB: 0<br>P: 3 | R: 0<br>E: 0<br>K: 2<br>S: 8 | H: 1<br>LOB: 1<br>BB: 0<br>P: 8 | R: 0<br>E: 0<br>K: 3<br>S: 10 | H: 1<br>LOB: 1<br>BB: 0<br>P: 10 | R: 1<br>E: 0<br>K: 0<br>S: 5 | H: 2<br>LOB: 2<br>BB: 0<br>P: 6 |

| | AB | 32 |
|---|---|---|
| | R | 1 |
| | H | 5 |
| | RBI | 1 |
| | BB | 0 |
| | SO | 12 |
| | LOB | 14 |

| | 1B: 5 | SF: 0 | WP: 1 | PA: 34 |
|---|---|---|---|---|
| | 2B: 1 | SAC: 0 | PB: 0 | |
| | 3B: 0 | DP: 1 | SB: 0 | |
| | HR: 0 | HBP: 2 | CS: 0 | |

| PITCHER | IP | WLS | BF | H | R | ER | SO | BB | IBB | HBP | BLK | WP | HR | S | P | ERA | WHIP |
|---|---|---|---|---|---|---|---|---|---|---|---|---|---|---|---|---|---|
| Dean Chance, R (1, 1)<br>ERA: 2.94 | 9.0 | W | 34 | 5 | 1 | 1 | 12 | 0 | 0 | 2 | 0 | 1 | 0 | 56 | 58 | 1.00 | 0.556 |

| PITCHER | IP | WLS | BF | H | R | ER | SO | BB | IBB | HBP | BLK | WP | HR | S | P | ERA | WHIP |
|---|---|---|---|---|---|---|---|---|---|---|---|---|---|---|---|---|---|

| Batter | 1 | 2 | 3 | 4 | 5 | 6 | 7 | 8 | 9 | AB | R | H | RBI | BB | SO | LOB |
|---|---|---|---|---|---|---|---|---|---|---|---|---|---|---|---|---|
| Cesar Tovar, R (1, 4) (8, 5)<br>OBP: 0.339, SLG: 0.379 | L6 | | 6-3 | | 6-3 | K | | F4 | | 5 | 0 | 0 | 0 | 0 | 1 | 3 |
| Zoilo Versalles, R (1, 6)<br>OBP: 0.275, SLG: 0.313 | 1B | | | L4 | K | | 6-3 | | | 4 | 0 | 1 | 0 | 0 | 1 | 0 |
| Harmon Killebrew, R (1, 3)<br>OBP: 0.408, SLG: 0.571 | K | | | 1B E BB | F8 | | PB BB | | | 2 | 1 | 0 | 0 | 2 | 1 | 1 |
| Tony Oliva, L (1, 9)<br>OBP: 0.289, SLG: 0.392 | K | | | E 1-3 FC5-2 1B | | L4 | F6 | | | 4 | 0 | 1 | 0 | 0 | 1 | 2 |
| Bob Allison, R (1, 7)<br>OBP: 0.355, SLG: 0.433<br>Sandy Valdespino, L (7, PR)<br>OBP: 0.282, SLG: 0.294 (8, 7) | | 6-3 | | E3 BB FC5-2 1-3 2B 3-H | | BB 1B BB BB | PB 1-2 BB | | | 2<br>0 | 2<br>0 | 0<br>0 | 1<br>0 | 2<br>0 | 0<br>0 | 1<br>0 |
| Rich Rollins, R (1, 5)<br>OBP: 0.342, SLG: 0.347<br>Frank Quilici, R (7, PR) (8, 4) | G6-3 1B | | | FC5-2 BB 2B 1-2 3-H | | BB BB 1-2 1B | 1-2 2-3 IBB | | | 3<br>0 | 1<br>0 | 2<br>0 | 0<br>0 | 1<br>0 | 0<br>0 | 2<br>0 |
| Russ Nixon, L (1, 2)<br>OBP: 0.295, SLG: 0.324 | G6-3 1-2f | | | 2B 1-2 2-3 BB | | BB 1-2 2-3 BB | K | | | 2 | 0 | 0 | 0 | 2 | 1 | 4 |
| Ted Uhlaender, L (1, 8)<br>OBP: 0.230, SLG: 0.325 | | F6 | 2B 1-3 2-H 3-H | | | BB 1-2 2-3 3-H | | 4-3 | | 3 | 0 | 1 | 3 | 1 | 0 | 0 |
| Dean Chance, R (1, 1) | | 1-3 | K | | | K | | K | | 4 | 0 | 0 | 0 | 0 | 3 | 5 |
| Inning Stats | R: 0 E: 0 K: 2 S: 8 / H: 1 LOB: 1 BB: 0 P: 8 | R: 0 E: 0 K: 0 S: 3 / H: 1 LOB: 0 BB: 0 P: 3 | R: 0 E: 0 K: 0 S: 3 / H: 0 LOB: 0 BB: 0 P: 3 | R: 3 E: 1 K: 1 S: 8 / H: 2 LOB: 2 BB: 2 P: 16 | R: 0 E: 0 K: 1 S: 5 / H: 0 LOB: 0 BB: 0 P: 5 | R: 1 E: 0 K: 2 S: 8 / H: 1 LOB: 3 BB: 3 P: 20 | R: 0 E: 0 K: 1 S: 5 / H: 0 LOB: 3 BB: 3 P: 17 | R: 0 E: 0 K: 1 S: 5 / H: 0 LOB: 0 BB: 0 P: 5 | | 1B: 4 2B: 1 3B: 0 HR: 0 / SF: 0 SAC: 0 DP: 1 HBP: 0 | | | | | | |

| PITCHER | | IP | WLS | BF | H | R | ER | SO | BB | IBB | HBP | BLK | WP | HR | S | P | ERA | WHIP |
|---|---|---|---|---|---|---|---|---|---|---|---|---|---|---|---|---|---|---|
| Camilo Pascual, R<br>ERA: 3.08 | (1, 1) | 5.0 | L | 21 | 4 | 3 | 1 | 4 | 2 | 0 | 0 | 0 | 0 | 0 | 27 | 35 | 1.80 | 1.200 |
| Bob Humphreys, R<br>ERA: 4.94 | (6, 1) | 0.1 | | 4 | 1 | 1 | 1 | 0 | 2 | 0 | 0 | 0 | 0 | 0 | 2 | 10 | 27.00 | 9.000 |
| Dick Lines, L<br>ERA: 3.1 | (6, 1) | 1.2 | | 9 | 0 | 0 | 0 | 3 | 3 | 1 | 0 | 0 | 0 | 0 | 11 | 27 | 0.00 | 1.800 |
| Casey Cox, R<br>ERA: 3.47 | (8, 1) | 1.0 | | 3 | 0 | 0 | 0 | 1 | 0 | 0 | 0 | 0 | 0 | 0 | 5 | 5 | 0.00 | 0.000 |

| PITCHER | IP | WLS | BF | H | R | ER | SO | BB | IBB | HBP | BLK | WP | HR | S | P | ERA | WHIP |
|---|---|---|---|---|---|---|---|---|---|---|---|---|---|---|---|---|---|

# BOTTOM

## Washington Senators @ Minnesota Twins

Metropolitan Stadium, Bloomington , MI

Sun Jul 02 1967, 4:33 AM EDT

Unknown

livebaseballscorecards.com

| | |
|---|---|
| AB | 29 |
| R | 4 |
| H | 5 |
| RBI | 4 |
| BB | 8 |
| SO | 8 |
| LOB | 18 |

WP: 0 PB: 1 SB: 0 CS: 0 PA: 37

# Washington Senators @ Minnesota Twins

Metropolitan Stadium, Bloomington , MI

Sun Jul 02 1967, 4:38 AM EDT

Att. 19,614 - Unknown

TOP

livebaseballscorecards.com

| Batter | 1 | 2 | 3 | 4 | 5 | 6 | 7 | 8 | 9 | AB | R | H | RBI | BB | SO | LOB |
|---|---|---|---|---|---|---|---|---|---|---|---|---|---|---|---|---|
| Fred Valentine, S (1, 8)<br>OBP: 0.329, SLG: 0.333 | K | 5-3 | | | F9 | | | 1B | | 4 | 0 | 1 | 0 | 0 | 1 | 0 |
| Tim Cullen, R (1, 4)<br>OBP: 0.310, SLG: 0.227 | K | | F7 | | F6 | | | F8 | | 4 | 0 | 0 | 0 | 0 | 1 | 1 |
| Frank Howard, R (1, 7)<br>OBP: 0.335, SLG: 0.514 | HR | | F7 | | | K | | 1-3 1B | | 4 | 1 | 2 | 1 | 0 | 1 | 0 |
| Cap Peterson, R (1, 9)<br>OBP: 0.331, SLG: 0.384 | BB 1B | | F2 | | | 1-3 | | F9 | | 4 | 0 | 1 | 0 | 0 | 0 | 2 |
| Ken McMullen, R (1, 5)<br>OBP: 0.279, SLG: 0.317 | BB 1-2 1B | | | 6-3 | | L3 | | | G3 1B | 4 | 0 | 2 | 0 | 0 | 0 | 0 |
| Mike Epstein, L (1, 3)<br>OBP: 0.323, SLG: 0.381<br>Dick Nen, L (6, 3)<br>OBP: 0.291, SLG: 0.341 | 1-2 2-3 BB | | | K | | | F9 | | G3 1-2 | 1<br>2 | 0<br>0 | 0<br>0 | 0<br>0 | 1<br>0 | 1<br>0 | 0<br>1 |
| Doug Camilli, R (1, 2)<br>OBP: 0.226, SLG: 0.240 | K | | | 1B | | | F4 | | F8 | 4 | 0 | 1 | 0 | 0 | 1 | 4 |
| Ed Brinkman, R (1, 6)<br>OBP: 0.247, SLG: 0.243 | | K | | F9 | | | F3 | | F8 | 4 | 0 | 0 | 0 | 0 | 1 | 2 |
| Joe Coleman, R (1, 1)<br>OBP: 0.160, SLG: 0.091<br>Dick Lines, R (4, 1)<br>OBP: 0.429, SLG: 0.200<br>Hank Allen, R (5, PH)<br>OBP: 0.250, SLG: 0.287<br>Bob Humphreys, R (5, 1)<br>OBP: 0.250, SLG: 0.143<br>Ed Stroud, L (8, PH)<br>OBP: 0.321, SLG: 0.290<br>Casey Cox, R (8, 1) | | K | | | F7 | | | 1-3 | | 1<br>0<br>1<br>0<br>1<br>0 | 0<br>0<br>0<br>0<br>0<br>0 | 0<br>0<br>0<br>0<br>0<br>0 | 0<br>0<br>0<br>0<br>0<br>0 | 0<br>0<br>0<br>0<br>0<br>0 | 1<br>0<br>0<br>0<br>0<br>0 | 0<br>0<br>0<br>0<br>0<br>0 |

| | AB | 34 |
|---|---|---|
| | R | 1 |
| | H | 7 |
| | RBI | 1 |
| | BB | 1 |
| | SO | 7 |
| | LOB | 10 |

| Inning Stats | 1 | 2 | 3 | 4 | 5 | 6 | 7 | 8 | 9 | 1B: 6 | SF: 0 | WP: 0 | PA: 35 |
|---|---|---|---|---|---|---|---|---|---|---|---|---|---|
| R: | 1 | 0 | 0 | 0 | 0 | 0 | 0 | 0 | 0 | 2B: 0 | SAC: 0 | PB: 0 | |
| E: | 0 | 0 | 0 | 0 | 0 | 0 | 0 | 0 | 0 | 3B: 0 | DP: 0 | SB: 0 | |
| K: | 3 | 2 | 0 | 1 | 0 | 1 | 0 | 0 | 0 | HR: 1 | HBP: 0 | CS: 0 | |
| S: | 12 | 7 | 3 | 6 | 3 | 5 | 3 | 5 | 4 | | | | |
| H: | 3 | 0 | 0 | 1 | 0 | 0 | 0 | 2 | 1 | | | | |
| LOB: | 3 | 0 | 0 | 1 | 0 | 0 | 0 | 0 | 0 | | | | |
| BB: | 1 | 0 | 0 | 0 | 0 | 0 | 0 | 0 | 0 | | | | |
| P: | 16 | 7 | 3 | 6 | 3 | 5 | 3 | 5 | 4 | | | | |

| PITCHER | | IP | WLS | BF | H | R | ER | SO | BB | IBB | HBP | BLK | WP | HR | S | P | ERA | WHIP |
|---|---|---|---|---|---|---|---|---|---|---|---|---|---|---|---|---|---|---|
| Jim Merritt, L<br>ERA: 2.49 | (1, 1) | 9.0 | W | 35 | 7 | 1 | 1 | 7 | 1 | 0 | 0 | 0 | 0 | 1 | 48 | 52 | 1.00 | 0.889 |

| PITCHER | | IP | WLS | BF | H | R | ER | SO | BB | IBB | HBP | BLK | WP | HR | S | P | ERA | WHIP |
|---|---|---|---|---|---|---|---|---|---|---|---|---|---|---|---|---|---|---|

| Batter | 1 | 2 | 3 | 4 | 5 | 6 | 7 | 8 | 9 | AB | R | H | RBI | BB | SO | LOB |
|---|---|---|---|---|---|---|---|---|---|---|---|---|---|---|---|---|
| Cesar Tovar, R (1, 4) (8, 5)<br>OBP: 0.334, SLG: 0.374 | 5-3 | F7 | | SF8 2-H | | F8 | | F9 | | 4 | 0 | 0 | 1 | 0 | 0 | 2 |
| Zoilo Versalles, R (1, 6)<br>OBP: 0.275, SLG: 0.312 | 5-3 | F5 | | BB 1B | | F9 | | | | 4 | 1 | 1 | 0 | 0 | 0 | 2 |
| Harmon Killebrew, R (1, 3)<br>OBP: 0.413, SLG: 0.574 | BB | | 6-3 | 1B 1-2 BB | | | F9 1B 2B | | | 2 | 1 | 1 | 0 | 2 | 0 | 0 |
| Tony Oliva, L (1, 9)<br>OBP: 0.288, SLG: 0.389 | K | | F9 | 1-3 2-H 1B | | | F9 2-3 | | | 4 | 0 | 1 | 1 | 0 | 1 | 2 |
| Bob Allison, R (1, 7)<br>OBP: 0.361, SLG: 0.439 | | 1B 1B 1B | 1B | | F8 | | S 3-H 1B | | | 4 | 1 | 3 | 1 | 0 | 0 | 0 |
| Sandy Valdespino, L (7, PR)<br>OBP: 0.282, SLG: 0.294 | | | | | | | | | | 0 | 0 | 0 | 0 | 0 | 0 | 0 |
| Rich Rollins, R (1, 5)<br>OBP: 0.340, SLG: 0.344 | | 1B 1B 1-2 1B | F8 | | 6-3 | | F3 1-2 | | | 4 | 1 | 1 | 0 | 0 | 0 | 2 |
| Frank Quilici, R (8, 4) | | | | | | | | | | 0 | 0 | 0 | 0 | 0 | 0 | 0 |
| Russ Nixon, L (1, 2)<br>OBP: 0.317, SLG: 0.338 | | 1B 1-3 2-H 1B | | 2B 1B | BB | | 5-3 | | | 3 | 1 | 2 | 1 | 1 | 0 | 2 |
| Ted Uhlaender, L (1, 8)<br>OBP: 0.231, SLG: 0.333 | | F6 | | S SF8 1-H 2B | K | | | 4-3 | | 4 | 1 | 1 | 1 | 0 | 1 | 3 |
| Jim Merritt, L (1, 1)<br>OBP: 0.226, SLG: 0.267 | | 1-2 3-H 1B | | F4 | | F7 | | 5-3 | | 4 | 0 | 1 | 1 | 0 | 0 | 1 |
| Inning Stats | R: 0 E: 0 K: 1 S: 5 H: 0 LOB: 1 BB: 1 P: 9 | R: 2 E: 0 K: 0 S: 7 H: 4 LOB: 2 BB: 0 P: 7 | R: 0 E: 0 K: 0 S: 4 H: 1 LOB: 1 BB: 0 P: 4 | R: 3 E: 0 K: 0 S: 6 H: 4 LOB: 2 BB: 1 P: 10 | R: 0 E: 0 K: 1 S: 5 H: 0 LOB: 1 BB: 1 P: 9 | R: 0 E: 0 K: 0 S: 3 H: 0 LOB: 0 BB: 0 P: 3 | R: 1 E: 0 K: 0 S: 5 H: 2 LOB: 2 BB: 0 P: 5 | R: 0 E: 0 K: 0 S: 3 H: 0 LOB: 0 BB: 0 P: 3 | | 1B: 9 2B: 2 3B: 0 HR: 0 | SF: 1 SAC: 0 DP: 0 HBP: 0 | | | | | |

| PITCHER | | IP | WLS | BF | H | R | ER | SO | BB | IBB | HBP | BLK | WP | HR | S | P | ERA | WHIP |
|---|---|---|---|---|---|---|---|---|---|---|---|---|---|---|---|---|---|---|
| Joe Coleman, R<br>ERA: 5.33 | (1, 1) | 3.2 | L | 21 | 8 | 5 | 5 | 1 | 2 | 0 | 0 | 0 | 0 | 0 | 21 | 29 | 12.27 | 2.727 |
| Dick Lines, L<br>ERA: 3.08 | (4, 1) | 0.1 | | 1 | 1 | 0 | 0 | 0 | 0 | 0 | 0 | 0 | 0 | 0 | 1 | 1 | 0.00 | 3.000 |
| Bob Humphreys, R<br>ERA: 4.84 | (5, 1) | 3.0 | | 12 | 2 | 1 | 1 | 1 | 1 | 0 | 0 | 0 | 0 | 0 | 13 | 17 | 3.00 | 1.000 |
| Casey Cox, R<br>ERA: 3.33 | (8, 1) | 1.0 | | 3 | 0 | 0 | 0 | 0 | 0 | 0 | 0 | 0 | 0 | 0 | 3 | 3 | 0.00 | 0.000 |

| PITCHER | IP | WLS | BF | H | R | ER | SO | BB | IBB | HBP | BLK | WP | HR | S | P | ERA | WHIP |
|---|---|---|---|---|---|---|---|---|---|---|---|---|---|---|---|---|---|

# BOTTOM

## Washington Senators @ Minnesota Twins

Metropolitan Stadium, Bloomington , MI

Sun Jul 02 1967, 4:38 AM EDT

Att. 19,614 - Unknown

livebaseballscorecards.com

| | |
|---|---|
| AB | 33 |
| R | 6 |
| H | 11 |
| RBI | 6 |
| BB | 3 |
| SO | 2 |
| LOB | 14 |

| | | | |
|---|---|---|---|
| WP: 0 | PB: 0 | SB: 2 | CS: 0 |
| PA: 37 | | | |

# New York Yankees @ Minnesota Twins

Metropolitan Stadium, Bloomington , MI

Mon Jul 03 1967, 8:05 PM EDT

Att. 20,022 - Unknown

TOP

livebaseballscorecards.com

| Batter | 1 | 2 | 3 | 4 | 5 | 6 | 7 | 8 | 9 | AB | R | H | RBI | BB | SO | LOB |
|---|---|---|---|---|---|---|---|---|---|---|---|---|---|---|---|---|
| Dick Howser, R (1, 4)<br>OBP: 0.398, SLG: 0.311 | SSS 0-3 ① K | | x 0-0 ② CS 1B | | x 0-0 ② 6-3 | | | x 0-0 ① F9 | | 4 | 0 | 1 | 0 | 0 | 1 | 0 |
| Jake Gibbs, L (1, 2)<br>OBP: 0.301, SLG: 0.284 | x 0-0 2B | | BBBB 4-0 ② 1-2 BB | | x 0-0 ③ G3 | | | x 0-0 ② G3 | | 3 | 0 | 1 | 0 | 1 | 0 | 0 |
| Mickey Mantle, S (1, 3)<br>OBP: 0.394, SLG: 0.486 | SSS 0-3 ② K | | x 0-0 ③ G3 | | | x 0-0 ① 3-1 | | x 0-0 ③ F9 | | 4 | 0 | 0 | 0 | 0 | 1 | 2 |
| Joe Pepitone, L (1, 8)<br>OBP: 0.319, SLG: 0.379 | SSS 0-3 ③ K | | | x 0-0 ① F6 | | x 0-0 ① G3 1B | | | x 0-0 ① F8 | 4 | 0 | 1 | 0 | 0 | 1 | 1 |
| Steve Whitaker, L (1, 9)<br>OBP: 0.290, SLG: 0.389 | | x 0-0 ① F8 | | x 0-0 ② F9 | | x 0-0 ② G3 1-2 | | | SSS 0-3 ② K | 4 | 0 | 0 | 0 | 0 | 1 | 1 |
| Tom Tresh, S (1, 7)<br>OBP: 0.287, SLG: 0.359 | | BBBB 4-0 BB | | x 0-0 BB 1B | | x 0-0 ③ F7 | | | x 0-0 BB 1B | 3 | 0 | 2 | 0 | 1 | 0 | 1 |
| Charley Smith, R (1, 5)<br>OBP: 0.275, SLG: 0.314 | | SSS 0-3 ② K | | BBBB 4-0 1-2 BB | | | SSS 0-3 ① K | | BBBB 4-0 1-2 BB | 2 | 0 | 0 | 0 | 2 | 2 | 1 |
| Ruben Amaro, R (1, 6)<br>OBP: 0.284, SLG: 0.247 | | SSS 0-3 ③ K | | SSS 0-3 ③ K | | | x 0-0 ② L6 | | x 0-0 ③ 6-3 | 4 | 0 | 0 | 0 | 0 | 2 | 5 |
| Fritz Peterson, S (1, 1)<br>OBP: 0.261, SLG: 0.105 | | | SSS 0-3 ① K | | x 0-0 ① F8 | | SSS 0-3 ③ K | | | 2 | 0 | 0 | 0 | 0 | 1 | 0 |
| Frank Tepedino, L (7, PH) | | | | | | | | | | 1 | 0 | 0 | 0 | 0 | 1 | 0 |
| Thad Tillotson, R (7, 1)<br>OBP: 0.200, SLG: 0.077 | | | | | | | | | | 0 | 0 | 0 | 0 | 0 | 0 | 0 |
| Inning Stats | R: 0 H: 1<br>E: 0 LOB: 1<br>K: 3 BB: 0<br>S: 10 P: 10 | R: 0 H: 0<br>E: 0 LOB: 1<br>K: 2 BB: 1<br>S: 7 P: 11 | R: 0 H: 1<br>E: 0 LOB: 1<br>K: 1 BB: 1<br>S: 5 P: 9 | R: 0 H: 1<br>E: 0 LOB: 2<br>K: 1 BB: 1<br>S: 6 P: 10 | R: 0 H: 0<br>E: 0 LOB: 0<br>K: 0 BB: 0<br>S: 3 P: 3 | R: 0 H: 1<br>E: 0 LOB: 1<br>K: 0 BB: 0<br>S: 4 P: 4 | R: 0 H: 0<br>E: 0 LOB: 0<br>K: 2 BB: 0<br>S: 7 P: 7 | R: 0 H: 0<br>E: 0 LOB: 0<br>K: 0 BB: 0<br>S: 3 P: 3 | R: 0 H: 1<br>E: 0 LOB: 2<br>K: 1 BB: 1<br>S: 6 P: 10 | 1B: 4 SF: 0<br>2B: 1 SAC: 0<br>3B: 0 DP: 0<br>HR: 0 HBP: 0 | | | | | | |

| | AB | 31 |
|---|---|---|
| | R | 0 |
| | H | 5 |
| | RBI | 0 |
| | BB | 4 |
| | SO | 10 |
| | LOB | 11 |

WP: 0 PA: 35
PB: 0
SB: 0
CS: 1

| PITCHER | | IP | WLS | BF | H | R | ER | SO | BB | IBB | HBP | BLK | WP | HR | S | P | ERA | WHIP |
|---|---|---|---|---|---|---|---|---|---|---|---|---|---|---|---|---|---|---|
| Dave Boswell, R<br>ERA: 3.49 | (1, 1) | 8.2 | W | 34 | 5 | 0 | 0 | 10 | 4 | 0 | 0 | 0 | 0 | 0 | 50 | 66 | 0.00 | 1.038 |
| Ron Kline, R<br>ERA: 3.12 | (9, 1) | 0.1 | S | 1 | 0 | 0 | 0 | 0 | 0 | 0 | 0 | 0 | 0 | 0 | 1 | 1 | 0.00 | 0.000 |

| PITCHER | | IP | WLS | BF | H | R | ER | SO | BB | IBB | HBP | BLK | WP | HR | S | P | ERA | WHIP |
|---|---|---|---|---|---|---|---|---|---|---|---|---|---|---|---|---|---|---|

| Batter | 1 | 2 | 3 | 4 | 5 | 6 | 7 | 8 | 9 | AB | R | H | RBI | BB | SO | LOB |
|---|---|---|---|---|---|---|---|---|---|---|---|---|---|---|---|---|
| Cesar Tovar, R (1, 4) (9, 5)<br>OBP: 0.333, SLG: 0.373 | 5-3 | | 4-3 | | K | | | S 1B 1B | | 4 | 1 | 1 | 0 | 0 | 1 | 1 |
| Zoilo Versalles, R (1, 6)<br>OBP: 0.274, SLG: 0.311 | F8 | | K | | | K | | 1-H 1B 1B | | 4 | 1 | 1 | 1 | 0 | 2 | 0 |
| Harmon Killebrew, R (1, 3)<br>OBP: 0.417, SLG: 0.576 | 3B 1B | | | 6-3 | | E 1B BB | | | | 3 | 1 | 2 | 1 | 1 | 0 | 0 |
| Tony Oliva, L (1, 9)<br>OBP: 0.292, SLG: 0.401 | 1-H 3B | | | FC5-4 1B | | E6 1B<br>1-2 | | F7 | | 4 | 0 | 2 | 1 | 0 | 0 | 2 |
| Bob Allison, R (1, 7)<br>OBP: 0.359, SLG: 0.435 | K | | | K | | 1-2<br>2-H 1B | | F9 | | 4 | 0 | 1 | 0 | 0 | 2 | 3 |
| Sandy Valdespino, L (9, 7)<br>OBP: 0.282, SLG: 0.294 | | | | | | | | | | 0 | 0 | 0 | 0 | 0 | 0 | 0 |
| Rich Rollins, R (1, 5)<br>OBP: 0.335, SLG: 0.339 | | 1-3 | | FC5-4<br>1-2f | | | F4 | | | 3 | 0 | 0 | 0 | 0 | 0 | 1 |
| Rod Carew, L (9, 4)<br>OBP: 0.363, SLG: 0.434 | | | | | | | | | | 0 | 0 | 0 | 0 | 0 | 0 | 0 |
| Jerry Zimmerman, R (1, 2)<br>OBP: 0.246, SLG: 0.171 | | 5-3 | | | K | | K | | | 3 | 0 | 0 | 0 | 0 | 2 | 0 |
| Ted Uhlaender, L (1, 8)<br>OBP: 0.223, SLG: 0.322 | | F8 | | | K | | 3-1 | | | 3 | 0 | 0 | 0 | 0 | 1 | 0 |
| Dave Boswell, R (1, 1)<br>OBP: 0.229, SLG: 0.273 | | | K | | E5 | | | K | | 3 | 0 | 0 | 0 | 0 | 2 | 0 |
| Ron Kline, R (9, 1) | | | | | | | | | | 0 | 0 | 0 | 0 | 0 | 0 | 0 |
| Inning Stats | R: 1 H: 2<br>E: 0 LOB: 1<br>K: 1 BB: 0<br>S: 7 P: 7 | R: 0 H: 0<br>E: 0 LOB: 0<br>K: 0 BB: 0<br>S: 3 P: 3 | R: 0 H: 0<br>E: 0 LOB: 0<br>K: 2 BB: 0<br>S: 7 P: 7 | R: 0 H: 1<br>E: 0 LOB: 1<br>K: 1 BB: 0<br>S: 6 P: 6 | R: 0 H: 0<br>E: 1 LOB: 1<br>K: 3 BB: 0<br>S: 10 P: 10 | R: 0 H: 1<br>E: 1 LOB: 2<br>K: 1 BB: 1<br>S: 5 P: 9 | R: 0 H: 0<br>E: 0 LOB: 0<br>K: 1 BB: 0<br>S: 5 P: 5 | R: 2 H: 3<br>E: 0 LOB: 1<br>K: 1 BB: 0<br>S: 8 P: 8 | | 1B: 6 SF: 0<br>2B: 0 SAC: 0<br>3B: 1 DP: 0<br>HR: 0 HBP: 0 | | | | | | |

| PITCHER | | IP | WLS | BF | H | R | ER | SO | BB | IBB | HBP | BLK | WP | HR | S | P | ERA | WHIP |
|---|---|---|---|---|---|---|---|---|---|---|---|---|---|---|---|---|---|---|
| Fritz Peterson, L<br>ERA: 4.35 | (1, 1) | 6.0 | L | 23 | 4 | 1 | 1 | 8 | 1 | 0 | 0 | 0 | 0 | 0 | 38 | 42 | 1.50 | 0.833 |
| Thad Tillotson, R<br>ERA: 4.06 | (7, 1) | 2.0 | | 9 | 3 | 2 | 2 | 2 | 0 | 0 | 0 | 0 | 0 | 0 | 13 | 13 | 9.00 | 1.500 |

| PITCHER | IP | WLS | BF | H | R | ER | SO | BB | IBB | HBP | BLK | WP | HR | S | P | ERA | WHIP |
|---|---|---|---|---|---|---|---|---|---|---|---|---|---|---|---|---|---|

# BOTTOM

## New York Yankees @ Minnesota Twins

Metropolitan Stadium, Bloomington , MI

Mon Jul 03 1967, 8:05 PM EDT

Att. 20,022 - Unknown

livebaseballscorecards.com

| | |
|---|---|
| AB | 31 |
| R | 3 |
| H | 7 |
| RBI | 3 |
| BB | 1 |
| SO | 10 |
| LOB | 7 |

| Batter | 1 | 2 | 3 | 4 | 5 | 6 | 7 | 8 | 9 | AB | R | H | RBI | BB | SO | LOB |
|---|---|---|---|---|---|---|---|---|---|---|---|---|---|---|---|---|
| Dick Howser, R (1, 4)<br>OBP: 0.391, SLG: 0.306 | 0-0 1B | | 0-0 F9 ① | | 0-0 F8 ① | | | 0-0 F8 ① | 0-0 F9 ③ | 5 | 0 | 1 | 0 | 0 | 0 | 2 |
| Jake Gibbs, L (1, 2)<br>OBP: 0.299, SLG: 0.283 | 0-0 F6 ① | | 0-0 4-3 ② | | SSS 0-3 K ② | | | 0-0 HR 1B | | 4 | 1 | 1 | 0 | 0 | 1 | 1 |
| Mickey Mantle, S (1, 3)<br>OBP: 0.399, SLG: 0.519 | 0-0 1-3 1B | | 0-0 HR | | SSS 0-3 K ③ | | | 0-0 1-H HR | | 4 | 2 | 3 | 3 | 0 | 1 | 0 |
| Joe Pepitone, L (1, 8)<br>OBP: 0.315, SLG: 0.374 | 0-0 F3 ② | | 0-0 F5 ③ | | | 0-0 F5 ① | | 0-0 F3 ② | | 4 | 0 | 0 | 0 | 0 | 0 | 2 |
| Tom Tresh, S (1, 7)<br>OBP: 0.283, SLG: 0.353 | 0-0 G3 ③ | | | 0-0 4-3 ① | | 0-0 F8 ② | | SSS 0-3 K ③ | | 4 | 0 | 0 | 0 | 0 | 1 | 2 |
| Steve Whitaker, L (1, 9)<br>OBP: 0.289, SLG: 0.384 | | 0-0 F9 ① | | BBBB 4-0 BB | | 0-0 F5 ③ | | | 0-0 4-3 ① | 3 | 0 | 0 | 0 | 1 | 0 | 0 |
| Charley Smith, R (1, 5)<br>OBP: 0.274, SLG: 0.313 | | SSS 0-3 K ② | | SSS 0-3 K ② | | | 0-0 6-3 ① | | 0-0 1B 1B | 4 | 0 | 1 | 0 | 0 | 2 | 1 |
| Ruben Amaro, R (1, 6)<br>OBP: 0.288, SLG: 0.249 | | BBB 4-0 BB | | 0-0 1-2 1B | | | 0-0 F5 ② | | SSS 0-3 K ② | 3 | 0 | 1 | 0 | 1 | 1 | 1 |
| Joe Verbanic, R (1, 1)<br>OBP: 0.182, SLG: 0.273<br>Bill Monbouquette, R (5, 1)<br>Mike Hegan, L (7, PH)<br>OBP: 0.143, SLG: 0.094<br>Steve Hamilton, L (7, 1)<br>OBP: 0.333, SLG: 0.333<br>Frank Tepedino, L (9, PH)<br>OBP: 0.400, SLG: 0.250 | | 0-0 F9 ③ | | 0-0 2-3 ③ | | | 0-0 4-3 ③ | | 0-0 1-2 1B | 2<br>0<br>1<br>0<br>1 | 0<br>0<br>0<br>0<br>0 | 0<br>0<br>0<br>0<br>1 | 0<br>0<br>0<br>0<br>0 | 0<br>0<br>0<br>0<br>0 | 0<br>0<br>0<br>0<br>0 | 3<br>0<br>0<br>0<br>0 |
| Inning Stats | R: 0<br>E: 0<br>K: 0<br>S: 5<br>H: 2<br>LOB: 2<br>BB: 0<br>P: 5 | R: 0<br>E: 0<br>K: 1<br>S: 5<br>H: 0<br>LOB: 1<br>BB: 1<br>P: 9 | R: 1<br>E: 0<br>K: 0<br>S: 4<br>H: 1<br>LOB: 0<br>BB: 0<br>P: 4 | R: 0<br>E: 0<br>K: 1<br>S: 6<br>H: 1<br>LOB: 2<br>BB: 1<br>P: 10 | R: 0<br>E: 0<br>K: 2<br>S: 7<br>H: 0<br>LOB: 0<br>BB: 0<br>P: 7 | R: 0<br>E: 0<br>K: 0<br>S: 3<br>H: 0<br>LOB: 0<br>BB: 0<br>P: 3 | R: 0<br>E: 0<br>K: 0<br>S: 3<br>H: 0<br>LOB: 0<br>BB: 0<br>P: 3 | R: 2<br>E: 0<br>K: 1<br>S: 7<br>H: 2<br>LOB: 0<br>BB: 0<br>P: 7 | R: 0<br>E: 0<br>K: 1<br>S: 7<br>H: 2<br>LOB: 2<br>BB: 0<br>P: 7 | 1B: 6<br>2B: 0<br>3B: 0<br>HR: 2 | SF: 0<br>SAC: 0<br>DP: 0<br>HBP: 0 | | | | | |

| PITCHER | IP | WLS | BF | H | R | ER | SO | BB | IBB | HBP | BLK | WP | HR | S | P | ERA | WHIP |
|---|---|---|---|---|---|---|---|---|---|---|---|---|---|---|---|---|---|
| Mudcat Grant, R (1, 1)<br>ERA: 4.32 | 9.0 | W | 37 | 8 | 3 | 3 | 6 | 2 | 0 | 0 | 0 | 0 | 2 | 47 | 55 | 3.00 | 1.111 |

| PITCHER | IP | WLS | BF | H | R | ER | SO | BB | IBB | HBP | BLK | WP | HR | S | P | ERA | WHIP |
|---|---|---|---|---|---|---|---|---|---|---|---|---|---|---|---|---|---|

# New York Yankees @ Minnesota Twins

Metropolitan Stadium, Bloomington , MI

Tue Jul 04 1967, 4:33 AM EDT

Att. 23,471 - Unknown

TOP

livebaseballscorecards.com

| | |
|---|---|
| AB | 35 |
| R | 3 |
| H | 8 |
| RBI | 3 |
| BB | 2 |
| SO | 6 |
| LOB | 12 |

WP: 0 PA: 37
PB: 0
SB: 0
CS: 0

# BOTTOM

## New York Yankees @ Minnesota Twins

Metropolitan Stadium, Bloomington , MI

Tue Jul 04 1967, 4:33 AM EDT

Att. 23,471 - Unknown

livebaseballscorecards.com

| Batter | 1 | 2 | 3 | 4 | 5 | 6 | 7 | 8 | 9 | AB | R | H | RBI | BB | SO | LOB |
|---|---|---|---|---|---|---|---|---|---|---|---|---|---|---|---|---|
| Cesar Tovar, R (1, 5)<br>OBP: 0.337, SLG: 0.386 | 4-3 SF7 2B | 2-H 3-H 2B | | 5-3 ② | 5-3 ③ | | | 2-H 2B | | 5 | 1 | 3 | 3 | 0 | 0 | 1 |
| Rod Carew, L (1, 4)<br>OBP: 0.367, SLG: 0.439 | 4-3 ① 2-3 | 1-3 ② | | 1B | | 2B ① | | BBBB BB | | 4 | 0 | 2 | 0 | 1 | 0 | 2 |
| Harmon Killebrew, R (1, 3)<br>OBP: 0.415, SLG: 0.569<br>Rich Reese, L (8, 3)<br>OBP: 0.286, SLG: 0.364 | BBBB BB | F8 ③ | | F7 ③ | | F4 ② | | SSS K ② | | 3<br>1 | 0<br>0 | 0<br>0 | 0<br>0 | 1<br>0 | 0<br>1 | 2<br>2 |
| Tony Oliva, L (1, 9)<br>OBP: 0.294, SLG: 0.417 | SF7 ② 3-H | | 1B 1B | | HR | 5-3 ③ | | F5 ③ | | 4 | 1 | 2 | 2 | 0 | 0 | 2 |
| Bob Allison, R (1, 7)<br>OBP: 0.354, SLG: 0.428<br>Sandy Valdespino, L (8, 7)<br>OBP: 0.282, SLG: 0.294 | F8 ③ | | F7 ① | | L5 ① | | F8 ① | | | 4<br>0 | 0<br>0 | 0<br>0 | 0<br>0 | 0<br>0 | 0<br>0 | 2<br>0 |
| Zoilo Versalles, R (1, 6)<br>OBP: 0.281, SLG: 0.320 | | 1B E 1B | 1-2 1B | | 1B 2B | | 6-3 ② | | | 4 | 2 | 3 | 0 | 0 | 0 | 0 |
| Russ Nixon, L (1, 2)<br>OBP: 0.326, SLG: 0.347 | | E 1-3 2B 1B | F8 ② | | 2B SF9 2-H 1B | | SSS K ③ | | | 4 | 2 | 2 | 1 | 0 | 1 | 2 |
| Ted Uhlaender, L (1, 8)<br>OBP: 0.235, SLG: 0.340 | | E6 S 1-3 2B 3-H | F6 ③ | | SF9 1-3 2B | | | SH1-4 2B 1B | | 4 | 2 | 2 | 0 | 0 | 0 | 3 |
| Mudcat Grant, R (1, 1)<br>OBP: 0.154, SLG: 0.125 | | 6-3 ① 1-2 | | F4 ① | SF9 ② 2-3 3-H | | | SH1-4 ① 1-2 | | 2 | 0 | 0 | 1 | 0 | 0 | 2 |
| Inning Stats | R: 1 H: 1<br>E: 0 LOB: 1<br>K: 0 BB: 1<br>S: 4 P: 8 | R: 3 H: 3<br>E: 1 LOB: 1<br>K: 0 BB: 0<br>S: 7 P: 7 | R: 0 H: 2<br>E: 0 LOB: 2<br>K: 0 BB: 0<br>S: 5 P: 5 | R: 0 H: 1<br>E: 0 LOB: 1<br>K: 0 BB: 0<br>S: 4 P: 4 | R: 3 H: 4<br>E: 0 LOB: 1<br>K: 0 BB: 0<br>S: 7 P: 7 | R: 0 H: 1<br>E: 0 LOB: 0<br>K: 0 BB: 0<br>S: 3 P: 3 | R: 0 H: 0<br>E: 0 LOB: 0<br>K: 1 BB: 0<br>S: 5 P: 5 | R: 1 H: 2<br>E: 0 LOB: 2<br>K: 1 BB: 1<br>S: 7 P: 11 | | 1B: 7 SF: 2<br>2B: 6 SAC: 1<br>3B: 0 DP: 0<br>HR: 1 HBP: 0 | | | | | | |

| | |
|---|---|
| AB | 35 |
| R | 8 |
| H | 14 |
| RBI | 7 |
| BB | 2 |
| SO | 2 |
| LOB | 18 |

WP: 0 PA: 40
PB: 0
SB: 1
CS: 0

| PITCHER | | IP | WLS | BF | H | R | ER | SO | BB | IBB | HBP | BLK | WP | HR | S | P | ERA | WHIP |
|---|---|---|---|---|---|---|---|---|---|---|---|---|---|---|---|---|---|---|
| Joe Verbanic, R<br>ERA: 2.23 | (1, 1) | 4.1 | L | 26 | 11 | 7 | 6 | 0 | 1 | 0 | 0 | 0 | 0 | 1 | 25 | 29 | 12.46 | 2.769 |
| Bill Monbouquette, R<br>ERA: 2.86 | (5, 1) | 1.2 | | 5 | 1 | 0 | 0 | 0 | 0 | 0 | 0 | 0 | 0 | 0 | 5 | 5 | 0.00 | 0.600 |
| Steve Hamilton, L<br>ERA: 2.7 | (7, 1) | 2.0 | | 9 | 2 | 1 | 1 | 2 | 1 | 0 | 0 | 0 | 0 | 0 | 12 | 16 | 4.50 | 1.500 |

| PITCHER | IP | WLS | BF | H | R | ER | SO | BB | IBB | HBP | BLK | WP | HR | S | P | ERA | WHIP |
|---|---|---|---|---|---|---|---|---|---|---|---|---|---|---|---|---|---|

# New York Yankees @ Minnesota Twins

Metropolitan Stadium, Bloomington , MI

Tue Jul 04 1967, 8:05 PM EDT

Att. 25,342 - Unknown

TOP

livebaseballscorecards.com

| Batter | 1 | 2 | 3 | 4 | 5 | 6 | 7 | 8 | 9 | AB | R | H | RBI | BB | SO | LOB |
|---|---|---|---|---|---|---|---|---|---|---|---|---|---|---|---|---|
| Dick Howser, R (1, 4)<br>OBP: 0.391, SLG: 0.313 | F6 | BBBB, E, BB | | F8 | FC6-4, 1-2f | | | | 1-3, 1B, 2B | 4 | 1 | 1 | 0 | 1 | 0 | 3 |
| Jake Gibbs, L (1, 2)<br>OBP: 0.314, SLG: 0.302 | WP, G3, 1B | SF7, 1-3, 2-H, 3-H | | | WP, 1B | 1B | | | E, S, 1B, 2-H, 3-H | 4 | 0 | 4 | 3 | 0 | 0 | 0 |
| Steve Whitaker, L (1, 9)<br>OBP: 0.283, SLG: 0.375 | G3, 1-2 | F3 | | | SSS, K | F9 | | | SSS, K | 5 | 0 | 0 | 0 | 0 | 2 | 5 |
| Mickey Mantle, S (1, 3)<br>OBP: 0.392, SLG: 0.507 | F9, 2-3 | | F9 | | F5, 1-2 | F5 | | | F6 | 5 | 0 | 0 | 0 | 0 | 0 | 4 |
| Tom Tresh, S (1, 7)<br>OBP: 0.289, SLG: 0.360 | | 1B, 1B, 2B | G1-6-3, 1B | | F9 | F7 | | BBBB, FC5, BB, 1-3, BB | | 4 | 1 | 2 | 0 | 1 | 0 | 2 |
| Joe Pepitone, L (1, 8)<br>OBP: 0.320, SLG: 0.373 | | 1B, BB, E, 2-3, 1B | G1-6-3, 1-2f | | | BBBB, G6-3, BB | | F8 | 1-2, BB | 3 | 1 | 1 | 0 | 2 | 0 | 1 |
| Ruben Amaro, R (1, 6)<br>OBP: 0.286, SLG: 0.244 | | SSS, K | BBBB, BB | | | G6-3, 1-2f | | F8 | FC5, 2-3f | 4 | 0 | 0 | 0 | 1 | 1 | 6 |
| Steve Hamilton, L (9, 1)<br>OBP: 0.333, SLG: 0.333 | | | | | | | | | | 0 | 0 | 0 | 0 | 0 | 0 | 0 |
| John Kennedy, R (1, 5)<br>OBP: 0.344, SLG: 0.316 (9, 6) | | BBBB, E, SF7, 1-2, BB | | SSS, K | | 1B | | F5 | | 3 | 1 | 1 | 0 | 1 | 1 | 1 |
| Mel Stottlemyre, R (1, 1)<br>OBP: 0.158, SLG: 0.111 | | E5, E, 1-3, 2-H, 3-H | | F7 | | FC6-4, 1-3 | | | 2B, 1B | 2 | 1 | 1 | 1 | 0 | 0 | 1 |
| Frank Tepedino, L (6, PH)<br>OBP: 0.500, SLG: 0.400 | | | | | | | | | | 1 | 0 | 1 | 0 | 0 | 0 | 0 |
| Thad Tillotson, R (6, 1)<br>OBP: 0.200, SLG: 0.077 | | | | | | | | | | 0 | 0 | 0 | 0 | 0 | 0 | 0 |
| Charley Smith, R (9, PH)<br>OBP: 0.277, SLG: 0.316 (9, 5) | | | | | | | | | | 1 | 1 | 1 | 0 | 0 | 0 | 0 |

| | AB | 36 |
|---|---|---|
| | R | 6 |
| | H | 12 |
| | RBI | 4 |
| | BB | 6 |
| | SO | 4 |
| | LOB | 23 |

| Inning Stats | | | | | | | | | | | | | | | | | | | | | | |
|---|---|---|---|---|---|---|---|---|---|---|---|---|---|---|---|---|---|---|---|---|---|---|
| | R: 0 | H: 1 | R: 4 | H: 3 | R: 0 | H: 1 | R: 0 | H: 0 | R: 0 | H: 1 | R: 0 | H: 2 | R: 0 | H: 1 | R: 0 | H: 0 | R: 2 | H: 3 | 1B: 10 | SF: 1 | WP: 2 | PA: 43 |
| | E: 0 | LOB: 1 | E: 2 | LOB: 1 | E: 0 | LOB: 0 | E: 0 | LOB: 1 | E: 0 | LOB: 1 | E: 0 | LOB: 2 | E: 0 | LOB: 1 | E: 0 | LOB: 0 | E: 0 | LOB: 3 | 2B: 2 | SAC: 0 | PB: 0 | |
| | K: 0 | BB: 0 | K: 1 | BB: 2 | K: 0 | BB: 0 | K: 1 | BB: 1 | K: 1 | BB: 0 | K: 0 | BB: 1 | K: 0 | BB: 0 | K: 0 | BB: 0 | K: 1 | BB: 2 | 3B: 0 | DP: 2 | SB: 1 | |
| | S: 4 | P: 4 | S: 8 | P: 16 | S: 3 | P: 3 | S: 5 | P: 9 | S: 6 | P: 6 | S: 4 | P: 8 | S: 4 | P: 4 | S: 3 | P: 3 | S: 8 | P: 16 | HR: 0 | HBP: 0 | CS: 0 | |

| PITCHER | | IP | WLS | BF | H | R | ER | SO | BB | IBB | HBP | BLK | WP | HR | S | P | ERA | WHIP |
|---|---|---|---|---|---|---|---|---|---|---|---|---|---|---|---|---|---|---|
| Jim Perry, R<br>ERA: 4.13 | (1, 1) | 5.2 | | 26 | 7 | 4 | 1 | 3 | 4 | 0 | 0 | 0 | 2 | 0 | 28 | 44 | 1.59 | 1.941 |
| Ron Kline, R<br>ERA: 3.41 | (6, 1) | 2.1 | | 11 | 4 | 2 | 2 | 0 | 0 | 0 | 0 | 0 | 0 | 0 | 11 | 11 | 7.71 | 1.714 |
| Al Worthington, R<br>ERA: 3.91 | (9, 1) | 1.0 | W | 6 | 1 | 0 | 0 | 1 | 2 | 0 | 0 | 0 | 0 | 0 | 6 | 14 | 0.00 | 3.000 |

| PITCHER | | IP | WLS | BF | H | R | ER | SO | BB | IBB | HBP | BLK | WP | HR | S | P | ERA | WHIP |
|---|---|---|---|---|---|---|---|---|---|---|---|---|---|---|---|---|---|---|

# BOTTOM

## New York Yankees @ Minnesota Twins

Metropolitan Stadium, Bloomington , MI

Tue Jul 04 1967, 8:05 PM EDT

Att. 25,342 - Unknown

livebaseballscorecards.com

| Batter | 1 | 2 | 3 | 4 | 5 | 6 | 7 | 8 | 9 | AB | R | H | RBI | BB | SO | LOB |
|---|---|---|---|---|---|---|---|---|---|---|---|---|---|---|---|---|
| Cesar Tovar, R (1, 5)<br>OBP: 0.341, SLG: 0.385 | BBBB 4-0 G3 2B BB | x 0-0 ② FC5-4 CS 1-2f | | H 1-0 HBP | | x 0-0 ② F2 | | | x 0-0 SH1-4 1B 1B | 3 | 2 | 1 | 0 | 1 | 0 | 2 |
| Rod Carew, L (1, 4)<br>OBP: 0.362, SLG: 0.433 | x 0-0 ① G3 1-2 | 0-0 ③ CS 1-2 | x 0-0 ① 4-3 | SSS 0-3 ③ K | | x 0-0 ③ G3 | | | x 0-0 ① SH1-4 1-2 | 4 | 0 | 0 | 0 | 0 | 1 | 4 |
| Harmon Killebrew, R (1, 3)<br>OBP: 0.416, SLG: 0.570<br>Rich Reese, L (8, 3)<br>OBP: 0.286, SLG: 0.364<br>Frank Kostro, R (9, PH)<br>OBP: 0.364, SLG: 0.222 | x 0-0 4-3 2-H 2B | | x 0-0 ② 5-3 | | BBBB 4-0 3B BB | | x 0-0 ① F5 | | BBBB 4-0 1B BB | 3<br>0<br>0 | 1<br>0<br>0 | 1<br>0<br>0 | 1<br>0<br>0 | 1<br>0<br>1 | 0<br>0<br>0 | 0<br>0<br>0 |
| Tony Oliva, L (1, 9)<br>OBP: 0.301, SLG: 0.431 | x 0-0 ② 4-3 2-3 | | x 0-0 BB 1B | | x 0-0 SF9 1-H 3B | | x 0-0 ② F7 | | x 0-0 1-2 2-H 1B | 5 | 1 | 3 | 2 | 0 | 0 | 1 |
| Bob Allison, R (1, 7)<br>OBP: 0.352, SLG: 0.424<br>Sandy Valdespino, L (8, 7)<br>OBP: 0.282, SLG: 0.294 | SSS 0-3 ③ K | | BBBB 4-0 1-2 BB | | x 0-0 ① SF9 3-H | | x 0-0 ③ F7 | | | 2<br>0 | 0<br>0 | 0<br>0 | 1<br>0 | 1<br>0 | 1<br>0 | 1<br>0 |
| Zoilo Versalles, R (1, 6)<br>OBP: 0.277, SLG: 0.316 | | x 0-0 ① 6-3 | x 0-0 ③ F9 | | x 0-0 ② F1 | | | SSS 0-3 ① K | | 4 | 0 | 0 | 0 | 0 | 1 | 2 |
| Russ Nixon, L (1, 2)<br>OBP: 0.333, SLG: 0.338<br>Jerry Zimmerman, R (9, 2)<br>OBP: 0.246, SLG: 0.171 | | BBBB 4-0 E 1B BB | | BBBB 4-0 G4-6-3 1B BB | x 0-0 ③ 4-3 | | | x 0-0 ② F8 | | 2<br>0 | 1<br>0 | 0<br>0 | 0<br>0 | 2<br>0 | 0<br>0 | 0<br>0 |
| Ted Uhlaender, L (1, 8)<br>OBP: 0.255, SLG: 0.388 | | x 0-0 E1 1-3 1B | | x 0-0 G4-6-3 1-2 1B | | x 0-0 SH1-4 1B | | x 0-0 HR | | 4 | 2 | 3 | 1 | 0 | 0 | 1 |
| Jim Perry, S (1, 1)<br>OBP: 0.308, SLG: 0.538<br>Ron Kline, R (6, 1)<br>Al Worthington, R (9, 1) | | x 0-0 FC5-4 2-H 3-H 1B | | x 0-0 ① ② G4-6-3 1-2f 2-3 | | x 0-0 ① SH1-4 1-2 | | x 0-0 ③ L4-3 | | 2<br>1<br>0 | 0<br>0<br>0 | 1<br>0<br>0 | 2<br>0<br>0 | 0<br>0<br>0 | 0<br>0<br>0 | 2<br>0<br>0 |
| Inning Stats | R: 1 H: 1<br>E: 0 LOB: 1<br>K: 1 BB: 1<br>S: 6 P: 10 | R: 2 H: 1<br>E: 1 LOB: 0<br>K: 0 BB: 1<br>S: 4 P: 8 | R: 0 H: 1<br>E: 0 LOB: 2<br>K: 0 BB: 1<br>S: 4 P: 8 | R: 0 H: 1<br>E: 0 LOB: 2<br>K: 1 BB: 1<br>S: 5 P: 10 | R: 2 H: 1<br>E: 0 LOB: 0<br>K: 0 BB: 1<br>S: 4 P: 8 | R: 0 H: 1<br>E: 0 LOB: 1<br>K: 0 BB: 0<br>S: 4 P: 4 | R: 0 H: 0<br>E: 0 LOB: 0<br>K: 0 BB: 0<br>S: 3 P: 3 | R: 1 H: 1<br>E: 0 LOB: 0<br>K: 1 BB: 0<br>S: 6 P: 6 | R: 1 H: 2<br>E: 0 LOB: 2<br>K: 0 BB: 1<br>S: 3 P: 7 | 1B: 6 SF: 1<br>2B: 1 SAC: 2<br>3B: 1 DP: 1<br>HR: 1 HBP: 1 | | | | | | WP: 0 PA: 41<br>PB: 0<br>SB: 0<br>CS: 1 |

| | AB | 30 |
|---|---|---|
| | R | 7 |
| | H | 9 |
| | RBI | 7 |
| | BB | 6 |
| | SO | 3 |
| | LOB | 13 |

| PITCHER | IP | WLS | BF | H | R | ER | SO | BB | IBB | HBP | BLK | WP | HR | S | P | ERA | WHIP |
|---|---|---|---|---|---|---|---|---|---|---|---|---|---|---|---|---|---|
| Mel Stottlemyre, R (1, 1)<br>ERA: 3.09 | 5.0 | | 25 | 5 | 5 | 4 | 2 | 5 | 0 | 1 | 0 | 0 | 1 | 23 | 44 | 7.20 | 2.000 |
| Thad Tillotson, R (6, 1)<br>ERA: 4.01 | 3.0 | | 11 | 2 | 1 | 1 | 1 | 0 | 0 | 0 | 0 | 0 | 1 | 13 | 13 | 3.00 | 0.667 |
| Steve Hamilton, L (9, 1)<br>ERA: 2.97 | 0.1 | L | 4 | 2 | 1 | 1 | 0 | 1 | 0 | 0 | 0 | 0 | 0 | 3 | 7 | 27.00 | 9.000 |

| PITCHER | IP | WLS | BF | H | R | ER | SO | BB | IBB | HBP | BLK | WP | HR | S | P | ERA | WHIP |
|---|---|---|---|---|---|---|---|---|---|---|---|---|---|---|---|---|---|

| Batter | 1 | 2 | 3 | 4 | 5 | 6 | 7 | 8 | 9 | AB | R | H | RBI | BB | SO | LOB |
|---|---|---|---|---|---|---|---|---|---|---|---|---|---|---|---|---|
| John Kennedy, R (1, 5)<br>OBP: 0.347, SLG: 0.321 | F3 | 1B<br>2-H<br>3-H<br>1B | | FC3-6<br>1-2f<br>2-3 | | 1B | | F8 | | 5 | 0 | 2 | 2 | 0 | 0 | 3 |
| Dick Howser, R (1, 4)<br>OBP: 0.391, SLG: 0.316 | 1-3<br>1B | G6-3<br>1-2<br>1B | | F9 | | F7 | | | 1-3 | 5 | 0 | 2 | 0 | 0 | 0 | 3 |
| Tom Tresh, S (1, 7)<br>OBP: 0.291, SLG: 0.364 | 1-3<br>1-2 | G6-3<br>1-2f | | | 1B<br>2B | | 1B | | 5-3 | 5 | 1 | 2 | 0 | 0 | 0 | 3 |
| Mickey Mantle, S (1, 3)<br>OBP: 0.392, SLG: 0.502 | BB | | F8 | | 2-H<br>1B | | K | | K | 4 | 0 | 1 | 1 | 1 | 2 | 1 |
| Joe Pepitone, L (1, 8)<br>OBP: 0.315, SLG: 0.368 | K | | 1-3 | | F8 | | K | | | 4 | 0 | 0 | 0 | 0 | 2 | 4 |
| Steve Whitaker, L (1, 9)<br>OBP: 0.283, SLG: 0.373 | | SH<br>4-3<br>1B<br>1B | K | | F9 | | F4 | | | 4 | 1 | 1 | 0 | 0 | 1 | 2 |
| Ruben Amaro, R (1, 6)<br>OBP: 0.286, SLG: 0.244 | | 4-3<br>SH<br>1-2<br>1B<br>1B | | 6-3 | G3 | | | 1-3 | | 4 | 1 | 1 | 0 | 0 | 0 | 1 |
| Jake Gibbs, L (1, 2)<br>OBP: 0.314, SLG: 0.303 | | SH<br>4-3<br>1-2<br>2-3<br>1B | | FC3-6<br>1B<br>1B | | G3 | | 4-3 | | 3 | 1 | 1 | 0 | 0 | 0 | 0 |
| Cecil Perkins, R (1, 1)<br>Horace Clarke, S (4, PH)<br>OBP: 0.298, SLG: 0.269<br>Fred Talbot, R (4, 1)<br>OBP: 0.333, SLG: 0.318<br>Charley Smith, R (6, PH)<br>OBP: 0.276, SLG: 0.315<br>Bill Monbouquette, R (6, 1)<br>Mike Hegan, L (8, PH)<br>OBP: 0.167, SLG: 0.121<br>Dooley Womack, L (8, 1)<br>OBP: 0.200, SLG: 0.200 | | 4-3<br>1-2<br>2-3<br>3-H | | FC3-6<br>1-2<br>1B | | K | | 1B | | 1<br>1<br>0<br>1<br>0<br>1<br>0 | 0<br>0<br>0<br>0<br>0<br>0<br>0 | 0<br>1<br>0<br>0<br>0<br>0<br>0 | 1<br>0<br>0<br>0<br>0<br>0<br>0 | 0<br>0<br>0<br>0<br>0<br>0<br>0 | 0<br>0<br>0<br>1<br>0<br>0<br>0 | 2<br>0<br>0<br>0<br>0<br>0<br>0 |
| Inning Stats | R: 0<br>E: 0<br>K: 1<br>S: 6<br>H: 1<br>LOB: 2<br>BB: 1<br>P: 10 | R: 3<br>E: 0<br>K: 0<br>S: 7<br>H: 4<br>LOB: 1<br>BB: 0<br>P: 7 | R: 0<br>E: 0<br>K: 1<br>S: 5<br>H: 0<br>LOB: 0<br>BB: 0<br>P: 5 | R: 0<br>E: 0<br>K: 0<br>S: 5<br>H: 2<br>LOB: 2<br>BB: 0<br>P: 5 | R: 1<br>E: 0<br>K: 0<br>S: 5<br>H: 2<br>LOB: 1<br>BB: 0<br>P: 5 | R: 0<br>E: 0<br>K: 1<br>S: 6<br>H: 1<br>LOB: 1<br>BB: 0<br>P: 6 | R: 0<br>E: 0<br>K: 2<br>S: 8<br>H: 1<br>LOB: 1<br>BB: 0<br>P: 8 | R: 0<br>E: 0<br>K: 0<br>S: 4<br>H: 1<br>LOB: 1<br>BB: 0<br>P: 4 | R: 0<br>E: 0<br>K: 1<br>S: 5<br>H: 0<br>LOB: 0<br>BB: 0<br>P: 5 | 1B: 11<br>2B: 1<br>3B: 0<br>HR: 0<br>SF: 0<br>SAC: 1<br>DP: 1<br>HBP: 0 | | | | | | |

| PITCHER | IP | WLS | BF | H | R | ER | SO | BB | IBB | HBP | BLK | WP | HR | S | P | ERA | WHIP |
|---|---|---|---|---|---|---|---|---|---|---|---|---|---|---|---|---|---|
| Jim Kaat, L (1, 1)<br>ERA: 4.27 | 9.0 | W | 40 | 12 | 4 | 4 | 6 | 1 | 0 | 0 | 0 | 0 | 0 | 51 | 55 | 4.00 | 1.444 |

| PITCHER | IP | WLS | BF | H | R | ER | SO | BB | IBB | HBP | BLK | WP | HR | S | P | ERA | WHIP |
|---|---|---|---|---|---|---|---|---|---|---|---|---|---|---|---|---|---|

# TOP

## New York Yankees @ Minnesota Twins

Metropolitan Stadium, Bloomington , MI

Wed Jul 05 1967, 8:05 PM EDT

Att. 25,697 - Unknown

livebaseballscorecards.com

| | |
|---|---|
| AB | 38 |
| R | 4 |
| H | 12 |
| RBI | 4 |
| BB | 1 |
| SO | 6 |
| LOB | 19 |

WP: 0 PA: 40
PB: 0
SB: 0
CS: 0

# BOTTOM

## New York Yankees @ Minnesota Twins

Metropolitan Stadium, Bloomington , MI

Wed Jul 05 1967, 8:05 PM EDT

Att. 25,697 - Unknown

livebaseballscorecards.com

| Batter | 1 | 2 | 3 | 4 | 5 | 6 | 7 | 8 | 9 | AB | R | H | RBI | BB | SO | LOB |
|---|---|---|---|---|---|---|---|---|---|---|---|---|---|---|---|---|
| Cesar Tovar, R (1, 5)<br>OBP: 0.345, SLG: 0.385 | BBBB 4-0 CS BB | | BBBB 4-0 1B HR BB | x 0-0 ② F7 | | x 0-0 ① 1-3 | | x 0-0 1-2 1B | | 3 | 1 | 1 | 0 | 2 | 0 | 2 |
| Rod Carew, L (1, 4)<br>OBP: 0.366, SLG: 0.443 | x 0-0 ① 1-2 3-1 3B | | x 0-0 1-2 HR 1B | x 0-0 1-3 2-H 1B | | x 0-0 ② F8 | | SSS 0-3 ② K | | 5 | 2 | 3 | 1 | 0 | 1 | 2 |
| Rich Reese, L (1, 3)<br>OBP: 0.278, SLG: 0.408 | x 0-0 ② 3-1 3-H | | x 0-0 1-H 2-H HR | x 0-0 ③ F7 | | x 0-0 ③ 3-1 | | x 0-0 ③ F6 | | 5 | 1 | 1 | 4 | 0 | 0 | 4 |
| Tony Oliva, L (1, 9)<br>OBP: 0.304, SLG: 0.445 | x 0-0 ③ F7 | | x 0-0 ② F7 | | x 0-0 HR | | x 0-0 G3 1B | | | 4 | 1 | 2 | 1 | 0 | 0 | 0 |
| Bob Allison, R (1, 7)<br>OBP: 0.352, SLG: 0.423<br>Sandy Valdespino, L (7, PH) (8, 7)<br>OBP: 0.275, SLG: 0.286 | | x 0-0 1B G6-4-3 1B | x 0-0 ③ 1-3 | | x 0-0 ① 1-3 | | x 0-0 ① G3 1-2 | | | 3<br>1 | 1<br>0 | 1<br>0 | 0<br>0 | 0<br>0 | 0<br>0 | 0<br>1 |
| Zoilo Versalles, R (1, 6)<br>OBP: 0.280, SLG: 0.316 | | x 0-0 G6-4-3 1-3 1B | BBB 4-0 1B 1B BB | SSS 0-3 ② K | | SSS 0-3 ② K | | | | 3 | 1 | 1 | 0 | 1 | 2 | 1 |
| Russ Nixon, L (1, 2)<br>OBP: 0.340, SLG: 0.338 | | x 0-0 ① ② G6-4-3 1-2f 3-H | x 0-0 1B 1-2 1B | BBB 4-0 HR BB | | x 0-0 ③ F7 | | | | 3 | 2 | 1 | 0 | 1 | 0 | 2 |
| Ted Uhlaender, L (1, 8)<br>OBP: 0.264, SLG: 0.422 | | x 0-0 ③ F9 | x 0-0 1B 1-2 2-H 1B | x 0-0 1-H HR | | | | x 0-0 ① 6-3 | | 4 | 1 | 2 | 3 | 0 | 0 | 0 |
| Jim Kaat, L (1, 1)<br>OBP: 0.289, SLG: 0.333 | | | x 0-0 ① G3 | x 0-0 ① F7 | x 0-0 ③ F6 | | | x 0-0 1B 1B | | 4 | 0 | 1 | 0 | 0 | 0 | 2 |
| Inning Stats | R: 1 H: 1<br>E: 0 LOB: 0<br>K: 0 BB: 1<br>S: 3 P: 7 | R: 1 H: 2<br>E: 0 LOB: 0<br>K: 0 BB: 0<br>S: 4 P: 4 | R: 3 H: 2<br>E: 0 LOB: 0<br>K: 0 BB: 1<br>S: 5 P: 9 | R: 2 H: 3<br>E: 0 LOB: 2<br>K: 0 BB: 1<br>S: 6 P: 10 | R: 3 H: 2<br>E: 0 LOB: 0<br>K: 1 BB: 1<br>S: 7 P: 11 | R: 0 H: 0<br>E: 0 LOB: 0<br>K: 0 BB: 0<br>S: 3 P: 3 | R: 0 H: 1<br>E: 0 LOB: 1<br>K: 1 BB: 0<br>S: 6 P: 6 | R: 0 H: 2<br>E: 0 LOB: 2<br>K: 1 BB: 0<br>S: 7 P: 7 | | 1B: 9 SF: 0<br>2B: 0 SAC: 0<br>3B: 1 DP: 1<br>HR: 3 HBP: 0 | | | | | | |

| | AB | 35 |
|---|---|---|
| | R | 10 |
| | H | 13 |
| | RBI | 9 |
| | BB | 4 |
| | SO | 3 |
| | LOB | 14 |

WP: 0 PA: 39
PB: 0
SB: 0
CS: 1

| PITCHER | | IP | WLS | BF | H | R | ER | SO | BB | IBB | HBP | BLK | WP | HR | S | P | ERA | WHIP |
|---|---|---|---|---|---|---|---|---|---|---|---|---|---|---|---|---|---|---|
| Cecil Perkins, R<br>ERA: 15.0 | (1, 1) | 3.0 | L | 14 | 5 | 5 | 5 | 0 | 2 | 0 | 0 | 0 | 0 | 1 | 12 | 20 | 15.00 | 2.333 |
| Fred Talbot, R<br>ERA: 4.0 | (4, 1) | 2.0 | | 13 | 5 | 5 | 5 | 1 | 2 | 0 | 0 | 0 | 0 | 2 | 13 | 21 | 22.50 | 3.500 |
| Bill Monbouquette, R<br>ERA: 2.67 | (6, 1) | 2.0 | | 7 | 1 | 0 | 0 | 1 | 0 | 0 | 0 | 0 | 0 | 0 | 9 | 9 | 0.00 | 0.500 |
| Dooley Womack, R<br>ERA: 2.53 | (8, 1) | 1.0 | | 5 | 2 | 0 | 0 | 1 | 0 | 0 | 0 | 0 | 0 | 0 | 7 | 7 | 0.00 | 2.000 |

| PITCHER | IP | WLS | BF | H | R | ER | SO | BB | IBB | HBP | BLK | WP | HR | S | P | ERA | WHIP |
|---|---|---|---|---|---|---|---|---|---|---|---|---|---|---|---|---|---|

| Batter | 1 | 2 | 3 | 4 | 5 | 6 | 7 | 8 | 9 | AB | R | H | RBI | BB | SO | LOB |
|---|---|---|---|---|---|---|---|---|---|---|---|---|---|---|---|---|
| Cesar Tovar, R (1, 5)<br>OBP: 0.345, SLG: 0.388 | 0-0 2B | | 0-0 F4 | | | 0-0 SH3-4<br>1-2 | | 0-0 4-3 | | 3 | 1 | 1 | 0 | 0 | 0 | 0 |
| Rod Carew, L (1, 4)<br>OBP: 0.362, SLG: 0.437 | 0-3 K | | 0-0 1-3 | | | 0-3 K | | | 0-3 K | 4 | 0 | 0 | 0 | 0 | 3 | 2 |
| Harmon Killebrew, R (1, 3)<br>OBP: 0.414, SLG: 0.563<br>Sandy Valdespino, L (9, 7)<br>OBP: 0.275, SLG: 0.286 | 0-0 F6 | | | 0-3 K | | 4-0 BB | | | 0-0 5-3 | 3<br>0 | 0<br>0 | 0<br>0 | 0<br>0 | 1<br>0 | 1<br>0 | 1<br>0 |
| Tony Oliva, L (1, 9)<br>OBP: 0.303, SLG: 0.446 | 0-0 2B<br>2-H | | | 0-3 K | | 0-0 F9 | | | 0-0 G3 | 4 | 0 | 1 | 1 | 0 | 1 | 2 |
| Bob Allison, R (1, 7)<br>OBP: 0.348, SLG: 0.418<br>Rich Reese, L (9, 3)<br>OBP: 0.278, SLG: 0.408 | 0-0 F9 | | | 0-0 6-3 | | | 0-0 F8 | | | 3<br>0 | 0<br>0 | 0<br>0 | 0<br>0 | 0<br>0 | 0<br>0 | 1<br>0 |
| Zoilo Versalles, R (1, 6)<br>OBP: 0.277, SLG: 0.313 | | 0-0 6-3 | | | 0-3 K | | 0-0 F9 | | | 3 | 0 | 0 | 0 | 0 | 1 | 0 |
| Jerry Zimmerman, R (1, 2)<br>OBP: 0.240, SLG: 0.167 | | 0-0 6-3 | | | 0-0 F3 | | 0-0 F7 | | | 3 | 0 | 0 | 0 | 0 | 0 | 0 |
| Ted Uhlaender, L (1, 8)<br>OBP: 0.257, SLG: 0.410 | | 0-3 K | | | 0-3 K | | | 0-0 6-3 | | 3 | 0 | 0 | 0 | 0 | 2 | 0 |
| Dean Chance, R (1, 1)<br>Al Worthington, R (9, 1) | | | 0-3 K | | | 4-0 SH3-4<br>BB | | 0-3 K | | 2<br>0 | 0<br>0 | 0<br>0 | 0<br>0 | 1<br>0 | 2<br>0 | 0<br>0 |

# TOP

# Minnesota Twins @ Chicago White Sox

Comiskey Park, Chicago, IL

Fri Jul 07 1967, 8:05 PM EDT

Att. 31,200 - Unknown

livebaseballscorecards.com

| | |
|---|---|
| AB | 28 |
| R | 1 |
| H | 2 |
| RBI | 1 |
| BB | 2 |
| SO | 10 |
| LOB | 6 |

| Inning Stats | 1 | 2 | 3 | 4 | 5 | 6 | 7 | 8 | 9 |
|---|---|---|---|---|---|---|---|---|---|
| | R: 1<br>E: 0<br>K: 1<br>S: 7 | R: 0<br>E: 0<br>K: 1<br>S: 5 | R: 0<br>E: 0<br>K: 1<br>S: 5 | R: 0<br>E: 0<br>K: 2<br>S: 7 | R: 0<br>E: 0<br>K: 2<br>S: 7 | R: 0<br>E: 0<br>K: 1<br>S: 5 | R: 0<br>E: 0<br>K: 0<br>S: 3 | R: 0<br>E: 0<br>K: 1<br>S: 5 | R: 0<br>E: 0<br>K: 1<br>S: 5 |
| | H: 2<br>LOB: 1<br>BB: 0<br>P: 7 | H: 0<br>LOB: 0<br>BB: 0<br>P: 5 | H: 0<br>LOB: 0<br>BB: 0<br>P: 5 | H: 0<br>LOB: 0<br>BB: 0<br>P: 7 | H: 0<br>LOB: 0<br>BB: 0<br>P: 7 | H: 0<br>LOB: 2<br>BB: 2<br>P: 13 | H: 0<br>LOB: 0<br>BB: 0<br>P: 3 | H: 0<br>LOB: 0<br>BB: 0<br>P: 5 | H: 0<br>LOB: 0<br>BB: 0<br>P: 5 |

| | | |

| Batter | 1 | 2 | 3 | 4 | 5 | 6 | 7 | 8 | 9 | AB | R | H | RBI | BB | SO | LOB |
|---|---|---|---|---|---|---|---|---|---|---|---|---|---|---|---|---|
| Tommie Agee, R (1, 7)<br>OBP: 0.314, SLG: 0.402 | F3 | | G1-6-3<br>1-2f | | | 5-3 | | BB<br>FC5-4<br>1-2 | | 3 | 0 | 0 | 0 | 1 | 0 | 1 |
| Ken Berry, R (1, 8)<br>OBP: 0.325, SLG: 0.341 | 4-3 | | | G3 | | 4-3 | | FC5-4<br>1-2f | | 4 | 0 | 0 | 0 | 0 | 0 | 2 |
| Pete Ward, L (1, 9)<br>OBP: 0.363, SLG: 0.372<br>(8, 5) | 1B | | | HBP<br>1B | | | 5-3 | | 4-3 | 3 | 0 | 1 | 0 | 0 | 0 | 0 |
| Tom McCraw, L (1, 3)<br>OBP: 0.299, SLG: 0.379 | K | | | G6-4-3<br>1-2<br>1B | | | G3<br>S<br>1B | | BB<br>BB<br>E<br>1B | 4 | 1 | 3 | 0 | 0 | 1 | 1 |
| Dick Kenworthy, R (1, 5)<br>OBP: 0.333, SLG: 0.542<br>Jim King, L (7, PH)<br>OBP: 0.295, SLG: 0.258<br>(8, 9)<br>Buddy Bradford, R (9, PR) | | 4-3 | | G6-4-3<br>1-2f | | | G3<br>1-3 | | BB<br>E<br>1-2<br>BB | 2<br>1<br>0 | 0<br>0<br>1 | 0<br>0<br>0 | 0<br>0<br>0 | 0<br>1<br>0 | 0<br>0<br>0 | 2<br>1<br>0 |
| J.C. Martin, L (1, 2)<br>OBP: 0.321, SLG: 0.301<br>Joe Horlen, R (9, PR)<br>OBP: 0.146, SLG: 0.154 | | K | | | G3 | | K | | E<br>1-2<br>2-3<br>BB | 3<br>0 | 0<br>0 | 0<br>0 | 0<br>0 | 1<br>0 | 2<br>0 | 1<br>0 |
| Marv Staehle, L (1, 4)<br>OBP: 0.226, SLG: 0.179<br>Wayne Causey, L (8, PH)<br>OBP: 0.324, SLG: 0.323<br>Don Buford, S (8, PR)<br>OBP: 0.306, SLG: 0.288<br>(9, 4) | | 6-3 | | | 5-3 | | | BB<br>1B | F5 | 2<br>1<br>1 | 0<br>0<br>0 | 0<br>1<br>0 | 0<br>0<br>0 | 0<br>0<br>0 | 0<br>0<br>0 | 0<br>0<br>3 |
| Ron Hansen, R (1, 6)<br>OBP: 0.286, SLG: 0.317 | | | G1-6-3<br>1B | | F9 | | | F1 | E6<br>1-2<br>2-H<br>3-H | 4 | 0 | 1 | 0 | 0 | 0 | 2 |
| Gary Peters, L (1, 1)<br>OBP: 0.276, SLG: 0.429<br>Smoky Burgess, L (8, PH)<br>OBP: 0.200, SLG: 0.259<br>Hoyt Wilhelm, R (9, 1) | | | K | | | F7 | | F8 | | 2<br>1<br>0 | 0<br>0<br>0 | 0<br>0<br>0 | 0<br>0<br>0 | 1<br>0<br>0 | 1<br>1<br>0 | 1<br>1<br>0 |
| Inning Stats | R: 0<br>E: 0<br>K: 1<br>S: 6<br>H: 1<br>LOB: 1<br>BB: 0<br>P: 6 | R: 0<br>E: 0<br>K: 1<br>S: 5<br>H: 0<br>LOB: 0<br>BB: 0<br>P: 5 | R: 0<br>E: 0<br>K: 1<br>S: 5<br>H: 1<br>LOB: 0<br>BB: 0<br>P: 5 | R: 0<br>E: 0<br>K: 0<br>S: 3<br>H: 1<br>LOB: 1<br>BB: 0<br>P: 4 | R: 0<br>E: 0<br>K: 0<br>S: 3<br>H: 0<br>LOB: 0<br>BB: 0<br>P: 3 | R: 0<br>E: 0<br>K: 0<br>S: 3<br>H: 0<br>LOB: 0<br>BB: 0<br>P: 3 | R: 0<br>E: 0<br>K: 1<br>S: 6<br>H: 1<br>LOB: 1<br>BB: 0<br>P: 6 | R: 0<br>E: 0<br>K: 0<br>S: 4<br>H: 1<br>LOB: 2<br>BB: 1<br>P: 8 | R: 2<br>E: 1<br>K: 0<br>S: 4<br>H: 1<br>LOB: 2<br>BB: 2<br>P: 12 | 1B: 6<br>2B: 0<br>3B: 0<br>HR: 0 | SF: 0<br>SAC: 0<br>DP: 2<br>HBP: 1 | | | WP: 0<br>PB: 0<br>SB: 1<br>CS: 0 | PA: 35 | | |

| PITCHER | | IP | WLS | BF | H | R | ER | SO | BB | IBB | HBP | BLK | WP | HR | S | P | ERA | WHIP |
|---|---|---|---|---|---|---|---|---|---|---|---|---|---|---|---|---|---|---|
| Dean Chance, R<br>ERA: 2.78 | (1, 1) | 8.1 | L | 33 | 6 | 2 | 0 | 4 | 3 | 0 | 1 | 0 | 0 | 0 | 37 | 50 | 0.00 | 1.080 |
| Al Worthington, R<br>ERA: 3.88 | (9, 1) | 0.1 | | 2 | 0 | 0 | 0 | 0 | 0 | 0 | 0 | 0 | 0 | 0 | 2 | 2 | 0.00 | 0.000 |

| PITCHER | IP | WLS | BF | H | R | ER | SO | BB | IBB | HBP | BLK | WP | HR | S | P | ERA | WHIP |
|---|---|---|---|---|---|---|---|---|---|---|---|---|---|---|---|---|---|

# BOTTOM

## Minnesota Twins @ Chicago White Sox

Comiskey Park, Chicago, IL

Fri Jul 07 1967, 8:05 PM EDT

Att. 31,200 - Unknown

livebaseballscorecards.com

| | |
|---|---|
| AB | 31 |
| R | 2 |
| H | 6 |
| RBI | 0 |
| BB | 3 |
| SO | 4 |
| LOB | 15 |

| Batter | 1 | 2 | 3 | 4 | 5 | 6 | 7 | 8 | 9 | AB | R | H | RBI | BB | SO | LOB |
|---|---|---|---|---|---|---|---|---|---|---|---|---|---|---|---|---|
| Cesar Tovar, R (1, 4)<br>OBP: 0.341, SLG: 0.383 | F8 | | | 3-1 | | | F7 | | 5-3 | 4 | 0 | 0 | 0 | 0 | 0 | 0 |
| Zoilo Versalles, R (1, 6)<br>OBP: 0.274, SLG: 0.309 | 5-3 | | | 5-3 | | | L6 | | 6-3 | 4 | 0 | 0 | 0 | 0 | 0 | 0 |
| Harmon Killebrew, R (1, 3)<br>OBP: 0.415, SLG: 0.559 | K | | | F8 | | | BB 1B | | BB FC5 1B | 2 | 0 | 0 | 0 | 2 | 1 | 0 |
| Tony Oliva, L (1, 9)<br>OBP: 0.310, SLG: 0.452 | | FC6-4 1B | | | F8 | | BB 1-3 1B | | 1-2 1B | 4 | 0 | 3 | 0 | 0 | 0 | 0 |
| Bob Allison, R (1, 7)<br>OBP: 0.347, SLG: 0.413 | | FC6-4 L1-3 1-2f | | | F9 | | BB 1-2 | | FC5 2-3f | 3 | 0 | 0 | 0 | 1 | 0 | 3 |
| Rich Rollins, R (1, 5)<br>OBP: 0.330, SLG: 0.333 | | L1-3 1-2 | | | 6-3 | | F8 | | | 3 | 0 | 0 | 0 | 0 | 0 | 4 |
| Earl Battey, R (1, 2)<br>OBP: 0.268, SLG: 0.247 | | | 4-3 | | | F8 | | 6-3 | | 3 | 0 | 0 | 0 | 0 | 0 | 0 |
| Jerry Zimmerman, R (8, 2)<br>OBP: 0.240, SLG: 0.167 | | | | | | | | | | 0 | 0 | 0 | 0 | 0 | 0 | 0 |
| Ted Uhlaender, L (1, 8)<br>OBP: 0.250, SLG: 0.398 | | | 1-3 | | | L3 | | 5-3 | | 3 | 0 | 0 | 0 | 0 | 0 | 0 |
| Jim Merritt, L (1, 1)<br>OBP: 0.206, SLG: 0.242 | | | K | | | K | | K | | 3 | 0 | 0 | 0 | 0 | 3 | 0 |
| Inning Stats | R: 0<br>E: 0<br>K: 1<br>S: 5<br>H: 0<br>LOB: 0<br>BB: 0<br>P: 5 | R: 0<br>E: 0<br>K: 0<br>S: 3<br>H: 1<br>LOB: 0<br>BB: 0<br>P: 3 | R: 0<br>E: 0<br>K: 1<br>S: 5<br>H: 0<br>LOB: 0<br>BB: 0<br>P: 5 | R: 0<br>E: 0<br>K: 0<br>S: 3<br>H: 0<br>LOB: 0<br>BB: 0<br>P: 3 | R: 0<br>E: 0<br>K: 0<br>S: 3<br>H: 0<br>LOB: 0<br>BB: 0<br>P: 3 | R: 0<br>E: 0<br>K: 1<br>S: 5<br>H: 0<br>LOB: 0<br>BB: 0<br>P: 5 | R: 0<br>E: 0<br>K: 0<br>S: 4<br>H: 1<br>LOB: 3<br>BB: 2<br>P: 12 | R: 0<br>E: 0<br>K: 1<br>S: 5<br>H: 0<br>LOB: 0<br>BB: 0<br>P: 5 | R: 0<br>E: 0<br>K: 0<br>S: 4<br>H: 1<br>LOB: 2<br>BB: 1<br>P: 8 | 1B: 3<br>2B: 1<br>3B: 0<br>HR: 0<br>SF: 0<br>SAC: 0<br>DP: 1<br>HBP: 0 | | | | | | |

# TOP

## Minnesota Twins @ Chicago White Sox

Comiskey Park, Chicago, IL

Sat Jul 08 1967, 4:33 AM EDT

Att. 11,341 - Unknown

livebaseballscorecards.com

| | |
|---|---|
| AB | 29 |
| R | 0 |
| H | 3 |
| RBI | 0 |
| BB | 3 |
| SO | 4 |
| LOB | 7 |

WP: 0 PB: 0 SB: 0 CS: 0 PA: 32

| PITCHER | IP | WLS | BF | H | R | ER | SO | BB | IBB | HBP | BLK | WP | HR | S | P | ERA | WHIP |
|---|---|---|---|---|---|---|---|---|---|---|---|---|---|---|---|---|---|
| Tommy John, L (1, 1)<br>ERA: 2.06 | 9.0 | W | 32 | 3 | 0 | 0 | 4 | 3 | 0 | 0 | 0 | 0 | 0 | 37 | 49 | 0.00 | 0.667 |

| PITCHER | IP | WLS | BF | H | R | ER | SO | BB | IBB | HBP | BLK | WP | HR | S | P | ERA | WHIP |
|---|---|---|---|---|---|---|---|---|---|---|---|---|---|---|---|---|---|

| Batter | 1 | 2 | 3 | 4 | 5 | 6 | 7 | 8 | 9 | AB | R | H | RBI | BB | SO | LOB |
|---|---|---|---|---|---|---|---|---|---|---|---|---|---|---|---|---|
| Tommie Agee, R (1, 7)<br>OBP: 0.316, SLG: 0.403 | 4-3 1B | | 1B | | | K | | F8 ② | | 4 | 0 | 2 | 0 | 0 | 1 | 2 |
| Tom McCraw, L (1, 3)<br>OBP: 0.295, SLG: 0.374 | F2 ① | | F4 ② | | | 5-3 | | F9 ③ | | 4 | 0 | 0 | 0 | 0 | 0 | 5 |
| Dick Kenworthy, R (1, 5)<br>OBP: 0.328, SLG: 0.540<br>Jimmy Stewart, S (9, PR)<br>OBP: 0.222, SLG: 0.222 | 4-3 ②<br>1-2 | | 1-3 ③ | | | K | | | SH3-4 SF8 2B | 4 | 0 | 1 | 0 | 0 | 1 | 3 |
| | | | | | | | | | | 0 | 1 | 0 | 0 | 0 | 0 | 0 |
| Ken Berry, R (1, 8)<br>OBP: 0.324, SLG: 0.338 | K ③ | | | F8 ① | | | F8 ① | | SH3-4 IBB | 3 | 0 | 0 | 0 | 1 | 1 | 1 |
| Ron Hansen, R (1, 6)<br>OBP: 0.287, SLG: 0.322 | | F8 ① | | F8 ② | | | 2B | | SH3-4 ①<br>1-2<br>2-3 | 3 | 0 | 1 | 0 | 0 | 0 | 0 |
| Buddy Bradford, R (1, 9) | | F7 ② | | 6-3 ③ | | | 1-3 ② | | IBB | 3 | 0 | 0 | 0 | 1 | 0 | 1 |
| Marv Staehle, L (1, 4)<br>OBP: 0.212, SLG: 0.167<br>Smoky Burgess, L (7, PH)<br>OBP: 0.194, SLG: 0.250<br>Wayne Causey, L (8, 4)<br>OBP: 0.321, SLG: 0.323 | | F8 ③ | | | G3 ① | | F8 ③ | | SF8 ②<br>3-H | 2 | 0 | 0 | 0 | 0 | 0 | 0 |
| | | | | | | | | | | 1 | 0 | 0 | 0 | 0 | 0 | 1 |
| | | | | | | | | | | 0 | 0 | 0 | 1 | 0 | 0 | 0 |
| Jerry McNertney, R (1, 2)<br>OBP: 0.313, SLG: 0.387<br>Don Buford, S (8, PR)<br>OBP: 0.306, SLG: 0.288<br>J.C. Martin, L (9, 2)<br>OBP: 0.321, SLG: 0.301 | | | SH3-4 1B | | 6-3 ② | | | SH1-4 1B | | 3 | 0 | 2 | 0 | 0 | 0 | 0 |
| | | | | | | | | | | 0 | 0 | 0 | 0 | 0 | 0 | 0 |
| | | | | | | | | | | 0 | 0 | 0 | 0 | 0 | 0 | 0 |
| Tommy John, R (1, 1)<br>OBP: 0.158, SLG: 0.162 | | | SH3-4 ①<br>1-2 | | F4 ③ | | | SH1-4 ①<br>1-2 | | 1 | 0 | 0 | 0 | 0 | 0 | 0 |
| Inning Stats | R: 0 H: 1<br>E: 0 LOB: 1<br>K: 1 BB: 0<br>S: 6 P: 6 | R: 0 H: 0<br>E: 0 LOB: 0<br>K: 0 BB: 0<br>S: 3 P: 3 | R: 0 H: 2<br>E: 0 LOB: 2<br>K: 0 BB: 0<br>S: 5 P: 5 | R: 0 H: 0<br>E: 0 LOB: 0<br>K: 0 BB: 0<br>S: 3 P: 3 | R: 0 H: 0<br>E: 0 LOB: 0<br>K: 0 BB: 0<br>S: 3 P: 3 | R: 0 H: 0<br>E: 0 LOB: 0<br>K: 2 BB: 0<br>S: 7 P: 7 | R: 0 H: 1<br>E: 0 LOB: 1<br>K: 0 BB: 0<br>S: 4 P: 4 | R: 0 H: 1<br>E: 0 LOB: 2<br>K: 0 BB: 0<br>S: 4 P: 4 | R: 1 H: 1<br>E: 0 LOB: 2<br>K: 0 BB: 2<br>S: 3 P: 11 | 1B: 4 SF: 1<br>2B: 2 SAC: 3<br>3B: 0 DP: 0<br>HR: 0 HBP: 0 | | | | | | |

| PITCHER | | IP | WLS | BF | H | R | ER | SO | BB | IBB | HBP | BLK | WP | HR | S | P | ERA | WHIP |
|---|---|---|---|---|---|---|---|---|---|---|---|---|---|---|---|---|---|---|
| Jim Merritt, L<br>ERA: 2.36 | (1, 1) | 8.2 | L | 34 | 6 | 1 | 1 | 3 | 0 | 2 | 0 | 0 | 0 | 0 | 38 | 46 | 1.04 | 0.692 |

| PITCHER | IP | WLS | BF | H | R | ER | SO | BB | IBB | HBP | BLK | WP | HR | S | P | ERA | WHIP |
|---|---|---|---|---|---|---|---|---|---|---|---|---|---|---|---|---|---|

# BOTTOM

## Minnesota Twins @ Chicago White Sox

Comiskey Park, Chicago, IL

Sat Jul 08 1967, 4:33 AM EDT

Att. 11,341 - Unknown

livebaseballscorecards.com

| | |
|---|---|
| AB | 28 |
| R | 1 |
| H | 6 |
| RBI | 1 |
| BB | 2 |
| SO | 3 |
| LOB | 13 |

| Batter | 1 | 2 | 3 | 4 | 5 | 6 | 7 | 8 | 9 | AB | R | H | RBI | BB | SO | LOB |
|---|---|---|---|---|---|---|---|---|---|---|---|---|---|---|---|---|
| Ted Uhlaender, L (1, 8)<br>OBP: 0.241, SLG: 0.387 | G3 | | 3-1 | | SH2-4<br>1-2 | F7 | | SF9<br>3-H | | 3 | 0 | 0 | 1 | 0 | 0 | 0 |
| Cesar Tovar, R (1, 4)<br>OBP: 0.339, SLG: 0.380 | F8 | | WP<br>1B | | 6-3 | 6-3 | | F9 | | 5 | 0 | 1 | 0 | 0 | 0 | 2 |
| Harmon Killebrew, R (1, 3)<br>OBP: 0.415, SLG: 0.558<br>Rich Reese, L (9, 3)<br>OBP: 0.278, SLG: 0.408 | FC3-6<br>BB | | F2<br>1-3 | | E<br>2-H<br>2B | | F6 | | 6-3 | 4<br>0 | 1<br>0 | 1<br>0 | 1<br>0 | 1<br>0 | 0<br>0 | 1<br>0 |
| Tony Oliva, L (1, 9)<br>OBP: 0.312, SLG: 0.448 | FC3-6<br>1-2f | | F9 | | E<br>IBB | | 3-1 | | HBP<br>1B | 4 | 0 | 1 | 0 | 1 | 0 | 2 |
| Rich Rollins, R (1, 5)<br>OBP: 0.336, SLG: 0.337<br>Frank Quilici, R (9, 5) | | 1B<br>1B | | F7 | E9<br>1-3<br>2-H<br>1B | | K | | 1-0<br>1-2<br>HBP | 4<br>0 | 0<br>0 | 2<br>0 | 1<br>0 | 0<br>0 | 1<br>0 | 0<br>0 |
| Bob Allison, R (1, 7)<br>OBP: 0.349, SLG: 0.422<br>Sandy Valdespino, L (8, 7)<br>OBP: 0.268, SLG: 0.278 | | K | | 1B<br>3B | K | | | 1B PB<br>1B<br>1B | F7 | 4<br>1 | 2<br>0 | 2<br>0 | 0<br>0 | 0<br>0 | 2<br>0 | 3<br>2 |
| Zoilo Versalles, R (1, 6)<br>OBP: 0.279, SLG: 0.314 | F7 | | 1B<br>3-H | | | WP SH1-4<br>HR<br>1B | | F9 1B<br>1-3<br>SF9<br>1B | F7 | 5 | 2 | 3 | 1 | 0 | 0 | 3 |
| Russ Nixon, L (1, 2)<br>OBP: 0.344, SLG: 0.341<br>Frank Kostro, R (8, PH)<br>OBP: 0.417, SLG: 0.300<br>Jerry Zimmerman, R (8, 2)<br>OBP: 0.240, SLG: 0.167 | 1-2<br>1B | | 6-3 | | | SH1-4<br>1-2 | | 1-2<br>3-H<br>1B | | 2<br>1<br>0 | 0<br>0<br>0 | 1<br>1<br>0 | 0<br>1<br>0 | 0<br>0<br>0 | 0<br>0<br>0 | 0<br>0<br>0 |
| Jim Kaat, L (1, 1)<br>OBP: 0.306, SLG: 0.413<br>Ron Kline, R (8, 1) | F7 | | | | SH2-4<br>2B<br>1B | 2-H<br>HR | | F9<br>2-3 | | 4<br>0 | 2<br>0 | 2<br>0 | 2<br>0 | 0<br>0 | 0<br>0 | 4<br>0 |
| Inning Stats | R: 0<br>E: 0<br>K: 0<br>S: 3<br>H: 0<br>LOB: 1<br>BB: 1<br>P: 7 | R: 0<br>E: 0<br>K: 1<br>S: 7<br>H: 2<br>LOB: 2<br>BB: 0<br>P: 7 | R: 0<br>E: 0<br>K: 0<br>S: 4<br>H: 1<br>LOB: 1<br>BB: 0<br>P: 4 | R: 1<br>E: 0<br>K: 0<br>S: 4<br>H: 2<br>LOB: 0<br>BB: 0<br>P: 4 | R: 2<br>E: 1<br>K: 1<br>S: 8<br>H: 3<br>LOB: 2<br>BB: 1<br>P: 12 | R: 2<br>E: 0<br>K: 0<br>S: 5<br>H: 2<br>LOB: 0<br>BB: 0<br>P: 5 | R: 0<br>E: 0<br>K: 1<br>S: 5<br>H: 0<br>LOB: 0<br>BB: 0<br>P: 5 | R: 2<br>E: 0<br>K: 0<br>S: 6<br>H: 3<br>LOB: 1<br>BB: 0<br>P: 6 | R: 0<br>E: 0<br>K: 0<br>S: 4<br>H: 1<br>LOB: 2<br>BB: 0<br>P: 5 | 1B: 11<br>2B: 1<br>3B: 1<br>HR: 1<br>SF: 1<br>SAC: 2<br>DP: 0<br>HBP: 1 | | | | | | |

# TOP

## Minnesota Twins @ Chicago White Sox

Comiskey Park, Chicago, IL

Sun Jul 09 1967, 4:33 AM EDT

Unknown

livebaseballscorecards.com

| | |
|---|---|
| AB | 37 |
| R | 7 |
| H | 14 |
| RBI | 7 |
| BB | 2 |
| SO | 3 |
| LOB | 17 |

WP: 3 PB: 1 SB: 0 CS: 0 PA: 43

| PITCHER | | IP | WLS | BF | H | R | ER | SO | BB | IBB | HBP | BLK | WP | HR | S | P | ERA | WHIP |
|---|---|---|---|---|---|---|---|---|---|---|---|---|---|---|---|---|---|---|
| Joe Horlen, R<br>ERA: 2.24 | (1, 1) | 4.2 | L | 23 | 8 | 3 | 3 | 1 | 1 | 1 | 0 | 0 | 1 | 0 | 23 | 31 | 5.79 | 1.929 |
| Don McMahon, R<br>ERA: 2.23 | (5, 1) | 0.1 | | 1 | 0 | 0 | 0 | 1 | 0 | 0 | 0 | 0 | 0 | 0 | 3 | 3 | 0.00 | 0.000 |
| Bob Locker, R<br>ERA: 2.21 | (6, 1) | 2.0 | | 8 | 2 | 2 | 2 | 1 | 0 | 0 | 0 | 0 | 1 | 1 | 10 | 10 | 9.00 | 1.000 |
| Wilbur Wood, L<br>ERA: 1.47 | (8, 1) | 1.0 | | 6 | 3 | 2 | 2 | 0 | 0 | 0 | 0 | 0 | 0 | 0 | 6 | 6 | 18.00 | 3.000 |
| John Buzhardt, R<br>ERA: 4.23 | (9, 1) | 1.0 | | 5 | 1 | 0 | 0 | 0 | 0 | 0 | 1 | 0 | 0 | 0 | 4 | 5 | 0.00 | 1.000 |

| PITCHER | IP | WLS | BF | H | R | ER | SO | BB | IBB | HBP | BLK | WP | HR | S | P | ERA | WHIP |
|---|---|---|---|---|---|---|---|---|---|---|---|---|---|---|---|---|---|

# BOTTOM

## Minnesota Twins @ Chicago White Sox

Comiskey Park, Chicago, IL

Sun Jul 09 1967, 4:33 AM EDT

Unknown

livebaseballscorecards.com

| Batter | 1 | 2 | 3 | 4 | 5 | 6 | 7 | 8 | 9 | AB | R | H | RBI | BB | SO | LOB |
|---|---|---|---|---|---|---|---|---|---|---|---|---|---|---|---|---|
| Ken Berry, R (1, 8)<br>OBP: 0.322, SLG: 0.342 | 3B | | F3 ② | | F9 ③ | | | E6 FC4-6 | G3-6-3 ②③ 1-2f | 5 | 0 | 1 | 0 | 0 | 0 | 1 |
| Tom McCraw, L (1, 3)<br>OBP: 0.297, SLG: 0.386 | F9 ① | | 1B 3B | | | 1B 2B | | FC4-6 1B ① 1-2f 1B | | 4 | 3 | 2 | 0 | 0 | 0 | 2 |
| Tommie Agee, R (1, 7)<br>OBP: 0.318, SLG: 0.405 | K ② | | 1B 3-H | | | 6-3 ① | | 1B 6-3 1-2 1B | | 4 | 1 | 2 | 1 | 0 | 1 | 2 |
| Dick Kenworthy, R (1, 5)<br>OBP: 0.324, SLG: 0.522 | K ③ | | F9 ③ | | | F8 ② | | 1B 6-3 1-3 2-H 1B | | 4 | 0 | 1 | 1 | 0 | 1 | 3 |
| Ron Hansen, R (1, 6)<br>OBP: 0.286, SLG: 0.320 | | 1-3 ① | | 1-3 ① | | 2-H 1B | | 6-3 ② 1-2 3-H | | 4 | 0 | 1 | 2 | 0 | 0 | 1 |
| Buddy Bradford, R (1, 9)<br>Pete Ward, L (8, PH) (9, 9)<br>OBP: 0.365, SLG: 0.375 | | K ② | | K ② | | K ③ | | 2-3 1B | | 3<br>1 | 0<br>0 | 0<br>1 | 0<br>0 | 0<br>0 | 3<br>0 | 1<br>0 |
| Wayne Causey, L (1, 4)<br>OBP: 0.319, SLG: 0.320 | 1B | | K ③ | | | F2 ① | | K ③ | | 4 | 0 | 1 | 0 | 0 | 2 | 2 |
| Jerry McNertney, R (1, 2)<br>OBP: 0.301, SLG: 0.372<br>Smoky Burgess, L (9, PH)<br>OBP: 0.219, SLG: 0.250<br>Marv Staehle, L (9, PR)<br>OBP: 0.212, SLG: 0.167 | 6-3 ③ | | F7 ① | | | F9 ② | | | BB G3-6-3 | 3<br>0<br>0 | 0<br>0<br>0 | 0<br>0<br>0 | 0<br>0<br>0 | 0<br>1<br>0 | 0<br>0<br>0 | 1<br>0<br>0 |
| Joe Horlen, R (1, 1)<br>OBP: 0.143, SLG: 0.150<br>Don McMahon, R (5, 1)<br>OBP: 0.200, SLG: 0.200<br>Jimmy Stewart, S (5, PH)<br>OBP: 0.211, SLG: 0.211<br>Bob Locker, S (6, 1)<br>Don Buford, S (7, PH)<br>OBP: 0.305, SLG: 0.287<br>Wilbur Wood, R (8, 1)<br>John Buzhardt, R (9, 1)<br>OBP: 0.267, SLG: 0.267<br>Jim King, L (9, PH)<br>OBP: 0.293, SLG: 0.256 | | | F3 ① | | K ② | | K ③ | | F6 ① | 1<br>0<br>1<br>0<br>1<br>0<br>0<br>1 | 0<br>0<br>0<br>0<br>0<br>0<br>0<br>0 | 0<br>0<br>0<br>0<br>0<br>0<br>0<br>1 | 0<br>0<br>0<br>0<br>0<br>0<br>0<br>0 | 0<br>0<br>1<br>0<br>1<br>0<br>0<br>1 | 0<br>0<br>0<br>0<br>0<br>0<br>0<br>0 | 0<br>0<br>0<br>0<br>0<br>0<br>0<br>1 |
| Inning Stats | R: 0 E: 0 K: 2 S: 8 H: 1 LOB: 1 BB: 0 P: 8 | R: 0 E: 0 K: 1 S: 6 H: 1 LOB: 1 BB: 0 P: 6 | R: 1 E: 0 K: 0 S: 5 H: 2 LOB: 1 BB: 0 P: 5 | R: 0 E: 0 K: 2 S: 7 H: 0 LOB: 0 BB: 0 P: 7 | R: 0 E: 0 K: 1 S: 5 H: 0 LOB: 0 BB: 0 P: 5 | R: 1 E: 0 K: 1 S: 7 H: 2 LOB: 1 BB: 0 P: 7 | R: 0 E: 0 K: 1 S: 5 H: 0 LOB: 0 BB: 0 P: 5 | R: 2 E: 1 K: 1 S: 9 H: 3 LOB: 2 BB: 0 P: 9 | R: 0 E: 0 K: 0 S: 2 H: 0 LOB: 1 BB: 1 P: 6 | 1B: 6<br>2B: 1<br>3B: 2<br>HR: 0 | SF: 0<br>SAC: 0<br>DP: 1<br>HBP: 0 | | | WP: 0<br>PB: 0<br>SB: 0<br>CS: 0 | PA: 37 | | |

| | AB | 36 |
|---|---|---|
| | R | 4 |
| | H | 9 |
| | RBI | 4 |
| | BB | 1 |
| | SO | 9 |
| | LOB | 14 |

| PITCHER | | IP | WLS | BF | H | R | ER | SO | BB | IBB | HBP | BLK | WP | HR | S | P | ERA | WHIP |
|---|---|---|---|---|---|---|---|---|---|---|---|---|---|---|---|---|---|---|
| Jim Kaat, L<br>ERA: 4.16 | (1, 1) | 7.1 | W | 31 | 8 | 4 | 2 | 8 | 0 | 0 | 0 | 0 | 0 | 0 | 47 | 47 | 2.46 | 1.091 |
| Ron Kline, R<br>ERA: 3.26 | (8, 1) | 1.2 | S | 6 | 1 | 0 | 0 | 1 | 1 | 0 | 0 | 0 | 0 | 0 | 7 | 11 | 0.00 | 1.200 |

| PITCHER | IP | WLS | BF | H | R | ER | SO | BB | IBB | HBP | BLK | WP | HR | S | P | ERA | WHIP |
|---|---|---|---|---|---|---|---|---|---|---|---|---|---|---|---|---|---|

| Batter | 1 | 2 | 3 | 4 | 5 | 6 | 7 | 8 | 9 | AB | R | H | RBI | BB | SO | LOB |
|---|---|---|---|---|---|---|---|---|---|---|---|---|---|---|---|---|
| Ted Uhlaender, L (1, 8)<br>OBP: 0.248, SLG: 0.383 | BBBB<br>4-0<br>1B<br>BB | x<br>0-0 ②<br>1-2<br>2-H<br>1B | | x<br>0-0 ②<br>4-3<br>1-2<br>3-H | | x<br>0-0 ②<br>F7 | | | x<br>0-0 ②<br>4-3 | 4 | 0 | 1 | 2 | 1 | 0 | 2 |
| Cesar Tovar, R (1, 4)<br>OBP: 0.337, SLG: 0.377 | x<br>0-0 ③<br>1-2<br>1B | x<br>0-0 ③<br>F8 | | x<br>0-0 ③<br>F8 | | x<br>0-0 ③<br>FC5-4<br>1-2f | | | x<br>0-0 ③<br>1-3 | 5 | 0 | 1 | 0 | 0 | 0 | 4 |
| Harmon Killebrew, R (1, 3)<br>OBP: 0.413, SLG: 0.551<br>Rich Reese, L (9, 3)<br>OBP: 0.278, SLG: 0.408 | SSS<br>0-3 ①<br>K | | x<br>0-0 ①<br>F3 | | BBBB<br>4-0<br>2B<br>E<br>BB | | SSS<br>0-3 ①<br>K | | | 3<br>0 | 1<br>0 | 0<br>0 | 0<br>0 | 1<br>0 | 2<br>0 | 2<br>0 |
| Tony Oliva, L (1, 9)<br>OBP: 0.307, SLG: 0.441 | x<br>0-0 ②<br>F7 | | x<br>0-0 ②<br>F8 | | x<br>0-0 ①<br>F5 | | x<br>0-0 ②<br>1-3 | | | 4 | 0 | 0 | 0 | 0 | 0 | 3 |
| Rich Rollins, R (1, 5)<br>OBP: 0.335, SLG: 0.340<br>Frank Quilici, R (9, 5) | x<br>0-0 ③<br>6-3 | | x<br>0-0 ③<br>F7 | | x<br>0-0<br>E2<br>1-H<br>PB<br>2B | | x<br>0-0 ③<br>5-3 | | | 4<br>0 | 1<br>0 | 1<br>0 | 0<br>0 | 0<br>0 | 0<br>0 | 2<br>0 |
| Bob Allison, R (1, 7)<br>OBP: 0.351, SLG: 0.419<br>Sandy Valdespino, L (8, 7)<br>OBP: 0.268, SLG: 0.278 | | BBBB<br>4-0<br>FC1-5<br>WP<br>BB | | BBBB<br>4-0<br>SH5-4<br>1B<br>1B<br>BB | x<br>0-0 ②<br>F9<br>3-H | | | x<br>0-0 ①<br>F7 | | 2<br>0 | 1<br>0 | 0<br>0 | 0<br>0 | 2<br>0 | 0<br>0 | 0<br>0 |
| Zoilo Versalles, R (1, 6)<br>OBP: 0.281, SLG: 0.314 | | BBBB<br>4-0<br>FC1-5<br>1-2<br>1B<br>BB | | x<br>0-0<br>1B<br>SH5-4<br>1-2<br>4-3<br>1B | SSS<br>0-3 ③<br>K | | | x<br>0-0 ②<br>5-3 | | 3<br>0 | 2<br>0 | 1<br>0 | 0<br>0 | 1<br>0 | 1<br>0 | 0<br>0 |
| Jerry Zimmerman, R (1, 2)<br>OBP: 0.235, SLG: 0.162 | | x<br>0-0 ①<br>FC1-5<br>1B<br>1-2<br>2-3f | | x<br>0-0 ①<br>SH5-4<br>1-2<br>2-3 | | x<br>0-0 ①<br>F6 | | SSS<br>0-3 ③<br>K | | 3<br>0 | 0<br>0 | 0<br>0 | 0<br>0 | 0<br>0 | 1<br>0 | 2<br>0 |
| Dave Boswell, R (1, 1)<br>OBP: 0.256, SLG: 0.297<br>Al Worthington, R (9, 1) | | x<br>0-0 ②<br>F5 | | x<br>0-0<br>4-3<br>2-3<br>3-H<br>1B | | x<br>0-0<br>FC5-4<br>1B | | | SSS<br>0-3 ①<br>K | 4<br>0 | 0<br>0 | 2<br>0 | 1<br>0 | 0<br>0 | 1<br>0 | 2<br>0 |
| Inning Stats | R: 0<br>E: 0<br>K: 1<br>S: 6<br>H: 1<br>LOB: 2<br>BB: 1<br>P: 10 | R: 1<br>E: 0<br>K: 0<br>S: 4<br>H: 1<br>LOB: 2<br>BB: 2<br>P: 12 | R: 0<br>E: 0<br>K: 0<br>S: 3<br>H: 0<br>LOB: 0<br>BB: 0<br>P: 3 | R: 2<br>E: 0<br>K: 0<br>S: 5<br>H: 2<br>LOB: 1<br>BB: 1<br>P: 9 | R: 2<br>E: 1<br>K: 1<br>S: 6<br>H: 1<br>LOB: 0<br>BB: 1<br>P: 10 | R: 0<br>E: 0<br>K: 0<br>S: 4<br>H: 1<br>LOB: 1<br>BB: 0<br>P: 4 | R: 0<br>E: 0<br>K: 1<br>S: 5<br>H: 0<br>LOB: 0<br>BB: 0<br>P: 5 | R: 0<br>E: 0<br>K: 1<br>S: 5<br>H: 0<br>LOB: 0<br>BB: 0<br>P: 5 | R: 0<br>E: 0<br>K: 1<br>S: 5<br>H: 0<br>LOB: 0<br>BB: 0<br>P: 5 | 1B: 5<br>2B: 1<br>3B: 0<br>HR: 0 | SF: 0<br>SAC: 1<br>DP: 0<br>HBP: 0 | | | | | |

# TOP

## Minnesota Twins @ Chicago White Sox

Comiskey Park, Chicago, IL

Sun Jul 09 1967, 4:38 AM EDT

Att. 31,141 - Unknown

livebaseballscorecards.com

| | |
|---|---|
| AB | 32 |
| R | 5 |
| H | 6 |
| RBI | 3 |
| BB | 5 |
| SO | 5 |
| LOB | 17 |

| PITCHER | | IP | WLS | BF | H | R | ER | SO | BB | IBB | HBP | BLK | WP | HR | S | P | ERA | WHIP |
|---|---|---|---|---|---|---|---|---|---|---|---|---|---|---|---|---|---|---|
| Bruce Howard, R<br>ERA: 2.6 | (1, 1) | 3.0 | L | 16 | 3 | 3 | 3 | 1 | 4 | 0 | 0 | 0 | 1 | 0 | 14 | 30 | 9.00 | 2.333 |
| Don McMahon, R<br>ERA: 2.18 | (4, 1) | 1.0 | | 4 | 1 | 0 | 0 | 0 | 0 | 0 | 0 | 0 | 0 | 0 | 4 | 4 | 0.00 | 1.000 |
| Wilbur Wood, L<br>ERA: 1.6 | (5, 1) | 3.0 | | 12 | 2 | 2 | 1 | 2 | 1 | 0 | 0 | 0 | 0 | 0 | 15 | 19 | 3.00 | 1.000 |
| Bob Locker, R<br>ERA: 2.13 | (8, 1) | 2.0 | | 6 | 0 | 0 | 0 | 2 | 0 | 0 | 0 | 0 | 0 | 0 | 10 | 10 | 0.00 | 0.000 |

| PITCHER | IP | WLS | BF | H | R | ER | SO | BB | IBB | HBP | BLK | WP | HR | S | P | ERA | WHIP |
|---|---|---|---|---|---|---|---|---|---|---|---|---|---|---|---|---|---|

| Batter | 1 | 2 | 3 | 4 | 5 | 6 | 7 | 8 | 9 | AB | R | H | RBI | BB | SO | LOB |
|---|---|---|---|---|---|---|---|---|---|---|---|---|---|---|---|---|
| Tommie Agee, R (1, 8)<br>OBP: 0.317, SLG: 0.401 | K | | BB, E, 1B | 6-3 | | | F4 | | K | 5 | 1 | 1 | 0 | 0 | 2 | 5 |
| Don Buford, S (1, 5)<br>OBP: 0.303, SLG: 0.283 | K | | BBBB, FC3-6, 1-2, BB | | K | | F7 | | 4-3 | 4 | 0 | 0 | 0 | 1 | 2 | 3 |
| Tom McCraw, L (1, 3)<br>OBP: 0.297, SLG: 0.384 | 1B, 1B | | FC3-6, 1-2f, 2-H | | F8 | | | F5 | | 4 | 0 | 1 | 0 | 0 | 0 | 1 |
| Pete Ward, L (1, 7)<br>OBP: 0.363, SLG: 0.373 | BB, 1-3, 1B | | F9 | | F7 | | | F9 | | 4 | 0 | 1 | 0 | 0 | 0 | 1 |
| Jim King, L (1, 9)<br>OBP: 0.292, SLG: 0.250 | BBBB, 1-2, BB | | G3 | | | F8 | | L4 | | 3 | 0 | 0 | 0 | 1 | 0 | 1 |
| Ron Hansen, R (1, 6)<br>OBP: 0.286, SLG: 0.319 | F3 | | | SH2-4, 1B | | F4 | | | 6-3 | 4 | 0 | 1 | 0 | 0 | 0 | 3 |
| Wayne Causey, L (1, 4)<br>OBP: 0.333, SLG: 0.330 | | F9 | | SH2-4, 1-2 | | BBBB, BB | | | 1B, 1B | 3 | 0 | 2 | 0 | 1 | 0 | 0 |
| J.C. Martin, L (1, 2)<br>OBP: 0.322, SLG: 0.302<br>Buddy Bradford, R (9, PR) | | 4-3 | | SH2-4, 1-2, 2-3 | | F5 | | | 1B, 1-2, 1B | 3<br>0 | 0<br>0 | 1<br>0 | 0<br>0 | 0<br>0 | 0<br>0 | 1<br>0 |
| Bruce Howard, S (1, 1)<br>OBP: 0.167, SLG: 0.208<br>Don McMahon, R (4, 1)<br>OBP: 0.200, SLG: 0.200<br>Jimmy Stewart, S (4, PH)<br>OBP: 0.200, SLG: 0.200<br>Wilbur Wood, R (5, 1)<br>Marv Staehle, L (7, PH)<br>OBP: 0.200, SLG: 0.161<br>Bob Locker, S (8, 1)<br>Smoky Burgess, L (9, PH)<br>OBP: 0.242, SLG: 0.276<br>Joe Horlen, R (9, PR)<br>OBP: 0.143, SLG: 0.150 | | F8 | | F2 | | | F8 | | 1-2, 2-3, 1B | 1<br>0<br>1<br>0<br>1<br>0<br>0<br>1 | 0<br>0<br>0<br>0<br>0<br>0<br>0<br>0 | 0<br>0<br>0<br>0<br>0<br>1<br>0<br>1 | 0<br>0<br>0<br>0<br>0<br>0<br>0<br>0 | 0<br>0<br>0<br>0<br>0<br>0<br>0<br>0 | 0<br>0<br>2<br>0<br>0<br>0<br>0<br>0 | 0<br>0<br>0<br>0<br>0<br>0<br>0<br>0 |
| Inning Stats | R: 0 E: 0 K: 2 S: 9 H: 2 LOB: 3 BB: 1 P: 13 | R: 0 E: 0 K: 0 S: 3 H: 0 LOB: 0 BB: 0 P: 3 | R: 1 E: 1 K: 0 S: 4 H: 1 LOB: 1 BB: 1 P: 8 | R: 0 E: 0 K: 0 S: 5 H: 2 LOB: 2 BB: 0 P: 5 | R: 0 E: 0 K: 1 S: 5 H: 0 LOB: 0 BB: 0 P: 5 | R: 0 E: 0 K: 0 S: 3 H: 0 LOB: 1 BB: 1 P: 7 | R: 0 E: 0 K: 0 S: 3 H: 0 LOB: 0 BB: 0 P: 3 | R: 0 E: 0 K: 0 S: 3 H: 0 LOB: 0 BB: 0 P: 3 | R: 0 E: 0 K: 1 S: 8 H: 3 LOB: 3 BB: 0 P: 8 | 1B: 8 2B: 0 3B: 0 HR: 0 | SF: 0 SAC: 1 DP: 0 HBP: 0 | | | | | | |

| PITCHER | IP | WLS | BF | H | R | ER | SO | BB | IBB | HBP | BLK | WP | HR | S | P | ERA | WHIP |
|---|---|---|---|---|---|---|---|---|---|---|---|---|---|---|---|---|---|
| Dave Boswell, R (1, 1)<br>ERA: 3.32 | 8.1 | W | 35 | 7 | 1 | 1 | 3 | 3 | 0 | 0 | 0 | 0 | 0 | 38 | 50 | 1.08 | 1.200 |
| Al Worthington, R (9, 1)<br>ERA: 3.83 | 0.2 | S | 3 | 1 | 0 | 0 | 1 | 0 | 0 | 0 | 0 | 0 | 0 | 5 | 5 | 0.00 | 1.500 |

| PITCHER | IP | WLS | BF | H | R | ER | SO | BB | IBB | HBP | BLK | WP | HR | S | P | ERA | WHIP |
|---|---|---|---|---|---|---|---|---|---|---|---|---|---|---|---|---|---|

# BOTTOM

# Minnesota Twins @ Chicago White Sox

Comiskey Park, Chicago, IL

Sun Jul 09 1967, 4:38 AM EDT

Att. 31,141 - Unknown

livebaseballscorecards.com

| | |
|---|---|
| AB | 34 |
| R | 1 |
| H | 8 |
| RBI | 0 |
| BB | 3 |
| SO | 4 |
| LOB | 17 |

| Batter | 1 | 2 | 3 | 4 | 5 | 6 | 7 | 8 | 9 | AB | R | H | RBI | BB | SO | LOB |
|---|---|---|---|---|---|---|---|---|---|---|---|---|---|---|---|---|
| Bert Campaneris, R (1, 6)<br>OBP: 0.311, SLG: 0.340 | K | | 2B | | K | | | 1-3 | | 4 | 0 | 1 | 0 | 0 | 2 | 0 |
| John Donaldson, L (1, 4)<br>Allan Lewis, S (8, PR)<br>Ossie Chavarria, R (8, 4)<br>OBP: 0.363, SLG: 0.389<br>OBP: 0.250, SLG: 0.250<br>OBP: 0.231, SLG: 0.114 | F5 | | F9 | | | E1 FC1-6 | | S 1B | | 4<br>0<br>0 | 0<br>0<br>0 | 1<br>0<br>0 | 0<br>0<br>0 | 0<br>0<br>0 | 0<br>0<br>0 | 1<br>0<br>0 |
| Mike Hershberger, R (1, 9)<br>OBP: 0.346, SLG: 0.350 | F8 | | | F7 | | FC1-6 WP<br>1-2f | | F7<br>1-2 | | 4 | 0 | 0 | 0 | 0 | 0 | 2 |
| Danny Cater, R (1, 7)<br>Jim Gosger, L (9, PH)<br>OBP: 0.292, SLG: 0.328<br>OBP: 0.340, SLG: 0.370 | | K | | 1-3 | | 6-3<br>1-3 | | | 6-3 | 3<br>1 | 0<br>0 | 0<br>0 | 0<br>0 | 0<br>0 | 1<br>0 | 1<br>0 |
| Ken Harrelson, R (1, 3)<br>Ted Kubiak, S (9, PR)<br>OBP: 0.273, SLG: 0.319<br>OBP: 0.195, SLG: 0.162 | | 1B | | HR | | K | | | BB 1B | 3<br>0 | 1<br>0 | 2<br>0 | 1<br>0 | 1<br>0 | 1<br>0 | 1<br>0 |
| Rick Monday, L (1, 8)<br>OBP: 0.322, SLG: 0.421 | | K | | F8 | | | K | | G4-6-3<br>1-2 | 4 | 0 | 1 | 0 | 0 | 2 | 1 |
| Dick Green, R (1, 5)<br>Ray Webster, L (9, PH)<br>OBP: 0.284, SLG: 0.305<br>OBP: 0.332, SLG: 0.409 | | K | | | K2-3 | | K | | G4-6-3<br>1-2f | 3<br>1 | 0<br>0 | 0<br>0 | 0<br>0 | 0<br>0 | 3<br>0 | 1<br>2 |
| Phil Roof, R (1, 2)<br>OBP: 0.276, SLG: 0.338 | | | 6-3 | | HR | | F8 | | | 3 | 1 | 1 | 1 | 0 | 0 | 0 |
| Jim Nash, R (1, 1)<br>OBP: 0.130, SLG: 0.093 | | | K | | 4-3 | | | 1-3 | | 3 | 0 | 0 | 0 | 0 | 1 | 0 |
| Inning Stats | R: 0<br>E: 0<br>K: 1<br>S: 5<br>H: 0<br>LOB: 0<br>BB: 0<br>P: 5 | R: 0<br>E: 0<br>K: 3<br>S: 10<br>H: 1<br>LOB: 1<br>BB: 0<br>P: 10 | R: 0<br>E: 0<br>K: 1<br>S: 6<br>H: 1<br>LOB: 1<br>BB: 0<br>P: 6 | R: 1<br>E: 0<br>K: 0<br>S: 4<br>H: 1<br>LOB: 0<br>BB: 0<br>P: 4 | R: 1<br>E: 0<br>K: 2<br>S: 8<br>H: 1<br>LOB: 0<br>BB: 0<br>P: 8 | R: 0<br>E: 1<br>K: 1<br>S: 6<br>H: 0<br>LOB: 1<br>BB: 0<br>P: 6 | R: 0<br>E: 0<br>K: 2<br>S: 7<br>H: 0<br>LOB: 0<br>BB: 0<br>P: 7 | R: 0<br>E: 0<br>K: 0<br>S: 4<br>H: 1<br>LOB: 2<br>BB: 0<br>P: 4 | R: 0<br>E: 0<br>K: 0<br>S: 3<br>H: 1<br>LOB: 2<br>BB: 1<br>P: 7 | 1B: 3<br>2B: 1<br>3B: 0<br>HR: 2<br>SF: 0<br>SAC: 0<br>DP: 1<br>HBP: 0 | | | | | | |

| PITCHER | | IP | WLS | BF | H | R | ER | SO | BB | IBB | HBP | BLK | WP | HR | S | P | ERA | WHIP |
|---|---|---|---|---|---|---|---|---|---|---|---|---|---|---|---|---|---|---|
| Jim Merritt, L<br>ERA: 2.37 | (1, 1) | 7.0 | | 26 | 4 | 2 | 2 | 10 | 0 | 0 | 0 | 0 | 1 | 2 | 46 | 46 | 2.57 | 0.571 |
| Al Worthington, R<br>ERA: 3.67 | (8, 1) | 2.0 | W | 8 | 2 | 0 | 0 | 0 | 1 | 0 | 0 | 0 | 0 | 0 | 7 | 11 | 0.00 | 1.500 |

| PITCHER | IP | WLS | BF | H | R | ER | SO | BB | IBB | HBP | BLK | WP | HR | S | P | ERA | WHIP |
|---|---|---|---|---|---|---|---|---|---|---|---|---|---|---|---|---|---|

# TOP

## Kansas City Athletics @ Minnesota Twins

Metropolitan Stadium, Bloomington , MI

Thu Jul 13 1967, 8:05 PM EDT

Att. 21,397 - Unknown

livebaseballscorecards.com

| | |
|---|---|
| AB | 33 |
| R | 2 |
| H | 6 |
| RBI | 2 |
| BB | 1 |
| SO | 10 |
| LOB | 9 |

| | | | |
|---|---|---|---|
| WP: 2 | PA: 34 | | |
| PB: 0 | | | |
| SB: 1 | | | |
| CS: 0 | | | |

| Batter | 1 | 2 | 3 | 4 | 5 | 6 | 7 | 8 | 9 | AB | R | H | RBI | BB | SO | LOB |
|---|---|---|---|---|---|---|---|---|---|---|---|---|---|---|---|---|
| Cesar Tovar, R (1, 5)<br>OBP: 0.339, SLG: 0.385 | S S S 0-3 ① K | | X 0-0 1B | | X 0-0 ② F7 | | X 0-0 1-H 3B | | | 4 | 0 | 2 | 1 | 0 | 1 | 1 |
| Rod Carew, L (1, 4)<br>OBP: 0.360, SLG: 0.434 | S S S 0-3 ② K | | X 0-0 ③ G3 | | X 0-0 E6 1-3 1B | | S S S 0-3 ③ K | | | 4 | 0 | 1 | 0 | 0 | 2 | 2 |
| Harmon Killebrew, R (1, 3)<br>OBP: 0.417, SLG: 0.575 | B B B B 4-0 BB | | | X 0-0 ① F2 | 0-0 ③ 2-1 3-H | X 0-0 HR | | X 0-0 HR | | 3 | 2 | 2 | 2 | 1 | 0 | 0 |
| Tony Oliva, L (1, 9)<br>OBP: 0.307, SLG: 0.442 | S S S 0-3 ③ K | | | X 0-0 E9 2B | | X 0-0 ① 6-3 | | S S S 0-3 ① K | | 4 | 0 | 1 | 0 | 0 | 2 | 1 |
| Bob Allison, R (1, 7)<br>OBP: 0.350, SLG: 0.414<br>Jerry Zimmerman, R (9, 2)<br>OBP: 0.235, SLG: 0.162 | | S S S 0-3 ① K | | S S S 0-3 ② K | | H 1-0 G6-3 HBP | | X 0-0 ② 5-3 | | 3<br>0 | 0<br>0 | 0<br>0 | 0<br>0 | 0<br>0 | 2<br>0 | 1<br>0 |
| Zoilo Versalles, R (1, 6)<br>OBP: 0.281, SLG: 0.311 | | X 0-0 ② F7 | | H 1-0 HBP | | X 0-0 ② ③ G6-3 1-2f | | X 0-0 ③ F7 | | 3 | 0 | 0 | 0 | 0 | 0 | 1 |
| Russ Nixon, L (1, 2)<br>OBP: 0.333, SLG: 0.329<br>Sandy Valdespino, L (9, 7)<br>OBP: 0.268, SLG: 0.278 | | S S S 0-3 ③ K | | S S S 0-3 ③ K | | | X 0-0 ① F4 | | | 3<br>0 | 0<br>0 | 0<br>0 | 0<br>0 | 0<br>0 | 2<br>0 | 2<br>0 |
| Ted Uhlaender, L (1, 8)<br>OBP: 0.242, SLG: 0.373 | | | X 0-0 ① 1-3 | | S S S 0-3 ① K | | S S S 0-3 ② K | | | 3 | 0 | 0 | 0 | 0 | 2 | 0 |
| Jim Merritt, L (1, 1)<br>OBP: 0.222, SLG: 0.235<br>Rich Reese, L (7, PH)<br>OBP: 0.291, SLG: 0.420<br>Al Worthington, R (8, 1) | | S S S 0-3 ② K | | | B B B B 4-0 E 1B 2-1 BB | | X 0-0 WP 3B 1B | | | 1<br>1<br>0 | 0<br>1<br>0 | 0<br>1<br>0 | 0<br>0<br>0 | 1<br>0<br>0 | 1<br>0<br>0 | 0<br>0<br>0 |
| Inning Stats | R: 0 H: 0<br>E: 0 LOB: 1<br>K: 3 BB: 1<br>S: 9 P: 13 | R: 0 H: 0<br>E: 0 LOB: 0<br>K: 2 BB: 0<br>S: 7 P: 7 | R: 0 H: 1<br>E: 0 LOB: 1<br>K: 1 BB: 0<br>S: 6 P: 6 | R: 0 H: 1<br>E: 1 LOB: 2<br>K: 2 BB: 0<br>S: 8 P: 9 | R: 0 H: 1<br>E: 1 LOB: 2<br>K: 1 BB: 1<br>S: 5 P: 9 | R: 1 H: 1<br>E: 0 LOB: 0<br>K: 0 BB: 0<br>S: 3 P: 4 | R: 1 H: 2<br>E: 0 LOB: 1<br>K: 2 BB: 0<br>S: 9 P: 9 | R: 1 H: 1<br>E: 0 LOB: 0<br>K: 1 BB: 0<br>S: 6 P: 6 | | 1B: 3 SF: 0<br>2B: 1 SAC: 0<br>3B: 1 DP: 1<br>HR: 2 HBP: 2 | | | | | | WP: 2 PA: 33<br>PB: 0<br>SB: 0<br>CS: 0 | |

| PITCHER | | IP | WLS | BF | H | R | ER | SO | BB | IBB | HBP | BLK | WP | HR | S | P | ERA | WHIP |
|---|---|---|---|---|---|---|---|---|---|---|---|---|---|---|---|---|---|---|
| Jim Nash, R<br>ERA: 3.5 | (1, 1) | 8.0 | L | 34 | 7 | 3 | 3 | 12 | 2 | 0 | 2 | 0 | 1 | 2 | 53 | 63 | 3.38 | 1.125 |

| PITCHER | IP | WLS | BF | H | R | ER | SO | BB | IBB | HBP | BLK | WP | HR | S | P | ERA | WHIP |
|---|---|---|---|---|---|---|---|---|---|---|---|---|---|---|---|---|---|

# BOTTOM

## Kansas City Athletics @ Minnesota Twins

Metropolitan Stadium, Bloomington , MI

Thu Jul 13 1967, 8:05 PM EDT

Att. 21,397 - Unknown

livebaseballscorecards.com

| | |
|---|---|
| AB | 29 |
| R | 3 |
| H | 7 |
| RBI | 3 |
| BB | 2 |
| SO | 12 |
| LOB | 8 |

| Batter | 1 | 2 | 3 | 4 | 5 | 6 | 7 | 8 | 9 | AB | R | H | RBI | BB | SO | LOB |
|---|---|---|---|---|---|---|---|---|---|---|---|---|---|---|---|---|
| Bert Campaneris, R (1, 6)<br>OBP: 0.309, SLG: 0.338 | F5 | | E5<br>S<br>1B | F8-5-4<br>1-2 | | 1B | | | F8 | 5 | 1 | 1 | 0 | 0 | 0 | 2 |
| John Donaldson, L (1, 4)<br>OBP: 0.364, SLG: 0.390 | 1-3 | | 1B S<br>2-H 1B | 3-H 1B | | 4-3 | | | F8 | 5 | 0 | 2 | 2 | 0 | 0 | 1 |
| Mike Hershberger, R (1, 9)<br>OBP: 0.351, SLG: 0.352<br>Allan Lewis, S (9, PR)<br>OBP: 0.250, SLG: 0.250<br>Jim Gosger, L (9, 9)<br>OBP: 0.340, SLG: 0.370 | F3 | | BB<br>1-3 1B | F9 | | | FC5-4<br>1B | | H<br>CS<br>HBP | 4<br>0<br>0 | 0<br>0<br>0 | 2<br>0<br>0 | 0<br>0<br>0 | 0<br>0<br>0 | 0<br>0<br>0 | 1<br>0<br>0 |
| Danny Cater, R (1, 7)<br>OBP: 0.294, SLG: 0.333<br>Jack Aker, R (9, 1)<br>OBP: 0.143, SLG: 0.143 | | BB<br>1B | F3 | | F9<br>2B | | F3 | | CS<br>1-2 | 4<br>0 | 0<br>0 | 2<br>0 | 0<br>0 | 0<br>0 | 0<br>0 | 3<br>0 |
| Ken Harrelson, R (1, 3)<br>OBP: 0.272, SLG: 0.311 | | F8<br>B<br>B<br>B | FC6-4<br>1-2 BB | | F9<br>2-3 | | FC5-4<br>S<br>1-2f | | | 3 | 0 | 0 | 0 | 1 | 0 | 3 |
| Rick Monday, L (1, 8)<br>OBP: 0.318, SLG: 0.415 | | F7 | FC6-4<br>1-2f | | 6-3 | | S<br>S<br>S<br>K<br>1-2 | | | 4 | 0 | 0 | 0 | 0 | 1 | 6 |
| Dick Green, R (1, 5)<br>OBP: 0.288, SLG: 0.306 | | B<br>B<br>B<br>1-2 BB | | 1B<br>1B 1B | F9 | | | 1-3 | | 3 | 1 | 1 | 0 | 1 | 0 | 1 |
| Phil Roof, R (1, 2)<br>OBP: 0.275, SLG: 0.335 | | F8 | | 1B<br>1-3 1B | | F7 | | F8 | | 4 | 1 | 1 | 0 | 0 | 0 | 2 |
| Chuck Dobson, R (1, 1)<br>OBP: 0.152, SLG: 0.152<br>Tony Pierce, R (6, 1)<br>Joe Nossek, R (9, 7)<br>OBP: 0.184, SLG: 0.241 | | | 5-3 | F8-5-4<br>1-3<br>3-H 1B | | 6-3 | | S<br>S<br>S<br>K | | 3<br>1<br>0 | 0<br>0<br>0 | 1<br>0<br>0 | 1<br>0<br>0 | 0<br>1<br>0 | 0<br>0<br>0 | 0<br>0<br>0 |
| Inning Stats | R: 0<br>E: 0<br>K: 0<br>S: 3 H: 0<br>LOB: 0<br>BB: 0<br>P: 3 | R: 0<br>E: 0<br>K: 0<br>S: 4 H: 1<br>LOB: 2<br>BB: 1<br>P: 8 | R: 1<br>E: 1<br>K: 0<br>S: 6 H: 2<br>LOB: 3<br>BB: 1<br>P: 10 | R: 2<br>E: 0<br>K: 0<br>S: 6 H: 4<br>LOB: 1<br>BB: 0<br>P: 6 | R: 0<br>E: 0<br>K: 0<br>S: 4 H: 1<br>LOB: 1<br>BB: 0<br>P: 4 | R: 0<br>E: 0<br>K: 0<br>S: 4 H: 1<br>LOB: 1<br>BB: 0<br>P: 4 | R: 0<br>E: 0<br>K: 1<br>S: 6 H: 1<br>LOB: 1<br>BB: 0<br>P: 6 | R: 0<br>E: 0<br>K: 1<br>S: 5 H: 0<br>LOB: 0<br>BB: 0<br>P: 5 | R: 0<br>E: 0<br>K: 0<br>S: 2 H: 0<br>LOB: 1<br>BB: 0<br>P: 3 | 1B: 9<br>2B: 2<br>3B: 0<br>HR: 0 | SF: 0<br>SAC: 0<br>DP: 1<br>HBP: 1 | | | | | |

| PITCHER | | IP | WLS | BF | H | R | ER | SO | BB | IBB | HBP | BLK | WP | HR | S | P | ERA | WHIP |
|---|---|---|---|---|---|---|---|---|---|---|---|---|---|---|---|---|---|---|
| Jim Kaat, L<br>ERA: 4.04 | (1, 1) | 8.0 | L | 36 | 10 | 3 | 2 | 2 | 2 | 0 | 0 | 0 | 0 | 0 | 38 | 46 | 2.25 | 1.500 |
| Ron Kline, R<br>ERA: 3.18 | (9, 1) | 1.0 | | 3 | 0 | 0 | 0 | 0 | 0 | 0 | 1 | 0 | 0 | 0 | 2 | 3 | 0.00 | 0.000 |

| PITCHER | IP | WLS | BF | H | R | ER | SO | BB | IBB | HBP | BLK | WP | HR | S | P | ERA | WHIP |
|---|---|---|---|---|---|---|---|---|---|---|---|---|---|---|---|---|---|

# TOP

## Kansas City Athletics @ Minnesota Twins

Metropolitan Stadium, Bloomington , MI

Fri Jul 14 1967, 8:05 PM EDT

Att. 26,359 - Unknown

livebaseballscorecards.com

| | |
|---|---|
| AB | 36 |
| R | 3 |
| H | 10 |
| RBI | 3 |
| BB | 2 |
| SO | 2 |
| LOB | 19 |

| | | | |
|---|---|---|---|
| 1B: 9 | SF: 0 | WP: 0 | PA: 40 |
| 2B: 2 | SAC: 0 | PB: 0 | |
| 3B: 0 | DP: 1 | SB: 3 | |
| HR: 0 | HBP: 1 | CS: 1 | |

# BOTTOM

## Kansas City Athletics @ Minnesota Twins

Metropolitan Stadium, Bloomington , MI

Fri Jul 14 1967, 8:05 PM EDT

Att. 26,359 - Unknown

livebaseballscorecards.com

| Batter | 1 | 2 | 3 | 4 | 5 | 6 | 7 | 8 | 9 | AB | R | H | RBI | BB | SO | LOB |
|---|---|---|---|---|---|---|---|---|---|---|---|---|---|---|---|---|
| Cesar Tovar, R (1, 5) (9, 8)<br>OBP: 0.340, SLG: 0.383 | F7 | | F6 | F8 | | 1-2 2-3 HBP | | 2-H 1B | | 4 | 0 | 1 | 1 | 0 | 0 | 2 |
| Rod Carew, L (1, 4)<br>OBP: 0.364, SLG: 0.440 | 5-3 2B | | BB WP BB 1B | | FC5-4 1B | K | | 1-3 | | 5 | 1 | 3 | 0 | 0 | 1 | 4 |
| Harmon Killebrew, R (1, 3)<br>OBP: 0.414, SLG: 0.567 | 5-3<br>2-3 | | B B B B<br>WP BB<br>1-2 BB | | FC5-4<br>1-2f | | 4-3 | | 5-3 | 4 | 0 | 0 | 0 | 1 | 0 | 2 |
| Tony Oliva, L (1, 9)<br>OBP: 0.305, SLG: 0.434 | K | | B B B B<br>WP<br>1-2 2-3 BB | | F5 | | F8 | | F5 | 4 | 0 | 0 | 0 | 1 | 1 | 2 |
| Bob Allison, R (1, 7)<br>OBP: 0.349, SLG: 0.409<br>Rich Reese, L (9, PH)<br>OBP: 0.286, SLG: 0.412 | | S S S<br>K | F5<br>1-2 2-3 3-H | | F7 | | B B B B<br>BB | | 4-3 | 3<br>1 | 0<br>0 | 0<br>0 | 0<br>0 | 1<br>0 | 1<br>0 | 3<br>0 |
| Zoilo Versalles, R (1, 6)<br>OBP: 0.281, SLG: 0.313 | | 2B | | G2 | | F5 | F3 | | | 4 | 0 | 1 | 0 | 0 | 0 | 1 |
| Russ Nixon, L (1, 2)<br>OBP: 0.333, SLG: 0.330<br>Earl Battey, R (8, PH)<br>OBP: 0.265, SLG: 0.243 (9, 2) | S S S<br>K | | 1-3 | | | HBP BB 1B | | F7 | | 3<br>1 | 0<br>0 | 1<br>0 | 0<br>0 | 0<br>0 | 1<br>0 | 1<br>0 |
| Ted Uhlaender, L (1, 8)<br>OBP: 0.244, SLG: 0.372<br>Rich Rollins, R (8, PH)<br>OBP: 0.338, SLG: 0.349 (9, 5) | F2 | | BB 1B | | | F9 | | 1B 2B | | 3<br>1 | 0<br>1 | 1<br>1 | 0<br>0 | 0<br>0 | 0<br>0 | 2<br>0 |
| Jim Kaat, L (1, 1)<br>OBP: 0.327, SLG: 0.404<br>Frank Kostro, R (8, PH)<br>OBP: 0.385, SLG: 0.273<br>Ron Kline, R (9, 1) | | | 1-3 | B B B B<br>1-2 BB | | B B B B<br>HBP<br>1-2 BB | | F9 | | 1<br>1<br>0 | 0<br>0<br>0 | 0<br>0<br>0 | 0<br>0<br>0 | 2<br>0<br>0 | 0<br>0<br>0 | 0<br>1<br>0 |
| Inning Stats | R: 0 E: 0 K: 1 S: 6 H: 1 LOB: 1 BB: 0 P: 6 | R: 0 E: 0 K: 2 S: 8 H: 1 LOB: 1 BB: 0 P: 8 | R: 1 E: 0 K: 0 S: 4 H: 1 LOB: 2 BB: 2 P: 12 | R: 0 E: 0 K: 0 S: 4 H: 1 LOB: 2 BB: 1 P: 8 | R: 0 E: 0 K: 0 S: 4 H: 1 LOB: 1 BB: 0 P: 4 | R: 0 E: 0 K: 1 S: 6 H: 1 LOB: 3 BB: 1 P: 11 | R: 0 E: 0 K: 0 S: 3 H: 0 LOB: 1 BB: 1 P: 7 | R: 1 E: 0 K: 0 S: 5 H: 2 LOB: 1 BB: 0 P: 5 | R: 0 E: 0 K: 0 S: 3 H: 0 LOB: 0 BB: 0 P: 3 | 1B: 5 2B: 3 3B: 0 HR: 0 | SF: 0 SAC: 0 DP: 0 HBP: 1 | | | | | |

| | AB | 35 |
|---|---|---|
| | R | 2 |
| | H | 8 |
| | RBI | 1 |
| | BB | 5 |
| | SO | 4 |
| | LOB | 18 |

WP: 1 PB: 0 SB: 0 CS: 0 PA: 41

| PITCHER | IP | WLS | BF | H | R | ER | SO | BB | IBB | HBP | BLK | WP | HR | S | P | ERA | WHIP |
|---|---|---|---|---|---|---|---|---|---|---|---|---|---|---|---|---|---|
| Chuck Dobson, R (1, 1)<br>ERA: 3.78 | 5.2 | W | 28 | 6 | 1 | 1 | 3 | 4 | 0 | 1 | 0 | 1 | 0 | 29 | 46 | 1.59 | 1.765 |
| Tony Pierce, L (6, 1)<br>ERA: 3.86 | 2.1 | | 10 | 2 | 1 | 1 | 1 | 1 | 0 | 0 | 0 | 0 | 0 | 11 | 15 | 3.86 | 1.286 |
| Jack Aker, R (9, 1)<br>ERA: 3.12 | 1.0 | S | 3 | 0 | 0 | 0 | 0 | 0 | 0 | 0 | 0 | 0 | 0 | 3 | 3 | 0.00 | 0.000 |

| PITCHER | IP | WLS | BF | H | R | ER | SO | BB | IBB | HBP | BLK | WP | HR | S | P | ERA | WHIP |
|---|---|---|---|---|---|---|---|---|---|---|---|---|---|---|---|---|---|

| Batter | 1 | 2 | 3 | 4 | 5 | 6 | 7 | 8 | 9 | AB | R | H | RBI | BB | SO | LOB |
|---|---|---|---|---|---|---|---|---|---|---|---|---|---|---|---|---|
| Bert Campaneris, R (1, 6)<br>OBP: 0.308, SLG: 0.337 | 6-3 | F7<br>1-2 | | | K | | | 1B | | 4 | 0 | 1 | 0 | 0 | 1 | 1 |
| Mike Hershberger, R (1, 9)<br>OBP: 0.346, SLG: 0.346 | E6<br>S S<br>1B | | K | | | 5-3 | | F9 | | 4 | 1 | 0 | 0 | 0 | 1 | 1 |
| John Donaldson, L (1, 4)<br>OBP: 0.368, SLG: 0.388 | S<br>1B<br>1-2<br>BB | | G4-6-3<br>1B | | | 6-3 | | 6-3 | | 3 | 1 | 1 | 0 | 1 | 0 | 1 |
| Ray Webster, L (1, 3)<br>OBP: 0.333, SLG: 0.410<br>Ken Harrelson, R (3, 3)<br>OBP: 0.275, SLG: 0.315 | 6-3 S<br>1B<br>1-H<br>2-H | | G4-6-3<br>1-2f | | | F8 | | | FC1-6<br>1B | 2<br>2 | 0<br>0 | 1<br>1 | 2<br>0 | 0<br>0 | 0<br>0 | 1<br>0 |
| Danny Cater, R (1, 5)<br>OBP: 0.294, SLG: 0.333<br>Allan Lewis, S (7, PR)<br>OBP: 0.250, SLG: 0.250<br>Dick Green, R (7, 5)<br>OBP: 0.287, SLG: 0.304 | 6-3<br>1-3 | | | 6-3 | | | S S<br>1B | | FC1-6<br>6-3<br>1-2f | 3<br>0<br>1 | 0<br>0<br>0 | 1<br>0<br>0 | 0<br>0<br>0 | 0<br>0<br>0 | 0<br>0<br>0 | 1<br>0<br>1 |
| Rick Monday, L (1, 8)<br>OBP: 0.314, SLG: 0.409 | K | | | 4-3 | | | K<br>1-2 | | 6-3<br>1-2 | 4 | 0 | 0 | 0 | 0 | 2 | 3 |
| Jim Gosger, L (1, 7)<br>OBP: 0.338, SLG: 0.364 | | F9 | | G3 | | | F7<br>2-3 | | FC6-4<br>IBB | 3 | 0 | 0 | 0 | 1 | 0 | 2 |
| Phil Roof, R (1, 2)<br>OBP: 0.269, SLG: 0.327 | | 6-3 | | | 5-3 | | 5-3 | | FC6-4<br>1-2f | 4 | 0 | 0 | 0 | 0 | 0 | 4 |
| Lew Krausse, R (1, 1)<br>OBP: 0.129, SLG: 0.100<br>Tony Pierce, R (8, 1)<br>Jack Aker, R (9, 1)<br>OBP: 0.143, SLG: 0.143 | | S<br>1B | | | 6-3 | | | 5-3 | | 3<br>0<br>0 | 0<br>0<br>0 | 1<br>0<br>0 | 0<br>0<br>0 | 0<br>0<br>0 | 0<br>0<br>0 | 0<br>0<br>0 |
| Inning Stats | R: 2<br>E: 1<br>K: 1<br>S: 7<br>H: 1<br>LOB: 1<br>BB: 1<br>P: 11 | R: 0<br>E: 0<br>K: 0<br>S: 4<br>H: 1<br>LOB: 1<br>BB: 0<br>P: 4 | R: 0<br>E: 0<br>K: 1<br>S: 5<br>H: 1<br>LOB: 0<br>BB: 0<br>P: 5 | R: 0<br>E: 0<br>K: 0<br>S: 3<br>H: 0<br>LOB: 0<br>BB: 0<br>P: 3 | R: 0<br>E: 0<br>K: 1<br>S: 5<br>H: 0<br>LOB: 0<br>BB: 0<br>P: 5 | R: 0<br>E: 0<br>K: 0<br>S: 3<br>H: 0<br>LOB: 0<br>BB: 0<br>P: 3 | R: 0<br>E: 0<br>K: 1<br>S: 6<br>H: 1<br>LOB: 2<br>BB: 0<br>P: 6 | R: 0<br>E: 0<br>K: 0<br>S: 4<br>H: 1<br>LOB: 1<br>BB: 0<br>P: 4 | R: 0<br>E: 0<br>K: 0<br>S: 4<br>H: 1<br>LOB: 2<br>BB: 1<br>P: 8 | 1B: 6<br>2B: 0<br>3B: 0<br>HR: 0<br>SF: 0<br>SAC: 0<br>DP: 1<br>HBP: 0 | | | | | | |

| PITCHER | | IP | WLS | BF | H | R | ER | SO | BB | IBB | HBP | BLK | WP | HR | S | P | ERA | WHIP |
|---|---|---|---|---|---|---|---|---|---|---|---|---|---|---|---|---|---|---|
| Dean Chance, R<br>ERA: 2.69 | (1, 1) | 8.0 | | 30 | 5 | 2 | 1 | 4 | 1 | 0 | 0 | 0 | 0 | 0 | 37 | 41 | 1.12 | 0.750 |
| Ron Kline, R<br>ERA: 3.1 | (9, 1) | 1.0 | W | 5 | 1 | 0 | 0 | 0 | 0 | 1 | 0 | 0 | 0 | 0 | 4 | 8 | 0.00 | 1.000 |

| PITCHER | IP | WLS | BF | H | R | ER | SO | BB | IBB | HBP | BLK | WP | HR | S | P | ERA | WHIP |
|---|---|---|---|---|---|---|---|---|---|---|---|---|---|---|---|---|---|

# TOP

## Kansas City Athletics @ Minnesota Twins

Metropolitan Stadium, Bloomington , MI

Sat Jul 15 1967, 4:33 AM EDT

Att. 22,364 - Unknown

livebaseballscorecards.com

| | |
|---|---|
| AB | 33 |
| R | 2 |
| H | 6 |
| RBI | 2 |
| BB | 2 |
| SO | 4 |
| LOB | 15 |

# BOTTOM

## Kansas City Athletics @ Minnesota Twins

Metropolitan Stadium, Bloomington , MI

Sat Jul 15 1967, 4:33 AM EDT

Att. 22,364 - Unknown

livebaseballscorecards.com

| Batter | 1 | 2 | 3 | 4 | 5 | 6 | 7 | 8 | 9 | AB | R | H | RBI | BB | SO | LOB |
|---|---|---|---|---|---|---|---|---|---|---|---|---|---|---|---|---|
| Cesar Tovar, R (1, 7) OBP: 0.336, SLG: 0.379 | F9 | | F4 | | | E6 | | 1-3 | | 4 | 0 | 0 | 0 | 0 | 0 | 1 |
| Rod Carew, L (1, 4) OBP: 0.363, SLG: 0.438 | K | | 1B | | | L6 | | G3 | | 4 | 0 | 1 | 0 | 0 | 1 | 2 |
| Harmon Killebrew, R (1, 3) OBP: 0.415, SLG: 0.588 | HR | | 5-3 | | | F8 | | | HR | 4 | 2 | 2 | 2 | 0 | 0 | 2 |
| Tony Oliva, L (1, 9) OBP: 0.304, SLG: 0.444 | G3 | | | F9 | | F4 | | | HR | 4 | 1 | 1 | 1 | 0 | 0 | 1 |
| Rich Rollins, R (1, 5) OBP: 0.333, SLG: 0.343 | | F9 | | F4 | | | 6-3 | | | 3 | 0 | 0 | 0 | 0 | 0 | 0 |
| Zoilo Versalles, R (1, 6) OBP: 0.278, SLG: 0.310 | | 5-3 | | F6 | | | 5-3 | | | 3 | 0 | 0 | 0 | 0 | 0 | 0 |
| Earl Battey, R (1, 2) OBP: 0.267, SLG: 0.247 | | 1B | | | F7 | | F7 | | | 3 | 0 | 1 | 0 | 0 | 0 | 0 |
| Ted Uhlaender, L (1, 8) OBP: 0.238, SLG: 0.363 | | F5 | | | F8 | | | 4-3 | | 3 | 0 | 0 | 0 | 0 | 0 | 1 |
| Dean Chance, R (1, 1) | | | K | | K | | | | | 2 | 0 | 0 | 0 | 0 | 2 | 0 |
| Bob Allison, R (8, PH) OBP: 0.351, SLG: 0.415 | | | | | | | | | | 1 | 0 | 1 | 0 | 0 | 0 | 0 |
| Ron Kline, R (9, 1) | | | | | | | | 1-3 2B | | 0 | 0 | 0 | 0 | 0 | 0 | 0 |
| Inning Stats | R: 1 E: 0 K: 1 S: 6 H: 1 LOB: 0 BB: 0 P: 6 | R: 0 E: 0 K: 0 S: 4 H: 1 LOB: 1 BB: 0 P: 4 | R: 0 E: 0 K: 1 S: 6 H: 1 LOB: 1 BB: 0 P: 6 | R: 0 E: 0 K: 0 S: 3 H: 0 LOB: 0 BB: 0 P: 3 | R: 0 E: 0 K: 1 S: 5 H: 0 LOB: 0 BB: 0 P: 5 | R: 0 E: 1 K: 0 S: 4 H: 0 LOB: 1 BB: 0 P: 4 | R: 0 E: 0 K: 0 S: 3 H: 0 LOB: 0 BB: 0 P: 3 | R: 0 E: 0 K: 0 S: 4 H: 1 LOB: 1 BB: 0 P: 4 | R: 2 E: 0 K: 0 S: 2 H: 2 LOB: 0 BB: 0 P: 2 | 1B: 2 2B: 1 3B: 0 HR: 3 | SF: 0 SAC: 0 DP: 0 HBP: 0 | | | | | | |

| | AB | 31 |
|---|---|---|
| | R | 3 |
| | H | 6 |
| | RBI | 3 |
| | BB | 0 |
| | SO | 3 |
| | LOB | 7 |

WP: 0 PB: 0 SB: 0 CS: 0 PA: 31

| PITCHER | | IP | WLS | BF | H | R | ER | SO | BB | IBB | HBP | BLK | WP | HR | S | P | ERA | WHIP |
|---|---|---|---|---|---|---|---|---|---|---|---|---|---|---|---|---|---|---|
| Lew Krausse, R ERA: 4.45 | (1, 1) | 7.2 | | 28 | 4 | 1 | 1 | 3 | 0 | 0 | 0 | 0 | 0 | 1 | 34 | 34 | 1.17 | 0.522 |
| Tony Pierce, L ERA: 3.83 | (8, 1) | 0.1 | | 1 | 0 | 0 | 0 | 0 | 0 | 0 | 0 | 0 | 0 | 0 | 1 | 1 | 0.00 | 0.000 |
| Jack Aker, R ERA: 3.41 | (9, 1) | 0.0 | L | 2 | 2 | 2 | 2 | 0 | 0 | 0 | 0 | 0 | 0 | 2 | 2 | 2 | ∞ | ∞ |

| PITCHER | | IP | WLS | BF | H | R | ER | SO | BB | IBB | HBP | BLK | WP | HR | S | P | ERA | WHIP |
|---|---|---|---|---|---|---|---|---|---|---|---|---|---|---|---|---|---|---|

| Batter | 1 | 2 | 3 | 4 | 5 | 6 | 7 | 8 | 9 | AB | R | H | RBI | BB | SO | LOB |
|---|---|---|---|---|---|---|---|---|---|---|---|---|---|---|---|---|
| Paul Schaal, R (1, 5)<br>OBP: 0.300, SLG: 0.310 | 5-3 | | F8 | | | BBBB 4-0 FC5-4 BB | | F4 | | 3 | 0 | 0 | 0 | 1 | 0 | 2 |
| Roger Repoz, L (1, 8)<br>OBP: 0.324, SLG: 0.398 | 4-3 | | F5 | | | SSS 0-3 K | | | SSS 0-3 K | 4 | 0 | 0 | 0 | 0 | 2 | 3 |
| Jim Fregosi, R (1, 6)<br>OBP: 0.339, SLG: 0.397 | F7 | | | 0-0 1B G4-6-3 1B | | 0-0 FC5-4 1-2f | | | 0-0 5-3 | 4 | 1 | 1 | 0 | 0 | 0 | 1 |
| Don Mincher, L (1, 3)<br>OBP: 0.387, SLG: 0.516 | | 0-0 F9 | | 0-0 G4-6-3 1-3 1B | | 0-0 4-3 | | | 0-0 FC5-4 1B | 4 | 0 | 2 | 0 | 0 | 0 | 1 |
| Jimmie Hall, L (1, 9)<br>OBP: 0.319, SLG: 0.415 | | 0-0 F8 | | 0-0 G4-6-3 1-2f 3-H | | | 0-0 F8 | | 0-0 FC5-4 1-2f | 4 | 0 | 0 | 0 | 0 | 0 | 2 |
| Rick Reichardt, R (1, 7)<br>OBP: 0.299, SLG: 0.370 | | 0-0 F4 | | 0-0 5-3 | | | SSS 0-3 K | | | 3 | 0 | 0 | 0 | 0 | 1 | 0 |
| Buck Rodgers, S (1, 2)<br>OBP: 0.281, SLG: 0.321 | | | H 1-0 FC3-5 1B HBP | | 0-0 4-3 | | SSS 0-3 K | | | 2 | 0 | 0 | 0 | 0 | 1 | 0 |
| Bobby Knoop, R (1, 4)<br>OBP: 0.300, SLG: 0.332 | | | 0-0 FC3-5 1-2 1B | | SSS 0-3 K | | | 0-0 F4 | | 3 | 0 | 1 | 0 | 0 | 1 | 0 |
| Bill Kelso, R (1, 1) | | | 0-0 FC3-5 1-2 2-3f | | 0-0 6-3 | | | SSS 0-3 K | | 2 | 0 | 0 | 0 | 0 | 0 | 2 |
| Ken Turner, R (7, 1) | | | | | | | | | | 0 | 0 | 0 | 0 | 0 | 0 | 0 |
| Ed Kirkpatrick, L (8, PH) | | | | | | | | | | 1 | 0 | 0 | 0 | 0 | 1 | 0 |
| Lew Burdette, R (8, 1) | | | | | | | | | | 0 | 0 | 0 | 0 | 0 | 0 | 0 |
| Inning Stats | R: 0 E: 0 K: 0 S: 3 H: 0 LOB: 0 BB: 0 P: 3 | R: 0 E: 0 K: 0 S: 3 H: 0 LOB: 0 BB: 0 P: 3 | R: 0 E: 0 K: 0 S: 4 H: 1 LOB: 2 BB: 0 P: 5 | R: 1 E: 0 K: 0 S: 4 H: 2 LOB: 0 BB: 0 P: 4 | R: 0 E: 0 K: 1 S: 5 H: 0 LOB: 0 BB: 0 P: 5 | R: 0 E: 1 K: 1 S: 5 H: 0 LOB: 1 BB: 1 P: 9 | R: 0 E: 0 K: 2 S: 7 H: 0 LOB: 0 BB: 0 P: 7 | R: 0 E: 0 K: 1 S: 5 H: 0 LOB: 0 BB: 0 P: 5 | R: 0 E: 0 K: 1 S: 6 H: 1 LOB: 1 BB: 0 P: 6 | 1B: 4 2B: 0 3B: 0 HR: 0 | SF: 0 SAC: 0 DP: 1 HBP: 1 | | | | | | |

# TOP

## California Angels @ Minnesota Twins

Metropolitan Stadium, Bloomington , MI

Sun Jul 16 1967, 4:33 AM EDT

Unknown

livebaseballscorecards.com

| | |
|---|---|
| AB | 30 |
| R | 1 |
| H | 4 |
| RBI | 0 |
| BB | 1 |
| SO | 6 |
| LOB | 11 |

| PITCHER | | IP | WLS | BF | H | R | ER | SO | BB | IBB | HBP | BLK | WP | HR | S | P | ERA | WHIP |
|---|---|---|---|---|---|---|---|---|---|---|---|---|---|---|---|---|---|---|
| Dave Boswell, R<br>ERA: 3.15 | (1, 1) | 9.0 | W | 32 | 4 | 1 | 1 | 6 | 1 | 0 | 1 | 0 | 0 | 0 | 42 | 47 | 1.00 | 0.556 |

| PITCHER | IP | WLS | BF | H | R | ER | SO | BB | IBB | HBP | BLK | WP | HR | S | P | ERA | WHIP |
|---|---|---|---|---|---|---|---|---|---|---|---|---|---|---|---|---|---|

| Batter | 1 | 2 | 3 | 4 | 5 | 6 | 7 | 8 | 9 | AB | R | H | RBI | BB | SO | LOB |
|---|---|---|---|---|---|---|---|---|---|---|---|---|---|---|---|---|
| Cesar Tovar, R (1, 7) (8, 8)<br>OBP: 0.338, SLG: 0.378 | 0-0 S 1B 1B | | 0-0 ① 6-3 | | | 1-0 G5-4-3 HBP | 0-0 ③ F7 | | | 3 | 1 | 1 | 0 | 0 | 0 | 0 |
| Rod Carew, L (1, 4)<br>OBP: 0.358, SLG: 0.432 | 0-0 ① F9 1-2 | | 0-0 ② F8 | | | 0-0 ① F8 | | 0-0 ① 6-3 | | 4 | 0 | 0 | 0 | 0 | 0 | 2 |
| Harmon Killebrew, R (1, 3)<br>OBP: 0.410, SLG: 0.579 | 0-0 ② 5-3 | | 0-0 ③ 6-3 | | | 0-0 ②③ G5-4-3 1-2f | | 0-0 E6 G6-3 | | 4 | 0 | 0 | 0 | 0 | 0 | 2 |
| Tony Oliva, L (1, 9)<br>OBP: 0.307, SLG: 0.440 | 1-0 1B 1B HBP | | | SSS 0-3 ① K | | | BBBB 4-0 S SH5-4 1B BB | 0-0 ②③ G6-3 1-2f | | 2 | 1 | 0 | 0 | 1 | 1 | 1 |
| Rich Rollins, R (1, 5)<br>OBP: 0.339, SLG: 0.347<br>Frank Quilici, R (9, 5) | 0-0 ③ 1-H 2-H 1B | | | BBBB 4-0 CS BB | | | 0-0 ① SH5-4 1-2 | | | 1 | 0 | 1 | 1 | 1 | 0 | 0 |
| | | | | | | | | | | 0 | 0 | 0 | 0 | 0 | 0 | 0 |
| Zoilo Versalles, R (1, 6)<br>OBP: 0.282, SLG: 0.314 | | 0-0 6-3 2B | | SSS 0-3 ②③ K 1-2 | | | 1-0 1B HR HBP | | | 2 | 1 | 1 | 0 | 0 | 1 | 1 |
| Earl Battey, R (1, 2)<br>OBP: 0.261, SLG: 0.241<br>Rich Reese, L (7, PH)<br>OBP: 0.298, SLG: 0.423<br>Jerry Zimmerman, R (8, 2)<br>OBP: 0.235, SLG: 0.162 | | 0-0 ① 6-3 2-3 | | | SSS 0-3 ① K | | 0-0 1-3 2-H HR 1B | | | 2 | 0 | 0 | 0 | 0 | 1 | 1 |
| | | | | | | | | | | 1 | 1 | 1 | 1 | 0 | 0 | 0 |
| | | | | | | | | | | 0 | 0 | 0 | 0 | 0 | 0 | 0 |
| Ted Uhlaender, L (1, 8)<br>OBP: 0.235, SLG: 0.357<br>Bob Allison, R (7, PH)<br>OBP: 0.353, SLG: 0.429<br>(8, 7) | | 0-0 ② 4-3 | | | 0-0 ② F6 | | 0-0 1-H 3-H HR | | | 2 | 0 | 0 | 0 | 0 | 0 | 1 |
| | | | | | | | | | | 1 | 1 | 1 | 3 | 0 | 0 | 0 |
| Dave Boswell, R (1, 1)<br>OBP: 0.238, SLG: 0.275 | | SSS 0-3 ③ K | | | SSS 0-3 ③ K | | 0-0 ② 6-3 | | | 3 | 0 | 0 | 0 | 0 | 2 | 1 |
| Inning Stats | R: 1 E: 0 K: 0 S: 4 H: 2 LOB: 2 BB: 0 P: 5 | R: 0 E: 0 K: 1 S: 6 H: 1 LOB: 1 BB: 0 P: 6 | R: 0 E: 0 K: 0 S: 3 H: 0 LOB: 0 BB: 0 P: 3 | R: 0 E: 0 K: 2 S: 6 H: 0 LOB: 0 BB: 1 P: 10 | R: 0 E: 0 K: 2 S: 7 H: 0 LOB: 0 BB: 0 P: 7 | R: 0 E: 0 K: 0 S: 2 H: 0 LOB: 0 BB: 0 P: 3 | R: 4 E: 0 K: 0 S: 5 H: 2 LOB: 0 BB: 1 P: 10 | R: 0 E: 1 K: 0 S: 3 H: 0 LOB: 0 BB: 0 P: 3 | | 1B: 3 2B: 1 3B: 0 HR: 1 | SF: 0 SAC: 1 DP: 2 HBP: 3 | | | | | |

| PITCHER | | IP | WLS | BF | H | R | ER | SO | BB | IBB | HBP | BLK | WP | HR | S | P | ERA | WHIP |
|---|---|---|---|---|---|---|---|---|---|---|---|---|---|---|---|---|---|---|
| Bill Kelso, R<br>ERA: 3.09 | (1, 1) | 6.1 | L | 25 | 4 | 4 | 4 | 5 | 2 | 0 | 3 | 0 | 0 | 0 | 30 | 41 | 5.68 | 0.947 |
| Ken Turner, L<br>ERA: 3.86 | (7, 1) | 0.2 | | 3 | 1 | 1 | 1 | 0 | 0 | 0 | 0 | 0 | 0 | 1 | 3 | 3 | 13.50 | 1.500 |
| Lew Burdette, R<br>ERA: 4.91 | (8, 1) | 1.0 | | 3 | 0 | 0 | 0 | 0 | 0 | 0 | 0 | 0 | 0 | 0 | 3 | 3 | 0.00 | 0.000 |

| PITCHER | IP | WLS | BF | H | R | ER | SO | BB | IBB | HBP | BLK | WP | HR | S | P | ERA | WHIP |
|---|---|---|---|---|---|---|---|---|---|---|---|---|---|---|---|---|---|

# BOTTOM

## California Angels @ Minnesota Twins

Metropolitan Stadium, Bloomington , MI

Sun Jul 16 1967, 4:33 AM EDT

Unknown

livebaseballscorecards.com

| | |
|---|---|
| AB | 25 |
| R | 5 |
| H | 5 |
| RBI | 5 |
| BB | 2 |
| SO | 5 |
| LOB | 9 |

1B: 3 2B: 1 3B: 0 HR: 1 SF: 0 SAC: 1 DP: 2 HBP: 3

WP: 0 PB: 0 SB: 2 CS: 1 PA: 31

| Batter | 1 | 2 | 3 | 4 | 5 | 6 | 7 | 8 | 9 | AB | R | H | RBI | BB | SO | LOB |
|---|---|---|---|---|---|---|---|---|---|---|---|---|---|---|---|---|
| Jose Cardenal, R (1, 7) (4, 8)<br>OBP: 0.268, SLG: 0.331 | 6-3 | | 1B 2B 1B<br>1-2 | E7<br>1-3 2-H 1B | | BBB FC5-2 HBP<br>4-0 1-2 BB | | 1B 1B<br>0-0 | | 4 | 1 | 3 | 1 | 1 | 0 | 0 |
| Roger Repoz, L (1, 8)<br>OBP: 0.333, SLG: 0.416 | 2B | | 2B 1B<br>1-2 2-3 | 3-1 | | H FC5-2 HBP<br>1-0 1-2 2-3 | | 1B<br>0-0 | | 2 | 1 | 2 | 0 | 0 | 0 | 0 |
| Bubba Morton, R (4, PH) (4, 7)<br>OBP: 0.400, SLG: 0.351 | | | | | | | | 1B<br>1-3 | | 2 | 0 | 1 | 0 | 0 | 0 | 2 |
| Jim Fregosi, R (1, 6)<br>OBP: 0.340, SLG: 0.400 | 4-3 | | 2B<br>1-H 2-H 3-H | | F8 S HR 1B | FC5-2<br>1-2 2-3 3-Hf | | F8 | | 5 | 1 | 2 | 3 | 0 | 0 | 6 |
| Don Mincher, L (1, 3)<br>OBP: 0.381, SLG: 0.507 | F5 | | G3 | | F5<br>1-2 | F4 | | | G3 | 5 | 0 | 0 | 0 | 0 | 0 | 6 |
| Jimmie Hall, L (1, 9)<br>OBP: 0.313, SLG: 0.406 | | 4-3 | F7 | | F8<br>2-3 | | F8 | | F8 | 5 | 0 | 0 | 0 | 0 | 0 | 2 |
| Tom Satriano, L (1, 5)<br>OBP: 0.314, SLG: 0.328 | | F6 | | F7 | HR<br>3-H | | 4-3 | | 4-3 | 5 | 1 | 1 | 2 | 0 | 0 | 0 |
| Ed Kirkpatrick, L (1, 2) | | K | | F2 | L3 | | F3 | | | 3 | 0 | 0 | 0 | 0 | 1 | 0 |
| Buck Rodgers, S (6, 2)<br>OBP: 0.280, SLG: 0.319 | | | | | | | | | | 1 | 0 | 0 | 0 | 0 | 0 | 0 |
| Bobby Knoop, R (1, 4)<br>OBP: 0.302, SLG: 0.335 | | | K | 1B 1B 1B | | HBP BB FC5-2 1B | | F8 | | 4 | 1 | 2 | 0 | 0 | 1 | 0 |
| Clyde Wright, R (1, 1)<br>OBP: 0.364, SLG: 0.545 | | | 1B 1B 2B 1B | E 1B<br>1-2 | | K | | K | | 3 | 1 | 2 | 0 | 0 | 1 | 1 |
| Pete Cimino, R (6, 1)<br>OBP: 0.300, SLG: 0.300 | | | | | | | | | | 0 | 0 | 0 | 0 | 0 | 0 | 0 |
| Minnie Rojas, R (6, 1)<br>OBP: 0.167, SLG: 0.091 | | | | | | | | | | 0 | 0 | 0 | 0 | 0 | 0 | 0 |
| Woodie Held, R (8, PH)<br>OBP: 0.319, SLG: 0.418 | | | | | | | | | | 1 | 0 | 0 | 0 | 0 | 1 | 0 |
| Ken Turner, R (8, 1) | | | | | | | | | | 0 | 0 | 0 | 0 | 0 | 0 | 0 |
| Inning Stats | R: 0 E: 0 K: 0 S: 4 H: 1 LOB: 1 BB: 0 P: 4 | R: 0 E: 0 K: 1 S: 5 H: 0 LOB: 0 BB: 0 P: 5 | R: 3 E: 0 K: 1 S: 9 H: 4 LOB: 1 BB: 0 P: 9 | R: 1 E: 1 K: 0 S: 6 H: 3 LOB: 2 BB: 0 P: 6 | R: 2 E: 0 K: 0 S: 5 H: 2 LOB: 0 BB: 0 P: 5 | R: 0 E: 0 K: 1 S: 6 H: 1 LOB: 3 BB: 1 P: 11 | R: 0 E: 0 K: 0 S: 3 H: 0 LOB: 0 BB: 0 P: 3 | R: 0 E: 0 K: 1 S: 7 H: 2 LOB: 2 BB: 0 P: 7 | R: 0 E: 0 K: 0 S: 3 H: 0 LOB: 0 BB: 0 P: 3 | 1B: 10 2B: 2 3B: 0 HR: 1 | SF: 0 SAC: 0 DP: 0 HBP: 1 | | | | | |

# TOP

## California Angels @ Minnesota Twins

Metropolitan Stadium, Bloomington , MI

Sun Jul 16 1967, 4:38 AM EDT

Att. 43,419 - Unknown

livebaseballscorecards.com

| | |
|---|---|
| AB | 40 |
| R | 6 |
| H | 13 |
| RBI | 6 |
| BB | 1 |
| SO | 4 |
| LOB | 17 |

WP: 0 PB: 0 SB: 1 CS: 0 PA: 42

| PITCHER | | IP | WLS | BF | H | R | ER | SO | BB | IBB | HBP | BLK | WP | HR | S | P | ERA | WHIP |
|---|---|---|---|---|---|---|---|---|---|---|---|---|---|---|---|---|---|---|
| Mudcat Grant, R<br>ERA: 4.58 | (1, 1) | 3.2 | | 19 | 8 | 4 | 4 | 2 | 0 | 0 | 0 | 0 | 0 | 0 | 23 | 23 | 9.82 | 2.182 |
| Jim Roland, L<br>ERA: 3.46 | (4, 1) | 1.1 | | 6 | 2 | 2 | 2 | 0 | 0 | 0 | 0 | 0 | 0 | 1 | 6 | 6 | 13.50 | 1.500 |
| Jim Perry, R<br>ERA: 4.04 | (6, 1) | 1.0 | | 6 | 1 | 0 | 0 | 1 | 1 | 0 | 1 | 0 | 0 | 0 | 6 | 11 | 0.00 | 2.000 |
| Jim Ollom, L<br>ERA: 5.64 | (7, 1) | 1.0 | | 3 | 0 | 0 | 0 | 0 | 0 | 0 | 0 | 0 | 0 | 0 | 3 | 3 | 0.00 | 0.000 |
| Al Worthington, R<br>ERA: 3.53 | (8, 1) | 2.0 | W | 8 | 2 | 0 | 0 | 1 | 0 | 0 | 0 | 0 | 0 | 0 | 10 | 10 | 0.00 | 1.000 |

| PITCHER | | IP | WLS | BF | H | R | ER | SO | BB | IBB | HBP | BLK | WP | HR | S | P | ERA | WHIP |
|---|---|---|---|---|---|---|---|---|---|---|---|---|---|---|---|---|---|---|

# BOTTOM

## California Angels @ Minnesota Twins

Metropolitan Stadium, Bloomington , MI

Sun Jul 16 1967, 4:38 AM EDT

Att. 43,419 - Unknown

livebaseballscorecards.com

| Batter | 1 | 2 | 3 | 4 | 5 | 6 | 7 | 8 | 9 | AB | R | H | RBI | BB | SO | LOB |
|---|---|---|---|---|---|---|---|---|---|---|---|---|---|---|---|---|
| Cesar Tovar, R (1, 8)<br>OBP: 0.341, SLG: 0.381 | F4 | | K | | 1B 1B 2B | BBBB FC6-4 1-2 2-3 3-H BB | | BBBB FC6-4 BB | | 3 | 1 | 1 | 1 | 2 | 1 | 0 |
| Rod Carew, L (1, 4)<br>OBP: 0.359, SLG: 0.430 | BBBB BB | | | BB 2B 1B | 6-3 | FC6-4 FC5-4 1-2f 2-3 3-H | | FC6-4 1-2f | | 4 | 1 | 1 | 1 | 1 | 0 | 4 |
| Harmon Killebrew, R (1, 3)<br>OBP: 0.410, SLG: 0.574 | F9 | | | BBBB 2B 1-2 BB | 1B 2-3 1B | FC5-4 1-2f | | F4 | | 4 | 0 | 1 | 0 | 1 | 0 | 4 |
| Tony Oliva, L (1, 9)<br>OBP: 0.308, SLG: 0.439 | 5-3 | | | F6 | 1-2 3-H 1B | | HR 1B | K | | 5 | 1 | 2 | 1 | 0 | 1 | 4 |
| Rich Rollins, R (1, 5)<br>OBP: 0.341, SLG: 0.368 | | 6-3 | | 1-3 2-H 2B | F7 | | K | | HR | 5 | 1 | 2 | 2 | 0 | 1 | 3 |
| Bob Allison, R (1, 7)<br>OBP: 0.355, SLG: 0.442 | | K | | 5-3 | | BB 1B BB 1B | 1-H HR | | | 4 | 2 | 2 | 2 | 0 | 1 | 2 |
| Zoilo Versalles, R (1, 6)<br>OBP: 0.284, SLG: 0.315 | | F4 | | BBBB BB | | BB BB 1-2 FC6-4 1B | F8 | | | 3 | 1 | 1 | 0 | 1 | 0 | 0 |
| Jerry Zimmerman, R (1, 2)<br>OBP: 0.233, SLG: 0.161 | | | F3 | F8 | | BBBB FC6-4 BB 1-2 2-3 BB | BBBB BB | | | 1 | 0 | 0 | 0 | 0 | 0 | 0 |
| Earl Battey, R (4, PH)<br>OBP: 0.275, SLG: 0.238 (5, 2) | | | | | | | | | | 1 | 0 | 0 | 0 | 2 | 0 | 3 |
| Mudcat Grant, R (1, 1)<br>OBP: 0.148, SLG: 0.120 | | | 4-3 | | F5 | K | F3 | | | 1 | 0 | 0 | 0 | 0 | 0 | 0 |
| Jim Roland, R (4, 1) | | | | | | | | | | 0 | 0 | 0 | 0 | 0 | 0 | 0 |
| Frank Quilici, R (5, PH) | | | | | | | | | | 1 | 0 | 0 | 0 | 0 | 0 | 0 |
| Jim Perry, S (6, 1)<br>OBP: 0.308, SLG: 0.538 | | | | | | | | | | 0 | 0 | 0 | 0 | 0 | 0 | 0 |
| Rich Reese, L (6, PH)<br>OBP: 0.263, SLG: 0.415 | | | | | | | | | | 1 | 0 | 0 | 0 | 0 | 1 | 3 |
| Jim Ollom, R (7, 1)<br>OBP: 0.200, SLG: 0.200 | | | | | | | | | | 0 | 0 | 0 | 0 | 0 | 0 | 0 |
| Sandy Valdespino, L (7, PH)<br>OBP: 0.262, SLG: 0.270 | | | | | | | | | | 1 | 0 | 0 | 0 | 0 | 0 | 1 |
| Al Worthington, R (8, 1) | | | | | | | | | | 0 | 0 | 0 | 0 | 0 | 0 | 0 |

| Inning Stats | 1 | 2 | 3 | 4 | 5 | 6 | 7 | 8 | 9 |
|---|---|---|---|---|---|---|---|---|---|
| | R: 0 H: 0<br>E: 0 LOB: 1<br>K: 0 BB: 1<br>S: 3 P: 7 | R: 0 H: 0<br>E: 0 LOB: 0<br>K: 1 BB: 0<br>S: 5 P: 5 | R: 0 H: 0<br>E: 0 LOB: 0<br>K: 1 BB: 0<br>S: 5 P: 5 | R: 1 H: 2<br>E: 0 LOB: 3<br>K: 0 BB: 2<br>S: 5 P: 13 | R: 1 H: 3<br>E: 0 LOB: 2<br>K: 0 BB: 0<br>S: 6 P: 6 | R: 2 H: 2<br>E: 0 LOB: 2<br>K: 1 BB: 2<br>S: 7 P: 15 | R: 2 H: 2<br>E: 0 LOB: 1<br>K: 1 BB: 1<br>S: 7 P: 11 | R: 0 H: 0<br>E: 0 LOB: 1<br>K: 1 BB: 1<br>S: 5 P: 9 | R: 1 H: 1<br>E: 0 LOB: 0<br>K: 0 BB: 0<br>S: 1 P: 1 |

| | |
|---|---|
| 1B: 6 | SF: 0 |
| 2B: 2 | SAC: 0 |
| 3B: 0 | DP: 0 |
| HR: 2 | HBP: 0 |

| | |
|---|---|
| WP: 0 | PA: 41 |
| PB: 0 | |
| SB: 0 | |
| CS: 0 | |

| | |
|---|---|
| **AB** | **34** |
| **R** | **7** |
| **H** | **10** |
| **RBI** | **7** |
| **BB** | **7** |
| **SO** | **5** |
| **LOB** | **24** |

| PITCHER | | IP | WLS | BF | H | R | ER | SO | BB | IBB | HBP | BLK | WP | HR | S | P | ERA | WHIP |
|---|---|---|---|---|---|---|---|---|---|---|---|---|---|---|---|---|---|---|
| Clyde Wright, L<br>ERA: 4.06 | (1, 1) | 5.0 | | 25 | 7 | 4 | 4 | 2 | 3 | 0 | 0 | 0 | 0 | 0 | 26 | 38 | 7.20 | 2.000 |
| Pete Cimino, R<br>ERA: 2.56 | (6, 1) | 0.1 | | 3 | 0 | 0 | 0 | 1 | 2 | 0 | 0 | 0 | 0 | 0 | 3 | 11 | 0.00 | 6.000 |
| Minnie Rojas, R<br>ERA: 1.94 | (6, 1) | 1.2 | | 8 | 2 | 2 | 2 | 1 | 1 | 0 | 0 | 0 | 0 | 1 | 9 | 13 | 10.80 | 1.800 |
| Ken Turner, L<br>ERA: 4.15 | (8, 1) | 1.0 | L | 5 | 1 | 1 | 1 | 1 | 1 | 0 | 0 | 0 | 0 | 1 | 6 | 10 | 9.00 | 2.000 |

| PITCHER | | IP | WLS | BF | H | R | ER | SO | BB | IBB | HBP | BLK | WP | HR | S | P | ERA | WHIP |
|---|---|---|---|---|---|---|---|---|---|---|---|---|---|---|---|---|---|---|

| Batter | 1 | 2 | 3 | 4 | 5 | 6 | 7 | 8 | 9 | AB | R | H | RBI | BB | SO | LOB |
|---|---|---|---|---|---|---|---|---|---|---|---|---|---|---|---|---|
| Jose Cardenal, R (1, 8)<br>OBP: 0.268, SLG: 0.330 | 6-3 | 5-3 | | | FC5<br>1-2 | | F3 | | | 4 | 0 | 1 | 0 | 0 | 0 | 1 |
| Johnny Werhas, R (1, 5)<br>OBP: 0.269, SLG: 0.333 | 1B<br>3B | | K | | FC5<br>1-2<br>2-3f | | K | | | 4 | 1 | 1 | 0 | 0 | 2 | 2 |
| Paul Schaal, R (7, 5)<br>OBP: 0.300, SLG: 0.310 | | | | | | | | | | 0 | 0 | 0 | 0 | 0 | 0 | 0 |
| Jim Fregosi, R (1, 6)<br>OBP: 0.342, SLG: 0.401 | 1B<br>1B<br>3-H | | 4-3<br>1B | | F8 | | F8 | | | 4 | 0 | 2 | 1 | 0 | 0 | 2 |
| Bill Skowron, R (1, 3)<br>OBP: 0.220, SLG: 0.259 | F7 | | 4-3<br>1-2 | | K | | | K | | 4 | 0 | 0 | 0 | 0 | 2 | 4 |
| Bubba Morton, R (1, 9)<br>OBP: 0.404, SLG: 0.359 | 1B<br>1-3 | | 1-3 | | | FC1-4<br>1B | | 1-3 | | 4 | 0 | 2 | 0 | 0 | 0 | 1 |
| Rick Reichardt, R (1, 7)<br>OBP: 0.296, SLG: 0.365 | F7 | | | F8 | | FC1-4<br>1B<br>1-2f | | K | | 4 | 1 | 0 | 0 | 0 | 1 | 3 |
| Roger Repoz, L (8, 7)<br>OBP: 0.333, SLG: 0.416 | | | | | | | | | | 0 | 0 | 0 | 0 | 0 | 0 | 0 |
| Bobby Knoop, R (1, 4)<br>OBP: 0.302, SLG: 0.333 | | K | | K | | 1B<br>1-2 | | | 2-3 | 4 | 0 | 1 | 0 | 0 | 2 | 0 |
| Buck Rodgers, S (1, 2)<br>OBP: 0.283, SLG: 0.322 | | 1B | | 4-3 | | 1-3<br>2-H | | | F8 | 4 | 0 | 2 | 1 | 0 | 0 | 0 |
| George Brunet, R (1, 1)<br>OBP: 0.082, SLG: 0.063 | | K | | | FC5<br>1B | K | | | K | 4 | 0 | 1 | 0 | 0 | 3 | 2 |
| Inning Stats | R: 1<br>E: 0<br>K: 0<br>S: 6<br>H: 3<br>LOB: 2<br>BB: 0<br>P: 6 | R: 0<br>E: 0<br>K: 2<br>S: 8<br>H: 1<br>LOB: 1<br>BB: 0<br>P: 8 | R: 0<br>E: 0<br>K: 1<br>S: 6<br>H: 1<br>LOB: 1<br>BB: 0<br>P: 6 | R: 0<br>E: 0<br>K: 1<br>S: 5<br>H: 0<br>LOB: 0<br>BB: 0<br>P: 5 | R: 0<br>E: 0<br>K: 1<br>S: 7<br>H: 2<br>LOB: 2<br>BB: 0<br>P: 7 | R: 1<br>E: 0<br>K: 1<br>S: 7<br>H: 3<br>LOB: 1<br>BB: 0<br>P: 7 | R: 0<br>E: 0<br>K: 1<br>S: 5<br>H: 0<br>LOB: 0<br>BB: 0<br>P: 5 | R: 0<br>E: 0<br>K: 2<br>S: 7<br>H: 0<br>LOB: 0<br>BB: 0<br>P: 7 | R: 0<br>E: 0<br>K: 1<br>S: 5<br>H: 0<br>LOB: 0<br>BB: 0<br>P: 5 | 1B: 9<br>2B: 0<br>3B: 1<br>HR: 0<br>SF: 0<br>SAC: 0<br>DP: 0<br>HBP: 0 | | | | | | |

| PITCHER | IP | WLS | BF | H | R | ER | SO | BB | IBB | HBP | BLK | WP | HR | S | P | ERA | WHIP |
|---|---|---|---|---|---|---|---|---|---|---|---|---|---|---|---|---|---|
| Jim Merritt, L (1, 1)<br>ERA: 2.36 | 8.0 | L | 33 | 10 | 2 | 2 | 9 | 0 | 0 | 0 | 0 | 0 | 0 | 51 | 51 | 2.25 | 1.250 |
| Ron Kline, R (9, 1)<br>ERA: 3.02 | 1.0 | | 3 | 0 | 0 | 0 | 1 | 0 | 0 | 0 | 0 | 0 | 0 | 5 | 5 | 0.00 | 0.000 |

| PITCHER | IP | WLS | BF | H | R | ER | SO | BB | IBB | HBP | BLK | WP | HR | S | P | ERA | WHIP |
|---|---|---|---|---|---|---|---|---|---|---|---|---|---|---|---|---|---|

# TOP

## California Angels @ Minnesota Twins

Metropolitan Stadium, Bloomington , MI

Mon Jul 17 1967, 4:33 AM EDT

Att. 22,796 - Unknown

livebaseballscorecards.com

| | |
|---|---|
| AB | 36 |
| R | 2 |
| H | 10 |
| RBI | 2 |
| BB | 0 |
| SO | 10 |
| LOB | 15 |

WP: 0 PA: 36
PB: 0
SB: 0
CS: 0

# BOTTOM

## California Angels @ Minnesota Twins

Metropolitan Stadium, Bloomington , MI

Mon Jul 17 1967, 4:33 AM EDT

Att. 22,796 - Unknown

livebaseballscorecards.com

| Batter | 1 | 2 | 3 | 4 | 5 | 6 | 7 | 8 | 9 | AB | R | H | RBI | BB | SO | LOB |
|---|---|---|---|---|---|---|---|---|---|---|---|---|---|---|---|---|
| Cesar Tovar, R (1, 8)<br>OBP: 0.340, SLG: 0.379 | L5 | | 6-3 | | | F9 1B 1B | | K | | 4 | 0 | 1 | 0 | 0 | 1 | 1 |
| Rod Carew, L (1, 4)<br>OBP: 0.357, SLG: 0.427 | G3 | | 1B | | | F7 | | F8 | | 4 | 0 | 1 | 0 | 0 | 0 | 2 |
| Harmon Killebrew, R (1, 3)<br>OBP: 0.414, SLG: 0.574 | IBB | | F3 | | | 1B | | BB | | 2 | 0 | 1 | 0 | 2 | 0 | 1 |
| Rich Reese, L (8, PR)<br>OBP: 0.293, SLG: 0.415 (9, 3) | | | | | | | | | | 0 | 0 | 0 | 0 | 0 | 0 | 0 |
| Tony Oliva, L (1, 9)<br>OBP: 0.304, SLG: 0.432 | F8 | | | L4 | | F9 | | F9 | | 4 | 0 | 0 | 0 | 0 | 0 | 5 |
| Rich Rollins, R (1, 5)<br>OBP: 0.335, SLG: 0.361 | | F5 | | 5-3 | | F8 | | | 5-3 | 4 | 0 | 0 | 0 | 0 | 0 | 2 |
| Bob Allison, R (1, 7)<br>OBP: 0.353, SLG: 0.437 | | BB | | F6 | | | K | | F8 | 3 | 0 | 0 | 0 | 1 | 1 | 0 |
| Zoilo Versalles, R (1, 6)<br>OBP: 0.281, SLG: 0.311 | | F6 | 5-3 | | | | K | | K | 4 | 0 | 0 | 0 | 0 | 2 | 1 |
| Jerry Zimmerman, R (1, 2)<br>OBP: 0.230, SLG: 0.158 | | 1-3 | F9 | | | | F2 | | | 2 | 0 | 0 | 0 | 0 | 0 | 1 |
| Earl Battey, R (6, 2)<br>OBP: 0.272, SLG: 0.235 | | | | | | | | | | 1 | 0 | 0 | 0 | 0 | 0 | 0 |
| Jim Merritt, L (1, 1)<br>OBP: 0.211, SLG: 0.222 | | | K | | K | | | BB 1B | | 2 | 0 | 0 | 0 | 0 | 2 | 0 |
| Frank Kostro, R (8, PH)<br>OBP: 0.429, SLG: 0.333 | | | | | | | | | | 1 | 0 | 1 | 0 | 0 | 0 | 0 |
| Ron Kline, R (9, 1) | | | | | | | | | | 0 | 0 | 0 | 0 | 0 | 0 | 0 |

| | AB | 31 |
|---|---|---|
| | R | 0 |
| | H | 4 |
| | RBI | 0 |
| | BB | 3 |
| | SO | 6 |
| | LOB | 13 |

| Inning Stats | 1 | 2 | 3 | 4 | 5 | 6 | 7 | 8 | 9 |
|---|---|---|---|---|---|---|---|---|---|
| | R: 0 H: 0<br>E: 0 LOB: 1<br>K: 0 BB: 1<br>S: 3 P: 7 | R: 0 H: 0<br>E: 0 LOB: 1<br>K: 0 BB: 1<br>S: 3 P: 7 | R: 0 H: 1<br>E: 0 LOB: 1<br>K: 1 BB: 0<br>S: 6 P: 6 | R: 0 H: 0<br>E: 0 LOB: 0<br>K: 0 BB: 0<br>S: 3 P: 3 | R: 0 H: 0<br>E: 0 LOB: 0<br>K: 1 BB: 0<br>S: 5 P: 5 | R: 0 H: 2<br>E: 0 LOB: 2<br>K: 0 BB: 0<br>S: 5 P: 5 | R: 0 H: 0<br>E: 0 LOB: 0<br>K: 2 BB: 0<br>S: 7 P: 7 | R: 0 H: 1<br>E: 0 LOB: 2<br>K: 1 BB: 1<br>S: 6 P: 10 | R: 0 H: 0<br>E: 0 LOB: 0<br>K: 1 BB: 0<br>S: 5 P: 5 |

| | 1B: 4 | SF: 0 | WP: 0 | PA: 34 |
|---|---|---|---|---|
| | 2B: 0 | SAC: 0 | PB: 0 | |
| | 3B: 0 | DP: 0 | SB: 0 | |
| | HR: 0 | HBP: 0 | CS: 0 | |

| PITCHER | IP | WLS | BF | H | R | ER | SO | BB | IBB | HBP | BLK | WP | HR | S | P | ERA | WHIP |
|---|---|---|---|---|---|---|---|---|---|---|---|---|---|---|---|---|---|
| George Brunet, L (1, 1)<br>ERA: 3.4 | 9.0 | W | 34 | 4 | 0 | 0 | 6 | 2 | 1 | 0 | 0 | 0 | 0 | 43 | 55 | 0.00 | 0.667 |

| PITCHER | IP | WLS | BF | H | R | ER | SO | BB | IBB | HBP | BLK | WP | HR | S | P | ERA | WHIP |
|---|---|---|---|---|---|---|---|---|---|---|---|---|---|---|---|---|---|

| Batter | 1 | 2 | 3 | 4 | 5 | 6 | 7 | 8 | 9 | AB | R | H | RBI | BB | SO | LOB |
|---|---|---|---|---|---|---|---|---|---|---|---|---|---|---|---|---|
| Cesar Tovar, R (1, 8)<br>OBP: 0.337, SLG: 0.375 | F3 | | | F8 | | 6-3 | | | 6-3 | 4 | 0 | 0 | 0 | 0 | 0 | 0 |
| Rod Carew, L (1, 4)<br>OBP: 0.356, SLG: 0.425 | F5 | | | HR 1B | | F8 | | | K | 4 | 1 | 1 | 0 | 0 | 1 | 0 |
| Harmon Killebrew, R (1, 3)<br>OBP: 0.416, SLG: 0.584 | 5-3 | | | 1-H HR | | | BBBB 4-0 BLK 1B BB | | | 2 | 1 | 1 | 2 | 1 | 0 | 0 |
| Tony Oliva, L (1, 9)<br>OBP: 0.304, SLG: 0.431 | | SSS 0-3 K | | F2 | | | 1-H 1B | | | 3 | 0 | 1 | 0 | 0 | 1 | 0 |
| Rich Rollins, R (1, 5)<br>OBP: 0.330, SLG: 0.355 | | SSS 0-3 K | | SSS 0-3 K2-3 | | | SSS 0-3 K | | | 3 | 0 | 0 | 0 | 0 | 3 | 0 |
| Bob Allison, R (1, 7)<br>OBP: 0.350, SLG: 0.432 | | 6-3 | | | F6 | | | F3 | | 3 | 0 | 0 | 0 | 0 | 0 | 0 |
| Zoilo Versalles, R (1, 6)<br>OBP: 0.278, SLG: 0.308 | | | 6-3 | | F9 | | | 5-3 | | 3 | 0 | 0 | 0 | 0 | 0 | 0 |
| Russ Nixon, L (1, 2)<br>OBP: 0.324, SLG: 0.319 | | | F7 | | SSS 0-3 K | | | 1-3 | | 3 | 0 | 0 | 0 | 0 | 1 | 0 |
| Jim Kaat, L (1, 1)<br>OBP: 0.315, SLG: 0.388 | | | F6 | | | | F7 | | 1-3 | 2 | 0 | 0 | 0 | 0 | 0 | 0 |
| Rich Reese, L (9, PH)<br>OBP: 0.288, SLG: 0.407 | | | | | | | | | | 1 | 0 | 0 | 0 | 0 | 0 | 0 |
| Inning Stats | R: 0 E: 0 K: 0 S: 3 H: 0 LOB: 0 BB: 0 P: 3 | R: 0 E: 0 K: 2 S: 7 H: 0 LOB: 0 BB: 0 P: 7 | R: 0 E: 0 K: 0 S: 3 H: 0 LOB: 0 BB: 0 P: 3 | R: 2 E: 0 K: 1 S: 7 H: 2 LOB: 0 BB: 0 P: 7 | R: 0 E: 0 K: 1 S: 5 H: 0 LOB: 0 BB: 0 P: 5 | R: 0 E: 0 K: 0 S: 3 H: 0 LOB: 0 BB: 0 P: 3 | R: 0 E: 0 K: 1 S: 4 H: 1 LOB: 0 BB: 1 P: 8 | R: 0 E: 0 K: 0 S: 3 H: 0 LOB: 0 BB: 0 P: 3 | R: 0 E: 0 K: 1 S: 5 H: 0 LOB: 0 BB: 0 P: 5 | 1B: 2 2B: 0 3B: 0 HR: 1 | SF: 0 SAC: 0 DP: 0 HBP: 0 | | | | | | |

# TOP

## Minnesota Twins @ Kansas City Athletics

Municipal Stadium, Kansas City, MO

Tue Jul 18 1967, 8:05 PM EDT

Att. 9,610 - Unknown

livebaseballscorecards.com

| | |
|---|---|
| AB | 28 |
| R | 2 |
| H | 3 |
| RBI | 2 |
| BB | 1 |
| SO | 6 |
| LOB | 0 |

| PITCHER | | IP | WLS | BF | H | R | ER | SO | BB | IBB | HBP | BLK | WP | HR | S | P | ERA | WHIP |
|---|---|---|---|---|---|---|---|---|---|---|---|---|---|---|---|---|---|---|
| Jim Nash, R<br>ERA: 3.45 | (1, 1) | 7.0 | W | 23 | 3 | 2 | 2 | 5 | 1 | 0 | 0 | 1 | 0 | 1 | 32 | 36 | 2.57 | 0.571 |
| Jack Aker, R<br>ERA: 3.3 | (8, 1) | 2.0 | S | 6 | 0 | 0 | 0 | 1 | 0 | 0 | 0 | 0 | 0 | 0 | 8 | 8 | 0.00 | 0.000 |

| PITCHER | IP | WLS | BF | H | R | ER | SO | BB | IBB | HBP | BLK | WP | HR | S | P | ERA | WHIP |
|---|---|---|---|---|---|---|---|---|---|---|---|---|---|---|---|---|---|

| Batter | 1 | 2 | 3 | 4 | 5 | 6 | 7 | 8 | 9 | AB | R | H | RBI | BB | SO | LOB |
|---|---|---|---|---|---|---|---|---|---|---|---|---|---|---|---|---|
| Bert Campaneris, R (1, 6)<br>OBP: 0.310, SLG: 0.338 | 6-3 | 5-3 | | 3-H 2B | | | F3 | F9 | | 5 | 0 | 1 | 1 | 0 | 0 | 2 |
| John Donaldson, L (1, 4)<br>OBP: 0.377, SLG: 0.382 | E 2B 1B | F7 | | 6-3 | | | F8 | | | 4 | 1 | 1 | 0 | 0 | 0 | 2 |
| Danny Cater, R (1, 7)<br>OBP: 0.296, SLG: 0.335<br>Joe Nossek, R (9, 7)<br>OBP: 0.184, SLG: 0.241 | E6<br>1-3 | | FC5-4 1B | | F9 | | 2B 2B | | | 4<br>0 | 2<br>0 | 2<br>0 | 0<br>0 | 0<br>0 | 0<br>0 | 1<br>0 |
| Ken Harrelson, R (1, 3)<br>OBP: 0.278, SLG: 0.328 | S 4-3 2B<br>2-H<br>3-H | | FC5-4<br>1-2f | | L5 | | 2-H 2B | | | 4 | 1 | 2 | 3 | 0 | 0 | 1 |
| Mike Hershberger, R (1, 9)<br>OBP: 0.348, SLG: 0.340<br>Jack Aker, R (8, 1)<br>OBP: 0.143, SLG: 0.143 | B<br>B<br>B<br>B<br>4-3 BB<br>2-3 | F5 | | | F6 | | IBB | | | 2<br>0 | 0<br>0 | 0<br>0 | 0<br>0 | 2<br>0 | 0<br>0 | 1<br>0 |
| Rick Monday, L (1, 8)<br>OBP: 0.311, SLG: 0.413 | 4-3<br>1-2<br>3-H | F9 | | | | 4-3 | 3-1 | | | 4 | 0 | 0 | 1 | 0 | 0 | 4 |
| Dick Green, R (1, 5)<br>OBP: 0.281, SLG: 0.296 | 6-3 | | | 6-3 | | 1B | | 1-3 | | 4 | 0 | 1 | 0 | 0 | 0 | 1 |
| Phil Roof, R (1, 2)<br>OBP: 0.277, SLG: 0.341 | | SH3-4 1B | | B<br>B<br>B<br>B<br>E S 2B BB | | F6 | | H<br>HBP | | 2 | 1 | 1 | 0 | 1 | 0 | 1 |
| Jim Nash, R (1, 1)<br>OBP: 0.125, SLG: 0.089<br>Jim Gosger, L (8, 9)<br>OBP: 0.333, SLG: 0.354 | | SH3-4<br>1-2 | | F6<br>1-3 | | S<br>S<br>S<br>K | | S<br>S<br>S<br>K | | 2<br>1 | 0<br>0 | 0<br>0 | 0<br>0 | 0<br>0 | 1<br>1 | 2<br>1 |
| Inning Stats | R: 3 H: 2<br>E: 1 LOB: 1<br>K: 0 BB: 1<br>S: 6 P: 10 | R: 0 H: 1<br>E: 0 LOB: 1<br>K: 0 BB: 0<br>S: 4 P: 4 | R: 0 H: 1<br>E: 0 LOB: 1<br>K: 0 BB: 0<br>S: 4 P: 4 | R: 1 H: 1<br>E: 0 LOB: 1<br>K: 0 BB: 1<br>S: 4 P: 8 | R: 0 H: 0<br>E: 0 LOB: 0<br>K: 0 BB: 0<br>S: 3 P: 3 | R: 0 H: 1<br>E: 0 LOB: 1<br>K: 1 BB: 0<br>S: 6 P: 6 | R: 1 H: 2<br>E: 0 LOB: 2<br>K: 0 BB: 1<br>S: 5 P: 9 | R: 0 H: 0<br>E: 0 LOB: 1<br>K: 1 BB: 0<br>S: 5 P: 6 | | 1B: 4 SF: 0<br>2B: 4 SAC: 1<br>3B: 0 DP: 0<br>HR: 0 HBP: 1 | | | | | | WP: 0 PA: 37<br>PB: 0<br>SB: 2<br>CS: 0 |

| PITCHER | IP | WLS | BF | H | R | ER | SO | BB | IBB | HBP | BLK | WP | HR | S | P | ERA | WHIP |
|---|---|---|---|---|---|---|---|---|---|---|---|---|---|---|---|---|---|
| Jim Kaat, L (1, 1)<br>ERA: 3.94 | 8.0 | L | 37 | 8 | 5 | 2 | 2 | 2 | 1 | 1 | 0 | 0 | 0 | 37 | 50 | 2.25 | 1.250 |

| PITCHER | IP | WLS | BF | H | R | ER | SO | BB | IBB | HBP | BLK | WP | HR | S | P | ERA | WHIP |
|---|---|---|---|---|---|---|---|---|---|---|---|---|---|---|---|---|---|

# BOTTOM

## Minnesota Twins @ Kansas City Athletics

Municipal Stadium, Kansas City, MO

Tue Jul 18 1967, 8:05 PM EDT

Att. 9,610 - Unknown

livebaseballscorecards.com

| | |
|---|---|
| AB | 32 |
| R | 5 |
| H | 8 |
| RBI | 5 |
| BB | 3 |
| SO | 2 |
| LOB | 16 |

| Batter | 1 | 2 | 3 | 4 | 5 | 6 | 7 | 8 | 9 | AB | R | H | RBI | BB | SO | LOB |
|---|---|---|---|---|---|---|---|---|---|---|---|---|---|---|---|---|
| Cesar Tovar, R (1, 6) (7, 8)<br>OBP: 0.340, SLG: 0.379 | F9 | BB | | | G3-6 1B | | 1B 2B<br>2-H<br>3-H | 1-3 | | 4 | 1 | 2 | 2 | 1 | 0 | 0 |
| Rod Carey, L (1, 4)<br>OBP: 0.351, SLG: 0.418 | F3 | F7 | | | G3-6<br>1-2f | | K | | 4-3 | 5 | 0 | 0 | 0 | 0 | 1 | 4 |
| Harmon Killebrew, R (1, 3)<br>OBP: 0.416, SLG: 0.578 | BB | | F8 | | | 5-3 | HBP 1B IBB | | F8 | 3 | 0 | 0 | 0 | 2 | 0 | 0 |
| Tony Oliva, L (1, 9)<br>OBP: 0.306, SLG: 0.429 | F9 | | 3-1 | | | FC5-4 BB | HBP 1B<br>1-2<br>2-H | | E1 1B | 4 | 0 | 1 | 1 | 1 | 0 | 1 |
| Sandy Valdespino, L (1, 7)<br>OBP: 0.267, SLG: 0.275<br>Zoilo Versalles, R (7, PH)<br>OBP: 0.280, SLG: 0.308<br>Al Worthington, R (7, 1)<br>Ron Kline, R (8, 1)<br>Earl Battey, R (9, PH)<br>OBP: 0.280, SLG: 0.244<br>Jim Perry, S (9, PR)<br>OBP: 0.308, SLG: 0.538 | | 3B 1B | F8 | | | FC5-4<br>1-2f | 1-0<br>1-2<br>2-3 HBP | | 1-2 1B | 3<br>0<br>0<br>0<br>1<br>0 | 1<br>0<br>0<br>0<br>0<br>0 | 1<br>0<br>0<br>0<br>1<br>0 | 0<br>0<br>0<br>0<br>0<br>0 | 0<br>0<br>0<br>0<br>0<br>0 | 0<br>0<br>0<br>0<br>0<br>0 | 1<br>0<br>0<br>0<br>0<br>0 |
| Rich Rollins, R (1, 5)<br>OBP: 0.332, SLG: 0.363 | | 1-H SF8 3B | | G6-4-3 BB | | F8 | F4 | | F8 | 4 | 1 | 1 | 1 | 1 | 0 | 6 |
| Russ Nixon, L (1, 2)<br>OBP: 0.321, SLG: 0.319 | | SF8<br>3-H | | G6-4-3<br>1-2f | | | G3 BB 2B 1B | F7 | | 3 | 1 | 1 | 1 | 0 | 0 | 1 |
| Ted Uhlaender, L (1, 8)<br>OBP: 0.239, SLG: 0.359<br>Bob Allison, R (7, PH)<br>OBP: 0.354, SLG: 0.445<br>(7, 7) | | SH3 1B | | F8 | | | 4-0 G3 1-2 2B BB | HR | | 2<br>1 | 0<br>2 | 1<br>1 | 0<br>1 | 0<br>1 | 0<br>0 | 0<br>0 |
| Dean Chance, R (1, 1)<br>Frank Kostro, R (7, PH)<br>OBP: 0.429, SLG: 0.333<br>Rich Reese, L (7, PH)<br>OBP: 0.283, SLG: 0.400<br>Frank Quilici, R (7, 6) | | SH3<br>1-2 | | | K | | G3<br>1-2<br>2-3 | K | | 1<br>0<br>1<br>1 | 0<br>0<br>0<br>0 | 0<br>0<br>0<br>0 | 0<br>0<br>0<br>0 | 1<br>0<br>0<br>1 | 0<br>0<br>0<br>0 | 0<br>0<br>2<br>0 |
| Inning Stats | R: 0 H: 0<br>E: 0 LOB: 1<br>K: 0 BB: 1<br>S: 3 P: 7 | R: 2 H: 3<br>E: 0 LOB: 2<br>K: 0 BB: 1<br>S: 6 P: 10 | R: 0 H: 0<br>E: 0 LOB: 0<br>K: 0 BB: 0<br>S: 3 P: 3 | R: 0 H: 0<br>E: 0 LOB: 0<br>K: 0 BB: 1<br>S: 2 P: 6 | R: 0 H: 1<br>E: 0 LOB: 0<br>K: 1 BB: 0<br>S: 5 P: 5 | R: 0 H: 0<br>E: 0 LOB: 1<br>K: 0 BB: 1<br>S: 3 P: 7 | R: 3 H: 3<br>E: 0 LOB: 3<br>K: 1 BB: 2<br>S: 8 P: 17 | R: 1 H: 1<br>E: 0 LOB: 0<br>K: 1 BB: 0<br>S: 6 P: 6 | R: 0 H: 1<br>E: 1 LOB: 2<br>K: 0 BB: 0<br>S: 5 P: 5 | 1B: 6 SF: 1<br>2B: 1 SAC: 1<br>3B: 1 DP: 2<br>HR: 1 HBP: 1 | | | | | | |

| PITCHER | | IP | WLS | BF | H | R | ER | SO | BB | IBB | HBP | BLK | WP | HR | S | P | ERA | WHIP |
|---|---|---|---|---|---|---|---|---|---|---|---|---|---|---|---|---|---|---|
| Chuck Dobson, R<br>ERA: 3.91 | (1, 1) | 6.0 | | 25 | 5 | 3 | 3 | 1 | 4 | 0 | 0 | 0 | 0 | 0 | 23 | 39 | 4.50 | 1.500 |
| Tony Pierce, L<br>ERA: 3.83 | (7, 1) | 0.0 | | 1 | 0 | 0 | 0 | 0 | 1 | 0 | 0 | 0 | 0 | 0 | 0 | 4 | ∞ | ∞ |
| Jack Aker, R<br>ERA: 3.41 | (7, 1) | 0.2 | | 3 | 1 | 1 | 1 | 1 | 0 | 0 | 0 | 0 | 0 | 0 | 5 | 5 | 13.50 | 1.500 |
| Paul Lindblad, L<br>ERA: 2.5 | (7, 1) | 0.0 | | 3 | 1 | 1 | 1 | 0 | 0 | 1 | 1 | 0 | 0 | 0 | 1 | 6 | ∞ | ∞ |
| Jack Sanford, R<br>ERA: 4.55 | (7, 1) | 1.1 | W | 5 | 1 | 1 | 1 | 1 | 0 | 0 | 0 | 0 | 0 | 1 | 7 | 7 | 6.75 | 0.750 |

| PITCHER | | IP | WLS | BF | H | R | ER | SO | BB | IBB | HBP | BLK | WP | HR | S | P | ERA | WHIP |
|---|---|---|---|---|---|---|---|---|---|---|---|---|---|---|---|---|---|---|
| Lew Krausse, R<br>ERA: 4.4 | (9, 1) | 1.0 | S | 5 | 1 | 0 | 0 | 0 | 0 | 0 | 0 | 0 | 0 | 0 | 5 | 5 | 0.00 | 1.000 |

# TOP

# Minnesota Twins @ Kansas City Athletics

Municipal Stadium, Kansas City, MO

Wed Jul 19 1967, 8:05 PM EDT

Att. 6,980 - Unknown

livebaseballscorecards.com

| | |
|---|---|
| AB | 33 |
| R | 6 |
| H | 9 |
| RBI | 6 |
| BB | 6 |
| SO | 3 |
| LOB | 15 |

| | | | |
|---|---|---|---|
| WP: 0 | PA: 42 | | |
| PB: 0 | | | |
| SB: 0 | | | |
| CS: 0 | | | |

# BOTTOM

## Minnesota Twins @ Kansas City Athletics

Municipal Stadium, Kansas City, MO

Wed Jul 19 1967, 8:05 PM EDT

Att. 6,980 - Unknown

livebaseballscorecards.com

| Batter | 1 | 2 | 3 | 4 | 5 | 6 | 7 | 8 | 9 | AB | R | H | RBI | BB | SO | LOB |
|---|---|---|---|---|---|---|---|---|---|---|---|---|---|---|---|---|
| Bert Campaneris, R (1, 6)<br>OBP: 0.311, SLG: 0.342 | K | | E6 4-3 | K | | | 2B | 1B 1-2 2-H | | 5 | 1 | 2 | 1 | 0 | 2 | 2 |
| Jim Gosger, L (1, 7) (9, 9)<br>OBP: 0.335, SLG: 0.352 | E 1B | | F9 | | CS BB | | 4-1 | F9 | | 4 | 0 | 1 | 0 | 1 | 0 | 4 |
| John Donaldson, L (1, 4)<br>OBP: 0.364, SLG: 0.368 | F6 1-3 | | 4-3 1-2 | | F8 1-2 | | | 4-3<br>F7 | | 5 | 0 | 0 | 0 | 0 | 0 | 5 |
| Ray Webster, L (1, 3)<br>OBP: 0.336, SLG: 0.409 | L4 | | CS BB 2-H | | 6-3 | | | E 2B 1B | | 3 | 1 | 1 | 0 | 1 | 0 | 1 |
| Danny Cater, R (1, 5)<br>OBP: 0.296, SLG: 0.334<br>Joe Nossek, R (9, 7)<br>OBP: 0.184, SLG: 0.241 | | E 1B | CS 1-2 | 6-3 | | 1-3 | | E6 2B SH 1-2 | | 4<br>0 | 2<br>0 | 1<br>0 | 0<br>0 | 0<br>0 | 0<br>0 | 1<br>0 |
| Rick Monday, L (1, 8)<br>OBP: 0.316, SLG: 0.422 | | E7 SF8 1-H 2B | | 4-3 1B BB | | K | | SH 1B 1-3 2-H 2B | | 3 | 3 | 2 | 2 | 1 | 1 | 0 |
| Mike Hershberger, R (1, 9)<br>OBP: 0.344, SLG: 0.337 | | SF8 3-H | | 4-3 1-2 | | F7 | | SH 1B IBB | | 2 | 0 | 0 | 1 | 0 | 0 | 1 |
| Phil Roof, R (1, 2)<br>OBP: 0.279, SLG: 0.339<br>Ken Harrelson, R (7, PH)<br>OBP: 0.276, SLG: 0.326<br>Ken Suarez, R (8, 2)<br>OBP: 0.373, SLG: 0.462<br>Dick Green, R (8, PH)<br>OBP: 0.281, SLG: 0.296<br>(9, 5) | | K | | 1B IBB | | | K | SH 1B 1-2 2-3 3-H | | 1<br>1<br>0<br>0 | 0<br>0<br>0<br>1 | 0<br>0<br>0<br>0 | 0<br>0<br>0<br>1 | 1<br>0<br>0<br>0 | 1<br>0<br>0<br>0 | 0<br>0<br>0<br>0 |
| Chuck Dobson, R (1, 1)<br>Tony Pierce, R (7, 1)<br>Jack Aker, R (7, 1)<br>Paul Lindblad, L (1, 1)<br>Jack Sanford, R (7, 1)<br>Ossie Chavarria, R (7, R)<br>Tim Talton, L (8, PH)<br>(9, 2)<br>Lew Krausse, R (8, 1) | 1-3 | | CS 1-2 | 1-2 2-H 1B | | | K | 1B 1-2 2-H 3-H | | 2<br>0<br>0<br>0<br>0<br>2<br>0<br>0 | 0<br>0<br>0<br>0<br>0<br>0<br>1<br>0 | 1<br>0<br>0<br>0<br>0<br>1<br>0<br>0 | 1<br>0<br>0<br>0<br>0<br>2<br>1<br>0 | 0<br>0<br>0<br>0<br>0<br>0<br>0<br>0 | 0<br>0<br>0<br>0<br>0<br>1<br>0<br>0 | 0<br>0<br>0<br>0<br>0<br>0<br>0<br>0 |
| Inning Stats | R: 0 E: 1 K: 1 S: 6 / H: 1 LOB: 1 BB: 0 P: 6 | R: 2 E: 1 K: 1 S: 7 / H: 2 LOB: 0 BB: 0 P: 7 | R: 1 E: 2 K: 0 S: 3 / H: 0 LOB: 0 BB: 1 P: 7 | R: 1 E: 0 K: 1 S: 6 / H: 1 LOB: 2 BB: 2 P: 14 | R: 0 E: 0 K: 0 S: 2 / H: 0 LOB: 0 BB: 1 P: 6 | R: 0 E: 0 K: 1 S: 5 / H: 0 LOB: 0 BB: 0 P: 5 | R: 0 E: 0 K: 2 S: 8 / H: 1 LOB: 1 BB: 0 P: 8 | R: 5 E: 1 K: 0 S: 9 / H: 4 LOB: 2 BB: 1 P: 13 | | 1B: 6 2B: 3 3B: 0 HR: 0 / SF: 1 SAC: 1 DP: 0 HBP: 0 | | | | WP: 0 PB: 0 SB: 0 CS: 2 / PA: 40 | | |

| PITCHER | | IP | WLS | BF | H | R | ER | SO | BB | IBB | HBP | BLK | WP | HR | S | P | ERA | WHIP |
|---|---|---|---|---|---|---|---|---|---|---|---|---|---|---|---|---|---|---|
| Dean Chance, R<br>ERA: 2.71 | (1, 1) | 6.0 | | 25 | 4 | 4 | 2 | 4 | 3 | 1 | 0 | 0 | 0 | 0 | 29 | 45 | 3.00 | 1.167 |
| Al Worthington, R<br>ERA: 3.96 | (7, 1) | 1.1 | L | 9 | 3 | 4 | 4 | 2 | 0 | 1 | 0 | 0 | 0 | 0 | 12 | 16 | 27.00 | 2.250 |
| Ron Kline, R<br>ERA: 3.19 | (8, 1) | 0.2 | | 5 | 2 | 1 | 0 | 0 | 0 | 0 | 0 | 0 | 0 | 0 | 5 | 5 | 0.00 | 3.000 |

| PITCHER | IP | WLS | BF | H | R | ER | SO | BB | IBB | HBP | BLK | WP | HR | S | P | ERA | WHIP |
|---|---|---|---|---|---|---|---|---|---|---|---|---|---|---|---|---|---|

| | |
|---|---|
| AB | 32 |
| R | 9 |
| H | 9 |
| RBI | 8 |
| BB | 5 |
| SO | 6 |
| LOB | 14 |

| Batter | 1 | 2 | 3 | 4 | 5 | 6 | 7 | 8 | 9 | AB | R | H | RBI | BB | SO | LOB |
|---|---|---|---|---|---|---|---|---|---|---|---|---|---|---|---|---|
| Cesar Tovar, R (1, 8)<br>OBP: 0.339, SLG: 0.378 | F8 | | K | | K | | | G6-4-3 1B | | 4 | 0 | 1 | 0 | 0 | 2 | 1 |
| Rod Carew, L (1, 4)<br>OBP: 0.350, SLG: 0.416 | 6-3 | | | CS 1B | | G3 | | G6-4-3<br>1-2f | | 4 | 0 | 1 | 0 | 0 | 0 | 1 |
| Harmon Killebrew, R (1, 3)<br>OBP: 0.419, SLG: 0.589 | PO IBB | | | K<br>1-2 | | 1B | | | HR | 3 | 1 | 2 | 1 | 1 | 1 | 1 |
| Tony Oliva, L (1, 9)<br>OBP: 0.305, SLG: 0.426 | PO<br>1-2 | G3 | | S 1B 1B | | F8 | | | G3 | 4 | 0 | 1 | 0 | 0 | 0 | 1 |
| Rich Rollins, R (1, 5)<br>OBP: 0.331, SLG: 0.361 | | F9 | | S 1B<br>1-2 | | F4 | | | F7 | 4 | 0 | 1 | 0 | 0 | 0 | 1 |
| Bob Allison, R (1, 7)<br>OBP: 0.356, SLG: 0.442 | | BB | | K<br>1-2<br>2-3 | | | K | | 1B BB | 2 | 0 | 0 | 0 | 2 | 2 | 2 |
| Zoilo Versalles, R (1, 6)<br>OBP: 0.280, SLG: 0.307 | | F2 | | | 1-3 | | F7 | | 1B<br>1-2 | 4 | 0 | 1 | 0 | 0 | 0 | 1 |
| Earl Battey, R (1, 2)<br>OBP: 0.271, SLG: 0.235 | | | F7 | | 3-1 | | K | | K | 3 | 0 | 0 | 0 | 0 | 1 | 0 |
| Rich Reese, L (9, PH)<br>OBP: 0.279, SLG: 0.393 | | | | | | | | | | 1 | 0 | 0 | 0 | 0 | 1 | 2 |
| Dave Boswell, R (1, 1)<br>OBP: 0.227, SLG: 0.262 | | | F7 | | E1 | | | F4 | | 2 | 0 | 0 | 0 | 0 | 0 | 0 |
| Jim Perry, S (6, 1)<br>OBP: 0.308, SLG: 0.538 | | | | | | | | | | 0 | 0 | 0 | 0 | 0 | 0 | 0 |
| Frank Kostro, R (8, PH)<br>OBP: 0.400, SLG: 0.308 | | | | | | | | | | 1 | 0 | 0 | 0 | 0 | 0 | 0 |
| Jim Roland, R (8, 1) | | | | | | | | | | 0 | 0 | 0 | 0 | 0 | 0 | 0 |
| Inning Stats | R: 0<br>E: 0<br>K: 0<br>S: 2<br>H: 0<br>LOB: 0<br>BB: 1<br>P: 6 | R: 0<br>E: 0<br>K: 0<br>S: 3<br>H: 0<br>LOB: 1<br>BB: 1<br>P: 7 | R: 0<br>E: 0<br>K: 1<br>S: 5<br>H: 0<br>LOB: 0<br>BB: 0<br>P: 5 | R: 0<br>E: 0<br>K: 2<br>S: 9<br>H: 3<br>LOB: 2<br>BB: 0<br>P: 9 | R: 0<br>E: 1<br>K: 1<br>S: 6<br>H: 0<br>LOB: 1<br>BB: 0<br>P: 6 | R: 0<br>E: 0<br>K: 0<br>S: 4<br>H: 1<br>LOB: 1<br>BB: 0<br>P: 4 | R: 0<br>E: 0<br>K: 2<br>S: 7<br>H: 0<br>LOB: 0<br>BB: 0<br>P: 7 | R: 0<br>E: 0<br>K: 0<br>S: 3<br>H: 1<br>LOB: 0<br>BB: 0<br>P: 3 | R: 1<br>E: 0<br>K: 1<br>S: 7<br>H: 2<br>LOB: 2<br>BB: 1<br>P: 11 | 1B: 6<br>2B: 1<br>3B: 0<br>HR: 1<br>SF: 0<br>SAC: 0<br>DP: 2<br>HBP: 0 | | | | | | |

| PITCHER | | IP | WLS | BF | H | R | ER | SO | BB | IBB | HBP | BLK | WP | HR | S | P | ERA | WHIP |
|---|---|---|---|---|---|---|---|---|---|---|---|---|---|---|---|---|---|---|
| George Brunet, L<br>ERA: 3.27 | (1, 1) | 8.2 | W | 34 | 7 | 1 | 1 | 6 | 2 | 1 | 0 | 0 | 0 | 1 | 43 | 55 | 1.04 | 1.038 |
| Minnie Rojas, R<br>ERA: 1.86 | (9, 1) | 0.1 | S | 1 | 0 | 0 | 0 | 1 | 0 | 0 | 0 | 0 | 0 | 0 | 3 | 3 | 0.00 | 0.000 |

| PITCHER | IP | WLS | BF | H | R | ER | SO | BB | IBB | HBP | BLK | WP | HR | S | P | ERA | WHIP |
|---|---|---|---|---|---|---|---|---|---|---|---|---|---|---|---|---|---|

# TOP

## Minnesota Twins @ California Angels

Anaheim Stadium, Anaheim, CA

Fri Jul 21 1967, 10:05 PM EDT

Att. 29,639 - Unknown

livebaseballscorecards.com

| | |
|---|---|
| AB | 32 |
| R | 1 |
| H | 7 |
| RBI | 1 |
| BB | 3 |
| SO | 7 |
| LOB | 10 |

WP: 0 PB: 0 SB: 2 CS: 1 PA: 36

| Batter | 1 | 2 | 3 | 4 | 5 | 6 | 7 | 8 | 9 | AB | R | H | RBI | BB | SO | LOB |
|---|---|---|---|---|---|---|---|---|---|---|---|---|---|---|---|---|
| Jose Cardenal, R (1, 7)<br>OBP: 0.263, SLG: 0.321 | S S S 0-3 K ① | | x 0-0 F8 ① | | x 0-0 F5 ① | x 0-0 F8 ③ | | | | 4 | 0 | 0 | 0 | 0 | 1 | 0 |
| Roger Repoz, L (1, 8)<br>OBP: 0.329, SLG: 0.406 | S S S 0-3 K ② | | x 0-0 1B | | x 0-0 6-3 ② | | x 0-0 F7 ① | | | 4 | 0 | 1 | 0 | 0 | 1 | 0 |
| Woodie Held, R (1, 6)<br>OBP: 0.316, SLG: 0.410 | S S S 0-3 K ③ | | S S S 0-3 K ② | | x 0-0 1B BB BB 1B | | x 0-0 F9 ② | | | 4 | 1 | 1 | 0 | 0 | 2 | 1 |
| Don Mincher, L (1, 3)<br>OBP: 0.378, SLG: 0.497 | | x 0-0 F8 ① | S S S 0-3 K ③ | | B B B 4-0 BB 1B 1-2 BB | | x 0-0 4-3 ③ | | | 3 | 0 | 0 | 0 | 1 | 1 | 1 |
| Jimmie Hall, L (1, 9)<br>OBP: 0.320, SLG: 0.429 | | x 0-0 E 1B 1B | | S S S 0-3 K ① | x 0-0 BB 1-2 2-3 1B | | | x 0-0 6-3 ① | | 4 | 0 | 2 | 0 | 0 | 1 | 0 |
| Tom Satriano, L (1, 5)<br>OBP: 0.319, SLG: 0.336 | | x 0-0 E8 1-3 1B | | x 0-0 4-3 ② | B B B 4-0 1-2 2-3 3-H BB | | | S S S 0-3 K ② | | 3 | 0 | 1 | 1 | 1 | 1 | 0 |
| Buck Rodgers, S (1, 2)<br>OBP: 0.290, SLG: 0.325 | | x 0-0 F5 ② | | B B B 4-0 2B BB | S S S 0-3 K ③ | | | x 0-0 1B 1B | | 3 | 1 | 1 | 0 | 1 | 1 | 5 |
| Bobby Knoop, R (1, 4)<br>OBP: 0.316, SLG: 0.357 | | I I I 4-0 IBB | | x 0-0 1-H 2B | | S S S 0-3 K ① | | x 0-0 1-3 1B ③ | | 3 | 0 | 2 | 1 | 1 | 1 | 0 |
| George Brunet, R (1, 1)<br>OBP: 0.077, SLG: 0.059<br>Minnie Rojas, R (9, 1)<br>OBP: 0.154, SLG: 0.083 | | x 0-0 L6 ③ | | x 0-0 4-3 ③ | | S S S 0-3 K ② | | | | 3<br>0 | 0<br>0 | 0<br>0 | 0<br>0 | 0<br>0 | 1<br>0 | 4<br>0 |
| Inning Stats | R: 0 H: 0<br>E: 0 LOB: 0<br>K: 3 BB: 0<br>S: 9 P: 9 | R: 0 H: 2<br>E: 1 LOB: 3<br>K: 0 BB: 1<br>S: 5 P: 9 | R: 0 H: 1<br>E: 0 LOB: 1<br>K: 2 BB: 0<br>S: 8 P: 8 | R: 1 H: 1<br>E: 0 LOB: 1<br>K: 1 BB: 1<br>S: 6 P: 10 | R: 1 H: 2<br>E: 0 LOB: 3<br>K: 1 BB: 2<br>S: 7 P: 15 | R: 0 H: 0<br>E: 0 LOB: 0<br>K: 2 BB: 0<br>S: 7 P: 7 | R: 0 H: 0<br>E: 0 LOB: 0<br>K: 0 BB: 0<br>S: 3 P: 3 | R: 0 H: 2<br>E: 0 LOB: 2<br>K: 1 BB: 0<br>S: 6 P: 6 | | 1B: 7 SF: 0<br>2B: 1 SAC: 0<br>3B: 0 DP: 0<br>HR: 0 HBP: 0 | | | | | | WP: 0 PA: 35<br>PB: 0<br>SB: 0<br>CS: 0 |

| PITCHER | | IP | WLS | BF | H | R | ER | SO | BB | IBB | HBP | BLK | WP | HR | S | P | ERA | WHIP |
|---|---|---|---|---|---|---|---|---|---|---|---|---|---|---|---|---|---|---|
| Dave Boswell, R<br>ERA: 3.16 | (1, 1) | 5.0 | L | 25 | 6 | 2 | 2 | 7 | 3 | 1 | 0 | 0 | 0 | 0 | 35 | 51 | 3.60 | 1.800 |
| Jim Perry, R<br>ERA: 3.88 | (6, 1) | 2.0 | | 6 | 0 | 0 | 0 | 2 | 0 | 0 | 0 | 0 | 0 | 0 | 10 | 10 | 0.00 | 0.000 |
| Jim Roland, L<br>ERA: 3.21 | (8, 1) | 1.0 | | 4 | 2 | 0 | 0 | 1 | 0 | 0 | 0 | 0 | 0 | 0 | 6 | 6 | 0.00 | 2.000 |

| PITCHER | IP | WLS | BF | H | R | ER | SO | BB | IBB | HBP | BLK | WP | HR | S | P | ERA | WHIP |
|---|---|---|---|---|---|---|---|---|---|---|---|---|---|---|---|---|---|

# BOTTOM

## Minnesota Twins @ California Angels

Anaheim Stadium, Anaheim, CA

Fri Jul 21 1967, 10:05 PM EDT

Att. 29,639 - Unknown

livebaseballscorecards.com

| | |
|---|---|
| AB | 31 |
| R | 2 |
| H | 8 |
| RBI | 2 |
| BB | 4 |
| SO | 10 |
| LOB | 11 |

| Batter | 1 | 2 | 3 | 4 | 5 | 6 | 7 | 8 | 9 | AB | R | H | RBI | BB | SO | LOB |
|---|---|---|---|---|---|---|---|---|---|---|---|---|---|---|---|---|
| Rod Carew, L (1, 4)<br>OBP: 0.349, SLG: 0.417 | FC1-5 2B | | 3-1 | | F7 | | 6-3 | | | 4 | 0 | 1 | 0 | 0 | 0 | 2 |
| Cesar Tovar, R (1, 5)<br>OBP: 0.343, SLG: 0.382 | FC1-5 CS<br>2-3 | | 1B | | 1B<br>1-2 2-H | | | G6-4-3 1B | | 4 | 0 | 3 | 1 | 0 | 0 | 1 |
| Harmon Killebrew, R (1, 3)<br>OBP: 0.417, SLG: 0.583 | BB<br>1-2 | | K | | F7 | | | G6-4-3<br>1-2f | | 3 | 0 | 0 | 0 | 1 | 1 | 4 |
| Tony Oliva, L (1, 9)<br>OBP: 0.304, SLG: 0.427 | 2B<br>1-3 | | | F9 | G3 | | | K2-3 | | 4 | 0 | 1 | 0 | 0 | 1 | 2 |
| Bob Allison, R (1, 7)<br>OBP: 0.352, SLG: 0.435 | 5-3 | | | F6 | | 1-3 | | | F4 | 4 | 0 | 0 | 0 | 0 | 0 | 2 |
| Zoilo Versalles, R (1, 6)<br>OBP: 0.280, SLG: 0.304 | | 5-3 | | BB | | F8 | | | F3 | 3 | 0 | 0 | 0 | 1 | 0 | 0 |
| Russ Nixon, L (1, 2)<br>OBP: 0.313, SLG: 0.309<br>Sandy Valdespino, L (9, PH)<br>OBP: 0.261, SLG: 0.268 | | L6 | | K | | 4-3 | | | K | 3<br>1 | 0<br>0 | 0<br>0 | 0<br>0 | 0<br>0 | 1<br>1 | 1<br>0 |
| Ted Uhlaender, L (1, 8)<br>OBP: 0.241, SLG: 0.359 | | 4-3 | | | SH 1B<br>1B | | 4-3 | | | 3 | 1 | 1 | 0 | 0 | 0 | 0 |
| Jim Merritt, L (1, 1)<br>OBP: 0.200, SLG: 0.211<br>Al Worthington, R (8, 1) | | | K | | SH 1B<br>1-2 | | 6-3 | | | 2<br>0 | 0<br>0 | 0<br>0 | 0<br>0 | 0<br>0 | 1<br>0 | 0<br>0 |
| Inning Stats | R: 0 H: 2<br>E: 0 LOB: 2<br>K: 0 BB: 1<br>S: 4 P: 8 | R: 0 H: 0<br>E: 0 LOB: 0<br>K: 0 BB: 0<br>S: 3 P: 3 | R: 0 H: 1<br>E: 0 LOB: 1<br>K: 2 BB: 0<br>S: 8 P: 8 | R: 0 H: 0<br>E: 0 LOB: 1<br>K: 1 BB: 1<br>S: 5 P: 9 | R: 1 H: 2<br>E: 0 LOB: 2<br>K: 0 BB: 0<br>S: 6 P: 6 | R: 0 H: 0<br>E: 0 LOB: 0<br>K: 0 BB: 0<br>S: 3 P: 3 | R: 0 H: 0<br>E: 0 LOB: 0<br>K: 0 BB: 0<br>S: 3 P: 3 | R: 0 H: 1<br>E: 0 LOB: 0<br>K: 1 BB: 0<br>S: 5 P: 5 | R: 0 H: 0<br>E: 0 LOB: 0<br>K: 1 BB: 0<br>S: 5 P: 5 | 1B: 4 SF: 0<br>2B: 2 SAC: 1<br>3B: 0 DP: 1<br>HR: 0 HBP: 0 | | | | | | |

# TOP

## Minnesota Twins @ California Angels

Anaheim Stadium, Anaheim, CA

Sat Jul 22 1967, 10:05 PM EDT

Att. 38,850 - Unknown

livebaseballscorecards.com

| | |
|---|---|
| AB | 31 |
| R | 1 |
| H | 6 |
| RBI | 1 |
| BB | 2 |
| SO | 5 |
| LOB | 12 |

| PITCHER | | IP | WLS | BF | H | R | ER | SO | BB | IBB | HBP | BLK | WP | HR | S | P | ERA | WHIP |
|---|---|---|---|---|---|---|---|---|---|---|---|---|---|---|---|---|---|---|
| Jim McGlothlin, R<br>ERA: 1.76 | (1, 1) | 8.0 | W | 31 | 6 | 1 | 1 | 4 | 2 | 0 | 0 | 0 | 0 | 0 | 37 | 45 | 1.12 | 1.000 |
| Bill Kelso, R<br>ERA: 3.03 | (9, 1) | 1.0 | S | 3 | 0 | 0 | 0 | 1 | 0 | 0 | 0 | 0 | 0 | 0 | 5 | 5 | 0.00 | 0.000 |

| PITCHER | | IP | WLS | BF | H | R | ER | SO | BB | IBB | HBP | BLK | WP | HR | S | P | ERA | WHIP |
|---|---|---|---|---|---|---|---|---|---|---|---|---|---|---|---|---|---|---|

# BOTTOM

## Minnesota Twins @ California Angels

Anaheim Stadium, Anaheim, CA

Sat Jul 22 1967, 10:05 PM EDT

Att. 38,850 - Unknown

livebaseballscorecards.com

| Batter | 1 | 2 | 3 | 4 | 5 | 6 | 7 | 8 | 9 | AB | R | H | RBI | BB | SO | LOB |
|---|---|---|---|---|---|---|---|---|---|---|---|---|---|---|---|---|
| Jose Cardenal, R (1, 8) (9, 7)<br>OBP: 0.266, SLG: 0.325 | K | | HBP | | | F9 | | WP 1B 2B | | 3 | 1 | 1 | 0 | 0 | 1 | 0 |
| Johnny Werhas, R (1, 5)<br>OBP: 0.267, SLG: 0.321<br>Roger Repoz, L (8, PR) (9, 8)<br>OBP: 0.329, SLG: 0.406 | 1B | | F6 | | | K | | CS 1B<br>2-H | | 4<br>0 | 0<br>0 | 2<br>0 | 1<br>0 | 0<br>0 | 1<br>0 | 1<br>0 |
| Woodie Held, R (1, 6)<br>OBP: 0.313, SLG: 0.402 | F8 | | | FC6-4 1B | | | E6 G6-3 | F7 | | 4 | 0 | 1 | 0 | 0 | 0 | 2 |
| Bubba Morton, R (1, 9)<br>OBP: 0.396, SLG: 0.357<br>Jimmie Hall, L (8, PH) (9, 9)<br>OBP: 0.320, SLG: 0.429 | F9 | | | FC6-4 G3-6<br>1-2f | | | G6-3<br>1-2f | CS<br>1-2 | | 3<br>0 | 0<br>0 | 0<br>0 | 0<br>0 | 0<br>0 | 0<br>0 | 3<br>0 |
| Bill Skowron, R (1, 3)<br>OBP: 0.242, SLG: 0.254 | | F8 | | G3-6<br>1-2f | | | 1B<br>1B HBP | | | 2 | 1 | 0 | 0 | 0 | 0 | 1 |
| Rick Reichardt, R (1, 7)<br>OBP: 0.296, SLG: 0.361<br>Bill Kelso, R (9, 1) | | 6-3 | | | K | | 1B<br>1-2 1B | | | 3<br>0 | 0<br>0 | 1<br>0 | 0<br>0 | 0<br>0 | 1<br>0 | 0<br>0 |
| Bobby Knoop, R (1, 4)<br>OBP: 0.316, SLG: 0.357 | | F8 | | | 5-3 | | 1-3<br>2-H 1B | | | 3 | 0 | 1 | 1 | 0 | 0 | 0 |
| Buck Rodgers, S (1, 2)<br>OBP: 0.287, SLG: 0.322 | | | 5-3 | | F9 | | F9 | | | 3 | 0 | 0 | 0 | 0 | 0 | 2 |
| Jim McGlothlin, R (1, 1)<br>OBP: 0.158, SLG: 0.111<br>Paul Schaal, R (8, PH) (9, 5)<br>OBP: 0.298, SLG: 0.307 | | | K | | | K | | F8 | | 2<br>1 | 0<br>0 | 0<br>0 | 0<br>0 | 0<br>0 | 2<br>0 | 0<br>0 |
| Inning Stats | R: 0<br>E: 0<br>K: 1<br>S: 6<br>H: 1<br>LOB: 1<br>BB: 0<br>P: 6 | R: 0<br>E: 0<br>K: 0<br>S: 3<br>H: 0<br>LOB: 0<br>BB: 0<br>P: 3 | R: 0<br>E: 0<br>K: 1<br>S: 5<br>H: 0<br>LOB: 1<br>BB: 0<br>P: 6 | R: 0<br>E: 0<br>K: 0<br>S: 3<br>H: 1<br>LOB: 0<br>BB: 0<br>P: 3 | R: 0<br>E: 0<br>K: 1<br>S: 5<br>H: 0<br>LOB: 0<br>BB: 0<br>P: 5 | R: 0<br>E: 0<br>K: 2<br>S: 7<br>H: 0<br>LOB: 0<br>BB: 0<br>P: 7 | R: 1<br>E: 1<br>K: 0<br>S: 5<br>H: 2<br>LOB: 2<br>BB: 0<br>P: 6 | R: 1<br>E: 0<br>K: 0<br>S: 4<br>H: 2<br>LOB: 1<br>BB: 0<br>P: 4 | | 1B: 5<br>2B: 1<br>3B: 0<br>HR: 0<br>SF: 0<br>SAC: 0<br>DP: 2<br>HBP: 2 | | | | | | |

| | AB | 28 |
|---|---|---|
| | R | 2 |
| | H | 6 |
| | RBI | 2 |
| | BB | 0 |
| | SO | 5 |
| | LOB | 9 |

WP: 1 PA: 31
PB: 0
SB: 0
CS: 1

| PITCHER | | IP | WLS | BF | H | R | ER | SO | BB | IBB | HBP | BLK | WP | HR | S | P | ERA | WHIP |
|---|---|---|---|---|---|---|---|---|---|---|---|---|---|---|---|---|---|---|
| Jim Merritt, L<br>ERA: 2.37 | (1, 1) | 7.1 | L | 29 | 6 | 2 | 2 | 5 | 0 | 0 | 2 | 0 | 1 | 0 | 37 | 39 | 2.46 | 0.818 |
| Al Worthington, R<br>ERA: 3.91 | (8, 1) | 0.2 | | 1 | 0 | 0 | 0 | 0 | 0 | 0 | 0 | 0 | 0 | 0 | 1 | 1 | 0.00 | 0.000 |

| PITCHER | IP | WLS | BF | H | R | ER | SO | BB | IBB | HBP | BLK | WP | HR | S | P | ERA | WHIP |
|---|---|---|---|---|---|---|---|---|---|---|---|---|---|---|---|---|---|

| Batter | 1 | 2 | 3 | 4 | 5 | 6 | 7 | 8 | 9 | AB | R | H | RBI | BB | SO | LOB |
|---|---|---|---|---|---|---|---|---|---|---|---|---|---|---|---|---|
| Rod Carew, L (1, 4)<br>OBP: 0.347, SLG: 0.413 | 5-3 | | 1-3 | | L5 | | FC6-4 IBB | | | 3 | 0 | 0 | 0 | 1 | 0 | 0 |
| Cesar Tovar, R (1, 5)<br>OBP: 0.345, SLG: 0.380 | 4-3 | | | WP BB SF8 BB | | WP BB | FC6-4 1-2f | | | 2 | 1 | 0 | 0 | 2 | 0 | 3 |
| Tony Oliva, L (1, 9)<br>OBP: 0.304, SLG: 0.422 | BB | | | F7 | | F4 1-2 | | F8 | | 3 | 0 | 0 | 0 | 1 | 0 | 2 |
| Harmon Killebrew, R (1, 3)<br>OBP: 0.418, SLG: 0.579 | K | | | SF8 WP 1-2 BB | | K | | G4-6-3 BB | | 2 | 0 | 0 | 0 | 2 | 2 | 2 |
| Rich Reese, L (1, 7)<br>OBP: 0.277, SLG: 0.373 | | F8 | | 1-2 2-3 BB | | F7 | | G4-6-3 1-2f | | 3 | 0 | 0 | 0 | 1 | 0 | 2 |
| Zoilo Versalles, R (1, 6)<br>OBP: 0.279, SLG: 0.305 | | F8 | | SF8 2-3 3-H | | | SH5-4 1B | | F7 | 3 | 0 | 1 | 1 | 0 | 0 | 0 |
| Russ Nixon, L (1, 2)<br>OBP: 0.313, SLG: 0.310<br>Bob Allison, R (9, PH)<br>OBP: 0.353, SLG: 0.437 | | 1-3 | | F9 | | | SH5-4 1-2 1B | | 1B | 3<br>1 | 0<br>0 | 1<br>1 | 0<br>0 | 0<br>0 | 0<br>0 | 2<br>0 |
| Ted Uhlaender, L (1, 8)<br>OBP: 0.236, SLG: 0.351 | | | G3 | | G3 | | SH5-4 1-2 2-3 | | K | 3 | 0 | 0 | 0 | 0 | 1 | 1 |
| Dean Chance, R (1, 1)<br>Sandy Valdespino, L (7, PH)<br>OBP: 0.255, SLG: 0.262<br>Ron Kline, R (7, 1)<br>Rich Rollins, R (9, PH)<br>OBP: 0.329, SLG: 0.359 | | | K | | K | | K | | F4 | 2<br>1<br>0<br>1 | 0<br>0<br>0<br>0 | 0<br>0<br>0<br>0 | 0<br>0<br>0<br>0 | 0<br>0<br>0<br>0 | 2<br>1<br>0<br>0 | 0<br>2<br>0<br>1 |
| Inning Stats | R: 0 E: 0 K: 1 S: 5 H: 0 LOB: 1 BB: 1 P: 9 | R: 0 E: 0 K: 0 S: 3 H: 0 LOB: 0 BB: 0 P: 3 | R: 0 E: 0 K: 1 S: 5 H: 0 LOB: 0 BB: 0 P: 5 | R: 1 E: 0 K: 0 S: 3 H: 0 LOB: 2 BB: 3 P: 15 | R: 0 E: 0 K: 1 S: 5 H: 0 LOB: 0 BB: 0 P: 5 | R: 0 E: 0 K: 1 S: 5 H: 0 LOB: 1 BB: 1 P: 9 | R: 0 E: 0 K: 1 S: 7 H: 2 LOB: 3 BB: 1 P: 11 | R: 0 E: 0 K: 0 S: 2 H: 0 LOB: 0 BB: 1 P: 6 | R: 0 E: 0 K: 1 S: 6 H: 1 LOB: 1 BB: 0 P: 6 | 1B: 3 2B: 0 3B: 0 HR: 0 | SF: 1 SAC: 1 DP: 1 HBP: 0 | | | | | |

# TOP

## Minnesota Twins @ California Angels

Anaheim Stadium, Anaheim, CA

Sun Jul 23 1967, 6:33 AM EDT

Att. 23,458 - Unknown

livebaseballscorecards.com

| | |
|---|---|
| AB | 27 |
| R | 1 |
| H | 3 |
| RBI | 1 |
| BB | 7 |
| SO | 6 |
| LOB | 15 |

WP: 2 PB: 0 SB: 0 CS: 0 PA: 36

| PITCHER | | IP | WLS | BF | H | R | ER | SO | BB | IBB | HBP | BLK | WP | HR | S | P | ERA | WHIP |
|---|---|---|---|---|---|---|---|---|---|---|---|---|---|---|---|---|---|---|
| Jack Hamilton, R<br>ERA: 2.79 | (1, 1) | 6.0 | W | 25 | 2 | 1 | 1 | 4 | 5 | 0 | 0 | 0 | 2 | 0 | 28 | 48 | 1.50 | 1.167 |
| Minnie Rojas, R<br>ERA: 1.79 | (7, 1) | 3.0 | S | 11 | 1 | 0 | 0 | 2 | 1 | 1 | 0 | 0 | 0 | 0 | 13 | 21 | 0.00 | 0.667 |

| PITCHER | IP | WLS | BF | H | R | ER | SO | BB | IBB | HBP | BLK | WP | HR | S | P | ERA | WHIP |
|---|---|---|---|---|---|---|---|---|---|---|---|---|---|---|---|---|---|

| Batter | 1 | 2 | 3 | 4 | 5 | 6 | 7 | 8 | 9 | AB | R | H | RBI | BB | SO | LOB |
|---|---|---|---|---|---|---|---|---|---|---|---|---|---|---|---|---|
| Jose Cardenal, R (1, 7)<br>OBP: 0.266, SLG: 0.324 | K | | WP S<br>S<br>2-H 1B | | 1-3 | | F8 | | | 4 | 1 | 1 | 1 | 0 | 1 | 1 |
| Roger Repoz, L (1, 8)<br>OBP: 0.333, SLG: 0.409 | S<br>1B | | K<br>1-3 | | | SH1-4<br>1B | | K2-3 | | 4 | 0 | 2 | 0 | 0 | 2 | 1 |
| Woodie Held, R (1, 6)<br>OBP: 0.304, SLG: 0.389 | 5-3<br>1-2 | | K<br>3-H | | | SH1-4<br>1-2 | | 5-3 | | 3 | 0 | 0 | 0 | 0 | 1 | 1 |
| Don Mincher, L (1, 3)<br>OBP: 0.377, SLG: 0.497 | F5 | | | 2B | | F8 | | F4 | | 4 | 0 | 1 | 0 | 0 | 0 | 2 |
| Jimmie Hall, L (1, 9)<br>OBP: 0.320, SLG: 0.425 | | G3 | | F9 | | IBB | | | | 2 | 0 | 0 | 0 | 1 | 0 | 1 |
| Tom Satriano, L (1, 5)<br>OBP: 0.313, SLG: 0.328 | | 1-3 | | F8 | | 6-3 | | | | 3 | 0 | 0 | 0 | 0 | 0 | 3 |
| Buck Rodgers, S (1, 2)<br>OBP: 0.284, SLG: 0.318 | | 6-3 | | G3 | | | G3 | | | 3 | 0 | 0 | 0 | 0 | 0 | 1 |
| Bobby Knoop, R (1, 4)<br>OBP: 0.316, SLG: 0.360 | | | E4<br>SH3-4<br>1B | | F8 | | 2B | | | 3 | 1 | 1 | 0 | 0 | 0 | 0 |
| Jack Hamilton, R (1, 1)<br>OBP: 0.100, SLG: 0.250<br>Minnie Rojas, R (7, 1)<br>OBP: 0.154, SLG: 0.083<br>Paul Schaal, R (7, 5)<br>OBP: 0.297, SLG: 0.306 | | | SH3-4<br>1-2 | | 4-3 | | F7 | | | 1<br>0<br>1 | 0<br>0<br>0 | 0<br>0<br>1 | 0<br>0<br>0 | 0<br>0<br>0 | 0<br>0<br>0 | 0<br>0<br>1 |
| Inning Stats | R: 0<br>E: 0<br>K: 1<br>S: 6<br>H: 1<br>LOB: 1<br>BB: 0<br>P: 6 | R: 0<br>E: 0<br>K: 0<br>S: 3<br>H: 0<br>LOB: 0<br>BB: 0<br>P: 3 | R: 2<br>E: 1<br>K: 2<br>S: 9<br>H: 1<br>LOB: 0<br>BB: 0<br>P: 9 | R: 0<br>E: 0<br>K: 0<br>S: 4<br>H: 1<br>LOB: 1<br>BB: 0<br>P: 4 | R: 0<br>E: 0<br>K: 0<br>S: 3<br>H: 0<br>LOB: 0<br>BB: 0<br>P: 3 | R: 0<br>E: 0<br>K: 0<br>S: 4<br>H: 1<br>LOB: 2<br>BB: 1<br>P: 8 | R: 0<br>E: 0<br>K: 0<br>S: 4<br>H: 1<br>LOB: 1<br>BB: 0<br>P: 4 | R: 0<br>E: 0<br>K: 1<br>S: 5<br>H: 0<br>LOB: 0<br>BB: 0<br>P: 5 | | 1B: 3<br>2B: 2<br>3B: 0<br>HR: 0 | SF: 0<br>SAC: 2<br>DP: 0<br>HBP: 0 | | | WP: 1<br>PB: 0<br>SB: 3<br>CS: 0 | PA: 31 | |

| PITCHER | | IP | WLS | BF | H | R | ER | SO | BB | IBB | HBP | BLK | WP | HR | S | P | ERA | WHIP |
|---|---|---|---|---|---|---|---|---|---|---|---|---|---|---|---|---|---|---|
| Dean Chance, R<br>ERA: 2.61 | (1, 1) | 6.0 | L | 24 | 4 | 2 | 0 | 3 | 0 | 1 | 0 | 0 | 1 | 0 | 29 | 33 | 0.00 | 0.667 |
| Ron Kline, R<br>ERA: 3.05 | (7, 1) | 2.0 | | 7 | 1 | 0 | 0 | 1 | 0 | 0 | 0 | 0 | 0 | 0 | 9 | 9 | 0.00 | 0.500 |

| PITCHER | IP | WLS | BF | H | R | ER | SO | BB | IBB | HBP | BLK | WP | HR | S | P | ERA | WHIP |
|---|---|---|---|---|---|---|---|---|---|---|---|---|---|---|---|---|---|

# BOTTOM

## Minnesota Twins @ California Angels

Anaheim Stadium, Anaheim, CA

Sun Jul 23 1967, 6:33 AM EDT

Att. 23,458 - Unknown

livebaseballscorecards.com

| | |
|---|---|
| AB | 28 |
| R | 2 |
| H | 5 |
| RBI | 1 |
| BB | 1 |
| SO | 4 |
| LOB | 11 |

| Batter | 1 | 2 | 3 | 4 | 5 | 6 | 7 | 8 | 9 | AB | R | H | RBI | BB | SO | LOB |
|---|---|---|---|---|---|---|---|---|---|---|---|---|---|---|---|---|
| Bob Allison, R (1, 7)<br>OBP: 0.355, SLG: 0.438<br>Sandy Valdespino, L (8, PR)<br>OBP: 0.255, SLG: 0.262 (8, 7) | G3-6-3 1B | | G6-3<br>1-2f | | F7<br>1-2 | | | FC5-6 1B | | 4<br>0 | 0<br>0 | 2<br>0 | 0<br>0 | 0<br>0 | 0<br>0 | 2<br>0 |
| Tony Oliva, L (1, 9)<br>OBP: 0.306, SLG: 0.423 | G3-6-3<br>1-2f | | 1B | | | BB 1B | | FC5-6<br>1-2f | | 4 | 0 | 2 | 0 | 0 | 0 | 2 |
| Harmon Killebrew, R (1, 3)<br>OBP: 0.419, SLG: 0.587 | HR | | K | | | 1-2 BB | | K | | 3 | 1 | 1 | 1 | 1 | 2 | 2 |
| Rich Rollins, R (1, 5)<br>OBP: 0.324, SLG: 0.353<br>Frank Quilici, R (8, 5) | K | | | K | | F9 | | F4 | | 4<br>0 | 0<br>0 | 0<br>0 | 0<br>0 | 0<br>0 | 2<br>0 | 3<br>0 |
| Cesar Tovar, R (1, 8)<br>OBP: 0.341, SLG: 0.376 (5, 4) | | F7 | | K | | F8 | | | F9 | 4 | 0 | 0 | 0 | 0 | 1 | 2 |
| Zoilo Versalles, R (1, 6)<br>OBP: 0.279, SLG: 0.302 | | 5-3 | | K | | F8 | | | 5-3<br>BB | 3 | 0 | 0 | 0 | 1 | 1 | 2 |
| Rod Carew, L (1, 4)<br>OBP: 0.348, SLG: 0.412<br>Ted Uhlaender, L (5, 8)<br>OBP: 0.232, SLG: 0.346 | HBP | 1-0 | | | K | | 1-3 | | 5-3<br>1-2 | 1<br>2 | 0<br>0 | 0<br>0 | 0<br>0 | 0<br>0 | 1<br>0 | 0<br>1 |
| Earl Battey, R (1, 2)<br>OBP: 0.273, SLG: 0.239<br>Russ Nixon, L (9, 2)<br>OBP: 0.313, SLG: 0.310 | K | 0-3 | | | FC2-6<br>1B | | 5-3 | | | 3<br>0 | 0<br>0 | 1<br>0 | 0<br>0 | 0<br>0 | 1<br>0 | 1<br>0 |
| Jim Kaat, L (1, 1)<br>OBP: 0.316, SLG: 0.373 | | | G6-3<br>BB | | FC2-6<br>WP<br>1-2f | | F2 | | | 2 | 0 | 0 | 0 | 1 | 0 | 1 |
| Inning Stats | R: 1<br>E: 0<br>K: 1<br>S: 6<br>H: 2<br>LOB: 0<br>BB: 0<br>P: 6 | R: 0<br>E: 0<br>K: 1<br>S: 5<br>H: 0<br>LOB: 1<br>BB: 0<br>P: 6 | R: 0<br>E: 0<br>K: 1<br>S: 5<br>H: 1<br>LOB: 1<br>BB: 1<br>P: 9 | R: 0<br>E: 0<br>K: 3<br>S: 9<br>H: 0<br>LOB: 0<br>BB: 0<br>P: 9 | R: 0<br>E: 0<br>K: 1<br>S: 6<br>H: 1<br>LOB: 1<br>BB: 0<br>P: 6 | R: 0<br>E: 0<br>K: 0<br>S: 4<br>H: 1<br>LOB: 2<br>BB: 1<br>P: 8 | R: 0<br>E: 0<br>K: 0<br>S: 3<br>H: 0<br>LOB: 0<br>BB: 0<br>P: 3 | R: 0<br>E: 0<br>K: 1<br>S: 6<br>H: 1<br>LOB: 1<br>BB: 0<br>P: 6 | R: 0<br>E: 0<br>K: 0<br>S: 2<br>H: 0<br>LOB: 0<br>BB: 1<br>P: 6 | 1B: 5<br>2B: 0<br>3B: 0<br>HR: 1<br>SF: 0<br>SAC: 0<br>DP: 2<br>HBP: 1 | | | | | | |

| PITCHER | | IP | WLS | BF | H | R | ER | SO | BB | IBB | HBP | BLK | WP | HR | S | P | ERA | WHIP |
|---|---|---|---|---|---|---|---|---|---|---|---|---|---|---|---|---|---|---|
| Al Downing, L<br>ERA: 2.49 | (1, 1) | 8.0 | | 31 | 6 | 1 | 1 | 8 | 2 | 0 | 1 | 0 | 1 | 1 | 44 | 53 | 1.12 | 1.000 |
| Dooley Womack, R<br>ERA: 2.79 | (9, 1) | 1.0 | | 3 | 0 | 0 | 0 | 0 | 1 | 0 | 0 | 0 | 0 | 0 | 2 | 6 | 0.00 | 1.000 |

| PITCHER | | IP | WLS | BF | H | R | ER | SO | BB | IBB | HBP | BLK | WP | HR | S | P | ERA | WHIP |
|---|---|---|---|---|---|---|---|---|---|---|---|---|---|---|---|---|---|---|

# Minnesota Twins @ New York Yankees

Yankee Stadium, Bronx, NY

Tue Jul 25 1967, 7:05 PM EDT

Att. 12,320 - Unknown

TOP

livebaseballscorecards.com

| | |
|---|---|
| AB | 30 |
| R | 1 |
| H | 6 |
| RBI | 1 |
| BB | 3 |
| SO | 8 |
| LOB | 16 |

# BOTTOM

## Minnesota Twins @ New York Yankees

Yankee Stadium, Bronx, NY

Tue Jul 25 1967, 7:05 PM EDT

Att. 12,320 - Unknown

livebaseballscorecards.com

| Batter | 1 | 2 | 3 | 4 | 5 | 6 | 7 | 8 | 9 | AB | R | H | RBI | BB | SO | LOB |
|---|---|---|---|---|---|---|---|---|---|---|---|---|---|---|---|---|
| Tom Tresh, S (1, 7)<br>OBP: 0.291, SLG: 0.354 | 4-3 | | | FC6-5 2B | | 4-3 | | | F9 | 0 | 0 | 0 | 0 | 0 | 0 | 0 |
| Steve Whitaker, L (1, 7)<br>OBP: 0.285, SLG: 0.374 | | | | | | | | | | 4 | 0 | 1 | 0 | 0 | 0 | 0 |
| Roy White, S (1, 5)<br>OBP: 0.276, SLG: 0.269 | F4 | | | FC6-5 G6-4-3<br>2-3 | | K | | | F9 | 4 | 0 | 0 | 0 | 0 | 1 | 1 |
| Mickey Mantle, S (1, 3)<br>OBP: 0.390, SLG: 0.496 | F8 | | | G6-4-3<br>1-2f | | | 6-3 | | HR | 4 | 1 | 1 | 1 | 0 | 0 | 1 |
| Elston Howard, R (1, 2)<br>OBP: 0.256, SLG: 0.283 | | 1-3 | | | 5-3 | | 2B | | 1B | 4 | 0 | 2 | 0 | 0 | 0 | 0 |
| Bill Robinson, R (1, 9)<br>OBP: 0.254, SLG: 0.296 | | 6-3 | | | 1B 1B | | 6-3 | | F9 | 4 | 0 | 1 | 0 | 0 | 0 | 1 |
| Joe Pepitone, L (1, 8)<br>OBP: 0.312, SLG: 0.381 | | 2-6 1B | | | F7 | | | G3 | | 3 | 0 | 1 | 0 | 0 | 0 | 1 |
| Horace Clarke, S (1, 4)<br>OBP: 0.291, SLG: 0.262 | | 2-6<br>1-2 | F2 | | 1-2 1B | | | 1B 1B | | 3 | 0 | 2 | 0 | 0 | 0 | 0 |
| Ruben Amaro, R (1, 6)<br>OBP: 0.299, SLG: 0.258 | | | F8 | | F8 | | | F8 | | 3 | 0 | 0 | 0 | 0 | 0 | 3 |
| Al Downing, R (1, 1)<br>OBP: 0.191, SLG: 0.227 | | | K | | | L3 | | 1-H 1B | | 2 | 0 | 0 | 0 | 0 | 1 | 0 |
| Charley Smith, R (8, PH)<br>OBP: 0.274, SLG: 0.306 | | | | | | | | | | 1 | 0 | 1 | 0 | 0 | 0 | 0 |
| Dooley Womack, L (9, 1)<br>OBP: 0.167, SLG: 0.167 | | | | | | | | | | 0 | 0 | 0 | 0 | 0 | 0 | 0 |

| | AB | R | H | RBI | BB | SO | LOB |
|---|---|---|---|---|---|---|---|
| | 32 | 1 | 9 | 1 | 0 | 2 | 7 |

| Inning Stats | 1 | 2 | 3 | 4 | 5 | 6 | 7 | 8 | 9 |
|---|---|---|---|---|---|---|---|---|---|
| R: | 0 | 0 | 0 | 0 | 0 | 0 | 0 | 0 | 1 |
| E: | 0 | 0 | 0 | 0 | 0 | 0 | 0 | 0 | 0 |
| K: | 0 | 0 | 1 | 0 | 0 | 1 | 0 | 0 | 0 |
| S: | 3 | 3 | 5 | 3 | 5 | 5 | 3 | 4 | 5 |
| H: | 0 | 1 | 0 | 1 | 2 | 0 | 1 | 2 | 2 |
| LOB: | 0 | 1 | 0 | 0 | 2 | 0 | 0 | 2 | 1 |
| BB: | 0 | 0 | 0 | 0 | 0 | 0 | 0 | 0 | 0 |
| P: | 3 | 3 | 5 | 3 | 5 | 5 | 3 | 4 | 5 |

| | |
|---|---|
| 1B: | 6 |
| 2B: | 2 |
| 3B: | 0 |
| HR: | 1 |
| SF: | 0 |
| SAC: | 0 |
| DP: | 1 |
| HBP: | 0 |
| WP: | 0 |
| PB: | 0 |
| SB: | 0 |
| CS: | 0 |
| PA: | 32 |

| PITCHER | IP | WLS | BF | H | R | ER | SO | BB | IBB | HBP | BLK | WP | HR | S | P | ERA | WHIP |
|---|---|---|---|---|---|---|---|---|---|---|---|---|---|---|---|---|---|
| Jim Kaat, L (1, 1)<br>ERA: 3.76 | 9.0 | | 33 | 9 | 1 | 1 | 2 | 0 | 0 | 0 | 0 | 0 | 1 | 36 | 36 | 1.00 | 1.000 |

| PITCHER | IP | WLS | BF | H | R | ER | SO | BB | IBB | HBP | BLK | WP | HR | S | P | ERA | WHIP |
|---|---|---|---|---|---|---|---|---|---|---|---|---|---|---|---|---|---|

| Batter | 1 | 2 | 3 | 4 | 5 | 6 | 7 | 8 | 9 | AB | R | H | RBI | BB | SO | LOB |
|---|---|---|---|---|---|---|---|---|---|---|---|---|---|---|---|---|
| Bob Allison, R (1, 7)<br>OBP: 0.359, SLG: 0.449 | HR | | K | | BB | | 1B | | K | 4 | 1 | 2 | 1 | 1 | 2 | 1 |
| Zoilo Versalles, R (1, 6)<br>OBP: 0.278, SLG: 0.299 | 6-3 | | F9 | | F7 | | K | | BB | 4 | 0 | 0 | 0 | 1 | 1 | 3 |
| Harmon Killebrew, R (1, 3)<br>OBP: 0.416, SLG: 0.579 | F2 | | | FC4-6<br>BB | | F7 | F8 | | K | 4 | 0 | 0 | 0 | 1 | 1 | 4 |
| Tony Oliva, L (1, 9)<br>OBP: 0.305, SLG: 0.419 | 4-3 | | | FC4-6<br>S HBP<br>1-2f FC6-2-5 | | CS 1B<br>BB | | K | | 3 | 0 | 0 | 0 | 1 | 1 | 1 |
| Cesar Tovar, R (1, 8)<br>OBP: 0.348, SLG: 0.383 | | CS<br>1B | | FC6-2-5 S<br>1-2 HBP | | BB<br>1-2 1B | | F7<br>2B | | 3 | 0 | 3 | 0 | 0 | 0 | 0 |
| Rich Rollins, R (1, 5)<br>OBP: 0.327, SLG: 0.350 | | K<br>1-2 | | IBB<br>1-2<br>2-3 | | BB<br>1-2<br>2-3 | | F7<br>2-3 | | 2 | 0 | 0 | 0 | 2 | 1 | 2 |
| Jerry Zimmerman, R (1, 2)<br>OBP: 0.234, SLG: 0.164 | | | | | | | | | | 2 | 0 | 1 | 0 | 0 | 0 | 3 |
| Frank Kostro, R (6, PH)<br>OBP: 0.375, SLG: 0.286 | | WP<br>1B | | FC6-2-5<br>2-3<br>3-H | | 1-3 | | K | | 1 | 0 | 0 | 0 | 0 | 0 | 2 |
| Russ Nixon, L (6, 2)<br>OBP: 0.310, SLG: 0.307 | | | | | | | | | | 1 | 0 | 0 | 0 | 0 | 1 | 1 |
| Frank Quilici, R (1, 4) | | K<br>1-2 | | | 4-3 | | 6-3 | | F7 | 4 | 0 | 0 | 0 | 0 | 1 | 1 |
| Jim Perry, S (1, 1)<br>OBP: 0.267, SLG: 0.467<br>Jim Roland, R (6, 1)<br>Earl Battey, R (7, PH)<br>OBP: 0.280, SLG: 0.239<br>Dave Boswell, R (7, PR)<br>OBP: 0.227, SLG: 0.262<br>Mudcat Grant, R (7, 1)<br>OBP: 0.146, SLG: 0.120<br>Rod Carew, L (9, PH)<br>OBP: 0.350, SLG: 0.420 | | | K | | F8 | | BB<br>1B | | 3B | 2<br>0<br>0<br>0<br>0<br>0<br>1 | 0<br>0<br>0<br>0<br>0<br>0<br>0 | 0<br>0<br>0<br>0<br>0<br>0<br>1 | 0<br>0<br>0<br>0<br>0<br>0<br>0 | 0<br>0<br>1<br>0<br>0<br>0<br>0 | 1<br>0<br>0<br>0<br>0<br>0<br>0 | 0<br>0<br>0<br>0<br>0<br>0<br>0 |
| Inning Stats | R: 1<br>E: 0<br>K: 0<br>S: 4<br>H: 1<br>LOB: 0<br>BB: 0<br>P: 4 | R: 0<br>E: 0<br>K: 2<br>S: 8<br>H: 2<br>LOB: 1<br>BB: 0<br>P: 8 | R: 0<br>E: 0<br>K: 2<br>S: 7<br>H: 0<br>LOB: 0<br>BB: 0<br>P: 7 | R: 0<br>E: 0<br>K: 0<br>S: 2<br>H: 0<br>LOB: 1<br>BB: 2<br>P: 11 | R: 0<br>E: 0<br>K: 0<br>S: 3<br>H: 0<br>LOB: 1<br>BB: 1<br>P: 7 | R: 0<br>E: 0<br>K: 0<br>S: 3<br>H: 1<br>LOB: 2<br>BB: 2<br>P: 11 | R: 0<br>E: 0<br>K: 1<br>S: 6<br>H: 1<br>LOB: 2<br>BB: 1<br>P: 10 | R: 0<br>E: 0<br>K: 2<br>S: 8<br>H: 1<br>LOB: 1<br>BB: 0<br>P: 8 | R: 0<br>E: 0<br>K: 2<br>S: 8<br>H: 1<br>LOB: 2<br>BB: 1<br>P: 12 | 1B: 4<br>2B: 1<br>3B: 1<br>HR: 1 | SF: 0<br>SAC: 0<br>DP: 1<br>HBP: 1 | | | WP: 1<br>PB: 0<br>SB: 2<br>CS: 2 | | PA: 39 | |

| PITCHER | | IP | WLS | BF | H | R | ER | SO | BB | IBB | HBP | BLK | WP | HR | S | P | ERA | WHIP |
|---|---|---|---|---|---|---|---|---|---|---|---|---|---|---|---|---|---|---|
| Steve Barber, L<br>ERA: 4.25 | (1, 1) | 6.1 | W | 28 | 5 | 1 | 1 | 4 | 5 | 1 | 1 | 0 | 1 | 1 | 29 | 54 | 1.42 | 1.579 |
| Steve Hamilton, L<br>ERA: 2.08 | (7, 1) | 2.2 | S | 11 | 2 | 0 | 0 | 5 | 1 | 0 | 0 | 0 | 0 | 0 | 20 | 24 | 0.00 | 1.125 |

| PITCHER | IP | WLS | BF | H | R | ER | SO | BB | IBB | HBP | BLK | WP | HR | S | P | ERA | WHIP |
|---|---|---|---|---|---|---|---|---|---|---|---|---|---|---|---|---|---|

# TOP

## Minnesota Twins @ New York Yankees

Yankee Stadium, Bronx, NY

Wed Jul 26 1967, 7:05 PM EDT

Unknown

livebaseballscorecards.com

| | |
|---|---|
| AB | 31 |
| R | 1 |
| H | 7 |
| RBI | 1 |
| BB | 7 |
| SO | 9 |
| LOB | 18 |

# Minnesota Twins @ New York Yankees

Yankee Stadium, Bronx, NY

Wed Jul 26 1967, 7:05 PM EDT

Unknown

livebaseballscorecards.com

## BOTTOM

| Batter | 1 | 2 | 3 | 4 | 5 | 6 | 7 | 8 | 9 | AB | R | H | RBI | BB | SO | LOB |
|---|---|---|---|---|---|---|---|---|---|---|---|---|---|---|---|---|
| Horace Clarke, S (1, 4)<br>OBP: 0.297, SLG: 0.273 | F9<br>SF8<br>2B | | 6-3 | | | BBB 4-0<br>SH2-3<br>1B<br>BB | | HR<br>2B | | 3 | 3 | 2 | 0 | 1 | 0 | 0 |
| Roy White, S (1, 5)<br>John Kennedy, R (9, 5)<br>OBP: 0.273, SLG: 0.267<br>OBP: 0.298, SLG: 0.281 | F9<br>2-3 | | | G6-4-3<br>1B | | F7 | | F8 | | 4<br>0 | 0<br>0 | 1<br>0 | 0<br>0 | 0<br>0 | 0<br>0 | 3<br>0 |
| Bill Robinson, R (1, 9)<br>OBP: 0.250, SLG: 0.292 | SF8<br>3-H | | | G6-4-3<br>1-2f | | SH2-3<br>1-2 | | SSS 0-3<br>K | | 2 | 0 | 0 | 1 | 0 | 1 | 2 |
| Joe Pepitone, L (1, 8)<br>OBP: 0.317, SLG: 0.401 | 3-1 | | | HR | | 1B<br>IBB | | 2-H<br>HR | | 3 | 2 | 2 | 3 | 1 | 0 | 0 |
| Steve Whitaker, L (1, 7)<br>OBP: 0.288, SLG: 0.386 | | SSS 0-3<br>K | | 1-3 | | 1-3<br>2-H<br>1B | | HR | | 4 | 1 | 2 | 2 | 0 | 1 | 0 |
| Jake Gibbs, L (1, 2)<br>OBP: 0.295, SLG: 0.276 | | F6 | | | G3 | 2-3 | | F9 | | 4 | 0 | 0 | 0 | 0 | 0 | 2 |
| Mike Hegan, L (1, 3)<br>OBP: 0.247, SLG: 0.152 | | 6-3 | | | BBB 4-0<br>S<br>BB | | SSS 0-3<br>K | | | 2 | 0 | 0 | 0 | 1 | 1 | 0 |
| Ruben Amaro, R (1, 6)<br>OBP: 0.296, SLG: 0.255 | | | SSS 0-3<br>K | | F6<br>1-2 | | 6-3 | | | 3 | 0 | 0 | 0 | 0 | 1 | 1 |
| Steve Barber, L (1, 1)<br>OBP: 0.212, SLG: 0.226<br>Steve Hamilton, L (7, 1)<br>OBP: 0.200, SLG: 0.200 | | | SSS 0-3<br>K | | SSS 0-3<br>K | | F9 | | | 2<br>1 | 0<br>0 | 0<br>0 | 0<br>0 | 0<br>0 | 2<br>0 | 1<br>0 |
| Inning Stats | R: 1<br>E: 0<br>K: 0<br>S: 4<br>H: 1<br>LOB: 0<br>BB: 0<br>P: 4 | R: 0<br>E: 0<br>K: 1<br>S: 5<br>H: 0<br>LOB: 0<br>BB: 0<br>P: 5 | R: 0<br>E: 0<br>K: 2<br>S: 7<br>H: 0<br>LOB: 0<br>BB: 0<br>P: 7 | R: 1<br>E: 0<br>K: 0<br>S: 4<br>H: 2<br>LOB: 0<br>BB: 0<br>P: 4 | R: 0<br>E: 0<br>K: 1<br>S: 5<br>H: 0<br>LOB: 1<br>BB: 1<br>P: 9 | R: 1<br>E: 0<br>K: 0<br>S: 4<br>H: 1<br>LOB: 2<br>BB: 2<br>P: 12 | R: 0<br>E: 0<br>K: 1<br>S: 5<br>H: 0<br>LOB: 0<br>BB: 0<br>P: 5 | R: 3<br>E: 0<br>K: 1<br>S: 8<br>H: 3<br>LOB: 0<br>BB: 0<br>P: 8 | | 1B: 2<br>2B: 2<br>3B: 0<br>HR: 3<br>SF: 1<br>SAC: 1<br>DP: 1<br>HBP: 0 | | | | | | |

| | AB | 28 |
|---|---|---|
| | R | 6 |
| | H | 7 |
| | RBI | 6 |
| | BB | 3 |
| | SO | 6 |
| | LOB | 9 |

WP: 0 PA: 33
PB: 0
SB: 1
CS: 0

| PITCHER | | IP | WLS | BF | H | R | ER | SO | BB | IBB | HBP | BLK | WP | HR | S | P | ERA | WHIP |
|---|---|---|---|---|---|---|---|---|---|---|---|---|---|---|---|---|---|---|
| Jim Perry, R<br>ERA: 3.97 | (1, 1) | 5.2 | L | 23 | 4 | 3 | 3 | 4 | 2 | 1 | 0 | 0 | 0 | 1 | 28 | 40 | 4.76 | 1.059 |
| Jim Roland, L<br>ERA: 3.14 | (6, 1) | 0.1 | | 1 | 0 | 0 | 0 | 0 | 0 | 0 | 0 | 0 | 0 | 0 | 1 | 1 | 0.00 | 0.000 |
| Mudcat Grant, R<br>ERA: 4.81 | (7, 1) | 2.0 | | 9 | 3 | 3 | 3 | 2 | 0 | 0 | 0 | 0 | 0 | 2 | 13 | 13 | 13.50 | 1.500 |

| PITCHER | IP | WLS | BF | H | R | ER | SO | BB | IBB | HBP | BLK | WP | HR | S | P | ERA | WHIP |
|---|---|---|---|---|---|---|---|---|---|---|---|---|---|---|---|---|---|

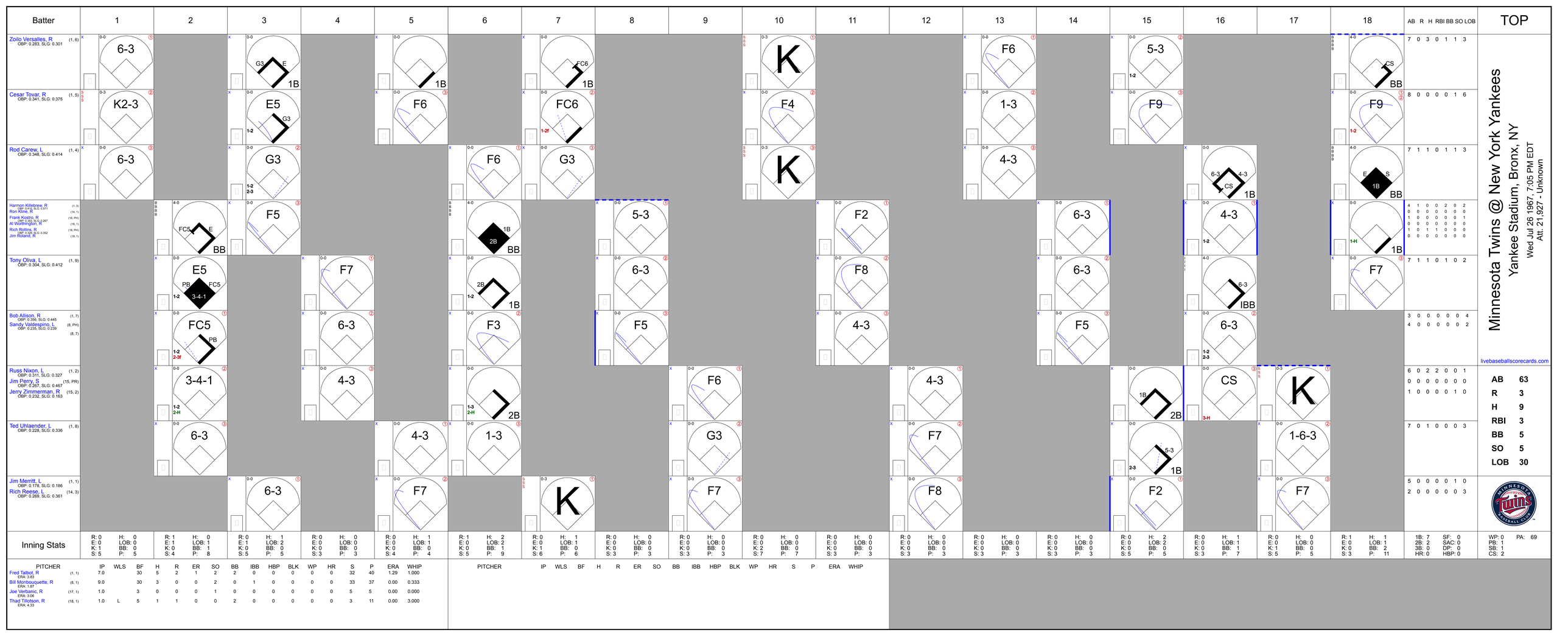
Batter
1
2
3
4
5
6
7
8
9
10
11
12
13
14
15
16
17
18
AB R H RBI BB SO LOB
TOP
Zoilo Versalles, R (1, 6) OBP: 0.283, SLG: 0.301
Cesar Tovar, R (1, 5) OBP: 0.341, SLG: 0.375
Rod Carew, L (1, 4) OBP: 0.348, SLG: 0.414
Harmon Killebrew, R (1, 3)
Ron Kline, R (14, 1)
Frank Kostro, R (16, PR) OBP: 0.353, SLG: 0.267
Al Worthington, R (16, 1)
Rich Rollins, R (18, PH) OBP: 0.329, SLG: 0.352
Jim Roland, R (18, 1)
Tony Oliva, L (1, 9) OBP: 0.304, SLG: 0.412
Bob Allison, R (1, 7) OBP: 0.388, SLG: 0.445
Sandy Valdespino, L (8, PH) OBP: 0.235, SLG: 0.239
(8, 7)
Russ Nixon, L (1, 2) OBP: 0.311, SLG: 0.327
Jim Perry, S (15, PR) OBP: 0.267, SLG: 0.467
Jerry Zimmerman, R (15, 2) OBP: 0.232, SLG: 0.163
Ted Uhlaender, L (1, 8) OBP: 0.228, SLG: 0.336
Jim Merritt, L (1, 1) OBP: 0.178, SLG: 0.186
Rich Reese, L (14, 3) OBP: 0.269, SLG: 0.361
Inning Stats
PITCHER
IP WLS BF H R ER SO BB IBB HBP BLK WP HR S P ERA WHIP
Fred Talbot, R (1, 1) ERA: 3.83
Bill Monbouquette, R (8, 1) ERA: 1.87
Joe Verbanic, R (17, 1) ERA: 3.00
Thad Tillotson, R (18, 1) ERA: 4.33
Minnesota Twins @ New York Yankees
Yankee Stadium, Bronx, NY
Wed Jul 26 1967, 7:05 PM EDT
Att. 21,927 - Unknown
livebaseballscorecards.com
AB 63
R 3
H 9
RBI 3
BB 5
SO 5
LOB 30
1B: 7 SF: 0
2B: 2 SAC: 0
3B: 0 DP: 0
HR: 0 HBP: 0
WP: 0 PA: 69
PB: 1
SB: 1
CS: 2

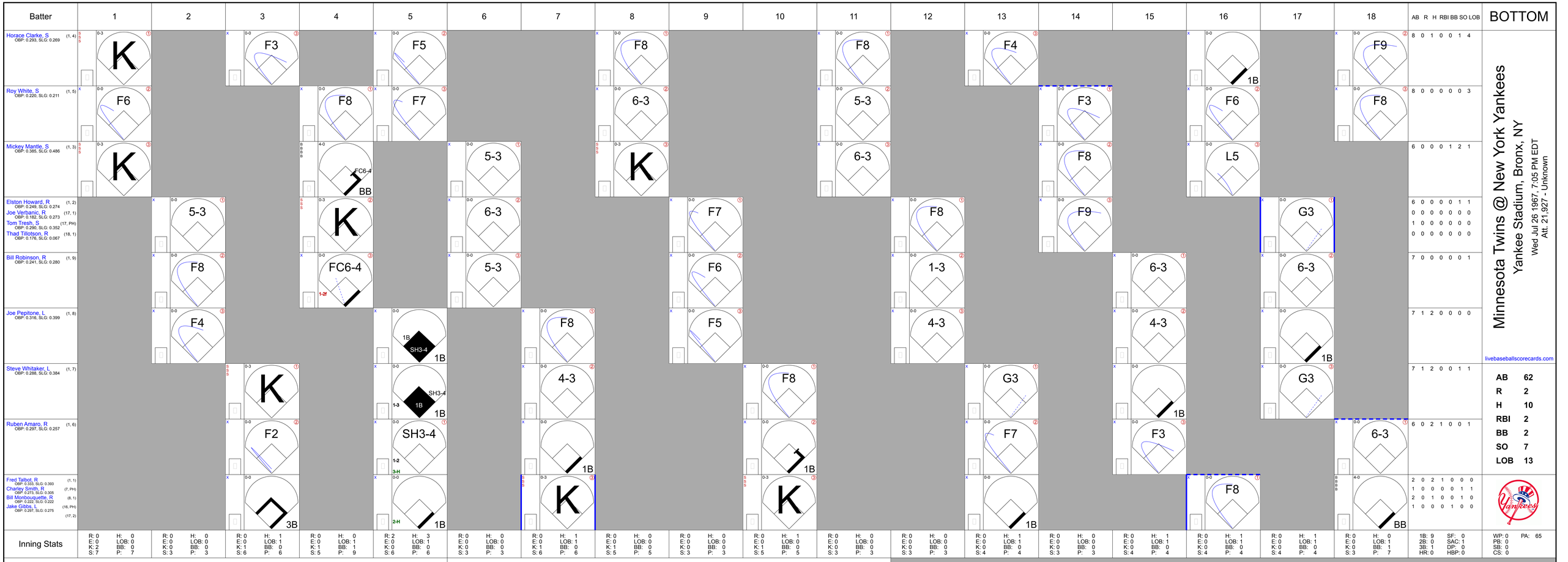
Batter
1
2
3
4
5
6
7
8
9
10
11
12
13
14
15
16
17
18
AB R H RBI BB SO LOB
BOTTOM
Horace Clarke, S (1, 4) OBP: 0.293, SLG: 0.269
8 0 1 0 0 1 4
Roy White, S (1, 5) OBP: 0.220, SLG: 0.211
8 0 0 0 0 0 3
Mickey Mantle, S (1, 3) OBP: 0.385, SLG: 0.486
6 0 0 0 1 2 1
Elston Howard, R (1, 2) OBP: 0.249, SLG: 0.274
Joe Verbanic, R (17, 1) OBP: 0.182, SLG: 0.273
Tom Tresh, S (17, PH) OBP: 0.290, SLG: 0.352
Thad Tillotson, R (18, 1) OBP: 0.176, SLG: 0.067
6 0 0 0 0 1 1
0 0 0 0 0 0 0
1 0 0 0 0 0 0
0 0 0 0 0 0 0
Bill Robinson, R (1, 9) OBP: 0.241, SLG: 0.280
7 0 0 0 0 0 1
Joe Pepitone, L (1, 8) OBP: 0.316, SLG: 0.399
7 1 2 0 0 0 0
Steve Whitaker, L (1, 7) OBP: 0.288, SLG: 0.384
7 1 2 0 0 1 1
Ruben Amaro, R (1, 6) OBP: 0.297, SLG: 0.257
6 0 2 1 0 0 1
Fred Talbot, R (1, 1) OBP: 0.333, SLG: 0.393
Charley Smith, R (7, PH) OBP: 0.273, SLG: 0.305
Bill Monbouquette, R (8, 1) OBP: 0.222, SLG: 0.222
Jake Gibbs, L (16, PH) OBP: 0.297, SLG: 0.275
(17, 2)
2 0 2 1 0 0 0
1 0 0 0 0 1 1
2 0 1 0 0 1 0
1 0 0 0 1 0 0
Minnesota Twins @ New York Yankees
Yankee Stadium, Bronx, NY
Wed Jul 26 1967, 7:05 PM EDT
Att. 21,927 - Unknown
livebaseballscorecards.com
AB 62
R 2
H 10
RBI 2
BB 2
SO 7
LOB 13
Inning Stats
1B: 9 SF: 0
2B: 0 SAC: 1
3B: 1 DP: 0
HR: 0 HBP: 0
WP: 0 PA: 65
PB: 0
SB: 0
CS: 0
PITCHER IP WLS BF H R ER SO BB IBB HBP BLK WP HR S P ERA WHIP
Jim Merritt, L (1, 1) ERA: 2.27 13.0 46 7 2 2 7 1 0 0 0 0 0 59 63 1.39 0.615
Ron Kline, R (14, 1) ERA: 2.91 2.0 7 1 0 0 0 0 0 0 0 0 0 7 7 0.00 0.500
Al Worthington, R (16, 1) ERA: 3.76 2.0 W 8 2 0 0 0 0 0 0 0 0 0 8 8 0.00 1.000
Jim Roland, L (18, 1) ERA: 2.93 1.0 S 4 0 0 0 0 1 0 0 0 0 0 3 7 0.00 1.000

| Batter | 1 | 2 | 3 | 4 | 5 | 6 | 7 | 8 | 9 | AB | R | H | RBI | BB | SO | LOB |
|---|---|---|---|---|---|---|---|---|---|---|---|---|---|---|---|---|
| Zoilo Versalles, R (1, 6)<br>OBP: 0.284, SLG: 0.305 | 0-0 1B 1B 2B | 0-0 F8 | | 0-0 FC6-4 1-2 2-H 3-H 1B | | 0-0 F2 | | | 0-0 G1-4-3 1-2f | 5 | 1 | 2 | 1 | 0 | 0 | 3 |
| Rod Carew, L (1, 4)<br>OBP: 0.347, SLG: 0.412 | 0-0 1B 2-3 1B | | 0-0 1-3 | 0-0 FC6-4 1-2f | | | S S S 0-3 K | | | 4 | 0 | 1 | 0 | 0 | 1 | 2 |
| Harmon Killebrew, R (1, 5)<br>OBP: 0.413, SLG: 0.567 | S S S 0-3 K | | 0-0 F8 | | 0-0 FC4 1B | | 0-0 4-3 | | | 4 | 0 | 1 | 0 | 0 | 1 | 2 |
| Tony Oliva, L (1, 9)<br>OBP: 0.307, SLG: 0.414 | 0-0 S 1-3 3-H 1B | | 0-0 1B | | 0-0 F8 | | 0-0 G3 | | | 4 | 0 | 2 | 1 | 0 | 0 | 1 |
| Rich Reese, L (1, 3)<br>OBP: 0.254, SLG: 0.338 | 0-0 F6 1-2 | | 0-0 F8 | | 0-0 FC4 1-2f | | | S S S 0-3 K | | 4 | 0 | 0 | 0 | 0 | 1 | 4 |
| Sandy Valdespino, L (1, 7)<br>OBP: 0.236, SLG: 0.260 | 0-0 F7 | | | 0-0 G3 1B 2B | 0-0 F8 | | | 0-0 F2 | | 4 | 1 | 1 | 0 | 0 | 0 | 3 |
| Ted Uhlaender, L (1, 8)<br>OBP: 0.222, SLG: 0.327 | | 0-0 1-3 | | 0-0 G3 2-3 | | 0-0 F8 | | 0-0 3-1 | | 4 | 0 | 0 | 0 | 0 | 0 | 1 |
| Russ Nixon, L (1, 2)<br>OBP: 0.317, SLG: 0.327 | | 0-0 1B | | 4-0 HBP 1B IBB | | 0-0 6-3 | | | 0-0 6-3 | 3 | 0 | 1 | 0 | 1 | 0 | 0 |
| Dave Boswell, R (1, 1)<br>OBP: 0.239, SLG: 0.256<br>Jim Kaat, L (6, PH)<br>OBP: 0.328, SLG: 0.385<br>Jim Ollom, R (6, 1)<br>OBP: 0.200, SLG: 0.200<br>Cesar Tovar, R (9, PH)<br>OBP: 0.343, SLG: 0.375 | | S S S 0-3 K | H 1-0 1B 1-2 HBP | | | 0-0 1B | | | B B B B 4-0 G1-4-3 BB | 1<br>1<br>0<br>0 | 0<br>0<br>0<br>0 | 0<br>1<br>0<br>0 | 0<br>0<br>0<br>0 | 0<br>0<br>0<br>1 | 1<br>0<br>0<br>0 | 1<br>0<br>0<br>0 |
| Inning Stats | R: 1 E: 0 K: 1 S: 8 H: 3 LOB: 2 BB: 0 P: 8 | R: 0 E: 0 K: 1 S: 6 H: 1 LOB: 1 BB: 0 P: 6 | R: 0 E: 0 K: 0 S: 4 H: 1 LOB: 1 BB: 0 P: 4 | R: 1 E: 0 K: 0 S: 4 H: 2 LOB: 2 BB: 1 P: 9 | R: 0 E: 0 K: 0 S: 4 H: 1 LOB: 1 BB: 0 P: 4 | R: 0 E: 0 K: 0 S: 4 H: 1 LOB: 1 BB: 0 P: 4 | R: 0 E: 0 K: 1 S: 5 H: 0 LOB: 0 BB: 0 P: 5 | R: 0 E: 0 K: 1 S: 5 H: 0 LOB: 0 BB: 0 P: 5 | R: 0 E: 0 K: 0 S: 2 H: 0 LOB: 0 BB: 1 P: 6 | 1B: 7 2B: 2 3B: 0 HR: 0 | | SF: 0 SAC: 0 DP: 1 HBP: 1 | | | | |

| PITCHER | IP | WLS | BF | H | R | ER | SO | BB | IBB | HBP | BLK | WP | HR | S | P | ERA | WHIP |
|---|---|---|---|---|---|---|---|---|---|---|---|---|---|---|---|---|---|
| Mel Stottlemyre, R (1, 1)<br>ERA: 2.97 | 9.0 | W | 37 | 9 | 2 | 2 | 4 | 1 | 1 | 1 | 0 | 0 | 0 | 42 | 51 | 2.00 | 1.111 |

| PITCHER | IP | WLS | BF | H | R | ER | SO | BB | IBB | HBP | BLK | WP | HR | S | P | ERA | WHIP |
|---|---|---|---|---|---|---|---|---|---|---|---|---|---|---|---|---|---|

# TOP

## Minnesota Twins @ New York Yankees

Yankee Stadium, Bronx, NY

Thu Jul 27 1967, 3:33 AM EDT

Att. 12,712 - Unknown

livebaseballscorecards.com

| | |
|---|---|
| AB | 34 |
| R | 2 |
| H | 9 |
| RBI | 2 |
| BB | 2 |
| SO | 4 |
| LOB | 17 |

WP: 0 PB: 0 SB: 1 CS: 0

PA: 37

# BOTTOM

## Minnesota Twins @ New York Yankees

Yankee Stadium, Bronx, NY

Thu Jul 27 1967, 3:33 AM EDT

Att. 12,712 - Unknown

livebaseballscorecards.com

| Batter | 1 | 2 | 3 | 4 | 5 | 6 | 7 | 8 | 9 | AB | R | H | RBI | BB | SO | LOB |
|---|---|---|---|---|---|---|---|---|---|---|---|---|---|---|---|---|
| Horace Clarke, S (1, 4)<br>OBP: 0.300, SLG: 0.275 | 4-3 | | 1B | | BB | 1B | | 1B | | 4 | 2 | 3 | 0 | 1 | 0 | 0 |
| Roy White, S (1, 5)<br>John Kennedy, R (7, 5)<br>OBP: 0.222, SLG: 0.195<br>OBP: 0.298, SLG: 0.281 | K | | F7 | | BB | F6 | | SH5-4 | | 3<br>0 | 1<br>0 | 0<br>0 | 0<br>0 | 1<br>0 | 1<br>0 | 4<br>0 |
| Jake Gibbs, L (1, 2)<br>OBP: 0.295, SLG: 0.269 | K | | 4-3 | | 6-3 | BB | | F9 | | 4 | 0 | 0 | 1 | 1 | 1 | 5 |
| Joe Pepitone, L (1, 8)<br>OBP: 0.317, SLG: 0.397 | | 4-3 | | 1B<br>E<br>1B | K | F5 | | 1B<br>HBP | | 4 | 1 | 1 | 0 | 0 | 1 | 4 |
| Steve Whitaker, L (1, 7)<br>OBP: 0.296, SLG: 0.392 | | HBP | | E<br>1B | E<br>2B | | F6 | 1B | | 4 | 1 | 3 | 3 | 0 | 0 | 0 |
| Bill Robinson, R (1, 9)<br>OBP: 0.240, SLG: 0.277 | | F5 | | E6 | E8<br>1B | | K | F7 | | 5 | 0 | 1 | 2 | 0 | 1 | 4 |
| Mike Hegan, L (1, 3)<br>OBP: 0.247, SLG: 0.171 | | L3 | | K | K | | 2B | | | 4 | 0 | 1 | 0 | 0 | 2 | 4 |
| Ruben Amaro, R (1, 6)<br>OBP: 0.300, SLG: 0.257 | | | 1B<br>1B | F2 | | 1B<br>SH1-4<br>BB | 5-3 | | | 3 | 0 | 1 | 0 | 1 | 0 | 3 |
| Mel Stottlemyre, R (1, 1)<br>OBP: 0.140, SLG: 0.104 | | | K | F7 | | SH1-4 | | SH5-4<br>1B<br>1B | | 3 | 1 | 1 | 0 | 0 | 1 | 3 |
| Inning Stats | R: 0<br>E: 0<br>K: 2<br>S: 7<br>H: 0<br>LOB: 0<br>BB: 0<br>P: 7 | R: 0<br>E: 0<br>K: 0<br>S: 3<br>H: 0<br>LOB: 1<br>BB: 0<br>P: 4 | R: 0<br>E: 0<br>K: 1<br>S: 7<br>H: 2<br>LOB: 2<br>BB: 0<br>P: 7 | R: 1<br>E: 1<br>K: 1<br>S: 8<br>H: 2<br>LOB: 2<br>BB: 0<br>P: 8 | R: 3<br>E: 1<br>K: 2<br>S: 9<br>H: 2<br>LOB: 1<br>BB: 2<br>P: 17 | R: 0<br>E: 0<br>K: 0<br>S: 4<br>H: 1<br>LOB: 3<br>BB: 2<br>P: 12 | R: 0<br>E: 0<br>K: 1<br>S: 6<br>H: 1<br>LOB: 1<br>BB: 0<br>P: 6 | R: 2<br>E: 0<br>K: 0<br>S: 6<br>H: 3<br>LOB: 2<br>BB: 0<br>P: 7 | | 1B: 9<br>2B: 2<br>3B: 0<br>HR: 0<br>SF: 0<br>SAC: 2<br>DP: 0<br>HBP: 2 | | | | | | |

| | AB | 34 |
|---|---|---|
| | R | 6 |
| | H | 11 |
| | RBI | 6 |
| | BB | 4 |
| | SO | 7 |
| | LOB | 27 |

WP: 1 PA: 42
PB: 0
SB: 1
CS: 0

| PITCHER | | IP | WLS | BF | H | R | ER | SO | BB | IBB | HBP | BLK | WP | HR | S | P | ERA | WHIP |
|---|---|---|---|---|---|---|---|---|---|---|---|---|---|---|---|---|---|---|
| Dave Boswell, R<br>ERA: 3.32 | (1, 1) | 5.0 | L | 25 | 6 | 4 | 4 | 6 | 2 | 0 | 1 | 0 | 1 | 0 | 34 | 43 | 7.20 | 1.600 |
| Jim Ollom, L<br>ERA: 5.68 | (6, 1) | 3.0 | | 17 | 5 | 2 | 2 | 1 | 2 | 0 | 1 | 0 | 0 | 0 | 16 | 25 | 6.00 | 2.333 |

| PITCHER | | IP | WLS | BF | H | R | ER | SO | BB | IBB | HBP | BLK | WP | HR | S | P | ERA | WHIP |
|---|---|---|---|---|---|---|---|---|---|---|---|---|---|---|---|---|---|---|

# Minnesota Twins @ Boston Red Sox

Fenway Park, Boston, MA

Fri Jul 28 1967, 7:05 PM EDT

Att. 33,075 - Unknown

TOP

livebaseballscorecards.com

| Batter | 1 | 2 | 3 | 4 | 5 | 6 | 7 | 8 | 9 | AB | R | H | RBI | BB | SO | LOB |
|---|---|---|---|---|---|---|---|---|---|---|---|---|---|---|---|---|
| Zoilo Versalles, R (1, 6)<br>OBP: 0.283, SLG: 0.304 | F5 | | K | 6-3 1B<br>1-2<br>2-H<br>3-H | | 5-3 | | 4-3 | | 5 | 1 | 1 | 2 | 0 | 1 | 1 |
| Tony Oliva, L (1, 9)<br>OBP: 0.311, SLG: 0.418 | K | | L4 | 1B 6-3<br>1-3<br>2-H | | 2B | | BB 6-3 | | 4 | 0 | 2 | 1 | 1 | 1 | 1 |
| Harmon Killebrew, R (1, 3)<br>OBP: 0.413, SLG: 0.574<br>Rich Reese, L (9, 3)<br>OBP: 0.254, SLG: 0.338 | HR | | | 3B 1B<br>6-3<br>1-2<br>3-H | | K | | 6-3<br>1-2 | | 5<br>0 | 2<br>0 | 2<br>0 | 2<br>0 | 0<br>0 | 1<br>0 | 3<br>0 |
| Bob Allison, R (1, 7)<br>OBP: 0.357, SLG: 0.446<br>Sandy Valdespino, L (7, 7)<br>OBP: 0.232, SLG: 0.255 | 6-3 | | | 3B 1B<br>1-3<br>FC6-4<br>2-3 1B | | 6-3 | | G3 | | 4<br>1 | 1<br>0 | 2<br>0 | 0<br>0 | 0<br>0 | 0<br>0 | 1<br>1 |
| Cesar Tovar, R (1, 4)<br>OBP: 0.341, SLG: 0.378 (7, 5) | | F7 | | 1B 3B<br>1-H<br>3-H<br>FC6-4<br>1-2 | | | 1-3 | | L5 | 5 | 1 | 1 | 2 | 0 | 0 | 2 |
| Rich Rollins, R (1, 5)<br>OBP: 0.328, SLG: 0.351<br>Frank Quilici, R (7, 4)<br>OBP: 0.286, SLG: 0.091 | | 4-3 | | 1B BB 1B<br>3-H | F9 | | 5-3 | | 1B | 4<br>1 | 1<br>0 | 1<br>1 | 1<br>0 | 0<br>0 | 0<br>0 | 0<br>0 |
| Jerry Zimmerman, R (1, 2)<br>OBP: 0.245, SLG: 0.173 | | 6-3 | | 1B BB<br>1-2 | 1B | | 2B 1B | | F9 | 4 | 2 | 2 | 0 | 1 | 0 | 1 |
| Ted Uhlaender, L (1, 8)<br>OBP: 0.234, SLG: 0.338 | | | FC3-5 BLK BB | F8 | F9 | | 1-H 2B | | 1-3 1B | 4 | 0 | 2 | 1 | 1 | 0 | 3 |
| Dean Chance, R (1, 1)<br>OBP: 0.097, SLG: 0.018 | | | FC3-5<br>1-3 | 1B 1B<br>1-2<br>2-3 | 1-3 | | K | | 1-3 | 5 | 1 | 1 | 0 | 0 | 1 | 5 |
| Inning Stats | R: 1<br>E: 0<br>K: 1<br>S: 6<br>H: 1<br>LOB: 0<br>BB: 0<br>P: 6 | R: 0<br>E: 0<br>K: 0<br>S: 3<br>H: 0<br>LOB: 0<br>BB: 0<br>P: 3 | R: 0<br>E: 0<br>K: 1<br>S: 5<br>H: 0<br>LOB: 1<br>BB: 1<br>P: 9 | R: 7<br>E: 0<br>K: 0<br>S: 11<br>H: 8<br>LOB: 2<br>BB: 1<br>P: 15 | R: 0<br>E: 0<br>K: 0<br>S: 4<br>H: 1<br>LOB: 1<br>BB: 0<br>P: 4 | R: 0<br>E: 0<br>K: 1<br>S: 6<br>H: 1<br>LOB: 1<br>BB: 0<br>P: 6 | R: 1<br>E: 0<br>K: 1<br>S: 7<br>H: 2<br>LOB: 1<br>BB: 0<br>P: 7 | R: 0<br>E: 0<br>K: 0<br>S: 3<br>H: 0<br>LOB: 1<br>BB: 1<br>P: 7 | R: 0<br>E: 0<br>K: 0<br>S: 5<br>H: 2<br>LOB: 2<br>BB: 0<br>P: 5 | 1B: 11<br>2B: 2<br>3B: 1<br>HR: 1<br>SF: 0<br>SAC: 0<br>DP: 0<br>HBP: 0 | | | | | | |

| | |
|---|---|
| AB | 42 |
| R | 9 |
| H | 15 |
| RBI | 9 |
| BB | 3 |
| SO | 4 |
| LOB | 18 |

WP: 0 PB: 0 SB: 0 CS: 0 PA: 45

| PITCHER | | IP | WLS | BF | H | R | ER | SO | BB | IBB | HBP | BLK | WP | HR | S | P | ERA | WHIP |
|---|---|---|---|---|---|---|---|---|---|---|---|---|---|---|---|---|---|---|
| Jim Lonborg, R<br>ERA: 3.36 | (1, 1) | 3.1 | L | 18 | 6 | 7 | 7 | 2 | 2 | 0 | 0 | 1 | 0 | 1 | 20 | 28 | 18.90 | 2.400 |
| Jose Santiago, R<br>ERA: 4.34 | (4, 1) | 1.2 | | 9 | 4 | 1 | 1 | 0 | 0 | 0 | 0 | 0 | 0 | 0 | 9 | 9 | 5.40 | 2.400 |
| Dan Osinski, R<br>ERA: 2.36 | (6, 1) | 4.0 | | 18 | 5 | 1 | 1 | 2 | 1 | 0 | 0 | 0 | 0 | 0 | 21 | 25 | 2.25 | 1.500 |

| PITCHER | IP | WLS | BF | H | R | ER | SO | BB | IBB | HBP | BLK | WP | HR | S | P | ERA | WHIP |
|---|---|---|---|---|---|---|---|---|---|---|---|---|---|---|---|---|---|

# Minnesota Twins @ Boston Red Sox

Fenway Park, Boston, MA

Fri Jul 28 1967, 7:05 PM EDT

Att. 33,075 - Unknown

livebaseballscorecards.com

## BOTTOM

| Batter | 1 | 2 | 3 | 4 | 5 | 6 | 7 | 8 | 9 | AB | R | H | RBI | BB | SO | LOB |
|---|---|---|---|---|---|---|---|---|---|---|---|---|---|---|---|---|
| Mike Andrews, R (1, 4)<br>OBP: 0.338, SLG: 0.346 | 0-0 1B 1B 1B | 0-3 K | | | 0-3 K | | 0-0 G6-4-3 2-3 1B | | | 4 | 1 | 2 | 0 | 0 | 2 | 1 |
| Dalton Jones, L (8, 4)<br>OBP: 0.290, SLG: 0.325 | | | | | | | | | | 0 | 0 | 0 | 0 | 0 | 0 | 0 |
| Joe Foy, R (1, 5)<br>OBP: 0.335, SLG: 0.474 | 0-0 F9 | | 0-0 6-3 | | 0-0 F9 | | 0-0 G6-4-3 1-2f | | | 4 | 0 | 0 | 0 | 0 | 0 | 3 |
| Carl Yastrzemski, L (1, 7)<br>OBP: 0.415, SLG: 0.620 | 0-0 1B 1-3 1B | | 0-0 F8 | | | 0-0 4-3 | | 0-0 FC5-4 1B | | 4 | 0 | 2 | 0 | 0 | 0 | 0 |
| George Thomas, R (9, 7)<br>OBP: 0.224, SLG: 0.261 | | | | | | | | | | 0 | 0 | 0 | 0 | 0 | 0 | 0 |
| Tony Conigliaro, R (1, 9)<br>OBP: 0.361, SLG: 0.581 | 0-3 K | | 0-3 K | | | 0-0 E5 6-3 | | 0-0 FC5-4 G6-4-3 1-2f | | 4 | 0 | 0 | 0 | 0 | 2 | 3 |
| George Scott, R (1, 3)<br>OBP: 0.361, SLG: 0.466 | 0-0 S 1-3 3-H 1B | | | 0-0 5-3 | | 0-0 6-3 2-3 | | 0-0 G6-4-3 1-2f | | 4 | 0 | 1 | 1 | 0 | 0 | 2 |
| Rico Petrocelli, R (1, 6)<br>OBP: 0.356, SLG: 0.428 | 0-3 K 1-2 | | | 0-0 F7 | | 0-3 K | | | 0-3 K | 4 | 0 | 0 | 0 | 0 | 3 | 3 |
| Reggie Smith, S (1, 8)<br>OBP: 0.316, SLG: 0.372 | | 0-3 K | | 0-0 1B | | | 0-0 4-3 2B 1B | | 0-0 F7 | 4 | 1 | 2 | 0 | 0 | 1 | 0 |
| Mike Ryan, R (1, 2)<br>OBP: 0.287, SLG: 0.263 | | 1-0 SH3-4 HBP | | 0-0 6-3 | | | 0-0 4-3 1-2 | | 0-0 F8 | 0 | 0 | 0 | 0 | 0 | 0 | 0 |
| Russ Gibson, R (4, PH)<br>OBP: 0.258, SLG: 0.255 (5, 2) | | | | | | | | | | 3 | 0 | 0 | 0 | 0 | 0 | 2 |
| Jim Lonborg, R (1, 1)<br>OBP: 0.143, SLG: 0.115 | | | | | | | | | | 0 | 0 | 0 | 0 | 0 | 0 | 0 |
| Jose Santiago, R (4, 1)<br>OBP: 0.211, SLG: 0.500 | | | | | | | | | | 0 | 0 | 0 | 0 | 0 | 0 | 0 |
| Jose Tartabull, L (5, PH)<br>OBP: 0.311, SLG: 0.252 | | | | | | | | | | 1 | 0 | 0 | 0 | 0 | 0 | 0 |
| Dan Osinski, R (6, 1)<br>OBP: 0.286, SLG: 0.429 | | 0-0 SH3-4 1-2 | | | 0-0 4-3 | | 0-0 1B 2-H 2B | | | 1 | 0 | 1 | 1 | 0 | 0 | 0 |

| Inning Stats | 1 | 2 | 3 | 4 | 5 | 6 | 7 | 8 | 9 |
|---|---|---|---|---|---|---|---|---|---|
| | R: 1 H: 3<br>E: 0 LOB: 2<br>K: 2 BB: 0<br>S: 10 P: 10 | R: 0 H: 0<br>E: 0 LOB: 1<br>K: 2 BB: 0<br>S: 7 P: 8 | R: 0 H: 0<br>E: 0 LOB: 0<br>K: 1 BB: 0<br>S: 5 P: 5 | R: 0 H: 1<br>E: 0 LOB: 1<br>K: 0 BB: 0<br>S: 4 P: 4 | R: 0 H: 0<br>E: 0 LOB: 0<br>K: 1 BB: 0<br>S: 5 P: 5 | R: 0 H: 0<br>E: 1 LOB: 1<br>K: 1 BB: 0<br>S: 6 P: 6 | R: 1 H: 3<br>E: 0 LOB: 1<br>K: 0 BB: 0<br>S: 5 P: 5 | R: 0 H: 1<br>E: 0 LOB: 0<br>K: 0 BB: 0<br>S: 3 P: 3 | R: 0 H: 0<br>E: 0 LOB: 0<br>K: 1 BB: 0<br>S: 5 P: 5 |

| | |
|---|---|
| 1B: 7 | SF: 0 |
| 2B: 1 | SAC: 1 |
| 3B: 0 | DP: 2 |
| HR: 0 | HBP: 1 |
| WP: 0 | PA: 35 |
| PB: 0 | |
| SB: 1 | |
| CS: 0 | |

| | |
|---|---|
| AB | 33 |
| R | 2 |
| H | 8 |
| RBI | 2 |
| BB | 0 |
| SO | 8 |
| LOB | 14 |

| PITCHER | IP | WLS | BF | H | R | ER | SO | BB | IBB | HBP | BLK | WP | HR | S | P | ERA | WHIP |
|---|---|---|---|---|---|---|---|---|---|---|---|---|---|---|---|---|---|
| Dean Chance, R (1, 1)<br>ERA: 2.58 | 9.0 | W | 35 | 8 | 2 | 2 | 8 | 0 | 0 | 1 | 0 | 0 | 0 | 50 | 51 | 2.00 | 0.889 |

| PITCHER | IP | WLS | BF | H | R | ER | SO | BB | IBB | HBP | BLK | WP | HR | S | P | ERA | WHIP |
|---|---|---|---|---|---|---|---|---|---|---|---|---|---|---|---|---|---|

| Batter | 1 | 2 | 3 | 4 | 5 | 6 | 7 | 8 | 9 | AB | R | H | RBI | BB | SO | LOB |
|---|---|---|---|---|---|---|---|---|---|---|---|---|---|---|---|---|
| Zoilo Versalles, R (1, 6)<br>OBP: 0.280, SLG: 0.301 | S S S 0-3 ① K | | x 0-0 ① F7 | | S S S 0-3 ① K | | | x 0-0 ① F3 | | 4 | 0 | 0 | 0 | 0 | 2 | 0 |
| Tony Oliva, L (1, 9)<br>OBP: 0.313, SLG: 0.432 | x 0-0 2B 2B | | x 0-0 HR | | x 0-0 ② F6 | | | x 0-0 ② 4-3 | | 4 | 2 | 2 | 1 | 0 | 0 | 0 |
| Harmon Killebrew, R (1, 3)<br>OBP: 0.412, SLG: 0.573 | x 0-0 2-H 2B | | x 0-0 ② F5 | | x 0-0 ③ F7 | | | x 0-0 ③ F2 | | 4 | 0 | 1 | 1 | 0 | 0 | 0 |
| Bob Allison, R (1, 7)<br>OBP: 0.353, SLG: 0.440 | x 0-0 ② 6-3 | | S S S 0-3 ③ K | | | x 0-0 ① 5-3 | | | S S S 0-3 ① K | 4 | 0 | 0 | 0 | 0 | 2 | 1 |
| Cesar Tovar, R (1, 4)<br>OBP: 0.342, SLG: 0.379 | x 0-0 ③ 6-3 | | | x 0-0 1B S FC3-2 1B | | x 0-0 ② 5-3 | | | x 0-0 E 1B | 4 | 0 | 2 | 0 | 0 | 0 | 1 |
| Rich Rollins, R (1, 5)<br>OBP: 0.327, SLG: 0.349 | | S S S 0-3 ① K | | x 0-0 FC3-2 1-3 1B 1B | | x 0-0 ③ 6-3 | | | S S S 0-3 ② K | 4 | 1 | 1 | 0 | 0 | 2 | 1 |
| Ted Uhlaender, L (1, 8)<br>OBP: 0.241, SLG: 0.361 | | x 0-0 2B | S S S 0-3 ① K | | | | x 0-0 FC7-2 3B | | x 0-0 E5 1-2 | 4 | 0 | 2 | 0 | 0 | 1 | 3 |
| Jerry Zimmerman, R (1, 2)<br>OBP: 0.240, SLG: 0.169<br>Rich Reese, L (9, PH)<br>OBP: 0.250, SLG: 0.333 | | S S S 0-3 ② K | | x 0-0 ② FC3-2 1B 1-2 3-H | | | S S S 0-3 ① K | | S S S 0-3 ③ K | 3<br>1 | 0<br>0 | 0<br>0 | 0<br>0 | 0<br>0 | 2<br>1 | 4<br>2 |
| Jim Kaat, L (1, 1)<br>OBP: 0.328, SLG: 0.382<br>Al Worthington, R (8, 1)<br>Jim Roland, R (8, 1) | | x 0-0 ③ 3-1 | | x 0-0 ③ 1-3 2-H 1B | | | x 0-0 ② ③ FC7-2 3-H | | | 3<br>0<br>0 | 0<br>0<br>0 | 1<br>0<br>0 | 1<br>0<br>0 | 0<br>0<br>0 | 0<br>0<br>0 | 2<br>0<br>0 |
| Inning Stats | R: 1 E: 0 K: 1 S: 7 H: 2 LOB: 1 BB: 0 P: 7 | R: 0 E: 0 K: 2 S: 8 H: 1 LOB: 1 BB: 0 P: 8 | R: 1 E: 0 K: 1 S: 6 H: 1 LOB: 0 BB: 0 P: 6 | R: 1 E: 0 K: 1 S: 7 H: 3 LOB: 2 BB: 0 P: 7 | R: 0 E: 0 K: 1 S: 5 H: 0 LOB: 0 BB: 0 P: 5 | R: 0 E: 0 K: 0 S: 3 H: 0 LOB: 0 BB: 0 P: 3 | R: 0 E: 0 K: 1 S: 5 H: 1 LOB: 0 BB: 0 P: 5 | R: 0 E: 0 K: 0 S: 3 H: 0 LOB: 0 BB: 0 P: 3 | R: 0 E: 1 K: 3 S: 11 H: 1 LOB: 2 BB: 0 P: 11 | 1B: 4<br>2B: 4<br>3B: 1<br>HR: 1 | SF: 0<br>SAC: 0<br>DP: 1<br>HBP: 0 | | | | | |

| PITCHER | | IP | WLS | BF | H | R | ER | SO | BB | IBB | HBP | BLK | WP | HR | S | P | ERA | WHIP |
|---|---|---|---|---|---|---|---|---|---|---|---|---|---|---|---|---|---|---|
| Gary Bell, R<br>ERA: 3.63 | (1, 1) | 6.0 | | 24 | 7 | 3 | 3 | 6 | 0 | 0 | 0 | 0 | 0 | 1 | 36 | 36 | 4.50 | 1.167 |
| John Wyatt, R<br>ERA: 2.45 | (7, 1) | 2.0 | W | 6 | 1 | 0 | 0 | 1 | 0 | 0 | 0 | 0 | 0 | 0 | 8 | 8 | 0.00 | 0.500 |
| Jose Santiago, R<br>ERA: 4.28 | (9, 1) | 1.0 | S | 5 | 1 | 0 | 0 | 3 | 0 | 0 | 0 | 0 | 0 | 0 | 11 | 11 | 0.00 | 1.000 |

| PITCHER | IP | WLS | BF | H | R | ER | SO | BB | IBB | HBP | BLK | WP | HR | S | P | ERA | WHIP |
|---|---|---|---|---|---|---|---|---|---|---|---|---|---|---|---|---|---|

# TOP

## Minnesota Twins @ Boston Red Sox

Fenway Park, Boston, MA

Sat Jul 29 1967, 7:05 PM EDT

Unknown

livebaseballscorecards.com

| | |
|---|---|
| AB | 35 |
| R | 3 |
| H | 9 |
| RBI | 3 |
| BB | 0 |
| SO | 10 |
| LOB | 14 |

# BOTTOM

## Minnesota Twins @ Boston Red Sox

Fenway Park, Boston, MA

Sat Jul 29 1967, 7:05 PM EDT

Unknown

livebaseballscorecards.com

| Batter | 1 | 2 | 3 | 4 | 5 | 6 | 7 | 8 | 9 | AB | R | H | RBI | BB | SO | LOB |
|---|---|---|---|---|---|---|---|---|---|---|---|---|---|---|---|---|
| Mike Andrews, R (1, 4)<br>OBP: 0.337, SLG: 0.343 | K | BB | | | F9 | K | | 2B | | 3 | 0 | 0 | 0 | 1 | 2 | 3 |
| John Wyatt, R (7, 1) | | | | | | | | | | 0 | 0 | 0 | 0 | 0 | 0 | 0 |
| Dalton Jones, L (8, PH)<br>OBP: 0.298, SLG: 0.333 | | | | | | | | | | 1 | 1 | 1 | 1 | 0 | 0 | 0 |
| Jose Santiago, R (9, 1)<br>OBP: 0.211, SLG: 0.500 | | | | | | | | | | 0 | 0 | 0 | 0 | 0 | 0 | 0 |
| Joe Foy, R (1, 5)<br>OBP: 0.333, SLG: 0.473 | F4 | K | | | F7 | | K | 1B | | 5 | 0 | 1 | 2 | 0 | 2 | 3 |
| Carl Yastrzemski, L (1, 7)<br>OBP: 0.412, SLG: 0.614 | 1B | | F7 | | F8 | | F8 | 4-1 | | 5 | 0 | 1 | 0 | 0 | 0 | 2 |
| Tony Conigliaro, R (1, 9)<br>OBP: 0.357, SLG: 0.572 | K | | F4 | | | F7 | F8 | | | 4 | 0 | 0 | 0 | 0 | 1 | 1 |
| George Scott, R (1, 3)<br>OBP: 0.363, SLG: 0.466 | | L4 | 1B | | | E6 | | 1B | | 4 | 2 | 2 | 0 | 0 | 0 | 0 |
| Rico Petrocelli, R (1, 6)<br>OBP: 0.355, SLG: 0.437 | | HR | F6 | | | K | | F5 | | 4 | 1 | 1 | 1 | 0 | 1 | 3 |
| Reggie Smith, S (1, 8)<br>OBP: 0.318, SLG: 0.371 | | BB 1B | | 5-3 | | BB | | K | | 3 | 0 | 1 | 0 | 1 | 1 | 1 |
| Mike Ryan, R (1, 2)<br>OBP: 0.290, SLG: 0.266 | | BB | | K | | E2 | | 1B | | 2 | 0 | 1 | 0 | 0 | 1 | 0 |
| George Thomas, R (6, PH)<br>OBP: 0.240, SLG: 0.277 | | | | | | | | | | 1 | 0 | 1 | 0 | 0 | 0 | 0 |
| Bob Tillman, R (7, 2)<br>OBP: 0.231, SLG: 0.258 | | | | | | | | | | 0 | 0 | 0 | 0 | 0 | 0 | 0 |
| Norm Siebern, L (8, PH)<br>OBP: 0.308, SLG: 0.203 | | | | | | | | | | 1 | 0 | 1 | 0 | 0 | 0 | 0 |
| Jose Tartabull, L (8, PR)<br>OBP: 0.311, SLG: 0.252 | | | | | | | | | | 0 | 1 | 0 | 0 | 0 | 0 | 0 |
| Russ Gibson, R (9, 2)<br>OBP: 0.288, SLG: 0.255 | | | | | | | | | | 0 | 0 | 0 | 0 | 0 | 0 | 0 |
| Gary Bell, R (1, 1)<br>OBP: 0.109, SLG: 0.130 | K | | | 1-3 | | BB | | 2B | | 2 | 0 | 0 | 0 | 0 | 1 | 2 |
| Jerry Adair, R (6, PH)<br>OBP: 0.262, SLG: 0.282 | | | | | | | | | | 1 | 1 | 1 | 1 | 1 | 0 | 0 |
| (7, 4) | | | | | | | | | | | | | | | | |
| Inning Stats | R: 0 E: 0 K: 2 S: 8 H: 1 LOB: 1 BB: 0 P: 8 | R: 1 E: 0 K: 2 S: 10 H: 3 LOB: 3 BB: 1 P: 14 | R: 0 E: 0 K: 0 S: 4 H: 1 LOB: 1 BB: 0 P: 4 | R: 0 E: 0 K: 1 S: 5 H: 0 LOB: 0 BB: 0 P: 5 | R: 0 E: 0 K: 0 S: 3 H: 0 LOB: 0 BB: 0 P: 3 | R: 1 E: 2 K: 2 S: 9 H: 1 LOB: 3 BB: 2 P: 17 | R: 0 E: 0 K: 1 S: 5 H: 0 LOB: 0 BB: 0 P: 5 | R: 4 E: 0 K: 1 S: 10 H: 5 LOB: 2 BB: 0 P: 10 | | 1B: 9 2B: 1 3B: 0 HR: 1 | | SF: 0 SAC: 0 DP: 0 HBP: 0 | | | | |

| | AB | 36 |
|---|---|---|
| | R | 6 |
| | H | 11 |
| | RBI | 5 |
| | BB | 3 |
| | SO | 9 |
| | LOB | 15 |

WP: 0 PB: 0 SB: 0 CS: 0 PA: 39

| PITCHER | | IP | WLS | BF | H | R | ER | SO | BB | IBB | HBP | BLK | WP | HR | S | P | ERA | WHIP |
|---|---|---|---|---|---|---|---|---|---|---|---|---|---|---|---|---|---|---|
| Jim Kaat, L<br>ERA: 3.71 | (1, 1) | 7.0 | | 32 | 7 | 3 | 2 | 8 | 3 | 0 | 0 | 0 | 0 | 1 | 45 | 57 | 2.57 | 1.429 |
| Al Worthington, R<br>ERA: 4.2 | (8, 1) | 0.2 | L | 6 | 4 | 3 | 3 | 1 | 0 | 0 | 0 | 0 | 0 | 0 | 8 | 8 | 40.50 | 6.000 |
| Jim Roland, L<br>ERA: 2.87 | (8, 1) | 0.1 | | 1 | 0 | 0 | 0 | 0 | 0 | 0 | 0 | 0 | 0 | 0 | 1 | 1 | 0.00 | 0.000 |

| PITCHER | IP | WLS | BF | H | R | ER | SO | BB | IBB | HBP | BLK | WP | HR | S | P | ERA | WHIP |
|---|---|---|---|---|---|---|---|---|---|---|---|---|---|---|---|---|---|

| Batter | 1 | 2 | 3 | 4 | 5 | 6 | 7 | 8 | 9 | AB | R | H | RBI | BB | SO | LOB |
|---|---|---|---|---|---|---|---|---|---|---|---|---|---|---|---|---|
| Zoilo Versalles, R (1, 6)<br>OBP: 0.277, SLG: 0.296 | SSS 0-3 ① K | x 0-0 ③ 6-3 | | | x 0-0 ① F9 | x 0-0 ② F7 | x 0-0 ③ F7 | | | 5 | 0 | 0 | 0 | 0 | 1 | 2 |
| Tony Oliva, L (1, 9)<br>OBP: 0.312, SLG: 0.438 | x 0-0 ② 5-3 | | x 0-0 ① 5-3 | | x 0-0 ② F7 | x 0-0 HR | | x 0-0 ① 4-3 | | 5 | 1 | 1 | 1 | 0 | 0 | 0 |
| Harmon Killebrew, R (1, 3)<br>OBP: 0.414, SLG: 0.585<br>Rich Reese, L (8, PR)<br>OBP: 0.250, SLG: 0.333 (8, 3) | x 0-0 ③ F8 | | BBBB 4-0 FC6 BB | | x 0-0 HR 2B | x 0-0 HR | | x 0-0 E5 | | 4<br>0 | 2<br>0 | 2<br>0 | 1<br>0 | 1<br>0 | 0<br>0 | 0<br>0 |
| Bob Allison, R (1, 7)<br>OBP: 0.357, SLG: 0.462<br>Sandy Valdespino, L (8, 7)<br>OBP: 0.232, SLG: 0.255 | | x 0-0 HR | SSS 0-3 ② K | | x 0-0 2-H HR | x 0-0 2B 1B | | x 0-0 ② F8 | | 5<br>0 | 2<br>0 | 3<br>0 | 3<br>0 | 0<br>0 | 1<br>0 | 2<br>0 |
| Cesar Tovar, R (1, 4)<br>OBP: 0.345, SLG: 0.380<br>Frank Quilici, R (5, 4)<br>OBP: 0.313, SLG: 0.231 | | H 1-0 PB 1B HBP | x 0-0 ③ FC6 1-2f | | x 0-0 1B HR 1B | x 0-0 1-3 2B | | x 0-0 ③ F9 | | 2<br>2 | 2<br>0 | 1<br>1 | 0<br>0 | 0<br>0 | 0<br>0 | 1<br>1 |
| Rich Rollins, R (1, 5)<br>OBP: 0.336, SLG: 0.358 | x 0-0 BB 1B 1-H G6-4-3 1B | x 0-0 FC4-6 1B | x 0-0 1-3 HR 1B | x 0-0 ③ F7 | | | x 0-0 FC4-6 1B | | | 5 | 2 | 4 | 1 | 0 | 0 | 2 |
| Ted Uhlaender, L (1, 8)<br>OBP: 0.246, SLG: 0.381 | x 0-0 G6-4-3 BB 1-2 1B | x 0-0 ① FC4-6 S 1-2f | x 0-0 1-H 3-H HR | | x 0-0 ① G3 | | x 0-0 FC4-6 G5-4-3 1-2f | | | 5 | 1 | 2 | 3 | 0 | 0 | 2 |
| Earl Battey, R (1, 2)<br>OBP: 0.276, SLG: 0.228 | BBBB 4-0 G6-4-3 1-2 2-3 BB | SSS 0-3 ② K 1-2 | x 0-0 ③ F7 | | x 0-0 ② F4 | | x 0-0 ②③ G5-4-3 1-2f | | | 4 | 0 | 0 | 0 | 1 | 1 | 2 |
| Jim Perry, S (1, 1)<br>OBP: 0.263, SLG: 0.474 | x 0-0 ①② G6-4-3 1-2f 2-3 3-H | x 0-0 ③ F8 | | | x 0-0 ① 6-3 | x 0-0 2B | | | | 4 | 0 | 1 | 0 | 0 | 0 | 3 |
| Inning Stats | R: 0 E: 0 K: 1 S: 5 H: 0 LOB: 0 BB: 0 P: 5 | R: 3 E: 0 K: 0 S: 5 H: 3 LOB: 1 BB: 1 P: 10 | R: 0 E: 0 K: 1 S: 5 H: 0 LOB: 1 BB: 1 P: 9 | R: 0 E: 0 K: 1 S: 6 H: 1 LOB: 1 BB: 0 P: 6 | R: 5 E: 0 K: 0 S: 8 H: 5 LOB: 0 BB: 0 P: 8 | R: 2 E: 0 K: 0 S: 7 H: 4 LOB: 2 BB: 0 P: 7 | R: 0 E: 0 K: 0 S: 4 H: 1 LOB: 1 BB: 0 P: 4 | R: 0 E: 1 K: 0 S: 4 H: 0 LOB: 1 BB: 0 P: 4 | R: 0 E: 0 K: 0 S: 3 H: 1 LOB: 0 BB: 0 P: 3 | 1B: 7 2B: 3 3B: 0 HR: 5 SF: 0 SAC: 0 DP: 2 HBP: 1 | | | | | | | |

# TOP

# Minnesota Twins @ Boston Red Sox

Fenway Park, Boston, MA

Sat Jul 29 1967, 7:05 PM EDT

Att. 35,469 - Unknown

livebaseballscorecards.com

| | |
|---|---|
| AB | 41 |
| R | 10 |
| H | 15 |
| RBI | 9 |
| BB | 2 |
| SO | 3 |
| LOB | 15 |

WP: 0 PB: 1 SB: 1 CS: 0 PA: 44

| PITCHER | | IP | WLS | BF | H | R | ER | SO | BB | IBB | HBP | BLK | WP | HR | S | P | ERA | WHIP |
|---|---|---|---|---|---|---|---|---|---|---|---|---|---|---|---|---|---|---|
| Gary Waslewski, R<br>ERA: 3.44 | (1, 1) | 1.0 | L | 8 | 3 | 3 | 3 | 1 | 1 | 0 | 1 | 0 | 0 | 1 | 8 | 13 | 27.00 | 4.000 |
| Bill Landis, L<br>ERA: 6.35 | (2, 1) | 4.0 | | 18 | 6 | 5 | 5 | 2 | 1 | 0 | 0 | 0 | 0 | 2 | 21 | 25 | 11.25 | 1.750 |
| Dan Osinski, R<br>ERA: 2.54 | (6, 1) | 4.0 | | 18 | 6 | 2 | 2 | 0 | 0 | 0 | 0 | 0 | 0 | 2 | 18 | 18 | 4.50 | 1.500 |

| PITCHER | IP | WLS | BF | H | R | ER | SO | BB | IBB | HBP | BLK | WP | HR | S | P | ERA | WHIP |
|---|---|---|---|---|---|---|---|---|---|---|---|---|---|---|---|---|---|

# Minnesota Twins @ Boston Red Sox

Fenway Park, Boston, MA

Sat Jul 29 1967, 7:05 PM EDT

Att. 35,469 - Unknown

livebaseballscorecards.com

## BOTTOM

| Batter | 1 | 2 | 3 | 4 | 5 | 6 | 7 | 8 | 9 | AB | R | H | RBI | BB | SO | LOB |
|---|---|---|---|---|---|---|---|---|---|---|---|---|---|---|---|---|
| Jerry Adair, R (1, 4)<br>OBP: 0.263, SLG: 0.283 | 0-0 FC6-4 1B | | 0-0 4-3 ① | | 0-0 6-3 ③ | | | SSS 0-3 K ② | | 3 | 0 | 1 | 0 | 0 | 0 | 0 |
| Dan Osinski, R (6, 1)<br>OBP: 0.250, SLG: 0.375 | | | | | | | | | | 1 | 0 | 0 | 0 | 0 | 1 | 1 |
| Joe Foy, R (1, 5)<br>OBP: 0.332, SLG: 0.470 | 0-0 FC6-4 G1-6-3 ① 1-2f | | 0-0 G3 1B | | | 0-0 F8 ① | | 0-0 6-3 ③ | | 4 | 0 | 1 | 0 | 0 | 0 | 2 |
| Carl Yastrzemski, L (1, 7)<br>OBP: 0.409, SLG: 0.609 | 0-0 G1-6-3 ② ③ 1-2f | | 0-0 G3 ② 1-2 | | | 0-0 F6 ② | | | BB 1B 1B | 3 | 0 | 0 | 0 | 0 | 0 | 2 |
| George Thomas, R (7, 7)<br>OBP: 0.255, SLG: 0.292 | | | | | | | | | | 1 | 1 | 1 | 0 | 0 | 0 | 0 |
| Tony Conigliaro, R (1, 9)<br>OBP: 0.356, SLG: 0.570 | | 0-0 IHR 1B | 0-0 6-3 ③ | | | 0-0 F5 ③ | | | BBBB 4-0 1B 1-2 BB | 3 | 1 | 1 | 0 | 0 | 0 | 1 |
| Jose Tartabull, L (7, 9)<br>OBP: 0.315, SLG: 0.252 | | | | | | | | | | 0 | 0 | 0 | 0 | 1 | 0 | 0 |
| George Scott, R (1, 3)<br>OBP: 0.364, SLG: 0.475 | | 0-0 1-H IHR | | 0-0 6-3 ① | | | 0-0 G4-6-3 1B | | SSS 0-3 K ① | 4 | 1 | 2 | 2 | 0 | 1 | 2 |
| Rico Petrocelli, R (1, 6)<br>OBP: 0.350, SLG: 0.430 | | 0-0 F8 ① | | 0-0 6-3 ② | | | SSS 0-3 K ① | | 0-0 F7 ② | 4 | 0 | 0 | 0 | 0 | 1 | 3 |
| Reggie Smith, S (1, 8)<br>OBP: 0.317, SLG: 0.370 | | 0-0 F6 ② | | 0-0 6-3 ③ | | | 0-0 G4-6-3 ② ③ 1-2f | | 0-0 FC6-4 1-2 2-H 1B | 4 | 0 | 1 | 1 | 0 | 0 | 1 |
| Mike Ryan, R (1, 2)<br>OBP: 0.292, SLG: 0.269 | | 0-0 1B | | | 0-0 6-3 ① | | | 0-0 F4 ① | 0-0 FC6-4 ③ 1-2f | 2 | 0 | 1 | 0 | 0 | 0 | 0 |
| Bob Tillman, R (8, 2)<br>OBP: 0.224, SLG: 0.250 | | | | | | | | | | 2 | 0 | 0 | 0 | 0 | 0 | 2 |
| Gary Waslewski, R (1, 1)<br>OBP: 0.100, SLG: 0.100 | SSS 0-3 K ③ | | | | SSS 0-3 K ② | | | 0-0 2B | | 0 | 0 | 0 | 0 | 0 | 0 | 0 |
| Bill Landis, L (2, 1) | | | | | | | | | | 1 | 0 | 0 | 0 | 0 | 1 | 1 |
| Dalton Jones, L (5, PH)<br>OBP: 0.302, SLG: 0.349 (6, 4) | | | | | | | | | | 2 | 0 | 1 | 0 | 0 | 1 | 0 |
| Inning Stats | R: 0 E: 0 K: 0 S: 3 H: 1 LOB: 0 BB: 0 P: 3 | R: 2 E: 0 K: 1 S: 8 H: 3 LOB: 1 BB: 0 P: 8 | R: 0 E: 0 K: 0 S: 4 H: 1 LOB: 1 BB: 0 P: 4 | R: 0 E: 0 K: 0 S: 3 H: 0 LOB: 0 BB: 0 P: 3 | R: 0 E: 0 K: 1 S: 5 H: 0 LOB: 0 BB: 0 P: 5 | R: 0 E: 0 K: 0 S: 3 H: 0 LOB: 0 BB: 0 P: 3 | R: 0 E: 0 K: 0 S: 5 H: 1 LOB: 0 BB: 0 P: 5 | R: 0 E: 0 K: 1 S: 6 H: 1 LOB: 1 BB: 0 P: 6 | R: 1 E: 0 K: 1 S: 7 H: 2 LOB: 2 BB: 1 P: 11 | 1B: 7 2B: 1 3B: 0 HR: 1 | SF: 0 SAC: 0 DP: 2 HBP: 0 | | | | | | |

| PITCHER | IP | WLS | BF | H | R | ER | SO | BB | IBB | HBP | BLK | WP | HR | S | P | ERA | WHIP |
|---|---|---|---|---|---|---|---|---|---|---|---|---|---|---|---|---|---|
| Jim Perry, R (1, 1)<br>ERA: 3.84 | 9.0 | W | 35 | 9 | 3 | 3 | 5 | 1 | 0 | 0 | 0 | 0 | 0 | 44 | 48 | 3.00 | 1.111 |

| PITCHER | IP | WLS | BF | H | R | ER | SO | BB | IBB | HBP | BLK | WP | HR | S | P | ERA | WHIP |
|---|---|---|---|---|---|---|---|---|---|---|---|---|---|---|---|---|---|

| | |
|---|---|
| AB | 34 |
| R | 3 |
| H | 9 |
| RBI | 3 |
| BB | 1 |
| SO | 5 |
| LOB | 15 |

WP: 0 PB: 0 SB: 0 CS: 0 PA: 35

| Batter | 1 | 2 | 3 | 4 | 5 | 6 | 7 | 8 | 9 | AB | R | H | RBI | BB | SO | LOB |
|---|---|---|---|---|---|---|---|---|---|---|---|---|---|---|---|---|
| Zoilo Versalles, R (1, 6)<br>OBP: 0.273, SLG: 0.293 | F9 | | F9 | 5-3 | | K | | L1-3 (1-2) | | 5 | 0 | 0 | 0 | 0 | 1 | 2 |
| Tony Oliva, L (1, 9)<br>OBP: 0.313, SLG: 0.441 | L6 | | F6 | | 1B BLK 1B 1B | | 4-3 | | F9 2B | 5 | 1 | 2 | 0 | 0 | 0 | 0 |
| Harmon Killebrew, R (1, 3)<br>OBP: 0.416, SLG: 0.593 | K | | HR | | BLK 1B (1-2) 1B | | BB 4-0 1B 2B | | F8 | 4 | 2 | 2 | 1 | 1 | 1 | 1 |
| Ron Kline, R (9, 1) | | | | | | | | | | 0 | 0 | 0 | 0 | 0 | 0 | 0 |
| Al Worthington, R (9, 1) | | | | | | | | | | 0 | 0 | 0 | 0 | 0 | 0 | 0 |
| Jim Roland, R (9, 1) | | | | | | | | | | 0 | 0 | 0 | 0 | 0 | 0 | 0 |
| Bob Allison, R (1, 7)<br>OBP: 0.353, SLG: 0.456 | | K | K | F4 | | | F9 | | F9 (2-3) | 4 | 0 | 0 | 0 | 0 | 2 | 3 |
| Sandy Valdespino, L (7, 7)<br>OBP: 0.226, SLG: 0.250 | | | | | | | | | | 1 | 0 | 0 | 0 | 0 | 0 | 1 |
| Rod Carew, L (1, 4)<br>OBP: 0.353, SLG: 0.427 | | F8 1B 1B | | HR | BLK (1-2 2-3) 1B | | 2B (1-2) 1B | | G3 | 5 | 3 | 4 | 1 | 0 | 0 | 1 |
| Rich Rollins, R (1, 5)<br>OBP: 0.336, SLG: 0.358 | | 1B (1-2) 1B | | F5 | K (1-2 2-3 3-H) | | 2B (1-H 2-H) | | | 3 | 0 | 1 | 0 | 0 | 1 | 2 |
| Cesar Tovar, R (6, 5)<br>OBP: 0.346, SLG: 0.384 | | | | | | | | | | 1 | 0 | 1 | 2 | 0 | 0 | 0 |
| Ted Uhlaender, L (1, 8)<br>OBP: 0.246, SLG: 0.384 | | F8 (2-3) | | 2B | F3 | | 4-3 | | | 4 | 1 | 1 | 0 | 0 | 0 | 5 |
| Earl Battey, R (1, 2)<br>OBP: 0.284, SLG: 0.240 | | 1B (1-2 3-H) | | K | | 4-3 | | FC1-6 1B | | 4 | 0 | 2 | 1 | 0 | 1 | 1 |
| Jerry Zimmerman, R (9, 2)<br>OBP: 0.240, SLG: 0.169 | | | | 2B (2-H) | | K | | FC1-6 L1-3 (1-2f) | | 0 | 0 | 0 | 0 | 0 | 0 | 0 |
| Jim Merritt, L (1, 1)<br>OBP: 0.184, SLG: 0.213 | | K | | | | | | | | 4 | 0 | 1 | 1 | 0 | 2 | 3 |
| Rich Reese, L (9, 3)<br>OBP: 0.250, SLG: 0.333 | | | | | | | | | | 0 | 0 | 0 | 0 | 0 | 0 | 0 |
| Inning Stats | R: 0 E: 0 K: 1 S: 5 H: 0 LOB: 0 BB: 0 P: 5 | R: 1 E: 0 K: 2 S: 10 H: 3 LOB: 2 BB: 0 P: 10 | R: 1 E: 0 K: 1 S: 6 H: 1 LOB: 0 BB: 0 P: 6 | R: 2 E: 0 K: 1 S: 8 H: 3 LOB: 1 BB: 0 P: 8 | R: 1 E: 0 K: 1 S: 8 H: 3 LOB: 2 BB: 0 P: 8 | R: 0 E: 0 K: 2 S: 7 H: 0 LOB: 0 BB: 0 P: 7 | R: 2 E: 0 K: 0 S: 5 H: 2 LOB: 1 BB: 1 P: 9 | R: 0 E: 0 K: 0 S: 3 H: 1 LOB: 0 BB: 0 P: 3 | R: 0 E: 0 K: 0 S: 4 H: 1 LOB: 1 BB: 0 P: 4 | 1B: 8 2B: 5 3B: 0 HR: 2 | SF: 0 SAC: 0 DP: 1 HBP: 0 | | | | | | |

| PITCHER | | IP | WLS | BF | H | R | ER | SO | BB | IBB | HBP | BLK | WP | HR | S | P | ERA | WHIP |
|---|---|---|---|---|---|---|---|---|---|---|---|---|---|---|---|---|---|---|
| Darrell Brandon, R<br>ERA: 4.34 | (1, 1) | 3.2 | L | 18 | 7 | 4 | 4 | 5 | 0 | 0 | 0 | 0 | 0 | 2 | 28 | 28 | 9.82 | 1.909 |
| Sparky Lyle, L<br>ERA: 2.25 | (4, 1) | 2.1 | | 10 | 3 | 1 | 1 | 3 | 0 | 0 | 0 | 1 | 0 | 0 | 16 | 16 | 3.86 | 1.286 |
| Jose Santiago, R<br>ERA: 4.4 | (7, 1) | 2.0 | | 9 | 3 | 2 | 2 | 0 | 1 | 0 | 0 | 0 | 0 | 0 | 8 | 12 | 9.00 | 2.000 |
| Dan Osinski, R<br>ERA: 2.49 | (9, 1) | 1.0 | | 4 | 1 | 0 | 0 | 0 | 0 | 0 | 0 | 0 | 0 | 0 | 4 | 4 | 0.00 | 1.000 |

| PITCHER | IP | WLS | BF | H | R | ER | SO | BB | IBB | HBP | BLK | WP | HR | S | P | ERA | WHIP |
|---|---|---|---|---|---|---|---|---|---|---|---|---|---|---|---|---|---|

# TOP

## Minnesota Twins @ Boston Red Sox

Fenway Park, Boston, MA

Sun Jul 30 1967, 3:33 AM EDT

Att. 24,459 - Unknown

livebaseballscorecards.com

| | |
|---|---|
| AB | 40 |
| R | 7 |
| H | 14 |
| RBI | 6 |
| BB | 1 |
| SO | 8 |
| LOB | 19 |

| | | | |
|---|---|---|---|
| WP: 0 | PB: 0 | SB: 0 | CS: 0 |
| PA: 41 | | | |

# Minnesota Twins @ Boston Red Sox

Fenway Park, Boston, MA

Sun Jul 30 1967, 3:33 AM EDT

Att. 24,459 - Unknown

## BOTTOM

| Batter | 1 | 2 | 3 | 4 | 5 | 6 | 7 | 8 | 9 | AB | R | H | RBI | BB | SO | LOB |
|---|---|---|---|---|---|---|---|---|---|---|---|---|---|---|---|---|
| Mike Andrews, R (1, 4)<br>OBP: 0.338, SLG: 0.344 | S S S<br>0-3 ① K | | | x 0-0 ① F7 | | x 0-0 FC5-4 1B | | x 0-0 E6 3-H | x 0-0 1B 1-2 1B | 5 | 0 | 2 | 1 | 0 | 1 | 1 |
| Joe Foy, R (1, 5)<br>OBP: 0.331, SLG: 0.466 | x 0-0 ② F9 | | | x 0-0 ② F2 | | x 0-0 ② FC5-4 1-2f | | x 0-0 ② F8 | x 0-0 1-3 2-H 1B | 5 | 0 | 1 | 1 | 0 | 0 | 3 |
| Carl Yastrzemski, L (1, 7)<br>OBP: 0.406, SLG: 0.603 | x 0-0 ③ F8 | | | x 0-0 1B 1B | | x 0-0 ③ 4-3 | | x 0-0 ③ F9 | x 0-0 ③ F3 | 5 | 0 | 1 | 0 | 0 | 0 | 5 |
| Tony Conigliaro, R (1, 9)<br>OBP: 0.358, SLG: 0.569 | | x 0-0 ① 5-3 | | x 0-0 1-2 1B | | | x 0-0 ① F8 | | x 0-0 1B 2B 1B | 4 | 1 | 2 | 0 | 0 | 0 | 0 |
| George Scott, R (1, 3)<br>OBP: 0.361, SLG: 0.470 | | x 0-0 ② F4 | | x 0-0 ③ F9 | | | x 0-0 ② F9 | | x 0-0 ① F9 | 4 | 0 | 0 | 0 | 0 | 0 | 3 |
| Rico Petrocelli, R (1, 6)<br>OBP: 0.345, SLG: 0.424 | | x 0-0 ③ F7 | | | x 0-0 ① 6-3 | | S S S<br>0-3 ③ K | | x 0-0 ② F8 | 4 | 0 | 0 | 0 | 0 | 1 | 1 |
| Reggie Smith, S (1, 8)<br>OBP: 0.319, SLG: 0.374 | | | x 0-0 ① F7 | | x 0-0 ② 5-3 | | | x 0-0 2B E 2B | x 0-0 1-2 2B 1B | 4 | 2 | 2 | 0 | 0 | 0 | 0 |
| Russ Gibson, R (1, 2)<br>OBP: 0.266, SLG: 0.281 | | | x 0-0 ② F6 | | x 0-0 ③ F8 | | | x 0-0 2-3 2B | x 0-0 1-H 2-H 1B 2B | 4 | 1 | 2 | 2 | 0 | 0 | 0 |
| Darrell Brandon, R (1, 1)<br>OBP: 0.212, SLG: 0.281<br>Sparky Lyle, L (4, 1)<br>OBP: 0.250, SLG: 0.500<br>Jose Tartabull, L (6, PH)<br>OBP: 0.314, SLG: 0.250<br>Jose Santiago, R (7, 1)<br>OBP: 0.215, SLG: 0.500<br>George Thomas, R (8, PH)<br>OBP: 0.250, SLG: 0.286<br>Dan Osinski, R (9, 1)<br>OBP: 0.250, SLG: 0.375<br>Dalton Jones, L (9, PH)<br>OBP: 0.309, SLG: 0.356 | | | x 0-0 ③ 5-3 | | | S S S<br>0-3 ① K | | S S S<br>0-3 ① K | x 0-0 1B 1B 2-H 1B | 1<br>0<br>1<br>0<br>1<br>0<br>1<br>0 | 0<br>0<br>0<br>0<br>0<br>0<br>0<br>1 | 0<br>0<br>0<br>0<br>0<br>0<br>0<br>1 | 0<br>0<br>0<br>0<br>0<br>0<br>0<br>1 | 0<br>0<br>1<br>0<br>0<br>0<br>1<br>0 | 0<br>0<br>0<br>0<br>0<br>0<br>0<br>1 | 0<br>0<br>0<br>0<br>0<br>0<br>0<br>1 |
| Inning Stats | R: 0 E: 0 K: 1 S: 5 H: 0 LOB: 0 BB: 0 P: 5 | R: 0 E: 0 K: 0 S: 3 H: 0 LOB: 0 BB: 0 P: 3 | R: 0 E: 0 K: 0 S: 3 H: 0 LOB: 0 BB: 0 P: 3 | R: 0 E: 0 K: 0 S: 5 H: 2 LOB: 2 BB: 0 P: 5 | R: 0 E: 0 K: 0 S: 3 H: 0 LOB: 0 BB: 0 P: 3 | R: 0 E: 0 K: 1 S: 6 H: 1 LOB: 1 BB: 0 P: 6 | R: 0 E: 0 K: 1 S: 5 H: 0 LOB: 0 BB: 0 P: 5 | R: 1 E: 1 K: 1 S: 8 H: 2 LOB: 2 BB: 0 P: 8 | R: 4 E: 0 K: 0 S: 9 H: 6 LOB: 2 BB: 0 P: 9 | 1B: 8 2B: 3 3B: 0 HR: 0 | SF: 0 SAC: 0 DP: 0 HBP: 0 | | | | | | |

livebaseballscorecards.com

| | |
|---|---|
| AB | 39 |
| R | 5 |
| H | 11 |
| RBI | 5 |
| BB | 0 |
| SO | 4 |
| LOB | 15 |

WP: 0 PB: 0 SB: 0 CS: 0 PA: 39

| PITCHER | | IP | WLS | BF | H | R | ER | SO | BB | IBB | HBP | BLK | WP | HR | S | P | ERA | WHIP |
|---|---|---|---|---|---|---|---|---|---|---|---|---|---|---|---|---|---|---|
| Jim Merritt, L<br>ERA: 2.2 | (1, 1) | 8.0 | W | 30 | 5 | 1 | 1 | 4 | 0 | 0 | 0 | 0 | 0 | 0 | 38 | 38 | 1.12 | 0.625 |
| Ron Kline, R<br>ERA: 3.64 | (9, 1) | 0.2 | | 7 | 5 | 4 | 4 | 0 | 0 | 0 | 0 | 0 | 0 | 0 | 7 | 7 | 54.00 | 7.500 |
| Al Worthington, R<br>ERA: 4.2 | (9, 1) | 0.0 | | 1 | 1 | 0 | 0 | 0 | 0 | 0 | 0 | 0 | 0 | 0 | 1 | 1 | ∞ | ∞ |
| Jim Roland, L<br>ERA: 2.81 | (9, 1) | 0.1 | S | 1 | 0 | 0 | 0 | 0 | 0 | 0 | 0 | 0 | 0 | 0 | 1 | 1 | 0.00 | 0.000 |

| PITCHER | IP | WLS | BF | H | R | ER | SO | BB | IBB | HBP | BLK | WP | HR | S | P | ERA | WHIP |
|---|---|---|---|---|---|---|---|---|---|---|---|---|---|---|---|---|---|

| Batter | 1 | 2 | 3 | 4 | 5 | 6 | 7 | 8 | 9 | AB | R | H | RBI | BB | SO | LOB |
|---|---|---|---|---|---|---|---|---|---|---|---|---|---|---|---|---|
| Zoilo Versalles, R (1, 6)<br>OBP: 0.273, SLG: 0.292 | F5 | | | F8 | | | F9 | | 1-2 1B | 4 | 0 | 1 | 0 | 0 | 0 | 0 |
| Tony Oliva, L (1, 9)<br>OBP: 0.309, SLG: 0.435 | F3 | | | 4-3 | | | 4-3 | | F8 | 4 | 0 | 0 | 0 | 0 | 0 | 2 |
| Harmon Killebrew, R (1, 3)<br>OBP: 0.415, SLG: 0.589 | K | | | F9 | | | 1B | | F9 | 4 | 0 | 1 | 0 | 0 | 1 | 2 |
| Bob Allison, R (1, 7)<br>OBP: 0.350, SLG: 0.452 | | F7 | | | F7 | | F9 | | | 3 | 0 | 0 | 0 | 0 | 0 | 1 |
| Rod Carew, L (1, 4)<br>OBP: 0.350, SLG: 0.423 | | K | | | F7 | | | 4-3 | | 3 | 0 | 0 | 0 | 0 | 1 | 0 |
| Cesar Tovar, R (1, 5)<br>OBP: 0.344, SLG: 0.381 | | 4-3 | | | F8 | | | F8 | | 3 | 0 | 0 | 0 | 0 | 0 | 0 |
| Ted Uhlaender, L (1, 8)<br>OBP: 0.241, SLG: 0.377 | | | 3-1 | | | F8 | | G3 | | 3 | 0 | 0 | 0 | 0 | 0 | 0 |
| Earl Battey, R (1, 2)<br>OBP: 0.279, SLG: 0.235<br>Rich Rollins, R (9, PH)<br>OBP: 0.335, SLG: 0.357 | | | G3 | | | K | | | F4 | 2<br>1 | 0<br>0 | 0<br>0 | 0<br>0 | 0<br>0 | 1<br>0 | 0<br>0 |
| Dave Boswell, R (1, 1)<br>OBP: 0.234, SLG: 0.250<br>Rich Reese, L (6, PH)<br>OBP: 0.247, SLG: 0.328<br>Jim Ollom, R (6, 1)<br>OBP: 0.200, SLG: 0.200<br>Sandy Valdespino, L (9, PH)<br>OBP: 0.241, SLG: 0.264 | | | 6-3 | | | 6-3 | | | 1B 1B | 1<br>1<br>0<br>1 | 0<br>0<br>0<br>0 | 0<br>0<br>0<br>1 | 0<br>0<br>0<br>0 | 0<br>0<br>0<br>0 | 0<br>0<br>0<br>0 | 0<br>0<br>0<br>0 |
| Inning Stats | R: 0<br>E: 0<br>K: 1<br>S: 5 H: 0<br>LOB: 0<br>BB: 0<br>P: 5 | R: 0<br>E: 0<br>K: 1<br>S: 5 H: 0<br>LOB: 0<br>BB: 0<br>P: 5 | R: 0<br>E: 0<br>K: 0<br>S: 3 H: 0<br>LOB: 0<br>BB: 0<br>P: 3 | R: 0<br>E: 0<br>K: 0<br>S: 3 H: 0<br>LOB: 0<br>BB: 0<br>P: 3 | R: 0<br>E: 0<br>K: 0<br>S: 3 H: 0<br>LOB: 0<br>BB: 0<br>P: 3 | R: 0<br>E: 0<br>K: 1<br>S: 5 H: 0<br>LOB: 0<br>BB: 0<br>P: 5 | R: 0<br>E: 0<br>K: 0<br>S: 4 H: 1<br>LOB: 1<br>BB: 0<br>P: 4 | R: 0<br>E: 0<br>K: 0<br>S: 3 H: 0<br>LOB: 0<br>BB: 0<br>P: 3 | R: 0<br>E: 0<br>K: 0<br>S: 5 H: 2<br>LOB: 2<br>BB: 0<br>P: 5 | 1B: 3<br>2B: 0<br>3B: 0<br>HR: 0 | SF: 0<br>SAC: 0<br>DP: 0<br>HBP: 0 | | | | | |

| PITCHER | IP | WLS | BF | H | R | ER | SO | BB | IBB | HBP | BLK | WP | HR | S | P | ERA | WHIP |
|---|---|---|---|---|---|---|---|---|---|---|---|---|---|---|---|---|---|
| Lee Stange, R (1, 1)<br>ERA: 2.78 | 9.0 | W | 30 | 3 | 0 | 0 | 3 | 0 | 0 | 0 | 0 | 0 | 0 | 36 | 36 | 0.00 | 0.333 |

| PITCHER | IP | WLS | BF | H | R | ER | SO | BB | IBB | HBP | BLK | WP | HR | S | P | ERA | WHIP |
|---|---|---|---|---|---|---|---|---|---|---|---|---|---|---|---|---|---|

# TOP

## Minnesota Twins @ Boston Red Sox

Fenway Park, Boston, MA

Mon Jul 31 1967, 3:33 AM EDT

Att. 22,605 - Unknown

livebaseballscorecards.com

| | |
|---|---|
| AB | 30 |
| R | 0 |
| H | 3 |
| RBI | 0 |
| BB | 0 |
| SO | 3 |
| LOB | 5 |

WP: 0 PA: 30
PB: 0
SB: 0
CS: 0

| Batter | 1 | 2 | 3 | 4 | 5 | 6 | 7 | 8 | 9 | AB | R | H | RBI | BB | SO | LOB |
|---|---|---|---|---|---|---|---|---|---|---|---|---|---|---|---|---|
| Mike Andrews, R (1, 4)<br>OBP: 0.334, SLG: 0.340 | F6 | | F8 | K | | | F8 | | | 4 | 0 | 0 | 0 | 0 | 1 | 3 |
| Joe Foy, R (1, 5)<br>OBP: 0.332, SLG: 0.466 | K | | HR 1-2<br>1B | | K | | | 6-3 G3<br>1B | | 4 | 1 | 2 | 0 | 0 | 2 | 0 |
| Carl Yastrzemski, L (1, 7)<br>OBP: 0.410, SLG: 0.611 | FC6-4<br>HBP | | 1-H 2-H<br>HR | | F7<br>BB | | | G3<br>1-2 | | 2 | 1 | 1 | 3 | 1 | 0 | 1 |
| Tony Conigliaro, R (1, 9)<br>OBP: 0.354, SLG: 0.561 | FC6-4<br>1-2f | | 4-3 | | F7<br>1-2 | | | 6-3<br>2-3 | | 4 | 0 | 0 | 0 | 0 | 0 | 3 |
| George Scott, R (1, 3)<br>OBP: 0.359, SLG: 0.466 | | 6-3 | | BB S<br>SF7<br>BB | | 6-3 | | F9 | | 3 | 1 | 0 | 0 | 1 | 0 | 1 |
| Rico Petrocelli, R (1, 6)<br>OBP: 0.345, SLG: 0.421 | | K | | SF7 BB<br>1-2<br>BB | | 5-3 | | | | 2 | 0 | 0 | 0 | 1 | 1 | 0 |
| Reggie Smith, S (1, 8)<br>OBP: 0.317, SLG: 0.371 | | G3 | | K | | F6 | | | | 3 | 0 | 0 | 0 | 0 | 1 | 2 |
| Mike Ryan, R (1, 2)<br>OBP: 0.298, SLG: 0.272 | | | 1B<br>HR<br>1B | SF7<br>1-2<br>2-3<br>BB | | | F9 | | | 2 | 1 | 1 | 0 | 1 | 0 | 0 |
| Lee Stange, R (1, 1)<br>OBP: 0.086, SLG: 0.091 | | | K | SF7<br>1-2<br>2-3<br>3-H | | | 4-3 | | | 2 | 0 | 0 | 1 | 0 | 1 | 1 |
| Inning Stats | R: 0 E: 0 K: 1 S: 5 H: 0 LOB: 1 BB: 0 P: 6 | R: 0 E: 0 K: 1 S: 5 H: 0 LOB: 0 BB: 0 P: 5 | R: 3 E: 0 K: 1 S: 8 H: 3 LOB: 0 BB: 0 P: 8 | R: 1 E: 0 K: 2 S: 7 H: 0 LOB: 2 BB: 3 P: 19 | R: 0 E: 0 K: 1 S: 4 H: 0 LOB: 1 BB: 1 P: 8 | R: 0 E: 0 K: 0 S: 3 H: 0 LOB: 0 BB: 0 P: 3 | R: 0 E: 0 K: 0 S: 3 H: 0 LOB: 0 BB: 0 P: 3 | R: 0 E: 0 K: 0 S: 4 H: 1 LOB: 1 BB: 0 P: 4 | | 1B: 3 2B: 0 3B: 0 HR: 1 | SF: 1 SAC: 0 DP: 0 HBP: 1 | | | WP: 0 PB: 0 SB: 1 CS: 0 | PA: 32 | | |

| PITCHER | | IP | WLS | BF | H | R | ER | SO | BB | IBB | HBP | BLK | WP | HR | S | P | ERA | WHIP |
|---|---|---|---|---|---|---|---|---|---|---|---|---|---|---|---|---|---|---|
| Dave Boswell, R<br>ERA: 3.46 | (1, 1) | 5.0 | L | 22 | 3 | 4 | 4 | 6 | 4 | 0 | 1 | 0 | 0 | 1 | 29 | 46 | 7.20 | 1.400 |
| Jim Ollom, L<br>ERA: 5.08 | (6, 1) | 3.0 | | 10 | 1 | 0 | 0 | 0 | 0 | 0 | 0 | 0 | 0 | 0 | 10 | 10 | 0.00 | 0.333 |

| PITCHER | | IP | WLS | BF | H | R | ER | SO | BB | IBB | HBP | BLK | WP | HR | S | P | ERA | WHIP |
|---|---|---|---|---|---|---|---|---|---|---|---|---|---|---|---|---|---|---|

# BOTTOM

## Minnesota Twins @ Boston Red Sox

Fenway Park, Boston, MA

Mon Jul 31 1967, 3:33 AM EDT

Att. 22,605 - Unknown

livebaseballscorecards.com

| | |
|---|---|
| AB | 26 |
| R | 4 |
| H | 4 |
| RBI | 4 |
| BB | 4 |
| SO | 6 |
| LOB | 11 |

| Batter | 1 | 2 | 3 | 4 | 5 | 6 | 7 | 8 | 9 | AB | R | H | RBI | BB | SO | LOB |
|---|---|---|---|---|---|---|---|---|---|---|---|---|---|---|---|---|
| Rod Carew, L (1, 4)<br>OBP: 0.348, SLG: 0.420 | 0-0 1B E 1B | 0-0 F7 ② | | 0-3 K ③ | | 0-3 K ① | | 0-3 K ③ | | 5 | 1 | 1 | 0 | 0 | 3 | 3 |
| Cesar Tovar, R (1, 5)<br>OBP: 0.344, SLG: 0.381 | 0-0 1-3 E 1B | 0-0 F9 ③ | | | 0-0 F7 ① | 0-0 1B | | | 0-0 F7 ① | 5 | 1 | 2 | 0 | 0 | 0 | 1 |
| Tony Oliva, L (1, 9)<br>OBP: 0.311, SLG: 0.441 | 0-0 E6 1-H 3-H 3B | | 0-0 F7 ① | | 0-0 BB 1B 1B | 0-0 F5 ② | | | 0-0 G3 ② | 5 | 2 | 2 | 2 | 0 | 0 | 1 |
| Harmon Killebrew, R (1, 3)<br>OBP: 0.414, SLG: 0.583<br>Rich Reese, L (9, 3)<br>OBP: 0.247, SLG: 0.328 | 4-0 BB | | 0-3 K ② | | 0-3 K ② | 0-0 6-3 ③ | | | 4-0 BB | 3<br>0 | 0<br>0 | 0<br>0 | 0<br>0 | 2<br>0 | 2<br>0 | 2<br>0 |
| Bob Allison, R (1, 7)<br>OBP: 0.349, SLG: 0.449<br>Sandy Valdespino, L (7, 7)<br>OBP: 0.237, SLG: 0.259 | 0-3 K ① | | 0-0 6-3 ③ | | 0-0 1-2 BB 1B 1B | | 0-0 5-3 ① | | 0-0 F5 ③ | 4<br>1 | 1<br>0 | 1<br>0 | 0<br>0 | 0<br>0 | 1<br>0 | 1<br>1 |
| Zoilo Versalles, R (1, 6)<br>OBP: 0.273, SLG: 0.290 | 0-0 F3 ② | | | 0-0 F9 ① | 4-0 1-2 2-3 1B BB | | 0-3 K ② | | | 3 | 0 | 0 | 0 | 1 | 1 | 1 |
| Ted Uhlaender, L (1, 8)<br>OBP: 0.247, SLG: 0.376 | 0-3 K ③ | | | 4-0 SH3 1B BB | 0-0 1-3 2-H 3-H 1B | | 0-3 K ③ | | | 3 | 0 | 1 | 2 | 1 | 2 | 1 |
| Jerry Zimmerman, R (1, 2)<br>OBP: 0.247, SLG: 0.173 | | 0-3 K ① | | 0-0 1-2 SH3 1B | 4-0 IBB | | | 0-0 G3 ① | | 3 | 0 | 1 | 0 | 1 | 1 | 0 |
| Dean Chance, R (1, 1)<br>OBP: 0.108, SLG: 0.033<br>Jim Roland, R (8, 1)<br>Al Worthington, R (8, 1) | 0-0 1B | | | 0-0 1-2 2-3 SH3 ② | 0-3 K ③ | | | 0-3 K ② | | 3<br>0<br>0 | 0<br>0<br>0 | 1<br>0<br>0 | 0<br>0<br>0 | 0<br>0<br>0 | 2<br>0<br>0 | 3<br>0<br>0 |
| Inning Stats | R: 3 H: 3<br>E: 1 LOB: 1<br>K: 2 BB: 1<br>S: 10 P: 14 | R: 0 H: 1<br>E: 0 LOB: 1<br>K: 1 BB: 0<br>S: 6 P: 6 | R: 0 H: 0<br>E: 0 LOB: 0<br>K: 1 BB: 0<br>S: 5 P: 5 | R: 0 H: 1<br>E: 0 LOB: 2<br>K: 1 BB: 1<br>S: 6 P: 10 | R: 2 H: 3<br>E: 0 LOB: 3<br>K: 2 BB: 2<br>S: 10 P: 18 | R: 0 H: 1<br>E: 0 LOB: 1<br>K: 1 BB: 0<br>S: 6 P: 6 | R: 0 H: 0<br>E: 0 LOB: 0<br>K: 2 BB: 0<br>S: 7 P: 7 | R: 0 H: 0<br>E: 0 LOB: 0<br>K: 2 BB: 0<br>S: 7 P: 7 | R: 0 H: 0<br>E: 0 LOB: 1<br>K: 0 BB: 1<br>S: 3 P: 7 | 1B: 8 SF: 0<br>2B: 0 SAC: 1<br>3B: 1 DP: 0<br>HR: 0 HBP: 0 | | | | | | |

| PITCHER | | IP | WLS | BF | H | R | ER | SO | BB | IBB | HBP | BLK | WP | HR | S | P | ERA | WHIP |
|---|---|---|---|---|---|---|---|---|---|---|---|---|---|---|---|---|---|---|
| Camilo Pascual, R<br>ERA: 3.56 | (1, 1) | 5.0 | L | 27 | 8 | 5 | 4 | 7 | 3 | 1 | 0 | 0 | 0 | 0 | 37 | 53 | 7.20 | 2.200 |
| Dick Lines, L<br>ERA: 2.95 | (6, 1) | 2.0 | | 7 | 1 | 0 | 0 | 3 | 0 | 0 | 0 | 0 | 0 | 0 | 13 | 13 | 0.00 | 0.500 |
| Darold Knowles, L<br>ERA: 2.08 | (8, 1) | 2.0 | | 7 | 0 | 0 | 0 | 2 | 1 | 0 | 0 | 0 | 0 | 0 | 10 | 14 | 0.00 | 0.500 |

| PITCHER | IP | WLS | BF | H | R | ER | SO | BB | IBB | HBP | BLK | WP | HR | S | P | ERA | WHIP |
|---|---|---|---|---|---|---|---|---|---|---|---|---|---|---|---|---|---|

# TOP

## Minnesota Twins @ Washington Senators

D.C. Stadium, Washington, DC

Tue Aug 01 1967, 7:05 PM EDT

Att. 25,184 - Unknown

livebaseballscorecards.com

| | |
|---|---|
| AB | 35 |
| R | 5 |
| H | 9 |
| RBI | 4 |
| BB | 5 |
| SO | 12 |
| LOB | 14 |

| Batter | 1 | 2 | 3 | 4 | 5 | 6 | 7 | 8 | 9 | AB | R | H | RBI | BB | SO | LOB |
|---|---|---|---|---|---|---|---|---|---|---|---|---|---|---|---|---|
| Ed Stroud, L (1, 8)<br>OBP: 0.287, SLG: 0.252 | G3 | | F8 | | 6-3 | | | 5-3 | BB | 4 | 0 | 0 | 0 | 1 | 0 | 1 |
| Ken McMullen, R (1, 5)<br>OBP: 0.294, SLG: 0.370 | 1B | | G6-4-3<br>1-2f | | | 5-3 | | E 1B<br>1B | F5 | 5 | 1 | 2 | 0 | 0 | 0 | 3 |
| Frank Howard, R (1, 7)<br>(9, 3)<br>OBP: 0.343, SLG: 0.547 | F8 | | | K | | 1B<br>4-3<br>1B | | E5<br>1B<br>1-2<br>1B | F8 | 5 | 2 | 1 | 0 | 0 | 1 | 4 |
| Fred Valentine, S (1, 9)<br>OBP: 0.340, SLG: 0.336 | F6 | | | 4-3 | | 4-3<br>1-3<br>1B | | FC5-4<br>1-3<br>2-H<br>1B | | 4 | 0 | 2 | 1 | 0 | 0 | 1 |
| Mike Epstein, L (1, 3)<br>Cap Peterson, R (8, PH)<br>(9, 7)<br>OBP: 0.329, SLG: 0.374<br>OBP: 0.318, SLG: 0.377 | | K | | 1B | | 4-3<br>1-2<br>3-H | | FC5-4<br>1-2<br>3-H<br>1B | | 3<br>1 | 0<br>0 | 1<br>1 | 1<br>1 | 0<br>0 | 1<br>0 | 1<br>0 |
| Paul Casanova, R (1, 2)<br>OBP: 0.275, SLG: 0.357 | | 5-3 | F9 | | | 1-3 | | FC5-4<br>1-2f<br>2-3 | | 4 | 0 | 0 | 0 | 0 | 0 | 4 |
| Bob Saverine, S (1, 4)<br>OBP: 0.295, SLG: 0.302 | | 2B | | | BLK<br>6-3<br>2B | | F7 | K | | 4 | 1 | 2 | 0 | 0 | 1 | 2 |
| Tim Cullen, R (1, 6)<br>OBP: 0.356, SLG: 0.300 | | G3 | | | K | | G4-6-3<br>1B | | 2B | 4 | 0 | 2 | 0 | 0 | 1 | 2 |
| Camilo Pascual, R (1, 1)<br>Bernie Allen, L (5, PH)<br>Dick Lines, R (6, 1)<br>Dick Nen, L (7, PH)<br>Darold Knowles, L (8, 1)<br>Hank Allen, R (9, PH)<br>OBP: 0.250, SLG: 0.189<br>OBP: 0.243, SLG: 0.251<br>OBP: 0.375, SLG: 0.167<br>OBP: 0.312, SLG: 0.405<br>OBP: 0.111, SLG: 0.111<br>OBP: 0.278, SLG: 0.331 | | | G6-4-3<br>1B | | 6-3<br>2-H | | G4-6-3<br>1-2f | | K | 1<br>1<br>0<br>1<br>0<br>1 | 0<br>0<br>0<br>0<br>0<br>0 | 1<br>0<br>0<br>0<br>0<br>1 | 0<br>1<br>0<br>0<br>0<br>1 | 0<br>0<br>0<br>0<br>0<br>1 | 0<br>0<br>0<br>0<br>0<br>1 | 0<br>0<br>0<br>1<br>0<br>1 |
| Inning Stats | R: 0<br>E: 0<br>K: 0<br>S: 4<br>H: 1<br>LOB: 1<br>BB: 0<br>P: 4 | R: 0<br>E: 0<br>K: 1<br>S: 6<br>H: 1<br>LOB: 1<br>BB: 0<br>P: 6 | R: 0<br>E: 0<br>K: 0<br>S: 3<br>H: 1<br>LOB: 0<br>BB: 0<br>P: 3 | R: 0<br>E: 0<br>K: 1<br>S: 6<br>H: 1<br>LOB: 1<br>BB: 0<br>P: 6 | R: 1<br>E: 0<br>K: 1<br>S: 6<br>H: 1<br>LOB: 0<br>BB: 0<br>P: 6 | R: 1<br>E: 0<br>K: 0<br>S: 5<br>H: 2<br>LOB: 1<br>BB: 0<br>P: 5 | R: 0<br>E: 0<br>K: 0<br>S: 3<br>H: 1<br>LOB: 0<br>BB: 0<br>P: 3 | R: 2<br>E: 1<br>K: 1<br>S: 9<br>H: 3<br>LOB: 2<br>BB: 0<br>P: 9 | R: 0<br>E: 0<br>K: 1<br>S: 6<br>H: 1<br>LOB: 2<br>BB: 1<br>P: 10 | 1B: 9<br>2B: 3<br>3B: 0<br>HR: 0<br>SF: 0<br>SAC: 0<br>DP: 2<br>HBP: 0 | | | | | | |

| PITCHER | | IP | WLS | BF | H | R | ER | SO | BB | IBB | HBP | BLK | WP | HR | S | P | ERA | WHIP |
|---|---|---|---|---|---|---|---|---|---|---|---|---|---|---|---|---|---|---|
| Dean Chance, R<br>ERA: 2.62 | (1, 1) | 7.1 | W | 31 | 10 | 4 | 3 | 3 | 0 | 0 | 0 | 1 | 0 | 0 | 37 | 37 | 3.68 | 1.364 |
| Jim Roland, L<br>ERA: 2.81 | (8, 1) | 0.0 | | 1 | 1 | 0 | 0 | 0 | 0 | 0 | 0 | 0 | 0 | 0 | 1 | 1 | ∞ | ∞ |
| Al Worthington, R<br>ERA: 4.08 | (8, 1) | 1.2 | S | 7 | 1 | 0 | 0 | 2 | 1 | 0 | 0 | 0 | 0 | 0 | 10 | 14 | 0.00 | 1.200 |

| PITCHER | IP | WLS | BF | H | R | ER | SO | BB | IBB | HBP | BLK | WP | HR | S | P | ERA | WHIP |
|---|---|---|---|---|---|---|---|---|---|---|---|---|---|---|---|---|---|

# BOTTOM

## Minnesota Twins @ Washington Senators

D.C. Stadium, Washington, DC

Tue Aug 01 1967, 7:05 PM EDT

Att. 25,184 - Unknown

livebaseballscorecards.com

| | |
|---|---|
| AB | 38 |
| R | 4 |
| H | 12 |
| RBI | 4 |
| BB | 1 |
| SO | 5 |
| LOB | 20 |

| | | | | | | | | | | | | | | | | | | |
|---|---|---|---|---|---|---|---|---|---|---|---|---|---|---|---|---|---|---|
| 1B: 9 | SF: 0 | WP: 0 | PA: 39 |
| 2B: 3 | SAC: 0 | PB: 0 | |
| 3B: 0 | DP: 2 | SB: 0 | |
| HR: 0 | HBP: 0 | CS: 0 | |

# Minnesota Twins @ Washington Senators

D.C. Stadium, Washington, DC

Wed Aug 02 1967, 7:05 PM EDT

Att. 17,795 - Unknown

livebaseballscorecards.com

## TOP

| Batter | 1 | 2 | 3 | 4 | 5 | 6 | 7 | 8 | 9 | 10 | 11 | AB | R | H | RBI | BB | SO | LOB |
|---|---|---|---|---|---|---|---|---|---|---|---|---|---|---|---|---|---|---|
| Rod Carew, L (1, 4)<br>OBP: 0.346, SLG: 0.417 | 5-3 | | 6-3 | | | 6-3 | | SF8 1B; 1-2; 3-H; 1B | | K | | 5 | 1 | 1 | 1 | 0 | 1 | 0 |
| Cesar Tovar, R (1, 5)<br>OBP: 0.343, SLG: 0.379 | F4 | | | F3 | | F8 | | SF8; 1-2; 2-3; 1B | | F4 | | 5 | 1 | 1 | 0 | 0 | 0 | 0 |
| Tony Oliva, L (1, 9)<br>OBP: 0.306, SLG: 0.436 | 6-3 | | | F6 | | F4 | | SF8; 1-2; 2-3; 3-H | | | 6-3 | 4 | 0 | 0 | 1 | 0 | 0 | 0 |
| Harmon Killebrew, R (1, 3)<br>OBP: 0.416, SLG: 0.582 | | BBBB; G6-4-3 1B; BB | | | F9 | | F9 | 2-H; 3-H; 1B | | | 5-3 | 4 | 0 | 2 | 2 | 1 | 0 | 0 |
| Bob Allison, R (1, 7)<br>OBP: 0.348, SLG: 0.447 | | 1-2; G6-4-3; 1B | | | F9 | | 6-3 | SSS; K | | | 6-3 | 4 | 0 | 1 | 0 | 0 | 1 | 2 |
| Ron Kline, R (8, 1) | | | | | | | | | | | | 0 | 0 | 0 | 0 | 0 | 0 | 0 |
| Frank Kostro, R (11, PH)<br>OBP: 0.333, SLG: 0.250 | | | | | | | | | | | | 1 | 0 | 0 | 0 | 0 | 0 | 0 |
| Al Worthington, R (11, 1) | | | | | | | | | | | | 0 | 0 | 0 | 0 | 0 | 0 | 0 |
| Zoilo Versalles, R (1, 6)<br>OBP: 0.273, SLG: 0.289 | | G6-4-3; 1-2f; 2-3 | | | 1B | | F9 | | 1-3 | | | 4 | 0 | 1 | 0 | 0 | 0 | 2 |
| Ted Uhlaender, L (1, 8)<br>OBP: 0.247, SLG: 0.374 | | 1-3 | | | F8 | | | F8 1B; 1B; 1B | 4-3 | | | 4 | 1 | 1 | 0 | 0 | 0 | 2 |
| Jerry Zimmerman, R (1, 2)<br>OBP: 0.243, SLG: 0.170 | | | F8 | | SSS; K | | | 1B 1B; 1-2; SF8; 1B | SSS; K | | | 2 | 0 | 0 | 0 | 0 | 1 | 1 |
| Russ Nixon, L (8, PH)<br>OBP: 0.320, SLG: 0.330 | | | | | | | | | | | | 2 | 1 | 1 | 0 | 0 | 1 | 0 |
| (8, 2) | | | | | | | | | | | | | | | | | | |
| Earl Battey, R (11, 2)<br>OBP: 0.279, SLG: 0.235 | | | | | | | | | | | | 0 | 0 | 0 | 0 | 0 | 0 | 0 |
| Jim Kaat, L (1, 1)<br>OBP: 0.317, SLG: 0.368 | | | F8 | | 4-3 | | | F8; 2-3 | | F5 | | 2 | 0 | 0 | 0 | 0 | 0 | 1 |
| Jim Perry, S (6, 1)<br>OBP: 0.263, SLG: 0.474 | | | | | | | | | | | | 0 | 0 | 0 | 0 | 0 | 0 | 0 |
| Rich Reese, L (8, PH)<br>OBP: 0.247, SLG: 0.328 | | | | | | | | | | | | 0 | 0 | 0 | 0 | 0 | 0 | 0 |
| Rich Rollins, R (8, PH)<br>OBP: 0.333, SLG: 0.355 | | | | | | | | | | | | 1 | 0 | 0 | 0 | 0 | 0 | 2 |
| Sandy Valdespino, L (8, 7)<br>OBP: 0.233, SLG: 0.255 | | | | | | | | | | | | 1 | 0 | 0 | 0 | 0 | 0 | 0 |
| Inning Stats | R: 0 E: 0 K: 0 S: 3 H: 0 LOB: 0 BB: 0 P: 3 | R: 0 E: 0 K: 0 S: 3 H: 1 LOB: 1 BB: 1 P: 7 | R: 0 E: 0 K: 0 S: 3 H: 0 LOB: 0 BB: 0 P: 3 | R: 0 E: 0 K: 0 S: 4 H: 1 LOB: 1 BB: 0 P: 4 | R: 0 E: 0 K: 1 S: 6 H: 1 LOB: 1 BB: 0 P: 6 | R: 0 E: 0 K: 0 S: 3 H: 0 LOB: 0 BB: 0 P: 3 | R: 0 E: 0 K: 0 S: 3 H: 0 LOB: 0 BB: 0 P: 3 | R: 4 E: 0 K: 1 S: 10 H: 5 LOB: 1 BB: 0 P: 10 | R: 0 E: 0 K: 1 S: 5 H: 0 LOB: 0 BB: 0 P: 5 | R: 0 E: 0 K: 1 S: 5 H: 0 LOB: 0 BB: 0 P: 5 | R: 0 E: 0 K: 0 S: 3 H: 0 LOB: 0 BB: 0 P: 3 | | | | | | | |

| PITCHER | | IP | WLS | BF | H | R | ER | SO | BB | IBB | HBP | BLK | WP | HR | S | P | ERA | WHIP |
|---|---|---|---|---|---|---|---|---|---|---|---|---|---|---|---|---|---|---|
| Phil Ortega, R<br>ERA: 3.36 | (1, 1) | 7.0 | | 26 | 5 | 2 | 2 | 1 | 1 | 0 | 0 | 0 | 0 | 0 | 27 | 31 | 2.57 | 0.857 |
| Darold Knowles, L<br>ERA: 2.31 | (8, 1) | 0.2 | | 4 | 2 | 0 | 0 | 0 | 0 | 0 | 0 | 0 | 0 | 0 | 4 | 4 | 0.00 | 3.000 |
| Dave Baldwin, R<br>ERA: 1.84 | (8, 1) | 2.1 | | 8 | 1 | 2 | 2 | 3 | 0 | 0 | 0 | 0 | 0 | 0 | 14 | 14 | 7.71 | 0.429 |
| Casey Cox, R<br>ERA: 2.81 | (11, 1) | 1.0 | W | 3 | 0 | 0 | 0 | 0 | 0 | 0 | 0 | 0 | 0 | 0 | 3 | 3 | 0.00 | 0.000 |

| PITCHER | IP | WLS | BF | H | R | ER | SO | BB | IBB | HBP | BLK | WP | HR | S | P | ERA | WHIP |
|---|---|---|---|---|---|---|---|---|---|---|---|---|---|---|---|---|---|

| | |
|---|---|
| AB | 39 |
| R | 4 |
| H | 8 |
| RBI | 4 |
| BB | 1 |
| SO | 4 |
| LOB | 10 |

| | | | |
|---|---|---|---|
| 1B: 8 | SF: 1 | WP: 0 | PA: 41 |
| 2B: 0 | SAC: 0 | PB: 0 | |
| 3B: 0 | DP: 1 | SB: 0 | |
| HR: 0 | HBP: 0 | CS: 0 | |

| Batter | 1 | 2 | 3 | 4 | 5 | 6 | 7 | 8 | 9 | 10 | 11 | AB | R | H | RBI | BB | SO | LOB |
|---|---|---|---|---|---|---|---|---|---|---|---|---|---|---|---|---|---|---|
| Tim Cullen, R (1, 4) (11, 6)<br>OBP: 0.349, SLG: 0.293 | F8 | | F8 | | FC6-5<br>2-3 | | F9 | | | 6-3 | | 5 | 0 | 0 | 0 | 0 | 0 | 1 |
| Ken McMullen, R (1, 5)<br>OBP: 0.293, SLG: 0.368 | 5-3 | | 3-1 | | | FC4-6, 1B<br>1B<br>1B | | F9 | | | F3 | 5 | 1 | 1 | 0 | 0 | 0 | 0 |
| Frank Howard, R (1, 7)<br>OBP: 0.342, SLG: 0.544 | 5-3 | | F5 | | | 1-2<br>FC4-6<br>1B | | F7 | | | S<br>1B | 4 | 0 | 1 | 0 | 0 | 0 | 0 |
| Ed Stroud, L (9, 8)<br>OBP: 0.291, SLG: 0.257 | | | | | | | | | | | | 1 | 1 | 1 | 0 | 0 | 0 | 0 |
| Cap Peterson, R (1, 9)<br>OBP: 0.316, SLG: 0.377 | | 1B<br>1B<br>2B | | F3 | | FC4-6<br>1B<br>1-2f<br>2-3<br>1B | | F8 | | | F2<br>1-2 | 5 | 2 | 1 | 0 | 0 | 0 | 3 |
| Hank Allen, R (1, 8) (9, 7)<br>OBP: 0.288, SLG: 0.340 | | 1B<br>FC5-4<br>2-3<br>1B | | 6-3 | | K2-5<br>1B<br>1-2<br>3-H<br>1B | | | F7 | | 2-H<br>1B | 5 | 1 | 3 | 2 | 0 | 0 | 0 |
| Paul Casanova, R (1, 2)<br>OBP: 0.277, SLG: 0.359 | | FC5-4<br>1-3<br>3-H<br>1B | | F7 | | 1-2<br>2-H<br>1B | | | F7 | | | 4 | 0 | 2 | 2 | 0 | 0 | 0 |
| Dick Nen, L (1, 3)<br>OBP: 0.310, SLG: 0.400 | K | | | | FC6-5, 4-3<br>1B | K2-5<br>2-3f | | | 4-3 | | | 4 | 0 | 1 | 0 | 0 | 2 | 4 |
| Ed Brinkman, R (1, 6)<br>OBP: 0.249, SLG: 0.242 | FC5-4<br>1-2f<br>3-H | | | | F4 | | K | | | L1 | | 3 | 0 | 0 | 1 | 0 | 1 | 2 |
| Mike Epstein, L (10, PH)<br>OBP: 0.327, SLG: 0.372 | | | | | | | | | | | | 1 | 0 | 0 | 0 | 0 | 0 | 0 |
| Casey Cox, R (11, 1) | | | | | | | | | | | | 0 | 0 | 0 | 0 | 0 | 0 | 0 |
| Phil Ortega, R (1, 1)<br>OBP: 0.143, SLG: 0.067 | K | | | | 4-3<br>1-2 | | 4-3 | | | 4-3 | | 3 | 0 | 0 | 0 | 0 | 1 | 2 |
| Darold Knowles, L (8, 1)<br>OBP: 0.111, SLG: 0.111 | | | | | | | | | | | | 0 | 0 | 0 | 0 | 0 | 0 | 0 |
| Dave Baldwin, R (8, 1) | | | | | | | | | | | | 0 | 0 | 0 | 0 | 0 | 0 | 0 |
| Bernie Allen, L (10, PH)<br>OBP: 0.241, SLG: 0.250 | | | | | | | | | | | | 1 | 0 | 0 | 0 | 0 | 0 | 0 |
| (11, 4) | | | | | | | | | | | | | | | | | | |
| Inning Stats | R: 0 H: 0<br>E: 0 LOB: 0<br>K: 0 BB: 0<br>S: 3 P: 3 | R: 2 H: 3<br>E: 0 LOB: 1<br>K: 2 BB: 0<br>S: 10 P: 10 | R: 0 H: 0<br>E: 0 LOB: 0<br>K: 0 BB: 0<br>S: 3 P: 3 | R: 0 H: 0<br>E: 0 LOB: 0<br>K: 0 BB: 0<br>S: 3 P: 3 | R: 0 H: 1<br>E: 0 LOB: 1<br>K: 0 BB: 0<br>S: 4 P: 4 | R: 2 H: 4<br>E: 0 LOB: 2<br>K: 1 BB: 0<br>S: 8 P: 8 | R: 0 H: 0<br>E: 0 LOB: 0<br>K: 1 BB: 0<br>S: 5 P: 5 | R: 0 H: 0<br>E: 0 LOB: 0<br>K: 0 BB: 0<br>S: 3 P: 3 | R: 0 H: 0<br>E: 0 LOB: 0<br>K: 0 BB: 0<br>S: 3 P: 3 | R: 0 H: 0<br>E: 0 LOB: 0<br>K: 0 BB: 0<br>S: 3 P: 3 | R: 1 H: 2<br>E: 0 LOB: 1<br>K: 0 BB: 0<br>S: 4 P: 4 | 1B: 9 SF: 0<br>2B: 2 SAC: 0<br>3B: 0 DP: 1<br>HR: 0 HBP: 0 | WP: 0 PA: 41<br>PB: 0<br>SB: 1<br>CS: 0 | | | | | |

| PITCHER | | IP | WLS | BF | H | R | ER | SO | BB | IBB | HBP | BLK | WP | HR | S | P | ERA | WHIP |
|---|---|---|---|---|---|---|---|---|---|---|---|---|---|---|---|---|---|---|
| Jim Kaat, L<br>ERA: 3.81 | (1, 1) | 5.1 | | 23 | 7 | 4 | 4 | 2 | 0 | 0 | 0 | 0 | 0 | 0 | 27 | 27 | 6.75 | 1.312 |
| Jim Perry, R<br>ERA: 3.74 | (6, 1) | 1.2 | | 5 | 1 | 0 | 0 | 2 | 0 | 0 | 0 | 0 | 0 | 0 | 9 | 9 | 0.00 | 0.600 |
| Ron Kline, R<br>ERA: 3.42 | (8, 1) | 3.0 | | 9 | 0 | 0 | 0 | 0 | 0 | 0 | 0 | 0 | 0 | 0 | 9 | 9 | 0.00 | 0.000 |
| Al Worthington, R<br>ERA: 4.19 | (11, 1) | 0.2 | L | 4 | 2 | 1 | 1 | 0 | 0 | 0 | 0 | 0 | 0 | 0 | 4 | 4 | 13.50 | 3.000 |

| PITCHER | IP | WLS | BF | H | R | ER | SO | BB | IBB | HBP | BLK | WP | HR | S | P | ERA | WHIP |
|---|---|---|---|---|---|---|---|---|---|---|---|---|---|---|---|---|---|

# BOTTOM

## Minnesota Twins @ Washington Senators

D.C. Stadium, Washington, DC

Wed Aug 02 1967, 7:05 PM EDT

Att. 17,795 - Unknown

livebaseballscorecards.com

| | |
|---|---|
| AB | 41 |
| R | 5 |
| H | 10 |
| RBI | 5 |
| BB | 0 |
| SO | 4 |
| LOB | 12 |

| Batter | 1 | 2 | 3 | 4 | 5 | 6 | 7 | 8 | 9 | AB | R | H | RBI | BB | SO | LOB |
|---|---|---|---|---|---|---|---|---|---|---|---|---|---|---|---|---|
| Mike Andrews, R (1, 4)<br>OBP: 0.343, SLG: 0.359 | F3 | | 5-3 | | 6-3 | | | F4 | | 4 | 0 | 0 | 0 | 0 | 0 | 0 |
| Joe Foy, R (1, 5)<br>OBP: 0.338, SLG: 0.460 | K | | E 1B<br>1B | | 1-3 | | | F5 | | 4 | 0 | 1 | 0 | 0 | 1 | 0 |
| Carl Yastrzemski, L (1, 7)<br>OBP: 0.407, SLG: 0.608 | F8 | | E4<br>1-3<br>1B | | | 1-6-4-3<br>1B | | | F9 | 4 | 0 | 2 | 0 | 0 | 0 | 0 |
| Tony Conigliaro, R (1, 9)<br>OBP: 0.346, SLG: 0.541 | | F3 | F7 | | | G1-6-4-3<br>1-2f | | | F9 | 4 | 0 | 0 | 0 | 0 | 0 | 3 |
| George Scott, R (1, 3)<br>OBP: 0.366, SLG: 0.467 | | L1 | | 2B | | F3 | | | F8 | 4 | 0 | 1 | 0 | 0 | 0 | 0 |
| Rico Petrocelli, R (1, 6)<br>OBP: 0.340, SLG: 0.411 | | E<br>1B | | 5-3 | | | F7 | | | 3 | 0 | 1 | 0 | 0 | 0 | 1 |
| George Thomas, R (1, 8)<br>OBP: 0.267, SLG: 0.286 | | E5<br>1-2 | | K | | | K | | | 3 | 0 | 0 | 0 | 0 | 2 | 2 |
| Mike Ryan, R (1, 2)<br>OBP: 0.302, SLG: 0.282 | | K | | 6-3 | | | 5-3 | | | 3 | 0 | 0 | 0 | 0 | 1 | 3 |
| Darrell Brandon, R (1, 1)<br>OBP: 0.206, SLG: 0.273<br>Dan Osinski, R (4, 1)<br>OBP: 0.250, SLG: 0.375<br>Reggie Smith, S (5, PH)<br>OBP: 0.319, SLG: 0.371<br>Garry Bell, R (5, 1)<br>OBP: 0.104, SLG: 0.125<br>Jerry Adair, R (8, PH)<br>OBP: 0.260, SLG: 0.279<br>Sparky Lyle, L (8, 1)<br>OBP: 0.400, SLG: 0.600 | | | K | | K | | | F7 | | 1<br>0<br>1<br>0<br>1 | 0<br>0<br>0<br>0<br>0 | 0<br>0<br>0<br>0<br>0 | 0<br>0<br>0<br>0<br>0 | 1<br>0<br>1<br>0<br>0 | 0<br>0<br>0<br>0<br>0 | 0<br>0<br>0<br>0<br>0 |

TOP

Boston Red Sox @ Minnesota Twins

Metropolitan Stadium, Bloomington , MI

Fri Aug 04 1967, 8:05 PM EDT

Att. 31,645 - Unknown

livebaseballscorecards.com

| | AB | R | H | RBI | BB | SO | LOB |
|---|---|---|---|---|---|---|---|
| | 32 | 0 | 5 | 0 | 0 | 6 | 9 |

| Inning Stats | 1 | 2 | 3 | 4 | 5 | 6 | 7 | 8 | 9 |
|---|---|---|---|---|---|---|---|---|---|
| | R: 0<br>E: 0<br>K: 1<br>S: 5 | R: 0<br>E: 1<br>K: 1<br>S: 7 | R: 0<br>E: 1<br>K: 1<br>S: 7 | R: 0<br>E: 0<br>K: 1<br>S: 6 | R: 0<br>E: 0<br>K: 1<br>S: 5 | R: 0<br>E: 0<br>K: 0<br>S: 3 | R: 0<br>E: 0<br>K: 1<br>S: 5 | R: 0<br>E: 0<br>K: 0<br>S: 3 | R: 0<br>E: 0<br>K: 0<br>S: 3 |
| | H: 0<br>LOB: 0<br>BB: 0<br>P: 5 | H: 1<br>LOB: 2<br>BB: 0<br>P: 7 | H: 2<br>LOB: 2<br>BB: 0<br>P: 7 | H: 1<br>LOB: 1<br>BB: 0<br>P: 6 | H: 0<br>LOB: 0<br>BB: 0<br>P: 5 | H: 1<br>LOB: 0<br>BB: 0<br>P: 3 | H: 0<br>LOB: 0<br>BB: 0<br>P: 5 | H: 0<br>LOB: 0<br>BB: 0<br>P: 3 | H: 0<br>LOB: 0<br>BB: 0<br>P: 3 |

1B: 4 SF: 0
2B: 1 SAC: 0
3B: 0 DP: 1
HR: 0 HBP: 0

WP: 0 PA: 32
PB: 0
SB: 0
CS: 0

| PITCHER | IP | WLS | BF | H | R | ER | SO | BB | IBB | HBP | BLK | WP | HR | S | P | ERA | WHIP |
|---|---|---|---|---|---|---|---|---|---|---|---|---|---|---|---|---|---|
| Jim Merritt, L (1, 1)<br>ERA: 2.06 | 9.0 | W | 32 | 5 | 0 | 0 | 6 | 0 | 0 | 0 | 0 | 0 | 0 | 44 | 44 | 0.00 | 0.556 |

| PITCHER | IP | WLS | BF | H | R | ER | SO | BB | IBB | HBP | BLK | WP | HR | S | P | ERA | WHIP |
|---|---|---|---|---|---|---|---|---|---|---|---|---|---|---|---|---|---|

# BOTTOM

## Boston Red Sox @ Minnesota Twins

Metropolitan Stadium, Bloomington , MI

Fri Aug 04 1967, 8:05 PM EDT

Att. 31,645 - Unknown

livebaseballscorecards.com

| Batter | 1 | 2 | 3 | 4 | 5 | 6 | 7 | 8 | 9 | AB | R | H | RBI | BB | SO | LOB |
|---|---|---|---|---|---|---|---|---|---|---|---|---|---|---|---|---|
| Rod Carew, L (1, 4)<br>OBP: 0.348, SLG: 0.416 | 0-0 SH, 2B, 1B | 0-0 G4-3<br>1-2f | | 4-0 BB<br>1-2 | | 0-0 SH2-3<br>1-2 | | 0-3 K | | 3 | 1 | 1 | 0 | 1 | 1 | 1 |
| Cesar Tovar, R (1, 5)<br>OBP: 0.340, SLG: 0.376 | 0-0 SH, 2B, BB<br>1-2 | 0-0 6-3 | | 0-0 F7 | | 0-0 F7 | | 0-0 F9 | | 4 | 1 | 0 | 0 | 0 | 0 | 3 |
| Tony Oliva, L (1, 9)<br>OBP: 0.313, SLG: 0.441 | 0-0 BB, 2B<br>1-3<br>2-H | | 0-0 FC6-4, 1B, 1B | 0-3 K | | 4-0 IBB | | 1-0 1B, HBP | | 3 | 0 | 2 | 1 | 1 | 1 | 2 |
| Harmon Killebrew, R (1, 3)<br>OBP: 0.418, SLG: 0.581<br>Rich Reese, L (5, PR)<br>OBP: 0.253, SLG: 0.333 (6, 3) | 4-0 BB, BB | | 0-0 F7 | | 1-0 E, HBP | 0-0 F9 | | 0-0 1B<br>1-2 | | 1<br>2 | 0<br>0 | 0<br>1 | 0<br>0 | 1<br>0 | 0<br>0 | 1<br>2 |
| Bob Allison, R (1, 7)<br>OBP: 0.349, SLG: 0.450<br>Sandy Valdespino, L (7, PR)<br>OBP: 0.230, SLG: 0.250 (8, 7) | 0-3 K | | 0-0 FC6-4, 1B<br>1-2 | | 0-0 F3 | | 0-0 E, 2B | 0-0 4-3 | | 4<br>1 | 0<br>1 | 2<br>0 | 0<br>0 | 0<br>0 | 1<br>0 | 4<br>2 |
| Zoilo Versalles, R (1, 6)<br>OBP: 0.270, SLG: 0.286 | 0-3 K | | 0-0 FC6-4<br>1-2f<br>2-3 | | 0-0 E5<br>1-2 | | 0-0 E4, G3<br>2-H | | | 4 | 0 | 0 | 0 | 0 | 1 | 6 |
| Ted Uhlaender, L (1, 8)<br>OBP: 0.247, SLG: 0.367 | 4-0 BB<br>1-2<br>2-3<br>3-H | | 0-0 F8 | | 0-3 K | | 0-0 G3<br>1-2 | | | 3 | 0 | 0 | 1 | 1 | 1 | 6 |
| Jerry Zimmerman, R (1, 2)<br>OBP: 0.244, SLG: 0.180 | 0-3 K | | | 0-0 FC4-5, 2B | 0-3 K | | 0-0 F7 | | | 4 | 0 | 1 | 0 | 0 | 2 | 6 |
| Jim Merritt, L (1, 1)<br>OBP: 0.208, SLG: 0.220 | | 0-0 G4-3, 1B | | 0-0 FC4-5, BB<br>2-3 | | 4-0 SH2-3, BB | | 0-3 K | | 3 | 0 | 1 | 0 | 1 | 1 | 2 |
| Inning Stats | R: 2 E: 1 K: 3 S: 12 H: 2 LOB: 3 BB: 2 P: 20 | R: 0 E: 0 K: 0 S: 3 H: 1 LOB: 0 BB: 0 P: 3 | R: 0 E: 0 K: 0 S: 5 H: 2 LOB: 2 BB: 0 P: 5 | R: 0 E: 0 K: 1 S: 6 H: 1 LOB: 2 BB: 1 P: 10 | R: 0 E: 1 K: 2 S: 8 H: 0 LOB: 2 BB: 0 P: 9 | R: 0 E: 0 K: 0 S: 3 H: 0 LOB: 2 BB: 2 P: 11 | R: 1 E: 1 K: 1 S: 7 H: 1 LOB: 1 BB: 0 P: 7 | R: 0 E: 0 K: 1 S: 6 H: 1 LOB: 2 BB: 0 P: 7 | | 1B: 5 2B: 3 3B: 0 HR: 0 SF: 0 SAC: 2 DP: 1 HBP: 2 | | | | | | |

| | |
|---|---|
| AB | 32 |
| R | 3 |
| H | 8 |
| RBI | 2 |
| BB | 5 |
| SO | 8 |
| LOB | 35 |

WP: 0 PB: 0 SB: 0 CS: 0 PA: 41

| PITCHER | | IP | WLS | BF | H | R | ER | SO | BB | IBB | HBP | BLK | WP | HR | S | P | ERA | WHIP |
|---|---|---|---|---|---|---|---|---|---|---|---|---|---|---|---|---|---|---|
| Darrell Brandon, R<br>ERA: 4.29 | (1, 1) | 3.1 | L | 19 | 6 | 2 | 1 | 3 | 3 | 0 | 0 | 0 | 0 | 0 | 22 | 34 | 2.70 | 2.700 |
| Dan Osinski, R<br>ERA: 2.45 | (4, 1) | 0.2 | | 2 | 0 | 0 | 0 | 1 | 0 | 0 | 0 | 0 | 0 | 0 | 4 | 4 | 0.00 | 0.000 |
| Gary Bell, R<br>ERA: 3.47 | (5, 1) | 3.0 | | 15 | 1 | 1 | 0 | 3 | 1 | 1 | 1 | 0 | 0 | 0 | 18 | 27 | 0.00 | 0.667 |
| Sparky Lyle, L<br>ERA: 1.57 | (8, 1) | 1.0 | | 5 | 1 | 0 | 0 | 1 | 0 | 0 | 1 | 0 | 0 | 0 | 6 | 7 | 0.00 | 1.000 |

| PITCHER | IP | WLS | BF | H | R | ER | SO | BB | IBB | HBP | BLK | WP | HR | S | P | ERA | WHIP |
|---|---|---|---|---|---|---|---|---|---|---|---|---|---|---|---|---|---|

| Batter | 1 | 2 | 3 | 4 | 5 | 6 | 7 | 8 | 9 | AB | R | H | RBI | BB | SO | LOB |
|---|---|---|---|---|---|---|---|---|---|---|---|---|---|---|---|---|
| Mike Andrews, R (1, 4)<br>OBP: 0.342, SLG: 0.357 | F7 | | 1B | | 6-3 | | | 5-3 | | 4 | 0 | 1 | 0 | 0 | 0 | 0 |
| Joe Foy, R (1, 5)<br>OBP: 0.335, SLG: 0.455 | K | | K | | 5-3 | | | F8 | | 4 | 0 | 0 | 0 | 0 | 2 | 1 |
| Carl Yastrzemski, L (1, 7)<br>OBP: 0.404, SLG: 0.602 | F8 | | | 4-3 | | K | | | G3 | 4 | 0 | 0 | 0 | 0 | 1 | 0 |
| Tony Conigliaro, R (1, 9)<br>OBP: 0.348, SLG: 0.538 | | F5 | | BB BB BB | | HBP CS | | | 5-3 | 2 | 0 | 0 | 0 | 1 | 0 | 0 |
| George Scott, R (1, 3)<br>OBP: 0.365, SLG: 0.464 | | 6-3 | | BB 1-2 | | F3 1-2 | | | 5-3 | 3 | 0 | 0 | 0 | 1 | 0 | 1 |
| Rico Petrocelli, R (1, 6)<br>OBP: 0.343, SLG: 0.424 | | HR | | F8 | | | 1-3 | | | 3 | 1 | 2 | 1 | 0 | 0 | 2 |
| Reggie Smith, S (1, 8)<br>OBP: 0.319, SLG: 0.369 | | G3 | | BB 1-2 2-3 | | | 1-3 1-2f | | | 2 | 0 | 0 | 0 | 1 | 0 | 1 |
| Elston Howard, R (1, 2)<br>OBP: 0.243, SLG: 0.267 | | | F8 | K | | | F9 | | | 3 | 0 | 0 | 0 | 0 | 1 | 3 |
| Lee Stange, R (1, 1)<br>OBP: 0.081, SLG: 0.086 | | | K | | L5 | | | F9 | | 2 | 0 | 0 | 0 | 0 | 1 | 0 |
| Norm Siebern, L (8, PH)<br>OBP: 0.300, SLG: 0.197 | | | | | | | | | | 1 | 0 | 0 | 0 | 0 | 0 | 0 |
| John Wyatt, R (8, 1) | | | | | | | | | | 0 | 0 | 0 | 0 | 0 | 0 | 0 |
| Inning Stats | R: 0 E: 0 K: 1 S: 5 H: 0 LOB: 0 BB: 0 P: 5 | R: 1 E: 0 K: 0 S: 4 H: 1 LOB: 0 BB: 0 P: 4 | R: 0 E: 0 K: 2 S: 8 H: 1 LOB: 1 BB: 0 P: 8 | R: 0 E: 0 K: 1 S: 5 H: 0 LOB: 3 BB: 3 P: 17 | R: 0 E: 0 K: 0 S: 3 H: 0 LOB: 0 BB: 0 P: 3 | R: 0 E: 0 K: 1 S: 4 H: 0 LOB: 0 BB: 0 P: 5 | R: 0 E: 0 K: 0 S: 3 H: 1 LOB: 0 BB: 0 P: 3 | R: 0 E: 0 K: 0 S: 3 H: 0 LOB: 0 BB: 0 P: 3 | R: 0 E: 0 K: 0 S: 3 H: 0 LOB: 0 BB: 0 P: 3 | 1B: 2 2B: 1 3B: 0 HR: 1 SF: 0 SAC: 0 DP: 1 HBP: 1 | | | | | | | |

| PITCHER | IP | WLS | BF | H | R | ER | SO | BB | IBB | HBP | BLK | WP | HR | S | P | ERA | WHIP |
|---|---|---|---|---|---|---|---|---|---|---|---|---|---|---|---|---|---|
| Dave Boswell, R (1, 1)<br>ERA: 3.31 | 9.0 | W | 32 | 3 | 1 | 1 | 5 | 3 | 0 | 1 | 0 | 0 | 1 | 38 | 51 | 1.00 | 0.667 |

| PITCHER | IP | WLS | BF | H | R | ER | SO | BB | IBB | HBP | BLK | WP | HR | S | P | ERA | WHIP |
|---|---|---|---|---|---|---|---|---|---|---|---|---|---|---|---|---|---|

TOP

# Boston Red Sox @ Minnesota Twins

Metropolitan Stadium, Bloomington , MI

Sat Aug 05 1967, 4:33 AM EDT

Att. 26,003 - Unknown

livebaseballscorecards.com

| | |
|---|---|
| AB | 28 |
| R | 1 |
| H | 3 |
| RBI | 1 |
| BB | 3 |
| SO | 5 |
| LOB | 8 |

PA: 32

# Boston Red Sox @ Minnesota Twins

Metropolitan Stadium, Bloomington , MI

Sat Aug 05 1967, 4:33 AM EDT

Att. 26,003 - Unknown

livebaseballscorecards.com

## BOTTOM

| Batter | 1 | 2 | 3 | 4 | 5 | 6 | 7 | 8 | 9 | AB | R | H | RBI | BB | SO | LOB |
|---|---|---|---|---|---|---|---|---|---|---|---|---|---|---|---|---|
| Zoilo Versalles, R (1, 6)<br>OBP: 0.272, SLG: 0.296 | 1B | | HR | | 4-3 | | F9 | | | 4 | 1 | 2 | 1 | 0 | 0 | 1 |
| Cesar Tovar, R (1, 4) (9, 5)<br>OBP: 0.339, SLG: 0.374 | 2B 1B | | F8 | | | 6-3 | | 4-3 | | 4 | 1 | 1 | 0 | 0 | 0 | 0 |
| Tony Oliva, L (1, 9)<br>OBP: 0.318, SLG: 0.450 | 1-H 2B | | F7 | | | | | 2B 1B | | 4 | 0 | 3 | 1 | 0 | 0 | 0 |
| Harmon Killebrew, R (1, 3)<br>OBP: 0.421, SLG: 0.583<br>Rich Reese, L (8, PR) (9, 3)<br>OBP: 0.253, SLG: 0.333 | BB | | F3 | | | IBB | | 1-H 2B | | 2<br>0 | 0<br>0 | 1<br>0 | 0<br>0 | 2<br>0 | 0<br>0 | 0<br>0 |
| Bob Allison, R (1, 7)<br>OBP: 0.346, SLG: 0.445<br>Sandy Valdespino, L (9, 7)<br>OBP: 0.230, SLG: 0.250 | F9 | | | 6-3 | | K | | K | | 4<br>0 | 0<br>0 | 0<br>0 | 0<br>0 | 0<br>0 | 2<br>0 | 5<br>0 |
| Rich Rollins, R (1, 5)<br>OBP: 0.330, SLG: 0.351<br>Frank Quilici, R (9, 5) (9, 4)<br>OBP: 0.313, SLG: 0.231 | K | | | F7 | | F4 | | | | 3<br>0 | 0<br>0 | 0<br>0 | 0<br>0 | 0<br>0 | 1<br>0 | 4<br>0 |
| Ted Uhlaender, L (1, 8)<br>OBP: 0.243, SLG: 0.361 | | 6-3 | | 4-3 | | | G3 | | | 3 | 0 | 0 | 0 | 0 | 0 | 0 |
| Russ Nixon, L (1, 2)<br>OBP: 0.313, SLG: 0.322 | | F8 | | | F5 | | K | | | 3 | 0 | 0 | 0 | 0 | 1 | 0 |
| Dave Boswell, R (1, 1)<br>OBP: 0.240, SLG: 0.277 | | K | | | F7 | | 2B | | | 3 | 0 | 1 | 0 | 0 | 1 | 0 |
| Inning Stats | R: 1 H: 3<br>E: 0 LOB: 2<br>K: 1 BB: 1<br>S: 7 P: 11 | R: 0 H: 0<br>E: 0 LOB: 0<br>K: 1 BB: 0<br>S: 5 P: 5 | R: 1 H: 1<br>E: 0 LOB: 0<br>K: 0 BB: 0<br>S: 4 P: 4 | R: 0 H: 0<br>E: 0 LOB: 0<br>K: 0 BB: 0<br>S: 3 P: 3 | R: 0 H: 0<br>E: 0 LOB: 0<br>K: 0 BB: 0<br>S: 3 P: 3 | R: 0 H: 1<br>E: 0 LOB: 2<br>K: 1 BB: 1<br>S: 6 P: 10 | R: 0 H: 1<br>E: 0 LOB: 1<br>K: 1 BB: 0<br>S: 6 P: 6 | R: 0 H: 2<br>E: 0 LOB: 1<br>K: 1 BB: 0<br>S: 6 P: 6 | | 1B: 3 SF: 0<br>2B: 4 SAC: 0<br>3B: 0 DP: 0<br>HR: 1 HBP: 0 | | | | | | |

| | AB | 30 |
|---|---|---|
| | R | 2 |
| | H | 8 |
| | RBI | 2 |
| | BB | 2 |
| | SO | 5 |
| | LOB | 10 |

WP: 0 PA: 32
PB: 0
SB: 0
CS: 0

| PITCHER | | IP | WLS | BF | H | R | ER | SO | BB | IBB | HBP | BLK | WP | HR | S | P | ERA | WHIP |
|---|---|---|---|---|---|---|---|---|---|---|---|---|---|---|---|---|---|---|
| Lee Stange, R<br>ERA: 2.77 | (1, 1) | 7.0 | L | 28 | 6 | 2 | 2 | 4 | 1 | 1 | 0 | 0 | 0 | 1 | 34 | 42 | 2.57 | 1.000 |
| John Wyatt, R<br>ERA: 2.87 | (8, 1) | 1.0 | | 4 | 2 | 0 | 0 | 1 | 0 | 0 | 0 | 0 | 0 | 0 | 6 | 6 | 0.00 | 2.000 |

| PITCHER | | IP | WLS | BF | H | R | ER | SO | BB | IBB | HBP | BLK | WP | HR | S | P | ERA | WHIP |
|---|---|---|---|---|---|---|---|---|---|---|---|---|---|---|---|---|---|---|

| Batter | 1 | 2 | 3 | 4 | 5 | 6 | 7 | 8 | 9 | AB | R | H | RBI | BB | SO | LOB |
|---|---|---|---|---|---|---|---|---|---|---|---|---|---|---|---|---|
| Mike Andrews, R (1, 4)<br>OBP: 0.340, SLG: 0.355 | F9 | | | 1-3 | | | | | | 2 | 0 | 0 | 0 | 0 | 0 | 0 |
| Dalton Jones, L (1, 5)<br>OBP: 0.301, SLG: 0.344 | 4-3 | | | 3-1 | | | | | | 2 | 0 | 0 | 0 | 0 | 0 | 0 |
| Carl Yastrzemski, L (1, 7)<br>OBP: 0.402, SLG: 0.599 | 4-3 | | | K | | | | | | 2 | 0 | 0 | 0 | 0 | 1 | 0 |
| Tony Conigliaro, R (1, 9)<br>OBP: 0.346, SLG: 0.535 | | F5 | | | F8 | | | | | 2 | 0 | 0 | 0 | 0 | 0 | 0 |
| Norm Siebern, L (1, 3)<br>OBP: 0.293, SLG: 0.191 | | K | | | K | | | | | 2 | 0 | 0 | 0 | 0 | 2 | 0 |
| Rico Petrocelli, R (1, 6)<br>OBP: 0.340, SLG: 0.421 | | K | | | 6-3 | | | | | 2 | 0 | 0 | 0 | 0 | 1 | 0 |
| Reggie Smith, S (1, 8)<br>OBP: 0.318, SLG: 0.368 | | | F4 | | | | | | | 1 | 0 | 0 | 0 | 0 | 0 | 0 |
| Elston Howard, R (1, 2)<br>OBP: 0.242, SLG: 0.266 | | | F9 | | | | | | | 1 | 0 | 0 | 0 | 0 | 0 | 0 |
| Jim Lonborg, R (1, 1)<br>OBP: 0.134, SLG: 0.108 | | | F7 | | | | | | | 1 | 0 | 0 | 0 | 0 | 0 | 0 |
| Inning Stats | R: 0 H: 0<br>E: 0 LOB: 0<br>K: 0 BB: 0<br>S: 3 P: 3 | R: 0 H: 0<br>E: 0 LOB: 0<br>K: 2 BB: 0<br>S: 7 P: 7 | R: 0 H: 0<br>E: 0 LOB: 0<br>K: 0 BB: 0<br>S: 3 P: 3 | R: 0 H: 0<br>E: 0 LOB: 0<br>K: 1 BB: 0<br>S: 5 P: 5 | R: 0 H: 0<br>E: 0 LOB: 0<br>K: 1 BB: 0<br>S: 5 P: 5 | | | | | 1B: 0 SF: 0<br>2B: 0 SAC: 0<br>3B: 0 DP: 0<br>HR: 0 HBP: 0 | | | | | | WP: 0 PA: 15<br>PB: 0<br>SB: 0<br>CS: 0 | |

| PITCHER | | IP | WLS | BF | H | R | ER | SO | BB | IBB | HBP | BLK | WP | HR | S | P | ERA | WHIP |
|---|---|---|---|---|---|---|---|---|---|---|---|---|---|---|---|---|---|---|
| Dean Chance, R<br>ERA: 2.55 | (1, 1) | 5.0 | W | 15 | 0 | 0 | 0 | 4 | 0 | 0 | 0 | 0 | 0 | 0 | 23 | 23 | 0.00 | 0.000 |

| PITCHER | IP | WLS | BF | H | R | ER | SO | BB | IBB | HBP | BLK | WP | HR | S | P | ERA | WHIP |
|---|---|---|---|---|---|---|---|---|---|---|---|---|---|---|---|---|---|

# TOP

## Boston Red Sox @ Minnesota Twins

Metropolitan Stadium, Bloomington , MI

Sun Aug 06 1967, 4:33 AM EDT

Att. 26,003 - Unknown

livebaseballscorecards.com

| | |
|---|---|
| AB | 15 |
| R | 0 |
| H | 0 |
| RBI | 0 |
| BB | 0 |
| SO | 4 |
| LOB | 0 |

| Batter | 1 | 2 | 3 | 4 | 5 | 6 | 7 | 8 | 9 | AB | R | H | RBI | BB | SO | LOB |
|---|---|---|---|---|---|---|---|---|---|---|---|---|---|---|---|---|
| Zoilo Versalles, R (1, 6)<br>OBP: 0.271, SLG: 0.295 | 0-0 5-3 ① | | 0-3 K ③ | | | | | | | 2 | 0 | 0 | 0 | 0 | 1 | 0 |
| Cesar Tovar, R (1, 4)<br>OBP: 0.340, SLG: 0.374 | 0-0 5-3 ② | | | 4-0 1B S 2B BB | | | | | | 1 | 1 | 0 | 0 | 1 | 0 | 0 |
| Tony Oliva, L (1, 9)<br>OBP: 0.319, SLG: 0.454 | 0-0 2B | | | 0-3 K ① 1-2 | | | | | | 2 | 0 | 1 | 0 | 0 | 1 | 1 |
| Harmon Killebrew, R (1, 3)<br>OBP: 0.422, SLG: 0.583 | 0-3 K ③ | | | 0-0 2B 1B 2-3 1B | | | | | | 2 | 1 | 1 | 0 | 0 | 1 | 1 |
| Bob Allison, R (1, 7)<br>OBP: 0.346, SLG: 0.448 | | 0-3 K ① | | 0-0 1B 2B 1-3 3-H | | | | | | 2 | 0 | 1 | 1 | 0 | 1 | 0 |
| Rich Rollins, R (1, 5)<br>OBP: 0.331, SLG: 0.352 | | 0-3 K ② | | 0-0 1B 2-3 3-H | | | | | | 2 | 0 | 1 | 1 | 0 | 1 | 0 |
| Ted Uhlaender, L (1, 8)<br>OBP: 0.241, SLG: 0.357 | | 0-3 K ③ | | 0-0 F4 ② | | | | | | 2 | 0 | 0 | 0 | 0 | 1 | 2 |
| Jerry Zimmerman, R (1, 2)<br>OBP: 0.241, SLG: 0.177 | | | 0-0 5-3 ① | 0-0 F9 ③ | | | | | | 2 | 0 | 0 | 0 | 0 | 0 | 2 |
| Dean Chance, R (1, 1)<br>OBP: 0.104, SLG: 0.032 | | | 0-0 1-3 ② | | 0-3 K ① | | | | | 2 | 0 | 0 | 0 | 0 | 1 | 0 |
| Inning Stats | R: 0 E: 0 K: 1 S: 6 H: 1 LOB: 1 BB: 0 P: 6 | R: 0 E: 0 K: 3 S: 9 H: 0 LOB: 0 BB: 0 P: 9 | R: 0 E: 0 K: 1 S: 5 H: 0 LOB: 0 BB: 0 P: 5 | R: 2 E: 0 K: 1 S: 8 H: 3 LOB: 2 BB: 1 P: 12 | R: 0 E: 0 K: 1 S: 3 H: 0 LOB: 0 BB: 0 P: 3 | | | | | 1B: 2 2B: 2 3B: 0 HR: 0 | SF: 0 SAC: 0 DP: 0 HBP: 0 | | | WP: 0 PB: 0 SB: 1 CS: 0 | PA: 18 | | |

| PITCHER | IP | WLS | BF | H | R | ER | SO | BB | IBB | HBP | BLK | WP | HR | S | P | ERA | WHIP |
|---|---|---|---|---|---|---|---|---|---|---|---|---|---|---|---|---|---|
| Jim Lonborg, R (1, 1)<br>ERA: 3.33 | 4.1 | L | 18 | 4 | 2 | 2 | 7 | 1 | 0 | 0 | 0 | 0 | 0 | 31 | 35 | 4.15 | 1.154 |

| PITCHER | IP | WLS | BF | H | R | ER | SO | BB | IBB | HBP | BLK | WP | HR | S | P | ERA | WHIP |
|---|---|---|---|---|---|---|---|---|---|---|---|---|---|---|---|---|---|

# BOTTOM

## Boston Red Sox @ Minnesota Twins

Metropolitan Stadium, Bloomington , MI

Sun Aug 06 1967, 4:33 AM EDT

Att. 26,003 - Unknown

livebaseballscorecards.com

| | |
|---|---|
| AB | 17 |
| R | 2 |
| H | 4 |
| RBI | 2 |
| BB | 1 |
| SO | 7 |
| LOB | 6 |

| Batter | 1 | 2 | 3 | 4 | 5 | 6 | 7 | 8 | 9 | AB | R | H | RBI | BB | SO | LOB |
|---|---|---|---|---|---|---|---|---|---|---|---|---|---|---|---|---|
| Tim Cullen, R (1, 4)<br>OBP: 0.344, SLG: 0.289 | 6-3 E 6-3 1B | 6-3 | | | K | | G4-6-3 1B | | | 4 | 1 | 2 | 0 | 0 | 1 | 0 |
| Ken McMullen, R (1, 5)<br>OBP: 0.304, SLG: 0.401 | E5 6-3 6-3 2B<br>1-2 | | K | | | HR | G4-6-3<br>1-2f | | | 4 | 2 | 1 | 1 | 0 | 1 | 2 |
| Frank Howard, R (1, 7)<br>OBP: 0.335, SLG: 0.525 | 6-3<br>1-2<br>2-3 | | K | | | K | | F9 | | 4 | 0 | 0 | 0 | 0 | 2 | 2 |
| Ed Stroud, L (8, 8)<br>OBP: 0.293, SLG: 0.255 | | | | | | | | | | 0 | 0 | 0 | 0 | 0 | 0 | 0 |
| Cap Peterson, R (1, 9)<br>OBP: 0.322, SLG: 0.377 | 6-3 2B BB | | K | | | F7 | | F9 | | 3 | 1 | 0 | 0 | 1 | 1 | 0 |
| Hank Allen, R (1, 8) (8, 7)<br>OBP: 0.287, SLG: 0.335 | 6-3<br>1-2<br>2-3<br>3-H | | | F3 | | E6 E 1B | | CS 1B | | 4 | 1 | 1 | 1 | 0 | 0 | 2 |
| Paul Casanova, R (1, 2)<br>OBP: 0.278, SLG: 0.358 | 2-H<br>3-H 2B | | | F3 | | E4 1B<br>1-2 | | CS<br>1-2 | 5-3 | 4 | 0 | 1 | 2 | 0 | 0 | 1 |
| Dick Nen, L (1, 3)<br>OBP: 0.321, SLG: 0.389 | 4-3 | | | 4-3 | | 1-3<br>2-H 1B | | | F8 | 4 | 0 | 1 | 1 | 0 | 0 | 1 |
| Ed Brinkman, R (1, 6)<br>OBP: 0.243, SLG: 0.236 | | 6-3 | | | F2 | L1 | | | 5-3 | 4 | 0 | 0 | 0 | 0 | 0 | 2 |
| Phil Ortega, R (1, 1)<br>OBP: 0.135, SLG: 0.063 | | 6-3 | | | K | | K | | | 3 | 0 | 0 | 0 | 0 | 2 | 0 |
| Inning Stats | R: 3 E: 1 K: 0 S: 6<br>H: 2 LOB: 1 BB: 1 P: 10 | R: 0 E: 0 K: 0 S: 3<br>H: 0 LOB: 0 BB: 0 P: 3 | R: 0 E: 0 K: 3 S: 9<br>H: 0 LOB: 0 BB: 0 P: 9 | R: 0 E: 0 K: 0 S: 3<br>H: 0 LOB: 0 BB: 0 P: 3 | R: 0 E: 0 K: 2 S: 7<br>H: 0 LOB: 0 BB: 0 P: 7 | R: 2 E: 2 K: 1 S: 9<br>H: 2 LOB: 2 BB: 0 P: 9 | R: 0 E: 0 K: 1 S: 5<br>H: 1 LOB: 0 BB: 0 P: 5 | R: 0 E: 0 K: 0 S: 3<br>H: 1 LOB: 0 BB: 0 P: 3 | R: 0 E: 0 K: 0 S: 3<br>H: 0 LOB: 0 BB: 0 P: 3 | 1B: 4 2B: 1 3B: 0 HR: 1<br>SF: 0 SAC: 0 DP: 1 HBP: 0 | | | | | | |

# TOP

## Washington Senators @ Minnesota Twins

Metropolitan Stadium, Bloomington , MI

Mon Aug 07 1967, 8:05 PM EDT

Att. 14,344 - Unknown

livebaseballscorecards.com

| | |
|---|---|
| AB | 34 |
| R | 5 |
| H | 6 |
| RBI | 5 |
| BB | 1 |
| SO | 7 |
| LOB | 10 |

WP: 0 PB: 0 SB: 0 CS: 1 PA: 36

| PITCHER | | IP | WLS | BF | H | R | ER | SO | BB | IBB | HBP | BLK | WP | HR | S | P | ERA | WHIP |
|---|---|---|---|---|---|---|---|---|---|---|---|---|---|---|---|---|---|---|
| Jim Kaat, L<br>ERA: 3.73 | (1, 1) | 6.0 | L | 26 | 4 | 5 | 1 | 6 | 1 | 0 | 0 | 0 | 0 | 1 | 37 | 41 | 1.50 | 0.833 |
| Mudcat Grant, R<br>ERA: 4.69 | (7, 1) | 2.0 | | 6 | 2 | 0 | 0 | 1 | 0 | 0 | 0 | 0 | 0 | 0 | 8 | 8 | 0.00 | 1.000 |
| Jim Ollom, L<br>ERA: 4.91 | (9, 1) | 1.0 | | 3 | 0 | 0 | 0 | 0 | 0 | 0 | 0 | 0 | 0 | 0 | 3 | 3 | 0.00 | 0.000 |

| PITCHER | IP | WLS | BF | H | R | ER | SO | BB | IBB | HBP | BLK | WP | HR | S | P | ERA | WHIP |
|---|---|---|---|---|---|---|---|---|---|---|---|---|---|---|---|---|---|

| Batter | 1 | 2 | 3 | 4 | 5 | 6 | 7 | 8 | 9 | AB | R | H | RBI | BB | SO | LOB |
|---|---|---|---|---|---|---|---|---|---|---|---|---|---|---|---|---|
| Zoilo Versalles, R (1, 6)<br>OBP: 0.269, SLG: 0.292 | S S S 0-3 K ① | | | x 0-0 5-3 ① | | S S S 0-3 K ② | | x 0-0 F7 ③ | | 4 | 0 | 0 | 0 | 0 | 2 | 2 |
| Jim Ollom, R (9, 1)<br>OBP: 0.200, SLG: 0.200 | | | | | | | | | | 0 | 0 | 0 | 0 | 0 | 0 | 0 |
| Cesar Tovar, R (1, 4)<br>OBP: 0.339, SLG: 0.372 | x 0-0 F4 ② | | | x 0-0 F6 ② | | x 0-0 4-3 ③ | | | x 0-0 G5-4-3 1B | 4 | 0 | 1 | 0 | 0 | 0 | 1 |
| Tony Oliva, L (1, 9)<br>OBP: 0.315, SLG: 0.448 | x 0-0 F9 ③ | | | x 0-0 F7 ③ | | | x 0-0 F8 ① | | x 0-0 F7 ① | 4 | 0 | 0 | 0 | 0 | 0 | 1 |
| Harmon Killebrew, R (1, 3)<br>OBP: 0.420, SLG: 0.578 | | S S S 0-3 K ① | | | x 0-0 F7 ① | | B B B B 4-0 FC6-4 BB | | x 0-0 G5-4-3 ② ③ 1-2f | 3 | 0 | 0 | 0 | 1 | 1 | 1 |
| Bob Allison, R (1, 7)<br>OBP: 0.346, SLG: 0.450 | | x 0-0 1-3 ② | | | x 0-0 2B | | x 0-0 FC6-4 ② 1-2f | | | 3 | 0 | 1 | 0 | 0 | 0 | 1 |
| Rich Rollins, R (1, 5)<br>OBP: 0.327, SLG: 0.348 | | S S S 0-3 K ③ | | | x 0-0 F8 ② | | x 0-0 6-3 ③ | | | 3 | 0 | 0 | 0 | 0 | 1 | 2 |
| Ted Uhlaender, L (1, 8)<br>OBP: 0.242, SLG: 0.357 | | | x 0-0 3-1 ① | | x 0-0 F8 ③ | | | x 0-0 1B | | 3 | 0 | 1 | 0 | 0 | 0 | 1 |
| Jerry Zimmerman, R (1, 2)<br>OBP: 0.239, SLG: 0.176 | | | x 0-0 6-3 ② | | | B B B B 4-0 BB | | x 0-0 F7 ① | | 1 | 0 | 0 | 0 | 0 | 0 | 0 |
| Russ Nixon, L (6, PH) (7, 2)<br>OBP: 0.316, SLG: 0.319 | | | | | | | | | | 1 | 0 | 0 | 0 | 1 | 0 | 1 |
| Jim Kaat, L (1, 1)<br>OBP: 0.313, SLG: 0.362 | | | S S S 0-3 K ③ | | | S S S 0-3 K ① | | S S S 0-3 K ② | | 1 | 0 | 0 | 0 | 0 | 1 | 0 |
| Rich Reese, L (6, PH)<br>OBP: 0.250, SLG: 0.329 | | | | | | | | | | 1 | 0 | 0 | 0 | 0 | 1 | 1 |
| Mudcat Grant, R (7, 1)<br>OBP: 0.148, SLG: 0.120 | | | | | | | | | | 0 | 0 | 0 | 0 | 0 | 0 | 0 |
| Sandy Valdespino, L (8, PH)<br>OBP: 0.226, SLG: 0.246 | | | | | | | | | | 1 | 0 | 0 | 0 | 0 | 1 | 1 |
| Jackie Hernandez, R (9, 6) | | | | | | | | | | 0 | 0 | 0 | 0 | 0 | 0 | 0 |
| Inning Stats | R: 0<br>E: 0<br>K: 1<br>S: 5<br>H: 0<br>LOB: 0<br>BB: 0<br>P: 5 | R: 0<br>E: 0<br>K: 2<br>S: 7<br>H: 0<br>LOB: 0<br>BB: 0<br>P: 7 | R: 0<br>E: 0<br>K: 1<br>S: 5<br>H: 0<br>LOB: 0<br>BB: 0<br>P: 5 | R: 0<br>E: 0<br>K: 0<br>S: 3<br>H: 0<br>LOB: 0<br>BB: 0<br>P: 3 | R: 0<br>E: 0<br>K: 0<br>S: 4<br>H: 1<br>LOB: 1<br>BB: 0<br>P: 4 | R: 0<br>E: 0<br>K: 2<br>S: 7<br>H: 0<br>LOB: 1<br>BB: 1<br>P: 11 | R: 0<br>E: 0<br>K: 0<br>S: 3<br>H: 0<br>LOB: 1<br>BB: 1<br>P: 7 | R: 0<br>E: 0<br>K: 1<br>S: 6<br>H: 1<br>LOB: 1<br>BB: 0<br>P: 6 | R: 0<br>E: 0<br>K: 0<br>S: 3<br>H: 1<br>LOB: 0<br>BB: 0<br>P: 3 | 1B: 2<br>2B: 1<br>3B: 0<br>HR: 0<br>SF: 0<br>SAC: 0<br>DP: 1<br>HBP: 0 | | | | | | |

| PITCHER | IP | WLS | BF | H | R | ER | SO | BB | IBB | HBP | BLK | WP | HR | S | P | ERA | WHIP |
|---|---|---|---|---|---|---|---|---|---|---|---|---|---|---|---|---|---|
| Phil Ortega, R (1, 1)<br>ERA: 3.16 | 9.0 | W | 31 | 3 | 0 | 0 | 7 | 2 | 0 | 0 | 0 | 0 | 0 | 43 | 51 | 0.00 | 0.556 |

| PITCHER | IP | WLS | BF | H | R | ER | SO | BB | IBB | HBP | BLK | WP | HR | S | P | ERA | WHIP |
|---|---|---|---|---|---|---|---|---|---|---|---|---|---|---|---|---|---|

# BOTTOM

## Washington Senators @ Minnesota Twins

Metropolitan Stadium, Bloomington , MI

Mon Aug 07 1967, 8:05 PM EDT

Att. 14,344 - Unknown

livebaseballscorecards.com

| | |
|---|---|
| AB | 29 |
| R | 0 |
| H | 3 |
| RBI | 0 |
| BB | 2 |
| SO | 7 |
| LOB | 12 |

WP: 0 PA: 31
PB: 0
SB: 0
CS: 0

# Washington Senators @ Minnesota Twins

Metropolitan Stadium, Bloomington , MI

Tue Aug 08 1967, 8:05 PM EDT

Att. 18,232 - Unknown

TOP

livebaseballscorecards.com

| Batter | 1 | 2 | 3 | 4 | 5 | 6 | 7 | 8 | 9 | AB | R | H | RBI | BB | SO | LOB |
|---|---|---|---|---|---|---|---|---|---|---|---|---|---|---|---|---|
| Tim Cullen, R (1, 4)<br>OBP: 0.342, SLG: 0.287 | F4 | | E6 PO | | FC5-4 1B<br>1-2 | | FC6-4<br>1-2f | | K<br>S S S | 5 | 0 | 1 | 0 | 0 | 1 | 2 |
| Ken McMullen, R (1, 5)<br>OBP: 0.303, SLG: 0.398 | 4-3 | | PO<br>1-2 | K<br>S S S | FC5-4<br>1-2f | | | 2B FC5-2 1B | L4 | 5 | 0 | 1 | 0 | 0 | 1 | 3 |
| Frank Howard, R (1, 7)<br>OBP: 0.339, SLG: 0.533<br>Ed Stroud, L (8, PR)<br>OBP: 0.293, SLG: 0.255 (8, 8) | 2B | | | F8 | | 1B | | FC5-2<br>1-3 2B | | 4<br>0 | 0<br>0 | 3<br>0 | 0<br>0 | 0<br>0 | 0<br>0 | 0<br>0 |
| Cap Peterson, R (1, 9)<br>OBP: 0.318, SLG: 0.372 | 4-3 | | | 5-3 | | F4 | | F3 | | 4 | 0 | 0 | 0 | 0 | 0 | 4 |
| Hank Allen, R (1, 8)<br>OBP: 0.292, SLG: 0.335 (8, 7) | | 6-3 | | | 2B 1B 1B | K<br>S S S | | FC5-2 IBB | | 3 | 1 | 1 | 0 | 1 | 1 | 1 |
| Paul Casanova, R (1, 2)<br>OBP: 0.278, SLG: 0.357 | | F8-6-3 1B | | | F8 | F2 | | FC5-2<br>1-2<br>2-3<br>3-Hf | | 4 | 0 | 1 | 0 | 0 | 0 | 5 |
| Dick Nen, L (1, 3)<br>OBP: 0.319, SLG: 0.392 | | F8-6-3<br>1-2 | | | 1B 2B<br>1-3 | | F8 | 3-1 | | 4 | 1 | 1 | 0 | 0 | 0 | 4 |
| Ed Brinkman, R (1, 6)<br>OBP: 0.244, SLG: 0.237<br>Bernie Allen, L (9, PH)<br>OBP: 0.249, SLG: 0.265 | | | F9 | | F4 | | FC6-4 1B | | F2 | 3<br>1 | 0<br>0 | 1<br>0 | 0<br>0 | 0<br>0 | 0<br>0 | 2<br>0 |
| Frank Bertaina, L (1, 1)<br>OBP: 0.095, SLG: 0.095<br>Fred Valentine, S (7, PH)<br>OBP: 0.340, SLG: 0.334<br>Dave Baldwin, R (7, 1)<br>Mike Epstein, L (9, PH)<br>OBP: 0.329, SLG: 0.373 | | | F6 | | 1B<br>2-H<br>3-H 1B | | F5 | | 1B | 2<br>1<br>0<br>1 | 0<br>0<br>0<br>0 | 1<br>0<br>0<br>1 | 2<br>0<br>0<br>0 | 0<br>0<br>0<br>0 | 0<br>0<br>0<br>0 | 0<br>1<br>0<br>0 |
| Inning Stats | R: 0 E: 0 K: 0 S: 4 H: 1 LOB: 1 BB: 0 P: 4 | R: 0 E: 0 K: 0 S: 3 H: 1 LOB: 0 BB: 0 P: 3 | R: 0 E: 1 K: 0 S: 3 H: 0 LOB: 0 BB: 0 P: 3 | R: 0 E: 0 K: 1 S: 5 H: 0 LOB: 0 BB: 0 P: 5 | R: 2 E: 0 K: 0 S: 7 H: 4 LOB: 2 BB: 0 P: 7 | R: 0 E: 0 K: 1 S: 6 H: 1 LOB: 1 BB: 0 P: 6 | R: 0 E: 0 K: 0 S: 4 H: 1 LOB: 1 BB: 0 P: 4 | R: 0 E: 0 K: 0 S: 5 H: 2 LOB: 3 BB: 1 P: 9 | R: 0 E: 0 K: 1 S: 6 H: 1 LOB: 1 BB: 0 P: 6 | 1B: 8 2B: 4 3B: 0 HR: 0 | SF: 0 SAC: 0 DP: 1 HBP: 0 | | | | | | |

| | AB | 37 |
|---|---|---|
| | R | 2 |
| | H | 11 |
| | RBI | 2 |
| | BB | 1 |
| | SO | 3 |
| | LOB | 22 |

WP: 0 PB: 0 SB: 0 CS: 0 PA: 39

| PITCHER | | IP | WLS | BF | H | R | ER | SO | BB | IBB | HBP | BLK | WP | HR | S | P | ERA | WHIP |
|---|---|---|---|---|---|---|---|---|---|---|---|---|---|---|---|---|---|---|
| Jim Merritt, L<br>ERA: 2.09 | (1, 1) | 7.0 | | 30 | 10 | 2 | 2 | 2 | 0 | 0 | 0 | 0 | 0 | 0 | 34 | 34 | 2.57 | 1.429 |
| Al Worthington, R<br>ERA: 4.05 | (8, 1) | 2.0 | W | 8 | 1 | 0 | 0 | 1 | 0 | 1 | 0 | 0 | 0 | 0 | 9 | 13 | 0.00 | 0.500 |

| PITCHER | | IP | WLS | BF | H | R | ER | SO | BB | IBB | HBP | BLK | WP | HR | S | P | ERA | WHIP |
|---|---|---|---|---|---|---|---|---|---|---|---|---|---|---|---|---|---|---|

| Batter | 1 | 2 | 3 | 4 | 5 | 6 | 7 | 8 | 9 | AB | R | H | RBI | BB | SO | LOB |
|---|---|---|---|---|---|---|---|---|---|---|---|---|---|---|---|---|
| Zoilo Versalles, R (1, 6)<br>OBP: 0.271, SLG: 0.292 | BBBB<br>4-0<br>SH5-3<br>1B<br>BB | | X<br>0-0<br>FC6-4<br>BB<br>1B | | X<br>0-0<br>F9 ① | | X<br>0-0<br>6-3 ① | | | 3 | 1 | 1 | 0 | 1 | 0 | 0 |
| Cesar Tovar, R (1, 4) (9, 5)<br>OBP: 0.339, SLG: 0.371 | X<br>0-0<br>SH5-3 ①<br>1-2 | | BBBB<br>4-0<br>FC6-4<br>1-2<br>BB | | X<br>0-0<br>5-3 ② | | SSS<br>0-3<br>K ② | | | 2 | 0 | 0 | 0 | 1 | 1 | 0 |
| Tony Oliva, L (1, 9)<br>OBP: 0.315, SLG: 0.444 | SSS<br>0-3<br>K ② | | X<br>0-0<br>FC6-4 ②<br>1-2f<br>2-3 | | BBBB<br>4-0<br>WP<br>BB | | SSS<br>0-3<br>K ③ | | | 3 | 0 | 0 | 0 | 1 | 2 | 3 |
| Harmon Killebrew, R (1, 3)<br>OBP: 0.421, SLG: 0.575 | X<br>0-0<br>2-H<br>1B | | X<br>0-0<br>1-3 ③ | | 4-0<br>1-2<br>IBB | | | SSS<br>0-3<br>K ① | | 3 | 0 | 1 | 1 | 1 | 1 | 2 |
| Bob Allison, R (1, 7)<br>OBP: 0.345, SLG: 0.446 | X<br>0-0<br>F3 ③ | | | BBBB<br>4-0<br>1B<br>BB | X<br>0-0<br>F8 ③ | | | SSS<br>0-3<br>K ② | | 3 | 0 | 0 | 0 | 1 | 1 | 3 |
| Rich Rollins, R (1, 5)<br>OBP: 0.326, SLG: 0.358<br>Frank Quilici, R (9, 5) (9, 4)<br>OBP: 0.313, SLG: 0.231 | | X<br>0-0<br>F8 ①<br>X<br>0-0<br>5-3 ② | | X<br>0-0<br>F4 ①<br>X<br>0-0<br>1-2<br>1B | | X<br>0-0<br>E6<br>SH3-4<br>1B<br>X<br>0-0<br>SH3-4 ①<br>1-2 | | X<br>0-0<br>HR<br>X<br>0-0<br>F8 ③ | | 4<br>0 | 2<br>0 | 1<br>0 | 1<br>0 | 0<br>0 | 0<br>0 | 1<br>0 |
| Earl Battey, R (1, 2)<br>OBP: 0.277, SLG: 0.232<br>Jerry Zimmerman, R (3, 2)<br>OBP: 0.242, SLG: 0.181 | | | | | | | | | | 1<br>2 | 0<br>0 | 0<br>1 | 0<br>0 | 0<br>0 | 0<br>0 | 0<br>0 |
| Ted Uhlaender, L (1, 8)<br>OBP: 0.244, SLG: 0.356 | | X<br>0-0<br>F9 ③ | | SSS<br>0-3<br>K ② | | X<br>0-0<br>G5-6-3<br>2-H<br>1B | | | | 3 | 0 | 1 | 1 | 0 | 1 | 2 |
| Jim Merritt, L (1, 1)<br>OBP: 0.196, SLG: 0.208<br>Al Worthington, R (8, 1) | | | X<br>0-0<br>6-3 ①<br>SSS | 0-3<br>K ③ | | X<br>0-0<br>G5-6-3 ②③<br>1-2f | | | | 3<br>0 | 0<br>0 | 0<br>0 | 0<br>0 | 0<br>0 | 1<br>0 | 3<br>0 |
| Inning Stats | R: 1 E: 0 K: 1 S: 6 H: 1 LOB: 1 BB: 1 P: 10 | R: 0 E: 0 K: 0 S: 3 H: 0 LOB: 0 BB: 0 P: 3 | R: 0 E: 0 K: 0 S: 4 H: 1 LOB: 2 BB: 1 P: 8 | R: 0 E: 0 K: 2 S: 8 H: 1 LOB: 2 BB: 1 P: 12 | R: 0 E: 0 K: 0 S: 3 H: 0 LOB: 2 BB: 2 P: 11 | R: 1 E: 1 K: 0 S: 4 H: 1 LOB: 0 BB: 0 P: 4 | R: 0 E: 0 K: 2 S: 7 H: 0 LOB: 0 BB: 0 P: 7 | R: 1 E: 0 K: 2 S: 8 H: 1 LOB: 0 BB: 0 P: 8 | | 1B: 4 2B: 0 3B: 0 HR: 1 | SF: 0 SAC: 2 DP: 1 HBP: 0 | | | | | |

| PITCHER | IP | WLS | BF | H | R | ER | SO | BB | IBB | HBP | BLK | WP | HR | S | P | ERA | WHIP |
|---|---|---|---|---|---|---|---|---|---|---|---|---|---|---|---|---|---|
| Frank Bertaina, L (1, 1)<br>ERA: 3.16 | 6.0 | | 27 | 4 | 2 | 1 | 3 | 4 | 1 | 0 | 0 | 1 | 0 | 28 | 48 | 1.50 | 1.333 |
| Dave Baldwin, R (7, 1)<br>ERA: 1.96 | 2.0 | L | 7 | 1 | 1 | 1 | 4 | 0 | 0 | 0 | 0 | 0 | 1 | 15 | 15 | 4.50 | 0.500 |

| PITCHER | IP | WLS | BF | H | R | ER | SO | BB | IBB | HBP | BLK | WP | HR | S | P | ERA | WHIP |
|---|---|---|---|---|---|---|---|---|---|---|---|---|---|---|---|---|---|

# BOTTOM

## Washington Senators @ Minnesota Twins

Metropolitan Stadium, Bloomington , MI

Tue Aug 08 1967, 8:05 PM EDT

Att. 18,232 - Unknown

livebaseballscorecards.com

| | |
|---|---|
| AB | 27 |
| R | 3 |
| H | 5 |
| RBI | 3 |
| BB | 5 |
| SO | 7 |
| LOB | 14 |

| | | | |
|---|---|---|---|
| 1B: 4 | SF: 0 | WP: 1 | PA: 34 |
| 2B: 0 | SAC: 2 | PB: 0 | |
| 3B: 0 | DP: 1 | SB: 0 | |
| HR: 1 | HBP: 0 | CS: 0 | |

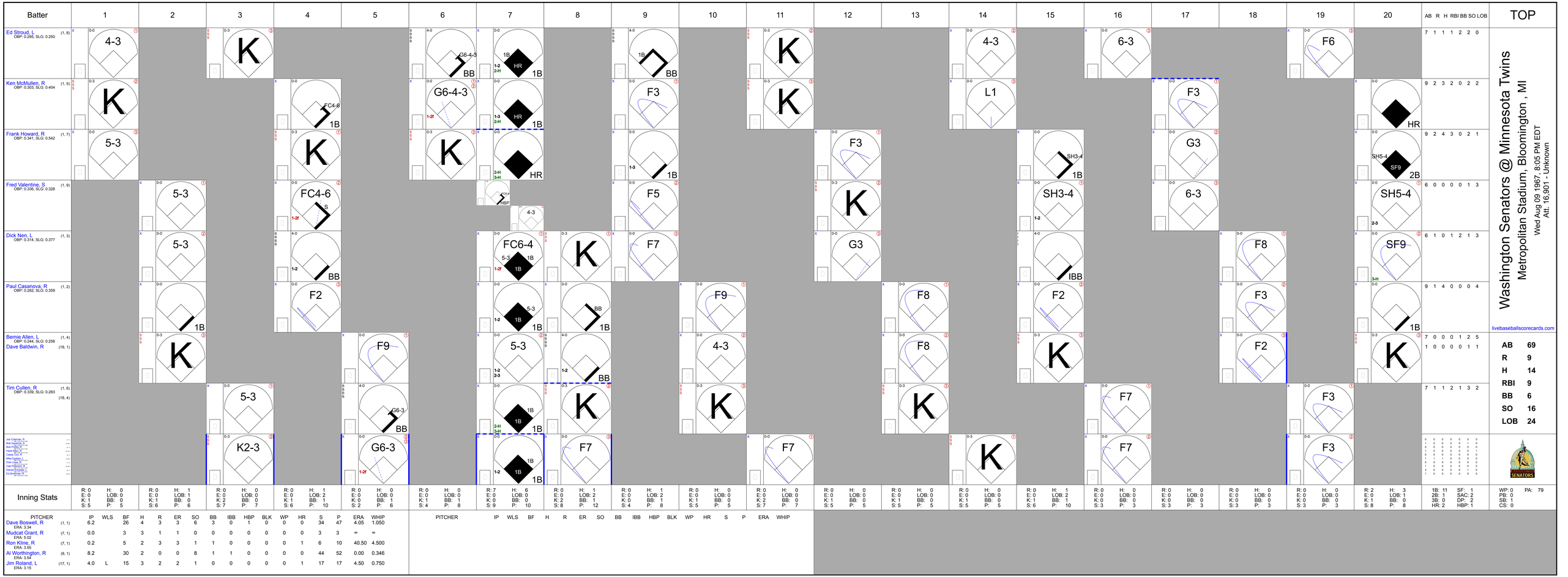
Batter
1
2
3
4
5
6
7
8
9
10
11
12
13
14
15
16
17
18
19
20
AB R H RBI BB SO LOB
TOP
Ed Stroud, L
OBP: 0.200, SLG: 0.250
(1, 8)
4-3
K
K
1B
HR
1B
BB
6-3
F6
7 1 1 1 2 2 0
Ken McMullen, R
OBP: 0.303, SLG: 0.404
(1, 5)
K
FC4-6
1B
G6-4-3
1-2f
HR
1B
K
F3
L1
F3
HR
9 2 3 2 0 2 2
Frank Howard, R
OBP: 0.341, SLG: 0.542
(1, 7)
5-3
K
K
HR
1B
F3
SH3-4
1B
G3
SH5-4
SF9
2B
9 2 4 3 0 2 1
Fred Valentine, S
OBP: 0.336, SLG: 0.328
(1, 9)
5-3
FC4-6
S
1-2f
FC4-4
HBP
4-3
F5
F3
6-3
SH5-4
2-3
6 0 0 0 0 1 3
Dick Nen, L
OBP: 0.314, SLG: 0.377
(1, 3)
5-3
BB
FC6-4
5-3
1B
1-2f
K
F7
K
G3
IBB
F8
SF9
3-H
6 1 0 1 2 1 3
Paul Casanova, R
OBP: 0.282, SLG: 0.359
(1, 2)
1B
F2
F9
5-3
1B
1B
BB
1B
F9
F8
F2
F3
9 1 4 0 0 0 4
Bernie Allen, L
OBP: 0.244, SLG: 0.256
(1, 4)
Dave Baldwin, R
(18, 1)
K
5-3
BB
BB
4-3
F8
F8
K
F2
7 0 0 0 1 2 5
1 0 0 0 0 1 1
Tim Cullen, R
OBP: 0.339, SLG: 0.283
(1, 6)
(18, 4)
5-3
K2-3
F9
G6-3
BB
5-3
1B
1B
1B
K
K
K
F7
F7
F7
F3
F3
7 1 1 2 1 3 2
Joe Coleman, R
OBP: 0.000, SLG: 0.000
Bob Saverine, R
OBP: 0.000, SLG: 0.000
Hank Allen, L
OBP: 0.000, SLG: 0.000
Casey Cox, R
Mike Epstein, L
Dick Lines, R
Cap Peterson, R
Daniel Knowles, L
Ed Brinkman, R
Inning Stats
R: 0
E: 0
K: 1
S: 5
H: 0
LOB: 0
BB: 0
P: 5
R: 0
E: 0
K: 1
S: 6
H: 1
LOB: 1
BB: 0
P: 6
R: 0
E: 0
K: 2
S: 7
H: 0
LOB: 0
BB: 0
P: 7
R: 0
E: 0
K: 1
S: 6
H: 1
LOB: 2
BB: 1
P: 10
R: 0
E: 0
K: 2
S: 9
H: 0
LOB: 0
BB: 0
P: 6
R: 0
E: 0
K: 1
S: 4
H: 0
LOB: 0
BB: 1
P: 8
R: 7
E: 0
K: 0
S: 9
H: 6
LOB: 0
BB: 0
P: 10
R: 0
E: 0
K: 2
S: 8
H: 1
LOB: 1
BB: 1
P: 12
R: 0
E: 0
K: 0
S: 4
H: 1
LOB: 2
BB: 1
P: 8
R: 0
E: 0
K: 1
S: 5
H: 0
LOB: 0
BB: 0
P: 5
R: 0
E: 0
K: 2
S: 7
H: 0
LOB: 0
BB: 0
P: 7
R: 0
E: 0
K: 1
S: 5
H: 0
LOB: 0
BB: 0
P: 5
R: 0
E: 0
K: 1
S: 5
H: 0
LOB: 0
BB: 0
P: 5
R: 0
E: 0
K: 1
S: 6
H: 1
LOB: 2
BB: 1
P: 10
R: 0
E: 0
K: 0
S: 3
H: 0
LOB: 0
BB: 0
P: 3
R: 0
E: 0
K: 0
S: 3
H: 0
LOB: 0
BB: 0
P: 3
R: 0
E: 0
K: 0
S: 3
H: 0
LOB: 0
BB: 0
P: 3
R: 0
E: 0
K: 0
S: 3
H: 0
LOB: 0
BB: 0
P: 3
R: 2
E: 0
K: 1
S: 8
H: 3
LOB: 1
BB: 0
P: 8
1B: 11
2B: 1
3B: 0
HR: 2
SF: 1
SAC: 2
DP: 2
HBP: 1
WP: 0
PB: 0
SB: 1
CS: 0
PA: 79
Washington Senators @ Minnesota Twins
Metropolitan Stadium, Bloomington , MI
Wed Aug 09 1967, 8:05 PM EDT
Att. 16,901 - Unknown
livebaseballscorecards.com
AB 69
R 9
H 14
RBI 9
BB 6
SO 16
LOB 24
PITCHER
IP
WLS
BF
H
R
ER
SO
BB
IBB
HBP
BLK
WP
HR
S
P
ERA
WHIP
Dave Boswell, R
ERA: 3.34
(1, 1)
6.2
26
4
3
3
6
3
0
1
0
0
0
0
34
47
4.05
1.050
Mudcat Grant, R
ERA: 5.02
(7, 1)
0.0
3
3
1
1
0
0
0
0
0
0
0
0
3
3
∞
∞
Ron Kline, R
ERA: 3.55
(7, 1)
0.2
5
2
3
3
1
1
0
0
0
0
0
1
6
10
40.50
4.500
Al Worthington, R
ERA: 3.54
(8, 1)
8.2
30
2
0
0
8
1
1
0
0
0
0
44
52
0.00
0.346
Jim Roland, L
ERA: 3.15
(17, 1)
4.0
L
15
3
2
2
1
0
0
0
0
0
1
17
17
4.50
0.750
PITCHER
IP
WLS
BF
H
R
ER
SO
BB
IBB
HBP
BLK
WP
HR
S
P
ERA
WHIP

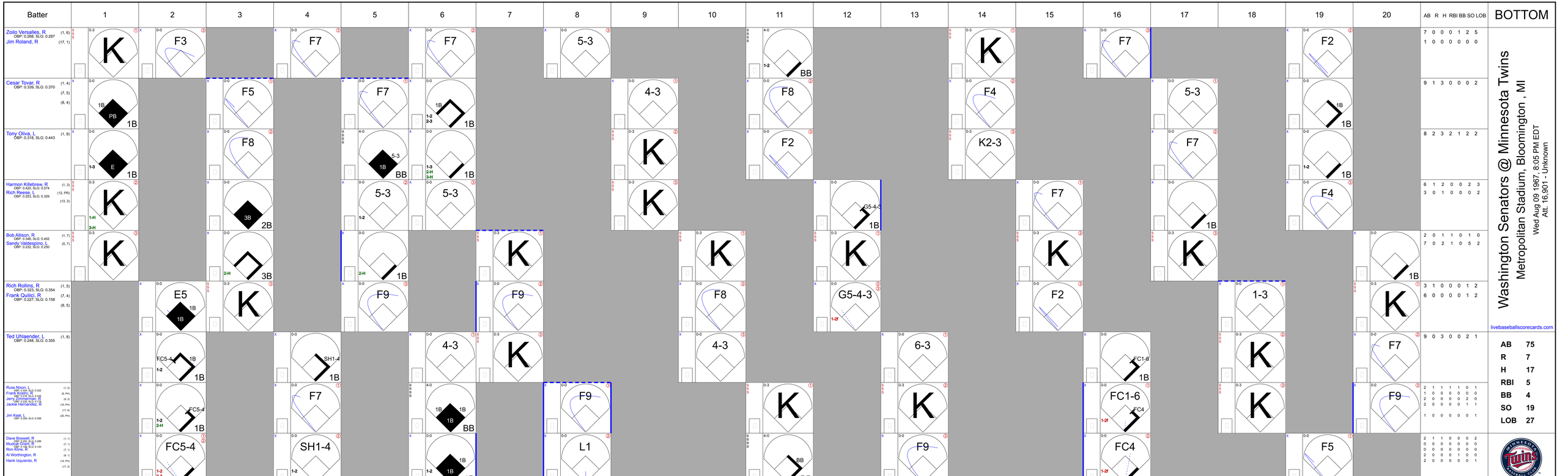

# Washington Senators @ Minnesota Twins

Metropolitan Stadium, Bloomington , MI

Wed Aug 09 1967, 8:05 PM EDT

Att. 16,901 - Unknown

livebaseballscorecards.com

| Batter | 1 | 2 | 3 | 4 | 5 | 6 | 7 | 8 | 9 | 10 | 11 | 12 | 13 | 14 | 15 | 16 | 17 | 18 | 19 | 20 | AB | R | H | RBI | BB | SO | LOB |
|---|---|---|---|---|---|---|---|---|---|---|---|---|---|---|---|---|---|---|---|---|---|---|---|---|---|---|---|
| Zoilo Versalles, R (1, 6) OBP: 0.268, SLG: 0.287<br>Jim Roland, R (17, 1) | K | F3 | | F7 | | F7 | | 5-3 | | | BB | | | K | | F7 | | | F2 | | 7 | 0 | 0 | 0 | 1 | 2 | 5 |
| | | | | | | | | | | | | | | | | | | | | | 1 | 0 | 0 | 0 | 0 | 0 | 0 |
| Cesar Tovar, R (1, 4) OBP: 0.339, SLG: 0.370 (7, 5) (8, 4) | 1B PB 1B | | F5 | | F7 | 1B 1-2 2-3 1B | | | 4-3 | | F8 | | | F4 | | | 5-3 | | 1B 1B | | 9 | 1 | 3 | 0 | 0 | 0 | 2 |
| Tony Oliva, L (1, 9) OBP: 0.318, SLG: 0.443 | 1-3 E 1B | | F8 | | 5-3 1B BB | 1-3 2-H 3-H 1B | | | K | | F2 | | | K2-3 | | | F7 | | 1-2 1B | | 8 | 2 | 3 | 2 | 1 | 2 | 2 |
| Harmon Killebrew, R (1, 3) OBP: 0.420, SLG: 0.574<br>Rich Reese, L (12, PR) OBP: 0.253, SLG: 0.329 (13, 3) | K 1-H 3-H | | 3B 2B | | 5-3 1-2 | 5-3 | | | K | | | G5-4-3 1B | | | F7 | | 1B | | F4 | | 6 | 1 | 2 | 0 | 0 | 2 | 3 |
| | | | | | | | | | | | | | | | | | | | | | 3 | 0 | 1 | 0 | 0 | 0 | 2 |
| Bob Allison, R (1, 7) OBP: 0.346, SLG: 0.452<br>Sandy Valdespino, L (5, 7) OBP: 0.232, SLG: 0.250 | K | | 2-H 3B | | 2-H 1B | | K | | | K | | K | | | K | | K | | | 1B | 2 | 0 | 1 | 1 | 0 | 1 | 0 |
| | | | | | | | | | | | | | | | | | | | | | 7 | 0 | 2 | 1 | 0 | 5 | 2 |
| Rich Rollins, R (1, 5) OBP: 0.323, SLG: 0.354<br>Frank Quilici, R (7, 4) OBP: 0.227, SLG: 0.158 (8, 5) | | E5 1B 1B | K | | F9 | | F9 | | | F8 | | G5-4-3 1-2f | | | F2 | | | 1-3 | | K | 3 | 1 | 0 | 0 | 0 | 1 | 2 |
| | | | | | | | | | | | | | | | | | | | | | 6 | 0 | 0 | 0 | 0 | 1 | 2 |
| Ted Uhlaender, L (1, 8) OBP: 0.248, SLG: 0.355 | | FC5-4 1B 1-2 1B | | SH1-4 1B | | 4-3 | K | | | 4-3 | | | 6-3 | | | FC1-6 1B | | K | | F7 | 9 | 0 | 3 | 0 | 0 | 2 | 1 |
| Russ Nixon, L (1, 2) OBP: 0.304, SLG: 0.332<br>Frank Kostro, R (8, PH) OBP: 0.376, SLG: 0.222<br>Jerry Zimmerman, R (9, 2) OBP: 0.238, SLG: 0.172<br>Jackie Hernandez, R (16, PH) (17, 6)<br>Jim Kaat, L (20, PH) OBP: 0.308, SLG: 0.356 | | FC5-4 1B 1-2 2-H 1B | | F7 | | 1B 1B 1B BB | | F9 | | | K | | K | | | FC1-6 FC4 1-2f | | K | | F9 | 2 | 1 | 1 | 1 | 1 | 0 | 1 |
| | | | | | | | | | | | | | | | | | | | | | 1 | 0 | 0 | 0 | 0 | 0 | 0 |
| | | | | | | | | | | | | | | | | | | | | | 2 | 0 | 0 | 0 | 0 | 2 | 0 |
| | | | | | | | | | | | | | | | | | | | | | 2 | 0 | 0 | 0 | 0 | 1 | 1 |
| | | | | | | | | | | | | | | | | | | | | | 1 | 0 | 0 | 0 | 0 | 0 | 1 |
| Dave Boswell, R (1, 1) OBP: 0.295, SLG: 0.286<br>Mudcat Grant, R (7, 1) OBP: 0.148, SLG: 0.120<br>Ron Kline, R (7, 1)<br>Al Worthington, R (8, 1)<br>Hank Izquierdo, R (16, PH) (17, 2) | | FC5-4 1-2 2-3 | | SH1-4 1-2 | | 1B 1B 1B 1B | | L1 | | | BB BB | | F9 | | | FC4 1-2f | | | F5 | | 2 | 1 | 1 | 0 | 0 | 0 | 2 |
| | | | | | | | | | | | | | | | | | | | | | 0 | 0 | 0 | 0 | 0 | 0 | 0 |
| | | | | | | | | | | | | | | | | | | | | | 0 | 0 | 0 | 0 | 0 | 0 | 0 |
| | | | | | | | | | | | | | | | | | | | | | 2 | 0 | 0 | 0 | 1 | 0 | 0 |
| | | | | | | | | | | | | | | | | | | | | | 2 | 0 | 0 | 0 | 0 | 0 | 1 |
| Inning Stats | R: 2 E: 0 K: 3 S: 11 | H: 2 LOB: 0 BB: 0 P: 11 | R: 1 E: 1 K: 0 S: 5 | H: 2 LOB: 1 BB: 0 P: 5 | R: 1 E: 0 K: 1 S: 7 | H: 2 LOB: 1 BB: 0 P: 7 | R: 0 E: 0 K: 0 S: 4 | H: 1 LOB: 1 BB: 0 P: 4 | R: 1 E: 0 K: 0 S: 4 | H: 1 LOB: 1 BB: 1 P: 8 | R: 2 E: 0 K: 0 S: 6 | H: 3 LOB: 2 BB: 1 P: 10 | R: 0 E: 0 K: 2 S: 7 | H: 0 LOB: 0 BB: 0 P: 7 | R: 0 E: 0 K: 0 S: 3 | H: 0 LOB: 0 BB: 0 P: 3 | R: 0 E: 0 K: 2 S: 7 | H: 0 LOB: 0 BB: 0 P: 7 | R: 0 E: 0 K: 1 S: 5 | H: 0 LOB: 0 BB: 0 P: 5 | R: 0 E: 0 K: 0 S: 4 | H: 1 LOB: 1 BB: 0 P: 4 | R: 0 E: 0 K: 1 S: 6 | H: 1 LOB: 1 BB: 0 P: 6 | R: 0 E: 0 K: 2 S: 7 | H: 0 LOB: 0 BB: 0 P: 7 | R: 0 E: 0 K: 0 S: 5 | H: 2 LOB: 2 BB: 0 P: 5 | R: 0 E: 0 K: 1 S: 6 | H: 1 LOB: 1 BB: 0 P: 6 | 1B: 15 2B: 1 3B: 1 HR: 0 | SF: 0 SAC: 1 DP: 2 HBP: 0 | WP: 0 PB: 1 SB: 0 CS: 0 | PA: 80 |

| PITCHER | | IP | WLS | BF | H | R | ER | SO | BB | IBB | HBP | BLK | WP | HR | S | P | ERA | WHIP |
|---|---|---|---|---|---|---|---|---|---|---|---|---|---|---|---|---|---|---|
| Joe Coleman, R<br>ERA: 4.52 | (1, 1) | 2.0 | | 10 | 4 | 3 | 0 | 3 | 0 | 0 | 0 | 0 | 0 | 0 | 16 | 16 | 0.00 | 2.000 |
| Bob Priddy, R<br>ERA: 3.89 | (3, 1) | 2.0 | | 9 | 3 | 1 | 1 | 1 | 0 | 0 | 0 | 0 | 0 | 0 | 11 | 11 | 4.50 | 1.500 |
| Casey Cox, R<br>ERA: 3.3 | (5, 1) | 2.0 | | 12 | 4 | 3 | 3 | 0 | 2 | 0 | 0 | 0 | 0 | 0 | 10 | 18 | 13.50 | 3.000 |
| Dick Lines, L<br>ERA: 2.86 | (7, 1) | 1.0 | | 3 | 0 | 0 | 0 | 2 | 0 | 0 | 0 | 0 | 0 | 0 | 7 | 7 | 0.00 | 0.000 |
| Darold Knowles, L<br>ERA: 1.93 | (8, 1) | 10.0 | | 34 | 3 | 0 | 0 | 10 | 2 | 0 | 0 | 0 | 0 | 0 | 52 | 60 | 0.00 | 0.500 |

| PITCHER | | IP | WLS | BF | H | R | ER | SO | BB | IBB | HBP | BLK | WP | HR | S | P | ERA | WHIP |
|---|---|---|---|---|---|---|---|---|---|---|---|---|---|---|---|---|---|---|
| Dave Baldwin, R<br>ERA: 1.84 | (18, 1) | 3.0 | W | 12 | 3 | 0 | 0 | 3 | 0 | 0 | 0 | 0 | 0 | 0 | 18 | 18 | 0.00 | 1.000 |

| | |
|---|---|
| AB | 75 |
| R | 7 |
| H | 17 |
| RBI | 5 |
| BB | 4 |
| SO | 19 |
| LOB | 27 |

| Batter | 1 | 2 | 3 | 4 | 5 | 6 | 7 | 8 | 9 | AB | R | H | RBI | BB | SO | LOB |
|---|---|---|---|---|---|---|---|---|---|---|---|---|---|---|---|---|
| Tim Cullen, R (1, 6)<br>OBP: 0.334, SLG: 0.279 (8, 5) | F8 | | L5-4<br>2-3 | | | F8 | | 6-3 | | 4 | 0 | 0 | 0 | 0 | 0 | 2 |
| Ken McMullen, R (1, 5)<br>OBP: 0.303, SLG: 0.402 | 6-3 | | | S<br>1B | | K | | F3 | | 4 | 0 | 1 | 0 | 0 | 1 | 0 |
| Ed Brinkman, R (8, 6)<br>OBP: 0.243, SLG: 0.236 | | | | | | | | | | 0 | 0 | 0 | 0 | 0 | 0 | 0 |
| Frank Howard, R (1, 7)<br>OBP: 0.340, SLG: 0.539 | F9 | | | K | | K | | | G5-4-3<br>1B | 4 | 0 | 1 | 0 | 0 | 2 | 1 |
| Mike Epstein, L (1, 3)<br>OBP: 0.330, SLG: 0.371 | | F8 | | K | | | FC6-4<br>1B<br>BB | | K | 3 | 0 | 0 | 0 | 1 | 2 | 2 |
| Cap Peterson, R (1, 9)<br>OBP: 0.313, SLG: 0.365 | | 6-3 | | 5-3<br>1-2 | | | K | | G5-4-3<br>1-2f | 4 | 0 | 0 | 0 | 0 | 1 | 3 |
| Hank Allen, R (1, 8)<br>OBP: 0.291, SLG: 0.333 | | 6-3 | | | F3 | | FC6-4<br>1-2<br>1B | | | 3 | 0 | 1 | 0 | 0 | 0 | 0 |
| Bernie Allen, L (1, 4)<br>OBP: 0.246, SLG: 0.267 | | | F9 | | 3B | | FC6-4<br>1-2f<br>2-3 | | | 3 | 0 | 1 | 0 | 0 | 0 | 2 |
| Doug Camilli, R (1, 2)<br>OBP: 0.224, SLG: 0.238 | | | L5-4<br>1B<br>BB | | K | | L1 | | | 1 | 0 | 0 | 0 | 1 | 1 | 1 |
| Dick Nen, L (7, PH)<br>OBP: 0.312, SLG: 0.374 | | | | | | | | | | 1 | 0 | 0 | 0 | 0 | 0 | 2 |
| Paul Casanova, R (7, 2)<br>OBP: 0.282, SLG: 0.359 | | | | | | | | | | 0 | 0 | 0 | 0 | 0 | 0 | 0 |
| Barry Moore, L (1, 1)<br>OBP: 0.178, SLG: 0.195 | | | 1-2<br>1B | | K | | | F7 | | 2 | 0 | 1 | 0 | 0 | 1 | 1 |
| Casey Cox, R (7, 1) | | | | | | | | | | 0 | 0 | 0 | 0 | 0 | 0 | 0 |
| Ed Stroud, L (8, PH)<br>OBP: 0.293, SLG: 0.248 | | | | | | | | | | 1 | 0 | 0 | 0 | 0 | 0 | 0 |
| Bob Humphreys, R (8, 1)<br>OBP: 0.308, SLG: 0.100 | | | | | | | | | | 0 | 0 | 0 | 0 | 0 | 0 | 0 |
| Inning Stats | R: 0<br>E: 0<br>K: 0<br>S: 3<br>H: 0<br>LOB: 0<br>BB: 0<br>P: 3 | R: 0<br>E: 0<br>K: 0<br>S: 3<br>H: 0<br>LOB: 0<br>BB: 0<br>P: 3 | R: 0<br>E: 0<br>K: 0<br>S: 3<br>H: 1<br>LOB: 1<br>BB: 1<br>P: 7 | R: 0<br>E: 0<br>K: 2<br>S: 8<br>H: 1<br>LOB: 1<br>BB: 0<br>P: 8 | R: 0<br>E: 0<br>K: 2<br>S: 8<br>H: 1<br>LOB: 1<br>BB: 0<br>P: 8 | R: 0<br>E: 0<br>K: 2<br>S: 7<br>H: 0<br>LOB: 0<br>BB: 0<br>P: 7 | R: 0<br>E: 0<br>K: 1<br>S: 6<br>H: 1<br>LOB: 2<br>BB: 1<br>P: 10 | R: 0<br>E: 0<br>K: 0<br>S: 3<br>H: 0<br>LOB: 0<br>BB: 0<br>P: 3 | R: 0<br>E: 0<br>K: 1<br>S: 5<br>H: 1<br>LOB: 0<br>BB: 0<br>P: 5 | 1B: 4<br>2B: 1<br>3B: 1<br>HR: 0<br>SF: 0<br>SAC: 0<br>DP: 2<br>HBP: 0 | | | | | | |

| PITCHER | IP | WLS | BF | H | R | ER | SO | BB | IBB | HBP | BLK | WP | HR | S | P | ERA | WHIP |
|---|---|---|---|---|---|---|---|---|---|---|---|---|---|---|---|---|---|
| Jim Perry, R (1, 1)<br>ERA: 3.3 | 9.0 | W | 32 | 5 | 0 | 0 | 8 | 2 | 0 | 0 | 0 | 0 | 0 | 46 | 54 | 0.00 | 0.778 |

| PITCHER | IP | WLS | BF | H | R | ER | SO | BB | IBB | HBP | BLK | WP | HR | S | P | ERA | WHIP |
|---|---|---|---|---|---|---|---|---|---|---|---|---|---|---|---|---|---|

# TOP

## Washington Senators @ Minnesota Twins

Metropolitan Stadium, Bloomington , MI

Thu Aug 10 1967, 4:33 AM EDT

Att. 21,720 - Unknown

livebaseballscorecards.com

| | |
|---|---|
| AB | 30 |
| R | 0 |
| H | 5 |
| RBI | 0 |
| BB | 2 |
| SO | 8 |
| LOB | 14 |

| Batter | 1 | 2 | 3 | 4 | 5 | 6 | 7 | 8 | 9 | AB | R | H | RBI | BB | SO | LOB |
|---|---|---|---|---|---|---|---|---|---|---|---|---|---|---|---|---|
| Jackie Hernandez, R (1, 6) (8, 5)<br>OBP: 0.167, SLG: 0.167 | F8 | | | F9 | | F8 | 2-H 3-H 1B | | | 4 | 0 | 1 | 2 | 0 | 0 | 0 |
| Cesar Tovar, R (1, 4)<br>OBP: 0.336, SLG: 0.367 | 5-3 | | | F7 | | 6-3 | 4-3 | | | 4 | 0 | 0 | 0 | 0 | 0 | 1 |
| Tony Oliva, L (1, 9)<br>OBP: 0.317, SLG: 0.441 | F5 | | | 1B | | 3-1 | | F8 | | 4 | 0 | 1 | 0 | 0 | 0 | 0 |
| Harmon Killebrew, R (1, 3)<br>OBP: 0.418, SLG: 0.571 | | K | | 5-3 | | | HR 1B | F2 | | 4 | 1 | 1 | 0 | 0 | 1 | 1 |
| Rich Reese, L (9, 3)<br>OBP: 0.253, SLG: 0.329 | | | | | | | | | | 0 | 0 | 0 | 0 | 0 | 0 | 0 |
| Bob Allison, R (1, 7)<br>OBP: 0.350, SLG: 0.476 | | K | | | HR | | 1-H HR | 2B | | 4 | 2 | 3 | 3 | 0 | 1 | 0 |
| Sandy Valdespino, L (8, PR) (9, 7)<br>OBP: 0.232, SLG: 0.250 | | | | | | | | | | 0 | 0 | 0 | 0 | 0 | 0 | 0 |
| Rich Rollins, R (1, 5)<br>OBP: 0.323, SLG: 0.354 | | 6-3 | | | F7 | | B1-4 BB 1B 1B | F9 | | 3 | 0 | 1 | 0 | 0 | 0 | 0 |
| Zoilo Versalles, R (7, PR) (8, 6)<br>OBP: 0.267, SLG: 0.286 | | | | | | | | | | 1 | 1 | 0 | 0 | 0 | 0 | 1 |
| Ted Uhlaender, L (1, 8)<br>OBP: 0.244, SLG: 0.350 | | | 6-3 | | 1-3 | | F8 | | | 3 | 0 | 0 | 0 | 0 | 0 | 1 |
| Hank Izquierdo, R (1, 2)<br>OBP: 0.400, SLG: 0.250 | | | F2 | | 1B | | B B B B 4-0 1-2 B1-4 1B BB | | | 2 | 1 | 1 | 0 | 1 | 0 | 0 |
| Jim Perry, S (1, 1)<br>OBP: 0.227, SLG: 0.409 | | | 6-3 | | 1-3 | | B1-4 1-2 2-3 | | | 3 | 0 | 0 | 0 | 0 | 0 | 3 |
| Inning Stats | R: 0 E: 0 K: 0 S: 3 H: 0 LOB: 0 BB: 0 P: 3 | R: 0 E: 0 K: 2 S: 7 H: 0 LOB: 0 BB: 0 P: 7 | R: 0 E: 0 K: 0 S: 3 H: 0 LOB: 0 BB: 0 P: 3 | R: 0 E: 0 K: 0 S: 4 H: 1 LOB: 1 BB: 0 P: 4 | R: 1 E: 0 K: 0 S: 5 H: 2 LOB: 1 BB: 0 P: 5 | R: 0 E: 0 K: 0 S: 3 H: 0 LOB: 0 BB: 0 P: 3 | R: 4 E: 0 K: 0 S: 7 H: 4 LOB: 1 BB: 1 P: 11 | R: 0 E: 0 K: 0 S: 4 H: 1 LOB: 1 BB: 0 P: 4 | | 1B: 5 2B: 1 3B: 0 HR: 2 | SF: 0 SAC: 0 DP: 0 HBP: 0 | | | | | |

BOTTOM

# Washington Senators @ Minnesota Twins

Metropolitan Stadium, Bloomington , MI

Thu Aug 10 1967, 4:33 AM EDT

Att. 21,720 - Unknown

livebaseballscorecards.com

| | |
|---|---|
| AB | 32 |
| R | 5 |
| H | 8 |
| RBI | 5 |
| BB | 1 |
| SO | 2 |
| LOB | 7 |

WP: 0 PB: 0 SB: 0 CS: 0 PA: 33

| PITCHER | | IP | WLS | BF | H | R | ER | SO | BB | IBB | HBP | BLK | WP | HR | S | P | ERA | WHIP |
|---|---|---|---|---|---|---|---|---|---|---|---|---|---|---|---|---|---|---|
| Barry Moore, L<br>ERA: 4.13 | (1, 1) | 6.0 | L | 23 | 5 | 3 | 3 | 2 | 0 | 0 | 0 | 0 | 0 | 2 | 27 | 27 | 4.50 | 0.833 |
| Casey Cox, R<br>ERA: 3.63 | (7, 1) | 1.0 | | 6 | 2 | 2 | 2 | 0 | 1 | 0 | 0 | 0 | 0 | 0 | 5 | 9 | 18.00 | 3.000 |
| Bob Humphreys, R<br>ERA: 3.95 | (8, 1) | 1.0 | | 4 | 1 | 0 | 0 | 0 | 0 | 0 | 0 | 0 | 0 | 0 | 4 | 4 | 0.00 | 1.000 |

| PITCHER | IP | WLS | BF | H | R | ER | SO | BB | IBB | HBP | BLK | WP | HR | S | P | ERA | WHIP |
|---|---|---|---|---|---|---|---|---|---|---|---|---|---|---|---|---|---|

# Chicago White Sox @ Minnesota Twins

Metropolitan Stadium, Bloomington , MI

Fri Aug 11 1967, 8:05 PM EDT

Att. 33,681 - Unknown

TOP

livebaseballscorecards.com

| Batter | 1 | 2 | 3 | 4 | 5 | 6 | 7 | 8 | 9 | AB | R | H | RBI | BB | SO | LOB |
|---|---|---|---|---|---|---|---|---|---|---|---|---|---|---|---|---|
| Don Buford, S (1, 4) (1, 5) (7, 4)<br>OBP: 0.320, SLG: 0.290 | F6 | | K2-3 | | 1-3 1B 2-3 1B | | F5 | | 4-3 | 5 | 1 | 1 | 0 | 0 | 1 | 0 |
| Tom McCraw, L (1, 3)<br>OBP: 0.283, SLG: 0.370 | BB E S | | 4-3 | | 1-3 1-2 | | S 1B | | G3 | 4 | 0 | 1 | 0 | 1 | 0 | 2 |
| Pete Ward, L (1, 7)<br>OBP: 0.354, SLG: 0.392 | F6 1-3 | | 5-3 | | 1B IBB | | BB 1-2 | | 4-3 | 3 | 0 | 0 | 0 | 2 | 0 | 1 |
| Rocky Colavito, R (1, 9)<br>OBP: 0.330, SLG: 0.355 | BB | | | 5-3 | 1-3 2-H 3-H 1B | | F5 | | | 3 | 0 | 1 | 2 | 1 | 0 | 2 |
| Ken Boyer, R (1, 5)<br>Wayne Causey, L (1, 4)<br>Smoky Burgess, L (7, PH)<br>Dick Kenworthy, R (7, 5)<br>OBP: 0.353, SLG: 0.395<br>OBP: 0.308, SLG: 0.301<br>OBP: 0.298, SLG: 0.316<br>OBP: 0.265, SLG: 0.417 | F7 | | | 6-3 | 4-3 | | K | | | 1<br>2<br>1<br>0 | 0<br>0<br>0<br>0 | 0<br>0<br>0<br>0 | 0<br>0<br>0<br>0 | 0<br>0<br>1<br>0 | 0<br>0<br>0<br>0 | 2<br>2<br>2<br>0 |
| J.C. Martin, L (1, 2)<br>OBP: 0.350, SLG: 0.387 | | F9 | | BB | | E4 SH1-4 | | F5 | | 3 | 0 | 0 | 0 | 1 | 0 | 0 |
| Tommie Agee, R (1, 8)<br>OBP: 0.303, SLG: 0.372 | | K | | 4-3 | | SH1-4 1-2 | | F7 | | 3 | 0 | 0 | 0 | 0 | 1 | 1 |
| Ron Hansen, R (1, 6)<br>Ken Berry, R (8, PR)<br>Rich Morales, R (8, 6)<br>OBP: 0.301, SLG: 0.320<br>OBP: 0.312, SLG: 0.325 | 1B | | | | 1B SH3-4 1B | F8 | | 1B | | 4<br>0<br>0 | 1<br>0<br>0 | 3<br>0<br>0 | 0<br>0<br>0 | 0<br>0<br>0 | 0<br>0<br>0 | 1<br>0<br>0 |
| Bruce Howard, S (1, 1)<br>John Buzhardt, R (5, 1)<br>Bob Locker, S (7, 1)<br>Wilbur Wood, R (7, 1)<br>Walt Williams, R (8, PH)<br>Don McMahon, R (8, 1)<br>OBP: 0.179, SLG: 0.185<br>OBP: 0.211, SLG: 0.211<br>OBP: 0.143, SLG: 0.154<br>OBP: 0.313, SLG: 0.397<br>OBP: 0.125, SLG: 0.125 | K | | | | SH3-4 1-2 | 6-3 | | F4 | | 1<br>1<br>0<br>0<br>1<br>0 | 0<br>0<br>0<br>0<br>0<br>0 | 0<br>0<br>0<br>0<br>0<br>0 | 0<br>0<br>0<br>0<br>0<br>0 | 1<br>0<br>0<br>0<br>0<br>0 | 1<br>1<br>0<br>0<br>1<br>0 | 1<br>1<br>0<br>0<br>1<br>0 |
| Inning Stats | R: 0 E: 0 K: 0 S: 3 H: 0 LOB: 2 BB: 2 P: 11 | R: 0 E: 0 K: 2 S: 8 H: 1 LOB: 1 BB: 0 P: 8 | R: 0 E: 0 K: 1 S: 5 H: 0 LOB: 0 BB: 0 P: 5 | R: 0 E: 0 K: 0 S: 3 H: 0 LOB: 1 BB: 1 P: 7 | R: 2 E: 0 K: 0 S: 6 H: 3 LOB: 2 BB: 1 P: 10 | R: 0 E: 1 K: 0 S: 4 H: 0 LOB: 1 BB: 0 P: 4 | R: 0 E: 0 K: 1 S: 6 H: 1 LOB: 2 BB: 1 P: 10 | R: 0 E: 0 K: 0 S: 4 H: 1 LOB: 1 BB: 0 P: 4 | R: 0 E: 0 K: 0 S: 3 H: 0 LOB: 0 BB: 0 P: 3 | 1B: 6 2B: 0 3B: 0 HR: 0 | SF: 0 SAC: 2 DP: 0 HBP: 0 | | | | | |

| PITCHER | IP | WLS | BF | H | R | ER | SO | BB | IBB | HBP | BLK | WP | HR | S | P | ERA | WHIP |
|---|---|---|---|---|---|---|---|---|---|---|---|---|---|---|---|---|---|
| Dean Chance, R (1, 1)<br>ERA: 2.53 | 9.0 | W | 39 | 6 | 2 | 2 | 4 | 4 | 1 | 0 | 0 | 0 | 0 | 42 | 62 | 2.00 | 1.111 |

| PITCHER | IP | WLS | BF | H | R | ER | SO | BB | IBB | HBP | BLK | WP | HR | S | P | ERA | WHIP |
|---|---|---|---|---|---|---|---|---|---|---|---|---|---|---|---|---|---|

| | |
|---|---|
| AB | 32 |
| R | 2 |
| H | 6 |
| RBI | 2 |
| BB | 5 |
| SO | 4 |
| LOB | 16 |

WP: 0 PB: 0 SB: 2 CS: 0 PA: 39

| Batter | 1 | 2 | 3 | 4 | 5 | 6 | 7 | 8 | 9 | AB | R | H | RBI | BB | SO | LOB |
|---|---|---|---|---|---|---|---|---|---|---|---|---|---|---|---|---|
| Zoilo Versalles, R (1, 6)<br>OBP: 0.269, SLG: 0.288 | 0-0 6-3 1B 1B | | 0-0 6-3 ② | | 0-0 F6 ② | | 0-0 S 1B 1B | | | 4 | 2 | 2 | 0 | 0 | 0 | 2 |
| Cesar Tovar, R (1, 4)<br>OBP: 0.335, SLG: 0.364 | 0-0 6-3 ① 1-2 | | 0-0 F8 ③ | | BBBB 4-0 1-2 2-3 BB | | 0-0 5-3 ② 1-2 | | | 3 | 0 | 0 | 0 | 1 | 0 | 2 |
| Tony Oliva, L (1, 9)<br>OBP: 0.319, SLG: 0.441 | 0-0 2-H 1B | | | 0-0 4-3 ① | 0-0 F4 ③ | | 0-0 PB 2-H 1B | | | 4 | 0 | 2 | 2 | 0 | 0 | 3 |
| Harmon Killebrew, R (1, 3)<br>OBP: 0.415, SLG: 0.564<br>Rich Reese, L (9, 3)<br>OBP: 0.253, SLG: 0.329 | 0-0 F7 ② | | | 0-0 6-3 ② | | 0-0 4-3 ① | 0-0 F2 ③ 1-2 | | | 4<br>0 | 0<br>0 | 0<br>0 | 0<br>0 | 0<br>0 | 0<br>0 | 2<br>0 |
| Bob Allison, R (1, 7)<br>OBP: 0.354, SLG: 0.480<br>Sandy Valdespino, L (8, PR)<br>OBP: 0.232, SLG: 0.250 (9, 7) | 0-0 F4 ③ | | | 0-0 1B | | 0-0 5-3 1B 1B | | 0-0 1B 1B | | 4<br>0 | 1<br>0 | 3<br>0 | 0<br>0 | 0<br>0 | 0<br>0 | 1<br>0 |
| Rich Rollins, R (1, 5)<br>OBP: 0.320, SLG: 0.350<br>Jackie Hernandez, R (8, 5)<br>OBP: 0.143, SLG: 0.143 | | 0-0 F8 ① | | 0-0 F4 ③ | | 0-0 5-3 ② 1-2 | | SSS 0-3 K ① | | 3<br>1 | 0<br>0 | 0<br>0 | 0<br>0 | 0<br>0 | 0<br>1 | 2<br>1 |
| Jerry Zimmerman, R (1, 2)<br>OBP: 0.236, SLG: 0.176<br>Russ Nixon, L (6, PH)<br>OBP: 0.333, SLG: 0.333 (7, 2) | | 0-0 3-1 ② | | | 0-0 6-3 ① | 0-0 2-H 1B | | 0-0 1-2 1B | | 2<br>2 | 0<br>0 | 0<br>2 | 0<br>1 | 0<br>0 | 0<br>0 | 0<br>0 |
| Ted Uhlaender, L (1, 8)<br>OBP: 0.244, SLG: 0.348 | | 0-0 F7 ③ | | | 0-0 BB S 1B | 0-0 L4 ③ | | 0-0 F6 ② | | 4 | 0 | 1 | 0 | 0 | 0 | 3 |
| Dean Chance, R (1, 1)<br>OBP: 0.113, SLG: 0.031 | | | 0-0 6-3 ① | | BBBB 4-0 1-2 BB BB | | SSS 0-0 6-3 ① | SSS 0-3 K ③ | | 3 | 0 | 0 | 0 | 1 | 1 | 2 |
| Inning Stats | R: 1 H: 2<br>E: 0 LOB: 1<br>K: 0 BB: 0<br>S: 5 P: 5 | R: 0 H: 0<br>E: 0 LOB: 0<br>K: 0 BB: 0<br>S: 3 P: 3 | R: 0 H: 0<br>E: 0 LOB: 0<br>K: 0 BB: 0<br>S: 3 P: 3 | R: 0 H: 1<br>E: 0 LOB: 1<br>K: 0 BB: 0<br>S: 4 P: 4 | R: 0 H: 1<br>E: 0 LOB: 3<br>K: 0 BB: 2<br>S: 4 P: 12 | R: 1 H: 2<br>E: 0 LOB: 1<br>K: 0 BB: 0<br>S: 5 P: 5 | R: 1 H: 2<br>E: 0 LOB: 1<br>K: 0 BB: 0<br>S: 5 P: 5 | R: 0 H: 2<br>E: 0 LOB: 2<br>K: 2 BB: 0<br>S: 9 P: 9 | | 1B: 10 SF: 0<br>2B: 0 SAC: 0<br>3B: 0 DP: 0<br>HR: 0 HBP: 0 | | | | | | |

# BOTTOM

## Chicago White Sox @ Minnesota Twins

Metropolitan Stadium, Bloomington , MI

Fri Aug 11 1967, 8:05 PM EDT

Att. 33,681 - Unknown

livebaseballscorecards.com

| | |
|---|---|
| AB | 34 |
| R | 3 |
| H | 10 |
| RBI | 3 |
| BB | 2 |
| SO | 2 |
| LOB | 18 |

| PITCHER | | IP | WLS | BF | H | R | ER | SO | BB | IBB | HBP | BLK | WP | HR | S | P | ERA | WHIP |
|---|---|---|---|---|---|---|---|---|---|---|---|---|---|---|---|---|---|---|
| Bruce Howard, R<br>ERA: 3.29 | (1, 1) | 4.2 | | 20 | 4 | 1 | 1 | 0 | 2 | 0 | 0 | 0 | 0 | 0 | 18 | 26 | 1.93 | 1.286 |
| John Buzhardt, R<br>ERA: 4.04 | (5, 1) | 1.2 | L | 8 | 3 | 2 | 2 | 0 | 0 | 0 | 0 | 0 | 0 | 0 | 8 | 8 | 10.80 | 1.800 |
| Bob Locker, R<br>ERA: 2.25 | (7, 1) | 0.1 | | 1 | 0 | 0 | 0 | 0 | 0 | 0 | 0 | 0 | 0 | 0 | 1 | 1 | 0.00 | 0.000 |
| Wilbur Wood, L<br>ERA: 2.33 | (7, 1) | 0.1 | | 2 | 1 | 0 | 0 | 0 | 0 | 0 | 0 | 0 | 0 | 0 | 2 | 2 | 0.00 | 3.000 |
| Don McMahon, R<br>ERA: 2.07 | (8, 1) | 1.0 | | 5 | 2 | 0 | 0 | 2 | 0 | 0 | 0 | 0 | 0 | 0 | 9 | 9 | 0.00 | 2.000 |

| PITCHER | IP | WLS | BF | H | R | ER | SO | BB | IBB | HBP | BLK | WP | HR | S | P | ERA | WHIP |
|---|---|---|---|---|---|---|---|---|---|---|---|---|---|---|---|---|---|

| Batter | 1 | 2 | 3 | 4 | 5 | 6 | 7 | 8 | 9 | AB | R | H | RBI | BB | SO | LOB |
|---|---|---|---|---|---|---|---|---|---|---|---|---|---|---|---|---|
| Walt Williams, R (1, 7)<br>OBP: 0.312, SLG: 0.394 | K | | 1-3 | | 6-3 1B | | K2-3 | | | 4 | 0 | 1 | 0 | 0 | 2 | 0 |
| Don Buford, S (1, 5) (6, 4)<br>OBP: 0.319, SLG: 0.289 | S 1B 1B | | 1-3 | | 6-3<br>1-2 | | | F4 | | 4 | 1 | 1 | 0 | 0 | 0 | 1 |
| Tommie Agee, R (1, 8)<br>OBP: 0.303, SLG: 0.371 | F9<br>1-2 | | F7 | | 1-3 | | | 6-3 1B | | 4 | 0 | 1 | 0 | 0 | 0 | 2 |
| Rocky Colavito, R (1, 9)<br>OBP: 0.332, SLG: 0.357 | 2-H 1B | | | 1B 1B 1B | | 6-3 | | 6-3<br>1-2 | | 4 | 1 | 2 | 1 | 0 | 0 | 1 |
| Duane Josephson, R (1, 2)<br>OBP: 0.322, SLG: 0.391 | 4-3 | | | 1-3 1B 1B | | 6-3 | | 6-3 | | 4 | 0 | 1 | 0 | 0 | 0 | 2 |
| Ron Hansen, R (1, 6)<br>OBP: 0.303, SLG: 0.322 | | F8 | | G6-3<br>1-2<br>3-H 1B | | 1B | | | 6-3 | 4 | 0 | 2 | 1 | 0 | 0 | 0 |
| Wayne Causey, L (1, 4)<br>OBP: 0.308, SLG: 0.302<br>Hoyt Wilhelm, R (6, 1)<br>OBP: 0.091, SLG: 0.091<br>Fred Klages, R (8, 1)<br>Ken Berry, R (9, PH)<br>OBP: 0.311, SLG: 0.324 | | 1B | | F8 | | F7 | | | G3 | 3<br>0<br>0<br>1 | 0<br>0<br>0<br>0 | 1<br>0<br>0<br>0 | 0<br>0<br>0<br>0 | 0<br>0<br>0<br>0 | 0<br>0<br>0<br>0 | 3<br>0<br>0<br>0 |
| Tom McCraw, L (1, 3)<br>OBP: 0.280, SLG: 0.366 | | F9 | | G6-3<br>1-2f | | | K | | F9 | 4 | 0 | 0 | 0 | 0 | 1 | 3 |
| Gary Peters, L (1, 1)<br>OBP: 0.273, SLG: 0.378<br>Dick Kenworthy, R (6, 5)<br>OBP: 0.262, SLG: 0.412 | | 1-3 | | | F9 | | K | | | 2<br>1 | 0<br>0 | 0<br>0 | 0<br>0 | 0<br>0 | 1<br>1 | 1<br>0 |
| Inning Stats | R: 1 H: 2<br>E: 0 LOB: 1<br>K: 1 BB: 0<br>S: 7 P: 7 | R: 0 H: 1<br>E: 0 LOB: 1<br>K: 0 BB: 0<br>S: 4 P: 4 | R: 0 H: 0<br>E: 0 LOB: 0<br>K: 0 BB: 0<br>S: 3 P: 3 | R: 1 H: 3<br>E: 0 LOB: 1<br>K: 0 BB: 0<br>S: 5 P: 5 | R: 0 H: 1<br>E: 0 LOB: 1<br>K: 0 BB: 0<br>S: 4 P: 4 | R: 0 H: 1<br>E: 0 LOB: 1<br>K: 0 BB: 0<br>S: 4 P: 4 | R: 0 H: 0<br>E: 0 LOB: 0<br>K: 3 BB: 0<br>S: 9 P: 9 | R: 0 H: 1<br>E: 0 LOB: 1<br>K: 0 BB: 0<br>S: 4 P: 4 | R: 0 H: 0<br>E: 0 LOB: 0<br>K: 0 BB: 0<br>S: 3 P: 3 | 1B: 9 SF: 0<br>2B: 0 SAC: 0<br>3B: 0 DP: 1<br>HR: 0 HBP: 0 | | | | | | |

| PITCHER | IP | WLS | BF | H | R | ER | SO | BB | IBB | HBP | BLK | WP | HR | S | P | ERA | WHIP |
|---|---|---|---|---|---|---|---|---|---|---|---|---|---|---|---|---|---|
| Jim Kaat, L (1, 1)<br>ERA: 3.64 | 9.0 | W | 35 | 9 | 2 | 2 | 4 | 0 | 0 | 0 | 0 | 0 | 0 | 43 | 43 | 2.00 | 1.000 |

| PITCHER | IP | WLS | BF | H | R | ER | SO | BB | IBB | HBP | BLK | WP | HR | S | P | ERA | WHIP |
|---|---|---|---|---|---|---|---|---|---|---|---|---|---|---|---|---|---|

# TOP

## Chicago White Sox @ Minnesota Twins

Metropolitan Stadium, Bloomington , MI

Sat Aug 12 1967, 4:33 AM EDT

Att. 39,229 - Unknown

livebaseballscorecards.com

| | |
|---|---|
| AB | 35 |
| R | 2 |
| H | 9 |
| RBI | 2 |
| BB | 0 |
| SO | 4 |
| LOB | 13 |

WP: 0 PA: 35
PB: 0
SB: 1
CS: 0

| Batter | 1 | 2 | 3 | 4 | 5 | 6 | 7 | 8 | 9 | AB | R | H | RBI | BB | SO | LOB |
|---|---|---|---|---|---|---|---|---|---|---|---|---|---|---|---|---|
| Zoilo Versalles, R (1, 6)<br>OBP: 0.272, SLG: 0.290 | FC5-4 1B | | L6 ① | | F5 ② | | E SF7 1B | | | 4 | 1 | 2 | 0 | 0 | 0 | 2 |
| Cesar Tovar, R (1, 4)<br>OBP: 0.335, SLG: 0.363 | FC5-4 ①<br>1-2f | | F8 ② | | F8 ③ | | 1-2 E HR 1B | | | 4 | 1 | 1 | 0 | 0 | 0 | 3 |
| Tony Oliva, L (1, 9)<br>OBP: 0.318, SLG: 0.439 | F5 ② | | 4-3 ③ | | | 1B 1B 1B | 1-2<br>2-3 E3 HR | | | 4 | 2 | 1 | 0 | 0 | 0 | 3 |
| Harmon Killebrew, R (1, 3)<br>OBP: 0.413, SLG: 0.563<br>Rich Reese, L (9, 3)<br>OBP: 0.253, SLG: 0.329 | F7 ③ | | | F4 ① | | 1-3 E FC4-6 1B | 3-H SF7 ② | | | 3<br>0 | 1<br>0 | 1<br>0 | 1<br>0 | 0<br>0 | 0<br>0 | 1<br>0 |
| Bob Allison, R (1, 7)<br>OBP: 0.353, SLG: 0.486<br>Sandy Valdespino, L (8, 7)<br>OBP: 0.232, SLG: 0.250 | | F9 ① | | E6 G6-4-3 | S S S K ① | 1-H<br>2-H HR | | | | 4<br>0 | 1<br>0 | 1<br>0 | 3<br>0 | 0<br>0 | 1<br>0 | 2<br>0 |
| Rich Rollins, R (1, 5)<br>OBP: 0.322, SLG: 0.352<br>Jackie Hernandez, R (8, 5)<br>OBP: 0.143, SLG: 0.143 | | 1B 1B | | 1-2f G6-4-3 ②③ | | 1-3<br>3-H E5 FC4-6 1B | S S S K ③ | | | 4<br>0 | 0<br>0 | 2<br>0 | 1<br>0 | 0<br>0 | 1<br>0 | 1<br>0 |
| Jerry Zimmerman, R (1, 2)<br>OBP: 0.240, SLG: 0.174<br>Frank Kostro, R (6, PH)<br>OBP: 0.316, SLG: 0.235<br>Russ Nixon, L (6, PH)<br>OBP: 0.329, SLG: 0.328<br>(7, 2) | F7 ② | | | B B B FC1-6 1B BB | 1-2f<br>3-H FC4-6 ② | | | 6-3 ① | | 1<br>0<br>2 | 0<br>0<br>0 | 0<br>0<br>1 | 0<br>0<br>1 | 1<br>0<br>0 | 0<br>0<br>0 | 1<br>0<br>1 |
| Ted Uhlaender, L (1, 8)<br>OBP: 0.249, SLG: 0.351 | 1-2 1B | | | 1-2 FC1-6 1B | 1-3 ③ | | | 4-3 ② | | 4 | 0 | 2 | 0 | 0 | 0 | 1 |
| Jim Kaat, L (1, 1)<br>OBP: 0.290, SLG: 0.333 | F4 ③ | | | 1-2f<br>2-3 FC1-6 ① | | | S S S 6-3 ① | K ③ | | 4 | 0 | 0 | 0 | 0 | 1 | 4 |
| Inning Stats | R: 0 E: 0 K: 0 S: 4 H: 1 LOB: 1 BB: 0 P: 4 | R: 0 E: 0 K: 0 S: 5 H: 2 LOB: 2 BB: 0 P: 5 | R: 0 E: 0 K: 0 S: 3 H: 0 LOB: 0 BB: 0 P: 3 | R: 0 E: 1 K: 0 S: 3 H: 0 LOB: 0 BB: 0 P: 3 | R: 0 E: 0 K: 0 S: 4 H: 1 LOB: 2 BB: 1 P: 8 | R: 2 E: 1 K: 1 S: 8 H: 3 LOB: 1 BB: 0 P: 8 | R: 4 E: 1 K: 1 S: 9 H: 3 LOB: 0 BB: 0 P: 9 | R: 0 E: 0 K: 1 S: 5 H: 0 LOB: 0 BB: 0 P: 5 | | 1B: 9 2B: 0 3B: 0 HR: 1 | SF: 1 SAC: 0 DP: 1 HBP: 0 | | | | | | |

| PITCHER | | IP | WLS | BF | H | R | ER | SO | BB | IBB | HBP | BLK | WP | HR | S | P | ERA | WHIP |
|---|---|---|---|---|---|---|---|---|---|---|---|---|---|---|---|---|---|---|
| Gary Peters, L<br>ERA: 2.24 | (1, 1) | 5.1 | | 24 | 7 | 2 | 1 | 1 | 1 | 0 | 0 | 0 | 0 | 0 | 25 | 29 | 1.69 | 1.500 |
| Hoyt Wilhelm, R<br>ERA: 1.15 | (6, 1) | 1.2 | L | 9 | 3 | 4 | 0 | 1 | 0 | 0 | 0 | 0 | 0 | 1 | 11 | 11 | 0.00 | 1.800 |
| Fred Klages, R<br>ERA: 3.95 | (8, 1) | 1.0 | | 3 | 0 | 0 | 0 | 1 | 0 | 0 | 0 | 0 | 0 | 0 | 5 | 5 | 0.00 | 0.000 |

| PITCHER | IP | WLS | BF | H | R | ER | SO | BB | IBB | HBP | BLK | WP | HR | S | P | ERA | WHIP |
|---|---|---|---|---|---|---|---|---|---|---|---|---|---|---|---|---|---|

# BOTTOM

## Chicago White Sox @ Minnesota Twins

Metropolitan Stadium, Bloomington , MI

Sat Aug 12 1967, 4:33 AM EDT

Att. 39,229 - Unknown

livebaseballscorecards.com

| | |
|---|---|
| AB | 34 |
| R | 6 |
| H | 10 |
| RBI | 6 |
| BB | 1 |
| SO | 3 |
| LOB | 19 |

1B: 9 SF: 1
2B: 0 SAC: 0
3B: 0 DP: 1
HR: 1 HBP: 0

WP: 0 PA: 36
PB: 0
SB: 0
CS: 0

| Batter | 1 | 2 | 3 | 4 | 5 | 6 | 7 | 8 | 9 | AB | R | H | RBI | BB | SO | LOB |
|---|---|---|---|---|---|---|---|---|---|---|---|---|---|---|---|---|
| Walt Williams, R (1, 7)<br>OBP: 0.306, SLG: 0.386 | 6-3 | | F6 | | | FC1-6<br>4-3 PB<br>1-2f | | F7 | | 4 | 0 | 0 | 0 | 0 | 0 | 1 |
| Don Buford, S (1, 5) (7, 4)<br>OBP: 0.319, SLG: 0.289 | K | | | K | | 4-3<br>1-3 | | 1B | | 4 | 0 | 1 | 0 | 0 | 2 | 1 |
| Pete Ward, L (1, 3)<br>OBP: 0.351, SLG: 0.387 | F7 | | | F8 | | F6 | | F9 | | 4 | 0 | 0 | 0 | 0 | 0 | 2 |
| Tom McCraw, L (8, 3)<br>OBP: 0.280, SLG: 0.366 | | | | | | | | | | 0 | 0 | 0 | 0 | 0 | 0 | 0 |
| Rocky Colavito, R (1, 9)<br>OBP: 0.331, SLG: 0.356 | | F9 | | 6-3 | | | SH5-4<br>SF8 1B<br>1B | F9 | | 4 | 1 | 1 | 0 | 0 | 0 | 1 |
| Tommie Agee, R (1, 8)<br>OBP: 0.307, SLG: 0.386 | | HR | | | 6-3 | | SF8 SH5-4<br>1-2<br>1B | | 2B | 4 | 1 | 3 | 1 | 0 | 0 | 0 |
| Duane Josephson, R (1, 2)<br>OBP: 0.323, SLG: 0.400 | | K | | | F8<br>2B | | SH5-4<br>1-2<br>2-3 | | F8 | 3 | 0 | 1 | 0 | 0 | 1 | 0 |
| Ron Hansen, R (1, 6)<br>OBP: 0.303, SLG: 0.319 | | F4 | | | F8<br>2-3 | | SF8<br>IBB | | 5-3 | 3 | 0 | 0 | 0 | 1 | 0 | 1 |
| Wayne Causey, L (1, 4)<br>OBP: 0.305, SLG: 0.298 | | | F5 | | F6 | | SF8<br>1-2<br>2-3<br>3-H | | | 2 | 0 | 0 | 0 | 0 | 0 | 1 |
| Ken Boyer, R (7, PH)<br>OBP: 0.352, SLG: 0.395 | | | | | | | | | | 0 | 0 | 0 | 1 | 0 | 0 | 0 |
| Dick Kenworthy, R (7, 5)<br>OBP: 0.262, SLG: 0.412 | | | | | | | | | | 0 | 0 | 0 | 0 | 0 | 0 | 0 |
| Joe Horlen, R (1, 1)<br>OBP: 0.158, SLG: 0.164 | | | F3 | | | FC1-6<br>1B | F7 | | | 2 | 0 | 1 | 0 | 0 | 0 | 0 |
| Smoky Burgess, L (7, PH)<br>OBP: 0.292, SLG: 0.308 | | | | | | | | | | 1 | 0 | 0 | 0 | 0 | 0 | 2 |
| Bob Locker, S (7, 1) | | | | | | | | | | 0 | 0 | 0 | 0 | 0 | 0 | 0 |
| Inning Stats | R: 0<br>E: 0<br>K: 1<br>S: 5<br>H: 0<br>LOB: 0<br>BB: 0<br>P: 5 | R: 1<br>E: 0<br>K: 1<br>S: 6<br>H: 1<br>LOB: 0<br>BB: 0<br>P: 6 | R: 0<br>E: 0<br>K: 0<br>S: 3<br>H: 0<br>LOB: 0<br>BB: 0<br>P: 3 | R: 0<br>E: 0<br>K: 1<br>S: 5<br>H: 0<br>LOB: 0<br>BB: 0<br>P: 5 | R: 0<br>E: 0<br>K: 0<br>S: 4<br>H: 1<br>LOB: 1<br>BB: 0<br>P: 4 | R: 0<br>E: 0<br>K: 0<br>S: 4<br>H: 1<br>LOB: 1<br>BB: 0<br>P: 4 | R: 1<br>E: 0<br>K: 0<br>S: 5<br>H: 2<br>LOB: 2<br>BB: 1<br>P: 9 | R: 0<br>E: 0<br>K: 0<br>S: 4<br>H: 1<br>LOB: 1<br>BB: 0<br>P: 4 | R: 0<br>E: 0<br>K: 0<br>S: 3<br>H: 1<br>LOB: 0<br>BB: 0<br>P: 3 | 1B: 4<br>2B: 2<br>3B: 0<br>HR: 1<br>SF: 1<br>SAC: 1<br>DP: 0<br>HBP: 0 | | | | | | |

| PITCHER | | IP | WLS | BF | H | R | ER | SO | BB | IBB | HBP | BLK | WP | HR | S | P | ERA | WHIP |
|---|---|---|---|---|---|---|---|---|---|---|---|---|---|---|---|---|---|---|
| Jim Merritt, L<br>ERA: 2.08 | (1, 1) | 9.0 | W | 34 | 7 | 2 | 2 | 3 | 0 | 1 | 0 | 0 | 0 | 1 | 39 | 43 | 2.00 | 0.778 |

| PITCHER | | IP | WLS | BF | H | R | ER | SO | BB | IBB | HBP | BLK | WP | HR | S | P | ERA | WHIP |
|---|---|---|---|---|---|---|---|---|---|---|---|---|---|---|---|---|---|---|

# TOP

## Chicago White Sox @ Minnesota Twins

Metropolitan Stadium, Bloomington , MI

Sun Aug 13 1967, 4:33 AM EDT

Att. 42,418 - Unknown

livebaseballscorecards.com

| | |
|---|---|
| AB | 31 |
| R | 2 |
| H | 7 |
| RBI | 2 |
| BB | 1 |
| SO | 3 |
| LOB | 9 |

| | | | | | | | | | | | | | | | | | | |
|---|---|---|---|---|---|---|---|---|---|---|---|---|---|---|---|---|---|---|
| WP: 0 | PA: 34 | | | | | | | | | | | | | | | | | |
| PB: 1 | | | | | | | | | | | | | | | | | | |
| SB: 0 | | | | | | | | | | | | | | | | | | |
| CS: 0 | | | | | | | | | | | | | | | | | | |

# BOTTOM

## Chicago White Sox @ Minnesota Twins

Metropolitan Stadium, Bloomington , MI

Sun Aug 13 1967, 4:33 AM EDT

Att. 42,418 - Unknown

livebaseballscorecards.com

| Batter | 1 | 2 | 3 | 4 | 5 | 6 | 7 | 8 | 9 | AB | R | H | RBI | BB | SO | LOB |
|---|---|---|---|---|---|---|---|---|---|---|---|---|---|---|---|---|
| Zoilo Versalles, R (1, 6)<br>OBP: 0.271, SLG: 0.288 | B B B B<br>4-0<br>S 5-3 1B<br>BB | x 0-0 ③<br>F9 | | | x 0-0 ②<br>F4 | | x 0-0 ③<br>F9 | | | 3 | 1 | 0 | 0 | 1 | 0 | 2 |
| Cesar Tovar, R (1, 4)<br>OBP: 0.334, SLG: 0.362 | x 0-0 ①<br>5-3<br>1-2 | | x 0-0 ①<br>6-3 | | x 0-0 ③<br>F3 | | | x 0-0<br>S 1B FC4-6 1B | | 4 | 1 | 1 | 0 | 0 | 0 | 2 |
| Tony Oliva, L (1, 9)<br>OBP: 0.320, SLG: 0.440 | x 0-0 ②<br>F7<br>2-3 | | x 0-0 ②<br>4-3 | | | x 0-0<br>FC5-4 1B | | x 0-0<br>FC4-6 S 1-2 1B | | 4 | 0 | 2 | 0 | 0 | 0 | 1 |
| Harmon Killebrew, R (1, 3)<br>OBP: 0.412, SLG: 0.558<br>Rich Reese, L (9, 3)<br>OBP: 0.253, SLG: 0.329 | B B B B<br>4-0<br>BB 1B<br>BB | | x 0-0 ③<br>F5 | | | x 0-0 ①<br>F8 | | S S S 0-3 ①<br>K | | 3<br>0 | 1<br>0 | 0<br>0 | 0<br>0 | 1<br>0 | 1<br>0 | 3<br>0 |
| Bob Allison, R (1, 7)<br>OBP: 0.357, SLG: 0.484<br>Sandy Valdespino, L (9, 7)<br>OBP: 0.232, SLG: 0.250 | B B B B<br>4-0<br>1B<br>1-2<br>BB | | | B B B B<br>4-0<br>G6-4-3<br>BB | | x 0-0 ②<br>FC5-4<br>1-2f | | I I I I<br>4-0<br>FC4-6<br>1-2 2-3<br>IBB | | 1<br>0 | 0<br>0 | 0<br>0 | 0<br>0 | 3<br>0 | 0<br>0 | 1<br>0 |
| Rich Rollins, R (1, 5)<br>OBP: 0.321, SLG: 0.350<br>Jackie Hernandez, R (8, PR)<br>OBP: 0.143, SLG: 0.143<br>(9, 5) | x 0-0<br>FC6-4<br>1-2 2-H 3-H 1B | | | x 0-0 ① ②<br>G6-4-3<br>1-2f | | x 0-0 ③<br>F7 | | x 0-0 ②<br>FC4-6<br>1-2f 2-3 3-H | | 4<br>0 | 0<br>0 | 1<br>0 | 3<br>0 | 0<br>0 | 0<br>0 | 4<br>0 |
| Russ Nixon, L (1, 2)<br>OBP: 0.319, SLG: 0.317<br>Jerry Zimmerman, R (9, 2)<br>OBP: 0.240, SLG: 0.174 | x 0-0 ③<br>FC6-4<br>1-2f | | | x 0-0 ③<br>4-3 | | | x 0-0 ①<br>3-1 | x 0-0 ③<br>G3 | | 4<br>0 | 0<br>0 | 0<br>0 | 0<br>0 | 0<br>0 | 0<br>0 | 4<br>0 |
| Ted Uhlaender, L (1, 8)<br>OBP: 0.255, SLG: 0.352 | | x 0-0<br>G4-6-3<br>1B | | | x 0-0 ①<br>4-3 | | H 1-0<br>SH1-4<br>HBP | | | 2 | 0 | 1 | 0 | 0 | 0 | 0 |
| Jim Merritt, L (1, 1)<br>OBP: 0.207, SLG: 0.218 | | x 0-0 ① ②<br>G4-6-3<br>1-2f | | | x 0-0<br>1B | | x 0-0 ②<br>SH1-4<br>1-2 | | | 2 | 0 | 1 | 0 | 0 | 0 | 1 |
| Inning Stats | R: 2 E: 0 K: 0 S: 4 H: 1 LOB: 2 BB: 3 P: 16 | R: 0 E: 0 K: 0 S: 3 H: 1 LOB: 0 BB: 0 P: 3 | R: 0 E: 0 K: 0 S: 3 H: 0 LOB: 0 BB: 0 P: 3 | R: 0 E: 0 K: 0 S: 2 H: 0 LOB: 0 BB: 1 P: 6 | R: 0 E: 0 K: 0 S: 4 H: 1 LOB: 1 BB: 0 P: 4 | R: 0 E: 0 K: 0 S: 4 H: 1 LOB: 1 BB: 0 P: 4 | R: 0 E: 0 K: 0 S: 3 H: 0 LOB: 1 BB: 0 P: 4 | R: 1 E: 0 K: 1 S: 7 H: 2 LOB: 2 BB: 1 P: 11 | | 1B: 6 2B: 0 3B: 0 HR: 0 | | SF: 0 SAC: 1 DP: 2 HBP: 1 | | | WP: 0 PB: 0 SB: 3 CS: 0 | | PA: 34 |

| | AB | 27 |
|---|---|---|
| | R | 3 |
| | H | 6 |
| | RBI | 3 |
| | BB | 5 |
| | SO | 1 |
| | LOB | 18 |

| PITCHER | | IP | WLS | BF | H | R | ER | SO | BB | IBB | HBP | BLK | WP | HR | S | P | ERA | WHIP |
|---|---|---|---|---|---|---|---|---|---|---|---|---|---|---|---|---|---|---|
| Joe Horlen, R<br>ERA: 2.3 | (1, 1) | 6.0 | | 24 | 4 | 2 | 2 | 0 | 4 | 0 | 0 | 0 | 0 | 0 | 20 | 36 | 3.00 | 1.333 |
| Bob Locker, R<br>ERA: 2.3 | (7, 1) | 2.0 | L | 10 | 2 | 1 | 1 | 1 | 0 | 1 | 1 | 0 | 0 | 0 | 10 | 15 | 4.50 | 1.000 |

| PITCHER | IP | WLS | BF | H | R | ER | SO | BB | IBB | HBP | BLK | WP | HR | S | P | ERA | WHIP |
|---|---|---|---|---|---|---|---|---|---|---|---|---|---|---|---|---|---|

# Minnesota Twins @ California Angels

Anaheim Stadium, Anaheim, CA

Mon Aug 14 1967, 10:05 PM EDT

Att. 23,722 - Unknown

TOP

livebaseballscorecards.com

| Batter | 1 | 2 | 3 | 4 | 5 | 6 | 7 | 8 | 9 | AB | R | H | RBI | BB | SO | LOB |
|---|---|---|---|---|---|---|---|---|---|---|---|---|---|---|---|---|
| Zoilo Versalles, R (1, 6)<br>OBP: 0.268, SLG: 0.285 | F3 | | F7 | | 6-3 | | F9 | | F8 | 5 | 0 | 0 | 0 | 0 | 0 | 3 |
| Cesar Tovar, R (1, 4)<br>OBP: 0.335, SLG: 0.363 | 2B | | BB | | F9 | | F7 | | 1-3 | 4 | 0 | 1 | 0 | 1 | 0 | 3 |
| Tony Oliva, L (1, 9)<br>OBP: 0.319, SLG: 0.437 | F8 | | F8 | | | 4-3 | F8 | | 1B | 5 | 0 | 1 | 0 | 0 | 0 | 5 |
| Harmon Killebrew, R (1, 3)<br>OBP: 0.412, SLG: 0.553<br>Sandy Valdespino, L (9, 7)<br>OBP: 0.232, SLG: 0.250 | K | | BB | | | BB | | F2 | K | 3<br>0 | 0<br>0 | 0<br>0 | 0<br>0 | 2<br>0 | 2<br>0 | 2<br>0 |
| Bob Allison, R (1, 7)<br>OBP: 0.354, SLG: 0.479<br>Rich Reese, L (9, 3)<br>OBP: 0.253, SLG: 0.329 | | E5<br>BB | K | | | F5 | | F9 | | 4<br>0 | 0<br>0 | 0<br>0 | 0<br>0 | 0<br>0 | 1<br>0 | 3<br>0 |
| Rich Rollins, R (1, 5)<br>OBP: 0.318, SLG: 0.347<br>Hank Izquierdo, R (7, 2)<br>OBP: 0.333, SLG: 0.200 | | F8 | | F2 | | F7 | | E6<br>1B | | 3<br>1 | 0<br>1 | 0<br>0 | 0<br>0 | 0<br>0 | 0<br>0 | 2<br>0 |
| Jerry Zimmerman, R (1, 2)<br>OBP: 0.247, SLG: 0.179<br>Jackie Hernandez, R (7, PR)<br>OBP: 0.250, SLG: 0.250<br>(7, 5) | | BB | | F6 | | | 1B 1B<br>1B | 2-H<br>2B<br>1B | | 2<br>1 | 0<br>1 | 1<br>1 | 0<br>1 | 1<br>0 | 0<br>0 | 0<br>0 |
| Ted Uhlaender, L (1, 8)<br>OBP: 0.259, SLG: 0.360 | | F3 | | 4-3 | | | 1B<br>1B | 2-H<br>2B | | 4 | 0 | 2 | 1 | 0 | 0 | 2 |
| Dave Boswell, R (1, 1)<br>OBP: 0.250, SLG: 0.283<br>Jim Kaat, L (9, 1)<br>OBP: 0.290, SLG: 0.333<br>Al Worthington, R (9, 1) | | K | | | K | | 1B | K | | 4<br>0<br>0 | 0<br>0<br>0 | 1<br>0<br>0 | 0<br>0<br>0 | 0<br>0<br>0 | 3<br>0<br>0 | 3<br>0<br>0 |

| Inning Stats | | |

# BOTTOM

## Minnesota Twins @ California Angels

Anaheim Stadium, Anaheim, CA

Mon Aug 14 1967, 10:05 PM EDT

Att. 23,722 - Unknown

livebaseballscorecards.com

| Batter | 1 | 2 | 3 | 4 | 5 | 6 | 7 | 8 | 9 | AB | R | H | RBI | BB | SO | LOB |
|---|---|---|---|---|---|---|---|---|---|---|---|---|---|---|---|---|
| Jose Cardenal, R (1, 7)<br>OBP: 0.273, SLG: 0.352 | F9 | | CS 1B | | | 6-3 | | F5 | | 4 | 0 | 1 | 0 | 0 | 0 | 0 |
| Jim Fregosi, R (1, 6)<br>OBP: 0.344, SLG: 0.391 | 5-3 | | CS 1-2 | 5-3 | | F9 | | K | | 4 | 0 | 0 | 0 | 0 | 1 | 0 |
| Jimmie Hall, L (1, 9)<br>OBP: 0.318, SLG: 0.418 | 4-3 | | | F6 | | F4 | | F8 | | 4 | 0 | 0 | 0 | 0 | 0 | 0 |
| Don Mincher, L (1, 3)<br>OBP: 0.380, SLG: 0.499 | | CS 1B | | BB | | | 4-3 | | F5 | 3 | 0 | 1 | 0 | 1 | 0 | 0 |
| Roger Repoz, L (1, 8)<br>OBP: 0.333, SLG: 0.424 | | K | | F7 | | | HR | | PB 1B | 4 | 1 | 2 | 1 | 0 | 1 | 2 |
| Buck Rodgers, S (1, 2)<br>OBP: 0.280, SLG: 0.304<br>Rick Reichardt, R (9, PR)<br>OBP: 0.302, SLG: 0.356 | | BB 1-2 | | | K | | 5-3 | | PB 1-2 1B | 3<br>0 | 0<br>0 | 2<br>0 | 0<br>0 | 1<br>0 | 1<br>0 | 0<br>0 |
| Tom Satriano, L (1, 5)<br>OBP: 0.304, SLG: 0.316<br>Bubba Morton, R (9, PH)<br>OBP: 0.402, SLG: 0.374 | | F5 | | | 2B | | 5-3 1-2 | | F9 1-2 2-3 | 3<br>1 | 0<br>0 | 1<br>0 | 0<br>0 | 0<br>0 | 0<br>0 | 2<br>2 |
| Bobby Knoop, R (1, 4)<br>OBP: 0.316, SLG: 0.374<br>Moose Stubing, L (9, PH) | | | F8 | 5-3 | | | IBB | | K | 2<br>1 | 0<br>0 | 0<br>0 | 0<br>0 | 1<br>0 | 0<br>1 | 1<br>3 |
| George Brunet, R (1, 1)<br>OBP: 0.081, SLG: 0.066 | | | 5-3 | | K | | F2 | | | 3 | 0 | 0 | 0 | 0 | 1 | 3 |
| Inning Stats | R: 0 H: 0<br>E: 0 LOB: 0<br>K: 0 BB: 0<br>S: 3 P: 3 | R: 0 H: 1<br>E: 0 LOB: 1<br>K: 1 BB: 1<br>S: 5 P: 9 | R: 0 H: 1<br>E: 0 LOB: 0<br>K: 0 BB: 0<br>S: 3 P: 3 | R: 0 H: 0<br>E: 0 LOB: 1<br>K: 0 BB: 1<br>S: 3 P: 7 | R: 0 H: 1<br>E: 0 LOB: 1<br>K: 2 BB: 0<br>S: 8 P: 8 | R: 0 H: 0<br>E: 0 LOB: 0<br>K: 0 BB: 0<br>S: 3 P: 3 | R: 1 H: 2<br>E: 0 LOB: 2<br>K: 0 BB: 1<br>S: 5 P: 9 | R: 0 H: 0<br>E: 0 LOB: 0<br>K: 1 BB: 0<br>S: 5 P: 5 | R: 0 H: 2<br>E: 0 LOB: 3<br>K: 1 BB: 0<br>S: 7 P: 7 | 1B: 5 SF: 0<br>2B: 1 SAC: 0<br>3B: 0 DP: 0<br>HR: 1 HBP: 0 | | | | | | |

| | |
|---|---|
| AB | 32 |
| R | 1 |
| H | 7 |
| RBI | 1 |
| BB | 3 |
| SO | 5 |
| LOB | 13 |

WP: 0 PB: 1 SB: 0 CS: 2 PA: 36

| PITCHER | | IP | WLS | BF | H | R | ER | SO | BB | IBB | HBP | BLK | WP | HR | S | P | ERA | WHIP |
|---|---|---|---|---|---|---|---|---|---|---|---|---|---|---|---|---|---|---|
| Dave Boswell, R<br>ERA: 3.22 | (1, 1) | 8.1 | W | 33 | 7 | 1 | 1 | 4 | 2 | 1 | 0 | 0 | 0 | 1 | 38 | 50 | 1.08 | 1.080 |
| Jim Kaat, L<br>ERA: 3.63 | (9, 1) | 0.1 | | 1 | 0 | 0 | 0 | 0 | 0 | 0 | 0 | 0 | 0 | 0 | 1 | 1 | 0.00 | 0.000 |
| Al Worthington, R<br>ERA: 3.52 | (9, 1) | 0.1 | S | 1 | 0 | 0 | 0 | 1 | 0 | 0 | 0 | 0 | 0 | 0 | 3 | 3 | 0.00 | 0.000 |

| PITCHER | IP | WLS | BF | H | R | ER | SO | BB | IBB | HBP | BLK | WP | HR | S | P | ERA | WHIP |
|---|---|---|---|---|---|---|---|---|---|---|---|---|---|---|---|---|---|

# Minnesota Twins @ California Angels

Anaheim Stadium, Anaheim, CA

Tue Aug 15 1967, 10:05 PM EDT

Att. 25,637 - Unknown

TOP

livebaseballscorecards.com

| Batter | 1 | 2 | 3 | 4 | 5 | 6 | 7 | 8 | 9 | AB | R | H | RBI | BB | SO | LOB |
|---|---|---|---|---|---|---|---|---|---|---|---|---|---|---|---|---|
| Zoilo Versalles, R (1, 6)<br>OBP: 0.268, SLG: 0.285 | 1-3 | | 5-3 | | | F6 | CS 1B | | | 4 | 0 | 1 | 0 | 0 | 0 | 0 |
| Cesar Tovar, R (1, 4)<br>OBP: 0.338, SLG: 0.365 | 6-3 | | | S 1B 1B | | 1B 1B BB | CS 1-2 | CS 1B | | 3 | 2 | 2 | 0 | 1 | 0 | 0 |
| Tony Oliva, L (1, 9)<br>OBP: 0.323, SLG: 0.443 | 2B | | | G6-4-3 1-H 1B | | 1B 4-1 1-3 1B | | K 1-2 | | 4 | 1 | 3 | 1 | 0 | 1 | 1 |
| Harmon Killebrew, R (1, 3)<br>OBP: 0.410, SLG: 0.550<br>Rich Reese, L (8, 3)<br>OBP: 0.253, SLG: 0.329 | 5-3 | | | G6-4-3 1-2f | | 4-1 1-3 3-H 1B | | 5-3 | | 4<br>0 | 1<br>0 | 1<br>0 | 1<br>0 | 0<br>0 | 0<br>0 | 2<br>0 |
| Bob Allison, R (1, 7)<br>OBP: 0.350, SLG: 0.473<br>Sandy Valdespino, L (9, 7)<br>OBP: 0.232, SLG: 0.250 | | F6 | | 6-3 | | 4-1 1-2 3-H | | | F6 | 4<br>0 | 0<br>0 | 0<br>0 | 1<br>0 | 0<br>0 | 0<br>0 | 1<br>0 |
| Rich Rollins, R (1, 5)<br>OBP: 0.321, SLG: 0.348<br>Jackie Hernandez, R (6, PR)<br>OBP: 0.222, SLG: 0.222<br>(6, 5) | | F7 | | | SH1-4 1B | 1B IBB | | | 5-3 | 2<br>1 | 0<br>0 | 1<br>0 | 0<br>0 | 1<br>0 | 0<br>0 | 0<br>0 |
| Jerry Zimmerman, R (1, 2)<br>OBP: 0.249, SLG: 0.182 | | F7 | | | SH1-4 1-2 | 1-3 2-H 1B | | | F7 | 3 | 0 | 1 | 1 | 0 | 0 | 0 |
| Ted Uhlaender, L (1, 8)<br>OBP: 0.256, SLG: 0.355 | | | 3-1 | | F5 | | 4-3 | | | 3 | 0 | 0 | 0 | 0 | 0 | 1 |
| Jim Perry, S (1, 1)<br>OBP: 0.200, SLG: 0.360 | | | 6-3 | | F6 | | F5 | | | 3 | 0 | 0 | 0 | 0 | 0 | 1 |

| | AB | 31 |
|---|---|---|
| | R | 4 |
| | H | 9 |
| | RBI | 4 |
| | BB | 2 |
| | SO | 1 |
| | LOB | 6 |

| Inning Stats | 1 | 2 | 3 | 4 | 5 | 6 | 7 | 8 | 9 |
|---|---|---|---|---|---|---|---|---|---|
| | R: 0 E: 0 K: 0 S: 4 | H: 1 LOB: 1 BB: 0 P: 4 | R: 0 E: 0 K: 0 S: 3 | H: 0 LOB: 0 BB: 0 P: 3 | R: 0 E: 0 K: 0 S: 3 | H: 0 LOB: 0 BB: 0 P: 3 | R: 1 E: 0 K: 0 S: 4 | H: 2 LOB: 0 BB: 0 P: 4 | R: 0 E: 0 K: 0 S: 4 | H: 1 LOB: 1 BB: 0 P: 4 | R: 3 E: 0 K: 0 S: 5 | H: 3 LOB: 2 BB: 2 P: 13 | R: 0 E: 0 K: 0 S: 3 | H: 1 LOB: 0 BB: 0 P: 3 | R: 0 E: 0 K: 1 S: 5 | H: 1 LOB: 0 BB: 0 P: 5 | R: 0 E: 0 K: 0 S: 3 | H: 0 LOB: 0 BB: 0 P: 3 |

| | 1B | 8 | SF | 0 |
|---|---|---|---|---|
| | 2B | 1 | SAC | 1 |
| | 3B | 0 | DP | 1 |
| | HR | 0 | HBP | 0 |

| | WP | 0 | PA | 35 |
|---|---|---|---|---|
| | PB | 0 | | |
| | SB | 1 | | |
| | CS | 2 | | |

| PITCHER | | IP | WLS | BF | H | R | ER | SO | BB | IBB | HBP | BLK | WP | HR | S | P | ERA | WHIP |
|---|---|---|---|---|---|---|---|---|---|---|---|---|---|---|---|---|---|---|
| Curt Simmons, L<br>ERA: 4.58 | (1, 1) | 5.1 | L | 22 | 6 | 4 | 4 | 0 | 1 | 0 | 0 | 0 | 0 | 0 | 21 | 25 | 6.75 | 1.312 |
| Bill Kelso, R<br>ERA: 3.21 | (6, 1) | 1.2 | | 6 | 2 | 0 | 0 | 0 | 0 | 1 | 0 | 0 | 0 | 0 | 5 | 9 | 0.00 | 1.200 |
| Jim Coates, R<br>ERA: 4.85 | (8, 1) | 2.0 | | 6 | 1 | 0 | 0 | 1 | 0 | 0 | 0 | 0 | 0 | 0 | 8 | 8 | 0.00 | 0.500 |

| PITCHER | | IP | WLS | BF | H | R | ER | SO | BB | IBB | HBP | BLK | WP | HR | S | P | ERA | WHIP |
|---|---|---|---|---|---|---|---|---|---|---|---|---|---|---|---|---|---|---|

# Minnesota Twins @ California Angels

Anaheim Stadium, Anaheim, CA

Tue Aug 15 1967, 10:05 PM EDT

Att. 25,637 - Unknown

livebaseballscorecards.com

## BOTTOM

| Batter | 1 | 2 | 3 | 4 | 5 | 6 | 7 | 8 | 9 | AB | R | H | RBI | BB | SO | LOB |
|---|---|---|---|---|---|---|---|---|---|---|---|---|---|---|---|---|
| Jose Cardenal, R (1, 7)<br>OBP: 0.271, SLG: 0.348 | F6 | E6 FC6 2-3 | | | G4-6-3 1-2f | | F8 | | K | 4 | 0 | 0 | 0 | 0 | 0 | 2 |
| Jim Coates, R (8, 1)<br>OBP: 0.333, SLG: 0.667 | | | | | | | | | | 0 | 0 | 0 | 0 | 0 | 0 | 0 |
| Bill Skowron, R (9, PH)<br>OBP: 0.258, SLG: 0.265 | | | | | | | | | | 1 | 0 | 0 | 0 | 0 | 1 | 2 |
| Jim Fregosi, R (1, 6)<br>OBP: 0.345, SLG: 0.391 | BB 1B 1B | FC6 1-2f | | | BB | | F2 | | | 3 | 0 | 1 | 0 | 1 | 0 | 2 |
| Jimmie Hall, L (1, 9)<br>OBP: 0.317, SLG: 0.415 | BB 1-2 1B | | F1 | | F8 | | | 4-3 | | 4 | 0 | 1 | 0 | 0 | 0 | 1 |
| Don Mincher, L (1, 3)<br>OBP: 0.381, SLG: 0.497 | BB 1-2 2-3 BB | | F6 | | | 1B 1B | | 6-3 | | 3 | 0 | 1 | 0 | 1 | 0 | 0 |
| Roger Repoz, L (1, 8)<br>OBP: 0.326, SLG: 0.415 | K | | K | | | K | | F9 | | 4 | 0 | 0 | 0 | 0 | 3 | 4 |
| Buck Rodgers, S (1, 2)<br>OBP: 0.280, SLG: 0.303 | K | | | F8 | | 1-3 1B | | | F5 | 4 | 0 | 1 | 0 | 0 | 1 | 3 |
| Tom Satriano, L (1, 5)<br>OBP: 0.301, SLG: 0.312 | | 4-3 | | K | K | | | | BB 1-3 1B | 2 | 0 | 0 | 0 | 0 | 1 | 0 |
| Moose Stubing, L (6, PH) | | | | | | | | | | 1 | 0 | 0 | 0 | 0 | 1 | 2 |
| Johnny Werhas, R (7, 5)<br>OBP: 0.278, SLG: 0.317 | | | | | | | | | | 0 | 0 | 0 | 0 | 1 | 0 | 0 |
| Bobby Knoop, R (1, 4)<br>OBP: 0.318, SLG: 0.378 | | E 2B | | K | K | | | | 1-2 1-3 1B | 4 | 0 | 2 | 0 | 0 | 2 | 2 |
| Curt Simmons, L (1, 1)<br>OBP: 0.182, SLG: 0.212 | | K | | | E6 G4-6-3 | | F9 | | 1-2 2-3 1-3 | 2 | 0 | 0 | 0 | 0 | 1 | 1 |
| Bill Kelso, R (6, 1) | | | | | | | | | | 0 | 0 | 0 | 0 | 0 | 0 | 0 |
| Woodie Held, R (7, PH)<br>OBP: 0.323, SLG: 0.381 | | | | | | | | | | 2 | 0 | 0 | 0 | 0 | 0 | 2 |
| (8, 7) | | | | | | | | | | | | | | | | |

| | AB | 34 |
|---|---|---|
| | R | 0 |
| | H | 6 |
| | RBI | 0 |
| | BB | 3 |
| | SO | 10 |
| | LOB | 21 |

| Inning Stats | 1 | 2 | 3 | 4 | 5 | 6 | 7 | 8 | 9 |
|---|---|---|---|---|---|---|---|---|---|
| | R: 0 H: 2<br>E: 0 LOB: 3<br>K: 2 BB: 1<br>S: 9 P: 13 | R: 0 H: 1<br>E: 1 LOB: 2<br>K: 1 BB: 0<br>S: 7 P: 7 | R: 0 H: 0<br>E: 0 LOB: 0<br>K: 1 BB: 0<br>S: 5 P: 5 | R: 0 H: 0<br>E: 0 LOB: 0<br>K: 2 BB: 0<br>S: 7 P: 7 | R: 0 H: 0<br>E: 1 LOB: 1<br>K: 0 BB: 1<br>S: 3 P: 7 | R: 0 H: 2<br>E: 0 LOB: 2<br>K: 3 BB: 0<br>S: 11 P: 11 | R: 0 H: 0<br>E: 0 LOB: 0<br>K: 0 BB: 0<br>S: 3 P: 3 | R: 0 H: 0<br>E: 0 LOB: 0<br>K: 0 BB: 0<br>S: 3 P: 3 | R: 0 H: 1<br>E: 0 LOB: 2<br>K: 1 BB: 1<br>S: 6 P: 10 |

1B: 5 SF: 0
2B: 1 SAC: 0
3B: 0 DP: 1
HR: 0 HBP: 0

WP: 0 PA: 37
PB: 0
SB: 0
CS: 0

| PITCHER | IP | WLS | BF | H | R | ER | SO | BB | IBB | HBP | BLK | WP | HR | S | P | ERA | WHIP |
|---|---|---|---|---|---|---|---|---|---|---|---|---|---|---|---|---|---|
| Jim Perry, R (1, 1)<br>ERA: 2.95 | 9.0 | W | 37 | 6 | 0 | 0 | 10 | 3 | 0 | 0 | 0 | 0 | 0 | 54 | 66 | 0.00 | 1.000 |

| PITCHER | IP | WLS | BF | H | R | ER | SO | BB | IBB | HBP | BLK | WP | HR | S | P | ERA | WHIP |
|---|---|---|---|---|---|---|---|---|---|---|---|---|---|---|---|---|---|

| Batter | 1 | 2 | 3 | 4 | 5 | 6 | 7 | 8 | 9 | AB | R | H | RBI | BB | SO | LOB |
|---|---|---|---|---|---|---|---|---|---|---|---|---|---|---|---|---|
| Zoilo Versalles, R (1, 6)<br>OBP: 0.268, SLG: 0.289 | 0-0 2B 3B | 0-0 5-3 ① | | | 0-3 K2-3 ① | | 0-0 1-3 ② | | | 4 | 1 | 1 | 0 | 0 | 1 | 0 |
| Cesar Tovar, R (1, 4)<br>OBP: 0.337, SLG: 0.366 | 0-0 1B 2B<br>3-H | 0-0 6-3 ② | | | 0-0 F7 ② | | 0-0 F9 ③ | | | 4 | 1 | 1 | 1 | 0 | 0 | 0 |
| Tony Oliva, L (1, 9)<br>OBP: 0.324, SLG: 0.443 | 0-0 BB BB FC6-4 1B<br>2-H | 0-3 K ③ | | | 0-0 BB 1B | | | 0-0 5-3 ① | | 4 | 1 | 2 | 1 | 0 | 1 | 0 |
| Harmon Killebrew, R (1, 3)<br>OBP: 0.411, SLG: 0.547<br>Rich Reese, L (8, 3)<br>OBP: 0.253, SLG: 0.329 | 4-0 FC6-4 BB FC1-2 BB<br>1-2 | | 0-3 K ① | | 4-0 BB<br>1-2 | | | 0-3 K ② | | 2<br>0 | 0<br>0 | 0<br>0 | 0<br>0 | 2<br>0 | 2<br>0 | 0<br>0 |
| Bob Allison, R (1, 7)<br>OBP: 0.349, SLG: 0.469<br>Sandy Valdespino, L (8, 7)<br>OBP: 0.232, SLG: 0.250 | 4-0 FC6-4 BB<br>1-2<br>2-3 | | 0-0 6-3 ② | | 0-0 F3 ③ | | | 0-3 K ③ | | 3<br>0 | 0<br>0 | 0<br>0 | 0<br>0 | 1<br>0 | 1<br>0 | 2<br>0 |
| Rich Rollins, R (1, 5)<br>OBP: 0.318, SLG: 0.344<br>Jackie Hernandez, R (6, 5)<br>OBP: 0.200, SLG: 0.200 | 0-0 FC6-4 FC1-2 ① 2B<br>1-2f<br>2-3<br>3-H | | 0-0 F3 ③ | | | 0-0 5-3 ① | | | 0-3 K ① | 3<br>1 | 1<br>0 | 0<br>0 | 1<br>0 | 0<br>0 | 0<br>1 | 2<br>0 |
| Jerry Zimmerman, R (1, 2)<br>OBP: 0.243, SLG: 0.177 | 0-0 FC1-2 ② 2B<br>1-2<br>3-H | | | 0-0 6-3 ① | | 0-0 1-3 ② | | | 0-0 1-3 ② | 4 | 1 | 0 | 0 | 0 | 0 | 2 |
| Ted Uhlaender, L (1, 8)<br>OBP: 0.260, SLG: 0.362 | 0-0 2B<br>1-H<br>2-H | | | 0-0 L6 ② | | 0-0 1-3 ③ | | | 0-0 1B | 4 | 0 | 2 | 2 | 0 | 0 | 0 |
| Dean Chance, R (1, 1)<br>OBP: 0.107, SLG: 0.029 | 0-3 K ③ | | | 0-3 K ③ | | | 0-3 K ① | | 0-3 K ③ | 4 | 0 | 0 | 0 | 0 | 4 | 2 |
| Inning Stats | R: 5 E: 0 K: 1 S: 9 H: 4 LOB: 1 BB: 2 P: 17 | R: 0 E: 0 K: 1 S: 5 H: 0 LOB: 0 BB: 0 P: 5 | R: 0 E: 0 K: 1 S: 5 H: 0 LOB: 0 BB: 0 P: 5 | R: 0 E: 0 K: 1 S: 5 H: 0 LOB: 0 BB: 0 P: 5 | R: 0 E: 0 K: 1 S: 6 H: 1 LOB: 2 BB: 1 P: 10 | R: 0 E: 0 K: 0 S: 3 H: 0 LOB: 0 BB: 0 P: 3 | R: 0 E: 0 K: 1 S: 5 H: 0 LOB: 0 BB: 0 P: 5 | R: 0 E: 0 K: 2 S: 7 H: 0 LOB: 0 BB: 0 P: 7 | R: 0 E: 0 K: 2 S: 8 H: 1 LOB: 1 BB: 0 P: 8 | 1B: 3 2B: 2 3B: 1 HR: 0 | SF: 0 SAC: 0 DP: 0 HBP: 0 | | | | | | |

# TOP

## Minnesota Twins @ California Angels

Anaheim Stadium, Anaheim, CA

Wed Aug 16 1967, 10:05 PM EDT

Att. 33,621 - Unknown

livebaseballscorecards.com

| | |
|---|---|
| AB | 33 |
| R | 5 |
| H | 6 |
| RBI | 5 |
| BB | 3 |
| SO | 10 |
| LOB | 8 |

WP: 0 PB: 0 SB: 0 CS: 0 PA: 36

| PITCHER | | IP | WLS | BF | H | R | ER | SO | BB | IBB | HBP | BLK | WP | HR | S | P | ERA | WHIP |
|---|---|---|---|---|---|---|---|---|---|---|---|---|---|---|---|---|---|---|
| Jim McGlothlin, R<br>ERA: 2.44 | (1, 1) | 0.2 | L | 8 | 4 | 5 | 5 | 0 | 2 | 0 | 0 | 0 | 0 | 0 | 6 | 14 | 67.50 | 9.000 |
| Pete Cimino, R<br>ERA: 2.74 | (1, 1) | 3.1 | | 10 | 0 | 0 | 0 | 4 | 0 | 0 | 0 | 0 | 0 | 0 | 18 | 18 | 0.00 | 0.000 |
| Jim Weaver, L<br>ERA: 4.5 | (5, 1) | 3.0 | | 11 | 1 | 0 | 0 | 2 | 1 | 0 | 0 | 0 | 0 | 0 | 14 | 18 | 0.00 | 0.667 |
| Bill Kelso, R<br>ERA: 3.13 | (8, 1) | 2.0 | | 7 | 1 | 0 | 0 | 4 | 0 | 0 | 0 | 0 | 0 | 0 | 15 | 15 | 0.00 | 0.500 |

| PITCHER | IP | WLS | BF | H | R | ER | SO | BB | IBB | HBP | BLK | WP | HR | S | P | ERA | WHIP |
|---|---|---|---|---|---|---|---|---|---|---|---|---|---|---|---|---|---|

# BOTTOM

## Minnesota Twins @ California Angels

Anaheim Stadium, Anaheim, CA

Wed Aug 16 1967, 10:05 PM EDT

Att. 33,621 - Unknown

| Batter | 1 | 2 | 3 | 4 | 5 | 6 | 7 | 8 | 9 | AB | R | H | RBI | BB | SO | LOB |
|---|---|---|---|---|---|---|---|---|---|---|---|---|---|---|---|---|
| Roger Repoz, L (1, 8)<br>OBP: 0.328, SLG: 0.411 | BB | F2 | | FC4-6<br>1-2f | | | FC4-6 1B<br>1-2<br>1B | | K | 4 | 0 | 1 | 0 | 1 | 1 | 5 |
| Jim Fregosi, R (1, 6)<br>OBP: 0.348, SLG: 0.392 | 1-2<br>BB | | F9 | | K | | FC4-6<br>1-2<br>2-H<br>1B | | 6-3<br>1-2<br>1B | 4 | 0 | 2 | 1 | 1 | 1 | 0 |
| Jimmie Hall, L (1, 9)<br>OBP: 0.316, SLG: 0.413<br>Bill Kelso, R (8, 1)<br>Jose Cardenal, R (9, PH)<br>OBP: 0.270, SLG: 0.347 | F7 | | FC5-4<br>1B | | F8 | | FC4-6<br>G6-3<br>1-2f<br>2-3 | | 6-3<br>1-2<br>2-3 | 4<br>0<br>1 | 0<br>0<br>0 | 1<br>0<br>0 | 0<br>0<br>0 | 0<br>0<br>0 | 0<br>0<br>0 | 4<br>0<br>2 |
| Don Mincher, L (1, 3)<br>OBP: 0.376, SLG: 0.490 | K | | F7 | | F8 | | G6-3<br>1-2f | | K | 5 | 0 | 0 | 0 | 0 | 2 | 7 |
| Rick Reichardt, R (1, 7)<br>OBP: 0.302, SLG: 0.355 | K | | FC5-4<br>1-2f | | | 6-3 | | 4-3 6-3<br>1B | | 4 | 0 | 1 | 0 | 0 | 1 | 3 |
| Buck Rodgers, S (1, 2)<br>OBP: 0.285, SLG: 0.304 | | 1B<br>BB | | BB<br>HBP | | 1B | | 6-3<br>1-2 | | 2 | 0 | 1 | 0 | 1 | 0 | 1 |
| Tom Satriano, L (1, 5)<br>OBP: 0.299, SLG: 0.306 | | F7 | | FC4-6<br>1-2<br>BB | | F8 | | 4-3<br>2-3 | | 3 | 0 | 0 | 0 | 1 | 0 | 3 |
| Bobby Knoop, R (1, 4)<br>OBP: 0.315, SLG: 0.374 | | K | | K | | K | | K | | 4 | 0 | 0 | 0 | 0 | 4 | 5 |
| Jim McGlothlin, R (1, 1)<br>OBP: 0.167, SLG: 0.130<br>Pete Cimino, R (1, 1)<br>OBP: 0.364, SLG: 0.364<br>Woodie Held, R (4, PH)<br>OBP: 0.321, SLG: 0.379<br>Jim Weaver, L (5, 1)<br>Bubba Morton, R (7, PH)<br>OBP: 0.411, SLG: 0.385 (8, 9) | 1-2<br>1B | | | K | | | 1B<br>1B | | 6-3<br>1B | 0<br>1<br>1<br>0<br>2 | 0<br>0<br>0<br>0<br>1 | 0<br>1<br>0<br>0<br>2 | 0<br>0<br>0<br>0<br>1 | 0<br>0<br>0<br>0<br>0 | 0<br>0<br>1<br>0<br>0 | 0<br>0<br>2<br>0<br>0 |

| Inning Stats | 1 | 2 | 3 | 4 | 5 | 6 | 7 | 8 | 9 |
|---|---|---|---|---|---|---|---|---|---|
| | R: 0<br>E: 0<br>K: 2<br>S: 7 | H: 0<br>LOB: 2<br>BB: 2<br>P: 15 | R: 0<br>E: 0<br>K: 1<br>S: 6 | H: 1<br>LOB: 2<br>BB: 1<br>P: 10 | R: 0<br>E: 0<br>K: 0<br>S: 4 | H: 1<br>LOB: 1<br>BB: 0<br>P: 4 | R: 0<br>E: 0<br>K: 2<br>S: 7 | H: 0<br>LOB: 2<br>BB: 1<br>P: 12 | R: 0<br>E: 0<br>K: 1<br>S: 5 | H: 0<br>LOB: 0<br>BB: 0<br>P: 5 | R: 0<br>E: 0<br>K: 1<br>S: 6 | H: 1<br>LOB: 1<br>BB: 0<br>P: 6 | R: 1<br>E: 0<br>K: 0<br>S: 5 | H: 3<br>LOB: 1<br>BB: 0<br>P: 5 | R: 0<br>E: 0<br>K: 1<br>S: 6 | H: 1<br>LOB: 1<br>BB: 0<br>P: 6 | R: 0<br>E: 0<br>K: 2<br>S: 9 | H: 2<br>LOB: 2<br>BB: 0<br>P: 9 |

| | AB | 35 |
|---|---|---|
| | R | 1 |
| | H | 9 |
| | RBI | 1 |
| | BB | 4 |
| | SO | 10 |
| | LOB | 32 |

| | 1B: 9 | SF: 0 | WP: 0 | PA: 40 |
|---|---|---|---|---|
| | 2B: 0 | SAC: 0 | PB: 0 | |
| | 3B: 0 | DP: 1 | SB: 0 | |
| | HR: 0 | HBP: 1 | CS: 0 | |

| PITCHER | IP | WLS | BF | H | R | ER | SO | BB | IBB | HBP | BLK | WP | HR | S | P | ERA | WHIP |
|---|---|---|---|---|---|---|---|---|---|---|---|---|---|---|---|---|---|
| Dean Chance, R (1, 1)<br>ERA: 2.46 | 9.0 | W | 40 | 9 | 1 | 1 | 10 | 4 | 0 | 1 | 0 | 0 | 0 | 55 | 72 | 1.00 | 1.444 |

| PITCHER | IP | WLS | BF | H | R | ER | SO | BB | IBB | HBP | BLK | WP | HR | S | P | ERA | WHIP |
|---|---|---|---|---|---|---|---|---|---|---|---|---|---|---|---|---|---|

livebaseballscorecards.com

| Batter | 1 | 2 | 3 | 4 | 5 | 6 | 7 | 8 | 9 | AB | R | H | RBI | BB | SO | LOB |
|---|---|---|---|---|---|---|---|---|---|---|---|---|---|---|---|---|
| Zoilo Versalles, R (1, 6)<br>OBP: 0.269, SLG: 0.289 | F8 | FC6-4<br>1-2f | | | BB<br>1-2<br>BB | | CS<br>1B | | FC6-4<br>1-2f | 4 | 0 | 1 | 0 | 1 | 0 | 3 |
| Cesar Tovar, R (1, 4)<br>OBP: 0.338, SLG: 0.366 | BB<br>1B<br>BB | | F2 | | F8 | | WP<br>1-2<br>1B | | | 3 | 0 | 1 | 0 | 1 | 0 | 2 |
| Tony Oliva, L (1, 9)<br>OBP: 0.326, SLG: 0.442 | BB<br>1-2<br>1B | | F8 | | BB<br>1-2<br>2-3<br>BB | | F2<br>1-2 | | | 3 | 0 | 1 | 0 | 1 | 0 | 1 |
| Harmon Killebrew, R (1, 3)<br>OBP: 0.410, SLG: 0.543 | G6-3<br>1-2<br>2-3<br>BB | | F8 | | F9 | | | K | | 3 | 0 | 0 | 0 | 1 | 1 | 3 |
| Bob Allison, R (1, 7)<br>OBP: 0.346, SLG: 0.464 | G6-3<br>1-2f | | | F9 | | F9 | | K | | 4 | 0 | 0 | 0 | 0 | 1 | 3 |
| Rich Rollins, R (1, 5)<br>OBP: 0.314, SLG: 0.339 | | K | | 5-3 | | F8 | | F4 | | 4 | 0 | 0 | 0 | 0 | 1 | 0 |
| Jerry Zimmerman, R (1, 2)<br>OBP: 0.250, SLG: 0.188<br>Jackie Hernandez, R (9, PH)<br>OBP: 0.182, SLG: 0.182 | | BB<br>1B<br>BB | | K | | 2B | | | 4-3 | 2<br>1 | 0<br>0 | 1<br>0 | 0<br>0 | 1<br>0 | 1<br>0 | 0<br>0 |
| Ted Uhlaender, L (1, 8)<br>OBP: 0.264, SLG: 0.362 | | FC6-4<br>1-2<br>1B | | | FC2-6<br>HBP | 3-1 | | | G3 | 3 | 0 | 1 | 0 | 0 | 0 | 1 |
| Jim Kaat, L (1, 1)<br>OBP: 0.278, SLG: 0.318<br>Frank Kostro, R (9, PH)<br>OBP: 0.350, SLG: 0.278 | | F7 | | | FC2-6<br>BB<br>BB<br>1-2f | | 4-3 | | FC6-4<br>1B | 3<br>1 | 0<br>0 | 0<br>1 | 0<br>0 | 0<br>0 | 0<br>0 | 3<br>0 |
| Inning Stats | R: 0<br>E: 0<br>K: 0<br>S: 3<br>H: 1<br>LOB: 2<br>BB: 2<br>P: 11 | R: 0<br>E: 0<br>K: 1<br>S: 6<br>H: 1<br>LOB: 2<br>BB: 1<br>P: 10 | R: 0<br>E: 0<br>K: 0<br>S: 3<br>H: 0<br>LOB: 0<br>BB: 0<br>P: 3 | R: 0<br>E: 0<br>K: 1<br>S: 5<br>H: 0<br>LOB: 0<br>BB: 0<br>P: 5 | R: 0<br>E: 0<br>K: 0<br>S: 3<br>H: 0<br>LOB: 3<br>BB: 2<br>P: 12 | R: 0<br>E: 0<br>K: 0<br>S: 4<br>H: 1<br>LOB: 1<br>BB: 0<br>P: 4 | R: 0<br>E: 0<br>K: 0<br>S: 4<br>H: 2<br>LOB: 1<br>BB: 0<br>P: 4 | R: 0<br>E: 0<br>K: 2<br>S: 7<br>H: 0<br>LOB: 0<br>BB: 0<br>P: 7 | R: 0<br>E: 0<br>K: 0<br>S: 4<br>H: 1<br>LOB: 1<br>BB: 0<br>P: 4 | 1B: 5<br>2B: 1<br>3B: 0<br>HR: 0<br>SF: 0<br>SAC: 0<br>DP: 1<br>HBP: 1 | | | | | | |

| PITCHER | IP | WLS | BF | H | R | ER | SO | BB | IBB | HBP | BLK | WP | HR | S | P | ERA | WHIP |
|---|---|---|---|---|---|---|---|---|---|---|---|---|---|---|---|---|---|
| Steve Barber, L (1, 1)<br>ERA: 3.82 | 9.0 | W | 37 | 6 | 0 | 0 | 4 | 5 | 0 | 1 | 0 | 1 | 0 | 39 | 60 | 0.00 | 1.222 |

| PITCHER | IP | WLS | BF | H | R | ER | SO | BB | IBB | HBP | BLK | WP | HR | S | P | ERA | WHIP |
|---|---|---|---|---|---|---|---|---|---|---|---|---|---|---|---|---|---|

# TOP

## Minnesota Twins @ New York Yankees

Yankee Stadium, Bronx, NY

Fri Aug 18 1967, 7:05 PM EDT

Unknown

livebaseballscorecards.com

| | |
|---|---|
| AB | 31 |
| R | 0 |
| H | 6 |
| RBI | 0 |
| BB | 5 |
| SO | 4 |
| LOB | 16 |

| Batter | 1 | 2 | 3 | 4 | 5 | 6 | 7 | 8 | 9 | AB | R | H | RBI | BB | SO | LOB |
|---|---|---|---|---|---|---|---|---|---|---|---|---|---|---|---|---|
| Horace Clarke, S (1, 4)<br>OBP: 0.317, SLG: 0.316 | WP 1B<br>1B<br>1B | | F8 | | 1B | | 5-3 | | | 4 | 1 | 2 | 0 | 0 | 0 | 0 |
| Tom Tresh, S (1, 7)<br>OBP: 0.297, SLG: 0.345 | WP<br>1-2<br>1B<br>1B | | F9 | | F3 | | | BB<br>1B | | 4 | 0 | 2 | 0 | 0 | 0 | 1 |
| Mickey Mantle, S (1, 3)<br>OBP: 0.395, SLG: 0.460 | BBBB<br>FC5 1B<br>1-2<br>2-3<br>BB | | 1B | | F9 | | | BBBB<br>FC6-4<br>1-2<br>BB | | 2 | 0 | 1 | 0 | 2 | 0 | 1 |
| Joe Pepitone, L (1, 8)<br>OBP: 0.312, SLG: 0.391 | FC5<br>1-2<br>2-H<br>3-H<br>1B | | SSS<br>K | | | 1-6-3 | | F2 | | 4 | 0 | 1 | 1 | 0 | 1 | 3 |
| Bill Robinson, R (1, 9)<br>OBP: 0.268, SLG: 0.304 | FC5<br>1-2<br>2-3f | | | FC6-4<br>1B | | F4 | | F8 | | 4 | 0 | 1 | 0 | 0 | 0 | 4 |
| Charley Smith, R (1, 5)<br>OBP: 0.290, SLG: 0.355 | SSS<br>K | | | SSS<br>K | | 1B | | FC6-4<br>1-2f | | 4 | 0 | 1 | 0 | 0 | 2 | 5 |
| Bob Tillman, R (1, 2)<br>OBP: 0.275, SLG: 0.329 | | SSS<br>K | | FC6-4<br>FC6-4<br>1-2f | | F8 | | | | 3 | 0 | 0 | 0 | 0 | 1 | 2 |
| Ruben Amaro, R (1, 6)<br>OBP: 0.304, SLG: 0.260 | | F3 | | FC6-4<br>1-2f | | | SSS<br>K | | | 3 | 0 | 0 | 0 | 0 | 1 | 1 |
| Steve Barber, L (1, 1)<br>OBP: 0.182, SLG: 0.214 | | G3 | | | F2 | | SSS<br>K | | | 3 | 0 | 0 | 0 | 0 | 1 | 0 |
| Inning Stats | R: 1 H: 3<br>E: 0 LOB: 2<br>K: 1 BB: 1<br>S: 7 P: 11 | R: 0 H: 0<br>E: 0 LOB: 0<br>K: 1 BB: 0<br>S: 5 P: 5 | R: 0 H: 1<br>E: 0 LOB: 1<br>K: 1 BB: 0<br>S: 6 P: 6 | R: 0 H: 1<br>E: 0 LOB: 1<br>K: 1 BB: 0<br>S: 6 P: 6 | R: 0 H: 1<br>E: 0 LOB: 1<br>K: 0 BB: 0<br>S: 4 P: 6 | R: 0 H: 1<br>E: 0 LOB: 1<br>K: 0 BB: 0<br>S: 4 P: 4 | R: 0 H: 0<br>E: 0 LOB: 0<br>K: 2 BB: 0<br>S: 7 P: 7 | R: 0 H: 1<br>E: 0 LOB: 2<br>K: 0 BB: 1<br>S: 4 P: 8 | | 1B: 8 SF: 0<br>2B: 0 SAC: 0<br>3B: 0 DP: 0<br>HR: 0 HBP: 0 | | | | | | WP: 1 PA: 33<br>PB: 0<br>SB: 0<br>CS: 0 |

| PITCHER | | IP | WLS | BF | H | R | ER | SO | BB | IBB | HBP | BLK | WP | HR | S | P | ERA | WHIP |
|---|---|---|---|---|---|---|---|---|---|---|---|---|---|---|---|---|---|---|
| Jim Kaat, L<br>ERA: 3.52 | (1, 1) | 8.0 | L | 33 | 8 | 1 | 1 | 6 | 2 | 0 | 0 | 0 | 1 | 0 | 43 | 51 | 1.12 | 1.250 |

| PITCHER | IP | WLS | BF | H | R | ER | SO | BB | IBB | HBP | BLK | WP | HR | S | P | ERA | WHIP |
|---|---|---|---|---|---|---|---|---|---|---|---|---|---|---|---|---|---|

# BOTTOM

## Minnesota Twins @ New York Yankees

Yankee Stadium, Bronx, NY

Fri Aug 18 1967, 7:05 PM EDT

Unknown

livebaseballscorecards.com

| | |
|---|---|
| AB | 31 |
| R | 1 |
| H | 8 |
| RBI | 1 |
| BB | 2 |
| SO | 6 |
| LOB | 17 |

# Minnesota Twins @ New York Yankees

Yankee Stadium, Bronx, NY

Fri Aug 18 1967, 7:05 PM EDT

Att. 22,991 - Unknown

livebaseballscorecards.com

| Batter | 1 | 2 | 3 | 4 | 5 | 6 | 7 | 8 | 9 | AB | R | H | RBI | BB | SO | LOB |
|---|---|---|---|---|---|---|---|---|---|---|---|---|---|---|---|---|
| Zoilo Versalles, R (1, 6)<br>OBP: 0.269, SLG: 0.288 | 0-0 1-3 | | 0-0 HBP 1-2 1B | 0-0 F6 | | | 0-3 K | | 0-0 1-3 | 5 | 0 | 1 | 0 | 0 | 1 | 2 |
| Cesar Tovar, R (1, 4)<br>OBP: 0.341, SLG: 0.372 | 0-0 G3 2B | | 1-0 1-2 2-3 HBP | | 0-0 SH2-3 SF7 2B | | 0-0 F7 | | 0-3 K | 4 | 1 | 2 | 0 | 0 | 1 | 0 |
| Tony Oliva, L (1, 9)<br>OBP: 0.323, SLG: 0.438 | 0-0 G3 2-3 | | 0-0 F6 | | 0-0 SH2-3 2-3 | | 0-0 G3 | | 0-0 F7 | 4 | 0 | 0 | 0 | 0 | 0 | 4 |
| Harmon Killebrew, R (1, 3)<br>OBP: 0.408, SLG: 0.542 | BBBB 4-0 FC6-4 BB | | 0-0 SF7 3-H | | 0-0 SF7 3-H | | | 0-0 F7 | | 1 | 0 | 0 | 2 | 1 | 0 | 0 |
| Bob Allison, R (1, 7)<br>OBP: 0.345, SLG: 0.462<br>Sandy Valdespino, L (9, 7)<br>OBP: 0.232, SLG: 0.250 | 0-0 FC6-4 1-2f | | 0-0 F7 | | 0-0 1B | | | 0-0 5-3 | | 4<br>0 | 0<br>0 | 1<br>0 | 0<br>0 | 0<br>0 | 0<br>0 | 4<br>0 |
| Rich Rollins, R (1, 5)<br>OBP: 0.316, SLG: 0.339<br>Jackie Hernandez, R (8, 5)<br>OBP: 0.182, SLG: 0.182 | | 0-3 K | BBBB 4-0 1-3 4-3 BB | | 0-0 F7 | | | 0-0 1B | | 3<br>0 | 0<br>0 | 1<br>0 | 0<br>0 | 1<br>0 | 1<br>0 | 1<br>0 |
| Russ Nixon, L (1, 2)<br>OBP: 0.311, SLG: 0.308<br>Jerry Zimmerman, R (9, 2)<br>OBP: 0.250, SLG: 0.188 | | 0-3 K | | 0-0 4-3 1-2 | | 0-0 3-1 | | 0-0 F8 | | 4<br>0 | 0<br>0 | 0<br>0 | 0<br>0 | 0<br>0 | 1<br>0 | 2<br>0 |
| Ted Uhlaender, L (1, 8)<br>OBP: 0.264, SLG: 0.360 | | 0-0 G3 | | 0-0 1-3 2-3 | | 0-0 4-3 | | | 0-0 HR 1B | 4 | 1 | 1 | 0 | 0 | 0 | 1 |
| Jim Merritt, L (1, 1)<br>OBP: 0.230, SLG: 0.214<br>Ron Kline, R (8, 1)<br>Rich Reese, L (9, PH)<br>OBP: 0.263, SLG: 0.378<br>Al Worthington, R (9, 1) | | | BBBB 4-0 HBP 1B SF7 BB | BBBB 4-0 BB | | 0-0 6-3 | | | 0-0 1-H HR | 1<br>0<br>1<br>0 | 1<br>0<br>1<br>0 | 0<br>0<br>1<br>0 | 0<br>0<br>2<br>0 | 2<br>0<br>0<br>0 | 0<br>0<br>0<br>0 | 0<br>0<br>0<br>0 |

| Inning Stats | 1 | 2 | 3 | 4 | 5 | 6 | 7 | 8 | 9 |
|---|---|---|---|---|---|---|---|---|---|
| R | 0 | 0 | 1 | 0 | 1 | 0 | 0 | 0 | 2 |
| E | 0 | 0 | 0 | 0 | 0 | 0 | 0 | 0 | 0 |
| K | 0 | 2 | 0 | 0 | 0 | 0 | 1 | 0 | 1 |
| S | 4 | 7 | 4 | 3 | 5 | 3 | 5 | 4 | 7 |
| H | 1 | 0 | 1 | 0 | 2 | 0 | 0 | 1 | 2 |
| LOB | 2 | 0 | 2 | 2 | 1 | 0 | 0 | 0 | 0 |
| BB | 1 | 0 | 1 | 2 | 0 | 0 | 0 | 0 | 0 |
| P | 8 | 7 | 9 | 11 | 5 | 3 | 5 | 4 | 7 |

| | |
|---|---|
| 1B | 4 |
| 2B | 2 |
| 3B | 0 |
| HR | 1 |
| SF | 2 |
| SAC | 1 |
| DP | 0 |
| HBP | 1 |

| | |
|---|---|
| WP | 0 |
| PB | 0 |
| SB | 0 |
| CS | 0 |
| PA | 39 |

| | |
|---|---|
| AB | 31 |
| R | 4 |
| H | 7 |
| RBI | 4 |
| BB | 4 |
| SO | 4 |
| LOB | 14 |

| PITCHER | | IP | WLS | BF | H | R | ER | SO | BB | IBB | HBP | BLK | WP | HR | S | P | ERA | WHIP |
|---|---|---|---|---|---|---|---|---|---|---|---|---|---|---|---|---|---|---|
| Fred Talbot, R<br>ERA: 4.2 | (1, 1) | 8.0 | L | 36 | 7 | 4 | 4 | 3 | 4 | 0 | 1 | 0 | 0 | 1 | 37 | 54 | 4.50 | 1.375 |
| Dooley Womack, R<br>ERA: 3.23 | (9, 1) | 1.0 | | 3 | 0 | 0 | 0 | 1 | 0 | 0 | 0 | 0 | 0 | 0 | 5 | 5 | 0.00 | 0.000 |

| PITCHER | IP | WLS | BF | H | R | ER | SO | BB | IBB | HBP | BLK | WP | HR | S | P | ERA | WHIP |
|---|---|---|---|---|---|---|---|---|---|---|---|---|---|---|---|---|---|

# Minnesota Twins @ New York Yankees

Yankee Stadium, Bronx, NY

Fri Aug 18 1967, 7:05 PM EDT

Att. 22,991 - Unknown

BOTTOM

livebaseballscorecards.com

| Batter | 1 | 2 | 3 | 4 | 5 | 6 | 7 | 8 | 9 | AB | R | H | RBI | BB | SO | LOB |
|---|---|---|---|---|---|---|---|---|---|---|---|---|---|---|---|---|
| Horace Clarke, S (1, 4)<br>OBP: 0.317, SLG: 0.315 | E 1B<br>1B | | F3 | | F9 | | F8 | | | 4 | 1 | 1 | 0 | 0 | 0 | 0 |
| Jake Gibbs, L (1, 2)<br>OBP: 0.310, SLG: 0.303 | K | | 4-3 | | 4-3 | | | SH SF9<br>1B | | 4 | 1 | 1 | 0 | 0 | 1 | 1 |
| Tom Tresh, S (1, 7)<br>OBP: 0.299, SLG: 0.348 | E<br>1-2<br>1B | | K | | | SH1-4 1B<br>1B | | SH SF9<br>1-3 FC5-2-5 | | 3 | 0 | 2 | 0 | 0 | 1 | 0 |
| Joe Pepitone, L (1, 8)<br>OBP: 0.313, SLG: 0.391 | F8 | | | FC6-4<br>BB | | G5-3 SH1-4<br>1-2<br>1B | | SF9<br>2-3<br>3-H | | 2 | 0 | 1 | 1 | 1 | 0 | 2 |
| Bill Robinson, R (1, 9)<br>OBP: 0.269, SLG: 0.305 | E2<br>1-3<br>2-H<br>1B | | | FC6-4 SH1-3<br>1-2f<br>1B | | SH1-4<br>1-2<br>2-3 | | FC5-2-5<br>3-H | | 3 | 1 | 1 | 1 | 0 | 0 | 2 |
| Charley Smith, R (1, 5)<br>OBP: 0.291, SLG: 0.353 | 6-3 | | | SH1-3<br>1-2 | | IBB | | F7 | | 2 | 0 | 0 | 0 | 1 | 0 | 3 |
| Ruben Amaro, R (1, 6)<br>OBP: 0.305, SLG: 0.262<br>Mickey Mantle, S (6, PH)<br>OBP: 0.394, SLG: 0.459<br>John Kennedy, R (7, 6)<br>OBP: 0.293, SLG: 0.271 | | K | | 2-H 1B | | G5-3<br>2-3f | | | F3 | 2<br>1<br>1 | 0<br>0<br>0 | 1<br>0<br>0 | 1<br>0<br>0 | 0<br>0<br>0 | 1<br>0<br>0 | 0<br>3<br>0 |
| Mike Hegan, L (1, 3)<br>OBP: 0.233, SLG: 0.160 | | F8 | K | K | | | K | | F7 | 4 | 0 | 0 | 0 | 0 | 2 | 1 |
| Fred Talbot, R (1, 1)<br>OBP: 0.289, SLG: 0.333<br>Dooley Womack, L (9, 1)<br>OBP: 0.286, SLG: 0.286<br>Roy White, S (9, PH)<br>OBP: 0.291, SLG: 0.301 | | F9 | | | F4 | | F7 | | 4-3 | 3<br>0<br>1 | 0<br>0<br>0 | 0<br>0<br>0 | 0<br>0<br>0 | 0<br>0<br>0 | 0<br>0<br>0 | 0<br>0<br>0 |
| Inning Stats | R: 1 E: 1 K: 1 S: 8 H: 3 LOB: 2 BB: 0 P: 8 | R: 0 E: 0 K: 1 S: 5 H: 0 LOB: 0 BB: 0 P: 5 | R: 0 E: 0 K: 1 S: 5 H: 0 LOB: 0 BB: 0 P: 5 | R: 1 E: 0 K: 1 S: 6 H: 1 LOB: 1 BB: 1 P: 10 | R: 0 E: 0 K: 0 S: 3 H: 0 LOB: 0 BB: 0 P: 3 | R: 0 E: 0 K: 0 S: 4 H: 2 LOB: 2 BB: 1 P: 8 | R: 0 E: 0 K: 1 S: 5 H: 0 LOB: 0 BB: 0 P: 5 | R: 1 E: 1 K: 0 S: 5 H: 1 LOB: 1 BB: 0 P: 5 | R: 0 E: 0 K: 0 S: 3 H: 0 LOB: 0 BB: 0 P: 3 | 1B: 7 2B: 0 3B: 0 HR: 0 | SF: 1 SAC: 3 DP: 1 HBP: 0 | | | | | | |

| | AB | 30 |
|---|---|---|
| | R | 3 |
| | H | 7 |
| | RBI | 3 |
| | BB | 2 |
| | SO | 5 |
| | LOB | 12 |

WP: 0 PB: 0 SB: 0 CS: 0 PA: 36

| PITCHER | | IP | WLS | BF | H | R | ER | SO | BB | IBB | HBP | BLK | WP | HR | S | P | ERA | WHIP |
|---|---|---|---|---|---|---|---|---|---|---|---|---|---|---|---|---|---|---|
| Jim Merritt, L<br>ERA: 2.1 | (1, 1) | 7.1 | | 31 | 7 | 3 | 2 | 5 | 1 | 1 | 0 | 0 | 0 | 0 | 39 | 47 | 2.46 | 1.091 |
| Ron Kline, R<br>ERA: 3.51 | (8, 1) | 0.2 | W | 2 | 0 | 0 | 0 | 0 | 0 | 0 | 0 | 0 | 0 | 0 | 2 | 2 | 0.00 | 0.000 |
| Al Worthington, R<br>ERA: 3.47 | (9, 1) | 1.0 | S | 3 | 0 | 0 | 0 | 0 | 0 | 0 | 0 | 0 | 0 | 0 | 3 | 3 | 0.00 | 0.000 |

| PITCHER | IP | WLS | BF | H | R | ER | SO | BB | IBB | HBP | BLK | WP | HR | S | P | ERA | WHIP |
|---|---|---|---|---|---|---|---|---|---|---|---|---|---|---|---|---|---|

# Minnesota Twins @ New York Yankees

Yankee Stadium, Bronx, NY

Sat Aug 19 1967, 3:33 AM EDT

Att. 36,787 - Unknown

TOP

livebaseballscorecards.com

| Batter | 1 | 2 | 3 | 4 | 5 | 6 | 7 | 8 | 9 | AB | R | H | RBI | BB | SO | LOB |
|---|---|---|---|---|---|---|---|---|---|---|---|---|---|---|---|---|
| Zoilo Versalles, R (1, 6)<br>OBP: 0.267, SLG: 0.285 | F2 | | 6-3 | | | 6-3 | | 6-3 | | 4 | 0 | 0 | 0 | 0 | 0 | 1 |
| Cesar Tovar, R (1, 4)<br>OBP: 0.340, SLG: 0.371 | F8 | | F8 | | | 1B | | 3-1 | | 4 | 0 | 1 | 0 | 0 | 0 | 1 |
| Tony Oliva, L (1, 9)<br>OBP: 0.320, SLG: 0.433 | F7 | | | F9 | | F9 | | L3 | | 4 | 0 | 0 | 0 | 0 | 0 | 1 |
| Harmon Killebrew, R (1, 5)<br>OBP: 0.407, SLG: 0.539<br>Jackie Hernandez, R (9, 5)<br>OBP: 0.182, SLG: 0.182 | | F2 | | 5-3 | | F6 | | | SH1-4<br>1B | 4<br>0 | 0<br>0 | 1<br>0 | 0<br>0 | 0<br>0 | 0<br>0 | 1<br>0 |
| Bob Allison, R (1, 7)<br>OBP: 0.347, SLG: 0.466<br>Sandy Valdespino, L (9, 7)<br>OBP: 0.232, SLG: 0.250 | | 5-3 | | 2B | | | FC1-6<br>1B | | SH1-4<br>1-2 | 3<br>0 | 0<br>0 | 2<br>0 | 0<br>0 | 0<br>0 | 0<br>0 | 0<br>0 |
| Rich Reese, L (1, 3)<br>OBP: 0.274, SLG: 0.377 | | 1B | | 6-3 | | | FC1-6<br>1B<br>1-2f<br>FC4-3-6 | | IBB | 3 | 1 | 1 | 0 | 1 | 0 | 2 |
| Russ Nixon, L (1, 2)<br>OBP: 0.309, SLG: 0.306 | | 4-3 | | | 6-3 | | FC4-3-6<br>1-3<br>1B | | K | 4 | 0 | 1 | 0 | 0 | 1 | 3 |
| Ted Uhlaender, L (1, 8)<br>OBP: 0.263, SLG: 0.358 | | | SH1-4<br>1B | | F8 | | FC4-3-6<br>1-2f<br>3-H | | 4-3 | 4 | 0 | 1 | 1 | 0 | 0 | 3 |
| Dave Boswell, R (1, 1)<br>OBP: 0.241, SLG: 0.273 | | | SH1-4<br>1-2 | | K | | K | | | 2 | 0 | 0 | 0 | 0 | 2 | 1 |
| Inning Stats | R: 0<br>E: 0<br>K: 0<br>S: 3<br>H: 0<br>LOB: 0<br>BB: 0<br>P: 3 | R: 0<br>E: 0<br>K: 0<br>S: 4<br>H: 1<br>LOB: 1<br>BB: 0<br>P: 4 | R: 0<br>E: 0<br>K: 0<br>S: 4<br>H: 1<br>LOB: 1<br>BB: 0<br>P: 4 | R: 0<br>E: 0<br>K: 0<br>S: 4<br>H: 1<br>LOB: 1<br>BB: 0<br>P: 4 | R: 0<br>E: 0<br>K: 1<br>S: 5<br>H: 0<br>LOB: 0<br>BB: 0<br>P: 5 | R: 0<br>E: 0<br>K: 0<br>S: 4<br>H: 1<br>LOB: 1<br>BB: 0<br>P: 4 | R: 1<br>E: 0<br>K: 1<br>S: 7<br>H: 2<br>LOB: 1<br>BB: 0<br>P: 7 | R: 0<br>E: 0<br>K: 0<br>S: 3<br>H: 0<br>LOB: 0<br>BB: 0<br>P: 3 | R: 0<br>E: 0<br>K: 1<br>S: 6<br>H: 1<br>LOB: 2<br>BB: 1<br>P: 10 | 1B: 6<br>2B: 1<br>3B: 0<br>HR: 0<br>SF: 0<br>SAC: 2<br>DP: 0<br>HBP: 0 | WP: 0<br>PB: 0<br>SB: 0<br>CS: 0<br>PA: 35 | | | | | |

| | AB | 32 |
|---|---|---|
| | R | 1 |
| | H | 7 |
| | RBI | 1 |
| | BB | 1 |
| | SO | 3 |
| | LOB | 13 |

| PITCHER | | IP | WLS | BF | H | R | ER | SO | BB | IBB | HBP | BLK | WP | HR | S | P | ERA | WHIP |
|---|---|---|---|---|---|---|---|---|---|---|---|---|---|---|---|---|---|---|
| Bill Monbouquette, R<br>ERA: 2.08 | (1, 1) | 7.0 | L | 27 | 6 | 1 | 1 | 2 | 0 | 0 | 0 | 0 | 0 | 0 | 31 | 31 | 1.29 | 0.857 |
| Dooley Womack, R<br>ERA: 3.15 | (8, 1) | 1.2 | | 7 | 1 | 0 | 0 | 1 | 0 | 1 | 0 | 0 | 0 | 0 | 8 | 12 | 0.00 | 0.600 |
| Steve Hamilton, L<br>ERA: 3.81 | (9, 1) | 0.1 | | 1 | 0 | 0 | 0 | 0 | 0 | 0 | 0 | 0 | 0 | 0 | 1 | 1 | 0.00 | 0.000 |

| PITCHER | | IP | WLS | BF | H | R | ER | SO | BB | IBB | HBP | BLK | WP | HR | S | P | ERA | WHIP |
|---|---|---|---|---|---|---|---|---|---|---|---|---|---|---|---|---|---|---|

| Batter | 1 | 2 | 3 | 4 | 5 | 6 | 7 | 8 | 9 | AB | R | H | RBI | BB | SO | LOB |
|---|---|---|---|---|---|---|---|---|---|---|---|---|---|---|---|---|
| Horace Clarke, S (1, 4)<br>OBP: 0.316, SLG: 0.313 | 4-3 | | F7 | | F8 | | | BB | | 3 | 0 | 0 | 0 | 1 | 0 | 1 |
| Jake Gibbs, L (1, 2)<br>OBP: 0.309, SLG: 0.303 | BB 1B | | F7 | | | F9 | | F2 | | 4 | 0 | 1 | 0 | 0 | 0 | 1 |
| Mickey Mantle, S (1, 3)<br>OBP: 0.395, SLG: 0.458 | BBBB 1-2 BB | | | 1B | | F8 | | K | | 3 | 0 | 1 | 0 | 1 | 1 | 1 |
| Joe Pepitone, L (1, 8)<br>OBP: 0.310, SLG: 0.388 | F2 | | | F6 | | F6 | | 1-3 | | 4 | 0 | 0 | 0 | 0 | 0 | 4 |
| Tom Tresh, S (1, 7)<br>OBP: 0.296, SLG: 0.344 | SSS K | | | SSS K | | | F9 | | 4-3 | 4 | 0 | 0 | 0 | 0 | 2 | 3 |
| Bill Robinson, R (1, 9)<br>OBP: 0.265, SLG: 0.300 | | F7 | | SSS K2-3 | | | 6-3 | | 6-3 | 4 | 0 | 0 | 0 | 0 | 1 | 1 |
| Charley Smith, R (1, 5)<br>OBP: 0.293, SLG: 0.353 | | F8 | | | 4-3 5-3 1B | | H BB HBP | | F8 | 3 | 0 | 1 | 0 | 0 | 0 | 0 |
| Ruben Amaro, R (1, 6)<br>OBP: 0.306, SLG: 0.260 | | F8 | | | 5-3 1-2 | | BBBB 1-2 BB | | | 2 | 0 | 0 | 0 | 1 | 0 | 1 |
| Bill Monbouquette, R (1, 1)<br>OBP: 0.118, SLG: 0.118<br>Roy White, S (7, PH)<br>OBP: 0.288, SLG: 0.298<br>Dooley Womack, L (8, 1)<br>OBP: 0.286, SLG: 0.286<br>Steve Hamilton, L (9, 1)<br>OBP: 0.125, SLG: 0.125 | | | 1-3 | | 4-3 2-3 | | SSS K | | | 2<br>1<br>0<br>0 | 0<br>0<br>0<br>0 | 0<br>0<br>0<br>0 | 0<br>0<br>0<br>0 | 0<br>1<br>0<br>0 | 0<br>2<br>0<br>0 | 1<br>2<br>0<br>0 |
| Inning Stats | R: 0 H: 1<br>E: 0 LOB: 2<br>K: 1 BB: 1<br>S: 6 P: 10 | R: 0 H: 0<br>E: 0 LOB: 0<br>K: 0 BB: 0<br>S: 3 P: 3 | R: 0 H: 0<br>E: 0 LOB: 0<br>K: 0 BB: 0<br>S: 3 P: 3 | R: 0 H: 1<br>E: 0 LOB: 1<br>K: 2 BB: 0<br>S: 8 P: 8 | R: 0 H: 1<br>E: 0 LOB: 1<br>K: 0 BB: 0<br>S: 4 P: 4 | R: 0 H: 0<br>E: 0 LOB: 0<br>K: 0 BB: 0<br>S: 3 P: 3 | R: 0 H: 0<br>E: 0 LOB: 2<br>K: 1 BB: 1<br>S: 5 P: 10 | R: 0 H: 0<br>E: 0 LOB: 1<br>K: 1 BB: 1<br>S: 5 P: 9 | R: 0 H: 0<br>E: 0 LOB: 0<br>K: 0 BB: 0<br>S: 3 P: 3 | 1B: 3 SF: 0<br>2B: 0 SAC: 0<br>3B: 0 DP: 0<br>HR: 0 HBP: 1 | | | | | | WP: 0 PA: 34<br>PB: 0<br>SB: 0<br>CS: 0 |

| PITCHER | IP | WLS | BF | H | R | ER | SO | BB | IBB | HBP | BLK | WP | HR | S | P | ERA | WHIP |
|---|---|---|---|---|---|---|---|---|---|---|---|---|---|---|---|---|---|
| Dave Boswell, R (1, 1)<br>ERA: 3.05 | 9.0 | W | 34 | 3 | 0 | 0 | 5 | 3 | 0 | 1 | 0 | 0 | 0 | 40 | 53 | 0.00 | 0.667 |

| PITCHER | IP | WLS | BF | H | R | ER | SO | BB | IBB | HBP | BLK | WP | HR | S | P | ERA | WHIP |
|---|---|---|---|---|---|---|---|---|---|---|---|---|---|---|---|---|---|

# BOTTOM

# Minnesota Twins @ New York Yankees

Yankee Stadium, Bronx, NY

Sat Aug 19 1967, 3:33 AM EDT
Att. 36,787 - Unknown

livebaseballscorecards.com

| | |
|---|---|
| AB | 30 |
| R | 0 |
| H | 3 |
| RBI | 0 |
| BB | 3 |
| SO | 5 |
| LOB | 15 |

| Batter | 1 | 2 | 3 | 4 | 5 | 6 | 7 | 8 | 9 | AB | R | H | RBI | BB | SO | LOB |
|---|---|---|---|---|---|---|---|---|---|---|---|---|---|---|---|---|
| Zoilo Versalles, R (1, 6)<br>OBP: 0.268, SLG: 0.295 | F8 | | 6-3 | | | HR | G5-4-3<br>1-2f | | WP<br>2B | 5 | 1 | 2 | 1 | 0 | 0 | 2 |
| Cesar Tovar, R (1, 4)<br>OBP: 0.339, SLG: 0.369 | 5-3 | | 1B | | | K | | F7 | F3<br>2-3 | 5 | 0 | 1 | 0 | 0 | 1 | 1 |
| Tony Oliva, L (1, 9)<br>OBP: 0.322, SLG: 0.449 | HR | | F7 | | | F6 | | HR | | 4 | 2 | 2 | 2 | 0 | 0 | 1 |
| Harmon Killebrew, R (1, 3)<br>OBP: 0.408, SLG: 0.537 | F8 | | | F8 | | 2B<br>1B | | FC6-4<br>BB | | 3 | 0 | 1 | 0 | 1 | 0 | 0 |
| Bob Allison, R (1, 7)<br>OBP: 0.349, SLG: 0.468 | | K | | F7 | | 1-3<br>2B | | 1-2<br>FC6-4<br>BB | | 3 | 0 | 1 | 0 | 1 | 1 | 0 |
| Rich Rollins, R (1, 5)<br>OBP: 0.313, SLG: 0.334 | | K | | F7 | | G1 | | FC6-4<br>1-2f<br>2-3 | | 4 | 0 | 0 | 0 | 0 | 1 | 4 |
| Mudcat Grant, R (8, 1)<br>OBP: 0.148, SLG: 0.120 | | 1B | | | F5 | | 1B | G3 | | 0 | 0 | 0 | 0 | 0 | 0 | 0 |
| Russ Nixon, L (1, 2)<br>OBP: 0.314, SLG: 0.312 | | | | | | | | | | 4 | 0 | 2 | 0 | 0 | 0 | 2 |
| Ted Uhlaender, L (1, 8)<br>OBP: 0.263, SLG: 0.356 | | K | | | F4 | | F8 | | G6-4-3<br>1B | 4 | 0 | 1 | 0 | 0 | 1 | 2 |
| Jim Perry, S (1, 1)<br>OBP: 0.185, SLG: 0.333 | | | 4-1 | | F6 | | G5-4-3<br>1-2<br>1B | | G6-4-3<br>1-2f | 2 | 0 | 0 | 0 | 0 | 0 | 0 |
| Jim Ollom, R (5, 1)<br>OBP: 0.200, SLG: 0.200 | | | | | | | | | | 0 | 0 | 0 | 0 | 0 | 0 | 0 |
| Ron Kline, R (6, 1) | | | | | | | | | | 0 | 0 | 0 | 0 | 0 | 0 | 0 |
| Sandy Valdespino, L (7, PH)<br>OBP: 0.243, SLG: 0.262 | | | | | | | | | | 1 | 0 | 1 | 0 | 0 | 0 | 0 |
| Jim Roland, R (7, 1) | | | | | | | | | | 0 | 0 | 0 | 0 | 0 | 0 | 0 |
| Frank Kostro, R (8, 5)<br>OBP: 0.333, SLG: 0.263 | | | | | | | | | | 1 | 0 | 0 | 0 | 0 | 0 | 1 |

# TOP

## Minnesota Twins @ New York Yankees

Yankee Stadium, Bronx, NY

Sun Aug 20 1967, 3:33 AM EDT

Att. 19,518 - Unknown

livebaseballscorecards.com

| | |
|---|---|
| AB | 36 |
| R | 3 |
| H | 11 |
| RBI | 3 |
| BB | 2 |
| SO | 4 |
| LOB | 13 |

| Inning Stats | 1 | 2 | 3 | 4 | 5 | 6 | 7 | 8 | 9 |
|---|---|---|---|---|---|---|---|---|---|
| | R: 1<br>E: 0<br>K: 0<br>S: 4 | R: 0<br>E: 0<br>K: 3<br>S: 10 | R: 0<br>E: 0<br>K: 0<br>S: 4 | R: 0<br>E: 0<br>K: 0<br>S: 3 | R: 0<br>E: 0<br>K: 0<br>S: 3 | R: 1<br>E: 0<br>K: 1<br>S: 8 | R: 0<br>E: 0<br>K: 0<br>S: 4 | R: 1<br>E: 0<br>K: 0<br>S: 4 | R: 0<br>E: 0<br>K: 0<br>S: 4 |
| | H: 1<br>LOB: 0<br>BB: 0<br>P: 4 | H: 1<br>LOB: 1<br>BB: 0<br>P: 10 | H: 1<br>LOB: 1<br>BB: 0<br>P: 4 | H: 0<br>LOB: 0<br>BB: 0<br>P: 3 | H: 0<br>LOB: 0<br>BB: 0<br>P: 3 | H: 3<br>LOB: 2<br>BB: 0<br>P: 8 | H: 2<br>LOB: 1<br>BB: 0<br>P: 4 | H: 1<br>LOB: 2<br>BB: 2<br>P: 12 | H: 2<br>LOB: 1<br>BB: 0<br>P: 4 |

| | | | | | | | | | |

| Batter | 1 | 2 | 3 | 4 | 5 | 6 | 7 | 8 | 9 | AB | R | H | RBI | BB | SO | LOB |
|---|---|---|---|---|---|---|---|---|---|---|---|---|---|---|---|---|
| Horace Clarke, S (1, 4)<br>OBP: 0.319, SLG: 0.318 | 6-3 SF9 2B | | K | | SF7 HBP 1-2 2-3 1B | WP 2-H 1B | | 1-3 | | 5 | 1 | 3 | 1 | 0 | 1 | 2 |
| Jake Gibbs, L (1, 2)<br>OBP: 0.308, SLG: 0.299 | 6-3 2-3 | | K | | 1-2 2-3 3-H HBP | 1-2 | | | | 3 | 0 | 0 | 1 | 0 | 2 | 3 |
| Mickey Mantle, S (1, 3)<br>OBP: 0.394, SLG: 0.461<br>Mike Hegan, L (7, PR)<br>OBP: 0.233, SLG: 0.160 (8, 3) | SF9 3-H | | | F5 | SF7 2-3 3-H | | PB 2B | | | 2<br>0 | 0<br>0 | 1<br>0 | 2<br>0 | 0<br>0 | 0<br>0 | 0<br>0 |
| Joe Pepitone, L (1, 8)<br>OBP: 0.308, SLG: 0.384 | F7 | | | F8 | F9 | | F9 | | | 4 | 0 | 0 | 0 | 0 | 0 | 3 |
| Steve Whitaker, L (1, 7)<br>OBP: 0.299, SLG: 0.401 | | 4-3 | | E5 CS | | FC6-4 1B | 5-3 2-3 | | | 4 | 0 | 1 | 0 | 0 | 0 | 1 |
| Bill Robinson, R (1, 9)<br>OBP: 0.265, SLG: 0.307 | | F9 | | CS 1-2 | 1B 3B | FC6-4 PB 1B 1-2f 1B | 5-3 | | | 4 | 2 | 1 | 0 | 0 | 0 | 3 |
| Charley Smith, R (1, 5)<br>OBP: 0.297, SLG: 0.356<br>John Kennedy, R (7, 5)<br>OBP: 0.297, SLG: 0.277 | | 6-3 | | | FC1-5 1B 3-H 1B | PB 1-2 1B 1B | | SH3-4 1B | | 3<br>1 | 1<br>0 | 2<br>1 | 1<br>0 | 0<br>0 | 0<br>0 | 0<br>0 |
| Ruben Amaro, R (1, 6)<br>OBP: 0.311, SLG: 0.266 | | | SH3-4 1B | | 1B FC1-5 1-2 HBP 1B | SH3 1-H 2-H 1B | | SH3-4 1-2 | | 3 | 2 | 3 | 2 | 0 | 0 | 0 |
| Mel Stottlemyre, R (1, 1)<br>OBP: 0.129, SLG: 0.100<br>Joe Verbanic, R (8, 1)<br>OBP: 0.167, SLG: 0.250 | | | SH3-4 1-2 | | FC1-5 HBP 1B 1-2 2-3f SF7 | SH3 1-2 | | F7 | | 1<br>1 | 1<br>0 | 0<br>0 | 0<br>0 | 0<br>0 | 0<br>0 | 2<br>1 |
| Inning Stats | R: 1 E: 0 K: 0 S: 4 H: 1 LOB: 0 BB: 0 P: 4 | R: 0 E: 0 K: 0 S: 3 H: 0 LOB: 0 BB: 0 P: 3 | R: 0 E: 0 K: 2 S: 8 H: 1 LOB: 1 BB: 0 P: 8 | R: 0 E: 1 K: 0 S: 3 H: 0 LOB: 0 BB: 0 P: 3 | R: 3 E: 0 K: 0 S: 7 H: 4 LOB: 2 BB: 0 P: 8 | R: 3 E: 0 K: 1 S: 9 H: 4 LOB: 1 BB: 0 P: 9 | R: 0 E: 0 K: 0 S: 4 H: 1 LOB: 2 BB: 0 P: 4 | R: 0 E: 0 K: 0 S: 4 H: 1 LOB: 1 BB: 0 P: 4 | | 1B: 9 2B: 2 3B: 1 HR: 0 | SF: 2 SAC: 3 DP: 0 HBP: 1 | | | | | |

| PITCHER | | IP | WLS | BF | H | R | ER | SO | BB | IBB | HBP | BLK | WP | HR | S | P | ERA | WHIP |
|---|---|---|---|---|---|---|---|---|---|---|---|---|---|---|---|---|---|---|
| Jim Perry, R<br>ERA: 3.21 | (1, 1) | 4.1 | L | 20 | 6 | 4 | 4 | 2 | 0 | 0 | 1 | 0 | 0 | 0 | 23 | 24 | 8.31 | 1.385 |
| Jim Ollom, L<br>ERA: 5.34 | (5, 1) | 1.0 | | 5 | 2 | 2 | 2 | 0 | 0 | 0 | 0 | 0 | 0 | 0 | 5 | 5 | 18.00 | 2.000 |
| Ron Kline, R<br>ERA: 3.63 | (6, 1) | 0.2 | | 4 | 2 | 1 | 1 | 1 | 0 | 0 | 0 | 0 | 1 | 0 | 6 | 6 | 13.50 | 3.000 |
| Jim Roland, L<br>ERA: 3.0 | (7, 1) | 1.0 | | 4 | 1 | 0 | 0 | 0 | 0 | 0 | 0 | 0 | 0 | 0 | 4 | 4 | 0.00 | 1.000 |
| Mudcat Grant, R<br>ERA: 4.96 | (8, 1) | 1.0 | | 4 | 1 | 0 | 0 | 0 | 0 | 0 | 0 | 0 | 0 | 0 | 4 | 4 | 0.00 | 1.000 |

| PITCHER | IP | WLS | BF | H | R | ER | SO | BB | IBB | HBP | BLK | WP | HR | S | P | ERA | WHIP |
|---|---|---|---|---|---|---|---|---|---|---|---|---|---|---|---|---|---|

# BOTTOM

## Minnesota Twins @ New York Yankees

Yankee Stadium, Bronx, NY

Sun Aug 20 1967, 3:33 AM EDT

Att. 19,518 - Unknown

livebaseballscorecards.com

| | |
|---|---|
| AB | 31 |
| R | 7 |
| H | 12 |
| RBI | 7 |
| BB | 0 |
| SO | 3 |
| LOB | 15 |

WP: 1 PB: 2 SB: 0 CS: 1 PA: 38

# Minnesota Twins @ Detroit Tigers

Tiger Stadium, Detroit, MI

Tue Aug 22 1967, 7:05 PM EDT

Unknown

livebaseballscorecards.com

| Batter | 1 | 2 | 3 | 4 | 5 | 6 | 7 | 8 | 9 | AB | R | H | RBI | BB | SO | LOB |
|---|---|---|---|---|---|---|---|---|---|---|---|---|---|---|---|---|
| Zoilo Versalles, R (1, 6) OBP: 0.266, SLG: 0.293 | 6-3 | | | K | F3 | | | L9 | | 4 | 0 | 0 | 0 | 0 | 1 | 1 |
| Cesar Tovar, R (1, 4) OBP: 0.338, SLG: 0.374 | K | | | HR | | F7 | | FC6-4 1-2f | | 4 | 1 | 1 | 1 | 0 | 1 | 1 |
| Ron Kline, R (8, 1) | | | | | | | | | | 0 | 0 | 0 | 0 | 0 | 0 | 0 |
| Tony Oliva, L (1, 9) OBP: 0.323, SLG: 0.457 | F3 | | | HR | | F8 | | | FC5-4 1B | 4 | 1 | 2 | 1 | 0 | 0 | 0 |
| Harmon Killebrew, R (1, 5) OBP: 0.405, SLG: 0.532 | | 6-3 | | L6 | | K | | | FC5-4 5-3 1-2f | 4 | 0 | 0 | 0 | 0 | 1 | 1 |
| Bob Allison, R (1, 7) OBP: 0.348, SLG: 0.464 | | K | | FC3-6 BB | | | 5-3 | | 5-3 1-2 | 3 | 0 | 0 | 0 | 1 | 1 | 1 |
| Rich Reese, L (1, 3) OBP: 0.261, SLG: 0.358 | | L9 | | FC3-6 1-2f | | | L9 | | F8 | 4 | 0 | 0 | 0 | 0 | 0 | 2 |
| Russ Nixon, L (1, 2) OBP: 0.308, SLG: 0.305 | | | F6 | | 4-3 | | F7 | | | 3 | 0 | 0 | 0 | 0 | 0 | 0 |
| Ted Uhlaender, L (1, 8) OBP: 0.268, SLG: 0.372 | | | L9 | | HR | | | FC6-4 1B | | 3 | 1 | 2 | 1 | 0 | 0 | 0 |
| Dean Chance, R (1, 1) OBP: 0.105, SLG: 0.029 | | | 1-3 | | 1-3 | | | F8 | | 1 | 0 | 0 | 0 | 0 | 0 | 0 |
| Jim Ollom, R (3, 1) OBP: 0.200, SLG: 0.200 | | | | | | | | | | 0 | 0 | 0 | 0 | 0 | 0 | 0 |
| Jim Kaat, L (5, PH) OBP: 0.274, SLG: 0.313 | | | | | | | | | | 1 | 0 | 0 | 0 | 0 | 0 | 0 |
| Jim Roland, R (5, 1) | | | | | | | | | | 0 | 0 | 0 | 0 | 0 | 0 | 0 |
| Rod Carew, L (8, PH) OBP: 0.347, SLG: 0.415 (8, 4) | | | | | | | | | | 1 | 0 | 0 | 0 | 0 | 0 | 1 |

| Inning Stats | 1 | 2 | 3 | 4 | 5 | 6 | 7 | 8 | 9 | | | | |
|---|---|---|---|---|---|---|---|---|---|---|---|---|---|
| | R: 0 H: 0 | R: 0 H: 0 | R: 0 H: 0 | R: 2 H: 2 | R: 1 H: 1 | R: 0 H: 0 | R: 0 H: 0 | R: 0 H: 1 | R: 0 H: 1 | 1B: 2 SF: 0 | WP: 0 PA: 33 |
| | E: 0 LOB: 0 | E: 0 LOB: 0 | E: 0 LOB: 0 | E: 0 LOB: 1 | E: 0 LOB: 0 | E: 0 LOB: 0 | E: 0 LOB: 0 | E: 0 LOB: 1 | E: 0 LOB: 1 | 2B: 0 SAC: 0 | PB: 0 |
| | K: 1 BB: 0 | K: 1 BB: 0 | K: 0 BB: 0 | K: 1 BB: 1 | K: 0 BB: 0 | K: 1 BB: 0 | K: 0 BB: 0 | K: 0 BB: 0 | K: 0 BB: 0 | 3B: 0 DP: 0 | SB: 0 |
| | S: 5 P: 5 | S: 5 P: 5 | S: 3 P: 3 | S: 7 P: 11 | S: 4 P: 4 | S: 5 P: 5 | S: 3 P: 3 | S: 4 P: 4 | S: 4 P: 4 | HR: 3 HBP: 0 | CS: 0 |

| PITCHER | IP | WLS | BF | H | R | ER | SO | BB | IBB | HBP | BLK | WP | HR | S | P | ERA | WHIP |
|---|---|---|---|---|---|---|---|---|---|---|---|---|---|---|---|---|---|
| Earl Wilson, R (1, 1) ERA: 3.49 | 9.0 | W | 33 | 5 | 3 | 3 | 4 | 1 | 0 | 0 | 0 | 0 | 3 | 40 | 44 | 3.00 | 0.667 |

| PITCHER | IP | WLS | BF | H | R | ER | SO | BB | IBB | HBP | BLK | WP | HR | S | P | ERA | WHIP |
|---|---|---|---|---|---|---|---|---|---|---|---|---|---|---|---|---|---|

# Minnesota Twins @ Detroit Tigers

Tiger Stadium, Detroit, MI

Tue Aug 22 1967, 7:05 PM EDT

Unknown

## BOTTOM

| Batter | 1 | 2 | 3 | 4 | 5 | 6 | 7 | 8 | 9 | AB | R | H | RBI | BB | SO | LOB |
|---|---|---|---|---|---|---|---|---|---|---|---|---|---|---|---|---|
| Lenny Green, L (1, 7)<br>OBP: 0.279, SLG: 0.343 | HR<br>1B | K2-3 | | SF7<br>2-3<br>3-H | | WP BB<br>FC6-4<br>BB | 1-2<br>1B | | | 2 | 1 | 1 | 0 | 0 | 1 | 1 |
| Willie Horton, R (4, PH)<br>OBP: 0.346, SLG: 0.512 | | | | | | | | | | 1 | 1 | 1 | 1 | 1 | 0 | 0 |
| (5, 7) | | | | | | | | | | | | | | | | |
| Mickey Stanley, R (9, 8)<br>OBP: 0.280, SLG: 0.328 | | | | | | | | | | 0 | 0 | 0 | 0 | 0 | 0 | 0 |
| Dick McAuliffe, L (1, 4)<br>OBP: 0.372, SLG: 0.442 | 1-H<br>HR | | K | F8 | | K | F4 | | | 4 | 1 | 1 | 2 | 0 | 2 | 3 |
| Dick Tracewski, R (7, 4)<br>OBP: 0.277, SLG: 0.279 | | | | | | | | | | 1 | 0 | 0 | 0 | 0 | 0 | 2 |
| Eddie Mathews, L (1, 5)<br>OBP: 0.340, SLG: 0.393 | 4-3 | | 1B<br>1B | | E BB<br>WP<br>1B | FC6-4 WP<br>1-2<br>BB | | HR | | 4 | 2 | 3 | 1 | 1 | 0 | 0 |
| Al Kaline, R (1, 9)<br>OBP: 0.402, SLG: 0.580 | L6-3 | | G4-6-3<br>1-2<br>1B | | WP E<br>1-2<br>BB | FC6-4<br>1-2<br>2-3<br>IBB | | L4 | | 3 | 0 | 1 | 0 | 2 | 0 | 0 |
| Norm Cash, L (1, 3)<br>OBP: 0.368, SLG: 0.429 | K | | G4-6-3<br>1-2f | | K | FC6-4<br>1-2f<br>2-3<br>3-H | | F7 | | 5 | 0 | 0 | 1 | 0 | 2 | 6 |
| Jim Northrup, L (1, 8)<br>OBP: 0.331, SLG: 0.377 | | 4-3 | | K | E4<br>WP<br>1-2<br>2-3 | F8 | | K | | 5 | 0 | 0 | 0 | 0 | 2 | 4 |
| (9, 7) | | | | | | | | | | | | | | | | |
| Bill Freehan, R (1, 2)<br>OBP: 0.396, SLG: 0.453 | | E5<br>2B | | BB 1B<br>SF7<br>HBP | IBB<br>1-2<br>2-3<br>3-H | | F7 | | | 2 | 2 | 0 | 0 | 1 | 0 | 0 |
| Ray Oyler, R (1, 6)<br>OBP: 0.276, SLG: 0.272 | | K | | SF7 BB<br>1-2<br>1B | | K | FC6-4<br>1B | | | 4 | 0 | 2 | 0 | 0 | 2 | 4 |
| Earl Wilson, R (1, 1)<br>OBP: 0.267, SLG: 0.329 | 1-H<br>2B | | | BB<br>1-2<br>2-3 | | K | FC6-4<br>1B<br>1-2f | | | 3 | 0 | 1 | 1 | 1 | 1 | 4 |
| Inning Stats | R: 2<br>E: 0<br>K: 1<br>S: 7<br>H: 2<br>LOB: 0<br>BB: 0<br>P: 7 | R: 1<br>E: 1<br>K: 2<br>S: 9<br>H: 1<br>LOB: 1<br>BB: 0<br>P: 9 | R: 0<br>E: 0<br>K: 1<br>S: 6<br>H: 2<br>LOB: 0<br>BB: 0<br>P: 6 | R: 1<br>E: 0<br>K: 1<br>S: 6<br>H: 1<br>LOB: 2<br>BB: 1<br>P: 11 | R: 1<br>E: 1<br>K: 3<br>S: 11<br>H: 1<br>LOB: 3<br>BB: 2<br>P: 19 | R: 1<br>E: 0<br>K: 1<br>S: 5<br>H: 0<br>LOB: 2<br>BB: 3<br>P: 17 | R: 0<br>E: 0<br>K: 0<br>S: 5<br>H: 2<br>LOB: 2<br>BB: 0<br>P: 5 | R: 1<br>E: 0<br>K: 1<br>S: 6<br>H: 1<br>LOB: 0<br>BB: 0<br>P: 6 | | 1B: 7<br>2B: 1<br>3B: 0<br>HR: 2<br>SF: 1<br>SAC: 0<br>DP: 1<br>HBP: 1 | | | | | | |

livebaseballscorecards.com

| | |
|---|---|
| AB | 34 |
| R | 7 |
| H | 10 |
| RBI | 6 |
| BB | 6 |
| SO | 10 |
| LOB | 24 |

| PITCHER | | IP | WLS | BF | H | R | ER | SO | BB | IBB | HBP | BLK | WP | HR | S | P | ERA | WHIP |
|---|---|---|---|---|---|---|---|---|---|---|---|---|---|---|---|---|---|---|
| Dean Chance, R<br>ERA: 2.52 | (1, 1) | 2.1 | L | 13 | 5 | 3 | 2 | 4 | 0 | 0 | 0 | 0 | 0 | 1 | 21 | 21 | 7.71 | 2.143 |
| Jim Ollom, L<br>ERA: 5.34 | (3, 1) | 1.2 | | 7 | 1 | 1 | 1 | 1 | 1 | 0 | 1 | 0 | 0 | 0 | 7 | 12 | 5.40 | 1.200 |
| Jim Roland, L<br>ERA: 3.38 | (5, 1) | 3.0 | | 18 | 3 | 2 | 2 | 4 | 3 | 2 | 0 | 0 | 2 | 0 | 21 | 41 | 6.00 | 2.000 |
| Ron Kline, R<br>ERA: 3.74 | (8, 1) | 1.0 | | 4 | 1 | 1 | 1 | 1 | 0 | 0 | 0 | 0 | 0 | 1 | 6 | 6 | 9.00 | 1.000 |

| PITCHER | IP | WLS | BF | H | R | ER | SO | BB | IBB | HBP | BLK | WP | HR | S | P | ERA | WHIP |
|---|---|---|---|---|---|---|---|---|---|---|---|---|---|---|---|---|---|

# Minnesota Twins @ Detroit Tigers

Tiger Stadium, Detroit, MI

Tue Aug 22 1967, 7:05 PM EDT

Att. 40,921 - Unknown

TOP

livebaseballscorecards.com

| Batter | 1 | 2 | 3 | 4 | 5 | 6 | 7 | 8 | 9 | 10 | 11 | AB | R | H | RBI | BB | SO | LOB |
|---|---|---|---|---|---|---|---|---|---|---|---|---|---|---|---|---|---|---|
| Zoilo Versalles, R (1, 6)<br>OBP: 0.263, SLG: 0.289 | S S S 0-3 ① K | | S S S 0-3 ① K | | S S S 0-3 ② K | | x 0-0 ② 4-3 2-3 | | | x 0-0 ① F7 | | 5 | 0 | 0 | 0 | 0 | 3 | 1 |
| Cesar Tovar, R (1, 5)<br>OBP: 0.341, SLG: 0.375 | x 0-0 G3 1B | | x 0-0 ② L9 | | B B B 4-0 BB | | x 0-0 ③ F8 | | | x 0-0 S 1B | | 4 | 0 | 2 | 0 | 1 | 0 | 1 |
| Tony Oliva, L (1, 9)<br>OBP: 0.324, SLG: 0.459 | x 0-0 ② G3 1-2 | | x 0-0 2B | | x 0-0 ③ 4-3 | | | x 0-0 1B | | S S S 0-3 ② K 1-2 | | 5 | 0 | 2 | 0 | 0 | 1 | 3 |
| Harmon Killebrew, R (1, 3)<br>OBP: 0.402, SLG: 0.526<br>Rich Reese, L (9, 3)<br>OBP: 0.258, SLG: 0.354 | S S S 0-3 ③ K | | S S S 0-3 ③ K | | | x 0-0 ① 5-3 | | S S S 0-3 ① K | | S S S 0-3 ③ K | | 4<br>1 | 0<br>0 | 0<br>0 | 0<br>0 | 0<br>0 | 3<br>1 | 3<br>1 |
| Bob Allison, R (1, 7)<br>OBP: 0.351, SLG: 0.463 | | B B B 4-0 HBP 1B G4-3-6 BB | | B B B 4-0 S BB | | x 0-0 1B | | S S S 0-3 ② K | | | S S S 0-3 ① K | 3 | 1 | 1 | 0 | 2 | 2 | 1 |
| Rod Carew, L (1, 4)<br>OBP: 0.345, SLG: 0.412 | | x 0-0 G4-3-6 HBP 1-2 1B | | S S S 0-3 ① K 1-2 | | S S S 0-3 ② K | | x 0-0 ③ F7 | | | S S S 0-3 ② K | 5 | 0 | 1 | 0 | 0 | 3 | 3 |
| Jerry Zimmerman, R (1, 2)<br>OBP: 0.250, SLG: 0.184<br>Sandy Valdespino, L (11, PH)<br>OBP: 0.239, SLG: 0.258<br>Hank Izquierdo, R (11, 2)<br>OBP: 0.333, SLG: 0.200 | H 1-0 G4-3-6 HBP 1-2 2-3 | | S S S 0-3 ② K | | x 0-0 ③ G3 | | | | x 0-0 ① 1-3 | | x 0-0 ③ 6-3 | 3<br>1<br>0 | 0<br>0<br>0 | 0<br>0<br>0 | 0<br>0<br>0 | 0<br>0<br>0 | 1<br>0<br>0 | 2<br>0<br>0 |
| Ted Uhlaender, L (1, 8)<br>OBP: 0.268, SLG: 0.374 | S S S 0-3 ① K | | x 0-0 ③ F6 | | | | x 0-0 4-3 2B | | x 0-0 ② F7 | | | 4 | 0 | 1 | 0 | 0 | 1 | 4 |
| Jim Kaat, L (1, 1)<br>OBP: 0.260, SLG: 0.296<br>Al Worthington, R (9, 1) | x 0-0 ② ③ G4-3-6 1-2f 2-3 3-H | | | | S S S 0-3 ① K | | S S S 0-3 ① K | | x 0-0 ③ 4-3 | | | 4<br>0 | 0<br>0 | 0<br>0 | 0<br>0 | 0<br>0 | 2<br>0 | 3<br>0 |

| Inning Stats | | | | | | | | | | | | | | | | | | | | | | | | |
|---|---|---|---|---|---|---|---|---|---|---|---|---|---|---|---|---|---|---|---|---|---|---|---|---|
| | R: 0 | H: 1 | R: 1 | H: 1 | R: 0 | H: 1 | R: 0 | H: 0 | R: 0 | H: 0 | R: 0 | H: 1 | R: 0 | H: 1 | R: 0 | H: 1 | R: 0 | H: 0 | R: 0 | H: 1 | R: 0 | H: 0 | 1B: 5 | SF: 0 | WP: 0 | PA: 43 |
| | E: 0 | LOB: 1 | E: 0 | LOB: 1 | E: 0 | LOB: 1 | E: 0 | LOB: 1 | E: 0 | LOB: 1 | E: 0 | LOB: 1 | E: 0 | LOB: 1 | E: 0 | LOB: 1 | E: 0 | LOB: 0 | E: 0 | LOB: 1 | E: 0 | LOB: 0 | 2B: 2 | SAC: 0 | PB: 0 | |
| | K: 2 | BB: 0 | K: 1 | BB: 1 | K: 2 | BB: 0 | K: 2 | BB: 1 | K: 2 | BB: 1 | K: 1 | BB: 0 | K: 1 | BB: 0 | K: 2 | BB: 0 | K: 0 | BB: 0 | K: 2 | BB: 0 | K: 2 | BB: 0 | 3B: 0 | DP: 1 | SB: 2 | |
| | S: 8 | P: 8 | S: 5 | P: 10 | S: 8 | P: 8 | S: 7 | P: 11 | S: 7 | P: 11 | S: 6 | P: 6 | S: 6 | P: 6 | S: 8 | P: 8 | S: 3 | P: 3 | S: 8 | P: 8 | S: 7 | P: 7 | HR: 0 | HBP: 1 | CS: 0 | |

| PITCHER | | IP | WLS | BF | H | R | ER | SO | BB | IBB | HBP | BLK | WP | HR | S | P | ERA | WHIP |
|---|---|---|---|---|---|---|---|---|---|---|---|---|---|---|---|---|---|---|
| Mickey Lolich, L<br>ERA: 3.89 | (1, 1) | 8.0 | | 33 | 6 | 1 | 1 | 13 | 3 | 0 | 1 | 0 | 0 | 0 | 55 | 68 | 1.12 | 1.125 |
| Fred Lasher, R<br>ERA: 2.25 | (9, 1) | 3.0 | W | 10 | 1 | 0 | 0 | 4 | 0 | 0 | 0 | 0 | 0 | 0 | 18 | 18 | 0.00 | 0.333 |

| PITCHER | IP | WLS | BF | H | R | ER | SO | BB | IBB | HBP | BLK | WP | HR | S | P | ERA | WHIP |
|---|---|---|---|---|---|---|---|---|---|---|---|---|---|---|---|---|---|

| | |
|---|---|
| AB | 39 |
| R | 1 |
| H | 7 |
| RBI | 0 |
| BB | 3 |
| SO | 17 |
| LOB | 22 |

| Batter | 1 | 2 | 3 | 4 | 5 | 6 | 7 | 8 | 9 | 10 | 11 | AB | R | H | RBI | BB | SO | LOB |
|---|---|---|---|---|---|---|---|---|---|---|---|---|---|---|---|---|---|---|
| Mickey Stanley, R (1, 8) (10, 3)<br>OBP: 0.275, SLG: 0.322 | 5-3 | | 1-3 | | F7 | | | K | | K | | 5 | 0 | 0 | 0 | 0 | 2 | 2 |
| Dick McAuliffe, L (1, 4) (10, 6)<br>OBP: 0.372, SLG: 0.446 | K | | | K | | K | | | 2B 1B | | WP 3B | 5 | 2 | 2 | 0 | 0 | 3 | 0 |
| Al Kaline, R (1, 9)<br>OBP: 0.402, SLG: 0.580 | F3 | | | 1B | | L7 | | | 1-H 2B | | F2 | 5 | 0 | 2 | 1 | 0 | 0 | 1 |
| Willie Horton, R (1, 7)<br>OBP: 0.345, SLG: 0.509 | | 1B | | K | | 5-3 | | | F9 | | WP 3-H | 5 | 0 | 1 | 0 | 0 | 1 | 2 |
| Bill Freehan, R (1, 3) (10, 2)<br>OBP: 0.392, SLG: 0.449 | | K | | F9 | | | F4 | | K | | | 4 | 0 | 0 | 0 | 0 | 2 | 3 |
| Jim Price, R (1, 2)<br>OBP: 0.319, SLG: 0.357<br>Jerry Lumpe, L (9, PH) (10, 4)<br>OBP: 0.268, SLG: 0.241 | F8 | | 1-3 | | | | F7 | | IBB | | | 3<br>0 | 0<br>0 | 0<br>0 | 0<br>0 | 0<br>1 | 0<br>0 | 1<br>0 |
| Dick Tracewski, R (1, 5) (9, 6)<br>OBP: 0.279, SLG: 0.281<br>Jim Northrup, L (9, PH) (10, 8)<br>OBP: 0.330, SLG: 0.376 | F4 | | BB 1B | | | | 6-3 | | 4-3 | | | 3<br>1 | 0<br>0 | 1<br>0 | 0<br>0 | 0<br>0 | 1<br>2 | 1<br>0 |
| Ray Oyler, R (1, 6)<br>OBP: 0.278, SLG: 0.271<br>Eddie Mathews, L (8, PH) (9, 5)<br>OBP: 0.338, SLG: 0.391 | | 5-3 | 1-2 BB | | | | | K | | 1-3 | | 1<br>2 | 0<br>0 | 0<br>0 | 0<br>0 | 1<br>0 | 0<br>1 | 0<br>0 |
| Mickey Lolich, S (1, 1)<br>OBP: 0.250, SLG: 0.175<br>Norm Cash, L (8, PH)<br>OBP: 0.367, SLG: 0.428<br>Fred Lasher, R (9, 1) | | K | K | | | | | 3-1 | | 6-3 | | 2<br>1<br>1 | 0<br>0<br>0 | 0<br>0<br>0 | 0<br>0<br>0 | 0<br>0<br>0 | 2<br>0<br>0 | 2<br>0<br>0 |
| Inning Stats | R: 0 H: 0<br>E: 0 LOB: 0<br>K: 1 BB: 0<br>S: 5 P: 5 | R: 0 H: 1<br>E: 0 LOB: 1<br>K: 1 BB: 0<br>S: 6 P: 6 | R: 0 H: 0<br>E: 0 LOB: 0<br>K: 1 BB: 0<br>S: 5 P: 5 | R: 0 H: 1<br>E: 0 LOB: 1<br>K: 2 BB: 0<br>S: 8 P: 8 | R: 0 H: 1<br>E: 0 LOB: 2<br>K: 1 BB: 1<br>S: 6 P: 10 | R: 0 H: 0<br>E: 0 LOB: 0<br>K: 1 BB: 0<br>S: 5 P: 5 | R: 0 H: 0<br>E: 0 LOB: 0<br>K: 0 BB: 0<br>S: 3 P: 3 | R: 0 H: 0<br>E: 0 LOB: 0<br>K: 2 BB: 0<br>S: 7 P: 7 | R: 1 H: 2<br>E: 0 LOB: 2<br>K: 1 BB: 1<br>S: 7 P: 11 | R: 0 H: 0<br>E: 0 LOB: 0<br>K: 1 BB: 0<br>S: 5 P: 5 | R: 1 H: 1<br>E: 0 LOB: 0<br>K: 0 BB: 0<br>S: 2 P: 2 | 1B: 4 SF: 0<br>2B: 1 SAC: 0<br>3B: 1 DP: 0<br>HR: 0 HBP: 0 | | | | | | |

| PITCHER | | IP | WLS | BF | H | R | ER | SO | BB | IBB | HBP | BLK | WP | HR | S | P | ERA | WHIP |
|---|---|---|---|---|---|---|---|---|---|---|---|---|---|---|---|---|---|---|
| Jim Kaat, L<br>ERA: 3.42 | (1, 1) | 8.0 | | 30 | 5 | 1 | 1 | 9 | 1 | 0 | 0 | 0 | 0 | 0 | 47 | 51 | 1.12 | 0.750 |
| Al Worthington, R<br>ERA: 3.48 | (9, 1) | 2.1 | L | 10 | 1 | 1 | 1 | 2 | 0 | 1 | 0 | 0 | 1 | 0 | 12 | 16 | 3.86 | 0.429 |

| PITCHER | IP | WLS | BF | H | R | ER | SO | BB | IBB | HBP | BLK | WP | HR | S | P | ERA | WHIP |
|---|---|---|---|---|---|---|---|---|---|---|---|---|---|---|---|---|---|

# Minnesota Twins @ Detroit Tigers

Tiger Stadium, Detroit, MI

Tue Aug 22 1967, 7:05 PM EDT

Att. 40,921 - Unknown

BOTTOM

livebaseballscorecards.com

| | |
|---|---|
| AB | 38 |
| R | 2 |
| H | 6 |
| RBI | 1 |
| BB | 2 |
| SO | 11 |
| LOB | 14 |

WP: 1 PA: 40
PB: 0
SB: 0
CS: 0

| Batter | 1 | 2 | 3 | 4 | 5 | 6 | 7 | 8 | 9 | AB | R | H | RBI | BB | SO | LOB |
|---|---|---|---|---|---|---|---|---|---|---|---|---|---|---|---|---|
| Rod Carew, L (1, 4)<br>OBP: 0.347, SLG: 0.413 | 6-3 SH5-3 1B | | 4-3 | | | 6-3 | | | 1B | 4 | 0 | 2 | 0 | 0 | 0 | 0 |
| Cesar Tovar, R (1, 5)<br>OBP: 0.341, SLG: 0.376 | SH5-3<br>1-2 | | 5-3 | | | G6-4-3 1B | | | F8 | 2 | 0 | 1 | 0 | 0 | 0 | 0 |
| Rich Rollins, R (7, 5)<br>OBP: 0.312, SLG: 0.333 | | | | | | | | | | 1 | 0 | 0 | 0 | 0 | 0 | 1 |
| Tony Oliva, L (1, 9)<br>OBP: 0.322, SLG: 0.456 | 6-3<br>2-3 | | | F6 | | G6-4-3<br>1-2f | | | F8 | 3 | 0 | 0 | 0 | 0 | 0 | 2 |
| Frank Kostro, R (7, 9)<br>OBP: 0.318, SLG: 0.250 | | | | | | | | | | 1 | 0 | 0 | 0 | 0 | 0 | 1 |
| Bob Allison, R (1, 7)<br>OBP: 0.349, SLG: 0.461 | F8 | | | E6 G6-4-3 | | | F7 | | 1-3 | 2 | 0 | 0 | 0 | 0 | 0 | 1 |
| Sandy Valdespino, L (5, 7)<br>OBP: 0.233, SLG: 0.250 | | | | | | | | | | 2 | 0 | 0 | 0 | 0 | 0 | 1 |
| Harmon Killebrew, R (1, 3)<br>OBP: 0.399, SLG: 0.522 | | K | | G6-4-3<br>1-2f | | | F8 | | | 3 | 0 | 0 | 0 | 0 | 1 | 1 |
| Rich Reese, L (7, 3)<br>OBP: 0.258, SLG: 0.354 | | | | | | | | | | 0 | 0 | 0 | 0 | 0 | 0 | 0 |
| Ted Uhlaender, L (1, 8)<br>OBP: 0.268, SLG: 0.374 | | 1B | | | 4-3 | | F9 | | | 3 | 0 | 1 | 0 | 0 | 0 | 0 |
| Zoilo Versalles, R (1, 6)<br>OBP: 0.264, SLG: 0.289 | | F7 | | | BBBB 4-0 6-3 BB | | | 6-3 | | 1 | 0 | 0 | 0 | 1 | 0 | 1 |
| Jackie Hernandez, R (5, 6)<br>OBP: 0.167, SLG: 0.167 | | | | | | | | | | 1 | 0 | 0 | 0 | 0 | 0 | 0 |
| Jerry Zimmerman, R (1, 2)<br>OBP: 0.249, SLG: 0.183 | | F4 | | | 6-3<br>1-2 | | | K | | 1 | 0 | 0 | 0 | 0 | 0 | 1 |
| Russ Nixon, L (5, PH)<br>OBP: 0.304, SLG: 0.301 | | | | | | | | | | 2 | 0 | 0 | 0 | 0 | 1 | 1 |
| (5, 2) | | | | | | | | | | | | | | | | |
| Jim Merritt, L (1, 1)<br>OBP: 0.226, SLG: 0.211 | | | 5-3 | | 4-3 | | | K | | 1 | 0 | 0 | 0 | 0 | 0 | 0 |
| Jim Ollom, R (3, 1)<br>OBP: 0.200, SLG: 0.200 | | | | | | | | | | 0 | 0 | 0 | 0 | 0 | 0 | 0 |
| Jim Roland, R (4, 1) | | | | | | | | | | 2 | 0 | 0 | 0 | 0 | 1 | 1 |
| Inning Stats | R: 0 H: 1<br>E: 0 LOB: 1<br>K: 0 BB: 0<br>S: 4 P: 4 | R: 0 H: 1<br>E: 0 LOB: 1<br>K: 1 BB: 0<br>S: 6 P: 6 | R: 0 H: 0<br>E: 0 LOB: 0<br>K: 0 BB: 0<br>S: 3 P: 3 | R: 0 H: 0<br>E: 1 LOB: 0<br>K: 0 BB: 0<br>S: 3 P: 3 | R: 0 H: 0<br>E: 0 LOB: 1<br>K: 0 BB: 1<br>S: 3 P: 7 | R: 0 H: 1<br>E: 0 LOB: 0<br>K: 0 BB: 0<br>S: 3 P: 3 | R: 0 H: 0<br>E: 0 LOB: 0<br>K: 0 BB: 0<br>S: 3 P: 3 | R: 0 H: 0<br>E: 0 LOB: 0<br>K: 2 BB: 0<br>S: 7 P: 7 | R: 0 H: 1<br>E: 0 LOB: 1<br>K: 0 BB: 0<br>S: 4 P: 4 | 1B: 4 SF: 0<br>2B: 0 SAC: 1<br>3B: 0 DP: 2<br>HR: 0 HBP: 0 | | | | | | |

# TOP

## Minnesota Twins @ Detroit Tigers

Tiger Stadium, Detroit, MI

Wed Aug 23 1967, 7:05 PM EDT

Unknown

livebaseballscorecards.com

| | |
|---|---|
| AB | 29 |
| R | 0 |
| H | 4 |
| RBI | 0 |
| BB | 1 |
| SO | 3 |
| LOB | 11 |

WP: 0 PB: 0 SB: 0 CS: 0 PA: 31

| PITCHER | | IP | WLS | BF | H | R | ER | SO | BB | IBB | HBP | BLK | WP | HR | S | P | ERA | WHIP |
|---|---|---|---|---|---|---|---|---|---|---|---|---|---|---|---|---|---|---|
| Joe Sparma, R<br>ERA: 3.81 | (1, 1) | 9.0 | W | 31 | 4 | 0 | 0 | 3 | 1 | 0 | 0 | 0 | 0 | 0 | 36 | 40 | 0.00 | 0.556 |

| PITCHER | IP | WLS | BF | H | R | ER | SO | BB | IBB | HBP | BLK | WP | HR | S | P | ERA | WHIP |
|---|---|---|---|---|---|---|---|---|---|---|---|---|---|---|---|---|---|

# Minnesota Twins @ Detroit Tigers

Tiger Stadium, Detroit, MI

Wed Aug 23 1967, 7:05 PM EDT

Unknown

## BOTTOM

| Batter | 1 | 2 | 3 | 4 | 5 | 6 | 7 | 8 | 9 | AB | R | H | RBI | BB | SO | LOB |
|---|---|---|---|---|---|---|---|---|---|---|---|---|---|---|---|---|
| Mickey Stanley, R (1, 8)<br>OBP: 0.274, SLG: 0.319 | 0-0 1B SF7 1B | 0-0 E2 3-H | 0-0 5-3 | | 0-0 L4 | | 0-0 5-3 | | | 5 | 1 | 1 | 0 | 0 | 0 | 3 |
| Dick McAuliffe, L (1, 4)<br>OBP: 0.373, SLG: 0.445<br>Jerry Lumpe, L (6, 4)<br>OBP: 0.266, SLG: 0.239 | 0-0 BB BB 1-3 1B | 0-3 K | | BBBB 4-0 BB 1B BB | 0-0 4-3 | | SSS 0-3 K | | | 3 | 1 | 1 | 0 | 1 | 1 | 2 |
| | | | | | | | | | | 1 | 0 | 0 | 0 | 0 | 1 | 0 |
| Al Kaline, R (1, 9)<br>OBP: 0.403, SLG: 0.577<br>Lenny Green, L (6, 7)<br>OBP: 0.277, SLG: 0.339 | BBBB 4-0 SF7 S 1-2 PB BB | SSS 0-3 K | | BBBB 4-0 1B 1-2 4-3 BB | 0-0 L4 | | SSS 0-3 K | | | 2 | 2 | 0 | 0 | 2 | 1 | 2 |
| | | | | | | | | | | 1 | 0 | 0 | 0 | 0 | 1 | 0 |
| Willie Horton, R (1, 7)<br>OBP: 0.351, SLG: 0.512<br>Jim Northrup, L (4, PR)<br>OBP: 0.329, SLG: 0.374<br>(5, 7)<br>(6, 9) | BBBB 4-0 PB 1-2 2-3 BB | | 0-0 SH1-3 1B 1B | 0-0 4-3 E 1-3 2-H 1B | | 0-0 4-3 | | 0-0 F8 | | 2 | 1 | 2 | 1 | 1 | 0 | 0 |
| | | | | | | | | | | 2 | 1 | 0 | 0 | 0 | 0 | 0 |
| Bill Freehan, R (1, 3)<br>OBP: 0.391, SLG: 0.450 | 0-0 SF7 2-3 3-H | | 0-0 SH1-3 1-2 | 0-0 1-3 | | 0-0 3B 2B | | 0-0 F8 | | 3 | 1 | 1 | 1 | 0 | 0 | 2 |
| Jim Price, R (1, 2)<br>OBP: 0.338, SLG: 0.356 | 0-0 5-3 1-2 3-H | | III 4-0 1B 1B 4-3 IBB | BBB 4-0 4-3 E BB | | SSS 0-3 K | | 0-0 BB 1B 1B | | 3 | 2 | 1 | 0 | 2 | 1 | 2 |
| Dick Tracewski, R (1, 5)<br>OBP: 0.315, SLG: 0.348 | | 0-0 SH5-3 1B E 1B | 0-0 4-3 1B 1-2 2-H 1B | 0-0 4-3 1-2 2-3 3-H | | 0-0 2-H 3B | | 0-0 BB 1-2 1B | | 5 | 1 | 4 | 3 | 0 | 0 | 2 |
| Ray Oyler, R (1, 6)<br>OBP: 0.285, SLG: 0.275 | | 0-0 SH5-3 1-2 1B | 0-0 4-3 1-2 2-3 1B | 0-0 E6 2-H 3-H | | BBBB 4-0 BB | | BBBB 4-0 1-2 2-3 BB | | 3 | 0 | 2 | 0 | 2 | 0 | 0 |
| Joe Sparma, R (1, 1)<br>OBP: 0.033, SLG: 0.017 | | 0-0 SH5-3 1-2 2-3 | 0-0 4-3 1-2 2-3 3-H | 0-0 4-3 | | 0-0 1-3 | | SSS 0-3 K | | 4 | 0 | 0 | 1 | 0 | 1 | 9 |
| Inning Stats | R: 2 E: 0 K: 0 S: 4 H: 2 LOB: 1 BB: 2 P: 12 | R: 1 E: 1 K: 2 S: 10 H: 2 LOB: 2 BB: 0 P: 10 | R: 2 E: 0 K: 0 S: 6 H: 3 LOB: 2 BB: 1 P: 10 | R: 4 E: 1 K: 0 S: 5 H: 1 LOB: 2 BB: 3 P: 17 | R: 0 E: 0 K: 0 S: 3 H: 0 LOB: 0 BB: 0 P: 3 | R: 1 E: 0 K: 1 S: 7 H: 2 LOB: 2 BB: 1 P: 11 | R: 0 E: 0 K: 2 S: 7 H: 0 LOB: 0 BB: 0 P: 7 | R: 0 E: 0 K: 1 S: 7 H: 2 LOB: 3 BB: 1 P: 11 | | 1B: 10 2B: 1 3B: 1 HR: 0 SF: 1 SAC: 2 DP: 0 HBP: 0 | | | | | | |

livebaseballscorecards.com

| | |
|---|---|
| AB | 34 |
| R | 10 |
| H | 12 |
| RBI | 6 |
| BB | 8 |
| SO | 6 |
| LOB | 22 |

| PITCHER | | IP | WLS | BF | H | R | ER | SO | BB | IBB | HBP | BLK | WP | HR | S | P | ERA | WHIP |
|---|---|---|---|---|---|---|---|---|---|---|---|---|---|---|---|---|---|---|
| Jim Merritt, L<br>ERA: 2.23 | (1, 1) | 2.1 | L | 17 | 7 | 5 | 3 | 2 | 2 | 1 | 0 | 0 | 0 | 0 | 18 | 30 | 11.57 | 3.857 |
| Jim Ollom, L<br>ERA: 5.73 | (3, 1) | 1.0 | | 7 | 1 | 4 | 2 | 0 | 3 | 0 | 0 | 0 | 0 | 0 | 4 | 16 | 18.00 | 4.000 |
| Jim Roland, L<br>ERA: 3.14 | (4, 1) | 4.2 | | 21 | 4 | 1 | 1 | 4 | 2 | 0 | 0 | 0 | 0 | 0 | 27 | 35 | 1.93 | 1.286 |

| PITCHER | IP | WLS | BF | H | R | ER | SO | BB | IBB | HBP | BLK | WP | HR | S | P | ERA | WHIP |
|---|---|---|---|---|---|---|---|---|---|---|---|---|---|---|---|---|---|

# Minnesota Twins @ Detroit Tigers

Tiger Stadium, Detroit, MI

Wed Aug 23 1967, 7:05 PM EDT

Att. 44,662 - Unknown

TOP

livebaseballscorecards.com

| Batter | 1 | 2 | 3 | 4 | 5 | 6 | 7 | 8 | 9 | AB | R | H | RBI | BB | SO | LOB |
|---|---|---|---|---|---|---|---|---|---|---|---|---|---|---|---|---|
| Rod Carew, L (1, 4)<br>OBP: 0.346, SLG: 0.411 | S S S<br>0-3 ①<br>K | | x<br>0-0 ② ③<br>G3-6<br>1-2f | | x<br>0-0<br>1B<br>2-H<br>1B | | x<br>0-0 ②<br>F8 | | | 4 | 0 | 1 | 1 | 0 | 1 | 1 |
| Ted Uhlaender, L (1, 8)<br>OBP: 0.268, SLG: 0.372 | x<br>0-0 ②<br>4-3 | | | x<br>0-0 ①<br>F6 | x<br>0-0<br>1-3<br>1B | | x<br>0-0 ③<br>1-3 | | | 4 | 0 | 1 | 0 | 0 | 0 | 0 |
| Cesar Tovar, R (1, 5)<br>OBP: 0.339, SLG: 0.372 | S S S<br>0-3 ③<br>K | | | x<br>0-0 ②<br>5-3 | x<br>0-0 ③<br>F5 | | | x<br>0-0 ①<br>G2 | | 4 | 0 | 0 | 0 | 0 | 1 | 2 |
| Tony Oliva, L (1, 9)<br>OBP: 0.319, SLG: 0.451 | | x<br>0-0 ①<br>F8 | | x<br>0-0 ③<br>4-3 | | x<br>0-0 ①<br>F2 | | x<br>0-0 ②<br>F5 | | 4 | 0 | 0 | 0 | 0 | 0 | 0 |
| Harmon Killebrew, R (1, 3)<br>OBP: 0.400, SLG: 0.528 | | x<br>0-0 ②<br>F7 | | | x<br>0-0<br>HR | S S S<br>0-3 ②<br>K | | B B B B<br>4-0<br>PB<br>BB | | 3 | 1 | 1 | 1 | 1 | 1 | 0 |
| Bob Allison, R (1, 7)<br>OBP: 0.350, SLG: 0.460<br>Sandy Valdespino, L (8, 7)<br>OBP: 0.233, SLG: 0.250 | | x<br>0-0 ③<br>6-3 | | | x<br>0-0<br>SH3-4<br>E<br>1B | B B B B<br>4-0<br>1B<br>BB | | x<br>0-0 ③<br>1-3<br>1-2 | | 3<br>0 | 1<br>0 | 1<br>0 | 1<br>0 | 0<br>0 | 1<br>0 | 1<br>0 |
| Hank Izquierdo, R (1, 2)<br>OBP: 0.444, SLG: 0.375 | | | x<br>0-0<br>SH2-4<br>1B<br>1B | | x<br>0-0 ①<br>SH3-4<br>1-2 | x<br>0-0<br>1-2<br>1B | | | S S S<br>0-3 ①<br>K | 3 | 1 | 2 | 0 | 0 | 1 | 0 |
| Jackie Hernandez, R (1, 6)<br>OBP: 0.133, SLG: 0.133 | | | x<br>0-0 ①<br>SH2-4<br>1-2 | | x<br>0-0 ②<br>5-3 | S S S<br>0-3 ③<br>K | | | x<br>0-0 ②<br>4-3 | 3 | 0 | 0 | 0 | 0 | 1 | 3 |
| Jim Perry, S (1, 1)<br>OBP: 0.233, SLG: 0.367<br>Jim Merritt, L (7, 1)<br>OBP: 0.226, SLG: 0.211<br>Ron Kline, R (7, 1) | | | x<br>0-0<br>G3-6<br>2-H<br>1B | | x<br>0-0<br>E9<br>WP<br>2-H<br>1B | | x<br>0-0 ①<br>6-3 | | S S S<br>0-3 ③<br>K | 3<br>0<br>1 | 1<br>0<br>0 | 2<br>0<br>0 | 2<br>0<br>0 | 0<br>0<br>0 | 0<br>0<br>1 | 0<br>0<br>0 |
| Inning Stats | R: 0<br>E: 0<br>K: 2<br>S: 7<br>H: 0<br>LOB: 0<br>BB: 0<br>P: 7 | R: 0<br>E: 0<br>K: 0<br>S: 3<br>H: 0<br>LOB: 0<br>BB: 0<br>P: 3 | R: 1<br>E: 0<br>K: 0<br>S: 4<br>H: 2<br>LOB: 0<br>BB: 0<br>P: 4 | R: 0<br>E: 0<br>K: 0<br>S: 3<br>H: 0<br>LOB: 0<br>BB: 0<br>P: 3 | R: 3<br>E: 1<br>K: 0<br>S: 8<br>H: 5<br>LOB: 2<br>BB: 0<br>P: 8 | R: 0<br>E: 0<br>K: 2<br>S: 8<br>H: 1<br>LOB: 2<br>BB: 1<br>P: 12 | R: 0<br>E: 0<br>K: 0<br>S: 3<br>H: 0<br>LOB: 0<br>BB: 0<br>P: 3 | R: 0<br>E: 0<br>K: 0<br>S: 3<br>H: 0<br>LOB: 1<br>BB: 1<br>P: 7 | R: 0<br>E: 0<br>K: 2<br>S: 7<br>H: 0<br>LOB: 0<br>BB: 0<br>P: 7 | 1B: 7<br>2B: 0<br>3B: 0<br>HR: 1<br>SF: 0<br>SAC: 2<br>DP: 1<br>HBP: 0 | | | | | | |

| | AB | 32 |
|---|---|---|
| | R | 4 |
| | H | 8 |
| | RBI | 4 |
| | BB | 2 |
| | SO | 6 |
| | LOB | 7 |

WP: 1 PB: 1 SB: 0 CS: 0 PA: 36

| PITCHER | | IP | WLS | BF | H | R | ER | SO | BB | IBB | HBP | BLK | WP | HR | S | P | ERA | WHIP |
|---|---|---|---|---|---|---|---|---|---|---|---|---|---|---|---|---|---|---|
| Dave Wickersham, R<br>ERA: 2.91 | (1, 1) | 4.2 | L | 18 | 5 | 4 | 4 | 2 | 0 | 0 | 0 | 0 | 0 | 1 | 22 | 22 | 7.71 | 1.071 |
| Fred Gladding, R<br>ERA: 2.04 | (5, 1) | 0.0 | | 2 | 2 | 0 | 0 | 0 | 0 | 0 | 0 | 0 | 1 | 0 | 2 | 2 | ∞ | ∞ |
| Mike Marshall, R<br>ERA: 1.76 | (5, 1) | 0.1 | | 1 | 0 | 0 | 0 | 0 | 0 | 0 | 0 | 0 | 0 | 0 | 1 | 1 | 0.00 | 0.000 |
| Pat Dobson, R<br>ERA: 3.55 | (6, 1) | 2.0 | | 8 | 1 | 0 | 0 | 2 | 1 | 0 | 0 | 0 | 0 | 0 | 11 | 15 | 0.00 | 1.000 |
| Hank Aguirre, L<br>ERA: 1.74 | (8, 1) | 2.0 | | 7 | 0 | 0 | 0 | 2 | 1 | 0 | 0 | 0 | 0 | 0 | 10 | 14 | 0.00 | 0.500 |

| PITCHER | IP | WLS | BF | H | R | ER | SO | BB | IBB | HBP | BLK | WP | HR | S | P | ERA | WHIP |
|---|---|---|---|---|---|---|---|---|---|---|---|---|---|---|---|---|---|

# BOTTOM

## Minnesota Twins @ Detroit Tigers

Tiger Stadium, Detroit, MI

Wed Aug 23 1967, 7:05 PM EDT

Att. 44,662 - Unknown

| Batter | 1 | 2 | 3 | 4 | 5 | 6 | 7 | 8 | 9 | AB | R | H | RBI | BB | SO | LOB |
|---|---|---|---|---|---|---|---|---|---|---|---|---|---|---|---|---|
| Lenny Green, L (1, 7) OBP: 0.282, SLG: 0.336 | F7 | | K | | BB | | 1B 1B 1B 1-2 | | F9 | 4 | 1 | 1 | 0 | 1 | 1 | 1 |
| Dick McAuliffe, L (1, 4) (6, 6) OBP: 0.371, SLG: 0.442 | F9 | | | 4-3 | F8 | | 1B FC5-2 1B 1-2 2-3 | | K | 5 | 0 | 1 | 0 | 0 | 1 | 3 |
| Eddie Mathews, L (1, 5) OBP: 0.340, SLG: 0.390 | F7 | | | F9 | | 1B BB | FC5-2 1B 1-3 2-H 3-H | | | 3 | 0 | 1 | 2 | 1 | 0 | 0 |
| Al Kaline, R (1, 9) OBP: 0.401, SLG: 0.573 | | F6 | | L9 | | 1B 1-2 | FC5-2 1-2 3-H | | | 4 | 0 | 1 | 0 | 0 | 0 | 2 |
| Norm Cash, L (1, 3) OBP: 0.364, SLG: 0.424 | | F6 | | | F6 | F8 | K | | | 4 | 0 | 0 | 0 | 0 | 1 | 4 |
| Jim Northrup, L (1, 8) OBP: 0.328, SLG: 0.373 | | 4-3 | | | 1B FC6-4 1B | F9 | | 4-3 | | 4 | 1 | 1 | 0 | 0 | 0 | 2 |
| Bill Freehan, R (1, 2) OBP: 0.390, SLG: 0.448 | | | F2 | | FC6-4 1B 1-3 | K | | F8 | | 4 | 0 | 1 | 0 | 0 | 1 | 2 |
| Ray Oyler, R (1, 6) OBP: 0.287, SLG: 0.277 | | | SH3-4 1B | | FC6-4 2B 1-2f 3-H | | 1B 1B 1B | F8 | | 1 | 0 | 1 | 0 | 0 | 0 | 0 |
| Jerry Lumpe, L (5, PH) (6, 4) OBP: 0.267, SLG: 0.242 | | | | | | | | | | 3 | 1 | 1 | 1 | 0 | 0 | 1 |
| Dave Wickersham, R (1, 1) | | | SH3-4 1-2 | | 2B 1-3 | | K | | F7 | 0 | 0 | 0 | 0 | 0 | 0 | 0 |
| Fred Gladding, L (6, 1) | | | | | | | | | | 0 | 0 | 0 | 0 | 0 | 0 | 0 |
| Mike Marshall, R (6, 1) OBP: 0.000, SLG: 0.222 | | | | | | | | | | 0 | 0 | 0 | 0 | 0 | 0 | 0 |
| Willie Horton, R (5, PH) OBP: 0.303, SLG: 0.617 | | | | | | | | | | 1 | 0 | 1 | 0 | 0 | 0 | 0 |
| Mickey Lolich, S (5, PH) OBP: 0.000, SLG: 0.176 | | | | | | | | | | 0 | 0 | 0 | 0 | 0 | 0 | 0 |
| Pat Dobson, R (6, 1) | | | | | | | | | | 0 | 0 | 0 | 0 | 0 | 0 | 0 |
| Earl Wilson, R (7, PH) OBP: 0.464, SLG: 0.326 | | | | | | | | | | 1 | 0 | 0 | 0 | 0 | 1 | 1 |
| Hank Aguirre, R (8, 1) OBP: 0.000, SLG: 1.000 | | | | | | | | | | 0 | 0 | 0 | 0 | 0 | 0 | 0 |
| Mickey Stanley, R (9, PH) OBP: 0.273, SLG: 0.318 | | | | | | | | | | 1 | 0 | 0 | 0 | 0 | 0 | 0 |
| Inning Stats | R: 0 E: 0 K: 0 S: 3 H: 0 LOB: 0 BB: 0 P: 3 | R: 0 E: 0 K: 0 S: 3 H: 0 LOB: 0 BB: 0 P: 3 | R: 0 E: 0 K: 1 S: 6 H: 1 LOB: 1 BB: 0 P: 6 | R: 0 E: 0 K: 0 S: 3 H: 0 LOB: 0 BB: 0 P: 3 | R: 1 E: 0 K: 0 S: 6 H: 3 LOB: 3 BB: 1 P: 10 | R: 0 E: 0 K: 1 S: 6 H: 1 LOB: 2 BB: 1 P: 10 | R: 2 E: 0 K: 2 S: 11 H: 4 LOB: 2 BB: 0 P: 11 | R: 0 E: 0 K: 0 S: 3 H: 0 LOB: 0 BB: 0 P: 3 | R: 0 E: 0 K: 1 S: 5 H: 0 LOB: 0 BB: 0 P: 5 | 1B: 8 2B: 1 3B: 0 HR: 0 | SF: 0 SAC: 1 DP: 0 HBP: 0 | | | WP: 0 PB: 0 SB: 0 CS: 0 | PA: 38 | | |

livebaseballscorecards.com

| | AB | 35 |
|---|---|---|
| | R | 3 |
| | H | 9 |
| | RBI | 3 |
| | BB | 2 |
| | SO | 5 |
| | LOB | 16 |

| PITCHER | | IP | WLS | BF | H | R | ER | SO | BB | IBB | HBP | BLK | WP | HR | S | P | ERA | WHIP |
|---|---|---|---|---|---|---|---|---|---|---|---|---|---|---|---|---|---|---|
| Jim Perry, R ERA: 3.28 | (1, 1) | 6.1 | W | 29 | 8 | 3 | 3 | 3 | 2 | 0 | 0 | 0 | 0 | 0 | 33 | 41 | 4.26 | 1.579 |
| Jim Merritt, L ERA: 2.23 | (7, 1) | 0.0 | | 1 | 1 | 0 | 0 | 0 | 0 | 0 | 0 | 0 | 0 | 0 | 1 | 1 | ∞ | ∞ |
| Ron Kline, R ERA: 3.56 | (7, 1) | 2.2 | S | 8 | 0 | 0 | 0 | 2 | 0 | 0 | 0 | 0 | 0 | 0 | 12 | 12 | 0.00 | 0.000 |

| PITCHER | IP | WLS | BF | H | R | ER | SO | BB | IBB | HBP | BLK | WP | HR | S | P | ERA | WHIP |
|---|---|---|---|---|---|---|---|---|---|---|---|---|---|---|---|---|---|

| Batter | 1 | 2 | 3 | 4 | 5 | 6 | 7 | 8 | 9 | AB | R | H | RBI | BB | SO | LOB |
|---|---|---|---|---|---|---|---|---|---|---|---|---|---|---|---|---|
| Rod Carew, L (1, 4)<br>OBP: 0.347, SLG: 0.415 | x 0-0 CS 1B 1B | x 0-0 ③ F8 | | | x 0-0 ① SH1-3 1-2 | | SSS 0-3 ① K | | x 0-0 1B 2B | 4 | 1 | 2 | 0 | 0 | 1 | 3 |
| Ted Uhlaender, L (1, 8)<br>OBP: 0.274, SLG: 0.376 | SSS 0-3 ① K | | x 0-0 G6-4-3 1B | | x 0-0 SF9 2-3 1B | | x 0-0 ② L6 | | x 0-0 1B 2-H 1B | 5 | 0 | 3 | 1 | 0 | 1 | 2 |
| Cesar Tovar, R (1, 5)<br>OBP: 0.339, SLG: 0.373 | x 0-0 BB 1-2 1B | | x 0-0 ① ② G6-4-3 1-2f | | x 0-0 ② SF9 1-2 3-H | | x 0-0 ③ L6 | | x 0-0 1-3 1B | 4 | 0 | 2 | 1 | 0 | 0 | 2 |
| Tony Oliva, L (1, 9)<br>OBP: 0.318, SLG: 0.447 | BBBB 4-0 ② 1-2 2-3 BB | | x 0-0 ③ F8 | | x 0-0 ③ F8 | | | x 0-0 ① F7 | x 0-0 ③ F3 | 4 | 0 | 0 | 0 | 1 | 0 | 3 |
| Harmon Killebrew, R (1, 3)<br>OBP: 0.399, SLG: 0.533 | x 0-0 ③ 6-3 | | | x 0-0 ① 5-3 | | x 0-0 ① 5-3 | | x 0-0 HR | | 4 | 1 | 1 | 1 | 0 | 0 | 2 |
| Bob Allison, R (1, 7)<br>OBP: 0.352, SLG: 0.464<br>Sandy Valdespino, L (2, PR) (2, 7)<br>OBP: 0.237, SLG: 0.254 | | x 0-0 2B 2B | | x 0-0 ② 4-3 | | x 0-0 S 1B | | x 0-0 ② 6-3 | | 1<br>3 | 0<br>1 | 1<br>1 | 0<br>0 | 0<br>0 | 0<br>0 | 0<br>0 |
| Hank Izquierdo, R (1, 2)<br>OBP: 0.462, SLG: 0.500 | | x 0-0 SH1 2-H 2B | | x 0-0 1B | | x 0-0 ② F8 1-2 | | x 0-0 ③ F4 | | 4 | 0 | 2 | 1 | 0 | 0 | 1 |
| Jackie Hernandez, R (1, 6)<br>OBP: 0.111, SLG: 0.111 | | x 0-0 ① SH1 2-3 | | x 0-0 ③ G3 | | x 0-0 ③ F3 | | | x 0-0 ① F7 | 3 | 0 | 0 | 0 | 0 | 0 | 2 |
| Dave Boswell, R (1, 1)<br>OBP: 0.262, SLG: 0.328<br>Al Worthington, R (7, 1) | | SSS 0-3 ② K | | | x 0-0 1B SH1-3 SF9 1B | | x 0-0 3B | | SSS 0-3 ② K | 3<br>1 | 1<br>0 | 2<br>0 | 0<br>0 | 0<br>0 | 1<br>1 | 2<br>0 |
| Inning Stats | R: 0 H: 2<br>E: 0 LOB: 2<br>K: 1 BB: 1<br>S: 6 P: 10 | R: 1 H: 2<br>E: 0 LOB: 2<br>K: 1 BB: 0<br>S: 7 P: 7 | R: 0 H: 1<br>E: 0 LOB: 0<br>K: 0 BB: 0<br>S: 3 P: 3 | R: 0 H: 1<br>E: 0 LOB: 1<br>K: 0 BB: 0<br>S: 4 P: 4 | R: 1 H: 2<br>E: 0 LOB: 1<br>K: 0 BB: 0<br>S: 5 P: 5 | R: 0 H: 1<br>E: 0 LOB: 1<br>K: 0 BB: 0<br>S: 4 P: 4 | R: 0 H: 1<br>E: 0 LOB: 1<br>K: 1 BB: 0<br>S: 6 P: 6 | R: 1 H: 1<br>E: 0 LOB: 0<br>K: 0 BB: 0<br>S: 4 P: 4 | R: 1 H: 3<br>E: 0 LOB: 2<br>K: 1 BB: 0<br>S: 8 P: 8 | 1B: 9 SF: 1<br>2B: 3 SAC: 2<br>3B: 1 DP: 1<br>HR: 1 HBP: 0 | | | | | | WP: 0 PA: 40<br>PB: 0<br>SB: 1<br>CS: 1 | |

# TOP

## Minnesota Twins @ Detroit Tigers

Tiger Stadium, Detroit, MI

Thu Aug 24 1967, 4:33 AM EDT

Att. 24,376 - Unknown

livebaseballscorecards.com

| | |
|---|---|
| AB | 36 |
| R | 4 |
| H | 14 |
| RBI | 4 |
| BB | 1 |
| SO | 4 |
| LOB | 17 |

| PITCHER | | IP | WLS | BF | H | R | ER | SO | BB | IBB | HBP | BLK | WP | HR | S | P | ERA | WHIP |
|---|---|---|---|---|---|---|---|---|---|---|---|---|---|---|---|---|---|---|
| Denny McLain, R<br>ERA: 3.56 | (1, 1) | 7.1 | L | 32 | 11 | 3 | 3 | 3 | 1 | 0 | 0 | 0 | 0 | 1 | 37 | 41 | 3.68 | 1.636 |
| Hank Aguirre, L<br>ERA: 1.93 | (8, 1) | 1.2 | | 8 | 3 | 1 | 1 | 1 | 0 | 0 | 0 | 0 | 0 | 0 | 10 | 10 | 5.40 | 1.800 |

| PITCHER | | IP | WLS | BF | H | R | ER | SO | BB | IBB | HBP | BLK | WP | HR | S | P | ERA | WHIP |
|---|---|---|---|---|---|---|---|---|---|---|---|---|---|---|---|---|---|---|

# Minnesota Twins @ Detroit Tigers

Tiger Stadium, Detroit, MI

Thu Aug 24 1967, 4:33 AM EDT

Att. 24,376 - Unknown

## BOTTOM

| Batter | 1 | 2 | 3 | 4 | 5 | 6 | 7 | 8 | 9 | AB | R | H | RBI | BB | SO | LOB |
|---|---|---|---|---|---|---|---|---|---|---|---|---|---|---|---|---|
| Dick McAuliffe, L (1, 4) (9, 6)<br>OBP: 0.370, SLG: 0.438 | BBBB 4-0 2B BB | | x 0-0 F6 ① | | SSS 0-3 K ② | | x 0-0 4-3 ② | | SSS 0-3 K ② | 4 | 1 | 0 | 0 | 1 | 2 | 0 |
| Norm Cash, L (1, 3)<br>OBP: 0.364, SLG: 0.430 | SSS 0-3 K ① | | x 0-0 G3 ② | | x 0-0 HR | | BBBB 4-0 FC6-4 BB | | x 0-0 4-3 ③ | 4 | 1 | 1 | 1 | 1 | 1 | 1 |
| Al Kaline, R (1, 9)<br>OBP: 0.402, SLG: 0.572 | x 0-0 L6 ② | | x 0-0 1B | | x 0-0 CS 1B | | x 0-0 FC6-4 ③ 1-2f | | | 4 | 0 | 2 | 0 | 0 | 0 | 2 |
| Willie Horton, R (1, 7)<br>OBP: 0.355, SLG: 0.524 | x 0-0 PB 1-H 2B | | x 0-0 F5 ③ | | 0-0 L ③ 1-2 | x 0-0 WP 2B | | x 0-0 F2 ① | | 5 | 0 | 2 | 1 | 0 | 0 | 2 |
| Eddie Mathews, L (1, 5)<br>OBP: 0.344, SLG: 0.391 | BBBB 4-0 2-3 BB | | | SSS 0-3 K ① | | BBBB 4-0 FC5-4 2-3 BB | | x 0-0 BB 1B | | 2 | 0 | 1 | 0 | 2 | 1 | 0 |
| Jim Northrup, L (1, 8)<br>OBP: 0.327, SLG: 0.370 | x 0-0 F8 ③ | | | SSS 0-3 K ② | | x 0-0 FC5-4 ① 1-2f | | BBBB 4-0 1-2 BB | | 3 | 0 | 0 | 0 | 1 | 1 | 4 |
| Bill Freehan, R (1, 2)<br>OBP: 0.386, SLG: 0.444 | | x 0-0 F4 ① | | x 0-0 E2 | | SSS 0-3 K ② | | x 0-0 F8 ② | | 4 | 0 | 0 | 0 | 0 | 1 | 4 |
| Ray Oyler, R (1, 6)<br>OBP: 0.285, SLG: 0.276<br>Lenny Green, L (6, PH)<br>OBP: 0.280, SLG: 0.333<br>Dick Tracewski, R (7, 6)<br>OBP: 0.315, SLG: 0.348<br>Jerry Lumpe, L (8, PH)<br>OBP: 0.265, SLG: 0.240<br>(9, 4) | | x 0-0 F6 ② | | x 0-0 F7 ③ | | x 0-0 F8 ③ | | x 0-0 F5 ③ | | 2<br>1<br>0<br>1 | 0<br>0<br>0<br>0 | 0<br>0<br>0<br>0 | 0<br>0<br>0<br>0 | 0<br>0<br>0<br>0 | 0<br>0<br>0<br>0 | 1<br>2<br>0<br>2 |
| Denny McLain, R (1, 1)<br>OBP: 0.141, SLG: 0.118<br>Hank Aguirre, R (8, 1)<br>OBP: 0.500, SLG: 1.500<br>Mickey Stanley, R (9, PH)<br>OBP: 0.272, SLG: 0.317 | | SSS 0-3 K ③ | | | SSS 0-3 K ① | | SSS 0-3 K ① | | x 0-0 F8 ① | 3<br>0<br>1 | 0<br>0<br>0 | 0<br>0<br>0 | 0<br>0<br>0 | 0<br>0<br>0 | 3<br>0<br>0 | 0<br>0<br>0 |
| Inning Stats | R: 1 E: 0 K: 1 S: 6 H: 1 LOB: 2 BB: 2 P: 14 | R: 0 E: 0 K: 1 S: 5 H: 0 LOB: 0 BB: 0 P: 5 | R: 0 E: 0 K: 0 S: 4 H: 1 LOB: 1 BB: 0 P: 4 | R: 0 E: 1 K: 2 S: 8 H: 0 LOB: 1 BB: 0 P: 8 | R: 1 E: 0 K: 2 S: 8 H: 2 LOB: 0 BB: 0 P: 8 | R: 0 E: 0 K: 1 S: 6 H: 1 LOB: 2 BB: 1 P: 10 | R: 0 E: 0 K: 1 S: 5 H: 0 LOB: 1 BB: 1 P: 9 | R: 0 E: 0 K: 0 S: 4 H: 1 LOB: 2 BB: 1 P: 8 | R: 0 E: 0 K: 1 S: 5 H: 0 LOB: 0 BB: 0 P: 5 | 1B: 3 2B: 2 3B: 0 HR: 1 | SF: 0 SAC: 0 DP: 0 HBP: 0 | | | | | | |

livebaseballscorecards.com

| | |
|---|---|
| AB | 34 |
| R | 2 |
| H | 6 |
| RBI | 2 |
| BB | 5 |
| SO | 9 |
| LOB | 18 |

WP: 1 PB: 1 SB: 0 CS: 1 PA: 39

| PITCHER | | IP | WLS | BF | H | R | ER | SO | BB | IBB | HBP | BLK | WP | HR | S | P | ERA | WHIP |
|---|---|---|---|---|---|---|---|---|---|---|---|---|---|---|---|---|---|---|
| Dave Boswell, R<br>ERA: 3.05 | (1, 1) | 6.0 | | 27 | 5 | 2 | 2 | 7 | 3 | 0 | 0 | 0 | 1 | 1 | 37 | 49 | 3.00 | 1.333 |
| Al Worthington, R<br>ERA: 3.35 | (7, 1) | 3.0 | W | 12 | 1 | 0 | 0 | 2 | 2 | 0 | 0 | 0 | 0 | 0 | 14 | 22 | 0.00 | 1.000 |

| PITCHER | IP | WLS | BF | H | R | ER | SO | BB | IBB | HBP | BLK | WP | HR | S | P | ERA | WHIP |
|---|---|---|---|---|---|---|---|---|---|---|---|---|---|---|---|---|---|

| Batter | 1 | 2 | 3 | 4 | 5 | 6 | 7 | 8 | 9 | 10 | AB | R | H | RBI | BB | SO | LOB |
|---|---|---|---|---|---|---|---|---|---|---|---|---|---|---|---|---|---|
| Rod Carew, L (1, 4)<br>OBP: 0.343, SLG: 0.409 | L5 | F8 | | K | | K 2-3 | | | L3 | | 5 | 0 | 0 | 0 | 0 | 2 | 3 |
| Ted Uhlaender, L (1, 8)<br>OBP: 0.277, SLG: 0.388 | 1B SF9 1B | | E6 SH4-3 1B | 1-H HR | | K | | | 4-3 | | 5 | 3 | 2 | 2 | 0 | 1 | 1 |
| Cesar Tovar, R (1, 5)<br>OBP: 0.339, SLG: 0.373 | BB 1-3 1B | | SH4-3 1-2 | F4 | | | K | | F8 | | 4 | 0 | 1 | 0 | 0 | 1 | 0 |
| Tony Oliva, L (1, 9)<br>OBP: 0.319, SLG: 0.447 | SF9 3-H | | F6 | | 1B | | F4 | | | 3B 1B | 4 | 1 | 2 | 1 | 0 | 0 | 1 |
| Harmon Killebrew, R (1, 3)<br>OBP: 0.403, SLG: 0.540 | 1-2 BB | | 1B 2-H 1B | | F8 | | 1B | | | 1-H SF9 3B | 4 | 1 | 3 | 2 | 1 | 0 | 1 |
| Sandy Valdespino, L (1, 7)<br>OBP: 0.235, SLG: 0.253 | K | | 1-2 1B | | K | | 4-3 | | | 3-H SF9 | 4 | 0 | 1 | 1 | 0 | 2 | 4 |
| Hank Izquierdo, R (1, 2)<br>OBP: 0.375, SLG: 0.400 | | F5 | 6-3 | | F6 | | | L3 | | K | 3 | 0 | 0 | 0 | 0 | 0 | 3 |
| Rich Reese, L (8, PH)<br>OBP: 0.256, SLG: 0.349 | | | | | | | | | | | 1 | 0 | 0 | 0 | 0 | 0 | 0 |
| Zoilo Versalles, R (8, 6)<br>OBP: 0.263, SLG: 0.288 | | | | | | | | | | | 1 | 0 | 0 | 0 | 0 | 1 | 0 |
| Jackie Hernandez, R (1, 6)<br>OBP: 0.143, SLG: 0.143 | | 5-3 | | K | | BLK SH1-4 1B | | K | | 1B | 3 | 0 | 1 | 0 | 0 | 1 | 0 |
| Bob Allison, R (8, PH)<br>OBP: 0.351, SLG: 0.463 | | | | | | | | | | | 1 | 0 | 0 | 0 | 0 | 1 | 0 |
| Jerry Zimmerman, R (8, 2)<br>OBP: 0.253, SLG: 0.188 | | | | | | | | | | | 1 | 0 | 1 | 0 | 0 | 0 | 0 |
| Mudcat Grant, R (1, 1)<br>OBP: 0.207, SLG: 0.185 | | | | | | | | | | | 2 | 1 | 2 | 0 | 0 | 0 | 0 |
| Jim Roland, R (6, 1) | | 1B | | HR 1B | | SH1-4 1-2 | | L4-3 | | K | 0 | 0 | 0 | 0 | 0 | 0 | 0 |
| Jim Perry, S (6, 1)<br>OBP: 0.233, SLG: 0.367 | | | | | | | | | | | 0 | 0 | 0 | 0 | 0 | 0 | 0 |
| Ron Kline, R (7, 1) | | | | | | | | | | | 2 | 0 | 0 | 0 | 0 | 1 | 1 |
| Inning Stats | R: 1 E: 0 K: 1 S: 7 H: 2 LOB: 2 BB: 1 P: 11 | R: 0 E: 0 K: 0 S: 4 H: 1 LOB: 1 BB: 0 P: 4 | R: 1 E: 1 K: 0 S: 6 H: 2 LOB: 2 BB: 0 P: 6 | R: 2 E: 0 K: 2 S: 9 H: 2 LOB: 0 BB: 0 P: 9 | R: 0 E: 0 K: 1 S: 6 H: 1 LOB: 1 BB: 0 P: 6 | R: 0 E: 0 K: 2 S: 8 H: 1 LOB: 1 BB: 0 P: 8 | R: 0 E: 0 K: 1 S: 6 H: 1 LOB: 1 BB: 0 P: 6 | R: 0 E: 0 K: 1 S: 5 H: 0 LOB: 0 BB: 0 P: 5 | R: 0 E: 0 K: 0 S: 3 H: 0 LOB: 0 BB: 0 P: 3 | R: 2 E: 0 K: 2 S: 10 H: 3 LOB: 1 BB: 0 P: 10 | 1B: 11 2B: 0 3B: 1 HR: 1 SF: 2 SAC: 2 DP: 0 HBP: 0 | | | | | | |

| PITCHER | IP | WLS | BF | H | R | ER | SO | BB | IBB | HBP | BLK | WP | HR | S | P | ERA | WHIP |
|---|---|---|---|---|---|---|---|---|---|---|---|---|---|---|---|---|---|
| Stan Williams, R (1, 1)<br>ERA: 2.05 | 5.0 | | 25 | 8 | 4 | 3 | 4 | 1 | 0 | 0 | 0 | 0 | 1 | 32 | 36 | 5.40 | 1.800 |
| Bob Allen, L (6, 1)<br>ERA: 2.96 | 1.0 | | 4 | 1 | 0 | 0 | 2 | 0 | 0 | 0 | 1 | 0 | 0 | 8 | 8 | 0.00 | 1.000 |
| Orlando Pena, R (7, 1)<br>ERA: 2.84 | 3.0 | | 10 | 1 | 0 | 0 | 2 | 0 | 0 | 0 | 0 | 0 | 0 | 14 | 14 | 0.00 | 0.333 |
| John O'Donoghue, L (10, 1)<br>ERA: 3.47 | 1.0 | L | 6 | 3 | 2 | 2 | 2 | 0 | 0 | 0 | 0 | 0 | 0 | 10 | 10 | 18.00 | 3.000 |

| PITCHER | IP | WLS | BF | H | R | ER | SO | BB | IBB | HBP | BLK | WP | HR | S | P | ERA | WHIP |
|---|---|---|---|---|---|---|---|---|---|---|---|---|---|---|---|---|---|

# TOP

## Minnesota Twins @ Cleveland Indians

Cleveland Municipal Stadium, Cleveland, OH

Fri Aug 25 1967, 7:05 PM EDT

Unknown

livebaseballscorecards.com

| | |
|---|---|
| AB | 40 |
| R | 6 |
| H | 13 |
| RBI | 6 |
| BB | 1 |
| SO | 10 |
| LOB | 14 |

WP: 0 PB: 0 SB: 0 CS: 0 PA: 45

| Batter | 1 | 2 | 3 | 4 | 5 | 6 | 7 | 8 | 9 | 10 | AB | R | H | RBI | BB | SO | LOB |
|---|---|---|---|---|---|---|---|---|---|---|---|---|---|---|---|---|---|
| Chuck Hinton, R (1, 9)<br>OBP: 0.327, SLG: 0.384 | x 0-0 HR | | S S S 0-3 ③ K | | x 0-0 1B 1B 1B | x 0-0 ③ 6-3 | | | x 0-0 4-3 1B | | 5 | 2 | 3 | 1 | 0 | 1 | 2 |
| Vic Davalillo, L (1, 8)<br>OBP: 0.293, SLG: 0.378 | x 0-0 ① F7 | | | x 0-0 4-3 1B 1B | x 0-0 1B 1-2 1B | | S S S 0-3 ① K | | x 0-0 ② 4-3 1-2 | | 5 | 1 | 2 | 0 | 0 | 1 | 1 |
| Leon Wagner, L (1, 7)<br>OBP: 0.319, SLG: 0.410 | x 0-0 ② F8 | | | x 0-0 ① 4-3 1-2 | x 0-0 1-3 2-H 1B | | x 0-0 ② F8 | | 4-0 IBB | | 4 | 0 | 1 | 1 | 1 | 0 | 1 |
| Tony Horton, R (1, 3)<br>OBP: 0.329, SLG: 0.414 | x 0-0 ③ F9 | | | x 0-0 ② F6 | x 0-0 ③ F8 | | x 0-0 E6 | | x 0-0 ③ 5-3 | | 5 | 0 | 0 | 0 | 0 | 0 | 5 |
| Max Alvis, R (1, 5)<br>OBP: 0.310, SLG: 0.407 | | x 0-0 ① F7 | | x 0-0 1B 2-H 1B | | x 0-0 1B 2B 1B | x 0-0 ③ F5 | | | x 0-0 ① F2 | 5 | 1 | 2 | 1 | 0 | 0 | 1 |
| Duke Sims, L (1, 2)<br>OBP: 0.290, SLG: 0.358<br>Chico Salmon, R (8, PR)<br>OBP: 0.284, SLG: 0.323<br>Joe Azcue, R (9, 2)<br>OBP: 0.329, SLG: 0.469 | | x 0-0 ② F8 | | x 0-0 1-3 1B | | x 0-0 ① F7 | | x 0-0 CS 1B | | x 0-0 HR | 4<br>0<br>1 | 0<br>0<br>1 | 2<br>0<br>1 | 0<br>0<br>1 | 0<br>0<br>0 | 0<br>0<br>0 | 1<br>0<br>0 |
| Vern Fuller, R (1, 4)<br>OBP: 0.266, SLG: 0.355 | | x 0-0 ③ 6-3 | | x 0-0 ③ F8 | | x 0-0 ② F9 | | x 0-0 ① ② F3 1-2 | | x 0-0 ② F8 | 5 | 0 | 0 | 0 | 0 | 0 | 4 |
| Larry Brown, R (1, 6)<br>OBP: 0.312, SLG: 0.321 | | | S S S 0-3 ① K | | x 0-0 ① F8 | x 0-0 2B 1-2 1B | | x 0-0 ③ F8 | | S S S 0-3 ③ K | 5 | 0 | 1 | 0 | 0 | 2 | 1 |
| Stan Williams, R (1, 1)<br>OBP: 0.133, SLG: 0.133<br>Jim King, L (5, PH)<br>OBP: 0.279, SLG: 0.239<br>Bob Allen, L (6, 1)<br>Lee Maye, L (6, PH)<br>OBP: 0.305, SLG: 0.439<br>Don Demeter, R (6, PH)<br>OBP: 0.267, SLG: 0.394<br>Orlando Pena, R (7, 1)<br>Fred Whitfield, L (9, PH)<br>OBP: 0.291, SLG: 0.376<br>John O'Donoghue, R (10, 1)<br>OBP: 0.139, SLG: 0.176 | | | S S S 0-3 ② K | | x 0-0 ② F8 | x 0-0 1-3 2-H 2B | | | x 0-0 ① 4-3 | | 1<br>1<br>0<br>0<br>1<br>0<br>1<br>0 | 0<br>0<br>0<br>0<br>0<br>0<br>0<br>0 | 0<br>0<br>0<br>0<br>1<br>0<br>0<br>0 | 0<br>0<br>0<br>0<br>1<br>0<br>0<br>0 | 1<br>0<br>0<br>0<br>0<br>0<br>0<br>0 | 0<br>0<br>0<br>0<br>0<br>0<br>0<br>0 | 0<br>0<br>0<br>0<br>0<br>0<br>0<br>0 |
| Inning Stats | R: 1 H: 1<br>E: 0 LOB: 0<br>K: 0 BB: 0<br>S: 4 P: 4 | R: 0 H: 0<br>E: 0 LOB: 0<br>K: 0 BB: 0<br>S: 3 P: 3 | R: 0 H: 0<br>E: 0 LOB: 0<br>K: 3 BB: 0<br>S: 9 P: 9 | R: 1 H: 3<br>E: 0 LOB: 2<br>K: 0 BB: 0<br>S: 6 P: 6 | R: 1 H: 3<br>E: 0 LOB: 2<br>K: 0 BB: 0<br>S: 6 P: 6 | R: 1 H: 3<br>E: 0 LOB: 2<br>K: 0 BB: 0<br>S: 6 P: 6 | R: 0 H: 0<br>E: 1 LOB: 1<br>K: 1 BB: 0<br>S: 6 P: 6 | R: 0 H: 1<br>E: 0 LOB: 1<br>K: 0 BB: 0<br>S: 3 P: 3 | R: 0 H: 1<br>E: 0 LOB: 2<br>K: 0 BB: 0<br>S: 4 P: 8 | R: 1 H: 1<br>E: 0 LOB: 0<br>K: 1 BB: 0<br>S: 6 P: 6 | 1B: 10<br>2B: 1<br>3B: 0<br>HR: 2 | SF: 0<br>SAC: 0<br>DP: 0<br>HBP: 0 | | | WP: 0<br>PB: 0<br>SB: 0<br>CS: 1 | | PA: 44 | |

| PITCHER | | IP | WLS | BF | H | R | ER | SO | BB | IBB | HBP | BLK | WP | HR | S | P | ERA | WHIP |
|---|---|---|---|---|---|---|---|---|---|---|---|---|---|---|---|---|---|---|
| Mudcat Grant, R<br>ERA: 5.05 | (1, 1) | 5.2 | | 26 | 9 | 4 | 4 | 3 | 0 | 0 | 0 | 0 | 0 | 1 | 32 | 32 | 6.35 | 1.588 |
| Jim Roland, L<br>ERA: 3.14 | (6, 1) | 0.0 | | 1 | 1 | 0 | 0 | 0 | 0 | 0 | 0 | 0 | 0 | 0 | 1 | 1 | ∞ | ∞ |
| Jim Perry, R<br>ERA: 3.27 | (6, 1) | 0.1 | | 1 | 0 | 0 | 0 | 0 | 0 | 0 | 0 | 0 | 0 | 0 | 1 | 1 | 0.00 | 0.000 |
| Ron Kline, R<br>ERA: 3.47 | (7, 1) | 4.0 | W | 16 | 3 | 1 | 1 | 2 | 0 | 1 | 0 | 0 | 0 | 1 | 19 | 23 | 2.25 | 0.750 |

| PITCHER | IP | WLS | BF | H | R | ER | SO | BB | IBB | HBP | BLK | WP | HR | S | P | ERA | WHIP |
|---|---|---|---|---|---|---|---|---|---|---|---|---|---|---|---|---|---|

# BOTTOM

## Minnesota Twins @ Cleveland Indians

Cleveland Municipal Stadium, Cleveland, OH

Fri Aug 25 1967, 7:05 PM EDT

Unknown

livebaseballscorecards.com

| | |
|---|---|
| AB | 43 |
| R | 5 |
| H | 13 |
| RBI | 5 |
| BB | 1 |
| SO | 5 |
| LOB | 16 |

| Batter | 1 | 2 | 3 | 4 | 5 | 6 | 7 | 8 | 9 | AB | R | H | RBI | BB | SO | LOB |
|---|---|---|---|---|---|---|---|---|---|---|---|---|---|---|---|---|
| Rod Carew, L (1, 4)<br>OBP: 0.341, SLG: 0.409 | 5-3 | | 6-3 | | 6-3 | | 2B | | FC5<br>3-3 | 5 | 0 | 1 | 0 | 0 | 0 | 2 |
| Ted Uhlaender, L (1, 8)<br>OBP: 0.276, SLG: 0.386 | G6-3<br>1B | | 6-3 | | | G3 | 4-3 | | | 4 | 0 | 1 | 0 | 0 | 0 | 1 |
| Cesar Tovar, R (1, 5)<br>OBP: 0.338, SLG: 0.372 | G6-3<br>1-2f | | | F7 | | 1B<br>BLK<br>1B | | 6-3 | | 4 | 1 | 1 | 0 | 0 | 0 | 1 |
| Tony Oliva, L (1, 9)<br>OBP: 0.322, SLG: 0.449 | | 1B<br>E<br>1B | | BBB<br>4-0<br>BB | | BLK<br>1-3<br>1B | | SSS<br>0-3<br>K | | 3 | 1 | 2 | 0 | 1 | 1 | 0 |
| Harmon Killebrew, R (1, 3)<br>OBP: 0.405, SLG: 0.541 | | E7<br>4-3 4-3<br>1-H<br>1B | | SSS<br>0-3<br>K | | 4-0<br>1-2<br>3-H<br>IBB | | 0-0<br>1B | | 3 | 0 | 2 | 0 | 1 | 1 | 1 |
| Sandy Valdespino, L (1, 7)<br>OBP: 0.224, SLG: 0.241 | | 4-3<br>1-2 | | 6-3 | | SSS<br>0-3<br>K | | SSS<br>0-3<br>K | | 4 | 0 | 0 | 0 | 0 | 2 | 5 |
| Jerry Zimmerman, R (1, 2)<br>OBP: 0.253, SLG: 0.185 | | 4-3<br>2-3 | | SSS<br>0-3<br>K | SSS<br>0-3<br>K | | | BBBB<br>4-0<br>WP 5-3<br>FC5<br>BB | | 3 | 0 | 0 | 0 | 1 | 2 | 3 |
| Jackie Hernandez, R (1, 6)<br>OBP: 0.125, SLG: 0.125<br>Rich Reese, L (9, PH)<br>OBP: 0.253, SLG: 0.345<br>Zoilo Versalles, R (9, 6)<br>OBP: 0.263, SLG: 0.288 | | F3 | | | F7 | | K | | 5-3<br>1-2 | 3<br>1<br>0 | 0<br>0<br>0 | 0<br>0<br>0 | 0<br>0<br>0 | 0<br>0<br>0 | 1<br>0<br>0 | 1<br>1<br>0 |
| Dean Chance, R (1, 1)<br>OBP: 0.113, SLG: 0.027 | | | G3 | H<br>1-0<br>HBP | | | 1-3 | | SSS<br>0-3<br>K<br>2-3 | 3 | 0 | 0 | 0 | 0 | 1 | 1 |
| Inning Stats | R: 0<br>E: 0<br>K: 0<br>S: 3<br>H: 1<br>LOB: 0<br>BB: 0<br>P: 3 | R: 1<br>E: 1<br>K: 0<br>S: 5<br>H: 2<br>LOB: 1<br>BB: 0<br>P: 5 | R: 0<br>E: 0<br>K: 0<br>S: 3<br>H: 0<br>LOB: 0<br>BB: 0<br>P: 3 | R: 0<br>E: 0<br>K: 1<br>S: 5<br>H: 0<br>LOB: 1<br>BB: 1<br>P: 9 | R: 0<br>E: 0<br>K: 1<br>S: 5<br>H: 0<br>LOB: 1<br>BB: 0<br>P: 6 | R: 1<br>E: 0<br>K: 2<br>S: 9<br>H: 2<br>LOB: 2<br>BB: 1<br>P: 13 | R: 0<br>E: 0<br>K: 1<br>S: 6<br>H: 1<br>LOB: 1<br>BB: 0<br>P: 6 | R: 0<br>E: 0<br>K: 2<br>S: 8<br>H: 1<br>LOB: 1<br>BB: 0<br>P: 8 | R: 0<br>E: 0<br>K: 1<br>S: 5<br>H: 0<br>LOB: 1<br>BB: 1<br>P: 9 | 1B: 6<br>2B: 1<br>3B: 0<br>HR: 0<br>SF: 0<br>SAC: 0<br>DP: 1<br>HBP: 1 | | | | | | |

| PITCHER | IP | WLS | BF | H | R | ER | SO | BB | IBB | HBP | BLK | WP | HR | S | P | ERA | WHIP |
|---|---|---|---|---|---|---|---|---|---|---|---|---|---|---|---|---|---|
| Sonny Siebert, R (1, 1)<br>ERA: 2.75 | 8.0 | L | 33 | 7 | 2 | 2 | 7 | 1 | 1 | 1 | 1 | 0 | 0 | 44 | 53 | 2.25 | 1.000 |
| George Culver, R (9, 1)<br>ERA: 4.55 | 1.0 | | 4 | 0 | 0 | 0 | 1 | 1 | 0 | 0 | 0 | 1 | 0 | 5 | 9 | 0.00 | 1.000 |

| PITCHER | IP | WLS | BF | H | R | ER | SO | BB | IBB | HBP | BLK | WP | HR | S | P | ERA | WHIP |
|---|---|---|---|---|---|---|---|---|---|---|---|---|---|---|---|---|---|

TOP

# Minnesota Twins @ Cleveland Indians

Cleveland Municipal Stadium, Cleveland, OH

Fri Aug 25 1967, 7:05 PM EDT
Att. 10,519 - Unknown

livebaseballscorecards.com

| | |
|---|---|
| AB | 33 |
| R | 2 |
| H | 7 |
| RBI | 0 |
| BB | 3 |
| SO | 8 |
| LOB | 16 |

# BOTTOM

## Minnesota Twins @ Cleveland Indians

Cleveland Municipal Stadium, Cleveland, OH

Fri Aug 25 1967, 7:05 PM EDT

Att. 10,519 - Unknown

livebaseballscorecards.com

| Batter | 1 | 2 | 3 | 4 | 5 | 6 | 7 | 8 | 9 | AB | R | H | RBI | BB | SO | LOB |
|---|---|---|---|---|---|---|---|---|---|---|---|---|---|---|---|---|
| Lee Maye, L (1, 7)<br>OBP: 0.307, SLG: 0.436 | BBBB 4-0 E WP BB | | BBBB 4-0 G4-6-3 BB | | x 0-0 ③ F9 | | | x 0-0 ③ F7 | | 2 | 1 | 0 | 0 | 2 | 0 | 1 |
| Vic Davalillo, L (1, 8)<br>OBP: 0.292, SLG: 0.374 | BBBB 4-0 WP E 1-2 BB | | x 0-0 ① F8 | | | x 0-0 ① 1-3 | | | x 0-0 ① 4-3 | 3 | 0 | 0 | 0 | 1 | 0 | 1 |
| Chuck Hinton, R (1, 9)<br>OBP: 0.326, SLG: 0.381 | SSS 0-3 ① K | | x 0-0 ②③ G4-6-3 1-2f | | | BBBB 4-0 G1-4-3 BB | | | x 0-0 ② 4-3 | 3 | 0 | 0 | 0 | 1 | 1 | 3 |
| Tony Horton, R (1, 3)<br>OBP: 0.324, SLG: 0.408 | x 0-0 E5 WP 1-2 2-3 | | | x 0-0 ① 6-3 | | x 0-0 ②③ G1-4-3 1-2f | | | x 0-0 ③ 5-3 | 4 | 0 | 0 | 0 | 0 | 0 | 3 |
| Max Alvis, R (1, 5)<br>OBP: 0.309, SLG: 0.405 | SSS 0-3 ② K 1-2 2-3 3-H | | | SSS 0-3 ② K | | | SSS 0-3 ① K | | | 3 | 0 | 0 | 0 | 0 | 3 | 2 |
| Joe Azcue, R (1, 2)<br>OBP: 0.325, SLG: 0.463 | x 0-0 ③ F7 | | | x 0-0 ③ 6-3 | | | x 0-0 ② 6-3 | | | 3 | 0 | 0 | 0 | 0 | 0 | 2 |
| Vern Fuller, R (1, 4)<br>OBP: 0.269, SLG: 0.352<br>Fred Whitfield, L (7, PH)<br>OBP: 0.290, SLG: 0.374<br>Pedro Gonzalez, R (8, 4)<br>OBP: 0.274, SLG: 0.275 | | SSS 0-3 ① K | | | BBBB 4-0 SH1-4 BB | | x 0-0 ③ G3 | | | 1 | 0 | 0 | 0 | 1 | 1 | 0 |
| | | | | | | | | | | 1 | 0 | 0 | 0 | 0 | 0 | 0 |
| | | | | | | | | | | 0 | 0 | 0 | 0 | 0 | 0 | 0 |
| Larry Brown, R (1, 6)<br>OBP: 0.310, SLG: 0.318 | | x 0-0 ② 6-3 | | | SSS 0-3 ① K | | | x 0-0 ① 6-3 | | 3 | 0 | 0 | 0 | 0 | 1 | 1 |
| Sonny Siebert, R (1, 1)<br>OBP: 0.212, SLG: 0.485<br>Leon Wagner, L (8, PH)<br>OBP: 0.318, SLG: 0.409<br>George Culver, R (9, 1)<br>OBP: 0.333, SLG: 0.333 | | SSS 0-3 ③ K | | | x 0-0 ② SH1-4 1-2 | | | SSS 0-3 ② K | | 1 | 0 | 0 | 0 | 0 | 1 | 0 |
| | | | | | | | | | | 1 | 0 | 0 | 0 | 0 | 1 | 0 |
| | | | | | | | | | | 0 | 0 | 0 | 0 | 0 | 0 | 0 |
| Inning Stats | R: 1 E: 1 K: 2 S: 8 H: 0 LOB: 2 BB: 2 P: 16 | R: 0 E: 0 K: 2 S: 7 H: 0 LOB: 0 BB: 0 P: 7 | R: 0 E: 0 K: 0 S: 2 H: 0 LOB: 0 BB: 1 P: 6 | R: 0 E: 0 K: 1 S: 5 H: 0 LOB: 0 BB: 0 P: 5 | R: 0 E: 0 K: 1 S: 5 H: 0 LOB: 1 BB: 1 P: 9 | R: 0 E: 0 K: 0 S: 2 H: 0 LOB: 0 BB: 1 P: 6 | R: 0 E: 0 K: 1 S: 5 H: 0 LOB: 0 BB: 0 P: 5 | R: 0 E: 0 K: 1 S: 5 H: 0 LOB: 0 BB: 0 P: 5 | R: 0 E: 0 K: 0 S: 3 H: 0 LOB: 0 BB: 0 P: 3 | 1B: 0 2B: 0 3B: 0 HR: 0 | SF: 0 SAC: 1 DP: 2 HBP: 0 | | | | | | |

| | AB | 25 |
|---|---|---|
| | R | 1 |
| | H | 0 |
| | RBI | 0 |
| | BB | 5 |
| | SO | 8 |
| | LOB | 13 |

WP: 1 PB: 0 SB: 0 CS: 0 PA: 31

| PITCHER | IP | WLS | BF | H | R | ER | SO | BB | IBB | HBP | BLK | WP | HR | S | P | ERA | WHIP |
|---|---|---|---|---|---|---|---|---|---|---|---|---|---|---|---|---|---|
| Dean Chance, R (1, 1)<br>ERA: 2.46 | 9.0 | W | 31 | 0 | 1 | 1 | 8 | 5 | 0 | 0 | 0 | 1 | 0 | 42 | 62 | 1.00 | 0.556 |

| PITCHER | IP | WLS | BF | H | R | ER | SO | BB | IBB | HBP | BLK | WP | HR | S | P | ERA | WHIP |
|---|---|---|---|---|---|---|---|---|---|---|---|---|---|---|---|---|---|

# Minnesota Twins @ Cleveland Indians

Cleveland Municipal Stadium, Cleveland, OH

Sat Aug 26 1967, 3:33 AM EDT

Att. 9,291 - Unknown

TOP

livebaseballscorecards.com

| Batter | 1 | 2 | 3 | 4 | 5 | 6 | 7 | 8 | 9 | AB | R | H | RBI | BB | SO | LOB |
|---|---|---|---|---|---|---|---|---|---|---|---|---|---|---|---|---|
| Rod Carew, L (1, 4)<br>OBP: 0.338, SLG: 0.405 | 4-3 | | | 4-3 | | 4-3 | | G5-4-3<br>1-2f | | 4 | 0 | 0 | 0 | 0 | 0 | 3 |
| Ted Uhlaender, L (1, 8)<br>OBP: 0.276, SLG: 0.384 | 4-3 | | | 6-3 | | | F9 | | 5-3<br>1B<br>1B | 4 | 1 | 1 | 0 | 0 | 0 | 0 |
| Cesar Tovar, R (1, 5)<br>(7, 6)<br>OBP: 0.337, SLG: 0.371 | 4-3 | | | K<br>S S S | | | 1B<br>1B | | 5-3<br>1-2 | 4 | 0 | 1 | 0 | 0 | 1 | 1 |
| Tony Oliva, L (1, 9)<br>OBP: 0.322, SLG: 0.447 | | K<br>S S S | | | 3-1 | | G6-4-3<br>1-3<br>1B | | F7 | 4 | 0 | 1 | 0 | 0 | 1 | 1 |
| Harmon Killebrew, R (1, 3)<br>OBP: 0.406, SLG: 0.540 | | K<br>S S S | | | G1-6-3<br>1B | | G6-4-3<br>1-2f | | 2-H<br>1B | 4 | 0 | 2 | 1 | 0 | 1 | 2 |
| Sandy Valdespino, L (1, 7)<br>OBP: 0.213, SLG: 0.229 | 6-3 | | | | G1-6-3<br>1-2f | | | 4-3 | 1-3 | 4 | 0 | 0 | 0 | 0 | 0 | 2 |
| Russ Nixon, L (1, 2)<br>OBP: 0.311, SLG: 0.308 | | | F7 | | | G4-6-3<br>1B | | 1B<br>E | | 3 | 0 | 2 | 0 | 0 | 0 | 0 |
| Dave Boswell, R (8, PR)<br>OBP: 0.262, SLG: 0.328 | | | | | | | | | | 0 | 1 | 0 | 0 | 0 | 0 | 0 |
| Jerry Zimmerman, R (8, 2)<br>OBP: 0.253, SLG: 0.185 | | | | | | | | | | 0 | 0 | 0 | 0 | 0 | 0 | 0 |
| Jackie Hernandez, R (1, 6)<br>OBP: 0.120, SLG: 0.120 | | | 4-3 | | | G4-6-3<br>1-2<br>1B | | E8<br>1-H<br>1B | | 1 | 0 | 0 | 0 | 0 | 0 | 0 |
| Frank Kostro, R (6, PH)<br>OBP: 0.348, SLG: 0.286 | | | | | | | | | | 1 | 0 | 1 | 0 | 0 | 0 | 0 |
| Zoilo Versalles, R (6, 6)<br>OBP: 0.263, SLG: 0.288 | | | | | | | | | | 0 | 0 | 0 | 0 | 0 | 0 | 0 |
| Rich Rollins, R (7, 5)<br>OBP: 0.314, SLG: 0.336 | | | | | | | | | | 1 | 0 | 1 | 0 | 0 | 0 | 0 |
| Jim Kaat, L (1, 1)<br>OBP: 0.253, SLG: 0.288 | | | F8 | | | G4-6-3<br>1-2f<br>2-3 | | B B B<br>G5-4-3<br>BB | | 2 | 0 | 0 | 0 | 0 | 0 | 2 |
| Jim Ollom, R (6, 1)<br>OBP: 0.200, SLG: 0.200 | | | | | | | | | | 0 | 0 | 0 | 0 | 0 | 0 | 0 |
| Rich Reese, L (8, PH)<br>OBP: 0.261, SLG: 0.345 | | | | | | | | | | 0 | 0 | 0 | 1 | 0 | 0 | 0 |
| Jim Roland, R (8, 1) | | | | | | | | | | 0 | 0 | 0 | 0 | 0 | 0 | 0 |

| Inning Stats | 1 | 2 | 3 | 4 | 5 | 6 | 7 | 8 | 9 |
|---|---|---|---|---|---|---|---|---|---|
| R: | 0 | 0 | 0 | 0 | 0 | 0 | 0 | 1 | 1 |
| E: | 0 | 0 | 0 | 0 | 0 | 0 | 0 | 1 | 0 |
| K: | 0 | 2 | 0 | 1 | 0 | 0 | 0 | 0 | 0 |
| S: | 3 | 7 | 3 | 5 | 3 | 4 | 4 | 4 | 5 |
| H: | 0 | 0 | 0 | 0 | 1 | 2 | 2 | 2 | 2 |
| LOB: | 0 | 0 | 0 | 0 | 0 | 1 | 1 | 2 | 1 |
| BB: | 0 | 0 | 0 | 0 | 0 | 0 | 0 | 1 | 0 |
| P: | 3 | 7 | 3 | 5 | 3 | 4 | 4 | 8 | 5 |

| | |
|---|---|
| 1B: | 9 |
| 2B: | 0 |
| 3B: | 0 |
| HR: | 0 |
| SF: | 0 |
| SAC: | 0 |
| DP: | 4 |
| HBP: | 0 |

| | |
|---|---|
| WP: | 0 |
| PB: | 0 |
| SB: | 0 |
| CS: | 0 |
| PA: | 33 |

| | |
|---|---|
| **AB** | **32** |
| **R** | **2** |
| **H** | **9** |
| **RBI** | **1** |
| **BB** | **1** |
| **SO** | **3** |
| **LOB** | **11** |

| PITCHER | | IP | W/L/S | BF | H | R | ER | SO | BB | IBB | HBP | BLK | WP | HR | S | P | ERA | WHIP |
|---|---|---|---|---|---|---|---|---|---|---|---|---|---|---|---|---|---|---|
| Steve Hargan, R<br>ERA: 2.45 | (1, 1) | 9.0 | W | 33 | 9 | 2 | 1 | 3 | 1 | 0 | 0 | 0 | 0 | 0 | 38 | 42 | 1.00 | 1.111 |

| PITCHER | IP | W/L/S | BF | H | R | ER | SO | BB | IBB | HBP | BLK | WP | HR | S | P | ERA | WHIP |
|---|---|---|---|---|---|---|---|---|---|---|---|---|---|---|---|---|---|

| Batter | 1 | 2 | 3 | 4 | 5 | 6 | 7 | 8 | 9 | AB | R | H | RBI | BB | SO | LOB |
|---|---|---|---|---|---|---|---|---|---|---|---|---|---|---|---|---|
| Chuck Hinton, R (1, 9)<br>OBP: 0.328, SLG: 0.382 | K | | | F9 | | 1B | 1B | | | 4 | 1 | 2 | 0 | 0 | 1 | 0 |
| Leon Wagner, L (1, 7)<br>OBP: 0.320, SLG: 0.410 | K | | | HR 1B | | G4-6-3 1B 1-3 1B | F8 | | | 4 | 2 | 2 | 0 | 0 | 1 | 1 |
| Vern Fuller, R (8, 4)<br>OBP: 0.269, SLG: 0.352 | | | | | | | | | | 0 | 0 | 0 | 0 | 0 | 0 | 0 |
| Max Alvis, R (1, 5)<br>OBP: 0.310, SLG: 0.411 | L3 | | | 1-H HR | | 1-2 G4-6-3 1B 3-H | F6 | | | 4 | 1 | 2 | 3 | 0 | 0 | 1 |
| Tony Horton, R (1, 3)<br>OBP: 0.323, SLG: 0.404 | | F7 | | B B B B G5-4-3 BB | | G4-6-3 1-2f 2-3 | | F6 | | 3 | 0 | 0 | 0 | 1 | 0 | 2 |
| Don Demeter, R (1, 8)<br>OBP: 0.266, SLG: 0.390 | | F6 | | G5-4-3 1-2f | | 3B 1B 3-H | | 5-3 | | 4 | 1 | 1 | 1 | 0 | 0 | 1 |
| Chico Salmon, R (1, 4) (8, 7)<br>OBP: 0.283, SLG: 0.333 | | 6-3 | | 6-3 | | 1-H 3B | | F3 | | 4 | 0 | 1 | 1 | 0 | 0 | 0 |
| Larry Brown, R (1, 6)<br>OBP: 0.312, SLG: 0.319 | | 6-3 | | 4-3 1B | | B B B B S BB | | | | 2 | 0 | 1 | 0 | 1 | 0 | 0 |
| Duke Sims, L (1, 2)<br>OBP: 0.287, SLG: 0.354 | | F5 | | 4-3 1-2 | | S S S K 1-2 | | | | 3 | 0 | 0 | 0 | 0 | 1 | 3 |
| Steve Hargan, R (1, 1)<br>OBP: 0.222, SLG: 0.220 | | K | | K | | | S S S K | | | 3 | 0 | 0 | 0 | 0 | 3 | 1 |
| Inning Stats | R: 0 H: 0<br>E: 0 LOB: 0<br>K: 2 BB: 0<br>S: 7 P: 7 | R: 0 H: 0<br>E: 0 LOB: 0<br>K: 0 BB: 0<br>S: 3 P: 3 | R: 0 H: 0<br>E: 0 LOB: 0<br>K: 1 BB: 0<br>S: 5 P: 5 | R: 2 H: 2<br>E: 0 LOB: 0<br>K: 0 BB: 1<br>S: 4 P: 8 | R: 0 H: 1<br>E: 0 LOB: 1<br>K: 1 BB: 0<br>S: 6 P: 6 | R: 3 H: 5<br>E: 0 LOB: 2<br>K: 1 BB: 1<br>S: 9 P: 13 | R: 0 H: 1<br>E: 0 LOB: 1<br>K: 1 BB: 0<br>S: 6 P: 6 | R: 0 H: 0<br>E: 0 LOB: 0<br>K: 0 BB: 0<br>S: 3 P: 3 | | 1B: 7 SF: 0<br>2B: 0 SAC: 0<br>3B: 1 DP: 2<br>HR: 1 HBP: 0 | | | | | | |

| PITCHER | | IP | WLS | BF | H | R | ER | SO | BB | IBB | HBP | BLK | WP | HR | S | P | ERA | WHIP |
|---|---|---|---|---|---|---|---|---|---|---|---|---|---|---|---|---|---|---|
| Jim Kaat, L<br>ERA: 3.55 | (1, 1) | 5.2 | L | 24 | 8 | 5 | 5 | 4 | 1 | 0 | 0 | 0 | 0 | 1 | 31 | 35 | 7.94 | 1.588 |
| Jim Ollom, L<br>ERA: 5.5 | (6, 1) | 1.1 | | 6 | 1 | 0 | 0 | 2 | 1 | 0 | 0 | 0 | 0 | 0 | 9 | 13 | 0.00 | 1.500 |
| Jim Roland, L<br>ERA: 3.03 | (8, 1) | 1.0 | | 3 | 0 | 0 | 0 | 0 | 0 | 0 | 0 | 0 | 0 | 0 | 3 | 3 | 0.00 | 0.000 |

| PITCHER | IP | WLS | BF | H | R | ER | SO | BB | IBB | HBP | BLK | WP | HR | S | P | ERA | WHIP |
|---|---|---|---|---|---|---|---|---|---|---|---|---|---|---|---|---|---|

# BOTTOM

## Minnesota Twins @ Cleveland Indians

Cleveland Municipal Stadium, Cleveland, OH

Sat Aug 26 1967, 3:33 AM EDT

Att. 9,291 - Unknown

livebaseballscorecards.com

| | |
|---|---|
| AB | 31 |
| R | 5 |
| H | 9 |
| RBI | 5 |
| BB | 2 |
| SO | 6 |
| LOB | 9 |

| Batter | 1 | 2 | 3 | 4 | 5 | 6 | 7 | 8 | 9 | AB | R | H | RBI | BB | SO | LOB |
|---|---|---|---|---|---|---|---|---|---|---|---|---|---|---|---|---|
| Ted Uhlaender, L (1, 8)<br>OBP: 0.275, SLG: 0.381 | F7 | 2-H, 3-H: 1B | | 4-3 | | 4-3 | | F6 | | 5 | 0 | 1 | 2 | 0 | 0 | 2 |
| Cesar Tovar, R (1, 6) (6, 5)<br>OBP: 0.336, SLG: 0.373 | 6-3 | F9 | | | F7 | | WP: 3B | 6-3 | | 5 | 1 | 1 | 0 | 0 | 0 | 1 |
| Tony Oliva, L (1, 9)<br>OBP: 0.325, SLG: 0.448 | FC6-4: 1B | | G3: 1B | | 4-3 | | 4-3, 3-H: BB, HBP | | 3-1 | 4 | 0 | 2 | 0 | 0 | 0 | 0 |
| Harmon Killebrew, R (1, 3)<br>OBP: 0.404, SLG: 0.535 | FC6-4, 1-2f | | G3, 1-2 | | SSS, K | | BBB, 4-3, 1-2: BB | | 5-3 | 4 | 0 | 0 | 0 | 1 | 1 | 2 |
| Rich Rollins, R (1, 5)<br>OBP: 0.314, SLG: 0.346 | | SSS, K | F2 | | | HR | SSS, K | | F8 | 3 | 1 | 1 | 1 | 0 | 1 | 1 |
| Jackie Hernandez, R (6, 6)<br>OBP: 0.120, SLG: 0.120 | | | | | | | | | | 0 | 0 | 0 | 0 | 0 | 0 | 0 |
| Russ Nixon, L (7, PH)<br>OBP: 0.309, SLG: 0.306 | | | | | | | | | | 1 | 0 | 0 | 0 | 0 | 1 | 2 |
| Zoilo Versalles, R (7, 6)<br>OBP: 0.263, SLG: 0.288 | | | | | | | | | | 1 | 0 | 0 | 0 | 0 | 0 | 0 |
| Sandy Valdespino, L (1, 7)<br>OBP: 0.215, SLG: 0.230 | | BB: 2B, 1B | F8 | | SSS, K | 4-3: 2B | 1-2, 2-3: 4-3, IBB | | | 4 | 1 | 1 | 0 | 0 | 1 | 3 |
| Rod Carew, L (1, 4)<br>OBP: 0.344, SLG: 0.418 | BBBB, 1-2: 2B, 1B, BB | | | HR | | 4-3: 2B | | | | 2 | 2 | 2 | 1 | 2 | 0 | 0 |
| Hank Izquierdo, R (1, 2)<br>OBP: 0.350, SLG: 0.421 | 1-3, 2-H: 1B, 2B | | | F7 | | 4-3, 2-3 | F5 | | | 4 | 1 | 1 | 1 | 0 | 0 | 4 |
| Jim Merritt, L (1, 1)<br>OBP: 0.227, SLG: 0.200 | SSS, K | | | 4-3 | | BB | | SSS, K | | 3 | 0 | 0 | 0 | 1 | 2 | 2 |
| Inning Stats | R: 0 E: 0 K: 0 S: 4 / H: 1 LOB: 1 BB: 0 P: 4 | R: 3 E: 0 K: 2 S: 10 / H: 3 LOB: 1 BB: 1 P: 14 | R: 0 E: 0 K: 0 S: 4 / H: 1 LOB: 1 BB: 0 P: 4 | R: 1 E: 0 K: 0 S: 4 / H: 1 LOB: 0 BB: 0 P: 4 | R: 0 E: 0 K: 1 S: 5 / H: 0 LOB: 0 BB: 0 P: 5 | R: 1 E: 0 K: 1 S: 7 / H: 2 LOB: 2 BB: 1 P: 11 | R: 1 E: 0 K: 1 S: 6 / H: 1 LOB: 3 BB: 2 P: 15 | R: 0 E: 0 K: 1 S: 5 / H: 0 LOB: 0 BB: 0 P: 5 | R: 0 E: 0 K: 0 S: 3 / H: 0 LOB: 0 BB: 0 P: 3 | 1B: 4 2B: 2 3B: 1 HR: 2 / SF: 0 SAC: 0 DP: 0 HBP: 1 | | | | | | |

| PITCHER | | IP | WLS | BF | H | R | ER | SO | BB | IBB | HBP | BLK | WP | HR | S | P | ERA | WHIP |
|---|---|---|---|---|---|---|---|---|---|---|---|---|---|---|---|---|---|---|
| Luis Tiant, R<br>ERA: 3.16 | (1, 1) | 4.0 | L | 19 | 6 | 4 | 4 | 2 | 1 | 0 | 0 | 0 | 0 | 1 | 22 | 26 | 9.00 | 1.750 |
| Orlando Pena, R<br>ERA: 2.8 | (5, 1) | 1.0 | | 3 | 0 | 0 | 0 | 1 | 0 | 0 | 0 | 0 | 0 | 0 | 5 | 5 | 0.00 | 0.000 |
| Bob Allen, L<br>ERA: 3.28 | (6, 1) | 1.0 | | 9 | 3 | 2 | 2 | 1 | 2 | 0 | 1 | 0 | 1 | 1 | 8 | 17 | 18.00 | 5.000 |
| George Culver, R<br>ERA: 4.48 | (7, 1) | 1.0 | | 4 | 0 | 0 | 0 | 1 | 0 | 1 | 0 | 0 | 0 | 0 | 5 | 9 | 0.00 | 0.000 |
| John O'Donoghue, L<br>ERA: 3.41 | (8, 1) | 2.0 | | 6 | 0 | 0 | 0 | 1 | 0 | 0 | 0 | 0 | 0 | 0 | 8 | 8 | 0.00 | 0.000 |

| PITCHER | IP | WLS | BF | H | R | ER | SO | BB | IBB | HBP | BLK | WP | HR | S | P | ERA | WHIP |
|---|---|---|---|---|---|---|---|---|---|---|---|---|---|---|---|---|---|

# TOP

## Minnesota Twins @ Cleveland Indians

Cleveland Municipal Stadium, Cleveland, OH

Sun Aug 27 1967, 3:33 AM EDT

Att. 8,711 - Unknown

livebaseballscorecards.com

| | |
|---|---|
| AB | 36 |
| R | 6 |
| H | 9 |
| RBI | 5 |
| BB | 4 |
| SO | 6 |
| LOB | 17 |

| | | | |
|---|---|---|---|
| WP: 1 | PA: 41 | | |
| PB: 0 | | | |
| SB: 0 | | | |
| CS: 0 | | | |

# Minnesota Twins @ Cleveland Indians

Cleveland Municipal Stadium, Cleveland, OH

Sun Aug 27 1967, 3:33 AM EDT

Att. 8,711 - Unknown

livebaseballscorecards.com

## BOTTOM

| Batter | 1 | 2 | 3 | 4 | 5 | 6 | 7 | 8 | 9 | AB | R | H | RBI | BB | SO | LOB |
|---|---|---|---|---|---|---|---|---|---|---|---|---|---|---|---|---|
| Chuck Hinton, R (1, 9) OBP: 0.327, SLG: 0.379 | K | | 5-3 | | | BB | | K | | 3 | 0 | 0 | 0 | 1 | 2 | 0 |
| Leon Wagner, L (1, 7) OBP: 0.316, SLG: 0.405 | K | | | 3-1 | | FC4-6 G5-4-3 1-2f | | F9 | | 4 | 0 | 0 | 0 | 0 | 1 | 1 |
| Max Alvis, R (1, 5) OBP: 0.310, SLG: 0.410 | K | | | 1B | | G5-4-3 1-2f | | 6-3 | | 4 | 0 | 1 | 0 | 0 | 1 | 1 |
| Tony Horton, R (1, 3) OBP: 0.322, SLG: 0.405 | | F3 | | K | | | WP WP 2B | | 5-3 | 4 | 1 | 1 | 0 | 0 | 1 | 1 |
| Don Demeter, R (1, 8) OBP: 0.272, SLG: 0.393 | | 1B | | F6 | | | F6 2-3 | | HR 1B | 4 | 1 | 2 | 0 | 0 | 0 | 2 |
| Joe Azcue, R (1, 2) OBP: 0.324, SLG: 0.472 | | F8 | | | K | | F8 3-H | | HR 1-H | 4 | 1 | 1 | 2 | 0 | 1 | 1 |
| Chico Salmon, R (1, 4) OBP: 0.282, SLG: 0.331 | | K | | | K | | 2B 1B | | 6-3 | 4 | 0 | 1 | 0 | 0 | 2 | 1 |
| Larry Brown, R (1, 6) OBP: 0.311, SLG: 0.321 | | | F6 | | F9 | | 1-3 2B | | F8 | 4 | 0 | 1 | 0 | 0 | 0 | 1 |
| Luis Tiant, R (1, 1) OBP: 0.273, SLG: 0.365 | | | 1-3 | | F4 | | F7 | | | 1 | 0 | 0 | 0 | 0 | 0 | 0 |
| Orlando Pena, R (5, 1) | | | | | | | | | | 0 | 0 | 0 | 0 | 0 | 0 | 0 |
| Pedro Gonzalez, R (5, PH) OBP: 0.273, SLG: 0.273 | | | | | | | | | | 1 | 0 | 0 | 0 | 0 | 0 | 1 |
| Bob Allen, L (6, 1) | | | | | | | | | | 0 | 0 | 0 | 0 | 0 | 0 | 0 |
| George Culver, R (7, 1) OBP: 0.333, SLG: 0.333 | | | | | | | | | | 0 | 0 | 0 | 0 | 0 | 0 | 0 |
| Vern Fuller, R (7, PH) OBP: 0.268, SLG: 0.350 | | | | | | | | | | 1 | 0 | 0 | 0 | 0 | 0 | 2 |
| John O'Donoghue, R (8, 1) OBP: 0.139, SLG: 0.176 | | | | | | | | | | 0 | 0 | 0 | 0 | 0 | 0 | 0 |

| Inning Stats | 1 | 2 | 3 | 4 | 5 | 6 | 7 | 8 | 9 |
|---|---|---|---|---|---|---|---|---|---|
| | R: 0 E: 0 K: 3 S: 9 | H: 0 LOB: 0 BB: 0 P: 9 | R: 0 E: 0 K: 1 S: 6 | H: 1 LOB: 1 BB: 0 P: 6 | R: 0 E: 0 K: 0 S: 3 | H: 0 LOB: 0 BB: 0 P: 3 | R: 0 E: 0 K: 1 S: 6 | H: 1 LOB: 1 BB: 0 P: 6 | R: 0 E: 0 K: 2 S: 8 | H: 0 LOB: 1 BB: 0 P: 8 |
| | R: 0 E: 0 K: 0 S: 2 | H: 0 LOB: 0 BB: 1 P: 6 | R: 1 E: 0 K: 0 S: 6 | H: 3 LOB: 2 BB: 0 P: 6 | R: 0 E: 0 K: 1 S: 5 | H: 0 LOB: 0 BB: 0 P: 5 | R: 2 E: 0 K: 0 S: 5 | H: 2 LOB: 0 BB: 0 P: 5 | | |

| | |
|---|---|
| AB | 34 |
| R | 3 |
| H | 7 |
| RBI | 2 |
| BB | 1 |
| SO | 8 |
| LOB | 11 |

| | |
|---|---|
| 1B: 4 | SF: 0 |
| 2B: 2 | SAC: 0 |
| 3B: 0 | DP: 1 |
| HR: 1 | HBP: 0 |

| | |
|---|---|
| WP: 3 | PA: 35 |
| PB: 0 | |
| SB: 0 | |
| CS: 0 | |

| PITCHER | | IP | WLS | BF | H | R | ER | SO | BB | IBB | HBP | BLK | WP | HR | S | P | ERA | WHIP |
|---|---|---|---|---|---|---|---|---|---|---|---|---|---|---|---|---|---|---|
| Jim Merritt, L ERA: 2.27 | (1, 1) | 9.0 | W | 35 | 7 | 3 | 3 | 8 | 1 | 0 | 0 | 0 | 3 | 1 | 50 | 54 | 3.00 | 0.889 |

| PITCHER | | IP | WLS | BF | H | R | ER | SO | BB | IBB | HBP | BLK | WP | HR | S | P | ERA | WHIP |
|---|---|---|---|---|---|---|---|---|---|---|---|---|---|---|---|---|---|---|

# Baltimore Orioles @ Minnesota Twins

Metropolitan Stadium, Bloomington , MI

Mon Aug 28 1967, 8:05 PM EDT

Att. 27,723 - Unknown

TOP

livebaseballscorecards.com

| Batter | 1 | 2 | 3 | 4 | 5 | 6 | 7 | 8 | 9 | AB | R | H | RBI | BB | SO | LOB |
|---|---|---|---|---|---|---|---|---|---|---|---|---|---|---|---|---|
| Luis Aparicio, R (1, 6)<br>OBP: 0.288, SLG: 0.330 | K | | F6 | | 1B | | 6-3 | | | 4 | 0 | 1 | 0 | 0 | 1 | 0 |
| Boog Powell, L (1, 3)<br>OBP: 0.318, SLG: 0.355 | F7 | | | F7 | 4-3 | | | K | | 4 | 0 | 0 | 0 | 0 | 1 | 1 |
| Paul Blair, R (1, 8)<br>OBP: 0.357, SLG: 0.461 | F9 | | | 1B SF8 HBP | | BB 1B BB | | K | | 2 | 2 | 0 | 0 | 1 | 1 | 0 |
| Frank Robinson, R (1, 9)<br>OBP: 0.432, SLG: 0.625 | | BB | | SF8 1-3 1B | | K | | F2 | | 3 | 0 | 1 | 0 | 1 | 1 | 1 |
| Curt Blefary, L (1, 7)<br>OBP: 0.331, SLG: 0.422 | | L4 | | SF8 1-2 3-H | | 1B 1-2 FC9-2 BB | | | G3 | 2 | 0 | 0 | 1 | 1 | 0 | 1 |
| Brooks Robinson, R (1, 5)<br>OBP: 0.322, SLG: 0.413 | | F7 | | BB | | 1-3 2-H 1B | | | F3 | 3 | 0 | 1 | 1 | 1 | 0 | 1 |
| Vic Roznovsky, L (1, 2)<br>OBP: 0.213, SLG: 0.253 | | K | | F4 | | FC9-2 3-H | | | K | 4 | 0 | 0 | 0 | 0 | 2 | 5 |
| Mark Belanger, R (1, 4)<br>OBP: 0.248, SLG: 0.252 | | | K | | 4-3 | | F9 | | | 3 | 0 | 0 | 0 | 0 | 1 | 0 |
| Pete Richert, L (1, 1)<br>OBP: 0.104, SLG: 0.109 | | | K | | 4-3 | | F8 | | | 3 | 0 | 0 | 0 | 0 | 1 | 0 |
| Stu Miller, R (7, 1) | | | | | | | | | | 0 | 0 | 0 | 0 | 0 | 0 | 0 |

| | AB | R | H | RBI | BB | SO | LOB |
|---|---|---|---|---|---|---|---|
| | 28 | 2 | 3 | 2 | 4 | 8 | 9 |

| Inning Stats | 1 | 2 | 3 | 4 | 5 | 6 | 7 | 8 | 9 |
|---|---|---|---|---|---|---|---|---|---|
| R | 0 | 0 | 0 | 1 | 0 | 1 | 0 | 0 | 0 |
| H | 0 | 0 | 0 | 1 | 1 | 1 | 0 | 0 | 0 |
| E | 0 | 0 | 0 | 0 | 0 | 0 | 0 | 0 | 0 |
| LOB | 0 | 1 | 0 | 1 | 1 | 1 | 0 | 0 | 0 |
| K | 1 | 1 | 2 | 0 | 0 | 1 | 0 | 2 | 1 |
| BB | 0 | 1 | 0 | 1 | 0 | 2 | 0 | 0 | 0 |
| S | 5 | 5 | 7 | 4 | 4 | 5 | 3 | 7 | 5 |
| P | 5 | 9 | 7 | 9 | 4 | 13 | 3 | 7 | 5 |

| | 1B | SF | WP | PA |
|---|---|---|---|---|
| | 3 | 1 | 0 | 34 |
| | 2B | SAC | PB | |
| | 1 | 0 | 0 | |
| | 3B | DP | SB | |
| | 0 | 1 | 0 | |
| | HR | HBP | CS | |
| | 0 | 1 | 0 | |

| PITCHER | | IP | WLS | BF | H | R | ER | SO | BB | IBB | HBP | BLK | WP | HR | S | P | ERA | WHIP |
|---|---|---|---|---|---|---|---|---|---|---|---|---|---|---|---|---|---|---|
| Jim Perry, R<br>ERA: 3.22 | (1, 1) | 7.0 | W | 28 | 3 | 2 | 2 | 5 | 4 | 0 | 1 | 0 | 0 | 0 | 33 | 50 | 2.57 | 1.000 |
| Al Worthington, R<br>ERA: 3.26 | (8, 1) | 2.0 | S | 6 | 0 | 0 | 0 | 3 | 0 | 0 | 0 | 0 | 0 | 0 | 12 | 12 | 0.00 | 0.000 |

| PITCHER | IP | WLS | BF | H | R | ER | SO | BB | IBB | HBP | BLK | WP | HR | S | P | ERA | WHIP |
|---|---|---|---|---|---|---|---|---|---|---|---|---|---|---|---|---|---|

| Batter | 1 | 2 | 3 | 4 | 5 | 6 | 7 | 8 | 9 | AB | R | H | RBI | BB | SO | LOB |
|---|---|---|---|---|---|---|---|---|---|---|---|---|---|---|---|---|
| Ted Uhlaender, L (1, 8)<br>OBP: 0.271, SLG: 0.375 | 1-3 | | F8 | | | 5-3 | F3 | | | 4 | 0 | 0 | 0 | 0 | 0 | 3 |
| Cesar Tovar, R (1, 7)<br>OBP: 0.334, SLG: 0.370 | K | | 6-3 | | | 6-3 | | F4 | | 4 | 0 | 0 | 0 | 0 | 1 | 0 |
| Tony Oliva, L (1, 9)<br>OBP: 0.324, SLG: 0.444 | BB | | K | | | F8 | | G3 | | 3 | 0 | 0 | 0 | 1 | 1 | 0 |
| Harmon Killebrew, R (1, 3)<br>OBP: 0.401, SLG: 0.530 | F8 | | | F7 | | | F8 | F8 | | 4 | 0 | 0 | 0 | 0 | 0 | 1 |
| Rich Rollins, R (1, 5)<br>OBP: 0.317, SLG: 0.349 | | HR 1B | | F7 | | | E 1B 1B | | | 3 | 2 | 2 | 0 | 0 | 0 | 0 |
| Rod Carew, L (1, 4)<br>OBP: 0.344, SLG: 0.418 | | K | | 4-3 | | | E 1-2 FC6-2 1B | | | 3 | 0 | 1 | 0 | 0 | 1 | 1 |
| Zoilo Versalles, R (1, 6)<br>OBP: 0.263, SLG: 0.294 | | 1-H HR | | | F5 | | E1 FC6-2 1-3 2-H | | | 3 | 1 | 1 | 2 | 0 | 0 | 1 |
| Hank Izquierdo, R (1, 2)<br>OBP: 0.318, SLG: 0.381 | | F8 | | | F5 | | | | | 2 | 0 | 0 | 0 | 0 | 0 | 0 |
| Bob Allison, R (7, PH)<br>OBP: 0.351, SLG: 0.463 | | | | | | | | | | 0 | 0 | 0 | 0 | 0 | 0 | 0 |
| Rich Reese, L (7, PH)<br>OBP: 0.269, SLG: 0.345 | | | | | | | | | | 0 | 0 | 0 | 0 | 1 | 0 | 0 |
| Dave Boswell, R (7, PR)<br>OBP: 0.262, SLG: 0.328 | | | | | | | | | | 0 | 0 | 0 | 0 | 0 | 0 | 0 |
| Jerry Zimmerman, R (8, 2)<br>OBP: 0.253, SLG: 0.185 | | | | | | | | | | 0 | 0 | 0 | 0 | 0 | 0 | 0 |
| Jim Perry, S (1, 1)<br>OBP: 0.219, SLG: 0.344 | | K | | | K | | FC6-2 1-2 2-3 3-Hf | | | 2 | 0 | 0 | 0 | 0 | 2 | 0 |
| Sandy Valdespino, L (7, PH)<br>OBP: 0.213, SLG: 0.227 | | | | | | | | | | 1 | 0 | 0 | 0 | 0 | 0 | 3 |
| Al Worthington, R (8, 1) | | | | | | | | | | 0 | 0 | 0 | 0 | 0 | 0 | 0 |
| Inning Stats | R: 0 E: 0 K: 1 S: 5 H: 0 LOB: 1 BB: 1 P: 9 | R: 2 E: 0 K: 2 S: 9 H: 2 LOB: 0 BB: 0 P: 9 | R: 0 E: 0 K: 1 S: 5 H: 0 LOB: 0 BB: 0 P: 5 | R: 0 E: 0 K: 0 S: 3 H: 0 LOB: 0 BB: 0 P: 3 | R: 0 E: 0 K: 1 S: 5 H: 0 LOB: 0 BB: 0 P: 5 | R: 0 E: 0 K: 0 S: 3 H: 0 LOB: 0 BB: 0 P: 3 | R: 1 E: 1 K: 0 S: 6 H: 2 LOB: 3 BB: 1 P: 10 | R: 0 E: 0 K: 0 S: 3 H: 0 LOB: 0 BB: 0 P: 3 | | 1B: 3 2B: 0 3B: 0 HR: 1 | SF: 0 SAC: 0 DP: 0 HBP: 0 | | | | | |

| PITCHER | | IP | WLS | BF | H | R | ER | SO | BB | IBB | HBP | BLK | WP | HR | S | P | ERA | WHIP |
|---|---|---|---|---|---|---|---|---|---|---|---|---|---|---|---|---|---|---|
| Pete Richert, L<br>ERA: 3.4 | (1, 1) | 6.1 | L | 25 | 4 | 3 | 2 | 5 | 1 | 0 | 0 | 0 | 0 | 1 | 34 | 38 | 2.84 | 0.789 |
| Stu Miller, R<br>ERA: 2.58 | (7, 1) | 1.2 | | 6 | 0 | 0 | 0 | 0 | 0 | 1 | 0 | 0 | 0 | 0 | 5 | 9 | 0.00 | 0.000 |

| PITCHER | IP | WLS | BF | H | R | ER | SO | BB | IBB | HBP | BLK | WP | HR | S | P | ERA | WHIP |
|---|---|---|---|---|---|---|---|---|---|---|---|---|---|---|---|---|---|

# BOTTOM

## Baltimore Orioles @ Minnesota Twins

Metropolitan Stadium, Bloomington , MI

Mon Aug 28 1967, 8:05 PM EDT

Att. 27,723 - Unknown

livebaseballscorecards.com

| | |
|---|---|
| AB | 29 |
| R | 3 |
| H | 4 |
| RBI | 2 |
| BB | 2 |
| SO | 5 |
| LOB | 9 |

PA: 31

WP: 0
PB: 0
SB: 0
CS: 0

# Baltimore Orioles @ Minnesota Twins

Metropolitan Stadium, Bloomington , MI

Tue Aug 29 1967, 8:05 PM EDT

Att. 26,291 - Unknown

TOP

livebaseballscorecards.com

| Batter | 1 | 2 | 3 | 4 | 5 | 6 | 7 | 8 | 9 | AB | R | H | RBI | BB | SO | LOB |
|---|---|---|---|---|---|---|---|---|---|---|---|---|---|---|---|---|
| Luis Aparicio, R (1, 6)<br>OBP: 0.285, SLG: 0.326 | F7 | | K | | | F8 | F7 | | F7 | 5 | 0 | 0 | 0 | 0 | 1 | 1 |
| Boog Powell, L (1, 3)<br>OBP: 0.322, SLG: 0.353 | BB | | K | | | BB BB 2B | K | | E BB | 2 | 1 | 0 | 0 | 3 | 2 | 1 |
| Paul Blair, R (1, 8)<br>OBP: 0.357, SLG: 0.459 | BB | | | 1-3 | | F4 | | 1B PB BB 1B | L6 | 4 | 1 | 1 | 0 | 1 | 0 | 2 |
| Frank Robinson, R (1, 9)<br>OBP: 0.431, SLG: 0.621 | F9 | | | F7 | | BB 2B BB | | BB BB 1-3 1B | 4-3 | 4 | 1 | 1 | 0 | 1 | 0 | 3 |
| Curt Blefary, L (1, 7)<br>OBP: 0.333, SLG: 0.420 | F5 | | | BB | | 2B BB | | F6 | | 2 | 1 | 0 | 0 | 2 | 0 | 4 |
| Brooks Robinson, R (1, 5)<br>OBP: 0.323, SLG: 0.415 | | 5-3 | | F5 | | 2B | | BB | | 3 | 0 | 1 | 3 | 1 | 0 | 1 |
| Larry Haney, R (1, 2)<br>OBP: 0.313, SLG: 0.351 | | 6-3 | | | F7 | F8 | | BB | | 3 | 0 | 0 | 0 | 0 | 0 | 1 |
| Russ Snyder, L (8, PH)<br>OBP: 0.316, SLG: 0.329 | | | | | | | | | | 0 | 0 | 0 | 1 | 1 | 0 | 0 |
| Andy Etchebarren, R (8, 2)<br>OBP: 0.305, SLG: 0.324 | | | | | | | | BB | | 0 | 0 | 0 | 0 | 0 | 0 | 0 |
| Mark Belanger, R (1, 4)<br>OBP: 0.241, SLG: 0.244 | | K | | | 6-3 | | 1-3 | F4 | | 4 | 0 | 0 | 0 | 0 | 1 | 3 |
| Jim Hardin, R (1, 1)<br>OBP: 0.095, SLG: 0.053 | | | K | | K | | BB | L1-3 | | 3 | 0 | 0 | 0 | 1 | 2 | 3 |
| Moe Drabowsky, R (9, 1)<br>OBP: 0.400, SLG: 0.368 | | | | | | | | | | 0 | 0 | 0 | 0 | 0 | 0 | 0 |

| | |
|---|---|
| AB | 30 |
| R | 4 |
| H | 3 |
| RBI | 4 |
| BB | 10 |
| SO | 6 |
| LOB | 19 |

| Inning Stats | 1 | 2 | 3 | 4 | 5 | 6 | 7 | 8 | 9 |
|---|---|---|---|---|---|---|---|---|---|
| | R: 0<br>E: 0<br>K: 0<br>S: 3 | H: 0<br>LOB: 2<br>BB: 2<br>P: 11 | R: 0<br>E: 0<br>K: 1<br>S: 5 | H: 0<br>LOB: 0<br>BB: 0<br>P: 5 | R: 0<br>E: 0<br>K: 3<br>S: 9 | H: 0<br>LOB: 0<br>BB: 0<br>P: 9 | R: 0<br>E: 0<br>K: 0<br>S: 3 | H: 0<br>LOB: 1<br>BB: 1<br>P: 7 | R: 0<br>E: 0<br>K: 1<br>S: 5 | H: 0<br>LOB: 0<br>BB: 0<br>P: 5 | R: 3<br>E: 0<br>K: 0<br>S: 4 | H: 1<br>LOB: 1<br>BB: 3<br>P: 16 | R: 0<br>E: 0<br>K: 1<br>S: 5 | H: 0<br>LOB: 1<br>BB: 1<br>P: 9 | R: 1<br>E: 0<br>K: 0<br>S: 5 | H: 2<br>LOB: 3<br>BB: 2<br>P: 13 | R: 0<br>E: 1<br>K: 0<br>S: 3 | H: 0<br>LOB: 1<br>BB: 1<br>P: 7 |

1B: 2 SF: 0
2B: 1 SAC: 0
3B: 0 DP: 0
HR: 0 HBP: 0

WP: 0 PA: 40
PB: 1
SB: 0
CS: 0

| PITCHER | | IP | WLS | BF | H | R | ER | SO | BB | IBB | HBP | BLK | WP | HR | S | P | ERA | WHIP |
|---|---|---|---|---|---|---|---|---|---|---|---|---|---|---|---|---|---|---|
| Dave Boswell, R<br>ERA: 3.12 | (1, 1) | 7.1 | L | 33 | 3 | 4 | 4 | 6 | 8 | 0 | 0 | 0 | 0 | 0 | 37 | 69 | 4.91 | 1.500 |
| Ron Kline, R<br>ERA: 3.43 | (8, 1) | 0.2 | | 3 | 0 | 0 | 0 | 0 | 1 | 0 | 0 | 0 | 0 | 0 | 2 | 6 | 0.00 | 1.500 |
| Mudcat Grant, R<br>ERA: 4.99 | (9, 1) | 1.0 | | 4 | 0 | 0 | 0 | 0 | 1 | 0 | 0 | 0 | 0 | 0 | 3 | 7 | 0.00 | 1.000 |

| PITCHER | IP | WLS | BF | H | R | ER | SO | BB | IBB | HBP | BLK | WP | HR | S | P | ERA | WHIP |
|---|---|---|---|---|---|---|---|---|---|---|---|---|---|---|---|---|---|

# Baltimore Orioles @ Minnesota Twins

Metropolitan Stadium, Bloomington , MI

Tue Aug 29 1967, 8:05 PM EDT

Att. 26,291 - Unknown

## BOTTOM

| Batter | 1 | 2 | 3 | 4 | 5 | 6 | 7 | 8 | 9 | AB | R | H | RBI | BB | SO | LOB |
|---|---|---|---|---|---|---|---|---|---|---|---|---|---|---|---|---|
| Ted Uhlaender, L (1, 8)<br>OBP: 0.277, SLG: 0.381 | G4-6-3<br>1B | | 1-2<br>1B | | | 1B<br>1B | | 4-3 | | 4 | 0 | 3 | 0 | 0 | 0 | 0 |
| Cesar Tovar, R (1, 7)<br>OBP: 0.333, SLG: 0.369 | F7 | | F7 | | | F6 | | 1B | | 4 | 0 | 1 | 0 | 0 | 0 | 4 |
| Tony Oliva, L (1, 9)<br>OBP: 0.324, SLG: 0.443 | G4-6-3<br>1-2f | | F6 | | | 1-2<br>1B | | F7 | | 4 | 0 | 1 | 0 | 0 | 0 | 4 |
| Harmon Killebrew, R (1, 3)<br>OBP: 0.400, SLG: 0.530 | | 5-3 | | F5 | | K | | | 1B<br>2B | 4 | 1 | 1 | 0 | 0 | 1 | 2 |
| Rich Rollins, R (1, 5)<br>OBP: 0.313, SLG: 0.344 | | K | | F4 | | F8 | | | 6-3 | 4 | 0 | 0 | 0 | 0 | 1 | 3 |
| Rod Carew, L (1, 4)<br>OBP: 0.343, SLG: 0.416 | | 4-3 | | 6-3 | | | 4-3 | | 2-H<br>2B<br>1B | 4 | 1 | 1 | 1 | 0 | 0 | 0 |
| Zoilo Versalles, R (1, 6)<br>OBP: 0.261, SLG: 0.292 | | | F7 | | 4-1 | | F9 | | F6 | 4 | 0 | 0 | 0 | 0 | 0 | 1 |
| Russ Nixon, L (1, 2)<br>OBP: 0.314, SLG: 0.325<br>Jackie Hernandez, R (9, PR)<br>OBP: 0.120, SLG: 0.120 | | | 1B<br>2B | | K | | 1-3 | | 1-H<br>2B | 4<br>0 | 1<br>0 | 2<br>0 | 1<br>0 | 0<br>0 | 1<br>0 | 0<br>0 |
| Dave Boswell, R (1, 1)<br>OBP: 0.270, SLG: 0.333<br>Ron Kline, R (8, 1)<br>Rich Reese, L (8, PH)<br>OBP: 0.266, SLG: 0.341<br>Mudcat Grant, R (9, 1)<br>OBP: 0.207, SLG: 0.185<br>Sandy Valdespino, L (9, PH)<br>OBP: 0.211, SLG: 0.225 | | | 2-H<br>1B<br>1B | | F4 | | | 4-3 | K | 2<br>0<br>1<br>0<br>1 | 0<br>0<br>0<br>0<br>0 | 1<br>0<br>0<br>0<br>0 | 1<br>0<br>0<br>0<br>0 | 0<br>0<br>0<br>0<br>0 | 0<br>0<br>0<br>0<br>1 | 0<br>0<br>0<br>0<br>1 |
| Inning Stats | R: 0 E: 0 K: 0 S: 3 H: 1 LOB: 0 BB: 0 P: 3 | R: 0 E: 0 K: 1 S: 5 H: 0 LOB: 0 BB: 0 P: 5 | R: 1 E: 0 K: 0 S: 6 H: 3 LOB: 2 BB: 0 P: 6 | R: 0 E: 0 K: 0 S: 3 H: 0 LOB: 0 BB: 0 P: 3 | R: 0 E: 0 K: 1 S: 5 H: 0 LOB: 0 BB: 0 P: 5 | R: 0 E: 0 K: 1 S: 7 H: 2 LOB: 2 BB: 0 P: 7 | R: 0 E: 0 K: 0 S: 3 H: 0 LOB: 0 BB: 0 P: 3 | R: 0 E: 0 K: 0 S: 4 H: 1 LOB: 1 BB: 0 P: 4 | R: 2 E: 0 K: 1 S: 8 H: 3 LOB: 1 BB: 0 P: 8 | 1B: 7 2B: 3 3B: 0 HR: 0 | SF: 0 SAC: 0 DP: 1 HBP: 0 | | | | | | |

livebaseballscorecards.com

| | |
|---|---|
| AB | 36 |
| R | 3 |
| H | 10 |
| RBI | 3 |
| BB | 0 |
| SO | 4 |
| LOB | 15 |

WP: 0 PB: 0 SB: 0 CS: 0 PA: 36

| PITCHER | | IP | WLS | BF | H | R | ER | SO | BB | IBB | HBP | BLK | WP | HR | S | P | ERA | WHIP |
|---|---|---|---|---|---|---|---|---|---|---|---|---|---|---|---|---|---|---|
| Jim Hardin, R<br>ERA: 2.58 | (1, 1) | 8.1 | W | 33 | 9 | 3 | 3 | 3 | 0 | 0 | 0 | 0 | 0 | 0 | 39 | 39 | 3.24 | 1.080 |
| Moe Drabowsky, R<br>ERA: 1.57 | (9, 1) | 0.2 | S | 3 | 1 | 0 | 0 | 1 | 0 | 0 | 0 | 0 | 0 | 0 | 5 | 5 | 0.00 | 1.500 |

| PITCHER | IP | WLS | BF | H | R | ER | SO | BB | IBB | HBP | BLK | WP | HR | S | P | ERA | WHIP |
|---|---|---|---|---|---|---|---|---|---|---|---|---|---|---|---|---|---|

# Baltimore Orioles @ Minnesota Twins

Metropolitan Stadium, Bloomington , MI

Wed Aug 30 1967, 8:05 PM EDT

Att. 26,034 - Unknown

TOP

livebaseballscorecards.com

| Batter | 1 | 2 | 3 | 4 | 5 | 6 | 7 | 8 | 9 | 10 | AB | R | H | RBI | BB | SO | LOB |
|---|---|---|---|---|---|---|---|---|---|---|---|---|---|---|---|---|---|
| Luis Aparicio, R (1, 6)<br>OBP: 0.286, SLG: 0.327 | F8 | | G1-6-3<br>1-2f | | | 1B<br>1B<br>1B | 1B | | | 6-3 | 5 | 1 | 2 | 0 | 0 | 0 | 1 |
| Boog Powell, L (1, 3)<br>OBP: 0.323, SLG: 0.354 | L6 | | | 4-3 | | E<br>1B<br>BB<br>1-2<br>1B | F7 | | | HR<br>1B | 5 | 2 | 2 | 0 | 0 | 0 | 1 |
| Paul Blair, R (1, 8)<br>OBP: 0.356, SLG: 0.456 | 4-3 | | | F4 | | BB<br>E<br>1-2<br>2-H<br>1B | | K | | F6 | 5 | 0 | 1 | 1 | 0 | 1 | 1 |
| Frank Robinson, R (1, 9)<br>OBP: 0.431, SLG: 0.625 | | F6 | | HBP | | E4<br>BB<br>1-2<br>2-3 | | K | | HR<br>1-H | 4 | 1 | 1 | 2 | 0 | 1 | 2 |
| Curt Blefary, L (1, 7)<br>OBP: 0.331, SLG: 0.416 | | 4-3 | | F8 | | 1-2<br>2-3<br>3-H<br>BB | | F7 | | F7 | 4 | 0 | 0 | 1 | 1 | 0 | 1 |
| Brooks Robinson, R (1, 5)<br>OBP: 0.322, SLG: 0.417 | | 3B | | | F7 | K | | | F2 | | 4 | 0 | 1 | 0 | 0 | 1 | 3 |
| Andy Etchebarren, R (1, 2)<br>OBP: 0.302, SLG: 0.321 | | F9 | | | K | 5-3 | | | SH1-4<br>1B | | 3 | 0 | 0 | 0 | 0 | 1 | 4 |
| Russ Snyder, L (9, PH)<br>OBP: 0.318, SLG: 0.332 | | | | | | | | | | | 1 | 0 | 1 | 0 | 0 | 0 | 0 |
| Larry Haney, R (9, 2)<br>OBP: 0.313, SLG: 0.351 | | | | | | | | | | | 0 | 0 | 0 | 0 | 0 | 0 | 0 |
| Mark Belanger, R (1, 4)<br>OBP: 0.236, SLG: 0.239 | | | F8 | | 6-3 | | K | | SH1-4<br>1-2 | | 3 | 0 | 0 | 0 | 0 | 1 | 0 |
| Gene Brabender, R (1, 1)<br>OBP: 0.158, SLG: 0.111 | | | G1-6-3<br>1B | | | K | F6 | | K | | 3 | 0 | 1 | 0 | 0 | 1 | 0 |
| Dave May, L (9, PH)<br>OBP: 0.154, SLG: 0.211 | | | | | | | | | | | 1 | 0 | 0 | 0 | 0 | 1 | 1 |
| Eddie Watt, R (9, 1)<br>OBP: 0.238, SLG: 0.316 | | | | | | | | | | | 0 | 0 | 0 | 0 | 0 | 0 | 0 |

| Inning Stats | 1 | 2 | 3 | 4 | 5 | 6 | 7 | 8 | 9 | 10 | 1B: 7 | SF: 0 | WP: 0 | PA: 41 |
|---|---|---|---|---|---|---|---|---|---|---|---|---|---|---|
| R | 0 | 0 | 0 | 0 | 0 | 2 | 0 | 0 | 0 | 2 | 2B: 0 | SAC: 1 | PB: 0 | |
| E | 0 | 0 | 0 | 0 | 0 | 1 | 0 | 0 | 0 | 0 | 3B: 1 | DP: 1 | SB: 0 | |
| K | 0 | 0 | 0 | 0 | 1 | 2 | 1 | 2 | 1 | 0 | HR: 1 | HBP: 1 | CS: 0 | |
| BB | 0 | 0 | 0 | 0 | 0 | 1 | 0 | 0 | 0 | 0 | | | | |
| S | 3 | 4 | 3 | 3 | 5 | 11 | 6 | 7 | 6 | 5 | | | | |
| H | 0 | 1 | 1 | 0 | 0 | 3 | 1 | 0 | 1 | 2 | | | | |
| LOB | 0 | 1 | 0 | 1 | 0 | 3 | 1 | 0 | 1 | 0 | | | | |
| P | 3 | 4 | 3 | 4 | 5 | 15 | 6 | 7 | 6 | 5 | | | | |

| PITCHER | IP | WLS | BF | H | R | ER | SO | BB | IBB | HBP | BLK | WP | HR | S | P | ERA | WHIP |
|---|---|---|---|---|---|---|---|---|---|---|---|---|---|---|---|---|---|
| Dean Chance, R (1, 1)<br>ERA: 2.47 | 10.0 | L | 41 | 9 | 4 | 3 | 7 | 1 | 0 | 1 | 0 | 0 | 1 | 53 | 58 | 2.70 | 1.000 |

| PITCHER | IP | WLS | BF | H | R | ER | SO | BB | IBB | HBP | BLK | WP | HR | S | P | ERA | WHIP |
|---|---|---|---|---|---|---|---|---|---|---|---|---|---|---|---|---|---|

| | |
|---|---|
| AB | 38 |
| R | 4 |
| H | 9 |
| RBI | 4 |
| BB | 1 |
| SO | 7 |
| LOB | 14 |

| Batter | 1 | 2 | 3 | 4 | 5 | 6 | 7 | 8 | 9 | 10 | AB | R | H | RBI | BB | SO | LOB |
|---|---|---|---|---|---|---|---|---|---|---|---|---|---|---|---|---|---|
| Ted Uhlaender, L (1, 8)<br>OBP: 0.274, SLG: 0.375 | 4-3 | | 4-3 | | | G3 | | G6-3<br>1-2f | | | 4 | 0 | 0 | 0 | 0 | 0 | 1 |
| Cesar Tovar, R (1, 7)<br>OBP: 0.331, SLG: 0.366 | 6-3 | | | F8 | | K | | | K | | 4 | 0 | 0 | 0 | 0 | 2 | 0 |
| Tony Oliva, L (1, 9)<br>OBP: 0.323, SLG: 0.441 | 6-3 | | | G6-4-3<br>1B | | F9 | | | K | | 4 | 0 | 1 | 0 | 0 | 1 | 0 |
| Harmon Killebrew, R (1, 3)<br>OBP: 0.399, SLG: 0.526 | | E S<br>1B<br>BB | | G6-4-3<br>1-2f | | | 5-3 | | K | | 3 | 1 | 0 | 0 | 1 | 1 | 1 |
| Rich Rollins, R (1, 5)<br>OBP: 0.310, SLG: 0.340 | | K<br>1-3 | 6-3 | | | | F5 | | | 6-3 | 4 | 0 | 0 | 0 | 0 | 1 | 1 |
| Rod Carew, L (1, 4)<br>OBP: 0.345, SLG: 0.415 | | G6-4-3<br>3-H<br>1B | | 1B<br>BB | | | K | | | F8 | 3 | 0 | 1 | 1 | 1 | 1 | 0 |
| Zoilo Versalles, R (1, 6)<br>OBP: 0.261, SLG: 0.290 | | G6-4-3<br>1-2f | | F9 | | | | K | | HBP | 3 | 0 | 0 | 0 | 0 | 1 | 2 |
| Jerry Zimmerman, R (1, 2)<br>OBP: 0.255, SLG: 0.188<br>Bob Allison, R (8, PH)<br>OBP: 0.353, SLG: 0.472<br>Hank Izquierdo, R (9, 2)<br>OBP: 0.318, SLG: 0.381<br>Rich Reese, L (10, PH)<br>OBP: 0.263, SLG: 0.337 | | | 6-3 | 1-2<br>1B | | | | HR | | K | 2<br>1<br>0<br>1 | 0<br>1<br>0<br>0 | 1<br>1<br>0<br>0 | 0<br>1<br>0<br>0 | 0<br>0<br>0<br>1 | 0<br>0<br>0<br>1 | 0<br>0<br>0<br>1 |
| Dean Chance, R (1, 1)<br>OBP: 0.120, SLG: 0.027 | | | K | K | | | | G6-3<br>HBP | | | 2 | 0 | 0 | 0 | 0 | 2 | 2 |
| Inning Stats | R: 0<br>E: 0<br>K: 0<br>S: 3<br>H: 0<br>LOB: 0<br>BB: 0<br>P: 3 | R: 1<br>E: 0<br>K: 1<br>S: 5<br>H: 1<br>LOB: 0<br>BB: 1<br>P: 9 | R: 0<br>E: 0<br>K: 1<br>S: 5<br>H: 0<br>LOB: 0<br>BB: 0<br>P: 5 | R: 0<br>E: 0<br>K: 0<br>S: 3<br>H: 1<br>LOB: 0<br>BB: 0<br>P: 3 | R: 0<br>E: 0<br>K: 1<br>S: 6<br>H: 1<br>LOB: 2<br>BB: 1<br>P: 10 | R: 0<br>E: 0<br>K: 1<br>S: 5<br>H: 0<br>LOB: 0<br>BB: 0<br>P: 5 | R: 0<br>E: 0<br>K: 1<br>S: 5<br>H: 0<br>LOB: 0<br>BB: 0<br>P: 5 | R: 1<br>E: 0<br>K: 1<br>S: 5<br>H: 1<br>LOB: 0<br>BB: 0<br>P: 6 | R: 0<br>E: 0<br>K: 3<br>S: 9<br>H: 0<br>LOB: 0<br>BB: 0<br>P: 9 | R: 0<br>E: 0<br>K: 1<br>S: 5<br>H: 0<br>LOB: 1<br>BB: 0<br>P: 6 | 1B: 3<br>2B: 0<br>3B: 0<br>HR: 1 | SF: 0<br>SAC: 0<br>DP: 3<br>HBP: 2 | | | | | WP: 0<br>PB: 0<br>SB: 1<br>CS: 0 | PA: 35 |

| PITCHER | | IP | WLS | BF | H | R | ER | SO | BB | IBB | HBP | BLK | WP | HR | S | P | ERA | WHIP |
|---|---|---|---|---|---|---|---|---|---|---|---|---|---|---|---|---|---|---|
| Gene Brabender, R<br>ERA: 2.47 | (1, 1) | 8.0 | | 28 | 4 | 2 | 2 | 6 | 2 | 0 | 1 | 0 | 0 | 1 | 37 | 46 | 2.25 | 0.750 |
| Eddie Watt, R<br>ERA: 2.36 | (9, 1) | 2.0 | W | 7 | 0 | 0 | 0 | 4 | 0 | 0 | 1 | 0 | 0 | 0 | 14 | 15 | 0.00 | 0.000 |

| PITCHER | IP | WLS | BF | H | R | ER | SO | BB | IBB | HBP | BLK | WP | HR | S | P | ERA | WHIP |
|---|---|---|---|---|---|---|---|---|---|---|---|---|---|---|---|---|---|

# BOTTOM

## Baltimore Orioles @ Minnesota Twins

Metropolitan Stadium, Bloomington , MI

Wed Aug 30 1967, 8:05 PM EDT

Att. 26,034 - Unknown

livebaseballscorecards.com

| | |
|---|---|
| AB | 31 |
| R | 2 |
| H | 4 |
| RBI | 2 |
| BB | 2 |
| SO | 10 |
| LOB | 8 |

# Baltimore Orioles @ Minnesota Twins

Metropolitan Stadium, Bloomington , MI

Thu Aug 31 1967, 4:33 AM EDT

Att. 21,911 - Unknown

TOP

livebaseballscorecards.com

| Batter | 1 | 2 | 3 | 4 | 5 | 6 | 7 | 8 | 9 | AB | R | H | RBI | BB | SO | LOB |
|---|---|---|---|---|---|---|---|---|---|---|---|---|---|---|---|---|
| Curt Blefary, L (1, 7)<br>OBP: 0.331, SLG: 0.420 | 1-3 | | BBB 4-0 FC6-4 BB | F5 | | F8 | SSS 0-3 K | | 0-0 HR 3-H | 5 | 1 | 1 | 2 | 1 | 1 | 6 |
| Luis Aparicio, R (1, 6)<br>OBP: 0.284, SLG: 0.325 | 5-3 | | FC6-4 1-2f | | 2B 6-3 1B | 5-3 | | F9 | F3 | 6 | 1 | 1 | 0 | 0 | 0 | 1 |
| Paul Blair, R (1, 8)<br>OBP: 0.356, SLG: 0.458 | L6 | | F6 | | 1-3 HR 2B | F8 | | BB 1B | | 5 | 1 | 2 | 0 | 0 | 0 | 1 |
| Frank Robinson, R (1, 9)<br>OBP: 0.430, SLG: 0.621 | | SSS 0-3 K | F3 | 6-3 3-H | | | F8 1B FC5-4 1B | BBB 4-0 G4-6-3 BB 1-2 | | 4 | 1 | 1 | 1 | 1 | 1 | 2 |
| Brooks Robinson, R (1, 5)<br>OBP: 0.325, SLG: 0.425 | | 4-3 1B 1B | | F7 | HR 2-H | | FC5-4 1B 1-2 | G4-6-3 1-2f | | 5 | 2 | 3 | 2 | 0 | 0 | 2 |
| Boog Powell, L (1, 3)<br>OBP: 0.324, SLG: 0.356 | | 4-3 1-2 | | 1B 1B HBP | SSS K | | F8 2-3 | | 2B | 4 | 1 | 1 | 0 | 0 | 1 | 3 |
| Davey Johnson, R (1, 4)<br>OBP: 0.321, SLG: 0.382 | | E 1B 2-H | | 1B 1-2 | HR | | FC5-4 BB 1B 1-2f 3-H | | 4-3 HR 2-H | 5 | 2 | 4 | 4 | 0 | 0 | 1 |
| Larry Haney, R (1, 2)<br>OBP: 0.327, SLG: 0.364 | | E5 1-2 | | 1-2 1B 2-3 | 1B | | BB 1B 1-2 | | 4-3 2-3 | 5 | 0 | 3 | 0 | 0 | 0 | 2 |
| Tom Phoebus, R (1, 1)<br>OBP: 0.191, SLG: 0.215 | | SSS 0-3 K | SSS 0-3 K | 4-3 | | | BBB 4-0 BB 1-2 2-3 | | SSS 0-3 K | 2 | 0 | 0 | 0 | 0 | 2 | 5 |
| Dave May, L (5, PH)<br>OBP: 0.150, SLG: 0.205 | | | | | | | | | | 1 | 0 | 0 | 0 | 0 | 0 | 1 |
| Bill Dillman, R (5, 1)<br>OBP: 0.179, SLG: 0.179 | | | | | | | | | | 0 | 0 | 0 | 0 | 0 | 0 | 0 |
| John Buzhardt, R (6, 1)<br>OBP: 0.200, SLG: 0.200 | | | | | | | | | | 0 | 0 | 0 | 0 | 0 | 0 | 0 |
| Russ Snyder, L (7, PH)<br>OBP: 0.321, SLG: 0.332 | | | | | | | | | | 0 | 0 | 0 | 0 | 1 | 0 | 0 |
| Eddie Fisher, R (7, 1)<br>OBP: 0.333, SLG: 0.200 | | | | | | | | | | 0 | 0 | 0 | 0 | 0 | 0 | 0 |
| Vic Roznovsky, L (9, PH)<br>OBP: 0.211, SLG: 0.250 | | | | | | | | | | 1 | 0 | 0 | 0 | 0 | 1 | 1 |
| Moe Drabowsky, R (9, 1)<br>OBP: 0.400, SLG: 0.368 | | | | | | | | | | 0 | 0 | 0 | 0 | 0 | 0 | 0 |

| | AB | 43 |
|---|---|---|
| | R | 9 |
| | H | 16 |
| | RBI | 9 |
| | BB | 3 |
| | SO | 6 |
| | LOB | 25 |

| Inning Stats | | | | | | | | | | |
|---|---|---|---|---|---|---|---|---|---|---|
| | R: 0 E: 0 K: 0 S: 3 | H: 0 LOB: 0 BB: 0 P: 3 | R: 1 E: 1 K: 2 S: 10 | H: 2 LOB: 2 BB: 0 P: 10 | R: 0 E: 0 K: 0 S: 3 | H: 0 LOB: 1 BB: 1 P: 7 | R: 0 E: 0 K: 1 S: 7 | H: 2 LOB: 3 BB: 0 P: 8 | R: 4 E: 0 K: 1 S: 10 | H: 5 LOB: 1 BB: 0 P: 10 |
| | R: 0 E: 0 K: 0 S: 3 | H: 0 LOB: 0 BB: 0 P: 3 | R: 1 E: 0 K: 1 S: 8 | H: 3 LOB: 3 BB: 1 P: 12 | R: 0 E: 0 K: 0 S: 3 | H: 1 LOB: 1 BB: 1 P: 7 | R: 3 E: 0 K: 1 S: 8 | H: 3 LOB: 0 BB: 0 P: 8 | 1B: 10 2B: 3 3B: 0 HR: 3 | SF: 0 SAC: 0 DP: 1 HBP: 1 |

| | WP: 0 | PA: 47 |
|---|---|---|
| | PB: 0 | |
| | SB: 0 | |
| | CS: 0 | |

| PITCHER | | IP | WLS | BF | H | R | ER | SO | BB | IBB | HBP | BLK | WP | HR | S | P | ERA | WHIP |
|---|---|---|---|---|---|---|---|---|---|---|---|---|---|---|---|---|---|---|
| Jim Merritt, L<br>ERA: 2.45 | (1, 1) | 4.2 | | 25 | 8 | 5 | 5 | 4 | 1 | 0 | 1 | 0 | 0 | 2 | 31 | 36 | 9.64 | 1.929 |
| Mudcat Grant, R<br>ERA: 5.0 | (5, 1) | 1.2 | | 8 | 3 | 1 | 1 | 0 | 0 | 0 | 0 | 0 | 0 | 0 | 8 | 8 | 5.40 | 1.800 |
| Al Worthington, R<br>ERA: 3.19 | (7, 1) | 1.2 | | 8 | 2 | 0 | 0 | 1 | 2 | 0 | 0 | 0 | 0 | 0 | 8 | 16 | 0.00 | 2.400 |
| Ron Kline, R<br>ERA: 3.82 | (9, 1) | 1.0 | W | 6 | 3 | 3 | 3 | 1 | 0 | 0 | 0 | 0 | 0 | 1 | 8 | 8 | 27.00 | 3.000 |

| PITCHER | | IP | WLS | BF | H | R | ER | SO | BB | IBB | HBP | BLK | WP | HR | S | P | ERA | WHIP |
|---|---|---|---|---|---|---|---|---|---|---|---|---|---|---|---|---|---|---|

# BOTTOM

## Baltimore Orioles @ Minnesota Twins

Metropolitan Stadium, Bloomington , MI

Thu Aug 31 1967, 4:33 AM EDT

Att. 21,911 - Unknown

livebaseballscorecards.com

| Batter | 1 | 2 | 3 | 4 | 5 | 6 | 7 | 8 | 9 | AB | R | H | RBI | BB | SO | LOB |
|---|---|---|---|---|---|---|---|---|---|---|---|---|---|---|---|---|
| Ted Uhlaender, L (1, 8)<br>OBP: 0.276, SLG: 0.376 | F5 | | K | 1B<br>1-2<br>2-3 1B | | BB<br>1-2 1B | | K | | 5 | 1 | 2 | 0 | 0 | 2 | 0 |
| Rod Carew, L (1, 4)<br>OBP: 0.348, SLG: 0.418 | K | | K | S<br>1-3<br>2-H<br>3-H 1B | | E 1B<br>1-2<br>2-3 BB | | 1B 2B | | 4 | 1 | 2 | 2 | 1 | 2 | 0 |
| Harmon Killebrew, R (1, 3)<br>OBP: 0.401, SLG: 0.526 | K | | BB BB | K<br>1-2 | | E7 G6-4-3<br>1-3<br>2-H<br>3-H 1B | | 2B<br>2-H 1B | | 4 | 1 | 2 | 3 | 1 | 2 | 2 |
| Tony Oliva, L (1, 9)<br>OBP: 0.326, SLG: 0.444 | | 2B 1B 1B | FC6-4<br>1-2 BB | | F6 | G6-4-3<br>1-2f | | 2<br>1-H 2B | | 4 | 1 | 2 | 1 | 1 | 0 | 2 |
| Rich Rollins, R (1, 5)<br>Jackie Hernandez, R (8, 5)<br>Frank Kostro, R (9, PH)<br>OBP: 0.309, SLG: 0.339<br>OBP: 0.120, SLG: 0.120<br>OBP: 0.333, SLG: 0.273 | | F7 | FC6-4<br>1-2f | | 1B 1B | | F9 | 2<br>3-H | F3 | 4<br>0<br>1 | 0<br>0<br>0 | 1<br>0<br>0 | 0<br>0<br>0 | 0<br>0<br>0 | 0<br>0<br>0 | 3<br>0<br>0 |
| Cesar Tovar, R (1, 7)<br>OBP: 0.333, SLG: 0.370 | | 1B 2B<br>1-3 | | 1B 1B 1B | F5 | | F9 | HR 1B | | 5 | 3 | 3 | 0 | 0 | 0 | 1 |
| Russ Nixon, L (1, 2)<br>Jerry Zimmerman, R (8, 2)<br>Rich Reese, L (9, PH)<br>OBP: 0.324, SLG: 0.331<br>OBP: 0.255, SLG: 0.188<br>OBP: 0.271, SLG: 0.379 | | 1B<br>2-H<br>3-H | | F8 | 1B<br>1-3 | | FC5-4 BB | 1-H HR | | 3<br>0<br>1 | 0<br>0<br>1 | 2<br>0<br>1 | 2<br>0<br>1 | 1<br>0<br>0 | 0<br>0<br>0 | 1<br>0<br>0 |
| Zoilo Versalles, R (1, 6)<br>OBP: 0.263, SLG: 0.290 | K | | | 1B 1B<br>1-2 1B | | FC5-6 BB | FC5-4<br>1-2f | | | 3 | 1 | 1 | 0 | 1 | 1 | 2 |
| Jim Merritt, L (1, 1)<br>Mudcat Grant, R (5, 1)<br>Al Worthington, R (7, 1)<br>Bob Allison, R (8, PH)<br>Ron Kline, R (9, 1)<br>OBP: 0.221, SLG: 0.194<br>OBP: 0.200, SLG: 0.179<br>OBP: 0.352, SLG: 0.470 | 5-3 | | K | | FC5-6 BB 1B<br>1-2f 1B | | | F8 | | 2<br>1<br>0<br>1<br>0 | 0<br>1<br>0<br>0<br>0 | 0<br>0<br>0<br>0<br>0 | 0<br>0<br>0<br>0<br>0 | 1<br>0<br>0<br>0<br>0 | 0<br>0<br>0<br>0<br>0 | 3<br>1<br>0<br>0<br>0 |
| Inning Stats | R: 0<br>E: 0<br>K: 2<br>S: 7<br>H: 0<br>LOB: 0<br>BB: 0<br>P: 7 | R: 2<br>E: 0<br>K: 1<br>S: 8<br>H: 3<br>LOB: 1<br>BB: 0<br>P: 8 | R: 0<br>E: 0<br>K: 2<br>S: 7<br>H: 0<br>LOB: 2<br>BB: 2<br>P: 15 | R: 2<br>E: 0<br>K: 2<br>S: 11<br>H: 4<br>LOB: 2<br>BB: 0<br>P: 11 | R: 0<br>E: 0<br>K: 0<br>S: 4<br>H: 2<br>LOB: 2<br>BB: 0<br>P: 4 | R: 2<br>E: 1<br>K: 0<br>S: 4<br>H: 2<br>LOB: 1<br>BB: 2<br>P: 12 | R: 0<br>E: 0<br>K: 0<br>S: 3<br>H: 0<br>LOB: 1<br>BB: 1<br>P: 7 | R: 2<br>E: 0<br>K: 1<br>S: 7<br>H: 3<br>LOB: 1<br>BB: 0<br>P: 7 | R: 2<br>E: 0<br>K: 0<br>S: 3<br>H: 2<br>LOB: 0<br>BB: 0<br>P: 3 | 1B: 12<br>2B: 3<br>3B: 0<br>HR: 1<br>SF: 0<br>SAC: 0<br>DP: 1<br>HBP: 0 | | | | | | |

| | AB | 38 |
|---|---|---|
| | R | 10 |
| | H | 16 |
| | RBI | 10 |
| | BB | 5 |
| | SO | 8 |
| | LOB | 15 |

WP: 0 PA: 43
PB: 0
SB: 1
CS: 0

| PITCHER | | IP | WLS | BF | H | R | ER | SO | BB | IBB | HBP | BLK | WP | HR | S | P | ERA | WHIP |
|---|---|---|---|---|---|---|---|---|---|---|---|---|---|---|---|---|---|---|
| Tom Phoebus, R<br>ERA: 3.19 | (1, 1) | 4.0 | | 21 | 7 | 4 | 4 | 7 | 2 | 0 | 0 | 0 | 0 | 0 | 33 | 41 | 9.00 | 2.250 |
| Bill Dillman, R<br>ERA: 4.41 | (5, 1) | 1.1 | | 8 | 3 | 2 | 2 | 0 | 2 | 0 | 0 | 0 | 0 | 0 | 6 | 14 | 13.50 | 3.750 |
| John Buzhardt, R<br>ERA: 3.99 | (6, 1) | 0.2 | | 2 | 1 | 0 | 0 | 0 | 0 | 0 | 0 | 0 | 0 | 0 | 2 | 2 | 0.00 | 1.500 |
| Eddie Fisher, R<br>ERA: 3.58 | (7, 1) | 2.0 | | 10 | 3 | 2 | 2 | 1 | 1 | 0 | 0 | 0 | 0 | 0 | 10 | 14 | 9.00 | 2.000 |
| Moe Drabowsky, R<br>ERA: 1.77 | (9, 1) | 0.1 | L | 3 | 2 | 2 | 2 | 0 | 0 | 0 | 0 | 0 | 0 | 1 | 3 | 3 | 54.00 | 6.000 |

| PITCHER | IP | WLS | BF | H | R | ER | SO | BB | IBB | HBP | BLK | WP | HR | S | P | ERA | WHIP |
|---|---|---|---|---|---|---|---|---|---|---|---|---|---|---|---|---|---|

| Batter | 1 | 2 | 3 | 4 | 5 | 6 | 7 | 8 | 9 | AB | R | H | RBI | BB | SO | LOB |
|---|---|---|---|---|---|---|---|---|---|---|---|---|---|---|---|---|
| Mickey Stanley, R (1, 8)<br>OBP: 0.272, SLG: 0.319 | 1-3 2B | | 1B 2B | | 6-3 | | | F9 | | 4 | 1 | 2 | 0 | 0 | 0 | 0 |
| Dick McAuliffe, L (1, 4)<br>OBP: 0.366, SLG: 0.439 | 1-3<br>2-3 | | BB E 1B<br>2-H | | | K | | 4-3 | | 4 | 1 | 1 | 1 | 0 | 1 | 1 |
| Al Kaline, R (1, 9)<br>OBP: 0.399, SLG: 0.549 | L1-3 | | E BB<br>1-2 | | | L6-3 | | 1B | | 3 | 0 | 1 | 0 | 1 | 0 | 1 |
| Willie Horton, R (1, 7)<br>OBP: 0.350, SLG: 0.515 | F4 | | K2-3<br>1-3<br>2-H | | | K | | F9 | | 4 | 0 | 0 | 0 | 0 | 2 | 3 |
| Bill Freehan, R (1, 3)<br>OBP: 0.388, SLG: 0.463 | | K | | F8 | | | 1B G5-4-3 BB | | HR | 3 | 2 | 1 | 1 | 1 | 1 | 0 |
| Eddie Mathews, L (1, 5)<br>OBP: 0.333, SLG: 0.383 | | K | | F8 | | | G5-4-3<br>1-3 1B | | G3 | 4 | 0 | 1 | 0 | 0 | 1 | 0 |
| Jim Price, R (1, 2)<br>OBP: 0.310, SLG: 0.325 | | 1-3 | | 5-3 | | | G5-4-3<br>1-2f<br>3-H | | F5 | 4 | 0 | 0 | 0 | 0 | 0 | 1 |
| Ray Oyler, R (1, 6)<br>OBP: 0.292, SLG: 0.275<br>Don Wert, R (9, PH)<br>OBP: 0.309, SLG: 0.338 | | | F9 | F9 | | | 1B | | F8 | 3<br>1 | 0<br>0 | 1<br>0 | 0<br>0 | 0<br>0 | 0<br>0 | 0<br>0 |
| Joe Sparma, R (1, 1)<br>OBP: 0.047, SLG: 0.032<br>Fred Gladding, L (3, 1)<br>Hank Aguirre, R (3, 1)<br>OBP: 0.500, SLG: 1.500<br>Dick Tracewski, R (5, PH)<br>OBP: 0.300, SLG: 0.320<br>Pat Dobson, R (5, 1)<br>Earl Wilson, R (7, PH)<br>OBP: 0.245, SLG: 0.300<br>Mike Marshall, R (7, 1)<br>OBP: 0.222, SLG: 0.222 | | | K | 1-3 | | | K | | | 1<br>0<br>0<br>1<br>0<br>1<br>0 | 0<br>0<br>0<br>0<br>0<br>0<br>0 | 0<br>0<br>0<br>0<br>0<br>1<br>0 | 0<br>0<br>0<br>0<br>0<br>1<br>0 | 1<br>0<br>0<br>0<br>0<br>1<br>0 | 0<br>0<br>0<br>0<br>0<br>0<br>0 | 0<br>0<br>0<br>0<br>0<br>1<br>0 |
| Inning Stats | R: 0 E: 0 K: 0 S: 4 H: 1 LOB: 1 BB: 0 P: 4 | R: 0 E: 0 K: 2 S: 7 H: 0 LOB: 0 BB: 0 P: 7 | R: 2 E: 1 K: 2 S: 9 H: 2 LOB: 1 BB: 1 P: 13 | R: 0 E: 0 K: 0 S: 3 H: 0 LOB: 0 BB: 0 P: 3 | R: 0 E: 0 K: 0 S: 3 H: 0 LOB: 0 BB: 0 P: 3 | R: 0 E: 0 K: 2 S: 7 H: 0 LOB: 0 BB: 0 P: 7 | R: 1 E: 0 K: 1 S: 6 H: 2 LOB: 1 BB: 1 P: 10 | R: 0 E: 0 K: 0 S: 4 H: 1 LOB: 1 BB: 0 P: 4 | R: 1 E: 0 K: 0 S: 4 H: 1 LOB: 0 BB: 0 P: 4 | 1B: 4 2B: 2 3B: 0 HR: 1 | SF: 0 SAC: 0 DP: 1 HBP: 0 | | | | | | |

| PITCHER | | IP | WLS | BF | H | R | ER | SO | BB | IBB | HBP | BLK | WP | HR | S | P | ERA | WHIP |
|---|---|---|---|---|---|---|---|---|---|---|---|---|---|---|---|---|---|---|
| Jim Kaat, L<br>ERA: 3.53 | (1, 1) | 9.0 | W | 35 | 7 | 4 | 3 | 7 | 2 | 0 | 0 | 0 | 0 | 1 | 47 | 55 | 3.00 | 1.000 |

| PITCHER | IP | WLS | BF | H | R | ER | SO | BB | IBB | HBP | BLK | WP | HR | S | P | ERA | WHIP |
|---|---|---|---|---|---|---|---|---|---|---|---|---|---|---|---|---|---|

# TOP

## Detroit Tigers @ Minnesota Twins

Metropolitan Stadium, Bloomington , MI

Fri Sep 01 1967, 8:05 PM EDT

Att. 34,068 - Unknown

livebaseballscorecards.com

| | |
|---|---|
| AB | 33 |
| R | 4 |
| H | 7 |
| RBI | 2 |
| BB | 2 |
| SO | 7 |
| LOB | 7 |

| | | | | | | | | | | | | | | | | | | |
|---|---|---|---|---|---|---|---|---|---|---|---|---|---|---|---|---|---|---|
| 1B: 4<br>2B: 2<br>3B: 0<br>HR: 1 | SF: 0<br>SAC: 0<br>DP: 1<br>HBP: 0 | WP: 0<br>PB: 0<br>SB: 0<br>CS: 0 | PA: 35 |

# BOTTOM

## Detroit Tigers @ Minnesota Twins

Metropolitan Stadium, Bloomington , MI

Fri Sep 01 1967, 8:05 PM EDT

Att. 34,068 - Unknown

| Batter | 1 | 2 | 3 | 4 | 5 | 6 | 7 | 8 | 9 | AB | R | H | RBI | BB | SO | LOB |
|---|---|---|---|---|---|---|---|---|---|---|---|---|---|---|---|---|
| Ted Uhlaender, L (1, 8)<br>OBP: 0.278, SLG: 0.378 | G3 E 2B | 4-3 2-3 | | K | | F8 | | BB | | 4 | 1 | 1 | 0 | 1 | 1 | 2 |
| Rod Carew, L (1, 4)<br>OBP: 0.348, SLG: 0.417 | G3 2-3 | 1B 3-H | | K | | 1B BB | | F7 | | 4 | 0 | 1 | 0 | 1 | 1 | 2 |
| Harmon Killebrew, R (1, 3)<br>OBP: 0.400, SLG: 0.524 | E5 4-3 E 3-H | F2 | | F7 | | 1B 1-2 2-3 | | | | 4 | 1 | 1 | 0 | 0 | 0 | 1 |
| Tony Oliva, L (1, 9)<br>OBP: 0.325, SLG: 0.441 | 4-3 2-3 | | E 1B BB | | F7 | | K | | | 3 | 1 | 0 | 0 | 1 | 1 | 1 |
| Bob Allison, R (1, 7)<br>OBP: 0.356, SLG: 0.472<br>Sandy Valdespino, L (5, PR)<br>OBP: 0.208, SLG: 0.222<br>(6, 7) | E BB | | E7 1B SF7 1-3 1B | | BB | | 4-3 | | | 1<br>1 | 1<br>0 | 1<br>0 | 0<br>0 | 2<br>0 | 0<br>0 | 0<br>0 |
| Cesar Tovar, R (1, 5)<br>OBP: 0.334, SLG: 0.375 | E5 1-2 3-H | | E S 2-3 3-H 1B | | F5 | | 3B | | | 4 | 0 | 2 | 1 | 0 | 0 | 2 |
| Zoilo Versalles, R (1, 6)<br>OBP: 0.261, SLG: 0.288 | 4-3 | | F8 | | 6-3 | | K | | | 4 | 0 | 0 | 0 | 0 | 1 | 6 |
| Hank Izquierdo, R (1, 2)<br>OBP: 0.304, SLG: 0.364<br>Rich Reese, L (3, PH)<br>OBP: 0.271, SLG: 0.379<br>Rich Rollins, R (3, PH)<br>OBP: 0.308, SLG: 0.339<br>Jerry Zimmerman, R (4, 2)<br>OBP: 0.258, SLG: 0.192 | | K | SF7 3-H | | | 1B SH2-4 1B | | 4-3 | | 1<br>0<br>0<br>2 | 0<br>0<br>0<br>0 | 0<br>0<br>0<br>1 | 0<br>0<br>0<br>0 | 0<br>0<br>1<br>0 | 1<br>0<br>0<br>0 | 0<br>0<br>0<br>0 |
| Jim Kaat, L (1, 1)<br>OBP: 0.256, SLG: 0.303 | | 4-3 WP 2B | F3 1-3 | | | SH2-4 1-2 | | L9 | | 3 | 1 | 1 | 0 | 0 | 0 | 1 |
| Inning Stats | R: 2 E: 2 K: 0 S: 6 H: 1 LOB: 2 BB: 1 P: 10 | R: 1 E: 0 K: 1 S: 7 H: 2 LOB: 1 BB: 0 P: 7 | R: 2 E: 1 K: 0 S: 5 H: 2 LOB: 1 BB: 1 P: 9 | R: 0 E: 0 K: 2 S: 7 H: 0 LOB: 0 BB: 0 P: 7 | R: 0 E: 0 K: 0 S: 3 H: 0 LOB: 1 BB: 1 P: 7 | R: 0 E: 0 K: 2 S: 4 H: 2 LOB: 2 BB: 1 P: 8 | R: 0 E: 0 K: 2 S: 8 H: 1 LOB: 1 BB: 0 P: 8 | R: 0 E: 0 K: 0 S: 3 H: 0 LOB: 1 BB: 1 P: 7 | | 1B: 5 2B: 2 3B: 1 HR: 0 | SF: 1 SAC: 1 DP: 0 HBP: 0 | | | | | |

livebaseballscorecards.com

| | |
|---|---|
| AB | 31 |
| R | 5 |
| H | 8 |
| RBI | 2 |
| BB | 5 |
| SO | 5 |
| LOB | 15 |

WP: 1 PB: 0 SB: 1 CS: 0 PA: 38

| PITCHER | | IP | WLS | BF | H | R | ER | SO | BB | IBB | HBP | BLK | WP | HR | S | P | ERA | WHIP |
|---|---|---|---|---|---|---|---|---|---|---|---|---|---|---|---|---|---|---|
| Joe Sparma, R<br>ERA: 3.79 | (1, 1) | 2.0 | L | 15 | 5 | 5 | 2 | 1 | 2 | 0 | 0 | 0 | 1 | 0 | 15 | 23 | 9.00 | 3.500 |
| Fred Gladding, R<br>ERA: 2.03 | (3, 1) | 0.1 | | 1 | 0 | 0 | 0 | 0 | 0 | 0 | 0 | 0 | 0 | 0 | 1 | 1 | 0.00 | 0.000 |
| Hank Aguirre, L<br>ERA: 1.83 | (3, 1) | 1.2 | | 5 | 0 | 0 | 0 | 2 | 0 | 0 | 0 | 0 | 0 | 0 | 9 | 9 | 0.00 | 0.000 |
| Pat Dobson, R<br>ERA: 3.38 | (5, 1) | 2.0 | | 9 | 2 | 0 | 0 | 0 | 2 | 0 | 0 | 0 | 0 | 0 | 7 | 15 | 0.00 | 2.000 |
| Mike Marshall, R<br>ERA: 1.7 | (7, 1) | 2.0 | | 8 | 1 | 0 | 0 | 2 | 1 | 0 | 0 | 0 | 0 | 0 | 11 | 15 | 0.00 | 1.000 |

| PITCHER | IP | WLS | BF | H | R | ER | SO | BB | IBB | HBP | BLK | WP | HR | S | P | ERA | WHIP |
|---|---|---|---|---|---|---|---|---|---|---|---|---|---|---|---|---|---|

| Batter | 1 | 2 | 3 | 4 | 5 | 6 | 7 | 8 | 9 | AB | R | H | RBI | BB | SO | LOB |
|---|---|---|---|---|---|---|---|---|---|---|---|---|---|---|---|---|
| Dick McAuliffe, L (1, 4)<br>OBP: 0.365, SLG: 0.438 | FC3-6 1B | | F7 | | | 3-1 | | 6-3 | | 4 | 0 | 1 | 0 | 0 | 0 | 0 |
| Norm Cash, L (1, 3)<br>OBP: 0.366, SLG: 0.434 | FC3-6 FC5-4 1-2f | | F7 | | | F9 | | | 5-3 1B | 4 | 0 | 0 | 0 | 0 | 0 | 1 |
| Al Kaline, R (1, 9)<br>OBP: 0.400, SLG: 0.549 | F2 | | | 6-3 1B | | L5-3 | | | 1B | 4 | 0 | 2 | 0 | 0 | 0 | 1 |
| Willie Horton, R (1, 7)<br>OBP: 0.346, SLG: 0.508 | FC5-4 1-2f | | | F7 | | | F8 | | S S S K | 4 | 0 | 0 | 0 | 0 | 1 | 3 |
| Eddie Mathews, L (1, 5)<br>OBP: 0.329, SLG: 0.379 | | L3 | | 6-3 1-2 | | | 1-3 | | S S S K | 4 | 0 | 0 | 0 | 0 | 1 | 2 |
| Bill Freehan, R (1, 2)<br>OBP: 0.390, SLG: 0.465 | | G5-3 1B 1B | | F6 | | | 1B | | | 3 | 0 | 2 | 0 | 0 | 0 | 1 |
| Jim Northrup, L (1, 8)<br>OBP: 0.329, SLG: 0.374 | | 1-2 1B | | | F9 | | S S S K | | | 3 | 0 | 1 | 0 | 0 | 1 | 1 |
| Ray Oyler, R (1, 6)<br>OBP: 0.290, SLG: 0.274 | | G5-3 2-3f | | | F7 | | | F5 | | 2 | 0 | 0 | 0 | 0 | 0 | 2 |
| Tom Matchick, L (8, PH)<br>(8, 6) | | | | | | | | | | 1 | 0 | 0 | 0 | 0 | 0 | 0 |
| Denny McLain, R (1, 1)<br>OBP: 0.129, SLG: 0.108 | | | 5-3 | | F8 | | | 5-3 | | 2 | 0 | 0 | 0 | 0 | 0 | 0 |
| Fred Gladding, L (6, 1) | | | | | | | | | | 0 | 0 | 0 | 0 | 0 | 0 | 0 |
| John Hiller, R (7, 1)<br>OBP: 0.200, SLG: 0.111 | | | | | | | | | | 0 | 0 | 0 | 0 | 0 | 0 | 0 |
| Jerry Lumpe, L (8, PH)<br>OBP: 0.257, SLG: 0.232 | | | | | | | | | | 1 | 0 | 0 | 0 | 0 | 0 | 0 |
| Dave Wickersham, R (8, 1) | | | | | | | | | | 0 | 0 | 0 | 0 | 0 | 0 | 0 |
| Inning Stats | R: 0 E: 0 K: 0 S: 4 H: 1 LOB: 1 BB: 0 P: 4 | R: 0 E: 0 K: 0 S: 4 H: 2 LOB: 1 BB: 0 P: 4 | R: 0 E: 0 K: 0 S: 3 H: 0 LOB: 0 BB: 0 P: 3 | R: 0 E: 0 K: 0 S: 4 H: 1 LOB: 1 BB: 0 P: 4 | R: 0 E: 0 K: 0 S: 3 H: 0 LOB: 0 BB: 0 P: 3 | R: 0 E: 0 K: 0 S: 3 H: 0 LOB: 0 BB: 0 P: 3 | R: 0 E: 0 K: 1 S: 6 H: 1 LOB: 1 BB: 0 P: 6 | R: 0 E: 0 K: 0 S: 3 H: 0 LOB: 0 BB: 0 P: 3 | R: 0 E: 0 K: 2 S: 8 H: 1 LOB: 1 BB: 0 P: 8 | 1B: 6 2B: 0 3B: 0 HR: 0 | SF: 0 SAC: 0 DP: 1 HBP: 0 | | | | | |

TOP

# Detroit Tigers @ Minnesota Twins

Metropolitan Stadium, Bloomington , MI

Sat Sep 02 1967, 4:33 AM EDT

Att. 29,155 - Unknown

livebaseballscorecards.com

| | |
|---|---|
| AB | 32 |
| R | 0 |
| H | 6 |
| RBI | 0 |
| BB | 0 |
| SO | 3 |
| LOB | 11 |

| PITCHER | | IP | WLS | BF | H | R | ER | SO | BB | IBB | HBP | BLK | WP | HR | S | P | ERA | WHIP |
|---|---|---|---|---|---|---|---|---|---|---|---|---|---|---|---|---|---|---|
| Dave Boswell, R<br>ERA: 2.98 | (1, 1) | 9.0 | W | 32 | 6 | 0 | 0 | 3 | 0 | 0 | 0 | 0 | 0 | 0 | 38 | 38 | 0.00 | 0.667 |

| PITCHER | IP | WLS | BF | H | R | ER | SO | BB | IBB | HBP | BLK | WP | HR | S | P | ERA | WHIP |
|---|---|---|---|---|---|---|---|---|---|---|---|---|---|---|---|---|---|

| Batter | 1 | 2 | 3 | 4 | 5 | 6 | 7 | 8 | 9 | AB | R | H | RBI | BB | SO | LOB |
|---|---|---|---|---|---|---|---|---|---|---|---|---|---|---|---|---|
| Ted Uhlaender, L (1, 8)<br>OBP: 0.284, SLG: 0.383 | CS 1B | | | F5 | | FC6-4 1B<br>2-H | 2-H 3-H 1B | | | 4 | 0 | 3 | 3 | 0 | 0 | 0 |
| Rod Carew, L (1, 4)<br>OBP: 0.345, SLG: 0.413 | 4-3<br>1-2 | | | K | | FC6-4<br>1B 1B<br>1-2f | L9 | | | 4 | 1 | 0 | 0 | 0 | 1 | 3 |
| Harmon Killebrew, R (1, 3)<br>OBP: 0.399, SLG: 0.521 | F3 | | | F8 | | 1B<br>1-3 1B | | L9 | | 4 | 0 | 1 | 0 | 0 | 0 | 0 |
| Tony Oliva, L (1, 9)<br>OBP: 0.329, SLG: 0.442 | | 3-1 | | | E SF8 1B | 1-2<br>3-H 1B | | BBBB FC4-6 BB | | 3 | 1 | 2 | 1 | 1 | 0 | 0 |
| Bob Allison, R (1, 7)<br>OBP: 0.354, SLG: 0.468<br>Sandy Valdespino, L (7, 7)<br>OBP: 0.206, SLG: 0.220 | | K | | | F3<br>1-3 | 4-3 | | FC4-6<br>S<br>1-2f | | 3<br>1 | 0<br>0 | 0<br>0 | 0<br>0 | 0<br>0 | 1<br>0 | 3<br>1 |
| Cesar Tovar, R (1, 5)<br>OBP: 0.334, SLG: 0.375 | | 6-3 | | | SF8<br>3-H | | SH5-4 HBP<br>1B 1B | 4-3<br>1-2 | | 3 | 1 | 1 | 1 | 0 | 0 | 1 |
| Zoilo Versalles, R (1, 6)<br>OBP: 0.261, SLG: 0.287 | | | F5 | | F7 | | H 1-0<br>SH5-4<br>1-2 1B HBP | | | 2 | 1 | 0 | 0 | 0 | 0 | 0 |
| Jerry Zimmerman, R (1, 2)<br>OBP: 0.260, SLG: 0.195 | | | G4-3 1B | | | K | SH5-4<br>1-2<br>2-3 | | | 2 | 0 | 1 | 0 | 0 | 1 | 0 |
| Dave Boswell, R (1, 1)<br>OBP: 0.273, SLG: 0.349 | | | G4-3<br>1-2f | | | 1B 2B | K | | | 3 | 1 | 1 | 0 | 0 | 1 | 3 |
| Inning Stats | R: 0 E: 0 K: 0 S: 3 H: 1 LOB: 0 BB: 0 P: 3 | R: 0 E: 0 K: 1 S: 5 H: 0 LOB: 0 BB: 0 P: 5 | R: 0 E: 0 K: 0 S: 3 H: 1 LOB: 0 BB: 0 P: 3 | R: 0 E: 0 K: 1 S: 5 H: 0 LOB: 0 BB: 0 P: 5 | R: 1 E: 1 K: 0 S: 4 H: 1 LOB: 0 BB: 0 P: 4 | R: 2 E: 0 K: 1 S: 9 H: 4 LOB: 2 BB: 0 P: 9 | R: 2 E: 0 K: 1 S: 7 H: 2 LOB: 1 BB: 0 P: 8 | R: 0 E: 0 K: 0 S: 3 H: 0 LOB: 1 BB: 1 P: 7 | | 1B: 8 2B: 1 3B: 0 HR: 0 | SF: 1 SAC: 1 DP: 1 HBP: 1 | | | WP: 0 PB: 0 SB: 1 CS: 1 | PA: 33 | | |

# BOTTOM

# Detroit Tigers @ Minnesota Twins

Metropolitan Stadium, Bloomington , MI

Sat Sep 02 1967, 4:33 AM EDT

Att. 29,155 - Unknown

livebaseballscorecards.com

| | |
|---|---|
| AB | 29 |
| R | 5 |
| H | 9 |
| RBI | 5 |
| BB | 1 |
| SO | 4 |
| LOB | 11 |

| PITCHER | | IP | WLS | BF | H | R | ER | SO | BB | IBB | HBP | BLK | WP | HR | S | P | ERA | WHIP |
|---|---|---|---|---|---|---|---|---|---|---|---|---|---|---|---|---|---|---|
| Denny McLain, R<br>ERA: 3.45 | (1, 1) | 5.2 | L | 22 | 7 | 3 | 2 | 3 | 0 | 0 | 0 | 0 | 0 | 0 | 28 | 28 | 3.18 | 1.235 |
| Fred Gladding, R<br>ERA: 2.3 | (6, 1) | 1.0 | | 5 | 1 | 2 | 2 | 1 | 0 | 0 | 1 | 0 | 0 | 0 | 6 | 7 | 18.00 | 1.000 |
| John Hiller, L<br>ERA: 1.21 | (7, 1) | 0.1 | | 2 | 1 | 0 | 0 | 0 | 0 | 0 | 0 | 0 | 0 | 0 | 2 | 2 | 0.00 | 3.000 |
| Dave Wickersham, R<br>ERA: 2.87 | (8, 1) | 1.0 | | 4 | 0 | 0 | 0 | 0 | 1 | 0 | 0 | 0 | 0 | 0 | 3 | 7 | 0.00 | 1.000 |

| PITCHER | IP | WLS | BF | H | R | ER | SO | BB | IBB | HBP | BLK | WP | HR | S | P | ERA | WHIP |
|---|---|---|---|---|---|---|---|---|---|---|---|---|---|---|---|---|---|

# Detroit Tigers @ Minnesota Twins

Metropolitan Stadium, Bloomington , MI

Sun Sep 03 1967, 4:33 AM EDT

Att. 43,444 - Unknown

TOP

livebaseballscorecards.com

| Batter | 1 | 2 | 3 | 4 | 5 | 6 | 7 | 8 | 9 | AB | R | H | RBI | BB | SO | LOB |
|---|---|---|---|---|---|---|---|---|---|---|---|---|---|---|---|---|
| Dick McAuliffe, L (1, 6) (7, 4)<br>OBP: 0.362, SLG: 0.433 | 4-3 | K | | | F9 | | FC4-6 SF8<br>1-2f<br>2-3 | | F8 | 5 | 0 | 0 | 0 | 0 | 1 | 3 |
| Norm Cash, L (1, 3)<br>OBP: 0.362, SLG: 0.430 | K | | F3 | | K | | SF8<br>1-2<br>3-H | | 4-3 | 4 | 0 | 0 | 1 | 0 | 2 | 0 |
| Al Kaline, R (1, 9)<br>OBP: 0.395, SLG: 0.542 | L6-3 | | K | | | L8 | L9 | | L6 | 5 | 0 | 0 | 0 | 0 | 1 | 2 |
| Willie Horton, R (1, 7)<br>OBP: 0.348, SLG: 0.508<br>Mickey Stanley, R (8, PR) (8, 8)<br>OBP: 0.272, SLG: 0.319 | | 2B 3B 1B | K | | | K | | FC6-4 S 1B 1B | | 4<br>0 | 1<br>1 | 2<br>0 | 0<br>0 | 0<br>0 | 2<br>0 | 0<br>0 |
| Eddie Mathews, L (1, 5)<br>OBP: 0.336, SLG: 0.385<br>Don Wert, R (8, 5)<br>OBP: 0.309, SLG: 0.338 | | 1-3 3B 2B | | FC6 1B | | BBBB 1B BB | | BBBB 1-2 FC6-4 BB | | 2<br>0 | 1<br>0 | 2<br>0 | 0<br>0 | 2<br>0 | 0<br>0 | 0<br>0 |
| Jim Northrup, L (1, 8) (8, 7)<br>OBP: 0.331, SLG: 0.380 | | 2-H 3-H 2B 3B | | FC6<br>1-2f | | 1-3 1B | | F7 | | 4 | 1 | 2 | 2 | 0 | 0 | 3 |
| Bill Freehan, R (1, 2)<br>OBP: 0.387, SLG: 0.460 | | 5-3 | | K | | F4 | | FC6-4 1B<br>1-2f<br>2-3 | | 4 | 0 | 0 | 0 | 0 | 1 | 6 |
| Jerry Lumpe, L (1, 4)<br>OBP: 0.266, SLG: 0.250<br>Dick Tracewski, R (7, PR)<br>OBP: 0.300, SLG: 0.320<br>Ray Oyler, R (7, 6)<br>OBP: 0.292, SLG: 0.276 | | 3-H 2B | | F9 | | | FC4-6 1B SF8 1B | 1-2 3-H 1B | | 3<br>0<br>1 | 0<br>1<br>0 | 2<br>0<br>1 | 1<br>0<br>1 | 0<br>0<br>0 | 0<br>0<br>0 | 1<br>0<br>0 |
| Earl Wilson, R (1, 1)<br>OBP: 0.240, SLG: 0.293<br>Fred Lasher, R (6, 1)<br>OBP: 0.250, SLG: 0.250 | | 6-3 | | | F5 | | 1-2 FC4-6 1B | K | | 2<br>2 | 0<br>0 | 0<br>1 | 0<br>0 | 0<br>0 | 0<br>1 | 1<br>2 |
| Inning Stats | R: 0 H: 0<br>E: 0 LOB: 0<br>K: 1 BB: 0<br>S: 5 P: 5 | R: 3 H: 4<br>E: 0 LOB: 1<br>K: 1 BB: 0<br>S: 9 P: 9 | R: 0 H: 0<br>E: 0 LOB: 0<br>K: 2 BB: 0<br>S: 7 P: 7 | R: 0 H: 1<br>E: 0 LOB: 1<br>K: 1 BB: 0<br>S: 6 P: 6 | R: 0 H: 0<br>E: 0 LOB: 0<br>K: 1 BB: 0<br>S: 5 P: 5 | R: 0 H: 1<br>E: 0 LOB: 2<br>K: 1 BB: 1<br>S: 6 P: 10 | R: 1 H: 2<br>E: 0 LOB: 2<br>K: 0 BB: 0<br>S: 5 P: 5 | R: 1 H: 2<br>E: 0 LOB: 2<br>K: 1 BB: 1<br>S: 7 P: 11 | R: 0 H: 0<br>E: 0 LOB: 0<br>K: 0 BB: 0<br>S: 3 P: 3 | 1B: 7 SF: 1<br>2B: 2 SAC: 0<br>3B: 1 DP: 0<br>HR: 0 HBP: 0 | | | | | | |

| | AB | 36 |
|---|---|---|
| | R | 5 |
| | H | 10 |
| | RBI | 5 |
| | BB | 2 |
| | SO | 8 |
| | LOB | 18 |

WP: 0 PB: 0 SB: 1 CS: 0 PA: 39

| PITCHER | | IP | WLS | BF | H | R | ER | SO | BB | IBB | HBP | BLK | WP | HR | S | P | ERA | WHIP |
|---|---|---|---|---|---|---|---|---|---|---|---|---|---|---|---|---|---|---|
| Dean Chance, R<br>ERA: 2.55 | (1, 1) | 7.0 | L | 30 | 8 | 4 | 4 | 7 | 1 | 0 | 0 | 0 | 0 | 0 | 43 | 47 | 5.14 | 1.286 |
| Ron Kline, R<br>ERA: 3.84 | (8, 1) | 2.0 | | 9 | 2 | 1 | 1 | 1 | 1 | 0 | 0 | 0 | 0 | 0 | 10 | 14 | 4.50 | 1.500 |

| PITCHER | IP | WLS | BF | H | R | ER | SO | BB | IBB | HBP | BLK | WP | HR | S | P | ERA | WHIP |
|---|---|---|---|---|---|---|---|---|---|---|---|---|---|---|---|---|---|

# Detroit Tigers @ Minnesota Twins

Metropolitan Stadium, Bloomington , MI

Sun Sep 03 1967, 4:33 AM EDT

Att. 43,444 - Unknown

livebaseballscorecards.com

## BOTTOM

| Batter | 1 | 2 | 3 | 4 | 5 | 6 | 7 | 8 | 9 | AB | R | H | RBI | BB | SO | LOB |
|---|---|---|---|---|---|---|---|---|---|---|---|---|---|---|---|---|
| Ted Uhlaender, L (1, 8)<br>OBP: 0.279, SLG: 0.376 | L9 | | L9 | | L9 | | FC3-6 FC5 BB 1-2f | | K | 5 | 0 | 0 | 0 | 0 | 1 | 3 |
| Rod Carew, L (1, 4)<br>OBP: 0.345, SLG: 0.412 | F5 | | | F8 | | BB WP 1B | 1-2 BB | | K | 3 | 0 | 1 | 0 | 0 | 0 | 0 |
| Rich Rollins, R (7, PH) (8, 5)<br>OBP: 0.309, SLG: 0.338 | | | | | | | | | | 1 | 0 | 0 | 0 | 1 | 1 | 1 |
| Harmon Killebrew, R (1, 3)<br>OBP: 0.399, SLG: 0.519 | F7 | | | 1B BB | | 1-2 BB | FC5 2-3f | | | 2 | 0 | 0 | 0 | 2 | 0 | 2 |
| Tony Oliva, L (1, 9)<br>OBP: 0.326, SLG: 0.438 | | 4-3 | | F8 | | F8 | | K | | 4 | 0 | 0 | 0 | 0 | 1 | 3 |
| Bob Allison, R (1, 7)<br>OBP: 0.355, SLG: 0.467 | | F6 | | 1-2 1B | | 1-2 2-3 BB | | 5-3 | | 3 | 0 | 1 | 0 | 1 | 0 | 0 |
| Cesar Tovar, R (1, 5) (8, 4)<br>OBP: 0.335, SLG: 0.375 | | HBP | | K | | L6 | | 1B | | 3 | 0 | 1 | 0 | 0 | 1 | 5 |
| Jerry Zimmerman, R (1, 2)<br>OBP: 0.259, SLG: 0.194 | | 5-3 | | | 5-3 BB | K | | K | | 1 | 0 | 0 | 0 | 0 | 0 | 1 |
| Russ Nixon, L (5, PH) (6, 2)<br>OBP: 0.324, SLG: 0.327 | | | | | | | | | | 2 | 0 | 0 | 0 | 1 | 2 | 4 |
| Zoilo Versalles, R (1, 6)<br>OBP: 0.259, SLG: 0.284 | | | K | | 5-3 1-2 | | F4 | | K | 4 | 0 | 0 | 0 | 0 | 2 | 1 |
| Dean Chance, R (1, 1)<br>OBP: 0.118, SLG: 0.026 | | | L1 | | L9 | | FC3-6 1B | | 1B | 2 | 0 | 0 | 0 | 0 | 0 | 1 |
| Rich Reese, L (7, PH)<br>OBP: 0.278, SLG: 0.386 | | | | | | | | | | 1 | 0 | 1 | 0 | 0 | 0 | 0 |
| Dave Boswell, R (7, PR)<br>OBP: 0.273, SLG: 0.349 | | | | | | | | | | 0 | 0 | 0 | 0 | 0 | 0 | 0 |
| Ron Kline, R (8, 1) | | | | | | | | | | 0 | 0 | 0 | 0 | 0 | 0 | 0 |
| Frank Kostro, R (9, PH)<br>OBP: 0.360, SLG: 0.304 | | | | | | | | | | 1 | 0 | 1 | 0 | 0 | 0 | 0 |
| Inning Stats | R: 0 E: 0 K: 0 S: 3 H: 0 LOB: 0 BB: 0 P: 3 | R: 0 E: 0 K: 0 S: 3 H: 0 LOB: 1 BB: 0 P: 4 | R: 0 E: 0 K: 1 S: 5 H: 0 LOB: 0 BB: 0 P: 5 | R: 0 E: 0 K: 1 S: 6 H: 1 LOB: 2 BB: 1 P: 10 | R: 0 E: 0 K: 0 S: 3 H: 0 LOB: 1 BB: 1 P: 7 | R: 0 E: 0 K: 1 S: 6 H: 1 LOB: 3 BB: 2 P: 14 | R: 0 E: 0 K: 0 S: 4 H: 1 LOB: 2 BB: 1 P: 8 | R: 0 E: 0 K: 2 S: 8 H: 1 LOB: 1 BB: 0 P: 8 | R: 0 E: 0 K: 3 S: 10 H: 1 LOB: 1 BB: 0 P: 10 | 1B: 5 2B: 0 3B: 0 HR: 0 | SF: 0 SAC: 0 DP: 0 HBP: 1 | | | | | | |

| | | | | | | | | | |

| Batter | 1 | 2 | 3 | 4 | 5 | 6 | 7 | 8 | 9 | AB | R | H | RBI | BB | SO | LOB |
|---|---|---|---|---|---|---|---|---|---|---|---|---|---|---|---|---|
| Chuck Hinton, R (1, 9)<br>OBP: 0.326, SLG: 0.380 | 6-3 | | 6-3 | | FC5-4<br>1-2f | | | F4 | | 4 | 0 | 0 | 0 | 0 | 0 | 1 |
| Leon Wagner, L (1, 7)<br>OBP: 0.321, SLG: 0.406 | 2B | | | 1B<br>1B | | 6-3<br>WP<br>2B | | 5-3 | | 4 | 1 | 3 | 0 | 0 | 0 | 0 |
| Max Alvis, R (1, 5)<br>OBP: 0.312, SLG: 0.410 | 1-3 | | | F8 | | 6-3<br>2-3 | | K | | 4 | 0 | 0 | 0 | 0 | 1 | 3 |
| Tony Horton, R (1, 3)<br>OBP: 0.330, SLG: 0.432 | 4-3 | | | 1-2<br>1B | | F8<br>3-H | | | F8 | 4 | 0 | 1 | 0 | 0 | 0 | 1 |
| Joe Azcue, R (1, 2)<br>OBP: 0.324, SLG: 0.468 | | FC6-4<br>1B | | K | | 2B | | | 5-3 | 4 | 0 | 2 | 0 | 0 | 1 | 2 |
| Chico Salmon, R (1, 8)<br>OBP: 0.277, SLG: 0.314 | | FC6-4<br>G4-6-3<br>1-2f | | F8 | | 6-3 | | | F4 | 4 | 0 | 0 | 0 | 0 | 0 | 4 |
| Pedro Gonzalez, R (1, 4)<br>OBP: 0.268, SLG: 0.268 | | G4-6-3<br>1-2f | | | K | | F4 | | | 3 | 0 | 0 | 0 | 0 | 1 | 1 |
| Larry Brown, R (1, 6)<br>OBP: 0.315, SLG: 0.320 | | | F9 | | FC1-6<br>BB | | 1-3 | | | 2 | 0 | 0 | 0 | 1 | 0 | 0 |
| Steve Hargan, R (1, 1)<br>OBP: 0.214, SLG: 0.212 | | | K | | FC1-6<br>FC5-4<br>1-2f | | K | | | 2 | 0 | 0 | 0 | 0 | 1 | 1 |
| Bob Allen, L (6, 1) | | | | | | | | | | 0 | 0 | 0 | 0 | 0 | 0 | 0 |
| George Culver, R (6, 1)<br>OBP: 0.333, SLG: 0.333 | | | | | | | | | | 0 | 0 | 0 | 0 | 0 | 0 | 0 |
| Vern Fuller, R (7, PH)<br>OBP: 0.272, SLG: 0.354 | | | | | | | | | | 1 | 0 | 0 | 0 | 0 | 1 | 0 |
| Orlando Pena, R (7, 1) | | | | | | | | | | 0 | 0 | 0 | 0 | 0 | 0 | 0 |
| Inning Stats | R: 0<br>E: 0<br>K: 0<br>S: 4<br>H: 1<br>LOB: 1<br>BB: 0<br>P: 4 | R: 0<br>E: 0<br>K: 0<br>S: 3<br>H: 1<br>LOB: 0<br>BB: 0<br>P: 3 | R: 0<br>E: 0<br>K: 1<br>S: 5<br>H: 0<br>LOB: 0<br>BB: 0<br>P: 5 | R: 0<br>E: 0<br>K: 1<br>S: 7<br>H: 2<br>LOB: 2<br>BB: 0<br>P: 7 | R: 0<br>E: 0<br>K: 1<br>S: 5<br>H: 0<br>LOB: 1<br>BB: 1<br>P: 9 | R: 1<br>E: 0<br>K: 0<br>S: 5<br>H: 2<br>LOB: 1<br>BB: 0<br>P: 5 | R: 0<br>E: 0<br>K: 1<br>S: 5<br>H: 0<br>LOB: 0<br>BB: 0<br>P: 5 | R: 0<br>E: 0<br>K: 1<br>S: 5<br>H: 0<br>LOB: 0<br>BB: 0<br>P: 5 | R: 0<br>E: 0<br>K: 0<br>S: 3<br>H: 0<br>LOB: 0<br>BB: 0<br>P: 3 | 1B: 3<br>2B: 3<br>3B: 0<br>HR: 0<br>SF: 0<br>SAC: 0<br>DP: 1<br>HBP: 0 | | | | | | |

| PITCHER | IP | WLS | BF | H | R | ER | SO | BB | IBB | HBP | BLK | WP | HR | S | P | ERA | WHIP |
|---|---|---|---|---|---|---|---|---|---|---|---|---|---|---|---|---|---|
| Jim Merritt, L (1, 1)<br>ERA: 2.39 | 9.0 | W | 33 | 6 | 1 | 1 | 5 | 1 | 0 | 0 | 0 | 1 | 0 | 42 | 46 | 1.00 | 0.778 |

| PITCHER | IP | WLS | BF | H | R | ER | SO | BB | IBB | HBP | BLK | WP | HR | S | P | ERA | WHIP |
|---|---|---|---|---|---|---|---|---|---|---|---|---|---|---|---|---|---|

# TOP

## Cleveland Indians @ Minnesota Twins

Metropolitan Stadium, Bloomington , MI

Mon Sep 04 1967, 8:05 PM EDT

Unknown

livebaseballscorecards.com

| | |
|---|---|
| AB | 32 |
| R | 1 |
| H | 6 |
| RBI | 0 |
| BB | 1 |
| SO | 5 |
| LOB | 13 |

| | |
|---|---|
| WP: 1 | PA: 33 |
| PB: 0 | |
| SB: 0 | |
| CS: 0 | |

# Cleveland Indians @ Minnesota Twins

Metropolitan Stadium, Bloomington , MI

Mon Sep 04 1967, 8:05 PM EDT

Unknown

livebaseballscorecards.com

## BOTTOM

| Batter | 1 | 2 | 3 | 4 | 5 | 6 | 7 | 8 | 9 | AB | R | H | RBI | BB | SO | LOB |
|---|---|---|---|---|---|---|---|---|---|---|---|---|---|---|---|---|
| Ted Uhlaender, L (1, 8)<br>OBP: 0.282, SLG: 0.388 | 4-3 | | 3B | | | G3 | | HR 2B | | 4 | 1 | 2 | 0 | 0 | 0 | 0 |
| Rod Carew, L (1, 4)<br>OBP: 0.344, SLG: 0.415 | K | | F9 | | | 1B 3B | | K | | 4 | 1 | 1 | 0 | 0 | 2 | 2 |
| Harmon Killebrew, R (1, 3)<br>OBP: 0.400, SLG: 0.524 | 5-3 | | | 5-3 | | 1B BB | | 2-H HR | | 3 | 1 | 1 | 2 | 1 | 0 | 0 |
| Tony Oliva, L (1, 9)<br>OBP: 0.327, SLG: 0.439 | | 3-1 | | F8 | | 1-3 3-H 1B | | 1B | | 4 | 0 | 2 | 1 | 0 | 0 | 0 |
| Bob Allison, R (1, 7)<br>OBP: 0.354, SLG: 0.468<br>Sandy Valdespino, L (9, 7)<br>OBP: 0.206, SLG: 0.220 | | 1B 2B | | F7 | | 4-3 | | K | | 4<br>0 | 1<br>0 | 1<br>0 | 0<br>0 | 0<br>0 | 1<br>0 | 2<br>0 |
| Cesar Tovar, R (1, 5)<br>OBP: 0.335, SLG: 0.374 | | 2-H CS 1B | | | F8 | | F9 | | | 3 | 0 | 1 | 1 | 0 | 0 | 0 |
| Earl Battey, R (1, 2)<br>OBP: 0.270, SLG: 0.225 | | 1-2 F2 | | | K | | 5-3 | | | 3 | 0 | 0 | 0 | 0 | 1 | 1 |
| Zoilo Versalles, R (1, 6)<br>OBP: 0.258, SLG: 0.283 | | | 6-3 | | E5 | | 5-3 | | | 3 | 0 | 0 | 0 | 0 | 0 | 0 |
| Jim Merritt, L (1, 1)<br>OBP: 0.211, SLG: 0.185 | | | F8 | | F9 | | | K | | 3 | 0 | 0 | 0 | 0 | 1 | 1 |
| Inning Stats | R: 0<br>E: 0<br>K: 1<br>S: 5<br>H: 0<br>LOB: 0<br>BB: 0<br>P: 5 | R: 1<br>E: 0<br>K: 0<br>S: 4<br>H: 2<br>LOB: 0<br>BB: 0<br>P: 4 | R: 0<br>E: 0<br>K: 0<br>S: 4<br>H: 1<br>LOB: 1<br>BB: 0<br>P: 4 | R: 0<br>E: 0<br>K: 0<br>S: 3<br>H: 0<br>LOB: 0<br>BB: 0<br>P: 3 | R: 0<br>E: 1<br>K: 1<br>S: 6<br>H: 0<br>LOB: 1<br>BB: 0<br>P: 6 | R: 1<br>E: 0<br>K: 0<br>S: 4<br>H: 2<br>LOB: 1<br>BB: 1<br>P: 8 | R: 0<br>E: 0<br>K: 0<br>S: 3<br>H: 0<br>LOB: 0<br>BB: 0<br>P: 3 | R: 2<br>E: 0<br>K: 3<br>S: 12<br>H: 3<br>LOB: 1<br>BB: 0<br>P: 12 | | 1B: 3<br>2B: 2<br>3B: 2<br>HR: 1<br>SF: 0<br>SAC: 0<br>DP: 0<br>HBP: 0 | | | | | | |

| | AB | 31 |
|---|---|---|
| | R | 4 |
| | H | 8 |
| | RBI | 4 |
| | BB | 1 |
| | SO | 5 |
| | LOB | 6 |

WP: 0 PA: 32
PB: 0
SB: 0
CS: 1

| PITCHER | | IP | WLS | BF | H | R | ER | SO | BB | IBB | HBP | BLK | WP | HR | S | P | ERA | WHIP |
|---|---|---|---|---|---|---|---|---|---|---|---|---|---|---|---|---|---|---|
| Steve Hargan, R<br>ERA: 2.6 | (1, 1) | 5.1 | L | 21 | 4 | 2 | 2 | 2 | 1 | 0 | 0 | 0 | 0 | 0 | 24 | 28 | 3.38 | 0.938 |
| Bob Allen, L<br>ERA: 3.38 | (6, 1) | 0.1 | | 1 | 1 | 0 | 0 | 0 | 0 | 0 | 0 | 0 | 0 | 0 | 1 | 1 | 0.00 | 3.000 |
| George Culver, R<br>ERA: 4.12 | (6, 1) | 0.1 | | 1 | 0 | 0 | 0 | 0 | 0 | 0 | 0 | 0 | 0 | 0 | 1 | 1 | 0.00 | 0.000 |
| Orlando Pena, R<br>ERA: 2.91 | (7, 1) | 2.0 | | 9 | 3 | 2 | 2 | 3 | 0 | 0 | 0 | 0 | 0 | 1 | 15 | 15 | 9.00 | 1.500 |

| PITCHER | IP | WLS | BF | H | R | ER | SO | BB | IBB | HBP | BLK | WP | HR | S | P | ERA | WHIP |
|---|---|---|---|---|---|---|---|---|---|---|---|---|---|---|---|---|---|

| Batter | 1 | 2 | 3 | 4 | 5 | 6 | 7 | 8 | 9 | 10 | AB | R | H | RBI | BB | SO | LOB |
|---|---|---|---|---|---|---|---|---|---|---|---|---|---|---|---|---|---|
| Vic Davalillo, L (1, 8)<br>OBP: 0.296, SLG: 0.377 | E5 1B 1B | | F8 | | 1B 2B | | CS 1B | | | SH5-4 1-2 | 4 | 1 | 2 | 0 | 0 | 0 | 0 |
| Lee Maye, L (1, 7)<br>OBP: 0.316, SLG: 0.433 | 1B 1-3 1B | | BBBB BB | | SH2-3 2-3 1B | | 4-3 1-2 | | | 1B PB CS IBB | 3 | 0 | 2 | 0 | 2 | 0 | 1 |
| George Culver, R (10, 1)<br>OBP: 0.333, SLG: 0.333 | | | | | | | | | | | 0 | 0 | 0 | 0 | 0 | 0 | 0 |
| Max Alvis, R (1, 5)<br>OBP: 0.310, SLG: 0.407 | K | | F7 | | SH2-3 1-2 | | | F9 | | F7 | 4 | 0 | 0 | 0 | 0 | 1 | 5 |
| Fred Whitfield, L (1, 3)<br>OBP: 0.293, SLG: 0.371 | G4-6-3 1-3 3-H 1B | | K | | IBB | | | K2-3 | | 1-3 2-H 1B | 4 | 0 | 2 | 2 | 1 | 2 | 1 |
| Joe Azcue, R (1, 2)<br>OBP: 0.319, SLG: 0.460 | G4-6-3 1-2f | | | L6 | F7 | | | K | | CS 3-H | 4 | 0 | 0 | 0 | 0 | 1 | 5 |
| Jim King, L (1, 9)<br>OBP: 0.268, SLG: 0.229 | | F4 | | G3 | | F5 | | | 1-3 | | 4 | 0 | 0 | 0 | 0 | 0 | 0 |
| Chico Salmon, R (1, 4)<br>OBP: 0.276, SLG: 0.313 | | F7 | | S 1B | | F7 | | | K | | 4 | 0 | 1 | 0 | 0 | 1 | 0 |
| Larry Brown, R (1, 6)<br>OBP: 0.314, SLG: 0.318 | | BBBB BB | | SSS K 1-2 | | SSS K | | | F8 | | 3 | 0 | 0 | 0 | 1 | 2 | 1 |
| Sonny Siebert, R (1, 1)<br>OBP: 0.179, SLG: 0.410 | | SSS K | | | 4-3 | | 6-3 | | | BBBB PB SH5-4 1B BB | 3 | 0 | 0 | 0 | 0 | 1 | 1 |
| Chuck Hinton, R (10, PH)<br>OBP: 0.328, SLG: 0.380 (10, 7) | | | | | | | | | | | 0 | 1 | 0 | 0 | 1 | 0 | 0 |
| Inning Stats | R: 1 E: 1 K: 1 S: 7 H: 2 LOB: 1 BB: 0 P: 7 | R: 0 E: 0 K: 1 S: 5 H: 0 LOB: 1 BB: 1 P: 9 | R: 0 E: 0 K: 1 S: 5 H: 0 LOB: 1 BB: 1 P: 9 | R: 0 E: 0 K: 1 S: 6 H: 1 LOB: 1 BB: 0 P: 6 | R: 0 E: 0 K: 0 S: 5 H: 2 LOB: 3 BB: 1 P: 9 | R: 0 E: 0 K: 1 S: 5 H: 0 LOB: 0 BB: 0 P: 5 | R: 0 E: 0 K: 0 S: 3 H: 1 LOB: 0 BB: 0 P: 3 | R: 0 E: 0 K: 2 S: 7 H: 0 LOB: 0 BB: 0 P: 7 | R: 0 E: 0 K: 1 S: 5 H: 0 LOB: 0 BB: 0 P: 5 | R: 1 E: 0 K: 0 S: 3 H: 1 LOB: 1 BB: 2 P: 11 | 1B: 6 2B: 1 3B: 0 HR: 0 SF: 0 SAC: 2 DP: 1 HBP: 0 | | | | | | |

| PITCHER | IP | WLS | BF | H | R | ER | SO | BB | IBB | HBP | BLK | WP | HR | S | P | ERA | WHIP |
|---|---|---|---|---|---|---|---|---|---|---|---|---|---|---|---|---|---|
| Jim Perry, R (1, 1)<br>ERA: 3.02 | 7.0 | | 29 | 6 | 1 | 0 | 5 | 2 | 1 | 0 | 0 | 0 | 0 | 36 | 48 | 0.00 | 1.143 |
| Al Worthington, R (8, 1)<br>ERA: 3.07 | 3.0 | L | 11 | 1 | 1 | 0 | 3 | 1 | 1 | 0 | 0 | 0 | 0 | 15 | 23 | 0.00 | 0.667 |

| PITCHER | IP | WLS | BF | H | R | ER | SO | BB | IBB | HBP | BLK | WP | HR | S | P | ERA | WHIP |
|---|---|---|---|---|---|---|---|---|---|---|---|---|---|---|---|---|---|

# TOP

## Cleveland Indians @ Minnesota Twins

Metropolitan Stadium, Bloomington , MI

Mon Sep 04 1967, 8:05 PM EDT

Att. 22,756 - Unknown

livebaseballscorecards.com

| | |
|---|---|
| AB | 33 |
| R | 2 |
| H | 7 |
| RBI | 2 |
| BB | 5 |
| SO | 8 |
| LOB | 14 |

# Cleveland Indians @ Minnesota Twins

Metropolitan Stadium, Bloomington , MI

Mon Sep 04 1967, 8:05 PM EDT

Att. 22,756 - Unknown

livebaseballscorecards.com

BOTTOM

| Batter | 1 | 2 | 3 | 4 | 5 | 6 | 7 | 8 | 9 | 10 | AB | R | H | RBI | BB | SO | LOB |
|---|---|---|---|---|---|---|---|---|---|---|---|---|---|---|---|---|---|
| Ted Uhlaender, L (1, 8)<br>OBP: 0.279, SLG: 0.383 | K | | | 4-3 | | K | | 4-3 | | | 4 | 0 | 0 | 0 | 0 | 2 | 0 |
| Rod Carew, L (1, 4)<br>OBP: 0.341, SLG: 0.412 | F7 | | | 4-3 | | 4-3 | | | K | | 4 | 0 | 0 | 0 | 0 | 1 | 0 |
| Harmon Killebrew, R (1, 3)<br>OBP: 0.397, SLG: 0.520 | K | | | F8 | | | 6-3 | | 5-3 | | 4 | 0 | 0 | 0 | 0 | 1 | 0 |
| Tony Oliva, L (1, 9)<br>OBP: 0.327, SLG: 0.439 | | F7 | | | F7 | | 1B 2B | | 6-3 | | 4 | 1 | 1 | 0 | 0 | 0 | 0 |
| Bob Allison, R (1, 7)<br>OBP: 0.353, SLG: 0.465 | | 5-3 | | | 6-3 | | 2-H 1B | | | F9 | 4 | 0 | 1 | 1 | 0 | 0 | 0 |
| Cesar Tovar, R (1, 5)<br>OBP: 0.333, SLG: 0.372 | | F9 | | | E7 1B | | F2 | | | F8 | 4 | 0 | 0 | 0 | 0 | 0 | 1 |
| Hank Izquierdo, R (1, 2)<br>OBP: 0.308, SLG: 0.360 | | | F3 | | 1-3 1B | | F5 | | | K | 3 | 0 | 1 | 0 | 0 | 0 | 1 |
| Rich Reese, L (10, PH)<br>OBP: 0.276, SLG: 0.382 | | | | | | | | | | | 1 | 0 | 0 | 0 | 0 | 1 | 0 |
| Zoilo Versalles, R (1, 6)<br>OBP: 0.257, SLG: 0.281 | | | K | | F5 | | | 1-3 | | | 3 | 0 | 0 | 0 | 0 | 1 | 2 |
| Jim Perry, S (1, 1)<br>OBP: 0.206, SLG: 0.324 | | | 6-3 | | | K | | K | | | 2 | 0 | 0 | 0 | 0 | 1 | 0 |
| Al Worthington, R (8, 1) | | | | | | | | | | | 1 | 0 | 0 | 0 | 0 | 1 | 0 |
| Inning Stats | R: 0 E: 0 K: 2 S: 7 H: 0 LOB: 0 BB: 0 P: 7 | R: 0 E: 0 K: 0 S: 3 H: 0 LOB: 0 BB: 0 P: 3 | R: 0 E: 0 K: 1 S: 5 H: 0 LOB: 0 BB: 0 P: 5 | R: 0 E: 0 K: 0 S: 3 H: 0 LOB: 0 BB: 0 P: 3 | R: 0 E: 1 K: 0 S: 5 H: 1 LOB: 2 BB: 0 P: 5 | R: 0 E: 0 K: 2 S: 7 H: 0 LOB: 0 BB: 0 P: 7 | R: 1 E: 0 K: 0 S: 5 H: 2 LOB: 1 BB: 0 P: 5 | R: 0 E: 0 K: 1 S: 5 H: 0 LOB: 0 BB: 0 P: 5 | R: 0 E: 0 K: 1 S: 5 H: 0 LOB: 0 BB: 0 P: 5 | R: 0 E: 0 K: 1 S: 5 H: 0 LOB: 0 BB: 0 P: 5 | 1B: 2 2B: 1 3B: 0 HR: 0 | SF: 0 SAC: 0 DP: 0 HBP: 0 | | | | | | |

| | AB | 34 |
|---|---|---|
| | R | 1 |
| | H | 3 |
| | RBI | 1 |
| | BB | 0 |
| | SO | 8 |
| | LOB | 4 |

WP: 0 PB: 0 SB: 0 CS: 0 PA: 34

| PITCHER | IP | WLS | BF | H | R | ER | SO | BB | IBB | HBP | BLK | WP | HR | S | P | ERA | WHIP |
|---|---|---|---|---|---|---|---|---|---|---|---|---|---|---|---|---|---|
| Sonny Siebert, R (1, 1)<br>ERA: 2.61 | 9.0 | W | 31 | 3 | 1 | 1 | 7 | 0 | 0 | 0 | 0 | 0 | 0 | 45 | 45 | 1.00 | 0.333 |
| George Culver, R (10, 1)<br>ERA: 4.06 | 1.0 | S | 3 | 0 | 0 | 0 | 1 | 0 | 0 | 0 | 0 | 0 | 0 | 5 | 5 | 0.00 | 0.000 |

| PITCHER | IP | WLS | BF | H | R | ER | SO | BB | IBB | HBP | BLK | WP | HR | S | P | ERA | WHIP |
|---|---|---|---|---|---|---|---|---|---|---|---|---|---|---|---|---|---|

| Batter | 1 | 2 | 3 | 4 | 5 | 6 | 7 | 8 | 9 | AB | R | H | RBI | BB | SO | LOB |
|---|---|---|---|---|---|---|---|---|---|---|---|---|---|---|---|---|
| Chuck Hinton, R (1, 9)<br>OBP: 0.326, SLG: 0.378 | CS 1B | | 6-3 | | F8 | | F8 | | 5-3 | 5 | 0 | 1 | 0 | 0 | 0 | 0 |
| Leon Wagner, L (1, 7)<br>OBP: 0.320, SLG: 0.403 | L6 1-2 | | F7 | | 1B | | 4-3 | | F4 | 5 | 0 | 1 | 0 | 0 | 0 | 1 |
| Max Alvis, R (1, 5)<br>OBP: 0.312, SLG: 0.412 | 2B | | 6-3 | | K | | 2B | | FC6-4 1B | 5 | 0 | 3 | 0 | 0 | 1 | 1 |
| Tony Horton, R (1, 3)<br>OBP: 0.331, SLG: 0.432 | F4 | | | E S 1B | | HR 1B | K | | FC6-4 1-2f | 5 | 1 | 2 | 0 | 0 | 1 | 3 |
| Joe Azcue, R (1, 2)<br>OBP: 0.322, SLG: 0.473 | | F9 | | K 1-2 | | 1-H HR | | 2B 1B | | 4 | 1 | 2 | 2 | 0 | 1 | 1 |
| Chico Salmon, R (1, 8)<br>OBP: 0.276, SLG: 0.311 | | K | | E6 2-3 | | 1B | | L5 | | 4 | 0 | 1 | 0 | 0 | 1 | 2 |
| Vern Fuller, R (1, 4)<br>OBP: 0.277, SLG: 0.364 | | 1B 1B | | K | | K | | 1-3 2B | | 4 | 0 | 2 | 0 | 0 | 2 | 3 |
| Larry Brown, R (1, 6)<br>OBP: 0.314, SLG: 0.317 | | 1-2 1B | | F4 | | F9 | | F3 | | 4 | 0 | 1 | 0 | 0 | 0 | 5 |
| Sam McDowell, L (1, 1)<br>OBP: 0.203, SLG: 0.250 | | 1-3 | | | F5 | F9 | | K | | 0 | 0 | 0 | 0 | 0 | 0 | 0 |
| Jim King, L (2, PH)<br>OBP: 0.267, SLG: 0.228 | | | | | | | | | | 1 | 0 | 0 | 0 | 0 | 0 | 2 |
| Ed Connolly, L (2, 1)<br>OBP: 0.182, SLG: 0.273 | | | | | | | | | | 1 | 0 | 0 | 0 | 0 | 0 | 0 |
| Pedro Gonzalez, R (6, PH)<br>OBP: 0.267, SLG: 0.267 | | | | | | | | | | 1 | 0 | 0 | 0 | 0 | 0 | 1 |
| Orlando Pena, R (6, 1) | | | | | | | | | | 0 | 0 | 0 | 0 | 0 | 0 | 0 |
| Fred Whitfield, L (8, PH)<br>OBP: 0.292, SLG: 0.370 | | | | | | | | | | 1 | 0 | 0 | 0 | 0 | 1 | 2 |
| Bob Allen, L (8, 1) | | | | | | | | | | 0 | 0 | 0 | 0 | 0 | 0 | 0 |
| Inning Stats | R: 0 E: 0 K: 0 S: 4 H: 2 LOB: 1 BB: 0 P: 4 | R: 0 E: 0 K: 1 S: 7 H: 2 LOB: 2 BB: 0 P: 7 | R: 0 E: 0 K: 0 S: 3 H: 0 LOB: 0 BB: 0 P: 3 | R: 0 E: 1 K: 2 S: 9 H: 1 LOB: 2 BB: 0 P: 9 | R: 0 E: 0 K: 1 S: 6 H: 1 LOB: 1 BB: 0 P: 6 | R: 2 E: 0 K: 1 S: 8 H: 3 LOB: 1 BB: 0 P: 8 | R: 0 E: 0 K: 1 S: 6 H: 1 LOB: 1 BB: 0 P: 6 | R: 0 E: 0 K: 1 S: 7 H: 2 LOB: 2 BB: 0 P: 7 | R: 0 E: 0 K: 0 S: 4 H: 1 LOB: 1 BB: 0 P: 4 | 1B: 9 2B: 3 3B: 0 HR: 1 | SF: 0 SAC: 0 DP: 0 HBP: 0 | | | | | | |

# TOP

## Cleveland Indians @ Minnesota Twins

Metropolitan Stadium, Bloomington , MI

Tue Sep 05 1967, 8:05 PM EDT

Att. 29,014 - Unknown

livebaseballscorecards.com

| | |
|---|---|
| AB | 40 |
| R | 2 |
| H | 13 |
| RBI | 2 |
| BB | 0 |
| SO | 7 |
| LOB | 21 |

WP: 0 PB: 0 SB: 1 CS: 1 PA: 40

| PITCHER | IP | WLS | BF | H | R | ER | SO | BB | IBB | HBP | BLK | WP | HR | S | P | ERA | WHIP |
|---|---|---|---|---|---|---|---|---|---|---|---|---|---|---|---|---|---|
| Jim Kaat, L (1, 1)<br>ERA: 3.46 | 9.0 | W | 40 | 13 | 2 | 2 | 7 | 0 | 0 | 0 | 0 | 0 | 1 | 54 | 54 | 2.00 | 1.444 |

| PITCHER | IP | WLS | BF | H | R | ER | SO | BB | IBB | HBP | BLK | WP | HR | S | P | ERA | WHIP |
|---|---|---|---|---|---|---|---|---|---|---|---|---|---|---|---|---|---|

# Cleveland Indians @ Minnesota Twins

Metropolitan Stadium, Bloomington , MI

Tue Sep 05 1967, 8:05 PM EDT

Att. 29,014 - Unknown

## BOTTOM

| Batter | 1 | 2 | 3 | 4 | 5 | 6 | 7 | 8 | 9 | AB | R | H | RBI | BB | SO | LOB |
|---|---|---|---|---|---|---|---|---|---|---|---|---|---|---|---|---|
| Ted Uhlaender, L (1, 8)<br>OBP: 0.280, SLG: 0.396 | F7<br>3B | 4-3<br>3B | G6-4-3<br>1-2f | | | F9<br>WP<br>3B | | | | 5 | 2 | 2 | 0 | 0 | 0 | 1 |
| Cesar Tovar, R (1, 6)<br>(6, 5)<br>OBP: 0.332, SLG: 0.370 | BB 1B<br>3B<br>1B | 6-3 | | 6-3 | | K | F3<br>3-H | | | 5 | 1 | 1 | 0 | 0 | 1 | 1 |
| Harmon Killebrew, R (1, 3)<br>OBP: 0.399, SLG: 0.522 | BB<br>1-2<br>3B<br>1B | BB 4-3<br>IBB | | F9 | | WP<br>1B<br>2B | K | | | 4 | 2 | 2 | 0 | 1 | 1 | 0 |
| Tony Oliva, L (1, 9)<br>OBP: 0.327, SLG: 0.437 | 1-2<br>2-3<br>3B<br>BB | 4-3<br>1-2<br>3-H | | 4-3 | | WP<br>1B<br>IBB | | F7 | | 3 | 2 | 0 | 1 | 2 | 0 | 1 |
| Bob Allison, R (1, 7)<br>OBP: 0.357, SLG: 0.466<br>Sandy Valdespino, L (6, PR)<br>OBP: 0.206, SLG: 0.220<br>(7, 7)<br>Carroll Hardy, R (8, PH)<br>OBP: 1.000, SLG: 1.000<br>(9, 7) | K | BB<br>BB | | | 1B<br>1B<br>BB | 2B<br>1-H<br>2-H<br>1B | | BB BB<br>1B | | 2<br>0<br>1 | 1<br>0<br>0 | 1<br>0<br>1 | 2<br>0<br>0 | 2<br>0<br>0 | 1<br>0<br>0 | 3<br>0<br>0 |
| Rich Rollins, R (1, 5)<br>OBP: 0.312, SLG: 0.345<br>Zoilo Versalles, R (6, 6)<br>OBP: 0.257, SLG: 0.284<br>Jackie Hernandez, R (9, 6)<br>OBP: 0.120, SLG: 0.120 | 1B<br>1-H<br>2-H<br>3-H<br>3B | 1-2<br>2-3<br>BB | | | F3 | 2B<br>1-3 | | F8 | | 2<br>2<br>0 | 1<br>0<br>0 | 1<br>1<br>0 | 3<br>0<br>0 | 1<br>0<br>0 | 0<br>0<br>0 | 1<br>1<br>0 |
| Rod Carew, L (1, 4)<br>OBP: 0.346, SLG: 0.413 | E<br>3-H<br>1B | K | | | 1-3<br>1B | IBB | | BB<br>1-2<br>BB | | 3 | 0 | 2 | 1 | 2 | 1 | 3 |
| Jerry Zimmerman, R (1, 2)<br>OBP: 0.262, SLG: 0.196 | E6<br>1-2 | | 6-3 | | 3-H<br>1B | K | | 1-2<br>2-3<br>BB | | 4 | 0 | 1 | 1 | 1 | 1 | 4 |
| Jim Kaat, L (1, 1)<br>OBP: 0.253, SLG: 0.288 | K | | G6-4-3<br>BB | | 4-3 | | 4-3 | K | | 4 | 0 | 0 | 0 | 1 | 2 | 6 |
| Inning Stats | R: 4<br>E: 1<br>K: 2<br>S: 12<br>H: 4<br>LOB: 2<br>BB: 1<br>P: 16 | R: 1<br>E: 0<br>K: 1<br>S: 6<br>H: 1<br>LOB: 3<br>BB: 3<br>P: 18 | R: 0<br>E: 0<br>K: 0<br>S: 2<br>H: 0<br>LOB: 0<br>BB: 1<br>P: 6 | R: 0<br>E: 0<br>K: 0<br>S: 3<br>H: 0<br>LOB: 0<br>BB: 0<br>P: 3 | R: 1<br>E: 0<br>K: 0<br>S: 4<br>H: 2<br>LOB: 1<br>BB: 1<br>P: 8 | R: 2<br>E: 0<br>K: 2<br>S: 10<br>H: 3<br>LOB: 3<br>BB: 2<br>P: 18 | R: 1<br>E: 0<br>K: 1<br>S: 6<br>H: 1<br>LOB: 0<br>BB: 0<br>P: 6 | R: 0<br>E: 0<br>K: 1<br>S: 6<br>H: 1<br>LOB: 3<br>BB: 2<br>P: 14 | | 1B: 7<br>2B: 2<br>3B: 3<br>HR: 0<br>SF: 0<br>SAC: 0<br>DP: 1<br>HBP: 0 | | | | | | |

livebaseballscorecards.com

| | |
|---|---|
| AB | 35 |
| R | 9 |
| H | 12 |
| RBI | 8 |
| BB | 10 |
| SO | 7 |
| LOB | 21 |

| PITCHER | | IP | WLS | BF | H | R | ER | SO | BB | IBB | HBP | BLK | WP | HR | S | P | ERA | WHIP |
|---|---|---|---|---|---|---|---|---|---|---|---|---|---|---|---|---|---|---|
| Sam McDowell, L<br>ERA: 3.86 | (1, 1) | 1.0 | L | 9 | 4 | 4 | 4 | 2 | 1 | 0 | 0 | 0 | 0 | 0 | 12 | 16 | 36.00 | 5.000 |
| Ed Connolly, L<br>ERA: 7.48 | (2, 1) | 4.0 | | 18 | 3 | 2 | 2 | 1 | 4 | 1 | 0 | 0 | 0 | 0 | 15 | 35 | 4.50 | 1.750 |
| Orlando Pena, R<br>ERA: 3.18 | (6, 1) | 2.0 | | 12 | 4 | 3 | 3 | 3 | 0 | 2 | 0 | 0 | 2 | 0 | 16 | 24 | 13.50 | 2.000 |
| Bob Allen, L<br>ERA: 3.31 | (8, 1) | 1.0 | | 6 | 1 | 0 | 0 | 1 | 2 | 0 | 0 | 0 | 0 | 0 | 6 | 14 | 0.00 | 3.000 |

| PITCHER | IP | WLS | BF | H | R | ER | SO | BB | IBB | HBP | BLK | WP | HR | S | P | ERA | WHIP |
|---|---|---|---|---|---|---|---|---|---|---|---|---|---|---|---|---|---|

# Cleveland Indians @ Minnesota Twins

Metropolitan Stadium, Bloomington , MI

Wed Sep 06 1967, 4:33 AM EDT

Att. 9,098 - Unknown

TOP

livebaseballscorecards.com

| Batter | 1 | 2 | 3 | 4 | 5 | 6 | 7 | 8 | 9 | AB | R | H | RBI | BB | SO | LOB |
|---|---|---|---|---|---|---|---|---|---|---|---|---|---|---|---|---|
| Vic Davalillo, L (1, 8)<br>OBP: 0.301, SLG: 0.384 | F6 | | 1-3 2B | 1-2 2-3 1B | | | 1B 1B | | K | 5 | 0 | 3 | 0 | 0 | 1 | 0 |
| Chuck Hinton, R (1, 9)<br>OBP: 0.324, SLG: 0.374 | F7 | | K | K | | | K | | | 4 | 0 | 0 | 0 | 0 | 3 | 6 |
| Leon Wagner, L (1, 7)<br>OBP: 0.322, SLG: 0.402<br>Chico Salmon, R (9, 7)<br>OBP: 0.276, SLG: 0.311 | 4-3 | | | BB 1B 1B | F6 | | G4-3 1-3 1B | | | 3<br>0 | 1<br>0 | 1<br>0 | 0<br>0 | 1<br>0 | 0<br>0 | 0<br>0 |
| Tony Horton, R (1, 3)<br>OBP: 0.328, SLG: 0.426 | | F7 | | F7 | F7 | | G4-3 1-2f | | | 4 | 0 | 0 | 0 | 0 | 0 | 3 |
| Max Alvis, R (1, 5)<br>OBP: 0.313, SLG: 0.415 | | CS 2B | | E 1B 1-2 1B | F6 | | | K | | 4 | 1 | 2 | 0 | 0 | 1 | 0 |
| Joe Azcue, R (1, 2)<br>OBP: 0.325, SLG: 0.471 | | K 2-3 | | E7 1-3 2-H 1B | | BB | | 6-3 | | 3 | 1 | 1 | 1 | 1 | 1 | 1 |
| Vern Fuller, R (1, 4)<br>OBP: 0.276, SLG: 0.361 | | | FC3-6 1B | F3 | | F1 | | K | | 4 | 0 | 1 | 0 | 0 | 1 | 3 |
| Larry Brown, R (1, 6)<br>OBP: 0.313, SLG: 0.315 | | | K | 1B 1B IBB | | F2 | | | F9 | 3 | 0 | 0 | 0 | 1 | 1 | 2 |
| Luis Tiant, R (1, 1)<br>OBP: 0.258, SLG: 0.339 | | | FC3-6 2B 1-2f | 1B 1-2 2-H 3-H 1B | | K | | | F9 | 4 | 0 | 1 | 2 | 0 | 1 | 2 |
| Inning Stats | R: 0 E: 0 K: 0 S: 3 H: 0 LOB: 0 BB: 0 P: 3 | R: 0 E: 0 K: 1 S: 5 H: 1 LOB: 0 BB: 0 P: 5 | R: 0 E: 0 K: 2 S: 9 H: 2 LOB: 2 BB: 0 P: 9 | R: 3 E: 1 K: 1 S: 9 H: 4 LOB: 3 BB: 2 P: 17 | R: 0 E: 0 K: 0 S: 3 H: 0 LOB: 0 BB: 0 P: 3 | R: 0 E: 0 K: 1 S: 5 H: 0 LOB: 1 BB: 1 P: 9 | R: 0 E: 0 K: 1 S: 6 H: 2 LOB: 1 BB: 0 P: 6 | R: 0 E: 0 K: 2 S: 7 H: 0 LOB: 0 BB: 0 P: 7 | R: 0 E: 0 K: 1 S: 5 H: 0 LOB: 0 BB: 0 P: 5 | 1B: 7 2B: 2 3B: 0 HR: 0 | SF: 0 SAC: 0 DP: 1 HBP: 0 | | | | | | |

| | AB | 34 |
|---|---|---|
| | R | 3 |
| | H | 9 |
| | RBI | 3 |
| | BB | 3 |
| | SO | 9 |
| | LOB | 17 |

WP: 0 PB: 0 SB: 0 CS: 1 PA: 37

| PITCHER | | IP | WLS | BF | H | R | ER | SO | BB | IBB | HBP | BLK | WP | HR | S | P | ERA | WHIP |
|---|---|---|---|---|---|---|---|---|---|---|---|---|---|---|---|---|---|---|
| Dave Boswell, R<br>ERA: 3.01 | (1, 1) | 7.0 | L | 31 | 9 | 3 | 3 | 6 | 2 | 1 | 0 | 0 | 0 | 0 | 40 | 52 | 3.86 | 1.571 |
| Al Worthington, R<br>ERA: 3.0 | (8, 1) | 2.0 | | 6 | 0 | 0 | 0 | 3 | 0 | 0 | 0 | 0 | 0 | 0 | 12 | 12 | 0.00 | 0.000 |

| PITCHER | IP | WLS | BF | H | R | ER | SO | BB | IBB | HBP | BLK | WP | HR | S | P | ERA | WHIP |
|---|---|---|---|---|---|---|---|---|---|---|---|---|---|---|---|---|---|

# Cleveland Indians @ Minnesota Twins

Metropolitan Stadium, Bloomington , MI

Wed Sep 06 1967, 4:33 AM EDT

Att. 9,098 - Unknown

livebaseballscorecards.com

## BOTTOM

| Batter | 1 | 2 | 3 | 4 | 5 | 6 | 7 | 8 | 9 | AB | R | H | RBI | BB | SO | LOB |
|---|---|---|---|---|---|---|---|---|---|---|---|---|---|---|---|---|
| Ted Uhlaender, L (1, 8)<br>OBP: 0.280, SLG: 0.394 | F9 | | 4-3 | | | F3 | 1B | | | 4 | 0 | 1 | 0 | 0 | 0 | 0 |
| Cesar Tovar, R (1, 5)<br>OBP: 0.333, SLG: 0.371 | F3 | | 1B | | | FC3-6, BB, 1B, 1B | F8 | | | 4 | 1 | 2 | 0 | 0 | 0 | 1 |
| Harmon Killebrew, R (1, 3)<br>OBP: 0.400, SLG: 0.521 | 1B | | K | | | BBBB, 4-0, FC3-6, 1-2, BB | | F7 | | 3 | 0 | 1 | 0 | 1 | 1 | 1 |
| Tony Oliva, L (1, 9)<br>OBP: 0.325, SLG: 0.433 | G3 | | | 4-3 | | FC3-6, 1-2f, 2-3, BB, 1B | | 4-3 | | 4 | 1 | 0 | 0 | 0 | 0 | 3 |
| Bob Allison, R (1, 7)<br>OBP: 0.356, SLG: 0.462 | | K | | F8 | | BBBB, 4-0, 1B, 1-2, BB | | 6-3 | | 3 | 0 | 0 | 0 | 1 | 1 | 0 |
| Rod Carew, L (1, 4)<br>OBP: 0.347, SLG: 0.414 | | 1B | | F7 | | 1-2, 2-H, 3-H, 1B | | | 6-3 | 4 | 0 | 2 | 2 | 0 | 0 | 0 |
| Russ Nixon, L (1, 2)<br>OBP: 0.318, SLG: 0.321<br>Rich Rollins, R (9, PH)<br>OBP: 0.311, SLG: 0.344 | | F7 | | | F7 | F5 | | | K | 3<br>1 | 0<br>0 | 0<br>0 | 0<br>0 | 0<br>0 | 0<br>1 | 3<br>0 |
| Jackie Hernandez, R (1, 6)<br>OBP: 0.115, SLG: 0.115<br>Graig Nettles, L (5, PH)<br>Zoilo Versalles, R (6, 6)<br>OBP: 0.257, SLG: 0.283<br>Frank Kostro, R (9, PH)<br>OBP: 0.385, SLG: 0.333<br>Pat Kelly, L (9, PR) | 6-3 | | | | F9 | | F8 | | 1B | 1<br>1<br>1<br>1<br>0 | 0<br>0<br>0<br>0<br>0 | 0<br>0<br>0<br>1<br>0 | 0<br>0<br>0<br>0<br>0 | 0<br>0<br>0<br>0<br>0 | 0<br>0<br>0<br>0<br>0 | 1<br>0<br>0<br>0<br>0 |
| Dave Boswell, R (1, 1)<br>OBP: 0.265, SLG: 0.338<br>Rich Reese, L (7, PH)<br>OBP: 0.273, SLG: 0.378<br>Al Worthington, R (8, 1)<br>Carroll Hardy, R (9, PH)<br>OBP: 0.500, SLG: 0.500 | | | K | | 5-3 | | F2 | | K | 2<br>1<br>0<br>1 | 0<br>0<br>0<br>0 | 0<br>0<br>0<br>0 | 0<br>0<br>0<br>0 | 1<br>0<br>0<br>1 | 0<br>0<br>0<br>1 | 0<br>0<br>0<br>1 |

| Inning Stats | 1 | 2 | 3 | 4 | 5 | 6 | 7 | 8 | 9 |
|---|---|---|---|---|---|---|---|---|---|
| | R: 0 H: 1<br>E: 0 LOB: 1<br>K: 0 BB: 0<br>S: 4 P: 4 | R: 0 H: 1<br>E: 0 LOB: 1<br>K: 1 BB: 0<br>S: 6 P: 6 | R: 0 H: 1<br>E: 0 LOB: 1<br>K: 2 BB: 0<br>S: 8 P: 8 | R: 0 H: 0<br>E: 0 LOB: 0<br>K: 0 BB: 0<br>S: 3 P: 3 | R: 0 H: 0<br>E: 0 LOB: 0<br>K: 0 BB: 0<br>S: 3 P: 3 | R: 2 H: 2<br>E: 0 LOB: 2<br>K: 0 BB: 2<br>S: 5 P: 13 | R: 0 H: 1<br>E: 0 LOB: 1<br>K: 0 BB: 0<br>S: 4 P: 4 | R: 0 H: 0<br>E: 0 LOB: 0<br>K: 0 BB: 0<br>S: 3 P: 3 | R: 0 H: 1<br>E: 0 LOB: 1<br>K: 2 BB: 0<br>S: 8 P: 8 |

| | | |
|---|---|---|
| 1B: 7 | SF: 0 | WP: 0 PA: 36 |
| 2B: 0 | SAC: 0 | PB: 0 |
| 3B: 0 | DP: 0 | SB: 0 |
| HR: 0 | HBP: 0 | CS: 0 |

| | |
|---|---|
| AB | 34 |
| R | 2 |
| H | 7 |
| RBI | 2 |
| BB | 2 |
| SO | 5 |
| LOB | 10 |

| PITCHER | IP | WLS | BF | H | R | ER | SO | BB | IBB | HBP | BLK | WP | HR | S | P | ERA | WHIP |
|---|---|---|---|---|---|---|---|---|---|---|---|---|---|---|---|---|---|
| Luis Tiant, R (1, 1)<br>ERA: 2.91 | 9.0 | W | 36 | 7 | 2 | 2 | 5 | 2 | 0 | 0 | 0 | 0 | 0 | 44 | 52 | 2.00 | 1.000 |

| PITCHER | IP | WLS | BF | H | R | ER | SO | BB | IBB | HBP | BLK | WP | HR | S | P | ERA | WHIP |
|---|---|---|---|---|---|---|---|---|---|---|---|---|---|---|---|---|---|

| Batter | 1 | 2 | 3 | 4 | 5 | 6 | 7 | 8 | 9 | AB | R | H | RBI | BB | SO | LOB |
|---|---|---|---|---|---|---|---|---|---|---|---|---|---|---|---|---|
| Ted Uhlaender, L (1, 8)<br>OBP: 0.282, SLG: 0.397 | F7 | | 2B | | 2-H 1B | | F3 | | F2 | 5 | 0 | 2 | 1 | 0 | 0 | 2 |
| Cesar Tovar, R (1, 5)<br>OBP: 0.332, SLG: 0.374 | F9 | | F3 | | 4-3 | | | 2B 3B | | 4 | 1 | 1 | 0 | 0 | 0 | 2 |
| Harmon Killebrew, R (1, 3)<br>OBP: 0.399, SLG: 0.525 | K | | | HR | | K | | K2-3 | | 4 | 1 | 1 | 1 | 0 | 3 | 1 |
| Tony Oliva, L (1, 9)<br>OBP: 0.326, SLG: 0.438 | | 2B | | F8 | | 4-3 | | PB 1B 3-H 2B | | 4 | 1 | 2 | 1 | 0 | 0 | 0 |
| Bob Allison, R (1, 7)<br>OBP: 0.355, SLG: 0.460 | | F6 | | L5 | | K | | 1B 2-H 1B | | 4 | 0 | 1 | 1 | 0 | 1 | 1 |
| Sandy Valdespino, L (8, PR)<br>OBP: 0.206, SLG: 0.220 (8, 7) | | | | | | | | | | 0 | 0 | 0 | 0 | 0 | 0 | 0 |
| Rod Carew, L (1, 4)<br>OBP: 0.349, SLG: 0.415 | | 6-3 | | 1-3 | | | E 1B 1B | G5-4-3 1-2 1B | | 4 | 0 | 2 | 0 | 0 | 0 | 1 |
| Jerry Zimmerman, R (1, 2)<br>OBP: 0.257, SLG: 0.191 | | K | | | 5-3 | | K | G5-4-3 1-2f | | 4 | 0 | 0 | 0 | 0 | 2 | 4 |
| Zoilo Versalles, R (1, 6)<br>OBP: 0.257, SLG: 0.283 | | | K | | SH5-4 1B | | F4 | | 1-3 | 4 | 1 | 1 | 0 | 0 | 1 | 1 |
| Dean Chance, R (1, 1)<br>OBP: 0.125, SLG: 0.038 | | | K | | SH5-4 1-2 | | E2 1-3 1B | | 4-3 | 3 | 0 | 1 | 0 | 0 | 1 | 0 |
| Inning Stats | R: 0 H: 0<br>E: 0 LOB: 0<br>K: 1 BB: 0<br>S: 5 P: 5 | R: 0 H: 1<br>E: 0 LOB: 1<br>K: 1 BB: 0<br>S: 6 P: 6 | R: 0 H: 1<br>E: 0 LOB: 1<br>K: 2 BB: 0<br>S: 8 P: 8 | R: 1 H: 1<br>E: 0 LOB: 0<br>K: 0 BB: 0<br>S: 4 P: 4 | R: 1 H: 2<br>E: 0 LOB: 1<br>K: 0 BB: 0<br>S: 5 P: 5 | R: 0 H: 0<br>E: 0 LOB: 0<br>K: 2 BB: 0<br>S: 7 P: 7 | R: 0 H: 2<br>E: 1 LOB: 2<br>K: 1 BB: 0<br>S: 7 P: 7 | R: 2 H: 4<br>E: 0 LOB: 2<br>K: 1 BB: 0<br>S: 8 P: 8 | R: 0 H: 0<br>E: 0 LOB: 0<br>K: 0 BB: 0<br>S: 3 P: 3 | 1B: 6 SF: 0<br>2B: 3 SAC: 1<br>3B: 1 DP: 1<br>HR: 1 HBP: 0 | | | | | | |

| PITCHER | | IP | WLS | BF | H | R | ER | SO | BB | IBB | HBP | BLK | WP | HR | S | P | ERA | WHIP |
|---|---|---|---|---|---|---|---|---|---|---|---|---|---|---|---|---|---|---|
| Jim Hardin, R<br>ERA: 2.6 | (1, 1) | 7.1 | L | 32 | 10 | 4 | 4 | 8 | 0 | 0 | 0 | 0 | 0 | 1 | 48 | 48 | 4.91 | 1.364 |
| Eddie Watt, R<br>ERA: 2.19 | (8, 1) | 1.2 | | 5 | 1 | 0 | 0 | 0 | 0 | 0 | 0 | 0 | 0 | 0 | 5 | 5 | 0.00 | 0.600 |

| PITCHER | IP | WLS | BF | H | R | ER | SO | BB | IBB | HBP | BLK | WP | HR | S | P | ERA | WHIP |
|---|---|---|---|---|---|---|---|---|---|---|---|---|---|---|---|---|---|

TOP

# Minnesota Twins @ Baltimore Orioles

Memorial Stadium, Baltimore, MD

Thu Sep 07 1967, 7:05 PM EDT

Att. 8,541 - Unknown

livebaseballscorecards.com

| | |
|---|---|
| AB | 36 |
| R | 4 |
| H | 11 |
| RBI | 4 |
| BB | 0 |
| SO | 8 |
| LOB | 12 |

| | | | |
|---|---|---|---|
| 1B: 6 | SF: 0 | WP: 0 | PA: 37 |
| 2B: 3 | SAC: 1 | PB: 1 | |
| 3B: 1 | DP: 1 | SB: 0 | |
| HR: 1 | HBP: 0 | CS: 0 | |

| Batter | 1 | 2 | 3 | 4 | 5 | 6 | 7 | 8 | 9 | AB | R | H | RBI | BB | SO | LOB |
|---|---|---|---|---|---|---|---|---|---|---|---|---|---|---|---|---|
| Luis Aparicio, R (1, 6)<br>OBP: 0.280, SLG: 0.319 | F9 | | 5-3 | | F5 | | F8 | | | 4 | 0 | 0 | 0 | 0 | 0 | 2 |
| Dave May, L (1, 9)<br>OBP: 0.196, SLG: 0.191 | F8 | | G3 | | F8 | | | F7 | | 4 | 0 | 0 | 0 | 0 | 0 | 1 |
| Paul Blair, R (1, 8)<br>OBP: 0.357, SLG: 0.462 | K | | K | | | F3 | | F9 | | 4 | 0 | 0 | 0 | 0 | 2 | 0 |
| Frank Robinson, R (1, 7)<br>OBP: 0.418, SLG: 0.593 | | 5-3 | | 6-3 | | 1B | | F9 | | 4 | 0 | 1 | 0 | 0 | 0 | 0 |
| Brooks Robinson, R (1, 5)<br>OBP: 0.321, SLG: 0.430 | | E6 4-3 1B | | HR | | F3 | | | 5-3 | 4 | 2 | 1 | 1 | 0 | 0 | 1 |
| Curt Blefary, L (1, 3)<br>OBP: 0.333, SLG: 0.416 | | 4-3 1-2 | | K | | L4 | | | F7 | 4 | 0 | 0 | 0 | 0 | 1 | 2 |
| Davey Johnson, R (1, 4)<br>OBP: 0.325, SLG: 0.381 | | 1B 2-H 1B | | K | | | K | | FC6-4 1B | 4 | 0 | 2 | 1 | 0 | 2 | 0 |
| Larry Haney, R (1, 2)<br>OBP: 0.328, SLG: 0.361 | | 1-2 1B | | | FC3-5 2B | | SH3-4 1B | | FC6-4 1-2f | 4 | 0 | 3 | 0 | 0 | 0 | 1 |
| Jim Hardin, R (1, 1)<br>OBP: 0.154, SLG: 0.208 | | 6-3 | | | FC3-5 2-3 | | SH3-4 1-2 | | | 2 | 0 | 0 | 0 | 0 | 0 | 3 |
| Eddie Watt, R (8, 1)<br>OBP: 0.273, SLG: 0.350 | | | | | | | | | | 0 | 0 | 0 | 0 | 0 | 0 | 0 |
| Inning Stats | R: 0 H: 0<br>E: 0 LOB: 0<br>K: 1 BB: 0<br>S: 5 P: 5 | R: 1 H: 2<br>E: 1 LOB: 2<br>K: 0 BB: 0<br>S: 6 P: 6 | R: 0 H: 0<br>E: 0 LOB: 0<br>K: 1 BB: 0<br>S: 5 P: 5 | R: 1 H: 1<br>E: 0 LOB: 0<br>K: 2 BB: 0<br>S: 8 P: 8 | R: 0 H: 1<br>E: 0 LOB: 1<br>K: 0 BB: 0<br>S: 4 P: 4 | R: 0 H: 1<br>E: 0 LOB: 1<br>K: 0 BB: 0<br>S: 4 P: 4 | R: 0 H: 1<br>E: 0 LOB: 1<br>K: 1 BB: 0<br>S: 6 P: 6 | R: 0 H: 0<br>E: 0 LOB: 0<br>K: 0 BB: 0<br>S: 3 P: 3 | R: 0 H: 1<br>E: 0 LOB: 1<br>K: 0 BB: 0<br>S: 4 P: 4 | 1B: 5 SF: 0<br>2B: 1 SAC: 1<br>3B: 0 DP: 0<br>HR: 1 HBP: 0 | | | | | | |

| PITCHER | IP | WLS | BF | H | R | ER | SO | BB | IBB | HBP | BLK | WP | HR | S | P | ERA | WHIP |
|---|---|---|---|---|---|---|---|---|---|---|---|---|---|---|---|---|---|
| Dean Chance, R (1, 1)<br>ERA: 2.49 | 9.0 | W | 35 | 7 | 2 | 1 | 5 | 0 | 0 | 0 | 0 | 0 | 1 | 45 | 45 | 1.00 | 0.778 |

| PITCHER | IP | WLS | BF | H | R | ER | SO | BB | IBB | HBP | BLK | WP | HR | S | P | ERA | WHIP |
|---|---|---|---|---|---|---|---|---|---|---|---|---|---|---|---|---|---|

# BOTTOM

## Minnesota Twins @ Baltimore Orioles

Memorial Stadium, Baltimore, MD

Thu Sep 07 1967, 7:05 PM EDT

Att. 8,541 - Unknown

livebaseballscorecards.com

| | |
|---|---|
| AB | 34 |
| R | 2 |
| H | 7 |
| RBI | 2 |
| BB | 0 |
| SO | 5 |
| LOB | 10 |



| Batter | 1 | 2 | 3 | 4 | 5 | 6 | 7 | 8 | 9 | AB | R | H | RBI | BB | SO | LOB |
|---|---|---|---|---|---|---|---|---|---|---|---|---|---|---|---|---|
| Ted Uhlaender, L (1, 8)<br>OBP: 0.287, SLG: 0.400 | 4-3 | 1-2<br>3-H<br>1B | | 1-3<br>1B | | 3-1-4 | | CS<br>1B | | 5 | 0 | 3 | 1 | 0 | 0 | 1 |
| Cesar Tovar, R (1, 5)<br>OBP: 0.330, SLG: 0.370 | F8 | F7 | | 6-3 | | 5-3 | | CS<br>1-2 | F8 | 5 | 0 | 0 | 0 | 0 | 0 | 4 |
| Harmon Killebrew, R (1, 3)<br>OBP: 0.397, SLG: 0.528 | F6 | | 5-3 | 3-H<br>HR | | | 5-3 | | E7<br>1B | 5 | 2 | 1 | 2 | 0 | 0 | 0 |
| Tony Oliva, L (1, 9)<br>OBP: 0.331, SLG: 0.444<br>Carroll Hardy, R (9, PR)<br>OBP: 0.500, SLG: 0.500<br>(9, 9) | | 1B<br>FC<br>BB | E<br>2B<br>2B | K | | | 2B | | 2-H<br>1B | 4<br>0 | 2<br>0 | 3<br>0 | 1<br>0 | 1<br>0 | 1<br>0 | 0<br>0 |
| Bob Allison, R (1, 7)<br>OBP: 0.353, SLG: 0.457<br>Sandy Valdespino, L (9, 7)<br>OBP: 0.206, SLG: 0.220 | | SH<br>FC<br>1-3<br>SF8<br>1B | E6<br>2B<br>2-3<br>FC6-2 | | K | | F8 | | K | 5<br>0 | 1<br>0 | 1<br>0 | 0<br>0 | 0<br>0 | 2<br>0 | 3<br>0 |
| Rod Carew, L (1, 4)<br>OBP: 0.349, SLG: 0.416 | | FC<br>SF8<br>SH<br>1-2<br>3-H<br>1B | FC6-2<br>1-3<br>3-H<br>2B | | L6 | | 4-0<br>IBB | | F8 | 4 | 1 | 1 | 2 | 1 | 0 | 2 |
| Earl Battey, R (1, 2)<br>OBP: 0.263, SLG: 0.219<br>Jerry Zimmerman, R (8, 2)<br>OBP: 0.257, SLG: 0.191 | | SH<br>1B<br>1-2<br>2-3 | FC6-2<br>2-3<br>3-H | K | | | F4 | | | 3<br>0 | 0<br>0 | 0<br>0 | 0<br>0 | 0<br>0 | 1<br>0 | 4<br>0 |
| Zoilo Versalles, R (1, 6)<br>OBP: 0.257, SLG: 0.283 | | SF8<br>2-3<br>3-H | 4-3 | | | E6<br>SH1-4<br>1B | | K | | 3 | 0 | 1 | 1 | 0 | 1 | 2 |
| Jim Merritt, L (1, 1)<br>OBP: 0.216, SLG: 0.179 | | K | | HR<br>BB | | SH1-4<br>2-3 | | F7 | | 2 | 1 | 0 | 0 | 1 | 1 | 2 |
| Inning Stats | R: 0<br>E: 0<br>K: 0<br>S: 3<br>H: 0<br>LOB: 0<br>BB: 0<br>P: 3 | R: 3<br>E: 1<br>K: 1<br>S: 9<br>H: 2<br>LOB: 2<br>BB: 1<br>P: 13 | R: 1<br>E: 1<br>K: 0<br>S: 6<br>H: 2<br>LOB: 2<br>BB: 0<br>P: 6 | R: 2<br>E: 0<br>K: 1<br>S: 6<br>H: 2<br>LOB: 0<br>BB: 1<br>P: 10 | R: 0<br>E: 0<br>K: 2<br>S: 7<br>H: 0<br>LOB: 0<br>BB: 0<br>P: 7 | R: 0<br>E: 1<br>K: 0<br>S: 4<br>H: 1<br>LOB: 1<br>BB: 0<br>P: 4 | R: 0<br>E: 0<br>K: 0<br>S: 4<br>H: 1<br>LOB: 2<br>BB: 1<br>P: 8 | R: 0<br>E: 0<br>K: 1<br>S: 5<br>H: 1<br>LOB: 0<br>BB: 0<br>P: 5 | R: 1<br>E: 1<br>K: 1<br>S: 7<br>H: 1<br>LOB: 1<br>BB: 0<br>P: 7 | 1B: 6<br>2B: 3<br>3B: 0<br>HR: 1<br>SF: 1<br>SAC: 2<br>DP: 0<br>HBP: 0 | | | | | | |

| PITCHER | IP | WLS | BF | H | R | ER | SO | BB | IBB | HBP | BLK | WP | HR | S | P | ERA | WHIP |
|---|---|---|---|---|---|---|---|---|---|---|---|---|---|---|---|---|---|
| Gene Brabender, R (1, 1)<br>ERA: 2.94 | 5.0 | L | 25 | 6 | 6 | 5 | 4 | 2 | 0 | 0 | 0 | 0 | 1 | 31 | 39 | 9.00 | 1.600 |
| John Buzhardt, R (6, 1)<br>ERA: 4.25 | 2.0 | | 9 | 2 | 0 | 0 | 0 | 0 | 1 | 0 | 0 | 0 | 0 | 8 | 12 | 0.00 | 1.000 |
| Eddie Fisher, R (8, 1)<br>ERA: 3.74 | 2.0 | | 8 | 2 | 1 | 0 | 2 | 0 | 0 | 0 | 0 | 0 | 0 | 12 | 12 | 0.00 | 1.000 |

| PITCHER | IP | WLS | BF | H | R | ER | SO | BB | IBB | HBP | BLK | WP | HR | S | P | ERA | WHIP |
|---|---|---|---|---|---|---|---|---|---|---|---|---|---|---|---|---|---|

# TOP

## Minnesota Twins @ Baltimore Orioles

Memorial Stadium, Baltimore, MD

Fri Sep 08 1967, 7:05 PM EDT

Unknown

livebaseballscorecards.com

| | |
|---|---|
| AB | 36 |
| R | 7 |
| H | 10 |
| RBI | 7 |
| BB | 3 |
| SO | 6 |
| LOB | 18 |

WP: 0 PB: 0 SB: 0 CS: 1 PA: 43

| Batter | 1 | 2 | 3 | 4 | 5 | 6 | 7 | 8 | 9 | AB | R | H | RBI | BB | SO | LOB |
|---|---|---|---|---|---|---|---|---|---|---|---|---|---|---|---|---|
| Luis Aparicio, R (1, 6)<br>OBP: 0.279, SLG: 0.318 | 1B | | F4 | | 4-3 | | F8 | | | 4 | 0 | 1 | 0 | 0 | 0 | 0 |
| Curt Blefary, L (1, 7)<br>OBP: 0.336, SLG: 0.427 | 1-3 5-3 1B | | HR | | FC5-4 2B | | | 4-3 | | 4 | 1 | 3 | 1 | 0 | 0 | 0 |
| Paul Blair, R (1, 8)<br>OBP: 0.354, SLG: 0.458 | 5-3<br>1-2 | | F8 | | FC5-4<br>2-3 | | | 5-3 | | 4 | 0 | 0 | 0 | 0 | 0 | 3 |
| Frank Robinson, R (1, 9)<br>OBP: 0.414, SLG: 0.587 | K | | F9 | | | 6-3 | | F2 | | 4 | 0 | 0 | 0 | 0 | 1 | 2 |
| Brooks Robinson, R (1, 5)<br>OBP: 0.323, SLG: 0.432 | BB | | | 4-3 2B | | F7 | | | F6 | 3 | 0 | 1 | 0 | 1 | 0 | 0 |
| Boog Powell, L (1, 3)<br>OBP: 0.325, SLG: 0.352 | K | | | 4-3<br>2-3 | | F8 | | | F4 | 4 | 0 | 0 | 0 | 0 | 1 | 4 |
| Davey Johnson, R (1, 4)<br>OBP: 0.323, SLG: 0.378 | | 6-3 | | F2 | | | 5-3 | | 5-3 | 4 | 0 | 0 | 0 | 0 | 0 | 1 |
| Andy Etchebarren, R (1, 2)<br>OBP: 0.310, SLG: 0.324<br>Larry Haney, R (2, 2)<br>OBP: 0.328, SLG: 0.384 | | F8 | | L4 | | | HR | | | 0<br>3 | 0<br>1 | 0<br>1 | 0<br>1 | 0<br>0 | 0<br>0 | 0<br>1 |
| Gene Brabender, R (1, 1)<br>OBP: 0.130, SLG: 0.091<br>Sam Bowens, R (5, PH)<br>OBP: 0.216, SLG: 0.238<br>John Buzhardt, R (6, 1)<br>OBP: 0.190, SLG: 0.190<br>Russ Snyder, L (7, PH)<br>OBP: 0.316, SLG: 0.327<br>Eddie Fisher, R (8, 1)<br>OBP: 0.333, SLG: 0.200 | | K | | | F5 | | K | | | 1<br>1<br>0<br>1<br>0 | 0<br>0<br>0<br>0<br>0 | 0<br>0<br>0<br>0<br>0 | 0<br>0<br>0<br>0<br>0 | 1<br>0<br>0<br>1<br>0 | 0<br>0<br>0<br>0<br>0 | 0<br>0<br>0<br>0<br>0 |
| Inning Stats | R: 0 H: 2<br>E: 0 LOB: 3<br>K: 2 BB: 1<br>S: 9 P: 13 | R: 0 H: 0<br>E: 0 LOB: 0<br>K: 1 BB: 0<br>S: 5 P: 5 | R: 1 H: 1<br>E: 0 LOB: 0<br>K: 0 BB: 0<br>S: 4 P: 4 | R: 0 H: 1<br>E: 0 LOB: 1<br>K: 0 BB: 0<br>S: 4 P: 4 | R: 0 H: 1<br>E: 0 LOB: 1<br>K: 0 BB: 0<br>S: 4 P: 4 | R: 0 H: 0<br>E: 0 LOB: 0<br>K: 0 BB: 0<br>S: 3 P: 3 | R: 1 H: 1<br>E: 0 LOB: 0<br>K: 1 BB: 0<br>S: 6 P: 6 | R: 0 H: 0<br>E: 0 LOB: 0<br>K: 0 BB: 0<br>S: 3 P: 3 | R: 0 H: 0<br>E: 0 LOB: 0<br>K: 0 BB: 0<br>S: 3 P: 3 | 1B: 2<br>2B: 2<br>3B: 0<br>HR: 2 | SF: 0<br>SAC: 0<br>DP: 0<br>HBP: 0 | | | WP: 0<br>PB: 0<br>SB: 0<br>CS: 0 | PA: 34 | | |

| PITCHER | IP | WLS | BF | H | R | ER | SO | BB | IBB | HBP | BLK | WP | HR | S | P | ERA | WHIP |
|---|---|---|---|---|---|---|---|---|---|---|---|---|---|---|---|---|---|
| Jim Merritt, L (1, 1)<br>ERA: 2.37 | 9.0 | W | 34 | 6 | 2 | 2 | 4 | 1 | 0 | 0 | 0 | 0 | 2 | 41 | 45 | 2.00 | 0.778 |

| PITCHER | IP | WLS | BF | H | R | ER | SO | BB | IBB | HBP | BLK | WP | HR | S | P | ERA | WHIP |
|---|---|---|---|---|---|---|---|---|---|---|---|---|---|---|---|---|---|

# BOTTOM

# Minnesota Twins @ Baltimore Orioles

Memorial Stadium, Baltimore, MD

Fri Sep 08 1967, 7:05 PM EDT

Unknown

livebaseballscorecards.com

| | |
|---|---|
| AB | 33 |
| R | 2 |
| H | 6 |
| RBI | 2 |
| BB | 1 |
| SO | 4 |
| LOB | 11 |

| Batter | 1 | 2 | 3 | 4 | 5 | 6 | 7 | 8 | 9 | AB | R | H | RBI | BB | SO | LOB |
|---|---|---|---|---|---|---|---|---|---|---|---|---|---|---|---|---|
| Ted Uhlaender, L (1, 8)<br>OBP: 0.285, SLG: 0.395 | K | | 5-3 | | 3-1 | | BB | K | | 4 | 0 | 0 | 0 | 1 | 2 | 3 |
| Cesar Tovar, R (1, 5)<br>OBP: 0.330, SLG: 0.370 | 1B | | | K | FC5-4 | | F9 | F9 | | 4 | 0 | 1 | 0 | 1 | 1 | 2 |
| Harmon Killebrew, R (1, 3)<br>OBP: 0.395, SLG: 0.524 | K | | | 1B | FC5-4 | | K | K | | 5 | 1 | 1 | 0 | 0 | 3 | 4 |
| Tony Oliva, L (1, 9)<br>OBP: 0.337, SLG: 0.450 | 1B | | | 1B | | 1B | | FC E<br>FC5-4 | 1B | 5 | 2 | 5 | 0 | 0 | 0 | 0 |
| Bob Allison, R (1, 7)<br>OBP: 0.350, SLG: 0.452 | | K | | F8 | | K | | E6<br>FC5-4 FC | K | 5 | 0 | 0 | 0 | 0 | 3 | 5 |
| Rod Carew, L (1, 4)<br>OBP: 0.348, SLG: 0.414 | | F7 | | E 1B<br>1-2<br>2-H | | F8 | | FC<br>FC5-4<br>1-2<br>2-3 | | 4 | 0 | 1 | 1 | 0 | 0 | 3 |
| Hank Izquierdo, R (1, 2)<br>OBP: 0.296, SLG: 0.346<br>Rich Reese, L (4, PH)<br>OBP: 0.260, SLG: 0.385<br>Dave Boswell, R (4, PR)<br>OBP: 0.285, SLG: 0.338<br>Russ Nixon, L (4, 2)<br>OBP: 0.317, SLG: 0.319<br>Rich Rollins, R (8, PH)<br>OBP: 0.310, SLG: 0.343<br>Jerry Zimmerman, R (8, 2)<br>OBP: 0.257, SLG: 0.191 | | F9 | | E5<br>1-3<br>2-H | | F7 | | K | | 1<br>1<br>0<br>1<br>1<br>0 | 0<br>0<br>0<br>0<br>0<br>0 | 0<br>1<br>0<br>0<br>0<br>0 | 0<br>1<br>0<br>0<br>0<br>1 | 0<br>0<br>0<br>0<br>1<br>3 | 0<br>0<br>0<br>1<br>0<br>0 | 0<br>0<br>0<br>1<br>3<br>0 |
| Zoilo Versalles, R (1, 6)<br>OBP: 0.257, SLG: 0.283 | | | 6-3 | F8 | | | BB 1B | FC5-4<br>BB<br>1-2f<br>2-3<br>3-H | | 4 | 0 | 1 | 1 | 0 | 0 | 4 |
| Jim Perry, S (1, 1)<br>OBP: 0.194, SLG: 0.306<br>Mudcat Grant, R (5, 1)<br>OBP: 0.200, SLG: 0.179<br>Frank Kostro, R (7, PH)<br>OBP: 0.370, SLG: 0.320<br>Ron Kline, R (7, 1)<br>Carroll Hardy, R (8, PH)<br>OBP: 0.667, SLG: 0.500<br>Al Worthington, R (8, 1) | | | 4-3 | | F6 | | F6 | BB | | 2<br>0<br>1<br>0<br>0<br>0 | 0<br>0<br>0<br>0<br>0<br>0 | 0<br>0<br>0<br>0<br>1<br>0 | 0<br>0<br>0<br>0<br>0<br>0 | 0<br>0<br>0<br>0<br>0<br>0 | 0<br>0<br>1<br>0<br>0<br>0 | 0<br>0<br>0<br>0<br>0<br>0 |
| Inning Stats | R: 0<br>E: 0<br>K: 2<br>S: 8<br>H: 2<br>LOB: 2<br>BB: 0<br>P: 8 | R: 0<br>E: 0<br>K: 1<br>S: 5<br>H: 0<br>LOB: 0<br>BB: 0<br>P: 5 | R: 0<br>E: 0<br>K: 0<br>S: 3<br>H: 0<br>LOB: 0<br>BB: 0<br>P: 3 | R: 2<br>E: 1<br>K: 1<br>S: 9<br>H: 4<br>LOB: 2<br>BB: 0<br>P: 9 | R: 0<br>E: 0<br>K: 0<br>S: 3<br>H: 0<br>LOB: 1<br>BB: 1<br>P: 7 | R: 0<br>E: 0<br>K: 1<br>S: 6<br>H: 1<br>LOB: 1<br>BB: 0<br>P: 6 | R: 0<br>E: 0<br>K: 1<br>S: 6<br>H: 1<br>LOB: 2<br>BB: 1<br>P: 10 | R: 1<br>E: 1<br>K: 2<br>S: 10<br>H: 1<br>LOB: 3<br>BB: 1<br>P: 14 | R: 0<br>E: 0<br>K: 2<br>S: 8<br>H: 1<br>LOB: 1<br>BB: 0<br>P: 8 | 1B: 10<br>2B: 0<br>3B: 0<br>HR: 0<br>SF: 0<br>SAC: 0<br>DP: 0<br>HBP: 0 | | | | | | |

| PITCHER | | IP | WLS | BF | H | R | ER | SO | BB | IBB | HBP | BLK | WP | HR | S | P | ERA | WHIP |
|---|---|---|---|---|---|---|---|---|---|---|---|---|---|---|---|---|---|---|
| Tom Phoebus, R<br>ERA: 3.22 | (1, 1) | 6.1 | W | 28 | 8 | 2 | 2 | 5 | 2 | 0 | 0 | 0 | 0 | 0 | 36 | 44 | 2.84 | 1.579 |
| Pete Richert, L<br>ERA: 3.39 | (7, 1) | 2.2 | S | 13 | 2 | 1 | 0 | 5 | 1 | 0 | 0 | 0 | 0 | 0 | 22 | 26 | 0.00 | 1.125 |

| PITCHER | IP | WLS | BF | H | R | ER | SO | BB | IBB | HBP | BLK | WP | HR | S | P | ERA | WHIP |
|---|---|---|---|---|---|---|---|---|---|---|---|---|---|---|---|---|---|

# TOP

## Minnesota Twins @ Baltimore Orioles

Memorial Stadium, Baltimore, MD

Fri Sep 08 1967, 7:05 PM EDT

Att. 14,226 - Unknown

livebaseballscorecards.com

| | |
|---|---|
| AB | 38 |
| R | 3 |
| H | 10 |
| RBI | 3 |
| BB | 3 |
| SO | 10 |
| LOB | 26 |

PA: 41

WP: 0
PB: 0
SB: 0
CS: 0

| Batter | 1 | 2 | 3 | 4 | 5 | 6 | 7 | 8 | 9 | AB | R | H | RBI | BB | SO | LOB |
|---|---|---|---|---|---|---|---|---|---|---|---|---|---|---|---|---|
| Russ Snyder, L (1, 9)<br>OBP: 0.319, SLG: 0.330 | 4-3 | E7 1B<br>1-3<br>2-H | | FC4-6 1B | | F6 | | | | 4 | 1 | 2 | 1 | 0 | 0 | 0 |
| Mark Belanger, R (1, 6) (9, 4)<br>OBP: 0.237, SLG: 0.234 | 1B BB | K | | FC4-6 FC4-6<br>1-2f | | | FC5-4 1B | | | 3 | 0 | 1 | 0 | 1 | 1 | 3 |
| Paul Blair, R (1, 8)<br>OBP: 0.355, SLG: 0.459 | FC6-4 1B<br>1-3 | BB 1B<br>2-H<br>3-H | | FC4-6<br>1-2f | | | FC5-4 G6-4-3<br>1-2f | | | 4 | 0 | 2 | 2 | 0 | 0 | 2 |
| Frank Robinson, R (1, 7)<br>OBP: 0.415, SLG: 0.588 | K | BB<br>1-2 | | | 1B 2B | | G6-4-3<br>1-2f | | | 3 | 1 | 1 | 0 | 1 | 1 | 3 |
| Brooks Robinson, R (1, 5)<br>OBP: 0.322, SLG: 0.430 | FC6-4<br>1-2f | 6-3 | | | FC4-6 1B<br>2-H | | | F7 | | 4 | 0 | 1 | 1 | 0 | 0 | 4 |
| Curt Blefary, L (1, 3)<br>OBP: 0.334, SLG: 0.424 | | K | F8 | | FC4-6 G1-3-5<br>1-2f | | | G3 | | 4 | 0 | 0 | 0 | 0 | 1 | 1 |
| Davey Johnson, R (1, 4)<br>OBP: 0.322, SLG: 0.383<br>Luis Aparicio, R (9, 6)<br>OBP: 0.279, SLG: 0.318 | | HR | F3 | | G1-3-5<br>1-2f | | | G3 | | 4<br>0 | 1<br>0 | 1<br>0 | 1<br>0 | 0<br>0 | 0<br>0 | 1<br>0 |
| Andy Etchebarren, R (1, 2)<br>OBP: 0.310, SLG: 0.322 | | SH 1B BB | F9 | | | K | | | | 2 | 1 | 0 | 0 | 1 | 1 | 0 |
| Tom Phoebus, R (1, 1)<br>OBP: 0.181, SLG: 0.203<br>Pete Richert, L (7, 1)<br>OBP: 0.094, SLG: 0.098 | SH E 1B 1B<br>1-2 | | | K | | L4 | | | | 2<br>0 | 1<br>0 | 0<br>0 | 0<br>0 | 0<br>0 | 1<br>0 | 0<br>0 |
| Inning Stats | R: 0 H: 1<br>E: 0 LOB: 2<br>K: 1 BB: 1<br>S: 6 P: 10 | R: 4 H: 3<br>E: 1 LOB: 2<br>K: 2 BB: 2<br>S: 11 P: 19 | R: 0 H: 0<br>E: 0 LOB: 0<br>K: 0 BB: 0<br>S: 3 P: 3 | R: 0 H: 1<br>E: 0 LOB: 1<br>K: 1 BB: 0<br>S: 6 P: 6 | R: 1 H: 2<br>E: 0 LOB: 0<br>K: 0 BB: 0<br>S: 4 P: 4 | R: 0 H: 0<br>E: 0 LOB: 0<br>K: 1 BB: 0<br>S: 5 P: 5 | R: 0 H: 1<br>E: 0 LOB: 0<br>K: 0 BB: 0<br>S: 3 P: 3 | R: 0 H: 0<br>E: 0 LOB: 0<br>K: 0 BB: 0<br>S: 3 P: 3 | | 1B: 6 SF: 0<br>2B: 1 SAC: 1<br>3B: 0 DP: 2<br>HR: 1 HBP: 0 | | | | | | WP: 0 PA: 34<br>PB: 0<br>SB: 0<br>CS: 0 |

| PITCHER | | IP | WLS | BF | H | R | ER | SO | BB | IBB | HBP | BLK | WP | HR | S | P | ERA | WHIP |
|---|---|---|---|---|---|---|---|---|---|---|---|---|---|---|---|---|---|---|
| Jim Perry, R<br>ERA: 3.23 | (1, 1) | 4.0 | L | 23 | 7 | 5 | 4 | 4 | 3 | 0 | 0 | 0 | 0 | 1 | 28 | 40 | 9.00 | 2.500 |
| Mudcat Grant, R<br>ERA: 4.89 | (5, 1) | 2.0 | | 5 | 0 | 0 | 0 | 1 | 0 | 0 | 0 | 0 | 0 | 0 | 7 | 7 | 0.00 | 0.000 |
| Ron Kline, R<br>ERA: 3.78 | (7, 1) | 1.0 | | 3 | 1 | 0 | 0 | 0 | 0 | 0 | 0 | 0 | 0 | 0 | 3 | 3 | 0.00 | 1.000 |
| Al Worthington, R<br>ERA: 2.96 | (8, 1) | 1.0 | | 3 | 0 | 0 | 0 | 0 | 0 | 0 | 0 | 0 | 0 | 0 | 3 | 3 | 0.00 | 0.000 |

| PITCHER | IP | WLS | BF | H | R | ER | SO | BB | IBB | HBP | BLK | WP | HR | S | P | ERA | WHIP |
|---|---|---|---|---|---|---|---|---|---|---|---|---|---|---|---|---|---|

# BOTTOM

## Minnesota Twins @ Baltimore Orioles

Memorial Stadium, Baltimore, MD

Fri Sep 08 1967, 7:05 PM EDT

Att. 14,226 - Unknown

livebaseballscorecards.com

| | |
|---|---|
| AB | 30 |
| R | 5 |
| H | 8 |
| RBI | 5 |
| BB | 3 |
| SO | 5 |
| LOB | 14 |

# Minnesota Twins @ Baltimore Orioles

Memorial Stadium, Baltimore, MD

Sat Sep 09 1967, 3:33 AM EDT

Att. 8,277 - Unknown

TOP

livebaseballscorecards.com

| Batter | 1 | 2 | 3 | 4 | 5 | 6 | 7 | 8 | 9 | AB | R | H | RBI | BB | SO | LOB |
|---|---|---|---|---|---|---|---|---|---|---|---|---|---|---|---|---|
| Ted Uhlaender, L (1, 8)<br>OBP: 0.284, SLG: 0.395 | G3 | | 3-1 | | F9 | | 1B 2B | SSS K | | 5 | 1 | 1 | 0 | 0 | 1 | 2 |
| Cesar Tovar, R (1, 4) (9, 5)<br>OBP: 0.331, SLG: 0.370 | F9 | | | 5-3 | BB 1-2 1B | | S 1B 2-H 1B | | F2 | 5 | 1 | 2 | 1 | 0 | 0 | 0 |
| Harmon Killebrew, R (1, 3)<br>OBP: 0.395, SLG: 0.528 | 5-3 | | | HR | BBBB 4-0 1-2 2-3 BB | | SSS 0-3 K | | E6 | 4 | 1 | 1 | 1 | 1 | 1 | 1 |
| Tony Oliva, L (1, 9)<br>OBP: 0.341, SLG: 0.452 | | 1B | | 2B 1B | SSS 0-3 K | | 1-2 1B IBB | | IBB | 3 | 0 | 2 | 0 | 2 | 1 | 3 |
| Bob Allison, R (1, 7)<br>OBP: 0.349, SLG: 0.450 | | F7 | | F8 | SSS 0-3 K | | 1-2 2-H 1B | | SSS 0-3 K | 4 | 0 | 1 | 1 | 0 | 1 | 2 |
| Sandy Valdespino, L (7, 7)<br>OBP: 0.204, SLG: 0.217 | | | | | | | | | | 1 | 0 | 0 | 0 | 0 | 1 | 2 |
| Rich Rollins, R (1, 5)<br>OBP: 0.313, SLG: 0.346 | | SSS 0-3 K | | 1-3 2B | BBBB 4-0 BB | | 4-3 | | F9 | 3 | 0 | 1 | 0 | 1 | 1 | 3 |
| Jackie Hernandez, R (7, 5)<br>OBP: 0.115, SLG: 0.115 | | | | | | | | | | 0 | 0 | 0 | 0 | 0 | 0 | 0 |
| Rich Reese, L (9, PH)<br>OBP: 0.277, SLG: 0.380 | | | | | | | | | | 1 | 0 | 0 | 0 | 0 | 0 | 2 |
| Frank Quilici, R (9, 4)<br>OBP: 0.227, SLG: 0.158 | | | | | | | | | | 0 | 0 | 0 | 0 | 0 | 0 | 0 |
| Jerry Zimmerman, R (1, 2)<br>OBP: 0.257, SLG: 0.193 | | F6 | | 6-3 | | F9 | | SH3-4 1B | | 4 | 0 | 1 | 0 | 0 | 0 | 4 |
| Zoilo Versalles, R (1, 6)<br>OBP: 0.255, SLG: 0.281 | | F4 | | | F8 | F9 | | SH3-4 1-2 | | 3 | 0 | 0 | 0 | 0 | 0 | 1 |
| Jim Kaat, L (1, 1)<br>OBP: 0.253, SLG: 0.286 | | G3 | | | BB 1B 1B | | SSS 0-3 K | SSS 0-3 K | | 4 | 0 | 1 | 0 | 0 | 2 | 1 |
| Inning Stats | R: 0 E: 0 K: 0 S: 3 H: 0 LOB: 0 BB: 0 P: 3 | R: 0 E: 0 K: 1 S: 6 H: 1 LOB: 1 BB: 0 P: 6 | R: 0 E: 0 K: 0 S: 3 H: 0 LOB: 0 BB: 0 P: 3 | R: 1 E: 0 K: 0 S: 6 H: 3 LOB: 2 BB: 0 P: 6 | R: 0 E: 0 K: 1 S: 7 H: 2 LOB: 3 BB: 1 P: 11 | R: 0 E: 0 K: 1 S: 5 H: 0 LOB: 1 BB: 1 P: 9 | R: 2 E: 0 K: 2 S: 10 H: 3 LOB: 2 BB: 1 P: 14 | R: 0 E: 0 K: 2 S: 8 H: 1 LOB: 1 BB: 0 P: 8 | R: 0 E: 1 K: 1 S: 6 H: 0 LOB: 2 BB: 1 P: 10 | 1B: 7 2B: 2 3B: 0 HR: 1 | SF: 0 SAC: 1 DP: 0 HBP: 0 | | | | | |

| | |
|---|---|
| AB | 37 |
| R | 3 |
| H | 10 |
| RBI | 3 |
| BB | 4 |
| SO | 8 |
| LOB | 21 |

| PITCHER | | IP | WLS | BF | H | R | ER | SO | BB | IBB | HBP | BLK | WP | HR | S | P | ERA | WHIP |
|---|---|---|---|---|---|---|---|---|---|---|---|---|---|---|---|---|---|---|
| Bill Dillman, R<br>ERA: 4.3 | (1, 1) | 6.2 | L | 32 | 9 | 3 | 3 | 5 | 2 | 1 | 0 | 0 | 0 | 1 | 39 | 51 | 4.05 | 1.650 |
| Eddie Watt, R<br>ERA: 2.16 | (7, 1) | 1.1 | | 5 | 1 | 0 | 0 | 2 | 0 | 0 | 0 | 0 | 0 | 0 | 9 | 9 | 0.00 | 0.750 |
| Stu Miller, R<br>ERA: 2.65 | (9, 1) | 1.0 | | 5 | 0 | 0 | 0 | 1 | 0 | 1 | 0 | 0 | 0 | 0 | 6 | 10 | 0.00 | 0.000 |

| PITCHER | IP | WLS | BF | H | R | ER | SO | BB | IBB | HBP | BLK | WP | HR | S | P | ERA | WHIP |
|---|---|---|---|---|---|---|---|---|---|---|---|---|---|---|---|---|---|

WP: 0 PB: 0 SB: 1 CS: 0 PA: 42

| Batter | 1 | 2 | 3 | 4 | 5 | 6 | 7 | 8 | 9 | AB | R | H | RBI | BB | SO | LOB |
|---|---|---|---|---|---|---|---|---|---|---|---|---|---|---|---|---|
| Luis Aparicio, R (1, 6)<br>OBP: 0.277, SLG: 0.316 | 5-3 | | F8 | | | 5-3 | | 6-3 | | 4 | 0 | 0 | 0 | 0 | 0 | 0 |
| Russ Snyder, L (1, 9)<br>OBP: 0.315, SLG: 0.325 | F3 | | | 6-3 | | 1-3 | | K2-3 | | 4 | 0 | 0 | 0 | 0 | 1 | 0 |
| Paul Blair, R (1, 8)<br>OBP: 0.352, SLG: 0.455 | F8 | | | F4 | | F8 | | | 5-3 | 4 | 0 | 0 | 0 | 0 | 0 | 0 |
| Frank Robinson, R (1, 7)<br>OBP: 0.416, SLG: 0.594 | | F9 | | 1B | | | HR | | K | 4 | 1 | 2 | 1 | 0 | 1 | 0 |
| Brooks Robinson, R (1, 5)<br>OBP: 0.323, SLG: 0.431 | | G3 | | 1-2 | | | F8 | | K | 4 | 0 | 2 | 0 | 0 | 1 | 0 |
| Curt Blefary, L (1, 3)<br>OBP: 0.332, SLG: 0.421 | | G3 | | F9 | | | F5 | | | 3 | 0 | 0 | 0 | 0 | 0 | 3 |
| Davey Johnson, R (1, 4)<br>OBP: 0.320, SLG: 0.381 | | K | | | 5-3 | | K | | | 3 | 0 | 0 | 0 | 0 | 2 | 1 |
| Larry Haney, R (1, 2)<br>OBP: 0.321, SLG: 0.375 | | | K | | 6-3 | | | 6-3 | | 3 | 0 | 0 | 0 | 0 | 1 | 0 |
| Bill Dillman, R (1, 1)<br>OBP: 0.167, SLG: 0.167 | | | 3-1 | | F9 | | | HR | | 2 | 0 | 0 | 0 | 0 | 0 | 0 |
| Eddie Watt, R (7, 1)<br>OBP: 0.273, SLG: 0.350 | | | | | | | | | | 0 | 0 | 0 | 0 | 0 | 0 | 0 |
| Sam Bowens, R (8, PH)<br>OBP: 0.222, SLG: 0.274 | | | | | | | | | | 1 | 1 | 1 | 1 | 0 | 0 | 0 |
| Stu Miller, R (9, 1) | | | | | | | | | | 0 | 0 | 0 | 0 | 0 | 0 | 0 |
| Inning Stats | R: 0<br>E: 0<br>K: 0<br>S: 3<br>H: 0<br>LOB: 0<br>BB: 0<br>P: 3 | R: 0<br>E: 0<br>K: 1<br>S: 6<br>H: 1<br>LOB: 1<br>BB: 0<br>P: 6 | R: 0<br>E: 0<br>K: 1<br>S: 5<br>H: 0<br>LOB: 0<br>BB: 0<br>P: 5 | R: 0<br>E: 0<br>K: 0<br>S: 5<br>H: 2<br>LOB: 2<br>BB: 0<br>P: 5 | R: 0<br>E: 0<br>K: 0<br>S: 3<br>H: 0<br>LOB: 0<br>BB: 0<br>P: 3 | R: 0<br>E: 0<br>K: 0<br>S: 3<br>H: 0<br>LOB: 0<br>BB: 0<br>P: 3 | R: 1<br>E: 0<br>K: 1<br>S: 6<br>H: 1<br>LOB: 0<br>BB: 0<br>P: 6 | R: 1<br>E: 0<br>K: 1<br>S: 6<br>H: 1<br>LOB: 0<br>BB: 0<br>P: 6 | R: 0<br>E: 0<br>K: 2<br>S: 7<br>H: 0<br>LOB: 0<br>BB: 0<br>P: 7 | 1B: 3<br>2B: 0<br>3B: 0<br>HR: 2<br>SF: 0<br>SAC: 0<br>DP: 0<br>HBP: 0 | | | | | | |

| PITCHER | IP | WLS | BF | H | R | ER | SO | BB | IBB | HBP | BLK | WP | HR | S | P | ERA | WHIP |
|---|---|---|---|---|---|---|---|---|---|---|---|---|---|---|---|---|---|
| Jim Kaat, L (1, 1)<br>ERA: 3.41 | 9.0 | W | 32 | 5 | 2 | 2 | 6 | 0 | 0 | 0 | 0 | 0 | 2 | 44 | 44 | 2.00 | 0.556 |

| PITCHER | IP | WLS | BF | H | R | ER | SO | BB | IBB | HBP | BLK | WP | HR | S | P | ERA | WHIP |
|---|---|---|---|---|---|---|---|---|---|---|---|---|---|---|---|---|---|

# BOTTOM

## Minnesota Twins @ Baltimore Orioles

Memorial Stadium, Baltimore, MD

Sat Sep 09 1967, 3:33 AM EDT

Att. 8,277 - Unknown

livebaseballscorecards.com

| | |
|---|---|
| AB | 32 |
| R | 2 |
| H | 5 |
| RBI | 2 |
| BB | 0 |
| SO | 6 |
| LOB | 4 |

| Batter | 1 | 2 | 3 | 4 | 5 | 6 | 7 | 8 | 9 | AB | R | H | RBI | BB | SO | LOB |
|---|---|---|---|---|---|---|---|---|---|---|---|---|---|---|---|---|
| Ted Uhlaender, L (1, 8)<br>OBP: 0.286, SLG: 0.392 | BBBB<br>4-0 WP BB 5-3 BB | | x 0-0 ① F6 | | x 0-0 ② F8 | | H 1-0 FC1-6 HBP | x 0-0 ③ 4-3 | | 3 | 1 | 0 | 0 | 1 | 0 | 3 |
| Cesar Tovar, R (1, 4)<br>OBP: 0.331, SLG: 0.368 | BBBB<br>4-0 WP 1-2 BB | | BBBB<br>4-0 CS BB | | x 0-0 ③ F3 | | x 0-0 ② FC1-6 E 1-2f 2-3 | | x 0-0 ① L6 | 3 | 0 | 0 | 0 | 2 | 0 | 2 |
| Harmon Killebrew, R (1, 3)<br>OBP: 0.395, SLG: 0.525 | x 0-0 ① 6-3 1-2 2-3 | | BBBB<br>4-0 ② E 1B 1-2 BB | | | BBBB<br>4-0 3B BB | x 0-0 E5 1-2 3-H | | SSS<br>0-3 ② K | 3 | 1 | 0 | 0 | 2 | 1 | 3 |
| Tony Oliva, L (1, 9)<br>OBP: 0.344, SLG: 0.459 | x 0-0 ② 5-3 3-H | | x 0-0 E4 1-3 1B | | | x 0-0 1-H 3B | SSS<br>0-3 ③ K | | x 0-0 2B | 5 | 0 | 3 | 2 | 0 | 1 | 3 |
| Bob Allison, R (1, 7)<br>OBP: 0.348, SLG: 0.448 | SSS<br>0-3 ③ K | | x 0-0 ③ F4 | | | x 0-0 ① 5-3 | | x 0-0 E 2B 1B | x 0-0 ③ 6-3 | 4 | 0 | 1 | 0 | 0 | 1 | 4 |
| Sandy Valdespino, L (8, PR)<br>OBP: 0.202, SLG: 0.215 (8, 7) | | | | | | | | | | 1 | 1 | 0 | 0 | 0 | 0 | 1 |
| Rich Rollins, R (1, 5)<br>OBP: 0.309, SLG: 0.342 | | SSS<br>0-3 ① K | | x 0-0 ① F6 | | SSS<br>0-3 ② K | | x 0-0 E6 2B 1-2 | | 4 | 0 | 0 | 0 | 0 | 2 | 2 |
| Jackie Hernandez, R (8, PR)<br>OBP: 0.115, SLG: 0.115 (8, 5) | | | | | | | | | | 0 | 0 | 0 | 0 | 0 | 0 | 0 |
| Jerry Zimmerman, R (1, 2)<br>OBP: 0.258, SLG: 0.195 | | x 0-0 1B | | x 0-0 ② 5-3 | | SSS<br>0-3 ③ K | | x 0-0 1-3 2-H 2B | | 3 | 0 | 1 | 0 | 0 | 1 | 1 |
| Rich Reese, L (8, PH)<br>OBP: 0.284, SLG: 0.398 | | | | | | | | | | 1 | 0 | 1 | 1 | 0 | 0 | 0 |
| Pat Kelly, L (8, PR) | | | | | | | | | | 0 | 0 | 0 | 0 | 0 | 0 | 0 |
| Russ Nixon, L (8, 2)<br>OBP: 0.317, SLG: 0.319 | | | | | | | | | | 0 | 0 | 0 | 0 | 0 | 0 | 0 |
| Zoilo Versalles, R (1, 6)<br>OBP: 0.255, SLG: 0.283 | | SSS<br>0-3 ② K | | x 0-0 ③ F8 | | | x 0-0 FC1-6 E 2B | SSS<br>0-3 ① K | | 4 | 1 | 1 | 0 | 0 | 2 | 4 |
| Dave Boswell, R (1, 1)<br>OBP: 0.250, SLG: 0.319 | | x 0-0 ③ F8 | | | SSS<br>0-3 ① K | | SSS<br>0-3 ① K | SSS<br>0-3 ② K | | 4 | 0 | 0 | 0 | 0 | 3 | 5 |
| Inning Stats | R: 1 H: 0<br>E: 0 LOB: 1<br>K: 1 BB: 2<br>S: 5 P: 13 | R: 0 H: 1<br>E: 0 LOB: 1<br>K: 2 BB: 0<br>S: 8 P: 8 | R: 0 H: 1<br>E: 1 LOB: 2<br>K: 0 BB: 2<br>S: 3 P: 11 | R: 0 H: 0<br>E: 0 LOB: 0<br>K: 0 BB: 0<br>S: 3 P: 3 | R: 0 H: 0<br>E: 0 LOB: 0<br>K: 1 BB: 0<br>S: 5 P: 5 | R: 1 H: 1<br>E: 0 LOB: 1<br>K: 2 BB: 1<br>S: 8 P: 12 | R: 1 H: 1<br>E: 1 LOB: 2<br>K: 2 BB: 0<br>S: 9 P: 10 | R: 1 H: 2<br>E: 1 LOB: 3<br>K: 2 BB: 0<br>S: 10 P: 10 | R: 0 H: 1<br>E: 0 LOB: 1<br>K: 1 BB: 0<br>S: 6 P: 6 | 1B: 3 SF: 0<br>2B: 3 SAC: 0<br>3B: 1 DP: 0<br>HR: 0 HBP: 1 | | | | | | |

# TOP

## Minnesota Twins @ Baltimore Orioles

Memorial Stadium, Baltimore, MD

Sun Sep 10 1967, 3:33 AM EDT

Att. 7,838 - Unknown

livebaseballscorecards.com

| | |
|---|---|
| AB | 35 |
| R | 4 |
| H | 7 |
| RBI | 3 |
| BB | 5 |
| SO | 11 |
| LOB | 28 |

WP: 1 PA: 41
PB: 0
SB: 0
CS: 1

| PITCHER | | IP | WLS | BF | H | R | ER | SO | BB | IBB | HBP | BLK | WP | HR | S | P | ERA | WHIP |
|---|---|---|---|---|---|---|---|---|---|---|---|---|---|---|---|---|---|---|
| Jim Palmer, R<br>ERA: 3.27 | (1, 1) | 4.0 | | 17 | 2 | 1 | 1 | 3 | 4 | 0 | 0 | 0 | 1 | 0 | 19 | 35 | 2.25 | 1.500 |
| Wally Bunker, R<br>ERA: 4.01 | (5, 1) | 3.0 | L | 14 | 2 | 2 | 1 | 5 | 1 | 0 | 1 | 0 | 0 | 0 | 22 | 27 | 3.00 | 1.000 |
| Moe Drabowsky, R<br>ERA: 1.69 | (8, 1) | 2.0 | | 10 | 3 | 1 | 0 | 3 | 0 | 0 | 0 | 0 | 0 | 0 | 16 | 16 | 0.00 | 1.500 |

| PITCHER | IP | WLS | BF | H | R | ER | SO | BB | IBB | HBP | BLK | WP | HR | S | P | ERA | WHIP |
|---|---|---|---|---|---|---|---|---|---|---|---|---|---|---|---|---|---|

# BOTTOM

## Minnesota Twins @ Baltimore Orioles

Memorial Stadium, Baltimore, MD

Sun Sep 10 1967, 3:33 AM EDT

Att. 7,838 - Unknown

| Batter | 1 | 2 | 3 | 4 | 5 | 6 | 7 | 8 | 9 | AB | R | H | RBI | BB | SO | LOB |
|---|---|---|---|---|---|---|---|---|---|---|---|---|---|---|---|---|
| Luis Aparicio, R (1, 6)<br>OBP: 0.275, SLG: 0.313 | 6-3 | | F9 | | F7 | | | 4-3 | | 4 | 0 | 0 | 0 | 0 | 0 | 0 |
| Russ Snyder, L (1, 9)<br>OBP: 0.317, SLG: 0.327 | K | | | BB, 1B | F9 | | | G5-4-3, 1B | | 4 | 1 | 2 | 0 | 0 | 1 | 0 |
| Paul Blair, R (1, 8)<br>OBP: 0.355, SLG: 0.457 | 2B | | | 1B, 1B, BB | CS, BB | | | G5-4-3, 1-2f | | 2 | 1 | 1 | 0 | 2 | 0 | 1 |
| Frank Robinson, R (1, 7)<br>OBP: 0.414, SLG: 0.591 | F3 | | | SH1-3, 1B | CS | E5, G5-4-3 | | | F8 | 4 | 0 | 1 | 1 | 0 | 0 | 1 |
| Brooks Robinson, R (1, 5)<br>OBP: 0.323, SLG: 0.430 | | F7 | | SH1-3 | | G5-4-3, 1-2f | | | F7 | 4 | 0 | 1 | 1 | 0 | 0 | 1 |
| Curt Blefary, L (1, 3)<br>OBP: 0.330, SLG: 0.418 | | K | | SH1-3 | | K | | | E4 | 3 | 0 | 0 | 0 | 0 | 2 | 0 |
| Davey Johnson, R (1, 4)<br>OBP: 0.321, SLG: 0.379 | | K | | IBB | | FC1-6, BB | | | F3 | 2 | 0 | 0 | 0 | 2 | 1 | 1 |
| Larry Haney, R (1, 2)<br>OBP: 0.314, SLG: 0.366 | | | 5-3 | F4 | | FC1-6, G4-6-3 | | | | 3 | 0 | 0 | 0 | 0 | 0 | 4 |
| Marcelino Lopez, R (7, PR)<br>OBP: 0.500, SLG: 0.333 | | | | | | | | | | 0 | 0 | 0 | 0 | 0 | 0 | 0 |
| Andy Etchebarren, R (8, 2)<br>OBP: 0.310, SLG: 0.322 | | | | | | | | | | 0 | 0 | 0 | 0 | 0 | 0 | 0 |
| Jim Palmer, R (1, 1)<br>OBP: 0.143, SLG: 0.154 | | | K | K | | G4-6-3 | | | | 1 | 0 | 0 | 0 | 0 | 1 | 0 |
| Dave May, L (4, PH)<br>OBP: 0.192, SLG: 0.188 | | | | | | | | | | 1 | 0 | 0 | 0 | 0 | 1 | 3 |
| Wally Bunker, R (5, 1)<br>OBP: 0.077, SLG: 0.077 | | | | | | | | | | 0 | 0 | 0 | 0 | 0 | 0 | 0 |
| Boog Powell, L (7, PH)<br>OBP: 0.324, SLG: 0.352 | | | | | | | | | | 1 | 0 | 0 | 0 | 0 | 0 | 1 |
| Moe Drabowsky, R (8, 1)<br>OBP: 0.400, SLG: 0.368 | | | | | | | | | | 0 | 0 | 0 | 0 | 0 | 0 | 0 |
| Inning Stats | R: 0<br>E: 0<br>K: 1<br>S: 6<br>H: 1<br>LOB: 1<br>BB: 0<br>P: 6 | R: 0<br>E: 0<br>K: 2<br>S: 7<br>H: 0<br>LOB: 0<br>BB: 0<br>P: 7 | R: 0<br>E: 0<br>K: 1<br>S: 5<br>H: 0<br>LOB: 0<br>BB: 0<br>P: 5 | R: 2<br>E: 0<br>K: 1<br>S: 8<br>H: 3<br>LOB: 3<br>BB: 2<br>P: 16 | R: 0<br>E: 0<br>K: 0<br>S: 2<br>H: 0<br>LOB: 0<br>BB: 1<br>P: 6 | R: 0<br>E: 1<br>K: 1<br>S: 5<br>H: 0<br>LOB: 0<br>BB: 0<br>P: 5 | R: 0<br>E: 0<br>K: 0<br>S: 2<br>H: 0<br>LOB: 1<br>BB: 1<br>P: 6 | R: 0<br>E: 0<br>K: 0<br>S: 3<br>H: 1<br>LOB: 0<br>BB: 0<br>P: 3 | R: 0<br>E: 1<br>K: 0<br>S: 4<br>H: 0<br>LOB: 1<br>BB: 0<br>P: 4 | 1B: 4<br>2B: 1<br>3B: 0<br>HR: 0<br>SF: 0<br>SAC: 1<br>DP: 3<br>HBP: 0 | | | | | | |

livebaseballscorecards.com

| | |
|---|---|
| AB | 29 |
| R | 2 |
| H | 5 |
| RBI | 2 |
| BB | 4 |
| SO | 6 |
| LOB | 12 |

WP: 0 PB: 0 SB: 0 CS: 1 PA: 35

### PITCHER

| PITCHER | | IP | WLS | BF | H | R | ER | SO | BB | IBB | HBP | BLK | WP | HR | S | P | ERA | WHIP |
|---|---|---|---|---|---|---|---|---|---|---|---|---|---|---|---|---|---|---|
| Dave Boswell, R<br>ERA: 2.97 | (1, 1) | 9.0 | W | 34 | 5 | 2 | 2 | 6 | 3 | 1 | 0 | 0 | 0 | 0 | 42 | 58 | 2.00 | 0.889 |

| Batter | 1 | 2 | 3 | 4 | 5 | 6 | 7 | 8 | 9 | AB | R | H | RBI | BB | SO | LOB |
|---|---|---|---|---|---|---|---|---|---|---|---|---|---|---|---|---|
| Ted Uhlaender, L (1, 8)<br>OBP: 0.287, SLG: 0.397 | 4-3 WP 2B | F5 | | 6-3<br>2-3 | 1B 2B | G3 | | | 6-3 | 6 | 2 | 2 | 0 | 0 | 0 | 3 |
| Cesar Tovar, R (1, 5)<br>OBP: 0.331, SLG: 0.366 | 4-3<br>2-3 | 4-3 | E6<br>3-H | 1B<br>2B<br>BB | G3 | | | | FC4-6 FC<br>1B | 3 | 2 | 0 | 0 | 1 | 0 | 2 |
| Jackie Hernandez, R (6, 5)<br>OBP: 0.143, SLG: 0.143 | | | | | | | | | | 2 | 0 | 1 | 0 | 0 | 0 | 0 |
| Harmon Killebrew, R (1, 3)<br>OBP: 0.398, SLG: 0.530 | 1B 2B<br>3-H | BB | 1B 2B<br>1-H | 2B 1B<br>1-2<br>2-H | 6-3 | | | | FC<br>FC4-6<br>1-2 | 5 | 3 | 3 | 2 | 1 | 0 | 1 |
| Tony Oliva, L (1, 9)<br>OBP: 0.348, SLG: 0.461 | 1B PO BB | F7 | E 1B<br>2B IBB | 1B 2B<br>1-H<br>2-H | BB | | | | FC4-6<br>1-2f<br>2-3 | 2 | 2 | 1 | 2 | 3 | 0 | 1 |
| Carroll Hardy, R (8, 9)<br>OBP: 0.500, SLG: 0.333 | | | | | | | | | | 1 | 0 | 0 | 0 | 0 | 0 | 2 |
| Bob Allison, R (1, 7)<br>OBP: 0.351, SLG: 0.451 | 1B<br>1-3<br>2-H | K | E9<br>2B 1B<br>1-3<br>2-H | 1B<br>2-H | K | | | | K | 4 | 1 | 3 | 3 | 0 | 1 | 1 |
| Sandy Valdespino, L (5, 7)<br>OBP: 0.198, SLG: 0.211 | | | | | | | | | | 2 | 0 | 0 | 0 | 0 | 2 | 3 |
| Rod Carew, L (1, 4)<br>OBP: 0.349, SLG: 0.416 | K | | 1B<br>2-H | 4-3 | | | | 4-3 | | 5 | 1 | 2 | 2 | 0 | 1 | 3 |
| Jerry Zimmerman, R (1, 2)<br>OBP: 0.257, SLG: 0.194 | PO<br>3-H | 6-3 | K<br>F7 | F3 | | | | BB | | 1 | 0 | 0 | 0 | 0 | 0 | 0 |
| Pat Kelly, L (4, PH) | | | | | | | | | | 1 | 0 | 0 | 0 | 0 | 1 | 1 |
| Russ Nixon, L (4, PH)<br>OBP: 0.317, SLG: 0.315 | | | | | | | | | | 2 | 0 | 0 | 0 | 1 | 0 | 1 |
| (4, 2) | | | | | | | | | | | | | | | | |
| Zoilo Versalles, R (1, 6)<br>OBP: 0.255, SLG: 0.282 | | F3 | 1-2<br>2B 1B | K | F8 | | | F9 | | 5 | 1 | 1 | 0 | 0 | 1 | 1 |
| Dean Chance, R (1, 1)<br>OBP: 0.135, SLG: 0.038 | | BB | 6-3<br>1-H<br>2-H<br>E 2B | 3-1 | 1B | | | L1-3 | | 0 | 0 | 0 | 0 | 1 | 0 | 0 |
| Rich Reese, L (4, PH)<br>OBP: 0.291, SLG: 0.415 | | | | | | | | | | 1 | 0 | 1 | 2 | 0 | 0 | 0 |
| Dave Boswell, R (4, PR)<br>OBP: 0.250, SLG: 0.319 | | | | | | | | | | 0 | 1 | 0 | 0 | 0 | 0 | 0 |
| Jim Perry, S (4, 1)<br>OBP: 0.205, SLG: 0.308 | | | | | | | | | | 3 | 0 | 1 | 0 | 0 | 0 | 1 |
| Inning Stats | R: 2<br>E: 0<br>K: 1<br>S: 7<br>H: 3<br>LOB: 1<br>BB: 1<br>P: 11 | R: 0<br>E: 0<br>K: 0<br>S: 3<br>H: 0<br>LOB: 1<br>BB: 1<br>P: 7 | R: 0<br>E: 0<br>K: 1<br>S: 5<br>H: 0<br>LOB: 1<br>BB: 1<br>P: 9 | R: 7<br>E: 2<br>K: 1<br>S: 12<br>H: 6<br>LOB: 1<br>BB: 1<br>P: 16 | R: 4<br>E: 0<br>K: 1<br>S: 9<br>H: 4<br>LOB: 1<br>BB: 1<br>P: 13 | R: 0<br>E: 0<br>K: 0<br>S: 4<br>H: 1<br>LOB: 1<br>BB: 0<br>P: 4 | R: 0<br>E: 0<br>K: 1<br>S: 5<br>H: 0<br>LOB: 1<br>BB: 1<br>P: 9 | R: 0<br>E: 0<br>K: 0<br>S: 3<br>H: 0<br>LOB: 1<br>BB: 1<br>P: 7 | R: 0<br>E: 0<br>K: 1<br>S: 7<br>H: 1<br>LOB: 2<br>BB: 0<br>P: 7 | 1B: 8<br>2B: 7<br>3B: 0<br>HR: 0<br>SF: 0<br>SAC: 0<br>DP: 0<br>HBP: 0 | | | | | | |

| PITCHER | | IP | WLS | BF | H | R | ER | SO | BB | IBB | HBP | BLK | WP | HR | S | P | ERA | WHIP |
|---|---|---|---|---|---|---|---|---|---|---|---|---|---|---|---|---|---|---|
| Joe Coleman, R<br>ERA: 4.66 | (1, 1) | 0.1 | | 5 | 3 | 2 | 2 | 0 | 1 | 0 | 0 | 0 | 1 | 0 | 4 | 8 | 54.00 | 12.000 |
| Bob Humphreys, R<br>ERA: 4.25 | (1, 1) | 3.0 | | 13 | 3 | 3 | 2 | 3 | 2 | 0 | 0 | 0 | 0 | 0 | 17 | 25 | 6.00 | 1.667 |
| Casey Cox, R<br>ERA: 2.84 | (4, 1) | 0.2 | L | 7 | 3 | 4 | 0 | 0 | 0 | 1 | 0 | 0 | 0 | 0 | 6 | 10 | 0.00 | 4.500 |
| Dick Nold, R<br>ERA: 5.12 | (5, 1) | 2.0 | | 12 | 5 | 4 | 4 | 1 | 1 | 0 | 0 | 0 | 0 | 0 | 13 | 17 | 18.00 | 3.000 |
| Dick Lines, L<br>ERA: 3.53 | (7, 1) | 3.0 | | 13 | 1 | 0 | 0 | 2 | 2 | 0 | 0 | 0 | 0 | 0 | 15 | 23 | 0.00 | 1.000 |

| PITCHER | IP | WLS | BF | H | R | ER | SO | BB | IBB | HBP | BLK | WP | HR | S | P | ERA | WHIP |
|---|---|---|---|---|---|---|---|---|---|---|---|---|---|---|---|---|---|

# TOP

# Minnesota Twins @ Washington Senators

D.C. Stadium, Washington, DC

Mon Sep 11 1967, 7:05 PM EDT

Att. 5,368 - Unknown

livebaseballscorecards.com

| | |
|---|---|
| AB | 43 |
| R | 13 |
| H | 15 |
| RBI | 11 |
| BB | 7 |
| SO | 6 |
| LOB | 20 |

WP: 1 PB: 0 SB: 0 CS: 0 PA: 51

# BOTTOM

## Minnesota Twins @ Washington Senators

D.C. Stadium, Washington, DC

Mon Sep 11 1967, 7:05 PM EDT

Att. 5,368 - Unknown

livebaseballscorecards.com

| Batter | 1 | 2 | 3 | 4 | 5 | 6 | 7 | 8 | 9 | AB | R | H | RBI | BB | SO | LOB |
|---|---|---|---|---|---|---|---|---|---|---|---|---|---|---|---|---|
| Fred Valentine, S (1, 8) (6, 9)<br>OBP: 0.327, SLG: 0.335 | E3<br>4-3 | | | F9 | | | F7 | | FC6-4<br>1-2 | 5 | 1 | 1 | 0 | 0 | 0 | 2 |
| Ken McMullen, R (1, 5)<br>OBP: 0.300, SLG: 0.391 | 4-3 | F7 | | L4 | | | F8 | | FC6-4<br>1-2f 2-3 | 5 | 0 | 0 | 0 | 0 | 0 | 3 |
| Frank Howard, R (1, 7)<br>OBP: 0.338, SLG: 0.520 | E1<br>2-3 | 6-3 | | | F9 | | F5 | | F4 | 5 | 1 | 0 | 0 | 0 | 0 | 3 |
| Dick Nen, L (1, 3)<br>OBP: 0.287, SLG: 0.347 | 1-3 3-H | G3 | | | K | | | G3 | | 4 | 1 | 1 | 1 | 0 | 1 | 0 |
| Cap Peterson, R (1, 9)<br>OBP: 0.299, SLG: 0.347<br>Ed Stroud, L (6, 8)<br>OBP: 0.300, SLG: 0.284 | F6 | | F4 | | FC6-4 | | | 4-3 | | 3<br>1 | 0<br>0 | 1<br>1 | 0<br>0 | 0<br>0 | 0<br>0 | 2<br>0 |
| Paul Casanova, R (1, 2)<br>OBP: 0.273, SLG: 0.341<br>Jim French, L (6, 2) | E6<br>1-2 3-H | | FC4-6 | | FC6-4<br>1-2f | | | 4-3<br>1-2 | | 3<br>1 | 1<br>0 | 1<br>0 | 0<br>0 | 0<br>0 | 0<br>0 | 2<br>1 |
| Frank Coggins, S (1, 4)<br>OBP: 0.286, SLG: 0.286 | 1-3 2-H | | K | | | 1-3 | | 6-3 | | 4 | 1 | 1 | 1 | 0 | 1 | 2 |
| Tim Cullen, R (1, 6)<br>OBP: 0.308, SLG: 0.266 | IBB | | FC4-6<br>1-2f | | | L4 | | | FC6-4 | 3 | 0 | 1 | 0 | 1 | 0 | 1 |
| Joe Coleman, R (1, 1)<br>OBP: 0.128, SLG: 0.083<br>Bob Humphreys, R (1, 1)<br>OBP: 0.294, SLG: 0.143<br>Casey Cox, R (4, 1)<br>Bob Saverine, S (4, PH)<br>OBP: 0.293, SLG: 0.302<br>Dick Nold, R (5, 1)<br>Bob Chance, L (6, PH)<br>OBP: 0.341, SLG: 0.457<br>Dick Lines, R (7, 1)<br>OBP: 0.333, SLG: 0.111<br>Mike Epstein, L (9, PH)<br>OBP: 0.326, SLG: 0.368 | 1-2 2-H 3-H | | | K | | L5 | | | F8 | 0<br>1<br>0<br>1<br>0<br>0<br>1<br>0 | 0<br>0<br>0<br>0<br>0<br>0<br>0<br>0 | 0<br>1<br>0<br>0<br>0<br>0<br>0<br>0 | 0<br>2<br>0<br>0<br>1<br>0<br>0<br>0 | 0<br>0<br>0<br>0<br>0<br>0<br>0<br>0 | 0<br>0<br>0<br>0<br>0<br>0<br>0<br>0 | 0<br>0<br>0<br>0<br>0<br>0<br>0<br>1 |
| Inning Stats | R: 5 E: 3 K: 0 S: 9<br>H: 3 LOB: 2 BB: 1 P: 13 | R: 0 E: 0 K: 0 S: 3<br>H: 0 LOB: 0 BB: 0 P: 3 | R: 0 E: 0 K: 1 S: 6<br>H: 1 LOB: 1 BB: 0 P: 6 | R: 0 E: 0 K: 1 S: 5<br>H: 0 LOB: 0 BB: 0 P: 5 | R: 0 E: 0 K: 1 S: 6<br>H: 1 LOB: 1 BB: 0 P: 6 | R: 0 E: 0 K: 0 S: 3<br>H: 0 LOB: 0 BB: 0 P: 3 | R: 0 E: 0 K: 0 S: 3<br>H: 0 LOB: 0 BB: 0 P: 3 | R: 0 E: 0 K: 0 S: 4<br>H: 1 LOB: 1 BB: 0 P: 4 | R: 0 E: 0 K: 0 S: 5<br>H: 2 LOB: 2 BB: 0 P: 5 | 1B: 8 2B: 0 3B: 0 HR: 0<br>SF: 0 SAC: 0 DP: 0 HBP: 0 | | | | | | |

| | AB | 38 |
|---|---|---|
| | R | 5 |
| | H | 8 |
| | RBI | 4 |
| | BB | 1 |
| | SO | 3 |
| | LOB | 17 |

WP: 0 PB: 0 SB: 0 CS: 0 PA: 39

| PITCHER | | IP | WLS | BF | H | R | ER | SO | BB | IBB | HBP | BLK | WP | HR | S | P | ERA | WHIP |
|---|---|---|---|---|---|---|---|---|---|---|---|---|---|---|---|---|---|---|
| Dean Chance, R<br>ERA: 2.46 | (1, 1) | 3.0 | | 17 | 4 | 5 | 0 | 1 | 0 | 1 | 0 | 0 | 0 | 0 | 18 | 22 | 0.00 | 1.333 |
| Jim Perry, R<br>ERA: 3.07 | (4, 1) | 6.0 | W | 22 | 4 | 0 | 0 | 2 | 0 | 0 | 0 | 0 | 0 | 0 | 26 | 26 | 0.00 | 0.667 |

| PITCHER | IP | WLS | BF | H | R | ER | SO | BB | IBB | HBP | BLK | WP | HR | S | P | ERA | WHIP |
|---|---|---|---|---|---|---|---|---|---|---|---|---|---|---|---|---|---|

| Batter | 1 | 2 | 3 | 4 | 5 | 6 | 7 | 8 | 9 | AB | R | H | RBI | BB | SO | LOB |
|---|---|---|---|---|---|---|---|---|---|---|---|---|---|---|---|---|
| Ted Uhlaender, L (1, 8)<br>OBP: 0.291, SLG: 0.398 | BBBB<br>4-0<br>1B SF7 BB | x 0-0 ③<br>G3 | | | x 0-0<br>2B 1B | | x 0-0 ②<br>3-1<br>1-2 | | x 0-0<br>WP 1B 1B | 4 | 2 | 2 | 0 | 1 | 0 | 3 |
| Cesar Tovar, R (1, 4)<br>(7, 7)<br>OBP: 0.336, SLG: 0.372 | x 0-0<br>1-3 1B | | BBBB<br>4-0<br>G5-4-3 BB | | x 0-0<br>1-3 2B | | x 0-0<br>E 1B<br>2-H 1B | | x 0-0<br>1-H 1B | 4 | 1 | 4 | 2 | 1 | 0 | 0 |
| Harmon Killebrew, R (1, 3)<br>OBP: 0.395, SLG: 0.525 | x 0-0 ①<br>SF7<br>3-H | x 0-0 ①②<br>G5-4-3<br>1-2f | | SSS<br>0-3 ③<br>K | | x 0-0<br>E4 1B<br>1-3 | | x 0-0 ②<br>F9 | 4 | 0 | 0 | 1 | 0 | 1 | 5 |
| Tony Oliva, L (1, 9)<br>OBP: 0.347, SLG: 0.459 | x 0-0 ②<br>F5 | x 0-0 ③<br>4-3 | | | x 0-0 ①<br>F7 | x 0-0<br>1-2 1B<br>3-H | | SSS<br>0-3 ③<br>K | 5 | 0 | 1 | 1 | 0 | 1 | 2 |
| Bob Allison, R (1, 7)<br>OBP: 0.348, SLG: 0.446<br>Al Worthington, R (7, 1) | x 0-0 ③<br>L4 | | | SSS<br>0-3 ①<br>K | x 0-0 ②<br>6-3 | SSS<br>0-3 ③<br>K | | | 4<br>0 | 0<br>0 | 0<br>0 | 0<br>0 | 0<br>0 | 2<br>0 | 3<br>0 |
| Rich Rollins, R (1, 5)<br>OBP: 0.311, SLG: 0.350 | | x 0-0<br>1B 2B | | SSS<br>0-3 ②<br>K | x 0-0<br>2B | | | x 0-0 ①<br>F6 | 4 | 0 | 2 | 0 | 0 | 1 | 0 |
| Earl Battey, R (1, 2)<br>OBP: 0.256, SLG: 0.213<br>Rich Reese, L (8, PH)<br>OBP: 0.291, SLG: 0.415<br>Carroll Hardy, R (8, PH)<br>OBP: 0.400, SLG: 0.250<br>Pat Kelly, L (8, PR)<br>Russ Nixon, L (8, 2)<br>OBP: 0.317, SLG: 0.315 | | x 0-0 ①<br>F9 | | SSS<br>0-3 ③<br>K | x 0-0 ③<br>5-3 | | | x 0-0<br>E6<br>G6-4-3 | 3<br>0<br>1<br>0<br>0 | 0<br>0<br>0<br>0<br>0 | 0<br>0<br>0<br>0<br>0 | 0<br>0<br>0<br>0<br>0 | 0<br>0<br>0<br>0<br>0 | 1<br>0<br>0<br>0<br>0 | 2<br>0<br>0<br>0<br>0 |
| Zoilo Versalles, R (1, 6)<br>OBP: 0.257, SLG: 0.286 | | x 0-0<br>2-3 1B | | | SSS<br>0-3 ①<br>K | | x 0-0 ①<br>2B | x 0-0 ②③<br>G6-4-3<br>1-2f | 4 | 0 | 2 | 0 | 0 | 1 | 1 |
| Jim Merritt, L (1, 1)<br>OBP: 0.211, SLG: 0.174<br>Frank Kostro, R (7, PH)<br>OBP: 0.393, SLG: 0.346<br>Rod Carew, L (7, 4)<br>OBP: 0.348, SLG: 0.415 | | SSS<br>0-3 ②<br>K | | | x 0-0 ②<br>4-3 | | x 0-0<br>3-1<br>1B 1B | SSS<br>0-3 ①<br>K | 2<br>1<br>1 | 0<br>1<br>0 | 0<br>1<br>0 | 0<br>0<br>0 | 0<br>0<br>0 | 1<br>0<br>1 | 2<br>0<br>0 |
| Inning Stats | R: 1<br>E: 0<br>K: 0<br>S: 4<br>H: 1<br>LOB: 1<br>BB: 1<br>P: 8 | R: 0<br>E: 0<br>K: 1<br>S: 7<br>H: 2<br>LOB: 2<br>BB: 0<br>P: 7 | R: 0<br>E: 0<br>K: 0<br>S: 2<br>H: 0<br>LOB: 0<br>BB: 1<br>P: 6 | R: 0<br>E: 0<br>K: 3<br>S: 9<br>H: 0<br>LOB: 0<br>BB: 0<br>P: 9 | R: 0<br>E: 0<br>K: 2<br>S: 9<br>H: 2<br>LOB: 2<br>BB: 0<br>P: 9 | R: 0<br>E: 0<br>K: 0<br>S: 4<br>H: 1<br>LOB: 1<br>BB: 0<br>P: 4 | R: 2<br>E: 1<br>K: 1<br>S: 9<br>H: 4<br>LOB: 2<br>BB: 0<br>P: 9 | R: 0<br>E: 1<br>K: 0<br>S: 3<br>H: 0<br>LOB: 1<br>BB: 0<br>P: 3 | R: 1<br>E: 0<br>K: 2<br>S: 9<br>H: 2<br>LOB: 1<br>BB: 0<br>P: 9 | 1B: 8<br>2B: 4<br>3B: 0<br>HR: 0<br>SF: 1<br>SAC: 0<br>DP: 2<br>HBP: 0 | | | | | | |

| PITCHER | | IP | WLS | BF | H | R | ER | SO | BB | IBB | HBP | BLK | WP | HR | S | P | ERA | WHIP |
|---|---|---|---|---|---|---|---|---|---|---|---|---|---|---|---|---|---|---|
| Frank Bertaina, L<br>ERA: 3.46 | (1, 1) | 6.2 | W | 29 | 9 | 3 | 2 | 6 | 2 | 0 | 0 | 0 | 0 | 0 | 39 | 47 | 2.70 | 1.650 |
| Dave Baldwin, R<br>ERA: 1.61 | (7, 1) | 0.2 | | 4 | 1 | 0 | 0 | 1 | 0 | 0 | 0 | 0 | 0 | 0 | 6 | 6 | 0.00 | 1.500 |
| Darold Knowles, L<br>ERA: 2.36 | (8, 1) | 1.2 | S | 7 | 2 | 1 | 1 | 2 | 0 | 0 | 0 | 0 | 1 | 0 | 11 | 11 | 5.40 | 1.200 |

| PITCHER | IP | WLS | BF | H | R | ER | SO | BB | IBB | HBP | BLK | WP | HR | S | P | ERA | WHIP |
|---|---|---|---|---|---|---|---|---|---|---|---|---|---|---|---|---|---|

# TOP

## Minnesota Twins @ Washington Senators

D.C. Stadium, Washington, DC

Tue Sep 12 1967, 7:05 PM EDT

Att. 6,367 - Unknown

livebaseballscorecards.com

| | |
|---|---|
| AB | 37 |
| R | 4 |
| H | 12 |
| RBI | 4 |
| BB | 2 |
| SO | 9 |
| LOB | 18 |

| Batter | 1 | 2 | 3 | 4 | 5 | 6 | 7 | 8 | 9 | AB | R | H | RBI | BB | SO | LOB |
|---|---|---|---|---|---|---|---|---|---|---|---|---|---|---|---|---|
| Tim Cullen, R (1, 6)<br>OBP: 0.309, SLG: 0.266<br>Bob Chance, L (7, PH)<br>OBP: 0.333, SLG: 0.444<br>Ed Brinkman, R (8, 6)<br>OBP: 0.252, SLG: 0.244 | 5-3 | FC5-4<br>1-2f<br>3-H | | | FC4-6<br>1B | | K | | | 3<br>1<br>0 | 0<br>0<br>0 | 1<br>0<br>0 | 1<br>0<br>0 | 0<br>0<br>0 | 0<br>1<br>0 | 1<br>0<br>0 |
| Hank Allen, R (1, 8)<br>OBP: 0.276, SLG: 0.315<br>(9, 7) | 1B<br>1B | F7 | | | FC4-6<br>1-2f | | 6-3 | | | 4 | 0 | 1 | 0 | 0 | 0 | 2 |
| Ken McMullen, R (1, 5)<br>OBP: 0.299, SLG: 0.390 | G5-4-3<br>1-2<br>1B | | K | | F9 | | F2 | | | 4 | 0 | 1 | 0 | 0 | 1 | 1 |
| Frank Howard, R (1, 7)<br>OBP: 0.338, SLG: 0.525<br>Ed Stroud, L (9, 8)<br>OBP: 0.300, SLG: 0.284 | G5-4-3<br>1-2f | | K | | | K | | HR | | 4<br>0 | 1<br>0 | 1<br>0 | 1<br>0 | 0<br>0 | 2<br>0 | 2<br>0 |
| Paul Casanova, R (1, 2)<br>OBP: 0.274, SLG: 0.341 | | 1B HBP<br>1B<br>1B | 5-3 | | | 5-3 | | F7-4-3<br>BB | | 3 | 1 | 1 | 0 | 1 | 0 | 0 |
| Fred Valentine, S (1, 9)<br>OBP: 0.328, SLG: 0.343 | | 1B<br>1-2<br>1B<br>HBP | | F3 | | HR | | K | | 3 | 2 | 1 | 1 | 0 | 1 | 1 |
| Frank Coggins, S (1, 4)<br>OBP: 0.364, SLG: 0.364 | | 1B<br>FC5-4<br>1-2<br>2-3<br>1B | | 1-3 | | 1B<br>1B | | F7-4-3<br>1-2 | | 4 | 1 | 2 | 0 | 0 | 0 | 1 |
| Dick Nen, L (1, 3)<br>OBP: 0.288, SLG: 0.346 | | F9 | | 5-3 | | 1-3<br>1B | | | | 3 | 0 | 1 | 0 | 0 | 0 | 3 |
| Frank Bertaina, L (1, 1)<br>OBP: 0.083, SLG: 0.083<br>Dave Baldwin, R (7, 1)<br>Darold Knowles, L (8, 1)<br>OBP: 0.063, SLG: 0.063 | | FC5-4<br>1-3<br>2-H<br>3-H<br>1B | | | 1-3 | L5 | | | | 3<br>0<br>0 | 0<br>0<br>0 | 1<br>0<br>0 | 2<br>0<br>0 | 0<br>0<br>0 | 0<br>0<br>0 | 2<br>0<br>0 |
| Inning Stats | R: 0<br>E: 0<br>K: 0<br>S: 4<br>H: 2<br>LOB: 1<br>BB: 0<br>P: 4 | R: 3<br>E: 0<br>K: 0<br>S: 6<br>H: 3<br>LOB: 1<br>BB: 0<br>P: 7 | R: 0<br>E: 0<br>K: 2<br>S: 7<br>H: 0<br>LOB: 0<br>BB: 0<br>P: 7 | R: 0<br>E: 0<br>K: 0<br>S: 3<br>H: 0<br>LOB: 0<br>BB: 0<br>P: 3 | R: 0<br>E: 0<br>K: 0<br>S: 4<br>H: 1<br>LOB: 1<br>BB: 0<br>P: 4 | R: 1<br>E: 0<br>K: 1<br>S: 8<br>H: 3<br>LOB: 2<br>BB: 0<br>P: 8 | R: 0<br>E: 0<br>K: 1<br>S: 5<br>H: 0<br>LOB: 0<br>BB: 0<br>P: 5 | R: 1<br>E: 0<br>K: 1<br>S: 5<br>H: 1<br>LOB: 0<br>BB: 1<br>P: 9 | | 1B: 8<br>2B: 1<br>3B: 0<br>HR: 2<br>SF: 0<br>SAC: 0<br>DP: 2<br>HBP: 1 | | | | | | |

| PITCHER | IP | WLS | BF | H | R | ER | SO | BB | IBB | HBP | BLK | WP | HR | S | P | ERA | WHIP |
|---|---|---|---|---|---|---|---|---|---|---|---|---|---|---|---|---|---|
| Jim Merritt, L (1, 1)<br>ERA: 2.47 | 6.0 | L | 27 | 9 | 4 | 4 | 3 | 0 | 0 | 1 | 0 | 0 | 1 | 32 | 33 | 6.00 | 1.500 |
| Al Worthington, R (7, 1)<br>ERA: 3.0 | 2.0 | | 7 | 1 | 1 | 1 | 2 | 1 | 0 | 0 | 0 | 0 | 1 | 10 | 14 | 4.50 | 1.000 |

| PITCHER | IP | WLS | BF | H | R | ER | SO | BB | IBB | HBP | BLK | WP | HR | S | P | ERA | WHIP |
|---|---|---|---|---|---|---|---|---|---|---|---|---|---|---|---|---|---|

# BOTTOM

# Minnesota Twins @ Washington Senators

D.C. Stadium, Washington, DC

Tue Sep 12 1967, 7:05 PM EDT

Att. 6,367 - Unknown

livebaseballscorecards.com

| | |
|---|---|
| AB | 32 |
| R | 5 |
| H | 10 |
| RBI | 5 |
| BB | 1 |
| SO | 5 |
| LOB | 13 |

| Batter | 1 | 2 | 3 | 4 | 5 | 6 | 7 | 8 | 9 | AB | R | H | RBI | BB | SO | LOB |
|---|---|---|---|---|---|---|---|---|---|---|---|---|---|---|---|---|
| Ted Uhlaender, L (1, 8)<br>OBP: 0.288, SLG: 0.393 | SSS 0-3 ① K | | x 0-0 ① F9 | | x 0-0 ② F7 | | x 0-0 ③ F9 | | | 4 | 0 | 0 | 0 | 0 | 1 | 0 |
| Cesar Tovar, R (1, 5)<br>OBP: 0.337, SLG: 0.374 | H 1-0 HR HBP | | x 0-0 ② F7 | | x 0-0 WP 2B | | | x 0-0 ① 1-3 | | 3 | 1 | 1 | 0 | 0 | 0 | 0 |
| Harmon Killebrew, R (1, 3)<br>OBP: 0.396, SLG: 0.530 | x 0-0 1-H HR | | x 0-0 ③ F7 | | BBBB 4-0 2-3 BB | | | x 0-0 ② 6-3 | | 3 | 1 | 1 | 2 | 1 | 0 | 0 |
| Tony Oliva, L (1, 9)<br>OBP: 0.346, SLG: 0.457 | x 0-0 ② F7 | | | x 0-0 3B 1B | x 0-0 ③ 1-3 | | | x 0-0 ③ 3-1 | | 4 | 1 | 1 | 0 | 0 | 0 | 2 |
| Bob Allison, R (1, 7)<br>OBP: 0.348, SLG: 0.449<br>Sandy Valdespino, L (9, 7)<br>OBP: 0.198, SLG: 0.211 | x 0-0 ③ F2 | | | x 0-0 1-H 3B | | SSS 0-3 ① K | | | SSS 0-3 ① K | 4<br>0 | 0<br>0 | 1<br>0 | 1<br>0 | 0<br>0 | 2<br>0 | 0<br>0 |
| Rod Carew, L (1, 4)<br>OBP: 0.345, SLG: 0.412 | | x 0-0 ① 1-6-3 | | SSS 0-3 ① K | | x 0-0 ② F8 | | | x 0-0 ② 4-3 | 4 | 0 | 0 | 0 | 0 | 1 | 1 |
| Jerry Zimmerman, R (1, 2)<br>OBP: 0.257, SLG: 0.200 | | x 0-0 2B | | SSS 0-3 ② K | | x 0-0 ③ 6-3 | | | SSS 0-3 ③ K | 4 | 0 | 1 | 0 | 0 | 2 | 1 |
| Zoilo Versalles, R (1, 6)<br>OBP: 0.255, SLG: 0.284<br>Jackie Hernandez, R (7, 6)<br>OBP: 0.143, SLG: 0.143 | | x 0-0 ② F3 | | x 0-0 ③ 6-3 | | | x 0-0 ① F8 | | | 3<br>0 | 0<br>0 | 0<br>0 | 0<br>0 | 0<br>0 | 0<br>0 | 2<br>0 |
| Jim Kaat, L (1, 1)<br>OBP: 0.245, SLG: 0.276<br>Dean Chance, R (9, 1)<br>OBP: 0.135, SLG: 0.038<br>Carroll Hardy, R (9, 9)<br>OBP: 0.400, SLG: 0.250 | | x 0-0 ③ F5 | | | x 0-0 ① F4 | | SSS 0-3 ② K | | | 3<br>0<br>0 | 0<br>0<br>0 | 0<br>0<br>0 | 0<br>0<br>0 | 0<br>0<br>0 | 1<br>0<br>0 | 1<br>0<br>0 |
| Inning Stats | R: 2<br>E: 0<br>K: 1<br>S: 6<br>H: 1<br>LOB: 0<br>BB: 0<br>P: 7 | R: 0<br>E: 0<br>K: 0<br>S: 4<br>H: 1<br>LOB: 1<br>BB: 0<br>P: 4 | R: 0<br>E: 0<br>K: 0<br>S: 3<br>H: 0<br>LOB: 0<br>BB: 0<br>P: 3 | R: 1<br>E: 0<br>K: 2<br>S: 9<br>H: 2<br>LOB: 1<br>BB: 0<br>P: 9 | R: 0<br>E: 0<br>K: 0<br>S: 4<br>H: 1<br>LOB: 2<br>BB: 1<br>P: 8 | R: 0<br>E: 0<br>K: 1<br>S: 5<br>H: 0<br>LOB: 0<br>BB: 0<br>P: 5 | R: 0<br>E: 0<br>K: 1<br>S: 5<br>H: 0<br>LOB: 0<br>BB: 0<br>P: 5 | R: 0<br>E: 0<br>K: 0<br>S: 3<br>H: 0<br>LOB: 0<br>BB: 0<br>P: 3 | R: 0<br>E: 0<br>K: 2<br>S: 7<br>H: 0<br>LOB: 0<br>BB: 0<br>P: 7 | 1B: 1<br>2B: 2<br>3B: 1<br>HR: 1<br>SF: 0<br>SAC: 0<br>DP: 0<br>HBP: 1 | | | | | | |

| PITCHER | | IP | WLS | BF | H | R | ER | SO | BB | IBB | HBP | BLK | WP | HR | S | P | ERA | WHIP |
|---|---|---|---|---|---|---|---|---|---|---|---|---|---|---|---|---|---|---|
| Phil Ortega, R<br>ERA: 3.1 | (1, 1) | 6.0 | L | 25 | 5 | 3 | 3 | 4 | 1 | 0 | 1 | 0 | 1 | 1 | 31 | 36 | 4.50 | 1.000 |
| Bob Priddy, R<br>ERA: 3.3 | (7, 1) | 2.0 | | 6 | 0 | 0 | 0 | 1 | 0 | 0 | 0 | 0 | 0 | 0 | 8 | 8 | 0.00 | 0.000 |
| Casey Cox, R<br>ERA: 2.8 | (9, 1) | 1.0 | | 3 | 0 | 0 | 0 | 2 | 0 | 0 | 0 | 0 | 0 | 0 | 7 | 7 | 0.00 | 0.000 |

| PITCHER | IP | WLS | BF | H | R | ER | SO | BB | IBB | HBP | BLK | WP | HR | S | P | ERA | WHIP |
|---|---|---|---|---|---|---|---|---|---|---|---|---|---|---|---|---|---|

# TOP

## Minnesota Twins @ Washington Senators

D.C. Stadium, Washington, DC

Wed Sep 13 1967, 7:05 PM EDT

Att. 7,499 - Unknown

livebaseballscorecards.com

| | |
|---|---|
| AB | 32 |
| R | 3 |
| H | 5 |
| RBI | 3 |
| BB | 1 |
| SO | 7 |
| LOB | 7 |

| | |
|---|---|
| WP: 1 | PA: 34 |
| PB: 0 | |
| SB: 0 | |
| CS: 0 | |

# BOTTOM

## Minnesota Twins @ Washington Senators

D.C. Stadium, Washington, DC

Wed Sep 13 1967, 7:05 PM EDT

Att. 7,499 - Unknown

livebaseballscorecards.com

| Batter | 1 | 2 | 3 | 4 | 5 | 6 | 7 | 8 | 9 | AB | R | H | RBI | BB | SO | LOB |
|---|---|---|---|---|---|---|---|---|---|---|---|---|---|---|---|---|
| Tim Cullen, R (1, 6)<br>OBP: 0.308, SLG: 0.266 | F7 | | F4 | | | F9 | | 1B<br>1-2 | | 4 | 0 | 1 | 0 | 0 | 0 | 0 |
| Hank Allen, R (1, 8)<br>OBP: 0.276, SLG: 0.314 | E4<br>CS | | | F9 | | F9 | | FC4-6<br>1-2<br>2-3 | | 4 | 0 | 1 | 0 | 0 | 0 | 0 |
| Casey Cox, R (9, 1) | | | | | | | | | | 0 | 0 | 0 | 0 | 0 | 0 | 0 |
| Ken McMullen, R (1, 5)<br>OBP: 0.297, SLG: 0.387 | K<br>1-2 | | | 5-3 | | | F8 | FC4-6<br>1-2f | | 4 | 0 | 0 | 0 | 0 | 1 | 4 |
| Frank Howard, R (1, 7)<br>OBP: 0.339, SLG: 0.523 | | FC6-5<br>1B<br>BB | | F8 | | | K | | 1B<br>2B<br>1B | 3 | 0 | 1 | 0 | 1 | 1 | 0 |
| Ed Stroud, L (9, PR)<br>OBP: 0.300, SLG: 0.284 | | | | | | | | | | 0 | 1 | 0 | 0 | 0 | 0 | 0 |
| Paul Casanova, R (1, 2)<br>OBP: 0.278, SLG: 0.344 | | FC6-5<br>1-2<br>1B | | | 4-3 | | FC4<br>1B | | 2B<br>1-3<br>SF7<br>1B | 4 | 1 | 3 | 0 | 0 | 0 | 0 |
| Fred Valentine, S (1, 9)<br>OBP: 0.330, SLG: 0.347 | | FC6-5<br>G6-4-3<br>1-2<br>2-3f | | | 1B | | FC4<br>1-2f | | 1-3<br>3-H<br>2B | 4 | 0 | 2 | 1 | 0 | 0 | 3 |
| (9, 8) | | | | | | | | | | | | | | | | |
| Frank Coggins, S (1, 4)<br>OBP: 0.333, SLG: 0.357 | | G6-4-3<br>1-2f | | | K | | | 1B<br>1B<br>1B | SF7<br>3-H | 3 | 0 | 1 | 1 | 0 | 1 | 3 |
| Dick Nen, L (1, 3)<br>OBP: 0.286, SLG: 0.343 | | | K | | K | | | K | K | 2 | 0 | 0 | 0 | 0 | 2 | 1 |
| Bob Saverine, S (8, PH)<br>OBP: 0.292, SLG: 0.301 | | | | | | | | | | 1 | 0 | 0 | 0 | 0 | 1 | 1 |
| Mike Epstein, L (9, 3)<br>OBP: 0.325, SLG: 0.367 | | | | | | | | | | 1 | 0 | 0 | 0 | 0 | 1 | 2 |
| Phil Ortega, R (1, 1)<br>OBP: 0.141, SLG: 0.068 | | | K | | | K | | K | K | 1 | 0 | 0 | 0 | 0 | 1 | 0 |
| Doug Camilli, R (6, PH)<br>OBP: 0.205, SLG: 0.257 | | | | | | | | | | 1 | 0 | 0 | 0 | 0 | 1 | 0 |
| Bob Priddy, R (7, 1)<br>OBP: 0.261, SLG: 0.150 | | | | | | | | | | 0 | 0 | 0 | 0 | 0 | 0 | 0 |
| Cap Peterson, R (8, PH)<br>OBP: 0.298, SLG: 0.345 | | | | | | | | | | 2 | 0 | 0 | 0 | 0 | 2 | 3 |
| (9, 9) | | | | | | | | | | | | | | | | |
| Inning Stats | R: 0<br>E: 1<br>K: 1<br>S: 5<br>H: 0<br>LOB: 1<br>BB: 0<br>P: 5 | R: 0<br>E: 0<br>K: 0<br>S: 3<br>H: 1<br>LOB: 1<br>BB: 1<br>P: 7 | R: 0<br>E: 0<br>K: 2<br>S: 7<br>H: 0<br>LOB: 0<br>BB: 0<br>P: 7 | R: 0<br>E: 0<br>K: 0<br>S: 3<br>H: 0<br>LOB: 0<br>BB: 0<br>P: 3 | R: 0<br>E: 0<br>K: 2<br>S: 8<br>H: 1<br>LOB: 1<br>BB: 0<br>P: 8 | R: 0<br>E: 0<br>K: 1<br>S: 5<br>H: 0<br>LOB: 0<br>BB: 0<br>P: 5 | R: 0<br>E: 0<br>K: 1<br>S: 6<br>H: 1<br>LOB: 1<br>BB: 0<br>P: 6 | R: 0<br>E: 0<br>K: 2<br>S: 10<br>H: 3<br>LOB: 3<br>BB: 0<br>P: 10 | R: 2<br>E: 0<br>K: 2<br>S: 10<br>H: 3<br>LOB: 2<br>BB: 0<br>P: 10 | 1B: 8<br>2B: 2<br>3B: 0<br>HR: 0<br>SF: 1<br>SAC: 0<br>DP: 2<br>HBP: 0 | WP: 0<br>PB: 0<br>SB: 0<br>CS: 1<br>PA: 36 | | | | | |

| | AB | 34 |
|---|---|---|
| | R | 2 |
| | H | 9 |
| | RBI | 2 |
| | BB | 1 |
| | SO | 11 |
| | LOB | 17 |

| PITCHER | | IP | WLS | BF | H | R | ER | SO | BB | IBB | HBP | BLK | WP | HR | S | P | ERA | WHIP |
|---|---|---|---|---|---|---|---|---|---|---|---|---|---|---|---|---|---|---|
| Jim Kaat, L<br>ERA: 3.37 | (1, 1) | 8.0 | W | 33 | 9 | 2 | 2 | 9 | 1 | 0 | 0 | 0 | 0 | 0 | 50 | 54 | 2.25 | 1.250 |
| Dean Chance, R<br>ERA: 2.45 | (9, 1) | 1.0 | S | 3 | 0 | 0 | 0 | 2 | 0 | 0 | 0 | 0 | 0 | 0 | 7 | 7 | 0.00 | 0.000 |

| PITCHER | IP | WLS | BF | H | R | ER | SO | BB | IBB | HBP | BLK | WP | HR | S | P | ERA | WHIP |
|---|---|---|---|---|---|---|---|---|---|---|---|---|---|---|---|---|---|

| Batter | 1 | 2 | 3 | 4 | 5 | 6 | 7 | 8 | 9 | AB | R | H | RBI | BB | SO | LOB |
|---|---|---|---|---|---|---|---|---|---|---|---|---|---|---|---|---|
| Ted Uhlaender, L (1, 8)<br>OBP: 0.285, SLG: 0.389 | F5 | | K | | | F9 | | | F8 | 4 | 0 | 0 | 0 | 0 | 1 | 0 |
| Cesar Tovar, R (1, 5) (8, 6)<br>OBP: 0.335, SLG: 0.371 | F7 | | F6 | | | 6-3 | | | 5-3 | 4 | 0 | 0 | 0 | 0 | 0 | 0 |
| Harmon Killebrew, R (1, 3)<br>OBP: 0.396, SLG: 0.531 | 5-3 | | | L4-3 BB | | | K | | HR 2B | 3 | 1 | 1 | 0 | 1 | 1 | 0 |
| Tony Oliva, L (1, 9)<br>OBP: 0.347, SLG: 0.462 | | 1B E BB | | K | | | F7 | | HR 2-H | 3 | 2 | 1 | 2 | 1 | 1 | 1 |
| Bob Allison, R (1, 7)<br>OBP: 0.347, SLG: 0.446 | | K | | L4-3 1-2 | | | FC3-6 BB | | F3 | 3 | 0 | 0 | 0 | 1 | 1 | 2 |
| Rod Carew, L (1, 4)<br>OBP: 0.345, SLG: 0.411 | | FC4-6 1-2 1B | | | 6-3 | | FC3-6 1-2f | | | 3 | 0 | 1 | 0 | 0 | 0 | 1 |
| Jerry Zimmerman, R (1, 2)<br>OBP: 0.256, SLG: 0.199 | | | | | | | | | | 1 | 0 | 0 | 0 | 0 | 0 | 1 |
| Russ Nixon, L (5, PH) (5, 2)<br>OBP: 0.314, SLG: 0.311 | | FC4-6 1-2f 2-H | | | F8 | | | 4-1 | | 2 | 0 | 0 | 0 | 0 | 0 | 0 |
| Zoilo Versalles, R (1, 6)<br>OBP: 0.254, SLG: 0.283 | | F6 | | | 1-3 | | | F3 | | 2 | 0 | 0 | 0 | 0 | 0 | 1 |
| Rich Rollins, R (8, PH) (8, 5)<br>OBP: 0.310, SLG: 0.348 | | | | | | | | | | 1 | 0 | 0 | 0 | 0 | 0 | 0 |
| Dave Boswell, R (1, 1)<br>OBP: 0.250, SLG: 0.319 | | | | | | | | | | 0 | 0 | 0 | 0 | 0 | 0 | 0 |
| Jim Perry, S (2, 1)<br>OBP: 0.200, SLG: 0.300 | | | | | | | | | | 1 | 0 | 0 | 0 | 0 | 0 | 0 |
| Graig Nettles, L (6, PH)<br>OBP: 0.000, SLG: 0.000 | | | | | | | | | | 1 | 0 | 0 | 0 | 0 | 0 | 0 |
| Ron Kline, R (6, 1)<br>OBP: 0.000, SLG: 0.000 | | | | | | | | | | 0 | 0 | 0 | 0 | 0 | 0 | 0 |
| Rich Reese, L (8, PH)<br>OBP: 0.286, SLG: 0.411 | | | | | | | | | | 1 | 0 | 0 | 0 | 0 | 0 | 0 |
| Mel Nelson, R (8, 1)<br>OBP: 0.000, SLG: 0.000 | | | | | | | | | | 0 | 0 | 0 | 0 | 0 | 0 | 0 |
| Jim Ollom, R (8, 1)<br>OBP: 0.200, SLG: 0.200 | | | 4-3 | | | F7 | | | 6-3 | 0 | 0 | 0 | 0 | 0 | 0 | 0 |

# TOP

## Minnesota Twins @ Chicago White Sox

Comiskey Park, Chicago, IL

Fri Sep 15 1967, 8:05 PM EDT

Att. 25,442 - Unknown

livebaseballscorecards.com

| | |
|---|---|
| AB | 29 |
| R | 3 |
| H | 3 |
| RBI | 2 |
| BB | 3 |
| SO | 4 |
| LOB | 6 |

| Inning Stats | 1 | 2 | 3 | 4 | 5 | 6 | 7 | 8 | 9 |
|---|---|---|---|---|---|---|---|---|---|
| R | 0 | 1 | 0 | 0 | 0 | 0 | 0 | 0 | 2 |
| E | 0 | 1 | 0 | 0 | 0 | 0 | 0 | 0 | 0 |
| K | 0 | 1 | 1 | 1 | 0 | 0 | 1 | 0 | 0 |
| S | 3 | 6 | 5 | 4 | 3 | 3 | 5 | 3 | 5 |
| H | 0 | 1 | 0 | 0 | 0 | 0 | 0 | 0 | 2 |
| LOB | 0 | 1 | 0 | 0 | 0 | 0 | 1 | 0 | 0 |
| BB | 0 | 1 | 0 | 1 | 0 | 0 | 1 | 0 | 0 |
| P | 3 | 10 | 5 | 8 | 3 | 3 | 9 | 3 | 5 |

| | |
|---|---|
| 1B | 1 |
| 2B | 2 |
| 3B | 0 |
| HR | 1 |
| SF | 0 |
| SAC | 0 |
| DP | 1 |
| HBP | 0 |
| WP | 0 |
| PB | 0 |
| SB | 0 |
| CS | 0 |
| PA | 32 |

| PITCHER | | IP | WLS | BF | H | R | ER | SO | BB | IBB | HBP | BLK | WP | HR | S | P | ERA | WHIP |
|---|---|---|---|---|---|---|---|---|---|---|---|---|---|---|---|---|---|---|
| Joe Horlen, R<br>ERA: 2.2 | (1, 1) | 9.0 | W | 32 | 3 | 3 | 2 | 4 | 3 | 0 | 0 | 0 | 0 | 1 | 37 | 49 | 2.00 | 0.667 |

| PITCHER | IP | WLS | BF | H | R | ER | SO | BB | IBB | HBP | BLK | WP | HR | S | P | ERA | WHIP |
|---|---|---|---|---|---|---|---|---|---|---|---|---|---|---|---|---|---|

# BOTTOM

## Minnesota Twins @ Chicago White Sox

Comiskey Park, Chicago, IL

Fri Sep 15 1967, 8:05 PM EDT

Att. 25,442 - Unknown

livebaseballscorecards.com

| Batter | 1 | 2 | 3 | 4 | 5 | 6 | 7 | 8 | 9 | AB | R | H | RBI | BB | SO | LOB |
|---|---|---|---|---|---|---|---|---|---|---|---|---|---|---|---|---|
| Ken Berry, R (1, 8) OBP: 0.308, SLG: 0.324 (8, 7) | F3 | BB | | F7 | | K | | SH1-4 1B | | 4 | 0 | 1 | 0 | 1 | 1 | 0 |
| Don Buford, S (1, 4) OBP: 0.322, SLG: 0.324 | F9 | BB | | 1B | | | L1-3 | SH1-4 | | 3 | 0 | 1 | 1 | 1 | 0 | 0 |
| Wayne Causey, L (9, 4) OBP: 0.301, SLG: 0.296 | | | | | | | | | | 0 | 0 | 0 | 0 | 0 | 0 | 0 |
| Pete Ward, L (1, 7) OBP: 0.340, SLG: 0.399 | 4-3 | F6 | | G3 | | | L3-1 | F8 | | 4 | 0 | 0 | 0 | 0 | 0 | 4 |
| Bill Voss, L (8, 9) OBP: 0.059, SLG: 0.059 | | | | | | | | | | 1 | 0 | 0 | 0 | 0 | 0 | 1 |
| Ken Boyer, R (1, 5) OBP: 0.323, SLG: 0.370 | | 2B 1B | 4-3 SF9 | | F7 | | WP | | | 4 | 2 | 3 | 0 | 0 | 0 | 0 |
| Tom McCraw, L (1, 3) OBP: 0.287, SLG: 0.358 | | 1B | 4-3 | | L4 | | IBB | | | 3 | 1 | 1 | 0 | 1 | 0 | 1 |
| Rocky Colavito, R (1, 9) OBP: 0.324, SLG: 0.335 | F3 | SF9 | | | F9 | | 4-3 | | | 2 | 0 | 0 | 1 | 0 | 0 | 2 |
| Buddy Bradford, R (6, 9) OBP: 0.167, SLG: 0.091 | | | | | | | | | | 0 | 0 | 0 | 0 | 0 | 0 | 0 |
| Smoky Burgess, L (7, PH) OBP: 0.286, SLG: 0.250 | | | | | | | | | | 1 | 0 | 0 | 0 | 0 | 0 | 2 |
| Tommie Agee, R (8, 8) OBP: 0.308, SLG: 0.371 | | | | | | | | | | 0 | 0 | 0 | 0 | 0 | 0 | 0 |
| Ron Hansen, R (1, 6) OBP: 0.322, SLG: 0.331 | 4-3 E | | | | | HR | | HR | | 4 | 3 | 4 | 4 | 0 | 0 | 0 |
| Duane Josephson, R (1, 2) OBP: 0.288, SLG: 0.323 | 4-3 | 6-3 | | | | 1B | | F3 | | 4 | 0 | 1 | 0 | 0 | 0 | 2 |
| Joe Horlen, R (1, 1) OBP: 0.184, SLG: 0.178 | E6 BB | | | F8 | | 4-3 | | 1B SH1-4 | | 4 | 1 | 2 | 1 | 0 | 0 | 0 |
| Inning Stats | R: 0 E: 0 K: 0 S: 3 H: 0 LOB: 0 BB: 0 P: 3 | R: 3 E: 1 K: 0 S: 7 H: 4 LOB: 3 BB: 2 P: 15 | R: 1 E: 0 K: 0 S: 5 H: 2 LOB: 1 BB: 0 P: 5 | R: 0 E: 0 K: 0 S: 4 H: 1 LOB: 1 BB: 0 P: 4 | R: 0 E: 0 K: 0 S: 3 H: 0 LOB: 0 BB: 0 P: 3 | R: 1 E: 0 K: 1 S: 6 H: 2 LOB: 0 BB: 0 P: 6 | R: 0 E: 0 K: 0 S: 4 H: 1 LOB: 2 BB: 1 P: 8 | R: 2 E: 0 K: 0 S: 6 H: 3 LOB: 1 BB: 0 P: 6 | | 1B: 9 2B: 2 3B: 0 HR: 2 | SF: 1 SAC: 1 DP: 0 HBP: 0 | | | | | | |

| | AB | 34 |
|---|---|---|
| | R | 7 |
| | H | 13 |
| | RBI | 7 |
| | BB | 3 |
| | SO | 1 |
| | LOB | 12 |

WP: 1 PB: 0 SB: 0 CS: 0 PA: 39

| PITCHER | | IP | WLS | BF | H | R | ER | SO | BB | IBB | HBP | BLK | WP | HR | S | P | ERA | WHIP |
|---|---|---|---|---|---|---|---|---|---|---|---|---|---|---|---|---|---|---|
| Dave Boswell, R ERA: 3.07 | (1, 1) | 1.2 | L | 11 | 4 | 3 | 3 | 0 | 2 | 0 | 0 | 0 | 0 | 0 | 9 | 17 | 16.20 | 3.600 |
| Jim Perry, R ERA: 3.06 | (2, 1) | 3.1 | | 13 | 3 | 1 | 1 | 0 | 0 | 0 | 0 | 0 | 0 | 0 | 13 | 13 | 2.70 | 0.900 |
| Ron Kline, R ERA: 3.8 | (6, 1) | 2.0 | | 9 | 3 | 1 | 1 | 1 | 0 | 1 | 0 | 0 | 1 | 1 | 10 | 14 | 4.50 | 1.500 |
| Mel Nelson, L ERA: 54.0 | (8, 1) | 0.1 | | 4 | 3 | 2 | 2 | 0 | 0 | 0 | 0 | 0 | 0 | 1 | 4 | 4 | 54.00 | 9.000 |
| Jim Ollom, L ERA: 5.4 | (8, 1) | 0.2 | | 2 | 0 | 0 | 0 | 0 | 0 | 0 | 0 | 0 | 0 | 0 | 2 | 2 | 0.00 | 0.000 |

| PITCHER | IP | WLS | BF | H | R | ER | SO | BB | IBB | HBP | BLK | WP | HR | S | P | ERA | WHIP |
|---|---|---|---|---|---|---|---|---|---|---|---|---|---|---|---|---|---|

| Batter | 1 | 2 | 3 | 4 | 5 | 6 | 7 | 8 | 9 | AB | R | H | RBI | BB | SO | LOB |
|---|---|---|---|---|---|---|---|---|---|---|---|---|---|---|---|---|
| Ted Uhlaender, L (1, 8)<br>OBP: 0.284, SLG: 0.387 | 3-1 | | 3-1 | | E1<br>1B<br>1-3<br>2-H<br>3-H<br>1B | | | F9 | | 4 | 0 | 1 | 1 | 0 | 0 | 0 |
| Cesar Tovar, R (1, 5)<br>OBP: 0.334, SLG: 0.370 | E6<br>1B | | | F8 | 1-3<br>3-H<br>1B | | | E6 | | 4 | 0 | 1 | 1 | 0 | 0 | 0 |
| Harmon Killebrew, R (1, 3)<br>OBP: 0.395, SLG: 0.529 | G4-6-3<br>1-2<br>1B | | | F2 | | 5-3 | | S<br>S<br>S<br>K | | 4 | 0 | 1 | 0 | 0 | 1 | 1 |
| Tony Oliva, L (1, 9)<br>OBP: 0.345, SLG: 0.459 | G4-6-3<br>1-2f | | | F4 | | 6-3 | | F7 | | 4 | 0 | 0 | 0 | 0 | 0 | 3 |
| Bob Allison, R (1, 7)<br>OBP: 0.348, SLG: 0.452<br>Sandy Valdespino, L (9, 7)<br>OBP: 0.198, SLG: 0.211 | | F9 | | | H<br>SH5-4<br>1B<br>1B<br>HBP | HR | | | L4 | 3<br>0 | 2<br>0 | 1<br>0 | 1<br>0 | 0<br>0 | 0<br>0 | 0<br>0 |
| Rod Carew, L (1, 4)<br>OBP: 0.345, SLG: 0.410 | | F4 | | | 1B<br>SH5-4<br>1-2<br>E<br>1B | 4-3 | | | F8 | 4 | 1 | 1 | 0 | 0 | 0 | 0 |
| Jerry Zimmerman, R (1, 2)<br>OBP: 0.252, SLG: 0.196 | | 1-3 | | | SH5-4<br>1-2<br>2-3 | | F4 | | 6-3 | 3 | 0 | 0 | 0 | 0 | 0 | 0 |
| Zoilo Versalles, R (1, 6)<br>OBP: 0.255, SLG: 0.282 | | | 1-3 | | E<br>1B<br>IBB | | 4-3 | | | 2 | 1 | 0 | 0 | 1 | 0 | 0 |
| Dean Chance, R (1, 1)<br>OBP: 0.130, SLG: 0.036<br>Jim Kaat, L (9, 1)<br>OBP: 0.245, SLG: 0.276<br>Al Worthington, R (9, 1) | | | S<br>S<br>S<br>K | | L4 | | S<br>S<br>S<br>K | | | 3<br>0<br>0 | 0<br>0<br>0 | 0<br>0<br>0 | 0<br>0<br>0 | 0<br>0<br>0 | 2<br>0<br>0 | 3<br>0<br>0 |
| Inning Stats | R: 0<br>E: 1<br>K: 0<br>S: 4<br>H: 1<br>LOB: 1<br>BB: 0<br>P: 4 | R: 0<br>E: 0<br>K: 0<br>S: 3<br>H: 0<br>LOB: 0<br>BB: 0<br>P: 3 | R: 0<br>E: 0<br>K: 1<br>S: 5<br>H: 0<br>LOB: 0<br>BB: 0<br>P: 5 | R: 0<br>E: 0<br>K: 0<br>S: 3<br>H: 0<br>LOB: 0<br>BB: 0<br>P: 3 | R: 3<br>E: 1<br>K: 0<br>S: 5<br>H: 3<br>LOB: 2<br>BB: 1<br>P: 10 | R: 1<br>E: 0<br>K: 0<br>S: 4<br>H: 1<br>LOB: 0<br>BB: 0<br>P: 4 | R: 0<br>E: 0<br>K: 1<br>S: 5<br>H: 0<br>LOB: 0<br>BB: 0<br>P: 5 | R: 0<br>E: 1<br>K: 1<br>S: 6<br>H: 0<br>LOB: 1<br>BB: 0<br>P: 6 | R: 0<br>E: 0<br>K: 0<br>S: 3<br>H: 0<br>LOB: 0<br>BB: 0<br>P: 3 | 1B: 4<br>2B: 0<br>3B: 0<br>HR: 1<br>SF: 0<br>SAC: 1<br>DP: 1<br>HBP: 1 | | | | | | |

| PITCHER | | IP | WLS | BF | H | R | ER | SO | BB | IBB | HBP | BLK | WP | HR | S | P | ERA | WHIP |
|---|---|---|---|---|---|---|---|---|---|---|---|---|---|---|---|---|---|---|
| Tommy John, L<br>ERA: 2.46 | (1, 1) | 6.0 | | 24 | 5 | 4 | 4 | 1 | 0 | 1 | 1 | 0 | 0 | 1 | 24 | 29 | 6.00 | 0.833 |
| Don McMahon, R<br>ERA: 2.21 | (7, 1) | 2.0 | | 7 | 0 | 0 | 0 | 2 | 0 | 0 | 0 | 0 | 0 | 0 | 11 | 11 | 0.00 | 0.000 |
| Bob Locker, R<br>ERA: 2.18 | (9, 1) | 1.0 | W | 3 | 0 | 0 | 0 | 0 | 0 | 0 | 0 | 0 | 0 | 0 | 3 | 3 | 0.00 | 0.000 |

| PITCHER | IP | WLS | BF | H | R | ER | SO | BB | IBB | HBP | BLK | WP | HR | S | P | ERA | WHIP |
|---|---|---|---|---|---|---|---|---|---|---|---|---|---|---|---|---|---|

TOP

# Minnesota Twins @ Chicago White Sox

Comiskey Park, Chicago, IL

Sat Sep 16 1967, 8:05 PM EDT

Att. 33,429 - Unknown

livebaseballscorecards.com

| | |
|---|---|
| AB | 31 |
| R | 4 |
| H | 5 |
| RBI | 3 |
| BB | 1 |
| SO | 3 |
| LOB | 7 |

# BOTTOM

## Minnesota Twins @ Chicago White Sox

Comiskey Park, Chicago, IL

Sat Sep 16 1967, 8:05 PM EDT

Att. 33,429 - Unknown

| Batter | 1 | 2 | 3 | 4 | 5 | 6 | 7 | 8 | 9 | AB | R | H | RBI | BB | SO | LOB |
|---|---|---|---|---|---|---|---|---|---|---|---|---|---|---|---|---|
| Ken Berry, R (1, 8)<br>OBP: 0.311, SLG: 0.328<br>Smoky Burgess, L (9, PH)<br>OBP: 0.296, SLG: 0.250<br>Rich Morales, R (9, PR) | 6-3 S 1B | | 1-3<br>1-2 | | | 1B | | BB 1B | 1B IBB IBB | 4<br>0<br>0 | 0<br>0<br>0 | 3<br>0<br>0 | 0<br>0<br>0 | 0<br>1<br>0 | 0<br>0<br>0 | 1<br>0<br>0 |
| Don Buford, S (1, 4)<br>OBP: 0.323, SLG: 0.322<br>(9, 5) | 6-3<br>1-3 | | K | | | F9 | | BB<br>1-2 BB | 1B<br>1-2 IBB | 3 | 0 | 0 | 0 | 2 | 1 | 3 |
| Pete Ward, L (1, 7)<br>OBP: 0.339, SLG: 0.397 | K | | | K | | F4 | | K | 1-2<br>2-3<br>3-H 1B | 5 | 0 | 1 | 1 | 0 | 3 | 4 |
| Ken Boyer, R (1, 5)<br>OBP: 0.320, SLG: 0.365<br>Bob Locker, S (9, 1) | K | | | 6-3 | | | L5 | F4 | | 4<br>0 | 0<br>0 | 0<br>0 | 0<br>0 | 0<br>0 | 1<br>0 | 3<br>0 |
| Tom McCraw, L (1, 3)<br>OBP: 0.289, SLG: 0.360 | | 4-3 | | F4 | | | 1B SF7 1B | | E 1B 1B 1B | 4 | 2 | 2 | 0 | 0 | 0 | 0 |
| Ron Hansen, R (1, 6)<br>OBP: 0.323, SLG: 0.333<br>Buddy Bradford, R (9, PR)<br>OBP: 0.167, SLG: 0.091 | | F7 | | | 6-3 | | 1-3 1B | | E9 SH 1B 1-3 WP 1B | 4<br>0 | 0<br>1 | 2<br>0 | 0<br>0 | 0<br>0 | 0<br>0 | 0<br>0 |
| Rocky Colavito, R (1, 9)<br>OBP: 0.323, SLG: 0.335<br>Tommie Agee, R (9, PR)<br>OBP: 0.308, SLG: 0.371 | | F5 | | | 6-3 | | SF7 3-H | | WP SH 1-2 SF9 3-H 1B | 3<br>0 | 0<br>1 | 1<br>0 | 2<br>0 | 0<br>0 | 0<br>0 | 0<br>0 |
| Duane Josephson, R (1, 2)<br>OBP: 0.283, SLG: 0.317<br>Bill Voss, L (9, PR)<br>OBP: 0.059, SLG: 0.059 | | | L4 | | 5-3 | | 5-3 | | SH SF9 WP 1-2 2-3 1B | 3<br>0 | 0<br>1 | 0<br>0 | 0<br>0 | 0<br>0 | 0<br>0 | 1<br>0 |
| Tommy John, R (1, 1)<br>OBP: 0.160, SLG: 0.163<br>Walt Williams, R (6, PH)<br>OBP: 0.293, SLG: 0.358<br>Don McMahon, R (7, 1)<br>OBP: 0.167, SLG: 0.167<br>Wayne Causey, L (8, PH)<br>OBP: 0.299, SLG: 0.295<br>(9, 4) | | | 1-3 1B | | | 5-3 | | 4-3 | SF9 1-3 2-H 3-H | 1<br>1<br>0<br>1 | 0<br>0<br>0<br>0 | 1<br>0<br>0<br>0 | 0<br>0<br>0<br>1 | 0<br>0<br>0<br>0 | 0<br>0<br>0<br>0 | 0<br>0<br>0<br>0 |

livebaseballscorecards.com

| | AB | 33 |
|---|---|---|
| | R | 5 |
| | H | 10 |
| | RBI | 4 |
| | BB | 3 |
| | SO | 5 |
| | LOB | 12 |

| Inning Stats | 1 | 2 | 3 | 4 | 5 | 6 | 7 | 8 | 9 |
|---|---|---|---|---|---|---|---|---|---|
| | R: 0<br>E: 0<br>K: 2<br>S: 8 | H: 1<br>LOB: 1<br>BB: 0<br>P: 8 | R: 0<br>E: 0<br>K: 0<br>S: 3 | H: 0<br>LOB: 0<br>BB: 0<br>P: 3 | R: 0<br>E: 0<br>K: 1<br>S: 6 | H: 1<br>LOB: 1<br>BB: 0<br>P: 6 | R: 0<br>E: 0<br>K: 1<br>S: 5 | H: 0<br>LOB: 0<br>BB: 0<br>P: 5 | R: 0<br>E: 0<br>K: 0<br>S: 3 | H: 0<br>LOB: 0<br>BB: 0<br>P: 3 |
| | R: 0<br>E: 0<br>K: 0<br>S: 4 | H: 1<br>LOB: 1<br>BB: 0<br>P: 4 | R: 1<br>E: 0<br>K: 0<br>S: 5 | H: 2<br>LOB: 1<br>BB: 0<br>P: 5 | R: 0<br>E: 0<br>K: 1<br>S: 6 | H: 1<br>LOB: 2<br>BB: 1<br>P: 10 | R: 4<br>E: 2<br>K: 0<br>S: 6 | H: 4<br>LOB: 3<br>BB: 2<br>P: 14 | 1B: 10<br>2B: 0<br>3B: 0<br>HR: 0 | SF: 2<br>SAC: 1<br>DP: 0<br>HBP: 0 |

WP: 1 PA: 39
PB: 0
SB: 1
CS: 0

| PITCHER | | IP | WLS | BF | H | R | ER | SO | BB | IBB | HBP | BLK | WP | HR | S | P | ERA | WHIP |
|---|---|---|---|---|---|---|---|---|---|---|---|---|---|---|---|---|---|---|
| Dean Chance, R<br>ERA: 2.51 | (1, 1) | 8.0 | L | 35 | 9 | 5 | 4 | 5 | 1 | 0 | 0 | 0 | 0 | 0 | 44 | 48 | 4.50 | 1.250 |
| Jim Kaat, L<br>ERA: 3.36 | (9, 1) | 0.1 | | 1 | 0 | 0 | 0 | 0 | 0 | 0 | 0 | 0 | 1 | 0 | 1 | 1 | 0.00 | 0.000 |
| Al Worthington, R<br>ERA: 3.0 | (9, 1) | 0.0 | | 3 | 1 | 0 | 0 | 0 | 0 | 2 | 0 | 0 | 0 | 0 | 1 | 9 | ∞ | ∞ |

| PITCHER | IP | WLS | BF | H | R | ER | SO | BB | IBB | HBP | BLK | WP | HR | S | P | ERA | WHIP |
|---|---|---|---|---|---|---|---|---|---|---|---|---|---|---|---|---|---|

| Batter | 1 | 2 | 3 | 4 | 5 | 6 | 7 | 8 | 9 | AB | R | H | RBI | BB | SO | LOB |
|---|---|---|---|---|---|---|---|---|---|---|---|---|---|---|---|---|
| Ted Uhlaender, L (1, 8)<br>OBP: 0.281, SLG: 0.383 | K | | F4 | | | K | | G3 | | 4 | 0 | 0 | 0 | 0 | 2 | 1 |
| Cesar Tovar, R (1, 6)<br>OBP: 0.332, SLG: 0.368 | F3 | | | 6-3 | | F4 | | | F7 | 4 | 0 | 0 | 0 | 0 | 0 | 0 |
| Harmon Killebrew, R (1, 3)<br>OBP: 0.394, SLG: 0.526 | F8 | | | F9 | | BB | | | 6-3 | 3 | 0 | 0 | 0 | 1 | 0 | 0 |
| Tony Oliva, L (1, 9)<br>OBP: 0.346, SLG: 0.459 | | F4 | | BLK 1B | | K | | | FC6-4 1B | 4 | 0 | 2 | 0 | 0 | 1 | 1 |
| Bob Allison, R (1, 7)<br>OBP: 0.345, SLG: 0.448 | | F6 | | F3<br>1-2 | | | L4 | | FC6-4<br>1-2f | 4 | 0 | 0 | 0 | 0 | 0 | 2 |
| Rich Rollins, R (1, 5)<br>OBP: 0.308, SLG: 0.345 | | K | | | K | | 6-3 | | | 3 | 0 | 0 | 0 | 0 | 2 | 0 |
| Rod Carew, L (1, 4)<br>OBP: 0.347, SLG: 0.418 | | | 3B | | 6-3 2B | | K | | | 3 | 0 | 2 | 0 | 0 | 1 | 0 |
| Jerry Zimmerman, R (1, 2)<br>OBP: 0.250, SLG: 0.194 | | | 5-3 | | 6-3<br>2-3 | | | F9 | | 2 | 0 | 0 | 0 | 0 | 0 | 2 |
| Frank Kostro, R (8, PH)<br>OBP: 0.379, SLG: 0.333 | | | | | | | | | | 1 | 0 | 0 | 0 | 0 | 0 | 0 |
| Hank Izquierdo, R (8, 2)<br>OBP: 0.296, SLG: 0.346 | | | | | | | | | | 0 | 0 | 0 | 0 | 0 | 0 | 0 |
| Jim Merritt, L (1, 1)<br>OBP: 0.205, SLG: 0.169 | | | 4-3 | | 6-3 | | | 6-3 | | 2 | 0 | 0 | 0 | 0 | 0 | 2 |
| Mudcat Grant, R (7, 1)<br>OBP: 0.200, SLG: 0.179 | | | | | | | | | | 0 | 0 | 0 | 0 | 0 | 0 | 0 |
| Carroll Hardy, R (8, PH)<br>OBP: 0.333, SLG: 0.200 | | | | | | | | | | 1 | 0 | 0 | 0 | 0 | 0 | 0 |
| Jim Roland, R (8, 1) | | | | | | | | | | 0 | 0 | 0 | 0 | 0 | 0 | 0 |
| Inning Stats | R: 0<br>E: 0<br>K: 1<br>S: 5<br>H: 0<br>LOB: 0<br>BB: 0<br>P: 5 | R: 0<br>E: 0<br>K: 1<br>S: 5<br>H: 0<br>LOB: 0<br>BB: 0<br>P: 5 | R: 0<br>E: 0<br>K: 0<br>S: 4<br>H: 1<br>LOB: 0<br>BB: 0<br>P: 4 | R: 0<br>E: 0<br>K: 0<br>S: 4<br>H: 1<br>LOB: 1<br>BB: 0<br>P: 4 | R: 0<br>E: 0<br>K: 1<br>S: 6<br>H: 1<br>LOB: 1<br>BB: 0<br>P: 6 | R: 0<br>E: 0<br>K: 2<br>S: 7<br>H: 0<br>LOB: 1<br>BB: 1<br>P: 11 | R: 0<br>E: 0<br>K: 1<br>S: 5<br>H: 0<br>LOB: 0<br>BB: 0<br>P: 5 | R: 0<br>E: 0<br>K: 0<br>S: 3<br>H: 0<br>LOB: 0<br>BB: 0<br>P: 3 | R: 0<br>E: 0<br>K: 0<br>S: 4<br>H: 1<br>LOB: 1<br>BB: 0<br>P: 4 | 1B: 2<br>2B: 1<br>3B: 1<br>HR: 0<br>SF: 0<br>SAC: 0<br>DP: 0<br>HBP: 0 | | | | | | |

| PITCHER | IP | WLS | BF | H | R | ER | SO | BB | IBB | HBP | BLK | WP | HR | S | P | ERA | WHIP |
|---|---|---|---|---|---|---|---|---|---|---|---|---|---|---|---|---|---|
| Gary Peters, L (1, 1)<br>ERA: 2.27 | 9.0 | W | 32 | 4 | 0 | 0 | 6 | 1 | 0 | 0 | 1 | 0 | 0 | 43 | 47 | 0.00 | 0.556 |

| PITCHER | IP | WLS | BF | H | R | ER | SO | BB | IBB | HBP | BLK | WP | HR | S | P | ERA | WHIP |
|---|---|---|---|---|---|---|---|---|---|---|---|---|---|---|---|---|---|

# TOP

## Minnesota Twins @ Chicago White Sox

Comiskey Park, Chicago, IL

Sun Sep 17 1967, 4:33 AM EDT

Att. 26,171 - Unknown

livebaseballscorecards.com

| | |
|---|---|
| AB | 31 |
| R | 0 |
| H | 4 |
| RBI | 0 |
| BB | 1 |
| SO | 6 |
| LOB | 8 |

WP: 0 PA: 32
PB: 0
SB: 0
CS: 0

# BOTTOM

## Minnesota Twins @ Chicago White Sox

Comiskey Park, Chicago, IL

Sun Sep 17 1967, 4:33 AM EDT

Att. 26,171 - Unknown

livebaseballscorecards.com

| Batter | 1 | 2 | 3 | 4 | 5 | 6 | 7 | 8 | 9 | AB | R | H | RBI | BB | SO | LOB |
|---|---|---|---|---|---|---|---|---|---|---|---|---|---|---|---|---|
| Ken Berry, R (1, 8) (6, 9) (8, 7)<br>OBP: 0.313, SLG: 0.336 | S S S 0-3 K ① | | x 0-0 F5 ③ | | | x 0-0 HR | x 0-0 BB 1-2 2-H 1B | | | 4 | 1 | 2 | 2 | 0 | 1 | 0 |
| Don Buford, S (1, 4)<br>OBP: 0.326, SLG: 0.325 | x 0-0 1B | | | x 0-0 4-3 ① | | x 0-0 1B SF8 1B | B B B B 4-0 1-2 2-3 BB | | | 3 | 1 | 2 | 0 | 1 | 0 | 0 |
| Pete Ward, L (1, 7)<br>OBP: 0.337, SLG: 0.394 | S S S 0-3 K ② | | | S S S 0-3 K ② | | S S S 0-3 K ① | x 0-0 F5 ② | | | 3 | 0 | 0 | 0 | 0 | 3 | 2 |
| Buddy Bradford, R (7, 7)<br>OBP: 0.167, SLG: 0.091 | | | | | | | | | | 0 | 0 | 0 | 0 | 0 | 0 | 0 |
| Wayne Causey, L (7, PH)<br>OBP: 0.298, SLG: 0.294 | | | | | | | | | | 1 | 0 | 0 | 0 | 0 | 0 | 3 |
| Bill Voss, L (8, 9)<br>OBP: 0.059, SLG: 0.059 | | | | | | | | | | 0 | 0 | 0 | 0 | 0 | 0 | 0 |
| Ken Boyer, R (1, 5)<br>OBP: 0.319, SLG: 0.364 | x 0-0 F5 ③ | | | x 0-0 6-3 ③ | | x 0-0 1-3 1B | x 0-0 F2 ③ | | | 4 | 0 | 1 | 0 | 0 | 0 | 4 |
| Ron Hansen, R (1, 6)<br>OBP: 0.323, SLG: 0.333 | | x 0-0 1-3 ① | | | x 0-0 1-3 ① | x 0-0 SF8 ② 3-H | | x 0-0 G3 1B | | 3 | 0 | 1 | 1 | 0 | 0 | 0 |
| Rocky Colavito, R (1, 9)<br>OBP: 0.322, SLG: 0.333 | | x 0-0 F3 ② | | | x 0-0 E5 2-3 3B | x 0-0 F4 ③ | | S S S 0-3 K ① | | 2 | 1 | 0 | 0 | 0 | 0 | 0 |
| Tommie Agee, R (6, 8)<br>OBP: 0.307, SLG: 0.370 | | | | | | | | | | 2 | 0 | 0 | 0 | 0 | 1 | 2 |
| Duane Josephson, R (1, 2)<br>OBP: 0.282, SLG: 0.316 | | S S S 0-3 K ③ | | | x 0-0 2-3 ② 1-2 | | x 0-0 E 1B 1B | x 0-0 G3 ② 1-2 | | 4 | 1 | 1 | 0 | 0 | 1 | 2 |
| Tom McCraw, L (1, 3)<br>OBP: 0.289, SLG: 0.363 | | | x 0-0 G3 ① | | x 0-0 2-H 3B | | x 0-0 E4 BB 1B 1-2 | x 0-0 F8 ③ | | 4 | 0 | 1 | 1 | 0 | 0 | 2 |
| Gary Peters, L (1, 1)<br>OBP: 0.224, SLG: 0.305 | | | x 0-0 F5 ② | | x 0-0 F9 ③ | | S S S 0-3 K ① | | | 3 | 0 | 0 | 0 | 0 | 1 | 3 |
| Inning Stats | R: 0 H: 1<br>E: 0 LOB: 1<br>K: 2 BB: 0<br>S: 8 P: 8 | R: 0 H: 0<br>E: 0 LOB: 0<br>K: 1 BB: 0<br>S: 5 P: 5 | R: 0 H: 0<br>E: 0 LOB: 0<br>K: 0 BB: 0<br>S: 3 P: 3 | R: 0 H: 0<br>E: 0 LOB: 0<br>K: 1 BB: 0<br>S: 5 P: 5 | R: 1 H: 1<br>E: 1 LOB: 1<br>K: 0 BB: 0<br>S: 5 P: 5 | R: 2 H: 3<br>E: 0 LOB: 1<br>K: 1 BB: 0<br>S: 8 P: 8 | R: 1 H: 2<br>E: 1 LOB: 3<br>K: 1 BB: 1<br>S: 8 P: 12 | R: 0 H: 1<br>E: 0 LOB: 1<br>K: 1 BB: 0<br>S: 6 P: 6 | | 1B: 6 SF: 1<br>2B: 0 SAC: 0<br>3B: 1 DP: 0<br>HR: 1 HBP: 0 | | | | | | |

| | AB | 33 |
|---|---|---|
| | R | 4 |
| | H | 8 |
| | RBI | 4 |
| | BB | 1 |
| | SO | 7 |
| | LOB | 18 |

WP: 0 PA: 35
PB: 0
SB: 0
CS: 0

| PITCHER | | IP | WLS | BF | H | R | ER | SO | BB | IBB | HBP | BLK | WP | HR | S | P | ERA | WHIP |
|---|---|---|---|---|---|---|---|---|---|---|---|---|---|---|---|---|---|---|
| Jim Merritt, L<br>ERA: 2.49 | (1, 1) | 6.1 | L | 28 | 7 | 4 | 2 | 6 | 0 | 0 | 0 | 0 | 0 | 1 | 40 | 40 | 2.84 | 1.105 |
| Mudcat Grant, R<br>ERA: 4.86 | (7, 1) | 0.2 | | 3 | 0 | 0 | 0 | 0 | 1 | 0 | 0 | 0 | 0 | 0 | 2 | 6 | 0.00 | 1.500 |
| Jim Roland, L<br>ERA: 2.93 | (8, 1) | 1.0 | | 4 | 1 | 0 | 0 | 1 | 0 | 0 | 0 | 0 | 0 | 0 | 6 | 6 | 0.00 | 1.000 |

| PITCHER | IP | WLS | BF | H | R | ER | SO | BB | IBB | HBP | BLK | WP | HR | S | P | ERA | WHIP |
|---|---|---|---|---|---|---|---|---|---|---|---|---|---|---|---|---|---|

| Batter | 1 | 2 | 3 | 4 | 5 | 6 | 7 | 8 | 9 | 10 | AB | R | H | RBI | BB | SO | LOB |
|---|---|---|---|---|---|---|---|---|---|---|---|---|---|---|---|---|---|
| Zoilo Versalles, R (1, 6)<br>OBP: 0.253, SLG: 0.280 | F8 | | F2 | | | 4-3 | | | F3 | | 4 | 0 | 0 | 0 | 0 | 0 | 0 |
| Cesar Tovar, R (1, 5)<br>OBP: 0.330, SLG: 0.365 | F6 | | | 6-3 | | K | | | K | | 4 | 0 | 0 | 0 | 0 | 2 | 0 |
| Harmon Killebrew, R (1, 3)<br>OBP: 0.395, SLG: 0.527 | 2B | | | G3 1B | | | F5 | | | K | 4 | 0 | 2 | 0 | 0 | 1 | 0 |
| Tony Oliva, L (1, 9)<br>OBP: 0.343, SLG: 0.455 | 4-3 | | | G3<br>1-2 | | | F7 | | | 4-3 | 4 | 0 | 0 | 0 | 0 | 0 | 2 |
| Bob Allison, R (1, 7)<br>OBP: 0.347, SLG: 0.449<br>Pat Kelly, L (10, PR)<br>Sandy Valdespino, L (10, 7)<br>OBP: 0.198, SLG: 0.211 | | L1-3 1B | | F5 | | | K | | | BB 1B 1B | 4<br>0<br>0 | 0<br>1<br>0 | 2<br>0<br>0 | 0<br>0<br>0 | 0<br>0<br>0 | 1<br>0<br>0 | 1<br>0<br>0 |
| Rod Carew, L (1, 4)<br>OBP: 0.346, SLG: 0.415 | | L1-3<br>1-2 | | | F6 | | | 6-3 | | 1B<br>1-2 E BB | 3 | 1 | 0 | 0 | 1 | 0 | 1 |
| Ted Uhlaender, L (1, 8)<br>OBP: 0.281, SLG: 0.382 | | F4 | | | F5 | | | K | | E8<br>1-H<br>2-H 1B | 4 | 0 | 1 | 1 | 0 | 1 | 0 |
| Jerry Zimmerman, R (1, 2)<br>OBP: 0.246, SLG: 0.190 | | | F9 | | F9 | | | 6-3 | | 6-3 | 4 | 0 | 0 | 0 | 0 | 0 | 2 |
| Jim Kaat, L (1, 1)<br>OBP: 0.237, SLG: 0.267 | | | F3 | | | K | | | F9 | | 3 | 0 | 0 | 0 | 0 | 1 | 0 |
| Inning Stats | R: 0 E: 0 K: 0 S: 4 H: 1 LOB: 1 BB: 0 P: 4 | R: 0 E: 0 K: 0 S: 3 H: 1 LOB: 0 BB: 0 P: 3 | R: 0 E: 0 K: 0 S: 3 H: 0 LOB: 0 BB: 0 P: 3 | R: 0 E: 0 K: 0 S: 4 H: 1 LOB: 1 BB: 0 P: 4 | R: 0 E: 0 K: 0 S: 3 H: 0 LOB: 0 BB: 0 P: 3 | R: 0 E: 0 K: 2 S: 7 H: 0 LOB: 0 BB: 0 P: 7 | R: 0 E: 0 K: 1 S: 5 H: 0 LOB: 0 BB: 0 P: 5 | R: 0 E: 0 K: 1 S: 5 H: 0 LOB: 0 BB: 0 P: 5 | R: 0 E: 0 K: 1 S: 5 H: 0 LOB: 0 BB: 0 P: 5 | R: 2 E: 1 K: 1 S: 7 H: 2 LOB: 2 BB: 1 P: 11 | 1B: 4 2B: 2 3B: 0 HR: 0 | SF: 0 SAC: 0 DP: 1 HBP: 0 | | | | | |

| PITCHER | IP | WLS | BF | H | R | ER | SO | BB | IBB | HBP | BLK | WP | HR | S | P | ERA | WHIP |
|---|---|---|---|---|---|---|---|---|---|---|---|---|---|---|---|---|---|
| Catfish Hunter, R (1, 1)<br>ERA: 2.97 | 10.0 | L | 35 | 5 | 2 | 1 | 6 | 1 | 0 | 0 | 0 | 0 | 0 | 46 | 50 | 0.90 | 0.600 |

| PITCHER | IP | WLS | BF | H | R | ER | SO | BB | IBB | HBP | BLK | WP | HR | S | P | ERA | WHIP |
|---|---|---|---|---|---|---|---|---|---|---|---|---|---|---|---|---|---|

# TOP

## Minnesota Twins @ Kansas City Athletics

Municipal Stadium, Kansas City, MO

Mon Sep 18 1967, 8:05 PM EDT
Att. 4,215 - Unknown

livebaseballscorecards.com

| | |
|---|---|
| AB | 34 |
| R | 2 |
| H | 5 |
| RBI | 1 |
| BB | 1 |
| SO | 6 |
| LOB | 6 |

| | | | |
|---|---|---|---|
| 1B: 4 | SF: 0 | WP: 0 | PA: 35 |
| 2B: 2 | SAC: 0 | PB: 0 | |
| 3B: 0 | DP: 1 | SB: 0 | |
| HR: 0 | HBP: 0 | CS: 0 | |

| Batter | 1 | 2 | 3 | 4 | 5 | 6 | 7 | 8 | 9 | 10 | AB | R | H | RBI | BB | SO | LOB |
|---|---|---|---|---|---|---|---|---|---|---|---|---|---|---|---|---|---|
| Bert Campaneris, R (1, 6)<br>OBP: 0.294, SLG: 0.333 | F8 | | E S 1B | | | F8 | | F9 | | | 4 | 0 | 1 | 0 | 0 | 0 | 0 |
| John Donaldson, L (1, 4)<br>OBP: 0.349, SLG: 0.350 | K | | K 1-3 | | | 1B | | K | | | 4 | 0 | 1 | 0 | 0 | 3 | 1 |
| Sal Bando, R (1, 5)<br>OBP: 0.299, SLG: 0.247 | 1B | | | F3 | | F9 | | | FC4-5 2B | | 4 | 0 | 2 | 0 | 0 | 0 | 1 |
| Mike Hershberger, R (1, 7)<br>OBP: 0.321, SLG: 0.323 | F9 | | | 1-3 | | G3 | | | FC4-5 CS 2-3 | | 4 | 0 | 0 | 0 | 0 | 0 | 3 |
| Ray Webster, L (1, 3)<br>OBP: 0.327, SLG: 0.427 | | F7 | | K | | | FC1-6 1B | | K 1-2 | | 3 | 0 | 1 | 0 | 0 | 1 | 0 |
| Dick Green, R (9, PH)<br>OBP: 0.263, SLG: 0.301 | | | | | | | | | | | 1 | 0 | 0 | 0 | 0 | 1 | 1 |
| Joe Rudi, R (10, 3)<br>OBP: 0.241, SLG: 0.222 | | | | | | | | | | | 0 | 0 | 0 | 0 | 0 | 0 | 0 |
| Reggie Jackson, L (1, 9)<br>OBP: 0.280, SLG: 0.330 | | K | | K | | | FC1-6 G3 1-2f | | | FC6 HBP | 3 | 0 | 0 | 0 | 0 | 2 | 1 |
| Joe Nossek, R (1, 8)<br>OBP: 0.222, SLG: 0.255 | | F6 | | E6 1B | | | G3 1-2 | | | F2 | 4 | 0 | 1 | 0 | 0 | 0 | 2 |
| Phil Roof, R (1, 2)<br>OBP: 0.276, SLG: 0.344 | | | K | K | | | F3 | | | K | 3 | 0 | 0 | 0 | 0 | 2 | 2 |
| Dave Duncan, R (10, PH)<br>OBP: 0.225, SLG: 0.364 | | | | | | | | | | | 1 | 0 | 0 | 0 | 0 | 1 | 1 |
| Catfish Hunter, R (1, 1)<br>OBP: 0.169, SLG: 0.277 | | | F8 | K | | | | K | | FC6 1-2f | 3 | 0 | 0 | 0 | 0 | 2 | 1 |
| Ted Kubiak, S (10, PH)<br>OBP: 0.250, SLG: 0.202 | | | | | | | | | | | 1 | 0 | 0 | 0 | 0 | 0 | 1 |
| Inning Stats | R: 0 H: 1<br>E: 0 LOB: 1<br>K: 1 BB: 0<br>S: 6 P: 6 | R: 0 H: 0<br>E: 0 LOB: 0<br>K: 1 BB: 0<br>S: 5 P: 5 | R: 0 H: 1<br>E: 0 LOB: 1<br>K: 2 BB: 0<br>S: 8 P: 8 | R: 0 H: 0<br>E: 0 LOB: 0<br>K: 1 BB: 0<br>S: 5 P: 5 | R: 0 H: 1<br>E: 1 LOB: 1<br>K: 3 BB: 0<br>S: 10 P: 10 | R: 0 H: 1<br>E: 0 LOB: 1<br>K: 0 BB: 0<br>S: 4 P: 4 | R: 0 H: 1<br>E: 0 LOB: 1<br>K: 0 BB: 0<br>S: 4 P: 4 | R: 0 H: 0<br>E: 0 LOB: 0<br>K: 2 BB: 0<br>S: 7 P: 7 | R: 0 H: 1<br>E: 0 LOB: 1<br>K: 1 BB: 0<br>S: 5 P: 5 | R: 0 H: 0<br>E: 0 LOB: 1<br>K: 1 BB: 0<br>S: 5 P: 6 | 1B: 5 SF: 0<br>2B: 2 SAC: 0<br>3B: 0 DP: 1<br>HR: 0 HBP: 1 | | | | | | |

| PITCHER | IP | WLS | BF | H | R | ER | SO | BB | IBB | HBP | BLK | WP | HR | S | P | ERA | WHIP |
|---|---|---|---|---|---|---|---|---|---|---|---|---|---|---|---|---|---|
| Jim Kaat, L (1, 1)<br>ERA: 3.22 | 10.0 | W | 36 | 6 | 0 | 0 | 12 | 0 | 0 | 1 | 0 | 0 | 0 | 59 | 60 | 0.00 | 0.600 |

| PITCHER | IP | WLS | BF | H | R | ER | SO | BB | IBB | HBP | BLK | WP | HR | S | P | ERA | WHIP |
|---|---|---|---|---|---|---|---|---|---|---|---|---|---|---|---|---|---|

# BOTTOM

## Minnesota Twins @ Kansas City Athletics

Municipal Stadium, Kansas City, MO

Mon Sep 18 1967, 8:05 PM EDT

Att. 4,215 - Unknown

livebaseballscorecards.com

| | |
|---|---|
| AB | 35 |
| R | 0 |
| H | 6 |
| RBI | 0 |
| BB | 0 |
| SO | 12 |
| LOB | 14 |

WP: 0 PA: 36
PB: 0
SB: 1
CS: 1

| Batter | 1 | 2 | 3 | 4 | 5 | 6 | 7 | 8 | 9 | AB | R | H | RBI | BB | SO | LOB |
|---|---|---|---|---|---|---|---|---|---|---|---|---|---|---|---|---|
| Zoilo Versalles, R (1, 6)<br>OBP: 0.253, SLG: 0.283 | 0-0 2B 3B | 0-3 K | | 0-0 F8 | | 0-0 F7 | 0-0 L6 | | | 5 | 1 | 1 | 0 | 0 | 1 | 5 |
| Cesar Tovar, R (1, 5)<br>OBP: 0.328, SLG: 0.362 | 0-0 5-3 | | 0-0 F8 | | 0-0 F3 | | 0-0 F8 | 0-0 5-3 | | 5 | 0 | 0 | 0 | 0 | 0 | 1 |
| Harmon Killebrew, R (1, 3)<br>OBP: 0.395, SLG: 0.528<br>Pat Kelly, L (8, PR)<br>Rich Reese, L (8, 3)<br>OBP: 0.288, SLG: 0.411 | 0-3 K | | 0-0 1B 2B | | 0-0 F8 | | 0-0 E5 BB 1B 1B | 0-0 1B | | 5<br>0<br>0 | 2<br>0<br>0 | 2<br>0<br>0 | 0<br>0<br>0 | 0<br>0<br>0 | 1<br>0<br>0 | 1<br>0<br>0 |
| Tony Oliva, L (1, 9)<br>OBP: 0.346, SLG: 0.457 | 0-0 3-H 2B | | BBBB 4-0 1B BB | | BBBB 4-0 2B BB | | 0-0 F8 | 0-0 F8 | | 3 | 1 | 1 | 1 | 2 | 0 | 2 |
| Bob Allison, R (1, 7)<br>OBP: 0.349, SLG: 0.452<br>Sandy Valdespino, L (8, 7)<br>OBP: 0.198, SLG: 0.211 | 0-0 F7 | | 0-0 1-3 2-H 1B | | 0-0 1-H 2B | | 0-0 1-2 BB 1B 1B | SSS 0-3 K | | 5<br>0 | 1<br>0 | 3<br>0 | 2<br>0 | 0<br>0 | 1<br>0 | 2<br>0 |
| Rod Carew, L (1, 4)<br>OBP: 0.346, SLG: 0.418 | | 0-0 1B 3B | 0-0 F8 | | 0-0 6-3 | | BBBB 4-0 1-2 2-3 1B E BB | | 0-0 4-3 | 4 | 2 | 1 | 0 | 1 | 0 | 2 |
| Ted Uhlaender, L (1, 8)<br>OBP: 0.282, SLG: 0.382 | | 0-0 F6 | SSS 0-3 K | | | 0-0 E3 F8 SH1-3 | 0-0 E9 1-H 2-H 3-H 1B | | 0-0 CS 1B | 5 | 1 | 2 | 2 | 0 | 1 | 1 |
| Jerry Zimmerman, R (1, 2)<br>OBP: 0.254, SLG: 0.201 | | 0-0 3-H 1B | 0-0 FC1-6 1B | | 0-0 SH1-3 1-2 | | 0-0 1B 2-H 1B | | SSS 0-3 K 1-2 | 4 | 0 | 3 | 2 | 0 | 1 | 1 |
| Dave Boswell, R (1, 1)<br>OBP: 0.250, SLG: 0.315 | SSS 0-3 K | | 0-0 FC1-6 1-2f | | 0-0 F8 2-3 | | 0-0 1-2 1B | | | 4 | 0 | 1 | 0 | 0 | 1 | 3 |

| Inning Stats | 1 | 2 | 3 | 4 | 5 | 6 | 7 | 8 | 9 |
|---|---|---|---|---|---|---|---|---|---|
| | R: 1<br>E: 0<br>K: 1<br>S: 7 | H: 2<br>LOB: 1<br>BB: 0<br>P: 7 | R: 1<br>E: 0<br>K: 2<br>S: 9 | H: 2<br>LOB: 1<br>BB: 0<br>P: 9 | R: 1<br>E: 0<br>K: 0<br>S: 4 | H: 2<br>LOB: 1<br>BB: 1<br>P: 8 | R: 0<br>E: 0<br>K: 1<br>S: 6 | H: 1<br>LOB: 1<br>BB: 0<br>P: 6 | R: 1<br>E: 0<br>K: 0<br>S: 4 | H: 1<br>LOB: 1<br>BB: 1<br>P: 8 | R: 0<br>E: 1<br>K: 0<br>S: 4 | H: 0<br>LOB: 1<br>BB: 0<br>P: 4 | R: 4<br>E: 2<br>K: 0<br>S: 8 | H: 4<br>LOB: 2<br>BB: 1<br>P: 12 | R: 0<br>E: 0<br>K: 1<br>S: 6 | H: 1<br>LOB: 1<br>BB: 0<br>P: 6 | R: 0<br>E: 0<br>K: 1<br>S: 5 | H: 1<br>LOB: 1<br>BB: 0<br>P: 5 |

| | 1B: 9 | SF: 0 | WP: 0 | PA: 44 |
|---|---|---|---|---|
| | 2B: 4 | SAC: 1 | PB: 0 | |
| | 3B: 2 | DP: 1 | SB: 0 | |
| | HR: 0 | HBP: 0 | CS: 1 | |

| PITCHER | | IP | WLS | BF | H | R | ER | SO | BB | IBB | HBP | BLK | WP | HR | S | P | ERA | WHIP |
|---|---|---|---|---|---|---|---|---|---|---|---|---|---|---|---|---|---|---|
| Jim Nash, R<br>ERA: 3.91 | (1, 1) | 6.2 | L | 32 | 9 | 6 | 4 | 4 | 2 | 0 | 0 | 0 | 0 | 0 | 38 | 46 | 5.40 | 1.650 |
| Paul Lindblad, L<br>ERA: 3.69 | (7, 1) | 0.0 | | 4 | 3 | 2 | 0 | 0 | 1 | 0 | 0 | 0 | 0 | 0 | 3 | 7 | ∞ | ∞ |
| Bill Stafford, R<br>ERA: 1.69 | (7, 1) | 0.1 | | 1 | 0 | 0 | 0 | 0 | 0 | 0 | 0 | 0 | 0 | 0 | 1 | 1 | 0.00 | 0.000 |
| Jack Aker, R<br>ERA: 4.3 | (8, 1) | 2.0 | | 7 | 2 | 0 | 0 | 2 | 0 | 0 | 0 | 0 | 0 | 0 | 11 | 11 | 0.00 | 1.000 |

| PITCHER | IP | WLS | BF | H | R | ER | SO | BB | IBB | HBP | BLK | WP | HR | S | P | ERA | WHIP |
|---|---|---|---|---|---|---|---|---|---|---|---|---|---|---|---|---|---|

# TOP

## Minnesota Twins @ Kansas City Athletics

Municipal Stadium, Kansas City, MO

Tue Sep 19 1967, 4:33 AM EDT

Att. 3,515 - Unknown

livebaseballscorecards.com

| | |
|---|---|
| AB | 40 |
| R | 8 |
| H | 14 |
| RBI | 7 |
| BB | 3 |
| SO | 6 |
| LOB | 18 |

# Minnesota Twins @ Kansas City Athletics

Municipal Stadium, Kansas City, MO

Tue Sep 19 1967, 4:33 AM EDT

Att. 3,515 - Unknown

livebaseballscorecards.com

## BOTTOM

| Batter | 1 | 2 | 3 | 4 | 5 | 6 | 7 | 8 | 9 | AB | R | H | RBI | BB | SO | LOB |
|---|---|---|---|---|---|---|---|---|---|---|---|---|---|---|---|---|
| Bert Campaneris, R (1, 6)<br>OBP: 0.297, SLG: 0.334 | BBBB 4-0 4-3 S WP BB | | x 0-0 WP BB 4-3 1B | BBBB 4-0 1-2 BB | | | x 0-0 ② F7 | | | 2 | 2 | 1 | 0 | 2 | 0 | 0 |
| John Donaldson, L (1, 4)<br>OBP: 0.348, SLG: 0.347 | x 0-0 ① 4-3 1-3 | | BBBB 4-0 4-3 WP 1-2 BB | x 0-0 ③ 4-3 | | | x 0-0 ③ 3-1 | | | 3 | 0 | 0 | 0 | 1 | 0 | 3 |
| Reggie Jackson, L (1, 9)<br>OBP: 0.279, SLG: 0.321 | H 1-0 WP HBP | | SSS 0-3 ① K 1-2 2-3 | | x 0-0 ① F8 | | | SSS 0-3 ① K | | 3 | 0 | 0 | 0 | 0 | 2 | 2 |
| Ray Webster, L (1, 3)<br>OBP: 0.323, SLG: 0.422 | SSS 0-3 ② K 1-2 3-H | | x 0-0 ② 4-3 2-3 3-H | | x 0-0 ② F4 | | | x 0-0 ② G3 | | 4 | 0 | 0 | 1 | 0 | 1 | 2 |
| Mike Hershberger, R (1, 7)<br>OBP: 0.320, SLG: 0.321 | SSS 0-3 ③ K | | BBBB 4-0 BB | | x 0-0 ③ 6-3 | | | x 0-0 ③ 5-3 | | 3 | 0 | 0 | 0 | 1 | 1 | 1 |
| Sal Bando, R (1, 5)<br>OBP: 0.288, SLG: 0.237 | | SSS 0-3 ① K | x 0-0 ③ F9 | | | x 0-0 ① F7 | | | x 0-0 ① 5-3 | 4 | 0 | 0 | 0 | 0 | 1 | 2 |
| Jim Gosger, L (1, 8)<br>OBP: 0.339, SLG: 0.348 | | x 0-0 4-3 2B | | x 0-0 ① 1-3 | | x 0-0 ② F8 | | | BBBB 4-0 BB | 3 | 0 | 1 | 0 | 1 | 0 | 0 |
| Dave Duncan, R (1, 2)<br>OBP: 0.214, SLG: 0.346 | | x 0-0 ② 4-3 2-3 | | SSS 0-3 ② K | | x 0-0 ③ F9 | | | SSS 0-3 ② K | 4 | 0 | 0 | 0 | 0 | 2 | 2 |
| Jim Nash, R (1, 1)<br>OBP: 0.157, SLG: 0.108<br>Paul Lindblad, L (7, 1)<br>OBP: 0.206, SLG: 0.324<br>Bill Stafford, R (7, 1)<br>Rick Monday, L (7, PH)<br>OBP: 0.316, SLG: 0.423<br>Jack Aker, R (8, 1)<br>OBP: 0.125, SLG: 0.125<br>Joe Rudi, R (9, PH)<br>OBP: 0.233, SLG: 0.214 | | SSS 0-3 ③ K | | BBBB 4-0 BB | | | x 0-0 ① F8 | | x 0-0 ③ F8 | 1<br>0<br>0<br>1<br>0<br>1 | 0<br>0<br>0<br>0<br>0<br>0 | 0<br>0<br>0<br>0<br>0<br>0 | 0<br>0<br>0<br>0<br>0<br>0 | 1<br>0<br>0<br>0<br>0<br>0 | 1<br>0<br>0<br>0<br>0<br>0 | 1<br>0<br>0<br>0<br>0<br>1 |
| Inning Stats | R: 1 H: 0<br>E: 0 LOB: 1<br>K: 2 BB: 1<br>S: 7 P: 12 | R: 0 H: 1<br>E: 0 LOB: 1<br>K: 2 BB: 0<br>S: 8 P: 8 | R: 1 H: 1<br>E: 0 LOB: 2<br>K: 1 BB: 2<br>S: 6 P: 14 | R: 0 H: 0<br>E: 0 LOB: 2<br>K: 1 BB: 2<br>S: 5 P: 13 | R: 0 H: 0<br>E: 0 LOB: 0<br>K: 0 BB: 0<br>S: 3 P: 3 | R: 0 H: 0<br>E: 0 LOB: 0<br>K: 0 BB: 0<br>S: 3 P: 3 | R: 0 H: 0<br>E: 0 LOB: 0<br>K: 0 BB: 0<br>S: 3 P: 3 | R: 0 H: 0<br>E: 0 LOB: 0<br>K: 1 BB: 0<br>S: 5 P: 5 | R: 0 H: 0<br>E: 0 LOB: 1<br>K: 1 BB: 1<br>S: 5 P: 9 | 1B: 1<br>2B: 1<br>3B: 0<br>HR: 0 | SF: 0<br>SAC: 0<br>DP: 0<br>HBP: 1 | | | WP: 2<br>PB: 0<br>SB: 1<br>CS: 0 | PA: 36 | | |

| | AB | 29 |
|---|---|---|
| | R | 2 |
| | H | 2 |
| | RBI | 1 |
| | BB | 6 |
| | SO | 8 |
| | LOB | 14 |

| PITCHER | IP | WLS | BF | H | R | ER | SO | BB | IBB | HBP | BLK | WP | HR | S | P | ERA | WHIP |
|---|---|---|---|---|---|---|---|---|---|---|---|---|---|---|---|---|---|
| Dave Boswell, R (1, 1)<br>ERA: 3.03 | 9.0 | W | 36 | 2 | 2 | 2 | 8 | 6 | 0 | 1 | 0 | 2 | 0 | 45 | 70 | 2.00 | 0.889 |

| PITCHER | IP | WLS | BF | H | R | ER | SO | BB | IBB | HBP | BLK | WP | HR | S | P | ERA | WHIP |
|---|---|---|---|---|---|---|---|---|---|---|---|---|---|---|---|---|---|

| Batter | 1 | 2 | 3 | 4 | 5 | 6 | 7 | 8 | 9 | AB | R | H | RBI | BB | SO | LOB |
|---|---|---|---|---|---|---|---|---|---|---|---|---|---|---|---|---|
| Bert Campaneris, R (1, 6)<br>OBP: 0.295, SLG: 0.332 | F7 | | 1-3 | | K | | | K | | 4 | 0 | 0 | 0 | 0 | 2 | 2 |
| John Donaldson, L (1, 4)<br>OBP: 0.347, SLG: 0.346 | S 1B | | F7 | | 4-3 | | | 4-3 | | 4 | 0 | 1 | 0 | 0 | 0 | 2 |
| Ray Webster, L (1, 3)<br>OBP: 0.320, SLG: 0.417 | K 1-2 | | 4-3 | | | 4-3 | | 3-1 | | 4 | 0 | 0 | 0 | 0 | 1 | 1 |
| Rick Monday, L (1, 8)<br>OBP: 0.316, SLG: 0.421 | K | | | 1-3 | | 1B | | | 6-3 | 4 | 0 | 1 | 0 | 0 | 1 | 1 |
| Jim Gosger, L (1, 7)<br>OBP: 0.336, SLG: 0.343 | | K | | K | | F5 | | | K | 4 | 0 | 0 | 0 | 0 | 3 | 1 |
| Sal Bando, R (1, 5)<br>OBP: 0.287, SLG: 0.238 | | HR 1B | | 1-3 | | K | | | 6-3 | 4 | 1 | 1 | 0 | 0 | 1 | 1 |
| Reggie Jackson, L (1, 9)<br>OBP: 0.272, SLG: 0.312 | | K | | | K | | K | | | 3 | 0 | 0 | 0 | 0 | 3 | 1 |
| Dave Duncan, R (1, 2)<br>OBP: 0.218, SLG: 0.381 | | HR 1-H | | | E5 BB | | K2-3 | | | 3 | 1 | 1 | 2 | 0 | 1 | 0 |
| Roberto Rodriguez, R (1, 1) | | 1-3 | | | BB 1-2 | | K | | | 1 | 0 | 0 | 0 | 0 | 0 | 0 |
| Ken Suarez, R (5, PH)<br>OBP: 0.388, SLG: 0.413 | | | | | | | | | | 0 | 0 | 0 | 0 | 1 | 0 | 0 |
| Blue Moon Odom, R (5, 1)<br>OBP: 0.310, SLG: 0.321 | | | | | | | | | | 1 | 0 | 0 | 0 | 0 | 1 | 0 |
| Inning Stats | R: 0 E: 0 K: 2 S: 8 H: 1 LOB: 1 BB: 0 P: 8 | R: 2 E: 0 K: 2 S: 9 H: 2 LOB: 0 BB: 0 P: 9 | R: 0 E: 0 K: 0 S: 3 H: 0 LOB: 0 BB: 0 P: 3 | R: 0 E: 0 K: 1 S: 5 H: 0 LOB: 0 BB: 0 P: 5 | R: 0 E: 1 K: 2 S: 8 H: 0 LOB: 2 BB: 1 P: 12 | R: 0 E: 0 K: 1 S: 6 H: 1 LOB: 1 BB: 0 P: 6 | R: 0 E: 0 K: 3 S: 9 H: 0 LOB: 0 BB: 0 P: 9 | R: 0 E: 0 K: 1 S: 5 H: 0 LOB: 0 BB: 0 P: 5 | R: 0 E: 0 K: 1 S: 5 H: 0 LOB: 0 BB: 0 P: 5 | 1B: 3 2B: 0 3B: 0 HR: 1 SF: 0 SAC: 0 DP: 0 HBP: 0 | | | | | | | |

| PITCHER | IP | WLS | BF | H | R | ER | SO | BB | IBB | HBP | BLK | WP | HR | S | P | ERA | WHIP |
|---|---|---|---|---|---|---|---|---|---|---|---|---|---|---|---|---|---|
| Dean Chance, R (1, 1)<br>ERA: 2.5 | 9.0 | W | 33 | 4 | 2 | 2 | 13 | 1 | 0 | 0 | 0 | 0 | 1 | 58 | 62 | 2.00 | 0.556 |

| PITCHER | IP | WLS | BF | H | R | ER | SO | BB | IBB | HBP | BLK | WP | HR | S | P | ERA | WHIP |
|---|---|---|---|---|---|---|---|---|---|---|---|---|---|---|---|---|---|

# Kansas City Athletics @ Minnesota Twins

Metropolitan Stadium, Bloomington , MI

Wed Sep 20 1967, 4:33 AM EDT

Att. 7,445 - Unknown

TOP

livebaseballscorecards.com

| | |
|---|---|
| AB | 32 |
| R | 2 |
| H | 4 |
| RBI | 2 |
| BB | 1 |
| SO | 13 |
| LOB | 9 |

PA: 33

WP: 0 PB: 0 SB: 1 CS: 0

# BOTTOM

| Batter | 1 | 2 | 3 | 4 | 5 | 6 | 7 | 8 | 9 | AB | R | H | RBI | BB | SO | LOB |
|---|---|---|---|---|---|---|---|---|---|---|---|---|---|---|---|---|
| Zoilo Versalles, R (1, 6)<br>OBP: 0.254, SLG: 0.284 | E8 SH4-3 E 1B | | SH5-3 1B 1B | F4 | | | K | | | 4 | 2 | 2 | 0 | 0 | 1 | 1 |
| Cesar Tovar, R (1, 5)<br>OBP: 0.327, SLG: 0.361 | SH4-3 2-3 | | SH5-3 1-2 | | 5-3 | | L5 | | | 2 | 0 | 0 | 0 | 0 | 0 | 0 |
| Harmon Killebrew, R (1, 3)<br>OBP: 0.397, SLG: 0.529<br>Rich Reese, L (9, 3)<br>OBP: 0.288, SLG: 0.411 | E7 L5-4 3-H 1B | | HR 2-H 1B | | 5-3 | | BB | | | 3<br>0 | 1<br>0 | 2<br>0 | 2<br>0 | 1<br>0 | 0<br>0 | 0<br>0 |
| Tony Oliva, L (1, 9)<br>OBP: 0.348, SLG: 0.464 | BB | | HR 1-H | | HR 1B | | 4-3 | | | 3 | 2 | 2 | 2 | 1 | 0 | 1 |
| Bob Allison, R (1, 7)<br>OBP: 0.348, SLG: 0.457<br>Sandy Valdespino, L (9, 7)<br>OBP: 0.198, SLG: 0.211 | L5-4 2-3 | | 1-3 | | HR 1-H | | | K | | 4<br>0 | 1<br>0 | 1<br>0 | 2<br>0 | 0<br>0 | 1<br>0 | 2<br>0 |
| Rod Carew, L (1, 4)<br>OBP: 0.346, SLG: 0.415 | | PB BB | K | | K | | | 4-3 | | 3 | 0 | 0 | 0 | 1 | 2 | 0 |
| Ted Uhlaender, L (1, 8)<br>OBP: 0.282, SLG: 0.383 | | K 1-2 | | 2B | | 4-3 | | 3-1 | | 4 | 0 | 1 | 0 | 0 | 1 | 1 |
| Jerry Zimmerman, R (1, 2)<br>OBP: 0.251, SLG: 0.198 | | F4 | | F9 | | 4-3 | | | | 3 | 0 | 0 | 0 | 0 | 0 | 2 |
| Dean Chance, R (1, 1)<br>OBP: 0.126, SLG: 0.035 | | K | | K | | K | | | | 3 | 0 | 0 | 0 | 0 | 3 | 2 |
| Inning Stats | R: 1 E: 2 K: 0 S: 4 H: 2 LOB: 1 BB: 1 P: 8 | R: 0 E: 0 K: 2 S: 7 H: 0 LOB: 1 BB: 1 P: 11 | R: 3 E: 0 K: 1 S: 8 H: 3 LOB: 0 BB: 0 P: 8 | R: 0 E: 0 K: 1 S: 6 H: 1 LOB: 1 BB: 0 P: 6 | R: 2 E: 0 K: 1 S: 7 H: 2 LOB: 0 BB: 0 P: 7 | R: 0 E: 0 K: 1 S: 5 H: 0 LOB: 0 BB: 0 P: 5 | R: 0 E: 0 K: 1 S: 5 H: 0 LOB: 1 BB: 1 P: 9 | R: 0 E: 0 K: 1 S: 5 H: 0 LOB: 0 BB: 0 P: 5 | | 1B: 5 2B: 2 3B: 0 HR: 2 | SF: 0 SAC: 2 DP: 1 HBP: 0 | | | | | |

| PITCHER | IP | WLS | BF | H | R | ER | SO | BB | IBB | HBP | BLK | WP | HR | S | P | ERA | WHIP |
|---|---|---|---|---|---|---|---|---|---|---|---|---|---|---|---|---|---|
| Roberto Rodriguez, R (1, 1)<br>ERA: 3.83 | 4.0 | L | 19 | 6 | 4 | 4 | 4 | 2 | 0 | 0 | 0 | 0 | 1 | 25 | 33 | 9.00 | 2.000 |
| Blue Moon Odom, R (5, 1)<br>ERA: 5.04 | 4.0 | | 15 | 2 | 2 | 2 | 4 | 1 | 0 | 0 | 0 | 0 | 1 | 22 | 26 | 4.50 | 0.750 |

| PITCHER | IP | WLS | BF | H | R | ER | SO | BB | IBB | HBP | BLK | WP | HR | S | P | ERA | WHIP |
|---|---|---|---|---|---|---|---|---|---|---|---|---|---|---|---|---|---|

# Kansas City Athletics @ Minnesota Twins

Metropolitan Stadium, Bloomington , MI

Wed Sep 20 1967, 4:33 AM EDT

Att. 7,445 - Unknown

livebaseballscorecards.com

| | |
|---|---|
| AB | 29 |
| R | 6 |
| H | 8 |
| RBI | 6 |
| BB | 3 |
| SO | 8 |
| LOB | 9 |



| Batter | 1 | 2 | 3 | 4 | 5 | 6 | 7 | 8 | 9 | AB | R | H | RBI | BB | SO | LOB |
|---|---|---|---|---|---|---|---|---|---|---|---|---|---|---|---|---|
| Bert Campaneris, R (1, 6)<br>OBP: 0.295, SLG: 0.331 | S 1B | | F7 | | | F9 | | | 3-1 | 4 | 0 | 1 | 0 | 0 | 0 | 0 |
| John Donaldson, L (1, 4)<br>OBP: 0.346, SLG: 0.346 | F2<br>1-2 | | | CS 1B | | | 6-3 | | | 3 | 0 | 1 | 0 | 0 | 0 | 1 |
| Rick Monday, L (1, 8)<br>OBP: 0.313, SLG: 0.418 | F6 | | | K<br>1-2 | | | K | | | 3 | 0 | 0 | 0 | 0 | 2 | 2 |
| Mike Hershberger, R (1, 7) (8, 9)<br>OBP: 0.319, SLG: 0.319 | F8 | | | F7 | | | 6-3 | | | 3 | 0 | 0 | 0 | 0 | 0 | 1 |
| Sal Bando, R (1, 5)<br>OBP: 0.280, SLG: 0.231 | | F9 | | | 6-3 | | | 1-3 | | 3 | 0 | 0 | 0 | 0 | 0 | 0 |
| Joe Rudi, R (1, 3)<br>OBP: 0.212, SLG: 0.194 | | F8 | | | 6-3 | | | F7 | | 3 | 0 | 0 | 0 | 0 | 0 | 0 |
| Reggie Jackson, L (1, 9)<br>OBP: 0.268, SLG: 0.306 | | K | | | 4-3 | | | 6-3 | | 2 | 0 | 0 | 0 | 0 | 1 | 0 |
| Joe Nossek, R (8, PH) (8, 7)<br>OBP: 0.221, SLG: 0.253 | | | | | | | | | | 1 | 0 | 0 | 0 | 0 | 0 | 0 |
| Dave Duncan, R (1, 2)<br>OBP: 0.211, SLG: 0.368 | | | K | | | K | | | F7 | 3 | 0 | 0 | 0 | 0 | 2 | 0 |
| Chuck Dobson, R (1, 1)<br>OBP: 0.174, SLG: 0.174 | | | 6-3 | | | 6-3 | | | K | 2 | 0 | 0 | 0 | 0 | 0 | 0 |
| Paul Lindblad, L (6, 1)<br>OBP: 0.206, SLG: 0.324 | | | | | | | | | | 0 | 0 | 0 | 0 | 0 | 0 | 0 |
| Lew Krausse, R (7, 1)<br>OBP: 0.167, SLG: 0.244 | | | | | | | | | | 0 | 0 | 0 | 0 | 0 | 0 | 0 |
| Dick Green, R (9, PH)<br>OBP: 0.262, SLG: 0.301 | | | | | | | | | | 1 | 0 | 0 | 0 | 0 | 1 | 0 |
| Inning Stats | R: 0 E: 0 K: 0 S: 4 H: 1 LOB: 1 BB: 0 P: 4 | R: 0 E: 0 K: 1 S: 5 H: 0 LOB: 0 BB: 0 P: 5 | R: 0 E: 0 K: 1 S: 5 H: 0 LOB: 0 BB: 0 P: 5 | R: 0 E: 0 K: 1 S: 5 H: 1 LOB: 0 BB: 0 P: 5 | R: 0 E: 0 K: 0 S: 3 H: 0 LOB: 0 BB: 0 P: 3 | R: 0 E: 0 K: 1 S: 5 H: 0 LOB: 0 BB: 0 P: 5 | R: 0 E: 0 K: 1 S: 5 H: 0 LOB: 0 BB: 0 P: 5 | R: 0 E: 0 K: 0 S: 3 H: 0 LOB: 0 BB: 0 P: 3 | R: 0 E: 0 K: 1 S: 5 H: 0 LOB: 0 BB: 0 P: 5 | 1B: 2 2B: 0 3B: 0 HR: 0 | SF: 0 SAC: 0 DP: 0 HBP: 0 | | | | | | |

| PITCHER | IP | WLS | BF | H | R | ER | SO | BB | IBB | HBP | BLK | WP | HR | S | P | ERA | WHIP |
|---|---|---|---|---|---|---|---|---|---|---|---|---|---|---|---|---|---|
| Jim Merritt, L (1, 1)<br>ERA: 2.38 | 9.0 | W | 28 | 2 | 0 | 0 | 6 | 0 | 0 | 0 | 0 | 0 | 0 | 40 | 40 | 0.00 | 0.222 |

| PITCHER | IP | WLS | BF | H | R | ER | SO | BB | IBB | HBP | BLK | WP | HR | S | P | ERA | WHIP |
|---|---|---|---|---|---|---|---|---|---|---|---|---|---|---|---|---|---|

# Kansas City Athletics @ Minnesota Twins

Metropolitan Stadium, Bloomington , MI

Thu Sep 21 1967, 4:33 AM EDT

Att. 11,136 - Unknown

TOP

livebaseballscorecards.com

| | |
|---|---|
| AB | 28 |
| R | 0 |
| H | 2 |
| RBI | 0 |
| BB | 0 |
| SO | 6 |
| LOB | 4 |

PB: 0
SB: 1
CS: 1

| Batter | 1 | 2 | 3 | 4 | 5 | 6 | 7 | 8 | 9 | AB | R | H | RBI | BB | SO | LOB |
|---|---|---|---|---|---|---|---|---|---|---|---|---|---|---|---|---|
| Zoilo Versalles, R (1, 6)<br>OBP: 0.253, SLG: 0.282 | F5 | | F6 | | FC5-4<br>1-2f | | E5<br>E | | | 4 | 1 | 0 | 0 | 0 | 0 | 1 |
| Cesar Tovar, R (1, 5)<br>OBP: 0.326, SLG: 0.359 | F5 | | F4 | | | BBBB<br>HR<br>BB | F7 | | | 3 | 1 | 0 | 0 | 1 | 0 | 1 |
| Harmon Killebrew, R (1, 3)<br>OBP: 0.398, SLG: 0.534<br>Pat Kelly, L (7, PR)<br>Rich Reese, L (8, 3)<br>OBP: 0.288, SLG: 0.411 | F5 | | | F4 | | 1-H<br>HR | E<br>IBB | | | 3<br>0<br>0 | 1<br>0<br>0 | 1<br>0<br>0 | 2<br>0<br>0 | 1<br>0<br>0 | 0<br>0<br>0 | 0<br>0<br>0 |
| Tony Oliva, L (1, 9)<br>OBP: 0.349, SLG: 0.470 | | 1B<br>1B | | 4-3 | | HR | E3<br>1-3<br>2-H | | | 4 | 1 | 2 | 1 | 0 | 0 | 1 |
| Bob Allison, R (1, 7)<br>OBP: 0.349, SLG: 0.460<br>Sandy Valdespino, L (8, 7)<br>OBP: 0.198, SLG: 0.211 | | F8 | | 1B | | FC6-5<br>2B | F5 | | | 4<br>0 | 0<br>0 | 2<br>0 | 0<br>0 | 0<br>0 | 0<br>0 | 3<br>0 |
| Rod Carew, L (1, 4)<br>OBP: 0.343, SLG: 0.412 | | F8 | | G3 | | FC6-5<br>2-3 | | K | | 4 | 0 | 0 | 0 | 0 | 1 | 3 |
| Ted Uhlaender, L (1, 8)<br>OBP: 0.282, SLG: 0.382 | | FC6-4<br>1-3<br>1B | | | 6-3 | F9 | | 6-3 | | 4 | 0 | 1 | 0 | 0 | 0 | 1 |
| Jerry Zimmerman, R (1, 2)<br>OBP: 0.247, SLG: 0.194 | | FC6-4<br>1-2f | | | F6 | F3 | | 5-3 | | 4 | 0 | 0 | 0 | 0 | 0 | 3 |
| Jim Merritt, L (1, 1)<br>OBP: 0.210, SLG: 0.176 | | | K | | FC5-4<br>1B | | K | | | 3 | 0 | 1 | 0 | 0 | 2 | 0 |
| Inning Stats | R: 0<br>E: 0<br>K: 0<br>S: 3<br>H: 0<br>LOB: 0<br>BB: 0<br>P: 3 | R: 0<br>E: 0<br>K: 0<br>S: 5<br>H: 2<br>LOB: 2<br>BB: 0<br>P: 5 | R: 0<br>E: 0<br>K: 1<br>S: 5<br>H: 0<br>LOB: 0<br>BB: 0<br>P: 5 | R: 0<br>E: 0<br>K: 0<br>S: 4<br>H: 1<br>LOB: 1<br>BB: 0<br>P: 4 | R: 0<br>E: 0<br>K: 0<br>S: 4<br>H: 1<br>LOB: 1<br>BB: 0<br>P: 4 | R: 3<br>E: 0<br>K: 0<br>S: 6<br>H: 3<br>LOB: 1<br>BB: 1<br>P: 10 | R: 1<br>E: 2<br>K: 1<br>S: 7<br>H: 0<br>LOB: 2<br>BB: 1<br>P: 11 | R: 0<br>E: 0<br>K: 1<br>S: 5<br>H: 0<br>LOB: 0<br>BB: 0<br>P: 5 | | 1B: 4<br>2B: 1<br>3B: 0<br>HR: 2<br>SF: 0<br>SAC: 0<br>DP: 0<br>HBP: 0 | | | | | | |

| PITCHER | | IP | WLS | BF | H | R | ER | SO | BB | IBB | HBP | BLK | WP | HR | S | P | ERA | WHIP |
|---|---|---|---|---|---|---|---|---|---|---|---|---|---|---|---|---|---|---|
| Chuck Dobson, R<br>ERA: 3.76 | (1, 1) | 5.0 | L | 23 | 7 | 3 | 3 | 1 | 1 | 0 | 0 | 0 | 0 | 2 | 24 | 28 | 5.40 | 1.600 |
| Paul Lindblad, L<br>ERA: 3.63 | (6, 1) | 1.2 | | 8 | 0 | 1 | 0 | 1 | 0 | 1 | 0 | 0 | 0 | 0 | 9 | 13 | 0.00 | 0.000 |
| Lew Krausse, R<br>ERA: 4.18 | (7, 1) | 1.1 | | 4 | 0 | 0 | 0 | 1 | 0 | 0 | 0 | 0 | 0 | 0 | 6 | 6 | 0.00 | 0.000 |

| PITCHER | IP | WLS | BF | H | R | ER | SO | BB | IBB | HBP | BLK | WP | HR | S | P | ERA | WHIP |
|---|---|---|---|---|---|---|---|---|---|---|---|---|---|---|---|---|---|

# BOTTOM

## Kansas City Athletics @ Minnesota Twins

Metropolitan Stadium, Bloomington , MI

Thu Sep 21 1967, 4:33 AM EDT

Att. 11,136 - Unknown

livebaseballscorecards.com

| | |
|---|---|
| AB | 33 |
| R | 4 |
| H | 7 |
| RBI | 3 |
| BB | 2 |
| SO | 3 |
| LOB | 13 |

| Batter | 1 | 2 | 3 | 4 | 5 | 6 | 7 | 8 | 9 | AB | R | H | RBI | BB | SO | LOB |
|---|---|---|---|---|---|---|---|---|---|---|---|---|---|---|---|---|
| Horace Clarke, S (1, 4)<br>OBP: 0.321, SLG: 0.312 | S S S 0-3 ① K | | x 0-0 ③ 6-3 | | | x 0-0 3-1 E 1B | | x 0-0 E3 FC6-4 | | 4 | 0 | 1 | 0 | 0 | 1 | 1 |
| Roy White, S (1, 7)<br>OBP: 0.272, SLG: 0.270 | x 0-0 ② 6-3 | | | x 0-0 G3 1B 1B | | x 0-0 E4 3-1 1-2 | | x 0-0 ① FC6-4 4-3 1B 1-2f 1B | | 4 | 1 | 1 | 0 | 0 | 0 | 2 |
| Mickey Mantle, S (1, 3)<br>OBP: 0.398, SLG: 0.449 | S S S 0-3 ③ K | | | S S S 0-3 ① K | | x 0-0 ① F5 | | x 0-0 4-3 1-2 1B 1B | | 4 | 1 | 1 | 0 | 0 | 2 | 3 |
| Joe Pepitone, L (1, 8)<br>OBP: 0.297, SLG: 0.366 | | x 0-0 ① 6-3 | | x 0-0 G3 1-2 1B | | x 0-0 ② 3-1 1-2 2-3 | | x 0-0 ② 4-3 1-2 2-3 | | 4 | 0 | 1 | 0 | 0 | 0 | 4 |
| Steve Whitaker, L (1, 9)<br>OBP: 0.286, SLG: 0.365 | | x 0-0 ② 6-3 | | x 0-0 ② G3 1-2 2-3 | | S S S 0-3 ③ K | | x 0-0 2-H 3-H 1B | | 4 | 0 | 1 | 2 | 0 | 1 | 4 |
| Frank Fernandez, R (1, 2)<br>OBP: 0.167, SLG: 0.125 | | x 0-0 ③ F5 | | x 0-0 ③ F4 | | | x 0-0 ① 5-3 | x 0-0 ③ 5-3 | | 4 | 0 | 0 | 0 | 0 | 0 | 3 |
| Charley Smith, R (1, 5)<br>OBP: 0.272, SLG: 0.341 | | | x 0-0 ① G3 | | x 0-0 ① F9 | | x 0-0 ② F7 | | x 0-0 ① F8 | 4 | 0 | 0 | 0 | 0 | 0 | 0 |
| Ruben Amaro, R (1, 6)<br>OBP: 0.299, SLG: 0.261 | | | x 0-0 ② 6-3 | | x 0-0 ② 6-3 | | x 0-0 E6 1B | | S S S 0-3 ② K | 4 | 0 | 1 | 0 | 0 | 1 | 0 |
| Mel Stottlemyre, R (1, 1)<br>OBP: 0.127, SLG: 0.104<br>Bill Robinson, R (7, PH)<br>OBP: 0.260, SLG: 0.282<br>Joe Verbanic, R (7, 1)<br>OBP: 0.111, SLG: 0.167<br>Ross Moschitto, R (9, PH)<br>OBP: 0.222, SLG: 0.125 | | | x 0-0 1B | | S S S 0-3 ③ K | | S S S 0-3 ③ K | | x 0-0 ③ F5 | 2<br>1<br>0<br>1 | 0<br>0<br>0<br>0 | 1<br>0<br>0<br>0 | 0<br>0<br>0<br>0 | 0<br>0<br>0<br>0 | 1<br>1<br>0<br>0 | 0<br>1<br>0<br>0 |
| Inning Stats | R: 0<br>E: 0<br>K: 2<br>S: 7<br>H: 0<br>LOB: 0<br>BB: 0<br>P: 7 | R: 0<br>E: 0<br>K: 0<br>S: 3<br>H: 0<br>LOB: 0<br>BB: 0<br>P: 3 | R: 0<br>E: 0<br>K: 0<br>S: 4<br>H: 1<br>LOB: 1<br>BB: 0<br>P: 4 | R: 0<br>E: 0<br>K: 1<br>S: 7<br>H: 2<br>LOB: 2<br>BB: 0<br>P: 7 | R: 0<br>E: 0<br>K: 1<br>S: 5<br>H: 0<br>LOB: 0<br>BB: 0<br>P: 5 | R: 0<br>E: 1<br>K: 1<br>S: 7<br>H: 1<br>LOB: 2<br>BB: 0<br>P: 7 | R: 0<br>E: 1<br>K: 1<br>S: 6<br>H: 1<br>LOB: 1<br>BB: 0<br>P: 6 | R: 2<br>E: 1<br>K: 0<br>S: 6<br>H: 2<br>LOB: 1<br>BB: 0<br>P: 6 | R: 0<br>E: 0<br>K: 1<br>S: 5<br>H: 0<br>LOB: 0<br>BB: 0<br>P: 5 | 1B: 7<br>2B: 0<br>3B: 0<br>HR: 0<br>SF: 0<br>SAC: 0<br>DP: 0<br>HBP: 0 | | | | | | |

| PITCHER | IP | WLS | BF | H | R | ER | SO | BB | IBB | HBP | BLK | WP | HR | S | P | ERA | WHIP |
|---|---|---|---|---|---|---|---|---|---|---|---|---|---|---|---|---|---|
| Jim Kaat, L (1, 1)<br>ERA: 3.11 | 9.0 | W | 36 | 7 | 2 | 0 | 7 | 0 | 0 | 0 | 0 | 0 | 0 | 50 | 50 | 0.00 | 0.778 |

| PITCHER | IP | WLS | BF | H | R | ER | SO | BB | IBB | HBP | BLK | WP | HR | S | P | ERA | WHIP |
|---|---|---|---|---|---|---|---|---|---|---|---|---|---|---|---|---|---|

# TOP

## New York Yankees @ Minnesota Twins

Metropolitan Stadium, Bloomington , MI

Fri Sep 22 1967, 4:33 AM EDT

Att. 11,523 - Unknown

livebaseballscorecards.com

| | |
|---|---|
| AB | 36 |
| R | 2 |
| H | 7 |
| RBI | 2 |
| BB | 0 |
| SO | 7 |
| LOB | 18 |

WP: 0 PA: 36
PB: 0
SB: 0
CS: 0

# BOTTOM

## New York Yankees @ Minnesota Twins

Metropolitan Stadium, Bloomington , MI

Fri Sep 22 1967, 4:33 AM EDT

Att. 11,523 - Unknown

livebaseballscorecards.com

| Batter | 1 | 2 | 3 | 4 | 5 | 6 | 7 | 8 | 9 | AB | R | H | RBI | BB | SO | LOB |
|---|---|---|---|---|---|---|---|---|---|---|---|---|---|---|---|---|
| Zoilo Versalles, R (1, 6)<br>OBP: 0.255, SLG: 0.292 | 1B<br>1B<br>1B | 2B | | | 5-3 ① | HR | | 5-3 ② | | 5 | 2 | 3 | 1 | 0 | 0 | 0 |
| Cesar Tovar, R (1, 5)<br>OBP: 0.328, SLG: 0.371 | E 1B<br>1-2 6-3<br>1B | 5-3 ③ | | | HR | K ② | | HR | | 5 | 3 | 3 | 2 | 0 | 1 | 1 |
| Harmon Killebrew, R (1, 3)<br>OBP: 0.398, SLG: 0.535<br>Rich Reese, L (8, 3)<br>OBP: 0.286, SLG: 0.406 | E8<br>E<br>1-3<br>2-H<br>1B | | 1-3 ① | | BB<br>1B<br>2B | F6 ③ | | F6 ③ | | 4<br>1 | 1<br>0 | 2<br>0 | 1<br>0 | 0<br>0 | 0<br>0 | 0<br>0 |
| Tony Oliva, L (1, 9)<br>OBP: 0.350, SLG: 0.471 | 6-3 ①<br>3-H | | 2B | | BB<br>1B<br>IBB | | 1-3 ① | | | 3 | 1 | 1 | 1 | 1 | 0 | 1 |
| Bob Allison, R (1, 7)<br>OBP: 0.349, SLG: 0.457<br>Sandy Valdespino, L (8, 7)<br>OBP: 0.198, SLG: 0.211 | K ② | | 5-3 ② | | 1B<br>1-2<br>2-3<br>BB | | K ② | | | 3<br>0 | 1<br>0 | 0<br>0 | 0<br>0 | 1<br>0 | 2<br>0 | 2<br>0 |
| Rod Carew, L (1, 4)<br>OBP: 0.344, SLG: 0.413 | E6<br>2-3 | 6-3 ③ | | | 1-3<br>2-H<br>3-H<br>1B | 1B<br>1B | | | | 4 | 0 | 2 | 2 | 0 | 0 | 2 |
| Ted Uhlaender, L (1, 8)<br>OBP: 0.284, SLG: 0.383 | F8 ③ | | | 1-3 ① | 3-H<br>1B | 1-3<br>1B | | | | 4 | 0 | 2 | 1 | 0 | 0 | 2 |
| Jerry Zimmerman, R (1, 2)<br>OBP: 0.243, SLG: 0.191 | | 6-3 ① | | 6-3 ② | L5 ③ | | K ③ | | | 4 | 0 | 0 | 0 | 0 | 1 | 3 |
| Jim Kaat, L (1, 1)<br>OBP: 0.228, SLG: 0.255 | | 4-3 ② | | G3 ③ | | L6 ① | | 4-3 ① | | 4 | 0 | 0 | 0 | 0 | 0 | 0 |
| Inning Stats | R: 2 H: 3<br>E: 2 LOB: 2<br>K: 1 BB: 0<br>S: 9 P: 9 | R: 0 H: 1<br>E: 0 LOB: 1<br>K: 0 BB: 0<br>S: 4 P: 4 | R: 0 H: 1<br>E: 0 LOB: 1<br>K: 0 BB: 0<br>S: 4 P: 4 | R: 0 H: 0<br>E: 0 LOB: 0<br>K: 0 BB: 0<br>S: 3 P: 3 | R: 4 H: 4<br>E: 0 LOB: 1<br>K: 0 BB: 2<br>S: 6 P: 14 | R: 1 H: 1<br>E: 0 LOB: 0<br>K: 1 BB: 0<br>S: 6 P: 6 | R: 0 H: 2<br>E: 0 LOB: 2<br>K: 2 BB: 0<br>S: 9 P: 9 | R: 1 H: 1<br>E: 0 LOB: 0<br>K: 0 BB: 0<br>S: 4 P: 4 | | 1B: 7 SF: 0<br>2B: 3 SAC: 0<br>3B: 0 DP: 0<br>HR: 3 HBP: 0 | | | | | | |

| | AB | 37 |
|---|---|---|
| | R | 8 |
| | H | 13 |
| | RBI | 8 |
| | BB | 2 |
| | SO | 4 |
| | LOB | 11 |

WP: 0 PA: 39
PB: 0
SB: 0
CS: 0

| PITCHER | | IP | WLS | BF | H | R | ER | SO | BB | IBB | HBP | BLK | WP | HR | S | P | ERA | WHIP |
|---|---|---|---|---|---|---|---|---|---|---|---|---|---|---|---|---|---|---|
| Mel Stottlemyre, R<br>ERA: 3.01 | (1, 1) | 6.0 | L | 30 | 10 | 7 | 7 | 2 | 1 | 1 | 0 | 0 | 0 | 2 | 32 | 40 | 10.50 | 1.833 |
| Joe Verbanic, R<br>ERA: 2.8 | (7, 1) | 2.0 | | 9 | 3 | 1 | 1 | 2 | 0 | 0 | 0 | 0 | 0 | 1 | 13 | 13 | 4.50 | 1.500 |

| PITCHER | IP | WLS | BF | H | R | ER | SO | BB | IBB | HBP | BLK | WP | HR | S | P | ERA | WHIP |
|---|---|---|---|---|---|---|---|---|---|---|---|---|---|---|---|---|---|

# New York Yankees @ Minnesota Twins

Metropolitan Stadium, Bloomington , MI

Sat Sep 23 1967, 4:33 AM EDT

Att. 32,293 - Unknown

TOP

livebaseballscorecards.com

| Batter | 1 | 2 | 3 | 4 | 5 | 6 | 7 | 8 | 9 | AB | R | H | RBI | BB | SO | LOB |
|---|---|---|---|---|---|---|---|---|---|---|---|---|---|---|---|---|
| Horace Clarke, S (1, 4)<br>OBP: 0.320, SLG: 0.311 | BB 1B<br>BB<br>1B | K | F6 | | | F9 | | F9 | | 5 | 1 | 1 | 0 | 0 | 1 | 2 |
| Jerry Kenney, L (1, 6)<br>OBP: 0.463, SLG: 0.471 | BB BB<br>1-2<br>1B | BB | G3-6-3<br>BB | | | 6-3 | | 4-3 | | 3 | 0 | 1 | 0 | 2 | 0 | 0 |
| Mickey Mantle, S (1, 3)<br>OBP: 0.398, SLG: 0.446 | K | F5 | F8 | | | BB | | HR<br>BB | | 3 | 1 | 0 | 0 | 2 | 1 | 5 |
| Joe Pepitone, L (1, 8)<br>OBP: 0.298, SLG: 0.371 | BB<br>1-2<br>2-3<br>BB | 4-3 | G3-6-3<br>1-2f | | | F9 | | 1-H<br>HR | | 4 | 1 | 1 | 2 | 1 | 0 | 2 |
| Roy White, S (1, 9)<br>OBP: 0.280, SLG: 0.280 | 1-2<br>2-3<br>3-H<br>BB | S<br>HR<br>1B | | | 3-1<br>2B | | F4 | 4-3 | | 4 | 1 | 2 | 1 | 1 | 0 | 0 |
| Ross Moschitto, R (8, 9)<br>OBP: 0.222, SLG: 0.125 | | | | | | | | | | 0 | 0 | 0 | 0 | 0 | 0 | 0 |
| Jake Gibbs, L (1, 2)<br>OBP: 0.289, SLG: 0.281 | K | 1-2<br>HR<br>BB | | | 3-1<br>2-3 | | 6-3 | | F9 | 4 | 1 | 0 | 0 | 1 | 1 | 4 |
| Tom Shopay, L (1, 7)<br>OBP: 0.308, SLG: 0.500 | K | 1-H<br>2-H<br>HR | | | IBB | | S<br>1B | | 4-3 | 4 | 1 | 2 | 3 | 1 | 1 | 3 |
| Charley Smith, R (1, 5)<br>OBP: 0.276, SLG: 0.339 | | SH3-4<br>BB | BB | | K | | 1-2<br>FC6-4<br>IBB | | F4 | 2 | 0 | 0 | 0 | 3 | 1 | 2 |
| Fritz Peterson, S (1, 1)<br>OBP: 0.226, SLG: 0.167 | | | | | | | | | | 2 | 0 | 0 | 0 | 0 | 2 | 3 |
| Dooley Womack, L (6, 1)<br>OBP: 0.231, SLG: 0.231 | | 1-2<br>SH3-4 | K | | 1-2<br>K | | 1-2f<br>FC6-4 | | | 1 | 0 | 0 | 0 | 0 | 0 | 2 |

| | AB | 32 |
|---|---|---|
| | R | 6 |
| | H | 7 |
| | RBI | 6 |
| | BB | 11 |
| | SO | 7 |
| | LOB | 23 |

| Inning Stats | | | | | | | | | | | | | | | | | | | | | | | | |
|---|---|---|---|---|---|---|---|---|---|---|---|---|---|---|---|---|---|---|---|---|---|---|---|---|
| | R: 1<br>E: 0<br>K: 3<br>S: 11 | H: 2<br>LOB: 3<br>BB: 2<br>P: 19 | R: 0<br>E: 0<br>K: 1<br>S: 5 | H: 0<br>LOB: 2<br>BB: 2<br>P: 13 | R: 3<br>E: 0<br>K: 1<br>S: 7 | H: 2<br>LOB: 1<br>BB: 2<br>P: 15 | R: 0<br>E: 0<br>K: 0<br>S: 2 | H: 0<br>LOB: 0<br>BB: 1<br>P: 6 | R: 0<br>E: 0<br>K: 2<br>S: 8 | H: 1<br>LOB: 2<br>BB: 1<br>P: 12 | R: 0<br>E: 0<br>K: 0<br>S: 3 | H: 0<br>LOB: 1<br>BB: 1<br>P: 7 | R: 0<br>E: 0<br>K: 0<br>S: 4 | H: 1<br>LOB: 2<br>BB: 1<br>P: 8 | R: 2<br>E: 0<br>K: 0<br>S: 4 | H: 1<br>LOB: 0<br>BB: 1<br>P: 8 | R: 0<br>E: 0<br>K: 0<br>S: 3 | H: 0<br>LOB: 0<br>BB: 0<br>P: 3 | 1B: 4<br>2B: 1<br>3B: 0<br>HR: 2 | SF: 0<br>SAC: 1<br>DP: 1<br>HBP: 0 | WP: 0<br>PB: 0<br>SB: 3<br>CS: 0 | PA: 44 | |

| PITCHER | | IP | WLS | BF | H | R | ER | SO | BB | IBB | HBP | BLK | WP | HR | S | P | ERA | WHIP |
|---|---|---|---|---|---|---|---|---|---|---|---|---|---|---|---|---|---|---|
| Dave Boswell, R<br>ERA: 3.16 | (1, 1) | 2.1 | L | 17 | 4 | 4 | 4 | 4 | 6 | 0 | 0 | 0 | 0 | 1 | 19 | 43 | 15.43 | 4.286 |
| Jim Perry, R<br>ERA: 2.99 | (3, 1) | 2.2 | | 10 | 1 | 0 | 0 | 3 | 1 | 1 | 0 | 0 | 0 | 0 | 14 | 22 | 0.00 | 0.750 |
| Jim Roland, L<br>ERA: 2.76 | (6, 1) | 2.0 | | 9 | 1 | 0 | 0 | 0 | 1 | 1 | 0 | 0 | 0 | 0 | 7 | 15 | 0.00 | 1.000 |
| Al Worthington, R<br>ERA: 3.13 | (8, 1) | 2.0 | | 8 | 1 | 2 | 2 | 0 | 1 | 0 | 0 | 0 | 0 | 1 | 7 | 11 | 9.00 | 1.000 |

| PITCHER | IP | WLS | BF | H | R | ER | SO | BB | IBB | HBP | BLK | WP | HR | S | P | ERA | WHIP |
|---|---|---|---|---|---|---|---|---|---|---|---|---|---|---|---|---|---|

| Batter | 1 | 2 | 3 | 4 | 5 | 6 | 7 | 8 | 9 | AB | R | H | RBI | BB | SO | LOB |
|---|---|---|---|---|---|---|---|---|---|---|---|---|---|---|---|---|
| Zoilo Versalles, R (1, 6)<br>OBP: 0.254, SLG: 0.290 | F6 | | 5-3 | | F5 | | F4 | | | 4 | 0 | 0 | 0 | 0 | 0 | 0 |
| Cesar Tovar, R (1, 5)<br>OBP: 0.327, SLG: 0.369 | F8 | | 5-3 | | | E7 BB FC | | F8 | | 4 | 0 | 0 | 0 | 0 | 0 | 0 |
| Harmon Killebrew, R (1, 3)<br>OBP: 0.398, SLG: 0.533 | 2B 1B | | | 6-3 | | FC BB<br>1-2 | | K | | 4 | 0 | 1 | 0 | 0 | 1 | 1 |
| Tony Oliva, L (1, 9)<br>OBP: 0.350, SLG: 0.471 | 1-3 2B | | | 1-3 | | F3 | | F9 | | 4 | 0 | 1 | 0 | 0 | 0 | 2 |
| Bob Allison, R (1, 7)<br>OBP: 0.346, SLG: 0.453 | 6-3 | | | F9 | | F6 | | | L4 | 4 | 0 | 0 | 0 | 0 | 0 | 4 |
| Rod Carew, L (1, 4)<br>OBP: 0.345, SLG: 0.412 | | 1-3 | | | SH1-3 HR 1B | BBBB<br>1-2<br>2-3 BB | | | F8 | 3 | 1 | 1 | 0 | 1 | 0 | 0 |
| Ted Uhlaender, L (1, 8)<br>OBP: 0.284, SLG: 0.383 | | 4-3 | | | SH1-3<br>1-2 | F9 | | | 1B | 3 | 0 | 1 | 0 | 0 | 0 | 3 |
| Jerry Zimmerman, R (1, 2)<br>OBP: 0.242, SLG: 0.190<br>Frank Kostro, R (5, PH)<br>OBP: 0.367, SLG: 0.321<br>Hank Izquierdo, R (6, 2)<br>OBP: 0.296, SLG: 0.346<br>Russ Nixon, L (7, PH)<br>OBP: 0.310, SLG: 0.307<br>(8, 2) | | F8 | | | K | | K | | L4 | 1<br>1<br>0<br>2 | 0<br>0<br>0<br>0 | 0<br>0<br>0<br>1 | 0<br>0<br>0<br>0 | 0<br>0<br>0<br>1 | 0<br>0<br>0<br>0 | 0<br>1<br>0<br>1 |
| Dave Boswell, R (1, 1)<br>OBP: 0.250, SLG: 0.315<br>Jim Perry, S (3, 1)<br>OBP: 0.195, SLG: 0.293<br>Carroll Hardy, R (5, PH)<br>OBP: 0.429, SLG: 0.833<br>Jim Roland, R (6, 1)<br>Rich Reese, L (7, PH)<br>OBP: 0.283, SLG: 0.402<br>Al Worthington, R (8, 1) | | | 5-3 | | 2-H HR | | F8 | | | 0<br>1<br>1<br>0<br>1<br>0 | 0<br>0<br>1<br>0<br>0<br>0 | 0<br>0<br>1<br>0<br>0<br>0 | 0<br>0<br>2<br>0<br>0<br>0 | 0<br>0<br>0<br>0<br>0<br>0 | 0<br>0<br>0<br>0<br>0<br>0 | 0<br>0<br>0<br>0<br>0<br>0 |
| Inning Stats | R: 0 H: 2<br>E: 0 LOB: 2<br>K: 0 BB: 0<br>S: 5 P: 5 | R: 0 H: 0<br>E: 0 LOB: 0<br>K: 0 BB: 0<br>S: 3 P: 3 | R: 0 H: 0<br>E: 0 LOB: 0<br>K: 0 BB: 0<br>S: 3 P: 3 | R: 0 H: 0<br>E: 0 LOB: 0<br>K: 0 BB: 0<br>S: 3 P: 3 | R: 2 H: 2<br>E: 0 LOB: 0<br>K: 1 BB: 0<br>S: 7 P: 7 | R: 0 H: 0<br>E: 1 LOB: 3<br>K: 0 BB: 1<br>S: 5 P: 9 | R: 0 H: 0<br>E: 0 LOB: 0<br>K: 1 BB: 0<br>S: 5 P: 5 | R: 0 H: 0<br>E: 0 LOB: 0<br>K: 1 BB: 0<br>S: 5 P: 5 | R: 0 H: 1<br>E: 0 LOB: 1<br>K: 0 BB: 0<br>S: 4 P: 4 | 1B: 3 SF: 0<br>2B: 1 SAC: 1<br>3B: 0 DP: 0<br>HR: 1 HBP: 0 | | | | | | |

| PITCHER | IP | WLS | BF | H | R | ER | SO | BB | IBB | HBP | BLK | WP | HR | S | P | ERA | WHIP |
|---|---|---|---|---|---|---|---|---|---|---|---|---|---|---|---|---|---|
| Fritz Peterson, L (1, 1)<br>ERA: 3.51 | 5.2 | W | 24 | 4 | 2 | 2 | 1 | 1 | 0 | 0 | 0 | 0 | 1 | 25 | 29 | 3.18 | 0.882 |
| Dooley Womack, R (6, 1)<br>ERA: 2.51 | 3.1 | S | 11 | 1 | 0 | 0 | 2 | 0 | 0 | 0 | 0 | 0 | 0 | 15 | 15 | 0.00 | 0.300 |

| PITCHER | IP | WLS | BF | H | R | ER | SO | BB | IBB | HBP | BLK | WP | HR | S | P | ERA | WHIP |
|---|---|---|---|---|---|---|---|---|---|---|---|---|---|---|---|---|---|

# BOTTOM

## New York Yankees @ Minnesota Twins

Metropolitan Stadium, Bloomington , MI

Sat Sep 23 1967, 4:33 AM EDT

Att. 32,293 - Unknown

livebaseballscorecards.com

| | |
|---|---|
| AB | 33 |
| R | 2 |
| H | 5 |
| RBI | 2 |
| BB | 1 |
| SO | 3 |
| LOB | 12 |

| Batter | 1 | 2 | 3 | 4 | 5 | 6 | 7 | 8 | 9 | AB | R | H | RBI | BB | SO | LOB |
|---|---|---|---|---|---|---|---|---|---|---|---|---|---|---|---|---|
| Horace Clarke, S (1, 4)<br>OBP: 0.319, SLG: 0.310 | 1-3 | | K | | K | | | 6-3 | 2-3 1B | 5 | 0 | 1 | 0 | 0 | 2 | 1 |
| Jerry Kenney, L (1, 6)<br>OBP: 0.435, SLG: 0.436 | 4-3 | | 4-3 | | | 1B | | 1-3 | L6 | 5 | 0 | 1 | 0 | 0 | 0 | 2 |
| Mickey Mantle, S (1, 3)<br>OBP: 0.396, SLG: 0.444 | K | | | K | | G3 | | 1B 3B | | 2 | 0 | 0 | 0 | 0 | 2 | 0 |
| Mike Hegan, L (5, 3)<br>OBP: 0.254, SLG: 0.221 | | | | | | | | | | 2 | 1 | 1 | 0 | 0 | 0 | 0 |
| Joe Pepitone, L (1, 8)<br>OBP: 0.297, SLG: 0.370 | | E1 1B 1B | | K | | F2 | | 3-H 1B | | 4 | 1 | 1 | 1 | 0 | 1 | 0 |
| Roy White, S (1, 9)<br>OBP: 0.288, SLG: 0.295 | | 1B SF8 1-2 1B | | 2B | | | 1B | F8 | | 4 | 1 | 3 | 0 | 0 | 0 | 1 |
| Jake Gibbs, L (1, 2)<br>OBP: 0.291, SLG: 0.288 | | CS 1-3 2-H 1B | | 1-3 | | | F7 | | 1B 3B | 4 | 1 | 2 | 1 | 0 | 0 | 2 |
| Tom Shopay, L (1, 7)<br>OBP: 0.353, SLG: 0.533 | | SF8 3-H | | | 4-3 | | 1-2 1B | | 1B WP 3-H 1B | 3 | 0 | 2 | 2 | 0 | 0 | 0 |
| Charley Smith, R (1, 5)<br>OBP: 0.276, SLG: 0.338 | | K 1-2 | | | 1B | | F7 | | K 1-2 | 4 | 0 | 1 | 0 | 0 | 2 | 4 |
| Steve Barber, L (1, 1)<br>OBP: 0.185, SLG: 0.196 | | | 4-3 | | K | | K | | K 1-2 | 0 | 0 | 0 | 0 | 0 | 0 | 0 |
| Bill Monbouquette, R (2, 1)<br>OBP: 0.200, SLG: 0.172 | | | | | | | | | | 1 | 0 | 0 | 0 | 0 | 0 | 0 |
| Billy Bryan, L (5, PH)<br>OBP: 0.357, SLG: 0.100 | | | | | | | | | | 1 | 0 | 0 | 0 | 1 | 1 | |
| Jim Bouton, R (5, 1) | | | | | | | | | | 0 | 0 | 0 | 0 | 0 | 0 | 0 |
| Bill Robinson, R (7, PH)<br>OBP: 0.259, SLG: 0.282 | | | | | | | | | | 1 | 0 | 0 | 0 | 0 | 1 | 2 |
| Thad Tillotson, R (7, 1)<br>OBP: 0.167, SLG: 0.063 | | | | | | | | | | 0 | 0 | 0 | 0 | 0 | 0 | 0 |
| Ross Moschitto, R (9, PH)<br>OBP: 0.200, SLG: 0.111 | | | | | | | | | | 1 | 0 | 0 | 0 | 0 | 1 | 1 |
| Inning Stats | R: 0 E: 0 K: 1 S: 5 H: 0 LOB: 0 BB: 0 P: 5 | R: 2 E: 1 K: 1 S: 7 H: 2 LOB: 0 BB: 0 P: 7 | R: 0 E: 0 K: 1 S: 5 H: 0 LOB: 0 BB: 0 P: 5 | R: 0 E: 0 K: 2 S: 8 H: 1 LOB: 1 BB: 0 P: 8 | R: 0 E: 0 K: 2 S: 8 H: 1 LOB: 1 BB: 0 P: 8 | R: 0 E: 0 K: 0 S: 3 H: 1 LOB: 0 BB: 0 P: 3 | R: 0 E: 0 K: 1 S: 7 H: 2 LOB: 2 BB: 0 P: 7 | R: 1 E: 0 K: 0 S: 5 H: 2 LOB: 1 BB: 0 P: 5 | R: 1 E: 0 K: 2 S: 10 H: 3 LOB: 2 BB: 0 P: 10 | 1B: 9 2B: 1 3B: 2 HR: 0 | SF: 1 SAC: 0 DP: 0 HBP: 0 | | | | | | |

| PITCHER | IP | WLS | BF | H | R | ER | SO | BB | IBB | HBP | BLK | WP | HR | S | P | ERA | WHIP |
|---|---|---|---|---|---|---|---|---|---|---|---|---|---|---|---|---|---|
| Dean Chance, R (1, 1)<br>ERA: 2.51 | 9.0 | W | 38 | 12 | 4 | 3 | 10 | 0 | 0 | 0 | 0 | 1 | 0 | 58 | 58 | 3.00 | 1.333 |

| PITCHER | IP | WLS | BF | H | R | ER | SO | BB | IBB | HBP | BLK | WP | HR | S | P | ERA | WHIP |
|---|---|---|---|---|---|---|---|---|---|---|---|---|---|---|---|---|---|

# TOP

## New York Yankees @ Minnesota Twins

Metropolitan Stadium, Bloomington , MI

Sun Sep 24 1967, 4:33 AM EDT

Att. 42,184 - Unknown

livebaseballscorecards.com

| | |
|---|---|
| AB | 37 |
| R | 4 |
| H | 12 |
| RBI | 4 |
| BB | 0 |
| SO | 10 |
| LOB | 14 |

WP: 1 PB: 0 SB: 0 CS: 1 PA: 38

# New York Yankees @ Minnesota Twins

Metropolitan Stadium, Bloomington , MI

Sun Sep 24 1967, 4:33 AM EDT

Att. 42,184 - Unknown

BOTTOM

livebaseballscorecards.com

| Batter | 1 | 2 | 3 | 4 | 5 | 6 | 7 | 8 | 9 | AB | R | H | RBI | BB | SO | LOB |
|---|---|---|---|---|---|---|---|---|---|---|---|---|---|---|---|---|
| Zoilo Versalles, R (1, 6)<br>OBP: 0.255, SLG: 0.290 | BBBB 4-0 FC5-4 BB | x 0-0 S SH 1B 2-3 3-H 1B | x 0-0 ③ F9 | | | SSS 0-3 ① K | | x 0-0 ② F9 | | 4 | 1 | 1 | 1 | 1 | 1 | 1 |
| Cesar Tovar, R (1, 5)<br>OBP: 0.326, SLG: 0.367 | x 0-0 ① FC5-4 FC4-6 1B HR 1-2f | x 0-0 SH 1B 1B 1-2 3-H 1B | | SSS 0-3 ① K | | x 0-0 ② F2 | | BBBB 4-0 BB | | 3 | 2 | 0 | 1 | 1 | 1 | 1 |
| Harmon Killebrew, R (1, 3)<br>OBP: 0.401, SLG: 0.541<br>Rich Reese, L (8, 3)<br>OBP: 0.280, SLG: 0.398 | x 0-0 FC4-6 1-2 1B | x 0-0 1B 1-3 2-H 1B | | x 0-0 HR | | BBBB 4-0 BB | | x 0-0 ③ 5-3 | | 3<br>1 | 1<br>0 | 3<br>0 | 2<br>0 | 1<br>0 | 0<br>0 | 0<br>1 |
| Tony Oliva, L (1, 9)<br>OBP: 0.349, SLG: 0.469 | x 0-0 ② FC4-6 HR 1-2f 2-3 | x 0-0 1-2 3-H 1B | | x 0-0 ② F8 | | x 0-0 ③ G3 | | | | 4 | 1 | 1 | 1 | 0 | 0 | 3 |
| Bob Allison, R (1, 7)<br>OBP: 0.345, SLG: 0.457<br>Sandy Valdespino, L (8, 7)<br>OBP: 0.198, SLG: 0.211 | x 0-0 1-H 3-H HR | x 0-0 ② F9 | | x 0-0 ③ 5-3 | | | x 0-0 ① 6-3 | | | 4<br>0 | 1<br>0 | 1<br>0 | 3<br>0 | 0<br>0 | 0<br>0 | 2<br>0 |
| Rod Carew, L (1, 4)<br>OBP: 0.345, SLG: 0.415 | x 0-0 ③ F2 | x 0-0 ③ F9 | | | x 0-0 SF9 3B | | x 0-0 ② F7 | | | 4 | 1 | 1 | 0 | 0 | 0 | 2 |
| Jerry Zimmerman, R (1, 2)<br>OBP: 0.246, SLG: 0.196 | | x 0-0 SH3-4 1B 1B 1B | x 0-0 ① 5-3 | | x 0-0 ① SF9 3-H | | x 0-0 1B | | | 3 | 1 | 2 | 1 | 0 | 0 | 0 |
| Ted Uhlaender, L (1, 8)<br>OBP: 0.286, SLG: 0.382 | | x 0-0 1B SH3-4 SH 1-2 1B | BBBB 4-0 BB | | SSS 0-3 ② K | | SSS 0-3 ③ K | | | 3 | 1 | 1 | 0 | 1 | 2 | 1 |
| Dean Chance, R (1, 1)<br>OBP: 0.122, SLG: 0.034 | | x 0-0 ① SH3-4 1-2 2-3 | SSS 0-3 ② K | | SSS 0-3 ③ K | | | x 0-0 ① 3-1 | | 3 | 0 | 0 | 0 | 0 | 2 | 1 |
| Inning Stats | R: 3 E: 0 K: 0 S: 5 H: 2 LOB: 0 BB: 1 P: 9 | R: 4 E: 0 K: 0 S: 9 H: 5 LOB: 2 BB: 0 P: 9 | R: 0 E: 0 K: 1 S: 5 H: 0 LOB: 1 BB: 1 P: 9 | R: 1 E: 0 K: 1 S: 6 H: 1 LOB: 0 BB: 0 P: 6 | R: 1 E: 0 K: 2 S: 8 H: 1 LOB: 0 BB: 0 P: 8 | R: 0 E: 0 K: 1 S: 5 H: 0 LOB: 1 BB: 1 P: 9 | R: 0 E: 0 K: 1 S: 6 H: 1 LOB: 1 BB: 0 P: 6 | R: 0 E: 0 K: 0 S: 3 H: 0 LOB: 1 BB: 1 P: 7 | | 1B: 7<br>2B: 0<br>3B: 1<br>HR: 2 | SF: 1<br>SAC: 2<br>DP: 0<br>HBP: 0 | | | WP: 0<br>PB: 0<br>SB: 1<br>CS: 0 | PA: 39 | |

| | AB | 32 |
|---|---|---|
| | R | 9 |
| | H | 10 |
| | RBI | 9 |
| | BB | 4 |
| | SO | 6 |
| | LOB | 12 |

| PITCHER | | IP | WLS | BF | H | R | ER | SO | BB | IBB | HBP | BLK | WP | HR | S | P | ERA | WHIP |
|---|---|---|---|---|---|---|---|---|---|---|---|---|---|---|---|---|---|---|
| Steve Barber, L<br>ERA: 4.07 | (1, 1) | 1.1 | L | 12 | 6 | 7 | 7 | 0 | 1 | 0 | 0 | 0 | 0 | 1 | 11 | 15 | 47.25 | 5.250 |
| Bill Monbouquette, R<br>ERA: 2.35 | (2, 1) | 2.2 | | 11 | 2 | 1 | 1 | 2 | 1 | 0 | 0 | 0 | 0 | 1 | 14 | 18 | 3.38 | 1.125 |
| Jim Bouton, R<br>ERA: 4.93 | (5, 1) | 2.0 | | 8 | 1 | 1 | 1 | 3 | 1 | 0 | 0 | 0 | 0 | 0 | 13 | 17 | 4.50 | 1.000 |
| Thad Tillotson, R<br>ERA: 4.03 | (7, 1) | 2.0 | | 8 | 1 | 0 | 0 | 1 | 1 | 0 | 0 | 0 | 0 | 0 | 9 | 13 | 0.00 | 1.000 |

| PITCHER | IP | WLS | BF | H | R | ER | SO | BB | IBB | HBP | BLK | WP | HR | S | P | ERA | WHIP |
|---|---|---|---|---|---|---|---|---|---|---|---|---|---|---|---|---|---|

# California Angels @ Minnesota Twins

Metropolitan Stadium, Bloomington , MI

Mon Sep 25 1967, 4:33 AM EDT

Att. 9,876 - Unknown

TOP

livebaseballscorecards.com

| Batter | 1 | 2 | 3 | 4 | 5 | 6 | 7 | 8 | 9 | AB | R | H | RBI | BB | SO | LOB |
|---|---|---|---|---|---|---|---|---|---|---|---|---|---|---|---|---|
| Aurelio Rodriguez, R (1, 5)<br>OBP: 0.261, SLG: 0.327 | F4 | 3B 1B | | F7 | FC6-4 | | 1B | | | 5 | 1 | 2 | 2 | 0 | 0 | 1 |
| Jim Fregosi, R (1, 6)<br>OBP: 0.351, SLG: 0.394 | 1B 1B | E 3B | | 1B 1B | L1-3 | | F9 | | | 5 | 3 | 3 | 2 | 0 | 0 | 2 |
| Rick Reichardt, R (1, 7)<br>OBP: 0.315, SLG: 0.398 | G3 1B 1B | E2 FC6-4 1B | | 1B 1B | | F9 | | 4-3 | | 5 | 1 | 3 | 0 | 0 | 0 | 0 |
| Bubba Morton, R (1, 9)<br>OBP: 0.393, SLG: 0.398 | G3 1B | FC6-4 | | 1B SF7 1B | | L5-3 1B | | 6-3 | | 2 | 0 | 1 | 1 | 0 | 0 | 1 |
| Jimmie Hall, L (4, PH)<br>OBP: 0.320, SLG: 0.408 (4, 9) | | | | | | | | | | 3 | 1 | 2 | 1 | 0 | 0 | 0 |
| Don Mincher, L (1, 3)<br>OBP: 0.371, SLG: 0.472 | G3 | 4-3 | | 1B | | L5-3 | | K | | 5 | 0 | 1 | 1 | 0 | 1 | 4 |
| Woodie Held, R (1, 8)<br>OBP: 0.317, SLG: 0.328 | BB | L5-3 BB | | SF7 | | | SH1-4 1B 1B BB | | 4-3 | 0 | 0 | 0 | 0 | 2 | 0 | 0 |
| Roger Repoz, L (4, PH)<br>OBP: 0.323, SLG: 0.401 (4, 8) | | | | | | | | | | 1 | 1 | 0 | 1 | 1 | 0 | 0 |
| Bobby Knoop, R (1, 4)<br>OBP: 0.299, SLG: 0.352 | K | L5-3 | | K | | | SH1-4 1B | | G6-4-3 BB | 4 | 1 | 1 | 0 | 1 | 2 | 5 |
| Buck Rodgers, S (1, 2)<br>OBP: 0.267, SLG: 0.291 | | F9 | BB | | F5 | | SH1-4 | | G6-4-3 | 3 | 0 | 0 | 0 | 1 | 0 | 1 |
| George Brunet, R (1, 1)<br>OBP: 0.089, SLG: 0.077 | | 1B 3B 1B | K | | FC6-4 1B | | IBB | | | 2 | 1 | 1 | 0 | 0 | 1 | 1 |
| Jack Hamilton, R (4, 1)<br>OBP: 0.163, SLG: 0.233 | | | | | | | | | | 1 | 0 | 1 | 0 | 0 | 0 | 0 |
| Bill Skowron, R (7, PH)<br>OBP: 0.257, SLG: 0.266 | | | | | | | | | | 0 | 0 | 0 | 0 | 1 | 0 | 0 |
| Curt Simmons, L (7, 1)<br>OBP: 0.162, SLG: 0.189 | | | | | | | | | | 0 | 0 | 0 | 0 | 0 | 0 | 0 |
| Inning Stats | R: 1<br>E: 0<br>K: 1<br>S: 8<br>H: 3<br>LOB: 3<br>BB: 1<br>P: 12 | R: 3<br>E: 1<br>K: 0<br>S: 7<br>H: 4<br>LOB: 1<br>BB: 0<br>P: 7 | R: 0<br>E: 0<br>K: 1<br>S: 4<br>H: 0<br>LOB: 1<br>BB: 2<br>P: 12 | R: 3<br>E: 0<br>K: 1<br>S: 9<br>H: 4<br>LOB: 1<br>BB: 0<br>P: 9 | R: 0<br>E: 0<br>K: 0<br>S: 4<br>H: 1<br>LOB: 1<br>BB: 0<br>P: 4 | R: 0<br>E: 0<br>K: 0<br>S: 3<br>H: 1<br>LOB: 0<br>BB: 0<br>P: 3 | R: 2<br>E: 0<br>K: 0<br>S: 4<br>H: 2<br>LOB: 1<br>BB: 2<br>P: 12 | R: 0<br>E: 0<br>K: 1<br>S: 5<br>H: 0<br>LOB: 0<br>BB: 0<br>P: 5 | R: 0<br>E: 0<br>K: 0<br>S: 2<br>H: 0<br>LOB: 0<br>BB: 1<br>P: 6 | 1B: 14<br>2B: 2<br>3B: 1<br>HR: 0<br>SF: 1<br>SAC: 1<br>DP: 3<br>HBP: 0 | WP: 0<br>PB: 0<br>SB: 0<br>CS: 0<br>PA: 44 | | | | | |

| | AB | 36 |
|---|---|---|
| | R | 9 |
| | H | 15 |
| | RBI | 8 |
| | BB | 6 |
| | SO | 4 |
| | LOB | 15 |

| PITCHER | | IP | WLS | BF | H | R | ER | SO | BB | IBB | HBP | BLK | WP | HR | S | P | ERA | WHIP |
|---|---|---|---|---|---|---|---|---|---|---|---|---|---|---|---|---|---|---|
| Jim Merritt, L<br>ERA: 2.49 | (1, 1) | 1.1 | L | 11 | 6 | 4 | 3 | 1 | 1 | 0 | 0 | 0 | 0 | 0 | 12 | 16 | 20.25 | 5.250 |
| Jim Perry, R<br>ERA: 2.95 | (2, 1) | 1.2 | | 7 | 1 | 0 | 0 | 1 | 2 | 0 | 0 | 0 | 0 | 0 | 7 | 15 | 0.00 | 1.800 |
| Dave Boswell, R<br>ERA: 3.27 | (4, 1) | 0.1 | | 5 | 4 | 3 | 3 | 0 | 0 | 0 | 0 | 0 | 0 | 0 | 5 | 5 | 81.00 | 12.000 |
| Mudcat Grant, R<br>ERA: 4.82 | (4, 1) | 0.2 | | 2 | 0 | 0 | 0 | 1 | 0 | 0 | 0 | 0 | 0 | 0 | 4 | 4 | 0.00 | 0.000 |
| Ron Kline, R<br>ERA: 3.69 | (5, 1) | 2.0 | | 7 | 2 | 0 | 0 | 0 | 0 | 0 | 0 | 0 | 0 | 0 | 7 | 7 | 0.00 | 1.000 |

| PITCHER | | IP | WLS | BF | H | R | ER | SO | BB | IBB | HBP | BLK | WP | HR | S | P | ERA | WHIP |
|---|---|---|---|---|---|---|---|---|---|---|---|---|---|---|---|---|---|---|
| Jim Roland, L<br>ERA: 3.03 | (7, 1) | 3.0 | | 12 | 2 | 2 | 2 | 1 | 2 | 1 | 0 | 0 | 0 | 0 | 11 | 23 | 6.00 | 1.333 |

# BOTTOM

## California Angels @ Minnesota Twins

Metropolitan Stadium, Bloomington , MI

Mon Sep 25 1967, 4:33 AM EDT

Att. 9,876 - Unknown

| Batter | 1 | 2 | 3 | 4 | 5 | 6 | 7 | 8 | 9 | AB | R | H | RBI | BB | SO | LOB |
|---|---|---|---|---|---|---|---|---|---|---|---|---|---|---|---|---|
| Zoilo Versalles, R (1, 6)<br>OBP: 0.254, SLG: 0.288 | F6 | | K | 1-3 | | 1B | | | 5-3 | 3 | 0 | 0 | 0 | 0 | 1 | 3 |
| Ron Kline, R (5, 1) | | | | | | | | | | 0 | 0 | 0 | 0 | 0 | 0 | 0 |
| Sandy Valdespino, L (6, PH)<br>OBP: 0.206, SLG: 0.219 | | | | | | | | | | 1 | 0 | 1 | 0 | 0 | 0 | 0 |
| Jim Roland, R (7, 1) | | | | | | | | | | 0 | 0 | 0 | 0 | 0 | 0 | 0 |
| Ron Clark, R (9, PH)<br>OBP: 0.215, SLG: 0.350 | | | | | | | | | | 1 | 0 | 0 | 0 | 0 | 0 | 0 |
| Cesar Tovar, R (1, 5)<br>OBP: 0.327, SLG: 0.367 | 5-3 | | G5-4-3 (1-2) | | 1B | F3 | | | F5 | 5 | 0 | 2 | 0 | 0 | 0 | 1 |
| (5, 6) | | | 1B | | | | | | | | | | | | | |
| Harmon Killebrew, R (1, 3)<br>OBP: 0.400, SLG: 0.539 | 1B | | G5-4-3 (1-2f) | | K | | K | | | 4 | 0 | 1 | 0 | 0 | 2 | 3 |
| Tony Oliva, L (1, 9)<br>OBP: 0.348, SLG: 0.468 | 4-3 | | | 4-3 | BB (1-3) | | K | | | 4 | 0 | 1 | 0 | 0 | 1 | 1 |
| | | | | | 1B | | | | | | | | | | | |
| Bob Allison, R (1, 7)<br>OBP: 0.348, SLG: 0.458 | | BB | | 1B<br>1B | BB (1-2) | | F4 | | | 2 | 1 | 1 | 0 | 2 | 0 | 0 |
| | | BB | | 1B | BB | | | | | | | | | | | |
| Rod Carew, L (1, 4)<br>OBP: 0.346, SLG: 0.416 | | F2 | | 1B<br>1B<br>1-2 | F7 | | | G5-4-3 (1-2) | | 4 | 1 | 2 | 0 | 0 | 0 | 4 |
| | | | | 1B | | | | 1B | | | | | | | | |
| Jerry Zimmerman, R (1, 2)<br>OBP: 0.245, SLG: 0.196 | | | | | | | | | | 1 | 0 | 0 | 0 | 0 | 0 | 1 |
| Rich Rollins, R (4, PH)<br>OBP: 0.308, SLG: 0.345 | F4 | | 1B<br>1-2<br>2-H | | F8 | | | G5-4-3 (1-2f) | | 3 | 0 | 1 | 1 | 0 | 0 | 4 |
| (5, 5) | | | 1B | | | | | | | | | | | | | |
| Ted Uhlaender, L (1, 8)<br>OBP: 0.286, SLG: 0.381 | 1-6-3 | | | 1-2<br>2-H | | G3 | | K | | 4 | 0 | 1 | 1 | 0 | 1 | 1 |
| | | | | 1B | | | | | | | | | | | | |
| Jim Merritt, L (1, 1)<br>OBP: 0.125, SLG: 0.179 | | | 1B | F8 | | 1-3 | | | F4 | 0 | 0 | 0 | 0 | 0 | 0 | 0 |
| Jim Perry, S (2, 1)<br>OBP: 0.250, SLG: 0.293 | | | | | | | | | | 0 | 0 | 0 | 0 | 0 | 0 | 0 |
| Carroll Hardy, R (3, PH)<br>OBP: 0.667, SLG: 0.667 | | | | | | | | | | 1 | 0 | 1 | 0 | 0 | 0 | 0 |
| Pat Kelly, L (3, PH) | | | | | | | | | | 0 | 0 | 0 | 0 | 0 | 0 | 0 |
| Dave Boswell, R (4, 1)<br>OBP: 0.000, SLG: 0.000 | | | | | | | | | | 0 | 0 | 0 | 0 | 0 | 0 | 0 |
| Mudcat Grant, R (4, 1)<br>OBP: 0.000, SLG: 0.179 | | | | | | | | | | 0 | 0 | 0 | 0 | 0 | 0 | 0 |
| Frank Kostro, R (4, PH)<br>OBP: 0.000, SLG: 0.000 | | | | | | | | | | 1 | 0 | 0 | 0 | 0 | 0 | 2 |
| Russ Nixon, L (5, 2)<br>OBP: 0.000, SLG: 0.000 | | | | | | | | | | 1 | 0 | 0 | 0 | 0 | 0 | 0 |
| Earl Battey, R (5, PH)<br>OBP: 0.000, SLG: 0.231 | | | | | | | | | | 1 | 0 | 0 | 0 | 0 | 0 | 0 |

| Inning Stats | 1 | 2 | 3 | 4 | 5 | 6 | 7 | 8 | 9 |
|---|---|---|---|---|---|---|---|---|---|
| | R: 0 H: 1<br>E: 0 LOB: 1<br>K: 0 BB: 0<br>S: 4 P: 4 | R: 0 H: 0<br>E: 0 LOB: 1<br>K: 0 BB: 1<br>S: 3 P: 7 | R: 0 H: 2<br>E: 0 LOB: 2<br>K: 1 BB: 0<br>S: 6 P: 6 | R: 2 H: 4<br>E: 0 LOB: 2<br>K: 0 BB: 0<br>S: 7 P: 7 | R: 0 H: 2<br>E: 0 LOB: 3<br>K: 1 BB: 1<br>S: 7 P: 11 | R: 0 H: 1<br>E: 0 LOB: 1<br>K: 0 BB: 0<br>S: 4 P: 4 | R: 0 H: 0<br>E: 0 LOB: 0<br>K: 2 BB: 0<br>S: 7 P: 7 | R: 0 H: 1<br>E: 0 LOB: 0<br>K: 1 BB: 0<br>S: 5 P: 5 | R: 0 H: 0<br>E: 0 LOB: 0<br>K: 0 BB: 0<br>S: 3 P: 3 |

| | | |
|---|---|---|
| 1B: 11 | SF: 0 | WP: 0 |
| 2B: 0 | SAC: 0 | PB: 0 |
| 3B: 0 | DP: 2 | SB: 0 |
| HR: 0 | HBP: 0 | CS: 0 |

PA: 38

livebaseballscorecards.com

| | |
|---|---|
| AB | 36 |
| R | 2 |
| H | 11 |
| RBI | 2 |
| BB | 2 |
| SO | 5 |
| LOB | 20 |

| PITCHER | | IP | WLS | BF | H | R | ER | SO | BB | IBB | HBP | BLK | WP | HR | S | P | ERA | WHIP |
|---|---|---|---|---|---|---|---|---|---|---|---|---|---|---|---|---|---|---|
| George Brunet, L<br>ERA: 3.21 | (1, 1) | 3.1 | | 17 | 7 | 2 | 2 | 1 | 1 | 0 | 0 | 0 | 0 | 0 | 18 | 22 | 5.40 | 2.400 |
| Jack Hamilton, R<br>ERA: 3.18 | (4, 1) | 2.2 | W | 12 | 3 | 0 | 0 | 1 | 1 | 0 | 0 | 0 | 0 | 0 | 13 | 17 | 0.00 | 1.500 |
| Curt Simmons, L<br>ERA: 4.26 | (7, 1) | 3.0 | S | 9 | 1 | 0 | 0 | 3 | 0 | 0 | 0 | 0 | 0 | 0 | 15 | 15 | 0.00 | 0.333 |

| PITCHER | IP | WLS | BF | H | R | ER | SO | BB | IBB | HBP | BLK | WP | HR | S | P | ERA | WHIP |
|---|---|---|---|---|---|---|---|---|---|---|---|---|---|---|---|---|---|

| Batter | 1 | 2 | 3 | 4 | 5 | 6 | 7 | 8 | 9 | AB | R | H | RBI | BB | SO | LOB |
|---|---|---|---|---|---|---|---|---|---|---|---|---|---|---|---|---|
| Aurelio Rodriguez, R (1, 5)<br>OBP: 0.261, SLG: 0.325 | 6-3 | | FC6-4<br>1B<br>1-2<br>2-H<br>3-H | | 6-3 | | 1-3 | | | 4 | 0 | 1 | 2 | 0 | 0 | 0 |
| Jim Fregosi, R (1, 6)<br>OBP: 0.348, SLG: 0.391 | K | | FC6-4<br>1B HBP<br>1-2f<br>2-3 | | 4-3 | | K | | | 4 | 0 | 0 | 0 | 0 | 2 | 2 |
| Rick Reichardt, R (1, 7)<br>OBP: 0.317, SLG: 0.400 | F9 | | 1B<br>HBP<br>1-2 | | 2B | | | F9 | | 3 | 0 | 1 | 0 | 0 | 0 | 0 |
| Bubba Morton, R (1, 9)<br>OBP: 0.390, SLG: 0.395 | | K | 1B<br>1-2<br>2-3<br>3-H | | 4-3 | | | K | | 4 | 0 | 1 | 1 | 0 | 2 | 1 |
| Don Mincher, L (1, 3)<br>OBP: 0.370, SLG: 0.470 | | F8 | K | | | F4 | | 1B | | 4 | 0 | 1 | 0 | 0 | 1 | 3 |
| Woodie Held, R (1, 8)<br>OBP: 0.311, SLG: 0.320 | | K | K | | | 1-3 | | K | | 4 | 0 | 0 | 0 | 0 | 3 | 4 |
| Bobby Knoop, R (1, 4)<br>OBP: 0.301, SLG: 0.352 | | | E BB<br>1B<br>1B | F3 | | BB | | | F7 | 3 | 1 | 1 | 0 | 1 | 0 | 0 |
| Buck Rodgers, S (1, 2)<br>OBP: 0.267, SLG: 0.289 | | | E<br>1B<br>BB<br>1-2 | K | | K | | | 1-3 | 3 | 1 | 0 | 0 | 1 | 2 | 1 |
| Jim McGlothlin, R (1, 1)<br>OBP: 0.172, SLG: 0.145<br>Jim Weaver, L (6, 1)<br>Jim Coates, R (6, 1)<br>OBP: 0.333, SLG: 0.667<br>Johnny Werhas, R (7, PH)<br>OBP: 0.258, SLG: 0.272<br>Pete Cimino, R (7, 1)<br>OBP: 0.417, SLG: 0.417<br>Bill Skowron, R (9, PH)<br>OBP: 0.255, SLG: 0.264 | | | FC1<br>FC6-4<br>1B<br>1B<br>1-2<br>2-3 | K | | | K | | K | 2<br>0<br>0<br>1<br>0<br>1 | 1<br>0<br>0<br>0<br>0<br>0 | 0<br>0<br>0<br>0<br>0<br>0 | 0<br>0<br>0<br>0<br>0<br>0 | 0<br>0<br>0<br>0<br>0<br>0 | 1<br>0<br>0<br>1<br>0<br>1 | 2<br>0<br>0<br>0<br>0<br>0 |

| Inning Stats | 1 | 2 | 3 | 4 | 5 | 6 | 7 | 8 | 9 |
|---|---|---|---|---|---|---|---|---|---|
| | R: 0<br>E: 0<br>K: 1<br>S: 5 | H: 0<br>LOB: 0<br>BB: 0<br>P: 5 | R: 0<br>E: 0<br>K: 2<br>S: 7 | H: 0<br>LOB: 0<br>BB: 0<br>P: 7 | R: 3<br>E: 1<br>K: 2<br>S: 11 | H: 3<br>LOB: 3<br>BB: 1<br>P: 16 | R: 0<br>E: 0<br>K: 2<br>S: 7 | H: 0<br>LOB: 0<br>BB: 0<br>P: 7 | R: 0<br>E: 0<br>K: 0<br>S: 4 | H: 1<br>LOB: 1<br>BB: 0<br>P: 4 | R: 0<br>E: 0<br>K: 1<br>S: 5 | H: 0<br>LOB: 1<br>BB: 1<br>P: 9 | R: 0<br>E: 0<br>K: 2<br>S: 7 | H: 0<br>LOB: 0<br>BB: 0<br>P: 7 | R: 0<br>E: 0<br>K: 2<br>S: 8 | H: 1<br>LOB: 1<br>BB: 0<br>P: 8 | R: 0<br>E: 0<br>K: 1<br>S: 5 | H: 0<br>LOB: 0<br>BB: 0<br>P: 5 |

| PITCHER | IP | WLS | BF | H | R | ER | SO | BB | IBB | HBP | BLK | WP | HR | S | P | ERA | WHIP |
|---|---|---|---|---|---|---|---|---|---|---|---|---|---|---|---|---|---|
| Jim Kaat, L (1, 1)<br>ERA: 3.07 | 9.0 | W | 36 | 5 | 3 | 2 | 13 | 2 | 0 | 1 | 0 | 0 | 0 | 59 | 68 | 2.00 | 0.778 |

| PITCHER | IP | WLS | BF | H | R | ER | SO | BB | IBB | HBP | BLK | WP | HR | S | P | ERA | WHIP |
|---|---|---|---|---|---|---|---|---|---|---|---|---|---|---|---|---|---|

# TOP

## California Angels @ Minnesota Twins

Metropolitan Stadium, Bloomington , MI

Tue Sep 26 1967, 4:33 AM EDT

Att. 8,012 - Unknown

livebaseballscorecards.com

| | |
|---|---|
| AB | 33 |
| R | 3 |
| H | 5 |
| RBI | 3 |
| BB | 2 |
| SO | 13 |
| LOB | 13 |

| | | | | | | | | | | | | | | | | | |
|---|---|---|---|---|---|---|---|---|---|---|---|---|---|---|---|---|---|
| 1B: 4<br>2B: 1<br>3B: 0<br>HR: 0 | SF: 0<br>SAC: 0<br>DP: 0<br>HBP: 1 | WP: 0<br>PB: 0<br>SB: 0<br>CS: 0 | PA: 36 |

# BOTTOM

## California Angels @ Minnesota Twins

Metropolitan Stadium, Bloomington , MI

Tue Sep 26 1967, 4:33 AM EDT

Att. 8,012 - Unknown

| Batter | 1 | 2 | 3 | 4 | 5 | 6 | 7 | 8 | 9 | AB | R | H | RBI | BB | SO | LOB |
|---|---|---|---|---|---|---|---|---|---|---|---|---|---|---|---|---|
| Zoilo Versalles, R (1, 6)<br>OBP: 0.252, SLG: 0.286 | F1 | | 2-3 | | F7 | K | | 6-3 | | 5 | 0 | 0 | 0 | 0 | 1 | 3 |
| Cesar Tovar, R (1, 5)<br>OBP: 0.326, SLG: 0.366 | K | | F4 | | | WP HR 1B | F7 | | | 4 | 1 | 1 | 0 | 0 | 1 | 0 |
| Harmon Killebrew, R (1, 3)<br>OBP: 0.401, SLG: 0.550 | 6-3 | | | F8 | | 1-H HR | HR | | | 4 | 2 | 2 | 3 | 0 | 0 | 0 |
| Tony Oliva, L (1, 9)<br>OBP: 0.346, SLG: 0.464 | | 4-3 | | 4-3 | | 6-3 | F7 | | | 4 | 0 | 0 | 0 | 0 | 0 | 0 |
| Bob Allison, R (1, 7)<br>OBP: 0.353, SLG: 0.471 | | 1B 3B | | HR | BBBB | 4-0 1B E BB | 1B | | | 3 | 3 | 3 | 1 | 1 | 0 | 0 |
| Rod Carew, L (1, 4)<br>OBP: 0.349, SLG: 0.418 | | S 3-H 1B | | 5-3 | | FC6 1-2 1B | 1-2 1B | | | 4 | 0 | 3 | 1 | 0 | 0 | 0 |
| Ted Uhlaender, L (1, 8)<br>OBP: 0.286, SLG: 0.380 | | F6 1-2 | | | G1-6-4 | FC6 1-2f 2-H E | F6 | | | 4 | 1 | 1 | 0 | 0 | 0 | 4 |
| Jerry Zimmerman, R (1, 2)<br>OBP: 0.245, SLG: 0.193 | | 5-3 | | | G1-6-4 1-2f | E IBB | | F8 | | 3 | 0 | 0 | 0 | 1 | 0 | 2 |
| Jim Kaat, L (1, 1)<br>OBP: 0.229, SLG: 0.255 | | | G3 | | 1B | E4 1-3 2-H | | K | | 4 | 0 | 1 | 0 | 0 | 1 | 1 |
| Inning Stats | R: 0 E: 0 K: 1 S: 5 H: 0 LOB: 0 BB: 0 P: 5 | R: 1 E: 0 K: 0 S: 5 H: 2 LOB: 1 BB: 0 P: 5 | R: 0 E: 0 K: 0 S: 3 H: 0 LOB: 0 BB: 0 P: 3 | R: 1 E: 0 K: 0 S: 4 H: 1 LOB: 0 BB: 0 P: 4 | R: 0 E: 0 K: 0 S: 4 H: 2 LOB: 1 BB: 0 P: 4 | R: 4 E: 2 K: 1 S: 9 H: 3 LOB: 2 BB: 2 P: 17 | R: 1 E: 0 K: 0 S: 6 H: 3 LOB: 2 BB: 0 P: 6 | R: 0 E: 0 K: 1 S: 5 H: 0 LOB: 0 BB: 0 P: 5 | | 1B: 7 2B: 0 3B: 1 HR: 3 | SF: 0 SAC: 0 DP: 1 HBP: 0 | | | | | | |

livebaseballscorecards.com

| | |
|---|---|
| AB | 35 |
| R | 7 |
| H | 11 |
| RBI | 5 |
| BB | 2 |
| SO | 3 |
| LOB | 10 |

| PITCHER | | IP | WLS | BF | H | R | ER | SO | BB | IBB | HBP | BLK | WP | HR | S | P | ERA | WHIP |
|---|---|---|---|---|---|---|---|---|---|---|---|---|---|---|---|---|---|---|
| Jim McGlothlin, R<br>ERA: 2.97 | (1, 1) | 5.1 | L | 23 | 7 | 5 | 4 | 1 | 1 | 0 | 0 | 0 | 1 | 2 | 24 | 28 | 6.75 | 1.500 |
| Jim Weaver, L<br>ERA: 3.2 | (6, 1) | 0.1 | | 4 | 1 | 1 | 0 | 0 | 0 | 1 | 0 | 0 | 0 | 0 | 3 | 7 | 0.00 | 3.000 |
| Jim Coates, R<br>ERA: 4.26 | (6, 1) | 0.1 | | 1 | 0 | 0 | 0 | 1 | 0 | 0 | 0 | 0 | 0 | 0 | 3 | 3 | 0.00 | 0.000 |
| Pete Cimino, R<br>ERA: 3.38 | (7, 1) | 2.0 | | 9 | 3 | 1 | 1 | 1 | 0 | 0 | 0 | 0 | 0 | 1 | 11 | 11 | 4.50 | 1.500 |

| PITCHER | IP | WLS | BF | H | R | ER | SO | BB | IBB | HBP | BLK | WP | HR | S | P | ERA | WHIP |
|---|---|---|---|---|---|---|---|---|---|---|---|---|---|---|---|---|---|

| Batter | 1 | 2 | 3 | 4 | 5 | 6 | 7 | 8 | 9 | AB | R | H | RBI | BB | SO | LOB |
|---|---|---|---|---|---|---|---|---|---|---|---|---|---|---|---|---|
| Aurelio Rodriguez, R (1, 5)<br>OBP: 0.258, SLG: 0.319 | 4-3 | | FC6-5<br>2-3 | 1-3<br>2-H<br>3-H<br>1B | | | 5-3 | | F8 | 5 | 0 | 1 | 1 | 0 | 0 | 1 |
| Jim Fregosi, R (1, 6)<br>OBP: 0.347, SLG: 0.389 | F2 | | 1-6-3 | | 1B<br>FC8-2<br>1B | | 5-3 | | 4-3 | 5 | 0 | 1 | 0 | 0 | 0 | 1 |
| Don Mincher, L (1, 3)<br>OBP: 0.368, SLG: 0.473 | 1-6-3 | | | HR | F8 | | K | | F6 | 5 | 1 | 1 | 1 | 0 | 1 | 1 |
| Rick Reichardt, R (1, 7)<br>OBP: 0.320, SLG: 0.402 | | BBB<br>FC6-4<br>BB | | 1B<br>1B | 1-3<br>1B | | | K | | 3 | 1 | 2 | 0 | 1 | 1 | 0 |
| Jimmie Hall, L (1, 9)<br>OBP: 0.322, SLG: 0.414 | | FC6-4<br>G3<br>1-2f | | 1B<br>1-3<br>1B | FC8-2<br>3-H | | | WP<br>3B | | 4 | 2 | 2 | 0 | 0 | 0 | 3 |
| Roger Repoz, L (1, 8)<br>OBP: 0.323, SLG: 0.400<br>Bubba Morton, R (8, PH)<br>OBP: 0.393, SLG: 0.395<br>Jay Johnstone, L (8, PR)<br>OBP: 0.224, SLG: 0.273<br>(8, 8) | | G3<br>1-2 | | 1B<br>1-3<br>3-H<br>1B | | F8 | | BBBB<br>1B<br>3-H<br>BB | | 3<br>0<br>0 | 1<br>0<br>0 | 1<br>0<br>0 | 1<br>0<br>0 | 0<br>1<br>0 | 0<br>0<br>0 | 1<br>0<br>0 |
| Buck Rodgers, S (1, 2)<br>OBP: 0.269, SLG: 0.292 | | K | | 1B<br>1B<br>IBB | | 2B | | K | | 3 | 0 | 1 | 0 | 1 | 2 | 2 |
| Bobby Knoop, R (1, 4)<br>OBP: 0.304, SLG: 0.355 | | | FC6-5<br>SH1-4<br>1B | 1B<br>1-2<br>2-3<br>3-H<br>1B | | K | | 1-3<br>1B | | 4 | 0 | 3 | 1 | 0 | 1 | 1 |
| Rickey Clark, R (1, 1)<br>OBP: 0.059, SLG: 0.040<br>Minnie Rojas, R (7, 1)<br>OBP: 0.111, SLG: 0.059 | | | SH1-4<br>1-2 | K | | L3 | | G3 | | 2<br>1 | 0<br>0 | 0<br>0 | 0<br>0 | 1<br>0 | 4<br>2 | |
| Inning Stats | R: 0<br>E: 0<br>K: 0<br>S: 3<br>H: 0<br>LOB: 0<br>BB: 0<br>P: 3 | R: 0<br>E: 0<br>K: 1<br>S: 5<br>H: 0<br>LOB: 1<br>BB: 1<br>P: 9 | R: 0<br>E: 0<br>K: 0<br>S: 4<br>H: 1<br>LOB: 1<br>BB: 0<br>P: 4 | R: 4<br>E: 0<br>K: 1<br>S: 9<br>H: 6<br>LOB: 2<br>BB: 1<br>P: 13 | R: 0<br>E: 0<br>K: 0<br>S: 4<br>H: 2<br>LOB: 1<br>BB: 0<br>P: 4 | R: 0<br>E: 0<br>K: 1<br>S: 6<br>H: 1<br>LOB: 1<br>BB: 0<br>P: 6 | R: 0<br>E: 0<br>K: 1<br>S: 5<br>H: 0<br>LOB: 0<br>BB: 0<br>P: 5 | R: 1<br>E: 0<br>K: 2<br>S: 9<br>H: 2<br>LOB: 2<br>BB: 1<br>P: 13 | R: 0<br>E: 0<br>K: 0<br>S: 3<br>H: 0<br>LOB: 0<br>BB: 0<br>P: 3 | 1B: 9<br>2B: 2<br>3B: 1<br>HR: 1<br>SF: 0<br>SAC: 1<br>DP: 1<br>HBP: 0 | | | | | | |

| PITCHER | | IP | WLS | BF | H | R | ER | SO | BB | IBB | HBP | BLK | WP | HR | S | P | ERA | WHIP |
|---|---|---|---|---|---|---|---|---|---|---|---|---|---|---|---|---|---|---|
| Dean Chance, R<br>ERA: 2.62 | (1, 1) | 3.0 | L | 17 | 6 | 4 | 4 | 1 | 1 | 1 | 0 | 0 | 0 | 1 | 17 | 25 | 12.00 | 2.333 |
| Ron Kline, R<br>ERA: 3.58 | (4, 1) | 2.0 | | 6 | 3 | 0 | 0 | 1 | 0 | 0 | 0 | 0 | 0 | 0 | 8 | 8 | 0.00 | 1.500 |
| Al Worthington, R<br>ERA: 3.07 | (6, 1) | 2.0 | | 7 | 1 | 0 | 0 | 2 | 0 | 0 | 0 | 0 | 0 | 0 | 11 | 11 | 0.00 | 0.500 |
| Jim Merritt, L<br>ERA: 2.51 | (8, 1) | 2.0 | | 9 | 2 | 1 | 1 | 2 | 1 | 0 | 0 | 0 | 1 | 0 | 12 | 16 | 4.50 | 1.500 |

| PITCHER | IP | WLS | BF | H | R | ER | SO | BB | IBB | HBP | BLK | WP | HR | S | P | ERA | WHIP |
|---|---|---|---|---|---|---|---|---|---|---|---|---|---|---|---|---|---|

# TOP

## California Angels @ Minnesota Twins

Metropolitan Stadium, Bloomington , MI

Wed Sep 27 1967, 4:33 AM EDT

Att. 16,523 - Unknown

livebaseballscorecards.com

| | |
|---|---|
| AB | 35 |
| R | 5 |
| H | 12 |
| RBI | 4 |
| BB | 3 |
| SO | 6 |
| LOB | 16 |

PA: 39

WP: 1
PB: 0
SB: 0
CS: 0

| Batter | 1 | 2 | 3 | 4 | 5 | 6 | 7 | 8 | 9 | AB | R | H | RBI | BB | SO | LOB |
|---|---|---|---|---|---|---|---|---|---|---|---|---|---|---|---|---|
| Zoilo Versalles, R (1, 6)<br>OBP: 0.250, SLG: 0.284 | 6-3 | | K | | 4-3 | | 1-2 / 1B | | 2B | 3 | 0 | 0 | 0 | 0 | 1 | 0 |
| Rich Reese, L (7, PH)<br>OBP: 0.287, SLG: 0.404 | | | | | | | | | | 1 | 0 | 1 | 0 | 0 | 0 | 0 |
| Jackie Hernandez, R (7, PR)<br>OBP: 0.143, SLG: 0.143 | | | | | | | | | | 0 | 0 | 0 | 0 | 0 | 0 | 0 |
| (8, 6) | | | | | | | | | | | | | | | | |
| Graig Nettles, L (9, PH)<br>OBP: 0.333, SLG: 0.667 | | | | | | | | | | 1 | 0 | 1 | 0 | 0 | 0 | 0 |
| Cesar Tovar, R (1, 5)<br>OBP: 0.327, SLG: 0.367 | 6-3 | | S / 1B | | 5-3 | | 1-2 / 2-H / 1B | | F8 | 5 | 0 | 2 | 1 | 0 | 0 | 1 |
| Harmon Killebrew, R (1, 3)<br>OBP: 0.403, SLG: 0.549 | FC6-4 / BB | | 1-2 / BB | | | G5-4-3 / 1B / BB | F8 | | | 1 | 0 | 0 | 0 | 3 | 0 | 2 |
| Tony Oliva, L (1, 9)<br>OBP: 0.345, SLG: 0.463 | FC6-4 / 1-2f | | 4-3 | | | 1-2 / G5-4-3 / 1B | | F7 | | 4 | 0 | 1 | 0 | 0 | 0 | 3 |
| Bob Allison, R (1, 7)<br>OBP: 0.354, SLG: 0.471 | | K2-3 | | 1B | | 1-2f / 2-3 / G5-4-3 | | 1B | | 4 | 0 | 2 | 0 | 0 | 1 | 2 |
| Rod Carew, L (1, 4)<br>OBP: 0.346, SLG: 0.415 | | K | | F7 | | 1-3 | | F7 | | 4 | 0 | 0 | 0 | 0 | 1 | 3 |
| Jerry Zimmerman, R (1, 2)<br>OBP: 0.247, SLG: 0.196 | | | | | | | | | | 2 | 0 | 1 | 0 | 0 | 1 | 1 |
| Russ Nixon, L (7, PH)<br>OBP: 0.307, SLG: 0.304 | | 1B | | K | | | 4-3 | 4-3 | | 1 | 0 | 0 | 0 | 0 | 0 | 0 |
| (8, 2) | | | | | | | | | | | | | | | | |
| Hank Izquierdo, R (8, 2)<br>OBP: 0.296, SLG: 0.346 | | | | | | | | | | 0 | 0 | 0 | 0 | 0 | 0 | 0 |
| Rich Rollins, R (8, PH)<br>OBP: 0.307, SLG: 0.344 | | | | | | | | | | 1 | 0 | 0 | 0 | 0 | 0 | 1 |
| Earl Battey, R (9, 2)<br>OBP: 0.254, SLG: 0.211 | | | | | | | | | | 0 | 0 | 0 | 0 | 0 | 0 | 0 |
| Ted Uhlaender, L (1, 8)<br>OBP: 0.283, SLG: 0.376 | | 4-3 | | F8 | | | 3-1 | | F9 | 4 | 0 | 0 | 0 | 0 | 0 | 2 |
| Dean Chance, R (1, 1)<br>OBP: 0.121, SLG: 0.033 | | | K | | K | | 1B / 1B / 1B | | F4 | 1 | 0 | 0 | 0 | 0 | 1 | 0 |
| Ron Kline, R (4, 1) | | | | | | | | | | 0 | 0 | 0 | 0 | 0 | 0 | 0 |
| Sandy Valdespino, L (5, PH)<br>OBP: 0.204, SLG: 0.216 | | | | | | | | | | 1 | 0 | 0 | 0 | 0 | 1 | 0 |
| Al Worthington, R (6, 1) | | | | | | | | | | 0 | 0 | 0 | 0 | 0 | 0 | 0 |
| Frank Kostro, R (7, PH)<br>OBP: 0.375, SLG: 0.333 | | | | | | | | | | 1 | 1 | 1 | 0 | 0 | 0 | 0 |
| Jim Merritt, L (8, 1)<br>OBP: 0.210, SLG: 0.176 | | | | | | | | | | 0 | 0 | 0 | 0 | 0 | 0 | 0 |
| Carroll Hardy, R (9, PH)<br>OBP: 0.444, SLG: 0.750 | | | | | | | | | | 1 | 0 | 0 | 0 | 0 | 0 | 0 |
| Inning Stats | R: 0 E: 0 K: 0 S: 3 H: 0 LOB: 1 BB: 1 P: 7 | R: 0 E: 0 K: 2 S: 8 H: 1 LOB: 1 BB: 0 P: 8 | R: 0 E: 0 K: 2 S: 8 H: 1 LOB: 2 BB: 1 P: 12 | R: 0 E: 0 K: 1 S: 6 H: 1 LOB: 1 BB: 0 P: 6 | R: 0 E: 0 K: 1 S: 5 H: 0 LOB: 0 BB: 0 P: 5 | R: 0 E: 0 K: 0 S: 3 H: 1 LOB: 1 BB: 1 P: 7 | R: 1 E: 0 K: 0 S: 6 H: 3 LOB: 2 BB: 0 P: 6 | R: 0 E: 0 K: 0 S: 4 H: 1 LOB: 1 BB: 0 P: 4 | R: 0 E: 0 K: 0 S: 4 H: 1 LOB: 1 BB: 0 P: 4 | 1B: 8 2B: 1 3B: 0 HR: 0 | SF: 0 SAC: 0 DP: 1 HBP: 0 | | | | | | |

| PITCHER | | IP | WLS | BF | H | R | ER | SO | BB | IBB | HBP | BLK | WP | HR | S | P | ERA | WHIP |
|---|---|---|---|---|---|---|---|---|---|---|---|---|---|---|---|---|---|---|
| Rickey Clark, R<br>ERA: 2.45 | (1, 1) | 6.2 | W | 28 | 6 | 1 | 1 | 6 | 3 | 0 | 0 | 0 | 0 | 0 | 37 | 49 | 1.35 | 1.350 |
| Minnie Rojas, R<br>ERA: 2.41 | (7, 1) | 2.1 | S | 10 | 3 | 0 | 0 | 0 | 0 | 0 | 0 | 0 | 0 | 0 | 10 | 10 | 0.00 | 1.286 |

| PITCHER | IP | WLS | BF | H | R | ER | SO | BB | IBB | HBP | BLK | WP | HR | S | P | ERA | WHIP |
|---|---|---|---|---|---|---|---|---|---|---|---|---|---|---|---|---|---|

# BOTTOM

## California Angels @ Minnesota Twins

Metropolitan Stadium, Bloomington , MI

Wed Sep 27 1967, 4:33 AM EDT

Att. 16,523 - Unknown

livebaseballscorecards.com

| | |
|---|---|
| AB | 35 |
| R | 1 |
| H | 9 |
| RBI | 1 |
| BB | 3 |
| SO | 6 |
| LOB | 15 |

| | | | |
|---|---|---|---|
| 1B: 8 | SF: 0 | WP: 0 | PA: 38 |
| 2B: 1 | SAC: 0 | PB: 0 | |
| 3B: 0 | DP: 1 | SB: 1 | |
| HR: 0 | HBP: 0 | CS: 0 | |

| Batter | 1 | 2 | 3 | 4 | 5 | 6 | 7 | 8 | 9 | AB | R | H | RBI | BB | SO | LOB |
|---|---|---|---|---|---|---|---|---|---|---|---|---|---|---|---|---|
| Zoilo Versalles, R (1, 6)<br>OBP: 0.250, SLG: 0.284 | BB 1B | 6-3 | | | K | F5 | | | F8 | 5 | 1 | 1 | 0 | 0 | 1 | 3 |
| Cesar Tovar, R (1, 5)<br>OBP: 0.326, SLG: 0.367 | F8 | | F3 | | 5-3 | | F8 | | HR 2B | 5 | 1 | 1 | 0 | 0 | 0 | 1 |
| Harmon Killebrew, R (1, 3)<br>OBP: 0.404, SLG: 0.556 | 1B 1B BB<br>1-2 | | 2B | | K | | K | | HR<br>2-H | 4 | 1 | 2 | 2 | 1 | 2 | 0 |
| Tony Oliva, L (1, 9)<br>OBP: 0.344, SLG: 0.460 | 1B<br>1-2<br>2-H 1B | | K | | | F5 | 4-3 | | L5 | 5 | 0 | 1 | 1 | 0 | 1 | 1 |
| Bob Allison, R (1, 7)<br>OBP: 0.357, SLG: 0.472 | 1-2<br>2-3 1B | | K | | | 1B 1B BB | | FC4-6 BB | | 2 | 1 | 1 | 0 | 2 | 1 | 1 |
| Rod Carew, L (1, 4)<br>OBP: 0.344, SLG: 0.412 | L5 | | | 3-1 | | K | | F9 | | 4 | 0 | 0 | 0 | 0 | 1 | 5 |
| Ted Uhlaender, L (1, 8)<br>OBP: 0.285, SLG: 0.382 | 4-3 | | | 3B | | BB 1B<br>1-2 1B | | FC4-6<br>1-2f | | 4 | 0 | 2 | 0 | 0 | 0 | 4 |
| Jerry Zimmerman, R (1, 2)<br>OBP: 0.245, SLG: 0.194<br>Rich Reese, L (6, PH)<br>OBP: 0.294, SLG: 0.410<br>Russ Nixon, L (6, 2)<br>OBP: 0.305, SLG: 0.302 | | F3 | | K | | BB 1B<br>1-2<br>2-H | | F7 | | 2<br>1<br>1 | 0<br>0<br>0 | 0<br>1<br>0 | 0<br>1<br>0 | 0<br>0<br>0 | 1<br>0<br>0 | 1<br>0<br>1 |
| Jim Kaat, L (1, 1)<br>OBP: 0.226, SLG: 0.253<br>Jim Perry, S (3, 1)<br>OBP: 0.190, SLG: 0.286<br>Frank Kostro, R (6, PH)<br>OBP: 0.394, SLG: 0.333<br>Ron Kline, R (6, 1)<br>Jim Merritt, L (7, 1)<br>OBP: 0.210, SLG: 0.176<br>Rich Rollins, R (9, PH)<br>OBP: 0.306, SLG: 0.343 | | 4-3 | | F8 | | 1B BB<br>1-2<br>2-3 | | | 5-3 | 1<br>1<br>0<br>0<br>0<br>1 | 0<br>0<br>0<br>0<br>0<br>0 | 0<br>0<br>0<br>0<br>0<br>0 | 0<br>0<br>0<br>0<br>0<br>0 | 0<br>0<br>0<br>0<br>0<br>0 | 0<br>0<br>0<br>0<br>0<br>0 | 0<br>1<br>0<br>0<br>0<br>0 |
| Inning Stats | R: 1 H: 3<br>E: 0 LOB: 3<br>K: 0 BB: 1<br>S: 6 P: 10 | R: 0 H: 0<br>E: 0 LOB: 0<br>K: 0 BB: 0<br>S: 3 P: 3 | R: 0 H: 1<br>E: 0 LOB: 1<br>K: 2 BB: 0<br>S: 8 P: 8 | R: 0 H: 1<br>E: 0 LOB: 1<br>K: 1 BB: 0<br>S: 6 P: 6 | R: 0 H: 0<br>E: 0 LOB: 0<br>K: 2 BB: 0<br>S: 7 P: 7 | R: 1 H: 2<br>E: 0 LOB: 3<br>K: 1 BB: 2<br>S: 7 P: 15 | R: 0 H: 0<br>E: 0 LOB: 0<br>K: 1 BB: 0<br>S: 5 P: 5 | R: 0 H: 0<br>E: 0 LOB: 1<br>K: 0 BB: 1<br>S: 3 P: 7 | R: 2 H: 2<br>E: 0 LOB: 0<br>K: 0 BB: 0<br>S: 5 P: 5 | 1B: 5 SF: 0<br>2B: 2 SAC: 0<br>3B: 1 DP: 0<br>HR: 1 HBP: 0 | | | | | | |

# TOP

## Minnesota Twins @ Boston Red Sox

Fenway Park, Boston, MA

Sat Sep 30 1967, 3:33 AM EDT

Att. 32,909 - Unknown

livebaseballscorecards.com

| | |
|---|---|
| AB | 36 |
| R | 4 |
| H | 9 |
| RBI | 4 |
| BB | 4 |
| SO | 7 |
| LOB | 18 |

| | | | | | | | | | | | | | | | | | | | | | | | | | | | | | | |
|---|---|---|---|---|---|---|---|---|---|---|---|---|---|---|---|---|---|---|---|---|---|---|---|---|---|---|---|---|---|---|
| PITCHER | | IP | WLS | BF | H | R | ER | SO | BB | IBB | HBP | BLK | WP | HR | S | P | ERA | WHIP | PITCHER | IP | WLS | BF | H | R | ER | SO | BB | IBB | HBP | BLK | WP | HR | S | P | ERA | WHIP |
| Jose Santiago, R<br>ERA: 3.59 | (1, 1) | 7.0 | W | 32 | 7 | 2 | 2 | 7 | 4 | 0 | 0 | 0 | 0 | 0 | 42 | 58 | 2.57 | 1.571 | | | | | | | | | | | | | | | | | |
| Gary Bell, R<br>ERA: 3.31 | (8, 1) | 2.0 | S | 8 | 2 | 2 | 2 | 0 | 0 | 0 | 0 | 0 | 0 | 1 | 8 | 8 | 9.00 | 1.000 | | | | | | | | | | | | | | | | | |

# Minnesota Twins @ Boston Red Sox

Fenway Park, Boston, MA

Sat Sep 30 1967, 3:33 AM EDT

Att. 32,909 - Unknown

BOTTOM

livebaseballscorecards.com

| Batter | 1 | 2 | 3 | 4 | 5 | 6 | 7 | 8 | 9 | AB | R | H | RBI | BB | SO | LOB |
|---|---|---|---|---|---|---|---|---|---|---|---|---|---|---|---|---|
| Mike Andrews, R (1, 4)<br>OBP: 0.346, SLG: 0.352 | G4-3<br>1B | | 6-3<br>BB | | K | | E<br>HR<br>1B | | | 3 | 1 | 2 | 0 | 1 | 1 | 2 |
| Jerry Adair, R (1, 5)<br>OBP: 0.300, SLG: 0.337 | G4-3<br>1-2f | | 6-3<br>1-2 | | 1B<br>1-3<br>3-H<br>1B | | FC1<br>1-2<br>HR | | | 4 | 1 | 1 | 1 | 0 | 0 | 3 |
| Carl Yastrzemski, L (1, 7)<br>OBP: 0.415, SLG: 0.617 | 1B | | K | | 1-2<br>3-H<br>1B | | 1-H<br>2-H<br>HR | | | 4 | 1 | 3 | 4 | 0 | 1 | 1 |
| Ken Harrelson, R (1, 9)<br>OBP: 0.313, SLG: 0.418<br>Elston Howard, R (6, 2)<br>OBP: 0.231, SLG: 0.242 | K | | | K | F5 | | F7 | | | 3<br>1 | 0<br>0 | 0<br>0 | 0<br>0 | 0<br>0 | 2<br>0 | 3<br>0 |
| George Scott, R (1, 3)<br>OBP: 0.375, SLG: 0.469 | | 1B | | 4-3 | | HR | 6-3 | | | 4 | 1 | 2 | 1 | 0 | 0 | 0 |
| Rico Petrocelli, R (1, 6)<br>OBP: 0.329, SLG: 0.420 | | F9 | | F3 | | F9 | | FC6-4<br>BB | | 3 | 0 | 0 | 0 | 1 | 0 | 1 |
| Reggie Smith, S (1, 8)<br>OBP: 0.318, SLG: 0.392 | | K | | | 1B<br>1B<br>2B | F8 | | FC6-4<br>F9<br>1-2f | | 4 | 1 | 1 | 0 | 0 | 1 | 2 |
| Russ Gibson, R (1, 2)<br>OBP: 0.267, SLG: 0.279<br>Dalton Jones, L (5, PH)<br>OBP: 0.329, SLG: 0.406<br>Jose Tartabull, L (6, 9)<br>OBP: 0.285, SLG: 0.244 | | K | | | 1B<br>1B<br>2-3<br>1B | K | | F9<br>1-2 | | 1<br>1<br>2 | 0<br>1<br>0 | 0<br>1<br>0 | 0<br>0<br>0 | 0<br>0<br>0 | 1<br>0<br>1 | 1<br>0<br>1 |
| Jose Santiago, R (1, 1)<br>OBP: 0.205, SLG: 0.333<br>Gary Bell, R (8, 1)<br>OBP: 0.162, SLG: 0.203 | | | K | | K | | 6-3 | 4-3 | | 3<br>1 | 0<br>0 | 0<br>0 | 0<br>0 | 0<br>0 | 2<br>0 | 2<br>1 |
| Inning Stats | R: 0<br>E: 0<br>K: 1<br>S: 6<br>H: 2<br>LOB: 1<br>BB: 0<br>P: 6 | R: 0<br>E: 0<br>K: 2<br>S: 8<br>H: 1<br>LOB: 1<br>BB: 0<br>P: 8 | R: 0<br>E: 0<br>K: 2<br>S: 7<br>H: 0<br>LOB: 1<br>BB: 1<br>P: 11 | R: 0<br>E: 0<br>K: 1<br>S: 5<br>H: 0<br>LOB: 0<br>BB: 0<br>P: 5 | R: 2<br>E: 0<br>K: 2<br>S: 11<br>H: 4<br>LOB: 2<br>BB: 0<br>P: 11 | R: 1<br>E: 0<br>K: 1<br>S: 6<br>H: 1<br>LOB: 0<br>BB: 0<br>P: 6 | R: 3<br>E: 1<br>K: 0<br>S: 6<br>H: 2<br>LOB: 0<br>BB: 0<br>P: 6 | R: 0<br>E: 0<br>K: 0<br>S: 3<br>H: 0<br>LOB: 1<br>BB: 1<br>P: 7 | | 1B: 7<br>2B: 1<br>3B: 0<br>HR: 2<br>SF: 0<br>SAC: 0<br>DP: 1<br>HBP: 0 | | | | | | |

| | | | | | |

# Minnesota Twins @ Boston Red Sox

Fenway Park, Boston, MA

Sun Oct 01 1967, 3:33 AM EDT

Att. 35,770 - Unknown

livebaseballscorecards.com

| Batter | 1 | 2 | 3 | 4 | 5 | 6 | 7 | 8 | 9 | AB | R | H | RBI | BB | SO | LOB |
|---|---|---|---|---|---|---|---|---|---|---|---|---|---|---|---|---|
| Zoilo Versalles, R (1, 6)<br>OBP: 0.249, SLG: 0.282 | F7 | | F6 | | 6-3 | | | G4-3 1B | | 3 | 0 | 0 | 0 | 0 | 0 | 0 |
| Rich Reese, L (8, PH)<br>OBP: 0.300, SLG: 0.416 | | | | | | | | | | 1 | 0 | 1 | 0 | 0 | 0 | 0 |
| (8, 7) | | | | | | | | | | | | | | | | |
| Cesar Tovar, R (1, 5)<br>OBP: 0.325, SLG: 0.365 | 6-3 | | BBBB 4-0 E 1B BB | | 5-3 | | | G4-3 1-2f | | 3 | 1 | 0 | 0 | 1 | 0 | 1 |
| Harmon Killebrew, R (1, 3)<br>OBP: 0.408, SLG: 0.558 | BBBB 4-0 2B E BB | | E7 1-H 1B | | | BBBB 4-0 BB | | 1B 1B | | 2 | 2 | 2 | 0 | 2 | 0 | 0 |
| Tony Oliva, L (1, 9)<br>OBP: 0.347, SLG: 0.463 | E3 1-H 2B | | IIII 4-0 IBB | | | SSS 0-3 K | | 1B 1-3 1B | | 3 | 0 | 2 | 0 | 1 | 1 | 1 |
| Bob Allison, R (1, 7)<br>OBP: 0.356, SLG: 0.470 | F7 | | SSS 0-3 K | | | SSS 0-3 K | | 1-3 3-H 1B | | 4 | 0 | 1 | 1 | 0 | 2 | 4 |
| Jackie Hernandez, R (8, 6)<br>OBP: 0.143, SLG: 0.143 | | | | | | | | | | 0 | 0 | 0 | 0 | 0 | 0 | 0 |
| Ted Uhlaender, L (1, 8)<br>OBP: 0.285, SLG: 0.381 | | F7 | | F8 | | F9 | | | G4-3 1B | 4 | 0 | 1 | 0 | 0 | 0 | 1 |
| Rod Carew, L (1, 4)<br>OBP: 0.341, SLG: 0.409 | | 3-1 | | 6-3 | | | 4-3 | | G4-3 1-2f | 4 | 0 | 0 | 0 | 0 | 0 | 1 |
| Jerry Zimmerman, R (1, 2)<br>OBP: 0.243, SLG: 0.192 | | 6-3 | | 6-3 | | | F7 | | F6 | 2 | 0 | 0 | 0 | 0 | 0 | 0 |
| Russ Nixon, L (7, PH)<br>OBP: 0.304, SLG: 0.300 | | | | | | | | | | 1 | 0 | 0 | 0 | 0 | 0 | 0 |
| (7, 2) | | | | | | | | | | | | | | | | |
| Rich Rollins, R (9, PH)<br>OBP: 0.305, SLG: 0.342 | | | | | | | | | | 1 | 0 | 0 | 0 | 0 | 0 | 0 |
| Dean Chance, R (1, 1)<br>OBP: 0.119, SLG: 0.033 | | | SSS 0-3 K | | SSS 0-3 K | | F9 | | | 2 | 0 | 0 | 0 | 0 | 2 | 0 |
| Al Worthington, R (6, 1) | | | | | | | | | | 0 | 0 | 0 | 0 | 0 | 0 | 0 |
| Frank Kostro, R (7, PH)<br>OBP: 0.382, SLG: 0.323 | | | | | | | | | | 1 | 0 | 0 | 0 | 0 | 0 | 0 |
| Jim Roland, R (7, 1) | | | | | | | | | | 0 | 0 | 0 | 0 | 0 | 0 | 0 |
| Mudcat Grant, R (7, 1)<br>OBP: 0.200, SLG: 0.179 | | | | | | | | | | 0 | 0 | 0 | 0 | 0 | 0 | 0 |
| Inning Stats | R: 1 E: 1 K: 0 S: 4 H: 1 LOB: 1 BB: 1 P: 8 | R: 0 E: 0 K: 0 S: 3 H: 0 LOB: 0 BB: 0 P: 3 | R: 1 E: 1 K: 2 S: 8 H: 1 LOB: 2 BB: 2 P: 16 | R: 0 E: 0 K: 0 S: 3 H: 0 LOB: 0 BB: 0 P: 3 | R: 0 E: 0 K: 1 S: 5 H: 0 LOB: 0 BB: 0 P: 5 | R: 0 E: 0 K: 2 S: 7 H: 0 LOB: 1 BB: 1 P: 11 | R: 0 E: 0 K: 0 S: 3 H: 0 LOB: 0 BB: 0 P: 3 | R: 1 E: 0 K: 0 S: 5 H: 4 LOB: 2 BB: 0 P: 5 | R: 0 E: 0 K: 0 S: 3 H: 1 LOB: 0 BB: 0 P: 3 | 1B: 6 2B: 1 3B: 0 HR: 0 | SF: 0 SAC: 0 DP: 2 HBP: 0 | | | WP: 0 PB: 0 SB: 0 CS: 0 | PA: 35 | | |

| PITCHER | IP | WLS | BF | H | R | ER | SO | BB | IBB | HBP | BLK | WP | HR | S | P | ERA | WHIP |
|---|---|---|---|---|---|---|---|---|---|---|---|---|---|---|---|---|---|
| Jim Lonborg, R (1, 1)<br>ERA: 3.16 | 9.0 | W | 35 | 7 | 3 | 1 | 5 | 3 | 1 | 0 | 0 | 0 | 0 | 41 | 57 | 1.00 | 1.111 |

| PITCHER | IP | WLS | BF | H | R | ER | SO | BB | IBB | HBP | BLK | WP | HR | S | P | ERA | WHIP |
|---|---|---|---|---|---|---|---|---|---|---|---|---|---|---|---|---|---|

| | |
|---|---|
| AB | 31 |
| R | 3 |
| H | 7 |
| RBI | 1 |
| BB | 4 |
| SO | 5 |
| LOB | 8 |

| Batter | 1 | 2 | 3 | 4 | 5 | 6 | 7 | 8 | 9 | AB | R | H | RBI | BB | SO | LOB |
|---|---|---|---|---|---|---|---|---|---|---|---|---|---|---|---|---|
| Jerry Adair, R (1, 4)<br>OBP: 0.302, SLG: 0.338 | 6-3 | | G6-4-3<br>1-2f | | | 1B<br>1-2 | 1B 1B<br>G3-2-3 | | | 4 | 1 | 2 | 0 | 0 | 0 | 1 |
| Mike Andrews, R (8, 4)<br>OBP: 0.346, SLG: 0.352 | | | | | | 1B | 1B | | | 0 | 0 | 0 | 0 | 0 | 0 | 0 |
| Dalton Jones, L (1, 5)<br>OBP: 0.333, SLG: 0.409 | L4 | | 4-3 | | | 1B<br>FC6<br>1-2<br>2-3 | G3-2-3<br>1-2 | | | 4 | 1 | 2 | 0 | 0 | 0 | 0 |
| Carl Yastrzemski, L (1, 7)<br>OBP: 0.418, SLG: 0.622 | 1B | | | L1-6 | | FC6<br>WP<br>1-3<br>2-H<br>3-H | G3-2-3<br>1-2<br>2-3 | | | 4 | 1 | 4 | 2 | 0 | 0 | 0 |
| Ken Harrelson, R (1, 9)<br>OBP: 0.311, SLG: 0.414 | 4-3 | | | F9 | | FC6<br>WP<br>E<br>1-2<br>3-H | G3-2-3<br>1-2<br>2-3<br>3-Hf | | | 3 | 0 | 0 | 1 | 0 | 0 | 3 |
| Jose Tartabull, L (6, PR)<br>OBP: 0.284, SLG: 0.243 (7, 9) | | | | | | | | | | 1 | 1 | 0 | 0 | 0 | 0 | 3 |
| George Scott, R (1, 3)<br>OBP: 0.373, SLG: 0.465 | | F3 | | L1-6<br>2-3 | | K<br>1-3<br>2-H | K | | | 4 | 0 | 0 | 0 | 0 | 2 | 4 |
| Rico Petrocelli, R (1, 6)<br>OBP: 0.330, SLG: 0.420 | | 1B | | | F8 | 4-3<br>E<br>BB | | 5-3 | | 3 | 0 | 1 | 0 | 1 | 0 | 0 |
| Reggie Smith, S (1, 8)<br>OBP: 0.316, SLG: 0.389 | | K | | | F5 | E3<br>4-3<br>1-2<br>3-H | | L1 | | 4 | 0 | 0 | 1 | 0 | 1 | 2 |
| Russ Gibson, R (1, 2)<br>OBP: 0.263, SLG: 0.275 | | F9 | | | K | 4-3<br>1-2<br>2-3 | | FC6-4 | | 2 | 0 | 0 | 0 | 0 | 1 | 1 |
| Norm Siebern, L (6, PH)<br>OBP: 0.311, SLG: 0.245 | | | | | | | | | | 1 | 0 | 0 | 0 | 0 | 0 | 2 |
| Elston Howard, R (7, 2)<br>OBP: 0.233, SLG: 0.244 | | | | | | | | | | 1 | 0 | 1 | 0 | 0 | 0 | 0 |
| Jim Lonborg, R (1, 1)<br>OBP: 0.167, SLG: 0.172 | | | G6-4-3<br>1B | | | 1B 1B<br>1B<br>F4 | | FC6-4<br>1-2f | | 4 | 1 | 2 | 0 | 0 | 0 | 4 |
| Inning Stats | R: 0 E: 0 K: 0 S: 4 H: 1 LOB: 1 BB: 0 P: 4 | R: 0 E: 0 K: 1 S: 6 H: 1 LOB: 1 BB: 0 P: 6 | R: 0 E: 0 K: 0 S: 3 H: 1 LOB: 0 BB: 0 P: 3 | R: 0 E: 0 K: 0 S: 3 H: 1 LOB: 0 BB: 0 P: 3 | R: 0 E: 0 K: 1 S: 5 H: 0 LOB: 0 BB: 0 P: 5 | R: 5 E: 1 K: 1 S: 11 H: 4 LOB: 3 BB: 1 P: 15 | R: 0 E: 0 K: 1 S: 7 H: 3 LOB: 2 BB: 0 P: 7 | R: 0 E: 0 K: 0 S: 4 H: 1 LOB: 1 BB: 0 P: 4 | | 1B: 11 2B: 2 3B: 0 HR: 0 SF: 0 SAC: 0 DP: 3 HBP: 0 | | | | | | |

| PITCHER | | IP | WLS | BF | H | R | ER | SO | BB | IBB | HBP | BLK | WP | HR | S | P | ERA | WHIP |
|---|---|---|---|---|---|---|---|---|---|---|---|---|---|---|---|---|---|---|
| Dean Chance, R<br>ERA: 2.73 | (1, 1) | 5.0 | L | 22 | 8 | 5 | 5 | 2 | 0 | 0 | 0 | 0 | 0 | 0 | 26 | 26 | 9.00 | 1.600 |
| Al Worthington, R<br>ERA: 3.03 | (6, 1) | 1.0 | | 5 | 0 | 0 | 0 | 1 | 1 | 0 | 0 | 0 | 1 | 0 | 6 | 10 | 0.00 | 1.000 |
| Jim Roland, L<br>ERA: 3.03 | (7, 1) | 0.0 | | 3 | 3 | 0 | 0 | 0 | 0 | 0 | 0 | 0 | 0 | 0 | 3 | 3 | ∞ | ∞ |
| Mudcat Grant, R<br>ERA: 4.72 | (7, 1) | 2.0 | | 6 | 1 | 0 | 0 | 1 | 0 | 0 | 0 | 0 | 0 | 0 | 8 | 8 | 0.00 | 0.500 |

| PITCHER | IP | WLS | BF | H | R | ER | SO | BB | IBB | HBP | BLK | WP | HR | S | P | ERA | WHIP |
|---|---|---|---|---|---|---|---|---|---|---|---|---|---|---|---|---|---|

# BOTTOM

## Minnesota Twins @ Boston Red Sox

Fenway Park, Boston, MA

Sun Oct 01 1967, 3:33 AM EDT

Att. 35,770 - Unknown

livebaseballscorecards.com

| | |
|---|---|
| AB | 35 |
| R | 5 |
| H | 12 |
| RBI | 4 |
| BB | 1 |
| SO | 4 |
| LOB | 20 |

WP: 2 PA: 36
PB: 0
SB: 0
CS: 0