

**Minnesota Twins - 1968**

Batter	1	2	3	4	5	6	7	8	9	AB R H RBI BB SO LOB	TOP
Cesar Tovar, R (1, 5) (8, 7)	0-3 K		0-0 6-3		0-0 F8		0-0 F8		0-0 F9	5 0 0 0 0 1 2	<b>Minnesota Twins @ Washington Senators</b> D.C. Stadium, Washington, DC Wed Apr 10 1968, 3:33 AM EST Att. 32,063 - Unknown <a href="http://livebaseballscorecards.com">livebaseballscorecards.com</a>
Rod Carew, L OBP: 0.250, SLG: 0.250 (1, 4)	0-0 2B 1B		0-0 G3		0-0 6-3		0-0 4-3			4 0 1 0 0 0 1	
Tony Oliva, L OBP: 0.750, SLG: 1.000 (1, 9)	0-0 1-3 2B		0-0 S 1B		0-3 K			0-0 G6-4-3 1B		4 0 3 0 0 1 0	
Harmon Killebrew, R OBP: 0.500, SLG: 1.333 (1, 3)	0-3 K		4-0 1-2 IBB		0-0 HR			0-0 G6-4-3 1-2f		3 1 1 1 1 1 3	
Bob Allison, R OBP: 0.500, SLG: 1.333 Ron Clark, R (1, 7) (8, 5)	4-0 BB		0-0 P4		0-0 4-3			0-0 HR		3 1 1 1 1 0 2 0 0 0 0 0 0 0	
John Roseboro, L (1, 2)	0-0 G3		0-0 P4		0-0 3-1			0-3 K		4 0 0 0 0 1 3	
Jackie Hernandez, R (1, 6)		0-0 F6		0-0 F8		0-3 K		0-0 F9		4 0 0 0 0 1 0	
Ted Uhlaender, L OBP: 0.500, SLG: 0.333 (1, 8)		0-0 6-3		4-0 BB			0-0 FC3-6 1B		0-0 L4	3 0 1 0 1 0 0	
Dean Chance, R (1, 1)		0-3 K		0-3 K			0-0 FC3-6 1-2f		0-3 K	4 0 0 0 0 3 2	
<b>Inning Stats</b>	R: 0 E: 0 K: 2 S: 9 H: 2 LOB: 3 BB: 1 P: 13	R: 0 E: 0 K: 1 S: 5 H: 0 LOB: 0 BB: 0 P: 5	R: 0 E: 0 K: 0 S: 4 H: 1 LOB: 2 BB: 1 P: 8	R: 0 E: 0 K: 1 S: 5 H: 0 LOB: 1 BB: 1 P: 9	R: 0 E: 0 K: 1 S: 5 H: 0 LOB: 0 BB: 0 P: 5	R: 1 E: 0 K: 1 S: 6 H: 1 LOB: 0 BB: 0 P: 6	R: 0 E: 0 K: 0 S: 4 H: 1 LOB: 1 BB: 0 P: 4	R: 1 E: 0 K: 1 S: 6 H: 2 LOB: 0 BB: 0 P: 6	R: 0 E: 0 K: 1 S: 6 H: 0 LOB: 1 BB: 0 P: 6	1B: 4 2B: 1 3B: 0 HR: 2 SF: 0 SAC: 0 DP: 1 HBP: 0	
<b>PITCHER</b> Camilo Pascual, R ERA: 2.25 (1, 1)	IP: 8.0 WLS: L BF: 33 H: 7 R: 2 ER: 2 SO: 7 BB: 2 IBB: 1 HBP: 0 BLK: 0 WP: 0 HR: 2 S: 44 P: 56 ERA: 2.25 WHIP: 1.125					<b>PITCHER</b> Darold Knowles, L ERA: (9, 1)	IP: 1.0 WLS: BF: 4 H: 0 R: 0 ER: 0 SO: 1 BB: 0 IBB: 0 HBP: 0 BLK: 0 WP: 0 HR: 0 S: 6 P: 6 ERA: 0.00 WHIP: 0.000				



Batter	1	2	3	4	5	6	7	8	9	AB R H RBI BB SO LOB
Del Unser, L (1, 8) OBP: 0.250, SLG: 0.250	0-0 6-3			0-0 FC5-6 1B		0-0 F7			0-0 4-3	4 0 1 0 0 0 0
Fred Valentine, S (1, 9) OBP: 0.250, SLG: 0.250	0-0 F7			0-0 FC5-6 4-3 1-2f			0-0 F8		0-0 G6-3 1B	4 0 1 0 0 0 1
Mike Epstein, L (1, 3) SS	0-3 K			0-0 4-3 2-3			0-3 K2-3		0-0 G6-3 1-2f	4 0 0 0 0 2 2
Frank Howard, R (1, 7)		0-3 K		0-3 K			0-3 K			3 0 0 0 0 3 1
Ken McMullen, R (1, 5)		0-0 5-3			0-3 K			0-0 P6		3 0 0 0 0 1 0
Ron Hansen, R (1, 6) OBP: 0.333, SLG: 0.333		0-0 F9			0-0 6-3			0-0 1B 1B		3 0 1 0 0 0 0
Paul Casanova, R (1, 2)			0-0 3-1		0-0 L9			0-3 K		3 0 0 0 0 1 1
Frank Coggins, S (1, 4) OBP: 0.333, SLG: 0.333			0-0 1-3			0-3 K		0-0 1-3 1B		3 0 1 0 0 1 0
Camilo Pascual, R (1, 1) Bernie Allen, L (8, PH) Darold Knowles, L (9, 1)			0-0 4-3			0-0 1-3		0-0 6-3		2 0 0 0 0 0 0 1 0 0 0 0 0 2 0 0 0 0 0 0 0

**BOTTOM**

**Minnesota Twins @ Washington Senators**  
**D.C. Stadium, Washington, DC**  
 Wed Apr 10 1968, 3:33 AM EST  
 Att. 32,063 - Unknown

AB	30
R	0
H	4
RBI	0
BB	0
SO	8
LOB	7



Inning Stats	R: 0	H: 0	E: 0	LOB: 0	K: 1	BB: 0	S: 5	P: 5	R: 0	H: 0	E: 0	LOB: 0	K: 0	BB: 0	S: 3	P: 3	R: 0	H: 0	E: 0	LOB: 0	K: 1	BB: 0	S: 5	P: 5	R: 0	H: 1	E: 1	LOB: 1	K: 1	BB: 0	S: 6	P: 6	R: 0	H: 0	E: 0	LOB: 0	K: 1	BB: 0	S: 5	P: 5	R: 0	H: 0	E: 0	LOB: 0	K: 1	BB: 0	S: 5	P: 5	R: 0	H: 0	E: 0	LOB: 0	K: 2	BB: 0	S: 7	P: 7	R: 0	H: 2	E: 0	LOB: 2	K: 1	BB: 0	S: 7	P: 7	R: 0	H: 1	E: 0	LOB: 0	K: 0	BB: 0	S: 3	P: 3	1B: 4	SF: 0	2B: 0	SAC: 0	3B: 0	DP: 1	HR: 0	HBP: 0	WP: 0	PA: 30	PB: 0	SB: 0	CS: 0	ERA	WHIP
<b>Dean Chance, R</b> (1, 1) ERA:	9.0	WLS	30	H	4	R	0	ER	0	SO	8	BB	0	IBB	0	HBP	0	BLK	0	WP	0	HR	0	S	46	P	46	ERA	0.00	WHIP	0.444																																																								
<b>PITCHER</b>	IP	WLS	BF	H	R	ER	SO	BB	IBB	HBP	BLK	WP	HR	S	P	ERA	WHIP																																																																						

Batter	1	2	3	4	5	6	7	8	9	AB R H RBI BB SO LOB	TOP																									
Cesar Tovar, R (1, 5) (8, 7)	0-0 F8		0-0 E5 2B	0-0 P3			0-0 5-3		0-0 F7	5 1 0 0 0 0 1	<b>Minnesota Twins @ Washington Senators</b> D.C. Stadium, Washington, DC Thu Apr 11 1968, 3:33 AM EST Att. 1,086 - Unknown <a href="http://livebaseballscorecards.com">livebaseballscorecards.com</a>																									
Rod Carew, L OBP: 0.250, SLG: 0.375 (1, 4)	0-0 4-3		0-0 1B 2B			0-0 E7 F9 WP	0-0 4-3		0-0 4-3	4 2 1 1 0 0 0																										
Tony Oliva, L OBP: 0.500, SLG: 0.625 (1, 9)	0-0 P5		0-0 BB E 1B			0-0 F9	0-0 1-3		0-0 1-3	4 1 1 1 0 0 1																										
Harmon Killebrew, R OBP: 0.500, SLG: 1.333 (1, 3)		0-0 F7	4-0 E 1-2 BB			0-0 HR		0-0 F7	0-0 F7	3 1 1 1 1 0 0																										
Bob Allison, R OBP: 0.500, SLG: 0.857 Ron Clark, R (8, 5)		0-0 6-3	0-0 E7 1-3 2-H 1B			0-0 G4-6-3 1B		0-0 4-3	0-0 4-3	4 0 2 1 0 0 0 0 0 0 0 0 0 0																										
John Roseboro, L OBP: 0.250, SLG: 0.143 (1, 2)		0-0 1B	4-0 BB			0-0 G4-6-3 1-2f		0-0 F2	0-0 F2	3 0 1 0 1 0 1																										
Ted Uhlaender, L OBP: 0.375, SLG: 0.429 (1, 8)	0-0 F8		0-0 F8			0-0 F9			0-0 4-3 2B	4 0 1 0 0 0 4																										
Jackie Hernandez, R (1, 6)			0-0 1-3 SO	0-3 K		0-0 F7			0-3 K	4 0 0 0 0 2 1																										
Jim Merritt, L (1, 1)			0-0 5-3	0-0 6-3		0-0 4-3			0-0 4-3 2-3	4 0 0 0 0 0 1																										
<b>Inning Stats</b>	R: 0 E: 0 K: 0 S: 3	H: 0 LOB: 0 BB: 0 P: 3	R: 0 E: 0 K: 0 S: 4	H: 1 LOB: 1 BB: 0 P: 4	R: 3 E: 2 K: 0 S: 7	H: 3 LOB: 3 BB: 2 P: 15	R: 0 E: 0 K: 1 S: 5	H: 0 LOB: 0 BB: 0 P: 5	R: 2 E: 1 K: 0 S: 5	H: 2 LOB: 0 BB: 0 P: 5		R: 0 E: 0 K: 0 S: 3	H: 0 LOB: 0 BB: 0 P: 3	R: 0 E: 0 K: 0 S: 3	H: 0 LOB: 0 BB: 0 P: 3	R: 0 E: 0 K: 1 S: 6	H: 1 LOB: 1 BB: 0 P: 6	1B: 4 2B: 2 3B: 0 HR: 1	SF: 0 SAC: 0 DP: 1 HBP: 0	WP: 1 PB: 0 SB: 0 CS: 0	PA: 37															
<b>PITCHER</b>	IP WLS BF H R ER SO BB IBB HBP BLK WP HR S P ERA WHIP																																			
Joe Coleman, R ERA: (1, 1)	2.2		14	4	3	0	0	1	0	0	0	0	0	13	17	0.00	1.875																			
Dennis Higgins, R ERA: 3.86 (3, 1)	2.1	L	10	2	2	1	1	1	0	0	0	1	1	11	15	3.86	1.286																			
Dick Bosman, R ERA: (6, 1)	2.0		6	0	0	0	0	0	0	0	0	0	0	6	6	0.00	0.000																			
Dave Baldwin, R ERA: (8, 1)	2.0		7	1	0	0	1	0	0	0	0	0	0	9	9	0.00	0.500																			

AB	35
R	5
H	7
RBI	4
BB	2
SO	2
LOB	9



Batter	1	2	3	4	5	6	7	8	9	AB	R	H	RBI	BB	SO	LOB
--------	---	---	---	---	---	---	---	---	---	----	---	---	-----	----	----	-----

<b>Del Unser, L</b> <small>OBP: 0.500, SLG: 0.500</small> <small>(1, 8)</small>										4	1	3	0	0	0	0
---	--	--	--	--	--	--	--	--	--	---	---	---	---	---	---	---

<b>Fred Valentine, S</b> <small>OBP: 0.125, SLG: 0.125</small> <small>(1, 9)</small>										4	0	0	0	0	0	3
--	--	--	--	--	--	--	--	--	--	---	---	---	---	---	---	---

<b>Mike Epstein, L</b> <small>OBP: 0.125, SLG: 0.125</small> <small>(1, 3)</small>										4	1	1	0	0	1	2
--	--	--	--	--	--	--	--	--	--	---	---	---	---	---	---	---

<b>Frank Howard, R</b> <small>(1, 7)</small> <b>Ed Stroud, L</b> <small>(9, 7)</small>										3	1	0	0	1	0	2
---	--	--	--	--	--	--	--	--	--	---	---	---	---	---	---	---

<b>Ken McMullen, R</b> <small>(1, 5)</small>										4	1	0	1	0	0	2
---	--	--	--	--	--	--	--	--	--	---	---	---	---	---	---	---

<b>Ron Hansen, R</b> <small>OBP: 0.286, SLG: 0.429</small> <small>(1, 6)</small>										4	0	1	3	0	0	0
--	--	--	--	--	--	--	--	--	--	---	---	---	---	---	---	---

<b>Paul Casanova, R</b> <small>(1, 2)</small>										4	0	0	0	0	3	1
--	--	--	--	--	--	--	--	--	--	---	---	---	---	---	---	---

<b>Frank Coggins, S</b> <small>OBP: 0.167, SLG: 0.167</small> <small>(1, 4)</small>										3	0	0	0	0	1	1
---	--	--	--	--	--	--	--	--	--	---	---	---	---	---	---	---

<b>Joe Coleman, R</b> <small>(1, 1)</small> <b>Dennis Higgins, R</b> <small>(3, 1)</small> <b>Cap Peterson, R</b> <small>(5, PH)</small> <b>Dick Bosman, R</b> <small>(6, 1)</small> <b>Sam Bowers, R</b> <small>(7, PH)</small> <b>Dave Baldwin, R</b> <small>(8, 1)</small>										1	0	0	0	0	0	0
--	--	--	--	--	--	--	--	--	--	---	---	---	---	---	---	---

Inning Stats	R: 4 E: 1 K: 1 S: 9	H: 3 LOB: 1 BB: 1 P: 13	R: 0 E: 0 K: 0 S: 3	H: 1 LOB: 0 BB: 0 P: 3	R: 0 E: 0 K: 1 S: 5	H: 0 LOB: 0 BB: 0 P: 5	R: 0 E: 0 K: 0 S: 3	H: 0 LOB: 0 BB: 0 P: 3	R: 0 E: 1 K: 0 S: 5	H: 1 LOB: 2 BB: 0 P: 5	R: 0 E: 0 K: 1 S: 5	H: 0 LOB: 0 BB: 0 P: 5	R: 0 E: 0 K: 1 S: 5	H: 0 LOB: 0 BB: 0 P: 5	R: 0 E: 0 K: 1 S: 5	H: 0 LOB: 0 BB: 0 P: 5	R: 0 E: 0 K: 1 S: 5	H: 0 LOB: 0 BB: 0 P: 5	R: 0 E: 0 K: 1 S: 5	H: 0 LOB: 0 BB: 0 P: 5	1B: 4 2B: 1 3B: 0 HR: 0	SF: 0 SAC: 0 DP: 0 HBP: 0	WP: 0 PB: 0 SB: 0 CS: 0	PA: 34
--------------	------------------------------	----------------------------------	------------------------------	---------------------------------	------------------------------	---------------------------------	------------------------------	---------------------------------	------------------------------	---------------------------------	------------------------------	---------------------------------	------------------------------	---------------------------------	------------------------------	---------------------------------	------------------------------	---------------------------------	------------------------------	---------------------------------	----------------------------------	------------------------------------	----------------------------------	--------

PITCHER	<b>Jim Merritt, L</b> <small>ERA: 3.0</small> <small>(1, 1)</small>	IP: 9.0 WLS: W BF: 34 H: 5 R: 4 ER: 3 SO: 5 BB: 1 IBB: 0 HBP: 0 BLK: 0 WP: 0 HR: 0 S: 43 P: 47 ERA: 3.00 WHIP: 0.667
---------	---	--

**BOTTOM**

**Minnesota Twins @ Washington Senators**  
**D.C. Stadium, Washington, DC**  
 Thu Apr 11 1968, 3:33 AM EST  
 Att. 1,086 - Unknown

[livebaseballscorecards.com](http://livebaseballscorecards.com)

<b>AB</b>	<b>33</b>
<b>R</b>	<b>4</b>
<b>H</b>	<b>5</b>
<b>RBI</b>	<b>4</b>
<b>BB</b>	<b>1</b>
<b>SO</b>	<b>5</b>
<b>LOB</b>	<b>11</b>



Batter	1	2	3	4	5	6	7	8	9	AB R H RBI BB SO LOB	TOP									
Cesar Tovar, R (1, 5) (8, 7)	0-0 6-3	0-0 4-3			0-0 6-3		0-0 4-3		0-0 F4	5 0 0 0 0 0 3										
Rod Carew, L OBP: 0.231, SLG: 0.385 (1, 4)	0-0 4-3		0-0 4-3		0-0 6-3		0-0 4-3		0-0 2B	5 0 1 0 0 0 1										
Tony Oliva, L OBP: 0.462, SLG: 0.500 (1, 9)	0-0 F6		4-0 5-3 BB		0-0 6-4-3		0-0 1B		0-3 K	4 0 1 0 1 1 1										
Harmon Killebrew, R OBP: 0.500, SLG: 1.000 Rich Reese, L (8, 3)		0-0 E 1B	0-0 5-3		0-0 6-3		0-0 E 1B			4 2 2 0 0 0 1 0 0 0 0 0 0 0										
Bob Allison, R OBP: 0.500, SLG: 0.727 Ron Clark, R (8, 5)		0-0 E8 1B	0-3 K		0-0 CS 1B		0-0 E 1B			4 1 2 0 0 1 1 0 0 0 0 0 0 0										
John Roseboro, L OBP: 0.250, SLG: 0.100 (1, 2)		0-0 F3		0-0 L9		0-0 CS 1-2	4-0 3B BB	0-0 E3 G4-3		3 1 0 0 1 0 2										
Ted Uhlaender, L OBP: 0.417, SLG: 0.636 (1, 8)		0-0 1B 1B		0-0 L4		0-0 1B 3B	0-0 G4-3			4 1 2 2 0 0 2										
Jackie Hernandez, R OBP: 0.167, SLG: 0.167 (1, 6)		0-0 1B		0-0 F8		0-0 4-3 SH1-4 1B		0-3 K		4 0 2 1 0 1 0										
Jim Perry, S OBP: 0.333, SLG: 1.333 (1, 1)		0-0 F9		0-0 4-3		0-0 SH1-4		0-0 HR		3 1 1 1 0 0 2										
<b>Inning Stats</b>	R: 0 E: 0 K: 0 S: 3	H: 0 LOB: 0 BB: 0 P: 3	R: 2 E: 1 K: 0 S: 7	H: 3 LOB: 2 BB: 0 P: 7	R: 0 E: 0 K: 1 S: 5	H: 0 LOB: 1 BB: 1 P: 9	R: 0 E: 0 K: 0 S: 3	H: 0 LOB: 0 BB: 0 P: 3	R: 0 E: 0 K: 0 S: 3	H: 1 LOB: 0 BB: 0 P: 3	R: 2 E: 0 K: 0 S: 5	H: 2 LOB: 1 BB: 1 P: 9	R: 1 E: 1 K: 0 S: 5	H: 3 LOB: 1 BB: 0 P: 5	R: 1 E: 0 K: 2 S: 9	H: 2 LOB: 1 BB: 0 P: 9	1B: 8 2B: 1 3B: 1 HR: 1	SF: 0 SAC: 1 DP: 1 HBP: 0	WP: 0 PB: 0 SB: 0 CS: 2	PA: 40
<b>PITCHER</b>	IP WLS BF H R ER SO BB IBB HBP BLK WP HR S P ERA WHIP																			
Bill Monbouquette, R ERA: 1.5 (1, 1)	6.0 L 23 4 2 1 1 1 1 0 0 0 0 0 0 24 28 1.50 0.833																			
Jim Bouton, R ERA: 9.0 (7, 1)	2.0 11 5 3 2 0 1 0 0 0 0 0 0 10 14 9.00 3.000																			
Stan Bahnsen, R ERA: 9.0 (9, 1)	1.0 5 2 1 1 2 0 0 0 0 0 0 1 9 9 9.00 2.000																			

Minnesota Twins @ New York Yankees  
 Yankee Stadium, Bronx, NY  
 Sat Apr 13 1968, 3:33 AM EST  
 Att. 15,611 - Unknown - 81 F

livebaseballscorecards.com

AB	36
R	6
H	11
RBI	4
BB	2
SO	3
LOB	13



Batter	1	2	3	4	5	6	7	8	9	AB	R	H	RBI	BB	SO	LOB
Horace Clarke, S (1, 4) SS	0-3 K		0-0 1-3			0-0 F7		0-0 4-3		4	0	0	0	0	1	2
Mike Ferraro, R (1, 5) X	0-0 1-3		0-3 K			0-0 F9			0-0 1-3	4	0	0	0	0	1	0
Mickey Mantle, S (1, 3) OBP: 0.429, SLG: 0.333 BB	4-0 1B BB			0-0 B1-3			0-0 F5		0-0 F3	3	0	0	0	1	0	0
Joe Pepitone, L (1, 8) OBP: 0.143, SLG: 0.143 X	0-0 1-2 1B			0-0 L9			0-0 F8		0-0 4-3	4	0	1	0	0	0	0
Tom Tresh, S (1, 7) OBP: 0.167, SLG: 0.167 SS	0-3 K			0-0 F9			0-0 1B			3	0	1	0	0	1	2
Steve Whitaker, L (1, 9)		0-0 F7			0-0 F3			0-0 4-3		3	0	0	0	0	0	1
Jake Gibbs, L (1, 2)		0-0 F4			0-0 4-3			0-3 K		3	0	0	0	0	1	0
Gene Michael, S (1, 6) Dick Howser, R (8, PH) Ruben Amaro, R (9, 6)		0-3 K			0-3 K			0-0 5-3		2	0	0	0	0	2	0
Bill Monbouquette, R (1, 1) Roy White, S (6, PH) Jim Bouton, R (7, 1) Andy Kosco, R (8, PH) Stan Bahnsen, R (9, 1)			0-3 K			0-0 CS 1B		0-0 1B		1	0	0	0	0	1	0

Inning Stats	R: 0	H: 1	E: 0	K: 2	S: 8	LOB: 2	BB: 1	P: 12	R: 0	H: 0	E: 0	K: 1	S: 5	LOB: 0	BB: 0	P: 5	R: 0	H: 0	E: 0	K: 2	S: 7	LOB: 0	BB: 0	P: 7	R: 0	H: 0	E: 0	K: 0	S: 3	LOB: 0	BB: 0	P: 3	R: 0	H: 1	E: 0	K: 0	S: 3	LOB: 0	BB: 0	P: 3	R: 0	H: 1	E: 0	K: 1	S: 6	LOB: 1	BB: 0	P: 6	R: 0	H: 0	E: 0	K: 0	S: 3	LOB: 0	BB: 0	P: 3
PITCHER Jim Perry, R (1, 1) ERA:	IP	WLS	BF	H	R	ER	SO	BB	IBB	HBP	BLK	WP	HR	S	P	ERA	WHIP	IP	WLS	BF	H	R	ER	SO	BB	IBB	HBP	BLK	WP	HR	S	P	ERA	WHIP	IP	WLS	BF	H	R	ER	SO	BB	IBB	HBP	BLK	WP	HR	S	P	ERA	WHIP					

**MINNESOTA TWINS @ NEW YORK YANKEES**  
 Yankee Stadium, Bronx, NY  
 Sat Apr 13 1968, 3:33 AM EST  
 Att. 15,611 - Unknown - 81 F

AB	30
R	0
H	4
RBI	0
BB	1
SO	7
LOB	5



WP: 0 PA: 31  
 PB: 0  
 SB: 0  
 CS: 1

1B: 4 SF: 0  
 2B: 0 SAC: 0  
 3B: 0 DP: 0  
 HR: 0 HBP: 0

livebaseballscorecards.com

Batter	1	2	3	4	5	6	7	8	9	AB R H RBI BB SO LOB	TOP											
Cesar Tovar, R OBP: 0.100, SLG: 0.100 (1, 5) (8, 7)	0-0 F7		0-0 1B HBP 1B	0-0 4-3		0-0 5-3			0-0 S 1B	5 1 2 0 0 0 1												
Rod Carew, L OBP: 0.222, SLG: 0.294 (1, 4)	0-0 6-3		1-0 1B 3B HBP 1-2	0-0 4-3		0-0 1-3			0-3 K 1-2	4 1 0 0 0 1 2												
Tony Oliva, L OBP: 0.444, SLG: 0.438 (1, 9) B B B	4-0 BB		0-0 1-3 2-H 3B 1B		0-0 4-3				0-0 F8	4 1 1 1 1 0 1												
Harmon Killebrew, R OBP: 0.500, SLG: 1.000 Rich Reese, L (1, 3) (9, 3)	0-0 F8		0-0 1-H 3-H 2B 3B		0-0 BB FC5-2 1B 1B				0-0 F4	4 1 2 2 0 0 1 0 0 0 0 0 0 0												
Bob Allison, R OBP: 0.563, SLG: 0.867 Ron Clark, R (1, 7) (8, 5)			0-0 G5-3 2B	0-0 4-3 CS 2B		0-0 FC5-2 BB 1B			0-0 6-3	4 0 3 1 0 0 0 0 0 0 0 0 0 0												
John Roseboro, L OBP: 0.313, SLG: 0.083 (1, 2) B B B B			4-0 G5-3 BB	0-0 4-3		4-0 FC5-2 BB			0-0 B1-3	2 0 0 0 2 0 1												
Jackie Hernandez, R OBP: 0.125, SLG: 0.125 (1, 6)			0-0 G5-3 1-2 2-3f	0-0 1-3 3-H		0-0 FC5-2 1-2 2-3			0-0 F7	4 0 0 0 0 0 6												
Ted Uhlaender, L OBP: 0.438, SLG: 0.571 (1, 8)			4-0 IBB		0-0 4-3 SH2-4 1B				0-0 F2	3 0 1 0 1 0 3												
Dean Chance, R Ron Perranoski, L Al Worthington, R (1, 1) (9, 1) (9, 1)			0-0 B1-3	0-0 SH2-4		0-3 K			0-3 K	3 0 0 0 0 2 2 0 0 0 0 0 0 0 0 0 0 0 0 0 0												
<b>Inning Stats</b>	R: 0 E: 0 K: 0 S: 3	H: 0 LOB: 1 BB: 1 P: 7	R: 0 E: 0 K: 0 S: 3	H: 1 LOB: 2 BB: 2 P: 11	R: 4 E: 0 K: 0 S: 6	H: 4 LOB: 0 BB: 0 P: 7	R: 0 E: 0 K: 0 S: 4	H: 1 LOB: 1 BB: 0 P: 4	R: 0 E: 0 K: 0 S: 5	H: 2 LOB: 3 BB: 1 P: 9	R: 0 E: 0 K: 1 S: 5	H: 0 LOB: 0 BB: 0 P: 5	R: 0 E: 0 K: 0 S: 3	H: 0 LOB: 0 BB: 0 P: 3	R: 0 E: 0 K: 0 S: 3	H: 0 LOB: 0 BB: 0 P: 3	R: 0 E: 0 K: 2 S: 8	H: 1 LOB: 1 BB: 0 P: 8	1B: 6 2B: 2 3B: 1 HR: 0	SF: 0 SAC: 1 DP: 1 HBP: 1	WP: 0 PB: 0 SB: 1 CS: 1	PA: 39
<b>PITCHER</b>	IP WLS BF H R ER SO BB IBB HBP BLK WP HR S P ERA WHIP																					
Fred Talbot, R ERA: 18.0 (1, 1)	2.0 L 14 5 4 4 0 2 1 1 0 0 0 0 10 23 18.00 3.500																					
Joe Verbanic, R ERA: (3, 1)	3.0 12 3 0 0 0 1 0 0 0 0 0 0 11 15 0.00 1.333																					
Steve Hamilton, L ERA: (6, 1)	3.0 9 0 0 0 1 0 0 0 0 0 0 0 11 11 0.00 0.000																					
Stan Bahnsen, R ERA: 4.5 (9, 1)	1.0 4 1 0 0 2 0 0 0 0 0 0 0 8 8 0.00 1.000																					

Minnesota Twins @ New York Yankees  
 Yankee Stadium, Bronx, NY  
 Sun Apr 14 1968, 3:33 AM EST  
 Att. 12,410 - Unknown - 71 F

[livebaseballscorecards.com](http://livebaseballscorecards.com)

AB	33
R	4
H	9
RBI	4
BB	4
SO	3
LOB	17





Batter	1	2	3	4	5	6	7	8	9	AB	R	H	RBI	BB	SO	LOB
Horace Clarke, S (1, 4) Dick Howser, R (5, PH) (6, 4)	0-0 F6		0-0 1-3		0-3 K			0-0 1-3		2	0	0	0	0	0	1
Mike Ferraro, R (1, 5) OBP: 0.182, SLG: 0.182	0-0 4-3			0-0 1B		0-0 5-3			0-0 1B E 1B	4	1	2	0	0	0	0
Mickey Mantle, S (1, 3) OBP: 0.364, SLG: 0.300	0-3 K			0-3 K		0-0 4-3			0-0 E 1-3 3-1 1B	4	1	1	0	0	2	1
Joe Pepitone, L (1, 8) OBP: 0.125, SLG: 0.125 Bill Robinson, R (4, 9)		0-0 G3		0-3 K		0-0 4-3			0-0 E5 3-1 1B	1	0	0	0	0	0	0
Tom Tresh, S (1, 7) OBP: 0.100, SLG: 0.100		0-0 G3		0-0 1-3			0-0 F8		0-0 3-1	4	0	0	1	0	0	2
Steve Whitaker, L (1, 9) OBP: 0.286, SLG: 0.167 (4, 8)		0-0 4-3			4-0 FC4-6 BB BB		0-0 4-3		0-0 FC5 WP 1B	3	0	1	1	1	0	0
Jake Gibbs, L (1, 2) Frank Fernandez, R (9, PH) OBP: 0.500, SLG: 1.333			0-0 B1-3		4-0 FC4-6 BB 1-2		0-0 1-3		4-0 FC5 BB 1-2	2	0	0	0	1	0	0
Gene Michael, S (1, 6) OBP: 0.125, SLG: 0.125 Bobby Cox, R (9, PH)			0-0 E1 1B		0-0 F8			0-0 4-3	0-3 K	3	0	1	0	0	0	2
Fred Talbot, R (1, 1) Joe Verbanic, R (3, 1) Roy White, S (5, PH) OBP: 0.500, SLG: 0.500 Steve Hamilton, L (6, 1) Andy Kosco, R (8, PH) OBP: 0.500, SLG: 0.500 Stan Bahnsen, R (9, 1) Ruben Amaro, R (9, PH)			0-0 F8		0-0 FC4-6 1-2f 2-3			0-3 K	0-0 FC5 1-2 2-3f	0	0	0	0	0	0	0

Inning Stats	R: 0	H: 0	E: 0	K: 1	S: 5	LOB: 0	BB: 0	P: 5	R: 0	H: 0	E: 0	K: 0	S: 3	LOB: 0	BB: 0	P: 3	R: 0	H: 1	E: 1	K: 0	S: 4	LOB: 1	BB: 0	P: 4	R: 0	H: 0	E: 0	K: 1	S: 5	LOB: 2	BB: 2	P: 13	R: 0	H: 0	E: 0	K: 0	S: 3	LOB: 0	BB: 0	P: 3	R: 0	H: 0	E: 0	K: 0	S: 3	LOB: 0	BB: 0	P: 5	R: 3	H: 3	E: 1	K: 1	S: 9	LOB: 2	BB: 1	P: 13	1B: 5	2B: 0	3B: 0	SF: 0	SAC: 0	DP: 0	HBP: 0	WP: 1	PB: 0	SB: 0	CS: 0	PA: 36
--------------	------	------	------	------	------	--------	-------	------	------	------	------	------	------	--------	-------	------	------	------	------	------	------	--------	-------	------	------	------	------	------	------	--------	-------	-------	------	------	------	------	------	--------	-------	------	------	------	------	------	------	--------	-------	------	------	------	------	------	------	--------	-------	-------	-------	-------	-------	-------	--------	-------	--------	-------	-------	-------	-------	--------

PITCHER	IP	WLS	BF	H	R	ER	SO	BB	IBB	HBP	BLK	WP	HR	S	P	ERA	WHIP
Dean Chance, R (1, 1) ERA: 1.04	8.1	W	33	5	3	2	5	2	0	0	0	0	0	41	49	2.16	0.840
Ron Perranoski, L (9, 1) ERA:	0.0		1	0	0	0	0	1	0	0	0	1	0	0	4	∞	∞
Al Worthington, R (9, 1) ERA:	0.2	S	2	0	0	0	1	0	0	0	0	0	0	4	4	0.00	0.000

**BOTTOM**

**Minnesota Twins @ New York Yankees**  
 Yankee Stadium, Bronx, NY  
 Sun Apr 14 1968, 3:33 AM EST  
 Att: 12,410 - Unknown - 71 F

<b>AB</b>	<b>33</b>
<b>R</b>	<b>3</b>
<b>H</b>	<b>5</b>
<b>RBI</b>	<b>2</b>
<b>BB</b>	<b>3</b>
<b>SO</b>	<b>6</b>
<b>LOB</b>	<b>17</b>



PITCHER	IP	WLS	BF	H	R	ER	SO	BB	IBB	HBP	BLK	WP	HR	S	P	ERA	WHIP
---------	----	-----	----	---	---	----	----	----	-----	-----	-----	----	----	---	---	-----	------

Batter	1	2	3	4	5	6	7	8	9	AB R H RBI BB SO LOB	TOP											
<b>Cesar Tovar, R</b> (1, 5) OBP: 0.200, SLG: 0.130 (9, 7)	0-3 K		0-0 F9		0-0 L9-3 1B		4-0 S 1B BB		4-0 1B 1B BB	3 2 1 0 2 1 0												
<b>Rod Carew, L</b> (1, 4) OBP: 0.261, SLG: 0.318 (9, 7)	0-0 5-3			0-0 4-3 3B 1B	0-0 L9-3		0-3 K		0-0 S 1B 1B	5 2 2 0 0 1 2												
<b>Tony Oliva, L</b> (1, 9) OBP: 0.435, SLG: 0.429 (9, 3)	0-0 4-3			0-0 4-3 1-2	0-0 S 1B		0-0 1-3 S 1B		0-3 K	5 0 2 1 0 1 3												
<b>Harmon Killebrew, R</b> (1, 3) OBP: 0.476, SLG: 0.833 <b>Rich Reese, L</b> (9, PR) (9, 3)		0-0 F7		0-0 5-3	0-3 K		4-0 1-3 BB		0-0 1B	4 0 1 2 1 1 2 0 0 0 0 0 0 0												
<b>Bob Allison, R</b> (1, 7) OBP: 0.571, SLG: 1.000 <b>Ron Clark, R</b> (9, 5)		0-0 2B		0-0 1B 3B		0-0 4-3 E 2B		0-0 1-3	0-3 K	5 2 3 1 0 1 3 0 0 0 0 0 0 0												
<b>John Roseboro, L</b> (1, 2) OBP: 0.286, SLG: 0.118 (9, 5)		0-0 F3		0-0 2B 1B		0-0 4-3		0-0 F9	0-0 4-3	5 0 1 1 0 0 5												
<b>Ted Uhlaender, L</b> (1, 8) OBP: 0.400, SLG: 0.556 (9, 5)		0-3 K		0-0 1-3 2B		0-0 E6		0-0 F9		4 0 1 0 0 1 1												
<b>Jackie Hernandez, R</b> (1, 6) OBP: 0.150, SLG: 0.105 (9, 5)			0-0 F3		4-0 BB		0-3 K		0-3 K	3 0 0 0 1 2 1												
<b>Dave Boswell, R</b> (1, 1) (9, 5)			0-3 K		0-3 K		0-3 K		0-3 K	4 0 0 0 0 4 4												
<b>Inning Stats</b>	R: 0 E: 0 K: 1 S: 5	H: 0 LOB: 0 BB: 0 P: 5	R: 0 E: 0 K: 1 S: 6	H: 1 LOB: 1 BB: 0 P: 6	R: 0 E: 0 K: 1 S: 5	H: 0 LOB: 0 BB: 0 P: 5	R: 2 E: 0 K: 1 S: 9	H: 4 LOB: 3 BB: 1 P: 13	R: 0 E: 0 K: 1 S: 6	H: 2 LOB: 1 BB: 0 P: 6	R: 1 E: 1 K: 2 S: 9	H: 1 LOB: 1 BB: 0 P: 9	R: 1 E: 0 K: 1 S: 6	H: 1 LOB: 2 BB: 2 P: 14	R: 0 E: 0 K: 2 S: 7	H: 0 LOB: 0 BB: 0 P: 7	R: 2 E: 0 K: 2 S: 9	H: 2 LOB: 1 BB: 1 P: 13	1B: 7 2B: 4 3B: 1 HR: 0	SF: 0 SAC: 0 DP: 1 HBP: 0	WP: 0 PB: 0 SB: 4 CS: 0	PA: 42
<b>PITCHER</b>	IP WLS BF H R ER SO BB IBB HBP BLK WP HR S P ERA WHIP																					
<b>Tom Phoebus, R</b> (1, 1) ERA: 2.63	6.1 L 31 9 4 3 8 3 0 0 0 0 0 0 44 56 4.26 1.895																					
<b>Moe Drabowsky, R</b> (7, 1) ERA:	0.2 2 0 0 0 0 0 0 0 0 0 0 0 2 2 0.00 0.000																					
<b>Eddie Watt, R</b> (8, 1) ERA: 4.15	2.0 9 2 2 2 4 1 0 0 0 0 0 0 16 20 9.00 1.500																					

**Minnesota Twins @ Baltimore Orioles**  
**Memorial Stadium, Baltimore, MD**  
 Mon Apr 15 1968, 6:05 PM EST  
 Att. 6,491 - Unknown

[livebaseballscorecards.com](http://livebaseballscorecards.com)

<b>AB</b>	38
<b>R</b>	6
<b>H</b>	11
<b>RBI</b>	5
<b>BB</b>	4
<b>SO</b>	12
<b>LOB</b>	21



Batter	1	2	3	4	5	6	7	8	9	AB	R	H	RBI	BB	SO	LOB
<b>Curt Blefary, L</b> OBP: 0.333, SLG: 0.231 (1, 9)	0-0 BB BB BB 1B	0-0 F9			0-0 F6		4-0 BB			3	1	1	0	1	0	0
<b>Paul Blair, R</b> OBP: 0.250, SLG: 0.267 (1, 8)	4-0 BB BB 1-2 BB		0-0 F9		0-0 5-3		0-0 F7			3	0	0	0	1	0	2
<b>Brooks Robinson, R</b> OBP: 0.188, SLG: 0.286 (1, 5)	0-0 F5		0-0 F7		0-3 K		0-3 K		0-3 K	4	0	0	0	0	2	2
<b>Frank Robinson, R</b> OBP: 0.375, SLG: 0.167 (1, 7)	4-0 BB 1-2 2-3 BB		0-3 K		0-0 F9		0-0 1-3 WP 1B			3	0	1	0	1	1	0
<b>Boog Powell, L</b> OBP: 0.438, SLG: 0.500 (1, 3)	0-0 F3			0-3 K		0-0 G3		0-0 1-3		4	0	0	0	0	1	4
<b>Davey Johnson, R</b> OBP: 0.400, SLG: 0.417 (1, 4)	4-0 BB 1-2 2-3 3-H BB			4-0 1B 2B BB		0-0 5-3		0-0 F9		2	1	0	1	2	0	1
<b>Mark Belanger, R</b> OBP: 0.667, SLG: 0.500 <b>Don Buford, S</b> OBP: 0.308, SLG: 0.273 (1, 6) (9, PH)	0-3 K			0-0 2B 1B		0-0 2B 1B		4-0 SH2-4 BB		2	1	1	0	1	1	3
<b>Andy Etchebarren, R</b> OBP: 0.385, SLG: 0.455 <b>Dave May, L</b> (9, PH)		0-0 F8		0-0 2B		0-0 SH2-4		0-0 F9		1	0	0	0	0	0	0
<b>Tom Phoebus, R</b> <b>Moe Drabowsky, R</b> <b>Elrod Hendricks, L</b> <b>Eddie Watt, R</b> <b>Curt Motton, R</b> (1, 1) (7, 1) (7, PH) (8, 1) (9, PH)		0-0 F4		0-3 K		0-3 K		0-0 F4		2	0	1	2	0	0	0
								0-0 5-3		1	0	0	0	0	0	0
										0	0	0	0	0	0	0
										1	0	0	0	0	0	0

Inning Stats	R: 1	H: 1	E: 0	K: 1	S: 6	LOB: 3	BB: 3	P: 18	R: 0	H: 0	E: 0	K: 0	S: 3	LOB: 0	BB: 0	P: 3	R: 0	H: 0	E: 0	K: 1	S: 5	LOB: 0	BB: 0	P: 5	R: 2	H: 2	E: 0	K: 2	S: 8	LOB: 0	BB: 1	P: 12	R: 0	H: 0	E: 0	K: 1	S: 5	LOB: 0	BB: 0	P: 5	R: 0	H: 0	E: 0	K: 1	S: 5	LOB: 0	BB: 0	P: 5	R: 0	H: 0	E: 0	K: 1	S: 5	LOB: 2	BB: 2	P: 13	R: 0	H: 1	E: 0	K: 1	S: 6	LOB: 1	BB: 0	P: 6	R: 0	H: 0	E: 0	K: 0	S: 3	LOB: 0	BB: 0	P: 3	1B: 3	SF: 0	2B: 1	SAC: 1	3B: 0	DP: 0	HR: 0	HBP: 0	WP: 1	PA: 36
--------------	------	------	------	------	------	--------	-------	-------	------	------	------	------	------	--------	-------	------	------	------	------	------	------	--------	-------	------	------	------	------	------	------	--------	-------	-------	------	------	------	------	------	--------	-------	------	------	------	------	------	------	--------	-------	------	------	------	------	------	------	--------	-------	-------	------	------	------	------	------	--------	-------	------	------	------	------	------	------	--------	-------	------	-------	-------	-------	--------	-------	-------	-------	--------	-------	--------

PITCHER	IP	WLS	BF	H	R	ER	SO	BB	IBB	HBP	BLK	WP	HR	S	P	ERA	WHIP
<b>Dave Boswell, R</b> ERA: 3.0 (1, 1)	9.0	W	36	4	3	3	7	6	0	0	0	1	0	44	68	3.00	1.111

**MINNESOTA TWINS @ BALTIMORE ORIOLES**  
**Memorial Stadium, Baltimore, MD**  
 Mon Apr 15 1968, 6:05 PM EST  
 Att. 6,491 - Unknown

<b>AB</b>	<b>29</b>
<b>R</b>	<b>3</b>
<b>H</b>	<b>4</b>
<b>RBI</b>	<b>3</b>
<b>BB</b>	<b>6</b>
<b>SO</b>	<b>7</b>
<b>LOB</b>	<b>13</b>



Batter	1	2	3	4	5	6	7	8	9	AB R H RBI BB SO LOB	TOP																													
Del Unser, L (1, 8) OBP: 0.400, SLG: 0.560	0-0 F6		0-0 F8		0-0 2B			0-0 FC6-4 1B		4 0 1 1 0 0 2																														
Sam Bowers, R (1, 9) OBP: 0.231, SLG: 0.538	0-0 F6			0-0 F8	0-0 F4			0-0 L5		4 0 0 0 0 0 2																														
Mike Epstein, L (1, 3) OBP: 0.160, SLG: 0.125	0-3 K			0-0 F6				0-0 FC6-4 1B		4 0 1 0 0 1 0																														
Frank Howard, R (1, 7) OBP: 0.333, SLG: 0.652		0-0 5-3		0-0 BB 1B				0-0 FC6-4		4 0 1 0 0 0 2																														
Ken McMullen, R (1, 5) OBP: 0.375, SLG: 0.450		0-0 5-3		4-0 BB 1B				0-0 G6-4-3 1B		3 0 1 0 1 0 0																														
Ron Hansen, R (1, 6) OBP: 0.250, SLG: 0.348		0-0 5-3		0-0 F6				0-0 G6-4-3		4 0 0 0 0 0 3																														
Billy Bryan, L (1, 2) OBP: 0.375, SLG: 0.533			0-3 K		1-0 FC6-4 HBP			0-0 3-1		3 0 1 0 0 1 0																														
Frank Coggins, S (1, 4) OBP: 0.143, SLG: 0.053			0-0 6-3		0-0 FC6-4 2B			0-0 6-3		4 1 0 0 0 0 2																														
Dick Bosman, R (1, 1) OBP: 0.500, SLG: 1.000 Darold Knowles, L (6, 1) Bill Deney, S (7, 1) Cap Peterson, R (8, PH) Frank Bertaina, L (8, 1) Dave Baldwin, R (8, 1)			0-0 2B		0-3 K			4-0 FC6-4 BB		2 0 1 0 0 1 1 0 0 0 0 0 0 0 0 0 0 0 0 0 0 0 0 0 0 0 1 0 0 0 0 0 0 0 0 0 0 0 0 0 0 0																														
<b>Inning Stats</b>	R: 0 E: 0 K: 1 S: 5	H: 0 LOB: 0 BB: 0 P: 5	R: 0 E: 0 K: 0 S: 3	H: 0 LOB: 0 BB: 0 P: 3	R: 0 E: 0 K: 1 S: 6	H: 1 LOB: 1 BB: 0 P: 6	R: 0 E: 0 K: 0 S: 4	H: 1 LOB: 2 BB: 1 P: 8	R: 1 E: 0 K: 1 S: 6	H: 1 LOB: 1 BB: 0 P: 7	R: 0 E: 0 K: 0 S: 3	H: 0 LOB: 0 BB: 0 P: 3	R: 0 E: 0 K: 0 S: 3	H: 0 LOB: 0 BB: 0 P: 3	R: 0 E: 0 K: 0 S: 4	H: 1 LOB: 2 BB: 1 P: 8	R: 0 E: 0 K: 0 S: 4	H: 2 LOB: 1 BB: 0 P: 4	1B: 4 2B: 2 3B: 0 HR: 0	SF: 0 SAC: 0 DP: 1 HBP: 1	WP: 0 PB: 0 SB: 0 CS: 0	PA: 35																		
<b>PITCHER</b> Jim Merritt, L (1, 1) ERA: 2.0	IP 9.0	WLS W	BF 35	H 6	R 1	ER 1	SO 3	BB 2	IBB 0	HBP 1	BLK 0	WP 0	HR 0	S 38	P 47	ERA 1.00	WHIP 0.889						<b>PITCHER</b>	IP 9.0	WLS W	BF 35	H 6	R 1	ER 1	SO 3	BB 2	IBB 0	HBP 1	BLK 0	WP 0	HR 0	S 38	P 47	ERA 1.00	WHIP 0.889

Washington Senators @ Minnesota Twins  
Metropolitan Stadium, Bloomington, MI

Wed Apr 17 1968, 4:33 AM EST  
Att. 22,926 - Unknown - 62 F

AB	32
R	1
H	6
RBI	1
BB	2
SO	3
LOB	12



Batter	1	2	3	4	5	6	7	8	9
Cesar Tovar, R OBP: 0.267, SLG: 0.296 Jim Holt, L	0-0 5-3 HR		0-0 K		0-3 K		1-0 SH1-3 1B HBP	0-0 BB 1B 1-2 2-H 3-H	
Rod Carew, L OBP: 0.296, SLG: 0.346 Frank Quilici, R	0-0 F7		0-0 3-1		0-0 1B		0-0 SH1-3	0-0 BB 2B 1B 1-2 2-H	
Tony Oliva, L OBP: 0.429, SLG: 0.400	0-0 HR 1B		4-0 BB		0-0 F2		0-0 F5	0-0 F6	
Harmon Killebrew, R OBP: 0.538, SLG: 1.000 Rich Reese, L	0-0 HR		0-3 K		0-0 2B 2B		4-0 1B IBB	4-0 2B BB 1-2 2-3	
Bob Allison, R OBP: 0.583, SLG: 0.957 Ron Clark, R OBP: 1.000, SLG: 1.500	0-0 CS 1B			0-0 G1-6-3 1B		0-0 5-3	0-0 1-2 2-H 1B	0-0 1-3 2-H 3-H 2B 2B	
John Roseboro, L OBP: 0.269, SLG: 0.182 Bruce Look, L	0-0 1-2	0-0 L9		0-0 G1-6-3		0-0 WP 2B 2-H	0-0 4-3	0-0 F5	
Ted Uhlaender, L OBP: 0.400, SLG: 0.565		0-0 4-3		0-0 4-3		0-0 F4		1B 1B 2B	
Jackie Hernandez, R OBP: 0.240, SLG: 0.304		0-0 F7			0-0 HR	4-0 IBB		BB 1B F8	
Jim Merritt, L			0-3 K		4-0 CS BB	0-3 K		4-0 1B BB 1-2	

Inning Stats	R: 2	H: 3	E: 0	K: 0	S: 5	LOB: 0	BB: 0	P: 5	R: 0	H: 0	E: 0	K: 0	S: 3	LOB: 0	BB: 0	P: 3	R: 1	H: 1	E: 0	K: 2	S: 8	LOB: 1	BB: 1	P: 12	R: 0	H: 1	E: 0	K: 0	S: 3	LOB: 0	BB: 0	P: 3	R: 1	H: 2	E: 0	K: 1	S: 6	LOB: 1	BB: 1	P: 10	R: 1	H: 2	E: 0	K: 1	S: 7	LOB: 2	BB: 1	P: 11	R: 1	H: 1	E: 0	K: 0	S: 4	LOB: 2	BB: 1	P: 9	R: 7	H: 6	E: 0	K: 0	S: 9	LOB: 2	BB: 2	P: 17
--------------	------	------	------	------	------	--------	-------	------	------	------	------	------	------	--------	-------	------	------	------	------	------	------	--------	-------	-------	------	------	------	------	------	--------	-------	------	------	------	------	------	------	--------	-------	-------	------	------	------	------	------	--------	-------	-------	------	------	------	------	------	--------	-------	------	------	------	------	------	------	--------	-------	-------

PITCHER	IP	WLS	BF	H	R	ER	SO	BB	IBB	HBP	BLK	WP	HR	S	P	ERA	WHIP
Dick Bosman, R ERA: 5.4	(1, 1)	5.1	L	24	8	5	5	3	2	0	0	0	3	27	35	8.44	1.875
Darold Knowles, L ERA: 6.0	(6, 1)	1.1		7	1	1	1	0	1	1	0	1	0	7	12	6.75	0.750
Bill Denehy, R ERA: 54.0	(7, 1)	0.1		3	1	0	0	0	1	0	0	0	0	2	6	0.00	3.000
Frank Bertaina, L ERA: 135.0	(8, 1)	0.1		6	4	5	5	0	1	0	0	0	0	5	9	135.00	15.000
Dave Baldwin, R ERA: 4.91	(8, 1)	0.2		5	2	2	2	0	1	0	0	0	0	4	8	27.00	4.500

**BOTTOM**

**Washington Senators @ Minnesota Twins**  
Metropolitan Stadium, Bloomington, MI

Wed Apr 17 1968, 4:33 AM EST  
Att: 22,926 - Unknown - 62 F

AB	R	H	RBI	BB	SO	LOB
4	3	2	3	0	1	1
0	0	0	0	0	0	0
4	1	2	1	0	0	0
0	0	0	0	0	0	0
4	1	1	0	1	0	4
3	2	2	2	2	1	1
0	1	0	0	0	0	0
3	0	2	0	0	0	1
2	1	2	3	0	0	0
6	0	1	1	0	0	7
0	0	0	0	0	0	0
5	1	2	2	0	0	1
4	2	2	1	1	0	2
2	1	0	0	2	2	2

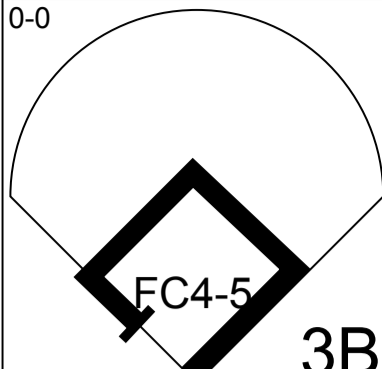
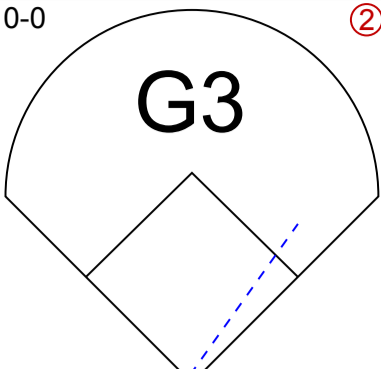
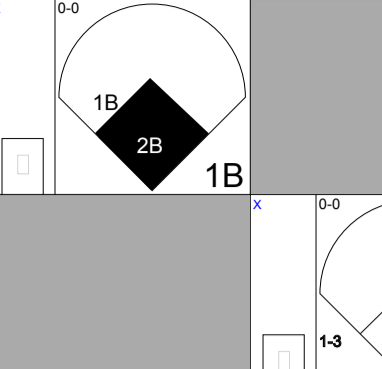
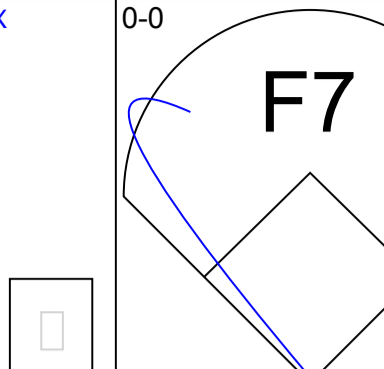
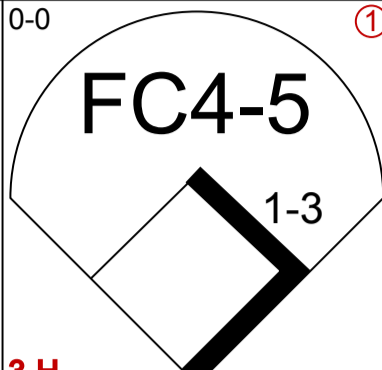
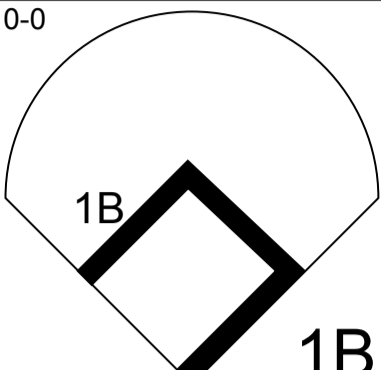
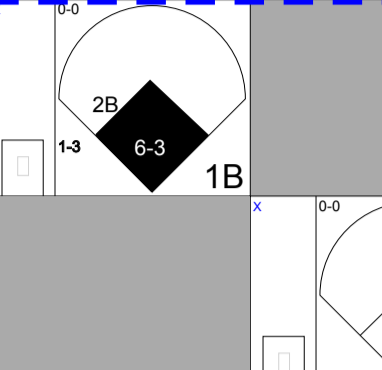

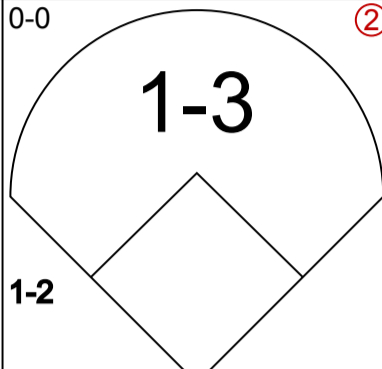
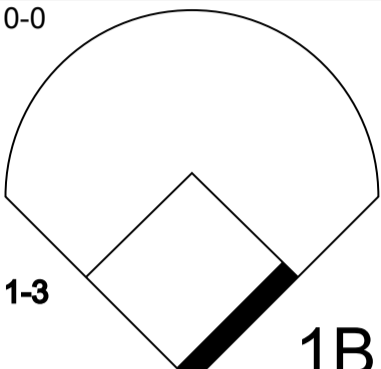
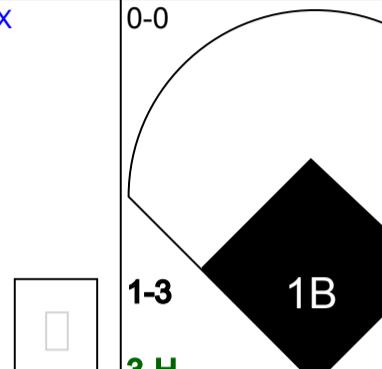

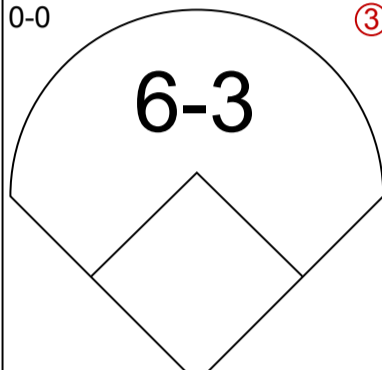
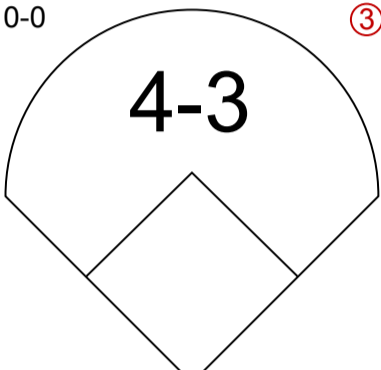
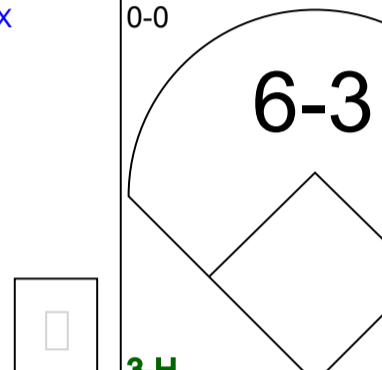

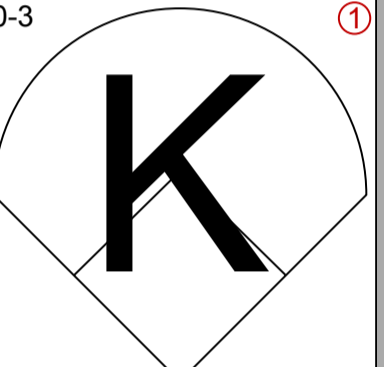
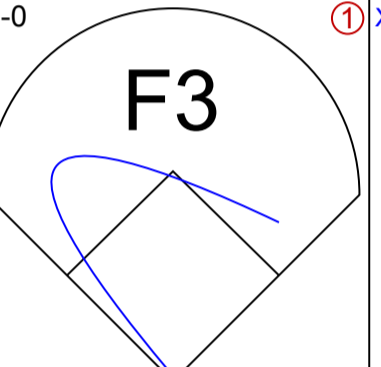
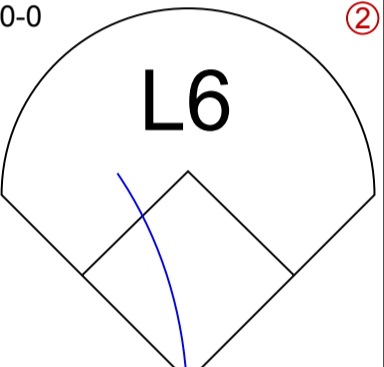
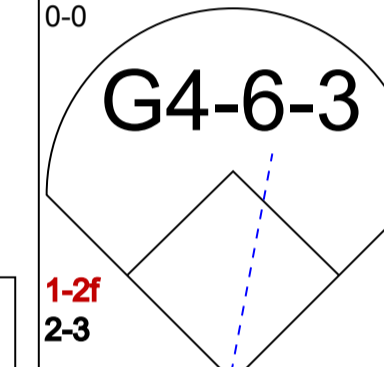
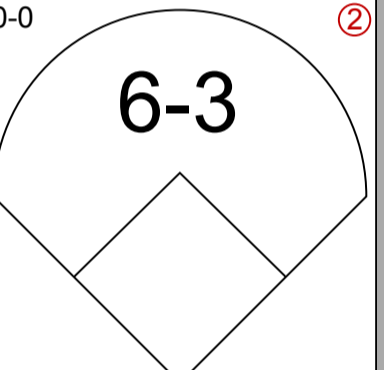
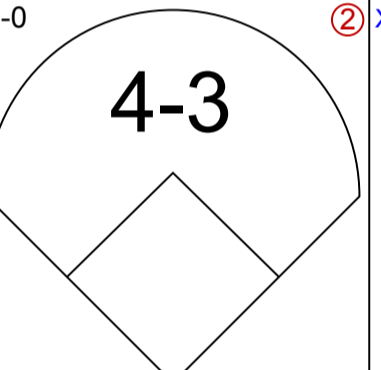
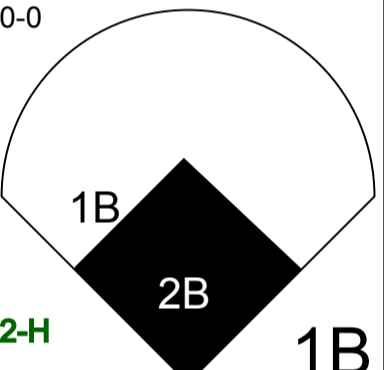
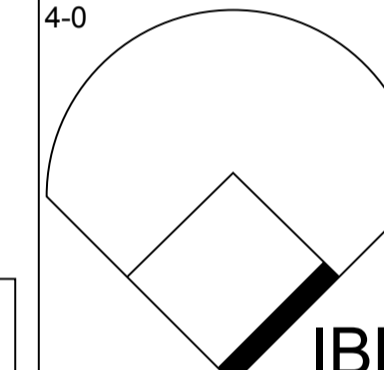
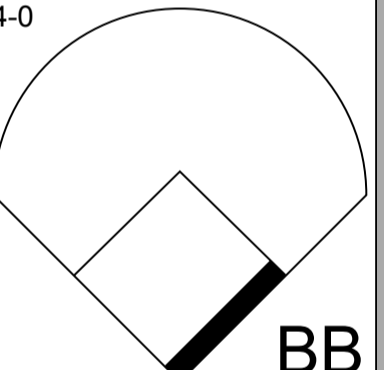
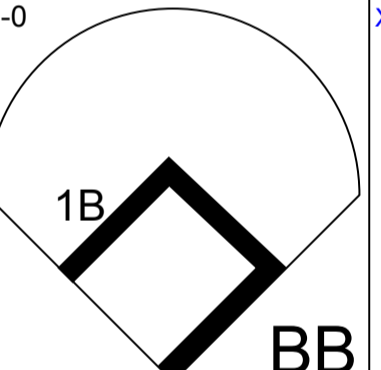
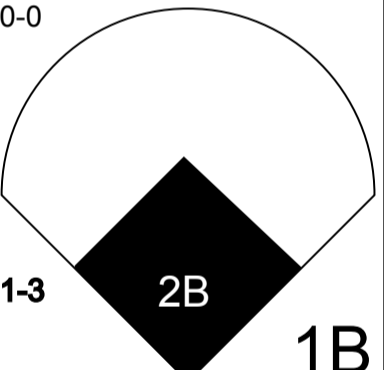
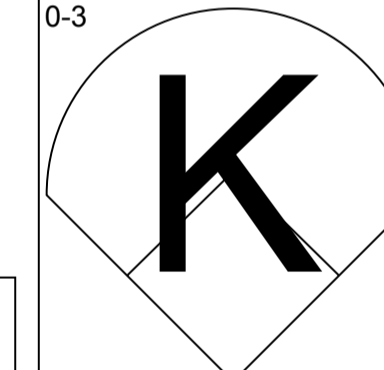
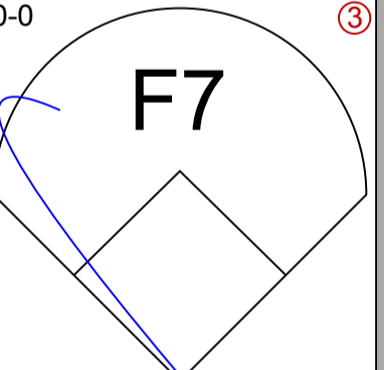
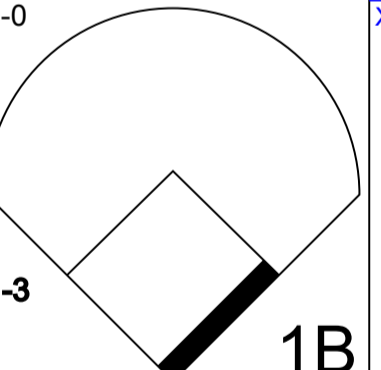
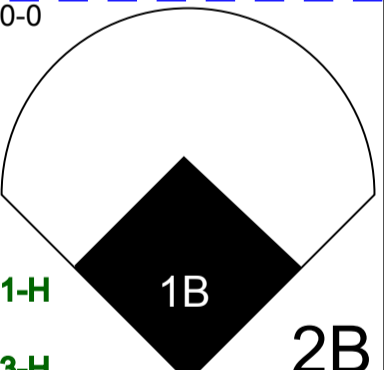
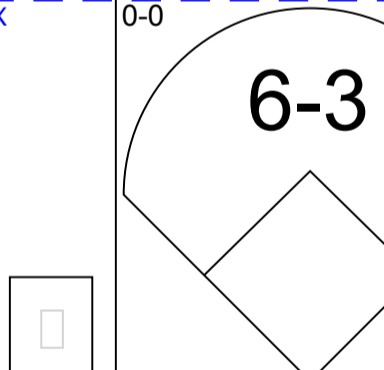
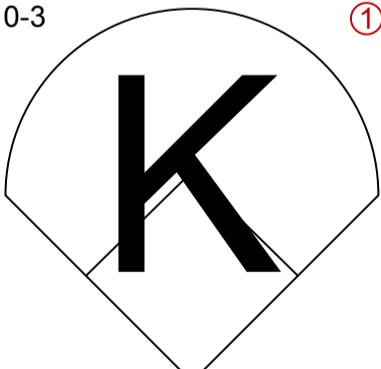
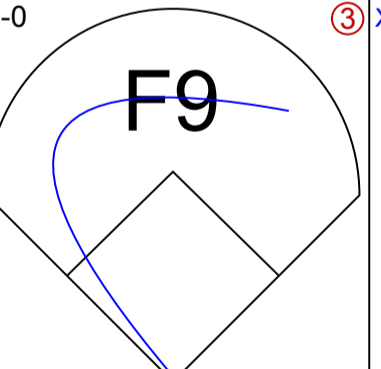
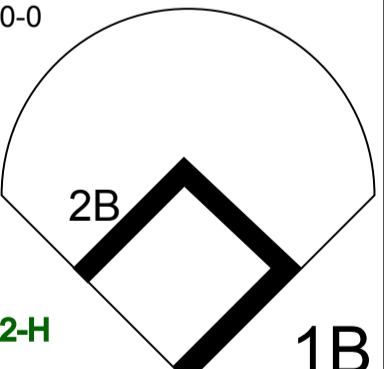
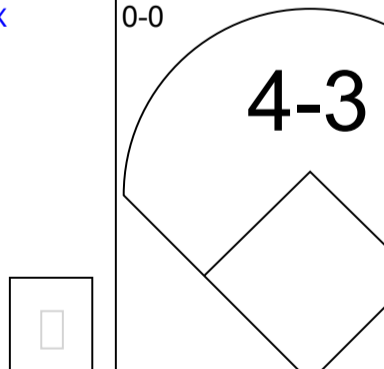
AB	37
R	13
H	16
RBI	13
BB	6
SO	4
LOB	19

livebaseballscores.com

**MINNESOTA TWINS**  
BASEBALL CLUB

WP	PA
1	45
0	
1	
2	

Batter	1	2	3	4	5	6	7	8	9	AB R H RBI BB SO LOB
--------	---	---	---	---	---	---	---	---	---	----------------------

<b>Del Unser, L</b> (1, 8) <small>OBP: 0.433, SLG: 0.667</small>	0-0  <b>FC4-5</b> <b>3B</b>		0-0  <b>G3</b>		0-0  <b>1B</b>		0-0  <b>F7</b>		5 1 3 0 0 0 0
<b>Ed Stroud, L</b> (1, 9) <small>OBP: 0.500, SLG: 0.833</small>	0-0  <b>FC4-5</b> <b>1-3</b>		0-0  <b>1B</b>		0-0  <b>1B</b>		0-0  <b>G4</b>		5 1 2 0 0 0 3
<b>Ken McMullen, R</b> (1, 5) <small>OBP: 0.414, SLG: 0.520</small>	0-0  <b>1-3</b>		0-0  <b>1B</b>		0-0  <b>1B</b>		0-0  <b>F8</b>		5 1 3 1 0 0 1
<b>Frank Howard, R</b> (1, 7) <small>OBP: 0.310, SLG: 0.571</small> <b>Hank Allen, R</b> (8, 7)	0-0  <b>6-3</b>		0-0  <b>4-3</b>		0-0  <b>6-3</b>		0-0  <b>F2</b>		5 0 1 1 0 0 4 0 0 0 0 0 0 0
<b>Mike Epstein, L</b> (1, 3) <small>OBP: 0.133, SLG: 0.103</small>		0-3  <b>K</b>		0-0  <b>F3</b>	0-0  <b>L6</b>		0-0  <b>G4-6-3</b>		5 0 0 0 0 2 3
<b>Ron Hansen, R</b> (1, 6) <small>OBP: 0.310, SLG: 0.481</small>		0-0  <b>6-3</b>		0-0  <b>4-3</b>	0-0  <b>1B</b> <b>2B</b>		4-0  <b>IBB</b>		4 2 2 2 1 0 0
<b>Billy Bryan, L</b> (1, 2) <small>OBP: 0.429, SLG: 0.500</small>		4-0  <b>BB</b>		4-0  <b>1B</b> <b>BB</b>	0-0  <b>1B</b> <b>2B</b>		0-3  <b>K</b>		3 1 1 0 2 1 2
<b>Frank Coggins, S</b> (1, 4) <small>OBP: 0.192, SLG: 0.167</small>		0-0  <b>F7</b>		0-0  <b>1B</b>	0-0  <b>1B</b> <b>2B</b>		0-0  <b>6-3</b>		5 1 2 2 0 0 1
<b>Phil Ortega, R</b> (1, 1) <small>OBP: 0.200, SLG: 0.200</small> <b>Sam Bowens, R</b> (7, PH) <small>OBP: 0.214, SLG: 0.500</small> <b>Darold Knowles, L</b> (7, 1) <b>Dave Baldwin, R</b> (9, 1)		0-3  <b>K</b>		0-0  <b>F9</b>	0-0  <b>2B</b> <b>1B</b>		0-0  <b>4-3</b>		3 0 1 1 0 1 2 1 0

**TOP**

**Washington Senators @ Minnesota Twins**  
 Metropolitan Stadium, Bloomington, MI

Thu Apr 18 1968, 4:33 AM EST  
 Att: 7,238 - Unknown - 57 F

<b>AB</b>	41
<b>R</b>	7
<b>H</b>	15
<b>RBI</b>	7
<b>BB</b>	3
<b>SO</b>	4
<b>LOB</b>	16



Inning Stats	R: 0	H: 1	R: 0	H: 0	R: 0	H: 2	R: 6	H: 8	R: 0	H: 2	R: 0	H: 0	R: 1	H: 1	1B: 10	SF: 0	WP: 0	PA: 44
	E: 0	LOB: 1	E: 0	LOB: 1	E: 0	LOB: 2	E: 0	LOB: 2	E: 0	LOB: 2	E: 0	LOB: 0	E: 0	LOB: 0	2B: 3	SAC: 0	PB: 0	
	K: 0	BB: 0	K: 1	BB: 1	K: 0	BB: 1	K: 0	BB: 0	K: 1	BB: 1	K: 0	BB: 0	K: 1	BB: 0	3B: 1	DP: 1	SB: 0	
	S: 4	P: 4	S: 5	P: 9	S: 4	P: 8	S: 11	P: 11	S: 6	P: 10	S: 3	P: 3	S: 6	P: 6	HR: 1	HBP: 0	CS: 0	

PITCHER	IP	WLS	BF	H	R	ER	SO	BB	IBB	HBP	BLK	WP	HR	S	P	ERA	WHIP
<b>Dean Chance, R</b> (1, 1) <small>ERA: 2.86</small>	4.2	L	25	9	5	5	2	2	0	0	0	0	0	27	35	9.64	2.357
<b>Bob Miller, R</b> (5, 1) <small>ERA:</small>	0.0		3	3	1	1	0	0	0	0	0	0	0	3	3	∞	∞
<b>Jim Roland, L</b> (5, 1) <small>ERA:</small>	1.1		6	2	0	0	1	0	1	0	0	0	0	7	11	0.00	1.500
<b>Ron Perranoski, L</b> (7, 1) <small>ERA: 3.0</small>	3.0		10	1	1	1	1	0	0	0	0	0	1	12	12	3.00	0.333

PITCHER	IP	WLS	BF	H	R	ER	SO	BB	IBB	HBP	BLK	WP	HR	S	P	ERA	WHIP
---------	----	-----	----	---	---	----	----	----	-----	-----	-----	----	----	---	---	-----	------

BOTTOM

Washington Senators @ Minnesota Twins  
Metropolitan Stadium, Bloomington, MI

livebaseballscores.com

AB	32
R	6
H	8
RBI	6
BB	8
SO	4
LOB	17



WP:	0	PA:	43
PB:	0	SB:	1
CS:	2		

Thu Apr 18 1968, 4:33 AM EST  
Att. 7,238 - Unknown - 57 F

AB R H RBI BB SO LOB

4	1	1	2	1	0	2
5	0	2	0	0	1	0
4	0	0	0	1	2	3
3	0	1	0	2	0	1
0	0	0	0	0	0	0
4	1	1	2	1	0	3
1	1	0	0	2	0	0
1	0	1	0	0	0	0
0	0	0	0	0	0	0
0	0	0	0	0	0	0
0	0	0	0	0	0	0
3	2	1	0	1	1	2
4	1	1	2	0	0	4
1	0	0	0	0	0	2
0	0	0	0	0	0	0
0	0	0	0	0	0	0
1	0	0	0	0	0	0
0	0	0	0	0	0	0
1	0	0	0	0	0	0

Batter	1	2	3	4	5	6	7	8	9
Cesar Tovar, R OBP: 0.286, SLG: 0.290 (1, 5)	0-0 6-3	0-0 F7		0-0 CS 1B		0-0 5-3			4-0 1B BB BB
Rod Carew, L OBP: 0.313, SLG: 0.355 (1, 4)	0-0 F7		0-0 G5-4-3 1B	0-0 CS 1-2	0-0 6-3		0-3 K		0-0 BB CS 1B 1B
Tony Oliva, L OBP: 0.394, SLG: 0.345 (1, 9)	4-0 S BB		0-0 F5		0-0 F8		0-3 K		0-3 K
Harmon Killebrew, R OBP: 0.548, SLG: 0.917 Frank Quilici, R (9, PR)	4-0 1-2 IBB		0-0 G5-4-3 1-2f		4-0 BB		0-0 5-3		0-0 BB 1B 1-2 2-3
Bob Allison, R OBP: 0.552, SLG: 0.963 (1, 7)	0-0 F8			0-0 HR	0-0 F9			0-0 F8	4-0 BB BB BB 1-2 2-3 3-H BB
John Roseboro, L OBP: 0.310, SLG: 0.174 Rich Rollins, R OBP: 1.000, SLG: 1.000 Dave Boswell, R Jerry Zimmerman, R Jim Holt, L		4-0 FC1-5 E BB		4-0 SH1-4 BB 1B BB		0-0 F9		0-0 1B	0-0 CS 3-H
Jackie Hernandez, R OBP: 0.276, SLG: 0.346 (1, 6)		0-0 F8		4-0 SH1-4 1B BB		0-0 HR 2B		0-3 K	
Ted Uhlaender, L OBP: 0.379, SLG: 0.630 (1, 8)		0-0 E5 FC1-5		0-0 F5		0-0 HR		0-0 F9	
Dean Chance, R Bob Miller, R Jim Roland, R Rich Reese, L Ron Perranoski, L Frank Kostro, R		0-0 FC1-5 1-2 2-3f		0-0 SH1-4		0-0 F8		0-0 F2	

<b>Inning Stats</b>	R: 0 E: 0 K: 3 S: 3	H: 0 LOB: 2 BB: 2 P: 11	R: 0 E: 1 K: 0 S: 4	H: 0 LOB: 2 BB: 1 P: 8	R: 0 E: 0 K: 0 S: 3	H: 1 LOB: 0 BB: 0 P: 3	R: 0 E: 0 K: 0 S: 4	H: 2 LOB: 0 BB: 2 P: 12	R: 0 E: 0 K: 0 S: 3	H: 0 LOB: 1 BB: 1 P: 7	R: 2 E: 0 K: 0 S: 5	H: 2 LOB: 0 BB: 0 P: 5	R: 0 E: 0 K: 2 S: 7	H: 0 LOB: 0 BB: 0 P: 7	R: 0 E: 0 K: 1 S: 6	H: 1 LOB: 1 BB: 0 P: 6	R: 1 E: 0 K: 1 S: 6	H: 2 LOB: 2 BB: 2 P: 14	1B: 5 2B: 1 3B: 0 HR: 2	SF: 0 SAC: 1 DP: 1 HBP: 0
---------------------	------------------------------	----------------------------------	------------------------------	---------------------------------	------------------------------	---------------------------------	------------------------------	----------------------------------	------------------------------	---------------------------------	------------------------------	---------------------------------	------------------------------	---------------------------------	------------------------------	---------------------------------	------------------------------	----------------------------------	----------------------------------	------------------------------------

PITCHER	IP	WLS	BF	H	R	ER	SO	BB	IBB	HBP	BLK	WP	HR	S	P	ERA	WHIP
Phil Ortega, R ERA: 7.71 (1, 1)	6.0	W	28	5	5	5	0	5	1	0	0	0	2	22	46	7.50	1.667
Darold Knowles, L ERA: 4.76 (7, 1)	2.2		11	2	1	1	4	1	0	0	0	0	0	18	22	3.38	1.125
Dave Baldwin, R ERA: 4.5 (9, 1)	0.1	S	2	1	0	0	0	1	0	0	0	0	0	1	5	0.00	6.000

Batter	1	2	3	4	5	6	7	8	9	AB R H RBI BB SO LOB	TOP									
Dick Howser, R (1, 4) OBP: 0.200, SLG: 0.130	0-0 F5		0-0 F3		0-0 9-2-5			0-3 K		4 0 0 0 0 1 2										
Mike Ferraro, R (1, 5) OBP: 0.212, SLG: 0.212	0-3 K			0-0 E4		0-0 L4		0-0 F7		4 0 0 0 0 1 0										
Mickey Mantle, S (1, 3) OBP: 0.394, SLG: 0.385	0-0 3-1			0-0 L7		4-0 BB			0-3 K	3 0 0 0 1 1 1										
Ruben Amaro, R (9, 3) OBP: 0.333, SLG: 0.333										0 0 0 0 0 0 0										
Tom Tresh, S (1, 7) OBP: 0.250, SLG: 0.222		0-0 F4		0-0 G4-6-3		0-0 F6			0-0 F7	4 0 0 0 0 0 2										
Roy White, S (1, 9) OBP: 0.571, SLG: 0.833		0-3 K			0-0 E	0-0 F3			0-0 E	4 2 2 0 0 1 1										
Bill Robinson, R (1, 8) OBP: 0.280, SLG: 0.261		0-0 L8			0-0 E	0-0 6-3			0-0 E3	4 1 2 0 0 0 0										
Jake Gibbs, L (1, 2) OBP: 0.222, SLG: 0.125			0-0 4-3		0-0 2-3		0-0 3-1		0-0 L9	4 0 0 1 0 0 2										
Gene Michael, S (1, 6) OBP: 0.130, SLG: 0.304			0-0 HR		0-0 FC6		0-3 K			3 1 1 1 0 1 1										
Mel Stottlemyre, R (1, 1) OBP: 0.143, SLG: 0.286		0-0 6-3			0-0 E1			0-0 L6		3 0 0 0 0 0 1										
<b>Inning Stats</b>	R: 0 E: 0 K: 1 S: 5	H: 0 LOB: 0 BB: 0 P: 5	R: 0 E: 0 K: 1 S: 5	H: 0 LOB: 0 BB: 0 P: 5	R: 1 E: 0 K: 0 S: 4	H: 1 LOB: 0 BB: 0 P: 4	R: 0 E: 1 K: 0 S: 3	H: 0 LOB: 0 BB: 0 P: 3	R: 2 E: 2 K: 0 S: 6	H: 2 LOB: 1 BB: 0 P: 6	R: 0 E: 0 K: 1 S: 5	H: 0 LOB: 0 BB: 0 P: 5	R: 0 E: 0 K: 1 S: 5	H: 0 LOB: 0 BB: 0 P: 5	R: 1 E: 1 K: 1 S: 7	H: 2 LOB: 1 BB: 0 P: 7	1B: 3 2B: 2 3B: 0 HR: 1	SF: 0 SAC: 0 DP: 2 HBP: 0	WP: 0 PB: 0 SB: 0 CS: 0	PA: 34
<b>PITCHER</b>	IP WLS BF H R ER SO BB IBB HBP BLK WP HR S P ERA WHIP																			
Jim Perry, R (1, 1) ERA: 1.13	7.0 L 26 3 3 2 3 1 0 0 0 0 0 1 31 35 2.57 0.571																			
Al Worthington, R (8, 1) ERA: 3.38	2.0 8 2 1 1 2 0 0 0 1 0 0 12 12 4.50 1.000																			

New York Yankees @ Minnesota Twins  
Metropolitan Stadium, Bloomington, MI

Sat Apr 20 1968, 4:33 AM EST  
Att. 14,029 - Unknown - 62 F

livebaseballscorecards.com

AB	33
R	4
H	5
RBI	2
BB	1
SO	5
LOB	10







**New York Yankees @ Minnesota Twins**  
 Metropolitan Stadium, Bloomington, MI

Sun Apr 21 1968, 4:33 AM EST  
 Att. 19,220 - Sunny - 60 F

[livebaseballscorecards.com](http://livebaseballscorecards.com)



Batter	1	2	3	4	5	6	7	8	9	AB R H RBI BB SO LOB	TOP
Dick Howser, R (1, 4) OBP: 0.167, SLG: 0.107	0-0 F3		0-0 F7		0-0 F3		0-0 F6		0-0 L9	5 0 0 0 0 0 1	
Mike Ferraro, R (1, 5) OBP: 0.216, SLG: 0.194	0-0 F9		0-0 5-3		4-0 BB		0-0 F8			3 0 0 0 1 0 1	
Mickey Mantle, S (1, 3) OBP: 0.389, SLG: 0.357	0-3 K			4-0 1B BB	0-0 4-3			0-0 5-3		2 0 0 0 1 1 1	
Andy Kosco, R (5, 3) OBP: 0.500, SLG: 0.500										1 0 0 0 0 0 0	
Tom Tresh, S (1, 7) OBP: 0.250, SLG: 0.226		0-3 K		0-0 F6		0-0 F4		0-0 2B 1B		4 0 1 0 0 1 1	
Roy White, S (1, 9) OBP: 0.556, SLG: 0.813		0-0 3-1		0-0 1-2 1B		0-0 3-1		0-0 1-3 2B		4 0 2 0 0 0 0	
Bill Robinson, R (1, 8) OBP: 0.310, SLG: 0.269		0-0 E5 2B 1B		0-3 K		4-0 BB		0-0 F3		3 1 1 0 1 1 4	
Jake Gibbs, L (1, 2) OBP: 0.227, SLG: 0.200		0-0 2-H 2B		0-0 F4		0-3 K		0-0 4-3		4 0 1 1 0 1 5	
Gene Michael, S (1, 6) OBP: 0.111, SLG: 0.259		0-3 K			0-0 F5		0-0 F9		0-0 1-3	4 0 0 0 0 1 1	
Fred Talbot, R (1, 1) OBP: 0.500, SLG: 2.000			0-0 F9				0-0 1B		0-0 4-3	2 1 1 1 0 0 0	
Horace Clarke, S (7, PH) OBP: 0.100, SLG: 0.100										1 0 1 0 0 0 0	
Jim Bouton, R (7, 1)										0 0 0 0 0 0 0	
Bobby Cox, R (9, PH)					HR					1 0 0 0 0 0 0	
<b>Inning Stats</b>	R: 0 H: 0 E: 0 LOB: 0 K: 1 BB: 0 S: 5 P: 5	R: 1 H: 2 E: 1 LOB: 1 K: 2 BB: 0 S: 9 P: 9	R: 0 H: 0 E: 0 LOB: 0 K: 0 BB: 0 S: 3 P: 3	R: 0 H: 1 E: 0 LOB: 2 K: 1 BB: 1 S: 6 P: 10	R: 1 H: 1 E: 0 LOB: 1 K: 0 BB: 1 S: 4 P: 8	R: 0 H: 0 E: 0 LOB: 1 K: 1 BB: 1 S: 5 P: 9	R: 0 H: 1 E: 0 LOB: 1 K: 0 BB: 0 S: 4 P: 4	R: 0 H: 2 E: 0 LOB: 2 K: 0 BB: 0 S: 5 P: 5	R: 0 H: 0 E: 0 LOB: 0 K: 0 BB: 0 S: 3 P: 3	1B: 4 SF: 0 2B: 2 SAC: 0 3B: 0 DP: 0 HR: 1 HBP: 0	WP: 0 PA: 37 PB: 0 SB: 0 CS: 0
<b>PITCHER</b>	IP WLS BF H R ER SO BB IBB HBP BLK WP HR S P ERA WHIP										
Dave Boswell, R (1, 1) ERA: 2.81	7.0 W 29 5 2 2 5 3 0 0 0 0 0 1 36 48 2.57 1.143										
Al Worthington, R (8, 1) ERA: 1.93	2.0 S 8 2 0 0 0 0 0 0 0 0 0 0 8 8 0.00 1.000										

BOTTOM

New York Yankees @ Minnesota Twins  
Metropolitan Stadium, Bloomington, MI

Sun Apr 21 1968, 4:33 AM EST  
Att. 19,220 - Sunny - 60 F

livebaseballscorecards.com

AB	30
R	5
H	8
RBI	5
BB	2
SO	10
LOB	6



WP:	0	PA:	34
PB:	0	SB:	0
CS:	0		

AB	R	H	RBI	BB	SO	LOB
3	1	1	0	0	0	0
4	1	4	1	0	0	0
3	1	1	3	0	0	2
4	0	0	0	0	1	2
0	0	0	0	0	0	0
4	0	0	0	0	4	0
0	0	0	0	0	0	0
4	1	1	0	0	1	0
3	0	0	0	1	2	0
3	0	1	1	0	1	0
2	1	0	0	1	1	2
0	0	0	0	0	0	0
1B:	5	SF:	1			
2B:	1	SAC:	1			
3B:	1	DP:	0			
HR:	1	HBP:	0			

Batter	1	2	3	4	5	6	7	8	9
Cesar Tovar, R OBP: 0.333, SLG: 0.368 (1, 5) (9, 7)	0-0 4-3 1B		0-0 1B 2B		0-0 F7		0-0 SH1-4 1-2		
Rod Carew, L OBP: 0.375, SLG: 0.410 (1, 4)	0-0 4-3 1B		0-0 2-H 1B		0-0 HR 1B		0-0 2-3 1B		
Tony Oliva, L OBP: 0.341, SLG: 0.389 (1, 9)	0-0 4-3 1-2		0-0 F6 1-2		0-0 1-H HR		0-0 3-H SF9		
Harmon Killebrew, R OBP: 0.462, SLG: 0.813 Rich Reese, L (1, 3) (9, 3)	0-0 6-3			0-3 K	0-0 F6		0-0 F8		
Bob Allison, R OBP: 0.514, SLG: 0.824 Ron Clark, R OBP: 1.000, SLG: 1.500 (1, 7) (9, 5)		0-3 K		0-3 K	0-3 K		0-3 K		
Ted Uhlaender, L OBP: 0.378, SLG: 0.618 (1, 8)		0-3 K		0-0 1B 3B		0-0 4-3	0-0 L7		
John Roseboro, L OBP: 0.270, SLG: 0.133 (1, 2)		0-3 K		4-0 1B BB		0-0 F8	0-3 K		
Jackie Hernandez, R OBP: 0.257, SLG: 0.313 (1, 6)			0-3 K	0-0 1-2 3-H 1B		0-0 F7			
Dave Boswell, R Al Worthington, R (1, 1) (8, 1)			0-0 6-3	0-3 K			4-0 1B SH1-4 SF9 BB		

Inning Stats	R	H	E	K	S	H	LOB	BB	P	R	H	E	K	S	H	LOB	BB	P	R	H	E	K	S	H	LOB	BB	P										
	0	1	0	0	4	0	1	0	4	0	0	0	3	9	1	2	0	7	1	2	0	3	11	2	0	7	15	2	0	0	7	0	0	8	45	6.00	1.333
	0	0	0	3	9	0	0	0	4	0	0	0	3	7	0	0	0	7	0	0	0	0	3	11	0	0	15	4.50	1.000								

PITCHER	IP	WLS	BF	H	R	ER	SO	BB	IBB	HBP	BLK	WP	HR	S	P	ERA	WHIP
Fred Talbot, R ERA: 9.0 (1, 1)	6.0	L	26	7	4	4	8	1	0	0	0	0	1	41	45	6.00	1.333
Jim Bouton, R ERA: 6.75 (7, 1)	2.0		8	1	1	1	2	1	0	0	0	0	0	11	15	4.50	1.000



Batter	1	2	3	4	5	6	7	8	9	10	AB	R	H	RBI	BB	SO	LOB
<b>Cesar Tovar, R</b> (1, 5) OBP: 0.326, SLG: 0.405	0-0 F6		0-0 3B		0-0 F7			0-0 F8			4	0	1	0	0	0	1
<b>Rod Carew, L</b> (1, 4) OBP: 0.341, SLG: 0.372	0-0 1-3		0-0 1-3			0-3 K		0-3 K			4	0	0	0	0	2	2
<b>Tony Oliva, L</b> (1, 9) OBP: 0.311, SLG: 0.350	0-3 K		0-0 F3			0-0 6-3			0-0 G3		4	0	0	0	0	1	1
<b>Harmon Killebrew, R</b> (1, 3) OBP: 0.442, SLG: 0.750		0-0 BB 1B E 1B	0-3 K			0-0 L7			0-0 F8		4	1	1	0	0	1	1
<b>Bob Allison, R</b> (1, 7) OBP: 0.463, SLG: 0.377		0-0 F3		0-3 K			0-0 L8		0-0 6-3		4	0	0	0	0	1	1
<b>Ted Uhlaender, L</b> (1, 8) OBP: 0.366, SLG: 0.579		0-0 E BB 1-2 1B		0-0 F4			0-0 4-3			0-0 6-3	4	0	1	0	0	0	0
<b>John Roseboro, L</b> (1, 2) OBP: 0.275, SLG: 0.125		4-0 BB BB		0-0 4-3			0-0 F7			0-0 F4	2	0	0	0	1	0	0
<b>Rich Rollins, R</b> (10, PH) OBP: 0.500, SLG: 0.500		1-2 2-3 E BB								0-0 F4	1	0	0	0	0	0	0
<b>Jackie Hernandez, R</b> (1, 6) OBP: 0.237, SLG: 0.286		0-0 E4			0-3 K			0-0 F7		0-0 5-3	3	0	0	1	0	1	2
<b>Frank Kostro, R</b> (10, PH)		1-2 2-3 3-H G6-4-3									1	0	0	0	0	0	0
<b>Jim Merritt, L</b> (1, 1) OBP: 0.273, SLG: 0.111		0-0 G6-4-3			0-3 K			0-0 1B			3	0	1	0	0	1	3

Inning Stats	R: 0	H: 0	E: 0	K: 1	S: 5	R: 1	H: 2	E: 1	K: 0	S: 5	R: 0	H: 1	E: 0	K: 1	S: 6	R: 0	H: 0	E: 0	K: 1	S: 5	R: 0	H: 0	E: 0	K: 2	S: 7	R: 0	H: 0	E: 0	K: 1	S: 3	R: 0	H: 1	E: 0	K: 1	S: 6	R: 0	H: 0	E: 0	K: 0	S: 3	R: 0	H: 0	E: 0	K: 0	S: 3	R: 0	H: 0	E: 0	K: 0	S: 3	1B: 3	2B: 0	3B: 1	HR: 0	SF: 0	SAC: 0	DP: 1	HBP: 0	WP: 0	PA: 35
--------------	------	------	------	------	------	------	------	------	------	------	------	------	------	------	------	------	------	------	------	------	------	------	------	------	------	------	------	------	------	------	------	------	------	------	------	------	------	------	------	------	------	------	------	------	------	------	------	------	------	------	-------	-------	-------	-------	-------	--------	-------	--------	-------	--------

PITCHER	IP	WLS	BF	H	R	ER	SO	BB	IBB	HBP	BLK	WP	HR	S	P	ERA	WHIP
<b>Dave McNally, L</b> (1, 1) ERA: 1.0	9.0	W	32	4	1	1	7	1	0	0	0	0	0	45	49	1.00	0.556
<b>John O'Donoghue, L</b> (10, 1) ERA:	1.0	S	3	0	0	0	0	0	0	0	0	0	0	3	3	0.00	0.000


**BOTTOM**

**Baltimore Orioles @ Minnesota Twins**  
Metropolitan Stadium, Bloomington, MI

Mon Apr 22 1968, 4:33 AM EST  
Att. 4,591 - Unknown

livebaseballscorecards.com

<b>AB</b>	34
<b>R</b>	1
<b>H</b>	4
<b>RBI</b>	1
<b>BB</b>	1
<b>SO</b>	7
<b>LOB</b>	11



Batter	1	2	3	4	5	6	7	8	9	AB R H RBI BB SO LOB	TOP																								
Dave May, L OBP: 0.280, SLG: 0.227 (1, 8) (9, 9)	0-0 F8		0-0 E5 G3 WP 1B	0-3 K		0-0 K 2B			0-3 K	5 1 2 1 0 2 1																									
Curt Motton, R OBP: 0.381, SLG: 0.471 Paul Blair, R OBP: 0.250, SLG: 0.324 (1, 7) (9, 8)	0-0 1B		4-0 WP G3 BB		0-0 6-3	0-0 F8			0-0 HR	4 1 2 1 1 0 1 0 0 0 0 0 0 0																									
Curt Blefary, L OBP: 0.320, SLG: 0.250 (1, 9) (9, 7)	0-3 K		0-0 G3 1-2 2-3		0-0 4-3			4-0 CS BB	0-3 K	4 0 0 0 1 2 3																									
Brooks Robinson, R OBP: 0.250, SLG: 0.356 (1, 5)	0-0 5-3		0-0 G3 2-3 3-H		0-0 F9			0-0 F8 1-2		4 0 0 0 0 0 3																									
Boog Powell, L OBP: 0.333, SLG: 0.465 (1, 3)		1-0 G6-4-3 HBP		0-0 E 1B		0-3 K		0-0 1-3		3 1 1 0 0 1 0																									
Davey Johnson, R OBP: 0.370, SLG: 0.432 (1, 4)		0-0 G6-4-3 1-2f		0-0 E1 1B SF9 1-2		0-0 5-3		0-3 K		4 1 0 0 0 1 2																									
Eirol Hendricks, L OBP: 0.571, SLG: 0.400 Andy Etchebarren, R OBP: 0.333, SLG: 0.560 (1, 2) (7, 2)		4-0 BB		0-0 FC1-6 1B 1-3 2-H		4-0 1B 3B BB		0-0 6-3		1 1 1 1 2 0 0 1 0 0 0 0 0 0																									
Mark Belanger, R OBP: 0.250, SLG: 0.379 (1, 6)		0-0 4-3		0-0 SF9 3-H		0-0 3B 1B 1-2		0-0 F8		3 1 1 1 0 0 1																									
Jim Hardin, R OBP: 0.167, SLG: 0.500 Eddie Watt, R (6, 1)			0-0 4-3	0-0 FC1-6 1-2f		0-0 2B 3B 1-H 2-H		0-0 6-3		3 1 1 2 0 0 1 1 0 0 0 0 0 0																									
<b>Inning Stats</b>	R: 0 E: 0 K: 1 S: 6	H: 1 LOB: 1 BB: 0 P: 6	R: 0 E: 0 K: 0 S: 2	H: 0 LOB: 1 BB: 1 P: 7	R: 1 E: 1 K: 0 S: 4	H: 1 LOB: 1 BB: 1 P: 8	R: 2 E: 1 K: 1 S: 8	H: 2 LOB: 1 BB: 0 P: 8	R: 0 E: 0 K: 0 S: 3	H: 0 LOB: 0 BB: 0 P: 3	R: 3 E: 0 K: 1 S: 8	H: 3 LOB: 1 BB: 1 P: 12	R: 0 E: 0 K: 0 S: 2	H: 0 LOB: 0 BB: 1 P: 6	R: 0 E: 0 K: 1 S: 5	H: 0 LOB: 0 BB: 0 P: 5	R: 1 E: 0 K: 2 S: 8	H: 1 LOB: 0 BB: 0 P: 8	1B: 5 2B: 1 3B: 1 HR: 1	SF: 1 SAC: 0 DP: 1 HBP: 1	WP: 1 PB: 0 SB: 0 CS: 1	PA: 39													
<b>PITCHER</b> Dean Chance, R ERA: 3.86 Ron Perranoski, L ERA: 3.0	IP 6.0	WLS L	BF 29	H 7	R 6	ER 5	SO 3	BB 3	IBB 0	HBP 1	BLK 0	WP 1	HR 0	S 31	P 44	ERA 7.50	WHIP 1.667	<b>PITCHER</b>	IP 3.0	WLS L	BF 10	H 1	R 1	ER 1	SO 3	BB 1	IBB 0	HBP 0	BLK 0	WP 0	HR 1	S 15	P 19	ERA 3.00	WHIP 0.667

**Baltimore Orioles @ Minnesota Twins**  
**Metropolitan Stadium, Bloomington, MI**  
 Wed Apr 24 1968, 4:33 AM EST  
 Att. 2,011 - Unknown

[livebaseballscorecards.com](http://livebaseballscorecards.com)

<b>AB</b>	<b>33</b>
<b>R</b>	<b>7</b>
<b>H</b>	<b>8</b>
<b>RBI</b>	<b>6</b>
<b>BB</b>	<b>4</b>
<b>SO</b>	<b>6</b>
<b>LOB</b>	<b>12</b>



**BOTTOM**

**Baltimore Orioles @ Minnesota Twins**  
**Metropolitan Stadium, Bloomington, MI**

Wed Apr 24 1968, 4:33 AM EST  
 Att. 2,011 - Unknown

livebaseballscorecards.com

<b>AB</b>	<b>32</b>
<b>R</b>	<b>3</b>
<b>H</b>	<b>6</b>
<b>RBI</b>	<b>3</b>
<b>BB</b>	<b>3</b>
<b>SO</b>	<b>7</b>
<b>LOB</b>	<b>11</b>



WP:	0	PA:	36
PB:	0		
SB:	1		
CS:	0		

AB	R	H	RBI	BB	SO	LOB
4	0	0	0	0	2	1
3	1	2	0	1	0	0
4	0	0	0	0	1	3
4	1	1	1	0	0	3
4	0	1	1	0	0	1
4	0	1	0	0	0	1
4	0	0	0	0	0	1
1	1	1	1	1	0	0
1	0	0	0	0	1	0
2	0	0	0	0	2	1
0	0	0	0	1	0	0
0	0	0	0	0	0	0
1	0	0	0	0	1	0

Batter	1	2	3	4	5	6	7	8	9											
<b>Cesar Tovar, R</b> (1, 5) OBP: 0.300, SLG: 0.370	0-0 6-3	0-0 F3			0-3 K	0-0 2	0-3 K													
<b>Rod Carew, L</b> (1, 4) OBP: 0.375, SLG: 0.391	0-0 2B 1B		4-0 G6-4-3 E BB		0-0 1B		0-0 F8													
<b>Tony Oliva, L</b> (1, 9) OBP: 0.286, SLG: 0.318	0-0 F8		0-0 E4 G6-4-3 1-2		0-0 F7		0-3 K													
<b>Harmon Killebrew, R</b> (1, 3) OBP: 0.426, SLG: 0.725	0-0 2B 2B		0-0 G6-4-3 1-2 2-3		0-0 5-3		0-0 F5													
<b>Bob Allison, R</b> (1, 7) OBP: 0.444, SLG: 0.714	0-0 2B		0-0 G3		0-0 F4		0-0 6-3													
<b>Ted Uhlaender, L</b> (1, 8) OBP: 0.356, SLG: 0.548	0-0 5-3		0-0 F7		0-0 BB 4-3 2 1B		0-0 F5													
<b>John Roseboro, L</b> (1, 2) OBP: 0.250, SLG: 0.111		0-0 F7		0-0 6-3		0-0 4-3		0-0 F5												
<b>Jackie Hernandez, R</b> (1, 6) OBP: 0.293, SLG: 0.389 <b>Rich Rollins, R</b> (9, PH) OBP: 0.333, SLG: 0.333		4-0 S BB		0-0 HR		1-0 BB HBP		0-3 K												
<b>Dean Chance, R</b> (1, 1) <b>Rich Reese, L</b> (6, PH) <b>Ron Perranoski, L</b> (7, 1) <b>Jim Holt, L</b> (9, PH)		0-3 K		0-3 K		4-0 BB		0-3 K												
<b>Inning Stats</b>	R: 2 E: 0 K: 0 S: 6	H: 3 LOB: 1 BB: 0 P: 6	R: 0 E: 0 K: 1 S: 5	H: 0 LOB: 1 BB: 1 P: 9	R: 0 E: 1 K: 0 S: 3	H: 0 LOB: 1 BB: 1 P: 7	R: 1 E: 0 K: 1 S: 6	H: 1 LOB: 0 BB: 0 P: 6	R: 0 E: 0 K: 1 S: 6	H: 1 LOB: 3 BB: 1 P: 8	R: 0 E: 0 K: 2 S: 7	H: 0 LOB: 0 BB: 0 P: 7	R: 0 E: 0 K: 0 S: 3	H: 0 LOB: 0 BB: 0 P: 3	R: 0 E: 0 K: 2 S: 7	H: 0 LOB: 0 BB: 0 P: 7	1B: 3 2B: 2 3B: 0 HR: 1	SF: 0 SAC: 0 DP: 1 HBP: 1	WP: 0 PB: 0 SB: 1 CS: 0	PA: 36
<b>PITCHER</b>	IP WLS BF H R ER SO	WLS W 27 6 3 3 3	WLS S 10 0 0 0 4	WLS S 10 0 0 0 4	WLS S 10 0 0 0 4	WLS S 10 0 0 0 4	WLS S 10 0 0 0 4	WLS S 10 0 0 0 4	WLS S 10 0 0 0 4	WLS S 10 0 0 0 4	WLS S 10 0 0 0 4	WLS S 10 0 0 0 4	WLS S 10 0 0 0 4	WLS S 10 0 0 0 4	WLS S 10 0 0 0 4	WLS S 10 0 0 0 4	ERA WHIP	ERA WHIP		
<b>Jim Hardin, R</b> (1, 1) ERA: 2.29	5.2 W 27 6 3 3 3																	4.76 1.588		
<b>Eddie Watt, R</b> (6, 1) ERA: 1.64	3.1 S 10 0 0 0 4																	0.00 0.000		

Batter	1	2	3	4	5	6	7	8	9	AB R H RBI BB SO LOB	TOP											
Ken Berry, R (1, 8) OBP: 0.257, SLG: 0.273	0-0 F9		0-0 1-3		0-0 1B SF9 1B		4-0 1B BB		0-0 4-3	4 1 1 0 1 0 0												
Tom McCraw, L (1, 3) OBP: 0.263, SLG: 0.176	0-0 4-3		0-0 3-1		0-0 F7		0-0 1B		0-0 1B	5 0 2 0 0 0 2												
Pete Ward, L (1, 5) OBP: 0.405, SLG: 0.556	0-0 4-3		0-0 1B		0-0 1B		0-3 K		0-0 F8	5 0 2 1 0 1 4												
Tommy Davis, R (1, 7) OBP: 0.195, SLG: 0.237		0-0 F9	0-0 1-3		0-0 SF9		0-3 K		0-3 K	4 0 0 1 0 2 5												
Russ Snyder, L (1, 9) OBP: 0.136, SLG: 0.095		0-0 3-1		0-0 F7	0-0 F5		0-3 K			4 0 0 0 0 1 4												
Duane Josephson, R (1, 2) OBP: 0.438, SLG: 0.393		0-0 1B 1B		0-0 FC5-4 1B		0-0 CS 1B		0-0 6-3		4 0 3 0 0 0 0												
Luis Aparicio, R (1, 6) OBP: 0.186, SLG: 0.190		0-0 HBP 1B		0-0 FC5-4		0-0 L7		0-0 2B		4 0 2 0 0 0 2												
Tim Cullen, R (1, 4) OBP: 0.250, SLG: 0.167		1-0 H		0-0 F2		0-3 K		0-0 1-3		1 0 0 0 0 0 1												
Wayne Causey, L (6, PH) OBP: 0.263, SLG: 0.067		1-2 HBP				1-2				2 0 0 0 0 1 2												
Gary Peters, L (1, 1) OBP: 0.222, SLG: 0.222		0-0 3-1			0-0 1B 1B		0-0 1B BB 1B		0-0 4-3	4 1 2 0 0 0 4												
<b>Inning Stats</b>	R: 0 E: 0 K: 0 S: 3	H: 0 LOB: 0 BB: 0 P: 3	R: 0 E: 0 K: 0 S: 5	H: 2 LOB: 3 BB: 0 P: 6	R: 0 E: 0 K: 0 S: 4	H: 1 LOB: 1 BB: 0 P: 4	R: 0 E: 0 K: 0 S: 4	H: 1 LOB: 1 BB: 0 P: 4	R: 2 E: 0 K: 0 S: 6	H: 3 LOB: 1 BB: 0 P: 6	R: 0 E: 0 K: 1 S: 5	H: 1 LOB: 0 BB: 0 P: 5	R: 0 E: 0 K: 3 S: 11	H: 2 LOB: 3 BB: 1 P: 15	R: 0 E: 0 K: 0 S: 4	H: 1 LOB: 1 BB: 0 P: 4	R: 0 E: 0 K: 1 S: 6	H: 1 LOB: 1 BB: 0 P: 6	1B: 11 2B: 1 3B: 0 HR: 0	SF: 1 SAC: 0 DP: 0 HBP: 1	WP: 0 PB: 0 SB: 0 CS: 1	PA: 40
<b>PITCHER</b>	IP WLS BF H R ER SO BB IBB HBP BLK WP HR S P ERA WHIP																					
Jim Perry, R (1, 1) ERA: 1.69	5.1 W 25 8 2 2 0 0 0 0 1 0 0 0 24 25 3.38 1.500																					
Al Worthington, R (6, 1) ERA: 1.08	3.2 S 15 4 0 0 5 1 0 0 0 0 0 0 24 28 0.00 1.364																					

Chicago White Sox @ Minnesota Twins  
Metropolitan Stadium, Bloomington, MI

Thu Apr 25 1968, 4:33 AM EST  
Att: 6,001 - Unknown - 51 F

AB	37
R	2
H	12
RBI	2
BB	1
SO	5
LOB	24



WP: 0	PA: 40
-------	--------

ERA	WHIP
-----	------

ERA	WHIP
-----	------





Batter	1	2	3	4	5	6	7	8	9	AB R H RBI BB SO LOB	TOP											
Luis Aparicio, R (1, 6) OBP: 0.174, SLG: 0.178	0-3 K		0-0 F8			0-0 SH5-4		0-0 FC4-6		3 0 0 0 0 1 1												
Tom McCraw, L (1, 3) OBP: 0.286, SLG: 0.222	0-0 F8			4-0 FC5-6 BB		0-0 SF8		0-0 2B		2 0 1 1 1 0 0												
Pete Ward, L (1, 9) OBP: 0.400, SLG: 0.538 Buddy Bradford, R (6, PR) OBP: 0.250, SLG: 0.625	0-3 K		0-0 FC5-6 G6-4-3			0-0 1B				3 0 1 1 0 1 1 1 0 0 0 0 0 0												
Ken Boyer, R (1, 5) OBP: 0.158, SLG: 0.111		0-0 6-3		0-0 G6-4-3		0-0 F8				4 0 0 0 0 0 2												
Duane Josephson, R (1, 2) OBP: 0.389, SLG: 0.344		0-0 1-3				0-0 F7		0-3 K		4 0 0 0 0 1 0												
Tommy Davis, R (1, 7) OBP: 0.227, SLG: 0.325 Russ Snyder, L (7, PR) OBP: 0.136, SLG: 0.095		0-0 HR				0-0 6-3		4-0 G1-6-3 BB		2 1 1 1 1 0 0 0 0 0 0 0 0 0												
Ken Berry, R (1, 8) OBP: 0.237, SLG: 0.250		0-0 F9				0-0 F4		0-0 G1-6-3		3 0 0 0 0 0 1												
Tim Cullen, R (1, 4) OBP: 0.261, SLG: 0.190			0-0 F8			0-0 SH5-4 SF8 1B		0-3 K		3 1 1 0 0 1 0												
Tommy John, R (1, 1) OBP: 0.333, SLG: 0.333 Bob Locker, S (6, 1) Sandy Alomar Sr., S (8, PR) Wilbur Wood, R (8, 1)			0-0 F4			0-0 E1 SH5-4 1B		1-0 FC4-6 HBP		2 1 0 0 0 0 1 0												
<b>Inning Stats</b>	R: 0 E: 0 K: 2 S: 7	H: 0 LOB: 0 BB: 0 P: 7	R: 1 E: 0 K: 0 S: 4	H: 1 LOB: 0 BB: 0 P: 4	R: 0 E: 0 K: 0 S: 3	H: 0 LOB: 0 BB: 0 P: 3	R: 0 E: 0 K: 0 S: 2	H: 0 LOB: 0 BB: 1 P: 6	R: 0 E: 0 K: 0 S: 3	H: 0 LOB: 0 BB: 0 P: 3	R: 2 E: 1 K: 0 S: 6	H: 2 LOB: 1 BB: 0 P: 6	R: 0 E: 0 K: 1 S: 4	H: 0 LOB: 1 BB: 1 P: 8	R: 0 E: 0 K: 1 S: 5	H: 1 LOB: 3 BB: 0 P: 6	R: 0 E: 0 K: 0 S: 3	H: 0 LOB: 0 BB: 0 P: 3	1B: 2 2B: 1 3B: 0 HR: 1	SF: 1 SAC: 1 DP: 2 HBP: 1	WP: 0 PB: 0 SB: 0 CS: 0	PA: 32
<b>PITCHER</b>	IP WLS BF H R ER SO BB IBB HBP BLK WP HR S P ERA WHIP																					
Dave Boswell, R (1, 1) ERA: 2.45	6.0 L 22 3 3 1 2 1 0 0 0 0 0 1 25 29 1.50 0.667																					
Bob Miller, R (7, 1) ERA: 4.5	2.0 7 1 0 0 2 1 0 1 0 0 0 0 9 14 0.00 1.000																					
Ron Perranoski, L (9, 1) ERA: 2.57	1.0 3 0 0 0 0 0 0 0 0 0 0 0 3 3 0.00 0.000																					

Chicago White Sox @ Minnesota Twins  
Metropolitan Stadium, Bloomington, MI

Fri Apr 26 1968, 4:33 AM EST  
Att: 5,974 - Unknown - 59 F

livebaseballscorecards.com

AB	27
R	3
H	4
RBI	3
BB	2
SO	4
LOB	6



Batter	1	2	3	4	5	6	7	8	9	AB R H RBI BB SO LOB
<b>Cesar Tovar, R</b> OBP: 0.310, SLG: 0.377 (1, 4) (8, 6)	0-0 5-3			0-0 1B 1B		4-0 1-2 BB		0-0 6-3		3 0 1 0 1 0 0
<b>Tony Oliva, L</b> OBP: 0.321, SLG: 0.373 (1, 9)	0-3 K2-3			0-0 CS 1-H 1B		0-0 1-2 2-H 1B		0-0 1B		4 0 3 1 0 1 0
<b>Harmon Killebrew, R</b> OBP: 0.389, SLG: 0.638 (1, 3)	0-3 K			0-3 K 2-3		0-0 L4		0-0 5-3		4 0 0 0 0 2 4
<b>Bob Allison, R</b> OBP: 0.423, SLG: 0.646 (1, 7)		4-0 BB BB BB CS BB			0-0 G6-4-3 1B		0-3 K		0-3 K	3 0 1 0 1 2 0
<b>Rich Rollins, R</b> OBP: 0.111, SLG: 0.111 (1, 5)		0-3 K 1-2			0-0 G6-4-3 1-2f		0-0 6-3		0-3 K	4 0 0 0 0 2 2
<b>Ted Uhlaender, L</b> OBP: 0.346, SLG: 0.521 (1, 8)		0-0 3-1			0-0 G3		0-0 2B 2B		1-0 1B HBP	3 1 1 0 0 0 0
<b>Jackie Hernandez, R</b> OBP: 0.283, SLG: 0.366 <b>Rod Carew, L</b> OBP: 0.400, SLG: 0.438 (7, PH) (8, 4)			0-3 K2-3			0-0 BB 1B 1B	0-0 2-H 2B		0-0 1-2 1B	2 1 1 0 0 1 0 2 0 2 1 0 0 0
<b>John Roseboro, L</b> OBP: 0.216, SLG: 0.093 (1, 2)			0-0 4-3			0-0 F8	0-0 4-3		0-0 G3	4 0 0 0 0 0 4
<b>Dave Boswell, R</b> <b>Ron Clark, R</b> OBP: 0.500, SLG: 0.750 <b>Bob Miller, R</b> <b>Frank Kostro, R</b> <b>Ron Perranoski, L</b> (6, PH) (7, 1) (8, PH) (9, 1)			0-3 K			0-0 F9		0-0 F6		1 0 0 0 0 1 0 1 0 0 0 0 0 1 0 0 0 0 0 0 0 1 0 0 0 0 0 0 0 0 0 0 0 0 0

Inning Stats	R: 0 E: 0 K: 2 S: 7	H: 0 LOB: 0 BB: 0 P: 7	R: 0 E: 0 K: 1 S: 4	H: 0 LOB: 0 BB: 1 P: 8	R: 0 E: 0 K: 2 S: 7	H: 0 LOB: 0 BB: 0 P: 7	R: 0 E: 0 K: 1 S: 5	H: 2 LOB: 0 BB: 0 P: 5	R: 0 E: 0 K: 0 S: 3	H: 1 LOB: 0 BB: 0 P: 3	R: 1 E: 0 K: 0 S: 5	H: 2 LOB: 2 BB: 1 P: 9	R: 1 E: 0 K: 1 S: 7	H: 2 LOB: 1 BB: 0 P: 7	R: 0 E: 0 K: 0 S: 4	H: 1 LOB: 1 BB: 0 P: 4	R: 0 E: 0 K: 2 S: 8	H: 1 LOB: 2 BB: 0 P: 9	1B: 7 2B: 3 3B: 0 HR: 0	SF: 0 SAC: 0 DP: 2 HBP: 1	WP: 0 PB: 0 SB: 0 CS: 2	PA: 35
--------------	------------------------------	---------------------------------	------------------------------	---------------------------------	------------------------------	---------------------------------	------------------------------	---------------------------------	------------------------------	---------------------------------	------------------------------	---------------------------------	------------------------------	---------------------------------	------------------------------	---------------------------------	------------------------------	---------------------------------	----------------------------------	------------------------------------	----------------------------------	--------

PITCHER	IP	WLS	BF	H	R	ER	SO	BB	IBB	HBP	BLK	WP	HR	S	P	ERA	WHIP
<b>Tommy John, L</b> ERA: 3.0 (1, 1)	5.2	W	20	5	1	1	6	2	0	0	0	0	0	30	38	1.59	1.235
<b>Bob Locker, R</b> ERA: 3.18 (6, 1)	1.1		6	2	1	1	1	0	0	0	0	0	0	8	8	6.75	1.500
<b>Wilbur Wood, L</b> ERA: 2.79 (8, 1)	2.0	S	9	2	0	0	2	0	0	1	0	0	0	12	13	0.00	1.000

**BOTTOM**

**Chicago White Sox @ Minnesota Twins**  
Metropolitan Stadium, Bloomington, MI


AB	32
R	2
H	9
RBI	2
BB	2
SO	9
LOB	11



PITCHER	IP	WLS	BF	H	R	ER	SO	BB	IBB	HBP	BLK	WP	HR	S	P	ERA	WHIP
---------	----	-----	----	---	---	----	----	----	-----	-----	-----	----	----	---	---	-----	------

Fri Apr 26 1968, 4:33 AM EST  
Att. 5,974 - Unknown - 59 F

livebaseballscorecards.com

Batter	1	2	3	4	5	6	7	8	9	AB R H RBI BB SO LOB	TOP
Luis Aparicio, R (1, 6) OBP: 0.200, SLG: 0.224	0-0 F8		0-0 FC6-4 2B		0-0 1B		0-0 FC6-4 1-2f			4 0 2 0 0 0 1	
Tom McCraw, L (1, 3) OBP: 0.283, SLG: 0.225	0-0 E4 G3 1B		0-0 F8		0-0 F7			0-0 G3		4 1 1 0 0 0 2	
Tommy Davis, R (1, 7) OBP: 0.208, SLG: 0.295	0-0 G3 2-H		0-0 FC6-4-5 2-3			0-0 F2		0-0 F8		4 0 0 1 0 0 1	
Ken Boyer, R (1, 5) OBP: 0.174, SLG: 0.136	0-0 5-3		0-3 K			0-0 1B		0-0 F8		4 0 1 0 0 1 1	
Pete Ward, L (1, 9) OBP: 0.429, SLG: 0.558		0-0 1B 1B		0-0 L9 1B		0-3 K		0-0 FC6-4 1B		4 0 3 0 0 1 1	
Duane Josephson, R (1, 2) OBP: 0.375, SLG: 0.333		0-0 1-2 1B		0-0 L9 1-2		0-0 L9		0-3 K		4 0 1 0 0 1 3	
Ken Berry, R (1, 8) OBP: 0.238, SLG: 0.250		0-3 K		0-0 F9			0-0 FC6-4 1B		0-0 L8	4 0 1 0 0 1 3	AB 35 R 1 H 9 RBI 1 BB 0 SO 6 LOB 19
Tim Cullen, R (1, 4) OBP: 0.231, SLG: 0.167 Walt Williams, R (9, PH)		0-0 F9			0-0 6-3		0-0 F4		0-0 FC6-4 1-2f	3 0 0 0 0 0 3 1 0 0 0 0 0 1	
Joe Horlen, R (1, 1) Bob Priddy, R (2, 1) Buddy Bradford, R (7, PH) Hoyt Wilhelm, R (7, 1)		0-3 K			0-0 5-3		0-3 K			1 0 0 0 0 1 2 1 0 0 0 0 0 0 1 0 0 0 0 1 1 0 0 0 0 0 0 0	
<b>Inning Stats</b>	R: 1 E: 1 K: 0 S: 4 H: 1 LOB: 0 BB: 0 P: 4	R: 0 E: 0 K: 2 S: 9 H: 2 LOB: 2 BB: 0 P: 9	R: 0 E: 0 K: 1 S: 6 H: 1 LOB: 1 BB: 0 P: 6	R: 0 E: 0 K: 0 S: 3 H: 1 LOB: 0 BB: 0 P: 3	R: 0 E: 0 K: 0 S: 4 H: 1 LOB: 1 BB: 0 P: 4	R: 0 E: 0 K: 1 S: 6 H: 1 LOB: 1 BB: 0 P: 6	R: 0 E: 0 K: 1 S: 6 H: 1 LOB: 1 BB: 0 P: 6	R: 0 E: 0 K: 0 S: 3 H: 0 LOB: 0 BB: 0 P: 3	R: 0 E: 0 K: 1 S: 6 H: 1 LOB: 1 BB: 0 P: 6	1B: 8 2B: 1 3B: 0 HR: 0 SF: 0 SAC: 0 DP: 0 HBP: 0	WP: 0 PB: 0 SB: 1 CS: 0 PA: 35
<b>PITCHER</b> Jim Merritt, L (1, 1) ERA: 1.46	IP 9.0 WLS W BF 35 H 9 R 1 ER 0 SO 6 BB 0 IBB 0 HBP 0 BLK 0 WP 0 HR 0 S 47 P 47 ERA 0.00 WHIP 1.000	<b>PITCHER</b> IP WLS BF H R ER SO BB IBB HBP BLK WP HR S P ERA WHIP									

Chicago White Sox @ Minnesota Twins  
Metropolitan Stadium, Bloomington, MI

Sat Apr 27 1968, 4:33 AM EST  
Att. 11,868 - Unknown - 61 F

livebaseballscorecards.com

Batter	1	2	3	4	5	6	7	8	9
<b>Cesar Tovar, R</b> OBP: 0.339, SLG: 0.456 (1, 5) (7, 7)	0-0 1B 1B	0-0 2B 1-3 2-H			0-0 SF8 3B		0-0 L8		
<b>Rod Carew, L</b> OBP: 0.389, SLG: 0.423 (1, 4)	0-0 1B G5-4-3 1-3	0-0 F9			0-0 6-3			0-0 G3	
<b>Tony Oliva, L</b> OBP: 0.300, SLG: 0.352 (1, 9)	0-0 F2		0-3 K		0-0 SF8			0-0 F5	
<b>Harmon Killebrew, R</b> OBP: 0.379, SLG: 0.627 <b>Rich Reese, L</b> (8, PR) (9, 3)	0-0 G5-4-3 1-2f		0-0 F2		0-0 F2 3-H			0-0 1B 2B	
<b>Bob Allison, R</b> OBP: 0.418, SLG: 0.647 <b>Ron Clark, R</b> OBP: 0.600, SLG: 0.800 (1, 7) (7, 5)		0-0 G3 1B 2B	0-0 F3		0-0 5-3			0-0 PO 1B 2-H	
<b>Ted Uhlaender, L</b> OBP: 0.327, SLG: 0.490 (1, 8)		0-0 G3 2-3		0-0 F6		0-0 L9		0-0 PO 1-2	
<b>Jackie Hernandez, R</b> OBP: 0.306, SLG: 0.386 (1, 6)		0-0 G3 2B 1B 3-H		0-0 1B		0-0 F8			
<b>John Roseboro, L</b> OBP: 0.204, SLG: 0.087 (1, 2)		0-0 G3 1-2	0-3 K		0-0 3-1		0-0 4-3		
<b>Jim Merritt, L</b> OBP: 0.286, SLG: 0.091 (1, 1)		4-0 2B BB BB		0-0 F8					

AB	R	H	RBI	BB	SO	LOB
4	1	3	1	0	0	0
4	0	1	0	0	0	3
3	0	0	1	0	1	2
4	0	1	0	0	0	2
0	1	0	0	0	0	0
3	1	1	0	0	0	0
1	0	1	1	0	0	0
3	0	0	0	0	0	1
3	1	2	1	0	0	0
3	0	0	0	0	1	2
2	0	0	0	1	0	1


**BOTTOM**

**Chicago White Sox @ Minnesota Twins**  
Metropolitan Stadium, Bloomington, MI

Sat Apr 27 1968, 4:33 AM EST  
Att. 11,868 - Unknown - 61 F

livebaseballscorecards.com


<b>AB</b>	<b>30</b>
<b>R</b>	<b>4</b>
<b>H</b>	<b>9</b>
<b>RBI</b>	<b>4</b>
<b>BB</b>	<b>1</b>
<b>SO</b>	<b>2</b>
<b>LOB</b>	<b>11</b>



Inning Stats	R	H	E	K	S	P	BB	IBB	HBP	BLK	WP	HR	S	P	ERA	WHIP
	0	2	0	4	4											
	2	3	0	6	10											
	0	0	0	1	5											
	0	1	0	6	6											
	1	1	0	4	4											
	0	0	0	3	3											
	0	2	0	3	3											

PITCHER	IP	WLS	BF	H	R	ER	SO	BB	IBB	HBP	BLK	WP	HR	S	P	ERA	WHIP
<b>Joe Horlen, R</b> ERA: 5.74 (1, 1)	1.2	L	10	5	2	2	0	1	0	0	0	0	0	9	13	10.80	3.600
<b>Bob Priddy, R</b> ERA: 2.53 (2, 1)	4.1		15	2	1	1	2	0	0	0	0	0	0	19	19	2.08	0.462
<b>Hoyt Wilhelm, R</b> ERA: 1.69 (7, 1)	2.0		7	2	1	1	0	0	0	0	0	0	0	7	7	4.50	1.000

WP	PA	ERA	WHIP
0	33		
0			
0			
0			

Batter	1	2	3	4	5	6	7	8	9	AB R H RBI BB SO LOB	TOP									
Luis Aparicio, R (1, 6) OBP: 0.204, SLG: 0.231	0-0 6-3		0-0 SF9			0-0 5-3			0-0 HR	3 1 1 1 0 0 0										
Russ Snyder, L (1, 9) OBP: 0.115, SLG: 0.080	0-0 4-3		0-3 K			0-0 4-3			0-0 L8	4 0 0 0 0 1 3										
Pete Ward, L (1, 5) OBP: 0.415, SLG: 0.596	0-3 K		0-0 F9			0-3 K			0-0 HR	4 1 1 2 0 2 2										
Tommy Davis, R (1, 7) OBP: 0.192, SLG: 0.271		0-0 4-3		0-0 5-3			0-0 L9		0-0 4-3	4 0 0 0 0 0 0										
Tom McCraw, L (1, 3) OBP: 0.260, SLG: 0.205		0-0 4-3		0-0 3-1			0-0 F6		0-0 4-3	4 0 0 0 0 0 0										
Duane Josephson, R (1, 2) OBP: 0.349, SLG: 0.308		0-0 5-3		0-0 5-3			0-0 6-3			3 0 0 0 0 0 0										
Ken Berry, R (1, 8) OBP: 0.244, SLG: 0.256			0-0 1B SF9 1B		0-3 K			0-0 F7		3 1 1 0 0 1 0	AB 31 R 3 H 5 RBI 3 BB 0 SO 4 LOB 6									
Tim Cullen, R (1, 4) Wayne Causey, L (8, PH) Sandy Alomar Sr., S (8, PR)			0-0 SF9 1B 1-2		0-0 F9			0-0 E4		2 0 1 0 0 0 0 1 0 0 0 0 0 0 0 0 0 0 0 0 0										
Jack Fisher, R (1, 1) Wilbur Wood, R (6, 1) Ken Boyer, R (8, PH) Bob Locker, S (8, 1)			0-0 1B 1-2 2-3		0-0 F7			0-0 5-3-6-3-5		2 0 1 0 0 0 0 0 0 0 0 0 0 0 1 0 0 0 0 0 1 0 0 0 0 0 0 0										
<b>Inning Stats</b>	R: 0 E: 0 K: 1 S: 5	H: 0 LOB: 0 BB: 0 P: 5	R: 0 E: 0 K: 0 S: 3	H: 0 LOB: 0 BB: 0 P: 3	R: 1 E: 0 K: 1 S: 8	H: 3 LOB: 2 BB: 0 P: 8	R: 0 E: 0 K: 0 S: 3	H: 0 LOB: 0 BB: 0 P: 3	R: 0 E: 0 K: 1 S: 5	H: 0 LOB: 0 BB: 0 P: 5	R: 0 E: 0 K: 0 S: 3	H: 0 LOB: 0 BB: 0 P: 3	R: 0 E: 1 K: 0 S: 3	H: 0 LOB: 1 BB: 0 P: 3	R: 2 E: 0 K: 0 S: 5	H: 2 LOB: 0 BB: 0 P: 5	1B: 4 2B: 1 3B: 0 HR: 1	SF: 1 SAC: 0 DP: 1 HBP: 0	WP: 0 PB: 0 SB: 0 CS: 0	PA: 32
<b>PITCHER</b> Dean Chance, R (1, 1) ERA: 3.65	IP 9.0 WLS L BF 32 H 5 R 3 ER 3 SO 4 BB 0 IBB 0 HBP 0 BLK 0 WP 0 HR 1 S 40 P 40 ERA 3.00 WHIP 0.556											<b>PITCHER</b>	IP WLS BF H R ER SO BB IBB HBP BLK WP HR S P ERA WHIP							

Chicago White Sox @ Minnesota Twins  
Metropolitan Stadium, Bloomington, MI

Sun Apr 28 1968, 4:33 AM EDT  
Att. 36,234 - Unknown - 60 F

livebaseballscorecards.com

Batter	1	2	3	4	5	6	7	8	9	AB	R	H	RBI	BB	SO	LOB
Cesar Tovar, R OBP: 0.333, SLG: 0.443 (1, 5) (8, 7)	0-0 1B		0-0 G6-4-3			0-0 L5		0-0 F6		4	0	1	0	0	0	2
Rod Carew, L OBP: 0.362, SLG: 0.393 (1, 4)	0-0 F8			0-0 L7		0-0 6-3		0-3 K		4	0	0	0	0	1	2
Tony Oliva, L OBP: 0.297, SLG: 0.345 (1, 9)	0-0 F5			0-0 L7		0-0 L4			0-0 1-3 1B	4	0	1	0	0	0	1
Harmon Killebrew, R OBP: 0.371, SLG: 0.655 (1, 3)	0-0 5-3			0-0 HR			0-0 5-3		0-3 K	4	1	1	1	0	1	2
Bob Allison, R OBP: 0.397, SLG: 0.611 Ron Clark, R OBP: 0.500, SLG: 0.667 (1, 7) (8, 5)		0-0 F3		0-0 5-3			0-0 F2		0-0 1-3	3	0	0	0	0	0	0
Ted Uhlaender, L OBP: 0.339, SLG: 0.582 (1, 8)		0-0 6-3			0-0 HR		0-0 3B		0-3 K	4	1	2	1	0	1	1
Jackie Hernandez, R OBP: 0.288, SLG: 0.362 (1, 6)		0-0 6-3				0-0 F5		0-3 K		3	0	0	0	0	1	1
John Roseboro, L OBP: 0.193, SLG: 0.082 (1, 2)			0-0 F5			0-0 L9		0-0 F7		3	0	0	0	0	0	0
Dean Chance, R OBP: 0.154, SLG: 0.083 (1, 1)			0-0 G6-4-3 1B			0-3 K		4-0 BB		2	0	1	0	1	1	0

Inning Stats	R: 0	H: 1	E: 0	K: 0	S: 4	LOB: 1	BB: 0	P: 4	R: 0	H: 0	E: 0	K: 0	S: 3	LOB: 0	BB: 0	P: 3	R: 0	H: 1	E: 0	K: 0	S: 3	LOB: 0	BB: 0	P: 3	R: 1	H: 1	E: 0	K: 0	S: 4	LOB: 0	BB: 0	P: 4	R: 1	H: 1	E: 0	K: 1	S: 6	LOB: 0	BB: 0	P: 6	R: 0	H: 0	E: 0	K: 0	S: 3	LOB: 0	BB: 0	P: 3	R: 0	H: 1	E: 0	K: 1	S: 6	LOB: 1	BB: 0	P: 6	R: 0	H: 0	E: 0	K: 1	S: 5	LOB: 1	BB: 1	P: 9	R: 0	H: 1	E: 0	K: 2	S: 8	LOB: 1	BB: 0	P: 8	1B: 3	SF: 0	2B: 0	SAC: 0	3B: 1	DP: 1	HR: 2	HBP: 0	WP: 0	PA: 33
--------------	------	------	------	------	------	--------	-------	------	------	------	------	------	------	--------	-------	------	------	------	------	------	------	--------	-------	------	------	------	------	------	------	--------	-------	------	------	------	------	------	------	--------	-------	------	------	------	------	------	------	--------	-------	------	------	------	------	------	------	--------	-------	------	------	------	------	------	------	--------	-------	------	------	------	------	------	------	--------	-------	------	-------	-------	-------	--------	-------	-------	-------	--------	-------	--------

PITCHER	IP	WLS	BF	H	R	ER	SO	BB	IBB	HBP	BLK	WP	HR	S	P	ERA	WHIP
Jack Fisher, R ERA: 2.45 (1, 1)	5.0		18	4	2	2	1	0	0	0	0	0	2	20	20	3.60	0.800
Wilbur Wood, L ERA: 2.31 (6, 1)	2.0		7	1	0	0	1	0	0	0	0	0	0	9	9	0.00	0.500
Bob Locker, R ERA: 2.35 (8, 1)	2.0	W	8	1	0	0	3	1	0	0	0	0	0	13	17	0.00	1.000

BOTTOM

Chicago White Sox @ Minnesota Twins  
Metropolitan Stadium, Bloomington, MI

Sun Apr 28 1968, 4:33 AM EDT  
Att. 36,234 - Unknown - 60 F

livebaseballscores.com

AB	32
R	2
H	6
RBI	2
BB	1
SO	5
LOB	10



Batter	1	2	3	4	5	6	7	8	9	AB R H RBI BB SO LOB	TOP														
Cesar Tovar, R OBP: 0.338, SLG: 0.439 (1, 5) (8, 7)	0-0 F7	0-0 E 1B	0-0 F3			0-0 F7		0-0 5-3 1B		5 1 2 1 0 0 0															
Rod Carew, L OBP: 0.381, SLG: 0.410 (1, 4)	0-0 2B HBP 1B	0-0 E8 1B 1B	0-0 6-3			0-0 4-3		0-0 5-3 1B		5 2 3 0 0 0 0															
Tony Oliva, L OBP: 0.319, SLG: 0.371 (1, 9)	0-0 HBP 1B 2B	0-0 2B 1B				0-3 K		0-3 K		4 2 2 1 1 2 2															
Harmon Killebrew, R OBP: 0.373, SLG: 0.644 Ron Clark, R OBP: 0.500, SLG: 0.667 (1, 3) (8, 5)	4-0 HBP 1B IBB	0-0 1B 2B				0-0 F8		0-0 5-3		4 2 1 1 1 0 3 0 0 0 0 0 0 0															
Bob Allison, R OBP: 0.393, SLG: 0.589 Rich Reese, L (1, 7) (4, 7) (8, 3)	1-0 1B HBP	0-0 F3				0-0 G1-4-3		0-0 4-3		2 0 0 1 0 0 2 2 0 0 0 0 0 2															
Ted Uhlaender, L OBP: 0.359, SLG: 0.583 (1, 8)	0-0 1B	0-0 1B				0-0 4-3		0-0 1B 1B		5 1 3 3 0 0 0															
Jackie Hernandez, R OBP: 0.281, SLG: 0.346 (1, 6)	0-3 K	0-0 5-3				0-3 K		0-0 1B 1B		5 0 1 0 0 2 2															
John Roseboro, L OBP: 0.258, SLG: 0.241 (1, 2)		0-0 SH5-4 1B 1B	0-0 G3 WP 2B			0-0 1B		0-0 FC6-4 1B		5 3 5 2 0 0 0															
Jim Perry, S OBP: 0.182, SLG: 0.400 (1, 1)		0-0 SH5-4 1-2	0-0 G3 2-3			0-0 4-3		0-0 FC6-4 1-2f		4 0 0 0 0 0 4															
Inning Stats	R: 3 E: 0 K: 1 S: 7	H: 3 LOB: 1 BB: 1 P: 12	R: 5 E: 1 K: 0 S: 9	H: 6 LOB: 1 BB: 0 P: 9	R: 1 E: 0 K: 0 S: 4	H: 1 LOB: 0 BB: 0 P: 4	R: 0 E: 0 K: 0 S: 2	H: 0 LOB: 0 BB: 1 P: 6	R: 0 E: 0 K: 1 S: 6	H: 1 LOB: 1 BB: 0 P: 6	R: 0 E: 0 K: 1 S: 5	H: 0 LOB: 0 BB: 0 P: 5	R: 1 E: 0 K: 0 S: 6	H: 3 LOB: 2 BB: 0 P: 6	R: 0 E: 0 K: 1 S: 7	H: 2 LOB: 2 BB: 0 P: 7	R: 1 E: 0 K: 0 S: 4	H: 1 LOB: 0 BB: 0 P: 4	1B: 13 2B: 3 3B: 0 HR: 1	SF: 0 SAC: 1 DP: 1 HBP: 1	WP: 1 PB: 0 SB: 0 CS: 0	PA: 45			
PITCHER	IP WLS BF H R ER SO BB IBB HBP BLK WP HR S P ERA WHIP																								
Gary Bell, R ERA: 10.13 Lee Stange, R ERA: 2.7 John Wyatt, R ERA: 7.5 Bill Landis, L ERA: 4.5 Sparky Lyle, L ERA: 3.86	(1, 1) (2, 1) (3, 1) (6, 1) (8, 1)	1.1 0.2 3.0 2.0 2.0	L	11 5 11 9 9	6 3 2 3 3	6 2 1 1 1	6 2 1 1 1	1 0 1 1 1	0 0 1 0 0	1 0 0 0 0	0 0 1 0 0	0 0 12 11 11	16 5 16 11 11	40.50 27.00 3.00 4.50 4.50	4.500 4.500 1.000 1.500 1.500										

Minnesota Twins @ Boston Red Sox  
Fenway Park, Boston, MA  
Mon Apr 29 1968, 7:05 PM EDT  
Att. 26,256 - Unknown - 66 F


livebaseballscorecards.com

AB	41
R	11
H	17
RBI	9
BB	2
SO	4
LOB	15






Batter	1	2	3	4	5	6	7	8	9	AB	R	H	RBI	BB	SO	LOB
<b>Mike Andrews, R</b> (1, 4) <small>OBP: 0.390, SLG: 0.471</small> <b>Bill Landis, L</b> (6, 1) <b>Dalton Jones, L</b> (7, PH) <small>OBP: 0.094, SLG: 0.094</small> <b>Sparky Lyle, L</b> (8, 1)	0-0 F3		0-0 F2		0-0 F9		0-0 G3			3	0	0	0	0	0	0
<b>Joe Foy, R</b> (1, 5) <small>OBP: 0.385, SLG: 0.300</small>	0-0 6-3		4-0 E BB		0-0 F5		0-3 K			3	0	0	0	1	1	0
<b>Carl Yastrzemski, L</b> (1, 7) <small>OBP: 0.406, SLG: 0.558</small>	4-0 BB		0-0 E6 1-2		0-0 F7		0-0 F8			3	1	1	0	1	0	1
<b>Reggie Smith, S</b> (1, 8) <small>OBP: 0.322, SLG: 0.380</small>	0-0 F4		0-0 F8		0-0 F7		0-0 E 2B			4	0	1	0	0	0	4
<b>Ken Harrelson, R</b> (1, 9) <small>OBP: 0.250, SLG: 0.211</small>		0-0 E6 1B WP	0-0 F9		0-0 F7		0-0 F3			4	1	1	0	0	0	3
<b>George Scott, R</b> (1, 3) <small>OBP: 0.200, SLG: 0.087</small>		0-0 WP 1-3 1B		0-0 F8		0-0 F9		0-0 F4		4	0	1	0	0	0	3
<b>Rico Petrocelli, R</b> (1, 6) <small>OBP: 0.377, SLG: 0.553</small>		0-3 K 1-2 3-H		0-0 F5		0-0 FC6-4 1-2 2-H 1B		0-0 F8		4	0	1	1	0	1	1
<b>Gene Oliver, R</b> (1, 2) <small>OBP: 0.240, SLG: 0.095</small>		0-0 F4		0-0 F7		0-0 FC6-4 1-2f		0-0 G6-4-3 1B		4	0	1	0	0	0	3
<b>Gary Bell, R</b> (1, 1) <b>Lee Stange, R</b> (2, 1) <b>Norm Siebern, L</b> (2, PH) <b>John Wyatt, R</b> (3, 1) <b>Jerry Adair, R</b> (5, PH) <small>OBP: 0.250, SLG: 0.250</small> (6, 4)		0-0 F5		0-0 F6		0-0 F9		0-0 G6-4-3 1-2f		0	0	0	0	0	0	0

BOTTOM	
<b>Minnesota Twins @ Boston Red Sox</b> Fenway Park, Boston, MA Mon Apr 29 1968, 7:05 PM EDT Att: 26,256 - Unknown - 66 F	<b>AB 34</b> <b>R 2</b> <b>H 6</b> <b>RBI 1</b> <b>BB 2</b> <b>SO 2</b> <b>LOB 17</b>
	<b>WP: 1</b> <b>PA: 36</b> <b>PB: 0</b> <b>SB: 0</b> <b>CS: 0</b>

Inning Stats	R: 0	H: 0	E: 0	K: 0	S: 3	R: 1	H: 1	E: 1	K: 1	S: 7	R: 0	H: 0	E: 1	K: 0	S: 4	R: 0	H: 0	E: 0	K: 0	S: 3	R: 1	H: 3	E: 0	K: 0	S: 6	R: 0	H: 0	E: 0	K: 1	S: 5	R: 0	H: 1	E: 1	K: 0	S: 4	R: 0	H: 1	E: 0	K: 0	S: 3	1B: 5	SF: 0	2B: 1	SAC: 0	3B: 0	DP: 1	HR: 0	HBP: 0	WP: 1	PA: 36
<b>PITCHER</b> <b>Jim Perry, R</b> (1, 1) <small>ERA: 1.48</small>	IP	WLS	BF	H	R	ER	SO	BB	IBB	HBP	BLK	WP	HR	S	P	ERA	WHIP													IP	WLS	BF	H	R	ER	SO	BB	IBB	HBP	BLK	WP	HR	S	P	ERA	WHIP				

Batter	1	2	3	4	5	6	7	8	9	AB R H RBI BB SO LOB	TOP												
Cesar Tovar, R OBP: 0.342, SLG: 0.451 (1, 5) (8, 7)	0-3 K		0-0 HBP SF8 1B	0-0 6-3		0-0 G3		0-0 1B 2B		5 2 2 0 0 1 1													
Rod Carew, L OBP: 0.382, SLG: 0.424 (1, 4)	0-0 6-3		0-0 HBP 1B	0-0 2-H 2B		0-0 E6 FC5-4		0-0 4-3		5 0 2 1 0 0 1													
Tony Oliva, L OBP: 0.338, SLG: 0.369 (1, 9)	0-0 6-3		1-0 HBP 1B	4-0 BB		0-0 FC5-4 1B		0-0 1B		3 0 1 1 1 0 1													
Harmon Killebrew, R OBP: 0.375, SLG: 0.667 Rich Reese, L (8, 3)		0-0 G3 3B	0-0 SF8	0-0 5-3		0-0 BB 1B		0-0 F4		4 1 2 1 0 0 3 0 0 0 0 0 0 0													
Bob Allison, R OBP: 0.394, SLG: 0.567 Ron Clark, R OBP: 0.500, SLG: 0.667 (8, 5)		0-0 G3 1B	0-0 F6		0-0 F4	4-0 BB		0-0 F3		4 0 1 0 1 0 3 0 0 0 0 0 0 0													
Ted Uhlaender, L OBP: 0.348, SLG: 0.569 (1, 8)	0-0 G3		0-0 1-3		0-0 1B 2B	0-0 3-1			0-0 G3	5 1 1 1 0 0 6													
Jackie Hernandez, R OBP: 0.280, SLG: 0.351 (1, 6)	0-3 K		0-0 SH1-3 2B 1B	0-0 2-H 1B		0-3 K		0-0 6-3		5 1 2 1 0 2 1	AB 39 R 7 H 13 RBI 7 BB 2 SO 6 LOB 19												
John Roseboro, L OBP: 0.242, SLG: 0.224 (1, 2)	0-0 6-3		0-0 SH1-3	0-3 K		0-0 F7		0-0 4-3		4 0 0 0 0 1 2													
Dave Boswell, R OBP: 0.273, SLG: 0.600 Al Worthington, R Ron Perranoski, L (9, 1)			0-0 HR	0-0 2-H 2B	0-3 K	0-3 K				3 2 2 2 0 1 1 1 0 0 0 0 1 0 0 0 0 0 0 0 0													
<b>Inning Stats</b>	R: 0 E: 0 K: 1 S: 5	H: 0 LOB: 0 BB: 0 P: 5	R: 1 E: 0 K: 1 S: 7	H: 2 LOB: 1 BB: 0 P: 7	R: 2 E: 0 K: 0 S: 6	H: 3 LOB: 2 BB: 1 P: 10	R: 1 E: 0 K: 2 S: 9	H: 2 LOB: 1 BB: 0 P: 9	R: 0 E: 1 K: 0 S: 5	H: 1 LOB: 3 BB: 1 P: 9	R: 0 E: 0 K: 2 S: 7	H: 0 LOB: 0 BB: 0 P: 7	R: 1 E: 0 K: 0 S: 5	H: 2 LOB: 1 BB: 0 P: 5	R: 0 E: 0 K: 0 S: 3	H: 0 LOB: 0 BB: 0 P: 3	1B: 7 2B: 4 3B: 1 HR: 1	SF: 1 SAC: 1 DP: 0 HBP: 1	WP: 0 PB: 0 SB: 0 CS: 0	PA: 44			
<b>PITCHER</b>	IP WLS BF H R ER SO BB IBB HBP BLK WP HR S P ERA WHIP																						
Dick Ellsworth, L ERA: 2.55 Ray Culp, R ERA: 11.32 Garry Roggenburk, L ERA: 2.57 Gary Bell, R ERA: 7.56	(1, 1) 3.2 L 21 8 5 5 2 1 0 1 0 0 0 1 23 28 12.27 2.455	(4, 1) 0.1 1 0 0 0 0 0 0 0 0 0 0 1 1 0.00 0.000	(5, 1) 2.0 11 3 1 1 2 1 0 0 0 0 0 14 18 4.50 2.000	(7, 1) 3.0 11 2 1 1 2 0 0 0 0 0 0 15 15 3.00 0.667																			

Minnesota Twins @ Boston Red Sox  
Fenway Park, Boston, MA  
Tue Apr 30 1968, 3:33 AM EDT  
Att: 7,310 - Unknown - 68 F

livebaseballscorecards.com

BOTTOM

Minnesota Twins @ Boston Red Sox  
Fenway Park, Boston, MA  
Tue Apr 30 1968, 3:33 AM EDT  
Att. 7,310 - Unknown - 68 F

livebaseballscorecards.com

AB	34
R	6
H	9
RBI	6
BB	5
SO	11
LOB	19



WP:	1	PA:	39
PB:	1		
SB:	1		
CS:	0		

AB R H RBI BB SO LOB

3	1	2	1	2	0	2
5	1	1	2	0	2	3
4	0	0	0	1	1	3
3	1	1	0	1	0	1
3	2	1	0	1	1	1
4	0	1	1	0	2	2
4	0	0	0	0	2	4
4	0	1	1	0	1	2
1	0	0	0	0	1	0
0	0	0	0	0	0	0
1	0	1	1	0	0	0
0	0	0	0	0	0	0
1	0	0	0	0	1	1
0	0	0	0	0	0	0
1	1	1	0	0	0	0

Batter	1	2	3	4	5	6	7	8	9
Mike Andrews, R (1, 4) OBP: 0.422, SLG: 0.500	0-0 HR 1B		4-0 BB	0-0 F8			4-0 BB		0-0 2B
Joe Foy, R (1, 5) OBP: 0.364, SLG: 0.371	0-0 HR		0-3 K		0-0 6-3		0-3 K		0-0 F7
Carl Yastrzemski, L (1, 7) OBP: 0.391, SLG: 0.518	0-0 3-1		0-3 K		4-0 BB		0-0 G6-4-3		0-0 F4
Reggie Smith, S (1, 8) OBP: 0.333, SLG: 0.377	0-0 4-3			4-0 BB 1B	0-0 G3-6-3			0-0 PB 1B	
Ken Harrelson, R (1, 9) OBP: 0.292, SLG: 0.227	0-0 6-3			4-0 BB 1B		0-0 WP 2B 1B		0-3 K	
George Scott, R (1, 3)		0-0 4-3		0-0 1B		0-3 K		0-3 K	
Rico Petrocelli, R (1, 6) OBP: 0.351, SLG: 0.510		0-0 F8		0-3 K		0-3 K		0-0 6-3	
Russ Gibson, R (1, 2) OBP: 0.250, SLG: 0.500		0-0 3-1		0-0 F5		0-0 2B		0-3 K	
Dick Ellsworth, L (1, 1) Ray Culp, R (4, 1) Dalton Jones, L (4, PH) Garry Roggenburk, R (5, 1) Norm Siebern, L (6, PH) Gary Bell, R (7, 1) Jose Tartabull, L (9, PH) OBP: 0.333, SLG: 0.333			0-3 K	0-0 1B		0-3 K		0-0 2B 1B	

Inning Stats	R: 2 E: 0 K: 0 S: 5	H: 2 LOB: 0 BB: 0 P: 5	R: 0 E: 0 K: 0 S: 3	H: 0 LOB: 0 BB: 0 P: 3	R: 0 E: 0 K: 3 S: 9	H: 0 LOB: 1 BB: 1 P: 13	R: 2 E: 0 K: 1 S: 7	H: 2 LOB: 2 BB: 2 P: 15	R: 0 E: 0 K: 0 S: 2	H: 0 LOB: 0 BB: 1 P: 6	R: 1 E: 0 K: 3 S: 11	H: 2 LOB: 1 BB: 0 P: 11	R: 0 E: 0 K: 1 S: 4	H: 0 LOB: 0 BB: 1 P: 8	R: 0 E: 0 K: 2 S: 8	H: 1 LOB: 1 BB: 0 P: 8	R: 1 E: 0 K: 1 S: 7	H: 2 LOB: 1 BB: 0 P: 7	1B: 6 2B: 2 3B: 0 HR: 1	SF: 0 SAC: 0 DP: 2 HBP: 0	WP: 1 PB: 1 SB: 1 CS: 0	PA: 39
--------------	------------------------------	---------------------------------	------------------------------	---------------------------------	------------------------------	----------------------------------	------------------------------	----------------------------------	------------------------------	---------------------------------	-------------------------------	----------------------------------	------------------------------	---------------------------------	------------------------------	---------------------------------	------------------------------	---------------------------------	----------------------------------	------------------------------------	----------------------------------	--------

PITCHER	IP	WLS	BF	H	R	ER	SO	BB	IBB	HBP	BLK	WP	HR	S	P	ERA	WHIP
Dave Boswell, R (1, 1) ERA: 3.58	5.2	W	26	6	5	5	6	4	0	0	0	1	1	34	50	7.94	1.765
Al Worthington, R (6, 1) ERA: 1.59	3.0		12	3	1	1	5	1	0	0	0	0	0	21	25	3.00	1.333
Ron Perranoski, L (9, 1) ERA: 2.45	0.1	S	1	0	0	0	0	0	0	0	0	0	0	1	1	0.00	0.000

Batter	1	2	3	4	5	6	7	8	9	AB R H RBI BB SO LOB	TOP											
<b>Cesar Tovar, R</b> (1, 5) OBP: 0.325, SLG: 0.427	0-0 F2		0-0 F4			0-0 F8		0-0 F2		4 0 0 0 0 0 1												
<b>Rod Carew, L</b> (1, 4) OBP: 0.361, SLG: 0.400	0-3 K			0-0 F7		0-0 4-3		0-0 F6		4 0 0 0 0 1 0												
<b>Tony Oliva, L</b> (1, 9) OBP: 0.321, SLG: 0.348	0-3 K			0-3 K			0-3 K	0-0 L9		4 0 0 0 0 3 0												
<b>Harmon Killebrew, R</b> (1, 3) OBP: 0.382, SLG: 0.701 <b>Jim Holt, L</b> (9, PR)		0-3 K		0-0 HR		0-0 5-3		0-0 1B 1B		4 1 2 1 0 1 0 0 0 0 0 0 0 0												
<b>Rich Reese, L</b> (1, 7) OBP: 0.333, SLG: 0.625		0-0 4-3		0-3 K		0-0 HR		0-0 1B 1B		4 1 2 1 0 1 0												
<b>Ted Uhlaender, L</b> (1, 8) OBP: 0.342, SLG: 0.565		0-0 2B			0-0 F5		0-0 F4	0-0 F5		4 0 1 0 0 0 2												
<b>Jackie Hernandez, R</b> (1, 6) OBP: 0.277, SLG: 0.333		0-0 F8			0-0 F8			0-3 K		3 0 0 0 0 1 1												
<b>John Roseboro, L</b> (1, 2) OBP: 0.246, SLG: 0.246			0-0 1-3		0-0 F6			0-0 2B		3 0 1 0 0 0 0												
<b>Jim Merritt, L</b> (1, 1) OBP: 0.235, SLG: 0.071			0-3 K			0-3 K		0-0 6-3		3 0 0 0 0 2 1												
<b>Inning Stats</b>	R: 0 E: 0 K: 2 S: 7	H: 0 LOB: 0 BB: 0 P: 7	R: 0 E: 0 K: 1 S: 6	H: 1 LOB: 1 BB: 0 P: 6	R: 0 E: 0 K: 1 S: 5	H: 0 LOB: 0 BB: 0 P: 5	R: 1 E: 0 K: 2 S: 8	H: 1 LOB: 0 BB: 0 P: 8	R: 0 E: 0 K: 0 S: 3	H: 0 LOB: 0 BB: 0 P: 3	R: 0 E: 0 K: 1 S: 5	H: 0 LOB: 0 BB: 0 P: 5	R: 1 E: 0 K: 1 S: 6	H: 1 LOB: 0 BB: 0 P: 6	R: 0 E: 0 K: 1 S: 6	H: 1 LOB: 1 BB: 0 P: 6	R: 0 E: 0 K: 0 S: 5	H: 2 LOB: 2 BB: 0 P: 5	1B: 2 2B: 2 3B: 0 HR: 2	SF: 0 SAC: 0 DP: 0 HBP: 0	WP: 0 PB: 0 SB: 0 CS: 0	PA: 33
<b>PITCHER</b> <b>Denny McLain, R</b> (1, 1) ERA: 1.98	IP 9.0	WLS W	BF 33	H 6	R 2	ER 2	SO 9	BB 0	IBB 0	HBP 0	BLK 0	WP 0	HR 2	S 51	P 51	ERA 2.00	WHIP 0.667					

**Minnesota Twins @ Detroit Tigers**  
**Tiger Stadium, Detroit, MI**  
 Wed May 01 1968, 7:05 PM EDT  
 Att: 17,523 - Unknown

[livebaseballscorecards.com](http://livebaseballscorecards.com)

**AB 33**  
**R 2**  
**H 6**  
**RBI 2**  
**BB 0**  
**SO 9**  
**LOB 5**



Batter	1	2	3	4	5	6	7	8	9
Mickey Stanley, R OBP: 0.302, SLG: 0.340 (1, 3) S S S	0-3 K ①		0-0 F9 ③		0-0 FC1-4 ②			0-0 5-3 ①	
Dick McAuliffe, L OBP: 0.321, SLG: 0.408 (1, 4) X	0-0 6-3 ②			0-0 F8 ① S S S	0-3 K ③			0-0 SF7 3B	
Al Kaline, R OBP: 0.321, SLG: 0.294 (1, 9) B B B B	4-0 BB			0-0 2B		0-0 L5-3 ①		4-0 BB	
Willie Horton, R OBP: 0.352, SLG: 0.500 (1, 7) X	0-0 F7 ③			0-3 K ②		0-0 5-3 ②		0-0 SF7 ②	
Bill Freehan, R OBP: 0.408, SLG: 0.530 (1, 2) X		0-0 F4 ①		0-0 F9 ③		0-0 1B		0-0 F8 ③	
Don Wert, R OBP: 0.296, SLG: 0.348 (1, 5) S S S S		0-3 K ②			0-0 HR 1B	0-0 F4 ③			
Jim Northrup, L OBP: 0.324, SLG: 0.377 (1, 8) S S S S		0-3 K ③			0-0 HR		0-0 F8 ①		
Ray Oyler, R OBP: 0.267, SLG: 0.264 (1, 6) S S S S			0-3 K ①		0-3 K ①		0-0 F7 ②		
Denny McLain, R OBP: 0.188, SLG: 0.188 (1, 1) X		0-0 6-3 ②			0-0 E5 FC1-4		0-0 F9 ③		

Inning Stats	R: 0	H: 0	E: 0	K: 1	S: 5	LOB: 1	BB: 1	P: 9
	R: 0	H: 0	E: 0	K: 2	S: 7	LOB: 0	BB: 0	P: 7
	R: 0	H: 0	E: 0	K: 1	S: 5	LOB: 0	BB: 0	P: 5
	R: 0	H: 1	E: 0	K: 1	S: 6	LOB: 1	BB: 0	P: 6
	R: 2	H: 2	E: 1	K: 2	S: 10	LOB: 1	BB: 0	P: 10
	R: 0	H: 1	E: 0	K: 0	S: 4	LOB: 1	BB: 0	P: 4
	R: 0	H: 0	E: 0	K: 0	S: 3	LOB: 0	BB: 0	P: 3
	R: 1	H: 1	E: 0	K: 0	S: 4	LOB: 1	BB: 1	P: 8

PITCHER	IP	WLS	BF	H	R	ER	SO	BB	IBB	HBP	BLK	WP	HR	S	P	ERA	WHIP
Jim Merritt, L ERA: 1.8 (1, 1)	8.0	L	32	5	3	3	7	2	0	0	0	0	1	44	52	3.38	0.875

**BOTTOM**

AB	R	H	RBI	BB	SO	LOB
4	0	0	0	0	1	1
4	1	1	0	0	1	1
2	0	1	0	2	0	0
3	0	0	1	0	1	2
4	0	1	0	0	0	2
3	1	1	0	0	1	1
3	1	1	2	0	1	0
3	0	0	0	0	2	0
3	0	0	0	0	0	0

<b>AB</b>	<b>29</b>
<b>R</b>	<b>3</b>
<b>H</b>	<b>5</b>
<b>RBI</b>	<b>3</b>
<b>BB</b>	<b>2</b>
<b>SO</b>	<b>7</b>
<b>LOB</b>	<b>7</b>



WP	PA
0	32

**Minnesota Twins @ Detroit Tigers**  
Tiger Stadium, Detroit, MI  
Wed May 01 1968, 7:05 PM EDT  
Att. 17,523 - Unknown

[livebaseballscorecards.com](http://livebaseballscorecards.com)

Batter	1	2	3	4	5	6	7	8	9	10	AB	R	H	RBI	BB	SO	LOB	TOP						
<b>Cesar Tovar, R</b> OBP: 0.318, SLG: 0.413 (1, 5) (9, 7)	0-0 F7		0-0 6-3		0-0 L6-4 1B			0-0 L9		0-0 4-3	5	0	1	0	0	0	0							
<b>Rod Carew, L</b> OBP: 0.377, SLG: 0.427 (1, 4)	0-0 E6			0-0 BB FC4-6 1B	0-0 L6-4			0-0 G6-4-3 1B		0-0 1B 2B	5	2	3	0	0	0	1							
<b>Tony Oliva, L</b> OBP: 0.313, SLG: 0.338 (1, 9) 0.000	0-3 K			0-3 K		0-0 4-3		0-0 G6-4-3		0-0 1B	5	0	1	1	0	2	3							
<b>Harmon Killebrew, R</b> OBP: 0.383, SLG: 0.671 (1, 3) 0.000	0-3 K			4-0 FC4-6 1B BB		4-0 G4-6-3 BB			0-0 F3	0-0 L9	3	1	0	0	2	1	2							
<b>Rich Reese, L</b> OBP: 0.364, SLG: 0.556 (1, 7)		0-0 G3		4-0 FC4-6 BB		0-0 G4-6-3			0-0 1-3		1	0	0	0	1	0	0							
<b>Bob Allison, R</b> OBP: 0.382, SLG: 0.548 (6, PH)				1-2 2-3 BB		1-2 2-3					2	0	0	0	0	0	1							
<b>Ron Clark, R</b> OBP: 0.500, SLG: 0.667 (9, 5)				1-2 2-3 BB		1-2 2-3					0	0	0	0	0	0	0							
<b>Ted Uhlaender, L</b> OBP: 0.351, SLG: 0.562 (1, 8)		0-0 G6-4-3 1B		0-0 FC4-6 1B				0-0 6-3		0-0 E 1B	4	0	2	1	0	0	2							
<b>Jackie Hernandez, R</b> OBP: 0.290, SLG: 0.359 (1, 6)		0-0 G6-4-3		0-0 1-2 3-H 1B				0-0 2B		0-0 E6	4	0	2	1	0	0	2							
<b>John Roseboro, L</b> OBP: 0.233, SLG: 0.231 (1, 2)			0-0 4-3	0-0 F6				0-0 F2		0-0 F7	4	0	0	0	0	0	5							
<b>Dean Chance, R</b> OBP: 0.125, SLG: 0.067 (1, 1)			0-3 K		0-0 4-3			0-0 G3		0-0 F8	3	0	0	0	0	1	1							
<b>Rich Rollins, R</b> OBP: 0.100, SLG: 0.100 (10, PH)											1	0	0	0	0	0	0							
<b>Al Worthington, R</b> (10, 1)											0	0	0	0	0	0	0							
<b>Inning Stats</b>	R: 0 E: 1 K: 2 S: 8	H: 0 LOB: 1 BB: 0 P: 8	R: 0 E: 0 K: 0 S: 3	H: 1 LOB: 0 BB: 0 P: 3	R: 0 E: 0 K: 1 S: 5	H: 0 LOB: 0 BB: 0 P: 5	R: 2 E: 0 K: 1 S: 7	H: 2 LOB: 2 BB: 2 P: 15	R: 0 E: 0 K: 0 S: 3	H: 1 LOB: 0 BB: 0 P: 3	R: 0 E: 0 K: 0 S: 2	H: 0 LOB: 0 BB: 1 P: 6	R: 0 E: 0 K: 0 S: 4	H: 1 LOB: 1 BB: 0 P: 4	R: 0 E: 0 K: 0 S: 3	H: 1 LOB: 0 BB: 0 P: 3	R: 0 E: 1 K: 0 S: 5	H: 1 LOB: 2 BB: 0 P: 5	R: 1 E: 0 K: 0 S: 5	H: 2 LOB: 1 BB: 0 P: 5	1B: 7 2B: 3 3B: 0 HR: 0	SF: 0 SAC: 0 DP: 4 HBP: 0	WP: 0 PB: 0 SB: 3 CS: 0	PA: 40
<b>PITCHER</b>	IP	WLS	BF	H	R	ER	SO	BB	IBB	HBP	BLK	WP	HR	S	P	ERA	WHIP							
<b>Joe Sparna, R</b> ERA: 1.59 (1, 1)	5.0		20	4	2	2	4	2	0	0	0	0	0	26	34	3.60	1.200							
<b>John Hiller, L</b> ERA: (6, 1)	2.0		7	1	0	0	0	1	0	0	0	0	0	6	10	0.00	1.000							
<b>Daryl Patterson, R</b> ERA: 1.08 (8, 1)	2.0		8	2	0	0	0	0	0	0	0	0	0	8	8	0.00	1.000							
<b>Dennis Ribant, R</b> ERA: 2.45 (10, 1)	0.2	L	4	2	1	1	0	0	0	0	0	0	0	4	4	13.50	3.000							
<b>Fred Lasher, R</b> ERA: 2.45 (10, 1)	0.1		1	0	0	0	0	0	0	0	0	0	0	1	1	0.00	0.000							

**Minnesota Twins @ Detroit Tigers**  
Tiger Stadium, Detroit, MI  
Thu May 02 1968, 7:05 PM EDT  
Att. 16,801 - Unknown

livebaseballscorecards.com

**AB 37**  
**R 3**  
**H 9**  
**RBI 3**  
**BB 3**  
**SO 4**  
**LOB 17**



BOTTOM

Minnesota Twins @ Detroit Tigers  
Tiger Stadium, Detroit, MI  
Thu May 02 1968, 7:05 PM EDT  
Att: 16,801 - Unknown

livebaseballscorecards.com

AB	36
R	2
H	6
RBI	2
BB	5
SO	11
LOB	23



WP	2	PA	42
PB	0		
SB	0		
CS	0		

AB R H RBI BB SO LOB

5	0	1	0	0	1	4
4	0	0	0	0	0	3
4	0	1	0	1	1	0
4	0	1	0	1	2	1
5	0	0	0	0	1	6
3	0	0	0	0	1	2
2	0	0	0	0	1	3
3	2	2	1	1	0	2
1	0	0	0	0	0	1
1	0	1	1	0	0	0
0	0	0	0	0	0	0
0	0	0	0	0	0	0
0	0	0	0	1	0	0
0	0	0	0	0	0	0
1	0	0	0	0	1	0
0	0	0	0	0	0	0
0	0	0	0	0	0	0
0	0	0	0	0	0	0
1B	5	SF	0			
2B	0	SAC	1			
3B	0	DP	0			
HR	1	HBP	0			

Batter	1	2	3	4	5	6	7	8	9	10
Dick McAuliffe, L (1, 4) OBP: 0.315, SLG: 0.395	0-0 F8		0-0 4-3		0-3 K		0-0 F6			0-0 WP SH1-4 1B
Don Wert, R (1, 5) OBP: 0.280, SLG: 0.329	0-0 5-3			0-0 F6	0-0 FC1-6-4		0-0 F6			0-0 SH1-4 1-2
Al Kaline, R (1, 9) OBP: 0.325, SLG: 0.292	0-3 K			0-0 1B		0-0 L7 1B		0-0 L7		4-0 WP BB
Willie Horton, R (1, 7) OBP: 0.356, SLG: 0.480		0-3 K		0-3 K		0-0 1B		0-0 G3		4-0 1-2 2-3 IBB
Bill Freehan, R (1, 2) OBP: 0.383, SLG: 0.493		0-0 F8		0-0 F7		0-0 F6		0-0 F6		0-3 K
Eddie Mathews, L (1, 3) OBP: 0.167, SLG: 0.091 Dick Tracewski, R (7, 6)		0-0 F8			0-0 F8	0-3 K			0-0 6-3	0-3 K
Jim Northrup, L (1, 8) OBP: 0.347, SLG: 0.438			0-0 1B		4-0 BB 1B BB	0-0 4-3			0-0 HR	
Ray Oyler, R (1, 6) OBP: 0.262, SLG: 0.259 Tom Matchick, L (5, PH) (6, 6) (7, 3)			0-3 K		4-0 1B 1-2 BB		0-0 4-3		0-3 K	
Joe Sparrna, R Norm Cash, L Denny McLain, R John Hiller, R Gates Brown, L Daryl Patterson, L Mickey Stanley, R Osama Ribicki, R Fred Lester, R			0-3 K		0-0 FC1-6-4 1-3 2-H 1B		4-0 WP BB		0-3 K	

Inning Stats	R: 0	H: 0	E: 0	K: 1	S: 5	R: 0	H: 0	E: 0	K: 1	S: 5	R: 0	H: 1	E: 0	K: 2	S: 8	R: 0	H: 1	E: 0	K: 1	S: 6	R: 1	H: 1	E: 0	K: 1	S: 6	R: 0	H: 1	E: 1	K: 1	S: 7	R: 0	H: 0	E: 0	K: 0	S: 3	R: 0	H: 0	E: 0	K: 0	S: 3	R: 1	H: 1	E: 0	K: 2	S: 8	R: 0	H: 1	E: 0	K: 2	S: 8
	LOB: 0	BB: 0	P: 5	LOB: 0	BB: 0	P: 5	LOB: 1	BB: 0	P: 8	LOB: 1	BB: 0	P: 6	LOB: 2	BB: 2	P: 14	LOB: 2	BB: 0	P: 7	LOB: 1	BB: 1	P: 7	LOB: 0	BB: 0	P: 3	LOB: 0	BB: 0	P: 3	LOB: 3	BB: 2	P: 16	1B: 5	SF: 0	2B: 0	SAC: 1	3B: 0	DP: 0	HR: 1	HBP: 0												

PITCHER	IP	WLS	BF	H	R	ER	SO	BB	IBB	HBP	BLK	WP	HR	S	P	ERA	WHIP
Dean Chance, R (1, 1) ERA: 3.33	9.0	W	36	5	2	2	9	3	0	0	0	1	1	51	63	2.00	0.889
Al Worthington, R (10, 1) ERA: 1.46	1.0	S	6	1	0	0	2	1	1	0	0	1	0	8	16	0.00	2.000

Batter	1	2	3	4	5	6	7	8	9	AB R H RBI BB SO LOB	TOP												
<b>Cesar Tovar, R</b> OBP: 0.326, SLG: 0.410 (1, 5) (8, 4)	0-0 F6		4-0 1B BB			0-0 G3-6 1B		0-0 6-3		3 0 1 0 1 0 0													
<b>Rod Carew, L</b> OBP: 0.375, SLG: 0.423 <b>Ron Clark, R</b> OBP: 0.429, SLG: 0.571 (1, 4) (8, 5)	0-0 F9		0-0 1B			0-0 G3-6 1-2f		0-0 F7	3 0 1 0 0 0 1 1 0 0 0 0 0 0														
<b>Tony Oliva, L</b> OBP: 0.299, SLG: 0.321 (1, 9)	0-0 5-3				0-0 G3		0-3 K		0-3 K	4 0 0 0 0 2 0													
<b>Harmon Killebrew, R</b> OBP: 0.376, SLG: 0.644 (1, 3)		0-0 F8			0-3 K		4-0 FC1-6 BB		0-0 4-3	3 0 0 0 1 1 0													
<b>Bob Allison, R</b> OBP: 0.394, SLG: 0.547 (1, 7)		4-0 BB			0-0 1B		0-3 K			2 0 1 0 1 1 1													
<b>Ted Uhlaender, L</b> OBP: 0.338, SLG: 0.539 (1, 8)		0-0 F8			0-3 K		0-0 FC1-6 1-2f			3 0 0 0 0 1 3													
<b>Jackie Hernandez, R</b> OBP: 0.278, SLG: 0.343 (1, 6)		0-3 K				0-0 F6		0-0 5-3		3 0 0 0 0 1 2													
<b>John Roseboro, L</b> OBP: 0.224, SLG: 0.221 (1, 2)			0-3 K			0-0 4-3		0-0 F9	3 0 0 0 0 1 0														
<b>Jim Perry, S</b> OBP: 0.167, SLG: 0.364 <b>Bob Miller, R</b> (4, 1) <b>Jim Holt, L</b> (5, PH) <b>Jim Kaat, L</b> (5, 1) <b>Rich Reese, L</b> OBP: 0.333, SLG: 0.500 (8, PH) <b>Jim Roland, R</b> (8, 1)			0-3 K			0-3 K		0-0 F7	1 0 0 0 0 1 0 0 0 0 0 0 0 0 1 0 0 0 0 1 0 0 0 0 0 0 0 0 1 0 0 0 0 0 0 0 0 0 0 0 0 0														
<b>Inning Stats</b>	R: 0 E: 0 K: 0 S: 3	H: 0 LOB: 0 BB: 0 P: 3	R: 0 E: 0 K: 1 S: 5	H: 0 LOB: 1 BB: 1 P: 9	R: 0 E: 0 K: 2 S: 7	H: 1 LOB: 1 BB: 1 P: 11	R: 0 E: 0 K: 2 S: 8	H: 1 LOB: 0 BB: 0 P: 8	R: 0 E: 0 K: 1 S: 5	H: 0 LOB: 0 BB: 0 P: 5	R: 0 E: 0 K: 1 S: 5	H: 1 LOB: 0 BB: 0 P: 5	R: 0 E: 0 K: 1 S: 5	H: 0 LOB: 1 BB: 1 P: 9	R: 0 E: 0 K: 0 S: 3	H: 0 LOB: 0 BB: 0 P: 3	R: 0 E: 0 K: 1 S: 5	H: 0 LOB: 0 BB: 0 P: 5	1B: 3 2B: 0 3B: 0 HR: 0	SF: 0 SAC: 0 DP: 1 HBP: 0	WP: 0 PB: 0 SB: 0 CS: 0	PA: 31	
<b>PITCHER</b> <b>Luis Tiant, R</b> ERA: 1.57 (1, 1)	IP 9.0	WLS W	BF 31	H 3	R 0	ER 0	SO 9	BB 3	IBB 0	HBP 0	BLK 0	WP 0	HR 0	S 46	P 58	ERA 0.00	WHIP 0.667						<b>PITCHER</b> IP WLS BF H R ER SO BB IBB HBP BLK WP HR S P ERA WHIP

Minnesota Twins @ Cleveland Indians  
Cleveland Municipal Stadium, Cleveland, OH

Fri May 03 1968, 7:05 PM EDT  
Att. 5,106 - Unknown - 50 F

livebaseballscorecards.com

AB	28
R	0
H	3
RBI	0
BB	3
SO	9
LOB	7





Batter	1	2	3	4	5	6	7	8	9	AB	R	H	RBI	BB	SO	LOB
Jose Cardenal, R (1, 8) OBP: 0.263, SLG: 0.257	0-0 5-3		0-0 F7		0-0 4-3			0-3 K		4	0	0	0	0	1	0
Vic Davalillo, L (1, 9) OBP: 0.282, SLG: 0.373	0-0 F7			0-0 F8	0-0 1B			0-0 WP 1B		4	1	2	0	0	0	0
Max Alvis, R (1, 5) OBP: 0.400, SLG: 0.537	0-3 K			0-0 1B 2B		0-0 6-3		0-0 F7 1-H		4	1	1	0	0	1	0
Leon Wagner, L (1, 7) OBP: 0.238, SLG: 0.211		0-0 F9		4-0 1B 1B BB		0-0 F8				1	1	0	0	1	0	0
Tommy Harper, R (6, 7) OBP: 0.235, SLG: 0.255										1	0	0	0	0	0	0
Tony Horton, R (1, 3) OBP: 0.347, SLG: 0.544		0-0 G4-6-3 1B		0-0 1B 1B		0-3 K				3	0	2	1	0	1	0
Joe Azcue, R (1, 2) OBP: 0.231, SLG: 0.417		0-0 G4-6-3		0-0 1-2 2-H 1B						3	0	1	1	0	0	1
Chico Salmon, R (1, 4) OBP: 0.220, SLG: 0.250			0-0 6-3	0-0 F2		0-3 K				3	0	0	0	0	1	2
Larry Brown, R (1, 6) OBP: 0.262, SLG: 0.259			0-0 HR	0-0 F2		0-0 4-3				3	1	1	1	0	0	2
Luis Tiant, R (1, 1) OBP: 0.091, SLG: 0.182			0-0 6-3		0-3 K			0-0 1-3		3	0	0	0	0	1	0

Inning Stats	R: 0	H: 0	E: 0	K: 1	S: 5	R: 0	H: 1	E: 0	K: 0	S: 3	R: 1	H: 1	E: 0	K: 0	S: 4	R: 2	H: 3	E: 0	K: 0	S: 6	R: 0	H: 1	E: 0	K: 1	S: 5	R: 0	H: 0	E: 0	K: 1	S: 5	R: 0	H: 0	E: 0	K: 1	S: 5	R: 1	H: 1	E: 1	K: 1	S: 6
	0	0	0	1	5	0	1	0	0	3	0	1	0	0	4	0	3	0	0	6	0	0	0	0	1	0	0	0	0	0	0	0	0	0	0	1	1	1	1	6

PITCHER	IP	WLS	BF	H	R	ER	SO	BB	IBB	HBP	BLK	WP	HR	S	P	ERA	WHIP
Jim Perry, R (1, 1) ERA: 2.14	3.1	L	15	5	3	3	1	1	0	0	0	0	1	16	20	8.10	1.800
Bob Miller, R (4, 1) ERA: 3.38	0.2		2	0	0	0	0	0	0	0	0	0	0	2	2	0.00	0.000
Jim Kaat, L (5, 1) ERA:	3.0		9	1	0	0	3	0	0	0	0	0	0	15	15	0.00	0.333
Jim Roland, L (8, 1) ERA:	1.0		4	1	1	0	1	0	0	0	0	1	0	6	6	0.00	1.000

**BOTTOM**

**Minnesota Twins @ Cleveland Indians**  
**Cleveland Municipal Stadium, Cleveland, OH**  
 Fri May 03 1968, 7:05 PM EDT  
 Att. 5,106 - Unknown - 50 F

AB	29
R	4
H	7
RBI	3
BB	1
SO	5
LOB	5



WP	PA
1	30

livebaseballscorecards.com

Batter	1	2	3	4	5	6	7	8	9	AB R H RBI BB SO LOB	TOP											
Cesar Tovar, R (1, 4) OBP: 0.315, SLG: 0.395 Frank Quilici, R (6, 4)	0-0 L6		0-0 F7		0-0 6-3			0-0 6-3		3 0 0 0 0 0 1 1 0 0 0 0 0 0												
Ted Uhlaender, L (1, 8) OBP: 0.321, SLG: 0.513	0-0 3-1		0-0 4-3			0-0 3-1		0-3 K		4 0 0 0 0 1 0												
Tony Oliva, L (1, 9) OBP: 0.297, SLG: 0.309	4-0 BB			0-0 4-3		0-0 F8			0-3 K	3 0 0 0 1 1 0												
Harmon Killebrew, R (1, 3) OBP: 0.371, SLG: 0.623	0-3 K			0-0 FC5-4 1B		0-3 K			0-0 L6	4 0 1 0 0 2 1												
Bob Allison, R (1, 7) OBP: 0.400, SLG: 0.552		0-3 K		0-0 FC5-4 FC6-4 1-2f			4-0 BB BB		0-0 2B	3 0 1 0 1 1 1												
Ron Clark, R (1, 5) OBP: 0.455, SLG: 0.500		0-0 FC4-6 1B		0-0 FC6-4 1-2f		0-3 K			4-0 BB	3 0 1 0 1 1 2												
Jackie Hernandez, R (1, 6) OBP: 0.267, SLG: 0.329 John Roseboro, L (9, PH) OBP: 0.221, SLG: 0.217		0-0 FC4-6		0-0 FC4-6 1-2f		0-0 E6		0-0 6-3	0-0 F8	3 0 0 0 0 0 2 1 0 0 0 0 0 2												
Jerry Zimmerman, R (1, 2) Rich Reese, L (7, PH) Bruce Look, L (7, 2)		0-3 K			0-3 K		0-0 6-3			2 0 0 0 0 2 2 1 0 0 0 0 0 1 0 0 0 0 0 0 0												
Dave Boswell, R (1, 1) OBP: 0.231, SLG: 0.500 Frank Kostro, R (8, PH) Ron Perranoski, L (8, 1)			0-0 F8		0-3 K			0-3 K		2 0 0 0 0 1 1 1 0 0 0 0 1 0 0 0 0 0 0 0 0												
<b>Inning Stats</b>	R: 0 E: 0 K: 1 S: 5	H: 0 LOB: 1 BB: 1 P: 9	R: 0 E: 0 K: 2 S: 8	H: 1 LOB: 1 BB: 0 P: 8	R: 0 E: 0 K: 0 S: 3	H: 0 LOB: 0 BB: 0 P: 3	R: 0 E: 0 K: 0 S: 4	H: 1 LOB: 1 BB: 0 P: 4	R: 0 E: 1 K: 2 S: 8	H: 0 LOB: 1 BB: 0 P: 8	R: 0 E: 0 K: 1 S: 5	H: 0 LOB: 0 BB: 0 P: 5	R: 0 E: 0 K: 1 S: 5	H: 0 LOB: 1 BB: 1 P: 9	R: 0 E: 0 K: 2 S: 7	H: 0 LOB: 0 BB: 0 P: 7	R: 0 E: 0 K: 1 S: 6	H: 1 LOB: 2 BB: 1 P: 10	1B: 2 2B: 1 3B: 0 HR: 0	SF: 0 SAC: 0 DP: 0 HBP: 0	WP: 0 PB: 0 SB: 1 CS: 0	PA: 34
<b>PITCHER</b> Steve Hargan, R (1, 1) ERA: 2.48	IP: 9.0 WLS: W BF: 34 H: 3 R: 0 ER: 0 SO: 10 BB: 3 IBB: 0 HBP: 0 BLK: 0 WP: 0 HR: 0 S: 51 P: 63 ERA: 0.00 WHIP: 0.667																				<b>PITCHER</b> ERA: 2.48	IP: 9.0 WLS: W BF: 34 H: 3 R: 0 ER: 0 SO: 10 BB: 3 IBB: 0 HBP: 0 BLK: 0 WP: 0 HR: 0 S: 51 P: 63 ERA: 0.00 WHIP: 0.667

Minnesota Twins @ Cleveland Indians  
Cleveland Municipal Stadium, Cleveland, OH  
Sat May 04 1968, 3:33 AM EDT  
Att: 4,420 - Unknown - 49 F

livebaseballscorecards.com

AB	31
R	0
H	3
RBI	0
BB	3
SO	10
LOB	13



Batter	1	2	3	4	5	6	7	8	9	AB	R	H	RBI	BB	SO	LOB
--------	---	---	---	---	---	---	---	---	---	----	---	---	-----	----	----	-----

<b>Jose Cardenal, R</b> <small>OBP: 0.262, SLG: 0.247</small> (1, 8) X	0-0 		0-0 			4-0 	0-0 			3	1	0	0	1	0	2
<b>Vic Davalillo, L</b> <small>OBP: 0.280, SLG: 0.366</small> (1, 9) X	0-0 			0-0 		0-0 	0-0 			4	0	1	0	0	0	2
<b>Max Alvis, R</b> <small>OBP: 0.392, SLG: 0.514</small> (1, 5) S S S	0-3 			4-0 		0-0 		0-0 		3	0	0	0	1	1	2
<b>Leon Wagner, L</b> <small>OBP: 0.250, SLG: 0.190</small> (1, 7)		0-0 		0-0 		4-0 		0-0 		2	1	0	0	1	0	1
<b>Tommy Harper, R</b> <small>OBP: 0.231, SLG: 0.250</small> (7, 7)										1	0	0	0	0	0	0
<b>Tony Horton, R</b> <small>OBP: 0.354, SLG: 0.535</small> (1, 3)		0-0 		4-0 		0-0 		0-0 		3	0	1	1	1	0	0
<b>Duke Sims, L</b> <small>OBP: 0.397, SLG: 0.545</small> (1, 2)		0-0 		0-0 		0-0 		0-0 		3	0	2	1	0	0	2
<b>Chico Salmon, R</b> <small>OBP: 0.205, SLG: 0.233</small> (1, 4)		0-0 			0-0 	0-0 				3	0	0	0	0	0	3
<b>Larry Brown, R</b> <small>OBP: 0.279, SLG: 0.254</small> (1, 6)			4-0 		0-3 		4-0 			1	0	0	0	2	1	0
<b>Steve Hargan, R</b> <small>OBP: 0.083, SLG: 0.250</small> (1, 1)			0-0 		0-0 		0-0 			3	0	0	0	0	0	2

Inning Stats	R: 0	H: 1	E: 0	LOB: 0	K: 1	P: 5	R: 0	H: 1	E: 0	LOB: 1	K: 0	P: 4	R: 0	H: 0	E: 0	LOB: 0	K: 0	P: 6	R: 0	H: 0	E: 0	LOB: 2	K: 0	P: 11	R: 0	H: 0	E: 0	LOB: 0	K: 1	P: 5	R: 2	H: 2	E: 0	LOB: 2	K: 0	P: 13	R: 0	H: 0	E: 0	LOB: 1	K: 0	P: 7	R: 0	H: 0	E: 0	LOB: 0	K: 0	P: 3
--------------	------	------	------	--------	------	------	------	------	------	--------	------	------	------	------	------	--------	------	------	------	------	------	--------	------	-------	------	------	------	--------	------	------	------	------	------	--------	------	-------	------	------	------	--------	------	------	------	------	------	--------	------	------

PITCHER	IP	WLS	BF	H	R	ER	SO	BB	IBB	HBP	BLK	WP	HR	S	P	ERA	WHIP
<b>Dave Boswell, R</b> <small>ERA: 3.38</small>	(1, 1)	7.0	L	29	4	2	2	2	6	0	0	0	0	27	51	2.57	1.429
<b>Ron Perranoski, L</b> <small>ERA: 2.16</small>	(8, 1)	1.0		3	0	0	0	0	0	0	0	0	0	3	3	0.00	0.000

**BOTTOM**


**Minnesota Twins @ Cleveland Indians**  
 Cleveland Municipal Stadium, Cleveland, OH

Sat May 04 1968, 3:33 AM EDT  
 Att. 4,420 - Unknown - 49 F

AB	26
R	2
H	4
RBI	2
BB	6
SO	2
LOB	14



WP	HR	S	P	ERA	WHIP
0	0	0	32		

Batter	1	2	3	4	5	6	7	8	9	AB R H RBI BB SO LOB	TOP											
Ted Uhlaender, L (1, 8) OBP: 0.307, SLG: 0.488	0-0 F9		0-0 F2			0-0 L3		0-0 F7		4 0 0 0 0 0 1												
Tony Oliva, L (1, 9) OBP: 0.295, SLG: 0.318	0-0 4-3			0-0 F7		0-0 1-3		0-0 2B		4 0 1 0 0 0 0												
Harmon Killebrew, R (1, 3) OBP: 0.376, SLG: 0.608	0-0 6-3			4-0 BB		0-0 6-3		4-0 IBB		2 0 0 0 2 0 0												
Bob Allison, R (1, 7) OBP: 0.405, SLG: 0.536		4-0 BB		0-3 K		4-0 1B		0-3 K		2 1 0 0 2 2 3												
John Roseboro, L (1, 2) OBP: 0.222, SLG: 0.208		0-0 F5		0-0 F2		4-0 SH1-4 1B		0-0 F5		3 0 0 0 1 0 4												
Ron Clark, R (1, 5) OBP: 0.467, SLG: 0.462 (7, 4)		0-0 G6-4-3			4-0 E BB		0-0 SH1-4 1B		0-3 K	3 0 1 1 1 1 1												
Jackie Hernandez, R (1, 6) OBP: 0.260, SLG: 0.319 Frank Kostro, R (9, PH)			0-3 K		0-0 F3		0-0 SH1-4		0-0 6-3	2 0 0 0 0 1 1 1 0 0 0 0 0 0	AB 27 R 1 H 2 RBI 1 BB 7 SO 8 LOB 16											
Frank Quilici, R (1, 4) Rich Rollins, R (7, PH) OBP: 0.083, SLG: 0.083 (7, 5)			0-3 K		0-3 K		0-0 6-3		0-3 K	2 0 0 0 0 2 1 2 0 0 0 0 1 2												
Jim Merritt, L (1, 1) OBP: 0.263, SLG: 0.067 Rich Reese, L (7, PH) OBP: 0.286, SLG: 0.417 Al Worthington, R (7, 1)			4-0 BB		0-3 K		0-0 F8			1 0 0 0 1 1 1 1 0 0 0 0 0 2 0 0 0 0 0 0 0												
Inning Stats	R: 0 E: 0 K: 0 S: 3	H: 0 LOB: 0 BB: 0 P: 3	R: 0 E: 0 K: 0 S: 2	H: 0 LOB: 0 BB: 1 P: 6	R: 0 E: 0 K: 2 S: 7	H: 0 LOB: 1 BB: 1 P: 11	R: 0 E: 0 K: 1 S: 5	H: 0 LOB: 1 BB: 1 P: 9	R: 0 E: 1 K: 2 S: 7	H: 0 LOB: 1 BB: 1 P: 11	R: 0 E: 0 K: 0 S: 3	H: 0 LOB: 0 BB: 0 P: 3	R: 1 E: 0 K: 0 S: 4	H: 1 LOB: 2 BB: 2 P: 12	R: 0 E: 0 K: 1 S: 6	H: 1 LOB: 2 BB: 1 P: 10	R: 0 E: 0 K: 2 S: 7	H: 0 LOB: 0 BB: 0 P: 7	1B: 1 2B: 1 3B: 0 HR: 0	SF: 0 SAC: 1 DP: 1 HBP: 0	WP: 0 PB: 0 SB: 1 CS: 0	PA: 35
PITCHER	IP WLS BF H R ER SO BB IBB HBP BLK WP HR S P ERA WHIP												PITCHER	IP WLS BF H R ER SO BB IBB HBP BLK WP HR S P ERA WHIP								
Sonny Siebert, R (1, 1) ERA: 3.24	7.0 W 27 1 1 1 5 6 0 0 0 0 0 0 31 55 1.29 1.000																					
Stan Williams, R (8, 1) ERA: 0.64	2.0 S 8 1 0 0 3 0 1 0 0 0 0 0 13 17 0.00 0.500																					

Minnesota Twins @ Cleveland Indians  
Cleveland Municipal Stadium, Cleveland, OH  
Sun May 05 1968, 3:33 AM EDT  
Att: 7,888 - Unknown - 47 F

livebaseballscorecards.com

Batter	1	2	3	4	5	6	7	8	9
<b>Jose Cardenal, R</b> (1, 8) <small>OBP: 0.261, SLG: 0.247</small>	0-3 <b>K</b>		0-0 <b>F8</b>		0-3 <b>K</b>		0-0 <b>1B</b> <b>CS</b> <b>1B</b>		
<b>Chico Salmon, R</b> (1, 4) <b>Leon Wagner, L</b> (7, PH) <b>Davey Nelson, R</b> (7, PR) (8, 4)	0-0 <b>F7</b>		0-0 <b>4-3</b>		0-0 <b>F4</b>		0-0 <b>CS</b> <b>1B</b>		
<b>Max Alvis, R</b> (1, 5) <small>OBP: 0.410, SLG: 0.514</small>	4-0 <b>BB</b>			0-0 <b>1-3</b>		0-0 <b>1B</b> <b>1B</b>	4-0 <b>FC4</b> <b>BB</b>		
<b>Tony Horton, R</b> (1, 3) <small>OBP: 0.337, SLG: 0.507</small>	0-0 <b>5-3</b>			0-0 <b>6-3</b>		0-0 <b>F9</b>	0-0 <b>FC4</b>		
<b>Joe Azcue, R</b> (1, 2) <small>OBP: 0.235, SLG: 0.375</small>		0-0 <b>6-3</b>		0-0 <b>F3</b>		0-0 <b>1B</b>		0-3 <b>K</b>	
<b>Tommy Harper, R</b> (1, 7) <small>OBP: 0.214, SLG: 0.231</small>		0-0 <b>6-3</b>			0-3 <b>K</b>	0-0 <b>F3</b>		0-3 <b>K</b>	
<b>Vic Davalillo, L</b> (1, 9) <small>OBP: 0.291, SLG: 0.373</small>		0-0 <b>FC6-4</b> <b>1B</b>			0-0 <b>BB</b> <b>1B</b>	0-0 <b>G3</b>		0-0 <b>6-3</b>	
<b>Larry Brown, R</b> (1, 6) <small>OBP: 0.282, SLG: 0.246</small>		0-0 <b>FC6-4</b>			4-0 <b>1B</b> <b>BB</b>		0-3 <b>K</b>		
<b>Sonny Siebert, R</b> (1, 1) <b>Stan Williams, R</b> (8, 1)			0-0 <b>F6</b>		0-0 <b>1B</b>		0-0 <b>1B</b> <b>1B</b>		

AB R H RBI BB SO LOB

4	0	1	0	0	2	2
3	0	0	0	0	0	2
1	0	1	1	0	0	0
0	0	0	0	0	0	0
2	0	1	0	2	0	0
4	0	0	0	0	0	4
4	0	1	0	0	1	0
4	0	0	0	0	2	2
4	1	2	0	0	0	2
2	0	0	0	1	1	1
3	1	2	1	0	0	0
0	0	0	0	0	0	0

**Minnesota Twins @ Cleveland Indians**  
**Cleveland Municipal Stadium, Cleveland, OH**

livebaseballscorecards.com

<b>AB</b>	<b>31</b>
<b>R</b>	<b>2</b>
<b>H</b>	<b>8</b>
<b>RBI</b>	<b>2</b>
<b>BB</b>	<b>3</b>
<b>SO</b>	<b>6</b>
<b>LOB</b>	<b>13</b>



WP: 0	PA: 34
PB: 0	
SB: 0	
CS: 2	

Sun May 05 1968, 3:33 AM EDT  
Att. 7,888 - Unknown - 47 F

Inning Stats		R: 0	H: 0	E: 0	K: 1	S: 5	R: 0	H: 1	E: 0	K: 0	S: 4	R: 0	H: 0	E: 0	K: 0	S: 3	R: 0	H: 0	E: 0	K: 0	S: 3	R: 1	H: 2	E: 0	K: 2	S: 9	R: 0	H: 2	E: 0	K: 0	S: 5	R: 1	H: 3	E: 0	K: 1	S: 7	R: 0	H: 0	E: 0	K: 2	S: 7
<b>PITCHER</b>	<b>IP</b>	6.0	WLS	25	H	5	R	1	ER	1	SO	3	BB	2	IBB	0	HBP	0	BLK	0	WP	0	HR	0	S	29	P	37	ERA	1.50	WHIP	1.167									
<b>Jim Merritt, L</b> (1, 1)																																									
<b>Al Worthington, R</b> (7, 1)		2.0	L	9	3	1	1	1	3	1	0	0	0	0	0	0	0	0	0	0	0	0	0	14	18	4.50	2.000														

Batter	1	2	3	4	5	6	7	8	9	AB R H RBI BB SO LOB	TOP	
Ted Uhlender, L (1, 8) OBP: 0.293, SLG: 0.466 Cesar Tovar, R (9, PH) OBP: 0.312, SLG: 0.391	0-0 4-3		0-0 F8		0-0 6-3			0-0 1-3	0-3 K	4 0 0 0 0 0 1 1 0 0 0 0 1 1		
Rod Carew, L (1, 4) OBP: 0.369, SLG: 0.415	0-0 1-3			0-3 K		0-0 1-3		0-0 BB BB 1B		4 0 1 0 0 1 0		
Harmon Killebrew, R (1, 3) OBP: 0.381, SLG: 0.634	0-0 HR			0-3 K		0-0 F5		4-0 BB BB 1-2 BB		3 1 1 1 1 1 0		
Tony Oliva, L (1, 9) OBP: 0.303, SLG: 0.326	0-0 6-3			0-0 1B PB 1B		0-0 CS 1B		0-3 K		4 0 2 0 0 1 2		
Bob Allison, R (1, 7) OBP: 0.422, SLG: 0.535		0-3 K		4-0 1B 1-2 BB		0-0 CS 1-2	0-0 G3 1B	4-0 1-2 2-3 BB		2 0 1 0 2 1 0		
Ron Clark, R (1, 5) OBP: 0.421, SLG: 0.412		0-3 K		0-0 1-2 2-3 1B			0-3 K	0-0 G3		4 0 1 0 0 2 4		
Jackie Hernandez, R (1, 6) OBP: 0.263, SLG: 0.320 Rich Rollins, R (9, PH) OBP: 0.077, SLG: 0.077		0-3 K			0-0 SH5-4 1B		0-0 G3		0-0 6-3	3 0 1 0 0 1 1 1 0 0 0 0 0 0		
John Roseboro, L (1, 2) OBP: 0.235, SLG: 0.203 Jim Holt, L (9, PR)			0-0 F5		0-3 K		4-0 IBB		4-0 BB	2 0 0 0 2 1 1 0 0 0 0 0 0 0		
Dean Chance, R (1, 1) OBP: 0.118, SLG: 0.063 Rich Reese, L (7, PH) OBP: 0.267, SLG: 0.385 Ron Perranoski, L (7, 1) Frank Kostro, R (9, PH)			0-3 K		0-0 SH5-4		0-0 G3		0-0 F3	1 0 0 0 0 1 0 1 0 0 0 0 0 2 0 0 0 0 0 0 0 1 0 0 0 0 0 1		
<b>Inning Stats</b>	R: 1 H: 1 E: 0 LOB: 0 K: 0 BB: 0 S: 4 P: 4	R: 0 H: 0 E: 0 LOB: 0 K: 3 BB: 0 S: 9 P: 9	R: 0 H: 0 E: 0 LOB: 0 K: 1 BB: 0 S: 5 P: 5	R: 0 H: 2 E: 0 LOB: 2 K: 2 BB: 1 S: 8 P: 12	R: 0 H: 1 E: 0 LOB: 1 K: 1 BB: 0 S: 6 P: 6	R: 0 H: 1 E: 0 LOB: 0 K: 0 BB: 0 S: 3 P: 3	R: 0 H: 1 E: 0 LOB: 2 K: 1 BB: 1 S: 6 P: 10	R: 0 H: 1 E: 0 LOB: 3 K: 1 BB: 2 S: 6 P: 14	R: 0 H: 0 E: 0 LOB: 1 K: 1 BB: 1 S: 5 P: 9	1B: 6 SF: 0 2B: 0 SAC: 1 3B: 0 DP: 0 HR: 1 HBP: 0	WP: 0 PA: 38 PB: 1 SB: 0 CS: 1	
<b>PITCHER</b>	IP WLS BF H R ER SO BB IBB HBP BLK WP HR S P ERA WHIP											
Jim Nash, R (1, 1) ERA: 3.55	6.0 W 23 6 1 1 7 1 0 0 0 0 0 1 36 40 1.50 1.167											
Ed Sprague, R (7, 1) ERA: 1.69	1.1 7 1 0 0 1 1 1 0 0 0 0 0 7 15 0.00 1.500											
Paul Lindblad, L (8, 1) ERA: 1.35	0.1 1 0 0 0 1 0 0 0 0 0 0 0 3 3 0.00 0.000											
Diego Segui, R (8, 1) ERA:	1.0 5 0 0 0 0 2 0 0 0 0 0 0 3 11 0.00 2.000											
Tony Pierce, L (9, 1) ERA: 5.4	0.1 S 1 0 0 0 1 0 0 0 0 0 0 0 3 3 0.00 0.000											

Minnesota Twins @ Oakland Athletics  
Oakland-Alameda County Coliseum, Oakland, CA  
Mon May 06 1968, 7:05 PM PDT  
Att. 8,023 - Unknown

livebaseballscorecards.com

AB	31
R	1
H	7
RBI	1
BB	5
SO	10
LOB	13



Batter	1	2	3	4	5	6	7	8	9
Bert Campaneris, R (1, 6) OBP: 0.363, SLG: 0.352	0-3 K		0-0 6-3			0-3 K		0-0 E6 1B	
Reggie Jackson, L (1, 9) OBP: 0.380, SLG: 0.556	0-3 K			0-0 HR		0-0 1-3		0-0 F8	
Sal Bando, R (1, 5) OBP: 0.270, SLG: 0.323	0-0 6-3			0-0 1B		0-3 K		4-0 IBB	
Ray Webster, L (1, 3) OBP: 0.245, SLG: 0.352		0-0 E S 6-3 1B		0-3 K		0-0 4-3		0-0 F7	
Floyd Robinson, L (1, 7) OBP: 0.333, SLG: 0.500 Mike Hershberger, R (7, PH) OBP: 0.118, SLG: 0.065 (8, 7)		0-0 6-3 1-H		0-0 F8		0-0 6-3			
John Donaldson, L (1, 4) OBP: 0.257, SLG: 0.227		4-0 CS BB		0-0 4-3		0-0 1B 1B			
Jim Pagliaroni, R (1, 2) OBP: 0.353, SLG: 0.276		0-3 K 1-2		0-3 K		0-0 1-2 1B			
Rick Monday, L (1, 8) OBP: 0.319, SLG: 0.409			0-0 5-3		0-0 3-1		0-3 K		
Jim Nash, R (1, 1) Ed Sprague, R (7, 1) Paul Lindblad, L (8, 1) Diego Segui, R (8, 1) Tony Pierce, R (9, 1)			0-0 F7		0-3 K			0-3 K	

Inning Stats	R: 0	H: 0	E: 0	LOB: 0	K: 2	BB: 0	S: 7	R: 1	H: 1	E: 1	LOB: 0	K: 1	BB: 1	S: 5	R: 0	H: 0	E: 0	LOB: 0	K: 0	BB: 0	S: 3	R: 1	H: 2	E: 0	LOB: 1	K: 1	BB: 0	S: 7	R: 0	H: 0	E: 0	LOB: 0	K: 2	BB: 0	S: 7	R: 0	H: 2	E: 0	LOB: 2	K: 1	BB: 0	S: 7	R: 0	H: 1	E: 1	LOB: 2	K: 1	BB: 1	S: 6
--------------	------	------	------	--------	------	-------	------	------	------	------	--------	------	-------	------	------	------	------	--------	------	-------	------	------	------	------	--------	------	-------	------	------	------	------	--------	------	-------	------	------	------	------	--------	------	-------	------	------	------	------	--------	------	-------	------

PITCHER	IP	WLS	BF	H	R	ER	SO	BB	IBB	HBP	BLK	WP	HR	S	P	ERA	WHIP
Dean Chance, R (1, 1) ERA: 3.12	6.0	L	21	3	2	1	8	1	0	0	0	0	1	36	40	1.50	0.667
Ron Perranoski, L (7, 1) ERA: 1.74	2.0		10	3	0	0	2	0	1	0	0	0	0	13	17	0.00	1.500

**BOTTOM**

AB	R	H	RBI	BB	SO	LOB
4	0	1	0	0	2	0
4	1	1	1	0	1	1
3	0	1	0	1	1	0
4	1	1	0	0	1	3
2	0	0	1	0	0	1
1	0	0	0	0	0	0
2	0	1	0	1	0	1
3	0	1	0	0	2	1
3	0	0	0	0	1	2
2	0	0	0	0	1	0
0	0	0	0	0	0	0
0	0	0	0	0	0	0
1	0	0	0	0	1	0
0	0	0	0	0	0	0

<b>AB</b>	<b>29</b>
<b>R</b>	<b>2</b>
<b>H</b>	<b>6</b>
<b>RBI</b>	<b>2</b>
<b>BB</b>	<b>2</b>
<b>SO</b>	<b>10</b>
<b>LOB</b>	<b>9</b>



WP	PA	ERA	WHIP
0	31		
0			
1			
1			

**Minnesota Twins @ Oakland Athletics**  
**Oakland-Alameda County Coliseum, Oakland, CA**  
 Mon May 06 1968, 7:05 PM PDT  
 Att. 8,023 - Unknown

livebaseballscorecards.com

Batter	1	2	3	4	5	6	7	8	9	AB	R	H	RBI	BB	SO	LOB	TOP
Cesar Tovar, R OBP: 0.327, SLG: 0.402 (1, 5) (7, 7)	0-0 G4-6-3 1B		0-0 E9 2-H 1B		0-0 FC4-6 1B	0-0 FC6-4 1-2f		0-3 K		5	0	3	0	0	1	2	
Rod Carew, L OBP: 0.348, SLG: 0.391 (1, 4)	0-0 G4-6-3 1-2f		0-3 K		0-0 FC4-6 1B		0-0 F7		0-0 4-3	5	1	0	0	0	1	3	
Harmon Killebrew, R OBP: 0.392, SLG: 0.624 Rich Reese, L OBP: 0.267, SLG: 0.385 (1, 3) (9, PR) (9, 3)	4-0 BB		0-0 F9		0-0 1B 1-2 1B		4-0 1B 1B BB		0-0 E6 G3-6-3	3	0	1	0	2	0	1	
Tony Oliva, L OBP: 0.308, SLG: 0.330 (1, 9)	0-0 F6				0-0 G3		0-0 1B 1-2 2-H 1B		0-0 G3-6-3 1-2f	5	0	2	1	0	0	2	
Ted Uhlaender, L OBP: 0.292, SLG: 0.457 (1, 8)		0-3 K		0-0 E S 1B		0-0 F5		0-0 F9		4	0	1	0	0	1	4	
Bob Allison, R OBP: 0.414, SLG: 0.520 Ron Clark, R OBP: 0.421, SLG: 0.412 (1, 7) (7, PR) (7, 5)		0-0 F3		0-0 E5 SH3		0-0 F7		0-0 FC6-4 1B		4	0	1	0	0	0	1	
Jackie Hernandez, R OBP: 0.265, SLG: 0.312 (1, 6)		0-0 6-3		0-0 SH3		4-0 1B S BB		0-0 FC6-4		2	0	0	0	1	0	3	
Bruce Look, L OBP: 0.500, SLG: 0.333 (1, 2)			4-0 SH3-4 E BB		0-0 5-3		0-0 1B 1-3 1B		0-0 F8	3	1	1	0	1	0	2	
Jim Perry, S OBP: 0.200, SLG: 0.357 Ron Perranoski, L Al Worthington, R (1, 1) (8, 1) (8, 1)			0-0 SH3-4		0-0 4-3		0-0 FC6-4 1B		0-0 F8	3	0	1	0	0	0	0	
<b>Inning Stats</b>	R: 0 E: 0 K: 0 S: 3 H: 1 LOB: 1 BB: 1 P: 7	R: 0 E: 0 K: 1 S: 5 H: 0 LOB: 0 BB: 0 P: 5	R: 1 E: 1 K: 1 S: 6 H: 1 LOB: 1 BB: 1 P: 10	R: 0 E: 1 K: 0 S: 5 H: 1 LOB: 2 BB: 0 P: 5	R: 1 E: 0 K: 0 S: 6 H: 3 LOB: 2 BB: 0 P: 6	R: 0 E: 0 K: 0 S: 4 H: 2 LOB: 2 BB: 1 P: 8	R: 0 E: 0 K: 0 S: 5 H: 2 LOB: 3 BB: 1 P: 9	R: 0 E: 0 K: 1 S: 5 H: 0 LOB: 0 BB: 0 P: 5	R: 0 E: 1 K: 0 S: 3 H: 0 LOB: 1 BB: 0 P: 3	1B: 10 2B: 0 3B: 0 HR: 0 SF: 0 SAC: 2 DP: 2 HBP: 0	WP: 0 PB: 0 SB: 2 CS: 0 PA: 40						
<b>PITCHER</b> Blue Moon Odom, R ERA: 3.06 Paul Lindblad, L ERA: 1.25 Diego Segui, R ERA:	IP 6.1 WLS L BF 30 H 8 R 2 ER 1 SO 2 BB 4 IBB 0 HBP 0 BLK 0 WP 0 HR 0 S 30 P 46 ERA 1.42 WHIP 1.895	IP 1.2 WLS L BF 7 H 2 R 0 ER 0 SO 1 BB 0 IBB 0 HBP 0 BLK 0 WP 0 HR 0 S 9 P 9 ERA 0.00 WHIP 1.200	IP 1.0 WLS L BF 3 H 0 R 0 ER 0 SO 0 BB 0 IBB 0 HBP 0 BLK 0 WP 0 HR 0 S 3 P 3 ERA 0.00 WHIP 0.000	<b>PITCHER</b> IP WLS BF H R ER SO BB IBB HBP BLK WP HR S P ERA WHIP													

Minnesota Twins @ Oakland Athletics  
Oakland-Alameda County Coliseum, Oakland, CA  
Tue May 07 1968, 7:05 PM PDT  
Att. 8,039 - Unknown

livebaseballscorecards.com

AB	34
R	2
H	10
RBI	1
BB	4
SO	3
LOB	18





Batter	1	2	3	4	5	6	7	8	9	AB	R	H	RBI	BB	SO	LOB
Bert Campaneris, R (1, 6) OBP: 0.349, SLG: 0.337	0-0 F8		0-0 F9		0-0 1-3			0-0 G1-5-3		4	0	0	0	0	0	4
Reggie Jackson, L (1, 9) OBP: 0.375, SLG: 0.543	0-0 F8		0-0 F4			0-0 F9		0-0 1B		4	0	1	0	0	0	1
Sal Bando, R (1, 5) OBP: 0.269, SLG: 0.320	0-3 K			0-0 F3		0-0 F4		0-0 1B		4	0	1	1	0	1	0
Ray Webster, L (1, 3) OBP: 0.235, SLG: 0.337		0-0 4-3		0-0 4-1		0-0 4-3		0-0 4-3		4	0	0	0	0	0	2
Floyd Robinson, L (1, 7) OBP: 0.368, SLG: 0.556		0-0 2B		0-0 1B		0-0 4-3		0-3 K		4	0	2	0	0	1	0
John Donaldson, L (1, 4) OBP: 0.244, SLG: 0.214		0-3 K		0-0 F7		0-0 F8		0-0 4-3		4	0	0	0	0	1	2
Jim Pagliaroni, R (1, 2) OBP: 0.368, SLG: 0.333 Tony La Russa, R (9, PR) OBP: 0.333, SLG: 0.333		0-0 F8			0-0 2B	0-3 K		0-0 1B		4	0	2	0	0	1	1
Rick Monday, L (1, 8) OBP: 0.342, SLG: 0.420			4-0 BB	0-3 K		0-3 K		0-0 1B		3	0	2	0	1	1	1
Blue Moon Odom, R (1, 1) OBP: 0.250, SLG: 0.250 Paul Lindblad, L (7, 1) OBP: 0.400, SLG: 0.400 Danny Cater, R (8, PH) OBP: 0.352, SLG: 0.388 Diego Segui, R (9, 1) Jim Gosger, L (9, PH)		0-3 K		0-3 K				0-0 1B		2	0	0	0	0	2	2

Inning Stats	R: 0	H: 0	E: 0	K: 1	S: 5	R: 0	H: 1	E: 0	K: 1	S: 6	R: 0	H: 0	E: 0	K: 1	S: 5	R: 0	H: 1	E: 0	K: 2	S: 8	R: 0	H: 0	E: 0	K: 1	S: 5	R: 1	H: 4	E: 0	K: 0	S: 6	R: 0	H: 2	E: 0	K: 1	S: 7	1B: 7	2B: 2	3B: 0	HR: 0	SF: 0	SAC: 0	DP: 1	HBP: 0	WP: 0	PA: 36
--------------	------	------	------	------	------	------	------	------	------	------	------	------	------	------	------	------	------	------	------	------	------	------	------	------	------	------	------	------	------	------	------	------	------	------	------	-------	-------	-------	-------	-------	--------	-------	--------	-------	--------

PITCHER	IP	WLS	BF	H	R	ER	SO	BB	IBB	HBP	BLK	WP	HR	S	P	ERA	WHIP
Jim Perry, R (1, 1) ERA: 1.96	7.2	W	28	5	1	1	6	1	0	0	0	0	0	39	43	1.17	0.783
Ron Perranoski, L (8, 1) ERA: 1.74	0.0		1	1	0	0	0	0	0	0	0	0	0	1	1	∞	∞
Al Worthington, R (8, 1) ERA: 1.72	1.1	S	7	3	0	0	1	0	0	0	0	0	0	9	9	0.00	2.250

BOTTOM

Minnesota Twins @ Oakland Athletics  
Oakland-Alameda County Coliseum, Oakland, CA  
Tue May 07 1968, 7:05 PM PDT  
Att. 8,039 - Unknown

livebaseballscorecards.com

AB	35
R	1
H	9
RBI	1
BB	1
SO	7
LOB	15



Batter	1	2	3	4	5	6	7	8	9	AB R H RBI BB SO LOB	TOP											
Cesar Tovar, R (1, 5) OBP: 0.317, SLG: 0.389	0-0 5-3			0-0 F7			0-0 F9			3 0 0 0 0 0 0	<b>Minnesota Twins @ Oakland Athletics</b> <b>Oakland-Alameda County Coliseum, Oakland, CA</b> Wed May 08 1968, 7:05 PM PDT Att. 6,298 - Unknown <a href="http://livebaseballscorecards.com">livebaseballscorecards.com</a>											
Rod Carew, L (1, 4) OBP: 0.337, SLG: 0.378	0-0 F9			0-0 6-3			0-0 F7			3 0 0 0 0 0 0												
Harmon Killebrew, R (1, 3) OBP: 0.381, SLG: 0.602	0-3 K			0-3 K			0-3 K			3 0 0 0 0 3 0												
Tony Oliva, L (1, 9) OBP: 0.299, SLG: 0.320		0-3 K			0-0 F8			0-0 F4		3 0 0 0 0 1 0												
Ted Uhlaender, L (1, 8) OBP: 0.283, SLG: 0.442		0-0 4-3			0-0 F9			0-0 F7		3 0 0 0 0 0 0												
Bob Allison, R (1, 7) OBP: 0.400, SLG: 0.500		0-3 K			0-0 5-3			0-0 6-3		3 0 0 0 0 1 0												
Jackie Hernandez, R (1, 6) OBP: 0.259, SLG: 0.304			0-0 6-3			0-3 K			0-0 4-3	2 0 0 0 0 1 0												
John Roseboro, L (9, PH) OBP: 0.233, SLG: 0.200										1 0 0 0 0 0 0												
Bruce Look, L (1, 2) OBP: 0.286, SLG: 0.167			0-3 K			0-3 K			0-3 K	3 0 0 0 0 3 0												
Dave Boswell, R (1, 1) OBP: 0.200, SLG: 0.429			0-0 F6			0-3 K			0-3 K	2 0 0 0 0 1 0												
Ron Perranoski, L (8, 1)										0 0 0 0 0 0 0												
Rich Reese, L (9, PH) OBP: 0.250, SLG: 0.357										1 0 0 0 0 1 0												
<b>Inning Stats</b>	R: 0 E: 0 K: 1 S: 5	H: 0 LOB: 0 BB: 0 P: 5	R: 0 E: 0 K: 2 S: 7	H: 0 LOB: 0 BB: 0 P: 7	R: 0 E: 0 K: 1 S: 5	H: 0 LOB: 0 BB: 0 P: 5	R: 0 E: 0 K: 1 S: 5	H: 0 LOB: 0 BB: 0 P: 5	R: 0 E: 0 K: 0 S: 3	H: 0 LOB: 0 BB: 0 P: 3	R: 0 E: 0 K: 3 S: 9	H: 0 LOB: 0 BB: 0 P: 9	R: 0 E: 0 K: 1 S: 5	H: 0 LOB: 0 BB: 0 P: 5	R: 0 E: 0 K: 0 S: 3	H: 0 LOB: 0 BB: 0 P: 3	R: 0 E: 0 K: 2 S: 7	H: 0 LOB: 0 BB: 0 P: 7	1B: 0 2B: 0 3B: 0 HR: 0	SF: 0 SAC: 0 DP: 0 HBP: 0	WP: 0 PB: 0 SB: 0 CS: 0	PA: 27
<b>PITCHER</b> Catfish Hunter, R (1, 1) ERA: 2.36	IP: 9.0 WLS: W BF: 27 H: 0 R: 0 ER: 0 SO: 11 BB: 0 IBB: 0 HBP: 0 BLK: 0 WP: 0 HR: 0 S: 49 P: 49 ERA: 0.00 WHIP: 0.000											<b>PITCHER</b>	IP: 0 WLS: 0 BF: 0 H: 0 R: 0 ER: 0 SO: 0 BB: 0 IBB: 0 HBP: 0 BLK: 0 WP: 0 HR: 0 S: 0 P: 0 ERA: 0.00 WHIP: 0.000									

**Minnesota Twins @ Oakland Athletics**  
**Oakland-Alameda County Coliseum, Oakland, CA**  
 Wed May 08 1968, 7:05 PM PDT  
 Att. 6,298 - Unknown

**AB 27**  
**R 0**  
**H 0**  
**RBI 0**  
**BB 0**  
**SO 11**  
**LOB 0**



Batter	1	2	3	4	5	6	7	8	9
Bert Campaneris, R (1, 6) OBP: 0.360, SLG: 0.344	0-0 1B		4-0 BB		0-0 1B		0-0 F4	0-0 FC5-4	
Reggie Jackson, L (1, 9) OBP: 0.361, SLG: 0.520	0-0 5-3		0-0 F9		0-3 K		0-3 K		
Sal Bando, R (1, 5) OBP: 0.278, SLG: 0.320	4-0 BB		0-3 K			0-0 F9		0-0 FC2-5	
Ray Webster, L (1, 3) OBP: 0.245, SLG: 0.344	0-0 G4-6-3			0-0 FC6-4		0-0 G3		0-0 FC6-4	
John Donaldson, L (1, 4) OBP: 0.244, SLG: 0.205		0-0 F9		0-0 FC6-4		1-0 WP		0-0 FC2-5	
Jim Pagliaroni, R (1, 2) OBP: 0.357, SLG: 0.306		0-3 K		4-0 BB		0-3 K		0-0 FC6-4	
Rick Monday, L (1, 8) OBP: 0.363, SLG: 0.444		0-0 CS		0-0 G1-6-3			0-0 WP	4-0 BB	
Joe Rudi, R (1, 7) Floyd Robinson, L (8, PH) Danny Cater, R (8, PH) Mike Hershberger, R (9, 7) OBP: 0.368, SLG: 0.556 OBP: 0.364, SLG: 0.388 OBP: 0.118, SLG: 0.065	0-0 CS	0-0 F2		0-0 F8		0-3 K	0-3 K	4-0 BB	
Catfish Hunter, R (1, 1) OBP: 0.444, SLG: 0.556			0-0 2B		0-0 F8		0-0 1B	0-0 FC5-4	

Inning Stats	R: 0	H: 1	E: 0	LOB: 1	K: 0	BB: 1	S: 3	P: 7
	R: 0	H: 1	E: 0	LOB: 0	K: 1	BB: 0	S: 5	P: 5
	R: 0	H: 1	E: 0	LOB: 2	K: 1	BB: 1	S: 6	P: 10
	R: 0	H: 1	E: 0	LOB: 1	K: 0	BB: 1	S: 3	P: 7
	R: 0	H: 1	E: 1	LOB: 1	K: 1	BB: 0	S: 6	P: 6
	R: 0	H: 0	E: 0	LOB: 1	K: 2	BB: 0	S: 5	P: 6
	R: 1	H: 2	E: 0	LOB: 1	K: 2	BB: 0	S: 9	P: 9
	R: 3	H: 3	E: 0	LOB: 2	K: 0	BB: 2	S: 6	P: 14

PITCHER	IP	WLS	BF	H	R	ER	SO	BB	IBB	HBP	BLK	WP	HR	S	P	ERA	WHIP
Dave Boswell, R (1, 1) ERA: 3.61	7.2	L	35	9	4	4	6	5	0	1	0	2	0	41	62	4.70	1.826
Ron Perranoski, L (8, 1) ERA: 1.69	0.1		2	1	0	0	0	0	0	0	0	0	0	2	2	0.00	3.000

AB R H RBI BB SO LOB

4	0	2	0	1	0	3
4	0	0	0	0	2	5
3	0	1	0	1	1	2
4	1	2	0	0	0	2
3	0	0	0	0	0	3
3	1	0	0	1	2	3
3	2	2	0	1	0	2
3	0	0	0	0	1	1
0	0	0	0	0	0	0
0	0	0	1	1	0	0
0	0	0	0	0	0	0
4	0	3	3	0	0	0

AB	R	H	RBI	BB	SO	LOB
31	4	10	4	5	6	21

1B	2B	3B	HR	SF	SAC	DP	HBP	WP	PB	SB	CS	PA
8	2	0	0	0	0	2	1	2	0	1	1	38

**Minnesota Twins @ Oakland Athletics**  
Oakland-Alameda County Coliseum, Oakland, CA  
Wed May 08 1968, 7:05 PM PDT  
Att. 6,298 - Unknown

livebaseballscorecards.com

AB	R	H	RBI	BB	SO	LOB
31	4	10	4	5	6	21



Batter	1	2	3	4	5	6	7	8	9	10	AB R H RBI BB SO LOB	TOP								
Rod Carew, L (1, 4) OBP: 0.351, SLG: 0.400	0-0 4-3 1B		0-3 K			0-0 3-1		0-0 1B SF8		0-0 1B 2B	5 3 3 0 0 1 0	<b>Minnesota Twins @ California Angels</b> Anaheim Stadium, Anaheim, CA Thu May 09 1968, 10:05 PM EDT Att. 9,287 - Unknown - 65 F								
Cesar Tovar, R (1, 5) OBP: 0.330, SLG: 0.400	0-0 L9		0-0 L8			0-0 1B		0-0 1-3 1B		0-0 FC6-4 1B	5 0 3 1 0 0 1									
Rich Reese, L (1, 7) OBP: 0.211, SLG: 0.294 Frank Kostro, R (8, PH) (8, 7)	0-0 4-3			0-0 F7		0-0 4-3		0-0 SF8		0-0 F7	3 0 0 0 0 0 2 1 0 0 1 0 0 1									
Harmon Killebrew, R (1, 3) OBP: 0.391, SLG: 0.593	0-0 1B			4-0 G1-6-3 BB			0-0 F4		0-0 BB	0-0 FC6-4	3 0 1 1 2 0 1									
Tony Oliva, L (1, 9) OBP: 0.297, SLG: 0.327	0-0 F8			0-0 G1-6-3			0-0 1B 2B		0-3 K		4 1 1 0 0 1 4									
Ted Uhlaender, L (1, 8) OBP: 0.282, SLG: 0.434		0-0 6-3			0-0 F8		0-0 1B		0-0 1-3		4 0 1 1 0 0 0									
John Roseboro, L (1, 2) OBP: 0.222, SLG: 0.190		0-0 F7			0-0 F4		0-0 F8		0-3 K		4 0 0 0 0 1 1									
Jackie Hernandez, R (1, 6) OBP: 0.253, SLG: 0.296 Bob Allison, R (7, PH) OBP: 0.396, SLG: 0.494 Ron Clark, R (7, 5) OBP: 0.400, SLG: 0.389		0-3 K			0-0 F3		0-3 K		0-0 F8		2 0 0 0 0 1 0 1 0 0 0 0 1 1 1 0 0 0 0 0 0									
Jim Merritt, L (1, 1) OBP: 0.250, SLG: 0.063 Bob Miller, R (5, 1) Jim Holt, L (6, PH) Jim Roland, R (6, 1) Rich Rollins, R (8, PH) OBP: 0.071, SLG: 0.071 Ron Ferranski, L (8, 1) Frank Quilici, R (10, PH) Al Worthington, R (10, 1)			0-0 4-3			0-0 6-3		0-0 F7		0-0 F6	1 0 0 0 0 0 0 0 0 0 0 0 0 0 1 0 0 0 0 0 0 0 0 0 0 0 0 0 1 0 0 0 0 0 0 0 0 0 0 0 0 0 1 0 0 0 0 0 0 0 0 0 0 0 0 0									
<b>Inning Stats</b>	R: 1 E: 0 K: 0 S: 5	H: 2 LOB: 1 BB: 0 P: 5	R: 0 E: 0 K: 1 S: 5	H: 0 LOB: 0 BB: 0 P: 5	R: 0 E: 0 K: 1 S: 5	H: 0 LOB: 0 BB: 0 P: 5	R: 0 E: 0 K: 0 S: 3	H: 0 LOB: 0 BB: 0 P: 3	R: 1 E: 0 K: 1 S: 7	H: 2 LOB: 1 BB: 0 P: 7	R: 1 E: 0 K: 1 S: 7		H: 2 LOB: 2 BB: 1 P: 11	R: 0 E: 0 K: 1 S: 5	H: 0 LOB: 0 BB: 0 P: 5	R: 1 E: 0 K: 0 S: 5	H: 2 LOB: 1 BB: 0 P: 5	1B: 7 2B: 2 3B: 0 HR: 0	SF: 1 DP: 1 HBP: 0	WP: 0 PB: 0 SB: 2 CS: 0
<b>PITCHER</b>	IP WLS BF H R ER SO BB IBB HBP BLK WP HR S P ERA WHIP	7.1 29 7 3 3 3 1 0 0 0 0 0 0 34 38 3.68 1.091						10.1 0.2 2 0 0 0 0 0 13.5												
Jim McGlothlin, R (1, 1) ERA: 3.12	0.1	1	0	0	0	0	0	0	0	0	0	0	0	0	0	0	0	0	0	0
Tom Burgmeier, L (8, 1) ERA: 7.04	1.0	4	0	0	0	2	1	0	0	0	0	0	7	11	0.00	1.000				
Jack Hamilton, R (8, 1) ERA: 2.96	0.1	1	0	0	0	0	0	0	0	0	0	0	1	1	0.00	0.000				
Minnie Rojas, R (9, 1) ERA: 5.79	0.1	L	3	2	1	1	0	0	0	0	0	0	3	3	27.00	6.000				
Jim Weaver, L (10, 1) ERA: 3.38																				

livebaseballscores.com

AB 37  
R 4  
H 9  
RBI 4  
BB 2  
SO 5  
LOB 11



Batter	1	2	3	4	5	6	7	8	9	10	AB	R	H	RBI	BB	SO	LOB
<b>Paul Schaal, R</b> OBP: 0.310, SLG: 0.267 (1, 5)	0-0 1-3	0-0 1-2 1B		0-0 FC5-4 1B		0-0 F9			0-0 6-3		5	0	2	0	0	0	0
<b>Roger Repoz, L</b> OBP: 0.336, SLG: 0.500 (1, 8) (10, 9)	0-0 E S 1B	0-0 F5		0-3 K		0-0 F2			0-0 L7		5	0	1	0	0	1	3
<b>Rick Reichardt, R</b> OBP: 0.318, SLG: 0.438 (1, 7)	0-3 K 1-3		0-0 2B HR 1B	0-0 FC5-4 1-2f			0-3 K			0-3 K	5	1	1	0	0	3	2
<b>Bubba Morton, R</b> OBP: 0.333, SLG: 0.391 (1, 9) <b>Jay Johnstone, L</b> OBP: 0.275, SLG: 0.270 (10, 8)	4-0 BB BB		0-3 K		1-0 8-6-3 HBP		0-0 L8		0-0 4-3	2	0	0	0	1	1	1	1
<b>Don Mincher, L</b> OBP: 0.333, SLG: 0.316 (1, 3)	4-0 1-2 BB		0-3 K		0-0 8-6-3		0-0 6-3		0-0 F7	4	0	0	0	1	1	2	2
<b>Woodie Held, R</b> OBP: 0.211, SLG: 0.176 (1, 6)	0-0 F6		0-0 1-3 HR 2B		0-0 E6 1B		0-0 2-3				4	1	1	0	0	0	3
<b>Tom Satriano, L</b> OBP: 0.375, SLG: 0.500 (1, 2)		0-0 F8	0-0 2-H 3-H HR		0-0 FC6-4 1B		0-0 4-3				4	1	2	3	0	0	0
<b>Bobby Knoop, R</b> OBP: 0.306, SLG: 0.311 (1, 4)		0-3 K	0-3 K		0-0 FC6-4 1-2f		0-0 F7				4	0	0	0	0	2	2
<b>Jim McLothlin, R</b> OBP: 0.071, SLG: 0.071 (1, 1) <b>Tom Burgmeier, L</b> (8, 1) <b>Jack Hamilton, R</b> OBP: 0.143, SLG: 0.143 (8, 1) <b>Minnie Rojas, R</b> (9, 1) <b>Chuck Hinton, R</b> OBP: 0.203, SLG: 0.267 (9, PH) <b>Jim Weaver, L</b> (10, 1) <b>Bob Hefner, R</b> (10, 1)		0-0 1B 1B		0-3 K		0-3 K			0-0 F8		3	0	1	0	0	2	0


Inning Stats	R: 0	H: 1	E: 0	K: 1	S: 6	R: 0	H: 2	E: 0	K: 1	S: 7	R: 3	H: 3	E: 0	K: 3	S: 12	R: 0	H: 1	E: 0	K: 2	S: 8	R: 0	H: 1	E: 1	K: 0	S: 4	R: 0	H: 0	E: 0	K: 1	S: 5	R: 0	H: 0	E: 0	K: 1	S: 5	R: 0	H: 0	E: 0	K: 0	S: 3	R: 0	H: 0	E: 0	K: 0	S: 3	R: 0	H: 0	E: 0	K: 1	S: 5	R: 0	H: 0	E: 0	K: 1	S: 5
	LOB: 3	BB: 2	P: 14	LOB: 2	BB: 0	P: 7	LOB: 0	BB: 0	P: 12	LOB: 1	BB: 0	P: 8	LOB: 2	BB: 0	P: 5	LOB: 0	BB: 0	P: 5	LOB: 0	BB: 0	P: 5	LOB: 0	BB: 0	P: 5	LOB: 0	BB: 0	P: 3	LOB: 0	BB: 0	P: 3	LOB: 0	BB: 0	P: 5	LOB: 0	BB: 0	P: 5	LOB: 0	BB: 0	P: 3	LOB: 0	BB: 0	P: 5	LOB: 0	BB: 0	P: 5	LOB: 0	BB: 0	P: 5							

PITCHER	IP	WLS	BF	H	R	ER	SO	BB	IBB	HBP	BLK	WP	HR	S	P	ERA	WHIP
<b>Jim Merritt, L</b> ERA: 2.1 (1, 1)	4.2		25	8	3	3	7	2	0	1	0	0	1	36	45	5.79	2.143
<b>Bob Miller, R</b> ERA: 3.0 (5, 1)	0.1		1	0	0	0	0	0	0	0	0	0	0	1	1	0.00	0.000
<b>Jim Roland, L</b> ERA: (6, 1)	2.0		6	0	0	0	2	0	0	0	0	0	0	10	10	0.00	0.000
<b>Ron Perranoski, L</b> ERA: 1.42 (8, 1)	2.0	W	6	0	0	0	0	0	0	0	0	0	0	6	6	0.00	0.000
<b>Al Worthington, R</b> ERA: 1.62 (10, 1)	1.0	S	3	0	0	0	1	0	0	0	0	0	0	5	5	0.00	0.000

**Minnesota Twins @ California Angels**  
**Anaheim Stadium, Anaheim, CA**  
 Thu May 09 1968, 10:05 PM EDT  
 Att: 9,287 - Unknown - 65 F

livebaseballscorecards.com

<b>AB</b>	<b>38</b>
<b>R</b>	<b>3</b>
<b>H</b>	<b>8</b>
<b>RBI</b>	<b>3</b>
<b>BB</b>	<b>2</b>
<b>SO</b>	<b>10</b>
<b>LOB</b>	<b>13</b>



<b>WP: 0</b>	<b>PA: 41</b>
<b>PB: 0</b>	
<b>SB: 1</b>	
<b>CS: 0</b>	

Batter	1	2	3	4	5	6	7	8	9	AB R H RBI BB SO LOB	TOP											
Rod Carew, L (1, 4) OBP: 0.337, SLG: 0.384	0-0 F8		0-3 K		0-3 K			0-0 F3		4 0 0 0 0 2 0												
Cesar Tovar, R (1, 8) OBP: 0.336, SLG: 0.398	0-0 L3		4-0 WP BB			0-0 CS 1B		0-0 F8		3 0 1 0 1 0 0												
Tony Oliva, L (1, 9) OBP: 0.296, SLG: 0.317	4-0 BB		0-3 K 1-2			0-0 F8 1-2		0-0 6-3		3 0 0 0 1 1 2												
Harmon Killebrew, R (1, 3) OBP: 0.395, SLG: 0.581	0-3 K			0-0 F7		4-0 FC6-4 BB		4-0 G5-4-3 BB		2 0 0 0 2 1 1												
Bob Allison, R (1, 7) OBP: 0.389, SLG: 0.476		4-0 BB		0-3 K		0-0 FC6-4 1-2f		0-0 G5-4-3 1-2f		3 0 0 0 1 1 2												
Ron Clark, R (1, 5) OBP: 0.417, SLG: 0.350		0-0 F3		4-0 BB			4-0 BB		0-3 K	2 0 0 0 2 1 1												
Jerry Zimmerman, R (1, 2) Frank Kostro, R (7, PH) Bruce Look, L (7, 2) OBP: 0.286, SLG: 0.167		0-3 K		0-0 F4			0-0 F7			2 0 0 0 0 1 2 1 0 0 0 0 0 1 0 0 0 0 0 0 0												
Jackie Hernandez, R (1, 6) OBP: 0.256, SLG: 0.298		0-0 F8			0-0 G4-3 1B		0-0 F7			3 0 1 0 0 0 2												
Jim Kaat, L (1, 1) Rich Rollins, R (7, PH) Bob Miller, R (7, 1) OBP: 0.067, SLG: 0.067			0-0 1-3		0-0 G4-3 1-2f		0-0 F7			2 0 0 0 0 0 1 1 0 0 0 0 0 1 0 0 0 0 0 0 0												
<b>Inning Stats</b>	R: 0 E: 0 K: 1 S: 5	H: 0 LOB: 1 BB: 1 P: 9	R: 0 E: 0 K: 1 S: 5	H: 0 LOB: 1 BB: 1 P: 9	R: 0 E: 0 K: 2 S: 7	H: 0 LOB: 1 BB: 1 P: 11	R: 0 E: 0 K: 1 S: 5	H: 0 LOB: 1 BB: 1 P: 9	R: 0 E: 0 K: 1 S: 5	H: 1 LOB: 0 BB: 0 P: 5	R: 0 E: 0 K: 0 S: 3	H: 1 LOB: 1 BB: 1 P: 7	R: 0 E: 0 K: 0 S: 3	H: 0 LOB: 1 BB: 1 P: 7	R: 0 E: 0 K: 0 S: 3	H: 0 LOB: 0 BB: 0 P: 3	R: 0 E: 0 K: 1 S: 4	H: 0 LOB: 0 BB: 1 P: 8	1B: 2 2B: 0 3B: 0 HR: 0	SF: 0 SAC: 0 DP: 2 HBP: 0	WP: 1 PB: 0 SB: 0 CS: 1	PA: 33
<b>PITCHER</b> George Brunet, L (1, 1) ERA: 2.49	IP: 9.0 WLS: W BF: 33 H: 2 R: 0 ER: 0 SO: 7 BB: 7 IBB: 0 HBP: 0 BLK: 0 WP: 1 HR: 0 S: 40 P: 68 ERA: 0.00 WHIP: 1.000											<b>PITCHER</b>	IP: 9.0 WLS: W BF: 33 H: 2 R: 0 ER: 0 SO: 7 BB: 7 IBB: 0 HBP: 0 BLK: 0 WP: 1 HR: 0 S: 40 P: 68 ERA: 0.00 WHIP: 1.000									

Minnesota Twins @ California Angels  
Anaheim Stadium, Anaheim, CA  
Fri May 10 1968, 10:05 PM EDT  
Unknown - 69 F

livebaseballscorecards.com

AB 26  
R 0  
H 2  
RBI 0  
BB 7  
SO 7  
LOB 13



Batter	1	2	3	4	5	6	7	8	9
Paul Schaal, R OBP: 0.317, SLG: 0.279 (1, 5)	0-0 4-3 ①		0-0 2B ③			4-0 SH1-4 HR BB ①	0-3 K ③		
Woodie Held, R OBP: 0.227, SLG: 0.200 (1, 6)	0-0 1B		0-0 5-3 ③			0-0 SH1-4 1-2 ①		0-3 K ①	
Rick Reichardt, R OBP: 0.315, SLG: 0.468 (1, 7)	0-0 F9 ②			0-0 5-3 ①		0-0 HR 2-H ②		0-0 F7 ②	
Bubba Morton, R OBP: 0.300, SLG: 0.346 Don Mincher, L OBP: 0.343, SLG: 0.328 (1, 9) (8, 3)	0-0 5-3 ③			0-0 F8 ②		0-0 6-3 ②		0-0 1B	
Chuck Hinton, R OBP: 0.221, SLG: 0.270 (1, 3) (8, 9)		0-0 6-3 ①		4-0 FC6-4 BB ③		0-0 1B S ①		0-0 F9 ③	
Buck Rodgers, S OBP: 0.292, SLG: 0.286 (1, 2)		0-0 F7 ②		0-0 FC6-4 1-2f ③		0-0 1B 1-H ①			
Bobby Knoop, R OBP: 0.295, SLG: 0.299 (1, 4)		0-3 K ③			0-0 F8 ①	0-3 K ③			
Jay Johnstone, L OBP: 0.256, SLG: 0.250 (1, 8)			0-3 K ①				0-0 4-3 ①		
George Brunet, R OBP: 0.313, SLG: 0.313 (1, 1)			0-0 4-3 ②				0-3 K ③		

Inning Stats	R: 0	H: 1	E: 0	K: 0	S: 4	LOB: 1	BB: 0	P: 4	R: 0	H: 0	E: 0	K: 1	S: 5	LOB: 0	BB: 0	P: 5	R: 0	H: 1	E: 0	K: 1	S: 6	LOB: 1	BB: 0	P: 6	R: 0	H: 0	E: 0	K: 0	S: 3	LOB: 1	BB: 1	P: 7	R: 0	H: 0	E: 0	K: 2	S: 7	LOB: 0	BB: 0	P: 7	R: 3	H: 3	E: 0	K: 1	S: 8	LOB: 1	BB: 1	P: 12	R: 0	H: 0	E: 0	K: 2	S: 7	LOB: 0	BB: 0	P: 7	R: 0	H: 1	E: 0	K: 1	S: 6	LOB: 1	BB: 0	P: 6
--------------	------	------	------	------	------	--------	-------	------	------	------	------	------	------	--------	-------	------	------	------	------	------	------	--------	-------	------	------	------	------	------	------	--------	-------	------	------	------	------	------	------	--------	-------	------	------	------	------	------	------	--------	-------	-------	------	------	------	------	------	--------	-------	------	------	------	------	------	------	--------	-------	------

PITCHER	IP	WLS	BF	H	R	ER	SO	BB	IBB	HBP	BLK	WP	HR	S	P	ERA	WHIP
Jim Kaat, L ERA: 3.0 (1, 1)	6.0	L	25	5	3	3	5	2	0	0	0	0	1	33	41	4.50	1.167
Bob Miller, R ERA: 1.8 (7, 1)	2.0		7	1	0	0	3	0	0	0	0	0	0	13	13	0.00	0.500

**BOTTOM**

3 1 1 0 1 1 0

3 0 1 0 0 1 1

4 1 1 2 0 0 1

3 0 0 0 0 0 1  
1 0 1 0 0 0 0

3 1 1 0 1 0 1


3 0 1 1 0 0 1

3 0 0 0 0 2 1

3 0 0 0 0 2 0

3 0 0 0 0 2 0

**AB 29**  
**R 3**  
**H 6**  
**RBI 3**  
**BB 2**  
**SO 8**  
**LOB 6**



WP: 0 PA: 32  
PB: 0  
SB: 1  
CS: 0

livebaseballscorecards.com

**Minnesota Twins @ California Angels**  
Anaheim Stadium, Anaheim, CA  
Fri May 10 1968, 10:05 PM EDT  
Unknown - 69 F

Batter	1	2	3	4	5	6	7	8	9	AB R H RBI BB SO LOB	TOP						
Rod Carew, L (1, 4) OBP: 0.333, SLG: 0.379 Ron Clark, R (8, 5) OBP: 0.400, SLG: 0.333	0-0 4-3		0-0 G3 1B	0-0 1-3			0-0 4-3		0-3 K	4 0 1 1 0 0 1 1 0 0 0 0 1 0							
Cesar Tovar, R (1, 5) OBP: 0.322, SLG: 0.380 (8, 4)	0-0 5-3		0-3 K	0-0 F3			0-0 4-3		0-0 F4	5 0 0 0 0 1 1							
Rich Reese, L (1, 7) OBP: 0.174, SLG: 0.238 Bob Allison, R (8, 7) OBP: 0.385, SLG: 0.470	0-0 F9		0-0 G3				0-0 F4		0-0 5-3	4 0 0 0 0 0 1 1 0 0 0 0 0 0							
Harmon Killebrew, R (1, 3) OBP: 0.390, SLG: 0.567		0-0 BB 1B 1B	0-3 K				0-0 5-3		0-0 E5 HR	4 1 1 0 0 1 1							
Tony Oliva, L (1, 9) OBP: 0.294, SLG: 0.343		0-0 L5		0-0 E3 1B SH			0-0 L6		0-0 HR	4 2 1 2 0 0 1							
Ted Uhlaender, L (1, 8) OBP: 0.290, SLG: 0.437		0-0 BB 1B		0-0 SH 1B 1B			0-0 G3		0-0 F8	4 1 2 0 0 0 0							
Jackie Hernandez, R (1, 6) OBP: 0.258, SLG: 0.299		0-3 K		0-0 SH 1B 1-3			0-0 6-3		0-0 CS 1B	3 1 1 1 0 1 2							
John Roseboro, L (1, 2) OBP: 0.245, SLG: 0.198		4-0 BB		0-0 WP S 1B			0-0 F6		4-0 IBB	2 1 1 1 2 0 0							
Dean Chance, R (1, 1) OBP: 0.100, SLG: 0.053 Ron Perranoski, L (7, 1) Al Worthington, R (9, 1)		0-3 K		0-3 K			0-3 K		0-3 K	3 0 0 0 0 3 5 1 0 0 0 0 1 2 0 0 0 0 0 0 0							
<b>Inning Stats</b>	R: 0 H: 0 E: 0 LOB: 0 K: 0 BB: 0 S: 3 P: 3	R: 0 H: 2 E: 0 LOB: 3 K: 2 BB: 1 S: 9 P: 13	R: 0 H: 1 E: 0 LOB: 1 K: 2 BB: 0 S: 8 P: 8	R: 4 H: 2 E: 1 LOB: 0 K: 1 BB: 0 S: 9 P: 9	R: 0 H: 0 E: 0 LOB: 0 K: 0 BB: 0 S: 3 P: 3	R: 0 H: 0 E: 0 LOB: 0 K: 0 BB: 0 S: 3 P: 3	R: 0 H: 0 E: 0 LOB: 0 K: 1 BB: 0 S: 5 P: 5	R: 2 H: 2 E: 1 LOB: 2 K: 1 BB: 1 S: 8 P: 12	R: 0 H: 0 E: 0 LOB: 0 K: 1 BB: 0 S: 5 P: 5	1B: 6 SF: 0 2B: 0 SAC: 1 3B: 0 DP: 0 HR: 1 HBP: 0	WP: 1 PA: 39 PB: 0 SB: 1 CS: 1						
<b>PITCHER</b>	IP WLS BF H R ER SO BB IBB HBP BLK WP HR S P ERA WHIP																
Rickey Clark, R (1, 1) ERA: 1.98	4.0	20	5	4	1	5	1	0	0	0	0	1	0	29	33	2.25	1.500
Tom Burgmeier, L (5, 1) ERA: 6.23	2.0	6	0	0	0	0	0	0	0	0	0	0	0	6	6	0.00	0.000
Minnie Rojas, R (7, 1) ERA: 5.29	3.0	L 13	2	2	1	3	0	1	0	0	0	0	1	18	22	3.00	0.667

Minnesota Twins @ California Angels  
Anaheim Stadium, Anaheim, CA  
Fri May 10 1968, 10:05 PM EDT  
Att. 21,270 - Unknown

livebaseballscorecards.com

AB	36
R	6
H	7
RBI	5
BB	2
SO	8
LOB	14





BOTTOM

Minnesota Twins @ California Angels  
Anaheim Stadium, Anaheim, CA  
Fri May 10 1968, 10:05 PM EDT  
Att. 21,270 - Unknown

livebaseballscorecards.com

AB 34  
R 5  
H 6  
RBI 3  
BB 6  
SO 8  
LOB 24



WP: 2 PA: 41  
PB: 0  
SB: 1  
CS: 0

AB R H RBI BB SO LOB

4	1	1	0	1	0	1
5	0	2	0	0	0	1
4	0	0	0	0	1	3
4	0	1	0	1	1	2
2	1	1	0	1	1	1
2	0	0	0	0	0	3
2	1	0	0	1	0	2
0	0	0	0	0	0	0
1	0	0	0	0	1	2
3	0	0	0	1	2	2
3	1	0	1	1	1	4
1	0	0	0	0	1	0
1	1	1	2	0	0	0
0	0	0	0	0	0	0
2	0	0	0	0	0	3

Batter	1	2	3	4	5	6	7	8	9
Jay Johnstone, L (1, 8) OBP: 0.271, SLG: 0.250	0-0 F8		4-0 BB	0-0 6-3			0-0 E 1B	0-0 F5	
Paul Schaal, R (1, 5) OBP: 0.320, SLG: 0.284	0-0 FC4-6 1B		0-0 4-3		0-0 5-3 1B		0-0 E4 SH1-3 FC5-2		0-0 4-3
Don Mincher, L (1, 3) OBP: 0.324, SLG: 0.306	0-0 FC4-6 1-2f		0-0 G3		0-0 F4		0-0 SH1-3 2-3		0-3 K
Rick Reichardt, R (1, 7) OBP: 0.319, SLG: 0.457	0-3 K			0-0 6-3	0-0 5-3 1-2		4-0 FC5-2 BB		0-0 1B
Jimmie Hall, L (1, 9) OBP: 0.274, SLG: 0.250		0-0 WP 1B		4-0 BB E4 BB	0-3 K		0-0 FC5-2 1-2 3-H		0-0 F8
Chuck Hinton, R (7, PH) OBP: 0.214, SLG: 0.262									
Tom Satriano, L (1, 2) OBP: 0.370, SLG: 0.462		0-0 F7 1-2		0-0 E4 BB E4		4-0 WP BB			
Clyde Wright, R (6, PR) OBP: 0.429, SLG: 0.500									
Minnie Rojas, R (7, 1)									
Woodie Held, R (1, 6) OBP: 0.231, SLG: 0.174		0-3 K		4-0 E4 BB 1-2 2-3		0-3 K		0-0 5-3	
Bobby Knoop, R (1, 4) OBP: 0.293, SLG: 0.288		0-0 4-3		0-0 E4 HR 1-2 2-H 3-H		0-3 K		4-0 BB	
Rickey Clark, R (1, 1) OBP: 0.091, SLG: 0.091			0-3 K	0-0 HR		0-0 F9		0-0 F8	
Ed Kirkpatrick, L (4, PH) OBP: 0.364, SLG: 0.667									
Tom Burgmeier, L (5, 1)									
Buck Rodgers, S (6, PH) OBP: 0.286, SLG: 0.279									

Inning Stats	R: 0 H: 1 E: 0 K: 1 S: 6	H: 1 LOB: 1 BB: 0 P: 6	R: 0 H: 1 E: 0 K: 1 S: 6	H: 1 LOB: 1 BB: 0 P: 6	R: 0 H: 0 E: 0 K: 1 S: 5	H: 0 LOB: 1 BB: 1 P: 9	R: 4 H: 1 E: 2 K: 0 S: 5	H: 1 LOB: 0 BB: 2 P: 13	R: 0 H: 1 E: 0 K: 1 S: 6	H: 1 LOB: 1 BB: 0 P: 6	R: 0 H: 0 E: 0 K: 2 S: 7	H: 0 LOB: 2 BB: 1 P: 11	R: 1 H: 1 E: 1 K: 1 S: 7	H: 1 LOB: 2 BB: 1 P: 11	R: 0 H: 0 E: 0 K: 0 S: 3	H: 0 LOB: 1 BB: 1 P: 7	R: 0 H: 1 E: 0 K: 1 S: 6	H: 1 LOB: 1 BB: 0 P: 6
--------------	--------------------------	------------------------	--------------------------	------------------------	--------------------------	------------------------	--------------------------	-------------------------	--------------------------	------------------------	--------------------------	-------------------------	--------------------------	-------------------------	--------------------------	------------------------	--------------------------	------------------------

PITCHER	IP	WLS	BF	H	R	ER	SO	BB	IBB	HBP	BLK	WP	HR	S	P	ERA	WHIP
Dean Chance, R (1, 1) ERA: 2.79	6.0		29	5	5	0	6	4	0	0	0	2	1	37	53	0.00	1.500
Ron Perranoski, L (7, 1) ERA: 1.17	2.2	W	10	0	0	0	2	2	0	0	0	0	0	12	20	0.00	0.750
Al Worthington, R (9, 1) ERA: 1.59	0.1	S	2	1	0	0	0	0	0	0	0	0	0	2	2	0.00	3.000

PITCHER	IP	WLS	BF	H	R	ER	SO	BB	IBB	HBP	BLK	WP	HR	S	P	ERA	WHIP
Dean Chance, R (1, 1) ERA: 2.79	6.0		29	5	5	0	6	4	0	0	0	2	1	37	53	0.00	1.500
Ron Perranoski, L (7, 1) ERA: 1.17	2.2	W	10	0	0	0	2	2	0	0	0	0	0	12	20	0.00	0.750
Al Worthington, R (9, 1) ERA: 1.59	0.1	S	2	1	0	0	0	0	0	0	0	0	0	2	2	0.00	3.000

Batter	1	2	3	4	5	6	7	8	9	AB R H RBI BB SO LOB	TOP											
Jim Holt, L (1, 7) OBP: 0.125, SLG: 0.125	0-3 K		0-3 K			0-0 G3		0-0 CS 1B		4 0 1 0 0 2 0	<b>Minnesota Twins @ California Angels</b> Anaheim Stadium, Anaheim, CA Sat May 11 1968, 10:05 PM EDT Att. 17,307 - Unknown - 69 F											
Cesar Tovar, R (1, 5) OBP: 0.319, SLG: 0.375 (7, 6)	0-0 F9		0-0 L7			0-0 FC4-6 1B		0-0 1-2 6-3		4 0 1 0 0 0 1												
Rod Carew, L (1, 4) OBP: 0.330, SLG: 0.374	0-0 S 1B				0-0 F7		0-0 1-2f FC4-6 1B		0-0 4-3	4 0 1 0 0 0 1												
Harmon Killebrew, R (1, 3) OBP: 0.393, SLG: 0.594	0-0 6-3 1-2				0-0 HR		0-0 1-2 1B		0-0 5-3	4 1 2 1 0 0 1												
Tony Oliva, L (1, 9) OBP: 0.285, SLG: 0.330		0-3 K			0-0 L6		0-0 4-3		0-0 4-3	4 0 0 0 0 1 2												
Ted Uhlaender, L (1, 8) OBP: 0.297, SLG: 0.434		0-0 L3			0-0 4-3		4-0 BB BB		0-0 1B 1B	3 0 1 0 1 0 0												
John Roseboro, L (1, 2) OBP: 0.265, SLG: 0.224		0-0 FC6-4 1B			0-0 G4-6-3 1B		0-0 F6		0-0 1-2 1B	4 0 3 0 0 0 1												
Jackie Hernandez, R (1, 6) OBP: 0.253, SLG: 0.292 Rich Reese, L (7, PH) OBP: 0.167, SLG: 0.227 Jim Roland, R (7, 1) Bob Allison, R (9, PH) OBP: 0.361, SLG: 0.464		0-0 FC6-4 1-2f			0-3 K		0-0 F3		0-3 K	2 0 0 0 0 1 2 1 0 0 0 0 0 1 0 0 0 0 0 0 0 1 0 0 0 0 1 2												
Jim Perry, S (1, 1) OBP: 0.176, SLG: 0.313 Bob Miller, R (5, 1) Rich Rollins, R (7, PH) OBP: 0.063, SLG: 0.063 (7, 5)			0-0 G3		0-0 G4-6-3 1-2f		0-0 F5			2 0 0 0 0 0 1 0 0 0 0 0 0 0 1 0 0 0 0 0 1												
<b>Inning Stats</b>	R: 0 E: 0 K: 1 S: 6	H: 1 LOB: 1 BB: 0 P: 6	R: 0 E: 0 K: 1 S: 6	H: 1 LOB: 1 BB: 0 P: 6	R: 0 E: 0 K: 1 S: 5	H: 0 LOB: 0 BB: 0 P: 5	R: 1 E: 0 K: 0 S: 4	H: 1 LOB: 0 BB: 0 P: 4	R: 0 E: 0 K: 1 S: 5	H: 1 LOB: 0 BB: 0 P: 5		R: 0 E: 0 K: 0 S: 5	H: 2 LOB: 2 BB: 0 P: 5	R: 0 E: 0 K: 0 S: 3	H: 0 LOB: 1 BB: 1 P: 7	R: 0 E: 0 K: 0 S: 3	H: 1 LOB: 0 BB: 0 P: 3	R: 0 E: 0 K: 1 S: 7	H: 2 LOB: 2 BB: 0 P: 7	1B: 8 2B: 0 3B: 0 HR: 1	SF: 0 SAC: 0 DP: 1 HBP: 0	WP: 0 PB: 0 SB: 1 CS: 1
<b>PITCHER</b> Sammy Ellis, R (1, 1) ERA: 4.46	IP: 9.0 WLS: W BF: 35 H: 9 R: 1 ER: 1 SO: 5 BB: 1 IBB: 0 HBP: 0 BLK: 0 WP: 0 HR: 1 S: 44 P: 48 ERA: 1.00 WHIP: 1.111											<b>PITCHER</b>	IP: WLS: BF: H: R: ER: SO: BB: IBB: HBP: BLK: WP: HR: S: P: ERA: WHIP:									

livebaseballscorecards.com

<b>AB</b>	<b>34</b>
<b>R</b>	<b>1</b>
<b>H</b>	<b>9</b>
<b>RBI</b>	<b>1</b>
<b>BB</b>	<b>1</b>
<b>SO</b>	<b>5</b>
<b>LOB</b>	<b>13</b>



Batter	1	2	3	4	5	6	7	8	9
Jay Johnstone, L (1, 8) OBP: 0.283, SLG: 0.265	0-0 6-3		0-0 E 1B		0-0 L9	0-0 5-3 1B		0-0 F8	
Jim Fregosi, R (1, 6) OBP: 0.402, SLG: 0.398	0-0 FC6-2 3B		0-0 E6 G4-6-3		0-0 BB 1B	0-0 5-3 1B			
Don Mincher, L (1, 3) OBP: 0.321, SLG: 0.292	0-0 FC6-2 1B		0-0 G4-6-3		4-0 BB 1B	0-0 4-3			
Jimmie Hall, L (1, 9) OBP: 0.286, SLG: 0.265	0-0 1-2 1B			0-0 F7	0-0 BB 1B		0-0 F5		
Rick Reichardt, R (1, 7) OBP: 0.327, SLG: 0.452	0-3 K			0-0 4-3	0-0 BB		0-0 1-3 1B		
Paul Schaal, R (1, 5) OBP: 0.310, SLG: 0.274		0-0 L8		0-0 L9	0-3 K		0-0 1-3		
Buck Rodgers, S (1, 2) OBP: 0.284, SLG: 0.278		0-0 F5			0-0 F8	0-0 1B FC1-5 1B		0-0 F8	
Bobby Knoop, R (1, 4) OBP: 0.302, SLG: 0.298		0-0 F8			0-0 1B BB 1B	0-0 FC1-5 1B		0-0 6-3	
Sammy Ellis, L (1, 1) OBP: 0.143, SLG: 0.077			0-3 K		0-0 BB 1B	0-0 FC1-5 1B		0-3 K	

AB	R	H	RBI	BB	SO	LOB
5	0	2	1	0	0	2
4	1	2	1	0	0	2
3	0	0	1	1	0	4
4	0	2	2	0	0	0
3	0	1	0	1	1	2
4	0	0	0	0	1	4
4	0	1	0	0	0	1
4	2	2	0	0	0	0
4	2	1	0	0	2	2

**BOTTOM**

**Minnesota Twins @ California Angels**  
**Anaheim Stadium, Anaheim, CA**  
 Sat May 11 1968, 10:05 PM EDT  
 Att: 17,307 - Unknown - 69 F

livebaseballscorecards.com

<b>AB</b>	<b>35</b>
<b>R</b>	<b>5</b>
<b>H</b>	<b>11</b>
<b>RBI</b>	<b>5</b>
<b>BB</b>	<b>2</b>
<b>SO</b>	<b>4</b>
<b>LOB</b>	<b>17</b>



1B: 10	SF: 0
2B: 0	SAC: 0
3B: 1	DP: 1
HR: 0	HBP: 0

WP: 0	PA: 37
PB: 0	
SB: 0	
CS: 0	

Inning Stats	R: 0	H: 2	E: 0	K: 1	S: 7	R: 0	H: 0	E: 0	K: 0	S: 3	R: 0	H: 1	E: 1	K: 1	S: 6	R: 0	H: 0	E: 0	K: 0	S: 3	R: 3	H: 4	E: 0	K: 1	S: 9	R: 2	H: 3	E: 0	K: 0	S: 6	R: 0	H: 1	E: 0	K: 0	S: 4	R: 0	H: 0	E: 0	K: 1	S: 5	
	LOB: 2	BB: 0				LOB: 0	BB: 0				LOB: 3	BB: 2				LOB: 1	BB: 0				LOB: 3	BB: 2				LOB: 1	BB: 0				LOB: 1	BB: 0									
<b>PITCHER</b>	<b>IP</b>	<b>WLS</b>	<b>BF</b>	<b>H</b>	<b>R</b>	<b>ER</b>	<b>SO</b>	<b>BB</b>	<b>IBB</b>	<b>HBP</b>	<b>BLK</b>	<b>WP</b>	<b>HR</b>	<b>S</b>	<b>P</b>	<b>ERA</b>	<b>WHIP</b>																								
Jim Perry, R (1, 1) ERA: 2.35	4.2	L	22	7	3	3	2	1	0	0	0	0	0	9	13	13.50	3.000																								
Bob Miller, R (5, 1) ERA: 4.26	1.1		8	3	2	2	1	1	0	0	0	0	0	9	13	13.50	3.000																								
Jim Roland, L (7, 1) ERA:	2.0		7	1	0	0	1	0	0	0	0	0	0	9	9	0.00	0.500																								

Batter	1	2	3	4	5	6	7	8	9	10	AB R H RBI BB SO LOB	TOP													
Rod Carew, L (1, 4) OBP: 0.333, SLG: 0.384	0-0 F8		0-0 2B		0-3 K		0-0 F8			0-0 1B E	5 1 2 0 0 1 2	<b>Minnesota Twins @ California Angels</b> Anaheim Stadium, Anaheim, CA Sun May 12 1968, 6:33 AM EDT Att. 19,148 - Unknown - 66 F													
Cesar Tovar, R (1, 6) OBP: 0.315, SLG: 0.371	0-0 F7		0-0 SF8		0-0 FC4-6			0-0 E6 G5-4-3 1B		0-0 1B PB E BB	4 1 1 1 0 0 1														
Tony Oliva, L (1, 9) OBP: 0.289, SLG: 0.333	0-0 1B E S		0-0 F7			0-0 6-3		0-0 1B G5-4-3		0-0 E6 BB PB	5 0 2 0 0 0 2														
Harmon Killebrew, R (1, 3) OBP: 0.394, SLG: 0.577	4-0 1B BB		0-0 6-3		0-3 K		0-0 G5-4-3		0-0 1B 1-2	4-0 BB 1-2 2-3	3 0 0 0 0 2 1 3 0 0 0 0 0 0 0 0														
Ron Clark, R (10, 5) OBP: 0.400, SLG: 0.333	1-3 BB						1-2f 2-3																		
Bob Allison, R (1, 7) OBP: 0.373, SLG: 0.443	0-3 K			0-3 K		0-0 5-3		0-0 5-3		4-0 BB 1-2 2-3	4 0 0 1 1 2 3 0 0 0 0 0 0 0 0														
Jim Holt, L (10, PR) OBP: 0.125, SLG: 0.125										4-0 BB 1-2 2-3 3-H															
Rich Rollins, R (1, 5) OBP: 0.095, SLG: 0.238		0-0 F8		0-0 F4			0-0 HR		0-0 5-3	0-0 G5-4-3	5 1 1 1 0 0 3 0 0 0 0 0 0 0 0														
Al Worthington, R (10, 1)										1-2f															
Ted Uhlaender, L (1, 8) OBP: 0.296, SLG: 0.427		0-0 1B CS		0-0 3-1			0-0 4-3		0-0 F9		4 0 1 0 0 0 0 0														
Jerry Zimmerman, R (1, 2) OBP: 0.143, SLG: 0.143			0-0 4-3		0-0 6-3		0-0 1B		0-0 F7		3 0 1 0 0 0 1 1 0 0 0 0 0 0 0														
John Roseboro, L (9, PH) OBP: 0.263, SLG: 0.221			1-2																						
Dave Boswell, R (1, 1) OBP: 0.294, SLG: 0.500					0-0 1B FC4-6		0-0 F2			0-0 6-3	2 1 2 0 0 0 0 1 0 0 0 0 0 1 1 0 0 0 0 0 0 0														
Ron Perranoski, L (6, 1)																									
Rich Reese, L (10, PH) OBP: 0.160, SLG: 0.217			2B SF8 1B																						
<b>Inning Stats</b>	R: 0 E: 0 K: 1 S: 6	H: 1 LOB: 2 BB: 1 P: 10	R: 0 E: 0 K: 0 S: 3	H: 1 LOB: 0 BB: 0 P: 3	R: 1 E: 0 K: 0 S: 5	H: 2 LOB: 1 BB: 0 P: 5	R: 0 E: 0 K: 1 S: 5	H: 0 LOB: 0 BB: 0 P: 5	R: 0 E: 0 K: 1 S: 5	H: 1 LOB: 1 BB: 0 P: 6	R: 0 E: 0 K: 1 S: 5	H: 0 LOB: 0 BB: 0 P: 5	R: 1 E: 0 K: 0 S: 5	H: 2 LOB: 1 BB: 0 P: 5	R: 0 E: 1 K: 0 S: 4	H: 1 LOB: 1 BB: 0 P: 4	R: 0 E: 0 K: 0 S: 3	H: 0 LOB: 0 BB: 0 P: 3	R: 2 E: 1 K: 0 S: 5	H: 2 LOB: 3 BB: 2 P: 13	1B: 8 2B: 1 3B: 0 HR: 1	SF: 1 SAC: 0 DP: 2 HBP: 0	WP: 0 PB: 1 SB: 1 CS: 1	PA: 42	
<b>PITCHER</b>	IP WLS BF H R ER SO BB IBB HBP BLK WP HR S P ERA WHIP																								
Clyde Wright, L (1, 1) ERA: 2.73	7.0																								
Minnie Rojas, R (8, 1) ERA: 5.12	2.1	L	8	2	2	1	0	0	0	0	0	0	0	8	8	3.86	0.857								
Tom Burgmeier, L (10, 1) ERA: 6.23	0.0		3	0	0	0	0	1	1	0	0	0	0	1	9	∞	∞								
Bob Hefner, R (10, 1) ERA: 9.0	0.2		1	0	0	0	0	0	0	0	0	0	0	1	1	0.00	0.000								

livebaseballscores.com

AB	38
R	4
H	10
RBI	3
BB	3
SO	4
LOB	16



BOTTOM

Minnesota Twins @ California Angels  
Anaheim Stadium, Anaheim, CA

Sun May 12 1968, 6:33 AM EDT  
Att. 19,148 - Unknown - 66 F

livebaseballscorecards.com

AB	34
R	2
H	4
RBI	2
BB	5
SO	9
LOB	12



WP:	0	PA:	39
PB:	0		
SB:	0		
CS:	0		

AB R H RBI BB SO LOB

0-0	1	2	0	0	0	1
0-0	4	0	0	0	1	2
0-3	3	1	1	0	0	1
	2	0	0	0	0	1

0-0	5	3				
0-3	4	0				
0-0	5	3				
1-3	1	B				

0-0	6	3				
0-3	4	0				
0-0	6	3				
1-3	1	B				

0-0	1	3				
0-0	2	3				
0-0	1	3				
1-3	1	B				

0-0	0	3				
0-0	0	3				
0-0	0	3				
1-3	1	B				

0-0	0	0				
0-0	0	0				
0-0	0	0				
1-3	1	B				

2 0 0 0 2 1 0

0-0	2	0				
0-3	3	0				
0-0	3	0				
1-2	1	2				

0-0	4	0				
0-0	4	0				
0-0	4	0				
1-2	1	2				

0-0	3	1				
0-0	3	1				
0-0	3	1				
1-2	1	2				

0-0	3	0				
0-0	3	0				
0-0	3	0				
1-2	1	2				

0-0	3	0				
0-0	3	0				
0-0	3	0				
1-2	1	2				

3 0 0 0 0 0 3

0-3	1	0				
0-0	1	0				
0-0	0	0				
0-0	0	0				

0-0	3	1				
0-0	3	1				
0-0	3	1				
1-2	1	2				

0-0	4	0				
0-0	4	0				
0-0	4	0				
1-2	1	2				

0-0	3	0				
0-3	4	0				
0-3	3	0				
0-3	3	0				

0-0	3	0				
0-3	4	0				
0-3	3	0				
0-3	3	0				

1B: 4 SF: 0

2B: 0 SAC: 0

3B: 0 DP: 0

HR: 0 HBP: 0

WP: 0 PA: 39

PITCHER		IP	WLS	BF	H	R	ER	SO	BB	IBB	HBP	BLK	WP	HR	S	P	ERA	WHIP
Dave Boswell, R	(1, 1)	5.2		24	3	2	2	5	3	1	0	0	0	0	30	46	3.18	1.059
Ron Perranoski, L	(6, 1)	3.1	W	12	1	0	0	3	0	1	0	0	0	0	17	21	0.00	0.300
Al Worthington, R	(10, 1)	1.0	S	3	0	0	0	1	0	0	0	0	0	0	5	5	0.00	0.000

PITCHER		IP	WLS	BF	H	R	ER	SO	BB	IBB	HBP	BLK	WP	HR	S	P	ERA	WHIP

Jay Johnstone, L (1, 8)

Jim Fregosi, R (1, 6)

Jimmie Hall, L (1, 9)  
Bubba Morton, R (7, PH) (8, 9)

Don Mincher, L (1, 3)

Rick Reichardt, R (1, 7)

Paul Schaal, R (1, 5)

Buck Rodgers, S (1, 2)  
Chuck Hinton, R (9, PH)  
Tom Satriano, L (10, 2)

Bobby Knoop, R (1, 4)

Clyde Wright, R (1, 1)  
Minnie Rojas, R (8, 1)  
Tom Burgmeier, L (10, 1)  
Bob Heffner, R (10, 1)

Inning Stats

R: 0	H: 0	R: 0	H: 0	R: 0	H: 0	R: 2	H: 2	R: 0	H: 1	R: 0	H: 0	R: 0	H: 0	R: 0	H: 0	R: 0	H: 0	R: 0	H: 0
E: 0	LOB: 0	E: 0	LOB: 0	E: 0	LOB: 0	E: 0	LOB: 3	E: 0	LOB: 2	E: 0	LOB: 0	E: 0	LOB: 0	E: 0	LOB: 0	E: 0	LOB: 0	E: 0	LOB: 0
K: 0	BB: 0	K: 1	BB: 0	K: 2	BB: 0	K: 1	BB: 3	K: 0	BB: 1	K: 0	BB: 0	K: 1	BB: 0	K: 0	BB: 0	K: 1	BB: 0	K: 0	BB: 0
S: 3	P: 3	S: 5	P: 5	S: 7	P: 7	S: 4	P: 19	S: 5	P: 5	S: 7	P: 5	S: 5	P: 5	S: 7	P: 7	S: 5	P: 5	S: 5	P: 5

Batter	1	2	3	4	5	6	7	8	9	AB R H RBI BB SO LOB	TOP											
Bert Campaneris, R (1, 6) OBP: 0.361, SLG: 0.353	0-0 1-3		0-0 6-3 1B	0-0 E4 3B		0-3 K		0-0 E6 1B E		5 3 2 2 0 1 0												
Reggie Jackson, L (1, 9) OBP: 0.326, SLG: 0.454	0-0 G3		0-3 K 1-3 1B	0-0 1B 2B 1B		0-3 K		0-0 E9 1B HR		5 2 2 0 0 2 1												
Sal Bando, R (1, 5) OBP: 0.279, SLG: 0.339	0-0 5-3		0-0 6-3 3-H 1B	0-0 1-2 2B 1B		0-3 K		0-0 1-H HR		5 2 2 3 0 1 0												
Jim Pagliaroni, R (1, 2) OBP: 0.381, SLG: 0.389		0-0 3B 1B	0-0 G3	0-0 1-H 2-H 2B			0-0 F9	0-0 5-3		5 1 2 2 0 0 0												
Joe Rudi, R (1, 7) OBP: 0.500, SLG: 0.647		0-0 1-H 1B 3B		0-0 1B SF9 1B			0-0 1B 2B		0-0 F9	4 3 3 1 1 0 0												
Rick Monday, L (1, 8) OBP: 0.337, SLG: 0.435		0-3 K		0-3 K K			0-0 2-H 1B		0-0 5-3	5 0 1 1 0 3 4												
Danny Cater, R (1, 3) OBP: 0.344, SLG: 0.351		0-3 K		0-0 1-3 E 1B		0-0 F9			0-3 K	4 1 1 0 0 1 2												
Paul Lindblad, L (7, 1) OBP: 0.400, SLG: 0.400										0 0 0 0 0 0 0												
Jack Aker, R (8, 1) OBP: 0.250, SLG: 0.250										1 0 0 0 0 1 0												
John Donaldson, L (1, 4) OBP: 0.237, SLG: 0.198		0-0 3-H 1B		0-0 SF9		0-0 5-3			0-0 4-3	3 0 1 2 0 0 0												
Catfish Hunter, R (1, 1) OBP: 0.429, SLG: 0.524		0-0 F2		0-0 3-H E 1B		0-3 K			0-0 F7	3 1 1 0 0 1 1												
Ray Webster, L (7, 3) OBP: 0.235, SLG: 0.324										1 0 0 0 0 0 0												
<b>Inning Stats</b>	R: 0 E: 0 K: 0 S: 3	H: 0 LOB: 0 BB: 0 P: 3	R: 2 E: 0 K: 2 S: 10	H: 3 LOB: 1 BB: 0 P: 10	R: 1 E: 0 K: 1 S: 6	H: 1 LOB: 0 BB: 0 P: 6	R: 6 E: 1 K: 2 S: 14	H: 7 LOB: 2 BB: 1 P: 18	R: 0 E: 0 K: 1 S: 5	H: 0 LOB: 0 BB: 0 P: 5	R: 0 E: 0 K: 3 S: 9	H: 0 LOB: 0 BB: 0 P: 9	R: 1 E: 0 K: 0 S: 4	H: 2 LOB: 0 BB: 0 P: 4	R: 3 E: 2 K: 0 S: 6	H: 2 LOB: 0 BB: 0 P: 6	R: 0 E: 0 K: 1 S: 5	H: 0 LOB: 0 BB: 0 P: 5	1B: 10 2B: 2 3B: 2 HR: 1	SF: 1 SAC: 0 DP: 1 HBP: 0	WP: 0 PB: 0 SB: 2 CS: 0	PA: 43
<b>PITCHER</b>	IP WLS BF H R ER SO BB IBB HBP BLK WP HR S P ERA WHIP																					
Jim Merritt, L (1, 1) ERA: 2.88	3.2 L 18 7 6 6 4 0 0 0 0 0 0 0 26 26 14.73 1.909																					
Bob Miller, R (4, 1) ERA: 8.53	0.0 5 4 3 3 0 0 0 1 0 0 0 0 4 8 ∞ ∞																					
Jim Roland, L (4, 1) ERA: 0.93	3.1 11 2 1 1 5 0 0 0 0 0 0 0 21 21 2.70 0.600																					
Ron Perranoski, L (8, 1) ERA: 0.87	2.0 9 2 3 0 1 0 0 0 0 0 0 0 1 11 0.00 1.000																					

Oakland Athletics @ Minnesota Twins  
Metropolitan Stadium, Bloomington, MI  
Tue May 14 1968, 8:05 PM EDT  
Att. 13,357 - Unknown - 73 F

livebaseballscorecards.com

AB	41
R	13
H	15
RBI	11
BB	1
SO	10
LOB	8



Batter	1	2	3	4	5	6	7	8	9	AB	R	H	RBI	BB	SO	LOB
Rod Carew, L (1, 4) OBP: 0.342, SLG: 0.419	0-0 HR	0-0 FC4-2 2B	4-0 IBB			0-0 L3	0-0 F6		0-0 F7	5	1	2	1	1	0	2
Cesar Tovar, R (1, 6) OBP: 0.310, SLG: 0.358	4-0 HR BB	0-0 G3	0-0 F6			0-0 F4		0-0 F9		4	1	0	0	1	0	4
Tony Oliva, L (1, 9) OBP: 0.301, SLG: 0.377	0-0 HR 1-H	0-0 FC4-2		0-0 6-3		0-0 1B 2B		0-0 1B 1B		5	2	3	2	0	0	1
Harmon Killebrew, R (1, 3) OBP: 0.409, SLG: 0.579	4-0 HR BB	4-0 IBB		0-0 1-3		0-0 HR 1B		0-0 1-2 1B		3	2	2	1	2	0	0
Bob Allison, R (1, 7) OBP: 0.364, SLG: 0.462	0-0 F9	0-3 K		0-3 K		0-0 HR 1-H		0-0 F3		5	1	1	2	0	2	5
Rich Rollins, R (1, 5) OBP: 0.192, SLG: 0.400	0-0 HR 1-H		H 1-0 G3 E HBP		X 0-0 FC4-6 1B	X 0-0 L8		X 0-0 1-3		4	1	2	2	0	0	2
Ted Uhlaender, L (1, 8) OBP: 0.283, SLG: 0.409	0-3 K		X 0-0 F9		X 0-0 FC4-6 1-2f		X 0-0 4-3		X 0-0 F8	5	0	0	0	0	1	2
John Roseboro, L (1, 2) OBP: 0.260, SLG: 0.211	4-0 BB		X 0-0 E6 G3		X 0-0 F6		X 0-0 F2		X 0-0 G3	4	0	0	0	1	0	2
Jim Merritt, L (1, 1) OBP: 0.227, SLG: 0.056	0-3 K		X 0-0 G3		X 0-0 4-3		X 0-0 1B		X 0-0 1B	2	0	0	0	0	1	3
Bob Miller, R (4, 1)										0	0	0	0	0	0	0
Jim Roland, R (4, 1)										1	0	0	0	0	0	1
Frank Kestro, R (7, PH)										1	0	1	0	0	0	0
Ron Perranoski, L (8, 1)										0	0	0	0	0	0	0
Rich Reese, L (9, PH)										1	0	1	0	0	0	0

Inning Stats	R: 5	H: 3	LOB: 1	K: 2	P: 22	R: 0	H: 1	LOB: 2	K: 1	P: 10	R: 0	H: 0	LOB: 3	K: 0	P: 9	R: 0	H: 0	LOB: 0	K: 1	P: 5	R: 0	H: 1	LOB: 1	K: 0	P: 4	R: 3	H: 3	LOB: 0	K: 0	P: 6	R: 0	H: 1	LOB: 1	K: 0	P: 4	R: 0	H: 2	LOB: 2	K: 0	P: 5	R: 0	H: 1	LOB: 1	K: 0	P: 4	R: 0	H: 1	LOB: 1	K: 0	P: 4	1B: 6	SF: 0	2B: 2	SAC: 0	3B: 0	DP: 0	HR: 4	HBP: 1	WP: 0	PA: 46
PITCHER	IP	WLS	BF	H	R	ER	SO	BB	IBB	HBP	BLK	WP	HR	S	P	ERA	WHIP																																											
Catfish Hunter, R (1, 1) ERA: 3.48	6.0		33	8	8	8	4	3	2	1	0	0	4	35	56	12.00	1.833																																											
Paul Lindblad, L (7, 1) ERA: 1.08	1.1		7	3	0	0	0	0	0	0	0	0	0	7	7	0.00	2.250																																											
Jack Aker, R (8, 1) ERA:	1.2	S	6	1	0	0	0	0	0	0	0	0	0	6	6	0.00	0.600																																											


**BOTTOM**

**Oakland Athletics @ Minnesota Twins**  
Metropolitan Stadium, Bloomington, MI

Tue May 14 1968, 8:05 PM EDT  
Att: 13,357 - Unknown - 73 F

livebaseballscorecards.com

AB	40
R	8
H	12
RBI	8
BB	5
SO	4
LOB	22



Batter	1	2	3	4	5	6	7	8	9	AB R H RBI BB SO LOB	TOP											
<b>Bert Campaneris, R</b> (1, 6) OBP: 0.350, SLG: 0.342	0-3 K	0-0 1-3		0-0 5-3			0-0 1-3			4 0 0 0 0 1 2												
<b>Reggie Jackson, L</b> (1, 9) OBP: 0.316, SLG: 0.439	0-3 K		0-3 K		0-3 K		0-0 4-3			4 0 0 0 0 3 0												
<b>Sal Bando, R</b> (1, 5) OBP: 0.278, SLG: 0.336	0-0 1B		0-0 G3		0-0 6-3			0-0 1-3		4 1 1 0 0 0 0												
<b>Rick Monday, L</b> (1, 8) OBP: 0.350, SLG: 0.447	0-0 1B		0-0 S		0-0 L7			0-0 F9		2 0 2 1 0 0 0												
<b>Jim Gosger, L</b> (3, 8)	1-H 1B									2 0 0 0 0 0 0												
<b>Joe Rudi, R</b> (1, 7) OBP: 0.423, SLG: 0.524	0-3 K		0-0 F7			0-0 5-3		0-3 K		4 0 0 0 0 2 2												
<b>John Donaldson, L</b> (1, 4) OBP: 0.257, SLG: 0.205		4-0 1B		0-0 S		4-0 1B		0-0 1-3		2 2 1 0 2 0 0												
<b>Jim Pagliaroni, R</b> (1, 2) OBP: 0.373, SLG: 0.379		0-0 1-3		0-0 6-3		0-0 1B		0-0 6-3		4 0 1 0 0 0 2												
<b>Ray Webster, L</b> (1, 3) OBP: 0.235, SLG: 0.330		0-3 K2-3		0-0 4-3		0-0 G1-6-3		0-3 K		4 0 1 1 0 2 3												
<b>Chuck Dobson, R</b> (1, 1) OBP: 0.200, SLG: 0.200		0-0 1B		0-0 4-3			0-0 F5			3 0 1 1 0 0 1												
<b>Paul Lindblad, L</b> (8, 1) OBP: 0.400, SLG: 0.400		2-H 1B		2-3						0 0 0 0 0 0 0												
<b>Inning Stats</b>	R: 1 E: 0 K: 3 S: 11	H: 2 LOB: 1 BB: 0 P: 11	R: 1 E: 0 K: 1 S: 6	H: 1 LOB: 1 BB: 1 P: 10	R: 0 E: 0 K: 1 S: 6	H: 1 LOB: 1 BB: 0 P: 6	R: 1 E: 0 K: 0 S: 5	H: 2 LOB: 1 BB: 0 P: 5	R: 0 E: 0 K: 1 S: 5	H: 0 LOB: 0 BB: 0 P: 5	R: 0 E: 0 K: 0 S: 3	H: 1 LOB: 1 BB: 1 P: 7	R: 0 E: 0 K: 0 S: 3	H: 0 LOB: 0 BB: 0 P: 3	R: 0 E: 0 K: 1 S: 5	H: 0 LOB: 0 BB: 0 P: 5	R: 0 E: 0 K: 1 S: 5	H: 0 LOB: 0 BB: 0 P: 5	1B: 6 2B: 1 3B: 0 HR: 0	SF: 0 SAC: 0 DP: 1 HBP: 0	WP: 0 PB: 0 SB: 2 CS: 0	PA: 35
<b>PITCHER</b>	IP WLS BF H R ER SO BB IBB HBP BLK WP HR S P ERA WHIP																					
<b>Dean Chance, R</b> (1, 1) ERA: 2.95	6.0 26 7 3 3 6 2 0 0 0 0 0 0 36 44 4.50 1.500																					
<b>Al Worthington, R</b> (7, 1) ERA: 1.29	3.0 9 0 0 0 2 0 0 0 0 0 0 0 13 13 0.00 0.000																					


Oakland Athletics @ Minnesota Twins  
Metropolitan Stadium, Bloomington, MI  
Thu May 16 1968, 4:33 AM EDT  
Att: 6,857 - Unknown - 44 F

livebaseballscorecards.com

AB	33
R	3
H	7
RBI	3
BB	2
SO	8
LOB	10





Batter	1	2	3	4	5	6	7	8	9	AB	R	H	RBI	BB	SO	LOB	BOTTOM																			
Rod Carew, L (1, 4) OBP: 0.331, SLG: 0.405	0-0 1-3		0-0 E6 BB 1B	0-0 F7			0-0 4-3			4	0	0	0	0	0	5	<b>Oakland Athletics @ Minnesota Twins</b> Metropolitan Stadium, Bloomington, MI Thu May 16 1968, 4:33 AM EDT Att. 6,857 - Unknown - 44 F																			
Cesar Tovar, R (1, 6) OBP: 0.308, SLG: 0.355 (9, 8)	0-0 6-3		0-0 BB 1-2 2-3	0-0 1-3			0-0 6-3			4	0	1	2	0	0	3																				
Tony Oliva, L (1, 9) OBP: 0.292, SLG: 0.365	0-0 6-3		0-0 F7 1-2 2-H 3-H				0-0 4-3			4	0	0	0	0	0	2																				
Harmon Killebrew, R (1, 3) OBP: 0.404, SLG: 0.564		0-0 L8	4-0 BB 1-2 2-3				0-0 6-3		0-0 F9	3	0	0	0	1	0	0																				
Bob Allison, R (1, 7) OBP: 0.360, SLG: 0.454		0-3 K	0-0 4-3				0-0 6-3		0-0 BB 2B 1B	4	1	1	0	0	1	3																				
Rich Rollins, R (1, 5) OBP: 0.233, SLG: 0.393 Ron Clark, R (9, 5) OBP: 0.400, SLG: 0.333		0-0 6-3					0-0 6-3 2B 1B		4-0 BB 1-2 SF8 BB	3	1	1	0	1	0	0																				
Ted Uhlaender, L (1, 8) OBP: 0.293, SLG: 0.424 Frank Kostro, R (8, PH) OBP: 0.182, SLG: 0.300 Jackie Hernandez, R (9, 6) OBP: 0.253, SLG: 0.292			0-0 E 1B 1B	0-0 2B			0-0 F5		0-0 BB 1-3 2-H	3	1	2	0	0	0	0																				
John Roseboro, L (1, 2) OBP: 0.278, SLG: 0.228			0-0 E 1B 1B	4-0 IBB			0-0 1B		0-0 SF8	2	1	2	1	1	0	0																				
Dean Chance, R (1, 1) OBP: 0.091, SLG: 0.048 Rich Reese, L (6, PH) OBP: 0.185, SLG: 0.240 Al Worthington, R (7, 1)			0-3 K	0-3 K			0-0 F8		0-3 K	2	0	0	0	0	2	5																				
Inning Stats	R: 0 E: 0 K: 0 S: 3	H: 0 LOB: 0 BB: 0 P: 3	R: 0 E: 0 K: 1 S: 5	H: 0 LOB: 0 BB: 0 P: 5	R: 2 E: 1 K: 1 S: 9	H: 3 LOB: 3 BB: 1 P: 13	R: 0 E: 0 K: 1 S: 7	H: 2 LOB: 3 BB: 1 P: 11	R: 0 E: 0 K: 0 S: 3	H: 0 LOB: 0 BB: 0 P: 3	R: 0 E: 0 K: 0 S: 4	H: 1 LOB: 1 BB: 0 P: 4	R: 0 E: 0 K: 0 S: 3	H: 0 LOB: 0 BB: 0 P: 3	R: 2 E: 0 K: 1 S: 7	H: 2 LOB: 1 BB: 1 P: 11	1B: 6 2B: 2 3B: 0 HR: 0	SF: 1 SAC: 0 DP: 0 HBP: 0	WP: 0 PB: 0 SB: 0 CS: 0	PA: 36																
PITCHER Chuck Dobson, R (1, 1) ERA: 2.38 Paul Lindblad, L (8, 1) ERA: 1.05	IP 7.1	WLS L	BF 33	H 7	R 4	ER 3	SO 3	BB 2	IBB 1	HBP 0	BLK 0	WP 0	HR 0	S 36	P 48	ERA 3.68	WHIP 1.227	PITCHER		IP 0.2	WLS L	BF 3	H 1	R 0	ER 0	SO 1	BB 0	IBB 0	HBP 0	BLK 0	WP 0	HR 0	S 5	P 5	ERA 0.00	WHIP 1.500
Inning Stats											AB	32	R	4	H	8	RBI	4	BB	3	SO	4	LOB	20												

Batter	1	2	3	4	5	6	7	8	9	AB R H RBI BB SO LOB	TOP											
Paul Schaal, R (1, 5) OBP: 0.308, SLG: 0.260	0-0 F7		0-0 5-3			1-0 HBP		0-0 5-3		3 0 0 0 0 0 1												
Jim Fregosi, R (1, 6) OBP: 0.370, SLG: 0.351	0-0 F8		0-0 F9			0-3 K			0-0 FC4-6 1B	4 0 1 0 0 1 1												
Roger Repoz, L (1, 8) OBP: 0.317, SLG: 0.490	0-3 K				0-3 K				0-0 F2	4 0 0 0 0 2 1												
Jimmie Hall, L (1, 9) OBP: 0.282, SLG: 0.263		0-0 F2			0-0 1B				0-0 FC4-6 1B	4 1 1 0 0 0 1												
Rick Reichardt, R (1, 7) OBP: 0.322, SLG: 0.414		0-0 1B SF9 1B			0-0 F9				0-0 1B 1-2 1B	4 1 2 0 0 1 1												
Don Mincher, L (1, 3) OBP: 0.337, SLG: 0.280		0-0 1-3 1B			0-0 L7				0-0 1-3 2-H 1B	4 0 2 1 0 1 1												
Buck Rodgers, S (1, 2) OBP: 0.291, SLG: 0.288		0-0 SF9				0-3 K			0-0 3-1	3 0 0 1 0 1 2												
Bobby Knoop, R (1, 4) OBP: 0.303, SLG: 0.313		0-0 3-H F9				0-3 K			4-0 SH1-4 BB	2 0 0 0 1 1 1												
Sammy Ellis, L (1, 1) OBP: 0.125, SLG: 0.067 Minnie Rojas, R (9, 1)			0-0 F9			0-3 K			0-0 SH1-4 1-2	2 0 0 0 0 1 0 0 0 0 0 0 0 0												
<b>Inning Stats</b>	R: 0 E: 0 K: 1 S: 5	H: 0 LOB: 0 BB: 0 P: 5	R: 1 E: 0 K: 0 S: 5	H: 2 LOB: 1 BB: 0 P: 5	R: 0 E: 0 K: 0 S: 3	H: 0 LOB: 0 BB: 0 P: 3	R: 0 E: 0 K: 1 S: 6	H: 1 LOB: 1 BB: 0 P: 6	R: 0 E: 0 K: 3 S: 9	H: 0 LOB: 0 BB: 0 P: 9	R: 0 E: 0 K: 1 S: 4	H: 0 LOB: 0 BB: 0 P: 5	R: 0 E: 0 K: 2 S: 7	H: 0 LOB: 0 BB: 0 P: 7	R: 0 E: 0 K: 0 S: 3	H: 0 LOB: 1 BB: 1 P: 7	R: 1 E: 0 K: 0 S: 6	H: 3 LOB: 2 BB: 0 P: 6	1B: 6 2B: 0 3B: 0 HR: 0	SF: 1 SAC: 1 DP: 0 HBP: 1	WP: 0 PB: 0 SB: 0 CS: 0	PA: 34
<b>PITCHER</b>	IP WLS BF H R ER SO BB IBB HBP BLK WP HR S P ERA WHIP																					
Dave Boswell, R (1, 1) ERA: 3.34	8.2 L 32 5 2 2 8 1 0 1 0 0 0 46 51 2.08 0.692																					
Ron Perranoski, L (9, 1) ERA: 0.86	0.1 2 1 0 0 0 0 0 0 0 0 0 2 2 0.00 3.000																					

California Angels @ Minnesota Twins  
Metropolitan Stadium, Bloomington, MI  
Sun May 19 1968, 4:33 AM EDT  
Unknown - 54 F

livebaseballscorecards.com

AB	30
R	2
H	6
RBI	2
BB	1
SO	8
LOB	9



Batter	1	2	3	4	5	6	7	8	9	AB R H RBI BB SO LOB
Rod Carew, L (1, 4) OBP: 0.320, SLG: 0.392	0-0 F8		0-0 G3			0-3 K			0-0 6-3	4 0 0 0 0 1 1
Cesar Tovar, R (1, 6) OBP: 0.307, SLG: 0.352	0-0 F8			0-0 G3			0-0 F4		0-0 1B	4 1 1 0 0 0 0
Harmon Killebrew, R (1, 3) OBP: 0.393, SLG: 0.544	0-0 F8			0-0 F6			0-0 4-3		0-0 E5	4 0 0 0 0 0 1
Jim Holt, L (9, PR) OBP: 0.125, SLG: 0.125	0-0 F8			0-0 L8			0-0 F2		0-0 1B	0 0 0 0 0 0 0
Tony Oliva, L (1, 9) OBP: 0.291, SLG: 0.362		0-0 F7							0-0 1B	4 0 1 1 0 0 0
Rich Rollins, R (1, 5) OBP: 0.206, SLG: 0.344		0-0 F7			0-0 F8			0-0 F8	0-3 K	4 0 0 0 0 1 2
Rich Reese, L (1, 7) OBP: 0.167, SLG: 0.214		0-0 F2			0-0 4-3		0-3 K			3 0 0 0 0 1 0
Ted Uhlaender, L (1, 8) OBP: 0.302, SLG: 0.438			0-0 SH3		0-0 5-3			0-0 2B		3 0 2 0 0 0 0
John Roseboro, L (1, 2) OBP: 0.279, SLG: 0.232			0-0 F6			0-0 F3		0-0 F5		3 0 1 0 0 0 2
Dave Boswell, R (1, 1) OBP: 0.278, SLG: 0.471			0-0 SH3			0-0 F3			0-0 F7	1 0 0 0 0 0 1
Ron Perranoski, L (9, 1)										0 0 0 0 0 0 0
Frank Kostro, R (9, PH) OBP: 0.167, SLG: 0.273			1-2			1-2				1 0 0 0 0 0 0

Inning Stats	R: 0	H: 0	E: 0	K: 0	S: 3	H: 0	LOB: 0	BB: 0	P: 3	R: 0	H: 0	E: 0	K: 0	S: 3	H: 0	LOB: 0	BB: 0	P: 3	R: 0	H: 0	E: 0	K: 0	S: 3	H: 0	LOB: 0	BB: 0	P: 3	R: 0	H: 1	E: 0	K: 1	S: 5	H: 0	LOB: 0	BB: 0	P: 5	R: 0	H: 0	E: 0	K: 0	S: 3	H: 1	LOB: 1	BB: 0	P: 6	R: 1	H: 2	E: 1	K: 1	S: 8	H: 2	LOB: 2	BB: 0	P: 8	1B: 4	SF: 0	2B: 1	SAC: 1	3B: 0	DP: 0	HR: 0	HBP: 0	WP: 0	PA: 32
--------------	------	------	------	------	------	------	--------	-------	------	------	------	------	------	------	------	--------	-------	------	------	------	------	------	------	------	--------	-------	------	------	------	------	------	------	------	--------	-------	------	------	------	------	------	------	------	--------	-------	------	------	------	------	------	------	------	--------	-------	------	-------	-------	-------	--------	-------	-------	-------	--------	-------	--------

PITCHER	IP	WLS	BF	H	R	ER	SO	BB	IBB	HBP	BLK	WP	HR	S	P	ERA	WHIP
Sammy Ellis, R (1, 1) ERA: 3.67	8.2	W	31	5	1	0	2	0	0	0	0	0	0	35	35	0.00	0.577
Minnie Rojas, R (9, 1) ERA: 5.23	0.1	S	1	0	0	0	1	0	0	0	0	0	0	3	3	0.00	0.000


**BOTTOM**


**California Angels @ Minnesota Twins**  
Metropolitan Stadium, Bloomington, MI

Sun May 19 1968, 4:33 AM EDT  
Unknown - 54 F

livebaseballscores.com

AB	31
R	1
H	5
RBI	1
BB	0
SO	3
LOB	7



Batter	1	2	3	4	5	6	7	8	9	AB R H RBI BB SO LOB	TOP											
Paul Schaal, R (1, 5) OBP: 0.307, SLG: 0.260	0-0 F4		0-0 G4-6-3			0-0 5-3		0-0 S 1B		4 0 1 1 0 0 1												
Roger Repoz, L (1, 8) OBP: 0.317, SLG: 0.481 Bubba Morton, R (8, PH) OBP: 0.278, SLG: 0.290	0-3 K			4-0 G4-3 BB		0-0 1-3		0-3 K		2 0 0 0 1 1 0 1 0 0 0 0 1 2												
Jim Fregosi, R (1, 6) OBP: 0.360, SLG: 0.339	0-0 F8			0-0 G4-3			0-3 K	0-0 L7		4 0 0 0 0 1 4												
Rick Reichardt, R (1, 7) OBP: 0.319, SLG: 0.408		0-0 F8		0-3 K			0-0 6-3		0-0 1B 1B	4 0 1 0 0 1 0												
Chuck Hinton, R (1, 9) OBP: 0.214, SLG: 0.342		0-0 5-3			0-3 K		0-0 F8		0-0 F9	4 0 0 0 0 1 1												
Don Mincher, L (1, 3) OBP: 0.354, SLG: 0.304		0-0 1B			0-0 F8			0-0 1B 4-3 1B	0-0 1B	4 1 3 0 0 0 0												
Tom Satriano, L (1, 2) OBP: 0.438, SLG: 0.500 Tom Burgmeier, L (8, PR) Minnie Rojas, R (8, 1) Ed Kirkpatrick, L (9, PH) OBP: 0.333, SLG: 0.600		0-0 L4			0-0 FC5-4 1B			0-0 FC 4-3 1B 1B	0-3 K	3 0 2 0 0 0 1 0 1 0 0 0 0 0 0 0 0 0 0 0 0 1 0 0 0 0 1 2	AB 34 R 2 H 8 RBI 2 BB 1 SO 7 LOB 17											
Bobby Knoop, R (1, 4) OBP: 0.297, SLG: 0.306 Jimmie Hall, L (8, PH) OBP: 0.276, SLG: 0.256			0-0 F4		0-0 FC5-4			0-0 4-3	0-3 K	2 0 0 0 0 0 1 2 0 0 1 0 1 3												
Clyde Wright, R (1, 1) OBP: 0.364, SLG: 0.400 Bob Hefner, R (8, PH) Woodie Held, R (6, PH) Marty Pattin, R (8, 1) Buck Rodgers, S (8, PH) OBP: 0.288, SLG: 0.286			0-0 G4-6-3 1B			0-0 5-3		0-0 FC S 1B		1 0 1 0 0 0 0 0 0 0 0 0 0 0 1 0 0 0 0 0 0 0 0 0 0 0 0 0 1 0 0 0 0 0 2												
<b>Inning Stats</b>	R: 0 E: 0 K: 1 S: 5	H: 0 LOB: 0 BB: 0 P: 5	R: 0 E: 0 K: 0 S: 4	H: 1 LOB: 1 BB: 0 P: 4	R: 0 E: 0 K: 0 S: 3	H: 1 LOB: 0 BB: 0 P: 3	R: 0 E: 0 K: 1 S: 4	H: 0 LOB: 0 BB: 1 P: 8	R: 0 E: 0 K: 1 S: 6	H: 1 LOB: 1 BB: 0 P: 6	R: 0 E: 0 K: 0 S: 3	H: 0 LOB: 0 BB: 0 P: 3	R: 0 E: 0 K: 1 S: 5	H: 0 LOB: 0 BB: 0 P: 5	R: 2 E: 0 K: 1 S: 9	H: 3 LOB: 3 BB: 0 P: 9	R: 0 E: 0 K: 2 S: 9	H: 2 LOB: 2 BB: 0 P: 9	1B: 8 2B: 0 3B: 0 HR: 0	SF: 0 SAC: 0 DP: 2 HBP: 0	WP: 0 PB: 0 SB: 2 CS: 0	PA: 35
<b>PITCHER</b>	IP WLS BF H R ER SO BB IBB HBP BLK WP HR S P ERA WHIP																					
Jim Kaat, L (1, 1) ERA: 2.81	7.0 W 25 5 2 2 4 1 0 0 0 0 0 0 32 36 2.57 0.857																					
Al Worthington, R (8, 1) ERA: 1.27	0.1 3 1 0 0 0 0 0 0 0 0 0 0 3 3 0.00 3.000																					
Ron Perranoski, L (8, 1) ERA: 0.79	1.2 S 7 2 0 0 3 0 0 0 0 0 0 0 13 13 0.00 1.200																					

California Angels @ Minnesota Twins  
Metropolitan Stadium, Bloomington, MI

Sun May 19 1968, 4:38 AM EDT  
Att. 16,856 - Unknown - 52 F

livebaseballscorecards.com

Batter	1	2	3	4	5	6	7	8	9	AB	R	H	RBI	BB	SO	LOB
Ted Uhlaender, L (1, 8) OBP: 0.300, SLG: 0.427	0-0 L9	0-0 G3			4-0 BB		0-0 L8			3	0	0	0	1	0	2
Cesar Tovar, R (1, 6) (7, 7) OBP: 0.298, SLG: 0.341	0-0 6-3	0-0 F7			0-0 2-3			0-0 6-3		4	0	0	0	0	0	3
Tony Oliva, L (1, 9) OBP: 0.297, SLG: 0.361	4-0 2B		0-0 1B		0-0 F3			0-0 4-3		3	2	1	0	1	0	0
Harmon Killebrew, R (1, 3) OBP: 0.403, SLG: 0.552	0-0 1B		0-0 L6		4-0 SH			4-0 BB		2	1	1	1	2	0	1
Rich Reese, L (8, PR) (9, 3) OBP: 0.167, SLG: 0.214	1-H 2B				BB					0	0	0	0	0	0	0
Rich Rollins, R (1, 5) OBP: 0.250, SLG: 0.382	0-0 1B		0-0 CS		0-0 SH			0-0 5-3		2	0	2	1	0	0	0
Ron Clark, R (6, PR) (7, 5) OBP: 0.385, SLG: 0.318	2-H 1B		1-3 SF7		1-2 G4-6-3					1	0	0	0	0	0	1
Bob Allison, R (1, 7) OBP: 0.351, SLG: 0.444	0-0 5-3		0-0 SF7		0-0 F8					2	0	0	1	0	0	3
Jackie Hernandez, R (7, 6) OBP: 0.253, SLG: 0.292			1-2 3-H							0	0	0	0	0	0	0
Rod Carew, L (1, 4) OBP: 0.321, SLG: 0.391		0-0 G3	0-0 CS		0-0 F5		0-0 G4-6-3			3	0	1	0	0	0	2
Jerry Zimmerman, R (1, 2) OBP: 0.100, SLG: 0.100		0-3 K			0-0 F8			0-0 F7		3	0	0	0	0	1	1
Jim Kaat, L (1, 1) OBP: 0.200, SLG: 0.200		0-0 G3			0-0 F9			0-0 F6		3	0	1	0	0	0	0
Al Worthington, R (8, 1)										0	0	0	0	0	0	0
Ron Perranoski, L (8, 1)		1-2 1B								0	0	0	0	0	0	0

Inning Stats	R: 2	H: 2	E: 0	K: 0	S: 5	LOB: 1	P: 9	R: 0	H: 2	E: 0	K: 1	S: 7	LOB: 2	BB: 0	P: 7	R: 1	H: 2	E: 0	K: 0	S: 4	LOB: 0	BB: 0	P: 4	R: 0	H: 0	E: 0	K: 0	S: 3	LOB: 0	BB: 1	P: 6	R: 0	H: 0	E: 1	K: 0	S: 3	LOB: 2	BB: 1	P: 7	R: 0	H: 0	E: 0	K: 0	S: 3	LOB: 0	BB: 0	P: 3	R: 0	H: 0	E: 0	K: 0	S: 3	LOB: 1	BB: 1	P: 7
--------------	------	------	------	------	------	--------	------	------	------	------	------	------	--------	-------	------	------	------	------	------	------	--------	-------	------	------	------	------	------	------	--------	-------	------	------	------	------	------	------	--------	-------	------	------	------	------	------	------	--------	-------	------	------	------	------	------	------	--------	-------	------


PITCHER	IP	WLS	BF	H	R	ER	SO	BB	IBB	HBP	BLK	WP	HR	S	P	ERA	WHIP
Clyde Wright, L (1, 1) ERA: 3.31	2.1	L	14	6	3	3	1	1	0	0	0	0	0	15	19	11.57	3.000
Bob Heffner, R (3, 1) ERA: 2.35	2.2		7	0	0	0	0	1	0	0	0	0	0	6	10	0.00	0.375
Marty Pattin, R (6, 1) ERA:	2.0		7	0	0	0	0	1	0	0	0	0	0	6	10	0.00	0.500
Minnie Rojas, R (8, 1) ERA: 4.98	1.0		4	0	0	0	0	1	0	0	0	0	0	3	7	0.00	1.000

**BOTTOM**

**California Angels @ Minnesota Twins**  
Metropolitan Stadium, Bloomington, MI

Sun May 19 1968, 4:38 AM EDT  
Att: 16,856 - Unknown - 52 F

AB	26
R	3
H	6
RBI	3
BB	4
SO	1
LOB	13



WP	PA	3B	DP	HR	HBP	CS
0	33	0	2	0	0	1

ERA	WHIP
0.00	0.375

Batter	1	2	3	4	5	6	7	8	9	10	AB	R	H	RBI	BB	SO	LOB	TOP				
Mickey Stanley, R OBP: 0.291, SLG: 0.350 (1, 3) X	0-0 6-3			X 0-0 E6 1B FC5-4	X 0-0 1B			S S S 0-3 K		X 0-0 F7	5	1	1	0	0	1	0					
Jim Northrup, L OBP: 0.338, SLG: 0.448 (1, 8) X	0-0 6-3			X 0-0 FC5-4 1B	X 0-0 L9			S S S 0-3 K		X 0-0 4-1	5	0	1	0	0	1	1					
Al Kaline, R OBP: 0.376, SLG: 0.397 (1, 9) X	0-0 L6-3			X 0-0 FC5-4 1B E		X 0-0 L8		B B B 4-0 FC5-4 BB		X 0-0 L6 E	4	2	0	1	1	0	1					
Bill Freehan, R OBP: 0.361, SLG: 0.527 (1, 2) X		X 0-0 G6-4-3 1B		X 0-0 F7		X 0-0 6-3		X 0-0 FC5-4		X 0-0 E5 FC6-4	5	0	1	0	0	0	2					
Willie Horton, R OBP: 0.366, SLG: 0.620 (1, 7) X		X 0-0 G6-4-3 1-2f		X 0-0 E5 1B		X 0-0 F7			X 0-0 HR	X 0-0 FC6-4 1-2f	5	1	1	1	0	0	3					
Don Wert, R OBP: 0.277, SLG: 0.326 (1, 5) X		X 0-0 F6		X 0-0 1-2 2-H 1B			X 0-0 F8		X 0-0 F9		4	0	1	1	0	0	0					
Dick McAuliffe, L OBP: 0.311, SLG: 0.403 (1, 4) S S S			0-3 K	0-3 K			X 0-0 FC6-4 1B		X 0-0 F5		4	0	1	0	0	2	2					
Ray Oyler, R OBP: 0.255, SLG: 0.276 (1, 6) S S S			0-3 K		X 0-0 6-3		X 0-0 FC6-4 1-2f		B B B 4-0 BB		3	0	0	0	1	1	1					
Denny McLain, R OBP: 0.167, SLG: 0.167 (1, 1) S S S			0-0 6-3		X 0-3 K		X 0-0 FC6-4 1-2f		X 0-0 5-3		4	0	0	0	0	1	2					
<b>Inning Stats</b>	R: 0 E: 0 K: 0 S: 3	H: 0 LOB: 0 BB: 0 P: 3	R: 0 E: 0 K: 0 S: 3	H: 1 LOB: 0 BB: 0 P: 3	R: 0 E: 0 K: 2 S: 7	H: 0 LOB: 0 BB: 0 P: 7	R: 2 E: 2 K: 1 S: 9	H: 2 LOB: 2 BB: 0 P: 9	R: 0 E: 0 K: 1 S: 6	H: 1 LOB: 1 BB: 0 P: 6	R: 0 E: 0 K: 0 S: 3	H: 0 LOB: 0 BB: 0 P: 3	R: 0 E: 0 K: 2 S: 7	H: 0 LOB: 1 BB: 1 P: 11	R: 1 E: 0 K: 0 S: 4	H: 1 LOB: 1 BB: 1 P: 8	R: 1 E: 2 K: 0 S: 5	H: 0 LOB: 1 BB: 0 P: 5	1B: 5 2B: 0 3B: 0 HR: 1	SF: 0 SAC: 0 DP: 1 HBP: 0	WP: 0 PB: 0 SB: 0 CS: 0	PA: 41
<b>PITCHER</b>	IP WLS BF H R ER SO BB IBB HBP BLK WP HR S P ERA WHIP																					
Jim Merritt, L ERA: 2.61 (1, 1)	9.2 L 39 6 4 1 6 2 0 0 0 0 1 57 0.93 0.828																					
Al Worthington, R ERA: 1.25 (10, 1)	0.1 2 0 0 0 0 0 0 0 0 0 0 2 2 0.00 0.000																					

**Detroit Tigers @ Minnesota Twins**  
 Metropolitan Stadium, Bloomington, MI  
 Mon May 20 1968, 8:05 PM EDT  
 Att: 10,007 - Unknown - 58 F

[livebaseballscorecards.com](http://livebaseballscorecards.com)

AB	39
R	4
H	6
RBI	3
BB	2
SO	6
LOB	12



Batter	1	2	3	4	5	6	7	8	9	10	AB	R	H	RBI	BB	SO	LOB
Ted Uhlaender, L OBP: 0.291, SLG: 0.414 (1, 8)	0-0 F4	0-0 F6			0-0 L9			0-0 2-3			4	0	0	0	0	0	2
Cesar Tovar, R OBP: 0.290, SLG: 0.331 (1, 6) (7, 5) (9, 7)	0-0 L9		0-0 F4		0-0 6-3			0-0 L9			4	0	0	0	0	0	1
Rod Carew, L OBP: 0.311, SLG: 0.379 (1, 4)	0-3 K		0-0 4-3			0-0 6-3		0-0 F8			4	0	0	0	0	1	0
Harmon Killebrew, R OBP: 0.392, SLG: 0.533 (1, 3)		0-3 K	0-0 5-3			0-3 K			0-3 K		4	0	0	0	0	3	0
Tony Oliva, L OBP: 0.302, SLG: 0.372 (1, 9)		0-0 HR 1B		0-0 G3		0-0 2B			0-3 K		4	1	2	0	0	1	0
Rich Rollins, R OBP: 0.256, SLG: 0.378 (1, 5) Jackie Hernandez, R OBP: 0.250, SLG: 0.289 (7, 6)		0-0 HR 1B		0-0 5-3		0-0 5-3			0-0 L9		3	1	1	0	0	0	1
Rich Reese, L OBP: 0.212, SLG: 0.355 (1, 7) Ron Clark, R OBP: 0.370, SLG: 0.304 (9, 5)		0-0 HR 1B		0-0 6-3			0-0 G6-3 1B			0-0 F2	3	1	2	3	0	0	0
John Roseboro, L OBP: 0.278, SLG: 0.232 (1, 2)		0-0 4-3			0-0 SH2-4 1B			0-3 K		0-3 K	4	0	1	0	0	2	1
Jim Merritt, L OBP: 0.250, SLG: 0.100 (1, 1) Al Worthington, R (10, 1) Bob Allison, R OBP: 0.348, SLG: 0.440 (10, PH)		0-0 1B			0-0 SH2-4		0-0 G6-3			0-0 L9	2	0	1	0	0	0	1

Inning Stats	R: 0	H: 0	E: 0	K: 1	S: 5	H: 0	LOB: 0	BB: 0	P: 5	R: 3	H: 4	E: 0	K: 1	S: 9	H: 0	LOB: 1	BB: 0	P: 9	R: 0	H: 0	E: 0	K: 0	S: 3	H: 0	LOB: 0	BB: 0	P: 3	R: 0	H: 0	E: 0	K: 0	S: 3	H: 0	LOB: 0	BB: 0	P: 3	R: 0	H: 1	E: 0	K: 0	S: 4	H: 1	LOB: 1	BB: 0	P: 4	R: 0	H: 1	E: 0	K: 1	S: 6	H: 1	LOB: 0	BB: 0	P: 6	R: 0	H: 1	E: 0	K: 1	S: 5	H: 1	LOB: 0	BB: 0	P: 5	R: 0	H: 0	E: 0	K: 0	S: 3	H: 0	LOB: 0	BB: 0	P: 3	R: 0	H: 0	E: 0	K: 2	S: 7	H: 0	LOB: 0	BB: 0	P: 7	R: 0	H: 0	E: 0	K: 1	S: 5	H: 0	LOB: 0	BB: 0	P: 5	1B: 5	SF: 0	2B: 1	SAC: 1	3B: 0	DP: 1	HR: 1	HBP: 0	WP: 0	PA: 36
--------------	------	------	------	------	------	------	--------	-------	------	------	------	------	------	------	------	--------	-------	------	------	------	------	------	------	------	--------	-------	------	------	------	------	------	------	------	--------	-------	------	------	------	------	------	------	------	--------	-------	------	------	------	------	------	------	------	--------	-------	------	------	------	------	------	------	------	--------	-------	------	------	------	------	------	------	------	--------	-------	------	------	------	------	------	------	------	--------	-------	------	------	------	------	------	------	------	--------	-------	------	-------	-------	-------	--------	-------	-------	-------	--------	-------	--------

PITCHER	IP	WLS	BF	H	R	ER	SO	BB	IBB	HBP	BLK	WP	HR	S	P	ERA	WHIP
Denny McLain, R ERA: 2.41 (1, 1)	10.0	W	36	7	3	3	7	0	0	0	0	0	1	50	50	2.70	0.700

PITCHER	IP	WLS	BF	H	R	ER	SO	BB	IBB	HBP	BLK	WP	HR	S	P	ERA	WHIP
---------	----	-----	----	---	---	----	----	----	-----	-----	-----	----	----	---	---	-----	------

**BOTTOM**

**Detroit Tigers @ Minnesota Twins**  
 Metropolitan Stadium, Bloomington, MI  
 Mon May 20 1968, 8:05 PM EDT  
 Att. 10,007 - Unknown - 58 F

AB	35
R	3
H	7
RBI	3
BB	0
SO	7
LOB	6



Batter	1	2	3	4	5	6	7	8	9	AB R H RBI BB SO LOB	TOP
Dick McAuliffe, L (1, 4) OBP: 0.303, SLG: 0.391	0-0 F7		0-3 K			0-0 4-3		0-0 3-1		4 0 0 0 0 1 1	
Jim Northrup, L (1, 8) OBP: 0.343, SLG: 0.454	0-0 5-3			0-0 4-3 2B		4-0 BB		0-0 3-1	3 0 1 0 1 0 0		
Al Kaline, R (1, 9) OBP: 0.366, SLG: 0.385	0-0 L6			0-0 L9		0-0 L6-3		0-3 K	4 0 0 0 0 1 2		
Eddie Mathews, L (1, 3) OBP: 0.250, SLG: 0.280		0-3 K		0-0 4-3 2-3		0-0 4-3		0-0 F8	4 0 0 0 0 1 1		
Willie Horton, R (1, 7) OBP: 0.365, SLG: 0.622		0-0 1B 2B		0-0 F5		0-0 6-3		0-0 6-3	3 1 1 0 0 0 1		
Bill Freehan, R (1, 2) OBP: 0.361, SLG: 0.523		0-0 G4-6-3 1B		0-3 K		0-0 6-3		0-3 K	3 0 1 1 0 1 0		
Tom Matchick, L (1, 6) OBP: 0.250, SLG: 0.227		0-0 G4-6-3		0-3 K		0-3 K		0-3 K	3 0 0 0 0 2 1		
Don Wert, R (1, 5) OBP: 0.279, SLG: 0.326			0-3 K		0-0 1-3			0-0 SH3-4 1B	3 0 1 0 0 1 0		
Joe Sparna, R (1, 1) OBP: 0.095, SLG: 0.095			0-3 K		0-3 K			0-0 SH3-4	2 0 0 0 0 2 0		
<b>Inning Stats</b>	R: 0 E: 0 K: 0 S: 3 H: 0 LOB: 0 BB: 0 P: 3	R: 1 E: 0 K: 1 S: 6 H: 2 LOB: 0 BB: 0 P: 6	R: 0 E: 0 K: 3 S: 9 H: 0 LOB: 0 BB: 0 P: 9	R: 0 E: 0 K: 0 S: 4 H: 1 LOB: 1 BB: 0 P: 4	R: 0 E: 0 K: 2 S: 7 H: 0 LOB: 0 BB: 0 P: 7	R: 0 E: 0 K: 1 S: 5 H: 0 LOB: 1 BB: 1 P: 9	R: 0 E: 0 K: 0 S: 3 H: 0 LOB: 0 BB: 0 P: 3	R: 0 E: 0 K: 1 S: 6 H: 1 LOB: 1 BB: 0 P: 6	R: 0 E: 0 K: 1 S: 5 H: 0 LOB: 0 BB: 0 P: 5	1B: 2 2B: 2 3B: 0 HR: 0 SF: 0 SAC: 1 DP: 1 HBP: 0	WP: 0 PB: 0 SB: 0 CS: 0 PA: 31
<b>PITCHER</b> Dean Chance, R (1, 1) ERA: 2.71	IP: 9.0 WLS: W BF: 31 H: 4 R: 1 ER: 1 SO: 9 BB: 1 IBB: 0 HBP: 0 BLK: 0 WP: 0 HR: 0 S: 48 P: 52 ERA: 1.00 WHIP: 0.556										

Detroit Tigers @ Minnesota Twins  
Metropolitan Stadium, Bloomington, MI

Tue May 21 1968, 8:05 PM EDT  
Att: 9,024 - Unknown - 64 F

livebaseballscorecards.com

AB 29  
R 1  
H 4  
RBI 1  
BB 1  
SO 9  
LOB 6





Batter	1	2	3	4	5	6	7	8	9	AB	R	H	RBI	BB	SO	LOB	BOTTOM	
<b>John Roseboro, L</b> (1, 2) <small>OBP: 0.286, SLG: 0.235</small> <b>Jerry Zimmerman, R</b> (8, 2) <small>OBP: 0.100, SLG: 0.100</small>	4-0  FC6-4 1B BB		0-0  4-3 1B		0-0  G3		0-0  F7		3 1 1 0 1 0 0 0 0 0 0 0 0 0									
<b>Rod Carew, L</b> (1, 4) <small>OBP: 0.324, SLG: 0.397</small>	0-0  FC6-4 1B		0-3  K		0-0  5-3 1B			0-0  PB 1B 2B	4 1 3 0 0 1 1									
<b>Rich Reese, L</b> (1, 7) <small>OBP: 0.189, SLG: 0.314</small> (9, 3)	0-0  FC6-4 1B		0-0  4-3		0-0  5-3			0-3  K	4 0 0 0 0 1 5									
<b>Harmon Killebrew, R</b> (1, 3) <small>OBP: 0.388, SLG: 0.524</small> <b>Jim Holt, L</b> (9, 7) <small>OBP: 0.125, SLG: 0.125</small>	0-0  1-3 1B		0-0  F8		0-3  K			0-0  6-3	4 0 1 1 0 1 3 0 0 0 0 0 0 0									
<b>Tony Oliva, L</b> (1, 9) <small>OBP: 0.301, SLG: 0.364</small>	0-0  F8			0-0  4-3		0-0  4-3		4-0  1B IBB	3 1 0 0 1 0 2									
<b>Rich Rollins, R</b> (1, 5) <small>OBP: 0.279, SLG: 0.390</small> <b>Jackie Hernandez, R</b> (9, 6) <small>OBP: 0.250, SLG: 0.289</small>	0-0  F7			0-0  4-3 1B		0-3  K		0-0  1-H 3-H 1B	4 0 2 2 0 1 2 0 0 0 0 0 0 0									
<b>Cesar Tovar, R</b> (1, 6) <small>OBP: 0.282, SLG: 0.321</small> (9, 5)		0-0  L8		0-0  4-3		0-0  5-3		0-0  F3	4 0 0 0 0 0 2									
<b>Ted Uhlaender, L</b> (1, 8) <small>OBP: 0.299, SLG: 0.415</small>		0-0  CS 1B		4-0  IBB		0-0  F8			2 0 1 0 1 0 0									
<b>Dean Chance, R</b> (1, 1) <small>OBP: 0.080, SLG: 0.042</small>		0-3  K		0-3  K		0-3  K			3 0 0 0 0 3 3									
<b>Inning Stats</b>	R: 1 H: 2 E: 0 LOB: 2 K: 0 BB: 1 S: 5 P: 9	R: 0 H: 1 E: 0 LOB: 0 K: 1 BB: 0 S: 5 P: 5	R: 0 H: 1 E: 0 LOB: 1 K: 1 BB: 0 S: 6 P: 6	R: 0 H: 1 E: 0 LOB: 2 K: 1 BB: 1 S: 6 P: 10	R: 0 H: 1 E: 0 LOB: 1 K: 1 BB: 0 S: 6 P: 6	R: 0 H: 0 E: 0 LOB: 0 K: 1 BB: 0 S: 5 P: 5	R: 0 H: 0 E: 0 LOB: 0 K: 1 BB: 0 S: 5 P: 5	R: 2 H: 2 E: 0 LOB: 1 K: 1 BB: 1 S: 7 P: 11	1B: 7 SF: 0 2B: 1 SAC: 0 3B: 0 DP: 0 HR: 0 HBP: 0	WP: 0 PA: 34 PB: 1 SB: 0 CS: 1								
<b>PITCHER</b> <b>Joe Sparr, R</b> (1, 1) <small>ERA: 2.35</small>	IP: 8.0 WLS: L BF: 34 H: 8 R: 3 ER: 3 SO: 7 BB: 1 IBB: 2 HBP: 0 BLK: 0 WP: 0 HR: 0 S: 45 P: 57 ERA: 3.38 WHIP: 1.125					<b>PITCHER</b> IP: WLS: BF: H: R: ER: SO: BB: IBB: HBP: BLK: WP: HR: S: P: ERA: WHIP												

**Detroit Tigers @ Minnesota Twins**  
 Metropolitan Stadium, Bloomington, MI

Tue May 21 1968, 8:05 PM EDT  
 Att. 9,024 - Unknown - 64 F

**AB 31**  
**R 3**  
**H 8**  
**RBI 3**  
**BB 3**  
**SO 7**  
**LOB 18**



Batter	1	2	3	4	5	6	7	8	9	AB R H RBI BB SO LOB	TOP																		
Tom Matchick, L (1, 4) OBP: 0.222, SLG: 0.200 Al Kaline, R (8, PH) OBP: 0.370, SLG: 0.389 Dick McAuliffe, L (8, PR) OBP: 0.303, SLG: 0.391 (8, 4)	0-0 1-6-3		0-0 3-1			0-0 F7		0-0 G6-3 1B		3 0 0 0 0 0 0 1 0 1 1 0 0 0 0 0 0 0 0 0 0	<b>Detroit Tigers @ Minnesota Twins</b> Metropolitan Stadium, Bloomington, MI Wed May 22 1968, 8:05 PM EDT Att. 13,972 - Unknown - 64 F <a href="http://livebaseballscorecards.com">livebaseballscorecards.com</a>																		
Mickey Stanley, R (1, 8) OBP: 0.281, SLG: 0.336	0-0 F9			0-0 5-3		0-0 F3		0-0 G6-3 1-2f		4 0 0 0 0 0 1																			
Jim Northrup, L (1, 9) OBP: 0.341, SLG: 0.447	0-0 1B			0-3 K			0-0 F8		0-0 F8	4 0 1 0 0 1 0																			
Bill Freehan, R (1, 2) OBP: 0.351, SLG: 0.507	0-0 F8			0-0 6-3			0-0 L7		0-0 F8	4 0 0 0 0 0 1																			
Willie Horton, R (1, 7) OBP: 0.369, SLG: 0.614		0-0 F8			0-3 K		4-0 BB		0-0 1B	3 0 1 0 1 1 0																			
Norm Cash, L (1, 3) OBP: 0.260, SLG: 0.234		0-0 F6			0-0 F4		0-3 K		0-0 F8	4 0 0 0 0 1 2																			
Don Wert, R (1, 5) OBP: 0.287, SLG: 0.378		0-3 K			0-0 HR			0-0 HR		3 2 2 2 0 1 0																			
Ray Oyler, R (1, 6) OBP: 0.250, SLG: 0.270 Eddie Mathews, L (8, PH) OBP: 0.241, SLG: 0.269 Dick Tracewski, R (8, 6) OBP: 0.172, SLG: 0.115			0-0 5-3		0-0 5-3			0-3 K		2 0 0 0 0 0 0 1 0 0 0 0 1 0 0 0 0 0 0 0 0																			
Mickey Lolich, S (1, 1) OBP: 0.313, SLG: 0.083 Gates Brown, L (8, PH) OBP: 0.538, SLG: 0.917 Fred Lasher, R (8, 1) Jon Warden, S (8, 1)			0-3 K		0-3 K			0-0 1B 3B		2 0 0 0 0 2 0 1 1 1 0 0 0 0 0 0 0 0 0 0 0 0 0 0 0 0 0 0																			
<b>Inning Stats</b>	R: 0 E: 0 K: 0 S: 4	H: 1 LOB: 1 BB: 0 P: 4	R: 0 E: 0 K: 1 S: 5	H: 0 LOB: 0 BB: 0 P: 5	R: 0 E: 0 K: 1 S: 5	H: 0 LOB: 0 BB: 0 P: 5	R: 1 E: 0 K: 1 S: 6	H: 1 LOB: 0 BB: 0 P: 6	R: 0 E: 0 K: 1 S: 5	H: 0 LOB: 0 BB: 0 P: 5		R: 0 E: 0 K: 1 S: 5	H: 0 LOB: 1 BB: 1 P: 9	R: 2 E: 0 K: 1 S: 7	H: 3 LOB: 1 BB: 0 P: 7	R: 0 E: 0 K: 0 S: 4	H: 1 LOB: 1 BB: 0 P: 4	1B: 3 2B: 0 3B: 1 HR: 2	SF: 0 SAC: 0 DP: 1 HBP: 0	WP: 0 PB: 0 SB: 0 CS: 0	PA: 33								
<b>PITCHER</b>	IP WLS BF H R ER SO BB IBB HBP BLK WP HR S P ERA WHIP																												
Jim Perry, R (1, 1) ERA: 2.53	7.1		27	4	3	3	7	1	0	0	0	0	0	2	40	44	3.68	0.682											
Ron Perranoski, L (8, 1) ERA: 0.76	1.0	W	3	1	0	0	0	0	0	0	0	0	0	0	3	3	0.00	1.000											
Al Worthington, R (9, 1) ERA: 1.21	0.2	S	3	1	0	0	0	0	0	0	0	0	0	0	3	3	0.00	1.500											



Batter	1	2	3	4	5	6	7	8	9	AB	R	H	RBI	BB	SO	LOB
Cesar Tovar, R OBP: 0.288, SLG: 0.329 (1, 6) (9, 5)	0-0 4-3	0-0 F9			4-0 BB		0-0 2B			3	0	1	0	1	0	0
Rod Carew, L OBP: 0.329, SLG: 0.400 (1, 4)	0-0 4-3 1B		0-0 4-3 1B		0-3 K 1-2		0-0 4-3			4	0	2	0	0	1	2
Tony Oliva, L OBP: 0.299, SLG: 0.368 (1, 9)	0-0 4-3 1-2		0-0 4-3 1-2		0-0 L9			0-0 1B 2B		4	1	1	0	0	0	2
Harmon Killebrew, R OBP: 0.385, SLG: 0.516 Rich Reese, L OBP: 0.189, SLG: 0.314 (1, 3) (8, PR) (9, 3)	0-3 K		0-0 F3		0-3 K			0-0 FC1-6 1B 2-H		4	0	1	1	0	2	2
Rich Rollins, R OBP: 0.255, SLG: 0.356 Jackie Hernandez, R OBP: 0.250, SLG: 0.289 (1, 5) (9, 6)		0-0 F8	0-0 5-3		0-0 G2			0-0 FC1-6 FC5-4 1-2f		4	0	0	0	0	0	2
Bob Allison, R OBP: 0.345, SLG: 0.427 (1, 7)		0-0 L8		0-0 6-3		4-0 BB		0-0 FC5-4 BB 1B 1-2f		3	0	0	0	1	0	1
Ted Uhlaender, L OBP: 0.312, SLG: 0.425 (1, 8)		0-0 HBP HR 1B		0-0 1B		0-0 3-4-3		0-0 BB 1B 1-2		4	1	3	0	0	0	1
Jerry Zimmerman, R OBP: 0.214, SLG: 0.083 (1, 2)		1-0 HR HBP		0-0 F8		0-0 5-3		4-0 BB 1B 1-2 2-3		2	1	0	0	1	0	1
Jim Perry, S OBP: 0.200, SLG: 0.474 Ron Perranoski, L Al Worthington, R (1, 1) (8, 1) (9, 1)		0-0 HR		0-3 K		0-3 K		0-3 K		3	1	1	3	0	2	1

Inning Stats	R: 0	H: 1	E: 0	K: 1	S: 6	P: 6	R: 3	H: 2	E: 0	K: 0	S: 5	R: 0	H: 1	E: 0	K: 0	S: 4	R: 0	H: 0	E: 0	K: 1	S: 6	R: 0	H: 0	E: 0	K: 1	S: 4	R: 0	H: 0	E: 0	K: 1	S: 5	R: 0	H: 3	E: 0	K: 1	S: 8	R: 1	H: 3	E: 0	K: 1	S: 8	1B: 6	SF: 0	2B: 2	SAC: 0	3B: 0	DP: 0	HR: 1	HBP: 1	WP: 0	PA: 36
--------------	------	------	------	------	------	------	------	------	------	------	------	------	------	------	------	------	------	------	------	------	------	------	------	------	------	------	------	------	------	------	------	------	------	------	------	------	------	------	------	------	------	-------	-------	-------	--------	-------	-------	-------	--------	-------	--------

PITCHER	IP	WLS	BF	H	R	ER	SO	BB	IBB	HBP	BLK	WP	HR	S	P	ERA	WHIP
Mickey Lolich, L ERA: 3.33 (1, 1)	7.0		29	6	3	3	5	2	0	1	0	0	1	36	45	3.86	1.143
Fred Lasher, R ERA: 3.75 (8, 1)	0.2	L	6	3	1	1	0	1	0	0	0	0	0	5	9	13.50	6.000
Jon Warden, L ERA: 6.0 (8, 1)	0.1		1	0	0	0	1	0	0	0	0	0	0	3	3	0.00	0.000

BOTTOM

Detroit Tigers @ Minnesota Twins  
Metropolitan Stadium, Bloomington, MI  
Wed May 22 1968, 8:05 PM EDT  
Att: 13,972 - Unknown - 64 F

livebaseballscorecards.com

AB	32
R	4
H	9
RBI	4
BB	3
SO	6
LOB	15



Batter	1	2	3	4	5	6	7	8	9	AB R H RBI BB SO LOB	TOP											
Jose Tartabull, L (1, 9) OBP: 0.196, SLG: 0.178	4-0 HR BB	0-0 E1 1B		0-0 E4 1B		0-0 L7	0-0		0-0 FC5-4 WP	5 3 2 1 1 0 1												
Mike Andrews, R (1, 4) OBP: 0.342, SLG: 0.353	0-0 F2	0-0 2-H 1B		0-0 F9		0-3 K	0-0 F8		4-0 1-2 BB	5 0 1 1 1 1 4												
Carl Yastrzemski, L (1, 7) OBP: 0.440, SLG: 0.485	0-0 1-H HR	0-0 6-3		0-0 1B BB 1B		0-0 1B		0-0 L8	0-0 L9	6 1 3 3 0 0 3												
Reggie Smith, S (1, 8) OBP: 0.373, SLG: 0.421	4-0 FC5-4 BB		0-0 HR 1B	4-0 1-2 BB		0-0 4-3		4-0 FC5-4 BB		2 1 1 0 3 0 1												
Rico Petrocelli, R (1, 6) OBP: 0.301, SLG: 0.402	0-0 F8		0-0 1-H HR	0-0 1-2 2-3 1B			0-3 K	0-0 FC5-4 E 1-2f		5 1 2 2 0 1 2												
Joe Foy, R (1, 5) OBP: 0.400, SLG: 0.445	0-0 FC5-4 1-2f		4-0 WP BLK BB	0-0 L6			4-0 WP 1B BB	0-0 E9 1-3 1B		3 1 1 0 2 0 3												
George Scott, R (1, 3) OBP: 0.222, SLG: 0.215		0-3 K	0-3 K		0-0 1-3		0-3 K	0-0 4-3		4 0 0 0 0 3 2												
Dalton Jones, L (8, PH) OBP: 0.196, SLG: 0.180										1 0 0 0 0 0 2												
Ken Harrelson, R (8, 3) OBP: 0.369, SLG: 0.458										0 0 0 0 0 0 0												
Elston Howard, R (1, 2) OBP: 0.388, SLG: 0.391		0-0 E 2B	0-0 F6		0-3 K		4-0 1B 1B IBB		0-0 FC1-6 1B	4 2 2 0 1 1 1												
Ray Culp, R (1, 1) Lee Stange, R (5, 1) OBP: 0.400, SLG: 0.250		0-3 K	0-0 F4		0-3 K		0-0 1B 2-H 1B		0-0 FC1-6 FC5-4 1-2f	3 0 0 0 0 2 2												
										2 0 1 1 0 0 1												
<b>Inning Stats</b>	R: 2 E: 0 K: 0 S: 4	H: 1 LOB: 1 BB: 2 P: 12	R: 2 E: 1 K: 2 S: 10	H: 2 LOB: 1 BB: 0 P: 10	R: 2 E: 0 K: 1 S: 7	H: 2 LOB: 1 BB: 1 P: 11	R: 1 E: 1 K: 0 S: 5	H: 3 LOB: 2 BB: 1 P: 9	R: 0 E: 0 K: 2 S: 7	H: 0 LOB: 0 BB: 0 P: 7	R: 0 E: 0 K: 1 S: 6	H: 1 LOB: 1 BB: 0 P: 6	R: 2 E: 0 K: 2 S: 9	H: 2 LOB: 2 BB: 2 P: 17	R: 0 E: 1 K: 0 S: 4	H: 1 LOB: 2 BB: 1 P: 8	R: 0 E: 0 K: 0 S: 4	H: 1 LOB: 2 BB: 1 P: 8	1B: 10 2B: 1 3B: 0 HR: 2	SF: 0 SAC: 0 DP: 0 HBP: 0	WP: 3 PB: 0 SB: 0 CS: 0	PA: 48
<b>PITCHER</b>	IP WLS BF H R ER SO BB IBB HBP BLK WP HR S P ERA WHIP																					
Dave Boswell, R (1, 1) ERA: 3.55	1.2 L 11 3 4 2 2 2 0 0 0 0 1 13 21 10.80 3.000																					
Jim Roland, L (2, 1) ERA: 2.25	2.1 13 5 3 2 1 2 0 0 1 1 1 13 21 7.71 3.000																					
Bob Miller, R (5, 1) ERA: 7.36	1.0 3 0 0 0 2 0 0 0 0 0 0 7 7 0.00 0.000																					
Ron Perranoski, L (6, 1) ERA: 1.4	2.0 11 3 2 2 3 1 1 0 0 1 0 15 23 9.00 2.000																					
Al Worthington, R (8, 1) ERA: 1.11	2.0 10 2 0 0 0 2 0 0 0 1 0 8 16 0.00 2.000																					

**Boston Red Sox @ Minnesota Twins**  
Metropolitan Stadium, Bloomington, MI

Fri May 24 1968, 8:05 PM EDT  
Att. 12,858 - Unknown - 51 F

AB	40
R	9
H	13
RBI	8
BB	8
SO	8
LOB	22



WP	3	PA	48
PB	0		
SB	0		
CS	0		

WP	3	PA	48	ERA	WHIP
----	---	----	----	-----	------

BOTTOM

Boston Red Sox @ Minnesota Twins  
Metropolitan Stadium, Bloomington, MI

Fri May 24 1968, 8:05 PM EDT  
Att: 12,858 - Unknown - 51 F

livebaseballscorecards.com

AB	38
R	7
H	11
RBI	7
BB	4
SO	5
LOB	21



WP:	0	PA:	45
PB:	1	SB:	0
CS:	0		

AB R H RBI BB SO LOB

4 1 2 0 1 0 1

4 0 1 2 1 0 2

4 0 2 1 0 0 3

4 0 0 0 1 0 3

5 1 0 0 0 0 4

4 3 2 2 0 1 0

4 2 2 0 1 1 1

5 0 2 1 0 0 3

1B:	8	SF:	2
2B:	2	SAC:	0
3B:	0	DP:	0
HR:	1	HBP:	1

Batter	1	2	3	4	5	6	7	8	9
John Roseboro, L (1, 2) OBP: 0.298, SLG: 0.255	0-0 F8 BB	4-0 1B BB		0-0 1B 1B		0-0 F8 SF8 2B	0-0 6-3		
Rod Carew, L (1, 4) OBP: 0.331, SLG: 0.396	0-0 G3	0-0 1B 1-2 2-H 3-H		0-0 F9		0-0 F8 2-3		4-0 BB	
Rich Reese, L (1, 7) OBP: 0.214, SLG: 0.333	0-0 BB 1B	0-0 F8		0-0 1B 1-2		0-0 SF8 3-H		0-0 F4	
Harmon Killebrew, R (1, 3) OBP: 0.379, SLG: 0.500	4-0 1-2 BB		0-0 6-3	0-0 6-3		0-0 E5		0-0 F2	
Tony Oliva, L (1, 9) OBP: 0.290, SLG: 0.356	0-0 L5		0-0 E3 HR		0-0 F6	0-0 F3		0-0 F8	
Rich Rollins, R (1, 5) OBP: 0.288, SLG: 0.449		1-0 PB 1B HBP	0-0 1-H HR		0-0 1B 2B		0-0 F8	0-3 K	
Cesar Tovar, R (1, 6) OBP: 0.297, SLG: 0.333		0-0 PB 1B 1B	0-3 K		0-0 L7		0-0 1B SF8 1B	4-0 BB	
Ted Uhlaender, L (1, 8) OBP: 0.315, SLG: 0.424		0-0 L9	0-0 F5		0-0 2-H 1B		0-0 1-3 1B	0-0 F7	
Dave Boswell, R Jim Roland, R Bob Miller, R Bob Allison, R Ron Ferrandino, L Frank Kostro, R Al Worthington, R Ron Clark, R		0-3 K		0-3 K	0-3 K		0-0 SF8 3-H	0-0 4-3	

Inning Stats	R: 0	H: 1	E: 0	LOB: 2	K: 0	P: 8	R: 2	H: 2	E: 0	LOB: 2	K: 1	P: 12	R: 2	H: 1	E: 1	LOB: 0	K: 1	P: 7	R: 0	H: 2	E: 0	LOB: 2	K: 1	P: 7	R: 1	H: 2	E: 0	LOB: 1	K: 1	P: 7	R: 1	H: 1	E: 1	LOB: 1	K: 0	P: 5	R: 1	H: 2	E: 0	LOB: 1	K: 0	P: 5	R: 0	H: 0	E: 0	LOB: 1	K: 0	P: 7	R: 0	H: 0	E: 0	LOB: 1	K: 1	P: 9	1B: 8	SF: 2	2B: 2	SAC: 0	3B: 0	DP: 0	HR: 1	HBP: 1	WP: 0	PA: 45
--------------	------	------	------	--------	------	------	------	------	------	--------	------	-------	------	------	------	--------	------	------	------	------	------	--------	------	------	------	------	------	--------	------	------	------	------	------	--------	------	------	------	------	------	--------	------	------	------	------	------	--------	------	------	------	------	------	--------	------	------	-------	-------	-------	--------	-------	-------	-------	--------	-------	--------

PITCHER	IP	WLS	BF	H	R	ER	SO	BB	IBB	HBP	BLK	WP	HR	S	P	ERA	WHIP
Ray Culp, R (1, 1) ERA: 5.81	4.2		26	8	5	4	3	2	0	1	0	0	1	29	38	7.71	2.143
Lee Stange, R (5, 1) ERA: 3.86	4.1	W	19	3	2	2	2	2	0	0	0	0	0	21	29	4.15	1.154

Batter	1	2	3	4	5	6	7	8	9	AB R H RBI BB SO LOB	TOP	
Mike Andrews, R (1, 4) OBP: 0.333, SLG: 0.343	0-0 F4		0-0 6-3		0-0 F9		0-0 FC1-6			4 0 0 0 0 0 2		
Joe Foy, R (1, 5) OBP: 0.403, SLG: 0.443	0-0 G3 WP 1B		4-0 BB		0-3 K		0-0 PO	0-0 6-3		3 0 1 0 1 1 1		
Carl Yastrzemski, L (1, 7) OBP: 0.435, SLG: 0.478	0-0 G3		0-0 F8		0-0 F9		0-0 FC5-4 1B			4 0 1 0 0 0 2		
Reggie Smith, S (1, 8) OBP: 0.370, SLG: 0.416	0-0 F8		0-0 5-3		0-0 F3 BB 1B		0-3 K			4 0 1 0 0 1 3		
Rico Petrocelli, R (1, 6) OBP: 0.299, SLG: 0.392		0-0 F4		0-0 L6		4-0 BB	0-0 FC5-4			3 0 0 0 1 0 1		
Ken Harrelson, R (1, 9) OBP: 0.365, SLG: 0.444		4-0 FC5-4 BB		0-0 F7		0-0 F3		0-0 F7		3 0 0 0 1 0 2		
George Scott, R (1, 3) OBP: 0.216, SLG: 0.208		0-0 FC5-4 1B		0-0 6-3		0-3 K		0-0 F9		4 0 0 0 0 1 3		
Russ Gibson, R (1, 2) OBP: 0.231, SLG: 0.297		0-0 1B		0-0 6-3		0-0 F8		0-0 F4		4 0 1 0 0 0 0		
Jose Santiago, R (1, 1) OBP: 0.250, SLG: 0.273		0-0 L7		0-0 1B		0-0 FC1-6 1B				3 0 2 0 0 0 2		
<b>Inning Stats</b>	R: 0 H: 1 E: 0 LOB: 1 K: 0 BB: 0 S: 4 P: 4	R: 0 H: 1 E: 0 LOB: 2 K: 0 BB: 1 S: 4 P: 8	R: 0 H: 0 E: 0 LOB: 1 K: 0 BB: 1 S: 3 P: 7	R: 0 H: 0 E: 0 LOB: 0 K: 0 BB: 0 S: 3 P: 3	R: 0 H: 1 E: 0 LOB: 1 K: 1 BB: 0 S: 6 P: 6	R: 0 H: 1 E: 0 LOB: 2 K: 1 BB: 1 S: 6 P: 10	R: 0 H: 1 E: 0 LOB: 0 K: 0 BB: 0 S: 3 P: 3	R: 0 H: 1 E: 0 LOB: 1 K: 1 BB: 0 S: 6 P: 6	R: 0 H: 0 E: 0 LOB: 0 K: 0 BB: 0 S: 3 P: 3	1B: 6 SF: 0 2B: 0 SAC: 0 3B: 0 DP: 0 HR: 0 HBP: 0	WP: 1 PA: 36 PB: 0 SB: 0 CS: 0	
<b>PITCHER</b> Jim Kaat, L (1, 1) ERA: 1.8	IP WLS BF H R ER SO BB IBB HBP BLK WP HR S P ERA WHIP	9.0 W 35 6 0 0 3 3 0 0 0 1 0 38 50 0.00 1.000										

**Boston Red Sox @ Minnesota Twins**  
Metropolitan Stadium, Bloomington, MI

Sat May 25 1968, 4:33 AM EDT  
Att. 16,589 - Unknown - 58 F

[livebaseballscorecards.com](http://livebaseballscorecards.com)

AB	32
R	0
H	6
RBI	0
BB	3
SO	3
LOB	16



Batter	1	2	3	4	5	6	7	8	9	AB	R	H	RBI	BB	SO	LOB
<b>John Roseboro, L</b> OBP: 0.289, SLG: 0.245 (1, 2)	0-3 <b>K</b>		0-3 <b>K</b>		0-0 <b>5-3</b>		0-0 <b>F7</b>			4	0	0	0	0	2	1
<b>Rod Carew, L</b> OBP: 0.329, SLG: 0.388 (1, 4)	0-0 <b>3-1</b>		4-0 <b>1B</b> <b>BB</b>		0-0 <b>F7</b>			0-0 <b>E6</b> 5-3 SH1-4 <b>1B</b>		3	1	0	0	1	0	0
<b>Rich Reese, L</b> OBP: 0.244, SLG: 0.341 (1, 7)	4-0 <b>1B</b> <b>BB</b>		0-0 <b>1B</b>		0-0 <b>F3</b>			0-0 <b>SH1-4</b> 1-2		2	0	1	0	1	0	0
<b>Harmon Killebrew, R</b> OBP: 0.382, SLG: 0.496 (1, 3)	0-0 <b>1B</b>		0-0 <b>F8</b>		4-0 <b>BB</b>			0-0 <b>5-3</b> 2-3		3	0	1	0	1	0	3
<b>Tony Oliva, L</b> OBP: 0.289, SLG: 0.353 (1, 9)	0-0 <b>F7</b>		0-0 <b>F8</b>		0-0 <b>F7</b>			0-0 <b>CS</b> <b>1B</b> 3-H		4	0	1	1	0	0	5
<b>Rich Rollins, R</b> OBP: 0.291, SLG: 0.442 (1, 5)		0-0 <b>1B</b>		0-0 <b>5-3</b>		0-0 <b>F3</b>		0-0 <b>CS</b> 1-2		3	0	1	0	0	0	1
<b>Cesar Tovar, R</b> OBP: 0.292, SLG: 0.327 (1, 6)		0-0 <b>F9</b>		0-0 <b>6-3</b>		0-0 <b>F8</b>				3	0	0	0	0	0	1
<b>Ted Uhlaender, L</b> OBP: 0.315, SLG: 0.423 (1, 8)		0-0 <b>F7</b>		0-0 <b>F4</b>		0-0 <b>S</b> <b>1B</b>				3	0	1	0	0	0	1
<b>Jim Kaat, L</b> OBP: 0.125, SLG: 0.125 (1, 1)		0-3 <b>K</b>			0-0 <b>5-3</b>		0-0 <b>F9</b> 1-2			3	0	0	0	0	1	2

Inning Stats		R: 0	H: 1	E: 0	LOB: 2	K: 1	BB: 1	S: 6	R: 0	H: 1	E: 0	LOB: 1	K: 1	BB: 0	S: 6	R: 0	H: 0	E: 0	LOB: 0	K: 0	BB: 0	S: 3	R: 0	H: 0	E: 0	LOB: 0	K: 0	BB: 0	S: 3	R: 0	H: 0	E: 0	LOB: 1	K: 0	BB: 1	S: 3	R: 0	H: 1	E: 1	LOB: 0	K: 0	BB: 0	S: 4	R: 1	H: 1	E: 1	LOB: 0	K: 0	BB: 0	S: 4	R: 0	H: 0	E: 0	LOB: 0	K: 0	BB: 0	S: 4	R: 1	H: 1	E: 1	LOB: 0	K: 0	BB: 0	S: 4
<b>PITCHER</b> <b>Jose Santiago, R</b> ERA: 1.73 (1, 1)	IP: 8.0	WLS: L	BF: 32	H: 5	R: 1	ER: 0	SO: 3	BB: 3	IBB: 0	HBP: 0	BLK: 0	WP: 0	HR: 0	S: 35	P: 47	ERA: 0.00	WHIP: 1.000	<b>PITCHER</b>	IP: 8.0	WLS: L	BF: 32	H: 5	R: 1	ER: 0	SO: 3	BB: 3	IBB: 0	HBP: 0	BLK: 0	WP: 0	HR: 0	S: 35	P: 47	ERA: 0.00	WHIP: 1.000	IP: 8.0	WLS: L	BF: 32	H: 5	R: 1	ER: 0	SO: 3	BB: 3	IBB: 0	HBP: 0	BLK: 0	WP: 0	HR: 0	S: 35	P: 47	ERA: 0.00	WHIP: 1.000												

**BOTTOM**

**Boston Red Sox @ Minnesota Twins**  
Metropolitan Stadium, Bloomington, MI

Sat May 25 1968, 4:33 AM EDT  
Att. 16,589 - Unknown - 58 F

livebaseballscores.com

<b>AB</b>	<b>28</b>
<b>R</b>	<b>1</b>
<b>H</b>	<b>5</b>
<b>RBI</b>	<b>1</b>
<b>BB</b>	<b>3</b>
<b>SO</b>	<b>3</b>
<b>LOB</b>	<b>14</b>



WP: 0	PA: 33
PB: 0	SB: 1
CS: 1	

Batter	1	2	3	4	5	6	7	8	9	AB R H RBI BB SO LOB	TOP																
Mike Andrews, R (1, 4) OBP: 0.331, SLG: 0.340	0-3 K		0-3 K		0-0 1-3		0-0 1B			4 0 1 0 0 2 0	<b>Boston Red Sox @ Minnesota Twins</b> Metropolitan Stadium, Bloomington, MI Sun May 26 1968, 4:33 AM EDT Att. 15,964 - Overcast - 49 F																
Joe Foy, R (1, 5) OBP: 0.405, SLG: 0.444	0-0 5-3			0-0 1B 1B	0-0 1B	0-0 1B	0-0 F4			4 1 2 0 0 0 1																	
Carl Yastrzemski, L (1, 7) OBP: 0.431, SLG: 0.472	0-0 F5			0-0 1B HR 1B	0-0 F2			0-0 L8		4 1 1 0 0 0 1																	
Reggie Smith, S (1, 8) OBP: 0.367, SLG: 0.411		0-0 F8		0-0 HR 1B	0-0 1-3			0-0 F7		4 1 1 1 0 0 1																	
Rico Petrocelli, R (1, 6) OBP: 0.291, SLG: 0.380		0-3 K		0-3 K		0-0 F9		0-0 F9		4 0 0 0 0 2 2																	
Ken Harrelson, R (1, 9) OBP: 0.370, SLG: 0.476		0-0 1B		0-0 HR		0-0 6-3		0-0 F7		4 1 2 3 0 0 0																	
Jerry Adair, R (1, 3) OBP: 0.333, SLG: 0.370		0-3 K		0-0 6-3 1B		0-3 K		0-0 4-3		2 0 1 0 0 1 1																	
George Scott, R (5, 3) OBP: 0.213, SLG: 0.205										2 0 0 0 0 1 0																	
Elston Howard, R (1, 2) OBP: 0.369, SLG: 0.370			0-0 6-3	0-0 6-3			0-0 6-3		0-0 6-3	4 0 0 0 0 0 1																	
Dick Ellsworth, L (1, 1) OBP: 0.083, SLG: 0.043			0-3 K	0-3 K			0-3 K			3 0 0 0 0 3 1																	
Sparky Lyle, L (8, 1)										0 0 0 0 0 0 0																	
<b>Inning Stats</b>	R: 0 E: 0 K: 1 S: 5	H: 0 LOB: 0 BB: 0 P: 5	R: 0 E: 0 K: 2 S: 8	H: 1 LOB: 1 BB: 0 P: 8	R: 0 E: 0 K: 2 S: 7	H: 0 LOB: 0 BB: 0 P: 7	R: 4 E: 0 K: 2 S: 12	H: 5 LOB: 1 BB: 0 P: 12	R: 0 E: 0 K: 0 S: 4	H: 1 LOB: 1 BB: 0 P: 4	R: 0 E: 0 K: 1 S: 5	H: 0 LOB: 0 BB: 0 P: 5	R: 0 E: 0 K: 1 S: 6	H: 1 LOB: 1 BB: 0 P: 6	R: 0 E: 0 K: 0 S: 3	H: 0 LOB: 0 BB: 0 P: 3	R: 0 E: 0 K: 0 S: 3	H: 0 LOB: 0 BB: 0 P: 3	1B: 7 2B: 0 3B: 0 HR: 1	SF: 0 SAC: 0 DP: 0 HBP: 0	WP: 0 PB: 0 SB: 0 CS: 0	PA: 35					
<b>PITCHER</b>	IP WLS BF H R ER SO BB IBB HBP BLK WP HR S P ERA WHIP																										
Jim Merritt, L (1, 1) ERA: 2.88	6.0		25	7	4	4	8	0	0	0	0	0	1	41	41	6.00	1.167										
Bob Miller, R (7, 1) ERA: 5.79	2.0		7	1	0	0	1	0	0	0	0	0	0	9	9	0.00	0.500										
Al Worthington, R (9, 1) ERA: 1.07	1.0	W	3	0	0	0	0	0	0	0	0	0	0	3	3	0.00	0.000										

livebaseballscorecards.com

<b>AB</b>	35
<b>R</b>	4
<b>H</b>	8
<b>RBI</b>	4
<b>BB</b>	0
<b>SO</b>	9
<b>LOB</b>	8





**BOTTOM**

**Boston Red Sox @ Minnesota Twins**  
 Metropolitan Stadium, Bloomington, MI

Sun May 26 1968, 4:33 AM EDT  
 Att. 15,964 - Overcast - 49 F

livebaseballscorecards.com

<b>AB</b>	<b>32</b>
<b>R</b>	<b>5</b>
<b>H</b>	<b>9</b>
<b>RBI</b>	<b>5</b>
<b>BB</b>	<b>1</b>
<b>SO</b>	<b>5</b>
<b>LOB</b>	<b>8</b>



AB	R	H	RBI	BB	SO	LOB
4	0	2	1	0	0	1
4	0	1	1	0	0	3
4	1	1	1	0	0	2
4	0	0	0	0	2	1
4	0	0	0	0	1	0
3	1	1	1	1	0	0
3	0	0	0	0	1	1
3	1	2	0	0	1	0
0	1	0	0	0	0	0
0	0	0	0	0	0	0
1	0	0	0	0	0	0
1	1	1	1	0	0	0
0	0	0	0	0	0	0
1	0	1	0	0	0	0
0	0	0	0	0	0	0

WP: 0	PA: 33
PB: 0	
SB: 0	
CS: 0	

Batter	1	2	3	4	5	6	7	8	9
<b>Cesar Tovar, R</b> (1, 4) OBP: 0.297, SLG: 0.331	0-0 4-3 1B		0-0 4-3			0-0 4-3		0-0 4-6-3 1B	
<b>Tony Oliva, L</b> (1, 9) OBP: 0.288, SLG: 0.350	0-0 4-3 1-2			0-0 F8		0-0 2-3 1B		0-0 3-H G4-6-3 1-2f	
<b>Harmon Killebrew, R</b> (1, 3) OBP: 0.379, SLG: 0.511	0-0 L7			0-0 F8		0-0 3-H G6-4-3 1-2f			0-0 HR
<b>Rich Rollins, R</b> (1, 5) OBP: 0.271, SLG: 0.411	0-3 K			0-0 1-3			0-3 K		0-0 5-3
<b>Bob Allison, R</b> (1, 7) OBP: 0.331, SLG: 0.407		0-3 K			0-0 6-3		0-0 5-3		0-0 6-3
<b>Ted Uhlaender, L</b> (1, 8) OBP: 0.320, SLG: 0.441		0-0 3-1			4-0 BB G6-4-3		0-0 4-3		0-0 HR
<b>Jackie Hernandez, R</b> (1, 6) OBP: 0.242, SLG: 0.280		0-0 5-3			0-0 G6-4-3 1-2f			0-3 K	
<b>Jerry Zimmerman, R</b> (1, 2) OBP: 0.294, SLG: 0.267			0-3 K			0-0 2B		0-0 1B	
<b>Jim Holt, L</b> (8, PR) OBP: 0.111, SLG: 0.111									
<b>John Roseboro, L</b> (9, 2) OBP: 0.289, SLG: 0.245									
<b>Jim Merritt, L</b> (1, 1) OBP: 0.240, SLG: 0.095			0-0 1-3			0-0 4-3 1B		0-0 1-3 1B	
<b>Ron Clark, R</b> (6, PH) OBP: 0.379, SLG: 0.360									
<b>Bob Miller, R</b> (7, 1)									
<b>Frank Kostro, R</b> (8, PH) OBP: 0.214, SLG: 0.333									
<b>Al Worthington, R</b> (9, 1)									

Inning	R	H	E	K	S	H	LOB	BB	P
1	0	1	0	1	6	0	1	0	6
2	0	0	0	1	5	0	0	0	5
3	0	0	0	1	5	0	0	0	5
4	0	0	0	0	3	0	0	0	3
5	0	0	0	0	6	0	0	1	6
6	2	3	0	0	5	3	0	0	5
7	0	0	0	1	5	0	0	0	5
8	1	3	0	1	7	2	2	0	7
9	2	2	0	0	4	0	0	0	4

PITCHER	IP	WLS	BF	H	R	ER	SO	BB	IBB	HBP	BLK	WP	HR	S	P	ERA	WHIP
<b>Dick Ellsworth, L</b> (1, 1) ERA: 4.0	7.1		28	7	3	3	5	1	0	0	0	0	0	37	41	3.68	1.091
<b>Sparky Lyle, L</b> (8, 1) ERA: 3.57	1.1	L	5	2	2	2	0	0	0	0	0	0	2	5	5	13.50	1.500

WP: 0	PA: 33
PB: 0	
SB: 0	
CS: 0	

Batter	1	2	3	4	5	6	7	8	9	AB R H RBI BB SO LOB	TOP	
Lee Mays, L (1, 7) OBP: 0.250, SLG: 0.309 Tommy Harper, R (8, 7) OBP: 0.276, SLG: 0.398	0-0 FC6-4 1B		0-0 1-4-3		0-0 4-3		0-0 6-3			4 0 1 0 0 0 1 0 0 0 0 0 0 0		
Chico Salmon, R (1, 4) OBP: 0.254, SLG: 0.286	0-0 F9		0-0 1-3			0-0 5-3		0-0 FC6-4 1B		4 0 1 0 0 0 1		
Jose Cardenal, R (1, 8) OBP: 0.295, SLG: 0.348	0-0 FC6-4 1-2f			0-0 S 1B		0-0 1-3		0-0 F7		4 1 1 0 0 0 2		
Duke Sims, L (1, 2) OBP: 0.385, SLG: 0.465	0-3 K 1-2			0-0 FC6-4 1B		0-3 K		0-3 K		4 0 1 1 0 3 2		
Tony Horton, R (1, 3) OBP: 0.322, SLG: 0.408		0-0 3B		0-3 K		0-0 SH3-4 1B 2B		0-0 FC6-4 1-2f		4 1 2 0 0 1 2		
Max Alvis, R (1, 5) OBP: 0.349, SLG: 0.465		0-0 G3		0-0 FC6-4 1-2f		0-0 SH3-4 2-3		0-0 E5 SH1-4		3 0 0 0 0 0 2		
Vic Davalillo, L (1, 9) OBP: 0.258, SLG: 0.318		0-0 G3		0-3 K 1-2		0-3 K		0-0 SH1-4		3 0 0 0 0 2 3		
Larry Brown, R (1, 6) OBP: 0.289, SLG: 0.293		0-0 F5			0-0 F8		4-0 S 1B IBB		0-0 F9	3 1 0 0 1 0 2		
Stan Williams, R (1, 1) OBP: 0.400, SLG: 0.308 Mike Paul, L (7, 1)			0-3 K		0-3 K		0-0 1B		0-3 K	3 0 1 2 0 2 0 1 0 0 0 0 1 1		
<b>Inning Stats</b>	R: 0 H: 1 E: 0 LOB: 1 K: 1 BB: 0 S: 6 P: 6	R: 0 H: 1 E: 0 LOB: 1 K: 0 BB: 0 S: 4 P: 4	R: 0 H: 0 E: 0 LOB: 0 K: 1 BB: 0 S: 5 P: 5	R: 1 H: 2 E: 0 LOB: 1 K: 2 BB: 0 S: 9 P: 9	R: 0 H: 0 E: 0 LOB: 0 K: 1 BB: 0 S: 5 P: 5	R: 0 H: 0 E: 0 LOB: 0 K: 1 BB: 0 S: 5 P: 5	R: 2 H: 2 E: 0 LOB: 1 K: 1 BB: 1 S: 7 P: 11	R: 0 H: 1 E: 0 LOB: 1 K: 1 BB: 0 S: 6 P: 6	R: 0 H: 0 E: 1 LOB: 1 K: 1 BB: 0 S: 6 P: 6	1B: 5 SF: 0 2B: 1 SAC: 2 3B: 1 DP: 0 HR: 0 HBP: 0	WP: 0 PA: 36 PB: 0 SB: 4 CS: 0	
<b>PITCHER</b> Dean Chance, R (1, 1) ERA: 2.81 Ron Perranoski, L (8, 1) ERA: 1.3	IP WLS BF H R ER SO BB IBB HBP BLK WP HR S P ERA WHIP											<b>PITCHER</b> IP WLS BF H R ER SO BB IBB HBP BLK WP HR S P ERA WHIP
	7.0 L 28 6 3 3 7 0 1 0 0 0 0 0 41 45 3.86 0.857											

Cleveland Indians @ Minnesota Twins  
 Metropolitan Stadium, Bloomington, MI  
 Mon May 27 1968, 8:05 PM EDT  
 Att. 7,206 - Unknown - 56 F

livebaseballscorecards.com

AB 33  
 R 3  
 H 7  
 RBI 3  
 BB 1  
 SO 9  
 LOB 16



Batter	1	2	3	4	5	6	7	8	9	AB	R	H	RBI	BB	SO	LOB					
John Roseboro, L (1, 2) OBP: 0.290, SLG: 0.248 Frank Kostro, R (7, PH) OBP: 0.200, SLG: 0.308 Ron Perranoski, L (8, 1)	0-0 6-3		0-3 K			0-0 1B	0-3 K			3	0	1	0	0	1	1					
Rod Carew, L (1, 4) OBP: 0.333, SLG: 0.397	0-0 9-5 2B		0-0 F8			0-0 1B	0-0 6-3			4	0	2	0	0	0	3					
Rich Reese, L (1, 7) OBP: 0.224, SLG: 0.311	0-0 9-5 2-3f			0-0 L9		0-0 F5		0-0 4-3		4	0	0	0	0	0	3					
Harmon Killebrew, R (1, 3) OBP: 0.376, SLG: 0.500		1-0 G4-6-3 HBP		0-0 6-3		0-3 K		0-3 K		3	0	0	0	0	2	2					
Tony Oliva, L (1, 9) OBP: 0.293, SLG: 0.350		0-0 F5		0-0 E5		4-0 IBB		0-0 1B		3	0	1	0	1	0	1					
Rich Rollins, R (1, 5) OBP: 0.267, SLG: 0.404 Jackie Hernandez, R (4, 6) OBP: 0.235, SLG: 0.271		0-0 G4-6-3 1-2f		0-3 K		0-0 F7		0-0 F8		1	0	0	0	0	0	1					
Cesar Tovar, R (1, 6) OBP: 0.302, SLG: 0.331			1-0 1B E HBP		0-0 F9		0-0 2B 1B		0-0 F7	3	1	1	0	0	0	0					
Ted Uhlaender, L (1, 8) OBP: 0.318, SLG: 0.436			0-0 S 1-2 1B		0-3 K2-3		0-0 F7		0-3 K	4	0	1	0	0	2	1					
Dean Chance, R (1, 1) OBP: 0.074, SLG: 0.038 Bob Allison, R (7, PH) OBP: 0.336, SLG: 0.422 Jerry Zimmerman, R (8, 2) OBP: 0.294, SLG: 0.267 Ron Clark, R (9, PH) OBP: 0.367, SLG: 0.346			0-3 K 1-2 2-H		0-3 K		0-0 2B		0-3 K	2	0	0	0	0	2	1					
<b>Inning Stats</b>	R: 0 E: 0 K: 0 S: 3	H: 1 LOB: 0 BB: 0 P: 3	R: 0 E: 0 K: 0 S: 2	H: 0 LOB: 0 BB: 0 P: 3	R: 1 E: 0 K: 2 S: 8	H: 1 LOB: 1 BB: 0 P: 9	R: 0 E: 1 K: 1 S: 6	H: 0 LOB: 1 BB: 0 P: 6	R: 0 E: 0 K: 1 S: 7	H: 2 LOB: 3 BB: 1 P: 11	R: 0 E: 0 K: 1 S: 7	H: 2 LOB: 2 BB: 0 P: 7	R: 0 E: 0 K: 1 S: 6	H: 1 LOB: 1 BB: 0 P: 6	R: 0 E: 0 K: 2 S: 7	H: 0 LOB: 0 BB: 0 P: 7	1B: 5 2B: 3 3B: 0 HR: 0	SF: 0 SAC: 0 DP: 2 HBP: 2	WP: 0 PB: 0 SB: 2 CS: 0	PA: 36	
<b>PITCHER</b> Stan Williams, R (1, 1) ERA: 0.76 Mike Paul, L (7, 1) ERA:	IP 6.1 2.2	WLS W S	BF 27 9	H 6 1	R 1 0	ER 0 0	SO 6 4	BB 0 0	IBB 1 0	HBP 2 0	BLK 0 0	WP 0 0	HR 0 0	S 36 17	P 42 17	ERA 0.00 0.00	WHIP 0.947 0.375				

**BOTTOM**

**Cleveland Indians @ Minnesota Twins**  
Metropolitan Stadium, Bloomington, MI

Mon May 27 1968, 8:05 PM EDT  
Att. 7,206 - Unknown - 56 F

[livebaseballscorecards.com](http://livebaseballscorecards.com)

<b>AB</b>	<b>33</b>
<b>R</b>	<b>1</b>
<b>H</b>	<b>7</b>
<b>RBI</b>	<b>0</b>
<b>BB</b>	<b>1</b>
<b>SO</b>	<b>10</b>
<b>LOB</b>	<b>20</b>



Batter	1	2	3	4	5	6	7	8	9	AB R H RBI BB SO LOB	TOP		
Lee Mays, L (1, 7) OBP: 0.283, SLG: 0.339	0-0 FC2-6 1B		0-0 1B			0-0 1B		0-0 F8		4 0 3 0 0 0 0	Cleveland Indians @ Minnesota Twins Metropolitan Stadium, Bloomington, MI Tue May 28 1968, 8:05 PM EDT Att. 10,109 - Unknown - 60 F		
Chico Salmon, R (1, 4) OBP: 0.246, SLG: 0.277	0-0 FC2-6 2B		0-0 F8			0-3 K		0-0 E5		4 1 0 0 0 1 3			
Jose Cardenal, R (1, 8) OBP: 0.289, SLG: 0.339	0-3 K		0-0 F9			0-0 F4		0-0 FC6 1B		4 0 0 0 0 1 4			
Tony Horton, R (1, 3) OBP: 0.331, SLG: 0.423	0-0 2B			0-0 4-3		0-0 1B		0-0 1B		4 0 3 1 0 0 0			
Joe Azcue, R (1, 2) OBP: 0.286, SLG: 0.353 Willie Smith, L (6, PH) OBP: 0.203, SLG: 0.222 Ken Suarez, R (6, 2) Tommy Harper, R (8, PH) OBP: 0.278, SLG: 0.398 Duke Sims, L (8, PH) OBP: 0.362, SLG: 0.460	0-3 K			0-0 F3		0-0 4-3		0-0 L9		2 0 0 0 0 1 1 1 0 0 0 0 0 2 0 0 0 0 0 0 0 0 0 0 0 0 0 0 1 0 0 0 0 0 2			
Vic Davalillo, L (1, 9) OBP: 0.252, SLG: 0.310		0-3 K		0-0 4-3			0-0 L9		0-0 L9	4 0 0 0 0 1 0			
Max Alvis, R (1, 5) OBP: 0.341, SLG: 0.453		0-0 L8			0-0 F7		0-0 F6		0-3 K	4 0 0 0 0 1 0			
Larry Brown, R (1, 6) OBP: 0.288, SLG: 0.291		0-0 6-3			0-0 F6		0-0 1B		0-0 F8	4 0 1 0 0 0 0			
Sonny Siebert, R (1, 1) OBP: 0.207, SLG: 0.179 Leon Wagner, L (7, PH) OBP: 0.277, SLG: 0.286 Billy Rohr, L (7, 1)			0-3 K		0-3 K		0-3 K			2 0 0 0 0 2 0 1 0 0 0 0 1 1 0 0 0 0 0 0 0			
<b>Inning Stats</b>	R: 1 H: 2 E: 0 LOB: 1 K: 2 BB: 0 S: 9 P: 9	R: 0 H: 0 E: 0 LOB: 0 K: 1 BB: 0 S: 5 P: 5	R: 0 H: 1 E: 0 LOB: 1 K: 1 BB: 0 S: 6 P: 6	R: 0 H: 0 E: 0 LOB: 0 K: 0 BB: 0 S: 3 P: 3	R: 0 H: 0 E: 0 LOB: 0 K: 1 BB: 0 S: 5 P: 5	R: 0 H: 2 E: 0 LOB: 2 K: 1 BB: 0 S: 7 P: 7	R: 0 H: 1 E: 0 LOB: 1 K: 1 BB: 0 S: 6 P: 6	R: 0 H: 1 E: 1 LOB: 2 K: 0 BB: 0 S: 5 P: 5	R: 0 H: 0 E: 0 LOB: 0 K: 1 BB: 0 S: 5 P: 5	1B: 6 SF: 0 2B: 1 SAC: 0 3B: 0 DP: 0 HR: 0 HBP: 0	WP: 0 PA: 35 PB: 0 SB: 1 CS: 0		
<b>PITCHER</b>	IP WLS BF H R ER SO BB IBB HBP BLK WP HR S P ERA WHIP											<b>PITCHER</b>	IP WLS BF H R ER SO BB IBB HBP BLK WP HR S P ERA WHIP
Jim Perry, R (1, 1) ERA: 2.36	7.2 W 31 7 1 1 7 0 0 0 0 0 0 0 45 45 1.17 0.913												
Al Worthington, R (8, 1) ERA: 1.01	1.1 S 4 0 0 0 1 0 0 0 0 0 0 0 6 6 0.00 0.000												

livebaseballscorecards.com

AB	35
R	1
H	7
RBI	1
BB	0
SO	8
LOB	13





Batter	1	2	3	4	5	6	7	8	9	AB R H RBI BB SO LOB	TOP											
Lee Mays, L (1, 7) OBP: 0.281, SLG: 0.323	4-0 BB		0-3 K			0-0 F6		0-0 F6		3 0 0 0 1 1 3												
Chico Salmon, R (1, 4) OBP: 0.241, SLG: 0.271	0-3 K				0-0 F8		0-0 F4		0-3 K	3 0 0 0 0 1 2												
Tommy Harper, R (8, PH) OBP: 0.276, SLG: 0.393										1 0 0 0 0 1 2												
Mike Paul, L (8, 1)										0 0 0 0 0 0 0												
Jose Cardenal, R (1, 8) OBP: 0.288, SLG: 0.343	0-0 L7				0-0 F2		0-0 S 2B		0-3 K	4 0 1 0 0 1 1												
Tony Horton, R (1, 3) OBP: 0.324, SLG: 0.413	0-3 K				0-0 4-3		0-0 5-3		0-0 5-3	4 0 0 0 0 1 2												
Duke Sims, L (1, 2) OBP: 0.370, SLG: 0.442					0-0 F8		0-3 K		0-3 K	4 0 0 0 0 3 1												
Vic Davalillo, L (1, 9) OBP: 0.247, SLG: 0.304					0-0 F8		0-0 L9		0-0 F5	3 0 0 0 0 0 1												
Max Alvis, R (1, 5) OBP: 0.341, SLG: 0.451					0-0 G3		0-0 L7		0-0 E9 1B	3 0 1 0 0 0 0												
Larry Brown, R (1, 6) OBP: 0.284, SLG: 0.287					0-0 5-3		0-0 5-3		0-3 K	2 0 0 0 0 0 0												
Willie Smith, L (8, PH) OBP: 0.190, SLG: 0.211										1 0 0 0 0 1 1												
Vern Fuller, R (8, 4) OBP: 0.238, SLG: 0.400										0 0 0 0 0 0 0												
Steve Hargan, R (1, 1) OBP: 0.208, SLG: 0.261			0-3 K				0-0 1B		4-0 BB	2 0 1 0 0 1 0												
Leon Wagner, L (8, PH) OBP: 0.292, SLG: 0.286										0 0 0 0 1 0 0												
Davey Nelson, R (8, PR) OBP: 0.250, SLG: 0.200										0 0 0 0 0 0 0												
<b>Inning Stats</b>	R: 0 E: 0 K: 2 S: 7	H: 0 LOB: 1 BB: 1 P: 11	R: 0 E: 0 K: 0 S: 3	H: 0 LOB: 0 BB: 0 P: 3	R: 0 E: 0 K: 2 S: 7	H: 0 LOB: 0 BB: 0 P: 7	R: 0 E: 0 K: 0 S: 3	H: 0 LOB: 0 BB: 0 P: 3	R: 0 E: 0 K: 1 S: 5	H: 0 LOB: 0 BB: 0 P: 5	R: 0 E: 0 K: 0 S: 4	H: 1 LOB: 1 BB: 0 P: 4	R: 0 E: 0 K: 1 S: 6	H: 1 LOB: 1 BB: 0 P: 6	R: 0 E: 1 K: 2 S: 8	H: 1 LOB: 2 BB: 1 P: 12	R: 0 E: 0 K: 2 S: 7	H: 0 LOB: 0 BB: 0 P: 7	1B: 2 2B: 1 3B: 0 HR: 0	SF: 0 SAC: 0 DP: 0 HBP: 0	WP: 0 PB: 0 SB: 1 CS: 0	PA: 32
<b>PITCHER</b> Dave Boswell, R (1, 1) ERA: 3.07	IP: 9.0 WLS: W BF: 32 H: 3 R: 0 ER: 0 SO: 10 BB: 2 IBB: 0 HBP: 0 BLK: 0 WP: 0 HR: 0 S: 50 P: 58 ERA: 0.00 WHIP: 0.556																					

Cleveland Indians @ Minnesota Twins  
 Metropolitan Stadium, Bloomington, MI  
 Wed May 29 1968, 8:05 PM EDT  
 Att. 11,417 - Unknown - 62 F

livebaseballscorecards.com

AB	30
R	0
H	3
RBI	0
BB	2
SO	10
LOB	13



Batter	1	2	3	4	5	6	7	8	9
<b>John Roseboro, L</b> (1, 2) OBP: 0.281, SLG: 0.248	0-3 K		0-0 4-3		0-0 6-3			0-0 F9	
<b>Rod Carew, L</b> (1, 4) OBP: 0.329, SLG: 0.396	0-0 1-3			0-0 4-3		0-0 4-3		0-0 2B	
<b>Harmon Killebrew, R</b> (1, 3) OBP: 0.381, SLG: 0.490	0-0 F3			0-0 L8		0-0 1B		4-0 IBB	
<b>Tony Oliva, L</b> (1, 9) OBP: 0.297, SLG: 0.353		1-0 HBP		0-0 1B		0-0 F2		0-0 F8	
<b>Ted Uhlaender, L</b> (1, 8) OBP: 0.303, SLG: 0.414		0-0 F4		0-0 F4		0-0 F6		0-0 F5	
<b>Rich Reese, L</b> (1, 7) OBP: 0.218, SLG: 0.286		0-0 F9			0-0 4-3		0-0 4-3		
<b>Cesar Tovar, R</b> (1, 5) OBP: 0.297, SLG: 0.325		0-0 F5			0-0 1B SF3 1B		0-0 F8		
<b>Jackie Hernandez, R</b> (1, 6) OBP: 0.241, SLG: 0.275			0-0 F9		0-0 1-3 1B		0-0 1B		
<b>Dave Boswell, R</b> (1, 1) OBP: 0.238, SLG: 0.421			0-0 F2		0-0 SF3 3-H		0-0 F5		

Inning Stats	R: 0	H: 0	E: 0	K: 1	S: 5	LOB: 0	BB: 0	P: 5
	0	0	0	0	3	1	0	4
	0	0	0	0	3	0	0	3
	0	0	0	0	4	1	0	4
	1	2	0	0	5	1	0	5
	0	1	0	0	4	1	0	4
	0	1	0	0	4	1	0	4
	0	1	0	0	4	1	0	4
	0	1	0	0	8	2	1	8

PITCHER	IP	WLS	BF	H	R	ER	SO	BB	IBB	HBP	BLK	WP	HR	S	P	ERA	WHIP
<b>Steve Hargan, R</b> (1, 1) ERA: 2.69	7.0	L	27	5	1	1	1	0	0	0	0	0	0	28	29	1.29	0.714
<b>Mike Paul, L</b> (8, 1) ERA:	1.0		5	1	0	0	0	0	1	0	0	0	0	4	8	0.00	1.000

**BOTTOM**


**Cleveland Indians @ Minnesota Twins**  
Metropolitan Stadium, Bloomington, MI

Wed May 29 1968, 8:05 PM EDT  
Att. 11,417 - Unknown - 62 F

AB	R	H	RBI	BB	SO	LOB
4	0	0	0	0	1	1
4	0	1	0	0	0	0
3	0	1	0	1	0	0
3	0	1	0	0	0	3
4	0	0	0	0	0	5
3	0	0	0	0	0	1
3	1	1	0	0	0	1
3	0	2	0	0	0	0
2	0	0	1	0	0	1

AB	29
R	1
H	6
RBI	1
BB	1
SO	1
LOB	12

livebaseballscorecards.com



WP	PA
0	32

Batter	1	2	3	4	5	6	7	8	9	AB R H RBI BB SO LOB
--------	---	---	---	---	---	---	---	---	---	----------------------

Larry Brown, R OBP: 0.281, SLG: 0.291 (1, 6)	0-0 SH1-3 1B 2B	0-0 4-3		0-0 FC4-6 BB 1-2f 2-3			0-0 5-3		0-0 6-3	5 1 1 0 0 0 3
Max Alvis, R OBP: 0.344, SLG: 0.448 (1, 5)	0-0 SH1-3 2-3		0-3 K	4-0 FC6-4 BB 1-2			0-0 1-3		0-0 FC6-4 1B	3 0 1 0 1 1 0
Jose Cardenal, R OBP: 0.291, SLG: 0.341 (1, 8)	0-0 4-3		0-0 HR 1B	0-0 FC6-4 1-2f			1-0 HBP		0-0 FC6-4 1-2f	4 1 1 0 0 0 5
Tony Horton, R OBP: 0.328, SLG: 0.433 (1, 3)	0-0 1B 3-H 1B		0-0 HR 1B				0-0 E6 G6-4-3		0-0 1-3	4 1 2 3 0 0 1
Joe Azcue, R OBP: 0.283, SLG: 0.345 (1, 2)	0-0 1-3 1B		0-0 5-3				0-0 G6-4-3 1-2f		0-0 5-3	4 0 1 0 0 0 1
Vern Fuller, R OBP: 0.200, SLG: 0.333 (1, 4)	0-0 F9		0-0 6-3				0-0 F7		0-0 6-3	4 0 0 0 0 0 2
Tommy Harper, R OBP: 0.275, SLG: 0.387 (1, 7)			0-0 5-3				0-0 F9		0-0 FC6-4 1B	4 0 1 0 0 0 0
Jose Vidal, R OBP: 0.211, SLG: 0.333 Vic Davalillo, L OBP: 0.247, SLG: 0.304 (8, 9)			4-0 BB	0-0 FC4-6 HBP 1B			0-3 K		0-0 FC6-4 1-2f	3 0 1 0 1 1 1 0 0 0 0 0 0 0
Sam McDowell, L OBP: 0.194, SLG: 0.167 (1, 1)			0-3 K	1-0 FC4-6 HBP			0-0 G3		0-3 K	3 0 0 0 0 2 1

Inning Stats	R: 1 E: 0 K: 0 S: 6	H: 3 LOB: 2 BB: 0 P: 6	R: 0 E: 0 K: 1 S: 5	H: 0 LOB: 1 BB: 1 P: 9	R: 2 E: 0 K: 1 S: 7	H: 2 LOB: 0 BB: 0 P: 7	R: 0 E: 0 K: 0 S: 4	H: 1 LOB: 3 BB: 1 P: 9	R: 0 E: 1 K: 0 S: 3	H: 0 LOB: 0 BB: 0 P: 3	R: 0 E: 0 K: 1 S: 5	H: 0 LOB: 0 BB: 0 P: 5	R: 0 E: 0 K: 0 S: 3	H: 0 LOB: 1 BB: 0 P: 4	R: 0 E: 0 K: 0 S: 4	H: 1 LOB: 1 BB: 0 P: 4	R: 0 E: 0 K: 1 S: 6	H: 1 LOB: 1 BB: 0 P: 6	1B: 6 2B: 1 3B: 0 HR: 1	SF: 0 SAC: 1 DP: 1 HBP: 2	WP: 0 PB: 0 SB: 0 CS: 0	PA: 39
--------------	------------------------------	---------------------------------	------------------------------	---------------------------------	------------------------------	---------------------------------	------------------------------	---------------------------------	------------------------------	---------------------------------	------------------------------	---------------------------------	------------------------------	---------------------------------	------------------------------	---------------------------------	------------------------------	---------------------------------	----------------------------------	------------------------------------	----------------------------------	--------

PITCHER	IP	WLS	BF	H	R	ER	SO	BB	IBB	HBP	BLK	WP	HR	S	P	ERA	WHIP
Jim Kaat, L ERA: 2.18 (1, 1)	8.0	L	35	7	3	3	3	2	0	2	0	0	1	37	47	3.38	1.125
Bob Miller, R ERA: 5.23 (9, 1)	1.0		4	1	0	0	1	0	0	0	0	0	0	6	6	0.00	1.000

TOP

Cleveland Indians @ Minnesota Twins  
Metropolitan Stadium, Bloomington, MI  
Thu May 30 1968, 4:33 AM EDT  
Att. 25,843 - Unknown - 65 F

AB	34
R	3
H	8
RBI	3
BB	2
SO	4
LOB	14



WP: 0	PA: 39
PB: 0	
SB: 0	
CS: 0	



Batter	1	2	3	4	5	6	7	8	9	AB R H RBI BB SO LOB
<b>Cesar Tovar, R</b> OBP: 0.302, SLG: 0.335 (1, 5) (8, 6)	0-0 PB 1B 2B		0-0 5-3		0-0 1B			0-0 5-3		4 1 2 0 0 0 0
<b>Rod Carew, L</b> OBP: 0.327, SLG: 0.393 (1, 4)	0-0 2-H 1B		0-0 F8		0-0 6-3			0-0 6-3		4 0 1 1 0 0 1
<b>Harmon Killebrew, R</b> OBP: 0.373, SLG: 0.477 (1, 3)	0-3 K 1-2		0-0 F8		0-0 F7			0-3 K		4 0 0 0 0 2 1
<b>Bob Allison, R</b> OBP: 0.341, SLG: 0.414 (1, 7)	4-0 BB			4-0 BB	0-0 F9			0-0 L7		2 0 0 0 2 0 0
<b>Tony Oliva, L</b> OBP: 0.296, SLG: 0.351 (1, 9)	0-3 K			0-3 K	0-0 4-3			0-0 1B		4 0 1 0 0 2 3
<b>Ted Uhlaender, L</b> OBP: 0.298, SLG: 0.406 <b>Frank Kostro, R</b> OBP: 0.188, SLG: 0.286 (1, 8) (9, PH)	0-0 1-3			0-3 K	0-0 F6			0-0 F8		3 0 0 0 0 1 3 1 0 0 0 0 0 1
<b>Jackie Hernandez, R</b> OBP: 0.236, SLG: 0.269 <b>Ron Clark, R</b> OBP: 0.355, SLG: 0.333 (1, 6) (7, PH) (8, 5)		0-3 K		0-3 K	0-3 K			0-3 K		2 0 0 0 0 2 1 1 0 0 0 0 1 0
<b>Jerry Zimmerman, R</b> OBP: 0.263, SLG: 0.235 <b>Frank Quilici, R</b> (7, PH) <b>Bruce Look, L</b> OBP: 0.286, SLG: 0.167 (8, 2)		0-3 K			0-0 1-3			0-0 F5		2 0 0 0 0 1 0 1 0 0 0 0 0 0 0 0 0 0 0 0 0
<b>Jim Kaat, L</b> OBP: 0.100, SLG: 0.100 <b>Rich Rollins, R</b> OBP: 0.262, SLG: 0.397 <b>Bob Miller, R</b> (9, 1)		0-0 4-3			0-3 K			0-0 F6		2 0 0 0 0 1 0 1 0 0 0 0 0 0 0 0 0 0 0 0 0

<b>Inning Stats</b>	R: 1 E: 0 K: 2 S: 9	H: 2 LOB: 2 BB: 1 P: 13	R: 0 E: 0 K: 2 S: 7	H: 0 LOB: 0 BB: 0 P: 7	R: 0 E: 0 K: 3 S: 3	H: 0 LOB: 1 BB: 1 P: 13	R: 0 E: 0 K: 1 S: 6	H: 1 LOB: 1 BB: 0 P: 6	R: 0 E: 0 K: 0 S: 3	H: 0 LOB: 0 BB: 0 P: 3	R: 0 E: 0 K: 1 S: 5	H: 0 LOB: 0 BB: 0 P: 5	R: 0 E: 0 K: 0 S: 3	H: 0 LOB: 0 BB: 0 P: 3	R: 0 E: 0 K: 1 S: 6	H: 1 LOB: 1 BB: 0 P: 6	1B: 3 2B: 1 3B: 0 HR: 0	SF: 0 SAC: 0 DP: 0 HBP: 0	WP: 0 PB: 1 SB: 1 CS: 0	PA: 33
<b>PITCHER</b> <b>Sam McDowell, L</b> ERA: 1.73 (1, 1)	IP 9.0	WLS W	BF 33	H 4	R 1	ER 1	SO 10	BB 2	IBB 0	HBP 0	BLK 0	WP 0	HR 0	S 51	P 59	ERA 1.00	WHIP 0.667			

**BOTTOM**

**Cleveland Indians @ Minnesota Twins**  
Metropolitan Stadium, Bloomington, MI

Thu May 30 1968, 4:33 AM EDT  
Att: 25,843 - Unknown - 65 F

livebaseballscorecards.com

<b>AB</b>	<b>31</b>
<b>R</b>	<b>1</b>
<b>H</b>	<b>4</b>
<b>RBI</b>	<b>1</b>
<b>BB</b>	<b>2</b>
<b>SO</b>	<b>10</b>
<b>LOB</b>	<b>10</b>



Batter	1	2	3	4	5	6	7	8	9	10	11	12	13	14	AB R H RBI BB SO LOB	TOP															
Cesar Tovar, R OBP: 0.296, SLG: 0.328 (1, 5) (7, 6)	F9		FC5-4 1B		6-3		FC6-4 1-2f			6-3		6-3		F4	7 0 1 0 0 0 3																
Rod Carew, L OBP: 0.329, SLG: 0.389 Bob Miller, R (1, 4) (11, 1)	1B		FC5-4 1-2f			5-3		F2		BB		6-3		K	4 0 1 0 1 0 1 2 0 0 0 0 1 0																
Tony Oliva, L OBP: 0.297, SLG: 0.350 (1, 9)	1B		4-3			F9		F6		K					6 0 2 0 0 1 2																
Harmon Killebrew, R OBP: 0.372, SLG: 0.465 (1, 3)	G6-4-3 IBB			L1-6 5-3 BB		K		5-3			6-3		K		4 0 0 0 2 2 1																
Bob Allison, R OBP: 0.341, SLG: 0.436 (1, 7)	G6-4-3 1-2f			5-3 1-2				1-3			E 1B 1B			5-3	6 1 2 1 0 0 4																
Ted Uhlhaender, L OBP: 0.299, SLG: 0.410 (1, 8)		F7		L1-6 2-3			HR		4-3					F6	6 0 2 0 0 0 1																
Jerry Zimmerman, R OBP: 0.273, SLG: 0.250 Frank Quilici, R (7, PR)		F8			F8		FC5-2 2B								3 0 1 0 0 0 0 0 0 0 0 0 0 0 3 0 2 0 0 0 2																
Bruce Look, L OBP: 0.400, SLG: 0.333 (7, 2)							FC3-6 1B 2-3			1B		E4 1-2 2-3																			
Jackie Hernandez, R OBP: 0.241, SLG: 0.274 Frank Kostro, R OBP: 0.186, SLG: 0.286 Rich Roese, L OBP: 0.216, SLG: 0.280 Ron Ferrarinoski, L (7, 1) Jim Kaat, L OBP: 0.051, SLG: 0.091 AJ Worthington, R (9, 1) Ron Clark, R OBP: 0.333, SLG: 0.310 (11, 4) (11, 4)		L9					SH1-4 1B			K		F6		K	2 0 1 0 0 0 0 0 0 0 0 0 0 0 1 0 0 0 0 0 2 0 0 0 0 0 0 0 1 0 0 0 0 1 1 0 0 0 0 0 0 0 2 0 0 0 0 1 4																
Jim Merritt, L OBP: 0.231, SLG: 0.091 John Roseboro, L OBP: 0.281, SLG: 0.248 Rich Rollins, R OBP: 0.246, SLG: 0.371 (7, 5)			4-3				SH1-4				K			F5	1 0 0 0 0 0 0 0 0 0 0 0 0 0 4 0 0 0 0 1 5																
<b>Inning Stats</b>	R: 0 E: 0 K: 0 S: 4	H: 2 LOB: 2 BB: 1 P: 8	R: 0 E: 0 K: 0 S: 3	H: 0 LOB: 0 BB: 0 P: 3	R: 0 E: 0 K: 0 S: 4	H: 1 LOB: 1 BB: 0 P: 4	R: 0 E: 0 K: 0 S: 2	H: 0 LOB: 0 BB: 1 P: 6	R: 0 E: 0 K: 1 S: 4	H: 1 LOB: 1 BB: 0 P: 4	R: 0 E: 0 K: 1 S: 5	H: 0 LOB: 0 BB: 0 P: 5	R: 0 E: 0 K: 0 S: 3	H: 0 LOB: 0 BB: 0 P: 3	R: 0 E: 0 K: 1 S: 6	H: 1 LOB: 1 BB: 0 P: 6	R: 0 E: 0 K: 2 S: 7	H: 0 LOB: 1 BB: 1 P: 11	R: 0 E: 1 K: 0 S: 6	H: 2 LOB: 3 BB: 0 P: 6	R: 0 E: 0 K: 1 S: 6	H: 1 LOB: 1 BB: 0 P: 6	R: 0 E: 0 K: 1 S: 6	H: 1 LOB: 0 BB: 0 P: 5	R: 0 E: 0 K: 1 S: 5	H: 0 LOB: 0 BB: 0 P: 5	1B: 10 2B: 2 3B: 0 HR: 1	SF: 0 SAC: 1 DP: 2 HBP: 0	WP: 0 PB: 0 SB: 0 CS: 0	PA: 56	
<b>PITCHER</b>	IP WLS BF H R ER SO BB IBB HBP BLK WP HR S P ERA WHIP															IP WLS BF H R ER SO BB IBB HBP BLK WP HR S P ERA WHIP															
Gary Peters, L ERA: 3.53 (1, 1)	6.0	25	7	1	1	1	1	1	1	1	1	1	1	1	1	1.50	1.333														
Bob Locker, R ERA: 3.86 (7, 1)	0.1	1	0	0	0	0	0	0	0	0	0	0	0	0	0	0.00	0.000														
Wilbur Wood, L ERA: 2.34 (7, 1)	0.2	2	0	0	0	0	0	0	0	0	0	0	0	0	0	0.00	0.000														
Hoyt Wilhelm, R ERA: 0.76 (8, 1)	3.0	11	1	0	0	3	1	0	0	0	0	0	0	0	0	0.00	0.667														
Bob Priddy, R ERA: 2.96 (11, 1)	3.0	14	4	0	0	2	0	0	0	0	0	0	0	0	0	0.00	1.333														
<b>PITCHER</b>	IP WLS BF H R ER SO BB IBB HBP BLK WP HR S P ERA WHIP															IP WLS BF H R ER SO BB IBB HBP BLK WP HR S P ERA WHIP															
Don McMahon, R ERA: 3.45 (14, 1)	1.0	3	0	0	0	1	0	0	0	0	0	0	0	0	0	3.45	0.000														

Minnesota Twins @ Chicago White Sox  
Comiskey Park, Chicago, IL  
Fri May 31 1968, 8:05 PM EDT  
Att. 9,667 - Unknown

livebaseballscores.com

AB	52
R	1
H	12
RBI	1
BB	3
SO	7
LOB	26



Batter	1	2	3	4	5	6	7	8	9	10	11	12	13	14	AB	R	H	RBI	BB	SO	LOB
Luis Aparicio, R (1, 6) OBP: 0.296, SLG: 0.348	0-0 4-3		0-0 L9		0-0 1-3		0-0 L9			0-0 1B			0-0 B2-6-4 2B	0-0 1B	7	0	3	1	0	0	2
Tom McCraw, L (1, 3) OBP: 0.262, SLG: 0.364	0-0 3-1			1-0 G6-4-3 HBP		0-0 L9	0-0 F9			0-0 L8			4-0 B2-6-4 IBB		4	0	0	0	1	0	3
Buddy Bradford, R (1, 9) OBP: 0.135, SLG: 0.180	0-3 K			0-0 G6-4-3		0-0 F3		0-0 G3		0-3 K			0-0 B2-6-4		5	0	0	0	0	2	2
Bob Priddy, R (11, 1) Jerry McNertney, R (13, PH) OBP: 0.361, SLG: 0.233				1-2f									1-2f 2-3		0	0	0	0	0	0	0
Tommy Davis, R (1, 7) OBP: 0.245, SLG: 0.327		0-3 K		0-0 1B E 1B		0-0 E6 1B		0-0 3-1					4-0 F7		3	1	1	0	0	1	0
Bill Voss, L (7, 9) OBP: 0.214, SLG: 0.126													FC6-4 IBB		2	0	0	0	1	0	0
Duane Josephson, R (1, 2) OBP: 0.282, SLG: 0.308		0-3 K		0-0 E6 1B		0-0 1B 1B		0-0 4-3					0-0 FC6-4		6	0	1	1	0	2	3
Don McMahon, R (14, 1)				1-2 1B		2-H 1B							1-2f		0	0	0	0	0	0	0
Dick Kenworthy, R (1, 5) OBP: 0.417, SLG: 0.455		0-0 1B		0-0 1B 1B		0-0 1B		0-3 K					0-0 G3		6	1	4	0	0	1	0
Ken Berry, R (1, 8) OBP: 0.265, SLG: 0.318		0-3 K		0-3 K		0-0 6-3		0-0 1-3					0-0 F6		5	0	0	0	0	2	6
Tim Cullen, R (1, 4) OBP: 0.302, SLG: 0.255			0-0 5-3		0-0 F7			0-0 6-3					0-0 F4		3	0	1	0	0	0	0
Sandy Alomar Sr., S (7, PR) OBP: 0.304, SLG: 0.238													1-2 2-3		2	0	0	0	0	0	0
Gary Peters, L (1, 11) OBP: 0.286, SLG: 0.438			0-0 3-1		0-3 K		0-0 SH2-4 1B			0-3 K			0-0 F7		2	0	0	0	0	1	0
Bob Lockert, S (7, 11) Wilbur Wood, R (7, 11) Wayne Causey, L (7, PH) OBP: 0.283, SLG: 0.176													1-2 2-3		0	0	0	0	0	0	0
Hoyt Wilhelm, R (8, 11) Russ Snyder, L (10, PH) OBP: 0.117, SLG: 0.086							1-2						1B IBB		2	0	0	0	0	1	0

Inning Stats	R: 0	H: 0	E: 0	K: 1	S: 5	R: 0	H: 1	E: 0	K: 3	S: 10	R: 0	H: 0	E: 0	K: 0	S: 3	R: 0	H: 2	E: 1	K: 1	S: 7	R: 0	H: 0	E: 0	K: 1	S: 5	R: 1	H: 2	E: 1	K: 0	S: 6	R: 0	H: 1	E: 0	K: 0	S: 4	R: 0	H: 0	E: 0	K: 0	S: 3	R: 0	H: 0	E: 0	K: 1	S: 5	R: 0	H: 1	E: 0	K: 2	S: 8	R: 0	H: 0	E: 0	K: 1	S: 3	R: 0	H: 0	E: 0	K: 0	S: 3	R: 0	H: 0	E: 0	K: 0	S: 3	R: 0	H: 0	E: 0	K: 0	S: 3	R: 0	H: 1	E: 0	K: 0	S: 11	R: 1	H: 2	E: 0	K: 0	S: 3																																																													
PITCHER	IP	WLS	BF	H	R	ER	SO	BB	IBB	HBP	BLK	WP	HR	S	P	ERA	WHIP																			PITCHER																		IP	WLS	BF	H	R	ER	SO	BB	IBB	HBP	BLK	WP	HR	S	P	ERA	WHIP																			PITCHER																		IP	WLS	BF	H	R	ER	SO	BB	IBB	HBP	BLK	WP	HR	S	P	ERA	WHIP																		
Jim Merritt, L (1, 1) ERA: 2.67	6.0		25	5	1	0	6	0	0	0	0	0	0	0	37	0.00	0.833																																																																																																																												
Ron Ferranoski, L (7, 1) ERA: 1.21	2.0		7	1	0	0	0	0	0	0	0	0	0	7	7	0.00	0.500																																																																																																																												
Al Worthington, R (9, 1) ERA: 0.94	2.0		7	1	0	0	3	0	0	0	0	0	0	13	13	0.00	0.500																																																																																																																												
Bob Miller, R (11, 1) ERA: 4.61	3.1	L	16	3	1	1	1	0	3	1	0	0	0	14	27	2.70	0.900																																																																																																																												

**MINNESOTA TWINS @ CHICAGO WHITE SOX**  
**Comiskey Park, Chicago, IL**  
 Fri May 31 1968, 8:05 PM EDT  
 Att: 9,667 - Unknown

AB	R	H	RBI	BB	SO	LOB
48	2	10	2	3	10	18

WP: 0 PA: 55  
 PB: 0  
 SB: 0  
 CS: 0



Batter	1	2	3	4	5	6	7	8	9	AB R H RBI BB SO LOB	TOP																									
John Roseboro, L (1, 2) OBP: 0.273, SLG: 0.240	0-0 L9		0-3 K		0-0 G3			0-0 4-3		4 0 0 0 0 1 0																										
Cesar Tovar, R (1, 4) OBP: 0.295, SLG: 0.326	0-0 5-3		0-0 F8			0-0 4-3		0-0 1-3 1B		4 0 1 0 0 0 0																										
Harmon Killebrew, R (1, 3) OBP: 0.374, SLG: 0.459	4-0 BB			0-0 F6		4-0 BB		0-0 1-3 1-2		2 0 0 0 2 0 1																										
Tony Oliva, L (1, 9) OBP: 0.296, SLG: 0.344	0-0 F7			0-0 L4		0-0 F8		4-0 IBB		3 0 0 0 1 0 2																										
Bob Allison, R (1, 7) OBP: 0.338, SLG: 0.425		0-3 K		4-0 1B BB		0-0 L7		0-0 F3		3 0 0 0 1 1 3																										
Ted Uhlaender, L (1, 8) OBP: 0.298, SLG: 0.406		0-3 K		0-0 1-3 1B		0-0 F9		0-0 F8		4 0 1 0 0 1 0																										
Rich Rollins, R (1, 5) OBP: 0.261, SLG: 0.379		0-0 1B		0-0 1-3		0-0 E5 FC4-6		0-0 1B		4 0 2 0 0 0 2																										
Jackie Hernandez, R (1, 6) OBP: 0.233, SLG: 0.264		0-0 5-3			0-0 6-3		0-0 FC4-6 1-2f		0-0 F2	4 0 0 0 0 0 3																										
Dean Chance, R (1, 1) OBP: 0.065, SLG: 0.033			0-3 K		0-3 K		0-3 K		0-0 F8	4 0 0 0 0 3 2																										
<b>Inning Stats</b>	R: 0 E: 0 K: 0 S: 3	H: 0 LOB: 1 BB: 1 P: 7	R: 0 E: 0 K: 2 S: 8	H: 1 LOB: 1 BB: 0 P: 8	R: 0 E: 0 K: 2 S: 7	H: 0 LOB: 0 BB: 0 P: 7	R: 0 E: 0 K: 1 S: 5	H: 0 LOB: 0 BB: 0 P: 5	R: 0 E: 0 K: 1 S: 6	H: 0 LOB: 1 BB: 0 P: 6	R: 0 E: 1 K: 1 S: 4	H: 1 LOB: 2 BB: 1 P: 8	R: 0 E: 0 K: 0 S: 4	H: 1 LOB: 1 BB: 0 P: 4	R: 0 E: 0 K: 0 S: 4	H: 1 LOB: 1 BB: 0 P: 4	1B: 4 2B: 0 3B: 0 HR: 0	SF: 0 SAC: 0 DP: 0 HBP: 0	WP: 0 PB: 0 SB: 0 CS: 0	PA: 36																
<b>PITCHER</b>	IP WLS BF H R ER SO BB IBB HBP BLK WP HR S P ERA WHIP																																			
Cisco Carlos, R (1, 1) ERA: 2.97	6.0		23	2	0	0	5	3	0	0	0	0	0	30	42	0.00	0.833																			
Bob Locker, R (7, 1) ERA: 3.44	2.0		9	1	0	0	1	0	1	0	0	0	0	10	14	0.00	0.500																			
Wilbur Wood, L (9, 1) ERA: 2.27	1.0	W	4	1	0	0	0	0	0	0	0	0	0	4	4	0.00	1.000																			

Minnesota Twins @ Chicago White Sox  
Comiskey Park, Chicago, IL  
Sat Jun 01 1968, 4:33 AM EDT  
Att. 3,857 - Unknown

livebaseballscorecards.com

AB	32
R	0
H	4
RBI	0
BB	4
SO	6
LOB	13



Batter	1	2	3	4	5	6	7	8	9	AB R H RBI BB SO LOB
Luis Aparicio, R (1, 6) OBP: 0.290, SLG: 0.341	0-3 K			0-0 6-3		0-3 K			0-0 4-3	4 0 0 0 0 2 1
Bill Voss, L (1, 9) OBP: 0.225, SLG: 0.133	0-0 6-3			4-0 BB		0-3 K			0-0 FC5-4 1B	3 1 1 0 0 1 1 1
Tom McCraw, L (1, 3) OBP: 0.262, SLG: 0.361	0-0 F6			0-0 F7			0-0 1-3		0-0 FC5-4 1B	4 0 1 0 0 0 1
Tommy Davis, R (1, 7) OBP: 0.236, SLG: 0.314		0-0 F7		0-0 5-3			0-0 1-6-3		0-0 FC5-4 1B	4 0 0 0 0 0 3
Dick Kenworthy, R (1, 5) OBP: 0.375, SLG: 0.400		0-3 K			0-0 1-3			0-0 F6	0-0 1-2 2-3	4 0 1 1 0 1 0
Buddy Bradford, R (1, 8) OBP: 0.145, SLG: 0.173		0-3 K			0-3 K			4-0 6-3 SH3-4 BB	1-2 3-H	2 0 0 0 1 2 0
Jerry McNertney, R (1, 2) OBP: 0.342, SLG: 0.219			0-0 1-3		0-0 F9			0-0 SH3-4		2 0 0 0 0 0 0
Tim Cullen, R (1, 4) OBP: 0.299, SLG: 0.253			0-3 K			4-0 BB		0-0 6-3		1 0 0 0 0 1 0
Russ Snyder, L (6, PH) OBP: 0.131, SLG: 0.086								2-3		0 0 0 0 1 0 0
Bob Locker, S (7, 1)										0 0 0 0 0 0 0
Duane Josephson, R (8, PH) OBP: 0.280, SLG: 0.306										1 0 0 0 0 0 1
Wilbur Wood, R (9, 1)										0 0 0 0 0 0 0
Cisco Carlos, R (1, 1)			0-3 K			0-0 L7			0-0 4-3	1 0 0 0 0 1 0
Wayne Causey, L (6, PH) OBP: 0.279, SLG: 0.167										2 0 0 0 0 0 2

Inning Stats	R: 0	H: 0	E: 0	LOB: 0	K: 1	BB: 0	S: 5	P: 5	R: 0	H: 0	E: 0	LOB: 0	K: 2	BB: 0	S: 7	P: 7	R: 0	H: 0	E: 0	LOB: 0	K: 1	BB: 0	S: 5	P: 5	R: 0	H: 0	E: 0	LOB: 1	K: 2	BB: 1	S: 7	P: 11	R: 0	H: 0	E: 0	LOB: 0	K: 0	BB: 0	S: 3	P: 3	R: 0	H: 0	E: 0	LOB: 1	K: 0	BB: 1	S: 3	P: 7	R: 1	H: 3	E: 0	LOB: 2	K: 0	BB: 0	S: 5	P: 5	1B: 3	SF: 0	2B: 0	SAC: 1	3B: 0	DP: 0	HR: 0	HBP: 0
PITCHER Dean Chance, R (1, 1) ERA: 2.64	IP	WLS	BF	H	R	ER	SO	BB	IBB	HBP	BLK	WP	HR	S	P	ERA	WHIP	IP	WLS	BF	H	R	ER	SO	BB	IBB	HBP	BLK	WP	HR	S	P	ERA	WHIP	IP	WLS	BF	H	R	ER	SO	BB	IBB	HBP	BLK	WP	HR	S	P	ERA	WHIP													

**BOTTOM**

**Minnesota Twins @ Chicago White Sox**  
Comiskey Park, Chicago, IL

Sat Jun 01 1968, 4:33 AM EDT  
Att. 3,857 - Unknown

livebaseballscorecards.com

AB	28
R	1
H	3
RBI	1
BB	3
SO	8
LOB	9



WP: 0 PA: 32  
PB: 0  
SB: 0  
CS: 0

Batter	1	2	3	4	5	6	7	8	9	AB R H RBI BB SO LOB	TOP														
Cesar Tovar, R OBP: 0.292, SLG: 0.328 (1, 6) (7, 4)	0-0 6-3		0-0 1-3 2B		0-0 F9		0-0 F3		0-0 FC6-4 G6-4-3	5 0 1 1 0 0 3															
Rich Reese, L OBP: 0.217, SLG: 0.264 Ron Clark, R OBP: 0.324, SLG: 0.300 (1, 7) (9, PH)	0-0 3-1		0-0 1-3		0-0 4-3			4-0 1B 1B BB	0-0 G6-4-3	3 1 0 0 1 0 2 1 0 0 0 0 0 2															
Harmon Killebrew, R OBP: 0.367, SLG: 0.447 (1, 3)	0-0 F7			0-0 F3		0-0 G3		0-0 F5		4 0 0 0 0 0 1															
Tony Oliva, L OBP: 0.300, SLG: 0.348 (1, 9)		0-0 F5		0-0 F8		0-0 1B S		0-0 1B		4 0 2 0 0 0 0															
Rich Rollins, R OBP: 0.274, SLG: 0.386 (1, 5)		0-0 F9		0-0 1B 1B		0-0 6-3 1-2		0-0 1B		4 0 2 1 0 0 1															
Ted Uhlaender, L OBP: 0.302, SLG: 0.405 (1, 8)		4-0 CS BB		0-0 1B BB 1B		0-0 3-1		0-0 G3		3 0 1 0 1 0 2															
Bruce Look, L OBP: 0.429, SLG: 0.333 Jim Kaat, L OBP: 0.091, SLG: 0.091 (1, 2) (9, PR)	0-0 CS 1-2		0-0 3-1	4-0 1-2 BB		0-0 6-3			0-0 1B 1B FC6-4 1B	3 0 1 0 1 0 0 0 1 0 0 0 0 0	AB 35 R 2 H 11 RBI 2 BB 3 SO 1 LOB 14														
Frank Quilici, R Jim Holt, L Jackie Hernandez, R Frank Kostro, R OBP: 0.100, SLG: 0.100 OBP: 0.233, SLG: 0.264 OBP: 0.235, SLG: 0.333 (1, 4) (7, PH) (7, 6) (9, PH)			0-0 6-3	0-3 K			0-0 6-3		0-0 FC6-4 1B 1-2 1B	2 0 0 0 0 1 3 1 0 0 0 0 0 0 0 0 0 0 0 0 0 1 0 1 0 0 0 0															
Jim Perry, S John Roseboro, L Ron Perranoski, L Bob Allison, R OBP: 0.200, SLG: 0.417 OBP: 0.278, SLG: 0.246 (7, 1) (7, 1) (9, PH)			0-0 2B 1B		0-0 1-3		0-0 1B		0-0 FC6-4 1B 1-2 2-3	2 0 1 0 0 0 0 1 0 1 0 0 0 0 0 0 0 0 0 0 0 1 0 1 0 0 0 0															
Inning Stats	R: 0 E: 0 K: 0 S: 3	H: 0 LOB: 0 BB: 0 P: 3	R: 0 E: 0 K: 0 S: 2	H: 0 LOB: 0 BB: 1 P: 6	R: 0 E: 0 K: 0 S: 5	H: 2 LOB: 2 BB: 0 P: 5	R: 0 E: 0 K: 1 S: 7	H: 2 LOB: 3 BB: 1 P: 11	R: 0 E: 0 K: 0 S: 3	H: 0 LOB: 0 BB: 0 P: 3	R: 0 E: 0 K: 0 S: 4	H: 1 LOB: 1 BB: 0 P: 4	R: 0 E: 0 K: 0 S: 4	H: 1 LOB: 1 BB: 0 P: 4	R: 1 E: 0 K: 0 S: 4	H: 2 LOB: 1 BB: 1 P: 8	R: 1 E: 0 K: 0 S: 5	H: 3 LOB: 2 BB: 0 P: 5	1B: 10 2B: 1 3B: 0 HR: 0	SF: 0 SAC: 0 DP: 1 HBP: 0	WP: 0 PB: 0 SB: 1 CS: 1	PA: 39			
PITCHER	IP	WLS	BF	H	R	ER	SO	BB	IBB	HBP	BLK	WP	HR	S	P	ERA	WHIP								
Jack Fisher, R ERA: 3.34 (1, 1)	7.0	W	29	6	1	1	1	3	0	0	0	0	0	28	40	1.29	1.286								
Hoyt Wilhelm, R ERA: 0.73 (8, 1)	1.0		4	2	0	0	0	0	0	0	0	0	0	4	4	0.00	2.000								
Bob Locker, R ERA: 3.86 (9, 1)	0.1		4	3	1	1	0	0	0	0	0	0	0	4	4	27.00	9.000								
Wilbur Wood, L ERA: 2.23 (9, 1)	0.2	S	1	0	0	0	0	0	0	0	0	0	0	1	1	0.00	0.000								

Minnesota Twins @ Chicago White Sox  
Comiskey Park, Chicago, IL  
Sun Jun 02 1968, 4:33 AM EDT  
Unknown

livebaseballscorecards.com




Batter	1	2	3	4	5	6	7	8	9
Luis Aparicio, R OBP: 0.289, SLG: 0.339 (1, 6)	0-0 6-3		0-0 F8		0-0 F7		0-0 1B		
Bill Voss, L OBP: 0.226, SLG: 0.138 (1, 9)	0-0 F4		0-0 1B		0-3 K		0-0 F5		
Tom McCraw, L OBP: 0.267, SLG: 0.365 (1, 3)	0-0 E3		0-0 F5		0-0 1B		0-0 1B SH 1B		
Tommy Davis, R OBP: 0.246, SLG: 0.321 (1, 7) Sandy Alomar Sr., S OBP: 0.304, SLG: 0.238 (8, PR) Ken Berry, R OBP: 0.265, SLG: 0.318 (9, 8)	0-0 1-3			0-0 SH1-3 2B 1B	0-0 4-3		0-0 SH S 1-3 1B		
Dick Kenworthy, R OBP: 0.300, SLG: 0.316 (1, 5)		0-0 4-3		0-3 K		0-0 F4	0-0 L7		
Buddy Bradford, R OBP: 0.172, SLG: 0.170 (1, 8) (9, 7)		4-0 4-3 BB		0-0 SH1-3 1-2		0-0 5-3	4-0 SH IBB		
Jerry McNertney, R OBP: 0.341, SLG: 0.206 (1, 2)		0-0 4-3 1-2		4-0 2B BB		0-0 2-3	0-0 SH FC6-4 1-2 2-3 3-H		
Tim Cullen, R OBP: 0.297, SLG: 0.263 (1, 4)		0-0 F8		0-0 2B 1-H 2-H		0-0 6-3	0-0 F5		
Jack Fisher, R OBP: 0.125, SLG: 0.125 (1, 1) Hoyt Wilhelm, R (8, 1) Duane Josephson, R (8, PH) OBP: 0.276, SLG: 0.303 Bob Locker, S (9, 1) Wilbur Wood, R (9, 1)			0-0 F4	0-0 L7		0-0 6-3	0-0 FC6-4 1-2f		

AB	R	H	RBI	BB	SO	LOB
4	0	1	0	0	0	0
4	0	1	0	0	1	1
4	1	2	0	0	0	1
4	1	2	0	0	0	2
0	0	0	0	0	0	0
0	0	0	0	0	0	0
4	0	0	0	0	1	3
1	0	0	0	2	0	0
2	1	0	1	1	0	1
4	0	1	2	0	0	4
3	0	0	0	0	0	1
0	0	0	0	0	0	0
1	0	0	0	0	0	3
0	0	0	0	0	0	0
0	0	0	0	0	0	0

**MINNESOTA TWINS @ CHICAGO WHITE SOX**  
**COMISKEY PARK, CHICAGO, IL**  
 Sun Jun 02 1968, 4:33 AM EDT  
 Unknown

AB	31
R	3
H	7
RBI	3
BB	3
SO	2
LOB	16



Inning Stats	R	H	E	K	S	H	LOB	BB	P
1	0	0	2	0	4	0	1	0	4
2	0	0	0	0	3	0	1	7	7
3	0	1	0	0	4	1	0	0	4
4	2	2	0	1	7	1	1	11	11
5	0	1	0	1	6	0	0	0	6
6	0	0	0	0	3	0	0	3	3
7	0	1	0	0	4	0	0	4	4
8	1	2	0	0	6	0	1	10	10
9	0	0	0	0	0	0	0	0	0

PITCHER	IP	WLS	BF	H	R	ER	SO	BB	IBB	HBP	BLK	WP	HR	S	P	ERA	WHIP
Jim Perry, R ERA: 2.42 (1, 1)	6.0	L	25	4	2	2	2	2	2	0	0	0	0	27	35	3.00	1.000
Ron Perranoski, L ERA: 1.42 (7, 1)	2.0		11	3	1	1	0	0	1	0	0	0	0	10	14	4.50	1.500

WP	PA
0	36

Batter	1	2	3	4	5	6	7	8	9	AB R H RBI BB SO LOB	TOP					
Jackie Hernandez, R (1, 6) OBP: 0.227, SLG: 0.257 Rich Rollins, R (7, PH) OBP: 0.280, SLG: 0.389 (7, 5)	0-0 6-3		0-0 6-3		0-0 E6 G3		0-0 S 1B		0-0 6-3	3 0 0 0 0 0 0 2 0 1 0 0 0 0	<p>Minnesota Twins @ Chicago White Sox</p> <p>Comiskey Park, Chicago, IL</p> <p>Sun Jun 02 1968, 4:38 AM EDT</p> <p>Att: 18,148 - Unknown</p>					
Cesar Tovar, R (1, 4) OBP: 0.286, SLG: 0.321 (7, 6)	0-0 6-3		0-0 6-3		0-0 G3		0-3 K			4 0 0 0 0 1 2						
Frank Kostro, R (1, 7) OBP: 0.190, SLG: 0.263	0-0 5-3		0-0 F5		0-0 L8		0-3 K			4 0 0 0 0 1 1						
Tony Oliva, L (1, 9) OBP: 0.314, SLG: 0.394		0-0 HR		0-0 FC2-5 BB 1B		0-0 5-3 1B		0-0 HR		4 2 4 2 0 0 0						
Harmon Killebrew, R (1, 3) OBP: 0.374, SLG: 0.470		0-0 HR		4-0 BB FC2-5 BB 1-2		0-0 5-3		0-0 1B		3 1 2 1 1 0 1						
Ted Uhlaender, L (1, 8) OBP: 0.301, SLG: 0.398		0-3 K		0-0 FC2-5 1-2 2-3f		1-0 G6-4-3 HBP		0-0 L9		3 0 0 0 0 1 3						
John Roseboro, L (1, 2) OBP: 0.277, SLG: 0.254		0-0 WP 2B		0-3 K		0-0 G6-4-3		0-0 L9		4 0 1 0 0 1 5						
Ron Clark, R (1, 5) OBP: 0.289, SLG: 0.265 (7, 4)		0-0 E5 G6-4-3 2-3		0-0 F8		0-0 F2		0-0 5-3		4 0 0 0 0 0 3						
Dave Boswell, R (1, 1) OBP: 0.217, SLG: 0.381 Rich Reese, L (7, PH) OBP: 0.213, SLG: 0.259 Al Worthington, R (7, 1) Bob Allison, R (9, PH) OBP: 0.340, SLG: 0.426 Ron Perranoski, L (9, 1)		0-0 G6-4-3		0-3 K		0-0 4-3		0-3 K		2 0 0 0 0 1 2 1 0 0 0 0 0 0 0 0 0 0 0 0 0 1 0 0 0 0 1 0 0 0 0 0 0 0 0						
<b>Inning Stats</b>	R: 0 H: 0 E: 0 LOB: 0 K: 0 BB: 0 S: 3 P: 3	R: 2 H: 3 E: 1 LOB: 1 K: 1 BB: 0 S: 8 P: 8	R: 0 H: 0 E: 0 LOB: 0 K: 0 BB: 0 S: 3 P: 3	R: 0 H: 1 E: 0 LOB: 2 K: 1 BB: 1 S: 6 P: 10	R: 0 H: 0 E: 1 LOB: 1 K: 1 BB: 0 S: 6 P: 6	R: 0 H: 1 E: 0 LOB: 1 K: 0 BB: 0 S: 3 P: 4	R: 0 H: 1 E: 0 LOB: 1 K: 1 BB: 0 S: 6 P: 6	R: 1 H: 2 E: 0 LOB: 1 K: 1 BB: 0 S: 7 P: 7	R: 0 H: 0 E: 0 LOB: 0 K: 1 BB: 0 S: 5 P: 5	1B: 4 SF: 0 2B: 1 SAC: 0 3B: 0 DP: 2 HR: 3 HBP: 1	WP: 1 PA: 37 PB: 0 SB: 1 CS: 0					
<b>PITCHER</b>	IP WLS BF H R ER SO BB IBB HBP BLK WP HR S P ERA WHIP											ERA WHIP				
Joe Horlen, R (1, 1) ERA: 1.62	6.2	28	6	2	2	3	1	0	1	0	1	2	32	37	2.70	1.050
Hoyt Wilhelm, R (7, 1) ERA: 1.07	0.2	3	1	1	1	2	0	0	0	0	0	1	7	7	13.50	1.500
Wilbur Wood, L (8, 1) ERA: 2.13	1.2	W	6	1	0	0	1	0	0	0	0	0	8	8	0.00	0.600

[livebaseballscorecards.com](http://livebaseballscorecards.com)

<b>AB</b>	35
<b>R</b>	3
<b>H</b>	8
<b>RBI</b>	3
<b>BB</b>	1
<b>SO</b>	6
<b>LOB</b>	17






Batter	1	2	3	4	5	6	7	8	9	AB	R	H	RBI	BB	SO	LOB
Luis Aparicio, R OBP: 0.294, SLG: 0.339 (1, 6)	4-0 1B SF7 BB	0-0 6-3			0-3 K			0-0 SH1-4 1B		3	1	1	0	1	1	0
Bill Voss, L OBP: 0.229, SLG: 0.144 (1, 9)	0-0 CS 1-3 1B		0-0 5-3		0-3 K			0-0 SH1-4 1-2		3	0	1	0	0	1	0
Tom McCraw, L OBP: 0.273, SLG: 0.363 (1, 3)	0-0 SF7 1-2 3-H		0-0 F6			4-0 S BB		4-0 IBB		1	0	0	1	2	0	0
Tommy Davis, R OBP: 0.246, SLG: 0.319 (1, 7)	0-0 1B		0-3 K			0-0 L8 1-2		0-0 F2		4	0	1	0	0	1	3
Dick Kenworthy, R OBP: 0.250, SLG: 0.261 (1, 5)	0-3 K			0-0 2-3		0-3 K		0-0 3-1		4	0	0	0	0	2	4
Duane Josephson, R OBP: 0.279, SLG: 0.304 Hoyt Wilhelm, R (7, 1) Wilbur Wood, R (8, 1) Ken Berry, R OBP: 0.270, SLG: 0.323 Sandy Alomar Sr., S OBP: 0.304, SLG: 0.238 (9, PH) (9, PR)		0-0 F9		0-0 1B		0-0 F6		0-0 SH3-4 1B		3	0	1	0	0	0	1
Buddy Bradford, R OBP: 0.180, SLG: 0.179 (1, 8)		0-0 HR 1B		0-3 K		0-0 3-1		0-0 SH3-4		3	1	1	0	0	1	1
Tim Cullen, R OBP: 0.304, SLG: 0.294 (1, 4)		0-0 HR		0-0 F9		0-0 F9		4-0 1B IBB		3	1	1	2	1	0	1
Joe Horten, R (1, 1) Jerry McNertney, R OBP: 0.349, SLG: 0.222 (7, 2)		0-0 6-3			0-0 3-1		0-0 F8		0-0 1-2 2-H 1B	2	0	0	0	0	0	0
										2	0	1	1	0	0	0

Inning Stats	R: 1	H: 2	E: 0	K: 1	S: 6	H: 2	LOB: 1	BB: 1	P: 10	R: 2	H: 2	E: 0	K: 0	S: 5	H: 2	LOB: 0	BB: 0	P: 5	R: 0	H: 0	E: 0	K: 1	S: 5	H: 0	LOB: 0	BB: 0	P: 5	R: 0	H: 1	E: 0	K: 1	S: 6	H: 0	LOB: 1	BB: 0	P: 6	R: 0	H: 0	E: 0	K: 2	S: 7	H: 0	LOB: 0	BB: 0	P: 7	R: 0	H: 0	E: 0	K: 1	S: 5	H: 0	LOB: 1	BB: 1	P: 9	R: 0	H: 0	E: 0	K: 0	S: 3	H: 1	LOB: 2	BB: 1	P: 8	R: 1	H: 2	E: 0	K: 0	S: 3	H: 2	LOB: 2	BB: 1	P: 7	1B: 7	SF: 1	2B: 0	SAC: 2	3B: 0	DP: 0	HR: 1	HBP: 0	WP: 0	PA: 36
--------------	------	------	------	------	------	------	--------	-------	-------	------	------	------	------	------	------	--------	-------	------	------	------	------	------	------	------	--------	-------	------	------	------	------	------	------	------	--------	-------	------	------	------	------	------	------	------	--------	-------	------	------	------	------	------	------	------	--------	-------	------	------	------	------	------	------	------	--------	-------	------	------	------	------	------	------	------	--------	-------	------	-------	-------	-------	--------	-------	-------	-------	--------	-------	--------

PITCHER	IP	WLS	BF	H	R	ER	SO	BB	IBB	HBP	BLK	WP	HR	S	P	ERA	WHIP
Dave Boswell, R ERA: 3.19 (1, 1)	6.0		24	5	3	3	6	2	0	0	0	0	1	34	42	4.50	1.167
Al Worthington, R ERA: 0.88 (7, 1)	2.0		8	1	0	0	0	0	1	0	0	0	0	7	11	0.00	0.500
Ron Perranoski, L ERA: 1.69 (9, 1)	0.1	L	4	2	1	1	0	0	1	0	0	0	0	3	7	27.00	6.000

**MINNESOTA TWINS @ CHICAGO WHITE SOX**  
**COMISKEY PARK, CHICAGO, IL**  
 Sun Jun 02 1968, 4:38 AM EDT  
 Att. 18,148 - Unknown

**AB 29**  
**R 4**  
**H 8**  
**RBI 4**  
**BB 4**  
**SO 6**  
**LOB 10**



PITCHER	IP	WLS	BF	H	R	ER	SO	BB	IBB	HBP	BLK	WP	HR	S	P	ERA	WHIP
---------	----	-----	----	---	---	----	----	----	-----	-----	-----	----	----	---	---	-----	------

Batter	1	2	3	4	5	6	7	8	9	AB R H RBI BB SO LOB	TOP																
Ted Uhlaender, L (1, 8) OBP: 0.304, SLG: 0.398	0-0 G6-4-3 1B		0-0 S 1B		0-0 F7		0-3 K		0-3 K	5 1 2 0 0 2 2																	
Cesar Tovar, R (1, 6) OBP: 0.284, SLG: 0.318 (8, 5)	0-0 G6-4-3 1-2f		0-0 1-H 1B			0-0 F8	0-0 E6		0-3 K	5 0 1 1 0 1 3																	
Rod Carew, L (1, 4) OBP: 0.322, SLG: 0.380	0-3 K		0-0 4-3			0-0 G3	0-0 3-1			4 0 0 0 0 1 4																	
Harmon Killebrew, R (1, 3) OBP: 0.377, SLG: 0.467		0-0 F7		0-3 K		0-0 1B		4-0 BB E BB		3 1 1 0 1 1 0																	
Tony Oliva, L (1, 9) OBP: 0.317, SLG: 0.393		0-0 CS 1B		0-0 4-1		0-0 F9		4-0 E 1-5-3 BB		3 0 1 0 1 0 1																	
Rich Rollins, R (1, 5) OBP: 0.281, SLG: 0.434 Jackie Hernandez, R (8, PR) OBP: 0.227, SLG: 0.257 (8, 6)		0-0 F8 1-2		0-0 FC5-4 1B			0-0 HR	0-0 E5 1-3 2-H		4 1 2 1 0 0 2 0 0 0 0 0 0 0																	
Bob Allison, R (1, 7) OBP: 0.345, SLG: 0.432			0-0 1B 2B	0-0 FC5-4		0-0 F7	0-0 1-5-3 BB			3 1 1 0 1 0 1																	
John Roseboro, L (1, 2) OBP: 0.283, SLG: 0.261			0-0 2-H 1B		0-0 3-1		0-0 E E 1B	0-0 1-5-3		4 0 2 1 0 0 3																	
Jim Kaat, L (1, 1) OBP: 0.077, SLG: 0.077 Ron Perranoski, L (6, 1)			0-0 3-1		0-0 5-3		0-0 E1 1-2		0-0 F7	2 0 0 0 0 0 0 2 0 0 0 0 0 1																	
<b>Inning Stats</b>	R: 0 E: 0 K: 1 S: 5	H: 1 LOB: 0 BB: 0 P: 5	R: 0 E: 0 K: 0 S: 3	H: 1 LOB: 0 BB: 0 P: 3	R: 2 E: 0 K: 0 S: 6	H: 4 LOB: 1 BB: 0 P: 6	R: 0 E: 0 K: 1 S: 6	H: 1 LOB: 1 BB: 0 P: 6	R: 0 E: 0 K: 0 S: 3	H: 0 LOB: 0 BB: 0 P: 3	R: 0 E: 0 K: 0 S: 4	H: 1 LOB: 1 BB: 0 P: 4	R: 1 E: 2 K: 1 S: 9	H: 2 LOB: 3 BB: 0 P: 9	R: 1 E: 1 K: 0 S: 2	H: 0 LOB: 1 BB: 3 P: 14	R: 0 E: 0 K: 2 S: 7	H: 0 LOB: 0 BB: 0 P: 7	1B: 8 2B: 1 3B: 1 HR: 1	SF: 0 SAC: 0 DP: 1 HBP: 0	WP: 0 PB: 0 SB: 1 CS: 1	PA: 38					
<b>PITCHER</b>	IP WLS BF H R ER SO BB IBB HBP BLK WP HR S P ERA WHIP																										
Jim Bouton, R (1, 1) ERA: 3.46	6.0		23	8	2	2	2	0	0	0	0	0	0	27	27	3.00	1.333										
Joe Verbanic, R (7, 1) ERA: 1.78	0.1		4	2	1	1	0	0	0	0	0	0	1	4	4	27.00	6.000										
Steve Hamilton, L (7, 1) ERA: 2.7	0.1		1	0	0	0	1	0	0	0	0	0	0	3	3	0.00	0.000										
John Wyatt, R (7, 1) ERA: 4.5	0.1	L	4	0	1	0	0	2	0	0	0	0	0	2	10	0.00	6.000										
Dooley Womack, R (8, 1) ERA: 4.09	2.0		6	0	0	0	2	1	0	0	0	0	0	9	13	0.00	0.500										

Minnesota Twins @ New York Yankees  
 Yankee Stadium, Bronx, NY  
 Mon Jun 03 1968, 7:05 PM EDT  
 Att. 7,238 - Unknown

livebaseballscorecards.com

AB	35
R	4
H	10
RBI	3
BB	3
SO	5
LOB	17



Batter	1	2	3	4	5	6	7	8	9	AB	R	H	RBI	BB	SO	LOB
Horace Clarke, S OBP: 0.230, SLG: 0.206 (1, 4)	0-0 6-3			0-0 F4		0-0 FC6-4 BB 1B		0-0 4-3		4	1	0	0	0	0	1
Roy White, S OBP: 0.337, SLG: 0.393 (1, 7)	0-0 L9			0-0 PB 1B		0-0 1B 1B		0-0 2-3		4	1	2	0	0	0	0
Mickey Mantle, S OBP: 0.380, SLG: 0.418 (1, 3)	0-0 5-3			0-0 F8		4-0 1B 1B BB		0-0 F3		3	1	0	0	1	0	1
Andy Kosco, R OBP: 0.307, SLG: 0.455 (1, 9)		0-0 4-3		0-3 K 1-2		0-0 1B 1B			0-0 L7	4	0	1	2	0	1	1
Joe Pepitone, L OBP: 0.376, SLG: 0.481 (1, 8)		0-3 K			0-0 F9	0-0 1B			0-0 4-3	4	0	1	1	0	1	0
Tom Tresh, S OBP: 0.277, SLG: 0.264 (1, 6)		0-0 5-3			0-0 F9	0-0 L7			0-0 6-3	4	0	0	0	0	0	2
Bobby Cox, R OBP: 0.306, SLG: 0.305 (1, 5)			0-3 K		0-0 F9				0-0 5-3	3	0	0	0	0	1	0
Jake Gibbs, L OBP: 0.311, SLG: 0.301 (1, 2)			0-3 K			0-0 3-1			0-3 K	3	0	0	0	0	2	0
Jim Bouton, R Dick Howser, R Joe Verbanic, R Steve Hamilton, L John Wyatt, R Dooley Womack, L (1, 1) (6, PH) (7, 1) (7, 1) (7, 1) (8, 1)			0-3 K			4-0 FC6-4 BB			0-3 K	1	0	0	0	0	1	0

**BOTTOM**

**Minnesota Twins @ New York Yankees**  
 Yankee Stadium, Bronx, NY  
 Mon Jun 03 1968, 7:05 PM EDT  
 Att. 7,238 - Unknown

AB	31
R	3
H	4
RBI	3
BB	2
SO	7
LOB	5



Inning Stats	R: 0	H: 0	E: 0	LOB: 0	K: 0	S: 3	P: 3	R: 0	H: 0	E: 0	LOB: 0	K: 1	S: 5	R: 0	H: 0	E: 0	LOB: 0	K: 3	S: 9	R: 0	H: 1	E: 0	LOB: 1	K: 1	S: 6	R: 0	H: 0	E: 0	LOB: 0	K: 0	S: 3	R: 3	H: 3	E: 0	LOB: 2	K: 0	S: 6	R: 0	H: 0	E: 0	LOB: 0	K: 2	S: 7	R: 0	H: 0	E: 0	LOB: 0	K: 0	S: 3	R: 0	H: 0	E: 0	LOB: 0	K: 0	S: 3	1B: 4	SF: 0	2B: 0	SAC: 0	3B: 0	DP: 0	HR: 0	HBP: 0	WP: 0	PA: 33
--------------	------	------	------	--------	------	------	------	------	------	------	--------	------	------	------	------	------	--------	------	------	------	------	------	--------	------	------	------	------	------	--------	------	------	------	------	------	--------	------	------	------	------	------	--------	------	------	------	------	------	--------	------	------	------	------	------	--------	------	------	-------	-------	-------	--------	-------	-------	-------	--------	-------	--------

PITCHER	IP	WLS	BF	H	R	ER	SO	BB	IBB	HBP	BLK	WP	HR	S	P	ERA	WHIP
Jim Kaat, L ERA: 2.56 (1, 1)	5.2		23	4	3	3	5	2	0	0	0	0	0	31	39	4.76	1.059
Ron Perranoski, L ERA: 1.53 (6, 1)	3.1	W	10	0	0	0	2	0	0	0	0	0	0	14	14	0.00	0.000

PITCHER	IP	WLS	BF	H	R	ER	SO	BB	IBB	HBP	BLK	WP	HR	S	P	ERA	WHIP
---------	----	-----	----	---	---	----	----	----	-----	-----	-----	----	----	---	---	-----	------

livebaseballscores.com

Batter	1	2	3	4	5	6	7	8	9	AB R H RBI BB SO LOB	TOP											
<b>Ted Uhlaender, L</b> (1, 8) OBP: 0.303, SLG: 0.395	0-0 F7		0-3 K		0-0 3-1			0-0 1B SH SF9 1B		4 1 1 0 0 1 1	<b>Minnesota Twins @ New York Yankees</b> Yankee Stadium, Bronx, NY Tue Jun 04 1968, 7:05 PM EDT Att: 9,131 - Unknown - 78 F											
<b>Cesar Tovar, R</b> (1, 6) OBP: 0.290, SLG: 0.328	0-0 CS 1B			0-0 1B SF7 2B		0-0 L7		0-0 SH SF9 1B		3 1 2 0 0 0 0												
<b>Rod Carew, L</b> (1, 4) OBP: 0.326, SLG: 0.383	0-3 K 1-2			0-0 SF7 2-3 SF7 1B		0-0 L4		0-0 G4-6-3 1B		4 1 2 0 0 1 1												
<b>Harmon Killebrew, R</b> (1, 3) OBP: 0.374, SLG: 0.464		0-0 F8		0-0 SF7 2-3 3-H		4-0 BB		0-0 SF9 2-3 3-H		1 0 0 2 1 0 0												
<b>Tony Oliva, L</b> (1, 9) OBP: 0.311, SLG: 0.387		0-0 3-1		0-0 SF7 3-H		0-0 F8		0-0 G4-6-3 1-2f		3 0 0 1 0 0 3												
<b>Rich Rollins, R</b> (1, 5) OBP: 0.291, SLG: 0.434		0-3 K		0-0 E5		0-0 F7		0-0 6-3		0 0 0 0 0 0 0												
<b>Ron Clark, R</b> (1, 5) OBP: 0.262, SLG: 0.237										4 0 0 0 0 1 0												
<b>Bob Allison, R</b> (1, 7) OBP: 0.349, SLG: 0.434			0-0 FC2-6 1B		0-0 5-3		0-0 1B		0-0 F7	4 0 2 0 0 0 1												
<b>John Roseboro, L</b> (1, 2) OBP: 0.276, SLG: 0.254			0-0 F9		0-0 F9		0-0 F9		0-0 4-3	4 0 0 0 0 0 2												
<b>Jim Merritt, L</b> (1, 1) OBP: 0.207, SLG: 0.080			0-0 FC2-6 1-2f		0-0 F6		0-0 F7			3 0 0 0 0 0 2												
<b>Inning Stats</b>	R: 0 E: 0 K: 1 S: 5	H: 1 LOB: 0 BB: 0 P: 5	R: 0 E: 0 K: 1 S: 5	H: 0 LOB: 0 BB: 0 P: 5	R: 0 E: 0 K: 1 S: 6	H: 1 LOB: 1 BB: 0 P: 6	R: 2 E: 1 K: 0 S: 6	H: 2 LOB: 1 BB: 0 P: 6	R: 0 E: 0 K: 0 S: 3	H: 0 LOB: 0 BB: 0 P: 3	R: 0 E: 0 K: 0 S: 3	H: 0 LOB: 1 BB: 1 P: 7	R: 0 E: 0 K: 0 S: 4	H: 1 LOB: 1 BB: 0 P: 4	R: 1 E: 1 K: 0 S: 5	H: 2 LOB: 1 BB: 0 P: 5	R: 0 E: 0 K: 0 S: 3	H: 0 LOB: 0 BB: 0 P: 3	1B: 6 2B: 1 3B: 0 HR: 0	SF: 3 SAC: 1 DP: 1 HBP: 0	WP: 0 PB: 0 SB: 0 CS: 1	PA: 35
<b>PITCHER</b>	IP WLS BF H R ER SO BB IBB HBP BLK WP HR S P ERA WHIP																					
<b>Stan Bahnsen, R</b> (1, 1) ERA: 2.42	8.0 L 32 7 3 3 3 1 0 0 0 0 0 0 37 41 3.38 1.000																					
<b>Bill Monbouquette, R</b> (9, 1) ERA: 3.36	1.0 3 0 0 0 0 0 0 0 0 0 0 0 3 3 0.00 0.000																					

livebaseballscores.com

AB	30
R	3
H	7
RBI	3
BB	1
SO	3
LOB	10



Batter	1	2	3	4	5	6	7	8	9	AB	R	H	RBI	BB	SO	LOB
Horace Clarke, S OBP: 0.236, SLG: 0.214 (1, 4)	0-0 FC4-6 1B		0-0 1B		0-0 F4			0-0 F8		4	0	2	0	0	0	0
Roy White, S OBP: 0.335, SLG: 0.390 (1, 7)	0-0 FC4-6 1B 1-2f		0-0 1B 1-2			0-0 L3			0-3 K	4	0	1	0	0	1	1
Mickey Mantle, S OBP: 0.371, SLG: 0.406 (1, 3)	0-0 F3		0-0 5-3			0-0 5-3			0-0 F7	4	0	0	0	0	0	2
Andy Kosco, R OBP: 0.306, SLG: 0.449 (1, 9)	0-0 1-2 1B			0-0 F7		0-0 L4			0-3 K	4	0	1	0	0	1	0
Joe Pepitone, L OBP: 0.375, SLG: 0.470 (1, 8)	0-0 F8			4-0 BB			0-3 K		0-3 K	2	0	0	0	1	1	2
Tom Tresh, S OBP: 0.273, SLG: 0.258 (1, 6)		0-0 F7		0-3 K			0-3 K			3	0	0	0	0	2	1
Bobby Cox, R OBP: 0.299, SLG: 0.298 (1, 5)		0-0 L9		0-0 5-3			0-3 K			3	0	0	0	0	1	1
Elie Rodriguez, R OBP: 0.214, SLG: 0.154 (1, 2)		0-0 6-3			0-0 5-3			0-0 F9		3	0	0	0	0	0	0
Stan Bahnsen, R OBP: 0.240, SLG: 0.136 (1, 1)			0-0 5-3		0-3 K			0-0 5-3		2	0	0	0	0	1	0
Dick Howser, R OBP: 0.325, SLG: 0.133 (8, PH)										1	0	0	0	0	0	0
Bill Monbouquette, R OBP: 0.208, SLG: 0.182 (9, 1)										0	0	0	0	0	0	0

Inning Stats	R: 0	H: 2	R: 0	H: 0	R: 0	H: 2	R: 0	H: 0	R: 0	H: 0	R: 0	H: 0	R: 0	H: 0	R: 0	H: 0	R: 0	H: 0	R: 0	H: 0	1B: 4	SF: 0	WP: 0	PA: 31			
	E: 0	LOB: 2	E: 0	LOB: 0	E: 0	LOB: 1	E: 0	LOB: 1	E: 0	LOB: 0	E: 0	LOB: 0	E: 0	LOB: 0	E: 0	LOB: 0	E: 0	LOB: 0	E: 0	LOB: 0	2B: 0	SAC: 0	PB: 0				
	K: 0	BB: 0	K: 0	BB: 0	K: 1	BB: 1	K: 1	BB: 1	K: 1	BB: 0	K: 3	BB: 0	K: 0	BB: 0	K: 2	BB: 0	K: 3	BB: 0	K: 0	BB: 0	3B: 0	DP: 0	SB: 0				
	S: 5	P: 5	S: 3	P: 3	S: 4	P: 4	S: 5	P: 9	S: 5	P: 5	S: 9	P: 9	S: 3	P: 3	S: 7	P: 7	S: 9	P: 9	S: 3	P: 3	HR: 0	HBP: 0	CS: 0				
PITCHER Jim Merritt, L ERA: 2.4 (1, 1)	IP: 9.0	WLS: W	BF: 31	H: 4	R: 0	ER: 0	SO: 7	BB: 1	IBB: 0	HBP: 0	BLK: 0	WP: 0	HR: 0	S: 44	P: 48	ERA: 0.00	WHIP: 0.556										


**BOTTOM**

**Minnesota Twins @ New York Yankees**  
Yankee Stadium, Bronx, NY

Tue Jun 04 1968, 7:05 PM EDT  
Att. 9,131 - Unknown - 78 F

livebaseballscorecards.com

AB	30
R	0
H	4
RBI	0
BB	1
SO	7
LOB	7



Batter	1	2	3	4	5	6	7	8	9	AB R H RBI BB SO LOB	TOP																													
Ted Uhlaender, L (1, 8) x OBP: 0.302, SLG: 0.388	0-0 4-3			0-3 K		x 0-0 F8		BB 4-0 BB		3 0 0 0 1 1 0																														
Cesar Tovar, R (1, 6) x OBP: 0.289, SLG: 0.332	0-0 5-3			x 0-0 5-3		x 0-0 2B		x 0-0 5-3		4 0 1 0 0 0 1																														
Rod Carew, L (1, 4) x OBP: 0.319, SLG: 0.374	0-0 6-3			0-3 K		x 0-0 4-3			x 0-0 4-3	4 0 0 0 0 1 1																														
Harmon Killebrew, R (1, 3) OBP: 0.377, SLG: 0.480		BB 4-0 BB			x 0-0 HR		x 0-0 F9		SS 0-3 SS	3 1 1 1 1 1 0																														
Tony Oliva, L (1, 9) OBP: 0.315, SLG: 0.409		x 0-0 G4-6-3 1-2f			x 0-0 HR		x 0-0 F8		x 0-0 2B	4 1 2 1 0 0 1																														
Ron Clark, R (1, 5) OBP: 0.261, SLG: 0.238		x 0-0 1-3			x 0-0 F9		x 0-0 1B		x 0-0 F6	4 0 1 0 0 0 1																														
Bob Allison, R (1, 7) OBP: 0.342, SLG: 0.424			SS 0-3 SS	0-3 K		SS 0-3 SS		x 0-0 1-3		3 0 0 0 0 2 1																														
John Roseboro, L (1, 2) OBP: 0.270, SLG: 0.248			x 0-0 4-3		x 0-0 4-3			x 0-0 G3		3 0 0 0 0 0 0																														
Dean Chance, R (1, 1) OBP: 0.065, SLG: 0.033 Jim Hoyt, L (3, PH) OBP: 0.162, SLG: 0.273 Bob Miller, R (3, 1) OBP: 0.490, SLG: 0.308 Bruce Look, L (6, PH) OBP: 0.210, SLG: 0.255 Jim Roland, R (6, 1) OBP: 0.210, SLG: 0.255 Rich Reese, L (8, PH) OBP: 0.210, SLG: 0.255 Ron Ferrarowski, L (8, 1)			x 0-0 2B			x 0-0 1-3		x 0-0 6-3		0 0 0 0 0 0 0 1 0 1 0 0 0 0 0 0 0 0 0 0 0 1 0 0 0 0 0 0 0 0 0 0 0 0 0 1 0 0 0 0 0 0 0 0 0 0 0 0 0																														
<b>Inning Stats</b>	R: 0 E: 0 K: 0 S: 3	H: 0 LOB: 0 BB: 0 P: 3	R: 0 E: 0 K: 0 S: 2	H: 0 LOB: 0 BB: 1 P: 6	R: 0 E: 0 K: 1 S: 5	H: 1 LOB: 1 BB: 0 P: 5	R: 0 E: 0 K: 2 S: 7	H: 0 LOB: 0 BB: 0 P: 7	R: 2 E: 0 K: 1 S: 7	H: 2 LOB: 0 BB: 0 P: 7	R: 0 E: 0 K: 0 S: 4	H: 1 LOB: 1 BB: 0 P: 4	R: 0 E: 0 K: 0 S: 4	H: 1 LOB: 1 BB: 0 P: 4	R: 0 E: 0 K: 0 S: 3	H: 0 LOB: 1 BB: 1 P: 7	R: 0 E: 0 K: 1 S: 6	H: 1 LOB: 1 BB: 0 P: 6	1B: 1 2B: 3 3B: 0 HR: 2	SF: 0 SAC: 0 DP: 1 HBP: 0	WP: 0 PB: 0 SB: 0 CS: 0	PA: 33																		
<b>PITCHER</b> Mel Stottlemyre, R (1, 1) ERA: 2.19	IP 9.0	WLS W	BF 33	H 6	R 2	ER 2	SO 5	BB 2	IBB 0	HBP 0	BLK 0	WP 0	HR 2	S 41	P 49	ERA 2.00	WHIP 0.889						<b>PITCHER</b>	IP 9.0	WLS W	BF 33	H 6	R 2	ER 2	SO 5	BB 2	IBB 0	HBP 0	BLK 0	WP 0	HR 2	S 41	P 49	ERA 2.00	WHIP 0.889

Minnesota Twins @ New York Yankees  
 Yankee Stadium, Bronx, NY  
 Wed Jun 05 1968, 7:05 PM EDT  
 Att. 10,042 - Unknown - 83 F

livebaseballscorecards.com

AB	31
R	2
H	6
RBI	2
BB	2
SO	5
LOB	5



Batter	1	2	3	4	5	6	7	8	9	AB R H RBI BB SO LOB
--------	---	---	---	---	---	---	---	---	---	----------------------

<b>Horace Clarke, S</b> <small>(1, 4)</small> <small>OBP: 0.243, SLG: 0.221</small>	0-0  <b>HR</b> 1B	0-0  <b>1B</b>			0-0  <b>F7</b>		0-0  <b>1-3</b>			4 1 2 0 0 0 0
<b>Roy White, S</b> <small>(1, 7)</small> <small>OBP: 0.338, SLG: 0.385</small>	4-0  <b>HR</b> 1-2 BB	0-0  <b>L8</b>			4-0  <b>3B</b> BB		0-0  <b>4-3</b>			2 2 0 0 2 0 1
<b>Mickey Mantle, S</b> <small>(1, 3)</small> <small>OBP: 0.379, SLG: 0.403</small> <b>Ruben Amaro, R</b> <small>(8, 3)</small> <small>OBP: 0.231, SLG: 0.174</small>	4-0  <b>HR</b> 1-2 2-3 BB		4-0  <b>G6-4-3</b> BB		4-0  <b>3B</b> 1-2 BB		0-0  <b>6-3</b>			1 2 0 0 3 0 0 0 0 0 0 0 0 0
<b>Joe Pepitone, L</b> <small>(1, 8)</small> <small>OBP: 0.380, SLG: 0.529</small>	0-0  <b>HR</b> 1-H 2-H 3-H		0-0  <b>F7</b>		0-0  <b>5-3</b> 3B		0-0  <b>4-3</b>			4 2 2 6 0 0 1
<b>Andy Kosco, R</b> <small>(1, 9)</small> <small>OBP: 0.297, SLG: 0.437</small>	0-0  <b>1-3</b>		0-0  <b>G6-4-3</b> 1-2f		0-0  <b>5-3</b>		0-3  <b>K</b>			4 0 0 1 0 1 1
<b>Tom Tresh, S</b> <small>(1, 6)</small> <small>OBP: 0.283, SLG: 0.261</small>	0-0  <b>CS</b> 1B		4-0  <b>FC6</b> BB		0-0  <b>F2</b>		4-0  <b>BB</b>			2 0 1 0 2 0 0
<b>Jake Gibbs, L</b> <small>(1, 2)</small> <small>OBP: 0.303, SLG: 0.292</small>	0-0  <b>4-3</b> 1-2		0-0  <b>FC6</b> 5-3 1-2f		0-0  <b>4-3</b>		0-3  <b>K2-3</b>			4 0 0 0 0 1 3
<b>Bobby Cox, R</b> <small>(1, 5)</small> <small>OBP: 0.293, SLG: 0.291</small>		0-0  <b>F4</b>		0-0  <b>5-3</b> 1-2		0-0  <b>F8</b>				3 0 0 0 0 0 1
<b>Mel Stottlemyre, R</b> <small>(1, 1)</small> <small>OBP: 0.265, SLG: 0.258</small>		0-3  <b>K</b>		0-0  <b>F4</b>		0-3  <b>K</b>				3 0 0 0 0 2 1

Inning Stats	R: 4	H: 3	E: 0	K: 0	S: 5	LOB: 3	P: 13	R: 0	H: 1	E: 0	K: 1	S: 6	LOB: 1	P: 6	R: 0	H: 0	E: 0	K: 0	S: 2	LOB: 0	P: 6	R: 3	H: 1	E: 0	K: 0	S: 4	LOB: 0	P: 12	R: 0	H: 0	E: 0	K: 1	S: 5	LOB: 0	P: 5	R: 0	H: 0	E: 0	K: 0	S: 3	LOB: 0	P: 3	R: 0	H: 0	E: 0	K: 2	S: 7	LOB: 1	P: 11
--------------	------	------	------	------	------	--------	-------	------	------	------	------	------	--------	------	------	------	------	------	------	--------	------	------	------	------	------	------	--------	-------	------	------	------	------	------	--------	------	------	------	------	------	------	--------	------	------	------	------	------	------	--------	-------

PITCHER	IP	WLS	BF	H	R	ER	SO	BB	IBB	HBP	BLK	WP	HR	S	P	ERA	WHIP
<b>Dean Chance, R</b> <small>ERA: 2.98</small>	(1, 1)	2.0	L	11	4	4	4	1	2	0	0	0	0	1	19	18.00	3.000
<b>Bob Miller, R</b> <small>ERA: 5.4</small>	(3, 1)	3.0		13	1	3	3	0	4	0	0	0	0	9	25	9.00	1.667
<b>Jim Roland, L</b> <small>ERA: 1.93</small>	(6, 1)	2.0		6	0	0	1	0	0	0	0	0	0	8	8	0.00	0.000
<b>Ron Perranoski, L</b> <small>ERA: 1.49</small>	(8, 1)	1.0		4	0	0	2	1	0	0	0	0	0	7	11	0.00	1.000

**BOTTOM**

**Minnesota Twins @ New York Yankees**  
 Yankee Stadium, Bronx, NY  
 Wed Jun 05 1968, 7:05 PM EDT  
 Att: 10,042 - Unknown - 83 F

<b>AB</b>	<b>27</b>
<b>R</b>	<b>7</b>
<b>H</b>	<b>5</b>
<b>RBI</b>	<b>7</b>
<b>BB</b>	<b>7</b>
<b>SO</b>	<b>4</b>
<b>LOB</b>	<b>8</b>



WP	PA	ERA	WHIP
0	34		

Batter	1	2	3	4	5	6	7	8	9	AB R H RBI BB SO LOB	TOP									
Ted Uhlaender, L (1, 8) OBP: 0.304, SLG: 0.385	4-0 CS BB		0-0 3-1 1B		0-0 L8		0-3 K		0-3 K	4 0 1 0 1 2 2										
Cesar Tovar, R (1, 6) OBP: 0.284, SLG: 0.325	0-0 F6 1-2		0-3 K		0-0 F7		0-0 F8			4 0 0 0 0 1 3										
Rod Carew, L (1, 4) OBP: 0.317, SLG: 0.372	0-0 5-3		0-0 3-1 1B		0-0 5-3			0-0 4-3		4 0 1 0 0 0 0										
Harmon Killebrew, R (1, 3) OBP: 0.374, SLG: 0.474		0-0 HR 1B	0-0 3-1		0-0 F7			0-0 F9		4 1 1 0 0 0 2										
Rich Reese, L (9, 3) OBP: 0.210, SLG: 0.255			1-2 2-3							0 0 0 0 0 0 0										
Tony Oliva, L (1, 9) OBP: 0.327, SLG: 0.435		0-0 1-H HR	4-0 IBB		4-0 S BB			0-0 2B		2 1 2 2 2 0 0										
Rich Rollins, R (1, 5) OBP: 0.277, SLG: 0.413		0-3 K	0-0 F4		0-3 K			0-0 6-3		4 0 0 0 0 2 5										
Jackie Hernandez, R (8, 6) OBP: 0.227, SLG: 0.257										0 0 0 0 0 0 0										
Bob Allison, R (1, 7) OBP: 0.333, SLG: 0.412		0-3 K		0-0 F9		0-3 K			0-0 F7	4 0 0 0 0 2 1										
Bruce Look, L (1, 2) OBP: 0.474, SLG: 0.333		4-0 BB		0-0 F8		4-0 SH1-4 BB			0-0 SH3-4 1B	2 0 1 0 2 0 0										
Dave Boswell, R (1, 1) OBP: 0.200, SLG: 0.348		0-3 K		0-3 K		0-0 SH1-4			0-0 SH3-4	2 0 0 0 0 2 1										
Al Worthington, R (7, 1)										0 0 0 0 0 0 0										
<b>Inning Stats</b>	R: 0 E: 0 K: 0 S: 2	H: 0 LOB: 0 BB: 1 P: 6	R: 2 E: 0 K: 3 S: 11	H: 2 LOB: 1 BB: 1 P: 15	R: 0 E: 0 K: 1 S: 7	H: 2 LOB: 3 BB: 1 P: 11	R: 0 E: 0 K: 1 S: 5	H: 0 LOB: 0 BB: 0 P: 5	R: 0 E: 0 K: 2 S: 7	H: 0 LOB: 1 BB: 1 P: 11	R: 0 E: 0 K: 1 S: 5	H: 0 LOB: 1 BB: 1 P: 9	R: 0 E: 0 K: 0 S: 4	H: 1 LOB: 1 BB: 0 P: 4	R: 0 E: 0 K: 1 S: 6	H: 1 LOB: 1 BB: 0 P: 6	1B: 4 2B: 1 3B: 0 HR: 1	SF: 0 SAC: 2 DP: 0 HBP: 0	WP: 0 PB: 0 SB: 1 CS: 1	PA: 37
<b>PITCHER</b>	IP WLS BF H R ER SO BB IBB HBP BLK WP HR S P ERA WHIP																			
Fred Talbot, R (1, 1) ERA: 3.35	5.0 L 21 4 2 2 5 2 1 0 0 0 0 1 28 40 3.60 1.200																			
Joe Verbanic, R (6, 1) ERA: 1.65	2.0 8 0 0 0 3 2 0 0 0 0 0 0 12 20 0.00 1.000																			
Steve Hamilton, L (8, 1) ERA: 2.35	2.0 8 2 0 0 1 0 0 0 0 0 0 0 10 10 0.00 1.000																			

Minnesota Twins @ New York Yankees  
 Yankee Stadium, Bronx, NY  
 Thu Jun 06 1968, 3:33 AM EDT  
 Att. 5,946 - Unknown - 89 F

livebaseballscorecards.com

AB	30
R	2
H	6
RBI	2
BB	5
SO	9
LOB	14





BOTTOM

Minnesota Twins @ New York Yankees  
Yankee Stadium, Bronx, NY  
Thu Jun 06 1968, 3:33 AM EDT  
Att. 5,946 - Unknown - 89 F

livebaseballscorecards.com

AB 36  
R 0  
H 9  
RBI 0  
BB 1  
SO 5  
LOB 22



WP: 1 PA: 37  
PB: 0  
SB: 0  
CS: 0

AB R H RBI BB SO LOB

5 0 1 0 0 0 4

3 0 1 0 1 0 0

4 0 1 0 0 2 2

4 0 0 0 0 1 4

4 0 1 0 0 1 4

4 0 1 0 0 0 2

4 0 2 0 0 0 1

1 0 0 0 0 0 0  
1 0 1 0 0 0 0  
0 0 0 0 0 0 0  
1 0 0 0 0 0 2  
0 0 0 0 0 0 0  
1 0 0 0 0 0 2

1B: 7 SF: 0  
2B: 2 SAC: 0  
3B: 0 DP: 0  
HR: 0 HBP: 0

Batter	1	2	3	4	5	6	7	8	9
Horace Clarke, S (1, 4) OBP: 0.241, SLG: 0.226	0-0 4-3			0-0 2B	0-0 1-3			0-0 4-3	0-0 F4
Roy White, S (1, 7) OBP: 0.342, SLG: 0.385	0-0 G3			4-0 BB		0-0 F5		0-0 WP 1B 1B	
Mickey Mantle, S (1, 3) OBP: 0.376, SLG: 0.399	0-3 K			0-3 K		0-0 B3		0-0 1-2 1B	
Joe Pepitone, L (1, 8) OBP: 0.365, SLG: 0.505		0-3 K		0-0 F8		0-0 4-3		0-0 L8	
Andy Kosco, R (1, 9) OBP: 0.296, SLG: 0.432		0-0 5-3		0-0 F6			0-0 FC3-6 1B	0-3 K	
Tom Tresh, S (1, 6) OBP: 0.283, SLG: 0.261		0-0 G3			0-3 K		0-0 F5		0-0 1B 1B
Jake Gibbs, L (1, 2) OBP: 0.301, SLG: 0.291			0-0 6-3		0-0 FC4-6 1B		0-0 FC3-6 2B 1-2f		0-0 F7
Bobby Cox, R (1, 5) OBP: 0.299, SLG: 0.304			0-0 F6		0-0 FC4-6 1B 1-2f		0-0 1-3 2B		0-0 1-2 1B
Fred Talbot, R (1, 1) OBP: 0.154, SLG: 0.385 Charley Smith, R (5, PH) OBP: 0.667, SLG: 0.600 Joe Verbanic, R (6, 1) OBP: 0.667, SLG: 0.600 Dick Howser, R (7, PH) OBP: 0.321, SLG: 0.131 Steve Hamilton, L (8, 1) OBP: 0.321, SLG: 0.131 Bill Robinson, R (9, PH) OBP: 0.247, SLG: 0.235			0-0 F8		0-0 1-2 1B		0-0 F9		0-0 F8

Inning Stats	R: 0	H: 0	E: 0	K: 1	S: 5	R: 0	H: 0	E: 0	K: 1	S: 5	R: 0	H: 0	E: 0	K: 0	S: 3	R: 0	H: 1	E: 0	K: 1	S: 6	R: 0	H: 2	E: 0	K: 1	S: 7	R: 0	H: 0	E: 0	K: 0	S: 3	R: 0	H: 2	E: 0	K: 0	S: 5	R: 0	H: 2	E: 0	K: 1	S: 7	R: 0	H: 2	E: 0	K: 0	S: 5	R: 0	H: 2	E: 0	K: 0	S: 5			
	LOB: 0	BB: 0	LOB: 0	BB: 0		LOB: 0	BB: 0	LOB: 2	BB: 1		LOB: 2	BB: 0	LOB: 2	BB: 0		LOB: 0	BB: 0	LOB: 0	BB: 0		LOB: 2	BB: 2	LOB: 2	BB: 0	LOB: 2	BB: 0	LOB: 2	BB: 0	LOB: 2	BB: 0	LOB: 2	BB: 0	LOB: 2	BB: 0	LOB: 2	BB: 0	LOB: 2	BB: 0	LOB: 2	BB: 0	LOB: 2	BB: 0	LOB: 2	BB: 0	LOB: 2	BB: 0	LOB: 2	BB: 0	LOB: 2	BB: 0	LOB: 2	BB: 0	LOB: 2

PITCHER	IP	WLS	BF	H	R	ER	SO	BB	IBB	HBP	BLK	WP	HR	S	P	ERA	WHIP
Dave Boswell, R (1, 1) ERA: 2.94	6.1	W	24	4	0	0	4	1	0	0	0	0	0	31	35	0.00	0.789
Al Worthington, R (7, 1) ERA: 0.81	2.2	S	13	5	0	0	1	0	0	0	0	1	0	15	15	0.00	1.875

Batter	1	2	3	4	5	6	7	8	9	AB R H RBI BB SO LOB	TOP
--------	---	---	---	---	---	---	---	---	---	----------------------	-----

<b>Ted Uhlaender, L</b> <small>(1, 8) OBP: 0.303, SLG: 0.398</small>										4 1 1 2 0 0 0	
---	--	--	--	--	--	--	--	--	--	---------------	--

<b>Cesar Tovar, R</b> <small>(1, 6) OBP: 0.295, SLG: 0.333</small> <small>(8, 5)</small>										4 1 3 1 0 0 0	
--	--	--	--	--	--	--	--	--	--	---------------	--

<b>Rod Carew, L</b> <small>(1, 4) OBP: 0.320, SLG: 0.369</small>										4 0 1 0 1 1 3	
---	--	--	--	--	--	--	--	--	--	---------------	--

<b>Harmon Killebrew, R</b> <small>(1, 3) OBP: 0.368, SLG: 0.466</small>										3 0 0 1 0 0 2	
--	--	--	--	--	--	--	--	--	--	---------------	--

<b>Tony Oliva, L</b> <small>(1, 9) OBP: 0.330, SLG: 0.436</small>										4 1 2 0 0 1 0	
--	--	--	--	--	--	--	--	--	--	---------------	--

<b>Rich Rollins, R</b> <small>(1, 5) OBP: 0.287, SLG: 0.422</small> <b>Jackie Hernandez, R</b> <small>(8, PR) OBP: 0.227, SLG: 0.257</small> <small>(8, 6)</small>										3 0 1 1 0 0 0 0 0 0 0 0 0 0	
--	--	--	--	--	--	--	--	--	--	--------------------------------	--

<b>Bob Allison, R</b> <small>(1, 7) OBP: 0.331, SLG: 0.403</small>										3 0 0 0 1 0 5	
---	--	--	--	--	--	--	--	--	--	---------------	--

<b>John Roseboro, L</b> <small>(1, 2) OBP: 0.270, SLG: 0.248</small>											4 0 1 0 0 0 2	
---	--	--	--	--	--	--	--	--	--	--	---------------	--

<b>Jim Kaat, L</b> <small>(1, 1) OBP: 0.063, SLG: 0.063</small> <b>Ron Perranoski, L</b> <small>(6, 1)</small> <b>Rich Reese, L</b> <small>(9, PH) OBP: 0.222, SLG: 0.286</small> <b>Al Worthington, R</b> <small>(9, 1)</small>											3 1 0 0 0 0 1 0 0 0 0 0 0 0 1 1 1 0 0 0 0 0 0 0 0 0 0 0	
---	--	--	--	--	--	--	--	--	--	--	--	--

Inning Stats	R: 1	H: 3	E: 0	K: 0	S: 6	P: 7	R: 2	H: 2	E: 0	K: 0	S: 5	P: 6	R: 0	H: 0	E: 0	K: 0	S: 3	P: 7	R: 0	H: 1	E: 0	K: 0	S: 4	P: 4	R: 0	H: 0	E: 1	K: 1	S: 6	P: 6	R: 0	H: 0	E: 0	K: 0	S: 3	P: 3	R: 0	H: 0	E: 0	K: 0	S: 2	P: 6	R: 1	H: 2	E: 0	K: 0	S: 4	P: 4	R: 1	H: 2	E: 0	K: 1	S: 6	P: 6	1B: 7	2B: 3	3B: 0	HR: 1	SF: 1	SAC: 1	DP: 2	HBP: 2	WP: 0	PB: 0	SB: 0	CS: 1	PA: 39
--------------	------	------	------	------	------	------	------	------	------	------	------	------	------	------	------	------	------	------	------	------	------	------	------	------	------	------	------	------	------	------	------	------	------	------	------	------	------	------	------	------	------	------	------	------	------	------	------	------	------	------	------	------	------	------	-------	-------	-------	-------	-------	--------	-------	--------	-------	-------	-------	-------	--------

PITCHER	IP	WLS	BF	H	R	ER	SO	BB	IBB	HBP	BLK	WP	HR	S	P	ERA	WHIP
<b>Phil Ortega, R</b> <small>(1, 1) ERA: 4.75</small>	1.1	L	11	5	3	3	0	0	0	2	0	0	1	9	11	20.25	3.750
<b>Dick Bosman, R</b> <small>(2, 1) ERA: 4.18</small>	4.2		17	1	0	0	1	1	0	0	0	0	0	18	22	0.00	0.429
<b>Bob Humphreys, R</b> <small>(7, 1) ERA: 4.44</small>	2.0		7	2	1	1	0	1	0	0	0	0	0	6	10	4.50	1.500
<b>Dave Baldwin, R</b> <small>(9, 1) ERA: 3.38</small>	1.0		4	2	1	1	1	0	0	0	0	0	0	6	6	9.00	2.000

Minnesota Twins @ Washington Senators  
D.C. Stadium, Washington, DC  
Fri Jun 07 1968, 7:05 PM EDT  
Unknown

<b>AB</b>	<b>33</b>
<b>R</b>	<b>5</b>
<b>H</b>	<b>10</b>
<b>RBI</b>	<b>5</b>
<b>BB</b>	<b>2</b>
<b>SO</b>	<b>2</b>
<b>LOB</b>	<b>13</b>




Batter	1	2	3	4	5	6	7	8	9	AB	R	H	RBI	BB	SO	LOB
Ed Stroud, L OBP: 0.291, SLG: 0.463 (1, 8)	4-0 FC5-4 BB		0-0 E 1B	0-0 FC6 1-2f		0-0 FC4-6 1-2f		0-0 3-1		4	0	1	0	1	0	3
Cap Peterson, R OBP: 0.241, SLG: 0.184 (1, 9)	0-0 FC5-4 E SF8 1-2f		0-0 F8		0-0 G6-4-3 1B		0-3 K	0-0 6-3		5	1	1	0	0	1	2
Frank Howard, R OBP: 0.412, SLG: 0.764 (1, 7)	0-0 FC1 2-3		0-0 F8		0-3 K		0-0 PB 2B	0-3 K		5	0	1	0	0	2	3
Ken McMullen, R OBP: 0.302, SLG: 0.427 (1, 5)	0-0 SF8 3-H		0-0 E 1B		0-0 G6-4-3 1-2f		0-0 E6 PB	0-0 F8		4	0	1	1	0	0	2
Ron Hansen, R OBP: 0.273, SLG: 0.335 Billy Bryan, L OBP: 0.338, SLG: 0.394 Ed Brinkman, R OBP: 0.161, SLG: 0.071 (1, 6)	0-3 K		0-0 E5 1-2 2-3		4-0 FC3 SF9 BB		4-0 FC6 1-2 2-3 IBB	0-0 E WP 1B		2	1	0	0	2	1	3
Mike Epstein, L OBP: 0.202, SLG: 0.214 (1, 3)		0-0 2B	0-0 6-3		0-0 E 1B		0-3 K	4-0 E BB		4	0	2	0	1	1	6
Paul Casanova, R OBP: 0.171, SLG: 0.189 (1, 2)		0-0 F7		0-0 P2		0-0 FC3 FC4-6 1-2 2-3	0-0 FC6 1-2f	0-0 E1 1-2 2-3		5	0	0	0	0	0	8
Bernie Allen, L OBP: 0.346, SLG: 0.419 (1, 4)		0-0 P6		0-0 3-1		0-0 P5		0-3 K	0-3 K	5	0	0	0	0	2	7
Phil Ortega, R OBP: 0.260, SLG: 0.278 Dick Bosman, R OBP: 0.286, SLG: 0.308 Fred Valentine, S OBP: 0.288, SLG: 0.341 Bob Humphreys, R OBP: 0.667, SLG: 0.667 Sam Bowers, R OBP: 0.256, SLG: 0.393 Dave Baldwin, R (1, 1)		0-3 K		0-0 FC6 1B		0-0 SF9 3-H		0-0 HR		0	0	0	0	0	0	0

Inning Stats	R: 1	H: 0	E: 2	K: 1	S: 6	H: 0	LOB: 1	BB: 1	P: 10	R: 0	H: 1	E: 0	K: 1	S: 6	H: 1	LOB: 3	BB: 0	P: 6	R: 0	H: 2	E: 1	K: 0	S: 6	H: 1	LOB: 1	BB: 1	P: 4	R: 0	H: 1	E: 0	K: 1	S: 5	H: 1	LOB: 2	BB: 1	P: 9	R: 0	H: 1	E: 1	K: 2	S: 9	H: 1	LOB: 3	BB: 1	P: 13	R: 1	H: 1	E: 0	K: 1	S: 6	H: 1	LOB: 0	BB: 0	P: 6	R: 0	H: 1	E: 1	K: 2	S: 9	H: 1	LOB: 3	BB: 1	P: 13	1B: 6	SF: 2	2B: 2	SAC: 0	3B: 0	DP: 1	HR: 1	HBP: 0	WP: 1	PA: 44
PITCHER	IP	WLS	BF	H	R	ER	SO	BB	IBB	HBP	BLK	WP	HR	S	P	ERA	WHIP																																																								
Jim Kaat, L ERA: 2.23 (1, 1)	5.2	W	27	6	2	0	3	2	0	0	0	0	0	31	39	0.00	1.412																																																								
Ron Perranoski, L ERA: 1.63 (6, 1)	2.1		11	2	1	1	3	0	1	0	0	0	1	16	20	3.86	0.857																																																								
Al Worthington, R ERA: 0.79 (9, 1)	1.0	S	6	1	0	0	2	1	0	0	0	1	0	9	13	0.00	2.000																																																								

**MINNESOTA TWINS @ WASHINGTON SENATORS**  
**D.C. Stadium, Washington, DC**  
 Fri Jun 07 1968, 7:05 PM EDT  
 Unknown

AB	38
R	3
H	9
RBI	3
BB	4
SO	8
LOB	35



WP	PA	ERA	WHIP
1	44		

Batter	1	2	3	4	5	6	7	8	9	10	AB R H RBI BB SO LOB	TOP														
Ted Uhlender, L (1, 8) OBP: 0.307, SLG: 0.400 Frank Kostro, R (9, PH) OBP: 0.227, SLG: 0.300 Ron Clark, R (9, PR) OBP: 0.261, SLG: 0.238 (9, 4)	0-0 4-3		0-0 FC6-4 1B		0-0 S 1B 2-H		0-0 E8 1-2 2-3		0-0 1-3 3-H 1B		4 0 2 1 0 0 2 1 0 1 1 0 0 0 0 0 0 0 0 0 0	<b>Minnesota Twins @ Washington Senators</b> D.C. Stadium, Washington, DC Fri Jun 07 1968, 7:05 PM EDT Att. 16,334 - Unknown														
Cesar Tovar, R (1, 4) OBP: 0.293, SLG: 0.327 (7, 6)	0-0 5-3		0-0 FC6-4		4-0 G6-4-3 BB 1-2		0-0 F7		0-3 K		4 0 0 0 1 1 5															
Harmon Killebrew, R (1, 3) OBP: 0.364, SLG: 0.459	0-0 F8			0-0 1B 1B		0-0 G6-4-3 1-2f		0-0 4-3		0-3 K	5 0 1 0 0 1 2															
Tony Oliva, L (1, 9) OBP: 0.323, SLG: 0.426		0-0 L9		0-0 F8		0-0 F5		0-0 6-3		0-0 P5	5 0 0 0 0 0 1															
Rich Rollins, R (1, 5) OBP: 0.272, SLG: 0.398		0-3 K		0-3 K		0-0 F8		0-0 F9		0-0 P3	5 0 0 0 0 2 1															
Bob Allison, R (1, 7) OBP: 0.335, SLG: 0.401		4-0 BB		0-0 1B		0-0 P5		0-0 6-3			3 0 1 0 1 0 0															
Jackie Hernandez, R (1, 6) OBP: 0.223, SLG: 0.252 Rich Reese, L (7, PH) OBP: 0.219, SLG: 0.281 Frank Quilici, R (7, 4) John Roseboro, L (9, PH) OBP: 0.268, SLG: 0.247 (9, 2)		0-0 5-3		0-0 F9			0-0 G3		0-3 K		2 0 0 0 0 0 3 1 0 0 0 0 0 0 0 0 0 0 0 0 0 1 0 0 0 0 1 0															
Bruce Look, L (1, 2) OBP: 0.522, SLG: 0.474 Jim Kaat, L (9, PR) OBP: 0.063, SLG: 0.063 Ron Perranoski, L (9, 1)			0-0 1-3		0-0 1B 2B		0-0 E 1B 1B		0-0 1B 1B		4 1 3 0 0 0 0 0 1 0 0 0 0 0 0 0 0 0 0 0 0															
Dean Chance, R (1, 1) OBP: 0.088, SLG: 0.061 Jim Holt, L (9, PH) OBP: 0.250, SLG: 0.333 (9, 8)			0-0 5-3		0-0 1-4		0-0 E8 1B		0-0 1B 1B		3 0 1 0 0 0 1 1 0 1 0 0 0 0															
<b>Inning Stats</b>	R: 0 E: 0 K: 0 S: 3	H: 0 LOB: 0 BB: 0 P: 3	R: 0 E: 0 K: 1 S: 5	H: 0 LOB: 1 BB: 1 P: 9	R: 0 E: 0 K: 0 S: 4	H: 1 LOB: 1 BB: 0 P: 4	R: 0 E: 0 K: 1 S: 7	H: 2 LOB: 2 BB: 0 P: 7	R: 1 E: 0 K: 0 S: 4	H: 2 LOB: 1 BB: 1 P: 8	R: 0 E: 0 K: 0 S: 3		H: 0 LOB: 0 BB: 0 P: 3	R: 0 E: 1 K: 0 S: 5	H: 2 LOB: 2 BB: 0 P: 5	R: 0 E: 0 K: 0 S: 3	H: 0 LOB: 0 BB: 0 P: 3	R: 1 E: 0 K: 2 S: 10	H: 3 LOB: 2 BB: 0 P: 10	R: 0 E: 0 K: 1 S: 5	H: 0 LOB: 0 BB: 0 P: 5	1B: 9 2B: 1 3B: 0 HR: 0	SF: 0 SAC: 0 DP: 1 HBP: 0	WP: 0 PB: 0 SB: 1 CS: 0	PA: 41	
<b>PITCHER</b>	IP WLS BF H R ER SO BB IBB HBP BLK WP HR S P ERA WHIP												IP WLS BF H R ER SO BB IBB HBP BLK WP HR S P ERA WHIP													
Jim Hannan, R (1, 1) ERA: 3.91	7.0		29	7	1	1	2	2	0	0	0	0	0	0	0	0	0	31	39	1.29	1.286					
Dave Baldwin, R (8, 1) ERA: 3.52	1.2		7	2	1	1	1	0	0	0	0	0	0	0	0	0	0	9	9	5.40	1.200					
Darold Knowles, L (9, 1) ERA: 2.1	0.1		2	1	0	0	1	0	0	0	0	0	0	0	0	0	0	4	4	0.00	3.000					
Bob Humphreys, R (10, 1) ERA: 4.26	1.0	W	3	0	0	0	1	0	0	0	0	0	0	0	0	0	0	5	5	0.00	0.000					

livebaseballscores.com

AB 39  
R 2  
H 10  
RBI 2  
BB 2  
SO 5  
LOB 15





Batter	1	2	3	4	5	6	7	8	9	AB R H RBI BB SO LOB	TOP											
Ted Uhlender, L (1, 8) OBP: 0.310, SLG: 0.402	0-0 1B G6-4-3 1B		0-0 F8			0-0 HR 1B	0-0 3-1			4 2 2 0 0 0 2	<p>Minnesota Twins @ Washington Senators D.C. Stadium, Washington, DC</p> <p>Sun Jun 09 1968, 3:33 AM EDT Att. 33,977 - Unknown</p> <p>livebaseballscorecards.com</p>											
Cesar Tovar, R (1, 4) OBP: 0.297, SLG: 0.327	0-0 1-3 G6-4-3 1B		1-0 HBP			0-3 K		0-0 F8		3 0 1 0 0 1 1												
Harmon Killebrew, R (1, 3) OBP: 0.362, SLG: 0.471	0-0 G6-4-3 1-2f 3-H		0-0 F5			0-0 1-H HR		0-0 F8		4 1 1 2 0 0 3												
Tony Oliva, L (1, 9) OBP: 0.318, SLG: 0.418	0-0 F7				0-0 F8	0-0 F7		0-0 5-3		4 0 0 0 0 0 0												
Rich Rollins, R (1, 5) OBP: 0.281, SLG: 0.402		0-0 F8		0-0 F8		0-0 1B		0-0 E FC1 G4-3 1B		4 1 2 0 0 0 0												
Bob Allison, R (1, 7) OBP: 0.327, SLG: 0.390		0-0 P4		0-3 K		0-0 F9		0-0 FC1 G4-3		4 0 0 0 0 1 2												
Bruce Look, L (1, 2) OBP: 0.481, SLG: 0.409		0-3 K			0-0 P6		4-0 BB FC4 BB	0-0 G4-3 1-2f 3-H		3 0 0 0 1 1 1												
Jackie Hernandez, R (1, 6) OBP: 0.226, SLG: 0.254			0-0 SH1-4 1B		0-0 4-3		0-0 FC4 FC3-6 1-2f	0-3 K		3 0 1 0 0 0 1 1 0 0 0 0 1 0												
John Roseboro, L (9, PH) OBP: 0.267, SLG: 0.245																						
Jim Merritt, L (1, 1) OBP: 0.207, SLG: 0.080			0-0 SH1-4		0-0 G3		0-0 FC3-6 1-2f			0 0 0 0 0 0 0 0 0 0 0 0 0 0 1 0 0 0 0 0 0 0 0 0 0 0 0 0 1 0 0 0 0 0 1 0 0 0 0 0 0 0												
Bob Miller, R (4, 1) OBP: 0.231, SLG: 0.308																						
Jim Holt, L (5, PH) OBP: 0.215, SLG: 0.276																						
Tom Hall, L (5, 1) OBP: 0.215, SLG: 0.276																						
Rich Reese, L (7, PH) OBP: 0.215, SLG: 0.276																						
Jim Roland, R (7, 1) OBP: 0.215, SLG: 0.276																						
<b>Inning Stats</b>	R: 1 E: 0 K: 0 S: 4	H: 2 LOB: 0 BB: 0 P: 4	R: 0 E: 0 K: 1 S: 5	H: 0 LOB: 0 BB: 0 P: 5	R: 0 E: 0 K: 0 S: 4	H: 1 LOB: 2 BB: 0 P: 5	R: 0 E: 0 K: 1 S: 5	H: 0 LOB: 0 BB: 0 P: 5	R: 0 E: 0 K: 0 S: 3	H: 0 LOB: 0 BB: 0 P: 3	R: 2 E: 0 K: 1 S: 8	H: 3 LOB: 1 BB: 0 P: 8	R: 0 E: 0 K: 0 S: 3	H: 0 LOB: 1 BB: 1 P: 7	R: 0 E: 0 K: 0 S: 3	H: 0 LOB: 0 BB: 0 P: 3	R: 1 E: 1 K: 1 S: 6	H: 1 LOB: 0 BB: 0 P: 6	1B: 6 2B: 0 3B: 0 HR: 1	SF: 0 SAC: 1 DP: 2 HBP: 1	WP: 0 PB: 0 SB: 0 CS: 0	PA: 35
<b>PITCHER</b> Joe Coleman, R (1, 1) ERA: 2.71	IP: 9.0 WLS: W BF: 35 H: 7 R: 4 ER: 3 SO: 4 BB: 1 IBB: 0 HBP: 1 BLK: 0 WP: 0 HR: 1 S: 41 P: 46 ERA: 3.00 WHIP: 0.889											<b>PITCHER</b>	IP: 0 WLS: 0 BF: 0 H: 0 R: 0 ER: 0 SO: 0 BB: 0 IBB: 0 HBP: 0 BLK: 0 WP: 0 HR: 0 S: 0 P: 0 ERA: 0.00 WHIP: 0.000									



Batter	1	2	3	4	5	6	7	8	9	AB	R	H	RBI	BB	SO	LOB
<b>Fred Valentine, S</b> OBP: 0.291, SLG: 0.347 (1, 9)	1-0 FC9-6 HBP		0-0 P4	0-0 1B 1B		4-0 WP 1B BB	0-0 F9			3	1	1	0	1	0	1
<b>Ed Stroud, L</b> OBP: 0.307, SLG: 0.473 (1, 8) (9, 7)	0-0 F8		0-0 F7	0-0 1B BB 1B		0-0 P4		4-0 G6-4-3 BB		4	1	1	1	1	0	2
<b>Frank Howard, R</b> OBP: 0.409, SLG: 0.743 <b>Del Unser, L</b> OBP: 0.289, SLG: 0.313 (1, 7) (9, 8)	0-0 FC9-6 1-2f		0-0 P4	4-0 1B BB		0-0 WP 1B		0-0 G6-4-3 1-2f		4	0	1	0	1	0	2
<b>Ken McMullen, R</b> OBP: 0.306, SLG: 0.422 (1, 5)	0-0 F8			6-3 1B		0-0 5-3		0-0 F2		5	0	1	2	0	0	3
<b>Ron Hansen, R</b> OBP: 0.277, SLG: 0.335 (1, 6)		0-0 1B 1B		F8 1-3 1B		4-0 IBB				3	1	1	0	1	0	2
<b>Mike Epstein, L</b> OBP: 0.221, SLG: 0.220 (1, 3)		0-0 1B 1B		0-0 1B 1B	0-3 K	0-0 F8				4	1	2	0	0	1	3
<b>Paul Casanova, R</b> OBP: 0.194, SLG: 0.212 (1, 2)		0-0 G4-6-3 1B		0-0 1B 1B	0-0 1B		0-0 F8			4	1	3	1	0	0	0
<b>Bernie Allen, L</b> OBP: 0.337, SLG: 0.402 (1, 4)		0-0 F8		0-0 2B 1B	0-0 F3		0-0 6-3			4	1	1	1	0	0	3
<b>Joe Coleman, R</b> OBP: 0.308, SLG: 0.360 (1, 1)		0-0 G4-6-3		0-0 1B 2B	0-3 K		0-0 1B			4	1	2	2	0	1	3

Inning Stats	R: 0	H: 0	E: 0	K: 3	S: 3	R: 1	H: 3	E: 0	K: 0	S: 5	R: 0	H: 0	E: 0	K: 0	S: 3	R: 6	H: 7	E: 0	K: 0	S: 10	R: 0	H: 1	E: 0	K: 2	S: 8	R: 0	H: 1	E: 0	K: 0	S: 4	R: 0	H: 1	E: 0	K: 0	S: 4	R: 0	H: 0	E: 0	K: 0	S: 2	1B: 12	SF: 0	2B: 1	SAC: 0	3B: 0	DP: 2	HR: 0	HBP: 1	WP: 1	PA: 40
--------------	------	------	------	------	------	------	------	------	------	------	------	------	------	------	------	------	------	------	------	-------	------	------	------	------	------	------	------	------	------	------	------	------	------	------	------	------	------	------	------	------	--------	-------	-------	--------	-------	-------	-------	--------	-------	--------

PITCHER	IP	WLS	BF	H	R	ER	SO	BB	IBB	HBP	BLK	WP	HR	S	P	ERA	WHIP
<b>Jim Merritt, L</b> ERA: 2.98 (1, 1)	3.2	L	20	9	7	7	0	0	0	0	0	0	0	19	20	17.18	2.455
<b>Bob Miller, R</b> ERA: 5.29 (4, 1)	0.1		3	1	0	0	0	1	0	0	0	0	0	2	6	0.00	6.000
<b>Tom Hall, L</b> ERA: (5, 1)	2.0		10	2	0	0	2	1	1	0	0	1	0	12	20	0.00	1.500
<b>Jim Roland, L</b> ERA: 1.69 (7, 1)	2.0		7	1	0	0	0	1	0	0	0	0	0	6	10	0.00	1.000

**BOTTOM**

**Minnesota Twins @ Washington Senators**  
D.C. Stadium, Washington, DC  
Sun Jun 09 1968, 3:33 AM EDT  
Att. 33,977 - Unknown

[livebaseballscorecards.com](http://livebaseballscorecards.com)

<b>AB</b>	<b>35</b>
<b>R</b>	<b>7</b>
<b>H</b>	<b>13</b>
<b>RBI</b>	<b>7</b>
<b>BB</b>	<b>4</b>
<b>SO</b>	<b>2</b>
<b>LOB</b>	<b>19</b>



Batter	1	2	3	4	5	6	7	8	9	AB R H RBI BB SO LOB	TOP											
Ted Uhlaender, L (1, 8) OBP: 0.312, SLG: 0.399	0-3 K		0-0 BB 1B		4-0 FC6-4 BB		0-0 L9		0-0 1-3	4 0 1 0 1 1 1												
Cesar Tovar, R (1, 4) OBP: 0.296, SLG: 0.323 (7, 6)	0-3 K		4-0 G5-4-3 BB		0-0 FC6-4			0-0 5-3		3 0 0 0 1 1 2												
Harmon Killebrew, R (1, 3) OBP: 0.356, SLG: 0.461	0-0 L8		0-0 G5-4-3		0-3 K			0-3 K		4 0 0 0 0 2 4												
Tony Oliva, L (1, 9) OBP: 0.321, SLG: 0.438		0-3 K		0-0 2B		0-3 K		0-0 HR		4 1 2 1 0 2 0												
Bob Allison, R (1, 7) OBP: 0.326, SLG: 0.383		0-3 K		0-0 F9		0-0 L7		4-0 1B BB		3 0 0 0 1 1 1												
Rich Rollins, R (1, 5) OBP: 0.290, SLG: 0.400		4-0 BB BB		0-0 F8		0-0 5-3		0-0 1B		3 0 1 0 1 0 1												
Jackie Hernandez, R (1, 6) OBP: 0.230, SLG: 0.252		4-0 BB BB		0-0 5-3		0-3 K		0-3 K		1 0 0 0 1 0 1												
Jim Holt, L (7, PH) OBP: 0.214, SLG: 0.286										1 0 0 0 0 1 0												
Frank Quilici, R (7, 4)										0 0 0 0 0 0 0												
John Roseboro, L (8, PH) OBP: 0.265, SLG: 0.243										1 0 0 0 0 1 2												
Ron Clark, R (8, 4) OBP: 0.261, SLG: 0.238		1-2 BB								0 0 0 0 0 0 0												
Bruce Look, L (1, 2) OBP: 0.452, SLG: 0.385		0-3 K2-3			0-0 FC3-4 1B		0-0 1-3		0-0 F8	4 0 1 0 0 1 2												
Dean Chance, R (1, 1) OBP: 0.083, SLG: 0.057			0-3 K		0-0 FC3-4 FC6-4 BB		0-0 1B		0-0 F1	2 0 0 0 0 1 1												
Rich Reese, L (7, PH) OBP: 0.227, SLG: 0.288										1 0 1 0 0 0 0												
Bob Miller, R (7, 1)										0 0 0 0 0 0 0												
Jim Roland, R (8, 1)										0 0 0 0 0 0 0												
Frank Kostro, R (9, PH) OBP: 0.217, SLG: 0.286										1 0 0 0 0 0 0												
<b>Inning Stats</b>	R: 0 E: 0 K: 2 S: 7	H: 0 LOB: 0 BB: 0 P: 7	R: 0 E: 0 K: 3 S: 9	H: 0 LOB: 2 BB: 2 P: 17	R: 0 E: 0 K: 1 S: 5	H: 1 LOB: 1 BB: 1 P: 9	R: 0 E: 0 K: 0 S: 4	H: 1 LOB: 1 BB: 0 P: 4	R: 0 E: 0 K: 1 S: 6	H: 1 LOB: 2 BB: 1 P: 10	R: 0 E: 0 K: 1 S: 5	H: 0 LOB: 0 BB: 0 P: 5	R: 0 E: 0 K: 1 S: 6	H: 1 LOB: 1 BB: 0 P: 6	R: 1 E: 0 K: 2 S: 9	H: 2 LOB: 2 BB: 1 P: 13	R: 0 E: 0 K: 0 S: 3	H: 0 LOB: 0 BB: 0 P: 3	1B: 4 2B: 1 3B: 0 HR: 1	SF: 0 SAC: 0 DP: 1 HBP: 0	WP: 0 PB: 0 SB: 0 CS: 0	PA: 37
<b>PITCHER</b>	IP WLS BF H R ER SO BB IBB HBP BLK WP HR S P ERA WHIP																					
Pat Dobson, R (1, 1) ERA: 1.51	7.2 W 32 5 1 1 10 5 0 0 0 0 0 1 47 67 1.17 1.304																					
Daryl Patterson, R (8, 1) ERA: 2.18	1.1 S 5 1 0 0 1 0 0 0 0 0 0 0 7 7 0.00 0.750																					

Minnesota Twins @ Detroit Tigers  
Tiger Stadium, Detroit, MI  
Tue Jun 11 1968, 7:05 PM EDT  
Unknown - 68 F

livebaseballscorecards.com

AB	32
R	1
H	6
RBI	1
BB	5
SO	11
LOB	15





Batter	1	2	3	4	5	6	7	8	9
Dick McAuliffe, L (1, 4) OBP: 0.320, SLG: 0.398	0-0 F6		0-0 F4		0-0 F6			0-0 5-3 1B	
Mickey Stanley, R (1, 8) OBP: 0.304, SLG: 0.369	4-0 G4-6-3 BB		0-0 L9		0-3 K			0-0 5-3 1-2	
Jim Northrup, L (1, 9) OBP: 0.336, SLG: 0.406	0-0 G4-6-3 1-2f		0-3 K			0-0 4-3		1-0 HBP	
Norm Cash, L (1, 3) OBP: 0.276, SLG: 0.375		0-0 SH1-4 1B		4-0 G4-6-3 BB		0-3 K		0-3 K	
Gates Brown, L (1, 7) Wayne Comer, R (7, 7) OBP: 0.560, SLG: 0.818 OBP: 0.143, SLG: 0.143		0-0 SH1-4 1B		0-0 G4-6-3 1-2f		0-0 5-3			
Don Wert, R (1, 5) OBP: 0.260, SLG: 0.349		0-0 SH1-4		0-0 F7			0-0 F8		
Tom Matchick, L (1, 6) Ray Oyler, R (8, 6) OBP: 0.259, SLG: 0.240 OBP: 0.204, SLG: 0.208		0-3 K			0-0 F7		0-3 K		
Jim Price, R (1, 2) OBP: 0.231, SLG: 0.224		0-0 1B			0-0 1B 2B		0-0 L9		
Pat Dobson, R (1, 1) Daryl Patterson, L (8, 1) OBP: 0.375, SLG: 0.286		0-3 K			0-0 1B		0-3 K		

AB	R	H	RBI	BB	SO	LOB
4	0	1	0	0	0	1
3	0	0	0	1	1	2
3	0	0	0	0	1	1
3	1	0	0	1	2	2
3	1	1	0	0	0	1
0	0	0	0	0	0	0
2	0	0	0	0	0	0
3	0	0	0	0	2	2
0	0	0	0	0	0	0
3	1	2	2	0	0	0
2	0	1	1	0	1	1
1	0	0	0	0	1	0

**BOTTOM**

**Minnesota Twins @ Detroit Tigers**  
Tiger Stadium, Detroit, MI  
Tue Jun 11 1968, 7:05 PM EDT  
Unknown - 68 F

livebaseballscores.com

<b>AB</b>	<b>27</b>
<b>R</b>	<b>3</b>
<b>H</b>	<b>5</b>
<b>RBI</b>	<b>3</b>
<b>BB</b>	<b>2</b>
<b>SO</b>	<b>8</b>
<b>LOB</b>	<b>10</b>



1B: 4	SF: 0
2B: 1	SAC: 1
3B: 0	DP: 2
HR: 0	HBP: 1

WP: 0	PA: 31
PB: 0	
SB: 0	
CS: 0	

Inning Stats		R: 0	H: 0	E: 0	K: 0	S: 2	R: 2	H: 2	E: 1	K: 2	S: 10	R: 0	H: 0	E: 0	K: 1	S: 5	R: 0	H: 0	E: 0	K: 0	S: 2	R: 1	H: 2	E: 0	K: 1	S: 7	R: 0	H: 0	E: 0	K: 1	S: 5	R: 0	H: 0	E: 0	K: 1	S: 5	R: 0	H: 1	E: 0	K: 2	S: 8
PITCHER		IP	WLS	BF	H	R	ER	SO	BB	IBB	HBP	BLK	WP	HR	S	P	ERA	WHIP																							
Dean Chance, R (1, 1) ERA: 2.84	(1, 1)	6.0	L	23	4	3	1	5	2	0	0	0	0	0	31	39	1.50	1.000																							
Bob Miller, R (7, 1) ERA: 4.82	(7, 1)	1.2		7	1	0	0	2	0	0	1	0	0	0	10	11	0.00	0.600																							
Jim Roland, L (8, 1) ERA: 1.65	(8, 1)	0.1		1	0	0	0	1	0	0	0	0	0	0	3	3	0.00	0.000																							

Batter	1	2	3	4	5	6	7	8	9	AB R H RBI BB SO LOB	TOP
Jackie Hernandez, R OBP: 0.231, SLG: 0.246 (1, 6)	1-0 E FC1 SF8 HBP		0-0 F8		0-3 K		0-0 F8			3 1 0 0 0 1 1	<b>Minnesota Twins @ Detroit Tigers</b> Tiger Stadium, Detroit, MI Tue Jun 11 1968, 7:05 PM EDT Att. 26,662 - Unknown
Ted Uhlaender, L OBP: 0.307, SLG: 0.392 (1, 8)	0-0 FC1 PB		0-0 6-3		0-0 4-3		0-0 4-3		4 0 0 0 0 0 1		
Tony Oliva, L OBP: 0.315, SLG: 0.432 (1, 9)	0-0 SF8		0-0 L8		0-3 K		0-0 F8		3 0 0 1 0 1 0		
Harmon Killebrew, R OBP: 0.350, SLG: 0.451 (1, 3)	0-3 K		0-0 F8		0-0 F6		0-0 F9		4 0 0 0 0 1 1		
Bob Allison, R OBP: 0.330, SLG: 0.382 (1, 7)	0-0 F4		4-0 2B BB		0-0 FC6-4 1B		0-0 6-3		3 1 1 0 1 0 1		
Cesar Tovar, R OBP: 0.295, SLG: 0.326 (1, 4)		0-0 L6		0-0 2B 1-H		0-0 FC6-4 1-2f		0-0 F7	4 0 1 1 0 0 1		
Ron Clark, R OBP: 0.240, SLG: 0.217 (1, 5)		0-0 F2		0-0 6-3		0-3 K		0-0 4-3	4 0 0 0 0 1 1		
John Roseboro, L OBP: 0.272, SLG: 0.252 (1, 2)		0-0 1B		0-0 4-3		0-0 SH3-4 1B			3 0 2 0 0 0 1		
Dave Boswell, R OBP: 0.185, SLG: 0.320 Ron Perranoski, L Al Worthington, R		0-3 K		0-0 F3		0-0 SH3-4			2 0 0 0 0 1 1 0 0 0 0 0 0 0 0 0 0 0 0 0 0		
<b>Inning Stats</b>	R: 1 H: 0 E: 1 LOB: 1 K: 1 BB: 0 S: 6 P: 7	R: 0 H: 1 E: 0 LOB: 1 K: 1 BB: 0 S: 6 P: 6	R: 0 H: 0 E: 0 LOB: 0 K: 0 BB: 0 S: 3 P: 3	R: 1 H: 1 E: 0 LOB: 1 K: 0 BB: 1 S: 4 P: 8	R: 0 H: 0 E: 0 LOB: 0 K: 1 BB: 0 S: 5 P: 5	R: 0 H: 1 E: 0 LOB: 1 K: 1 BB: 0 S: 6 P: 6	R: 0 H: 1 E: 0 LOB: 1 K: 1 BB: 0 S: 6 P: 6	R: 0 H: 0 E: 0 LOB: 0 K: 0 BB: 0 S: 3 P: 3	R: 0 H: 0 E: 0 LOB: 0 K: 0 BB: 0 S: 3 P: 3	1B: 3 SF: 1 2B: 1 SAC: 1 3B: 0 DP: 0 HR: 0 HBP: 1	WP: 0 PA: 34 PB: 1 SB: 0 CS: 0
<b>PITCHER</b> Joe Sparna, R ERA: 3.17 John Hiller, L ERA: 1.31	IP WLS BF H R ER SO BB IBB HBP BLK WP HR S P ERA WHIP	7.0 28 4 2 1 5 1 0 1 0 0 0 0 36 41 1.29 0.714	2.0 W 6 0 0 0 0 0 0 0 0 0 0 0 6 6 0.00 0.000								

livebaseballscores.com

AB	30
R	2
H	4
RBI	2
BB	1
SO	5
LOB	8



Batter	1	2	3	4	5	6	7	8	9	AB R H RBI BB SO LOB
Dick McAuliffe, L (1, 4) OBP: 0.317, SLG: 0.393	0-3 K		0-0 F9		0-0 E5		0-3 K		0-0 FC6-4 1B	5 0 1 0 0 2 1
Mickey Stanley, R (1, 8) OBP: 0.312, SLG: 0.380	0-0 CS 1B		0-0 4-3 E 2B		0-0 G5-4-3			0-0 E8 BLK 1B	0-0 FC6-4 1B	5 2 3 0 0 0 2
Jim Northrup, L (1, 9) OBP: 0.330, SLG: 0.398	0-3 K		0-0 4-3		0-0 F3			0-3 K WP CS 1B		4 0 0 0 0 2 3
Norm Cash, L (1, 3) OBP: 0.283, SLG: 0.387		0-0 WP 2B	0-0 E4		0-3 K			0-0 1B WP 1B		4 0 2 1 0 1 0
Willie Horton, R (1, 7) OBP: 0.354, SLG: 0.602		4-0 BB 2B	0-3 K		0-0 G5-4-3 1B			0-3 K		3 0 1 0 1 2 3
Bill Freehan, R (1, 2) OBP: 0.350, SLG: 0.468		0-0 F2		0-0 F8		0-0 G5-4-3		4-0 1B BB		3 0 0 0 1 0 3
Don Wert, R (1, 5) OBP: 0.264, SLG: 0.352		0-3 K		0-0 F4			0-0 1B	0-0 1B		4 0 2 0 0 1 2
Ray Oyler, R (1, 6) OBP: 0.215, SLG: 0.208		4-0 BB		4-0 BB		0-0 F5			0-0 1B E 1B	0 0 0 0 2 0 0 2 1 1 0 0 0 1
Tom Matchick, L (7, PH) OBP: 0.268, SLG: 0.250 (8, 6)		1-2 BB		0-0 BB						
Joe Sparna, R (1, 1) OBP: 0.065, SLG: 0.065		0-3 K		0-0 F5			0-3 K		0-3 K	2 0 0 0 0 1 4 1 0 0 0 0 1 1 1 0 0 0 0 1 1
Jim Price, R (7, PH) OBP: 0.226, SLG: 0.220										
John Hiller, R (8, 1) OBP: 0.111, SLG: 0.111										

Inning Stats	R: 0 E: 0 K: 2 S: 7	H: 1 LOB: 1 BB: 0 P: 7	R: 0 E: 0 K: 2 S: 8	H: 1 LOB: 3 BB: 2 P: 16	R: 1 E: 1 K: 1 S: 7	H: 1 LOB: 1 BB: 0 P: 7	R: 0 E: 0 K: 0 S: 3	H: 0 LOB: 1 BB: 1 P: 7	R: 0 E: 1 K: 0 S: 3	H: 0 LOB: 0 BB: 0 P: 3	R: 0 E: 0 K: 1 S: 5	H: 1 LOB: 0 BB: 0 P: 5	R: 0 E: 0 K: 2 S: 8	H: 1 LOB: 1 BB: 0 P: 8	R: 1 E: 1 K: 2 S: 9	H: 3 LOB: 2 BB: 1 P: 13	R: 1 E: 1 K: 1 S: 6	H: 2 LOB: 2 BB: 0 P: 6	1B: 8 2B: 3 3B: 0 HR: 0	SF: 0 SAC: 0 DP: 3 HBP: 0	WP: 2 PB: 0 SB: 0 CS: 2	PA: 38	
PITCHER	IP	WLS	BF	H	R	ER	SO	BB	IBB	HBP	BLK	WP	HR	S	P	ERA	WHIP						
Dave Boswell, R (1, 1) ERA: 2.73	6.0		25	5	1	0	6	3	0	0	0	1	0	34	46	0.00	1.333						
Ron Perranoski, L (7, 1) ERA: 1.99	1.0		6	2	1	1	3	0	0	0	1	0	0	12	12	9.00	2.000						
Al Worthington, R (8, 1) ERA: 0.75	1.2	L	7	3	1	0	2	1	0	0	0	1	0	10	14	0.00	2.400						

**MINNESOTA TWINS @ DETROIT TIGERS**  
**Tiger Stadium, Detroit, MI**  
 Tue Jun 11 1968, 7:05 PM EDT  
 Att. 26,662 - Unknown

AB	34
R	3
H	10
RBI	1
BB	4
SO	11
LOB	21



WP	2	PA	38
ERA		WHIP	

livebaseballscores.com

Batter	1	2	3	4	5	6	7	8	9	AB R H RBI BB SO LOB	TOP											
Cesar Tovar, R (1, 4) OBP: 0.299, SLG: 0.326	0-0 1B		4-0 1B BB		0-0 L7		0-0 6-3			3 1 1 0 1 0 0												
Jackie Hernandez, R (1, 6) OBP: 0.231, SLG: 0.246	0-3 K		0-0 4-3		0-0 1B			0-0 4-3		4 0 1 0 0 1 2												
Tony Oliva, L (1, 9) OBP: 0.314, SLG: 0.429	0-0 F5		0-0 HBP 1B		0-0 F8			0-0 6-3		4 0 1 1 0 0 2												
Harmon Killebrew, R (1, 3) OBP: 0.352, SLG: 0.447	0-0 L8		1-0 HBP		0-3 K			4-0 BB		2 0 0 0 1 1 2												
Bob Allison, R (1, 7) OBP: 0.328, SLG: 0.385		0-0 6-3 2B	0-3 K		0-0 2-3			0-3 K		4 0 1 0 0 2 3												
Jim Holt, L (8, 7) OBP: 0.214, SLG: 0.286										0 0 0 0 0 0 0												
Rich Rollins, R (1, 5) OBP: 0.279, SLG: 0.384		0-0 L8		0-0 6-3		0-0 5-3		0-3 K		4 0 0 0 0 1 1												
Jerry Zimmerman, R (1, 2) OBP: 0.240, SLG: 0.217		0-0 6-3		0-3 K		0-0 5-3		0-3 K		3 0 0 0 0 1 1												
Frank Kostro, R (9, PH) OBP: 0.208, SLG: 0.273		2-3								1 0 0 0 0 1 0												
Ted Uhlaender, L (1, 8) OBP: 0.306, SLG: 0.389	0-0 F5		0-0 1B		0-0 4-3		0-0 4-3		0-0 L8	4 0 1 0 0 0 1												
Jim Kaat, L (1, 1) OBP: 0.053, SLG: 0.053			0-0 4-3		0-3 K		0-3 K			3 0 0 0 0 2 1												
<b>Inning Stats</b>	R: 0 E: 0 K: 1 S: 6	H: 1 LOB: 1 BB: 0 P: 6	R: 0 E: 0 K: 0 S: 4	H: 1 LOB: 1 BB: 0 P: 4	R: 1 E: 0 K: 1 S: 6	H: 1 LOB: 2 BB: 1 P: 11	R: 0 E: 0 K: 2 S: 8	H: 1 LOB: 1 BB: 0 P: 8	R: 0 E: 0 K: 1 S: 6	H: 1 LOB: 1 BB: 0 P: 6	R: 0 E: 0 K: 0 S: 3	H: 0 LOB: 0 BB: 0 P: 3	R: 0 E: 0 K: 1 S: 5	H: 0 LOB: 0 BB: 0 P: 5	R: 0 E: 0 K: 1 S: 5	H: 0 LOB: 1 BB: 1 P: 9	R: 0 E: 0 K: 2 S: 7	H: 0 LOB: 0 BB: 0 P: 7	1B: 4 2B: 1 3B: 0 HR: 0	SF: 0 SAC: 0 DP: 0 HBP: 1	WP: 0 PB: 0 SB: 1 CS: 0	PA: 35
<b>PITCHER</b> Mickey Lolich, L (1, 1) ERA: 2.8	IP: 9.0 WLS: W BF: 35 H: 5 R: 1 ER: 1 SO: 9 BB: 2 IBB: 0 HBP: 1 BLK: 0 WP: 0 HR: 0 S: 50 P: 59 ERA: 1.00 WHIP: 0.778											<b>PITCHER</b>	IP: WLS: BF: H: R: ER: SO: BB: IBB: HBP: BLK: WP: HR: S: P: ERA: WHIP:									

Minnesota Twins @ Detroit Tigers  
Tiger Stadium, Detroit, MI  
Wed Jun 12 1968, 7:05 PM EDT  
Att: 20,082 - Unknown

livebaseballscorecards.com

AB	32
R	1
H	5
RBI	1
BB	2
SO	9
LOB	13



Batter	1	2	3	4	5	6	7	8	9	AB	R	H	RBI	BB	SO	LOB
Dick McAuliffe, L OBP: 0.321, SLG: 0.410 (1, 4)	0-0 BB SF8 1B		0-0 F6		0-0 F8			0-0 HR		4	2	2	1	0	0	0
Mickey Stanley, R OBP: 0.315, SLG: 0.380 (1, 8)	4-0 BB 1-2 BB		0-0 F8		0-0 F8			0-0 4-3 1B		3	0	1	0	1	0	0
Jim Northrup, L OBP: 0.329, SLG: 0.392 (1, 9)	4-0 BB 1-2 2-3 BB		0-0 4-3				0-0 3-1	0-0 4-3		3	0	0	0	1	0	1
Bill Freehan, R OBP: 0.344, SLG: 0.459 (1, 3)	0-0 F9			0-0 E6 FC1-5 E			0-0 F7	0-3 K		4	0	0	0	0	1	4
Willie Horton, R OBP: 0.348, SLG: 0.596 (1, 7)	0-0 SF8 3-H			0-0 E5 FC1-5			0-0 F7			2	0	0	1	0	0	1
Don Wert, R OBP: 0.261, SLG: 0.347 (1, 5)	0-0 F7			0-0 FC1-5 1-2 2-3			0-0 F4			3	0	0	0	0	0	4
Jim Price, R OBP: 0.214, SLG: 0.208 (1, 2)		0-0 6-3		0-0 F8			0-0 F6			3	0	0	0	0	0	2
Ray Oyler, R OBP: 0.218, SLG: 0.226 (1, 6)		0-0 CS 3B		0-0 F3			0-0 5-3			3	0	1	0	0	0	2
Mickey Lolich, S OBP: 0.267, SLG: 0.120 (1, 1)		0-3 K 3-H			0-0 4-3			0-0 1-3		3	0	0	0	0	1	1

**BOTTOM**

**Minnesota Twins @ Detroit Tigers**  
Tiger Stadium, Detroit, MI  
Wed Jun 12 1968, 7:05 PM EDT  
Att. 20,082 - Unknown

AB	28
R	2
H	4
RBI	2
BB	2
SO	2
LOB	15



Inning Stats	R: 1	H: 1	R: 0	H: 1	R: 0	H: 0	R: 0	H: 0	R: 0	H: 0	R: 0	H: 0	R: 1	H: 2	R: 0	H: 0
	E: 0	LOB: 2	E: 0	LOB: 0	E: 0	LOB: 2	E: 0	LOB: 0	E: 0	LOB: 0	E: 0	LOB: 0	E: 0	LOB: 1	E: 0	LOB: 0
	K: 0	BB: 2	K: 1	BB: 0	K: 0	BB: 0	K: 0	BB: 0	K: 0	BB: 0	K: 0	BB: 0	K: 1	BB: 0	K: 0	BB: 0
	S: 4	P: 12	S: 5	P: 5	S: 3	P: 3	S: 5	P: 5	S: 3	P: 3	S: 3	P: 3	S: 7	P: 7	S: 3	P: 3

PITCHER	IP	WLS	BF	H	R	ER	SO	BB	IBB	HBP	BLK	WP	HR	S	P	ERA	WHIP
Jim Kaat, L ERA: 2.24 (1, 1)	8.0	L	31	4	2	2	2	2	0	0	0	0	1	33	41	2.25	0.750

PITCHER	IP	WLS	BF	H	R	ER	SO	BB	IBB	HBP	BLK	WP	HR	S	P	ERA	WHIP

WP: 0	PA: 31
PB: 0	
SB: 0	
CS: 1	

livebaseballscorecards.com

Batter	1	2	3	4	5	6	7	8	9	AB R H RBI BB SO LOB	TOP
<b>Cesar Tovar, R</b> (1, 4) OBP: 0.294, SLG: 0.320 (7, 6)	0-0 F8		0-0 F4		0-0 5-3			0-0 F9		4 0 0 0 0 0 1	
<b>Ted Uhlaender, L</b> (1, 8) OBP: 0.305, SLG: 0.386	0-3 K		0-0 3-1		0-0 L7			0-0 HBP 1B		4 0 1 0 0 1 1	
<b>Tony Oliva, L</b> (1, 9) OBP: 0.317, SLG: 0.432	0-0 L3		0-0 2B		0-0 F8			1-0 1-2 HBP		3 0 1 0 0 0 1	
<b>Rich Reese, L</b> (1, 3) OBP: 0.229, SLG: 0.286		0-0 SH1-3 1B	0-0 G1		0-0 4-3			0-0 F6		4 1 1 0 0 0 3	
<b>Rich Rollins, R</b> (1, 5) OBP: 0.274, SLG: 0.376 <b>Harmon Killebrew, R</b> (8, PH) OBP: 0.351, SLG: 0.444 (8, 5)		0-0 SH1-3 1-2		0-0 F9		0-0 L5		0-3 K		2 0 0 0 0 0 0 1 0 0 0 0 1 2	
<b>John Roseboro, L</b> (1, 2) OBP: 0.272, SLG: 0.247		4-0 FC3-5 1B BB		0-0 F8		0-0 F9		0-0 4-3		3 0 0 0 1 0 0	
<b>Jim Holt, L</b> (1, 7) OBP: 0.278, SLG: 0.333		0-0 FC3-5 1-2 2-H 1B		0-0 1B		0-0 4-3		0-0 L7		4 0 2 1 0 0 0	
<b>Jackie Hernandez, R</b> (1, 6) OBP: 0.228, SLG: 0.242 <b>Bruce Look, L</b> (7, PH) OBP: 0.438, SLG: 0.370 <b>Frank Quilici, R</b> (7, 4) <b>Ron Clark, R</b> (9, PH) OBP: 0.235, SLG: 0.213		0-0 FC3-5 1-2 2-3f 1B	0-3 K		0-3 K		0-3 K	0-3 K		2 0 0 0 0 1 3 1 0 0 0 0 1 0 0 0 0 0 0 0 0 1 0 0 0 0 1 0	
<b>Jim Merritt, L</b> (1, 1) OBP: 0.226, SLG: 0.148 <b>Frank Kostro, R</b> (7, PH) OBP: 0.200, SLG: 0.261 <b>Ron Perranoski, L</b> (7, 1)		0-3 K		0-0 2B		0-0 5-3				2 0 1 0 0 1 2 1 0 0 0 0 0 0 0 0 0 0 0 0 0	
<b>Inning Stats</b>	R: 0 E: 0 K: 1 S: 5 H: 0 LOB: 0 BB: 0 P: 5	R: 1 E: 0 K: 1 S: 7 H: 2 LOB: 2 BB: 1 P: 11	R: 0 E: 0 K: 0 S: 4 H: 1 LOB: 1 BB: 0 P: 4	R: 0 E: 0 K: 1 S: 6 H: 1 LOB: 1 BB: 0 P: 6	R: 0 E: 0 K: 0 S: 4 H: 1 LOB: 1 BB: 0 P: 4	R: 0 E: 0 K: 0 S: 3 H: 0 LOB: 0 BB: 0 P: 3	R: 0 E: 0 K: 1 S: 5 H: 0 LOB: 0 BB: 0 P: 5	R: 0 E: 0 K: 1 S: 6 H: 1 LOB: 2 BB: 0 P: 7	R: 0 E: 0 K: 1 S: 5 H: 0 LOB: 0 BB: 0 P: 5	1B: 4 2B: 2 3B: 0 HR: 0 SF: 0 SAC: 1 DP: 0 HBP: 1	WP: 0 PB: 0 SB: 0 CS: 0 PA: 35
<b>PITCHER</b> <b>Denny McLain, R</b> (1, 1) ERA: 2.1	IP 9.0 WLS W BF 35 H 6 R 1 ER 1 SO 6 BB 1 IBB 0 HBP 1 BLK 0 WP 0 HR 0 S 45 P 50 ERA 1.00 WHIP 0.778	<b>PITCHER</b> IP WLS BF H R ER SO BB IBB HBP BLK WP HR S P ERA WHIP									

**Minnesota Twins @ Detroit Tigers**  
**Tiger Stadium, Detroit, MI**  
 Thu Jun 13 1968, 4:33 AM EDT  
 Att. 13,880 - Unknown

[livebaseballscorecards.com](http://livebaseballscorecards.com)

<b>AB</b>	32
<b>R</b>	1
<b>H</b>	6
<b>RBI</b>	1
<b>BB</b>	1
<b>SO</b>	6
<b>LOB</b>	13




Batter	1	2	3	4	5	6	7	8	9	AB	R	H	RBI	BB	SO	LOB
Dick McAuliffe, L OBP: 0.324, SLG: 0.421 (1, 4)	0-3 K		0-0 FC6-4 1B	0-0 L8			0-0 FC5-2-4 3B			4	0	2	0	0	1	0
Mickey Stanley, R OBP: 0.314, SLG: 0.377 (1, 8)	0-0 F6		0-0 FC6-4 1B E 1-2f			0-0 SH3-4 1B 1B	0-0 FC5-2-4			4	2	1	0	0	0	2
Jim Northrup, L OBP: 0.325, SLG: 0.386 (1, 9)	0-0 L9		0-0 F4			0-0 SH3-4 1-2		0-0 5-3		3	0	0	0	0	0	1
Bill Freehan, R OBP: 0.351, SLG: 0.462 (1, 3)		0-0 5-3	0-0 E 1B 1B 1-3			0-0 1B 1B 2-H		4-0 FC5-4 BB		3	1	2	1	1	0	0
Willie Horton, R OBP: 0.341, SLG: 0.582 Wayne Comer, R OBP: 0.143, SLG: 0.143 (8, PR) (9, 7)		0-0 F2	0-0 E6 1B 1-2 3-H			0-0 6-3		0-0 FC5-4 1-2f		4	0	0	0	0	0	2
Don Wert, R OBP: 0.270, SLG: 0.355 (1, 5)		0-0 HBP BB 1B	0-0 1B 1-3 2-H			0-0 FC1-4 1B		0-0 6-3		4	0	3	1	0	0	1
Jim Price, R OBP: 0.220, SLG: 0.200 (1, 2)		4-0 HBP BB 1-2	0-3 K			0-0 FC1-4 1-2f				2	0	0	0	1	1	3
Ray Oyler, R OBP: 0.220, SLG: 0.222 (1, 6)		1-0 HBP 1-2 2-3		0-0 1-3		0-3 K2-1-6-2 1-2f				2	0	0	0	0	1	1
Denny McLain, R OBP: 0.132, SLG: 0.132 (1, 1)		0-0 1-3		0-3 K			0-3 K			3	0	0	0	0	2	3

Inning Stats	R: 0	H: 0	E: 0	K: 1	S: 5	LOB: 0	BB: 0	P: 5	R: 0	H: 1	E: 0	K: 0	S: 4	LOB: 3	BB: 1	P: 9	R: 2	H: 3	E: 1	K: 1	S: 9	LOB: 2	BB: 0	P: 9	R: 0	H: 0	E: 0	K: 1	S: 5	LOB: 0	BB: 0	P: 5	R: 1	H: 2	E: 0	K: 0	S: 4	LOB: 0	BB: 0	P: 4	R: 0	H: 1	E: 0	K: 1	S: 5	LOB: 1	BB: 0	P: 5	R: 0	H: 1	E: 0	K: 1	S: 5	LOB: 0	BB: 0	P: 5	R: 0	H: 0	E: 0	K: 0	S: 3	LOB: 1	BB: 1	P: 7
PITCHER	IP	WLS	BF	H	R	ER	SO	BB	IBB	HBP	BLK	WP	HR	S	P	ERA	WHIP																																															
Jim Merritt, L ERA: 2.89 Ron Perranoski, L ERA: 1.9	(1, 1)	6.0	L	26	7	3	1	4	1	0	1	0	0	0	32	37	1.50	1.333																																														
	(7, 1)	2.0		7	1	0	1	1	0	0	0	0	0	8	12	0.00	1.000																																															

**MINNESOTA TWINS @ DETROIT TIGERS**  
Tiger Stadium, Detroit, MI  
Thu Jun 13 1968, 4:33 AM EDT  
Att. 13,880 - Unknown

AB	29
R	3
H	8
RBI	2
BB	2
SO	5
LOB	13



WP: 0	PA: 33
PB: 0	SB: 0
CS: 0	

livebaseballscores.com

Batter	1	2	3	4	5	6	7	8	9	AB R H RBI BB SO LOB	TOP									
Don Buford, S (1, 8) OBP: 0.367, SLG: 0.458	0-0 F8		0-0 F4		4-0 FC6-4 BB		0-0 SF9		0-0 FC5-2	3 0 0 1 1 0 4										
Curt Motton, R (1, 7) Peteichert, L (7, 1) Larry Haney, R (9, PH) OBP: 0.307, SLG: 0.344 OBP: 0.333, SLG: 0.667 OBP: 0.500, SLG: 0.500	0-0 6-3		0-0 F4		0-0 FC6-4		0-0 4-3		0-0 1-3	4 0 0 0 0 0 3 0 0 0 0 0 0 0 1 0 0 0 0 0 3										
Boog Powell, L (1, 3) OBP: 0.338, SLG: 0.417	0-0 1B		0-0 4-3							4 0 1 0 0 2 1										
Frank Robinson, R (1, 9) OBP: 0.350, SLG: 0.310	0-0 F3			1-0 G6-4-3 HBP		4-0 BB		0-0 6-3		2 0 0 0 1 0 1										
Brooks Robinson, R (1, 5) OBP: 0.296, SLG: 0.385		0-0 5-3		0-0 G6-4-3		0-0 F8		0-3 K		4 0 0 0 0 1 2										
Davey Johnson, R (1, 4) OBP: 0.371, SLG: 0.393		4-0 FC4-6 BB		4-0 BB		0-0 F7			0-0 4-3	2 0 0 0 2 0 1										
Curt Blefary, L (1, 2) OBP: 0.305, SLG: 0.299		0-0 FC4-6		0-0 4-3					0-0 2B SF9 1B	4 1 2 0 0 0 2										
Mark Belanger, R (1, 6) Dave May, L (9, PH) Paul Blair, R (9, PH) OBP: 0.234, SLG: 0.253 OBP: 0.240, SLG: 0.188 OBP: 0.264, SLG: 0.281		0-3 K				0-0 F8		0-0 L4	0-0 E6 FC5-2 1B	3 0 0 0 0 0 1 2 0 0 0 0 0 0 0 1 0 0 0 0 0 1										
Tom Phoebus, R (1, 1) Elrod Hendricks, L (7, PH) Andy Etchebarren, R (9, PH) OBP: 0.129, SLG: 0.100 OBP: 0.349, SLG: 0.622			4-0 WP BB		0-3 K			0-0 2B	0-0 FC5-2 1B	1 0 0 0 1 1 0 1 0 1 0 0 0 0 1 0 1 0 0 0 0										
<b>Inning Stats</b>	R: 0 E: 0 K: 0 S: 4	H: 1 LOB: 1 BB: 0 P: 4	R: 0 E: 0 K: 1 S: 5	H: 0 LOB: 1 BB: 1 P: 9	R: 0 E: 0 K: 0 S: 2	H: 0 LOB: 1 BB: 1 P: 7	R: 0 E: 0 K: 1 S: 5	H: 0 LOB: 1 BB: 1 P: 9	R: 0 E: 0 K: 1 S: 5	H: 0 LOB: 1 BB: 1 P: 9	R: 1 E: 0 K: 0 S: 5	H: 2 LOB: 1 BB: 0 P: 5	R: 0 E: 0 K: 2 S: 7	H: 0 LOB: 0 BB: 0 P: 7	R: 0 E: 1 K: 0 S: 6	H: 2 LOB: 3 BB: 0 P: 6	1B: 3 2B: 2 3B: 0 HR: 0	SF: 1 SAC: 0 DP: 1 HBP: 1	WP: 1 PB: 0 SB: 0 CS: 0	PA: 38
<b>PITCHER</b>	IP WLS BF H R ER SO BB IBB HBP BLK WP HR S P ERA WHIP																			
Jim Roland, L (1, 1) ERA: 1.25	5.1 W 22 1 0 0 3 5 0 1 0 1 0 22 43 0.00 1.125																			
Al Worthington, R (6, 1) ERA: 0.92	3.0 12 3 1 1 2 0 0 0 0 0 0 16 16 3.00 1.000																			
Ron Perranoski, L (9, 1) ERA: 1.87	0.2 S 4 1 0 0 0 0 0 0 0 0 0 4 4 0.00 1.500																			

Baltimore Orioles @ Minnesota Twins  
 Metropolitan Stadium, Bloomington, MI  
 Fri Jun 14 1968, 8:05 PM EDT  
 Att. 22,953 - Unknown

livebaseballscorecards.com

AB	31
R	1
H	5
RBI	1
BB	5
SO	5
LOB	20







Batter	1	2	3	4	5	6	7	8	9	AB R H RBI BB SO LOB	TOP											
Don Buford, S (1, 7) OBP: 0.344, SLG: 0.423	0-0 3-1		0-0 F6			0-0 4-3		0-0 F9		4 0 0 0 0 0 1												
Paul Blair, R (1, 8) OBP: 0.268, SLG: 0.282	4-0 G5-4-3 BB		0-0 5-3			0-0 F7		0-0 G5-4-3 1B		3 0 1 0 1 0 0												
Frank Robinson, R (1, 9) OBP: 0.336, SLG: 0.297	0-0 G5-4-3 1-2f				0-0 E6	0-3 K		0-0 G5-4-3 1-2f		4 0 0 0 0 1 2												
Boog Powell, L (1, 3) OBP: 0.340, SLG: 0.433		0-0 HR			0-0 L7		0-0 4-3		0-0 FC6 1B	4 1 2 1 0 0 1												
Brooks Robinson, R (1, 5) OBP: 0.291, SLG: 0.378		0-0 4-3			0-0 6-3		0-0 F9		0-0 FC6 1-2f	4 0 0 0 0 0 2												
Curt Blefary, L (1, 2) OBP: 0.301, SLG: 0.295		0-0 3-1			0-0 F5		0-0 F2			3 0 0 0 0 0 1												
Davey Johnson, R (1, 4) OBP: 0.371, SLG: 0.392		0-0 S 1B			0-3 K			0-0 1-3		3 0 1 0 0 1 0												
Mark Belanger, R (1, 6) OBP: 0.231, SLG: 0.250		0-0 F7			0-3 K			0-3 K		2 0 0 0 0 1 1												
Elrod Hendricks, L (8, PH) OBP: 0.341, SLG: 0.605		1-2			0-3 K			0-3 K		1 0 0 0 0 1 0												
Chico Fernandez, R (8, 6) OBP: 0.167, SLG: 0.167					0-3 K			4-0 BB		0 0 0 0 0 0 0												
Dave McNally, R (1, 1)			0-0 F7			0-3 K				2 0 0 0 0 1 0												
Curt Motton, R (8, PH) OBP: 0.311, SLG: 0.344										0 0 0 0 1 0 0												
Eddie Watt, R (8, 1)										0 0 0 0 0 0 0												
<b>Inning Stats</b>	R: 0 E: 0 K: 0 S: 2	H: 0 LOB: 0 BB: 1 P: 6	R: 1 E: 0 K: 0 S: 5	H: 2 LOB: 1 BB: 0 P: 5	R: 0 E: 0 K: 0 S: 3	H: 0 LOB: 0 BB: 0 P: 3	R: 0 E: 1 K: 0 S: 4	H: 0 LOB: 1 BB: 0 P: 4	R: 0 E: 0 K: 3 S: 9	H: 0 LOB: 0 BB: 0 P: 9	R: 0 E: 0 K: 1 S: 5	H: 0 LOB: 0 BB: 0 P: 5	R: 0 E: 0 K: 0 S: 3	H: 0 LOB: 0 BB: 0 P: 3	R: 0 E: 0 K: 1 S: 5	H: 0 LOB: 1 BB: 1 P: 9	R: 0 E: 0 K: 0 S: 4	H: 2 LOB: 1 BB: 0 P: 4	1B: 3 2B: 0 3B: 0 HR: 1	SF: 0 SAC: 0 DP: 2 HBP: 0	WP: 0 PB: 0 SB: 1 CS: 0	PA: 32
<b>PITCHER</b> Dean Chance, R (1, 1) ERA: 2.69	IP: 9.0 WLS: W BF: 32 H: 4 R: 1 ER: 1 SO: 5 BB: 2 IBB: 0 HBP: 0 BLK: 0 WP: 0 HR: 1 S: 40 P: 48 ERA: 1.00 WHIP: 0.667																				<b>PITCHER</b> ERA: 1.00 WHIP: 0.667	

Baltimore Orioles @ Minnesota Twins  
 Metropolitan Stadium, Bloomington, MI  
 Sat Jun 15 1968, 4:33 AM EDT  
 Att. 20,614 - Unknown

livebaseballscorecards.com

AB 30  
 R 1  
 H 4  
 RBI 1  
 BB 2  
 SO 5  
 LOB 8



Batter	1	2	3	4	5	6	7	8	9
<b>Cesar Tovar, R</b> OBP: 0.296, SLG: 0.321 (1, 5)	0-0 4-3	0-0 SF8-5			0-0 1-3			0-0 1B	
<b>Ted Uhlaender, L</b> OBP: 0.304, SLG: 0.383 (1, 8)	0-0 1B		0-3 K			0-0 F8		0-0 F6	
<b>Harmon Killebrew, R</b> OBP: 0.345, SLG: 0.434 (1, 3)	0-3 K		0-0 5-3			0-3 K		0-0 1B	
<b>Rich Reese, L</b> OBP: 0.229, SLG: 0.286 (9, 3)	1-2 K							1-2 2-H 1B	
<b>Tony Oliva, L</b> OBP: 0.318, SLG: 0.427 (1, 9)	0-0 1B		0-0 4-3			0-0 4-3			
<b>Bob Allison, R</b> OBP: 0.326, SLG: 0.400 (1, 7)	0-0 CS	0-0 HR		0-3 K			0-0 5-3		
<b>John Roseboro, L</b> OBP: 0.268, SLG: 0.244 (1, 2)		0-0 1B		0-0 F5			0-0 6-3		
<b>Jackie Hernandez, R</b> OBP: 0.218, SLG: 0.231 (1, 6)		0-0 1B		0-3 K			0-3 K		
<b>Frank Quilici, R</b> OBP: 0.308, SLG: 0.364 (1, 4)		0-0 1B			0-0 F3			4-0 1B	
<b>Dean Chance, R</b> OBP: 0.103, SLG: 0.054 (1, 1)		4-0 BB			0-0 4-3			0-3 K	

AB	R	H	RBI	BB	SO	LOB
3	0	1	1	0	0	0
4	1	1	0	0	1	2
4	0	1	0	0	2	1
0	0	0	0	0	0	0
3	0	1	1	0	0	0
3	1	1	1	0	1	0
3	0	1	0	0	0	0
3	1	0	0	0	2	1
2	0	1	0	1	0	0
2	0	0	0	1	1	1


**BOTTOM**

**Baltimore Orioles @ Minnesota Twins**  
Metropolitan Stadium, Bloomington, MI

Sat Jun 15 1968, 4:33 AM EDT  
Att. 20,614 - Unknown

livebaseballscorecards.com

<b>AB</b>	<b>27</b>
<b>R</b>	<b>3</b>
<b>H</b>	<b>7</b>
<b>RBI</b>	<b>3</b>
<b>BB</b>	<b>2</b>
<b>SO</b>	<b>7</b>
<b>LOB</b>	<b>5</b>



Inning Stats	R	H	E	K	S	R	H	E	K	S	R	H	E	K	S	R	H	E	K	S	R	H	E	K	S
	1	2	0	1	6	2	3	0	0	5	0	0	0	2	7	0	0	0	1	3	0	0	0	0	0

PITCHER	IP	WLS	BF	H	R	ER	SO	BB	IBB	HBP	BLK	WP	HR	S	P	ERA	WHIP
<b>Dave McNally, L</b> ERA: 2.12 (1, 1)	7.0	L	25	5	3	3	6	1	0	0	0	0	1	36	40	3.86	0.857
<b>Eddie Watt, R</b> ERA: 3.09 (8, 1)	1.0		5	2	0	0	1	1	0	0	0	0	0	6	10	0.00	3.000

WP	PA	ERA	WHIP
0	31		

Batter	1	2	3	4	5	6	7	8	9	AB R H RBI BB SO LOB	TOP												
<b>Del Unser, L</b> (1, 8) OBP: 0.285, SLG: 0.304	0-0 6-3			0-0 5-3 1B		0-0 F6		0-0 6-3		4 0 1 0 0 0 2													
<b>Ed Stroud, L</b> (1, 9) OBP: 0.287, SLG: 0.437	0-3 K			0-0 5-3 1-2		0-0 4-3		0-0 G3		4 0 0 1 0 1 2													
<b>Frank Howard, R</b> (1, 7) OBP: 0.378, SLG: 0.677	0-3 K			0-0 5-3		0-0 5-3		0-0 6-3		4 0 0 0 0 1 2													
<b>Ken McMullen, R</b> (1, 5) OBP: 0.304, SLG: 0.400		0-0 F4		0-0 L6			0-3 K		0-0 F2	4 0 0 0 0 1 1													
<b>Mike Epstein, L</b> (1, 3) OBP: 0.255, SLG: 0.246		4-0 G6-4-3 BB			0-0 F8		0-0 G6-4-3 1B			2 0 1 0 1 0 0													
<b>Bernie Allen, L</b> (1, 4) OBP: 0.310, SLG: 0.368		0-0 G6-4-3 1-2f			0-0 F7		0-0 G6-4-3 1-2f			3 0 0 0 0 0 2													
<b>Paul Casanova, R</b> (1, 2) OBP: 0.186, SLG: 0.203			0-0 F7		0-0 F7			0-0 6-3		3 0 0 0 0 0 0													
<b>Ron Hansen, R</b> (1, 6) OBP: 0.277, SLG: 0.344			0-0 F9		4-0 2B 4-3 BB			0-0 HR		2 2 1 1 1 0 0													
<b>Jim Hannan, R</b> (1, 1) OBP: 0.250, SLG: 0.250 <b>Dick Bosman, R</b> (2, 1) OBP: 0.267, SLG: 0.286 <b>Sam Bowers, R</b> (6, PH) OBP: 0.278, SLG: 0.400 <b>Bruce Howard, S</b> (6, 1) OBP: 0.375, SLG: 0.857 <b>Billy Bryan, L</b> (8, PH) OBP: 0.341, SLG: 0.392 <b>Darold Knowles, L</b> (8, 1) OBP: 0.250, SLG: 0.750			0-3 K		0-0 4-3 2B			0-0 F2		0 0 0 0 0 0 0 1 0 0 0 0 1 0 1 0 1 0 0 0 0 0 0 0 0 0 0 0 1 0 0 0 0 0 0 0 0 0 0 0 0 0													
<b>Inning Stats</b>	R: 0 E: 0 K: 2 S: 7	H: 0 LOB: 0 BB: 0 P: 7	R: 0 E: 0 K: 0 S: 2	H: 0 LOB: 0 BB: 1 P: 6	R: 0 E: 0 K: 1 S: 5	H: 0 LOB: 0 BB: 0 P: 5	R: 0 E: 0 K: 0 S: 4	H: 1 LOB: 1 BB: 0 P: 4	R: 0 E: 0 K: 0 S: 3	H: 0 LOB: 0 BB: 0 P: 3	R: 1 E: 0 K: 0 S: 4	H: 1 LOB: 1 BB: 1 P: 8	R: 0 E: 0 K: 1 S: 5	H: 1 LOB: 0 BB: 0 P: 5	R: 1 E: 0 K: 0 S: 4	H: 1 LOB: 0 BB: 0 P: 4	R: 0 E: 0 K: 0 S: 3	H: 0 LOB: 0 BB: 0 P: 3	1B: 2 2B: 1 3B: 0 HR: 1	SF: 0 SAC: 0 DP: 2 HBP: 0	WP: 0 PB: 0 SB: 0 CS: 0	PA: 31	
<b>PITCHER</b> <b>Dave Boswell, R</b> (1, 1) ERA: 2.66	IP 9.0	WLS W	BF 31	H 4	R 2	ER 2	SO 4	BB 2	IBB 0	HBP 0	BLK 0	WP 0	HR 1	S 37	P 45	ERA 2.00	WHIP 0.667						<b>PITCHER</b> IP WLS BF H R ER SO BB IBB HBP BLK WP HR S P ERA WHIP

Washington Senators @ Minnesota Twins  
Metropolitan Stadium, Bloomington, MI

Sun Jun 16 1968, 4:33 AM EDT  
Att. 20,870 - Unknown - 66 F

AB	29
R	2
H	4
RBI	2
BB	2
SO	4
LOB	9



Batter	1	2	3	4	5	6	7	8	9
<b>Cesar Tovar, R</b> OBP: 0.298, SLG: 0.332 (1, 5) BB	4-0 4-3 1B BB	0-0 HR		0-0 6-3		0-0 4-3		0-0 FC6-4 1-2f	
<b>Jim Holt, L</b> OBP: 0.240, SLG: 0.280 (1, 7) X	0-0 4-3 1-2	0-0 FC5-4 1B		0-3 K		0-0 4-3			
<b>Harmon Killebrew, R</b> OBP: 0.352, SLG: 0.438 (1, 3) X	0-0 1B 2-H	0-0 FC5-4 1B 1-2f		0-0 1B		4-0 G6-3 BB			
<b>Tony Oliva, L</b> OBP: 0.320, SLG: 0.428 (1, 9) X	0-0 1B 1-3	0-0 1B		0-0 4-3		0-0 G6-3 1-2f			
<b>Ted Uhlaender, L</b> OBP: 0.307, SLG: 0.383 (1, 8) X	0-0 1B 1-2 3-H	0-0 F3		0-0 L8		4-0 BB S BB			
<b>John Roseboro, L</b> OBP: 0.262, SLG: 0.238 (1, 2) S	0-3 K		0-0 F8		0-0 F8		0-0 4-3 1-2		
<b>Jackie Hernandez, R</b> OBP: 0.219, SLG: 0.232 (1, 6) X	0-0 1B 1-2 2-H		0-0 6-3		0-0 F3		0-0 L4		
<b>Frank Quilici, R</b> OBP: 0.412, SLG: 0.533 (1, 4) X		0-0 SH2-4 HR 2B	0-0 1B			0-0 SH3-4 1B		0-0 5-3	
<b>Dave Boswell, R</b> OBP: 0.207, SLG: 0.333 (1, 1) X		0-0 SH2-4 2-3	0-3 K			0-0 SH3-4 1-2		0-0 FC6-4 1B	

Inning Stats	R: 2 E: 0 K: 1 S: 8	H: 4 LOB: 3 BB: 1 P: 12	R: 2 E: 0 K: 0 S: 7	H: 4 LOB: 2 BB: 0 P: 7	R: 0 E: 0 K: 1 S: 6	H: 1 LOB: 1 BB: 0 P: 6	R: 0 E: 0 K: 1 S: 6	H: 1 LOB: 1 BB: 0 P: 6	R: 0 E: 0 K: 0 S: 3	H: 0 LOB: 0 BB: 0 P: 3	R: 0 E: 0 K: 0 S: 4	H: 1 LOB: 1 BB: 0 P: 4	R: 0 E: 0 K: 0 S: 2	H: 0 LOB: 1 BB: 2 P: 10	R: 0 E: 0 K: 0 S: 4	H: 1 LOB: 1 BB: 0 P: 4
	1B: 10 2B: 1 3B: 0 HR: 1	SF: 0 SAC: 2 DP: 1 HBP: 0	WP: 0 PA: 37													

PITCHER	IP	WLS	BF	H	R	ER	SO	BB	IBB	HBP	BLK	WP	HR	S	P	ERA	WHIP
<b>Jim Hannan, R</b> ERA: 5.11 (1, 1)	1.2	L	13	8	4	4	1	1	0	0	0	0	1	14	18	21.60	5.400
<b>Dick Bosman, R</b> ERA: 3.98 (2, 1)	3.1		12	2	0	0	2	0	0	0	0	0	0	16	16	0.00	0.600
<b>Bruce Howard, R</b> ERA: 3.55 (6, 1)	2.0		8	1	0	0	0	2	0	0	0	0	0	6	14	0.00	1.500
<b>Darold Knowles, L</b> ERA: 2.43 (8, 1)	1.0		4	1	0	0	0	0	0	0	0	0	0	4	4	0.00	1.000


**BOTTOM**

**Washington Senators @ Minnesota Twins**  
Metropolitan Stadium, Bloomington, MI

Sun Jun 16 1968, 4:33 AM EDT  
Att: 20,870 - Unknown - 66 F

AB	R	H	RBI	BB	SO	LOB
4	2	1	2	1	0	2
4	0	1	0	0	1	2
3	1	2	1	1	0	1
4	0	2	0	0	0	2
3	0	1	1	1	0	2
4	0	0	0	0	1	3
4	0	1	0	0	0	0
4	1	3	0	0	0	0
2	0	1	0	0	1	1

AB	32
R	4
H	12
RBI	4
BB	3
SO	3
LOB	13



Batter	1	2	3	4	5	6	7	8	9	AB R H RBI BB SO LOB	TOP	
Sam Bowens, R (1, 8) OBP: 0.267, SLG: 0.383	0-0 G3		0-0 G3		0-0 F2		0-0 FC5-4			4 0 0 0 0 0 4	<b>Washington Senators @ Minnesota Twins</b> Metropolitan Stadium, Bloomington, MI Mon Jun 17 1968, 8:05 PM EDT Att. 12,826 - Unknown - 71 F <a href="http://livebaseballscores.com">livebaseballscores.com</a>	
Ed Stroud, L (1, 9) OBP: 0.281, SLG: 0.428	0-3 K		0-3 K		0-3 K		0-3 K		3 0 0 0 0 3 0			
Bob Humphreys, R (6, 1) OBP: 0.667, SLG: 0.667									0 0 0 0 0 0 0			
Frank Coggins, S (8, PH) OBP: 0.222, SLG: 0.244									1 0 0 0 0 1 0			
Dennis Higgins, R (8, 1) OBP: 0.111, SLG: 0.111									0 0 0 0 0 0 0			
Frank Howard, R (1, 7) OBP: 0.376, SLG: 0.670	0-0 F8		0-0 F8	0-0 1B	0-0 F7		0-0 L7		4 0 1 0 0 0 0			
Ken McMullen, R (1, 5) OBP: 0.303, SLG: 0.397		0-0 F8	0-0 F4	0-0 F3		0-0 F3		0-0 1B	4 0 1 0 0 0 1			
Mike Epstein, L (1, 3) OBP: 0.262, SLG: 0.254		0-3 K	0-0 F4	0-0 F3		0-0 FC3-2		0-0 G3	4 0 2 0 0 1 1			
Paul Casanova, R (1, 2) OBP: 0.188, SLG: 0.204		0-0 F6	0-0 F8	0-0 F8		0-0 FC3-2		0-0 F9	4 1 1 0 0 0 2			
Bernie Allen, L (1, 4) OBP: 0.317, SLG: 0.374			0-3 K		0-0 5-3		0-0 FC3-2		0-0 F9	4 0 2 0 0 1 2		
Ron Hansen, R (1, 6) OBP: 0.277, SLG: 0.339			0-0 1-3		0-0 5-3		0-0 FC3-2		0-0 G6-4-3	3 0 0 0 1 0 2		
Barry Moore, L (1, 1) OBP: 0.143, SLG: 0.143			0-0 1B		1-2 5-3		0-0 FC5-4		0-0 G6-4-3	2 0 1 0 0 1 1		
Cap Peterson, R (6, 9) OBP: 0.226, SLG: 0.179					0-3 K		0-0 SF8		1-2 G6-4-3	0 0 0 1 0 0 0		
<b>Inning Stats</b>	R: 0 H: 0 E: 0 LOB: 0 K: 1 BB: 0 S: 5 P: 5	R: 0 H: 0 E: 0 LOB: 0 K: 1 BB: 0 S: 5 P: 5	R: 0 H: 1 E: 0 LOB: 1 K: 1 BB: 0 S: 6 P: 6	R: 0 H: 2 E: 0 LOB: 2 K: 1 BB: 0 S: 7 P: 7	R: 0 H: 1 E: 0 LOB: 1 K: 1 BB: 0 S: 6 P: 6	R: 0 H: 0 E: 0 LOB: 0 K: 1 BB: 0 S: 5 P: 5	R: 1 H: 2 E: 0 LOB: 2 K: 0 BB: 1 S: 5 P: 9	R: 0 H: 1 E: 0 LOB: 1 K: 1 BB: 0 S: 6 P: 6	R: 0 H: 1 E: 0 LOB: 0 K: 0 BB: 0 S: 3 P: 3	1B: 8 SF: 1 2B: 0 SAC: 0 3B: 0 DP: 1 HR: 0 HBP: 0	WP: 0 PA: 35 PB: 0 SB: 0 CS: 0	
<b>PITCHER</b> Jim Kaat, L (1, 1) ERA: 2.05	IP WLS BF H R ER SO BB IBB HBP BLK WP HR S P ERA WHIP	<b>PITCHER</b> IP WLS BF H R ER SO BB IBB HBP BLK WP HR S P ERA WHIP										



Batter	1	2	3	4	5	6	7	8	9	AB	R	H	RBI	BB	SO	LOB
Cesar Tovar, R OBP: 0.302, SLG: 0.332 (1, 5)	0-0 L8		0-0 F8		4-0 BB		0-0 1B			3	0	1	0	1	0	1
Ted Uhlaender, L OBP: 0.302, SLG: 0.376 (1, 8)	0-0 1-3		0-0 F7		0-0 FC5		0-0 F2			4	0	0	0	0	0	4
Harmon Killebrew, R OBP: 0.358, SLG: 0.435 (1, 3) Rich Reese, L OBP: 0.229, SLG: 0.286 (9, 3)	0-0 F4			4-0 G6-4-3 BB		4-0 1B BB		4-0 HR BB		1	1	0	0	3	0	0
Tony Oliva, L OBP: 0.316, SLG: 0.421 (1, 9)		0-0 6-3		0-0 F2		0-0 F8		0-0 F9		4	0	0	0	0	0	3
Bob Allison, R OBP: 0.330, SLG: 0.421 (1, 7)		0-3 K		0-0 G6-4-3 1-2f		0-0 1B		0-0 HR		4	1	2	2	0	1	1
John Roseboro, L OBP: 0.261, SLG: 0.236 (1, 2) Jerry Zimmerman, R OBP: 0.250, SLG: 0.200 (4, 2)		0-3 K			4-0 SH3-4 2B BB		0-0 F8		0-3 K	1	0	0	0	0	1	0
Jackie Hernandez, R OBP: 0.221, SLG: 0.229 (1, 6)			0-0 1-3		0-0 SH3-4 1-2		0-0 F4		4-0 S BB	2	0	0	0	1	0	2
Frank Quilici, R OBP: 0.429, SLG: 0.684 (1, 4)			0-0 1B 3B		0-0 FC5 2-H 2B		0-3 K		0-3 K	4	1	2	1	0	2	1
Jim Kaat, L OBP: 0.091, SLG: 0.091 (1, 1)			0-0 3-H 1B		0-3 K		0-3 K			3	0	1	1	0	2	1

Inning Stats	R: 0	H: 0	E: 0	K: 0	S: 3	LOB: 0	BB: 0	P: 3	R: 0	H: 0	E: 0	K: 2	S: 7	LOB: 0	BB: 0	P: 7	R: 1	H: 2	E: 0	K: 0	S: 5	LOB: 1	BB: 0	P: 5	R: 0	H: 0	E: 0	K: 0	S: 2	LOB: 0	BB: 1	P: 6	R: 1	H: 1	E: 0	K: 1	S: 6	LOB: 2	BB: 2	P: 14	R: 0	H: 1	E: 0	K: 0	S: 4	LOB: 2	BB: 1	P: 8	R: 0	H: 1	E: 0	K: 2	S: 8	LOB: 1	BB: 0	P: 8	R: 2	H: 1	E: 0	K: 2	S: 8	LOB: 1	BB: 2	P: 16
--------------	------	------	------	------	------	--------	-------	------	------	------	------	------	------	--------	-------	------	------	------	------	------	------	--------	-------	------	------	------	------	------	------	--------	-------	------	------	------	------	------	------	--------	-------	-------	------	------	------	------	------	--------	-------	------	------	------	------	------	------	--------	-------	------	------	------	------	------	------	--------	-------	-------

PITCHER	IP	WLS	BF	H	R	ER	SO	BB	IBB	HBP	BLK	WP	HR	S	P	ERA	WHIP
Barry Moore, L ERA: 4.41 (1, 1)	5.1	L	23	4	2	2	3	4	0	0	0	0	0	25	41	3.38	1.500
Bob Humphreys, R ERA: 3.48 (6, 1)	1.2		6	1	0	0	2	0	0	0	0	0	0	10	10	0.00	0.600
Dennis Higgins, R ERA: 3.52 (8, 1)	1.0		6	1	2	2	2	2	0	0	0	0	1	8	16	18.00	3.000


**BOTTOM**

**Washington Senators @ Minnesota Twins**  
Metropolitan Stadium, Bloomington, MI

Mon Jun 17 1968, 8:05 PM EDT  
Att: 12,826 - Unknown - 71 F

AB	28
R	4
H	6
RBI	4
BB	6
SO	7
LOB	15

livebaseballscorecards.com



1B:	3	SF:	0	WP:	0	PA:	35
2B:	1	SAC:	1	PB:	0		
3B:	1	DP:	1	SB:	1		
HR:	1	HBP:	0	CS:	0		

Batter	1	2	3	4	5	6	7	8	9	AB R H RBI BB SO LOB	TOP																		
<b>Sam Bowers, R</b> OBP: 0.264, SLG: 0.367 (1, 8) (9, 7)	0-3 <b>K</b>		0-0 <b>F7</b>			0-0 <b>G2</b>		0-0 <b>F8</b>	4-0 <b>G3</b> <b>1B</b> <b>BB</b>	4 1 0 0 1 1 0																			
<b>Bernie Allen, L</b> OBP: 0.321, SLG: 0.369 (1, 4)	0-0 <b>L6</b>			0-0 <b>4-3</b>		1-0 <b>1B</b> <b>HBP</b>		0-0 <b>HR</b> <b>1B</b>	0-0 <b>G3</b>	4 1 1 0 0 0 1																			
<b>Frank Howard, R</b> OBP: 0.373, SLG: 0.672 <b>Ed Stroud, L</b> OBP: 0.281, SLG: 0.428 (1, 7) (9, PR) (9, 8)	0-0 <b>F8</b>			0-0 <b>4-3</b>		0-0 <b>F3</b>		0-0 <b>HR</b> <b>1-H</b>	0-0 <b>E6</b> <b>1B</b> <b>1B</b>	5 1 1 2 0 0 2 0 1 0 0 0 0 0																			
<b>Ken McMullen, R</b> OBP: 0.314, SLG: 0.401 (1, 5)		0-3 <b>K</b>		4-0 <b>BB</b> <b>BB</b>		0-0 <b>1B</b> <b>1-3</b>		4-0 <b>BB</b> <b>1B</b> <b>BB</b>	0-0 <b>1B</b> <b>1B</b> <b>1B</b> <b>1-2</b> <b>2-H</b>	3 1 2 1 2 1 0																			
<b>Mike Epstein, L</b> OBP: 0.273, SLG: 0.256 (1, 3)		0-3 <b>K</b>		4-0 <b>BB</b> <b>1-2</b>		0-0 <b>1-3</b>		4-0 <b>HR</b> <b>BB</b> <b>1-2</b>	0-0 <b>1B</b> <b>1B</b> <b>1-2</b> <b>2-H</b>	3 1 1 1 2 1 2																			
<b>Cap Peterson, R</b> OBP: 0.269, SLG: 0.217 (1, 9)		4-0 <b>BB</b>		0-0 <b>F4</b>			0-0 <b>G6-4-3</b> <b>1B</b>	0-0 <b>HR</b> <b>1B</b> <b>1-2</b> <b>2-H</b>	0-0 <b>G6-4-3</b> <b>1B</b> <b>1-2</b> <b>2-3</b>	4 1 3 1 1 0 2																			
<b>Paul Casanova, R</b> OBP: 0.188, SLG: 0.224 (1, 2)		0-0 <b>F9</b>			0-0 <b>1-3</b>		0-0 <b>G6-4-3</b> <b>1-2f</b>	0-0 <b>HR</b> <b>1-H</b> <b>2-H</b>	0-0 <b>G6-4-3</b> <b>1-2f</b>	5 1 1 3 0 0 5																			
<b>Ron Hansen, R</b> OBP: 0.276, SLG: 0.337 <b>Dave Baldwin, R</b> (8, 1) <b>Dennis Higgins, R</b> OBP: 0.111, SLG: 0.111 (8, 1)			0-0 <b>F9</b>		0-0 <b>5-3</b>		0-3 <b>K</b>	0-0 <b>1B</b>		4 0 1 0 0 1 0 0 0 0 0 0 0 0 0 0 0 0 0 0 0																			
<b>Phil Ortega, R</b> OBP: 0.286, SLG: 0.263 <b>Bruce Howard, S</b> OBP: 0.376, SLG: 0.857 <b>Frank Coggins, S</b> OBP: 0.221, SLG: 0.242 <b>Dick Bosman, R</b> OBP: 0.287, SLG: 0.286 <b>Ed Brinkman, R</b> OBP: 0.205, SLG: 0.125 (1, 1) (3, 1) (5, PH) (5, 1) (8, PH) (8, 6)			0-0 <b>6-3</b>		0-0 <b>G3</b>			0-0 <b>F7</b>	0-0 <b>F9</b>	1 0 0 0 0 0 0 0 0 0 0 0 0 0 1 0 0 0 0 0 0 0 0 0 0 0 0 0 2 0 0 0 0 0 1																			
<b>Inning Stats</b>	R: 0 E: 0 K: 1 S: 5	H: 0 LOB: 0 BB: 0 P: 5	R: 0 E: 0 K: 2 S: 7	H: 0 LOB: 1 BB: 1 P: 11	R: 0 E: 0 K: 0 S: 3	H: 0 LOB: 0 BB: 0 P: 3	R: 0 E: 0 K: 0 S: 3	H: 0 LOB: 2 BB: 0 P: 3	R: 0 E: 0 K: 1 S: 5	H: 1 LOB: 0 BB: 0 P: 5	R: 0 E: 0 K: 1 S: 5	H: 1 LOB: 0 BB: 0 P: 5	R: 6 E: 0 K: 0 S: 8	H: 5 LOB: 1 BB: 2 P: 16	R: 2 E: 1 K: 0 S: 6	H: 3 LOB: 3 BB: 1 P: 10	1B: 8 2B: 0 3B: 0 HR: 2	SF: 0 SAC: 0 DP: 2 HBP: 1	WP: 0 PB: 0 SB: 0 CS: 0	PA: 43									
<b>PITCHER</b>	IP WLS BF H R ER SO BB IBB HBP BLK WP HR S P ERA WHIP																												
<b>Jim Merritt, L</b> ERA: 2.93 (1, 1)	7.2		31	4	3	3	4	4	0	1	0	0	0	1	34	51	3.52	1.043											
<b>Ron Perranoski, L</b> ERA: 2.47 (8, 1)	0.1		5	3	3	0	1	0	0	0	0	0	0	1	4	8	81.00	12.000											
<b>Al Worthington, R</b> ERA: 1.14 (9, 1)	0.1		6	3	2	1	0	1	0	0	0	0	0	0	5	9	27.00	12.000											
<b>Jim Perry, R</b> ERA: 2.39 (9, 1)	0.2	W	1	0	0	0	0	0	0	0	0	0	0	0	1	1	0.00	0.000											

Washington Senators @ Minnesota Twins  
Metropolitan Stadium, Bloomington, MI  
Tue Jun 18 1968, 8:05 PM EDT  
Att. 13,524 - Unknown - 71 F

livebaseballscores.com

AB	36
R	8
H	10
RBI	8
BB	6
SO	4
LOB	13





Batter	1	2	3	4	5	6	7	8	9	AB	R	H	RBI	BB	SO	LOB
Cesar Tovar, R OBP: 0.302, SLG: 0.336 (1, 5)	0-0 F2		0-0 1B 1B	0-0 5-3		0-0 5-3		0-0 HR 2B	0-0 4-3	6	2	2	1	0	0	2
Ted Uhlender, L OBP: 0.308, SLG: 0.402 (1, 8)	0-0 4-3		0-0 F7		0-0 2B 1B	0-0 3B		0-0 HR		5	2	3	3	0	0	1
Harmon Killebrew, R OBP: 0.362, SLG: 0.437 (1, 3)	0-0 6-3		0-0 1B SF9 1B		0-0 2B FC5-3 1B	0-3 K		4-0 2B BB		4	1	2	0	1	1	1
Jim Holt, L OBP: 0.240, SLG: 0.280 (8, PR)										0	0	0	0	0	0	0
Al Worthington, R OBP: 0.200, SLG: 0.417 (9, 1)										0	0	0	0	0	0	0
Jim Perry, S OBP: 0.200, SLG: 0.417 (9, 1)										0	0	0	0	0	0	0
Tony Oliva, L OBP: 0.325, SLG: 0.428 (1, 9)		4-0 BB 1B SF7 BB	0-0 1B	0-0 1B		0-0 FC5-3 2B	4-0 G5-4-3 BB	0-0 F7		3	1	2	2	2	0	1
Bob Allison, R OBP: 0.332, SLG: 0.429 (1, 7)		0-0 BB 1B	0-0 SF9	0-0 1B	0-0 F6	0-0 G5-4-3	0-0 2B	0-0 2B		4	0	2	1	0	0	3
Bruce Look, L OBP: 0.459, SLG: 0.400 (1, 2)		4-0 BB BB	0-0 BB	0-3 K	4-0 FC5-3 IBB	0-0 2B		0-3 K		3	0	1	0	2	2	1
Jackie Hernandez, R OBP: 0.222, SLG: 0.229 (1, 6)		0-0 F9		0-0 1B	0-0 SH1-3 1B	0-0 FC5-3	0-0 5-3	0-0 3B	0-0 1B	4	0	1	0	0	0	7
Rich Rollins, R OBP: 0.280, SLG: 0.382 (9, PH)										1	1	1	0	0	0	0
Frank Quilici, R OBP: 0.400, SLG: 0.727 (1, 4)		0-0 SF7	0-0 SH1-3	0-0 5-3				0-0 F4	0-0 4-3 3B	3	1	1	2	0	0	3
Jim Merritt, L OBP: 0.206, SLG: 0.133 (1, 1)		0-0 L6		0-3 K		0-3 K		0-0 2B HR 1B	4-0 4-3 IBB	3	0	0	0	0	2	3
Ron Perranoski, L OBP: 0.250, SLG: 0.297 (8, 1)										0	0	0	0	0	0	0
Rich Reese, L OBP: 0.250, SLG: 0.297 (8, PH)										1	1	1	0	1	0	0


Inning Stats	R: 0	H: 0	E: 0	K: 0	S: 3	H: 0	LOB: 0	BB: 0	P: 3	R: 1	H: 1	E: 0	K: 0	S: 4	R: 2	H: 3	E: 0	K: 1	S: 8	R: 0	H: 1	E: 0	K: 1	S: 6	R: 1	H: 3	E: 0	K: 0	S: 6	R: 0	H: 1	E: 0	K: 2	S: 8	R: 0	H: 1	E: 0	K: 0	S: 3	R: 3	H: 4	E: 0	K: 0	S: 6	R: 2	H: 2	E: 0	K: 1	S: 6	1B: 9	SF: 2	2B: 4	SAC: 1	3B: 2	DP: 1	HR: 1	HBP: 0	WP: 0	PA: 46
--------------	------	------	------	------	------	------	--------	-------	------	------	------	------	------	------	------	------	------	------	------	------	------	------	------	------	------	------	------	------	------	------	------	------	------	------	------	------	------	------	------	------	------	------	------	------	------	------	------	------	------	-------	-------	-------	--------	-------	-------	-------	--------	-------	--------

PITCHER	IP	WLS	BF	H	R	ER	SO	BB	IBB	HBP	BLK	WP	HR	S	P	ERA	WHIP
Phil Ortega, R ERA: 4.84 (1, 1)	2.1		13	4	3	3	0	2	0	0	0	0	0	11	19	11.57	2.571
Bruce Howard, R ERA: 3.38 (3, 1)	1.2		6	1	0	0	2	0	0	0	0	0	0	10	10	0.00	0.600
Dick Bosman, R ERA: 3.94 (5, 1)	3.0		15	5	1	1	2	1	1	0	0	0	0	17	25	3.00	2.000
Dave Baldwin, R ERA: 4.73 (8, 1)	0.1		5	3	3	3	0	1	0	0	0	0	1	4	8	81.00	12.000
Dennis Higgins, R ERA: 3.8 (8, 1)	1.1	L	7	3	2	2	1	0	1	0	0	0	0	8	12	13.50	2.250

**Washington Senators @ Minnesota Twins**  
Metropolitan Stadium, Bloomington, MI

Tue Jun 18 1968, 8:05 PM EDT  
Att: 13,524 - Unknown - 71 F

<b>AB</b>	<b>37</b>
<b>R</b>	<b>9</b>
<b>H</b>	<b>16</b>
<b>RBI</b>	<b>9</b>
<b>BB</b>	<b>6</b>
<b>SO</b>	<b>5</b>
<b>LOB</b>	<b>22</b>



PITCHER	IP	WLS	BF	H	R	ER	SO	BB	IBB	HBP	BLK	WP	HR	S	P	ERA	WHIP
Phil Ortega, R ERA: 4.84 (1, 1)	2.1		13	4	3	3	0	2	0	0	0	0	0	11	19	11.57	2.571
Bruce Howard, R ERA: 3.38 (3, 1)	1.2		6	1	0	0	2	0	0	0	0	0	0	10	10	0.00	0.600
Dick Bosman, R ERA: 3.94 (5, 1)	3.0		15	5	1	1	2	1	1	0	0	0	0	17	25	3.00	2.000
Dave Baldwin, R ERA: 4.73 (8, 1)	0.1		5	3	3	3	0	1	0	0	0	0	1	4	8	81.00	12.000
Dennis Higgins, R ERA: 3.8 (8, 1)	1.1	L	7	3	2	2	1	0	1	0	0	0	0	8	12	13.50	2.250

Batter	1	2	3	4	5	6	7	8	9	AB R H RBI BB SO LOB	TOP																						
Del Unser, L (1, 8) OBP: 0.280, SLG: 0.299	0-0 5-3			0-0 G3		0-3 K			0-0 F6	4 0 0 0 0 1 1																							
Bernie Allen, L (1, 4) OBP: 0.319, SLG: 0.364	0-3 K			0-0 4-3			0-0 E 1B		0-0 F8	4 0 1 0 0 1 0																							
Frank Howard, R (1, 7) OBP: 0.367, SLG: 0.661	0-3 K			0-0 F7			0-3 K		0-3 K	4 0 0 0 0 3 1																							
Ken McMullen, R (1, 5) OBP: 0.314, SLG: 0.400		0-0 G3-6-3 1B		0-0 L7		0-0 E6				3 0 1 0 0 0 1																							
Mike Epstein, L (1, 3) OBP: 0.268, SLG: 0.250		0-0 G3-6-3 1-2f		0-3 K		0-0 F7				3 0 0 0 0 1 3																							
Cap Peterson, R (1, 9) OBP: 0.257, SLG: 0.206		0-3 K		0-0 6-3		0-0 5-3				3 0 0 0 0 1 2																							
Paul Casanova, R (1, 2) OBP: 0.185, SLG: 0.219			0-0 4-3		0-3 K		0-0 1-3			3 0 0 0 0 1 0																							
Ron Hansen, R (1, 6) OBP: 0.277, SLG: 0.337			0-3 K		0-0 SH3-4 1B		0-0 F4			3 0 1 0 0 1 0																							
Joe Coleman, R (1, 1) OBP: 0.300, SLG: 0.321			0-3 K		0-0 SH3-4		0-0 F6			1 0 0 0 0 1 0																							
Ed Stroud, L (8, PH) OBP: 0.279, SLG: 0.425										1 0 0 0 0 0 0																							
Jim Hannan, R (8, 1) OBP: 0.250, SLG: 0.250										0 0 0 0 0 0 0																							
<b>Inning Stats</b>	R: 0 E: 0 K: 2 S: 7	H: 0 LOB: 0 BB: 0 P: 7	R: 0 E: 0 K: 1 S: 5	H: 1 LOB: 0 BB: 0 P: 5	R: 0 E: 0 K: 2 S: 7	H: 0 LOB: 0 BB: 0 P: 7	R: 0 E: 0 K: 0 S: 3	H: 0 LOB: 0 BB: 0 P: 3	R: 0 E: 0 K: 1 S: 5	H: 0 LOB: 0 BB: 0 P: 5	R: 0 E: 0 K: 1 S: 7	H: 1 LOB: 2 BB: 0 P: 8	R: 0 E: 1 K: 1 S: 7	H: 1 LOB: 2 BB: 0 P: 7	R: 0 E: 0 K: 0 S: 3	H: 0 LOB: 0 BB: 0 P: 3	R: 0 E: 0 K: 1 S: 5	H: 0 LOB: 0 BB: 0 P: 5	1B: 3 2B: 0 3B: 0 HR: 0	SF: 0 SAC: 1 DP: 1 HBP: 0	WP: 0 PB: 0 SB: 0 CS: 0	PA: 30											
<b>PITCHER</b> Dean Chance, R (1, 1) ERA: 2.49	IP 9.0	WLS W	BF 30	H 3	R 0	ER 0	SO 10	BB 0	IBB 0	HBP 0	BLK 0	WP 0	HR 0	S 50	P 50	ERA 0.00	WHIP 0.333																
											<b>PITCHER</b>	IP	WLS	BF	H	R	ER	SO	BB	IBB	HBP	BLK	WP	HR	S	P	ERA	WHIP					

Washington Senators @ Minnesota Twins  
Metropolitan Stadium, Bloomington, MI  
Wed Jun 19 1968, 8:05 PM EDT  
Att. 15,490 - Unknown - 75 F

AB	29
R	0
H	3
RBI	0
BB	0
SO	10
LOB	8



Batter	1	2	3	4	5	6	7	8	9	AB	R	H	RBI	BB	SO	LOB	BOTTOM			
Cesar Tovar, R OBP: 0.300, SLG: 0.331 (1, 5)	0-0 F3		0-0 6-3		4-0 2B BB	0-0 1-3		0-0 5-3		4	0	0	0	1	0	2	<b>Washington Senators @ Minnesota Twins</b> Metropolitan Stadium, Bloomington, MI Wed Jun 19 1968, 8:05 PM EDT Att: 15,490 - Unknown - 75 F			
Ted Uhlaender, L OBP: 0.314, SLG: 0.422 (1, 8)	0-0 F1		0-0 E 1B		0-0 1-H 1B 2B		0-0 HR	0-3 K2-3		5	2	3	1	0	1	0				
Harmon Killebrew, R OBP: 0.364, SLG: 0.435 (1, 3)	4-0 1B BB		0-0 E5 FC6-4 1-2		0-0 2-H 1B		0-3 K			3	0	1	1	1	1	1				
Tony Oliva, L OBP: 0.324, SLG: 0.425 (1, 9)	0-0 1-3 1B		0-0 L9		0-0 F7		0-0 F9			4	0	1	0	0	0	3				
Bob Allison, R OBP: 0.330, SLG: 0.424 (1, 7)	0-3 K2-3		0-0 FC6-4 1-2f		0-0 5-3		0-0 1B 1B			4	1	1	0	0	1	5				
Bruce Look, L OBP: 0.463, SLG: 0.412 (1, 2)		0-0 F8		0-0 F7		0-0 1B 1B		0-0 1-3 1B 1B		4	1	2	0	0	0	0				
Jackie Hernandez, R OBP: 0.223, SLG: 0.230 (1, 6)		0-0 6-3		0-0 6-3		0-0 F2		0-0 2-H 3-H 1B		4	0	1	2	0	0	1				
Frank Quilici, R OBP: 0.448, SLG: 0.731 (1, 4)		0-0 1B		0-0 1B		0-0 1-2 1B		0-0 F9		4	0	3	0	0	0	1				
Dean Chance, R OBP: 0.093, SLG: 0.049 (1, 1)		0-3 K		0-3 K		0-3 K		0-3 K		4	0	0	0	0	4	4				
<b>Inning Stats</b>	R: 0 E: 0 K: 1 S: 6	H: 1 LOB: 2 BB: 1 P: 10	R: 0 E: 0 K: 1 S: 6	H: 1 LOB: 1 BB: 0 P: 6	R: 0 E: 1 K: 0 S: 5	H: 1 LOB: 2 BB: 0 P: 5	R: 0 E: 0 K: 1 S: 6	H: 1 LOB: 1 BB: 0 P: 6	R: 1 E: 0 K: 0 S: 4	H: 2 LOB: 1 BB: 1 P: 8	R: 0 E: 0 K: 1 S: 7	H: 2 LOB: 2 BB: 0 P: 7	R: 3 E: 0 K: 1 S: 9	H: 4 LOB: 1 BB: 0 P: 9	R: 0 E: 0 K: 2 S: 7	H: 0 LOB: 0 BB: 0 P: 7	1B: 10 2B: 1 3B: 0 HR: 1	SF: 0 SAC: 0 DP: 0 HBP: 0	WP: 0 PB: 0 SB: 0 CS: 0	PA: 38
<b>PITCHER</b>	IP WLS L	WLS L	IP WLS L	IP WLS L	IP WLS L	IP WLS L	IP WLS L	IP WLS L	IP WLS L	IP WLS L	IP WLS L	IP WLS L	IP WLS L	IP WLS L	IP WLS L	IP WLS L	ERA WHIP			
Joe Coleman, R ERA: 2.67 (1, 1)	7.0	35	12	4	4	5	2	0	0	0	0	0	0	0	0	0	5.14	2.000		
Jim Hannan, R ERA: 4.91 (8, 1)	1.0	3	0	0	0	2	0	0	0	0	0	0	0	0	0	0	0.00	0.000		

**Washington Senators @ Minnesota Twins**

Metropolitan Stadium, Bloomington, MI

Wed Jun 19 1968, 8:05 PM EDT

Att: 15,490 - Unknown - 75 F

livebaseballscores.com

**AB** 36  
**R** 4  
**H** 12  
**RBI** 4  
**BB** 2  
**SO** 7  
**LOB** 17



Batter	1	2	3	4	5	6	7	8	9	AB R H RBI BB SO LOB	TOP											
Horace Clarke, S (1, 4) OBP: 0.252, SLG: 0.241	0-0 CS 1B		0-0 3-1		0-0 HR 1B	0-0 FC6-4 1-2f	0-0 1B		0-0 L7	6 1 3 2 0 0 3												
Roy White, S (1, 7) OBP: 0.346, SLG: 0.390	0-0 L9 1-2		0-0 F5		4-0 HR BB	0-0 FC6-4 1-2f	0-0 6-3			4 1 0 0 1 0 4												
Mickey Mantle, S (1, 3) OBP: 0.389, SLG: 0.416 Ruben Amaro, R (8, 3) OBP: 0.231, SLG: 0.174	4-0 BB		0-0 CS 1B		0-3 K	0-0 FC6-4 1-2f			0-3 K	4 0 1 0 1 2 3 0 0 0 0 0 0 0												
Joe Pepitone, L (1, 8) OBP: 0.327, SLG: 0.471 Bill Robinson, R (7, PH) OBP: 0.250, SLG: 0.293 (7, 8)	0-0 L8		0-0 CS	4-0 1B BB	0-0 HR		0-0 SF7 3B	0-0 6-3		2 1 1 3 1 0 1 2 1 1 0 0 0 0												
Andy Kosco, R (1, 9) OBP: 0.280, SLG: 0.401		0-0 FC5-6 1B		0-0 1B 1B	0-0 F3		0-0 SF7	0-0 6-3		4 1 2 1 0 0 0												
Tom Tresh, S (1, 6) OBP: 0.269, SLG: 0.260		0-0 FC5-6 HR 1-2f		0-3 K	0-0 F8		4-0 1B BB	0-0 F9 HBP 1B		4 2 1 0 1 1 3												
Jake Gibbs, L (1, 2) OBP: 0.291, SLG: 0.297		0-0 F4		0-0 FC3-2-5 1B 1-2 3-H		0-0 3B 1B	0-0 1B BB	1-0 F9 HBP		4 2 2 0 0 0 3												
Bobby Cox, R (1, 5) OBP: 0.315, SLG: 0.344		0-0 HR 1-H		0-0 1B 1-2 2-H		0-0 1B 3B	4-0 1B BB	0-0 F9		4 2 3 4 1 0 2												
Mel Stottlemyre, R (1, 1) OBP: 0.244, SLG: 0.238 Steve Hamilton, L (9, 1)		0-0 F3		0-3 K		0-0 FC6-4 1B 3-H	0-3 K	0-3 K		5 0 1 1 0 3 7 0 0 0 0 0 0 0												
<b>Inning Stats</b>	R: 0 E: 0 K: 0 S: 3	H: 1 LOB: 1 BB: 1 P: 7	R: 2 E: 0 K: 0 S: 5	H: 2 LOB: 0 BB: 0 P: 5	R: 0 E: 0 K: 0 S: 3	H: 1 LOB: 0 BB: 0 P: 3	R: 1 E: 0 K: 2 S: 9	H: 2 LOB: 2 BB: 1 P: 13	R: 3 E: 0 K: 1 S: 7	H: 2 LOB: 0 BB: 1 P: 11	R: 2 E: 0 K: 0 S: 6	H: 3 LOB: 1 BB: 0 P: 6	R: 3 E: 0 K: 1 S: 8	H: 3 LOB: 2 BB: 2 P: 16	R: 0 E: 0 K: 1 S: 5	H: 0 LOB: 0 BB: 0 P: 5	R: 0 E: 0 K: 1 S: 6	H: 1 LOB: 2 BB: 0 P: 7	1B: 11 2B: 0 3B: 2 HR: 2	SF: 1 SAC: 0 DP: 0 HBP: 1	WP: 0 PB: 0 SB: 0 CS: 2	PA: 47
<b>PITCHER</b>	IP WLS BF H R ER SO BB IBB HBP BLK WP HR S P ERA WHIP																					
Dave Boswell, R (1, 1) ERA: 3.01	4.0 L 20 7 5 5 2 3 0 0 0 0 0 1 21 33 11.25 2.500																					
Jim Perry, R (5, 1) ERA: 2.49	1.0 4 1 1 1 1 0 0 0 0 0 0 1 6 6 9.00 1.000																					
Jim Roland, L (6, 1) ERA: 3.04	2.0 14 6 5 5 1 2 0 0 0 0 0 0 14 22 22.50 4.000																					
Bob Miller, R (8, 1) ERA: 4.35	2.0 8 1 0 0 2 0 0 1 0 0 0 0 11 12 0.00 0.500																					

**New York Yankees @ Minnesota Twins**  
 Metropolitan Stadium, Bloomington, MI  
 Fri Jun 21 1968, 8:05 PM EDT  
 Att. 27,456 - Unknown - 75 F

[livebaseballscorecards.com](http://livebaseballscorecards.com)

AB	39
R	11
H	15
RBI	11
BB	5
SO	6
LOB	26



BOTTOM

New York Yankees @ Minnesota Twins  
Metropolitan Stadium, Bloomington, MI

Fri Jun 21 1968, 8:05 PM EDT  
Att: 27,456 - Unknown - 75 F

livebaseballscorecards.com

AB	40
R	6
H	13
RBI	5
BB	2
SO	4
LOB	21



WP:	1	PA:	42
PB:	0		
SB:	0		
CS:	1		

AB R H RBI BB SO LOB

5	1	2	1	0	0	2
5	0	3	0	0	0	3
3	1	0	0	2	0	4
4	1	2	1	0	0	3
0	0	0	0	0	0	0
1	1	0	0	0	0	3
5	0	2	3	0	1	2
5	0	0	0	0	0	2
3	0	0	0	0	1	0
1	0	0	0	0	0	0
4	1	2	0	0	1	1
1	1	1	0	0	0	0
0	0	0	0	0	0	0
1	0	0	0	0	1	1
1	0	0	0	0	0	0
1	0	1	0	0	0	0

1B:	9	SF:	0
2B:	2	SAC:	0
3B:	1	DP:	1
HR:	1	HBP:	0

WP:	1	PA:	42
PB:	0		
SB:	0		
CS:	1		

WP:	1	PA:	42
PB:	0		
SB:	0		
CS:	1		


WP:	1	PA:	42
PB:	0		
SB:	0		
CS:	1		

Batter	1	2	3	4	5	6	7	8	9
Cesar Tovar, R OBP: 0.302, SLG: 0.336 (1, 5) (9, 4)	0-0 4-3 ①		0-0 F9 ①		0-0 L7 ②		0-0 2B		0-0 FC2 WP 3B 1B 1-2 2-H ①
Ted Uhlaender, L OBP: 0.319, SLG: 0.426 (1, 8)	0-0 CS 1B		0-0 4-1 ② 1-2		0-0 FC5-4 1B 1-3		0-0 1B		0-0 L6 ① 1-2 2-3
Harmon Killebrew, R OBP: 0.365, SLG: 0.429 (1, 3) BBB	4-0 2B 1-2 BB ②		0-0 E3 FC4-6 2-H		0-0 FC5-4 ③ 1-2f		0-0 F8 ②		4-0 FC2 3B BB BBB
Tony Oliva, L OBP: 0.326, SLG: 0.442 Bob Miller, R Rich Reese, L OBP: 0.247, SLG: 0.292 (1, 9) (8, 1) (9, PH)	0-0 1-3 2B ③		0-0 FC4-6 ③ 1-2f		0-0 HR ①		0-0 F7 ③		0-0 FC2 3B ② 1-2 2-3 3-Hf
Bob Allison, R OBP: 0.332, SLG: 0.435 (1, 7) SSS	0-3 K ③		0-0 G4-6-3 1B ①		0-0 5-3 ①		0-0 F2 ①		0-0 3B ① 1-H 2-H 3-H
Bruce Look, L OBP: 0.413, SLG: 0.359 (1, 2)		0-0 1-3 ①		0-0 G4-6-3 ② 1-2f		0-0 4-3 ②		0-0 1-3 ②	0-0 6-3 ③
Jackie Hernandez, R OBP: 0.219, SLG: 0.225 Rich Rollins, R OBP: 0.278, SLG: 0.379 (1, 6) (8, PH) (9, 5)		0-3 K ②		0-0 F6 ③		0-0 E6 FC6-4 ③		0-0 L8 ③	
Frank Quilici, R OBP: 0.455, SLG: 0.700 (1, 4) (9, 6)		0-3 K ③		0-0 1B 1B ③		0-0 FC6-4 ③ 1-2f		0-0 1B 1B ③	
Dave Boswell, R OBP: 0.233, SLG: 0.357 Jim Perry, S OBP: 0.200, SLG: 0.417 Jim Hoyt, L OBP: 0.231, SLG: 0.269 Jim Roland, R John Roseboro, L OBP: 0.250, SLG: 0.235 Frank Kostro, R OBP: 0.231, SLG: 0.292 (1, 1) (5, 1) (5, PH) (6, 1) (7, PH) (8, 9)		0-0 4-1 E 1B ①		0-3 K ①		0-0 L4 ①		0-0 WP 1B 1B ① 1-2 FC2	

Inning Stats	R: 0 H: 2 E: 0 K: 1 S: 6	H: 0 LOB: 2 BB: 1 P: 10	R: 0 H: 0 E: 0 K: 2 S: 7	H: 0 LOB: 0 BB: 0 P: 7	R: 1 H: 1 E: 1 K: 0 S: 5	H: 1 LOB: 1 BB: 0 P: 5	R: 0 H: 1 E: 0 K: 0 S: 3	H: 1 LOB: 0 BB: 0 P: 3	R: 0 H: 2 E: 0 K: 1 S: 7	H: 2 LOB: 2 BB: 0 P: 7	R: 1 H: 1 E: 1 K: 0 S: 5	H: 1 LOB: 1 BB: 0 P: 5	R: 0 H: 2 E: 0 K: 0 S: 5	H: 2 LOB: 2 BB: 0 P: 5	R: 0 H: 0 E: 0 K: 0 S: 3	H: 0 LOB: 0 BB: 0 P: 3	R: 4 H: 4 E: 0 K: 0 S: 7	H: 4 LOB: 1 BB: 1 P: 11	1B: 9 2B: 2 3B: 1 HR: 1	SF: 0 SAC: 0 DP: 1 HBP: 0
--------------	--------------------------	-------------------------	--------------------------	------------------------	--------------------------	------------------------	--------------------------	------------------------	--------------------------	------------------------	--------------------------	------------------------	--------------------------	------------------------	--------------------------	------------------------	--------------------------	-------------------------	-------------------------	---------------------------

PITCHER	IP	WLS	BF	H	R	ER	SO	BB	IBB	HBP	BLK	WP	HR	S	P	ERA	WHIP
Mel Stottlemyre, R ERA: 2.35 (1, 1)	8.0	W	37	12	5	4	4	1	0	0	0	0	1	44	48	4.50	1.625
Steve Hamilton, L ERA: 2.45 (9, 1)	1.0	S	5	1	1	1	0	1	0	0	0	1	0	4	8	9.00	2.000

PITCHER	IP	WLS	BF	H	R	ER	SO	BB	IBB	HBP	BLK	WP	HR	S	P	ERA	WHIP
---------	----	-----	----	---	---	----	----	----	-----	-----	-----	----	----	---	---	-----	------

Batter	1	2	3	4	5	6	7	8	9	AB R H RBI BB SO LOB	TOP														
Horace Clarke, S OBP: 0.255, SLG: 0.244 (1, 4) X	0-0 L7		0-0 FC6-5			0-0 BB 1B	0-0 3-1 1B 1B		0-0 F8	5 0 2 1 0 0 1	<p><b>New York Yankees @ Minnesota Twins</b> Metropolitan Stadium, Bloomington, MI</p> <p>Sat Jun 22 1968, 4:33 AM EDT Att. 21,340 - Unknown - 80 F</p> <p>livebaseballscorecards.com</p> <table border="1"> <tr><td>AB</td><td>32</td></tr> <tr><td>R</td><td>5</td></tr> <tr><td>H</td><td>8</td></tr> <tr><td>RBI</td><td>5</td></tr> <tr><td>BB</td><td>3</td></tr> <tr><td>SO</td><td>2</td></tr> <tr><td>LOB</td><td>12</td></tr> </table> 	AB	32	R	5	H	8	RBI	5	BB	3	SO	2	LOB	12
AB	32																								
R	5																								
H	8																								
RBI	5																								
BB	3																								
SO	2																								
LOB	12																								
Roy White, S OBP: 0.345, SLG: 0.387 (1, 7) X	0-0 L8		0-0 F9			0-0 F9	0-0 3-1 1B 1-2 1B		0-0	4 0 1 0 0 0 2															
Mickey Mantle, S OBP: 0.391, SLG: 0.431 (1, 3) X	0-0 HR			0-0 6-3		4-0 BB 1-2 BB	0-0 3-1		0-0	3 1 1 1 1 0 2															
Andy Kosco, R OBP: 0.275, SLG: 0.393 (1, 9) X	0-0 F7			0-0 F8		0-0 F3	0-0 4-3		0-0	4 0 0 0 0 0 4															
Bobby Cox, R OBP: 0.314, SLG: 0.342 (1, 5) X		0-0 E5 G6-4-3		0-0 F8			0-0 1B 1B	0-3 K	0-0	4 1 1 0 0 1 0															
Tom Tresh, S OBP: 0.273, SLG: 0.261 (1, 6) X		0-0 F7			4-0 BB G4-3		0-0 1B 2B	0-0 F6	0-0	3 1 1 0 1 0 1															
Bill Robinson, R OBP: 0.250, SLG: 0.292 (1, 8) X		0-0 G6-4-3 1-2f			0-0 G4-3 1-2f		0-0 2B 1B	0-3 K	0-0	4 1 1 1 0 1 2															
Frank Fernandez, R OBP: 0.372, SLG: 0.471 (1, 2) X			4-0 FC6-5 SH2-4 BB		0-0 F5		0-0 SH1-4 1-H 3-H		0-0 F9	3 1 1 2 1 0 0															
Stan Bahnsen, R OBP: 0.206, SLG: 0.100 (1, 1) X			0-0 SH2-4 1-2			0-0 F9	0-0 SH1-4 2-3		0-0 4-3	2 0 0 0 0 0 0															
<b>Inning Stats</b>	R: 1 E: 0 K: 0 S: 4	H: 1 LOB: 0 BB: 0 P: 4	R: 0 E: 1 K: 0 S: 3	H: 0 LOB: 0 BB: 0 P: 3	R: 0 E: 0 K: 0 S: 3	H: 0 LOB: 1 BB: 1 P: 7	R: 0 E: 0 K: 0 S: 2	H: 0 LOB: 0 BB: 0 P: 6	R: 0 E: 0 K: 0 S: 4	H: 1 LOB: 2 BB: 1 P: 8	R: 4 E: 0 K: 0 S: 9	H: 6 LOB: 2 BB: 0 P: 9	R: 0 E: 0 K: 2 S: 7	H: 0 LOB: 0 BB: 0 P: 7	R: 0 E: 0 K: 0 S: 3	H: 0 LOB: 0 BB: 0 P: 3	1B: 6 2B: 1 3B: 0 HR: 1	SF: 0 SAC: 2 DP: 2 HBP: 0	WP: 0 PB: 0 SB: 0 CS: 0	PA: 37					
<b>PITCHER</b>	IP WLS BF H R ER SO BB IBB HBP BLK WP HR S P ERA WHIP																								
Jim Kaat, L ERA: 2.41 (1, 1)	6.0 L 25 5 4 4 0 3 0 0 0 0 0 1 22 34 6.00 1.333																								
Al Worthington, R ERA: 1.31 (7, 1)	2.0 9 3 1 1 2 0 0 0 0 0 0 0 13 13 4.50 1.500																								
Ron Perranoski, L ERA: 2.42 (9, 1)	1.0 3 0 0 0 0 0 0 0 0 0 0 0 3 3 0.00 0.000																								

Batter	1	2	3	4	5	6	7	8	9
<b>Cesar Tovar, R</b> OBP: 0.305, SLG: 0.336 (1, 5) (8, 4)	0-0 4-3		0-0 F8			4-0 1B BB		0-0 1B	
<b>Ted Uhlhaender, L</b> OBP: 0.318, SLG: 0.423 (1, 8)	0-3 K			0-0 HR 1B		0-0 F7		0-0 F8	
<b>Harmon Killebrew, R</b> OBP: 0.360, SLG: 0.422 (1, 3)	0-3 K			0-0 F6		0-0 L7		0-3 K	
<b>Tony Oliva, L</b> OBP: 0.332, SLG: 0.459 (1, 9)		0-3 K		0-0 1-H HR		0-0 1-3 1B		0-0 G4-6-3 1B	
<b>Bob Allison, R</b> OBP: 0.325, SLG: 0.425 (1, 7)		0-0 F8		0-3 K		0-0 L8		0-0 F6	
<b>John Roseboro, L</b> OBP: 0.254, SLG: 0.229 (1, 2)		0-3 K		0-0 G3		0-0 F7		0-0 G4-6-3 1-2f	
<b>Frank Quilici, R</b> OBP: 0.472, SLG: 0.688 (1, 4) (8, 6)			4-0 FC4-6 BB		0-3 K	0-0 G6-4-3 1B			
<b>Jackie Hernandez, R</b> OBP: 0.216, SLG: 0.222 <b>Rich Rollins, R</b> OBP: 0.275, SLG: 0.375 (7, PH) (8, 5)			0-3 K		0-3 K	0-0 G6-4-3 1-2f			
<b>Jim Kaat, L</b> OBP: 0.083, SLG: 0.083 <b>Al Worthington, R</b> (7, 1) <b>Rich Reese, L</b> OBP: 0.243, SLG: 0.288 <b>Ron Perranoski, L</b> (9, 1)			0-0 FC4-6 1-2f		0-0 F5		0-0 F6		

Inning Stats	R: 0	H: 0	E: 0	K: 2	S: 7	R: 0	H: 0	E: 0	K: 2	S: 7	R: 0	H: 0	E: 0	K: 1	S: 5	R: 2	H: 2	E: 0	K: 1	S: 7	R: 0	H: 0	E: 0	K: 2	S: 7	R: 0	H: 1	E: 0	K: 0	S: 4	R: 0	H: 1	E: 0	K: 0	S: 3	R: 0	H: 1	E: 0	K: 1	S: 6	R: 0	H: 1	E: 0	K: 0	S: 3
	LOB: 0	BB: 0	LOB: 0	BB: 0	P: 7	LOB: 0	BB: 0	LOB: 0	BB: 0	P: 7	LOB: 0	BB: 0	LOB: 0	BB: 0	P: 7	LOB: 0	LOB: 0	LOB: 0	BB: 0	P: 7	LOB: 2	BB: 1	LOB: 0	BB: 0	P: 7	LOB: 0	LOB: 0	LOB: 0	BB: 0	P: 8	LOB: 0	LOB: 0	LOB: 0	BB: 0	P: 3	LOB: 1	LOB: 1	LOB: 0	BB: 0	P: 6	LOB: 0	LOB: 0	LOB: 0	BB: 0	P: 3

PITCHER	IP	WLS	BF	H	R	ER	SO	BB	IBB	HBP	BLK	WP	HR	S	P	ERA	WHIP	PITCHER	IP	WLS	BF	H	R	ER	SO	BB	IBB	HBP	BLK	WP	HR	S	P	ERA	WHIP														
<b>Stan Bahnsen, R</b> ERA: 2.09 (1, 1)	9.0	W	33	6	2	2	9	2	0	0	0	0	1	49	57	2.00	0.889																																

**BOTTOM**

**New York Yankees @ Minnesota Twins**  
Metropolitan Stadium, Bloomington, MI  
Sat Jun 22 1968, 4:33 AM EDT  
Att: 21,340 - Unknown - 80 F

livebaseballscores.com

<b>AB</b>	<b>31</b>
<b>R</b>	<b>2</b>
<b>H</b>	<b>6</b>
<b>RBI</b>	<b>2</b>
<b>BB</b>	<b>2</b>
<b>SO</b>	<b>9</b>
<b>LOB</b>	<b>13</b>



WP: 0	PA: 33
PB: 0	SB: 0
CS: 0	

New York Yankees @ Minnesota Twins  
Metropolitan Stadium, Bloomington, MI

Sun Jun 23 1968, 4:33 AM EDT  
Att. 25,102 - Unknown - 72 F

livebaseballscorecards.com

AB	33
R	3
H	7
RBI	3
BB	1
SO	8
LOB	11



WP:	0	PA:	35
PB:	0		
SB:	2		
CS:	0		

Batter	1	2	3	4	5	6	7	8	9	AB R H RBI BB SO LOB	TOP										
Horace Clarke, S OBP: 0.255, SLG: 0.258 (1, 4) X	0-0 F9		0-0 HR		0-0 F2		0-0 F9			4 1 1 1 0 0 0											
Roy White, S OBP: 0.347, SLG: 0.389 (1, 7) X	0-0 1B		0-0 1B		0-0 F9			0-0 F8		4 0 2 0 0 0 0											
Mickey Mantle, S OBP: 0.389, SLG: 0.427 (1, 3) X	0-0 1B		0-3 K		0-0 5-3			0-0 L6		4 0 1 0 0 1 1											
Andy Kosco, R OBP: 0.274, SLG: 0.405 (1, 9) X	0-0 F7		0-0 F7			0-0 HR		0-0 6-3		4 1 1 1 0 0 3											
Bobby Cox, R OBP: 0.308, SLG: 0.335 (1, 5) S S S	0-3 K			0-3 K		0-0 F9			0-3 K	4 0 0 0 0 3 2											
Tom Tresh, S OBP: 0.277, SLG: 0.271 (1, 6) X		0-0 F3		4-0 S E BB		0-0 F9			0-0 SF8 3B	3 1 1 0 1 0 0											
Bill Robinson, R OBP: 0.250, SLG: 0.293 (1, 8) X		0-0 F9		0-0 E5		0-0 1B			0-0 SF8	3 0 1 1 0 0 1											
Frank Fernandez, R OBP: 0.340, SLG: 0.421 (1, 2) S S S		0-3 K		0-3 K			0-3 K		0-0 4-3	4 0 0 0 0 3 2											
Fritz Peterson, S (1, 1) S S S			0-3 K		0-0 1-3		0-0 6-3			2 0 0 0 0 1 2											
Charley Smith, R OBP: 0.615, SLG: 0.833 (7, PH)										1 0 0 0 0 0 0											
Joe Verbanic, R (7, 1)										0 0 0 0 0 0 0											
Dooley Womack, L (7, 1)										0 0 0 0 0 0 0											
<b>Inning Stats</b>	R: 0 E: 0 K: 1 S: 7	H: 2 LOB: 2 BB: 0 P: 7	R: 0 E: 0 K: 1 S: 5	H: 0 LOB: 0 BB: 0 P: 5	R: 1 E: 0 K: 2 S: 9	H: 2 LOB: 1 BB: 0 P: 9	R: 0 E: 1 K: 2 S: 8	H: 0 LOB: 2 BB: 1 P: 12	R: 0 E: 0 K: 0 S: 3	H: 0 LOB: 0 BB: 0 P: 3	R: 1 E: 0 K: 0 S: 4	H: 2 LOB: 1 BB: 0 P: 4	R: 0 E: 0 K: 1 S: 5	H: 0 LOB: 0 BB: 0 P: 5	R: 0 E: 0 K: 0 S: 3	H: 0 LOB: 0 BB: 0 P: 3	R: 1 E: 0 K: 1 S: 6	H: 1 LOB: 0 BB: 0 P: 6	1B: 4 2B: 0 3B: 1 HR: 2	SF: 1 SAC: 0 DP: 0 HBP: 0	WP: 0 PA: 35
<b>PITCHER</b> Jim Merritt, L ERA: 2.94 (1, 1)	IP: 9.0 WLS: W BF: 35 H: 7 R: 3 ER: 3 SO: 8 BB: 1 IBB: 0 HBP: 0 BLK: 0 WP: 0 HR: 2 S: 50 P: 54 ERA: 3.00 WHIP: 0.889											<b>PITCHER</b>	IP: WLS: BF: H: R: ER: SO: BB: IBB: HBP: BLK: WP: HR: S: P: ERA: WHIP:								



Batter	1	2	3	4	5	6	7	8	9	AB	R	H	RBI	BB	SO	LOB
<b>Cesar Tovar, R</b> (1, 5) OBP: 0.304, SLG: 0.338 <b>Ron Clark, R</b> (8, 5) OBP: 0.250, SLG: 0.213	0-0 F8		0-0 6-3		0-0 1B 2B		0-0 F5	4-0 1B BB		4	1	1	0	0	0	0
<b>Ted Uhlaender, L</b> (1, 8) OBP: 0.331, SLG: 0.434	0-0 E 1B		0-0 FC4-6 1B		0-0 2-H 1B		0-0 2B 1B 1B	0-0 1-2 2-H 1B		5	2	5	1	0	0	0
<b>Harmon Killebrew, R</b> (1, 3) OBP: 0.357, SLG: 0.421 <b>Rich Reese, L</b> (9, 3) OBP: 0.243, SLG: 0.288	0-0 E5 3-1 1-H		0-3 K		0-0 L8		0-0 1-3 1B 2B	0-0 L7		5	0	1	0	0	1	4
<b>Tony Oliva, L</b> (1, 9) OBP: 0.330, SLG: 0.452	0-0 3-1 2-3		0-0 FC4-6 1-2f		0-0 F9		4-0 1B 1B IBB	0-0 F6		4	1	0	0	1	0	5
<b>Bob Allison, R</b> (1, 7) OBP: 0.329, SLG: 0.427	0-0 6-3			0-0 S 1B 1B		0-0 F7	0-0 1-3 2-H 3-H 1B 1B			4	2	2	1	0	0	2
<b>Frank Quilici, R</b> (1, 4) OBP: 0.475, SLG: 0.667		0-0 FC6-4 1B		0-3 K 1-2		0-0 5-3	0-0 1-3 3-H 1B 1B			4	0	2	1	0	1	1
<b>John Roseboro, L</b> (1, 2) OBP: 0.259, SLG: 0.236		0-3 K		0-0 F6		0-0 1B	0-0 1-3 3-H 1B 1B			4	0	2	1	0	1	2
<b>Jackie Hernandez, R</b> (1, 6) OBP: 0.217, SLG: 0.223		0-0 FC6-4 1-2f		0-0 2-H 1B		0-3 K	0-0 3-H F5			4	0	1	1	0	1	4
<b>Jim Merritt, L</b> (1, 1) OBP: 0.211, SLG: 0.176		0-0 6-3		0-3 K		0-3 K	0-0 1B 2B			4	0	1	0	0	2	3

Inning Stats		R: 1	H: 1	E: 1	LOB: 1	K: 0	BB: 0	S: 5	R: 0	H: 1	E: 0	LOB: 1	K: 1	BB: 0	S: 6	R: 0	H: 1	E: 0	LOB: 1	K: 1	BB: 0	S: 6	R: 1	H: 2	E: 0	LOB: 1	K: 0	BB: 0	S: 5	R: 0	H: 1	E: 0	LOB: 1	K: 2	BB: 0	S: 8	R: 3	H: 5	E: 0	LOB: 2	K: 0	BB: 1	S: 7	R: 0	H: 2	E: 0	LOB: 2	K: 0	BB: 1	S: 4
<b>Fritz Peterson, L</b> (1, 1) ERA: 3.02	IP	WLS	BF	H	R	ER	SO	BB	IBB	HBP	BLK	WP	HR	S	P	ERA	WHIP																																	
<b>Joe Verbanic, R</b> (7, 1) ERA: 2.97	0.2	7	5	3	3	0	0	0	1	0	0	0	0	6	10	40.50	7.500																																	
<b>Dooley Womack, R</b> (7, 1) ERA: 4.66	1.1	6	2	0	0	0	0	1	0	0	0	0	0	5	9	0.00	2.250																																	


**BOTTOM**

**New York Yankees @ Minnesota Twins**  
Metropolitan Stadium, Bloomington, MI

Sun Jun 23 1968, 4:33 AM EDT  
Att: 25,102 - Unknown - 72 F

<b>AB</b>	<b>38</b>
<b>R</b>	<b>6</b>
<b>H</b>	<b>15</b>
<b>RBI</b>	<b>5</b>
<b>BB</b>	<b>2</b>
<b>SO</b>	<b>6</b>
<b>LOB</b>	<b>21</b>

livebaseballscorecards.com



1B: 12	SF: 0	WP: 0	PA: 40
2B: 3	SAC: 0	PB: 0	
3B: 0	DP: 0	SB: 1	
HR: 0	HBP: 0	CS: 0	

Batter	1	2	3	4	5	6	7	8	9	AB R H RBI BB SO LOB	TOP				
<b>Cesar Tovar, R</b> (1, 5) OBP: 0.304, SLG: 0.336	0-0 5-3		0-0 F9		4-0 E SH2-4 BB					2 0 0 0 1 0 1					
<b>Ted Uhlaender, L</b> (1, 8) OBP: 0.332, SLG: 0.438	0-0 4-3 2B		0-0 F3		0-0 SH2-4					2 0 1 0 0 0 1					
<b>Harmon Killebrew, R</b> (1, 3) OBP: 0.353, SLG: 0.416	0-0 4-3 2-3			0-0 F7	0-0 E4 BB					3 0 0 0 0 0 2					
<b>Tony Oliva, L</b> (1, 9) OBP: 0.330, SLG: 0.448	0-3 K			0-3 K	4-0 BB					2 0 0 0 1 2 1					
<b>Bob Allison, R</b> (1, 7) OBP: 0.329, SLG: 0.426		0-3 K		0-0 1B	0-0 F3					3 1 1 0 0 1 3					
<b>Frank Quilici, R</b> (1, 4) OBP: 0.465, SLG: 0.632		0-0 F3		4-0 1B	0-3 K					2 0 0 0 1 1 3					
<b>John Roseboro, L</b> (1, 2) OBP: 0.262, SLG: 0.239		0-0 F8		0-0 1B						2 0 1 1 0 0 0					
<b>Jackie Hernandez, R</b> (1, 6) OBP: 0.220, SLG: 0.222			0-0 E6	4-0 IBB						1 0 0 0 1 0 0					
<b>Dean Chance, R</b> (1, 1) OBP: 0.091, SLG: 0.048			0-0 SH1-4	0-0 4-3						1 0 0 0 0 0 3					
<b>Inning Stats</b>	R: 0 E: 0 K: 1 S: 6	H: 1 LOB: 1 BB: 0 P: 6	R: 0 E: 0 K: 1 S: 5	H: 0 LOB: 0 BB: 0 P: 5	R: 0 E: 1 K: 0 S: 4	H: 0 LOB: 1 BB: 0 P: 4	R: 1 E: 0 K: 1 S: 7	H: 2 LOB: 3 BB: 2 P: 15	R: 0 E: 1 K: 1 S: 6	H: 0 LOB: 3 BB: 2 P: 14	1B: 2 2B: 1 3B: 0 HR: 0	SF: 0 SAC: 2 DP: 0 HBP: 0	WP: 0 PB: 0 SB: 1 CS: 0	PA: 24	
<b>PITCHER</b> <b>Bob Priddy, R</b> (1, 1) ERA: 2.7	IP: 5.0 WLS: L BF: 24 H: 3 R: 1 ER: 1 SO: 4 BB: 3 IBB: 1 HBP: 0 BLK: 0 WP: 0 HR: 0 S: 28 P: 44 ERA: 1.80 WHIP: 1.200														

**Minnesota Twins @ Chicago White Sox**  
**Milwaukee County Stadium, Milwaukee, WI**  
 Mon Jun 24 1968, 8:05 PM EDT  
 Att. 25,263 - Unknown

[livebaseballscorecards.com](http://livebaseballscorecards.com)

<b>AB</b>	<b>18</b>
<b>R</b>	<b>1</b>
<b>H</b>	<b>3</b>
<b>RBI</b>	<b>1</b>
<b>BB</b>	<b>4</b>
<b>SO</b>	<b>4</b>
<b>LOB</b>	<b>14</b>



Batter	1	2	3	4	5	6	7	8	9	AB R H RBI BB SO LOB
--------	---	---	---	---	---	---	---	---	---	----------------------

Luis Aparicio, R OBP: 0.290, SLG: 0.321 (1, 6) X	0-0 1-3		4-0 1B BB		0-0 F9					2 0 0 0 1 0 1
Wayne Causey, L OBP: 0.286, SLG: 0.205 (1, 4) B B B	4-0 1B BB		0-0 1-3 1B		0-0 F3					2 0 1 0 1 0 1
Leon Wagner, L OBP: 0.360, SLG: 0.341 (1, 7) X	0-0 1-3 1B		0-3 K							2 0 1 0 0 1 2
Pete Ward, L OBP: 0.370, SLG: 0.394 (1, 3) X	0-0 F6		0-3 K							2 0 0 0 0 1 4
Ken Berry, R OBP: 0.278, SLG: 0.343 (1, 8) S S S	0-3 K			0-0 3-1						2 0 0 0 0 1 2
Duane Josephson, R OBP: 0.303, SLG: 0.356 (1, 2) X		0-0 5-3		0-0 6-3						2 0 0 0 0 0 0
Dick Kenworthy, R OBP: 0.316, SLG: 0.296 (1, 5) X		0-0 4-3		0-0 F9						2 0 0 0 0 0 0
Buddy Bradford, R OBP: 0.205, SLG: 0.257 (1, 9) X		0-0 6-3			0-0 PB 1B					2 0 1 0 0 0 0
Bob Priddy, R OBP: 0.125, SLG: 0.500 Sandy Alomar Sr., S OBP: 0.288, SLG: 0.259 (5, PH) X			0-0 1-3		0-3 K					1 0 0 0 0 0 0 1 0 0 0 0 1 1

Inning Stats	R: 0 E: 0 K: 1 S: 6	H: 1 LOB: 2 BB: 1 P: 10	R: 0 E: 0 K: 0 S: 3	H: 0 LOB: 0 BB: 0 P: 3	R: 0 E: 0 K: 2 S: 8	H: 1 LOB: 2 BB: 1 P: 12	R: 0 E: 0 K: 0 S: 3	H: 0 LOB: 0 BB: 0 P: 3	R: 0 E: 0 K: 1 S: 6	H: 1 LOB: 1 BB: 0 P: 6	1B: 3 2B: 0 3B: 0 HR: 0	SF: 0 SAC: 0 DP: 0 HBP: 0	WP: 0 PB: 1 SB: 0 CS: 0	PA: 20
--------------	------------------------------	----------------------------------	------------------------------	---------------------------------	------------------------------	----------------------------------	------------------------------	---------------------------------	------------------------------	---------------------------------	----------------------------------	------------------------------------	----------------------------------	--------

PITCHER	IP	WLS	BF	H	R	ER	SO	BB	IBB	HBP	BLK	WP	HR	S	P	ERA	WHIP
Dean Chance, R ERA: 2.4 (1, 1)	5.0	W	20	3	0	0	4	2	0	0	0	0	0	26	34	0.00	1.000

**BOTTOM**

**Minnesota Twins @ Chicago White Sox**  
**Milwaukee County Stadium, Milwaukee, WI**  
 Mon Jun 24 1968, 8:05 PM EDT  
 Att. 25,263 - Unknown

AB	18
R	0
H	3
RBI	0
BB	2
SO	4
LOB	11



PITCHER	IP	WLS	BF	H	R	ER	SO	BB	IBB	HBP	BLK	WP	HR	S	P	ERA	WHIP
---------	----	-----	----	---	---	----	----	----	-----	-----	-----	----	----	---	---	-----	------






















































































Batter	1	2	3	4	5	6	7	8	9	AB R H RBI BB SO LOB	TOP
<b>Cesar Tovar, R</b> (1, 5) <small>OBP: 0.307, SLG: 0.336</small> <b>Rich Rollins, R</b> (1, 5) <small>OBP: 0.270, SLG: 0.368</small>	1-0 	0-0 <b>5-3</b>			0-0 <b>F9</b>					0 0 0 0 0 0 0	
<b>Ted Uhlaender, L</b> (1, 8) <small>OBP: 0.332, SLG: 0.441</small>	0-3 <b>K2-3</b> <small>1-2</small>		0-0 <b>4-3</b> <b>2B</b>		0-0 <b>4-3</b>					3 0 1 0 0 1 1	
<b>Harmon Killebrew, R</b> (1, 3) <small>OBP: 0.349, SLG: 0.410</small>	0-0 <b>F9</b>		0-0 <b>F8</b>		0-3 <b>K</b>					3 0 0 0 0 1 1	
<b>Tony Oliva, L</b> (1, 9) <small>OBP: 0.331, SLG: 0.452</small>		0-0 <b>SF8</b> <b>2B</b>	0-0 <b>4-3</b> <b>2-3</b>							2 1 1 0 0 0 1	
<b>Bob Allison, R</b> (1, 7) <small>OBP: 0.326, SLG: 0.421</small>		0-0 <b>E5</b> <b>2B</b> <small>2-3</small>	0-3 <b>K</b>							2 1 0 0 0 1 2	
<b>Frank Quilici, R</b> (1, 4) <small>OBP: 0.444, SLG: 0.600</small>		0-3 <b>K</b> <small>1-2</small>		0-0 <b>6-3</b>						2 0 0 0 0 1 2	
<b>John Roseboro, L</b> (1, 2) <small>OBP: 0.264, SLG: 0.237</small>		4-0 <b>2B</b> <b>IBB</b>		0-0 <b>F5</b>						1 0 0 0 1 0 0	
<b>Jackie Hernandez, R</b> (1, 6) <small>OBP: 0.218, SLG: 0.220</small>		0-0 <b>SF8</b>		0-0 <b>6-3</b>						1 0 0 1 0 0 0	
<b>Dave Boswell, R</b> (1, 1) <small>OBP: 0.250, SLG: 0.400</small>		0-0 <b>2B</b> <small>1-3 2-H</small>		0-3 <b>K</b>						2 0 1 1 0 1 0	
<b>Inning Stats</b>	R: 0 H: 0 E: 0 LOB: 0 K: 1 BB: 0 S: 4 P: 5	R: 2 H: 2 E: 1 LOB: 2 K: 1 BB: 1 S: 8 P: 12	R: 0 H: 1 E: 0 LOB: 1 K: 1 BB: 0 S: 6 P: 6	R: 0 H: 0 E: 0 LOB: 0 K: 0 BB: 0 S: 3 P: 3	R: 0 H: 0 E: 0 LOB: 0 K: 1 BB: 0 S: 5 P: 5	R: 0 H: 0 E: 0 LOB: 0 K: 1 BB: 0 S: 3 P: 3				1B: 0 SF: 1 2B: 3 SAC: 0 3B: 0 DP: 0 HR: 0 HBP: 1	WP: 0 PA: 21 PB: 0 SB: 1 CS: 1
<b>PITCHER</b> <b>Jim Hardin, R</b> (1, 1) <small>ERA: 2.32</small>	IP: 5.1 WLS: L BF: 21 H: 3 R: 2 ER: 0 SO: 5 BB: 0 IBB: 1 HBP: 1 BLK: 0 WP: 0 HR: 0 S: 29 P: 34 ERA: 0.00 WHIP: 0.562										

**Minnesota Twins @ Baltimore Orioles**  
**Memorial Stadium, Baltimore, MD**  
 Thu Jun 27 1968, 7:05 PM EDT  
 Att. 5,457 - Unknown

[livebaseballscorecards.com](http://livebaseballscorecards.com)

<b>AB</b>	<b>18</b>
<b>R</b>	<b>2</b>
<b>H</b>	<b>3</b>
<b>RBI</b>	<b>2</b>
<b>BB</b>	<b>1</b>
<b>SO</b>	<b>5</b>
<b>LOB</b>	<b>9</b>




Batter	1	2	3	4	5	6	7	8	9	AB R H RBI BB SO LOB
<b>Fred Valentine, S</b> OBP: 0.290, SLG: 0.366 (1, 9)   	0-3   	0-3   			0-0   					3 0 0 0 0 2 2
<b>Paul Blair, R</b> OBP: 0.260, SLG: 0.264 (1, 8) 	0-0   		4-0    		4-0    					1 0 1 0 2 0 0
<b>Frank Robinson, R</b> OBP: 0.380, SLG: 0.430 (1, 7) 	0-0   		0-3   		0-0   					3 0 1 0 0 1 2
<b>Boog Powell, L</b> OBP: 0.344, SLG: 0.440 (1, 3)   	4-0    		0-0   		0-0   					2 0 0 0 1 0 3
<b>Brooks Robinson, R</b> OBP: 0.283, SLG: 0.384 (1, 5)   	0-3   			0-0   						2 0 0 0 0 1 2
<b>Curt Blefary, L</b> OBP: 0.309, SLG: 0.319 (1, 2) 		0-0   		4-0    						1 0 1 0 1 0 0
<b>Davey Johnson, R</b> OBP: 0.354, SLG: 0.388 (1, 4) 		0-0   		0-0   						2 0 0 0 0 0 2
<b>Mark Belanger, R</b> OBP: 0.230, SLG: 0.247 (1, 6) 		0-0   		0-0   						2 0 1 0 0 0 1
<b>Jim Hardin, R</b> OBP: 0.111, SLG: 0.167 (1, 1) 		0-0   			0-0   					2 0 0 0 0 0 2

<b>Inning Stats</b>	R: 0 E: 0 K: 2 S: 8	H: 1 LOB: 2 BB: 1 P: 12	R: 0 E: 0 K: 1 S: 7	H: 2 LOB: 2 BB: 0 P: 7	R: 0 E: 0 K: 1 S: 4	H: 0 LOB: 0 BB: 1 P: 8	R: 0 E: 0 K: 0 S: 3	H: 0 LOB: 1 BB: 1 P: 7	R: 0 E: 0 K: 0 S: 4	H: 1 LOB: 2 BB: 1 P: 8	1B: 4 2B: 0 3B: 0 HR: 0	SF: 0 SAC: 0 DP: 1 HBP: 0	WP: 0 PB: 0 SB: 1 CS: 0	PA: 22
---------------------	------------------------------	----------------------------------	------------------------------	---------------------------------	------------------------------	---------------------------------	------------------------------	---------------------------------	------------------------------	---------------------------------	----------------------------------	------------------------------------	----------------------------------	--------

<b>PITCHER</b> <b>Dave Boswell, R</b> ERA: 2.86 (1, 1)	IP 5.0 WLS W BF 22 H 4 R 0 ER 0 SO 4 BB 4 IBB 0 HBP 0 BLK 0 WP 0 HR 0 S 26 P 42 ERA 0.00 WHIP 1.600	<b>PITCHER</b> IP WLS BF H R ER SO BB IBB HBP BLK WP HR S P ERA WHIP
---	---	---

**MINNESOTA TWINS @ BALTIMORE ORIOLES**  
**Memorial Stadium, Baltimore, MD**  
Thu Jun 27 1968, 7:05 PM EDT  
Att. 5,457 - Unknown

<b>AB</b>	<b>18</b>
<b>R</b>	<b>0</b>
<b>H</b>	<b>4</b>
<b>RBI</b>	<b>0</b>
<b>BB</b>	<b>4</b>
<b>SO</b>	<b>4</b>
<b>LOB</b>	<b>14</b>



Batter	1	2	3	4	5	6	7	8	9	AB R H RBI BB SO LOB	TOP											
<b>Cesar Tovar, R</b> (1, 5) OBP: 0.306, SLG: 0.335	0-3 K			X 0-0 1B BLK	X 0-0 FC3-6		X 0-0 SH2-4		X 0-0 4-3	4 1 1 0 0 1 1												
<b>Ted Uhlaender, L</b> (1, 8) OBP: 0.330, SLG: 0.437	0-3 K			X 0-0 BLK BB E 1B	X 0-0 6-3		X 0-0 3-1		X 0-0 F8	5 1 1 0 0 1 2												
<b>Harmon Killebrew, R</b> (1, 3) OBP: 0.355, SLG: 0.424	0-3 K			BBB 4-0 E BLK 1-2 2B BB	BBB 4-0 BB		X 0-0 HR			2 2 1 2 2 1 0												
<b>Tony Oliva, L</b> (1, 9) OBP: 0.330, SLG: 0.449		X 0-0 F8		SSS 0-3 K	X 0-0 1-3		X 0-0 1B			4 0 1 0 0 1 4												
<b>Bob Allison, R</b> (1, 7) OBP: 0.324, SLG: 0.418		SSS 0-3 K		SSS 0-3 K		X 0-0 1B L5 1B		SSS 0-3 K		4 0 1 0 0 3 3												
<b>Frank Quilici, R</b> (1, 4) OBP: 0.408, SLG: 0.545		X 0-0 6-3		X 0-0 E6 2B		SSS 0-3 K		X 0-0 4-3		4 0 0 0 0 1 2												
<b>John Roseboro, L</b> (1, 2) OBP: 0.274, SLG: 0.250			X 0-0 F5	X 0-0 1-3 3-H 2B		X 0-0 1-3 1B		BBB 4-0 FC6-4 BB		3 0 2 1 1 0 0												
<b>Jackie Hernandez, R</b> (1, 6) OBP: 0.213, SLG: 0.215		X 0-0 5-3		X 0-0 6-3		X 0-0 L5		X 0-0 FC6-4 CS		4 0 0 0 0 0 5												
<b>Jim Kaat, L</b> (1, 1) OBP: 0.143, SLG: 0.143			X 0-0 F8		X 0-0 FC3-6 1B		X 0-0 3-1 SH2-4 HR 1B		SSS 0-0 CS	4 1 2 0 0 1 0												
<b>Al Worthington, R</b> (9, 1)									SSS 0-3 K	0 0 0 0 0 0 0												
<b>Inning Stats</b>	R: 0 E: 0 K: 3 S: 9	H: 0 LOB: 0 BB: 0 P: 9	R: 0 E: 0 K: 1 S: 5	H: 0 LOB: 0 BB: 0 P: 5	R: 0 E: 0 K: 0 S: 3	H: 0 LOB: 0 BB: 0 P: 3	R: 3 E: 1 K: 2 S: 11	H: 3 LOB: 2 BB: 1 P: 15	R: 0 E: 0 K: 0 S: 4	H: 1 LOB: 2 BB: 1 P: 8	R: 0 E: 0 K: 1 S: 6	H: 2 LOB: 1 BB: 0 P: 6	R: 2 E: 0 K: 1 S: 8	H: 3 LOB: 1 BB: 0 P: 8	R: 0 E: 0 K: 0 S: 2	H: 0 LOB: 0 BB: 1 P: 6	R: 0 E: 0 K: 1 S: 5	H: 0 LOB: 0 BB: 0 P: 5	1B: 7 2B: 2 3B: 0 HR: 1	SF: 0 SAC: 1 DP: 1 HBP: 0	WP: 0 PB: 0 SB: 0 CS: 1	PA: 39
<b>PITCHER</b>	IP WLS BF H R ER SO BB IBB HBP BLK WP HR S P ERA WHIP																					
<b>Tom Phoebus, R</b> (1, 1) ERA: 2.52	5.0 L 22 4 3 1 6 2 0 0 0 1 0 0 32 40 1.80 1.200																					
<b>Gene Brabender, R</b> (6, 1) ERA: 3.67	2.0 10 5 2 2 2 0 0 0 0 0 1 14 14 9.00 2.500																					
<b>Eddie Watt, R</b> (8, 1) ERA: 2.54	2.0 6 0 0 0 1 1 0 0 0 0 0 0 7 11 0.00 0.500																					

**Minnesota Twins @ Baltimore Orioles**  
**Memorial Stadium, Baltimore, MD**  
 Fri Jun 28 1968, 7:05 PM EDT  
 Att. 13,188 - Unknown

[livebaseballscorecards.com](http://livebaseballscorecards.com)

<b>AB</b>	<b>34</b>
<b>R</b>	<b>5</b>
<b>H</b>	<b>9</b>
<b>RBI</b>	<b>3</b>
<b>BB</b>	<b>3</b>
<b>SO</b>	<b>9</b>
<b>LOB</b>	<b>17</b>



BOTTOM

Minnesota Twins @ Baltimore Orioles  
Memorial Stadium, Baltimore, MD

livebaseballscorecards.com

AB	34
R	2
H	8
RBI	2
BB	7
SO	6
LOB	28



WP:	0	PA:	41
PB:	0		
SB:	0		
CS:	0		

Fri Jun 28 1968, 7:05 PM EDT  
Att. 13,188 - Unknown

AB R H RBI BB SO LOB

4	0	1	0	1	1	4
4	0	0	0	1	1	5
4	0	1	0	1	0	3
4	1	1	1	1	1	3
5	0	3	1	0	0	3
4	0	0	0	0	1	4
3	0	0	0	1	1	3
4	1	1	0	0	1	3
0	0	0	0	1	0	0
0	0	0	0	1	0	0
0	0	0	0	0	0	0
1	0	0	0	0	0	0
0	0	0	0	0	0	0
1	0	1	0	0	0	0

Batter	1	2	3	4	5	6	7	8	9
Paul Blair, R OBP: 0.262, SLG: 0.264 (1, 8)	0-0 L6-4 BB 1B		0-0 FC1-6 1B 1-2f		0-0 F3		4-0 FC6 BB		0-3 K
Fred Valentine, S OBP: 0.288, SLG: 0.356 (1, 9)	4-0 1-2 BB		0-0 F9		0-0 FC6-4 1-2f		0-0 L4		0-3 K
Boog Powell, L OBP: 0.345, SLG: 0.437 (1, 3)	0-0 L6-4 2-3		0-0 1-2 1B			0-0 4-3	0-0 FC6 1-2f		4-0 BB 1-2 2-3 BB
Frank Robinson, R OBP: 0.381, SLG: 0.424 (1, 7)	0-3 K		0-0 F9			0-0 2B 1B		0-0 5-3	4-0 1-2 2-3 3-H BB
Brooks Robinson, R OBP: 0.289, SLG: 0.392 (1, 5)		0-0 E6		0-0 FC6-4 1B		0-0 1-H 2B		0-0 1B	0-0 F9
Davey Johnson, R OBP: 0.349, SLG: 0.381 (1, 4)		0-0 F4		0-0 FC6-4 G6-4-3 1-2f		0-0 F4		0-3 K	
Andy Etchebarren, R OBP: 0.310, SLG: 0.364 (1, 2)		0-3 K		0-0 G6-4-3 1-2f		4-0 FC6-4 BB		0-0 F6	
Mark Belanger, R OBP: 0.230, SLG: 0.247 (1, 6)		0-3 K			0-0 F9	0-0 FC6-4 1-2f			0-0 BB 1B BB 1B
Tom Phoebus, R OBP: 0.158, SLG: 0.111 (1, 1)			4-0 FC1-6 BB			4-0 FC6-4 BB		0-0 1-3	0-0 BB BB 1B

Inning Stats	R: 0 E: 0 K: 1 S: 5	H: 1 LOB: 1 BB: 1 P: 9	R: 0 E: 1 K: 2 S: 8	H: 0 LOB: 1 BB: 0 P: 8	R: 0 E: 0 K: 0 S: 4	H: 1 LOB: 2 BB: 1 P: 8	R: 0 E: 0 K: 0 S: 3	H: 1 LOB: 0 BB: 0 P: 3	R: 0 E: 0 K: 0 S: 3	H: 0 LOB: 1 BB: 1 P: 7	R: 1 E: 0 K: 0 S: 5	H: 2 LOB: 2 BB: 1 P: 9	R: 0 E: 0 K: 0 S: 3	H: 0 LOB: 1 BB: 1 P: 7	R: 0 E: 0 K: 1 S: 6	H: 1 LOB: 1 BB: 0 P: 6	R: 1 E: 0 K: 2 S: 9	H: 2 LOB: 3 BB: 2 P: 17	1B: 7 2B: 2 3B: 0 HR: 0	SF: 0 SAC: 0 DP: 2 HBP: 0
--------------	------------------------------	---------------------------------	------------------------------	---------------------------------	------------------------------	---------------------------------	------------------------------	---------------------------------	------------------------------	---------------------------------	------------------------------	---------------------------------	------------------------------	---------------------------------	------------------------------	---------------------------------	------------------------------	----------------------------------	----------------------------------	------------------------------------

PITCHER	IP	WLS	BF	H	R	ER	SO	BB	IBB	HBP	BLK	WP	HR	S	P	ERA	WHIP
Jim Kaat, L ERA: 2.39 (1, 1)	8.0	W	36	8	2	2	4	5	0	0	0	0	0	39	59	2.25	1.625
Al Worthington, R ERA: 1.28 (9, 1)	1.0	S	5	0	0	0	2	2	0	0	0	0	0	7	15	0.00	2.000

Batter	1	2	3	4	5	6	7	8	9	AB R H RBI BB SO LOB	TOP														
<b>Cesar Tovar, R</b> (1, 5) OBP: 0.309, SLG: 0.341	0-0 F6		0-0 FC3-6 2B		0-0 2B		0-0 G3-6-3 1B			4 0 2 0 0 0 1															
<b>Ted Uhlaender, L</b> (1, 8) OBP: 0.329, SLG: 0.438	0-0 4-3		0-0 2B		0-0 F2		0-0 G3-6-3			4 0 1 0 0 0 4															
<b>Harmon Killebrew, R</b> (1, 3) OBP: 0.357, SLG: 0.420	0-0 5-3		0-0 5-3		4-0 BB			4-0 BB		2 0 0 0 2 0 2															
<b>Tony Oliva, L</b> (1, 9) OBP: 0.326, SLG: 0.443		0-0 1-3		0-0 F7		0-0 F7		0-3 K		4 0 0 0 0 1 4															
<b>Bob Allison, R</b> (1, 7) OBP: 0.323, SLG: 0.411		0-0 6-3		4-0 BB		0-0 F6		0-0 F6		3 0 0 0 1 0 1															
<b>Rod Carew, L</b> (1, 4) OBP: 0.313, SLG: 0.361		0-0 6-3		0-0 F7		0-0 L8		0-0 1-3		4 0 0 0 0 0 2															
<b>John Roseboro, L</b> (1, 2) OBP: 0.270, SLG: 0.246			0-3 K		0-0 F6		0-0 4-3		0-0 F5	3 0 0 0 0 1 1															
<b>Ron Clark, R</b> (9, PH) OBP: 0.245, SLG: 0.208										1 0 0 0 0 0 0	<b>AB 33</b>														
<b>Frank Quilici, R</b> (1, 6) OBP: 0.415, SLG: 0.563			0-0 1B 2B		0-0 F7		0-0 1B 1B		0-0 F7	4 1 2 0 0 0 0	<b>R 1</b>														
<b>Jim Merritt, L</b> (1, 1) OBP: 0.250, SLG: 0.222			0-0 FC3-6 1B		0-0 2B 1B		0-0 F3		0-0 F8	2 0 2 1 0 0 0	<b>H 7</b>														
<b>Jim Perry, S</b> (5, 1) OBP: 0.200, SLG: 0.417										0 0 0 0 0 0 0	<b>RBI 1</b>														
<b>Frank Kostro, R</b> (7, PH) OBP: 0.222, SLG: 0.280										1 0 0 0 0 0 1	<b>BB 3</b>														
<b>Ron Perranoski, L</b> (7, 1)										0 0 0 0 0 0 0	<b>SO 2</b>														
<b>Bob Miller, R</b> (8, 1)										0 0 0 0 0 0 0	<b>LOB 16</b>														
<b>Rich Rollins, R</b> (9, PH) OBP: 0.268, SLG: 0.364										1 0 0 0 0 0 0															
<b>Inning Stats</b>	R: 0 E: 0 K: 0 S: 3	H: 0 LOB: 0 BB: 0 P: 3	R: 0 E: 0 K: 0 S: 3	H: 0 LOB: 0 BB: 0 P: 3	R: 1 E: 0 K: 1 S: 8	H: 3 LOB: 2 BB: 0 P: 8	R: 0 E: 0 K: 0 S: 3	H: 0 LOB: 1 BB: 1 P: 7	R: 0 E: 0 K: 0 S: 5	H: 2 LOB: 3 BB: 1 P: 9	R: 0 E: 0 K: 0 S: 3	H: 0 LOB: 0 BB: 0 P: 3	R: 0 E: 0 K: 1 S: 4	H: 2 LOB: 1 BB: 0 P: 4	R: 0 E: 0 K: 1 S: 5	H: 0 LOB: 1 BB: 1 P: 9	R: 0 E: 0 K: 0 S: 3	H: 0 LOB: 0 BB: 0 P: 3	1B: 4 2B: 3 3B: 0 HR: 0	SF: 0 SAC: 0 DP: 1 HBP: 0	WP: 0 PB: 0 SB: 0 CS: 0	PA: 36			
<b>PITCHER</b>	IP WLS BF H R ER SO BB IBB HBP BLK WP HR S P ERA WHIP																								
<b>Dave Leonhard, R</b> (1, 1) ERA: 3.39	4.2	21	5	1	1	1	2	0	0	0	0	0	0	21	29	1.93	1.500								
<b>Pete Richert, L</b> (5, 1) ERA: 3.9	4.1	15	2	0	0	1	1	0	0	0	0	0	0	16	20	0.00	0.692								

**Minnesota Twins @ Baltimore Orioles**  
**Memorial Stadium, Baltimore, MD**  
 Sat Jun 29 1968, 7:05 PM EDT  
 Att: 20,402 - Unknown

[livebaseballscorecards.com](http://livebaseballscorecards.com)





Batter	1	2	3	4	5	6	7	8	9
Don Buford, S OBP: 0.316, SLG: 0.407 (1, 4)	0-0 1B 1B		0-0 F4		0-0 BB 2B	0-0 F4		0-0 CS 1B	
Paul Blair, R OBP: 0.265, SLG: 0.264 (1, 8)	0-0 F3		4-0 BB		0-0 L7	0-0 F9		0-0 BB 1B	
Boog Powell, L OBP: 0.349, SLG: 0.438 (1, 3)	0-0 G4-3 1B		0-3 K		4-0 BB 1B BB		0-3 K	0-0 BB 1B	
Frank Robinson, R OBP: 0.388, SLG: 0.430 (1, 9) (8, 7)	0-0 G4-3		0-3 K		4-0 BB 1B BB		0-0 2B	4-0 BB	
Brooks Robinson, R OBP: 0.287, SLG: 0.386 (1, 5)		0-3 K		0-0 1-3	4-0 1B BB		0-3 K	0-0 F7	
Curt Motton, R OBP: 0.312, SLG: 0.335 (1, 7)		0-0 5-3		4-0 BB	0-0 BB		0-0 F8		
Fred Valentine, S OBP: 0.288, SLG: 0.356 (8, 9)									
Larry Haney, R OBP: 0.600, SLG: 0.800 (1, 2)		0-0 2B		0-0 F2	0-3 K			0-3 K	
Curt Blefary, L OBP: 0.307, SLG: 0.316 (5, PH) (6, 2)									
Mark Belanger, R OBP: 0.240, SLG: 0.250 (1, 6)		4-0 BB		0-0 F8		1-0 SH1-4 HBP		0-0 1B 1B	
Dave Leonhard, R OBP: 0.143, SLG: 0.077 (1, 1)		0-3 K2-3			0-0 F8	0-0 SH1-4		0-0 1B 1B	
Pete Richert, L OBP: 0.400, SLG: 0.600 (5, 1)									

Inning Stats	R: 0 E: 0 K: 4 S: 4	H: 2 LOB: 1 BB: 0 P: 4	R: 0 E: 0 K: 2 S: 8	H: 1 LOB: 2 BB: 1 P: 12	R: 0 E: 0 K: 2 S: 7	H: 0 LOB: 1 BB: 1 P: 11	R: 0 E: 0 K: 0 S: 3	H: 0 LOB: 1 BB: 1 P: 7	R: 3 E: 0 K: 1 S: 7	H: 2 LOB: 2 BB: 3 P: 19	R: 0 E: 0 K: 0 S: 3	H: 0 LOB: 1 BB: 0 P: 4	R: 0 E: 0 K: 2 S: 8	H: 1 LOB: 1 BB: 0 P: 8	R: 2 E: 0 K: 1 S: 9	H: 5 LOB: 3 BB: 1 P: 13
--------------	------------------------------	---------------------------------	------------------------------	----------------------------------	------------------------------	----------------------------------	------------------------------	---------------------------------	------------------------------	----------------------------------	------------------------------	---------------------------------	------------------------------	---------------------------------	------------------------------	----------------------------------

PITCHER	IP	WLS	BF	H	R	ER	SO	BB	IBB	HBP	BLK	WP	HR	S	P	ERA	WHIP
Jim Merritt, L ERA: 3.05 (1, 1)	4.2	L	24	5	3	3	4	6	0	0	0	0	0	26	50	5.79	2.357
Jim Perry, R ERA: 2.44 (5, 1)	1.1		5	0	0	0	1	0	0	1	0	0	0	6	7	0.00	0.000
Ron Perranoski, L ERA: 2.72 (7, 1)	1.2		11	6	2	2	3	1	0	0	0	0	0	16	20	10.80	4.200
Bob Miller, R ERA: 4.29 (8, 1)	0.1		1	0	0	0	0	0	0	0	0	0	0	1	1	0.00	0.000

**BOTTOM**

5 1 3 1 0 0 1

4 0 1 1 1 0 3

4 1 2 0 1 2 1

3 1 1 0 2 1 3

4 0 0 1 1 2 4

3 0 1 2 1 0 1

0 0 0 0 0 0 0

2 0 1 0 0 0 1


2 0 0 0 0 2 2

2 1 1 0 1 0 1

1 0 0 0 0 1 2

2 1 1 0 0 0 0

**AB 32**  
**R 5**  
**H 11**  
**RBI 5**  
**BB 7**  
**SO 8**  
**LOB 19**



WP: 0 PA: 41  
PB: 0  
SB: 0  
CS: 1

livebaseballscorecards.com

**Minnesota Twins @ Baltimore Orioles**  
Memorial Stadium, Baltimore, MD

Sat Jun 29 1968, 7:05 PM EDT  
Att. 20,402 - Unknown

Batter	1	2	3	4	5	6	7	8	9	AB R H RBI BB SO LOB	TOP																									
Cesar Tovar, R (1, 5) OBP: 0.308, SLG: 0.343	0-0 6-3		0-0 F8		0-0 2-H 2B			0-0 5-3		4 0 1 1 0 0 1	<b>Minnesota Twins @ Baltimore Orioles</b> <b>Memorial Stadium, Baltimore, MD</b> Sun Jun 30 1968, 3:33 AM EDT Att. 12,275 - Unknown																									
Ted Uhlaender, L (1, 8) OBP: 0.324, SLG: 0.431	0-0 L4			0-0 4-3	0-0 L6			0-0 F8		4 0 0 0 0 0 1																										
Harmon Killebrew, R (1, 3) OBP: 0.359, SLG: 0.419	0-3 K			0-0 HR 1B			0-0 5-3	4-0 2B BB		3 1 1 0 1 1 0																										
Tony Oliva, L (1, 9) OBP: 0.331, SLG: 0.473		0-0 F8		0-0 1-H HR			0-0 HR	0-0 1-3 2B		4 2 3 3 0 0 0																										
Bob Allison, R (1, 7) OBP: 0.323, SLG: 0.407 Rich Reese, L (8, PH) OBP: 0.240, SLG: 0.284 (8, 7)		0-0 F8		4-0 G6-3 BB		0-3 K		0-3 K		2 0 0 0 1 1 0 1 0 0 0 0 1 2																										
Rod Carew, L (1, 4) OBP: 0.312, SLG: 0.356		0-0 4-3		0-0 G6-3 1-2f		0-3 K			4-0 G5-4-3 BB	3 0 0 0 1 1 1																										
Bruce Look, L (1, 2) OBP: 0.380, SLG: 0.326			0-0 F7		0-0 F4		0-0 4-3	0-0 G5-4-3 1-2f		4 0 0 0 0 0 1																										
Frank Quilici, R (1, 6) OBP: 0.404, SLG: 0.538			0-0 L5		0-0 SH1-4 2B 1B		0-0 6-3	0-3 K		4 1 1 0 0 1 0																										
Dean Chance, R (1, 1) OBP: 0.111, SLG: 0.070 Jim Holt, L (7, PH) OBP: 0.222, SLG: 0.259 Al Worthington, R (7, 1) Ron Perranoski, L (7, 1)			0-0 1B		0-0 SH1-4 1-2		0-0 F9			1 0 1 0 0 0 0 1 0																										
<b>Inning Stats</b>	R: 0 E: 0 K: 1 S: 5	H: 0 LOB: 0 BB: 0 P: 5	R: 0 E: 0 K: 0 S: 3	H: 0 LOB: 0 BB: 0 P: 3	R: 0 E: 0 K: 0 S: 4	H: 1 LOB: 1 BB: 0 P: 4	R: 2 E: 0 K: 0 S: 4	H: 2 LOB: 0 BB: 1 P: 8	R: 1 E: 0 K: 2 S: 8	H: 1 LOB: 0 BB: 0 P: 8	R: 0 E: 0 K: 0 S: 3	H: 0 LOB: 0 BB: 0 P: 3	R: 0 E: 0 K: 1 S: 6	H: 1 LOB: 2 BB: 1 P: 10	R: 0 E: 0 K: 1 S: 4	H: 0 LOB: 0 BB: 1 P: 8	1B: 3 2B: 2 3B: 0 HR: 2	SF: 0 SAC: 1 DP: 2 HBP: 0	WP: 0 PB: 0 SB: 0 CS: 0	PA: 35																
<b>PITCHER</b>	IP WLS BF H R ER SO BB IBB HBP BLK WP HR S P ERA WHIP																																			
Wally Bunker, R (1, 1) ERA: 3.0	6.0		24	6	4	4	3	1	0	0	0	0	2	29	33	6.00	1.167																			
Eddie Watt, R (7, 1) ERA: 2.41	2.0	W	9	1	0	0	1	2	0	0	0	0	0	9	17	0.00	1.500																			
Moe Drabowsky, R (9, 1) ERA: 1.88	1.0	S	2	0	0	0	1	0	0	0	0	0	0	4	4	0.00	0.000																			

livebaseballscores.com

AB	31
R	4
H	7
RBI	4
BB	3
SO	5
LOB	6



Batter	1	2	3	4	5	6	7	8	9
Don Buford, S OBP: 0.330, SLG: 0.404 (1, 4)	0-0 E4 2B 1B		4-0 WP SH3-4 5-3 BB	4-0 1-2 BB		0-3 K		0-0 B3	
Paul Blair, R OBP: 0.268, SLG: 0.262 (1, 8)	4-0 2B BB		0-0 SH3-4 1-2	0-0 F8			4-0 BB BB SF7 BB	0-0 L5	
Frank Robinson, R OBP: 0.384, SLG: 0.420 (1, 9) (8, 7)	0-0 F7		0-0 5-3 2-H		0-0 F4		4-0 1-2 BB 1B BB		
Boog Powell, L OBP: 0.355, SLG: 0.442 (1, 3)	0-0 1-H 2-H 2B		4-0 FC6-4 BB		0-0 F7		4-0 1-2 1B SF7 BB		
Brooks Robinson, R OBP: 0.287, SLG: 0.385 (1, 5)	0-3 K		0-0 FC6-4 1-2f		0-0 1B		0-0 SF7		
Curt Blefary, L OBP: 0.303, SLG: 0.313 (1, 2) Davey Johnson, R OBP: 0.351, SLG: 0.384 (7, PH) Andy Etchebarren, R OBP: 0.310, SLG: 0.364 (8, 2)	0-0 F5			0-0 F9	0-0 F5		0-0 3-H 2-H 1-3 2-H S 1B		
Curt Motton, R OBP: 0.321, SLG: 0.354 (1, 7) Fred Valentine, S OBP: 0.288, SLG: 0.356 (8, 9)		0-0 G1-6-3 1B		0-0 1B 2B		0-0 F9 SH2-4 1B	0-0 3-H SF7		
Mark Belanger, R OBP: 0.237, SLG: 0.246 (1, 6)		0-0 G1-6-3 1-2f		0-0 F8		0-0 SH2-4 1-2	0-3 K		
Wally Bunker, R OBP: 0.333, SLG: 0.200 (1, 1) Elrod Hendricks, L OBP: 0.333, SLG: 0.545 (6, PH) Eddie Watt, R (7, 1) Moe Drabowsky, R OBP: 0.333, SLG: 0.333 (9, 1)		0-0 G3		0-0 BB 1B 2-3		0-0 F9 2-3	0-3 K		

Inning Stats	R: 2	H: 2	E: 1	K: 1	S: 7	LOB: 1	BB: 1	P: 11
	R: 0	H: 1	E: 0	K: 0	S: 3	LOB: 0	BB: 0	P: 3
	R: 1	H: 0	E: 0	K: 0	S: 3	LOB: 1	BB: 2	P: 11
	R: 0	H: 2	E: 0	K: 0	S: 5	LOB: 3	BB: 1	P: 9
	R: 0	H: 1	E: 0	K: 0	S: 4	LOB: 1	BB: 0	P: 4
	R: 0	H: 1	E: 0	K: 1	S: 6	LOB: 1	BB: 0	P: 6
	R: 3	H: 1	E: 0	K: 1	S: 6	LOB: 1	BB: 3	P: 18
	R: 0	H: 0	E: 0	K: 1	S: 5	LOB: 0	BB: 0	P: 5

PITCHER	IP	WLS	BF	H	R	ER	SO	BB	IBB	HBP	BLK	WP	HR	S	P	ERA	WHIP
Dean Chance, R ERA: 2.49 (1, 1)	6.0		28	7	3	3	2	4	0	0	0	1	0	28	44	4.50	1.833
Al Worthington, R ERA: 1.9 (7, 1)	0.1	L	4	0	3	3	0	3	0	0	0	0	0	1	13	81.00	9.000
Ron Perranoski, L ERA: 2.63 (7, 1)	1.2		6	1	0	0	2	0	0	0	0	0	0	10	10	0.00	0.600


**BOTTOM**

**Minnesota Twins @ Baltimore Orioles**  
**Memorial Stadium, Baltimore, MD**  
 Sun Jun 30 1968, 3:33 AM EDT  
 Att. 12,275 - Unknown

AB	R	H	RBI	BB	SO	LOB
3	2	1	0	2	1	1
2	2	0	0	2	0	3
3	1	0	1	1	0	2
2	1	1	2	2	0	0
3	0	1	1	0	1	2
3	0	0	0	0	0	2
1	0	1	1	0	0	0
0	0	0	0	0	0	0
3	0	3	1	0	0	0
0	0	0	0	0	0	0
3	0	0	0	0	1	3
2	0	1	0	0	0	0
1	0	0	0	0	0	1
1	0	0	0	0	1	0
0	0	0	0	0	0	0

livebaseballscores.com

AB	27
R	6
H	8
RBI	6
BB	7
SO	4
LOB	14



WP	PA
1	38
PB	0
SB	1
CS	0

Batter	1	2	3	4	5	6	7	8	9	AB R H RBI BB SO LOB	TOP											
Cesar Tovar, R (1, 5) OBP: 0.307, SLG: 0.345	0-0 G3 2B		0-0 FC5-4 E		0-3 K			0-3 K		4 0 1 0 0 2 1												
Ted Uhlender, L (1, 8) OBP: 0.320, SLG: 0.425	0-0 G3 2-3		0-0 E4			0-0 3-1		0-0 E4 WP 1B		4 1 0 0 0 0 2												
Harmon Killebrew, R (1, 3) OBP: 0.357, SLG: 0.414	0-3 K		0-0 5-3			0-3 K		4-0 1B 2-3 BB		3 0 0 0 1 2 3												
Tony Oliva, L (1, 9) OBP: 0.330, SLG: 0.470	0-0 F7			0-3 K		0-3 K		0-0 1B 1-2 3-H		4 0 1 1 0 2 1												
Bob Allison, R (1, 7) OBP: 0.317, SLG: 0.399		0-3 K		0-0 F5			0-0 6-3	0-0 F4		4 0 0 0 0 1 2												
Frank Quilici, R (1, 6) OBP: 0.410, SLG: 0.519		0-3 K		4-0 BB			4-0 6-3 BB	0-0 1-3		2 0 0 0 2 1 2												
Rod Carew, L (1, 4) OBP: 0.316, SLG: 0.355		0-0 F6		0-0 F5			4-0 6-3 1-2 BB		0-0 4-3 1B	3 0 1 0 1 0 1	AB 31 R 1 H 3 RBI 1 BB 5 SO 11 LOB 18											
Jerry Zimmerman, R (1, 2) OBP: 0.267, SLG: 0.192			4-0 FC1-6 BB		0-3 K		0-0 6-3	0-0 4-3		1 0 0 0 1 1 0												
Rich Rollins, R (7, PH) OBP: 0.285, SLG: 0.361							1-2 2-3		1-2	1 0 0 0 0 0 2												
Bruce Look, L (7, 2) OBP: 0.373, SLG: 0.318										1 0 0 0 0 0 1												
Dave Boswell, R (1, 1) OBP: 0.235, SLG: 0.375			0-0 FC1-6		0-3 K		0-3 K		0-0 F3	2 0 0 0 0 1 1												
Jim Perry, S (6, 1) OBP: 0.200, SLG: 0.417										0 0 0 0 0 0 0												
Frank Kostro, R (7, PH) OBP: 0.214, SLG: 0.269			1-2 FC5-4							1 0 0 0 0 1 2												
Jim Roland, R (7, 1) OBP: 0.237, SLG: 0.279										0 0 0 0 0 0 0												
Rich Reese, L (9, PH) OBP: 0.237, SLG: 0.279										1 0 0 0 0 0 0												
<b>Inning Stats</b>	R: 0 E: 0 K: 1 S: 6	H: 1 LOB: 1 BB: 0 P: 6	R: 0 E: 0 K: 2 S: 7	H: 0 LOB: 0 BB: 0 P: 7	R: 0 E: 1 K: 0 S: 4	H: 0 LOB: 2 BB: 1 P: 8	R: 0 E: 0 K: 1 S: 5	H: 0 LOB: 1 BB: 1 P: 9	R: 0 E: 0 K: 3 S: 9	H: 0 LOB: 0 BB: 0 P: 9	R: 0 E: 0 K: 2 S: 7	H: 0 LOB: 0 BB: 0 P: 7	R: 0 E: 0 K: 1 S: 5	H: 0 LOB: 2 BB: 2 P: 13	R: 1 E: 1 K: 1 S: 7	H: 1 LOB: 2 BB: 1 P: 11	R: 0 E: 0 K: 0 S: 3	H: 1 LOB: 0 BB: 0 P: 3	1B: 2 2B: 1 3B: 0 HR: 0	SF: 0 SAC: 0 DP: 0 HBP: 0	WP: 1 PB: 0 SB: 0 CS: 0	PA: 36
<b>PITCHER</b>	IP WLS BF H R ER SO BB IBB HBP BLK WP HR S P ERA WHIP												<b>PITCHER</b>	IP WLS BF H R ER SO BB IBB HBP BLK WP HR S P ERA WHIP								
Sam McDowell, L (1, 1) ERA: 1.65	7.1 W 31 2 1 0 11 5 0 0 0 1 0 48 68 0.00 0.955																					
Stan Williams, R (8, 1) ERA: 1.94	1.2 S 5 1 0 0 0 0 0 0 0 0 0 5 5 0.00 0.600																					

Minnesota Twins @ Cleveland Indians  
Cleveland Municipal Stadium, Cleveland, OH  
Mon Jul 01 1968, 7:05 PM EDT  
Att. 12,795 - Unknown

livebaseballscorecards.com



Batter	1	2	3	4	5	6	7	8	9
Russ Snyder, L (1, 9) OBP: 0.284, SLG: 0.299	0-0 F4	0-0 1B		0-0 4-3		0-0 1B		0-0 2B	
Max Alvis, R (1, 5) OBP: 0.308, SLG: 0.357	0-0 F8	0-0 F7			0-3 K	1-0 1B		0-0 F4	
Lou Johnson, R (1, 7) Tommy Harper, R (9, 7) OBP: 0.288, SLG: 0.393 OBP: 0.298, SLG: 0.406	HR		HR		0-0 F8	0-0 F9			
Joe Azcue, R (1, 2) OBP: 0.325, SLG: 0.326	4-0 BB		0-3 K		0-0 1B		0-0 E6		
Duke Sims, L (1, 3) OBP: 0.377, SLG: 0.441	0-3 K		0-3 K		0-0 F9		0-0 G3-6-3		
Jose Cardenal, R (1, 8) OBP: 0.287, SLG: 0.325		0-0 1B	0-0 3-1			0-0 6-3	4-0 BB		
Billy Harris, L (1, 4) OBP: 0.327, SLG: 0.413		0-0 F9		0-0 F6		0-0 1B	0-0 6-3		
Larry Brown, R (1, 6) OBP: 0.276, SLG: 0.288		0-0 F8		4-0 FC2-6		0-0 1B		0-0 F7	
Sam McDowell, L (1, 1) Stan Williams, R (8, 1) OBP: 0.167, SLG: 0.130 OBP: 0.300, SLG: 0.250		0-0 1B		0-0 FC2-6		0-0 F4		0-3 K	

AB	R	H	RBI	BB	SO	LOB
5	0	3	2	0	0	1
4	0	0	0	0	1	3
4	2	2	2	0	0	3
0	0	0	0	0	0	0
3	0	1	0	1	1	0
4	0	0	0	0	2	3
3	1	1	0	1	0	0
4	1	1	0	0	0	2
3	0	1	0	1	0	1
3	0	1	0	0	0	3
1	0	0	0	0	1	0

**BOTTOM**

**Minnesota Twins @ Cleveland Indians**  
Cleveland Municipal Stadium, Cleveland, OH

Mon Jul 01 1968, 7:05 PM EDT  
Att. 12,795 - Unknown

[livebaseballscorecards.com](http://livebaseballscorecards.com)

<b>AB</b>	<b>34</b>
<b>R</b>	<b>4</b>
<b>H</b>	<b>10</b>
<b>RBI</b>	<b>4</b>
<b>BB</b>	<b>3</b>
<b>SO</b>	<b>5</b>
<b>LOB</b>	<b>16</b>



1B: 7	SF: 0
2B: 1	SAC: 0
3B: 0	DP: 1
HR: 2	HBP: 1

WP: 1	PA: 38
PB: 0	
SB: 0	
CS: 0	

Inning Stats	R: 1	H: 1	E: 0	K: 1	S: 6	H: 1	LOB: 1	BB: 1	P: 10	R: 1	H: 3	E: 0	K: 0	S: 6	R: 0	H: 1	E: 0	K: 2	S: 8	R: 0	H: 0	E: 0	K: 0	S: 3	R: 0	H: 1	E: 0	K: 1	S: 6	R: 1	H: 3	E: 0	K: 0	S: 6	R: 0	H: 0	E: 1	K: 0	S: 3	R: 0	H: 1	E: 0	K: 1	S: 6	R: 0	H: 1	E: 0	K: 1	S: 6
<b>PITCHER</b>	<b>IP</b>	<b>WLS</b>	<b>BF</b>	<b>H</b>	<b>R</b>	<b>ER</b>	<b>SO</b>	<b>BB</b>	<b>IBB</b>	<b>HBP</b>	<b>BLK</b>	<b>WP</b>	<b>HR</b>	<b>S</b>	<b>P</b>	<b>ERA</b>	<b>WHIP</b>																																
Dave Boswell, R (1, 1) ERA: 3.05	5.2	L	28	9	4	4	4	2	0	0	0	0	2	34	42	6.35	1.941																																
Jim Perry, R (6, 1) ERA: 2.43	0.1		2	0	0	0	0	0	0	1	0	0	0	1	2	0.00	0.000																																
Jim Roland, L (7, 1) ERA: 2.81	2.0		8	1	0	0	1	1	0	0	0	1	0	9	13	0.00	1.000																																

Batter	1	2	3	4	5	6	7	8	9	AB R H RBI BB SO LOB	TOP											
<b>Cesar Tovar, R</b> (1, 5) OBP: 0.305, SLG: 0.343	0-0 6-3	0-0 FC6		0-0 1B		0-0 F8			0-0 5-3	5 1 1 1 0 0 2												
<b>Jim Holt, L</b> (1, 7) OBP: 0.250, SLG: 0.258	0-3 K		0-0 F7	0-0 1B		0-3 K			4-0 3B	4 1 1 1 1 2 0												
<b>Ted Uhlender, L</b> (1, 8) OBP: 0.321, SLG: 0.435	0-0 2B		0-0 4-3	0-3 K			0-0 F7		0-0 3B	5 0 2 1 0 1 1												
<b>Tony Oliva, L</b> (1, 9) OBP: 0.334, SLG: 0.468	4-0 IBB		0-0 F8		0-0 1B		0-0 F5		4-0 BB	3 1 1 0 2 0 0												
<b>Rich Reese, L</b> (1, 3) OBP: 0.247, SLG: 0.301	0-0 3-1			0-0 2B	0-0 FC6-4		0-3 K		0-0 6-3	5 1 2 0 0 1 4												
<b>Frank Quilici, R</b> (1, 4) OBP: 0.385, SLG: 0.491		0-0 F9		0-3 K	0-0 SF7			0-3 K		3 0 0 1 0 2 1												
<b>John Roseboro, L</b> (1, 2) OBP: 0.274, SLG: 0.243		4-0 1B		4-0 2B	0-0 FC6-4			0-0 3-1		2 1 0 0 2 0 1												
<b>Jackie Hernandez, R</b> (1, 6) OBP: 0.219, SLG: 0.228		0-0 FC6		0-0 F9	0-0 F4			0-0 G3		4 1 2 2 0 0 1												
<b>Jim Kaat, L</b> (1, 1) OBP: 0.125, SLG: 0.125		0-0 F5		0-0 F9		0-0 4-3			0-0 4-1	4 0 0 0 0 0 3												
<b>Inning Stats</b>	R: 0 E: 0 K: 1 S: 6	H: 1 LOB: 2 BB: 1 P: 10	R: 0 E: 0 K: 0 S: 4	H: 1 LOB: 2 BB: 1 P: 8	R: 0 E: 0 K: 0 S: 3	H: 0 LOB: 0 BB: 0 P: 3	R: 4 E: 0 K: 2 S: 11	H: 4 LOB: 1 BB: 1 P: 15	R: 1 E: 0 K: 0 S: 5	H: 2 LOB: 1 BB: 0 P: 5	R: 0 E: 0 K: 1 S: 5	H: 0 LOB: 0 BB: 0 P: 5	R: 0 E: 0 K: 1 S: 5	H: 0 LOB: 0 BB: 0 P: 5	R: 0 E: 0 K: 1 S: 5	H: 0 LOB: 0 BB: 0 P: 5	R: 1 E: 0 K: 0 S: 4	H: 1 LOB: 2 BB: 2 P: 12	1B: 5 2B: 3 3B: 1 HR: 0	SF: 1 SAC: 0 DP: 0 HBP: 0	WP: 0 PB: 0 SB: 0 CS: 0	PA: 41
<b>PITCHER</b>	IP WLS BF H R ER SO BB IBB HBP BLK WP HR S P ERA WHIP																					
<b>Steve Hargan, R</b> (1, 1) ERA: 3.72	4.0 L 23 8 5 5 3 2 1 0 0 0 0 0 26 38 11.25 2.500																					
<b>Hal Kurtz, R</b> (5, 1) ERA: 4.38	1.0 3 0 0 0 0 0 0 0 0 0 0 0 3 3 0.00 0.000																					
<b>Eddie Fisher, R</b> (6, 1) ERA: 3.13	2.0 6 0 0 0 2 0 0 0 0 0 0 0 10 10 0.00 0.000																					
<b>Vicente Romo, R</b> (8, 1) ERA:	1.0 3 0 0 0 1 0 0 0 0 0 0 0 5 5 0.00 0.000																					
<b>Stan Williams, R</b> (9, 1) ERA: 2.02	1.0 6 1 1 1 0 2 0 0 0 0 0 0 4 12 9.00 3.000																					

Minnesota Twins @ Cleveland Indians  
Cleveland Municipal Stadium, Cleveland, OH  
Tue Jul 02 1968, 7:05 PM EDT  
Att. 9,488 - Unknown

livebaseballscorecards.com

AB	35
R	6
H	9
RBI	6
BB	5
SO	6
LOB	13



Batter	1	2	3	4	5	6	7	8	9	AB	R	H	RBI	BB	SO	LOB
Larry Brown, R OBP: 0.275, SLG: 0.287 (1, 6)	0-0 4-3 BB 1B		0-0 5-3		0-3 K2-3		0-0 4-3			4	0	1	0	0	1	2
Max Alvis, R OBP: 0.304, SLG: 0.352 (1, 5)	0-3 K		0-0 F6			0-0 F9		0-0 F7		4	0	0	0	0	1	1
Lou Johnson, R OBP: 0.291, SLG: 0.392 (1, 7)	4-0 4-3 BB 1-2		0-0 G3			0-0 FC6-4 1B		0-0 4-3		3	0	1	0	1	0	0
Joe Azcue, R OBP: 0.323, SLG: 0.324 (1, 2)	0-0 4-3 1-2 2-3			0-0 5-3		0-0 FC6-4		0-0 1B 1B		4	0	1	0	0	0	3
Jose Cardenal, R OBP: 0.286, SLG: 0.324 (1, 8)	0-0 F9			0-0 5-3		0-0 F9		0-0 1B 1B FC6-4		4	0	1	0	0	0	3
Tommy Harper, R OBP: 0.303, SLG: 0.408 (1, 9)		0-0 F7		0-0 1B			0-0 BB 1B	0-0 FC6-4		4	0	2	0	0	0	2
Jose Vidal, R OBP: 0.196, SLG: 0.278 (1, 3)		0-0 F9		0-0 F9			0-0 F9		0-0 1-3	4	0	0	0	0	0	2
Vern Fuller, R OBP: 0.306, SLG: 0.261 (1, 4)		0-0 1B			0-0 G3		0-3 K		0-0 F7	4	0	1	0	0	1	1
Steve Hagan, R OBP: 0.231, SLG: 0.243 (5, 1)		0-3 K			0-0 6-3		4-0 BB		0-3 K	1	0	0	0	0	1	1
Davey Nelson, R OBP: 0.200, SLG: 0.158 (5, PH)										0	0	0	0	0	0	0
Eddie Fisher, R (6, 1)										0	1	0	0	0	0	0
Russ Snyder, L OBP: 0.289, SLG: 0.299 (7, PH)										0	0	0	0	1	0	0
Vicente Romo, R (8, 1)										0	0	0	0	0	0	0
Stan Williams, R OBP: 0.300, SLG: 0.250 (9, 1)										0	0	0	0	0	0	0
Ken Suarez, R OBP: 0.200, SLG: 0.200 (9, PH)										1	0	0	0	0	1	0

Inning Stats	R: 0	H: 1	E: 0	LOB: 2	K: 1	BB: 1	S: 6	R: 0	H: 1	E: 0	LOB: 1	K: 1	BB: 0	S: 6	R: 0	H: 0	E: 0	LOB: 0	K: 0	BB: 0	S: 3	R: 0	H: 1	E: 0	LOB: 1	K: 0	BB: 0	S: 4	R: 0	H: 0	E: 0	LOB: 0	K: 1	BB: 0	S: 5	R: 0	H: 1	E: 0	LOB: 1	K: 0	BB: 0	S: 4	R: 0	H: 1	E: 0	LOB: 2	K: 1	BB: 1	S: 6	R: 0	H: 2	E: 0	LOB: 2	K: 0	BB: 0	S: 5	R: 0	H: 0	E: 0	LOB: 0	K: 1	BB: 0	S: 5	R: 0	H: 0	E: 0	LOB: 0	K: 1	BB: 0	S: 5	1B: 7	SF: 0	2B: 0	SAC: 0	3B: 0	DP: 0	HR: 0	HBP: 0	WP: 0	PA: 36
--------------	------	------	------	--------	------	-------	------	------	------	------	--------	------	-------	------	------	------	------	--------	------	-------	------	------	------	------	--------	------	-------	------	------	------	------	--------	------	-------	------	------	------	------	--------	------	-------	------	------	------	------	--------	------	-------	------	------	------	------	--------	------	-------	------	------	------	------	--------	------	-------	------	------	------	------	--------	------	-------	------	-------	-------	-------	--------	-------	-------	-------	--------	-------	--------

PITCHER	IP	WLS	BF	H	R	ER	SO	BB	IBB	HBP	BLK	WP	HR	S	P	ERA	WHIP
Jim Kaat, L ERA: 2.13 (1, 1)	9.0	W	36	7	0	0	5	2	0	0	0	0	0	44	52	0.00	1.000

**MINNESOTA TWINS @ CLEVELAND INDIANS**  
**CLEVELAND MUNICIPAL STADIUM, CLEVELAND, OH**  
 Tue Jul 02 1968, 7:05 PM EDT  
 Att. 9,488 - Unknown

AB	34
R	0
H	7
RBI	0
BB	2
SO	5
LOB	15



Batter	1	2	3	4	5	6	7	8	9	10	AB R H RBI BB SO LOB	TOP
Cesar Tovar, R OBP: 0.305, SLG: 0.345 (1, 5) (10, 6)	0-0 F9		0-3 K			0-0 2B			0-0 F9		4 0 1 0 0 1 0	<b>Minnesota Twins @ Cleveland Indians</b> Cleveland Municipal Stadium, Cleveland, OH Wed Jul 03 1968, 7:05 PM EDT Att. 21,135 - Unknown
Jim Holt, L OBP: 0.257, SLG: 0.265 Harmon Killebrew, R OBP: 0.356, SLG: 0.412 Bob Allison, R OBP: 0.317, SLG: 0.399 (1, 7) (9, PH) (9, 7)	0-0 F7		0-0 1B			0-3 K			0-3 K		3 0 1 0 0 1 0 1 0 0 0 0 1 0 0 0 0 0 0 0 0	
Ted Uhlaender, L OBP: 0.320, SLG: 0.433 (1, 8)	0-3 K		0-0 F7			0-0 F7			0-0 1B		4 0 1 0 0 1 1	
Tony Oliva, L OBP: 0.330, SLG: 0.462 (1, 9)		0-0 4-3				0-3 K			0-0 F9		4 0 0 0 0 1 1	
Rich Reese, L OBP: 0.247, SLG: 0.312 (1, 3)		0-3 K				0-3 K			0-0 SH 2B		4 0 1 0 0 2 0	
Frank Quilici, R OBP: 0.382, SLG: 0.483 (1, 4)		0-0 1B 1B				0-0 F9			0-0 SH 2-3		3 0 1 0 0 1 0	
John Roseboro, L OBP: 0.274, SLG: 0.243 (1, 2)		0-0 1-3 1B				0-3 K			0-3 K		4 0 1 0 0 3 2	
Jackie Hernandez, R OBP: 0.215, SLG: 0.224 Rich Rollins, R OBP: 0.263, SLG: 0.358 Ron Clark, R OBP: 0.245, SLG: 0.208 (1, 6) (10, PH) (10, 5)		0-3 K				0-3 K			0-3 K		3 0 0 0 0 3 2 1 0 0 0 0 1 2 0 0 0 0 0 0 0	
Jim Merritt, L OBP: 0.227, SLG: 0.200 (1, 1)			0-3 K			0-3 K			0-3 K		4 0 0 0 0 4 2	
<b>Inning Stats</b>	R: 0 H: 0 E: 0 LOB: 0 K: 1 BB: 0 S: 5 P: 5	R: 0 H: 2 E: 0 LOB: 2 K: 2 BB: 0 S: 9 P: 9	R: 0 H: 1 E: 0 LOB: 1 K: 2 BB: 0 S: 8 P: 8	R: 0 H: 0 E: 0 LOB: 0 K: 2 BB: 0 S: 7 P: 7	R: 0 H: 0 E: 0 LOB: 0 K: 3 BB: 0 S: 9 P: 9	R: 0 H: 1 E: 0 LOB: 0 K: 1 BB: 0 S: 5 P: 5	R: 0 H: 0 E: 0 LOB: 0 K: 1 BB: 0 S: 5 P: 5	R: 0 H: 0 E: 0 LOB: 0 K: 3 BB: 0 S: 9 P: 9	R: 0 H: 1 E: 0 LOB: 1 K: 1 BB: 0 S: 6 P: 6	R: 0 H: 1 E: 0 LOB: 2 K: 3 BB: 0 S: 11 P: 11	1B: 4 SF: 0 2B: 2 SAC: 1 3B: 0 DP: 0 HR: 0 HBP: 0	
<b>PITCHER</b> Luis Tiant, R ERA: 1.11 (1, 1)	IP WLS BF H R ER SO BB IBB HBP BLK WP HR S P ERA WHIP											

livebaseballscorecards.com





Batter	1	2	3	4	5	6	7	8	9	10	AB R H RBI BB SO LOB
Max Alvis, R OBP: 0.300, SLG: 0.347 (1, 5)	0-0 6-3		0-0 5-3			0-0 F8			0-3 K		4 0 0 0 0 1 0
Larry Brown, R OBP: 0.275, SLG: 0.284 (1, 6)	0-0 5-3			0-0 F7			4-0 BB		0-0 5-3		3 0 0 0 1 0 0
Lou Johnson, R OBP: 0.290, SLG: 0.389 (1, 7)	0-0 F5			0-0 F9			0-3 K			0-0 E6 1B	4 1 1 0 0 1 1
Joe Azcue, R OBP: 0.327, SLG: 0.329 (1, 2)		0-0 6-3		0-0 5-3			0-0 1B			0-0 1B	4 0 2 1 0 0 0
Jose Cardenal, R OBP: 0.283, SLG: 0.321 (1, 8)		0-0 5-3			0-3 K		0-3 K				3 0 0 0 0 2 1
Duke Sims, L OBP: 0.376, SLG: 0.439 (1, 3)		0-0 1B			0-0 F9			0-3 K			3 0 1 0 0 1 0
Tommy Harper, R OBP: 0.298, SLG: 0.400 (1, 9)		0-3 K			0-3 K			0-0 F8			3 0 0 0 0 2 1
Vern Fuller, R OBP: 0.297, SLG: 0.253 (1, 4)			0-0 F8			0-0 5-3			0-0 F7		3 0 0 0 0 0 0
Luis Tiant, R OBP: 0.082, SLG: 0.102 (1, 1)			0-0 5-3			0-0 5-3			0-0 F5		3 0 0 0 0 0 0

Inning Stats	R: 0 E: 0 K: 0 S: 3	H: 0 LOB: 0 BB: 0 P: 3	R: 0 E: 0 K: 1 S: 6	H: 1 LOB: 1 BB: 0 P: 6	R: 0 E: 0 K: 0 S: 3	H: 0 LOB: 0 BB: 0 P: 3	R: 0 E: 0 K: 0 S: 3	H: 0 LOB: 0 BB: 0 P: 3	R: 0 E: 0 K: 2 S: 7	H: 0 LOB: 0 BB: 0 P: 7	R: 0 E: 0 K: 0 S: 3	H: 0 LOB: 0 BB: 0 P: 3	R: 0 E: 0 K: 2 S: 7	H: 1 LOB: 1 BB: 1 P: 11	R: 0 E: 0 K: 1 S: 5	H: 0 LOB: 0 BB: 0 P: 5	R: 0 E: 0 K: 1 S: 5	H: 0 LOB: 0 BB: 0 P: 5	R: 1 E: 0 K: 0 S: 2	H: 2 LOB: 1 BB: 0 P: 2	1B: 4 2B: 0 3B: 0 HR: 0	SF: 0 SAC: 0 DP: 0 HBP: 0	WP: 0 PB: 0 SB: 0 CS: 0	PA: 31
--------------	------------------------------	---------------------------------	------------------------------	---------------------------------	------------------------------	---------------------------------	------------------------------	---------------------------------	------------------------------	---------------------------------	------------------------------	---------------------------------	------------------------------	----------------------------------	------------------------------	---------------------------------	------------------------------	---------------------------------	------------------------------	---------------------------------	----------------------------------	------------------------------------	----------------------------------	--------

PITCHER	IP	WLS	BF	H	R	ER	SO	BB	IBB	HBP	BLK	WP	HR	S	P	ERA	WHIP
Jim Merritt, L ERA: 2.84 (1, 1)	9.0	L	31	4	1	0	7	1	0	0	0	0	0	44	48	0.00	0.556

PITCHER	IP	WLS	BF	H	R	ER	SO	BB	IBB	HBP	BLK	WP	HR	S	P	ERA	WHIP

**BOTTOM**

**Minnesota Twins @ Cleveland Indians**  
**Cleveland Municipal Stadium, Cleveland, OH**  
 Wed Jul 03 1968, 7:05 PM EDT  
 Att: 21,135 - Unknown

AB	30
R	1
H	4
RBI	1
BB	1
SO	7
LOB	3



WP: 0	PA: 31
PB: 0	
SB: 0	
CS: 0	

Batter	1	2	3	4	5	6	7	8	9	AB R H RBI BB SO LOB	TOP																				
Ted Uhlaender, L (1, 8) OBP: 0.316, SLG: 0.427	0-0 5-3		0-3 K		0-0 F9		0-0 F9			4 0 0 0 0 1 0																					
Cesar Tovar, R (1, 5) OBP: 0.307, SLG: 0.348	4-0 BB		0-0 1B 2B		0-0 1-3			0-0 F2		3 1 1 0 1 0 0																					
Tony Oliva, L (1, 9) OBP: 0.332, SLG: 0.469	0-3 K		0-0 6-3 1B		0-0 3B			0-0 F5		4 0 2 1 0 1 1																					
Harmon Killebrew, R (1, 3) OBP: 0.355, SLG: 0.407		0-0 F3	0-0 6-3 1B		0-3 K			4-0 FC6-4 BB		3 0 0 0 1 1 2																					
Bob Allison, R (1, 7) OBP: 0.316, SLG: 0.396		0-0 2B 1B	0-0 F7		0-3 K			0-0 FC6-4		4 1 1 0 0 1 2																					
Frank Quilici, R (1, 4) OBP: 0.389, SLG: 0.492		0-0 1B 2B		0-3 K		0-0 F7		4-0 FC5-4 BB		3 1 1 1 1 1 0																					
John Roseboro, L (1, 2) OBP: 0.273, SLG: 0.249		0-0 5-3		0-0 4-3 2B		0-0 F9		0-0 F7		4 0 1 0 0 0 2																					
Jackie Hernandez, R (1, 6) OBP: 0.217, SLG: 0.225		0-0		0-0 4-3			0-0 6-3	0-0 FC5-4		3 0 1 1 0 0 1																					
Rod Carew, L (9, PH) OBP: 0.314, SLG: 0.354		2-H 1B		2-3				1-2f		1 0 0 0 0 0 1																					
Dean Chance, R (1, 1) OBP: 0.104, SLG: 0.065		0-0 1-3		0-3 K			0-3 K	0-0 G3		3 0 0 0 0 2 2																					
Ron Perranoski, L (8, 1)										0 0 0 0 0 0 0																					
Al Worthington, R (8, 1)										0 0 0 0 0 0 0																					
Rich Reese, L (9, PH) OBP: 0.244, SLG: 0.308										1 0 0 0 0 0 1																					
<b>Inning Stats</b>	R: 0 E: 0 K: 1 S: 4	H: 0 LOB: 0 BB: 1 P: 8	R: 2 E: 0 K: 0 S: 6	H: 3 LOB: 1 BB: 0 P: 6	R: 1 E: 0 K: 1 S: 7	H: 2 LOB: 1 BB: 0 P: 7	R: 0 E: 0 K: 2 S: 8	H: 1 LOB: 1 BB: 0 P: 8	R: 0 E: 0 K: 1 S: 6	H: 1 LOB: 1 BB: 0 P: 6	R: 0 E: 0 K: 1 S: 5	H: 0 LOB: 0 BB: 0 P: 5	R: 0 E: 0 K: 1 S: 5	H: 0 LOB: 0 BB: 0 P: 5	R: 0 E: 0 K: 0 S: 3	H: 0 LOB: 1 BB: 1 P: 7	R: 0 E: 0 K: 0 S: 3	H: 0 LOB: 1 BB: 1 P: 7	1B: 3 2B: 3 3B: 1 HR: 0	SF: 0 SAC: 0 DP: 0 HBP: 0	WP: 0 PB: 0 SB: 0 CS: 0	PA: 36									
<b>PITCHER</b>	IP WLS BF H R ER SO BB IBB HBP BLK WP HR S P ERA WHIP																														
Mike Paul, L (1, 1) ERA: 6.12	2.1		12	5	3	3	2	1	0	0	0	0	0	15	19	11.57	2.571														
Hal Kurtz, R (3, 1) ERA: 4.26	0.2		2	0	0	0	0	0	0	0	0	0	0	2	2	0.00	0.000														
Vicente Romo, R (4, 1) ERA:	5.0	W	18	2	0	0	5	1	0	0	0	0	0	27	31	0.00	0.600														
Stan Williams, R (9, 1) ERA: 2.0	1.0	S	4	0	0	0	0	1	0	0	0	0	0	3	7	0.00	1.000														

Minnesota Twins @ Cleveland Indians  
Cleveland Municipal Stadium, Cleveland, OH  
Thu Jul 04 1968, 3:33 AM EDT  
Att: 11,847 - Unknown

livebaseballscorecards.com

AB 33  
R 3  
H 7  
RBI 3  
BB 3  
SO 7  
LOB 12



Batter	1	2	3	4	5	6	7	8	9
<b>Russ Snyder, L</b> (1, 8) OBP: 0.288, SLG: 0.297 (9, 9)	0-0 6-3		0-0 4-3		0-0 F8			0-0 WP 2B WP 1B 1-2 3-H	
<b>Jimmie Hall, L</b> (1, 9) OBP: 0.284, SLG: 0.247 <b>Max Alvis, R</b> (8, PH) OBP: 0.299, SLG: 0.346 (9, 5)	0-0 F6			0-0 F7		0-0 4-3		0-3 K	
<b>Lou Johnson, R</b> (1, 7) OBP: 0.294, SLG: 0.386	4-0 WP S BB			0-0 4-3		0-0 1-4-3		4-0 WP 2B IBB 1-2 2-3	
<b>Joe Azcue, R</b> (1, 2) OBP: 0.325, SLG: 0.333	0-3 K 1-3			0-0 6-3		0-0 6-3		0-0 2B 1-H 2-H 3-H	
<b>Duke Sims, L</b> (1, 3) OBP: 0.376, SLG: 0.438		0-0 F9			0-0 2B 1B 1B		0-0 F5	4-0 FC3-8 IBB	
<b>Billy Harris, L</b> (1, 5) OBP: 0.321, SLG: 0.420 (9, 4)		0-0 F7			0-0 1-3 1B 2B		0-3 K	0-0 FC3-6 1-2f	
<b>Larry Brown, R</b> (1, 6) OBP: 0.271, SLG: 0.280		0-0 5-3			0-0 F9		0-0 6-3	0-0 5-3	
<b>Vern Fuller, R</b> (1, 4) OBP: 0.307, SLG: 0.265 <b>Davey Nelson, R</b> (8, PR) OBP: 0.200, SLG: 0.158 <b>Stan Williams, R</b> (9, 1) OBP: 0.300, SLG: 0.250			0-0 6-3		0-0 SH1-4 1B			0-0 1B 1B 1B	
<b>Mike Paul, L</b> (1, 1) <b>Hal Kurtz, R</b> (3, 1) <b>Tommy Harper, R</b> (3, PH) <b>Vicente Romo, R</b> (4, 1) <b>Lee Maye, L</b> (8, PH) <b>Jose Cardenal, R</b> (8, PR) OBP: 0.283, SLG: 0.321 (9, 8)			0-0 6-3		0-0 SH1-4 1B 1-2			0-0 WP 1B 1B 1-3	

Inning Stats	R: 0	H: 0	E: 0	LOB: 1	K: 1	P: 9	R: 0	H: 0	E: 0	LOB: 0	K: 0	P: 3	R: 0	H: 0	E: 0	LOB: 0	K: 0	P: 3	R: 2	H: 3	E: 0	LOB: 1	K: 0	P: 6	R: 0	H: 0	E: 0	LOB: 0	K: 1	P: 5	R: 4	H: 4	E: 0	LOB: 2	K: 1	P: 17
	S: 5	BB: 1					S: 3	BB: 0					S: 3	BB: 0					S: 6	BB: 0					S: 3	BB: 0					S: 9	BB: 2				


PITCHER	IP	WLS	BF	H	R	ER	SO	BB	IBB	HBP	BLK	WP	HR	S	P	ERA	WHIP
<b>Dean Chance, R</b> (1, 1) ERA: 2.69	7.0	L	28	6	5	5	2	1	0	0	0	1	0	31	35	6.43	1.000
<b>Ron Perranoski, L</b> (8, 1) ERA: 2.79	0.1		2	0	0	0	1	0	1	0	0	1	0	3	7	0.00	0.000
<b>Al Worthington, R</b> (8, 1) ERA: 1.87	0.2		4	1	1	1	0	0	1	0	0	1	0	3	7	13.50	1.500

**BOTTOM**

**Minnesota Twins @ Cleveland Indians**  
Cleveland Municipal Stadium, Cleveland, OH

Thu Jul 04 1968, 3:33 AM EDT  
Att. 11,847 - Unknown

AB	30
R	6
H	7
RBI	5
BB	3
SO	3
LOB	10



1B	2B	3B	HR	SF	SAC	DP	HBP	WP	PB	SB	CS	PA
5	2	0	0	0	1	0	0	3	0	1	0	34

Batter	1	2	3	4	5	6	7	8	9	AB R H RBI BB SO LOB	TOP												
<b>Cesar Tovar, R</b> (1, 5) OBP: 0.310, SLG: 0.360	0-0 SH2-3 1B		0-0 1-3			0-0 HR	0-0 L5			4 1 2 1 0 0 2													
<b>Ted Uhlender, L</b> (1, 8) OBP: 0.313, SLG: 0.422	0-0 SH2-3 1-3		0-0 4-3			0-0 F7		0-0 F2		3 0 0 0 0 0 0													
<b>Harmon Killebrew, R</b> (1, 3) OBP: 0.354, SLG: 0.405	0-0 F2		0-3 K			0-0 F8		0-0 FC6-4 1B		4 0 1 0 0 1 1													
<b>Tony Oliva, L</b> (1, 9) OBP: 0.331, SLG: 0.466	0-3 K			0-0 F5		0-0 1B		0-0 FC6-4 FC6-4 1-2f		4 0 1 0 0 1 2													
<b>Bob Allison, R</b> (1, 7) OBP: 0.315, SLG: 0.393		0-0 G4-6-3 1B 1B		0-0 F7		0-0 F9		0-0 FC6-4 1-2f		4 1 1 0 0 0 2													
<b>Frank Quilici, R</b> (1, 6) OBP: 0.382, SLG: 0.478		0-0 G4-6-3 1-2 1B		0-0 F4			0-0 F4		0-0 F3	4 0 1 0 0 0 0													
<b>Rod Carew, L</b> (1, 4) OBP: 0.318, SLG: 0.356		0-0 G4-6-3 1-2f 2-3			0-0 FC4-6 1B		0-0 1B 1B		0-0 G3	4 0 2 0 0 0 2													
<b>John Roseboro, L</b> (1, 2) OBP: 0.277, SLG: 0.254		0-0 1B			0-0 FC4-6 G6-4-3 1-2f		0-0 1-3 1B		0-0 G3	4 0 2 1 0 0 1													
<b>Jim Perry, S</b> (1, 1) OBP: 0.192, SLG: 0.400 <b>Bob Miller, R</b> (3, 1) <b>Rich Rollins, R</b> (5, PH) <b>Al Worthington, R</b> (5, 1) <b>Frank Kostro, R</b> (7, PH) <b>Ron Pennington, L</b> (7, 1)		0-0 F3			0-0 G6-4-3 1-2f		0-3 K			1 0 0 0 0 0 0 1 0 0 0 0 0 0 0 0 1 0 0 0 0 0 0 1 0 0 0 0 0 0 0 0 1 0 0 0 0 0 1 2 0 0 0 0 0 0 0 0													
<b>Inning Stats</b>	R: 0 E: 0 K: 1 S: 6	H: 1 LOB: 1 BB: 0 P: 6	R: 1 E: 0 K: 0 S: 5	H: 3 LOB: 1 BB: 0 P: 5	R: 0 E: 0 K: 1 S: 5	H: 0 LOB: 0 BB: 0 P: 5	R: 0 E: 0 K: 0 S: 3	H: 0 LOB: 0 BB: 0 P: 3	R: 0 E: 0 K: 0 S: 3	H: 1 LOB: 0 BB: 0 P: 3	R: 1 E: 0 K: 0 S: 5	H: 2 LOB: 1 BB: 0 P: 5	R: 0 E: 0 K: 1 S: 7	H: 2 LOB: 2 BB: 0 P: 7	R: 0 E: 0 K: 0 S: 4	H: 1 LOB: 1 BB: 0 P: 4	R: 0 E: 0 K: 0 S: 3	H: 0 LOB: 0 BB: 0 P: 3	1B: 9 2B: 0 3B: 0 HR: 1	SF: 0 SAC: 1 DP: 2 HBP: 0	WP: 0 PB: 0 SB: 1 CS: 0	PA: 35	
<b>PITCHER</b> <b>Dick Ellsworth, L</b> (1, 1) ERA: 3.61 <b>Lee Stange, R</b> (7, 1) ERA: 4.28	IP 6.2	WLS W	BF 27	H 9	R 2	ER 2	SO 3	BB 0	IBB 0	HBP 0	BLK 0	WP 0	HR 1	S 33	P 33	ERA 2.70	WHIP 1.350						
<b>PITCHER</b>	IP	WLS	BF	H	R	ER	SO	BB	IBB	HBP	BLK	WP	HR	S	P	ERA	WHIP						

**Minnesota Twins @ Boston Red Sox**  
**Fenway Park, Boston, MA**  
 Fri Jul 05 1968, 7:05 PM EDT  
 Att. 33,278 - Unknown - 83 F

[livebaseballscorecards.com](http://livebaseballscorecards.com)

<b>AB</b>	<b>34</b>
<b>R</b>	<b>2</b>
<b>H</b>	<b>10</b>
<b>RBI</b>	<b>2</b>
<b>BB</b>	<b>0</b>
<b>SO</b>	<b>3</b>
<b>LOB</b>	<b>14</b>



Batter	1	2	3	4	5	6	7	8	9	AB	R	H	RBI	BB	SO	LOB
Mike Andrews, R OBP: 0.341, SLG: 0.306 (1, 4)	4-0 FC4-6 BB		4-0 1B E BB	4-0 BB			0-3 K			1	1	0	0	3	1	0
Dalton Jones, L OBP: 0.206, SLG: 0.197 (1, 3)	0-0 FC4-6 2B HR		0-0 BB E 1B	0-0 F7			0-3 K			4	1	1	0	0	1	2
George Scott, R OBP: 0.232, SLG: 0.234 (8, 3)										0	0	0	0	0	0	0
Carl Yastrzemski, L OBP: 0.453, SLG: 0.488 (1, 7)	0-0 HR 2B		0-0 E7 BB		0-0 6-3		4-0 BB			3	1	1	1	1	0	1
Ken Harrelson, R OBP: 0.380, SLG: 0.597 (1, 9)	0-0 HR		0-0 F6		0-0 6-3		0-0 3-1			4	1	1	3	0	0	3
Reggie Smith, S OBP: 0.358, SLG: 0.390 (1, 8)	0-0 F9		4-0 BB		0-0 G3			4-0 CS SH1-4 BB		2	0	0	0	2	0	0
Rico Petrocelli, R OBP: 0.287, SLG: 0.376 (1, 6)	0-0 F9		0-0 F9			0-0 1B		0-0 SH1-4		3	0	1	0	0	0	3
Joe Foy, R OBP: 0.344, SLG: 0.300 (1, 5)		0-0 F8	0-0 F2			0-0 F8		4-0 IBB		3	0	0	0	1	0	4
Russ Gibson, R OBP: 0.200, SLG: 0.268 (1, 2)		0-0 F4		0-0 5-3		0-0 F8		0-3 K		4	0	0	0	0	1	3
Dick Ellsworth, L OBP: 0.083, SLG: 0.057 (1, 1)		0-0 4-3		0-3 K		0-3 K				3	0	0	0	0	2	1
Lee Stange, R OBP: 0.273, SLG: 0.200 (7, 1)										0	0	0	0	0	0	0

Inning Stats	R: 3	H: 2	E: 0	K: 5	LOB: 0	BB: 1	P: 9	R: 0	H: 0	E: 0	K: 3	LOB: 0	BB: 0	P: 3	R: 1	H: 1	E: 1	K: 5	LOB: 3	BB: 2	P: 13	R: 0	H: 0	E: 0	K: 1	LOB: 0	BB: 1	P: 9	R: 0	H: 0	E: 0	K: 3	LOB: 0	BB: 0	P: 3	R: 0	H: 1	E: 0	K: 1	LOB: 1	BB: 0	P: 6	R: 0	H: 0	E: 0	K: 2	LOB: 1	BB: 1	P: 11	R: 0	H: 0	E: 0	K: 4	LOB: 1	BB: 2	P: 12
--------------	------	------	------	------	--------	-------	------	------	------	------	------	--------	-------	------	------	------	------	------	--------	-------	-------	------	------	------	------	--------	-------	------	------	------	------	------	--------	-------	------	------	------	------	------	--------	-------	------	------	------	------	------	--------	-------	-------	------	------	------	------	--------	-------	-------


PITCHER	IP	WLS	BF	H	R	ER	SO	BB	IBB	HBP	BLK	WP	HR	S	P	ERA	WHIP
Jim Perry, R ERA: 2.85 (1, 1)	2.1	L	14	3	4	4	0	3	0	0	0	0	1	11	23	15.43	2.571
Bob Miller, R ERA: 3.97 (3, 1)	1.2		6	0	0	0	1	1	0	0	0	0	0	7	11	0.00	0.600
Al Worthington, R ERA: 1.79 (5, 1)	2.0		7	1	0	0	1	0	0	0	0	0	0	9	9	0.00	0.500
Ron Perranoski, L ERA: 2.68 (7, 1)	2.0		8	0	0	0	3	2	1	0	0	0	0	11	23	0.00	1.000

**BOTTOM**

**Minnesota Twins @ Boston Red Sox**  
Fenway Park, Boston, MA

Fri Jul 05 1968, 7:05 PM EDT  
Att: 33,278 - Unknown - 83 F

AB	27
R	4
H	4
RBI	4
BB	7
SO	5
LOB	17



WP	HR	S	P	ERA	WHIP
0	0	0	0	0.00	0.600
0	0	0	0	0.00	0.500
0	0	0	0	0.00	1.000

Batter	1	2	3	4	5	6	7	8	9	AB R H RBI BB SO LOB	TOP	
Cesar Tovar, R OBP: 0.309, SLG: 0.359 (1, 5) X	0-0 F7 ①		0-0 6-3 ③		0-0 F9 ①		0-0 1-2 2-3 1B ②			4 0 1 0 0 0 1		
Ted Uhlaender, L OBP: 0.312, SLG: 0.420 (1, 8) X	0-0 F5 ②			0-0 2B 1B ①	0-0 F2 ②		0-0 F7 ③			4 1 1 0 0 0 2		
Harmon Killebrew, R OBP: 0.349, SLG: 0.398 (1, 3) X	0-0 F8 ③			0-0 F8 ①	0-0 F8 ③			0-3 K ①		4 0 0 0 0 1 1		
Tony Oliva, L OBP: 0.330, SLG: 0.466 (1, 9) X		0-0 F7 ①		0-0 1B 2B ①		0-0 F6 ①		0-0 F5 ②		4 1 1 0 0 0 0		
Bob Allison, R OBP: 0.314, SLG: 0.388 (1, 7) X		0-0 5-3 ②		4-0 1B BB ②		0-0 F9 ②		0-0 5-3 ③		3 0 0 0 1 0 0		
Rod Carew, L OBP: 0.316, SLG: 0.354 (1, 4) X		0-0 6-3 ③		0-0 1B 5-3 ③		0-0 F9 ③			0-0 4-3 ①	4 0 1 2 0 0 0		
Frank Quilici, R OBP: 0.363, SLG: 0.451 (1, 6) X			0-0 5-3 ①	0-0 5-3 ②		0-0 F7 ①			0-3 K ②	4 0 0 0 0 1 2		
Bruce Look, L OBP: 0.400, SLG: 0.340 (1, 2) X			0-0 WP 1B ②	4-0 IBB ②		0-0 1B 1B ②			0-3 K ③	3 0 2 0 1 1 0		
Dave Boswell, R OBP: 0.229, SLG: 0.364 (1, 1) X			0-0 6-3 ②	0-0 3-1 ③		0-0 1B ②				1 0 0 0 0 0 1		
Rich Reese, L OBP: 0.241, SLG: 0.304 (4, PH)										1 0 0 0 0 0 3		
Jim Roland, R (4, 1)										0 0 0 0 0 0 0		
Jim Holt, L OBP: 0.278, SLG: 0.286 (7, PH)			1-2							1 0 1 0 0 0 0		
Ron Perranoski, L (7, 1)										0 0 0 0 0 0 0		
<b>Inning Stats</b>	R: 0 H: 0 E: 0 LOB: 0 K: 0 BB: 0 S: 3 P: 3	R: 0 H: 0 E: 0 LOB: 0 K: 0 BB: 0 S: 3 P: 3	R: 0 H: 1 E: 0 LOB: 1 K: 0 BB: 0 S: 4 P: 4	R: 2 H: 3 E: 0 LOB: 3 K: 0 BB: 2 S: 6 P: 14	R: 0 H: 0 E: 0 LOB: 0 K: 0 BB: 0 S: 3 P: 3	R: 0 H: 0 E: 0 LOB: 0 K: 0 BB: 0 S: 3 P: 3	R: 0 H: 3 E: 0 LOB: 2 K: 0 BB: 0 S: 5 P: 5	R: 0 H: 0 E: 0 LOB: 0 K: 1 BB: 0 S: 5 P: 5	R: 0 H: 0 E: 0 LOB: 0 K: 2 BB: 0 S: 7 P: 7	1B: 6 SF: 0 2B: 1 SAC: 0 3B: 0 DP: 0 HR: 0 HBP: 0	WP: 1 PA: 35 PB: 0 SB: 0 CS: 0	
<b>PITCHER</b>	IP WLS BF H R ER SO BB IBB HBP BLK WP HR S P ERA WHIP											
Gary Bell, R ERA: 2.67 (1, 1)	6.1 W 27 6 2 2 0 1 1 0 0 1 0 25 33 2.84 1.105											
Lee Stange, R ERA: 4.1 (7, 1)	2.2 S 8 1 0 0 3 0 0 0 0 0 0 14 14 0.00 0.375											

Minnesota Twins @ Boston Red Sox  
 Fenway Park, Boston, MA  
 Sat Jul 06 1968, 3:33 AM EDT  
 Att. 24,617 - Cloudy - 85 F

livebaseballscorecards.com

AB	33
R	2
H	7
RBI	2
BB	2
SO	3
LOB	10



Batter	1	2	3	4	5	6	7	8	9	AB	R	H	RBI	BB	SO	LOB
Mike Andrews, R OBP: 0.344, SLG: 0.306 (1, 4)	0-3 K	0-0 FC6-4 1B		4-0 BB		0-0 6-3				3	0	1	0	1	1	1
Dalton Jones, L OBP: 0.208, SLG: 0.198 (1, 3)	0-0 1B	0-0 FC6-4 1-2F 2-H		0-0 F7			0-0 4-3			4	0	1	0	0	0	2
George Scott, R OBP: 0.232, SLG: 0.234 (8, 3)										0	0	0	0	0	0	0
Carl Yastrzemski, L OBP: 0.451, SLG: 0.485 (1, 7)	0-3 K	0-0 1-3		0-3 K			0-0 CS 1B			4	0	1	0	0	2	3
Ken Harrelson, R OBP: 0.382, SLG: 0.593 (1, 9)	0-0 F5		0-0 1B 1B		0-0 5-3		4-0 1-2 BB			3	0	1	0	1	0	1
Reggie Smith, S OBP: 0.356, SLG: 0.391 (1, 8)		0-0 1B 2B		0-0 F7		0-0 F3		0-0 F5		4	1	1	0	0	0	2
Rico Petrocelli, R OBP: 0.290, SLG: 0.378 (1, 6)		0-0 1B SF9 2-3		0-0 1B		0-0 F9		0-0 E6 G4-6-3		4	1	2	0	0	0	0
Joe Foy, R OBP: 0.346, SLG: 0.300 (1, 5)		0-0 1B SF9 2-3 3-H		0-0 F7		0-3 K		4-0 G4-6-3 BB		3	1	1	1	1	1	2
Russ Gibson, R OBP: 0.202, SLG: 0.271 (1, 2)		0-0 SF9 1-2 3-H		0-3 K		0-0 SH1-4 1B		0-0 G4-6-3 1-2F 2-3		3	0	1	1	0	1	4
Gary Bell, R OBP: 0.267, SLG: 0.333 (1, 1)		0-0 1B E 2-H		0-3 K		0-0 SH1-4		0-3 K		2	1	1	1	0	1	0
Lee Stange, R OBP: 0.250, SLG: 0.182 (7, 1)										1	0	0	0	0	1	1

Inning Stats	R: 0	H: 1	E: 0	K: 2	S: 8	LOB: 1	BB: 0	P: 8	R: 4	H: 5	E: 1	K: 0	S: 8	LOB: 1	BB: 0	P: 8	R: 0	H: 2	E: 0	K: 1	S: 7	LOB: 2	BB: 0	P: 7	R: 0	H: 0	E: 0	K: 2	S: 7	LOB: 1	BB: 1	P: 11	R: 0	H: 0	E: 0	K: 0	S: 3	LOB: 0	BB: 0	P: 3	R: 0	H: 1	E: 0	K: 1	S: 6	LOB: 1	BB: 0	P: 6	R: 0	H: 1	E: 0	K: 0	S: 3	LOB: 1	BB: 1	P: 7	R: 0	H: 0	E: 1	K: 1	S: 5	LOB: 1	BB: 1	P: 9
--------------	------	------	------	------	------	--------	-------	------	------	------	------	------	------	--------	-------	------	------	------	------	------	------	--------	-------	------	------	------	------	------	------	--------	-------	-------	------	------	------	------	------	--------	-------	------	------	------	------	------	------	--------	-------	------	------	------	------	------	------	--------	-------	------	------	------	------	------	------	--------	-------	------


PITCHER	IP	WLS	BF	H	R	ER	SO	BB	IBB	HBP	BLK	WP	HR	S	P	ERA	WHIP
Dave Boswell, R ERA: 3.2 (1, 1)	3.0	L	17	8	4	3	3	0	0	0	0	0	0	23	23	9.00	2.667
Jim Roland, L ERA: 2.51 (4, 1)	3.0		11	1	0	0	3	1	0	0	0	0	0	16	20	0.00	0.667
Ron Perranoski, L ERA: 2.58 (7, 1)	2.0		8	1	0	0	1	2	0	0	0	0	0	8	16	0.00	1.500

**BOTTOM**

**Minnesota Twins @ Boston Red Sox**  
 Fenway Park, Boston, MA  
 Sat Jul 06 1968, 3:33 AM EDT  
 Att. 24,617 - Cloudy - 85 F

livebaseballscorecards.com

<b>AB</b>	<b>31</b>
<b>R</b>	<b>4</b>
<b>H</b>	<b>10</b>
<b>RBI</b>	<b>3</b>
<b>BB</b>	<b>3</b>
<b>SO</b>	<b>7</b>
<b>LOB</b>	<b>16</b>



<b>WP: 0</b>	<b>PA: 36</b>
<b>PB: 0</b>	
<b>SB: 0</b>	
<b>CS: 1</b>	

Batter	1	2	3	4	5	6	7	8	9	AB R H RBI BB SO LOB	TOP											
<b>Cesar Tovar, R</b> (1, 5) OBP: 0.311, SLG: 0.365 (8, 6)	0-0 6-3			0-0 3-1 3B		0-0 3-1		4-0 G4-6-3 BB		3 1 1 0 1 0 0												
<b>Rod Carew, L</b> (1, 4) OBP: 0.315, SLG: 0.357	0-0 F9			0-0 3-1		0-0 1B SF7 2B		0-0 G4-6-3 1-2f		4 1 1 1 0 0 2												
<b>Harmon Killebrew, R</b> (1, 3) OBP: 0.348, SLG: 0.394	0-3 K			0-0 1-3		0-0 F5		4-0 BB		3 0 0 0 1 1 1												
<b>Tony Oliva, L</b> (1, 9) OBP: 0.329, SLG: 0.464		0-0 6-3		0-3 K		0-0 2-3 1B		0-3 K		4 0 1 0 0 2 1												
<b>Ted Uhlaender, L</b> (1, 8) OBP: 0.308, SLG: 0.416		0-3 K			0-0 3-1		0-0 SF7		0-0 F4		3 0 0 1 0 1 1											
<b>John Roseboro, L</b> (1, 2) OBP: 0.274, SLG: 0.250 <b>Frank Quilici, R</b> (9, PH) OBP: 0.358, SLG: 0.444		0-0 F4			0-3 K		0-0 3-H F9		0-0 F5		3 0 0 0 0 1 1 1 0 0 0 0 0 1											
<b>Bob Allison, R</b> (1, 7) OBP: 0.314, SLG: 0.401				0-0 6-3		0-3 K		0-0 HR		3 1 1 1 0 1 0												
<b>Jackie Hernandez, R</b> (1, 6) OBP: 0.215, SLG: 0.223 <b>Jim Holt, L</b> (8, PH) OBP: 0.278, SLG: 0.286 <b>Rich Rollins, R</b> (8, PH) OBP: 0.267, SLG: 0.360 (8, 5)				0-3 K		0-3 K		0-0 6-3 1B		2 0 0 0 0 2 0 0 0 0 0 0 0 0 1 0 1 0 0 0 0												
<b>Jim Kaat, L</b> (1, 1) OBP: 0.118, SLG: 0.118 <b>Frank Kostro, R</b> (8, PH) OBP: 0.200, SLG: 0.250 <b>Jim Perry, S</b> (8, 1) OBP: 0.192, SLG: 0.400				0-0 F2		0-0 3-1		0-0 6-3 1-2		2 0 0 0 0 0 0 1 0 0 0 0 0 1 0 0 0 0 0 0 0												
<b>Inning Stats</b>	R: 0 E: 0 K: 1 S: 5	H: 0 LOB: 0 BB: 0 P: 5	R: 0 E: 0 K: 1 S: 5	H: 0 LOB: 0 BB: 0 P: 5	R: 0 E: 0 K: 1 S: 5	H: 0 LOB: 0 BB: 0 P: 5	R: 1 E: 0 K: 1 S: 6	H: 1 LOB: 0 BB: 0 P: 6	R: 0 E: 0 K: 2 S: 7	H: 0 LOB: 0 BB: 0 P: 7	R: 0 E: 0 K: 1 S: 5	H: 0 LOB: 0 BB: 0 P: 5	R: 1 E: 0 K: 0 S: 5	H: 2 LOB: 1 BB: 0 P: 5	R: 1 E: 0 K: 0 S: 4	H: 2 LOB: 1 BB: 1 P: 8	R: 0 E: 0 K: 1 S: 5	H: 0 LOB: 1 BB: 1 P: 9	1B: 2 2B: 1 3B: 1 HR: 1	SF: 1 SAC: 0 DP: 1 HBP: 0	WP: 0 PB: 0 SB: 0 CS: 0	PA: 33
<b>PITCHER</b>	IP WLS BF H R ER SO BB IBB HBP BLK WP HR S P ERA WHIP																					
<b>Ray Culp, R</b> (1, 1) ERA: 4.35 <b>Juan Pizarro, L</b> (8, 1) ERA: 1.88	7.0 W 25 4 3 3 7 0 0 0 0 0 1 39 39 3.86 0.571																					

**Minnesota Twins @ Boston Red Sox**  
**Fenway Park, Boston, MA**  
 Sun Jul 07 1968, 3:33 AM EDT  
 Unknown

[livebaseballscorecards.com](http://livebaseballscorecards.com)

**AB 30**  
**R 3**  
**H 5**  
**RBI 3**  
**BB 2**  
**SO 8**  
**LOB 8**






Batter	1	2	3	4	5	6	7	8	9
Mike Andrews, R OBP: 0.342, SLG: 0.305 (1, 4)	0-0 G4-6-3 1B		0-0 E5 1B		0-0 F4		0-0 F8		
Dalton Jones, L OBP: 0.209, SLG: 0.200 (1, 3) George Scott, R OBP: 0.232, SLG: 0.234 (8, 3)	0-0 F9		0-0 G3-6-3 2-H 1B		0-0 F9		0-3 K		
Carl Yastrzemski, L OBP: 0.448, SLG: 0.492 (1, 7)	0-0 G4-6-3 1-2f		0-0 G3-6-3 1-2f		0-0 HR			0-0 F5	
Ken Harrelson, R OBP: 0.380, SLG: 0.588 (1, 9)		0-0 BB 1B		0-0 F8	0-0 F2			0-0 G3	
Reggie Smith, S OBP: 0.361, SLG: 0.399 (1, 8)		4-0 BB 1-2 BB		0-0 3B		0-0 5-3		4-0 BB	
Rico Petrocelli, R OBP: 0.289, SLG: 0.384 (1, 6)		0-3 K		0-0 E 3B		0-0 5-3		0-0 F8	
Joe Foy, R OBP: 0.342, SLG: 0.296 (1, 5)		0-3 K		0-0 E6 F9		0-0 6-3			
Russ Gibson, R OBP: 0.207, SLG: 0.273 (1, 2)		0-0 F4		0-0 F9			0-0 SH1-4 1B		
Ray Culp, R OBP: 0.111, SLG: 0.040 (1, 1) Juan Pizarro, L OBP: 0.167, SLG: 0.200 (8, 1)			0-0 6-3	0-3 K			0-0 SH1-4		

AB	R	H	RBI	BB	SO	LOB
4	1	1	0	0	0	1
4	0	1	1	0	1	2
0	0	0	0	0	0	0
4	1	1	1	0	0	2
4	0	1	0	0	0	0
2	1	1	0	2	0	0
4	1	1	1	0	1	3
3	0	0	0	0	1	2
3	0	1	0	0	0	3
2	0	0	0	0	1	1
0	0	0	0	0	0	0
1B: 4	SF: 0	2B: 0	SAC: 1	3B: 2	DP: 2	HR: 1
	HBP: 0					

**MINNESOTA TWINS @ BOSTON RED SOX**  
**Fenway Park, Boston, MA**  
 Sun Jul 07 1968, 3:33 AM EDT  
 Unknown

AB	30
R	4
H	7
RBI	3
BB	2
SO	4
LOB	14



Inning Stats	R	H	E	K	S	P	IP	WLS	BF	H	R	ER	SO	BB	IBB	HBP	BLK	WP	HR	S	P	ERA	WHIP
	0	1	0	0	3		7.0	L	29	7	4	2	4	1	0	0	0	0	1	36	40	2.57	1.143
	0	1	0	2	8		1.0		4	0	0	0	0	1	0	0	0	0	0	3	7	0.00	1.000

WP	HR	S	P	ERA	WHIP
0	0	2	2	0	0

Batter	1	2	3	4	5	6	7	8	9	AB R H RBI BB SO LOB	TOP											
Cesar Tovar, R (1, 6) OBP: 0.310, SLG: 0.362	0-3 K		0-0 F3		0-0 1B		0-3 K		0-0 F7	5 0 1 0 0 2 2												
Ted Uhlaender, L (1, 8) OBP: 0.313, SLG: 0.417	4-0 1B BB		0-0 G4-3 1B		0-0 4-3		0-0 1B		0-0 6-3	4 0 2 1 1 0 3												
Rod Carew, L (1, 4) OBP: 0.318, SLG: 0.357	0-0 1-2 1B		0-0 G4-3 1-2f		4-0 HR BB		0-3 K			3 1 1 0 1 1 2												
Tony Oliva, L (1, 9) OBP: 0.331, SLG: 0.474	0-0 1-3 1-2 2-3			0-0 F5		0-0 1-H HR		0-0 G4-6-3 1B		4 1 2 2 0 0 2												
Rich Reese, L (1, 3) OBP: 0.231, SLG: 0.289	0-0 4-3			0-3 K		0-0 4-3		0-0 G4-6-3 1-2f		4 0 0 0 0 1 3												
Bob Allison, R (1, 7) OBP: 0.313, SLG: 0.395		0-0 F8		0-0 F7		0-3 K		4-0 WP BB		3 0 0 0 1 1 0												
Ron Clark, R (1, 5) OBP: 0.228, SLG: 0.192		0-0 G3			0-0 F4		0-0 6-3		0-0 5-3 1-2	4 0 0 0 0 0 1												
Bruce Look, L (1, 2) OBP: 0.404, SLG: 0.333		4-0 BB			0-0 1-3		0-0 F3		4-0 BB	1 0 0 0 1 0 0												
Frank Kostro, R (7, PH) OBP: 0.194, SLG: 0.241										1 0 0 0 0 0 0												
John Roseboro, L (7, 2) OBP: 0.274, SLG: 0.250										0 0 0 0 0 0 0												
Rich Rollins, R (9, PH) OBP: 0.274, SLG: 0.360										0 0 0 0 1 0 0												
Jim Merritt, L (1, 1) OBP: 0.239, SLG: 0.214		0-0 F8			0-0 1B		0-0 WP 1B		0-0 F9	2 0 1 0 0 0 1												
Al Worthington, R (6, 1)										0 0 0 0 0 0 0												
Frank Quilici, R (7, PH) OBP: 0.366, SLG: 0.452										1 1 1 0 0 0 0												
Dean Chance, R (7, 1) OBP: 0.104, SLG: 0.065										0 0 0 0 0 0 0												
Harmon Killebrew, R (9, PH) OBP: 0.347, SLG: 0.392										1 0 0 0 0 0 1												
<b>Inning Stats</b>	R: 0 E: 0 K: 1 S: 6	H: 1 LOB: 2 BB: 1 P: 10	R: 0 E: 0 K: 0 S: 3	H: 0 LOB: 1 BB: 1 P: 7	R: 0 E: 0 K: 0 S: 3	H: 1 LOB: 0 BB: 0 P: 3	R: 0 E: 0 K: 1 S: 5	H: 0 LOB: 0 BB: 0 P: 5	R: 0 E: 0 K: 0 S: 5	H: 2 LOB: 2 BB: 0 P: 5	R: 2 E: 0 K: 1 S: 6	H: 1 LOB: 0 BB: 1 P: 10	R: 1 E: 0 K: 2 S: 9	H: 2 LOB: 1 BB: 0 P: 9	R: 0 E: 0 K: 0 S: 3	H: 1 LOB: 1 BB: 1 P: 7	R: 0 E: 0 K: 0 S: 3	H: 0 LOB: 1 BB: 1 P: 7	1B: 7 2B: 0 3B: 0 HR: 1	SF: 0 SAC: 0 DP: 2 HBP: 0	WP: 2 PB: 0 SB: 0 CS: 0	PA: 38
<b>PITCHER</b>	IP WLS BF H R ER SO BB IBB HBP BLK WP HR S P ERA WHIP																					
Gary Waslewski, R (1, 1) ERA: 3.29	6.0 W 25 5 2 2 3 3 0 0 0 0 1 28 40 3.00 1.333																					
Bill Landis, L (7, 1) ERA: 3.24	2.0 10 3 1 1 2 2 0 0 0 2 0 12 20 4.50 2.500																					
Lee Stange, R (9, 1) ERA: 4.04	1.0 S 3 0 0 0 0 0 0 0 0 0 0 3 3 0.00 0.000																					

Minnesota Twins @ Boston Red Sox  
 Fenway Park, Boston, MA  
 Sun Jul 07 1968, 3:38 AM EDT  
 Att: 33,486 - Unknown

livebaseballscorecards.com

AB	33
R	3
H	8
RBI	3
BB	5
SO	5
LOB	15



Batter	1	2	3	4	5	6	7	8	9
Mike Andrews, R OBP: 0.343, SLG: 0.307 (1, 4)	0-0 4-3 1B	0-0 1-3		0-0 2-H 3-H 1B		0-0 F4		0-0 F9	
Dalton Jones, L OBP: 0.210, SLG: 0.209 Bill Landis, L (7, 1)	0-0 4-3 1-2		0-0 F2		0-3 K	0-0 2B			
Lee Stange, R OBP: 0.250, SLG: 0.182 (9, 1)	0-0 4-3 2-3		0-0 HR		0-0 2B	4-0 IBB			
Ken Harrelson, R OBP: 0.375, SLG: 0.578 (1, 9)	0-0 F8		0-0 F5		0-0 5-3	0-0 F2			
Reggie Smith, S OBP: 0.360, SLG: 0.395 (1, 8)		4-0 BB SF9 BB	0-0 F4		0-0 5-3		0-0 4-3		
Rico Petrocelli, R OBP: 0.296, SLG: 0.390 (1, 6)		0-0 SH1-4 1-2 1B		0-0 SH3 1B 1B		0-0 HR 1B	0-0 F8		
Joe Foy, R OBP: 0.348, SLG: 0.313 (1, 5)		4-0 SH1-4 1-2 2-3 BB		0-0 SH3 1B 1B		0-0 HR	0-0 4-3		
Russ Gibson, R OBP: 0.208, SLG: 0.286 (1, 2)		0-0 SF9		0-0 F3		0-0 2B 2B	0-3 K		
Gary Waslewski, R OBP: 0.083, SLG: 0.043 George Scott, R OBP: 0.230, SLG: 0.231 (6, PH) (7, 3)		0-0 SH1-4		0-0 SH3		0-0 6-3	0-0 4-3		

Inning Stats	R: 0	H: 1	E: 0	LOB: 1	K: 0	BB: 0	S: 4	P: 4
	R: 1	H: 1	E: 0	LOB: 2	K: 0	BB: 2	S: 4	P: 12
	R: 1	H: 1	E: 0	LOB: 0	K: 0	BB: 0	S: 4	P: 4
	R: 1	H: 3	E: 0	LOB: 2	K: 0	BB: 0	S: 5	P: 5
	R: 0	H: 1	E: 0	LOB: 1	K: 1	BB: 0	S: 6	P: 6
	R: 3	H: 4	E: 0	LOB: 2	K: 0	BB: 1	S: 7	P: 11
	R: 0	H: 0	E: 0	LOB: 0	K: 0	BB: 0	S: 3	P: 3
	R: 0	H: 0	E: 0	LOB: 0	K: 1	BB: 0	S: 5	P: 5
	0	0	0	0	0	0	0	0
	2	0	0	0	0	0	0	1

PITCHER	IP	WLS	BF	H	R	ER	SO	BB	IBB	HBP	BLK	WP	HR	S	P	ERA	WHIP
Jim Merritt, L ERA: 3.13 (1, 1)	5.0	L	26	10	6	6	1	2	0	0	0	0	2	26	34	10.80	2.400
Al Worthington, R ERA: 1.75 (6, 1)	1.0		5	1	0	0	0	0	1	0	0	0	0	4	8	0.00	1.000
Dean Chance, R ERA: 2.65 (7, 1)	2.0		6	0	0	0	1	0	0	0	0	0	0	8	8	0.00	0.000

**BOTTOM**

AB	R	H	RBI	BB	SO	LOB
5	0	2	1	0	0	3
4	0	1	1	0	1	1
0	0	0	0	0	0	0
0	0	0	0	0	0	0
3	1	2	1	1	0	1
4	0	0	0	0	0	4
3	1	0	0	1	0	1
4	2	3	0	0	0	0
3	1	2	2	1	0	0
3	1	1	1	0	1	2
0	0	0	0	0	0	0
2	0	0	0	0	0	1

<b>AB</b>	<b>31</b>
<b>R</b>	<b>6</b>
<b>H</b>	<b>11</b>
<b>RBI</b>	<b>6</b>
<b>BB</b>	<b>3</b>
<b>SO</b>	<b>2</b>
<b>LOB</b>	<b>13</b>



WP	PA
0	37
0	0
0	0
0	0

**Minnesota Twins @ Boston Red Sox**  
**Fenway Park, Boston, MA**  
 Sun Jul 07 1968, 3:38 AM EDT  
 Att. 33,486 - Unknown

livebaseballscorecards.com

Batter	1	2	3	4	5	6	7	8	9	AB R H RBI BB SO LOB	TOP																		
Dick McAuliffe, L (1, 4) OBP: 0.333, SLG: 0.426	0-0 4-3		0-3 K		0-0 HR		0-0 FC3-6			4 1 1 1 0 1 4																			
Mickey Stanley, R (1, 8) OBP: 0.304, SLG: 0.375	0-3 K		0-0 HR		0-0 F4		0-0 6-3			4 1 1 3 0 1 2																			
Jim Northrup, L (1, 9) OBP: 0.308, SLG: 0.428	0-0 F6		0-0 F4							4 0 0 0 0 0 0																			
Norm Cash, L (1, 3) OBP: 0.304, SLG: 0.447		0-3 K		1-0 HBP		0-0 F7		4-0 FC1-4 BB		2 0 0 0 0 1 0																			
Al Kaline, R (8, PH) OBP: 0.376, SLG: 0.403										0 0 0 0 1 0 0																			
Willie Horton, R (1, 7) OBP: 0.357, SLG: 0.581		0-0 4-3		0-0 F9		0-0 1B		0-0 FC1-4		4 0 1 0 0 0 2																			
Bill Freehan, R (1, 2) OBP: 0.366, SLG: 0.477		0-3 K		0-3 K		0-0 F8		0-0 F8		4 0 0 0 0 2 3																			
Tom Matchick, L (1, 6) OBP: 0.289, SLG: 0.286			1-0 2B HR HBP		0-0 4-3		0-0 FC3-6 BB 1B		0-0 1-3	1 1 0 0 0 0 1																			
Ray Oyler, R (4, 6) OBP: 0.244, SLG: 0.224										2 0 1 0 0 0 0	AB 32																		
Don Wert, R (1, 5) OBP: 0.285, SLG: 0.347			0-0 HR 2B		0-0 5-3		4-0 FC3-6 BB		0-0 CS 1B	3 1 2 0 1 0 0	R 4																		
Mickey Lolich, S (1, 1) OBP: 0.205, SLG: 0.128			0-3 K		0-3 K		0-0 F8		0-3 K	3 0 0 0 0 2 4	H 6																		
Pat Dobson, R (7, 1) OBP: 0.214, SLG: 0.154										0 0 0 0 0 0 0	RBI 4																		
Dick Tracewski, R (9, PH) OBP: 0.278, SLG: 0.337										1 0 0 0 0 1 1	BB 2																		
John Hiller, R (9, 1) OBP: 0.091, SLG: 0.091										0 0 0 0 0 0 0	SO 8																		
											LOB 17																		
<b>Inning Stats</b>	R: 0 E: 0 K: 1 S: 5	H: 0 LOB: 0 BB: 0 P: 5	R: 0 E: 0 K: 2 S: 7	H: 0 LOB: 0 BB: 0 P: 7	R: 3 E: 0 K: 2 S: 9	H: 2 LOB: 0 BB: 0 P: 10	R: 0 E: 0 K: 1 S: 5	H: 0 LOB: 1 BB: 0 P: 6	R: 1 E: 0 K: 1 S: 6	H: 1 LOB: 0 BB: 0 P: 6	R: 0 E: 0 K: 0 S: 4	H: 1 LOB: 1 BB: 0 P: 4	R: 0 E: 0 K: 0 S: 4	H: 1 LOB: 2 BB: 1 P: 8	R: 0 E: 0 K: 0 S: 3	H: 0 LOB: 1 BB: 1 P: 7	R: 0 E: 0 K: 1 S: 5	H: 1 LOB: 1 BB: 0 P: 5	1B: 3 2B: 2 3B: 0 HR: 2	SF: 0 SAC: 0 DP: 1 HBP: 2	WP: 0 PB: 0 SB: 0 CS: 1	PA: 36							
<b>PITCHER</b>	IP WLS BF H R ER SO BB IBB HBP BLK WP HR S P ERA WHIP																												
Dean Chance, R (1, 1) ERA: 2.8	5.0		20	3	4	4	7	0	0	2	0	0	2	32	34	7.20	0.600												
Jim Perry, R (6, 1) ERA: 2.74	2.0		9	2	0	0	0	1	0	0	0	0	0	8	12	0.00	1.500												
Ron Perranoski, L (8, 1) ERA: 2.48	2.0	W	7	1	0	0	1	1	0	0	0	0	0	8	12	0.00	1.000												

**Detroit Tigers @ Minnesota Twins**  
Metropolitan Stadium, Bloomington , MI

Thu Jul 11 1968, 8:05 PM EDT  
Att. 25,330 - Unknown - 84 F

AB	32
R	4
H	6
RBI	4
BB	2
SO	8
LOB	17



WP	0	PA	36
PB	0		
SB	0		
CS	1		

ERA	WHIP																		
-----	------	--	--	--	--	--	--	--	--	--	--	--	--	--	--	--	--	--	--

livebaseballscorecards.com

Batter	1	2	3	4	5	6	7	8	9	AB R H RBI BB SO LOB
<b>Cesar Tovar, R</b> (1, 7) OBP: 0.311, SLG: 0.373	0-0 HR		0-0 6-3		0-0 F7		0-0 F8		0-0 1B 1-2 1B	5 1 2 1 0 0 4
<b>Rod Carew, L</b> (1, 4) OBP: 0.325, SLG: 0.362	0-0 1B		0-0 5-3		0-0 F7		0-0 1B 1-3 2-H 3-H		0-0 1B 1-2 2-H	5 0 3 3 0 0 1
<b>Tony Oliva, L</b> (1, 9) OBP: 0.333, SLG: 0.471	0-3 K 1-2		4-0 BB			0-0 1-3	4-0 IBB			2 0 0 0 2 1 1
<b>Bob Allison, R</b> (1, 3) OBP: 0.312, SLG: 0.393 <b>Ron Perranoski, L</b> (8, 1)	0-0 1B		0-0 F7			0-0 F9	0-3 K			4 0 1 0 0 1 4 0 0 0 0 0 0 0
<b>Ted Uhlhaender, L</b> (1, 8) OBP: 0.309, SLG: 0.412	0-3 K			0-0 5-3		0-0 F8		0-3 K		4 0 0 0 0 2 1
<b>Frank Quilici, R</b> (1, 5) OBP: 0.360, SLG: 0.442		0-3 K		0-3 K			0-0 BB 1B 1B	0-3 K		4 1 1 0 0 3 0
<b>Rick Renick, R</b> (1, 6) OBP: 0.250, SLG: 1.000		0-0 HR		0-0 5-3			0-0 F7	0-0 L6-3		4 1 1 1 0 0 1
<b>John Roseboro, L</b> (1, 2) OBP: 0.272, SLG: 0.249 <b>Frank Kostro, R</b> (5, PH) OBP: 0.188, SLG: 0.233 <b>Bruce Look, L</b> (6, 2) OBP: 0.407, SLG: 0.327		0-3 K		0-3 K		0-3 K	4-0 BB 1B BB		0-0 L9	1 0 0 0 0 1 0 1 0 0 0 0 1 0 1 1 0 0 1 0 0
<b>Dean Chance, R</b> (1, 1) OBP: 0.102, SLG: 0.064 <b>Rich Rollins, R</b> (5, PH) OBP: 0.280, SLG: 0.360 <b>Jim Perry, S</b> (6, 1) OBP: 0.192, SLG: 0.400 <b>Ron Ciark, R</b> (7, PH) OBP: 0.228, SLG: 0.192 <b>Rich Reese, L</b> (7, PH) OBP: 0.247, SLG: 0.289		0-3 K		4-0 BB			4-0 1B 1-2 2-3 BB		4-0 1B BB	1 0 0 0 0 1 0 0 0 0 0 0 1 0 0 0 0 0 0 0 0 0 0 0 0 0 0 0 0 0 0 0 1 0 0 2 0 0

**BOTTOM**

**Detroit Tigers @ Minnesota Twins**  
Metropolitan Stadium, Bloomington, MI

Thu Jul 11 1968, 8:05 PM EDT  
Att: 25,330 - Unknown - 84 F

livebaseballscores.com

<b>AB</b>	<b>32</b>
<b>R</b>	<b>5</b>
<b>H</b>	<b>8</b>
<b>RBI</b>	<b>5</b>
<b>BB</b>	<b>6</b>
<b>SO</b>	<b>10</b>
<b>LOB</b>	<b>12</b>



Inning Stats	R: 1	H: 3	E: 0	K: 2	S: 9	H: 1	LOB: 1	BB: 0	P: 9	R: 1	H: 1	E: 0	K: 3	S: 10	R: 0	H: 0	E: 0	K: 0	S: 3	R: 0	H: 0	E: 0	K: 1	S: 5	R: 0	H: 0	E: 0	K: 1	S: 5	R: 0	H: 0	E: 0	K: 0	S: 3	R: 2	H: 2	E: 0	K: 1	S: 7	R: 0	H: 0	E: 0	K: 2	S: 7	R: 1	H: 2	E: 0	K: 0	S: 3	1B: 6	2B: 0	3B: 0	HR: 2	SF: 0	SAC: 0	DP: 0	HBP: 0	WP: 0	PB: 0	SB: 0	CS: 0	PA: 38
--------------	------	------	------	------	------	------	--------	-------	------	------	------	------	------	-------	------	------	------	------	------	------	------	------	------	------	------	------	------	------	------	------	------	------	------	------	------	------	------	------	------	------	------	------	------	------	------	------	------	------	------	-------	-------	-------	-------	-------	--------	-------	--------	-------	-------	-------	-------	--------

PITCHER	IP	WLS	BF	H	R	ER	SO	BB	IBB	HBP	BLK	WP	HR	S	P	ERA	WHIP
<b>Mickey Lolich, L</b> (1, 1) ERA: 3.08	6.1		26	5	4	4	7	3	0	0	0	0	2	37	49	5.68	1.263
<b>Pat Dobson, R</b> (7, 1) ERA: 1.48	1.2		8	1	0	0	3	1	1	0	0	0	0	12	20	0.00	1.200
<b>John Hiller, L</b> (9, 1) ERA: 2.7	0.1	L	4	2	1	1	0	1	0	0	0	0	0	3	7	27.00	9.000

Batter	1	2	3	4	5	6	7	8	9	AB R H RBI BB SO LOB	TOP											
Dick McAuliffe, L (1, 4) OBP: 0.337, SLG: 0.430	0-0 F2	0-0 2-H 1B			0-0 4-3 FC6-2 2B	0-0 F9			4-0 5-3 SH5-3 BB	4 0 2 1 1 0 1												
Mickey Stanley, R (1, 8) OBP: 0.303, SLG: 0.373	0-0 5-3	0-0 F8			0-0 4-3		0-0	0-0 SH5-3	0-0 SH5-3	4 1 1 0 0 0 2												
Al Kaline, R (1, 3) OBP: 0.383, SLG: 0.401	4-0 1B BB		0-0 L4		0-0 FC6-2		0-0	0-0 CS 1B 1B	4-0 1B IBB	3 1 1 1 2 0 1												
Bill Freehan, R (1, 2) OBP: 0.366, SLG: 0.476	0-0 1B 1-2 1B		0-0 F3		0-0 F8		0-0	0-0 CS 1B	0-0 5-3	5 0 2 0 0 0 3												
Willie Horton, R (1, 7) OBP: 0.359, SLG: 0.580	0-0 1-2 2-H 1B		0-0 5-3			0-0 HR 1B	0-3 K	0-3 K		4 1 2 1 0 1 2												
Don Wert, R (1, 5) OBP: 0.288, SLG: 0.361	0-0 F5			0-0 1B		0-0 HR	0-0 6-3			4 1 2 2 0 0 3												
Jim Northrup, L (1, 9) OBP: 0.307, SLG: 0.426		0-0 FC3-5 1B 1B		0-3 K		0-0 1-4-3		0-0 F6		4 0 1 0 0 1 1												
Ray Oyler, R (1, 6) OBP: 0.244, SLG: 0.224		0-0 FC3-5 1B 1B		0-0 F7		0-0 E7		0-0 4-3		4 1 1 0 0 0 1												
Denny McLain, R (1, 1) OBP: 0.169, SLG: 0.169		0-0 FC3-5		0-3 K		0-0 5-3		0-0 6-3		4 0 0 0 0 1 4												
<b>Inning Stats</b>	R: 1 E: 0 K: 0 S: 5	H: 2 LOB: 2 BB: 1 P: 9	R: 1 E: 0 K: 0 S: 5	H: 3 LOB: 1 BB: 0 P: 5	R: 0 E: 0 K: 0 S: 3	H: 0 LOB: 0 BB: 0 P: 3	R: 0 E: 0 K: 2 S: 8	H: 1 LOB: 1 BB: 0 P: 8	R: 0 E: 0 K: 0 S: 4	H: 1 LOB: 1 BB: 0 P: 4	R: 2 E: 1 K: 0 S: 6	H: 2 LOB: 1 BB: 0 P: 6	R: 1 E: 0 K: 1 S: 7	H: 3 LOB: 1 BB: 0 P: 7	R: 0 E: 0 K: 0 S: 3	H: 0 LOB: 0 BB: 0 P: 3	R: 0 E: 0 K: 0 S: 2	H: 0 LOB: 1 BB: 2 P: 10	1B: 10 2B: 3 3B: 0 HR: 1	SF: 0 SAC: 1 DP: 2 HBP: 0	WP: 0 PB: 0 SB: 1 CS: 2	PA: 40
<b>PITCHER</b>	IP WLS BF H R ER SO BB IBB HBP BLK WP HR S P ERA WHIP																					
Jim Kaat, L (1, 1) ERA: 2.4	6.0 L 28 9 4 4 2 1 0 0 0 0 0 1 31 35 6.00 1.667																					
Bob Miller, R (7, 1) ERA: 4.18	1.0 5 3 1 1 1 0 0 0 0 0 0 0 7 7 9.00 3.000																					
Al Worthington, R (8, 1) ERA: 1.68	2.0 7 0 0 0 0 1 1 0 0 0 0 0 5 13 0.00 0.500																					

Detroit Tigers @ Minnesota Twins  
Metropolitan Stadium, Bloomington, MI

Fri Jul 12 1968, 8:05 PM EDT  
Att. 27,342 - Unknown - 77 F

livebaseballscorecards.com

AB	36
R	5
H	12
RBI	5
BB	3
SO	3
LOB	18



Batter	1	2	3	4	5	6	7	8	9	AB	R	H	RBI	BB	SO	LOB
Cesar Tovar, R (1, 7) OBP: 0.307, SLG: 0.368	0-0 L8		0-0 L4-3			0-0 L1-3		0-0 F6		4	0	0	0	0	0	0
Rod Carew, L (1, 4) OBP: 0.328, SLG: 0.367	0-0 2B			0-0 L7		4-0 BB		0-0 L1-3		3	0	1	0	1	0	0
Tony Oliva, L (1, 9) OBP: 0.332, SLG: 0.466	0-0 L8			4-0 L3-6-3 BB		0-3 K		0-0 F8		3	0	0	0	1	1	2
Rich Reese, L (1, 3) OBP: 0.237, SLG: 0.276	0-3 K			0-0 L3-6-3			0-0 L4-3		0-0 F6	4	0	0	0	0	1	2
Ted Uhlaender, L (1, 8) OBP: 0.311, SLG: 0.411		0-0 L3-1			0-0 1B K2-6-2 1B		4-0 BB E BB		0-0 L1-3	3	1	1	0	1	0	0
Frank Quilici, R (1, 5) OBP: 0.356, SLG: 0.425		0-0 F9			0-0 F7		4-0 BB BB BB BB	0-0 F8		3	0	0	0	1	0	1
Rick Renick, R (1, 6) OBP: 0.286, SLG: 0.714		0-3 K			0-0 1B		0-0 E5			3	0	1	0	0	1	1
Bruce Look, L (1, 2) OBP: 0.387, SLG: 0.308			0-0 L4-3		0-3 K2-6-2		0-0 L7			3	0	0	0	0	1	4
Jim Kaat, L (1, 1) OBP: 0.114, SLG: 0.114			0-3 K			0-0 F9	0-0 F9			1	0	0	0	0	1	0
Jim Holt, L (6, PH) OBP: 0.270, SLG: 0.278										1	0	0	0	0	0	0
Bob Miller, R (7, 1)										0	0	0	0	0	0	0
John Roseboro, L (7, PH) OBP: 0.271, SLG: 0.248										1	0	0	0	0	0	2
Al Worthington, R (8, 1)										0	0	0	0	0	0	0

**BOTTOM**

**Detroit Tigers @ Minnesota Twins**  
Metropolitan Stadium, Bloomington, MI

Fri Jul 12 1968, 8:05 PM EDT  
Att: 27,342 - Unknown - 77 F

livebaseballscorecards.com

<b>AB</b>	<b>29</b>
<b>R</b>	<b>1</b>
<b>H</b>	<b>3</b>
<b>RBI</b>	<b>0</b>
<b>BB</b>	<b>4</b>
<b>SO</b>	<b>5</b>
<b>LOB</b>	<b>12</b>



Inning Stats	R: 0	H: 1	E: 0	LOB: 1	K: 1	BB: 0	S: 6	P: 6	R: 0	H: 0	E: 0	LOB: 0	K: 1	BB: 0	S: 5	P: 5	R: 0	H: 0	E: 0	LOB: 0	K: 1	BB: 1	S: 2	P: 6	R: 0	H: 2	E: 0	LOB: 2	K: 1	BB: 0	S: 6	P: 6	R: 0	H: 0	E: 0	LOB: 1	K: 1	BB: 1	S: 5	P: 9	R: 1	H: 0	E: 1	LOB: 2	K: 0	BB: 2	S: 4	P: 12	R: 0	H: 0	E: 0	LOB: 0	K: 0	BB: 0	S: 3	P: 3	R: 0	H: 0	E: 0	LOB: 0	K: 0	BB: 0	S: 3	P: 3	1B: 2	SF: 0	2B: 2	SAC: 0	3B: 0	DP: 2	HR: 0	HBP: 0	WP: 0	PA: 33	PB: 0	SB: 0	CS: 0	ERA	WHIP
<b>PITCHER</b> Denny McLain, R (1, 1) ERA: 1.99	IP	WLS	BF	H	R	ER	SO	BB	IBB	HBP	BLK	WP	HR	S	P	ERA	WHIP	IP	WLS	BF	H	R	ER	SO	BB	IBB	HBP	BLK	WP	HR	S	P	ERA	WHIP	IP	WLS	BF	H	R	ER	SO	BB	IBB	HBP	BLK	WP	HR	S	P	ERA	WHIP																												

Batter	1	2	3	4	5	6	7	8	9	10	11	12	13	14	AB R H RBI BB SO LOB	TOP																
Dick McAuliffe, L (1, 4) OBP: 0.336, SLG: 0.430	0-0 HR 1B		0-0 G3		0-3 K		0-0 FC6-2-5-4 1-H 2B		0-0 4-3		0-0 F2		0-3 K		7 1 2 1 0 2 2																	
Mickey Stanley, R (1, 8) OBP: 0.306, SLG: 0.386	0-0 1-H HR		0-0		0-0 F8		0-0 FC6-2-5-6 2-3		4-0 E 1B BB		0-0 F9		0-3 K		6 1 2 2 1 1 3																	
Jim Northrup, L (1, 9) OBP: 0.307, SLG: 0.426	0-0 G3		0-3 K		0-0 4-3		0-0 4-3		0-0 E8 1-3 1B		0-0 6-3				7 1 2 0 0 2 3																	
Norm Cash, L (1, 3) OBP: 0.300, SLG: 0.440	0-3 K		0-0 F8				0-0 3-1		0-0 BB 1B		4-0 5-3 BB				3 0 0 0 0 1 1																	
Al Kaline, R (8, PH) OBP: 0.391, SLG: 0.403															2 1 1 0 2 0 1																	
Willie Horton, R (1, 7) OBP: 0.360, SLG: 0.584	0-0 F6				0-0 E5 FC4-6		0-0 HR		4-0 1B 1-2 BB		0-3 K		0-0 F8		5 1 1 1 2 1 4																	
Bill Freehan, R (1, 2) OBP: 0.359, SLG: 0.465			0-0 G3		0-0 FC4-6 1-2f		0-0 6-3		0-3 K		0-3 K		0-0 5-3		7 0 0 0 0 2 9																	
Don Wert, R (1, 5) OBP: 0.285, SLG: 0.353			4-0 4-3 BB		0-0 F9		0-0 F9		0-3 K		0-0 6-3		0-0 L3		6 0 0 0 1 1 6																	
Ray Oyler, R (1, 6) OBP: 0.243, SLG: 0.223			0-0 4-3		0-3 K		0-0 F7		0-0		0-3 K				5 0 1 1 0 2 2																	
Tom Matchick, L (13, PH) OBP: 0.267, SLG: 0.283			0-0 4-3												1 0 0 0 0 0 0																	
Dick Tracewski, R (13, 6) OBP: 0.278, SLG: 0.337			1-2 K												0 0 0 0 0 0 0																	
Joe Sparna, R (11, 1) OBP: 0.091, SLG: 0.114			0-3 K												3 1 1 0 0 1 1																	
Pat Dobson, R (7, 1) OBP: 0.174, SLG: 0.154															0 0 0 0 0 0 0																	
John Hillier, R (8, 1) OBP: 0.083, SLG: 0.083															1 0 0 0 0 0 1																	
Fred Lashner, R (13, PH) OBP: 0.143, SLG: 0.143															1 0 0 0 0 0 0																	
Gates Brown, R (13, 11) OBP: 0.452, SLG: 0.576															1 0 1 0 0 0 0																	
Dennis Ribant, R (13, 11) OBP: 0.333, SLG: 0.200															0 0 0 0 0 0 0																	
John Wyatt, R (14, 11) OBP: 0.333, SLG: 0.200															0 0 0 0 0 0 0																	
<b>Inning Stats</b>	R: 2 E: 0 S: 7	H: 2 LOB: 0 P: 7	R: 0 E: 0 K: 5	H: 0 LOB: 1 P: 9	R: 0 E: 0 K: 6	H: 1 LOB: 1 P: 6	R: 0 E: 1 K: 6	H: 0 LOB: 1 P: 6	R: 0 E: 0 K: 6	H: 1 LOB: 1 P: 6	R: 1 E: 0 K: 4	H: 1 LOB: 0 P: 4	R: 1 E: 1 K: 7	H: 1 LOB: 0 P: 7	R: 1 E: 0 K: 11	H: 2 LOB: 2 P: 15	R: 0 E: 1 K: 8	H: 1 LOB: 3 P: 16	R: 0 E: 0 K: 5	H: 0 LOB: 0 P: 5	R: 0 E: 0 K: 3	H: 0 LOB: 0 P: 3	R: 0 E: 0 K: 3	H: 0 LOB: 1 P: 7	R: 0 E: 0 K: 8	H: 1 LOB: 1 P: 8	R: 1 E: 0 K: 4	H: 1 LOB: 1 P: 8	1B: 5 2B: 4 3B: 0 HR: 2	SF: 0 SAC: 0 DP: 0 HBP: 0	WP: 0 PB: 0 SB: 0 CS: 1	PA: 61
<b>PITCHER</b>	IP WLS BF H R ER SO BB IBB HBP BLK WP HR S P ERA WHIP	IP WLS BF H R ER SO BB IBB HBP BLK WP HR S P ERA WHIP															IP WLS BF H R ER SO BB IBB HBP BLK WP HR S P ERA WHIP															
Dave Boswell, R (1, 1) ERA: 3.24	7.0 0.0 30 6 4 3 6 1 0 0 0 0 2 41 45 3.86 1.000	0.0 0.0 2 1 1 1 0 1 0 0 0 0 0 1 5 ∞ ∞															1.0 W 5 1 1 1 0 0 1 0 0 0 0 1 1 2.73															
Ron Perranoski, L (8, 1) ERA: 2.65	1.0 0.0 4 1 0 0 3 0 0 0 0 0 0 10 10 0.00 1.000	0.0 0.0 2 1 1 1 0 1 0 0 0 0 0 1 5 ∞ ∞															1.0 W 5 1 1 1 0 0 1 0 0 0 0 1 1 2.73															
Bob Miller, R (8, 1) ERA: 4.01	1.0 0.0 4 1 0 0 3 0 0 0 0 0 0 10 10 0.00 1.000	0.0 0.0 2 1 1 1 0 1 0 0 0 0 0 1 5 ∞ ∞															1.0 W 5 1 1 1 0 0 1 0 0 0 0 1 1 2.73															
Al Worthington, R (9, 1) ERA: 1.61	2.0 0.0 9 1 0 0 3 1 1 0 0 0 0 13 21 0.00 0.667	0.0 0.0 2 1 1 1 0 1 0 0 0 0 0 1 5 ∞ ∞															1.0 W 5 1 1 1 0 0 1 0 0 0 0 1 1 2.73															
Dean Chance, R (11, 1) ERA: 2.75	3.0 0.0 11 1 0 0 2 1 0 0 0 0 0 14 18 0.00 0.667	0.0 0.0 2 1 1 1 0 1 0 0 0 0 0 1 5 ∞ ∞															1.0 W 5 1 1 1 0 0 1 0 0 0 0 1 1 2.73															


Detroit Tigers @ Minnesota Twins  
 Metropolitan Stadium, Bloomington, MI  
 Sat Jul 13 1968, 8:05 PM EDT  
 Att. 26,079 - Unknown

livebaseballscores.com

AB	55
R	6
H	11
RBI	5
BB	6
SO	14
LOB	34





Batter	1	2	3	4	5	6	7	8	9	10	11	12	13	14	AB	R	H	RBI	BB	SO	LOB	BOTTOM	
<b>Cesar Tovar, R</b> OBP: 0.310, SLG: 0.365 (1, 5) <small>B B B</small>	4-0 HR BB	0-0 1-2 1B			0-0 6-3		1-0 1B HBP	0-3 K		0-0 L4-3			0-0 F3		5	1	1	0	1	1	4	<p><b>Detroit Tigers @ Minnesota Twins</b> Metropolitan Stadium, Bloomington, MI</p> <p>Sat Jul 13 1968, 8:05 PM EDT Att. 26,079 - Unknown</p> <p>livebaseballscorecards.com</p> <p><b>AB 53</b> <b>R 7</b> <b>H 14</b> <b>RBI 7</b> <b>BB 8</b> <b>SO 9</b> <b>LOB 30</b></p> 	
<b>Ted Uhlaender, L</b> OBP: 0.308, SLG: 0.405 (1, 8) <small>X</small>	0-0 4-3	0-0 F7			0-0 L7		0-0 FC6 1B	0-0 L4-3			0-0 L4-3		0-0 F7		7	0	1	0	0	0	5		
<b>Tony Oliva, L</b> OBP: 0.340, SLG: 0.481 (1, 9) <small>X</small>	0-0 2H HR		0-0 G3 2B		4-0 BB		0-0 FC6 1-2F		0-0 F9		4-0 1B BB		0-0 SH BB L3 1B		5	2	3	2	2	0	2		
<b>Bob Allison, R</b> OBP: 0.312, SLG: 0.387 (1, 7) <small>S S</small>	0-3 K		0-0 F2		0-0 F3			0-0 1B 1B	0-3 K		0-0 F9		4-0 L3 SH BB		6	2	1	0	1	2	3		
<b>Rich Reese, L</b> OBP: 0.240, SLG: 0.270 <b>Frank Kostro, R</b> OBP: 0.229, SLG: 0.273 (8, PH) (9, 3) <small>B B B</small>	4-0 BB		0-0 G3					0-0 1B 1B	0-0 L3		0-0 1B		0-0 SH BB L3		2	0	0	0	1	0	1		
<b>Frank Quilici, R</b> OBP: 0.361, SLG: 0.437 (1, 4) <small>X</small>	0-0 F5		0-0 F2					0-0 1B 1B				1-3 1B	1-2 2-3		3	1	2	0	0	0	0		
<b>Rick Renick, R</b> OBP: 0.231, SLG: 0.462 <b>Rod Carew, L</b> OBP: 0.326, SLG: 0.365 (14, PH) <small>S S</small>		0-3 K		0-3 K				0-0 FC3-6 1B E					0-0 K		7	1	3	0	0	2	5		
<b>John Roseboro, L</b> OBP: 0.276, SLG: 0.246 (1, 2) <small>X</small>		0-0 4-3		0-0 F8				0-0 1B E					0-3 L5-3		6	0	1	2	0	2	2		
<b>Dave Rowell, R</b> <b>Jim Holt, L</b> <b>Ron Parranowski, L</b> <b>Bob Miller, R</b> <b>Rich Kistner, R</b> <b>Al Worthington, R</b> <b>Blaine Logan, L</b> <b>Owen Clendenen, R</b> <b>Ron Clark, R</b> <b>Jim Roland, R</b>		0-0 WP 1B		0-3 K2-3				0-0 FC3-6 1B E					0-0 L5-3		1	0	0	1	0	0	2		
<b>Joe Sparna, R</b> ERA: 3.97 (1, 1)	IP 6.0 WLS 25 BF 4 H 2 R 0 ER 0 SO 4 BB 0 IBB 0 HBP 0 BLK 0 WP 1 HR 1 S 30 P 42 ERA 3.00 WHIP 1.333																						
<b>Pat Dobson, R</b> ERA: 1.46 (7, 1)	0.2 4 2 0 0 0 0 0 0 0 0 0 0 0 0 0 0 0 0 0 0																						
<b>John Hiller, L</b> ERA: 3.09 (7, 1)	0.1 3 2 2 2 0 0 0 0 0 0 0 0 0 0 0 0 0 0 0 0																						
<b>Fred Lasher, R</b> ERA: 3.12 (8, 1)	5.0 21 4 1 1 3 1 1 0 0 0 0 0 25 33 1.80 1.000																						
<b>Dennis Ribant, R</b> ERA: 2.31 (13, 1)	1.0 L 6 1 2 2 1 1 0 0 0 0 0 7 11 18.00 2.000																						
<b>John Wyatt, R</b> ERA: 3.41 (14, 1)	IP 0.2 WLS 4 BF 0 H 0 R 0 ER 0 SO 1 BB 1 IBB 1 HBP 0 BLK 0 WP 0 HR 0 S 4 P 12 ERA 0.00 WHIP 1.500																						

AB	53
R	7
H	14
RBI	7
BB	8
SO	9
LOB	30
WP	1
PA	63
PB	0
SB	0
CS	0

Batter	1	2	3	4	5	6	7	8	9	AB R H RBI BB SO LOB	TOP											
Davey Nelson, R (1, 4) OBP: 0.280, SLG: 0.250	0-3 K		0-0 BB 1B 1B	0-0 1-2 2-H 1B		0-0 E6 1-3 3-H 1B		0-0 4-3		5 1 3 2 0 1 0												
Larry Brown, R (1, 6) OBP: 0.295, SLG: 0.308	4-0 FC6-4 BB		0-0 1-2 1B	0-0 2-3f		0-0 4-3		0-0 F4		4 1 1 0 1 0 4												
Lou Johnson, R (1, 7) OBP: 0.290, SLG: 0.376	0-0 F2		4-0 1-2 2-3 1B SF7 BB		0-0 5-3	0-0 6-3		0-0 4-3		4 1 0 0 1 0 3												
Joe Azcue, R (1, 2) OBP: 0.337, SLG: 0.345	0-0 FC6-4 1-2f		0-0 1-3 2-H 3-H 1B		0-0 2B		0-0 5-3		0-0 F6	5 0 2 2 0 0 1												
Jose Cardenal, R (1, 8) OBP: 0.299, SLG: 0.352		0-0 F7	0-0 3-H SF7		0-0 F7		4-0 BB BB BB FC6-4 BB		0-0 1B 2B	3 1 1 1 1 0 1												
Chico Salmon, R (1, 3) OBP: 0.260, SLG: 0.295		0-0 1B	0-0 1-2f FC4-6		0-0 6-3		0-0 1-2f BB BB BB FC6-4 1B		0-0 2-H FC6-4 1B	5 0 2 1 0 0 3												
Tommy Harper, R (1, 9) OBP: 0.281, SLG: 0.380		0-3 K		0-3 K		0-0 1B 1B	0-0 1-2 BB		0-0 FC6-4 1-2f	5 1 2 0 0 2 2												
Vern Fuller, R (1, 5) OBP: 0.308, SLG: 0.270		0-0 6-3		0-0 E 1B 1B		0-0 FC6-4 1-3 1B	4-0 1-2 2-3 BB		0-0 F9	4 1 2 0 1 0 2												
Luis Tiant, R (1, 1) OBP: 0.074, SLG: 0.093			0-0 F7		0-0 E3		0-0 FC6-4 1-2f			3 0 0 0 0 0 3												
Lee Mays, L (7, PH) OBP: 0.331, SLG: 0.434										0 0 0 0 0 0 0												
Tony Horton, R (7, PH) OBP: 0.315, SLG: 0.426										1 0 0 0 0 0 3												
Stan Williams, R (7, 1) OBP: 0.300, SLG: 0.250										0 0 0 0 0 0 0												
<b>Inning Stats</b>	R: 0 E: 0 K: 1 S: 5	H: 0 LOB: 1 BB: 1 P: 9	R: 0 E: 0 K: 1 S: 6	H: 1 LOB: 1 BB: 0 P: 6	R: 3 E: 0 K: 0 S: 6	H: 3 LOB: 1 BB: 1 P: 10	R: 1 E: 1 K: 1 S: 7	H: 2 LOB: 1 BB: 0 P: 7	R: 0 E: 0 K: 0 S: 4	H: 1 LOB: 1 BB: 0 P: 4	R: 1 E: 1 K: 0 S: 6	H: 3 LOB: 2 BB: 0 P: 6	R: 0 E: 0 K: 0 S: 4	H: 1 LOB: 3 BB: 2 P: 12	R: 0 E: 0 K: 0 S: 3	H: 0 LOB: 0 BB: 0 P: 3	R: 1 E: 0 K: 0 S: 5	H: 2 LOB: 1 BB: 0 P: 5	1B: 11 2B: 2 3B: 0 HR: 0	SF: 1 SAC: 0 DP: 1 HBP: 0	WP: 0 PB: 0 SB: 0 CS: 0	PA: 44
<b>PITCHER</b>	IP WLS BF H R ER SO BB IBB HBP BLK WP HR S P ERA WHIP																					
Jim Merritt, L (1, 1) ERA: 3.25	3.1 L 19 6 4 3 3 2 0 0 0 0 0 0 23 31 8.10 2.400																					
Bob Miller, R (4, 1) ERA: 3.86	3.1 16 5 1 1 0 2 0 0 0 0 0 0 14 22 2.70 2.100																					
Ron Perranoski, L (7, 1) ERA: 2.59	1.1 4 0 0 0 0 0 0 0 0 0 0 0 4 4 0.00 0.000																					
Al Worthington, R (9, 1) ERA: 1.75	1.0 5 2 1 1 0 0 0 0 0 0 0 0 5 5 9.00 2.000																					

Cleveland Indians @ Minnesota Twins  
Metropolitan Stadium, Bloomington, MI

Sun Jul 14 1968, 4:33 AM EDT  
Att. 23,051 - Unknown - 71 F

AB	39
R	6
H	13
RBI	6
BB	4
SO	3
LOB	22



WP	0	PA	44
PB	0		
SB	0		
CS	0		

PITCHER	IP	WLS	BF	H	R	ER	SO	BB	IBB	HBP	BLK	WP	HR	S	P	ERA	WHIP
Jim Merritt, L	3.1	L	19	6	4	3	3	2	0	0	0	0	0	23	31	8.10	2.400
Bob Miller, R	3.1		16	5	1	1	0	2	0	0	0	0	0	14	22	2.70	2.100
Ron Perranoski, L	1.1		4	0	0	0	0	0	0	0	0	0	0	4	4	0.00	0.000
Al Worthington, R	1.0		5	2	1	1	0	0	0	0	0	0	0	5	5	9.00	2.000

Batter	1	2	3	4	5	6	7	8	9	AB	R	H	RBI	BB	SO	LOB	
Cesar Tovar, R (1, 5) OBP: 0.309, SLG: 0.364	0-0 F7		0-0 5-3			0-0 SH1-3 1B		0-0 F4		4	1	1	0	0	0	0	
Ted Uhlaender, L (1, 8) OBP: 0.305, SLG: 0.401	0-0 6-3			0-0 F5		0-0 SH1-3 1-2		0-0 L6		3	0	0	0	0	0	0	
Tony Oliva, L (1, 9) OBP: 0.342, SLG: 0.480	0-0 G3			0-0 F7		0-0 CS 1B		1-0 1B HBP		3	0	1	1	0	0	0	
Bob Allison, R (1, 7) OBP: 0.307, SLG: 0.380		0-3 K		0-0 F8		0-3 K 1-2		0-0 F2		4	0	0	0	0	2	2	
Rich Reese, L (1, 3) OBP: 0.250, SLG: 0.301		0-0 2B			0-3 K		0-0 2B		0-0 L9		4	0	2	0	0	1	1
Frank Quilici, R (1, 4) OBP: 0.356, SLG: 0.429		0-0 5-3		0-0 5-3		0-0 F2		0-0 1B 1-H		4	0	1	0	0	0	2	
Rick Renick, R (1, 6) OBP: 0.250, SLG: 0.400		0-3 K		4-0 HR BB		0-3 K				2	1	0	0	1	2	2	
John Roseboro, L (1, 2) OBP: 0.277, SLG: 0.262			0-3 K		0-0 HR 1-H		0-0 G3			3	1	1	2	0	1	1	
Jim Merritt, L (1, 1) OBP: 0.234, SLG: 0.209			0-0 4-3		0-3 K			0-3 K		1	0	0	0	0	0	0	
Bob Miller, R (4, 1)										1	0	0	0	0	1	0	
Ron Perranoski, L (7, 1)										0	0	0	0	0	0	0	
Jim Holt, L (8, PH) OBP: 0.256, SLG: 0.263										1	0	0	0	0	1	0	
Al Worthington, R (9, 1)										0	0	0	0	0	0	0	

Inning Stats	R: 0	H: 0	E: 0	K: 0	S: 3	R: 0	H: 1	E: 0	K: 2	S: 8	R: 0	H: 0	E: 0	K: 1	S: 5	R: 0	H: 0	E: 0	K: 0	S: 3	R: 2	H: 1	E: 0	K: 2	S: 8	R: 1	H: 2	E: 0	K: 1	S: 6	R: 0	H: 1	E: 0	K: 1	S: 6	R: 0	H: 0	E: 0	K: 1	S: 5	R: 0	H: 1	E: 0	K: 0	S: 3	1B: 3	SF: 0	2B: 3	SAC: 1	3B: 0	DP: 1	HR: 1	HBP: 1	WP: 0	PA: 33
PITCHER	IP	WLS	BF	H	R	ER	SO	BB	IBB	HBP	BLK	WP	HR	S	P	ERA	WHIP																																						
Luis Tiant, R (1, 1) ERA: 1.36	6.0	W	22	4	3	3	6	1	0	0	0	0	1	33	37	4.50	0.833																																						
Stan Williams, R (7, 1) ERA: 2.1	3.0	S	11	2	0	0	2	0	0	1	0	0	0	14	15	0.00	0.667																																						

BOTTOM

Cleveland Indians @ Minnesota Twins  
Metropolitan Stadium, Bloomington, MI

Sun Jul 14 1968, 4:33 AM EDT  
Att: 23,051 - Unknown - 71 F

livebaseballscores.com

AB	30
R	3
H	6
RBI	3
BB	1
SO	8
LOB	8



Batter	1	2	3	4	5	6	7	8	9	AB R H RBI BB SO LOB	TOP			
Russ Snyder, L (1, 9) OBP: 0.313, SLG: 0.333 Lou Johnson, R (9, PR) OBP: 0.290, SLG: 0.376 (9, 7)	0-0 1B 1B	0-0 2-3 1B		0-0 G3		0-0 4-3			0-0 1B	5 1 3 0 0 0 0 0 0 0 0 0 0 0				
Jose Cardenal, R (1, 8) OBP: 0.297, SLG: 0.350	0-0 1B 1-2 1B	0-0 5-3		0-0 L8		0-0 4-3		0-0 F9	5 0 1 0 0 0 3					
Lee Maye, L (1, 7) OBP: 0.343, SLG: 0.444 Tommy Harper, R (7, PR) OBP: 0.290, SLG: 0.378 (7, 7) (9, 9)	0-3 K		0-0 HR 1B	0-0 1B		0-0 1B		0-0 5-3	4 1 3 0 0 1 2 1 0 0 0 0 0 1					
Duke Sims, L (1, 3) OBP: 0.386, SLG: 0.447	0-0 F6		0-0 1-H HR	0-0 L3		0-0 F3		0-0 F7	4 1 1 2 0 0 4					
Joe Azcue, R (1, 2) OBP: 0.335, SLG: 0.343	0-0 1-3 2-H 1B		0-3 K		0-0 5-3		0-0 F7	4 0 1 1 0 1 1						
Vern Fuller, R (1, 5) OBP: 0.307, SLG: 0.269		0-0 SH3-4 2B 1B	0-0 L5		0-0 5-3		0-0 F8	4 1 1 0 0 0 0						
Davey Nelson, R (1, 4) OBP: 0.286, SLG: 0.259		0-0 SH3-4 1-2 1B	0-0 1B 1B		0-0 F7		0-0 4-3	3 0 1 0 0 0 0						
Larry Brown, R (1, 6) OBP: 0.294, SLG: 0.307		0-0 F7	0-0 FC6-4 1-3 1B		0-0 F8		0-3 K	4 0 1 0 0 1 1						
Sonny Siebert, R (1, 1) OBP: 0.232, SLG: 0.245 Mike Paul, L (8, 1) OBP: 0.250, SLG: 0.143 Stan Williams, R (9, 1) OBP: 0.300, SLG: 0.250		0-0 1B 2-H 2B	0-0 FC6-4 1-2f		0-0 6-3		0-3 K	3 0 1 1 0 0 2 1 0 0 0 0 1 0 0 0 0 0 0 0 0						
<b>Inning Stats</b>	R: 1 H: 3 E: 0 LOB: 2 K: 1 BB: 0 S: 7 P: 7	R: 1 H: 3 E: 0 LOB: 2 K: 0 BB: 0 S: 6 P: 6	R: 2 H: 4 E: 0 LOB: 2 K: 1 BB: 0 S: 9 P: 9	R: 0 H: 1 E: 0 LOB: 1 K: 0 BB: 0 S: 4 P: 4	R: 0 H: 0 E: 0 LOB: 0 K: 0 BB: 0 S: 3 P: 3	R: 0 H: 0 E: 0 LOB: 0 K: 0 BB: 0 S: 3 P: 3	R: 0 H: 1 E: 0 LOB: 1 K: 0 BB: 0 S: 4 P: 4	R: 0 H: 0 E: 0 LOB: 0 K: 1 BB: 0 S: 5 P: 5	R: 0 H: 1 E: 0 LOB: 1 K: 1 BB: 0 S: 6 P: 6	1B: 11 SF: 0 2B: 1 SAC: 1 3B: 0 DP: 0 HR: 1 HBP: 0	WP: 0 PA: 39 PB: 0 SB: 0 CS: 0			
<b>PITCHER</b>	IP WLS BF H R ER SO BB IBB HBP BLK WP HR S P ERA WHIP												<b>PITCHER</b>	IP WLS BF H R ER SO BB IBB HBP BLK WP HR S P ERA WHIP
Jim Perry, R (1, 1) ERA: 3.1	2.2 L 17 10 4 4 2 0 0 0 0 0 0 1 21 21 13.50 3.750													
Dave Boswell, R (3, 1) ERA: 3.23	0.1 1 0 0 0 0 0 0 0 0 0 0 0 1 1 0.00 0.000													
Jim Roland, L (4, 1) ERA: 2.56	2.0 7 1 0 0 0 0 0 0 0 0 0 0 7 7 0.00 0.500													
Bob Miller, R (6, 1) ERA: 3.48	3.0 10 1 0 0 1 0 0 0 0 0 0 0 12 12 0.00 0.333													
Jim Merritt, L (9, 1) ERA: 3.23	1.0 4 1 0 0 1 0 0 0 0 0 0 0 6 6 0.00 1.000													

Cleveland Indians @ Minnesota Twins  
Metropolitan Stadium, Bloomington, MI

Mon Jul 15 1968, 4:33 AM EDT  
Att: 8,659 - Unknown - 86 F

livebaseballscorecards.com

AB	38
R	4
H	13
RBI	4
BB	0
SO	4
LOB	14



Batter	1	2	3	4	5	6	7	8	9	AB R H RBI BB SO LOB
--------	---	---	---	---	---	---	---	---	---	----------------------

<b>Cesar Tovar, R</b> (1, 7) <small>OBP: 0.307, SLG: 0.361</small> 										5 0 1 1 0 0 4
<b>Frank Quilici, R</b> (1, 5) <small>OBP: 0.352, SLG: 0.421</small> 										4 0 1 0 0 0 3
<b>Rod Carew, L</b> (1, 4) <small>OBP: 0.333, SLG: 0.369</small> 										3 0 2 1 1 0 0
<b>Tony Oliva, L</b> (1, 9) <small>OBP: 0.338, SLG: 0.474</small> 										4 0 0 0 0 1 4
<b>Rich Reese, L</b> (1, 3) <small>OBP: 0.243, SLG: 0.292</small> <b>Ron Clark, R</b> (9, PH) <small>OBP: 0.237, SLG: 0.189</small>										3 0 0 0 0 0 1 0 0 0 0 1 0 0
<b>Ted Uhlaender, L</b> (1, 8) <small>OBP: 0.307, SLG: 0.402</small> 										4 1 2 0 0 0 0
<b>Rick Renick, R</b> (1, 6) <small>OBP: 0.200, SLG: 0.316</small> <b>Jackie Hernandez, R</b> (9, PR) <small>OBP: 0.215, SLG: 0.223</small>										4 0 0 0 0 3 3 0 0 0 0 0 0 0
<b>John Roseboro, L</b> (1, 2) <small>OBP: 0.276, SLG: 0.258</small> 										3 0 0 0 1 0 2
<small>Jim Perry, S</small> <small>Dave Boswell, R</small> <small>Jim Hoff, L</small> <small>Jim Kauffmann, R</small> <small>Rich Rollins, R</small> <small>Bob Miller, R</small> <small>Frank Kostro, R</small> <small>Jim Merritt, L</small> <small>Bob Allison, R</small>										0 0 0 0 0 0 0 0 0 0 0 0 0 0 1 0 0 0 0 0 0 0 0 0 0 0 0 0 1 0 0 0 0 0 1 0 0 0 0 0 0 0 1 1 0 1 0 0

**BOTTOM**

**Cleveland Indians @ Minnesota Twins**  
 Metropolitan Stadium, Bloomington, MI  
 Mon Jul 15 1968, 4:33 AM EDT  
 Att. 8,659 - Unknown - 86 F

AB	33
R	2
H	6
RBI	2
BB	4
SO	5
LOB	19



Inning Stats	R: 0 H: 1 E: 0 K: 3 S: 3	H: 1 LOB: 1 BB: 1 P: 7	R: 0 H: 0 E: 0 K: 1 S: 5	H: 0 LOB: 0 BB: 0 P: 5	R: 0 H: 0 E: 0 K: 3 S: 3	H: 0 LOB: 0 BB: 0 P: 3	R: 0 H: 1 E: 0 K: 4 S: 4	H: 1 LOB: 1 BB: 0 P: 4	R: 1 H: 2 E: 0 K: 9 S: 9	H: 2 LOB: 2 BB: 1 P: 13	R: 0 H: 0 E: 0 K: 3 S: 3	H: 0 LOB: 0 BB: 0 P: 3	R: 0 H: 0 E: 0 K: 1 S: 5	H: 0 LOB: 0 BB: 0 P: 5	R: 1 H: 1 E: 1 K: 1 S: 7	H: 1 LOB: 1 BB: 0 P: 7	R: 0 H: 1 E: 0 K: 4 S: 4	H: 1 LOB: 3 BB: 2 P: 12	1B: 6 2B: 0 3B: 0 HR: 0	SF: 0 SAC: 0 DP: 1 HBP: 0	WP: 2 PB: 0 SB: 0 CS: 0	PA: 37
--------------	--------------------------	------------------------	--------------------------	------------------------	--------------------------	------------------------	--------------------------	------------------------	--------------------------	-------------------------	--------------------------	------------------------	--------------------------	------------------------	--------------------------	------------------------	--------------------------	-------------------------	-------------------------	---------------------------	-------------------------	--------

PITCHER	IP	WLS	BF	H	R	ER	SO	BB	IBB	HBP	BLK	WP	HR	S	P	ERA	WHIP
<b>Sonny Siebert, R</b> (1, 1) <small>ERA: 2.26</small>	7.2	W	30	5	2	1	4	2	0	0	0	2	0	36	44	1.17	0.913
<b>Mike Paul, L</b> (8, 1) <small>ERA: 4.96</small>	0.1		3	1	0	0	1	1	0	0	0	0	0	4	8	0.00	6.000
<b>Stan Williams, R</b> (9, 1) <small>ERA: 2.08</small>	1.0	S	4	0	0	0	0	1	0	0	0	0	0	3	7	0.00	1.000

Batter	1	2	3	4	5	6	7	8	9	AB R H RBI BB SO LOB	TOP									
Jose Tartabull, L (1, 7) OBP: 0.221, SLG: 0.214	0-0 F9			0-0 5-3		0-0 E6 1B WP SF9		0-0 L7		4 1 0 0 0 0 0	<b>Boston Red Sox @ Minnesota Twins</b> Metropolitan Stadium, Bloomington, MI Tue Jul 16 1968, 8:05 PM EDT Att. 19,431 - Unknown - 81 F									
Mike Andrews, R (1, 4) OBP: 0.355, SLG: 0.320 (4, 6)	0-0 F5			0-0 G3-6-3 1B		4-0 SF9 1-2 1B BB		0-0 F7		3 0 1 0 1 0 0										
Dalton Jones, L (1, 3) OBP: 0.222, SLG: 0.222 (4, 4)	0-0 F9			0-0 G3-6-3 1-2f		0-0 FC6-4 1-2 2-3 1B		0-0 1B 1B		4 0 2 0 0 0 1										
Ken Harrelson, R (1, 9) OBP: 0.365, SLG: 0.574		0-0 6-3			0-0 F8	0-0 SF9		0-0 1B		3 0 1 1 0 0 0										
Reggie Smith, S (1, 8) OBP: 0.355, SLG: 0.391		0-0 G3			0-0 HR	0-0 FC6-4 1-2f		0-3 K		4 1 1 1 0 1 4										
Rico Petrocelli, R (1, 6) OBP: 0.293, SLG: 0.387 George Scott, R (4, 3) OBP: 0.224, SLG: 0.225		0-3 K			0-0 L9		0-0 5-3	0-0 L7		1 0 0 0 0 1 0 3 0 0 0 0 0 2										
Joe Foy, R (1, 5) OBP: 0.335, SLG: 0.296			0-0 F8		0-3 K		0-0 F7	0-0 1-3		4 0 0 0 0 1 2										
Russ Gibson, R (1, 2) OBP: 0.216, SLG: 0.273			0-3 K			0-0 F8	0-0 4-3			3 0 0 0 0 1 0										
Gary Bell, R (1, 1) OBP: 0.242, SLG: 0.313 Bill Landis, L (2, 1) Juan Pizarro, L (3, PH) OBP: 0.111, SLG: 0.125 Jerry Stephenson, L (3, 1) OBP: 0.357, SLG: 0.358 Jim Lonborg, R (5, 1) OBP: 0.280, SLG: 0.800 Norm Siebert, L (8, PH) OBP: 0.074, SLG: 0.074 Darrell Brandon, R (8, 1)			0-3 K2-3			0-0 HR		0-0 G3		0 0 0 0 0 0 0 0 0 0 0 0 0 0 1 0 0 0 0 1 0 0 0 0 0 0 0 0 1 1 1 1 0 0 0 1 0 0 0 0 0 0 0 0 0 0 0 0 0										
<b>Inning Stats</b>	R: 0 E: 0 K: 0 S: 3	H: 0 LOB: 0 BB: 0 P: 3	R: 0 E: 0 K: 1 S: 5	H: 0 LOB: 0 BB: 0 P: 5	R: 0 E: 0 K: 2 S: 7	H: 0 LOB: 0 BB: 0 P: 7	R: 0 E: 0 K: 0 S: 3	H: 1 LOB: 0 BB: 0 P: 3	R: 1 E: 0 K: 1 S: 6	H: 1 LOB: 0 BB: 0 P: 6		R: 2 E: 1 K: 0 S: 6	H: 2 LOB: 2 BB: 1 P: 10	R: 0 E: 0 K: 0 S: 3	H: 0 LOB: 0 BB: 0 P: 3	R: 0 E: 0 K: 1 S: 7	H: 2 LOB: 2 BB: 0 P: 7	1B: 4 2B: 0 3B: 0 HR: 2	SF: 1 SAC: 0 DP: 1 HBP: 0	WP: 1 PB: 0 SB: 0 CS: 0
<b>PITCHER</b> Dean Chance, R (1, 1) ERA: 2.71	IP: 9.0 WLS: W BF: 34 H: 6 R: 3 ER: 2 SO: 5 BB: 1 IBB: 0 HBP: 0 BLK: 0 WP: 1 HR: 2 S: 43 P: 47 ERA: 2.00 WHIP: 0.778											<b>PITCHER</b> IP: WLS: BF: H: R: ER: SO: BB: IBB: HBP: BLK: WP: HR: S: P: ERA: WHIP								

livebaseballscorecards.com

<b>AB</b>	32
<b>R</b>	3
<b>H</b>	6
<b>RBI</b>	3
<b>BB</b>	1
<b>SO</b>	5
<b>LOB</b>	9





Batter	1	2	3	4	5	6	7	8	9	AB R H RBI BB SO LOB	TOP																
Mike Andrews, R (1, 4) OBP: 0.349, SLG: 0.314	0-0 F3		0-0 F3		0-3 K		0-0 L8		0-0 L5	5 0 0 0 0 1 4																	
Jerry Adair, R (1, 5) OBP: 0.229, SLG: 0.221	0-0 6-3		0-0 FC5-4 1B			0-0 F8		0-0 4-3	0-0 4-3	4 0 1 0 0 0 0 1 0 0 0 0 0 1																	
George Scott, R (1, 3) OBP: 0.224, SLG: 0.239	0-0 HR		0-0 FC5-4			0-0 5-3		0-0 L6		4 1 1 1 0 0 1																	
Ken Harrelson, R (1, 9) OBP: 0.363, SLG: 0.567	0-3 K			0-3 K		4-0 BB		0-0 5-3		3 0 0 0 1 2 0																	
Reggie Smith, S (1, 8) OBP: 0.351, SLG: 0.386		0-0 6-3		0-0 6-3		0-0 6-3			0-0 4-3	4 0 0 0 0 0 1																	
Rico Petrocelli, R (1, 6) OBP: 0.298, SLG: 0.406		0-0 HR		0-0 F8			0-0 F8 BB 1B		0-0 BB 2B 2B	4 2 3 1 0 0 0																	
Joe Foy, R (1, 7) OBP: 0.340, SLG: 0.305		0-0 5-3			0-0 1B 3B		4-0 F8 BB		4-0 BB 2B IBB	2 2 1 0 2 0 0	AB 34 R 6 H 8 RBI 6 BB 4 SO 5 LOB 12																
Russ Gibson, R (1, 2) OBP: 0.218, SLG: 0.274		0-0 5-3			0-0 CS 1B		0-0 F8		4-0 BB BB BB 2B BB	3 0 1 1 0 0 2 0 1 0 0 1 0																	
Dalton Jones, L (9, PH) OBP: 0.227, SLG: 0.222							1-2 2-3		1-2 2-3																		
Gary Waslewski, R (9, 1) OBP: 0.083, SLG: 0.043					0-3 K		0-3 K		0-0 2B	3 0 0 0 0 2 3 0 0 0 0 0 0 0 1 0 1 3 0 0 0																	
Dick Ellsworth, L (9, 1) OBP: 0.075, SLG: 0.051									1-H 2-H 3-H																		
Lee Stange, R (9, 1) OBP: 0.250, SLG: 0.182																											
Ray Culp, R (1, 1) OBP: 0.121, SLG: 0.065																											
Sparky Lyle, L (7, 1)																											
Russ Nixon, L (9, PH) OBP: 1.000, SLG: 2.000																											
<b>Inning Stats</b>	R: 1 E: 0 K: 1 S: 6	H: 1 LOB: 0 BB: 0 P: 6	R: 1 E: 0 K: 0 S: 4	H: 1 LOB: 0 BB: 0 P: 4	R: 0 E: 0 K: 1 S: 6	H: 1 LOB: 1 BB: 0 P: 6	R: 0 E: 0 K: 1 S: 5	H: 0 LOB: 0 BB: 0 P: 5	R: 1 E: 0 K: 1 S: 6	H: 2 LOB: 1 BB: 0 P: 6	R: 0 E: 0 K: 0 S: 3	H: 0 LOB: 1 BB: 1 P: 7	R: 0 E: 0 K: 1 S: 6	H: 1 LOB: 2 BB: 1 P: 10	R: 0 E: 0 K: 0 S: 3	H: 0 LOB: 0 BB: 0 P: 3	R: 3 E: 0 K: 0 S: 5	H: 2 LOB: 1 BB: 2 P: 13	1B: 3 2B: 3 3B: 1 HR: 2	SF: 0 SAC: 0 DP: 1 HBP: 0	WP: 0 PB: 0 SB: 0 CS: 1	PA: 38					
<b>PITCHER</b>	IP WLS BF H R ER SO BB IBB HBP BLK WP HR S P ERA WHIP																										
Jim Kaat, L (1, 1) ERA: 2.48	8.0		31	6	3	3	5	2	0	0	0	0	2	39	47	3.38	1.000										
Al Worthington, R (9, 1) ERA: 2.26	0.1	L	4	1	3	3	0	1	1	0	0	0	0	2	10	81.00	6.000										
Ron Perranoski, L (9, 1) ERA: 2.56	0.2		3	1	0	0	0	0	0	0	0	0	0	3	3	0.00	1.500										

**Boston Red Sox @ Minnesota Twins**  
Metropolitan Stadium, Bloomington, MI

Wed Jul 17 1968, 8:05 PM EDT  
Att. 13,883 - Overcast - 83 F





BOTTOM

Boston Red Sox @ Minnesota Twins  
Metropolitan Stadium, Bloomington, MI

Wed Jul 17 1968, 8:05 PM EDT  
Att. 13,883 - Overcast - 83 F

livebaseballscorecards.com

AB	35
R	5
H	10
RBI	5
BB	8
SO	5
LOB	26



WP:	1	PA:	44
PB:	0		
SB:	1		
CS:	1		

AB R H RBI BB SO LOB

4	1	1	0	1	0	2
4	2	3	1	1	0	1
2	1	0	0	3	0	1
4	0	1	0	1	0	4
5	0	2	2	0	1	5
2	1	1	1	2	0	1
3	0	0	0	0	1	5
1	0	0	0	0	1	1
0	0	0	0	0	0	0
1	0	0	0	0	0	1
3	0	0	0	0	2	2
1	0	0	0	0	0	1
0	0	0	0	0	0	0
0	0	0	0	0	0	0
1	0	0	0	0	0	2
3	0	1	0	0	0	0
1	0	1	1	0	0	0
0	0	0	0	0	0	0

Batter	1	2	3	4	5	6	7	8	9
Cesar Tovar, R (1, 7) OBP: 0.313, SLG: 0.363	4-0 CS BB		0-0 1B 2B	0-0 F9			0-0 L9	0-0 4-3	
Rich Reese, L (1, 3) OBP: 0.280, SLG: 0.321	0-0 L3 1-2 1B		0-0 BB 1B 2-H	0-0 G3			0-0 FC1-4-6 BB 1B	4-0 BB WP G3 BB	
Rod Carew, L (1, 4) OBP: 0.340, SLG: 0.361	0-0 L3 1-2		4-0 1B BB 1-2				4-0 FC1-4-6 BB 1-2	4-0 G3 BB SF7 BB 1-2	
Tony Oliva, L (1, 9) OBP: 0.342, SLG: 0.485			0-0 F5				0-0 FC1-4-6 1-2 2-3	4-0 E G3 BB 1-2 2-3	
Ted Uhlaender, L (1, 8) OBP: 0.313, SLG: 0.408			0-0 L7	0-0 S 1B 1-3 2-H			0-0 K	0-0 G3 1-2 2-3 3-H	
Frank Quilici, R (1, 5) OBP: 0.365, SLG: 0.426			4-0 FC3-6 BB	4-0 1-2 BB			0-0 F4	0-0 2B 2B	0-0 SF7
John Roseboro, L (1, 2) OBP: 0.285, SLG: 0.275			0-0 FC3-6	0-0 L9			0-3 K	0-3 K	0-0 E5
Frank Kostro, R (8, PH) OBP: 0.216, SLG: 0.257			1-2 K				0-0 5-3	0-0 5-3	0-0 6-3
Jerry Zimmerman, R (9, 2) OBP: 0.267, SLG: 0.192			0-3 K				0-0 5-3	0-0 5-3	0-0 6-3
Bruce Look, L (9, PH) OBP: 0.385, SLG: 0.296			0-3 K				0-0 5-3	0-0 5-3	0-0 6-3
Rick Renick, R (1, 6) OBP: 0.214, SLG: 0.296			0-3 K				0-0 5-3	0-0 5-3	0-0 6-3
Bob Allison, R (8, PH) OBP: 0.308, SLG: 0.379			0-3 K				0-0 5-3	0-0 5-3	0-0 6-3
Al Worthington, R (9, 1)			0-3 K				0-0 5-3	0-0 5-3	0-0 6-3
Ron Perranoski, L (9, 1)			0-3 K				0-0 5-3	0-0 5-3	0-0 6-3
Jim Holt, L (9, PH) OBP: 0.238, SLG: 0.244			0-3 K				0-0 5-3	0-0 5-3	0-0 6-3
Jim Kaat, L (1, 1) OBP: 0.132, SLG: 0.132			0-0 F8				0-0 G3		
Rich Rollins, R (8, PH) OBP: 0.281, SLG: 0.368			0-0 F8				0-0 G3		
Jackie Hernandez, R (8, PR) OBP: 0.215, SLG: 0.223			0-0 F8				0-0 G3		

Inning Stats	R: 0	H: 1	E: 0	K: 0	S: 2	L: 0	LOB: 0	BB: 1	P: 6	R: 0	H: 1	E: 0	K: 1	S: 6	L: 0	LOB: 2	BB: 1	P: 10	R: 2	H: 3	E: 0	K: 0	S: 6	L: 0	LOB: 3	BB: 2	P: 14	R: 0	H: 1	E: 0	K: 1	S: 6	L: 0	LOB: 1	BB: 0	P: 6	R: 0	H: 1	E: 0	K: 0	S: 4	L: 0	LOB: 1	BB: 0	P: 4	R: 0	H: 0	E: 0	K: 1	S: 5	L: 0	LOB: 0	BB: 0	P: 5	R: 0	H: 1	E: 0	K: 1	S: 6	L: 0	LOB: 2	BB: 1	P: 10	R: 1	H: 2	E: 0	K: 1	S: 7	L: 0	LOB: 1	BB: 0	P: 7	R: 2	H: 0	E: 1	K: 0	S: 4	L: 0	LOB: 2	BB: 3	P: 16	1B: 5	SF: 1	2B: 6	SAC: 0	3B: 0	DP: 1	HR: 0	HBP: 0	WP: 1	PA: 44
--------------	------	------	------	------	------	------	--------	-------	------	------	------	------	------	------	------	--------	-------	-------	------	------	------	------	------	------	--------	-------	-------	------	------	------	------	------	------	--------	-------	------	------	------	------	------	------	------	--------	-------	------	------	------	------	------	------	------	--------	-------	------	------	------	------	------	------	------	--------	-------	-------	------	------	------	------	------	------	--------	-------	------	------	------	------	------	------	------	--------	-------	-------	-------	-------	-------	--------	-------	-------	-------	--------	-------	--------

PITCHER	IP	WLS	BF	H	R	ER	SO	BB	IBB	HBP	BLK	WP	HR	S	P	ERA	WHIP
Ray Culp, R (1, 1) ERA: 4.3	6.1		30	8	2	2	3	5	0	0	0	0	0	31	51	2.84	2.053
Sparky Lyle, L (7, 1) ERA: 3.58	1.2	W	7	2	1	1	2	0	0	0	0	0	0	11	11	5.40	1.200
Gary Waslewski, R (9, 1) ERA: 3.42	0.0		2	0	2	2	0	2	0	0	0	1	0	0	8	∞	∞
Dick Ellsworth, L (9, 1) ERA: 3.56	0.1		2	0	0	0	0	1	0	0	0	0	0	1	5	0.00	3.000
Lee Stange, R (9, 1) ERA: 4.26	0.2	S	3	0	0	0	0	0	0	0	0	0	0	3	3	0.00	0.000

Batter	1	2	3	4	5	6	7	8	9	AB R H RBI BB SO LOB	TOP																						
Jose Tartabull, L (1, 7) OBP: 0.228, SLG: 0.233	0-0 F2		0-0 E 1B		0-0 L7		0-0 L9		0-0 1-3 2B	5 1 2 0 0 0 0																							
Mike Andrews, R (1, 4) OBP: 0.350, SLG: 0.317	4-0 G3-6-3 BB		0-0 E7 1-H		0-0 2B		0-3 K		0-0 5-3 3-H	4 0 1 0 1 1 2																							
Dalton Jones, L (1, 3) OBP: 0.234, SLG: 0.224	0-0 G3-6-3 1-2f		0-0 L8		4-0 BB			0-0 G6-4-3 1B		3 0 1 0 1 0 2																							
Ken Harrelson, R (1, 9) OBP: 0.362, SLG: 0.574		0-0 HR		0-0 4-3	0-0 5-3			0-0 G6-4-3 1-2f		4 1 1 1 0 0 3																							
Reggie Smith, S (1, 8) OBP: 0.350, SLG: 0.384		0-0 F7		0-3 K		0-0 4-3		0-0 1B 1B		4 0 1 0 0 1 0																							
Jerry Adair, R (1, 6) OBP: 0.243, SLG: 0.225		0-3 K		4-0 BB BB		0-0 5-3		0-0 1-3 1B		3 0 1 0 1 1 0																							
Joe Foy, R (1, 5) OBP: 0.342, SLG: 0.305		0-0 5-3		4-0 1-2 BB		0-0 E7 S 1B		0-0 F4		3 0 1 0 1 0 2																							
Russ Nixon, L (1, 2) OBP: 0.400, SLG: 0.600			0-3 K	0-0 F5		0-3 K 2-3			0-0 2B 5-3 1B	4 0 1 0 0 2 3																							
Jose Santiago, R (1, 1) OBP: 0.200, SLG: 0.209			0-0 5-3		0-0 5-3		0-3 K		0-0 L8	1 0 0 0 0 0 0																							
Gary Bell, R (3, 1) OBP: 0.235, SLG: 0.303										1 0 0 0 0 0 0																							
Gary Waslewski, R (6, 1) OBP: 0.053, SLG: 0.043										0 0 0 0 0 0 0																							
Norm Siebern, L (7, PH) OBP: 0.071, SLG: 0.071										1 0 0 0 0 0 1																							
Darrell Brandon, R (7, 1)										0 0 0 0 0 0 0																							
George Scott, R (9, PH) OBP: 0.224, SLG: 0.238										1 0 0 0 0 0 1																							
<b>Inning Stats</b>	R: 0 E: 0 K: 0 S: 2	H: 0 LOB: 0 BB: 1 P: 6	R: 1 E: 0 K: 1 S: 6	H: 1 LOB: 0 BB: 0 P: 6	R: 1 E: 1 K: 1 S: 7	H: 1 LOB: 1 BB: 0 P: 7	R: 0 E: 0 K: 1 S: 5	H: 0 LOB: 2 BB: 2 P: 13	R: 0 E: 0 K: 0 S: 4	H: 1 LOB: 2 BB: 1 P: 8	R: 0 E: 1 K: 1 S: 6	H: 1 LOB: 1 BB: 0 P: 6	R: 0 E: 0 K: 2 S: 7	H: 0 LOB: 0 BB: 0 P: 7	R: 0 E: 0 K: 0 S: 5	H: 3 LOB: 2 BB: 0 P: 5	R: 0 E: 0 K: 0 S: 4	H: 2 LOB: 2 BB: 0 P: 4	1B: 6 2B: 2 3B: 0 HR: 1	SF: 0 SAC: 0 DP: 2 HBP: 0	WP: 0 PB: 0 SB: 1 CS: 0	PA: 38											
<b>PITCHER</b> Dave Boswell, R (1, 1) ERA: 3.08	IP 9.0	WLS W	BF 38	H 9	R 2	ER 1	SO 6	BB 4	IBB 0	HBP 0	BLK 0	WP 0	HR 1	S 46	P 62	ERA 1.00	WHIP 1.444																
											<b>PITCHER</b>	IP	WLS	BF	H	R	ER	SO	BB	IBB	HBP	BLK	WP	HR	S	P	ERA	WHIP					

**Boston Red Sox @ Minnesota Twins**  
Metropolitan Stadium, Bloomington, MI

Thu Jul 18 1968, 4:33 AM EDT  
Att. 20,548 - Unknown - 84 F

livebaseballscorecards.com

<b>AB</b>	34
<b>R</b>	2
<b>H</b>	9
<b>RBI</b>	1
<b>BB</b>	4
<b>SO</b>	6
<b>LOB</b>	13



Batter	1	2	3	4	5	6	7	8	9	AB	R	H	RBI	BB	SO	LOB	BOTTOM		
Cesar Tovar, R OBP: 0.316, SLG: 0.370 (1, 7)	0-0 6-3		0-0 F7		0-0 3B	0-0 2-H 1B		4-0 FC6-4 BB		4	0	2	1	1	0	1	<b>Boston Red Sox @ Minnesota Twins</b> Metropolitan Stadium, Bloomington, MI Thu Jul 18 1968, 4:33 AM EDT Att: 20,548 - Unknown - 84 F		
Rich Reese, L OBP: 0.276, SLG: 0.315 (1, 3)	0-0 FC4-6 1B		0-3 K		0-0 L1	0-0 1-2 5-3		0-0 1-2f 3-H FC6-4 HBP		5	0	1	1	0	1	4			
Rod Carew, L OBP: 0.343, SLG: 0.361 (1, 4) Ron Clark, R OBP: 0.250, SLG: 0.189 (7, PR) (8, 5)	0-0 FC4-6 BB 1-2f		0-0 F7			0-0 2B 1B	4-0 1-3 6-3 1B BB	1-0 1-2 HBP		3	1	1	0	1	0	2			
Tony Oliva, L OBP: 0.343, SLG: 0.485 (1, 9)	4-0 1-2 BB			0-0 6-3		0-0 1-3 2B 2B	0-0 1-2 6-3	0-0 F7		4	1	1	0	1	0	3			
Ted Uhlaender, L OBP: 0.315, SLG: 0.412 (1, 8)	0-0 F9			0-0 S 1B		0-0 1B 2B	0-0 1-3			4	1	2	2	0	0	4			
Frank Quilici, R OBP: 0.370, SLG: 0.429 (1, 5) (8, 4)		0-0 6-3		0-0 1-2 F7		0-0 2B 1B	0-0 3-H 3-H 1B			4	1	2	2	0	0	1			
John Roseboro, L OBP: 0.280, SLG: 0.270 (1, 2)		0-0 F8		0-0 G3		0-0 F8	0-0 0-3 K			4	0	0	0	0	1	3			
Rick Renick, R OBP: 0.219, SLG: 0.323 (1, 6)		0-3 K			0-0 F4	0-0 1-H 1B 2B		0-0 6-3		4	1	1	1	0	1	0			
Dave Boswell, R OBP: 0.268, SLG: 0.436 (1, 1)			0-0 1B		0-0 F9	0-0 F8		0-0 FC6-4 3B		4	1	2	0	0	0	1			
<b>Inning Stats</b>	R: 0 E: 0 K: 0 S: 4	H: 1 LOB: 2 BB: 1 P: 8	R: 0 E: 0 K: 1 S: 5	H: 0 LOB: 0 BB: 0 P: 5	R: 0 E: 0 K: 1 S: 6	H: 1 LOB: 1 BB: 0 P: 6	R: 0 E: 0 K: 0 S: 4	H: 1 LOB: 1 BB: 0 P: 4	R: 5 E: 0 K: 0 S: 9	H: 6 LOB: 1 BB: 0 P: 9	R: 1 E: 0 K: 1 S: 6	H: 1 LOB: 1 BB: 1 P: 10	R: 1 E: 0 K: 0 S: 4	H: 1 LOB: 2 BB: 1 P: 9	1B: 7 2B: 3 3B: 2 HR: 0	SF: 0 SAC: 0 DP: 0 HBP: 1	WP: 0 PB: 0 SB: 2 CS: 0	PA: 40	
<b>PITCHER</b>	IP WLS BF H R ER SO	IP WLS BF H R ER SO	IP WLS BF H R ER SO	IP WLS BF H R ER SO	IP WLS BF H R ER SO	IP WLS BF H R ER SO	IP WLS BF H R ER SO	IP WLS BF H R ER SO	IP WLS BF H R ER SO	IP WLS BF H R ER SO	IP WLS BF H R ER SO	IP WLS BF H R ER SO	IP WLS BF H R ER SO	IP WLS BF H R ER SO	IP WLS BF H R ER SO	IP WLS BF H R ER SO	IP WLS BF H R ER SO	IP WLS BF H R ER SO	
Jose Santiago, R ERA: 2.25 (1, 1)	2.0																		
Gary Bell, R ERA: 3.24 (3, 1)	3.0	L	16	7	4	4	1	0	0	0	0	0	0	0	0	0	0	0	0
Gary Waslewski, R ERA: 3.48 (6, 1)	1.0		5	2	1	1	0	0	0	0	0	0	0	0	0	0	0	0	0
Darrell Brandon, R ERA: 6.52 (7, 1)	2.0		11	2	2	2	1	2	0	1	0	0	0	0	0	0	0	0	0

livebaseballscores.com

AB	36
R	7
H	12
RBI	7
BB	3
SO	3
LOB	19



Batter	1	2	3	4	5	6	7	8	9	AB R H RBI BB SO LOB	TOP											
Bert Campaneris, R (1, 6) OBP: 0.297, SLG: 0.307	0-0 G5-4-3 1B		0-0 G5-4-3 1B			0-0 SH1-3 1B		0-0 FC2-5 1B		4 1 4 0 0 0 0												
Danny Cater, R (1, 3) OBP: 0.329, SLG: 0.367	0-0 G5-4-3 1-2f		0-0 G5-4-3 1-2f			0-0 SH1-3 1-2		0-0 FC2-5 1-2 2-3		3 0 0 0 0 0 4												
Rick Monday, L (1, 8) OBP: 0.403, SLG: 0.438	0-0 1B HR		0-0 F7			0-0 F9		0-3 K 1-2 2-3		4 1 1 0 0 1 3												
Sal Bando, R (1, 5) OBP: 0.308, SLG: 0.365	0-0 1-2 HR			4-0 BB		0-0 2-H 1B		0-3 K		3 1 2 1 1 1 2												
Reggie Jackson, L (1, 9) OBP: 0.343, SLG: 0.463	0-0 HR			0-0 G3-6-3 1-2f		0-0 6-3		0-0 F4		4 1 1 3 0 0 2												
Joe Rudi, R (1, 7) OBP: 0.243, SLG: 0.255	0-3 K			0-0 L8		0-0 F7		0-0 F6		3 0 0 0 0 1 0												
Jim Gosger, L (7, 7) OBP: 0.214, SLG: 0.170										1 0 0 0 0 0 0												
Dave Duncan, R (1, 2) OBP: 0.258, SLG: 0.280		4-0 BB			0-0 F6		0-0 F6		0-0 F8		3 0 0 0 1 0 0											
Ted Kubiak, S (1, 4) OBP: 0.309, SLG: 0.320					0-0 F4 1-2		0-0 F3		0-0 F3		3 0 0 0 0 0 1											
Blue Moon Odom, R (1, 1) OBP: 0.222, SLG: 0.273					0-3 K				0-0 FC2-5 1B		3 0 1 0 0 2 0											
Diego Segui, R (9, 1)										0 0 0 0 0 0 0												
<b>Inning Stats</b>	R: 3 E: 0 K: 1 S: 8	H: 4 LOB: 0 BB: 0 P: 8	R: 0 E: 0 K: 1 S: 4	H: 0 LOB: 0 BB: 1 P: 8	R: 0 E: 0 K: 0 S: 3	H: 1 LOB: 0 BB: 0 P: 3	R: 0 E: 0 K: 0 S: 2	H: 0 LOB: 0 BB: 1 P: 6	R: 0 E: 0 K: 1 S: 5	H: 0 LOB: 0 BB: 0 P: 5	R: 1 E: 0 K: 0 S: 5	H: 2 LOB: 1 BB: 0 P: 5	R: 0 E: 0 K: 0 S: 3	H: 0 LOB: 0 BB: 0 P: 3	R: 0 E: 0 K: 2 S: 9	H: 2 LOB: 2 BB: 0 P: 9	R: 0 E: 0 K: 0 S: 3	H: 0 LOB: 0 BB: 0 P: 3	1B: 8 2B: 0 3B: 0 HR: 1	SF: 0 SAC: 1 DP: 3 HBP: 0	WP: 0 PB: 0 SB: 2 CS: 1	PA: 34
<b>PITCHER</b>	IP WLS BF H R ER SO BB IBB HBP BLK WP HR S P ERA WHIP																					
Jim Merritt, L (1, 1) ERA: 3.32	7.0 L 26 7 4 4 3 2 0 0 0 0 0 1 30 38 5.14 1.286																					
Ron Perranoski, L (8, 1) ERA: 2.47	2.0 8 2 0 0 2 0 0 0 0 0 0 0 12 12 0.00 1.000																					

Oakland Athletics @ Minnesota Twins  
Metropolitan Stadium, Bloomington, MI  
Fri Jul 19 1968, 8:05 PM EDT  
Att. 16,446 - Unknown - 79 F

livebaseballscorecards.com

AB 31  
R 4  
H 9  
RBI 4  
BB 2  
SO 5  
LOB 12



Batter	1	2	3	4	5	6	7	8	9	AB	R	H	RBI	BB	SO	LOB
Cesar Tovar, R (1, 7) OBP: 0.321, SLG: 0.371	1-0 1B WP HBP	1-0 HBP			x 0-0 FC3-6 1-2f		x 0-0 1B			2	1	1	0	0	0	1
Rich Reese, L (1, 3) OBP: 0.276, SLG: 0.313	0-0 WP SF8 1-3 1B	0-0 4-3			0-0 K 1-2		x 0-0 G3			4	1	1	0	0	1	3
Rod Carew, L (1, 4) OBP: 0.337, SLG: 0.354	0-3 K 1-2		x 0-0 6-3		x 0-0 4-3		x 0-0 4-3			4	0	0	0	0	1	2
Tony Oliva, L (1, 9) OBP: 0.347, SLG: 0.487	4-0 WP BB		x 0-0 5-3		x 0-0 FC4 1B		x 0-0 FC3-6 1B			3	0	2	0	1	0	0
Ted Uhlaender, L (1, 8) OBP: 0.314, SLG: 0.408	4-0 IBB		x 0-0 G3		x 0-0 FC4 1B 1-2f		x 0-0 FC3-6 1-2f			3	0	0	0	1	0	2
Frank Quilici, R (1, 5) OBP: 0.366, SLG: 0.426	0-0 SF8		x 0-0 6-3		x 0-0 1B		x 0-0 5-3			3	0	1	1	0	0	1
John Roseboro, L (1, 2) OBP: 0.280, SLG: 0.267	0-0 4-3		x 0-0 L4		x 0-0 F8					3	0	0	0	1	0	4
Jackie Hernandez, R (9, PR) OBP: 0.215, SLG: 0.223										0	0	0	0	0	0	0
Rick Renick, R (1, 6) OBP: 0.200, SLG: 0.294		x 0-0 5-3		x 0-0 6-3		x 0-0 5-3		x 0-0 G3-6 1-2f		3	0	0	0	0	0	0
Bruce Look, L (9, PH) OBP: 0.379, SLG: 0.291										1	0	0	0	0	0	1
Jim Merritt, L (1, 1) OBP: 0.245, SLG: 0.222		x 0-0 1-3			x 0-0 FC3-6 1B		x 0-0 F5			2	0	1	0	0	0	0
Rich Rollins, R (7, PH) OBP: 0.279, SLG: 0.365										1	0	0	0	0	0	0
Ron Perranoski, L (8, 1)										0	0	0	0	0	0	0
Bob Allison, R (9, PH) OBP: 0.307, SLG: 0.377										1	0	0	0	0	1	1

Inning Stats	R: 2	H: 1	E: 0	K: 1	S: 6	LOB: 2	BB: 2	P: 15	R: 0	H: 0	E: 0	K: 0	S: 3	LOB: 1	BB: 0	P: 4	R: 0	H: 0	E: 0	K: 0	S: 3	LOB: 0	BB: 0	P: 3	R: 0	H: 0	E: 0	K: 0	S: 3	LOB: 0	BB: 0	P: 3	R: 0	H: 1	E: 0	K: 1	S: 5	LOB: 0	BB: 0	P: 5	R: 0	H: 2	E: 0	K: 0	S: 5	LOB: 2	BB: 0	P: 5	R: 0	H: 1	E: 0	K: 0	S: 4	LOB: 1	BB: 0	P: 4	R: 0	H: 1	E: 0	K: 0	S: 4	LOB: 1	BB: 0	P: 4	R: 0	H: 0	E: 0	K: 1	S: 4	LOB: 1	BB: 1	P: 8	1B: 6	2B: 0	3B: 0	HR: 0	SF: 1	SAC: 0	DP: 1	HBP: 2	WP: 1	PB: 0	SB: 1	CS: 1	PA: 36
PITCHER	IP	WLS	BF	H	R	ER	SO	BB	IBB	HBP	BLK	WP	HR	S	P	ERA	WHIP																																																																				
Blue Moon Odom, R (1, 1) ERA: 2.46	8.0	W	34	6	2	2	2	2	2	1	0	1	0	33	47	2.25	1.000																																																																				
Diego Segui, R (9, 1) ERA: 2.06	1.0	S	2	0	0	0	1	0	0	0	0	0	0	4	4	0.00	0.000																																																																				

**BOTTOM**

**Oakland Athletics @ Minnesota Twins**  
Metropolitan Stadium, Bloomington, MI

Fri Jul 19 1968, 8:05 PM EDT  
Att: 16,446 - Unknown - 79 F

AB	30
R	2
H	6
RBI	1
BB	3
SO	3
LOB	15



Batter	1	2	3	4	5	6	7	8	9	10	11	AB R H RBI BB SO LOB	TOP				
<b>Bert Campaneris, R</b> (1, 6) OBP: 0.297, SLG: 0.307	0-0 F8		0-0 S 1B			0-3 K		0-0 1B 1B		0-0 6-3	0-0 F3	6 1 2 0 0 1 2					
<b>John Donaldson, L</b> (1, 4) OBP: 0.318, SLG: 0.290 <b>Dick Green, R</b> (9, 4) OBP: 0.425, SLG: 0.281 <b>Floyd Robinson, L</b> (11, PH) OBP: 0.274, SLG: 0.346 <b>Jack Aker, R</b> (11, 1) OBP: 0.200, SLG: 0.200	0-0 G4-6-3 1B		0-3 K			0-0 4-3		0-0 1B 1B		0-3 K	0-0 4-3	4 0 2 0 0 1 1 1 0 0 0 0 1 0 1 0 0 0 0 0 2 0 0 0 0 0 0 0					
<b>Rick Monday, L</b> (1, 8) OBP: 0.406, SLG: 0.439	0-0 G4-6-3 1-2f		0-3 K2-3			0-0 PB 1B		4-0 1B IBB		0-0 1B 1B		4 0 2 0 1 1 2					
<b>Sal Bando, R</b> (1, 5) OBP: 0.312, SLG: 0.368		0-0 BB 1B				0-3 K		0-0 1-2 2-3 3-H 1B		0-0 S 1B		5 0 3 1 0 1 1					
<b>Reggie Jackson, L</b> (1, 9) OBP: 0.341, SLG: 0.457		4-0 1-2 BB				0-0 F8		0-3 K		0-0 4-3		4 0 0 0 1 1 5					
<b>Ray Webster, L</b> (1, 3) OBP: 0.252, SLG: 0.317 <b>Danny Cater, R</b> (11, PH) OBP: 0.332, SLG: 0.374		0-0 F4				0-0 4-3				0-0 F8		4 0 0 0 0 0 2 1 1 1 0 0 0 0					
<b>Dave Duncan, R</b> (1, 2) OBP: 0.248, SLG: 0.268		0-3 K				0-3 K		0-0 F4		0-0 G3		5 0 0 0 0 2 3					
<b>Jim Gosger, L</b> (1, 7) OBP: 0.215, SLG: 0.173 <b>Mike Hershberger, R</b> (10, 7) OBP: 0.327, SLG: 0.368		0-3 K				0-0 G3		0-3 K		0-0 S 1B		4 0 1 0 0 2 2 0 0 0 0 1 0 0					
<b>Jim Nash, R</b> (1, 1) OBP: 0.067, SLG: 0.133 <b>Diego Segui, R</b> (9, 1) <b>Joe Rudi, R</b> (11, PH) OBP: 0.248, SLG: 0.261 <b>Ted Kubiak, S</b> (11, 4) OBP: 0.309, SLG: 0.320			0-0 F5			0-3 K		0-3 K		0-3 K		4 0 0 0 0 3 1 0 0 0 0 0 0 0 1 0 1 1 0 0 0 0 0 0 0 0 0 0					
<b>Inning Stats</b>	R: 0 H: 1 E: 0 LOB: 0 K: 0 BB: 0 S: 3 P: 3	R: 0 H: 1 E: 0 LOB: 2 K: 2 BB: 1 S: 8 P: 12	R: 0 H: 1 E: 0 LOB: 1 K: 2 BB: 0 S: 8 P: 8	R: 0 H: 0 E: 0 LOB: 0 K: 0 BB: 0 S: 3 P: 3	R: 0 H: 0 E: 0 LOB: 0 K: 2 BB: 0 S: 7 P: 7	R: 0 H: 1 E: 0 LOB: 1 K: 2 BB: 0 S: 8 P: 8	R: 0 H: 0 E: 0 LOB: 0 K: 1 BB: 0 S: 5 P: 5	R: 1 H: 3 E: 0 LOB: 3 K: 2 BB: 1 S: 10 P: 14	R: 0 H: 1 E: 0 LOB: 1 K: 1 BB: 0 S: 6 P: 6	R: 0 H: 2 E: 0 LOB: 2 K: 1 BB: 0 S: 7 P: 7	R: 1 H: 2 E: 0 LOB: 2 K: 0 BB: 1 S: 5 P: 9	1B: 11 SF: 0 2B: 1 SAC: 0 3B: 0 DP: 1 HR: 0 HBP: 0	WP: 0 PA: 47 PB: 1 SB: 3 CS: 0				
<b>PITCHER</b>	IP WLS BF H R ER SO BB IBB HBP BLK WP HR S P ERA WHIP																
<b>Dean Chance, R</b> (1, 1) ERA: 2.61	9.0		8	1	1	12	1	1	0	0	0	0	0	58	66	1.00	1.000
<b>Ron Perranoski, L</b> (10, 1) ERA: 2.56	1.1	L	9	4	1	1	0	1	0	0	0	0	0	10	14	6.75	3.000
<b>Al Worthington, R</b> (11, 1) ERA: 2.24	0.2		2	0	0	0	0	0	0	0	0	0	0	2	2	0.00	0.000

Oakland Athletics @ Minnesota Twins  
Metropolitan Stadium, Bloomington, MI  
Sat Jul 20 1968, 4:33 AM EDT  
Att: 15,166 - Unknown - 77 F

livebaseballscores.com

AB 44  
R 2  
H 12  
RBI 2  
BB 3  
SO 13  
LOB 21



Batter	1	2	3	4	5	6	7	8	9	10	11	AB	R	H	RBI	BB	SO	LOB	BOTTOM						
<b>Cesar Tovar, R</b> (1, 7) OBP: 0.317, SLG: 0.366 (10, 6)	0-0 F8 ①		0-0 5-3 ②		0-0 6-3 ③			0-0 5-3 ①		0-3 K ①		5	0	0	0	0	1	0							
<b>Rich Reese, L</b> (1, 3) OBP: 0.295, SLG: 0.333	0-0 1B		0-0 1B				0-0 F8 ①	0-0 G6-4-3 1B		0-0 1-3 1B		5	0	4	0	0	0	0							
<b>Frank Quiñici, R</b> (1, 5) OBP: 0.359, SLG: 0.416	0-3 K ②		0-0 1-3 1B				0-3 K ②	0-0 G6-4-3 1-2f		0-0 1-3 ②		5	0	1	0	0	2	3							
<b>Tony Oliva, L</b> (1, 9) OBP: 0.348, SLG: 0.490	0-0 F7 ③		0-0 F7 ③				0-0 L9 ③			0-0 1B 3B		4	1	1	0	1	0	3							
<b>Rod Carew, L</b> (1, 4) OBP: 0.338, SLG: 0.355		0-0 1B 1B E		0-0 4-3 ①			0-0 L7 ①			0-0 1B S		5	0	2	1	0	0	2							
<b>Ted Uhlaender, L</b> (1, 8) OBP: 0.315, SLG: 0.408		0-0 E5 1B 1-H		0-3 K ②			0-0 6-3 S 1B			0-3 K ①		5	0	2	0	0	2	1							
<b>Bruce Look, L</b> (1, 2) OBP: 0.352, SLG: 0.267		0-3 K ②		0-0 G3 ③			0-0 6-3 ②			0-3 K ②		5	0	0	0	0	2	4							
<b>Rick Renick, R</b> (1, 6) OBP: 0.211, SLG: 0.278		0-3 K ③					4-0 K ①			4-0 IBB		2	0	0	0	1	2	1							
<b>Rich Rollins, R</b> (9, PH) OBP: 0.285, SLG: 0.365												0	0	0	0	1	0	0							
<b>Bob Allison, R</b> (9, PR) OBP: 0.306, SLG: 0.376 (10, 7)												1	0	0	0	0	0	1							
<b>Dean Chance, R</b> (1, 1) OBP: 0.091, SLG: 0.057			0-0 2-3 ①				0-0 L9 ②			0-3 IBB ③		3	0	0	0	0	0	2							
<b>John Roseboro, L</b> (9, PH) OBP: 0.278, SLG: 0.265												1	0	0	0	0	1	2							
<b>Ron Perranoski, L</b> (10, 1)												0	0	0	0	0	0	0							
<b>Al Worthington, R</b> (11, 1)												0	0	0	0	0	0	0							
<b>Frank Kostro, R</b> (11, PH) OBP: 0.211, SLG: 0.250												1	0	0	0	0	0	1							
<b>Inning Stats</b>	R: 0 E: 0 K: 1 S: 6	H: 1 LOB: 1 BB: 0 P: 6	R: 0 E: 1 K: 2 S: 8	H: 2 LOB: 1 BB: 0 P: 8	R: 0 E: 0 K: 0 S: 5	H: 2 LOB: 2 BB: 0 P: 5	R: 0 E: 0 K: 1 S: 5	H: 0 LOB: 0 BB: 0 P: 5	R: 0 E: 0 K: 1 S: 5	H: 0 LOB: 0 BB: 0 P: 5	R: 0 E: 0 K: 0 S: 4	H: 1 LOB: 2 BB: 1 P: 8	R: 0 E: 0 K: 0 S: 3	H: 1 LOB: 0 BB: 0 P: 3	R: 1 E: 0 K: 3 S: 11	H: 2 LOB: 2 BB: 1 P: 15	R: 0 E: 0 K: 1 S: 6	H: 1 LOB: 2 BB: 1 P: 10	R: 0 E: 1 K: 0 S: 4	H: 0 LOB: 1 BB: 0 P: 4	1B: 9 2B: 0 3B: 1 HR: 0	SF: 0 SAC: 0 DP: 1 HBP: 0	WP: 0 PB: 0 SB: 2 CS: 0	PA: 45	
<b>PITCHER</b>	IP	WLS	BF	H	R	ER	SO	BB	IBB	HBP	BLK	WP	HR	S	P	ERA	WHIP								
<b>Jim Nash, R</b> (1, 1) ERA: 2.08	8.0		31	8	1	1	6	0	1	0	0	0	0	42	46	1.12	1.000								
<b>Diego Segui, R</b> (9, 1) ERA: 1.96	2.0	W	10	2	0	0	4	0	2	0	0	0	0	16	24	0.00	1.000								
<b>Jack Aker, R</b> (11, 1) ERA: 3.03	1.0	S	4	0	0	0	0	0	0	0	0	0	0	4	4	0.00	0.000								

Oakland Athletics @ Minnesota Twins  
Metropolitan Stadium, Bloomington, MI  
Sat Jul 20 1968, 4:33 AM EDT  
Att. 15,166 - Unknown - 77 F

livebaseballscores.com

AB	42
R	1
H	10
RBI	1
BB	3
SO	10
LOB	20



Batter	1	2	3	4	5	6	7	8	9	AB R H RBI BB SO LOB
Bert Campaneris, R (1, 6) OBP: 0.299, SLG: 0.309	0-0 L7		0-0 F9			0-0 5-3		0-0 1B	0-0 1B	5 1 2 0 0 0 1
Danny Cater, R (1, 3) OBP: 0.329, SLG: 0.371	0-0 6-3			0-0 E 1B		0-0 F9		0-0 F8	0-0 G3	5 0 1 0 0 0 3
Rick Monday, L (1, 8) OBP: 0.404, SLG: 0.436	0-3 K			0-0 E6 1-2		0-0 F7		0-0 FC5-4 1B		4 1 1 0 0 1 1
Sal Bando, R (1, 5) OBP: 0.314, SLG: 0.369		0-0 F4		0-0 F7			0-0 3B 1B	0-0 FC5-4 1B		4 1 2 2 0 0 2
Reggie Jackson, L (1, 9) OBP: 0.340, SLG: 0.461		0-3 K		0-3 K			0-0 SF8 3B	0-0 FC5-4 1B		4 1 1 1 0 2 4
Mike Hershberger, R (1, 7) OBP: 0.324, SLG: 0.367		0-3 K		0-3 K			0-0 SF8 3-H	0-0 FC4-6 1B		3 0 1 2 0 2 2
Dave Duncan, R (1, 2) OBP: 0.242, SLG: 0.261			0-0 E5 SH1-4		0-0 6-3		0-0 6-3	0-0 FC4-6 1-2		3 0 0 0 0 0 0
John Donaldson, L (8, PH) OBP: 0.317, SLG: 0.289										1 0 0 0 0 0 2
Phil Roof, R (8, 2) OBP: 0.158, SLG: 0.237										0 0 0 0 0 0 0
Ted Kubiak, S (1, 4) OBP: 0.298, SLG: 0.308			0-0 F9		0-0 6-3		0-0 6-3		0-0 G3	3 0 0 0 0 0 1
Ken Sanders, R (7, 1)										0 0 0 0 0 0 0
Jim Gosger, L (9, PH) OBP: 0.213, SLG: 0.172										1 0 0 0 0 0 0
Chuck Dobson, R (1, 1) OBP: 0.204, SLG: 0.245			0-0 SH1-4		0-0 1-3			0-0 1B 1B	0-3 K	1 0 0 0 0 0 0
Ed Sprague, R (7, 1)										0 0 0 0 0 0 0
Dick Green, R (7, 4) OBP: 0.439, SLG: 0.303										1 1 1 0 0 0 0
Floyd Robinson, L (9, PH) OBP: 0.271, SLG: 0.342										1 0 0 0 0 1 0

Inning Stats	R: 0	H: 0	R: 0	H: 0	R: 0	H: 0	R: 0	H: 0	R: 0	H: 0	R: 2	H: 2	R: 3	H: 5	R: 0	H: 1	1B: 8	SF: 1	WP: 0	PA: 38
E: 0	LOB: 0	E: 0	LOB: 0	E: 1	LOB: 2	E: 0	LOB: 0	E: 0	LOB: 0	E: 0	LOB: 0	E: 0	LOB: 2	E: 0	LOB: 1	2B: 0	SAC: 1	PB: 0		
K: 1	BB: 0	K: 2	BB: 0	K: 0	BB: 0	K: 0	BB: 0	K: 0	BB: 0	K: 0	BB: 0	K: 0	BB: 0	K: 1	BB: 0	3B: 1	DP: 0	SB: 0		
S: 5	P: 5	S: 7	P: 7	S: 4	P: 4	S: 9	P: 9	S: 3	P: 3	S: 5	P: 5	S: 8	P: 8	S: 6	P: 6	HR: 0	HBP: 0	CS: 0		

PITCHER	IP	WLS	BF	H	R	ER	SO	BB	IBB	HBP	BLK	WP	HR	S	P	ERA	WHIP
Jim Kaat, L (1, 1) ERA: 2.71	7.2	W	33	8	5	5	5	0	0	0	0	0	0	43	43	5.87	1.043
Al Worthington, R (8, 1) ERA: 2.18	1.1	S	5	1	0	0	1	0	0	0	0	0	0	7	7	0.00	0.750

**Oakland Athletics @ Minnesota Twins**  
Metropolitan Stadium, Bloomington, MI

Sun Jul 21 1968, 4:33 AM EDT  
Unknown - 84 F

AB	36
R	5
H	9
RBI	5
BB	0
SO	6
LOB	16





Batter	1	2	3	4	5	6	7	8	9	AB	R	H	RBI	BB	SO	LOB
<b>Cesar Tovar, R</b> OBP: 0.321, SLG: 0.367 (1, 6) (9, 7)	0-0 G3 S SF8 1B		4-0 G6-3 BB		0-0 F4		0-0 1B E 1B	0-0 L7		4	2	2	0	1	0	1
<b>Rich Reese, L</b> OBP: 0.294, SLG: 0.331 (1, 3)	0-0 G3 1-3		0-0 G6-3 1-2f			0-0 6-3	0-0 1B E 1B 1-2 2-H			4	1	1	1	0	0	2
<b>Ted Uhlaender, L</b> OBP: 0.320, SLG: 0.410 (1, 8)	4-0 BB			0-0 HR 1B		0-0 6-3	0-0 1B E9 1B 1-3 2-H			3	1	2	1	1	0	0
<b>Tony Oliva, L</b> OBP: 0.352, SLG: 0.501 (1, 9)	0-0 SF8 3-H			0-0 HR		0-0 BB 1B	4-0 1B IBB			2	1	2	3	1	0	0
<b>Rod Carew, L</b> OBP: 0.341, SLG: 0.355 (1, 4)	0-0 6-3			0-0 F7		4-0 BB FC6-4 1-2	0-0 1B G6-4-3 1-2 2-3 3-H			3	0	1	1	1	0	1
<b>Frank Quilici, R</b> OBP: 0.348, SLG: 0.402 (1, 5)		0-0 F6		0-3 K		0-0 FC6-4 1-2f	0-0 1B G6-4-3 1-2f			4	0	0	0	0	1	5
<b>Bob Allison, R</b> OBP: 0.305, SLG: 0.386 <b>Rick Renick, R</b> OBP: 0.211, SLG: 0.278 (1, 7) (9, 6)		0-0 6-3		0-0 F9			0-0 HR 1B 1B	0-0 6-3		4	1	1	1	0	0	0
<b>John Roseboro, L</b> OBP: 0.282, SLG: 0.266 (1, 2)		0-0 4-3			0-3 K		0-0 1B 1B SH1-4 BB	4-0 SH1-4 BB		3	1	1	0	1	1	0
<b>Jim Kaat, L</b> OBP: 0.122, SLG: 0.122 <b>Al Worthington, R</b> (1, 1) (8, 1)			0-0 L7		0-3 K		0-0 F9 1-2	0-0 SH1-4		3	0	0	0	0	1	1

Inning Stats	R: 1	H: 1	E: 0	K: 0	S: 4	LOB: 1	BB: 1	P: 8	R: 0	H: 0	E: 0	K: 0	S: 3	LOB: 0	BB: 0	P: 3	R: 0	H: 0	E: 0	K: 0	S: 2	LOB: 0	BB: 1	P: 6	R: 2	H: 2	E: 0	K: 1	S: 7	LOB: 0	BB: 0	P: 7	R: 0	H: 0	E: 0	K: 2	S: 7	LOB: 0	BB: 0	P: 7	R: 0	H: 1	E: 0	K: 0	S: 4	LOB: 2	BB: 1	P: 8	R: 4	H: 6	E: 1	K: 0	S: 8	LOB: 2	BB: 1	P: 12	R: 0	H: 0	E: 0	K: 0	S: 3	LOB: 1	BB: 1	P: 7
--------------	------	------	------	------	------	--------	-------	------	------	------	------	------	------	--------	-------	------	------	------	------	------	------	--------	-------	------	------	------	------	------	------	--------	-------	------	------	------	------	------	------	--------	-------	------	------	------	------	------	------	--------	-------	------	------	------	------	------	------	--------	-------	-------	------	------	------	------	------	--------	-------	------

1B: 8	SF: 1	WP: 0	PA: 37
2B: 0	SAC: 1	PB: 0	
3B: 0	DP: 2	SB: 1	
HR: 2	HBP: 0	CS: 0	

**BOTTOM**

**Oakland Athletics @ Minnesota Twins**  
Metropolitan Stadium, Bloomington, MI  
Sun Jul 21 1968, 4:33 AM EDT  
Unknown - 84 F

[livebaseballscorecards.com](http://livebaseballscorecards.com)

<b>AB</b>	<b>30</b>
<b>R</b>	<b>7</b>
<b>H</b>	<b>10</b>
<b>RBI</b>	<b>7</b>
<b>BB</b>	<b>5</b>
<b>SO</b>	<b>3</b>
<b>LOB</b>	<b>10</b>



PITCHER	IP	WLS	BF	H	R	ER	SO	BB	IBB	HBP	BLK	WP	HR	S	P	ERA	WHIP
<b>Chuck Dobson, R</b> ERA: 2.67 (1, 1)	6.0	L	25	5	4	4	3	3	0	0	0	0	2	28	40	6.00	1.333
<b>Ed Sprague, R</b> ERA: 2.76 (7, 1)	0.1		4	3	1	1	0	0	0	0	0	0	0	4	4	27.00	9.000
<b>Ken Sanders, R</b> ERA: 4.05 (7, 1)	1.2		8	2	2	2	0	1	1	0	0	0	0	6	14	10.80	1.800

Batter	1	2	3	4	5	6	7	8	9	AB R H RBI BB SO LOB	TOP
<b>Bert Campaneris, R</b> (1, 6) OBP: 0.298, SLG: 0.308	0-0 1-3		0-0 E8 1B		0-0 5-3		0-0 F4			4 0 1 0 0 0 1	
<b>John Donaldson, L</b> (1, 4) OBP: 0.317, SLG: 0.289	0-0 L6		0-0 3-H 1B		0-0 1-3			0-0 4-3		4 0 1 0 0 0 1	
<b>Rick Monday, L</b> (1, 8) OBP: 0.399, SLG: 0.430	0-0 4-3			0-0 6-3		0-0 1-3		0-0 4-3		4 0 0 0 0 0 0	
<b>Sal Bando, R</b> (1, 5) OBP: 0.318, SLG: 0.374		0-0 FC4-6 1B		0-0 E BB 1B		0-0 FC4-6 1B		0-0 F9		4 0 3 0 0 0 0	
<b>Reggie Jackson, L</b> (1, 9) OBP: 0.336, SLG: 0.455		0-0 FC4-6 1-2f		0-0 F6		0-0 FC4-6 1B 1-2f			0-0 F3	4 0 0 0 0 0 3	
<b>Danny Cater, R</b> (1, 3) OBP: 0.336, SLG: 0.374		0-3 K		4-0 1-2 BB		0-0 1-2 1B			0-0 1B	3 0 2 0 1 1 1	
<b>Mike Hershberger, R</b> (1, 7) OBP: 0.321, SLG: 0.364 <b>Ed Sprague, R</b> (2, 1) OBP: 0.251, SLG: 0.316 <b>Ray Webster, L</b> (4, PH) OBP: 0.200, SLG: 0.200 <b>Jack Aker, R</b> (4, 1) OBP: 0.294, SLG: 0.304 <b>Ted Kubiak, S</b> (6, PH) OBP: 0.294, SLG: 0.304 <b>Ken Sanders, R</b> (6, 1) OBP: 0.287, SLG: 0.338 <b>Floyd Robinson, L</b> (9, PH) OBP: 0.287, SLG: 0.338		0-0 L4		0-0 F7 1-1 2-3		0-0 F8			0-3 K	1 0 0 0 0 0 1 0 0 0 0 0 0 0 1 0 0 0 0 0 2 0 0 0 0 0 0 0 1 0 0 0 0 0 2 0 0 0 0 0 0 0 1 0 0 0 0 0 1 1	
<b>Phil Roof, R</b> (1, 2) OBP: 0.143, SLG: 0.214			0-0 4-3		0-3 K		0-3 K		0-0 F6	4 0 0 0 0 2 1	
<b>Paul Lindblad, L</b> (1, 1) OBP: 0.375, SLG: 0.500 <b>Jim Gosger, L</b> (2, 7) OBP: 0.216, SLG: 0.176			0-0 4-3		0-0 5-3 1B		0-0 1-6-3			0 0 0 0 0 0 0 3 0 1 0 0 0 0	
<b>Inning Stats</b>	R: 0 E: 0 K: 0 S: 3 H: 0 LOB: 0 BB: 0 P: 3	R: 0 E: 0 K: 1 S: 6 H: 1 LOB: 1 BB: 0 P: 6	R: 0 E: 1 K: 0 S: 4 H: 2 LOB: 2 BB: 0 P: 4	R: 0 E: 1 K: 0 S: 4 H: 1 LOB: 2 BB: 1 P: 8	R: 0 E: 0 K: 1 S: 6 H: 1 LOB: 1 BB: 0 P: 6	R: 0 E: 0 K: 1 S: 5 H: 2 LOB: 2 BB: 0 P: 5	R: 0 E: 0 K: 1 S: 5 H: 0 LOB: 0 BB: 0 P: 5	R: 0 E: 0 K: 0 S: 3 H: 0 LOB: 0 BB: 0 P: 3	R: 0 E: 0 K: 1 S: 6 H: 1 LOB: 1 BB: 0 P: 6	1B: 8 2B: 0 3B: 0 HR: 0 SF: 0 SAC: 0 DP: 0 HBP: 0	WP: 0 PB: 0 SB: 0 CS: 0 PA: 35
<b>PITCHER</b> <b>Jim Perry, R</b> (1, 1) ERA: 2.78	IP 9.0 WLS W BF 35 H 8 R 0 ER 0 SO 4 BB 1 IBB 0 HBP 0 BLK 0 WP 0 HR 0 S 42 P 46 ERA 0.00 WHIP 1.000	<b>PITCHER</b> IP WLS BF H R ER SO BB IBB HBP BLK WP HR S P ERA WHIP									

Oakland Athletics @ Minnesota Twins  
Metropolitan Stadium, Bloomington, MI  
Sun Jul 21 1968, 4:38 AM EDT  
Att. 22,302 - Unknown

livebaseballscorecards.com

AB	34
R	0
H	8
RBI	0
BB	1
SO	4
LOB	13



Batter	1	2	3	4	5	6	7	8	9
Cesar Tovar, R OBP: 0.323, SLG: 0.375 Ron Clark, R OBP: 0.242, SLG: 0.182	0-0 SH1-3 1B 2B	0-0 1B 2B	0-3 K		0-0 F4			0-0 F9	
Rich Reese, L OBP: 0.300, SLG: 0.331	0-0 SH1-3 2-3	0-0 4-1 HR 1B	0-0 4-3			0-0 4-3		4-0 1B BB	
Ted Uhlaender, L OBP: 0.321, SLG: 0.410	0-0 2B 3-H	0-0 4-1 1-2		0-0 F4		0-0 5-3		0-0 1-2 1B	
Tony Oliva, L OBP: 0.353, SLG: 0.504	0-0 F9	4-0 HR IBB		0-0 1-3		0-0 3B		0-0 F8	
Bob Allison, R OBP: 0.313, SLG: 0.418 Jim Holt, L OBP: 0.233, SLG: 0.238	0-0 E2 1-H 2B	0-0 HR		0-0 1B 3B		0-0 4-3			
Frank Quilici, R OBP: 0.353, SLG: 0.413	0-0 1B 2-H 2B	0-3 K		0-0 1B		0-0 5-3			
Rick Renick, R OBP: 0.238, SLG: 0.350	0-0 FC6-4 2-H 1B		0-0 1B 3B	0-3 K		0-3 K			
Jerry Zimmerman, R OBP: 0.235, SLG: 0.167	0-0 FC6-4 1-2f		0-0 6-3		0-0 6-3		0-0 6-3		
Jim Perry, S OBP: 0.200, SLG: 0.379		0-0 5-3	0-0 1B 3-H		0-0 1-3		0-0 4-3		


Inning Stats	R: 4 E: 1 K: 0 S: 8	H: 5 LOB: 1 BB: 0 P: 8	R: 4 E: 0 K: 1 S: 8	H: 3 LOB: 0 BB: 1 P: 12	R: 1 E: 0 K: 1 S: 7	H: 2 LOB: 1 BB: 0 P: 7	R: 1 E: 0 K: 1 S: 7	H: 0 LOB: 0 BB: 0 P: 3	R: 0 E: 0 K: 0 S: 4	H: 1 LOB: 1 BB: 0 P: 4	R: 0 E: 0 K: 1 S: 5	H: 0 LOB: 0 BB: 0 P: 5	R: 0 E: 0 K: 0 S: 4	H: 1 LOB: 2 BB: 1 P: 8
--------------	------------------------------	---------------------------------	------------------------------	----------------------------------	------------------------------	---------------------------------	------------------------------	---------------------------------	------------------------------	---------------------------------	------------------------------	---------------------------------	------------------------------	---------------------------------

PITCHER	IP	WLS	BF	H	R	ER	SO	BB	IBB	HBP	BLK	WP	HR	S	P	ERA	WHIP
Paul Lindblad, L ERA: 2.3	1.1	L	11	7	6	3	0	0	0	0	0	0	0	11	11	20.25	5.250
Ed Sprague, R ERA: 3.23	1.2		9	3	3	3	2	0	1	0	0	0	1	12	16	16.20	1.800
Jack Aker, R ERA: 3.12	2.0		8	2	1	1	1	0	0	0	0	0	0	10	10	4.50	1.000
Ken Sanders, R ERA: 2.79	3.0		12	2	0	0	1	1	0	0	0	0	0	13	17	0.00	1.000

**BOTTOM**

AB	R	H	RBI	BB	SO	LOB
3	2	2	0	0	1	1
2	0	0	0	0	0	0
3	1	1	1	1	0	1
5	1	2	1	0	0	1
4	1	1	0	1	0	3
3	3	3	3	0	0	0
1	0	0	0	0	0	1
4	1	2	2	0	1	0
4	1	2	1	0	2	1
4	0	0	0	0	0	2
4	0	1	1	0	0	0

**AB 37**  
**R 10**  
**H 14**  
**RBI 9**  
**BB 2**  
**SO 4**  
**LOB 10**



WP: 0 PA: 40  
PB: 0  
SB: 0  
CS: 0

**Oakland Athletics @ Minnesota Twins**  
Metropolitan Stadium, Bloomington, MI  
Sun Jul 21 1968, 4:38 AM EDT  
Att. 22,302 - Unknown

[livebaseballscorecards.com](http://livebaseballscorecards.com)

Batter	1	2	3	4	5	6	7	8	9	AB R H RBI BB SO LOB	TOP			
Vic Davalillo, L (1, 8) OBP: 0.255, SLG: 0.337	0-0 F7	0-3 K		0-0 G1		0-0 G3		0-0 E4 FC6-4		5 0 0 0 0 1 2				
Jim Fregosi, R (1, 6) OBP: 0.343, SLG: 0.427	0-0 F2		0-0 4-3 WP 1B	0-0 PB 1B		0-0 F9		0-0 FC6-4		5 1 2 0 0 0 2				
Rick Reichardt, R (1, 7) OBP: 0.319, SLG: 0.399	0-0 F6		0-0 4-3 1-3	0-0 F2 1-2		0-3 K			0-0 F3	5 0 0 0 0 1 2				
Bubba Morton, R (1, 9) Wayne Causey, L (3, 4) Tom Burgmeier, L (9, 1) OBP: 0.318, SLG: 0.283 OBP: 0.262, SLG: 0.182		0-0 FC1-6 1B	4-0 HBP 1B BB	0-0 F7		0-0 G3			0-3 K	1 1 1 0 1 0 0 3 0 0 0 0 1 1 0 0 0 0 0 0 0				
Don Mincher, L (1, 3) OBP: 0.313, SLG: 0.385		0-0 FC1-6 1B 2B 1-2f	1-0 1B HBP		0-0 G3		0-0 F8		0-0 F8	4 2 0 0 0 0 1				
Chuck Hinton, R (1, 4) Roger Repoz, L (3, PH) OBP: 0.230, SLG: 0.328 OBP: 0.313, SLG: 0.396		0-0 2B E 1-2 1B	0-0 F6		0-0 FC5 S 1B		0-0 F9			1 1 1 0 0 0 0 3 0 1 0 0 0 3				
Aurelio Rodriguez, R (1, 5) OBP: 0.297, SLG: 0.349		0-0 E7 1B 2B 1-H 2-H	0-0 1B 1B 1-2 2-H 3-H		0-0 F8					4 1 3 3 0 0 1				
Orlando McFarlane, R (1, 2) OBP: 0.300, SLG: 0.222		0-0 SH1-4 1B 2-H	0-0 1B 1B 1-3 2-H		4-0 IBB					3 0 2 2 1 1 1				
Marty Pattin, R (1, 1) Andy Messersmith, R (4, 1) Clyde Wright, R (8, PH) Minnie Rojas, R (8, 1) Sammy Ellis, L (8, 1) Bobby Locke, R (8, 1) Bobby Knopp, R (9, 4) OBP: 0.288, SLG: 0.314		0-0 SH1-4 1-2	0-0 4-3		0-0 FC5 2-3f				0-0 L9	1 0 0 0 0 0 2 1 0 0 0 0 0 2 1 0 0 0 0 0 1 0				
<b>Inning Stats</b>	R: 0 E: 0 K: 0 S: 3 H: 0 LOB: 0 BB: 0 P: 3	R: 3 E: 1 K: 1 S: 9 H: 4 LOB: 1 BB: 0 P: 9	R: 3 E: 0 K: 0 S: 6 H: 3 LOB: 2 BB: 1 P: 11	R: 0 E: 0 K: 0 S: 4 H: 1 LOB: 1 BB: 0 P: 4	R: 0 E: 0 K: 0 S: 4 H: 1 LOB: 2 BB: 1 P: 8	R: 0 E: 0 K: 1 S: 5 H: 0 LOB: 0 BB: 0 P: 5	R: 0 E: 0 K: 0 S: 3 H: 0 LOB: 0 BB: 0 P: 3	R: 0 E: 1 K: 1 S: 7 H: 1 LOB: 2 BB: 0 P: 7	R: 0 E: 0 K: 1 S: 5 H: 0 LOB: 0 BB: 0 P: 5	1B: 9 2B: 1 3B: 0 HR: 0 SF: 0 SAC: 1 DP: 0 HBP: 1	WP: 1 PB: 1 SB: 1 CS: 0 PA: 41			
<b>PITCHER</b>	IP WLS BF H R ER SO BB IBB HBP BLK WP HR S P ERA WHIP												<b>PITCHER</b>	IP WLS BF H R ER SO BB IBB HBP BLK WP HR S P ERA WHIP
Jim Roland, L (1, 1) ERA: 3.97	2.1 L 14 5 6 6 1 1 0 1 0 0 1 0 14 19 23.14 2.571													
Bob Miller, R (3, 1) ERA: 3.03	4.2 19 4 0 0 1 0 1 0 0 0 0 20 24 0.00 0.857													
Ron Perranoski, L (8, 1) ERA: 2.52	1.0 5 1 0 0 1 0 0 0 0 0 0 7 7 0.00 1.000													
Dean Chance, R (9, 1) ERA: 2.6	1.0 3 0 0 0 1 0 0 0 0 0 0 5 5 0.00 0.000													

California Angels @ Minnesota Twins  
Metropolitan Stadium, Bloomington, MI

Mon Jul 22 1968, 8:05 PM EDT  
Att. 10,716 - Unknown - 76 F

livebaseballscorecards.com

AB	37
R	6
H	10
RBI	5
BB	2
SO	4
LOB	18



Batter	1	2	3	4	5	6	7	8	9	AB	R	H	RBI	BB	SO	LOB
<b>Cesar Tovar, R</b> OBP: 0.319, SLG: 0.370 (1, 6)	0-3 K		0-3 K	0-0 F8			0-0 1-3	0-0 L7		5	0	0	0	0	2	5
<b>Rich Reese, L</b> OBP: 0.297, SLG: 0.326 (1, 3)	0-0 E3		0-3 K		0-3 K2-3			0-0 1B 1B	0-0 4-3	5	1	1	0	0	2	0
<b>Ted Uhlaender, L</b> OBP: 0.319, SLG: 0.407 (1, 8)	0-0 F6		0-3 K		0-0 L8			0-0 1B 1B BB	0-3 K	5	1	1	0	0	2	1
<b>Tony Oliva, L</b> OBP: 0.354, SLG: 0.517 (1, 9)	0-0 5-3			0-0 HR	0-0 4-1			0-0 F5	0-0 3B	5	1	2	1	0	0	3
<b>Rod Carew, L</b> OBP: 0.338, SLG: 0.352 (1, 4)		0-3 K		0-0 G3		0-0 L7		0-0 BB 1B BB	0-0 3-1	5	1	1	1	0	1	1
<b>Frank Quilici, R</b> OBP: 0.343, SLG: 0.400 (1, 5)		0-0 5-3		0-0 6-3		0-0 F7		0-3 K		4	0	0	0	0	1	2
<b>Bob Allison, R</b> OBP: 0.319, SLG: 0.421 (1, 7)		4-0 BB BB		0-0 1B 1B		0-3 K		0-0 BB BB 1B		3	1	2	0	1	1	0
<b>John Roseboro, L</b> OBP: 0.289, SLG: 0.268 <b>Ron Clark, R</b> OBP: 0.242, SLG: 0.182 <b>Jerry Zimmerman, R</b> OBP: 0.235, SLG: 0.167 (1, 2) (8, PR) (9, 2)		4-0 BB BB		0-0 1B 1B		0-0 G3		4-0 BB BB		2	0	1	1	2	0	0
<b>Jim Roland, R</b> OBP: 0.250, SLG: 0.250 <b>Bob Miller, R</b> OBP: 0.227, SLG: 0.233 <b>Jim Hoyt, L</b> OBP: 0.227, SLG: 0.233 <b>Ron Ferranoski, L</b> OBP: 0.250, SLG: 0.365 <b>Rich Rollins, R</b> OBP: 0.250, SLG: 0.365 <b>Dean Chance, R</b> OBP: 0.091, SLG: 0.057 (1, 1) (3, 1) (7, PH) (8, 1) (8, PH) (9, 1)		0-3 K		0-0 1B		0-0 1-3		4-0 1-2 2-3 3-H BB		1	0	0	0	0	1	2

Inning Stats	R: 0	H: 0	E: 1	LOB: 1	K: 1	BB: 0	S: 6	P: 6	R: 0	H: 0	E: 0	LOB: 2	K: 2	BB: 2	S: 7	P: 15	R: 0	H: 0	E: 0	LOB: 0	K: 3	BB: 0	S: 9	P: 9	R: 2	H: 4	E: 0	LOB: 2	K: 0	BB: 0	S: 7	P: 7	R: 0	H: 0	E: 0	LOB: 0	K: 1	BB: 0	S: 5	P: 5	R: 0	H: 0	E: 0	LOB: 0	K: 1	BB: 0	S: 5	P: 5	R: 0	H: 0	E: 0	LOB: 0	K: 0	BB: 0	S: 3	P: 3	R: 3	H: 4	E: 0	LOB: 3	K: 1	BB: 2	S: 9	P: 17	R: 0	H: 1	E: 0	LOB: 1	K: 1	BB: 0	S: 6	P: 6	1B: 7	SF: 0	2B: 0	SAC: 0	3B: 1	DP: 0	HR: 1	HBP: 0	WP: 0	PA: 41	PB: 0	SB: 1	CS: 0
--------------	------	------	------	--------	------	-------	------	------	------	------	------	--------	------	-------	------	-------	------	------	------	--------	------	-------	------	------	------	------	------	--------	------	-------	------	------	------	------	------	--------	------	-------	------	------	------	------	------	--------	------	-------	------	------	------	------	------	--------	------	-------	------	------	------	------	------	--------	------	-------	------	-------	------	------	------	--------	------	-------	------	------	-------	-------	-------	--------	-------	-------	-------	--------	-------	--------	-------	-------	-------

PITCHER	IP	WLS	BF	H	R	ER	SO	BB	IBB	HBP	BLK	WP	HR	S	P	ERA	WHIP
<b>Marty Pattin, R</b> ERA: 4.46 (1, 1)	3.2		18	4	2	2	6	2	0	0	0	0	0	28	36	4.91	1.636
<b>Andy Messersmith, R</b> ERA: 2.5 (4, 1)	3.1	W	10	0	0	0	2	0	0	0	0	0	0	14	14	0.00	0.000
<b>Minnie Rojas, R</b> ERA: 4.19 (8, 1)	0.0		2	2	2	2	0	0	0	0	0	0	0	2	2	∞	∞
<b>Sammy Ellis, R</b> ERA: 3.85 (8, 1)	0.2		6	2	1	1	1	2	0	0	0	0	0	6	14	13.50	6.000
<b>Bobby Locke, R</b> ERA: 4.96 (8, 1)	0.1		1	0	0	0	0	0	0	0	0	0	0	1	1	0.00	0.000


**BOTTOM**

**California Angels @ Minnesota Twins**  
Metropolitan Stadium, Bloomington, MI

Mon Jul 22 1968, 8:05 PM EDT  
Att: 10,716 - Unknown - 76 F

livebaseballscorecards.com

<b>AB</b>	<b>37</b>
<b>R</b>	<b>5</b>
<b>H</b>	<b>9</b>
<b>RBI</b>	<b>5</b>
<b>BB</b>	<b>4</b>
<b>SO</b>	<b>10</b>
<b>LOB</b>	<b>14</b>



Batter	1	2	3	4	5	6	7	8	9	AB R H RBI BB SO LOB	TOP									
Vic Davalillo, L (1, 8) OBP: 0.261, SLG: 0.345	0-0 1B 2B	0-0 CS 1B			0-0 SF7 1B		0-0 F5			4 2 3 0 0 0 0										
Jim Fregosi, R (1, 6) OBP: 0.342, SLG: 0.425	0-0 G3 6-3 1B	0-0 CS 1-2	0-0 G3		0-0 5-3 1-3		0-3 K			4 1 1 1 0 1 1										
Roger Repoz, L (1, 9) OBP: 0.312, SLG: 0.395	0-0 G3 1-3				0-0 SF7 3-H			0-0 F6		3 0 1 1 0 0 1										
Don Mincher, L (1, 3) Bobby Knoop, R (8, 4) OBP: 0.309, SLG: 0.379 OBP: 0.288, SLG: 0.314	0-0 6-3 3-H				0-0 L9			0-0 4-3		4 0 0 1 0 1 1 0 0 0 0 0 0 0										
Rick Reichardt, R (1, 7) OBP: 0.321, SLG: 0.399	0-0 1B 1B					1-0 G6-4-3 HBP		0-0 5-3		3 0 1 0 0 1 1										
Aurelio Rodriguez, R (1, 5) OBP: 0.303, SLG: 0.354	0-0 1-3 1B				0-0 1B 1B		0-0 G6-4-3 1-2f		0-0 F7	4 0 2 0 0 0 1										
Chuck Hinton, R (1, 4) OBP: 0.236, SLG: 0.331 (8, 3)	0-3 K				0-0 CS 1-2 1B 1B		0-0 1B		0-0 6-3	4 0 2 0 0 1 2										
Buck Rodgers, S (1, 2) OBP: 0.250, SLG: 0.243					0-0 1-2 2-H 1B		0-0 4-3		0-0 2B	4 0 2 0 0 1 1										
George Brunet, R (1, 1) OBP: 0.167, SLG: 0.111					0-3 K 2-3		0-3 K		0-0 F8	4 0 0 0 0 2 3										
<b>Inning Stats</b>	R: 2 E: 0 K: 1 S: 9	H: 4 LOB: 2 BB: 0 P: 9	R: 0 E: 0 K: 1 S: 5	H: 1 LOB: 0 BB: 0 P: 5	R: 0 E: 0 K: 2 S: 8	H: 1 LOB: 1 BB: 0 P: 8	R: 0 E: 0 K: 1 S: 6	H: 3 LOB: 1 BB: 0 P: 6	R: 1 E: 0 K: 0 S: 4	H: 1 LOB: 0 BB: 0 P: 4	R: 0 E: 0 K: 2 S: 7	H: 0 LOB: 0 BB: 0 P: 7	R: 0 E: 0 K: 0 S: 3	H: 0 LOB: 0 BB: 0 P: 3	R: 0 E: 0 K: 0 S: 4	H: 1 LOB: 1 BB: 0 P: 4	1B: 10 2B: 2 3B: 0 HR: 0	SF: 1 SAC: 0 DP: 1 HBP: 1	WP: 0 PB: 0 SB: 2 CS: 2	PA: 37
<b>PITCHER</b>	IP WLS BF H R ER SO BB IBB HBP BLK WP HR S P ERA WHIP																			
Ron Keller, R (1, 1) ERA: 3.0	6.0 L 26 11 3 2 5 0 0 1 0 0 0 0 35 36 3.00 1.833																			
Jim Perry, R (7, 1) ERA: 2.72	2.0 6 0 0 0 2 0 0 0 0 0 0 0 10 10 0.00 0.000																			
Ron Perranoski, L (9, 1) ERA: 2.48	1.0 4 1 0 0 0 0 0 0 0 0 0 0 4 4 0.00 1.000																			

California Angels @ Minnesota Twins  
Metropolitan Stadium, Bloomington, MI  
Tue Jul 23 1968, 4:33 AM EDT  
Unknown

livebaseballscorecards.com

AB	34
R	3
H	12
RBI	3
BB	0
SO	7
LOB	11



Batter	1	2	3	4	5	6	7	8	9	AB	R	H	RBI	BB	SO	LOB							
<b>Cesar Tovar, R</b> OBP: 0.321, SLG: 0.372 (1, 5) (9, 8)	0-0 4-3 WP 1B		0-0 F7			0-0 FC5-4 1B		0-0 F9		4	0	2	0	0	0	0							
<b>Ted Uhlaender, L</b> OBP: 0.319, SLG: 0.414 <b>Ron Perranoski, L</b> (1, 8) (9, 1)	0-0 L7 1-2			0-0 HR		0-0 FC5-4 1B 1-2f		0-0 G3		4	1	1	1	0	0	2							
<b>Frank Kostro, R</b> OBP: 0.238, SLG: 0.275 (1, 3)	0-0 4-3 2-3			0-0 G6-4-3 1B		0-0 1-3 1B			0-0 F8	4	0	2	0	0	0	1							
<b>Tony Oliva, L</b> OBP: 0.350, SLG: 0.511 (1, 9)	0-0 F4			0-0 F8		0-0 F4			0-0 6-3	4	0	0	0	0	0	4							
<b>Bob Allison, R</b> OBP: 0.314, SLG: 0.414 (1, 7)		0-3 K		0-0 G6-4-3 1-2f			0-0 F4		0-0 L5	4	0	0	0	0	1	1							
<b>Frank Quilici, R</b> OBP: 0.343, SLG: 0.406 (1, 4) (9, 5)		0-0 L5			0-0 F9		0-0 2B			3	0	1	0	0	0	0							
<b>Rick Renick, R</b> OBP: 0.222, SLG: 0.326 (1, 6)		0-3 K			0-3 K		0-3 K			3	0	0	0	0	3	1							
<b>Jerry Zimmerman, R</b> OBP: 0.222, SLG: 0.156 <b>Rich Rollins, R</b> OBP: 0.288, SLG: 0.362 <b>John Roseboro, L</b> OBP: 0.289, SLG: 0.268 (1, 2) (7, PH) (8, 2)			0-0 6-3		0-0 F8		0-0 6-3			2	0	0	0	0	0	0							
<b>Ron Keller, R</b> <b>Ron Clark, R</b> OBP: 0.238, SLG: 0.179 <b>Jim Perry, S</b> OBP: 0.200, SLG: 0.379 <b>Rod Carew, L</b> OBP: 0.337, SLG: 0.351 (1, 1) (6, PH) (7, 1) (8, PH) (9, 4)		0-3 K			0-3 K			0-0 F8		1	0	0	0	0	1	0							
<b>Inning Stats</b>	R: 0 E: 0 K: 4 S: 4	H: 1 LOB: 1 BB: 0 P: 4	R: 0 E: 0 K: 2 S: 7	H: 0 LOB: 0 BB: 0 P: 7	R: 0 E: 0 K: 1 S: 5	H: 0 LOB: 0 BB: 0 P: 5	R: 1 E: 0 K: 0 S: 4	H: 2 LOB: 0 BB: 0 P: 4	R: 0 E: 0 K: 1 S: 5	H: 0 LOB: 0 BB: 0 P: 5	R: 0 E: 0 K: 1 S: 7	H: 2 LOB: 2 BB: 0 P: 7	R: 0 E: 0 K: 1 S: 6	H: 1 LOB: 1 BB: 0 P: 6	R: 0 E: 0 K: 0 S: 3	H: 0 LOB: 0 BB: 0 P: 3	R: 0 E: 0 K: 0 S: 3	H: 0 LOB: 0 BB: 0 P: 3	1B: 4 2B: 1 3B: 0 HR: 1	SF: 0 SAC: 0 DP: 1 HBP: 0	WP: 1 PB: 0 SB: 0 CS: 0	PA: 32	
<b>PITCHER</b> <b>George Brunet, L</b> ERA: 2.36 (1, 1)	IP 9.0	WLS W	BF 32	H 6	R 1	ER 1	SO 6	BB 0	IBB 0	HBP 0	BLK 0	WP 1	HR 1	S 44	P 44	ERA 1.00	WHIP 0.667						

**BOTTOM**

**California Angels @ Minnesota Twins**  
Metropolitan Stadium, Bloomington , MI

[livebaseballscorecards.com](http://livebaseballscorecards.com)

AB	32
R	1
H	6
RBI	1
BB	0
SO	6
LOB	10



WP	1	PA	32
PB	0		
SB	0		
CS	0		

Tue Jul 23 1968, 4:33 AM EDT  
Unknown

Batter	1	2	3	4	5	6	7	8	9	AB R H RBI BB SO LOB	TOP											
Vic Davalillo, L (1, 8) OBP: 0.260, SLG: 0.346	0-0 E 2B		0-0 1-3		0-0 F7		0-0 5-3		0-0 F6	5 0 1 0 0 0 1												
Jim Fregosi, R (1, 6) OBP: 0.343, SLG: 0.424	0-0 1-6-3		0-0 2B 1B		0-0 6-3		4-0 BB			3 0 1 0 1 0 2												
Rick Reichardt, R (1, 7) OBP: 0.320, SLG: 0.400	0-0 E4 FC5-4 2-3		0-3 K		0-0 1B SF8 2B		0-0 F6			4 1 1 0 0 1 3												
Bubba Morton, R (1, 9) OBP: 0.325, SLG: 0.294	0-0 F7		0-0 1-H 2B		4-0 1B BB		0-0 6-3			3 0 1 0 1 0 2												
Aurelio Rodriguez, R (1, 5) OBP: 0.317, SLG: 0.376	0-0 FC5-4 1-2f		0-0 G5-4-3 1B		0-0 1-2 2-3 1B		0-0 2B			4 0 3 0 0 0 2												
Chuck Hinton, R (1, 3) OBP: 0.231, SLG: 0.326		0-0 6-3		0-0 G5-4-3 1-2f		0-0 SF8		0-0 6-3		3 0 0 1 0 0 2												
Bobby Knoop, R (1, 4) OBP: 0.284, SLG: 0.310		0-0 F4		0-0 6-3		0-3 K		0-0 F7		4 0 0 0 0 1 3												
Orlando McFarlane, R (1, 2) OBP: 0.385, SLG: 0.273		0-0			4-0 BLK BB		0-0 F7		0-0 F9	2 0 1 0 1 0 2												
Tom Burgmeier, L (6, 1)										0 0 0 0 0 0 0												
Roger Repoz, L (9, PH) OBP: 0.311, SLG: 0.394										1 0 0 0 0 0 0												
Tom Murphy, R (1, 1)		0-3 K			0-3 K		0-0 F2		0-0 5-3	1 0 0 0 0 1 1												
Tom Satriano, L (5, PH) OBP: 0.310, SLG: 0.316										1 0 0 0 0 1 1												
Rickey Clark, R (5, 1) OBP: 0.120, SLG: 0.120										0 0 0 0 0 0 0												
Buck Rodgers, S (6, 2) OBP: 0.248, SLG: 0.240										2 0 0 0 0 0 0												
<b>Inning Stats</b>	R: 0 E: 1 K: 0 S: 5	H: 1 LOB: 2 BB: 0 P: 5	R: 0 E: 0 K: 1 S: 6	H: 1 LOB: 1 BB: 0 P: 6	R: 0 E: 0 K: 1 S: 6	H: 2 LOB: 2 BB: 0 P: 6	R: 0 E: 0 K: 1 S: 3	H: 1 LOB: 0 BB: 0 P: 3	R: 0 E: 0 K: 1 S: 5	H: 0 LOB: 1 BB: 1 P: 9	R: 1 E: 0 K: 1 S: 7	H: 2 LOB: 2 BB: 1 P: 11	R: 0 E: 0 K: 0 S: 3	H: 0 LOB: 1 BB: 1 P: 7	R: 0 E: 0 K: 0 S: 4	H: 1 LOB: 1 BB: 0 P: 4	R: 0 E: 0 K: 0 S: 3	H: 0 LOB: 0 BB: 0 P: 3	1B: 4 2B: 4 3B: 0 HR: 0	SF: 1 SAC: 0 DP: 1 HBP: 0	WP: 0 PB: 0 SB: 0 CS: 0	PA: 37
<b>PITCHER</b> Jim Merritt, L (1, 1) ERA: 3.19	IP: 9.0 WLS: W BF: 37 H: 8 R: 1 ER: 1 SO: 4 BB: 3 IBB: 0 HBP: 0 BLK: 1 WP: 0 HR: 0 S: 42 P: 54 ERA: 1.00 WHIP: 1.222											<b>PITCHER</b>	IP: WLS: BF: H: R: ER: SO: BB: IBB: HBP: BLK: WP: HR: S: P: ERA: WHIP:									

California Angels @ Minnesota Twins  
Metropolitan Stadium, Bloomington, MI

Tue Jul 23 1968, 8:05 PM EDT  
Att. 14,646 - Unknown

livebaseballscorecards.com

AB 33  
R 1  
H 8  
RBI 1  
BB 3  
SO 4  
LOB 19





Batter	1	2	3	4	5	6	7	8	9	AB	R	H	RBI	BB	SO	LOB
Cesar Tovar, R OBP: 0.323, SLG: 0.371 (1, 7)	0-0 E6 4-3 G3 WP		H 1-0 1B E HBP		X 0-0 G4-3 1B		X 0-0 F4			3	2	1	0	0	0	0
Rich Reese, L OBP: 0.302, SLG: 0.346 (1, 3)	0-0 G3 1-2		X 0-0 E 1-3 1B		X 0-0 G4-3 1-2f		X 0-0 FC1-5 3B			4	0	2	0	0	0	2
Ted Uhlaender, L OBP: 0.318, SLG: 0.412 (1, 8)	0-0 4-3 2-3		X 0-0 E3 1-3 3-H 1B		X 0-0 G3		X 0-0 FC1-5 E 3-H			4	0	1	0	0	0	2
Tony Oliva, L OBP: 0.356, SLG: 0.513 (1, 9)	0-0 E 3-H 1B		B 4-0 1-2 BB		B 4-0 PB WP BB		B 4-0 1-2 IBB			1	1	1	0	3	0	0
Rod Carew, L OBP: 0.332, SLG: 0.345 (1, 4)	0-3 K 1-3		X 0-0 F8		S 0-3 K		S 0-3 K			4	0	0	0	0	3	7
Frank Quilici, R OBP: 0.333, SLG: 0.394 (1, 5)		X 0-0 5-3	X 0-0 G6-4-3 1-2f		X 0-0 5-3 1-2		X 0-0 6-3			4	0	0	0	0	0	4
Bruce Look, L OBP: 0.347, SLG: 0.266 (1, 2)		S 0-3 K		X 0-0 4-3		X 0-0 BB 2-H 1B		S 0-3 K		4	0	1	0	0	2	0
Rick Renick, R OBP: 0.245, SLG: 0.326 (1, 6)		X 0-0 1B		X 0-0 5-3		B 4-0 1-2 BB		X 0-0 F9		3	0	1	0	1	0	0
Jim Merritt, L OBP: 0.231, SLG: 0.208 (1, 1)		X 0-0 F4		X 0-0 4-3		S 0-3 K				3	0	0	0	0	1	3

Inning Stats	R: 1	H: 1	E: 2	LOB: 1	K: 1	BB: 0	S: 7	R: 0	H: 1	E: 0	LOB: 1	K: 1	BB: 0	S: 6	R: 1	H: 2	E: 1	LOB: 2	K: 0	BB: 1	S: 4	R: 0	H: 0	E: 0	LOB: 0	K: 0	BB: 0	S: 3	R: 0	H: 1	E: 0	LOB: 0	K: 0	BB: 0	S: 3	R: 1	H: 1	E: 0	LOB: 2	K: 2	BB: 2	S: 8	R: 0	H: 1	E: 1	LOB: 2	K: 1	BB: 1	S: 6	R: 0	H: 0	E: 0	LOB: 0	K: 1	BB: 0	S: 5
PITCHER	IP	WLS	BF	H	R	ER	SO	BB	IBB	HBP	BLK	WP	HR	S	P	ERA	WHIP																																							
Tom Murphy, R ERA: 1.96 (1, 1)	4.0	L	18	4	2	0	2	1	0	1	0	1	0	20	25	0.00	1.250																																							
Rickey Clark, R ERA: 3.47 (5, 1)	1.2		8	2	1	0	1	2	0	0	0	1	0	8	16	0.00	2.400																																							
Tom Burgmeier, L ERA: 4.75 (6, 1)	2.1		9	1	0	0	3	0	1	0	0	0	0	14	18	0.00	0.429																																							


**BOTTOM**

**California Angels @ Minnesota Twins**  
Metropolitan Stadium, Bloomington, MI

Tue Jul 23 1968, 8:05 PM EDT  
Att. 14,646 - Unknown

livebaseballscorecards.com

AB	30
R	3
H	7
RBI	0
BB	4
SO	6
LOB	18



1B:	6	SF:	0	WP:	2	PA:	35
2B:	0	SAC:	0	PB:	1		
3B:	1	DP:	2	SB:	1		
HR:	0	HBP:	1	CS:	0		

Batter	1	2	3	4	5	6	7	8	9	AB R H RBI BB SO LOB	TOP											
Vic Davalillo, L (1, 8) OBP: 0.258, SLG: 0.343	0-0 4-3		0-0 F8			0-0 4-3		0-0 L9		3 0 0 0 0 0 1												
Minnie Rojas, R (6, 1) OBP: 0.100, SLG: 0.100										0 0 0 0 0 0 0												
Tom Satriano, L (8, PH) OBP: 0.308, SLG: 0.314										1 0 0 0 0 0 0												
Rickey Clark, R (8, 1) OBP: 0.120, SLG: 0.120										0 0 0 0 0 0 0												
Jim Fregosi, R (1, 6) OBP: 0.340, SLG: 0.419	0-0 F7		0-3 K			0-0 6-3			0-3 K	4 0 0 0 0 2 1												
Roger Repoz, L (1, 9) OBP: 0.310, SLG: 0.392	0-0 F6				0-0 G3					4 1 1 0 0 0 0												
Don Mincher, L (1, 3) OBP: 0.308, SLG: 0.381					0-0 F8					4 0 1 1 0 0 0												
Rick Reichardt, R (1, 7) OBP: 0.319, SLG: 0.398					0-0 F3					4 0 1 0 0 0 1												
Aurelio Rodriguez, R (1, 5) OBP: 0.323, SLG: 0.380						0-0 5-3				4 0 2 0 0 1 2												
Chuck Hinton, R (1, 4) OBP: 0.228, SLG: 0.321										3 0 0 0 0 1 3												
Buck Rodgers, S (1, 2) OBP: 0.250, SLG: 0.243										2 0 1 0 0 0 1												
Bobby Locke, R (5, 1)										0 0 0 0 0 0 0												
Wayne Causey, L (6, 4) OBP: 0.260, SLG: 0.180										1 0 0 0 0 0 0												
Jim McGlothlin, R (1, 1) OBP: 0.122, SLG: 0.122										0 0 0 0 0 0 0												
Tom Burgmeier, L (3, 1)										0 0 0 0 0 0 0												
Ed Kirkpatrick, L (5, PH) OBP: 0.329, SLG: 0.284										2 0 0 0 0 2 1												
<b>Inning Stats</b>	R: 0 E: 0 K: 0 S: 3	H: 0 LOB: 0 BB: 0 P: 3	R: 0 E: 0 K: 0 S: 4	H: 1 LOB: 1 BB: 0 P: 4	R: 0 E: 0 K: 1 S: 6	H: 1 LOB: 1 BB: 0 P: 6	R: 0 E: 0 K: 1 S: 6	H: 1 LOB: 1 BB: 0 P: 6	R: 0 E: 0 K: 2 S: 8	H: 0 LOB: 0 BB: 0 P: 8	R: 0 E: 0 K: 1 S: 5	H: 0 LOB: 0 BB: 0 P: 5	R: 1 E: 0 K: 1 S: 7	H: 2 LOB: 1 BB: 0 P: 7	1B: 5 2B: 1 3B: 0 HR: 0	SF: 0 SAC: 1 DP: 0 HBP: 0	WP: 0 PB: 0 SB: 0 CS: 0	PA: 33				
<b>PITCHER</b> Dean Chance, R (1, 1) ERA: 2.52	IP: 9.0 WLS: W BF: 33 H: 6 R: 1 ER: 1 SO: 6 BB: 0 IBB: 0 HBP: 0 BLK: 0 WP: 0 HR: 0 S: 45 P: 45 ERA: 1.00 WHIP: 0.667																					
															<b>PITCHER</b>							

California Angels @ Minnesota Twins  
Metropolitan Stadium, Bloomington, MI

Wed Jul 24 1968, 8:05 PM EDT  
Att. 10,150 - Unknown - 75 F

livebaseballscores.com

AB	32
R	1
H	6
RBI	1
BB	0
SO	6
LOB	10



Batter	1	2	3	4	5	6	7	8	9	AB	R	H	RBI	BB	SO	LOB
Cesar Tovar, R OBP: 0.321, SLG: 0.369 Frank Kostro, R OBP: 0.244, SLG: 0.279	0-0 L5	0-0 FC6-4		0-0 6-3		0-0 1B 1B	0-0 6-3			2	0	0	0	0	0	1
Rich Reese, L OBP: 0.305, SLG: 0.348	0-0 2B 1B	0-0 4-3		0-0 F4		0-0 1B 1B	0-0 4-3			5	2	2	1	0	0	1
Rod Carew, L OBP: 0.337, SLG: 0.354	0-0 2B 2B		0-0 1B 1B		0-0 L6	0-0 G3		0-0 FC4-6 1B		5	2	3	0	0	0	1
Tony Oliva, L OBP: 0.360, SLG: 0.514 Bob Allison, R OBP: 0.319, SLG: 0.419 Jim Holt, L OBP: 0.222, SLG: 0.227	4-0 2B IBB		0-0 1B 1B		0-0 S 1B	0-0 1B 1B		0-0 FC4-6 PB 1B		1	1	1	1	1	0	0
Ted Uhlaender, L OBP: 0.324, SLG: 0.418	0-0 2B		0-0 FC6-4 1B		0-0 F7	0-0 1B 1B		4-0 1B BB		4	0	3	3	1	0	1
Frank Quilici, R OBP: 0.331, SLG: 0.390 Ron Clark, R OBP: 0.250, SLG: 0.193	0-0 1-3		0-0 FC6-4 1B		0-0 4-3	0-0 1B		0-0 G1-6-3 1B		4	0	1	0	0	0	2
John Roseboro, L OBP: 0.295, SLG: 0.280		0-0 E 1B 2B		0-0 G5-4-3 1B		0-0 2B 1B		0-0 G1-6-3 1B		5	2	3	0	0	0	5
Rick Renick, R OBP: 0.264, SLG: 0.420		0-3 K		0-0 G5-4-3		0-0 1B 2B		0-0 HR		4	2	2	1	0	1	3
Dean Chance, R OBP: 0.102, SLG: 0.070		0-0 FC6-4 1B		0-0 6-3		0-3 K2-3		0-3 K		4	0	1	1	0	2	2

Inning Stats	R: 3	H: 3	E: 0	K: 0	S: 5	LOB: 0	BB: 1	P: 9	R: 1	H: 2	E: 1	K: 1	S: 7	LOB: 1	BB: 0	P: 7	R: 2	H: 4	E: 1	K: 0	S: 6	LOB: 2	BB: 0	P: 6	R: 0	H: 0	E: 0	K: 0	S: 3	LOB: 0	BB: 0	P: 3	R: 0	H: 1	E: 0	K: 0	S: 4	LOB: 1	BB: 0	P: 4	R: 4	H: 7	E: 0	K: 1	S: 12	LOB: 3	BB: 0	P: 12	R: 1	H: 1	E: 0	K: 1	S: 6	LOB: 0	BB: 0	P: 6	R: 1	H: 2	E: 0	K: 0	S: 4	LOB: 1	BB: 1	P: 8
--------------	------	------	------	------	------	--------	-------	------	------	------	------	------	------	--------	-------	------	------	------	------	------	------	--------	-------	------	------	------	------	------	------	--------	-------	------	------	------	------	------	------	--------	-------	------	------	------	------	------	-------	--------	-------	-------	------	------	------	------	------	--------	-------	------	------	------	------	------	------	--------	-------	------

PITCHER	IP	WLS	BF	H	R	ER	SO	BB	IBB	HBP	BLK	WP	HR	S	P	ERA	WHIP
Jim McGlothlin, R ERA: 3.93	(1, 1)	2.0	L	13	7	6	6	1	0	0	0	0	0	14	18	27.00	3.500
Tom Burgmeier, L ERA: 4.53	(3, 1)	2.0		7	2	0	0	0	0	0	0	0	0	7	7	0.00	1.000
Bobby Locke, R ERA: 6.5	(5, 1)	1.2		12	7	4	4	1	0	0	0	0	0	14	14	21.60	4.200
Minnie Rojas, R ERA: 4.25	(6, 1)	1.1		6	2	1	1	1	0	0	0	0	1	8	8	6.75	1.500
Rickey Clark, R ERA: 3.53	(8, 1)	1.0		5	2	1	1	0	1	0	0	0	0	4	8	9.00	3.000

**BOTTOM**

**California Angels @ Minnesota Twins**  
Metropolitan Stadium, Bloomington, MI  
Wed Jul 24 1968, 8:05 PM EDT  
Att: 10,150 - Unknown - 75 F

AB	41
R	12
H	20
RBI	11
BB	2
SO	3
LOB	17



WP	HR	S	P	ERA	WHIP
0	1	2	8	0	0

Batter	1	2	3	4	5	6	7	8	9	AB R H RBI BB SO LOB	TOP	
<b>Jim Holt, L</b> (1, 7) <small>OBP: 0.235, SLG: 0.265</small>	4-0 	0-0 6-3		0-0 L5		0-0 SF9 3B	0-3 K		0-3 K	5 2 1 0 1 2 0	<b>Minnesota Twins @ Oakland Athletics</b> Oakland-Alameda County Coliseum, Oakland, CA Fri Jul 26 1968, 7:05 PM PDT Att. 10,867 - Unknown	
<b>Cesar Tovar, R</b> (1, 9) <small>OBP: 0.321, SLG: 0.371</small>	0-0 F8		0-0 E9 2B		4-0 SH1-3 1B BB	0-0 SF9		0-0 G3	0-0 L7	4 2 1 1 1 0 1		
<b>Rod Carew, L</b> (1, 4) <small>OBP: 0.335, SLG: 0.351</small> <b>Ron Clark, R</b> (3, 5) <small>OBP: 0.258, SLG: 0.203</small>	0-3 K		0-3 K		0-0 SH 1B SH1-3 1B	0-0 1B 1B		0-3 K		2 0 0 0 0 2 1 2 2 1 0 0 1 0		
<b>Bob Allison, R</b> (1, 3) <small>OBP: 0.329, SLG: 0.431</small>	4-0 1-2 1B BB BB		0-0 E 3B		0-0 SH1-3 1-2 2-3	0-0 1B 1B		4-0 WP S BB		2 2 2 0 2 0 0		
<b>Ted Uhlaender, L</b> (1, 8) <small>OBP: 0.330, SLG: 0.420</small>	4-0 1-2 2-3 1B BB		0-0 5-3		0-0 E 1B FC1-2 1B	0-0 1-2 2-H 1B		4-0 1-3 BB		3 0 2 2 2 0 1		
<b>John Roseboro, L</b> (1, 2) <small>OBP: 0.300, SLG: 0.283</small>	0-0 1-3 2-H 3-H 1B		4-0 E IBB		0-0 FC1-2 E 1B	0-0 F6		0-0 3-1		4 0 2 3 1 0 4		
<b>Frank Quilici, R</b> (1, 5) <small>OBP: 0.327, SLG: 0.383</small>	0-3 K		0-3 K		0-0 E6 FC1-2 1-2 2-3	0-0 F5		0-0 E 1B		5 1 1 0 0 2 7		
<b>Rick Renick, R</b> (1, 6) <small>OBP: 0.259, SLG: 0.436</small>		0-3 K		0-3 K	0-0 FC1-2 1-2 2-3 3-H		0-0 E6 G4-3-6		0-0 E4 3B	5 1 1 1 0 2 3		
<b>Jim Kaat, L</b> (1, 1) <small>OBP: 0.111, SLG: 0.111</small> <b>Ron Perranoski, L</b> (8, 1)	0-3 K		0-0 4-3		0-0 4-3		0-0 G4-3-6 1-2f		0-0 6-3	4 0 0 0 0 1 4 1 0 0 0 0 0 0		
<b>Inning Stats</b>	R: 2 E: 0 K: 2 S: 8 H: 1 LOB: 2 BB: 3 P: 20	R: 0 E: 0 K: 2 S: 7 H: 0 LOB: 0 BB: 0 P: 7	R: 2 E: 2 K: 2 S: 9 H: 2 LOB: 1 BB: 1 P: 13	R: 0 E: 0 K: 1 S: 5 H: 0 LOB: 0 BB: 0 P: 5	R: 2 E: 2 K: 0 S: 7 H: 2 LOB: 3 BB: 1 P: 11	R: 2 E: 0 K: 0 S: 7 H: 4 LOB: 2 BB: 0 P: 7	R: 0 E: 1 K: 1 S: 5 H: 0 LOB: 0 BB: 0 P: 5	R: 0 E: 0 K: 1 S: 5 H: 0 LOB: 2 BB: 2 P: 13	R: 2 E: 1 K: 1 S: 7 H: 2 LOB: 0 BB: 0 P: 7	1B: 7 2B: 1 3B: 3 HR: 0 SF: 1 SAC: 2 DP: 1 HBP: 0	WP: 1 PB: 0 SB: 1 CS: 0 PA: 47	
<b>PITCHER</b>	IP WLS BF H R ER SO BB IBB HBP BLK WP HR S P ERA WHIP											IP WLS BF H R ER SO BB IBB HBP BLK WP HR S P ERA WHIP
<b>Chuck Dobson, R</b> (1, 1) <small>ERA: 2.78</small>	4.0 L 19 3 4 3 7 3 1 0 0 0 0 0 29 45 6.75 1.500											
<b>Jack Aker, R</b> (5, 1) <small>ERA: 3.75</small>	1.1 12 5 4 3 0 1 0 0 0 0 0 0 11 15 20.25 4.500											
<b>Paul Lindblad, L</b> (6, 1) <small>ERA: 2.22</small>	1.2 6 1 0 0 1 0 0 0 0 0 0 0 8 8 0.00 0.600											
<b>Ed Sprague, R</b> (8, 1) <small>ERA: 3.17</small>	1.0 5 0 0 0 1 2 0 0 0 1 0 5 13 0.00 2.000											
<b>Ken Sanders, R</b> (9, 1) <small>ERA: 3.38</small>	1.0 5 2 2 1 1 0 0 0 0 0 0 7 7 9.00 2.000											

livebaseballscorecards.com



**BOTTOM**

**Minnesota Twins @ Oakland Athletics**  
Oakland-Alameda County Coliseum, Oakland, CA

Fri Jul 26 1968, 7:05 PM PDT  
Att. 10,867 - Unknown

[livebaseballscorecards.com](http://livebaseballscorecards.com)

<b>AB</b>	<b>42</b>
<b>R</b>	<b>4</b>
<b>H</b>	<b>16</b>
<b>RBI</b>	<b>4</b>
<b>BB</b>	<b>1</b>
<b>SO</b>	<b>7</b>
<b>LOB</b>	<b>24</b>



<b>WP:</b>	1	<b>PA:</b>	43
<b>PB:</b>	0		
<b>SB:</b>	0		
<b>CS:</b>	0		

AB	R	H	RBI	BB	SO	LOB
5	1	2	0	0	0	2
5	1	3	0	0	0	4
5	1	2	0	0	2	2
4	1	3	3	1	0	1
5	0	1	0	0	2	5
5	0	2	1	0	0	1
5	0	2	0	0	1	2
4	0	0	0	0	1	4
1	0	0	0	0	1	1
1	0	0	0	0	0	2
0	0	0	0	0	0	0
0	0	0	0	0	0	0
1	0	0	0	0	0	0
0	0	0	0	0	0	0
1	0	1	0	0	0	0
0	0	0	0	0	0	0

Batter	1	2	3	4	5	6	7	8	9
<b>Bert Campaneris, R</b> OBP: 0.304, SLG: 0.316 (1, 6) X	0-0 3-1 F8		0-0 F8		0-0 G6-4-3 1B		0-0 1B 1B 2B 1B	0-0 E5	
<b>Danny Cater, R</b> OBP: 0.337, SLG: 0.377 (1, 3) X	0-0 WP 2B		0-0 FC5-4 1B		0-0 G6-4-3 1-2f		0-0 1-2 2B 1B	0-0 F9	
<b>Rick Monday, L</b> OBP: 0.405, SLG: 0.448 (1, 8) SSS	0-3 K		0-0 FC5-4 1B 1-2f		0-0 3B		0-0 1-2 2-3 2B 1B	0-3 K	
<b>Sal Bando, R</b> OBP: 0.322, SLG: 0.377 (1, 5) BBB	4-0 BB		0-0 FC6-4 1B 1-2		0-0 F8		0-0 1-H 2-H 3-H 2B	0-0 2B 6-3 1B	
<b>Reggie Jackson, L</b> OBP: 0.329, SLG: 0.453 (1, 9) SSS	0-3 K		0-0 FC6-4 1-2f		0-0 F8		0-0 K	0-0 1-3 2B	
<b>Mike Hershberger, R</b> OBP: 0.325, SLG: 0.375 (1, 7) X		0-0 2B		0-0 1B		0-0 5-3		0-0 6-3	0-0 6-3
<b>John Donaldson, L</b> OBP: 0.312, SLG: 0.282 (1, 4) X		0-0 6-3		0-0 G4-6-3 1B 1-3		0-0 F7		0-0 E 1B 1B	0-3 3-H K
<b>Dave Duncan, R</b> OBP: 0.243, SLG: 0.283 (1, 2) X		0-0 F7		0-0 F8		0-0 5-3		0-3 K	
<b>Chuck Dobson, R</b> OBP: 0.200, SLG: 0.240 (4, PH)		0-3 K		0-0 G4-6-3 1-2f		0-0 F8		0-0 E 1B	
<b>Joe Rudolph, R</b> OBP: 0.240, SLG: 0.252 (5, 1)									
<b>Jack Aker, R</b> OBP: 0.200, SLG: 0.200 (6, 1)									
<b>Paul Lindblad, L</b> OBP: 0.370, SLG: 0.500 (7, PH)									
<b>Dick Green, R</b> OBP: 0.420, SLG: 0.294 (8, 1)									
<b>Ed Sprague, R</b> OBP: 0.302, SLG: 0.313 (8, PH)									
<b>Ken Sanders, R</b> (9, 1)									
<b>Inning Stats</b>	R: 0 H: 1 E: 0 K: 2 S: 8	R: 0 H: 1 E: 0 K: 1 S: 6	R: 0 H: 2 E: 0 K: 0 S: 5	R: 0 H: 2 E: 0 K: 0 S: 4	R: 0 H: 2 E: 0 K: 0 S: 4	R: 0 H: 0 E: 0 K: 0 S: 3	R: 3 H: 4 E: 0 K: 1 S: 9	R: 0 H: 2 E: 1 K: 1 S: 8	R: 1 H: 2 E: 0 K: 2 S: 9
<b>PITCHER</b>	IP: 7.1 WLS: W BF: 34 H: 13 R: 3 ER: 3 SO: 4	IP: 1.2 WLS: S BF: 9 H: 3 R: 1 ER: 1 SO: 3	IP: 1.0 WLS: W BF: 4 H: 2 R: 0 ER: 0 SO: 0	IP: 1.0 WLS: W BF: 4 H: 2 R: 0 ER: 0 SO: 0	IP: 1.0 WLS: W BF: 4 H: 2 R: 0 ER: 0 SO: 0	IP: 1.0 WLS: W BF: 4 H: 2 R: 0 ER: 0 SO: 0	IP: 1.0 WLS: W BF: 4 H: 2 R: 0 ER: 0 SO: 0	IP: 1.0 WLS: W BF: 4 H: 2 R: 0 ER: 0 SO: 0	IP: 1.0 WLS: W BF: 4 H: 2 R: 0 ER: 0 SO: 0
<b>Jim Kaat, L</b> ERA: 2.77 (1, 1)									
<b>Ron Perranoski, L</b> ERA: 2.56 (8, 1)									

Batter	1	2	3	4	5	6	7	8	9	AB R H RBI BB SO LOB
<b>Jim Holt, L</b> (1, 7) OBP: 0.250, SLG: 0.278	0-0 5-3		0-0 4-3		0-0 3-1 1B		0-0 F9		0-0 BB 1B	5 1 2 2 0 0 1
<b>Cesar Tovar, R</b> (1, 9) OBP: 0.320, SLG: 0.367	0-0 F7		0-0 6-3		0-0 3-1		0-3 K		4-0 BB BB BB BB 1B	4 1 0 0 1 1 2
<b>Ron Clark, R</b> (1, 5) OBP: 0.243, SLG: 0.190	0-3 K		0-3 K		0-0 F3			0-0 6-3	0-0 1B	4 0 0 0 0 2 2
<b>Rich Rollins, R</b> (9, PH) OBP: 0.294, SLG: 0.368									1-3 2-H 3-H 1B	1 0 1 2 0 0 0
<b>Bob Allison, R</b> (1, 3) OBP: 0.330, SLG: 0.442		0-0 SH1-3 1B		0-0 HR		0-0 F3		0-0 F9	0-3 K	5 2 2 1 0 1 2
<b>Ted Uhlaender, L</b> (1, 8) OBP: 0.332, SLG: 0.421		0-0 SH1-3		0-3 K		0-0 1B		0-0 6-3	0-0 1B	4 0 2 1 0 1 0
<b>John Roseboro, L</b> (1, 2) OBP: 0.309, SLG: 0.294		0-0 1B		0-0 1B		0-0 1B			BB BB 1B 1B L8	5 1 4 1 0 0 2
<b>Frank Quilici, R</b> (1, 4) OBP: 0.325, SLG: 0.375		0-0 F8		0-3 K		0-3 K			BB BB BB BB BB BB 1B	3 1 0 0 1 2 4
<b>Rick Renick, R</b> (1, 6) OBP: 0.246, SLG: 0.414		0-3 K		0-3 K2-3		0-0 F6			BB BB BB BB BB BB 1B	3 0 0 0 0 2 4
<b>Frank Kostro, R</b> (9, PH) OBP: 0.261, SLG: 0.279									1-2 2-3 BB	0 1 0 0 1 0 0
<b>Jim Perry, S</b> (1, 1) OBP: 0.219, SLG: 0.419			0-0 4-3 2B		0-3 K		0-3 K		0-0 L9	2 0 1 0 0 1 0
<b>Jim Roland, R</b> (5, 1) OBP: 0.330, SLG: 0.350										0 0 0 0 0 0 0
<b>Rod Carew, L</b> (7, PH) OBP: 0.250, SLG: 0.250										1 0 0 0 0 1 0
<b>Bob Miller, R</b> (7, 1) OBP: 0.342, SLG: 0.262										0 0 0 0 0 0 0
<b>Bruce Look, L</b> (9, PH) OBP: 0.342, SLG: 0.262										1 0 0 0 0 0 3
<b>Ron Pennington, L</b> (9, 1) OBP: 0.342, SLG: 0.262										0 0 0 0 0 0 0

Inning Stats	R: 0 E: 0 K: 1 S: 5	H: 0 LOB: 0 BB: 0 P: 5	R: 1 E: 0 K: 1 S: 7	H: 2 LOB: 1 BB: 0 P: 7	R: 0 E: 0 K: 1 S: 6	H: 1 LOB: 1 BB: 0 P: 6	R: 1 E: 0 K: 3 S: 11	H: 2 LOB: 1 BB: 0 P: 11	R: 0 E: 0 K: 1 S: 6	H: 1 LOB: 1 BB: 0 P: 6	R: 0 E: 0 K: 1 S: 7	H: 2 LOB: 2 BB: 0 P: 7	R: 0 E: 0 K: 2 S: 7	H: 0 LOB: 0 BB: 0 P: 7	R: 0 E: 0 K: 0 S: 3	H: 0 LOB: 0 BB: 0 P: 3	R: 5 E: 0 K: 1 S: 9	H: 4 LOB: 2 BB: 3 P: 21	1B: 10 2B: 1 3B: 0 HR: 1	SF: 0 SAC: 1 DP: 0 HBP: 0	WP: 0 PB: 0 SB: 0 CS: 0	PA: 42
--------------	------------------------------	---------------------------------	------------------------------	---------------------------------	------------------------------	---------------------------------	-------------------------------	----------------------------------	------------------------------	---------------------------------	------------------------------	---------------------------------	------------------------------	---------------------------------	------------------------------	---------------------------------	------------------------------	----------------------------------	-----------------------------------	------------------------------------	----------------------------------	--------

PITCHER	IP	WLS	BF	H	R	ER	SO	BB	IBB	HBP	BLK	WP	HR	S	P	ERA	WHIP
<b>Catfish Hunter, R</b> (1, 1) ERA: 3.72	8.0		34	9	4	4	10	1	0	0	0	0	1	53	57	4.50	1.250
<b>Diego Segui, R</b> (9, 1) ERA: 2.59	0.1		4	1	0	0	0	2	0	0	0	0	0	2	10	0.00	9.000
<b>Lew Krausse, R</b> (9, 1) ERA: 2.95	0.2	W	4	2	3	3	1	0	0	0	0	0	0	6	6	40.50	3.000

**TOP**

**Minnesota Twins @ Oakland Athletics**  
Oakland-Alameda County Coliseum, Oakland, CA

Sat Jul 27 1968, 7:05 PM PDT  
Att: 12,731 - Unknown

<b>AB</b>	<b>38</b>
<b>R</b>	<b>7</b>
<b>H</b>	<b>12</b>
<b>RBI</b>	<b>7</b>
<b>BB</b>	<b>3</b>
<b>SO</b>	<b>11</b>
<b>LOB</b>	<b>20</b>

[livebaseballscorecards.com](http://livebaseballscorecards.com)



Batter	1	2	3	4	5	6	7	8	9	AB	R	H	RBI	BB	SO	LOB
Bert Campaneris, R OBP: 0.301, SLG: 0.313 (1, 6)	0-0 6-3		0-0 F9		0-0 SH2-4	0-0 1-3		0-0 L9		4	0	0	0	0	0	2
John Donaldson, L OBP: 0.316, SLG: 0.288 Blue Moon Odom, R OBP: 0.224, SLG: 0.271 (1, 4)	0-0 G3			0-0 CS 1B	0-0 4-3		0-0 1B HR 1B		0-0 1B SH 1B	5	1	3	0	0	0	2
Rick Monday, L OBP: 0.408, SLG: 0.447 (1, 8)	0-0 4-3			4-0 1B 2B BB	4-0 1B IBB		0-0 L7		0-0 SH 1B	3	1	1	0	2	0	1
Sal Bando, R OBP: 0.329, SLG: 0.382 (1, 5)		4-0 2B BB		0-0 2B 1B	0-0 1B		0-0 HR 1B		0-0 SH	3	2	3	2	1	0	0
Reggie Jackson, L OBP: 0.331, SLG: 0.465 (1, 9)		0-0 1-H 2B		0-0 L5	0-0 K		0-0 1-H 2-H HR			4	1	2	4	0	1	4
Danny Cater, R OBP: 0.336, SLG: 0.379 (1, 3)		0-0 6-3		0-0 1-3 2-H 2B		0-0 F7		0-0 F6		4	0	1	1	0	0	0
Mike Hershberger, R OBP: 0.314, SLG: 0.361 (1, 7)		0-0 5-3		0-0 F9		0-0 E6 1B		0-0 1-3		4	0	0	0	0	0	2
Dave Duncan, R OBP: 0.243, SLG: 0.282 (1, 2)			0-0 F8		0-0 SH2-4 1B SH	0-3 K		0-0 5-3		4	1	1	0	0	1	1
Catfish Hunter, R OBP: 0.278, SLG: 0.389 Diego Segui, R OBP: 0.225, SLG: 0.216 (1, 1)			0-0 F8		0-0 SH 1B SH2-4	0-0 WP 1B		0-0 F7		3	1	1	0	0	0	0

Inning Stats	R: 0	H: 0	E: 0	K: 0	S: 3	H: 0	LOB: 0	BB: 0	P: 3	R: 1	H: 1	E: 0	K: 0	S: 3	H: 0	LOB: 0	BB: 1	P: 7	R: 0	H: 0	E: 0	K: 0	S: 3	R: 1	H: 3	E: 0	K: 0	S: 5	H: 2	LOB: 2	BB: 1	P: 12	R: 0	H: 1	E: 1	K: 1	S: 7	H: 3	LOB: 0	BB: 0	P: 7	R: 3	H: 3	E: 0	K: 0	S: 6	H: 0	LOB: 0	BB: 0	P: 6	R: 0	H: 0	E: 0	K: 0	S: 3	R: 1	H: 2	E: 1	K: 0	S: 3	1B: 9	2B: 2	3B: 0	HR: 1	SF: 0	SAC: 3	DP: 0	HBP: 0	WP: 1	PB: 0	SB: 0	CS: 1	PA: 40
--------------	------	------	------	------	------	------	--------	-------	------	------	------	------	------	------	------	--------	-------	------	------	------	------	------	------	------	------	------	------	------	------	--------	-------	-------	------	------	------	------	------	------	--------	-------	------	------	------	------	------	------	------	--------	-------	------	------	------	------	------	------	------	------	------	------	------	-------	-------	-------	-------	-------	--------	-------	--------	-------	-------	-------	-------	--------

PITCHER	IP	WLS	BF	H	R	ER	SO	BB	IBB	HBP	BLK	WP	HR	S	P	ERA	WHIP
Jim Perry, R ERA: 2.97 (1, 1)	4.2		22	6	4	4	0	2	0	0	0	0	0	19	31	7.71	1.714
Jim Roland, L ERA: 3.82 (5, 1)	1.1		6	1	0	0	2	0	0	0	0	1	0	10	10	0.00	0.750
Bob Miller, R ERA: 3.58 (7, 1)	2.0		9	3	3	3	0	0	0	0	0	0	1	9	9	13.50	1.500
Ron Perranoski, L ERA: 2.56 (9, 1)	0.0	L	3	2	1	0	0	0	0	0	0	0	0	3	3	∞	∞

BOTTOM

Minnesota Twins @ Oakland Athletics  
Oakland-Alameda County Coliseum, Oakland, CA

livebaseballscorecards.com

AB	34
R	8
H	12
RBI	7
BB	3
SO	2
LOB	12



Sat Jul 27 1968, 7:05 PM PDT  
Att. 12,731 - Unknown

Batter	1	2	3	4	5	6	7	8	9	AB R H RBI BB SO LOB	TOP										
<b>Cesar Tovar, R</b> OBP: 0.317, SLG: 0.363 (1, 5) (8, 6)	0-0 F8		0-0 F4			0-0 F8		0-0 F6		4 0 0 0 0 0 0	<b>Minnesota Twins @ Oakland Athletics</b> Oakland-Alameda County Coliseum, Oakland, CA Sun Jul 28 1968, 3:33 AM PDT Att: 13,478 - Unknown <a href="http://livebaseballscorecards.com">livebaseballscorecards.com</a>										
<b>Rich Reese, L</b> OBP: 0.304, SLG: 0.345 (1, 3)	0-0 L9			0-0 F9		0-0 F7		0-0 HR	4 1 1 0 0 0 0												
<b>Jim Holt, L</b> OBP: 0.233, SLG: 0.259 (1, 9)	0-0 4-3			0-0 L5		0-0 L8		0-0 F9	4 0 0 0 0 0 1												
<b>Bob Allison, R</b> OBP: 0.332, SLG: 0.455 (1, 7)		0-0 L9		0-3 K		0-0 FC6-4 1B		0-0 HR	4 1 2 2 0 1 0												
<b>Ted Uhlaender, L</b> OBP: 0.328, SLG: 0.417 (1, 8)		0-0 G3			0-0 F5		0-0 FC6-4 FC3-6 1-2f	0-0 F8	4 0 0 0 0 0 1												
<b>John Roseboro, L</b> OBP: 0.312, SLG: 0.306 (1, 2)		0-0 HR			4-0 1B BB		0-0 FC3-6 1-2f	0-0 L9	3 1 1 1 1 0 1												
<b>Frank Quilici, R</b> OBP: 0.325, SLG: 0.374 (1, 4)		0-0 6-3			0-0 1-3 1B		0-0 F8		3 0 1 0 0 0 1												
<b>Rick Renick, R</b> OBP: 0.238, SLG: 0.400 <b>Rich Rollins, R</b> OBP: 0.291, SLG: 0.364 (8, PH) (8, 5)			0-3 K		0-0 F3		0-0 F4		2 0 0 0 0 1 2 1 0 0 0 0 0 0												
<b>Jim Merritt, L</b> OBP: 0.222, SLG: 0.200 <b>Rod Carew, L</b> OBP: 0.332, SLG: 0.348 <b>Ron Keller, R</b> (8, 1)			0-0 G1		0-0 4-1		0-0 F7		2 0 0 0 0 0 2 1 0 0 0 0 0 0 0 0 0 0 0 0 0												
<b>Inning Stats</b>	R: 0 E: 0 K: 0 S: 3	H: 0 LOB: 0 BB: 0 P: 3	R: 1 E: 0 K: 0 S: 4	H: 1 LOB: 0 BB: 0 P: 4	R: 0 E: 0 K: 1 S: 5	H: 0 LOB: 0 BB: 0 P: 5	R: 0 E: 0 K: 1 S: 5	H: 0 LOB: 0 BB: 0 P: 5	R: 0 E: 0 K: 0 S: 3	H: 1 LOB: 2 BB: 1 P: 8		R: 0 E: 1 K: 0 S: 4	H: 1 LOB: 1 BB: 0 P: 4	R: 0 E: 0 K: 0 S: 3	H: 0 LOB: 0 BB: 0 P: 3	R: 2 E: 0 K: 0 S: 5	H: 2 LOB: 0 BB: 0 P: 5	1B: 3 2B: 0 3B: 0 HR: 2	SF: 0 SAC: 0 DP: 0 HBP: 0	WP: 0 PB: 0 SB: 0 CS: 0	PA: 33
<b>PITCHER</b> <b>Jim Nash, R</b> ERA: 2.01 <b>Paul Lindblad, L</b> ERA: 2.19	IP 8.1	WLS W	BF 31	H 5	R 3	ER 3	SO 2	BB 1	IBB 0	HBP 0	BLK 0	WP 0	HR 2	S 34	P 38	ERA 3.24	WHIP 0.720				
	IP 0.2	WLS S	BF 2	H 0	R 0	ER 0	SO 0	BB 0	IBB 0	HBP 0	BLK 0	WP 0	HR 0	S 2	P 2	ERA 0.00	WHIP 0.000				

**Minnesota Twins @ Oakland Athletics**  
Oakland-Alameda County Coliseum, Oakland, CA  
Sun Jul 28 1968, 3:33 AM PDT  
Att: 13,478 - Unknown

AB	32
R	3
H	5
RBI	3
BB	1
SO	2
LOB	8






Batter	1	2	3	4	5	6	7	8	9	AB	R	H	RBI	BB	SO	LOB
<b>Bert Campaneris, R</b> OBP: 0.303, SLG: 0.320 (1, 6)	0-0 6-3 ①		0-0 F3 1B		0-0 1B 3B		0-0 5-3 ②			4	1	2	0	0	0	0
<b>Danny Cater, R</b> OBP: 0.335, SLG: 0.377 (1, 3)	0-0 5-3 ②		0-0 F3 1-2 ① ②		0-0 BB 1B 3-H		0-0 1-3 ③			4	1	1	1	0	0	1
<b>Rick Monday, L</b> OBP: 0.409, SLG: 0.444 (1, 8)	4-0 BB 1B BB		0-0 4-3 ③		4-0 1B BB 1-2		0-0 L9 ①			2	1	0	0	2	0	0
<b>Sal Bando, R</b> OBP: 0.330, SLG: 0.382 (1, 5)	4-0 1B BB 1-2			0-0 5-3 ①		0-0 1B 1-3 2-H ③		0-0 5-3 ②		3	0	1	1	1	0	0
<b>Mike Hershberger, R</b> OBP: 0.320, SLG: 0.366 (1, 7)	0-0 FC4-6 1B 1-3 2-H			0-0 F4 ②		0-0 FC1-6 1B		0-0 6-3 ③		4	0	2	1	0	0	0
<b>Reggie Jackson, L</b> OBP: 0.328, SLG: 0.461 (1, 9)	0-0 FC4-6 1-2f ③			0-3 K2-3 ③		0-0 FC1-6 FC5-4 1-2f ①				3	0	0	0	0	1	3
<b>Dave Duncan, R</b> OBP: 0.238, SLG: 0.276 (1, 2)		0-0 5-3 ①			0-0 5-3 ①		0-0 FC5-4 1-2f ②			3	0	0	0	0	0	1
<b>John Donaldson, L</b> OBP: 0.313, SLG: 0.285 (1, 4)		0-0 G3 ②			0-3 K ②		0-0 4-3 ③			3	0	0	0	0	1	1
<b>Jim Nash, R</b> OBP: 0.077, SLG: 0.192 <b>Paul Lindblad, L</b> OBP: 0.375, SLG: 0.500 (9, 1)		0-3 K ③			0-0 HR		0-3 K ①			3	1	1	1	0	2	0
										0	0	0	0	0	0	0

Inning Stats	R: 1	H: 1	E: 0	K: 0	S: 4	LOB: 2	BB: 2	P: 12	R: 0	H: 0	E: 0	K: 1	S: 5	LOB: 0	BB: 0	P: 5	R: 0	H: 0	E: 0	K: 1	S: 5	LOB: 0	BB: 0	P: 3	R: 0	H: 4	E: 0	K: 1	S: 8	LOB: 1	BB: 1	P: 12	R: 0	H: 1	E: 0	K: 0	S: 4	LOB: 1	BB: 0	P: 4	R: 0	H: 0	E: 0	K: 1	S: 5	LOB: 0	BB: 0	P: 5	R: 0	H: 0	E: 0	K: 0	S: 3	LOB: 0	BB: 0	P: 3
<b>Jim Merritt, L</b> ERA: 3.27 <b>Ron Keller, R</b> ERA: 2.57	IP	WLS	BF	H	R	ER	SO	BB	IBB	HBP	BLK	WP	HR	S	P	ERA	WHIP																																							
	7.0	L	29	7	4	4	4	3	0	0	0	0	1	34	46	5.14	1.429																																							
	1.0		3	0	0	0	0	0	0	0	0	0	0	3	3	0.00	0.000																																							

**MINNESOTA TWINS @ OAKLAND ATHLETICS**  
**Oakland-Alameda County Coliseum, Oakland, CA**  
 Sun Jul 28 1968, 3:33 AM PDT  
 Att. 13,478 - Unknown

**AB 29**  
**R 4**  
**H 7**  
**RBI 4**  
**BB 3**  
**SO 4**  
**LOB 6**



WP: 0 PA: 32  
 PB: 0  
 SB: 0  
 CS: 0

PITCHER	IP	WLS	BF	H	R	ER	SO	BB	IBB	HBP	BLK	WP	HR	S	P	ERA	WHIP
<b>Jim Merritt, L</b> ERA: 3.27	7.0	L	29	7	4	4	4	3	0	0	0	0	1	34	46	5.14	1.429
<b>Ron Keller, R</b> ERA: 2.57	1.0		3	0	0	0	0	0	0	0	0	0	0	3	3	0.00	0.000

Batter	1	2	3	4	5	6	7	8	9	AB R H RBI BB SO LOB	TOP											
Cesar Tovar, R (1, 5) OBP: 0.319, SLG: 0.364	0-0 S 1B		0-0 FC4-6 1B		0-3 K			0-0 1-3		4 1 2 0 0 1 1												
Rich Reese, L (1, 3) OBP: 0.296, SLG: 0.336	0-0 F8		0-0 FC4-6 S 1-2f		0-3 K			0-0 F3		4 0 0 0 0 1 3												
Ted Uhlaender, L (1, 8) OBP: 0.328, SLG: 0.415	0-0 S 2-H 1B		0-3 K 1-2						0-0 F8	4 0 1 1 0 1 1												
Bob Allison, R (1, 7) OBP: 0.331, SLG: 0.451	0-0 F2			0-0 FC4-6 1B					0-0 F8	4 0 1 0 0 0 1												
John Roseboro, L (1, 2) OBP: 0.308, SLG: 0.302	0-0 G3			0-0 FC4-6 FC5-4 1-2f				0-0 F3	0-0 L3	4 0 0 0 0 0 2												
Frank Quilici, R (1, 4) OBP: 0.319, SLG: 0.367		0-0 5-3		0-0 FC5-4 1-2f				0-0 6-3		3 0 0 0 0 0 1												
Jim Holt, L (1, 9) OBP: 0.222, SLG: 0.246		0-0 F3		0-0 G3				0-0 4-3		3 0 0 0 0 0 1												
Rick Renick, R (1, 6) OBP: 0.227, SLG: 0.381		0-0 5-3			0-3 K			0-3 K		3 0 0 0 0 2 0												
Dean Chance, R (1, 1) OBP: 0.115, SLG: 0.069			0-3 K		1-0 HBP				0-0 F7	1 0 0 0 0 1 0												
Rod Carew, L (8, PH) OBP: 0.331, SLG: 0.347										1 0 0 0 0 0 0												
Ron Perranoski, L (8, 1)										0 0 0 0 0 0 0												
<b>Inning Stats</b>	R: 1 E: 0 K: 0 S: 5	H: 2 LOB: 1 BB: 0 P: 5	R: 0 E: 0 K: 0 S: 3	H: 0 LOB: 0 BB: 0 P: 3	R: 0 E: 0 K: 2 S: 8	H: 1 LOB: 1 BB: 0 P: 8	R: 0 E: 0 K: 0 S: 4	H: 1 LOB: 1 BB: 0 P: 4	R: 0 E: 0 K: 3 S: 9	H: 0 LOB: 1 BB: 0 P: 10	R: 0 E: 0 K: 0 S: 3	H: 0 LOB: 0 BB: 0 P: 3	R: 0 E: 0 K: 1 S: 5	H: 0 LOB: 0 BB: 0 P: 5	R: 0 E: 0 K: 0 S: 3	H: 0 LOB: 0 BB: 0 P: 3	R: 0 E: 0 K: 0 S: 3	H: 0 LOB: 0 BB: 0 P: 3	1B: 4 2B: 0 3B: 0 HR: 0	SF: 0 SAC: 0 DP: 0 HBP: 1	WP: 0 PB: 0 SB: 3 CS: 0	PA: 32
<b>PITCHER</b> Sammy Ellis, R (1, 1) ERA: 3.65	IP: 9.0 WLS: W BF: 32 H: 4 R: 1 ER: 1 SO: 6 BB: 0 IBB: 0 HBP: 1 BLK: 0 WP: 0 HR: 0 S: 43 P: 44 ERA: 1.00 WHIP: 0.444											<b>PITCHER</b>	IP: 9.0 WLS: W BF: 32 H: 4 R: 1 ER: 1 SO: 6 BB: 0 IBB: 0 HBP: 1 BLK: 0 WP: 0 HR: 0 S: 43 P: 44 ERA: 1.00 WHIP: 0.444									

Minnesota Twins @ California Angels  
Anaheim Stadium, Anaheim, CA

Mon Jul 29 1968, 10:05 PM EDT  
Att. 14,237 - Unknown

livebaseballscorecards.com

AB	31
R	1
H	4
RBI	1
BB	0
SO	6
LOB	10



Batter	1	2	3	4	5	6	7	8	9
Vic Davalillo, L (1, 8) OBP: 0.271, SLG: 0.353	0-0 L4-6 1B	4-0 IBB		0-0 2-3 1B		0-0 1-2 SH1-3		0-0 6-3 1B	
Jim Fregosi, R (1, 6) OBP: 0.331, SLG: 0.406	0-0 1-2 1B	0-0 F9		0-0 1-2 6-3		0-3 K		0-0 1-2 6-3	
Roger Repoz, L (1, 9) OBP: 0.309, SLG: 0.384	0-3 K		0-3 K		0-0 G3	0-0 2-H 1B		0-3 K	
Rick Reichardt, R (1, 7) OBP: 0.322, SLG: 0.402	0-0 L4-6 2-3		0-0 5-3		0-0 WP HBP 1B	0-0 1-3			
Don Mincher, L (1, 3) OBP: 0.311, SLG: 0.382		0-0 1B 1B	0-0 2B		1-0 1-2 WP HBP		0-0 6-3 1B		
Aurelio Rodriguez, R (1, 5) OBP: 0.322, SLG: 0.372		0-0 SH1-4 1-3 1B 1B	0-0 F9		0-0 L5 1-2 2-3		0-0 1-2 6-3		
Tom Satriano, L (1, 2) OBP: 0.322, SLG: 0.319		0-0 SH1-4 1-2 3-H 1B		0-0 1B SH1-3 1B	4-0 IBB		4-0 G6-4-3 IBB		
Bobby Knoop, R (1, 4) OBP: 0.282, SLG: 0.308		0-3 K		0-3 K	0-0 4-3		0-0 G6-4-3		
Ed Kirkpatrick, L (5, PH) OBP: 0.321, SLG: 0.275									
Chuck Hinton, R (6, 4) OBP: 0.230, SLG: 0.319									
Sammy Ellis, L (1, 1) OBP: 0.098, SLG: 0.051		0-0 SH1-4 1-2 2-3		0-0 SH1-3 1-2		1-0 SH1-3 1B HBP		0-3 K	

Inning Stats	R: 0	H: 2	E: 0	K: 1	S: 6	LOB: 1	BB: 0	P: 6
R: 1	H: 3	E: 0	K: 1	S: 8	LOB: 3	BB: 1	P: 12	
R: 0	H: 1	E: 0	K: 1	S: 6	LOB: 1	BB: 0	P: 6	
R: 0	H: 2	E: 0	K: 1	S: 7	LOB: 2	BB: 0	P: 7	
R: 0	H: 1	E: 0	K: 0	S: 4	LOB: 3	BB: 1	P: 9	
R: 1	H: 1	E: 0	K: 1	S: 6	LOB: 1	BB: 0	P: 7	
R: 0	H: 1	E: 0	K: 0	S: 3	LOB: 1	BB: 1	P: 7	
R: 0	H: 1	E: 0	K: 2	S: 8	LOB: 1	BB: 0	P: 8	

AB	R	H	RBI	BB	SO	LOB
3	0	3	0	1	0	0
5	0	1	0	0	1	7
5	0	1	1	0	3	3
4	0	1	0	0	0	3
3	1	3	0	0	0	0
4	0	1	0	0	0	4
2	0	2	1	2	0	0
2	0	0	0	0	2	3
1	0	0	0	0	0	3
1	0	0	0	0	0	2
1	1	0	0	0	1	0

WP	PA	ERA	WHIP
1	39		
0			
1			
0			

PITCHER	IP	WLS	BF	H	R	ER	SO	BB	IBB	HBP	BLK	WP	HR	S	P	ERA	WHIP
Dean Chance, R (1, 1) ERA: 2.52	7.0	L	35	11	2	2	5	0	0	0	0	1	0	40	54	2.57	1.571
Ron Perranoski, L (8, 1) ERA: 2.52	1.0		4	1	0	0	2	0	0	0	0	0	0	8	8	0.00	1.000

**BOTTOM**

**Minnesota Twins @ California Angels**  
**Anaheim Stadium, Anaheim, CA**  
 Mon Jul 29 1968, 10:05 PM EDT  
 Att. 14,237 - Unknown

[livebaseballscorecards.com](http://livebaseballscorecards.com)

<b>AB</b>	<b>31</b>
<b>R</b>	<b>2</b>
<b>H</b>	<b>12</b>
<b>RBI</b>	<b>2</b>
<b>BB</b>	<b>3</b>
<b>SO</b>	<b>7</b>
<b>LOB</b>	<b>25</b>



Batter	1	2	3	4	5	6	7	8	9	AB	R	H	RBI	BB	SO	LOB	TOP	
Luis Aparicio, R (1, 6) OBP: 0.315, SLG: 0.361 Tim Cullen, R (5, 4) OBP: 0.275, SLG: 0.284	0-0 G3 SF8 2B		0-0 6-3		0-0 SF9 3-H	0-0 E3 1-2		0-0 F8	0-0 1B 2B 1-H 2-H 3-H	2 1 1 1 0 0 0 3 1 1 3 0 0 2								
Tom McCraw, L (1, 3) OBP: 0.276, SLG: 0.364	0-0 G3 2-3		0-0 F4		0-0 1B	0-0 E4 1-3 2-H		0-0 4-3	4-0 1B IBB	5 0 1 0 1 0 3								
Woodie Held, R (1, 9) OBP: 0.260, SLG: 0.161 (9, 5)	4-0 1B BB		0-3 K		0-3 K	0-0 4-3			G3 1B	5 0 1 1 1 2 3								
Tommy Davis, R (1, 7) OBP: 0.276, SLG: 0.316	0-0 SF8 3-H			0-0 G5-4-3 1B		0-0 1B 2B 1B	0-0 5-3		0-0 1B 1B K	5 2 3 1 0 1 2								
Duane Josephson, R (1, 2) OBP: 0.295, SLG: 0.363	0-0 1-2 1B			0-0 G5-4-3 1-2f		0-0 F6	0-0 5-3		0-0 1B 1B	5 1 2 0 0 0 2								
Dick Kenworthy, R (1, 5) OBP: 0.281, SLG: 0.272 Leon Wagner, L (9, PH) OBP: 0.360, SLG: 0.353 (9, 9)	0-0 F7			0-0 1B		0-0 2B SF8 1B	0-0 FC6-4 1B		0-0 G3 1B 2B 1B 1-2 2-H	4 1 3 0 0 0 2 1 1 1 1 0 0 0								
Ken Berry, R (1, 8) OBP: 0.290, SLG: 0.341		0-0 6-3		0-0 L9		0-0 1B 2B 1-3 2-H	0-0 FC6-4 1-2f		0-0 2B G3 1B 1-2 2-H	5 2 2 2 0 0 2								
Sandy Alomar Sr., S (1, 4) OBP: 0.314, SLG: 0.301 (5, 6)		0-0 6-3			0-0 SF9 3B	0-0 SF8 3-H		0-0 6-3	0-0 G3 1-2 2-3	4 1 1 1 0 0 2								
Bob Priddy, R Dennis Ribart, R Cisco Carros, R Walt Williams, R Bob Locker, S Jerry McInerney, R Joe Horlen, S Wilbur Wood, R Gail Hopkins, L Hoyt Wilhelm, R		0-3 K			0-3 K 1-3 2-H	0-0 E 1B 2-H		0-0 1B	4-0 2B IBB	1 0 0 0 0 0 1 0 0 0 0 0 0 0 0 0 1 1 1 0 0 0 0 0 0 0 0 1 1 1 1 1 0 0 0 0 0 0 0 0 0 0 0 0 0 1 0 1 0 0 0 0 0 0 0 0 0 0 0 0 0 0 0 0 0 1 0 0 0 1 0 0 0 0 0 0 0 0 0 0 0								
<b>Inning Stats</b>	R: 1 H: 2 E: 0 LOB: 2 K: 0 BB: 1 S: 5 P: 9	R: 0 H: 0 E: 0 LOB: 0 K: 1 BB: 0 S: 5 P: 5	R: 0 H: 0 E: 0 LOB: 0 K: 1 BB: 0 S: 5 P: 5	R: 0 H: 2 E: 0 LOB: 1 K: 0 BB: 0 S: 4 P: 4	R: 1 H: 2 E: 0 LOB: 1 K: 2 BB: 0 S: 9 P: 9	R: 4 H: 4 E: 2 LOB: 2 K: 0 BB: 0 S: 9 P: 9	R: 0 H: 1 E: 0 LOB: 1 K: 0 BB: 0 S: 4 P: 4	R: 0 H: 1 E: 0 LOB: 1 K: 0 BB: 0 S: 4 P: 4	R: 6 H: 6 E: 0 LOB: 2 K: 1 BB: 2 S: 11 P: 19	1B: 14 SF: 3 2B: 3 SAC: 0 3B: 1 DP: 1 HR: 0 HBP: 0	WP: 0 PA: 49 PB: 0 SB: 0 CS: 0							
<b>PITCHER</b>	IP WLS BF H R ER SO BB IBB HBP BLK WP HR S P ERA WHIP																	
Jim Kaat, L (1, 1) ERA: 3.0	5.2		27	10	6	5	4	1	0	0	0	0	0	34	38	7.94	1.941	
Ron Perranoski, L (6, 1) ERA: 2.69	2.2		14	4	2	2	0	0	0	0	0	0	0	14	14	6.75	1.500	
Al Worthington, R (9, 1) ERA: 2.83	0.1	L	7	4	4	4	0	0	2	0	0	0	0	5	13	108.00	12.000	
Bob Miller, R (9, 1) ERA: 3.55	0.1		1	0	0	0	1	0	0	0	0	0	0	3	3	0.00	0.000	

Chicago White Sox @ Minnesota Twins  
Metropolitan Stadium, Bloomington, MI

Wed Jul 31 1968, 8:05 PM EDT  
Att. 16,058 - Unknown - 69 F

AB	43
R	12
H	18
RBI	11
BB	3
SO	5
LOB	19



Batter	1	2	3	4	5	6	7	8	9	AB	R	H	RBI	BB	SO	LOB
Cesar Tovar, R (1, 9) OBP: 0.319, SLG: 0.365	0-0 5-3	0-0 1-3		0-0 1B 1B	0-0 4-3			0-0 3-1 SH1-4 1B		5	1	2	0	0	0	2
Rich Reese, L (1, 3) OBP: 0.301, SLG: 0.340	0-0 FC4-6 1B		0-0 F6	0-0 1-2 1B E 1B	0-0 4-3			0-0 SH1-4 1-2		4	1	2	0	0	0	0
Ted Uhlaender, L (1, 8) OBP: 0.329, SLG: 0.415	0-0 FC4-6 1-2f		0-0 2B 1B	0-0 1-H 2-H 1B 1B		0-3 K		0-0 3-1 2-3		5	2	2	1	0	1	2
Bob Allison, R (1, 7) OBP: 0.339, SLG: 0.460	0-0 F7		0-0 1-H 2B	0-0 1-2 BB 1B 2B 1B		0-0 G4-6-3 1B		0-0 IBB		4	1	3	1	1	0	1
John Roseboro, L (1, 2) OBP: 0.313, SLG: 0.316		0-0 HR	0-0 BB	0-0 1-2 2-H 2B 1B		0-0 G4-6-3 1-2f		0-3 K		4	2	2	2	1	1	3
Rod Carew, L (1, 4) OBP: 0.332, SLG: 0.349		0-0 G3	0-0 F7	0-0 1-2 2-3 2B BB			0-0 5-3 2B	0-0 F7		4	1	1	0	1	0	2
Frank Quilici, R (1, 5) OBP: 0.322, SLG: 0.374		0-0 6-3	0-0 4-3	0-0 1-H 2-H 3-H 2B			0-0 5-3 2-3	0-0 1B		5	0	2	3	0	0	3
Ron Clark, R (1, 6) OBP: 0.240, SLG: 0.191		0-0 S 1B		0-0 L8			0-3 K	0-0 F5		5	0	1	0	0	1	3
Jim Kaat, L (1, 1) OBP: 0.125, SLG: 0.106		0-0 BB BB BB	0-0 4-0	0-0 F4			0-3 K	0-0 2-3		2	0	0	0	1	0	0
Ron Perranoski, L (6, 1)				0-0 1-3						1	0	0	0	0	1	1
Al Worthington, R (9, 1)					0-0 F8					0	0	0	0	0	0	0
Bob Miller, R (9, 1) OBP: 0.250, SLG: 0.250										0	0	0	0	0	0	0
Rich Rollins, R (9, PH) OBP: 0.289, SLG: 0.361		0-0 1-2 BB								1	0	0	0	0	0	1

Inning Stats	R: 0	H: 1	E: 0	LOB: 1	K: 0	BB: 0	S: 4	R: 1	H: 2	E: 0	LOB: 2	K: 0	BB: 1	S: 5	R: 1	H: 2	E: 0	LOB: 2	K: 0	BB: 1	S: 5	R: 6	H: 6	E: 1	LOB: 1	K: 0	BB: 1	S: 9	R: 0	H: 0	E: 0	LOB: 0	K: 1	BB: 0	S: 3	R: 0	H: 1	E: 0	LOB: 0	K: 2	BB: 0	S: 8	R: 0	H: 1	E: 0	LOB: 1	K: 2	BB: 0	S: 6	R: 0	H: 1	E: 0	LOB: 2	K: 0	BB: 1	S: 4	R: 0	H: 1	E: 0	LOB: 1	K: 0	BB: 0	S: 4	R: 0	H: 1	E: 0	LOB: 1	K: 0	BB: 0	S: 4
--------------	------	------	------	--------	------	-------	------	------	------	------	--------	------	-------	------	------	------	------	--------	------	-------	------	------	------	------	--------	------	-------	------	------	------	------	--------	------	-------	------	------	------	------	--------	------	-------	------	------	------	------	--------	------	-------	------	------	------	------	--------	------	-------	------	------	------	------	--------	------	-------	------	------	------	------	--------	------	-------	------

PITCHER	IP	WLS	BF	H	R	ER	SO	BB	IBB	HBP	BLK	WP	HR	S	P	ERA	WHIP
Bob Priddy, R (1, 1) ERA: 2.84	2.1		14	5	2	2	0	2	0	0	0	0	1	12	20	7.71	3.000
Dennis Ribant, R (3, 1) ERA: 4.21	1.1		10	5	6	6	0	1	0	0	0	0	0	9	13	40.50	4.500
Cisco Carlos, R (4, 1) ERA: 3.36	1.1		5	1	0	0	0	0	0	0	0	0	0	5	5	0.00	0.750
Bob Locker, R (6, 1) ERA: 2.63	2.0		7	2	0	0	3	0	0	0	0	0	0	13	13	0.00	1.000
Wilbur Wood, L (8, 1) ERA: 1.87	1.0	W	5	1	0	0	1	0	1	0	0	0	0	6	10	0.00	1.000


**BOTTOM**

**Chicago White Sox @ Minnesota Twins**  
Metropolitan Stadium, Bloomington, MI

Wed Jul 31 1968, 8:05 PM EDT  
Att: 16,058 - Unknown - 69 F

AB	40
R	8
H	15
RBI	7
BB	4
SO	4
LOB	18

livebaseballscores.com



WP	HR	S	P	ERA	WHIP
0	0	4	4	0.00	1.000

Batter	1	2	3	4	5	6	7	8	9	AB R H RBI BB SO LOB	TOP							
Luis Aparicio, R (1, 6) OBP: 0.314, SLG: 0.359	0-0 F3		0-0 1-6-3		0-0 F9			0-0 1B 1B 1B		4 1 1 0 0 0 1								
Tom McCraw, L (1, 3) OBP: 0.279, SLG: 0.364	4-0 S BB		0-0 FC4-6 1B			0-0 L8		0-0 F9		3 0 1 0 1 0 1								
Walt Williams, R (1, 7) OBP: 0.196, SLG: 0.180	0-0 L6 1-2		0-0 FC4-6 1-2f			0-0 F8		0-0 1B 1-3 1B		4 0 1 0 0 0 2								
Leon Wagner, L (1, 9) OBP: 0.363, SLG: 0.356 Bob Locker, S (8, 1)	0-0 3-1			0-0 L8		0-0 1B		0-0 1B 1-3 3-H 1B		4 0 2 1 0 0 1 0 0 0 0 0 0 0								
Duane Josephson, R (1, 2) OBP: 0.291, SLG: 0.358		0-0 6-3		0-3 K		0-0 F8		0-0 F4		4 0 0 0 0 1 3								
Dick Kenworthy, R (1, 5) OBP: 0.270, SLG: 0.260		0-0 F8		0-0 1-3			0-0 F8		0-0 1-3	4 0 0 0 0 0 0								
Ken Berry, R (1, 8) OBP: 0.289, SLG: 0.343		0-0 2B			0-0 4-3		0-0 F9		0-0 F9	4 0 1 0 0 0 0								
Sandy Alomar Sr., S (1, 4) OBP: 0.318, SLG: 0.306		0-0 L9			0-0 1-3 1B		0-0 4-3		0-0 1B	4 0 2 0 0 0 1								
Jack Fisher, R (1, 1) OBP: 0.167, SLG: 0.172 Gail Hopkins, L (5, PH) OBP: 0.300, SLG: 0.176 Cisco Carlos, R (5, 1) OBP: 0.136, SLG: 0.050 Woodie Held, R (8, PH) OBP: 0.253, SLG: 0.156 (8, 9)			0-0 G2		0-0 1-3		0-0 6-3		0-0 F3	1 0 0 0 0 0 0 1 0 0 0 0 0 1 0 0 0 0 0 0 0 2 0 0 0 0 0 1								
<b>Inning Stats</b>	R: 0 E: 0 K: 0 S: 3	H: 0 LOB: 1 BB: 1 P: 7	R: 0 E: 0 K: 0 S: 4	H: 1 LOB: 1 BB: 0 P: 4	R: 0 E: 0 K: 1 S: 5	H: 0 LOB: 0 BB: 0 P: 5	R: 0 E: 0 K: 0 S: 4	H: 1 LOB: 1 BB: 0 P: 4	R: 0 E: 0 K: 0 S: 3	H: 0 LOB: 0 BB: 0 P: 3	R: 1 E: 0 K: 0 S: 6	H: 3 LOB: 2 BB: 0 P: 6	R: 0 E: 0 K: 0 S: 4	H: 1 LOB: 1 BB: 0 P: 4	1B: 7 2B: 1 3B: 0 HR: 0	SF: 0 SAC: 0 DP: 0 HBP: 0	WP: 0 PB: 0 SB: 1 CS: 0	PA: 36
<b>PITCHER</b>	IP WLS BF H R ER SO BB IBB HBP BLK WP HR S P ERA WHIP																	
Jim Perry, R (1, 1) ERA: 2.81	8.2 W 34 7 1 1 1 1 1 0 0 0 0 0 0 35 39 1.04 0.923																	
Dean Chance, R (9, 1) ERA: 2.52	0.1 S 2 1 0 0 0 0 0 0 0 0 0 0 0 2 2 0.00 3.000																	

Chicago White Sox @ Minnesota Twins  
Metropolitan Stadium, Bloomington, MI

Thu Aug 01 1968, 4:33 AM EDT  
Att. 14,140 - Unknown - 75 F

livebaseballscorecards.com

AB	35
R	1
H	8
RBI	1
BB	1
SO	1
LOB	11



Batter	1	2	3	4	5	6	7	8	9	AB	R	H	RBI	BB	SO	LOB
<b>Cesar Tovar, R</b> OBP: 0.319, SLG: 0.364 (1, 9) X	0-0 F7	0-0 G4-6-3 1B		0-0 L8		0-0 L9				4	0	1	0	0	0	0
<b>Rich Reese, L</b> OBP: 0.300, SLG: 0.333 (1, 3) X	0-0 3-1	0-0 G4-6-3 1-2f 2-3		4-0 BB			0-0 6-3			3	0	0	0	1	0	2
<b>Ted Uhlaender, L</b> OBP: 0.330, SLG: 0.416 (1, 8) X	0-0 CS 1B	0-0 CS 1B 3-H		0-3 K			0-0 G3			4	1	2	1	0	1	1
<b>Bob Allison, R</b> OBP: 0.341, SLG: 0.471 (1, 7) X	0-0 1B 2B 1B 1-H	0-0 CS 1-2		0-0 F7		0-0 HR		0-3 K		4	2	2	2	0	1	0
<b>John Roseboro, L</b> OBP: 0.312, SLG: 0.315 (1, 2) X	0-0 2B 1B 1-2		0-3 K		0-0 F1		0-3 K			4	0	1	0	0	2	0
<b>Rod Carew, L</b> OBP: 0.338, SLG: 0.359 (1, 4) X	0-0 2B 1-3 2-H		0-0 1B 1B		0-0 1B G6-4-3		0-3 K			4	0	3	1	0	1	0
<b>Frank Quilici, R</b> OBP: 0.331, SLG: 0.380 (1, 5) B B B	4-0 BB		0-0 1B 1-3		0-0 1B G6-4-3 1-2f		0-0 FC6-4 1B			3	0	2	0	1	0	1
<b>Ron Clark, R</b> OBP: 0.228, SLG: 0.181 (1, 6) X	0-0 F9		0-0 2-3			0-0 F8		0-0 FC6-4 1-2f		4	0	0	0	0	0	6
<b>Jim Perry, S</b> OBP: 0.200, SLG: 0.382 (1, 1)		0-0 E6 1B G4-6-3		0-0 4-3		0-0 L8				3	1	0	0	0	0	0
<b>Dean Chance, R</b> OBP: 0.115, SLG: 0.069 (9, 1)										0	0	0	0	0	0	0

Inning Stats	R: 2	H: 4	E: 0	K: 0	S: 7	LOB: 3	BB: 1	P: 11	R: 1	H: 2	E: 1	K: 0	S: 4	LOB: 0	BB: 0	P: 4	R: 0	H: 2	E: 0	K: 1	S: 7	LOB: 2	BB: 0	P: 7	R: 0	H: 0	E: 0	K: 1	S: 5	LOB: 1	BB: 1	P: 9	R: 1	H: 2	E: 0	K: 0	S: 4	LOB: 0	BB: 0	P: 4	R: 0	H: 0	E: 0	K: 0	S: 3	LOB: 0	BB: 0	P: 3	R: 0	H: 0	E: 0	K: 2	S: 8	LOB: 0	BB: 0	P: 8	R: 0	H: 1	E: 0	K: 1	S: 8	LOB: 1	BB: 0	P: 8
--------------	------	------	------	------	------	--------	-------	-------	------	------	------	------	------	--------	-------	------	------	------	------	------	------	--------	-------	------	------	------	------	------	------	--------	-------	------	------	------	------	------	------	--------	-------	------	------	------	------	------	------	--------	-------	------	------	------	------	------	------	--------	-------	------	------	------	------	------	------	--------	-------	------


PITCHER	IP	WLS	BF	H	R	ER	SO	BB	IBB	HBP	BLK	WP	HR	S	P	ERA	WHIP
<b>Jack Fisher, R</b> ERA: 2.94 (1, 1)	4.0	L	21	8	3	0	2	2	0	0	0	0	0	23	31	0.00	2.500
<b>Cisco Carlos, R</b> ERA: 3.35 (5, 1)	3.0		10	2	1	1	1	0	0	0	0	0	1	12	12	3.00	0.667
<b>Bob Locker, R</b> ERA: 2.59 (8, 1)	1.0		4	1	0	0	2	0	0	0	0	0	0	8	8	0.00	1.000

**BOTTOM**

**Chicago White Sox @ Minnesota Twins**  
Metropolitan Stadium, Bloomington, MI

Thu Aug 01 1968, 4:33 AM EDT  
Att: 14,140 - Unknown - 75 F

<b>AB</b>	<b>33</b>
<b>R</b>	<b>4</b>
<b>H</b>	<b>11</b>
<b>RBI</b>	<b>4</b>
<b>BB</b>	<b>2</b>
<b>SO</b>	<b>5</b>
<b>LOB</b>	<b>10</b>



1B: 9	SF: 0	WP: 0	PA: 36
2B: 1	SAC: 0	PB: 0	
3B: 0	DP: 2	SB: 0	
HR: 1	HBP: 0	CS: 2	

PITCHER	IP	WLS	BF	H	R	ER	SO	BB	IBB	HBP	BLK	WP	HR	S	P	ERA	WHIP
---------	----	-----	----	---	---	----	----	----	-----	-----	-----	----	----	---	---	-----	------

Batter	1	2	3	4	5	6	7	8	9	AB R H RBI BB SO LOB	TOP																
Dick McAuliffe, L (1, 4) OBP: 0.344, SLG: 0.444	0-0 BB 2B 1B	0-0 CS 1B			0-0 F9		0-0 F9			4 1 2 0 0 0 0	<p><b>Detroit Tigers @ Minnesota Twins</b> Metropolitan Stadium, Bloomington, MI</p> <p>Fri Aug 02 1968, 8:05 PM EDT Att. 24,514 - Unknown - 80 F</p> <p>livebaseballscorecards.com</p>																
Mickey Stanley, R (1, 8) OBP: 0.295, SLG: 0.364	4-0 BB 2B 1-2	0-0 F8 1-2			0-0 1B 1B		0-0 F4			3 2 1 0 1 0 1																	
Al Kaline, R (1, 3) OBP: 0.397, SLG: 0.413	0-3 K				0-0 1B 1B		0-0 L4			4 1 1 0 0 1 2																	
Willie Horton, R (1, 7) OBP: 0.356, SLG: 0.567	4-0 2B 1-2 2-3 BB				0-0 1B 1B		0-0 4-3			3 1 1 1 1 0 0																	
Bill Freehan, R (1, 2) OBP: 0.361, SLG: 0.437	0-0 SF8 1B 2B 1-3 2-H 3-H				0-0 1B		0-0 F3			4 1 2 3 0 0 0																	
Jim Northrup, L (1, 9) OBP: 0.322, SLG: 0.447	0-0 SF8 2-3 3-H				0-0 5-3 K		0-0 CS BB			2 0 0 1 1 1 2																	
Don Wert, R (1, 5) OBP: 0.270, SLG: 0.324	0-0 FC6 1B 3-H				0-0 L8		0-0 F7			4 0 1 1 0 0 0																	
Dick Tracewski, R (1, 6) OBP: 0.234, SLG: 0.261	0-0 FC6 1-2f				0-0 F8		0-0 F4			4 0 0 0 0 0 1																	
Joe Sparna, R (1, 1) OBP: 0.115, SLG: 0.118 Mickey Lolich, S (3, 1) OBP: 0.188, SLG: 0.116 Dave Campbell, R (5, PH) Don McMahon, R (5, 1) OBP: 0.200, SLG: 0.200 John Hiller, R (9, 1) OBP: 0.083, SLG: 0.083 Daryl Patterson, L (9, 1)		0-3 K			0-3 K		0-3 K			1 0 0 0 0 0 1 0 0 0 0 0 0 0 0 0 1 0 0 0 0 0 1 0 2 0 0 0 0 0 2 0 0 0 0 0 0 0 0 0 0 0 0 0 0 0 0 0																	
<b>Inning Stats</b>	R: 4 E: 0 K: 1 S: 8	H: 3 LOB: 1 BB: 2 P: 16	R: 0 E: 0 K: 1 S: 5	H: 1 LOB: 0 BB: 0 P: 5	R: 0 E: 0 K: 0 S: 3	H: 0 LOB: 0 BB: 0 P: 3	R: 0 E: 0 K: 0 S: 3	H: 0 LOB: 0 BB: 0 P: 3	R: 2 E: 0 K: 2 S: 11	H: 4 LOB: 2 BB: 0 P: 11	R: 0 E: 0 K: 1 S: 5	H: 0 LOB: 0 BB: 0 P: 5	R: 0 E: 0 K: 0 S: 3	H: 0 LOB: 0 BB: 0 P: 3	R: 0 E: 0 K: 0 S: 2	H: 0 LOB: 0 BB: 1 P: 6	R: 0 E: 0 K: 1 S: 5	H: 0 LOB: 0 BB: 0 P: 5	1B: 7 2B: 1 3B: 0 HR: 0	SF: 1 SAC: 0 DP: 0 HBP: 0	WP: 0 PB: 0 SB: 0 CS: 2	PA: 37					
<b>PITCHER</b>	IP WLS BF H R ER SO BB IBB HBP BLK WP HR S P ERA WHIP																										
Jim Merritt, L (1, 1) ERA: 3.48	0.2		7	3	4	4	1	2	0	0	0	0	0	7	15	54.00	7.500										
Bob Miller, R (1, 1) ERA: 3.64	4.0	L	16	5	2	2	2	0	0	0	0	0	0	20	20	4.50	1.250										
Al Worthington, R (5, 1) ERA: 2.67	3.1		10	0	0	0	2	1	0	0	0	0	0	13	17	0.00	0.300										
Ron Perranoski, L (9, 1) ERA: 2.65	1.0		3	0	0	0	1	0	0	0	0	0	0	5	5	0.00	0.000										

AB	32
R	6
H	8
RBI	6
BB	3
SO	6
LOB	6





BOTTOM

Detroit Tigers @ Minnesota Twins  
Metropolitan Stadium, Bloomington, MI

Fri Aug 02 1968, 8:05 PM EDT  
Att: 24,514 - Unknown - 80 F

livebaseballscorecards.com

AB	37
R	5
H	14
RBI	5
BB	2
SO	7
LOB	10



WP:	0	PA:	40
PB:	0	SB:	0
CS:	0		

AB	R	H	RBI	BB	SO	LOB
5	1	2	0	0	0	0
5	2	2	2	0	0	1
5	1	3	0	0	1	0
4	0	0	0	1	2	2
3	0	1	1	0	0	0
4	0	3	1	0	0	0
3	0	0	0	1	1	3
4	1	3	1	0	0	1
0	0	0	0	0	0	0
2	0	0	0	0	1	2
1	0	0	0	0	1	0
1	0	0	0	0	1	1
0	0	0	0	0	0	0

Batter	1	2	3	4	5	6	7	8	9
Cesar Tovar, R OBP: 0.320, SLG: 0.364 (1, 9)	F9		L6-3	HR		L5-3			L5-3
Rich Reese, L OBP: 0.303, SLG: 0.354 (1, 3)	L3		SF7	HR		L4-3			L5-3
Ted Uhlaender, L OBP: 0.333, SLG: 0.423 (1, 8)	2B		1B	K		L1-3			1B
Bob Allison, R OBP: 0.339, SLG: 0.464 (1, 7)	F5		BB	K		L4-3			K
John Roseboro, L OBP: 0.311, SLG: 0.316 (1, 2)		F8	SF7		1B	F7			
Rod Carew, L OBP: 0.343, SLG: 0.368 (1, 4)		1B	1B		1B			L6-3	
Frank Quilici, R OBP: 0.330, SLG: 0.373 (1, 5)		1B	F8		F8			K	
Ron Clark, R OBP: 0.253, SLG: 0.250 (1, 6)		1B		HR	L6-3			1B	
Jim Merritt, L OBP: 0.222, SLG: 0.200 (1, 1)				F4		K		K	
Bob Miller, R OBP: 0.167, SLG: 0.167 (1, 1)									
Al Worthington, R OBP: 0.167, SLG: 0.167 (5, 1)									
Rich Rollins, R OBP: 0.287, SLG: 0.358 (8, PH)									
Ron Perranoski, L OBP: 0.287, SLG: 0.358 (9, 1)									

Inning Stats	R: 0	H: 1	E: 0	K: 0	S: 4	H: 2	LOB: 2	BB: 0	P: 4	R: 0	H: 2	E: 0	K: 1	S: 6	R: 2	H: 3	E: 1	K: 0	S: 6	R: 3	H: 3	E: 0	K: 2	S: 10	R: 0	H: 2	E: 0	K: 0	S: 4	R: 0	H: 0	E: 0	K: 1	S: 5	R: 0	H: 0	E: 0	K: 0	S: 3	R: 0	H: 1	E: 0	K: 2	S: 8	R: 0	H: 2	E: 0	K: 1	S: 6
--------------	------	------	------	------	------	------	--------	-------	------	------	------	------	------	------	------	------	------	------	------	------	------	------	------	-------	------	------	------	------	------	------	------	------	------	------	------	------	------	------	------	------	------	------	------	------	------	------	------	------	------

PITCHER	IP	WLS	BF	H	R	ER	SO	BB	IBB	HBP	BLK	WP	HR	S	P	ERA	WHIP
Joe Sparma, R ERA: 4.11 (1, 1)	2.2		15	6	2	2	1	2	0	0	0	0	0	15	23	6.75	3.000
Mickey Lolich, L ERA: 3.76 (3, 1)	1.1		7	3	3	3	2	0	0	0	0	0	2	11	11	20.25	2.250
Don McMahon, R ERA: 2.3 (5, 1)	4.0	W	15	4	0	0	3	0	0	0	0	0	0	21	21	0.00	1.000
John Hiller, L ERA: 3.18 (9, 1)	0.2		2	1	0	0	0	0	0	0	0	0	0	2	2	0.00	1.500
Daryl Patterson, R ERA: 1.59 (9, 1)	0.1	S	1	0	0	0	1	0	0	0	0	0	0	3	3	0.00	0.000

Batter	1	2	3	4	5	6	7	8	9	AB R H RBI BB SO LOB	TOP	
Dick McAuliffe, L (1, 4) OBP: 0.343, SLG: 0.442 (8, 6)	0-0 WP 1B		0-0 4-3			0-0 4-3		0-0 F8		4 0 1 0 0 0 1		
Jim Northrup, L (1, 8) OBP: 0.321, SLG: 0.443	0-3 K 1-2		0-0 4-3			4-0 BB		0-0 4-3		3 0 0 0 1 1 2		
Al Kaline, R (1, 9) OBP: 0.390, SLG: 0.405	0-3 K			0-0 L4-3		0-0 L6		0-0 F6		4 0 0 0 0 1 2		
Willie Horton, R (1, 7) OBP: 0.355, SLG: 0.563	0-0 G3			0-0 6-3			0-0 G5-4-3 BB 1B	0-0 5-3		4 0 1 0 0 0 1		
Norm Cash, L (1, 3) OBP: 0.303, SLG: 0.457		0-3 K		0-0 G3			4-0 G5-4-3 BB 1-2	0-3 K		3 0 0 0 1 2 0		
Bill Freehan, R (1, 2) OBP: 0.361, SLG: 0.436		0-0 1B			0-0 6-3		0-0 G5-4-3 1-2f 2-3			3 0 1 0 0 0 2		
Don Wert, R (1, 5) OBP: 0.267, SLG: 0.321		0-0 F4			0-0 5-3		0-0 F8			3 0 0 0 0 0 2		
Dick Tracewski, R (1, 6) OBP: 0.230, SLG: 0.257 Mickey Stanley, R (8, PH) OBP: 0.295, SLG: 0.363 Dave Campbell, R (8, 4)		0-3 K			0-3 K			0-0 F6		2 0 0 0 0 2 1 1 0 0 0 0 0 0 0 0 0 0 0 0 0		
Earl Wilson, R (1, 1) OBP: 0.207, SLG: 0.397 John Wyatt, R (3, 1) Wayne Comer, R (6, PH) OBP: 0.154, SLG: 0.167 Pat Dobson, R (6, 1) OBP: 0.200, SLG: 0.143 Gates Brown, L (8, PH) OBP: 0.468, SLG: 0.595 Jon Warden, S (8, 1)		0-3 K			0-3 K			0-0 1B		1 0 0 0 0 1 0 0 0 0 0 0 0 0 1 0 0 0 0 1 0 0 0 0 0 0 0 0 1 0 1 0 0 0 0 0 0 0 0 0 0 0		
<b>Inning Stats</b>	R: 0 H: 1 E: 0 LOB: 1 K: 2 BB: 0 S: 8 P: 8	R: 0 H: 1 E: 0 LOB: 1 K: 2 BB: 0 S: 8 P: 8	R: 0 H: 0 E: 0 LOB: 0 K: 1 BB: 0 S: 5 P: 5	R: 0 H: 0 E: 0 LOB: 0 K: 0 BB: 0 S: 3 P: 3	R: 0 H: 0 E: 0 LOB: 0 K: 1 BB: 0 S: 5 P: 5	R: 0 H: 0 E: 0 LOB: 1 K: 1 BB: 1 S: 5 P: 9	R: 0 H: 1 E: 0 LOB: 1 K: 0 BB: 1 S: 3 P: 7	R: 0 H: 1 E: 0 LOB: 1 K: 0 BB: 0 S: 4 P: 4	R: 0 H: 0 E: 0 LOB: 0 K: 1 BB: 0 S: 5 P: 5	1B: 4 SF: 0 2B: 0 SAC: 0 3B: 0 DP: 1 HR: 0 HBP: 0	WP: 1 PA: 32 PB: 0 SB: 0 CS: 0	
<b>PITCHER</b> Dean Chance, R (1, 1) ERA: 2.4	IP WLS BF H R ER SO BB IBB HBP BLK WP HR S P ERA WHIP	9.0 W 32 4 0 0 8 2 0 0 0 1 0 46 54 0.00 0.667										

Detroit Tigers @ Minnesota Twins  
Metropolitan Stadium, Bloomington, MI

Sat Aug 03 1968, 4:33 AM EDT  
Att. 22,828 - Unknown - 84 F

livebaseballscorecards.com

AB	30
R	0
H	4
RBI	0
BB	2
SO	8
LOB	11



Batter	1	2	3	4	5	6	7	8	9	AB	R	H	RBI	BB	SO	LOB
Cesar Tovar, R OBP: 0.321, SLG: 0.365 (1, 9) (9, 5)	0-0 S 3B 1B	0-0 6-3		0-0 2-H 1B			0-0 F8			4	1	2	1	0	0	1
Rich Reese, L OBP: 0.307, SLG: 0.376 (1, 3) (9, 5)	0-0 1-H FC5-2-5 3B		0-0 2B 2B	0-0 L7			0-0 1-3			4	1	2	1	0	0	1
Ted Uhlaender, L OBP: 0.330, SLG: 0.419 (1, 8) (9, 5)	0-0 F5		0-0 L9				0-0 G3			4	0	0	0	0	0	2
Bob Allison, R OBP: 0.338, SLG: 0.459 (1, 7) (9, 5)	0-0 FC5-2-5 3-H 3B		0-0 5-3				0-0 5-3	4-0 BB		3	0	0	0	1	0	2
John Roseboro, L OBP: 0.314, SLG: 0.322 (1, 2) (9, 5)	0-0 G3		0-0 2-H 2B				0-0 1B	0-0 L9		4	0	2	1	0	0	2
Rich Rollins, R OBP: 0.286, SLG: 0.355 Jim Holt, L OBP: 0.222, SLG: 0.246 (1, 5) (9, 9)		0-0 3B 1B	0-0 L9				0-0 L9	0-0 L9		4	1	1	0	0	0	3
Ron Clark, R OBP: 0.264, SLG: 0.288 (1, 6) (9, 9)		0-0 1-H 3B		0-0 S 1B 1B			0-0 F5	0-0 F7		4	1	2	1	0	0	1
Frank Quilici, R OBP: 0.324, SLG: 0.366 (1, 4) (9, 9)		0-0 5-3		0-3 S 1-2 K			0-0 6-3			3	0	0	0	0	1	2
Dean Chance, R OBP: 0.109, SLG: 0.066 (1, 1) (9, 9)		0-0 6-3		0-3 S K			0-3 K			3	0	0	0	0	2	2

Inning Stats	R: 1	H: 2	E: 0	LOB: 1	K: 0	BB: 0	S: 5	R: 1	H: 2	E: 0	LOB: 1	K: 0	BB: 0	S: 5	R: 1	H: 2	E: 0	LOB: 1	K: 2	BB: 0	S: 9	R: 0	H: 1	E: 0	LOB: 1	K: 0	BB: 0	S: 4	R: 0	H: 0	E: 0	LOB: 0	K: 1	BB: 0	S: 5	R: 0	H: 0	E: 0	LOB: 0	K: 0	BB: 0	S: 3	R: 0	H: 0	E: 0	LOB: 1	K: 0	BB: 1	S: 3	P: 7
--------------	------	------	------	--------	------	-------	------	------	------	------	--------	------	-------	------	------	------	------	--------	------	-------	------	------	------	------	--------	------	-------	------	------	------	------	--------	------	-------	------	------	------	------	--------	------	-------	------	------	------	------	--------	------	-------	------	------

PITCHER	IP	WLS	BF	H	R	ER	SO	BB	IBB	HBP	BLK	WP	HR	S	P	ERA	WHIP
Earl Wilson, R ERA: 3.03 (1, 1)	2.2	L	14	6	3	3	0	0	0	0	0	0	0	14	14	10.12	2.250
John Wyatt, R ERA: 2.66 (3, 1)	2.1		10	3	1	1	2	0	0	0	0	0	0	14	14	3.86	1.286
Pat Dobson, R ERA: 2.27 (6, 1)	2.0		6	0	0	0	1	0	0	0	0	0	0	8	8	0.00	0.000
Jon Warden, L ERA: 3.82 (8, 1)	1.0		4	0	0	0	0	1	0	0	0	0	0	3	7	0.00	1.000


**BOTTOM**

**Detroit Tigers @ Minnesota Twins**  
Metropolitan Stadium, Bloomington, MI

Sat Aug 03 1968, 4:33 AM EDT  
Att: 22,828 - Unknown - 84 F

AB	33
R	4
H	9
RBI	4
BB	1
SO	3
LOB	16

livebaseballscorecards.com



1B: 5	SF: 0	WP: 0	PA: 34
2B: 2	SAC: 0	PB: 0	
3B: 2	DP: 0	SB: 2	
HR: 0	HBP: 0	CS: 0	

Batter	1	2	3	4	5	6	7	8	9	AB R H RBI BB SO LOB	TOP											
Dick McAuliffe, L (1, 4) OBP: 0.342, SLG: 0.446	0-3 K		0-0 F9		0-0 4-3			0-0 SF7 3B		4 1 1 0 0 1 1												
Mickey Stanley, R (1, 8) OBP: 0.297, SLG: 0.370	0-0 6-3			0-0 1B 3B	0-0 1B			0-0 F3		4 1 2 0 0 0 1												
Al Kaline, R (1, 3) OBP: 0.388, SLG: 0.401	0-0 L4-3			1-0 1B HBP	0-0 L5-3			0-0 SF7		2 0 0 1 0 0 1												
Willie Horton, R (1, 7) OBP: 0.351, SLG: 0.557		0-0 5-3		0-3 K		0-0 F9		0-0 F8		4 0 0 0 0 1 2												
Bill Freehan, R (1, 2) OBP: 0.360, SLG: 0.434		0-0 F9		0-0 FC 1B		0-0 6-3		0-0 L6		4 0 1 1 0 0 0												
Jim Northrup, L (1, 9) OBP: 0.318, SLG: 0.439		0-0 6-3		0-0 FC 1B		0-0 F7		0-0 5-3		4 0 0 0 0 0 2												
Don Wert, R (1, 5) OBP: 0.267, SLG: 0.318			0-0 5-3	0-0 F3			0-0 L9	4-0 BB		3 0 0 0 1 0 3												
Dick Tracewski, R (1, 6) OBP: 0.231, SLG: 0.256			0-0 SH3-4 1B	0-3 K			0-0 L7	0-3 K		4 0 1 0 0 2 4												
Denny McLain, R (1, 1) OBP: 0.156, SLG: 0.156			0-0 SH3-4		0-0 F7		0-3 K			2 0 0 0 0 1 0												
<b>Inning Stats</b>	R: 0 E: 0 K: 1 S: 5	H: 0 LOB: 0 BB: 0 P: 5	R: 0 E: 0 K: 0 S: 3	H: 0 LOB: 0 BB: 0 P: 3	R: 0 E: 0 K: 0 S: 4	H: 1 LOB: 1 BB: 0 P: 4	R: 1 E: 0 K: 2 S: 10	H: 2 LOB: 3 BB: 0 P: 11	R: 0 E: 0 K: 0 S: 4	H: 1 LOB: 1 BB: 0 P: 4	R: 0 E: 0 K: 1 S: 5	H: 0 LOB: 0 BB: 0 P: 5	R: 0 E: 0 K: 1 S: 5	H: 0 LOB: 0 BB: 0 P: 5	R: 1 E: 0 K: 0 S: 4	H: 1 LOB: 0 BB: 1 P: 4	R: 0 E: 0 K: 1 S: 5	H: 0 LOB: 1 BB: 1 P: 9	1B: 3 2B: 0 3B: 2 HR: 0	SF: 1 SAC: 1 DP: 0 HBP: 1	WP: 0 PB: 0 SB: 0 CS: 0	PA: 35
<b>PITCHER</b>	IP WLS BF H R ER SO BB IBB HBP BLK WP HR S P ERA WHIP																					
Jim Kaat, L (1, 1) ERA: 2.96	8.0 L 31 5 2 2 4 0 0 1 0 0 0 0 38 39 2.25 0.625																					
Ron Perranoski, L (9, 1) ERA: 2.61	1.0 4 0 0 0 1 1 0 0 0 0 0 0 5 9 0.00 1.000																					

Detroit Tigers @ Minnesota Twins  
Metropolitan Stadium, Bloomington, MI

Sun Aug 04 1968, 4:33 AM EDT  
Att. 28,911 - Unknown - 83 F

AB	31
R	2
H	5
RBI	2
BB	1
SO	5
LOB	14



WP	0	PA	35
PB	0		
SB	0		
CS	0		

livebaseballscorecards.com

Batter	1	2	3	4	5	6	7	8	9	AB	R	H	RBI	BB	SO	LOB
Cesar Tovar, R OBP: 0.321, SLG: 0.364 (1, 9)	F6		1B		L6-3			F4		4	0	1	0	0	0	1
Rich Reese, L OBP: 0.306, SLG: 0.379 (1, 3)	2B		F6			K		L3		4	0	1	0	0	1	2
Ted Uhlaender, L OBP: 0.332, SLG: 0.418 (1, 8)	F6		F6			L6-4-3 BB		1B		3	0	1	1	1	0	2
Bob Allison, R OBP: 0.336, SLG: 0.455 (1, 7)	BB				L6-3			K		3	0	0	0	1	1	3
Ron Perranoski, L OBP: 0.336, SLG: 0.455 (9, 1)	BB					L6-4-3				0	0	0	0	0	0	0
John Roseboro, L OBP: 0.309, SLG: 0.317 (1, 2)	F6				L9			F8		4	0	0	0	0	0	2
Rich Rollins, R OBP: 0.292, SLG: 0.354 (1, 5)		L5-4-3 1B			BB			L1-3		3	0	1	0	1	0	0
Ron Clark, R OBP: 0.264, SLG: 0.286 (1, 6)		F8			L5-3			K		4	0	1	0	0	1	2
Frank Quilici, R OBP: 0.324, SLG: 0.361 (1, 4)										2	0	0	0	1	0	1
Tony Oliva, L OBP: 0.359, SLG: 0.512 (9, PH)		L5-4-3			F2			FC6-4 BB		1	0	0	0	0	0	1
Jim Kaat, L OBP: 0.120, SLG: 0.102 (1, 1)					F2					2	0	0	0	0	1	0
Frank Kostro, R OBP: 0.255, SLG: 0.273 (8, PH)								FC6-4 1B		1	1	0	0	0	0	1

Inning Stats	R: 0	H: 1	E: 0	LOB: 2	K: 0	BB: 1	S: 4	P: 8	R: 0	H: 1	E: 0	LOB: 0	K: 0	BB: 0	S: 3	P: 3	R: 0	H: 1	E: 0	LOB: 1	K: 0	BB: 0	S: 4	P: 4	R: 0	H: 0	E: 0	LOB: 1	K: 0	BB: 1	S: 3	P: 7	R: 0	H: 0	E: 0	LOB: 0	K: 1	BB: 0	S: 5	P: 5	R: 0	H: 0	E: 0	LOB: 0	K: 1	BB: 1	S: 4	P: 8	R: 0	H: 0	E: 0	LOB: 0	K: 1	BB: 0	S: 5	P: 5	R: 1	H: 1	E: 1	LOB: 2	K: 1	BB: 1	S: 7	P: 11	R: 0	H: 1	E: 0	LOB: 1	K: 0	BB: 0	S: 4	P: 4	1B: 4	SF: 0	2B: 1	SAC: 0	3B: 0	DP: 2	HR: 0	HBP: 0	WP: 0	PA: 35
PITCHER Denny McLain, R ERA: 1.93 (1, 1)	IP	WLS	BF	H	R	ER	SO	BB	IBB	HBP	BLK	WP	HR	S	P	ERA	WHIP	IP	WLS	BF	H	R	ER	SO	BB	IBB	HBP	BLK	WP	HR	S	P	ERA	WHIP																																																

**BOTTOM**

**Detroit Tigers @ Minnesota Twins**  
Metropolitan Stadium, Bloomington, MI

Sun Aug 04 1968, 4:33 AM EDT  
Att. 28,911 - Unknown - 83 F

livebaseballscores.com

<b>AB</b>	<b>31</b>
<b>R</b>	<b>1</b>
<b>H</b>	<b>5</b>
<b>RBI</b>	<b>1</b>
<b>BB</b>	<b>4</b>
<b>SO</b>	<b>4</b>
<b>LOB</b>	<b>15</b>



Batter	1	2	3	4	5	6	7	8	9	AB R H RBI BB SO LOB	TOP												
<b>Cesar Tovar, R</b> OBP: 0.322, SLG: 0.369 (1, 5) (8, 9)	0-0 1B 2B		0-0 S E 1B		0-0 SF8		0-3 K			3 2 2 1 0 1 0													
<b>Rich Reese, L</b> OBP: 0.310, SLG: 0.378 (1, 3)	0-0 FC4-6 1B		0-0 E3 3-1 PO		0-0 1-3		4-0 BB			3 0 1 1 1 0 2													
<b>Ted Uhlender, L</b> OBP: 0.329, SLG: 0.414 (1, 8)	0-3 K		0-0 3-1		0-0 4-3		0-0 F9			4 0 0 0 0 1 5													
<b>Tony Oliva, L</b> OBP: 0.359, SLG: 0.511 <b>Frank Kostro, R</b> OBP: 0.250, SLG: 0.267 (6, PR) (6, 9) <b>Ron Perranoski, L</b> (8, 1)	0-0 FC4-6 E 1-2f		0-0 PO 3-H	0-0 1B		0-3 K SH1 HR		0-0 6-3		3 0 1 0 0 1 1 1 1 0 0 0 0 0 0 0 0 0 0 0 0													
<b>John Roseboro, L</b> OBP: 0.313, SLG: 0.319 (1, 2)	0-0 6-3 1-2			4-0 CS BB		0-0 SH1 1-2		0-0 CS 1B		2 0 1 0 1 0 1													
<b>Bob Allison, R</b> OBP: 0.335, SLG: 0.462 (1, 7)		0-0 F7		0-3 K 1-2		0-0 HR		0-0 F6 1-2		4 1 1 2 0 1 2													
<b>Rod Carew, L</b> OBP: 0.342, SLG: 0.370 (1, 4)		0-3 K			0-0 1B SF8 2B		0-0 2-3		0-0 1-3	4 1 1 0 0 1 1	<b>AB 31</b>												
<b>Ron Clark, R</b> OBP: 0.263, SLG: 0.284 (1, 6)		0-3 K			0-0 1-3 BB 1B		0-0 6-3		0-3 K	4 0 1 0 0 2 1	<b>R 5</b>												
<b>Jim Merritt, L</b> OBP: 0.232, SLG: 0.196 <b>Al Worthington, R</b> <b>Frank Quilici, R</b> OBP: 0.323, SLG: 0.359 (6, 1) (8, 5)			0-0 4-3		4-0 1-3 BB		0-3 K		0-0 F9	1 0 0 0 1 0 0 1 0 0 0 0 1 0 1 0 0 0 0 0 0	<b>H 8</b>												
<b>Inning Stats</b>	R: 1 E: 1 K: 1 S: 7	H: 2 LOB: 1 BB: 0 P: 7	R: 0 E: 0 K: 2 S: 7	H: 0 LOB: 0 BB: 0 P: 7	R: 1 E: 1 K: 0 S: 4	H: 1 LOB: 0 BB: 0 P: 4	R: 0 E: 0 K: 1 S: 4	H: 1 LOB: 1 BB: 1 P: 8	R: 1 E: 0 K: 0 S: 5	H: 2 LOB: 2 BB: 1 P: 9	R: 2 E: 0 K: 1 S: 7	H: 1 LOB: 1 BB: 0 P: 7	R: 0 E: 0 K: 2 S: 7	H: 0 LOB: 1 BB: 1 P: 11	R: 0 E: 0 K: 0 S: 3	H: 1 LOB: 0 BB: 0 P: 3	R: 0 E: 0 K: 1 S: 5	H: 0 LOB: 0 BB: 0 P: 5	1B: 5 2B: 3 3B: 0 HR: 1	SF: 1 SAC: 1 DP: 1 HBP: 0	WP: 0 PB: 1 SB: 1 CS: 2	PA: 37	
<b>PITCHER</b> <b>Gene Brabender, R</b> ERA: 3.61 <b>John Morris, L</b> ERA: 3.38 <b>Eddie Watt, R</b> ERA: 2.33	IP WLS BF H R ER SO	WLS L 17 6 3 2 4	H R ER SO	H R ER SO	H R ER SO	H R ER SO	H R ER SO	H R ER SO	H R ER SO	H R ER SO	H R ER SO	H R ER SO	H R ER SO	H R ER SO	H R ER SO	H R ER SO	H R ER SO	H R ER SO	ERA WHIP	ERA WHIP			
	4.0 3.0 2.0	L 13 6	6 1 1	3 2 0	24 17 8	28 25 8	4.50 3.00 0.00	1.750 1.000 0.500															

Minnesota Twins @ Baltimore Orioles  
 Memorial Stadium, Baltimore, MD  
 Tue Aug 06 1968, 7:05 PM EDT  
 Att: 14,201 - Unknown

livebaseballscorecards.com



Batter	1	2	3	4	5	6	7	8	9	AB R H RBI BB SO LOB
Don Buford, S (1, 7) OBP: 0.361, SLG: 0.443 (7, 4)	0-0 1B		0-0 4-3			0-0 2-1	0-0 4-3		0-0 5-3	5 0 1 0 0 0 0
Mark Belanger, R (1, 6) OBP: 0.241, SLG: 0.243 Curt Motton, R (6, PH) OBP: 0.311, SLG: 0.349 (7, 7)	0-3 K		0-0 F8			0-0 1B 2B		0-0 E 1B		2 0 0 0 0 1 1 2 2 2 0 0 0 0
Frank Robinson, R (1, 9) OBP: 0.373, SLG: 0.420	0-3 K			0-3 K		0-0 BB 1B		0-0 F3 1B		4 1 1 1 0 2 2
Boog Powell, L (1, 3) OBP: 0.353, SLG: 0.458	0-0 6-3			0-0 4-3		0-3 K		0-0 E4 2B		4 1 1 1 0 1 2
Brooks Robinson, R (1, 5) OBP: 0.292, SLG: 0.393		0-0 5-3		0-3 K		4-0 1B BB		0-0 F8 2B		3 0 0 0 1 1 0
Davey Johnson, R (1, 4) OBP: 0.330, SLG: 0.381 (7, 6)		0-3 K			0-0 1B	0-0 1B		0-0 2B		4 0 3 1 0 1 0
Paul Blair, R (1, 8) OBP: 0.274, SLG: 0.292 Elrod Hendricks, L (6, PH) OBP: 0.314, SLG: 0.526 (7, 2)		4-0 BB			0-0 F4	0-3 K		0-0 F7		1 0 0 0 1 0 1 2 0 0 0 0 1 3
Andy Etchebarren, R (1, 2) OBP: 0.300, SLG: 0.393 Dave May, L (7, 8) OBP: 0.257, SLG: 0.219 Fred Valentine, S (9, PH) OBP: 0.291, SLG: 0.370		0-3 K			0-3 K		0-0 L6		0-3 K	2 0 0 0 0 2 2 1 0 0 0 0 0 0 1 0 0 0 0 1 0
Gene Brabender, R (1, 1) OBP: 0.143, SLG: 0.269 John Morris, R (5, 1) Curt Biefary, L (7, PH) OBP: 0.311, SLG: 0.328 Eddie Watt, R (8, 1) Larry Haney, R (9, PH) OBP: 0.300, SLG: 0.400			0-0 5-3			0-3 K			0-0 9-6-3	1 0 0 0 0 0 0 1 0 0 0 0 1 1 1 0 0 0 0 1 0 0 0 0 0 0 0 0 1 0 0 0 0 0 0

Inning Stats	R: 0 E: 0 K: 2 S: 8	H: 1 LOB: 1 BB: 0 P: 8	R: 0 E: 0 K: 2 S: 7	H: 0 LOB: 1 BB: 1 P: 11	R: 0 E: 0 K: 0 S: 3	H: 0 LOB: 0 BB: 0 P: 3	R: 0 E: 0 K: 2 S: 7	H: 0 LOB: 0 BB: 0 P: 7	R: 0 E: 0 K: 2 S: 8	H: 1 LOB: 1 BB: 0 P: 8	R: 2 E: 0 K: 2 S: 10	H: 3 LOB: 2 BB: 1 P: 14	R: 0 E: 0 K: 1 S: 5	H: 0 LOB: 0 BB: 0 P: 5	R: 2 E: 1 K: 0 S: 6	H: 3 LOB: 1 BB: 0 P: 6	R: 0 E: 0 K: 1 S: 5	H: 0 LOB: 0 BB: 0 P: 5	1B: 5 2B: 3 3B: 0 HR: 0	SF: 0 SAC: 0 DP: 0 HBP: 0	WP: 0 PB: 0 SB: 1 CS: 0	PA: 37
--------------	------------------------------	---------------------------------	------------------------------	----------------------------------	------------------------------	---------------------------------	------------------------------	---------------------------------	------------------------------	---------------------------------	-------------------------------	----------------------------------	------------------------------	---------------------------------	------------------------------	---------------------------------	------------------------------	---------------------------------	----------------------------------	------------------------------------	----------------------------------	--------

PITCHER	IP	WLS	BF	H	R	ER	SO	BB	IBB	HBP	BLK	WP	HR	S	P	ERA	WHIP
Jim Merritt, L (1, 1) ERA: 3.47	5.2	W	24	5	2	2	9	2	0	0	0	0	0	40	48	3.18	1.235
Al Worthington, R (6, 1) ERA: 2.88	2.0		9	3	2	2	2	0	0	0	0	0	0	13	13	9.00	1.500
Ron Perranoski, L (8, 1) ERA: 2.56	1.1	S	4	0	0	0	1	0	0	0	0	0	0	6	6	0.00	0.000

**BOTTOM**

**Minnesota Twins @ Baltimore Orioles**  
**Memorial Stadium, Baltimore, MD**  
 Tue Aug 06 1968, 7:05 PM EDT  
 Att. 14,201 - Unknown

livebaseballscorecards.com

<b>AB</b>	<b>35</b>
<b>R</b>	<b>4</b>
<b>H</b>	<b>8</b>
<b>RBI</b>	<b>3</b>
<b>BB</b>	<b>2</b>
<b>SO</b>	<b>12</b>
<b>LOB</b>	<b>12</b>



Batter	1	2	3	4	5	6	7	8	9	AB R H RBI BB SO LOB	TOP																					
<b>Cesar Tovar, R</b> OBP: 0.319, SLG: 0.365 (1, 5) X	0-0 6-3		0-3 K			0-0 1-3		0-0 6-3		4 0 0 0 0 1 1																						
<b>Rich Reese, L</b> OBP: 0.304, SLG: 0.369 (1, 3) X	0-0 F5			0-0 F8		0-0 4-3		0-0 F8		4 0 0 0 0 0 0																						
<b>Ted Uhlhaender, L</b> OBP: 0.330, SLG: 0.415 (1, 8) X	0-0 4-3			0-0 G5-4-3 1B		0-0 1B			0-0 F7	4 0 2 0 0 0 0																						
<b>Bob Allison, R</b> OBP: 0.334, SLG: 0.459 (1, 7) X		0-0 F6		0-0 G5-4-3 1-2f		0-0 1B			0-3 K	4 0 1 0 0 1 1																						
<b>Rod Carew, L</b> OBP: 0.341, SLG: 0.368 (1, 4) X		0-0 6-3			0-0 1B	0-0 F8			0-0 F7	4 0 1 0 0 0 2																						
<b>Ron Clark, R</b> OBP: 0.255, SLG: 0.275 (1, 6) SSS		0-3 K			0-0 F2		0-3 K			3 0 0 0 0 2 1																						
<b>Jim Holt, L</b> OBP: 0.227, SLG: 0.250 (1, 9) X			0-0 WP BB 1B		0-0 F7		0-0 F8			3 0 1 0 0 0 1																						
<b>Bruce Look, L</b> OBP: 0.354, SLG: 0.269 (1, 2) SSS			4-0 CS BB		0-0 1-3 1B		0-3 K			2 0 1 0 1 1 0																						
<b>Dave Boswell, R</b> OBP: 0.262, SLG: 0.425 (4, 1) SSS			0-3 K		0-0 F6			0-0 F8		1 0 0 0 0 1 2																						
<b>Bob Miller, R</b> OBP: 0.167, SLG: 0.167 (5, PH)										0 0 0 0 0 0 0																						
<b>Tony Oliva, L</b> OBP: 0.356, SLG: 0.510 (5, 1)										1 0 0 0 0 0 2																						
<b>Ron Keller, R</b> OBP: 0.312, SLG: 0.318 (8, PH)										0 0 0 0 0 0 0																						
<b>John Roseboro, L</b> OBP: 0.312, SLG: 0.318 (8, PH)										1 0 0 0 0 0 0																						
<b>Jim Roland, R</b> OBP: 0.312, SLG: 0.318 (8, 1)										0 0 0 0 0 0 0																						
<b>Inning Stats</b>	R: 0 E: 0 K: 0 S: 3	H: 0 LOB: 0 BB: 0 P: 3	R: 0 E: 0 K: 1 S: 5	H: 0 LOB: 0 BB: 0 P: 5	R: 0 E: 0 K: 2 S: 7	H: 1 LOB: 1 BB: 1 P: 11	R: 0 E: 0 K: 0 S: 3	H: 1 LOB: 0 BB: 0 P: 3	R: 0 E: 0 K: 0 S: 5	H: 2 LOB: 2 BB: 0 P: 5	R: 0 E: 0 K: 2 S: 7	H: 0 LOB: 0 BB: 0 P: 7	R: 0 E: 0 K: 0 S: 3	H: 0 LOB: 0 BB: 0 P: 3	R: 0 E: 0 K: 1 S: 5	H: 0 LOB: 0 BB: 0 P: 5	1B: 6 2B: 0 3B: 0 HR: 0	SF: 0 SAC: 0 DP: 1 HBP: 0	WP: 1 PB: 0 SB: 0 CS: 1	PA: 32												
<b>PITCHER</b> <b>Jim Hardin, R</b> ERA: 2.12 (1, 1)	IP 9.0	WLS W	BF 32	H 6	R 0	ER 0	SO 6	BB 1	IBB 0	HBP 0	BLK 0	WP 1	HR 0	S 43	P 47	ERA 0.00	WHIP 0.778															
											<b>PITCHER</b>	IP	WLS	BF	H	R	ER	SO	BB	IBB	HBP	BLK	WP	HR	S	P	ERA	WHIP				

Minnesota Twins @ Baltimore Orioles  
 Memorial Stadium, Baltimore, MD  
 Wed Aug 07 1968, 7:05 PM EDT  
 Unknown

livebaseballscorecards.com

AB	31
R	0
H	6
RBI	0
BB	1
SO	6
LOB	10





Batter	1	2	3	4	5	6	7	8	9
<b>Don Buford, S</b> (1, 8) OBP: 0.357, SLG: 0.437 <b>Paul Blair, R</b> (6, 8) OBP: 0.273, SLG: 0.291	F8	G1			F7		F4		
<b>Mark Belanger, R</b> (1, 6) OBP: 0.244, SLG: 0.241	WP HBP		5-3		K		S BB		
<b>Frank Robinson, R</b> (1, 9) OBP: 0.371, SLG: 0.429	FC6-5-4		K		HR		F9		
<b>Boog Powell, L</b> (1, 3) OBP: 0.352, SLG: 0.454	K		WP S BB		F2			K	
<b>Curt Blefary, L</b> (1, 7) OBP: 0.313, SLG: 0.340		HR	F8			E S CS 1B	F6		
<b>Brooks Robinson, R</b> (1, 5) OBP: 0.290, SLG: 0.389		F7		E5 2B 6-3		F8	F8		
<b>Davey Johnson, R</b> (1, 4) OBP: 0.332, SLG: 0.389		FC1-5 2B		6-3 L1-5 2B		F3			
<b>Andy Etchebarren, R</b> (1, 2) OBP: 0.306, SLG: 0.391		FC1-5 HBP		6-3		IBB			
<b>Jim Hardin, R</b> (1, 1) OBP: 0.082, SLG: 0.115		FC1-5		L1-5		CS	G1		

AB	R	H	RBI	BB	SO	LOB
3	0	0	0	0	0	2
1	0	0	0	0	0	0
2	0	0	0	1	1	0
4	1	1	1	0	1	2
3	0	0	0	1	2	1
4	1	2	1	0	0	1
4	1	0	0	0	0	1
3	0	2	0	0	0	1
1	0	0	1	1	0	1
3	0	0	0	0	0	3

**BOTTOM**

**Minnesota Twins @ Baltimore Orioles**  
 Memorial Stadium, Baltimore, MD  
 Wed Aug 07 1968, 7:05 PM EDT  
 Unknown

[livebaseballscorecards.com](http://livebaseballscorecards.com)

<b>AB</b>	<b>28</b>
<b>R</b>	<b>3</b>
<b>H</b>	<b>5</b>
<b>RBI</b>	<b>3</b>
<b>BB</b>	<b>3</b>
<b>SO</b>	<b>4</b>
<b>LOB</b>	<b>12</b>



1B: 1	SF: 0
2B: 3	SAC: 0
3B: 0	DP: 1
HR: 2	HBP: 2

WP: 2	PA: 34
PB: 0	
SB: 3	
CS: 1	

Inning Stats	R	H	E	K	S	P	IP	WLS	BF	H	R	ER	SO	BB	IBB	HBP	BLK	WP	HR	S	P	ERA	WHIP
	0	0	0	1	5	6	3.0	L	14	2	1	1	2	1	0	0	0	2	1	15	21	3.00	1.000
	1	2	0	0	5	6	1.0		4	1	0	0	0	0	0	0	0	0	4	4	4	0.00	1.000
	0	0	0	0	5	6	3.0		12	2	1	1	1	1	0	0	0	0	1	12	20	3.00	1.000
	0	0	0	0	5	6	1.0		3	0	0	0	1	0	0	0	0	0	5	5	5	0.00	0.000

PITCHER	IP	WLS	BF	H	R	ER	SO	BB	IBB	HBP	BLK	WP	HR	S	P	ERA	WHIP
<b>Dave Boswell, R</b> (1, 1) ERA: 3.08	3.0	L	14	2	1	1	2	1	0	0	0	2	1	15	21	3.00	1.000
<b>Bob Miller, R</b> (4, 1) ERA: 3.56	1.0		4	1	0	0	0	0	0	0	0	0	4	4	4	0.00	1.000
<b>Ron Keller, R</b> (5, 1) ERA: 2.7	3.0		12	2	1	1	1	1	0	0	0	0	1	12	20	3.00	1.000
<b>Jim Roland, L</b> (8, 1) ERA: 3.72	1.0		3	0	0	0	1	0	0	0	0	0	5	5	5	0.00	0.000

Batter	1	2	3	4	5	6	7	8	9	AB R H RBI BB SO LOB	TOP																
Cesar Tovar, R OBP: 0.318, SLG: 0.363 (1, 5) X	0-0 F5			X 0-0 F8	0-0 1B		X 0-0 F4		0-3 K	5 0 1 1 0 1 1																	
Rich Reese, L OBP: 0.301, SLG: 0.365 (1, 3) X	0-0 L4			0-3 K	0-0 4-3			0-0 F9	0-0 FC4-6 1B	5 0 1 0 0 1 2																	
Ted Uhlender, L OBP: 0.327, SLG: 0.410 (1, 8) X	0-0 F5			X 0-0 L5		X 0-0 F6		0-0 E6 1B	0-0 FC4-6 1-2f	5 0 0 0 0 0 2																	
Tony Oliva, L OBP: 0.361, SLG: 0.512 (1, 9) X		0-0 G3-6 1B			0-0 1B E 1B	0-3 K		0-0 1B		4 1 3 0 0 1 0																	
John Roseboro, L OBP: 0.314, SLG: 0.318 (1, 2) X		0-0 G3-6 1-2f			0-0 FC5-4 1B 1B	4-0 HR BB		0-3 K		3 2 1 0 1 1 3																	
Bob Allison, R OBP: 0.333, SLG: 0.466 (1, 7) X		0-3 K			0-0 F9	0-0 HR		0-0 F9		4 1 1 2 0 1 4																	
Rod Carew, L OBP: 0.340, SLG: 0.370 (1, 4) X			0-0 1-3		0-0 E4 FC5-4	0-0 3-1			0-0 WP 1B 2B	4 1 1 1 0 0 1																	
Rick Renick, R OBP: 0.217, SLG: 0.364 (1, 6) X			0-3 K		0-0 FC5-4 1B 1B		0-3 K		0-0 1B 1B	3 1 0 0 0 2 2																	
Rich Rollins, R OBP: 0.297, SLG: 0.359 (9, PH) X					0-0 1-2f 2-3		0-3 K		0-0 2-H 1B	1 0 1 1 0 0 0																	
Dean Chance, R OBP: 0.108, SLG: 0.065 (1, 1) X			0-0 1-3		0-0 1B		0-3 K		0-0 F6	1 0 0 0 0 0 0																	
Jim Hoyt, L OBP: 0.239, SLG: 0.262 (5, PH) X					1-2 3-H					1 0 1 1 0 0 0																	
Jim Roland, R OBP: 0.297, SLG: 0.359 (5, 1) X										0 0 0 0 0 0 0																	
Ron Perranoski, L OBP: 0.350, SLG: 0.285 (6, 1) X										0 0 0 0 0 0 0																	
Bruce Look, L OBP: 0.167, SLG: 0.167 (7, PH) X										1 0 0 0 0 1 0																	
Al Worthington, R OBP: 0.167, SLG: 0.167 (7, 1) X										0 0 0 0 0 0 0																	
Bob Miller, R OBP: 0.240, SLG: 0.261 (9, PH) X										0 0 0 0 0 0 0																	
Frank Kostro, R OBP: 0.240, SLG: 0.261 (9, PH) X										1 0 0 0 0 0 1																	
<b>Inning Stats</b>	R: 0 E: 0 K: 0 S: 3	H: 0 LOB: 0 BB: 0 P: 3	R: 0 E: 0 K: 1 S: 5	H: 1 LOB: 0 BB: 0 P: 5	R: 0 E: 0 K: 1 S: 5	H: 0 LOB: 0 BB: 0 P: 5	R: 0 E: 0 K: 1 S: 5	H: 0 LOB: 0 BB: 0 P: 5	R: 3 E: 1 K: 0 S: 8	H: 4 LOB: 2 BB: 0 P: 8	R: 2 E: 0 K: 1 S: 6	H: 1 LOB: 0 BB: 1 P: 10	R: 0 E: 0 K: 2 S: 7	H: 0 LOB: 0 BB: 0 P: 7	R: 0 E: 1 K: 1 S: 7	H: 1 LOB: 2 BB: 0 P: 7	R: 1 E: 0 K: 1 S: 8	H: 3 LOB: 2 BB: 0 P: 8	1B: 8 2B: 1 3B: 0 HR: 1	SF: 0 SAC: 0 DP: 1 HBP: 0	WP: 1 PB: 0 SB: 0 CS: 0	PA: 39					
<b>PITCHER</b>	IP WLS BF H R ER SO BB IBB HBP BLK WP HR S P ERA WHIP																										
Wally Bunker, R ERA: 3.28 (1, 1)	4.2		19	5	3	1	3	0	0	0	0	0	0	25	25	1.93	1.071										
Pete Richert, L ERA: 4.19 (5, 1)	1.1	W	6	1	2	2	1	1	0	0	0	0	1	7	11	13.50	1.500										
Moe Drabowsky, R ERA: 2.23 (7, 1)	2.0		10	3	1	1	3	0	0	0	0	1	0	16	16	4.50	1.500										
Eddie Watt, R ERA: 2.29 (9, 1)	1.0	S	4	1	0	0	1	0	0	0	0	0	0	6	6	0.00	1.000										

Minnesota Twins @ Baltimore Orioles  
 Memorial Stadium, Baltimore, MD  
 Wed Aug 07 1968, 7:05 PM EDT  
 Att: 12,798 - Unknown

livebaseballscorecards.com

AB	38
R	6
H	10
RBI	6
BB	1
SO	8
LOB	16



BOTTOM

Minnesota Twins @ Baltimore Orioles  
Memorial Stadium, Baltimore, MD  
Wed Aug 07 1968, 7:05 PM EDT  
Att. 12,798 - Unknown

livebaseballscores.com

AB 38  
R 9  
H 13  
RBI 7  
BB 1  
SO 7  
LOB 19



WP: 0 PA: 40  
PB: 0  
SB: 1  
CS: 0

AB R H RBI BB SO LOB  
3 0 1 1 0 0 2  
1 0 0 0 0 0 0

5 0 0 0 0 1 3

2 0 0 0 0 2 1  
3 2 2 0 0 0 1

5 1 2 1 0 2 2

4 2 2 1 0 0 1

4 2 3 2 0 0 0

1 1 1 0 0 0 0  
3 0 1 0 0 0 1

2 1 0 0 0 0 3  
1 0 1 2 1 0 0

1 0 0 0 0 0 1  
1 0 0 0 0 1 0  
1 0 0 0 0 1 2  
1 0 0 0 0 0 2  
0 0 0 0 0 0 0

1B: 11 SF: 1  
2B: 2 SAC: 0  
3B: 0 DP: 0  
HR: 0 HBP: 0

Batter	1	2	3	4	5	6	7	8	9
Don Buford, S (1, 4) Chico Fernandez, R (7, 4) OBP: 0.355, SLG: 0.436 OBP: 0.083, SLG: 0.083	0-0 E S 1B	0-0 SF8			0-0 5-3	0-0 4-3		0-0 E6	
Curt Motton, R (1, 7) OBP: 0.304, SLG: 0.340	0-3 K 1-3	0-0 6-3			0-0 6-3		0-0 6-3	0-0 F8	
Curt Blefary, L (1, 9) Frank Robinson, R (6, PH) (7, 9) OBP: 0.311, SLG: 0.337 OBP: 0.374, SLG: 0.431	0-3 K		0-3 K			0-0 2B 1B	0-0 1B 1B	0-0 F7	
Boog Powell, L (1, 3) OBP: 0.353, SLG: 0.456	0-3 K		0-3 K			0-0 FC3-5 1-H 2B	0-0 1B 2B 1B	0-0 F7	
Elrod Hendricks, L (1, 2) OBP: 0.322, SLG: 0.525		0-0 1B FC3-2 1B	0-0 4-3			0-0 FC3-5 1B 1B 1B	0-0 1-2 2B 1B		
Brooks Robinson, R (1, 5) OBP: 0.294, SLG: 0.395		0-0 FC3-2 1B BLK 1B		0-0 6-3		0-0 1B 1B	0-0 1-2 1B 2B		
Davey Johnson, R (1, 6) Mark Belanger, R (3, 6) OBP: 0.334, SLG: 0.391 OBP: 0.245, SLG: 0.242		0-0 BLK FC3-2 E 1B		0-0 6-3		0-0 1B 1B	0-0 L6		
Dave May, L (1, 8) Paul Blair, R (6, PH) (7, 8) OBP: 0.252, SLG: 0.214 OBP: 0.277, SLG: 0.293		0-0 FC3-2 E BLK SF8		0-0 4-3		0-0 1B	4-0 IBB		
Wally Bunker, R (1, 1) Pete Richert, L (5, 1) Larry Haney, R (6, PH) Moe Drabowsky, R (7, 1) Eddie Watt, R (9, 1) OBP: 0.267, SLG: 0.154 OBP: 0.250, SLG: 0.375 OBP: 0.286, SLG: 0.381 OBP: 0.333, SLG: 0.333		0-0 E1			0-0 K	0-0 K	0-0 F5		

Inning Stats	R: 0 E: 0 K: 3 S: 10	H: 1 LOB: 1 BB: 0 P: 10	R: 3 H: 3 ER: 1 SO: 5 BB: 0 IBB: 0 HBP: 0 BLK: 1 WP: 0 HR: 0 S: 27 P: 27	R: 0 E: 0 K: 2 S: 7	H: 0 LOB: 0 BB: 0 P: 7	R: 0 E: 0 K: 0 S: 3	H: 0 LOB: 0 BB: 0 P: 3	R: 0 E: 0 K: 1 S: 5	H: 0 LOB: 0 BB: 0 P: 5	R: 3 E: 0 K: 1 S: 10	H: 5 LOB: 2 BB: 0 P: 10	R: 3 E: 0 K: 0 S: 7	H: 4 LOB: 2 BB: 1 P: 11	R: 0 E: 1 K: 0 S: 4	H: 0 LOB: 1 BB: 0 P: 4
--------------	-------------------------------	----------------------------------	---	------------------------------	---------------------------------	------------------------------	---------------------------------	------------------------------	---------------------------------	-------------------------------	----------------------------------	------------------------------	----------------------------------	------------------------------	---------------------------------

PITCHER	IP	WLS	BF	H	R	ER	SO	BB	IBB	HBP	BLK	WP	HR	S	P	ERA	WHIP
Dean Chance, R (1, 1) ERA: 2.4	4.0		17	4	3	1	5	0	0	0	1	0	0	27	27	2.25	1.000
Jim Roland, L (5, 1) ERA: 4.1	1.0		5	2	2	2	1	0	0	0	0	0	0	7	7	18.00	2.000
Ron Perranoski, L (6, 1) ERA: 2.65	1.0	L	6	3	1	1	1	0	0	0	0	0	0	8	8	9.00	3.000
Al Worthington, R (7, 1) ERA: 3.32	0.1		5	4	3	3	0	0	0	0	0	0	0	5	5	81.00	12.000
Bob Miller, R (7, 1) ERA: 3.43	1.2		7	0	0	0	0	0	1	0	0	0	0	6	10	0.00	0.000

PITCHER	IP	WLS	BF	H	R	ER	SO	BB	IBB	HBP	BLK	WP	HR	S	P	ERA	WHIP
---------	----	-----	----	---	---	----	----	----	-----	-----	-----	----	----	---	---	-----	------

Batter	1	2	3	4	5	6	7	8	9	AB R H RBI BB SO LOB	TOP											
Cesar Tovar, R (1, 5) OBP: 0.319, SLG: 0.364	0-0 5-3 1B		0-0 6-3		0-0 2B 4-3 1B		0-0 5-3		0-0 F9	5 1 2 0 0 0 1												
Rich Reese, L (1, 3) OBP: 0.307, SLG: 0.372	0-0 5-3		4-0 FC4-6		0-0 4-3 2B		0-0 F8		0-3 K	2 0 1 0 1 0 1												
Ron Keller, R (5, 1)	1-2		BB		1-3					0 0 0 0 0 0 0												
Frank Quilici, R (7, PH) OBP: 0.321, SLG: 0.357			FC4-6		0-0 4-3					1 0 0 0 0 0 0												
Jim Roland, R (7, 1)			1B		2-3 3-H					0 0 0 0 0 0 0												
Rich Rollins, R (9, PH) OBP: 0.295, SLG: 0.357			1-2f 2-3		0-0 4-3					1 0 0 0 0 1 0												
Rod Carew, L (1, 4) OBP: 0.339, SLG: 0.369	0-0 1B		0-0 FC4-6 1B		0-0 4-3		0-0 G3			4 0 1 1 0 0 3												
Tony Oliva, L (1, 9) OBP: 0.363, SLG: 0.512	0-3 K		0-0 1-3 3-H 1B		0-0 F6			0-0 1B 1B		4 0 2 1 0 1 3												
John Roseboro, L (1, 2) OBP: 0.311, SLG: 0.314	0-0 F8		0-0 F8		0-0 E3 1B 1B			0-0 1-2 FC6-4 1B		3 1 0 0 0 0 4												
Bruce Look, L (6, 2) OBP: 0.358, SLG: 0.275										1 0 1 0 0 0 0												
Ted Uhlaender, L (1, 8) OBP: 0.328, SLG: 0.409		0-0 5-3		4-0 G5-4-3 BB		0-0 FC5-4 1B 1B		0-0 F8		3 0 1 0 1 0 2												
Bob Allison, R (1, 7) OBP: 0.332, SLG: 0.464		0-0 F6		0-0 G5-4-3 1-2f		0-0 FC5-4 1-2 3-H 1B		0-3 K		4 0 1 1 0 1 3												
Ron Clark, R (1, 6) OBP: 0.245, SLG: 0.263		0-3 K		0-0 6-3		0-0 FC5-4 G5-4-3 1-2f 2-3		0-0 FC6-4 1-2f		4 0 0 0 0 1 4												
Jim Kaat, L (1, 1) OBP: 0.137, SLG: 0.140			0-0 FC4-6 1B 2B		0-3 K		0-0 G5-4-3 1-2f		0-3 K	1 1 1 0 0 0 0												
Bob Miller, R (3, 1) OBP: 0.167, SLG: 0.167										0 0 0 0 0 0 0												
Jim Holt, L (5, PH) OBP: 0.235, SLG: 0.258										1 0 0 0 0 1 0												
Frank Kostro, R (5, 3) OBP: 0.235, SLG: 0.250										2 0 0 0 0 1 2												
<b>Inning Stats</b>	R: 0 E: 0 K: 1 S: 7	H: 2 LOB: 2 BB: 0 P: 7	R: 0 E: 0 K: 1 S: 5	H: 0 LOB: 0 BB: 0 P: 5	R: 1 E: 0 K: 0 S: 5	H: 2 LOB: 2 BB: 1 P: 9	R: 0 E: 0 K: 0 S: 2	H: 0 LOB: 0 BB: 1 P: 6	R: 1 E: 0 K: 1 S: 7	H: 2 LOB: 1 BB: 0 P: 5	R: 0 E: 0 K: 0 S: 3	H: 0 LOB: 0 BB: 0 P: 3	R: 0 E: 0 K: 1 S: 7	H: 2 LOB: 2 BB: 0 P: 7	R: 0 E: 0 K: 2 S: 7	H: 0 LOB: 0 BB: 0 P: 7	R: 0 E: 0 K: 2 S: 7	H: 0 LOB: 0 BB: 0 P: 7	1B: 8 2B: 2 3B: 0 HR: 0	SF: 0 SAC: 0 DP: 2 HBP: 0	WP: 0 PB: 0 SB: 0 CS: 0	PA: 38
<b>PITCHER</b>	IP WLS BF H R ER SO BB IBB HBP BLK WP HR S P ERA WHIP																					
Tom Phoebus, R (1, 1) ERA: 2.13	7.0 W 32 10 3 2 3 2 0 0 0 0 0 0 36 44 2.57 1.714																					
Dave Leonhard, R (8, 1) ERA: 2.99	2.0 S 6 0 0 0 3 0 0 0 0 0 0 0 12 12 0.00 0.000																					

Minnesota Twins @ Baltimore Orioles  
 Memorial Stadium, Baltimore, MD  
 Thu Aug 08 1968, 7:05 PM EDT  
 Att. 7,874 - Unknown

livebaseballscorecards.com

AB 36  
 R 3  
 H 10  
 RBI 3  
 BB 2  
 SO 6  
 LOB 23



Batter	1	2	3	4	5	6	7	8	9
<b>Don Buford, S</b> (1, 4) <small>OBP: 0.360, SLG: 0.441</small> <b>Chico Fernandez, R</b> (9, 4) <small>OBP: 0.083, SLG: 0.083</small>	0-0 		0-0 	4-0 		0-0 		0-0 	
<b>Mark Belanger, R</b> (1, 6) <small>OBP: 0.247, SLG: 0.242</small>	0-0 		0-0 	0-0 			0-0 	4-0 	
<b>Paul Blair, R</b> (1, 8) <small>OBP: 0.276, SLG: 0.301</small>	0-3 		0-0 	0-0 			0-0 	0-0 	
<b>Frank Robinson, R</b> (1, 9) <small>OBP: 0.373, SLG: 0.440</small>		0-0 	0-0 		0-0 		0-0 		
<b>Brooks Robinson, R</b> (1, 5) <small>OBP: 0.291, SLG: 0.391</small>		0-3 	0-0 		0-0 			0-0 	
<b>Curt Motton, R</b> (1, 7) <small>OBP: 0.309, SLG: 0.357</small> <b>Dave May, L</b> (6, 9) <small>OBP: 0.259, SLG: 0.214</small>		4-0 	0-0 		0-3 			4-0 	
<b>Andy Etchebarren, R</b> (1, 2) <small>OBP: 0.310, SLG: 0.390</small>		0-0 	0-3 		0-3 			4-0 	
<b>Curt Blefary, L</b> (1, 3) <small>OBP: 0.313, SLG: 0.339</small>	0-3 			0-0 		0-0 		0-0 	
<b>Tom Phoebus, R</b> (1, 1) <small>OBP: 0.177, SLG: 0.217</small> <b>Dave Leonhard, R</b> (8, 1) <small>OBP: 0.227, SLG: 0.190</small>			0-0 	0-0 		0-0 		0-3 	

AB	R	H	RBI	BB	SO	LOB
4	1	2	2	1	0	0
0	0	0	0	0	0	0
4	1	1	0	1	0	2
5	1	1	3	0	1	4
4	1	1	1	0	0	0
4	0	0	0	0	1	0
2	2	1	1	1	1	0
0	1	0	0	1	0	0
3	1	1	0	1	2	0
4	1	2	0	0	1	1
3	1	1	1	0	0	1
1	0	0	0	0	1	3

**BOTTOM**

**Minnesota Twins @ Baltimore Orioles**  
**Memorial Stadium, Baltimore, MD**

Thu Aug 08 1968, 7:05 PM EDT  
 Att. 7,874 - Unknown

<b>AB</b>	<b>34</b>
<b>R</b>	<b>10</b>
<b>H</b>	<b>10</b>
<b>RBI</b>	<b>8</b>
<b>BB</b>	<b>5</b>
<b>SO</b>	<b>7</b>
<b>LOB</b>	<b>11</b>

WP: 1 PA: 39  
 PB: 0  
 SB: 0  
 CS: 0

Inning Stats		R: 0	H: 0	E: 0	K: 1	S: 5	R: 1	H: 1	E: 1	K: 2	S: 8	R: 5	H: 5	E: 0	K: 1	S: 10	R: 1	H: 1	E: 0	K: 0	S: 4	R: 1	H: 1	E: 0	K: 2	S: 8	R: 0	H: 0	E: 0	K: 0	S: 3	R: 2	H: 2	E: 0	K: 1	S: 7
<b>IP</b>	<b>WLS</b>	<b>BF</b>	<b>H</b>	<b>R</b>	<b>ER</b>	<b>SO</b>	<b>BB</b>	<b>IBB</b>	<b>HBP</b>	<b>BLK</b>	<b>WP</b>	<b>HR</b>	<b>S</b>	<b>P</b>	<b>ERA</b>	<b>WHIP</b>	<b>IP</b>	<b>WLS</b>	<b>BF</b>	<b>H</b>	<b>R</b>	<b>ER</b>	<b>SO</b>	<b>BB</b>	<b>IBB</b>	<b>HBP</b>	<b>BLK</b>	<b>WP</b>	<b>HR</b>	<b>S</b>	<b>P</b>	<b>ERA</b>	<b>WHIP</b>			
<b>Jim Kaat, L</b> (1, 1) <small>ERA: 3.23</small>	2.2	15	6	6	5	3	1	0	0	0	0	0	3	24	16.88	2.625																				
<b>Bob Miller, R</b> (3, 1) <small>ERA: 3.52</small>	1.1	6	1	1	1	1	1	0	0	0	1	0	7	11	6.75	1.500																				
<b>Ron Keller, R</b> (5, 1) <small>ERA: 3.0</small>	2.0	7	1	1	1	2	0	0	0	0	0	0	1	11	4.50	0.500																				
<b>Jim Roland, L</b> (7, 1) <small>ERA: 4.35</small>	2.0	11	2	2	2	1	3	0	0	0	0	0	0	10	9.00	2.500																				

1B	2B	3B	HR	SF	SAC	DP	HBP
5	1	0	4	0	0	0	0


Batter	1	2	3	4	5	6	7	8	9	10	11	AB	R	H	RBI	BB	SO	LOB	TOP											
<b>Cesar Tovar, R</b> OBP: 0.322, SLG: 0.362 (1, 5) BBB	4-0 S 1B BB		4-0 1B S BB		0-0 6-3		H 1-0 1-2 HBP		0-0 1-3			2	1	0	0	2	0	1												
<b>Rich Reese, L</b> OBP: 0.304, SLG: 0.367 (1, 3) X	0-0 FC4-6 1-H 1B		0-0 6-3		0-0 F7		0-0 4-3		0-0 F4			5	0	1	1	0	0	3												
<b>Rod Carew, L</b> OBP: 0.340, SLG: 0.372 (1, 4) X	0-0 FC4-6 1B CS 4-3		0-0 1B		0-3 K		0-0 F8		0-0 2B			5	0	2	0	0	1	1												
<b>Tony Oliva, L</b> OBP: 0.361, SLG: 0.507 <b>Frank Quilici, R</b> OBP: 0.321, SLG: 0.357 (1, 9) (11, 5) X	0-0 4-3		0-0 4-3		0-0 F8		0-0 3-1		4-0 IBB G1-6-3			4	0	0	0	1	0	3												
<b>Ted Uhlaender, L</b> OBP: 0.329, SLG: 0.408 (1, 8) X	0-0 S 1B		0-0 2B BB		0-0 4-3		0-3 K		0-0 G1-6-3			4	1	1	0	1	1	2												
<b>John Roseboro, L</b> OBP: 0.313, SLG: 0.330 (1, 2) X	0-0 CS	0-0 4-3		0-0 2B		0-0 4-3		0-0 F7		0-0 HR		5	1	2	2	0	0	0												
<b>Bob Allison, R</b> OBP: 0.330, SLG: 0.458 (1, 7) X		0-0 6-3		0-0 F8		0-0 L8		4-0 1B 6-3 BB		0-0 F7		4	1	0	0	1	0	1												
<b>Ron Clark, R</b> OBP: 0.252, SLG: 0.270 (1, 6) S		0-3 K		0-0 F9		0-0 HBP 1B		0-0 6-3 1B		0-0 1-3		5	0	2	0	0	1	1												
<b>Tom Hall, L</b> <b>Dave Boswell, R</b> OBP: 0.280, SLG: 0.405 <b>Bob Miller, R</b> OBP: 0.167, SLG: 0.167 <b>Jim Holt, L</b> OBP: 0.232, SLG: 0.254 <b>Al Worthington, R</b> <b>Ron Perranoski, L</b> <b>Rich Rollins, R</b> OBP: 0.293, SLG: 0.354 <b>Jim Roland, R</b> (1, 1) (1, 1) (4, 1) (7, PH) (7, 1) (8, 1) (8, PH) (9, 1)			0-3 K		0-0 5-3		0-0 F8		0-0 6-3		0-0 5-3	0	0	0	0	0	0	0												
<b>Inning Stats</b>	R: 1 E: 0 K: 0 S: 4	H: 2 LOB: 1 BB: 1 P: 8	R: 0 E: 0 K: 1 S: 5	H: 0 LOB: 0 BB: 0 P: 5	R: 0 E: 0 K: 1 S: 6	H: 1 LOB: 2 BB: 1 P: 10	R: 1 E: 0 K: 0 S: 4	H: 1 LOB: 1 BB: 1 P: 8	R: 0 E: 0 K: 1 S: 5	H: 0 LOB: 0 BB: 0 P: 5	R: 0 E: 0 K: 0 S: 3	H: 0 LOB: 0 BB: 0 P: 3	R: 0 E: 0 K: 1 S: 4	H: 1 LOB: 2 BB: 0 P: 5	R: 0 E: 0 K: 1 S: 5	H: 0 LOB: 0 BB: 0 P: 5	R: 1 E: 0 K: 0 S: 4	H: 1 LOB: 1 BB: 1 P: 8	R: 0 E: 0 K: 0 S: 3	H: 1 LOB: 1 BB: 1 P: 7	R: 1 E: 0 K: 0 S: 4	H: 1 LOB: 0 BB: 0 P: 4	R: 0 E: 0 K: 0 S: 3	H: 1 LOB: 1 BB: 1 P: 7	R: 1 E: 0 K: 0 S: 4	H: 1 LOB: 0 BB: 0 P: 4	1B: 5 2B: 2 3B: 0 HR: 1	SF: 0 SAC: 0 DP: 1 HBP: 1	WP: 0 PB: 0 SB: 3 CS: 1	PA: 46
<b>PITCHER</b>	IP	WLS	BF	H	R	ER	SO	BB	IBB	HBP	BLK	WP	HR	S	P	ERA	WHIP													
<b>Joe Verbanic, R</b> ERA: 3.2 (1, 1)	6.2		28	5	2	2	3	3	0	1	0	0	0	30	43	2.70	1.200													
<b>Lindy McDaniel, R</b> ERA: 5.12 (7, 1)	2.1		9	1	1	1	1	1	0	0	0	0	0	10	14	3.86	0.857													
<b>Fritz Peterson, L</b> ERA: 3.38 (10, 1)	2.0	L	8	2	1	1	0	0	1	0	0	0	1	7	11	4.50	1.000													

Minnesota Twins @ New York Yankees  
Yankee Stadium, Bronx, NY  
Fri Aug 09 1968, 7:05 PM EDT  
Att. 14,968 - Overcast - 83 F

livebaseballscorecards.com

AB	39
R	4
H	8
RBI	4
BB	5
SO	4
LOB	15



Batter	1	2	3	4	5	6	7	8	9	10	11	AB R H RBI BB SO LOB	BOTTOM	
Dick Howser, R (1, 4) OBP: 0.328, SLG: 0.157	4-0 1B BB	0-0 5-3		0-0 F9		0-0 PO 1B			0-0 F4		0-0 SH1-4	4 1 1 0 1 0 0	<p>Minnesota Twins @ New York Yankees Yankee Stadium, Bronx, NY</p> <p>livebaseballscores.com</p> <p>AB 38 R 3 H 7 RBI 3 BB 8 SO 7 LOB 29</p> 	
Roy White, S (1, 7) OBP: 0.354, SLG: 0.418	0-0 S 1B E 1B	0-0 4-3		0-0 4-3		0-0 PO 1-2	0-0 L9		0-0 FC5-4 1B		0-0 F7	6 1 2 0 0 0 2		
Mickey Mantle, S (1, 3) OBP: 0.396, SLG: 0.379 Ruben Amaro, R (10, 3) OBP: 0.265, SLG: 0.172 Andy Kosco, R (11, PH) OBP: 0.256, SLG: 0.346	0-0 E S BB 1B	0-0 G3		4-0 BB BB		0-0 BB BB	0-3 K		0-0 FC5-4 1-2f		0-0 F8	4 1 1 1 1 1 1 0 0 0 0 0 0 0 1 0 0 0 0 0 2		
Rocky Colavito, R (1, 9) OBP: 0.307, SLG: 0.338	4-0 BB E BB 1B		0-0 SH2-4 BB 1B	0-0 L6		0-0 F8			0-0 F6			4 0 1 0 1 0 2		
Tom Tresh, S (1, 6) OBP: 0.306, SLG: 0.328	0-0 E6 BB		4-0 SH2-4 BB		0-0 G3			4-0 FC4 S BB		0-0 4-3		3 0 0 1 2 0 2		
Bill Robinson, R (1, 8) OBP: 0.278, SLG: 0.351	4-0 BB		0-0 SH2-4	0-0 F4		0-0 F4		0-3 K		0-0 CS 1B		3 0 1 1 1 1 1		
Bobby Cox, R (1, 5) OBP: 0.296, SLG: 0.316	0-0 L7		0-0 F6	0-3 K		0-3 K		4-0 FC4 BB		0-0 1-2 2B		4 0 1 0 1 1 5		
Frank Fernandez, R (1, 2) OBP: 0.291, SLG: 0.333 Joe Pepitone, L (8, PH) OBP: 0.297, SLG: 0.433 Jake Gibbs, L (9, 2) OBP: 0.290, SLG: 0.291	0-3 K		4-0 IBB		0-0 5-3			0-0 FC4 S 1-2f 2-3		0-3 K		2 0 0 0 1 1 3 1 0 0 0 0 0 2 1 0 0 0 0 1 1		
Joe Verbanic, R (1, 1) OBP: 0.188, SLG: 0.133 Lindy McDaniel, R (7, 1)	0-3 K		0-3 K		0-0 F3			0-0 6-3			0-0 E6 SH1-4	3 0 0 0 0 2 6 1 0 0 0 0 0 2 0 0 0 0 0 0 0 1 0 0 0 0 0 0 0 0 0 0 0 0 0		
Fritz Peterson, S (10, 1) OBP: 0.118, SLG: 0.176 Charley Smith, R (11, PH) OBP: 0.333, SLG: 0.385 Gene Michael, S (11, PR) OBP: 0.216, SLG: 0.253														
Inning Stats	R: 3 H: 2 E: 1 LOB: 3 K: 2 BB: 3 S: 10 P: 22	R: 0 H: 0 E: 0 LOB: 0 K: 0 BB: 0 S: 3 P: 3	R: 0 H: 1 E: 0 LOB: 3 K: 1 BB: 2 S: 6 P: 14	R: 0 H: 0 E: 0 LOB: 1 K: 0 BB: 1 S: 3 P: 7	R: 0 H: 0 E: 0 LOB: 0 K: 1 BB: 0 S: 5 P: 5	R: 0 H: 1 E: 0 LOB: 0 K: 0 BB: 0 S: 3 P: 3	R: 0 H: 0 E: 0 LOB: 0 K: 1 BB: 0 S: 5 P: 5	R: 0 H: 0 E: 0 LOB: 2 K: 1 BB: 2 S: 5 P: 13	R: 0 H: 1 E: 0 LOB: 1 K: 0 BB: 0 S: 4 P: 4	R: 0 H: 2 E: 0 LOB: 1 K: 1 BB: 0 S: 6 P: 6	R: 0 H: 0 E: 1 LOB: 2 K: 0 BB: 0 S: 4 P: 4	1B: 6 SF: 0 2B: 1 SAC: 2 3B: 0 DP: 0 HR: 0 HBP: 0		WP: 0 PA: 49 PB: 0 SB: 4 CS: 1
PITCHER	IP WLS BF H R ER SO BB IBB HBP BLK WP HR S P ERA WHIP													
Tom Hall, L (1, 1) ERA: 9.0	0.0 6 2 3 2 0 3 3 0 0 0 0 0 3 15 ∞ ∞													
Dave Boswell, R (1, 1) ERA: 2.99	3.2 15 1 0 0 3 2 1 0 0 0 0 0 18 30 0.00 0.818													
Bob Miller, R (4, 1) ERA: 3.35	2.1 7 1 0 0 1 0 0 0 0 0 0 0 9 9 0.00 0.429													
Al Worthington, R (7, 1) ERA: 3.25	1.1 6 0 0 0 2 2 0 0 0 0 0 0 8 16 0.00 1.500													
Ron Perranoski, L (8, 1) ERA: 2.63	0.2 2 0 0 0 0 0 0 0 0 0 0 0 2 2 0.00 0.000													
PITCHER	IP WLS BF H R ER SO BB IBB HBP BLK WP HR S P ERA WHIP													
Jim Roland, L (9, 1) ERA: 4.04	3.0 12 3 0 0 1 0 0 0 0 0 0 0 9 14 0.00 1.000													





Batter	1	2	3	4	5	6	7	8	9	AB	R	H	RBI	BB	SO	LOB
Horace Clarke, S OBP: 0.244, SLG: 0.256 (1, 4)	0-0 5-3		0-0 6-3		0-0 F7			0-0 F8		4	0	0	0	0	0	0
Roy White, S OBP: 0.351, SLG: 0.414 (1, 7)	0-3 K		0-0 5-3			0-0 1-3		0-3 K		4	0	0	0	0	2	0
Mickey Mantle, S OBP: 0.397, SLG: 0.400 (1, 3)	0-0 L8			0-0 HR		0-0 E6		0-0 HR		4	2	2	2	0	0	0
Joe Pepitone, L OBP: 0.297, SLG: 0.434 (1, 8)		0-0 2B		0-3 K		0-3 K		0-0 F5		4	0	1	0	0	2	1
Bill Robinson, R OBP: 0.273, SLG: 0.344 (1, 9)		0-0 L8		0-0 F6		0-0 F7		0-0 4-3		4	0	0	0	0	0	2
Tom Tresh, S OBP: 0.305, SLG: 0.328 (1, 6)		0-3 K		0-0 1B			0-0 F8		0-0 F6	4	0	1	0	0	1	1
Bobby Cox, R OBP: 0.297, SLG: 0.314 (1, 5)		4-0 BB		0-0 F9			0-3 K			2	0	0	0	1	1	1
Jake Gibbs, L OBP: 0.288, SLG: 0.288 (1, 2)		0-3 K			0-3 K		0-0 F8			3	0	0	0	0	2	2
Stan Bahnsen, R OBP: 0.123, SLG: 0.058 (8, PH) Dick Howser, R OBP: 0.323, SLG: 0.155 Steve Hamilton, L (9, 1)			0-3 K			0-3 K		0-3 K		2	0	0	0	0	2	0
										1	0	0	0	0	1	0
										0	0	0	0	0	0	0

**BOTTOM**

**Minnesota Twins @ New York Yankees**

Yankee Stadium, Bronx, NY

Sat Aug 10 1968, 3:33 AM EDT

Att. 36,072 - Overcast - 83 F

[livebaseballscorecards.com](http://livebaseballscorecards.com)

<b>AB</b>	<b>32</b>
<b>R</b>	<b>2</b>
<b>H</b>	<b>4</b>
<b>RBI</b>	<b>2</b>
<b>BB</b>	<b>1</b>
<b>SO</b>	<b>11</b>
<b>LOB</b>	<b>7</b>



Inning Stats	R: 0	H: 0	E: 0	K: 1	S: 5	R: 0	H: 1	E: 0	K: 2	S: 8	R: 0	H: 0	E: 0	K: 1	S: 5	R: 1	H: 2	E: 0	K: 1	S: 7	R: 0	H: 0	E: 0	K: 2	S: 7	R: 0	H: 0	E: 1	K: 1	S: 6	R: 0	H: 0	E: 0	K: 1	S: 5	R: 0	H: 0	E: 0	K: 2	S: 7	R: 1	H: 1	E: 0	K: 0	S: 4	1B: 1	SF: 0	2B: 1	SAC: 0	3B: 0	DP: 0	HR: 2	HBP: 0	WP: 0	PA: 33	PB: 0	SB: 0	CS: 0
<b>PITCHER</b> Jim Merritt, L ERA: 3.39 (1, 1)	<b>IP</b> 9.0	<b>WLS</b> W	<b>BF</b> 33	<b>H</b> 4	<b>R</b> 2	<b>ER</b> 2	<b>SO</b> 11	<b>BB</b> 1	<b>IBB</b> 0	<b>HBP</b> 0	<b>BLK</b> 0	<b>WP</b> 0	<b>HR</b> 2	<b>S</b> 54	<b>P</b> 58	<b>ERA</b> 2.00	<b>WHIP</b> 0.556																		<b>PITCHER</b>	<b>IP</b>	<b>WLS</b>	<b>BF</b>	<b>H</b>	<b>R</b>	<b>ER</b>	<b>SO</b>	<b>BB</b>	<b>IBB</b>	<b>HBP</b>	<b>BLK</b>	<b>WP</b>	<b>HR</b>	<b>S</b>	<b>P</b>	<b>ERA</b>	<b>WHIP</b>						

Batter	1	2	3	4	5	6	7	8	9	AB R H RBI BB SO LOB	TOP											
<b>Cesar Tovar, R</b> OBP: 0.326, SLG: 0.368 (1, 5) (5, 7)	0-0 FC4-6 1B	0-0 2-H 1B 3B	0-0 4-3		0-0 6-3		4-0 BB BB BB BB		0-0 5-3	5 1 2 1 1 0 1												
<b>Rich Reese, L</b> OBP: 0.304, SLG: 0.364 (1, 3)	0-0 FC4-6 1B 1-2f	0-0 3-H 1B HR 1B		0-0 BB 1B SF 1B	0-0 1-3		0-0 F4		0-0 4-3	6 3 2 1 0 0 3												
<b>Rod Carew, L</b> OBP: 0.348, SLG: 0.380 (1, 4)	0-0 1B 1-2 4-3 1B	0-0 1-2 HR 1B		0-0 SF BB FC5-2 1B	0-0 1B		0-0 6-3		0-0 E6 1B	6 2 4 0 0 0 2												
<b>Tony Oliva, L</b> OBP: 0.359, SLG: 0.509 <b>Jim Holt, L</b> OBP: 0.254, SLG: 0.275 (1, 9) (6, 9)	0-0 1-3 2-H 4-3 1B	0-0 1-H 2-H HR		0-0 F7	0-0 4-3			0-0 BB E SF7 1B	0-0 FC6-4 1B	4 1 2 4 0 0 3 2 1 2 0 0 0 0												
<b>Ted Uhlaender, L</b> OBP: 0.326, SLG: 0.402 (1, 8)	0-0 4-3 1-2 3-H	0-0 1B		4-0 FC5-2 1B SF BB		0-0 F9		0-0 E5 FC6-4 BB	0-0 FC6-4 1-2f	5 1 1 1 1 0 4												
<b>John Roseboro, L</b> OBP: 0.311, SLG: 0.326 (1, 2)	0-0 F8	0-0 L9		0-0 SF FC5-2 1B		0-0 F6		4-0 FC6-4 BB		3 1 0 1 1 0 2												
<b>Bob Allison, R</b> OBP: 0.330, SLG: 0.455 <b>Frank Quilici, R</b> OBP: 0.317, SLG: 0.355 (1, 7) (5, 5)		4-0 SH5-3 3B BB	0-0 F5	0-0 FC5-2 1B		0-0 F7		0-0 SF7		2 1 0 0 1 0 3 1 0 0 1 0 0 0												
<b>Ron Clark, R</b> OBP: 0.261, SLG: 0.278 (1, 6)		0-0 SH5-3	0-0 SH3-4 1B	0-0 1-3 2-H 3-H 1B			0-0 SH1-4 1B	0-0 FC6-4 1-2f 2-3		4 0 3 2 0 0 2												
<b>Dean Chance, R</b> OBP: 0.103, SLG: 0.062 (1, 1)		0-0 1-3	0-0 SH3-4 1-2	0-3 K			0-0 SH1-4 1-2	0-3 K		3 0 0 0 0 2 5												
<b>Inning Stats</b>	R: 2 E: 0 K: 0 S: 6	H: 3 LOB: 1 BB: 0 P: 6	R: 5 E: 0 K: 0 S: 8	H: 5 LOB: 1 BB: 1 P: 12	R: 0 E: 0 K: 0 S: 4	H: 1 LOB: 1 BB: 0 P: 4	R: 3 E: 1 K: 1 S: 9	H: 3 LOB: 2 BB: 1 P: 13	R: 0 E: 0 K: 0 S: 4	H: 1 LOB: 1 BB: 0 P: 4	R: 0 E: 0 K: 0 S: 3	H: 0 LOB: 0 BB: 0 P: 3	R: 0 E: 0 K: 0 S: 4	H: 1 LOB: 2 BB: 1 P: 8	R: 1 E: 1 K: 1 S: 7	H: 1 LOB: 2 BB: 1 P: 11	R: 0 E: 1 K: 0 S: 5	H: 1 LOB: 2 BB: 0 P: 5	1B: 14 2B: 0 3B: 1 HR: 1	SF: 2 SAC: 3 DP: 0 HBP: 0	WP: 0 PB: 0 SB: 0 CS: 0	PA: 50
<b>PITCHER</b>	IP WLS BF H R ER SO BB IBB HBP BLK WP HR S P ERA WHIP																					
<b>Mel Stottlemyre, R</b> ERA: 2.56 (1, 1)	1.2 L 14 8 7 7 0 1 0 0 0 0 0 1 13 17 37.80 5.400																					
<b>Fred Talbot, R</b> ERA: 3.22 (2, 1)	3.1 17 5 3 1 1 1 0 0 0 0 0 0 18 22 2.70 1.800																					
<b>Thad Tillotson, R</b> ERA: 4.35 (6, 1)	3.0 14 2 1 0 1 2 0 0 0 0 0 0 14 22 0.00 1.333																					
<b>Dooley Womack, R</b> ERA: 4.04 (9, 1)	1.0 5 1 0 0 0 0 0 0 0 0 0 0 5 5 0.00 1.000																					

Minnesota Twins @ New York Yankees  
 Yankee Stadium, Bronx, NY  
 Sun Aug 11 1968, 3:33 AM EDT  
 Att. 19,666 - Unknown - 75 F

AB	41
R	11
H	16
RBI	11
BB	4
SO	2
LOB	25



WP: 0	PA: 50
PB: 0	
SB: 0	
CS: 0	

Batter	1	2	3	4	5	6	7	8	9	AB	R	H	RBI	BB	SO	LOB
Horace Clarke, S OBP: 0.242, SLG: 0.254 (1, 4)	0-0 B4-3 ①		0-0 6-3 ③			0-0 4-3 ①		0-0 1-3 ① 1-2 2-3		4	0	0	0	0	0	2
Jake Gibbs, L OBP: 0.287, SLG: 0.287 (1, 2)	0-0 1-3 ②			0-0 4-3 1B		0-0 G3 ②		0-0 4-3 ② 3-H		4	1	1	1	0	0	1
Roy White, S OBP: 0.352, SLG: 0.414 (1, 7)	0-0 1B			0-0 4-3 1B B1-3 1-3		0-0 F5 ③		0-0 F2 ③		4	0	2	0	0	0	1
Joe Pepitone, L OBP: 0.292, SLG: 0.427 (1, 3)	0-0 F8 ③			0-0 4-3 ① 1-2 3-H		0-0 1-3 ①		0-0 F9 ①		4	0	0	1	0	0	2
Tom Tresh, S OBP: 0.302, SLG: 0.324 (1, 6)		0-0 4-3 ①		0-0 B1-3 ② 2-3		0-0 G3 ②		0-0 F5 ②		4	0	0	0	0	0	1
Rocky Colavito, R OBP: 0.305, SLG: 0.331 (1, 9)		0-0 6-3 ②		0-0 F3 ③		1-0 HBP ③		0-3 K ③		3	0	0	0	0	1	1
Bill Robinson, R OBP: 0.269, SLG: 0.338 (1, 8)		0-0 5-3 ③			0-0 6-3 ①		0-3 K ③			3	0	0	0	0	1	1
Bobby Cox, R OBP: 0.297, SLG: 0.312 (1, 5)			0-0 6-3 ①		0-0 5-3 ②			1-0 1B 4-3 HBP ③		2	1	0	0	0	0	0
Mel Stottlemyre, R OBP: 0.233, SLG: 0.182 (1, 1) Fred Talbot, R OBP: 0.125, SLG: 0.313 (2, 1) Charley Smith, R OBP: 0.326, SLG: 0.375 (5, PH) Thad Tillotson, R (6, 1) Dick Howser, R OBP: 0.326, SLG: 0.163 (8, PH) Dooley Womack, L (9, 1)			0-3 K ②		0-3 K ③			0-0 1-3 1B ③		0	0	0	0	0	0	0

BOTTOM																
<b>Minnesota Twins @ New York Yankees</b> Yankee Stadium, Bronx, NY Sun Aug 11 1968, 3:33 AM EDT Att: 19,666 - Unknown - 75 F																
AB	31	R	2	H	4	RBI	2	BB	0	SO	4	LOB	9			
	0	0	0	0	0	0	0	0	0	0	0	0	0	0	0	0
	1	0	0	0	0	1	0	0	0	0	0	0	0	0	0	0
	1	0	0	0	0	1	0	0	0	0	0	0	0	0	0	0
	0	0	0	0	0	0	0	0	0	0	0	0	0	0	0	0
	1	0	1	0	0	0	0	0	0	0	0	0	0	0	0	0
	0	0	0	0	0	0	0	0	0	0	0	0	0	0	0	0

Inning Stats															
R: 0	H: 1	R: 0	H: 0	R: 0	H: 0	R: 1	H: 2	R: 0	H: 0	R: 0	H: 0	R: 0	H: 1	R: 0	H: 0
E: 0	LOB: 1	E: 0	LOB: 0	E: 0	LOB: 0	E: 0	LOB: 1	E: 0	LOB: 0	E: 0	LOB: 0	E: 0	LOB: 1	E: 0	LOB: 0
K: 0	BB: 0	K: 0	BB: 0	K: 1	BB: 0	K: 0	BB: 0	K: 1	BB: 0	K: 1	BB: 0	K: 0	BB: 0	K: 1	BB: 0
S: 4	P: 4	S: 3	P: 3	S: 5	P: 5	S: 5	P: 5	S: 5	P: 5	S: 3	P: 3	S: 4	P: 5	S: 5	P: 5

PITCHER																	
Dean Chance, R ERA: 2.38 (1, 1)	IP	WLS	BF	H	R	ER	SO	BB	IBB	HBP	BLK	WP	HR	S	P	ERA	WHIP
	9.0	W	33	4	2	2	4	0	0	2	0	0	0	39	41	2.00	0.444

PITCHER																
1B: 4	SF: 0	WP: 0	PA: 33	2B: 0	SAC: 0	PB: 0	3B: 0	DP: 0	SB: 0	HR: 0	HBP: 2	CS: 0				



Batter	1	2	3	4	5	6	7	8	9	AB R H RBI BB SO LOB	TOP											
Del Unser, L (1, 8) OBP: 0.292, SLG: 0.282	0-0 6-3		0-0 SH5-3		0-3 K		0-3 K		0-0 FC4-6	4 0 0 0 0 2 1	<b>Washington Senators @ Minnesota Twins</b> Metropolitan Stadium, Bloomington, MI Mon Aug 12 1968, 8:05 PM EDT Att. 14,730 - Unknown - 77 F											
Hank Allen, R (1, 9) OBP: 0.244, SLG: 0.291	0-0 F4		0-0 6-3		0-3 K		0-0 5-3		0-0 FC6-4	5 0 0 0 0 1 2												
Ken McMullen, R (1, 5) OBP: 0.340, SLG: 0.418	0-0 FC5-4 1B		0-0 6-3		0-0 1B SF8 1B		0-0 6-3			4 1 2 0 0 0 1												
Frank Howard, R (1, 3) OBP: 0.341, SLG: 0.571	0-0 FC5-4 1-2f			0-0 1B FC3-2 1B		0-0 1-2 1B		0-0 6-3		4 0 3 0 0 0 1												
Brant Alyea, R (1, 7) OBP: 0.300, SLG: 0.286		0-3 K		0-0 FC3-2 1B		0-0 1-2 2-3 1B		0-3 K		4 0 2 0 0 2 1												
Ed Stroud, L (8, 7) OBP: 0.300, SLG: 0.436										0 0 0 0 0 0 0												
Paul Casanova, R (1, 2) OBP: 0.198, SLG: 0.245		0-0 6-3		0-3 K		0-0 F4		0-0 L5		4 0 0 0 0 1 6												
Tim Cullen, R (1, 4) OBP: 0.277, SLG: 0.293			0-0 E6		0-0 FC3-2		0-0 SF8		0-0 SH3-4 1B	2 0 0 0 0 0 2												
Cap Peterson, R (6, PH) OBP: 0.277, SLG: 0.301				1-2 3-H						0 0 0 1 0 0 0												
Bernie Allen, L (6, 4) OBP: 0.294, SLG: 0.333										1 1 1 0 0 0 0												
Ed Brinkman, R (1, 6) OBP: 0.232, SLG: 0.167		0-0 F9		0-0 F9		0-0 F8			0-0 SH3-4	3 0 0 0 0 0 5												
Camilo Pascual, R (1, 1) OBP: 0.200, SLG: 0.200			0-0 SH5-3 1B		0-0 6-3		0-0 6-3		0-0 FC4-6 1B	4 0 2 1 0 0 0												
<b>Inning Stats</b>	R: 0 E: 0 K: 0 S: 4	H: 1 LOB: 1 BB: 0 P: 4	R: 0 E: 1 K: 1 S: 6	H: 0 LOB: 1 BB: 0 P: 6	R: 0 E: 0 K: 0 S: 4	H: 1 LOB: 1 BB: 0 P: 4	R: 0 E: 0 K: 1 S: 7	H: 2 LOB: 2 BB: 0 P: 7	R: 0 E: 0 K: 2 S: 7	H: 0 LOB: 0 BB: 0 P: 7	R: 1 E: 0 K: 0 S: 6	H: 3 LOB: 2 BB: 0 P: 6	R: 0 E: 0 K: 1 S: 5	H: 0 LOB: 0 BB: 0 P: 5	R: 0 E: 0 K: 1 S: 6	H: 1 LOB: 1 BB: 0 P: 6	R: 1 E: 0 K: 0 S: 5	H: 2 LOB: 1 BB: 0 P: 5	1B: 10 2B: 0 3B: 0 HR: 0	SF: 1 SAC: 2 DP: 0 HBP: 0	WP: 0 PB: 0 SB: 0 CS: 0	PA: 38
<b>PITCHER</b>	IP WLS BF H R ER SO BB IBB HBP BLK WP HR S P ERA WHIP																					
Jim Kaat, L (1, 1) ERA: 3.11	8.0 L 33 8 1 1 6 0 0 0 0 0 0 0 0 45 45 1.12 1.000																					
Al Worthington, R (9, 1) ERA: 3.34	1.0 5 2 1 1 0 0 0 0 0 0 0 0 0 5 5 9.00 2.000																					

Washington Senators @ Minnesota Twins  
 Metropolitan Stadium, Bloomington, MI  
 Mon Aug 12 1968, 8:05 PM EDT  
 Att. 14,730 - Unknown - 77 F

AB	35
R	2
H	10
RBI	2
BB	0
SO	6
LOB	19



Batter	1	2	3	4	5	6	7	8	9	AB	R	H	RBI	BB	SO	LOB
Cesar Tovar, R (1, 5) OBP: 0.325, SLG: 0.366	1-0 G3 S HBP		0-0 1-3			0-0 5-3		0-0 6-3		3	0	0	0	0	0	1
Rich Reese, L (1, 3) OBP: 0.303, SLG: 0.366	0-3 K 1-2			0-0 FC1-5 2B		0-0 4-3			0-0 3-1	4	0	1	0	0	1	1
Rod Carew, L (1, 4) OBP: 0.346, SLG: 0.378	0-0 G3 2-3			0-0 FC1-5 CS			0-0 6-3		0-0 BB 1B	4	0	1	0	0	0	2
Tony Oliva, L (1, 9) OBP: 0.358, SLG: 0.506	0-0 4-3			0-3 K 1-2			0-0 1B		0-0 F7	4	0	1	0	0	1	3
Ted Uhlaender, L (1, 8) OBP: 0.326, SLG: 0.399		0-0 1-3			0-0 F8		0-0 F8		4-0 BB 1-2 BB	3	0	0	0	1	0	1
John Roseboro, L (1, 2) OBP: 0.310, SLG: 0.325		0-0 L3			0-0 FC6-4 1B		0-0 F6		0-0 4-3	4	0	1	0	0	0	3
Jim Holt, L (1, 7) OBP: 0.243, SLG: 0.264		0-0 1-3			0-0 FC6-4 1-2f			0-0 4-3		3	0	0	0	0	0	1
Ron Clark, R (1, 6) OBP: 0.263, SLG: 0.279			0-0 5-3		0-0 L7			0-0 WP 1B		3	0	1	0	0	0	1
Jim Kaat, L (1, 1) OBP: 0.132, SLG: 0.135			0-0 1-3			0-0 6-3		0-3 K 1-2		2	0	0	0	0	0	0
Bob Allison, R (8, PH) OBP: 0.329, SLG: 0.454										1	0	0	0	0	1	1
Al Worthington, R (9, 1)										0	0	0	0	0	0	0

**BOTTOM**

**Washington Senators @ Minnesota Twins**  
Metropolitan Stadium, Bloomington, MI

Mon Aug 12 1968, 8:05 PM EDT  
Att: 14,730 - Unknown - 77 F

[livebaseballscores.com](http://livebaseballscores.com)

<b>AB</b>	<b>31</b>
<b>R</b>	<b>0</b>
<b>H</b>	<b>5</b>
<b>RBI</b>	<b>0</b>
<b>BB</b>	<b>1</b>
<b>SO</b>	<b>3</b>
<b>LOB</b>	<b>14</b>



Inning Stats	R: 0	H: 0	E: 0	LOB: 1	K: 1	S: 5	P: 6	R: 0	H: 0	E: 0	LOB: 0	K: 0	S: 3	R: 0	H: 0	E: 0	LOB: 0	K: 0	S: 3	R: 0	H: 1	E: 0	LOB: 1	K: 1	S: 5	R: 0	H: 1	E: 0	LOB: 1	K: 0	S: 4	R: 0	H: 0	E: 0	LOB: 0	K: 0	S: 3	R: 0	H: 1	E: 0	LOB: 1	K: 0	S: 4	R: 0	H: 1	E: 0	LOB: 2	K: 0	S: 4	R: 0	H: 1	E: 0	LOB: 1	K: 1	S: 6	R: 0	H: 1	E: 0	LOB: 1	K: 0	S: 8	1B: 4	SF: 0	2B: 2	SAC: 0	3B: 0	DP: 1	HR: 0	HBP: 1	WP: 1	PA: 33	PB: 0	SB: 1	CS: 1	ERA	WHIP
<b>PITCHER</b> Camilo Pascual, R (1, 1) ERA: 2.53	IP: 9.0	WLS: W	BF: 33	H: 5	R: 0	ER: 0	SO: 3	BB: 1	IBB: 0	HBP: 1	BLK: 0	WP: 1	HR: 0	S: 37	P: 42	ERA: 0.00	WHIP: 0.667																																																											

Batter	1	2	3	4	5	6	7	8	9	AB R H RBI BB SO LOB	TOP									
<b>Del Unser, L</b> (1, 8) OBP: 0.294, SLG: 0.282	4-0 BB G4-6-3		0-0 6-3		0-0 3B 1B		0-0 F8			3 1 1 0 1 0 0										
<b>Hank Allen, R</b> (1, 9) OBP: 0.266, SLG: 0.333	0-0 G4-6-3 1-2f		0-0 1B		0-0 1B 3B			0-0 1B 1B		4 1 3 1 0 0 1										
<b>Ken McMullen, R</b> (1, 5) OBP: 0.339, SLG: 0.416	0-0 6-3		0-0 F7		0-0 1B			0-0 F7		4 0 1 1 0 0 2										
<b>Frank Howard, R</b> (1, 3) OBP: 0.338, SLG: 0.565		0-3 K		0-3 K	0-0 F6			0-0 F4		4 0 0 0 0 2 2										
<b>Brant Alyea, R</b> (1, 7) OBP: 0.324, SLG: 0.313		0-0 E7 2B 1B		0-0 F9		0-0 5-3		0-0 1-2 1B		4 1 2 0 0 0 0										
<b>Paul Casanova, R</b> (1, 2) OBP: 0.199, SLG: 0.259		0-0 F3		0-0 HR		0-0 5-3		0-0 F4		4 1 1 1 0 0 3										
<b>Tim Cullen, R</b> (1, 4) OBP: 0.278, SLG: 0.299		0-0 2-H 2B		0-0 5-3		0-0 5-3			0-0 4-3	3 0 1 1 0 0 0										
<b>Bernie Allen, L</b> (9, PH) OBP: 0.293, SLG: 0.332										1 0 0 0 0 0 0	<b>AB 35</b>									
<b>Ed Brinkman, R</b> (1, 6) OBP: 0.241, SLG: 0.179		0-0 F5			0-0 G3-6-3 1B		0-0 G4-6-3 1B		0-0 6-3	4 0 2 0 0 0 1	<b>R 4</b>									
<b>Jim Hannan, R</b> (1, 1) OBP: 0.152, SLG: 0.067			0-3 K2-3		0-0 G3-6-3 1-2f		0-0 G4-6-3 1-2f		0-0 F6	1 0 0 0 0 1 0	<b>H 11</b>									
<b>Dick Bosman, R</b> (4, 1) OBP: 0.241, SLG: 0.286										0 0 0 0 0 0 0	<b>RBI 4</b>									
<b>Mike Epstein, L</b> (5, PH) OBP: 0.319, SLG: 0.329										1 0 0 0 0 0 1	<b>BB 1</b>									
<b>Bill Haywood, R</b> (5, 1)										0 0 0 0 0 0 0	<b>SO 3</b>									
<b>Ed Stroud, L</b> (7, PH) OBP: 0.298, SLG: 0.433										1 0 0 0 0 0 1	<b>LOB 11</b>									
<b>Bob Humphreys, R</b> (7, 1) OBP: 0.667, SLG: 0.667										0 0 0 0 0 0 0										
<b>Gary Holman, L</b> (9, PH) OBP: 0.359, SLG: 0.309										1 0 0 0 0 0 0										
<b>Inning Stats</b>	R: 0 E: 0 K: 0 S: 2	H: 0 LOB: 0 BB: 1 P: 6	R: 1 E: 1 K: 1 S: 7	H: 2 LOB: 1 BB: 0 P: 7	R: 0 E: 0 K: 1 S: 6	H: 1 LOB: 1 BB: 0 P: 6	R: 1 E: 0 K: 1 S: 6	H: 1 LOB: 0 BB: 0 P: 6	R: 2 E: 0 K: 0 S: 6	H: 4 LOB: 1 BB: 0 P: 6	R: 0 E: 0 K: 0 S: 3	H: 0 LOB: 0 BB: 0 P: 3	R: 0 E: 0 K: 0 S: 5	H: 2 LOB: 2 BB: 0 P: 5	R: 0 E: 0 K: 0 S: 3	H: 0 LOB: 0 BB: 0 P: 3	1B: 8 2B: 1 3B: 1 HR: 1	SF: 0 SAC: 0 DP: 3 HBP: 0	WP: 0 PB: 0 SB: 0 CS: 0	PA: 36
<b>PITCHER</b>	IP WLS BF H R ER SO BB IBB HBP BLK WP HR S P ERA WHIP																			
<b>Tom Hall, L</b> (1, 1) ERA: 4.66	7.2 W 32 11 4 3 3 1 0 0 0 0 1 37 41 3.52 1.565																			
<b>Al Worthington, R</b> (8, 1) ERA: 3.27	1.1 S 4 0 0 0 0 0 0 0 0 0 0 4 4 0.00 0.000																			

**Washington Senators @ Minnesota Twins**  
 Metropolitan Stadium, Bloomington, MI  
 Tue Aug 13 1968, 8:05 PM EDT  
 Att: 9,994 - Unknown - 75 F

[livebaseballscorecards.com](http://livebaseballscorecards.com)



Batter	1	2	3	4	5	6	7	8	9	AB	R	H	RBI	BB	SO	LOB
Cesar Tovar, R OBP: 0.327, SLG: 0.364 Frank Quilici, R OBP: 0.316, SLG: 0.353	1-0 1B HBP	0-0 F7		4-0 1B 2B BB	0-0 5-3		0-3 K			2	2	0	0	1	0	1
Rich Reese, L OBP: 0.309, SLG: 0.369	0-0 1B 1B 1-2 E 1B	1-0 HBP		0-0 2B 1-3 1B 1B	0-0 F8			0-0 F7		4	2	2	0	0	0	0
Rod Carew, L OBP: 0.350, SLG: 0.385	0-0 L7	0-3 K		0-0 1-3 3-H 1B 2B	0-0 E4 1B			0-0 BB 1B		5	1	3	1	0	1	4
Tony Oliva, L OBP: 0.363, SLG: 0.509	0-0 1-2 2-H E 1B		0-0 FC3-6 1B	0-0 WP 2B 1B	0-0 E4			4-0 BB 1-2 BB		4	2	3	3	1	0	1
John Roseboro, L OBP: 0.309, SLG: 0.323	0-0 1-2 2-3 E 1B		0-0 FC3-6 G3 BB 1-2f	0-3 K 1-2		0-3 K		0-3 K		5	0	1	0	0	3	4
Ted Uhlaender, L OBP: 0.326, SLG: 0.396	0-0 E3 G4-6-3 1-2 2-H 3-H		4-0 BB BB BB 1-2 BB	4-0 2B BB		0-0 F5		0-0 F6		3	1	0	1	2	0	3
Jim Holt, L OBP: 0.244, SLG: 0.276	0-0 G4-6-3 1-2f		0-0 G3 1-2 2-3	0-0 1-H 2-H 2B		0-3 K				4	0	1	2	0	1	4
Ron Clark, R OBP: 0.270, SLG: 0.281		0-0 SH1-4 1B	4-0 IBB	0-3 K			0-0 6-3			3	0	1	0	1	1	1
Tom Hall, L Al Worthington, R		0-0 SH1-4 1-2	0-0 4-3	0-0 4-3			0-0 F5			3	0	0	0	0	0	4
										0	0	0	0	0	0	0

Inning Stats	R: 3	H: 3	E: 1	K: 0	S: 6	LOB: 1	BB: 0	P: 7	R: 0	H: 1	E: 0	K: 1	S: 6	LOB: 2	BB: 0	P: 7	R: 0	H: 1	E: 0	K: 0	S: 4	LOB: 3	BB: 2	P: 12	R: 5	H: 4	E: 0	K: 2	S: 11	LOB: 1	BB: 2	P: 19	R: 0	H: 1	E: 1	K: 0	S: 4	LOB: 1	BB: 0	P: 4	R: 0	H: 0	E: 0	K: 2	S: 7	LOB: 0	BB: 0	P: 7	R: 0	H: 0	E: 0	K: 1	S: 5	LOB: 0	BB: 0	P: 5	R: 0	H: 1	E: 0	K: 1	S: 6	LOB: 2	BB: 1	P: 10
PITCHER	IP	WLS	BF	H	R	ER	SO	BB	IBB	HBP	BLK	WP	HR	S	P	ERA	WHIP																																															
Jim Hannan, R ERA: 3.05	(1, 1)	3.0	L	20	6	5	4	1	2	1	0	0	0	17	31	12.00	2.667																																															
Dick Bosman, R ERA: 3.97	(4, 1)	1.0		7	3	3	3	2	1	0	0	0	1	10	14	27.00	4.000																																															
Bill Haywood, R ERA: 3.27	(5, 1)	2.0		7	1	0	0	2	0	0	0	0	0	11	11	0.00	0.500																																															
Bob Humphreys, R ERA: 3.94	(7, 1)	2.0		8	1	0	0	2	1	0	0	0	0	11	15	0.00	1.000																																															

**BOTTOM**


**Washington Senators @ Minnesota Twins**  
Metropolitan Stadium, Bloomington, MI

Tue Aug 13 1968, 8:05 PM EDT  
Att. 9,994 - Unknown - 75 F

livebaseballscores.com

AB	34
R	8
H	11
RBI	7
BB	5
SO	7
LOB	22

WP: 1 PA: 42  
PB: 0  
SB: 0  
CS: 0



Batter	1	2	3	4	5	6	7	8	9	AB R H RBI BB SO LOB	TOP											
Del Unser, L (1, 8) OBP: 0.292, SLG: 0.280	0-3 K		0-0 4-3			0-0 1-3			0-0 G3	4 0 0 0 0 1 1	<b>Washington Senators @ Minnesota Twins</b> Metropolitan Stadium, Bloomington, MI Wed Aug 14 1968, 4:33 AM EDT Att: 8,263 - Unknown - 65 F											
Hank Allen, R (1, 9) OBP: 0.255, SLG: 0.319	0-3 K			0-0 1-3		0-0 F7		0-0 E6 HR	4 1 0 0 0 1 0													
Ken McMullen, R (1, 5) OBP: 0.336, SLG: 0.412	0-0 6-3			0-0 L3			0-3 K	0-0 E4 HR	4 1 0 0 0 1 1													
Frank Howard, R (1, 3) OBP: 0.341, SLG: 0.581 Gary Holman, L (9, 3) OBP: 0.359, SLG: 0.309		0-0 L9		0-0 HR		0-0 G6-4-3 1B		0-0 HR	4 2 3 4 0 0 0 0 0 0 0 0 0 0													
Brant Alyea, R (1, 7) OBP: 0.289, SLG: 0.278 Ed Stroud, L (9, 7) OBP: 0.298, SLG: 0.433		0-0 F9		0-3 K		0-0 G6-4-3		0-0 G3	4 0 0 0 0 1 1 0 0 0 0 0 0 0													
Paul Casanova, R (1, 2) OBP: 0.196, SLG: 0.254		0-3 K		0-0 5-3			0-3 K	0-3 K	4 0 0 0 0 3 0													
Tim Cullen, R (1, 4) OBP: 0.274, SLG: 0.295			0-0 F3		0-0 6-3		0-0 F6		3 0 0 0 0 0 0													
Ed Brinkman, R (1, 6) OBP: 0.244, SLG: 0.183			0-0 F9		0-0 F4		0-0 1B		3 0 1 0 0 0 0													
Barry Moore, L (1, 1) OBP: 0.182, SLG: 0.182 Cap Peterson, R (8, PH) OBP: 0.276, SLG: 0.299 Dennis Higgins, R (8, 1) OBP: 0.167, SLG: 0.167			0-0 1B		0-3 K		0-0 F6		2 0 1 0 0 1 0 1 0 0 0 0 0 1 0 0 0 0 0 0 0													
<b>Inning Stats</b>	R: 0 E: 0 K: 2 S: 7	H: 0 LOB: 0 BB: 0 P: 7	R: 0 E: 0 K: 1 S: 5	H: 0 LOB: 0 BB: 0 P: 5	R: 0 E: 0 K: 0 S: 4	H: 1 LOB: 1 BB: 0 P: 4	R: 1 E: 0 K: 1 S: 6	H: 1 LOB: 0 BB: 0 P: 6	R: 0 E: 0 K: 0 S: 3	H: 0 LOB: 0 BB: 0 P: 3		R: 0 E: 0 K: 1 S: 5	H: 0 LOB: 0 BB: 0 P: 5	R: 0 E: 0 K: 1 S: 5	H: 1 LOB: 0 BB: 0 P: 5	R: 0 E: 0 K: 1 S: 6	H: 1 LOB: 1 BB: 0 P: 6	R: 3 E: 2 K: 1 S: 8	H: 1 LOB: 0 BB: 0 P: 8	1B: 3 2B: 0 3B: 0 HR: 2	SF: 0 SAC: 0 DP: 1 HBP: 0	WP: 0 PB: 0 SB: 0 CS: 0
<b>PITCHER</b>	IP WLS BF H R ER SO BB IBB HBP BLK WP HR S P ERA WHIP												<b>PITCHER</b>	IP WLS BF H R ER SO BB IBB HBP BLK WP HR S P ERA WHIP								
Jim Merritt, L (1, 1) ERA: 3.29	8.1 L 30 4 3 1 7 0 0 0 0 0 1 44 44 1.08 0.480																					
Al Worthington, R (9, 1) ERA: 3.23	0.2 3 1 1 0 1 0 0 0 0 0 1 5 5 0.00 1.500																					

<b>AB</b>	33
<b>R</b>	4
<b>H</b>	5
<b>RBI</b>	4
<b>BB</b>	0
<b>SO</b>	8
<b>LOB</b>	4







Batter	1	2	3	4	5	6	7	8	9	AB R H RBI BB SO LOB	TOP		
<b>Don Buford, S</b> (1, 8) <small>OBP: 0.380, SLG: 0.470</small> <b>Paul Blair, R</b> (7, 8) <small>OBP: 0.275, SLG: 0.302</small>	4-0  BB		0-0 G3 		0-0 SF9  2B 1B	4-0  IBB		0-3 K2-3 		2 1 1 0 2 0 0 1 0 0 0 0 1 0			
<b>Mark Belanger, R</b> (1, 6) <small>OBP: 0.249, SLG: 0.235</small>	0-0 F9 		0-0 F3 		0-0 E  1-3 2B	0-0 F5 		0-0 6-3 		5 1 1 0 0 0 4			
<b>Curt Blefary, L</b> (1, 7) <small>OBP: 0.306, SLG: 0.324</small>	0-0 4-3  1-2		0-0 F9 		0-0 SF9  2-H 3-H 2B		0-0 BB  1B		0-0 4-3 		4 0 1 1 0 0 1		
<b>Boog Powell, L</b> (1, 3) <small>OBP: 0.347, SLG: 0.449</small>	0-3 K 			0-3 K 		0-0  1B		0-0 F7 		0-0 4-3 		5 0 1 0 0 2 2	
<b>Brooks Robinson, R</b> (1, 5) <small>OBP: 0.298, SLG: 0.399</small>		0-0  HR		0-0 L5 		0-0 F4 		0-0 F3 		4 1 1 1 0 0 2			
<b>Davey Johnson, R</b> (1, 4) <small>OBP: 0.339, SLG: 0.387</small>		0-0 G3  4-3 1B		0-0  1B		4-0 SH1-4  1B BB		4-0  1-2 BB		2 0 2 0 2 0 0			
<b>Dave May, L</b> (1, 9) <small>OBP: 0.258, SLG: 0.227</small>		0-0 4-3  1-2		0-0 F6 		0-0 SH1-4  1B		0-0 G3 		4 0 1 0 0 0 4			
<b>Larry Haney, R</b> (1, 2) <small>OBP: 0.280, SLG: 0.480</small>		0-0 G3  2-3			0-0  HR	0-3 K 		0-3 K 		4 1 1 1 0 2 3			
<b>Jim Hardin, R</b> (1, 1) <small>OBP: 0.078, SLG: 0.109</small>		0-0 F3 			0-3 K 	0-0 SH1-4  1-2 2-3		0-3 K 		3 0 0 0 0 2 1			
<b>Inning Stats</b>	R: 0 H: 0 E: 0 LOB: 1 K: 1 BB: 1 S: 5 P: 9	R: 1 H: 2 E: 0 LOB: 1 K: 0 BB: 0 S: 5 P: 5	R: 0 H: 0 E: 0 LOB: 0 K: 0 BB: 0 S: 3 P: 3	R: 0 H: 1 E: 0 LOB: 1 K: 1 BB: 0 S: 6 P: 6	R: 3 H: 4 E: 1 LOB: 1 K: 1 BB: 2 S: 9 P: 9	R: 0 H: 1 E: 0 LOB: 3 K: 1 BB: 2 S: 6 P: 14	R: 0 H: 1 E: 0 LOB: 2 K: 0 BB: 1 S: 4 P: 8	R: 0 H: 0 E: 0 LOB: 0 K: 3 BB: 0 S: 9 P: 9	R: 0 H: 0 E: 0 LOB: 0 K: 0 BB: 0 S: 3 P: 3	1B: 6 SF: 1 2B: 1 SAC: 1 3B: 0 DP: 0 HR: 2 HBP: 0	WP: 0 PA: 40 PB: 0 SB: 0 CS: 0		
<b>PITCHER</b> <b>Dean Chance, R</b> (1, 1) <small>ERA: 2.47</small> <b>Bob Miller, R</b> (8, 1) <small>ERA: 3.22</small>	IP WLS BF H R ER SO BB IBB HBP BLK WP HR S P ERA WHIP 7.0 L 34 9 4 4 4 3 0 0 0 0 0 2 38 54 5.14 1.714 2.0 6 0 0 0 3 0 0 0 0 0 0 0 12 12 0.00 0.000												

**Baltimore Orioles @ Minnesota Twins**  
 Metropolitan Stadium, Bloomington, MI  
 Thu Aug 15 1968, 8:05 PM EDT  
 Unknown

[livebaseballscorecards.com](http://livebaseballscorecards.com)

<b>AB</b>	<b>34</b>
<b>R</b>	<b>4</b>
<b>H</b>	<b>9</b>
<b>RBI</b>	<b>3</b>
<b>BB</b>	<b>4</b>
<b>SO</b>	<b>7</b>
<b>LOB</b>	<b>17</b>



Batter	1	2	3	4	5	6	7	8	9	AB	R	H	RBI	BB	SO	LOB
--------	---	---	---	---	---	---	---	---	---	----	---	---	-----	----	----	-----

<b>Ted Uhlender, L</b> <small>(1, 8)            OBP: 0.325, SLG: 0.393</small>	4-0  1B BB	0-0  F7			0-3  K		0-0  G3			3	1	0	0	1	1	1
<b>Rich Reese, L</b> <small>(1, 3)            OBP: 0.316, SLG: 0.371</small> <b>Frank Kostro, R</b> <small>(9, 3)            OBP: 0.241, SLG: 0.255</small>	0-0  1B 2B 1B	4-0  BB			0-0  G1-6-3 1B		0-3  K			3	1	2	0	1	1	0
<b>Rod Carew, L</b> <small>(1, 4)            OBP: 0.346, SLG: 0.380</small> <b>Rich Rollins, R</b> <small>(6, 5)            OBP: 0.291, SLG: 0.351</small>	0-0  S 2B 1B	0-0  L4			0-0  G1-6-3 1-2f		0-0  5-3			3	1	1	1	0	0	2
<b>Tony Oliva, L</b> <small>(1, 9)            OBP: 0.367, SLG: 0.510</small>	0-0  F4 1-2		1-0  CS HBP		0-0  4-3		0-0  1B			3	0	1	0	0	0	2
<b>John Roseboro, L</b> <small>(1, 2)            OBP: 0.304, SLG: 0.318</small>	0-3  K		0-0  L9 1-2		0-0  F9		0-0  F7			4	0	0	0	0	1	4
<b>Frank Quilici, R</b> <small>(1, 5)            OBP: 0.320, SLG: 0.358</small> <small>(6, 4)</small>	0-0  2B		0-0  F9		0-0  F2		0-0  F9			4	0	1	2	0	0	0
<b>Jim Holt, L</b> <small>(1, 7)            OBP: 0.244, SLG: 0.266</small>	4-0  IBB			0-0  6-3		0-0  G3		0-0  6-3		3	0	0	0	1	0	0
<b>Ron Clark, R</b> <small>(1, 6)            OBP: 0.269, SLG: 0.273</small>	0-3  K			0-0  CS 1B		4-0  BB		0-0  1-3		3	0	1	0	1	1	2
<b>Dean Chance, R</b> <small>(1, 1)            OBP: 0.100, SLG: 0.060</small> <b>Cesar Tovar, R</b> <small>(7, PH)            OBP: 0.327, SLG: 0.363</small> <b>Bob Miller, R</b> <small>(8, 1)            OBP: 0.167, SLG: 0.167</small>		0-3  K		0-3  K 1-2		0-0  F7				2	0	0	0	0	2	1
										1	0	0	0	0	0	1
										0	0	0	0	0	0	0

Inning Stats	R: 3	H: 3	E: 0	K: 2	S: 10	LOB: 2	BB: 2	P: 18	R: 0	H: 0	E: 0	K: 1	S: 5	LOB: 1	BB: 1	P: 9	R: 0	H: 0	E: 0	K: 0	S: 2	LOB: 0	BB: 0	P: 3	R: 0	H: 1	E: 0	K: 1	S: 5	LOB: 0	BB: 0	P: 5	R: 0	H: 0	E: 0	K: 0	S: 3	LOB: 0	BB: 0	P: 3	R: 0	H: 0	E: 0	K: 0	S: 3	LOB: 1	BB: 1	P: 7	R: 0	H: 1	E: 0	K: 1	S: 6	LOB: 1	BB: 0	P: 6	R: 0	H: 0	E: 0	K: 0	S: 3	LOB: 0	BB: 0	P: 3	1B: 5	2B: 2	3B: 0	HR: 0	SF: 0	SAC: 0	DP: 2	HBP: 1	WP: 0	PB: 0	SB: 1	CS: 2	PA: 35
--------------	------	------	------	------	-------	--------	-------	-------	------	------	------	------	------	--------	-------	------	------	------	------	------	------	--------	-------	------	------	------	------	------	------	--------	-------	------	------	------	------	------	------	--------	-------	------	------	------	------	------	------	--------	-------	------	------	------	------	------	------	--------	-------	------	------	------	------	------	------	--------	-------	------	-------	-------	-------	-------	-------	--------	-------	--------	-------	-------	-------	-------	--------

PITCHER	IP	WLS	BF	H	R	ER	SO	BB	IBB	HBP	BLK	WP	HR	S	P	ERA	WHIP
<b>Jim Hardin, R</b> <small>(1, 1)            ERA: 2.38</small>	9.0	W	35	6	3	3	6	3	1	1	0	0	0	42	59	3.00	1.000

**BOTTOM**

**Baltimore Orioles @ Minnesota Twins**  
 Metropolitan Stadium, Bloomington, MI  
 Thu Aug 15 1968, 8:05 PM EDT  
 Unknown

AB	30
R	3
H	6
RBI	3
BB	4
SO	6
LOB	13



PITCHER	IP	WLS	BF	H	R	ER	SO	BB	IBB	HBP	BLK	WP	HR	S	P	ERA	WHIP
---------	----	-----	----	---	---	----	----	----	-----	-----	-----	----	----	---	---	-----	------

Batter	1	2	3	4	5	6	7	8	9	AB R H RBI BB SO LOB	TOP		
Don Buford, S (1, 8) OBP: 0.382, SLG: 0.478	0-0 FC6-4 3B		0-0 1-3			0-0 4-3		0-0 BB 1B 1B		4 1 2 0 0 0 0			
Mark Belanger, R (1, 6) OBP: 0.255, SLG: 0.239	4-0 FC6-4 S BB		0-0 S 1B			0-0 B2		0-0 1-2 BB 1B		3 0 2 0 1 0 0			
Frank Robinson, R (1, 9) OBP: 0.374, SLG: 0.423	0-0 FC6-4 FC4 1-3 3-H		0-3 K 1-2			1-0 HBP		4-0 BB 1-2 2-3 BB		2 0 0 1 1 1 2			
Boog Powell, L (1, 3) OBP: 0.344, SLG: 0.445	0-0 FC4 FC5-4 1-2f		0-3 K			0-0 L6		0-0 5-3		4 0 0 0 0 1 5			
Brooks Robinson, R (1, 5) OBP: 0.295, SLG: 0.395	0-0 FC5-4 1-2f		0-0 1-3			0-0 F9		0-0 F8		4 0 0 0 0 0 1			
Curt Blefary, L (1, 7) OBP: 0.303, SLG: 0.321		0-0 F4		0-0 4-1		0-0 G3		0-0 L8		3 0 0 0 0 0 0			
Paul Blair, R (9, PH) OBP: 0.274, SLG: 0.301										1 0 0 0 0 0 0			
Davey Johnson, R (1, 4) OBP: 0.336, SLG: 0.383		0-3 K		0-0 5-3		0-0 5-3		0-0 4-3		4 0 0 0 0 1 0			
Larry Haney, R (1, 2) OBP: 0.250, SLG: 0.429		0-0 5-3		0-0 5-3		0-0 5-3		0-0 6-3		3 0 0 0 0 0 0			
Gene Brabender, R (1, 1) OBP: 0.125, SLG: 0.233		0-3 K		0-3 K		0-0 F7				3 0 0 0 0 2 0			
Pete Richert, L (8, 1) OBP: 0.222, SLG: 0.333										0 0 0 0 0 0 0			
Eddie Watt, R (8, 1)										0 0 0 0 0 0 0			
<b>Inning Stats</b>	R: 1 H: 1 E: 0 LOB: 1 K: 0 BB: 1 S: 4 P: 8	R: 0 H: 0 E: 0 LOB: 0 K: 1 BB: 0 S: 5 P: 5	R: 0 H: 1 E: 0 LOB: 1 K: 2 BB: 0 S: 8 P: 8	R: 0 H: 0 E: 0 LOB: 0 K: 1 BB: 0 S: 5 P: 5	R: 0 H: 0 E: 0 LOB: 0 K: 1 BB: 0 S: 5 P: 5	R: 0 H: 0 E: 0 LOB: 1 K: 0 BB: 0 S: 3 P: 4	R: 0 H: 0 E: 0 LOB: 0 K: 0 BB: 0 S: 3 P: 3	R: 0 H: 2 E: 0 LOB: 3 K: 0 BB: 1 S: 5 P: 9	R: 0 H: 0 E: 0 LOB: 0 K: 0 BB: 0 S: 3 P: 3	1B: 3 SF: 0 2B: 0 SAC: 0 3B: 1 DP: 0 HR: 0 HBP: 1	WP: 0 PA: 34 PB: 0 SB: 2 CS: 0		
<b>PITCHER</b>	IP WLS BF H R ER SO BB IBB HBP BLK WP HR S P ERA WHIP											<b>PITCHER</b>	IP WLS BF H R ER SO BB IBB HBP BLK WP HR S P ERA WHIP
Dave Boswell, R (1, 1) ERA: 2.9	7.2 30 4 1 1 5 2 0 1 0 0 0 0 37 46 1.17 0.783												
Ron Perranoski, L (8, 1) ERA: 2.58	1.1 4 0 0 0 0 0 0 0 0 0 0 0 4 4 0.00 0.000												

**Baltimore Orioles @ Minnesota Twins**  
**Metropolitan Stadium, Bloomington, MI**  
 Thu Aug 15 1968, 8:05 PM EDT  
 Att: 18,126 - Unknown

livebaseballscorecards.com

AB	31
R	1
H	4
RBI	1
BB	2
SO	5
LOB	8



BOTTOM

Baltimore Orioles @ Minnesota Twins  
Metropolitan Stadium, Bloomington, MI

Thu Aug 15 1968, 8:05 PM EDT  
Att. 18,126 - Unknown

livebaseballscorecards.com

AB	31
R	2
H	8
RBI	2
BB	2
SO	5
LOB	14



WP:	0	PA:	34
PB:	0		
SB:	0		
CS:	1		

AB	R	H	RBI	BB	SO	LOB
4	0	0	0	0	0	1
4	2	2	0	0	0	0
4	0	1	1	0	0	2
3	0	1	0	1	1	1
3	0	1	0	0	0	0
1	0	0	1	0	0	1
0	0	0	0	0	0	0
2	0	1	0	1	0	0
1	0	0	0	0	0	1
3	0	1	0	0	1	4
3	0	0	0	0	2	4
3	0	1	0	0	1	0
0	0	0	0	0	0	0
1B:	7	SF:	0			
2B:	2	SAC:	0			
3B:	0	DP:	1			
HR:	0	HBP:	0			

Batter	1	2	3	4	5	6	7	8	9
Cesar Tovar, R OBP: 0.325, SLG: 0.360 (1, 5)	0-0 6-3 ①		0-0 F3 ②		0-0 F9 ②		0-0 FC3-6 CS 1-2f ②		
Rich Reese, L OBP: 0.319, SLG: 0.374 (1, 3)	0-0 5-3 ②		0-0 2B 1B		0-0 E4		0-0 CS 1-2	0-0 1B FC6-4 1B	
Ted Uhlaender, L OBP: 0.324, SLG: 0.394 (1, 8)	0-0 L6 ③		0-0 1-H 2B		0-0 1-3 ③			0-0 F7 ①	
Tony Oliva, L OBP: 0.369, SLG: 0.509 (1, 9)		4-0 1B BB	0-0 F7 ③		0-3 K ①			0-0 1-3 FC6-4 1B	
Bob Allison, R OBP: 0.325, SLG: 0.447 (1, 7)		0-0 L1-5 1B		0-0 5-3 ①		0-0 F9 ②		0-0 FC6-4 ②	
Rod Carew, L OBP: 0.345, SLG: 0.378 (8, PH)		1-3						1-2f 3-H	
Jim Holt, L OBP: 0.244, SLG: 0.266 (9, 7)		BB						③	
Bruce Look, L OBP: 0.386, SLG: 0.297 (1, 2)		4-0 BB		0-0 6-3 ②		0-0 1B			
John Roseboro, L OBP: 0.303, SLG: 0.317 (8, PH)		BB							
Frank Quilici, R OBP: 0.320, SLG: 0.358 (1, 4)		0-3 K ①		0-0 1B		0-0 F3 ③			
Rick Renick, R OBP: 0.208, SLG: 0.348 (1, 6)		0-0 L1-5 ② ③ 2-3		0-3 K ③			0-3 K ①		
Dave Boswell, R OBP: 0.255, SLG: 0.400 (1, 1)			0-0 F9 ①		0-3 K ①		0-0 FC3-6 1B		
Ron Perranoski, L (8, 1)									

Inning	R	H	E	K	S	P	BB	IBB	HBP	BLK	WP	HR	S	P	ERA	WHIP
1	0	0	0	0	3	6	0	0	0	0	0	0	37	45	2.57	1.286
2	0	1	0	1	5	6	2	0	0	0	0	0	2	2	0.00	3.000
3	0	0	0	0	5	6	0	0	0	0	0	0	2	2	0.00	0.000

PITCHER	IP	WLS	BF	H	R	ER	SO	BB	IBB	HBP	BLK	WP	HR	S	P	ERA	WHIP
Gene Brabender, R ERA: 3.34 (1, 1)	7.0	L	29	7	2	2	5	2	0	0	0	0	0	37	45	2.57	1.286
Pete Richert, L ERA: 3.71 (8, 1)	0.1		2	1	0	0	0	0	0	0	0	0	2	2	0.00	3.000	
Eddie Watt, R ERA: 2.31 (8, 1)	0.2		2	0	0	0	0	0	0	0	0	0	2	2	0.00	0.000	

Batter	1	2	3	4	5	6	7	8	9	AB R H RBI BB SO LOB	TOP												
Don Buford, S OBP: 0.379, SLG: 0.473 (1, 7) (5, 4)	0-0 5-3		0-0 F9		0-0 1B		0-0 E5		0-0 L4	5 0 1 0 0 0 1													
Mark Belanger, R OBP: 0.256, SLG: 0.243 Fred Valentine, S OBP: 0.284, SLG: 0.360 (1, 6) (5, PH) (5, 7)	0-0 2B		0-3 K		0-3 K		0-0 F7			2 0 1 0 0 1 0 2 0 0 0 0 1 3													
Paul Blair, R OBP: 0.274, SLG: 0.301 (1, 8)	0-3 K			0-0 F4		0-0 2B 6-3 1B		0-3 K		4 1 1 0 0 2 2													
Frank Robinson, R OBP: 0.373, SLG: 0.424 (1, 9)	0-0 4-3			0-3 K		0-0 1B 2B		0-0 6-3		4 1 1 0 0 1 1													
Brooks Robinson, R OBP: 0.295, SLG: 0.398 (1, 5)		0-0 F8		0-0 3B		0-0 6-3		0-0 F3		4 0 1 1 0 0 1													
Davey Johnson, R OBP: 0.337, SLG: 0.387 (1, 4) (5, 6)		0-0 2B		0-3 K		0-0 FC4-6 1B		0-3 K		4 0 2 1 0 2 1													
Larry Haney, R OBP: 0.219, SLG: 0.375 (1, 2)		0-0 6-3			0-3 K	0-0 FC4-6			0-0 F8	4 0 0 0 0 1 2													
Curt Blefary, L OBP: 0.301, SLG: 0.318 Chico Fernandez, R OBP: 0.154, SLG: 0.154 (1, 3) (9, PH)		0-3 K			0-3 K	0-0 F9			0-0 1B	3 0 0 0 0 2 2 1 0 1 0 0 0 0													
Tom Phoebus, R OBP: 0.185, SLG: 0.222 Curt Motton, R OBP: 0.310, SLG: 0.359 Dave Leonhard, R OBP: 0.208, SLG: 0.174 John Morris, R Roger Nelson, R Dave May, L OBP: 0.256, SLG: 0.225 Pete Richert, L OBP: 0.222, SLG: 0.333 Boog Powell, L OBP: 0.343, SLG: 0.444 (1, 1) (5, PH) (5, PR) (5, 1) (6, 1) (7, PH) (7, 1) (9, PH)			0-0 G3		0-0 1B 1B		0-3 K		0-3 K	1 0 0 0 0 0 0 1 0 1 0 1 0 0 0 0 1 0 0 0 0 0 0 0 0 1 0 0 0 0 1 1													
<b>Inning Stats</b>	R: 0 E: 0 K: 1 S: 6	H: 1 LOB: 1 BB: 0 P: 6	R: 0 E: 0 K: 1 S: 6	H: 1 LOB: 1 BB: 0 P: 6	R: 0 E: 0 K: 1 S: 5	H: 0 LOB: 0 BB: 0 P: 5	R: 0 E: 0 K: 2 S: 8	H: 1 LOB: 1 BB: 0 P: 8	R: 0 E: 0 K: 3 S: 11	H: 2 LOB: 2 BB: 0 P: 11	R: 2 E: 0 K: 0 S: 6	H: 3 LOB: 1 BB: 0 P: 6	R: 0 E: 1 K: 2 S: 8	H: 0 LOB: 1 BB: 0 P: 8	R: 0 E: 0 K: 1 S: 5	H: 0 LOB: 0 BB: 0 P: 5	R: 0 E: 0 K: 1 S: 6	H: 1 LOB: 1 BB: 0 P: 6	1B: 5 2B: 3 3B: 1 HR: 0	SF: 0 SAC: 0 DP: 0 HBP: 0	WP: 0 PB: 0 SB: 0 CS: 0	PA: 37	
<b>PITCHER</b> Jim Kaat, L ERA: 3.05 (1, 1)	IP 9.0	WLS W	BF 37	H 9	R 2	ER 2	SO 12	BB 0	IBB 0	HBP 0	BLK 0	WP 0	HR 0	S 61	P 61	ERA 2.00	WHIP 1.000						<b>PITCHER</b> IP WLS BF H R ER SO BB IBB HBP BLK WP HR S P ERA WHIP

Baltimore Orioles @ Minnesota Twins  
Metropolitan Stadium, Bloomington, MI  
Fri Aug 16 1968, 8:05 PM EDT  
Att: 19,812 - Unknown

livebaseballscorecards.com

AB	37
R	2
H	9
RBI	2
BB	0
SO	12
LOB	14



Batter	1	2	3	4	5	6	7	8	9	AB	R	H	RBI	BB	SO	LOB
<b>Cesar Tovar, R</b> OBP: 0.324, SLG: 0.359 (1, 5) X	0-0 F7	0-0 5-3		0-0 1-2 1B		0-0 F3				4	0	1	0	0	0	3
<b>Rich Reese, L</b> OBP: 0.318, SLG: 0.376 (1, 3) X	0-0 4-3		0-3 K	0-0 L3			0-0 SH 1B 2B			4	1	1	0	0	1	2
<b>Rod Carew, L</b> OBP: 0.342, SLG: 0.375 (1, 4) X	0-0 L4		0-0 F7		0-0 6-3		0-0 SH 1B FC5-4			3	1	0	0	0	0	0
<b>Tony Oliva, L</b> OBP: 0.372, SLG: 0.511 (1, 9) X		0-0 E 2B 1B	0-0 1B 1B		0-0 4-3		0-0 FC5-4 1B			4	1	3	1	0	0	0
<b>John Roseboro, L</b> OBP: 0.303, SLG: 0.316 (1, 2) X		0-0 F7	0-0 1B 1B		0-0 F6		0-0 F5			4	0	1	0	0	0	3
<b>Ted Uhlaender, L</b> OBP: 0.324, SLG: 0.393 (1, 8) X		0-0 E9 2B 1B	0-0 F7			0-0 4-3	0-0 FC5-4			4	1	1	1	0	0	3
<b>Bob Allison, R</b> OBP: 0.330, SLG: 0.445 (1, 7) X		4-0 2B IBB		0-0 6-3		4-0 WP S BB	0-0 2-4	4-0 L5-3 BB		1	1	0	0	3	0	0
<b>Ron Clark, R</b> OBP: 0.269, SLG: 0.266 (1, 6) X		0-0 F6		0-3 K		4-0 BB		0-0 L5-3		3	0	0	0	1	1	4
<b>Jim Kaat, L</b> OBP: 0.158, SLG: 0.179 (1, 1) X		0-0 1B 2B		0-0 1B		0-3 K		0-0 F3		4	0	2	3	0	1	2

Inning Stats	R: 0	H: 0	E: 0	K: 0	S: 3	LOB: 0	BB: 0	P: 3	R: 3	H: 3	E: 1	K: 0	S: 6	LOB: 1	BB: 1	P: 10	R: 0	H: 2	E: 0	K: 1	S: 7	LOB: 2	BB: 0	P: 7	R: 0	H: 2	E: 0	K: 1	S: 7	LOB: 2	BB: 0	P: 7	R: 0	H: 0	E: 0	K: 0	S: 3	LOB: 0	BB: 0	P: 3	R: 2	H: 2	E: 1	K: 0	S: 5	LOB: 1	BB: 0	P: 5	R: 0	H: 0	E: 0	K: 0	S: 2	LOB: 0	BB: 1	P: 6
--------------	------	------	------	------	------	--------	-------	------	------	------	------	------	------	--------	-------	-------	------	------	------	------	------	--------	-------	------	------	------	------	------	------	--------	-------	------	------	------	------	------	------	--------	-------	------	------	------	------	------	------	--------	-------	------	------	------	------	------	------	--------	-------	------

PITCHER	IP	WLS	BF	H	R	ER	SO	BB	IBB	HBP	BLK	WP	HR	S	P	ERA	WHIP
<b>Tom Phoebus, R</b> ERA: 2.2 (1, 1)	4.0	L	20	7	3	3	2	0	0	0	0	0	0	23	27	6.75	1.750
<b>John Morris, L</b> ERA: 4.08 (5, 1)	1.1		5	0	0	0	0	1	0	0	0	0	0	4	8	0.00	0.750
<b>Roger Nelson, R</b> ERA: 2.01 (6, 1)	0.2		3	0	0	0	1	1	0	0	0	1	0	4	8	0.00	1.500
<b>Pete Richert, L</b> ERA: 3.74 (7, 1)	2.0		9	2	2	1	0	1	0	0	0	0	0	7	11	4.50	1.500


**BOTTOM**

**Baltimore Orioles @ Minnesota Twins**  
Metropolitan Stadium, Bloomington, MI


Fri Aug 16 1968, 8:05 PM EDT  
Att. 19,812 - Unknown

livebaseballscorecards.com

<b>AB</b>	<b>31</b>
<b>R</b>	<b>5</b>
<b>H</b>	<b>9</b>
<b>RBI</b>	<b>5</b>
<b>BB</b>	<b>4</b>
<b>SO</b>	<b>3</b>
<b>LOB</b>	<b>17</b>



WP	PA	ERA	WHIP
1	36		
0			
1			
0			

Batter	1	2	3	4	5	6	7	8	9	AB R H RBI BB SO LOB	TOP																
Don Buford, S OBP: 0.379, SLG: 0.473 (1, 7) X	0-0 F8 ①		0-0 F8 ③		0-0 F7 ③		4-0 1B SF8 BB		0-0 S SF9 2B	4 2 1 0 1 0 1																	
Mark Belanger, R OBP: 0.260, SLG: 0.244 (1, 6) X	0-0 F8 ②			0-0 F8 ①		4-0 S 1B BB	0-0 SF8 1B		4-0 S 1B BB	3 2 1 1 2 0 0																	
Frank Robinson, R OBP: 0.373, SLG: 0.421 (1, 9) X	0-0 5-3 ③			1-0 1B 1B HBP		0-3 K 1-2	4-0 SF8 BB		0-0 SF9 ②	2 1 0 1 1 1 1																	
Boog Powell, L OBP: 0.342, SLG: 0.442 (1, 3) X		0-0 6-3 ①		0-0 F5 ②		0-3 K ②	0-0 SF8 ②		0-0 3B 1B	4 1 1 1 0 1 2																	
Brooks Robinson, R OBP: 0.300, SLG: 0.406 (1, 5) X		4-0 G5-4-3 BB		0-0 1B 1B		0-0 1B 1B 2-H	0-0 F8 ③		0-0 3B 3B 1-H 2-H	4 1 3 3 1 0 2																	
Davey Johnson, R OBP: 0.340, SLG: 0.395 (1, 4) X		0-0 G5-4-3 ② ③		0-0 1B 1-2 2-H		0-0 1B 1-2		0-0 F7 ① X	0-0 3B 3-H	5 0 3 2 0 0 1																	
Paul Blair, R OBP: 0.273, SLG: 0.297 (1, 8) X			0-3 K ① X	0-0 F9 ③		0-0 F5 ③		0-3 K ② X	4-0 BB	4 0 0 0 1 2 4	AB 33 R 8 H 10 RBI 8 BB 7 SO 6 LOB 13																
Larry Haney, R OBP: 0.216, SLG: 0.351 (1, 2) X			0-0 SH2-4 1B		0-3 K ①		0-0 F6 ① X	0-0 F8 ③ X	0-0 F7 ③	5 0 1 0 0 1 2																	
Dave McNally, R OBP: 0.149, SLG: 0.117 (1, 1) X			0-0 SH2-4 ②		0-0 F5 ②		4-0 BB 1B BB		0-3 K ①	2 1 0 0 1 1 0																	
<b>Inning Stats</b>	R: 0 E: 0 K: 0 S: 3	H: 0 LOB: 0 BB: 0 P: 3	R: 0 E: 0 K: 0 S: 2	H: 0 LOB: 0 BB: 1 P: 6	R: 0 E: 0 K: 1 S: 6	H: 1 LOB: 1 BB: 0 P: 6	R: 1 E: 0 K: 0 S: 5	H: 2 LOB: 2 BB: 0 P: 6	R: 0 E: 0 K: 1 S: 5	H: 0 LOB: 0 BB: 0 P: 5	R: 1 E: 0 K: 2 S: 9	H: 2 LOB: 2 BB: 1 P: 13	R: 2 E: 0 K: 0 S: 4	H: 1 LOB: 2 BB: 3 P: 16	R: 0 E: 0 K: 1 S: 5	H: 0 LOB: 0 BB: 0 P: 5	R: 4 E: 0 K: 1 S: 9	H: 4 LOB: 2 BB: 2 P: 17	1B: 7 2B: 1 3B: 2 HR: 0	SF: 2 SAC: 1 DP: 1 HBP: 1	WP: 0 PB: 0 SB: 2 CS: 0	PA: 44					
<b>PITCHER</b>	IP WLS BF H R ER SO BB IBB HBP BLK WP HR S P ERA WHIP																										
Jim Roland, L ERA: 3.83 (1, 1)	2.1		8	1	0	0	1	1	0	0	0	0	0	9	13	0.00	0.857										
Jim Perry, R ERA: 2.91 (3, 1)	2.2		12	2	2	2	1	1	0	1	0	0	0	12	17	6.75	1.125										
Bob Miller, R ERA: 3.48 (6, 1)	1.1	L	8	2	2	2	2	2	0	0	0	0	0	10	18	13.50	3.000										
Al Worthington, R ERA: 3.15 (7, 1)	1.2		7	1	0	0	1	1	0	0	0	0	0	8	12	0.00	1.200										
Ron Perranoski, L ERA: 3.03 (9, 1)	1.0		9	4	4	4	1	2	0	0	0	0	0	9	17	36.00	6.000										

**Baltimore Orioles @ Minnesota Twins**  
 Metropolitan Stadium, Bloomington, MI  
 Sat Aug 17 1968, 4:33 AM EDT  
 Att: 21,160 - Unknown

[livebaseballscorecards.com](http://livebaseballscorecards.com)



Batter	1	2	3	4	5	6	7	8	9	AB	R	H	RBI	BB	SO	LOB
Cesar Tovar, R OBP: 0.325, SLG: 0.360 (1, 7) (9, 8)	0-0 4-3 S SF8 1B		0-0 1-3			0-0 4-3		0-0 1B		4	1	2	0	0	0	0
Ted Uhlhaender, L OBP: 0.323, SLG: 0.391 Ron Perranoski, L (1, 8) (9, 1)	0-0 4-3 1-3			0-0 F8		0-0 S 1B		0-0 F3		4	0	1	0	0	0	2
Rod Carew, L OBP: 0.338, SLG: 0.372 (1, 4)	0-0 SF8 3-H			0-3 K		0-3 K 1-2			0-0 6-3	3	0	0	1	0	2	1
Tony Oliva, L OBP: 0.369, SLG: 0.506 (1, 9)	0-0 F6			0-0 6-3		0-0 F4			0-0 F9	4	0	0	0	0	0	1
Bob Allison, R OBP: 0.329, SLG: 0.443 (1, 3)		0-0 F4			0-0 SH3-4 BB SF9 1B		0-0 L7		0-0 F7	4	1	1	0	0	0	0
Frank Quilici, R OBP: 0.320, SLG: 0.354 (1, 5)		0-3 K			4-0 BB BB BB SH3-4 BB		0-0 6-3			2	0	0	0	1	1	0
Ron Clark, R OBP: 0.265, SLG: 0.262 (1, 6)		0-0 F8			0-0 SH3-4 1-2 2-3		0-0 6-3			2	0	0	0	0	0	0
Jerry Zimmerman, R OBP: 0.195, SLG: 0.139 Frank Kostro, R OBP: 0.236, SLG: 0.250 (1, 2) (8, PH) (9, 7)			0-0 G3		0-0 SF9 3-H		0-0 6-3		0-0 6-3	1	0	0	1	0	0	0
Jim Roland, R Jim Perry, S Bob Miller, R Al Worthington, R Rich Rollins, R Bruce Look, L (1, 1) (3, 1) (6, 1) (7, 1) (8, PH) (9, 2)			0-3 K		0-0 6-3			0-3 K		1	0	0	0	0	1	0

**BOTTOM**

**Baltimore Orioles @ Minnesota Twins**  
Metropolitan Stadium, Bloomington, MI

Sat Aug 17 1968, 4:33 AM EDT  
Att. 21,160 - Unknown

livebaseballscores.com

<b>AB</b>	<b>28</b>
<b>R</b>	<b>2</b>
<b>H</b>	<b>4</b>
<b>RBI</b>	<b>2</b>
<b>BB</b>	<b>1</b>
<b>SO</b>	<b>5</b>
<b>LOB</b>	<b>5</b>



Inning Stats	R: 1	H: 1	R: 0	H: 0	R: 0	H: 0	R: 0	H: 0	R: 1	H: 1	R: 0	H: 0	R: 0	H: 1	R: 0	H: 0	R: 0	H: 1	R: 0	H: 0	R: 0	H: 0	R: 0	H: 0	R: 0	H: 0	R: 0	H: 0	R: 0	H: 0	R: 0	H: 0	R: 0	H: 0	R: 0	H: 0							
<b>IP</b>	9.0	WLS	W	BF	32	H	4	R	2	ER	2	SO	5	BB	1	IBB	0	HBP	0	BLK	0	WP	0	HR	0	S	41	P	45	ERA	2.00	WHIP	0.556										

<b>WP:</b> 0	<b>PA:</b> 32
<b>PB:</b> 0	
<b>SB:</b> 2	
<b>CS:</b> 0	

Batter	1	2	3	4	5	6	7	8	9	AB R H RBI BB SO LOB	TOP									
<b>Don Buford, S</b> (1, 9) <sup>x</sup> OBP: 0.376, SLG: 0.468 <b>Dave May, L</b> (9, 9) OBP: 0.256, SLG: 0.225	0-0 <sup>1</sup> F9		0-0 <sup>1</sup> 2B		0-0 <sup>3</sup> 6-3		0-0 <sup>2</sup> F8		0-0 <sup>2</sup> 5-3	5 1 1 0 0 0 2 0 0 0 0 0 0 0										
<b>Mark Belanger, R</b> (1, 6) <sup>x</sup> OBP: 0.264, SLG: 0.247	0-0 <sup>2</sup> B1		0-0 <sup>2</sup> 2B		0-0 <sup>1</sup> F9	BBB	4-0 <sup>1</sup> 1B	BBB	4-0 <sup>2</sup> 2B	3 1 1 2 2 0 0										
<b>Frank Robinson, R</b> (1, 7) <sup>S S S</sup> OBP: 0.379, SLG: 0.439	0-3 <sup>3</sup> K		4-0 <sup>3</sup> IBB		0-0 <sup>1</sup> HR		0-0 <sup>1</sup> 1B	1-2 2-H	0-0 <sup>1</sup> 2B	4 1 3 4 1 1 0										
<b>Boog Powell, L</b> (1, 3) OBP: 0.341, SLG: 0.440		0-0 <sup>1</sup> 4-3	0-0 <sup>3</sup> G3		0-0 <sup>1</sup> 1B		0-0 <sup>3</sup> F2		0-0 <sup>3</sup> 3-1	5 0 1 0 0 0 5										
<b>Brooks Robinson, R</b> (1, 5) OBP: 0.298, SLG: 0.402		0-0 <sup>2</sup> F5		0-0 <sup>1</sup> 4-3		0-0 <sup>2</sup> F2		0-0 <sup>1</sup> F7		4 0 0 0 0 0 1										
<b>Davey Johnson, R</b> (1, 4) OBP: 0.337, SLG: 0.391		0-0 <sup>3</sup> 5-3		0-0 <sup>2</sup> 5-3		0-0 <sup>3</sup> F4		0-0 <sup>2</sup> F2		4 0 0 0 0 0 1										
<b>Paul Blair, R</b> (1, 8) OBP: 0.273, SLG: 0.300			0-3 <sup>1</sup> K	0-0 <sup>3</sup> F8			0-0 <sup>3</sup> 1B	0-0 <sup>3</sup> F7		4 1 1 0 0 1 0										
<b>Larry Haney, R</b> (1, 2) OBP: 0.244, SLG: 0.366			0-0 <sup>2</sup> 5-3		0-0 <sup>1</sup> 4-3		0-0 <sup>1</sup> 1B	0-0 <sup>1</sup> 2B	0-0 <sup>1</sup> SH2-4	4 2 2 1 0 0 0										
<b>Dave Leonhard, R</b> (1, 1) OBP: 0.185, SLG: 0.154			0-0 <sup>1</sup> E3		0-0 <sup>2</sup> B1-3		0-3 <sup>1</sup> K	0-0 <sup>1</sup> SH2-4		3 1 0 0 0 1 1										
<b>Inning Stats</b>	R: 0 E: 0 K: 1 S: 5	H: 0 LOB: 0 BB: 0 P: 5	R: 0 E: 0 K: 0 S: 3	H: 0 LOB: 0 BB: 0 P: 3	R: 2 E: 1 K: 1 S: 8	H: 2 LOB: 2 BB: 1 P: 12	R: 0 E: 0 K: 0 S: 3	H: 0 LOB: 0 BB: 0 P: 3	R: 0 E: 0 K: 0 S: 3	H: 2 LOB: 1 BB: 0 P: 5	R: 2 E: 0 K: 1 S: 8	H: 3 LOB: 2 BB: 1 P: 12	R: 0 E: 0 K: 0 S: 3	H: 0 LOB: 0 BB: 0 P: 3	R: 2 E: 0 K: 0 S: 5	H: 2 LOB: 1 BB: 1 P: 9	1B: 5 2B: 3 3B: 0 HR: 1	SF: 0 SAC: 1 DP: 0 HBP: 0	WP: 0 PB: 0 SB: 0 CS: 0	PA: 40
<b>PITCHER</b>	IP WLS BF H R ER SO BB IBB HBP BLK WP HR S P ERA WHIP																			
<b>Jim Merritt, L</b> (1, 1) ERA: 3.32	6.2 L 29 6 5 3 3 1 1 0 0 0 1 33 41 4.05 1.050																			
<b>Bob Miller, R</b> (7, 1) ERA: 3.4	1.1 5 1 0 0 0 0 0 0 0 0 0 5 5 0.00 0.750																			
<b>Jim Roland, L</b> (9, 1) ERA: 4.14	1.0 6 2 2 2 0 1 0 0 0 0 0 5 9 18.00 3.000																			

**Baltimore Orioles @ Minnesota Twins**  
 Metropolitan Stadium, Bloomington, MI  
 Sun Aug 18 1968, 4:33 AM EDT  
 Att: 23,348 - Unknown

<b>AB</b>	36
<b>R</b>	7
<b>H</b>	9
<b>RBI</b>	7
<b>BB</b>	3
<b>SO</b>	3
<b>LOB</b>	10



Batter	1	2	3	4	5	6	7	8	9	AB R H RBI BB SO LOB
Cesar Tovar, R (1, 5) OBP: 0.323, SLG: 0.357	0-0 F4		0-0 F9		0-0 F9			0-0 6-3		4 0 0 0 0 0 1
Ted Uhlaender, L (1, 8) OBP: 0.323, SLG: 0.390	0-0 1-3		0-0 F6			0-0 3-1		0-0 SF8		4 1 1 0 0 0 0
Rod Carew, L (1, 4) OBP: 0.337, SLG: 0.370	0-3 K			0-0 G3		0-0 F8		0-0 1-3		4 0 1 0 0 1 0
Tony Oliva, L (1, 9) OBP: 0.370, SLG: 0.506		0-0 1-3 BB		0-0 1B		0-3 K		0-0 F7		4 0 2 0 0 1 2
John Roseboro, L (1, 2) OBP: 0.305, SLG: 0.317		4-0 BB		0-0 1B		0-0 F9		0-0 SF8		2 0 1 1 1 0 1
Bob Allison, R (1, 3) OBP: 0.325, SLG: 0.438		1-2 BB		0-0 F9		0-0 G5-4-3		0-3 3-H		4 0 0 0 0 1 5
Jim Holt, L (1, 7) OBP: 0.235, SLG: 0.256		0-0 1-3		0-0 F9		0-0 G5-4-3		0-3 K		3 0 0 0 0 1 2
Ron Clark, R (1, 6) OBP: 0.266, SLG: 0.271		0-0 1-2 2-3		0-0 5-3		0-0 K		0-0 6-3		3 0 1 0 0 0 2
Jim Merritt, L (1, 1) OBP: 0.222, SLG: 0.190		0-0 4-3		0-0 1B		0-0 2B		0-0 F4		2 0 1 0 0 0 0
Bob Miller, R (7, 1) OBP: 0.167, SLG: 0.167			0-0 4-3		0-0 1B					0 0 0 0 0 0 0
Rich Rollins, R (8, PH) OBP: 0.287, SLG: 0.346					2-H					1 0 0 0 0 0 0
Jim Roland, R (9, 1)										0 0 0 0 0 0 0

<b>Inning Stats</b>	R: 0 E: 0 K: 1 S: 5	H: 0 LOB: 0 BB: 0 P: 5	R: 0 E: 0 K: 0 S: 4	H: 1 LOB: 2 BB: 1 P: 8	R: 0 E: 0 K: 0 S: 3	H: 0 LOB: 0 BB: 0 P: 3	R: 0 E: 0 K: 0 S: 4	H: 1 LOB: 1 BB: 0 P: 4	R: 0 E: 0 K: 0 S: 4	H: 2 LOB: 1 BB: 0 P: 4	R: 0 E: 0 K: 1 S: 5	H: 0 LOB: 0 BB: 0 P: 5	R: 0 E: 0 K: 0 S: 3	H: 1 LOB: 0 BB: 0 P: 3	R: 1 E: 0 K: 1 S: 7	H: 2 LOB: 1 BB: 0 P: 7	1B: 6 2B: 1 3B: 0 HR: 0	SF: 1 SAC: 0 DP: 1 HBP: 0	WP: 0 PB: 0 SB: 0 CS: 0	PA: 33
<b>PITCHER</b> Dave Leonhard, R (1, 1) ERA: 2.81	IP: 9.0 WLS: W BF: 33 H: 7 R: 1 ER: 1 SO: 4 BB: 1 IBB: 0 HBP: 0 BLK: 0 WP: 0 HR: 0 S: 40 P: 44 ERA: 1.00 WHIP: 0.889																			


**BOTTOM**

**Baltimore Orioles @ Minnesota Twins**  
Metropolitan Stadium, Bloomington, MI

Sun Aug 18 1968, 4:33 AM EDT  
Att. 23,348 - Unknown


livebaseballscorecards.com

AB	31
R	1
H	7
RBI	1
BB	1
SO	4
LOB	13



Batter	1	2	3	4	5	6	7	8	9	AB R H RBI BB SO LOB	TOP											
Horace Clarke, S (1, 4) OBP: 0.252, SLG: 0.258	0-0 1-3		0-3 K			0-0 G3-6-3 1B		0-0 G4-6-3 1-2f		4 0 1 0 0 1 3	<b>New York Yankees @ Minnesota Twins</b> Metropolitan Stadium, Bloomington, MI Mon Aug 19 1968, 8:05 PM EDT Att. 13,029 - Unknown - 78 F <a href="http://livebaseballscorecards.com">livebaseballscorecards.com</a>											
Jake Gibbs, L (1, 2) OBP: 0.287, SLG: 0.288	0-0 4-3		0-3 K			0-0 G3-6-3 1-2f		0-0 1B 1B	4 0 1 0 0 1 2													
Mickey Mantle, S (1, 3) OBP: 0.395, SLG: 0.404	0-3 K			0-0 4-3		0-0 G3		0-3 K	4 0 0 0 0 2 1													
Roy White, S (1, 7) OBP: 0.355, SLG: 0.407		0-0 4-3		0-0 5-3		0-0 5-3		0-0 L6	4 0 0 0 0 0 1													
Joe Pepitone, L (1, 8) OBP: 0.309, SLG: 0.431		0-0 1B		0-0 1B		0-0 F8		0-0 1-3 1B	4 0 3 0 0 0 0													
Tom Tresh, S (1, 6) OBP: 0.302, SLG: 0.324		0-3 K		0-3 K2-3		0-0 L3		0-3 K	4 0 0 0 0 3 4													
Andy Kosco, R (1, 9) OBP: 0.254, SLG: 0.355		0-3 K			0-0 5-3		0-0 1B SH2-4 1B		3 0 1 0 0 1 1													
Bobby Cox, R (1, 5) OBP: 0.302, SLG: 0.311			0-0 1B		0-0 5-3		0-0 SH2-4 1-2		2 0 1 0 0 0 0													
Stan Bahnsen, R (1, 1) OBP: 0.113, SLG: 0.053			0-3 K		0-3 K		0-0 G4-6-3 2-3 1B		2 0 0 0 0 2 1													
Rocky Colavito, R (8, PH) OBP: 0.311, SLG: 0.331									1 0 1 0 0 0 0													
Dooley Womack, L (8, 1)									0 0 0 0 0 0 0													
<b>Inning Stats</b>	R: 0 E: 0 K: 1 S: 5	H: 0 LOB: 0 BB: 0 P: 5	R: 0 E: 0 K: 2 S: 8	H: 1 LOB: 1 BB: 0 P: 8	R: 0 E: 0 K: 3 S: 10	H: 1 LOB: 1 BB: 0 P: 10	R: 0 E: 0 K: 1 S: 6	H: 1 LOB: 1 BB: 0 P: 6	R: 0 E: 0 K: 1 S: 5	H: 0 LOB: 0 BB: 0 P: 5	R: 0 E: 0 K: 0 S: 3	H: 1 LOB: 0 BB: 0 P: 3	R: 0 E: 0 K: 0 S: 3	H: 0 LOB: 0 BB: 0 P: 3	R: 0 E: 0 K: 0 S: 4	H: 2 LOB: 1 BB: 0 P: 4	R: 0 E: 0 K: 2 S: 9	H: 2 LOB: 2 BB: 0 P: 9	1B: 8 2B: 0 3B: 0 HR: 0	SF: 0 SAC: 1 DP: 2 HBP: 0	WP: 0 PB: 0 SB: 0 CS: 0	PA: 33
<b>PITCHER</b> Dean Chance, R (1, 1) ERA: 2.37	IP 9.0 WLS W BF 33 H 8 R 0 ER 0 SO 10 BB 0 IBB 0 HBP 0 BLK 0 WP 0 HR 0 S 53 P 53 ERA 0.00 WHIP 0.889											<b>PITCHER</b>	IP WLS BF H R ER SO BB IBB HBP BLK WP HR S P ERA WHIP									



Batter	1	2	3	4	5	6	7	8	9	AB	R	H	RBI	BB	SO	LOB	BOTTOM																							
<b>Cesar Tovar, R</b> <small>OBP: 0.324, SLG: 0.359</small> (1, 5) X	0-0 L4		0-0 E		1-0 HBP			0-0 6-3		3	1	1	0	0	0	0	<div style="text-align: center;"> <b>New York Yankees @ Minnesota Twins</b>            Metropolitan Stadium, Bloomington, MI            Mon Aug 19 1968, 8:05 PM EDT            Att: 13,029 - Unknown - 78 F         </div> <table border="0" style="width: 100%;"> <tr> <td><b>AB</b></td> <td><b>28</b></td> </tr> <tr> <td><b>R</b></td> <td><b>1</b></td> </tr> <tr> <td><b>H</b></td> <td><b>4</b></td> </tr> <tr> <td><b>RBI</b></td> <td><b>0</b></td> </tr> <tr> <td><b>BB</b></td> <td><b>3</b></td> </tr> <tr> <td><b>SO</b></td> <td><b>2</b></td> </tr> <tr> <td><b>LOB</b></td> <td><b>9</b></td> </tr> </table> <div style="text-align: center;">  </div>										<b>AB</b>	<b>28</b>	<b>R</b>	<b>1</b>	<b>H</b>	<b>4</b>	<b>RBI</b>	<b>0</b>	<b>BB</b>	<b>3</b>	<b>SO</b>	<b>2</b>	<b>LOB</b>	<b>9</b>
<b>AB</b>	<b>28</b>																																							
<b>R</b>	<b>1</b>																																							
<b>H</b>	<b>4</b>																																							
<b>RBI</b>	<b>0</b>																																							
<b>BB</b>	<b>3</b>																																							
<b>SO</b>	<b>2</b>																																							
<b>LOB</b>	<b>9</b>																																							
<b>Rich Reese, L</b> <small>OBP: 0.317, SLG: 0.374</small> (1, 3) X	0-0 L7		0-0 E6		0-0 6-3			0-0 1B		4	0	1	0	0	0	1																								
<b>Rod Carew, L</b> <small>OBP: 0.339, SLG: 0.378</small> <b>Frank Quilici, R</b> <small>OBP: 0.320, SLG: 0.354</small> (9, 4) X	0-0 1B		0-0 4-3		0-0 4-3			0-0 3B		4	0	2	0	0	0	2																								
<b>Tony Oliva, L</b> <small>OBP: 0.369, SLG: 0.502</small> (1, 9) X	0-0 L8			0-0 5-3				0-0 IBB		3	0	0	0	1	0	1																								
<b>John Roseboro, L</b> <small>OBP: 0.304, SLG: 0.314</small> (1, 2) X		0-0 1-3		4-0 BB				0-0 1-3		3	0	0	0	1	0	2																								
<b>Ted Uhlaender, L</b> <small>OBP: 0.321, SLG: 0.388</small> (1, 8) X		0-0 G3		0-0 F8				0-0 F8		3	0	0	0	0	0	1																								
<b>Bob Allison, R</b> <small>OBP: 0.325, SLG: 0.435</small> (1, 7) X		0-3 K		4-0 IBB				0-0 F9		2	0	0	0	1	1	0																								
<b>Ron Clark, R</b> <small>OBP: 0.261, SLG: 0.265</small> (1, 6) X			0-0 5-3		0-3 K			0-0 F7		3	0	0	0	0	1	2																								
<b>Dean Chance, R</b> <small>OBP: 0.096, SLG: 0.057</small> (1, 1) X			0-0 2-3		0-0 4-3			0-0 B1-3		3	0	0	0	0	0	0																								
<b>Inning Stats</b>	R: 0 E: 0 K: 0 S: 4	H: 1 LOB: 1 BB: 0 P: 4	R: 0 E: 0 K: 1 S: 5	H: 0 LOB: 0 BB: 0 P: 5	R: 1 E: 1 K: 0 S: 5	H: 1 LOB: 1 BB: 0 P: 5	R: 0 E: 0 K: 1 S: 5	H: 0 LOB: 2 BB: 2 P: 13	R: 0 E: 0 K: 0 S: 3	H: 0 LOB: 1 BB: 0 P: 4	R: 0 E: 0 K: 0 S: 3	H: 0 LOB: 0 BB: 0 P: 3	R: 0 E: 0 K: 0 S: 4	H: 2 LOB: 2 BB: 1 P: 8	R: 0 E: 0 K: 0 S: 4	H: 2 LOB: 2 BB: 1 P: 8	1B: 2 2B: 1 3B: 1 HR: 0	SF: 0 SAC: 0 DP: 0 HBP: 1	WP: 0 PB: 0 SB: 0 CS: 0	PA: 32																				
<b>PITCHER</b> <b>Stan Bahnsen, R</b> <small>ERA: 2.05</small> (1, 1)	IP 7.0	WLS L	BF 27	H 2	R 1	ER 0	SO 2	BB 1	IBB 1	HBP 1	BLK 0	WP 0	HR 0	S 28	P 37	ERA 0.00	WHIP 0.429																							
<b>Dooley Womack, R</b> <small>ERA: 3.69</small> (8, 1)	IP 1.0	WLS L	BF 5	H 2	R 0	ER 0	SO 0	BB 0	IBB 1	HBP 0	BLK 0	WP 0	HR 0	S 4	P 8	ERA 0.00	WHIP 2.000																							

**New York Yankees @ Minnesota Twins**  
 Metropolitan Stadium, Bloomington, MI

Tue Aug 20 1968, 8:05 PM EDT  
 Att. 16,141 - Unknown - 86 F

AB	32
R	5
H	5
RBI	5
BB	2
SO	7
LOB	8



Batter	1	2	3	4	5	6	7	8	9	AB R H RBI BB SO LOB
<b>Horace Clarke, S</b> (1, 4) OBP: 0.249, SLG: 0.255	0-0 F5		0-0 4-3			0-0 F8	0-0 4-3			4 0 0 0 0 0 1
<b>Jake Gibbs, L</b> (1, 2) OBP: 0.284, SLG: 0.285	0-3 K		0-0 4-3			0-0 F5		0-0 1-3		4 0 0 0 0 1 0
<b>Mickey Mantle, S</b> (1, 3) OBP: 0.392, SLG: 0.399	0-3 K			0-0 F8		0-0 L3		0-0 F5		4 0 0 0 0 1 0
<b>Roy White, S</b> (1, 7) OBP: 0.354, SLG: 0.405		0-3 K		0-0 L9			0-0 F9 1B	0-0 5-3		4 1 1 0 0 1 0
<b>Joe Pepitone, L</b> (1, 8) OBP: 0.308, SLG: 0.426		0-0 4-3		0-3 K			4-0 1B 1B BB		0-0 E4 FC6-4	3 1 0 0 1 1 0
<b>Tom Tresh, S</b> (1, 6) OBP: 0.301, SLG: 0.323		0-0 HR 1B			0-3 K		0-0 F9		0-0 FC6-4	4 1 1 0 0 1 3
<b>Andy Kosco, R</b> (1, 9) OBP: 0.259, SLG: 0.365		0-0 HR			4-0 FC5-4 BB		0-0 1B SF7 1B		0-0 F6	3 2 2 3 1 0 1
<b>Bobby Cox, R</b> (1, 5) OBP: 0.301, SLG: 0.310		0-3 K			0-3 K		0-0 1-3 2-H 1B		0-0 F8	4 0 1 1 0 2 2
<b>Mel Stottlemyre, R</b> (1, 1) OBP: 0.218, SLG: 0.171			0-0 F7			0-0 FC5-4		0-0 SF7		2 0 0 1 0 0 1

Inning Stats	R: 0	H: 0	E: 0	K: 2	S: 7	P: 7	R: 2	H: 2	E: 0	K: 2	S: 9	P: 9	R: 0	H: 0	E: 0	K: 0	S: 3	P: 3	R: 0	H: 0	E: 0	K: 1	S: 5	P: 5	R: 0	H: 0	E: 0	K: 0	S: 7	P: 11	R: 0	H: 0	E: 0	K: 0	S: 3	P: 3	R: 3	H: 3	E: 0	K: 0	S: 6	P: 10	R: 0	H: 0	E: 0	K: 0	S: 3	P: 3	R: 0	H: 0	E: 1	K: 0	S: 4	P: 4	1B: 4	SF: 1	2B: 0	SAC: 0	3B: 0	DP: 0	HR: 1	HBP: 0	WP: 0	PA: 35
--------------	------	------	------	------	------	------	------	------	------	------	------	------	------	------	------	------	------	------	------	------	------	------	------	------	------	------	------	------	------	-------	------	------	------	------	------	------	------	------	------	------	------	-------	------	------	------	------	------	------	------	------	------	------	------	------	-------	-------	-------	--------	-------	-------	-------	--------	-------	--------

PITCHER	IP	WLS	BF	H	R	ER	SO	BB	IBB	HBP	BLK	WP	HR	S	P	ERA	WHIP
<b>Dave Boswell, R</b> (1, 1) ERA: 3.07	6.1	L	26	5	5	5	7	2	0	0	0	0	1	38	46	7.11	1.105
<b>Jim Perry, R</b> (7, 1) ERA: 2.86	1.2		5	0	0	0	0	0	0	0	0	0	0	5	5	0.00	0.000
<b>Jim Roland, L</b> (9, 1) ERA: 4.05	1.0		4	0	0	0	0	0	0	0	0	0	0	4	4	0.00	0.000

PITCHER	IP	WLS	BF	H	R	ER	SO	BB	IBB	HBP	BLK	WP	HR	S	P	ERA	WHIP
---------	----	-----	----	---	---	----	----	----	-----	-----	-----	----	----	---	---	-----	------



Batter	1	2	3	4	5	6	7	8	9	AB R H RBI BB SO LOB	TOP	
Dick Howser, R OBP: 0.321, SLG: 0.164 (1, 4) X	0-0 6-3			X 0-0 F4		X 0-0 FC6-4 1B		X 0-0 6-3		4 0 1 0 0 0 1		
Tom Tresh, S OBP: 0.301, SLG: 0.321 (1, 6) X	0-0 6-3		0-3 K			X 0-0 FC6-4 1-2f		BB BB BB 4-0 1B E BB	3 1 0 0 1 1 1			
Mickey Mantle, S OBP: 0.390, SLG: 0.397 (1, 3) X	0-0 F9		X 0-0 5-3			X 0-0 5-3		X 0-0 E F2 1-3 1B	4 0 1 0 0 0 0			
Roy White, S OBP: 0.351, SLG: 0.401 (1, 8)		0-3 K		X 0-0 6-3		X 0-0 F9		X 0-0 F2 1-2	4 0 0 0 0 1 2			
Andy Kosco, R OBP: 0.262, SLG: 0.365 (1, 9)		X 0-0 6-3		X 0-0 1B		X 0-0 1-3		4-0 E IBB	3 0 1 0 1 0 0			
Rocky Colavito, R OBP: 0.309, SLG: 0.348 (1, 7)		X 0-0 F2		X 0-0 F8		X 0-0 HR		X 0-0 E5 1-2 2-3 3-H G6-4-3	4 1 1 2 0 0 3			
Frank Fernandez, R OBP: 0.287, SLG: 0.330 (1, 2)			X 0-0 5-3		X 0-0 4-3		SS 0-3 K	X 0-0 G6-4-3 1-2f	4 0 0 0 0 1 4			
Bobby Cox, R OBP: 0.301, SLG: 0.310 (1, 5)			X 0-0 L4		X 0-0 F9		X 0-0 FC1-6 1B		3 0 1 0 0 0 0			
Al Downing, R OBP: 0.250, SLG: 0.143 Lindy McDaniel, R (9, 1)			SS 0-3 K		X 0-0 1-3		X 0-0 FC1-6 1-2f		3 0 0 0 0 1 1 0 0 0 0 0 0 0			
<b>Inning Stats</b>	R: 0 E: 0 K: 0 S: 3 H: 0 LOB: 0 BB: 0 P: 3	R: 0 E: 0 K: 1 S: 5 H: 0 LOB: 0 BB: 0 P: 5	R: 0 E: 0 K: 1 S: 5 H: 0 LOB: 0 BB: 0 P: 5	R: 0 E: 0 K: 1 S: 5 H: 0 LOB: 0 BB: 0 P: 5	R: 0 E: 0 K: 0 S: 4 H: 1 LOB: 1 BB: 0 P: 4	R: 0 E: 0 K: 0 S: 4 H: 1 LOB: 1 BB: 0 P: 4	R: 0 E: 0 K: 0 S: 3 H: 0 LOB: 0 BB: 0 P: 3	R: 1 E: 0 K: 1 S: 7 H: 2 LOB: 1 BB: 0 P: 7	R: 1 E: 1 K: 0 S: 4 H: 1 LOB: 2 BB: 2 P: 12	1B: 4 2B: 0 3B: 0 HR: 1 SF: 0 SAC: 0 DP: 1 HBP: 0	WP: 0 PB: 0 SB: 0 CS: 0 PA: 34	
<b>PITCHER</b>	IP WLS BF H R ER SO BB IBB HBP BLK WP HR S P ERA WHIP											
Jim Kaat, L ERA: 2.95 (1, 1)	8.0 L 28 4 1 1 4 0 0 0 0 0 0 1 36 36 1.12 0.500											
Ron Perranoski, L ERA: 3.11 (9, 1)	1.0 6 1 1 1 0 1 1 0 0 0 0 0 4 12 9.00 2.000											

**New York Yankees @ Minnesota Twins**  
 Metropolitan Stadium, Bloomington, MI  
 Wed Aug 21 1968, 8:05 PM EDT  
 Att. 16,330 - Unknown - 88 F


livebaseballscorecards.com

AB	32
R	2
H	5
RBI	2
BB	2
SO	4
LOB	12





Batter	1	2	3	4	5	6	7	8	9	AB R H RBI BB SO LOB
Cesar Tovar, R OBP: 0.325, SLG: 0.358 (1, 9)	0-0 F2		H 1-0 HBP			X 0-0 5-3		X 0-0 L7		3 0 0 0 0 0 0
Rich Reese, L OBP: 0.308, SLG: 0.362 Frank Kostro, R OBP: 0.232, SLG: 0.245 Ron Perranoski, L (8, PH) (9, 1)	0-0 4-3		X 0-0 G3			X 0-0 4-3		S S 0-3 K		3 0 0 0 0 0 1 1 0 0 0 0 1 0 0 0 0 0 0 0 0
Rod Carew, L OBP: 0.340, SLG: 0.379 (1, 4)	0-3 K			X 0-0 B1-3		X 0-0 1B		X 0-0 3-1		4 0 1 0 0 1 0
Bob Allison, R OBP: 0.327, SLG: 0.442 (1, 7)		X 0-0 F8		B B B B 4-0 BB		X 0-0 F7		X 0-0 HR		3 1 1 1 1 0 1
Rich Rollins, R OBP: 0.279, SLG: 0.336 (1, 5)		X 0-0 6-3		X 0-0 F9		X 0-0 F4		X 0-0 6-3		4 0 0 0 0 0 1
Ted Uhlaender, L OBP: 0.316, SLG: 0.382 (1, 8)		X 0-0 E4		X 0-0 F7		X 0-0 4-3		S S 0-3 K		4 0 0 0 0 1 1
Ron Clark, R OBP: 0.257, SLG: 0.261 (1, 6)		X 0-0 F3			X 0-0 6-3		X 0-0 FC6 1B			3 0 1 0 0 0 1
Jerry Zimmerman, R OBP: 0.182, SLG: 0.128 (1, 2)			X 0-0 1-3		X 0-0 5-3		X 0-0 FC6 1-2f			3 0 0 0 0 0 1
Jim Kaat, L OBP: 0.153, SLG: 0.172 Frank Quilici, R OBP: 0.319, SLG: 0.352 (8, PH) (9, 3)			X 0-0 F9		X 0-0 4-3		X 0-0 L7			2 0 0 0 0 0 0 1 0 0 0 0 0 0

<b>BOTTOM</b>	
<p><b>New York Yankees @ Minnesota Twins</b>  Metropolitan Stadium, Bloomington, MI</p> <p>Wed Aug 21 1968, 8:05 PM EDT  Att: 16,330 - Unknown - 88 F</p>	
<b>AB</b> 31 <b>R</b> 1 <b>H</b> 3 <b>RBI</b> 1 <b>BB</b> 1 <b>SO</b> 3 <b>LOB</b> 6	

Inning Stats		R: 0	H: 0	R: 0	H: 0	R: 0	H: 0	R: 0	H: 0	R: 0	H: 1	R: 0	H: 1	R: 0	H: 0	R: 1	H: 1	1B: 2	SF: 0	WP: 0	PA: 33
		E: 0	LOB: 0	E: 1	LOB: 1	E: 0	LOB: 1	E: 0	LOB: 0	E: 0	LOB: 1	E: 0	LOB: 1	E: 0	LOB: 0	E: 0	LOB: 0	2B: 0	SAC: 0	PB: 0	
		K: 1	BB: 0	K: 0	BB: 0	K: 0	BB: 1	K: 0	BB: 0	K: 0	BB: 0	K: 0	BB: 0	K: 1	BB: 0	K: 1	BB: 0	3B: 0	DP: 0	SB: 0	
		S: 5	P: 5	S: 4	P: 4	S: 3	P: 4	S: 3	P: 3	S: 4	P: 4	S: 4	P: 4	S: 5	P: 5	S: 6	P: 6	HR: 1	HBP: 1	CS: 0	
PITCHER	IP WLS BF H R ER SO BB IBB HBP BLK WP HR S P ERA WHIP	Al Downing, L ERA: 3.95 (1, 1)	8.1 W 31 3 1 1 2 1 0 0 1 0 0 0 1 33 38 1.08 0.480	Lindy McDaniel, R ERA: 4.1 (9, 1)	0.2 S 2 0 0 0 1 0 0 0 0 0 0 0 4 4 0.00 0.000																

Batter	1	2	3	4	5	6	7	8	9	AB R H RBI BB SO LOB	TOP											
Dick Howser, R (1, 4) OBP: 0.312, SLG: 0.158	0-0 L4		0-0 5-3			0-0 F7			0-0 F3	4 0 0 0 0 0 0												
Tom Tresh, S (1, 6) OBP: 0.298, SLG: 0.317	0-0 F8			0-0 6-3		0-0 L8			0-0 F8	4 0 0 0 0 0 0												
Bill Robinson, R (1, 9) OBP: 0.281, SLG: 0.368	0-3 K			0-0 6-3			0-0 L7		0-0 F3	4 0 0 0 0 1 0												
Roy White, S (1, 8) OBP: 0.351, SLG: 0.401		0-0 1B		0-0 5-3			0-0 1-3			3 0 1 0 0 0 0												
Andy Kosco, R (1, 3) OBP: 0.260, SLG: 0.362		0-0 F8			0-0 F2			0-0 F3		3 0 0 0 0 0 1												
Rocky Colavito, R (1, 7) OBP: 0.310, SLG: 0.348		0-0 F7			0-0 1B			0-0 F6		3 0 1 0 0 0 1												
Frank Fernandez, R (1, 2) OBP: 0.280, SLG: 0.320		0-3 K			0-0 F7			0-0 F4		3 0 0 0 0 1 2												
Bobby Cox, R (1, 5) OBP: 0.299, SLG: 0.307			0-3 K		0-0 L4			0-0 F6		3 0 0 0 0 1 1												
Fritz Peterson, S (1, 1) OBP: 0.100, SLG: 0.150			0-0 5-3			0-3 K			0-0 HR	2 0 0 0 0 1 0												
Dooley Womack, L (8, 1)										0 0 0 0 0 0 0												
Mickey Mantle, S (9, PH) OBP: 0.392, SLG: 0.408										1 1 1 1 0 0 0												
<b>Inning Stats</b>	R: 0 E: 0 K: 1 S: 5	H: 0 LOB: 0 BB: 0 P: 5	R: 0 E: 0 K: 1 S: 6	H: 1 LOB: 1 BB: 0 P: 6	R: 0 E: 0 K: 1 S: 5	H: 0 LOB: 0 BB: 0 P: 5	R: 0 E: 0 K: 0 S: 3	H: 0 LOB: 0 BB: 0 P: 3	R: 0 E: 0 K: 0 S: 4	H: 1 LOB: 1 BB: 0 P: 4	R: 0 E: 0 K: 1 S: 5	H: 0 LOB: 0 BB: 0 P: 5	R: 0 E: 0 K: 0 S: 3	H: 0 LOB: 0 BB: 0 P: 3	R: 0 E: 0 K: 0 S: 3	H: 0 LOB: 0 BB: 0 P: 3	R: 1 E: 0 K: 0 S: 4	H: 1 LOB: 0 BB: 0 P: 4	1B: 2 2B: 0 3B: 0 HR: 1	SF: 0 SAC: 0 DP: 0 HBP: 0	WP: 0 PB: 0 SB: 0 CS: 0	PA: 30
<b>PITCHER</b> Jim Merritt, L (1, 1) ERA: 3.21	IP 9.0 WLS W BF 30 H 3 R 1 ER 1 SO 4 BB 0 IBB 0 HBP 0 BLK 0 WP 0 HR 1 S 38 P 38 ERA 1.00 WHIP 0.333											<b>PITCHER</b>	IP WLS BF H R ER SO BB IBB HBP BLK WP HR S P ERA WHIP									

**New York Yankees @ Minnesota Twins**  
Metropolitan Stadium, Bloomington, MI

Thu Aug 22 1968, 4:33 AM EDT  
Att. 15,898 - Unknown - 91 F

[livebaseballscorecards.com](http://livebaseballscorecards.com)

AB	30
R	1
H	3
RBI	1
BB	0
SO	4
LOB	5





Batter	1	2	3	4	5	6	7	8	9	AB R H RBI BB SO LOB	TOP																										
<b>Cesar Tovar, R</b> (1, 7) OBP: 0.326, SLG: 0.363	0-0 5-3		0-0 F3		0-0 F7			0-0 SH1-4 2B		4 0 1 0 0 0 1																											
<b>Ted Uhlaender, L</b> (1, 8) OBP: 0.320, SLG: 0.385	0-0 BB 1B		0-0 1B			0-0 HR 1B		0-0 SH1-4 2-3		3 1 3 0 0 0 0																											
<b>Tony Oliva, L</b> (1, 9) OBP: 0.369, SLG: 0.502	4-0 1-2 BB		0-0 F8			0-0 1-H HR		0-3 K		3 1 1 2 1 1 2																											
<b>Bob Allison, R</b> (1, 3) OBP: 0.326, SLG: 0.439	0-3 K			0-0 G6-4-3 1B		0-0 F7		0-0 1-3		4 0 1 0 0 1 3																											
<b>Rod Carew, L</b> (1, 4) OBP: 0.336, SLG: 0.374	0-0 F8			0-0 G6-4-3 1-2f		0-0 1-3			0-0 1-3	4 0 0 0 0 0 3																											
<b>John Roseboro, L</b> (1, 2) OBP: 0.301, SLG: 0.310		0-0 F8		0-0 6-3-4		0-0 4-3			0-0 FC5-4 1B	4 0 1 0 0 0 0 0 0 0 0 0 0 0																											
<b>Dave Boswell, R</b> (9, PR) OBP: 0.245, SLG: 0.383																																					
<b>Frank Quilici, R</b> (1, 5) OBP: 0.314, SLG: 0.351		0-3 K			0-0 2B		0-0 F5		0-0 F9	4 0 1 0 0 1 1																											
<b>Ron Clark, R</b> (1, 6) OBP: 0.252, SLG: 0.255		0-0 5-3			0-0 5-3		0-0 5-3		0-0 FC5-4 1-2f	4 0 0 0 0 0 2																											
<b>Dean Chance, R</b> (1, 1) OBP: 0.092, SLG: 0.055			0-3 K		0-3 K		0-3 K			3 0 0 0 0 3 1																											
<b>Ron Perranoski, L</b> (8, 1)										0 0 0 0 0 0 0																											
<b>Inning Stats</b>	R: 0 E: 0 K: 1 S: 6	H: 1 LOB: 2 BB: 1 P: 10	R: 0 E: 0 K: 1 S: 5	H: 0 LOB: 0 BB: 0 P: 5	R: 0 E: 0 K: 1 S: 6	H: 1 LOB: 1 BB: 0 P: 6	R: 0 E: 0 K: 1 S: 6	H: 1 LOB: 1 BB: 0 P: 6	R: 2 E: 0 K: 0 S: 5	H: 2 LOB: 0 BB: 0 P: 5	R: 0 E: 0 K: 1 S: 5	H: 0 LOB: 0 BB: 0 P: 5	R: 0 E: 0 K: 1 S: 6	H: 1 LOB: 1 BB: 0 P: 6	R: 0 E: 0 K: 0 S: 4	H: 1 LOB: 1 BB: 0 P: 4	1B: 5 2B: 2 3B: 0 HR: 1	SF: 0 SAC: 1 DP: 1 HBP: 0	WP: 0 PB: 0 SB: 0 CS: 0	PA: 35																	
<b>PITCHER</b>	IP WLS BF H R ER SO BB IBB HBP BLK WP HR S P ERA WHIP																																				
<b>Joe Herten, R</b> (1, 1) ERA: 2.72	7.0		27	6	2	2	5	1	0	0	0	0	0	1	36	40	2.57	1.000																			
<b>Wilbur Wood, L</b> (8, 1) ERA: 1.91	2.0	W	8	2	0	0	1	0	0	0	0	0	0	0	10	10	0.00	1.000																			

**Minnesota Twins @ Chicago White Sox**  
 Comiskey Park, Chicago, IL  
 Fri Aug 23 1968, 8:05 PM EDT  
 Att: 11,058 - Unknown

<b>AB</b>	33
<b>R</b>	2
<b>H</b>	8
<b>RBI</b>	2
<b>BB</b>	1
<b>SO</b>	6
<b>LOB</b>	13



WP: 0	PA: 35
PB: 0	
SB: 0	
CS: 0	

ERA	WHIP

Batter	1	2	3	4	5	6	7	8	9	AB	R	H	RBI	BB	SO	LOB
Luis Aparicio, R OBP: 0.312, SLG: 0.351 (1, 6)	0-0 4-3			0-0 SH3 1B WP 1B	0-0 6-3		0-0 F5			4	1	1	0	0	0	1
Sandy Alomar Sr., S OBP: 0.310, SLG: 0.298 (1, 4)	0-0 1-3			0-0 WP SH3 1-2 1B	0-0 F8			0-0 WP S SF7 1B		4	1	2	0	0	0	1
Duane Josephson, R OBP: 0.287, SLG: 0.359 (1, 2) Jerry McNertney, R OBP: 0.319, SLG: 0.322 (9, 2)	0-0 5-3			0-0 SH3 1-2 2-3	0-0 6-3			0-0 SF7 1-H		2	0	0	1	0	0	1
Pete Ward, L OBP: 0.357, SLG: 0.375 (1, 5) Woodie Held, R OBP: 0.247, SLG: 0.163 (8, PR) (9, 9)		4-0 BB G1-4-3 BB		4-0 IBB 2-3 3-H IBB		4-0 SH5-4 S BB		0-0 1B 2B		1	0	1	0	3	0	0
Tommy Davis, R OBP: 0.276, SLG: 0.337 (1, 7)		0-0 G1-4-3 1-2f		0-3 K		0-0 SH5-4 1-3		0-0 G3-6-3 1B		3	0	1	1	0	1	3
Tom McCraw, L OBP: 0.303, SLG: 0.388 (1, 3)		0-0 F7		4-0 1-2 IBB		0-0 4-3		0-0 G3-6-3 1-2f		3	0	0	0	1	0	3
Walt Williams, R OBP: 0.217, SLG: 0.247 (1, 9) Ron Hansen, R OBP: 0.291, SLG: 0.326 (9, 5)			0-0 5-3	0-0 4-3		0-3 K				3	0	0	0	0	1	4
Ken Berry, R OBP: 0.283, SLG: 0.337 (1, 8)			0-0 4-3		0-0 3B 1B		0-3 K			3	1	1	0	0	1	0
Joe Horten, R OBP: 0.111, SLG: 0.132 (1, 1) Gary Peters, L OBP: 0.275, SLG: 0.355 (7, PH) Wilbur Wood, R OBP: 0.211, SLG: 0.118 (8, 1)			0-0 F7		0-0 3B		0-0 3-1			2	0	1	1	0	0	0
<b>Inning Stats</b>	R: 0 H: 0 E: 0 LOB: 0 K: 0 BB: 0 S: 3 P: 3	R: 0 H: 0 E: 0 LOB: 0 K: 0 BB: 1 S: 2 P: 6	R: 0 H: 0 E: 0 LOB: 0 K: 0 BB: 0 S: 3 P: 3	R: 1 H: 2 E: 0 LOB: 3 K: 1 BB: 2 S: 7 P: 15	R: 1 H: 2 E: 0 LOB: 1 K: 0 BB: 0 S: 5 P: 5	R: 0 H: 0 E: 0 LOB: 1 K: 1 BB: 1 S: 5 P: 9	R: 0 H: 0 E: 0 LOB: 0 K: 1 BB: 0 S: 5 P: 5	R: 2 H: 3 E: 0 LOB: 1 K: 0 BB: 0 S: 5 P: 5	1B: 5 SF: 1 2B: 1 SAC: 2 3B: 1 DP: 2 HR: 0 HBP: 0							
<b>PITCHER</b> Dean Chance, R ERA: 2.45 (1, 1) Ron Perranoski, L ERA: 3.08 (8, 1)	IP 7.1 WLS L BF 32 H 7 R 4 ER 4 SO 3	IP 0.2 WLS BF 1 H 0 R 0 ER 0 SO 0	IP 0.0 WLS BF 0 H 0 R 0 ER 0 SO 0	IP 2.0 WLS BF 2 H 2 R 0 ER 0 SO 2	IP 1.0 WLS BF 1 H 1 R 0 ER 0 SO 1	IP 0.0 WLS BF 0 H 0 R 0 ER 0 SO 0	IP 0.0 WLS BF 0 H 0 R 0 ER 0 SO 0	IP 0.0 WLS BF 0 H 0 R 0 ER 0 SO 0	IP 0.0 WLS BF 0 H 0 R 0 ER 0 SO 0							

**BOTTOM**

**Minnesota Twins @ Chicago White Sox**  
Comiskey Park, Chicago, IL  
Fri Aug 23 1968, 8:05 PM EDT  
Att. 11,058 - Unknown

[livebaseballscorecards.com](http://livebaseballscorecards.com)

<b>AB</b>	<b>26</b>
<b>R</b>	<b>4</b>
<b>H</b>	<b>7</b>
<b>RBI</b>	<b>3</b>
<b>BB</b>	<b>4</b>
<b>SO</b>	<b>3</b>
<b>LOB</b>	<b>13</b>



WP: 2	PA: 33
PB: 0	
SB: 2	
CS: 0	

Batter	1	2	3	4	5	6	7	8	9	AB R H RBI BB SO LOB	TOP											
<b>Cesar Tovar, R</b> (1, 7) OBP: 0.323, SLG: 0.359	0-0 1-3		0-0 6-3		0-0 5-3		0-0 6-3		0-0 F6	5 0 0 1 0 0 3												
<b>Ted Uhlaender, L</b> (1, 8) OBP: 0.321, SLG: 0.386	0-0 F7		0-0 1B			0-0 FC4-6 1B	0-0 F8			4 0 2 0 0 0 1												
<b>Rod Carew, L</b> (1, 4) OBP: 0.332, SLG: 0.370	0-0 F8		0-0 F6			0-0 FC4-6 1B		0-0 4-3		4 0 0 0 0 0 2												
<b>Tony Oliva, L</b> (1, 9) OBP: 0.366, SLG: 0.498		0-0 3-1		0-0 4-3		0-0 F8		0-0 F5		4 0 0 0 0 0 1												
<b>Bob Allison, R</b> (1, 3) OBP: 0.328, SLG: 0.448		0-0 F8		0-0 F7		0-0 1-2 1B		0-0 HR		4 1 2 1 0 0 0												
<b>Frank Quilici, R</b> (1, 5) OBP: 0.313, SLG: 0.349		0-0 1B 1B		0-0 F9		0-0 4-3		0-0 5-3		4 0 1 0 0 0 2												
<b>Ron Clark, R</b> (1, 6) OBP: 0.264, SLG: 0.275		0-0 1-3 1B			0-0 2B		0-0 2B 6-3 1B		0-0 5-3	4 1 3 0 0 0 0												
<b>Bruce Look, L</b> (1, 2) OBP: 0.391, SLG: 0.321		0-0 3-1			0-0 4-3		0-0 WP 1-3 2B		0-0 1B	4 0 2 0 0 0 3												
<b>Jim Kaat, L</b> (9, PR) OBP: 0.153, SLG: 0.172										0 0 0 0 0 0 0												
<b>Tom Hall, L</b> (1, 1)			0-0 6-3		0-0 1-3		0-3 K		0-3 K	2 0 0 0 0 0 1												
<b>Al Worthington, R</b> (6, 1)										0 0 0 0 0 0 0												
<b>John Roseboro, L</b> (7, PH) OBP: 0.300, SLG: 0.309										1 0 0 0 0 1 2												
<b>Bob Miller, R</b> (7, 1) OBP: 0.167, SLG: 0.167										0 0 0 0 0 0 0												
<b>Rich Rollins, R</b> (9, PH) OBP: 0.277, SLG: 0.333										1 0 0 0 0 1 1												
<b>Inning Stats</b>	R: 0 E: 0 K: 0 S: 3	H: 0 LOB: 0 BB: 0 P: 3	R: 0 E: 0 K: 0 S: 5	H: 2 LOB: 2 BB: 0 P: 5	R: 0 E: 0 K: 0 S: 4	H: 1 LOB: 1 BB: 0 P: 4	R: 0 E: 0 K: 0 S: 3	H: 0 LOB: 0 BB: 0 P: 3	R: 0 E: 0 K: 0 S: 4	H: 1 LOB: 1 BB: 0 P: 4	R: 0 E: 0 K: 0 S: 5	H: 2 LOB: 2 BB: 0 P: 5	R: 1 E: 0 K: 1 S: 7	H: 2 LOB: 1 BB: 0 P: 7	R: 1 E: 0 K: 0 S: 4	H: 1 LOB: 0 BB: 0 P: 4	R: 0 E: 0 K: 1 S: 6	H: 1 LOB: 1 BB: 0 P: 6	1B: 7 2B: 2 3B: 0 HR: 1	SF: 0 SAC: 0 DP: 0 HBP: 0	WP: 1 PB: 0 SB: 0 CS: 0	PA: 37
<b>PITCHER</b>	IP WLS BF H R ER SO BB IBB HBP BLK WP HR S P ERA WHIP																					
<b>Jack Fisher, R</b> (1, 1) ERA: 2.92	8.1 W 35 10 2 2 1 0 0 0 0 1 1 37 37 2.16 1.200																					
<b>Hoyt Wilhelm, R</b> (9, 1) ERA: 1.51	0.2 S 2 0 0 0 1 0 0 0 0 0 0 0 4 4 0.00 0.000																					

**Minnesota Twins @ Chicago White Sox**  
Comiskey Park, Chicago, IL  
Sat Aug 24 1968, 8:05 PM EDT  
Unknown - 83 F

livebaseballscorecards.com

AB	37
R	2
H	10
RBI	2
BB	0
SO	2
LOB	16



Batter	1	2	3	4	5	6	7	8	9	AB	R	H	RBI	BB	SO	LOB
Luis Aparicio, R OBP: 0.309, SLG: 0.348 (1, 6)	0-0 F7		0-0 F8			0-0 F7	0-3 K			4	0	0	0	0	1	0
Sandy Alomar Sr., S OBP: 0.313, SLG: 0.301 (1, 4)	0-0 F8		0-0 F2			0-0 1B 2B	0-0 FC6-4 1B			4	1	2	0	0	0	0
Duane Josephson, R OBP: 0.290, SLG: 0.358 (1, 2) Hoyt Wilhelm, R (9, 1)	4-0 1B BB				0-0 F9	0-0 1B 2B	0-0 FC6-4			3	1	1	0	1	0	1
Tommy Davis, R OBP: 0.276, SLG: 0.336 (1, 7)	0-0 1-2 1B			0-0 6-3		0-0 F8		0-0 5-3		4	0	1	0	0	0	2
Pete Ward, L OBP: 0.357, SLG: 0.378 (1, 5) Ron Hansen, R OBP: 0.283, SLG: 0.328 (7, 5)	0-0 4-3			0-3 K		0-0 1-H 2-H 2B		0-0 1B 1B		3	1	1	2	0	1	2
Walt Williams, R OBP: 0.232, SLG: 0.244 (1, 9) Woodie Held, R OBP: 0.245, SLG: 0.160 (8, 9)		0-0 F6			4-0 CS BB	4-0 2B E IBB		0-0 F8		1	1	0	0	2	0	0
Tom McCraw, L OBP: 0.305, SLG: 0.391 (1, 3)		0-3 K			0-3 K	0-0 1-H 2-H 2B		0-0 1-3 1B		4	0	2	1	0	2	1
Ken Berry, R OBP: 0.283, SLG: 0.337 (1, 8)		0-0 F7			0-0 1B	0-0 4-3		0-3 K		4	0	1	0	0	1	3
Jack Fisher, R OBP: 0.154, SLG: 0.158 (1, 1) Jerry McNertney, R OBP: 0.319, SLG: 0.322 (9, 2)			0-3 K			0-0 5-3		0-3 K		3	0	0	0	0	2	1
										0	0	0	0	0	0	0

Inning Stats	R: 0	H: 1	E: 0	K: 0	S: 4	LOB: 2	BB: 1	P: 8	R: 0	H: 0	E: 0	K: 1	S: 5	LOB: 0	BB: 0	P: 5	R: 0	H: 0	E: 0	K: 1	S: 5	LOB: 0	BB: 0	P: 5	R: 0	H: 1	E: 0	K: 1	S: 5	LOB: 1	BB: 1	P: 9	R: 4	H: 4	E: 1	K: 0	S: 7	LOB: 1	BB: 1	P: 11	R: 0	H: 1	E: 0	K: 2	S: 8	LOB: 1	BB: 0	P: 8	R: 0	H: 2	E: 0	K: 1	S: 7	LOB: 2	BB: 0	P: 7
--------------	------	------	------	------	------	--------	-------	------	------	------	------	------	------	--------	-------	------	------	------	------	------	------	--------	-------	------	------	------	------	------	------	--------	-------	------	------	------	------	------	------	--------	-------	-------	------	------	------	------	------	--------	-------	------	------	------	------	------	------	--------	-------	------


PITCHER	IP	WLS	BF	H	R	ER	SO	BB	IBB	HBP	BLK	WP	HR	S	P	ERA	WHIP
Tom Hall, L ERA: 4.7 (1, 1)	5.2	L	25	6	4	3	4	2	1	0	0	0	0	30	42	4.76	1.412
Al Worthington, R ERA: 3.14 (6, 1)	0.1		1	0	0	0	0	0	0	0	0	0	0	1	1	0.00	0.000
Bob Miller, R ERA: 3.27 (7, 1)	2.0		9	3	0	0	3	0	0	0	0	0	0	15	15	0.00	1.500

**BOTTOM**

**Minnesota Twins @ Chicago White Sox**  
Comiskey Park, Chicago, IL

Sat Aug 24 1968, 8:05 PM EDT  
Unknown - 83 F

AB	32
R	4
H	9
RBI	3
BB	3
SO	7
LOB	11



WP	PA	ERA	WHIP
0	35		

Batter	1	2	3	4	5	6	7	8	9	AB R H RBI BB SO LOB	TOP									
Cesar Tovar, R (1, 7) OBP: 0.325, SLG: 0.361	0-0 1B 1B	0-0 F4			0-0 2B 1B		0-3 K	0-0 2B SF8 1B		5 3 3 0 0 1 1										
Ted Uhlaender, L (1, 8) OBP: 0.326, SLG: 0.391	0-0 1B 1B		0-0 3-1		4-0 2B BB		0-0 3-1 1B 2B	0-0 2B 1-3 2-H		4 2 3 1 1 0 0										
Rod Carew, L (1, 4) OBP: 0.333, SLG: 0.374	0-0 F7		0-0 E1		0-0 2B 1-H 2-H		0-0 2B 3-1 1B	0-0 SF8 3-H		4 1 2 3 0 0 2										
Tony Oliva, L (1, 9) OBP: 0.364, SLG: 0.493	0-0 F7		1-0 HBP G6-4-3		0-0 4-3		0-0 3-1	0-0 4-3		4 0 0 0 0 0 6										
Bob Allison, R (1, 3) OBP: 0.332, SLG: 0.455	0-0 1B		0-0 G6-4-3		0-0 1-3		4-0 2B IBB	0-0 HR 3B		4 1 2 1 1 0 3 0 0 0 0 0 0 0										
Jim Holt, L (9, 3) OBP: 0.233, SLG: 0.253	0-0 1B 3-H		0-0 G6-4-3		0-0 1-3		0-0 2B			4 0 2 2 0 0 2 1 0 0 0 0 1 1										
Rich Rollins, R (1, 5) OBP: 0.283, SLG: 0.345	0-0 1-3			0-0 5-3		0-0 FC5-4 1B	0-0 2B	0-3 K		4 0 2 2 0 0 2 1 0 0 0 0 1 1										
Frank Quilici, R (8, 5) OBP: 0.312, SLG: 0.347	0-0 1-3			0-0 5-3		0-0 FC5-4 1B	0-3 K			5 1 1 2 0 1 3										
John Roseboro, L (1, 2) OBP: 0.298, SLG: 0.316		0-0 F9		0-0 F4		0-0 F8	0-3 K	0-0 HR		5 0 1 0 0 1 1										
Ron Clark, R (1, 6) OBP: 0.262, SLG: 0.273		0-0 F8		0-0 F4		0-0 FC5-4		0-0 K		5 0 1 0 0 1 1										
Dave Boswell, R (1, 1) OBP: 0.241, SLG: 0.365		0-0 1B			0-0 F2	0-0 5-3		0-0 K		5 1 1 0 0 1 2										
<b>Inning Stats</b>	R: 1 E: 0 K: 0 S: 6	H: 3 LOB: 2 BB: 0 P: 6	R: 0 E: 0 K: 0 S: 4	H: 1 LOB: 1 BB: 0 P: 4	R: 0 E: 1 K: 0 S: 3	H: 0 LOB: 0 BB: 0 P: 3	R: 2 E: 0 K: 0 S: 5	H: 2 LOB: 1 BB: 1 P: 9	R: 0 E: 1 K: 0 S: 4	H: 1 LOB: 1 BB: 0 P: 4	R: 2 E: 0 K: 2 S: 10	H: 3 LOB: 2 BB: 1 P: 14	R: 2 E: 0 K: 0 S: 6	H: 3 LOB: 1 BB: 0 P: 6	R: 2 E: 0 K: 3 S: 11	H: 2 LOB: 0 BB: 0 P: 11	1B: 10 2B: 3 3B: 1 HR: 1	SF: 1 SAC: 0 DP: 1 HBP: 1	WP: 0 PB: 0 SB: 2 CS: 0	PA: 45
<b>PITCHER</b>	IP WLS BF H R ER SO BB IBB HBP BLK WP HR S P ERA WHIP																			
Bob Priddy, R (1, 1) ERA: 3.62	4.1 L 21 6 3 3 0 1 0 1 0 0 0 0 19 24 6.23 1.615																			
Bob Locker, R (5, 1) ERA: 2.32	2.0 9 3 2 2 1 0 0 0 0 0 0 0 11 11 9.00 1.500																			
Jerry Nyman, L (7, 1) ERA:	0.2 4 1 0 0 1 0 1 0 0 0 0 5 9 0.00 1.500																			
Dennis Ribant, R (8, 1) ERA: 4.74	2.0 11 5 4 4 3 0 0 0 0 0 0 1 17 17 18.00 2.500																			

Minnesota Twins @ Chicago White Sox  
Comiskey Park, Chicago, IL  
Sat Aug 24 1968, 8:05 PM EDT  
Att: 10,102 - Unknown

AB	41
R	9
H	15
RBI	9
BB	2
SO	5
LOB	21



WP	0	PA	45
PB	0		
SB	2		
CS	0		

1B	10	SF	1	WP	0	PA	45
2B	3	SAC	0	PB	0		
3B	1	DP	1	SB	2		
HR	1	HBP	1	CS	0		




Batter	1	2	3	4	5	6	7	8	9	AB	R	H	RBI	BB	SO	LOB
Luis Aparicio, R OBP: 0.307, SLG: 0.346 (1, 6)	0-0 F7		0-0 FC6-4		0-0 5-3		0-0 FC4			4	0	0	0	0	0	2
Sandy Alomar Sr., S OBP: 0.315, SLG: 0.298 (1, 4)	0-0 F4			4-0 1B BB	0-0 G3			4-0 BB BB		2	1	0	0	2	0	0
Tom McCraw, L OBP: 0.302, SLG: 0.387 (1, 3)	0-0 F8			0-0 F1		0-0 E4		0-3 K		4	0	0	0	0	1	2
Pete Ward, L OBP: 0.358, SLG: 0.375 (1, 5)		0-3 K		0-3 K		4-0 BB BB		4-0 BB BB		2	0	0	0	2	2	1
Tommy Davis, R OBP: 0.275, SLG: 0.335 (1, 7)		0-0 F7		0-0 1B BB		0-0 F8		0-0 G6-4-3		4	0	1	1	0	0	4
Walt Williams, R OBP: 0.242, SLG: 0.255 (1, 9)		0-0 5-3		0-0 1B		0-0 G6-4-3			0-0 G4-3	4	0	2	0	0	0	2
Jerry McNertney, R OBP: 0.317, SLG: 0.320 (1, 2)			0-0 FC6-4	0-0 E6			0-0 F2		0-3 K	4	0	1	0	0	1	3
Ken Berry, R OBP: 0.280, SLG: 0.333 (1, 8)			0-0 F8	0-0 F4			0-0 F5		0-0 G4-3	4	0	0	0	0	0	5
Bob Priddy, R OBP: 0.083, SLG: 0.174 (1, 1)			0-0 F8		0-0 F1		4-0 FC4			1	0	0	0	0	0	1
Bob Locker, S (5, 1)										1	0	0	0	0	0	0
Jerry Nyman, L (7, 1)										0	0	0	0	0	0	0
Dick Kenworthy, R (7, PH)										0	0	0	0	0	1	0
Dennis Ribant, R (8, 1)										0	0	0	0	0	0	0

Inning Stats	R: 0	H: 0	E: 0	K: 0	S: 3	R: 0	H: 0	E: 0	K: 1	S: 5	R: 0	H: 1	E: 0	K: 0	S: 4	R: 1	H: 2	E: 1	K: 1	S: 8	R: 0	H: 0	E: 0	K: 0	S: 3	R: 0	H: 0	E: 1	K: 0	S: 3	R: 0	H: 0	E: 0	K: 0	S: 3	R: 0	H: 0	E: 0	K: 1	S: 4	R: 0	H: 1	E: 0	K: 1	S: 5	1B: 4	2B: 0	3B: 0	HR: 0	SF: 0	SAC: 0	DP: 3	HBP: 0	WP: 0	PB: 0	SB: 1	CS: 0	PA: 35
--------------	------	------	------	------	------	------	------	------	------	------	------	------	------	------	------	------	------	------	------	------	------	------	------	------	------	------	------	------	------	------	------	------	------	------	------	------	------	------	------	------	------	------	------	------	------	-------	-------	-------	-------	-------	--------	-------	--------	-------	-------	-------	-------	--------

PITCHER	IP	WLS	BF	H	R	ER	SO	BB	IBB	HBP	BLK	WP	HR	S	P	ERA	WHIP
Dave Boswell, R (1, 1)	9.0	W	35	4	1	1	4	5	0	0	0	0	0	38	58	1.00	1.000

**MINNESOTA TWINS @ CHICAGO WHITE SOX**  
**Comiskey Park, Chicago, IL**  
 Sat Aug 24 1968, 8:05 PM EDT  
 Att. 10,102 - Unknown

AB	30
R	1
H	4
RBI	1
BB	5
SO	4
LOB	20



PITCHER	IP	WLS	BF	H	R	ER	SO	BB	IBB	HBP	BLK	WP	HR	S	P	ERA	WHIP
---------	----	-----	----	---	---	----	----	----	-----	-----	-----	----	----	---	---	-----	------

Batter	1	2	3	4	5	6	7	8	9	AB R H RBI BB SO LOB	TOP													
<b>Cesar Tovar, R</b> (1, 7) OBP: 0.324, SLG: 0.360 (4, 8)	0-0 F9	0-0 F5			0-0 SH SF7		0-0 F5		0-0 F3	5 1 1 0 0 0 3														
<b>Ted Uhlaender, L</b> (1, 8) OBP: 0.324, SLG: 0.389 <b>Frank Kostro, R</b> (4, 7) OBP: 0.237, SLG: 0.255	0-0 6-3		0-0 4-3		0-0 SF7		0-0 F3		0-0 BB	2 0 0 0 0 0 0 2 1 1 1 0 0 0														
<b>Rich Rollins, R</b> (1, 5) OBP: 0.282, SLG: 0.338 <b>Frank Quilici, R</b> (8, 5) OBP: 0.310, SLG: 0.345 (8, 4)	4-0 1B BB		0-3 K		0-0 5-3			0-0 F7	0-0 E5 BB	3 0 0 0 1 1 0 1 1 0 0 0 0 2														
<b>Tony Oliva, L</b> (1, 9) OBP: 0.364, SLG: 0.492	0-0 FC5-4 1-3 1B		0-0 3-1		0-0 4-3			0-0 E 1B 1B	0-0 G1-2-3	5 1 2 0 0 0 3														
<b>Bob Allison, R</b> (1, 3) OBP: 0.333, SLG: 0.452 <b>Rich Reese, L</b> (9, 3) OBP: 0.308, SLG: 0.362	0-0 FC5-4 1-2f		0-3 K		0-0 F6			0-0 E7 1B SF9	4-0 BB 1B IBB	4 2 1 0 1 1 2 0 0 0 0 0 0 0														
<b>Rod Carew, L</b> (1, 4) OBP: 0.335, SLG: 0.378 <b>Rick Renick, R</b> (8, 6) OBP: 0.219, SLG: 0.348		0-0 1B 2B		0-0 6-3		0-0 4-3		0-0 SF9 1B	4-0 1B BB	4 1 2 1 0 0 0 0 1 0 1 1 0 0														
<b>Ron Clark, R</b> (1, 6) OBP: 0.278, SLG: 0.276 (8, 5)		0-3 K		4-0 BB		4-0 FC5-4 BB		4-0 IBB	0-0 1B 2B 1B	2 1 1 2 3 1 1														
<b>Jerry Zimmerman, R</b> (1, 2) OBP: 0.191, SLG: 0.143 <b>John Roseboro, L</b> (8, PH) OBP: 0.299, SLG: 0.318 (8, 2)		0-0 2-H 1B		0-0 6-3		0-0 FC5-4 1-2f		0-0 SF9	0-0 2B 1B	3 0 1 1 0 0 2 1 0 1 2 0 0 0														
<b>Jim Kaat, L</b> (1, 1) OBP: 0.156, SLG: 0.190		0-0 F9			0-0 E3 SH		0-0 4-3	0-0 4-3	0-0 3-H 2B	5 1 1 1 0 0 3														
<b>Inning Stats</b>	R: 0 E: 0 K: 0 S: 4	H: 1 LOB: 2 BB: 1 P: 8	R: 1 E: 0 K: 1 S: 7	H: 2 LOB: 1 BB: 0 P: 7	R: 0 E: 0 K: 1 S: 5	H: 0 LOB: 0 BB: 0 P: 5	R: 0 E: 0 K: 1 S: 5	H: 0 LOB: 1 BB: 1 P: 9	R: 2 E: 2 K: 0 S: 5	H: 0 LOB: 0 BB: 0 P: 5	R: 0 E: 0 K: 0 S: 3	H: 0 LOB: 1 BB: 1 P: 7	R: 0 E: 0 K: 0 S: 3	H: 0 LOB: 0 BB: 0 P: 3	R: 2 E: 1 K: 0 S: 6	H: 3 LOB: 2 BB: 1 P: 10	R: 5 E: 1 K: 0 S: 8	H: 5 LOB: 2 BB: 2 P: 16	1B: 9 2B: 2 3B: 0 HR: 0	SF: 2 SAC: 1 DP: 1 HBP: 0	WP: 0 PB: 0 SB: 1 CS: 0	PA: 46		
<b>PITCHER</b> <b>Gary Peters, L</b> (1, 1) ERA: 3.42 <b>Hoyt Wilhelm, R</b> (8, 1) ERA: 1.97	IP 7.1	WLS L	BF 34	H 6	R 5	ER 3	SO 3	BB 3	IBB 1	HBP 0	BLK 0	WP 0	HR 0	S 36	P 52	ERA 3.68	WHIP 1.227							
																		<b>PITCHER</b>						
																		<b>MINNESOTA TWINS</b>						

**Minnesota Twins @ Chicago White Sox**  
Comiskey Park, Chicago, IL  
Sun Aug 25 1968, 4:33 AM EDT  
Att: 7,211 - Unknown - 71 F

AB	37
R	10
H	11
RBI	9
BB	6
SO	3
LOB	16



WP	0	PA	46
PB	0		
SB	1		
CS	0		

ERA	3.68	WHIP	1.227
-----	------	------	-------

ERA	1.97	WHIP	1.227
-----	------	------	-------

ERA	3.68	WHIP	1.227
-----	------	------	-------

ERA	1.97	WHIP	1.227
-----	------	------	-------

Batter	1	2	3	4	5	6	7	8	9	AB R H RBI BB SO LOB
Luis Aparicio, R OBP: 0.308, SLG: 0.346 (1, 6)	0-0 1B 1B		0-0 6-3		0-0 SH2-3 1B		0-0 6-3		0-0 FC6-4 1-2f	5 1 2 1 0 0 1
Sandy Alomar Sr., S OBP: 0.314, SLG: 0.298 (1, 4)	0-0 1B 1-3 1B		0-0 F7		0-0 SH2-3 1-2		0-0 6-3		0-0 FC6-4 1-2f	4 0 1 0 0 0 1
Duane Josephson, R OBP: 0.289, SLG: 0.357 (1, 2)	0-0 F1		0-0 E7 1B		0-0 F8		0-0 F8			4 0 1 0 0 0 3
Tommy Davis, R OBP: 0.278, SLG: 0.333 (1, 7)	0-0 F9		4-0 BB		4-0 BB			0-0 1-3		2 0 0 0 2 0 2
Walt Williams, R OBP: 0.243, SLG: 0.255 (1, 9)	0-0 FC6-4 1-3 3-H 1B		0-0 F8		0-0 5-3			0-0 F3		4 0 1 1 0 0 4
Ron Hansen, R OBP: 0.285, SLG: 0.333 (1, 5)	0-0 FC6-4 1-2f			0-0 5-3		0-0 2B		0-0 1B		4 0 2 0 0 0 2
Tom McCraw, L OBP: 0.300, SLG: 0.384 (1, 3)		0-0 4-3		0-0 1-3		0-0 F6		0-0 F6		3 0 0 0 0 0 1
Jerry McNertney, R OBP: 0.315, SLG: 0.317 (8, PH)										1 0 0 0 0 0 1
Woody Held, R OBP: 0.245, SLG: 0.165 (1, 8)		0-3 K		0-3 K		0-0 F4			0-0 FC5-4 1B	4 0 1 0 0 2 1
Gary Peters, L OBP: 0.278, SLG: 0.354 (1, 1)		0-0 F2			0-0 WP 1B		0-0 G3		0-0 FC5-4 1-2f	3 1 1 0 0 0 1
Hoyt Wilhelm, R (8, 1)										0 0 0 0 0 0 0
Dick Kenworthy, R OBP: 0.252, SLG: 0.237 (9, PH)										1 0 0 0 0 0 1

<b>Inning Stats</b>	R: 1 E: 0 K: 0 S: 6	H: 3 LOB: 2 BB: 0 P: 6	R: 0 E: 0 K: 1 S: 5	H: 0 LOB: 0 BB: 0 P: 5	R: 0 E: 1 K: 0 S: 4	H: 1 LOB: 2 BB: 1 P: 8	R: 0 E: 0 K: 1 S: 5	H: 0 LOB: 0 BB: 0 P: 5	R: 1 E: 0 K: 0 S: 5	H: 2 LOB: 2 BB: 1 P: 9	R: 0 E: 0 K: 0 S: 4	H: 1 LOB: 1 BB: 0 P: 4	R: 0 E: 0 K: 0 S: 3	H: 0 LOB: 0 BB: 0 P: 3	R: 0 E: 0 K: 0 S: 4	H: 1 LOB: 1 BB: 0 P: 4	R: 0 E: 0 K: 0 S: 4	H: 1 LOB: 1 BB: 0 P: 4	1B: 8 2B: 1 3B: 0 HR: 0	SF: 0 SAC: 1 DP: 0 HBP: 0	WP: 1 PB: 0 SB: 0 CS: 0	PA: 38											
<b>PITCHER</b> Jim Kaat, L ERA: 2.9 (1, 1)	IP 9.0	WLS W	BF 38	H 9	R 2	ER 2	SO 2	BB 2	IBB 0	HBP 0	BLK 0	WP 1	HR 0	S 40	P 48	ERA 2.00	WHIP 1.222																
											<b>PITCHER</b>	IP 9.0	WLS W	BF 38	H 9	R 2	ER 2	SO 2	BB 2	IBB 0	HBP 0	BLK 0	WP 1	HR 0	S 40	P 48	ERA 2.00	WHIP 1.222					

**MINNESOTA TWINS @ CHICAGO WHITE SOX**  
 Comiskey Park, Chicago, IL  
 Sun Aug 25 1968, 4:33 AM EDT  
 Att. 7,211 - Unknown - 71 F

<b>AB</b>	<b>35</b>
<b>R</b>	<b>2</b>
<b>H</b>	<b>9</b>
<b>RBI</b>	<b>2</b>
<b>BB</b>	<b>2</b>
<b>SO</b>	<b>2</b>
<b>LOB</b>	<b>18</b>



Batter	1	2	3	4	5	6	7	8	9	AB R H RBI BB SO LOB	TOP											
<b>Cesar Tovar, R</b> (1, 8) OBP: 0.323, SLG: 0.360	0-0 6-3		0-0 E1 PB HBP		0-0 F4		0-0 1B 2B		0-0 4-3	5 1 1 1 0 0 1												
<b>Rich Reese, L</b> (1, 3) OBP: 0.311, SLG: 0.362	0-3 K		1-0 PB 1-2 HBP			0-0 6-3	0-0 1B			3 0 1 2 0 1 0												
<b>Rod Carew, L</b> (1, 4) OBP: 0.334, SLG: 0.377	0-3 K		0-0 F5 1-2 2-3			0-0 4-3	0-0 1B			4 0 1 0 0 1 2												
<b>Tony Oliva, L</b> (1, 9) OBP: 0.361, SLG: 0.488		0-3 K		0-0 F5		0-0 3-1	0-0 4-3			4 0 0 0 0 1 2												
<b>Bob Allison, R</b> (1, 7) OBP: 0.334, SLG: 0.453		0-0 F1		0-0 CS 1B			0-0 1B SF7 1B	0-3 K		4 1 2 0 0 1 0												
<b>John Roseboro, L</b> (1, 2) OBP: 0.302, SLG: 0.318		4-0 FC6-4 BB		0-3 K 1-2			0-0 SF7 BB 2B 1B	0-0 F6		3 1 1 0 1 1 1												
<b>Rich Rollins, R</b> (1, 5) OBP: 0.275, SLG: 0.329		0-0 FC6-4			0-3 K2-3		0-3 K	0-0 F8		4 0 0 0 0 2 3												
<b>Frank Quilici, R</b> (8, 5) OBP: 0.310, SLG: 0.345										0 0 0 0 0 0 0												
<b>Ron Clark, R</b> (1, 6) OBP: 0.277, SLG: 0.270			0-3 K		0-0 E5		4-0 2B 1B BB	0-0 L1		3 1 0 0 1 1 0												
<b>Jim Merritt, L</b> (1, 1) OBP: 0.206, SLG: 0.175			0-0 3-1		0-0 F8		0-0 SF7	0-0 6-3		2 0 0 0 0 0 1												
<b>Bruce Look, L</b> (7, PH) OBP: 0.387, SLG: 0.321										0 0 0 1 0 0 0												
<b>Bob Miller, R</b> (7, 1) OBP: 0.143, SLG: 0.143										1 0 0 0 0 0 0												
<b>Inning Stats</b>	R: 0 E: 0 K: 2 S: 7	H: 0 LOB: 0 BB: 0 P: 7	R: 0 E: 0 K: 1 S: 5	H: 0 LOB: 1 BB: 1 P: 9	R: 0 E: 1 K: 1 S: 6	H: 0 LOB: 2 BB: 0 P: 7	R: 0 E: 0 K: 1 S: 5	H: 1 LOB: 0 BB: 0 P: 5	R: 0 E: 0 K: 1 S: 6	H: 0 LOB: 1 BB: 0 P: 6	R: 0 E: 0 K: 0 S: 3	H: 0 LOB: 0 BB: 0 P: 3	R: 4 E: 0 K: 1 S: 10	H: 5 LOB: 2 BB: 1 P: 14	R: 0 E: 0 K: 1 S: 5	H: 0 LOB: 0 BB: 0 P: 5	R: 0 E: 0 K: 0 S: 3	H: 0 LOB: 0 BB: 0 P: 3	1B: 5 2B: 1 3B: 0 HR: 0	SF: 1 SAC: 0 DP: 0 HBP: 1	WP: 0 PB: 1 SB: 0 CS: 1	PA: 37
<b>PITCHER</b>	IP WLS BF H R ER SO BB IBB HBP BLK WP HR S P ERA WHIP																					
<b>Joe Coleman, R</b> (1, 1) ERA: 3.38	8.0 L 34 6 4 4 8 2 0 1 0 0 0 0 47 56 4.50 1.000																					
<b>Dave Baldwin, R</b> (9, 1) ERA: 4.15	1.0 3 0 0 0 0 0 0 0 0 0 0 0 3 3 0.00 0.000																					

Minnesota Twins @ Washington Senators  
D.C. Stadium, Washington, DC  
Mon Aug 26 1968, 7:05 PM EDT  
Unknown

livebaseballscorecards.com

AB	33
R	4
H	6
RBI	4
BB	2
SO	8
LOB	10



Batter	1	2	3	4	5	6	7	8	9	AB	R	H	RBI	BB	SO	LOB
<b>Del Unser, L</b> (1, 8) OBP: 0.296, SLG: 0.291	0-0 F5		0-0 F8		0-0 4-3			0-0 4-3		4	0	0	0	0	0	0
<b>Ken McMullen, R</b> (1, 5) OBP: 0.331, SLG: 0.407	4-0 1B BB		0-0 L7			0-0 F8			0-3 K	3	0	0	0	1	1	0
<b>Cap Peterson, R</b> (1, 9) OBP: 0.269, SLG: 0.286 <b>Gary Holman, L</b> (9, PH) OBP: 0.366, SLG: 0.339	0-0 G5-4-3 1-3 1B		0-0 1B			0-0 F9			0-0 2B	3	0	2	0	0	0	0
<b>Frank Howard, R</b> (1, 3) OBP: 0.337, SLG: 0.558	0-0 G5-4-3 1-2f		0-3 K			0-3 K			0-0 F9	4	0	0	0	0	2	4
<b>Brant Aleya, R</b> (1, 7) OBP: 0.322, SLG: 0.439		0-0 E2 2B SF7		0-3 K			0-0 6-3		0-3 K	4	1	0	0	0	2	1
<b>Paul Casanova, R</b> (1, 2) OBP: 0.205, SLG: 0.262		0-0 1B 2B		0-0 F6			0-0 F9			3	1	1	0	0	0	0
<b>Tim Cullen, R</b> (1, 4) OBP: 0.277, SLG: 0.300		0-0 SF7		0-3 K			0-0 6-3			2	0	0	1	0	1	0
<b>Ed Brinkman, R</b> (1, 6) OBP: 0.248, SLG: 0.186 <b>Bernie Allen, L</b> (8, PH) OBP: 0.288, SLG: 0.313		0-0 F3 1B		0-0 F9			0-0 F9		0-0 F9	2	0	1	1	0	0	0
<b>Joe Coleman, R</b> (1, 1) OBP: 0.169, SLG: 0.175 <b>Ed Stroud, L</b> (8, PH) OBP: 0.290, SLG: 0.399 <b>Dave Baldwin, R</b> (9, 1)		0-0 F3		0-3 K			0-0 1-3			2	0	0	0	0	1	1

Inning Stats	R: 0	H: 1	E: 0	K: 0	S: 3	R: 2	H: 2	E: 1	K: 0	S: 5	R: 0	H: 1	E: 0	K: 1	S: 6	R: 0	H: 0	E: 0	K: 2	S: 7	R: 0	H: 0	E: 0	K: 1	S: 5	R: 0	H: 0	E: 0	K: 0	S: 3	R: 0	H: 0	E: 0	K: 0	S: 3	R: 0	H: 0	E: 0	K: 2	S: 8	R: 0	H: 1	E: 0	K: 2	S: 8	1B: 3	SF: 1	2B: 2	SAC: 0	3B: 0	DP: 1	HR: 0	HBP: 0	WP: 0	PA: 32
--------------	------	------	------	------	------	------	------	------	------	------	------	------	------	------	------	------	------	------	------	------	------	------	------	------	------	------	------	------	------	------	------	------	------	------	------	------	------	------	------	------	------	------	------	------	------	-------	-------	-------	--------	-------	-------	-------	--------	-------	--------


PITCHER	IP	WLS	BF	H	R	ER	SO	BB	IBB	HBP	BLK	WP	HR	S	P	ERA	WHIP
<b>Jim Merritt, L</b> (1, 1) ERA: 3.16	6.0	W	22	4	2	1	5	1	0	0	0	0	0	31	35	1.50	0.833
<b>Bob Miller, R</b> (7, 1) ERA: 3.1	3.0	S	10	1	0	0	2	0	0	0	0	0	0	14	14	0.00	0.333

**BOTTOM**

**Minnesota Twins @ Washington Senators**  
D.C. Stadium, Washington, DC  
Mon Aug 26 1968, 7:05 PM EDT  
Unknown

livebaseballscorecards.com

<b>AB</b>	<b>30</b>
<b>R</b>	<b>2</b>
<b>H</b>	<b>5</b>
<b>RBI</b>	<b>2</b>
<b>BB</b>	<b>1</b>
<b>SO</b>	<b>7</b>
<b>LOB</b>	<b>6</b>



Batter	1	2	3	4	5	6	7	8	9	10	11	12	13	AB R H RBI BB SO LOB	TOP														
Cesar Tovar, R OBP: 0.320, SLG: 0.356 (1, 8)	F9		F9		F6			F7			1-3		F9	6 0 0 0 0 0 5	<b>Minnesota Twins @ Washington Senators</b> <b>D.C. Stadium, Washington, DC</b> Mon Aug 26 1968, 7:05 PM EDT Att: 5,214 - Unknown <a href="http://livebaseballscorecards.com">livebaseballscorecards.com</a>														
Frank Kostro, R OBP: 0.215, SLG: 0.230 Ron Perranoski, L (13, 1)	F5			F7		F8		F8		F8	F8		F5	6 0 0 0 0 0 2 0 0 0 0 0 0 0															
Rod Carew, L OBP: 0.330, SLG: 0.372 (1, 4)	K			4-3		4-3		1-3		1-3	K			5 0 0 0 0 2 0															
Tony Oliva, L OBP: 0.360, SLG: 0.483 (1, 9)				F8		3-1		F4					L8	4 0 0 0 1 0 0															
Bob Allison, R OBP: 0.335, SLG: 0.451 (13, 7)								F6					6-3	4 0 1 0 1 1 1															
Ron Clark, R OBP: 0.282, SLG: 0.272 (1, 6)													F7	3 0 1 0 1 1 0															
Frank Quilici, R OBP: 0.312, SLG: 0.340 (1, 5)								F6						3 0 0 0 1 0 2															
Jerry Zimmerman, R OBP: 0.180, SLG: 0.133 Rich Rollins, R OBP: 0.280, SLG: 0.329 Dave Boswell, R OBP: 0.241, SLG: 0.365 Bruce Look, L OBP: 0.383, SLG: 0.316 (10, PH) (10, PR) (10, 2)														3 0 0 0 0 1 3 0 0 0 0 1 0 0 0 0 0 0 0 0 0 1 0 0 0 0 0 1															
Jim Perry, S OBP: 0.175, SLG: 0.333 Rick Renick, R OBP: 0.216, SLG: 0.343 Al Worthington, R (10, 1) Rich Reese, L OBP: 0.314, SLG: 0.364 (13, 3)														3 0 0 0 0 3 3 1 0 0 0 0 1 2 0 0 0 0 0 0 0 1 0 1 0 0 0 0															
<b>Inning Stats</b>	R: 0 E: 0 S: 5	H: 0 LOB: 0 BB: 0 P: 5	R: 0 E: 0 K: 1 S: 4	H: 0 LOB: 1 BB: 2 P: 12	R: 0 E: 0 K: 1 S: 5	H: 0 LOB: 0 BB: 0 P: 5	R: 0 E: 0 K: 2 S: 3	H: 2 LOB: 3 BB: 0 P: 10	R: 0 E: 0 K: 0 S: 3	H: 0 LOB: 0 BB: 0 P: 3	R: 0 E: 0 K: 1 S: 5	H: 0 LOB: 0 BB: 0 P: 5	R: 0 E: 0 K: 0 S: 3	H: 0 LOB: 0 BB: 0 P: 3		R: 0 E: 0 K: 0 S: 3	H: 0 LOB: 0 BB: 0 P: 3	R: 0 E: 0 K: 0 S: 4	H: 1 LOB: 2 BB: 1 P: 8	1B: 3 2B: 1 3B: 0 HR: 0	SF: 0 SAC: 1 DP: 1 HBP: 1	WP: 1 PB: 0 SB: 0 CS: 1	PA: 47						
<b>PITCHER</b>	IP WLS BF H R ER SO BB IBB HBP BLK WP HR S P ERA WHIP	IP WLS BF H R ER SO BB IBB HBP BLK WP HR S P ERA WHIP														IP WLS BF H R ER SO BB IBB HBP BLK WP HR S P ERA WHIP													
Frank Bertaina, L ERA: 5.17 (1, 1)	11.0	W	8	1	0	0	0	1	0	0	0	0	0	0		0	0	0	0	0	0	0	0	0	0	0	0	0.00	1.000
Dennis Higgins, R ERA: 3.56 (12, 1)	2.0	W	8	1	0	0	0	1	0	0	0	0	0	0		0	0	0	0	0	0	0	0	0	0	0	0	0.00	1.000



Batter	1	2	3	4	5	6	7	8	9	10	11	12	13	AB R H RBI BB SO LOB
Del Unser, L (1, 8) OBP: 0.295, SLG: 0.290	0-0 F7			0-0 G6-4-3 1B			0-0 4-3		0-0 L6			0-0 L4		5 0 1 0 0 0 0
Ken McMullen, R (1, 5) OBP: 0.328, SLG: 0.402	0-3 K			0-0 G6-4-3 1-2r			0-0 6-3		0-3 K			0-0 L6		5 0 0 0 0 2 1
Mike Epstein, L (1, 3) OBP: 0.328, SLG: 0.345	0-3 K			0-3 K			0-0 1B			0-0 4-3		0-3 K		5 0 1 0 0 3 0
Frank Howard, R (1, 7) OBP: 0.334, SLG: 0.552		0-0 G3			0-3 K		0-3 K			0-3 K			0-0 6-3	5 0 0 0 0 3 1
Brant Aleya, R (1, 9) OBP: 0.313, SLG: 0.410		0-3 K			0-3 K		0-0 5-3			0-0 F9			4-0 E 1B 1B BB	4 1 0 0 1 2 0
Jim French, L (1, 2) OBP: 0.306, SLG: 0.299		0-0 F8			0-0 F5		0-0 G3				0-0 L3		0-0 E1 1B 1B	5 0 1 0 0 0 0
Bernie Allen, L (1, 4) OBP: 0.288, SLG: 0.310			0-0 F8			0-0 G3		4-0 BB			0-0 F8		4-0 1B IBB	3 0 0 0 1 0 0 0 0 0 0 1 0 0
Hank Allen, R (13, PH) OBP: 0.272, SLG: 0.315														
Ed Brinkman, R (1, 6) OBP: 0.245, SLG: 0.183			0-0 6-3			0-0 6-3		0-3 K			4-0 BB		0-0 1B	2 0 0 0 0 0 0 1 0 0 0 0 1 1 1 0 1 1 1 0 0
Gary Holman, L (8, PH) OBP: 0.361, SLG: 0.333														
Tim Cullen, R (9, 6) OBP: 0.283, SLG: 0.304														
Frank Bertina, L (1, 1) OBP: 0.167, SLG: 0.138			0-0 6-3			0-0 4-3					0-0 4-3			3 0 0 0 0 0 0 1 0 0 0 0 0 1 0 0 0 0 0 0 0
Ed Stroud, L (11, PH) OBP: 0.289, SLG: 0.397														
Dennis Higgins, R (12, 1) OBP: 0.154, SLG: 0.154														


Inning Stats	R: 0	H: 0	E: 0	LOB: 0	K: 2	S: 7	R: 0	H: 0	E: 0	LOB: 0	K: 1	S: 5	R: 0	H: 0	E: 0	LOB: 0	K: 0	S: 3	R: 0	H: 1	E: 0	LOB: 0	K: 1	S: 5	R: 0	H: 0	E: 0	LOB: 0	K: 2	S: 7	R: 0	H: 0	E: 0	LOB: 0	K: 0	S: 3	R: 0	H: 1	E: 0	LOB: 1	K: 1	S: 6	R: 0	H: 0	E: 0	LOB: 1	K: 1	S: 5	R: 0	H: 0	E: 0	LOB: 0	K: 1	S: 5	R: 0	H: 0	E: 0	LOB: 0	K: 1	S: 5	R: 0	H: 0	E: 0	LOB: 0	K: 0	S: 3	R: 0	H: 0	E: 0	LOB: 0	K: 1	S: 5	R: 0	H: 0	E: 0	LOB: 0	K: 0	S: 5	R: 0	H: 0	E: 0	LOB: 0	K: 0	S: 5	R: 1	H: 2	E: 1	LOB: 3	K: 0	S: 3	1B: 4	SF: 0	2B: 0	SAC: 0	3B: 0	DP: 1	HR: 0	WP: 0	PA: 44
--------------	------	------	------	--------	------	------	------	------	------	--------	------	------	------	------	------	--------	------	------	------	------	------	--------	------	------	------	------	------	--------	------	------	------	------	------	--------	------	------	------	------	------	--------	------	------	------	------	------	--------	------	------	------	------	------	--------	------	------	------	------	------	--------	------	------	------	------	------	--------	------	------	------	------	------	--------	------	------	------	------	------	--------	------	------	------	------	------	--------	------	------	------	------	------	--------	------	------	-------	-------	-------	--------	-------	-------	-------	-------	--------

PITCHER	IP	WLS	BF	H	R	ER	SO	BB	IBB	HBP	BLK	WP	HR	S	P	ERA	WHIP
Jim Perry, R (1, 1) ERA: 2.64	9.0		29	2	0	0	9	1	0	0	0	0	0	46	50	0.00	0.333
Al Worthington, R (10, 1) ERA: 3.0	3.0		10	0	0	0	2	1	0	0	0	0	0	13	17	0.00	0.333
Ron Perranoski, L (13, 1) ERA: 3.18	0.1	L	5	2	1	1	0	1	1	0	0	0	0	3	11	27.00	9.000

**MINNESOTA TWINS @ WASHINGTON SENATORS**  
**D.C. Stadium, Washington, DC**  
 Mon Aug 26 1968, 7:05 PM EDT  
 Att. 5,214 - Unknown

livebaseballscorecards.com

AB	40
R	1
H	4
RBI	1
BB	4
SO	11
LOB	4



Batter	1	2	3	4	5	6	7	8	9	AB R H RBI BB SO LOB	TOP																								
<b>Cesar Tovar, R</b> OBP: 0.321, SLG: 0.357 (1, 8) X	0-0 F7			X 0-0 F8		X 0-0 1B		X 0-0 1-3 1B	4 0 2 0 0 0 0																										
<b>Rich Reese, L</b> OBP: 0.309, SLG: 0.358 (1, 3) X	0-0 F7		0-0 K	X 0-0 F7		X 0-0 F5		X 0-0 F5	4 0 0 0 0 1 2																										
<b>Rod Carew, L</b> OBP: 0.329, SLG: 0.373 (1, 4) X	0-0 G3		X 0-0 2B	X 0-0 F9		X 0-0 F9		X 0-0 1-3 1-2	4 0 1 0 0 0 1																										
<b>Tony Oliva, L</b> OBP: 0.357, SLG: 0.479 (1, 9) X		X 0-0 F5	X 0-0 F9	X 0-0 F9		X 0-0 F6		X 0-3 K	4 0 0 0 0 1 2																										
<b>Bob Allison, R</b> OBP: 0.337, SLG: 0.451 (1, 7) X		X 0-0 8-4 1B	X 0-0 F5	X 0-0 F5		X 4-0 BB		X 0-0 BB	2 0 1 0 1 0 0																										
<b>John Roseboro, L</b> OBP: 0.299, SLG: 0.315 (1, 2) X		X 0-0 8-4 1-2f	X 0-0 L9	X 0-0 L9		X 0-0 4-3		X 0-0 4-3	3 0 0 0 0 0 2																										
<b>Ron Clark, R</b> OBP: 0.278, SLG: 0.267 (1, 6) X		X 0-0 F2	X 0-0 6-3	X 0-0 6-3		X 0-3 K		X 0-3 K	3 0 0 0 0 1 0																										
<b>Frank Quilici, R</b> OBP: 0.308, SLG: 0.335 (1, 5) X		X 0-0 1-3	X 0-0 1-3	X 0-0 F7		X 0-3 K		X 0-3 K	3 0 0 0 0 1 0																										
<b>Dean Chance, R</b> OBP: 0.089, SLG: 0.053 (1, 1) X		X 0-3 K	X 0-3 K	X 0-3 K		X 0-3 K		X 0-3 K	3 0 0 0 0 3 0																										
<b>Inning Stats</b>	R: 0 E: 0 K: 0 S: 3	H: 0 LOB: 0 BB: 0 P: 3	R: 0 E: 0 K: 0 S: 3	H: 1 LOB: 0 BB: 0 P: 3	R: 0 E: 0 K: 1 S: 5	H: 0 LOB: 0 BB: 0 P: 5	R: 0 E: 0 K: 1 S: 6	H: 1 LOB: 1 BB: 0 P: 6	R: 0 E: 0 K: 0 S: 3	H: 0 LOB: 1 BB: 1 P: 7	R: 0 E: 0 K: 3 S: 9	H: 0 LOB: 0 BB: 0 P: 9	R: 0 E: 0 K: 1 S: 6	H: 1 LOB: 1 BB: 0 P: 6	1B: 3 2B: 2 3B: 0 HR: 0	SF: 0 SAC: 0 DP: 1 HBP: 0	WP: 0 PB: 0 SB: 0 CS: 0	PA: 31																	
<b>PITCHER</b> <b>Camilo Pascual, R</b> ERA: 2.58 (1, 1)	IP 9.0	WLS W	BF 31	H 4	R 0	ER 0	SO 7	BB 1	IBB 0	HBP 0	BLK 0	WP 0	HR 0	S 44	P 48	ERA 0.00	WHIP 0.556	<b>PITCHER</b>	IP 9.0	WLS W	BF 31	H 4	R 0	ER 0	SO 7	BB 1	IBB 0	HBP 0	BLK 0	WP 0	HR 0	S 44	P 48	ERA 0.00	WHIP 0.556

Minnesota Twins @ Washington Senators  
D.C. Stadium, Washington, DC  
Tue Aug 27 1968, 7:05 PM EDT  
Unknown

AB	30
R	0
H	4
RBI	0
BB	1
SO	7
LOB	7





Batter	1	2	3	4	5	6	7	8	9	AB	R	H	RBI	BB	SO	LOB	BOTTOM										
<b>Del Unser, L</b> OBP: 0.293, SLG: 0.288 (1, 8)	0-0 2-3 ①			X 0-0 4-3 ①		X 0-0 5-3 ③				3	0	0	0	0	0	1	<b>Minnesota Twins @ Washington Senators</b> D.C. Stadium, Washington, DC Tue Aug 27 1968, 7:05 PM EDT Unknown										
<b>Ed Stroud, L</b> OBP: 0.286, SLG: 0.393 (1, 9)	0-3 K ②			S 0-3 K ②		X 0-0 6-3 ①				3	0	0	0	0	2	0											
<b>Ken McMullen, R</b> OBP: 0.326, SLG: 0.399 (1, 5)	0-0 5-3 ③			S 0-3 K ③		X 0-0 F5 ②				3	0	0	0	0	1	0											
<b>Frank Howard, R</b> OBP: 0.332, SLG: 0.549 (1, 7)		X 0-0 5-3 ①		X 0-0 6-3 ①		S 0-3 K ③				3	0	0	0	0	1	0											
<b>Mike Epstein, L</b> OBP: 0.328, SLG: 0.345 (1, 3)		S 0-3 K ②		X 0-0 F5 ②		X 0-0 FC3-6 1B ①				3	0	1	0	0	1	0											
<b>Gary Holman, L</b> OBP: 0.361, SLG: 0.333 (9, 3)		S 0-3 K ③		X 0-0 4-3 ③		X 0-0 FC3-6 HR 1-2f ①				0	0	0	0	0	0	0											
<b>Jim French, L</b> OBP: 0.298, SLG: 0.291 (1, 2)		S 0-3 K ③		X 0-0 4-3 ③		X 0-0 FC3-6 HR 1-2f ①				3	1	0	0	0	1	1											
<b>Bernie Allen, L</b> OBP: 0.288, SLG: 0.321 (1, 4)		S 0-3 K ①		S 0-3 K ①		X 0-0 K ①		X 0-0 FC3-6 HR 1-H ②		3	1	1	2	0	2	0											
<b>Ed Brinkman, R</b> OBP: 0.240, SLG: 0.179 (1, 6)		X 0-0 5-3 ②		X 0-0 5-3 ②		X 0-0 E6 FC3-6 ②		X 0-0 5-3 ②		3	0	0	0	0	0	0											
<b>Camilo Pascual, R</b> OBP: 0.175, SLG: 0.175 (1, 1)		X 0-0 F7 ③		X 0-0 F7 ③		X 0-0 FC3-6 1-2f ②		X 0-0 6-3 ③		3	0	0	0	0	0	1											
<b>Inning Stats</b>	R: 0 E: 0 K: 1 S: 5	H: 0 LOB: 0 BB: 0 P: 5	R: 0 E: 0 K: 2 S: 7	H: 0 LOB: 0 BB: 0 P: 7	R: 0 E: 0 K: 1 S: 5	H: 0 LOB: 0 BB: 0 P: 5	R: 0 E: 0 K: 2 S: 7	H: 0 LOB: 0 BB: 0 P: 7	R: 0 E: 0 K: 0 S: 3	H: 0 LOB: 0 BB: 0 P: 3	R: 0 E: 1 K: 1 S: 6	H: 0 LOB: 1 BB: 0 P: 6	R: 0 E: 0 K: 1 S: 5	H: 0 LOB: 0 BB: 0 P: 5	R: 2 E: 0 K: 0 S: 5	H: 2 LOB: 0 BB: 0 P: 5	1B: 1 2B: 0 3B: 0 HR: 1	SF: 0 SAC: 0 DP: 0 HBP: 0	WP: 0 PB: 0 SB: 0 CS: 0	PA: 27							
<b>PITCHER</b> <b>Dean Chance, R</b> ERA: 2.44 (1, 1)	IP 8.0	WLS L	BF 27	H 2	R 2	ER 2	SO 8	BB 0	IBB 0	HBP 0	BLK 0	WP 0	HR 1	S 43	P 43	ERA 2.25	WHIP 0.250										
<b>PITCHER</b>	IP	WLS	BF	H	R	ER	SO	BB	IBB	HBP	BLK	WP	HR	S	P	ERA	WHIP										

AB	27
R	2
H	2
RBI	2
BB	0
SO	8
LOB	3



Batter	1	2	3	4	5	6	7	8	9	AB R H RBI BB SO LOB	TOP		
<b>Cesar Tovar, R</b> (1, 8) OBP: 0.323, SLG: 0.365	0-0 6-3	0-0 1-2 1B			0-0 HR		0-0 L4-6 E 1-3 1B		0-0 FC6-5 2B 2-3	5 1 3 1 0 0 1	<b>Minnesota Twins @ Washington Senators</b> D.C. Stadium, Washington, DC Tue Aug 27 1968, 7:05 PM EDT Att. 5,047 - Unknown <a href="http://livebaseballscorecards.com">livebaseballscorecards.com</a>		
<b>Rich Reese, L</b> (1, 3) OBP: 0.307, SLG: 0.359	0-0 4-3	0-0 F9			0-0 4-3		0-0 L4-6 1-3 3-H		0-0 2B 1-3	5 0 1 0 0 0 3			
<b>Rod Carew, L</b> (1, 4) OBP: 0.327, SLG: 0.370 <b>Frank Quilici, R</b> (7, 4) OBP: 0.305, SLG: 0.332	0-3 K	0-0 4-3			0-0 1-3			0-0 F7	0-0 5-3	3 0 0 0 0 1 2 2 0 0 0 0 0 2			
<b>Tony Oliva, L</b> (1, 9) OBP: 0.358, SLG: 0.481		0-0 1B E 2B 1B		0-0 F4		0-0 6-3		0-0 1B 2B		4 2 2 0 0 0 0			
<b>Rich Rollins, R</b> (1, 5) OBP: 0.280, SLG: 0.325 <b>Ron Clark, R</b> (7, 5) OBP: 0.276, SLG: 0.265		0-0 E5 1B 2B 1-2	0-3 K		4-0 G3-6 BB			0-3 K		2 1 0 0 1 1 1 1 0 0 0 0 1 1			
<b>Jim Holt, L</b> (1, 7) OBP: 0.244, SLG: 0.264		0-0 1-2 2-3 2B 1B	0-0 F2		0-0 G3-6 1-2f			0-0 2-H 1B		4 1 2 1 0 0 1			
<b>Bruce Look, L</b> (1, 2) OBP: 0.378, SLG: 0.325		0-0 1-H 2-H 3-H 1B 2B		0-0 F8		0-0 4-3		0-0 F7		4 1 1 3 0 0 1			
<b>Rick Renick, R</b> (1, 6) OBP: 0.244, SLG: 0.356		0-0 FC1-6 2-H 1B		0-0 F3		4-0 1B E BB		0-0 FC6-5 SH1-4 1B		3 1 2 1 1 0 0			
<b>Jim Roland, R</b> (1, 1)		0-0 FC1-6 1-3 1B		0-3 K		0-3 K		0-0 SH1-4 1-2		3 0 0 0 0 2 2			
<b>Inning Stats</b>	R: 0 E: 0 K: 1 S: 5 H: 0 LOB: 0 BB: 0 P: 5	R: 4 E: 1 K: 0 S: 9 H: 5 LOB: 2 BB: 0 P: 9	R: 0 E: 0 K: 1 S: 5 H: 0 LOB: 0 BB: 0 P: 5	R: 0 E: 0 K: 1 S: 5 H: 0 LOB: 0 BB: 0 P: 5	R: 1 E: 0 K: 0 S: 4 H: 1 LOB: 0 BB: 0 P: 4	R: 0 E: 0 K: 0 S: 2 H: 0 LOB: 0 BB: 1 P: 6	R: 1 E: 1 K: 1 S: 5 H: 1 LOB: 0 BB: 1 P: 9	R: 1 E: 0 K: 1 S: 7 H: 2 LOB: 1 BB: 0 P: 7	R: 0 E: 0 K: 0 S: 5 H: 2 LOB: 2 BB: 0 P: 5	1B: 7 2B: 4 3B: 0 HR: 1 SF: 0 SAC: 1 DP: 2 HBP: 0	WP: 0 PB: 0 SB: 0 CS: 0 PA: 39		
<b>PITCHER</b>	IP WLS BF H R ER SO BB IBB HBP BLK WP HR S P ERA WHIP											<b>PITCHER</b>	IP WLS BF H R ER SO BB IBB HBP BLK WP HR S P ERA WHIP
<b>Dick Bosman, R</b> (1, 1) ERA: 4.07	1.1 L 10 5 4 3 1 0 0 0 0 0 0 0 12 12 20.25 3.750												
<b>Phil Ortega, R</b> (2, 1) ERA: 4.87	3.2 12 1 1 1 2 0 0 0 0 0 0 1 16 16 2.46 0.273												
<b>Bill Haywood, R</b> (6, 1) ERA: 2.04	2.0 7 1 1 0 1 2 0 0 0 0 0 0 7 15 0.00 1.500												
<b>Bob Humphreys, R</b> (8, 1) ERA: 4.13	2.0 10 4 1 1 1 0 0 0 0 0 0 0 12 12 4.50 2.000												

**Minnesota Twins @ Washington Senators**  
D.C. Stadium, Washington, DC  
Tue Aug 27 1968, 7:05 PM EDT  
Att. 5,047 - Unknown

<b>AB</b>	36
<b>R</b>	7
<b>H</b>	11
<b>RBI</b>	6
<b>BB</b>	2
<b>SO</b>	5
<b>LOB</b>	14




Batter	1	2	3	4	5	6	7	8	9	AB	R	H	RBI	BB	SO	LOB
<b>Del Unser, L</b> OBP: 0.293, SLG: 0.286 (1, 8) X	0-0 1-3		0-0 E3 FC5-4 1-2		4-0 FC1-6 BB		0-3 K			3	0	0	0	1	1	1
<b>Ken McMullen, R</b> OBP: 0.325, SLG: 0.396 (1, 5) B B B	4-0 FC6-4 BB		0-0 F9		0-0 FC1-6 1-2f		0-0 L5			3	0	0	0	1	0	3
<b>Hank Allen, R</b> OBP: 0.271, SLG: 0.313 (1, 9) X	0-0 FC6-4 FC5-4 1-2f		0-0 FC5-4 1B 1-2f 2-3		0-0 F4			0-0 FC5-4 1B		4	0	1	0	0	0	4
<b>Frank Howard, R</b> OBP: 0.331, SLG: 0.546 (1, 3) X	0-0 FC5-4 1-2f		0-0 1B 1-2 3-H		0-0 3-1			0-0 FC5-4 G1-4-3 1-2f		4	0	1	1	0	0	2
<b>Brant Aleya, R</b> OBP: 0.294, SLG: 0.385 (1, 7) X		0-3 K	0-0 F9		0-0 F4			0-0 G1-4-3 1-2f		4	0	0	0	0	1	3
<b>Paul Casanova, R</b> OBP: 0.206, SLG: 0.261 (1, 2) X		0-0 F9		0-0 5-3		0-0 1B 1B			0-0 F6	4	0	1	0	0	0	0
<b>Tim Cullen, R</b> OBP: 0.287, SLG: 0.308 (1, 4) X		0-0 1B		0-0 1-3		0-0 1B 1-2 1B			0-0 5-3	4	0	2	0	0	0	0
<b>Ed Brinkman, R</b> OBP: 0.233, SLG: 0.174 (1, 6) X		0-0 F7		0-0 F9		0-0 4-3			0-0 5-3	4	0	0	0	0	0	3
<b>Dick Bosman, R</b> OBP: 0.241, SLG: 0.286 (2, 1) X			4-0 FC5-4 E 1B BB		0-3 K			0-0 F2		0	0	0	0	0	0	0
<b>Phil Ortega, R</b> OBP: 0.286, SLG: 0.208 (5, PH) X										0	1	0	0	1	0	0
<b>Ed Stroud, L</b> OBP: 0.285, SLG: 0.391 (6, 1) X										1	0	0	0	0	1	0
<b>Bill Haywood, R</b> OBP: 0.266, SLG: 0.295 (7, PH) X										0	0	0	0	0	0	0
<b>Cap Peterson, R</b> OBP: 0.266, SLG: 0.295 (8, 1) X										1	0	0	0	0	0	0
<b>Bob Humphreys, R</b> OBP: 0.500, SLG: 0.500										0	0	0	0	0	0	0

Inning Stats	R: 0	H: 0	E: 0	K: 0	S: 3	H: 0	LOB: 1	BB: 1	P: 7	R: 0	H: 1	E: 0	K: 1	S: 6	H: 1	LOB: 1	BB: 0	P: 6	R: 1	H: 1	E: 1	K: 0	S: 5	H: 1	LOB: 2	BB: 1	P: 9	R: 0	H: 0	E: 0	K: 0	S: 3	H: 0	LOB: 0	BB: 0	P: 3	R: 0	H: 2	E: 0	K: 0	S: 5	H: 0	LOB: 1	BB: 1	P: 9	R: 0	H: 2	E: 0	K: 0	S: 5	H: 1	LOB: 0	BB: 0	P: 5	R: 0	H: 0	E: 0	K: 1	S: 5	H: 1	LOB: 0	BB: 0	P: 3	R: 0	H: 1	E: 0	K: 0	S: 3	H: 0	LOB: 0	BB: 0	P: 3	R: 0	H: 0	E: 0	K: 0	S: 3	H: 0	LOB: 0	BB: 0	P: 3	1B: 5	2B: 0	3B: 0	HR: 0	SF: 0	SAC: 0	DP: 1	HBP: 0	WP: 0	PB: 0	SB: 0	CS: 0	PA: 35
<b>PITCHER</b> <b>Jim Roland, L</b> ERA: 3.4 (1, 1)	IP	WLS	BF	H	R	ER	SO	BB	IBB	HBP	BLK	WP	HR	S	P	ERA	WHIP																																																																													
	9.0	W	35	5	1	0	3	3	0	0	0	0	0	38	50	0.00	0.889																																																																													

**MINNESOTA TWINS @ WASHINGTON SENATORS**  
**D.C. Stadium, Washington, DC**  
 Tue Aug 27 1968, 7:05 PM EDT  
 Att. 5,047 - Unknown

<b>AB</b>	<b>32</b>
<b>R</b>	<b>1</b>
<b>H</b>	<b>5</b>
<b>RBI</b>	<b>1</b>
<b>BB</b>	<b>3</b>
<b>SO</b>	<b>3</b>
<b>LOB</b>	<b>16</b>



Batter	1	2	3	4	5	6	7	8	9	AB R H RBI BB SO LOB	TOP																
<b>Cesar Tovar, R</b> (1, 8) OBP: 0.325, SLG: 0.365	0-0 F9		0-0 CS 1B			4-0 1B G3 BB		0-0 E6 E S		3 1 1 0 1 0 0																	
<b>Rich Reese, L</b> (1, 3) OBP: 0.306, SLG: 0.357	0-3 K		0-0 CS 1-2	0-0 4-3		0-0 G3 1B		0-0 F5		4 0 1 0 0 1 1																	
<b>Rod Carew, L</b> (1, 4) OBP: 0.326, SLG: 0.367	4-0 FC6-4 BB			0-0 6-3		0-0 G3		0-3 K 1-3		3 0 0 1 1 1 2																	
<b>Tony Oliva, L</b> (1, 9) OBP: 0.357, SLG: 0.478	0-0 FC6-4 1-2f			0-0 F7		4-0 IBB		0-0 F4		3 0 0 0 1 0 1																	
<b>Bob Allison, R</b> (1, 7) OBP: 0.337, SLG: 0.457		0-0 L6			0-0 HR	0-0 6-3		0-0 F4		4 1 1 1 0 0 2																	
<b>Ron Clark, R</b> (1, 5) OBP: 0.270, SLG: 0.259 (7, 6)		0-0 F7			0-3 K		0-0 F8		0-0 F4	4 0 0 0 0 1 0																	
<b>Bruce Look, L</b> (1, 2) OBP: 0.366, SLG: 0.314		0-0 F8			0-3 K		0-3 K			3 0 0 0 0 2 0																	
<b>Rick Renick, R</b> (1, 6) OBP: 0.238, SLG: 0.347			0-3 K		0-0 4-3		0-0 F7			2 0 0 0 0 1 0																	
<b>Jim Holt, L</b> (7, PH) OBP: 0.242, SLG: 0.261										1 0 0 0 0 0 0																	
<b>Frank Quilici, R</b> (7, 5) OBP: 0.305, SLG: 0.332										0 0 0 0 0 0 0																	
<b>Dave Boswell, R</b> (1, 1) OBP: 0.232, SLG: 0.352			0-3 K			0-0 F7		0-3 K		2 0 0 0 0 1 0																	
<b>John Roseboro, L</b> (8, PH) OBP: 0.298, SLG: 0.315										1 0 0 0 0 1 0																	
<b>Bob Miller, R</b> (8, 1) OBP: 0.143, SLG: 0.143										0 0 0 0 0 0 0																	
<b>Inning Stats</b>	R: 0 E: 0 K: 1 S: 5 H: 0 LOB: 1 BB: 1 P: 9	R: 0 E: 0 K: 0 S: 3 H: 0 LOB: 0 BB: 0 P: 3	R: 0 E: 0 K: 2 S: 7 H: 1 LOB: 0 BB: 0 P: 7	R: 0 E: 0 K: 0 S: 3 H: 0 LOB: 0 BB: 0 P: 3	R: 1 E: 0 K: 2 S: 8 H: 1 LOB: 0 BB: 0 P: 8	R: 1 E: 0 K: 0 S: 4 H: 1 LOB: 2 BB: 2 P: 12	R: 0 E: 0 K: 1 S: 5 H: 0 LOB: 0 BB: 0 P: 5	R: 0 E: 1 K: 2 S: 8 H: 0 LOB: 1 BB: 0 P: 8	R: 0 E: 0 K: 0 S: 3 H: 0 LOB: 0 BB: 0 P: 3	1B: 2 2B: 0 3B: 0 HR: 1 SF: 0 SAC: 0 DP: 0 HBP: 0	WP: 0 PB: 0 SB: 1 CS: 1 PA: 34																
<b>PITCHER</b>	IP WLS BF H R ER SO BB IBB HBP BLK WP HR S P ERA WHIP											<b>PITCHER</b>	IP WLS BF H R ER SO BB IBB HBP BLK WP HR S P ERA WHIP														
<b>Luis Tiant, R</b> (1, 1) ERA: 1.59	5.0	17	2	1	1	5	1	0	0	0	0	1	26	30	1.80	0.600											
<b>Vicente Romo, R</b> (6, 1) ERA: 1.54	4.0	W	16	1	1	1	3	1	1	0	0	0	0	20	28	2.25	0.500										

Minnesota Twins @ Cleveland Indians  
Cleveland Municipal Stadium, Cleveland, OH

Wed Aug 28 1968, 7:05 PM EDT  
Att: 5,635 - Unknown - 65 F

livebaseballscorecards.com

AB	30
R	2
H	3
RBI	2
BB	3
SO	8
LOB	6



Batter	1	2	3	4	5	6	7	8	9	AB	R	H	RBI	BB	SO	LOB
--------	---	---	---	---	---	---	---	---	---	----	---	---	-----	----	----	-----

<p><b>Jose Cardenal, R</b> (1, 8) OBP: 0.307, SLG: 0.358</p>			<p>0-3 K</p>	<p>0-0 1B</p>		<p>0-0 1B</p>				4	0	2	2	0	1	0
<p><b>Davey Nelson, R</b> (1, 4) OBP: 0.297, SLG: 0.303</p>			<p>0-3 K</p>	<p>0-3 K</p>		<p>0-0 F8</p>				4	0	0	0	0	2	3
<p><b>Lee Mays, L</b> (1, 7) OBP: 0.335, SLG: 0.409</p> <p><b>Tommy Harper, R</b> (9, 7) OBP: 0.286, SLG: 0.382</p>			<p>0-3 K</p>		<p>0-0 5-3</p>		<p>0-0 F4</p>			4	1	1	0	0	1	0
<p><b>Tony Horton, R</b> (1, 3) OBP: 0.309, SLG: 0.416</p>			<p>0-0 2B</p>		<p>4-0 WP 5-3 BB</p>		<p>0-0 F8</p>			2	0	1	1	1	0	0
<p><b>Joe Azcue, R</b> (1, 2) OBP: 0.326, SLG: 0.338</p> <p><b>Duke Sims, L</b> (7, PH) (8, 2)</p>			<p>0-0 6-3</p>		<p>0-0 5-3</p>		<p>0-3 K</p>			2	0	0	0	1	0	2
<p><b>Lou Johnson, R</b> (1, 9) OBP: 0.285, SLG: 0.362</p>				<p>0-0 F3</p>		<p>0-0 F6</p>		<p>0-0 F3</p>		4	0	0	0	0	0	4
<p><b>Max Alvis, R</b> (1, 5) OBP: 0.292, SLG: 0.321</p>				<p>4-0 1B BB</p>		<p>0-3 K</p>		<p>0-0 5-3</p>		3	1	0	0	1	1	0
<p><b>Larry Brown, R</b> (1, 6) OBP: 0.299, SLG: 0.315</p>				<p>0-0 1B 1B</p>		<p>4-0 SH1-4 1B BB</p>		<p>4-0 BB</p>		2	1	1	0	2	1	0
<p><b>Luis Tiant, R</b> (1, 1) OBP: 0.079, SLG: 0.092</p> <p><b>Vicente Romo, R</b> (6, 1) OBP: 0.143, SLG: 0.143</p>				<p>0-3 K</p>		<p>0-0 SH1-4</p>		<p>0-0 6-3</p>		2	0	0	0	0	1	2
						<p>1-2</p>				1	0	0	0	0	0	1

<p><b>Inning Stats</b></p> <p>R: 0 H: 1 E: 1 LOB: 3 K: 0 BB: 1 S: 4</p>	<p>R: 0 H: 0 E: 0 LOB: 0 K: 1 BB: 0 S: 5</p>	<p>R: 1 H: 1 E: 0 LOB: 1 K: 3 BB: 0 S: 11</p>	<p>R: 1 H: 2 E: 0 LOB: 2 K: 2 BB: 1 S: 9</p>	<p>R: 0 H: 0 E: 0 LOB: 1 K: 0 BB: 1 S: 3</p>	<p>R: 1 H: 1 E: 0 LOB: 1 K: 1 BB: 1 S: 6</p>	<p>R: 0 H: 0 E: 0 LOB: 0 K: 1 BB: 0 S: 5</p>	<p>R: 0 H: 0 E: 0 LOB: 1 K: 0 BB: 1 S: 3</p>
<p>PITCHER</p> <p><b>Dave Boswell, R</b> (1, 1) ERA: 2.94</p> <p><b>Bob Miller, R</b> (8, 1) ERA: 3.05</p> <p>IP: 7.0 WLS: L BF: 32 H: 5 R: 3 ER: 2 SO: 8 BB: 4 IBB: 0 HBP: 1 BLK: 0 WP: 1 HR: 0 S: 43 P: 60 ERA: 2.57 WHIP: 1.286</p>	<p>PITCHER</p> <p>IP: 1.0 WLS: L BF: 4 H: 0 R: 0 ER: 0 SO: 0 BB: 1 IBB: 0 HBP: 0 BLK: 0 WP: 0 HR: 0 S: 3 P: 7 ERA: 0.00 WHIP: 1.000</p>						

**MINNESOTA TWINS @ CLEVELAND INDIANS**  
**Cleveland Municipal Stadium, Cleveland, OH**  
 Wed Aug 28 1968, 7:05 PM EDT  
 Att. 5,635 - Unknown - 65 F

<p>AB 29</p> <p>R 3</p> <p>H 5</p> <p>RBI 3</p> <p>BB 5</p> <p>SO 8</p> <p>LOB 12</p>
---



<p>1B: 4 SF: 0</p> <p>2B: 1 SAC: 1</p> <p>3B: 0 DP: 0</p> <p>HR: 0 HBP: 1</p> <p>WP: 1 PA: 36</p> <p>PB: 1</p> <p>SB: 0</p> <p>CS: 0</p>
--

Batter	1	2	3	4	5	6	7	8	9	AB R H RBI BB SO LOB	TOP		
Cesar Tovar, R OBP: 0.322, SLG: 0.361 (1, 8) X	0-0 4-3		0-3 K		0-0 F7		0-0 F7		0-0 F8	5 0 0 0 0 1 2			
Rod Carew, L OBP: 0.324, SLG: 0.363 (1, 4) B B B	4-0 1B 1B BB		0-3 K		0-3 K		0-3 K		0-3 K	4 1 0 0 1 4 2			
Tony Oliva, L OBP: 0.358, SLG: 0.479 (1, 9) X	0-0 1B 1-2 1B		0-0 F7		0-3 K			0-0 F6	0-0 2B	5 0 2 0 0 1 0			
Bob Allison, R OBP: 0.340, SLG: 0.465 (1, 3) X	0-0 F5			0-0 HBP 1B 1B		0-0 F3		0-0 HR	4-0 IBB	4 1 2 1 1 0 2 0 0 0 0 0 0 0			
Rich Rollins, R OBP: 0.292, SLG: 0.335 (1, 5) X	0-0			0-0 HBP 1B		0-0 F8		0-0 S 1B 1B	0-0 F7	4 0 3 1 0 0 0 0 1 0 0 0 0 0 1 0 0 0 0 0 3			
Ted Uhlaender, L OBP: 0.324, SLG: 0.389 (8, PR)	1-2 2-H 1B			1-2 HBP 1B									
Frank Quilici, R OBP: 0.304, SLG: 0.330 (8, 5)													
Frank Kostro, R OBP: 0.217, SLG: 0.262 (1, 7) X	0-0 F4			0-0 F9		0-0 3B		0-0 5-3 1-2		4 0 1 0 0 0 5			
John Roseboro, L OBP: 0.301, SLG: 0.315 (1, 2)		0-3 K		1-0 HBP HBP		0-0 F8		0-0 2-H 1B		3 0 1 1 0 1 1			
Ron Clark, R OBP: 0.270, SLG: 0.254 (1, 6)		0-0 5-3		0-3 K			1-0 FC1-6 HBP	0-0 F3		3 0 0 0 0 1 4			
Jim Kaat, L OBP: 0.162, SLG: 0.194 (1, 1)		0-3 K		0-0 F7			0-0 FC1-6 1-2f		0-0 2B 1B	4 0 1 0 0 1 4			
<b>Inning Stats</b>	R: 1 E: 0 K: 0 S: 5 H: 2 LOB: 2 BB: 1 P: 9	R: 0 E: 0 K: 2 S: 7 H: 0 LOB: 0 BB: 0 P: 7	R: 0 E: 0 K: 2 S: 7 H: 0 LOB: 0 BB: 0 P: 7	R: 0 E: 0 K: 1 S: 7 H: 2 LOB: 3 BB: 0 P: 8	R: 0 E: 0 K: 2 S: 7 H: 0 LOB: 0 BB: 0 P: 7	R: 0 E: 0 K: 0 S: 4 H: 1 LOB: 1 BB: 0 P: 4	R: 0 E: 0 K: 1 S: 5 H: 0 LOB: 1 BB: 0 P: 6	R: 2 E: 0 K: 0 S: 6 H: 3 LOB: 1 BB: 0 P: 6	R: 0 E: 0 K: 1 S: 7 H: 2 LOB: 3 BB: 1 P: 11	1B: 7 2B: 1 3B: 1 HR: 1 SF: 0 SAC: 0 DP: 0 HBP: 2	WP: 0 PB: 0 SB: 1 CS: 0 PA: 41		
<b>PITCHER</b>	IP WLS BF H R ER SO BB IBB HBP BLK WP HR S P ERA WHIP											<b>PITCHER</b>	IP WLS BF H R ER SO BB IBB HBP BLK WP HR S P ERA WHIP
Mike Paul, L ERA: 4.19 (1, 1)	7.1 L 32 7 3 3 8 1 0 2 0 0 0 1 45 51 3.68 1.091												
Eddie Fisher, R ERA: 2.57 (8, 1)	1.2 9 3 0 0 1 0 1 0 0 0 0 0 10 14 0.00 1.800												

Minnesota Twins @ Cleveland Indians  
Cleveland Municipal Stadium, Cleveland, OH  
Thu Aug 29 1968, 3:33 AM EDT  
Att: 8,382 - Unknown - 71 F

livebaseballscorecards.com

AB 37  
R 3  
H 10  
RBI 3  
BB 2  
SO 9  
LOB 23



Batter	1	2	3	4	5	6	7	8	9	AB R H RBI BB SO LOB
Jose Cardenal, R (1, 8) OBP: 0.306, SLG: 0.357	0-0 F7		0-0 F9		0-0 S 1B			0-0 L9		4 0 1 0 0 0 0
Davey Nelson, R (1, 4) OBP: 0.291, SLG: 0.296 Chico Salmon, R (8, PH) OBP: 0.258, SLG: 0.292 Vern Fuller, R (9, 4) OBP: 0.322, SLG: 0.270	0-3 K		0-0 6-3		0-0 1-3			0-0 5-3		3 0 0 0 0 1 1 1 0 0 0 0 0 0 0 0 0 0 0 0 0
Lou Johnson, R (1, 7) OBP: 0.285, SLG: 0.361	0-0 F8		0-0 F8			0-3 K		0-0 WP 2B 1B		4 1 1 0 0 1 0
Tony Horton, R (1, 3) OBP: 0.308, SLG: 0.417		0-0 5-3		0-3 K		0-0 6-3		0-0 1-H 2B		4 0 1 1 0 1 0
Joe Azcue, R (1, 2) OBP: 0.328, SLG: 0.338		0-0 BB E 1B		4-0 BB		0-0 G1		0-3 K		3 1 1 0 1 1 1
Tommy Harper, R (1, 9) OBP: 0.289, SLG: 0.381		4-0 E 1-2 BB		0-3 K		0-0 CS 1B		0-0 L8		3 0 1 0 1 1 1
Max Alvis, R (1, 5) OBP: 0.289, SLG: 0.317		0-3 K		0-3 K		0-0 F9		0-0 F8		4 0 0 0 0 2 4
Larry Brown, R (1, 6) OBP: 0.299, SLG: 0.314		0-0 E6 1-3 2-H		0-0 F7		0-0 1B		0-0 F5		4 0 1 0 0 0 1
Mike Paul, L (1, 1) OBP: 0.143, SLG: 0.077 Eddie Fisher, R (8, 1)		0-3 K		0-3 K		0-3 K				3 0 0 0 0 3 3 0 0 0 0 0 0 0

<b>Inning Stats</b>	R: 0 H: 0 E: 0 K: 1 S: 5	H: 0 LOB: 0 BB: 0 P: 5	R: 1 H: 1 E: 1 K: 2 S: 9	H: 1 LOB: 2 BB: 1 P: 13	R: 0 H: 0 E: 0 K: 3 S: 3	H: 0 LOB: 1 BB: 0 P: 3	R: 0 H: 0 E: 0 K: 3 S: 9	H: 0 LOB: 1 BB: 1 P: 13	R: 0 H: 1 E: 0 K: 1 S: 6	H: 1 LOB: 1 BB: 0 P: 6	R: 0 H: 0 E: 0 K: 1 S: 5	H: 0 LOB: 0 BB: 0 P: 5	R: 0 H: 2 E: 0 K: 1 S: 6	H: 2 LOB: 1 BB: 0 P: 6	R: 1 H: 2 E: 0 K: 1 S: 7	H: 2 LOB: 1 BB: 0 P: 7	R: 0 H: 0 E: 0 K: 0 S: 3	H: 0 LOB: 0 BB: 0 P: 3	1B: 5 SF: 0 2B: 1 SAC: 0 3B: 0 DP: 0 HR: 0 HBP: 0
<b>PITCHER</b> Jim Kaat, L (1, 1) ERA: 2.81	IP 9.0 WLS W BF 35 H 6 R 2 ER 1 SO 10 BB 2 IBB 0 HBP 0 BLK 0 WP 1 HR 0 S 53 P 61 ERA 1.00 WHIP 0.889																		WP: 1 PA: 35 PB: 0 SB: 1 CS: 1

**Minnesota Twins @ Cleveland Indians**  
**Cleveland Municipal Stadium, Cleveland, OH**  
 Thu Aug 29 1968, 3:33 AM EDT  
 Att. 8,382 - Unknown - 71 F

livebaseballscorecards.com

<b>AB</b>	<b>33</b>
<b>R</b>	<b>2</b>
<b>H</b>	<b>6</b>
<b>RBI</b>	<b>1</b>
<b>BB</b>	<b>2</b>
<b>SO</b>	<b>10</b>
<b>LOB</b>	<b>11</b>



Batter	1	2	3	4	5	6	7	8	9	10	11	AB R H RBI BB SO LOB	TOP				
Luis Aparicio, R (1, 6) OBP: 0.309, SLG: 0.346	0-3 K ①			0-0 L6 ①		0-0 L8 ③		0-0 1B ②		0-0 F7 ②		5 1 1 1 0 1 0					
Sandy Alomar Sr., S (1, 4) OBP: 0.316, SLG: 0.309	0-0 6-3 ②			0-0 5-3 ②			0-0 SH1-4 1B ①	0-0 SF8-3-5 ②		0-0 5-3 ③		4 0 1 1 0 0 0					
Wait Williams, R (1, 9) OBP: 0.271, SLG: 0.277 Pete Ward, L (8, PH) OBP: 0.359, SLG: 0.372 Ken Berry, R (8, 8) OBP: 0.282, SLG: 0.335	0-0 F4 ③			0-0 4-3 ③			0-0 SH1-4 ①	0-0 1B ②			0-3 K ①	2 0 0 0 0 0 0 1 0 1 1 0 0 0 1 0 0 0 0 1 0					
Tommy Davis, R (1, 7) OBP: 0.286, SLG: 0.340 Wilbur Wood, R (8, 1) OBP: 0.211, SLG: 0.118 Bob Locker, S Dennis Ribant, R (9, 1) OBP: 0.167, SLG: 0.091				0-0 G6-4-3 1B ①		0-0 E2 1B ①	0-3 K ②	0-0 F4 ③			0-0 6-3 ②	4 0 2 0 0 1 2 0 0 0 0 0 0 0 0 0 0 0 0 0 0 1 0 0 0 0 0 0					
Ron Hansen, R (1, 5) OBP: 0.293, SLG: 0.326				0-0 G6-4-3 ①		0-0 E2 ①	0-3 K ③		0-0 F8 ①		0-0 F9 ③	5 0 0 0 0 1 3					
Buddy Bradford, R (1, 8) OBP: 0.254, SLG: 0.292				0-3 K ③		0-3 K ②		0-0 SH 1B ②		0-0 4-3 ②		4 1 1 0 0 2 1					
Tom McCraw, L (1, 3) OBP: 0.295, SLG: 0.375				0-3 K ①		0-0 F6 ③		0-0 SH 1B ②		0-0 E3 ②		3 1 0 0 0 1 1					
Jerry McNertney, R (1, 2) OBP: 0.297, SLG: 0.297				0-3 K ②			0-0 F8 ①	0-0 SH 1B ②		0-0 1-3 ③		4 1 1 1 0 1 1					
Cisco Carlos, R (1, 1) OBP: 0.100, SLG: 0.036 Dick Kenworthy, R (6, PH) OBP: 0.250, SLG: 0.235 Hoyt Wilhelm, R Woodie Held, R (8, PH) OBP: 0.245, SLG: 0.169				0-3 K ③			0-0 F3 ②	0-0 SH 1B ②		0-0 F3 ①		1 0 0 0 0 1 0 1 0 0 0 0 0 0 0 0 0 0 0 0 0 2 0 1 0 0 0 0					
<b>Inning Stats</b>	R: 0 H: 0 E: 0 LOB: 0 K: 1 BB: 0 S: 5 P: 5	R: 0 H: 1 E: 0 LOB: 0 K: 1 BB: 0 S: 5 P: 5	R: 0 H: 0 E: 0 LOB: 0 K: 3 BB: 0 S: 9 P: 9	R: 0 H: 0 E: 0 LOB: 0 K: 0 BB: 0 S: 3 P: 3	R: 0 H: 1 E: 1 LOB: 1 K: 1 BB: 0 S: 6 P: 6	R: 0 H: 0 E: 0 LOB: 0 K: 0 BB: 0 S: 3 P: 3	R: 0 H: 1 E: 0 LOB: 1 K: 2 BB: 0 S: 8 P: 8	R: 4 H: 5 E: 0 LOB: 1 K: 0 BB: 0 S: 8 P: 8	R: 0 H: 0 E: 1 LOB: 1 K: 0 BB: 0 S: 4 P: 4	R: 0 H: 0 E: 0 LOB: 0 K: 0 BB: 0 S: 3 P: 3	R: 0 H: 0 E: 0 LOB: 0 K: 1 BB: 0 S: 5 P: 5	1B: 7 SF: 1 2B: 2 SAC: 2 3B: 0 DP: 2 HR: 0 HBP: 0	WP: 0 PA: 41 PB: 0 SB: 0 CS: 0				
<b>PITCHER</b>	IP WLS BF H R ER SO BB IBB HBP BLK WP HR S P ERA WHIP																
Jim Merritt, L (1, 1) ERA: 3.19	7.0		6	4	4	8	0	0	0	0	0	0	0	43	43	5.14	0.857
Bob Miller, R (8, 1) ERA: 3.15	1.0		4	2	0	0	0	0	0	0	0	0	0	4	4	0.00	2.000
Ron Perranoski, L (9, 1) ERA: 3.1	2.0		7	0	0	0	0	0	0	0	0	0	0	7	7	0.00	0.000
Al Worthington, R (11, 1) ERA: 2.96	1.0	W	3	0	0	0	1	0	0	0	0	0	0	5	5	0.00	0.000

Chicago White Sox @ Minnesota Twins  
 Metropolitan Stadium, Bloomington, MI  
 Fri Aug 30 1968, 8:05 PM EDT  
 Att. 11,902 - Unknown - 65 F

AB	38
R	4
H	8
RBI	4
BB	0
SO	9
LOB	8



WP: 0	PA: 41
PB: 0	
SB: 0	
CS: 0	



Batter	1	2	3	4	5	6	7	8	9	10	11	AB R H RBI BB SO LOB	BOTTOM																		
<b>Cesar Tovar, R</b> (1, 8) OBP: 0.324, SLG: 0.367	0-0 3-1 S 1B		0-0 E S 1B		0-0 FC3-6 1-2f			0-3 K 1B	0-0 1-H 2-H 3B		0-0 F9	6 2 3 2 0 1 2	<b>Chicago White Sox @ Minnesota Twins</b> Metropolitan Stadium, Bloomington, MI Fri Aug 30 1968, 8:05 PM EDT Att. 11,902 - Unknown - 65 F <a href="http://livebaseballscorecards.com">livebaseballscorecards.com</a>																		
<b>Rich Reese, L</b> (1, 3) OBP: 0.310, SLG: 0.361	0-3 K 1-2		0-0 1-H 1B		0-3 K			0-0 PB 1-2 1B	0-0 4-3		0-0 2-H 1B	6 0 3 2 0 2 4																			
<b>Tony Oliva, L</b> (1, 9) OBP: 0.356, SLG: 0.476	0-0 3-1 2-3		0-0 F9		0-0 6-3			0-0 1-2 2-H 1B		0-0 F5		5 0 1 1 0 0 2																			
<b>Bob Allison, R</b> (1, 7) OBP: 0.336, SLG: 0.460	0-3 K			0-0 6-3				0-3 K 2-3		0-0 BB 1B 1B		4 0 0 0 0 2 3																			
<b>Ron Perranoski, L</b> (9, 1)												0 0 0 0 0 0 0																			
<b>Jim Kaat, L</b> (10, PH) OBP: 0.174, SLG: 0.206												1 0 1 0 0 0 0																			
<b>Al Worthington, R</b> (11, 1)												0 0 0 0 0 0 0																			
<b>Rod Carew, L</b> (1, 4) OBP: 0.321, SLG: 0.359		0-3 K		0-0 L6				0-0 F9		0-0 F8		5 0 0 0 0 1 3																			
<b>Rich Rollins, R</b> (1, 5) OBP: 0.292, SLG: 0.335		0-0 L7		0-0 L7				0-0 F7		0-0 5-3		3 0 1 0 0 0 0																			
<b>Frank Quilici, R</b> (8, 5) OBP: 0.304, SLG: 0.330												0 0 0 0 0 0 0																			
<b>Bruce Look, L</b> (9, PH) OBP: 0.363, SLG: 0.310												1 0 0 0 0 0 0																			
<b>Jim Holt, L</b> (10, 7) OBP: 0.250, SLG: 0.270												1 0 1 0 0 0 0																			
<b>John Roseboro, L</b> (1, 2) OBP: 0.299, SLG: 0.311		0-0 L8		0-0 1-3				0-0 4-3		0-0 4-3		4 0 0 0 1 0 1																			
<b>Ron Clark, R</b> (1, 6) OBP: 0.263, SLG: 0.247								0-0 F5		0-0 E4 3B		5 1 0 0 0 0 3																			
<b>Jim Merritt, L</b> (1, 1) OBP: 0.214, SLG: 0.185												2 0 1 0 0 0 0																			
<b>Bob Miller, R</b> (8, 1) OBP: 0.143, SLG: 0.143												0 0 0 0 0 0 0																			
<b>Frank Kostro, R</b> (8, PH) OBP: 0.225, SLG: 0.269												2 0 1 0 0 1 0																			
<b>Ted Uhlaender, L</b> (9, PR) OBP: 0.324, SLG: 0.389												0 1 0 0 0 0 0																			
<b>Rick Renick, R</b> (10, 6) OBP: 0.247, SLG: 0.368												1 1 1 0 0 0 0																			
<b>Inning Stats</b>	R: 0 E: 0 K: 2 S: 8	H: 1 LOB: 1 BB: 0 P: 8	R: 0 E: 0 K: 1 S: 5	H: 0 LOB: 0 BB: 0 P: 5	R: 1 E: 0 K: 0 S: 5	H: 2 LOB: 1 BB: 0 P: 5	R: 0 E: 0 K: 0 S: 4	H: 1 LOB: 1 BB: 0 P: 4	R: 0 E: 0 K: 1 S: 6	H: 1 LOB: 1 BB: 0 P: 6	R: 0 E: 0 K: 0 S: 3	H: 0 LOB: 0 BB: 0 P: 3	R: 0 E: 0 K: 0 S: 3	H: 0 LOB: 0 BB: 0 P: 3	R: 1 E: 0 K: 3 S: 12	H: 2 LOB: 2 BB: 0 P: 12	R: 2 E: 1 K: 0 S: 6	H: 2 LOB: 2 BB: 0 P: 6	R: 0 E: 0 K: 0 S: 5	H: 2 LOB: 3 BB: 1 P: 9	R: 1 E: 0 K: 0 S: 3	H: 2 LOB: 1 BB: 0 P: 3	1B: 11 2B: 1 3B: 1 HR: 0	SF: 0 SAC: 0 DP: 0 HBP: 0	WP: 0 PB: 2 SB: 3 CS: 0	PA: 47					
<b>PITCHER</b>	IP WLS BF H R ER SO BB IBB HBP BLK WP HR S P ERA WHIP																														
<b>Cisco Carlos, R</b> (1, 1) ERA: 3.71	5.0	20	5	1	1	4	0	0	0	0	0	0	0	0	28	28	1.80	1.000													
<b>Hoyt Wilhelm, R</b> (6, 1) ERA: 1.92	2.0	6	0	0	0	0	0	0	0	0	0	0	0	0	6	6	0.00	0.000													
<b>Wilbur Wood, L</b> (8, 1) ERA: 1.92	0.1	4	2	1	0	2	0	0	0	0	0	0	0	0	8	8	0.00	6.000													
<b>Bob Locker, R</b> (8, 1) ERA: 2.28	1.1	7	2	2	0	1	0	0	0	0	0	0	0	9	9	0.00	1.500														
<b>Dennis Ribant, R</b> (9, 1) ERA: 4.76	1.2	L 10	4	1	1	0	1	0	0	0	0	0	0	9	13	5.40	3.000														



Batter	1	2	3	4	5	6	7	8	9	AB R H RBI BB SO LOB	TOP											
Buddy Bradford, R (1, 9) OBP: 0.248, SLG: 0.284	0-0 5-3		0-0 1-3	0-0 F8			0-0 E3		0-0 6-3	5 0 0 0 0 0 3	<b>Chicago White Sox @ Minnesota Twins</b> Metropolitan Stadium, Bloomington, MI Sat Aug 31 1968, 4:33 AM EDT Att. 11,665 - Unknown - 65 F <a href="http://livebaseballscorecards.com">livebaseballscorecards.com</a>											
Sandy Alomar Sr., S (1, 4) OBP: 0.324, SLG: 0.317	0-0 1B		0-0 1B		0-0 4-3	0-0 L5	0-0 1-2	0-0 2B	5 2 4 0 0 0 1													
Duane Josephson, R (1, 2) OBP: 0.290, SLG: 0.358	0-0 1B		0-0 1B		0-0 F6	0-0 1-6-3	0-0 1-3	0-0 2B	5 1 3 1 0 0 2													
Pete Ward, L (1, 5) Woodie Held, R (9, PR) OBP: 0.360, SLG: 0.370 OBP: 0.245, SLG: 0.169	0-3 K		0-3 K		0-0 4-3	4-0 BB	4-0 BB	0-0 1B	4 0 1 1 1 2 4 0 0 0 0 0 0 0													
Tom McCraw, L (1, 3) Tommy Davis, R (9, PH) OBP: 0.285, SLG: 0.340	0-3 K		0-0 FC5-4	0-0 K		4-0 1-2	4-0 2-3	0-0 SF8	3 0 1 0 1 2 3 0 0 0 1 0 0 0													
Walt Williams, R (1, 7) Leon Wagner, L (7, PH) OBP: 0.270, SLG: 0.327 OBP: 0.339, SLG: 0.327		0-0 F8		0-0 FC5-4		0-0 5-3	0-0 F9	0-0 1-2	3 0 0 0 0 0 1 2 0 1 0 0 0 3													
Ron Hansen, R (1, 6) OBP: 0.292, SLG: 0.325		0-0 6-3		0-0 F8		0-0 2B		0-0 5-3	5 0 1 0 0 0 3													
Ken Berry, R (1, 8) OBP: 0.284, SLG: 0.337		0-0 5-3		4-0 E		0-0 1-2		0-0 2-3	3 0 1 0 1 0 0													
Jack Fisher, R (1, 1) Luis Aparicio, R (8, PH) Hoyt Wilhelm, R (8, 1) OBP: 0.133, SLG: 0.136 OBP: 0.308, SLG: 0.346			0-0 2-3	0-0 E6		0-0 L7		0-0 5-3	3 0 0 0 0 0 3 1 0 0 0 0 0 0 0 0 0 0 0 0 0													
<b>Inning Stats</b>	R: 0 E: 0 K: 2 S: 9	H: 2 LOB: 2 BB: 0 P: 9	R: 0 E: 0 K: 0 S: 3	H: 0 LOB: 0 BB: 0 P: 3	R: 1 E: 0 K: 1 S: 7	H: 2 LOB: 1 BB: 0 P: 7	R: 0 E: 1 K: 0 S: 5	H: 1 LOB: 3 BB: 1 P: 9	R: 0 E: 0 K: 0 S: 6	H: 1 LOB: 1 BB: 0 P: 6	R: 0 E: 0 K: 0 S: 4	H: 2 LOB: 1 BB: 0 P: 4	R: 0 E: 2 K: 0 S: 4	H: 0 LOB: 3 BB: 2 P: 12	R: 0 E: 0 K: 0 S: 3	H: 0 LOB: 0 BB: 0 P: 3	R: 2 E: 0 K: 0 S: 7	H: 4 LOB: 2 BB: 0 P: 7	1B: 10 2B: 2 3B: 0 HR: 0	SF: 1 SAC: 0 DP: 0 HBP: 0	WP: 0 PB: 0 SB: 1 CS: 0	PA: 43
<b>PITCHER</b>	IP WLS BF H R ER SO BB IBB HBP BLK WP HR S P ERA WHIP																					
Dean Chance, R (1, 1) ERA: 2.47	8.1 W 40 11 3 3 4 3 0 0 0 0 0 0 45 57 3.24 1.680																					
Ron Perranoski, L (9, 1) ERA: 3.09	0.1 2 1 0 0 0 0 0 0 0 0 0 0 2 2 0.00 3.000																					
Al Worthington, R (9, 1) ERA: 2.94	0.1 S 1 0 0 0 0 0 0 0 0 0 0 0 1 1 0.00 0.000																					



Batter	1	2	3	4	5	6	7	8	9	AB R H RBI BB SO LOB
<b>Cesar Tovar, R</b> (1, 8) OBP: 0.323, SLG: 0.366	0-0 F8		0-0 5-3		0-0 FC6-4 1B	0-0 F8				4 0 1 0 0 0 4
<b>Rich Reese, L</b> (1, 3) OBP: 0.306, SLG: 0.355	0-0 F7		0-0 L9		0-0 FC6-4 1-2f		0-0 6-3			4 0 0 0 0 0 3
<b>Tony Oliva, L</b> (1, 9) OBP: 0.357, SLG: 0.477 <b>Jim Holt, L</b> (6, 9) OBP: 0.245, SLG: 0.264	0-3 K			0-0 5-3 1B		0-0 4-3	0-0 G3			2 0 1 0 0 1 0 2 0 0 0 0 0 0
<b>Bob Allison, R</b> (1, 7) OBP: 0.338, SLG: 0.469		0-3 K		0-0 5-3 1-2		0-0 1B 1B	0-0 HR			4 2 2 1 0 1 1
<b>Rod Carew, L</b> (1, 4) OBP: 0.320, SLG: 0.358		0-0 4-3		0-0 F4		0-0 1B 1B 1B	0-0 4-3			4 1 1 0 0 0 1
<b>Rich Rollins, R</b> (1, 5) OBP: 0.297, SLG: 0.358 <b>Frank Quilici, R</b> (9, 5) OBP: 0.304, SLG: 0.330		0-0 HR		0-0 F9		0-0 1B 1B 1B	0-0 F7			4 1 2 2 0 0 1 0 0 0 0 0 0 0
<b>Bruce Look, L</b> (1, 2) OBP: 0.368, SLG: 0.303		0-0 G3			0-0 E3 1B	4-0 1B 1B 1B	4-0 FC6-4 BB			2 0 0 0 2 0 0
<b>Rick Renick, R</b> (1, 6) OBP: 0.253, SLG: 0.372 <b>John Roseboro, L</b> (6, PH) OBP: 0.301, SLG: 0.313 <b>Ron Clark, R</b> (7, 6) OBP: 0.262, SLG: 0.246			0-0 5-3 1B		0-0 F9	0-0 1B	0-0 FC6-4			2 0 1 0 0 0 1 1 0 1 1 0 0 0 1 0 0 0 0 0 1
<b>Dean Chance, R</b> (1, 1) OBP: 0.084, SLG: 0.050 <b>Ron Perranoski, L</b> (9, 1) <b>Al Worthington, R</b> (9, 1)			0-3 K		0-3 K	0-3 K	0-0 6-3			4 0 0 0 0 3 6 0 0 0 0 0 0 0 0 0 0 0 0 0 0

Inning Stats	R: 0	H: 0	E: 0	K: 1	S: 5	R: 1	H: 1	E: 0	K: 1	S: 6	R: 0	H: 1	E: 0	K: 1	S: 6	R: 0	H: 1	E: 0	K: 0	S: 4	R: 0	H: 1	E: 1	K: 1	S: 7	R: 2	H: 4	E: 0	K: 1	S: 9	R: 1	H: 1	E: 0	K: 0	S: 4	R: 0	H: 0	E: 0	K: 0	S: 3
<b>Jack Fisher, R</b> (1, 1) ERA: 2.93 <b>Hoyt Wilhelm, R</b> (8, 1) ERA: 1.89	IP	WLS	BF	H	R	ER	SO	BB	IBB	HBP	BLK	WP	HR	S	P	ERA	WHIP																							
	7.0	L	32	9	4	4	5	0	1	0	0	0	2	41	45	5.14	1.286																							
	1.0		4	0	0	0	0	1	0	0	0	0	0	3	7	0.00	1.000																							


**BOTTOM**

**Chicago White Sox @ Minnesota Twins**  
Metropolitan Stadium, Bloomington, MI

Sat Aug 31 1968, 4:33 AM EDT  
Att. 11,665 - Unknown - 65 F

livebaseballscorecards.com

<b>AB</b>	<b>34</b>
<b>R</b>	<b>4</b>
<b>H</b>	<b>9</b>
<b>RBI</b>	<b>4</b>
<b>BB</b>	<b>2</b>
<b>SO</b>	<b>5</b>
<b>LOB</b>	<b>18</b>



1B: 7	SF: 0	WP: 0	PA: 36
2B: 0	SAC: 0	PB: 0	
3B: 0	DP: 0	SB: 0	
HR: 2	HBP: 0	CS: 0	

Batter	1	2	3	4	5	6	7	8	9	AB R H RBI BB SO LOB	TOP									
Luis Aparicio, R (1, 6) OBP: 0.308, SLG: 0.347	0-0 F8		0-3 K	0-0 F9			0-0 2B			4 0 1 0 0 1 2										
Sandy Alomar Sr., S (1, 4) OBP: 0.323, SLG: 0.316	0-0 F4			0-0 F7			0-0 F2			4 1 1 0 0 0 3										
Pete Ward, L (1, 5) Ron Hansen, R (7, 5) OBP: 0.359, SLG: 0.367 OBP: 0.292, SLG: 0.325	0-0 4-3			4-0 1B 1-2 1B BB	0-0 F8		0-0 F8			3 1 0 0 1 0 1 0 0 0 0 0 0 0										
Duane Josephson, R (1, 2) OBP: 0.289, SLG: 0.357		0-0 F6		0-0 1B 1-2 1B 2-H	0-0 L9		0-3 K			4 1 1 1 0 1 0										
Tommy Davis, R (1, 7) Woodie Held, R (8, 7) OBP: 0.287, SLG: 0.342 OBP: 0.245, SLG: 0.169		0-0 1B		0-0 1B 1-2 1B 2-H	0-0 1-4-3		0-0 4-3			4 1 2 1 0 0 0 0 0 0 0 0 0 0										
Tom McCraw, L (1, 3) OBP: 0.296, SLG: 0.374		0-0 F2		0-0 1B 1-2 1B 2-H		0-0 F8	0-3 K			4 1 1 1 0 1 1										
Buddy Bradford, R (1, 9) OBP: 0.248, SLG: 0.284		0-0 F6		0-0 1B 1-2 1B 2-H		0-0 1-3		0-0 1-4-3		4 0 1 1 0 0 1										
Ken Berry, R (1, 8) OBP: 0.284, SLG: 0.336			0-0 F7	0-0 1B 1-2 1B 2-H		0-0 F8		0-0 F7		4 0 1 1 0 0 0										
Jerry Nyman, L (1, 1) Wilbur Wood, R (5, 1) OBP: 0.200, SLG: 0.200 OBP: 0.190, SLG: 0.105			0-3 K	0-3 K			0-3 K		0-3 K	2 0 0 0 0 2 2 2 0 0 0 0 2 0										
<b>Inning Stats</b>	R: 0 E: 0 K: 0 S: 3	H: 0 LOB: 0 BB: 0 P: 3	R: 0 E: 0 K: 0 S: 4	H: 1 LOB: 1 BB: 0 P: 4	R: 0 E: 0 K: 2 S: 7	H: 0 LOB: 0 BB: 0 P: 7	R: 5 E: 0 K: 1 S: 11	H: 6 LOB: 2 BB: 1 P: 15	R: 0 E: 0 K: 0 S: 3	H: 0 LOB: 0 BB: 0 P: 3	R: 0 E: 0 K: 1 S: 6	H: 1 LOB: 1 BB: 0 P: 6	R: 0 E: 0 K: 2 S: 7	H: 0 LOB: 0 BB: 0 P: 7	R: 0 E: 0 K: 1 S: 5	H: 0 LOB: 0 BB: 0 P: 5	1B: 7 2B: 1 3B: 0 HR: 0	SF: 0 SAC: 0 DP: 0 HBP: 0	WP: 0 PB: 0 SB: 2 CS: 0	PA: 36
<b>PITCHER</b>	IP WLS BF H R ER SO BB IBB HBP BLK WP HR S P ERA WHIP																			
Dave Boswell, R (1, 1) ERA: 3.15	3.0 L 15 5 5 5 2 1 0 0 0 0 0 0 18 22 15.00 2.000																			
Jim Perry, R (4, 1) ERA: 2.59	2.0 8 2 0 0 1 0 0 0 0 0 0 0 10 10 0.00 1.000																			
Jim Roland, L (6, 1) ERA: 3.28	2.0 7 1 0 0 1 0 0 0 0 0 0 0 9 9 0.00 0.500																			
Tom Hall, L (8, 1) ERA: 4.15	2.0 6 0 0 0 3 0 0 0 0 0 0 0 12 12 0.00 0.000																			

Chicago White Sox @ Minnesota Twins  
Metropolitan Stadium, Bloomington, MI

Sun Sep 01 1968, 4:33 AM EDT  
Att. 16,373 - Unknown - 64 F

AB	35
R	5
H	8
RBI	5
BB	1
SO	7
LOB	10



WP: 0	PA: 36
PB: 0	
SB: 2	
CS: 0	

PITCHER	IP	WLS	BF	H	R	ER	SO	BB	IBB	HBP	BLK	WP	HR	S	P	ERA	WHIP
Dave Boswell, R	3.0	L	15	5	5	5	2	1	0	0	0	0	0	18	22	15.00	2.000
Jim Perry, R	2.0		8	2	0	0	1	0	0	0	0	0	0	10	10	0.00	1.000
Jim Roland, L	2.0		7	1	0	0	1	0	0	0	0	0	0	9	9	0.00	0.500
Tom Hall, L	2.0		6	0	0	0	3	0	0	0	0	0	0	12	12	0.00	0.000

Batter	1	2	3	4	5	6	7	8	9	AB R H RBI BB SO LOB
Cesar Tovar, R OBP: 0.325, SLG: 0.374 (1, 8)	0-0 1B		0-0 1B		0-0 HR		0-0 F9		0-0 5-3	5 1 3 3 0 0 0
Rich Reese, L OBP: 0.305, SLG: 0.357 (1, 3)	0-0 F8		0-0 4-3		0-0 E3		0-0 2B			4 0 1 0 0 0 2
Rod Carew, L OBP: 0.318, SLG: 0.355 (1, 4)	0-0 L9		0-3 K		0-3 K		0-0 6-3			3 0 0 0 0 2 3
Frank Quilici, R OBP: 0.303, SLG: 0.328 (7, 4)										1 0 0 0 0 0 1
Bob Allison, R OBP: 0.335, SLG: 0.464 (1, 7)	0-0 F8			0-0 E5	0-0 FC4-6			0-0 1-3		4 0 0 0 0 0 2
Rich Rollins, R OBP: 0.291, SLG: 0.349 (1, 5)		0-0 F8		0-0 FC5-4	0-0 L9			0-0 L5		4 0 0 0 0 0 2
John Roseboro, L OBP: 0.301, SLG: 0.312 (1, 2)		0-0 F2		0-0 1B		0-0 G3		0-0 F8		4 0 1 0 0 0 0
Frank Kostro, R OBP: 0.213, SLG: 0.254 (1, 9)		0-0 5-3		0-0 F3		0-0 L5			0-0 5-3	4 0 0 0 0 0 2
Ron Clark, R OBP: 0.261, SLG: 0.251 (1, 6)			0-0 1B	0-0 F8		0-0 L8			0-0 F5	4 1 1 0 0 0 2
Dave Boswell, R OBP: 0.228, SLG: 0.345 (1, 1)			0-0 F2		4-0 HR		0-0 6-3		0-0 HR	1 0 0 0 0 0 1
Jim Perry, S OBP: 0.175, SLG: 0.333 (4, 1)										0 0 0 0 0 0 0
Rick Kenick, R OBP: 0.262, SLG: 0.372 (5, PH)										0 1 0 0 1 0 0
Jim Roland, R OBP: 0.262, SLG: 0.372 (6, 1)										0 0 0 0 0 0 0
Bruce Look, L OBP: 0.264, SLG: 0.300 (7, PH)										1 0 0 0 0 0 0
Tom Hall, L OBP: 0.264, SLG: 0.300 (8, 1)										0 0 0 0 0 0 0
Harmon Killebrew, R OBP: 0.349, SLG: 0.406 (9, PH)										1 1 1 1 0 0 0

**BOTTOM**

**Chicago White Sox @ Minnesota Twins**  
Metropolitan Stadium, Bloomington, MI

Sun Sep 01 1968, 4:33 AM EDT  
Att: 16,373 - Unknown - 64 F

[livebaseballscorecards.com](http://livebaseballscorecards.com)


<b>AB</b>	<b>36</b>
<b>R</b>	<b>4</b>
<b>H</b>	<b>7</b>
<b>RBI</b>	<b>4</b>
<b>BB</b>	<b>1</b>
<b>SO</b>	<b>2</b>
<b>LOB</b>	<b>15</b>



Inning Stats	R: 0	H: 1	E: 0	LOB: 1	K: 0	BB: 0	S: 4	P: 4
	0	0	0	0	0	0	3	3
	0	0	0	0	0	0	3	3
	0	0	0	0	0	0	3	3
	0	0	0	0	0	0	3	3
	0	0	0	0	0	0	3	3
	0	0	0	0	0	0	3	3
	0	0	0	0	0	0	3	3
	0	0	0	0	0	0	3	3
	0	0	0	0	0	0	3	3
	0	0	0	0	0	0	3	3

PITCHER	IP	WLS	BF	H	R	ER	SO	BB	IBB	HBP	BLK	WP	HR	S	P	ERA	WHIP
Jerry Nyman, L ERA: 1.98 (1, 1)	4.0		20	5	3	3	1	1	0	0	0	0	1	21	25	6.75	1.500
Wilbur Wood, L ERA: 1.91 (5, 1)	5.0	W	17	2	1	1	1	0	0	0	0	0	1	19	19	1.80	0.400

<b>WP: 0</b>	<b>PA: 37</b>
<b>PB: 0</b>	
<b>SB: 2</b>	
<b>CS: 0</b>	

Batter	1	2	3	4	5	6	7	8	9	AB R H RBI BB SO LOB	TOP							
Mike Andrews, R (1, 4) OBP: 0.379, SLG: 0.373	0-0 5-3		0-0 CS 1B			0-0 F5			0-3 K	4 0 1 0 0 1 0	<b>Boston Red Sox @ Minnesota Twins</b> Metropolitan Stadium, Bloomington, MI Mon Sep 02 1968, 4:33 AM EDT Att. 10,489 - Unknown - 79 F  <b>AB 28</b> <b>R 1</b> <b>H 3</b> <b>RBI 1</b> <b>BB 2</b> <b>SO 11</b> <b>LOB 5</b> 							
Joe Foy, R (1, 5) OBP: 0.340, SLG: 0.349	4-0 BB		0-3 K			0-0 2B		0-0 6-3	3 0 1 0 1 1 1									
Carl Yastrzemski, L (1, 7) OBP: 0.417, SLG: 0.463	0-0 F9			0-3 K		0-3 K		0-0 4-3	4 0 0 0 0 2 1									
Ken Harrelson, R (1, 9) OBP: 0.353, SLG: 0.540	0-3 K			0-0 1-3			0-0 5-3		3 0 0 0 0 1 1									
Reggie Smith, S (1, 8) OBP: 0.334, SLG: 0.401		0-3 K		0-0 F8		0-0 L6			3 0 0 0 0 1 0									
Jerry Adair, R (1, 6) OBP: 0.262, SLG: 0.267		4-0 BB			0-0 F9		0-0 F3		2 0 0 0 1 0 0									
George Scott, R (1, 3) OBP: 0.242, SLG: 0.250		0-3 K		0-3 K			0-3 K		3 0 0 0 0 3 1									
Russ Gibson, R (1, 2) OBP: 0.253, SLG: 0.355		0-3 K			0-0 HR			0-3 K	3 1 1 1 0 2 1									
Juan Pizarro, L (1, 1) OBP: 0.212, SLG: 0.233			0-0 G1		0-0 6-3			0-0 6-3	1 0 0 0 0 0 0									
Jose Tartabull, L (5, PH) OBP: 0.306, SLG: 0.324									1 0 0 0 0 0 0									
Gary Waslewski, R (5, 1) OBP: 0.074, SLG: 0.038									0 0 0 0 0 0 0									
Rico Petrocelli, R (8, PH) OBP: 0.300, SLG: 0.386									1 0 0 0 0 0 0									
Jerry Stephenson, L (8, 1) OBP: 0.389, SLG: 0.353									0 0 0 0 0 0 0									
<b>Inning Stats</b>	R: 0 E: 0 K: 1 S: 5	H: 0 LOB: 1 BB: 1 P: 9	R: 0 E: 0 K: 3 S: 9	H: 0 LOB: 1 BB: 1 P: 13	R: 0 E: 0 K: 1 S: 5	H: 1 LOB: 0 BB: 0 P: 5	R: 0 E: 0 K: 1 S: 5	H: 0 LOB: 0 BB: 0 P: 5	R: 0 E: 0 K: 0 S: 3	H: 0 LOB: 0 BB: 0 P: 3	R: 0 E: 0 K: 2 S: 7	H: 0 LOB: 0 BB: 0 P: 7	R: 0 E: 0 K: 1 S: 5	H: 0 LOB: 0 BB: 0 P: 5	1B: 1 2B: 1 3B: 0 HR: 1	SF: 0 SAC: 0 DP: 0 HBP: 0	WP: 0 PB: 0 SB: 0 CS: 1	PA: 30
<b>PITCHER</b> Jim Kaat, L (1, 1) ERA: 2.72	IP 9.0 WLS W BF 30 H 3 R 1 ER 1 SO 11 BB 2 IBB 0 HBP 0 BLK 0 WP 0 HR 1 S 50 P 58 ERA 1.00 WHIP 0.556											<b>PITCHER</b>	IP WLS BF H R ER SO BB IBB HBP BLK WP HR S P ERA WHIP					

Batter	1	2	3	4	5	6	7	8	9	AB R H RBI BB SO LOB
<b>Cesar Tovar, R</b> OBP: 0.327, SLG: 0.375 (1, 8) X	0-0 G5-3 1B 1B		0-3 K		0-0 S 1B		0-0 L9			4 1 2 0 0 1 1
<b>Rich Reese, L</b> OBP: 0.311, SLG: 0.363 (1, 3) X	0-0 G5-3 1-2 1B		0-0 HR 1B		0-0 6-3 1-H 1B		0-3 K2-3			4 1 3 1 0 1 0
<b>Rich Rollins, R</b> OBP: 0.290, SLG: 0.365 (1, 5) X	0-0 G5-3 1-2 2-3f		0-0 1-H 2-H HR		0-0 6-3 1-2		0-3 K			4 1 1 3 0 1 3
<b>Bob Allison, R</b> OBP: 0.334, SLG: 0.462 (1, 7) S S S	0-3 K		0-3 K		0-0 F7			0-0 S SH3-4 1B		4 1 1 0 0 2 2
<b>Ron Clark, R</b> OBP: 0.257, SLG: 0.247 (1, 6) X		0-0 F5	0-0 F8		0-0 F6			0-0 SH3-4 1-2		3 0 0 0 0 0 0
<b>Frank Kostro, R</b> OBP: 0.228, SLG: 0.257 (1, 9) X		0-0 1B		0-0 F8	4-0 BB BB BB	0-3 1B BB		0-3 K		3 0 1 0 1 1 1
<b>John Roseboro, L</b> OBP: 0.300, SLG: 0.310 (1, 2) X		0-0 F8		0-0 F7		0-0 F5		4-0 1B IBB		3 0 0 0 1 0 2
<b>Frank Quilici, R</b> OBP: 0.306, SLG: 0.332 (1, 4) X		0-0 F7		0-3 K		0-0 1-2 1B		0-0 1-2 3-H 1B		4 0 2 1 0 1 1
<b>Jim Kaat, L</b> OBP: 0.178, SLG: 0.197 (1, 1) B B B B			4-0 1B HR BB		0-0 3-1	0-3 K		0-3 K		3 1 0 0 1 2 4

Inning Stats	R: 0	H: 2	E: 0	K: 1	S: 6	LOB: 1	BB: 0	P: 6	R: 0	H: 1	E: 0	K: 0	S: 4	LOB: 1	BB: 0	P: 4	R: 3	H: 2	E: 0	K: 2	S: 9	LOB: 0	BB: 1	P: 13	R: 0	H: 0	E: 0	K: 1	S: 5	LOB: 0	BB: 0	P: 5	R: 1	H: 2	E: 0	K: 0	S: 5	LOB: 1	BB: 0	P: 5	R: 0	H: 1	E: 0	K: 1	S: 6	LOB: 2	BB: 1	P: 10	R: 0	H: 0	E: 0	K: 2	S: 7	LOB: 0	BB: 0	P: 7	R: 1	H: 2	E: 0	K: 2	S: 9	LOB: 2	BB: 1	P: 13
--------------	------	------	------	------	------	--------	-------	------	------	------	------	------	------	--------	-------	------	------	------	------	------	------	--------	-------	-------	------	------	------	------	------	--------	-------	------	------	------	------	------	------	--------	-------	------	------	------	------	------	------	--------	-------	-------	------	------	------	------	------	--------	-------	------	------	------	------	------	------	--------	-------	-------

PITCHER	IP	WLS	BF	H	R	ER	SO	BB	IBB	HBP	BLK	WP	HR	S	P	ERA	WHIP
<b>Juan Pizarro, L</b> ERA: 3.59 (1, 1)	4.0	L	17	5	3	3	4	1	0	0	0	0	1	24	28	6.75	1.500
<b>Gary Waslewski, R</b> ERA: 3.54 (5, 1)	3.0		13	3	1	1	3	1	0	0	0	0	0	18	22	3.00	1.333
<b>Jerry Stephenson, R</b> ERA: 5.67 (8, 1)	1.0		6	2	1	1	2	0	1	0	0	0	0	9	13	9.00	2.000


**BOTTOM**

**Boston Red Sox @ Minnesota Twins**  
Metropolitan Stadium, Bloomington, MI

Mon Sep 02 1968, 4:33 AM EDT  
Att: 10,489 - Unknown - 79 F

AB	32
R	5
H	10
RBI	5
BB	3
SO	9
LOB	14

livebaseballscorecards.com



WP: 0	PA: 36
PB: 0	
SB: 2	
CS: 0	

Batter	1	2	3	4	5	6	7	8	9	AB R H RBI BB SO LOB	TOP		
Mike Andrews, R (1, 4) OBP: 0.380, SLG: 0.375	0-0 F8		0-0 F8 1B		0-0 BB SH3-4 1B 1B					3 1 2 0 0 0 0	<b>Boston Red Sox @ Minnesota Twins</b> Metropolitan Stadium, Bloomington, MI Tue Sep 03 1968, 8:05 PM EDT Att: 7,053 - Unknown - 60 F  <a href="http://livebaseballscorecards.com">livebaseballscorecards.com</a>		
Jerry Adair, R (1, 6) OBP: 0.259, SLG: 0.265	0-0 L3		0-0 F8 1-2		0-0 SH3-4					2 0 0 0 0 0 1			
Carl Yastrzemski, L (1, 7) OBP: 0.420, SLG: 0.463	4-0 1B E BB		4-0 BB BB		4-0 BB 1B BB					0 1 0 0 3 0 0			
Ken Harrelson, R (1, 9) OBP: 0.355, SLG: 0.540	0-0 E 1B 1-2 1B		0-0 F3		4-0 1B 1-2 2-3 BB					2 0 1 0 1 0 1			
Joe Foy, R (1, 5) OBP: 0.344, SLG: 0.353	0-0 E8 1-3 2-H 1B			0-0 HR 1B	0-0 BB 1B					3 1 3 2 0 0 0			
Reggie Smith, S (1, 8) OBP: 0.336, SLG: 0.407	0-0 L7			0-0 1-H HR	4-0 1-3 2-H 3-H 4-0 BB					2 1 1 2 1 0 2			
Russ Gibson, R (1, 2) OBP: 0.249, SLG: 0.349		0-0 L8		0-0 F9	0-0 4-3					3 0 0 0 0 0 3			
George Scott, R (1, 3) OBP: 0.240, SLG: 0.248		0-0 5-3		0-3 K						2 0 0 0 0 1 0			
Dick Ellsworth, L (1, 1) OBP: 0.066, SLG: 0.050		0-3 K		0-3 K						2 0 0 0 0 2 0			
<b>Inning Stats</b>	R: 1 E: 1 K: 0 S: 5 H: 2 LOB: 2 BB: 1 P: 9	R: 0 E: 0 K: 1 S: 5 H: 0 LOB: 0 BB: 0 P: 5	R: 0 E: 0 K: 0 S: 3 H: 1 LOB: 1 BB: 1 P: 7	R: 2 E: 0 K: 2 S: 9 H: 2 LOB: 0 BB: 0 P: 9	R: 1 E: 0 K: 0 S: 4 H: 2 LOB: 3 BB: 3 P: 16					1B: 6 2B: 0 3B: 0 HR: 1 SF: 0 SAC: 1 DP: 0 HBP: 0		WP: 0 PA: 25 PB: 0 SB: 0 CS: 0	
<b>PITCHER</b>	IP WLS BF H R ER SO BB IBB HBP BLK WP HR S P ERA WHIP											<b>PITCHER</b>	IP WLS BF H R ER SO BB IBB HBP BLK WP HR S P ERA WHIP
Jim Merritt, L (1, 1) ERA: 3.28	4.2 L 23 7 4 4 3 4 0 0 0 0 1 25 41 7.71 2.357												
Bob Miller, R (5, 1) ERA: 3.13	0.1 2 0 0 0 0 1 0 0 0 0 0 0 1 5 0.00 3.000												



Batter	1	2	3	4	5	6	7	8	9	AB R H RBI BB SO LOB
Cesar Tovar, R OBP: 0.327, SLG: 0.374 (1, 8)	0-0 F8		0-0 5-3	0-0 1-2 2-3 1B						3 0 1 0 0 0 0
Rich Reese, L OBP: 0.311, SLG: 0.363 (1, 3)	0-0 BB 1B 1B		0-0 G3	0-0 1-3						3 0 1 0 0 0 3
Rich Rollins, R OBP: 0.296, SLG: 0.370 (1, 5)	0-0 1-2 BB 1B		0-0 1B		0-0 F4					3 0 2 0 0 0 0
Bob Allison, R OBP: 0.334, SLG: 0.459 (1, 7)	4-0 1-2 2-3 BB		0-0 1-3		0-0 F8					2 0 0 0 1 0 1
John Roseboro, L OBP: 0.298, SLG: 0.307 (1, 2)	0-3 K			0-0 F6	0-3 K					3 0 0 0 0 2 3
Graig Nettles, L OBP: 0.500, SLG: 1.000 (1, 9)	0-3 K			0-0 1B E 2B						2 1 1 0 0 1 3
Rick Renick, R OBP: 0.267, SLG: 0.375 (1, 6)		0-0 F3		0-0 FC1-5 E 2-3 1B						2 0 1 0 0 0 0
Frank Quilici, R OBP: 0.303, SLG: 0.329 (1, 4)		0-0 F7		0-0 E6 1B FC1-5 1-2 3-H						2 0 0 1 0 0 1
Jim Merritt, L OBP: 0.208, SLG: 0.179 (1, 1)		0-0 6-3		0-0 FC1-5 1B 1-2 2-3f						2 0 0 0 0 0 2
Bob Miller, R OBP: 0.143, SLG: 0.143 (5, 1)										0 0 0 0 0 0 0

<b>Inning Stats</b>	R: 0 E: 0 K: 2 S: 9	H: 2 LOB: 3 BB: 1 P: 13	R: 0 E: 0 K: 0 S: 3	H: 0 LOB: 0 BB: 0 P: 3	R: 0 E: 0 K: 0 S: 4	H: 1 LOB: 1 BB: 0 P: 4	R: 1 E: 1 K: 0 S: 7	H: 3 LOB: 3 BB: 0 P: 7	R: 0 E: 0 K: 1 S: 5	H: 0 LOB: 0 BB: 0 P: 5	1B: 5 2B: 1 3B: 0 HR: 0	SF: 0 SAC: 0 DP: 0 HBP: 0	WP: 0 PB: 0 SB: 0 CS: 0	PA: 23
---------------------	------------------------------	----------------------------------	------------------------------	---------------------------------	------------------------------	---------------------------------	------------------------------	---------------------------------	------------------------------	---------------------------------	----------------------------------	------------------------------------	----------------------------------	--------

<b>PITCHER</b> Dick Ellsworth, L ERA: 3.06 (1, 1)	IP 5.0	WLS W	BF 23	H 6	R 1	ER 1	SO 3	BB 1	IBB 0	HBP 0	BLK 0	WP 0	HR 0	S 28	P 32	ERA 1.80	WHIP 1.400	<b>PITCHER</b>	IP 5.0	WLS W	BF 23	H 6	R 1	ER 1	SO 3	BB 1	IBB 0	HBP 0	BLK 0	WP 0	HR 0	S 28	P 32	ERA 1.80	WHIP 1.400
---	-----------	----------	----------	--------	--------	---------	---------	---------	----------	----------	----------	---------	---------	---------	---------	-------------	---------------	----------------	-----------	----------	----------	--------	--------	---------	---------	---------	----------	----------	----------	---------	---------	---------	---------	-------------	---------------

**BOTTOM**

**Boston Red Sox @ Minnesota Twins**  
Metropolitan Stadium, Bloomington, MI

Tue Sep 03 1968, 8:05 PM EDT  
Att. 7,053 - Unknown - 60 F

[livebaseballscorecards.com](http://livebaseballscorecards.com)

<b>AB</b>	<b>22</b>
<b>R</b>	<b>1</b>
<b>H</b>	<b>6</b>
<b>RBI</b>	<b>1</b>
<b>BB</b>	<b>1</b>
<b>SO</b>	<b>3</b>
<b>LOB</b>	<b>13</b>



Batter	1	2	3	4	5	6	7	8	9	AB R H RBI BB SO LOB	TOP											
Mike Andrews, R (1, 4) OBP: 0.377, SLG: 0.371	0-0 F8		0-0 1-3		0-3 K		0-0 5-3	0-0 F3		5 0 0 0 0 1 1												
Dalton Jones, L (1, 3) OBP: 0.276, SLG: 0.330	0-0 2B 1B		0-3 K			4-0 1B G6-4-3 BB		0-0 L4	0-3 K	4 2 1 0 1 2 0												
Carl Yastrzemski, L (1, 7) OBP: 0.423, SLG: 0.473	0-3 K		0-0 FC5-4 1B			0-0 1-3 1B		0-0 1B E 1B		5 2 4 1 0 1 1												
Ken Harrelson, R (1, 9) OBP: 0.355, SLG: 0.540	0-0 1-H 2B		0-0 FC5-4			0-0 G6-4-3		0-0 1-2 E 1B	0-0 F3	5 1 2 1 0 0 2												
Joe Foy, R (1, 5) OBP: 0.343, SLG: 0.352	0-0 F9			0-0 F9		0-0 F9		0-0 F7	0-0 1B 1B	5 0 1 0 0 0 3												
Reggie Smith, S (1, 8) OBP: 0.338, SLG: 0.409		0-0 4-3		0-3 K			0-0 1B SH3-4 SF8 1B	0-0 E 1B 1B	0-0 1-2 1B	5 2 3 0 0 1 0												
Jerry Adair, R (1, 6) OBP: 0.254, SLG: 0.259		0-0 5-3		0-3 K			0-0 SH3-4	0-0 E5 1B 1B	0-3 K	4 1 0 0 0 2 3												
Russ Gibson, R (1, 2) OBP: 0.259, SLG: 0.358		0-0 1B			0-0 F8		0-0 2-3 1B	0-0 E 1B 1B		4 1 3 1 0 0 0												
Gary Bell, R (1, 1) OBP: 0.217, SLG: 0.276		0-3 K			0-0 4-3		0-0 SF8	0-0 E7 WP 1B		3 1 1 2 0 1 1												
<b>Inning Stats</b>	R: 1 E: 0 K: 1 S: 7	H: 2 LOB: 1 BB: 0 P: 7	R: 0 E: 0 K: 1 S: 6	H: 1 LOB: 1 BB: 0 P: 6	R: 0 E: 0 K: 1 S: 6	H: 1 LOB: 1 BB: 0 P: 6	R: 0 E: 0 K: 2 S: 7	H: 0 LOB: 0 BB: 0 P: 7	R: 0 E: 0 K: 1 S: 5	H: 0 LOB: 0 BB: 0 P: 5	R: 1 E: 0 K: 0 S: 3	H: 1 LOB: 0 BB: 1 P: 7	R: 1 E: 0 K: 0 S: 5	H: 2 LOB: 1 BB: 0 P: 5	R: 6 E: 2 K: 0 S: 9	H: 5 LOB: 0 BB: 0 P: 9	R: 1 E: 0 K: 2 S: 10	H: 3 LOB: 2 BB: 0 P: 10	1B: 13 2B: 1 3B: 0 HR: 1	SF: 1 SAC: 1 DP: 1 HBP: 0	WP: 1 PB: 0 SB: 0 CS: 0	PA: 43
<b>PITCHER</b>	IP WLS BF H R ER SO BB IBB HBP BLK WP HR S P ERA WHIP																					
Dean Chance, R (1, 1) ERA: 2.51	7.0 L 28 7 3 3 6 1 0 0 0 0 0 0 39 43 3.86 1.143																					
Jim Roland, L (8, 1) ERA: 3.32	2.0 15 8 7 1 2 0 0 0 0 1 1 19 19 4.50 4.000																					

**Boston Red Sox @ Minnesota Twins**  
Metropolitan Stadium, Bloomington, MI


Wed Sep 04 1968, 8:05 PM EDT  
Att: 8,069 - Unknown - 63 F

[livebaseballscorecards.com](http://livebaseballscorecards.com)

AB	40
R	10
H	15
RBI	5
BB	1
SO	8
LOB	11





Batter	1	2	3	4	5	6	7	8	9	AB R H RBI BB SO LOB	TOP											
<b>Cesar Tovar, R</b> (1, 8) OBP: 0.327, SLG: 0.374	0-0 S 1B		0-0 PB 1B		0-0 E 2B 1B		0-0 L5-3 1-2			4 1 3 1 0 0 1												
<b>Rich Reese, L</b> (1, 3) OBP: 0.310, SLG: 0.360	0-0 F5 1-2		0-0 F9 1-2		0-0 E7 2B 1B		0-0 1B			4 0 2 0 0 0 2												
<b>Rich Rollins, R</b> (1, 5) OBP: 0.299, SLG: 0.376	0-0 F7		0-3 K		0-0 1-3 2B		0-0 F8			4 0 1 1 0 1 3												
<b>Bob Allison, R</b> (1, 7) OBP: 0.333, SLG: 0.454	0-0 F8		0-0 F9		0-0 L1-3			0-3 K		4 0 0 0 0 1 4												
<b>Graig Nettles, L</b> (1, 9) OBP: 0.300, SLG: 0.700		0-0 HR		0-3 K	0-0 L3			0-3 K		4 1 1 1 0 2 2												
<b>John Roseboro, L</b> (1, 2) OBP: 0.294, SLG: 0.301		4-0 S BB		0-0 F6		0-3 K		0-3 K		3 0 0 0 1 2 0												
<b>Rick Renick, R</b> (1, 6) OBP: 0.258, SLG: 0.349 <b>Harmon Killebrew, R</b> (9, PH) OBP: 0.347, SLG: 0.403		0-3 K 1-2		0-3 K		0-3 K		0-3 K		3 0 0 0 0 3 1 1 0 0 0 0 1 0	<b>AB 35</b> <b>R 3</b> <b>H 9</b> <b>RBI 3</b> <b>BB 1</b> <b>SO 12</b> <b>LOB 16</b>											
<b>Frank Quilici, R</b> (1, 4) OBP: 0.303, SLG: 0.336		0-3 K			0-0 1B 3B	0-0 L5-3		0-0 5-3		4 1 1 0 0 1 1												
<b>Jim Kaat, L</b> (1, 1) OBP: 0.176, SLG: 0.194 <b>Dave Boswell, R</b> (4, 1) OBP: 0.228, SLG: 0.345 <b>Jim Holt, L</b> (5, PH) OBP: 0.242, SLG: 0.261 <b>Bob Miller, R</b> (5, 1) OBP: 0.143, SLG: 0.143 <b>Bruce Look, L</b> (7, PH) OBP: 0.370, SLG: 0.308 <b>Ron Ferranski, L</b> (7, 1) <b>Frank Kostro, R</b> (9, PH) OBP: 0.225, SLG: 0.253		0-3 K			0-0 L5-3		0-0 L5-3 1B	0-0 4-1		1 0 0 0 0 0 1 1 0 0 0 0 0 0 0 0 1 0 0 0 0 0 0 1 0 0 0 0 0 0 0 0 1 0 1 0 0 0 0 0 0 0 0 0 0 0 0 0 1 0 0 0 0 0 0 0												
<b>Inning Stats</b>	R: 0 E: 0 K: 0 S: 4	H: 1 LOB: 1 BB: 0 P: 4	R: 1 E: 0 K: 3 S: 10	H: 1 LOB: 1 BB: 1 P: 14	R: 0 E: 0 K: 1 S: 6	H: 1 LOB: 1 BB: 0 P: 6	R: 0 E: 0 K: 2 S: 7	H: 0 LOB: 0 BB: 0 P: 7	R: 2 E: 1 K: 0 S: 7	H: 4 LOB: 2 BB: 0 P: 7	R: 0 E: 0 K: 2 S: 7	H: 0 LOB: 0 BB: 0 P: 7	R: 0 E: 0 K: 0 S: 4	H: 2 LOB: 1 BB: 0 P: 4	R: 0 E: 0 K: 3 S: 9	H: 0 LOB: 0 BB: 0 P: 9	R: 0 E: 0 K: 1 S: 5	H: 0 LOB: 0 BB: 0 P: 5	1B: 6 2B: 2 3B: 1 HR: 1	SF: 0 SAC: 0 DP: 1 HBP: 0	WP: 0 PB: 1 SB: 2 CS: 0	PA: 36
<b>PITCHER</b> <b>Denny McLain, R</b> (1, 1) ERA: 1.95	IP 9.0 WLS W BF 36 H 9 R 3 ER 3 SO 12 BB 1 IBB 0 HBP 0 BLK 0 WP 0 HR 1 S 59 P 63 ERA 3.00 WHIP 1.111								<b>PITCHER</b>	IP WLS BF H R ER SO BB IBB HBP BLK WP HR S P ERA WHIP												

**Minnesota Twins @ Detroit Tigers**  
**Tiger Stadium, Detroit, MI**  
 Fri Sep 06 1968, 4:33 AM EDT  
 Att. 42,269 - Unknown

livebaseballscorecards.com

Batter	1	2	3	4	5	6	7	8	9
Dick McAuliffe, L (1, 4) OBP: 0.343, SLG: 0.429	0-0 1B 1B	0-0 F8		4-0 BB			0-3 K	0-3 K	
Mickey Stanley, R (1, 8) OBP: 0.308, SLG: 0.370	0-0 1B HR 1B		0-0 1-3	0-0 4-3			0-0 E6 2B 1B		
Al Kaline, R (1, 3) OBP: 0.391, SLG: 0.413 Norm Cash, L (7, PR) OBP: 0.321, SLG: 0.466 (8, 3)	0-0 HR 1B		0-0 L8		0-0 L5-3		4-0 2B IBB		
Willie Horton, R (1, 7) OBP: 0.349, SLG: 0.538	0-0 HR		0-0 L7		0-0 F8		0-0 2B		
Bill Freehan, R (1, 2) OBP: 0.363, SLG: 0.443	0-0 6-3			0-0 WP 1B 1B		0-3 K	0-0 6-3		
Jim Northrup, L (1, 9) OBP: 0.316, SLG: 0.435	0-0 6-3			0-0 1B WP FC6-4 1B		0-0 G3 2B	0-0 1-3		
Don Wert, R (1, 5) OBP: 0.257, SLG: 0.299	0-0 5-3			0-0 FC6-4 1B		0-0 G3		0-0 SH1-4 1B	
Dick Tracewski, R (1, 6) OBP: 0.242, SLG: 0.246		0-0 6-3		0-0 FC6-4 SH3-4 1B		0-3 K	0-0 SH1-4		
Denny McLain, R (1, 1) OBP: 0.133, SLG: 0.143		0-3 K		0-0 SH3-4 1B		0-0 F8	0-0 1-3		

Inning Stats	R: 4	H: 4	E: 0	LOB: 0	K: 0	P: 7	R: 0	H: 0	E: 0	LOB: 0	K: 1	P: 5	R: 0	H: 0	E: 0	LOB: 0	K: 0	P: 3	R: 2	H: 3	E: 0	LOB: 2	K: 0	P: 6	R: 0	H: 0	E: 0	LOB: 0	K: 1	P: 5	R: 0	H: 1	E: 0	LOB: 1	K: 1	P: 6	R: 2	H: 2	E: 1	LOB: 2	K: 1	P: 11	R: 0	H: 1	E: 0	LOB: 1	K: 1	P: 6
	S: 7	BB: 0	S: 5	BB: 0	S: 3	S: 6	BB: 1	S: 3	S: 6	BB: 0	S: 3	BB: 10	S: 6	BB: 0	S: 5	BB: 0	S: 6	BB: 0	S: 6	BB: 1	S: 6	BB: 0	S: 6	BB: 6	S: 6	BB: 0	S: 7	BB: 1	S: 6	BB: 0	S: 6	BB: 0	S: 6	BB: 0	S: 6	BB: 1	S: 6	BB: 1	S: 6	BB: 0	S: 6	BB: 0	S: 6	BB: 6				

AB	R	H	RBI	BB	SO	LOB
4	1	1	0	1	2	1
4	2	2	0	0	0	2
3	1	1	1	1	0	0
0	1	0	0	0	0	0
4	1	2	5	0	0	0
4	1	1	0	0	1	2
4	1	2	0	0	0	2
4	0	2	1	0	0	1
3	0	0	1	0	1	2
3	0	0	0	0	1	2

WP	HR	S	P	ERA	WHIP
1	0	18	18	18.00	2.333
0	0	3	7	0.00	1.000
0	0	11	11	0.00	0.500
0	0	13	17	9.00	1.500

1B	2B	3B	HR	SF	SAC	DP	HBP
8	2	0	1	0	2	0	0
0	0	0	0	0	0	0	0
0	0	0	0	0	0	0	0

**Minnesota Twins @ Detroit Tigers**  
Tiger Stadium, Detroit, MI  
Fri Sep 06 1968, 4:33 AM EDT  
Att. 42,269 - Unknown

AB 33  
R 8  
H 11  
RBI 8  
BB 2  
SO 5  
LOB 12



Batter	1	2	3	4	5	6	7	8	9	AB R H RBI BB SO LOB	TOP																					
<b>Cesar Tovar, R</b> (1, 8) OBP: 0.327, SLG: 0.373	0-0 F7		0-0 5-3			0-0 6-3		0-0 1B		4 0 1 0 0 0 1																						
<b>Rich Reese, L</b> (1, 3) OBP: 0.309, SLG: 0.356	0-0 6-3			4-0 CS BB		0-0 3-1		0-0 3-1		3 0 0 0 1 0 1																						
<b>Graig Nettles, L</b> (1, 9) OBP: 0.357, SLG: 1.071 <b>Frank Kostro, R</b> (9, 7) OBP: 0.225, SLG: 0.253	0-0 F4			0-3 1-2 K		0-0 HR				4 2 2 2 0 1 1 0 0 0 0 0 0 0																						
<b>Bob Allison, R</b> (1, 7) OBP: 0.332, SLG: 0.450 <b>Jim Holt, L</b> (9, 9) OBP: 0.242, SLG: 0.261		0-0 L5		4-0 BB		0-3 K				3 0 0 0 1 2 0 0 0 0 0 0 0 0																						
<b>Rich Rollins, R</b> (1, 5) OBP: 0.293, SLG: 0.368 <b>Rick Renick, R</b> (9, 6) OBP: 0.258, SLG: 0.349		0-0 L8		0-0 F8			0-0 6-3			4 0 0 0 0 0 1 0 0 0 0 0 0 0																						
<b>Ron Clark, R</b> (1, 6) OBP: 0.267, SLG: 0.254 (9, 5)		0-0 F7			0-0 1-3 1B		4-0 G4-6-3 BB			3 0 2 0 1 0 0																						
<b>Bruce Look, L</b> (1, 2) OBP: 0.357, SLG: 0.295			0-3 K		0-0 1-3		0-0 G4-6-3			4 0 0 0 0 1 3																						
<b>Frank Quilici, R</b> (1, 4) OBP: 0.303, SLG: 0.336			0-0 SH1-4 1B		0-0 F9			0-0 1-3		3 0 1 0 0 0 1																						
<b>Jim Perry, S</b> (1, 1) OBP: 0.171, SLG: 0.325 <b>Harmon Killebrew, R</b> (8, PH) OBP: 0.346, SLG: 0.402 <b>Al Worthington, R</b> (8, 1)			0-0 SH1-4		0-3 K			0-0 F7		1 0 0 0 0 1 1 1 0 0 0 0 0 0 0 0 0 0 0 0 0																						
<b>Inning Stats</b>	R: 0 E: 0 K: 0 S: 3	H: 0 LOB: 0 BB: 0 P: 3	R: 0 E: 0 K: 0 S: 3	H: 0 LOB: 0 BB: 0 P: 3	R: 0 E: 0 K: 1 S: 6	H: 1 LOB: 1 BB: 0 P: 6	R: 0 E: 0 K: 1 S: 6	H: 1 LOB: 1 BB: 0 P: 6	R: 1 E: 0 K: 1 S: 6	H: 1 LOB: 0 BB: 0 P: 6	R: 0 E: 0 K: 0 S: 2	H: 0 LOB: 0 BB: 1 P: 6	R: 0 E: 0 K: 0 S: 4	H: 1 LOB: 1 BB: 0 P: 4	R: 1 E: 0 K: 1 S: 7	H: 2 LOB: 1 BB: 0 P: 7	1B: 4 2B: 1 3B: 0 HR: 2	SF: 0 SAC: 1 DP: 2 HBP: 0	WP: 0 PB: 0 SB: 1 CS: 1	PA: 34												
<b>PITCHER</b> <b>Pat Dobson, R</b> (1, 1) ERA: 2.65	IP 9.0	WLS L	BF 34	H 6	R 2	ER 2	SO 5	BB 3	IBB 0	HBP 0	BLK 0	WP 0	HR 2	S 41	P 53	ERA 2.00	WHIP 1.000															
											<b>PITCHER</b>	IP	WLS	BF	H	R	ER	SO	BB	IBB	HBP	BLK	WP	HR	S	P	ERA	WHIP				

**Minnesota Twins @ Detroit Tigers**  
**Tiger Stadium, Detroit, MI**  
 Sat Sep 07 1968, 4:33 AM EDT  
 Att: 35,814 - Unknown

[livebaseballscorecards.com](http://livebaseballscorecards.com)

**AB 30**  
**R 2**  
**H 6**  
**RBI 2**  
**BB 3**  
**SO 5**  
**LOB 9**



Batter	1	2	3	4	5	6	7	8	9	AB R H RBI BB SO LOB
Dick McAuliffe, L OBP: 0.345, SLG: 0.428 (1, 4)	4-0 PB 1B L6-5 BB		0-0 1B		0-0 F7		0-0 E9 FC1-5-6		4-0 BB	3 0 1 0 2 0 0
Mickey Stanley, R OBP: 0.310, SLG: 0.372 (1, 8)	0-0 1B PB 1-2 1B		0-0 1B		0-0 BB 1B 1B		0-0 FC1-5-6 IBB 2-3		0-0 F3	5 0 3 0 0 0 2
Jim Northrup, L OBP: 0.317, SLG: 0.434 (1, 9)	0-0 L6-5 1-2 2-H		0-0 F5		0-0 BB 1B		4-0 1-2 IBB		0-0 F2	4 0 1 0 1 0 5
Willie Horton, R OBP: 0.350, SLG: 0.536 (1, 7)	0-0 2-3 1B		0-3 K		4-0 1-2 2-3 BB		0-0 F9			3 0 1 0 1 1 4
Norm Cash, L OBP: 0.318, SLG: 0.461 (1, 3)	0-0 L8			0-0 4-3	0-0 F8			0-0 G3		4 0 0 0 0 0 5
Bill Freehan, R OBP: 0.362, SLG: 0.441 (1, 2)		0-0 F2		0-0 F3		0-3 K		0-0 1B		4 0 1 0 0 1 0
Tom Matchick, L OBP: 0.237, SLG: 0.276 (1, 6)		0-0 4-3		0-3 K		0-0 F7		0-0 F3		4 0 0 0 0 1 1
Don Wert, R OBP: 0.257, SLG: 0.305 (1, 5)		0-0 6-3			0-0 HR		0-0 F9		0-0 L9	4 1 1 1 0 0 1
Pat Dobson, R OBP: 0.200, SLG: 0.143 (1, 1)			0-3 K		0-0 5-3		0-0 F9		0-0 L6	3 0 0 0 0 1 0
Gates Brown, L OBP: 0.438, SLG: 0.671 (9, PH)										1 0 0 0 0 0 0

Inning Stats	R: 0	H: 2	E: 0	LOB: 2	K: 0	BB: 1	S: 4	P: 8	R: 0	H: 0	E: 0	LOB: 0	K: 0	BB: 0	S: 3	P: 3	R: 0	H: 2	E: 0	LOB: 2	K: 2	BB: 0	S: 9	P: 9	R: 0	H: 0	E: 0	LOB: 0	K: 1	BB: 0	S: 5	P: 5	R: 1	H: 3	E: 0	LOB: 3	K: 0	BB: 1	S: 6	P: 10	R: 0	H: 0	E: 0	LOB: 0	K: 1	BB: 0	S: 5	P: 5	R: 0	H: 0	E: 1	LOB: 2	K: 0	BB: 1	S: 4	P: 8	R: 0	H: 1	E: 0	LOB: 1	K: 0	BB: 0	S: 4	P: 4	R: 0	H: 0	E: 0	LOB: 1	K: 0	BB: 1	S: 3	P: 7	1B: 7	SF: 0	2B: 1	SAC: 0	3B: 0	DP: 1	HR: 1	HBP: 0	WP: 0	PA: 39
PITCHER	IP	WLS	BF	H	R	ER	SO	BB	IBB	HBP	BLK	WP	HR	S	P	ERA	WHIP																																																																	
Jim Perry, R ERA: 2.52 (1, 1)	7.0		31	7	1	1	4	2	1	0	0	0	1	36	48	1.29	1.286																																																																	
Al Worthington, R ERA: 2.86 (8, 1)	2.0	W	8	1	0	0	0	1	0	0	0	0	0	7	11	0.00	1.000																																																																	

BOTTOM

Minnesota Twins @ Detroit Tigers  
Tiger Stadium, Detroit, MI  
Sat Sep 07 1968, 4:33 AM EDT  
Att. 35,814 - Unknown

livebaseballscores.com

AB	35
R	1
H	8
RBI	1
BB	4
SO	4
LOB	18



Batter	1	2	3	4	5	6	7	8	9	AB R H RBI BB SO LOB	TOP																
<b>Cesar Tovar, R</b> (1, 8) OBP: 0.326, SLG: 0.373	0-0 F8		0-3 K			0-0 HR 1B		0-0 F9		4 1 1 0 0 1 0	<b>Minnesota Twins @ Detroit Tigers</b> Tiger Stadium, Detroit, MI Sun Sep 08 1968, 4:33 AM EDT Att: 27,777 - Unknown																
<b>Frank Kostro, R</b> (1, 7) OBP: 0.238, SLG: 0.266	0-0 1B			0-3 K		0-0 HR 1B		0-0 4-3		4 1 2 0 0 1 0																	
<b>Graig Nettles, L</b> (1, 9) OBP: 0.333, SLG: 1.056	0-3 K			0-0 3-1		0-0 HR		0-0 F9		4 1 1 3 0 1 1																	
<b>Jim Holt, L</b> (8, 9) OBP: 0.242, SLG: 0.261						1-H 2-H HR				0 0 0 0 0 0 0																	
<b>Bob Allison, R</b> (1, 3) OBP: 0.329, SLG: 0.446	0-0 F7			0-0 F3		0-0 F7			0-0 1-3	4 0 0 0 0 0 1																	
<b>Rich Rollins, R</b> (1, 5) OBP: 0.292, SLG: 0.365		0-3 K			0-0 WP 1B	0-0 E3			0-0 6-3	4 0 1 0 0 1 0																	
<b>Rick Renick, R</b> (9, 6) OBP: 0.258, SLG: 0.349										0 0 0 0 0 0 0																	
<b>Ron Clark, R</b> (1, 6) OBP: 0.262, SLG: 0.249		0-0 5-3			0-0 F8	0-0 F4			0-0 F8	4 0 0 0 0 0 2																	
<b>Bruce Look, L</b> (1, 2) OBP: 0.346, SLG: 0.286		0-3 K			0-0 L8		0-0 6-3			3 0 0 0 0 1 1																	
<b>Frank Quilici, R</b> (1, 4) OBP: 0.299, SLG: 0.332			0-0 F7		0-3 K		0-0 F2			3 0 0 0 0 1 1																	
<b>Dean Chance, R</b> (1, 1) OBP: 0.091, SLG: 0.059			0-3 K			0-3 K	0-3 K			3 0 0 0 0 3 0																	
<b>Inning Stats</b>	R: 0 E: 0 K: 1 S: 6	H: 1 LOB: 1 BB: 0 P: 6	R: 0 E: 0 K: 2 S: 7	H: 0 LOB: 0 BB: 0 P: 7	R: 0 E: 0 K: 2 S: 7	H: 0 LOB: 0 BB: 0 P: 7	R: 0 E: 0 K: 1 S: 5	H: 0 LOB: 0 BB: 0 P: 5	R: 0 E: 0 K: 1 S: 6	H: 1 LOB: 1 BB: 0 P: 6	R: 3 E: 1 K: 1 S: 9	H: 3 LOB: 1 BB: 0 P: 9	R: 0 E: 0 K: 1 S: 5	H: 0 LOB: 0 BB: 0 P: 5	R: 0 E: 0 K: 0 S: 3	H: 0 LOB: 0 BB: 0 P: 3	R: 0 E: 0 K: 0 S: 3	H: 0 LOB: 0 BB: 0 P: 3	R: 0 E: 0 K: 0 S: 3	H: 0 LOB: 0 BB: 0 P: 3	1B: 4 2B: 0 3B: 0 HR: 1	SF: 0 SAC: 0 DP: 0 HBP: 0	WP: 1 PB: 0 SB: 0 CS: 0	PA: 33			
<b>PITCHER</b> <b>Earl Wilson, R</b> (1, 1) ERA: 2.98	IP 9.0	WLS L	BF 33	H 5	R 3	ER 3	SO 9	BB 0	IBB 0	HBP 0	BLK 0	WP 1	HR 1	S 51	P 51	ERA 3.00	WHIP 0.556										

livebaseballscorecards.com

<b>AB</b>	<b>33</b>
<b>R</b>	<b>3</b>
<b>H</b>	<b>5</b>
<b>RBI</b>	<b>3</b>
<b>BB</b>	<b>0</b>
<b>SO</b>	<b>9</b>
<b>LOB</b>	<b>6</b>





Batter	1	2	3	4	5	6	7	8	9
Dick McAuliffe, L OBP: 0.344, SLG: 0.425 (1, 4)	0-3 K			4-0 BB	0-0 3-1			0-3 K	
Mickey Stanley, R OBP: 0.308, SLG: 0.369 (1, 8)	0-0 1-4-3			0-0 4-3 1-2		0-0 5-3		0-0 F8	
Jim Northrup, L OBP: 0.315, SLG: 0.431 (1, 9)	0-3 K			0-0 L8		0-0 F7		0-0 L8	
Norm Cash, L OBP: 0.320, SLG: 0.461 (1, 3)		0-0 L3 1B		0-0 4-3		0-0 F9		0-0 FC3-6 1B	
Gates Brown, L OBP: 0.429, SLG: 0.688 (1, 7)		0-0 L3 1-2			0-0 HR		0-0 L9	0-0 FC3-6 1-2f	
Eddie Mathews, L OBP: 0.255, SLG: 0.395 (1, 5)		0-0 G3			0-0 1B 1B		0-0 4-3	0-3 K	
Bill Freehan, R OBP: 0.360, SLG: 0.439 (1, 2)			0-0 1-3		0-3 K		0-0 F7		
Tom Matchick, L OBP: 0.238, SLG: 0.276 (1, 6)			0-0 4-3		0-0 F6			0-0 1B	
Earl Wilson, R OBP: 0.247, SLG: 0.488 (1, 1)			0-3 K		0-0 1B			0-3 K	

AB R H RBI BB SO LOB

3	0	0	0	1	2	3
4	0	0	0	0	0	2
4	0	0	0	0	1	1
4	0	2	0	0	0	1
4	1	1	1	0	0	2
4	0	1	0	0	1	1
3	0	0	0	0	1	1
3	0	1	0	0	0	1
3	0	1	0	0	2	1

AB	32
R	1
H	6
RBI	1
BB	1
SO	7
LOB	13



WP: 0	PA: 33
PB: 0	
SB: 0	
CS: 0	

Minnesota Twins @ Detroit Tigers  
Tiger Stadium, Detroit, MI  
Sun Sep 08 1968, 4:33 AM EDT  
Att. 27,777 - Unknown

Inning Stats	R: 0	H: 0	E: 0	K: 2	S: 7	R: 0	H: 1	E: 0	K: 0	S: 3	R: 0	H: 0	E: 0	K: 1	S: 5	R: 0	H: 0	E: 0	K: 0	S: 3	R: 1	H: 3	E: 0	K: 1	S: 8	R: 0	H: 0	E: 0	K: 0	S: 3	R: 0	H: 1	E: 0	K: 2	S: 8	R: 0	H: 0	E: 0	K: 0	S: 3	R: 0	H: 1	E: 0	K: 1	S: 6	1B: 5	SF: 0	2B: 1	SAC: 0	3B: 0	DP: 1	HR: 1	HBP: 0	WP: 0	PA: 33
PITCHER Dean Chance, R ERA: 2.46 (1, 1)	IP: 9.0	WLS: W	BF: 33	H: 6	R: 1	ER: 1	SO: 7	BB: 1	IBB: 0	HBP: 0	BLK: 0	WP: 0	HR: 1	S: 46	P: 50	ERA: 1.00	WHIP: 0.778																																						
PITCHER	IP	WLS	BF	H	R	ER	SO	BB	IBB	HBP	BLK	WP	HR	S	P	ERA	WHIP																																						

Batter	1	2	3	4	5	6	7	8	9	AB R H RBI BB SO LOB	TOP											
Jose Cardenal, R (1, 8) OBP: 0.307, SLG: 0.354	0-3 K		0-3 K		0-0 6-3 3B		0-0 BB 1B		0-0 1B 1B	5 2 3 1 0 2 1												
Davey Nelson, R (1, 4) OBP: 0.291, SLG: 0.291	0-0 5-3		0-0 F4		0-0 6-3		4-0 1B S BB		0-0 3-1 FC1-2 1B	4 0 1 1 1 0 1												
Richie Scheinblum, S (1, 9) OBP: 0.300, SLG: 0.222	0-3 K			0-0 F3		0-0 1B	0-0 E5 1B		0-0 FC1-2 3-1 E 1B	5 1 2 1 0 1 1												
Joe Azcue, R (1, 2) OBP: 0.329, SLG: 0.344		0-3 K		0-0 1B 1B		0-0 F9	0-0 L4-3 1B		0-0 3-1	5 0 2 0 0 1 3												
Tony Horton, R (1, 3) OBP: 0.306, SLG: 0.402		0-3 K		0-0 E 1B		0-0 F9	0-0 L4-3		4-0 E FC1-2 HBP IBB	4 1 1 0 1 1 3												
Lou Piniella, R (1, 7) Jimmie Hall, L (6, PH) Tommy Harper, R (6, PR) OBP: 0.292, SLG: 0.375		0-0 1-3		0-0 E5 1-3		4-0 5-3 1B BB		0-0 F8	0-0 FC1-2 HBP E	2 0 0 0 0 0 1 0 0 0 0 1 0 0 2 0 0 0 0 0 3												
Max Alvis, R (1, 5) OBP: 0.293, SLG: 0.320			0-0 2B 2B		0-0 5-3		0-0 5-3 1B		0-0 E6 HBP	5 1 2 0 0 0 4												
Larry Brown, R (1, 6) Eddie Leon, R (9, PR) OBP: 0.306, SLG: 0.323			0-0 WP 2B		0-3 K		0-0 5-3		4-0 1-2 2-3 3-H HBP	3 0 1 2 1 1 2 0 0 0 0 0 0 0												
Luis Tiant, R (1, 1) OBP: 0.084, SLG: 0.096			0-0 4-3		0-0 3B 1B		0-0 6-3		0-0 F7	5 1 1 0 0 0 8												
<b>Inning Stats</b>	R: 0 E: 0 K: 2 S: 7	H: 0 LOB: 0 BB: 0 P: 7	R: 0 E: 0 K: 2 S: 7	H: 0 LOB: 0 BB: 0 P: 7	R: 1 E: 0 K: 1 S: 7	H: 2 LOB: 1 BB: 0 P: 7	R: 0 E: 1 K: 0 S: 5	H: 2 LOB: 2 BB: 0 P: 5	R: 2 E: 0 K: 1 S: 8	H: 3 LOB: 1 BB: 0 P: 8	R: 0 E: 0 K: 0 S: 4	H: 1 LOB: 3 BB: 1 P: 8	R: 0 E: 1 K: 0 S: 4	H: 2 LOB: 2 BB: 1 P: 8	R: 0 E: 0 K: 0 S: 3	H: 0 LOB: 1 BB: 1 P: 7	R: 3 E: 1 K: 0 S: 7	H: 3 LOB: 3 BB: 1 P: 12	1B: 10 2B: 3 3B: 1 HR: 0	SF: 0 SAC: 0 DP: 1 HBP: 1	WP: 1 PB: 0 SB: 1 CS: 0	PA: 45
<b>PITCHER</b>	IP WLS BF H R ER SO BB IBB HBP BLK WP HR S P ERA WHIP																					
Jim Merritt, L (1, 1) ERA: 3.33	5.0 L 22 7 3 3 6 0 0 0 0 1 0 34 34 5.40 1.400																					
Dave Boswell, R (6, 1) ERA: 3.08	3.0 14 3 0 0 0 3 0 0 0 0 0 0 11 23 0.00 2.000																					
Bob Miller, R (9, 1) ERA: 3.13	1.0 9 3 3 1 0 0 0 1 1 0 0 0 7 12 9.00 3.000																					

Cleveland Indians @ Minnesota Twins  
Metropolitan Stadium, Bloomington, MI

Mon Sep 09 1968, 8:05 PM EDT  
Att: 7,042 - Unknown - 63 F

AB 40  
R 6  
H 13  
RBI 5  
BB 4  
SO 6  
LOB 27



WP: 1 PA: 45  
PB: 0  
SB: 1  
CS: 0

livebaseballscorecards.com



Batter	1	2	3	4	5	6	7	8	9	AB R H RBI BB SO LOB	TOP	
Jose Cardenal, R (1, 8) OBP: 0.308, SLG: 0.354	0-0 6-3	0-0 2-H 1B		0-0 5-3			0-0 1-3 FC1-5 1-2 1B		0-3 K	5 0 2 1 0 1 1		
Davey Nelson, R (1, 4) OBP: 0.288, SLG: 0.283	0-0 6-3	0-0 F9			4-0 1B BB		0-0 FC1-5 1-2 2-3f		0-0 1-3	4 1 0 0 1 0 4		
Richie Scheinblum, S (1, 9) OBP: 0.429, SLG: 0.500	0-0 2B		0-0 E 2B		4-0 G5-4-3 1B 1-2 BB		0-0 1-3 1-2 2-3			3 1 2 0 1 0 2		
Joe Azcue, R (1, 2) OBP: 0.328, SLG: 0.343	0-0 4-3		0-0 F8		0-0 G5-4-3 1B 1-2 2-H		0-0 F8			4 0 1 1 0 0 4		
Tony Horton, R (1, 3) OBP: 0.307, SLG: 0.415		0-0 HR 2-H 3B	0-0 E2 3B		0-0 G5-4-3 1-2f 2-3f			0-0 6-3		4 2 2 2 0 0 2		
Max Alvis, R (1, 5) OBP: 0.291, SLG: 0.317		0-0 F7	0-3 K			0-0 F4		0-0 6-3		4 0 0 0 0 1 0		
Chico Salmon, R (1, 7) OBP: 0.258, SLG: 0.288		0-0 E SH1 1B	0-0 5-3			0-0 F3		0-0 5-3		4 1 1 0 0 0 0		
Larry Brown, R (1, 6) OBP: 0.305, SLG: 0.323		0-0 E6 SH1 1B		0-0 5-3		0-0 F4			0-0 SH3-4 1B	4 1 1 0 0 0 1		
Stan Williams, R (1, 1) OBP: 0.236, SLG: 0.196		0-0 SH1		0-0 F8			0-0 FC1-5 1B		0-0 SH3-4	2 0 1 1 0 0 0		
<b>Inning Stats</b>	R: 0 E: 0 K: 0 S: 4 H: 1 LOB: 1 P: 4	R: 3 E: 1 K: 0 S: 7 H: 3 LOB: 1 BB: 0 P: 7	R: 2 E: 1 K: 1 S: 7 H: 2 LOB: 0 BB: 0 P: 7	R: 0 E: 0 K: 0 S: 3 H: 0 LOB: 0 BB: 0 P: 3	R: 1 E: 0 K: 0 S: 2 H: 1 LOB: 0 BB: 2 P: 10	R: 0 E: 0 K: 0 S: 3 H: 0 LOB: 0 BB: 0 P: 3	R: 0 E: 0 K: 0 S: 5 H: 2 LOB: 2 BB: 0 P: 5	R: 0 E: 0 K: 0 S: 3 H: 0 LOB: 0 BB: 0 P: 3	R: 0 E: 0 K: 1 S: 6 H: 1 LOB: 1 BB: 0 P: 6	1B: 6 2B: 2 3B: 2 HR: 1 SF: 0 SAC: 2 DP: 0 HBP: 0	WP: 0 PB: 0 SB: 1 CS: 0 PA: 38	
<b>PITCHER</b>	IP WLS BF H R ER SO BB IBB HBP BLK WP HR S P ERA WHIP											
Jim Kaat, L (1, 1) ERA: 3.02	2.1 L 14 6 5 2 0 0 0 0 0 0 0 1 14 14 7.71 2.571											
Danny Morris, R (3, 1) ERA:	1.2 5 0 0 0 1 0 0 0 0 0 0 0 7 7 0.00 0.000											
Ron Keller, R (5, 1) ERA: 3.75	0.0 3 1 1 1 0 2 0 0 0 0 0 0 1 9 ∞ ∞											
Bob Miller, R (5, 1) ERA: 2.98	3.0 9 2 0 0 0 0 0 0 0 0 0 0 9 9 0.00 0.667											
Ron Perranoski, L (8, 1) ERA: 3.16	2.0 7 1 0 0 1 0 0 0 0 0 0 0 9 9 0.00 0.500											

Cleveland Indians @ Minnesota Twins  
Metropolitan Stadium, Bloomington, MI

Tue Sep 10 1968, 8:05 PM EDT  
Att. 13,456 - Unknown - 68 F

livebaseballscorecards.com

AB	34
R	6
H	10
RBI	5
BB	2
SO	2
LOB	14



Batter	1	2	3	4	5	6	7	8	9	AB	R	H	RBI	BB	SO	LOB
Cesar Tovar, R OBP: 0.327, SLG: 0.375 (1, 8)	0-0 L8 2B		0-0 1B		0-0 5-3			0-0 6-3		4	0	2	0	0	0	0
Rod Carew, L OBP: 0.318, SLG: 0.351 (1, 4)	0-3 K		0-0 G3		0-0 6-3			4-0 1B BB		3	0	0	0	1	1	2
Graig Nettles, L OBP: 0.308, SLG: 0.923 (1, 9)	0-0 L8 2-3			0-0 2B 1B	0-0 4-3			0-3 K		4	1	1	0	0	1	2
Bob Allison, R OBP: 0.328, SLG: 0.447 (1, 3)	0-0 6-3			0-0 F6		0-0 F6		0-0 1-2 1B		4	0	1	0	0	0	2
John Roseboro, L OBP: 0.296, SLG: 0.303 (1, 2)		0-0 F6		0-0 1-3 1B 2B		0-0 F7		0-0 F4		4	1	1	0	0	0	2
Rich Rollins, R OBP: 0.290, SLG: 0.360 (1, 5)		0-0 6-3		0-0 FC6-4 E 2-H 3-H 1B		0-0 6-3		0-0 F9		4	0	1	2	0	0	0
Frank Kostro, R OBP: 0.239, SLG: 0.287 (1, 7)		0-3 K		0-0 E5 FC6-4 1-2			0-3 K		0-0 2B	4	0	1	0	0	2	1
Ron Clark, R OBP: 0.252, SLG: 0.239 (1, 6)			0-0 F5	0-0 FC6-4 1-2f 2-3		0-0 F9		0-0 F8		4	0	0	0	0	0	3
Jim Kaat, L OBP: 0.178, SLG: 0.194 Danny Morris, R OBP: 0.347, SLG: 0.400 Harmon Killebrew, R OBP: 0.347, SLG: 0.400 Ron Keller, R OBP: 0.143, SLG: 0.143 Bob Miller, R OBP: 0.143, SLG: 0.143 Bruce Look, L OBP: 0.342, SLG: 0.275 Ron Perranoski, L OBP: 0.143, SLG: 0.143 George Mitterwald, R OBP: 0.143, SLG: 0.143	0-0 6-3		0-0 6-3		0-3 K		0-3 K		0-0 5-3	0	0	0	0	0	0	0

**BOTTOM**

**Cleveland Indians @ Minnesota Twins**  
Metropolitan Stadium, Bloomington, MI  
Tue Sep 10 1968, 8:05 PM EDT  
Att. 13,456 - Unknown - 68 F

livebaseballscorecards.com

<b>AB</b>	<b>35</b>
<b>R</b>	<b>2</b>
<b>H</b>	<b>7</b>
<b>RBI</b>	<b>2</b>
<b>BB</b>	<b>1</b>
<b>SO</b>	<b>6</b>
<b>LOB</b>	<b>15</b>



Inning Stats	R: 0	H: 1	E: 0	LOB: 1	K: 1	S: 6	P: 6	R: 0	H: 0	E: 0	LOB: 0	K: 1	S: 5	R: 0	H: 1	E: 0	LOB: 1	K: 0	S: 4	R: 2	H: 3	E: 1	LOB: 2	K: 1	S: 9	R: 0	H: 0	E: 0	LOB: 0	K: 0	S: 3	R: 0	H: 0	E: 0	LOB: 0	K: 2	S: 7	R: 0	H: 1	E: 0	LOB: 2	K: 1	S: 6	R: 0	H: 1	E: 0	LOB: 1	K: 0	S: 4	1B: 4	SF: 0	2B: 3	SAC: 0	3B: 0	DP: 0	HR: 0	HBP: 0	WP: 0	PA: 36	PB: 0	SB: 0	CS: 0
<b>PITCHER</b> Stan Williams, R ERA: 2.47 (1, 1)	<b>IP</b>	<b>WLS</b>	<b>BF</b>	<b>H</b>	<b>R</b>	<b>ER</b>	<b>SO</b>	<b>BB</b>	<b>IBB</b>	<b>HBP</b>	<b>BLK</b>	<b>WP</b>	<b>HR</b>	<b>S</b>	<b>P</b>	<b>ERA</b>	<b>WHIP</b>																			<b>IP</b>	<b>WLS</b>	<b>BF</b>	<b>H</b>	<b>R</b>	<b>ER</b>	<b>SO</b>	<b>BB</b>	<b>IBB</b>	<b>HBP</b>	<b>BLK</b>	<b>WP</b>	<b>HR</b>	<b>S</b>	<b>P</b>	<b>ERA</b>	<b>WHIP</b>										

Batter	1	2	3	4	5	6	7	8	9	10	11	12	AB R H RBI BB SO LOB	TOP											
Jose Cardenal, R (1, 8) OBP: 0.308, SLG: 0.353	0-0 1-3		0-0 1B		0-3 K			0-0 F9		0-0 6-3		4-0 BB G6-4-3	5 0 1 0 1 1 3												
Davey Nelson, R (1, 4) OBP: 0.289, SLG: 0.284	0-0 5-3		0-0 1B				0-0 1-3	0-3 K			0-0 5-3	0-0 G6-4-3	3 0 1 0 0 0 0												
Russ Nagelson, L (8, PH)													1 0 0 0 0 1 0												
Vern Fuller, R (8, 4) OBP: 0.318, SLG: 0.292													1 0 0 0 0 0 0												
Russ Snyder, L (12, PH) OBP: 0.308, SLG: 0.313													1 0 0 0 0 0 3												
Horacio Pina, R (12, 1)													0 0 0 0 0 0 0												
Richie Scheinblum, S (1, 9) OBP: 0.368, SLG: 0.375	1-0 HBP		0-0 3-1				0-0 G3		0-0 F8		0-0 F8		4 0 0 0 0 0 1												
Lee Mays, L (1, 7) OBP: 0.322, SLG: 0.390	0-3 K						0-0 F9		0-0 F2		4-0 BB		4 0 1 0 0 1 1												
Joe Azcue, R (11, PH) OBP: 0.330, SLG: 0.343													0 0 0 0 1 0 0												
Lou Piniella, R (11, PR)													0 0 0 0 0 0 0												
Ray Fosse, R (11, 2)													0 0 0 0 0 0 0												
Tony Horton, R (1, 3) OBP: 0.308, SLG: 0.417							0-0 F6		0-0 F9		0-0 4-3		5 0 2 0 0 0 2												
Duke Sims, L (1, 2) OBP: 0.362, SLG: 0.389													4 0 1 0 0 1 1												
Chico Salmon, R (11, 7) OBP: 0.257, SLG: 0.287													1 1 0 0 0 0 0												
Max Alvis, R (1, 5) OBP: 0.290, SLG: 0.316													5 0 1 0 0 1 1												
Larry Brown, R (1, 6) OBP: 0.307, SLG: 0.328													4 0 2 0 0 0 1												
Tommy Harper, R (10, PR) OBP: 0.292, SLG: 0.375													0 0 0 0 0 0 0												
Vicente Romo, R (10, 1) OBP: 0.143, SLG: 0.143													0 0 0 0 0 0 0												
Lou Johnson, R (12, PH) OBP: 0.288, SLG: 0.363													1 0 1 1 0 0 0												
Sam McDowell, L (1, 1) OBP: 0.183, SLG: 0.152													3 0 0 0 0 1 1												
Jimmie Hall, L (10, PH) OBP: 0.288, SLG: 0.265													1 0 0 0 0 0 1												
Eddie Leon, R (10, 6)													1 0 0 0 0 1 2												
<b>Inning Stats</b>	R: 0 E: 0 K: 1 S: 5	H: 0 LOB: 1 BB: 0 P: 6	R: 0 E: 0 K: 1 S: 6	H: 1 LOB: 1 BB: 0 P: 6	R: 0 E: 0 K: 0 S: 4	H: 2 LOB: 1 BB: 0 P: 4	R: 0 E: 0 K: 0 S: 3	H: 0 LOB: 0 BB: 0 P: 3	R: 0 E: 0 K: 2 S: 8	H: 1 LOB: 1 BB: 0 P: 8	R: 0 E: 0 K: 0 S: 4	H: 1 LOB: 2 BB: 0 P: 4	R: 0 E: 0 K: 0 S: 4	H: 2 LOB: 2 BB: 0 P: 4	R: 0 E: 0 K: 0 S: 3	H: 0 LOB: 1 BB: 1 P: 7	R: 1 E: 1 K: 1 S: 7	H: 2 LOB: 2 BB: 1 P: 11	1B: 8 2B: 1 3B: 1 HR: 0	SF: 0 SAC: 0 DP: 1 HBP: 1	WP: 1 PB: 0 SB: 0 CS: 0	PA: 47			
<b>PITCHER</b>	IP WLS BF H R ER SO BB IBB HBP BLK WP HR S P ERA WHIP																								
Jim Perry, R (1, 1) ERA: 2.33	10.0																								
Ron Perranoski, L (11, 1) ERA: 3.11	1.1	L	9	2	1	0	1	2	0	0	0	0	0	0	0	0	0	0	0	0	0	0	0	0	0
Al Worthington, R (12, 1) ERA: 2.84	0.2		1	0	0	0	0	0	0	0	0	0	0	0	0	0	0	0	0	0	0	0	0	0	0

Cleveland Indians @ Minnesota Twins  
 Metropolitan Stadium, Bloomington, MI  
 Wed Sep 11 1968, 8:05 PM EDT  
 Att: 7,547 - Unknown - 68 F

AB	44
R	1
H	10
RBI	1
BB	2
SO	6
LOB	17



WP: 1	PA: 47
-------	--------

ERA: 0.00	WHIP: 0.800
ERA: 0.00	WHIP: 3.000
ERA: 0.00	WHIP: 0.000

Batter	1	2	3	4	5	6	7	8	9	10	11	12
Cesar Tovar, R OBP: 0.327, SLG: 0.374 (1, 8)	0-0 6-3		0-0 SH3		0-0 CS 1B		0-0 F2			0-0 6-3		
Rod Carew, L OBP: 0.314, SLG: 0.347 (1, 4)	0-0 1-3		0-0 FC6		0-0 CS	0-0 F7		0-0 L6		0-3 K		
Harmon Killebrew, R OBP: 0.346, SLG: 0.397 (1, 5)	4-0 BB		0-3 K			0-3 K		0-3 K		0-0 F7		
Ron Clark, R OBP: 0.250, SLG: 0.236 (7, 5)												
Bob Allison, R OBP: 0.326, SLG: 0.449 (1, 3)	0-0 F6			0-0 F7		0-0 F7		0-0 F4		0-0 3B		
Frank Kostro, R OBP: 0.237, SLG: 0.283 (1, 9)		0-3 K		0-0 F4		0-0 E8 BB 1B			0-0 F9		0-0 F9	
George Mitterwald, R OBP: 0.167, SLG: 0.167 (1, 2)		0-0 6-3		0-0 1B		0-3 K		0-3 K			0-0 4-3	
Pat Kelly, L OBP: 0.400, SLG: 0.500 (1, 7)		0-0 2B		0-0 F6		1-0 BB HBP		0-0 F8			0-0 F7	
Jackie Hernandez, R OBP: 0.216, SLG: 0.219 (1, 6)		0-0 5-3			0-0 L6		4-0 BB BB		0-0 F9		0-0 1B	
Rich Reese, L OBP: 0.311, SLG: 0.358 (12, PH)							1-2 2-3 BB					
Ted Uhlender, L OBP: 0.324, SLG: 0.389 (12, PR)												
Jim Perry, S OBP: 0.182, SLG: 0.310 (1, 1)			4-0 FC6 SH3 BB		0-3 K		0-3 K		0-3 K		0-0 G3	
John Roseboro, L OBP: 0.295, SLG: 0.302 (10, PH)												
Ron Perranoski, L (11, 1)												
Al Worthington, R (12, 1)												
Bruce Look, L OBP: 0.339, SLG: 0.272 (12, PH)												

AB	R	H	RBI	BB	SO	LOB
4	0	1	0	0	0	3
5	0	0	0	0	1	1
2	0	0	0	1	2	1
2	0	0	0	0	1	0
5	0	1	0	0	0	1
5	0	1	0	0	1	1
5	0	1	0	0	2	1
4	0	1	0	0	0	1
3	0	0	0	1	0	1
1	0	1	0	0	0	0
0	0	0	0	0	0	0
2	0	0	0	1	2	3
1	0	0	0	0	1	0
0	0	0	0	0	0	0
1	0	0	0	0	0	1

WP	PA
0	46

Inning Stats	R	H	E	K	S	H	LOB	P	ERA	WHIP
1	0	0	0	3	4	1	1	7		
2	0	1	0	6	6	1	1	6		
3	0	0	0	5	5	1	1	9		
4	0	1	0	4	4	1	1	4		
5	0	1	0	5	5	1	1	5		
6	0	0	0	5	5	0	0	5		
7	1	3	1	8	8	1	13			
8	0	0	0	5	5	0	0	5		
9	0	0	0	5	5	0	0	5		
10	0	0	0	5	5	0	0	5		
11	0	1	0	6	6	1	1	6		
12	0	1	0	4	4	1	1	4		

PITCHER	IP	WLS	BF	H	R	ER	SO	BB	IBB	HBP	BLK	WP	HR	S	P	ERA	WHIP
Sam McDowell, L ERA: 1.77 (1, 1)	9.0		34	4	0	0	8	3	0	1	0	0	0	46	59	0.00	0.778
Vicente Romo, R ERA: 1.4 (10, 1)	2.0	W	7	1	0	0	2	0	0	0	0	0	0	11	11	0.00	0.500
Horacio Pina, R ERA: 1.95 (12, 1)	1.0	S	4	1	0	0	0	0	0	0	0	0	0	4	4	0.00	1.000

PITCHER	IP	WLS	BF	H	R	ER	SO	BB	IBB	HBP	BLK	WP	HR	S	P	ERA	WHIP

**Cleveland Indians @ Minnesota Twins**  
 Metropolitan Stadium, Bloomington, MI  
 Wed Sep 11 1968, 8:05 PM EDT  
 Att. 7,547 - Unknown - 68 F

livebaseballscorecards.com

AB	40
R	0
H	6
RBI	0
BB	3
SO	10
LOB	14



Batter	1	2	3	4	5	6	7	8	9	AB R H RBI BB SO LOB	TOP											
Cesar Tovar, R (1, 8) OBP: 0.325, SLG: 0.372	0-0 6-3		0-3 K			0-0 L4			0-0 5-3	4 0 0 0 0 1 0												
Rich Reese, L (1, 3) OBP: 0.314, SLG: 0.364	0-3 K			0-0 F9		0-0 G6-4-3 1B			0-0 1B 2B	4 0 2 0 0 1 0												
Harmon Killebrew, R (1, 5) Ted Uhlaender, L (9, PR) OBP: 0.351, SLG: 0.406 OBP: 0.324, SLG: 0.389	0-0 2B			0-0 1B		0-0 G6-4-3 1-2f			0-0 G3-6 1B	4 0 3 0 0 0 1 0 0 0 0 0 0 0												
Graig Nettles, L (1, 9) OBP: 0.267, SLG: 0.800	0-0 4-3			0-0 F8			0-0 F5		0-0 G3-6 1-2f	4 0 0 0 0 0 4												
Bob Allison, R (1, 7) OBP: 0.324, SLG: 0.445		0-3 K		0-3 K			0-0 L7			3 0 0 0 0 2 1												
Rod Carew, L (1, 4) OBP: 0.315, SLG: 0.347					0-0 1B		0-3 K			3 0 1 0 0 1 0												
Jackie Hernandez, R (1, 6) Pat Kelly, L (8, PH) Rick Renick, R (8, 6) OBP: 0.214, SLG: 0.217 OBP: 0.333, SLG: 0.400 OBP: 0.258, SLG: 0.349					0-3 K 1-2			0-3 K		2 0 0 0 0 1 1 1 0 0 0 0 1 0 0 0 0 0 0 0 0	AB 31 R 0 H 6 RBI 0 BB 0 SO 9 LOB 9											
George Mitterwald, R (1, 2) OBP: 0.111, SLG: 0.111				0-0 4-3		0-3 K		0-0 F6		3 0 0 0 0 1 1												
Dean Chance, R (1, 1) John Roseboro, L (8, PH) Tom Hall, L (8, 1) OBP: 0.089, SLG: 0.057 OBP: 0.294, SLG: 0.302				0-0 F9		0-3 K		0-0 4-3		2 0 0 0 0 1 1 1 0 0 0 0 0 0 0 0 0 0 0 0 0												
<b>Inning Stats</b>	R: 0 E: 0 K: 1 S: 6	H: 1 LOB: 1 BB: 0 P: 6	R: 0 E: 0 K: 1 S: 5	H: 0 LOB: 0 BB: 0 P: 5	R: 0 E: 0 K: 1 S: 5	H: 0 LOB: 0 BB: 0 P: 5	R: 0 E: 0 K: 1 S: 6	H: 1 LOB: 1 BB: 0 P: 6	R: 0 E: 0 K: 3 S: 10	H: 1 LOB: 1 BB: 0 P: 10	R: 0 E: 0 K: 0 S: 3	H: 1 LOB: 0 BB: 0 P: 3	R: 0 E: 0 K: 1 S: 5	H: 0 LOB: 0 BB: 0 P: 5	R: 0 E: 0 K: 1 S: 5	H: 0 LOB: 0 BB: 0 P: 5	R: 0 E: 0 K: 0 S: 4	H: 2 LOB: 2 BB: 0 P: 4	1B: 4 2B: 2 3B: 0 HR: 0	SF: 0 SAC: 0 DP: 2 HBP: 0	WP: 0 PB: 0 SB: 1 CS: 0	PA: 31
<b>PITCHER</b> Ray Culp, R (1, 1) ERA: 3.28	IP 9.0 WLS W BF 31 H 6 R 0 ER 0 SO 9 BB 0 IBB 0 HBP 0 BLK 0 WP 0 HR 0 S 49 P 49 ERA 0.00 WHIP 0.667											<b>PITCHER</b>	IP WLS BF H R ER SO BB IBB HBP BLK WP HR S P ERA WHIP									

Minnesota Twins @ Boston Red Sox  
Fenway Park, Boston, MA

Fri Sep 13 1968, 7:05 PM EDT  
Att. 23,171 - Unknown - 69 F

livebaseballscorecards.com





Batter	1	2	3	4	5	6	7	8	9
Mike Andrews, R OBP: 0.371, SLG: 0.361 (1, 4)	0-3 K	0-0 6-3			0-0 5-3			0-0 FC1-8 1B	
Dalton Jones, L OBP: 0.270, SLG: 0.315 (1, 3)	0-3 K		0-0 4-3			1-0 1B HBP		0-0 FC1-6 FC4-6 1-2f	
Carl Yastrzemski, L OBP: 0.428, SLG: 0.484 (1, 7)	0-0 6-3		0-0 F5			0-0 1B 1-2		0-0 FC4-6 1-2f	
Ken Harrelson, R OBP: 0.353, SLG: 0.536 (1, 9)		0-0 HR	0-3 K			0-0 1B 1-3 2-H		0-3 K	
Joe Foy, R OBP: 0.340, SLG: 0.342 (1, 5)		0-0 FC4-6 1B 1B		0-0 6-3		0-0 1-3			
Reggie Smith, S OBP: 0.341, SLG: 0.416 (1, 8)		0-0 FC4-6 1B		0-0 F2		0-0 4-3			
Russ Gibson, R OBP: 0.240, SLG: 0.332 (1, 2)		0-0 FC4-6 1B 1-2f 2-3		0-0 4-3			0-0 4-3		
Luis Alvarado, R OBP: 0.333, SLG: 0.333 (1, 6)		0-0 1B 1-2 3-H			0-3 K		0-0 6-3		
Ray Culp, R OBP: 0.175, SLG: 0.150 (1, 1)		0-3 K			0-0 5-3		0-3 K		

Inning Stats	R: 0	H: 0	E: 0	K: 2	S: 7	R: 2	H: 4	E: 0	K: 1	S: 9	R: 0	H: 0	E: 0	K: 1	S: 5	R: 0	H: 0	E: 0	K: 1	S: 5	R: 1	H: 2	E: 0	K: 0	S: 4	R: 0	H: 0	E: 0	K: 1	S: 5	R: 0	H: 1	E: 0	K: 1	S: 6	
	LOB: 0	BB: 0	BB: 0	BB: 0	BB: 0	LOB: 2	BB: 0	LOB: 0	BB: 0	LOB: 0	LOB: 0	LOB: 0	LOB: 0	LOB: 0	LOB: 0	LOB: 1	LOB: 0	LOB: 0	LOB: 0	LOB: 0	LOB: 0	LOB: 1	LOB: 1	LOB: 0	LOB: 0	LOB: 0	LOB: 1	LOB: 0	LOB: 0	LOB: 0	LOB: 0	LOB: 0	LOB: 0	LOB: 0	LOB: 0	LOB: 0

PITCHER	IP	WLS	BF	H	R	ER	SO	BB	IBB	HBP	BLK	WP	HR	S	P	ERA	WHIP
Dean Chance, R (1, 1)	7.0	L	27	6	3	3	6	0	0	1	0	0	1	38	39	3.86	0.857
Tom Hall, L (8, 1)	1.0		4	1	0	0	1	0	0	0	0	0	0	6	6	0.00	1.000

AB R H RBI BB SO LOB

4	0	1	0	0	1	2
3	1	0	0	0	1	1
4	0	1	0	0	0	1
4	1	2	2	0	2	1
3	1	1	0	0	0	1
3	0	1	0	0	0	1
3	0	0	0	0	0	2
3	0	1	1	0	1	0
3	0	0	0	0	2	2

AB	R	H	RBI	BB	SO	LOB
30	3	7	3	0	7	11



**Minnesota Twins @ Boston Red Sox**  
 Fenway Park, Boston, MA  
 Fri Sep 13 1968, 7:05 PM EDT  
 Att: 23,171 - Unknown - 69 F

livebaseballscorecards.com

AB	R	H	RBI	BB	SO	LOB
30	3	7	3	0	7	11

1B	2B	3B	HR	SF	SAC	DP	HBP	WP	PA
6	0	0	1	0	0	0	1	0	31

WP	HR	S	P	ERA	WHIP
0	1	6	2	3.86	0.857

Batter	1	2	3	4	5	6	7	8	9	AB R H RBI BB SO LOB	TOP											
<b>Cesar Tovar, R</b> (1, 8) OBP: 0.325, SLG: 0.371	0-0 S 1B	0-0 E6 1-2 2-3 3-H			0-0 F3			1-0 FC1-4-6 2B HBP	0-0 5-3	4 1 1 0 0 0 2												
<b>Rich Reese, L</b> (1, 3) OBP: 0.312, SLG: 0.371	0-0 F2 1-2	0-0 4-3			0-0 F7			0-0 5-3 1-2	0-0 HR	5 1 1 1 0 0 6												
<b>Frank Kostro, R</b> (1, 9) OBP: 0.245, SLG: 0.274	0-0 6-3				0-0 5-3			4-0 FC1-4-6 IBB	4-0 WP BB	3 0 0 0 2 0 1												
<b>Bob Allison, R</b> (1, 7) OBP: 0.321, SLG: 0.440	0-0 F3				0-0 F8			0-0 FC1-4-6 2B	0-0 6-3 1-2	5 1 0 1 0 0 4												
<b>Graig Nettles, L</b> (1, 5) OBP: 0.273, SLG: 0.758								4-0 BB BB BB BB		3 1 1 0 0 0 0												
<b>Harmon Killebrew, R</b> (8, PH) OBP: 0.353, SLG: 0.406		BB 1B E 1B			0-0 G3			1-2 2B BB		0 0 0 0 1 0 0												
<b>Ron Clark, R</b> (8, PR) OBP: 0.250, SLG: 0.236										0 1 0 0 0 0 0												
<b>Rod Carew, L</b> (1, 4) OBP: 0.314, SLG: 0.348					0-0 F7			0-0 4-3 1-H 2-H 3-H	0-0 1B 2B	4 1 1 3 0 0 1												
<b>Jackie Hernandez, R</b> (1, 6) OBP: 0.219, SLG: 0.223					0-0 5-3			0-0 F8	0-0 1B	4 0 2 1 0 0 0												
<b>George Mitterwald, R</b> (1, 2) OBP: 0.077, SLG: 0.077					0-0 F9			0-0 5-3	0-3 K	4 0 0 0 0 2 3												
<b>Dave Boswell, R</b> (1, 1) OBP: 0.246, SLG: 0.362					0-0 F6			0-0 BLK FC1-4-6 2B	0-3 K	3 1 1 0 1 1 0												
<b>Inning Stats</b>	R: 0 E: 0 K: 0 S: 4	H: 1 LOB: 1 BB: 0 P: 4	R: 1 E: 1 K: 0 S: 6	H: 2 LOB: 3 BB: 1 P: 10	R: 0 E: 0 K: 0 S: 3	H: 0 LOB: 0 BB: 0 P: 3	R: 0 E: 0 K: 1 S: 5	H: 0 LOB: 0 BB: 0 P: 5	R: 0 E: 0 K: 0 S: 3	H: 0 LOB: 0 BB: 0 P: 3	R: 0 E: 0 K: 0 S: 3	H: 0 LOB: 0 BB: 0 P: 3	R: 0 E: 0 K: 0 S: 3	H: 0 LOB: 0 BB: 0 P: 3	R: 5 E: 0 K: 1 S: 8	H: 3 LOB: 1 BB: 2 P: 17	R: 1 E: 0 K: 1 S: 6	H: 1 LOB: 1 BB: 1 P: 10	1B: 4 2B: 2 3B: 0 HR: 1	SF: 0 SAC: 0 DP: 0 HBP: 1	WP: 1 PB: 0 SB: 1 CS: 0	PA: 40
<b>PITCHER</b>	IP WLS BF H R ER SO BB IBB HBP BLK WP HR S P ERA WHIP																					
<b>Dick Ellsworth, L</b> (1, 1) ERA: 3.28	8.0 L 35 6 6 5 2 2 1 1 1 0 0 35 48 5.62 1.000																					
<b>Sparky Lyle, L</b> (9, 1) ERA: 2.95	1.0 5 1 1 1 1 1 0 0 0 1 1 6 10 9.00 2.000																					

**Minnesota Twins @ Boston Red Sox**  
**Fenway Park, Boston, MA**  
 Sat Sep 14 1968, 3:33 AM EDT  
 Att. 22,530 - Unknown - 75 F

[livebaseballscorecards.com](http://livebaseballscorecards.com)

<b>AB</b>	<b>35</b>
<b>R</b>	<b>7</b>
<b>H</b>	<b>7</b>
<b>RBI</b>	<b>6</b>
<b>BB</b>	<b>4</b>
<b>SO</b>	<b>3</b>
<b>LOB</b>	<b>17</b>



Batter	1	2	3	4	5	6	7	8	9	AB	R	H	RBI	BB	SO	LOB
--------	---	---	---	---	---	---	---	---	---	----	---	---	-----	----	----	-----

<b>Luis Alvarado, R</b> <small>OBP: 0.250, SLG: 0.250</small> (1, 6)	0-3 		0-0 		0-0 			0-0 	0-0 	5	1	1	0	0	1	2
<b>Mike Andrews, R</b> <small>OBP: 0.370, SLG: 0.359</small> (1, 4)	0-0 		4-0 		0-0 			0-0 		3	0	0	0	1	0	0
<b>Carl Yastrzemski, L</b> <small>OBP: 0.430, SLG: 0.490</small> (1, 7)	1-0 		4-0 		0-3 			0-0 		2	1	1	1	1	1	0
<b>Ken Harrelson, R</b> <small>OBP: 0.352, SLG: 0.533</small> (1, 9)	0-0 		0-3 		0-0 			4-0 		3	0	0	0	1	1	4
<b>Joe Foy, R</b> <small>OBP: 0.339, SLG: 0.340</small> (1, 5)	0-0 		4-0 		0-3 			0-0 		3	0	0	1	1	1	3
<b>Reggie Smith, S</b> <small>OBP: 0.341, SLG: 0.421</small> (1, 8)		0-0 	0-0 		0-0 			0-0 		4	1	1	1	0	0	3
<b>Russ Gibson, R</b> <small>OBP: 0.236, SLG: 0.325</small> (1, 2)		0-0 		0-0 			0-0 		0-3 	4	0	0	0	0	1	0
<b>George Scott, R</b> <small>OBP: 0.234, SLG: 0.239</small> (1, 3)		0-3 		0-0 			0-3 		0-0 	4	0	0	0	0	2	0
<b>Dick Ellsworth, L</b> <small>OBP: 0.076, SLG: 0.047</small> <b>Sparky Lyle, L</b> <small>OBP: 0.143, SLG: 0.143</small> <b>Floyd Robinson, L</b> <small>OBP: 0.268, SLG: 0.301</small> (9, PH)			0-0 	0-0 			0-3 		4-0 	3	0	0	0	0	1	0

Inning Stats	R: 0	H: 0	R: 0	H: 0	R: 1	H: 1	R: 0	H: 0	R: 0	H: 0	R: 0	H: 0	R: 1	H: 1	R: 1	H: 1	R: 1	H: 1	1B: 1	SF: 0	WP: 0	PA: 37
	E: 0	LOB: 2	E: 0	LOB: 0	E: 0	LOB: 3	E: 0	LOB: 0	E: 0	LOB: 0	E: 0	LOB: 0	E: 1	LOB: 1	E: 0	LOB: 1	E: 1	LOB: 1	2B: 0	SAC: 0	PB: 0	
	K: 1	BB: 0	K: 1	BB: 0	K: 1	BB: 3	K: 0	BB: 0	K: 2	BB: 0	K: 1	BB: 0	K: 1	BB: 1	K: 0	BB: 1	K: 1	BB: 1	3B: 0	DP: 1	SB: 0	
	S: 6	P: 7	S: 5	P: 5	S: 6	P: 18	S: 3	P: 3	S: 5	P: 5	S: 7	P: 7	S: 4	P: 8	S: 6	P: 10	S: 6	P: 10	HR: 2	HBP: 1	CS: 0	

PITCHER	IP	WLS	BF	H	R	ER	SO	BB	IBB	HBP	BLK	WP	HR	S	P	ERA	WHIP
<b>Dave Boswell, R</b> <small>ERA: 3.08</small> (1, 1)	9.0	W	37	3	3	3	8	5	0	1	0	0	2	47	68	3.00	0.889

**BOTTOM**

**Minnesota Twins @ Boston Red Sox**  
 Fenway Park, Boston, MA  
 Sat Sep 14 1968, 3:33 AM EDT  
 Att: 22,530 - Unknown - 75 F

AB	31
R	3
H	3
RBI	3
BB	5
SO	8
LOB	12



WP: 0	PA: 37
PB: 0	
SB: 0	
CS: 0	

Batter	1	2	3	4	5	6	7	8	9	AB R H RBI BB SO LOB	TOP																													
Cesar Tovar, R (1, 8) OBP: 0.326, SLG: 0.371	0-0 2B 1B	0-0 E3		0-3 K			0-0 6-3		0-0 S 2B 1B	5 2 2 0 0 1 1																														
Rich Reese, L (1, 3) OBP: 0.313, SLG: 0.373	0-0 5-3 1-H 2B	1-0 HBP		0-0 L9			0-0 E1 BB		0-0 F8 1-2	4 0 1 1 0 0 2																														
Harmon Killebrew, R (1, 5) OBP: 0.355, SLG: 0.403 Ted Uhlaender, L (7, PR) OBP: 0.324, SLG: 0.389 Ron Clark, R (7, 5) OBP: 0.249, SLG: 0.235	0-0 5-3 2-3	0-3 K			4-0 BB BB BB G6-4-3 BB		4-0 1-2 BB		0-3 K	2 0 0 0 2 1 3 0 0 0 0 0 0 0 1 0 0 0 0 0 1 1																														
Bob Allison, R (1, 7) OBP: 0.324, SLG: 0.450	4-0 BB BB BB			0-0 HR		0-0 G6-4-3 1-2f	0-0 F8		0-0 2B	4 1 2 2 1 0 3																														
Graig Nettles, L (1, 9) OBP: 0.263, SLG: 0.676 Jim Holt, L (9, 9) OBP: 0.232, SLG: 0.250	4-0 1-2 BB			0-0 1-3		0-3 K	0-0 4-3		0-0 4-3	4 0 0 0 1 1 3 0 0 0 0 0 0 0																														
Rod Carew, L (1, 4) OBP: 0.311, SLG: 0.345	0-3 K			0-0 L8		0-0 L7		0-0 4-3		4 0 0 0 0 1 3																														
Jackie Hernandez, R (1, 6) OBP: 0.215, SLG: 0.218	0-3 K			0-0 L8		0-0 F8		0-0 5-3		4 0 0 0 0 1 3																														
George Mitterwald, R (1, 2) OBP: 0.176, SLG: 0.067				0-0 F8		4-0 BB BB BB BB		4-0 BB		2 0 0 0 2 0 0																														
Jim Kaat, L (1, 1) OBP: 0.179, SLG: 0.197				0-0 F9		0-0 L8		0-0 F8		4 0 1 0 0 0 2																														
				0-0 1B																																				
<b>Inning Stats</b>	R: 1 E: 0 K: 2 S: 9	H: 2 LOB: 3 BB: 2 P: 17	R: 0 E: 1 K: 1 S: 6	H: 0 LOB: 2 BB: 0 P: 7	R: 1 E: 0 K: 0 S: 4	H: 1 LOB: 0 BB: 0 P: 4	R: 0 E: 0 K: 1 S: 6	H: 1 LOB: 1 BB: 0 P: 6	R: 0 E: 0 K: 1 S: 4	H: 0 LOB: 0 BB: 1 P: 8	R: 0 E: 0 K: 0 S: 3	H: 0 LOB: 1 BB: 1 P: 7	R: 0 E: 1 K: 0 S: 4	H: 0 LOB: 2 BB: 1 P: 8	R: 0 E: 0 K: 0 S: 3	H: 0 LOB: 1 BB: 1 P: 7	R: 1 E: 0 K: 1 S: 7	H: 2 LOB: 1 BB: 0 P: 7	1B: 3 2B: 2 3B: 0 HR: 1	SF: 0 SAC: 0 DP: 1 HBP: 1	WP: 0 PB: 0 SB: 1 CS: 0	PA: 41																		
<b>PITCHER</b> Dave Morehead, R (1, 1) ERA: 2.44	IP 9.0	WLS L	BF 41	H 6	R 3	ER 3	SO 6	BB 6	IBB 0	HBP 1	BLK 0	WP 0	HR 1	S 46	P 71	ERA 3.00	WHIP 1.333						<b>PITCHER</b>	IP 9.0	WLS L	BF 41	H 6	R 3	ER 3	SO 6	BB 6	IBB 0	HBP 1	BLK 0	WP 0	HR 1	S 46	P 71	ERA 3.00	WHIP 1.333

Minnesota Twins @ Boston Red Sox

Fenway Park, Boston, MA

Sun Sep 15 1968, 3:33 AM EDT

Att. 26,983 - Unknown - 68 F

[livebaseballscorecards.com](http://livebaseballscorecards.com)

AB	34
R	3
H	6
RBI	3
BB	6
SO	6
LOB	21



Batter	1	2	3	4	5	6	7	8	9	AB	R	H	RBI	BB	SO	LOB
<b>Luis Alvarado, R</b> OBP: 0.167, SLG: 0.167 (1, 6) X	0-0 F8 ①		0-0 L9 ②		0-3 K ③		0-0 F9 ③			4	0	0	0	0	1	3
<b>Mike Andrews, R</b> OBP: 0.368, SLG: 0.356 (1, 4) X	0-0 F8 ②		0-0 F7 ③			0-0 L9 ①		0-0 6-3 ①		4	0	0	0	0	0	1
<b>Carl Yastrzemski, L</b> OBP: 0.429, SLG: 0.488 (1, 7) X	0-0 FC5-4 1B			0-3 K ①		0-0 F7 ②		0-3 K ②		4	0	1	0	0	2	0
<b>Ken Harrelson, R</b> OBP: 0.352, SLG: 0.529 (1, 9) X	0-0 FC5-4 1-2f			0-0 F8 ②		4-0 FC5-4 BB		0-0 5-3 ③		3	0	0	0	1	0	1
<b>Joe Foy, R</b> OBP: 0.339, SLG: 0.339 (1, 5) X		0-3 K ①		0-0 F8 ③		0-0 FC5-4 1-2f			0-0 SH2-4 1B	4	0	1	0	0	1	1
<b>Reggie Smith, S</b> OBP: 0.341, SLG: 0.420 (1, 8) X		0-3 K ②			0-3 K ①		0-0 HR 1B		0-0 SH2-4 1-2	3	1	1	0	0	2	0
<b>George Scott, R</b> OBP: 0.234, SLG: 0.237 (1, 3) X		0-0 1-3 ③			4-0 1B BB		0-3 K ①		0-0 4-3 ②	3	0	0	0	1	1	2
<b>Jerry Moses, R</b> OBP: 0.250, SLG: 1.000 (1, 2) X			0-0 F6 ①		0-0 F8 ②		0-0 HR 1-H		0-3 K ③	4	1	1	2	0	1	2
<b>Dave Morehead, R</b> OBP: 0.200, SLG: 0.143 (1, 1) X			0-0 1B		0-0 1B 1-2		0-0 6-3 ②			3	0	2	0	0	0	0

<b>Inning Stats</b>	R: 0 E: 0 K: 0 S: 4	H: 1 LOB: 1 BB: 0 P: 4	R: 0 E: 0 K: 2 S: 7	H: 0 LOB: 0 BB: 0 P: 7	R: 0 E: 0 K: 0 S: 4	H: 1 LOB: 1 BB: 0 P: 4	R: 0 E: 0 K: 1 S: 5	H: 0 LOB: 0 BB: 0 P: 5	R: 0 E: 0 K: 2 S: 8	H: 1 LOB: 2 BB: 1 P: 12	R: 0 E: 0 K: 0 S: 3	H: 0 LOB: 1 BB: 1 P: 7	R: 2 E: 0 K: 1 S: 7	H: 2 LOB: 0 BB: 0 P: 7	R: 0 E: 0 K: 1 S: 5	H: 0 LOB: 0 BB: 0 P: 5	R: 0 E: 0 K: 1 S: 6	H: 1 LOB: 1 BB: 0 P: 6	1B: 5 2B: 0 3B: 0 HR: 1	SF: 0 SAC: 1 DP: 0 HBP: 0	WP: 0 PB: 0 SB: 0 CS: 0	PA: 35
<b>PITCHER</b> <b>Jim Kaat, L</b> ERA: 2.97 (1, 1)	IP 9.0	WLS W	BF 35	H 6	R 2	ER 2	SO 8	BB 2	IBB 0	HBP 0	BLK 0	WP 0	HR 1	S 49	P 57	ERA 2.00	WHIP 0.889					

**Minnesota Twins @ Boston Red Sox**  
**Fenway Park, Boston, MA**  
 Sun Sep 15 1968, 3:33 AM EDT  
 Att: 26,983 - Unknown - 68 F

livebaseballscorecards.com

<b>AB</b>	<b>32</b>
<b>R</b>	<b>2</b>
<b>H</b>	<b>6</b>
<b>RBI</b>	<b>2</b>
<b>BB</b>	<b>2</b>
<b>SO</b>	<b>8</b>
<b>LOB</b>	<b>10</b>



Batter	1	2	3	4	5	6	7	8	9	AB R H RBI BB SO LOB	TOP																									
Aurelio Rodriguez, R OBP: 0.311, SLG: 0.337 (1, 5)	0-0 6-3			0-0 6-3	0-0 1-3			0-0 L4		4 0 0 0 0 0 0																										
Jay Johnstone, L OBP: 0.341, SLG: 0.363 (1, 9)	4-0 L5-3 BB			0-0 5-3		0-0 SH1-4 1B		0-0 6-3		3 0 1 0 1 0 0																										
Jim Fregosi, R OBP: 0.319, SLG: 0.368 (1, 6)	0-0 L5-3 1-2			0-0 E 2B 1B		0-0 SH1-4 1-2		0-0 5-3		3 1 1 0 0 0 1																										
Rick Reichardt, R OBP: 0.328, SLG: 0.419 (1, 7)		0-0 6-3		0-0 E6 2B E 1-2		0-3 K		0-0 HBP 1B		4 1 1 0 0 1 2																										
Jarvis Tatum, R OBP: 0.161, SLG: 0.194 (1, 8)		0-0 6-3		0-0 E 1-3 2-H		0-0 F3		0-3 K		4 1 1 1 0 1 2																										
Bobby Knoop, R OBP: 0.306, SLG: 0.332 (1, 4)		0-3 K		0-0 E6 2-H 3-H		0-0 5-3		1-0 HBP		3 0 0 0 0 1 0																										
Jim Spencer, L OBP: 0.257, SLG: 0.212 (1, 3)			0-0 F9	0-0 L9		0-0 F3		0-0 F5		4 0 0 0 0 0 3																										
Buck Rodgers, S OBP: 0.238, SLG: 0.224 (1, 2)			0-0 L6		0-0 F9		0-0 2B		0-3 K	3 0 1 0 0 0 0																										
Bubba Morton, R OBP: 0.343, SLG: 0.331 (9, PH)									0-0 K	1 0 0 0 0 1 2																										
Tom Satriano, L OBP: 0.335, SLG: 0.369 (9, 2)									0-0 K	0 0 0 0 0 0 0																										
George Brunet, R OBP: 0.123, SLG: 0.086 (1, 1)			0-3 K		0-3 K		0-3 K			3 0 0 0 0 3 1																										
Tom Burgmeier, L (8, 1)										0 0 0 0 0 0 0																										
Marty Pattin, R (8, 1)										0 0 0 0 0 0 0																										
Sammy Ellis, L (8, 1)										0 0 0 0 0 0 0																										
<b>Inning Stats</b>	R: 0 E: 0 K: 0 S: 2	H: 0 LOB: 0 BB: 1 P: 6	R: 0 E: 0 K: 1 S: 5	H: 0 LOB: 0 BB: 0 P: 5	R: 3 E: 2 K: 0 S: 7	H: 2 LOB: 1 BB: 0 P: 7	R: 0 E: 0 K: 1 S: 5	H: 0 LOB: 0 BB: 0 P: 5	R: 0 E: 0 K: 1 S: 6	H: 1 LOB: 1 BB: 0 P: 6	R: 0 E: 0 K: 1 S: 6	H: 1 LOB: 1 BB: 0 P: 6	R: 0 E: 0 K: 0 S: 3	H: 0 LOB: 0 BB: 0 P: 3	R: 0 E: 0 K: 2 S: 8	H: 1 LOB: 2 BB: 0 P: 9	1B: 3 2B: 3 3B: 0 HR: 0	SF: 0 SAC: 1 DP: 1 HBP: 1	WP: 0 PB: 0 SB: 0 CS: 0	PA: 35																
<b>PITCHER</b>	IP WLS BF H R ER SO BB IBB HBP BLK WP HR S P ERA WHIP																																			
Tom Hall, L (1, 1) ERA: 3.09	5.0		19	2	3	0	3	1	0	0	0	0	0	24	28	0.00	0.600																			
Ron Keller, R (6, 1) ERA: 3.0	3.0		11	2	0	0	2	0	0	0	0	0	0	15	15	0.00	0.667																			
Jim Merritt, L (9, 1) ERA: 3.32	1.0	W	5	1	0	0	2	0	0	1	0	0	0	8	9	0.00	1.000																			

California Angels @ Minnesota Twins  
Metropolitan Stadium, Bloomington, MI

Mon Sep 16 1968, 4:33 AM EDT  
Att: 3,999 - Unknown - 65 F

livebaseballscorecards.com

AB	32
R	3
H	5
RBI	1
BB	1
SO	7
LOB	11



Batter	1	2	3	4	5	6	7	8	9	AB	R	H	RBI	BB	SO	LOB
<b>Cesar Tovar, R</b> OBP: 0.326, SLG: 0.372 (1, 8)	0-3 <b>K</b>		0-0 <b>L9</b>		0-0 <b>F4</b>			0-0 <b>3-1</b> WP 2B		4	1	1	1	0	1	2
<b>Rich Reese, L</b> OBP: 0.313, SLG: 0.371 (1, 3)	0-0 <b>F7</b>		0-0 <b>L4</b>		0-0 <b>1B</b>			0-0 <b>3-1</b>		4	0	1	0	0	0	1
<b>Frank Kostro, R</b> OBP: 0.257, SLG: 0.286 (1, 9)	0-0 <b>1B</b>			0-0 <b>5-3</b>		0-0 <b>G1-4-3</b> <b>1B</b>		4-0 <b>3B</b> BB		3	0	2	0	0	0	0
<b>Pat Kelly, L</b> OBP: 0.429, SLG: 0.400 (8, PH) (9, 9)	0-0 <b>1B</b>			0-0 <b>F5</b>		0-0 <b>G1-4-3</b>		0-0 <b>L7</b>		0	1	0	0	1	0	0
<b>Bob Allison, R</b> OBP: 0.323, SLG: 0.448 (1, 7)	0-0 <b>FC4-6</b> <b>1B</b>			0-0 <b>F5</b>		0-0 <b>G1-4-3</b>		0-0 <b>L7</b>		4	0	1	0	0	0	2
<b>Rod Carew, L</b> OBP: 0.313, SLG: 0.350 (1, 4)	0-0 <b>FC4-6</b>			4-0 <b>BB</b>		0-0 <b>F7</b>		0-0 <b>3B</b>		3	0	1	1	1	0	2
<b>Graig Nettles, L</b> OBP: 0.262, SLG: 0.625 (1, 5)		0-3 <b>K</b>		0-0 <b>4-3</b>			0-3 <b>K</b>	4-0 <b>HBP</b> BB		3	0	0	0	1	2	1
<b>Jackie Hernandez, R</b> OBP: 0.217, SLG: 0.220 (1, 6)		0-0 <b>F9</b>			0-0 <b>1B</b>		0-0 <b>5-3</b>	1-0 <b>FC5-4</b> <b>HBP</b>		3	0	1	0	0	0	0
<b>John Roseboro, L</b> OBP: 0.296, SLG: 0.302 (8, PH) (9, 2)		0-0 <b>F9</b>			0-0 <b>1B</b>		0-0 <b>5-3</b>	1-2 <b>HBP</b>		0	0	0	0	0	0	0
<b>George Mitterwald, R</b> OBP: 0.200, SLG: 0.111 (1, 2)		0-0 <b>F6</b>			0-0 <b>1B</b>		0-0 <b>F3</b>	0-0 <b>FC5-4</b>		3	0	1	0	0	0	0
<b>Harmon Killebrew, R</b> OBP: 0.354, SLG: 0.401 (8, PH)		0-0 <b>F6</b>			1-2 <b>1B</b>		0-0 <b>F3</b>	1-2 <b>FC5-4</b>		1	0	0	0	0	0	3
<b>Jim Merritt, L</b> OBP: 0.205, SLG: 0.176 (9, 1)		0-0 <b>F6</b>			1-2 <b>1B</b>		0-0 <b>F3</b>	1-2 <b>FC5-4</b>		0	0	0	0	0	0	0
<b>Tom Hall, L</b> (1, 1)			0-0 <b>F8</b>		0-0 <b>F7</b>			4-0 <b>2B</b> BB		1	0	0	0	0	0	0
<b>Rich Rollins, R</b> OBP: 0.289, SLG: 0.359 (5, PH)									0-0 <b>HR</b>	1	0	0	0	0	0	2
<b>Ron Keller, R</b> (6, 1)										0	0	0	0	0	0	0
<b>Frank Quilici, R</b> OBP: 0.302, SLG: 0.332 (8, PH)										0	1	0	0	1	0	0
<b>Rick Renick, R</b> OBP: 0.266, SLG: 0.391 (9, 6)										1	1	1	1	0	0	0

**BOTTOM**

**California Angels @ Minnesota Twins**  
Metropolitan Stadium, Bloomington, MI

Mon Sep 16 1968, 4:33 AM EDT  
Att. 3,999 - Unknown - 65 F

livebaseballscorecards.com

<b>AB</b>	<b>31</b>
<b>R</b>	<b>4</b>
<b>H</b>	<b>9</b>
<b>RBI</b>	<b>3</b>
<b>BB</b>	<b>4</b>
<b>SO</b>	<b>3</b>
<b>LOB</b>	<b>13</b>



Inning Stats	R: 0	H: 2	E: 0	LOB: 2	K: 1	BB: 0	S: 7	R: 0	H: 0	E: 0	LOB: 0	K: 1	BB: 0	S: 5	R: 0	H: 0	E: 0	LOB: 1	K: 0	BB: 1	S: 3	R: 0	H: 3	E: 0	LOB: 2	K: 0	BB: 0	S: 5	R: 0	H: 1	E: 0	LOB: 0	K: 1	BB: 0	S: 3	R: 0	H: 0	E: 0	LOB: 0	K: 1	BB: 0	S: 5	R: 3	H: 2	E: 0	LOB: 3	K: 0	BB: 3	S: 5	R: 1	H: 1	E: 0	LOB: 0	K: 0	BB: 0	S: 1	R: 1	H: 1	E: 0	LOB: 0	K: 0	BB: 0	S: 1	1B: 6	SF: 0	2B: 1	SAC: 0	3B: 1	DP: 1	HR: 1	HBP: 1	WP: 1	PA: 36
--------------	------	------	------	--------	------	-------	------	------	------	------	--------	------	-------	------	------	------	------	--------	------	-------	------	------	------	------	--------	------	-------	------	------	------	------	--------	------	-------	------	------	------	------	--------	------	-------	------	------	------	------	--------	------	-------	------	------	------	------	--------	------	-------	------	------	------	------	--------	------	-------	------	-------	-------	-------	--------	-------	-------	-------	--------	-------	--------

PITCHER	IP	WLS	BF	H	R	ER	SO	BB	IBB	HBP	BLK	WP	HR	S	P	ERA	WHIP
<b>George Brunet, L</b> ERA: 2.82 (1, 1)	7.0		28	7	2	2	3	2	0	0	0	0	0	32	40	2.57	1.286
<b>Tom Burgmeier, L</b> ERA: 4.59 (8, 1)	0.1		1	0	0	0	0	0	0	0	0	0	0	1	1	0.00	0.000
<b>Marty Pattin, R</b> ERA: 3.19 (8, 1)	0.1		3	1	1	1	0	1	0	0	0	1	0	2	6	27.00	6.000
<b>Sammy Ellis, R</b> ERA: 4.19 (8, 1)	0.1	L	4	1	1	1	0	1	0	1	0	0	1	2	7	27.00	6.000





Batter	1	2	3	4	5	6	7	8	9	AB	R	H	RBI	BB	SO	LOB
<b>Cesar Tovar, R</b> OBP: 0.325, SLG: 0.373 (1, 8)	0-0 5-3		0-0 F9	0-0 4-3			0-0 2B			4	0	1	0	0	0	2
<b>Rich Reese, L</b> OBP: 0.309, SLG: 0.366 (1, 3)	0-0 6-3		0-0 4-3		0-0 E4		0-0 F7			4	0	0	0	0	0	1
<b>Pat Kelly, L</b> OBP: 0.364, SLG: 0.250 (1, 9)	0-3 K			4-0 CS BB	0-0 G1-6-3			0-3 K		3	0	0	0	1	2	1
<b>Frank Kostro, R</b> OBP: 0.257, SLG: 0.286 (9, 9)										0	0	0	0	0	0	0
<b>Bob Allison, R</b> OBP: 0.323, SLG: 0.445 (1, 7)		0-3 K		0-3 K	0-0 F7			1-0 HBP		3	0	0	0	0	2	1
<b>Graig Nettles, L</b> OBP: 0.283, SLG: 0.595 (1, 5)		4-0 WP 2B BB		4-0 1B BB		0-0 5-3		0-0 F9		2	2	0	0	2	0	1
<b>Rod Carew, L</b> OBP: 0.312, SLG: 0.349 (1, 4)		0-3 K		0-0 1B BB		0-0 G1		0-3 K		4	1	1	0	0	2	2
<b>Rick Renick, R</b> OBP: 0.278, SLG: 0.404 (1, 6)		0-0 2-H 2B		4-0 1B BLK BB		0-3 K				2	1	1	1	1	1	0
<b>Bruce Look, L</b> OBP: 0.339, SLG: 0.274 (1, 2)		0-0 1-3		0-0 BLK 1B			0-0 F7			3	0	1	2	0	0	1
<b>Dean Chance, R</b> OBP: 0.097, SLG: 0.056 (1, 1)			0-3 K	4-0 BLK BB			0-0 G3			2	0	0	0	1	1	0
<b>Ron Perranoski, L</b> (8, 1)										0	0	0	0	0	0	0

Inning Stats	R: 0	H: 0	E: 0	K: 1	S: 5	H: 0	LOB: 0	BB: 0	P: 5	R: 1	H: 1	E: 0	K: 2	S: 8	H: 0	LOB: 0	BB: 0	P: 5	R: 0	H: 0	E: 0	K: 1	S: 5	H: 0	LOB: 0	BB: 0	P: 5	R: 3	H: 2	E: 0	K: 1	S: 6	R: 0	H: 0	E: 1	K: 0	S: 3	R: 0	H: 0	E: 0	K: 1	S: 5	R: 0	H: 1	E: 0	K: 0	S: 4	R: 0	H: 0	E: 0	K: 2	S: 7	R: 0	H: 0	E: 0	K: 1	S: 8	R: 0	H: 0	E: 0	K: 1	S: 5
--------------	------	------	------	------	------	------	--------	-------	------	------	------	------	------	------	------	--------	-------	------	------	------	------	------	------	------	--------	-------	------	------	------	------	------	------	------	------	------	------	------	------	------	------	------	------	------	------	------	------	------	------	------	------	------	------	------	------	------	------	------	------	------	------	------	------


PITCHER	IP	WLS	BF	H	R	ER	SO	BB	IBB	HBP	BLK	WP	HR	S	P	ERA	WHIP
<b>Jim McGlothlin, R</b> ERA: 3.48 (1, 1)	3.0		11	1	1	1	4	1	0	0	0	1	0	18	22	3.00	0.667
<b>Bill Harrelson, R</b> ERA: 5.08 (4, 1)	0.2	L	6	2	3	3	1	3	0	0	0	0	0	5	17	40.50	7.500
<b>Bobby Locke, R</b> ERA: 5.75 (4, 1)	0.1		2	0	0	0	0	1	0	0	1	0	0	1	5	0.00	3.000
<b>Tom Burgmeier, L</b> ERA: 4.46 (5, 1)	2.0		6	0	0	0	1	0	0	0	0	0	0	8	8	0.00	0.000
<b>Dennis Bennett, L</b> ERA: 3.35 (7, 1)	2.0		8	1	0	0	2	0	0	1	0	0	0	11	12	0.00	0.500

**BOTTOM**

**California Angels @ Minnesota Twins**  
Metropolitan Stadium, Bloomington, MI

Wed Sep 18 1968, 4:33 AM EDT  
Unknown - 65 F

AB	27
R	4
H	4
RBI	3
BB	5
SO	8
LOB	9



1B: 2	SF: 0	WP: 1	PA: 33
2B: 2	SAC: 0	PB: 0	
3B: 0	DP: 1	SB: 0	
HR: 0	HBP: 1	CS: 1	

PITCHER	IP	WLS	BF	H	R	ER	SO	BB	IBB	HBP	BLK	WP	HR	S	P	ERA	WHIP
---------	----	-----	----	---	---	----	----	----	-----	-----	-----	----	----	---	---	-----	------

Batter	1	2	3	4	5	6	7	8	9	AB R H RBI BB SO LOB	TOP											
Jay Johnstone, L (1, 9) OBP: 0.340, SLG: 0.360	0-0 E 1B 3B 1B	0-3 K		0-0 1B 1B		0-0 1-3 1B		0-0 F6		5 1 3 0 0 1 3												
Jarvis Tatum, R (1, 8) OBP: 0.194, SLG: 0.222	0-0 E6 1-3 3B 1B	0-0 F7		0-0 FC6-4 1-3 1B		0-0 F9		0-0 1-3	5 1 2 0 0 0 4													
Jim Fregosi, R (1, 6) OBP: 0.321, SLG: 0.372	0-0 2-H 3-H 1B 3B		0-0 F6	0-0 FC6-4 1-2f		0-0 WP SF9 1B		0-0 6-3	5 1 2 2 0 0 2													
Rick Reichardt, R (1, 7) OBP: 0.326, SLG: 0.417	0-0 F7		0-0 6-3		0-0 1-3		0-0 F6 1-3	0-0 4-3	5 0 0 0 0 0 2													
Jim Spencer, L (1, 3) OBP: 0.279, SLG: 0.275	0-0 F4		0-0 E 1B 1B		0-3 K		0-0 SF9		3 1 1 1 0 1 1													
Bobby Knoop, R (1, 4) OBP: 0.306, SLG: 0.330	0-0 F3		0-0 1-H 1B		0-0 6-3		0-0 3-H F7		4 0 1 1 0 0 1													
Buck Rodgers, S (1, 2) OBP: 0.241, SLG: 0.225		0-0 4-3	0-0 F3			0-0 1B 1B		0-0 F4	4 0 1 0 0 0 1													
Chuck Cottier, R (1, 5) OBP: 0.206, SLG: 0.279		0-0 E 1B 1B		4-0 BB BB BB BB G1-6-3 BB		0-0 F9		0-0 1B	3 0 2 0 1 0 1													
Clyde Wright, R (1, 1) OBP: 0.263, SLG: 0.278		0-0 E5		0-0 G1-6-3 1-2f		0-0 F8		0-0 F2	3 0 0 0 0 0 3													
Marty Pattin, R (6, 1) OBP: 0.111, SLG: 0.111		1-2							1 0 0 0 0 0 1													
<b>Inning Stats</b>	R: 2 E: 1 K: 0 S: 6	H: 3 LOB: 1 BB: 0 P: 6	R: 0 E: 1 K: 1 S: 7	H: 1 LOB: 2 BB: 0 P: 7	R: 1 E: 1 K: 0 S: 5	H: 2 LOB: 1 BB: 0 P: 5	R: 0 E: 0 K: 0 S: 4	H: 2 LOB: 2 BB: 1 P: 8	R: 0 E: 0 K: 1 S: 5	H: 0 LOB: 0 BB: 0 P: 5	R: 0 E: 0 K: 0 S: 5	H: 2 LOB: 2 BB: 0 P: 5	R: 1 E: 0 K: 0 S: 4	H: 1 LOB: 0 BB: 0 P: 4	R: 0 E: 0 K: 0 S: 4	H: 1 LOB: 1 BB: 0 P: 4	R: 0 E: 0 K: 0 S: 3	H: 0 LOB: 0 BB: 0 P: 3	1B: 11 2B: 0 3B: 1 HR: 0	SF: 1 SAC: 0 DP: 1 HBP: 0	WP: 2 PB: 0 SB: 0 CS: 0	PA: 40
<b>PITCHER</b>	IP WLS BF H R ER SO BB IBB HBP BLK WP HR S P ERA WHIP																					
Danny Morris, R (1, 1) ERA: 3.18	4.0 L 21 8 3 2 1 1 0 0 0 0 0 0 22 26 4.50 2.250																					
Bob Miller, R (5, 1) ERA: 2.9	2.0 8 2 0 0 1 0 0 0 0 0 0 0 10 10 0.00 1.000																					
Dave Boswell, R (7, 1) ERA: 3.09	2.0 8 2 1 1 0 0 0 0 0 0 1 0 8 8 4.50 1.000																					
Jim Perry, R (9, 1) ERA: 2.32	1.0 3 0 0 0 0 0 0 0 0 0 0 0 3 3 0.00 0.000																					

California Angels @ Minnesota Twins  
Metropolitan Stadium, Bloomington, MI  
Wed Sep 18 1968, 4:38 AM EDT  
Att. 5,104 - Unknown

livebaseballscorecards.com

AB	38
R	4
H	12
RBI	4
BB	1
SO	2
LOB	19



Batter	1	2	3	4	5	6	7	8	9	AB R H RBI BB SO LOB
Cesar Tovar, R (1, 8) OBP: 0.326, SLG: 0.375	0-0 F6		0-0 1B	0-0 F3		0-0 E6			0-0 WP 2B	5 1 2 0 0 0 4
Rich Reese, L (1, 3) OBP: 0.310, SLG: 0.368	0-3 K		0-0 F9		0-0 F4	4-0 FC6-4 IBB			0-0 FC3-5 2B	4 0 1 1 1 1 2
Frank Kostro, R (1, 9) OBP: 0.264, SLG: 0.284	0-0 F8		0-0 1B		4-0 FC4-6 BB	0-0 FC6-4			0-0 FC3-5 G6-4-3	4 0 1 1 1 0 4
Bob Allison, R (1, 7) OBP: 0.319, SLG: 0.440		0-3 K	0-0 L9		0-0 FC4-6		0-0 F2		0-0 G6-4-3	5 0 0 0 0 1 4
Graig Nettles, L (1, 5) OBP: 0.280, SLG: 0.565		0-0 3-1		0-0 BB 1B		0-0 G3		0-3 K		4 0 1 0 0 1 1
George Mitterwald, R (1, 2) OBP: 0.261, SLG: 0.150		0-0		0-0 F9		4-0 BB		0-3 K		2 1 1 0 1 0 1
John Roseboro, L (7, PH) OBP: 0.295, SLG: 0.301		0-0 1B		0-0 F9		BB				1 0 0 0 0 1 0
Jackie Hernandez, R (1, 6) OBP: 0.218, SLG: 0.222		0-0 F8		0-0 BB		0-3 K		0-0 6-3		3 0 1 0 0 1 2
Bruce Look, L (8, PH) OBP: 0.336, SLG: 0.271				1-2 BB						1 0 0 0 0 0 0
Rick Renick, R (9, 6) OBP: 0.278, SLG: 0.404				1B						0 0 0 0 0 0 0
Frank Quilici, R (1, 4) OBP: 0.305, SLG: 0.332			0-0 FC1-6 1B	0-0 F6		4-0 E BB		0-3 K		3 0 1 0 1 1 2
Danny Morris, R (1, 5) Harmon Killebrew, R (1, 5) Ted Uhlander, L (1, 5) Bob Miller, R (1, 5) Rich Rollins, R (1, 5) Rod Carew, R (1, 5) Dave Boswell, R (1, 5) Pat Kelly, L (1, 5) Jim Perry, S (1, 5)			0-0 FC1-6 1B	4-0 BB		0-3 K		0-0 F5		1 1 0 0 0 0 1

Inning Stats	R: 0	H: 0	E: 0	K: 1	S: 5	R: 0	H: 1	E: 0	K: 1	S: 6	R: 1	H: 3	E: 0	K: 0	S: 6	R: 0	H: 2	E: 0	K: 0	S: 5	R: 0	H: 0	E: 0	K: 0	S: 3	R: 1	H: 0	E: 1	K: 2	S: 8	R: 0	H: 0	E: 0	K: 2	S: 7	R: 0	H: 0	E: 0	K: 1	S: 5	R: 1	H: 2	E: 0	K: 0	S: 4	1B: 6	SF: 0	2B: 2	SAC: 0	3B: 0	DP: 1	HR: 0	HBP: 0	WP: 1	PA: 40
--------------	------	------	------	------	------	------	------	------	------	------	------	------	------	------	------	------	------	------	------	------	------	------	------	------	------	------	------	------	------	------	------	------	------	------	------	------	------	------	------	------	------	------	------	------	------	-------	-------	-------	--------	-------	-------	-------	--------	-------	--------

PITCHER	IP	WLS	BF	H	R	ER	SO	BB	IBB	HBP	BLK	WP	HR	S	P	ERA	WHIP
Clyde Wright, L (1, 1) ERA: 3.7	5.1	W	26	6	2	1	3	4	0	0	0	0	0	28	44	1.69	1.875
Marty Pattin, R (6, 1) ERA: 3.15	3.2	S	14	2	1	1	4	0	1	0	0	1	0	21	25	2.46	0.545

**BOTTOM**

**California Angels @ Minnesota Twins**  
**Metropolitan Stadium, Bloomington, MI**  
 Wed Sep 18 1968, 4:38 AM EDT  
 Att. 5,104 - Unknown

livebaseballscorecards.com

<b>AB</b>	<b>35</b>
<b>R</b>	<b>3</b>
<b>H</b>	<b>8</b>
<b>RBI</b>	<b>2</b>
<b>BB</b>	<b>5</b>
<b>SO</b>	<b>7</b>
<b>LOB</b>	<b>23</b>



Batter	1	2	3	4	5	6	7	8	9	AB R H RBI BB SO LOB	TOP
--------	---	---	---	---	---	---	---	---	---	----------------------	-----

Bert Campaneris, R OBP: 0.331, SLG: 0.363 (1, 6)	0-0 S S 6-3 1B	0-0 FC6-4 1-2f			0-0 F8		4-0 E 1B BB	0-0 5-3		4 2 1 0 1 0 1	
--	-------------------------	----------------------	--	--	-----------	--	----------------------	------------	--	---------------	--

Reggie Jackson, L OBP: 0.321, SLG: 0.462 (1, 9)	4-0 6-3 S 1-2 SF8 BB		0-0 L9 WP 1B		0-0 F2		0-0 E 1B	0-3 K		4 2 2 1 1 1 0	
---	----------------------------------	--	--------------------	--	-----------	--	----------------	----------	--	---------------	--

Danny Cater, R OBP: 0.339, SLG: 0.391 (1, 3)	0-0 6-3		0-0 L9		0-0 BB 1B		0-0 E 1B	0-0 HR		5 2 2 2 0 0 3	
--	------------	--	-----------	--	-----------------	--	----------------	-----------	--	---------------	--

Sal Bando, R OBP: 0.316, SLG: 0.361 (1, 5)	0-0 SF8		0-0 F8		4-0 1B BB		0-0 E 1B	0-0 F7		3 0 0 2 1 0 2	
--	------------	--	-----------	--	-----------------	--	----------------	-----------	--	---------------	--

Rick Monday, L OBP: 0.365, SLG: 0.386 (1, 8)	4-0 BB		0-0 5-3		0-0 1-2 2-H 1B		0-0 F7	0-0 F8		4 0 1 0 1 0 3	
--	-----------	--	------------	--	-------------------------	--	-----------	-----------	--	---------------	--

Dick Green, R OBP: 0.320, SLG: 0.358 (1, 4)	0-0 L8			0-0 S 1B		0-0 L6	0-0 1-3 2-H 1B			4 1 2 1 0 0 1	
---	-----------	--	--	----------------	--	-----------	-------------------------	--	--	---------------	--

Joe Keough, L OBP: 0.275, SLG: 0.326 Jim Gosger, L OBP: 0.253, SLG: 0.200 (1, 7) (8, 7)		0-0 1-3		0-0 G3-6-3 1-H 1B		4-0 G5-4-3 BB	0-0 1-3			3 0 1 1 1 0 2 0 0 0 0 0 0 0	
---	--	------------	--	----------------------------	--	---------------------	------------	--	--	--------------------------------	--

Dave Duncan, R OBP: 0.257, SLG: 0.295 (1, 2)		0-0 F8		0-0 G3-6-3 1-2f		0-0 G5-4-3 1-2f		0-3 K		4 0 0 0 0 1 2	
--	--	-----------	--	-----------------------	--	-----------------------	--	----------	--	---------------	--

Catfish Hunter, R OBP: 0.238, SLG: 0.313 (1, 1)		0-0 FC6-4 1B		0-3 K			0-0 F9	0-3 K		4 0 1 0 0 2 0	
---	--	--------------------	--	----------	--	--	-----------	----------	--	---------------	--

Inning Stats	R: 2	H: 1	R: 0	H: 1	R: 0	H: 1	R: 1	H: 2	R: 0	H: 2	R: 0	H: 0	R: 3	H: 2	R: 0	H: 0	R: 1	H: 1	1B: 9	SF: 1	WP: 1	PA: 41	
E: 0	LOB: 1	E: 0	LOB: 1	E: 0	LOB: 1	E: 0	LOB: 0	E: 0	LOB: 2	E: 0	LOB: 0	E: 3	LOB: 2	E: 0	LOB: 0	E: 0	LOB: 0	E: 0	LOB: 0	2B: 0	SAC: 0	PB: 0	
K: 0	BB: 2	K: 0	BB: 0	K: 0	BB: 0	K: 1	BB: 0	K: 0	BB: 1	K: 0	BB: 1	K: 0	BB: 1	K: 0	BB: 0	K: 1	BB: 0	K: 1	BB: 0	3B: 0	DP: 2	SB: 4	
S: 4	P: 12	S: 4	P: 4	S: 4	P: 4	S: 6	P: 6	S: 4	P: 8	S: 2	P: 6	S: 7	P: 11	S: 7	P: 7	S: 6	P: 6	S: 6	P: 6	HR: 1	HBP: 0	CS: 0	

PITCHER	IP	WLS	BF	H	R	ER	SO	BB	IBB	HBP	BLK	WP	HR	S	P	ERA	WHIP														
Buzz Stephen, R ERA: 5.68 (1, 1)	6.1	L	29	8	5	4	1	5	0	0	0	1	0	26	46	5.68	2.053														
Bob Miller, R ERA: 2.87 (7, 1)	0.2		5	1	1	0	0	0	0	0	0	0	0	5	5	0.00	1.500														
Jim Merritt, L ERA: 3.33 (8, 1)	2.0		7	1	1	1	3	0	0	0	0	0	1	13	13	4.50	0.500														

Oakland Athletics @ Minnesota Twins  
Metropolitan Stadium, Bloomington, MI

Fri Sep 20 1968, 4:33 AM EDT  
Att. 1,710 - Unknown - 62 F

livebaseballscorecards.com

AB	35
R	7
H	10
RBI	7
BB	5
SO	4
LOB	14



Batter	1	2	3	4	5	6	7	8	9	AB	R	H	RBI	BB	SO	LOB
Cesar Tovar, R OBP: 0.323, SLG: 0.372 (1, 8)	0-0 6-3	0-0 F7		0-0 6-3			0-0 F9		0-0 F9	5	0	0	0	0	0	5
Pat Kelly, L OBP: 0.267, SLG: 0.167 (1, 9)	0-0 F9		0-0 4-3		0-0 F7		0-0 F7			3	0	0	0	0	0	0
Jim Holt, L OBP: 0.230, SLG: 0.247 (7, PH)										1	0	0	0	0	0	1
Harmon Killebrew, R OBP: 0.357, SLG: 0.403 (1, 5)	0-0 E 1B		0-3 K		0-0 6-3			0-0 G6-3 1B		4	0	2	0	0	1	0
Jim Kaat, L OBP: 0.179, SLG: 0.197 (8, PR)										0	0	0	0	0	0	0
Frank Quilici, R OBP: 0.305, SLG: 0.332 (9, 5)										0	0	0	0	0	0	0
Graig Nettles, L OBP: 0.296, SLG: 0.580 (1, 7)	0-0 E 1B		0-0 2B		0-0 F8			0-0 G6-3 1-2f		4	0	2	0	0	0	1
Rod Carew, L OBP: 0.309, SLG: 0.345 (1, 4)	0-0 E4 1-2 2-3		0-0 F7		0-0 F7			0-0 6-3		4	0	0	0	0	0	4
Bob Allison, R OBP: 0.321, SLG: 0.442 (1, 3)	0-0 F4			0-0 SH2-4 2B		0-3 K		0-0 6-3	4-0 BB 1B	3	0	1	0	1	1	3
John Roseboro, L OBP: 0.297, SLG: 0.311 (1, 2)		0-0 HR		0-0 E1 SH2-4		0-0 F8			0-0 BB 1B	4	1	2	1	0	0	1
Rick Renick, R OBP: 0.278, SLG: 0.404 (1, 6)		0-0 4-3		0-0 SH2-4			0-0 1B		0-0 F2	0	0	0	0	0	0	0
Jackie Hernandez, R OBP: 0.217, SLG: 0.221 (2, 6)										1	0	0	0	0	0	0
Bruce Look, L OBP: 0.341, SLG: 0.278 (7, PH)										1	0	1	0	0	0	0
Ted Uhlhaender, L OBP: 0.324, SLG: 0.389 (7, PR)				1-2 2-3						0	0	0	0	0	0	0
Ron Clark, R OBP: 0.248, SLG: 0.234 (8, 6)										1	0	0	0	0	0	2
Buzz Stephen, R (1, 1)		0-0 F3		0-0 F5		0-3 K		0-3 K	0-3 K	2	0	0	0	0	0	2
Bob Miller, R OBP: 0.143, SLG: 0.143 (7, 1)										0	0	0	0	0	0	0
Rich Reese, L OBP: 0.309, SLG: 0.367 (7, PH)										1	0	0	0	0	1	1
Jim Merritt, L OBP: 0.205, SLG: 0.176 (8, 1)										0	0	0	0	0	0	0
Rich Rollins, R OBP: 0.288, SLG: 0.357 (9, PH)										1	0	0	0	0	1	2

Inning Stats	R: 0	H: 2	E: 1	K: 0	S: 6	H: 1	LOB: 3	BB: 0	P: 6	R: 1	H: 1	E: 0	K: 0	S: 4	R: 0	H: 1	E: 0	K: 1	S: 6	R: 0	H: 0	E: 0	K: 0	S: 3	R: 0	H: 0	E: 0	K: 1	S: 5	R: 0	H: 0	E: 0	K: 1	S: 5	R: 0	H: 1	E: 0	K: 1	S: 6	R: 0	H: 1	E: 0	K: 1	S: 6	R: 0	H: 1	E: 0	K: 1	S: 6	R: 0	H: 1	E: 0	K: 1	S: 6	R: 0	H: 1	E: 0	K: 1	S: 6	1B: 5	2B: 2	3B: 0	HR: 1	SF: 0	SAC: 1	DP: 1	HBP: 0	WP: 0	PB: 0	SB: 0	CS: 0	PA: 37
--------------	------	------	------	------	------	------	--------	-------	------	------	------	------	------	------	------	------	------	------	------	------	------	------	------	------	------	------	------	------	------	------	------	------	------	------	------	------	------	------	------	------	------	------	------	------	------	------	------	------	------	------	------	------	------	------	------	------	------	------	------	-------	-------	-------	-------	-------	--------	-------	--------	-------	-------	-------	-------	--------

PITCHER	IP	WLS	BF	H	R	ER	SO	BB	IBB	HBP	BLK	WP	HR	S	P	ERA	WHIP
Catfish Hunter, R ERA: 3.38 (1, 1)	9.0	W	37	8	1	1	4	1	0	0	0	0	1	44	48	1.00	1.000

**BOTTOM**

**Oakland Athletics @ Minnesota Twins**  
**Metropolitan Stadium, Bloomington, MI**  
 Fri Sep 20 1968, 4:33 AM EDT  
 Att. 1,710 - Unknown - 62 F

livebaseballscorecards.com

<b>AB</b>	<b>35</b>
<b>R</b>	<b>1</b>
<b>H</b>	<b>8</b>
<b>RBI</b>	<b>1</b>
<b>BB</b>	<b>1</b>
<b>SO</b>	<b>4</b>
<b>LOB</b>	<b>22</b>



Batter	1	2	3	4	5	6	7	8	9	AB R H RBI BB SO LOB	TOP				
<b>Bert Campaneris, R</b> (1, 6) OBP: 0.331, SLG: 0.363	0-0 F3			0-0 FC1-6 1B		0-0 F8				3 0 1 0 0 0 0					
<b>Reggie Jackson, L</b> (1, 9) OBP: 0.320, SLG: 0.459	0-0 4-3			0-0 FC1-6 2B 1-2f FC5-2		0-0 F7				3 0 0 0 0 0 1					
<b>Danny Cater, R</b> (1, 3) OBP: 0.339, SLG: 0.393	0-0 5-3			0-0 1B 2B		0-0 4-3				3 1 1 0 0 0 0					
<b>Sal Bando, R</b> (1, 5) OBP: 0.315, SLG: 0.360		0-0 F8		0-0 FC5-2 1B						2 0 0 0 0 0 2					
<b>Mike Hershberger, R</b> (1, 7) OBP: 0.336, SLG: 0.401		0-0 F8		0-0 1B 1-3 2-H						2 0 1 1 0 0 0					
<b>Dick Green, R</b> (1, 4) OBP: 0.317, SLG: 0.354		0-0 F8		0-0 F8						2 0 0 0 0 0 2					
<b>Rick Monday, L</b> (1, 8) OBP: 0.364, SLG: 0.384			0-0 1-3		0-3 K					2 0 0 0 0 1 0					
<b>Dave Duncan, R</b> (1, 2) OBP: 0.259, SLG: 0.296			0-0 2-3 1B		0-0 6-3					2 0 1 0 0 0 0					
<b>Chuck Dobson, R</b> (1, 1) OBP: 0.194, SLG: 0.236			0-0 2-3 1-2f		0-0 6-3					2 0 0 0 0 0 1					
<b>Inning Stats</b>	R: 0 E: 0 K: 0 S: 3	H: 0 LOB: 0 BB: 0 P: 3	R: 0 E: 0 K: 0 S: 3	H: 0 LOB: 0 BB: 0 P: 3	R: 0 E: 0 K: 0 S: 3	H: 1 LOB: 0 BB: 0 P: 3	R: 1 E: 0 K: 0 S: 6	H: 3 LOB: 2 BB: 0 P: 6	R: 0 E: 0 K: 1 S: 5	H: 0 LOB: 0 BB: 0 P: 5	R: 0 E: 0 K: 0 S: 3	H: 0 LOB: 0 BB: 0 P: 3	1B: 3 2B: 2 3B: 0 HR: 0	SF: 0 SAC: 0 DP: 1 HBP: 0	WP: 0 PA: 21 PB: 0 SB: 0 CS: 0
<b>PITCHER</b>	IP WLS BF H R ER SO BB IBB HBP BLK WP HR S P ERA WHIP														
<b>Jim Kaat, L</b> (1, 1) ERA: 2.94	5.0 W 18 4 1 1 1 0 0 0 0 0 0 0 20 20 1.80 0.800														
<b>Jim Perry, R</b> (6, 1) ERA: 2.3	1.0 S 3 0 0 0 0 0 0 0 0 0 0 0 3 3 0.00 0.000														

Oakland Athletics @ Minnesota Twins  
Metropolitan Stadium, Bloomington, MI

Sat Sep 21 1968, 4:33 AM EDT  
Att: 7,997 - Unknown - 58 F


livebaseballscorecards.com

AB	21
R	1
H	4
RBI	1
BB	0
SO	1
LOB	6



Batter	1	2	3	4	5	6	7	8	9
<b>Cesar Tovar, R</b> OBP: 0.323, SLG: 0.371 (1, 8)	0-0 4-3		0-0 F7		0-0 1B S 1-3 2-H 3-H				
<b>Ron Clark, R</b> OBP: 0.253, SLG: 0.240 (1, 5) (6, 6)	0-0 1B			0-0 5-3	0-0 1B 1-3				
<b>Graig Nettles, L</b> OBP: 0.261, SLG: 0.547 (1, 3)	0-3 K			0-3 K	0-0 F6				
<b>Bob Allison, R</b> OBP: 0.321, SLG: 0.442 (1, 7)	0-0 F7			0-0 FC6 1B					
<b>Rod Carew, L</b> OBP: 0.308, SLG: 0.343 (1, 4)		0-3 K		0-0 FC6 1-2f					
<b>Bruce Look, L</b> OBP: 0.344, SLG: 0.282 (1, 2)		0-0 F5			0-0 FC1-6 1B				
<b>Ted Uhlaender, L</b> OBP: 0.324, SLG: 0.389 (5, PR)									
<b>Frank Quilici, R</b> OBP: 0.305, SLG: 0.332 (6, 5)									
<b>Jim Holt, L</b> OBP: 0.225, SLG: 0.242 (1, 9)		0-0 G3			0-0 FC1-6 BB 1B 1-2f				
<b>Jackie Hernandez, R</b> OBP: 0.216, SLG: 0.219 (1, 6)			0-0 4-3		0-0 BB 1B 1-2				
<b>John Roseboro, L</b> OBP: 0.299, SLG: 0.313 (5, PH) (6, 2)									
<b>Jim Kaat, L</b> OBP: 0.177, SLG: 0.195 (1, 1)			0-3 K		4-0 BB 1B 1-2 2-3				
<b>Harmon Killebrew, R</b> OBP: 0.359, SLG: 0.403 (5, PH)									
<b>Tom Hall, L</b> (5, PR)									
<b>Jim Perry, S</b> OBP: 0.182, SLG: 0.310 (6, 1)									

AB	R	H	RBI	BB	SO	LOB
3	0	1	2	0	0	0
3	0	2	0	0	0	0
3	0	0	0	0	2	3
2	0	1	0	0	0	1
2	0	0	0	0	1	1
2	0	1	0	0	0	0
0	0	0	0	0	0	0
0	0	0	0	0	0	0
2	1	0	0	0	0	1
1	0	0	0	0	0	0
1	1	1	0	0	0	0
1	0	0	0	0	1	0
0	0	0	0	1	0	0
0	0	0	0	0	0	0
0	0	0	0	0	0	0

BOTTOM	
<b>AB</b>	<b>20</b>
<b>R</b>	<b>2</b>
<b>H</b>	<b>6</b>
<b>RBI</b>	<b>2</b>
<b>BB</b>	<b>1</b>
<b>SO</b>	<b>4</b>
<b>LOB</b>	<b>6</b>
	
WP: 0 PA: 21	
PB: 0	
SB: 1	
CS: 0	

Inning Stats	R	H	E	K	S	LOB	BB	P
	0	1	0	1	6	1	0	6
	0	0	0	1	5	0	0	5
	0	0	0	1	5	0	0	5
	0	0	0	1	5	0	0	5
	2	4	0	0	6	2	0	10
	0	0	0	0	6	0	0	6
	0	0	0	0	6	0	0	6
	0	0	0	0	6	0	0	6

PITCHER	IP	WLS	BF	H	R	ER	SO	BB	IBB	HBP	BLK	WP	HR	S	P	ERA	WHIP
<b>Chuck Dobson, R</b> ERA: 3.0 (1, 1)	5.0	L	21	6	2	2	4	1	0	0	0	0	0	28	32	3.60	1.400

**Oakland Athletics @ Minnesota Twins**  
**Metropolitan Stadium, Bloomington, MI**  
 Sat Sep 21 1968, 4:33 AM EDT  
 Att. 7,997 - Unknown - 58 F

[livebaseballscorecards.com](http://livebaseballscorecards.com)

Batter	1	2	3	4	5	6	7	8	9	AB R H RBI BB SO LOB	TOP																								
Bert Campaneris, R (1, 6) OBP: 0.331, SLG: 0.362	0-0 F5		0-0 F8		0-0 5-3			0-0 1B		4 0 1 0 0 0 1																									
Reggie Jackson, L (1, 9) OBP: 0.319, SLG: 0.457	0-3 K		0-0 3-1			0-0 1B		0-0 E1		4 0 1 0 0 1 2																									
Danny Cater, R (1, 3) OBP: 0.338, SLG: 0.391	4-0 BLK BB		0-0 F6			0-0 G6-4-3		0-0 SF8		2 0 0 1 1 0 1																									
Sal Bando, R (1, 5) OBP: 0.313, SLG: 0.357	0-0 F3			0-0 F4		0-0 F9		0-3 K		4 0 0 0 0 1 3																									
Mike Hershberger, R (1, 7) OBP: 0.336, SLG: 0.397		4-0 BB BB		0-0 5-3			0-0 F8		0-0 F8	2 0 0 0 1 0 0																									
John Donaldson, L (9, PH) OBP: 0.305, SLG: 0.272										1 0 0 0 0 0 0																									
Dick Green, R (1, 4) OBP: 0.310, SLG: 0.346		0-0 F6		0-3 K			0-0 L7		0-3 K	4 0 0 0 0 2 1																									
Jim Pagliaroni, R (1, 2) OBP: 0.327, SLG: 0.354			0-0 L7		0-0 F4		0-0 F7		0-0 6-3	4 0 0 0 0 0 1																									
Rick Monday, L (1, 8) OBP: 0.366, SLG: 0.384		4-0 BB BB			1-0 WP SH1-3 HBP			0-0 6-3		0 0 0 0 1 0 0																									
Joe Rudi, R (8, PH) OBP: 0.228, SLG: 0.232		1-2 BB								1 0 0 0 0 0 0																									
Blue Moon Odom, R (1, 1) OBP: 0.284, SLG: 0.284		0-3 K			0-0 SH1-3			0-0 1B SF8 1B		1 0 0 0 0 1 2																									
Dave Duncan, R (8, PH) OBP: 0.262, SLG: 0.300										1 0 1 0 0 0 0																									
Allan Lewis, S (8, PR) OBP: 0.400, SLG: 0.250										0 1 0 0 0 0 0																									
Paul Lindblad, L (8, 1) OBP: 0.375, SLG: 0.500										0 0 0 0 0 0 0																									
<b>Inning Stats</b>	R: 0 E: 0 K: 1 S: 5	H: 0 LOB: 1 BB: 1 P: 9	R: 0 E: 0 K: 1 S: 5	H: 0 LOB: 2 BB: 2 P: 13	R: 0 E: 0 K: 0 S: 3	H: 0 LOB: 0 BB: 0 P: 3	R: 0 E: 0 K: 1 S: 5	H: 0 LOB: 0 BB: 0 P: 5	R: 0 E: 0 K: 0 S: 3	H: 1 LOB: 0 BB: 0 P: 3	R: 0 E: 0 K: 0 S: 3	H: 0 LOB: 0 BB: 0 P: 3	R: 1 E: 1 K: 1 S: 8	H: 2 LOB: 2 BB: 0 P: 8	R: 0 E: 0 K: 1 S: 5	H: 0 LOB: 0 BB: 0 P: 5	1B: 3 2B: 0 3B: 0 HR: 0	SF: 1 SAC: 1 DP: 1 HBP: 1	WP: 1 PB: 0 SB: 1 CS: 0	PA: 34															
<b>PITCHER</b>	IP WLS BF H R ER SO BB IBB HBP BLK WP HR S P ERA WHIP																																		
Cesar Tovar, R (1, 1) ERA:	1.0	4	0	0	0	1	1	0	0	1	0	0	5	9	0.00	1.000																			
Tom Hall, L (2, 1) ERA: 2.43	6.1	25	3	1	0	2	2	0	1	0	1	0	26	35	0.00	0.789																			
Al Worthington, R (8, 1) ERA: 2.77	1.2	5	0	0	0	2	0	0	0	0	0	0	9	9	0.00	0.000																			

Oakland Athletics @ Minnesota Twins  
Metropolitan Stadium, Bloomington, MI

Sun Sep 22 1968, 4:33 AM EDT  
Att. 11,340 - Unknown - 69 F

livebaseballscorecards.com

AB	28
R	1
H	3
RBI	1
BB	3
SO	5
LOB	11





Batter	1	2	3	4	5	6	7	8	9	AB	R	H	RBI	BB	SO	LOB
--------	---	---	---	---	---	---	---	---	---	----	---	---	-----	----	----	-----

Cesar Tovar, R BBB	4-0 FC3-6 HBP BB		X 0-0 S 3B 1B		X 0-0 S 5-3	0-0 F7				3	1	1	0	1	0	0
Ron Clark, R OBP: 0.249, SLG: 0.236	(1, 5) (6, 6) F3		S 0-3 S K		X 0-0 S E4 FC1-5				0-3 K	4	0	0	0	0	2	2
Graig Nettles, L OBP: 0.295, SLG: 0.527	(1, 3) (3, 8) (7, 5) H FC3-6 1-2 HBP		S 0-3 S K		B 4-0 B B FC1-5 1-3 1B BB				0-3 K	2	1	0	0	1	2	1
Bob Allison, R OBP: 0.321, SLG: 0.445	(1, 7) (7, 8) (8, 7) (9, 8) X FC3-6 1-2 2-3		X 0-0 S K		X 0-0 S FC1-5 1-2 1B				0-3 K	4	0	1	1	0	1	4
Rod Carew, L OBP: 0.309, SLG: 0.345	(1, 4) (4, 6) (5, 4) X G3		X 0-0 S L8		X 0-0 S IBB 1-3 2-H 1B				0-0 SH5-3 1B	4	0	2	1	0	0	3
Jim Holt, L OBP: 0.238, SLG: 0.248	(1, 9) (9, 7) X	0-0 F4		X 0-0 S SH3-4 1B		4-0 FC4-6 1-2 IBB			X 0-0 SH5-3 1-2	2	0	1	0	1	0	0
Jackie Hernandez, R OBP: 0.215, SLG: 0.218	(1, 6) (4, 3) X	0-0 1-3		X 0-0 S SH3-4 1-2		0-0 FC4-6 1-2 K			0-3 K	1	0	0	0	0	0	0
Rich Reese, L OBP: 0.307, SLG: 0.365	(5, PH) (6, 3) X	0-0 1B		X 0-0 S F8		0-0 4-3			0-0 1-3	0	0	0	0	0	0	0
Ted Uhlaender, L OBP: 0.324, SLG: 0.389	(1, 8) (2, PH) X	0-0 1B		X 0-0 S F8		0-0 4-3			0-0 1-3	4	0	1	0	0	0	2
Bruce Look, L OBP: 0.341, SLG: 0.281	(3, 2) X	0-0 F4		X 0-0 S 6-3		0-0 4-3			0-0 1-3	0	0	0	0	0	0	0
Jerry Zimmerman, R OBP: 0.180, SLG: 0.133	(1, 2) (2, 1) X	0-0 F4		X 0-0 S 6-3		0-0 4-3			0-0 1-3	3	0	0	0	0	0	2
Tom Hall, L	(2, 1)									0	0	0	0	0	0	0
Al Worthington, R	(8, 1)									0	0	0	0	0	0	0

<b>Inning Stats</b>	R: 0 E: 0 K: 0 S: 3	H: 0 LOB: 2 BB: 1 P: 8	R: 0 E: 0 K: 0 S: 4	H: 1 LOB: 1 BB: 0 P: 4	R: 1 E: 0 K: 2 S: 9	H: 2 LOB: 1 BB: 0 P: 9	R: 0 E: 0 K: 0 S: 4	H: 1 LOB: 1 BB: 0 P: 4	R: 1 E: 1 K: 0 S: 5	H: 1 LOB: 3 BB: 2 P: 13	R: 0 E: 0 K: 0 S: 3	H: 0 LOB: 0 BB: 0 P: 3	R: 0 E: 0 K: 3 S: 9	H: 0 LOB: 0 BB: 0 P: 9	R: 0 E: 0 K: 1 S: 6	H: 1 LOB: 1 BB: 0 P: 6	1B: 5 2B: 0 3B: 1 HR: 0	SF: 0 SAC: 2 DP: 0 HBP: 1
<b>PITCHER</b>	IP WLS BF H R ER SO BB IBB HBP BLK WP HR S P ERA WHIP	IP WLS BF H R ER SO BB IBB HBP BLK WP HR S P ERA WHIP	IP WLS BF H R ER SO BB IBB HBP BLK WP HR S P ERA WHIP	IP WLS BF H R ER SO BB IBB HBP BLK WP HR S P ERA WHIP	IP WLS BF H R ER SO BB IBB HBP BLK WP HR S P ERA WHIP	IP WLS BF H R ER SO BB IBB HBP BLK WP HR S P ERA WHIP	IP WLS BF H R ER SO BB IBB HBP BLK WP HR S P ERA WHIP	IP WLS BF H R ER SO BB IBB HBP BLK WP HR S P ERA WHIP	IP WLS BF H R ER SO BB IBB HBP BLK WP HR S P ERA WHIP	IP WLS BF H R ER SO BB IBB HBP BLK WP HR S P ERA WHIP	IP WLS BF H R ER SO BB IBB HBP BLK WP HR S P ERA WHIP	IP WLS BF H R ER SO BB IBB HBP BLK WP HR S P ERA WHIP	IP WLS BF H R ER SO BB IBB HBP BLK WP HR S P ERA WHIP	IP WLS BF H R ER SO BB IBB HBP BLK WP HR S P ERA WHIP	IP WLS BF H R ER SO BB IBB HBP BLK WP HR S P ERA WHIP	IP WLS BF H R ER SO BB IBB HBP BLK WP HR S P ERA WHIP	IP WLS BF H R ER SO BB IBB HBP BLK WP HR S P ERA WHIP	IP WLS BF H R ER SO BB IBB HBP BLK WP HR S P ERA WHIP

**BOTTOM**

**Oakland Athletics @ Minnesota Twins**  
**Metropolitan Stadium, Bloomington, MI**  
 Sun Sep 22 1968, 4:33 AM EDT  
 Att. 11,340 - Unknown - 69 F

[livebaseballscorecards.com](http://livebaseballscorecards.com)

<b>AB</b>	<b>29</b>
<b>R</b>	<b>2</b>
<b>H</b>	<b>6</b>
<b>RBI</b>	<b>2</b>
<b>BB</b>	<b>3</b>
<b>SO</b>	<b>6</b>
<b>LOB</b>	<b>18</b>



WP: 0	PA: 35
PB: 0	
SB: 2	
CS: 0	

Batter	1	2	3	4	5	6	7	8	9	AB R H RBI BB SO LOB	TOP											
Pat Kelly, L (1, 8) OBP: 0.316, SLG: 0.500	0-0 G3		0-0 HR		0-0 2B			0-0 E9		4 1 2 2 0 0 0												
Rich Reese, L (1, 3) OBP: 0.304, SLG: 0.360	0-0 F6		0-0 4-3		0-0 L5			0-0 F2		4 0 0 0 0 0 2												
Harmon Killebrew, R (1, 5) OBP: 0.361, SLG: 0.413 Frank Quiñi, R (8, 4) OBP: 0.305, SLG: 0.332	4-0 BB			0-0 HR		0-0 F4		0-0 5-3		3 1 1 1 1 0 1 0 0 0 0 0 0 0												
Bob Allison, R (1, 7) OBP: 0.320, SLG: 0.442	0-0 F8			0-3 K		0-3 K			4-0 G6-3 1B BB	3 0 0 0 1 2 1												
Rod Carew, L (1, 6) OBP: 0.309, SLG: 0.344		0-0 F7		0-3 K		0-0 F7			0-0 G6-3 1B 1-2	4 0 1 0 0 1 0												
George Mittenwald, R (1, 2) OBP: 0.222, SLG: 0.125		0-0 F8		0-0 6-3			0-0 L7		0-0 G6-3 1-2 2-3	4 0 0 0 0 0 2												
Graig Nettles, L (1, 9) OBP: 0.292, SLG: 0.508		0-0 F9			0-0 FC4-6 1B		0-0 3-1		0-0 4-3	4 0 1 0 0 0 1												
Ron Clark, R (1, 4) OBP: 0.246, SLG: 0.233			0-0 4-3		0-0 FC4-6 WP 2B 1-2f		0-0 1-3			3 1 0 0 0 0 1												
Dean Chance, R (1, 1) OBP: 0.094, SLG: 0.054			0-3 K		0-3 K 2-3			0-3 K		3 0 0 0 0 3 1												
<b>Inning Stats</b>	R: 0 E: 0 K: 0 S: 3	H: 0 LOB: 1 BB: 1 P: 7	R: 0 E: 0 K: 0 S: 3	H: 0 LOB: 0 BB: 0 P: 3	R: 1 E: 0 K: 1 S: 6	H: 1 LOB: 0 BB: 0 P: 6	R: 1 E: 0 K: 2 S: 8	H: 1 LOB: 0 BB: 0 P: 8	R: 1 E: 1 K: 1 S: 7	H: 2 LOB: 1 BB: 0 P: 7	R: 0 E: 0 K: 1 S: 5	H: 0 LOB: 0 BB: 0 P: 5	R: 0 E: 0 K: 0 S: 3	H: 0 LOB: 0 BB: 0 P: 3	R: 0 E: 1 K: 1 S: 6	H: 0 LOB: 1 BB: 0 P: 6	R: 0 E: 0 K: 0 S: 3	H: 1 LOB: 1 BB: 1 P: 7	1B: 2 2B: 1 3B: 0 HR: 2	SF: 0 SAC: 0 DP: 1 HBP: 0	WP: 1 PB: 0 SB: 0 CS: 0	PA: 34
<b>PITCHER</b>	IP WLS BF H R ER SO BB IBB HBP BLK WP HR S P ERA WHIP																					
Clyde Wright, L (1, 1) ERA: 3.76	5.0 L 20 4 3 3 4 1 0 0 0 1 2 27 31 5.40 1.000																					
Sammy Ellis, R (6, 1) ERA: 4.11	3.0 10 0 0 0 2 0 0 0 0 0 0 14 14 0.00 0.000																					
Tom Burgmeier, L (9, 1) ERA: 4.39	1.0 4 1 0 0 0 1 0 0 0 0 0 3 7 0.00 2.000																					

Minnesota Twins @ California Angels  
Anaheim Stadium, Anaheim, CA  
Mon Sep 23 1968, 10:05 PM EDT  
Att. 6,562 - Unknown

livebaseballscorecards.com

AB	32
R	3
H	5
RBI	3
BB	2
SO	6
LOB	9



Batter	1	2	3	4	5	6	7	8	9	AB R H RBI BB SO LOB
Jay Johnstone, L (1, 8) OBP: 0.327, SLG: 0.337	0-0 1B		0-0 4-3			0-0 G3			0-0 F9	4 0 1 0 0 0 0
Jim Fregosi, R (1, 6) OBP: 0.320, SLG: 0.373	0-0 F9		0-0 5-3			0-0 1-3			0-3 K	4 0 0 0 0 1 1
Roger Repoz, L (1, 9) OBP: 0.308, SLG: 0.372	0-3 K			0-0 E S 1B		0-3 K			0-0 3-1	4 0 1 0 0 2 1
Rick Reichardt, R (1, 7) OBP: 0.325, SLG: 0.415	0-0 1-3 1B			0-0 L6			0-0 6-3			3 0 1 0 0 0 1
Tom Satriano, L (1, 2) OBP: 0.337, SLG: 0.369	0-0 4-3			0-0 F7			0-0 F5			3 0 0 0 0 0 3
Jim Spencer, L (1, 3) OBP: 0.278, SLG: 0.245		0-0 4-3		0-0 G3			0-0 G3			3 0 0 0 0 0 1
Bobby Knoop, R (1, 4) OBP: 0.299, SLG: 0.324		0-3 K			0-3 K			0-3 K		3 0 0 0 0 3 0
Chuck Cottier, R (1, 5) OBP: 0.209, SLG: 0.277		0-0 4-3			0-3 K			0-0 F5		2 0 0 0 0 1 0
Vic Davalillo, L (8, PH) OBP: 0.300, SLG: 0.354										1 0 0 0 0 0 0
Tom Burgmeier, L (9, 1)										0 0 0 0 0 0 0
Clyde Wright, R (1, 1) OBP: 0.256, SLG: 0.270			0-0 F8			0-0 F8			0-0 4-3	1 0 0 0 0 0 0
Chuck Hinton, R (5, PH) OBP: 0.256, SLG: 0.331										1 0 0 0 0 0 0
Sammy Ellis, L (6, 1) OBP: 0.089, SLG: 0.047										0 0 0 0 0 0 0
Jarvis Tatum, R (8, PH) OBP: 0.175, SLG: 0.200										1 0 0 0 0 0 0
Aurelio Rodriguez, R (9, 5) OBP: 0.308, SLG: 0.327										0 0 0 0 0 0 0

Inning Stats	R: 0	H: 2	R: 0	H: 0	R: 0	H: 0	R: 0	H: 1	R: 0	H: 0	R: 0	H: 0	R: 0	H: 0	R: 0	H: 0	R: 0	H: 0	R: 0	H: 0	1B: 3	SF: 0	WP: 0	PA: 30			
	E: 0	LOB: 2	E: 0	LOB: 0	E: 0	LOB: 0	E: 1	LOB: 1	E: 0	LOB: 0	E: 0	LOB: 0	E: 0	LOB: 0	E: 0	LOB: 0	E: 0	LOB: 0	E: 0	LOB: 0	2B: 0	SAC: 0	PB: 0				
	K: 1	BB: 0	K: 1	BB: 0	K: 0	BB: 0	K: 0	BB: 0	K: 2	BB: 0	K: 0	BB: 0	K: 1	BB: 0	K: 1	BB: 0	K: 1	BB: 0	K: 1	BB: 0	3B: 0	DP: 0	SB: 1				
	S: 7	P: 7	S: 5	P: 5	S: 3	P: 3	S: 4	P: 4	S: 7	P: 7	S: 3	P: 3	S: 5	P: 5	S: 5	P: 5	S: 5	P: 5	S: 5	P: 5	HR: 0	HBP: 0	CS: 0				
PITCHER Dean Chance, R (1, 1) ERA: 2.45	IP: 9.0	WLS: W	BF: 30	H: 3	R: 0	ER: 0	SO: 7	BB: 0	IBB: 0	HBP: 0	BLK: 0	WP: 0	HR: 0	S: 44	P: 44	ERA: 0.00	WHIP: 0.333										
PITCHER										IP: 0	WLS: 0	BF: 0	H: 0	R: 0	ER: 0	SO: 0	BB: 0	IBB: 0	HBP: 0	BLK: 0	WP: 0	HR: 0	S: 0	P: 0	ERA: 0.00	WHIP: 0.000	

**BOTTOM**

**Minnesota Twins @ California Angels**  
**Anaheim Stadium, Anaheim, CA**  
 Mon Sep 23 1968, 10:05 PM EDT  
 Att. 6,562 - Unknown

livebaseballscorecards.com

AB	30
R	0
H	3
RBI	0
BB	0
SO	7
LOB	7



Batter	1	2	3	4	5	6	7	8	9	10	AB R H RBI BB SO LOB	TOP											
<b>Pat Kelly, L</b> (1, 8) <small>OBP: 0.275, SLG: 0.421</small> <b>Frank Kostro, R</b> (8, PH) <small>OBP: 0.270, SLG: 0.301</small> <b>Ted Uhlirander, L</b> (8, PR) <small>OBP: 0.324, SLG: 0.389</small> <b>Jim Pary, S</b> (8, 1) <small>OBP: 0.182, SLG: 0.310</small> <b>Ron Perranoski, L</b> (9, 1) <small>OBP: 0.346, SLG: 0.281</small> <b>Bruce Look, L</b> (10, PH) <small>OBP: 0.281, SLG: 0.281</small> <b>Tom Hall, L</b> (10, PR) <small>OBP: 0.143, SLG: 0.143</small> <b>Bob Miller, R</b> (10, 1) <small>OBP: 0.143, SLG: 0.143</small>	0-0 1-3		0-0 F8			0-3 K		0-0 E 1-3 2B		4-0 BB 1B BB	3 0 0 0 0 1 0 1 0 1 0 1 0 0 1 0 0 0 0 0 0 0 0 0 0 0 0												
<b>Rich Reese, L</b> (1, 3) <small>OBP: 0.302, SLG: 0.357</small>	0-3 K		0-3 K			0-0 F8		0-0 E2		0-0 BB 1B 1B	5 1 1 0 0 2 1												
<b>Harmon Killebrew, R</b> (1, 5) <small>OBP: 0.363, SLG: 0.411</small> <b>Frank Quilici, R</b> (7, PR) <small>OBP: 0.307, SLG: 0.330</small>	4-0 BB					0-3 K		4-0 HR BB		4-0 1B BB	1 0 0 0 2 1 0 1 1 0 0 1 0 3												
<b>Bob Allison, R</b> (1, 7) <small>OBP: 0.319, SLG: 0.446</small>	0-0 F9					0-0 F8		0-0 HR		0-0 F6	5 1 1 2 0 0 7												
<b>Rod Carew, L</b> (1, 6) <small>OBP: 0.312, SLG: 0.347</small>			0-3 K			0-3 K		0-0 7-4 1B		0-0 3-1 SH3-4 1B	5 0 3 2 0 2 0												
<b>George Mitterwald, R</b> (1, 2) <small>OBP: 0.200, SLG: 0.111</small>			0-3 K			0-3 K		0-0 7-4 1-2f		0-0 SH3-4 1-2	3 0 0 0 0 2 1												
<b>Graig Nettles, L</b> (1, 9) <small>OBP: 0.290, SLG: 0.484</small>			4-0 BB			0-0 F9		0-3 K		0-0 3-1 2-3	3 0 0 0 1 1 2												
<b>Ron Clark, R</b> (1, 4) <small>OBP: 0.247, SLG: 0.234</small> <b>John Roseboro, L</b> (9, PH) <small>OBP: 0.298, SLG: 0.312</small> <b>Rick Renick, R</b> (9, 6) <small>OBP: 0.278, SLG: 0.404</small>			0-3 K			0-0 F7		0-0 FC1-4 1B		0-3 K	3 0 1 0 0 1 1 1 0 0 0 0 1 1 0 0 0 0 0 0 0												
<b>Danny Morris, R</b> (1, 1) <small>OBP: 0.286, SLG: 0.355</small> <b>Rich Rollins, R</b> (6, PH) <small>OBP: 0.246, SLG: 0.362</small> <b>Dave Boswell, R</b> (6, 1) <small>OBP: 0.323, SLG: 0.370</small> <b>Cesar Tovar, R</b> (8, PH) <small>OBP: 0.323, SLG: 0.370</small>			0-3 K			0-0 5-3		0-0 FC1-4 2B E		0-0 F6	1 0 0 0 0 1 0 1 0 0 0 0 0 0 0 0 0 0 0 0 0 2 1 0 0 0 0 1												
<b>Inning Stats</b>	R: 0 E: 0 K: 1 S: 5	H: 0 LOB: 1 BB: 1 P: 9	R: 0 E: 0 K: 3 S: 9	H: 0 LOB: 1 BB: 1 P: 13	R: 0 E: 0 K: 2 S: 7	H: 0 LOB: 0 BB: 0 P: 7	R: 0 E: 0 K: 2 S: 7	H: 0 LOB: 0 BB: 0 P: 7	R: 0 E: 0 K: 1 S: 5	H: 0 LOB: 0 BB: 0 P: 5	R: 2 E: 0 K: 1 S: 6	H: 2 LOB: 1 BB: 1 P: 10	R: 1 E: 1 K: 0 S: 6	H: 2 LOB: 3 BB: 0 P: 6	R: 0 E: 0 K: 1 S: 6	H: 1 LOB: 1 BB: 0 P: 6	R: 2 E: 0 K: 0 S: 4	H: 2 LOB: 3 BB: 2 P: 12	1B: 5 2B: 2 3B: 0 HR: 1	SF: 0 SAC: 1 DP: 1 HBP: 0	WP: 0 PB: 0 SB: 0 CS: 0	PA: 41	
<b>PITCHER</b>	IP WLS BF H R ER SO BB IBB HBP BLK WP HR S P ERA WHIP																						
<b>George Brunet, L</b> (1, 1) <small>ERA: 2.86</small> <b>Dennis Bennett, L</b> (8, 1) <small>ERA: 3.19</small> <b>Marty Pattin, R</b> (8, 1) <small>ERA: 3.04</small> <b>Bobby Locke, R</b> (10, 1) <small>ERA: 6.19</small> <b>Steve Kealey, R</b> (10, 1) <small>ERA: 3.68</small>	7.0 0.1 1.2 0.1 0.2	25 4 6 4 2	2 2 1 1 1	2 1 0 2 0	2 0 0 0 0	11 0 1 0 0	3 0 0 2 0	0 0 0 0 0	0 0 0 0 0	0 0 0 0 0	0 0 0 0 0	0 0 0 0 0	0 0 0 0 0	0 0 0 0 0	0 0 0 0 0	0 0 0 0 0	0 0 0 0 0	0 0 0 0 0	0 0 0 0 0	0 0 0 0 0	0 0 0 0 0	2.57 0.00 0.00 54.00 0.00	0.714 6.000 0.600 9.000 1.500

Minnesota Twins @ California Angels  
Anaheim Stadium, Anaheim, CA  
Tue Sep 24 1968, 10:05 PM EDT  
Att. 6,710 - Unknown - 87 F

livebaseballscorecards.com

AB 35  
R 5  
H 7  
RBI 4  
BB 5  
SO 12  
LOB 17



BOTTOM

Minnesota Twins @ California Angels  
Anaheim Stadium, Anaheim, CA

Tue Sep 24 1968, 10:05 PM EDT  
Att: 6,710 - Unknown - 87 F

livebaseballscorecards.com

AB	35
R	3
H	6
RBI	1
BB	4
SO	7
LOB	11



WP	2	PA	39
PB	1		
SB	0		
CS	0		

AB R H RBI BB SO LOB

5	0	1	0	0	1	1
5	0	0	0	0	1	1
4	0	1	0	1	0	1
4	1	1	1	0	1	2
3	0	0	0	1	1	0
4	0	0	0	0	0	1
3	1	2	0	1	0	1
2	1	0	0	1	2	1
1	0	1	0	0	0	0
0	0	0	0	0	0	0
0	0	0	0	0	0	0
1	0	0	0	0	0	2
0	0	0	0	0	0	0

1B	5	SF	0
2B	0	SAC	0
3B	0	DP	3
HR	1	HBP	0

Batter	1	2	3	4	5	6	7	8	9	10
Jarvis Tatum, R OBP: 0.178, SLG: 0.200 (1, 8)	0-3 K	0-0 F8			0-0 1-3		0-0 6-3			0-0 G6-3 1B
Jay Johnstone, L OBP: 0.313, SLG: 0.321 (1, 9)	0-0 F7		0-0 F6		0-0 F9			0-3 K		0-0 F6
Jim Fregosi, R OBP: 0.321, SLG: 0.372 (1, 6)	0-0 PB 1B		4-0 G6-4-3 BB			0-0 F7		0-0 F9		0-0 G6-3 1-2f
Rick Reichardt, R OBP: 0.324, SLG: 0.420 (1, 7)	0-3 K		0-0 G6-4-3			0-0 HR		0-0 F9		
Tom Satriono, L OBP: 0.336, SLG: 0.366 (1, 2)		4-0 G3-6-3 BB		0-0 4-3		0-3 K			0-0 4-3	
Jim Spencer, L OBP: 0.259, SLG: 0.226 (1, 3)		0-0 G3-6-3 1-2f		0-0 F6		0-0 E7			0-0 F6	
Bobby Knoop, R OBP: 0.303, SLG: 0.326 (1, 4)		0-0 WP E 1B		0-0 1B		0-0 F8			4-0 1B BB	
Aurelio Rodriguez, R OBP: 0.309, SLG: 0.324 (1, 5)		4-0 E WP BB		0-3 K			0-3 K		0-0 FC5-4 1-3 1B	
Ed Kirkpatrick, L OBP: 0.326, SLG: 0.269 (9, PH)										
Bobby Locke, R (10, 1)										
Steve Kealey, R (10, 1)										
George Brunet, R OBP: 0.118, SLG: 0.082 (1, 1)										
Roger Repoz, L OBP: 0.305, SLG: 0.371 (7, PH)										
Dennis Bennett, L OBP: 0.077, SLG: 0.077 (8, 1)										
Marty Pattin, R OBP: 0.100, SLG: 0.100 (8, 1)										
Vic Davallito, L OBP: 0.300, SLG: 0.354 (9, PH)										
Bubba Morton, R OBP: 0.293, SLG: 0.327 (9, PH)										
Chuck Cottler, R OBP: 0.209, SLG: 0.277 (10, 5)										
	0-0 E5 WP	0-0 2-H		0-3 K		0-0 L3		0-0 FC5-4 1-2f		

Inning Stats	R: 0	H: 1	E: 0	K: 2	S: 8	P: 8	R: 2	H: 1	E: 1	K: 0	S: 4	P: 12	R: 0	H: 0	E: 0	K: 0	S: 2	R: 0	H: 1	E: 0	K: 1	S: 6	P: 6	R: 0	H: 0	E: 0	K: 1	S: 5	P: 5	R: 1	H: 1	E: 1	K: 1	S: 7	P: 7	R: 0	H: 0	E: 0	K: 1	S: 5	P: 5	R: 0	H: 0	E: 0	K: 1	S: 5	P: 5	R: 0	H: 1	E: 0	K: 0	S: 4	P: 8	R: 0	H: 1	E: 0	K: 0	S: 3	P: 3
--------------	------	------	------	------	------	------	------	------	------	------	------	-------	------	------	------	------	------	------	------	------	------	------	------	------	------	------	------	------	------	------	------	------	------	------	------	------	------	------	------	------	------	------	------	------	------	------	------	------	------	------	------	------	------	------	------	------	------	------	------

PITCHER	IP	WLS	BF	H	R	ER	SO	BB	IBB	HBP	BLK	WP	HR	S	P	ERA	WHIP
Danny Morris, R ERA: 1.69 (1, 1)	5.0		20	3	2	0	4	3	0	0	0	2	0	25	37	0.00	1.200
Dave Boswell, R ERA: 3.11 (6, 1)	2.0		8	1	1	1	2	0	0	0	0	0	1	12	12	4.50	0.500
Jim Perry, R ERA: 2.27 (8, 1)	1.2		7	1	0	0	1	1	0	0	0	0	0	8	12	0.00	1.200
Ron Ferranoski, L ERA: 3.03 (9, 1)	0.1	W	1	0	0	0	0	0	0	0	0	0	0	1	1	0.00	0.000
Bob Miller, R ERA: 2.83 (10, 1)	1.0	S	3	1	0	0	0	0	0	0	0	0	0	3	3	0.00	1.000

PITCHER	IP	WLS	BF	H	R	ER	SO	BB	IBB	HBP	BLK	WP	HR	S	P	ERA	WHIP
Danny Morris, R ERA: 1.69 (1, 1)	5.0		20	3	2	0	4	3	0	0	0	2	0	25	37	0.00	1.200
Dave Boswell, R ERA: 3.11 (6, 1)	2.0		8	1	1	1	2	0	0	0	0	0	1	12	12	4.50	0.500
Jim Perry, R ERA: 2.27 (8, 1)	1.2		7	1	0	0	1	1	0	0	0	0	0	8	12	0.00	1.200
Ron Ferranoski, L ERA: 3.03 (9, 1)	0.1	W	1	0	0	0	0	0	0	0	0	0	0	1	1	0.00	0.000
Bob Miller, R ERA: 2.83 (10, 1)	1.0	S	3	1	0	0	0	0	0	0	0	0	0	3	3	0.00	1.000

Batter	1	2	3	4	5	6	7	8	9	AB R H RBI BB SO LOB	TOP										
Pat Kelly, L (1, 8) OBP: 0.296, SLG: 0.391	4-0 CS BB	0-0 6-3		0-0 2-H 1B		0-0 G3			0-0 L6	4 0 1 0 1 0 2											
Rich Reese, L (1, 3) OBP: 0.301, SLG: 0.355	0-0 6-3 1-2		0-0 HR 1B	0-0 4-3		0-0 3-1			0-0 F7	5 1 1 0 0 0 2											
Harmon Killebrew, R (1, 5) OBP: 0.368, SLG: 0.435 Rick Renick, R (7, 6) OBP: 0.286, SLG: 0.404	4-0 BB		0-0 1-H HR		0-0 F8			0-0 HR	4-0 BB	3 2 2 3 1 0 0 0 0 0 0 1 0 0											
Bob Allison, R (1, 7) OBP: 0.322, SLG: 0.447	0-3 K		0-0 1B	0-0 1B	0-0 1B 1B	0-0 1B 1B	0-0 G4-6-3 1B		0-0 F6	5 1 3 0 0 1 2											
Rod Carew, L (1, 6) OBP: 0.311, SLG: 0.346 (5, 4)		0-0 4-3	0-3 K		0-0 1B 8-2 1B		0-0 G4-6-3 1-2f			4 0 1 0 0 1 2											
Graig Nettles, L (1, 9) OBP: 0.301, SLG: 0.515		0-0 1B 3B	0-0 F8		0-0 1-3 2-H 1B		0-0 L9			4 1 2 1 0 0 1											
Bruce Look, L (1, 2) OBP: 0.350, SLG: 0.282		0-0 3-H 1B	0-0 G3		4-0 1-2 BB			0-0 L8		3 0 1 1 1 0 1											
Ron Clark, R (1, 4) OBP: 0.247, SLG: 0.234 (5, 6) (7, 5)		0-0 E4		0-0 SH3-4 1B 1B	0-0 8-2			0-0 5-3		4 0 1 0 0 0 4											
Buzz Stephen, R (1, 1) Rich Rollins, R (6, PH) OBP: 0.285, SLG: 0.353 Jim Merritt, L (6, 1) OBP: 0.203, SLG: 0.174		0-3 K	0-0 SH3-4	0-0 SH3-4 1B 1B	0-3 3-Hf	0-3 K		0-0 G3		1 0 0 0 0 1 2 1 0 0 0 0 1 0 1 0 0 0 0 0 0											
<b>Inning Stats</b>	R: 0 E: 0 K: 1 S: 4	H: 0 LOB: 1 BB: 2 P: 12	R: 1 E: 1 K: 1 S: 8	H: 2 LOB: 2 BB: 0 P: 8	R: 2 E: 0 K: 1 S: 8	H: 3 LOB: 1 BB: 0 P: 8	R: 0 E: 0 K: 0 S: 4	H: 2 LOB: 1 BB: 0 P: 4	R: 1 E: 0 K: 0 S: 5	H: 3 LOB: 2 BB: 1 P: 9	R: 0 E: 0 K: 1 S: 5	H: 0 LOB: 0 BB: 0 P: 5	R: 1 E: 0 K: 0 S: 4	H: 2 LOB: 0 BB: 0 P: 4	R: 0 E: 0 K: 0 S: 3	H: 0 LOB: 0 BB: 0 P: 3	R: 0 E: 0 K: 0 S: 3	H: 0 LOB: 1 BB: 1 P: 7	1B: 9 2B: 1 3B: 1 HR: 2	SF: 0 SAC: 1 DP: 2 HBP: 0	WP: 0 PA: 40 PB: 0 SB: 0 CS: 1
<b>PITCHER</b>	IP WLS BF H R ER SO BB IBB HBP BLK WP HR S P ERA WHIP																				
Jim McGlothlin, R (1, 1) ERA: 3.58	4.1 L 24 10 4 4 4 3 2 0 0 0 0 1 28 36 8.31 2.769																				
Sammy Ellis, R (5, 1) ERA: 4.09	0.2 2 0 0 0 0 0 1 0 0 0 0 0 1 5 0.00 1.500																				
Tom Burgmeier, L (6, 1) ERA: 4.4	2.0 7 2 1 1 1 0 0 0 0 0 0 1 9 9 4.50 1.000																				
Steve Kealey, R (8, 1) ERA: 2.89	2.0 7 0 0 0 0 0 1 0 0 0 0 0 6 10 0.00 0.500																				

Minnesota Twins @ California Angels  
Anaheim Stadium, Anaheim, CA  
Wed Sep 25 1968, 10:05 PM EDT  
Att. 6,995 - Unknown

livebaseballscorecards.com

AB	35
R	5
H	12
RBI	5
BB	4
SO	4
LOB	16



Batter	1	2	3	4	5	6	7	8	9	AB R H RBI BB SO LOB
Jay Johnstone, L (1, 8) OBP: 0.302, SLG: 0.309	0-0 G3		0-0 3-1		0-3 K		0-0 L8			4 0 0 0 0 1 2
Jim Fregosi, R (1, 6) OBP: 0.319, SLG: 0.370	0-3 K		0-0 1-3		0-0 F9			0-3 K		4 0 0 0 0 2 2
Vic Davalillo, L (1, 9) OBP: 0.299, SLG: 0.353	0-0 1B		0-0 1-3			0-0 3-1		0-0 4-3		4 1 1 0 0 0 0
Rick Reichardt, R (1, 7) OBP: 0.327, SLG: 0.421	1-0 1B			0-0 5-3		0-0 FC5		0-0 1B		3 1 2 0 0 0 0
Tom Satriano, L (1, 2) OBP: 0.338, SLG: 0.365	0-0 1B			0-0 4-3		4-0 BB		0-0 L8		3 0 1 1 1 0 1
Jim Spencer, L (1, 3) OBP: 0.258, SLG: 0.228	0-0 1B			0-0 L8		0-0 F5			0-0 G3	4 0 1 1 0 0 2
Bobby Knoop, R (1, 4) OBP: 0.300, SLG: 0.323		0-0 4-3			0-0 5-3	0-0 FC5			0-3 K	4 0 0 0 0 1 2
Aurelio Rodriguez, R (1, 5) OBP: 0.308, SLG: 0.319		0-3 K			4-0 BB		0-0 5-3		0-3 K	3 0 0 0 1 2 0
Jim McClothlin, R (1, 1) Sammy Ellis, L (5, 1) Ed Kirkpatrick, L (5, PH) Tom Burgmeier, L (6, 1) Jarvis Tatum, R (7, PH) Steve Kealey, R (8, 1)		0-0 6-3			4-0 BB		0-0 4-3			1 0 0 0 0 0 0 0 0 0 0 0 0 0 0 0 0 0 0 1 0 0 0 0 0 0 0 0 0 0 1 0 0 0 0 0 0 0 0 0 0 0 0 0 0 0

Inning Stats	R: 2	H: 3	E: 0	K: 1	S: 7	LOB: 2	BB: 0	P: 8	R: 0	H: 0	E: 0	K: 1	S: 5	LOB: 0	BB: 0	P: 5	R: 0	H: 0	E: 0	K: 0	S: 3	LOB: 0	BB: 0	P: 3	R: 0	H: 0	E: 0	K: 1	S: 5	LOB: 2	BB: 2	P: 13	R: 0	H: 1	E: 0	K: 0	S: 4	LOB: 2	BB: 1	P: 8	R: 0	H: 0	E: 0	K: 0	S: 3	LOB: 0	BB: 0	P: 3	R: 0	H: 1	E: 0	K: 1	S: 6	LOB: 1	BB: 0	P: 6	R: 0	H: 0	E: 0	K: 2	S: 7	LOB: 0	BB: 0	P: 7	1B: 5	2B: 0	3B: 0	HR: 0	SF: 0	SAC: 0	DP: 0	HBP: 1	WP: 0	PB: 0	SB: 1	CS: 0	PA: 35
PITCHER	IP	WLS	BF	H	R	ER	SO	BB	IBB	HBP	BLK	WP	HR	S	P	ERA	WHIP																																																												
Buzz Stephen, R (1, 1) ERA: 4.76	5.0	W	20	3	2	2	3	2	0	1	0	0	0	23	32	3.60	1.000																																																												
Jim Merritt, L (6, 1) ERA: 3.27	4.0	S	15	2	0	0	3	1	0	0	0	0	0	20	24	0.00	0.750																																																												

BOTTOM

Minnesota Twins @ California Angels  
Anaheim Stadium, Anaheim, CA  
Wed Sep 25 1968, 10:05 PM EDT  
Att. 6,995 - Unknown

livebaseballscorecards.com

AB	31
R	2
H	5
RBI	2
BB	3
SO	6
LOB	9



Batter	1	2	3	4	5	6	7	8	9	AB R H RBI BB SO LOB	TOP
Pat Kelly, L (1, 8) OBP: 0.258, SLG: 0.333 (8, 7)	0-3 K		0-0 SH FC4-6		0-3 K		0-0 F8		0-3 K	4 0 0 0 0 3 1	<b>Minnesota Twins @ Oakland Athletics</b> <b>Oakland-Alameda County Coliseum, Oakland, CA</b> Fri Sep 27 1968, 7:05 PM PDT Att. 5,054 - Unknown
Rich Reese, L (1, 3) OBP: 0.298, SLG: 0.352 Frank Kostro, R (6, 3) OBP: 0.274, SLG: 0.305	0-0 6-3		0-0 FC4-6 E		0-0 L7		0-3 K		0-0 BB 1B	3 0 0 0 0 0 2 2 0 1 1 0 1 0	
Harmon Killebrew, R (1, 5) OBP: 0.365, SLG: 0.429 Ted Uhlhaender, L (9, PR) OBP: 0.324, SLG: 0.389	0-0 F2		0-0 E6 FC5-4		0-0 F4		0-3 K		4-0 BB BB BB 1-2 BB	4 0 0 1 1 1 1 0 0 0 0 0 0 0	
Bob Allison, R (1, 7) OBP: 0.325, SLG: 0.456 Jackie Hernandez, R (8, PR) OBP: 0.215, SLG: 0.218 Ron Keller, R (8, 1) Rich Rollins, R (9, PH) OBP: 0.284, SLG: 0.351		0-0 FC1-6 1B	0-0 FC5-4 1-2f		0-0 HR		0-0 1B		0-0 F4	4 1 3 1 0 0 2 0 0 0 0 0 0 0 0 0 0 0 0 0 0 1 0 0 0 0 0 2	
Rod Carew, L (1, 4) OBP: 0.309, SLG: 0.343 Cesar Tovar, R (6, 4) OBP: 0.323, SLG: 0.369 (8, 8)		0-0 FC1-6 G3 1B	0-0 4-3		0-0 3-1		0-3 K			3 1 0 0 0 0 3 1 0 0 0 0 0 1	
Graig Nettles, L (1, 9) OBP: 0.312, SLG: 0.514		0-0 G3 1-2		0-0 1B		0-0 BB 1B		0-3 K		4 0 2 0 0 1 2	
John Roseboro, L (1, 2) OBP: 0.300, SLG: 0.312		0-0 FC6-4 2-H 1B		0-0 F7		4-0 BB BB BB 1-2 BB		0-0 4-3		3 0 1 1 1 0 2	
Rick Renick, R (1, 6) OBP: 0.284, SLG: 0.409		0-0 FC6-4 1-2f		0-3 K		0-0 L8			0-0 1B 2B	4 1 1 0 0 1 4	
Dave Boswell, R (1, 1) OBP: 0.254, SLG: 0.367 Bob Miller, R (5, 1) OBP: 0.143, SLG: 0.143 Bruce Look, L (6, PH) OBP: 0.348, SLG: 0.280 Jim Roland, R (6, 1) Frank Quilici, R (8, 4) OBP: 0.306, SLG: 0.329			0-0 FC4-6 SH E 1B		0-3 K		0-3 K		0-3 K	2 1 1 0 0 1 1 0 0 0 0 0 0 0 1 0 0 0 0 1 2 0 0 0 0 0 0 0 1 0 0 0 0 1 1	
<b>Inning Stats</b>	R: 0 H: 0 E: 0 LOB: 0 K: 1 BB: 0 S: 5 P: 5	R: 1 H: 2 E: 0 LOB: 1 K: 0 BB: 0 S: 5 P: 5	R: 1 H: 1 E: 2 LOB: 2 K: 0 BB: 0 S: 6 P: 6	R: 0 H: 1 E: 0 LOB: 1 K: 2 BB: 0 S: 8 P: 8	R: 0 H: 0 E: 0 LOB: 0 K: 1 BB: 0 S: 5 P: 5	R: 1 H: 2 E: 0 LOB: 2 K: 1 BB: 1 S: 7 P: 11	R: 0 H: 0 E: 0 LOB: 0 K: 2 BB: 0 S: 7 P: 7	R: 0 H: 1 E: 0 LOB: 1 K: 2 BB: 0 S: 8 P: 8	R: 1 H: 2 E: 0 LOB: 2 K: 2 BB: 1 S: 9 P: 13	1B: 7 SF: 0 2B: 1 SAC: 1 3B: 0 DP: 0 HR: 1 HBP: 0	
<b>PITCHER</b> Chuck Dobson, R (1, 1) ERA: 3.0 Diego Segui, R (7, 1) ERA: 2.39	IP WLS BF H R ER SO BB IBB HBP BLK WP HR S P ERA WHIP	6.0 W 27 6 3 2 5 1 0 0 0 0 1 36 40 3.00 1.167	3.0 S 13 3 1 1 6 1 0 0 0 0 0 0 24 28 3.00 1.333		<b>PITCHER</b> IP WLS BF H R ER SO BB IBB HBP BLK WP HR S P ERA WHIP						

livebaseballscorecards.com

AB	37
R	4
H	9
RBI	4
BB	2
SO	11
LOB	24






Batter	1	2	3	4	5	6	7	8	9
<b>Bert Campaneris, R</b> OBP: 0.329, SLG: 0.358 (1, 6) X	0-0 S 1B	4-0 1-2 BB		0-0 L5		0-0 F7		0-0 FC6-4 1-2f	
<b>Reggie Jackson, L</b> OBP: 0.316, SLG: 0.449 (1, 9) SSS	0-3 K 1-2	0-3 K		0-3 K		0-3 K		0-3 K	
<b>Danny Cater, R</b> OBP: 0.334, SLG: 0.384 (1, 3) X	0-0 F8		0-0 F8		0-0 F8		0-0 1-3		
<b>Sal Bando, R</b> OBP: 0.314, SLG: 0.354 (1, 5) X	0-0 1B 2-H 1B		0-0 F8		4-0 BB HR BB		4-0 CS BB		
<b>Mike Hershberger, R</b> OBP: 0.338, SLG: 0.401 (1, 7) X	0-0 1-2 1B		0-0 6-3		0-0 F7		0-0 1-2 HR 1B		
<b>Rick Monday, L</b> OBP: 0.370, SLG: 0.397 (1, 8) SSS	0-3 K			0-0 HR	4-0 1-2 HR BB		0-0 1-H HR		
<b>Dick Green, R</b> OBP: 0.320, SLG: 0.364 (1, 4) X		0-0 F3		0-0 1B 2B	0-0 1-H 2-H HR		0-0 L8		
<b>Dave Duncan, R</b> OBP: 0.258, SLG: 0.288 (1, 2) X		4-0 FC5-4 BB		0-0 F8	0-0 6-3		0-0 F2		
<b>Chuck Dobson, R</b> OBP: 0.200, SLG: 0.240 (1, 1) X		0-0 FC5-4 BB 1-2f		0-0 1B		0-0 2-3		0-0 FC6-4 1B	
<b>Diego Segui, R</b> OBP: 0.111, SLG: 0.111 (7, 1) X				2-H 1B					

Inning Stats	R: 1	H: 3	E: 0	K: 2	S: 10	L: 0	LOB: 2	BB: 0	P: 10	R: 0	H: 0	E: 0	K: 1	S: 5	L: 0	LOB: 2	BB: 2	P: 13	R: 0	H: 0	E: 0	K: 0	S: 3	R: 2	H: 3	E: 0	K: 1	S: 8	R: 3	H: 1	E: 0	K: 0	S: 4	R: 0	H: 0	E: 0	K: 1	S: 5	R: 2	H: 2	E: 0	K: 0	S: 4	R: 0	H: 1	E: 0	K: 1	S: 6
--------------	------	------	------	------	-------	------	--------	-------	-------	------	------	------	------	------	------	--------	-------	-------	------	------	------	------	------	------	------	------	------	------	------	------	------	------	------	------	------	------	------	------	------	------	------	------	------	------	------	------	------	------

AB	R	H	RBI	BB	SO	LOB
4	1	1	0	1	0	2
5	0	0	0	0	5	5
4	0	0	0	0	0	1
2	1	1	1	2	0	0
4	1	2	0	0	0	1
3	3	2	3	1	1	2
4	2	2	3	0	0	0
3	0	0	0	1	0	1
3	0	1	1	0	0	1
1	0	1	0	0	0	0

**MINNESOTA TWINS @ OAKLAND ATHLETICS**  
**Oakland-Alameda County Coliseum, Oakland, CA**  
 Fri Sep 27 1968, 7:05 PM PDT  
 Att. 5,054 - Unknown

<b>AB</b>	<b>33</b>
<b>R</b>	<b>8</b>
<b>H</b>	<b>10</b>
<b>RBI</b>	<b>8</b>
<b>BB</b>	<b>5</b>
<b>SO</b>	<b>6</b>
<b>LOB</b>	<b>13</b>



PITCHER	IP	WLS	BF	H	R	ER	SO	BB	IBB	HBP	BLK	WP	HR	S	P	ERA	WHIP
<b>Dave Boswell, R</b> ERA: 3.32 (1, 1)	4.2	L	25	7	6	6	4	4	0	0	0	0	2	29	45	11.57	2.357
<b>Bob Miller, R</b> ERA: 2.82 (5, 1)	0.1		1	0	0	0	0	0	0	0	0	0	0	1	1	0.00	0.000
<b>Jim Roland, L</b> ERA: 3.5 (6, 1)	2.0		8	2	2	2	1	1	0	0	0	0	1	9	13	9.00	1.500
<b>Ron Keller, R</b> ERA: 2.81 (8, 1)	1.0		4	1	0	0	1	0	0	0	0	0	0	6	6	0.00	1.000

Batter	1	2	3	4	5	6	7	8	9	AB R H RBI BB SO LOB	TOP																						
Pat Kelly, L (1, 8) OBP: 0.229, SLG: 0.290	0-0 L9			0-0 4-3		0-3 K		0-0 6-3		4 0 0 0 0 1 1																							
Jim Holt, L (1, 9) OBP: 0.239, SLG: 0.248	0-0 G5-4-3 1B			0-0 6-3		0-0 F6		0-0 4-3		4 0 1 0 0 0 1																							
Harmon Killebrew, R (1, 5) Jackie Hernandez, R (9, PR) OBP: 0.364, SLG: 0.425 OBP: 0.215, SLG: 0.218	0-0 G5-4-3 1-2f			0-0 L9		0-0 F5		4-0 WP 1B BB		3 0 0 0 1 0 2 0 1 0 0 0 0 0																							
Graig Nettles, L (1, 3) OBP: 0.296, SLG: 0.486		0-0 4-3		0-0 3-1		0-0 G3		0-3 K 1-2		4 0 0 0 0 1 1																							
Frank Kostro, R (1, 7) OBP: 0.274, SLG: 0.296		0-3 K		0-0 F9		0-0 F5		4-0 1B BB		3 0 0 0 1 1 0																							
George Mittenwald, R (1, 2) OBP: 0.265, SLG: 0.226		0-0 6-3		0-0 1B 1B		0-0 2B		0-0 1-2 2-H 1B		4 0 3 1 0 0 0																							
Rick Renick, R (1, 6) OBP: 0.283, SLG: 0.402			0-0 F4		0-0 1-3 1B	0-3 K		0-0 F6		4 0 1 0 0 1 3																							
Ron Clark, R (1, 4) OBP: 0.248, SLG: 0.232			4-0 CS BB		0-0 F9		0-0 6-3			2 0 0 0 1 0 2																							
Dean Chance, R (1, 1) Rod Carew, L (6, PH) Ted Uhlender, L (6, PR) Bob Miller, R (6, 1) John Roseboro, L (8, PH) Ron Pennington, L (8, 1)			0-3 K 1-2		4-0 BB		0-0 G3			1 0 0 0 0 1 1 0 0 0 0 1 0 0 0 0 0 0 0 0 0 0 0 0 0 0 0 0 1 0 0 0 0 0 0 0 0 0 0 0 0 0																							
<b>Inning Stats</b>	R: 0 E: 0 K: 0 S: 3	H: 1 LOB: 0 BB: 0 P: 3	R: 0 E: 0 K: 1 S: 5	H: 0 LOB: 0 BB: 0 P: 5	R: 0 E: 0 K: 1 S: 4	H: 0 LOB: 0 BB: 1 P: 8	R: 0 E: 0 K: 0 S: 3	H: 0 LOB: 0 BB: 0 P: 3	R: 0 E: 0 K: 0 S: 5	H: 2 LOB: 2 BB: 0 P: 5	R: 0 E: 0 K: 1 S: 5	H: 0 LOB: 1 BB: 1 P: 9	R: 0 E: 0 K: 1 S: 6	H: 1 LOB: 1 BB: 0 P: 6	R: 0 E: 0 K: 0 S: 3	H: 0 LOB: 0 BB: 0 P: 3	R: 1 E: 0 K: 1 S: 6	H: 1 LOB: 2 BB: 2 P: 14	1B: 4 2B: 1 3B: 0 HR: 0	SF: 0 SAC: 0 DP: 1 HBP: 0	WP: 1 PB: 0 SB: 0 CS: 1	PA: 34											
<b>PITCHER</b> Blue Moon Odom, R (1, 1) ERA: 2.45	IP 9.0	WLS W	BF 34	H 5	R 1	ER 1	SO 5	BB 4	IBB 0	HBP 0	BLK 0	WP 1	HR 0	S 40	P 56	ERA 1.00	WHIP 1.000																
											<b>PITCHER</b>	IP	WLS	BF	H	R	ER	SO	BB	IBB	HBP	BLK	WP	HR	S	P	ERA	WHIP					

Minnesota Twins @ Oakland Athletics  
Oakland-Alameda County Coliseum, Oakland, CA

Sat Sep 28 1968, 7:05 PM PDT  
Att: 19,176 - Unknown

livebaseballscorecards.com

AB	30
R	1
H	5
RBI	1
BB	4
SO	5
LOB	11



Batter	1	2	3	4	5	6	7	8	9	AB	R	H	RBI	BB	SO	LOB
Bert Campaneris, R OBP: 0.329, SLG: 0.357 (1, 6)	0-0 E5 FC1-6-5 S BBB BB	4-0 BB 1-2	0-0 L8 S		0-0 F8 S			0-0 S E 1B		4	1	1	0	1	0	3
Reggie Jackson, L OBP: 0.316, SLG: 0.447 (1, 9)	0-0 FC1-6-5 2B 1-3	0-3 K S		0-0 4-3 1B		0-3 K S		4-0 E 1-3 BB		4	2	1	0	1	2	3
Danny Cater, R OBP: 0.335, SLG: 0.390 (1, 3)	0-0 1B FC6-2 2B 2-H		0-0 S 3B	0-0 4-3		0-0 6-3		0-0 E4 1-3		5	1	2	2	0	0	2
Sal Bando, R OBP: 0.315, SLG: 0.354 (1, 5)	0-0 FC6-2 1B 2-3		0-0 E S 2B 1B	0-0 4-3		0-0 L9 S		0-0 1-3		5	1	2	1	0	0	2
Mike Hershberger, R OBP: 0.332, SLG: 0.393 (1, 7)	0-0 FC6-2 1-2 3-H		0-3 K 1-3 3-H	0-0 F7 S			0-0 6-3	0-3 K S		5	0	0	0	0	2	5
Rick Monday, L OBP: 0.372, SLG: 0.402 (1, 8)	0-3 K2-3		0-0 1-3 1B 2B 3-H		0-0 1-3 1B 2B		4-0 BB BB	0-3 K S		4	2	2	1	1	2	3
Dick Green, R OBP: 0.314, SLG: 0.357 (1, 4)		0-3 K S	0-0 1-3 2B 2-3		0-0 1-3 1B 2B		0-0 F9 S			4	0	0	0	0	1	3
Dave Duncan, R OBP: 0.269, SLG: 0.296 (1, 2)		0-0 BB 1B	0-0 1B 3-H		0-0 3-4 1B 3-H		4-0 1-2 BB			3	0	3	2	1	0	0
Blue Moon Odom, R OBP: 0.282, SLG: 0.282 (1, 1)		0-0 F1 S	0-0 1-2 1B		0-0 3-4 1-2		0-0 4-3			4	0	1	0	0	0	4

Inning Stats	R: 1	H: 2	E: 1	K: 1	S: 8	H: 2	LOB: 2	BB: 0	P: 8	R: 0	H: 1	E: 0	K: 2	S: 8	H: 3	H: 5	E: 0	K: 1	S: 10	R: 0	H: 1	E: 0	K: 0	S: 4	R: 1	H: 2	E: 0	K: 0	S: 5	R: 0	H: 0	E: 0	K: 1	S: 5	R: 0	H: 0	E: 0	K: 0	S: 3	R: 2	H: 1	E: 1	K: 2	S: 9	H: 1	LOB: 1	BB: 1	P: 13
--------------	------	------	------	------	------	------	--------	-------	------	------	------	------	------	------	------	------	------	------	-------	------	------	------	------	------	------	------	------	------	------	------	------	------	------	------	------	------	------	------	------	------	------	------	------	------	------	--------	-------	-------

PITCHER	IP	WLS	BF	H	R	ER	SO	BB	IBB	HBP	BLK	WP	HR	S	P	ERA	WHIP
Dean Chance, R ERA: 2.53 (1, 1)	5.0	L	28	11	5	4	4	1	0	0	0	0	0	35	39	7.20	2.400
Bob Miller, R ERA: 2.74 (6, 1)	2.0		8	0	0	0	1	2	0	0	0	0	0	8	16	0.00	1.000
Ron Perranoski, L ERA: 3.1 (8, 1)	1.0		6	1	2	1	2	1	0	0	0	0	0	9	13	9.00	2.000


**BOTTOM**

**Minnesota Twins @ Oakland Athletics**  
Oakland-Alameda County Coliseum, Oakland, CA

Sat Sep 28 1968, 7:05 PM PDT  
Att. 19,176 - Unknown

livebaseballscores.com

AB	38
R	7
H	12
RBI	6
BB	4
SO	7
LOB	25



1B: 8	SF: 0	WP: 0	PA: 42
2B: 3	SAC: 0	PB: 0	
3B: 1	DP: 0	SB: 5	
HR: 0	HBP: 0	CS: 0	



Batter	1	2	3	4	5	6	7	8	9	AB	R	H	RBI	BB	SO	LOB
Bert Campaneris, R OBP: 0.330, SLG: 0.361 (1, 6)	0-0 F2			0-3 K		0-0 HR 1B		0-0 CS 3B		4	1	2	0	0	1	0
Reggie Jackson, L OBP: 0.316, SLG: 0.452 (1, 9)	0-0 1-3			0-0 E2 1B		0-0 HR		4-0 BB		3	2	1	2	0	0	0
Joe Rudi, R OBP: 0.236, SLG: 0.232 (8, PH)										0	0	0	0	1	0	0
Allan Lewis, S OBP: 0.400, SLG: 0.250 (8, PR)										0	0	0	0	0	0	0
Catfish Hunter, R OBP: 0.232, SLG: 0.305 (9, 1)										0	0	0	0	0	0	0
Danny Cater, R OBP: 0.336, SLG: 0.393 (1, 3)	0-3 K			0-0 E2 1B		0-0 F9 2B		0-0 F4		4	0	2	1	0	1	2
Sal Bando, R OBP: 0.314, SLG: 0.354 (1, 5)		0-0 6-3		0-0 E9 1B		0-0 F9		0-3 K		4	0	1	0	0	1	1
Mike Hershberger, R OBP: 0.327, SLG: 0.386 (1, 7)		0-0 F9		0-0 F7		0-0 1-3		0-0 F8		4	0	0	0	0	0	2
Rick Monday, L OBP: 0.371, SLG: 0.402 (1, 8)		0-0 F8			0-0 1-3		0-0 CS 2B		0-0 1-3	4	0	1	0	0	0	0
Dick Green, R OBP: 0.310, SLG: 0.351 (1, 4)			0-0 F6		0-0 F2		0-3 K			3	0	0	0	0	1	1
Dave Duncan, R OBP: 0.266, SLG: 0.293 (1, 2)			0-0 5-3		0-0 6-3		0-0 F7			3	0	0	0	0	0	0
Jim Nash, R OBP: 0.079, SLG: 0.160 (1, 1)			0-3 K			0-3 K		0-0 4-3		2	0	0	0	0	2	0
Paul Lindblad, L OBP: 0.375, SLG: 0.500 (8, 1)										0	0	0	0	0	0	0
Lew Krausse, R OBP: 0.230, SLG: 0.250 (8, 1)										0	0	0	0	0	0	0
John Donaldson, L OBP: 0.307, SLG: 0.273 (8, PH)										1	0	0	0	0	0	0
Jim Gosger, L OBP: 0.262, SLG: 0.200 (9, 7)										0	0	0	0	0	0	0

Inning Stats	R: 0	H: 0	E: 0	K: 1	S: 5	LOB: 0	BB: 0	P: 5	R: 0	H: 0	E: 0	K: 1	S: 5	LOB: 0	BB: 0	P: 3	R: 0	H: 0	E: 0	K: 0	S: 3	LOB: 0	BB: 0	P: 3	R: 1	H: 2	E: 2	K: 1	S: 7	LOB: 1	BB: 0	P: 7	R: 0	H: 0	E: 0	K: 0	S: 3	LOB: 0	BB: 0	P: 3	R: 2	H: 3	E: 0	K: 1	S: 8	LOB: 1	BB: 0	P: 8	R: 0	H: 1	E: 0	K: 1	S: 5	LOB: 0	BB: 0	P: 5	R: 0	H: 1	E: 0	K: 0	S: 3	LOB: 1	BB: 1	P: 7	R: 0	H: 0	E: 0	K: 1	S: 5	LOB: 0	BB: 0	P: 5	1B: 3	SF: 0	2B: 2	SAC: 0	3B: 1	DP: 0	HR: 1	HBP: 0	WP: 0	PA: 33
--------------	------	------	------	------	------	--------	-------	------	------	------	------	------	------	--------	-------	------	------	------	------	------	------	--------	-------	------	------	------	------	------	------	--------	-------	------	------	------	------	------	------	--------	-------	------	------	------	------	------	------	--------	-------	------	------	------	------	------	------	--------	-------	------	------	------	------	------	------	--------	-------	------	------	------	------	------	------	--------	-------	------	-------	-------	-------	--------	-------	-------	-------	--------	-------	--------

PITCHER	IP	WLS	BF	H	R	ER	SO	BB	IBB	HBP	BLK	WP	HR	S	P	ERA	WHIP
Jim Merritt, L ERA: 3.25 (1, 1)	7.0		26	6	3	2	5	0	0	0	0	0	1	36	36	2.57	0.857
Jim Perry, R ERA: 2.27 (8, 1)	0.1		2	1	0	0	0	0	0	0	0	0	0	2	2	0.00	3.000
Ron Perranoski, L ERA: 3.1 (8, 1)	0.0		1	0	0	0	0	1	0	0	0	0	0	4	4	∞	∞
Al Worthington, R ERA: 2.71 (8, 1)	1.2	S	4	0	0	0	1	0	0	0	0	0	0	6	6	0.00	0.000

BOTTOM

Minnesota Twins @ Oakland Athletics  
Oakland-Alameda County Coliseum, Oakland, CA

livebaseballscores.com

AB	32
R	3
H	7
RBI	3
BB	1
SO	6
LOB	6



WP	HR	S	P	ERA	WHIP
0	0	0	0	0.00	0.857
0	0	0	0	0.00	3.000
0	0	0	0	∞	∞
0	0	0	0	0.00	0.000

Sun Sep 29 1968, 3:33 AM PDT  
Att. 8,884 - Unknown