

# Minnesota Twins - 1968

Batter	1	2	3	4	5	6	7	8	9	AB	R	H	RBI	BB	SO	LOB	TOP								
Cesar Tovar, R (1,5) (8,7)	0-3 K		0-0 6-3		0-0 F8		0-0 F8		0-0 F9	5	0	0	0	0	1	2									
Rod Carew, L OBP: 0.250, SLG: 0.250 (1,4)	0-0 2B		0-0 G3		0-0 6-3		0-0 4-3			4	0	1	0	0	0	1									
Tony Oliva, L OBP: 0.750, SLG: 1.000 (1,9)	0-0 1-3		0-0 S		0-3 K				0-0 G6-4-3	4	0	3	0	0	1	0									
Harmon Killebrew, R OBP: 0.500, SLG: 1.333 (1,3)	0-3 K		4-0 1-2		0-0 HR				0-0 G6-4-3	3	1	1	1	1	1	3									
Bob Allison, R OBP: 0.500, SLG: 1.333 Ron Clark, R (8,5)	4-0 BB		0-0 P4		0-0 4-3				0-0 HR	3	1	1	1	1	0	2									
John Roseboro, L (1,2)	0-0 G3				0-0 P4				0-0 K	4	0	0	0	0	1	3									
Jackie Hernandez, R (1,6)			0-0 F6		0-0 F8				0-0 F9	4	0	0	0	0	1	0									
Ted Uhlhaender, L OBP: 0.500, SLG: 0.333 (1,8)			0-0 6-3		4-0 BB				0-0 L4	3	0	1	0	1	0	0									
Dean Chance, R (1,1)			0-3 K		0-3 K				0-3 K	4	0	0	0	0	3	2									
<b>Inning Stats</b>	R: 0 E: 0 K: 2 S: 9	H: 2 LOB: 3 BB: 1 P: 13	R: 0 E: 0 K: 1 S: 5	H: 0 LOB: 0 BB: 0 P: 5	R: 0 E: 0 K: 0 S: 4	H: 1 LOB: 2 BB: 1 P: 8	R: 0 E: 0 K: 1 S: 5	H: 0 LOB: 1 BB: 1 P: 9	R: 0 E: 0 K: 1 S: 5	H: 0 LOB: 0 BB: 0 P: 5	R: 1 E: 0 K: 1 S: 6	H: 1 LOB: 0 BB: 0 P: 6	R: 0 E: 0 K: 0 S: 4	H: 1 LOB: 1 BB: 0 P: 4	R: 1 E: 0 K: 1 S: 6	H: 2 LOB: 0 BB: 0 P: 6	R: 0 E: 0 K: 1 S: 6	H: 0 LOB: 1 BB: 0 P: 6	1B: 4 2B: 1 3B: 0 HR: 2	SF: 0 SAC: 0 DP: 1 HBP: 0	WP: 0 PB: 1 SB: 1 CS: 0	PA: 37			
<b>PITCHER</b>	IP WLS BF H R ER SO BB IBB HBP BLK WP HR S P ERA WHIP	IP WLS BF H R ER SO BB IBB HBP BLK WP HR S P ERA WHIP	IP WLS BF H R ER SO BB IBB HBP BLK WP HR S P ERA WHIP	IP WLS BF H R ER SO BB IBB HBP BLK WP HR S P ERA WHIP	IP WLS BF H R ER SO BB IBB HBP BLK WP HR S P ERA WHIP	IP WLS BF H R ER SO BB IBB HBP BLK WP HR S P ERA WHIP	IP WLS BF H R ER SO BB IBB HBP BLK WP HR S P ERA WHIP	IP WLS BF H R ER SO BB IBB HBP BLK WP HR S P ERA WHIP	IP WLS BF H R ER SO BB IBB HBP BLK WP HR S P ERA WHIP	IP WLS BF H R ER SO BB IBB HBP BLK WP HR S P ERA WHIP	IP WLS BF H R ER SO BB IBB HBP BLK WP HR S P ERA WHIP	IP WLS BF H R ER SO BB IBB HBP BLK WP HR S P ERA WHIP	IP WLS BF H R ER SO BB IBB HBP BLK WP HR S P ERA WHIP	IP WLS BF H R ER SO BB IBB HBP BLK WP HR S P ERA WHIP	IP WLS BF H R ER SO BB IBB HBP BLK WP HR S P ERA WHIP	IP WLS BF H R ER SO BB IBB HBP BLK WP HR S P ERA WHIP	IP WLS BF H R ER SO BB IBB HBP BLK WP HR S P ERA WHIP	IP WLS BF H R ER SO BB IBB HBP BLK WP HR S P ERA WHIP	IP WLS BF H R ER SO BB IBB HBP BLK WP HR S P ERA WHIP	IP WLS BF H R ER SO BB IBB HBP BLK WP HR S P ERA WHIP	IP WLS BF H R ER SO BB IBB HBP BLK WP HR S P ERA WHIP	IP WLS BF H R ER SO BB IBB HBP BLK WP HR S P ERA WHIP	IP WLS BF H R ER SO BB IBB HBP BLK WP HR S P ERA WHIP	IP WLS BF H R ER SO BB IBB HBP BLK WP HR S P ERA WHIP	IP WLS BF H R ER SO BB IBB HBP BLK WP HR S P ERA WHIP

Minnesota Twins @ Washington Senators  
D.C. Stadium, Washington, DC  
Wed Apr 10 1968, 3:33 AM EST  
Att: 32,063 - Unknown

AB 34  
R 2  
H 7  
RBI 2  
BB 3  
SO 8  
LOB 13



Batter	1	2	3	4	5	6	7	8	9	AB	R	H	RBI	BB	SO	LOB	BOTTOM									
Del Unser, L OBP: 0.250, SLG: 0.250 (1,8)	0-0 6-3								0-0 4-3	4	0	1	0	0	0	0										
Fred Valentine, S OBP: 0.250, SLG: 0.250 (1,9)	0-0 F7								0-0 G6-3	4	0	1	0	0	0	1										
Mike Epstein, L (1,3)	0-3 K								0-0 G6-3	4	0	0	0	0	2	2										
Frank Howard, R (1,7)										3	0	0	0	0	3	1										
Ken McMullen, R (1,5)										3	0	0	0	0	1	0										
Ron Hansen, R OBP: 0.333, SLG: 0.333 (1,6)										3	0	1	0	0	0	0										
Paul Casanova, R (1,2)										3	0	0	0	0	1	1										
Frank Coggins, S OBP: 0.333, SLG: 0.333 (1,4)										3	0	1	0	0	1	0										
Camilo Pascual, R (1,1)										2	0	0	0	0	0	0										
Bernie Allen, L (8,PH)										1	0	0	0	0	0	2										
Darold Knowles, L (9,1)										0	0	0	0	0	0	0										
<b>Inning Stats</b>	R: 0 E: 0 K: 1 S: 5	H: 0 LOB: 0 BB: 0 P: 5	R: 0 E: 0 K: 1 S: 5	H: 0 LOB: 0 BB: 0 P: 5	R: 0 E: 0 K: 0 S: 3	H: 0 LOB: 0 BB: 0 P: 3	R: 0 E: 1 K: 1 S: 6	H: 1 LOB: 1 BB: 0 P: 6	R: 0 E: 0 K: 1 S: 5	H: 0 LOB: 0 BB: 0 P: 5	R: 0 E: 0 K: 1 S: 5	H: 0 LOB: 0 BB: 0 P: 5	R: 0 E: 0 K: 2 S: 7	H: 0 LOB: 0 BB: 0 P: 7	R: 0 E: 0 K: 1 S: 7	H: 2 LOB: 2 BB: 0 P: 7	R: 0 E: 0 K: 0 S: 3	H: 1 LOB: 0 BB: 0 P: 3	1B: 4 2B: 0 3B: 0 HR: 0	SF: 0 SAC: 0 DP: 1 HBP: 0	WP: 0 PB: 0 SB: 0 CS: 0	PA: 30				
<b>PITCHER</b>	IP WLS BF H R ER SO BB IBB HBP BLK WP HR S P ERA WHIP	IP WLS BF H R ER SO BB IBB HBP BLK WP HR S P ERA WHIP	IP WLS BF H R ER SO BB IBB HBP BLK WP HR S P ERA WHIP	IP WLS BF H R ER SO BB IBB HBP BLK WP HR S P ERA WHIP	IP WLS BF H R ER SO BB IBB HBP BLK WP HR S P ERA WHIP	IP WLS BF H R ER SO BB IBB HBP BLK WP HR S P ERA WHIP	IP WLS BF H R ER SO BB IBB HBP BLK WP HR S P ERA WHIP	IP WLS BF H R ER SO BB IBB HBP BLK WP HR S P ERA WHIP	IP WLS BF H R ER SO BB IBB HBP BLK WP HR S P ERA WHIP	IP WLS BF H R ER SO BB IBB HBP BLK WP HR S P ERA WHIP	IP WLS BF H R ER SO BB IBB HBP BLK WP HR S P ERA WHIP	IP WLS BF H R ER SO BB IBB HBP BLK WP HR S P ERA WHIP	IP WLS BF H R ER SO BB IBB HBP BLK WP HR S P ERA WHIP	IP WLS BF H R ER SO BB IBB HBP BLK WP HR S P ERA WHIP	IP WLS BF H R ER SO BB IBB HBP BLK WP HR S P ERA WHIP	IP WLS BF H R ER SO BB IBB HBP BLK WP HR S P ERA WHIP	IP WLS BF H R ER SO BB IBB HBP BLK WP HR S P ERA WHIP	IP WLS BF H R ER SO BB IBB HBP BLK WP HR S P ERA WHIP	IP WLS BF H R ER SO BB IBB HBP BLK WP HR S P ERA WHIP	IP WLS BF H R ER SO BB IBB HBP BLK WP HR S P ERA WHIP	IP WLS BF H R ER SO BB IBB HBP BLK WP HR S P ERA WHIP	IP WLS BF H R ER SO BB IBB HBP BLK WP HR S P ERA WHIP	IP WLS BF H R ER SO BB IBB HBP BLK WP HR S P ERA WHIP	IP WLS BF H R ER SO BB IBB HBP BLK WP HR S P ERA WHIP	IP WLS BF H R ER SO BB IBB HBP BLK WP HR S P ERA WHIP	IP WLS BF H R ER SO BB IBB HBP BLK WP HR S P ERA WHIP

Minnesota Twins @ Washington Senators  
D.C. Stadium, Washington, DC  
Wed Apr 10 1968, 3:33 AM EST  
Att: 32,063 - Unknown

AB 30  
R 0  
H 4  
RBI 0  
BB 0  
SO 8  
LOB 7

















Batter	1	2	3	4	5	6	7	8	9	AB	R	H	RBI	BB	SO	LOB	TOP								
<b>Cesar Tovar, R</b> OBP: 0.200, SLG: 0.130 (1, 5)										3	2	1	0	2	1	0	<b>Minnesota Twins @ Baltimore Orioles</b> Memorial Stadium, Baltimore, MD Mon Apr 15 1968, 6:05 PM EST Att: 6,491 - Unknown								
<b>Rod Carew, L</b> OBP: 0.281, SLG: 0.318 (1, 4)										5	2	2	0	0	1	2									
<b>Tony Oliva, L</b> OBP: 0.435, SLG: 0.429 (1, 9)										5	0	2	1	0	1	3									
<b>Harmon Killebrew, R</b> OBP: 0.476, SLG: 0.833 <b>Rich Reese, L</b> (9, PR) (9, 3)										4	0	1	2	1	1	2									
<b>Bob Allison, R</b> OBP: 0.571, SLG: 1.000 <b>Ron Clark, R</b> (9, 5)										5	2	3	1	0	1	3									
<b>John Roseboro, L</b> OBP: 0.286, SLG: 0.118 (1, 2)										5	0	1	1	0	0	5									
<b>Ted Uhlaender, L</b> OBP: 0.400, SLG: 0.556 (1, 8)										4	0	1	0	0	1	1									
<b>Jackie Hernandez, R</b> OBP: 0.150, SLG: 0.105 (1, 6)										3	0	0	0	1	2	1									
<b>Dave Boswell, R</b> (1, 1)										4	0	0	0	0	4	4									
<b>Inning Stats</b>	R: 0 E: 0 K: 1 S: 5	H: 0 LOB: 0 BB: 0 P: 5	R: 0 E: 0 K: 1 S: 6	H: 1 LOB: 1 BB: 0 P: 6	R: 0 E: 0 K: 1 S: 5	H: 0 LOB: 0 BB: 0 P: 5	R: 2 E: 0 K: 1 S: 9	H: 4 LOB: 3 BB: 1 P: 13	R: 0 E: 0 K: 1 S: 6	H: 2 LOB: 1 BB: 0 P: 6	R: 1 E: 1 K: 2 S: 9	H: 1 LOB: 1 BB: 0 P: 9	R: 1 E: 0 K: 1 S: 6	H: 1 LOB: 2 BB: 2 P: 14	R: 0 E: 0 K: 2 S: 7	H: 0 LOB: 0 BB: 0 P: 7		R: 2 E: 0 K: 2 S: 9	H: 2 LOB: 1 BB: 1 P: 13	1B: 7 2B: 4 3B: 1 HR: 0	SF: 0 SAC: 0 DP: 1 HBP: 0	WP: 0 PB: 0 SB: 4 CS: 0	PA: 42		
<b>PITCHER</b>	IP	WLS	BF	H	R	ER	SO	BB	IBB	HBP	BLK	WP	HR	S	P	ERA	WHIP								
<b>Tom Phoebus, R</b> ERA: 2.63 (1, 1)	6.1	L	31	9	4	3	8	3	0	0	0	0	0	44	56	4.26	1.895								
<b>Moe Drabowsky, R</b> ERA: (7, 1)	0.2		2	0	0	0	0	0	0	0	0	0	0	2	2	0.00	0.000								
<b>Eddie Watt, R</b> ERA: 4.15 (8, 1)	2.0		9	2	2	2	4	1	0	0	0	0	0	16	20	9.00	1.500								

AB	38
R	6
H	11
RBI	5
BB	4
SO	12
LOB	21





Batter	1	2	3	4	5	6	7	8	9	AB	R	H	RBI	BB	SO	LOB	BOTTOM								
<b>Curt Blefary, L</b> OBP: 0.333, SLG: 0.231 (1, 9)										3	1	1	0	1	0	0	<b>Minnesota Twins @ Baltimore Orioles</b> Memorial Stadium, Baltimore, MD Mon Apr 15 1968, 6:05 PM EST Att: 6,491 - Unknown								
<b>Paul Blair, R</b> OBP: 0.250, SLG: 0.267 (1, 8)										3	0	0	0	1	0	2									
<b>Brooks Robinson, R</b> OBP: 0.188, SLG: 0.286 (1, 5)										4	0	0	0	0	2	2									
<b>Frank Robinson, R</b> OBP: 0.375, SLG: 0.167 (1, 7)										3	0	1	0	1	1	0									
<b>Boog Powell, L</b> OBP: 0.438, SLG: 0.500 (1, 3)										4	0	0	0	0	1	4									
<b>Davey Johnson, R</b> OBP: 0.400, SLG: 0.417 (1, 4)										2	1	0	1	2	0	1									
<b>Mark Belanger, R</b> OBP: 0.667, SLG: 0.500 <b>Don Buford, S</b> OBP: 0.308, SLG: 0.273 (9, PH)										2	1	0	1	1	1	3									
<b>Andy Etchebarren, R</b> OBP: 0.385, SLG: 0.455 <b>Dave May, L</b> (9, PH)										2	0	1	2	0	0	0									
<b>Tom Phoebus, R</b> (1, 1)										2	0	0	0	0	1	0									
<b>Moe Drabowsky, R</b> (7, 1)										0	0	0	0	0	0	0									
<b>Eliud Hendricks, L</b> OBP: 0.500, SLG: 0.500 <b>Eddie Watt, R</b> (8, 1)										1	0	0	0	0	1	1									
<b>Curt Motton, R</b> (9, PH)										1	0	0	0	0	0	0									
<b>Inning Stats</b>	R: 1 E: 0 K: 1 S: 6	H: 1 LOB: 3 BB: 3 P: 18	R: 0 E: 0 K: 0 S: 3	H: 0 LOB: 0 BB: 0 P: 3	R: 0 E: 0 K: 1 S: 5	H: 0 LOB: 0 BB: 0 P: 5	R: 2 E: 0 K: 2 S: 8	H: 2 LOB: 0 BB: 1 P: 12	R: 0 E: 0 K: 1 S: 5	H: 0 LOB: 0 BB: 0 P: 5	R: 0 E: 0 K: 0 S: 3	H: 0 LOB: 0 BB: 0 P: 3	R: 0 E: 0 K: 1 S: 6	H: 1 LOB: 1 BB: 0 P: 6	R: 0 E: 0 K: 0 S: 3	H: 0 LOB: 0 BB: 0 P: 3	R: 0 E: 0 K: 0 S: 3	H: 0 LOB: 0 BB: 0 P: 3	1B: 3 2B: 1 3B: 0 HR: 0	SF: 0 SAC: 1 DP: 0 HBP: 0	WP: 1 PB: 0 SB: 0 CS: 0	PA: 36			
<b>PITCHER</b>	IP	WLS	BF	H	R	ER	SO	BB	IBB	HBP	BLK	WP	HR	S	P	ERA	WHIP								
<b>Dave Boswell, R</b> ERA: 3.0 (1, 1)	9.0	W	36	4	3	3	7	6	0	0	0	1	0	44	68	3.00	1.111								

AB	29
R	3
H	4
RBI	3
BB	6
SO	7
LOB	13





Batter	1	2	3	4	5	6	7	8	9	AB	R	H	RBI	BB	SO	LOB	TOP								
<b>Del Unser, L</b> OBP: 0.400, SLG: 0.560 (1.8)	F6		F8					FC6-4 1B		4	0	1	1	0	0	2	<b>Washington Senators @ Minnesota Twins</b> Metropolitan Stadium, Bloomington, MI Wed Apr 17 1968, 4:33 AM EST Att: 22,926 - Unknown - 62 F 								
<b>Sam Bowers, R</b> OBP: 0.231, SLG: 0.538 (1.9)	F6			F8	F4			L5		4	0	0	0	0	0	2									
<b>Mike Epstein, L</b> OBP: 0.160, SLG: 0.125 (1.3)	K			F6				FC6-4 1B		4	0	1	0	0	1	0									
<b>Frank Howard, R</b> OBP: 0.333, SLG: 0.652 (1.7)		5-3		BB 1B				FC6-4 1B		4	0	1	0	0	0	2									
<b>Ken McMullen, R</b> OBP: 0.375, SLG: 0.450 (1.5)		5-3		BB 1B				G6-4-3 1B		3	0	1	0	1	0	0									
<b>Ron Hansen, R</b> OBP: 0.250, SLG: 0.348 (1.6)		5-3		BB 1B				G6-4-3 1B		4	0	0	0	0	0	3									
<b>Billy Bryan, L</b> OBP: 0.375, SLG: 0.533 (1.2)			K					3-1 1B		3	0	1	0	0	1	0									
<b>Frank Coggins, S</b> OBP: 0.143, SLG: 0.053 (1.4)			6-3					F9		4	1	0	0	0	0	2									
<b>Dick Bosman, R</b> OBP: 0.206, SLG: 1.000 (6.1)								FC6-4 HBP		2	0	1	0	0	0	1									
<b>Darold Knowles, L</b> ERA: 6.0 (6.1)								K		0	0	0	0	0	0	0									
<b>Bill Denehy, S</b> ERA: 54.0 (7.1)								FC6-4 BB		0	0	0	0	0	0	0									
<b>Cap Peterson, R</b> ERA: 135.0 (8.1)								K		0	0	0	0	0	0	0									
<b>Frank Bertaina, L</b> ERA: 135.0 (8.1)								FC6-4 BB		0	0	0	0	0	0	0									
<b>Dave Baldwin, R</b> ERA: 4.91 (8.1)								K		0	0	0	0	0	0	0									
<b>Inning Stats</b>	R: 0 E: 0 K: 1 S: 5	H: 0 LOB: 0 BB: 0 P: 5	R: 0 E: 0 K: 0 S: 3	H: 0 LOB: 0 BB: 0 P: 3	R: 0 E: 0 K: 1 S: 6	H: 1 LOB: 1 BB: 0 P: 6	R: 0 E: 0 K: 0 S: 4	H: 1 LOB: 2 BB: 1 P: 8	R: 1 E: 0 K: 1 S: 6	H: 1 LOB: 1 BB: 0 P: 7	R: 0 E: 0 K: 0 S: 3	H: 0 LOB: 0 BB: 0 P: 3	R: 0 E: 0 K: 0 S: 3	H: 0 LOB: 0 BB: 0 P: 3	R: 0 E: 0 K: 0 S: 4	H: 1 LOB: 2 BB: 0 P: 8	R: 0 E: 0 K: 0 S: 4	H: 2 LOB: 1 BB: 0 P: 4	1B: 4 2B: 2 3B: 0 HR: 0	SF: 0 SAC: 0 DP: 1 HBP: 1	WP: 0 PB: 0 SB: 0 CS: 0	PA: 35			
<b>PITCHER</b>	IP	WLS	BF	H	R	ER	SO	BB	IBB	HBP	BLK	WP	HR	S	P	ERA	WHIP								
<b>Jim Merritt, L</b> ERA: 2.0 (1.1)	9.0	W	35	6	1	1	3	2	0	1	0	0	0	38	47	1.00	0.889								

Batter	1	2	3	4	5	6	7	8	9	AB	R	H	RBI	BB	SO	LOB	BOTTOM								
<b>Cesar Tovar, R</b> OBP: 0.267, SLG: 0.296 (1.5)	5-3									4	3	2	3	0	1	1	<b>Washington Senators @ Minnesota Twins</b> Metropolitan Stadium, Bloomington, MI Wed Apr 17 1968, 4:33 AM EST Att: 22,926 - Unknown - 62 F 								
<b>Jim Holt, L</b> ERA: 7.7 (7.7)										0	0	0	0	0	0	0									
<b>Rod Carew, L</b> OBP: 0.296, SLG: 0.346 (1.4)	F7									4	1	2	1	0	0	0									
<b>Frank Quilici, R</b> ERA: 9.4 (9.4)										0	0	0	0	0	0	0									
<b>Tony Oliva, L</b> OBP: 0.429, SLG: 0.400 (1.9)										4	1	1	0	1	0	4									
<b>Harmon Killebrew, R</b> OBP: 0.538, SLG: 1.000 (1.3)										3	2	2	2	2	1	1									
<b>Rich Reese, L</b> ERA: 9.3 (8.1)										0	1	0	0	0	0	0									
<b>Bob Allison, R</b> OBP: 0.583, SLG: 0.957 (1.7)										3	0	2	0	0	0	1									
<b>Ron Clark, R</b> OBP: 1.000, SLG: 1.500 (7.5)										2	1	2	3	0	0	0									
<b>John Roseboro, L</b> OBP: 0.289, SLG: 0.182 (1.2)										6	0	1	1	0	0	7									
<b>Bruce Look, L</b> ERA: 9.2 (9.2)										0	0	0	0	0	0	0									
<b>Ted Uhlaender, L</b> OBP: 0.400, SLG: 0.565 (1.8)										5	1	2	2	0	0	1									
<b>Jackie Hernandez, R</b> OBP: 0.240, SLG: 0.304 (1.6)										4	2	2	1	1	0	2									
<b>Jim Merritt, L</b> ERA: 1.1 (1.1)										2	1	0	0	2	2	2									
<b>Inning Stats</b>	R: 2 E: 0 K: 0 S: 5	H: 3 LOB: 0 BB: 0 P: 5	R: 0 E: 0 K: 0 S: 3	H: 0 LOB: 0 BB: 0 P: 3	R: 1 E: 0 K: 2 S: 8	H: 1 LOB: 1 BB: 1 P: 12	R: 0 E: 0 K: 0 S: 3	H: 1 LOB: 0 BB: 0 P: 3	R: 1 E: 0 K: 1 S: 6	H: 2 LOB: 1 BB: 1 P: 10	R: 1 E: 0 K: 1 S: 7	H: 2 LOB: 2 BB: 1 P: 11	R: 1 E: 0 K: 0 S: 4	H: 1 LOB: 2 BB: 1 P: 9	R: 7 E: 0 K: 0 S: 9	H: 6 LOB: 2 BB: 2 P: 17	1B: 9 2B: 4 3B: 0 HR: 3	SF: 0 SAC: 1 DP: 1 HBP: 1	WP: 1 PB: 0 SB: 1 CS: 2	PA: 45					
<b>PITCHER</b>	IP	WLS	BF	H	R	ER	SO	BB	IBB	HBP	BLK	WP	HR	S	P	ERA	WHIP								
<b>Dick Bosman, R</b> ERA: 5.4 (1.1)	5.1	L	24	8	5	5	3	2	0	0	0	0	0	7	12	6.75	0.750								
<b>Darold Knowles, L</b> ERA: 6.0 (6.1)	1.1		7	1	1	1	1	0	1	1	0	1	0	7	12	6.75	0.750								
<b>Bill Denehy, R</b> ERA: 54.0 (7.1)	0.1		3	1	0	0	0	0	1	0	0	0	0	2	6	0.00	3.000								
<b>Frank Bertaina, L</b> ERA: 135.0 (8.1)	0.1		6	4	5	5	0	1	0	0	0	0	0	5	9	135.00	15.000								
<b>Dave Baldwin, R</b> ERA: 4.91 (8.1)	0.2		5	2	2	2	0	1	0	0	0	0	0	4	8	27.00	4.500								



Batter	1	2	3	4	5	6	7	8	9	AB	R	H	RBI	BB	SO	LOB	TOP					
Del Unser, L OBP: 0.433, SLG: 0.667 (1, 8)										5	1	3	0	0	0	0	<b>Washington Senators @ Minnesota Twins</b> Metropolitan Stadium, Bloomington, MI Thu Apr 18 1968, 4:33 AM EST Att. 7,238 - Unknown - 57 F					
Ed Stroud, L OBP: 0.500, SLG: 0.833 (1, 9)										5	1	2	0	0	0	3						
Ken McMullen, R OBP: 0.414, SLG: 0.520 (1, 5)										5	1	3	1	0	0	1						
Frank Howard, R OBP: 0.310, SLG: 0.571 Hank Allen, R (8, 7)										5	0	1	1	0	0	4						
Mike Epstein, L OBP: 0.133, SLG: 0.103 (1, 3)										5	0	0	0	0	2	3						
Ron Hansen, R OBP: 0.310, SLG: 0.481 (1, 6)										4	2	2	2	1	0	0						
Billy Bryan, L OBP: 0.429, SLG: 0.500 (1, 2)										3	1	1	0	2	1	2						
Frank Coggins, S OBP: 0.192, SLG: 0.167 (1, 4)										5	1	2	2	0	0	1						
Phil Ortega, R OBP: 0.200, SLG: 0.200 (1, 1)										3	0	1	1	0	1	2						
Sam Bowers, R OBP: 0.214, SLG: 0.500 (7, PH)										1	0	0	0	0	0	0						
Darold Knowles, L (7, 1)										0	0	0	0	0	0	0						
Dave Baldwin, R (9, 1)										0	0	0	0	0	0	0						
<b>Inning Stats</b>	R: 0 E: 0 K: 0 S: 4	H: 1 LOB: 1 BB: 0 P: 4	R: 0 E: 0 K: 1 S: 5	H: 0 LOB: 1 BB: 1 P: 9	R: 0 E: 0 K: 1 S: 7	H: 2 LOB: 2 BB: 0 P: 7	R: 0 E: 0 K: 0 S: 4	H: 1 LOB: 2 BB: 1 P: 8	R: 6 E: 0 K: 0 S: 11	H: 8 LOB: 0 BB: 0 P: 11	R: 0 E: 0 K: 1 S: 6	H: 2 LOB: 2 BB: 1 P: 10	R: 0 E: 0 K: 0 S: 3	H: 0 LOB: 0 BB: 0 P: 3	R: 0 E: 0 K: 0 S: 3	H: 0 LOB: 0 BB: 0 P: 3	R: 1 E: 0 K: 1 S: 6	H: 1 LOB: 0 BB: 0 P: 6	1B: 10 2B: 3 3B: 1 HR: 1	SF: 0 SAC: 0 DP: 1 HBP: 0	WP: 0 PB: 0 SB: 0 CS: 0	PA: 44
<b>PITCHER</b>	IP WLS BF H R ER SO BB IBB HBP BLK WP HR S P ERA WHIP																					
Dean Chance, R ERA: 2.86 (1, 1)	4.2 L 25 9 5 5 2 2 0 0 0 0 0 0 27 35 9.64 2.357																					
Bob Miller, R ERA: (5, 1)	0.0 3 3 1 1 0 0 0 0 0 0 0 0 3 3 ∞ ∞																					
Jim Roland, L ERA: (5, 1)	1.1 6 2 0 0 1 0 1 0 0 0 0 0 7 11 0.00 1.500																					
Ron Perranoski, L ERA: 3.0 (7, 1)	3.0 10 1 1 1 1 0 0 0 0 0 0 1 12 12 3.00 0.333																					

Batter	1	2	3	4	5	6	7	8	9	AB	R	H	RBI	BB	SO	LOB	BOTTOM					
Cesar Tovar, R OBP: 0.286, SLG: 0.290 (1, 5)										4	1	1	2	1	0	2	<b>Washington Senators @ Minnesota Twins</b> Metropolitan Stadium, Bloomington, MI Thu Apr 18 1968, 4:33 AM EST Att. 7,238 - Unknown - 57 F					
Rod Carew, L OBP: 0.313, SLG: 0.355 (1, 4)										5	0	2	0	0	1	0						
Tony Oliva, L OBP: 0.394, SLG: 0.345 (1, 9)										4	0	0	0	1	2	3						
Harmon Killebrew, R OBP: 0.548, SLG: 0.917 Frank Quilici, R (9, PR)										3	0	1	0	2	0	1						
Bob Allison, R OBP: 0.552, SLG: 0.963 (1, 7)										4	1	1	2	1	0	3						
John Roseboro, L OBP: 0.310, SLG: 0.174 (1, 2)										1	1	0	0	2	0	0						
Rich Rollins, R OBP: 1.000, SLG: 1.000 (8, PH)										1	0	1	0	0	0	0						
Dave Boswell, R (8, PR)										0	0	0	0	0	0	0						
Jerry Zimmerman, R (9, 2)										0	0	0	0	0	0	0						
Jim Holt, L (9, PH)										0	0	0	0	0	0	0						
Jackie Hernandez, R OBP: 0.276, SLG: 0.346 (1, 6)										3	2	1	0	1	1	2						
Ted Uhlhaender, L OBP: 0.379, SLG: 0.630 (1, 8)										4	1	1	2	0	0	4						
Dean Chance, R Bob Miller, R Jim Roland, R Rich Reese, L Ron Perranoski, L Frank Kostro, R (9, PH)										1	0	0	0	0	0	2						
<b>Inning Stats</b>	R: 0 E: 0 K: 0 S: 3	H: 0 LOB: 2 BB: 2 P: 11	R: 0 E: 0 K: 0 S: 4	H: 0 LOB: 2 BB: 1 P: 8	R: 0 E: 0 K: 0 S: 3	H: 1 LOB: 0 BB: 0 P: 3	R: 3 E: 0 K: 0 S: 4	H: 2 LOB: 2 BB: 2 P: 12	R: 0 E: 0 K: 0 S: 3	H: 0 LOB: 1 BB: 1 P: 7	R: 2 E: 0 K: 0 S: 5	H: 2 LOB: 0 BB: 0 P: 5	R: 0 E: 0 K: 2 S: 7	H: 0 LOB: 0 BB: 0 P: 7	R: 0 E: 0 K: 1 S: 6	H: 1 LOB: 1 BB: 0 P: 6	R: 1 E: 0 K: 1 S: 6	H: 2 LOB: 2 BB: 2 P: 14	1B: 5 2B: 1 3B: 0 HR: 2	SF: 0 SAC: 1 DP: 1 HBP: 0	WP: 0 PB: 0 SB: 1 CS: 2	PA: 43
<b>PITCHER</b>	IP WLS BF H R ER SO BB IBB HBP BLK WP HR S P ERA WHIP																					
Phil Ortega, R ERA: 7.71 (1, 1)	6.0 W 28 5 5 5 0 5 1 0 0 0 0 0 2 22 7.50 1.667																					
Darold Knowles, L ERA: 4.79 (7, 1)	2.2 11 2 1 1 4 1 0 0 0 0 0 0 18 22 3.38 1.125																					
Dave Baldwin, R ERA: 4.5 (9, 1)	0.1 S 2 1 0 0 0 0 1 0 0 0 0 0 0 1 5 0.00 6.000																					

AB	41
R	7
H	15
RBI	7
BB	3
SO	4
LOB	16

AB	32
R	6
H	8
RBI	6
BB	8
SO	4
LOB	17





Batter	1	2	3	4	5	6	7	8	9	AB	R	H	RBI	BB	SO	LOB	TOP																			
Dick Howser, R OBP: 0.200, SLG: 0.130	F5		F3		9-2-5			K		4	0	0	0	0	1	2																				
Mike Ferraro, R OBP: 0.212, SLG: 0.212	K				E4		L4	F7		4	0	0	0	0	1	0																				
Mickey Mantle, S OBP: 0.394, SLG: 0.385 Ruben Amaro, R OBP: 0.333, SLG: 0.333	3-1			L7					K	3	0	0	0	1	1	1																				
Tom Tresh, S OBP: 0.250, SLG: 0.222		F4		G4-6-3			F6	F7		4	0	0	0	0	2																					
Roy White, S OBP: 0.571, SLG: 0.833	K					1B	F3			4	2	2	0	0	1	1																				
Bill Robinson, R OBP: 0.280, SLG: 0.261	L8					1B				4	1	2	0	0	0	0																				
Jake Gibbs, L OBP: 0.222, SLG: 0.125			4-3		2-3		3-1			4	0	0	1	0	2																					
Gene Michael, S OBP: 0.130, SLG: 0.304					FC6		K			3	1	1	1	0	1	1																				
Mel Stottlemyre, R OBP: 0.143, SLG: 0.286			6-3		E1			L6		3	0	0	0	0	1																					
<b>Inning Stats</b>	R: 0 E: 0 K: 1 S: 5	H: 0 LOB: 0 BB: 0 P: 5	R: 0 E: 0 K: 1 S: 5	H: 0 LOB: 0 BB: 0 P: 5	R: 1 E: 0 K: 0 S: 4	H: 1 LOB: 0 BB: 0 P: 4	R: 0 E: 1 K: 0 S: 3	H: 0 LOB: 0 BB: 0 P: 3	R: 2 E: 2 K: 0 S: 6	H: 2 LOB: 1 BB: 0 P: 6	R: 0 E: 0 K: 1 S: 5	H: 0 LOB: 0 BB: 0 P: 5	R: 0 E: 0 K: 1 S: 5	H: 0 LOB: 0 BB: 0 P: 5	R: 1 E: 1 K: 1 S: 7	H: 2 LOB: 1 BB: 0 P: 7	1B: 3 2B: 2 3B: 0 HR: 1	SF: 0 SAC: 0 DP: 2 HBP: 0	WP: 0 PB: 0 CS: 0	PA: 34																
<b>PITCHER</b>	IP	WLS	BF	H	R	ER	SO	BB	IBB	HBP	BLK	WP	HR	S	P	ERA	WHIP	<b>PITCHER</b>		IP	WLS	BF	H	R	ER	SO	BB	IBB	HBP	BLK	WP	HR	S	P	ERA	WHIP
Jim Perry, R ERA: 1.13	(1, 1)	7.0	L	26	3	3	2	3	1	0	0	0	0	1	31	35	2.57	0.571																		
Al Worthington, R ERA: 3.35	(8, 1)	2.0		8	2	1	1	2	0	0	0	1	0	0	12	12	4.50	1.000																		

**New York Yankees @ Minnesota Twins**  
 Metropolitan Stadium, Bloomington, MI  
 Sat Apr 20 1968, 4:33 AM EST  
 Att: 14,029 - Unknown - 62 F

AB 33  
 R 4  
 H 5  
 RBI 2  
 BB 1  
 SO 5  
 LOB 10



Batter	1	2	3	4	5	6	7	8	9	AB	R	H	RBI	BB	SO	LOB	BOTTOM																			
Cesar Tovar, R OBP: 0.333, SLG: 0.343			6-3							4	0	3	0	0	0	0																				
Rod Carew, L OBP: 0.306, SLG: 0.343	FC5-4				FC4-6		G1-6-3			4	0	1	0	0	0	3																				
Tony Oliva, L OBP: 0.351, SLG: 0.303	G4-6-3		4-3		4-3			F7		4	0	0	0	0	0	3																				
Harmon Killebrew, R OBP: 0.514, SLG: 0.929		K			F2			5-3		4	1	1	1	0	1	0																				
Bob Allison, R OBP: 0.576, SLG: 0.933					E5			6-3		3	1	2	0	1	0	0																				
John Roseboro, L OBP: 0.273, SLG: 0.148					4-3					4	0	0	0	0	0	3																				
Ted Uhlaender, L OBP: 0.394, SLG: 0.600					4-3			F8		3	0	1	1	1	0	1																				
Jackie Hernandez, R OBP: 0.250, SLG: 0.310 Rich Reese, L					FC6-4			F8		3	0	0	0	0	2	4																				
Jim Perry, S OBP: 0.200, SLG: 0.800 Jim Holt, L					4-3					2	0	0	0	0	0	0																				
Al Worthington, R ERA: 3.35	(8, 1)							5-3		1	0	0	0	0	0	0																				
<b>Inning Stats</b>	R: 0 E: 0 K: 0 S: 3	H: 1 LOB: 2 BB: 1 P: 12	R: 0 E: 0 K: 2 S: 8	H: 1 LOB: 1 BB: 0 P: 4	R: 0 E: 1 K: 0 S: 5	H: 1 LOB: 1 BB: 0 P: 5	R: 0 E: 0 K: 0 S: 4	H: 1 LOB: 1 BB: 0 P: 4	R: 1 E: 0 K: 1 S: 6	H: 1 LOB: 1 BB: 1 P: 10	R: 0 E: 0 K: 0 S: 3	H: 1 LOB: 0 BB: 0 P: 3	R: 0 E: 0 K: 0 S: 3	R: 0 E: 0 K: 0 S: 3	R: 0 E: 0 K: 0 S: 3	R: 0 E: 0 K: 0 S: 3	1B: 7 2B: 0 3B: 0 HR: 1	SF: 0 SAC: 0 DP: 2 HBP: 0	WP: 1 PB: 0 CS: 0	PA: 35																
<b>PITCHER</b>	IP	WLS	BF	H	R	ER	SO	BB	IBB	HBP	BLK	WP	HR	S	P	ERA	WHIP	<b>PITCHER</b>		IP	WLS	BF	H	R	ER	SO	BB	IBB	HBP	BLK	WP	HR	S	P	ERA	WHIP
Mel Stottlemyre, R ERA: 2.45	(1, 1)	9.0	W	35	8	2	1	3	2	0	0	0	1	1	39	47	1.00	1.111																		

**New York Yankees @ Minnesota Twins**  
 Metropolitan Stadium, Bloomington, MI  
 Sat Apr 20 1968, 4:33 AM EST  
 Att: 14,029 - Unknown - 62 F

AB 33  
 R 2  
 H 8  
 RBI 2  
 BB 2  
 SO 3  
 LOB 14





Batter	1	2	3	4	5	6	7	8	9	AB	R	H	RBI	BB	SO	LOB	TOP				
Dick Howser, R OBP: 0.167, SLG: 0.107 (1,4)	F3		F7		F3		F6		L9	5	0	0	0	0	0	1					
Mike Ferraro, R OBP: 0.216, SLG: 0.194 (1,5)	F9		5-3				F8			3	0	0	0	1	0	1					
Mickey Mantle, S OBP: 0.389, SLG: 0.357 (1,3)										2	0	0	0	1	1						
Andy Kosco, R OBP: 0.500, SLG: 0.500 (5,3)	K				4-3				5-3	1	0	0	0	0	0						
Tom Tresh, S OBP: 0.250, SLG: 0.226 (1,7)		K			F6		F4			4	0	1	0	0	1	1					
Roy White, S OBP: 0.556, SLG: 0.813 (1,9)		3-1					3-1			4	0	2	0	0	0	0					
Bill Robinson, R OBP: 0.310, SLG: 0.269 (1,8)		E5			K				F3	3	1	1	0	1	1	4					
Jake Gibbs, L OBP: 0.227, SLG: 0.200 (1,2)					F4				4-3	4	0	1	1	0	1	5					
Gene Michael, S OBP: 0.111, SLG: 0.259 (1,6)		K					F9		1-3	4	0	0	0	0	1	1					
Fred Talbot, R OBP: 0.500, SLG: 2.000 (1,1)					F9				4-3	2	1	1	1	0	0	0					
Horace Clarke, S OBP: 0.100, SLG: 0.100 (7, PH)										1	0	1	0	0	0	0					
Jim Bouton, R OBP: 0.100, SLG: 0.100 (7, PH)										0	0	0	0	0	0	0					
Bobby Cox, R OBP: 0.100, SLG: 0.100 (9, PH)										1	0	0	0	0	0	0					
<b>Inning Stats</b>	R: 0 E: 0 K: 1 S: 5	H: 0 LOB: 0 BB: 0 P: 5	R: 1 E: 1 K: 2 S: 9	H: 2 LOB: 1 BB: 0 P: 9	R: 0 E: 0 K: 0 S: 3	H: 0 LOB: 0 BB: 0 P: 3	R: 0 E: 0 K: 1 S: 6	H: 1 LOB: 2 BB: 1 P: 10	R: 1 E: 0 K: 0 S: 4	H: 1 LOB: 1 BB: 1 P: 8	R: 0 E: 0 K: 0 S: 5	H: 0 LOB: 1 BB: 1 P: 9	R: 0 E: 0 K: 0 S: 4	H: 1 LOB: 1 BB: 0 P: 4	R: 0 E: 0 K: 0 S: 5	H: 2 LOB: 2 BB: 0 P: 5	R: 0 E: 0 K: 0 S: 3	H: 0 LOB: 0 BB: 0 P: 3	1B: 4 2B: 2 3B: 0 HR: 1	SF: 0 SAC: 0 DP: 0 HBP: 0	WP: 0 PA: 37 CS: 0
<b>PITCHER</b>	IP WLS BF H R ER SO BB IBB HBP BLK WP HR S P ERA WHIP																				
Dave Boswell, R ERA: 2.81 (1,1)	7.0 W 29 5 2 2 5 3 0 0 0 0 1 36 48 2.57 1.143																				
Al Worthington, R ERA: 1.93 (8,1)	2.0 S 8 2 0 0 0 0 0 0 0 0 0 0 8 8 0.00 1.000																				

**New York Yankees @ Minnesota Twins**  
Metropolitan Stadium, Bloomington, MI  
Sun Apr 21 1968, 4:33 AM EST  
Att: 19,220 - Sunny - 60 F

AB 34  
R 2  
H 7  
RBI 2  
BB 3  
SO 5  
LOB 14



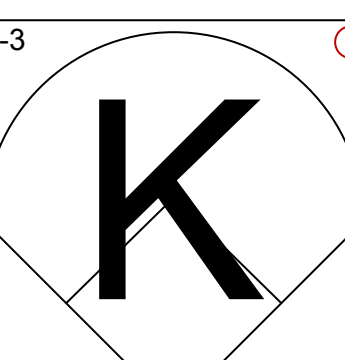
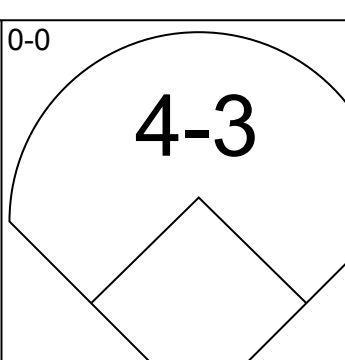
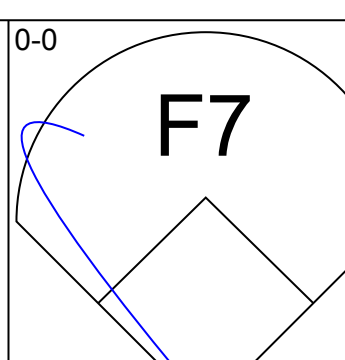
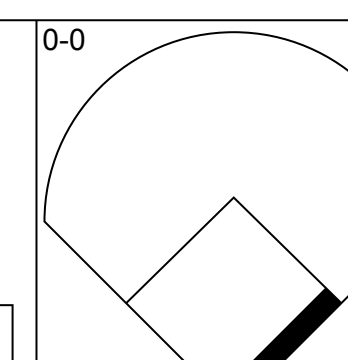
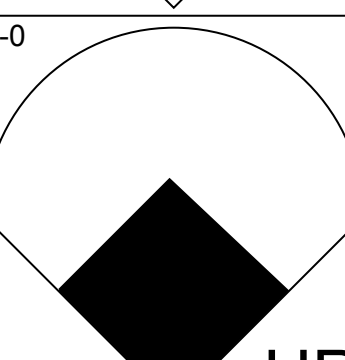
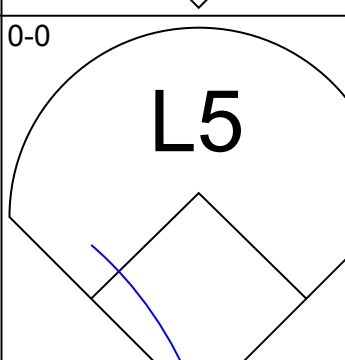
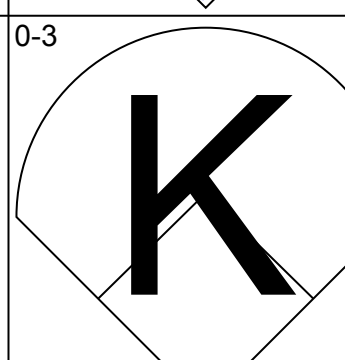
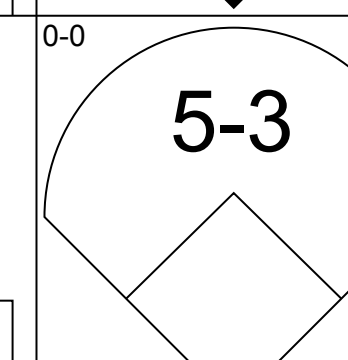
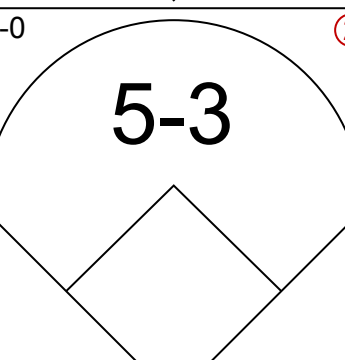
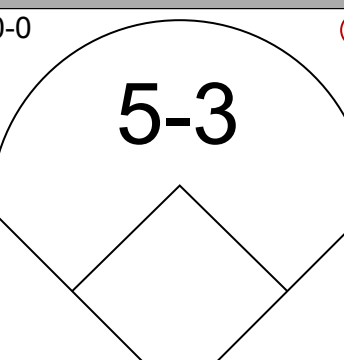
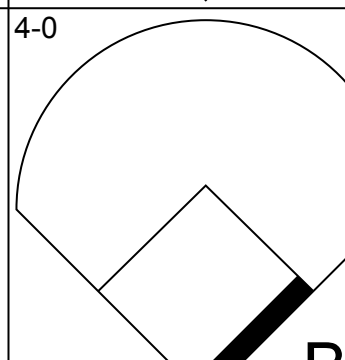
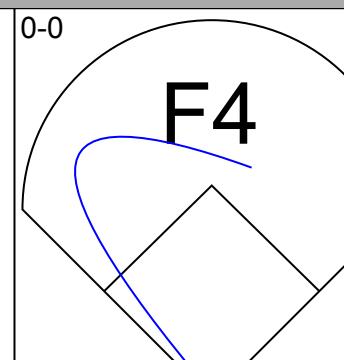
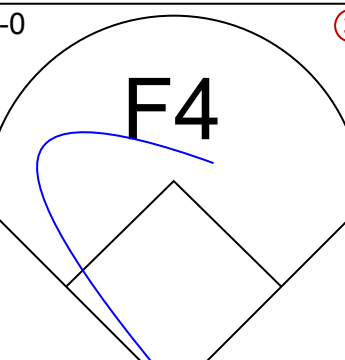
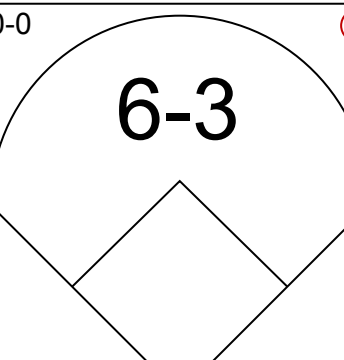
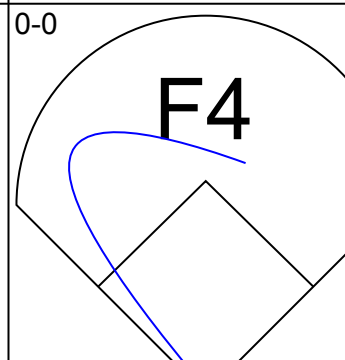
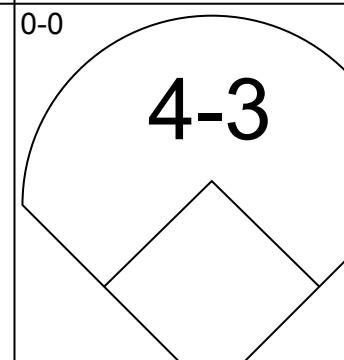
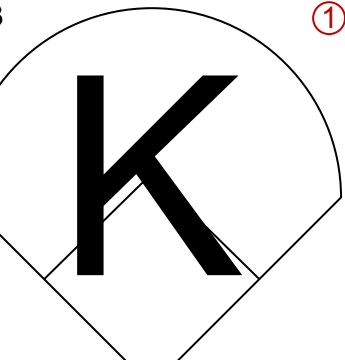
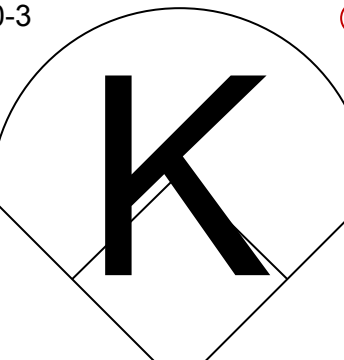
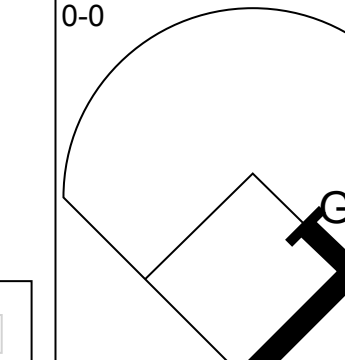
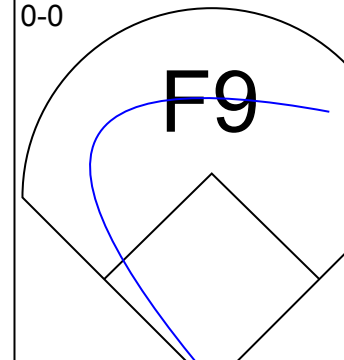
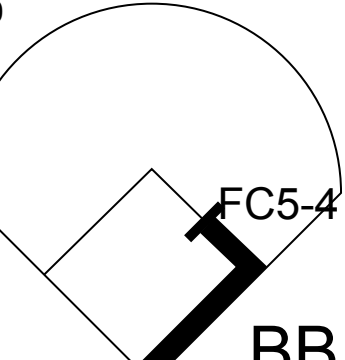
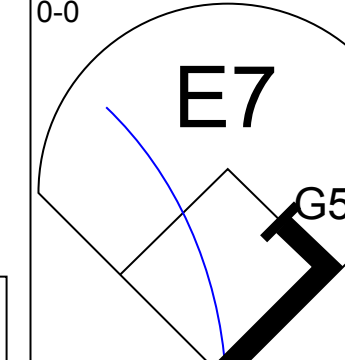
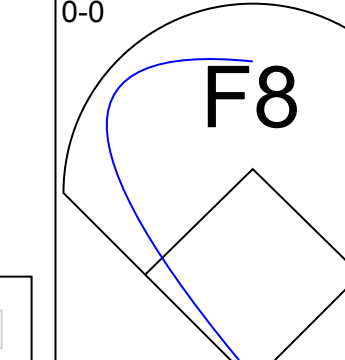
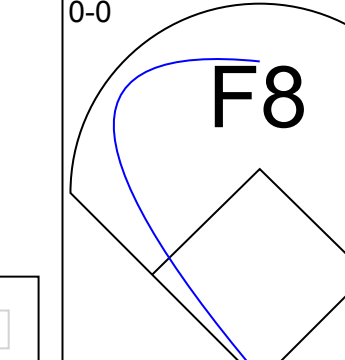
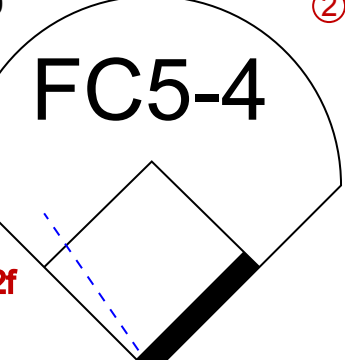
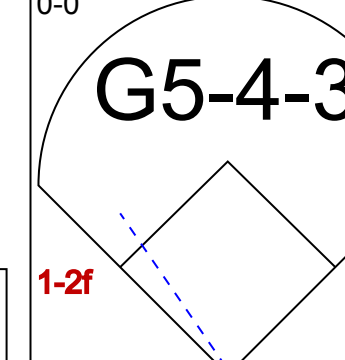
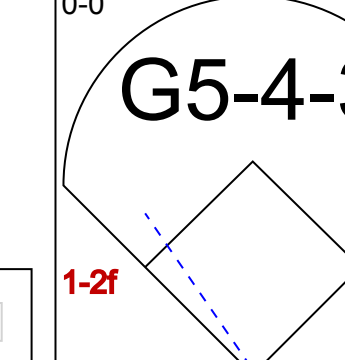
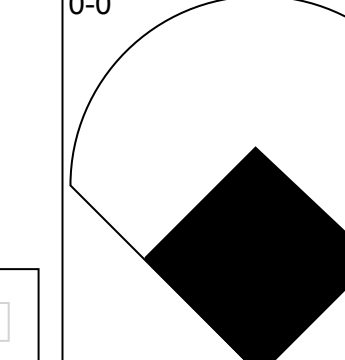
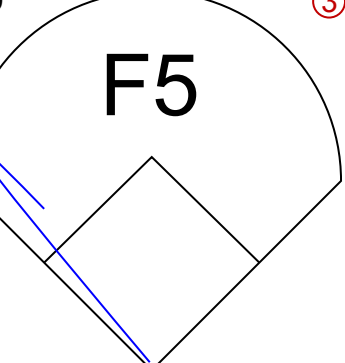
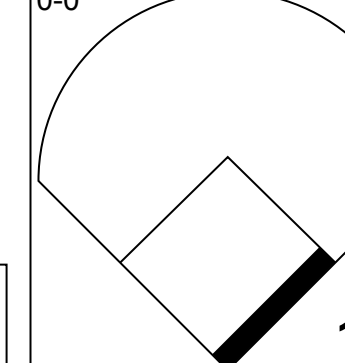
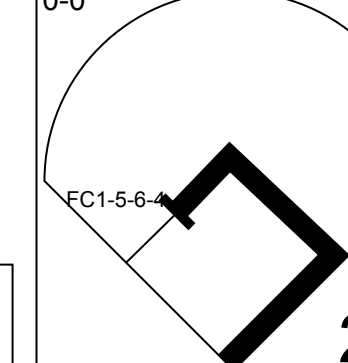
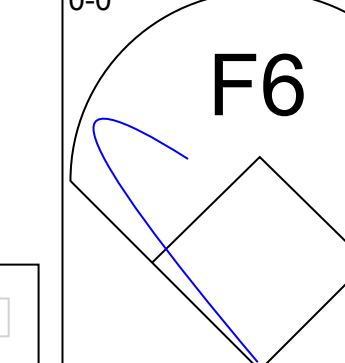

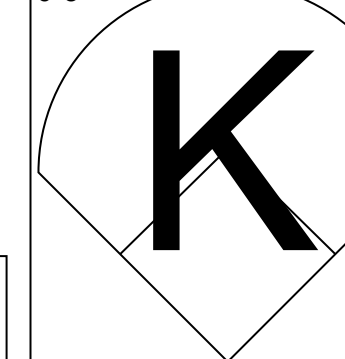
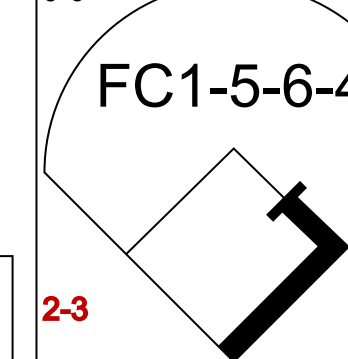
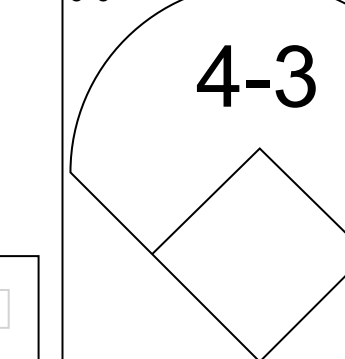
Batter	1	2	3	4	5	6	7	8	9	AB	R	H	RBI	BB	SO	LOB	BOTTOM		
Cesar Tovar, R OBP: 0.333, SLG: 0.368 (1,5)	4-3						F7		SH1-4	3	1	1	0	0	0	0			
Rod Carew, L OBP: 0.375, SLG: 0.410 (1,4)										4	1	4	1	0	0	0			
Tony Oliva, L OBP: 0.341, SLG: 0.389 (1,9)										3	1	1	3	0	0	2			
Harmon Killebrew, R OBP: 0.462, SLG: 0.813 (1,3)										4	0	0	0	0	1	2			
Rich Reese, L OBP: 0.462, SLG: 0.813 (9,3)	6-3						F6		F8	0	0	0	0	0	0	0			
Bob Allison, R OBP: 0.514, SLG: 0.824 (1,7)		K								4	0	0	0	0	4	0			
Ron Clark, R OBP: 1.000, SLG: 1.500 (9,5)										0	0	0	0	0	0	0			
Ted Uhlhaender, L OBP: 0.376, SLG: 0.618 (1,8)		K								4	1	1	0	0	1	0			
John Roseboro, L OBP: 0.270, SLG: 0.133 (1,2)										3	0	0	0	1	2	0			
Jackie Hernandez, R OBP: 0.257, SLG: 0.313 (1,6)										3	0	1	1	0	1	0			
Dave Boswell, R ERA: 9.0 (1,1)										2	1	0	0	1	1	2			
Al Worthington, R ERA: 6.75 (8,1)										0	0	0	0	0	0	0			
<b>Inning Stats</b>	R: 0 E: 0 K: 0 S: 4	H: 1 LOB: 1 BB: 0 P: 4	R: 0 E: 0 K: 3 S: 9	H: 0 LOB: 0 BB: 0 P: 9	R: 1 E: 1 K: 1 S: 7	H: 2 LOB: 1 BB: 0 P: 7	R: 1 E: 0 K: 3 S: 11	H: 2 LOB: 2 BB: 1 P: 15	R: 2 E: 0 K: 1 S: 7	H: 2 LOB: 0 BB: 0 P: 7	R: 0 E: 0 K: 0 S: 3	H: 0 LOB: 0 BB: 0 P: 3	R: 1 E: 0 K: 0 S: 4	H: 1 LOB: 1 BB: 1 P: 8	R: 0 E: 0 K: 2 S: 7	H: 0 LOB: 0 BB: 0 P: 7	1B: 5 2B: 1 3B: 1 HR: 1	SF: 1 SAC: 1 DP: 0 HBP: 0	WP: 0 PA: 34 CS: 0
<b>PITCHER</b>	IP WLS BF H R ER SO BB IBB HBP BLK WP HR S P ERA WHIP																		
Fred Talbot, R ERA: 9.0 (1,1)	6.0 L 26 7 4 4 8 1 0 0 0 0 0 0 11 41 45 6.00 1.333																		
Jim Bouton, R ERA: 6.75 (7,1)	2.0 8 1 1 1 2 1 0 0 0 0 0 0 11 15 4.50 1.000																		

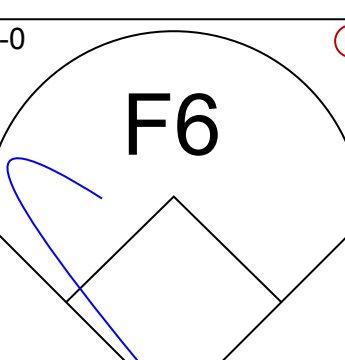
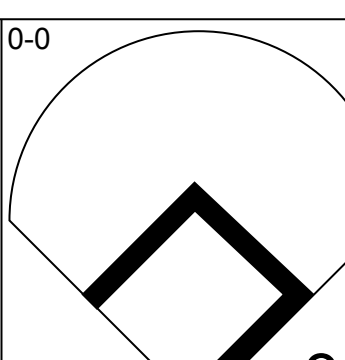
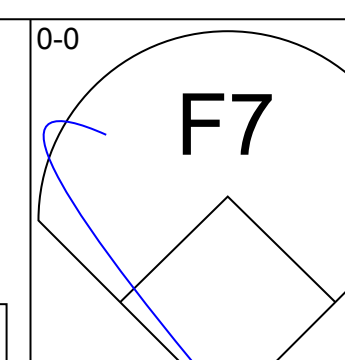
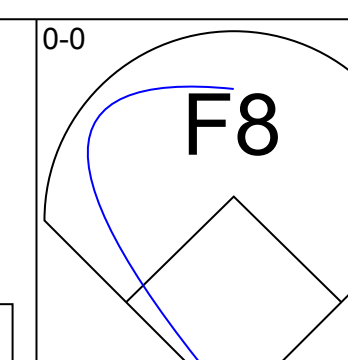
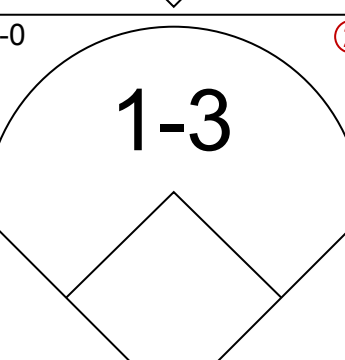
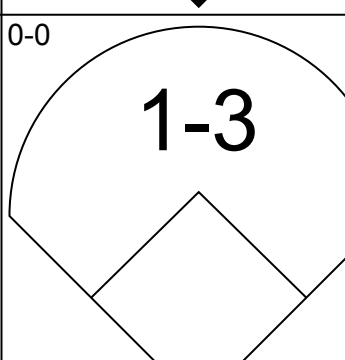
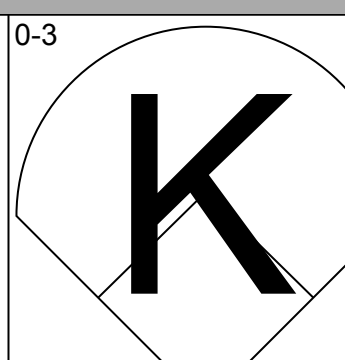
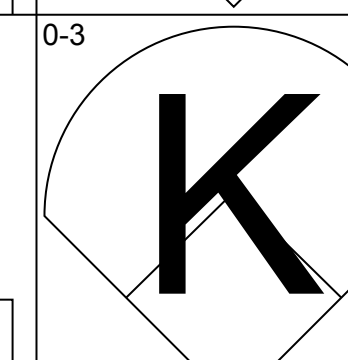
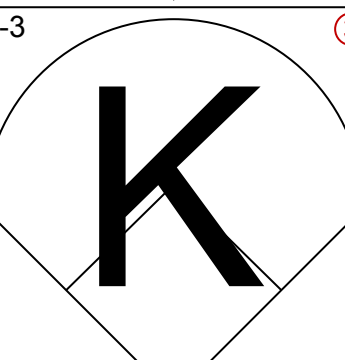
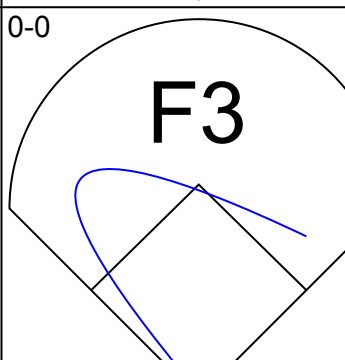
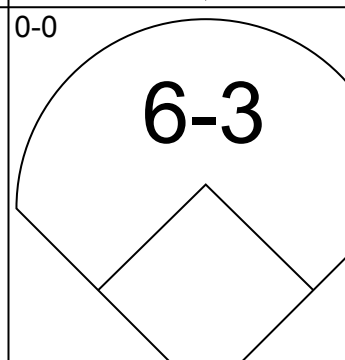
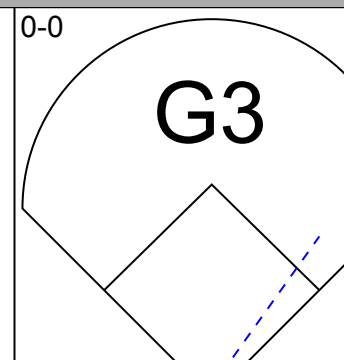
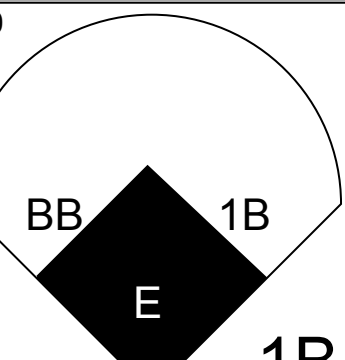
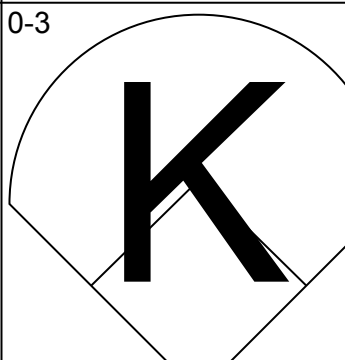
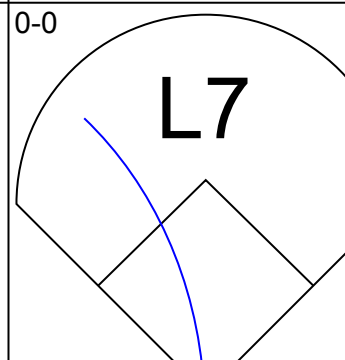
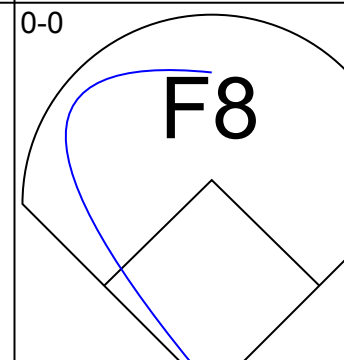
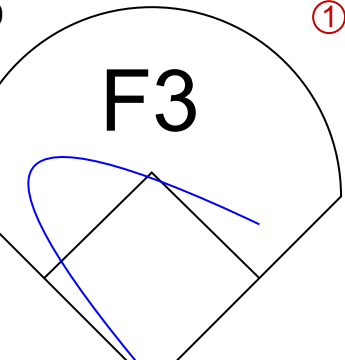
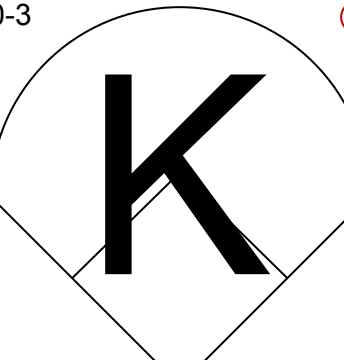
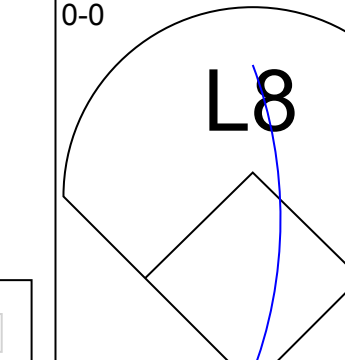
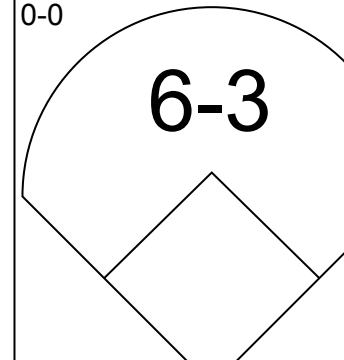
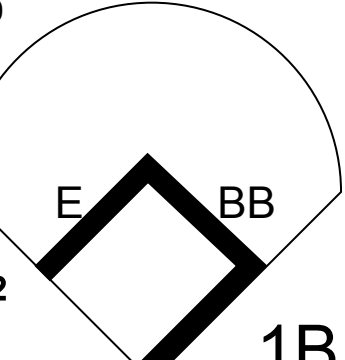
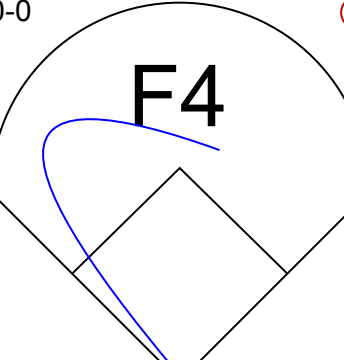
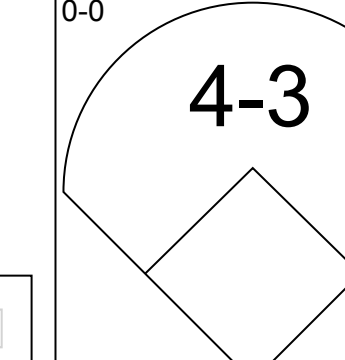
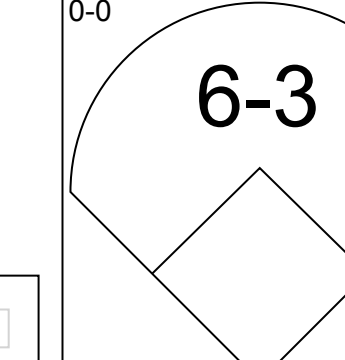
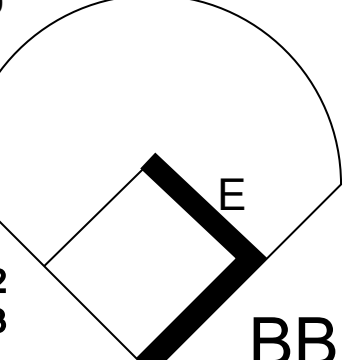
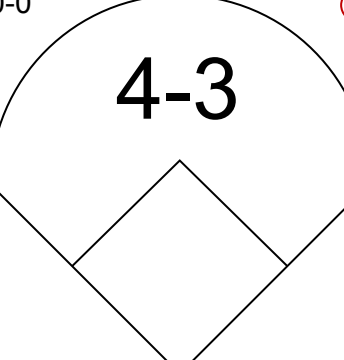
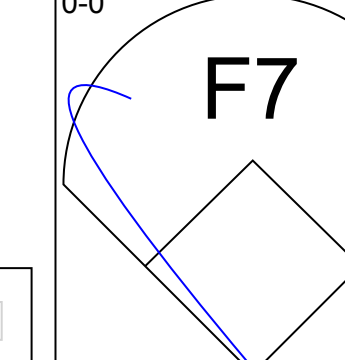
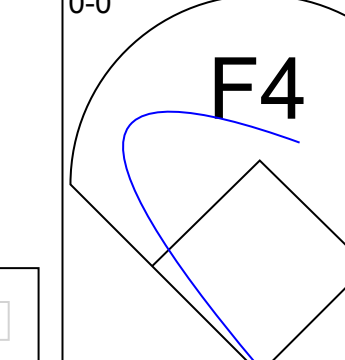
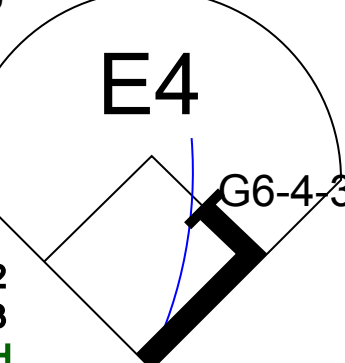
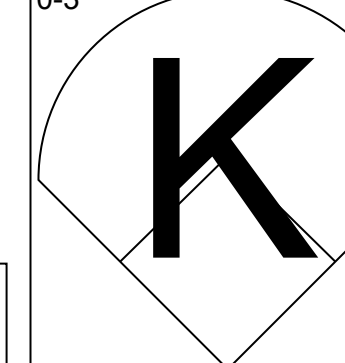
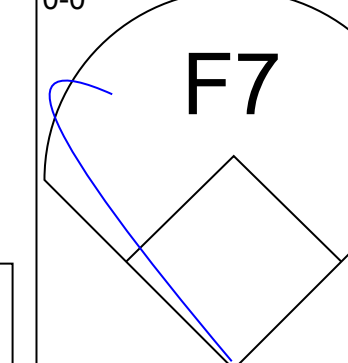
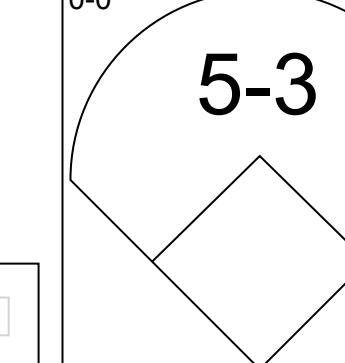
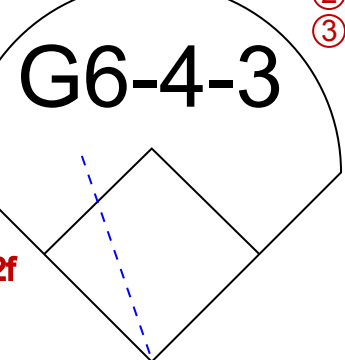
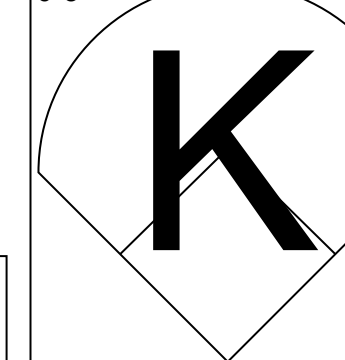
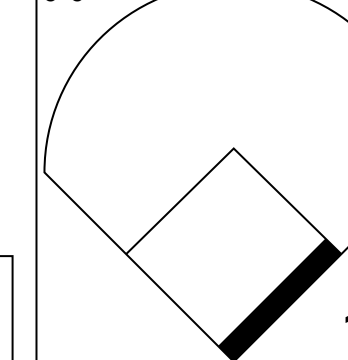
**New York Yankees @ Minnesota Twins**  
Metropolitan Stadium, Bloomington, MI  
Sun Apr 21 1968, 4:33 AM EST  
Att: 19,220 - Sunny - 60 F

AB 30  
R 5  
H 8  
RBI 5  
BB 2  
SO 10  
LOB 6







Batter	1	2	3	4	5	6	7	8	9	10	AB	R	H	RBI	BB	SO	LOB	TOP
Curt Blefary, L OBP: 0.333, SLG: 0.275 (1, 9)											4	0	1	0	0	1	0	<b>Baltimore Orioles @ Minnesota Twins</b> Metropolitan Stadium, Bloomington, MI Mon Apr 22 1968, 4:33 AM EST Att: 4,591 - Unknown
Paul Blair, R OBP: 0.250, SLG: 0.324 (1, 8)											4	1	1	1	0	1	1	
Curt Motton, R OBP: 0.313, SLG: 0.231 (1, 7)											3	0	0	0	1	0	0	
Brooks Robinson, R OBP: 0.273, SLG: 0.390 (1, 5)											4	0	0	0	0	0	1	
Boog Powell, L OBP: 0.318, SLG: 0.475 (1, 3)											4	0	1	0	0	2	0	
Davey Johnson, R OBP: 0.405, SLG: 0.485 (1, 4)											3	0	0	0	1	0	1	
Andy Etchebarren, R OBP: 0.348, SLG: 0.583 (1, 2)											4	1	1	1	0	0	3	
Mark Belanger, R OBP: 0.250, SLG: 0.385 (1, 6)											4	0	2	0	0	0	1	
Dave McNally, R Chico Fernandez, R (10, PH) John O'Donoghue, R (10, 1)											3	0	0	0	0	2	2	
<b>Inning Stats</b>	R: 1 E: 0 K: 1 S: 6	H: 1 LOB: 0 BB: 0 P: 6	R: 0 E: 0 K: 1 S: 5	H: 0 LOB: 1 BB: 1 P: 9	R: 0 E: 0 K: 1 S: 5	H: 0 LOB: 0 BB: 0 P: 5	R: 0 E: 0 K: 1 S: 5	H: 1 LOB: 1 BB: 0 P: 6	R: 0 E: 0 K: 0 S: 3	H: 1 LOB: 0 BB: 0 P: 3	R: 0 E: 0 K: 0 S: 3	H: 0 LOB: 0 BB: 0 P: 3	R: 1 E: 0 K: 0 S: 4	H: 1 LOB: 0 BB: 0 P: 4	1B: 3 2B: 2 3B: 0 HR: 2	SF: 0 SAC: 0 DP: 3 HBP: 0	WP: 0 PA: 36	
<b>PITCHER</b> Jim Merritt, L ERA: 1.93 (1, 1)	IP: 10.0 WLS: L BF: 36 H: 6 R: 2 ER: 2 SO: 6 BB: 2 IBB: 0 HBP: 0 BLK: 0 WP: 0 HR: 2 S: 46 P: 54 ERA: 1.80 WHIP: 0.800																	

Batter	1	2	3	4	5	6	7	8	9	10	AB	R	H	RBI	BB	SO	LOB	BOTTOM	
Cesar Tovar, R OBP: 0.326, SLG: 0.405 (1, 5)											4	0	1	0	0	0	1	<b>Baltimore Orioles @ Minnesota Twins</b> Metropolitan Stadium, Bloomington, MI Mon Apr 22 1968, 4:33 AM EST Att: 4,591 - Unknown	
Rod Carew, L OBP: 0.341, SLG: 0.372 (1, 4)											4	0	0	0	0	2	2		
Tony Oliva, L OBP: 0.311, SLG: 0.350 (1, 9)											4	0	0	0	0	1	1		
Harmon Killebrew, R OBP: 0.442, SLG: 0.750 (1, 3)											4	1	1	0	0	1	1		
Bob Allison, R OBP: 0.453, SLG: 0.737 (1, 7)											4	0	0	0	0	1	1		
Ted Uhlaender, L OBP: 0.366, SLG: 0.579 (1, 8)											4	0	1	0	0	0	0		
John Roseboro, L OBP: 0.275, SLG: 0.125 Rich Rollins, R (10, PH) OBP: 0.500, SLG: 0.500											2	0	0	0	1	0	0		
Jackie Hernandez, R OBP: 0.237, SLG: 0.286 Frank Kostro, R (10, PH)											3	0	0	1	0	1	2		
Jim Merritt, L OBP: 0.273, SLG: 0.111 (1, 1)											3	0	1	0	0	1	3		
<b>Inning Stats</b>	R: 0 E: 0 K: 1 S: 5	H: 0 LOB: 0 BB: 0 P: 5	R: 1 E: 1 K: 0 S: 5	H: 2 LOB: 2 BB: 1 P: 9	R: 0 E: 0 K: 1 S: 6	H: 1 LOB: 1 BB: 0 P: 6	R: 0 E: 0 K: 1 S: 5	H: 0 LOB: 0 BB: 0 P: 5	R: 0 E: 0 K: 2 S: 7	H: 0 LOB: 1 BB: 0 P: 7	R: 0 E: 0 K: 1 S: 6	H: 1 LOB: 1 BB: 0 P: 6	R: 0 E: 0 K: 0 S: 3	H: 0 LOB: 0 BB: 0 P: 3	R: 0 E: 0 K: 0 S: 3	H: 0 LOB: 0 BB: 0 P: 3	1B: 3 2B: 0 3B: 1 HR: 0	SF: 0 SAC: 0 DP: 1 HBP: 0	WP: 0 PA: 35
<b>PITCHER</b> Dave McNally, L ERA: 1.0 John O'Donoghue, L ERA:	IP: 9.0 WLS: W BF: 32 H: 4 R: 1 ER: 1 SO: 7 BB: 1 IBB: 0 HBP: 0 BLK: 0 WP: 0 HR: 0 S: 45 P: 49 ERA: 1.00 WHIP: 0.556																		





Batter	1	2	3	4	5	6	7	8	9	AB	R	H	RBI	BB	SO	LOB	TOP								
Dave May, L OBP: 0.280, SLG: 0.227 (1, 8)	F8		E5 G3 WP	K					K	5	1	2	1	0	2	1	<p><b>Baltimore Orioles @ Minnesota Twins</b> Metropolitan Stadium, Bloomington, MI Wed Apr 24 1968, 4:33 AM EST Att: 2,011 - Unknown</p> <p>livebaseballscores.com</p> <p>AB 33 R 7 H 8 RBI 6 BB 4 SO 6 LOB 12</p> 								
Curt Motton, R OBP: 0.381, SLG: 0.471 Paul Blair, R OBP: 0.250, SLG: 0.324 (1, 7)			WP G3 BB		6-3	F8			HR	4	1	2	1	1	0	1									
Curt Blefary, L OBP: 0.320, SLG: 0.250 (1, 9)	K		G3		4-3				K	4	0	0	0	1	2	3									
Brooks Robinson, R OBP: 0.250, SLG: 0.356 (1, 5)	5-3		G3		F9				F8	4	0	0	0	0	0	3									
Boog Powell, L OBP: 0.333, SLG: 0.465 (1, 3)									K	3	1	1	0	0	1	0									
Davey Johnson, R OBP: 0.370, SLG: 0.432 (1, 4)									K	4	1	0	0	0	1	2									
Eliot Hendricks, L OBP: 0.571, SLG: 0.400 Andy Etchebarren, R OBP: 0.333, SLG: 0.560 (1, 2)									K	1	1	1	1	2	0	0									
Mark Belanger, R OBP: 0.250, SLG: 0.379 (1, 6)									F8	3	1	1	1	0	0	1									
Jim Hardin, R OBP: 0.167, SLG: 0.500 Eddie Watt, R (6, 1)									6-3	3	1	1	2	0	0	1									
Inning Stats	R: 0 E: 0 K: 1 S: 6	H: 1 LOB: 1 BB: 0 P: 6	R: 0 E: 0 K: 0 S: 2	H: 0 LOB: 1 BB: 1 P: 7	R: 1 E: 1 K: 0 S: 4	H: 1 LOB: 1 BB: 1 P: 8	R: 2 E: 1 K: 1 S: 8	H: 2 LOB: 1 BB: 0 P: 8	R: 0 E: 0 K: 0 S: 3	H: 0 LOB: 0 BB: 0 P: 3	R: 3 E: 0 K: 1 S: 8	H: 3 LOB: 1 BB: 1 P: 12	R: 0 E: 0 K: 0 S: 2	H: 0 LOB: 0 BB: 1 P: 6	R: 0 E: 0 K: 1 S: 5	H: 0 LOB: 0 BB: 0 P: 5		R: 1 E: 0 K: 2 S: 8	H: 1 LOB: 0 BB: 0 P: 8	1B: 5 2B: 1 3B: 1 HR: 1	SF: 1 SAC: 0 DP: 1 HBP: 1	WP: 1 PB: 0 SB: 0 CS: 1	PA: 39		
PITCHER	IP	WLS	BF	H	R	ER	SO	BB	IBB	HBP	BLK	WP	HR	S	P	ERA	WHIP								
Dean Chance, R ERA: 3.86 Ron Perranoski, L ERA: 3.0 (1, 1)	6.0	L	29	7	6	5	3	3	0	1	0	1	0	31	44	7.50	1.667								
(7, 1)	3.0		10	1	1	1	3	1	0	0	0	0	1	15	19	3.00	0.667								

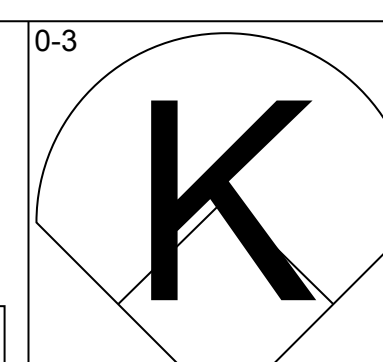
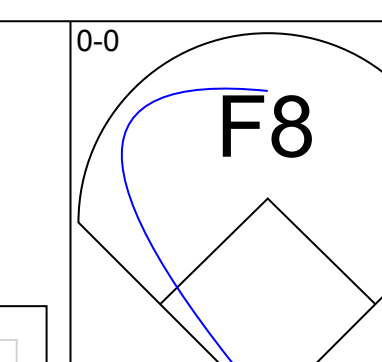
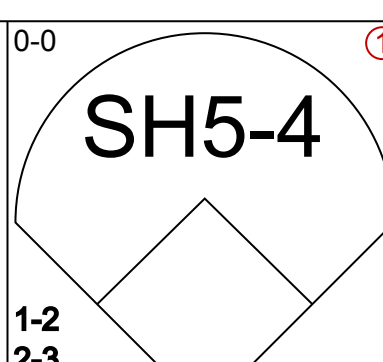
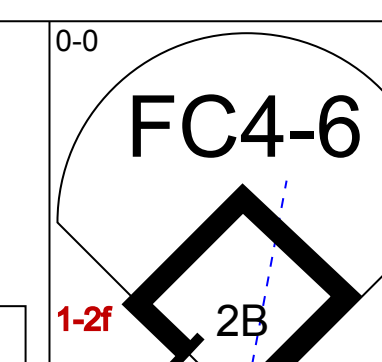
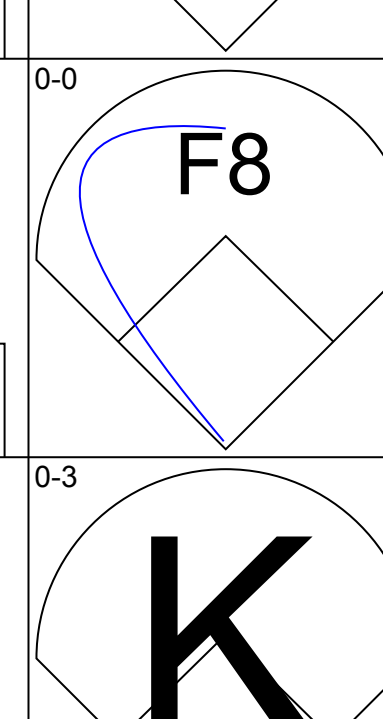
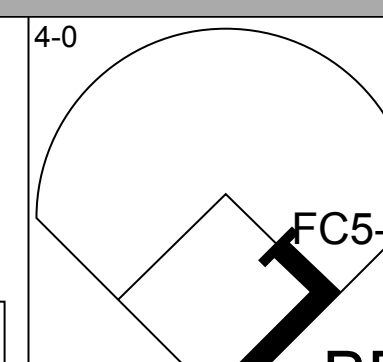
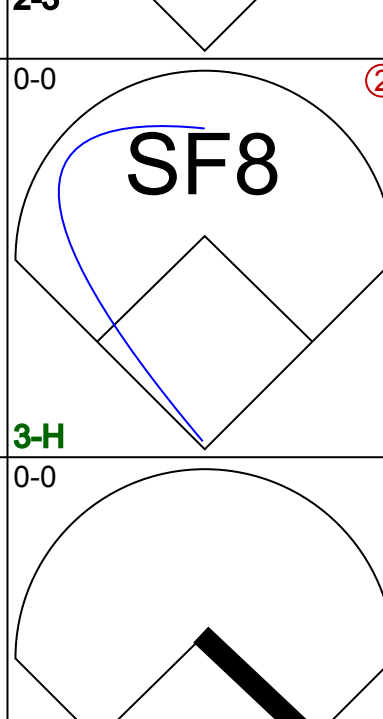
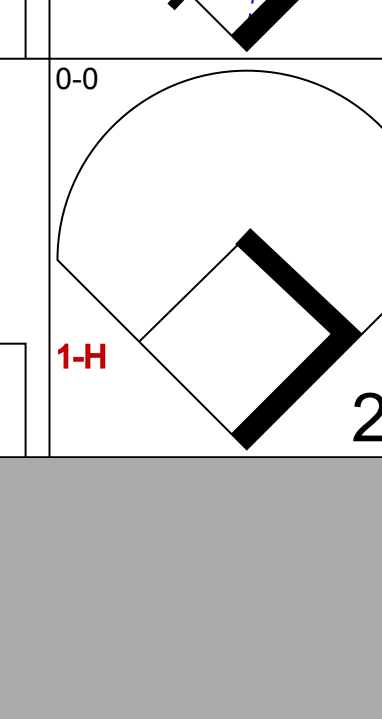
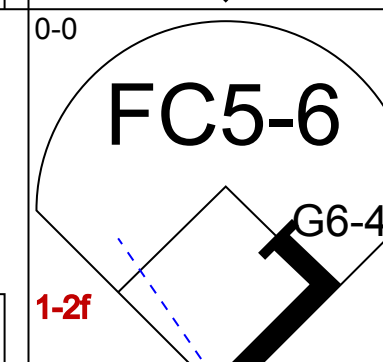
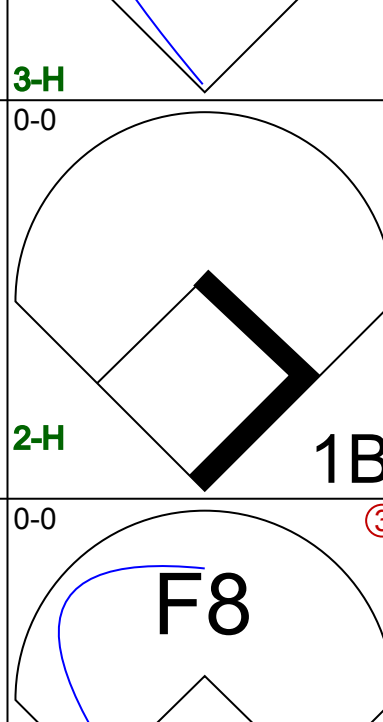
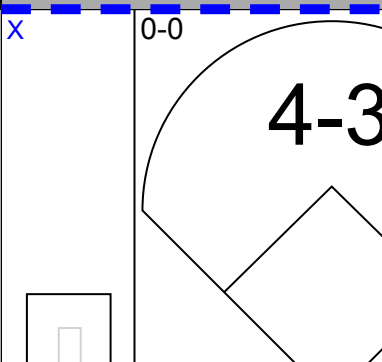
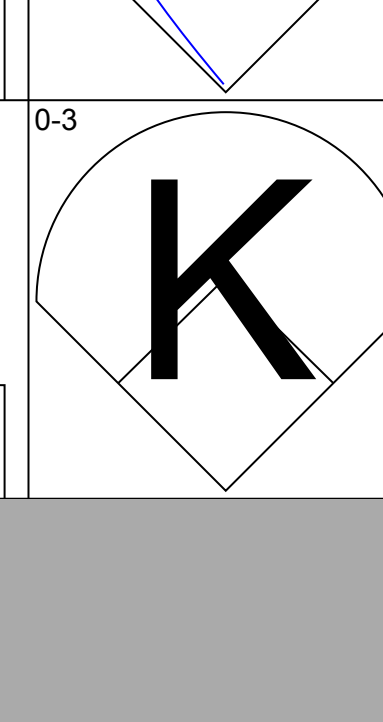
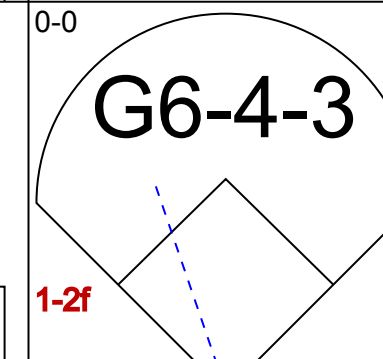
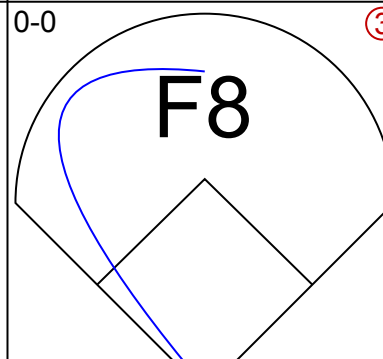
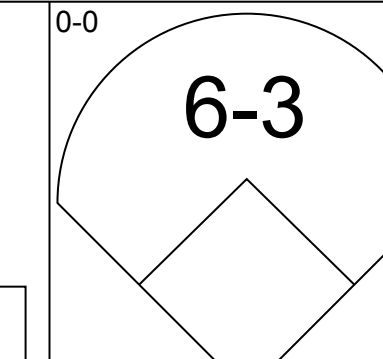


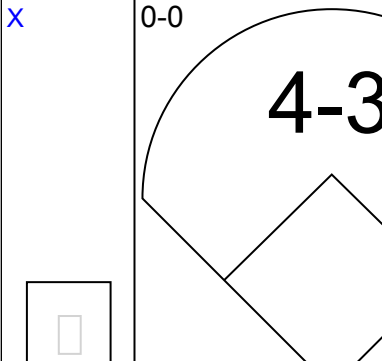
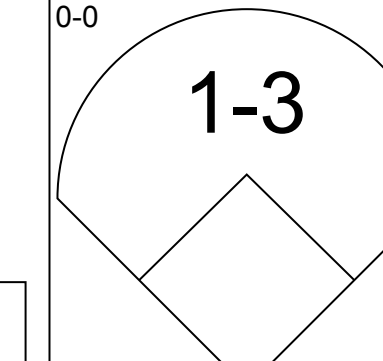
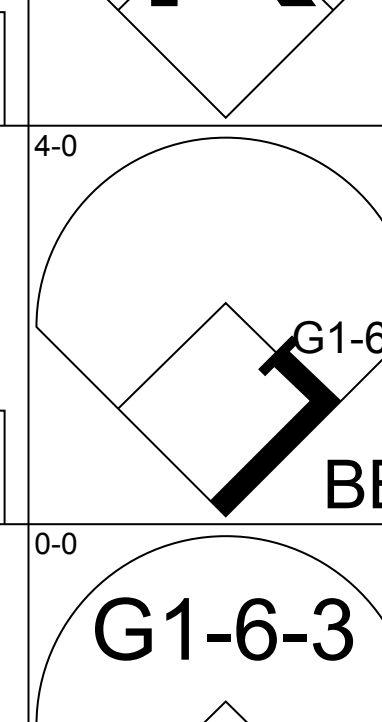
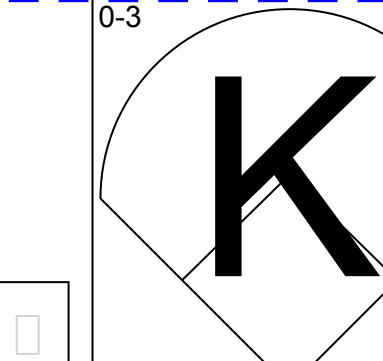

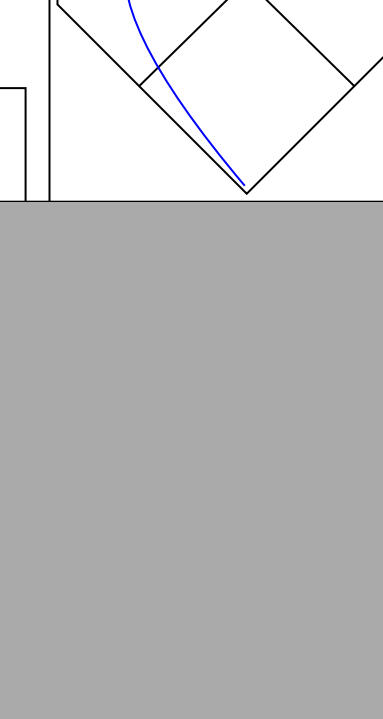
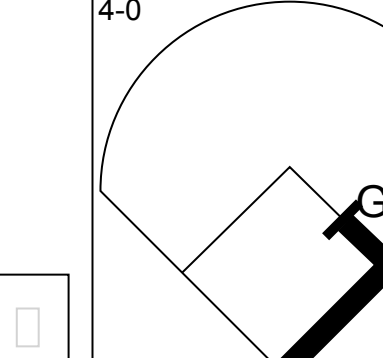
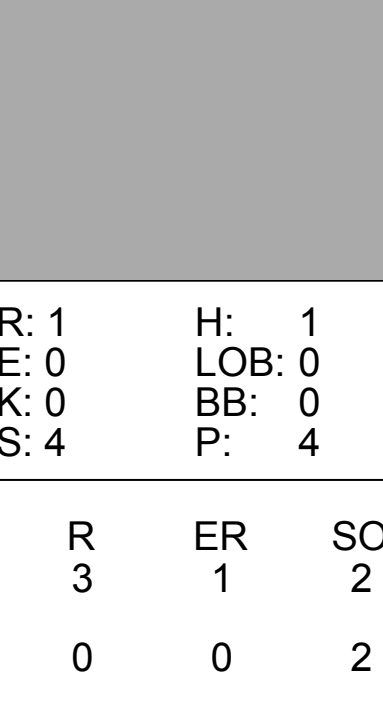
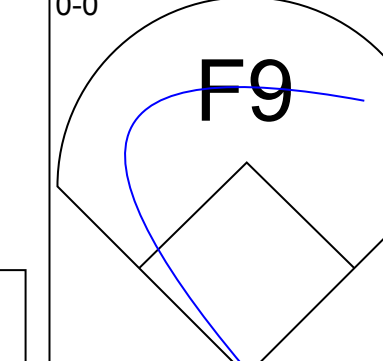
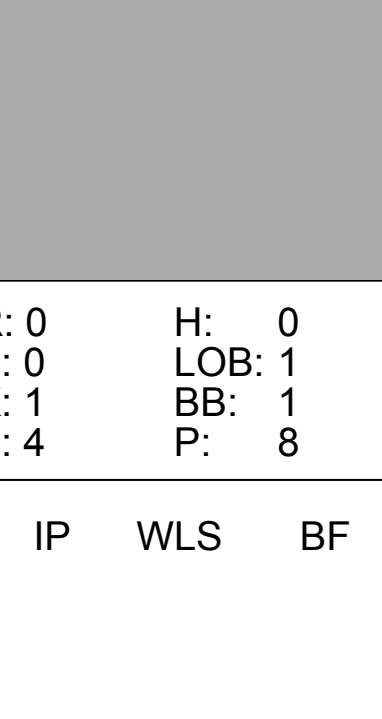
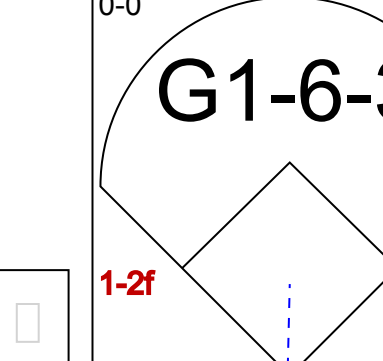
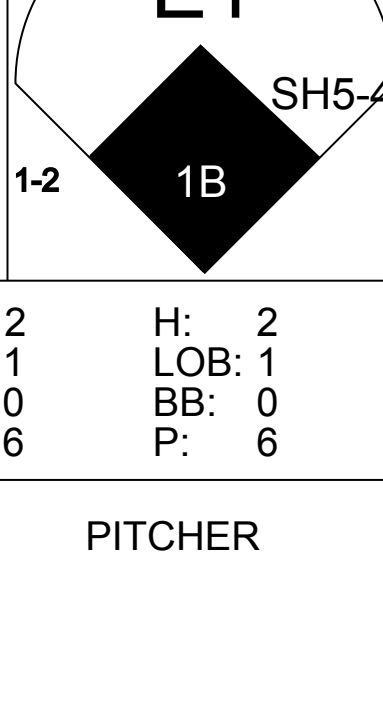
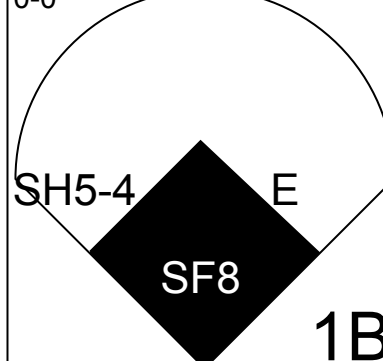
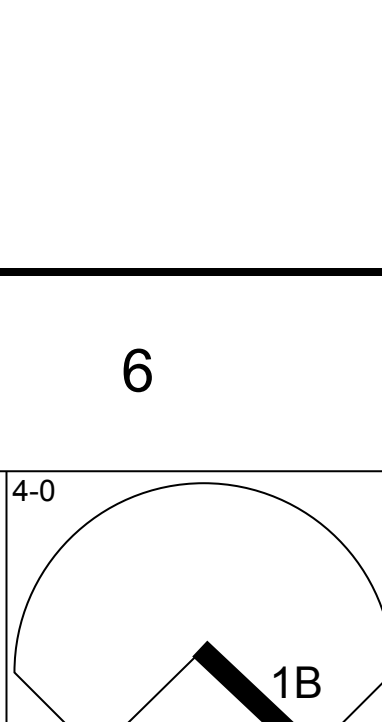
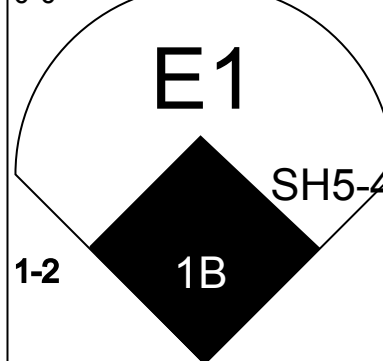
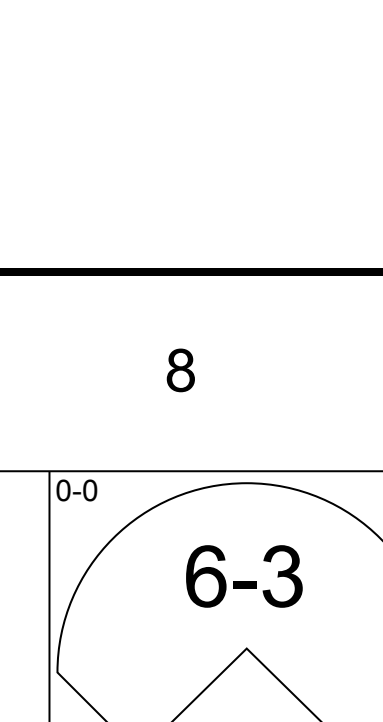
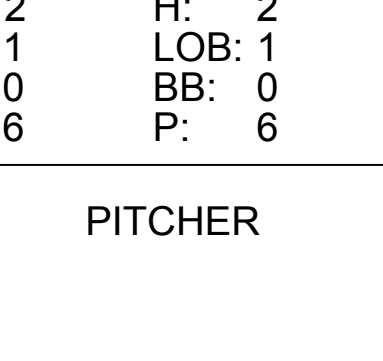
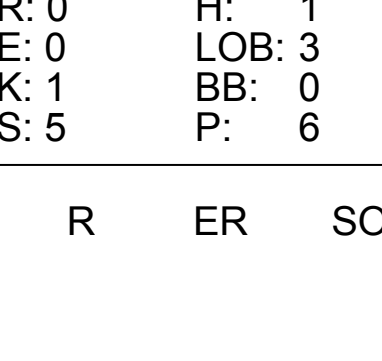

Batter	1	2	3	4	5	6	7	8	9	AB	R	H	RBI	BB	SO	LOB	BOTTOM								
Cesar Tovar, R OBP: 0.300, SLG: 0.370 (1, 5)	6-3	F3				K			2	4	0	0	0	0	2	1	<p><b>Baltimore Orioles @ Minnesota Twins</b> Metropolitan Stadium, Bloomington, MI Wed Apr 24 1968, 4:33 AM EST Att: 2,011 - Unknown</p> <p>livebaseballscores.com</p> <p>AB 32 R 3 H 6 RBI 3 BB 3 SO 7 LOB 11</p> 								
Rod Carew, L OBP: 0.375, SLG: 0.391 (1, 4)									F8	3	1	2	0	1	0	0									
Tony Oliva, L OBP: 0.286, SLG: 0.318 (1, 9)	F8		E4 G6-4-3			F7			K	4	0	0	0	0	1	3									
Harmon Killebrew, R OBP: 0.426, SLG: 0.725 (1, 3)			G6-4-3			5-3			F5	4	1	1	1	0	0	3									
Bob Allison, R OBP: 0.444, SLG: 0.714 (1, 7)			G3			F4			6-3	4	0	1	1	0	0	1									
Ted Uhlhaender, L OBP: 0.356, SLG: 0.548 (1, 8)	5-3					F7			F5	4	0	1	0	0	0	1									
John Roseboro, L OBP: 0.250, SLG: 0.111 (1, 2)			F7			6-3			F5	4	0	0	0	0	0	1									
Jackie Hernandez, R OBP: 0.293, SLG: 0.389 Rich Rollins, R OBP: 0.333, SLG: 0.333 (1, 6)									K	1	1	1	1	1	0	0									
Dean Chance, R Rich Reese, L Ron Perranoski, L Jim Holt, L (1, 1)									K	2	0	0	0	0	2	1									
(6, PH)									K	0	0	0	0	1	0	0									
(7, 1)									K	0	0	0	0	0	0	0									
(8, PH)									K	1	0	0	0	0	1	0									
Inning Stats	R: 2 E: 0 K: 0 S: 6	H: 3 LOB: 1 BB: 0 P: 6	R: 0 E: 0 K: 1 S: 5	H: 0 LOB: 1 BB: 1 P: 9	R: 0 E: 1 K: 0 S: 3	H: 0 LOB: 1 BB: 1 P: 7	R: 1 E: 0 K: 1 S: 6	H: 1 LOB: 0 BB: 0 P: 6	R: 0 E: 0 K: 1 S: 6	H: 1 LOB: 1 BB: 0 P: 6	R: 0 E: 0 K: 0 S: 3	H: 1 LOB: 3 BB: 1 P: 8	R: 0 E: 0 K: 2 S: 7	H: 0 LOB: 0 BB: 0 P: 7	R: 0 E: 0 K: 0 S: 3	H: 0 LOB: 0 BB: 0 P: 3	R: 0 E: 0 K: 2 S: 7	H: 0 LOB: 0 BB: 0 P: 7	1B: 3 2B: 2 3B: 0 HR: 1	SF: 0 SAC: 0 DP: 1 HBP: 1	WP: 0 PB: 0 SB: 1 CS: 0	PA: 36			
PITCHER	IP	WLS	BF	H	R	ER	SO	BB	IBB	HBP	BLK	WP	HR	S	P	ERA	WHIP								
Jim Hardin, R ERA: 2.29 Eddie Watt, R ERA: 1.64 (1, 1)	5.2	W	27	6	3	3	3	3	0	1	0	0	0	29	42	4.76	1.588								
(6, 1)	3.1	S	10	0	0	0	4	0	0	0	0	0	0	17	17	0.00	0.000								



Batter	1	2	3	4	5	6	7	8	9	AB	R	H	RBI	BB	SO	LOB	TOP				
<b>Ken Berry, R</b> OBP: 0.257, SLG: 0.273 (1, 8)										4	1	1	0	1	0	0	<b>Chicago White Sox @ Minnesota Twins</b> Metropolitan Stadium, Bloomington, MI Thu Apr 25 1968, 4:33 AM EST Att: 6,001 - Unknown - 51 F <a href="http://livebaseballscorecards.com">livebaseballscorecards.com</a>				
<b>Tom McCraw, L</b> OBP: 0.263, SLG: 0.176 (1, 3)										5	0	2	0	0	0	2					
<b>Pete Ward, L</b> OBP: 0.405, SLG: 0.556 (1, 5)							<b>K</b>			5	0	2	1	0	1	4					
<b>Tommy Davis, R</b> OBP: 0.195, SLG: 0.237 (1, 7)							<b>K</b>		<b>K</b>	4	0	0	1	0	2	5					
<b>Russ Snyder, L</b> OBP: 0.136, SLG: 0.095 (1, 9)							<b>K</b>			4	0	0	0	0	1	4					
<b>Duane Josephson, R</b> OBP: 0.438, SLG: 0.393 (1, 2)										4	0	3	0	0	0	0					
<b>Luis Aparicio, R</b> OBP: 0.186, SLG: 0.190 (1, 6)										4	0	2	0	0	0	2					
<b>Tim Cullen, R</b> OBP: 0.250, SLG: 0.167 (6, PH)										1	0	0	0	0	0	1					
<b>Wayne Causey, L</b> OBP: 0.293, SLG: 0.067 (6, 4)										2	0	0	0	0	1	2					
<b>Gary Peters, L</b> OBP: 0.222, SLG: 0.222 (1, 1)										4	1	2	0	0	0	4					
<b>Inning Stats</b>	R: 0 E: 0 K: 0 S: 3	H: 0 LOB: 0 BB: 0 P: 3	R: 0 E: 0 K: 0 S: 5	H: 2 LOB: 3 BB: 0 P: 6	R: 0 E: 0 K: 0 S: 4	H: 1 LOB: 1 BB: 0 P: 4	R: 0 E: 0 K: 0 S: 4	H: 1 LOB: 1 BB: 0 P: 4	R: 2 E: 0 K: 1 S: 6	H: 3 LOB: 1 BB: 0 P: 6	R: 0 E: 0 K: 3 S: 11	H: 2 LOB: 3 BB: 1 P: 15	R: 0 E: 0 K: 0 S: 4	H: 1 LOB: 1 BB: 0 P: 4	R: 0 E: 0 K: 1 S: 6	H: 1 LOB: 1 BB: 0 P: 6	1B: 11 2B: 1 3B: 0 HR: 0	SF: 1 SAC: 0 DP: 0 HBP: 1	WP: 0 PB: 0 SB: 0 CS: 1	PA: 40	
<b>PITCHER</b>	IP	WLS	BF	H	R	ER	SO	BB	IBB	HBP	BLK	WP	HR	S	P	ERA	WHIP				
<b>Jim Perry, R</b> ERA: 1.69 (1, 1)	5.1	W	25	8	2	2	0	0	0	1	0	0	0	24	25	3.38	1.500				
<b>Al Worthington, R</b> ERA: 1.08 (6, 1)	3.2	S	15	4	0	0	5	1	0	0	0	0	0	24	28	0.00	1.364				


Batter	1	2	3	4	5	6	7	8	9	AB	R	H	RBI	BB	SO	LOB	BOTTOM				
<b>Cesar Tovar, R</b> OBP: 0.296, SLG: 0.380 (1, 4)										4	1	1	0	0	0	0	<b>Chicago White Sox @ Minnesota Twins</b> Metropolitan Stadium, Bloomington, MI Thu Apr 25 1968, 4:33 AM EST Att: 6,001 - Unknown - 51 F <a href="http://livebaseballscorecards.com">livebaseballscorecards.com</a>				
<b>Tony Oliva, L</b> OBP: 0.288, SLG: 0.340 (1, 9)										3	1	1	2	0	0	0					
<b>Harmon Killebrew, R</b> OBP: 0.420, SLG: 0.698 (1, 3)										3	0	1	1	0	0	0					
<b>Bob Allison, R</b> OBP: 0.417, SLG: 0.667 (1, 7)										3	0	0	0	0	1	1					
<b>Rod Carew, L</b> OBP: 0.375, SLG: 0.391 (9, 4)										0	0	0	0	0	0	0					
<b>Rich Rollins, R</b> OBP: 0.200, SLG: 0.200 (1, 5)										2	0	0	0	0	1	0					
<b>Ron Clark, R</b> OBP: 0.667, SLG: 1.000 (7, 5)										1	0	0	0	0	0	0					
<b>Ted Uhlhaender, L</b> OBP: 0.333, SLG: 0.511 (1, 8)										3	0	0	0	0	0	0					
<b>Jackie Hernandez, R</b> OBP: 0.273, SLG: 0.359 (1, 6)										3	0	0	0	0	2	0					
<b>John Roseboro, L</b> OBP: 0.234, SLG: 0.103 (1, 2)										3	0	0	0	0	0	0					
<b>Jim Perry, S</b> OBP: 0.286, SLG: 0.667 (1, 1)										1	1	0	0	1	0	0					
<b>Al Worthington, R</b> ERA: 5.03 (6, 1)										1	0	0	0	0	0	0					
<b>Inning Stats</b>	R: 0 E: 0 K: 0 S: 3	H: 0 LOB: 0 BB: 0 P: 3	R: 0 E: 0 K: 1 S: 5	H: 0 LOB: 0 BB: 0 P: 5	R: 3 E: 0 K: 1 S: 8	H: 3 LOB: 1 BB: 1 P: 12	R: 0 E: 0 K: 1 S: 5	H: 0 LOB: 0 BB: 0 P: 5	R: 0 E: 0 K: 1 S: 5	H: 0 LOB: 0 BB: 0 P: 5	R: 0 E: 0 K: 0 S: 3	H: 0 LOB: 0 BB: 0 P: 3	R: 0 E: 0 K: 0 S: 3	H: 0 LOB: 0 BB: 0 P: 3	R: 0 E: 0 K: 0 S: 3	H: 0 LOB: 0 BB: 0 P: 3	1B: 1 2B: 2 3B: 0 HR: 0	SF: 0 SAC: 0 DP: 0 HBP: 0	WP: 0 PB: 0 SB: 0 CS: 0	PA: 28	
<b>PITCHER</b>	IP	WLS	BF	H	R	ER	SO	BB	IBB	HBP	BLK	WP	HR	S	P	ERA	WHIP				
<b>Gary Peters, L</b> ERA: 5.03 (1, 1)	8.0	L	28	3	3	3	4	1	0	0	0	0	0	35	39	3.38	0.500				

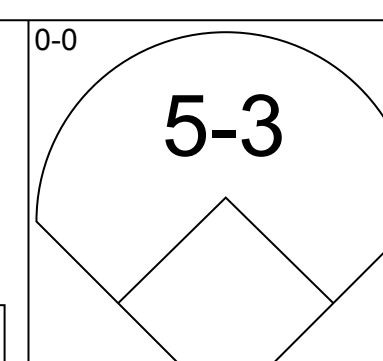
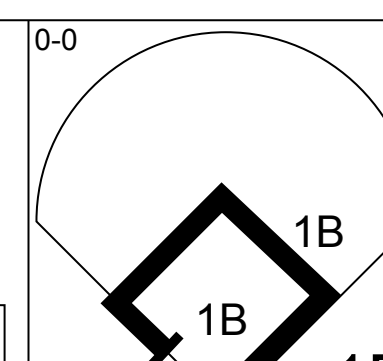
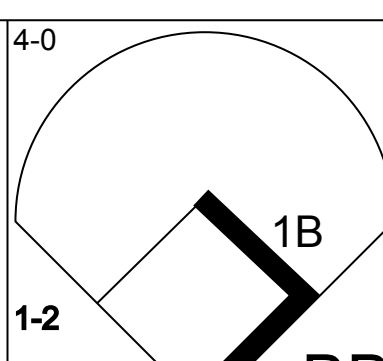
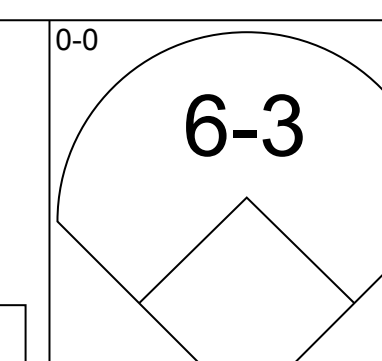
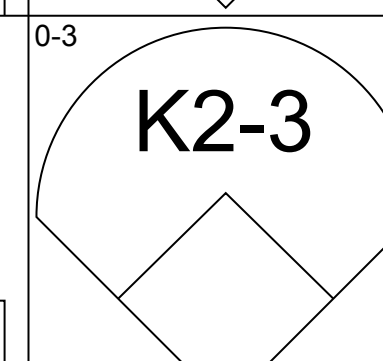
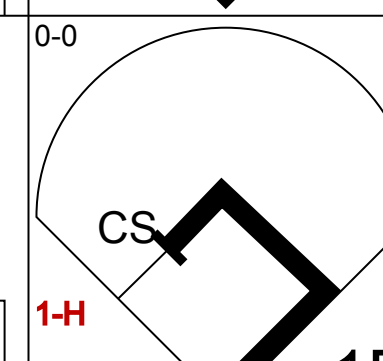
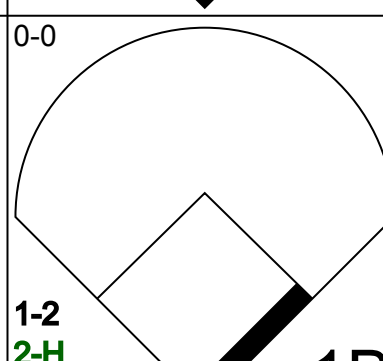
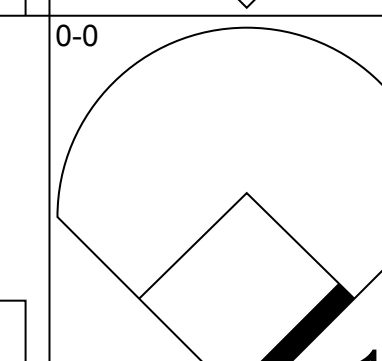
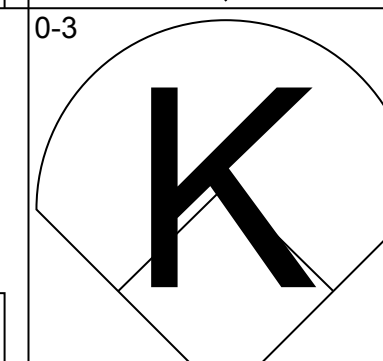
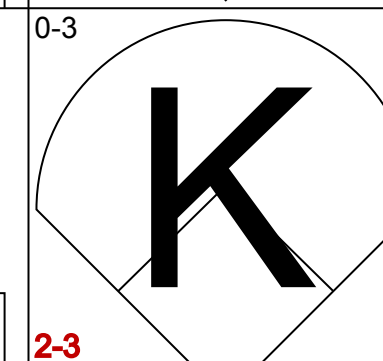
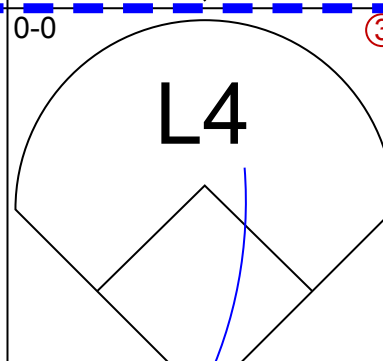
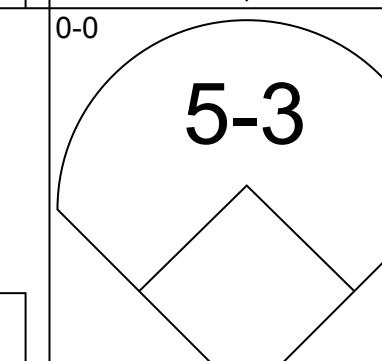
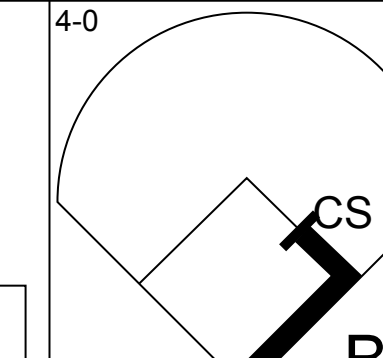
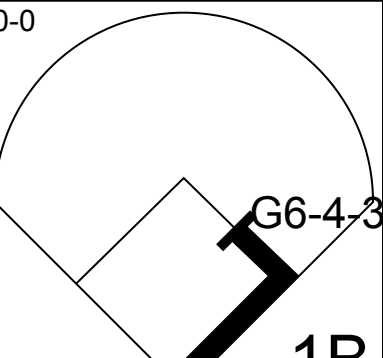
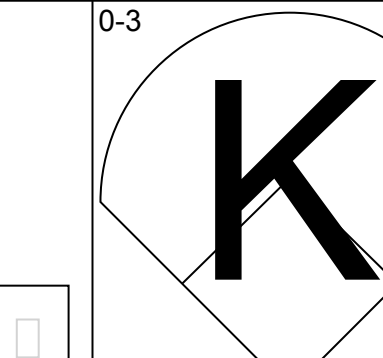
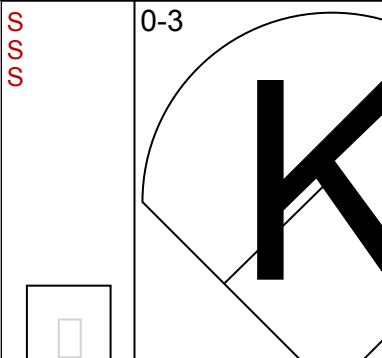
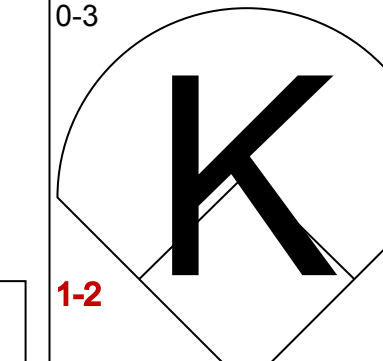

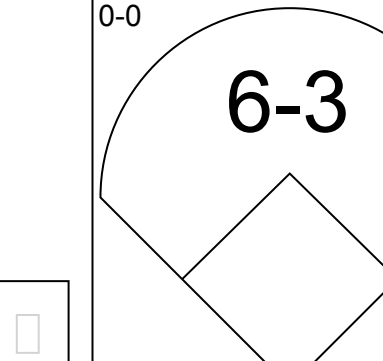
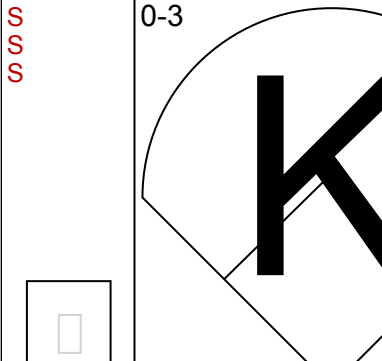
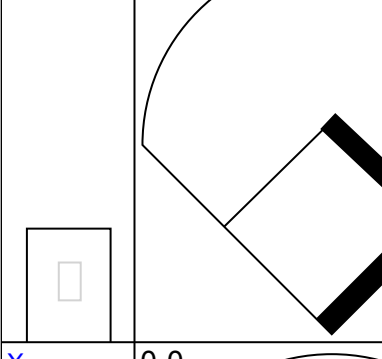
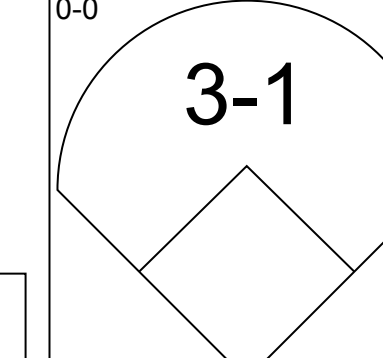
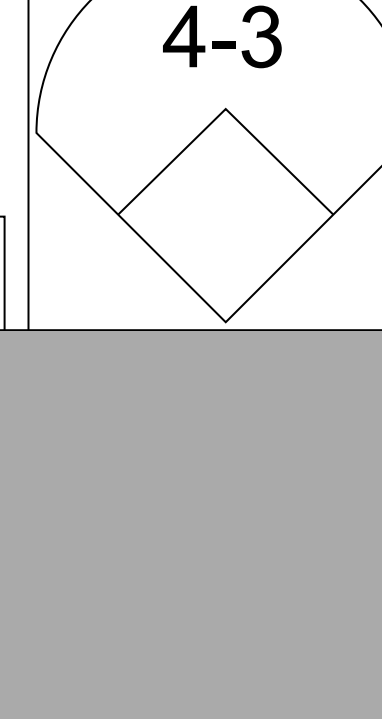
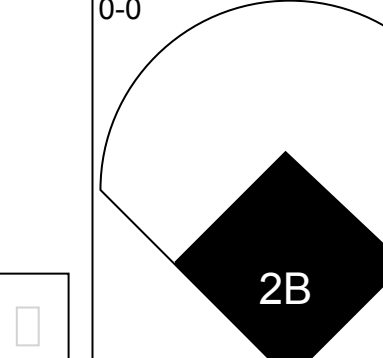
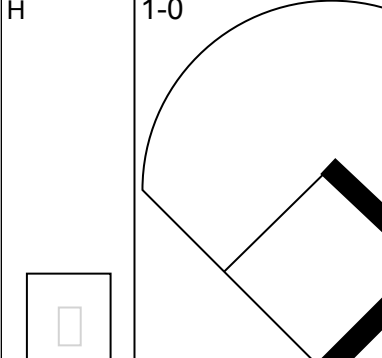
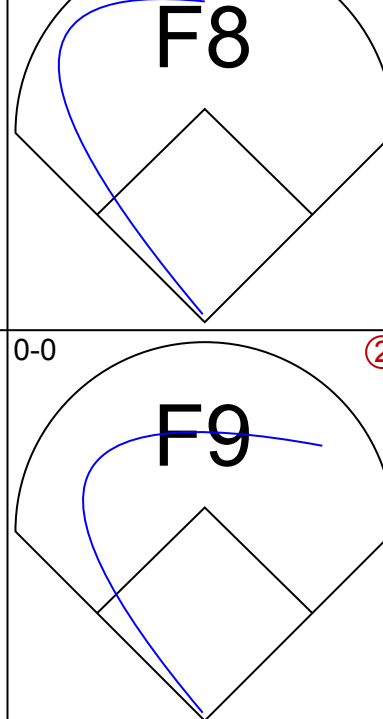
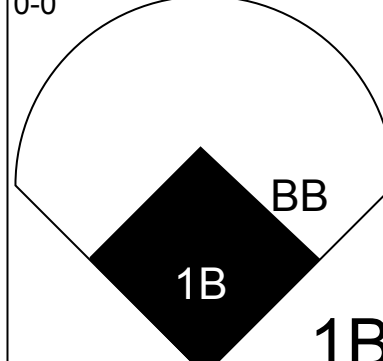
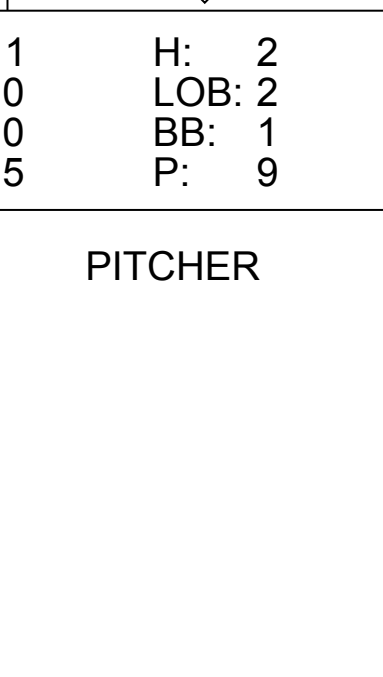
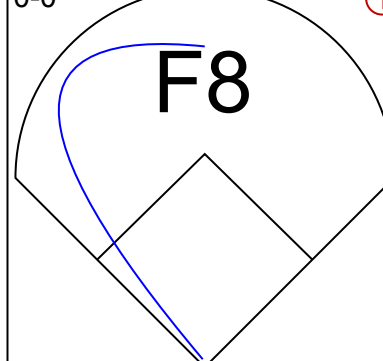

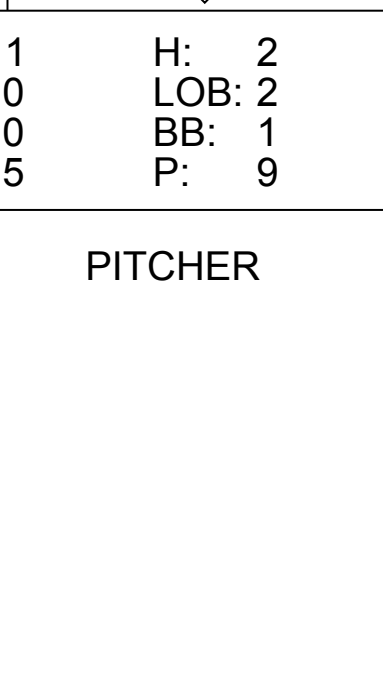
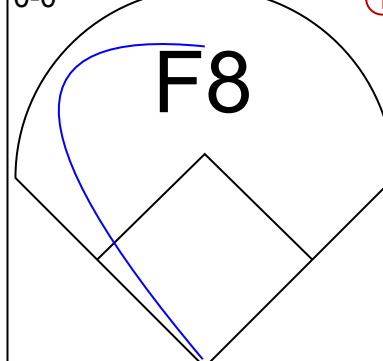


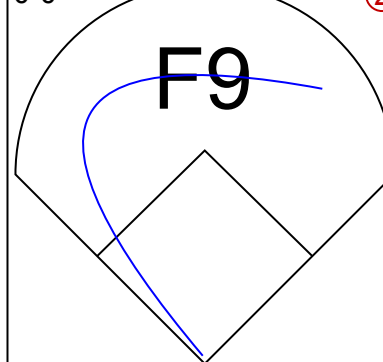
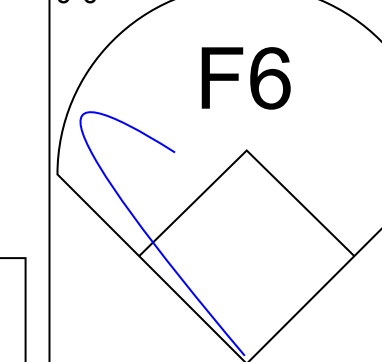


Batter	1	2	3	4	5	6	7	8	9	AB	R	H	RBI	BB	SO	LOB	TOP					
Luis Aparicio, R (1, 6) OBP: 0.174, SLG: 0.178										3	0	0	0	0	1	1						
Tom McCraw, L (1, 3) OBP: 0.226, SLG: 0.222										2	0	1	1	1	0	0						
Pete Ward, L (1, 9) OBP: 0.400, SLG: 0.538										3	0	1	1	0	1	1						
Buddy Bradford, R (6, PR) OBP: 0.250, SLG: 0.625										1	0	0	0	0	0	0						
Ken Boyer, R (1, 5) OBP: 0.158, SLG: 0.111										4	0	0	0	0	0	2						
Duane Josephson, R (1, 2) OBP: 0.389, SLG: 0.344										4	0	0	0	0	1	0						
Tommy Davis, R (1, 7) OBP: 0.227, SLG: 0.325										2	1	1	1	1	0	0						
Russ Snyder, L (7, PR) OBP: 0.136, SLG: 0.095										0	0	0	0	0	0	0						
Ken Berry, R (1, 8) OBP: 0.237, SLG: 0.250										3	0	0	0	0	0	1						
Tim Cullen, R (1, 4) OBP: 0.261, SLG: 0.190										3	1	1	0	0	1	0						
Tommy John, R (1, 1) OBP: 0.333, SLG: 0.333										2	1	0	0	0	0	1						
Bob Locker, S (6, 1)										0	0	0	0	0	0	0						
Sandy Alomar Sr., S (8, PR)										0	0	0	0	0	0	0						
Wilbur Wood, R (8, 1)										0	0	0	0	0	0	0						
<b>Inning Stats</b>	R: 0 E: 0 K: 2 S: 7	H: 0 LOB: 0 BB: 0 P: 7	R: 1 E: 0 K: 0 S: 4	H: 1 LOB: 0 BB: 0 P: 4	R: 0 E: 0 K: 0 S: 3	H: 0 LOB: 0 BB: 0 P: 3	R: 0 E: 0 K: 0 S: 2	H: 0 LOB: 0 BB: 1 P: 6	R: 0 E: 0 K: 0 S: 3	H: 0 LOB: 0 BB: 0 P: 3	R: 2 E: 1 K: 0 S: 6	H: 2 LOB: 1 BB: 0 P: 6	R: 0 E: 0 K: 1 S: 4	H: 0 LOB: 1 BB: 1 P: 8	R: 0 E: 0 K: 1 S: 5	H: 1 LOB: 3 BB: 0 P: 6	R: 0 E: 0 K: 0 S: 3	H: 0 LOB: 0 BB: 0 P: 3	1B: 2 2B: 1 3B: 0 HR: 1	SF: 1 SAC: 1 DP: 2 HBP: 1	WP: 0 PB: 0 SB: 0 CS: 0	PA: 32
<b>PITCHER</b>	IP WLS BF H R ER SO BB IBB HBP BLK WP HR S P ERA WHIP																					
Dave Boswell, R (1, 1) ERA: 2.45	6.0 L 22 3 3 1 2 1 0 0 0 0 0 1 25 29 1.50 0.667																					
Bob Miller, R (7, 1) ERA: 4.5	2.0 7 1 0 0 2 1 0 1 0 0 0 9 14 0.00 1.000																					
Ron Perranoski, L (9, 1) ERA: 2.57	1.0 3 0 0 0 0 0 0 0 0 0 0 3 3 0.00 0.000																					

Chicago White Sox @ Minnesota Twins  
Metropolitan Stadium, Bloomington, MI  
Fri Apr 26 1968, 4:33 AM EST  
Att. 5,974 - Unknown - 59 F


AB 27  
R 3  
H 4  
RBI 3  
BB 2  
SO 4  
LOB 6



Batter	1	2	3	4	5	6	7	8	9	AB	R	H	RBI	BB	SO	LOB	BOTTOM					
Cesar Tovar, R (1, 4) OBP: 0.310, SLG: 0.377										3	0	1	0	1	0	0						
Tony Oliva, L (1, 9) OBP: 0.321, SLG: 0.373										4	0	3	1	0	1	0						
Harmon Killebrew, R (1, 3) OBP: 0.389, SLG: 0.638										4	0	0	0	0	2	4						
Bob Allison, R (1, 7) OBP: 0.423, SLG: 0.646										3	0	1	0	1	2	0						
Rich Rollins, R (1, 5) OBP: 0.111, SLG: 0.111										4	0	0	0	0	2	2						
Ted Uhlhaender, L (1, 8) OBP: 0.346, SLG: 0.521										3	1	1	0	0	0	0						
Jackie Hernandez, R (1, 6) OBP: 0.283, SLG: 0.366										2	1	1	0	0	1	0						
Rod Carew, L (7, PH) OBP: 0.400, SLG: 0.438										2	0	2	1	0	0	0						
John Roseboro, L (1, 2) OBP: 0.216, SLG: 0.093										4	0	0	0	0	0	4						
Dave Boswell, R (1, 1) Ron Clark, R (6, PH) Bob Miller, R (7, 1) Frank Kostro, R (8, PH) Ron Perranoski, L (9, 1)										1	0	0	0	0	1	0						
<b>Inning Stats</b>	R: 0 E: 0 K: 2 S: 7	H: 0 LOB: 0 BB: 0 P: 7	R: 0 E: 0 K: 1 S: 4	H: 0 LOB: 0 BB: 1 P: 8	R: 0 E: 0 K: 2 S: 7	H: 0 LOB: 0 BB: 0 P: 7	R: 0 E: 0 K: 1 S: 5	H: 2 LOB: 0 BB: 0 P: 5	R: 0 E: 0 K: 0 S: 3	H: 1 LOB: 0 BB: 0 P: 3	R: 1 E: 0 K: 0 S: 5	H: 2 LOB: 2 BB: 1 P: 9	R: 1 E: 0 K: 1 S: 7	H: 2 LOB: 1 BB: 0 P: 7	R: 0 E: 0 K: 0 S: 4	H: 1 LOB: 1 BB: 0 P: 4	R: 0 E: 0 K: 2 S: 8	H: 1 LOB: 2 BB: 0 P: 9	1B: 7 2B: 3 3B: 0 HR: 0	SF: 0 SAC: 0 DP: 2 HBP: 1	WP: 0 PB: 0 SB: 0 CS: 2	PA: 35
<b>PITCHER</b>	IP WLS BF H R ER SO BB IBB HBP BLK WP HR S P ERA WHIP																					
Tommy John, L (1, 1) ERA: 3.0	5.2 W 20 5 1 1 6 2 0 0 0 0 0 0 30 38 1.59 1.235																					
Bob Locker, R (6, 1) ERA: 3.18	1.1 6 2 1 1 1 0 0 0 0 0 0 8 8 6.75 1.500																					
Wilbur Wood, L (8, 1) ERA: 2.79	2.0 S 9 2 0 0 2 0 0 1 0 0 0 12 13 0.00 1.000																					

Chicago White Sox @ Minnesota Twins  
Metropolitan Stadium, Bloomington, MI  
Fri Apr 26 1968, 4:33 AM EST  
Att. 5,974 - Unknown - 59 F

AB 32  
R 2  
H 9  
RBI 2  
BB 2  
SO 9  
LOB 11





Batter	1	2	3	4	5	6	7	8	9	AB	R	H	RBI	BB	SO	LOB	TOP			
Luis Aparicio, R OBP: 0.200, SLG: 0.224 (1, 6)										4	0	2	0	0	0	1	Chicago White Sox @ Minnesota Twins Metropolitan Stadium, Bloomington, MI Sat Apr 27 1968, 4:33 AM EST Att: 11,868 - Unknown - 61 F			
Tom McCraw, L OBP: 0.283, SLG: 0.225 (1, 3)										4	1	1	0	0	0	2				
Tommy Davis, R OBP: 0.208, SLG: 0.295 (1, 7)										4	0	0	1	0	0	1				
Ken Boyer, R OBP: 0.174, SLG: 0.136 (1, 5)										4	0	1	0	0	1	1				
Pete Ward, L OBP: 0.429, SLG: 0.558 (1, 9)										4	0	3	0	0	1	1				
Duane Josephson, R OBP: 0.375, SLG: 0.333 (1, 2)										4	0	1	0	0	1	3				
Ken Berry, R OBP: 0.238, SLG: 0.250 (1, 8)										4	0	1	0	0	1	3				
Tim Cullen, R OBP: 0.231, SLG: 0.167 Watt Williams, R (9, PH)										3	0	0	0	0	0	3				
Joe Horlen, R Bob Priddy, R Buddy Bradford, R Hoyt Wilhelm, R (7, PH)										1	0	0	0	0	1	2				
<b>Inning Stats</b>	R: 1 E: 1 K: 0 S: 4	H: 1 LOB: 0 BB: 0 P: 4	R: 0 E: 0 K: 2 S: 9	H: 2 LOB: 2 BB: 0 P: 9	R: 0 E: 0 K: 1 S: 6	H: 1 LOB: 1 BB: 0 P: 6	R: 0 E: 0 K: 0 S: 3	H: 1 LOB: 0 BB: 0 P: 3	R: 0 E: 0 K: 0 S: 4	H: 1 LOB: 1 BB: 0 P: 4	R: 0 E: 0 K: 1 S: 6	H: 1 LOB: 1 BB: 0 P: 6	R: 0 E: 0 K: 0 S: 3	H: 0 LOB: 0 BB: 0 P: 3	R: 0 E: 0 K: 1 S: 6	H: 1 LOB: 1 BB: 0 P: 6		1B: 8 2B: 1 3B: 0 HR: 0	SF: 0 SAC: 0 DP: 0 HBP: 0	WP: 0 PB: 0 SB: 1 CS: 0
<b>PITCHER</b> Jim Merritt, L ERA: 1.46 (1, 1)	IP: 9.0 WLS: W BF: 35 H: 9 R: 1 ER: 0 SO: 6 BB: 0 IBB: 0 HBP: 0 BLK: 0 WP: 0 HR: 0 S: 47 P: 47 ERA: 0.00 WHIP: 1.000															<b>PITCHER</b>				

Batter	1	2	3	4	5	6	7	8	9	AB	R	H	RBI	BB	SO	LOB	BOTTOM			
Cesar Tovar, R OBP: 0.339, SLG: 0.456 (1, 5) (7, 7)										4	1	3	1	0	0	0	Chicago White Sox @ Minnesota Twins Metropolitan Stadium, Bloomington, MI Sat Apr 27 1968, 4:33 AM EST Att: 11,868 - Unknown - 61 F			
Rod Carew, L OBP: 0.388, SLG: 0.423 (1, 4)										4	0	1	0	0	0	3				
Tony Oliva, L OBP: 0.300, SLG: 0.352 (1, 9)										3	0	0	1	0	1	2				
Harmon Killebrew, R OBP: 0.379, SLG: 0.627 Rich Reese, L (8, PR) (9, 3)										4	0	1	0	0	0	2				
Bob Allison, R OBP: 0.418, SLG: 0.647 Ron Clark, R OBP: 0.600, SLG: 0.800 (1, 7) (7, 5)										3	1	1	0	0	0	0				
Ted Uhlhaender, L OBP: 0.327, SLG: 0.490 (1, 8)										3	0	0	0	0	0	1				
Jackie Hernandez, R OBP: 0.308, SLG: 0.386 (1, 6)										3	1	2	1	0	0	0				
John Roseboro, L OBP: 0.204, SLG: 0.087 (1, 2)										3	0	0	0	0	1	2				
Jim Merritt, L OBP: 0.286, SLG: 0.091 (1, 1)										2	0	0	0	1	0	1				
<b>Inning Stats</b>	R: 0 E: 0 K: 0 S: 4	H: 2 LOB: 1 BB: 0 P: 4	R: 2 E: 0 K: 0 S: 6	H: 3 LOB: 2 BB: 1 P: 10	R: 0 E: 0 K: 1 S: 5	H: 0 LOB: 0 BB: 0 P: 5	R: 0 E: 0 K: 1 S: 6	H: 1 LOB: 1 BB: 0 P: 6	R: 1 E: 0 K: 0 S: 4	H: 1 LOB: 0 BB: 0 P: 4	R: 0 E: 0 K: 0 S: 3	H: 0 LOB: 0 BB: 0 P: 3	R: 0 E: 0 K: 0 S: 3	H: 0 LOB: 0 BB: 0 P: 3	R: 1 E: 0 K: 0 S: 4	H: 2 LOB: 1 BB: 0 P: 4		1B: 5 2B: 3 3B: 1 HR: 0	SF: 1 SAC: 0 DP: 1 HBP: 0	WP: 0 PB: 0 SB: 0 CS: 0
<b>PITCHER</b> Joe Horlen, R ERA: 5.74 Bob Priddy, R ERA: 2.53 Hoyt Wilhelm, R ERA: 1.69 (1, 1) (2, 1) (7, 1)	IP: 1.2 WLS: L BF: 10 H: 5 R: 2 ER: 2 SO: 2 BB: 1 IBB: 0 HBP: 0 BLK: 0 WP: 0 HR: 0 S: 9 P: 13 ERA: 10.80 WHIP: 3.600															<b>PITCHER</b>				

AB	35
R	1
H	9
RBI	1
BB	0
SO	6
LOB	19





Batter	1	2	3	4	5	6	7	8	9	AB	R	H	RBI	BB	SO	LOB	TOP			
Luis Aparicio, R OBP: 0.204, SLG: 0.231 (1, 6)	0-0 6-3		0-0 SF9			0-0 5-3			0-0 HR 1B	3	1	1	1	0	0	0				
Russ Snyder, L OBP: 0.115, SLG: 0.080 (1, 9)	0-0 4-3		0-0 K			0-0 4-3			0-0 L8	4	0	0	0	0	1	3				
Pete Ward, L OBP: 0.415, SLG: 0.596 (1, 5)	0-3 K		0-0 F9			0-3 K			0-0 HR	4	1	1	2	0	2	2				
Tommy Davis, R OBP: 0.192, SLG: 0.271 (1, 7)		0-0 4-3		0-0 5-3					0-0 L9	4	0	0	0	0	0	0				
Tom McCraw, L OBP: 0.260, SLG: 0.205 (1, 3)		0-0 4-3		0-0 3-1					0-0 F6	4	0	0	0	0	0	0				
Duane Josephson, R OBP: 0.349, SLG: 0.308 (1, 2)		0-0 5-3		0-0 5-3					0-0 6-3	3	0	0	0	0	0	0				
Ken Berry, R OBP: 0.244, SLG: 0.256 (1, 8)			0-0 1B SF9 1B		0-3 K				0-0 F7	3	1	1	0	0	1	0				
Tim Cullen, R OBP: 0.250, SLG: 0.192 (1, 4)			0-0 SF9 1B		0-0 F9				0-0 E4	2	0	1	0	0	0	0				
Wayne Causey, L OBP: 0.250, SLG: 0.063 (8, PR)			1-2 SF9 1B		0-0 F9				0-0 E4	1	0	0	0	0	0	0				
Sandy Alomar Sr., S (8, 4)			1-2 2-3 1B		0-0 F7				0-0 5-3-6-3-5	0	0	0	0	0	0	0				
Jack Fisher, R OBP: 0.500, SLG: 0.500 (1, 1)										2	0	1	0	0	0	0				
Wilbur Wood, R (6, 1)										0	0	0	0	0	0	0				
Ken Boyer, R OBP: 0.167, SLG: 0.130 (8, PH)										1	0	0	0	0	0	1				
Bob Locker, S (8, 1)										0	0	0	0	0	0	0				
<b>Inning Stats</b>	R: 0 E: 0 K: 1 S: 5	H: 0 LOB: 0 BB: 0 P: 5	R: 0 E: 0 K: 0 S: 3	H: 0 LOB: 0 BB: 0 P: 3	R: 1 E: 0 K: 1 S: 8	H: 3 LOB: 2 BB: 0 P: 8	R: 0 E: 0 K: 0 S: 3	H: 0 LOB: 0 BB: 0 P: 3	R: 0 E: 0 K: 1 S: 5	H: 0 LOB: 0 BB: 0 P: 5	R: 0 E: 0 K: 0 S: 3	H: 0 LOB: 0 BB: 0 P: 3	R: 0 E: 1 K: 0 S: 3	H: 0 LOB: 1 BB: 1 P: 3	R: 2 E: 0 K: 0 S: 5	H: 2 LOB: 0 BB: 0 P: 5	1B: 4 2B: 1 3B: 0 HR: 1	SF: 1 SAC: 0 DP: 1 HBP: 0	WP: 0 PB: 0 SB: 0 CS: 0	PA: 32
<b>PITCHER</b> Dean Chance, R ERA: 3.85 (1, 1)	IP: 9.0 WLS: L BF: 32 H: 5 R: 3 ER: 3 SO: 4 BB: 0 IBB: 0 HBP: 0 BLK: 0 WP: 0 HR: 1 S: 40 P: 40 ERA: 3.00 WHIP: 0.556																			

Chicago White Sox @ Minnesota Twins  
Metropolitan Stadium, Bloomington, MI  
Sun Apr 28 1968, 4:33 AM EDT  
Att: 36,234 - Unknown - 60 F

livebaseballscorecards.com

AB 31  
R 3  
H 5  
RBI 3  
BB 0  
SO 4  
LOB 6



Batter	1	2	3	4	5	6	7	8	9	AB	R	H	RBI	BB	SO	LOB	BOTTOM					
Cesar Tovar, R OBP: 0.333, SLG: 0.443 (1, 5) (8, 7)	0-0 S 1B		0-0 G6-4-3 1-2			0-0 L5			0-0 F6	4	0	1	0	0	0	2						
Rod Carew, L OBP: 0.362, SLG: 0.393 (1, 4)	0-0 F8 1-2			0-0 L7		0-0 6-3			0-3 K	4	0	0	0	0	1	2						
Tony Oliva, L OBP: 0.297, SLG: 0.345 (1, 9)	0-0 F5			0-0 L7		0-0 L4			0-0 1-3 1B	4	0	1	0	0	0	1						
Harmon Killebrew, R OBP: 0.371, SLG: 0.655 (1, 3)	0-0 5-3			0-0 HR		0-0 5-3			0-3 K	4	1	1	1	0	1	2						
Bob Allison, R OBP: 0.397, SLG: 0.611 (1, 7)		0-0 F3		0-0 5-3		0-0 F2			0-0 1-3	3	0	0	0	0	0	0						
Ron Clark, R OBP: 0.500, SLG: 0.667 (8, 5)									1-2 K	1	0	0	0	0	0	1						
Ted Uhlhaender, L OBP: 0.339, SLG: 0.582 (1, 8)		0-0 6-3				0-0 HR			0-3 K	4	1	2	1	0	1	1						
Jackie Hernandez, R OBP: 0.289, SLG: 0.362 (1, 6)		0-0 6-3				0-0 F5			0-3 K	3	0	0	0	0	1	1						
John Roseboro, L OBP: 0.193, SLG: 0.082 (1, 2)			0-0 F5			0-0 L9			0-0 F7	3	0	0	0	0	0	0						
Dean Chance, R OBP: 0.154, SLG: 0.083 (1, 1)						0-0 K			4-0 BB	2	0	1	0	1	1	0						
<b>Inning Stats</b>	R: 0 E: 0 K: 0 S: 4	H: 1 LOB: 1 BB: 0 P: 4	R: 0 E: 0 K: 0 S: 3	H: 0 LOB: 0 BB: 0 P: 3	R: 0 E: 0 K: 0 S: 3	H: 1 LOB: 0 BB: 0 P: 3	R: 1 E: 0 K: 0 S: 4	H: 1 LOB: 0 BB: 0 P: 4	R: 1 E: 0 K: 1 S: 6	H: 1 LOB: 0 BB: 0 P: 6	R: 0 E: 0 K: 0 S: 3	H: 0 LOB: 0 BB: 0 P: 3	R: 0 E: 0 K: 1 S: 6	H: 1 LOB: 1 BB: 0 P: 6	R: 0 E: 0 K: 1 S: 5	H: 0 LOB: 1 BB: 1 P: 9	R: 0 E: 0 K: 2 S: 8	H: 1 LOB: 1 BB: 0 P: 8	1B: 3 2B: 0 3B: 1 HR: 2	SF: 0 SAC: 0 DP: 1 HBP: 0	WP: 0 PB: 0 SB: 1 CS: 0	PA: 33
<b>PITCHER</b> Jack Fisher, R ERA: 2.45 Wilbur Wood, L ERA: 2.31 Bob Locker, R ERA: 2.35 (1, 1) (6, 1) (8, 1)	IP: 5.0 WLS: 7 BF: 18 H: 4 R: 2 ER: 2 SO: 1 BB: 0 IBB: 0 HBP: 0 BLK: 0 WP: 0 HR: 0 S: 9 P: 9 ERA: 0.00 WHIP: 0.800																					

Chicago White Sox @ Minnesota Twins  
Metropolitan Stadium, Bloomington, MI  
Sun Apr 28 1968, 4:33 AM EDT  
Att: 36,234 - Unknown - 60 F

livebaseballscorecards.com

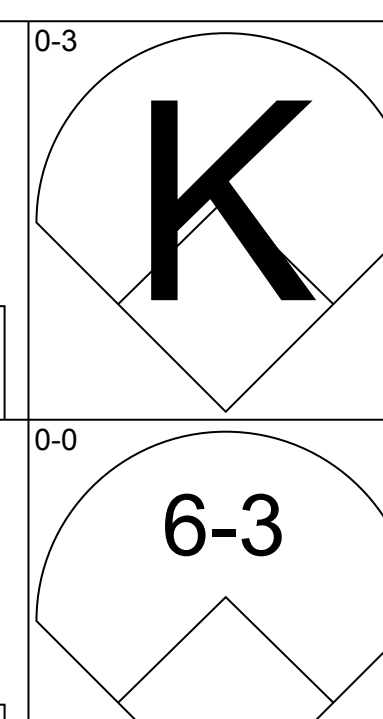
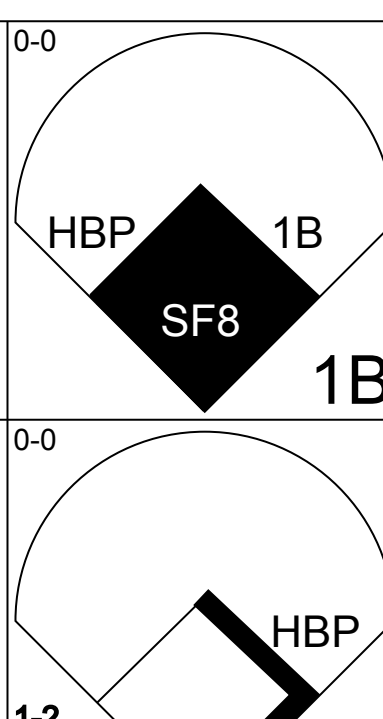
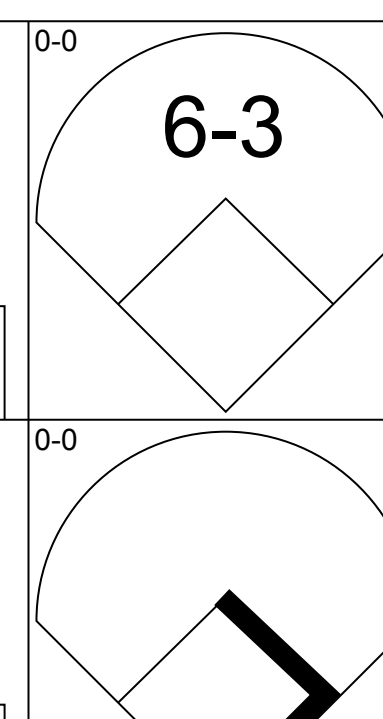
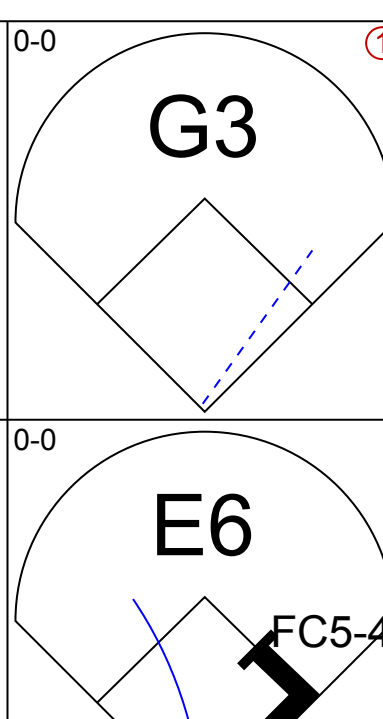
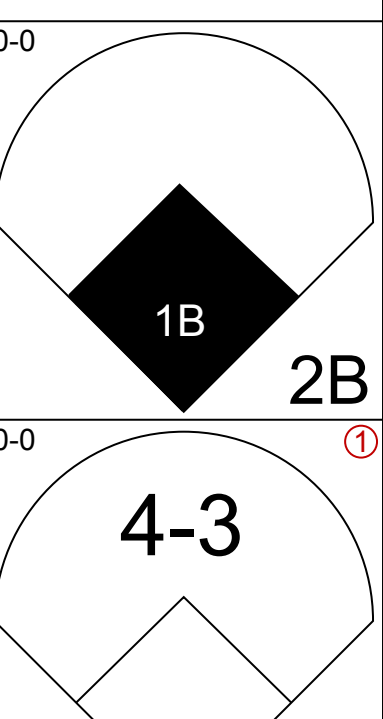
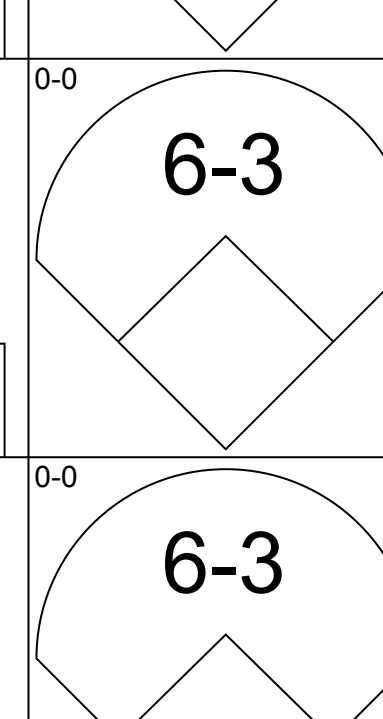
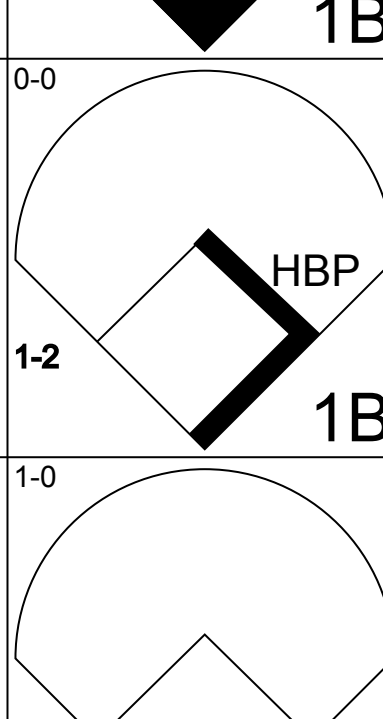
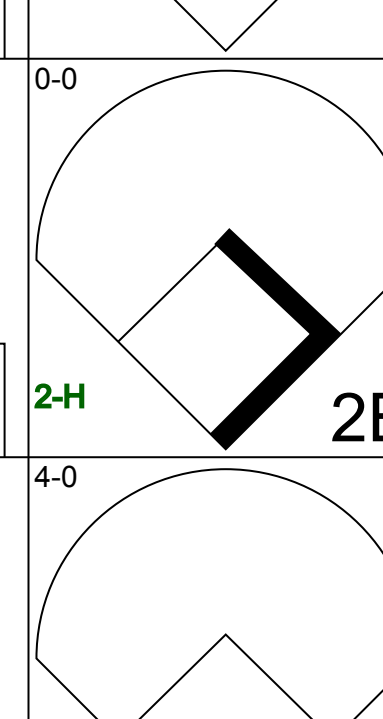
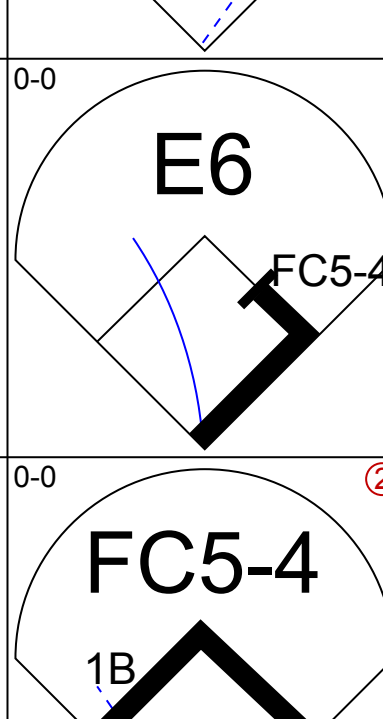
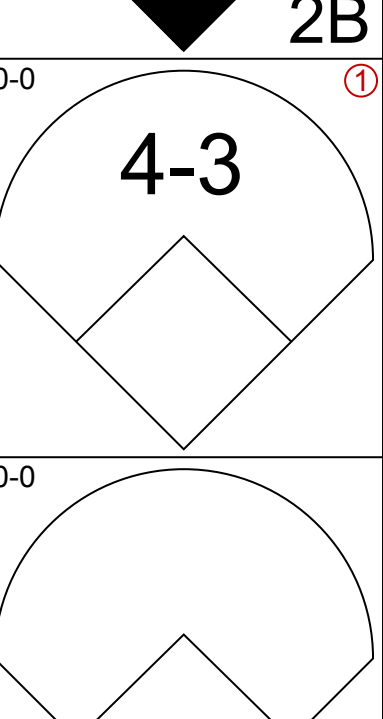
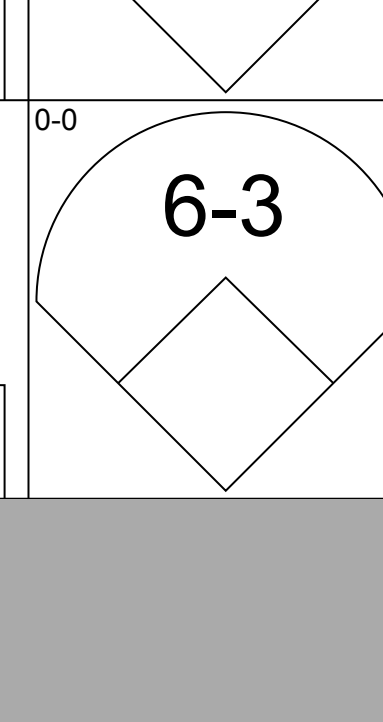
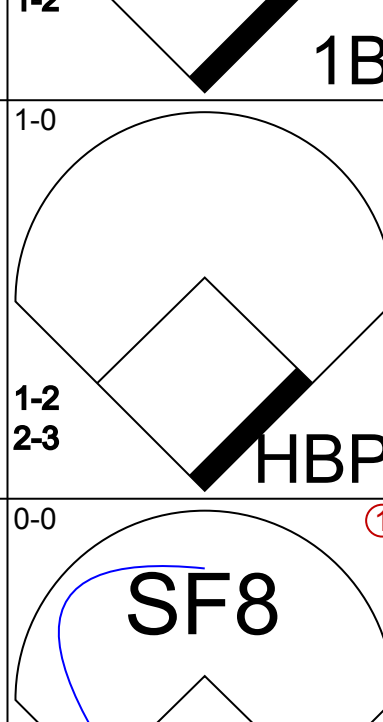
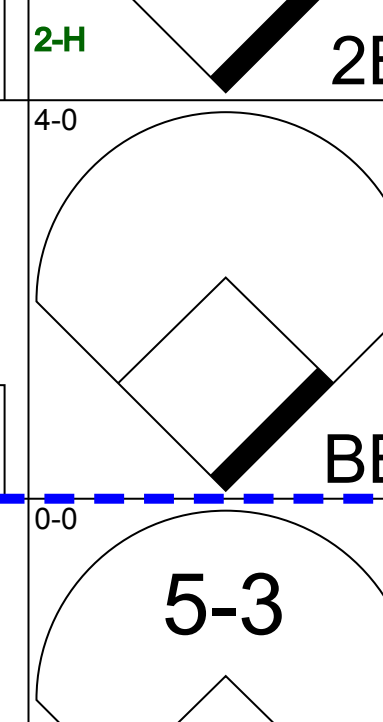
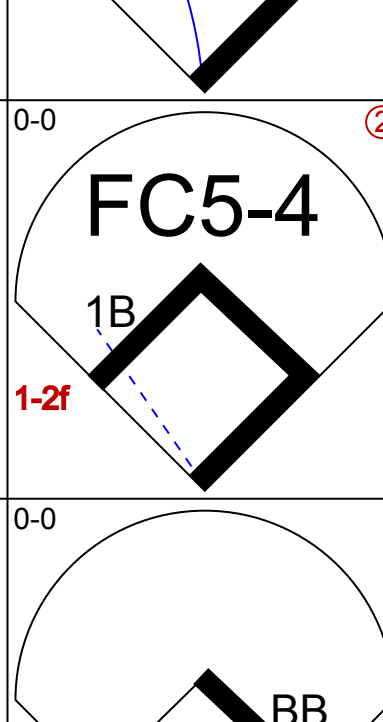
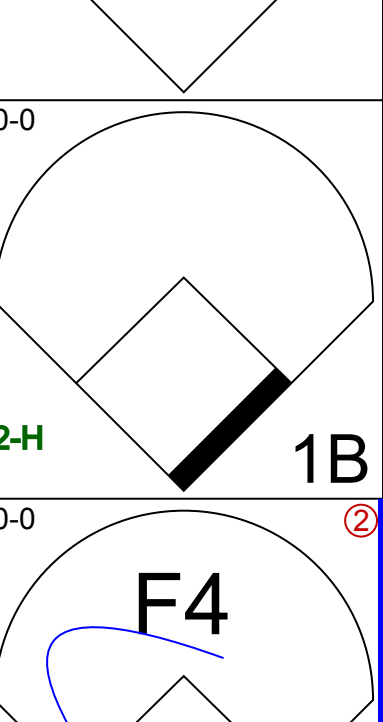
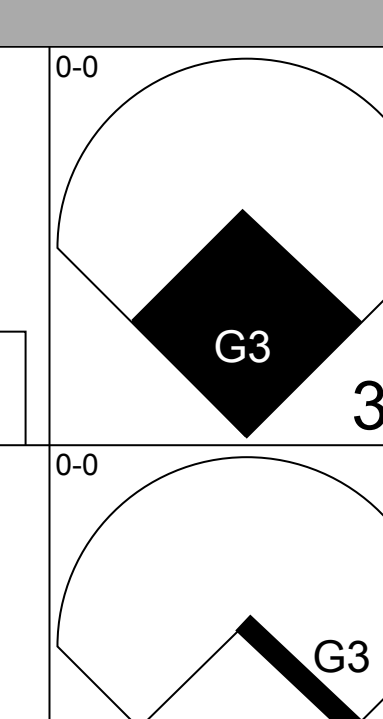
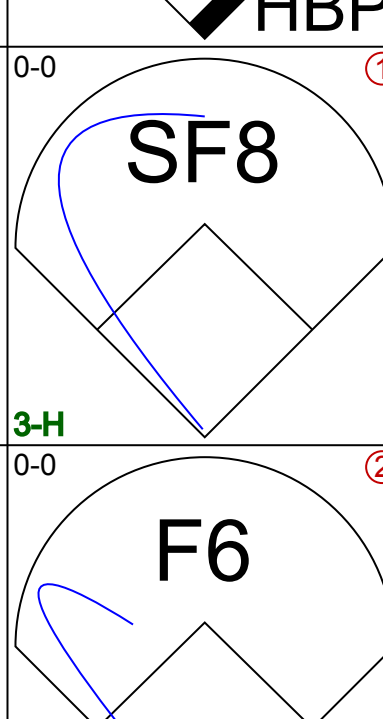
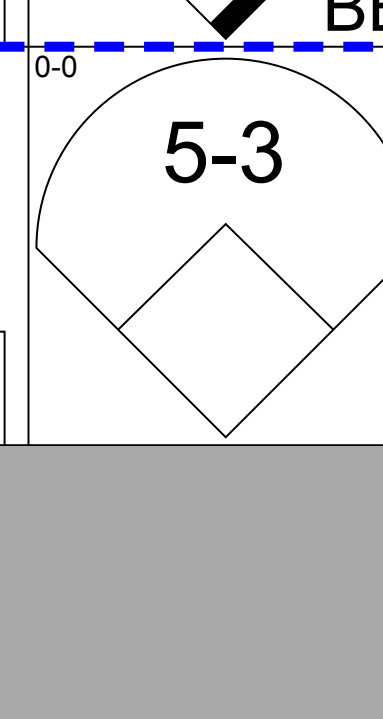
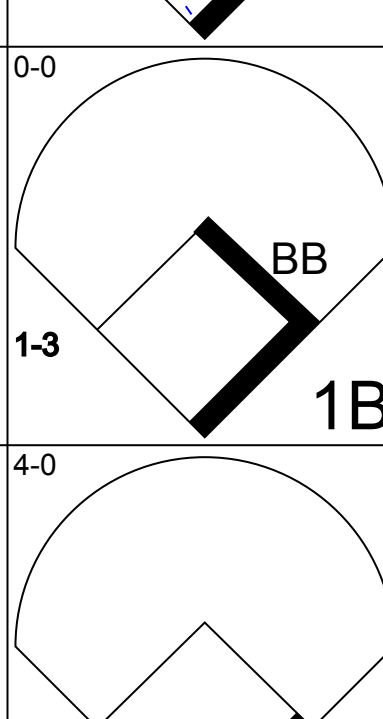
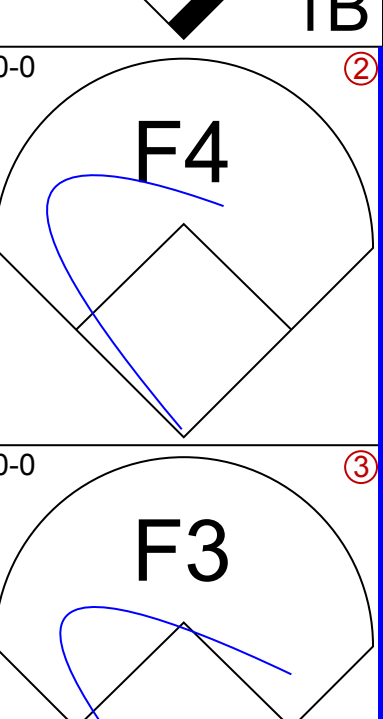
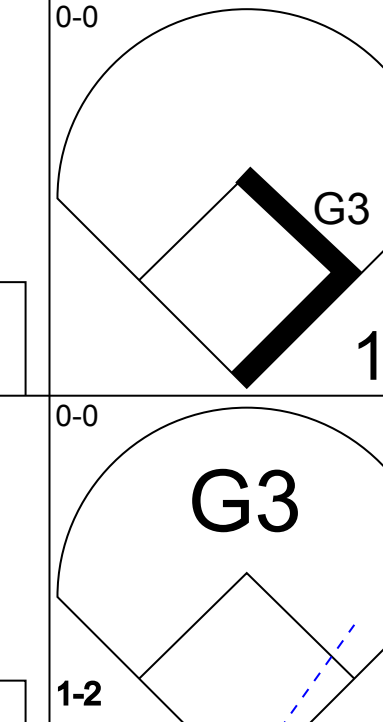
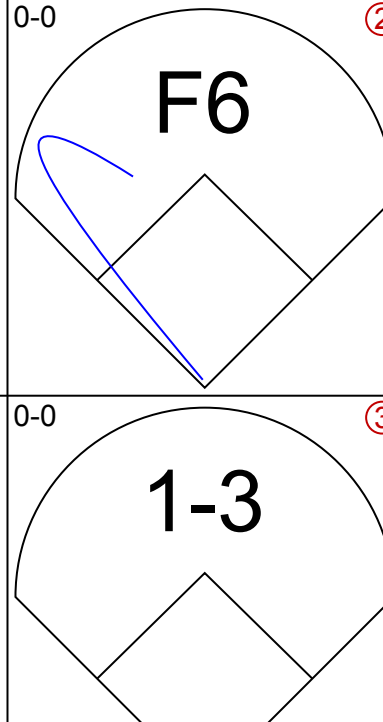
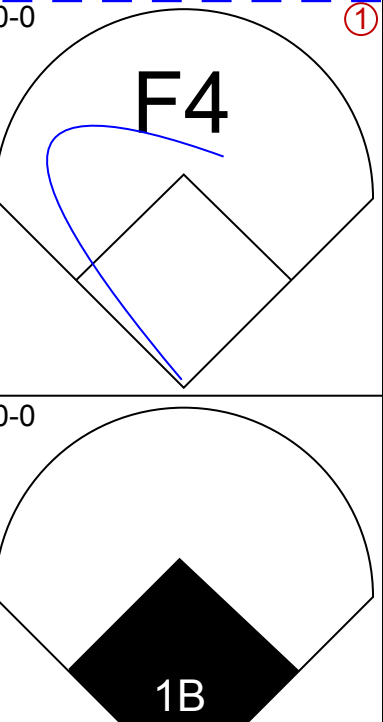
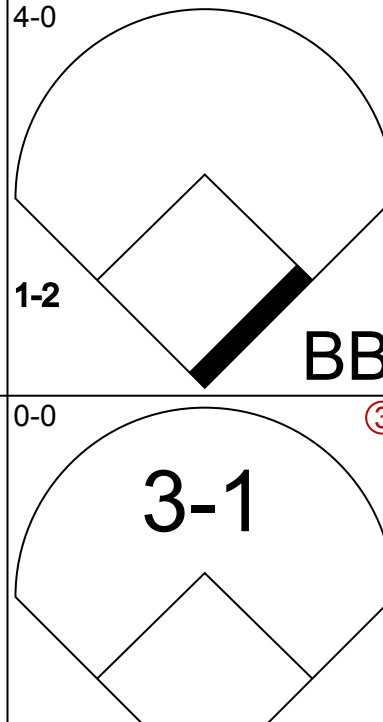
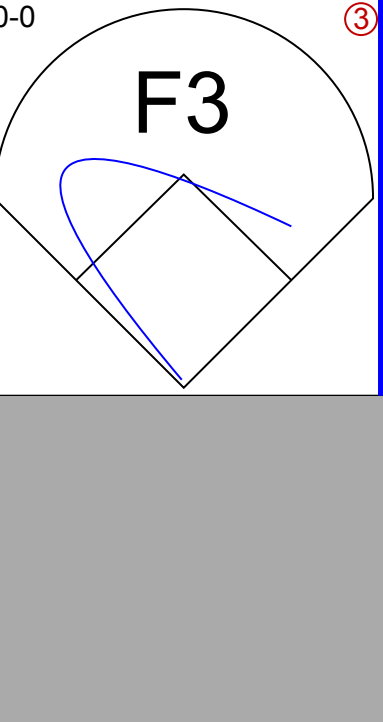
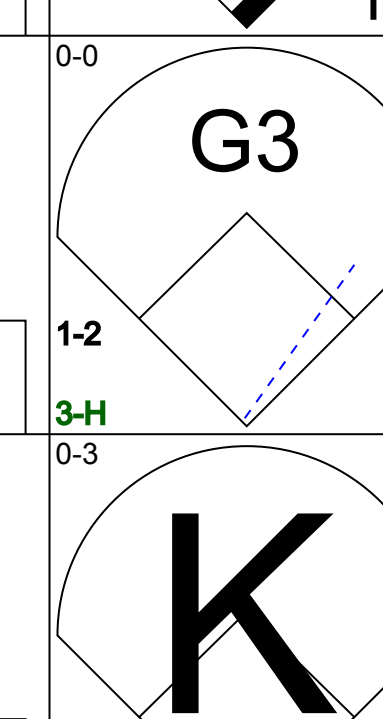
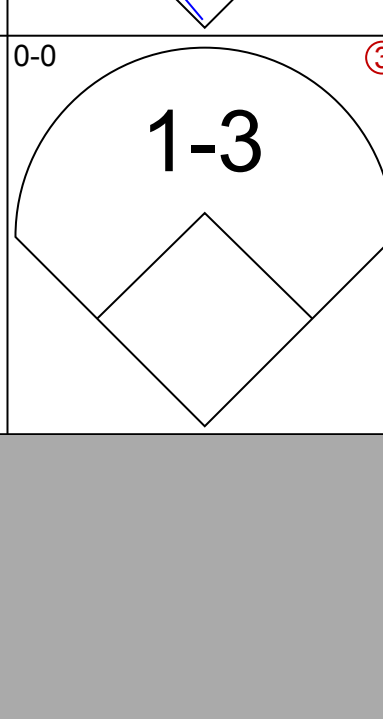
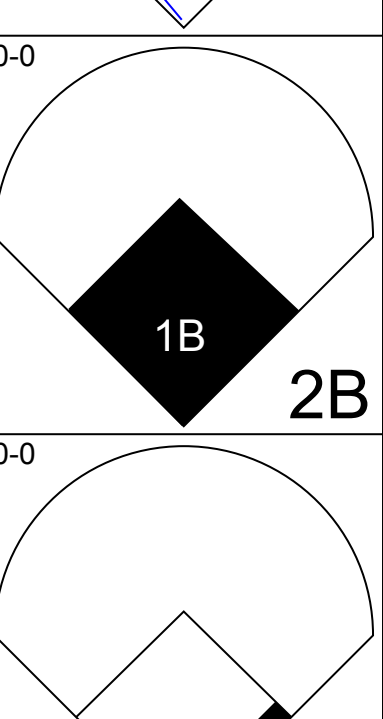


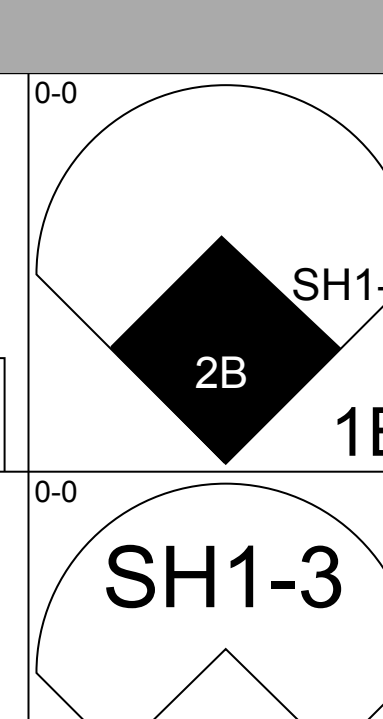



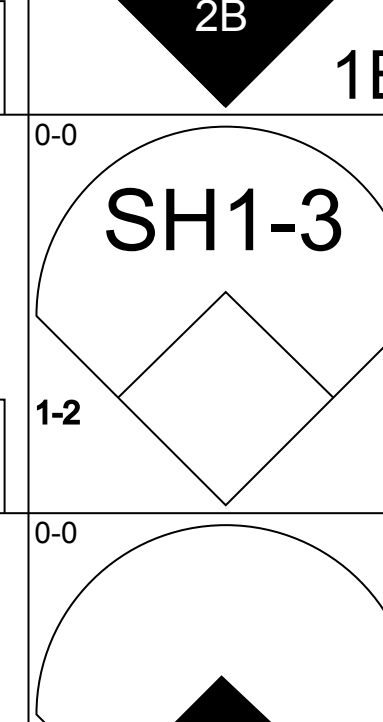
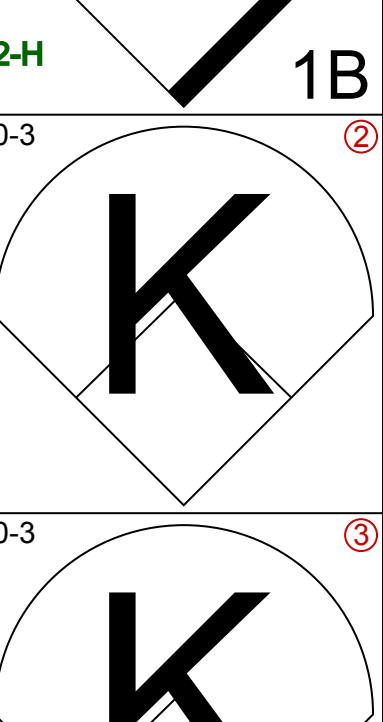

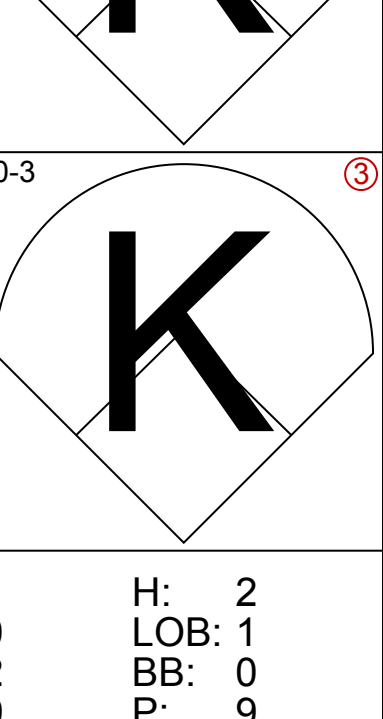
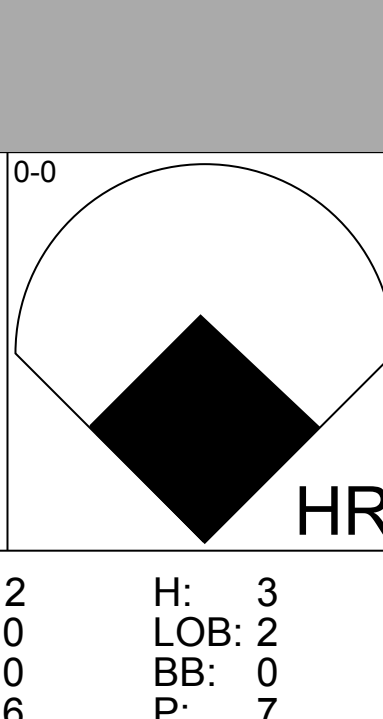
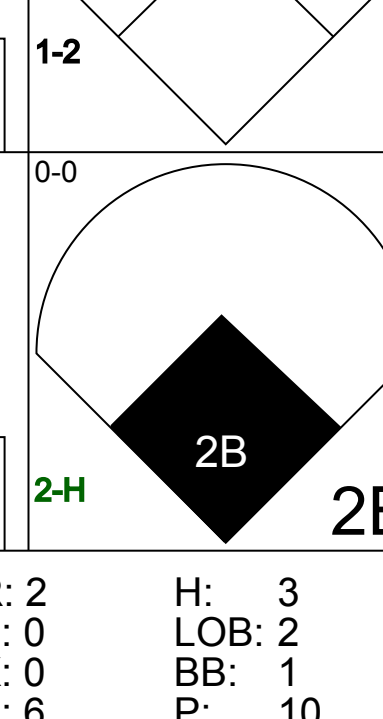
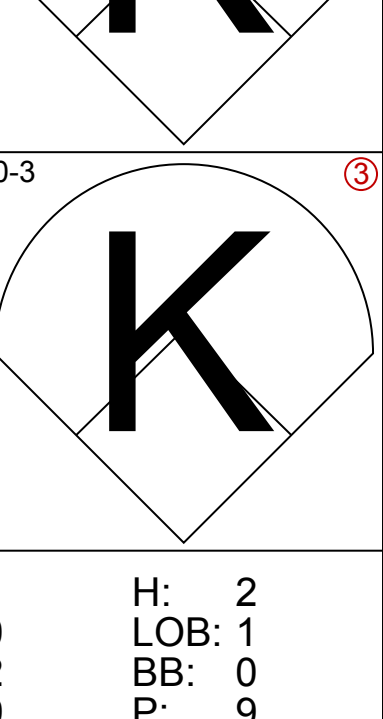

AB 32  
R 2  
H 6  
RBI 2  
BB 1  
SO 5  
LOB 10

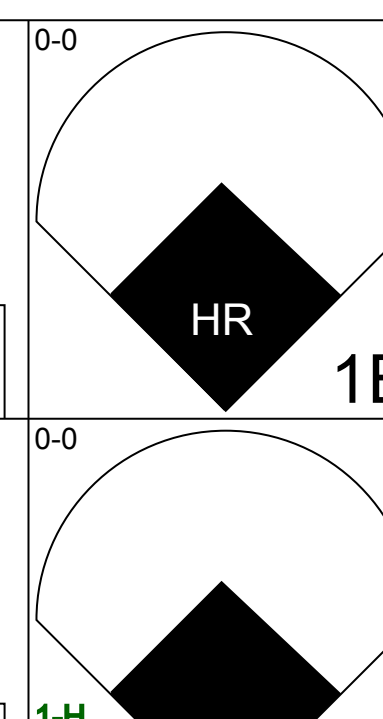
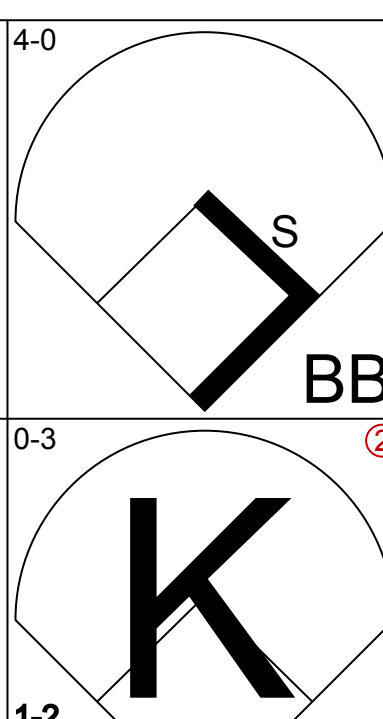
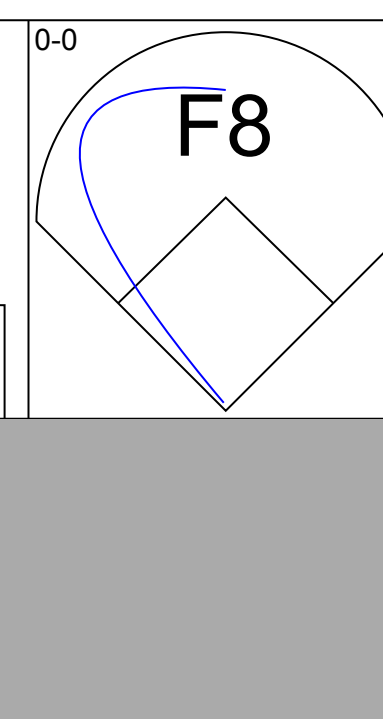


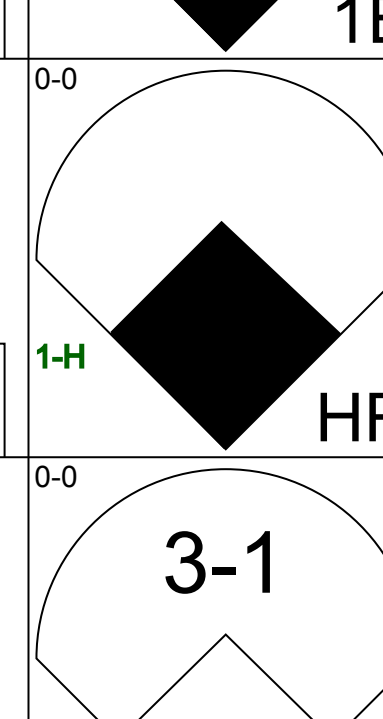
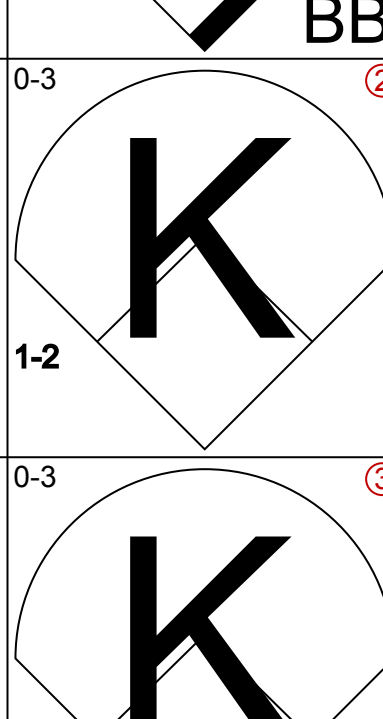
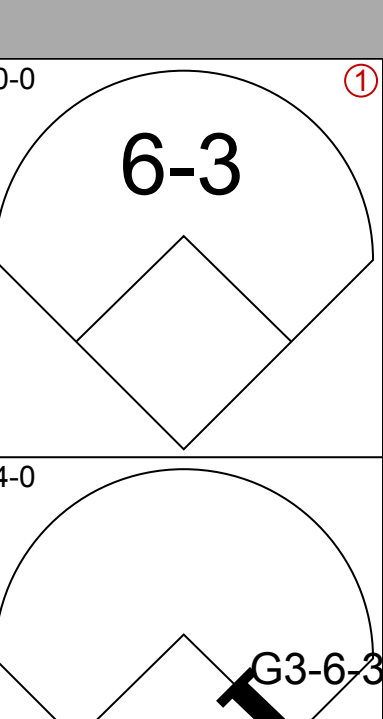


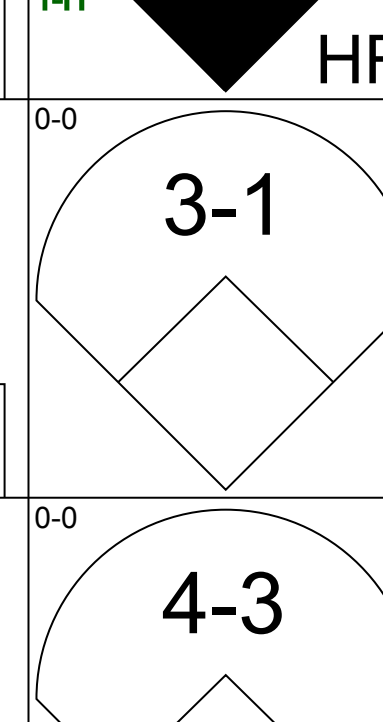
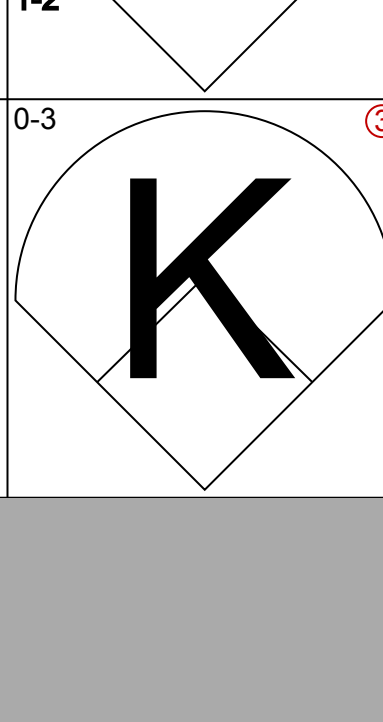
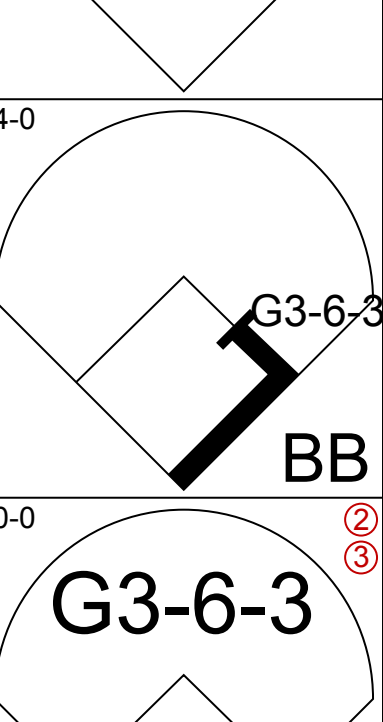

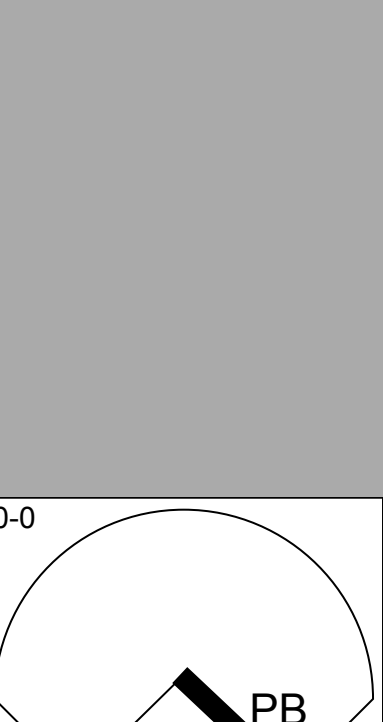
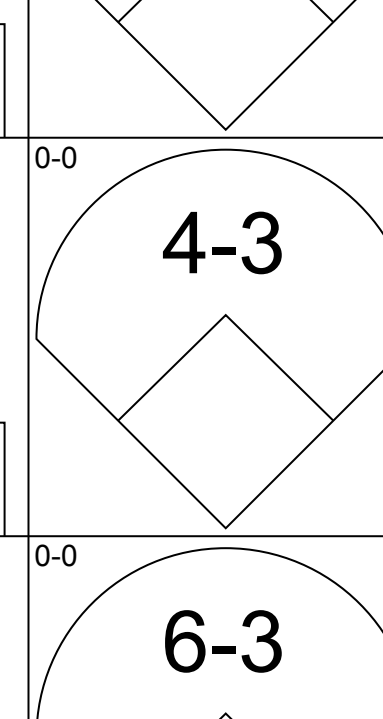
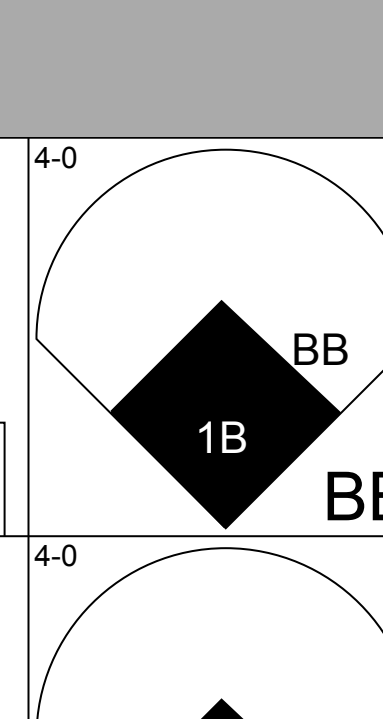
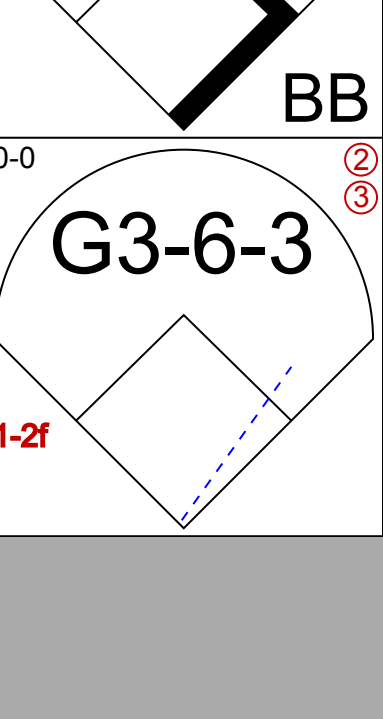
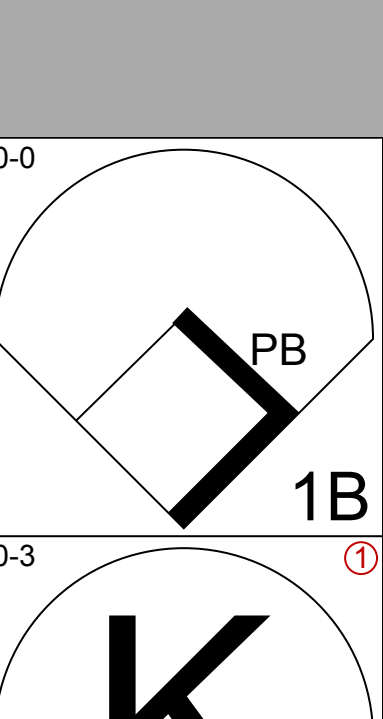
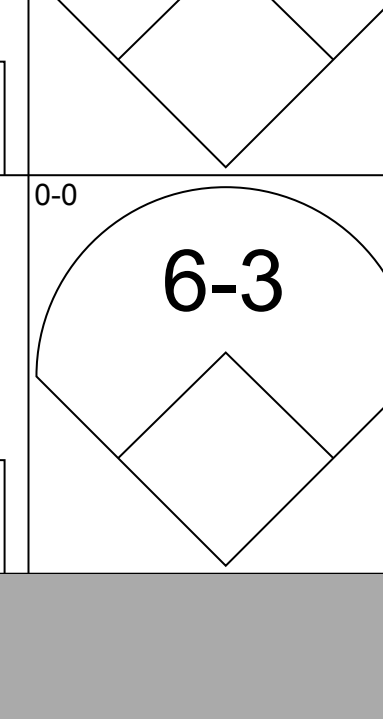
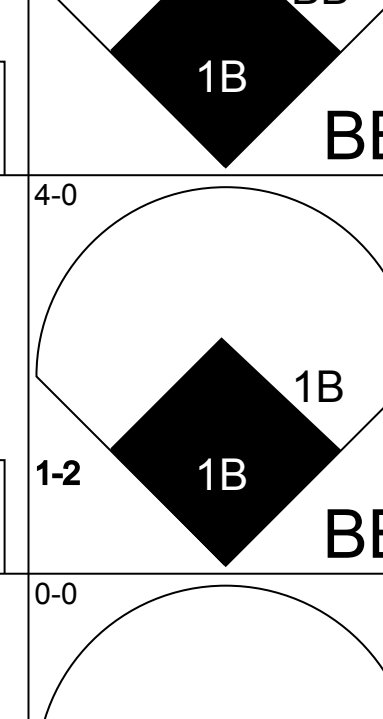

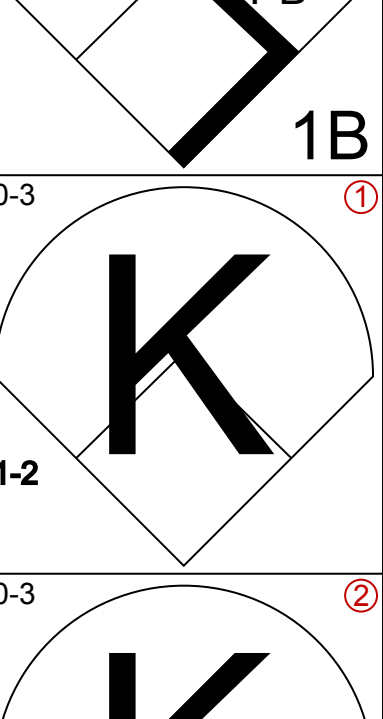
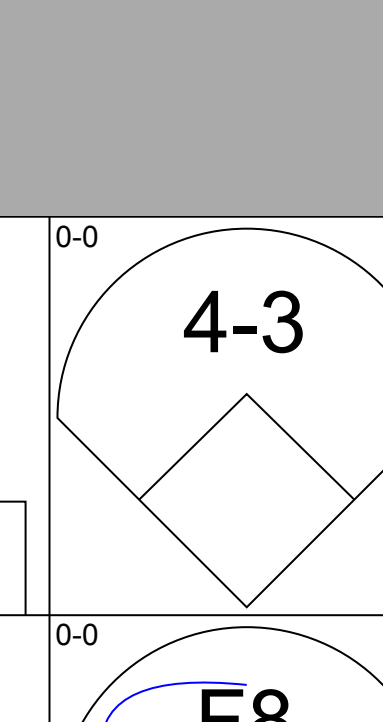
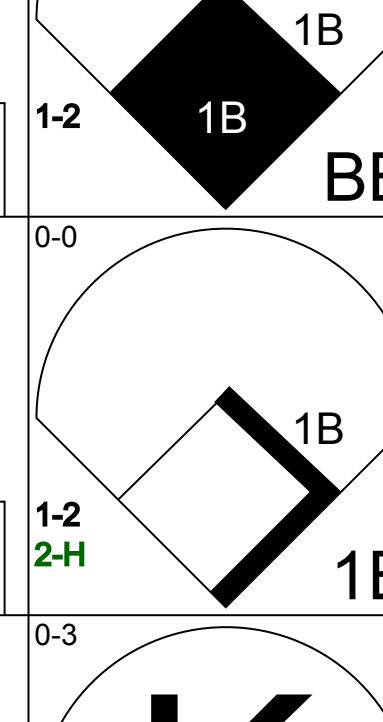

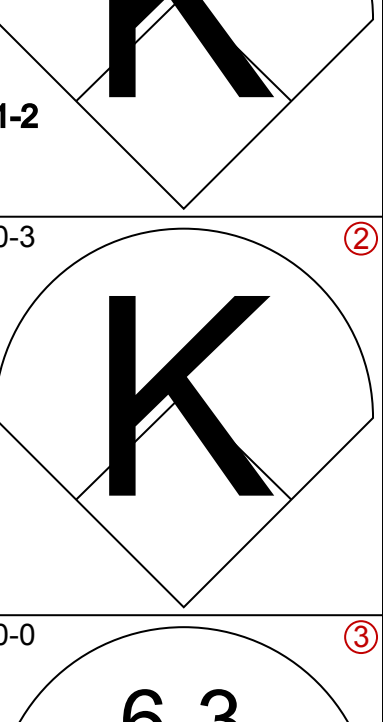
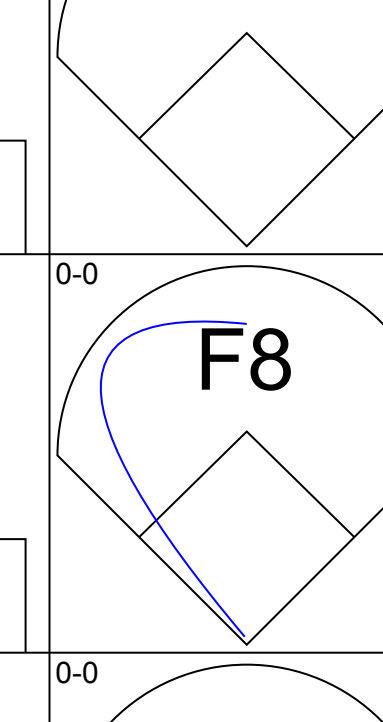
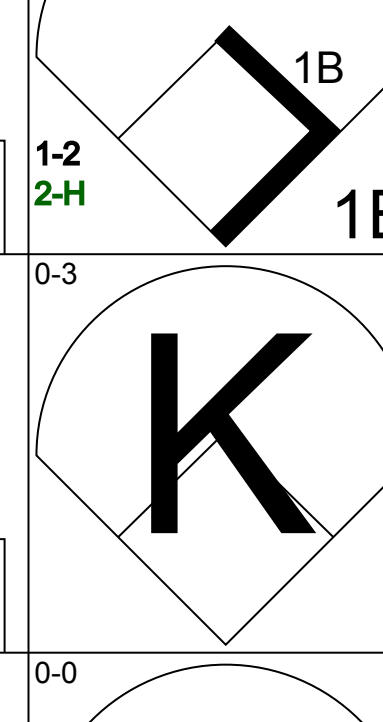

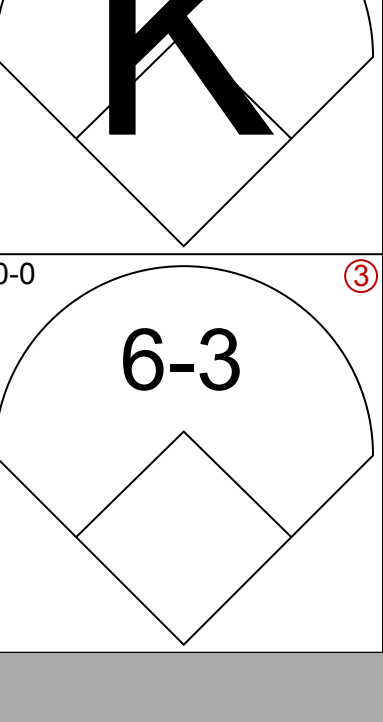
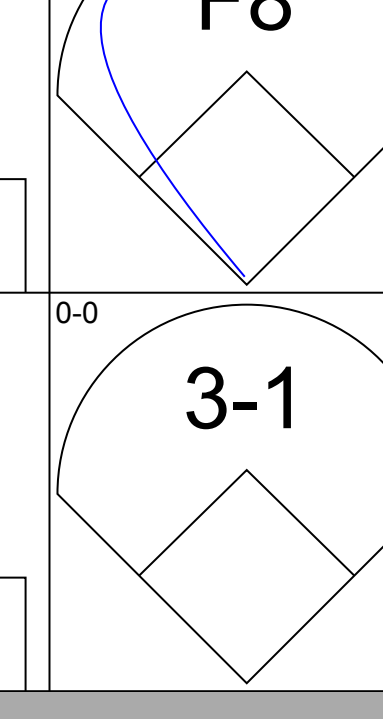
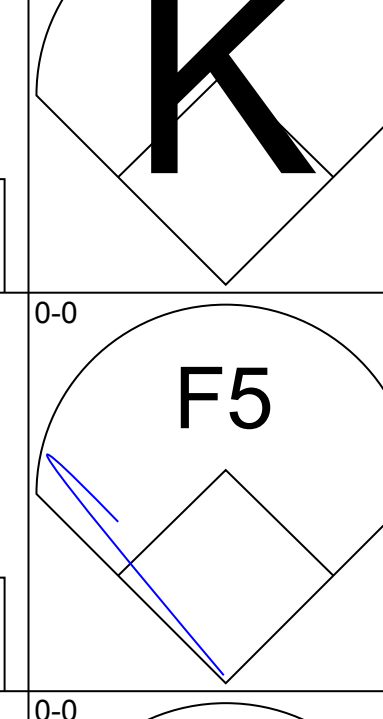

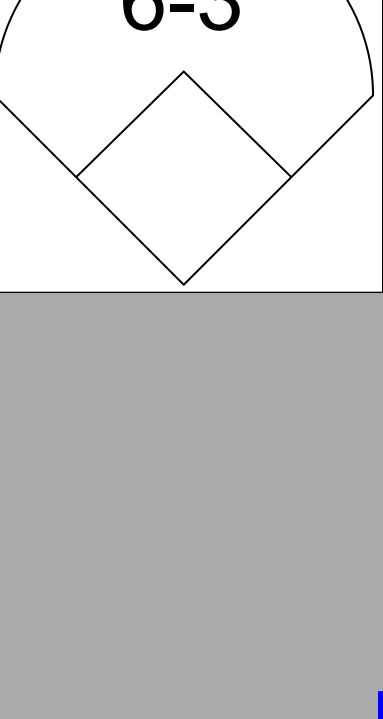
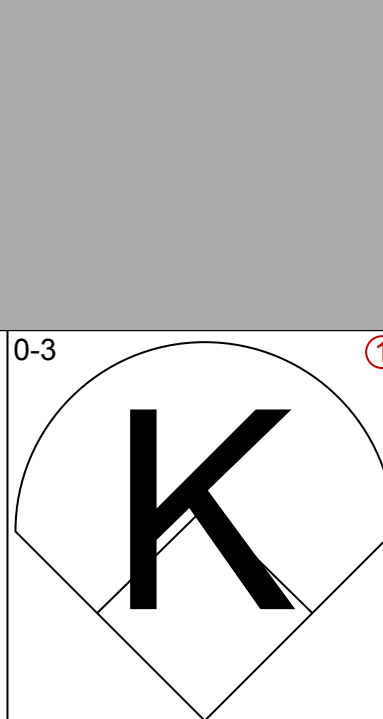
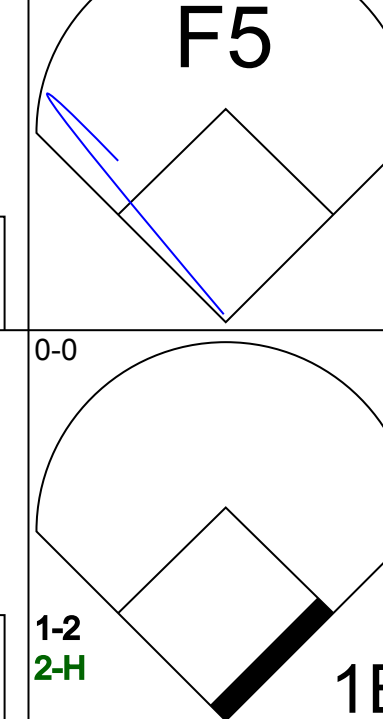


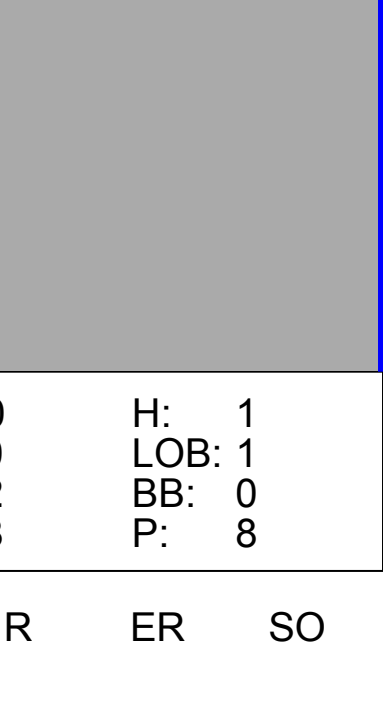




Batter	1	2	3	4	5	6	7	8	9	AB	R	H	RBI	BB	SO	LOB	TOP			
<b>Cesar Tovar, R</b> OBP: 0.338, SLG: 0.439 (1, 5) (8, 7)	F7	E	F3			F7		5-3 1B		5	1	2	1	0	0	0	<b>Minnesota Twins @ Boston Red Sox</b> Fenway Park, Boston, MA Mon Apr 29 1968, 7:05 PM EDT Att: 26,256 - Unknown - 66 F			
<b>Rod Carew, L</b> OBP: 0.381, SLG: 0.410 (1, 4)	2B HBP	E8 1B	6-3			4-3		5-3 1B		5	2	3	0	0	0	0				
<b>Tony Oliva, L</b> OBP: 0.319, SLG: 0.371 (1, 9)	HBP 1B	2B 1B				K		K		4	2	2	1	1	2	2				
<b>Harmon Killebrew, R</b> OBP: 0.373, SLG: 0.644 <b>Ron Clark, R</b> OBP: 0.500, SLG: 0.667 (8, 5)	HBP 1B	1B 2B				F8		5-3		4	2	1	1	1	0	3				
<b>Bob Allison, R</b> OBP: 0.393, SLG: 0.589 <b>Rich Reese, L</b> (8, 3)	1B HBP	F3				G1-4-3		4-3		2	0	0	1	0	0	2				
<b>Ted Uhlhaender, L</b> OBP: 0.395, SLG: 0.583 (1, 8)	1-2 2-3 3-H	1B				4-3		1B 1B		5	1	3	3	0	0	0				
<b>Jackie Hernandez, R</b> OBP: 0.281, SLG: 0.346 (1, 6)	K	5-3				K		1B 1B		5	0	1	0	0	2	2				
<b>John Roseboro, L</b> OBP: 0.258, SLG: 0.241 (1, 2)		SH5-4 1B	G3 WP 2B			1B		1B HR		5	3	5	2	0	0	0				
<b>Jim Perry, S</b> OBP: 0.182, SLG: 0.400 (1, 1)		SH5-4	G3			4-3		F3		4	0	0	0	0	0	4				
<b>Inning Stats</b>	R: 3 E: 0 K: 1 S: 7	H: 3 LOB: 1 BB: 1 P: 12	R: 5 E: 1 K: 0 S: 9	H: 6 LOB: 1 BB: 0 P: 9	R: 1 E: 0 K: 0 S: 4	H: 1 LOB: 0 BB: 0 P: 4	R: 0 E: 0 K: 0 S: 2	H: 0 LOB: 0 BB: 1 P: 6	R: 0 E: 0 K: 1 S: 5	H: 0 LOB: 0 BB: 0 P: 5	R: 1 E: 0 K: 0 S: 6	H: 3 LOB: 2 BB: 0 P: 6	R: 0 E: 0 K: 1 S: 7	H: 2 LOB: 2 BB: 0 P: 7	R: 1 E: 0 K: 0 S: 4	H: 1 LOB: 0 BB: 0 P: 4		1B: 13 2B: 3 3B: 0 HR: 1	SF: 0 SAC: 1 DP: 1 HBP: 1	WP: 1 PB: 0 SB: 0 CS: 0
<b>PITCHER</b>	IP WLS BF H R ER SO BB IBB HBP BLK WP HR S P ERA WHIP																			
<b>Gary Bell, R</b> ERA: 10.13 (1, 1)	1.1 L 11 6 6 6 1 0 0 1 1 0 0 0 0 0 0 0 40.50 4.500																			
<b>Lee Stange, R</b> ERA: 2.1 (2, 1)	0.2 5 3 2 2 0 0 0 0 0 0 0 0 0 0 5 5 27.00 4.500																			
<b>John Wyatt, R</b> ERA: 7.5 (3, 1)	3.0 11 2 1 1 1 1 0 0 0 0 1 0 12 16 3.00 1.000																			
<b>Bill Landis, L</b> ERA: 4.5 (6, 1)	2.0 9 3 1 1 1 0 0 0 0 0 0 0 11 11 4.50 1.500																			
<b>Sparky Lyle, L</b> ERA: 3.85 (8, 1)	2.0 9 3 1 1 1 0 0 0 0 0 0 1 11 11 4.50 1.500																			
<b>Batter</b>	1	2	3	4	5	6	7	8	9	AB <th>R</th> <th>H</th> <th>RBI</th> <th>BB</th> <th>SO</th> <th>LOB</th> <th>BOTTOM</th>	R	H	RBI	BB	SO	LOB	BOTTOM			
<b>Mike Andrews, R</b> OBP: 0.390, SLG: 0.471 (1, 4)	F3		F2			F9		G3		3	0	0	0	0	0	0	<b>Minnesota Twins @ Boston Red Sox</b> Fenway Park, Boston, MA Mon Apr 29 1968, 7:05 PM EDT Att: 26,256 - Unknown - 66 F			
<b>Bill Landis, L</b> (6, 1)										0	0	0	0	0	0	0				
<b>Dalton Jones, L</b> OBP: 0.094, SLG: 0.094 (7, PH)										1	0	0	0	0	0	0				
<b>Sparky Lyle, L</b> (8, 1)										0	0	0	0	0	0	0				
<b>Joe Foy, R</b> OBP: 0.385, SLG: 0.300 (1, 5)	6-3		E BB			F5		K		3	0	0	0	1	1	0				
<b>Carl Yastrzemski, L</b> OBP: 0.496, SLG: 0.558 (1, 7)			E6 1-2					1B 1B		3	1	1	0	1	0	1				
<b>Reggie Smith, S</b> OBP: 0.322, SLG: 0.380 (1, 8)	F4		F8			F7		F8 2B		4	0	1	0	0	0	4				
<b>Ken Harrelson, R</b> OBP: 0.250, SLG: 0.211 (1, 9)		E6 1B WP	F9			1B 1B		F3		4	1	1	0	0	0	3				
<b>George Scott, R</b> OBP: 0.200, SLG: 0.087 (1, 3)		WP 1B				F8		F4		4	0	1	0	0	0	3				
<b>Rico Petrocelli, R</b> OBP: 0.377, SLG: 0.553 (1, 6)		K				F5		F8		4	0	1	1	0	1	1				
<b>Gene Oliver, R</b> OBP: 0.240, SLG: 0.095 (1, 2)		F4				F7		FC6-4		4	0	1	0	0	0	3				
<b>Gary Bell, R</b> ERA: 10.13 (1, 1)										0	0	0	0	0	0	0				
<b>Lee Stange, R</b> ERA: 2.1 (2, PH)										0	0	0	0	0	0	0				
<b>Norm Siebern, L</b> ERA: 7.5 (3, 1)										1	0	0	0	0	0	1				
<b>John Wyatt, R</b> ERA: 4.5 (6, PH)										0	0	0	0	0	0	0				
<b>Jerry Adair, R</b> OBP: 0.258, SLG: 0.250 (8, 4)										3	0	0	0	0	0	1				
<b>Inning Stats</b>	R: 0 E: 0 K: 0 S: 3	H: 0 LOB: 1 BB: 1 P: 7	R: 1 E: 1 K: 1 S: 7	H: 1 LOB: 1 BB: 0 P: 7	R: 0 E: 0 K: 0 S: 4	H: 0 LOB: 2 BB: 1 P: 8	R: 0 E: 0 K: 0 S: 3	H: 0 LOB: 0 BB: 0 P: 3	R: 0 E: 0 K: 0 S: 6	H: 3 LOB: 2 BB: 0 P: 6	R: 0 E: 0 K: 1 S: 5	H: 0 LOB: 0 BB: 0 P: 5	R: 0 E: 1 K: 0 S: 4	H: 1 LOB: 1 BB: 0 P: 4	R: 0 E: 0 K: 0 S: 3	H: 1 LOB: 0 BB: 0 P: 3	1B: 5 2B: 1 3B: 0 HR: 0	SF: 0 SAC: 0 DP: 1 HBP: 0	WP: 1 PB: 0 SB: 0 CS: 0	PA: 36
<b>PITCHER</b>	IP WLS BF H R ER SO BB IBB HBP BLK WP HR S P ERA WHIP																			
<b>Jim Perry, R</b> ERA: 1.48 (1, 1)	9.0 W 36 6 2 1 2 2 0 0 0 0 1 0 38 46 1.00 0.889																			



Batter	1	2	3	4	5	6	7	8	9	AB	R	H	RBI	BB	SO	LOB	TOP			
<b>Cesar Tovar, R</b> OBP: 0.342, SLG: 0.451 (1, 5)										5	2	2	0	0	1	1	<b>Minnesota Twins @ Boston Red Sox</b> Fenway Park, Boston, MA Tue Apr 30 1968, 3:33 AM EDT Att. 7,310 - Unknown - 68 F			
<b>Rod Carew, L</b> OBP: 0.382, SLG: 0.424 (1, 4)										5	0	2	1	0	0	1				
<b>Tony Oliva, L</b> OBP: 0.338, SLG: 0.369 (1, 9)										3	0	1	1	1	0	1				
<b>Harmon Killebrew, R</b> OBP: 0.375, SLG: 0.667 <b>Rich Reese, L</b> (8, 3)										4	1	2	1	0	0	3				
<b>Bob Allison, R</b> OBP: 0.394, SLG: 0.567 <b>Ron Clark, R</b> OBP: 0.500, SLG: 0.667 (8, 5)										4	0	1	0	1	0	3				
<b>Ted Uhlaender, L</b> OBP: 0.348, SLG: 0.569 (1, 8)										5	1	1	1	0	0	6				
<b>Jackie Hernandez, R</b> OBP: 0.290, SLG: 0.351 (1, 6)										5	1	2	1	0	2	1				
<b>John Roseboro, L</b> OBP: 0.242, SLG: 0.224 (1, 2)										4	0	0	0	0	1	2				
<b>Dave Boswell, R</b> OBP: 0.273, SLG: 0.600 <b>Al Worthington, R</b> (6, 1)										3	2	2	0	1	1					
<b>Ron Perranoski, L</b> (9, 1)										1	0	0	0	0	1	0				
<b>Inning Stats</b>	R: 0 E: 0 K: 1 S: 5	H: 0 LOB: 0 BB: 0 P: 5	R: 1 E: 0 K: 1 S: 7	H: 2 LOB: 1 BB: 0 P: 7	R: 2 E: 0 K: 0 S: 6	H: 3 LOB: 2 BB: 0 P: 7	R: 2 E: 0 K: 0 S: 6	H: 3 LOB: 2 BB: 1 P: 10	R: 1 E: 0 K: 2 S: 9	H: 2 LOB: 1 BB: 0 P: 9	R: 0 E: 1 K: 0 S: 5	H: 0 LOB: 0 BB: 0 P: 7	R: 1 E: 0 K: 0 S: 5	H: 2 LOB: 1 BB: 0 P: 5	R: 0 E: 0 K: 0 S: 3	H: 0 LOB: 0 BB: 0 P: 3	1B: 7 2B: 4 3B: 1 HR: 1	SF: 1 SAC: 1 DP: 0 HBP: 1	WP: 0 PB: 0 SB: 0 CS: 0	PA: 44
<b>PITCHER</b>	IP	WLS	BF	H	R	ER	SO	BB	IBB	HBP	BLK	WP	HR	S	P	ERA	WHIP			
<b>Dick Ellsworth, L</b> ERA: 2.95	3.2	L	21	8	5	5	2	1	0	1	0	0	1	23	28	12.27	2.455			
<b>Ray Culp, R</b> ERA: 11.32	0.1		1	0	0	0	0	0	0	0	0	0	0	1	1	0.00	0.000			
<b>Gary Roggenbuck, L</b> ERA: 2.97	2.0		11	3	1	1	2	1	0	0	0	0	0	14	18	4.50	2.000			
<b>Gary Bell, R</b> ERA: 7.56	3.0		11	2	1	1	2	0	0	0	0	0	0	15	15	3.00	0.667			

Batter	1	2	3	4	5	6	7	8	9	AB	R	H	RBI	BB	SO	LOB	BOTTOM					
<b>Mike Andrews, R</b> OBP: 0.422, SLG: 0.500 (1, 4)										3	1	2	1	2	0	2	<b>Minnesota Twins @ Boston Red Sox</b> Fenway Park, Boston, MA Tue Apr 30 1968, 3:33 AM EDT Att. 7,310 - Unknown - 68 F					
<b>Joe Foy, R</b> OBP: 0.364, SLG: 0.371 (1, 5)										5	1	1	2	0	2	3						
<b>Carl Yastrzemski, L</b> OBP: 0.391, SLG: 0.518 (1, 7)										4	0	0	0	1	1	3						
<b>Reggie Smith, S</b> OBP: 0.333, SLG: 0.377 (1, 8)										3	1	1	0	1	0	1						
<b>Ken Harrelson, R</b> OBP: 0.292, SLG: 0.227 (1, 9)										3	2	1	0	1	1	1						
<b>George Scott, R</b> OBP: 0.203, SLG: 0.100 (1, 3)										4	0	1	1	0	2	2						
<b>Rico Petrocelli, R</b> OBP: 0.351, SLG: 0.510 (1, 6)										4	0	0	0	0	2	4						
<b>Russ Gibson, R</b> OBP: 0.250, SLG: 0.500 (1, 2)										4	0	1	1	0	1	2						
<b>Dick Ellsworth, L</b> (1, 1)										1	0	0	0	0	1	0						
<b>Ray Culp, R</b> (4, 1)										0	0	0	0	0	0	0						
<b>Dalton Jones, L</b> OBP: 0.302, SLG: 0.103 (4, PH)										0	0	0	0	0	0	0						
<b>Gary Roggenbuck, R</b> (5, 1)										0	0	0	0	0	0	0						
<b>Norm Siebern, L</b> (5, PH)										0	0	0	0	0	0	0						
<b>Gary Bell, R</b> (7, 1)										0	0	0	0	0	0	0						
<b>Jose Tartabull, L</b> OBP: 0.333, SLG: 0.333 (9, PH)										1	1	1	0	0	0	0						
<b>Inning Stats</b>	R: 2 E: 0 K: 0 S: 5	H: 2 LOB: 0 BB: 0 P: 5	R: 0 E: 0 K: 0 S: 3	H: 0 LOB: 0 BB: 0 P: 3	R: 0 E: 0 K: 3 S: 9	H: 0 LOB: 1 BB: 1 P: 13	R: 2 E: 0 K: 1 S: 7	H: 2 LOB: 2 BB: 2 P: 15	R: 0 E: 0 K: 0 S: 2	H: 0 LOB: 0 BB: 1 P: 6	R: 1 E: 0 K: 3 S: 11	H: 2 LOB: 1 BB: 0 P: 11	R: 0 E: 0 K: 1 S: 4	H: 0 LOB: 0 BB: 1 P: 8	R: 0 E: 0 K: 2 S: 8	H: 1 LOB: 1 BB: 0 P: 8	R: 1 E: 0 K: 1 S: 7	H: 2 LOB: 1 BB: 0 P: 7	1B: 6 2B: 2 3B: 0 HR: 1	SF: 0 SAC: 0 DP: 2 HBP: 0	WP: 1 PB: 1 SB: 1 CS: 0	PA: 39
<b>PITCHER</b>	IP	WLS	BF	H	R	ER	SO	BB	IBB	HBP	BLK	WP	HR	S	P	ERA	WHIP					
<b>Dave Boswell, R</b> ERA: 3.58	5.2	W	26	6	5	5	6	4	0	0	0	0	0	34	50	7.94	1.765					
<b>Al Worthington, R</b> ERA: 1.59	3.0		12	3	1	1	5	1	0	0	0	0	0	21	25	3.00	1.333					
<b>Ron Perranoski, L</b> ERA: 2.45	0.1	S	1	0	0	0	0	0	0	0	0	0	0	1	1	0.00	0.000					





Batter	1	2	3	4	5	6	7	8	9	AB	R	H	RBI	BB	SO	LOB	TOP			
<b>Cesar Tovar, R</b> OBP: 0.325, SLG: 0.427 (1, 5)	F2		F4			F8		F2		4	0	0	0	0	0	1				
<b>Rod Carew, L</b> OBP: 0.361, SLG: 0.400 (1, 4)	K			F7		4-3			F6	4	0	0	0	0	1	0				
<b>Tony Oliva, L</b> OBP: 0.321, SLG: 0.348 (1, 9)	K			K				K	L9	4	0	0	0	0	3	0				
<b>Harmon Killebrew, R</b> OBP: 0.382, SLG: 0.701 <b>Jim Holt, L</b> (9, PR)		K			HR			5-3	1B	4	1	2	1	0	1	0				
<b>Rich Reese, L</b> OBP: 0.333, SLG: 0.625 (1, 7)		4-3			K			HR	1B	4	1	2	1	0	1	0				
<b>Ted Uhlhaender, L</b> OBP: 0.342, SLG: 0.565 (1, 8)						F5		F4	F5	4	0	1	0	0	0	2				
<b>Jackie Hernandez, R</b> OBP: 0.277, SLG: 0.333 (1, 6)						F8			K	3	0	0	0	0	1	1				
<b>John Roseboro, L</b> OBP: 0.246, SLG: 0.246 (1, 2)				1-3						3	0	1	0	0	0	0				
<b>Jim Merritt, L</b> OBP: 0.235, SLG: 0.071 (1, 1)			K						K	3	0	0	0	0	2	1				
<b>Inning Stats</b>	R: 0 E: 0 K: 2 S: 7	H: 0 LOB: 0 BB: 0 P: 7	R: 0 E: 0 K: 1 S: 6	H: 1 LOB: 1 BB: 0 P: 6	R: 0 E: 0 K: 1 S: 5	H: 0 LOB: 0 BB: 0 P: 5	R: 1 E: 0 K: 2 S: 8	H: 1 LOB: 0 BB: 0 P: 8	R: 0 E: 0 K: 0 S: 3	H: 0 LOB: 0 BB: 0 P: 3	R: 1 E: 0 K: 1 S: 6	H: 1 LOB: 0 BB: 0 P: 6	R: 0 E: 0 K: 1 S: 6	H: 1 LOB: 1 BB: 0 P: 6	R: 0 E: 0 K: 0 S: 5	H: 2 LOB: 2 BB: 0 P: 5	1B: 2 2B: 2 3B: 0 HR: 2	SF: 0 SAC: 0 DP: 0 HBP: 0	WP: 0 PB: 0 SB: 0 CS: 0	PA: 33
<b>PITCHER</b> <b>Denny McLain, R</b> ERA: 1.98 (1, 1)	IP: 9.0 WLS: W BF: 33 H: 6 R: 2 ER: 2 SO: 9 BB: 0 IBB: 0 HBP: 0 BLK: 0 WP: 0 HR: 2 S: 51 P: 51 ERA: 2.00 WHIP: 0.667															<b>PITCHER</b>				

Minnesota Twins @ Detroit Tigers  
Tiger Stadium, Detroit, MI  
Wed May 01 1968, 7:05 PM EDT  
Att: 17,523 - Unknown

AB 33  
R 2  
H 6  
RBI 2  
BB 0  
SO 9  
LOB 5



Batter	1	2	3	4	5	6	7	8	9	AB	R	H	RBI	BB	SO	LOB	BOTTOM			
<b>Mickey Stanley, R</b> OBP: 0.302, SLG: 0.340 (1, 3)	K		F9		FC1-4			5-3		4	0	0	0	0	1	1				
<b>Dick McAuliffe, L</b> OBP: 0.321, SLG: 0.408 (1, 4)	6-3			F8	K			SF7	3B	4	1	1	0	0	1	1				
<b>Al Kaline, R</b> OBP: 0.321, SLG: 0.294 (1, 9)		BB			2B			L5-3		2	0	1	0	2	0	0				
<b>Willie Horton, R</b> OBP: 0.352, SLG: 0.500 (1, 7)	F7			K				5-3	SF7	3	0	0	1	0	1	2				
<b>Bill Freehan, R</b> OBP: 0.408, SLG: 0.530 (1, 2)			F4		F9				F8	4	0	1	0	0	0	2				
<b>Don Wert, R</b> OBP: 0.296, SLG: 0.348 (1, 5)			K					HR	1B	3	1	1	0	0	1	1				
<b>Jim Northrup, L</b> OBP: 0.324, SLG: 0.377 (1, 8)			K					HR		3	1	1	2	0	1	0				
<b>Ray Oyler, R</b> OBP: 0.267, SLG: 0.264 (1, 6)			K					K	F7	3	0	0	0	0	2	0				
<b>Denny McLain, R</b> OBP: 0.188, SLG: 0.188 (1, 1)			6-3					E5	FC1-4	3	0	0	0	0	0	0				
<b>Inning Stats</b>	R: 0 E: 0 K: 1 S: 5	H: 0 LOB: 1 BB: 1 P: 9	R: 0 E: 0 K: 2 S: 7	H: 0 LOB: 0 BB: 0 P: 7	R: 0 E: 0 K: 1 S: 5	H: 0 LOB: 0 BB: 0 P: 5	R: 0 E: 0 K: 1 S: 6	H: 1 LOB: 1 BB: 0 P: 6	R: 2 E: 1 K: 2 S: 10	H: 2 LOB: 1 BB: 0 P: 10	R: 0 E: 0 K: 0 S: 4	H: 1 LOB: 1 BB: 0 P: 4	R: 0 E: 0 K: 0 S: 3	H: 0 LOB: 0 BB: 0 P: 3	R: 1 E: 0 K: 0 S: 4	H: 1 LOB: 1 BB: 1 P: 8	1B: 2 2B: 1 3B: 1 HR: 1	SF: 1 SAC: 0 DP: 0 HBP: 0	WP: 0 PB: 0 SB: 0 CS: 0	PA: 32
<b>PITCHER</b> <b>Jim Merritt, L</b> ERA: 1.8 (1, 1)	IP: 8.0 WLS: L BF: 32 H: 5 R: 3 ER: 3 SO: 7 BB: 2 IBB: 0 HBP: 0 BLK: 0 WP: 0 HR: 1 S: 44 P: 52 ERA: 3.38 WHIP: 0.875															<b>PITCHER</b>				

Minnesota Twins @ Detroit Tigers  
Tiger Stadium, Detroit, MI  
Wed May 01 1968, 7:05 PM EDT  
Att: 17,523 - Unknown

AB 29  
R 3  
H 5  
RBI 3  
BB 2  
SO 7  
LOB 7






Batter	1	2	3	4	5	6	7	8	9	10	AB	R	H	RBI	BB	SO	LOB				
<b>Cesar Tovar, R</b> OBP: 0.318, SLG: 0.413 (1.5) (9.7)	F7		6-3		L6-4 S 1B			L9		4-3	5	0	1	0	0	0	0				
<b>Rod Carew, L</b> OBP: 0.377, SLG: 0.427 (1.4)	E6			BB FC4-6 1B	L6-4 1-3			G6-4-3 1B		1B	5	2	3	0	0	0	1				
<b>Tony Oliva, L</b> OBP: 0.313, SLG: 0.338 (1.9) (6.7)	K						4-3	G6-4-3 1-2f		S 1B	5	0	1	1	0	2	3				
<b>Harmon Killebrew, R</b> OBP: 0.383, SLG: 0.671 (1.3) (9.7)	K			FC4-6 BB 1B			4-3	G4-6-3 BB		F3 L9	3	1	0	0	2	1	2				
<b>Rich Reese, L</b> OBP: 0.324, SLG: 0.556 (6, PH)		G3																			
<b>Bob Allison, R</b> OBP: 0.382, SLG: 0.548 (6, 7)				FC4-6 BB			G4-6-3 1-2f			1-3	1	0	0	0	1	0	0				
<b>Ron Clark, R</b> OBP: 0.500, SLG: 0.667 (9, 5)				1-2 2-3 BB							0	0	0	0	0	0	0				
<b>Ted Uhlaender, L</b> OBP: 0.351, SLG: 0.562 (1, 8)				FC4-6 1B			6-3				4	0	2	1	0	0	2				
<b>Jackie Hernandez, R</b> OBP: 0.290, SLG: 0.359 (1, 6)				1-2 2-3 3-H 1B						E6 1B	4	0	2	1	0	0	2				
<b>John Roseboro, L</b> OBP: 0.233, SLG: 0.231 (1, 2)				1-2 2-3 3-H 1B																	
<b>Dean Chance, R</b> OBP: 0.125, SLG: 0.067 (10, PH)																					
<b>Rich Rollins, R</b> OBP: 0.100, SLG: 0.100 (10, 1)																					
<b>Al Worthington, R</b> (10, 1)																					
<b>Inning Stats</b>	R: 0 E: 1 K: 2 S: 8	H: 0 LOB: 1 BB: 0 P: 8	R: 0 E: 0 K: 0 S: 3	H: 1 LOB: 0 BB: 0 P: 3	R: 0 E: 0 K: 1 S: 5	H: 0 LOB: 0 BB: 0 P: 5	R: 2 E: 0 K: 1 S: 7	H: 2 LOB: 2 BB: 2 P: 15	R: 0 E: 0 K: 0 S: 3	H: 1 LOB: 0 BB: 0 P: 3	R: 0 E: 0 K: 0 S: 2	H: 0 LOB: 0 BB: 1 P: 6	R: 0 E: 0 K: 0 S: 4	H: 1 LOB: 1 BB: 0 P: 4	R: 0 E: 1 K: 2 S: 5	H: 1 LOB: 2 BB: 0 P: 5	R: 1 E: 0 K: 0 S: 5	H: 2 LOB: 1 BB: 0 P: 5	1B: 7 2B: 3 3B: 0 HR: 0	SF: 0 SAC: 0 DP: 4 HBP: 0	WP: 0 PA: 40 PB: 0 SB: 3 CS: 0
<b>PITCHER</b>	IP 5.0	WLS 20	BF 4	H 2	R 2	ER 2	SO 4	BB 2	IBB 0	HBP 0	BLK 0	WP 0	HR 0	S 26	P 34	ERA 3.60	WHIP 1.200				
<b>Joe Sparna, R</b> ERA: 1.59 (6, 1)	2.0	7	1	0	0	0	1	0	0	0	0	0	0	6	10	0.00	1.000				
<b>John Hiller, L</b> ERA: 1.08 (8, 1)	2.0	8	2	0	0	0	0	0	0	0	0	0	0	8	8	0.00	1.000				
<b>Daryl Patterson, R</b> ERA: 2.45 (10, 1)	0.2	L	4	2	1	1	0	0	0	0	0	0	0	4	4	13.50	3.000				
<b>Dennis Ribant, R</b> ERA: 2.45 (10, 1)	0.1	1	0	0	0	0	0	0	0	0	0	0	0	1	1	0.00	0.000				
<b>Fred Lasher, R</b> ERA: 2.45																					

**TOP**

**Minnesota Twins @ Detroit Tigers**  
Tiger Stadium, Detroit, MI  
Thu May 02 1968, 7:05 PM EDT  
Att. 16,801 - Unknown

AB	37
R	3
H	9
RBI	3
BB	3
SO	4
LOB	17

livebaseballscores.com




Batter	1	2	3	4	5	6	7	8	9	10	AB	R	H	RBI	BB	SO	LOB				
<b>Dick McAuliffe, L</b> OBP: 0.315, SLG: 0.395 (1.4)	F8		4-3		K			F6		WP SH1-4 1B	5	0	1	0	0	1	4				
<b>Don Wert, R</b> OBP: 0.280, SLG: 0.329 (1.5)	5-3			F6	FC1-6-4 1-2f			F6		SH1-4	4	0	0	0	0	0	3				
<b>Al Kaline, R</b> OBP: 0.325, SLG: 0.292 (1.9) (6.7)	K							L7 1B		WP BB	4	0	1	0	1	1	0				
<b>Wille Horton, R</b> OBP: 0.356, SLG: 0.480 (1, 7)		K						G3			4	0	1	0	1	2	1				
<b>Bill Freehan, R</b> OBP: 0.353, SLG: 0.493 (1, 2)		F8			F7			F6		1-2 2-3 IBB	5	0	0	0	0	1	6				
<b>Eddie Mathews, L</b> OBP: 0.167, SLG: 0.091 (7, 6)		F8			F8			F6		K	3	0	0	0	0	1	2				
<b>Dick Tracewski, R</b> (7, 6)								K		K	2	0	0	0	0	1	3				
<b>Jim Northrup, L</b> OBP: 0.347, SLG: 0.438 (1, 8)								4-3		HR	3	2	2	1	1	0	2				
<b>Ray Oyler, R</b> OBP: 0.262, SLG: 0.259 (6, 6)																					
<b>Tom Matchick, L</b> (7, 3)																					
<b>Joe Sparna, R</b> Norm Cash, L Dwight Gooden, L John Hiller, L Galen Brannan, L Dwight Gooden, L Mickey Stanley, R Dennis Ribant, R Fred Lasher, R																					
<b>Inning Stats</b>	R: 0 E: 0 K: 1 S: 5	H: 0 LOB: 0 BB: 0 P: 5	R: 0 E: 0 K: 1 S: 5	H: 0 LOB: 0 BB: 0 P: 5	R: 0 E: 0 K: 2 S: 8	H: 1 LOB: 1 BB: 0 P: 8	R: 0 E: 0 K: 1 S: 6	H: 1 LOB: 1 BB: 0 P: 6	R: 1 E: 1 K: 1 S: 6	H: 1 LOB: 2 BB: 2 P: 14	R: 0 E: 0 K: 1 S: 7	H: 0 LOB: 1 BB: 1 P: 7	R: 0 E: 0 K: 0 S: 3	H: 0 LOB: 0 BB: 0 P: 3	R: 1 E: 0 K: 2 S: 8	H: 1 LOB: 0 BB: 0 P: 8	R: 0 E: 0 K: 2 S: 8	H: 1 LOB: 3 BB: 2 P: 16	1B: 5 2B: 0 3B: 0 HR: 1	SF: 0 SAC: 1 DP: 0 HBP: 0	WP: 2 PA: 42 PB: 0 SB: 0 CS: 0
<b>PITCHER</b>	IP 9.0	WLS 36	BF 5	H 2	R 2	ER 2	SO 9	BB 3	IBB 0	HBP 0	BLK 0	WP 1	HR 1	S 51	P 63	ERA 2.00	WHIP 0.889				
<b>Dean Chance, R</b> ERA: 3.33 (10, 1)	1.0	S	6	1	0	0	2	1	1	0	0	1	0	8	16	0.00	2.000				

**BOTTOM**

**Minnesota Twins @ Detroit Tigers**  
Tiger Stadium, Detroit, MI  
Thu May 02 1968, 7:05 PM EDT  
Att. 16,801 - Unknown

AB	36
R	2
H	6
RBI	2
BB	5
SO	11
LOB	23

livebaseballscores.com





Batter	1	2	3	4	5	6	7	8	9	AB	R	H	RBI	BB	SO	LOB	TOP		
Cesar Tovar, R OBP: 0.326, SLG: 0.410 (1, 5)	F6		BB	1B		G3-6		6-3		3	0	1	0	1	0	0			
Rod Carew, L OBP: 0.375, SLG: 0.423 Ron Clark, R OBP: 0.429, SLG: 0.571 (1, 4) (8, 5)	F9		BB	1B		G3-6		F7		3	0	1	0	0	0	1			
Tony Oliva, L OBP: 0.299, SLG: 0.321 (1, 9)	5-3				G3			K		4	0	0	0	0	2	0			
Harmon Killebrew, R OBP: 0.376, SLG: 0.644 (1, 3)		F8			K			4-3		3	0	0	0	1	1	0			
Bob Allison, R OBP: 0.394, SLG: 0.547 (1, 7)		BB			BB			K		2	0	1	0	1	1	1			
Ted Uhlhaender, L OBP: 0.338, SLG: 0.539 (1, 8)		BB			BB			K		3	0	0	0	0	1	3			
Jackie Hernandez, R OBP: 0.278, SLG: 0.343 (1, 6)					K			F6		3	0	0	0	0	1	2			
John Roseboro, L OBP: 0.224, SLG: 0.221 (1, 2)					K			4-3		3	0	0	0	0	1	0			
Jim Perry, S OBP: 0.197, SLG: 0.364 Bob Miller, R OBP: 0.255, SLG: 0.500 Jim Holt, L OBP: 0.255, SLG: 0.500 Jim Kaat, L OBP: 0.255, SLG: 0.500 Rich Reese, L OBP: 0.255, SLG: 0.500 Jim Roland, R OBP: 0.255, SLG: 0.500 (1, 1) (4, 1) (5, Ph) (5, 1) (8, Ph) (8, 1)					K			K		1	0	0	0	0	1	0			
<b>Inning Stats</b>	R: 0 E: 0 K: 0 S: 3	H: 0 LOB: 0 BB: 0 P: 3	R: 0 E: 0 K: 1 S: 5	H: 0 LOB: 1 BB: 1 P: 9	R: 0 E: 0 K: 2 S: 7	H: 1 LOB: 1 BB: 1 P: 11	R: 0 E: 0 K: 2 S: 8	H: 1 LOB: 1 BB: 0 P: 8	R: 0 E: 0 K: 1 S: 5	H: 0 LOB: 0 BB: 0 P: 5	R: 0 E: 0 K: 1 S: 5	H: 1 LOB: 1 BB: 1 P: 9	R: 0 E: 0 K: 1 S: 3	H: 0 LOB: 0 BB: 0 P: 3	R: 0 E: 0 K: 1 S: 5	H: 0 LOB: 0 BB: 0 P: 5	1B: 3 2B: 0 3B: 0 HR: 0	SF: 0 SAC: 0 DP: 1 HBP: 0	WP: 0 PA: 31 CS: 0
<b>PITCHER</b> Luis Tiant, R ERA: 1.57 (1, 1)	IP: 9.0 WLS: W BF: 31 H: 3 R: 0 ER: 0 SO: 9 BB: 3 IBB: 0 HBP: 0 BLK: 0 WP: 0 HR: 0 S: 46 P: 58 ERA: 0.00 WHIP: 0.667															<b>PITCHER</b> Luis Tiant, R ERA: 1.57 (1, 1)	IP: 9.0 WLS: W BF: 31 H: 3 R: 0 ER: 0 SO: 9 BB: 3 IBB: 0 HBP: 0 BLK: 0 WP: 0 HR: 0 S: 46 P: 58 ERA: 0.00 WHIP: 0.667		

Minnesota Twins @ Cleveland Indians  
Cleveland Municipal Stadium, Cleveland, OH  
Fri May 03 1968, 7:05 PM EDT  
Att. 5,106 - Unknown - 50 F

AB 28  
R 0  
H 3  
RBI 0  
BB 3  
SO 9  
LOB 7



Batter	1	2	3	4	5	6	7	8	9	AB	R	H	RBI	BB	SO	LOB	BOTTOM		
Jose Cardenal, R OBP: 0.263, SLG: 0.257 (1, 8)	5-3		F7		4-3			K		4	0	0	0	0	1	0			
Vic Davallillo, L OBP: 0.282, SLG: 0.373 (1, 9)	F7				F8		1B	E WP 1B		4	1	2	0	0	0	0			
Max Alvis, R OBP: 0.400, SLG: 0.537 (1, 5)	K				1B	2B		F7		4	1	1	0	0	1	0			
Leon Wagner, L OBP: 0.238, SLG: 0.211 Tommy Harper, R OBP: 0.235, SLG: 0.255 (1, 7) (6, 7)		F9			1B	BB		F8		1	1	0	0	1	0	0			
Tony Horton, R OBP: 0.347, SLG: 0.544 (1, 3)		G4-6-3			1B	BB		K		3	0	2	1	0	1	0			
Joe Azcue, R OBP: 0.231, SLG: 0.417 (1, 2)		G4-6-3			1B	BB		5-3		3	0	1	1	0	0	1			
Chico Salmon, R OBP: 0.220, SLG: 0.250 (1, 4)					6-3			K		3	0	0	0	0	1	2			
Larry Brown, R OBP: 0.262, SLG: 0.259 (1, 6)					HR			4-3		3	1	1	1	0	0	2			
Luis Tiant, R OBP: 0.091, SLG: 0.182 (1, 1)					6-3			1-3		3	0	0	0	0	1	0			
<b>Inning Stats</b>	R: 0 E: 0 K: 1 S: 5	H: 0 LOB: 0 BB: 0 P: 5	R: 0 E: 0 K: 0 S: 3	H: 1 LOB: 0 BB: 0 P: 3	R: 1 E: 0 K: 0 S: 4	H: 1 LOB: 0 BB: 0 P: 4	R: 2 E: 0 K: 0 S: 6	H: 3 LOB: 2 BB: 1 P: 10	R: 0 E: 0 K: 1 S: 5	H: 0 LOB: 0 BB: 0 P: 5	R: 0 E: 0 K: 1 S: 5	H: 0 LOB: 0 BB: 0 P: 5	R: 1 E: 1 K: 1 S: 6	H: 1 LOB: 0 BB: 0 P: 6	R: 0 E: 0 K: 1 S: 6	H: 0 LOB: 0 BB: 0 P: 6	1B: 5 2B: 1 3B: 0 HR: 1	SF: 0 SAC: 0 DP: 1 HBP: 0	WP: 1 PA: 30 CS: 0
<b>PITCHER</b> Jim Perry, R ERA: 2.14 Bob Miller, R ERA: 3.38 Jim Kaat, L ERA: Jim Roland, L ERA: (1, 1) (4, 1) (5, 1) (8, 1)	IP: 3.1 WLS: L BF: 15 H: 5 R: 3 ER: 3 SO: 1 BB: 5 IBB: 0 HBP: 0 BLK: 0 WP: 0 HR: 1 S: 16 P: 20 ERA: 8.10 WHIP: 1.800															<b>PITCHER</b> Luis Tiant, R ERA: 1.57 (1, 1)	IP: 9.0 WLS: W BF: 31 H: 3 R: 0 ER: 0 SO: 9 BB: 3 IBB: 0 HBP: 0 BLK: 0 WP: 0 HR: 0 S: 46 P: 58 ERA: 0.00 WHIP: 0.667		

Minnesota Twins @ Cleveland Indians  
Cleveland Municipal Stadium, Cleveland, OH  
Fri May 03 1968, 7:05 PM EDT  
Att. 5,106 - Unknown - 50 F

AB 29  
R 4  
H 7  
RBI 3  
BB 1  
SO 5  
LOB 5





Batter	1	2	3	4	5	6	7	8	9	AB	R	H	RBI	BB	SO	LOB	TOP			
Cesar Tovar, R (1,4) Frank Quilici, R (6,4)	L6		F7		6-3			6-3		3	0	0	0	0	0	1	<b>Minnesota Twins @ Cleveland Indians</b> Cleveland Municipal Stadium, Cleveland, OH Sat May 04 1968, 3:33 AM EDT Alt. 4,420 - Unknown - 49 F			
Ted Uhlhaender, L (1,8) OBP: 0.321, SLG: 0.513	3-1		4-3				3-1	K		4	0	0	0	0	1	0				
Tony Oliva, L (1,9) OBP: 0.297, SLG: 0.309	BB			4-3		F8			K	3	0	0	0	1	1	0				
Harmon Killebrew, R (1,3) OBP: 0.371, SLG: 0.623	K			FC5-4 1B		K			L6	4	0	1	0	0	2	1				
Bob Allison, R (1,7) OBP: 0.400, SLG: 0.552		K		FC5-4 FC6-4 1-2			4-0 S BB			3	0	1	0	1	1	1				
Ron Clark, R (1,5) OBP: 0.455, SLG: 0.500				FC4-6 1B		FC6-4 1-2			2B	3	0	1	0	1	1	2				
Jackie Hernandez, R (1,6) John Roseboro, L (9,PH) OBP: 0.221, SLG: 0.217			FC4-6 1-2		E6				F8	3	0	0	0	0	0	2				
Jerry Zimmerman, R (1,2)										2	0	0	0	0	2	2				
Rich Reese, L (7,PH) Bruce Look, L (7,2)			K			K				1	0	0	0	0	0	1				
Dave Boswell, R (1,1) Frank Kostro, R (8,PH) Ron Perranoski, L (8,1)					F8					0	0	0	0	0	0	0				
<b>Inning Stats</b>	R: 0 E: 0 K: 1 S: 5	H: 0 LOB: 1 BB: 1 P: 9	R: 0 E: 0 K: 2 S: 8	H: 1 LOB: 1 BB: 0 P: 8	R: 0 E: 0 K: 0 S: 3	H: 0 LOB: 0 BB: 0 P: 3	R: 0 E: 0 K: 0 S: 4	H: 1 LOB: 1 BB: 0 P: 4	R: 0 E: 1 K: 2 S: 8	H: 0 LOB: 1 BB: 0 P: 8	R: 0 E: 0 K: 1 S: 5	H: 0 LOB: 1 BB: 1 P: 9	R: 0 E: 0 K: 1 S: 7	H: 0 LOB: 0 BB: 0 P: 7	R: 0 E: 0 K: 1 S: 6	H: 1 LOB: 2 BB: 1 P: 10	1B: 2 2B: 1 3B: 0 HR: 0	SF: 0 SAC: 0 DP: 0 HBP: 0	WP: 0 PB: 0 SB: 1 CS: 1	PA: 34
<b>PITCHER</b> Steve Hargan, R (1,1) ERA: 2.48	IP: 9.0 WLS: W BF: 34 H: 3 R: 0 ER: 0 SO: 10 BB: 3 IBB: 0 HBP: 0 BLK: 0 WP: 0 HR: 0 S: 51 P: 63 ERA: 0.00 WHIP: 0.667											<b>PITCHER</b>	IP: 9.0 WLS: W BF: 34 H: 3 R: 0 ER: 0 SO: 10 BB: 3 IBB: 0 HBP: 0 BLK: 0 WP: 0 HR: 0 S: 51 P: 63 ERA: 0.00 WHIP: 0.667							

AB	31
R	0
H	3
RBI	0
BB	3
SO	10
LOB	13



Batter	1	2	3	4	5	6	7	8	9	AB	R	H	RBI	BB	SO	LOB	BOTTOM			
Jose Cardenal, R (1,8) OBP: 0.262, SLG: 0.247	F7		F9			4-0 1B BB	FC6 1-2			3	1	0	0	1	0	2	<b>Minnesota Twins @ Cleveland Indians</b> Cleveland Municipal Stadium, Cleveland, OH Sat May 04 1968, 3:33 AM EDT Alt. 4,420 - Unknown - 49 F			
Vic Davallillo, L (1,9) OBP: 0.280, SLG: 0.366					F7	4-3 BB	F7			4	0	1	0	0	0	2				
Max Alvis, R (1,5) OBP: 0.392, SLG: 0.514								F8		3	0	0	0	1	1	2				
Leon Wagner, L (1,7) Tommy Harper, R (7,7) OBP: 0.250, SLG: 0.250										2	1	0	0	1	0	1				
Tony Horton, R (1,3) OBP: 0.354, SLG: 0.535										1	0	0	0	0	0	0				
Duke Sims, L (1,2) OBP: 0.397, SLG: 0.545										3	0	2	1	0	0	2				
Chico Salmon, R (1,4) OBP: 0.205, SLG: 0.233										3	0	0	0	0	0	3				
Larry Brown, R (1,6) OBP: 0.279, SLG: 0.254										1	0	0	0	2	1	0				
Steve Hargan, R (1,1) OBP: 0.083, SLG: 0.250										3	0	0	0	0	0	2				
<b>Inning Stats</b>	R: 0 E: 0 K: 1 S: 5	H: 1 LOB: 0 BB: 0 P: 5	R: 0 E: 0 K: 0 S: 4	H: 1 LOB: 1 BB: 0 P: 4	R: 0 E: 0 K: 0 S: 2	H: 0 LOB: 1 BB: 1 P: 6	R: 0 E: 0 K: 0 S: 3	H: 0 LOB: 2 BB: 2 P: 11	R: 0 E: 0 K: 1 S: 5	H: 0 LOB: 0 BB: 0 P: 5	R: 2 E: 0 K: 0 S: 5	H: 2 LOB: 2 BB: 2 P: 13	R: 0 E: 0 K: 0 S: 3	H: 0 LOB: 1 BB: 1 P: 7	R: 0 E: 0 K: 0 S: 3	H: 0 LOB: 0 BB: 0 P: 3		1B: 4 2B: 0 3B: 0 HR: 0	SF: 0 SAC: 0 DP: 0 HBP: 0	WP: 0 PB: 0 SB: 0 CS: 2
<b>PITCHER</b> Dave Boswell, R (1,1) ERA: 3.38 Ron Perranoski, L (8,1) ERA: 2.16	IP: 7.0 WLS: L BF: 29 H: 4 R: 2 ER: 2 SO: 2 BB: 6 IBB: 0 HBP: 0 BLK: 0 WP: 0 HR: 0 S: 27 P: 51 ERA: 2.57 WHIP: 1.429											<b>PITCHER</b>	IP: 7.0 WLS: L BF: 29 H: 4 R: 2 ER: 2 SO: 2 BB: 6 IBB: 0 HBP: 0 BLK: 0 WP: 0 HR: 0 S: 27 P: 51 ERA: 2.57 WHIP: 1.429							



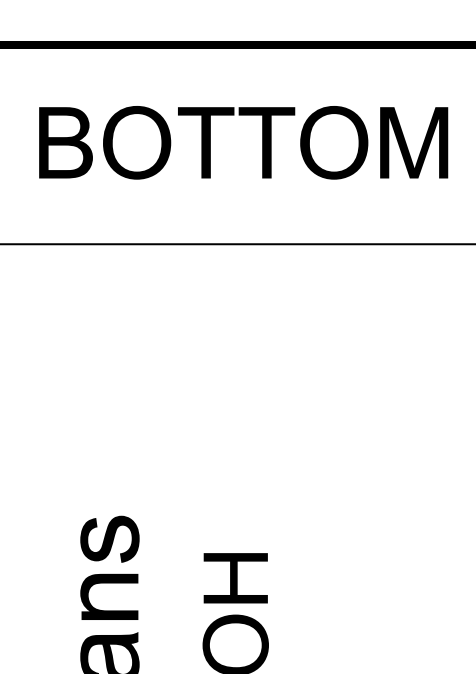


Batter	1	2	3	4	5	6	7	8	9	AB	R	H	RBI	BB	SO	LOB	TOP					
Ted Uhlhaender, L OBP: 0.307, SLG: 0.488 (1, 8)	F9		F2			L3		F7		4	0	0	0	0	0	1	<b>Minnesota Twins @ Cleveland Indians</b> Cleveland Municipal Stadium, Cleveland, OH Sun May 05 1968, 3:33 AM EDT Att. 7,888 - Unknown - 47 F  <a href="http://livebaseballscorecards.com">livebaseballscorecards.com</a>					
Tony Oliva, L OBP: 0.295, SLG: 0.318 (1, 9)	4-3				F7	1-3				4	0	1	0	0	0	0						
Harmon Killebrew, R OBP: 0.376, SLG: 0.698 (1, 3)	6-3									2	0	0	0	2	0	0						
Bob Allison, R OBP: 0.405, SLG: 0.536 (1, 7)										2	1	0	0	2	2	3						
John Roseboro, L OBP: 0.222, SLG: 0.208 (1, 2)										3	0	0	0	1	0	4						
Ron Clark, R OBP: 0.467, SLG: 0.462 (7, 4)										3	0	1	1	1	1	1						
Jackie Hernandez, R Frank Kostro, R (9, PH)										2	0	0	0	0	1	1						
Frank Quilici, R (7, PH)										1	0	0	0	0	0	0						
Rich Rollins, R OBP: 0.083, SLG: 0.083 (7, 5)										2	0	0	0	0	2	1						
Jim Merritt, L OBP: 0.263, SLG: 0.067 (7, PH)										2	0	0	0	0	1	2						
Rich Reese, L OBP: 0.286, SLG: 0.417 (7, 1)										1	0	0	0	0	1	1						
Al Worthington, R (7, 1)										1	0	0	0	0	0	2						
										0	0	0	0	0	0	0						
<b>Inning Stats</b>	R: 0 E: 0 K: 0 S: 3	H: 0 LOB: 0 BB: 0 P: 3	R: 0 E: 0 K: 0 S: 2	H: 0 LOB: 0 BB: 1 P: 6	R: 0 E: 0 K: 2 S: 7	H: 0 LOB: 1 BB: 1 P: 11	R: 0 E: 0 K: 1 S: 5	H: 0 LOB: 1 BB: 1 P: 9	R: 0 E: 1 K: 2 S: 7	H: 0 LOB: 1 BB: 1 P: 11	R: 0 E: 0 K: 0 S: 3	H: 0 LOB: 0 BB: 0 P: 3	R: 1 E: 0 K: 0 S: 4	H: 1 LOB: 2 BB: 2 P: 12	R: 0 E: 0 K: 1 S: 6	H: 1 LOB: 2 BB: 1 P: 10	R: 0 E: 0 K: 2 S: 7	H: 0 LOB: 0 BB: 0 P: 7	1B: 1 2B: 1 3B: 0 HR: 0	SF: 0 SAC: 1 DP: 1 HBP: 0	WP: 0 PB: 0 SB: 1 CS: 0	PA: 35
<b>PITCHER</b>	IP WLS BF H R ER SO BB IBB HBP BLK WP HR S P ERA WHIP																					
Sonny Siebert, R ERA: 3.24 (1, 1)	7.0 W 27 1 1 1 5 6 0 0 0 0 0 0 31 55 1.29 1.000																					
Stan Williams, R ERA: 0.64 (8, 1)	2.0 S 8 1 0 0 3 0 1 0 0 0 0 0 13 17 0.00 0.500																					

Batter	1	2	3	4	5	6	7	8	9	AB	R	H	RBI	BB	SO	LOB	BOTTOM			
Jose Cardenal, R OBP: 0.261, SLG: 0.247 (1, 8)	K		F8							4	0	1	0	0	2	2	<b>Minnesota Twins @ Cleveland Indians</b> Cleveland Municipal Stadium, Cleveland, OH Sun May 05 1968, 3:33 AM EDT Att. 7,888 - Unknown - 47 F  <a href="http://livebaseballscorecards.com">livebaseballscorecards.com</a>			
Chico Salmon, R OBP: 0.191, SLG: 0.217 (1, 4)										3	0	0	0	0	0	2				
Leon Wagner, L OBP: 0.280, SLG: 0.227 (7, PH)	F7		4-3							1	0	1	1	0	0	0				
Davey Nelson, R OBP: 0.267, SLG: 0.214 (7, PR)										0	0	0	0	0	0	0				
Max Alvis, R OBP: 0.410, SLG: 0.514 (1, 5)										2	0	1	0	2	0	0				
Tony Horton, R OBP: 0.337, SLG: 0.507 (1, 3)										4	0	0	0	0	0	4				
Joe Azcue, R OBP: 0.235, SLG: 0.375 (1, 2)										4	0	1	0	0	1	0				
Tommy Harper, R OBP: 0.214, SLG: 0.231 (1, 7)										4	0	0	0	0	2	2				
Vic Davallillo, L OBP: 0.291, SLG: 0.373 (1, 9)										4	1	2	0	0	0	2				
Larry Brown, R OBP: 0.282, SLG: 0.246 (1, 6)										2	0	0	0	1	1	1				
Sonny Siebert, R OBP: 0.286, SLG: 0.231 (1, 1)										3	1	2	1	0	0	0				
Stan Williams, R (8, 1)										0	0	0	0	0	0	0				
<b>Inning Stats</b>	R: 0 E: 0 K: 1 S: 5	H: 0 LOB: 1 BB: 1 P: 9	R: 0 E: 0 K: 0 S: 4	H: 1 LOB: 0 BB: 0 P: 4	R: 0 E: 0 K: 0 S: 3	H: 0 LOB: 0 BB: 0 P: 3	R: 0 E: 0 K: 0 S: 3	H: 0 LOB: 0 BB: 0 P: 3	R: 1 E: 0 K: 2 S: 9	H: 2 LOB: 2 BB: 1 P: 13	R: 0 E: 0 K: 0 S: 5	H: 2 LOB: 0 BB: 0 P: 5	R: 1 E: 0 K: 1 S: 7	H: 3 LOB: 2 BB: 1 P: 11	R: 0 E: 0 K: 2 S: 7	H: 0 LOB: 0 BB: 0 P: 7	1B: 8 2B: 0 3B: 0 HR: 0	SF: 0 SAC: 0 DP: 0 HBP: 0	WP: 0 PB: 0 SB: 0 CS: 2	PA: 34
<b>PITCHER</b>	IP WLS BF H R ER SO BB IBB HBP BLK WP HR S P ERA WHIP																			
Jim Merritt, L ERA: 1.76 (1, 1)	6.0 L 25 5 1 1 3 2 0 0 0 0 0 0 29 37 1.50 1.167																			
Al Worthington, R ERA: 1.86 (7, 1)	2.0 L 9 3 1 1 3 1 0 0 0 0 0 0 14 18 4.50 2.000																			

**Minnesota Twins @ Cleveland Indians**  
 Cleveland Municipal Stadium, Cleveland, OH  
 Sun May 05 1968, 3:33 AM EDT  
 Att. 7,888 - Unknown - 47 F

AB 27  
 R 1  
 H 2  
 RBI 1  
 BB 7  
 SO 8  
 LOB 16



WP: 0  
 PB: 0  
 SB: 1  
 CS: 0

AB 31  
 R 2  
 H 8  
 RBI 2  
 BB 3  
 SO 6  
 LOB 13



WP: 0  
 PB: 0  
 SB: 0  
 CS: 2



Batter	1	2	3	4	5	6	7	8	9	AB	R	H	RBI	BB	SO	LOB	TOP										
Ted Uhlhaender, L (1, 8) OBP: 0.293, SLG: 0.466 Cesar Tovar, R (9, PH) OBP: 0.312, SLG: 0.391	4-3		F8		6-3			1-3	K	4	0	0	0	0	0	1											
Rod Carew, L (1, 4) OBP: 0.368, SLG: 0.415	1-3				K		1-3	BB BB 1B		4	0	1	0	0	1	0											
Harmon Killebrew, R (1, 3) OBP: 0.381, SLG: 0.634	HR				K		F5	BB BB 1-2 BB		3	1	1	1	1	1	0											
Tony Oliva, L (1, 9) OBP: 0.303, SLG: 0.326	6-3				1B PB 1B		CS 1B	BB BB K		4	0	2	0	0	1	2											
Bob Allison, R (1, 7) OBP: 0.422, SLG: 0.535					BB BB K		CS 1-2	BB BB G3 1B	BB BB 1-2 BB	2	0	1	0	2	1	0											
Ron Clark, R (1, 5) OBP: 0.421, SLG: 0.412					BB BB K		1-2 BB 1B	BB BB K	BB BB G3	4	0	1	0	0	2	4											
Jackie Hernandez, R (1, 6) OBP: 0.293, SLG: 0.320 Rich Rollins, R (9, PH) OBP: 0.077, SLG: 0.077								SH5-4 1B	BB BB G3	3	0	1	0	0	1	1											
John Roseboro, L (1, 2) OBP: 0.235, SLG: 0.203 Jim Holt, L (9, PR)								F5	BB BB K	2	0	0	0	2	1	1											
Dean Chance, R (1, 1) OBP: 0.118, SLG: 0.063 Rich Reese, L (7, PH) OBP: 0.287, SLG: 0.385 Ron Ferranoski, L (7, 1) Frank Kostro, R (9, PH)								K	BB BB SH5-4	1	0	0	0	0	0	2											
<b>Inning Stats</b>	R: 1 E: 0 K: 0 S: 4	H: 1 LOB: 0 BB: 0 P: 4	R: 0 E: 0 K: 3 S: 9	H: 0 LOB: 0 BB: 0 P: 9	R: 0 E: 0 K: 1 S: 5	H: 0 LOB: 0 BB: 0 P: 5	R: 0 E: 0 K: 2 S: 8	H: 2 LOB: 1 BB: 1 P: 12	R: 0 E: 0 K: 1 S: 6	H: 1 LOB: 1 BB: 0 P: 6	R: 0 E: 0 K: 0 S: 3	H: 1 LOB: 2 BB: 1 P: 3	R: 0 E: 0 K: 1 S: 6	H: 1 LOB: 2 BB: 1 P: 10	R: 0 E: 0 K: 1 S: 6	H: 1 LOB: 3 BB: 2 P: 14	R: 0 E: 0 K: 1 S: 5	H: 0 LOB: 1 BB: 1 P: 9	1B: 6 2B: 0 3B: 0 HR: 1	SF: 0 SAC: 1 DP: 0 HBP: 0	WP: 0 PB: 1 SB: 0 CS: 1	PA: 38					
<b>PITCHER</b>	IP	WLS	BF	H	R	ER	SO	BB	IBB	HBP	BLK	WP	HR	S	P	ERA	WHIP										
Jim Nash, R (1, 1) ERA: 3.55	6.0	W	23	6	1	1	7	1	0	0	0	0	1	36	40	1.50	1.167										
Ed Sprague, R (7, 1) ERA: 1.69	1.1		7	1	0	0	1	1	1	0	0	0	0	7	15	0.00	1.500										
Paul Lindblad, L (8, 1) ERA: 1.35	0.1		1	0	0	0	1	0	0	0	0	0	0	3	3	0.00	0.000										
Diego Segui, R (8, 1) ERA: 5.4	1.0	S	5	0	0	0	0	2	0	0	0	0	0	3	11	0.00	2.000										
Tony Pierce, L (9, 1) ERA: 5.4	0.1	S	1	0	0	0	1	0	0	0	0	0	0	3	3	0.00	0.000										

Minnesota Twins @ Oakland Athletics  
Oakland-Alameda County Coliseum, Oakland, CA

AB 31  
R 1  
H 7  
RBI 1  
BB 5  
SO 10  
LOB 13



Mon May 06 1968, 7:05 PM PDT  
Att: 8,023 - Unknown

Batter	1	2	3	4	5	6	7	8	9	AB	R	H	RBI	BB	SO	LOB	BOTTOM
Bert Campaneris, R (1, 6) OBP: 0.363, SLG: 0.352	K		6-3			K		E6 1B		4	0	1	0	0	2	0	
Reggie Jackson, L (1, 9) OBP: 0.380, SLG: 0.556	K				HR	1-3		F8		4	1	1	1	0	1	1	
Sal Bando, R (1, 5) OBP: 0.270, SLG: 0.323	6-3				1B	K		1B		3	0	1	0	1	1	0	
Ray Webster, L (1, 3) OBP: 0.245, SLG: 0.352					K		4-3	F7		4	1	1	0	0	1	3	
Floyd Robinson, L (1, 7) OBP: 0.333, SLG: 0.500 Mike Hershberger, R (7, PH) OBP: 0.118, SLG: 0.065					1B					2	0	0	1	0	0	1	
John Donaldson, L (1, 4) OBP: 0.297, SLG: 0.227					F8		6-3			1	0	0	0	0	0	0	
John Donaldson, L (1, 4) OBP: 0.297, SLG: 0.227					1-H					2	0	1	0	1	0	1	
John Donaldson, L (1, 4) OBP: 0.297, SLG: 0.227					CS BB					2	0	1	0	1	0	1	
John Donaldson, L (1, 4) OBP: 0.297, SLG: 0.227					4-3					2	0	1	0	1	0	1	
John Donaldson, L (1, 4) OBP: 0.297, SLG: 0.227					CS BB					2	0	1	0	1	0	1	
John Donaldson, L (1, 4) OBP: 0.297, SLG: 0.227					1B 1B					2	0	1	0	1	0	1	
John Donaldson, L (1, 4) OBP: 0.297, SLG: 0.227					1B 1B					2	0	1	0	1	0	1	
John Donaldson, L (1, 4) OBP: 0.297, SLG: 0.227					1B 1B					2	0	1	0	1	0	1	
John Donaldson, L (1, 4) OBP: 0.297, SLG: 0.227					1B 1B					2	0	1	0	1	0	1	
John Donaldson, L (1, 4) OBP: 0.297, SLG: 0.227					1B 1B					2	0	1	0	1	0	1	
John Donaldson, L (1, 4) OBP: 0.297, SLG: 0.227					1B 1B					2	0	1	0	1	0	1	
John Donaldson, L (1, 4) OBP: 0.297, SLG: 0.227					1B 1B					2	0	1	0	1	0	1	
John Donaldson, L (1, 4) OBP: 0.297, SLG: 0.227					1B 1B					2	0	1	0	1	0	1	
John Donaldson, L (1, 4) OBP: 0.297, SLG: 0.227					1B 1B					2	0	1	0	1	0	1	
John Donaldson, L (1, 4) OBP: 0.297, SLG: 0.227					1B 1B					2	0	1	0	1	0	1	
John Donaldson, L (1, 4) OBP: 0.297, SLG: 0.227					1B 1B					2	0	1	0	1	0	1	
John Donaldson, L (1, 4) OBP: 0.297, SLG: 0.227					1B 1B					2	0	1	0	1	0	1	
John Donaldson, L (1, 4) OBP: 0.297, SLG: 0.227					1B 1B					2	0	1	0	1	0	1	
John Donaldson, L (1, 4) OBP: 0.297, SLG: 0.227					1B 1B					2	0	1	0	1	0	1	
John Donaldson, L (1, 4) OBP: 0.297, SLG: 0.227					1B 1B					2	0	1	0	1	0	1	
John Donaldson, L (1, 4) OBP: 0.297, SLG: 0.227					1B 1B					2	0	1	0	1	0	1	
John Donaldson, L (1, 4) OBP: 0.297, SLG: 0.227					1B 1B					2	0	1	0	1	0	1	
John Donaldson, L (1, 4) OBP: 0.297, SLG: 0.227					1B 1B					2	0	1	0	1	0	1	
John Donaldson, L (1, 4) OBP: 0.297, SLG: 0.227					1B 1B					2	0	1	0	1	0	1	
John Donaldson, L (1, 4) OBP: 0.297, SLG: 0.227					1B 1B					2	0	1	0	1	0	1	
John Donaldson, L (1, 4) OBP: 0.297, SLG: 0.227					1B 1B					2	0	1	0	1	0	1	
John Donaldson, L (1, 4) OBP: 0.297, SLG: 0.227					1B 1B					2	0	1	0	1	0	1	
John Donaldson, L (1, 4) OBP: 0.297, SLG: 0.227					1B 1B					2	0	1	0	1	0	1	
John Donaldson, L (1, 4) OBP: 0.297, SLG: 0.227					1B 1B					2	0	1	0	1	0	1	
John Donaldson, L (1, 4) OBP: 0.297, SLG: 0.227					1B 1B					2	0	1	0	1	0	1	
John Donaldson, L (1, 4) OBP: 0.297, SLG: 0.227					1B 1B					2	0	1	0	1	0	1	
John Donaldson, L (1, 4) OBP: 0.297, SLG: 0.227					1B 1B					2	0	1	0	1	0	1	
John Donaldson, L (1, 4) OBP: 0.297, SLG: 0.227					1B 1B					2	0	1	0	1	0	1	
John Donaldson, L (1, 4) OBP: 0.297, SLG: 0.227					1B 1B					2	0	1	0	1	0	1	
John Donaldson, L (1, 4) OBP: 0.297, SLG: 0.227					1B 1B					2	0	1	0	1	0	1	
John Donaldson, L (1, 4) OBP: 0.297, SLG: 0.227					1B 1B					2	0	1	0	1	0	1	
John Donaldson, L (1, 4) OBP: 0.297, SLG: 0.227					1B 1B					2	0	1	0	1	0	1	
John Donaldson, L (1, 4) OBP: 0.297, SLG: 0.227					1B 1B					2	0	1	0	1	0	1	
John Donaldson, L (1, 4) OBP: 0.297, SLG: 0.227					1B 1B					2	0	1	0	1	0	1	
John Donaldson, L (1, 4) OBP: 0.297, SLG: 0.227					1B 1B					2	0	1	0	1	0	1	
John Donaldson, L (1, 4) OBP: 0.297, SLG: 0.227					1B 1B					2	0	1	0	1	0	1	
John Donaldson, L (1, 4) OBP: 0.297, SLG: 0.227					1B 1B					2	0	1	0	1	0	1	
John Donaldson, L (1, 4) OBP: 0.297, SLG: 0.227					1B 1B					2	0	1	0	1	0	1	
John Donaldson, L (1, 4) OBP: 0.297, SLG: 0.227					1B 1B					2	0	1	0	1	0	1	
John Donaldson, L (1, 4) OBP: 0.297, SLG: 0.227					1B 1B					2	0	1	0	1	0	1	
John Donaldson, L (1, 4) OBP: 0.297, SLG: 0.227					1B 1B					2	0	1	0	1	0	1	
John Donaldson, L (1, 4) OBP: 0.297, SLG: 0.227					1B 1B					2	0	1	0	1	0	1	
John Donaldson, L (1, 4) OBP: 0.297, SLG: 0.227					1B 1B					2	0	1	0	1	0	1	
John Donaldson, L (1, 4) OBP: 0.297, SLG: 0.227					1B 1B					2	0	1	0	1	0	1	
John Donaldson, L (1, 4) OBP: 0.297, SLG: 0.227					1B 1B					2	0	1	0	1	0	1	
John Donaldson, L (1, 4) OBP: 0.297, SLG: 0.227					1B 1B					2	0	1	0	1	0	1	
John Donaldson, L (1, 4) OBP: 0.297, SLG: 0.227					1B 1B					2	0						



Batter	1	2	3	4	5	6	7	8	9	AB	R	H	RBI	BB	SO	LOB	TOP						
Cesar Tovar, R OBP: 0.327, SLG: 0.402 (1, 5)										5	0	3	0	0	1	2	<b>Minnesota Twins @ Oakland Athletics</b> Oakland-Alameda County Coliseum, Oakland, CA Tue May 07 1968, 7:05 PM PDT Att: 8,039 - Unknown						
Rod Carew, L OBP: 0.348, SLG: 0.391 (1, 4)										5	1	0	0	0	1	3							
Harmon Killebrew, R OBP: 0.392, SLG: 0.624 Rich Reese, L OBP: 0.267, SLG: 0.385 (1, 3)										3	0	1	0	2	0	1							
Tony Oliva, L OBP: 0.308, SLG: 0.330 (1, 9)										5	0	2	1	0	0	2							
Ted Uhlhaender, L OBP: 0.292, SLG: 0.457 (1, 8)										4	0	1	0	0	1	4							
Bob Allison, R OBP: 0.414, SLG: 0.520 Ron Clark, R OBP: 0.421, SLG: 0.412 (1, 7)										4	0	1	0	0	0	1							
Jackie Hernandez, R OBP: 0.265, SLG: 0.312 (1, 6)										2	0	0	0	1	0	3							
Bruce Look, L OBP: 0.500, SLG: 0.333 (1, 2)										3	1	1	0	1	0	2							
Jim Perry, S OBP: 0.200, SLG: 0.357 Ron Perranoski, L Al Worthington, R (8, 1)										3	0	1	0	0	0	0							
										0	0	0	0	0	0	0							
<b>Inning Stats</b>	R: 0 E: 0 K: 0 S: 3	H: 1 LOB: 1 BB: 1 P: 7	R: 0 E: 0 K: 1 S: 5	H: 0 LOB: 0 BB: 0 P: 5	R: 1 E: 1 K: 1 S: 6	H: 1 LOB: 1 BB: 1 P: 10	R: 0 E: 1 K: 0 S: 5	H: 1 LOB: 2 BB: 0 P: 5	R: 1 E: 0 K: 0 S: 6	H: 3 LOB: 2 BB: 0 P: 6	R: 0 E: 0 K: 0 S: 4	H: 2 LOB: 2 BB: 1 P: 8	R: 0 E: 0 K: 1 S: 5	H: 2 LOB: 3 BB: 1 P: 9	R: 0 E: 0 K: 1 S: 5	H: 0 LOB: 0 BB: 0 P: 5	R: 0 E: 1 K: 0 S: 3	H: 0 LOB: 1 BB: 0 P: 3	1B: 10 2B: 0 3B: 0 HR: 0	SF: 0 SAC: 2 DP: 2 HBP: 0	WP: 0 PB: 0 SB: 2 CS: 0	PA: 40	
<b>PITCHER</b>	IP WLS BF H R ER SO BB IBB HBP BLK WP HR S P ERA WHIP	Blue Moon Odom, R ERA: 3.06 Paul Lindblad, L ERA: 1.25 Diego Segui, R ERA:	6.1 L 30 8 2 1 2 4 0 0 0 0 0 0 30 46 1.42 1.895	7.2 L 30 2 0 0 1 0 0 0 0 0 0 9 9 0.00 1.200	9.1 L 30 0 0 0 0 0 0 0 0 0 0 3 3 0.00 0.000																		

AB	34
R	2
H	10
RBI	1
BB	4
SO	3
LOB	18



Batter	1	2	3	4	5	6	7	8	9	AB	R	H	RBI	BB	SO	LOB	BOTTOM					
Bert Campaneris, R OBP: 0.349, SLG: 0.337 (1, 6)										4	0	0	0	0	0	4	<b>Minnesota Twins @ Oakland Athletics</b> Oakland-Alameda County Coliseum, Oakland, CA Tue May 07 1968, 7:05 PM PDT Att: 8,039 - Unknown					
Reggie Jackson, L OBP: 0.375, SLG: 0.543 (1, 9)										4	0	1	0	0	0	1						
Sal Bando, R OBP: 0.269, SLG: 0.320 (1, 5)										4	0	1	1	0	1	0						
Ray Webster, L OBP: 0.235, SLG: 0.337 (1, 3)										4	0	0	0	0	0	2						
Floyd Robinson, L OBP: 0.368, SLG: 0.556 (1, 7)										4	0	2	0	0	1	0						
John Donaldson, L OBP: 0.244, SLG: 0.214 (1, 4)										4	0	0	0	0	1	2						
Jim Pagliaroni, R OBP: 0.368, SLG: 0.333 Tony La Russa, R OBP: 0.333, SLG: 0.333 (1, 2)										4	0	2	0	0	1	1						
Rick Monday, L OBP: 0.342, SLG: 0.420 (1, 8)										3	0	2	0	1	1	1						
Blue Moon Odom, R OBP: 0.250, SLG: 0.250 Paul Lindblad, L OBP: 0.400, SLG: 0.400 Danny Cater, R OBP: 0.352, SLG: 0.388 Diego Segui, R Jim Gosger, L (9, PH)										2	0	0	0	0	2	2						
										0	0	0	0	0	0	0						
<b>Inning Stats</b>	R: 0 E: 0 K: 1 S: 5	H: 0 LOB: 0 BB: 0 P: 5	R: 0 E: 0 K: 1 S: 6	H: 1 LOB: 1 BB: 0 P: 6	R: 0 E: 0 K: 1 S: 5	H: 0 LOB: 1 BB: 1 P: 9	R: 0 E: 0 K: 0 S: 4	H: 1 LOB: 1 BB: 0 P: 4	R: 0 E: 0 K: 2 S: 8	H: 1 LOB: 1 BB: 0 P: 8	R: 0 E: 0 K: 0 S: 3	H: 0 LOB: 0 BB: 0 P: 3	R: 0 E: 0 K: 1 S: 5	H: 0 LOB: 0 BB: 0 P: 5	R: 1 E: 0 K: 0 S: 6	H: 4 LOB: 2 BB: 0 P: 6	R: 0 E: 0 K: 1 S: 7	H: 2 LOB: 2 BB: 0 P: 7	1B: 7 2B: 2 3B: 0 HR: 0	SF: 0 SAC: 0 DP: 1 HBP: 0	WP: 0 PB: 0 SB: 0 CS: 0	PA: 36
<b>PITCHER</b>	IP WLS BF H R ER SO BB IBB HBP BLK WP HR S P ERA WHIP	Jim Perry, R ERA: 1.96 Ron Perranoski, L ERA: 1.74 Al Worthington, R ERA: 1.72	7.2 W 28 5 1 1 6 1 0 0 0 0 0 1 1 1.17 0.783	8.1 L 30 1 0 0 0 0 0 0 0 0 0 1 1 ∞ ∞	8.1 S 7 3 0 0 1 0 0 0 0 0 0 9 9 0.00 2.250																	





Batter	1	2	3	4	5	6	7	8	9	AB	R	H	RBI	BB	SO	LOB	TOP					
Cesar Tovar, R OBP: 0.317, SLG: 0.389	5-3			F7			F9			3	0	0	0	0	0	0	<b>Minnesota Twins @ Oakland Athletics</b> Oakland-Alameda County Coliseum, Oakland, CA Wed May 08 1968, 7:05 PM PDT Att: 6,298 - Unknown <a href="http://livebaseballscorecards.com">livebaseballscorecards.com</a>					
Rod Carew, L OBP: 0.337, SLG: 0.378	F9			6-3			F7			3	0	0	0	0	0	0						
Harmon Killebrew, R OBP: 0.381, SLG: 0.662	K			K			K			3	0	0	0	0	3	0						
Tony Oliva, L OBP: 0.299, SLG: 0.320		K			F8			F4		3	0	0	0	1	1	0						
Ted Uhlaender, L OBP: 0.283, SLG: 0.442		4-3			F9			F7		3	0	0	0	0	0	0						
Bob Allison, R OBP: 0.400, SLG: 0.500		K			5-3			6-3		3	0	0	0	0	1	0						
Jackie Hernandez, R OBP: 0.259, SLG: 0.304 John Roseboro, L OBP: 0.233, SLG: 0.200				6-3			K		4-3	2	0	0	0	0	1	0						
Bruce Look, L OBP: 0.286, SLG: 0.167				K			K		K	3	0	0	0	0	3	0						
Dave Boswell, R OBP: 0.200, SLG: 0.429 Ron Perranoski, L				F6			K		K	2	0	0	0	0	1	0						
Rich Reese, L OBP: 0.250, SLG: 0.357									K	0	0	0	0	0	0	0						
<b>Inning Stats</b>	R: 0 E: 0 K: 1 S: 5	H: 0 LOB: 0 BB: 0 P: 5	R: 0 E: 0 K: 2 S: 7	H: 0 LOB: 0 BB: 0 P: 7	R: 0 E: 0 K: 1 S: 5	H: 0 LOB: 0 BB: 0 P: 5	R: 0 E: 0 K: 1 S: 5	H: 0 LOB: 0 BB: 0 P: 5	R: 0 E: 0 K: 0 S: 3	H: 0 LOB: 0 BB: 0 P: 3	R: 0 E: 0 K: 3 S: 9	H: 0 LOB: 0 BB: 0 P: 9	R: 0 E: 0 K: 1 S: 5	H: 0 LOB: 0 BB: 0 P: 5	R: 0 E: 0 K: 0 S: 3	H: 0 LOB: 0 BB: 0 P: 3	R: 0 E: 0 K: 2 S: 7	H: 0 LOB: 0 BB: 0 P: 7	1B: 0 2B: 0 3B: 0 HR: 0	SF: 0 SAC: 0 DP: 0 HBP: 0	WP: 0 PB: 0 SB: 0 CS: 0	PA: 27
<b>PITCHER</b> Caffish Hunter, R ERA: 2.36	IP: 9.0 WLS: W BF: 27 H: 0 R: 0 ER: 0 SO: 11 BB: 0 IBB: 0 HBP: 0 BLK: 0 WP: 0 HR: 0 S: 49 P: 49 ERA: 0.00 WHIP: 0.000															<b>PITCHER</b>	IP: 9.0 WLS: W BF: 27 H: 0 R: 0 ER: 0 SO: 11 BB: 0 IBB: 0 HBP: 0 BLK: 0 WP: 0 HR: 0 S: 49 P: 49 ERA: 0.00 WHIP: 0.000					

Batter	1	2	3	4	5	6	7	8	9	AB	R	H	RBI	BB	SO	LOB	BOTTOM			
Bert Campaneris, R OBP: 0.360, SLG: 0.344	1B						F4	FC5-4		4	0	2	0	1	0	3	<b>Minnesota Twins @ Oakland Athletics</b> Oakland-Alameda County Coliseum, Oakland, CA Wed May 08 1968, 7:05 PM PDT Att: 6,298 - Unknown <a href="http://livebaseballscorecards.com">livebaseballscorecards.com</a>			
Reggie Jackson, L OBP: 0.361, SLG: 0.520	5-3						K			4	0	0	0	0	2	5				
Sal Bando, R OBP: 0.278, SLG: 0.320										3	0	1	0	1	1	2				
Ray Webster, L OBP: 0.245, SLG: 0.344	G4-6-3									4	1	2	0	0	0	2				
John Donaldson, L OBP: 0.244, SLG: 0.205										3	0	0	0	0	0	3				
Jim Pagliaroni, R OBP: 0.357, SLG: 0.306										3	1	0	0	1	2	3				
Rick Monday, L OBP: 0.363, SLG: 0.444										3	2	2	0	1	0	2				
Joe Rudi, R										3	0	0	0	0	1	1				
Floyd Robinson, L OBP: 0.388, SLG: 0.556 Danny Cater, R OBP: 0.394, SLG: 0.388 Mike Hershberger, R OBP: 0.118, SLG: 0.065										0	0	0	0	0	0	0				
Caffish Hunter, R OBP: 0.444, SLG: 0.556										4	0	3	3	0	0	0				
<b>Inning Stats</b>	R: 0 E: 0 K: 0 S: 3	H: 1 LOB: 1 BB: 1 P: 7	R: 0 E: 0 K: 1 S: 5	H: 1 LOB: 0 BB: 0 P: 5	R: 0 E: 0 K: 1 S: 6	H: 1 LOB: 2 BB: 1 P: 10	R: 0 E: 0 K: 0 S: 3	H: 1 LOB: 1 BB: 1 P: 7	R: 0 E: 0 K: 1 S: 6	H: 1 LOB: 1 BB: 0 P: 6	R: 0 E: 0 K: 1 S: 5	H: 0 LOB: 1 BB: 0 P: 6	R: 1 E: 0 K: 2 S: 9	H: 2 LOB: 1 BB: 0 P: 9	R: 3 E: 0 K: 0 S: 6	H: 3 LOB: 2 BB: 2 P: 14	1B: 8 2B: 2 3B: 0 HR: 0	SF: 0 SAC: 0 DP: 2 HBP: 1	WP: 2 PB: 0 SB: 1 CS: 1	PA: 38
<b>PITCHER</b> Dave Boswell, R ERA: 3.61 Ron Perranoski, L ERA: 1.69	IP: 7.2 WLS: L BF: 35 H: 9 R: 4 ER: 4 SO: 6 BB: 5 IBB: 0 HBP: 1 BLK: 0 WP: 2 HR: 0 S: 41 P: 62 ERA: 4.70 WHIP: 1.826															<b>PITCHER</b>	IP: 7.2 WLS: L BF: 35 H: 9 R: 4 ER: 4 SO: 6 BB: 5 IBB: 0 HBP: 1 BLK: 0 WP: 2 HR: 0 S: 41 P: 62 ERA: 4.70 WHIP: 1.826			



Batter	1	2	3	4	5	6	7	8	9	10	AB	R	H	RBI	BB	SO	LOB	
Rod Carew, L OBP: 0.351, SLG: 0.400 (1, 4)											5	3	3	0	0	1	0	
Cesar Tovar, R OBP: 0.330, SLG: 0.400 (7, 6)											5	0	3	1	0	0	1	
Rich Reese, L OBP: 0.211, SLG: 0.294 Frank Kostro, R (8, PH) (8, 7)											3	0	0	0	0	0	2	
Harmon Killebrew, R OBP: 0.391, SLG: 0.593 (1, 3)											3	0	1	1	2	0	1	
Tony Oliva, L OBP: 0.237, SLG: 0.327 (1, 9)											4	1	1	0	0	1	4	
Ted Uhlander, L OBP: 0.282, SLG: 0.434 (1, 8)											4	0	1	1	0	0	0	
John Roseboro, L OBP: 0.222, SLG: 0.190 (1, 2)											4	0	0	0	0	1	1	
Jackie Hernandez, R OBP: 0.253, SLG: 0.296 Bob Allison, R OBP: 0.396, SLG: 0.494 Ron Clark, R OBP: 0.400, SLG: 0.389 (7, PH) (7, 5)											2	0	0	0	0	1	0	
Jim Merritt, L OBP: 0.299, SLG: 0.063 Bob Miller, R (5, PH) Jim Holt, L (5, PH) Jim Roland, R (5, PH) Rich Rollins, R OBP: 0.071, SLG: 0.071 Ron Perranoski, L (5, PH) Frank Quilis, R (10, PH) Al Worthington, R (10, 1)											1	0	0	0	0	0	0	
<b>Inning Stats</b>	R: 1 E: 0 K: 0 S: 5	H: 2 LOB: 1 BB: 0 P: 5	R: 0 E: 0 K: 1 S: 5	H: 0 LOB: 0 BB: 0 P: 5	R: 0 E: 0 K: 1 S: 5	H: 0 LOB: 0 BB: 1 P: 6	R: 0 E: 0 K: 0 S: 3	H: 1 LOB: 1 BB: 0 P: 4	R: 1 E: 0 K: 1 S: 7	H: 2 LOB: 1 BB: 0 P: 7	R: 1 E: 0 K: 1 S: 7	H: 2 LOB: 2 BB: 1 P: 11	R: 0 E: 0 K: 1 S: 5	H: 0 LOB: 0 BB: 0 P: 5	1B: 7 2B: 2 3B: 0 HR: 0	SF: 1 SAC: 0 DP: 1 HBP: 0	WP: 0 PA: 40 PB: 0 SB: 2 CS: 0	
<b>PITCHER</b>	IP WLS BF H R ER SO BB IBB HBP BLK WP HR S P ERA WHIP	7.1 0.1 1.0 0.1 0.1 0.1	29 0 4 1 3	7 0 0 0 1	3 0 0 0 0	3 0 2 0 0	3 0 0 0 0	3 0 0 0 0	34 1 7 11 3	38 1 11 1 3	3.68 0.00 0.00 0.00 27.00	1.091 0.000 1.000 0.000 6.000	<b>PITCHER</b>	IP WLS BF H R ER SO BB IBB HBP BLK WP HR S P ERA WHIP	10.1 0.2 2 0 0 0 0 0 0 0 0 0 0 2 2	0 0 0 0 0 0 0 0 0 0 0 0 0 0 0	0 0 0 0 0 0 0 0 0 0 0 0 0 0 0	0.00 0.000 0.000 0.000 0.000

**TOP**

**Minnesota Twins @ California Angels**  
Anaheim Stadium, Anaheim, CA

Thu May 09 1968, 10:05 PM EDT  
Att: 9,287 - Unknown - 65 F

livebaseballscorecards.com

AB 37  
R 4  
H 9  
RBI 4  
BB 2  
SO 5  
LOB 11

Batter	1	2	3	4	5	6	7	8	9	10	AB	R	H	RBI	BB	SO	LOB	
Paul Schaal, R OBP: 0.310, SLG: 0.267 (1, 5)											5	0	2	0	0	0	0	
Roger Repoz, L OBP: 0.336, SLG: 0.500 (1, 8) (10, 9)											5	0	1	0	0	1	3	
Rick Reichardt, R OBP: 0.316, SLG: 0.438 (1, 7)											5	1	1	0	0	3	2	
Bubba Morton, R OBP: 0.333, SLG: 0.391 Jay Johnstone, L OBP: 0.275, SLG: 0.270 (1, 9) (10, 8)											2	0	0	0	1	1	1	
Don Mincher, L OBP: 0.333, SLG: 0.316 (1, 3)											4	0	0	0	1	1	2	
Woodie Held, R OBP: 0.211, SLG: 0.176 (1, 6)											4	1	1	0	0	0	3	
Tom Satriano, L OBP: 0.375, SLG: 0.500 (1, 2)											4	1	2	3	0	0	0	
Bobby Knoop, R OBP: 0.306, SLG: 0.311 (1, 4)											4	0	0	0	0	2	2	
Jim McGlothlin, R OBP: 0.071, SLG: 0.071 Tom Burgmeier, L (8, 1) Jack Hamilton, R OBP: 0.283, SLG: 0.143 Minnie Rojas, R (9, 1) Chuck Hinton, R OBP: 0.203, SLG: 0.267 Jim Weaver, L (10, 1) Bob Heffner, R (10, 1)											3	0	1	0	0	2	0	
<b>Inning Stats</b>	R: 0 E: 1 K: 1 S: 6	H: 1 LOB: 3 BB: 2 P: 14	R: 0 E: 0 K: 1 S: 7	H: 2 LOB: 2 BB: 0 P: 7	R: 3 E: 0 K: 3 S: 12	H: 3 LOB: 0 BB: 0 P: 12	R: 0 E: 0 K: 2 S: 8	H: 1 LOB: 1 BB: 0 P: 8	R: 0 E: 1 K: 0 S: 4	H: 1 LOB: 2 BB: 0 P: 5	R: 0 E: 0 K: 1 S: 5	H: 0 LOB: 0 BB: 0 P: 5	R: 0 E: 0 K: 0 S: 3	H: 0 LOB: 0 BB: 0 P: 3	1B: 6 2B: 2 3B: 0 HR: 1	SF: 0 SAC: 0 DP: 1 HBP: 1	WP: 0 PA: 41 PB: 0 SB: 1 CS: 0	
<b>PITCHER</b>	IP WLS BF H R ER SO BB IBB HBP BLK WP HR S P ERA WHIP	4.2 0.1 2.0 2.0 1.0	25 1 6 6 3	8 0 0 0 0	3 0 0 0 0	7 0 0 0 0	7 0 0 0 0	3 0 0 0 0	36 1 10 6 5	45 1 10 6 5	5.79 0.000 0.000 0.000 0.000	2.143 0.000 0.000 0.000 0.000	<b>PITCHER</b>	IP WLS BF H R ER SO BB IBB HBP BLK WP HR S P ERA WHIP	10.1 0.2 2 0 0 0 0 0 0 0 0 0 0 2 2	0 0 0 0 0 0 0 0 0 0 0 0 0 0 0	0 0 0 0 0 0 0 0 0 0 0 0 0 0 0	0.00 0.000 0.000 0.000 0.000

**BOTTOM**

**Minnesota Twins @ California Angels**  
Anaheim Stadium, Anaheim, CA

Thu May 09 1968, 10:05 PM EDT  
Att: 9,287 - Unknown - 65 F

livebaseballscorecards.com

AB 38  
R 3  
H 8  
RBI 3  
BB 2  
SO 10  
LOB 13



Batter	1	2	3	4	5	6	7	8	9	AB	R	H	RBI	BB	SO	LOB	TOP			
Rod Carew, L (1,4) OBP: 0.337, SLG: 0.384	F8		K		K			F3		4	0	0	0	0	2	0	<b>Minnesota Twins @ California Angels</b> Anaheim Stadium, Anaheim, CA Fri May 10 1968, 10:05 PM EDT Unknown - 69 F			
Cesar Tovar, R (1,8) OBP: 0.336, SLG: 0.398	L3		WP BB			CS 1B		F8		3	0	1	0	1	0	0				
Tony Oliva, L (1,9) OBP: 0.296, SLG: 0.317			K			F8		6-3		3	0	0	0	1	1	2				
Harmon Killebrew, R (1,3) OBP: 0.395, SLG: 0.581	K				F7					2	0	0	0	2	1	1				
Bob Allison, R (1,7) OBP: 0.389, SLG: 0.476					K					3	0	0	0	1	1	2				
Ron Clark, R (1,5) OBP: 0.417, SLG: 0.350										2	0	0	0	2	1	1				
Jerry Zimmerman, R (1,2) Frank Kostro, R (7,PH) Bruce Look, L (7,2) OBP: 0.286, SLG: 0.167										2	0	0	0	0	1	2				
Jackie Hernandez, R (1,6) OBP: 0.256, SLG: 0.298										1	0	0	0	0	1	0				
Jim Kaat, L (1,1) Rich Rollins, R (7,PH) Bob Miller, R (7,1) OBP: 0.067, SLG: 0.067										0	0	0	0	0	0	0				
<b>Inning Stats</b>	R: 0 E: 0 K: 1 S: 5	H: 0 LOB: 1 BB: 1 P: 9	R: 0 E: 0 K: 1 S: 5	H: 0 LOB: 1 BB: 1 P: 9	R: 0 E: 0 K: 2 S: 7	H: 0 LOB: 1 BB: 1 P: 11	R: 0 E: 0 K: 1 S: 5	H: 0 LOB: 1 BB: 1 P: 9	R: 0 E: 0 K: 1 S: 3	H: 1 LOB: 0 BB: 0 P: 5	R: 0 E: 0 K: 0 S: 3	H: 1 LOB: 1 BB: 1 P: 7	R: 0 E: 0 K: 0 S: 3	H: 0 LOB: 0 BB: 0 P: 7	R: 0 E: 0 K: 1 S: 4	H: 0 LOB: 0 BB: 1 P: 8		1B: 2 2B: 0 3B: 0 HR: 0	SF: 0 SAC: 0 DP: 2 HBP: 0	WP: 1 PB: 0 SB: 0 CS: 1
<b>PITCHER</b> George Brunet, L (1,1) ERA: 2.49	IP: 9.0 WLS: W BF: 33 H: 2 R: 0 ER: 0 SO: 7 BB: 7 IBB: 0 HBP: 0 BLK: 0 WP: 1 HR: 0 S: 40 P: 68 ERA: 0.00 WHIP: 1.000															<b>PITCHER</b>				

AB	26
R	0
H	2
RBI	0
BB	7
SO	7
LOB	13



Batter	1	2	3	4	5	6	7	8	9	AB	R	H	RBI	BB	SO	LOB	BOTTOM			
Paul Schaaf, R (1,5) OBP: 0.317, SLG: 0.279	4-3					SH1-4 HR BB		K		3	1	1	0	1	1	0	<b>Minnesota Twins @ California Angels</b> Anaheim Stadium, Anaheim, CA Fri May 10 1968, 10:05 PM EDT Unknown - 69 F			
Woodie Held, R (1,6) OBP: 0.227, SLG: 0.200					2B	SH1-4		K		3	0	1	0	0	1	1				
Rick Reichardt, R (1,7) OBP: 0.315, SLG: 0.468								F7		4	1	1	2	0	0	1				
Bubba Morton, R (1,9) OBP: 0.300, SLG: 0.346 Don Mincher, L (8,3) OBP: 0.343, SLG: 0.328										3	0	0	0	0	0	1				
Chuck Hinton, R (1,3) (8,9) OBP: 0.221, SLG: 0.270										3	1	1	0	1	0	1				
Buck Rodgers, S (1,2) OBP: 0.292, SLG: 0.286										3	0	1	1	0	0	1				
Bobby Knoop, R (1,4) OBP: 0.295, SLG: 0.299										3	0	0	0	0	2	1				
Jay Johnstone, L (1,8) OBP: 0.256, SLG: 0.250										3	0	0	0	0	2	0				
George Brunet, R (1,1) OBP: 0.313, SLG: 0.313										3	0	0	0	0	2	0				
<b>Inning Stats</b>	R: 0 E: 0 K: 0 S: 4	H: 1 LOB: 0 BB: 0 P: 4	R: 0 E: 0 K: 1 S: 5	H: 0 LOB: 0 BB: 0 P: 5	R: 0 E: 0 K: 1 S: 6	H: 1 LOB: 0 BB: 0 P: 6	R: 0 E: 0 K: 0 S: 3	H: 0 LOB: 1 BB: 1 P: 7	R: 0 E: 0 K: 2 S: 7	H: 0 LOB: 0 BB: 0 P: 7	R: 3 E: 0 K: 1 S: 8	H: 3 LOB: 1 BB: 1 P: 12	R: 0 E: 0 K: 2 S: 7	H: 0 LOB: 0 BB: 0 P: 7	R: 0 E: 0 K: 1 S: 6	H: 1 LOB: 1 BB: 0 P: 6		1B: 4 2B: 1 3B: 0 HR: 1	SF: 0 SAC: 1 DP: 0 HBP: 0	WP: 0 PB: 0 SB: 1 CS: 0
<b>PITCHER</b> Jim Kaat, L (1,1) ERA: 3.0 Bob Miller, R (7,1) ERA: 1.6	IP: 6.0 WLS: L BF: 25 H: 5 R: 3 ER: 3 SO: 5 BB: 5 IBB: 3 HBP: 3 BLK: 5 WP: 0 HR: 1 S: 33 P: 41 ERA: 4.50 WHIP: 1.167															<b>PITCHER</b>				

AB	29
R	3
H	6
RBI	3
BB	2
SO	8
LOB	6

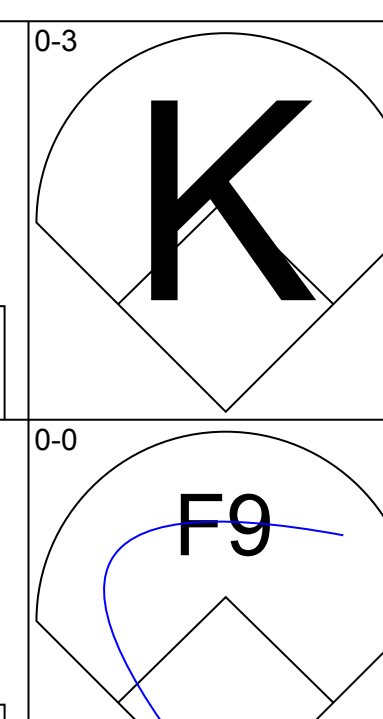
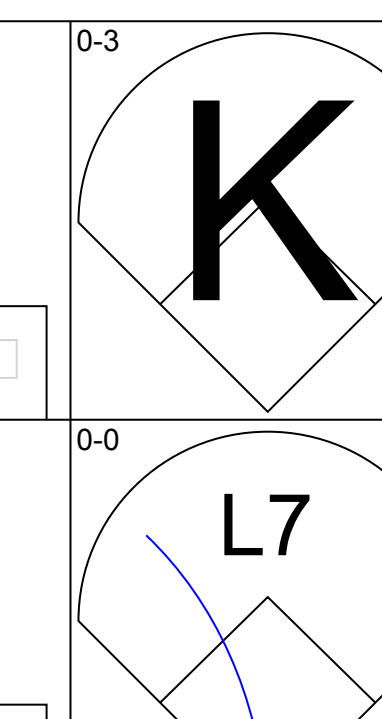
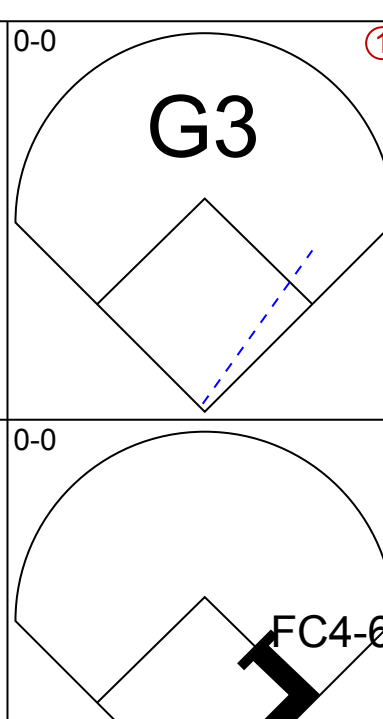
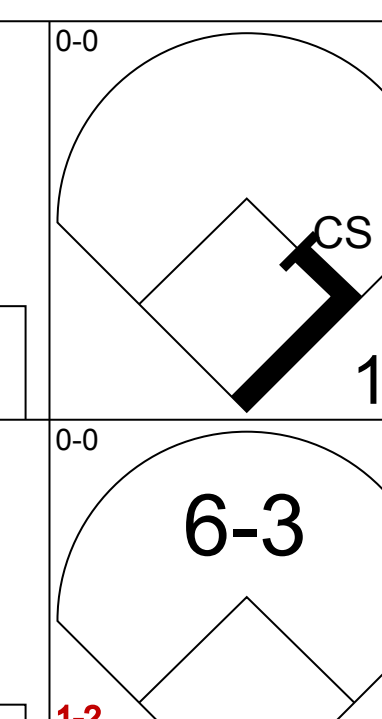
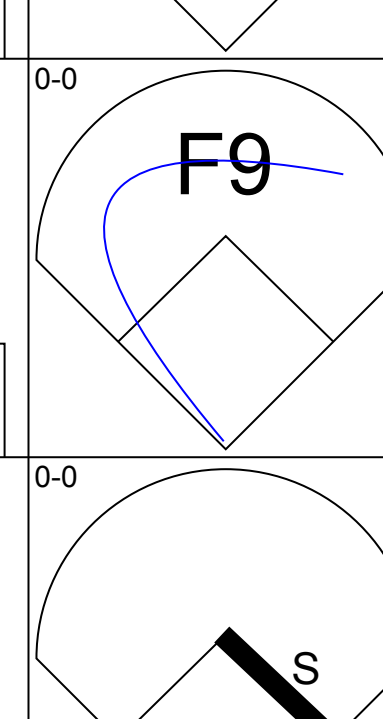
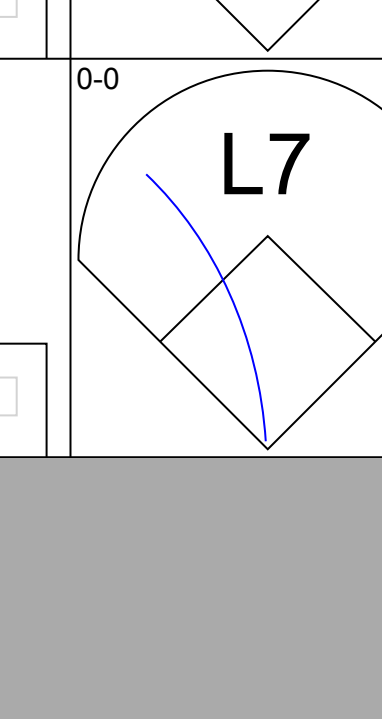
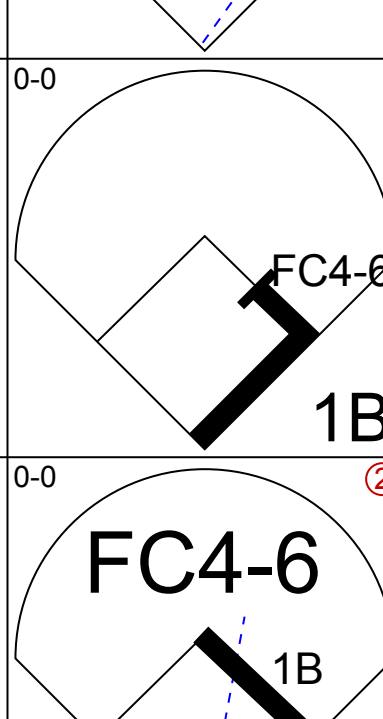
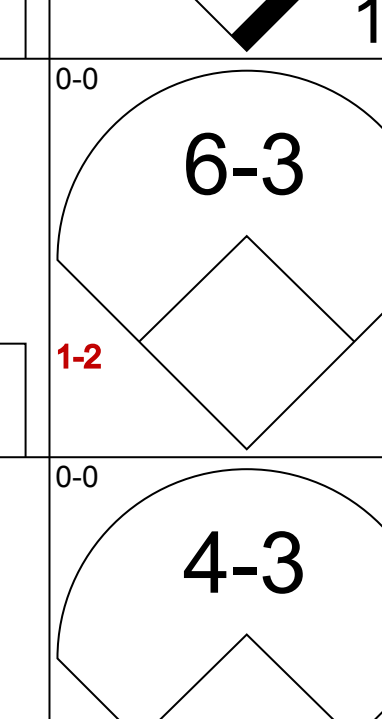
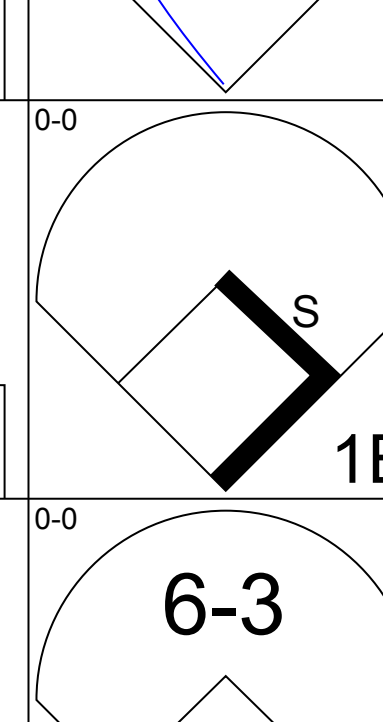
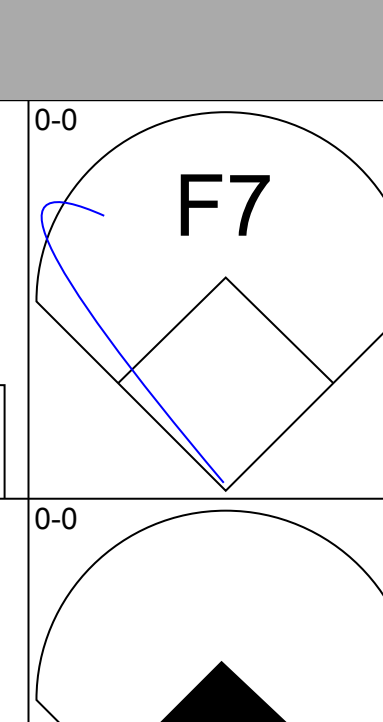
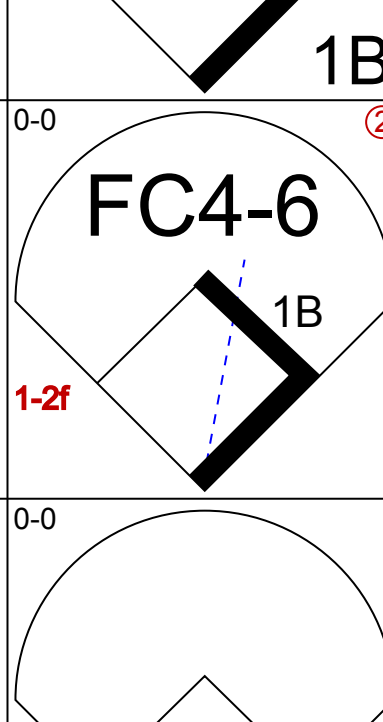
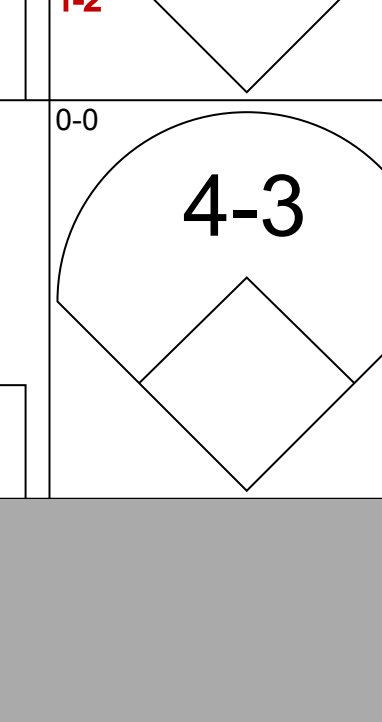
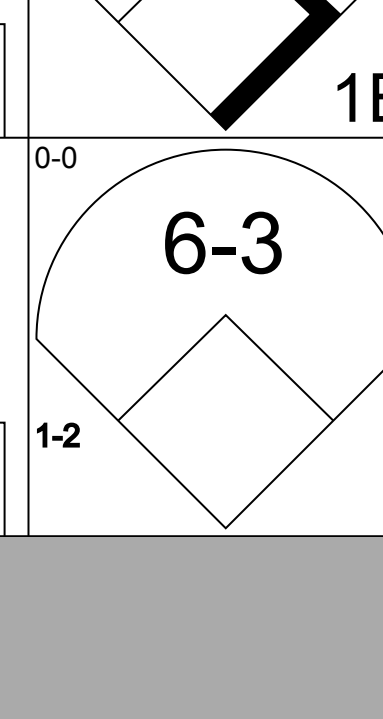
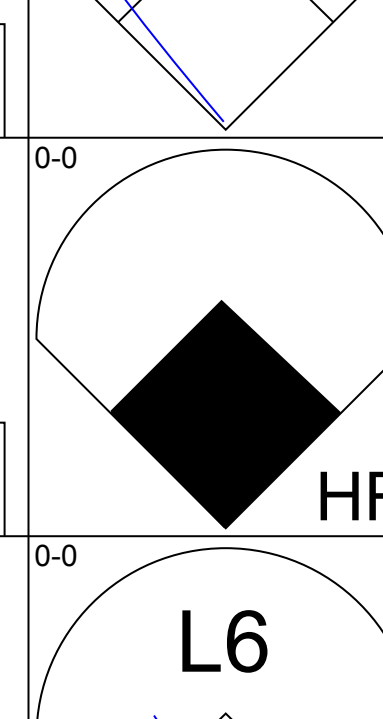
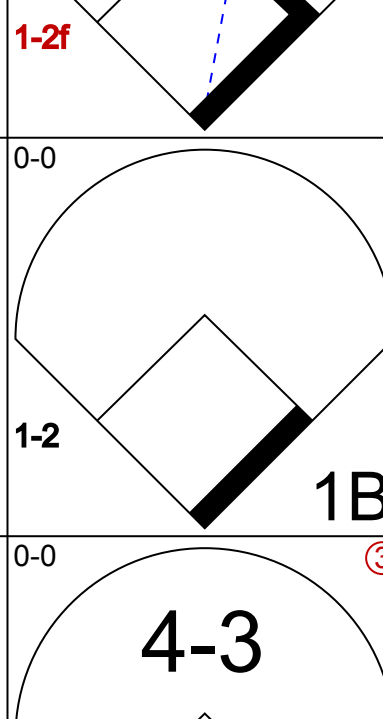
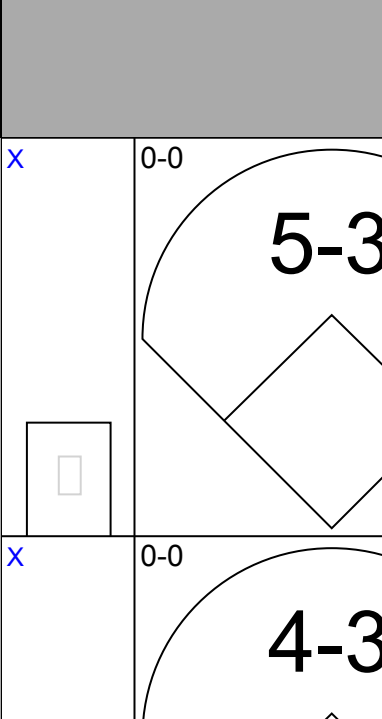
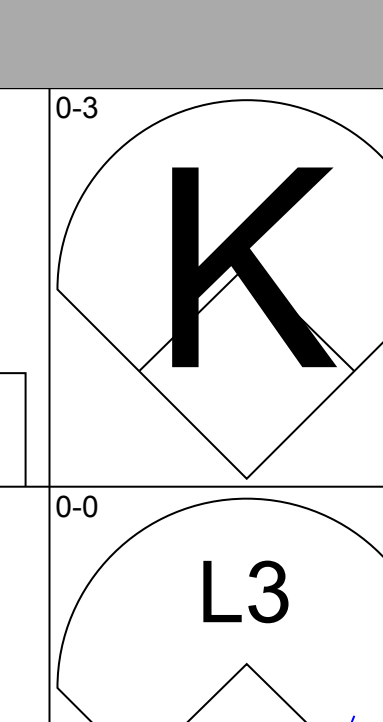
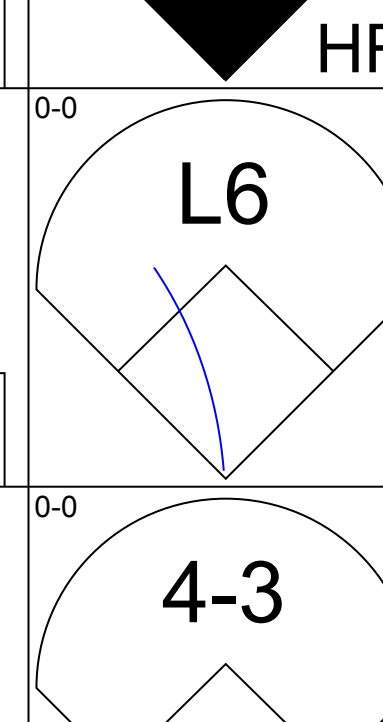
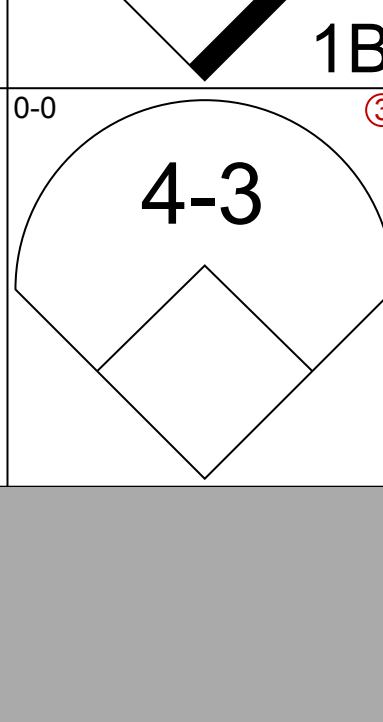
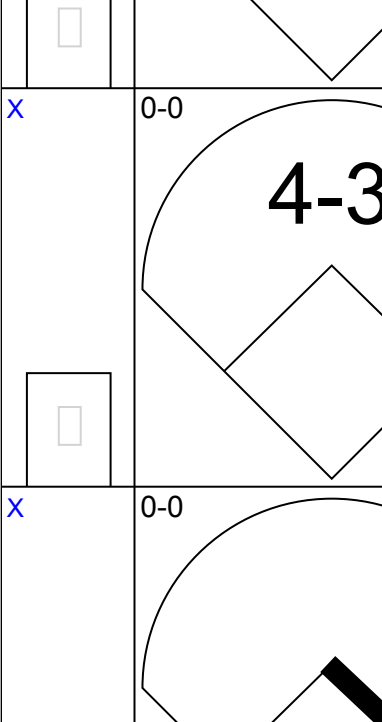
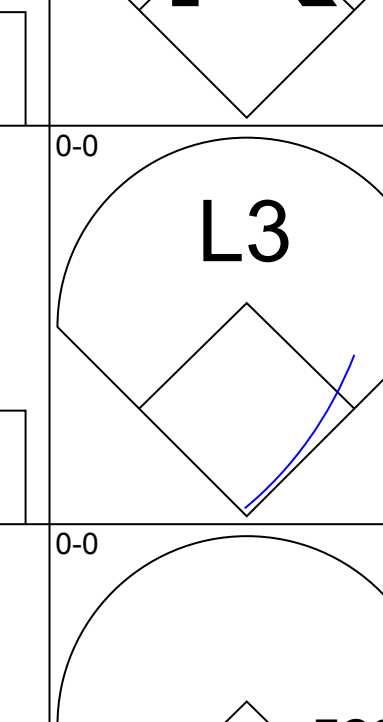
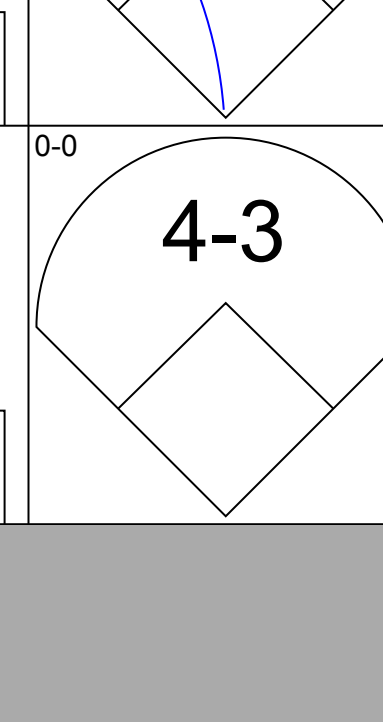
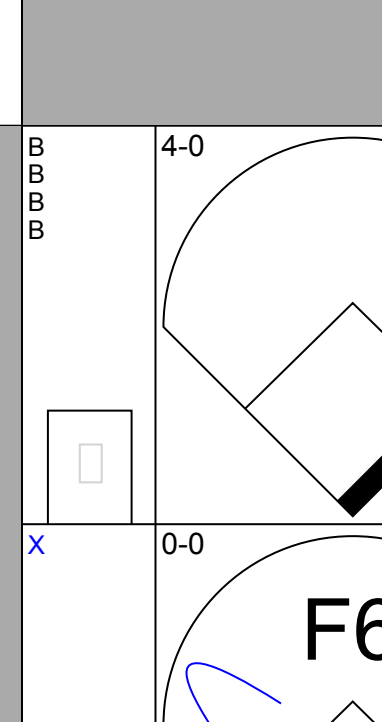
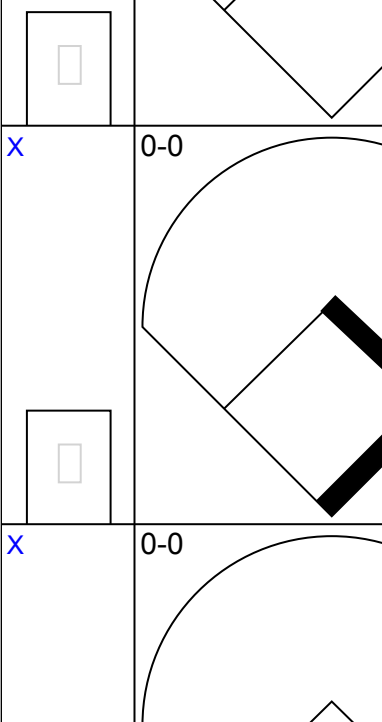
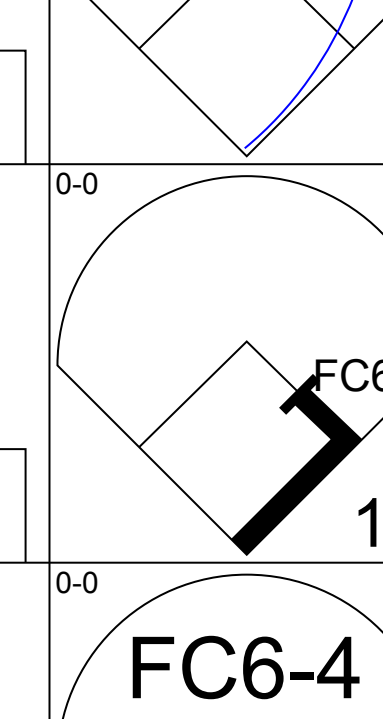
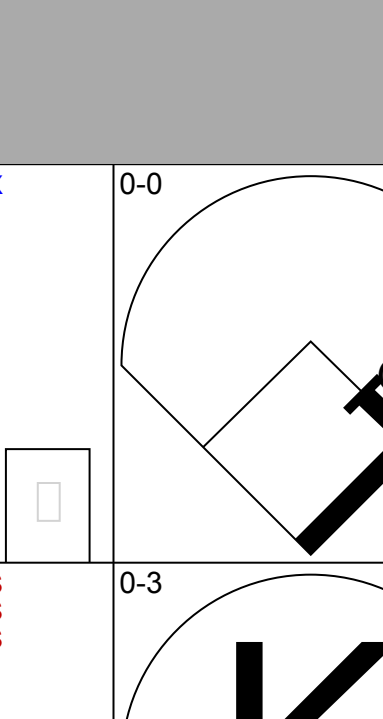
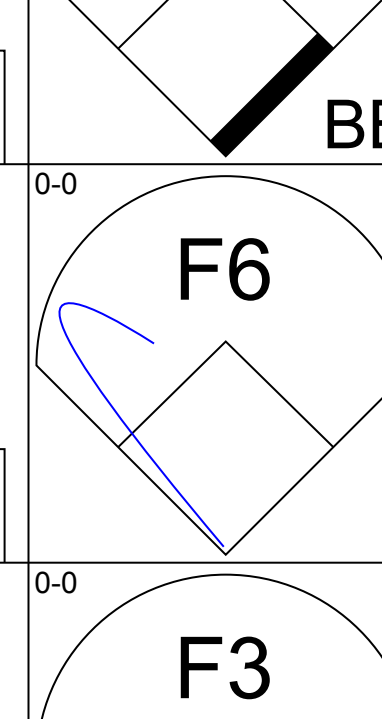
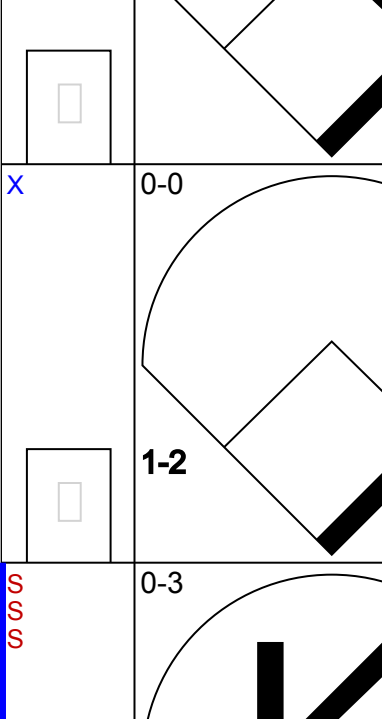
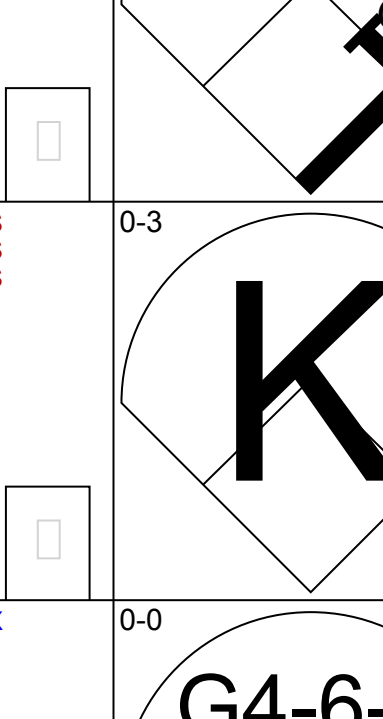
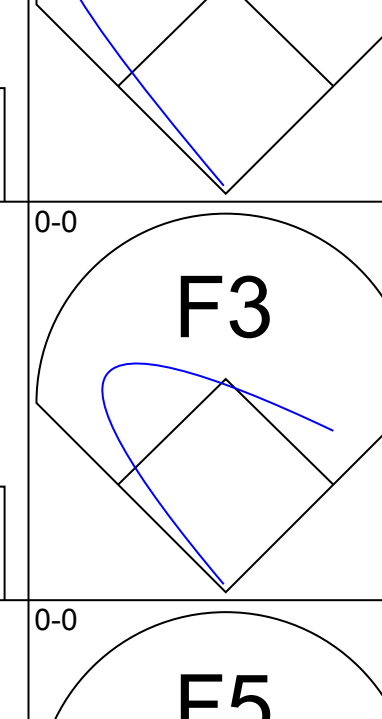
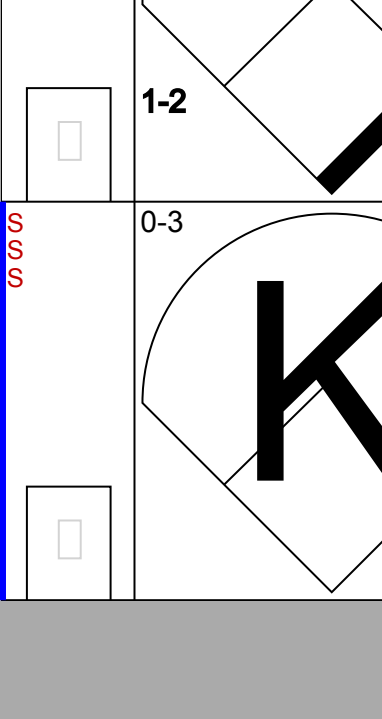
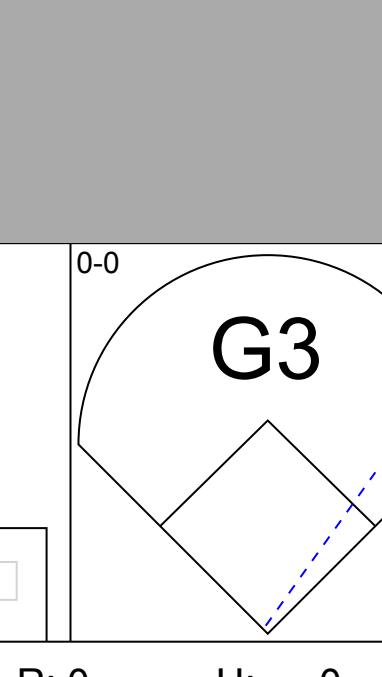
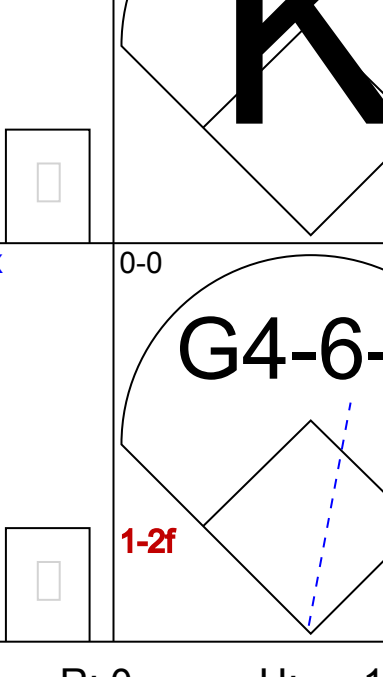
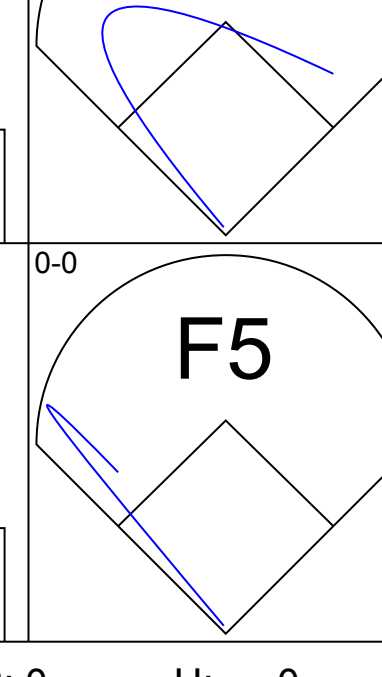




Batter	1	2	3	4	5	6	7	8	9	AB	R	H	RBI	BB	SO	LOB	TOP										
Rod Carew, L (1,4) OBP: 0.333, SLG: 0.379 Ron Clark, R (8,5) OBP: 0.400, SLG: 0.333	0-0 4-3		0-0 G3 1B	0-0 1-3			0-0 4-3		0-3 K	4	0	1	1	0	0	1	<b>Minnesota Twins @ California Angels</b> Anaheim Stadium, Anaheim, CA Fri May 10 1968, 10:05 PM EDT Att: 21,270 - Unknown										
Cesar Tovar, R (1,5) OBP: 0.322, SLG: 0.380	0-0 5-3		0-3 K	0-0 F3			0-0 4-3		0-0 F4	5	0	0	0	0	1												
Rich Reese, L (1,7) OBP: 0.174, SLG: 0.238 Bob Allison, R (8,7) OBP: 0.385, SLG: 0.470	0-0 F9		0-0 G3		0-0 F4				0-0 G3	4	0	0	0	0	0	1											
Harmon Killebrew, R (1,3) OBP: 0.390, SLG: 0.567		0-0 BB 1B	0-3 K		0-0 5-3				0-0 E5 HR	4	1	1	0	0	1												
Tony Oliva, L (1,9) OBP: 0.294, SLG: 0.343		0-0 L5		0-0 E3 1B SH	0-0 L6				0-0 HR	4	2	1	2	0	0	1											
Ted Uhlhaender, L (1,8) OBP: 0.290, SLG: 0.437		0-0 BB 1B		0-0 SH 1B		0-0 G3			0-0 F8	4	1	2	0	0	0	0											
Jackie Hernandez, R (1,6) OBP: 0.259, SLG: 0.299		0-3 K		0-0 SH 1B 1-3		0-0 6-3			0-0 CS 1B	3	1	1	1	0	1	2											
John Roseboro, L (1,2) OBP: 0.245, SLG: 0.198		4-0 BB		0-0 1-3 WP S 1B		0-0 F6			4-0 IBB	2	1	1	1	2	0	0											
Dean Chance, R (1,1) OBP: 0.100, SLG: 0.053 Ron Perranoski, L (7,1) Al Worthington, R (9,1)	0-3 K		0-3 K		0-3 K		0-3 K		0-3 K	3	0	0	0	0	3	5	<b>AB 36</b> <b>R 6</b> <b>H 7</b> <b>RBI 5</b> <b>BB 2</b> <b>SO 8</b> <b>LOB 14</b>										
<b>Inning Stats</b>	R: 0 E: 0 K: 0 S: 3	H: 0 LOB: 0 BB: 0 P: 3	R: 0 E: 0 K: 2 S: 9	H: 2 LOB: 3 BB: 1 P: 13	R: 0 E: 0 K: 2 S: 8	H: 1 LOB: 1 BB: 0 P: 8	R: 4 E: 1 K: 1 S: 9	H: 2 LOB: 0 BB: 0 P: 9	R: 0 E: 0 K: 0 S: 3	H: 0 LOB: 0 BB: 0 P: 3	R: 0 E: 0 K: 1 S: 5	H: 0 LOB: 0 BB: 0 P: 5	R: 2 E: 1 K: 1 S: 8	H: 2 LOB: 2 BB: 1 P: 12	R: 0 E: 0 K: 1 S: 5	H: 0 LOB: 0 BB: 0 P: 5		1B: 6 2B: 0 3B: 0 HR: 1	SF: 0 SAC: 1 DP: 0 HBP: 0	WP: 1 PB: 0 CS: 1	PA: 39						
<b>PITCHER</b>	IP	WLS	BF	H	R	ER	SO	BB	IBB	HBP	BLK	WP	HR	S	P	ERA	WHIP										
Rickey Clark, R (1,1) ERA: 1.98 Tom Burgmeier, L (5,1) Minnie Rojas, R (7,1) ERA: 5.29	4.0		20	5	4	1	5	1	0	0	0	1	0	29	33	2.25	1.500										

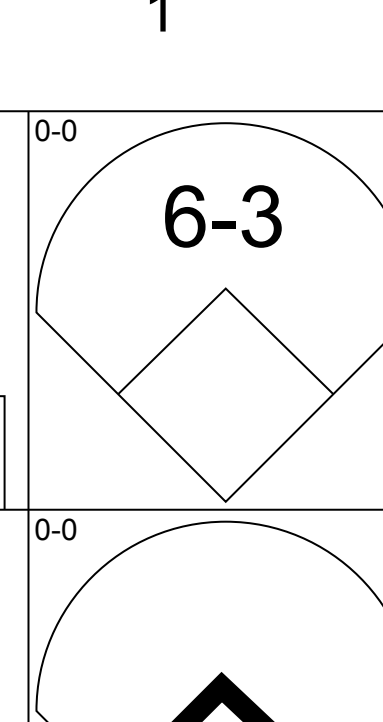
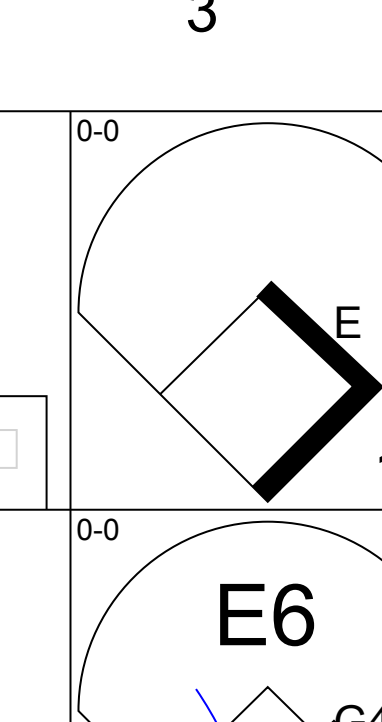
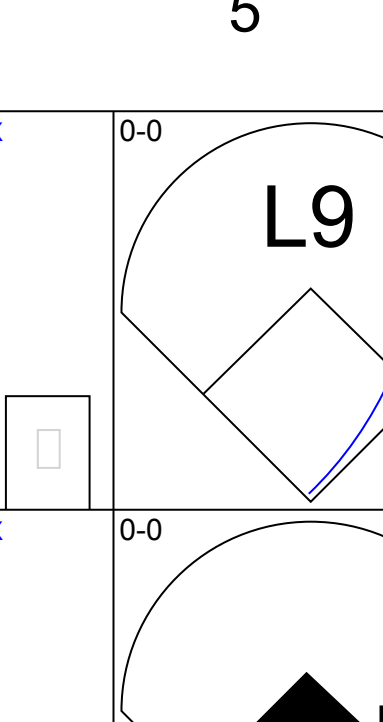
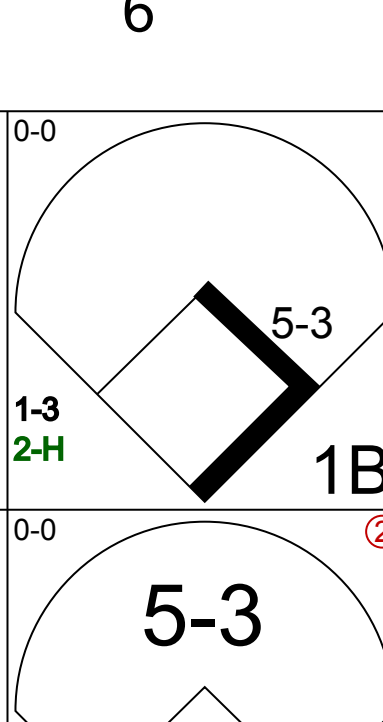
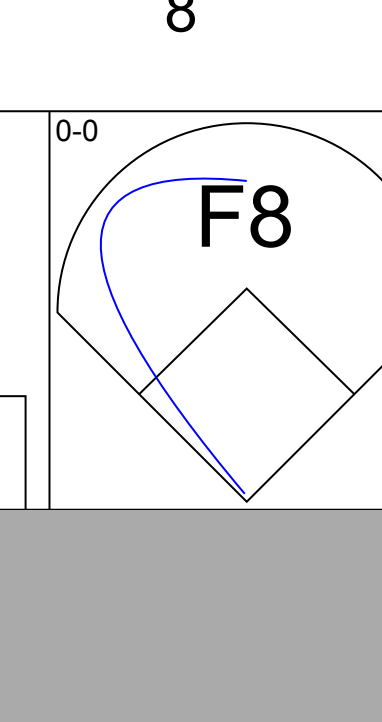
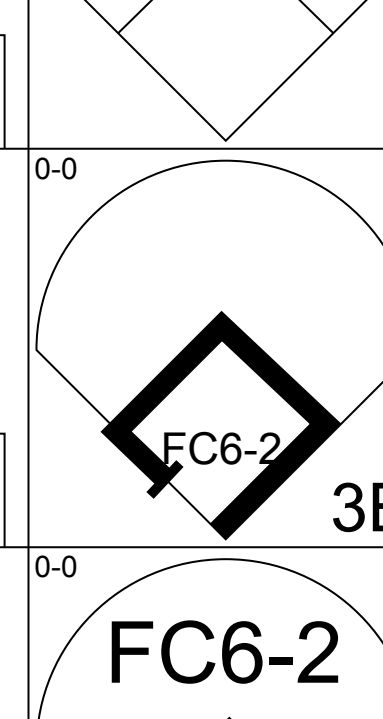
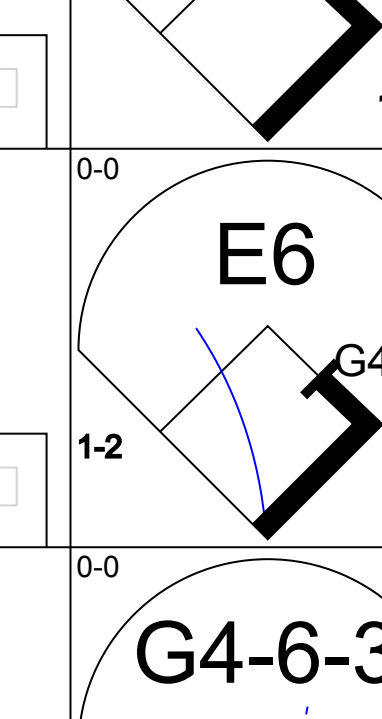
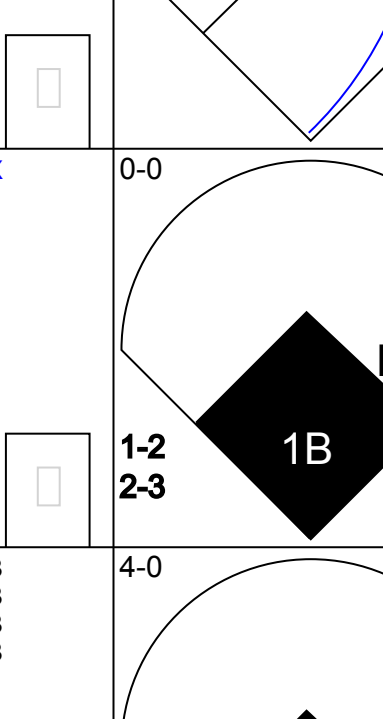
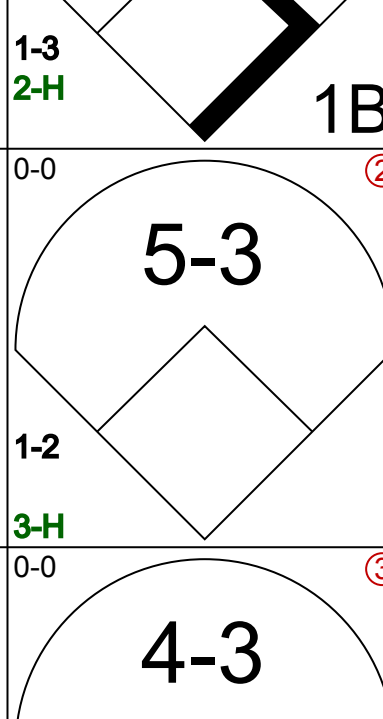
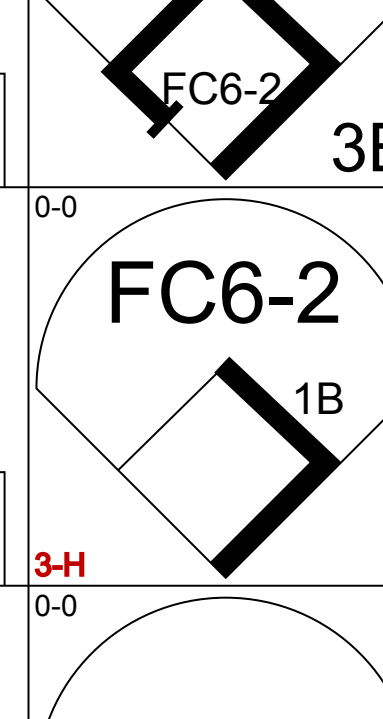
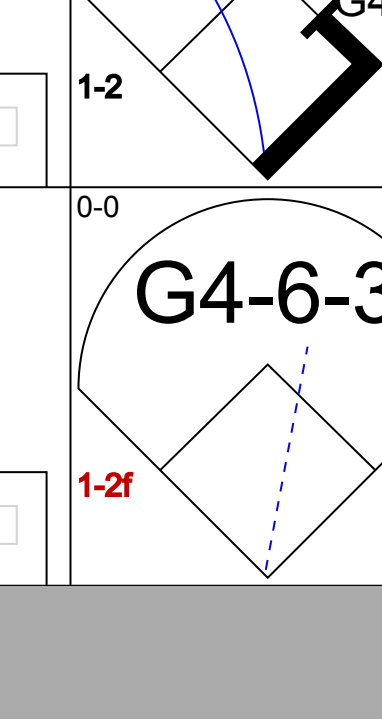
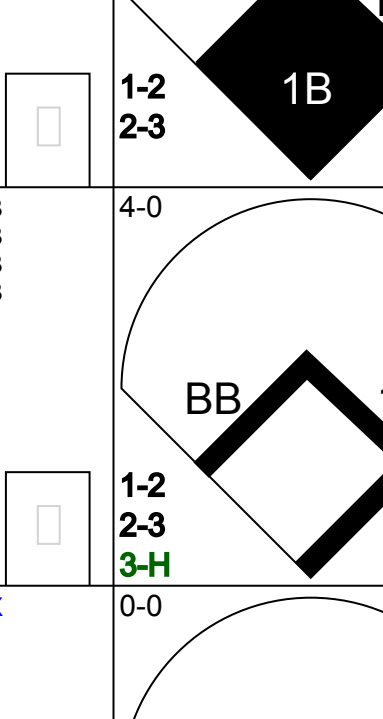
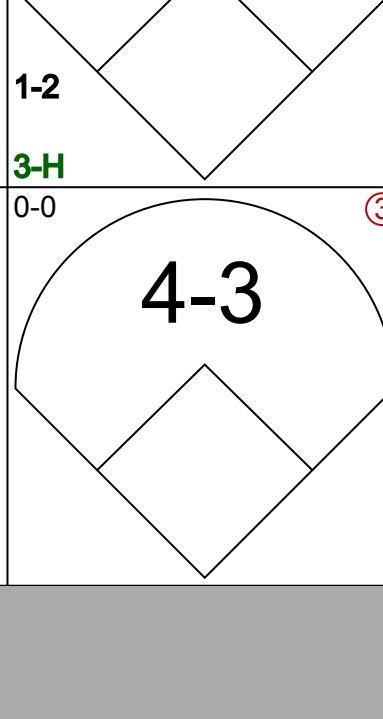
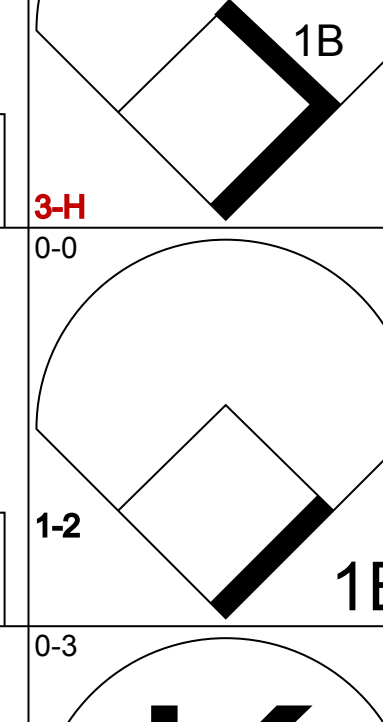
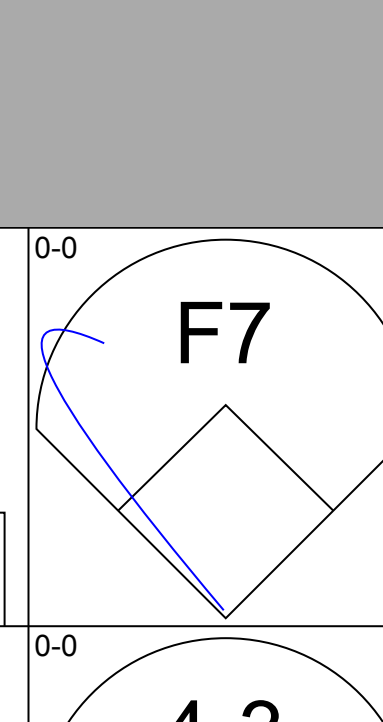
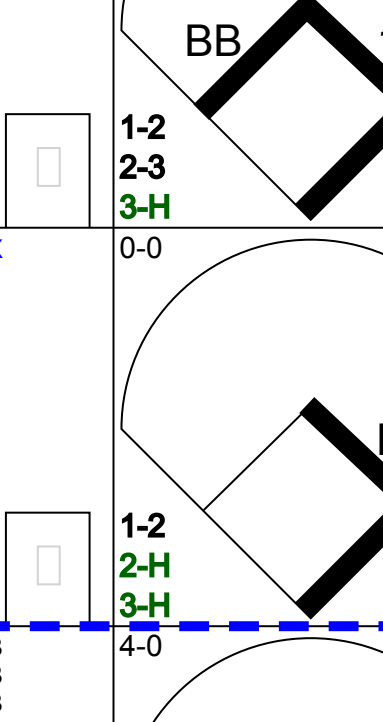
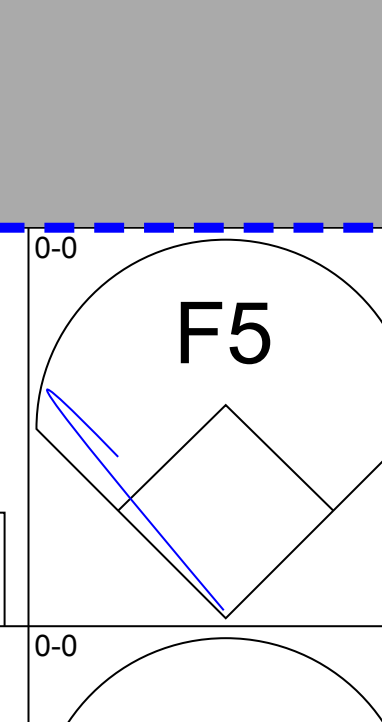
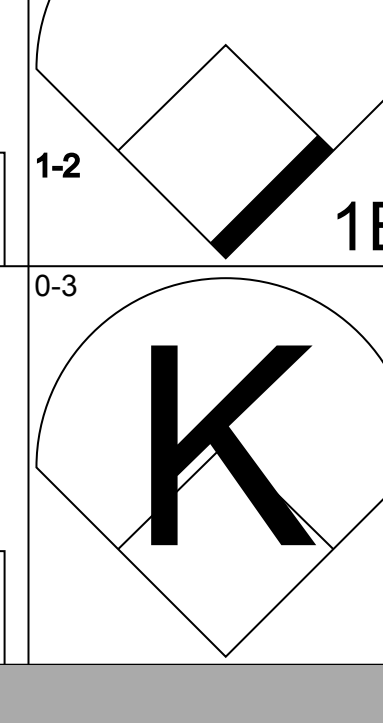
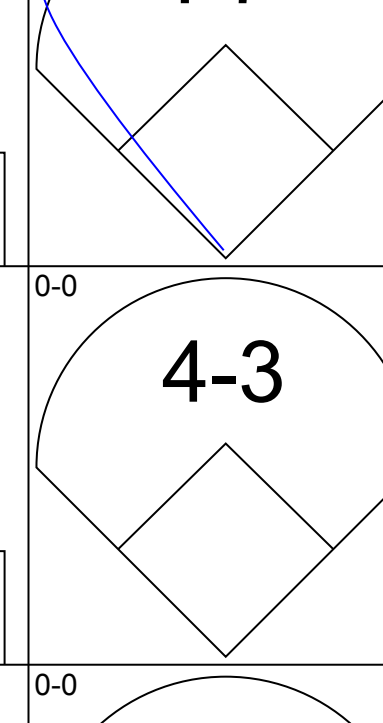
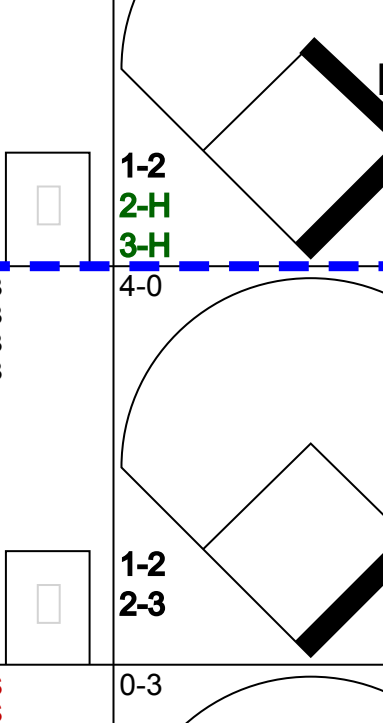
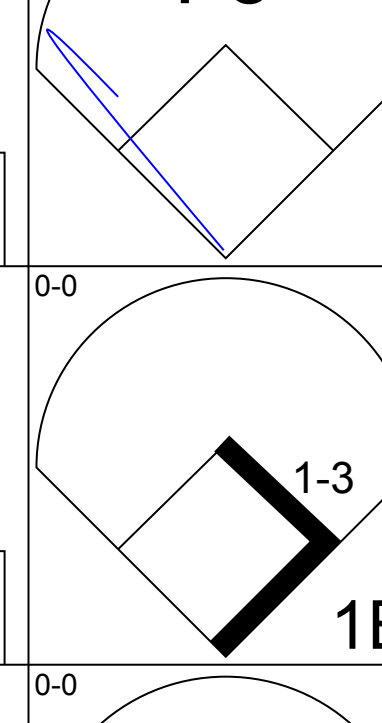
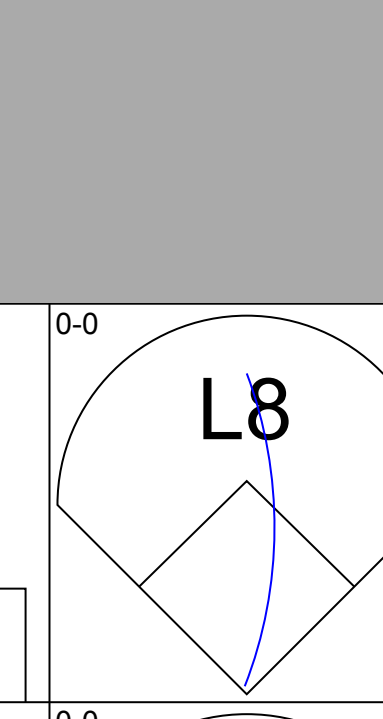
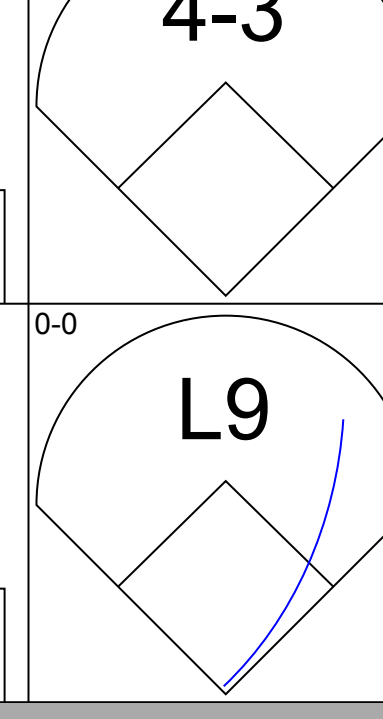
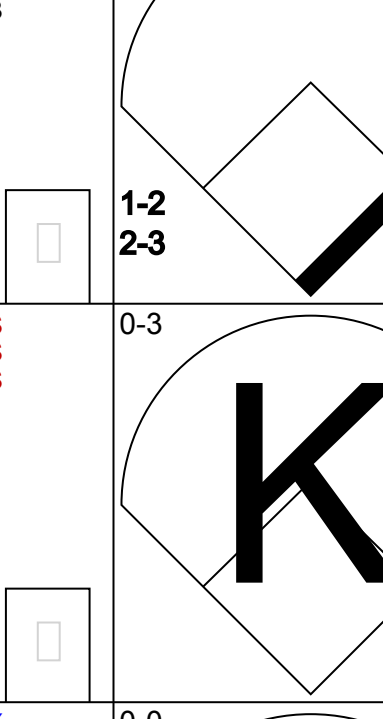
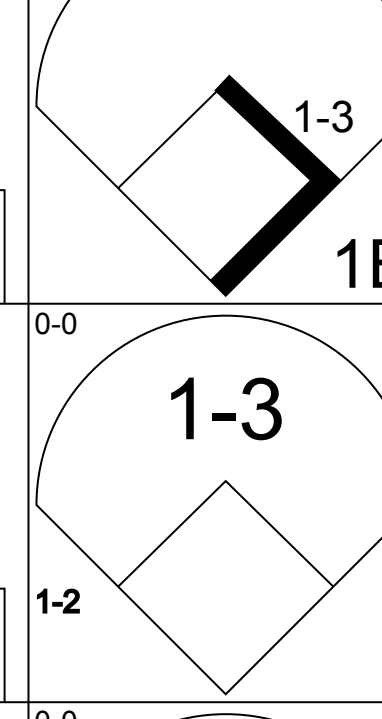
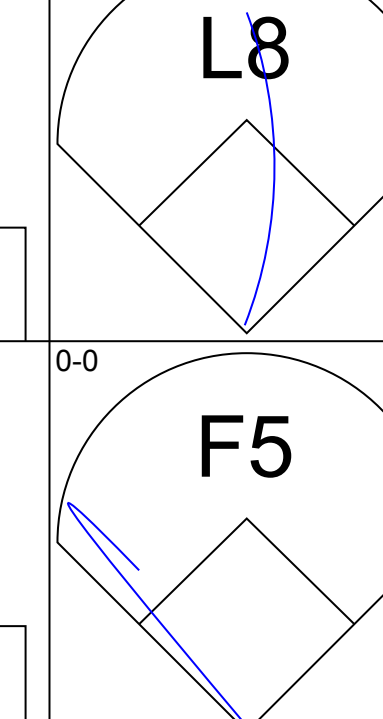
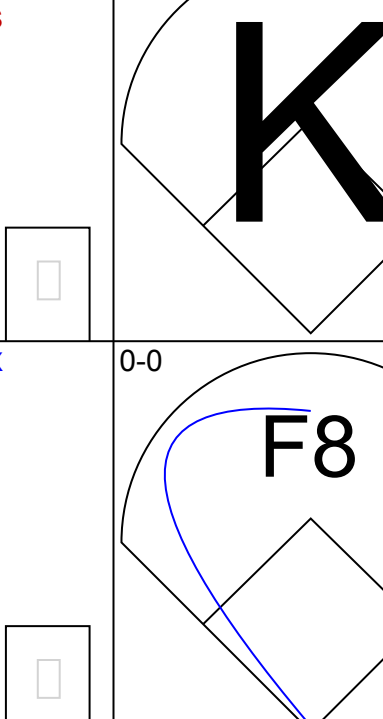
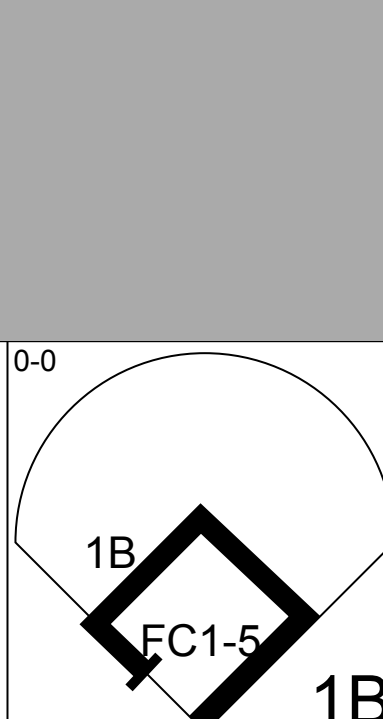

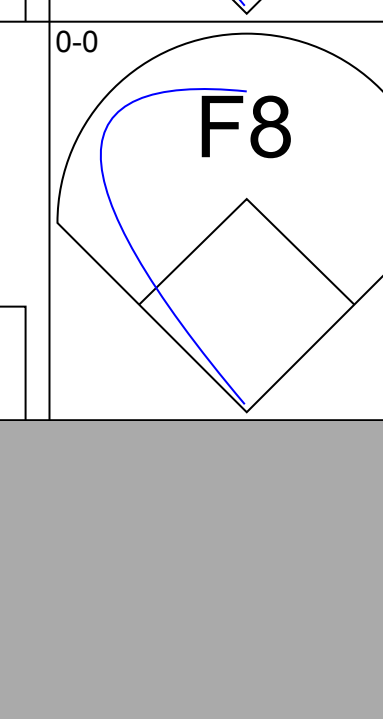
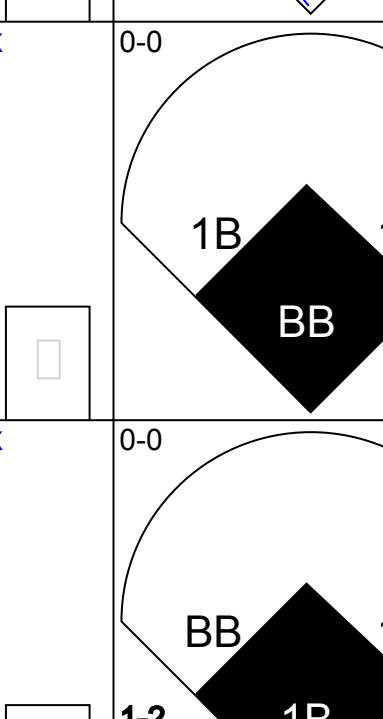
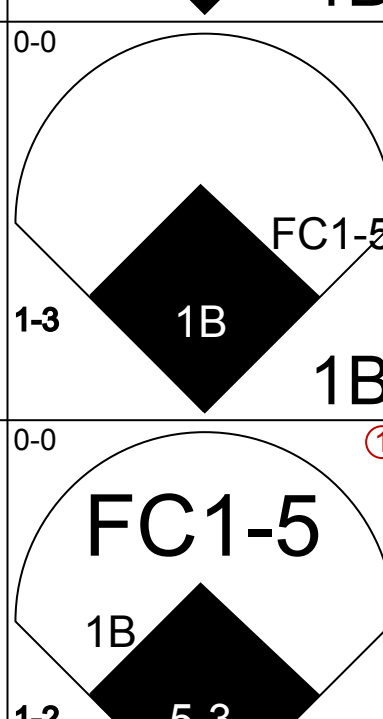
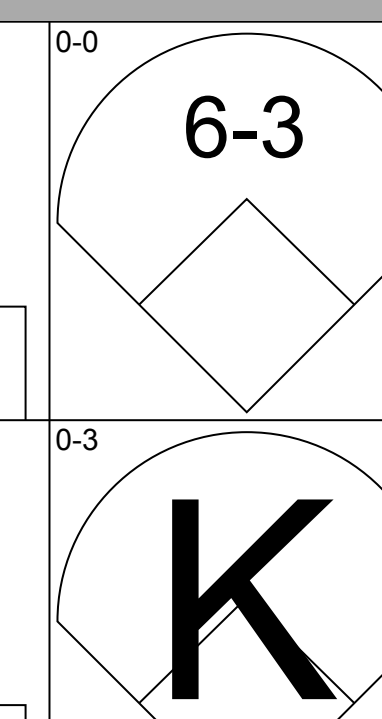
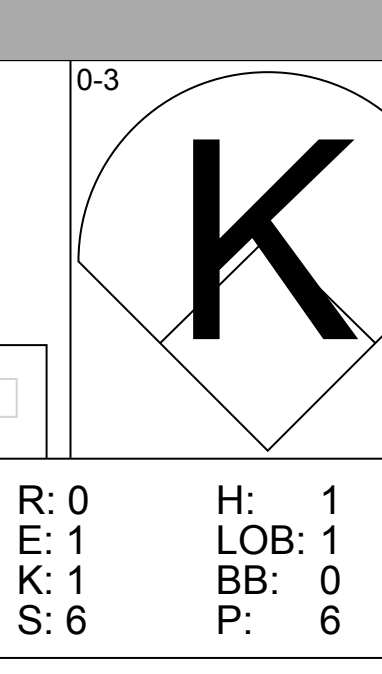
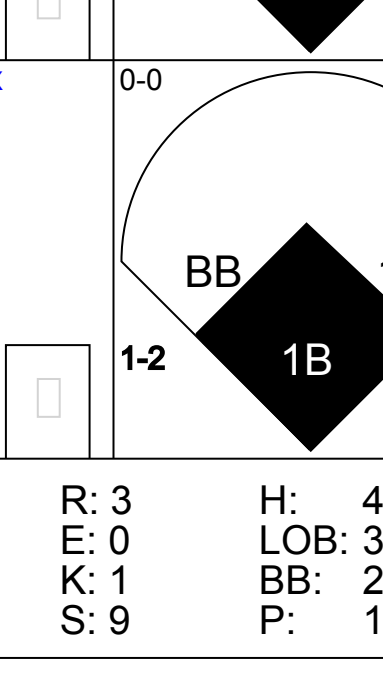
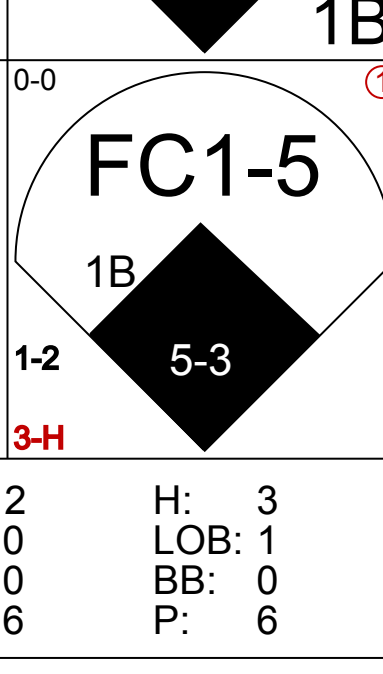
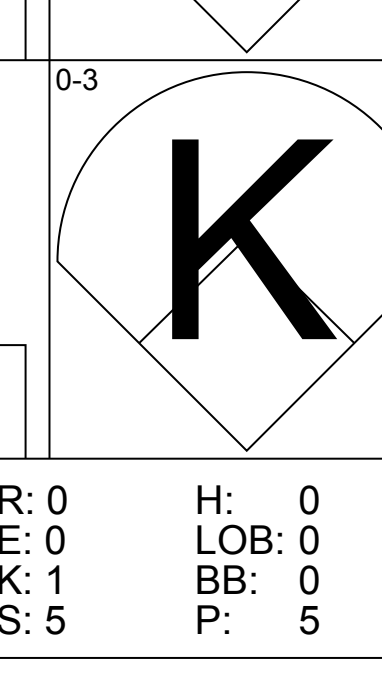
Batter	1	2	3	4	5	6	7	8	9	AB	R	H	RBI	BB	SO	LOB	BOTTOM										
Jay Johnstone, L (1,8) OBP: 0.271, SLG: 0.250	0-0 F8		4-0 S BB	0-0 6-3			0-0 E 1B		0-0 F5	4	1	1	0	1	0	1	<b>Minnesota Twins @ California Angels</b> Anaheim Stadium, Anaheim, CA Fri May 10 1968, 10:05 PM EDT Att: 21,270 - Unknown										
Paul Schaaf, R (1,5) OBP: 0.320, SLG: 0.284	0-0 FC4-6 1B		0-0 4-3		0-0 5-3 1B		0-0 SH1-3 1-H FC5-2		0-0 4-3	5	0	2	0	0	0	1											
Don Mincher, L (1,3) OBP: 0.324, SLG: 0.306	0-0 FC4-6 1-2		0-0 G3		0-0 F4		0-0 SH1-3		0-3 K	4	0	0	0	0	1	3											
Rick Reichardt, R (1,7) OBP: 0.319, SLG: 0.457	0-3 K			0-0 6-3	0-0 5-3		4-0 FC5-2 BB		0-0 1B	4	0	1	0	1	1	2											
Jimmie Hall, L (1,9) OBP: 0.274, SLG: 0.250 Chuck Hinton, R (7,PH) OBP: 0.214, SLG: 0.262		0-0 WP 1B		4-0 BB E E4 BB	0-3 K		0-0 FC5-2		0-0 F8	2	1	1	0	1	1	1											
Tom Satriano, L (1,2) OBP: 0.370, SLG: 0.462 Clyde Wright, R (6,FR) OBP: 0.429, SLG: 0.500 Minnie Rojas, R (7,1)		0-0 F7		0-0 E4 BB		4-0 WP BB	0-0 K		0-3 K	2	1	0	0	1	0	2											
Woodie Held, R (1,6) OBP: 0.231, SLG: 0.174		0-3 K		4-0 E4 BB		0-3 K			0-0 5-3	3	0	0	0	1	2	2											
Bobby Knoop, R (1,4) OBP: 0.293, SLG: 0.288		0-0 4-3		0-0 E4 HR		0-3 K			4-0 BB	3	1	0	1	1	4												
Rickey Clark, R (1,1) OBP: 0.091, SLG: 0.091 Ed Kirkpatrick, L (4,PH) OBP: 0.364, SLG: 0.667 Tom Burgmeier, L (5,1) Buck Rodgers, S (6,PH) OBP: 0.286, SLG: 0.279			0-3 K		0-0 HR		0-0 F9		0-0 F8	1	0	0	0	0	1	0	<b>AB 34</b> <b>R 5</b> <b>H 6</b> <b>RBI 3</b> <b>BB 6</b> <b>SO 8</b> <b>LOB 24</b>										
<b>Inning Stats</b>	R: 0 E: 0 K: 1 S: 6	H: 1 LOB: 1 BB: 0 P: 6	R: 0 E: 0 K: 1 S: 6	H: 1 LOB: 1 BB: 0 P: 6	R: 0 E: 0 K: 1 S: 5	H: 0 LOB: 1 BB: 1 P: 9	R: 4 E: 2 K: 0 S: 5	H: 1 LOB: 2 BB: 2 P: 13	R: 0 E: 0 K: 1 S: 6	H: 1 LOB: 1 BB: 0 P: 6	R: 0 E: 0 K: 2 S: 7	H: 0 LOB: 2 BB: 1 P: 11	R: 1 E: 1 K: 1 S: 7	H: 1 LOB: 2 BB: 1 P: 11	R: 0 E: 0 K: 0 S: 3	H: 0 LOB: 1 BB: 1 P: 7		R: 0 E: 0 K: 1 S: 6	H: 1 LOB: 1 BB: 0 P: 6	1B: 5 2B: 0 3B: 0 HR: 1	SF: 0 SAC: 1 DP: 0 HBP: 0	WP: 2 PB: 0 CS: 0	PA: 41				
<b>PITCHER</b>	IP	WLS	BF	H	R	ER	SO	BB	IBB	HBP	BLK	WP	HR	S	P	ERA	WHIP										
Dean Chance, R (1,1) ERA: 2.79 Ron Perranoski, L (7,1) ERA: 1.17 Al Worthington, R (9,1) ERA: 1.59	6.0		29	5	5	0	6	4	0	0	0	0	0	12	20	0.00	0.750										



Batter	1	2	3	4	5	6	7	8	9	AB	R	H	RBI	BB	SO	LOB	TOP			
Jim Holt, L OBP: 0.125, SLG: 0.125 (1, 7)										4	0	1	0	0	2	0	<b>Minnesota Twins @ California Angels</b> Anaheim Stadium, Anaheim, CA Sat May 11 1968, 10:05 PM EDT Att: 17,307 - Unknown - 69 F			
Cesar Tovar, R OBP: 0.319, SLG: 0.375 (1, 5) (7, 6)										4	0	1	0	0	0	1				
Rod Carew, L OBP: 0.330, SLG: 0.374 (1, 4)										4	0	1	0	0	0	1				
Harmon Killebrew, R OBP: 0.393, SLG: 0.594 (1, 3)										4	1	2	1	0	0	1				
Tony Oliva, L OBP: 0.285, SLG: 0.330 (1, 9)										4	0	0	0	0	1	2				
Ted Uhlhaender, L OBP: 0.297, SLG: 0.434 (1, 8)										3	0	1	0	1	0	0				
John Roseboro, L OBP: 0.265, SLG: 0.224 (1, 2)										4	0	3	0	0	0	1				
Jackie Hernandez, R OBP: 0.253, SLG: 0.292 (7, PH)										2	0	0	0	0	1	2				
Rich Reese, L OBP: 0.167, SLG: 0.227 (7, 1)										1	0	0	0	0	0	1				
Bob Allison, R OBP: 0.381, SLG: 0.464 (9, PH)										0	0	0	0	0	0	0				
Jim Perry, S OBP: 0.176, SLG: 0.313 Bob Miller, R (5, 1)										2	0	0	0	0	0	1				
Rich Rollins, R OBP: 0.063, SLG: 0.063 (7, 5)										0	0	0	0	0	0	0				
Bob Allison, R OBP: 0.381, SLG: 0.464 (9, PH)										1	0	0	0	0	1	2				
<b>Inning Stats</b>	R: 0 E: 0 K: 1 S: 6	H: 1 LOB: 1 BB: 0 P: 6	R: 0 E: 0 K: 1 S: 6	H: 1 LOB: 1 BB: 0 P: 6	R: 0 E: 0 K: 1 S: 5	H: 0 LOB: 0 BB: 0 P: 5	R: 1 E: 0 K: 0 S: 4	H: 1 LOB: 0 BB: 0 P: 4	R: 0 E: 0 K: 0 S: 5	H: 2 LOB: 2 BB: 0 P: 5	R: 0 E: 0 K: 0 S: 3	H: 0 LOB: 1 BB: 1 P: 7	R: 0 E: 0 K: 1 S: 7	H: 1 LOB: 0 BB: 0 P: 3	R: 0 E: 0 K: 1 S: 7	H: 2 LOB: 2 BB: 0 P: 7	1B: 8 2B: 0 3B: 0 HR: 1	SF: 0 SAC: 0 DP: 1 HBP: 0	WP: 0 PB: 0 SB: 1 CS: 1	PA: 35
<b>PITCHER</b> Sammy Ellis, R ERA: 4.46 (1, 1)	IP: 9.0 WLS: W BF: 35	H: 9 R: 1 ER: 1 SO: 5	BB: 1 IBB: 0 HBP: 0 BLK: 0	WP: 0 HR: 1 S: 44 P: 48	ERA: 1.00 WHIP: 1.111	<b>PITCHER</b>										IP: 9.0 WLS: W BF: 35	H: 9 R: 1 ER: 1 SO: 5	BB: 1 IBB: 0 HBP: 0 BLK: 0	WP: 0 HR: 1 S: 44 P: 48	ERA: 1.00 WHIP: 1.111

AB	34
R	1
H	9
RBI	1
BB	1
SO	5
LOB	13



Batter	1	2	3	4	5	6	7	8	9	AB	R	H	RBI	BB	SO	LOB	BOTTOM			
Jay Johnstone, L OBP: 0.283, SLG: 0.265 (1, 8)										5	0	2	1	0	0	2	<b>Minnesota Twins @ California Angels</b> Anaheim Stadium, Anaheim, CA Sat May 11 1968, 10:05 PM EDT Att: 17,307 - Unknown - 69 F			
Jim Fregosi, R OBP: 0.402, SLG: 0.398 (1, 6)										4	1	2	1	0	0	2				
Don Mincher, L OBP: 0.321, SLG: 0.292 (1, 3)										3	0	0	1	1	0	4				
Jimmie Hall, L OBP: 0.286, SLG: 0.265 (1, 9)										4	0	2	2	0	0	0				
Rick Reichardt, R OBP: 0.327, SLG: 0.452 (1, 7)										3	0	1	0	1	1	2				
Paul Schaaf, R OBP: 0.310, SLG: 0.274 (1, 5)										4	0	0	0	0	1	4				
Buck Rodgers, S OBP: 0.284, SLG: 0.278 (1, 2)										4	0	1	0	0	0	1				
Bobby Knoop, R OBP: 0.302, SLG: 0.298 (1, 4)										4	2	2	0	0	0	0				
Sammy Ellis, L OBP: 0.143, SLG: 0.077 (1, 1)										4	2	1	0	0	2	2				
<b>Inning Stats</b>	R: 0 E: 0 K: 1 S: 7	H: 2 LOB: 2 BB: 0 P: 7	R: 0 E: 0 K: 0 S: 3	H: 0 LOB: 0 BB: 0 P: 3	R: 0 E: 1 K: 1 S: 6	H: 1 LOB: 1 BB: 0 P: 6	R: 0 E: 0 K: 0 S: 3	H: 0 LOB: 0 BB: 0 P: 3	R: 3 E: 0 K: 1 S: 9	H: 4 LOB: 3 BB: 2 P: 17	R: 2 E: 0 K: 0 S: 6	H: 3 LOB: 1 BB: 0 P: 6	R: 0 E: 0 K: 1 S: 5	H: 1 LOB: 1 BB: 0 P: 4	R: 0 E: 0 K: 1 S: 5	H: 0 LOB: 0 BB: 0 P: 5		1B: 10 2B: 0 3B: 1 HR: 0	SF: 0 SAC: 0 DP: 1 HBP: 0	WP: 0 PB: 0 SB: 0 CS: 0
<b>PITCHER</b> Jim Perry, R ERA: 2.35 Bob Miller, R ERA: 4.26 Jim Roland, L ERA: (1, 1) (5, 1) (7, 1)	IP: 4.2 WLS: L BF: 22	H: 7 R: 3 ER: 3 SO: 2	BB: 1 IBB: 0 HBP: 0 BLK: 0	WP: 0 HR: 0 S: 25 P: 29	ERA: 5.79 WHIP: 1.714	<b>PITCHER</b>										IP: 4.2 WLS: L BF: 22	H: 7 R: 3 ER: 3 SO: 2	BB: 1 IBB: 0 HBP: 0 BLK: 0	WP: 0 HR: 0 S: 25 P: 29	ERA: 5.79 WHIP: 1.714





Batter	1	2	3	4	5	6	7	8	9	10	AB	R	H	RBI	BB	SO	LOB	TOP		
Rod Carew, L OBP: 0.333, SLG: 0.384 (1, 4)	F8						F8					5	1	2	0	0	1	2		
Cesar Tovar, R OBP: 0.315, SLG: 0.371 (1, 6)	F7		SF8				FC4-6			E6		4	1	1	1	0	0	1		
Tony Oliva, L OBP: 0.289, SLG: 0.333 (1, 9)	E S 1B		F7				6-3			E6		5	0	2	0	0	0	2		
Harmon Killebrew, R OBP: 0.373, SLG: 0.577 (10, 5) Ron Clark, R OBP: 0.400, SLG: 0.333				6-3			K			G5-4-3		3	0	0	0	2	1	3		
Bob Allison, R OBP: 0.125, SLG: 0.125 (10, 7) Jim Holt, L OBP: 0.125, SLG: 0.125 (10, 7)					K		5-3			5-3		4	0	0	1	1	2	3		
Rich Rollins, R OBP: 0.095, SLG: 0.238 (10, 1) Al Worthington, R OBP: 0.263, SLG: 0.221 (9, 2)		F8			F4					5-3		5	1	1	1	0	0	3		
Ted Uhlaender, L OBP: 0.296, SLG: 0.427 (1, 8)					3-1			HR		4-3		4	0	1	0	0	0	0		
Jerry Zimmerman, R OBP: 0.143, SLG: 0.143 (9, PH) John Roseboro, L OBP: 0.263, SLG: 0.221 (9, 2)							6-3					3	0	1	0	0	0	1		
Dave Boswell, R OBP: 0.294, SLG: 0.500 (6, 1) Ron Perranoski, L OBP: 0.160, SLG: 0.217 (10, 3)										F7		1	0	0	0	0	0	0		
Rich Reese, L OBP: 0.160, SLG: 0.217 (10, 3)										F2		1	0	0	0	0	0	0		
<b>Inning Stats</b>	R: 0 E: 0 K: 1 S: 6	H: 1 LOB: 2 BB: 1 P: 10	R: 0 E: 0 K: 0 S: 3	H: 1 LOB: 0 BB: 0 P: 3	R: 1 E: 0 K: 0 S: 5	H: 2 LOB: 1 BB: 0 P: 5	R: 0 E: 0 K: 1 S: 5	H: 0 LOB: 0 BB: 0 P: 5	R: 0 E: 0 K: 1 S: 6	H: 1 LOB: 1 BB: 0 P: 6	R: 0 E: 0 K: 0 S: 3	H: 0 LOB: 0 BB: 0 P: 3	R: 0 E: 0 K: 0 S: 5	H: 0 LOB: 0 BB: 0 P: 13	R: 2 E: 1 K: 0 S: 5	H: 2 LOB: 3 BB: 2 P: 13	1B: 8 2B: 1 3B: 0 HR: 1	SF: 1 SAC: 0 DP: 2 HBP: 0	WP: 0 PB: 1 SB: 1 CS: 1	PA: 42
<b>PITCHER</b>	IP	WLS	BF	H	R	ER	SO	BB	IBB	HBP	BLK	WP	HR	S	P	ERA	WHIP			
Clyde Wright, L ERA: 2.73	7.0	L	30	8	2	2	4	0	0	0	0	0	0	8	8	2.57	1.286			
Minnie Rojas, R ERA: 5.12	2.1	L	8	2	2	1	0	0	0	0	0	0	0	8	8	3.86	0.857			
Tom Burgmeier, L ERA: 6.23	0.0		3	0	0	0	0	1	1	0	0	0	0	1	9	∞	∞			
Bob Hefner, R ERA: 9.0	0.2		1	0	0	0	0	0	0	0	0	0	0	1	1	0.00	0.000			

Minnesota Twins @ California Angels  
Anaheim Stadium, Anaheim, CA  
Sun May 12 1968, 6:33 AM EDT  
Att: 19,148 - Unknown - 66 F

AB 38  
R 4  
H 10  
RBI 3  
BB 3  
SO 4  
LOB 16



Batter	1	2	3	4	5	6	7	8	9	10	AB	R	H	RBI	BB	SO	LOB	BOTTOM				
Jay Johnstone, L OBP: 0.293, SLG: 0.278 (1, 8)	F8											5	1	2	0	0	0	1				
Jim Fregosi, R OBP: 0.393, SLG: 0.382 (1, 6)	F5											4	0	0	0	1	1	2				
Jimmie Hall, L OBP: 0.268, SLG: 0.268 (7, PH) Bubba Morton, R OBP: 0.281, SLG: 0.321 (8, 9)												3	1	1	0	0	0	1				
Don Mincher, L OBP: 0.329, SLG: 0.284 (1, 3)												2	0	0	0	2	1	0				
Rick Reichardt, R OBP: 0.324, SLG: 0.437 (1, 7)												3	0	0	1	1	1	2				
Paul Schaaf, R OBP: 0.308, SLG: 0.267 (1, 5)												3	0	0	1	1	1	0				
Buck Rodgers, S OBP: 0.276, SLG: 0.269 (9, PH) Chuck Hinton, R OBP: 0.211, SLG: 0.258 (10, 2) Tom Satriano, L OBP: 0.370, SLG: 0.462												3	0	0	0	0	0	3				
Bobby Knoop, R OBP: 0.300, SLG: 0.295 (1, 4)												4	0	1	0	0	1	0				
Clyde Wright, R OBP: 0.300, SLG: 0.333 (8, 1) Minnie Rojas, R ERA: 0.96 Tom Burgmeier, L OBP: 0.370, SLG: 0.462 Bob Hefner, R ERA: 9.0												3	0	0	0	0	1	1				
<b>Inning Stats</b>	R: 0 E: 0 K: 0 S: 3	H: 0 LOB: 0 BB: 0 P: 3	R: 0 E: 0 K: 1 S: 5	H: 0 LOB: 0 BB: 0 P: 5	R: 0 E: 0 K: 2 S: 7	H: 0 LOB: 0 BB: 0 P: 7	R: 0 E: 0 K: 0 S: 4	H: 1 LOB: 2 BB: 1 P: 8	R: 0 E: 0 K: 1 S: 5	H: 0 LOB: 0 BB: 0 P: 5	R: 2 E: 0 K: 1 S: 7	H: 2 LOB: 3 BB: 3 P: 19	R: 0 E: 0 K: 0 S: 4	H: 1 LOB: 2 BB: 1 P: 8	R: 0 E: 0 K: 1 S: 5	H: 0 LOB: 0 BB: 0 P: 5	R: 0 E: 0 K: 1 S: 5	H: 0 LOB: 0 BB: 0 P: 5	1B: 4 2B: 0 3B: 0 HR: 0	SF: 0 SAC: 0 DP: 0 HBP: 0	WP: 0 PB: 0 SB: 0 CS: 0	PA: 39
<b>PITCHER</b>	IP	WLS	BF	H	R	ER	SO	BB	IBB	HBP	BLK	WP	HR	S	P	ERA	WHIP					
Dave Boswell, L ERA: 3.56	5.2	W	24	3	2	2	5	3	1	0	0	0	0	30	46	3.18	1.059					
Ron Perranoski, L ERA: 0.96	3.1	W	12	1	0	0	3	0	1	0	0	0	0	17	21	0.00	0.300					
Al Worthington, R ERA: 1.5	1.0	S	3	0	0	0	1	0	0	0	0	0	0	5	5	0.00	0.000					

Minnesota Twins @ California Angels  
Anaheim Stadium, Anaheim, CA  
Sun May 12 1968, 6:33 AM EDT  
Att: 19,148 - Unknown - 66 F

AB 34  
R 2  
H 4  
RBI 2  
BB 5  
SO 9  
LOB 12





Batter	1	2	3	4	5	6	7	8	9	AB	R	H	RBI	BB	SO	LOB	TOP								
<b>Bert Campaneris, R</b> OBP: 0.361, SLG: 0.353 (1, 6)	1-3		6-3 1B	E4 3B		K		E6 1B		5	3	2	2	0	1	0	<b>Oakland Athletics @ Minnesota Twins</b> Metropolitan Stadium, Bloomington, MI Tue May 14 1968, 8:05 PM EDT Att: 13,357 - Unknown - 73 F <a href="http://livebaseballscorecards.com">livebaseballscorecards.com</a>								
<b>Reggie Jackson, L</b> OBP: 0.326, SLG: 0.454 (1, 9)	G3		K	1B 2B		K		E9 1B		5	2	2	0	0	2	1									
<b>Sal Bando, R</b> OBP: 0.279, SLG: 0.339 (1, 5)	5-3		6-3	2B 1B		K		HR		5	2	2	3	0	1	0									
<b>Jim Pagliaroni, R</b> OBP: 0.381, SLG: 0.389 (1, 2)		3B 1B	G3	1B 2B			F9	5-3		5	1	2	2	0	0	0									
<b>Joe Rudi, R</b> OBP: 0.500, SLG: 0.647 (1, 7)		1B 3B		1B 2B			1B 2B		F9	4	3	3	1	1	0	0									
<b>Rick Monday, L</b> OBP: 0.337, SLG: 0.435 (1, 8)			K	K			1B	5-3		5	0	1	1	0	3	4									
<b>Danny Cater, R</b> OBP: 0.344, SLG: 0.351 (1, 3)				1B	F9					4	1	1	0	0	1	2									
<b>Paul Lindblad, L</b> OBP: 0.400, SLG: 0.400 (7, 1)				E	1B		G6-3-4-3		K	0	0	0	0	0	0	0									
<b>Jack Aker, R</b> OBP: 0.250, SLG: 0.250 (8, 1)				1B						1	0	0	0	0	1	0									
<b>John Donaldson, L</b> OBP: 0.237, SLG: 0.198 (1, 4)				SF9	5-3			4-3		3	0	1	2	0	0	0									
<b>Caffish Hunter, R</b> OBP: 0.429, SLG: 0.524 (1, 1)				1B						3	1	1	0	0	1	1									
<b>Ray Webster, L</b> OBP: 0.235, SLG: 0.324 (7, 3)	F2			1B	K			F7		1	0	0	0	0	0	0									
<b>Inning Stats</b>	R: 0 E: 0 K: 0 S: 3	H: 0 LOB: 0 BB: 0 P: 3	R: 2 E: 0 K: 2 S: 10	H: 3 LOB: 1 BB: 0 P: 10	R: 1 E: 0 K: 1 S: 6	H: 1 LOB: 0 BB: 0 P: 6	R: 6 E: 1 K: 2 S: 14	H: 7 LOB: 2 BB: 1 P: 18	R: 0 E: 0 K: 1 S: 5	H: 0 LOB: 0 BB: 0 P: 5	R: 0 E: 0 K: 3 S: 9	H: 0 LOB: 0 BB: 0 P: 9	R: 1 E: 0 K: 0 S: 4	H: 2 LOB: 0 BB: 0 P: 4	R: 3 E: 2 K: 0 S: 6	H: 2 LOB: 2 BB: 0 P: 6	R: 0 E: 0 K: 1 S: 5	H: 0 LOB: 0 BB: 0 P: 5	1B: 10 2B: 2 3B: 2 HR: 1	SF: 1 SAC: 0 DP: 1 HBP: 0	WP: 0 PB: 0 SB: 2 CS: 0	PA: 43			
<b>PITCHER</b>	IP	WLS	BF	H	R	ER	SO	BB	IBB	HBP	BLK	WP	HR	S	P	ERA	WHIP								
<b>Jim Merritt, L</b> ERA: 2.88 (1, 1)	3.2	L	18	7	6	6	4	0	0	0	0	0	0	26	26	14.73	1.909								
<b>Bob Miller, R</b> ERA: 8.53 (4, 1)	0.0		5	4	3	3	0	0	1	0	0	0	0	4	8	∞	∞								
<b>Jim Roland, L</b> ERA: 0.93 (4, 1)	3.1		11	2	1	1	5	0	0	0	0	0	0	21	21	2.70	0.600								
<b>Ron Perranoski, L</b> ERA: 0.87 (8, 1)	2.0		9	2	3	0	1	0	0	0	0	0	1	11	11	0.00	1.000								

Batter	1	2	3	4	5	6	7	8	9	AB	R	H	RBI	BB	SO	LOB	BOTTOM								
<b>Rod Carew, L</b> OBP: 0.342, SLG: 0.419 (1, 4)	HR	G3 FC4-2 2B	IBB			L3	F6		F7	5	1	2	1	1	0	2	<b>Oakland Athletics @ Minnesota Twins</b> Metropolitan Stadium, Bloomington, MI Tue May 14 1968, 8:05 PM EDT Att: 13,357 - Unknown - 73 F <a href="http://livebaseballscorecards.com">livebaseballscorecards.com</a>								
<b>Cesar Tovar, R</b> OBP: 0.310, SLG: 0.358 (1, 6)	HR BB	G3	F6			F4		F9		4	1	0	0	1	0	4									
<b>Tony Oliva, L</b> OBP: 0.301, SLG: 0.377 (1, 9)	1H HR	FC4-2		6-3		1B 2B		1B		5	2	3	2	0	0	1									
<b>Harmon Killebrew, R</b> OBP: 0.409, SLG: 0.579 (1, 3)	HR BB		IBB	1-3		HR 1B		1B		3	2	2	1	2	0	0									
<b>Bob Allison, R</b> OBP: 0.364, SLG: 0.462 (1, 7)	F9	K		K		HR		F3		5	1	1	2	0	2	5									
<b>Rich Rollins, R</b> OBP: 0.192, SLG: 0.400 (1, 5)	1H HR		G3 E HBP		FC4-6 1B	L8		1-3		4	1	2	2	0	0	2									
<b>Ted Uhlaender, L</b> OBP: 0.283, SLG: 0.409 (1, 8)	K		F9		FC4-6 1B		4-3		F8	5	0	0	0	0	1	2									
<b>John Roseboro, L</b> OBP: 0.260, SLG: 0.211 (1, 2)			E6 G3		F6		F2		G3	4	0	0	0	1	0	2									
<b>Jim Merritt, L</b> OBP: 0.222, SLG: 0.056 (1, 1)			G3		4-3					2	0	0	0	0	1	3									
<b>Bob Miller, R</b> OBP: 0.222, SLG: 0.056 (4, 1)										0	0	0	0	0	0	0									
<b>Jim Roland, R</b> OBP: 0.102, SLG: 0.111 (7, PH)										1	0	0	0	0	0	0									
<b>Frank Kostro, R</b> OBP: 0.102, SLG: 0.111 (8, 1)										0	0	0	0	0	0	0									
<b>Ron Perranoski, L</b> OBP: 0.162, SLG: 0.250 (9, PH)										1	0	1	0	0	0	0									
<b>Inning Stats</b>	R: 5 E: 0 K: 2 S: 10	H: 3 LOB: 1 BB: 3 P: 22	R: 0 E: 0 K: 1 S: 6	H: 1 LOB: 2 BB: 1 P: 10	R: 0 E: 1 K: 0 S: 4	H: 0 LOB: 3 BB: 1 P: 9	R: 0 E: 0 K: 1 S: 5	H: 0 LOB: 0 BB: 0 P: 5	R: 0 E: 0 K: 0 S: 4	H: 1 LOB: 1 BB: 0 P: 4	R: 3 E: 0 K: 0 S: 6	H: 3 LOB: 0 BB: 0 P: 6	R: 0 E: 0 K: 0 S: 4	H: 1 LOB: 1 BB: 0 P: 4	R: 0 E: 0 K: 0 S: 5	H: 2 LOB: 2 BB: 0 P: 5	R: 0 E: 0 K: 0 S: 4	H: 1 LOB: 1 BB: 0 P: 4	1B: 6 2B: 2 3B: 0 HR: 4	SF: 0 SAC: 0 DP: 0 HBP: 1	WP: 0 PB: 0 SB: 0 CS: 0	PA: 46			
<b>PITCHER</b>	IP	WLS	BF	H	R	ER	SO	BB	IBB	HBP	BLK	WP	HR	S	P	ERA	WHIP								
<b>Caffish Hunter, R</b> ERA: 3.48 (1, 1)	6.0	W	33	8	8	8	4	3	2	1	0	0	4	35	56	12.00	1.833								
<b>Paul Lindblad, L</b> ERA: 1.09 (7, 1)	1.1		7	3	0	0	0	0	0	0	0	0	0	7	7	0.00	2.250								
<b>Jack Aker, R</b> ERA: (8, 1)	1.2	S	6	1	0	0	0	0	0	0	0	0	0	6	6	0.00	0.600								



Batter	1	2	3	4	5	6	7	8	9	AB	R	H	RBI	BB	SO	LOB	TOP			
Bert Campaneris, R OBP: 0.350, SLG: 0.342 (1, 6)	0-3 K	0-0 1-3		0-0 5-3			0-0 1-3			4	0	0	0	0	1	2				
Reggie Jackson, L OBP: 0.316, SLG: 0.439 (1, 9)	0-3 K		0-3 K		0-3 K		0-0 4-3			4	0	0	0	0	3	0				
Sal Bando, R OBP: 0.278, SLG: 0.336 (1, 5)	0-0 1B		0-0 G3		0-0 6-3			0-0 1-3		4	1	1	0	0	0	0				
Rick Monday, L OBP: 0.350, SLG: 0.447 Jim Gosger, L (3, 8)	0-0 1B		0-0 S		0-0 L7			0-0 F9		2	0	2	1	0	0	0				
Joe Rudi, R OBP: 0.423, SLG: 0.524 (1, 7)	0-3 K		0-0 F7			0-0 5-3		0-3 K		4	0	0	0	0	2	2				
John Donaldson, L OBP: 0.287, SLG: 0.205 (1, 4)		4-0 1B		0-0 6-3		4-0 1B		0-0 1-3		2	2	1	0	2	0	0				
Jim Pagliaroni, R OBP: 0.373, SLG: 0.379 (1, 2)		0-0 1-3		0-0 6-3		0-0 1B		0-0 6-3		4	0	1	0	0	0	2				
Ray Webster, L OBP: 0.235, SLG: 0.330 (1, 3)		0-3 K2-3		0-0 4-3		0-0 G1-6-3		0-3 K		4	0	1	1	0	2	3				
Chuck Dobson, R OBP: 0.200, SLG: 0.200 Paul Lindblad, L OBP: 0.400, SLG: 0.400 (8, 1)		0-0 1B		0-0 4-3			0-0 F5			3	0	1	1	0	0	1				
<b>Inning Stats</b>	R: 1 E: 0 K: 3 S: 11	H: 2 LOB: 1 BB: 0 P: 11	R: 1 E: 0 K: 1 S: 6	H: 1 LOB: 1 BB: 1 P: 10	R: 0 E: 0 K: 1 S: 6	H: 1 LOB: 1 BB: 0 P: 6	R: 1 E: 0 K: 0 S: 5	H: 2 LOB: 1 BB: 0 P: 5	R: 0 E: 0 K: 0 S: 3	H: 0 LOB: 0 BB: 0 P: 3	R: 0 E: 0 K: 1 S: 5	H: 0 LOB: 0 BB: 0 P: 5	R: 0 E: 0 K: 1 S: 5	H: 0 LOB: 0 BB: 0 P: 5	R: 0 E: 0 K: 1 S: 5	H: 0 LOB: 0 BB: 0 P: 5	1B: 6 2B: 1 3B: 0 HR: 0	SF: 0 SAC: 0 DP: 1 HBP: 0	WP: 0 PB: 0 SB: 2 CS: 0	PA: 35
<b>PITCHER</b>	IP WLS BF H R ER SO BB IBB HBP BLK WP HR S P ERA WHIP	IP WLS BF H R ER SO BB IBB HBP BLK WP HR S P ERA WHIP																		
Dean Chance, R ERA: 2.95 (1, 1)	6.0	26	7	3	3	6	2	0	0	0	0	0	0	0	0	0	4.50	1.500		
Al Worthington, R ERA: 1.29 (7, 1)	3.0	9	0	0	0	2	0	0	0	0	0	0	0	0	0	0	0.00	0.000		

Oakland Athletics @ Minnesota Twins  
Metropolitan Stadium, Bloomington, MI  
Thu May 16 1968, 4:33 AM EDT  
Att. 6,857 - Unknown - 44 F

AB 33  
R 3  
H 7  
RBI 3  
BB 2  
SO 8  
LOB 10



Batter	1	2	3	4	5	6	7	8	9	AB	R	H	RBI	BB	SO	LOB	BOTTOM			
Rod Carew, L OBP: 0.331, SLG: 0.405 (1, 4)	0-0 1-3		0-0 E6	0-0 F7			0-0 4-3			4	0	0	0	0	0	5				
Cesar Tovar, R OBP: 0.308, SLG: 0.355 (9, 8)	0-0 6-3		0-0 BB	0-0 1-3			0-0 6-3			4	0	1	2	0	0	3				
Tony Oliva, L OBP: 0.292, SLG: 0.365 (1, 9)	0-0 6-3		0-0 F7		0-0 4-3		0-0 F6			4	0	0	0	0	0	2				
Harmon Killebrew, R OBP: 0.404, SLG: 0.564 (1, 3)		0-0 L8	4-0 BB	0-0 6-3		0-0 6-3		0-0 F9		3	0	0	0	1	0	0				
Bob Allison, R OBP: 0.360, SLG: 0.454 (1, 7)	0-3 K		0-0 4-3		0-0 6-3			0-0 BB		4	1	1	0	0	1	3				
Rich Rollins, R OBP: 0.233, SLG: 0.393 Ron Clark, R OBP: 0.400, SLG: 0.333 (9, 5)	0-0 6-3			0-0 2B		0-0 6-3		4-0 2B		3	1	1	0	1	0	0				
Ted Ljhaender, L OBP: 0.293, SLG: 0.424 Frank Kostro, R OBP: 0.182, SLG: 0.300 Jackie Hernandez, R OBP: 0.253, SLG: 0.292 (9, 6)			0-0 E	0-0 1B	1-3 2B		0-0 F5		0-0 1-3	3	1	2	0	0	0	0				
John Roseboro, L OBP: 0.278, SLG: 0.228 (1, 2)			0-0 E	0-0 1B	4-0 IBB		0-0 1B		0-0 SF8	2	1	2	1	1	0	0				
Dean Chance, R OBP: 0.091, SLG: 0.048 Rich Reese, L OBP: 0.165, SLG: 0.240 Al Worthington, R ERA: 1.05 (7, 1)	0-3 K		0-3 K		0-0 F8			0-3 K		2	0	0	0	0	2	5				
<b>Inning Stats</b>	R: 0 E: 0 K: 0 S: 3	H: 0 LOB: 0 BB: 0 P: 3	R: 2 E: 1 K: 1 S: 9	H: 3 LOB: 3 BB: 1 P: 13	R: 0 E: 0 K: 1 S: 7	H: 2 LOB: 3 BB: 1 P: 11	R: 0 E: 0 K: 0 S: 3	H: 0 LOB: 0 BB: 0 P: 3	R: 0 E: 0 K: 0 S: 4	H: 1 LOB: 1 BB: 0 P: 4	R: 0 E: 0 K: 0 S: 3	H: 0 LOB: 0 BB: 0 P: 3	R: 2 E: 0 K: 1 S: 7	H: 2 LOB: 1 BB: 1 P: 11	R: 0 E: 0 K: 1 S: 5	H: 0 LOB: 0 BB: 0 P: 5	1B: 6 2B: 2 3B: 0 HR: 0	SF: 1 SAC: 0 DP: 0 HBP: 0	WP: 0 PB: 0 SB: 0 CS: 0	PA: 36
<b>PITCHER</b>	IP WLS BF H R ER SO BB IBB HBP BLK WP HR S P ERA WHIP	IP WLS BF H R ER SO BB IBB HBP BLK WP HR S P ERA WHIP																		
Chuck Dobson, R ERA: 2.38 (1, 1)	7.1	33	7	4	3	3	2	0	0	0	0	0	0	0	0	0	3.68	1.227		
Paul Lindblad, L ERA: 1.05 (8, 1)	0.2	3	1	0	0	1	0	0	0	0	0	0	0	0	0	0	0.00	1.500		

Oakland Athletics @ Minnesota Twins  
Metropolitan Stadium, Bloomington, MI  
Thu May 16 1968, 4:33 AM EDT  
Att. 6,857 - Unknown - 44 F

AB 32  
R 4  
H 8  
RBI 4  
BB 3  
SO 4  
LOB 20





Batter	1	2	3	4	5	6	7	8	9	AB	R	H	RBI	BB	SO	LOB	TOP																						
Paul Schaaf, R (1,5) OBP: 0.308, SLG: 0.260	F7		5-3			HBP		5-3		3	0	0	0	0	0	1																							
Jim Fregosi, R (1,6) OBP: 0.370, SLG: 0.351	F8		F9			K			FC4-6 1B	4	0	1	0	0	0	1																							
Roger Repoz, L (1,8) OBP: 0.317, SLG: 0.490	K				K				F2	4	0	0	0	0	2	1																							
Jimmie Hall, L (1,9) OBP: 0.282, SLG: 0.263		F2							4-3	4	1	1	0	0	0	1																							
Rick Reichardt, R (1,7) OBP: 0.322, SLG: 0.414		1B SF9 1B				F9			K	4	1	2	0	0	1	1																							
Don Mincher, L (1,3) OBP: 0.337, SLG: 0.280						L7			K	4	0	2	1	0	1	1																							
Buck Rodgers, S (1,2) OBP: 0.291, SLG: 0.288		SF9 1B							3-1	3	0	0	1	0	1	2																							
Bobby Knoop, R (1,4) OBP: 0.303, SLG: 0.313		3-H F9							1-3	2	0	0	0	1	1	1																							
Sammy Ellis, L (1,1) OBP: 0.125, SLG: 0.067									SH1-4 BB	2	0	0	0	0	1	0																							
Minnie Rojas, R (9,1)									SH1-4	0	0	0	0	0	0	0																							
<b>Inning Stats</b>	R: 0 E: 0 K: 1 S: 5	H: 0 LOB: 0 BB: 0 P: 5	R: 1 E: 0 K: 0 S: 5	H: 2 LOB: 1 BB: 0 P: 5	R: 0 E: 0 K: 0 S: 3	H: 0 LOB: 0 BB: 0 P: 3	R: 0 E: 0 K: 1 S: 6	H: 1 LOB: 1 BB: 0 P: 6	R: 0 E: 0 K: 3 S: 9	H: 0 LOB: 0 BB: 0 P: 9	R: 0 E: 0 K: 1 S: 4	H: 0 LOB: 0 BB: 0 P: 5	R: 0 E: 0 K: 2 S: 7	H: 0 LOB: 0 BB: 0 P: 7	R: 0 E: 0 K: 0 S: 3	H: 0 LOB: 1 BB: 1 P: 7	R: 1 E: 0 K: 0 S: 6	H: 3 LOB: 2 BB: 0 P: 6	1B: 6 2B: 0 3B: 0 HR: 0	SF: 1 SAC: 1 DP: 0 HBP: 1	WP: 0 PB: 0 SB: 0 CS: 0	PA: 34																	
<b>PITCHER</b>	IP	WLS	BF	H	R	ER	SO	BB	IBB	HBP	BLK	WP	HR	S	P	ERA	WHIP	<b>PITCHER</b>					IP	WLS	BF	H	R	ER	SO	BB	IBB	HBP	BLK	WP	HR	S	P	ERA	WHIP
Dave Boswell, R (1,1) ERA: 3.34	8.2	L	32	5	2	2	8	1	0	1	0	0	0	46	51	2.08	0.692																						
Ron Perranoski, L (9,1) ERA: 0.66	0.1		2	1	0	0	0	0	0	0	0	0	0	2	2	0.00	3.000																						

California Angels @ Minnesota Twins  
Metropolitan Stadium, Bloomington, MI  
Sun May 19 1968, 4:33 AM EDT  
Unknown - 54 F

AB 30  
R 2  
H 6  
RBI 2  
BB 1  
SO 8  
LOB 9



Batter	1	2	3	4	5	6	7	8	9	AB	R	H	RBI	BB	SO	LOB	BOTTOM																						
Rod Carew, L (1,4) OBP: 0.320, SLG: 0.392	F8		G3			K			6-3	4	0	0	0	0	1	1																							
Cesar Tovar, R (1,6) OBP: 0.307, SLG: 0.352	F8					G3			F4	4	1	1	0	0	0	0																							
Harmon Killebrew, R (1,3) OBP: 0.393, SLG: 0.544	F8					F6			4-3	4	0	0	0	0	0	1																							
Jim Holt, L (9, PR) OBP: 0.125, SLG: 0.125									E5 1B	0	0	0	0	0	0	0																							
Tony Oliva, L (1,9) OBP: 0.291, SLG: 0.362		F7				L8			F2	4	0	1	1	0	0	0																							
Rich Rollins, R (1,5) OBP: 0.206, SLG: 0.344		F7							F8	4	0	0	0	0	1	2																							
Rich Reese, L (1,7) OBP: 0.167, SLG: 0.214		F2				4-3			K	3	0	0	0	0	1	0																							
Ted Uhlaender, L (1,8) OBP: 0.302, SLG: 0.438						5-3				3	0	2	0	0	0	0																							
John Roseboro, L (1,2) OBP: 0.279, SLG: 0.232						SH3 1B			2B	3	0	1	0	0	0	2																							
Dave Boswell, R (1,1) OBP: 0.278, SLG: 0.471						F6			F5	1	0	0	0	0	0	1																							
Ron Perranoski, L (9,1) ERA: 0.66						SH3			F3	0	0	0	0	0	0	0																							
Frank Kostro, R (9, PH) OBP: 0.167, SLG: 0.273						1-2 SH3			F7	1	0	0	0	0	0	0																							
<b>Inning Stats</b>	R: 0 E: 0 K: 0 S: 3	H: 0 LOB: 0 BB: 0 P: 3	R: 0 E: 0 K: 0 S: 3	H: 0 LOB: 0 BB: 0 P: 3	R: 0 E: 0 K: 0 S: 4	H: 1 LOB: 1 BB: 0 P: 4	R: 0 E: 0 K: 0 S: 3	H: 0 LOB: 0 BB: 0 P: 3	R: 0 E: 0 K: 0 S: 3	H: 0 LOB: 0 BB: 0 P: 3	R: 0 E: 0 K: 1 S: 5	H: 1 LOB: 0 BB: 0 P: 5	R: 0 E: 0 K: 0 S: 3	H: 0 LOB: 0 BB: 0 P: 3	R: 0 E: 0 K: 1 S: 6	H: 1 LOB: 1 BB: 0 P: 6	R: 1 E: 1 K: 1 S: 8	H: 2 LOB: 2 BB: 0 P: 8	1B: 4 2B: 1 3B: 0 HR: 0	SF: 0 SAC: 1 DP: 0 HBP: 0	WP: 0 PB: 0 SB: 0 CS: 0	PA: 32																	
<b>PITCHER</b>	IP	WLS	BF	H	R	ER	SO	BB	IBB	HBP	BLK	WP	HR	S	P	ERA	WHIP	<b>PITCHER</b>					IP	WLS	BF	H	R	ER	SO	BB	IBB	HBP	BLK	WP	HR	S	P	ERA	WHIP
Sammy Ellis, R (1,1) ERA: 3.67	8.2		31	5	1	0	2	0	0	0	0	0	0	35	35	0.00	0.577																						
Minnie Rojas, R (9,1) ERA: 5.23	0.1	S	1	0	0	0	1	0	0	0	0	0	0	3	3	0.00	0.000																						

California Angels @ Minnesota Twins  
Metropolitan Stadium, Bloomington, MI  
Sun May 19 1968, 4:33 AM EDT  
Unknown - 54 F

AB 31  
R 1  
H 5  
RBI 1  
BB 0  
SO 3  
LOB 7






Batter	1	2	3	4	5	6	7	8	9	AB	R	H	RBI	BB	SO	LOB	TOP								
Paul Schaaf, R (1.5) OBP: 0.307, SLG: 0.260	F4		G4-6-3			5-3				4	0	1	1	0	0	1	<b>California Angels @ Minnesota Twins</b> Metropolitan Stadium, Bloomington, MI Sun May 19 1968, 4:38 AM EDT Att: 16,856 - Unknown - 52 F								
Roger Repoz, L (1.8) OBP: 0.317, SLG: 0.481	K					1-3				2	0	0	0	1	1	0									
Bubba Morton, R (8.9) OBP: 0.278, SLG: 0.290								K		1	0	0	0	0	1	2									
Jim Fregosi, R (1.6) OBP: 0.360, SLG: 0.339	F8							L7		4	0	0	0	0	1	4									
Rick Reichardt, R (1.7) OBP: 0.319, SLG: 0.408										4	0	1	0	0	1	0									
Chuck Hinton, R (8.4) OBP: 0.214, SLG: 0.342										4	0	0	0	0	1	1									
Don Mincher, L (1.3) OBP: 0.354, SLG: 0.304										4	1	3	0	0	0	0									
Tom Satriono, L (1.2) OBP: 0.438, SLG: 0.500										3	0	2	0	0	0	1									
Tom Burgmeier, L (8. PR)										0	1	0	0	0	0	0									
Minnie Rojas, R (8.1)										0	0	0	0	0	0	0									
Ed Kirkpatrick, L (9. PH) OBP: 0.333, SLG: 0.600										1	0	0	0	0	1	2									
Bobby Knoop, R (1.4) OBP: 0.297, SLG: 0.306										2	0	0	0	0	0	1									
Jimmie Hall, L (8. PH) OBP: 0.276, SLG: 0.256										2	0	0	1	0	1	3									
Clyde Wright, R (1.1) OBP: 0.344, SLG: 0.400										1	0	1	0	0	0	0									
Bob Heffner, R (3.1)										0	0	0	0	0	0	0									
Woodie Held, R (6. PH) OBP: 0.250, SLG: 0.150										1	0	0	0	0	0	0									
Marty Pattin, R (6.1)										0	0	0	0	0	0	0									
Buck Rodgers, S (8. PH) OBP: 0.280, SLG: 0.280										1	0	0	0	0	0	2									
<b>Inning Stats</b>	R: 0 E: 0 K: 1 S: 5	H: 0 LOB: 0 BB: 0 P: 5	R: 0 E: 0 K: 0 S: 4	H: 1 LOB: 1 BB: 0 P: 4	R: 0 E: 0 K: 0 S: 3	H: 1 LOB: 0 BB: 0 P: 3	R: 0 E: 0 K: 1 S: 4	H: 0 LOB: 0 BB: 1 P: 8	R: 0 E: 0 K: 1 S: 6	H: 1 LOB: 1 BB: 0 P: 6	R: 0 E: 0 K: 0 S: 3	H: 0 LOB: 0 BB: 0 P: 3	R: 0 E: 0 K: 1 S: 5	H: 0 LOB: 0 BB: 0 P: 5	R: 2 E: 0 K: 1 S: 9	H: 3 LOB: 3 BB: 0 P: 9	R: 0 E: 0 K: 2 S: 9	H: 2 LOB: 2 BB: 0 P: 9	1B: 8 2B: 0 3B: 0 HR: 0	SF: 0 SAC: 0 DP: 2 HBP: 0	WP: 0 PB: 0 SB: 2 CS: 0	PA: 35			
<b>PITCHER</b>	IP	WLS	BF	H	R	ER	SO	BB	IBB	HBP	BLK	WP	HR	S	P	ERA	WHIP								
Jim Kaat, L (1.1) ERA: 2.81	7.0	W	25	5	2	2	4	1	0	0	0	0	0	32	36	2.57	0.857								
Ai Worthington, R (8.1)	0.1		3	1	0	0	0	0	0	0	0	0	0	3	3	0.00	3.000								
Ron Perranoski, L (8.1) ERA: 0.79	1.2	S	7	2	0	0	3	0	0	0	0	0	0	13	13	0.00	1.200								

Batter	1	2	3	4	5	6	7	8	9	AB	R	H	RBI	BB	SO	LOB	BOTTOM								
Ted Uhlaender, L (1.8) OBP: 0.300, SLG: 0.427	L9	G3								3	0	0	0	1	0	2	<b>California Angels @ Minnesota Twins</b> Metropolitan Stadium, Bloomington, MI Sun May 19 1968, 4:38 AM EDT Att: 16,856 - Unknown - 52 F								
Cesar Tovar, R (1.6) OBP: 0.298, SLG: 0.341	6-3	F7								4	0	0	0	0	0	3									
Tony Oliva, L (1.9) OBP: 0.297, SLG: 0.361										3	2	1	0	1	0	0									
Harmon Killebrew, R (1.3) OBP: 0.403, SLG: 0.552										2	1	1	1	2	0	1									
Rich Reese, L (9.3) OBP: 0.167, SLG: 0.214										0	0	0	0	0	0	0									
Rich Rollins, R (1.5) OBP: 0.250, SLG: 0.382										2	0	2	1	0	0	0									
Ron Clark, R (6. PR) OBP: 0.385, SLG: 0.318										1	0	0	0	0	0	1									
Bob Allison, R (1.7) OBP: 0.351, SLG: 0.444										2	0	0	1	0	0	3									
Jackie Hernandez, R (7.6) OBP: 0.253, SLG: 0.292										0	0	0	0	0	0	0									
Rod Carew, L (1.4) OBP: 0.321, SLG: 0.391										3	0	1	0	0	0	2									
Jerry Zimmerman, R (1.2) OBP: 0.100, SLG: 0.100										3	0	0	0	0	1	1									
Jim Kaat, L (1.1) OBP: 0.200, SLG: 0.200										3	0	1	0	0	0	0									
Ai Worthington, R (8.1)										0	0	0	0	0	0	0									
Ron Perranoski, L (8.1)										0	0	0	0	0	0	0									
<b>Inning Stats</b>	R: 2 E: 0 K: 0 S: 5	H: 2 LOB: 1 BB: 1 P: 9	R: 0 E: 0 K: 1 S: 7	H: 2 LOB: 2 BB: 0 P: 7	R: 1 E: 0 K: 0 S: 4	H: 2 LOB: 0 BB: 0 P: 4	R: 0 E: 0 K: 0 S: 3	H: 0 LOB: 0 BB: 0 P: 3	R: 0 E: 0 K: 0 S: 2	H: 0 LOB: 0 BB: 1 P: 6	R: 0 E: 0 K: 0 S: 3	H: 0 LOB: 2 BB: 1 P: 7	R: 0 E: 0 K: 0 S: 3	H: 0 LOB: 0 BB: 0 P: 3	R: 0 E: 0 K: 0 S: 3	H: 0 LOB: 1 BB: 1 P: 7	1B: 5 2B: 2 3B: 0 HR: 0	SF: 1 SAC: 1 DP: 2 HBP: 0	WP: 0 PB: 0 SB: 1 CS: 1	PA: 33					
<b>PITCHER</b>	IP	WLS	BF	H	R	ER	SO	BB	IBB	HBP	BLK	WP	HR	S	P	ERA	WHIP								
Clyde Wright, L (1.1) ERA: 3.31	2.1	L	14	6	3	3	1	1	0	0	0	0	0	6	10	0.00	0.375								
Bob Heffner, R (3.1)	2.2		7	0	0	0	0	1	0	0	0	0	0	6	10	0.00	0.500								
Marty Pattin, R (6.1) ERA: 2.35	2.0		7	0	0	0	0	1	0	0	0	0	0	6	10	0.00	0.500								
Minnie Rojas, R (8.1) ERA: 4.98	1.0		4	0	0	0	0	1	0	0	0	0	0	3	7	0.00	1.000								

**AB 34**  
**R 2**  
**H 8**  
**RBI 2**  
**BB 1**  
**SO 7**  
**LOB 17**



**AB 26**  
**R 3**  
**H 6**  
**RBI 3**  
**BB 4**  
**SO 1**  
**LOB 13**






Batter	1	2	3	4	5	6	7	8	9	10	AB	R	H	RBI	BB	SO	LOB	TOP			
Mickey Stanley, R OBP: 0.291, SLG: 0.350 (1, 3)	6-3			E6 1B FC5-4				K		F7	5	1	1	0	0	1	0				
Jim Northrup, L OBP: 0.338, SLG: 0.448 (1, 8)	6-3				L9			K		4-1	5	0	1	0	0	1	1				
Al Kaline, R OBP: 0.376, SLG: 0.397 (1, 9)	L6-3			FC5-4 1B E				L8		L6 E	4	2	0	1	1	0	1				
Bill Freehan, R OBP: 0.351, SLG: 0.527 (1, 2)		G6-4-3 1B		F7				6-3		E5 FC6-4	5	0	1	0	0	0	2				
Willie Horton, R OBP: 0.366, SLG: 0.620 (1, 7)	G6-4-3 1-2			E5 1B				F7		FC6-4 1-2	5	1	1	1	0	0	3				
Don Wert, R OBP: 0.277, SLG: 0.326 (1, 5)	F6				1-2 2-H 1B			F8		F9	4	0	1	1	0	0	0				
Dick McAuliffe, L OBP: 0.311, SLG: 0.403 (1, 4)				K	K			FC6-4 1B		F5	4	0	1	0	0	2	2				
Ray Oyler, R OBP: 0.255, SLG: 0.276 (1, 6)				K				FC6-4 FC6-4 1-2			3	0	0	0	1	1	1				
Denny McLain, R OBP: 0.167, SLG: 0.167 (1, 1)				6-3				FC6-4 1-2		5-3	4	0	0	0	0	1	2				
<b>Inning Stats</b>	R: 0 E: 0 K: 0 S: 3	H: 0 LOB: 0 BB: 0 P: 3	R: 0 E: 0 K: 0 S: 3	H: 1 LOB: 0 BB: 0 P: 3	R: 0 E: 0 K: 2 S: 7	H: 0 LOB: 0 BB: 0 P: 7	R: 2 E: 2 K: 1 S: 9	H: 2 LOB: 2 BB: 0 P: 9	R: 0 E: 0 K: 1 S: 6	H: 1 LOB: 1 BB: 0 P: 6	R: 0 E: 0 K: 0 S: 3	H: 0 LOB: 0 BB: 0 P: 3	R: 0 E: 0 K: 2 S: 7	H: 0 LOB: 1 BB: 1 P: 11	R: 1 E: 0 K: 0 S: 4	H: 1 LOB: 1 BB: 1 P: 8	R: 1 E: 2 K: 0 S: 5	H: 0 LOB: 1 BB: 0 P: 5	1B: 5 2B: 0 3B: 0 HR: 1	SF: 0 SAC: 0 DP: 1 HBP: 0	WP: 0 PA: 41
<b>PITCHER</b>	IP 9.2	WLS L	BF 39	H 6	R 4	ER 1	SO 6	BB 2	IBB 0	HBP 0	BLK 0	WP 0	HR 1	S 49	P 57	ERA 0.93	WHIP 0.828				
Jim Merritt, L ERA: 2.61 (1, 1)																					
Al Worthington, R ERA: 1.25 (10, 1)	0.1	2	0	0	0	0	0	0	0	0	0	0	0	2	2	0.00	0.000				

**Detroit Tigers @ Minnesota Twins**  
 Metropolitan Stadium, Bloomington, MI  
 Mon May 20 1968, 8:05 PM EDT  
 Att: 10,007 - Unknown - 58 F

livebaseballscores.com

AB	39
R	4
H	6
RBI	3
BB	2
SO	6
LOB	12




Batter	1	2	3	4	5	6	7	8	9	10	AB	R	H	RBI	BB	SO	LOB	BOTTOM			
Ted Uhlander, L OBP: 0.291, SLG: 0.414 (1, 8)	F4	F6			L9			2-3			4	0	0	0	0	2					
Cesar Tovar, R OBP: 0.290, SLG: 0.331 (1, 6) (7, 5) (9, 7)	L9			F4	6-3			L9			4	0	0	0	0	1					
Rod Carew, L OBP: 0.311, SLG: 0.379 (1, 4)	K			4-3				F8			4	0	0	0	1	0					
Harmon Killebrew, R OBP: 0.392, SLG: 0.533 (1, 3)		K		5-3				K		K	4	0	0	0	3	0					
Tony Oliva, L OBP: 0.302, SLG: 0.372 (1, 9)		HR 1B		G3				K		K	4	1	2	0	1	0					
Rich Rollins, R OBP: 0.298, SLG: 0.378 Jackie Hernandez, R OBP: 0.290, SLG: 0.289 (1, 5) (7, 6)		HR 1B		5-3				2B		L9	3	1	1	0	0	1					
Rich Reese, L OBP: 0.212, SLG: 0.355 Ron Clark, R OBP: 0.370, SLG: 0.304 (1, 7) (9, 5)		HR		6-3				G6-3 1B		F2	1	0	0	0	0	0					
John Roseboro, L OBP: 0.278, SLG: 0.232 (1, 2)		HR		4-3				K		K	4	0	1	0	0	2	1				
Jim Merritt, L OBP: 0.250, SLG: 0.100 Al Worthington, R OBP: 0.348, SLG: 0.440 (1, 1) (10, PH)		HR 1B		SH2-4 1B				K		L9	2	0	1	0	0	0	1				
Bob Allison, R OBP: 0.348, SLG: 0.440 (10, PH)		1B		SH2-4				G6-3 1-2			1	0	0	0	0	0					
<b>Inning Stats</b>	R: 0 E: 0 K: 1 S: 5	H: 4 LOB: 1 BB: 0 P: 9	R: 3 E: 0 K: 1 S: 9	H: 4 LOB: 1 BB: 0 P: 9	R: 0 E: 0 K: 0 S: 3	H: 0 LOB: 0 BB: 0 P: 3	R: 0 E: 0 K: 0 S: 3	H: 0 LOB: 0 BB: 0 P: 3	R: 0 E: 0 K: 0 S: 4	H: 1 LOB: 1 BB: 0 P: 4	R: 0 E: 0 K: 1 S: 6	H: 1 LOB: 1 BB: 0 P: 6	R: 0 E: 0 K: 0 S: 3	H: 0 LOB: 0 BB: 0 P: 3	R: 0 E: 0 K: 2 S: 7	H: 0 LOB: 0 BB: 0 P: 7	R: 0 E: 0 K: 1 S: 5	H: 0 LOB: 0 BB: 0 P: 5	1B: 5 2B: 1 3B: 0 HR: 1	SF: 0 SAC: 1 DP: 1 HBP: 0	WP: 0 PA: 36
<b>PITCHER</b>	IP 10.0	WLS W	BF 36	H 7	R 3	ER 3	SO 7	BB 0	IBB 0	HBP 0	BLK 0	WP 0	HR 1	S 50	P 50	ERA 2.70	WHIP 0.700				
Denny McLain, R ERA: 2.41 (1, 1)																					

**Detroit Tigers @ Minnesota Twins**  
 Metropolitan Stadium, Bloomington, MI  
 Mon May 20 1968, 8:05 PM EDT  
 Att: 10,007 - Unknown - 58 F

livebaseballscores.com

AB	35
R	3
H	7
RBI	3
BB	0
SO	7
LOB	6






Batter	1	2	3	4	5	6	7	8	9	AB	R	H	RBI	BB	SO	LOB	TOP					
Dick McAuliffe, L (1.4)	F7		K			4-3		3-1		4	0	0	0	0	1	1						
Jim Northrup, L (1.8)	5-3			4-3	2B				3-1	3	0	1	0	1	0	0						
Al Kaline, R (1.9)	L6			L9		L6-3			K	4	0	0	0	0	1	2						
Eddie Mathews, L (1.3)		K		4-3			4-3		F8	4	0	0	0	0	1	1						
Willie Horton, R (1.7)		1B		F5			6-3			3	1	1	0	0	0	1						
Bill Freehan, R (1.2)					K		6-3			3	0	1	1	0	1	0						
Tom Matchick, L (1.6)		G4-6-3			K				K	3	0	0	0	0	2	1						
Don Wert, R (1.5)			K		1-3					3	0	1	0	0	1	0						
Joe Sparma, R (1.1)			K			K		SH3-4		2	0	0	0	0	2	0						
<b>Inning Stats</b>	R: 0 E: 0 K: 0 S: 3	H: 0 LOB: 0 BB: 0 P: 3	R: 1 E: 0 K: 1 S: 6	H: 2 LOB: 0 BB: 0 P: 6	R: 0 E: 0 K: 3 S: 9	H: 0 LOB: 0 BB: 0 P: 9	R: 0 E: 0 K: 0 S: 4	H: 1 LOB: 1 BB: 0 P: 4	R: 0 E: 0 K: 2 S: 7	H: 0 LOB: 0 BB: 0 P: 7	R: 0 E: 0 K: 1 S: 5	H: 0 LOB: 1 BB: 1 P: 9	R: 0 E: 0 K: 0 S: 3	H: 0 LOB: 0 BB: 0 P: 3	R: 0 E: 0 K: 1 S: 6	H: 1 LOB: 1 BB: 0 P: 6	R: 0 E: 0 K: 1 S: 5	H: 0 LOB: 0 BB: 0 P: 5	1B: 2 2B: 2 HR: 0	SF: 0 SAC: 1 DP: 1 HBP: 0	WP: 0 PB: 0 SB: 0 CS: 0	PA: 31
<b>PITCHER</b> Dean Chance, R (1.1) ERA: 2.71	IP: 9.0 WLS: W BF: 31 H: 4 R: 1 ER: 1 SO: 9 BB: 1 IBB: 0 HBP: 0 BLK: 0 WP: 0 HR: 0 S: 48 P: 52 ERA: 1.00 WHIP: 0.556															<b>PITCHER</b>						

Detroit Tigers @ Minnesota Twins  
Metropolitan Stadium, Bloomington, MI  
Tue May 21 1968, 8:05 PM EDT  
Att. 9,024 - Unknown - 64 F

AB	29
R	1
H	4
RBI	1
BB	1
SO	9
LOB	6



Batter	1	2	3	4	5	6	7	8	9	AB	R	H	RBI	BB	SO	LOB	BOTTOM	
John Roseboro, L (1.2)	FC6-4		4-3		G3		F7			3	1	1	0	1	0	0		
Jerry Zimmerman, R (8.2)	1B		1B							0	0	0	0	0	0	0		
Rod Carew, L (1.4)	FC6-4		K		5-3			PB		4	1	3	0	0	1	1		
Rich Reese, L (1.7)	FC6-4		4-3		5-3			K		4	0	0	0	0	1	5		
Harmon Killebrew, R (1.3)	1B		1-2		5-3			2-3		4	0	1	1	0	1	3		
Jim Holt, L (9.7)	1B		F8		K			6-3		0	0	0	0	0	0	0		
Tony Oliva, L (1.9)	F8			4-3		4-3		1B		3	1	0	0	1	0	2		
Rich Rollins, R (1.5)	F7			4-3		K		1B		4	0	2	2	0	1	2		
Jackie Hernandez, R (9.6)				1B				1B		0	0	0	0	0	0	0		
Cesar Tovar, R (1.6)		L8		4-3		5-3		F3		4	0	0	0	0	0	2		
Ted Uhlhaender, L (1.8)							F8			2	0	1	0	1	0	0		
Dean Chance, R (1.1)		K		K			K			3	0	0	0	0	3	3		
<b>Inning Stats</b>	R: 1 E: 0 K: 0 S: 5	H: 2 LOB: 2 BB: 1 P: 9	R: 0 E: 0 K: 1 S: 5	H: 1 LOB: 0 BB: 0 P: 5	R: 0 E: 0 K: 1 S: 6	H: 1 LOB: 1 BB: 0 P: 6	R: 0 E: 0 K: 1 S: 6	H: 1 LOB: 2 BB: 1 P: 10	R: 0 E: 0 K: 1 S: 5	H: 0 LOB: 0 BB: 0 P: 5	R: 0 E: 0 K: 1 S: 5	H: 0 LOB: 0 BB: 0 P: 5	R: 2 E: 0 K: 1 S: 7	H: 2 LOB: 1 BB: 1 P: 11	1B: 7 2B: 1 3B: 0 HR: 0	SF: 0 SAC: 0 DP: 0 HBP: 0	WP: 0 PB: 1 SB: 0 CS: 1	PA: 34
<b>PITCHER</b> Joe Sparma, R (1.1) ERA: 2.35	IP: 8.0 WLS: L BF: 34 H: 8 R: 3 ER: 3 SO: 7 BB: 1 IBB: 2 HBP: 0 BLK: 0 WP: 0 HR: 0 S: 45 P: 57 ERA: 3.38 WHIP: 1.125															<b>PITCHER</b>		

Detroit Tigers @ Minnesota Twins  
Metropolitan Stadium, Bloomington, MI  
Tue May 21 1968, 8:05 PM EDT  
Att. 9,024 - Unknown - 64 F

AB	31
R	3
H	8
RBI	3
BB	3
SO	7
LOB	18





Batter	1	2	3	4	5	6	7	8	9	AB	R	H	RBI	BB	SO	LOB	TOP	
Tom Matchick, L (1,4) OBP: 0.222, SLG: 0.200	1-6-3		3-1			F7		G6-3		3	0	0	0	0	0	0	<b>Detroit Tigers @ Minnesota Twins</b> Metropolitan Stadium, Bloomington, MI Wed May 22 1968, 8:05 PM EDT Att: 13,972 - Unknown - 64 F	
Al Kaline, R (8,PH) OBP: 0.370, SLG: 0.389								1B		1	0	1	1	0	0	0		
Dick McAuliffe, L (8,PH) OBP: 0.303, SLG: 0.391										0	0	0	0	0	0	0		
Mickey Stanley, R (1,8) OBP: 0.281, SLG: 0.336	F9				5-3	F3		G6-3		4	0	0	0	0	0	1		
Jim Northrup, L (1,9) OBP: 0.341, SLG: 0.447																		
Bill Freehan, R (1,2) OBP: 0.351, SLG: 0.507																		
Willie Horton, R (1,7) OBP: 0.369, SLG: 0.614																		
Norm Cash, L (1,3) OBP: 0.280, SLG: 0.234																		
Don Wert, R (1,5) OBP: 0.287, SLG: 0.378																		
Ray Oyler, R (1,6) OBP: 0.250, SLG: 0.270																		
Eddie Mathews, L (8,PH) OBP: 0.241, SLG: 0.269																		
Dick Tracewski, R (8,6) OBP: 0.172, SLG: 0.115																		
Mickey Lolich, S (1,1) OBP: 0.313, SLG: 0.083																		
Gates Brown, L (8,PH) OBP: 0.538, SLG: 0.917																		
Fred Lasher, R (8,1) OBP: 0.313, SLG: 0.083																		
Jon Warden, S (8,1) OBP: 0.313, SLG: 0.083																		
<b>Inning Stats</b>	R: 0 E: 0 K: 0 S: 4	H: 1 LOB: 1 BB: 0 P: 4	R: 0 E: 0 K: 1 S: 5	H: 0 LOB: 0 BB: 0 P: 5	R: 0 E: 0 K: 1 S: 5	H: 0 LOB: 0 BB: 0 P: 5	R: 1 E: 0 K: 1 S: 6	H: 1 LOB: 0 BB: 0 P: 6	R: 0 E: 0 K: 1 S: 5	H: 0 LOB: 0 BB: 1 P: 9	R: 2 E: 0 K: 1 S: 7	H: 3 LOB: 1 BB: 0 P: 7	R: 0 E: 0 K: 0 S: 4	H: 1 LOB: 1 BB: 0 P: 4	1B: 3 2B: 0 3B: 1 HR: 2	SF: 0 SAC: 0 DP: 1 HBP: 0	WP: 0 PA: 33 PB: 0 SB: 0 CS: 0	
<b>PITCHER</b>	IP WLS BF H R ER SO BB IBB HBP BLK WP HR S P ERA WHIP																	
Jim Perry, R (1,1) ERA: 2.53	7.1		27	4	3	3	7	1	0	0	0	0	0	2	40	44	3.68	0.682
Ron Perranoski, L (8,1) ERA: 0.79	1.0	W	3	1	0	0	0	0	0	0	0	0	0	3	3	0.00	1.000	
Al Worthington, R (9,1) ERA: 1.21	0.2	S	3	1	0	0	0	0	0	0	0	0	0	3	3	0.00	1.500	

Batter	1	2	3	4	5	6	7	8	9	AB	R	H	RBI	BB	SO	LOB	BOTTOM	
Cesar Tovar, R (1,6) OBP: 0.288, SLG: 0.329	4-3									3	0	1	0	1	0	0	<b>Detroit Tigers @ Minnesota Twins</b> Metropolitan Stadium, Bloomington, MI Wed May 22 1968, 8:05 PM EDT Att: 13,972 - Unknown - 64 F	
Rod Carew, L (1,4) OBP: 0.328, SLG: 0.400										4	0	2	0	0	1	2		
Tony Oliva, L (1,9) OBP: 0.299, SLG: 0.368										4	1	1	0	0	0	2		
Harmon Killebrew, R (1,3) OBP: 0.385, SLG: 0.516										4	0	1	1	0	2	2		
Rich Reese, L (8,PH) OBP: 0.189, SLG: 0.314										0	0	0	0	0	0	0		
Rich Rollins, R (1,5) OBP: 0.255, SLG: 0.356										4	0	0	0	0	0	2		
Jackie Hernandez, R (9,6) OBP: 0.250, SLG: 0.259										0	0	0	0	0	0	0		
Bob Allison, R (1,7) OBP: 0.345, SLG: 0.427										3	0	0	0	1	0	1		
Ted Uhlaender, L (1,8) OBP: 0.312, SLG: 0.425										4	1	3	0	0	0	1		
Jerry Zimmerman, R (1,2) OBP: 0.214, SLG: 0.083										2	1	0	0	1	0	1		
Jim Perry, S (1,1) OBP: 0.200, SLG: 0.474										3	1	1	3	0	2	1		
Ron Perranoski, L (8,1) ERA: 3.75										1	0	0	0	0	1	3		
Al Worthington, R (9,1) ERA: 6.0										0	0	0	0	0	0	0		
<b>Inning Stats</b>	R: 0 E: 0 K: 1 S: 6	H: 1 LOB: 1 BB: 0 P: 6	R: 3 E: 0 K: 0 S: 5	H: 2 LOB: 0 BB: 0 P: 6	R: 0 E: 0 K: 1 S: 6	H: 1 LOB: 1 BB: 0 P: 4	R: 0 E: 0 K: 1 S: 4	H: 0 LOB: 0 BB: 1 P: 8	R: 0 E: 0 K: 1 S: 5	H: 0 LOB: 1 BB: 1 P: 9	R: 0 E: 0 K: 1 S: 6	H: 1 LOB: 1 BB: 0 P: 6	R: 1 E: 0 K: 1 S: 8	H: 3 LOB: 3 BB: 1 P: 12	1B: 6 2B: 2 3B: 0 HR: 1	SF: 0 SAC: 0 DP: 0 HBP: 1	WP: 0 PA: 36 PB: 0 SB: 0 CS: 1	
<b>PITCHER</b>	IP WLS BF H R ER SO BB IBB HBP BLK WP HR S P ERA WHIP																	
Mickey Lolich, L (1,1) ERA: 3.33	7.0		29	6	3	3	5	2	0	1	0	0	0	1	36	45	3.86	1.143
Fred Lasher, R (8,1) ERA: 3.75	0.2	L	6	3	1	1	0	1	0	0	0	0	0	5	9	13.50	6.000	
Jon Warden, L (8,1) ERA: 6.0	0.1		1	0	0	0	1	0	0	0	0	0	0	3	3	0.00	0.000	









Batter	1	2	3	4	5	6	7	8	9	AB	R	H	RBI	BB	SO	LOB	TOP			
<b>Mike Andrews, R</b> OBP: 0.333, SLG: 0.343 (1,4)	F4		6-3		F9		FC1-6			4	0	0	0	0	0	2	<b>Boston Red Sox @ Minnesota Twins</b> Metropolitan Stadium, Bloomington, MI Sat May 25 1968, 4:33 AM EDT Att: 16,589 - Unknown - 58 F			
<b>Joe Foy, R</b> OBP: 0.403, SLG: 0.443 (1,5)	G3 WP 1B				K		PO	6-3		3	0	1	0	1	1					
<b>Carl Yastrzemski, L</b> OBP: 0.435, SLG: 0.478 (1,7)	G3		F8		F9			FC5-4 1B		4	0	1	0	0	2					
<b>Reggie Smith, S</b> OBP: 0.370, SLG: 0.416 (1,8)	F8		5-3		F3 BB 1B			K		4	0	1	0	0	1	3				
<b>Rico Petrocelli, R</b> OBP: 0.299, SLG: 0.392 (1,6)		F4		L6				FC5-4 1-2		3	0	0	0	1	0	1				
<b>Ken Harrelson, R</b> OBP: 0.365, SLG: 0.444 (1,9)		FC5-4 BB		F7		F3			F7	3	0	0	0	1	0	2				
<b>George Scott, R</b> OBP: 0.216, SLG: 0.208 (1,3)		FC5-4 1B 1-2		6-3		K			F9	4	0	0	0	0	1	3				
<b>Russ Gibson, R</b> OBP: 0.231, SLG: 0.297 (1,2)					6-3		F8		F4	4	0	1	0	0	0	0				
<b>Jose Santiago, R</b> OBP: 0.250, SLG: 0.273 (1,1)		L7						FC1-6 1B		3	0	2	0	0	0	2				
<b>Inning Stats</b>	R: 0 E: 0 K: 0 S: 4	H: 1 LOB: 1 BB: 0 P: 4	R: 0 E: 0 K: 0 S: 4	H: 1 LOB: 2 BB: 1 P: 8	R: 0 E: 0 K: 0 S: 3	H: 0 LOB: 1 BB: 1 P: 7	R: 0 E: 0 K: 0 S: 3	H: 0 LOB: 0 BB: 0 P: 3	R: 0 E: 0 K: 1 S: 6	H: 1 LOB: 2 BB: 1 P: 10	R: 0 E: 0 K: 0 S: 3	H: 1 LOB: 0 BB: 0 P: 3	R: 0 E: 0 K: 1 S: 6	H: 1 LOB: 1 BB: 0 P: 6	R: 0 E: 0 K: 0 S: 3	H: 0 LOB: 0 BB: 0 P: 3	1B: 6 2B: 0 3B: 0 HR: 0	SF: 0 SAC: 0 DP: 0 HBP: 0	WP: 1 PB: 0 SB: 0 CS: 0	PA: 36
<b>PITCHER</b> <b>Jim Kaat, L</b> ERA: 1.8 (1,1)	IP: 9.0 WLS: W BF: 35 H: 6 R: 0 ER: 0 SO: 3 BB: 3 IBB: 0 HBP: 0 BLK: 0 WP: 1 HR: 0 S: 38 P: 50 ERA: 0.00 WHIP: 1.000															<b>PITCHER</b>				

Batter	1	2	3	4	5	6	7	8	9	AB	R	H	RBI	BB	SO	LOB	BOTTOM			
<b>John Roseboro, L</b> OBP: 0.289, SLG: 0.245 (1,2)	K		K		5-3		F7			4	0	0	0	0	2	1	<b>Boston Red Sox @ Minnesota Twins</b> Metropolitan Stadium, Bloomington, MI Sat May 25 1968, 4:33 AM EDT Att: 16,589 - Unknown - 58 F			
<b>Rod Carew, L</b> OBP: 0.328, SLG: 0.388 (1,4)	3-1		1B BB		F7			E6 5-3 SH1-4 1B		3	1	0	0	1	0	0				
<b>Rich Reese, L</b> OBP: 0.244, SLG: 0.341 (1,7)	1B BB					F3		SH1-4		2	0	1	0	1	0	0				
<b>Harmon Killebrew, R</b> OBP: 0.382, SLG: 0.496 (1,3)					F8			5-3		3	0	1	0	1	0	3				
<b>Tony Oliva, L</b> OBP: 0.289, SLG: 0.353 (1,9)					F8		F7			4	0	1	1	0	0	5				
<b>Rich Rollins, R</b> OBP: 0.291, SLG: 0.442 (1,5)					5-3		F3			3	0	1	0	0	0	1				
<b>Cesar Tovar, R</b> OBP: 0.292, SLG: 0.327 (1,6)					6-3		F8			3	0	0	0	0	0	1				
<b>Ted Uhlhaender, L</b> OBP: 0.315, SLG: 0.423 (1,8)					F4					3	0	1	0	0	0	1				
<b>Jim Kaat, L</b> OBP: 0.125, SLG: 0.125 (1,1)			K		5-3		F9			3	0	0	0	0	1	2				
<b>Inning Stats</b>	R: 0 E: 0 K: 1 S: 6	H: 1 LOB: 2 BB: 1 P: 10	R: 0 E: 0 K: 1 S: 6	H: 1 LOB: 1 BB: 0 P: 6	R: 0 E: 0 K: 1 S: 6	H: 1 LOB: 2 BB: 1 P: 10	R: 0 E: 0 K: 0 S: 3	H: 0 LOB: 0 BB: 0 P: 3	R: 0 E: 0 K: 0 S: 3	H: 0 LOB: 1 BB: 1 P: 7	R: 0 E: 0 K: 0 S: 4	H: 1 LOB: 1 BB: 0 P: 4	R: 1 E: 1 K: 0 S: 4	H: 1 LOB: 0 BB: 0 P: 4	R: 0 E: 0 K: 0 S: 4	H: 0 LOB: 0 BB: 0 P: 3	1B: 5 2B: 0 3B: 0 HR: 0	SF: 0 SAC: 1 DP: 0 HBP: 0	WP: 0 PB: 0 SB: 1 CS: 1	PA: 33
<b>PITCHER</b> <b>Jose Santiago, R</b> ERA: 1.73 (1,1)	IP: 8.0 WLS: L BF: 32 H: 5 R: 1 ER: 0 SO: 3 BB: 3 IBB: 0 HBP: 0 BLK: 0 WP: 0 HR: 0 S: 35 P: 47 ERA: 0.00 WHIP: 1.000															<b>PITCHER</b>				

AB 32  
R 0  
H 6  
RBI 0  
BB 3  
SO 3  
LOB 16



AB 28  
R 1  
H 5  
RBI 1  
BB 3  
SO 3  
LOB 14





Batter	1	2	3	4	5	6	7	8	9	AB	R	H	RBI	BB	SO	LOB	TOP					
Mike Andrews, R OBP: 0.331, SLG: 0.340	(1, 4) 0-3 K		(1, 4) 0-3 K		(1, 4) 0-0 1-3		(1, 4) 0-0 1B			4	0	1	0	0	2	0						
Joe Foy, R OBP: 0.405, SLG: 0.444	(1, 5) 0-0 5-3			(1, 5) 0-0 1B	(1, 5) 0-0 1B	(1, 5) 0-0 1B		(1, 5) 0-0 F4		4	1	2	0	0	0	1						
Carl Yastrzemski, L OBP: 0.431, SLG: 0.472	(1, 7) 0-0 F5			(1, 7) 0-0 1B	(1, 7) 1-2 HR	(1, 7) 0-0 1B	(1, 7) 0-0 F2		(1, 7) 0-0 L8	4	1	1	0	0	0	1						
Reggie Smith, S OBP: 0.367, SLG: 0.411		(1, 8) 0-0 F8		(1, 8) 0-0 1B	(1, 8) 1-2 HR	(1, 8) 0-0 1B	(1, 8) 0-0 1-3		(1, 8) 0-0 F7	4	1	1	1	0	0	1						
Rico Petrocelli, R OBP: 0.291, SLG: 0.380	(1, 6) 0-3 K		(1, 6) 0-3 K			(1, 6) 0-0 F9		(1, 6) 0-0 F9		4	0	0	0	0	2	2						
Ken Harrelson, R OBP: 0.370, SLG: 0.476	(1, 9) 0-0 1B			(1, 9) 1-1 HR		(1, 9) 0-0 6-3			(1, 9) 0-0 F7	4	1	2	3	0	0	0						
Jerry Adair, R OBP: 0.333, SLG: 0.370	(1, 3) 0-3 K			(1, 3) 0-0 6-3		(1, 3) 0-3 K			(1, 3) 0-0 4-3	2	0	1	0	0	1	1	AB 35					
George Scott, R OBP: 0.213, SLG: 0.205	(5, 3) 0-3 K			(5, 3) 0-0 6-3					(5, 3) 0-0 4-3	2	0	0	0	0	1	0	R 4					
Elston Howard, R OBP: 0.369, SLG: 0.370	(1, 2) 0-0 6-3		(1, 2) 0-0 6-3		(1, 2) 0-0 6-3		(1, 2) 0-0 6-3		(1, 2) 0-0 6-3	4	0	0	0	0	0	1	H 8					
Dick Ellsworth, L OBP: 0.083, SLG: 0.043	(1, 1) 0-3 K		(1, 1) 0-3 K							3	0	0	0	0	3	1	RBI 4					
Sparky Lyle, L (8, 1)										0	0	0	0	0	0	0	BB 0					
<b>Inning Stats</b>	R: 0 E: 0 K: 1 S: 5	H: 0 LOB: 0 BB: 0 P: 5	R: 0 E: 0 K: 2 S: 8	H: 1 LOB: 1 BB: 0 P: 8	R: 0 E: 0 K: 2 S: 7	H: 0 LOB: 0 BB: 0 P: 7	R: 4 E: 0 K: 2 S: 12	H: 5 LOB: 1 BB: 0 P: 12	R: 0 E: 0 K: 1 S: 4	H: 1 LOB: 1 BB: 0 P: 4	R: 0 E: 0 K: 1 S: 5	H: 0 LOB: 0 BB: 0 P: 5	R: 0 E: 0 K: 1 S: 6	H: 1 LOB: 1 BB: 0 P: 6	R: 0 E: 0 K: 0 S: 3	H: 0 LOB: 0 BB: 0 P: 3	R: 0 E: 0 K: 0 S: 3	H: 0 LOB: 0 BB: 0 P: 3	1B: 7 2B: 0 3B: 0 HR: 1	SF: 0 SAC: 0 DP: 0 HBP: 0	WP: 0 PB: 0 SB: 0 CS: 0	PA: 35
<b>PITCHER</b>	IP WLS BF H R ER SO BB IBB HBP BLK WP HR S P ERA WHIP																					
Jim Merritt, L ERA: 2.88	(1, 1) 6.0 25 7 4 4 8 0 0 0 0 0 1 41 41 6.00 1.167																					
Bob Miller, R ERA: 5.79	(7, 1) 2.0 7 1 0 0 1 0 0 0 0 0 0 9 9 0.00 0.500																					
Al Worthington, R ERA: 1.07	(9, 1) 1.0 W 3 0 0 0 0 0 0 0 0 0 0 3 3 0.00 0.000																					

**Boston Red Sox @ Minnesota Twins**  
Metropolitan Stadium, Bloomington, MI  
Sun May 26 1968, 4:33 AM EDT  
Att: 15,964 - Overcast - 49 F

AB 35  
R 4  
H 8  
RBI 4  
BB 0  
SO 9  
LOB 8



Batter	1	2	3	4	5	6	7	8	9	AB	R	H	RBI	BB	SO	LOB	BOTTOM					
Cesar Tovar, R OBP: 0.297, SLG: 0.331	(1, 4) 0-0 4-3		(1, 4) 0-0 4-3			(1, 4) 0-0 4-3		(1, 4) 0-0 G4-6-3		4	0	2	1	0	0	1						
Tony Oliva, L OBP: 0.288, SLG: 0.350	(1, 9) 0-0 4-3			(1, 9) 0-0 F8		(1, 9) 0-0 G6-4-3		(1, 9) 0-0 G4-6-3		4	0	1	1	0	0	3						
Harmon Killebrew, R OBP: 0.379, SLG: 0.511	(1, 3) 0-0 L7			(1, 3) 0-0 F8		(1, 3) 0-0 G6-4-3		(1, 3) 0-0 G6-4-3		4	1	1	1	0	0	2						
Rich Rollins, R OBP: 0.271, SLG: 0.411	(1, 5) 0-3 K			(1, 5) 0-0 1-3					(1, 5) 0-0 HR	4	0	0	0	0	2	1						
Bob Allison, R OBP: 0.331, SLG: 0.407	(1, 7) 0-3 K		(1, 7) 0-3 K		(1, 7) 0-0 6-3		(1, 7) 0-0 5-3		(1, 7) 0-0 6-3	4	0	0	0	0	1	0						
Ted Uhlhaender, L OBP: 0.320, SLG: 0.441	(1, 8) 0-0 3-1			(1, 8) 0-0 G6-4-3		(1, 8) 0-0 4-3			(1, 8) 0-0 HR	3	1	1	1	1	0	0						
Jackie Hernandez, R OBP: 0.242, SLG: 0.280	(1, 6) 0-0 5-3			(1, 6) 0-0 G6-4-3					(1, 6) 0-3 K	3	0	0	0	0	1	1	AB 32					
Jerry Zimmerman, R OBP: 0.294, SLG: 0.287	(1, 2) 0-3 K		(1, 2) 0-3 K						(1, 2) 0-0 1B	3	1	2	0	0	1	0	R 5					
Jim Holt, L (8, PR)									(1, 2) 0-0 2B	0	1	0	0	0	0	0	H 9					
John Roseboro, L OBP: 0.289, SLG: 0.245	(9, 2) 0-0 1B								(1, 2) 0-0 1B	0	0	0	0	0	0	0	RBI 5					
Jim Merritt, L OBP: 0.240, SLG: 0.095	(1, 1) 0-0 1-3								(1, 1) 0-0 1B	1	0	0	0	0	0	0	BB 1					
Ron Clark, R OBP: 0.379, SLG: 0.360	(6, PH)								(1, 1) 0-0 1B	1	1	1	1	0	0	0	SO 5					
Bob Miller, R (7, 1)									(1, 1) 0-0 1B	0	0	0	0	0	0	0	LOB 8					
Frank Kostro, R OBP: 0.214, SLG: 0.333	(8, PH)								(1, 1) 0-0 1B	1	0	1	0	0	0	0						
Al Worthington, R (9, 1)									(1, 1) 0-0 1B	0	0	0	0	0	0	0						
<b>Inning Stats</b>	R: 0 E: 0 K: 1 S: 6	H: 1 LOB: 1 BB: 0 P: 6	R: 0 E: 0 K: 1 S: 5	H: 0 LOB: 0 BB: 0 P: 5	R: 0 E: 0 K: 1 S: 5	H: 0 LOB: 0 BB: 0 P: 5	R: 0 E: 0 K: 0 S: 3	H: 0 LOB: 0 BB: 0 P: 3	R: 0 E: 0 K: 0 S: 2	H: 0 LOB: 0 BB: 1 P: 6	R: 2 E: 0 K: 0 S: 5	H: 3 LOB: 0 BB: 0 P: 5	R: 0 E: 0 K: 1 S: 5	H: 0 LOB: 0 BB: 0 P: 5	R: 1 E: 0 K: 1 S: 7	H: 3 LOB: 2 BB: 0 P: 7	R: 2 E: 0 K: 0 S: 4	H: 2 LOB: 0 BB: 0 P: 4	1B: 5 2B: 2 3B: 0 HR: 2	SF: 0 SAC: 0 DP: 3 HBP: 0	WP: 0 PB: 0 SB: 0 CS: 0	PA: 33
<b>PITCHER</b>	IP WLS BF H R ER SO BB IBB HBP BLK WP HR S P ERA WHIP																					
Dick Ellsworth, L ERA: 4.0	(1, 1) 7.1 28 7 3 3 5 1 0 0 0 0 0 37 41 3.68 1.091																					
Sparky Lyle, L ERA: 3.57	(8, 1) 1.1 L 5 2 2 2 0 0 0 0 0 0 2 5 5 13.50 1.500																					

**Boston Red Sox @ Minnesota Twins**  
Metropolitan Stadium, Bloomington, MI  
Sun May 26 1968, 4:33 AM EDT  
Att: 15,964 - Overcast - 49 F

AB 32  
R 5  
H 9  
RBI 5  
BB 1  
SO 5  
LOB 8





Batter	1	2	3	4	5	6	7	8	9	AB	R	H	RBI	BB	SO	LOB	TOP			
Lee Mays, L OBP: 0.250, SLG: 0.309 Tommy Harper, R OBP: 0.278, SLG: 0.398										4	0	1	0	0	0	1	<b>Cleveland Indians @ Minnesota Twins</b> Metropolitan Stadium, Bloomington, MI Mon May 27 1968, 8:05 PM EDT Att. 7,206 - Unknown - 56 F			
Chico Salmon, R OBP: 0.254, SLG: 0.286										4	0	1	0	0	0	1				
Jose Cardenal, R OBP: 0.295, SLG: 0.348										4	1	1	0	0	0	2				
Duke Sims, L OBP: 0.385, SLG: 0.465										4	0	1	1	0	3	2				
Tony Horton, R OBP: 0.322, SLG: 0.408										4	1	2	0	0	1	2				
Max Alvis, R OBP: 0.349, SLG: 0.465										3	0	0	0	0	0	2				
Vic Davallilo, L OBP: 0.258, SLG: 0.318										3	0	0	0	0	2	3				
Larry Brown, R OBP: 0.289, SLG: 0.293										3	1	0	0	1	0	2				
Stan Williams, R OBP: 0.400, SLG: 0.308 Mike Paul, L										3	0	1	2	0	2	0				
										1	0	0	0	0	1	1				
<b>Inning Stats</b>	R: 0 E: 0 K: 1 S: 6	H: 1 LOB: 1 BB: 0 P: 6	R: 0 E: 0 K: 0 S: 4	H: 1 LOB: 1 BB: 0 P: 4	R: 0 E: 0 K: 1 S: 5	H: 0 LOB: 0 BB: 0 P: 5	R: 1 E: 0 K: 2 S: 9	H: 2 LOB: 1 BB: 0 P: 9	R: 0 E: 0 K: 1 S: 5	H: 0 LOB: 0 BB: 0 P: 5	R: 2 E: 0 K: 1 S: 7	H: 2 LOB: 1 BB: 1 P: 11	R: 0 E: 0 K: 1 S: 6	H: 1 LOB: 1 BB: 0 P: 6	R: 0 E: 1 K: 1 S: 6	H: 0 LOB: 1 BB: 0 P: 6	1B: 5 2B: 1 3B: 1 HR: 0	SF: 0 SAC: 2 DP: 0 HBP: 0	WP: 0 PB: 0 SB: 4 CS: 0	PA: 36
<b>PITCHER</b>	IP WLS BF H R ER SO BB IBB HBP BLK WP HR S P ERA WHIP																			
Dean Chance, R ERA: 2.81	(1, 1) 7.0 L 28 6 3 3 7 0 1 0 0 0 0 0 41 45 3.86 0.857																			
Ron Perranoski, L ERA: 1.3	(8, 1) 2.0 8 1 0 0 2 0 0 0 0 0 0 0 12 12 0.00 0.500																			

Batter	1	2	3	4	5	6	7	8	9	AB	R	H	RBI	BB	SO	LOB	BOTTOM			
John Roseboro, L OBP: 0.290, SLG: 0.248 Frank Kostro, R OBP: 0.200, SLG: 0.308 Ron Perranoski, L										3	0	1	0	0	1	1	<b>Cleveland Indians @ Minnesota Twins</b> Metropolitan Stadium, Bloomington, MI Mon May 27 1968, 8:05 PM EDT Att. 7,206 - Unknown - 56 F			
Rod Carew, L OBP: 0.333, SLG: 0.397										4	0	2	0	0	0	3				
Rich Reese, L OBP: 0.224, SLG: 0.311										4	0	0	0	0	0	3				
Harmon Killebrew, R OBP: 0.376, SLG: 0.500										3	0	0	0	0	2	2				
Tony Oliva, L OBP: 0.293, SLG: 0.350										3	0	1	0	1	0	1				
Rich Rollins, R OBP: 0.287, SLG: 0.404 Jackie Hernandez, R OBP: 0.235, SLG: 0.271										1	0	0	0	0	0	1				
										3	0	0	0	0	1	5				
Cesar Tovar, R OBP: 0.302, SLG: 0.331										3	1	1	0	0	0	0				
Ted Uhlhaender, L OBP: 0.318, SLG: 0.436										4	0	1	0	0	2	1				
Dean Chance, R OBP: 0.074, SLG: 0.038 Bob Allison, R OBP: 0.336, SLG: 0.422 Jerry Zimmerman, R OBP: 0.294, SLG: 0.267 Ron Clark, R OBP: 0.367, SLG: 0.346										2	0	0	0	0	2	1				
										1	0	1	0	0	0	0				
										0	0	0	0	0	0	0				
										1	0	0	0	0	1	0				
<b>Inning Stats</b>	R: 0 E: 0 K: 0 S: 3	H: 1 LOB: 0 BB: 0 P: 3	R: 0 E: 0 K: 0 S: 2	H: 0 LOB: 0 BB: 0 P: 3	R: 1 E: 0 K: 2 S: 8	H: 1 LOB: 1 BB: 0 P: 9	R: 0 E: 1 K: 1 S: 6	H: 0 LOB: 1 BB: 0 P: 6	R: 0 E: 0 K: 2 S: 7	H: 0 LOB: 0 BB: 0 P: 7	R: 0 E: 0 K: 1 S: 7	H: 2 LOB: 3 BB: 1 P: 11	R: 0 E: 0 K: 1 S: 6	H: 1 LOB: 1 BB: 0 P: 6	R: 0 E: 0 K: 2 S: 7	H: 0 LOB: 0 BB: 0 P: 7	1B: 5 2B: 3 3B: 0 HR: 0	SF: 0 SAC: 0 DP: 2 HBP: 2	WP: 0 PB: 0 SB: 2 CS: 0	PA: 36
<b>PITCHER</b>	IP WLS BF H R ER SO BB IBB HBP BLK WP HR S P ERA WHIP																			
Stan Williams, R ERA: 0.76	(1, 1) 6.1 W 27 6 1 0 6 0 0 0 0 0 0 0 36 42 0.00 0.947																			
Mike Paul, L ERA:	(7, 1) 2.2 S 9 1 0 0 4 0 0 0 0 0 0 0 17 17 0.00 0.375																			





Batter	1	2	3	4	5	6	7	8	9	AB	R	H	RBI	BB	SO	LOB	TOP					
Lee Mays, L (1, 7) OBP: 0.283, SLG: 0.339	0-0 FC2-6 1B		0-0 1B			0-0 1B		0-0 F8		4	0	3	0	0	0	0	<b>Cleveland Indians @ Minnesota Twins</b> Metropolitan Stadium, Bloomington, MI Tue May 28 1968, 8:05 PM EDT Att: 10,109 - Unknown - 60 F					
Chico Salmon, R (1, 4) OBP: 0.246, SLG: 0.277	0-0 FC2-6 2B		0-0 F8			0-3 K		0-0 E5		4	1	0	0	0	1	3						
Jose Cardenal, R (1, 8) OBP: 0.289, SLG: 0.339	0-3 K		0-0 F9			0-0 F4		0-0 FC6 1B		4	0	0	0	0	1	4						
Tony Horton, R (1, 3) OBP: 0.331, SLG: 0.423	0-0 2B			0-0 4-3		0-0 1B		0-0 1B		4	0	3	1	0	0	0						
Joe Azcue, R (1, 2) Wally Smith, L (5, PH) Ken Suarez, R (5, 2) Tommy Harper, R (5, PH) Duke Sims, L (5, PH)	0-3 K			0-0 F3		0-0 4-3		0-0 L9		2	0	0	0	0	1	1						
Vic Davallilo, L (1, 9) OBP: 0.252, SLG: 0.310		0-3 K		0-0 4-3				0-0 L9		4	0	0	0	0	1	0						
Max Alvis, R (1, 5) OBP: 0.341, SLG: 0.453		0-0 L8			0-0 F7		0-0 F6		0-3 K	4	0	0	0	0	1	0						
Larry Brown, R (1, 6) OBP: 0.288, SLG: 0.291		0-0 6-3			0-0 F6		0-0 1B		0-0 F8	4	0	1	0	0	0	0						
Sonny Siebert, R (1, 1) Leon Wagner, L (7, PH) Billy Rohr, L (7, 1)			0-3 K		0-3 K		0-3 K			2	0	0	0	0	2	0						
										1	0	0	0	0	1	1						
										0	0	0	0	0	0	0						
<b>Inning Stats</b>	R: 1 E: 0 K: 2 S: 9	H: 2 LOB: 1 BB: 0 P: 9	R: 0 E: 0 K: 1 S: 5	H: 0 LOB: 0 BB: 0 P: 5	R: 0 E: 0 K: 1 S: 6	H: 1 LOB: 1 BB: 0 P: 6	R: 0 E: 0 K: 0 S: 3	H: 0 LOB: 0 BB: 0 P: 3	R: 0 E: 0 K: 1 S: 5	H: 0 LOB: 0 BB: 0 P: 5	R: 0 E: 0 K: 1 S: 7	H: 2 LOB: 2 BB: 0 P: 7	R: 0 E: 0 K: 1 S: 6	H: 1 LOB: 1 BB: 0 P: 6	R: 0 E: 1 K: 0 S: 5	H: 1 LOB: 2 BB: 0 P: 5	R: 0 E: 0 K: 1 S: 5	H: 0 LOB: 0 BB: 0 P: 5	1B: 6 2B: 1 3B: 0 HR: 0	SF: 0 SAC: 0 DP: 0 HBP: 0	WP: 0 PB: 0 SB: 1 CS: 0	PA: 35
<b>PITCHER</b>	IP WLS BF H R ER SO BB IBB HBP BLK WP HR S P ERA WHIP																					
Jim Perry, R (1, 1) ERA: 2.36	7.2 W 31 7 1 1 7 0 0 0 0 0 0 45 45 1.17 0.913																					
Al Worthington, R (8, 1) ERA: 1.01	1.1 S 4 0 0 0 1 0 0 0 0 0 0 6 6 0.00 0.000																					

Batter	1	2	3	4	5	6	7	8	9	AB	R	H	RBI	BB	SO	LOB	BOTTOM			
John Roseboro, L (1, 2) OBP: 0.289, SLG: 0.256	0-0 1B 2B		0-0 L9			0-0 F3		0-3 K		4	1	1	0	0	1	0	<b>Cleveland Indians @ Minnesota Twins</b> Metropolitan Stadium, Bloomington, MI Tue May 28 1968, 8:05 PM EDT Att: 10,109 - Unknown - 60 F			
Rod Carew, L (1, 4) OBP: 0.331, SLG: 0.394	0-0 S 2B 1B		0-0 6-3		0-3 K			0-0 5-3		4	1	1	1	0	1	0				
Harmon Killebrew, R (1, 3) OBP: 0.379, SLG: 0.493	4-0 2B 1-2 SF8 BB		0-0 4-3			4-0 4-3 BB		0-0 E7 F9		2	1	0	0	2	0	0				
Tony Oliva, L (1, 9) OBP: 0.292, SLG: 0.354	0-0 SF8 2B		0-0 E4			0-0 F9		0-0 F9		4	0	1	1	0	0	2				
Ted Uhlhaender, L (1, 8) OBP: 0.311, SLG: 0.425	0-0 F9		0-0 F5			0-0 4-3		0-0 F9		4	0	0	0	0	0	5				
Rich Reese, L (1, 7) OBP: 0.231, SLG: 0.304	0-0 SF8			0-0 3-1		4-0 FC6 IBB				1	0	0	1	1	0	0				
Cesar Tovar, R (1, 5) OBP: 0.297, SLG: 0.325	0-0 1-3			0-0 4-3		0-0 FC6		0-0 F9		3	0	0	0	0	0	3				
Jackie Hernandez, R (1, 6) OBP: 0.229, SLG: 0.263		0-3 K		0-3 K2-3				0-0 F8		3	0	0	0	0	2	0				
Jim Perry, S (1, 1) A1 Worthington, R (8, 1)		0-3 K			0-0 F2			0-0 1-3		3	0	0	0	0	1	0				
										0	0	0	0	0	0	0				
<b>Inning Stats</b>	R: 3 E: 0 K: 0 S: 6	H: 3 LOB: 1 BB: 1 P: 10	R: 0 E: 0 K: 2 S: 7	H: 0 LOB: 0 BB: 0 P: 7	R: 0 E: 1 K: 0 S: 4	H: 0 LOB: 1 BB: 0 P: 4	R: 0 E: 0 K: 1 S: 5	H: 0 LOB: 0 BB: 0 P: 5	R: 0 E: 0 K: 0 S: 3	H: 0 LOB: 2 BB: 2 P: 11	R: 0 E: 0 K: 1 S: 5	H: 0 LOB: 0 BB: 0 P: 5	R: 0 E: 1 K: 0 S: 4	H: 0 LOB: 1 BB: 0 P: 4	R: 0 E: 0 K: 0 S: 4	H: 0 LOB: 0 BB: 0 P: 4	1B: 1 2B: 2 3B: 0 HR: 0	SF: 1 SAC: 0 DP: 0 HBP: 0	WP: 0 PB: 0 SB: 1 CS: 0	PA: 32
<b>PITCHER</b>	IP WLS BF H R ER SO BB IBB HBP BLK WP HR S P ERA WHIP																			
Sonny Siebert, R (1, 1) ERA: 2.29	6.0 L 25 3 3 3 4 2 1 0 0 0 0 30 42 4.50 0.833																			
Billy Rohr, L (7, 1) ERA: 2.45	2.0 7 0 0 0 1 0 0 0 0 0 0 9 9 0.00 0.000																			



Batter	1	2	3	4	5	6	7	8	9	AB	R	H	RBI	BB	SO	LOB	TOP					
Lee Mays, L OBP: 0.281, SLG: 0.323 (1, 7)	4-0 BB		0-3 K			0-0 F6		0-0 F6		3	0	0	0	1	1	3	<b>Cleveland Indians @ Minnesota Twins</b> Metropolitan Stadium, Bloomington, MI Wed May 29 1968, 8:05 PM EDT Att: 11,417 - Unknown - 62 F					
Chico Salmon, R OBP: 0.241, SLG: 0.271 (1, 4)	0-3 K			0-0 F8		0-0 F4		0-3 K		3	0	0	0	0	1	2						
Tommy Harper, R OBP: 0.276, SLG: 0.393 (8, PH)										1	0	0	0	0	1	2						
Mike Paul, L (8, 1)										0	0	0	0	0	0	0						
Jose Cardenal, R OBP: 0.288, SLG: 0.343 (1, 8)	0-0 L7			0-0 F2			0-0 2B		0-3 K	4	0	1	0	0	1	1						
Tony Horton, R OBP: 0.324, SLG: 0.413 (1, 3)	0-3 K			0-0 4-3			0-0 5-3		0-0 5-3	4	0	0	0	0	1	2						
Duke Sims, L OBP: 0.370, SLG: 0.442 (1, 2)					0-3 K				0-3 K	4	0	0	0	0	3	1						
Vic Davallito, L OBP: 0.247, SLG: 0.304 (1, 9)					0-0 L9				0-0 F5	3	0	0	0	0	0	1						
Max Alvis, R OBP: 0.341, SLG: 0.451 (1, 5)					0-0 L7				0-0 E9	3	0	1	0	0	0	0						
Larry Brown, R OBP: 0.284, SLG: 0.287 (1, 6)				0-0 5-3					0-3 K	2	0	0	0	0	0	0						
Willie Smith, L OBP: 0.190, SLG: 0.211 (8, PH)										1	0	0	0	0	1	1						
Vern Fuller, R OBP: 0.238, SLG: 0.400 (8, 4)										0	0	0	0	0	0	0						
Steve Hargan, R OBP: 0.208, SLG: 0.261 (1, 1)				0-3 K					4-0 BB	2	0	1	0	0	1	0						
Leon Wagner, L OBP: 0.292, SLG: 0.286 (8, PH)										0	0	0	0	1	0	0						
Davey Nelson, R OBP: 0.250, SLG: 0.200 (8, 6)										0	0	0	0	0	0	0						
<b>Inning Stats</b>	R: 0 E: 0 K: 2 S: 7	H: 0 LOB: 1 BB: 1 P: 11	R: 0 E: 0 K: 0 S: 3	H: 0 LOB: 0 BB: 0 P: 3	R: 0 E: 0 K: 0 S: 7	H: 0 LOB: 0 BB: 0 P: 7	R: 0 E: 0 K: 0 S: 3	H: 0 LOB: 0 BB: 0 P: 3	R: 0 E: 0 K: 1 S: 5	H: 0 LOB: 0 BB: 0 P: 5	R: 0 E: 0 K: 0 S: 4	H: 1 LOB: 1 BB: 0 P: 4	R: 0 E: 0 K: 1 S: 6	H: 1 LOB: 1 BB: 0 P: 6	R: 0 E: 1 K: 2 S: 8	H: 1 LOB: 2 BB: 1 P: 12	R: 0 E: 0 K: 2 S: 7	H: 0 LOB: 0 BB: 0 P: 7	1B: 2 2B: 1 3B: 0 HR: 0	SF: 0 SAC: 0 DP: 0 HBP: 0	WP: 0 PB: 0 SB: 1 CS: 0	PA: 32
<b>PITCHER</b> Dave Boswell, R ERA: 3.07 (1, 1)	IP: 9.0 WLS: W BF: 32 H: 3 R: 0 ER: 0 SO: 10 BB: 2 IBB: 0 HBP: 0 BLK: 0 WP: 0 HR: 0 S: 50 P: 58 ERA: 0.00 WHIP: 0.556															<b>PITCHER</b>						

Batter	1	2	3	4	5	6	7	8	9	AB	R	H	RBI	BB	SO	LOB	BOTTOM			
John Roseboro, L OBP: 0.281, SLG: 0.248 (1, 2)	0-3 K		0-0 4-3		0-0 6-3			0-0 F9		4	0	0	0	0	1	1	<b>Cleveland Indians @ Minnesota Twins</b> Metropolitan Stadium, Bloomington, MI Wed May 29 1968, 8:05 PM EDT Att: 11,417 - Unknown - 62 F			
Rod Carew, L OBP: 0.328, SLG: 0.396 (1, 4)	0-0 1-3			0-0 4-3		0-0 4-3		0-0 2B		4	0	1	0	0	0	0				
Harmon Killebrew, R OBP: 0.381, SLG: 0.490 (1, 3)	0-0 F3			0-0 L8		0-0 1B		4-0 IBB		3	0	1	0	1	0	0				
Tony Oliva, L OBP: 0.297, SLG: 0.353 (1, 9)		1-0 HBP		0-0 1B		0-0 F2		0-0 F8		3	0	1	0	0	0	3				
Ted Uhlhaender, L OBP: 0.303, SLG: 0.414 (1, 8)		0-0 F4		0-0 F4		0-0 F6		0-0 F5		4	0	0	0	0	0	5				
Rich Reese, L OBP: 0.218, SLG: 0.286 (1, 7)		0-0 F9			0-0 4-3		0-0 4-3			3	0	0	0	0	0	1				
Cesar Tovar, R OBP: 0.297, SLG: 0.325 (1, 5)		0-0 F5			0-0 1B		0-0 F8			3	1	1	0	0	0	1				
Jackie Hernandez, R OBP: 0.241, SLG: 0.275 (1, 6)			0-0 F9		0-0 1B		0-0 1B			3	0	2	0	0	0	0				
Dave Boswell, R OBP: 0.238, SLG: 0.421 (1, 1)			0-0 F2		0-0 SF3		0-0 F5			2	0	0	1	0	0	1				
<b>Inning Stats</b>	R: 0 E: 0 K: 1 S: 5	H: 0 LOB: 0 BB: 0 P: 5	R: 0 E: 0 K: 0 S: 3	H: 0 LOB: 1 BB: 0 P: 4	R: 0 E: 0 K: 0 S: 3	H: 0 LOB: 0 BB: 0 P: 3	R: 0 E: 0 K: 0 S: 4	H: 1 LOB: 1 BB: 0 P: 4	R: 1 E: 0 K: 0 S: 5	H: 2 LOB: 1 BB: 0 P: 5	R: 0 E: 0 K: 0 S: 4	H: 1 LOB: 1 BB: 0 P: 4	R: 0 E: 0 K: 0 S: 4	H: 1 LOB: 2 BB: 1 P: 8	R: 0 E: 0 K: 0 S: 4	H: 1 LOB: 2 BB: 1 P: 8		1B: 5 2B: 1 3B: 0 HR: 0	SF: 1 SAC: 0 DP: 0 HBP: 1	WP: 0 PB: 0 SB: 1 CS: 0
<b>PITCHER</b> Steve Hargan, R ERA: 2.69 (8, 1)	IP: 7.0 WLS: L BF: 27 H: 5 R: 1 ER: 1 SO: 1 BB: 1 IBB: 1 HBP: 0 BLK: 0 WP: 0 HR: 0 S: 28 P: 29 ERA: 1.29 WHIP: 0.714															<b>PITCHER</b>				













Batter	1	2	3	4	5	6	7	8	9	AB	R	H	RBI	BB	SO	LOB	TOP								
John Roseboro, L (1, 2) OBP: 0.273, SLG: 0.240	L9		K		G3			4-3		4	0	0	0	0	1	0	<b>Minnesota Twins @ Chicago White Sox</b> Comiskey Park, Chicago, IL Sat Jun 01 1968, 4:33 AM EDT Att: 3,857 - Unknown								
Cesar Tovar, R (1, 4) OBP: 0.295, SLG: 0.326	5-3		F8				4-3	1-3 1B		4	0	1	0	0	0	0									
Harmon Killebrew, R (1, 3) OBP: 0.374, SLG: 0.459	BB				F6		BB	1-3		2	0	0	0	2	0	1									
Tony Oliva, L (1, 9) OBP: 0.296, SLG: 0.344	F7				L4		F8	IBB		3	0	0	0	1	0	2									
Bob Allison, R (1, 7)			K		1B BB		L7	F3		3	0	0	0	1	1	3									
Ted Uhlaender, L (1, 8) OBP: 0.296, SLG: 0.406			K		1-3 1B			F8		4	0	1	0	0	1	0									
Rich Rollins, R (1, 5) OBP: 0.261, SLG: 0.379			1B		1-3		E5 FC4-6	1B		4	0	2	0	0	0	2									
Jackie Hernandez, R (1, 6) OBP: 0.233, SLG: 0.264	5-3				6-3		FC4-6 1-2	F2		4	0	0	0	0	0	3									
Dean Chance, R (1, 1) OBP: 0.065, SLG: 0.033			K		K		K	F8		4	0	0	0	0	3	2									
<b>Inning Stats</b>	R: 0 E: 0 K: 0 S: 3	H: 0 LOB: 1 BB: 1 P: 7	R: 0 E: 0 K: 2 S: 8	H: 1 LOB: 1 BB: 0 P: 8	R: 0 E: 0 K: 2 S: 7	H: 0 LOB: 0 BB: 0 P: 7	R: 0 E: 0 K: 0 S: 4	H: 1 LOB: 2 BB: 1 P: 8	R: 0 E: 0 K: 1 S: 5	H: 0 LOB: 0 BB: 0 P: 5	R: 0 E: 0 K: 0 S: 3	H: 0 LOB: 1 BB: 1 P: 7	R: 0 E: 1 K: 1 S: 6	H: 0 LOB: 1 BB: 0 P: 6	R: 0 E: 0 K: 0 S: 4	H: 1 LOB: 2 BB: 1 P: 8	R: 0 E: 0 K: 0 S: 4	H: 1 LOB: 1 BB: 0 P: 4	1B: 4 2B: 0 3B: 0 HR: 0	SF: 0 SAC: 0 DP: 0 HBP: 0	WP: 0 PB: 0 SB: 0 CS: 0	PA: 36			
<b>PITCHER</b>	IP	WLS	BF	H	R	ER	SO	BB	IBB	HBP	BLK	WP	HR	S	P	ERA	WHIP								
Cisco Carlos, R (1, 1) ERA: 2.97	6.0		23	2	0	0	5	3	0	0	0	0	0	30	42	0.00	0.833								
Bob Locker, R (7, 1) ERA: 3.44	2.0		9	1	0	0	1	0	1	0	0	0	0	10	14	0.00	0.500								
Wilbur Wood, L (9, 1) ERA: 2.27	1.0	W	4	1	0	0	0	0	0	0	0	0	0	4	4	0.00	1.000								

Batter	1	2	3	4	5	6	7	8	9	AB	R	H	RBI	BB	SO	LOB	BOTTOM								
Luis Aparicio, R (1, 6) OBP: 0.290, SLG: 0.341	K			6-3		K			4-3	4	0	0	0	0	2	1	<b>Minnesota Twins @ Chicago White Sox</b> Comiskey Park, Chicago, IL Sat Jun 01 1968, 4:33 AM EDT Att: 3,857 - Unknown								
Bill Voos, L (1, 9) OBP: 0.225, SLG: 0.133	6-3			BB		K		FC5-4 1B 1B		3	1	1	0	1	1	1									
Tom McCraw, L (1, 3) OBP: 0.262, SLG: 0.361	F6			F7		1-3		FC5-4 1B		4	0	1	0	0	0	1									
Tommy Davis, R (1, 7) OBP: 0.236, SLG: 0.314			F7	5-3		1-6-3		FC5-4 1B 1-2 2-3		4	0	0	0	0	0	3									
Dick Kenworthy, R (1, 5) OBP: 0.375, SLG: 0.400			K	1-3		F6		1-2 3H 1B		4	0	1	1	0	1	0									
Buddy Bradford, R (1, 8) OBP: 0.145, SLG: 0.173			K		K			6-3 SH3-4 BB		2	0	0	0	1	2	0									
Jerry McNertney, R (1, 2) OBP: 0.342, SLG: 0.219			1-3		F9			SH3-4		2	0	0	0	0	0	0									
Tim Cullen, R (1, 4) OBP: 0.299, SLG: 0.253								6-3		1	0	0	0	0	1	0									
Russ Snyder, L (6, PH) OBP: 0.131, SLG: 0.086			K					6-3		0	0	0	0	1	0	0									
Bob Locker, S (7, 1)										0	0	0	0	0	0	0									
Duane Josephson, R (8, PH) OBP: 0.260, SLG: 0.306										1	0	0	0	0	0	1									
Wilbur Wood, R (9, 1)										0	0	0	0	0	0	0									
Cisco Carlos, R (1, 1)										1	0	0	0	0	1	0									
Wayne Causey, L (6, PH) OBP: 0.279, SLG: 0.167						L7		4-3		2	0	0	0	0	0	2									
<b>Inning Stats</b>	R: 0 E: 0 K: 1 S: 5	H: 0 LOB: 0 BB: 0 P: 5	R: 0 E: 0 K: 2 S: 7	H: 0 LOB: 0 BB: 0 P: 7	R: 0 E: 0 K: 2 S: 7	H: 0 LOB: 0 BB: 0 P: 7	R: 0 E: 0 K: 0 S: 3	H: 0 LOB: 1 BB: 1 P: 7	R: 0 E: 0 K: 2 S: 7	H: 0 LOB: 1 BB: 1 P: 11	R: 0 E: 0 K: 0 S: 3	H: 0 LOB: 0 BB: 0 P: 3	R: 0 E: 0 K: 0 S: 3	H: 0 LOB: 1 BB: 1 P: 7	R: 1 E: 0 K: 0 S: 5	H: 3 LOB: 2 BB: 0 P: 5	1B: 3 2B: 0 3B: 0 HR: 0	SF: 0 SAC: 1 DP: 0 HBP: 0	WP: 0 PB: 0 SB: 0 CS: 0	PA: 32					
<b>PITCHER</b>	IP	WLS	BF	H	R	ER	SO	BB	IBB	HBP	BLK	WP	HR	S	P	ERA	WHIP								
Dean Chance, R (1, 1) ERA: 2.64	8.2	L	32	3	1	1	8	3	0	0	0	0	0	45	57	1.04	0.692								



Batter	1	2	3	4	5	6	7	8	9	AB	R	H	RBI	BB	SO	LOB	TOP								
<b>Cesar Tovar, R</b> OBP: 0.292, SLG: 0.328 (1, 6)	0-0 6-3		0-0 2B		0-0 F9		0-0 F3		0-0 FC6-4	5	0	1	1	0	0	3	<b>Minnesota Twins @ Chicago White Sox</b> Comiskey Park, Chicago, IL Sun Jun 02 1968, 4:33 AM EDT Unknown <a href="http://livebaseballscorecards.com">livebaseballscorecards.com</a>								
<b>Rich Reese, L</b> OBP: 0.217, SLG: 0.264 (1, 7)	0-0 3-1		0-0 1-3		0-0 4-3				0-0 G6-4-3	3	1	0	0	1	0	2									
<b>Ron Clark, R</b> OBP: 0.324, SLG: 0.300 (9, PH)									0-0 G6-4-3	1	0	0	0	0	0	2									
<b>Harmon Killebrew, R</b> OBP: 0.367, SLG: 0.447 (1, 3)	0-0 F7				0-0 F3				0-0 F5	4	0	0	0	0	0	1									
<b>Tony Oliva, L</b> OBP: 0.300, SLG: 0.348 (1, 9)		0-0 F5			0-0 F8				0-0 F5	4	0	2	0	0	0	0									
<b>Rich Rollins, R</b> OBP: 0.274, SLG: 0.386 (1, 5)		0-0 F9			0-0 6-3				0-0 1B	4	0	2	1	0	0	1									
<b>Ted Uhlhaender, L</b> OBP: 0.302, SLG: 0.405 (1, 8)		4-0 CS			0-0 1B				0-0 G3	3	0	1	0	1	0	2									
<b>Bruce Look, L</b> OBP: 0.429, SLG: 0.333 (1, 2)	0-0 CS		0-0 3-1		4-0 1B				0-0 FC6-4	3	0	1	0	1	0	0									
<b>Jim Kaat, L</b> OBP: 0.091, SLG: 0.091 (9, PR)	1-2				1-2				0-0 FC6-4	0	1	0	0	0	0	0									
<b>Frank Quilici, R</b> (1, 4)					0-0 6-3				0-0 1B	2	0	0	0	0	1	3									
<b>Jim Holt, L</b> OBP: 0.100, SLG: 0.100 (7, PH)					0-0 K				0-0 FC6-4	1	0	0	0	0	0	0									
<b>Jackie Hernandez, R</b> OBP: 0.233, SLG: 0.264 (7, 6)					0-0 K				0-0 FC6-4	0	0	0	0	0	0	0									
<b>Frank Kostro, R</b> OBP: 0.235, SLG: 0.333 (9, PH)					0-0 K				0-0 FC6-4	1	0	1	0	0	0	0									
<b>Jim Perry, S</b> OBP: 0.200, SLG: 0.417 (1, 1)					0-0 1B				0-0 FC6-4	2	0	1	0	0	0	0									
<b>John Roseboro, L</b> OBP: 0.276, SLG: 0.246 (7, PH)					0-0 1B				0-0 FC6-4	1	0	1	0	0	0	0									
<b>Ron Ferranoski, L</b> (7, 1)					0-0 1B				0-0 FC6-4	1	0	1	0	0	0	0									
<b>Bob Allison, R</b> OBP: 0.343, SLG: 0.430 (9, PH)					0-0 1B				1-2 2-3	1	0	1	0	0	0	0									
<b>Inning Stats</b>	R: 0 E: 0 K: 0 S: 3	H: 0 LOB: 0 BB: 0 P: 3	R: 0 E: 0 K: 0 S: 2	H: 0 LOB: 0 BB: 1 P: 6	R: 0 E: 0 K: 0 S: 5	H: 2 LOB: 2 BB: 0 P: 5	R: 0 E: 0 K: 1 S: 7	H: 2 LOB: 3 BB: 1 P: 11	R: 0 E: 0 K: 0 S: 3	H: 0 LOB: 0 BB: 0 P: 3	R: 0 E: 0 K: 0 S: 4	H: 1 LOB: 1 BB: 0 P: 4	R: 0 E: 0 K: 0 S: 4	H: 1 LOB: 1 BB: 0 P: 4	R: 1 E: 0 K: 0 S: 4	H: 2 LOB: 1 BB: 1 P: 8	R: 1 E: 0 K: 0 S: 5	H: 3 LOB: 2 BB: 0 P: 5	1B: 10 2B: 1 HR: 0	SF: 0 SAC: 0 DP: 1 HBP: 0	WP: 0 PB: 0 SB: 1 CS: 1	PA: 39			
<b>PITCHER</b>	IP	WLS	BF	H	R	ER	SO	BB	IBB	HBP	BLK	WP	HR	S	P	ERA	WHIP								
<b>Jack Fisher, R</b> ERA: 3.34	7.0	W	29	6	1	1	1	3	0	0	0	0	0	28	40	1.29	1.286								
<b>Hoyt Wilhelm, R</b> ERA: 0.73	1.0		4	2	0	0	0	0	0	0	0	0	0	4	4	0.00	2.000								
<b>Bob Locker, R</b> ERA: 3.86	0.1		4	3	1	1	0	0	0	0	0	0	0	4	4	27.00	9.000								
<b>Wilbur Wood, L</b> ERA: 2.23	0.2	S	1	0	0	0	0	0	0	0	0	0	0	1	1	0.00	0.000								

Batter	1	2	3	4	5	6	7	8	9	AB	R	H	RBI	BB	SO	LOB	BOTTOM								
<b>Luis Aparicio, R</b> OBP: 0.289, SLG: 0.339 (1, 6)	0-0 6-3		0-0 F8		0-0 F7					4	0	1	0	0	0	0	<b>Minnesota Twins @ Chicago White Sox</b> Comiskey Park, Chicago, IL Sun Jun 02 1968, 4:33 AM EDT Unknown <a href="http://livebaseballscorecards.com">livebaseballscorecards.com</a>								
<b>Bill Voess, L</b> OBP: 0.226, SLG: 0.138 (1, 9)	0-0 F4		0-0 1B		0-3 K				0-0 F5	4	0	1	0	0	1	1									
<b>Tom McCraw, L</b> OBP: 0.267, SLG: 0.365 (1, 3)	0-0 E3		0-0 F5		0-0 1B				0-0 1B	4	1	2	0	0	0	1									
<b>Tommy Davis, R</b> OBP: 0.246, SLG: 0.321 (1, 7)	0-0 1-3				0-0 4-3				0-0 1B	4	1	2	0	0	0	2									
<b>Sandy Alomar Sr., S</b> OBP: 0.304, SLG: 0.238 (8, PR)					0-0 SH1-3				0-0 SH	0	0	0	0	0	0	0									
<b>Ken Berry, R</b> OBP: 0.265, SLG: 0.318 (9, 8)	1-2				0-0 2B				0-0 SH	0	0	0	0	0	0	0									
<b>Dick Kenworthy, R</b> OBP: 0.300, SLG: 0.316 (1, 5)					0-0 K				0-0 L7	4	0	0	0	0	1	3									
<b>Buddy Bradford, R</b> OBP: 0.172, SLG: 0.170 (1, 8)					0-0 SH1-3				0-0 SH	1	0	0	0	2	0	0									
<b>Jerry McNertney, R</b> OBP: 0.341, SLG: 0.206 (1, 2)					0-0 2B				0-0 SH	2	1	0	1	1	0	1									
<b>Tim Cullen, R</b> OBP: 0.297, SLG: 0.263 (1, 4)					0-0 2B				0-0 F5	4	0	1	2	0	0	4									
<b>Jack Fisher, R</b> OBP: 0.125, SLG: 0.125 (1, 1)					0-0 F4				0-0 FC6-4	3	0	0	0	0	0	1									
<b>Hoyt Wilhelm, R</b> (8, 1)					0-0 L7				0-0 FC6-4	0	0	0	0	0	0	0									
<b>Duane Josephson, R</b> OBP: 0.276, SLG: 0.303 (8, PH)					0-0 L7				0-0 FC6-4	1	0	0	0	0	0	3									
<b>Bob Locker, S</b> (9, 1)									1-2 2-3	0	0	0	0	0	0	0									
<b>Wilbur Wood, R</b> (9, 1)									1-2 2-3	0	0	0	0	0	0	0									
<b>Inning Stats</b>	R: 0 E: 2 K: 0 S: 4	H: 0 LOB: 1 BB: 0 P: 4	R: 0 E: 0 K: 0 S: 3	H: 0 LOB: 1 BB: 1 P: 7	R: 0 E: 0 K: 0 S: 4	H: 1 LOB: 1 BB: 0 P: 4	R: 2 E: 0 K: 1 S: 7	H: 2 LOB: 1 BB: 1 P: 11	R: 0 E: 0 K: 0 S: 6	H: 1 LOB: 1 BB: 0 P: 6	R: 0 E: 0 K: 0 S: 3	H: 0 LOB: 0 BB: 0 P: 3	R: 0 E: 0 K: 0 S: 4	H: 1 LOB: 1 BB: 0 P: 4	R: 1 E: 0 K: 0 S: 6	H: 2 LOB: 3 BB: 1 P: 10	1B: 6 2B: 1 HR: 0	SF: 0 SAC: 2 DP: 0 HBP: 0	WP: 0 PB: 0 SB: 1 CS: 0	PA: 36					
<b>PITCHER</b>	IP	WLS	BF	H	R	ER	SO	BB	IBB	HBP	BLK	WP	HR	S	P	ERA	WHIP								
<b>Jim Perry, R</b> ERA: 2.42	6.0	L	25	4	2	2	2	2	0	0	0	0	0	27	35	3.00	1.000								
<b>Ron Ferranoski, L</b> ERA: 1.42	2.0		11	3	1	1	0	0	1	0	0	0	0	10	14	4.50	1.500								



Batter	1	2	3	4	5	6	7	8	9	AB	R	H	RBI	BB	SO	LOB	TOP										
Jackie Hernandez, R OBP: 0.227, SLG: 0.257 Rich Rollins, R OBP: 0.286, SLG: 0.389	0-0 6-3		0-0 6-3		0-0 E6		0-0 S 1B		0-0 6-3	3	0	0	0	0	0	0											
Cesar Tovar, R OBP: 0.226, SLG: 0.321	0-0 6-3		0-0 6-3		0-0 G3		0-3 K			4	0	0	0	0	1	2											
Frank Kostro, R OBP: 0.190, SLG: 0.263	0-0 5-3		0-0 F5		0-0 L8			0-3 K		4	0	0	0	0	1	1											
Tony Oliva, L OBP: 0.314, SLG: 0.394		0-0 HR		0-0 FC2-5 1B		0-0 5-3 1B		0-0 HR		4	2	4	2	0	0	0											
Harmon Killebrew, R OBP: 0.374, SLG: 0.470		0-0 HR		4-0 FC2-5 BB		0-0 5-3		0-0 1B		3	1	2	1	1	0	1											
Ted Uhlhaender, L OBP: 0.301, SLG: 0.398		0-3 K		0-0 FC2-5		1-0 G6-4-3 HBP		0-0 L9		3	0	0	0	0	1	3											
John Roseboro, L OBP: 0.277, SLG: 0.254		0-0 WP 2B		0-3 K		0-0 G6-4-3		0-0 L9		4	0	1	0	0	1	5											
Ron Clark, R OBP: 0.289, SLG: 0.265		0-0 E5		0-0 F8			0-0 F2		0-0 5-3	4	0	0	0	0	0	3											
Dave Boswell, R OBP: 0.217, SLG: 0.381 Rich Reese, L OBP: 0.213, SLG: 0.259 Al Worthington, R OBP: 0.340, SLG: 0.426 Bob Allison, R OBP: 0.340, SLG: 0.426 Ron Perranoski, L	0-0 G6-4-3		0-0 G6-4-3		0-3 K		0-0 4-3		0-3 K	2	0	0	0	0	1	2											
<b>Inning Stats</b>	R: 0 E: 0 K: 0 S: 3	H: 0 LOB: 0 BB: 0 P: 3	R: 2 E: 1 K: 1 S: 8	H: 3 LOB: 1 BB: 0 P: 8	R: 0 E: 0 K: 1 S: 6	H: 1 LOB: 2 BB: 1 P: 10	R: 0 E: 0 K: 1 S: 6	H: 0 LOB: 1 BB: 0 P: 6	R: 0 E: 0 K: 1 S: 6	H: 1 LOB: 1 BB: 0 P: 4	R: 0 E: 0 K: 1 S: 7	H: 1 LOB: 1 BB: 0 P: 7	R: 1 E: 0 K: 1 S: 5	H: 2 LOB: 2 BB: 0 P: 7	R: 0 E: 0 K: 1 S: 5	H: 0 LOB: 0 BB: 0 P: 5	1B: 4 2B: 1 3B: 0 HR: 3	SF: 0 SAC: 0 DP: 2 HBP: 1	WP: 1 PB: 0 SB: 1 CS: 0	PA: 37							
<b>PITCHER</b>	IP	WLS	BF	H	R	ER	SO	BB	IBB	HBP	BLK	WP	HR	S	P	ERA	WHIP										
Joe Horlen, R ERA: 1.62	6.2		28	6	2	2	3	1	0	1	0	1	2	32	37	2.70	1.050										
Hoyt Wilhelm, R ERA: 1.07	0.2		3	1	1	1	2	0	0	0	0	0	1	7	7	13.50	1.500										
Wilbur Wood, L ERA: 2.13	1.2	W	6	1	0	0	1	0	0	0	0	0	0	8	8	0.00	0.600										

Minnesota Twins @ Chicago White Sox  
Comiskey Park, Chicago, IL  
Sun Jun 02 1968, 4:38 AM EDT  
Att: 18,148 - Unknown

AB 35  
R 3  
H 8  
RBI 3  
BB 1  
SO 6  
LOB 17



Batter	1	2	3	4	5	6	7	8	9	AB	R	H	RBI	BB	SO	LOB	BOTTOM										
Luis Aparicio, R OBP: 0.294, SLG: 0.339	4-0 1B SF7 BB		0-0 6-3		0-3 K			0-0 SH1-4 1B		3	1	1	0	1	1	0											
Bill Voss, L OBP: 0.229, SLG: 0.144	0-0 CS 1B		0-0 5-3		0-3 K			0-0 SH1-4		3	0	1	0	0	1	0											
Tom McCraw, L OBP: 0.273, SLG: 0.363	0-0 SF7		0-0 F6		4-0 S BB			4-0 IBB		1	0	0	1	2	0	0											
Tommy Davis, R OBP: 0.246, SLG: 0.319	0-0 1B		0-3 K		0-0 L8		0-0 F2		0-0 F2	4	0	1	0	0	1	3											
Dick Kenworthy, R OBP: 0.250, SLG: 0.261	0-3 K			0-0 2-3		0-3 K		0-0 3-1		4	0	0	0	0	2	4											
Duane Josephson, R OBP: 0.279, SLG: 0.304 Hoyt Wilhelm, R OBP: 0.279, SLG: 0.304 Wilbur Wood, R OBP: 0.279, SLG: 0.304 Ken Berry, R OBP: 0.270, SLG: 0.323 Sandy Alomar Sr., S OBP: 0.304, SLG: 0.236		0-0 F9		0-0 1B		0-0 F6		0-0 SH3-4 1B		3	0	1	0	0	0	1											
Buddy Bradford, R OBP: 0.180, SLG: 0.179		0-0 HR 1B		0-3 K		0-0 3-1		0-0 SH3-4		3	1	1	0	0	1	1											
Tim Cullen, R OBP: 0.304, SLG: 0.294		0-0 HR		0-0 F9		0-0 F9		4-0 1B IBB		3	1	1	2	1	0	1											
Joe Horlen, R OBP: 0.349, SLG: 0.222		0-0 6-3			0-0 3-1		0-0 F8		0-0 1B	2	0	0	0	0	0	0											
<b>Inning Stats</b>	R: 1 E: 0 K: 1 S: 6	H: 2 LOB: 1 BB: 1 P: 10	R: 2 E: 0 K: 0 S: 5	H: 2 LOB: 0 BB: 0 P: 5	R: 0 E: 0 K: 1 S: 5	H: 1 LOB: 1 BB: 0 P: 6	R: 0 E: 0 K: 2 S: 7	H: 0 LOB: 0 BB: 0 P: 7	R: 0 E: 0 K: 1 S: 5	H: 0 LOB: 1 BB: 1 P: 9	R: 0 E: 0 K: 0 S: 3	H: 0 LOB: 0 BB: 0 P: 3	R: 0 E: 0 K: 0 S: 4	H: 1 LOB: 2 BB: 1 P: 8	R: 1 E: 0 K: 0 S: 3	H: 2 LOB: 2 BB: 1 P: 7	1B: 7 2B: 0 3B: 0 HR: 1	SF: 1 SAC: 2 DP: 0 HBP: 0	WP: 0 PB: 0 SB: 1 CS: 1	PA: 36							
<b>PITCHER</b>	IP	WLS	BF	H	R	ER	SO	BB	IBB	HBP	BLK	WP	HR	S	P	ERA	WHIP										
Dave Boswell, R ERA: 3.19	6.0		24	5	3	3	6	2	0	0	0	0	0	34	42	4.50	1.167										
Al Worthington, R ERA: 0.99	2.0		8	1	0	0	0	0	1	0	0	0	0	7	11	0.00	0.500										
Ron Perranoski, L ERA: 1.69	0.1	L	4	2	1	1	0	0	1	0	0	0	0	3	7	27.00	6.000										

Minnesota Twins @ Chicago White Sox  
Comiskey Park, Chicago, IL  
Sun Jun 02 1968, 4:38 AM EDT  
Att: 18,148 - Unknown

AB 29  
R 4  
H 8  
RBI 4  
BB 4  
SO 6  
LOB 10





Batter	1	2	3	4	5	6	7	8	9	AB	R	H	RBI	BB	SO	LOB	TOP			
Ted Uhlhaender, L (1,8) OBP: 0.304, SLG: 0.398										5	1	2	0	0	2	2	<b>Minnesota Twins @ New York Yankees</b> Yankee Stadium, Bronx, NY Mon Jun 03 1968, 7:05 PM EDT Att: 7,238 - Unknown			
Cesar Tovar, R (1,6) OBP: 0.294, SLG: 0.318										5	0	1	1	0	1	3				
Rod Carew, L (1,4) OBP: 0.322, SLG: 0.380										4	0	0	0	0	1	4				
Harmon Killebrew, R (1,3) OBP: 0.377, SLG: 0.467										3	1	1	0	1	1	0				
Tony Oliva, L (1,9) OBP: 0.317, SLG: 0.393										3	0	1	0	1	0	1				
Rich Rollins, R (1,5) OBP: 0.291, SLG: 0.434										4	1	2	1	0	0	2				
Jackie Hernandez, R (8, PR) OBP: 0.227, SLG: 0.257										0	0	0	0	0	0	0				
Bob Allison, R (1,7) OBP: 0.345, SLG: 0.432										3	1	1	0	1	0	1				
John Roseboro, L (1,2) OBP: 0.283, SLG: 0.261										4	0	2	1	0	0	3				
Jim Kaat, L (1,1) OBP: 0.077, SLG: 0.077										2	0	0	0	0	0	0				
Ron Perranoski, L (6,1)										2	0	0	0	0	0	1				
<b>Inning Stats</b>	R: 0 E: 0 K: 1 S: 5	H: 1 LOB: 0 BB: 0 P: 5	R: 0 E: 0 K: 0 S: 3	H: 1 LOB: 0 BB: 0 P: 3	R: 2 E: 0 K: 0 S: 6	H: 4 LOB: 1 BB: 0 P: 6	R: 0 E: 0 K: 1 S: 6	H: 1 LOB: 0 BB: 0 P: 6	R: 0 E: 0 K: 0 S: 4	H: 0 LOB: 0 BB: 0 P: 3	R: 1 E: 2 K: 1 S: 9	H: 2 LOB: 3 BB: 0 P: 9	R: 1 E: 1 K: 0 S: 2	H: 0 LOB: 1 BB: 3 P: 14	R: 0 E: 0 K: 2 S: 7	H: 0 LOB: 0 BB: 0 P: 7	1B: 8 2B: 1 3B: 1 HR: 1	SF: 0 SAC: 0 DP: 1 HBP: 0	WP: 0 PB: 0 CS: 1	PA: 38
<b>PITCHER</b>	IP WLS BF H R ER SO BB IBB HBP BLK WP HR S P ERA WHIP																			
Jim Bouton, R (1,1) ERA: 3.46	6.0	23	8	2	2	2	0	0	0	0	0	0	0	0	1	4	4	27.00	6.000	
Joe Verbanic, R (7,1) ERA: 1.73	0.1	4	2	1	1	0	0	0	0	0	0	0	0	0	1	4	3	0.00	0.000	
Steve Hamilton, L (7,1) ERA: 2.7	0.1	L	1	0	0	0	0	0	0	0	0	0	0	0	0	3	3	0.00	0.000	
John Wyatt, R (7,1) ERA: 4.5	0.1	L	4	0	1	0	2	0	0	0	0	0	0	0	2	10	0.00	6.000		
Doolley Womack, R (8,1) ERA: 4.09	2.0	6	0	0	0	2	1	0	0	0	0	0	0	0	9	13	0.00	0.500		


Batter	1	2	3	4	5	6	7	8	9	AB	R	H	RBI	BB	SO	LOB	BOTTOM					
Horace Clarke, S (1,4) OBP: 0.230, SLG: 0.206										4	1	0	0	0	0	1	<b>Minnesota Twins @ New York Yankees</b> Yankee Stadium, Bronx, NY Mon Jun 03 1968, 7:05 PM EDT Att: 7,238 - Unknown					
Roy White, S (1,7) OBP: 0.337, SLG: 0.393										4	1	2	0	0	0	0						
Mickey Mantle, S (1,3) OBP: 0.380, SLG: 0.418										3	1	0	0	1	0	1						
Andy Kosco, R (1,9) OBP: 0.307, SLG: 0.455										4	0	1	2	0	1	1						
Joe Pepitone, L (1,8) OBP: 0.376, SLG: 0.481										4	0	1	1	0	1	0						
Tom Tresh, S (1,6) OBP: 0.277, SLG: 0.264										4	0	0	0	0	0	2						
Bobby Cox, R (1,5) OBP: 0.306, SLG: 0.305										3	0	0	0	0	1	0						
Jake Gibbs, L (1,2) OBP: 0.311, SLG: 0.301										3	0	0	0	0	2	0						
Jim Bouton, R (1,1) ERA: 3.46										1	0	0	0	0	1	0						
Dick Howser, R (6, PR) OBP: 0.329, SLG: 0.136										0	0	0	0	0	1	0						
Joe Verbanic, R (7,1) ERA: 1.73										0	0	0	0	0	0	0						
Steve Hamilton, L (7,1) ERA: 2.7										0	0	0	0	0	0	0						
John Wyatt, R (7,1) ERA: 4.5										1	0	0	0	0	1	0						
Doolley Womack, L (8,1)										0	0	0	0	0	0	0						
<b>Inning Stats</b>	R: 0 E: 0 K: 0 S: 3	H: 0 LOB: 0 BB: 0 P: 3	R: 0 E: 0 K: 1 S: 5	H: 0 LOB: 0 BB: 0 P: 5	R: 0 E: 0 K: 3 S: 9	H: 0 LOB: 0 BB: 0 P: 9	R: 0 E: 0 K: 1 S: 6	H: 1 LOB: 1 BB: 0 P: 6	R: 0 E: 0 K: 0 S: 3	H: 0 LOB: 0 BB: 0 P: 3	R: 3 E: 0 K: 0 S: 6	H: 3 LOB: 2 BB: 2 P: 14	R: 0 E: 0 K: 2 S: 7	H: 0 LOB: 0 BB: 0 P: 7	R: 0 E: 0 K: 0 S: 3	H: 0 LOB: 0 BB: 0 P: 3	R: 0 E: 0 K: 0 S: 3	H: 0 LOB: 0 BB: 0 P: 3	1B: 4 2B: 0 3B: 0 HR: 0	SF: 0 SAC: 0 DP: 0 HBP: 0	WP: 0 PB: 1 CS: 0	PA: 33
<b>PITCHER</b>	IP WLS BF H R ER SO BB IBB HBP BLK WP HR S P ERA WHIP																					
Jim Kaat, L (1,1) ERA: 2.56	5.2	23	4	3	3	5	2	0	0	0	0	0	0	0	14	14	0.00	0.000				
Ron Perranoski, L (6,1) ERA: 1.53	3.1	W	10	0	0	0	2	0	0	0	0	0	0	0	14	14	0.00	0.000				




Batter	1	2	3	4	5	6	7	8	9	AB	R	H	RBI	BB	SO	LOB	TOP					
Ted Uhlhaender, L (1.8) OBP: 0.303, SLG: 0.395	F7		K		3-1			1B SF9 1B		4	1	1	0	0	1	1	<b>Minnesota Twins @ New York Yankees</b> Yankee Stadium, Bronx, NY Tue Jun 04 1968, 7:05 PM EDT Alt. 9, 131 - Unknown - 78 F					
Cesar Tovar, R (1.6) OBP: 0.290, SLG: 0.328	CS 1B			1B SF7 2B		L7		SH 1B SF9		3	1	2	0	0	0	0						
Rod Carew, L (1.4) OBP: 0.326, SLG: 0.383	K			SF7 SF7 1B		L4		G4-6-3 1B		4	1	2	0	0	1	1						
Harmon Killebrew, R (1.3) OBP: 0.374, SLG: 0.464		F8		SF7		BB		SF9		1	0	0	2	1	0	0						
Tony Oliva, L (1.9) OBP: 0.311, SLG: 0.387	3-1			SF7		F8		G4-6-3		3	0	0	1	0	0	3						
Rich Rollins, R (1.5) OBP: 0.291, SLG: 0.434				E5						0	0	0	0	0	0	0						
Ron Clark, R (1.5) OBP: 0.262, SLG: 0.237	K									4	0	0	0	0	1	0						
Bob Allison, R (1.7) OBP: 0.349, SLG: 0.434				5-3						4	0	2	0	0	0	1						
John Roseboro, L (1.2) OBP: 0.276, SLG: 0.254				F9						4	0	0	0	0	0	2						
Jim Merritt, L (1.1) OBP: 0.207, SLG: 0.080				FC2-6						3	0	0	0	0	0	2						
<b>Inning Stats</b>	R: 0 E: 0 K: 1 S: 5	H: 1 LOB: 0 BB: 0 P: 5	R: 0 E: 0 K: 1 S: 5	H: 0 LOB: 0 BB: 0 P: 5	R: 0 E: 0 K: 1 S: 6	H: 1 LOB: 1 BB: 0 P: 6	R: 2 E: 1 K: 0 S: 6	H: 2 LOB: 1 BB: 0 P: 6	R: 0 E: 0 K: 0 S: 3	H: 0 LOB: 0 BB: 0 P: 3	R: 0 E: 0 K: 0 S: 3	H: 0 LOB: 1 BB: 1 P: 7	R: 0 E: 0 K: 0 S: 4	H: 1 LOB: 1 BB: 0 P: 4	R: 1 E: 1 K: 0 S: 5	H: 2 LOB: 1 BB: 0 P: 5	R: 0 E: 0 K: 0 S: 3	H: 0 LOB: 0 BB: 0 P: 3	1B: 6 2B: 1 3B: 0 HR: 0	SF: 3 SAC: 1 DP: 1 HBP: 0	WP: 0 PB: 0 CS: 1	PA: 35
<b>PITCHER</b>	IP WLS BF H R ER SO BB IBB HBP BLK WP HR S P ERA WHIP																					
Stan Bahnsen, R (1.1) ERA: 2.42	8.0 L 32 7 3 3 3 1 0 0 0 0 0 0 0 37 41 3.38 1.000																					
Bill Monbouquette, R (9.1) ERA: 3.36	1.0 3 0 0 0 0 0 0 0 0 0 0 0 0 3 3 0.00 0.000																					

Batter	1	2	3	4	5	6	7	8	9	AB	R	H	RBI	BB	SO	LOB	BOTTOM					
Horace Clarke, S (1.4) OBP: 0.236, SLG: 0.214	FC4-6 1B		1B		F4			F8		4	0	2	0	0	0	0	<b>Minnesota Twins @ New York Yankees</b> Yankee Stadium, Bronx, NY Tue Jun 04 1968, 7:05 PM EDT Alt. 9, 131 - Unknown - 78 F					
Roy White, S (1.7) OBP: 0.335, SLG: 0.390	FC4-6 1B		1B			L3			K	4	0	1	0	0	1	1						
Mickey Mantle, S (1.3) OBP: 0.371, SLG: 0.406	F3		5-3			5-3			F7	4	0	0	0	0	0	2						
Andy Kosco, R (1.9) OBP: 0.306, SLG: 0.449	1B				F7			L4		4	0	1	0	0	1	0						
Joe Pepitone, L (1.8) OBP: 0.375, SLG: 0.470	F8				BB				K	2	0	0	0	1	1	2						
Tom Tresh, S (1.6) OBP: 0.273, SLG: 0.258			F7		K					3	0	0	0	0	2	1						
Bobby Cox, R (1.5) OBP: 0.299, SLG: 0.298	L9				5-3				K	3	0	0	0	0	1	1						
Ellie Rodriguez, R (1.2) OBP: 0.214, SLG: 0.154			6-3						F9	3	0	0	0	0	0	0						
Stan Bahnsen, R (1.1) OBP: 0.240, SLG: 0.136					5-3					2	0	0	0	0	1	0						
Dick Howser, R (8. PH) OBP: 0.335, SLG: 0.133										1	0	0	0	0	0	0						
Bill Monbouquette, R (9.1) OBP: 0.299, SLG: 0.162										0	0	0	0	0	0	0						
<b>Inning Stats</b>	R: 0 E: 0 K: 0 S: 5	H: 2 LOB: 2 BB: 0 P: 5	R: 0 E: 0 K: 0 S: 3	H: 0 LOB: 0 BB: 0 P: 3	R: 0 E: 0 K: 1 S: 4	H: 2 LOB: 1 BB: 0 P: 4	R: 0 E: 0 K: 1 S: 5	H: 0 LOB: 1 BB: 1 P: 9	R: 0 E: 0 K: 1 S: 5	H: 0 LOB: 0 BB: 0 P: 5	R: 0 E: 0 K: 0 S: 3	H: 0 LOB: 0 BB: 0 P: 3	R: 0 E: 0 K: 3 S: 9	H: 0 LOB: 0 BB: 0 P: 9	R: 0 E: 0 K: 0 S: 3	H: 0 LOB: 0 BB: 0 P: 3	R: 0 E: 0 K: 2 S: 7	H: 0 LOB: 0 BB: 0 P: 7	1B: 4 2B: 0 3B: 0 HR: 0	SF: 0 SAC: 0 DP: 0 HBP: 0	WP: 0 PB: 0 CS: 0	PA: 31
<b>PITCHER</b>	IP WLS BF H R ER SO BB IBB HBP BLK WP HR S P ERA WHIP																					
Jim Merritt, L (1.1) ERA: 2.4	9.0 W 31 4 0 0 7 1 0 0 0 0 0 0 0 44 48 0.00 0.556																					



Batter	1	2	3	4	5	6	7	8	9	AB	R	H	RBI	BB	SO	LOB	TOP					
Ted Uhlhaender, L (1, 8) OBP: 0.302, SLG: 0.388	0-0 4-3			0-3 K		0-0 F8		4-0 BB		3	0	0	0	1	1	0	<b>Minnesota Twins @ New York Yankees</b> Yankee Stadium, Bronx, NY Wed Jun 05 1968, 7:05 PM EDT Att: 10,042 - Unknown - 83 F 					
Cesar Tovar, R (1, 6) OBP: 0.299, SLG: 0.332	0-0 5-3			0-0 5-3		0-0 2B		0-0 5-3		4	0	1	0	0	0	1						
Rod Carew, L (1, 4) OBP: 0.319, SLG: 0.374	0-0 6-3			0-3 K		0-0 4-3			0-0 4-3	4	0	0	0	0	1	1						
Harmon Killebrew, R (1, 3) OBP: 0.377, SLG: 0.480		4-0 BB			0-0 HR			0-0 F9		3	1	1	1	1	1	0						
Tony Oliva, L (1, 9) OBP: 0.315, SLG: 0.409		0-0 G4-6-3			0-0 HR			0-0 F8		4	1	2	1	0	0	1						
Ron Clark, R (1, 5) OBP: 0.261, SLG: 0.238		0-0 1-3			0-0 F9			0-0 1B		4	0	1	0	0	0	1						
Bob Allison, R (1, 7) OBP: 0.342, SLG: 0.424			0-3 K		0-3 K			0-0 1-3		3	0	0	0	0	2	1						
John Roseboro, L (1, 2) OBP: 0.270, SLG: 0.248			0-0 4-3		0-0 4-3			0-0 G3		3	0	0	0	0	0	0						
Dean Chance, R (1, 1) Jim Holt, L (3, PH) Bob Miller, R (3, 1) Bruce Lock, L (6, PH) Jim Roland, R (6, 1) Rich Reese, L (6, PH) Ron Perranoski, L (8, 1)			0-0 2B			0-0 1-3		0-0 6-3		0	0	0	0	0	0	0						
<b>Inning Stats</b>	R: 0 E: 0 K: 0 S: 3	H: 0 LOB: 0 BB: 0 P: 3	R: 0 E: 0 K: 0 S: 2	H: 0 LOB: 0 BB: 1 P: 6	R: 0 E: 0 K: 1 S: 5	H: 1 LOB: 1 BB: 0 P: 5	R: 0 E: 0 K: 2 S: 7	H: 0 LOB: 0 BB: 0 P: 7	R: 2 E: 0 K: 1 S: 7	H: 2 LOB: 0 BB: 0 P: 7	R: 0 E: 0 K: 0 S: 4	H: 1 LOB: 1 BB: 0 P: 4	R: 0 E: 0 K: 0 S: 4	H: 1 LOB: 1 BB: 0 P: 4	R: 0 E: 0 K: 0 S: 3	H: 0 LOB: 1 BB: 1 P: 7		R: 0 E: 0 K: 1 S: 6	H: 1 LOB: 1 BB: 0 P: 6	1B: 1 2B: 3 3B: 0 HR: 2	SF: 0 SAC: 0 DP: 1 HBP: 0	WP: 0 PB: 0 CS: 0
<b>PITCHER</b> Mel Stottlemyre, R (1, 1) ERA: 2.19	IP: 9.0 WLS: W BF: 33 H: 6 R: 2 ER: 2 SO: 5 BB: 2 IBB: 0 HBP: 0 BLK: 0 WP: 0 HR: 2 S: 41 P: 49 ERA: 2.00 WHIP: 0.889															<b>PITCHER</b>						

Batter	1	2	3	4	5	6	7	8	9	AB	R	H	RBI	BB	SO	LOB	BOTTOM					
Horace Clarke, S (1, 4) OBP: 0.243, SLG: 0.221	0-0 BB HR	0-0 1B			0-0 F7		0-0 1-3			4	1	2	0	0	0	0	<b>Minnesota Twins @ New York Yankees</b> Yankee Stadium, Bronx, NY Wed Jun 05 1968, 7:05 PM EDT Att: 10,042 - Unknown - 83 F 					
Roy White, S (1, 7) OBP: 0.338, SLG: 0.385	4-0 HR	0-0 L8			4-0 3B		0-0 4-3			2	2	0	0	2	0	1						
Mickey Mantle, S (1, 3) Ruben Amaro, R (6, 3) OBP: 0.231, SLG: 0.174	4-0 HR		4-0 G6-4-3		4-0 3B		0-0 6-3			1	2	0	0	3	0	0						
Joe Pepitone, L (1, 8) OBP: 0.380, SLG: 0.529	0-0 HR		0-0 F7		0-0 3B		0-0 4-3			4	2	2	6	0	0	1						
Andy Kosco, R (1, 9) OBP: 0.297, SLG: 0.437	0-0 1-3		0-0 G6-4-3		0-0 5-3		0-3 K			4	0	0	1	0	1	1						
Tom Tresh, S (1, 6) OBP: 0.283, SLG: 0.261	0-0 CS		4-0 FC6		0-0 F2		4-0 BB			2	0	1	0	2	0	0						
Jake Gibbs, L (1, 2) OBP: 0.303, SLG: 0.292	0-0 4-3		0-0 FC6		0-0 4-3		0-3 K2-3			4	0	0	0	0	1	3						
Bobby Cox, R (1, 5) OBP: 0.293, SLG: 0.291		0-0 F4		0-0 5-3		0-0 F8				3	0	0	0	0	0	1						
Mel Stottlemyre, R (1, 1) ERA: 2.19		0-3 K		0-0 F4		0-3 K				3	0	0	0	0	2	1						
<b>Inning Stats</b>	R: 4 E: 0 K: 0 S: 5	H: 3 LOB: 0 BB: 2 P: 13	R: 0 E: 0 K: 1 S: 6	H: 1 LOB: 0 BB: 0 P: 6	R: 0 E: 0 K: 0 S: 2	H: 0 LOB: 0 BB: 1 P: 6	R: 0 E: 0 K: 0 S: 3	H: 0 LOB: 1 BB: 1 P: 7	R: 3 E: 0 K: 0 S: 4	H: 1 LOB: 0 BB: 2 P: 12	R: 0 E: 0 K: 1 S: 5	H: 0 LOB: 0 BB: 0 P: 5	R: 0 E: 0 K: 0 S: 3	H: 0 LOB: 0 BB: 0 P: 3	R: 0 E: 0 K: 2 S: 7	H: 0 LOB: 1 BB: 1 P: 11		R: 0 E: 0 K: 2 S: 7	H: 0 LOB: 1 BB: 1 P: 11	1B: 3 2B: 0 3B: 1 HR: 1	SF: 0 SAC: 0 DP: 1 HBP: 0	WP: 0 PB: 0 CS: 1
<b>PITCHER</b> Dean Chance, R (1, 1) ERA: 2.98 Bob Miller, R (3, 1) ERA: 5.4 Jim Roland, L (6, 1) ERA: 1.93 Ron Perranoski, L (8, 1) ERA: 1.49	IP: 2.0 WLS: L BF: 11 H: 4 R: 4 ER: 4 SO: 4 BB: 2 IBB: 0 HBP: 0 BLK: 0 WP: 0 HR: 1 S: 11 P: 19 ERA: 18.00 WHIP: 3.000															<b>PITCHER</b>						



Batter	1	2	3	4	5	6	7	8	9	AB	R	H	RBI	BB	SO	LOB	TOP										
Ted Uhlhaender, L (1, 8) OBP: 0.304, SLG: 0.385	4-0 CS BB		0-0 3-1 1B		0-0 L8		0-3 K		0-3 K	4	0	1	0	1	2	2	<b>Minnesota Twins @ New York Yankees</b> Yankee Stadium, Bronx, NY Thu Jun 06 1968, 3:33 AM EDT Alt. 5,946 - Unknown - 89 F										
Cesar Tovar, R (1, 6) OBP: 0.294, SLG: 0.325	0-0 F6		0-3 K		0-0 F7		0-0 F8			4	0	0	0	0	1	3											
Rod Carew, L (1, 4) OBP: 0.317, SLG: 0.372	0-0 5-3		0-0 3-1 1B		0-0 5-3			0-0 4-3		4	0	1	0	0	0	0											
Harmon Killebrew, R (1, 3) OBP: 0.374, SLG: 0.474		0-0 HR 1B	0-0 3-1		0-0 F7			0-0 F9		4	1	1	0	0	0	2											
Rich Reese, L (9, 3) OBP: 0.210, SLG: 0.255			1-2 2-3							0	0	0	0	0	0	0											
Tony Oliva, L (1, 9) OBP: 0.327, SLG: 0.435		0-0 1-H HR	4-0		4-0 S BB			0-0		2	1	2	2	2	0	0											
Rich Rollins, R (1, 5) OBP: 0.277, SLG: 0.413		0-3 K	0-0 F4		0-3 K			0-0 2B		4	0	0	0	0	2	5											
Jackie Hernandez, R (8, 6) OBP: 0.227, SLG: 0.257								0-0 6-3		0	0	0	0	0	0	0											
Bob Allison, R (1, 7) OBP: 0.333, SLG: 0.412					0-0 F9		0-3 K		0-0 F7	4	0	0	0	0	2	1											
Bruce Look, L (1, 2) OBP: 0.474, SLG: 0.333		4-0 BB			0-0 F8		4-0 SH1-4 BB		0-0 SH3-4 1B	2	0	1	0	2	0	0											
Dave Boswell, R (1, 1) OBP: 0.200, SLG: 0.348		0-3 K			0-3 K		0-0 SH1-4		0-0 SH3-4	2	0	0	0	0	2	1											
Al Worthington, R (7, 1)										0	0	0	0	0	0	0											
<b>Inning Stats</b>	R: 0 E: 0 K: 0 S: 2	H: 0 LOB: 0 BB: 1 P: 6	R: 2 E: 0 K: 3 S: 11	H: 2 LOB: 1 BB: 1 P: 15	R: 0 E: 0 K: 1 S: 7	H: 2 LOB: 3 BB: 1 P: 11	R: 0 E: 0 K: 1 S: 5	H: 0 LOB: 0 BB: 0 P: 5	R: 0 E: 0 K: 0 S: 3	H: 0 LOB: 0 BB: 0 P: 3	R: 0 E: 0 K: 2 S: 7	H: 0 LOB: 1 BB: 1 P: 11	R: 0 E: 0 K: 1 S: 5	H: 0 LOB: 1 BB: 1 P: 9	R: 0 E: 0 K: 0 S: 4	H: 1 LOB: 1 BB: 0 P: 4	R: 0 E: 0 K: 1 S: 6	H: 1 LOB: 1 BB: 0 P: 6	1B: 4 2B: 1 3B: 0 HR: 1	SF: 0 SAC: 2 DP: 0 HBP: 0	WP: 0 PB: 0 CS: 1	PA: 37					
<b>PITCHER</b>	IP	WLS	BF	H	R	ER	SO	BB	IBB	HBP	BLK	WP	HR	S	P	ERA	WHIP										
Fred Talbot, R (1, 1) ERA: 3.35	5.0	L	21	4	2	2	5	2	1	0	0	0	1	28	40	3.60	1.200										
Joe Verbanic, R (6, 1) ERA: 1.55	2.0		8	0	0	0	3	2	0	0	0	0	0	12	20	0.00	1.000										
Steve Hamilton, L (8, 1) ERA: 2.35	2.0		8	2	0	0	1	0	0	0	0	0	0	10	10	0.00	1.000										

AB 30  
R 2  
H 6  
RBI 2  
BB 5  
SO 9  
LOB 14



Batter	1	2	3	4	5	6	7	8	9	AB	R	H	RBI	BB	SO	LOB	BOTTOM										
Horace Clarke, S (1, 4) OBP: 0.241, SLG: 0.226	0-0 4-3			0-0 2B	0-0 1-3			0-0 4-3	0-0 F4	5	0	1	0	0	0	4	<b>Minnesota Twins @ New York Yankees</b> Yankee Stadium, Bronx, NY Thu Jun 06 1968, 3:33 AM EDT Alt. 5,946 - Unknown - 89 F										
Roy White, S (1, 7) OBP: 0.342, SLG: 0.385	0-0 G3			4-0 BB		0-0 F5		0-0 WP 1B 1B		3	0	1	0	1	0	0											
Mickey Mantle, S (1, 3) OBP: 0.376, SLG: 0.399	0-3 K			0-3 K		0-0 B3		0-0 1-2 1B		4	0	1	0	0	2	2											
Joe Pepitone, L (1, 8) OBP: 0.365, SLG: 0.505		0-3 K		0-0 F8		0-0 4-3		0-0 L8		4	0	0	0	0	1	4											
Andy Kosco, R (1, 9) OBP: 0.296, SLG: 0.432		0-0 5-3		0-0 F6			0-0 FC3-6 1B	0-3 K		4	0	1	0	0	1	4											
Tom Tresh, S (1, 6) OBP: 0.283, SLG: 0.261		0-0 G3			0-3 K		0-0 F5		0-0 1B 1B	4	0	1	0	0	1	1											
Jake Gibbs, L (1, 2) OBP: 0.301, SLG: 0.291			0-0 6-3		0-0 FC4-6 1B		0-0 FC3-6 2B 1-2	0-0 F7		4	0	1	0	0	0	2											
Bobby Cox, R (1, 5) OBP: 0.299, SLG: 0.304			0-0 F6		0-0 FC4-6 1B 1-2		0-0 1-3 2B	0-0 1B 1B		4	0	2	0	0	0	1											
Fred Talbot, R (1, 1) OBP: 0.154, SLG: 0.385			0-0 F8		0-0 1-2 1B		0-0 F9		0-0 F8	1	0	0	0	0	0	0											
Charlie Smith, R (5, PH) OBP: 0.067, SLG: 0.000										1	0	1	0	0	0	0											
Joe Verbanic, R (8, 1) OBP: 0.267, SLG: 0.000										0	0	0	0	0	0	0											
Dick Howser, R (7, PH) OBP: 0.137, SLG: 0.131										1	0	0	0	0	0	2											
Steve Hamilton, L (8, 1) OBP: 0.377, SLG: 0.235										0	0	0	0	0	0	0											
Bill Robinson, R (9, PH) OBP: 0.347, SLG: 0.235										1	0	0	0	0	0	2											
<b>Inning Stats</b>	R: 0 E: 0 K: 1 S: 5	H: 0 LOB: 0 BB: 0 P: 5	R: 0 E: 0 K: 1 S: 5	H: 0 LOB: 0 BB: 0 P: 5	R: 0 E: 0 K: 1 S: 3	H: 0 LOB: 0 BB: 0 P: 3	R: 0 E: 0 K: 1 S: 6	H: 1 LOB: 2 BB: 1 P: 10	R: 0 E: 0 K: 1 S: 7	H: 2 LOB: 2 BB: 0 P: 7	R: 0 E: 0 K: 0 S: 3	H: 0 LOB: 0 BB: 0 P: 3	R: 0 E: 0 K: 0 S: 5	H: 2 LOB: 2 BB: 0 P: 5	R: 0 E: 0 K: 1 S: 7	H: 2 LOB: 2 BB: 0 P: 7	R: 0 E: 0 K: 0 S: 5	H: 2 LOB: 2 BB: 0 P: 5	1B: 7 2B: 2 3B: 0 HR: 0	SF: 0 SAC: 0 DP: 0 HBP: 0	WP: 1 PB: 0 CS: 0	PA: 37					
<b>PITCHER</b>	IP	WLS	BF	H	R	ER	SO	BB	IBB	HBP	BLK	WP	HR	S	P	ERA	WHIP										
Dave Boswell, R (1, 1) ERA: 2.94	6.1	W	24	4	0	0	4	1	0	0	0	1	0	31	35	0.00	0.789										
Al Worthington, R (7, 1) ERA: 0.81	2.2	S	13	5	0	0	1	0	0	0	0	1	0	15	15	0.00	1.875										

AB 36  
R 0  
H 9  
RBI 0  
BB 1  
SO 5  
LOB 22





Batter	1	2	3	4	5	6	7	8	9	AB	R	H	RBI	BB	SO	LOB	TOP			
Ted Uhlhaender, L OBP: 0.303, SLG: 0.398	F9	HR		1-3		F8			SH1-4	4	1	1	2	0	0	0				
Cesar Tovar, R OBP: 0.295, SLG: 0.333	SF7	HBP					5-3		CS	4	1	3	1	0	0	0				
Rod Carew, L OBP: 0.320, SLG: 0.369	1B	F8		3-1			G6-4-3		K	4	0	1	0	1	1	3				
Harmon Killebrew, R OBP: 0.368, SLG: 0.466	SF7	F3				F8				3	0	0	1	0	0	2				
Tony Oliva, L OBP: 0.330, SLG: 0.436	HBP			F7		K			2B	4	1	2	0	0	1	0				
Rich Rollins, R OBP: 0.287, SLG: 0.422	1B			F7		E6			L5-4	3	0	1	1	0	0	0				
Jackie Hernandez, R OBP: 0.227, SLG: 0.257	HBP					FC6-4			2B	0	0	0	0	0	0	0				
Bob Allison, R OBP: 0.331, SLG: 0.403	F9					FC6-4			L5-4	3	0	0	0	1	0	5				
John Roseboro, L OBP: 0.270, SLG: 0.248				F9		4-3			6-3	4	0	1	0	0	0	2				
Jim Kaat, L OBP: 0.063, SLG: 0.063									SH1-4	3	1	0	0	0	0	1				
Ron Perranoski, L	FC5-6			L4		F9			1B	0	0	0	0	0	0	0				
Rich Reese, L OBP: 0.222, SLG: 0.286	HR								2B	1	1	1	0	0	0	0				
Al Worthington, R										0	0	0	0	0	0	0				
<b>Inning Stats</b>	R: 1 E: 0 K: 0 S: 6	H: 3 LOB: 3 BB: 0 P: 7	R: 2 E: 0 K: 0 S: 5	H: 2 LOB: 1 BB: 0 P: 6	R: 0 E: 0 K: 0 S: 3	H: 0 LOB: 1 BB: 1 P: 7	R: 0 E: 0 K: 0 S: 4	H: 1 LOB: 1 BB: 0 P: 4	R: 0 E: 0 K: 1 S: 6	H: 0 LOB: 0 BB: 0 P: 6	R: 0 E: 0 K: 0 S: 2	H: 0 LOB: 0 BB: 1 P: 6	R: 1 E: 0 K: 0 S: 4	H: 2 LOB: 1 BB: 0 P: 4	R: 1 E: 0 K: 1 S: 6	H: 2 LOB: 0 BB: 0 P: 6	1B: 7 2B: 3 3B: 0 HR: 1	SF: 1 SAC: 1 DP: 2 HBP: 2	WP: 0 PB: 0 CS: 0 S: 1	PA: 39
<b>PITCHER</b>	IP WLS BF H R ER SO BB IBB HBP BLK WP HR S P ERA WHIP																			
Phil Ortega, R ERA: 4.75	1.1 L 11 5 3 3 0 0 0 0 2 0 0 1 9 11 20.25 3.750																			
Dick Bosman, R ERA: 4.18	4.2 17 1 0 0 1 1 0 0 0 0 0 0 18 22 0.00 0.429																			
Bob Humphreys, R ERA: 4.44	2.0 7 2 1 1 0 1 0 0 0 0 0 0 6 10 4.50 1.500																			
Dave Baldwin, R ERA: 3.38	1.0 4 2 1 1 1 0 0 0 0 0 0 0 6 6 9.00 2.000																			

Minnesota Twins @ Washington Senators  
D.C. Stadium, Washington, DC  
Fri Jun 07 1968, 7:05 PM EDT  
Unknown

livebaseballscorecards.com

AB 33  
R 5  
H 10  
RBI 5  
BB 2  
SO 2  
LOB 13



Batter	1	2	3	4	5	6	7	8	9	AB	R	H	RBI	BB	SO	LOB	BOTTOM					
Ed Stroud, L OBP: 0.291, SLG: 0.463	FC5-4			FC6		FC4-6			3-1	4	0	1	0	1	0	3						
Cap Peterson, R OBP: 0.241, SLG: 0.184	FC5-4			F8					6-3	5	1	1	0	0	1	2						
Frank Howard, R OBP: 0.412, SLG: 0.764	FC1			F8		K			K	5	0	1	0	0	2	3						
Ken McMullen, R OBP: 0.302, SLG: 0.427	SF8					G6-4-3			E6	4	0	1	1	0	0	2						
Ron Hansen, R OBP: 0.273, SLG: 0.335	K			E5					F8	2	1	0	0	2	1	3						
Billy Bryan, L OBP: 0.336, SLG: 0.394									E	1	0	1	0	0	0	0						
Ed Brinkman, R OBP: 0.161, SLG: 0.071	K					FC3			FC6	0	0	0	0	0	0	0						
Mike Epstein, L OBP: 0.202, SLG: 0.214				6-3		SF9			IBB	4	0	2	0	1	1	6						
Paul Casanova, R OBP: 0.171, SLG: 0.189	F7			P2					E1	5	0	0	0	0	0	8						
Bernie Allen, L OBP: 0.346, SLG: 0.419	P6			3-1		P5			K	5	0	0	0	0	2	7						
Phil Ortega, R OBP: 0.290, SLG: 0.278										0	0	0	0	0	0	0						
Dick Scoblan, R OBP: 0.286, SLG: 0.306										2	0	1	0	0	1	1						
Fred Valentin, R OBP: 0.266, SLG: 0.285										0	0	0	1	0	0	0						
Bob Humphreys, R OBP: 0.286, SLG: 0.365										0	0	0	0	0	0	0						
Sam Bowers, R OBP: 0.256, SLG: 0.393										1	1	1	1	0	0	0						
Dave Baldwin, R										0	0	0	0	0	0	0						
<b>Inning Stats</b>	R: 1 E: 2 K: 1 S: 6	H: 0 LOB: 1 BB: 1 P: 10	R: 0 E: 0 K: 1 S: 6	H: 1 LOB: 0 BB: 0 P: 6	R: 0 E: 1 K: 0 S: 6	H: 2 LOB: 3 BB: 0 P: 6	R: 0 E: 0 K: 0 S: 4	H: 1 LOB: 1 BB: 0 P: 4	R: 0 E: 0 K: 1 S: 5	H: 1 LOB: 0 BB: 0 P: 5	R: 1 E: 1 K: 0 S: 5	H: 1 LOB: 2 BB: 1 P: 9	R: 0 E: 1 K: 2 S: 9	H: 1 LOB: 3 BB: 1 P: 13	R: 1 E: 0 K: 1 S: 6	H: 1 LOB: 0 BB: 0 P: 6	R: 0 E: 1 K: 2 S: 9	H: 1 LOB: 3 BB: 1 P: 13	1B: 6 2B: 2 3B: 0 HR: 1	SF: 2 SAC: 0 DP: 1 HBP: 0	WP: 1 PB: 1 CS: 0	PA: 44
<b>PITCHER</b>	IP WLS BF H R ER SO BB IBB HBP BLK WP HR S P ERA WHIP																					
Jim Kaat, L ERA: 2.23	5.2 W 27 6 2 0 0 2 0 1 0 0 0 1 31 39 0.00 1.412																					
Ron Perranoski, L ERA: 1.63	2.1 11 2 1 1 3 0 1 0 0 0 0 1 16 20 3.86 0.857																					
Al Worthington, R ERA: 0.79	1.0 S 6 1 0 0 2 1 0 0 0 0 1 0 9 13 0.00 2.000																					

Minnesota Twins @ Washington Senators  
D.C. Stadium, Washington, DC  
Fri Jun 07 1968, 7:05 PM EDT  
Unknown

livebaseballscorecards.com

AB 38  
R 3  
H 9  
RBI 3  
BB 4  
SO 8  
LOB 35









Batter	1	2	3	4	5	6	7	8	9	AB	R	H	RBI	BB	SO	LOB	TOP					
Ted Uhlhaender, L (1, 8) OBP: 0.310, SLG: 0.402										4	2	2	0	0	0	2	<b>Minnesota Twins @ Washington Senators</b> D.C. Stadium, Washington, DC Sun Jun 09 1968, 3:33 AM EDT Att: 33,977 - Unknown					
Cesar Tovar, R (1, 4) OBP: 0.297, SLG: 0.327										3	0	1	0	0	1	1						
Harmon Killebrew, R (1, 3) OBP: 0.362, SLG: 0.471										4	1	1	2	0	0	3						
Tony Oliva, L (1, 9) OBP: 0.318, SLG: 0.418										4	0	0	0	0	0	0						
Rich Rollins, R (1, 5) OBP: 0.281, SLG: 0.402										4	1	2	0	0	0	0						
Bob Allison, R (1, 7) OBP: 0.327, SLG: 0.390										4	0	0	0	0	1	2						
Bruce Look, L (1, 2) OBP: 0.481, SLG: 0.409										3	0	0	0	1	1	1						
Jackie Hernandez, R (1, 6) OBP: 0.226, SLG: 0.254										3	0	1	0	0	0	1						
John Roseboro, L (9, PH) OBP: 0.267, SLG: 0.245										1	0	0	0	0	1	0						
Jim Merritt, L (1, 1) OBP: 0.297, SLG: 0.380										0	0	0	0	0	0	0						
Bob Miller, R (4, 1) OBP: 0.221, SLG: 0.338										0	0	0	0	0	0	0						
Jim Holt, L (5, PH) OBP: 0.221, SLG: 0.338										1	0	0	0	0	0	0						
Tom Hall, L (5, 1) OBP: 0.221, SLG: 0.338										0	0	0	0	0	0	0						
Rich Reese, L (7, PH) OBP: 0.216, SLG: 0.276										1	0	0	0	0	1	0						
Jim Roland, R (7, 1) OBP: 0.216, SLG: 0.276										0	0	0	0	0	0	0						
<b>Inning Stats</b>	R: 1 E: 0 K: 0 S: 4	H: 2 LOB: 0 BB: 0 P: 4	R: 0 E: 0 K: 1 S: 5	H: 0 LOB: 0 BB: 0 P: 5	R: 0 E: 0 K: 1 S: 4	H: 1 LOB: 2 BB: 0 P: 5	R: 0 E: 0 K: 1 S: 5	H: 0 LOB: 0 BB: 0 P: 5	R: 0 E: 0 K: 1 S: 3	H: 0 LOB: 0 BB: 0 P: 3	R: 2 E: 0 K: 1 S: 8	H: 3 LOB: 1 BB: 0 P: 8	R: 0 E: 0 K: 0 S: 3	H: 0 LOB: 1 BB: 1 P: 7	R: 0 E: 0 K: 0 S: 3	H: 0 LOB: 0 BB: 0 P: 3	R: 1 E: 1 K: 1 S: 6	H: 1 LOB: 0 BB: 0 P: 6	1B: 6 2B: 0 3B: 0 HR: 1	SF: 0 SAC: 1 DP: 2 HBP: 1	WP: 0 PB: 0 SB: 0 CS: 0	PA: 35
<b>PITCHER</b> Joe Coleman, R (1, 1) ERA: 2.71	IP: 9.0 WLS: W BF: 35 H: 7 R: 4 ER: 3 SO: 4 BB: 1 IBB: 0 HBP: 1 BLK: 0 WP: 0 HR: 1 S: 41 P: 46 ERA: 3.00 WHIP: 0.889															<b>PITCHER</b>						

AB	32
R	4
H	7
RBI	2
BB	1
SO	4
LOB	11

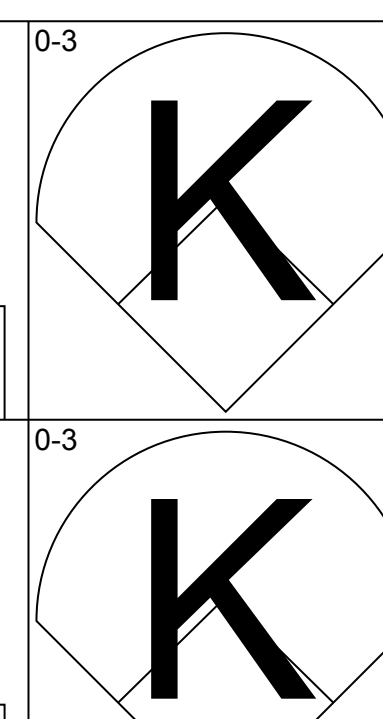
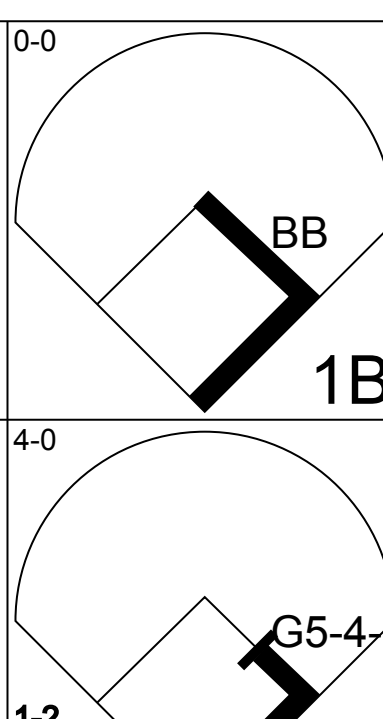
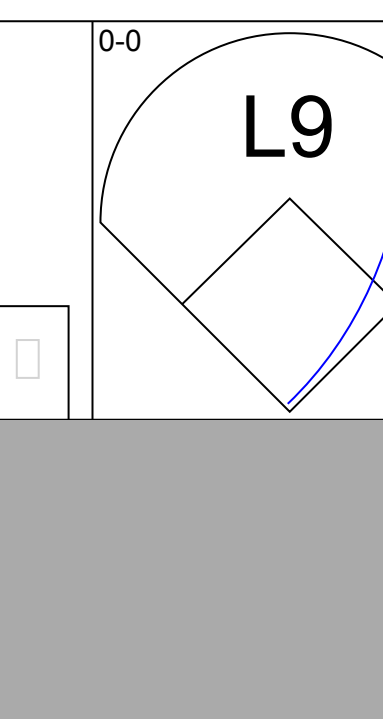
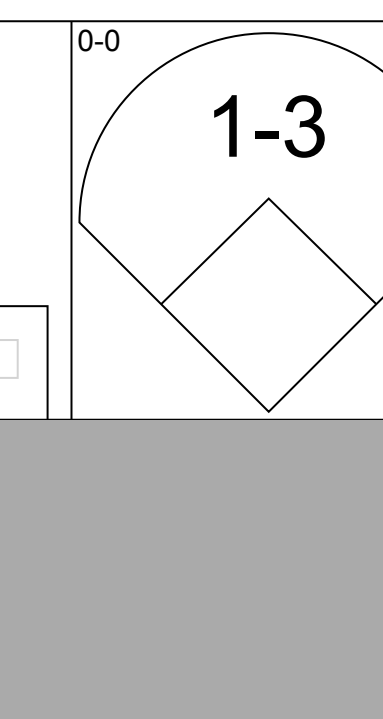
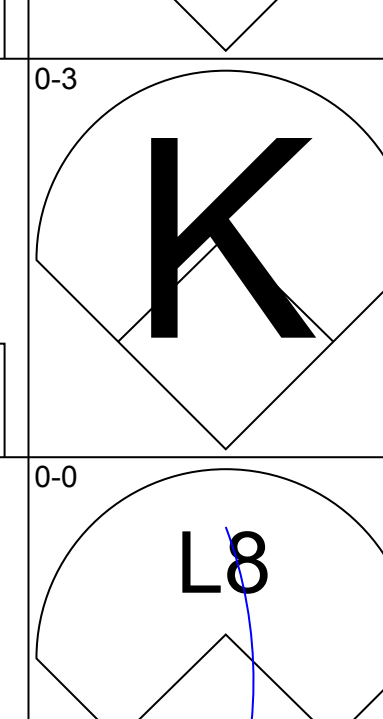
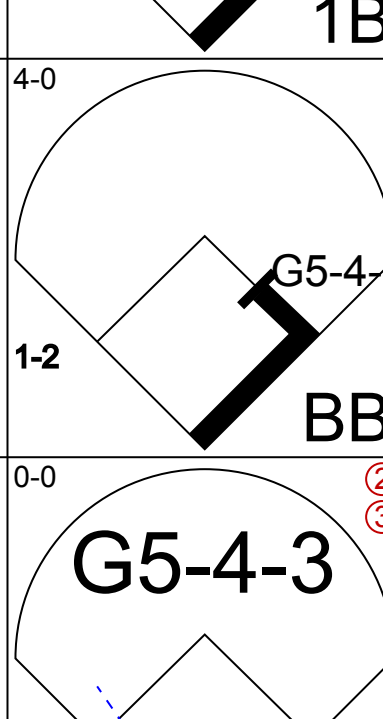
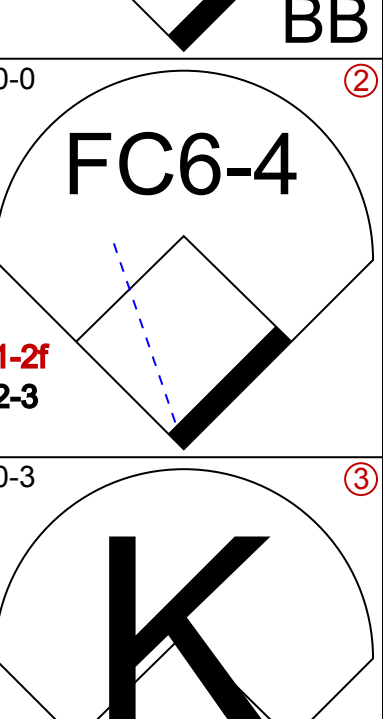


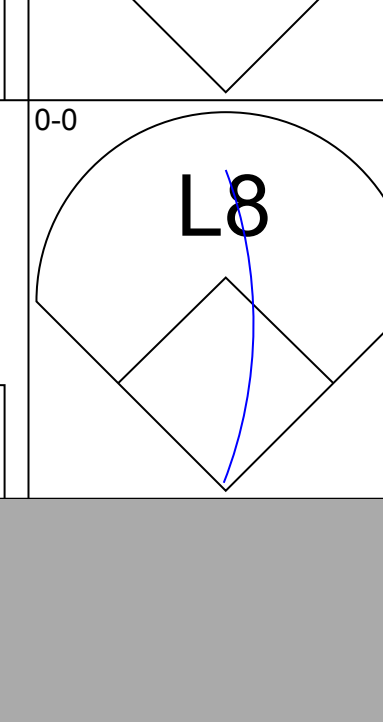
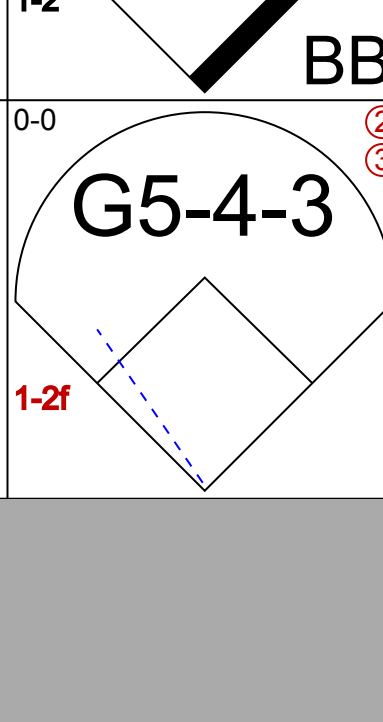


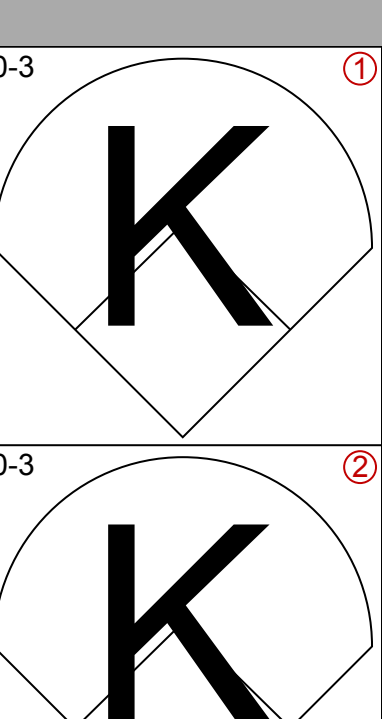
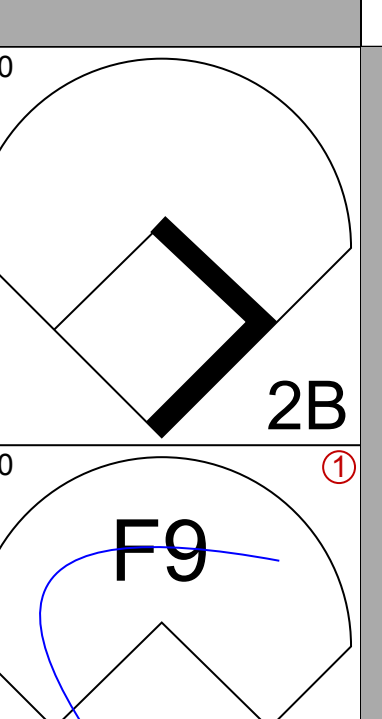
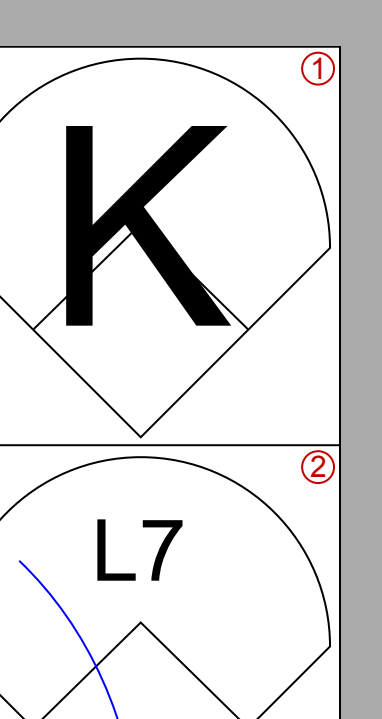
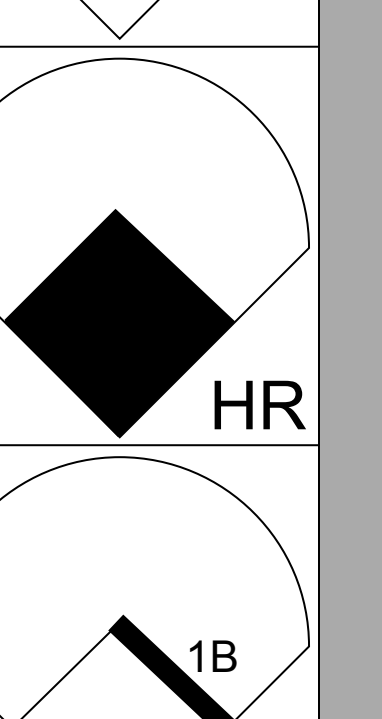

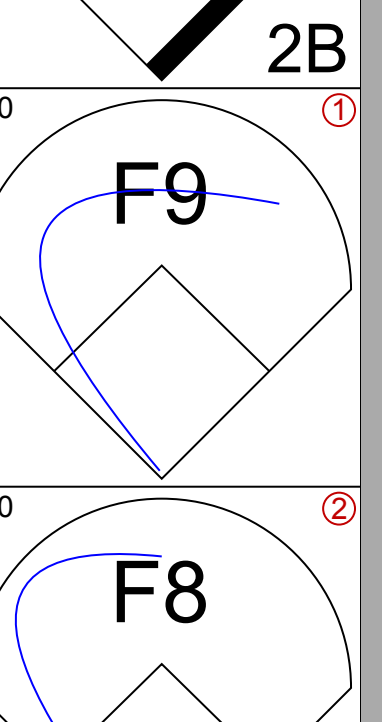
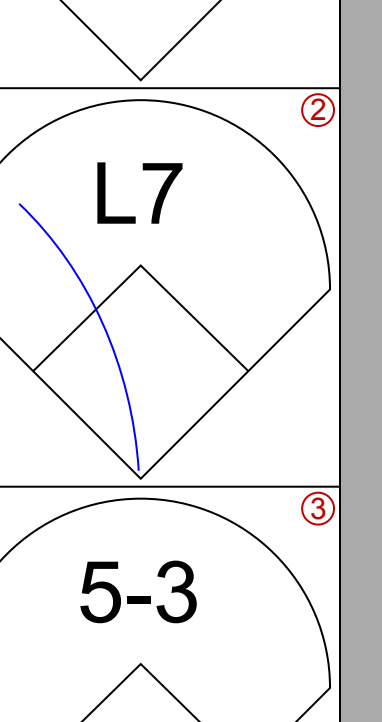
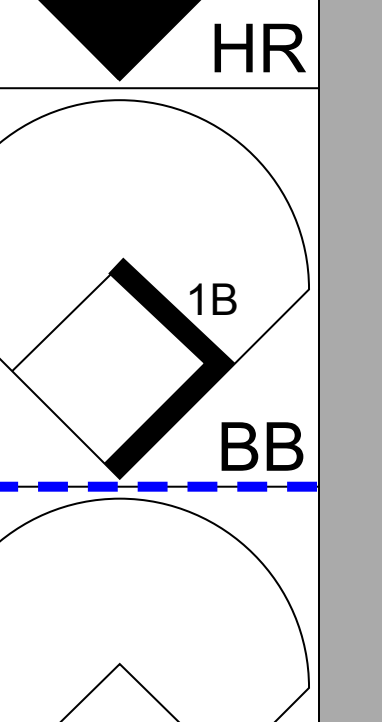

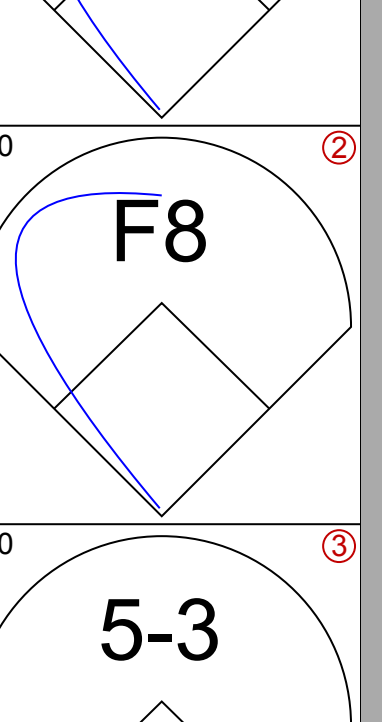
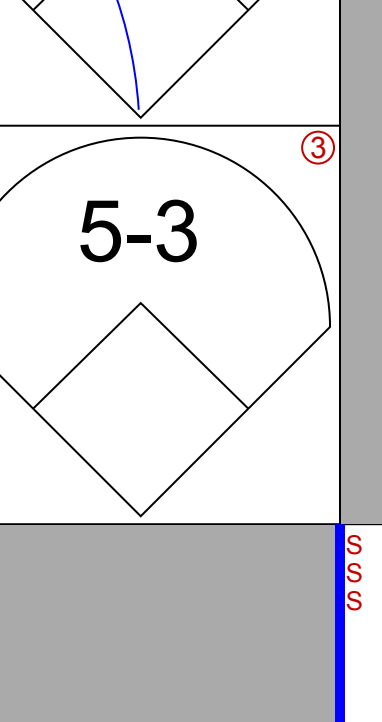
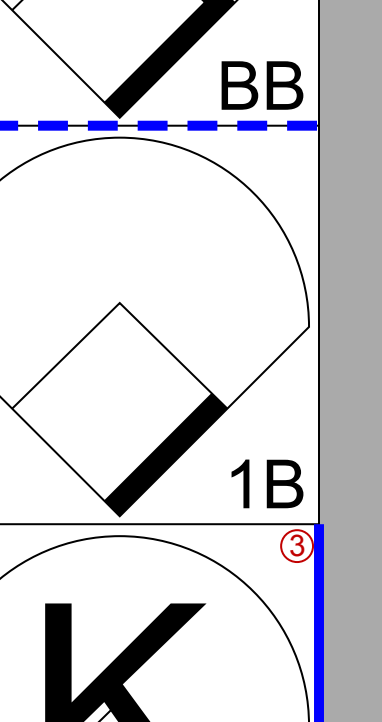

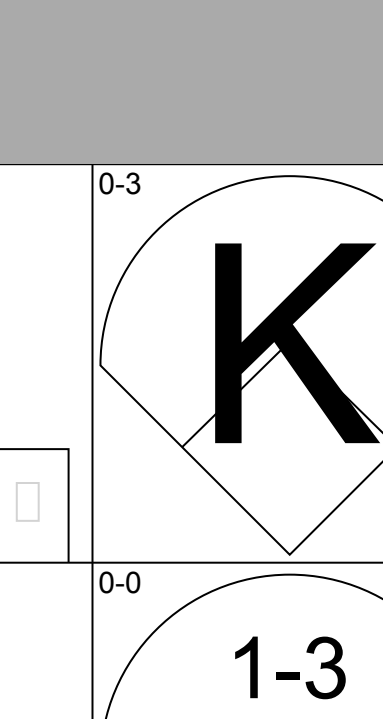
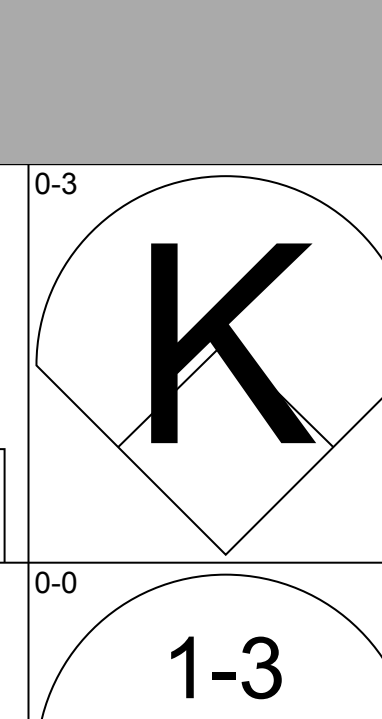


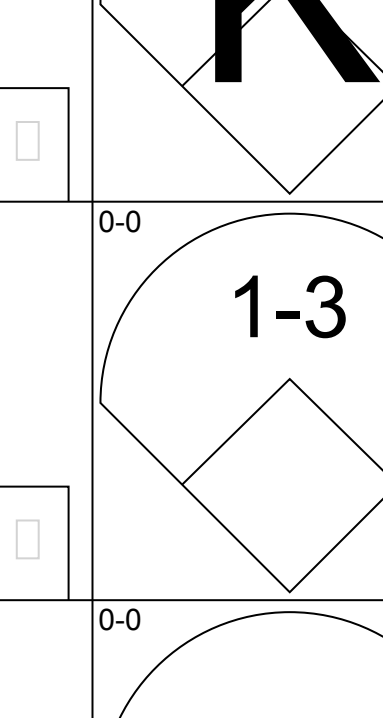
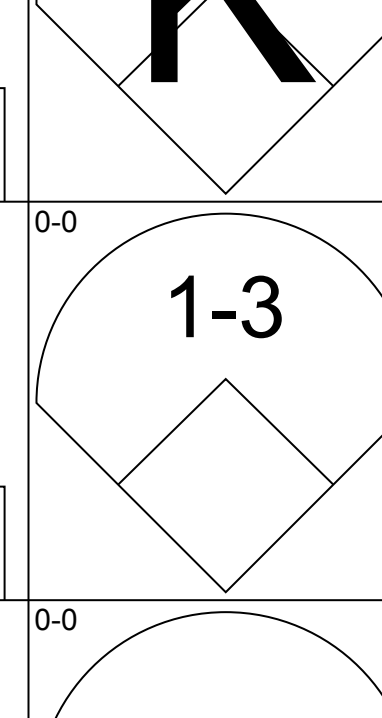
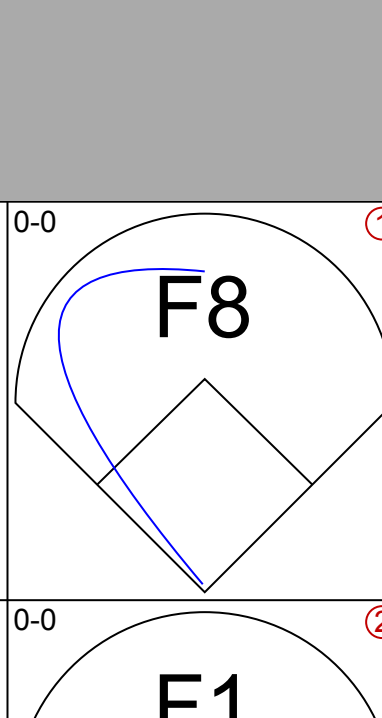
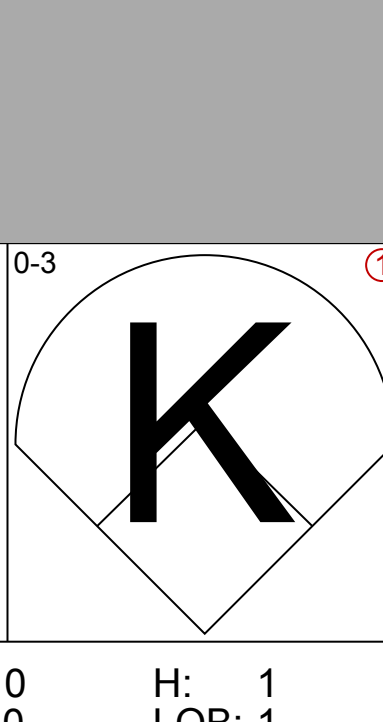
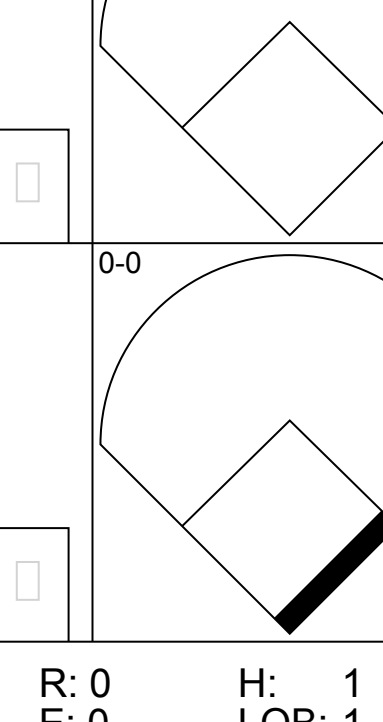
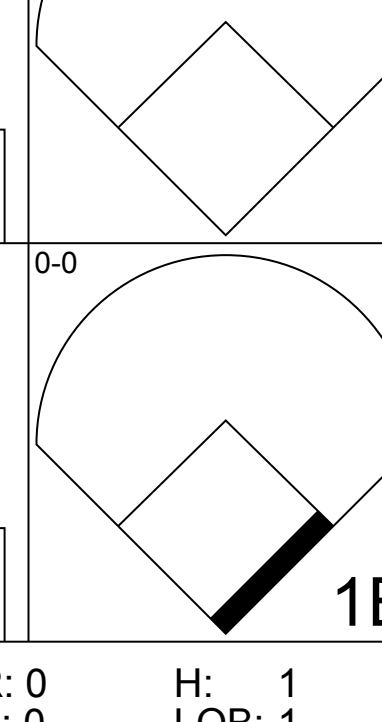
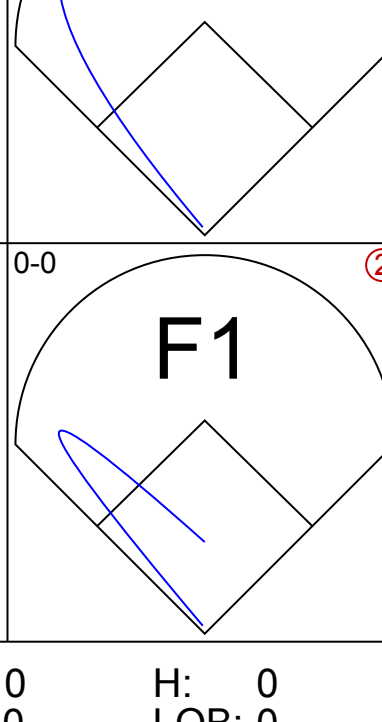


Batter	1	2	3	4	5	6	7	8	9	AB	R	H	RBI	BB	SO	LOB	BOTTOM			
Fred Valentine, S (1, 9) OBP: 0.291, SLG: 0.347										3	1	1	0	1	0	1	<b>Minnesota Twins @ Washington Senators</b> D.C. Stadium, Washington, DC Sun Jun 09 1968, 3:33 AM EDT Att: 33,977 - Unknown			
Ed Stroud, L (1, 8) OBP: 0.307, SLG: 0.473										4	1	1	1	1	0	2				
Frank Howard, R (1, 7) OBP: 0.409, SLG: 0.743										4	0	1	0	1	0	2				
Del Unser, L (9, 8) OBP: 0.289, SLG: 0.313										0	0	0	0	0	0	0				
Ken McMullen, R (1, 5) OBP: 0.306, SLG: 0.422										5	0	1	2	0	0	3				
Ron Hansen, R (1, 6) OBP: 0.277, SLG: 0.335										3	1	1	0	1	0	2				
Mike Epstein, L (1, 3) OBP: 0.221, SLG: 0.220										4	1	2	0	0	1	3				
Paul Casanova, R (1, 2) OBP: 0.194, SLG: 0.212										4	1	3	1	0	0	0				
Bernie Allen, L (1, 4) OBP: 0.337, SLG: 0.402										4	1	1	1	0	0	3				
Joe Coleman, R (1, 1) OBP: 0.308, SLG: 0.360										4	1	2	2	0	1	3				
<b>Inning Stats</b>	R: 0 E: 0 K: 0 S: 3	H: 0 LOB: 1 BB: 0 P: 4	R: 1 E: 0 K: 0 S: 5	H: 3 LOB: 1 BB: 0 P: 5	R: 0 E: 0 K: 0 S: 3	H: 0 LOB: 0 BB: 0 P: 3	R: 0 E: 0 K: 0 S: 10	H: 7 LOB: 2 BB: 1 P: 14	R: 0 E: 0 K: 2 S: 8	H: 1 LOB: 1 BB: 0 P: 8	R: 0 E: 0 K: 0 S: 4	H: 1 LOB: 3 BB: 2 P: 12	R: 0 E: 0 K: 0 S: 4	H: 1 LOB: 1 BB: 0 P: 4	R: 0 E: 0 K: 0 S: 2	H: 0 LOB: 0 BB: 1 P: 6	1B: 12 2B: 1 3B: 0 HR: 0	SF: 0 SAC: 0 DP: 2 HBP: 1	WP: 1 PB: 0 SB: 0 CS: 0	PA: 40
<b>PITCHER</b> Jim Merritt, L (1, 1) ERA: 2.98	IP: 3.2 WLS: L BF: 20 H: 9 R: 7 ER: 7 SO: 7 BB: 0 IBB: 0 HBP: 0 BLK: 0 WP: 0 HR: 0 S: 19 P: 20 ERA: 17.18 WHIP: 2.455															<b>PITCHER</b>				
Bob Miller, R (4, 1) ERA: 5.29	IP: 0.1 WLS: L BF: 3 H: 1 R: 0 ER: 0 SO: 0 BB: 1 IBB: 0 HBP: 0 BLK: 0 WP: 0 HR: 2 S: 6 P: 6 ERA: 0.00 WHIP: 6.000																			
Tom Hall, L (5, 1) ERA:	IP: 2.0 WLS: L BF: 10 H: 2 R: 0 ER: 0 SO: 2 BB: 1 IBB: 1 HBP: 0 BLK: 0 WP: 1 HR: 0 S: 12 P: 20 ERA: 0.00 WHIP: 1.500																			
Jim Roland, L (7, 1) ERA: 1.69	IP: 2.0 WLS: L BF: 7 H: 1 R: 0 ER: 0 SO: 0 BB: 1 IBB: 0 HBP: 0 BLK: 0 WP: 0 HR: 6 S: 10 P: 10 ERA: 0.00 WHIP: 1.000																			

AB	35
R	7
H	13
RBI	7
BB	4
SO	2
LOB	19



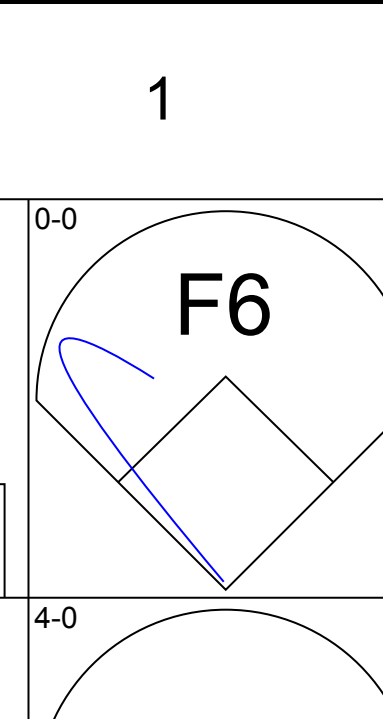
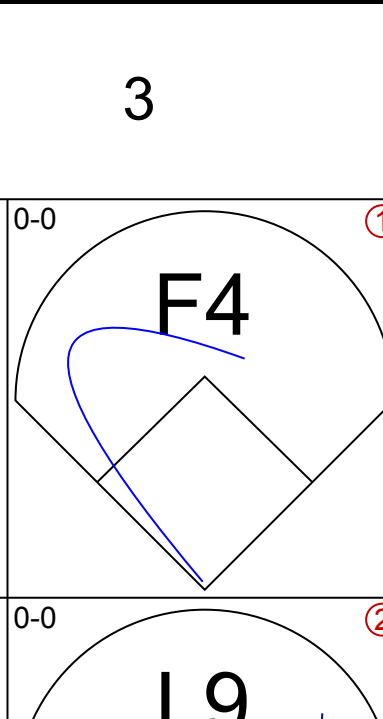
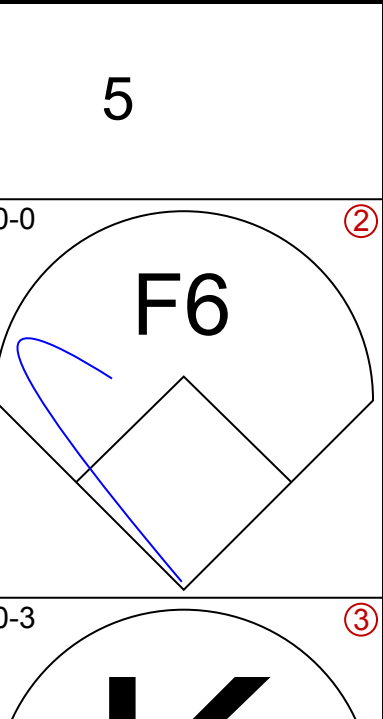
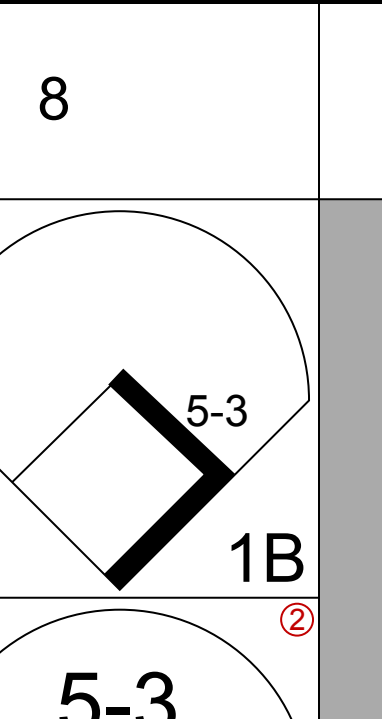
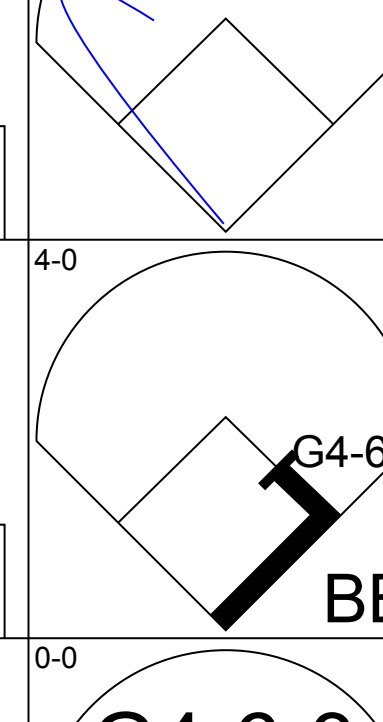
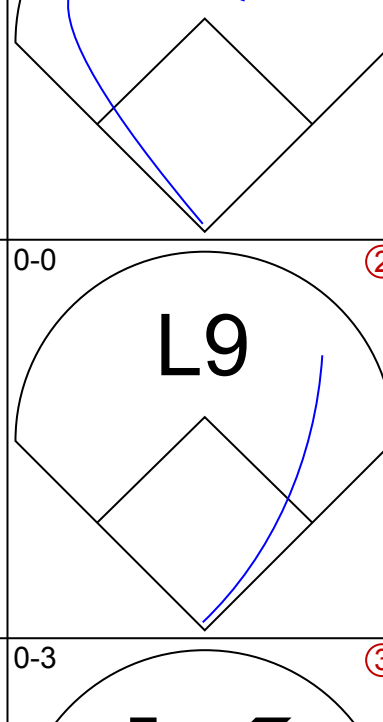
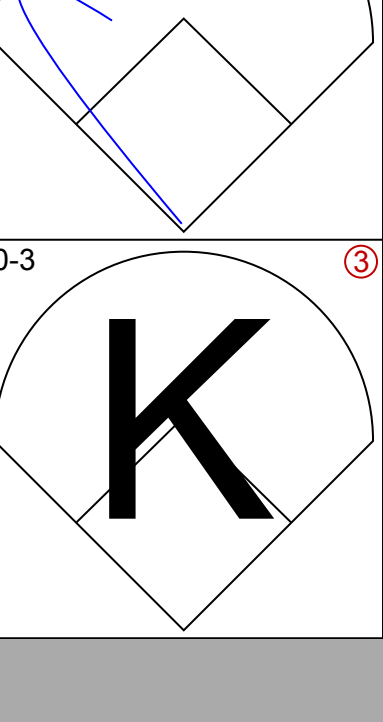
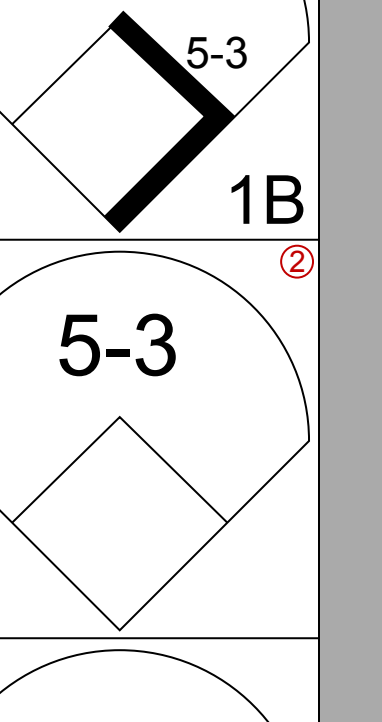
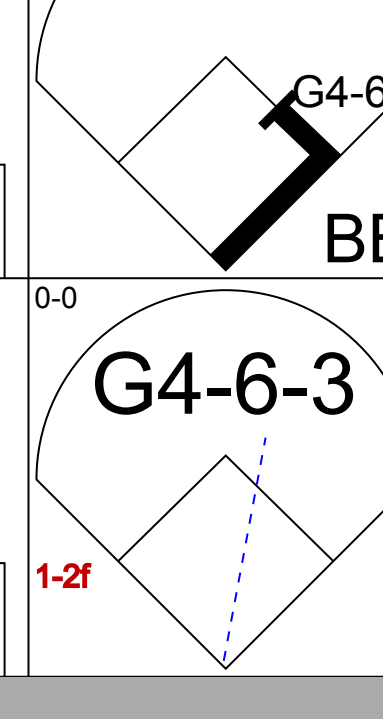
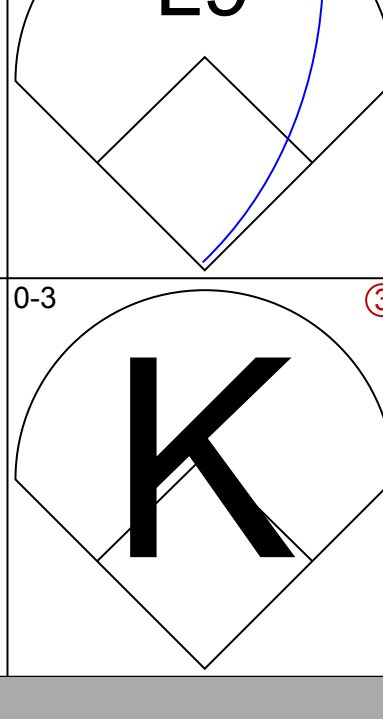
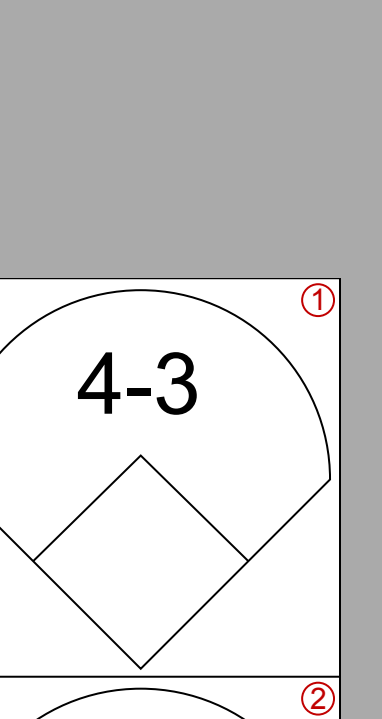
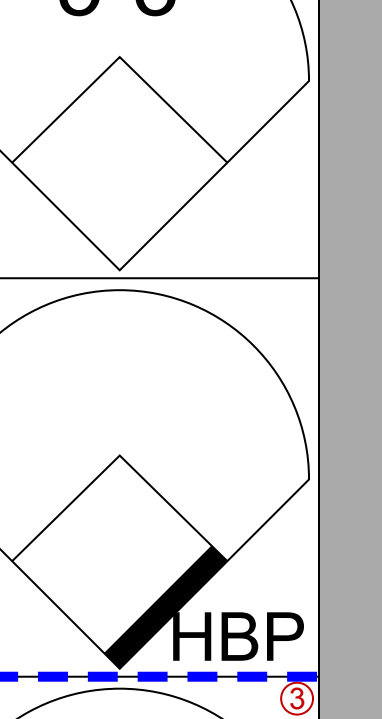
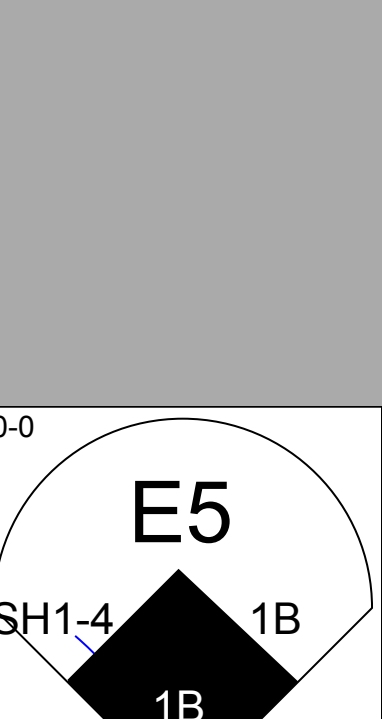
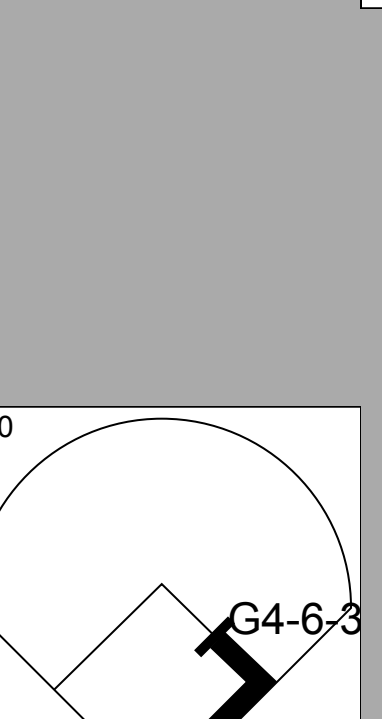
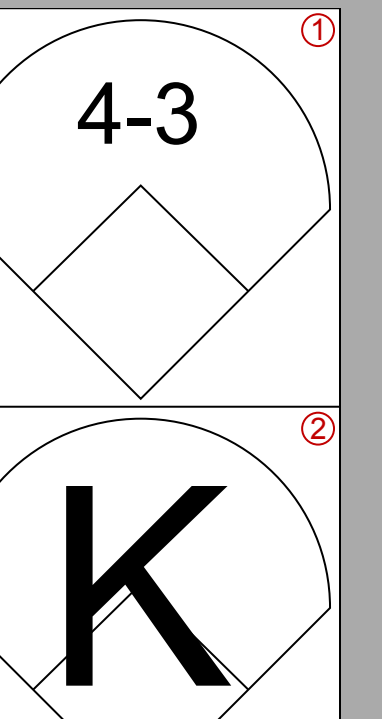
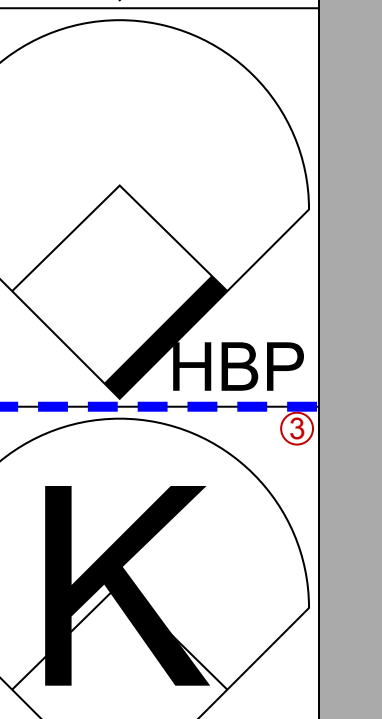
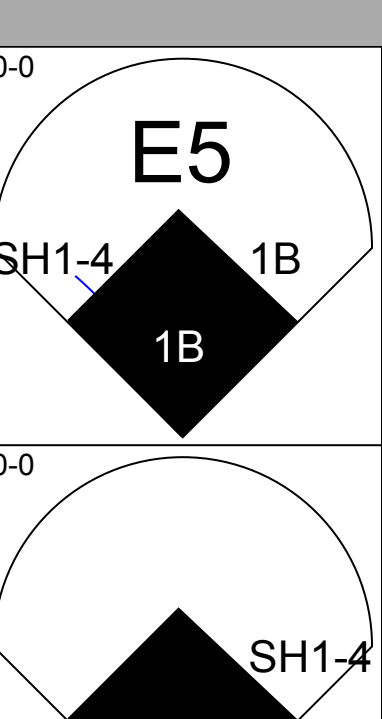
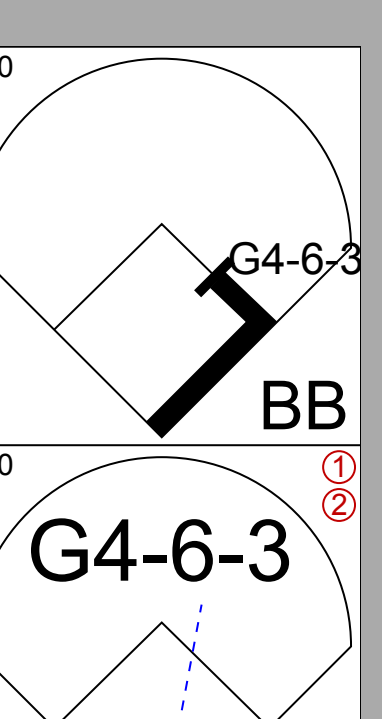
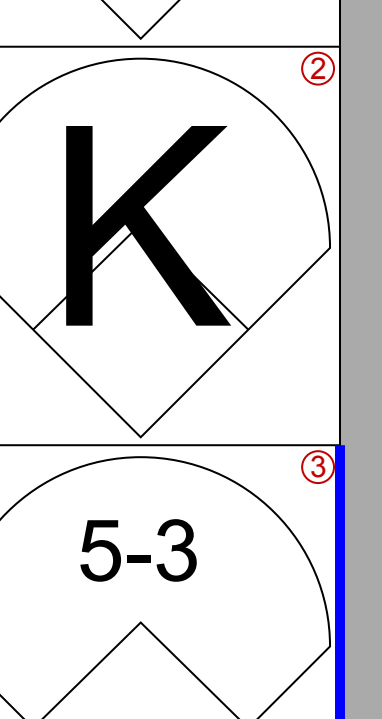
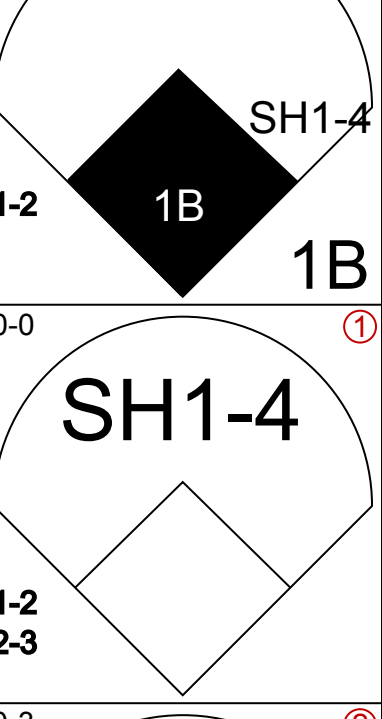
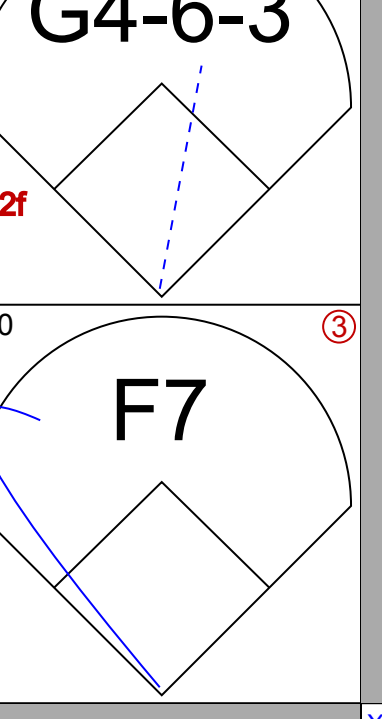
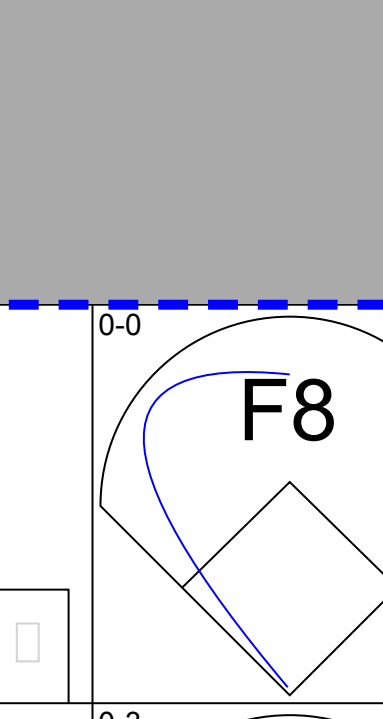
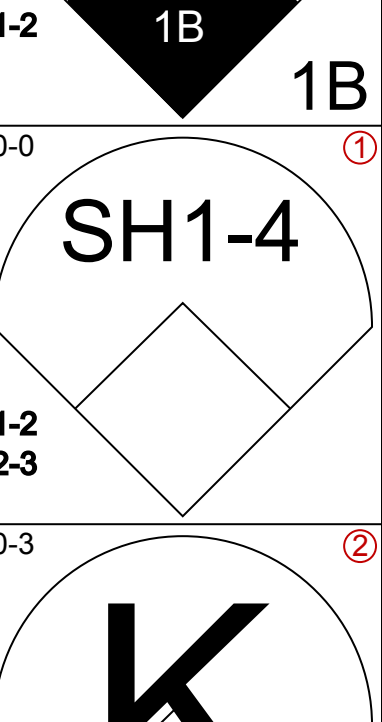

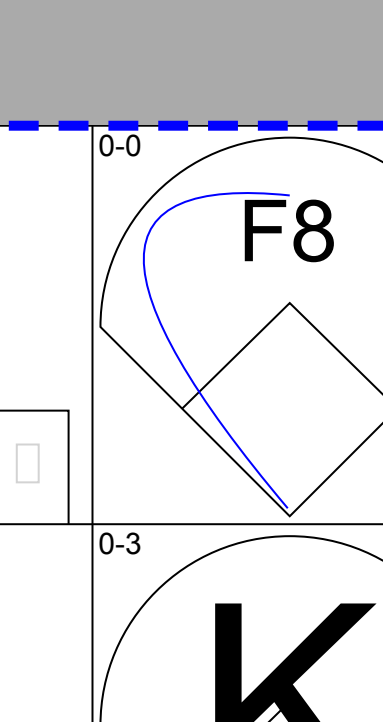
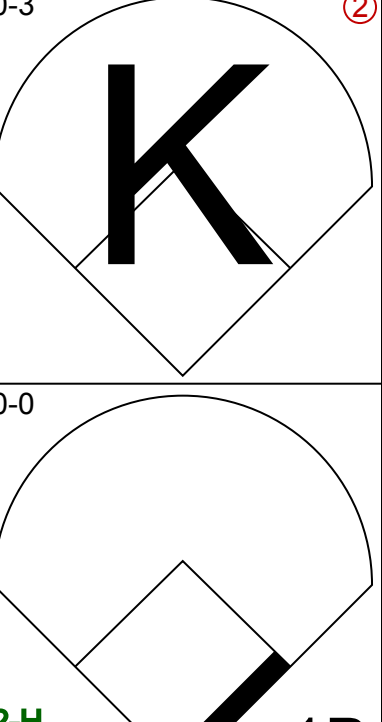
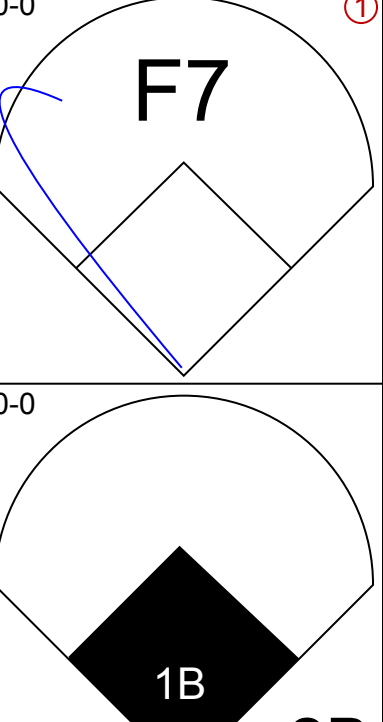
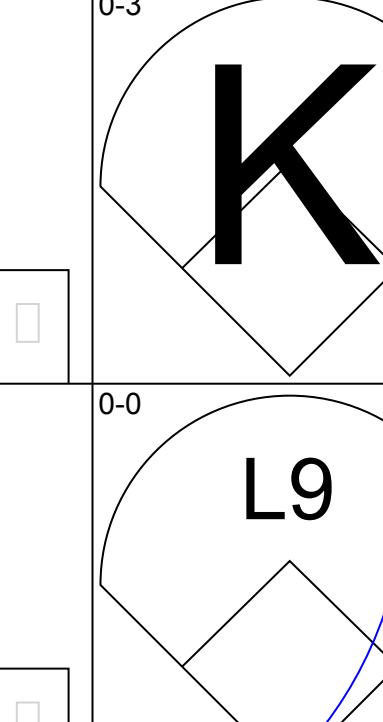
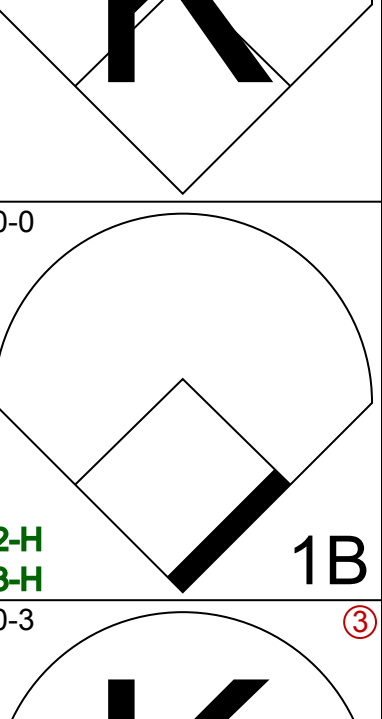
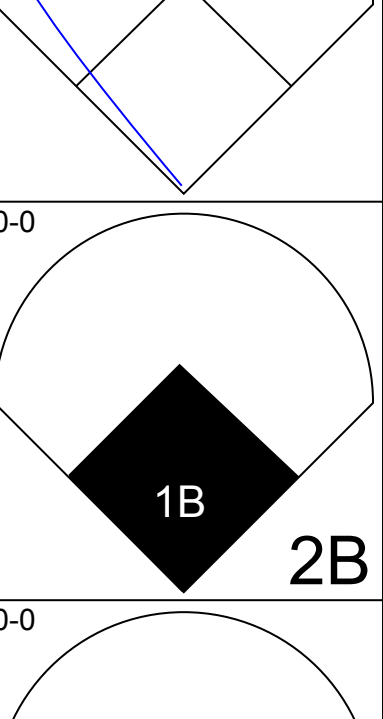



Batter	1	2	3	4	5	6	7	8	9	AB	R	H	RBI	BB	SO	LOB	TOP		
Ted Uhlhaender, L (1, 8) OBP: 0.312, SLG: 0.399			 1B							4	0	1	0	1	1	1			
Cesar Tovar, R (1, 4) OBP: 0.296, SLG: 0.323 (7, 6)			 BB		 BB		 1-2 BB			3	0	0	0	1	1	2			
Harmon Killebrew, R (1, 3) OBP: 0.356, SLG: 0.461			 1-2							4	0	0	0	0	2	4			
Tony Oliva, L (1, 9) OBP: 0.321, SLG: 0.438										4	1	2	1	0	2	0			
Bob Allison, R (1, 7) OBP: 0.326, SLG: 0.383								 BB		3	0	0	0	1	1	1			
Rich Rollins, R (1, 5) OBP: 0.290, SLG: 0.400	 BB							 1-2		3	0	1	0	1	0	1			
Jackie Hernandez, R (1, 6) OBP: 0.230, SLG: 0.252 Jim Holt, L (7, PH) OBP: 0.214, SLG: 0.286 Frank Quilici, R (7, 4) OBP: 0.265, SLG: 0.243 John Roseboro, L (8, PH) OBP: 0.261, SLG: 0.238 Ron Clark, R (8, 4) OBP: 0.261, SLG: 0.238	 BB									1	0	0	0	1	0	1	AB 32		
Bruce Look, L (1, 2) OBP: 0.452, SLG: 0.385					 1B					4	0	1	0	0	1	2	R 1		
Dean Chance, R (1, 1) OBP: 0.083, SLG: 0.057 Rich Reese, L (7, PH) OBP: 0.227, SLG: 0.288 Bob Miller, R (7, 1) OBP: 0.217, SLG: 0.286 Jim Roland, R (8, 1) OBP: 0.217, SLG: 0.286 Frank Kostro, R (9, PH) OBP: 0.217, SLG: 0.286					 FC6-4 BB					2	0	0	0	0	1	1	H 6		
<b>Inning Stats</b>	R: 0 E: 0 K: 2 S: 7	H: 0 LOB: 0 BB: 0 P: 7	R: 0 E: 0 K: 3 S: 9	H: 0 LOB: 2 BB: 2 P: 17	R: 0 E: 0 K: 1 S: 5	H: 1 LOB: 1 BB: 1 P: 9	R: 0 E: 0 K: 0 S: 4	H: 1 LOB: 1 BB: 0 P: 4	R: 0 E: 0 K: 1 S: 6	H: 0 LOB: 0 BB: 0 P: 5	R: 0 E: 0 K: 1 S: 5	H: 1 LOB: 1 BB: 0 P: 6	R: 1 E: 0 K: 2 S: 9	H: 2 LOB: 2 BB: 1 P: 13	R: 0 E: 0 K: 0 S: 3	H: 0 LOB: 0 BB: 0 P: 3	1B: 4 2B: 1 3B: 0 HR: 1	SF: 0 SAC: 0 DP: 1 HBP: 0	WP: 0 PA: 37 PB: 0 SB: 0 CS: 0
<b>PITCHER</b>	IP WLS BF H R ER SO BB IBB HBP BLK WP HR S P ERA WHIP																		
Pat Dobson, R (1, 1) ERA: 1.51	7.2 W 32 5 1 1 10 5 0 0 0 0 1 47 67 1.17 1.304																		
Daryl Patterson, R (8, 1) ERA: 2.18	1.1 S 5 1 0 0 1 0 0 0 0 0 0 7 7 0.00 0.750																		

Minnesota Twins @ Detroit Tigers  
Tiger Stadium, Detroit, MI  
Tue Jun 11 1968, 7:05 PM EDT  
Unknown - 68 F

AB 32  
R 1  
H 6  
RBI 1  
BB 5  
SO 11  
LOB 15



Batter	1	2	3	4	5	6	7	8	9	AB	R	H	RBI	BB	SO	LOB	BOTTOM
Dick McAuliffe, L (1, 4) OBP: 0.320, SLG: 0.398								 1B		4	0	1	0	0	0	1	
Mickey Stanley, R (1, 8) OBP: 0.304, SLG: 0.369	 BB							 1-2		3	0	0	0	1	1	2	
Jim Northrup, L (1, 9) OBP: 0.336, SLG: 0.406	 1-2									3	0	0	0	0	1	1	
Norm Cash, L (1, 3) OBP: 0.276, SLG: 0.375		 SH1-4 1B		 BB						3	1	0	0	1	2	2	
Gates Brown, L (1, 7) OBP: 0.560, SLG: 0.818 Wayne Comer, R (7, 7) OBP: 0.143, SLG: 0.143		 1B		 1-2						3	1	1	0	0	0	1	
Don Wert, R (1, 5) OBP: 0.260, SLG: 0.349		 1-2 2-3								2	0	0	0	0	0	0	
Tom Matchick, L (1, 6) OBP: 0.259, SLG: 0.240 Ray Oyler, R (8, 6) OBP: 0.204, SLG: 0.208										3	0	0	0	0	2	2	AB 27
Jim Price, R (1, 2) OBP: 0.231, SLG: 0.224		 2H 3H			 2B					3	1	2	2	0	0	0	R 3
Pat Dobson, R (1, 1) OBP: 0.375, SLG: 0.286 Daryl Patterson, L (8, 1)					 2H					2	0	1	1	0	1	1	H 5
<b>Inning Stats</b>	R: 0 E: 0 K: 0 S: 2	H: 0 LOB: 1 BB: 1 P: 6	R: 2 E: 1 K: 2 S: 10	H: 2 LOB: 1 BB: 0 P: 10	R: 0 E: 0 K: 1 S: 5	H: 0 LOB: 0 BB: 0 P: 5	R: 0 E: 0 K: 0 S: 2	H: 0 LOB: 0 BB: 1 P: 6	R: 1 E: 0 K: 1 S: 7	H: 2 LOB: 1 BB: 0 P: 7	R: 0 E: 0 K: 1 S: 5	H: 0 LOB: 0 BB: 0 P: 5	R: 0 E: 0 K: 2 S: 8	H: 1 LOB: 2 BB: 0 P: 9	1B: 4 2B: 1 3B: 0 HR: 0	SF: 0 SAC: 1 DP: 2 HBP: 1	WP: 0 PA: 31 PB: 0 SB: 0 CS: 0
<b>PITCHER</b>	IP WLS BF H R ER SO BB IBB HBP BLK WP HR S P ERA WHIP																
Dean Chance, R (1, 1) ERA: 2.84	6.0 L 23 4 3 3 1 5 2 0 0 0 0 31 39 1.50 1.000																
Bob Miller, R (7, 1) ERA: 4.52	1.2 7 1 0 0 2 0 0 1 0 0 0 10 11 0.00 0.600																
Jim Roland, L (8, 1) ERA: 1.65	0.1 1 0 0 0 1 0 0 0 0 0 0 3 3 0.00 0.000																

Minnesota Twins @ Detroit Tigers  
Tiger Stadium, Detroit, MI  
Tue Jun 11 1968, 7:05 PM EDT  
Unknown - 68 F

AB 27  
R 3  
H 5  
RBI 3  
BB 2  
SO 8  
LOB 10





Batter	1	2	3	4	5	6	7	8	9	AB	R	H	RBI	BB	SO	LOB	TOP								
Jackie Hernandez, R OBP: 0.231, SLG: 0.246 (1, 6)										3	1	0	0	0	1	1									
Ted Uhlhaender, L OBP: 0.307, SLG: 0.392 (1, 8)										4	0	0	0	0	0	1									
Tony Oliva, L OBP: 0.315, SLG: 0.432 (1, 9)										3	0	0	1	0	1	0									
Harmon Killebrew, R OBP: 0.350, SLG: 0.451 (1, 3)										4	0	0	0	0	1	1									
Bob Allison, R OBP: 0.330, SLG: 0.382 (1, 7)										3	1	1	0	1	0	1									
Cesar Tovar, R OBP: 0.295, SLG: 0.326 (1, 4)										4	0	1	1	0	0	1									
Ron Clark, R OBP: 0.240, SLG: 0.217 (1, 5)										4	0	0	0	0	1	1									
John Roseboro, L OBP: 0.272, SLG: 0.252 (1, 2)										3	0	2	0	0	0	1									
Dave Boswell, R OBP: 0.185, SLG: 0.320 Ron Perranoski, L OBP: 0.226, SLG: 0.320 Al Worthington, R OBP: 0.111, SLG: 0.111 (1, 1) (7, 1) (8, 1)										2	0	0	0	0	1	1									
										0	0	0	0	0	0	0									
										0	0	0	0	0	0	0									
<b>Inning Stats</b>	R: 1 E: 1 K: 1 S: 6	H: 0 LOB: 1 BB: 0 P: 7	R: 0 E: 0 K: 1 S: 6	H: 1 LOB: 1 BB: 0 P: 6	R: 0 E: 0 K: 0 S: 3	H: 0 LOB: 0 BB: 0 P: 3	R: 1 E: 0 K: 0 S: 4	H: 1 LOB: 1 BB: 1 P: 8	R: 0 E: 0 K: 1 S: 5	H: 0 LOB: 0 BB: 0 P: 5	R: 0 E: 0 K: 1 S: 6	H: 1 LOB: 1 BB: 0 P: 6	R: 0 E: 0 K: 1 S: 6	H: 1 LOB: 1 BB: 0 P: 6	R: 0 E: 0 K: 0 S: 3	H: 0 LOB: 0 BB: 0 P: 3	R: 0 E: 0 K: 0 S: 3	H: 0 LOB: 0 BB: 0 P: 3	1B: 3 2B: 1 3B: 0 HR: 0	SF: 1 SAC: 1 DP: 0 HBP: 1	WP: 0 PB: 1 SB: 0 CS: 0	PA: 34			
<b>PITCHER</b>	IP	WLS	BF	H	R	ER	SO	BB	IBB	HBP	BLK	WP	HR	S	P	ERA	WHIP								
Joe Sparma, R ERA: 3.17 John Hiller, L ERA: 1.31	(1, 1) (8, 1)	7.0 W	28 6	4 0	2 0	1 0	5 0	1 0	0 0	1 0	0 0	0 0	0 6	36 6	41 6	1.29 0.00	0.714 0.000								

Minnesota Twins @ Detroit Tigers  
Tiger Stadium, Detroit, MI  
Tue Jun 11 1968, 7:05 PM EDT  
Att: 26,662 - Unknown

AB 30  
R 2  
H 4  
RBI 2  
BB 1  
SO 5  
LOB 8



Batter	1	2	3	4	5	6	7	8	9	AB	R	H	RBI	BB	SO	LOB	BOTTOM								
Dick McAuliffe, L OBP: 0.317, SLG: 0.393 (1, 4)										5	0	1	0	0	2	1									
Mickey Stanley, R OBP: 0.312, SLG: 0.380 (1, 8)										5	2	3	0	0	0	2									
Jim Northrup, L OBP: 0.330, SLG: 0.398 (1, 9)										4	0	0	0	0	2	3									
Norm Cash, L OBP: 0.283, SLG: 0.387 (1, 3)										4	0	2	1	0	1	0									
Willie Horton, R OBP: 0.354, SLG: 0.602 (1, 7)										3	0	1	0	1	2	3									
Bill Freehan, R OBP: 0.350, SLG: 0.468 (1, 2)										3	0	0	0	1	0	3									
Don Wert, R OBP: 0.264, SLG: 0.352 (1, 5)										4	0	2	0	0	1	2									
Ray Oyler, R OBP: 0.215, SLG: 0.208 Tom Matchick, L OBP: 0.298, SLG: 0.250 (1, 6) (7, PH) (8, 6)										0	0	0	0	2	0	0									
Joe Sparma, R OBP: 0.065, SLG: 0.065 Jim Price, R OBP: 0.226, SLG: 0.220 John Hiller, R OBP: 0.111, SLG: 0.111 (1, 1) (7, PH) (8, 1)										2	1	1	0	0	0	1									
										1	0	0	0	0	1	1									
										1	0	0	0	0	1	1									
<b>Inning Stats</b>	R: 0 E: 0 K: 2 S: 7	H: 1 LOB: 3 BB: 2 P: 7	R: 0 E: 0 K: 2 S: 8	H: 1 LOB: 3 BB: 2 P: 16	R: 1 E: 1 K: 1 S: 7	H: 1 LOB: 1 BB: 0 P: 7	R: 0 E: 0 K: 0 S: 3	H: 0 LOB: 1 BB: 1 P: 7	R: 0 E: 1 K: 0 S: 3	H: 0 LOB: 0 BB: 0 P: 3	R: 0 E: 0 K: 1 S: 5	H: 1 LOB: 0 BB: 0 P: 5	R: 0 E: 0 K: 2 S: 8	H: 1 LOB: 2 BB: 0 P: 8	R: 1 E: 1 K: 2 S: 9	H: 3 LOB: 2 BB: 1 P: 13	R: 1 E: 1 K: 1 S: 6	H: 2 LOB: 2 BB: 0 P: 6	1B: 8 2B: 3 3B: 0 HR: 0	SF: 0 SAC: 0 DP: 3 HBP: 0	WP: 2 PB: 0 SB: 0 CS: 2	PA: 38			
<b>PITCHER</b>	IP	WLS	BF	H	R	ER	SO	BB	IBB	HBP	BLK	WP	HR	S	P	ERA	WHIP								
Dave Boswell, R ERA: 2.73 Ron Perranoski, L ERA: 1.99 Al Worthington, R ERA: 0.75	(1, 1) (7, 1) (8, 1)	6.0 L	25 7	5 3	1 1	0 1	6 2	3 1	0 0	0 0	0 0	1 1	0 0	12 10	12 14	9.00 0.00	2.000 2.400								

Minnesota Twins @ Detroit Tigers  
Tiger Stadium, Detroit, MI  
Tue Jun 11 1968, 7:05 PM EDT  
Att: 26,662 - Unknown

AB 34  
R 3  
H 10  
RBI 1  
BB 4  
SO 11  
LOB 21





Batter	1	2	3	4	5	6	7	8	9	AB	R	H	RBI	BB	SO	LOB	TOP			
Cesar Tovar, R OBP: 0.299, SLG: 0.326	0-0 1B		4-0 1B BB		0-0 L7		0-0 6-3			3	1	1	0	1	0	0				
Jackie Hernandez, R OBP: 0.231, SLG: 0.246	0-3 K		0-0 4-3		0-0 S 1B			0-0 4-3		4	0	1	0	0	0	1				
Tony Oliva, L OBP: 0.314, SLG: 0.429	0-0 F5		0-0 HBP 2-H 1B		0-0 F8			0-0 6-3		4	0	1	1	0	0	2				
Harmon Killebrew, R OBP: 0.352, SLG: 0.447	0-0 L8		1-0 1-2 HBP		0-3 K			4-0 BB		2	0	0	0	1	1	2				
Bob Allison, R OBP: 0.328, SLG: 0.385		0-0 6-3 2B	0-3 K		0-0 2-3			0-3 K		4	0	1	0	0	2	3				
Jim Holt, L OBP: 0.214, SLG: 0.286										0	0	0	0	0	0	0				
Rich Rollins, R OBP: 0.279, SLG: 0.384		0-0 L8		0-0 6-3		0-0 5-3			0-3 K	4	0	0	0	0	1	1				
Jerry Zimmerman, R OBP: 0.240, SLG: 0.217		0-0 6-3		0-3 K		0-0 5-3			0-3 K	3	0	0	0	0	1	1				
Frank Kostro, R OBP: 0.208, SLG: 0.273		2-3								1	0	0	0	0	1	0				
Ted Uhlhaender, L OBP: 0.306, SLG: 0.389		0-0 F5		0-0 1B			0-0 4-3		0-0 L8	4	0	1	0	0	0	1				
Jim Kaat, L OBP: 0.053, SLG: 0.053			0-0 4-3		0-3 K		0-3 K			3	0	0	0	0	2	1				
<b>Inning Stats</b>	R: 0 E: 0 K: 1 S: 6	H: 1 LOB: 1 BB: 0 P: 6	R: 0 E: 0 K: 0 S: 4	H: 1 LOB: 1 BB: 0 P: 4	R: 1 E: 0 K: 1 S: 6	H: 1 LOB: 2 BB: 1 P: 11	R: 0 E: 0 K: 2 S: 8	H: 1 LOB: 1 BB: 0 P: 8	R: 0 E: 0 K: 0 S: 3	H: 0 LOB: 0 BB: 0 P: 3	R: 0 E: 0 K: 1 S: 5	H: 0 LOB: 0 BB: 0 P: 5	R: 0 E: 0 K: 1 S: 5	H: 0 LOB: 1 BB: 1 P: 9	R: 0 E: 0 K: 2 S: 7	H: 0 LOB: 0 BB: 0 P: 7	1B: 4 2B: 1 3B: 0 HR: 0	SF: 0 SAC: 0 DP: 0 HBP: 1	WP: 0 PB: 0 SB: 1 CS: 0	PA: 35
<b>PITCHER</b> Mickey Lolich, L ERA: 2.8	IP: 9.0 WLS: W BF: 35 H: 5 R: 1 ER: 1 SO: 9 BB: 2 IBB: 0 HBP: 1 BLK: 0 WP: 0 HR: 0 S: 50 P: 59 ERA: 1.00 WHIP: 0.778															<b>PITCHER</b>	IP: 9.0 WLS: W BF: 35 H: 5 R: 1 ER: 1 SO: 9 BB: 2 IBB: 0 HBP: 1 BLK: 0 WP: 0 HR: 0 S: 50 P: 59 ERA: 1.00 WHIP: 0.778			

Minnesota Twins @ Detroit Tigers  
Tiger Stadium, Detroit, MI  
Wed Jun 12 1968, 7:05 PM EDT  
Att: 20,082 - Unknown

AB 32  
R 1  
H 5  
RBI 1  
BB 2  
SO 9  
LOB 13



Batter	1	2	3	4	5	6	7	8	9	AB	R	H	RBI	BB	SO	LOB	BOTTOM			
Dick McAuliffe, L OBP: 0.321, SLG: 0.410	0-0 BB BB SF8 1B		0-0 F6		0-0 F8			0-0 HR		4	2	2	1	0	0	0				
Mickey Stanley, R OBP: 0.315, SLG: 0.380	4-0 BB 1-2 BB		0-0 F8		0-0 F8			0-0 4-3 1B		3	0	1	0	1	0	0				
Jim Northrup, L OBP: 0.329, SLG: 0.392	4-0 1-2 2-3 BB		0-0 4-3		0-0 3-1			0-0 4-3		3	0	0	0	1	0	1				
Bill Freehan, R OBP: 0.344, SLG: 0.459	0-0 F9			0-0 E6 FC1-5 E		0-0 F7		0-3 K		4	0	0	0	0	1	4				
Willie Horton, R OBP: 0.348, SLG: 0.596	0-0 SF8			0-0 E5 FC1-5		0-0 F7				2	0	0	1	0	0	1				
Don Wert, R OBP: 0.281, SLG: 0.347	0-0 3-H F7			0-0 FC1-5			0-0 F4			3	0	0	0	0	0	4				
Jim Price, R OBP: 0.214, SLG: 0.208		0-0 6-3		0-0 F8			0-0 F6			3	0	0	0	0	2					
Ray Oyler, R OBP: 0.218, SLG: 0.226		0-0 CS 3B		0-0 F3			0-0 5-3			3	0	1	0	0	2					
Mickey Lolich, S OBP: 0.267, SLG: 0.120		0-3 3-H K			0-0 4-3			0-0 1-3		3	0	0	0	0	1	1				
<b>Inning Stats</b>	R: 1 E: 0 K: 0 S: 4	H: 1 LOB: 2 BB: 2 P: 12	R: 0 E: 0 K: 1 S: 5	H: 1 LOB: 0 BB: 0 P: 5	R: 0 E: 0 K: 0 S: 3	H: 0 LOB: 0 BB: 0 P: 3	R: 0 E: 2 K: 0 S: 5	H: 0 LOB: 2 BB: 0 P: 5	R: 0 E: 0 K: 0 S: 3	H: 0 LOB: 0 BB: 0 P: 3	R: 0 E: 0 K: 0 S: 3	H: 0 LOB: 0 BB: 0 P: 3	R: 0 E: 0 K: 1 S: 7	H: 2 LOB: 1 BB: 0 P: 7	R: 1 E: 0 K: 1 S: 7	H: 0 LOB: 0 BB: 0 P: 7	1B: 2 2B: 0 3B: 1 HR: 1	SF: 1 SAC: 0 DP: 0 HBP: 0	WP: 0 PB: 0 SB: 0 CS: 1	PA: 31
<b>PITCHER</b> Jim Kaat, L ERA: 2.24	IP: 8.0 WLS: L BF: 31 H: 4 R: 2 ER: 2 SO: 2 BB: 2 IBB: 0 HBP: 0 BLK: 0 WP: 0 HR: 1 S: 33 P: 41 ERA: 2.25 WHIP: 0.750															<b>PITCHER</b>	IP: 8.0 WLS: L BF: 31 H: 4 R: 2 ER: 2 SO: 2 BB: 2 IBB: 0 HBP: 0 BLK: 0 WP: 0 HR: 1 S: 33 P: 41 ERA: 2.25 WHIP: 0.750			

Minnesota Twins @ Detroit Tigers  
Tiger Stadium, Detroit, MI  
Wed Jun 12 1968, 7:05 PM EDT  
Att: 20,082 - Unknown

AB 28  
R 2  
H 4  
RBI 2  
BB 2  
SO 2  
LOB 15





Batter	1	2	3	4	5	6	7	8	9	AB	R	H	RBI	BB	SO	LOB	TOP			
<b>Cesar Tovar, R</b> OBP: 0.294, SLG: 0.320 (1, 4)	F8		F4		5-3			F9		4	0	0	0	0	0	1				
<b>Ted Uhlhaender, L</b> OBP: 0.305, SLG: 0.386 (1, 8)	K		3-1		L7			HBP 1B		4	0	1	0	0	1	1				
<b>Tony Oliva, L</b> OBP: 0.317, SLG: 0.432 (1, 9)	L3				F8			1-2 HBP		3	0	1	0	0	0	1				
<b>Rich Reese, L</b> OBP: 0.229, SLG: 0.286 (1, 3)		SH1-3 1B	G1		4-3			F6		4	1	1	0	0	0	3				
<b>Rich Rollins, R</b> OBP: 0.274, SLG: 0.376 <b>Harmon Killebrew, R</b> OBP: 0.351, SLG: 0.444 (8, PH) (8, 5)	SH1-3				F9			L5		2	0	0	0	0	0	0				
<b>John Roseboro, L</b> OBP: 0.272, SLG: 0.247 (1, 2)	FC3-5 1B BB				F8			F9		1	0	0	0	0	1	2				
<b>Jim Holt, L</b> OBP: 0.278, SLG: 0.333 (1, 7)	FC3-5 1B 1-2 2-H							4-3		3	0	0	0	1	0	0				
<b>Jackie Hernandez, R</b> OBP: 0.228, SLG: 0.242 <b>Bruce Lock, L</b> OBP: 0.438, SLG: 0.370 <b>Frank Quilici, R</b> OBP: 0.235, SLG: 0.213 (7, PH) (7, 4) (9, PH)	FC3-5				K			K		2	0	0	0	0	1	3				
<b>Jim Merritt, L</b> OBP: 0.226, SLG: 0.148 <b>Frank Kostro, R</b> OBP: 0.200, SLG: 0.261 <b>Ron Ferranoski, L</b> (7, 1)	1-2 2-3F K							5-3		2	0	1	0	0	1	2				
<b>Inning Stats</b>	R: 0 E: 0 K: 1 S: 5	H: 0 LOB: 0 BB: 0 P: 5	R: 1 E: 0 K: 1 S: 7	H: 2 LOB: 2 BB: 1 P: 11	R: 0 E: 0 K: 1 S: 4	H: 1 LOB: 1 BB: 0 P: 4	R: 0 E: 0 K: 1 S: 6	H: 1 LOB: 1 BB: 0 P: 6	R: 0 E: 0 K: 0 S: 3	H: 0 LOB: 0 BB: 0 P: 3	R: 0 E: 0 K: 1 S: 5	H: 0 LOB: 0 BB: 0 P: 5	R: 0 E: 0 K: 1 S: 6	H: 1 LOB: 2 BB: 0 P: 7	R: 0 E: 0 K: 1 S: 5	H: 0 LOB: 0 BB: 0 P: 5	1B: 4 2B: 2 3B: 0 HR: 0	SF: 0 SAC: 1 DP: 0 HBP: 1	WP: 0 PB: 0 SB: 0 CS: 0	PA: 35
<b>PITCHER</b> <b>Denny McLain, R</b> ERA: 2.1 (1, 1)	IP: 9.0 WLS: W BF: 35 H: 6 R: 1 ER: 1 SO: 6 BB: 1 IBB: 0 HBP: 1 BLK: 0 WP: 0 HR: 0 S: 45 P: 50 ERA: 1.00 WHIP: 0.778															<b>PITCHER</b>				

Minnesota Twins @ Detroit Tigers  
Tiger Stadium, Detroit, MI  
Thu Jun 13 1968, 4:33 AM EDT  
Att: 13,860 - Unknown

AB 32  
R 1  
H 6  
RBI 1  
BB 1  
SO 6  
LOB 13




Batter	1	2	3	4	5	6	7	8	9	AB	R	H	RBI	BB	SO	LOB	BOTTOM			
<b>Dick McAuliffe, L</b> OBP: 0.324, SLG: 0.421 (1, 4)	K		FC6-4 1B	L8			FC5-2-4 3B			4	0	2	0	0	1	0				
<b>Mickey Stanley, R</b> OBP: 0.314, SLG: 0.377 (1, 8)	F6		FC6-4 1B E 1-2F		SH3-4 1B		FC5-2-4 3B 3-H			4	2	1	0	0	0	2				
<b>Jim Northrup, L</b> OBP: 0.325, SLG: 0.386 (1, 9)	L9		F4		SH3-4 1-2		5-3			3	0	0	0	0	0	1				
<b>Bill Freehan, R</b> OBP: 0.351, SLG: 0.462 (1, 3)	5-3		E 1B 1B		2-H 1B		FC5-4 BB			3	1	2	1	1	0	0				
<b>Willie Horton, R</b> OBP: 0.341, SLG: 0.582 <b>Wayne Comer, R</b> OBP: 0.143, SLG: 0.143 (8, PR) (9, 7)	F2		E6 1B 1-2 3-H		6-3		FC5-4 1-2F			4	0	0	0	0	0	2				
<b>Don Wert, R</b> OBP: 0.270, SLG: 0.355 (1, 5)	HBP BB 1B		1-3 2-H 1B		FC1-4 1B		6-3			4	0	3	1	0	0	1				
<b>Jim Price, R</b> OBP: 0.220, SLG: 0.200 (1, 2)	HBP BB 1-2		K		FC1-4 1-2F					2	0	0	0	1	1	3				
<b>Ray Oyler, R</b> OBP: 0.220, SLG: 0.222 (1, 6)	1-2 2-3 HBP				1-3 K2-1-6-2					2	0	0	0	0	1	1				
<b>Denny McLain, R</b> OBP: 0.132, SLG: 0.132 (1, 1)	1-3				K					3	0	0	0	0	2	3				
<b>Inning Stats</b>	R: 0 E: 0 K: 1 S: 5	H: 0 LOB: 0 BB: 0 P: 5	R: 0 E: 0 K: 0 S: 4	H: 1 LOB: 3 BB: 1 P: 9	R: 2 E: 1 K: 1 S: 9	H: 3 LOB: 2 BB: 0 P: 9	R: 0 E: 0 K: 1 S: 5	H: 0 LOB: 0 BB: 0 P: 5	R: 1 E: 0 K: 0 S: 4	H: 2 LOB: 0 BB: 0 P: 4	R: 0 E: 0 K: 1 S: 5	H: 1 LOB: 1 BB: 0 P: 5	R: 0 E: 0 K: 1 S: 5	H: 1 LOB: 1 BB: 0 P: 5	R: 0 E: 0 K: 0 S: 3	H: 0 LOB: 1 BB: 1 P: 7	1B: 7 2B: 2 3B: 1 HR: 0	SF: 0 SAC: 1 DP: 2 HBP: 1	WP: 0 PB: 0 SB: 0 CS: 0	PA: 33
<b>PITCHER</b> <b>Jim Merritt, L</b> ERA: 2.89 <b>Ron Ferranoski, L</b> ERA: 1.9 (7, 1)	IP: 6.0 WLS: L BF: 26 H: 7 R: 3 ER: 1 SO: 4 BB: 1 IBB: 0 HBP: 1 BLK: 0 WP: 0 HR: 0 S: 32 P: 37 ERA: 1.50 WHIP: 1.333															<b>PITCHER</b>				


Minnesota Twins @ Detroit Tigers  
Tiger Stadium, Detroit, MI  
Thu Jun 13 1968, 4:33 AM EDT  
Att: 13,860 - Unknown

AB 29  
R 3  
H 8  
RBI 2  
BB 2  
SO 5  
LOB 13





Batter	1	2	3	4	5	6	7	8	9	AB	R	H	RBI	BB	SO	LOB	TOP										
Don Buford, S OBP: 0.367, SLG: 0.458 (1, 8)	F8		F4		FC6-4 BB		SF9		FC5-2	3	0	0	1	1	0	4	<p><b>Baltimore Orioles @ Minnesota Twins</b> Metropolitan Stadium, Bloomington, MI</p> <p>Fri Jun 14 1968, 8:05 PM EDT Att: 22,953 - Unknown</p> <p>livebaseballscorecards.com</p> <p>AB 31 R 1 H 5 RBI 1 BB 5 SO 5 LOB 20</p> 										
Curt Molton, R OBP: 0.307, SLG: 0.344 Pete Richert, L OBP: 0.333, SLG: 0.667 Larry Haney, R OBP: 0.500, SLG: 0.500 (9, PH)	6-3		F4		FC6-4		4-3		1-3	4	0	0	0	0	0	3											
Boog Powell, L OBP: 0.338, SLG: 0.417 (1, 3)			4-3							4	0	1	0	0	2	1											
Frank Robinson, R OBP: 0.350, SLG: 0.310 (7, 7)	F3				G6-4-3 HBP				6-3	2	0	0	0	1	0	1											
Brooks Robinson, R OBP: 0.296, SLG: 0.385 (1, 5)			5-3		G6-4-3 1-2f		F8			4	0	0	0	0	1	2											
Davey Johnson, R OBP: 0.371, SLG: 0.393 (1, 4)							F7		4-3	2	0	0	0	2	0	1											
Curt Blefary, L OBP: 0.305, SLG: 0.299 (7, 9)			FC4-6 1-2f		4-3				1B FC5-2 2B	4	1	2	0	0	0	2											
Mark Belanger, R OBP: 0.234, SLG: 0.253 Dave May, L OBP: 0.240, SLG: 0.188 (9, PH) Paul Blair, R OBP: 0.264, SLG: 0.281 (9, PH)			K				F8		L4	3	0	0	0	0	1	2											
Tom Phoebus, R OBP: 0.129, SLG: 0.100 Elrod Hendricks, L OBP: 0.349, SLG: 0.622 (7, 2) Andy Etchebarena, R OBP: 0.324, SLG: 0.419 (9, PH)					WP BB		K			1	0	0	0	1	1	0											
									1-2 2-3 3-H	1	0	1	0	0	0	0											
<b>Inning Stats</b>	R: 0 E: 0 K: 0 S: 4	H: 1 LOB: 1 BB: 0 P: 4	R: 0 E: 0 K: 1 S: 5	H: 0 LOB: 1 BB: 1 P: 9	R: 0 E: 0 K: 0 S: 3	H: 0 LOB: 1 BB: 1 P: 7	R: 0 E: 0 K: 1 S: 2	H: 0 LOB: 1 BB: 1 P: 7	R: 0 E: 0 K: 1 S: 5	H: 0 LOB: 1 BB: 1 P: 9	R: 1 E: 0 K: 0 S: 5	H: 2 LOB: 1 BB: 0 P: 5	R: 0 E: 0 K: 2 S: 7	H: 0 LOB: 0 BB: 0 P: 7	R: 0 E: 1 K: 0 S: 6	H: 2 LOB: 3 BB: 0 P: 6	1B: 3 2B: 2 3B: 0 HR: 0	SF: 1 SAC: 0 DP: 1 HBP: 1	WP: 1 PB: 0 SB: 0 CS: 0	PA: 38							
<b>PITCHER</b>	IP	WLS	BF	H	R	ER	SO	BB	IBB	HBP	BLK	WP	HR	S	P	ERA	WHIP										
Jim Roland, L ERA: 1.25 (1, 1)	5.1	W	22	1	0	0	3	5	0	1	0	1	0	22	43	0.00	1.125										
Al Worthington, R ERA: 0.92 (6, 1)	3.0		12	3	1	1	2	0	0	0	0	0	0	16	16	3.00	1.000										
Ron Perranoski, L ERA: 1.87 (9, 1)	0.2	S	4	1	0	0	0	0	0	0	0	0	0	4	4	0.00	1.500										


Batter	1	2	3	4	5	6	7	8	9	AB	R	H	RBI	BB	SO	LOB	BOTTOM										
Cesar Tovar, R OBP: 0.297, SLG: 0.320 (1, 5)	4-3 WP 1B		6-3			5-3				3	1	1	0	0	0	1	<p><b>Baltimore Orioles @ Minnesota Twins</b> Metropolitan Stadium, Bloomington, MI</p> <p>Fri Jun 14 1968, 8:05 PM EDT Att: 22,953 - Unknown</p> <p>livebaseballscorecards.com</p> <p>AB 25 R 2 H 3 RBI 1 BB 2 SO 5 LOB 7</p> 										
Jim Holt, L OBP: 0.238, SLG: 0.286 Bob Allison, R OBP: 0.326, SLG: 0.382 (8, PH)	4-3		5-3			F3				3	0	0	0	0	2	2											
Harmon Killebrew, R OBP: 0.347, SLG: 0.438 (1, 3)			K			5-3				3	0	0	0	0	2	0											
Tony Oliva, L OBP: 0.317, SLG: 0.428 (1, 9)	F7				1B FC4-6 BB		G3			2	1	0	0	1	0	0											
Ted Uhlhaender, L OBP: 0.305, SLG: 0.386 (1, 8)			5-3			FC4-6 1B		F4		3	0	1	0	0	0	0											
John Roseboro, L OBP: 0.297, SLG: 0.242 (1, 2)			1-6-3			FC4-6 CS		F8		3	0	0	1	0	0	1											
Jackie Hernandez, R OBP: 0.223, SLG: 0.237 (1, 6)			5-3			CS				3	0	0	0	0	1	0											
Frank Quilici, R OBP: 0.200, SLG: 0.333 (1, 4)						SH3 BB				2	0	1	0	1	0	0											
Jim Roland, R Al Worthington, R Ron Perranoski, L (9, 1)			SH3					F8		1	0	0	0	0	0	0											
										1	0	0	0	0	1	1											
										0	0	0	0	0	0	0											
<b>Inning Stats</b>	R: 1 E: 0 K: 1 S: 6	H: 1 LOB: 0 BB: 0 P: 6	R: 0 E: 0 K: 0 S: 3	H: 0 LOB: 0 BB: 0 P: 3	R: 0 E: 0 K: 0 S: 3	H: 0 LOB: 1 BB: 1 P: 7	R: 1 E: 0 K: 0 S: 3	H: 1 LOB: 0 BB: 1 P: 7	R: 0 E: 0 K: 1 S: 5	H: 0 LOB: 0 BB: 0 P: 5	R: 0 E: 0 K: 1 S: 5	H: 0 LOB: 0 BB: 0 P: 5	R: 0 E: 0 K: 2 S: 8	H: 1 LOB: 2 BB: 0 P: 9	R: 0 E: 0 K: 2 S: 8	H: 0 LOB: 0 BB: 0 P: 9	1B: 2 2B: 0 3B: 1 HR: 0	SF: 0 SAC: 1 DP: 0 HBP: 1	WP: 1 PB: 0 SB: 1 CS: 1	PA: 30							
<b>PITCHER</b>	IP	WLS	BF	H	R	ER	SO	BB	IBB	HBP	BLK	WP	HR	S	P	ERA	WHIP										
Tom Phoebus, R ERA: 2.51 (1, 1)	6.0	L	21	2	2	2	3	2	0	0	0	0	0	25	33	3.00	0.667										
Pete Richert, L ERA: 4.01 (7, 1)	2.0		8	1	0	0	2	0	0	1	0	0	0	11	12	0.00	0.500										



Batter	1	2	3	4	5	6	7	8	9	AB	R	H	RBI	BB	SO	LOB	TOP								
Don Buford, S OBP: 0.344, SLG: 0.423 (1, 7)	0-0 3-1		0-0 F6			0-0 4-3		0-0 F9		4	0	0	0	0	0	1									
Paul Blair, R OBP: 0.268, SLG: 0.282 (1, 8)	4-0 BB		0-0 5-3			0-0 F7		0-0 1B		3	0	1	0	1	0	0									
Frank Robinson, R OBP: 0.336, SLG: 0.297 (1, 9)	0-0 G5-4-3			0-0 E6		0-3 K		0-0 G5-4-3		4	0	0	0	0	1	2									
Boog Powell, L OBP: 0.340, SLG: 0.433 (1, 3)		0-0 HR		0-0 L7			0-0 4-3		0-0 1B	4	1	2	1	0	0	1									
Brooks Robinson, R OBP: 0.291, SLG: 0.378 (1, 5)		0-0 4-3		0-0 6-3			0-0 F9		0-0 FC6	4	0	0	0	0	0	2									
Curt Blefary, L OBP: 0.301, SLG: 0.295 (1, 2)		0-0 3-1		0-0 F5			0-0 F2			3	0	0	0	0	0	1									
Davey Johnson, R OBP: 0.371, SLG: 0.392 (1, 4)		0-0 1B			0-3 K			0-0 1-3		3	0	1	0	0	1	0									
Mark Belanger, R OBP: 0.231, SLG: 0.250 (8, PH)		0-0 F7			0-3 K			0-3 K		2	0	0	0	0	1	1									
Eliot Hendricks, L OBP: 0.341, SLG: 0.605 (8, 6)		1-2			0-3 K					1	0	0	0	0	1	0									
Chico Fernandez, R OBP: 0.167, SLG: 0.167 (8, 6)										0	0	0	0	0	0	0									
Dave McNally, R OBP: 0.311, SLG: 0.344 (8, PH)			0-0 F7		0-3 K					2	0	0	0	0	1	0									
Curt Motton, R OBP: 0.311, SLG: 0.344 (8, 1)										0	0	0	0	1	0	0									
Eddie Watt, R (8, 1)										0	0	0	0	0	0	0									
<b>Inning Stats</b>	R: 0 E: 0 K: 0 S: 2	H: 0 LOB: 0 BB: 1 P: 6	R: 1 E: 0 K: 0 S: 5	H: 2 LOB: 1 BB: 0 P: 5	R: 0 E: 0 K: 0 S: 3	H: 0 LOB: 0 BB: 0 P: 3	R: 0 E: 1 K: 0 S: 4	H: 0 LOB: 1 BB: 0 P: 4	R: 0 E: 0 K: 3 S: 9	H: 0 LOB: 0 BB: 0 P: 9	R: 0 E: 0 K: 1 S: 5	H: 0 LOB: 0 BB: 0 P: 5	R: 0 E: 0 K: 0 S: 3	H: 0 LOB: 0 BB: 0 P: 3	R: 0 E: 0 K: 1 S: 5	H: 0 LOB: 1 BB: 1 P: 9	R: 0 E: 0 K: 0 S: 4	H: 2 LOB: 1 BB: 0 P: 4	1B: 3 2B: 0 3B: 0 HR: 1	SF: 0 SAC: 0 DP: 2 HBP: 0	WP: 0 PB: 0 SB: 1 CS: 0	PA: 32			
<b>PITCHER</b>	IP	WLS	BF	H	R	ER	SO	BB	IBB	HBP	BLK	WP	HR	S	P	ERA	WHIP								
Dean Chance, R ERA: 2.69 (1, 1)	9.0	W	32	4	1	1	5	2	0	0	0	0	1	40	48	1.00	0.667								

Baltimore Orioles @ Minnesota Twins  
Metropolitan Stadium, Bloomington, MI  
Sat Jun 15 1968, 4:33 AM EDT  
Att: 20,614 - Unknown


AB 30  
R 1  
H 4  
RBI 1  
BB 2  
SO 5  
LOB 8



Batter	1	2	3	4	5	6	7	8	9	AB	R	H	RBI	BB	SO	LOB	BOTTOM								
Cesar Tovar, R OBP: 0.296, SLG: 0.321 (1, 5)	0-0 4-3	0-0 SF8-5			0-0 1-3			0-0 1B		3	0	1	1	0	0	0									
Ted Uhlhaender, L OBP: 0.304, SLG: 0.383 (1, 8)	0-0 1B		0-3 K			0-0 F8		0-0 F6		4	1	1	0	0	1	2									
Harmon Killebrew, R OBP: 0.345, SLG: 0.434 (9, 3)	0-3 K		0-0 5-3			0-3 K		0-0 1B		4	0	1	0	0	2	1									
Rich Reese, L OBP: 0.229, SLG: 0.286 (9, 3)	1-2							1-2 2-H		0	0	0	0	0	0	0									
Tony Oliva, L OBP: 0.318, SLG: 0.427 (1, 9)	0-0 1B		0-0 4-3			0-0 4-3				3	0	1	1	0	0	0									
Bob Allison, R OBP: 0.326, SLG: 0.400 (1, 7)	0-0 CS	0-0 HR		0-3 K			0-0 5-3			3	1	1	1	0	1	0									
John Roseboro, L OBP: 0.288, SLG: 0.244 (1, 2)				0-0 F5			0-0 6-3			3	0	1	0	0	0	0									
Jackie Hernandez, R OBP: 0.219, SLG: 0.231 (1, 6)		0-0 FC4-6		0-3 K			0-3 K			3	1	0	0	0	2	1									
Frank Quilici, R OBP: 0.308, SLG: 0.364 (1, 4)		0-0 SF8-5			0-0 F3			4-0 1B		2	0	1	0	1	0	0									
Dean Chance, R OBP: 0.103, SLG: 0.054 (1, 1)		4-0 1B		0-0 4-3				0-3 K		2	0	0	0	1	1	1									
<b>Inning Stats</b>	R: 1 E: 0 K: 1 S: 6	H: 2 LOB: 0 BB: 0 P: 6	R: 2 E: 0 K: 0 S: 5	H: 3 LOB: 1 BB: 1 P: 9	R: 0 E: 0 K: 1 S: 5	H: 0 LOB: 0 BB: 0 P: 5	R: 0 E: 0 K: 2 S: 7	H: 0 LOB: 0 BB: 0 P: 7	R: 0 E: 0 K: 0 S: 3	H: 0 LOB: 0 BB: 0 P: 3	R: 0 E: 0 K: 1 S: 5	H: 0 LOB: 0 BB: 0 P: 5	R: 0 E: 0 K: 1 S: 5	H: 0 LOB: 0 BB: 0 P: 5	R: 0 E: 0 K: 1 S: 6	H: 2 LOB: 2 BB: 1 P: 10	R: 0 E: 0 K: 0 S: 6	H: 0 LOB: 1 BB: 1 P: 10	1B: 6 2B: 1 3B: 0 HR: 1	SF: 1 SAC: 0 DP: 1 HBP: 0	WP: 0 PB: 0 SB: 1 CS: 1	PA: 31			
<b>PITCHER</b>	IP	WLS	BF	H	R	ER	SO	BB	IBB	HBP	BLK	WP	HR	S	P	ERA	WHIP								
Dave McNally, L ERA: 2.12 (1, 1)	7.0	L	25	5	3	3	6	1	0	0	0	0	0	36	40	3.86	0.857								
Eddie Watt, R ERA: 3.09 (8, 1)	1.0		5	2	0	0	1	1	0	0	0	0	0	6	10	0.00	3.000								

Baltimore Orioles @ Minnesota Twins  
Metropolitan Stadium, Bloomington, MI  
Sat Jun 15 1968, 4:33 AM EDT  
Att: 20,614 - Unknown

AB 27  
R 3  
H 7  
RBI 3  
BB 2  
SO 7  
LOB 5





Batter	1	2	3	4	5	6	7	8	9	AB	R	H	RBI	BB	SO	LOB	TOP					
<b>Del Unser, L</b> OBP: 0.285, SLG: 0.304 (1, 8)	0-0 6-3			0-0 5-3 1B		0-0 F6		0-0 6-3		4	0	1	0	0	0	2						
<b>Ed Stroud, L</b> OBP: 0.287, SLG: 0.437 (1, 9)	0-3 K			0-0 5-3 1-2		0-0 4-3		0-0 G3		4	0	0	1	0	1	2						
<b>Frank Howard, R</b> OBP: 0.378, SLG: 0.677 (1, 7)	0-3 K			0-0 5-3		0-0 5-3		0-0 6-3		4	0	0	0	0	1	2						
<b>Ken McMullen, R</b> OBP: 0.304, SLG: 0.400 (1, 5)		0-0 F4		0-0 L6		0-0 K		0-0 F2		4	0	0	0	0	1	1						
<b>Mike Epstein, L</b> OBP: 0.255, SLG: 0.246 (1, 3)	4-0 BB	0-0 G6-4-3 BB		0-0 F8		0-0 G6-4-3 1B		2	0	1	0	1	0	0	0							
<b>Bernie Allen, L</b> OBP: 0.310, SLG: 0.368 (1, 4)	0-0 G6-4-3 1-2			0-0 F7		0-0 G6-4-3 1-2		3	0	0	0	0	0	0	2							
<b>Paul Casanova, R</b> OBP: 0.186, SLG: 0.203 (1, 2)			0-0 F7		0-0 F7			0-0 6-3		3	0	0	0	0	0	0						
<b>Ron Hansen, R</b> OBP: 0.277, SLG: 0.344 (1, 6)			0-0 F9		4-0 2B 4-3 BB			0-0 HR		2	2	1	1	1	0	0						
<b>Jim Hannan, R</b> OBP: 0.256, SLG: 0.250 (1, 1)			0-3 K		0-0 4-3 2B			0-0 F2		0	0	0	0	0	0	0						
<b>Dick Bosman, R</b> OBP: 0.287, SLG: 0.286 (2, 1)										1	0	0	0	0	1	0						
<b>Sam Sowers, R</b> OBP: 0.276, SLG: 0.400 (6, Ph)										1	0	0	0	0	0	0						
<b>Bruce Howard, R</b> OBP: 0.347, SLG: 0.607 (6, Ph)										0	0	0	0	0	0	0						
<b>Billy Bryan, L</b> OBP: 0.247, SLG: 0.302 (8, Ph)										1	0	0	0	0	0	0						
<b>Darold Knowles, L</b> OBP: 0.226, SLG: 0.790 (8, 1)										0	0	0	0	0	0	0						
<b>Inning Stats</b>	R: 0 E: 0 K: 2 S: 7	H: 0 LOB: 0 BB: 0 P: 7	R: 0 E: 0 K: 0 S: 2	H: 0 LOB: 0 BB: 1 P: 6	R: 0 E: 0 K: 1 S: 5	H: 0 LOB: 0 BB: 0 P: 5	R: 0 E: 0 K: 0 S: 4	H: 1 LOB: 1 BB: 0 P: 4	R: 0 E: 0 K: 0 S: 3	H: 0 LOB: 0 BB: 0 P: 3	R: 1 E: 0 K: 0 S: 4	H: 1 LOB: 1 BB: 1 P: 8	R: 0 E: 0 K: 1 S: 5	H: 1 LOB: 0 BB: 0 P: 5	R: 1 E: 0 K: 0 S: 4	H: 1 LOB: 0 BB: 0 P: 4	R: 0 E: 0 K: 0 S: 3	H: 0 LOB: 0 BB: 0 P: 3	1B: 2 2B: 1 3B: 0 HR: 1	SF: 0 SAC: 0 DP: 2 HBP: 0	WP: 0 PB: 0 SB: 0 CS: 0	PA: 31
<b>PITCHER</b> <b>Dave Boswell, R</b> ERA: 2.66 (1, 1)	IP: 9.0 WLS: W BF: 31 H: 4 R: 2 ER: 2 SO: 4 BB: 2 IBB: 0 HBP: 0 BLK: 0 WP: 0 HR: 1 S: 37 P: 45 ERA: 2.00 WHIP: 0.667															<b>PITCHER</b>						

Washington Senators @ Minnesota Twins  
Metropolitan Stadium, Bloomington, MI  
Sun Jun 16 1968, 4:33 AM EDT  
Att: 20,870 - Unknown - 66 F

AB 29  
R 2  
H 4  
RBI 2  
BB 2  
SO 4  
LOB 9



Batter	1	2	3	4	5	6	7	8	9	AB	R	H	RBI	BB	SO	LOB	BOTTOM					
<b>Cesar Tovar, R</b> OBP: 0.298, SLG: 0.332 (1, 5)	4-0 1B 4-3 BB	0-0 HR		0-0 6-3		0-0 4-3		0-0 FC6-4 1-2		4	2	1	2	1	0	2						
<b>Jim Holt, L</b> OBP: 0.240, SLG: 0.280 (1, 7)	0-0 4-3 1-2	0-0 FC5-4 1B		0-3 K		0-0 4-3		4	0	1	0	0	0	1	2							
<b>Harmon Killebrew, R</b> OBP: 0.352, SLG: 0.438 (1, 3)	0-0 1B 2H	0-0 FC5-4 1B 1-2		0-0 1B		4-0 G6-3 BB		3	1	2	1	1	0	1	1							
<b>Tony Oliva, L</b> OBP: 0.320, SLG: 0.428 (1, 9)	0-0 1B 1-3	0-0 1B 1-3		0-0 4-3		0-0 G6-3 1-2		4	0	2	0	0	0	2								
<b>Ted Uhlhaender, L</b> OBP: 0.307, SLG: 0.383 (1, 8)	0-0 1B 1-2 3H	0-0 F3		0-0 L8		4-0 S BB		3	0	1	1	1	0	2								
<b>John Roseboro, L</b> OBP: 0.282, SLG: 0.238 (1, 2)	0-3 K		0-0 F8		0-0 F8		0-0 4-3 1-2		4	0	0	0	0	1	3							
<b>Jackie Hernandez, R</b> OBP: 0.219, SLG: 0.232 (1, 6)	0-0 1B 1-2 2H		0-0 6-3		0-0 F3		0-0 L4		4	0	1	0	0	0	0							
<b>Frank Quilici, R</b> OBP: 0.412, SLG: 0.533 (1, 4)		0-0 SH2-4 HR		0-0 1B		0-0 SH3-4 1B		0-0 5-3		4	1	3	0	0	0							
<b>Dave Boswell, R</b> OBP: 0.207, SLG: 0.333 (1, 1)		0-0 SH2-4		0-3 K		0-0 SH3-4		0-0 FC6-4 1B		2	0	1	0	0	1	1						
<b>Inning Stats</b>	R: 2 E: 0 K: 1 S: 8	H: 4 LOB: 3 BB: 1 P: 12	R: 2 E: 0 K: 0 S: 7	H: 4 LOB: 2 BB: 0 P: 7	R: 0 E: 0 K: 1 S: 6	H: 1 LOB: 1 BB: 0 P: 6	R: 0 E: 0 K: 1 S: 6	H: 1 LOB: 1 BB: 0 P: 6	R: 0 E: 0 K: 0 S: 3	H: 0 LOB: 0 BB: 0 P: 3	R: 0 E: 0 K: 0 S: 4	H: 1 LOB: 1 BB: 0 P: 4	R: 0 E: 0 K: 0 S: 2	H: 0 LOB: 1 BB: 2 P: 10	R: 0 E: 0 K: 0 S: 4	H: 1 LOB: 1 BB: 0 P: 4	R: 0 E: 0 K: 0 S: 4	H: 1 LOB: 1 BB: 0 P: 4	1B: 10 2B: 1 3B: 0 HR: 1	SF: 0 SAC: 2 DP: 1 HBP: 0	WP: 0 PB: 0 SB: 1 CS: 0	PA: 37
<b>PITCHER</b> <b>Jim Hannan, R</b> ERA: 5.11 (1, 1)	IP: 1.2 WLS: L BF: 13 H: 8 R: 4 ER: 4 SO: 1 BB: 0 IBB: 0 HBP: 0 BLK: 0 WP: 0 HR: 1 S: 14 P: 18 ERA: 21.60 WHIP: 5.400															<b>PITCHER</b>						
<b>Dick Bosman, R</b> ERA: 3.98 (2, 1)	IP: 3.1 WLS: L BF: 12 H: 2 R: 0 ER: 0 SO: 2 BB: 0 IBB: 0 HBP: 0 BLK: 0 WP: 0 HR: 0 S: 16 P: 16 ERA: 0.00 WHIP: 0.600															<b>PITCHER</b>						
<b>Bruce Howard, R</b> ERA: 3.55 (6, 1)	IP: 2.0 WLS: L BF: 8 H: 1 R: 0 ER: 0 SO: 0 BB: 2 IBB: 0 HBP: 0 BLK: 0 WP: 0 HR: 0 S: 6 P: 14 ERA: 0.00 WHIP: 1.500															<b>PITCHER</b>						
<b>Darold Knowles, L</b> ERA: 2.43 (8, 1)	IP: 1.0 WLS: L BF: 4 H: 1 R: 0 ER: 0 SO: 0 BB: 0 IBB: 0 HBP: 0 BLK: 0 WP: 0 HR: 0 S: 4 P: 4 ERA: 0.00 WHIP: 1.000															<b>PITCHER</b>						

Washington Senators @ Minnesota Twins  
Metropolitan Stadium, Bloomington, MI  
Sun Jun 16 1968, 4:33 AM EDT  
Att: 20,870 - Unknown - 66 F

AB 32  
R 4  
H 12  
RBI 4  
BB 3  
SO 3  
LOB 13





Batter	1	2	3	4	5	6	7	8	9	AB	R	H	RBI	BB	SO	LOB	TOP					
Sam Bowers, R OBP: 0.267, SLG: 0.383 (1, 8)	G3		G3		F2		FC5-4			4	0	0	0	0	0	4						
Ed Stroud, L OBP: 0.281, SLG: 0.428 Bob Humphreys, R OBP: 0.667, SLG: 0.667 Frank Coggins, S OBP: 0.222, SLG: 0.244 Dennis Higgins, R OBP: 0.111, SLG: 0.111 (1, 9)	K				K			K		3	0	0	0	0	3	0						
Frank Howard, R OBP: 0.376, SLG: 0.670 (1, 7)	F8			1B		F7		L7		4	0	1	0	0	0	0						
Ken McMullen, R OBP: 0.303, SLG: 0.397 (1, 5)		F8		F4		F3				4	0	1	0	0	0	1						
Mike Epstein, L OBP: 0.262, SLG: 0.254 (1, 3)	K			1B			1B	G3		4	0	2	0	0	1	1						
Paul Casanova, R OBP: 0.188, SLG: 0.204 (1, 2)	F6			F8			1B			4	1	1	0	0	0	2						
Bernie Allen, L OBP: 0.317, SLG: 0.374 (1, 4)			K				1B			4	0	2	0	0	1	2						
Ron Hansen, R OBP: 0.277, SLG: 0.339 (1, 6)			1-3		5-3					3	0	0	0	1	0	2						
Barry Moore, L OBP: 0.143, SLG: 0.143 Cap Peterson, R OBP: 0.226, SLG: 0.179 (1, 1)										2	0	1	0	0	1	1						
				1B						0	0	0	1	0	0	0						
<b>Inning Stats</b>	R: 0 E: 0 K: 1 S: 5	H: 0 LOB: 0 BB: 0 P: 5	R: 0 E: 0 K: 1 S: 5	H: 0 LOB: 0 BB: 0 P: 5	R: 0 E: 0 K: 1 S: 6	H: 1 LOB: 1 BB: 0 P: 6	R: 0 E: 0 K: 1 S: 7	H: 2 LOB: 2 BB: 0 P: 7	R: 0 E: 0 K: 1 S: 6	H: 1 LOB: 1 BB: 0 P: 6	R: 0 E: 0 K: 1 S: 5	H: 0 LOB: 0 BB: 0 P: 5	R: 0 E: 0 K: 1 S: 5	H: 2 LOB: 2 BB: 1 P: 9	R: 0 E: 0 K: 1 S: 6	H: 1 LOB: 1 BB: 0 P: 6	R: 0 E: 0 K: 3 S: 3	H: 1 LOB: 0 BB: 0 P: 3	1B: 8 2B: 0 3B: 0 HR: 0	SF: 1 SAC: 0 DP: 1 HBP: 0	WP: 0 PB: 0 SB: 0 CS: 0	PA: 35
<b>PITCHER</b> Jim Kaat, L ERA: 2.05 (1, 1)	IP: 9.0 WLS: W BF: 35 H: 8 R: 1 ER: 1 SO: 7 BB: 1 IBB: 0 HBP: 0 BLK: 0 WP: 0 HR: 0 S: 48 P: 52 ERA: 1.00 WHIP: 1.000															<b>PITCHER</b>	IP: 9.0 WLS: W BF: 35 H: 8 R: 1 ER: 1 SO: 7 BB: 1 IBB: 0 HBP: 0 BLK: 0 WP: 0 HR: 0 S: 48 P: 52 ERA: 1.00 WHIP: 1.000					

Washington Senators @ Minnesota Twins  
 Metropolitan Stadium, Bloomington, MI  
 Mon Jun 17 1968, 8:05 PM EDT  
 Att: 12,826 - Unknown - 71 F

AB 33  
 R 1  
 H 8  
 RBI 1  
 BB 1  
 SO 7  
 LOB 13



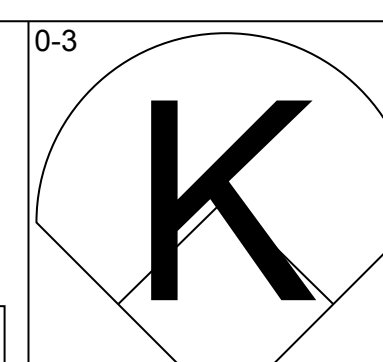
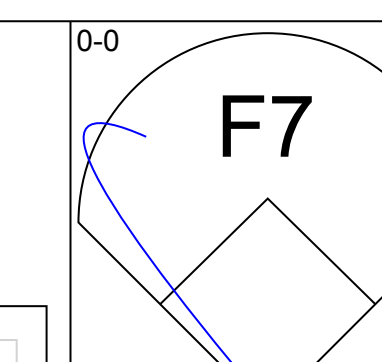
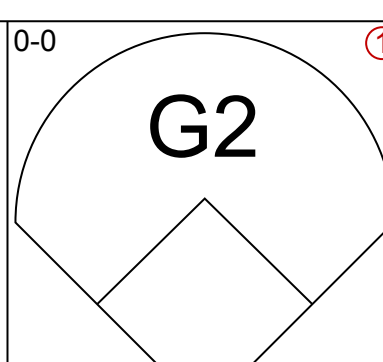
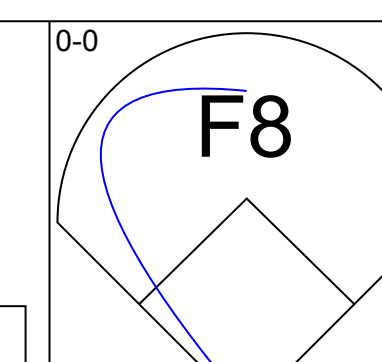
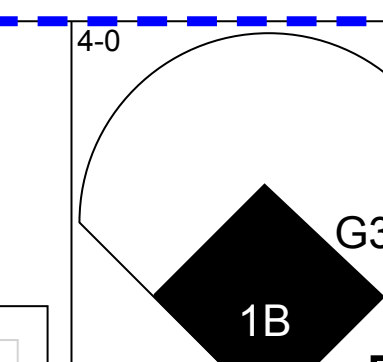
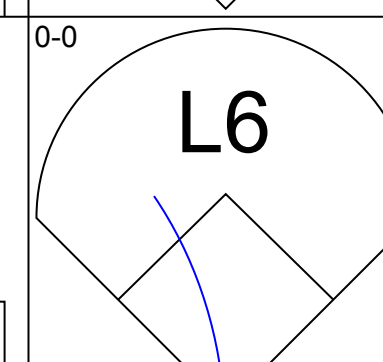
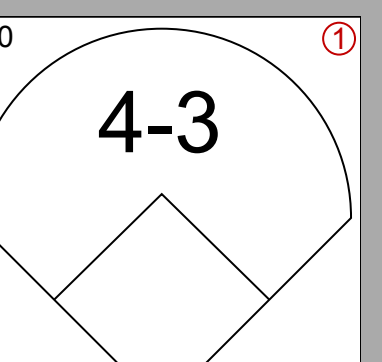
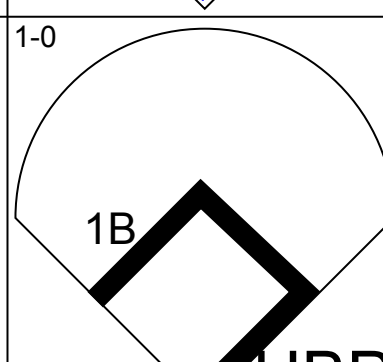
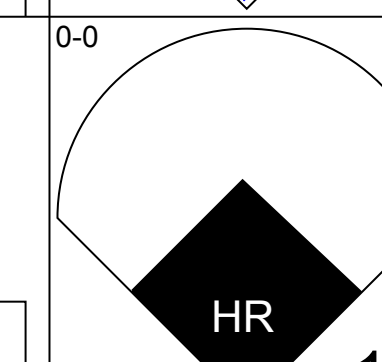
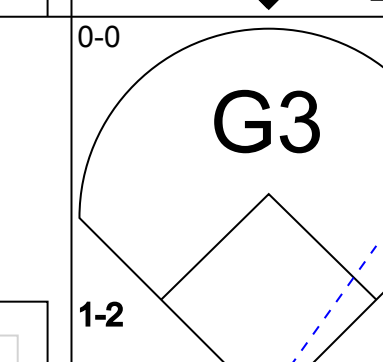
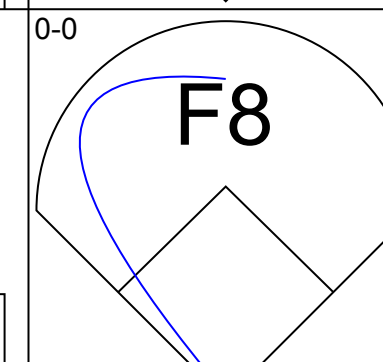
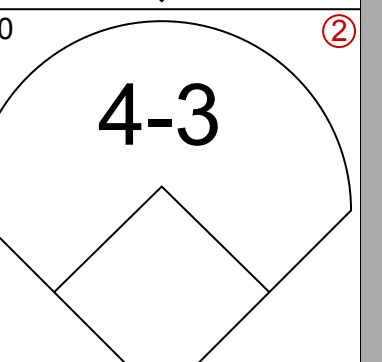
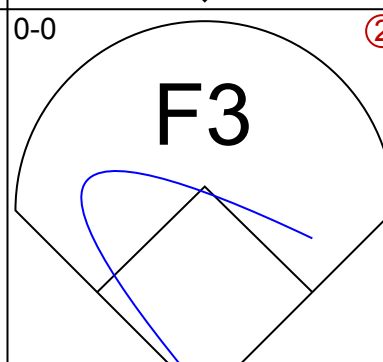
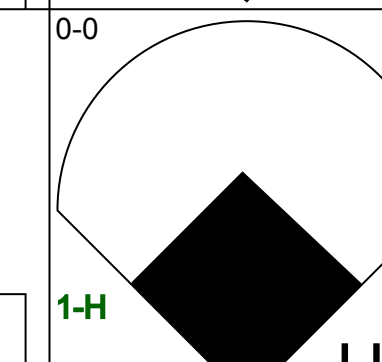
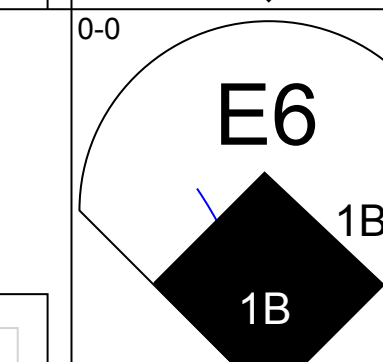
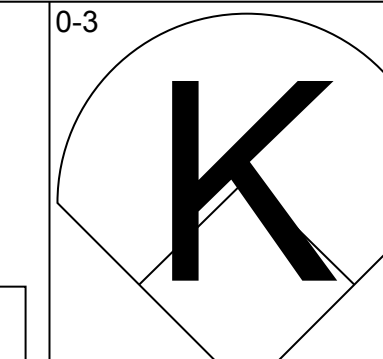
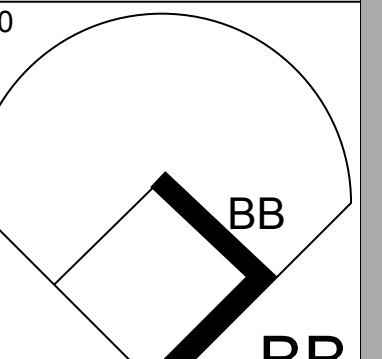
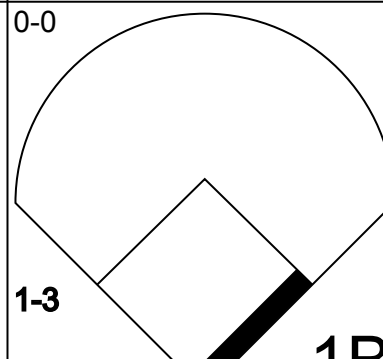
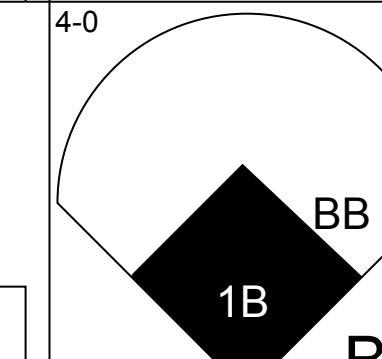
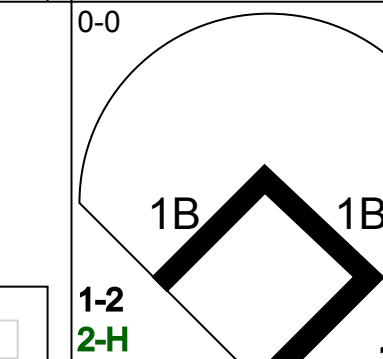

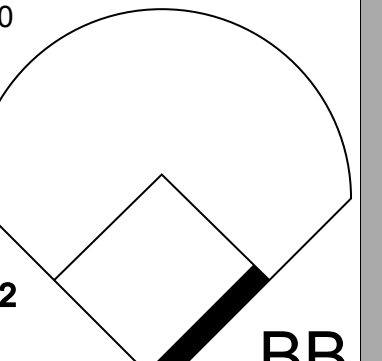
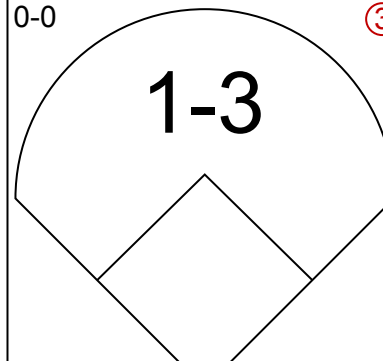
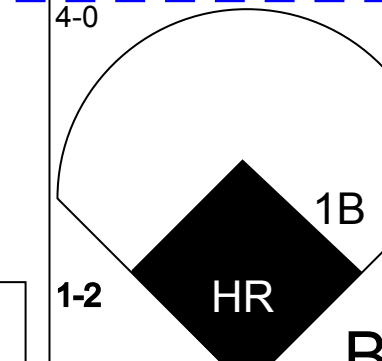
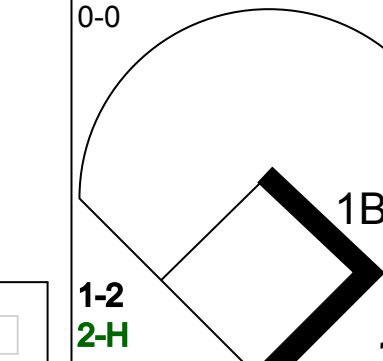

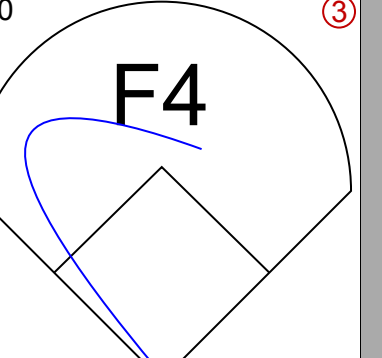
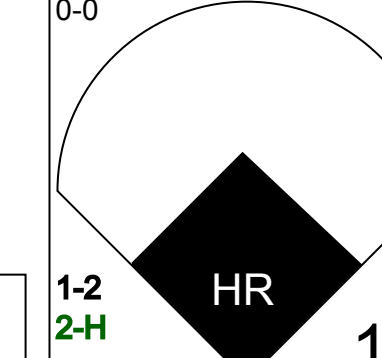
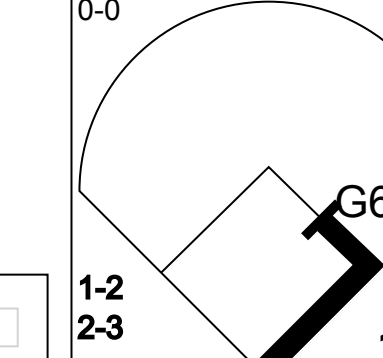

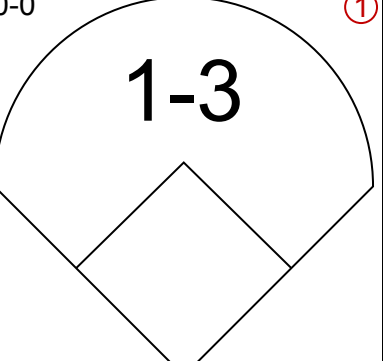
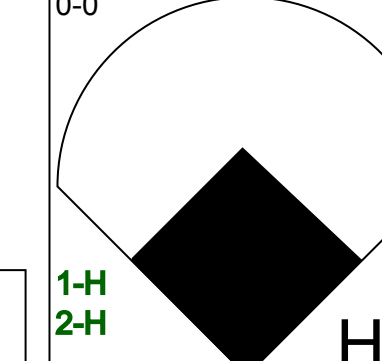
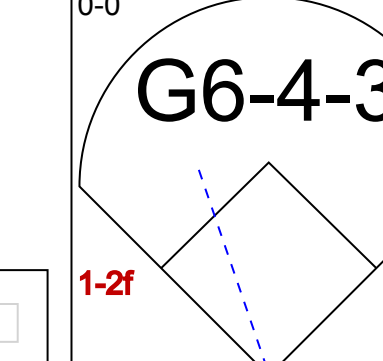
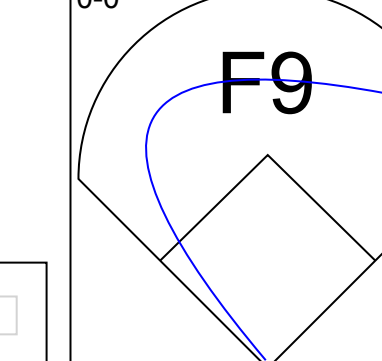
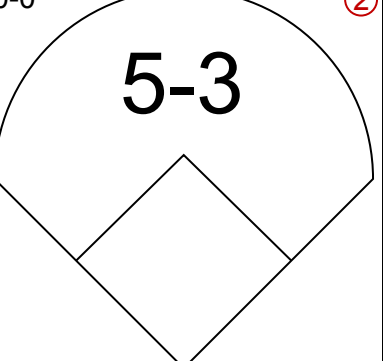
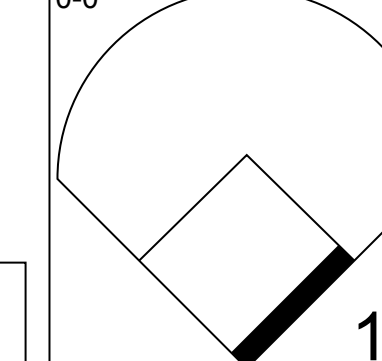
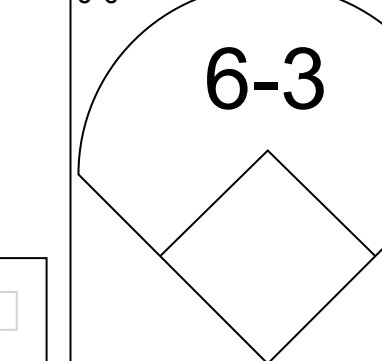
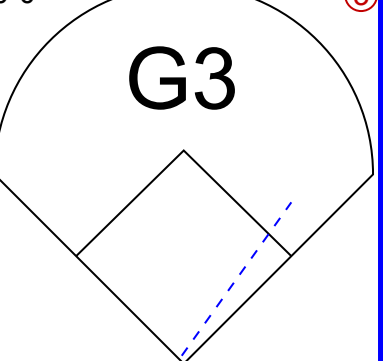
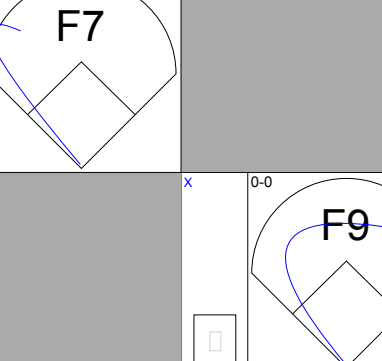

Batter	1	2	3	4	5	6	7	8	9	AB	R	H	RBI	BB	SO	LOB	BOTTOM			
Cesar Tovar, R OBP: 0.302, SLG: 0.332 (1, 5)	L8		F8							3	0	1	0	1	0	1				
Ted Uhlhaender, L OBP: 0.302, SLG: 0.376 (1, 8)	1-3		F7			BB				4	0	0	0	0	0	4				
Harmon Killebrew, R OBP: 0.359, SLG: 0.435 Rich Reese, L OBP: 0.229, SLG: 0.286 (1, 3)	F4									1	1	0	0	3	0	0				
Tony Oliva, L OBP: 0.316, SLG: 0.421 (1, 9)		6-3								4	0	0	0	0	0	3				
Bob Allison, R OBP: 0.330, SLG: 0.421 (1, 7)	K				G6-4-3					4	1	2	2	0	1	1				
John Roseboro, L OBP: 0.281, SLG: 0.236 Jerry Zimmerman, R OBP: 0.250, SLG: 0.200 (1, 2)	K									1	0	0	0	0	1	0				
Jackie Hernandez, R OBP: 0.221, SLG: 0.229 (1, 6)			1-3							2	0	0	0	1	0	2				
Frank Quilici, R OBP: 0.429, SLG: 0.684 (1, 4)										4	1	2	1	0	2	1				
Jim Kaat, L OBP: 0.091, SLG: 0.091 (1, 1)										3	0	1	1	0	2	1				
<b>Inning Stats</b>	R: 0 E: 0 K: 0 S: 3	H: 0 LOB: 0 BB: 0 P: 3	R: 0 E: 0 K: 2 S: 7	H: 0 LOB: 0 BB: 0 P: 7	R: 1 E: 0 K: 0 S: 5	H: 2 LOB: 1 BB: 0 P: 5	R: 0 E: 0 K: 0 S: 2	H: 0 LOB: 0 BB: 1 P: 6	R: 1 E: 0 K: 1 S: 6	H: 1 LOB: 2 BB: 2 P: 14	R: 0 E: 0 K: 0 S: 4	H: 1 LOB: 2 BB: 1 P: 8	R: 0 E: 0 K: 2 S: 8	H: 1 LOB: 1 BB: 0 P: 8	R: 2 E: 0 K: 2 S: 8	H: 1 LOB: 1 BB: 2 P: 16	1B: 3 2B: 1 3B: 1 HR: 1	SF: 0 SAC: 1 DP: 1 HBP: 0	WP: 0 PB: 0 SB: 1 CS: 0	PA: 35
<b>PITCHER</b> Barry Moore, L ERA: 4.41 Bob Humphreys, R ERA: 3.49 Dennis Higgins, R ERA: 3.52 (1, 1)	IP: 5.1 WLS: L BF: 23 H: 4 R: 2 ER: 2 SO: 3 BB: 4 IBB: 2 HBP: 2 BLK: 3 WP: 0 HR: 0 S: 25 P: 41 ERA: 0.00 WHIP: 0.600															<b>PITCHER</b>	IP: 5.1 WLS: L BF: 23 H: 4 R: 2 ER: 2 SO: 3 BB: 4 IBB: 2 HBP: 2 BLK: 3 WP: 0 HR: 0 S: 25 P: 41 ERA: 0.00 WHIP: 0.600			

Washington Senators @ Minnesota Twins  
 Metropolitan Stadium, Bloomington, MI  
 Mon Jun 17 1968, 8:05 PM EDT  
 Att: 12,826 - Unknown - 71 F

AB 28  
 R 4  
 H 6  
 RBI 4  
 BB 6  
 SO 7  
 LOB 15



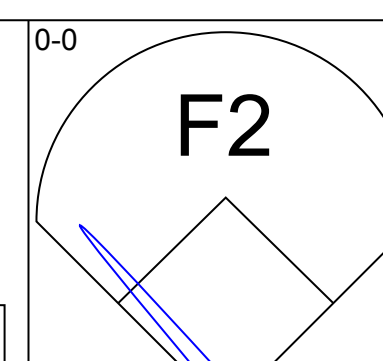
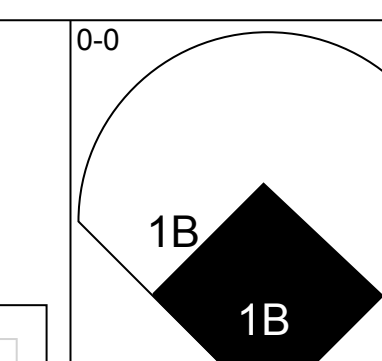
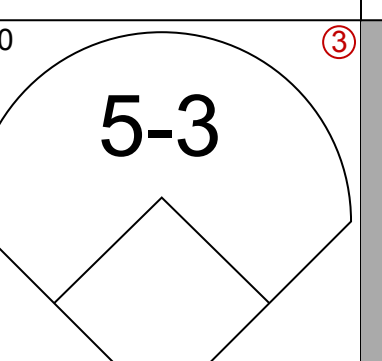
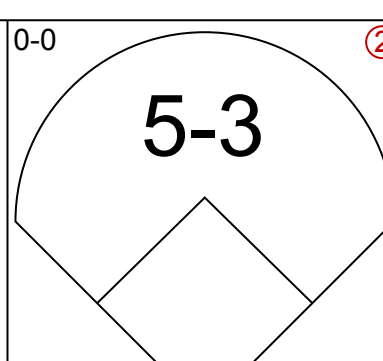
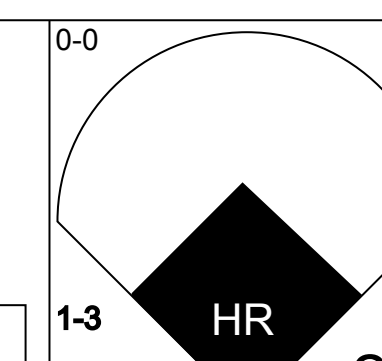
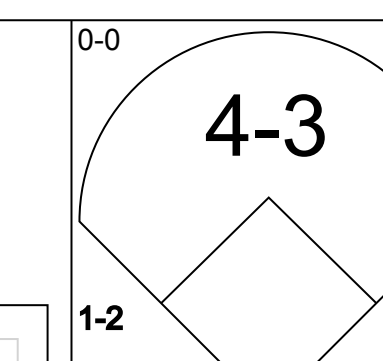
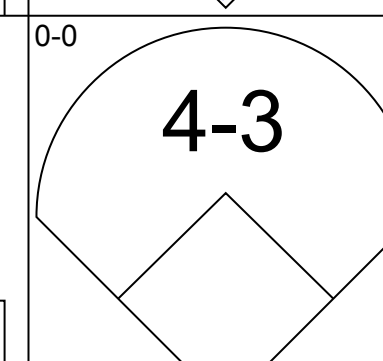
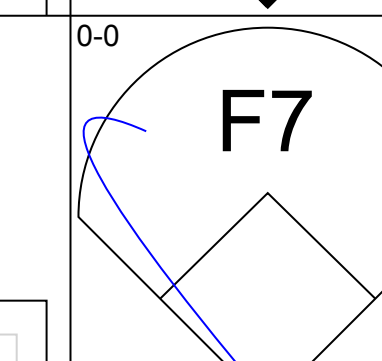
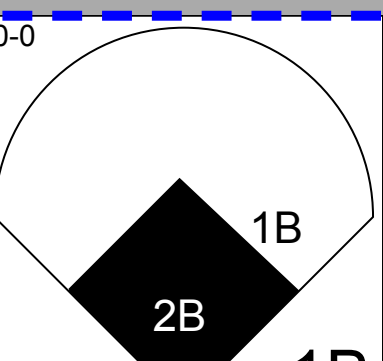
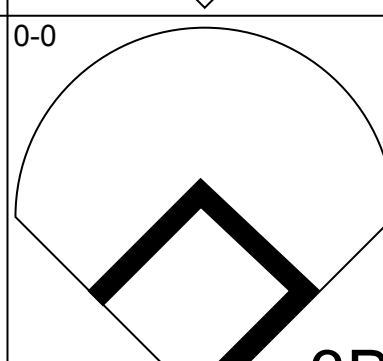
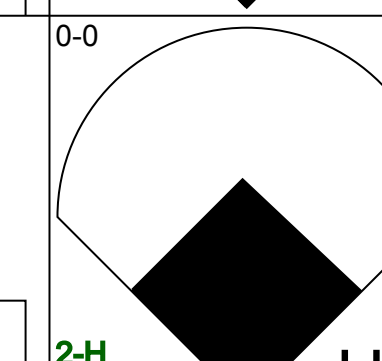
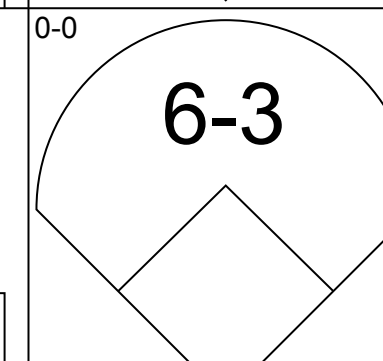
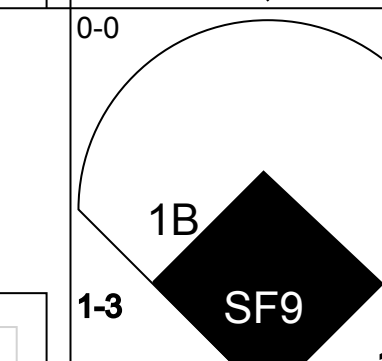
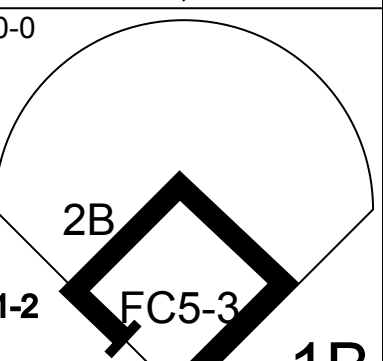
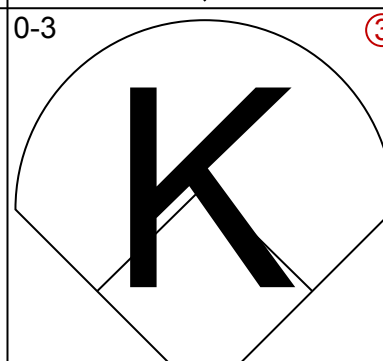
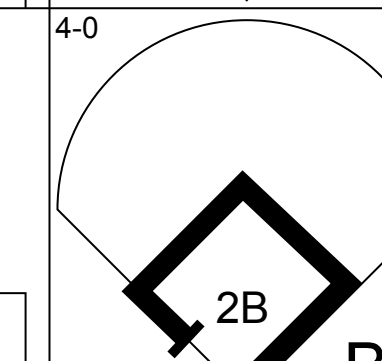
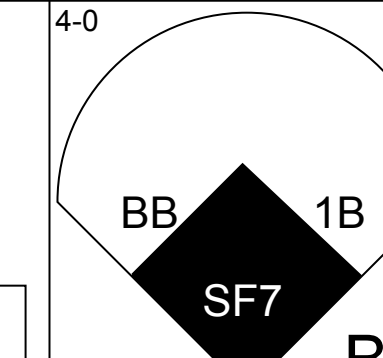

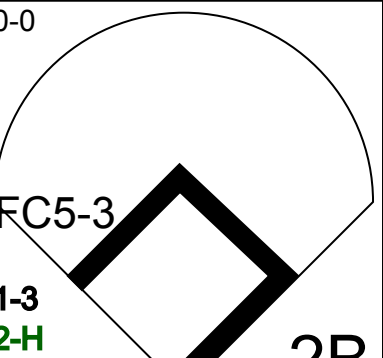
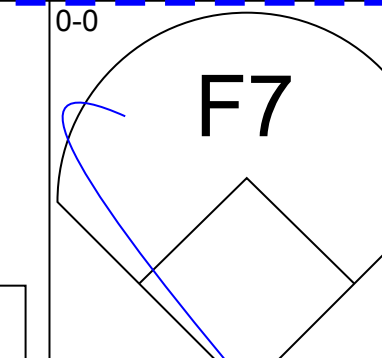

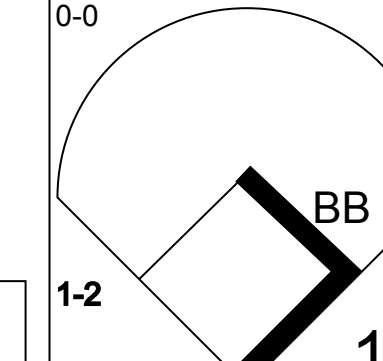
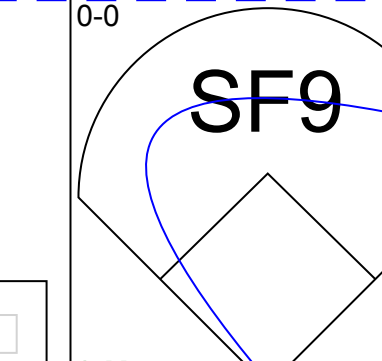
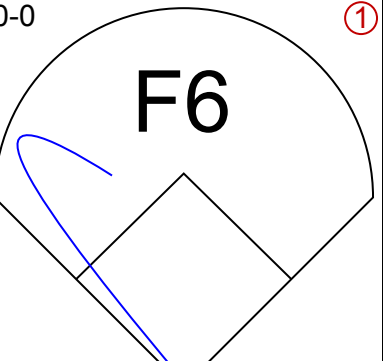
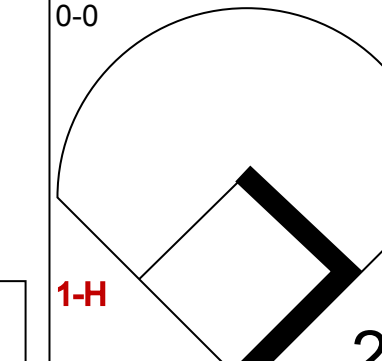


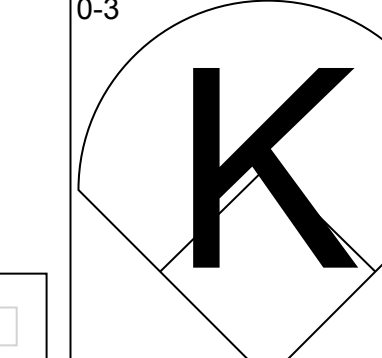
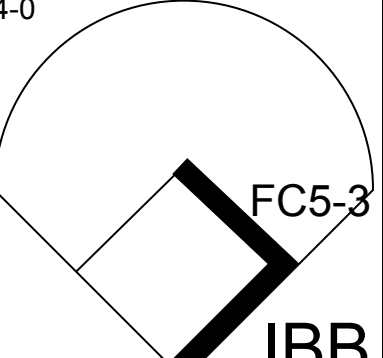

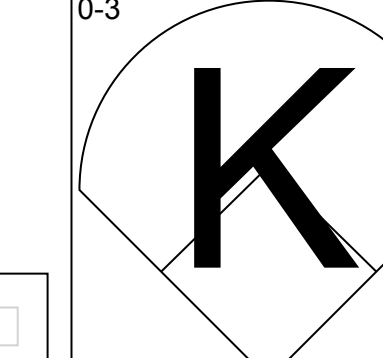

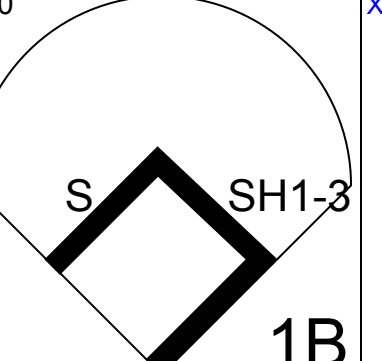
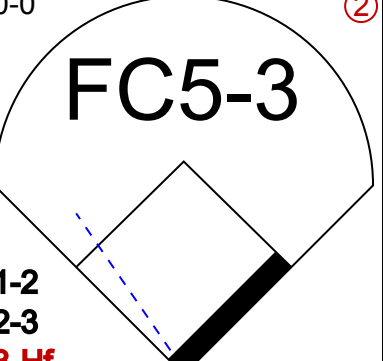

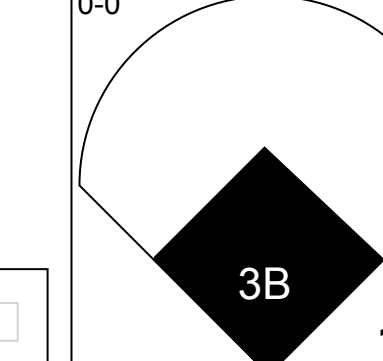

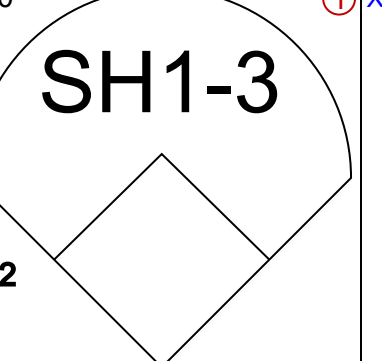
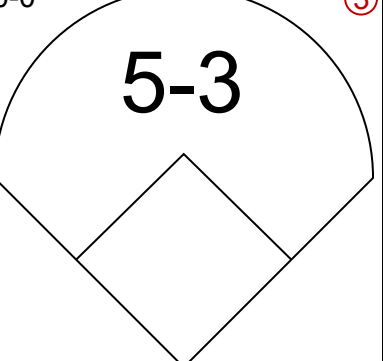
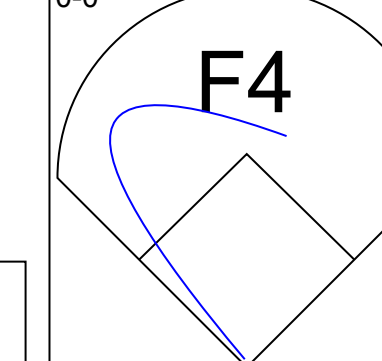
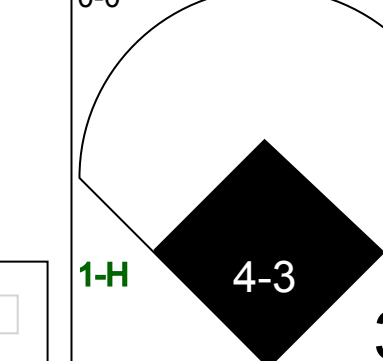


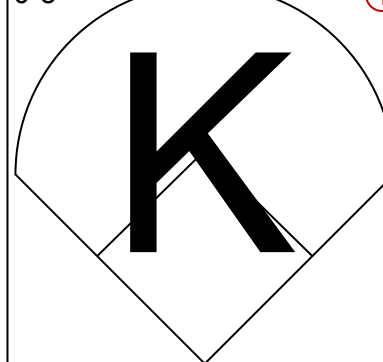
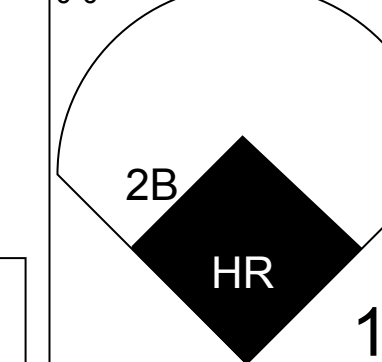
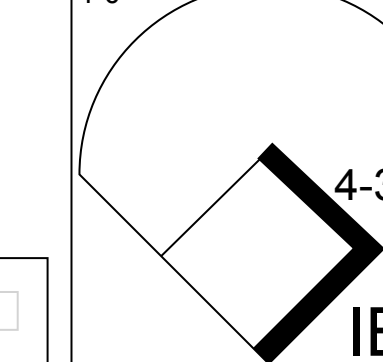


Batter	1	2	3	4	5	6	7	8	9	AB	R	H	RBI	BB	SO	LOB	TOP			
Sam Owens, R OBP: 0.264, SLG: 0.367 (1, 8)										4	1	0	0	1	1	0				
Bernie Allen, L OBP: 0.321, SLG: 0.369 (1, 4)										4	1	1	0	0	0	0	1			
Frank Howard, R OBP: 0.672, SLG: 0.672 Ed Stroud, L OBP: 0.281, SLG: 0.428 (9, PR) (9, 8)										5	1	1	2	0	0	2				
Ken McMullen, R OBP: 0.314, SLG: 0.401 (1, 5)										3	1	2	1	2	1	0				
Mike Epstein, L OBP: 0.273, SLG: 0.256 (1, 3)										3	1	1	1	2	1	2				
Cap Peterson, R OBP: 0.289, SLG: 0.217 (1, 9)										4	1	3	1	1	0	2				
Paul Casanova, R OBP: 0.188, SLG: 0.224 (1, 2)										5	1	1	3	0	0	5				
Ron Hansen, R OBP: 0.276, SLG: 0.337 Dave Baldwin, R (8, 1) Dennis Higgins, R OBP: 0.111, SLG: 0.111 (8, 1)										4	0	1	0	0	1	0				
Phil Ortega, R OBP: 0.288, SLG: 0.263 Bruce Howard, R OBP: 0.378, SLG: 0.887 Frank Costello, R OBP: 0.242, SLG: 0.242 Dick Bosman, R OBP: 0.288, SLG: 0.288 Ed Brinkman, R OBP: 0.226, SLG: 0.125 (1, 1) (3, 1) (5, PH) (5, 1) (8, PH) (8, 8)										1	0	0	0	0	0	0				
<b>Inning Stats</b>	R: 0 E: 0 K: 1 S: 5	H: 0 LOB: 0 BB: 0 P: 5	R: 0 E: 0 K: 2 S: 7	H: 0 LOB: 1 BB: 1 P: 11	R: 0 E: 0 K: 0 S: 3	H: 0 LOB: 0 BB: 0 P: 3	R: 0 E: 0 K: 0 S: 3	H: 0 LOB: 2 BB: 2 P: 11	R: 0 E: 0 K: 0 S: 4	H: 1 LOB: 0 BB: 0 P: 5	R: 0 E: 0 K: 1 S: 5	H: 1 LOB: 0 BB: 0 P: 5	R: 6 E: 0 K: 0 S: 8	H: 5 LOB: 1 BB: 2 P: 16	R: 2 E: 1 K: 0 S: 6	H: 3 LOB: 3 BB: 1 P: 10	1B: 8 2B: 0 3B: 0 HR: 2	SF: 0 SAC: 0 DP: 2 HBP: 1	WP: 0 PB: 0 SB: 0 CS: 0	PA: 43
<b>PITCHER</b>	IP	WLS	BF	H	R	ER	SO	BB	IBB	HBP	BLK	WP	HR	S	P	ERA	WHIP			
Jim Merritt, L ERA: 2.93 (1, 1)	7.2		31	4	3	3	4	4	0	1	0	0	1	34	51	3.52	1.043			
Ron Perranoski, L ERA: 2.47 (8, 1)	0.1		5	3	3	3	0	1	0	0	0	0	1	4	8	81.00	12.000			
Al Worthington, R ERA: 1.14 (9, 1)	0.1		6	3	2	1	0	1	0	0	0	0	0	5	9	27.00	12.000			
Jim Perry, R ERA: 2.39 (9, 1)	0.2	W	1	0	0	0	0	0	0	0	0	0	0	1	1	0.00	0.000			

Washington Senators @ Minnesota Twins  
Metropolitan Stadium, Bloomington, MI  
Tue Jun 18 1968, 8:05 PM EDT  
Att: 13,524 - Unknown - 71 F

AB 36  
R 8  
H 10  
RBI 8  
BB 6  
SO 4  
LOB 13



Batter	1	2	3	4	5	6	7	8	9	AB	R	H	RBI	BB	SO	LOB	BOTTOM					
Cesar Tovar, R OBP: 0.302, SLG: 0.336 (1, 5)										6	2	2	1	0	0	2						
Ted Uhlhaender, L OBP: 0.308, SLG: 0.402 (1, 8)										5	2	3	3	0	0	1						
Harmon Killebrew, R OBP: 0.382, SLG: 0.437 Jim Holt, L OBP: 0.240, SLG: 0.280 Al Worthington, R OBP: 0.290, SLG: 0.417 (1, 3) (8, PR) (9, 1) (9, 1)										4	1	2	0	1	1	1						
Tony Oliva, L OBP: 0.325, SLG: 0.428 (1, 9)										3	1	2	2	2	0	1						
Bob Allison, R OBP: 0.332, SLG: 0.429 (1, 7)										4	0	2	1	0	0	3						
Bruce Look, L OBP: 0.456, SLG: 0.400 (1, 2)										3	0	1	0	2	2	1						
Jackie Hernandez, R OBP: 0.292, SLG: 0.229 Rich Rollins, R OBP: 0.280, SLG: 0.382 (1, 6) (9, PH)										4	0	1	0	0	0	7						
Frank Quilici, R OBP: 0.400, SLG: 0.727 (1, 4)										3	1	1	2	0	0	3						
Jim Merritt, L OBP: 0.206, SLG: 0.133 Ron Perranoski, L OBP: 0.250, SLG: 0.297 (1, 1) (8, 1) (8, PH) (9, 3)										3	0	0	0	0	2	3						
<b>Inning Stats</b>	R: 0 E: 0 K: 0 S: 3	H: 0 LOB: 0 BB: 0 P: 3	R: 1 E: 0 K: 0 S: 4	H: 1 LOB: 2 BB: 2 P: 12	R: 2 E: 0 K: 1 S: 8	H: 3 LOB: 1 BB: 0 P: 8	R: 0 E: 0 K: 1 S: 6	H: 1 LOB: 0 BB: 0 P: 6	R: 1 E: 0 K: 0 S: 6	H: 3 LOB: 3 BB: 1 P: 10	R: 0 E: 0 K: 2 S: 8	H: 1 LOB: 1 BB: 0 P: 8	R: 0 E: 0 K: 0 S: 3	H: 1 LOB: 1 BB: 1 P: 7	R: 3 E: 0 K: 0 S: 6	H: 4 LOB: 3 BB: 1 P: 10	R: 2 E: 0 K: 1 S: 6	H: 2 LOB: 2 BB: 1 P: 10	1B: 9 2B: 4 3B: 2 HR: 1	SF: 2 SAC: 1 DP: 1 HBP: 0	WP: 0 PB: 0 SB: 1 CS: 0	PA: 46
<b>PITCHER</b>	IP	WLS	BF	H	R	ER	SO	BB	IBB	HBP	BLK	WP	HR	S	P	ERA	WHIP					
Phil Ortega, R ERA: 4.84 (3, 1)	1.2		6	1	0	0	2	0	0	0	0	0	0	10	10	0.00	0.600					
Bruce Howard, R ERA: 3.39 (5, 1)	3.0		15	5	1	1	2	1	1	0	0	0	0	17	25	3.00	2.000					
Dick Bosman, R ERA: 3.94 (8, 1)	0.1		5	3	3	3	0	1	0	0	0	0	1	4	8	81.00	12.000					
Dave Baldwin, R ERA: 4.73 Dennis Higgins, R ERA: 3.6 (8, 1)	1.1	L	7	3	2	2	1	0	1	0	0	0	0	8	12	13.50	2.250					

Washington Senators @ Minnesota Twins  
Metropolitan Stadium, Bloomington, MI  
Tue Jun 18 1968, 8:05 PM EDT  
Att: 13,524 - Unknown - 71 F

AB 37  
R 9  
H 16  
RBI 9  
BB 6  
SO 5  
LOB 22





Batter	1	2	3	4	5	6	7	8	9	AB	R	H	RBI	BB	SO	LOB	TOP			
<b>Del Unser, L</b> OBP: 0.280, SLG: 0.299 (1, 8)	5-3			G3		K			F6	4	0	0	0	0	1	1				
<b>Bernie Allen, L</b> OBP: 0.319, SLG: 0.364 (1, 4)	K			4-3					F8	4	0	1	0	0	1	0				
<b>Frank Howard, R</b> OBP: 0.367, SLG: 0.661 (1, 7)	K			F7					K	4	0	0	0	0	3	1				
<b>Ken McMullen, R</b> OBP: 0.314, SLG: 0.400 (1, 5)					L7				E6	3	0	1	0	0	0	1				
<b>Mike Epstein, L</b> OBP: 0.268, SLG: 0.250 (1, 3)						K			F7	3	0	0	0	0	1	3				
<b>Cap Peterson, R</b> OBP: 0.257, SLG: 0.206 (1, 9)					6-3				5-3	3	0	0	0	0	1	2				
<b>Paul Casanova, R</b> OBP: 0.185, SLG: 0.219 (1, 2)				4-3		K			1-3	3	0	0	0	0	1	0				
<b>Ron Hansen, R</b> OBP: 0.277, SLG: 0.337 (1, 6)				K					F4	3	0	1	0	0	1	0				
<b>Joe Coleman, R</b> OBP: 0.300, SLG: 0.321 (1, 1)									F6	1	0	0	0	0	1	0				
<b>Ed Stroud, L</b> OBP: 0.279, SLG: 0.425 (8, PH)										1	0	0	0	0	0	0				
<b>Jim Hannan, R</b> OBP: 0.250, SLG: 0.250 (8, 1)										0	0	0	0	0	0	0				
<b>Inning Stats</b>	R: 0 E: 0 K: 2 S: 7	H: 0 LOB: 0 BB: 0 P: 7	R: 0 E: 0 K: 1 S: 5	H: 1 LOB: 0 BB: 0 P: 5	R: 0 E: 0 K: 2 S: 7	H: 0 LOB: 0 BB: 0 P: 7	R: 0 E: 0 K: 0 S: 3	H: 0 LOB: 0 BB: 0 P: 3	R: 0 E: 0 K: 1 S: 5	H: 0 LOB: 2 BB: 0 P: 5	R: 0 E: 0 K: 1 S: 7	H: 1 LOB: 2 BB: 0 P: 7	R: 0 E: 0 K: 0 S: 3	H: 0 LOB: 0 BB: 0 P: 3	R: 0 E: 0 K: 1 S: 5	H: 0 LOB: 0 BB: 0 P: 5	1B: 3 2B: 0 3B: 0 HR: 0	SF: 0 SAC: 1 DP: 1 HBP: 0	WP: 0 PB: 0 SB: 0 CS: 0	PA: 30
<b>PITCHER</b> <b>Dean Chance, R</b> ERA: 2.49 (1, 1)	IP: 9.0 WLS: W BF: 30 H: 3 R: 0 ER: 0 SO: 10 BB: 0 IBB: 0 HBP: 0 BLK: 0 WP: 0 HR: 0 S: 50 P: 50 ERA: 0.00 WHIP: 0.333															<b>PITCHER</b> <b>Dean Chance, R</b> ERA: 2.49 (1, 1)	IP: 9.0 WLS: W BF: 30 H: 3 R: 0 ER: 0 SO: 10 BB: 0 IBB: 0 HBP: 0 BLK: 0 WP: 0 HR: 0 S: 50 P: 50 ERA: 0.00 WHIP: 0.333			

Washington Senators @ Minnesota Twins  
Metropolitan Stadium, Bloomington, MI  
Wed Jun 19 1968, 8:05 PM EDT  
Att: 15,490 - Unknown - 75 F

AB 29  
R 0  
H 3  
RBI 0  
BB 0  
SO 10  
LOB 8



Batter	1	2	3	4	5	6	7	8	9	AB	R	H	RBI	BB	SO	LOB	BOTTOM			
<b>Cesar Tovar, R</b> OBP: 0.300, SLG: 0.331 (1, 5)	F3		6-3		2B	1-3		5-3		4	0	0	0	1	0	2				
<b>Ted Uhlhaender, L</b> OBP: 0.314, SLG: 0.422 (1, 8)	F1		E		1B			K2-3		5	2	3	1	0	1	0				
<b>Harmon Killebrew, R</b> OBP: 0.364, SLG: 0.435 (1, 3)	1B		E5		2B			K		3	0	1	1	1	1	1				
<b>Tony Oliva, L</b> OBP: 0.324, SLG: 0.425 (1, 9)			L9		1B			F9		4	0	1	0	0	0	3				
<b>Bob Allison, R</b> OBP: 0.330, SLG: 0.424 (1, 7)	K2-3		FC6-4		5-3			1B		4	1	1	0	0	1	5				
<b>Bruce Lock, L</b> OBP: 0.463, SLG: 0.412 (1, 2)			F8		F7			1B		4	1	2	0	0	0	0				
<b>Jackie Hernandez, R</b> OBP: 0.223, SLG: 0.230 (1, 6)			6-3		6-3			F2		4	0	1	2	0	0	1				
<b>Frank Quilici, R</b> OBP: 0.448, SLG: 0.731 (1, 4)								F9		4	0	3	0	0	0	1				
<b>Dean Chance, R</b> OBP: 0.093, SLG: 0.049 (1, 1)			K		K			K		4	0	0	0	0	4	4				
<b>Inning Stats</b>	R: 0 E: 0 K: 1 S: 6	H: 1 LOB: 2 BB: 1 P: 10	R: 0 E: 0 K: 1 S: 6	H: 1 LOB: 1 BB: 0 P: 6	R: 0 E: 1 K: 0 S: 5	H: 1 LOB: 2 BB: 0 P: 5	R: 0 E: 0 K: 1 S: 6	H: 1 LOB: 1 BB: 0 P: 6	R: 1 E: 0 K: 0 S: 4	H: 2 LOB: 1 BB: 1 P: 8	R: 0 E: 0 K: 1 S: 7	H: 2 LOB: 2 BB: 0 P: 7	R: 3 E: 0 K: 1 S: 9	H: 4 LOB: 1 BB: 0 P: 9	R: 0 E: 0 K: 2 S: 7	H: 0 LOB: 0 BB: 0 P: 7	1B: 10 2B: 1 3B: 0 HR: 1	SF: 0 SAC: 0 DP: 0 HBP: 0	WP: 0 PB: 0 SB: 0 CS: 0	PA: 38
<b>PITCHER</b> <b>Joe Coleman, R</b> ERA: 2.67 (1, 1)	IP: 7.0 WLS: L BF: 35 H: 12 R: 4 ER: 4 SO: 5 BB: 2 IBB: 0 HBP: 0 BLK: 0 WP: 0 HR: 1 S: 43 P: 51 ERA: 5.14 WHIP: 2.000															<b>PITCHER</b> <b>Jim Hannan, R</b> ERA: 4.91 (8, 1)	IP: 1.0 WLS: 3 BF: 0 H: 0 R: 0 ER: 0 SO: 2 BB: 0 IBB: 0 HBP: 0 BLK: 0 WP: 0 HR: 0 S: 7 P: 7 ERA: 0.00 WHIP: 0.000			

Washington Senators @ Minnesota Twins  
Metropolitan Stadium, Bloomington, MI  
Wed Jun 19 1968, 8:05 PM EDT  
Att: 15,490 - Unknown - 75 F

AB 36  
R 4  
H 12  
RBI 4  
BB 2  
SO 7  
LOB 17









Batter	1	2	3	4	5	6	7	8	9	AB	R	H	RBI	BB	SO	LOB	TOP			
Horace Clarke, S OBP: 0.255, SLG: 0.244 (1,4)	L7		FC6-5						F8	5	0	2	1	0	0	1				
Roy White, S OBP: 0.345, SLG: 0.387 (1,7)	L8		F9							4	0	1	0	0	0	2				
Mickey Mantle, S OBP: 0.391, SLG: 0.431 (1,3)	HR			6-3						3	1	1	1	1	0	2				
Andy Kosco, R OBP: 0.275, SLG: 0.393 (1,9)	F7				F8					4	0	0	0	0	0	4				
Bobby Cox, R OBP: 0.314, SLG: 0.342 (1,5)		E5								4	1	1	0	0	1	0				
Tom Tresh, S OBP: 0.273, SLG: 0.261 (1,6)		F7								3	1	1	0	1	0	1				
Bill Robinson, R OBP: 0.250, SLG: 0.292 (1,8)		G6-4-3								4	1	1	1	0	1	2				
Frank Fernandez, R OBP: 0.372, SLG: 0.471 (1,2)			FC6-5	SH2-4						3	1	1	2	1	0	0				
Stan Bahnsen, R OBP: 0.206, SLG: 0.100 (1,1)			SH2-4							2	0	0	0	0	0	0				
<b>Inning Stats</b>	R: 1 E: 0 K: 0 S: 4	H: 1 LOB: 0 BB: 0 P: 4	R: 0 E: 1 K: 0 S: 3	H: 0 LOB: 0 BB: 0 P: 3	R: 0 E: 0 K: 0 S: 3	H: 0 LOB: 1 BB: 1 P: 7	R: 0 E: 0 K: 0 S: 2	H: 0 LOB: 0 BB: 1 P: 6	R: 0 E: 0 K: 0 S: 4	H: 1 LOB: 2 BB: 0 P: 8	R: 4 E: 0 K: 0 S: 9	H: 6 LOB: 0 BB: 0 P: 9	R: 0 E: 0 K: 2 S: 7	H: 0 LOB: 0 BB: 0 P: 7	R: 0 E: 0 K: 0 S: 3	H: 0 LOB: 0 BB: 0 P: 3	1B: 6 2B: 1 3B: 0 HR: 1	SF: 0 SAC: 0 DP: 2 HBP: 0	WP: 0 PB: 0 CS: 0	PA: 37
<b>PITCHER</b>	IP	WLS	BF	H	R	ER	SO	BB	IBB	HBP	BLK	WP	HR	S	P	ERA	WHIP			
Jim Kaat, L ERA: 2.41 (1,1)	6.0	L	25	5	4	4	0	3	0	0	0	0	1	22	34	6.00	1.333			
AJ Worthington, R ERA: 1.31 (7,1)	2.0		9	3	1	1	2	0	0	0	0	0	0	13	13	4.50	1.500			
Ron Perranoski, L ERA: 2.42 (9,1)	1.0		3	0	0	0	0	0	0	0	0	0	0	3	3	0.00	0.000			

New York Yankees @ Minnesota Twins  
Metropolitan Stadium, Bloomington, MI

AB 32  
R 5  
H 8  
RBI 5  
BB 3  
SO 2  
LOB 12



Sat Jun 22 1968, 4:33 AM EDT  
Att: 21,340 - Unknown - 80 F

Batter	1	2	3	4	5	6	7	8	9	AB	R	H	RBI	BB	SO	LOB	BOTTOM					
Cesar Tovar, R OBP: 0.305, SLG: 0.336 (1,5) (8,4)	4-3		F8							3	0	1	0	1	0	1						
Ted Uhlhaender, L OBP: 0.316, SLG: 0.423 (1,8)	K			HR						4	1	1	0	0	1	2						
Harmon Killebrew, R OBP: 0.360, SLG: 0.422 (1,3)	K			F6						4	0	0	0	0	2	3						
Tony Oliva, L OBP: 0.332, SLG: 0.459 (1,9)		K			HR					4	1	3	2	0	1	0						
Bob Allison, R OBP: 0.325, SLG: 0.425 (1,7)		F8			K					4	0	0	0	0	1	3						
John Roseboro, L OBP: 0.254, SLG: 0.229 (1,2)					G3					4	0	0	0	0	1	1						
Frank Quilici, R OBP: 0.472, SLG: 0.688 (1,4) (8,6)				FC4-6						2	0	1	0	1	1	0						
Jackie Hernandez, R OBP: 0.216, SLG: 0.222 (1,6)										2	0	0	0	0	2	1						
Rich Rollins, R OBP: 0.275, SLG: 0.375 (7,PH) (8,5)										1	0	0	0	0	0	1						
Jim Kaat, L OBP: 0.083, SLG: 0.083 (1,1)										2	0	0	0	0	0	1						
AJ Worthington, R (7,1)				FC4-6						0	0	0	0	0	0	0						
Rich Reese, L OBP: 0.243, SLG: 0.288 (8,PH)										1	0	0	0	0	0	0						
Ron Perranoski, L (9,1)										0	0	0	0	0	0	0						
<b>Inning Stats</b>	R: 0 E: 0 K: 2 S: 7	H: 0 LOB: 0 BB: 0 P: 7	R: 0 E: 0 K: 2 S: 7	H: 0 LOB: 0 BB: 0 P: 7	R: 0 E: 0 K: 1 S: 5	H: 0 LOB: 1 BB: 1 P: 9	R: 2 E: 0 K: 1 S: 7	H: 2 LOB: 0 BB: 0 P: 7	R: 0 E: 0 K: 2 S: 7	H: 0 LOB: 0 BB: 0 P: 7	R: 0 E: 0 K: 0 S: 4	H: 1 LOB: 2 BB: 1 P: 8	R: 0 E: 0 K: 0 S: 3	H: 1 LOB: 0 BB: 0 P: 3	R: 0 E: 0 K: 1 S: 6	H: 1 LOB: 1 BB: 0 P: 6	R: 0 E: 0 K: 0 S: 3	H: 1 LOB: 0 BB: 0 P: 3	1B: 5 2B: 0 3B: 0 HR: 1	SF: 0 SAC: 0 DP: 2 HBP: 0	WP: 0 PB: 0 CS: 0	PA: 33
<b>PITCHER</b>	IP	WLS	BF	H	R	ER	SO	BB	IBB	HBP	BLK	WP	HR	S	P	ERA	WHIP					
Stan Bahnsen, R ERA: 2.09 (1,1)	9.0	W	33	6	2	2	9	2	0	0	0	0	1	49	57	2.00	0.889					


New York Yankees @ Minnesota Twins  
Metropolitan Stadium, Bloomington, MI


AB 31  
R 2  
H 6  
RBI 2  
BB 2  
SO 9  
LOB 13



Sat Jun 22 1968, 4:33 AM EDT  
Att: 21,340 - Unknown - 80 F



Batter	1	2	3	4	5	6	7	8	9	AB	R	H	RBI	BB	SO	LOB	TOP				
Horace Clarke, S (1.4) OBP: 0.255, SLG: 0.258	F9		HR		F2		F9			4	1	1	1	0	0	0	<b>New York Yankees @ Minnesota Twins</b> Metropolitan Stadium, Bloomington, MI Sun Jun 23 1968, 4:33 AM EDT Att: 25,102 - Unknown - 72 F 				
Roy White, S (1.7) OBP: 0.347, SLG: 0.389	1B		1B		F9		F8			4	0	2	0	0	0	0					
Mickey Mantle, S (1.3) OBP: 0.389, SLG: 0.427	1-2		K		5-3		L6			4	0	1	0	0	1	1					
Andy Kosco, R (1.9) OBP: 0.274, SLG: 0.405	F7		F7		HR		6-3			4	1	1	1	0	0	3					
Bobby Cox, R (1.5) OBP: 0.308, SLG: 0.335	K			K	F9			K		4	0	0	0	0	3	2					
Tom Tresh, S (1.6) OBP: 0.277, SLG: 0.271		F3		S	F9			SF8		3	1	1	0	1	0	0					
Bill Robinson, R (1.8) OBP: 0.250, SLG: 0.293	F9		E5					SF8		3	0	1	1	0	0	1					
Frank Fernandez, R (1.2) OBP: 0.340, SLG: 0.421	K		K				K	4-3		4	0	0	0	0	3	2					
Fritz Peterson, S (1.1) Charley Smith, R (7, PH) Joe Verbanic, R (7.1) Dooley Womack, L (7.1)			K		1-3		6-3			2	0	0	0	0	1	2					
										1	0	0	0	0	0	0					
										0	0	0	0	0	0	0					
										0	0	0	0	0	0	0					
<b>Inning Stats</b>	R: 0 E: 0 K: 1 S: 7	H: 2 LOB: 2 BB: 0 P: 7	R: 0 E: 0 K: 1 S: 5	H: 0 LOB: 0 BB: 0 P: 5	R: 1 E: 0 K: 2 S: 9	H: 2 LOB: 1 BB: 0 P: 9	R: 0 E: 1 K: 2 S: 8	H: 0 LOB: 2 BB: 1 P: 12	R: 0 E: 0 K: 0 S: 3	H: 0 LOB: 0 BB: 0 P: 3	R: 1 E: 0 K: 0 S: 4	H: 2 LOB: 1 BB: 0 P: 4	R: 0 E: 0 K: 1 S: 5	H: 0 LOB: 0 BB: 0 P: 5	R: 0 E: 0 K: 0 S: 3	H: 0 LOB: 0 BB: 0 P: 3	R: 1 E: 0 K: 1 S: 6	H: 1 LOB: 0 BB: 0 P: 6	1B: 4 2B: 0 3B: 1 HR: 2	SF: 1 SAC: 0 DP: 0 HBP: 0	WP: 0 PA: 35 CS: 0
<b>PITCHER</b> Jim Merritt, L (1.1) ERA: 2.94	IP: 9.0 WLS: W BF: 35 H: 7 R: 3 ER: 3 SO: 8 BB: 1 IBB: 0 HBP: 0 BLK: 0 WP: 0 HR: 2 S: 50 P: 54 ERA: 3.00 WHIP: 0.889															<b>PITCHER</b>					

Batter	1	2	3	4	5	6	7	8	9	AB	R	H	RBI	BB	SO	LOB	BOTTOM		
Cesar Tovar, R (1.5) Ron Clark, R (8.5) OBP: 0.304, SLG: 0.338 OBP: 0.250, SLG: 0.213	F8		6-3		1B		F5	1B		4	1	1	0	0	0	0	<b>New York Yankees @ Minnesota Twins</b> Metropolitan Stadium, Bloomington, MI Sun Jun 23 1968, 4:33 AM EDT Att: 25,102 - Unknown - 72 F 		
Ted Uhlhaender, L (1.8) OBP: 0.331, SLG: 0.434	E		FC4-6		2B		2B	1B		5	2	5	1	0	0	0			
Harmon Killebrew, R (1.3) Rich Reese, L (9.3) OBP: 0.357, SLG: 0.421 OBP: 0.243, SLG: 0.288	E5		K		L8		1B	L7		5	0	1	0	0	1	4			
Tony Oliva, L (1.9) OBP: 0.330, SLG: 0.452	3-1		FC4-6		F9		1B	F6		4	1	0	0	1	0	5			
Bob Allison, R (1.7) OBP: 0.329, SLG: 0.427	6-3				F7		1B			4	2	2	1	0	0	2			
Frank Quilici, R (1.4) OBP: 0.475, SLG: 0.667			K		5-3		1B	1B		4	0	2	1	0	1	1			
John Roseboro, L (1.2) OBP: 0.259, SLG: 0.236	K				F6		1B	1B		4	0	2	1	0	1	2			
Jackie Hernandez, R (1.6) OBP: 0.217, SLG: 0.223	FC6-4				1B		K	F5		4	0	1	1	0	1	4			
Jim Merritt, L (1.1) OBP: 0.211, SLG: 0.176	6-3				K		K	1B		4	0	1	0	0	2	3			
										1B: 12 2B: 3 3B: 0 HR: 0	SF: 0 SAC: 0 DP: 0 HBP: 0	WP: 0 PA: 40 CS: 0							
<b>Inning Stats</b>	R: 1 E: 1 K: 0 S: 5	H: 1 LOB: 1 BB: 0 P: 5	R: 0 E: 0 K: 1 S: 6	H: 1 LOB: 0 BB: 0 P: 6	R: 0 E: 0 K: 1 S: 6	H: 1 LOB: 1 BB: 0 P: 6	R: 1 E: 0 K: 2 S: 9	H: 2 LOB: 1 BB: 0 P: 9	R: 1 E: 0 K: 0 S: 5	H: 2 LOB: 1 BB: 0 P: 5	R: 0 E: 0 K: 2 S: 8	H: 1 LOB: 1 BB: 0 P: 8	R: 3 E: 0 K: 0 S: 7	H: 5 LOB: 2 BB: 1 P: 11	R: 0 E: 0 K: 0 S: 4	H: 2 LOB: 2 BB: 1 P: 8	1B: 12 2B: 3 3B: 0 HR: 0	SF: 0 SAC: 0 DP: 0 HBP: 0	WP: 0 PA: 40 CS: 0
<b>PITCHER</b> Fritz Peterson, L (1.1) Joe Verbanic, R (7.1) Dooley Womack, R (7.1)	IP: 6.0 WLS: L BF: 27 H: 8 R: 3 ER: 3 SO: 2 BB: 0 IBB: 0 HBP: 0 BLK: 0 WP: 0 HR: 0 S: 39 P: 39 ERA: 3.00 WHIP: 1.333															<b>PITCHER</b>			







Batter	1	2	3	4	5	6	7	8	9	AB	R	H	RBI	BB	SO	LOB	TOP			
<b>Cesar Tovar, R</b> OBP: 0.307, SLG: 0.336 <b>Rich Rollins, R</b> OBP: 0.270, SLG: 0.368	1-0 CS HBP	0-0 5-3			0-0 F9					0	0	0	0	0	0	0				
<b>Ted Uhlhaender, L</b> OBP: 0.332, SLG: 0.441	0-3 K2-3		0-0 4-3		0-0 4-3					3	0	1	0	0	1	1				
<b>Harmon Killebrew, R</b> OBP: 0.349, SLG: 0.410	0-0 F9		0-0 F8			0-3 K				3	0	0	0	0	1	1				
<b>Tony Oliva, L</b> OBP: 0.331, SLG: 0.452		0-0 SF8 2B	0-0 4-3							2	1	1	0	0	0	1				
<b>Bob Allison, R</b> OBP: 0.326, SLG: 0.421		0-0 E5 2B	0-3 K							2	1	0	0	0	1	2				
<b>Frank Quilici, R</b> OBP: 0.444, SLG: 0.600		0-3 K		0-0 6-3						2	0	0	0	0	1	2				
<b>John Roseboro, L</b> OBP: 0.264, SLG: 0.237		4-0 2B IBB		0-0 F5						1	0	0	0	1	0	0				
<b>Jackie Hernandez, R</b> OBP: 0.218, SLG: 0.220		0-0 SF8		0-0 6-3						1	0	0	1	0	0	0				
<b>Dave Boswell, R</b> OBP: 0.250, SLG: 0.400		0-0 3-H 2B			0-3 K					2	0	1	1	0	1	0				
<b>Inning Stats</b>	R: 0 E: 0 K: 1 S: 4	H: 0 LOB: 0 BB: 0 P: 5	R: 2 E: 1 K: 1 S: 8	H: 2 LOB: 2 BB: 1 P: 12	R: 0 E: 0 K: 1 S: 6	H: 1 LOB: 1 BB: 0 P: 6	R: 0 E: 0 K: 0 S: 3	H: 0 LOB: 0 BB: 0 P: 3	R: 0 E: 0 K: 1 S: 5	H: 0 LOB: 0 BB: 0 P: 5	R: 0 E: 0 K: 1 S: 3	H: 0 LOB: 0 BB: 0 P: 3					1B: 0 2B: 3 3B: 0 HR: 0	SF: 1 SAC: 0 DP: 0 HBP: 1	WP: 0 PB: 0 SB: 1 CS: 1	PA: 21
<b>PITCHER</b> <b>Jim Hardin, R</b> ERA: 2.32	IP: 5.1 WLS: L BF: 21 H: 3 R: 2 ER: 0 SO: 5 BB: 0 IBB: 1 HBP: 1 BLK: 0 WP: 0 HR: 0 S: 29 P: 34 ERA: 0.00 WHIP: 0.562															<b>PITCHER</b>	IP: WLS: BF: H: R: ER: SO: BB: IBB: HBP: BLK: WP: HR: S: P: ERA: WHIP:			

Minnesota Twins @ Baltimore Orioles  
Memorial Stadium, Baltimore, MD  
Thu Jun 27 1968, 7:05 PM EDT  
Att: 5,457 - Unknown

AB 18  
R 2  
H 3  
RBI 2  
BB 1  
SO 5  
LOB 9



Batter	1	2	3	4	5	6	7	8	9	AB	R	H	RBI	BB	SO	LOB	BOTTOM	
<b>Fred Valentine, S</b> OBP: 0.290, SLG: 0.366	0-3 K	0-3 K			0-0 F7					3	0	0	0	0	2	2		
<b>Paul Blair, R</b> OBP: 0.260, SLG: 0.264	0-0 5-3 1B		4-0 G3-6-3 BB		4-0 1B BB					1	0	1	0	2	0	0		
<b>Frank Robinson, R</b> OBP: 0.380, SLG: 0.430	0-0 5-3 1-2		0-3 K		0-0 1-3 1B					3	0	1	0	0	1	2		
<b>Boog Powell, L</b> OBP: 0.344, SLG: 0.440	4-0 BB		0-0 G3-6-3 1-2		0-0 F7					2	0	0	0	1	0	3		
<b>Brooks Robinson, R</b> OBP: 0.283, SLG: 0.384	0-3 K			0-0 3-1						2	0	0	0	0	1	2		
<b>Curt Blefary, L</b> OBP: 0.306, SLG: 0.319		0-0 1B 1B		4-0 S BB						1	0	1	0	1	0	0		
<b>Davey Johnson, R</b> OBP: 0.354, SLG: 0.388		0-0 F8		0-0 F4 1-2						2	0	0	0	0	2	2		
<b>Mark Belanger, R</b> OBP: 0.230, SLG: 0.247		0-0 1-2 1B		0-0 F3						2	0	1	0	0	0	1		
<b>Jim Hardin, R</b> OBP: 0.111, SLG: 0.167		0-0 B1			0-0 F7					2	0	0	0	0	2	2		
<b>Inning Stats</b>	R: 0 E: 0 K: 2 S: 8	H: 1 LOB: 2 BB: 1 P: 12	R: 0 E: 0 K: 1 S: 7	H: 2 LOB: 2 BB: 0 P: 7	R: 0 E: 0 K: 1 S: 4	H: 0 LOB: 1 BB: 1 P: 8	R: 0 E: 0 K: 0 S: 3	H: 0 LOB: 1 BB: 1 P: 7	R: 0 E: 0 K: 0 S: 4	H: 1 LOB: 2 BB: 1 P: 8					1B: 4 2B: 0 3B: 0 HR: 0	SF: 0 SAC: 0 DP: 1 HBP: 0	WP: 0 PB: 0 SB: 1 CS: 0	PA: 22
<b>PITCHER</b> <b>Dave Boswell, R</b> ERA: 2.86	IP: 5.0 WLS: W BF: 22 H: 4 R: 0 ER: 0 SO: 4 BB: 4 IBB: 0 HBP: 0 BLK: 0 WP: 0 HR: 0 S: 26 P: 42 ERA: 0.00 WHIP: 1.600															<b>PITCHER</b>	IP: WLS: BF: H: R: ER: SO: BB: IBB: HBP: BLK: WP: HR: S: P: ERA: WHIP:	

Minnesota Twins @ Baltimore Orioles  
Memorial Stadium, Baltimore, MD  
Thu Jun 27 1968, 7:05 PM EDT  
Att: 5,457 - Unknown

AB 18  
R 0  
H 4  
RBI 0  
BB 4  
SO 4  
LOB 14





Batter	1	2	3	4	5	6	7	8	9	AB	R	H	RBI	BB	SO	LOB	TOP								
<b>Cesar Tovar, R</b> (1, 5) OBP: 0.306, SLG: 0.335										4	1	1	0	0	1	1	<b>Minnesota Twins @ Baltimore Orioles</b> Memorial Stadium, Baltimore, MD Fri Jun 28 1968, 7:05 PM EDT Att: 13,188 - Unknown								
<b>Ted Uhlhaender, L</b> (1, 8) OBP: 0.330, SLG: 0.437										5	1	1	0	0	1	2									
<b>Harmon Killebrew, R</b> (1, 3) OBP: 0.355, SLG: 0.424										2	2	1	2	2	1	0									
<b>Tony Oliva, L</b> (1, 9) OBP: 0.330, SLG: 0.449										4	0	1	0	0	1	4									
<b>Bob Allison, R</b> (1, 7) OBP: 0.324, SLG: 0.418										4	0	1	0	0	3	3									
<b>Frank Quilici, R</b> (1, 4) OBP: 0.408, SLG: 0.545										4	0	0	0	0	1	2									
<b>John Roseboro, L</b> (1, 2) OBP: 0.274, SLG: 0.250										3	0	2	1	1	0	0									
<b>Jackie Hernandez, R</b> (1, 6) OBP: 0.213, SLG: 0.215										4	0	0	0	0	0	5									
<b>Jim Kaat, L</b> (1, 1) OBP: 0.143, SLG: 0.143										4	1	2	0	0	1	0									
<b>Al Worthington, R</b> (9, 1)										0	0	0	0	0	0	0									
<b>Inning Stats</b>	R: 0 E: 0 K: 3 S: 9	H: 0 LOB: 0 BB: 0 P: 9	R: 0 E: 0 K: 1 S: 5	H: 0 LOB: 0 BB: 0 P: 5	R: 0 E: 0 K: 0 S: 3	H: 0 LOB: 0 BB: 0 P: 3	R: 3 E: 1 K: 2 S: 11	H: 3 LOB: 2 BB: 1 P: 15	R: 0 E: 0 K: 0 S: 4	H: 1 LOB: 2 BB: 1 P: 8	R: 0 E: 0 K: 1 S: 6	H: 2 LOB: 1 BB: 0 P: 6	R: 2 E: 0 K: 1 S: 8	H: 3 LOB: 1 BB: 0 P: 8	R: 0 E: 0 K: 0 S: 2	H: 0 LOB: 0 BB: 1 P: 6	R: 0 E: 0 K: 1 S: 5	H: 0 LOB: 0 BB: 0 P: 5	1B: 7 2B: 2 3B: 0 HR: 1	SF: 0 SAC: 1 DP: 1 HBP: 0	WP: 0 PB: 0 SB: 0 CS: 1	PA: 39			
<b>PITCHER</b>	IP	WLS	BF	H	R	ER	SO	BB	IBB	HBP	BLK	WP	HR	S	P	ERA	WHIP								
<b>Tom Phoebus, R</b> (1, 1) ERA: 2.52	5.0	L	22	4	3	1	6	2	0	0	1	0	0	32	40	1.80	1.200								
<b>Gene Brabender, R</b> (6, 1) ERA: 3.57	2.0		10	5	2	2	2	0	0	0	0	0	1	14	14	9.00	2.500								
<b>Eddie Watt, R</b> (8, 1) ERA: 2.54	2.0		6	0	0	0	1	1	0	0	0	0	0	7	11	0.00	0.500								

Batter	1	2	3	4	5	6	7	8	9	AB	R	H	RBI	BB	SO	LOB	BOTTOM								
<b>Paul Blair, R</b> (1, 8) OBP: 0.262, SLG: 0.264										4	0	1	0	1	1	4	<b>Minnesota Twins @ Baltimore Orioles</b> Memorial Stadium, Baltimore, MD Fri Jun 28 1968, 7:05 PM EDT Att: 13,188 - Unknown								
<b>Fred Valentine, S</b> (1, 9) OBP: 0.288, SLG: 0.356										4	0	0	0	1	1	5									
<b>Boog Powell, L</b> (1, 3) OBP: 0.345, SLG: 0.437										4	0	1	0	1	0	3									
<b>Frank Robinson, R</b> (1, 7) OBP: 0.381, SLG: 0.424										4	1	1	1	1	1	3									
<b>Brooks Robinson, R</b> (1, 5) OBP: 0.289, SLG: 0.392										5	0	3	1	0	0	3									
<b>Davey Johnson, R</b> (1, 4) OBP: 0.348, SLG: 0.381										4	0	0	0	0	1	4									
<b>Andy Etchebarren, R</b> (1, 2) OBP: 0.310, SLG: 0.364										3	0	0	0	1	1	3									
<b>Mark Belanger, R</b> (1, 6) OBP: 0.230, SLG: 0.247										4	1	1	0	0	1	3									
<b>Tom Phoebus, R</b> (1, 1) ERA: 2.52	5.0	L	22	4	3	1	6	2	0	0	1	0	0	32	40	1.80		1.200							
<b>Curt Motton, R</b> (5, PH) OBP: 0.208, SLG: 0.306	2.0		10	5	2	2	2	0	0	0	0	0	1	14	14	9.00	2.500								
<b>Gene Brabender, R</b> (6, 1) ERA: 3.57	2.0		6	0	0	0	1	1	0	0	0	0	0	7	11	0.00	0.500								
<b>Don Buford, R</b> (7, PH) OBP: 0.329, SLG: 0.383	2.0		6	0	0	0	1	1	0	0	0	0	0	7	11	0.00	0.500								
<b>Eddie Watt, R</b> (8, 1) ERA: 2.54	2.0		6	0	0	0	1	1	0	0	0	0	0	7	11	0.00	0.500								
<b>Larry Haney, R</b> (9, PH) OBP: 0.267, SLG: 0.267	2.0		6	0	0	0	1	1	0	0	0	0	0	7	11	0.00	0.500								
<b>Inning Stats</b>	R: 0 E: 0 K: 1 S: 5	H: 1 LOB: 1 BB: 1 P: 9	R: 0 E: 1 K: 2 S: 8	H: 0 LOB: 0 BB: 0 P: 8	R: 0 E: 0 K: 0 S: 4	H: 1 LOB: 2 BB: 1 P: 8	R: 0 E: 0 K: 0 S: 3	H: 1 LOB: 0 BB: 0 P: 3	R: 0 E: 0 K: 0 S: 3	H: 0 LOB: 0 BB: 1 P: 7	R: 1 E: 0 K: 0 S: 5	H: 2 LOB: 2 BB: 1 P: 9	R: 0 E: 0 K: 0 S: 3	H: 0 LOB: 1 BB: 1 P: 7	R: 0 E: 0 K: 1 S: 6	H: 1 LOB: 1 BB: 0 P: 6	R: 0 E: 0 K: 2 S: 9	H: 2 LOB: 3 BB: 2 P: 17	1B: 7 2B: 2 3B: 0 HR: 0	SF: 0 SAC: 0 DP: 2 HBP: 0	WP: 0 PB: 0 SB: 0 CS: 0	PA: 41			
<b>PITCHER</b>	IP	WLS	BF	H	R	ER	SO	BB	IBB	HBP	BLK	WP	HR	S	P	ERA	WHIP								
<b>Jim Kaat, L</b> (1, 1) ERA: 2.39	8.0	W	36	8	2	2	4	5	0	0	0	0	0	39	59	2.25	1.625								
<b>Al Worthington, R</b> (9, 1) ERA: 1.28	1.0	S	5	0	0	0	2	2	0	0	0	0	0	7	15	0.00	2.000								



Batter	1	2	3	4	5	6	7	8	9	AB	R	H	RBI	BB	SO	LOB	TOP										
<b>Cesar Tovar, R</b> OBP: 0.309, SLG: 0.341 (1, 5)	F6		FC3-6 2B 1-2														4 0 2 0 0 0 1										
<b>Ted Uhlhaender, L</b> OBP: 0.329, SLG: 0.438 (1, 8)	4-3																4 0 1 0 0 0 4										
<b>Harmon Killebrew, R</b> OBP: 0.397, SLG: 0.420 (1, 3)	5-3		5-3														2 0 0 0 0 2 0 2										
<b>Tony Oliva, L</b> OBP: 0.326, SLG: 0.443 (1, 9)		1-3			F7	F7											4 0 0 0 0 1 4										
<b>Bob Allison, R</b> OBP: 0.323, SLG: 0.411 (1, 7)	6-3																3 0 0 0 1 0 1										
<b>Rod Carew, L</b> OBP: 0.313, SLG: 0.361 (1, 4)	6-3																4 0 0 0 0 0 2										
<b>John Roseboro, L</b> OBP: 0.270, SLG: 0.246 (9, PH)																	3 0 0 0 0 1 1										
<b>Ron Clark, R</b> OBP: 0.245, SLG: 0.208 (9, PH)			K		F6												1 0 0 0 0 0 0										
<b>Frank Quilici, R</b> OBP: 0.415, SLG: 0.563 (1, 6)																	4 1 2 0 0 0 0										
<b>Jim Merritt, L</b> OBP: 0.293, SLG: 0.222 (5, 1)																	2 0 2 1 0 0 0 0										
<b>Jim Perry, R</b> OBP: 0.200, SLG: 0.417 (7, PH)																	0 0 0 0 0 0 0 1										
<b>Frank Kosloski, R</b> OBP: 0.222, SLG: 0.280 (7, 1)																	0 0 0 0 0 0 0 0										
<b>Ron Perranoski, L</b> OBP: 0.297, SLG: 0.316 (6, 2)																	1 0 0 0 0 0 0 0										
<b>Bob Miller, R</b> OBP: 0.298, SLG: 0.394 (8, 1)																	1 0 0 0 0 0 0 0										
<b>Rich Rollins, R</b> OBP: 0.298, SLG: 0.394 (8, 1)																	1 0 0 0 0 0 0 0										
<b>Inning Stats</b>	R: 0 E: 0 K: 0 S: 3	H: 0 LOB: 0 BB: 0 P: 3	R: 0 E: 0 K: 0 S: 3	H: 0 LOB: 0 BB: 0 P: 3	R: 1 E: 0 K: 1 S: 8	H: 3 LOB: 2 BB: 0 P: 8	R: 0 E: 0 K: 0 S: 3	H: 0 LOB: 1 BB: 1 P: 7	R: 0 E: 0 K: 0 S: 5	H: 2 LOB: 3 BB: 1 P: 9	R: 0 E: 0 K: 0 S: 3	H: 0 LOB: 0 BB: 0 P: 3	R: 0 E: 0 K: 0 S: 4	H: 2 LOB: 1 BB: 0 P: 4	R: 0 E: 0 K: 1 S: 5	H: 0 LOB: 1 BB: 1 P: 9	R: 0 E: 0 K: 0 S: 3	H: 0 LOB: 0 BB: 0 P: 3	1B: 4 2B: 3 3B: 0 HR: 0	SF: 0 SAC: 0 DP: 1 HBP: 0	WP: 0 PA: 36 PB: 0 SB: 0 CS: 0						
<b>PITCHER</b>	IP	WLS	BF	H	R	ER	SO	BB	IBB	HBP	BLK	WP	HR	S	P	ERA	WHIP										
<b>Dave Leonhard, R</b> ERA: 3.39 (1, 1)	4.2		21	5	1	1	1	2	0	0	0	0	0	21	29	1.93	1.500										
<b>Pete Richert, L</b> ERA: 3.9 (5, 1)	4.1	W	15	2	0	0	1	1	0	0	0	0	0	16	20	0.00	0.692										

Minnesota Twins @ Baltimore Orioles  
Memorial Stadium, Baltimore, MD  
Sat Jun 29 1968, 7:05 PM EDT  
Att: 20,402 - Unknown

AB 33  
R 1  
H 7  
RBI 1  
BB 3  
SO 2  
LOB 16



Batter	1	2	3	4	5	6	7	8	9	AB	R	H	RBI	BB	SO	LOB	BOTTOM										
<b>Don Buford, S</b> OBP: 0.316, SLG: 0.407 (1, 4)	1B		F4														5 1 3 1 0 0 1										
<b>Paul Blair, R</b> OBP: 0.265, SLG: 0.264 (1, 8)	F3																4 0 1 1 1 0 3										
<b>Boog Powell, L</b> OBP: 0.349, SLG: 0.438 (1, 3)	G4-3 1B																4 1 2 0 1 2 1										
<b>Frank Robinson, R</b> OBP: 0.388, SLG: 0.430 (8, 7)	G4-3 1-2																3 1 1 0 2 1 3										
<b>Brooks Robinson, R</b> OBP: 0.287, SLG: 0.386 (1, 5)																	4 0 0 1 1 2 4										
<b>Curt Motton, R</b> OBP: 0.312, SLG: 0.335 (1, 7)																	3 0 1 2 1 0 1										
<b>Fred Valentine, S</b> OBP: 0.288, SLG: 0.356 (8, 9)	5-3																0 0 0 0 0 0 0										
<b>Larry Haney, R</b> OBP: 0.000, SLG: 0.800 (1, 2)																	2 0 1 0 0 0 1										
<b>Curt Blefary, L</b> OBP: 0.307, SLG: 0.316 (6, 2)																	2 0 0 0 0 2 2										
<b>Mark Belanger, R</b> OBP: 0.240, SLG: 0.250 (1, 6)																	2 1 1 0 1 0 1										
<b>Dave Leonhard, R</b> OBP: 0.143, SLG: 0.077 (1, 1)																	1 0 0 0 0 1 2										
<b>Pete Richert, L</b> OBP: 0.400, SLG: 0.600 (5, 1)																	2 1 1 0 0 0 0										
<b>Inning Stats</b>	R: 0 E: 0 K: 0 S: 4	H: 2 LOB: 1 BB: 0 P: 4	R: 0 E: 0 K: 2 S: 8	H: 1 LOB: 2 BB: 1 P: 12	R: 0 E: 0 K: 2 S: 7	H: 0 LOB: 1 BB: 1 P: 11	R: 0 E: 0 K: 0 S: 3	H: 0 LOB: 1 BB: 1 P: 7	R: 3 E: 0 K: 1 S: 7	H: 2 LOB: 3 BB: 3 P: 19	R: 0 E: 0 K: 0 S: 3	H: 0 LOB: 0 BB: 0 P: 4	R: 0 E: 0 K: 2 S: 8	H: 1 LOB: 1 BB: 0 P: 8	R: 2 E: 0 K: 1 S: 9	H: 5 LOB: 3 BB: 1 P: 13	R: 0 E: 0 K: 1 S: 9	H: 0 LOB: 1 BB: 1 P: 13	1B: 8 2B: 3 3B: 0 HR: 0	SF: 0 SAC: 1 DP: 1 HBP: 1	WP: 0 PA: 41 PB: 0 SB: 0 CS: 1						
<b>PITCHER</b>	IP	WLS	BF	H	R	ER	SO	BB	IBB	HBP	BLK	WP	HR	S	P	ERA	WHIP										
<b>Jim Merritt, L</b> ERA: 3.05 (1, 1)	4.2	L	24	5	3	3	4	6	0	0	0	0	0	6	7	0.00	0.000										
<b>Jim Perry, R</b> ERA: 2.44 (5, 1)	1.1		5	0	0	0	1	0	0	1	0	0	0	6	7	0.00	0.000										
<b>Ron Perranoski, L</b> ERA: 2.72 (7, 1)	1.2		11	6	2	2	3	1	0	0	0	0	0	16	20	10.80	4.200										
<b>Bob Miller, R</b> ERA: 4.29 (8, 1)	0.1		1	0	0	0	0	0	0	0	0	0	0	1	1	0.00	0.000										

Minnesota Twins @ Baltimore Orioles  
Memorial Stadium, Baltimore, MD  
Sat Jun 29 1968, 7:05 PM EDT  
Att: 20,402 - Unknown

AB 32  
R 5  
H 11  
RBI 5  
BB 7  
SO 8  
LOB 19





Batter	1	2	3	4	5	6	7	8	9	AB	R	H	RBI	BB	SO	LOB	TOP										
Cesar Tovar, R OBP: 0.308, SLG: 0.343 (1, 5)	0-0 6-3		0-0 F8		0-0 2B			0-0 5-3		4	0	1	1	0	0	1	<b>Minnesota Twins @ Baltimore Orioles</b> Memorial Stadium, Baltimore, MD Sun Jun 30 1968, 3:33 AM EDT Att: 12,275 - Unknown										
Ted Uhlhaender, L OBP: 0.324, SLG: 0.431 (1, 8)	0-0 L4			0-0 4-3	0-0 L6			0-0 F8		4	0	0	0	0	0	1											
Harmon Killebrew, R OBP: 0.359, SLG: 0.419 (1, 3)	0-3 K			0-0 HR		0-0 5-3		4-0 2B		3	1	1	0	1	1	0											
Tony Oliva, L OBP: 0.331, SLG: 0.473 (1, 9)		0-0 F8		0-0 HR		0-0 HR		0-0 2B		4	2	3	3	0	0	0											
Bob Allison, R OBP: 0.323, SLG: 0.407 Rich Reese, L OBP: 0.240, SLG: 0.284 (8, PH) (8, 7)	0-0 F8			4-0 BB		0-3 K		0-3 K		2	0	0	0	1	1	0											
Rod Carew, L OBP: 0.312, SLG: 0.356 (1, 4)	0-0 4-3			0-0 BB		0-3 K				3	0	0	0	1	1	1											
Bruce Look, L OBP: 0.380, SLG: 0.326 (1, 2)			0-0 F7		0-0 F4		0-0 4-3		0-0 BB	4	0	0	0	0	0	1											
Frank Quilici, R OBP: 0.404, SLG: 0.538 (1, 6)			0-0 L5		0-0 SH1-4		0-0 6-3		0-3 K	4	1	1	0	0	1	0											
Dean Chance, R OBP: 0.111, SLG: 0.070 Jim Holt, L OBP: 0.222, SLG: 0.259 Al Worthington, R Ron Perranoski, L (7, PH) (7, 1) (7, 1)	0-0 1B				0-0 SH1-4		0-0 F9			1	0	1	0	0	0	0											
<b>Inning Stats</b>	R: 0 E: 0 K: 1 S: 5	H: 0 LOB: 0 BB: 0 P: 5	R: 0 E: 0 K: 0 S: 3	H: 0 LOB: 0 BB: 0 P: 3	R: 0 E: 0 K: 0 S: 4	H: 1 LOB: 1 BB: 0 P: 4	R: 2 E: 0 K: 0 S: 4	H: 2 LOB: 0 BB: 1 P: 8	R: 1 E: 0 K: 2 S: 5	H: 2 LOB: 1 BB: 0 P: 5	R: 0 E: 0 K: 0 S: 3	H: 0 LOB: 0 BB: 0 P: 3	R: 0 E: 0 K: 1 S: 6	H: 1 LOB: 2 BB: 1 P: 10	R: 0 E: 0 K: 1 S: 4	H: 0 LOB: 0 BB: 1 P: 8		1B: 3 2B: 2 3B: 0 HR: 2	SF: 0 SAC: 1 DP: 2 HBP: 0	WP: 0 PB: 0 SB: 0 CS: 0	PA: 35						
<b>PITCHER</b>	IP	WLS	BF	H	R	ER	SO	BB	IBB	HBP	BLK	WP	HR	S	P	ERA	WHIP										
Wally Bunker, R ERA: 3.0 Eddie Watt, R ERA: 2.41 Moe Drabowsky, R ERA: 1.88	(1, 1) (7, 1) (9, 1)	6.0 2.0 1.0	24 9 2	6 1 0	4 0 0	4 0 0	3 1 0	1 2 0	0 0 0	0 0 0	0 0 0	0 0 0	2 9 4	29 17 4	33 17 4	6.00 0.00 0.00	1.167 1.500 0.000										


Batter	1	2	3	4	5	6	7	8	9	AB	R	H	RBI	BB	SO	LOB	BOTTOM										
Don Buford, S OBP: 0.330, SLG: 0.404 (1, 4)	0-0 2B		4-0 WP	4-0 SH3-4		0-3 K		0-0 B3		3	2	1	0	2	1	1	<b>Minnesota Twins @ Baltimore Orioles</b> Memorial Stadium, Baltimore, MD Sun Jun 30 1968, 3:33 AM EDT Att: 12,275 - Unknown										
Paul Blair, R OBP: 0.268, SLG: 0.262 (1, 8)	4-0 2B		0-0 SH3-4	0-0 F8			4-0 BB	0-0 L5		2	2	0	0	2	0	3											
Frank Robinson, R OBP: 0.384, SLG: 0.420 (8, 7)	0-0 F7		0-0 5-3		0-0 F4		4-0 BB			3	1	0	1	1	0	2											
Boog Powell, L OBP: 0.355, SLG: 0.442 (1, 3)	0-0 2B		4-0 FC6-4		0-0 F7		4-0 BB			2	1	1	2	2	0	0											
Brooks Robinson, R OBP: 0.287, SLG: 0.385 (1, 5)	0-3 K		0-0 FC6-4		0-0 1B		0-0 SF7			3	0	1	1	0	1	2											
Curt Blefary, L OBP: 0.303, SLG: 0.313 Davey Johnson, R OBP: 0.351, SLG: 0.384 Andy Etchebarren, R OBP: 0.310, SLG: 0.364 (1, 2) (7, PH) (8, 2)	0-0 F5			0-0 F9	0-0 F5		0-0 S			3	0	0	0	0	0	2											
Curt Motton, R OBP: 0.321, SLG: 0.354 Fred Valentine, S OBP: 0.288, SLG: 0.356 (8, 9)		0-0 G1-6-3		0-0 1B		0-0 F9	0-0 SH2-4	0-0 SF7		3	0	3	1	0	0	0											
Mark Belanger, R OBP: 0.237, SLG: 0.246 (1, 6)		0-0 G1-6-3		0-0 F8		0-0 SH2-4		0-0 K		3	0	0	0	0	1	3											
Wally Bunker, R OBP: 0.333, SLG: 0.200 Elrod Hendricks, L OBP: 0.333, SLG: 0.545 Eddie Watt, R Moe Drabowsky, R OBP: 0.333, SLG: 0.333 (1, 1) (6, PH) (7, 1) (9, 1)	0-0 G3			0-0 BB		0-0 F9		0-3 K		2	0	1	0	0	0	0											
<b>Inning Stats</b>	R: 2 E: 1 K: 1 S: 7	H: 2 LOB: 1 BB: 1 P: 11	R: 0 E: 0 K: 0 S: 3	H: 1 LOB: 0 BB: 0 P: 3	R: 1 E: 0 K: 0 S: 3	H: 0 LOB: 1 BB: 2 P: 11	R: 0 E: 0 K: 0 S: 5	H: 2 LOB: 3 BB: 1 P: 9	R: 0 E: 0 K: 0 S: 4	H: 1 LOB: 1 BB: 0 P: 4	R: 0 E: 0 K: 1 S: 6	H: 1 LOB: 0 BB: 0 P: 6	R: 3 E: 0 K: 1 S: 6	H: 1 LOB: 1 BB: 3 P: 18	R: 0 E: 0 K: 1 S: 5	H: 0 LOB: 0 BB: 0 P: 5		1B: 6 2B: 2 3B: 0 HR: 0	SF: 2 SAC: 2 DP: 1 HBP: 0	WP: 1 PB: 0 SB: 1 CS: 0	PA: 38						
<b>PITCHER</b>	IP	WLS	BF	H	R	ER	SO	BB	IBB	HBP	BLK	WP	HR	S	P	ERA	WHIP										
Dean Chance, R ERA: 2.49 Al Worthington, R ERA: 1.9 Ron Perranoski, L ERA: 2.63	(1, 1) (7, 1) (7, 1)	6.0 0.1 1.2	28 4 6	7 0 1	3 3 0	3 3 0	2 0 2	4 3 0	0 0 0	0 0 0	0 0 0	0 0 0	1 1 10	28 13 10	44 13 10	4.50 81.00 0.00	1.833 9.000 0.600										




Batter	1	2	3	4	5	6	7	8	9	AB	R	H	RBI	BB	SO	LOB	TOP			
<b>Cesar Tovar, R</b> (1, 5) OBP: 0.307, SLG: 0.345										4	0	1	0	0	2	1	<b>Minnesota Twins @ Cleveland Indians</b> Cleveland Municipal Stadium, Cleveland, OH Mon Jul 01 1968, 7:05 PM EDT Att: 12,795 - Unknown			
<b>Ted Uhlhaender, L</b> (1, 8) OBP: 0.320, SLG: 0.425										4	1	0	0	0	0	2				
<b>Harmon Killebrew, R</b> (1, 3) OBP: 0.357, SLG: 0.414										3	0	0	0	1	2	3				
<b>Tony Oliva, L</b> (1, 9) OBP: 0.330, SLG: 0.470										4	0	1	1	0	2	1				
<b>Bob Allison, R</b> (1, 7) OBP: 0.317, SLG: 0.399										4	0	0	0	0	1	2				
<b>Frank Quilici, R</b> (1, 6) OBP: 0.410, SLG: 0.519										2	0	0	0	2	1	2				
<b>Rod Carew, L</b> (1, 4) OBP: 0.316, SLG: 0.355										3	0	1	0	1	0	1				
<b>Jerry Zimmerman, R</b> (1, 2) OBP: 0.267, SLG: 0.192										1	0	0	0	1	1	0				
<b>Rich Rollins, R</b> (7, PH) OBP: 0.265, SLG: 0.361										1	0	0	0	0	0	2				
<b>Bruce Look, L</b> (7, 2) OBP: 0.373, SLG: 0.318										1	0	0	0	0	0	1				
<b>Dave Boswell, R</b> (1, 1) OBP: 0.235, SLG: 0.375										2	0	0	0	0	1	1				
<b>Jim Perry, S</b> (6, 1) OBP: 0.200, SLG: 0.417										0	0	0	0	0	0	0				
<b>Frank Kostro, R</b> (7, PH) OBP: 0.214, SLG: 0.269										1	0	0	0	1	2					
<b>Jim Roland, R</b> (7, 1) OBP: 0.237, SLG: 0.279										0	0	0	0	0	0	0				
<b>Rich Reese, L</b> (9, PH) OBP: 0.237, SLG: 0.279										1	0	0	0	0	0	0				
<b>Inning Stats</b>	R: 0 E: 0 K: 1 S: 6	H: 1 LOB: 1 BB: 0 P: 6	R: 0 E: 0 K: 2 S: 7	H: 0 LOB: 0 BB: 0 P: 7	R: 0 E: 1 K: 0 S: 4	H: 0 LOB: 2 BB: 1 P: 8	R: 0 E: 0 K: 1 S: 5	H: 0 LOB: 1 BB: 1 P: 9	R: 0 E: 0 K: 2 S: 9	H: 0 LOB: 0 BB: 0 P: 9	R: 0 E: 0 K: 1 S: 5	H: 0 LOB: 2 BB: 2 P: 13	R: 1 E: 1 K: 1 S: 7	H: 1 LOB: 2 BB: 1 P: 11	R: 0 E: 0 K: 0 S: 3	H: 1 LOB: 0 BB: 0 P: 3	1B: 2 2B: 1 3B: 0 HR: 0	SF: 0 SAC: 0 DP: 0 HBP: 0	WP: 1 PB: 0 SB: 0 CS: 0	PA: 36
<b>PITCHER</b>	IP WLS BF H R ER SO BB IBB HBP BLK WP HR S P ERA WHIP																			
<b>Sam McDowell, L</b> (1, 1) ERA: 1.65	7.1 W 31 2 1 0 11 5 0 0 0 1 0 48 68 0.00 0.955																			
<b>Stan Williams, R</b> (8, 1) ERA: 1.94	1.2 S 5 1 0 0 0 0 0 0 0 0 0 5 5 0.00 0.600																			

Batter	1	2	3	4	5	6	7	8	9	AB	R	H	RBI	BB	SO	LOB	BOTTOM			
<b>Russ Snyder, L</b> (1, 9) OBP: 0.284, SLG: 0.299										5	0	3	2	0	0	1	<b>Minnesota Twins @ Cleveland Indians</b> Cleveland Municipal Stadium, Cleveland, OH Mon Jul 01 1968, 7:05 PM EDT Att: 12,795 - Unknown			
<b>Max Alvis, R</b> (1, 5) OBP: 0.308, SLG: 0.357										4	0	0	0	0	1	3				
<b>Lou Johnson, R</b> (1, 7) OBP: 0.298, SLG: 0.393										4	2	2	2	0	0	3				
<b>Tommy Harper, R</b> (9, 7) OBP: 0.298, SLG: 0.406										0	0	0	0	0	0	0				
<b>Joe Azcue, R</b> (1, 2) OBP: 0.325, SLG: 0.326										3	0	1	0	1	1	0				
<b>Duke Sims, L</b> (1, 3) OBP: 0.377, SLG: 0.441										4	0	0	0	0	2	3				
<b>Jose Cardenal, R</b> (1, 8) OBP: 0.287, SLG: 0.325										3	1	1	0	1	0	0				
<b>Billy Harris, L</b> (1, 4) OBP: 0.327, SLG: 0.413										4	1	1	0	0	0	2				
<b>Larry Brown, R</b> (1, 6) OBP: 0.276, SLG: 0.288										3	0	1	0	1	0	1				
<b>Sam McDowell, L</b> (1, 1) OBP: 0.167, SLG: 0.130										3	0	1	0	0	0	3				
<b>Stan Williams, R</b> (8, 1) OBP: 0.300, SLG: 0.250										1	0	0	0	0	1	0				
<b>Inning Stats</b>	R: 1 E: 0 K: 1 S: 6	H: 1 LOB: 1 BB: 1 P: 10	R: 1 E: 0 K: 0 S: 6	H: 3 LOB: 2 BB: 0 P: 6	R: 1 E: 0 K: 2 S: 8	H: 1 LOB: 0 BB: 0 P: 8	R: 0 E: 0 K: 0 S: 3	H: 0 LOB: 1 BB: 1 P: 7	R: 0 E: 0 K: 1 S: 6	H: 1 LOB: 1 BB: 0 P: 6	R: 1 E: 1 K: 0 S: 3	H: 3 LOB: 3 BB: 0 P: 7	R: 0 E: 0 K: 0 S: 3	H: 0 LOB: 1 BB: 1 P: 7	R: 0 E: 0 K: 1 S: 6	H: 1 LOB: 1 BB: 0 P: 6	1B: 7 2B: 1 3B: 0 HR: 2	SF: 0 SAC: 0 DP: 1 HBP: 1	WP: 1 PB: 0 SB: 0 CS: 0	PA: 38
<b>PITCHER</b>	IP WLS BF H R ER SO BB IBB HBP BLK WP HR S P ERA WHIP																			
<b>Dave Boswell, R</b> (1, 1) ERA: 3.05	5.2 L 28 9 4 4 4 4 2 0 0 0 0 0 0 1 2 0.00 0.000																			
<b>Jim Perry, R</b> (6, 1) ERA: 2.43	0.1 2 0 0 0 0 0 0 0 1 0 0 0 0 1 2 0.00 0.000																			
<b>Jim Roland, L</b> (7, 1) ERA: 2.81	2.0 8 1 0 0 0 1 1 0 0 0 1 0 9 13 0.00 1.000																			

AB 31  
 R 1  
 H 3  
 RBI 1  
 BB 5  
 SO 11  
 LOB 18



AB 34  
 R 4  
 H 10  
 RBI 4  
 BB 3  
 SO 5  
 LOB 16





Batter	1	2	3	4	5	6	7	8	9	AB	R	H	RBI	BB	SO	LOB	TOP								
<b>Cesar Tovar, R</b> OBP: 0.305, SLG: 0.343 (1, 5)	6-3	FC6		1B 1B		F8			5-3	5	1	1	1	0	0	2	<b>Minnesota Twins @ Cleveland Indians</b> Cleveland Municipal Stadium, Cleveland, OH Tue Jul 02 1968, 7:05 PM EDT Att: 9,488 - Unknown  livebaseballscores.com								
<b>Jim Holt, L</b> OBP: 0.250, SLG: 0.258 (1, 7)	K		F7	1B		K			3B BB	4	1	1	1	1	2	0									
<b>Ted Uhlhaender, L</b> OBP: 0.321, SLG: 0.435 (1, 8)			4-3	K			F7		3B	5	0	2	1	0	1	1									
<b>Tony Oliva, L</b> OBP: 0.334, SLG: 0.468 (1, 9)	IBB		F8		1B SF7		F5		BB	3	1	1	0	2	0	0									
<b>Rich Reese, L</b> OBP: 0.247, SLG: 0.301 (1, 3)	3-1			2B	1B		K		BB	5	1	2	0	0	1	4									
<b>Frank Quilici, R</b> OBP: 0.385, SLG: 0.491 (1, 4)		F9		K	SF7			K		3	0	0	1	0	2	1									
<b>John Roseboro, L</b> OBP: 0.274, SLG: 0.243 (1, 2)		1B BB		2B	FC6-4			3-1		2	1	0	0	2	0	1									
<b>Jackie Hernandez, R</b> OBP: 0.219, SLG: 0.228 (1, 6)		FC6		F9 1B	F4			G3		4	1	2	2	0	0	1									
<b>Jim Kaat, L</b> OBP: 0.125, SLG: 0.125 (1, 1)	F5		F9	F9		4-3			4-1	4	0	0	0	0	0	3									
<b>Inning Stats</b>	R: 0 E: 0 K: 1 S: 6	H: 1 LOB: 2 BB: 1 P: 10	R: 0 E: 0 K: 0 S: 4	H: 1 LOB: 2 BB: 1 P: 8	R: 0 E: 0 K: 0 S: 3	H: 0 LOB: 0 BB: 0 P: 3	R: 4 E: 0 K: 2 S: 11	H: 4 LOB: 1 BB: 1 P: 15	R: 1 E: 0 K: 0 S: 5	H: 2 LOB: 1 BB: 0 P: 5	R: 0 E: 0 K: 1 S: 5	H: 0 LOB: 0 BB: 0 P: 5	R: 0 E: 0 K: 1 S: 5	H: 0 LOB: 0 BB: 0 P: 5	R: 0 E: 0 K: 1 S: 5	H: 0 LOB: 2 BB: 2 P: 5	R: 1 E: 0 K: 0 S: 4	H: 1 LOB: 2 BB: 2 P: 12	1B: 5 2B: 3 3B: 1 HR: 0	SF: 1 SAC: 0 DP: 0 HBP: 0	WP: 0 PB: 0 SB: 0 CS: 0	PA: 41			
<b>PITCHER</b>	IP	WLS	BF	H	R	ER	SO	BB	IBB	HBP	BLK	WP	HR	S	P	ERA	WHIP								
<b>Steve Hargan, R</b> ERA: 3.72 (1, 1)	4.0	L	23	8	5	5	3	2	1	0	0	0	0	26	38	11.25	2.500								
<b>Hal Kirtz, R</b> ERA: 4.39 (5, 1)	1.0		3	0	0	0	0	0	0	0	0	0	0	3	3	0.00	0.000								
<b>Eddie Fisher, R</b> ERA: 3.13 (6, 1)	2.0		6	0	0	0	2	0	0	0	0	0	0	10	10	0.00	0.000								
<b>Vicente Romo, R</b> ERA: (8, 1)	1.0		3	0	0	0	1	0	0	0	0	0	0	5	5	0.00	0.000								
<b>Stan Williams, R</b> ERA: 2.02 (9, 1)	1.0		6	1	1	1	0	2	0	0	0	0	0	4	12	9.00	3.000								
<b>Batter</b>	<b>1</b>	<b>2</b>	<b>3</b>	<b>4</b>	<b>5</b>	<b>6</b>	<b>7</b>	<b>8</b>	<b>9</b>	<b>AB</b>	<b>R</b>	<b>H</b>	<b>RBI</b>	<b>BB</b>	<b>SO</b>	<b>LOB</b>	<b>BOTTOM</b>								
<b>Larry Brown, R</b> OBP: 0.275, SLG: 0.287 (1, 6)	4-3 BB 1B		5-3		K2-3		4-3			4	0	1	0	0	1	2	<b>Minnesota Twins @ Cleveland Indians</b> Cleveland Municipal Stadium, Cleveland, OH Tue Jul 02 1968, 7:05 PM EDT Att: 9,488 - Unknown  livebaseballscores.com								
<b>Max Alvis, R</b> OBP: 0.304, SLG: 0.352 (1, 5)	K		F6			F9		F7		4	0	0	0	0	1	1									
<b>Lou Johnson, R</b> OBP: 0.291, SLG: 0.392 (1, 7)	4-3 1-2 BB		G3			FC6-4 1B		4-3		3	0	1	0	1	0	0									
<b>Joe Azcue, R</b> OBP: 0.323, SLG: 0.324 (1, 2)	4-3			5-3		FC6-4 1-2		1B 1B		4	0	1	0	0	0	3									
<b>Jose Cardenal, R</b> OBP: 0.286, SLG: 0.324 (1, 8)	F9			5-3		F9		FC6-4 1B		4	0	1	0	0	0	3									
<b>Tommy Harper, R</b> OBP: 0.303, SLG: 0.408 (1, 9)		F7			1B			BB 1B	FC6-4	4	0	2	0	0	0	2									
<b>Jose Vidal, R</b> OBP: 0.196, SLG: 0.278 (1, 3)		F9		F9			F9		1-3	4	0	0	0	0	0	2									
<b>Vern Fuller, R</b> OBP: 0.306, SLG: 0.261 (1, 4)					G3		K		F7	4	0	1	0	0	1	1									
<b>Steve Hargan, R</b> ERA: 3.72 (1, 1)	9.0	W	36	7	0	0	5	2	0	0	0	0	0	44	52	0.00	1.000								
<b>Hal Kirtz, R</b> ERA: 4.39 (5, 1)	1.0		3	0	0	0	0	0	0	0	0	0	0	3	3	0.00	0.000								
<b>Davey Nelson, R</b> ERA: 3.13 (6, 1)	2.0		6	0	0	0	2	0	0	0	0	0	0	10	10	0.00	0.000								
<b>Eddie Fisher, R</b> ERA: 3.13 (6, 1)	1.0		3	0	0	0	1	0	0	0	0	0	0	5	5	0.00	0.000								
<b>Russ Snyder, L</b> OBP: 0.290, SLG: 0.290 (7, PH)	1.0		6	1	1	1	0	2	0	0	0	0	0	4	12	9.00	3.000								
<b>Vicente Romo, R</b> ERA: (8, 1)	1.0		3	0	0	0	1	0	0	0	0	0	0	5	5	0.00	0.000								
<b>Stan Williams, R</b> ERA: 2.02 (9, 1)	1.0		6	1	1	1	0	2	0	0	0	0	0	4	12	9.00	3.000								
<b>Ken Suarez, R</b> ERA: 2.02 (9, PH)	1.0		6	1	1	1	0	2	0	0	0	0	0	4	12	9.00	3.000								
<b>Inning Stats</b>	R: 0 E: 0 K: 1 S: 6	H: 1 LOB: 2 BB: 1 P: 10	R: 0 E: 0 K: 1 S: 6	H: 1 LOB: 0 BB: 0 P: 6	R: 0 E: 0 K: 0 S: 3	H: 0 LOB: 0 BB: 0 P: 3	R: 0 E: 0 K: 0 S: 4	H: 1 LOB: 1 BB: 0 P: 4	R: 0 E: 0 K: 1 S: 5	H: 0 LOB: 0 BB: 0 P: 5	R: 0 E: 0 K: 0 S: 4	H: 1 LOB: 2 BB: 1 P: 4	R: 0 E: 0 K: 1 S: 6	H: 1 LOB: 2 BB: 1 P: 10	R: 0 E: 0 K: 0 S: 5	H: 2 LOB: 2 BB: 0 P: 5	R: 0 E: 0 K: 1 S: 5	H: 0 LOB: 0 BB: 0 P: 5	1B: 7 2B: 0 3B: 0 HR: 0	SF: 0 SAC: 0 DP: 0 HBP: 0	WP: 0 PB: 0 SB: 0 CS: 0	PA: 36			
<b>PITCHER</b>	IP	WLS	BF	H	R	ER	SO	BB	IBB	HBP	BLK	WP	HR	S	P	ERA	WHIP								
<b>Jim Kaat, L</b> ERA: 2.13 (1, 1)	9.0	W	36	7	0	0	5	2	0	0	0	0	0	44	52	0.00	1.000								



Batter	1	2	3	4	5	6	7	8	9	10	AB	R	H	RBI	BB	SO	LOB	TOP				
Cesar Tovar, R OBP: 0.305, SLG: 0.345 (1.5)	F9		K						F9		4	0	1	0	0	1	0	<b>Minnesota Twins @ Cleveland Indians</b> Cleveland Municipal Stadium, Cleveland, OH Wed Jul 03 1968, 7:05 PM EDT Att: 21,135 - Unknown				
Jim Holt, L OBP: 0.297, SLG: 0.265 Harmon Killebrew, R OBP: 0.356, SLG: 0.412 Bob Allison, R OBP: 0.317, SLG: 0.399 (1.7)	F7					K			K		3	0	1	0	0	1	0					
Ted Uhlhaender, L OBP: 0.320, SLG: 0.433 (1.8)	K										4	0	1	0	0	1	1					
Tony Oliva, L OBP: 0.330, SLG: 0.462 (1.9)		4-3				K			F8		4	0	0	0	0	1	1					
Rich Reese, L OBP: 0.247, SLG: 0.312 (1.3)		K				K			F8		4	0	1	0	0	2	0					
Frank Quilici, R OBP: 0.382, SLG: 0.483 (1.4)											3	0	1	0	0	1	0					
John Roseboro, L OBP: 0.274, SLG: 0.243 (1.2)						K					4	0	1	0	0	3	2					
Jackie Hernandez, R OBP: 0.216, SLG: 0.224 Rich Rollins, R OBP: 0.263, SLG: 0.358 Ron Clark, R OBP: 0.245, SLG: 0.208 (1.6)						K			K		3	0	0	0	0	3	2					
Jim Merritt, L OBP: 0.227, SLG: 0.200 (1.1)						K					4	0	0	0	0	4	2					
<b>Inning Stats</b>	R: 0 E: 0 K: 1 S: 5	H: 0 LOB: 0 BB: 0 P: 5	R: 0 E: 0 K: 2 S: 9	H: 2 LOB: 2 BB: 0 P: 9	R: 0 E: 0 K: 2 S: 8	H: 1 LOB: 1 BB: 0 P: 8	R: 0 E: 0 K: 2 S: 7	H: 0 LOB: 0 BB: 0 P: 7	R: 0 E: 0 K: 3 S: 9	H: 0 LOB: 0 BB: 0 P: 9	R: 0 E: 0 K: 1 S: 5	H: 0 LOB: 0 BB: 0 P: 5	R: 0 E: 0 K: 3 S: 9	H: 0 LOB: 0 BB: 0 P: 9	R: 0 E: 0 K: 1 S: 6	H: 1 LOB: 1 BB: 0 P: 6	R: 0 E: 0 K: 3 S: 11		H: 1 LOB: 2 BB: 0 P: 11	1B: 4 2B: 2 3B: 0 HR: 0	SF: 0 SAC: 1 DP: 0 HBP: 0	WP: 0 PB: 0 SB: 0 CS: 0
<b>PITCHER</b> Luis Tiant, R ERA: 1.11 (1.1)	IP 10.0	WLS W 36	H 6	R 0	ER 0	SO 19	BB 0	IBB 0	HBP 0	BLK 0	WP 0	HR 0	S 74	P 74	ERA 0.00	WHIP 0.600						

Batter	1	2	3	4	5	6	7	8	9	10	AB	R	H	RBI	BB	SO	LOB	BOTTOM			
Max Alvis, R OBP: 0.300, SLG: 0.347 (1.5)	6-3		5-3			F8			K		4	0	0	0	0	1	0	<b>Minnesota Twins @ Cleveland Indians</b> Cleveland Municipal Stadium, Cleveland, OH Wed Jul 03 1968, 7:05 PM EDT Att: 21,135 - Unknown			
Larry Brown, R OBP: 0.275, SLG: 0.284 (1.6)	5-3				F7				5-3		3	0	0	0	1	0	0				
Lou Johnson, R OBP: 0.290, SLG: 0.389 (1.7)	F5				F9						4	1	1	0	0	1	1				
Joe Azcue, R OBP: 0.327, SLG: 0.329 (1.2)		6-3			5-3						4	0	2	1	0	0	0				
Jose Cardenal, R OBP: 0.263, SLG: 0.321 (1.8)		5-3				K					3	0	0	0	0	2	1				
Duke Sims, L OBP: 0.376, SLG: 0.439 (1.3)						F9			K		3	0	1	0	0	1	0				
Tommy Harper, R OBP: 0.298, SLG: 0.400 (1.9)											3	0	0	0	0	2	1				
Vern Fuller, R OBP: 0.297, SLG: 0.253 (1.4)						F8					3	0	0	0	0	0	0				
Luis Tiant, R OBP: 0.082, SLG: 0.102 (1.1)			5-3			5-3					3	0	0	0	0	0	0				
<b>Inning Stats</b>	R: 0 E: 0 K: 0 S: 3	H: 0 LOB: 0 BB: 0 P: 3	R: 0 E: 0 K: 1 S: 6	H: 1 LOB: 1 BB: 0 P: 6	R: 0 E: 0 K: 0 S: 3	H: 0 LOB: 0 BB: 0 P: 3	R: 0 E: 0 K: 0 S: 3	H: 0 LOB: 0 BB: 0 P: 3	R: 0 E: 0 K: 2 S: 7	H: 1 LOB: 1 BB: 1 P: 11	R: 0 E: 0 K: 1 S: 5	H: 0 LOB: 0 BB: 0 P: 5	R: 0 E: 0 K: 1 S: 5	H: 0 LOB: 0 BB: 0 P: 5	R: 1 E: 1 K: 0 S: 2	H: 2 LOB: 1 BB: 0 P: 2	1B: 4 2B: 0 3B: 0 HR: 0		SF: 0 SAC: 0 DP: 0 HBP: 0	WP: 0 PB: 0 SB: 0 CS: 0	PA: 31
<b>PITCHER</b> Jim Merritt, L ERA: 2.84 (1.1)	IP 9.0	WLS L 31	H 4	R 1	ER 0	SO 7	BB 1	IBB 0	HBP 0	BLK 0	WP 0	HR 0	S 44	P 48	ERA 0.00	WHIP 0.556					







Batter	1	2	3	4	5	6	7	8	9	AB	R	H	RBI	BB	SO	LOB	TOP					
<b>Cesar Tovar, R</b> OBP: 0.310, SLG: 0.360 (1, 5)										4	1	2	1	0	0	2						
<b>Ted Uhlhaender, L</b> OBP: 0.313, SLG: 0.422 (1, 8)										3	0	0	0	0	0	0						
<b>Harmon Killebrew, R</b> OBP: 0.354, SLG: 0.495 (1, 3)										4	0	1	0	0	0	1						
<b>Tony Oliva, L</b> OBP: 0.331, SLG: 0.466 (1, 9)										4	0	1	0	0	1	2						
<b>Bob Allison, R</b> OBP: 0.315, SLG: 0.393 (1, 7)										4	1	1	0	0	0	2						
<b>Frank Quilici, R</b> OBP: 0.382, SLG: 0.478 (1, 6)										4	0	1	0	0	0	0						
<b>Rod Carew, L</b> OBP: 0.318, SLG: 0.356 (1, 4)										4	0	2	0	0	0	2						
<b>John Roseboro, L</b> OBP: 0.277, SLG: 0.254 (1, 2)										4	0	2	1	0	0	1						
<b>Jim Perry, S</b> ERA: 2.85 (1, 1)										1	0	0	0	0	0	1						
<b>Bob Miller, R</b> ERA: 3.97 (3, 1)										0	0	0	0	0	0	0						
<b>Rich Rollins, R</b> ERA: 1.79 (5, 1)										0	0	0	0	0	0	0						
<b>Al Worthington, R</b> ERA: 1.79 (5, 1)										0	0	0	0	0	0	0						
<b>Frank Kostro, R</b> ERA: 2.88 (7, 1)										1	0	0	0	0	1	2						
<b>Ron Perranoski, L</b> ERA: 2.88 (7, 1)										0	0	0	0	0	0	0						
<b>Inning Stats</b>	R: 0 E: 0 K: 1 S: 6	H: 1 LOB: 1 BB: 0 P: 6	R: 1 E: 0 K: 0 S: 5	H: 3 LOB: 1 BB: 0 P: 5	R: 0 E: 0 K: 1 S: 5	H: 0 LOB: 0 BB: 0 P: 5	R: 0 E: 0 K: 0 S: 3	H: 0 LOB: 0 BB: 0 P: 3	R: 0 E: 0 K: 0 S: 3	H: 1 LOB: 0 BB: 0 P: 3	R: 1 E: 0 K: 0 S: 5	H: 2 LOB: 1 BB: 0 P: 5	R: 0 E: 0 K: 1 S: 7	H: 2 LOB: 2 BB: 0 P: 7	R: 0 E: 0 K: 0 S: 4	H: 1 LOB: 1 BB: 0 P: 4	R: 0 E: 0 K: 0 S: 3	H: 0 LOB: 0 BB: 0 P: 3	1B: 9 2B: 0 3B: 0 HR: 1	SF: 0 SAC: 1 DP: 2 HBP: 0	WP: 0 PB: 0 SB: 1 CS: 0	PA: 35
<b>PITCHER</b>	IP	WLS	BF	H	R	ER	SO	BB	IBB	HBP	BLK	WP	HR	S	P	ERA	WHIP					
<b>Dick Ellsworth, L</b> ERA: 3.61 (1, 1)	6.2	W	27	9	2	2	3	0	0	0	0	0	1	33	33	2.70	1.350					
<b>Lee Stange, R</b> ERA: 4.28 (7, 1)	2.1	S	8	1	0	0	0	0	0	0	0	0	0	8	8	0.00	0.429					

**Minnesota Twins @ Boston Red Sox**  
Fenway Park, Boston, MA  
Fri Jul 05 1968, 7:05 PM EDT  
Att: 33,278 - Unknown - 83 F

AB	34
R	2
H	10
RBI	2
BB	0
SO	3
LOB	14



Batter	1	2	3	4	5	6	7	8	9	AB	R	H	RBI	BB	SO	LOB	BOTTOM					
<b>Mike Andrews, R</b> OBP: 0.341, SLG: 0.306 (1, 4)										1	1	0	0	3	1	0						
<b>Dalton Jones, L</b> OBP: 0.206, SLG: 0.197 (1, 3)										4	1	1	0	0	1	2						
<b>George Scott, R</b> OBP: 0.232, SLG: 0.234 (8, 3)										0	0	0	0	0	0	0						
<b>Carl Yastrzemski, L</b> OBP: 0.453, SLG: 0.488 (1, 7)										3	1	1	1	1	0	1						
<b>Ken Harrelson, R</b> OBP: 0.380, SLG: 0.597 (1, 9)										4	1	1	3	0	0	3						
<b>Reggie Smith, S</b> OBP: 0.358, SLG: 0.390 (1, 8)										2	0	0	0	2	0	0						
<b>Rico Petrocelli, R</b> OBP: 0.297, SLG: 0.376 (1, 6)										3	0	1	0	0	0	3						
<b>Joe Foy, R</b> OBP: 0.344, SLG: 0.300 (1, 5)										3	0	0	0	1	0	4						
<b>Russ Gibson, R</b> OBP: 0.200, SLG: 0.268 (1, 2)										4	0	0	0	0	1	3						
<b>Dick Ellsworth, L</b> OBP: 0.083, SLG: 0.057 (1, 1)										3	0	0	0	0	2	1						
<b>Lee Stange, R</b> OBP: 0.273, SLG: 0.200 (7, 1)										0	0	0	0	0	0	0						
<b>Inning Stats</b>	R: 3 E: 0 K: 0 S: 5	H: 2 LOB: 0 BB: 1 P: 9	R: 0 E: 0 K: 0 S: 3	H: 0 LOB: 0 BB: 0 P: 3	R: 1 E: 1 K: 0 S: 5	H: 1 LOB: 3 BB: 2 P: 13	R: 0 E: 0 K: 1 S: 5	H: 0 LOB: 1 BB: 1 P: 9	R: 0 E: 0 K: 0 S: 3	H: 0 LOB: 0 BB: 0 P: 3	R: 0 E: 0 K: 2 S: 7	H: 1 LOB: 1 BB: 0 P: 6	R: 0 E: 0 K: 2 S: 7	H: 0 LOB: 1 BB: 1 P: 11	R: 0 E: 0 K: 1 S: 4	H: 0 LOB: 1 BB: 2 P: 12	R: 0 E: 0 K: 1 S: 4	H: 0 LOB: 1 BB: 2 P: 12	1B: 2 2B: 1 3B: 0 HR: 1	SF: 0 SAC: 1 DP: 0 HBP: 0	WP: 0 PB: 0 SB: 0 CS: 1	PA: 35
<b>PITCHER</b>	IP	WLS	BF	H	R	ER	SO	BB	IBB	HBP	BLK	WP	HR	S	P	ERA	WHIP					
<b>Jim Perry, R</b> ERA: 2.85 (1, 1)	2.1	L	14	3	4	4	0	3	0	0	0	0	0	7	11	0.00	0.600					
<b>Bob Miller, R</b> ERA: 3.97 (3, 1)	1.2		6	0	0	0	1	1	0	0	0	0	0	7	11	0.00	0.600					
<b>Al Worthington, R</b> ERA: 1.79 (5, 1)	2.0		7	1	0	0	1	0	0	0	0	0	0	9	9	0.00	0.500					
<b>Ron Perranoski, L</b> ERA: 2.88 (7, 1)	2.0		8	0	0	0	3	2	1	0	0	0	0	11	23	0.00	1.000					

**Minnesota Twins @ Boston Red Sox**  
Fenway Park, Boston, MA  
Fri Jul 05 1968, 7:05 PM EDT  
Att: 33,278 - Unknown - 83 F

AB	27
R	4
H	4
RBI	4
BB	7
SO	5
LOB	17





Batter	1	2	3	4	5	6	7	8	9	AB	R	H	RBI	BB	SO	LOB	TOP										
<b>Cesar Tovar, R</b> OBP: 0.309, SLG: 0.359 (1, 5)	F7		6-3		F9		1B			4	0	1	0	0	0	1	<b>Minnesota Twins @ Boston Red Sox</b> Fenway Park, Boston, MA Sat Jul 06 1968, 3:33 AM EDT Att: 24,617 - Cloudy - 85 F										
<b>Ted Uhlhaender, L</b> OBP: 0.312, SLG: 0.420 (1, 8)	F5			2B	F2		F7			4	1	1	0	0	0	2											
<b>Harmon Killebrew, R</b> OBP: 0.349, SLG: 0.398 (1, 3)	F8			F8	F8			K		4	0	0	0	0	1	1											
<b>Tony Oliva, L</b> OBP: 0.330, SLG: 0.466 (1, 9)		F7		1B		F6		F5		4	1	1	0	0	0	0											
<b>Bob Allison, R</b> OBP: 0.314, SLG: 0.388 (1, 7)	5-3			1B	BB	F9		5-3		3	0	0	0	1	0	0											
<b>Rod Carew, L</b> OBP: 0.316, SLG: 0.354 (1, 4)	6-3			1B	5-3	F9			4-3	4	0	1	2	0	0	0											
<b>Frank Quilici, R</b> OBP: 0.363, SLG: 0.451 (1, 6)			5-3	5-3			F7		K	4	0	0	0	0	1	2											
<b>Bruce Look, L</b> OBP: 0.400, SLG: 0.340 (1, 2)				WP	1B	IBB	1B	1B	K	3	0	2	0	1	1	0											
<b>Dave Boswell, R</b> OBP: 0.229, SLG: 0.364 (4, PH)			6-3	3-1			1B			1	0	0	0	0	0	1											
<b>Rich Reese, L</b> OBP: 0.241, SLG: 0.304 (4, PH)										1	0	0	0	0	0	3											
<b>Jim Roland, R</b> OBP: 0.278, SLG: 0.286 (7, PH)										0	0	0	0	0	0	0											
<b>Jim Holt, L</b> OBP: 0.278, SLG: 0.286 (7, PH)										1	0	1	0	0	0	0											
<b>Ron Perranoski, L</b> OBP: 0.278, SLG: 0.286 (7, 1)										0	0	0	0	0	0	0											
<b>Inning Stats</b>	R: 0 E: 0 K: 0 S: 3	H: 0 LOB: 0 BB: 0 P: 3	R: 0 E: 0 K: 0 S: 3	H: 0 LOB: 0 BB: 0 P: 3	R: 0 E: 0 K: 0 S: 4	H: 1 LOB: 1 BB: 0 P: 4	R: 2 E: 0 K: 0 S: 6	H: 3 LOB: 3 BB: 2 P: 14	R: 0 E: 0 K: 0 S: 3	H: 0 LOB: 0 BB: 0 P: 3	R: 0 E: 0 K: 0 S: 5	H: 3 LOB: 2 BB: 0 P: 5	R: 0 E: 0 K: 1 S: 5	H: 0 LOB: 0 BB: 0 P: 5	R: 0 E: 0 K: 2 S: 7	H: 0 LOB: 0 BB: 0 P: 7	1B: 6 2B: 1 3B: 0 HR: 0	SF: 0 SAC: 0 DP: 0 HBP: 0	WP: 1 PB: 0 SB: 0 CS: 0	PA: 35							
<b>PITCHER</b>	IP	WLS	BF	H	R	ER	SO	BB	IBB	HBP	BLK	WP	HR	S	P	ERA	WHIP										
<b>Gary Bell, R</b> ERA: 2.67 (1, 1)	6.1	W	27	6	2	2	0	1	1	0	0	1	0	25	33	2.84	1.105										
<b>Lee Stange, R</b> ERA: 4.1 (7, 1)	2.2	S	8	1	0	0	3	0	0	0	0	0	0	14	14	0.00	0.375										


AB	33
R	2
H	7
RBI	2
BB	2
SO	3
LOB	10




Batter	1	2	3	4	5	6	7	8	9	AB	R	H	RBI	BB	SO	LOB	BOTTOM										
<b>Mike Andrews, R</b> OBP: 0.344, SLG: 0.306 (1, 4)	K	FC6-4		BB		6-3				3	0	1	0	1	1	1	<b>Minnesota Twins @ Boston Red Sox</b> Fenway Park, Boston, MA Sat Jul 06 1968, 3:33 AM EDT Att: 24,617 - Cloudy - 85 F										
<b>Dalton Jones, L</b> OBP: 0.208, SLG: 0.198 (1, 3)		FC6-4		BB			4-3			4	0	1	0	0	0	2											
<b>George Scott, R</b> OBP: 0.232, SLG: 0.234 (8, 3)		FC6-4								0	0	0	0	0	0	0											
<b>Carl Yastrzemski, L</b> OBP: 0.491, SLG: 0.485 (1, 7)	K	1-3								4	0	1	0	0	2	3											
<b>Ken Harrelson, R</b> OBP: 0.382, SLG: 0.593 (1, 9)	F5			1B		5-3				3	0	1	0	1	0	1											
<b>Reggie Smith, S</b> OBP: 0.356, SLG: 0.391 (1, 8)		1B		F7		F3		F5		4	1	1	0	0	0	2											
<b>Rico Petrocelli, R</b> OBP: 0.290, SLG: 0.378 (1, 6)		1B		1B		F9		E6		4	1	2	0	0	0	0											
<b>Joe Foy, R</b> OBP: 0.346, SLG: 0.300 (1, 5)		SF9		F7		K		G4-6-3		3	1	1	1	1	1	2											
<b>Russ Gibson, R</b> OBP: 0.202, SLG: 0.271 (1, 2)		SF9		K		SH1-4		G4-6-3		3	0	1	1	0	1	4											
<b>Gary Bell, R</b> OBP: 0.267, SLG: 0.333 (1, 1)		1B				SH1-4				2	1	1	1	0	1	0											
<b>Lee Stange, R</b> OBP: 0.250, SLG: 0.182 (7, 1)		1B		K				K		1	0	0	0	0	1	1											
<b>Inning Stats</b>	R: 0 E: 0 K: 2 S: 8	H: 1 LOB: 1 BB: 0 P: 8	R: 4 E: 1 K: 0 S: 8	H: 5 LOB: 1 BB: 0 P: 8	R: 0 E: 0 K: 1 S: 7	H: 2 LOB: 2 BB: 0 P: 7	R: 0 E: 0 K: 2 S: 7	H: 0 LOB: 1 BB: 1 P: 11	R: 0 E: 0 K: 0 S: 3	H: 0 LOB: 0 BB: 0 P: 3	R: 0 E: 0 K: 1 S: 6	H: 1 LOB: 1 BB: 0 P: 6	R: 0 E: 0 K: 0 S: 3	H: 1 LOB: 1 BB: 1 P: 7	R: 0 E: 1 K: 1 S: 5	H: 0 LOB: 1 BB: 1 P: 9	1B: 9 2B: 1 3B: 0 HR: 0	SF: 1 SAC: 1 DP: 1 HBP: 0	WP: 0 PB: 0 SB: 0 CS: 1	PA: 36							
<b>PITCHER</b>	IP	WLS	BF	H	R	ER	SO	BB	IBB	HBP	BLK	WP	HR	S	P	ERA	WHIP										
<b>Dave Boswell, R</b> ERA: 3.2 (1, 1)	3.0	L	17	8	4	3	3	0	0	0	0	0	0	23	23	9.00	2.667										
<b>Jim Roland, L</b> ERA: 2.51 (4, 1)	3.0		11	1	0	0	3	1	0	0	0	0	0	16	20	0.00	0.667										
<b>Ron Perranoski, L</b> ERA: 2.58 (7, 1)	2.0		8	1	0	0	1	2	0	0	0	0	0	8	16	0.00	1.500										

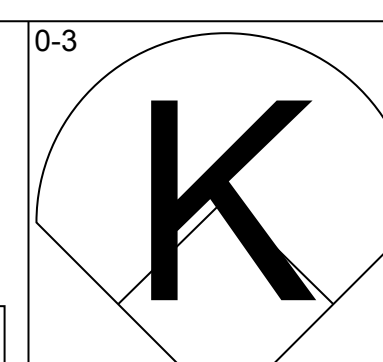
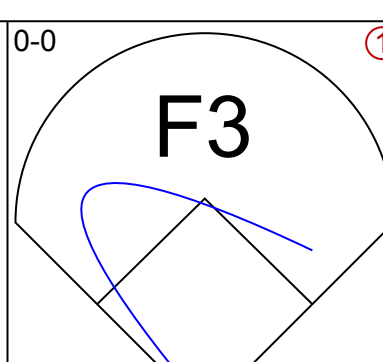
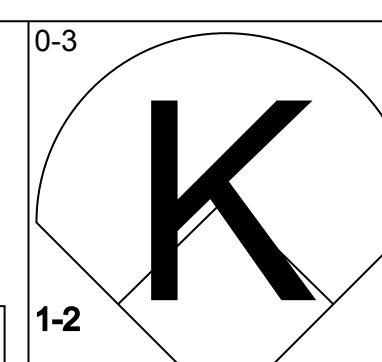
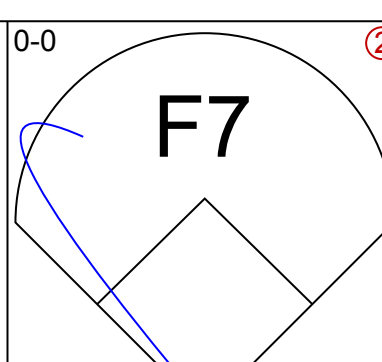
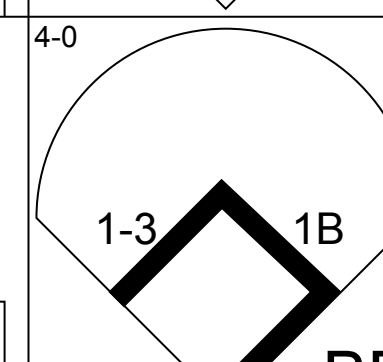
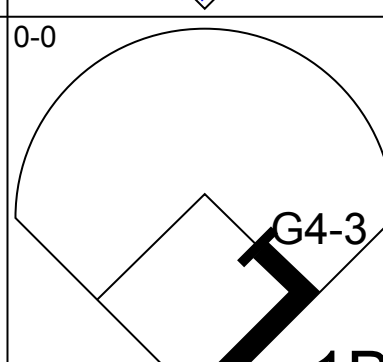
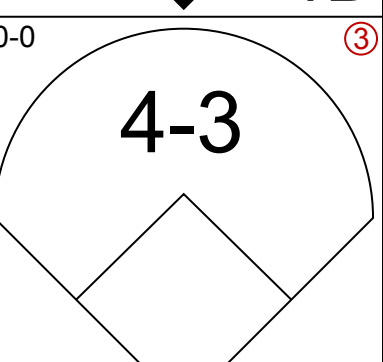
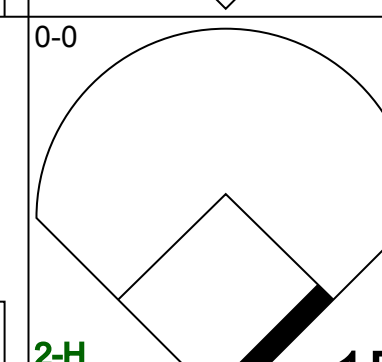
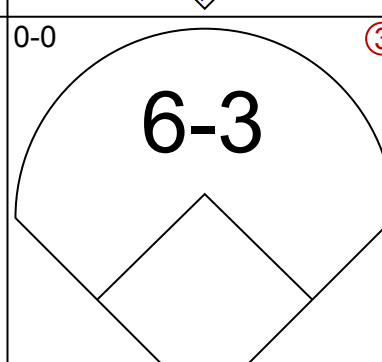
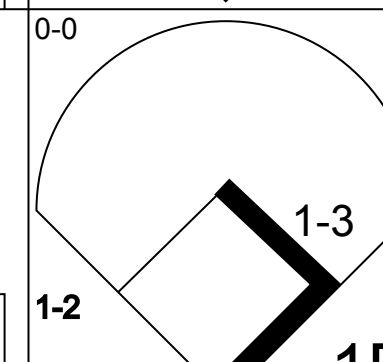
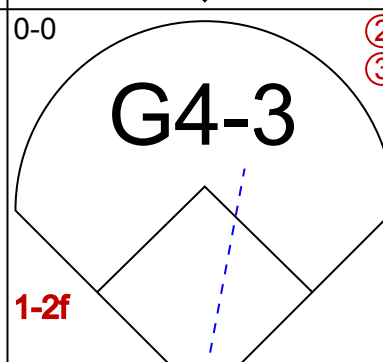
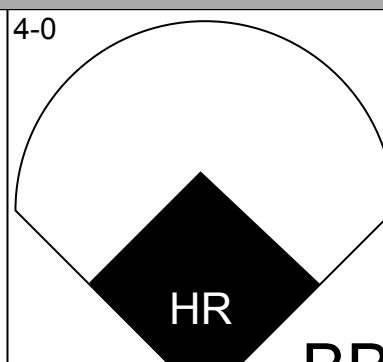
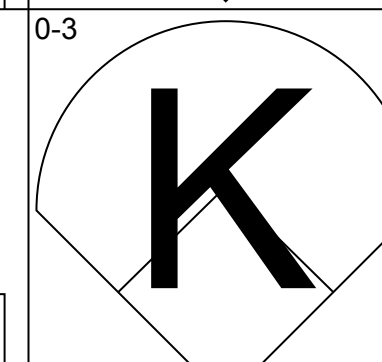
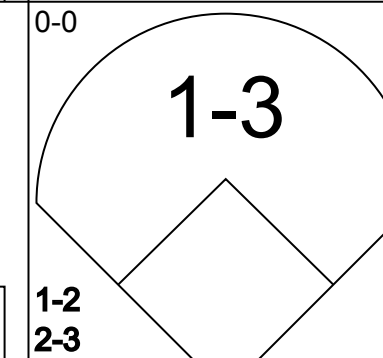
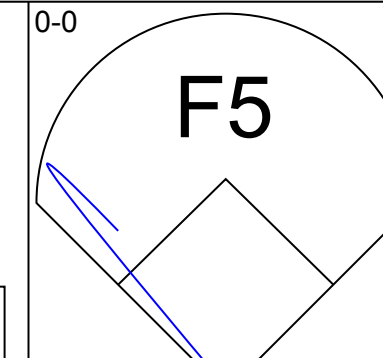
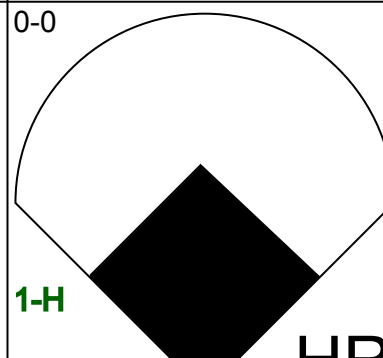
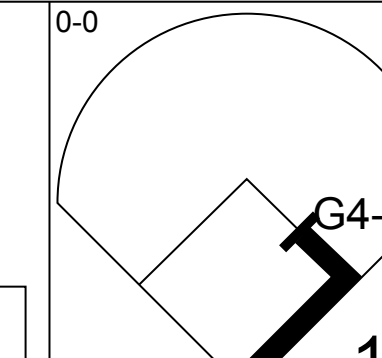
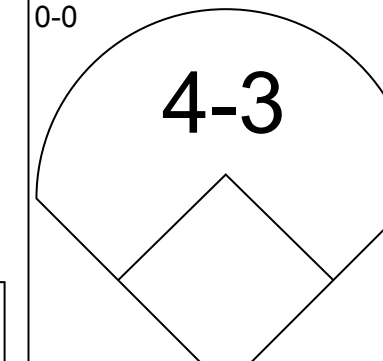
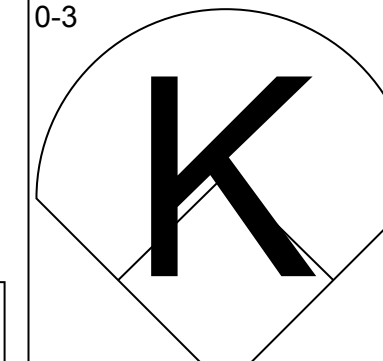
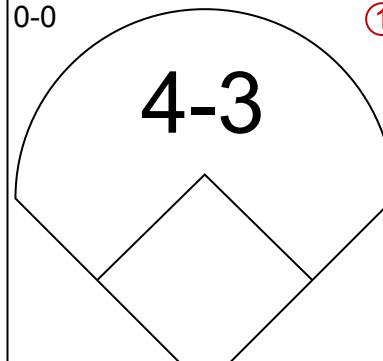
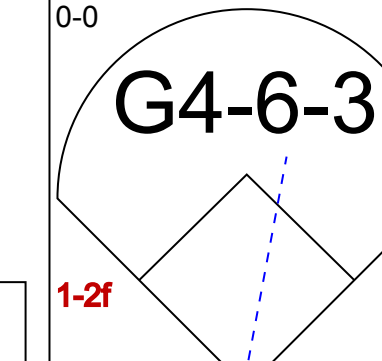
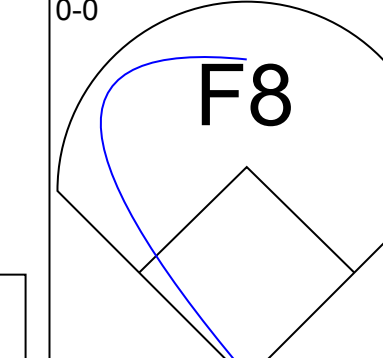
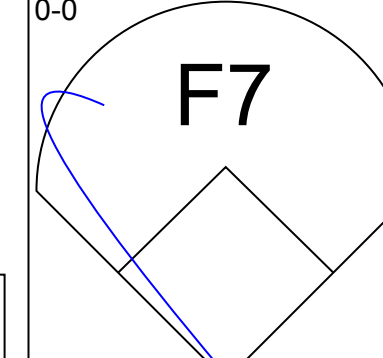
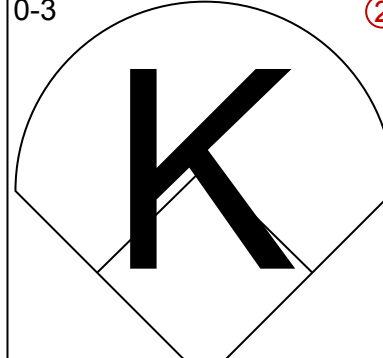
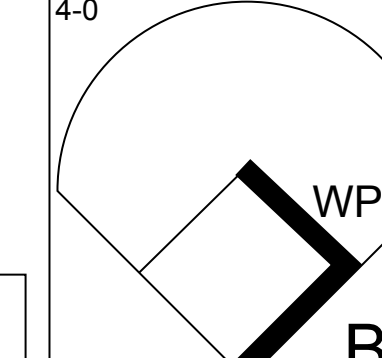
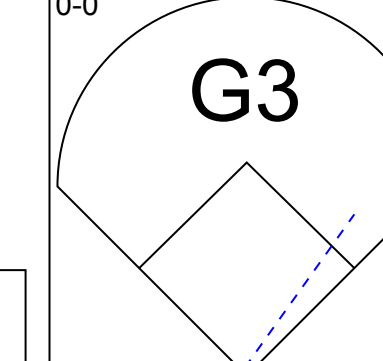
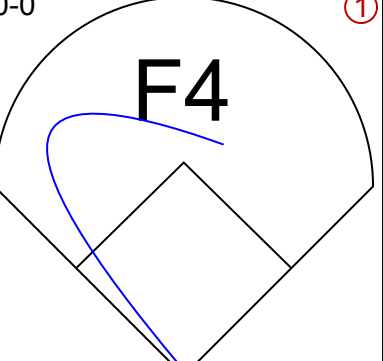
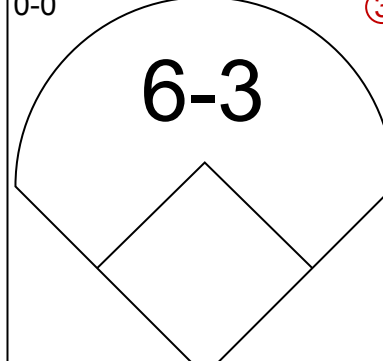
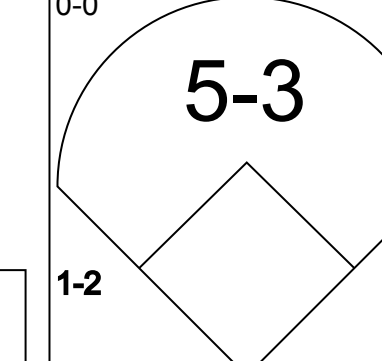
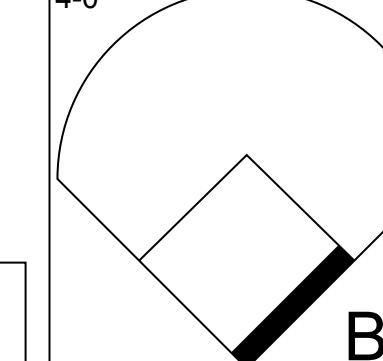
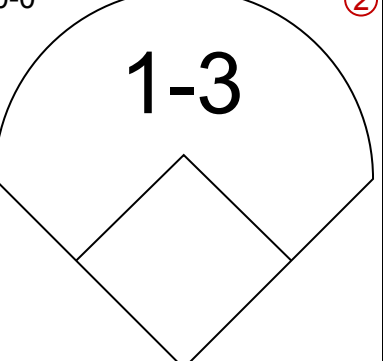
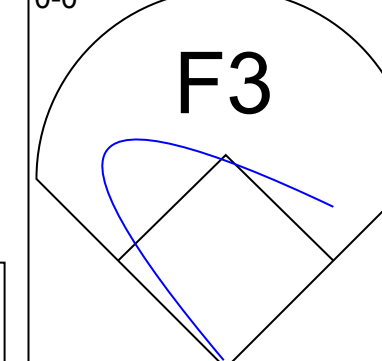
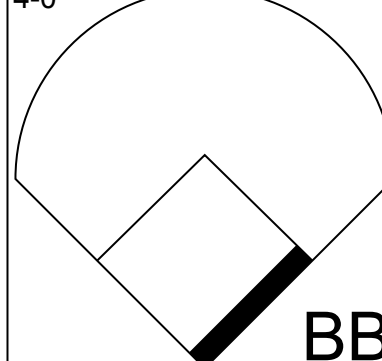
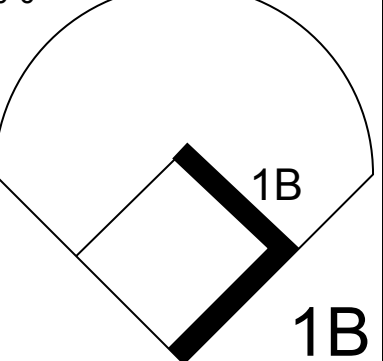
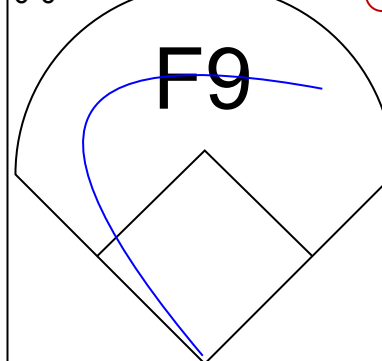
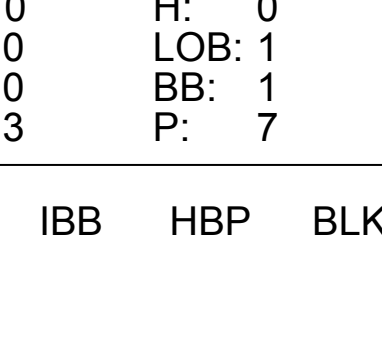





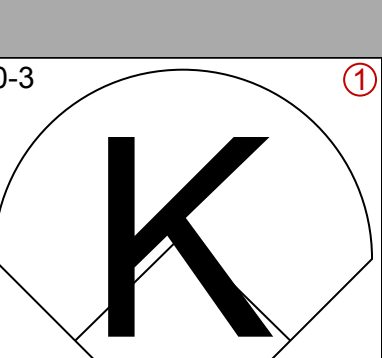


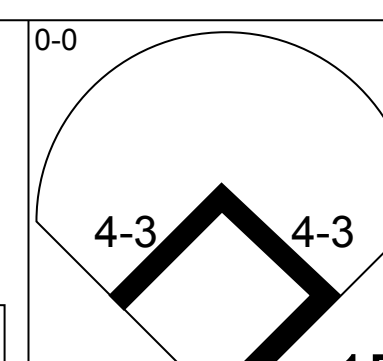
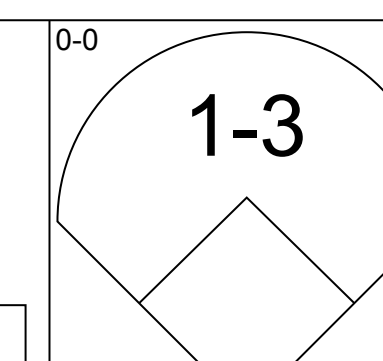
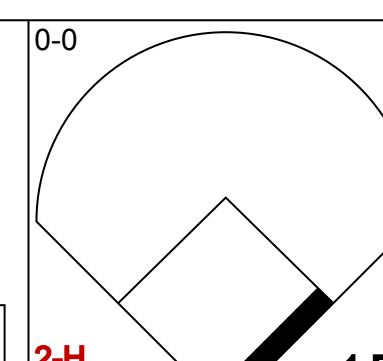
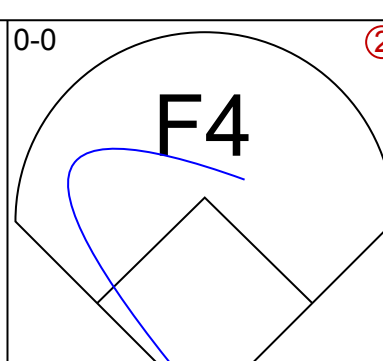
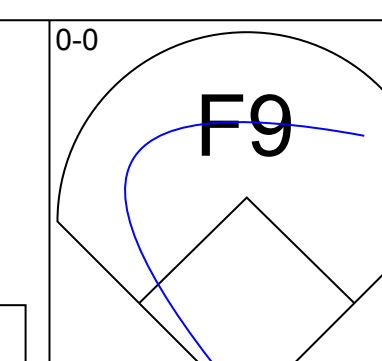
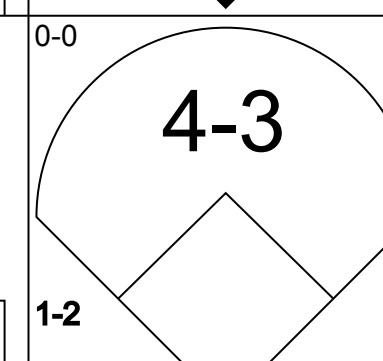
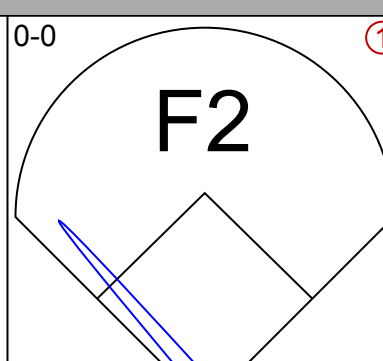
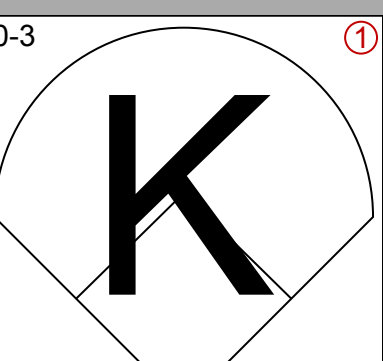
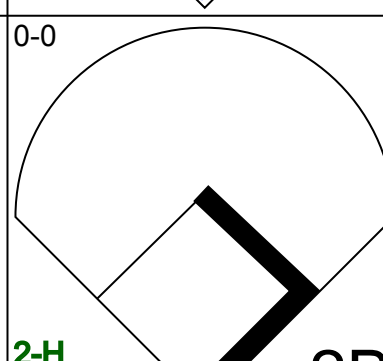
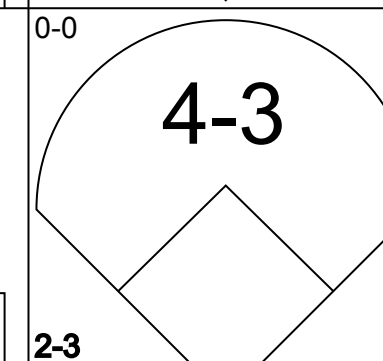
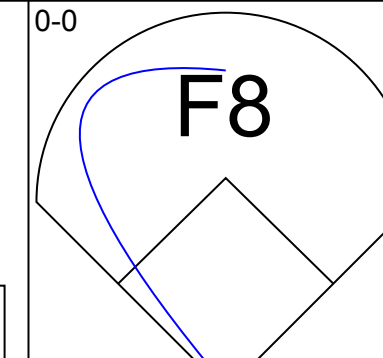
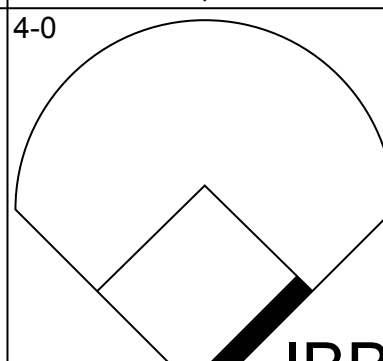
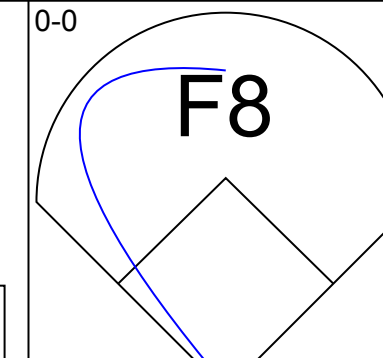


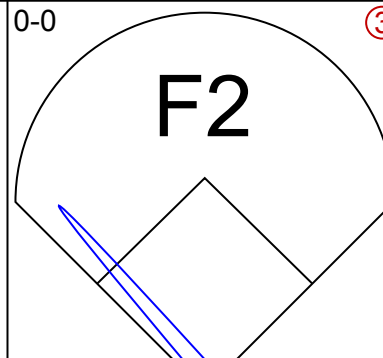

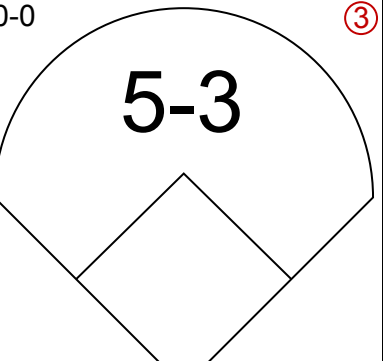
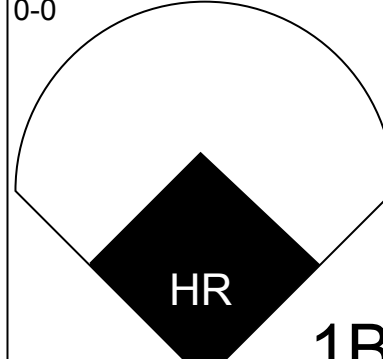
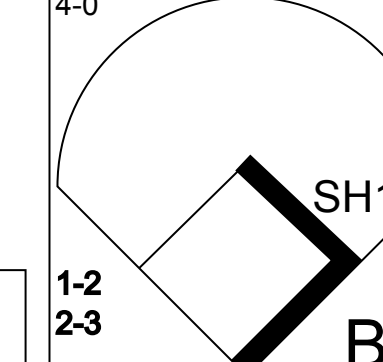

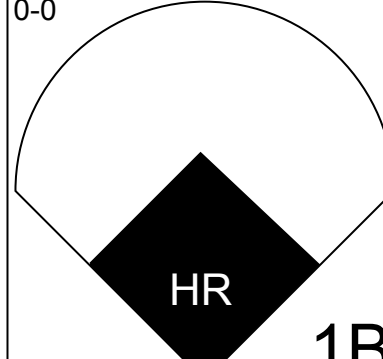
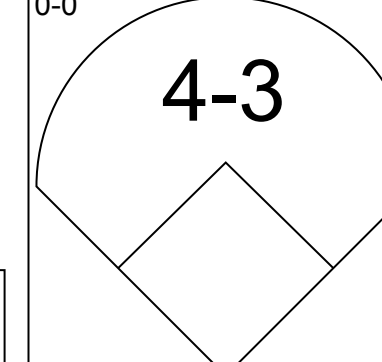
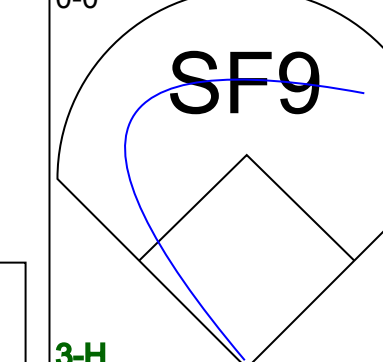
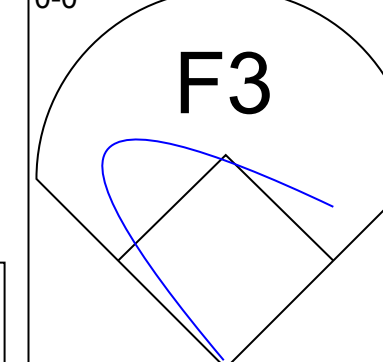
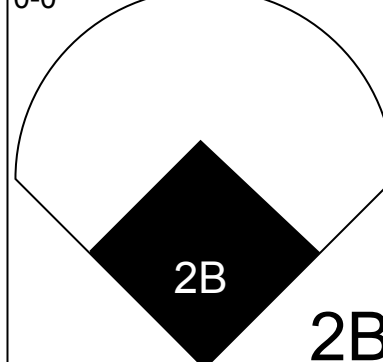

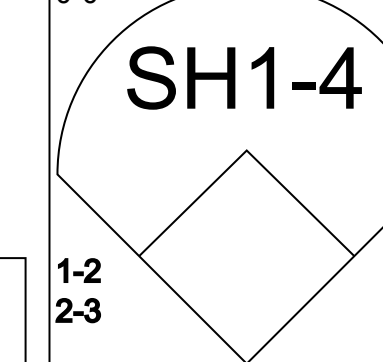
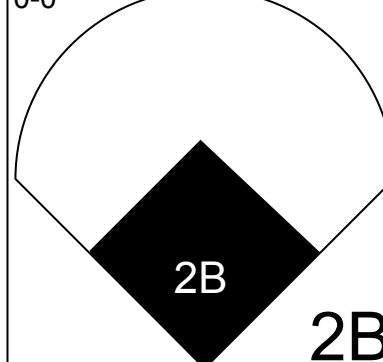
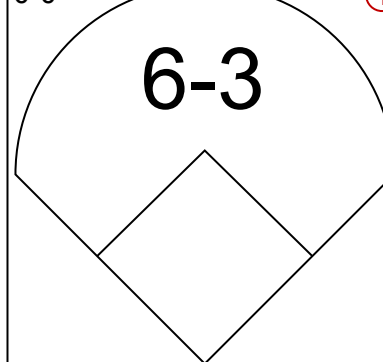

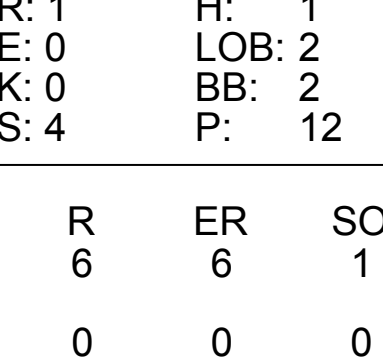
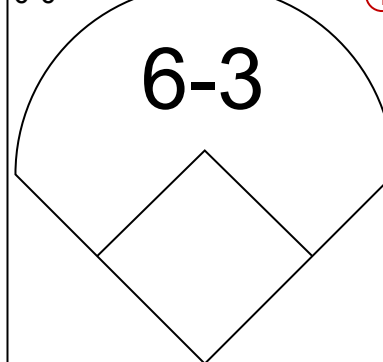
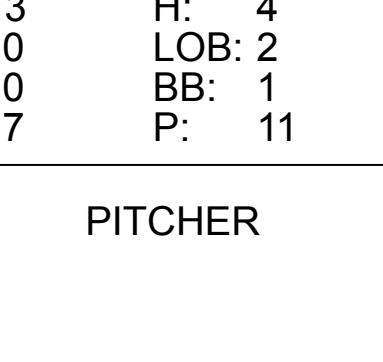
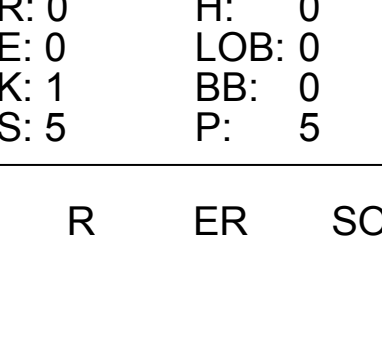

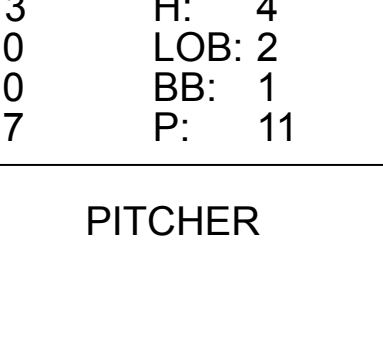








Batter	1	2	3	4	5	6	7	8	9	AB	R	H	RBI	BB	SO	LOB	TOP		
Cesar Tovar, R OBP: 0.311, SLG: 0.365 (1, 5)	6-3			3-1 3B		3-1		G4-6-3 BB		3	1	1	0	1	0	0	<b>Minnesota Twins @ Boston Red Sox</b> Fenway Park, Boston, MA Sun Jul 07 1968, 3:33 AM EDT Unknown 		
Rod Carew, L OBP: 0.315, SLG: 0.357 (1, 4)	F9			3-1			1B SF7 2B	G4-6-3 1-2		4	1	1	1	0	0	2			
Harmon Killebrew, R OBP: 0.349, SLG: 0.394 (1, 3)	K			1-3			F5		BB	3	0	0	0	1	1	1			
Tony Oliva, L OBP: 0.329, SLG: 0.464 (1, 9)		6-3		K					BB	4	0	1	0	0	2	1			
Ted Uhlhaender, L OBP: 0.308, SLG: 0.416 (1, 8)		K			3-1		SF7		F4	3	0	0	1	0	1	1			
John Roseboro, L OBP: 0.274, SLG: 0.250 Frank Quilici, R OBP: 0.358, SLG: 0.444 (8, PH)		F4			K		3H F9		F5	3	0	0	0	0	1	1			
Bob Allison, R OBP: 0.314, SLG: 0.401 (1, 7)			6-3		K				HR	3	1	1	1	0	1	0			
Jackie Hernandez, R OBP: 0.215, SLG: 0.223 Jim Holt, L OBP: 0.278, SLG: 0.286 Rich Rollins, R OBP: 0.287, SLG: 0.360 (8, PH)			K			K			6-3 1B	2	0	0	0	0	2	0			
Jim Kaat, L OBP: 0.118, SLG: 0.118 Frank Kostro, R OBP: 0.200, SLG: 0.250 Jim Perry, S OBP: 0.192, SLG: 0.400 (8, PH)			F2			3-1			6-3	2	0	0	0	0	0	0			
Inning Stats	R: 0 E: 0 K: 1 S: 5	H: 0 LOB: 0 BB: 0 P: 5	R: 0 E: 0 K: 1 S: 5	H: 0 LOB: 0 BB: 0 P: 5	R: 0 E: 0 K: 1 S: 5	H: 0 LOB: 0 BB: 0 P: 5	R: 1 E: 0 K: 1 S: 6	H: 1 LOB: 0 BB: 0 P: 6	R: 0 E: 0 K: 2 S: 7	H: 0 LOB: 0 BB: 0 P: 7	R: 1 E: 0 K: 0 S: 5	H: 2 LOB: 1 BB: 0 P: 5	R: 1 E: 0 K: 0 S: 4	H: 2 LOB: 1 BB: 1 P: 8	R: 0 E: 0 K: 1 S: 5	H: 0 LOB: 1 BB: 1 P: 9		1B: 2 2B: 1 3B: 1 HR: 1	SF: 1 SAC: 0 DP: 1 HBP: 0
PITCHER	IP	WLS	BF	H	R	ER	SO	BB	IBB	HBP	BLK	WP	HR	S	P	ERA	WHIP		
Ray Culp, R ERA: 4.35 Juan Pizarro, L ERA: 1.89	7.0	W	25	4	3	3	7	0	0	0	0	0	1	39	39	3.86	0.571		

Batter	1	2	3	4	5	6	7	8	9	AB	R	H	RBI	BB	SO	LOB	BOTTOM		
Mike Andrews, R OBP: 0.342, SLG: 0.305 (1, 4)	G4-6-3 1B		E5 1B		F4		F8			4	1	1	0	0	0	1	<b>Minnesota Twins @ Boston Red Sox</b> Fenway Park, Boston, MA Sun Jul 07 1968, 3:33 AM EDT Unknown 		
Dalton Jones, L OBP: 0.209, SLG: 0.200 George Scott, R OBP: 0.232, SLG: 0.234 (8, 3)	F9		G3-6-3 1B		F9		K			4	0	1	1	0	1	2			
Carl Yastrzemski, L OBP: 0.449, SLG: 0.492 (1, 7)	G4-6-3 1-2		G3-6-3 1-2		HR		F5			4	1	1	1	0	0	2			
Ken Harrelson, R OBP: 0.380, SLG: 0.588 (1, 9)		BB 1B		F8	F2		G3			4	0	1	0	0	0	0			
Reggie Smith, S OBP: 0.361, SLG: 0.399 (1, 8)		1-2 BB		3B 3B		5-3		BB BB	BB	2	1	1	0	2	0	0			
Rico Petrocelli, R OBP: 0.289, SLG: 0.384 (1, 6)		K		E 3B		5-3		F8		4	1	1	1	0	1	3			
Joe Foy, R OBP: 0.342, SLG: 0.296 (1, 5)		K		3H E6 F9		6-3				3	0	0	0	0	1	2			
Russ Gibson, R OBP: 0.207, SLG: 0.273 (1, 2)		F4		3H F9						3	0	1	0	0	0	3			
Ray Culp, R OBP: 0.111, SLG: 0.040 Juan Pizarro, L OBP: 0.167, SLG: 0.200 (8, 1)			6-3		K		SH1-4 1B		SH1-4	2	0	0	0	0	1	1			
Inning Stats	R: 0 E: 0 K: 0 S: 3	H: 1 LOB: 2 BB: 1 P: 12	R: 1 E: 1 K: 0 S: 4	H: 1 LOB: 0 BB: 0 P: 4	R: 2 E: 1 K: 1 S: 8	H: 2 LOB: 1 BB: 0 P: 8	R: 1 E: 0 K: 0 S: 4	H: 1 LOB: 0 BB: 0 P: 4	R: 0 E: 0 K: 1 S: 6	H: 0 LOB: 0 BB: 0 P: 3	R: 0 E: 0 K: 1 S: 6	H: 1 LOB: 1 BB: 0 P: 6	R: 0 E: 0 K: 0 S: 3	H: 0 LOB: 1 BB: 1 P: 7	1B: 4 2B: 0 3B: 2 HR: 1	SF: 0 SAC: 1 DP: 2 HBP: 0		WP: 0 PA: 33 PB: 0 SB: 0 CS: 0	
PITCHER	IP	WLS	BF	H	R	ER	SO	BB	IBB	HBP	BLK	WP	HR	S	P	ERA	WHIP		
Jim Kaat, L ERA: 2.17 Jim Perry, R ERA: 2.81	7.0	L	29	7	4	2	4	1	0	0	0	0	0	3	7	0.00	1.000		



Batter	1	2	3	4	5	6	7	8	9	AB	R	H	RBI	BB	SO	LOB	TOP					
<b>Cesar Tovar, R</b> OBP: 0.310, SLG: 0.362 (1, 6)										5	0	1	0	0	2	2	<b>Minnesota Twins @ Boston Red Sox</b> Fenway Park, Boston, MA Sun Jul 07 1968, 3:38 AM EDT Att: 33,486 - Unknown					
<b>Ted Uhlhaender, L</b> OBP: 0.313, SLG: 0.417 (1, 8)										4	0	2	1	1	0	3						
<b>Rod Carew, L</b> OBP: 0.318, SLG: 0.357 (1, 4)										3	1	1	0	1	1	2						
<b>Tony Oliva, L</b> OBP: 0.331, SLG: 0.474 (1, 9)										4	1	2	2	0	0	2						
<b>Rich Reese, L</b> OBP: 0.231, SLG: 0.289 (1, 3)										4	0	0	0	0	1	3						
<b>Bob Allison, R</b> OBP: 0.313, SLG: 0.395 (1, 7)										3	0	0	0	1	1	0						
<b>Ron Clark, R</b> OBP: 0.228, SLG: 0.192 (1, 5)										4	0	0	0	0	0	1						
<b>Bruce Look, L</b> OBP: 0.404, SLG: 0.333 (7, PH)										1	0	0	0	1	0	0						
<b>Frank Kostro, R</b> OBP: 0.194, SLG: 0.241 (7, 2)										1	0	0	0	0	0	0						
<b>John Roseboro, L</b> OBP: 0.274, SLG: 0.250 (9, PH)										1	1	1	0	0	0	0						
<b>Rich Rollins, R</b> OBP: 0.274, SLG: 0.360 (9, PH)										0	0	0	0	1	0	0						
<b>Jim Merritt, L</b> OBP: 0.239, SLG: 0.214 (6, 1)										2	0	1	0	0	0	1						
<b>Al Worthington, R</b> OBP: 0.399, SLG: 0.452 (7, PH)										0	0	0	0	0	0	0						
<b>Frank Oulici, R</b> OBP: 0.104, SLG: 0.065 (7, 1)										0	0	0	0	0	0	0						
<b>Dean Chance, R</b> OBP: 0.347, SLG: 0.382 (9, PH)										1	0	0	0	0	0	1						
<b>Inning Stats</b>	R: 0 E: 0 K: 1 S: 6	H: 1 LOB: 2 BB: 1 P: 10	R: 0 E: 0 K: 0 S: 3	H: 0 LOB: 1 BB: 1 P: 7	R: 0 E: 0 K: 0 S: 3	H: 1 LOB: 0 BB: 0 P: 3	R: 0 E: 0 K: 1 S: 5	H: 0 LOB: 0 BB: 0 P: 5	R: 0 E: 0 K: 0 S: 5	H: 2 LOB: 2 BB: 0 P: 5	R: 2 E: 0 K: 1 S: 6	H: 1 LOB: 0 BB: 1 P: 10	R: 1 E: 0 K: 2 S: 9	H: 2 LOB: 1 BB: 0 P: 9	R: 0 E: 0 K: 0 S: 3	H: 1 LOB: 1 BB: 1 P: 7	R: 0 E: 0 K: 0 S: 3	H: 0 LOB: 1 BB: 1 P: 7	1B: 7 2B: 0 3B: 0 HR: 1	SF: 0 SAC: 0 DP: 2 HBP: 0	WP: 2 PB: 0 SB: 0 CS: 0	PA: 38
<b>PITCHER</b>	IP	WLS	BF	H	R	ER	SO	BB	IBB	HBP	BLK	WP	HR	S	P	ERA	WHIP					
<b>Gary Waslewski, R</b> ERA: 3.29 (1, 1)	6.0	W	25	5	2	2	3	3	0	0	0	0	1	28	40	3.00	1.333					
<b>Bill Landis, L</b> ERA: 3.24 (7, 1)	2.0		10	3	1	1	2	2	0	0	0	2	0	12	20	4.50	2.500					
<b>Lee Stange, R</b> ERA: 4.04 (9, 1)	1.0	S	3	0	0	0	0	0	0	0	0	0	0	3	3	0.00	0.000					

Batter	1	2	3	4	5	6	7	8	9	AB	R	H	RBI	BB	SO	LOB	BOTTOM					
<b>Mike Andrews, R</b> OBP: 0.343, SLG: 0.307 (1, 4)										5	0	2	1	0	0	3	<b>Minnesota Twins @ Boston Red Sox</b> Fenway Park, Boston, MA Sun Jul 07 1968, 3:38 AM EDT Att: 33,486 - Unknown					
<b>Dalton Jones, L</b> OBP: 0.210, SLG: 0.209 (7, 1)										4	0	1	1	0	1	1						
<b>Bill Landis, L</b> OBP: 0.250, SLG: 0.182 (9, 1)										0	0	0	0	0	0	0						
<b>Lee Stange, R</b> OBP: 0.250, SLG: 0.182 (9, 1)										3	1	2	1	1	0	1						
<b>Carl Yastrzemski, L</b> OBP: 0.452, SLG: 0.599 (1, 7)										4	0	0	0	0	0	4						
<b>Ken Harrelson, R</b> OBP: 0.375, SLG: 0.578 (1, 9)										4	0	0	0	0	0	4						
<b>Reggie Smith, S</b> OBP: 0.360, SLG: 0.395 (1, 8)										3	1	0	0	1	0	1						
<b>Rico Petrocelli, R</b> OBP: 0.296, SLG: 0.390 (1, 6)										4	2	3	0	0	0	0						
<b>Joe Foy, R</b> OBP: 0.348, SLG: 0.313 (1, 5)										3	1	2	2	1	0	0						
<b>Russ Gibson, R</b> OBP: 0.208, SLG: 0.286 (1, 2)										3	1	1	1	0	1	2						
<b>Gary Waslewski, R</b> OBP: 0.083, SLG: 0.043 (6, PH)										0	0	0	0	0	0	0						
<b>George Scott, R</b> OBP: 0.230, SLG: 0.231 (7, 3)										2	0	0	0	0	0	1						
<b>Inning Stats</b>	R: 0 E: 0 K: 0 S: 4	H: 1 LOB: 1 BB: 0 P: 4	R: 1 E: 0 K: 0 S: 4	H: 1 LOB: 2 BB: 2 P: 12	R: 1 E: 0 K: 0 S: 4	H: 1 LOB: 0 BB: 0 P: 4	R: 1 E: 0 K: 0 S: 5	H: 3 LOB: 2 BB: 0 P: 5	R: 0 E: 0 K: 1 S: 6	H: 1 LOB: 1 BB: 0 P: 6	R: 3 E: 0 K: 0 S: 7	H: 4 LOB: 2 BB: 1 P: 11	R: 0 E: 0 K: 0 S: 3	H: 0 LOB: 0 BB: 0 P: 3	R: 0 E: 0 K: 1 S: 5	H: 0 LOB: 0 BB: 0 P: 5		R: 0 E: 0 K: 1 S: 5	H: 0 LOB: 0 BB: 0 P: 5	1B: 6 2B: 3 3B: 0 HR: 2	SF: 1 SAC: 2 DP: 0 HBP: 0	WP: 0 PB: 0 SB: 0 CS: 0
<b>PITCHER</b>	IP	WLS	BF	H	R	ER	SO	BB	IBB	HBP	BLK	WP	HR	S	P	ERA	WHIP					
<b>Jim Merritt, L</b> ERA: 3.13 (6, 1)	5.0	L	26	10	6	6	1	2	0	0	0	0	0	26	34	10.80	2.400					
<b>Al Worthington, R</b> ERA: 1.75 (7, 1)	1.0		5	1	0	0	0	0	1	0	0	0	0	4	8	0.00	1.000					
<b>Dean Chance, R</b> ERA: 2.65 (7, 1)	2.0		6	0	0	0	1	0	0	0	0	0	0	8	8	0.00	0.000					







Batter	1	2	3	4	5	6	7	8	9	AB	R	H	RBI	BB	SO	LOB	TOP					
Dick McAuliffe, L (1,4) OBP: 0.337, SLG: 0.430	F2					F9																
Mickey Stanley, R (1,8) OBP: 0.303, SLG: 0.373	5-3	F8			4-3				SH5-3													
Al Kaline, R (1,3) OBP: 0.383, SLG: 0.401	1B			L4	FC6-2																	
Bill Freehan, R (1,2) OBP: 0.366, SLG: 0.476	1B		F3		F8				5-3													
Willie Horton, R (1,7) OBP: 0.359, SLG: 0.580	1B		5-3			HR																
Don Wert, R (1,5) OBP: 0.288, SLG: 0.361	F5					HR			6-3													
Jim Northrup, L (1,9) OBP: 0.307, SLG: 0.426			FC3-5		K				F6													
Ray Oyler, R (1,6) OBP: 0.244, SLG: 0.224			FC3-5		F7				4-3													
Denny McLain, R (1,1) OBP: 0.169, SLG: 0.169			FC3-5		K				6-3													
<b>Inning Stats</b>	R: 1 E: 0 K: 0 S: 5	H: 2 LOB: 2 BB: 1 P: 9	R: 1 E: 0 K: 0 S: 5	H: 3 LOB: 1 BB: 0 P: 5	R: 0 E: 0 K: 2 S: 3	H: 0 LOB: 0 BB: 0 P: 3	R: 0 E: 0 K: 2 S: 8	H: 1 LOB: 1 BB: 0 P: 8	R: 0 E: 0 K: 0 S: 4	H: 1 LOB: 1 BB: 0 P: 4	R: 2 E: 1 K: 0 S: 6	H: 2 LOB: 1 BB: 0 P: 6	R: 1 E: 0 K: 1 S: 7	H: 3 LOB: 1 BB: 0 P: 7	R: 0 E: 0 K: 0 S: 3	H: 0 LOB: 0 BB: 0 P: 3	R: 0 E: 0 K: 0 S: 2	H: 0 LOB: 1 BB: 2 P: 10	1B: 10 2B: 3 3B: 0 HR: 1	SF: 0 SAC: 1 DP: 2 HBP: 0	WP: 0 PB: 0 SB: 1 CS: 2	PA: 40
<b>PITCHER</b>	IP WLS BF H R ER SO BB IBB HBP BLK WP HR S P ERA WHIP	6.0 L 28 9 4 4 2 1 0 0 0 0 1 31 35 6.00 1.667	1.0 5 3 1 1 1 0 0 0 0 0 0 7 7 9.00 3.000	2.0 7 0 0 0 0 1 1 0 0 0 0 5 13 0.00 0.500	<b>PITCHER</b>										IP WLS BF H R ER SO BB IBB HBP BLK WP HR S P ERA WHIP							
Jim Kaat, L (1,1) ERA: 2.4											6.0 L 28 9 4 4 2 1 0 0 0 0 1 31 35 6.00 1.667											
Bob Miller, R (7,1) ERA: 4.18											1.0 5 3 1 1 1 0 0 0 0 0 0 7 7 9.00 3.000											
Al Worthington, R (8,1) ERA: 1.68											2.0 7 0 0 0 0 1 1 0 0 0 0 5 13 0.00 0.500											

Detroit Tigers @ Minnesota Twins  
Metropolitan Stadium, Bloomington, MI  
Fri Jul 12 1968, 8:05 PM EDT  
Att: 27,342 - Unknown - 77 F

AB	36
R	5
H	12
RBI	5
BB	3
SO	3
LOB	18



Batter	1	2	3	4	5	6	7	8	9	AB	R	H	RBI	BB	SO	LOB	BOTTOM					
Cesar Tovar, R (1,7) OBP: 0.307, SLG: 0.368	L8		L4-3			L1-3			F6													
Rod Carew, L (1,4) OBP: 0.328, SLG: 0.367				L7					L1-3													
Tony Oliva, L (1,9) OBP: 0.332, SLG: 0.466	L8			L3-6-3					F8													
Rich Reese, L (1,3) OBP: 0.237, SLG: 0.276			K	L3-6-3					F6													
Ted Uhlhaender, L (1,8) OBP: 0.311, SLG: 0.411			L3-1			1B			L1-3													
Frank Quilici, R (1,5) OBP: 0.356, SLG: 0.425			F9			F7			F8													
Rick Renick, R (1,6) OBP: 0.286, SLG: 0.714			K																			
Bruce Look, L (1,2) OBP: 0.387, SLG: 0.308			L4-3			K2-6-2			L7													
Jim Kaat, L (1,1) OBP: 0.114, SLG: 0.114									F9													
Jim Holt, L (6,PH) OBP: 0.270, SLG: 0.278									F9													
Bob Miller, R (7,1) ERA: 4.18																						
John Roseboro, L (7,PH) OBP: 0.271, SLG: 0.248																						
Al Worthington, R (8,1) ERA: 1.68																						
<b>Inning Stats</b>	R: 0 E: 0 K: 1 S: 6	H: 1 LOB: 1 BB: 0 P: 6	R: 0 E: 0 K: 1 S: 5	H: 0 LOB: 0 BB: 0 P: 5	R: 0 E: 0 K: 0 S: 2	H: 0 LOB: 0 BB: 1 P: 6	R: 0 E: 0 K: 1 S: 6	H: 0 LOB: 2 BB: 0 P: 6	R: 0 E: 0 K: 1 S: 5	H: 0 LOB: 1 BB: 1 P: 9	R: 1 E: 1 K: 0 S: 4	H: 0 LOB: 2 BB: 2 P: 12	R: 0 E: 0 K: 0 S: 3	H: 0 LOB: 0 BB: 0 P: 3	R: 0 E: 0 K: 0 S: 3	H: 0 LOB: 0 BB: 0 P: 3	R: 0 E: 0 K: 0 S: 3	H: 0 LOB: 0 BB: 0 P: 3	1B: 2 2B: 2 3B: 0 HR: 0	SF: 0 SAC: 0 DP: 2 HBP: 0	WP: 0 PB: 0 SB: 0 CS: 0	PA: 33
<b>PITCHER</b>	IP WLS BF H R ER SO BB IBB HBP BLK WP HR S P ERA WHIP	9.0 W 33 3 1 0 5 4 0 0 0 0 0 39 55 0.00 0.778	<b>PITCHER</b>										IP WLS BF H R ER SO BB IBB HBP BLK WP HR S P ERA WHIP									
Denny McLain, R (1,1) ERA: 1.99											9.0 W 33 3 1 0 5 4 0 0 0 0 0 39 55 0.00 0.778											

Detroit Tigers @ Minnesota Twins  
Metropolitan Stadium, Bloomington, MI  
Fri Jul 12 1968, 8:05 PM EDT  
Att: 27,342 - Unknown - 77 F

AB	29
R	1
H	3
RBI	0
BB	4
SO	5
LOB	12





Batter	1	2	3	4	5	6	7	8	9	10	11	12	13	14	AB	R	H	RBI	BB	SO	LOB	TOP						
Dick McAuliffe, L OBP: 0.336, SLG: 0.430 (1, 4)			G3		K				4-3		F2		K		7	1	2	1	0	2	2							
Mickey Stanley, R OBP: 0.306, SLG: 0.386 (1, 8)					F8		FC6-2-5-6		E	1B	F9		K		6	1	2	2	1	1	3							
Jim Northrup, L OBP: 0.307, SLG: 0.426 (1, 9)	G3		K		4-3		K		E8		6-3				7	1	2	0	0	2	3							
Norm Cash, L OBP: 0.300, SLG: 0.440 Al Kaline, R OBP: 0.391, SLG: 0.403 (8, PH) (8, 3)	K		F8			3-1								FC2	3	0	0	0	0	0	1	1						
Willie Horton, R OBP: 0.360, SLG: 0.584 (1, 7)	F6				E5		HR				K		F8		5	1	1	1	2	1	4							
Bill Freehan, R OBP: 0.355, SLG: 0.465 (1, 2)		G3			FC4-6		6-3				K		5-3		7	0	0	0	0	2	9							
Don Wert, R OBP: 0.285, SLG: 0.353 (1, 5)					F9		F9		K		6-3		L3		6	0	0	0	1	1	6							
Ray Cyler, R OBP: 0.243, SLG: 0.223 Tom Matchick, L OBP: 0.267, SLG: 0.283 Dick Tracewski, R OBP: 0.276, SLG: 0.337 (13, PH) (13, 6)		4-3			K				F7		K		F9		5	0	1	1	0	2	2							
Joe Sparna, R OBP: 0.114 Pat Dobson, R OBP: 0.154 John Hiller, L OBP: 0.146 Fred Lasher, R OBP: 0.145 Gates Brown, L OBP: 0.145 Dennis Ribant, R OBP: 0.145 John Wyatt, R OBP: 0.145 (15, 11) (15, 11) (15, 11) (15, 11) (15, 11) (15, 11) (15, 11)		K					E5		K		6-3				3	1	1	0	0	1	1							
<b>Inning Stats</b>	R: 2 E: 0 K: 1 S: 7	H: 2 LOB: 0 BB: 7	R: 0 E: 0 K: 1 S: 5	H: 0 LOB: 1 BB: 1 P: 9	R: 0 E: 0 K: 1 S: 6	H: 1 LOB: 1 BB: 0 P: 6	R: 0 E: 0 K: 1 S: 6	H: 1 LOB: 1 BB: 0 P: 6	R: 0 E: 0 K: 0 S: 4	H: 1 LOB: 0 BB: 0 P: 4	R: 1 E: 1 K: 1 S: 7	H: 1 LOB: 1 BB: 0 P: 7	R: 1 E: 1 K: 2 S: 8	H: 2 LOB: 2 BB: 1 P: 15	R: 0 E: 0 K: 1 S: 5	H: 1 LOB: 3 BB: 0 P: 16	R: 0 E: 0 K: 0 S: 3	H: 0 LOB: 0 BB: 0 P: 3	R: 0 E: 0 K: 2 S: 8	H: 1 LOB: 1 BB: 1 P: 8	R: 0 E: 1 K: 0 S: 4	H: 1 LOB: 3 BB: 1 P: 8	R: 1 E: 1 K: 0 S: 4	H: 1 LOB: 1 BB: 1 P: 8	1B: 5 2B: 4 3B: 0 HR: 2	SF: 0 SAC: 0 DP: 0 HBP: 0	WP: 0 PB: 0 SB: 0 CS: 1	PA: 61

Detroit Tigers @ Minnesota Twins  
Metropolitan Stadium, Bloomington, MI  
Sat Jul 13 1968, 8:05 PM EDT  
Att: 26,079 - Unknown

AB	55
R	6
H	11
RBI	5
BB	6
SO	14
LOB	34



PITCHER	IP	WLS	BF	H	R	ER	SO	BB	IBB	HBP	BLK	WP	HR	S	P	ERA	WHIP
Dave Boswell, R ERA: 3.24	7.0		30	6	4	3	6	0	0	0	0	0	0	1	5	3.96	1.000
Ron Ferranoski, L ERA: 2.05	0.0		2	1	1	1	0	1	0	0	0	0	0	1	5	∞	∞
Bob Miller, R ERA: 4.01	1.0		4	1	0	0	3	0	0	0	0	0	0	10	0.00	1.000	
Al Worthington, R ERA: 1.61	2.0		9	1	0	0	3	1	1	0	0	0	0	13	21	0.00	1.000
Dean Chance, R ERA: 2.75	3.0		11	1	0	0	2	1	0	0	0	0	0	14	18	0.00	0.667

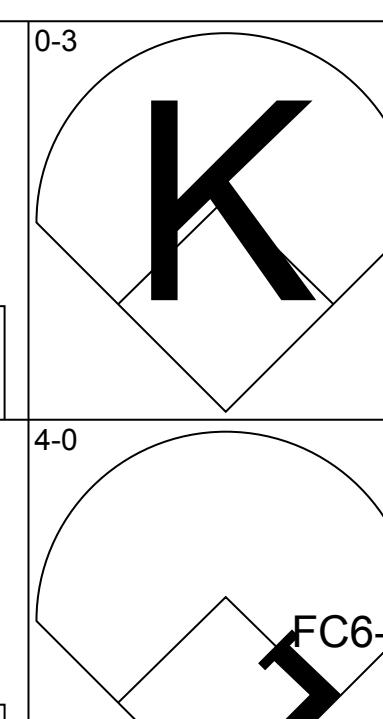
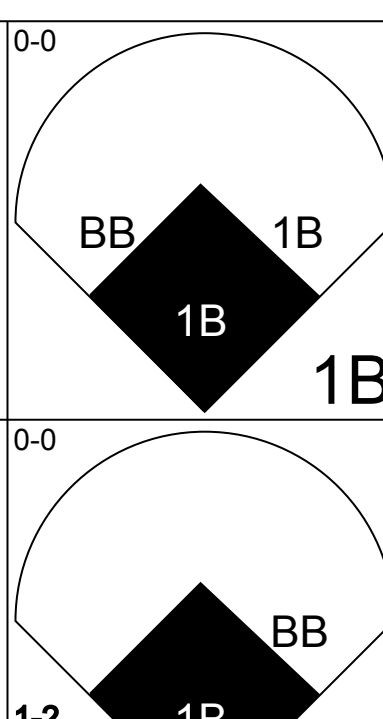
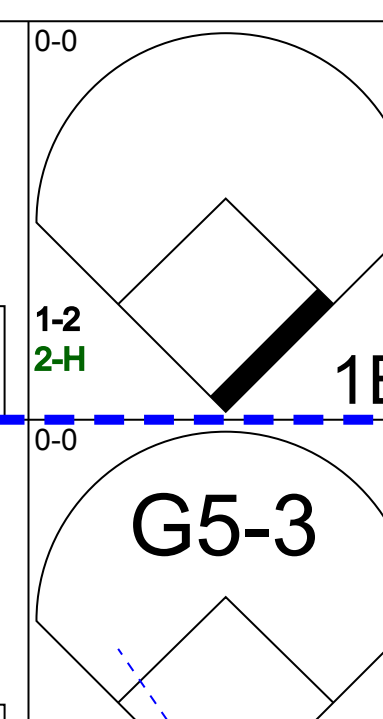
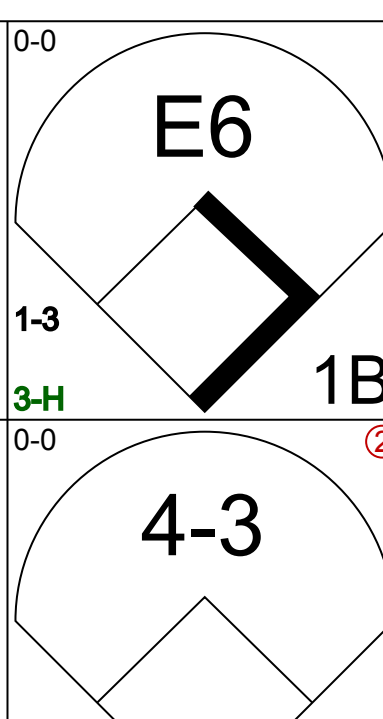
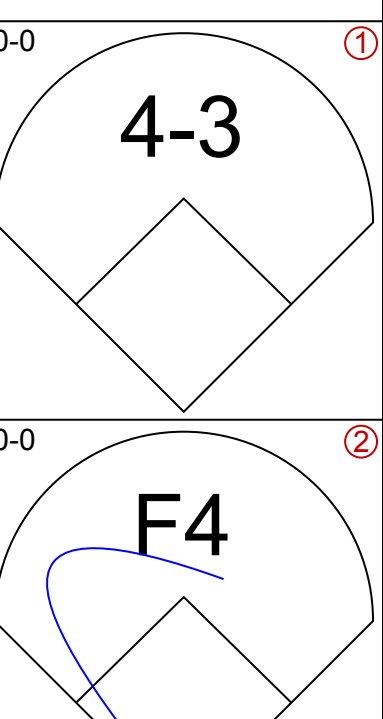
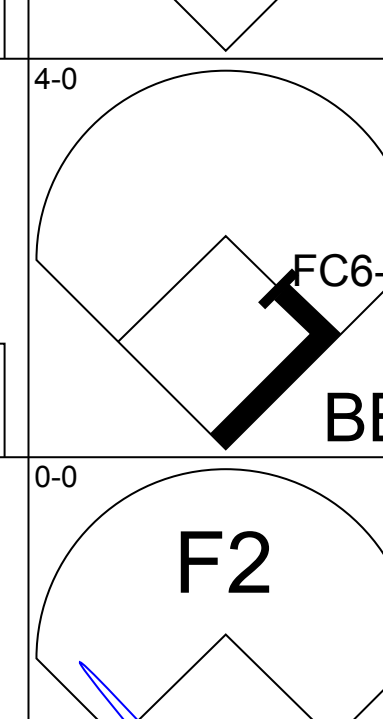
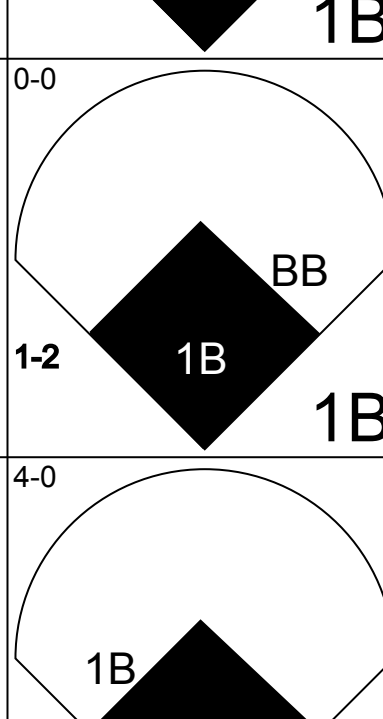
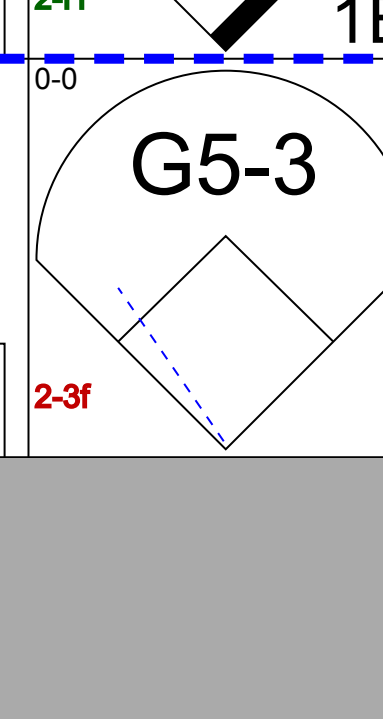
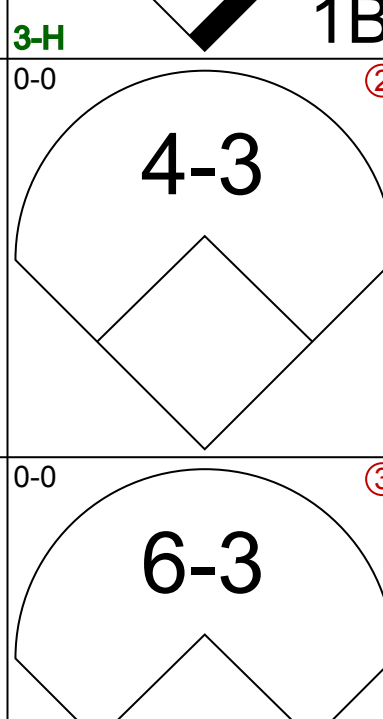
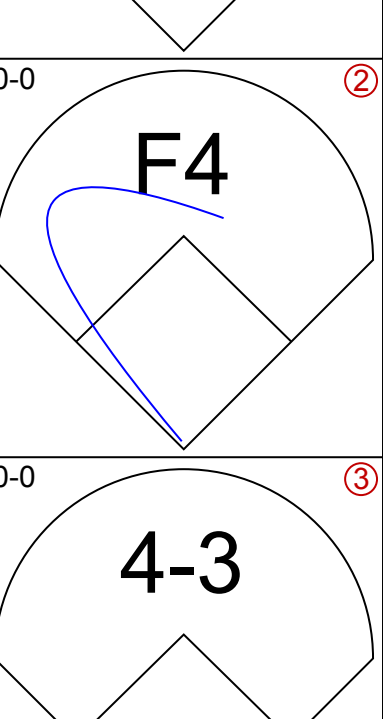
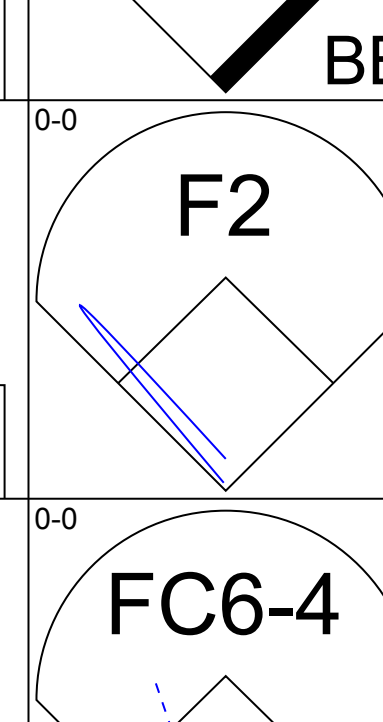
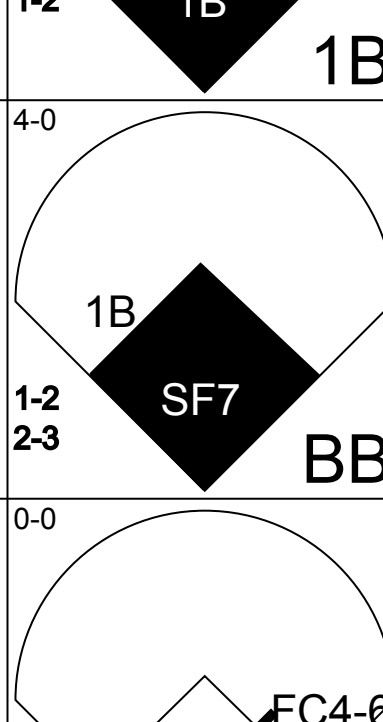
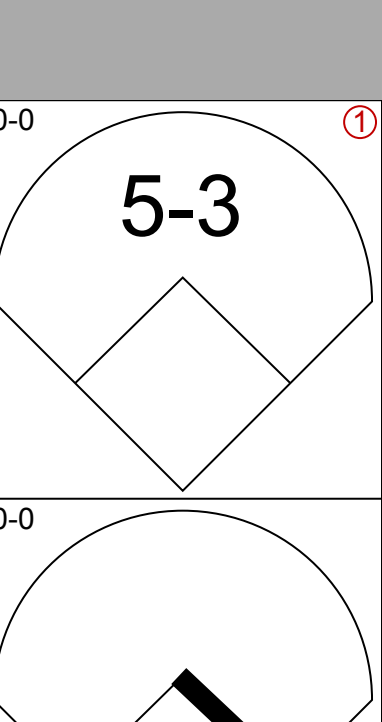
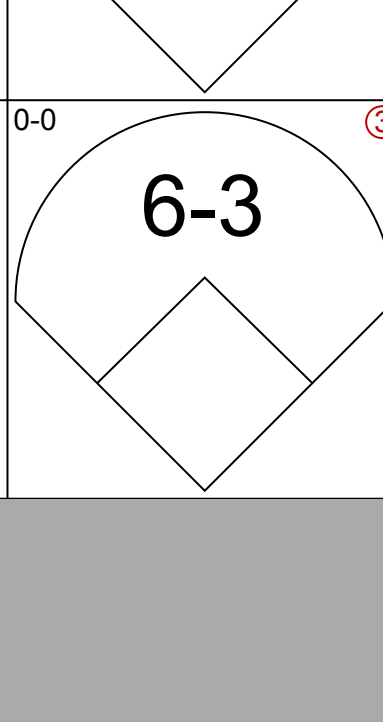
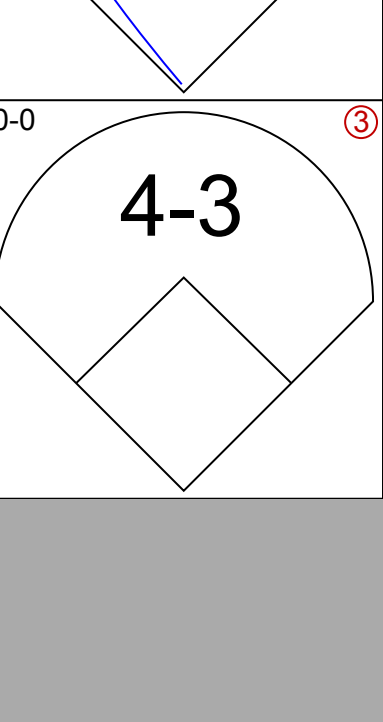
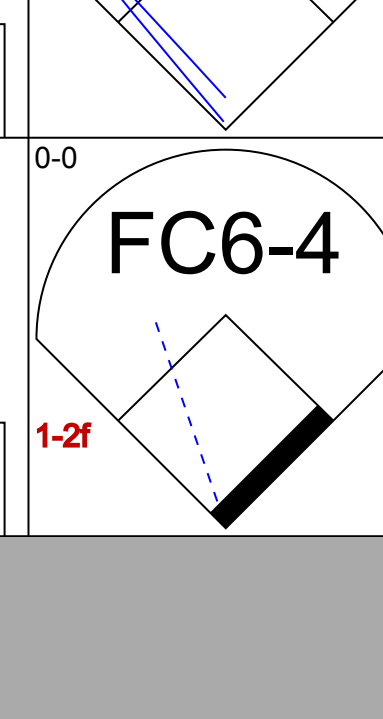
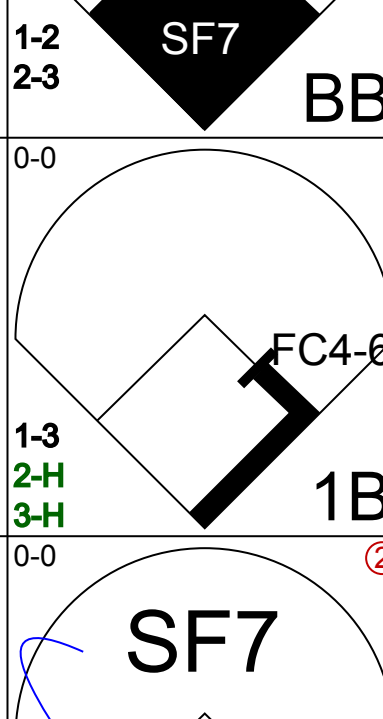
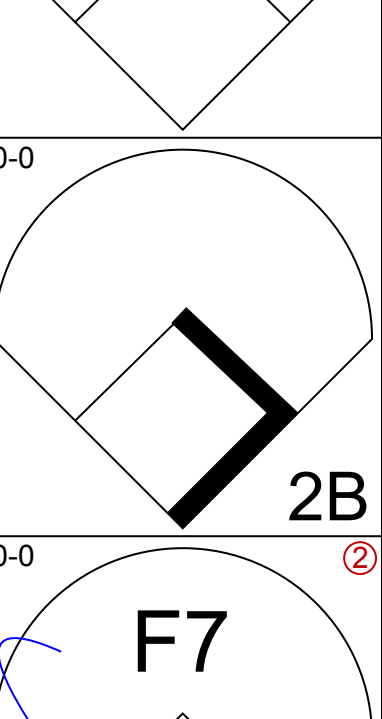
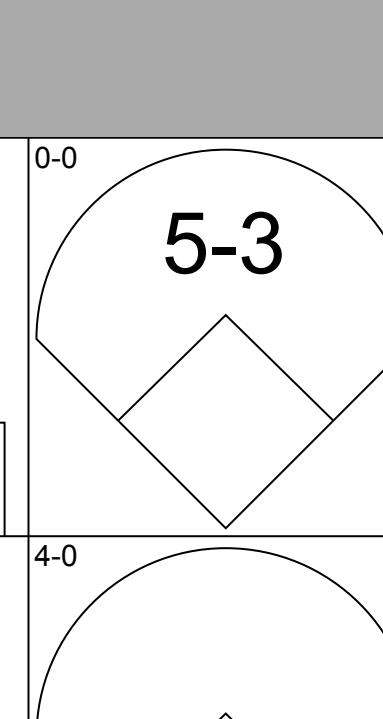
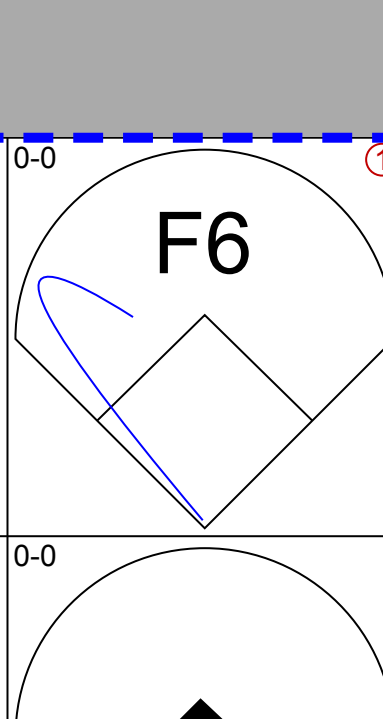
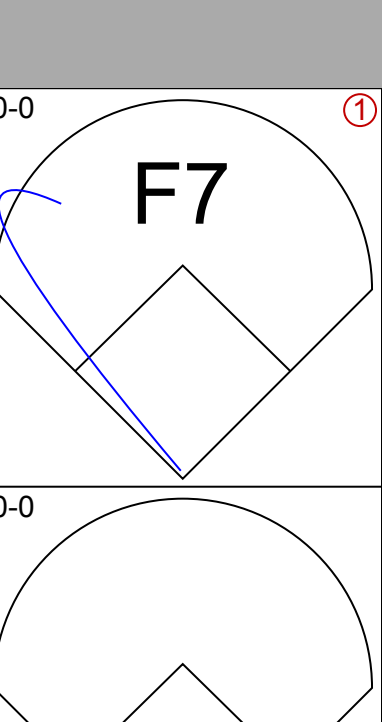
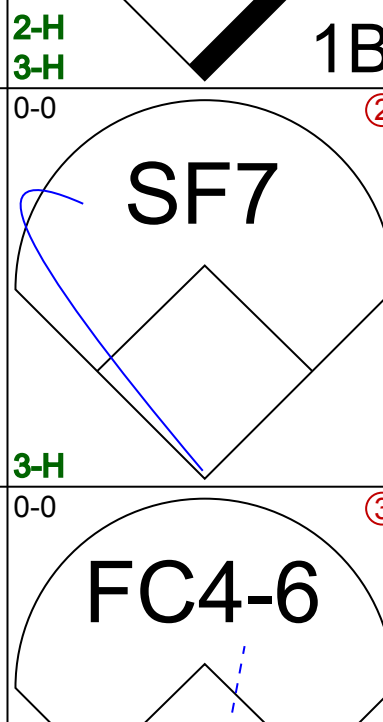
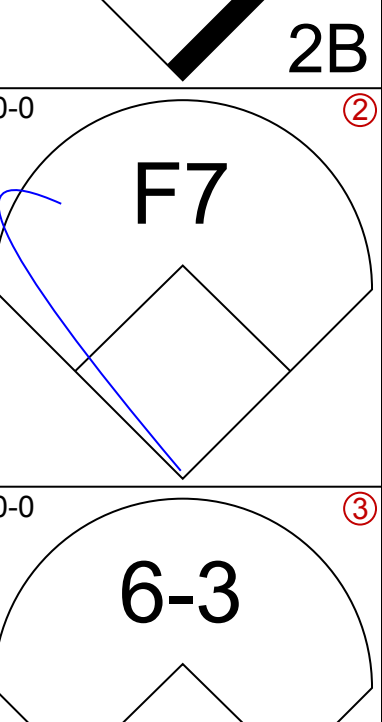
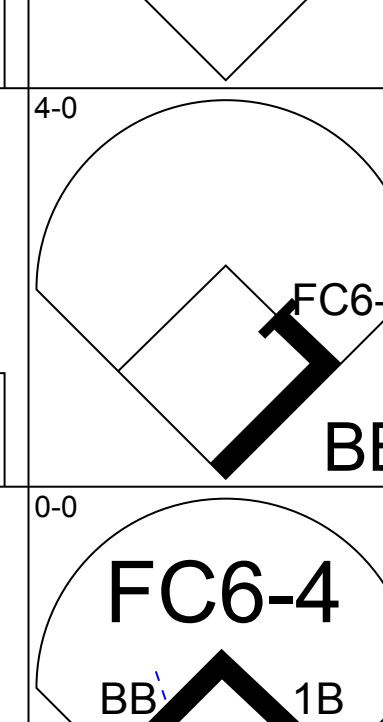
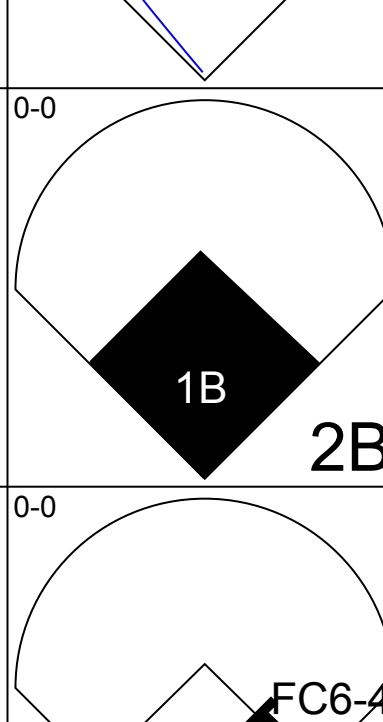
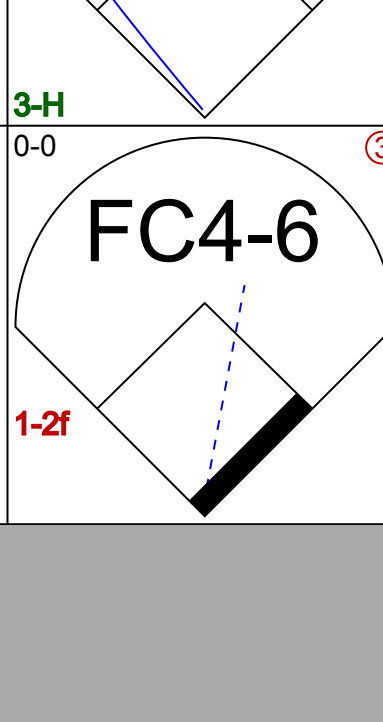
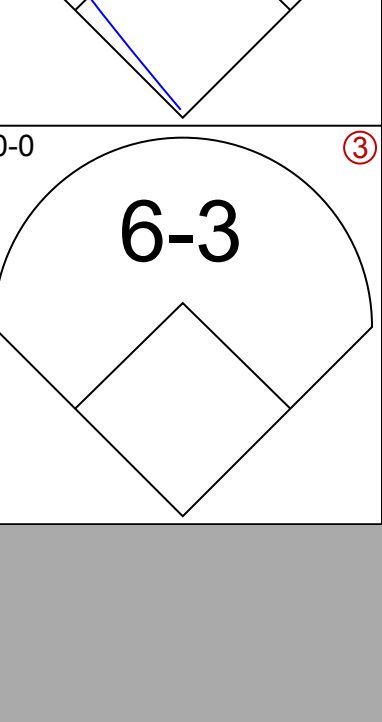
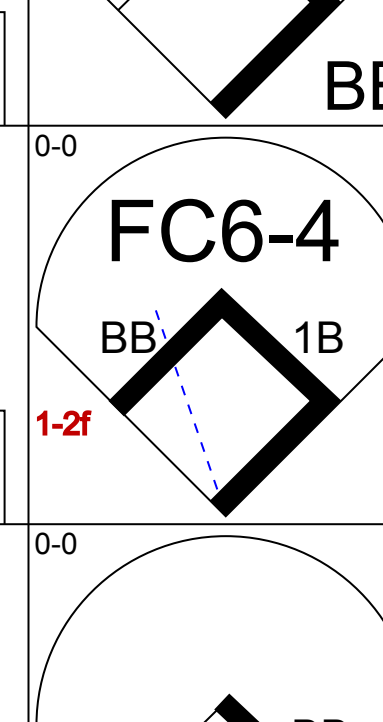
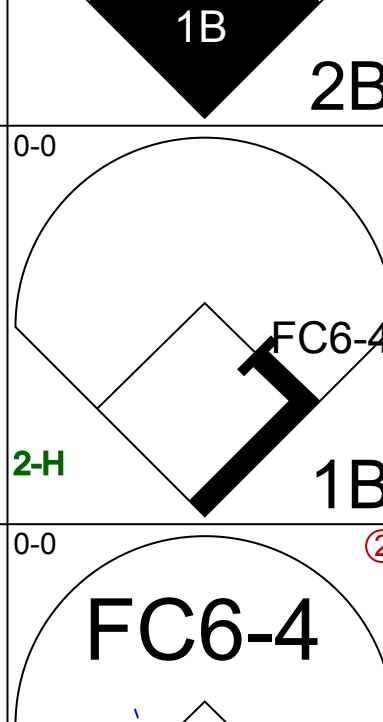
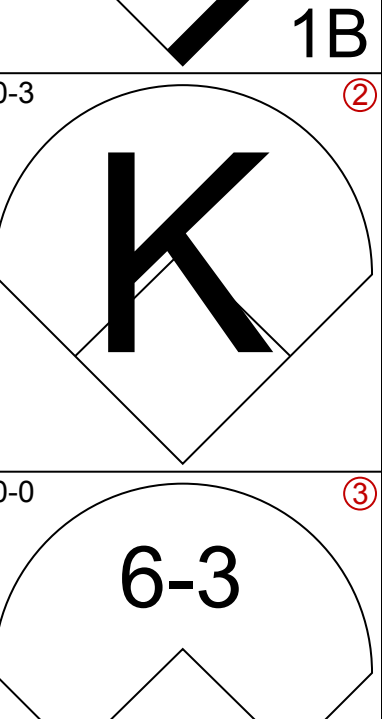
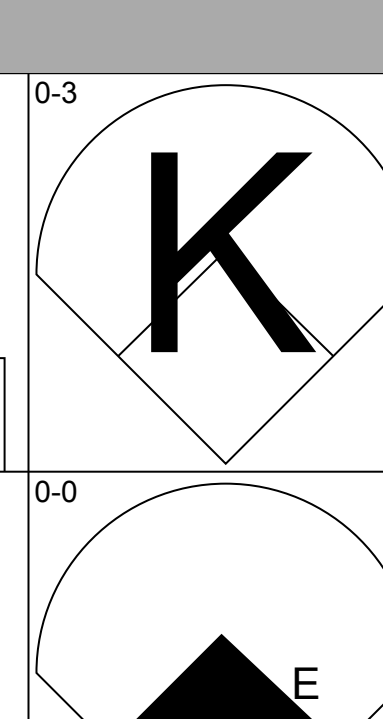
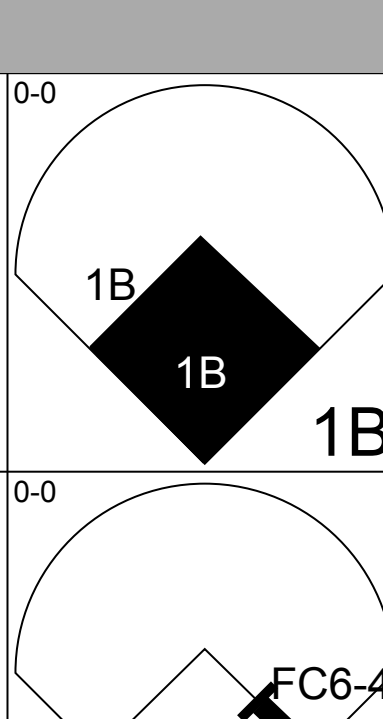

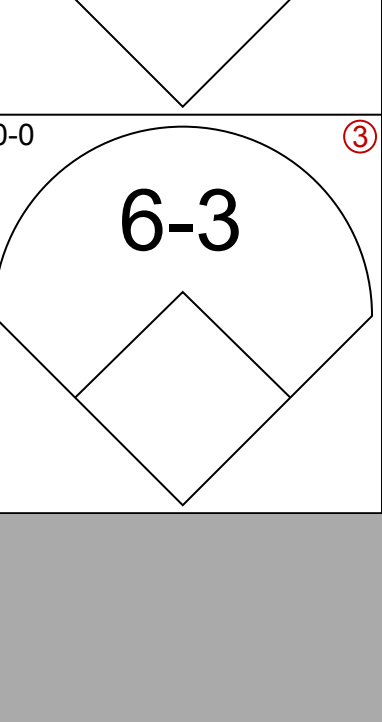
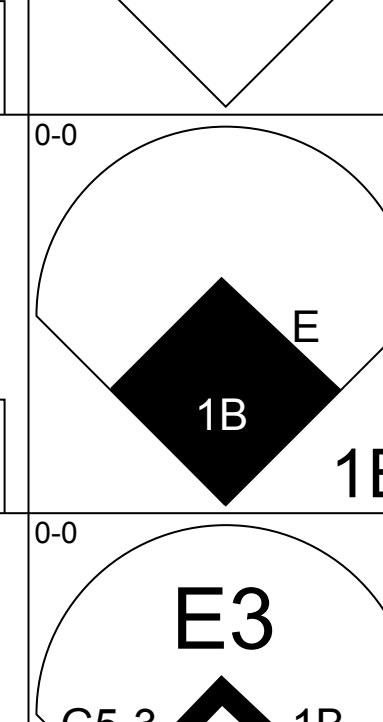
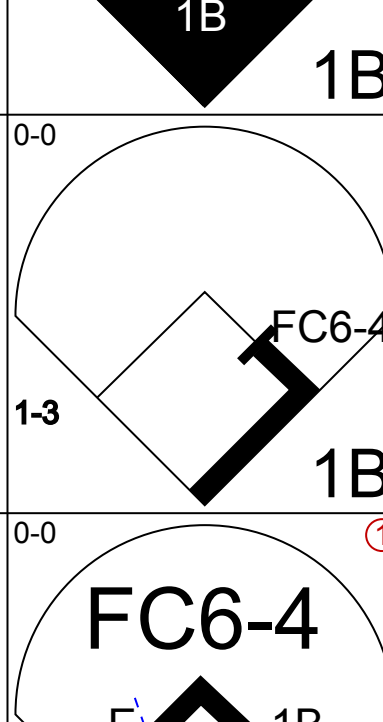

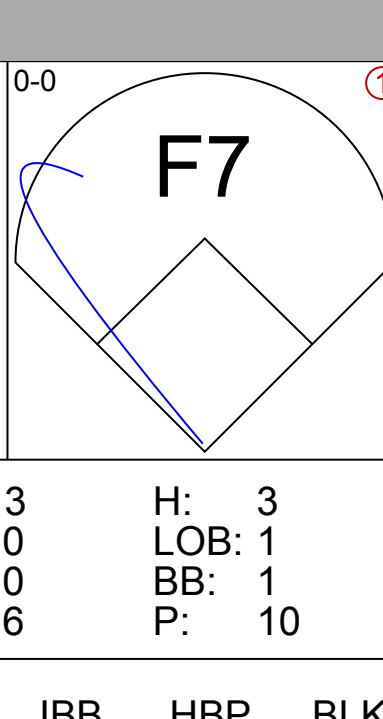
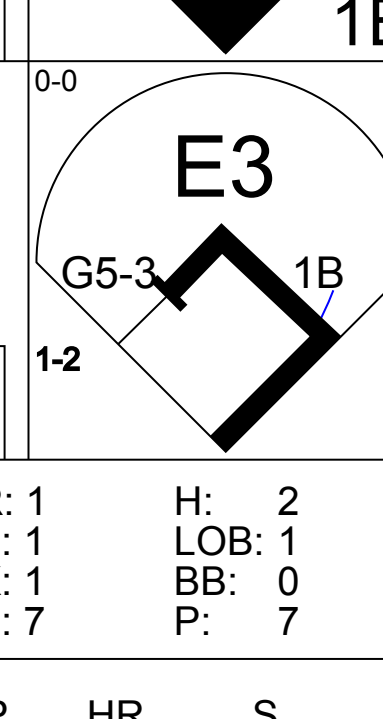
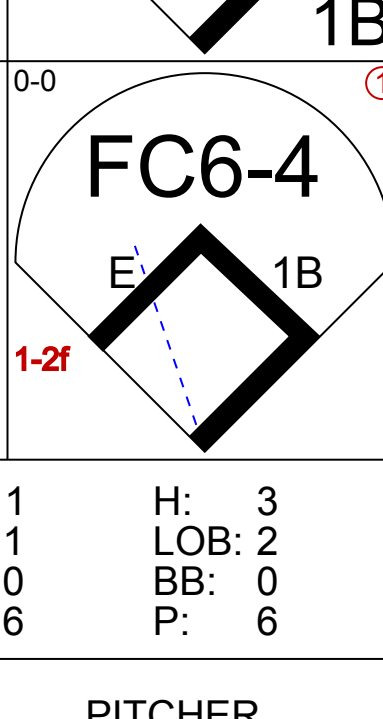
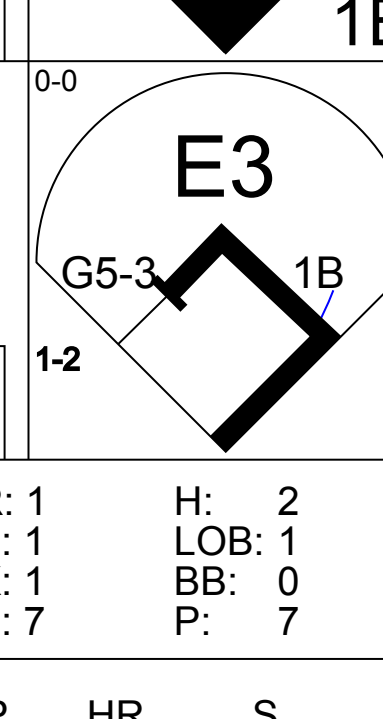
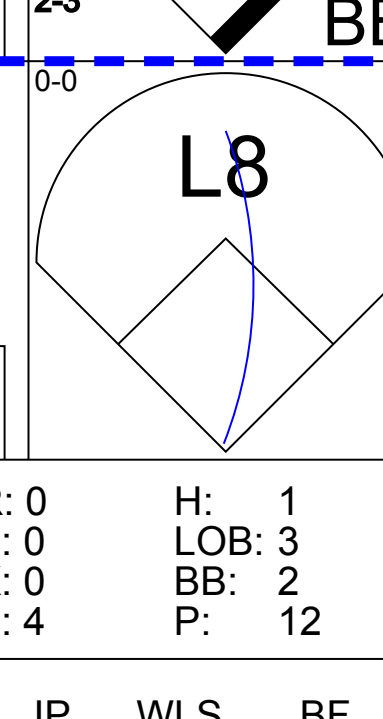
Batter	1	2	3	4	5	6	7	8	9	10	11	12	13	14	AB	R	H	RBI	BB	SO	LOB	BOTTOM						
Cesar Tovar, R OBP: 0.310, SLG: 0.365 (1, 5)					6-3			K		L4-3			F3		5	1	1	0	1	1	4							
Ted Uhlenselder, L OBP: 0.308, SLG: 0.405 (1, 8)	4-3		F7		L7			L4-3		L4-3			F7		7	0	1	0	0	0	5							
Tony Oliva, L OBP: 0.340, SLG: 0.481 (1, 9)			G3						F9						5	2	3	2	2	0	2							
Bob Allison, R OBP: 0.312, SLG: 0.387 (1, 7)	K		F2		F3			K		F9					6	2	1	0	1	2	3							
Rich Reese, L OBP: 0.240, SLG: 0.270 Frank Kostro, R OBP: 0.225, SLG: 0.273 (8, PH) (9, 3)			G3			G3			L3						2	0	0	0	1	0	1							
Frank Quilici, R OBP: 0.361, SLG: 0.437 (1, 4)	F5		F2							L5-3		K			7	1	3	0	0	2	5							
Rick Renick, R OBP: 0.231, SLG: 0.462 Rod Carew, L OBP: 0.326, SLG: 0.365 (14, PH)		K			K		G5-4-3			L5-3		L5-3		L3	6	0	1	2	0	2								
John Roseboro, L OBP: 0.278, SLG: 0.246 (1, 2)	4-3				F8					L3-1		L4-3			5	0	1	0	2	0	2							
Dave Boswell, R ERA: 3.97 Pat Dobson, R ERA: 1.46 John Hiller, L ERA: 3.09 Fred Lasher, R ERA: 3.12 Dennis Ribant, R ERA: 2.31 (15, 11) (15, 11) (15, 11) (15, 11) (15, 11)					K2-3					L3-1			K		2	0	1	0	0	0	0							
<b>Inning Stats</b>	R: 2 E: 0 K: 1 S: 6	H: 1 LOB: 2 BB: 2 P: 14	R: 0 E: 0 K: 0 S: 4	H: 2 LOB: 2 BB: 0 P: 7	R: 0 E: 0 K: 0 S: 4	H: 1 LOB: 1 BB: 0 P: 4	R: 0 E: 0 K: 2 S: 7	H: 0 LOB: 0 BB: 0 P: 7	R: 0 E: 0 K: 0 S: 3	H: 1 LOB: 1 BB: 1 P: 7	R: 0 E: 0 K: 0 S: 4	H: 0 LOB: 0 BB: 0 P: 3	R: 0 E: 0 K: 1 S: 5	H: 0 LOB: 2 BB: 1 P: 10	R: 0 E: 0 K: 1 S: 5	H: 0 LOB: 0 BB: 0 P: 5	R: 0 E: 0 K: 0 S: 3	H: 0 LOB: 0 BB: 0 P: 3	R: 0 E: 0 K: 1 S: 5	H: 0 LOB: 0 BB: 0 P: 5	R: 0 E: 0 K: 1 S: 5	H: 0 LOB: 0 BB: 0 P: 5	R: 0 E: 0 K: 1 S: 6	H: 1 LOB: 3 BB: 3 P: 18	1B: 11 2B: 2 3B: 0 HR: 1	SF: 0 SAC: 1 DP: 2 HBP: 1	WP: 1 PB: 0 SB: 0 CS: 0	PA: 63

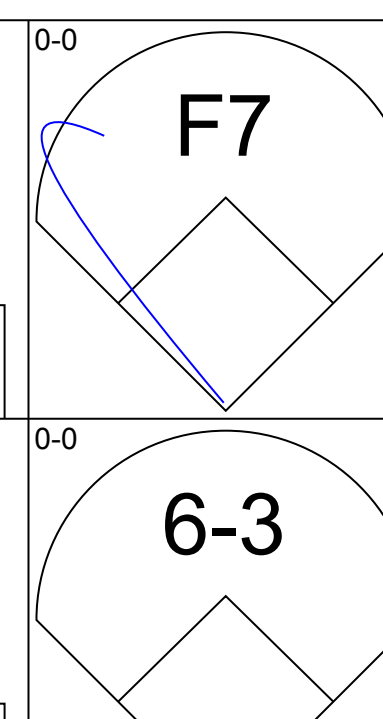
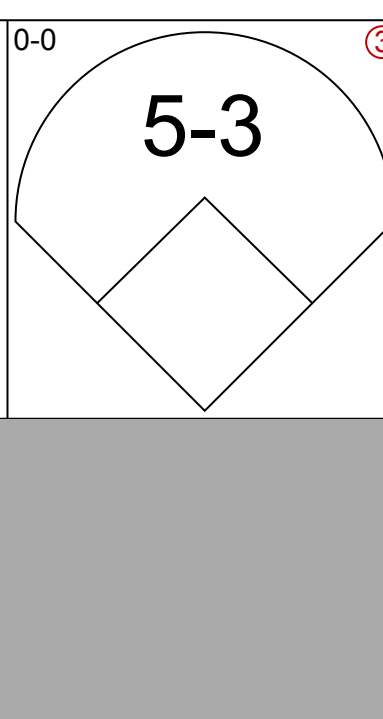
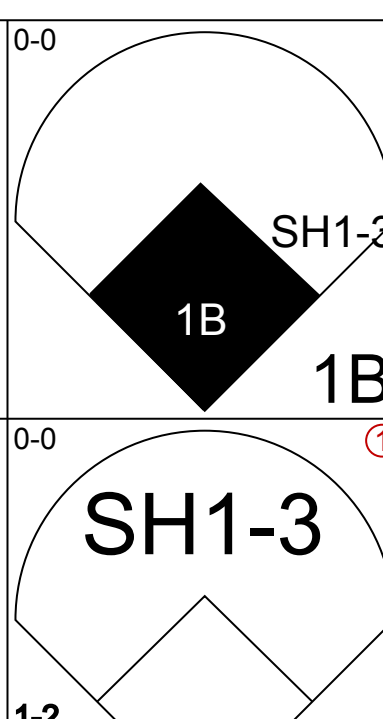
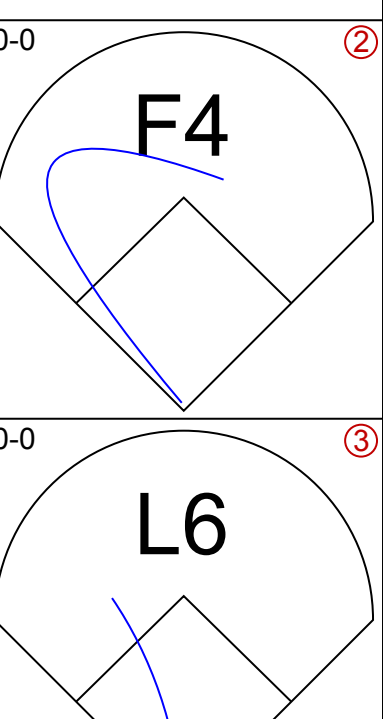
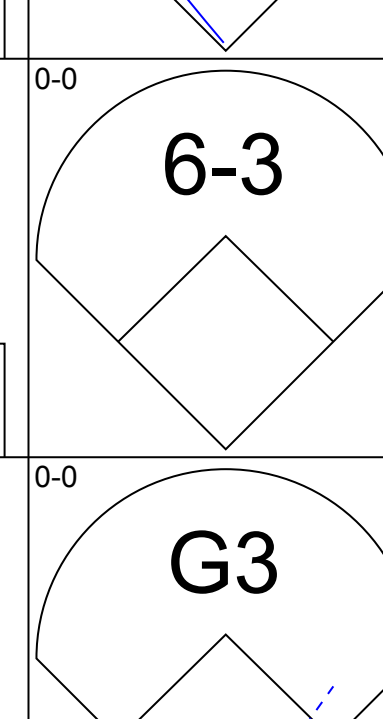
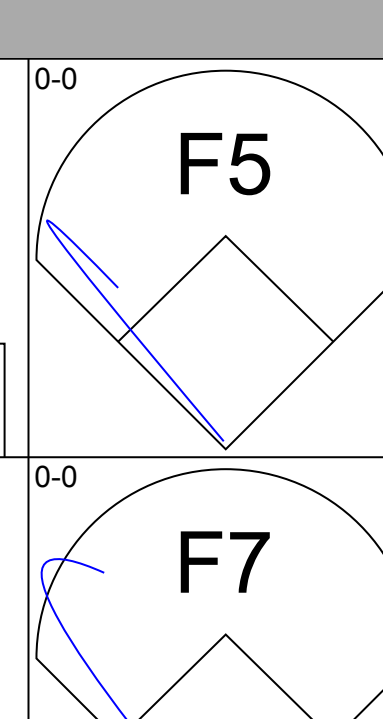
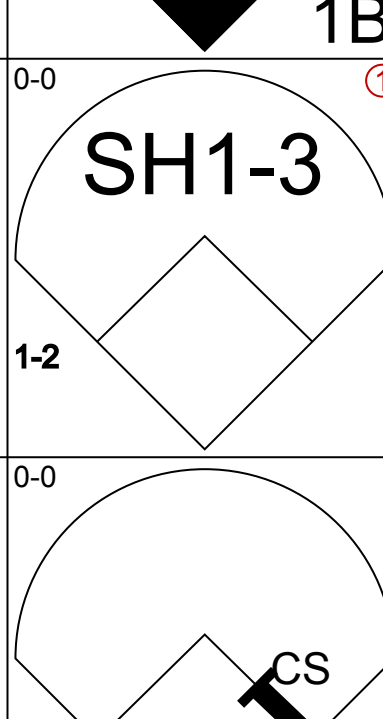
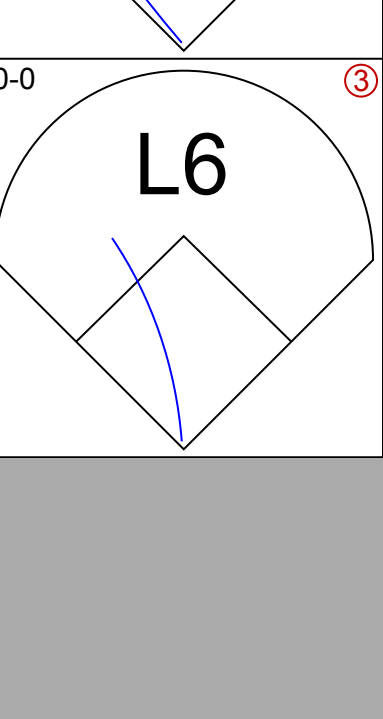
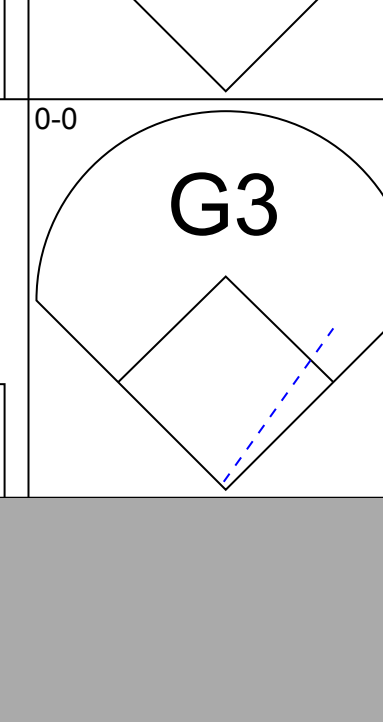
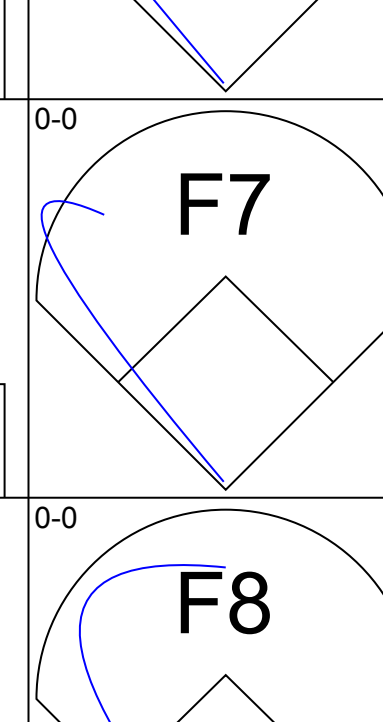
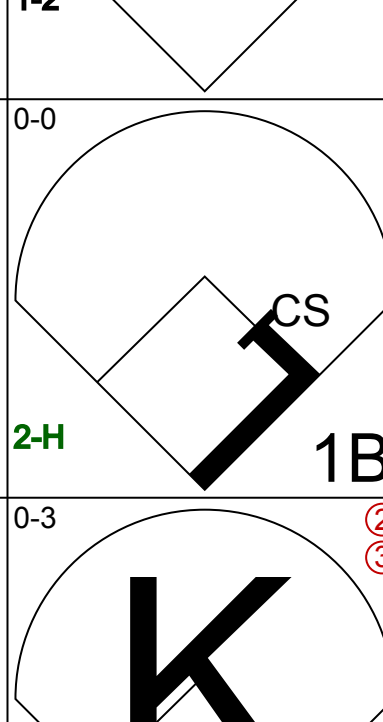
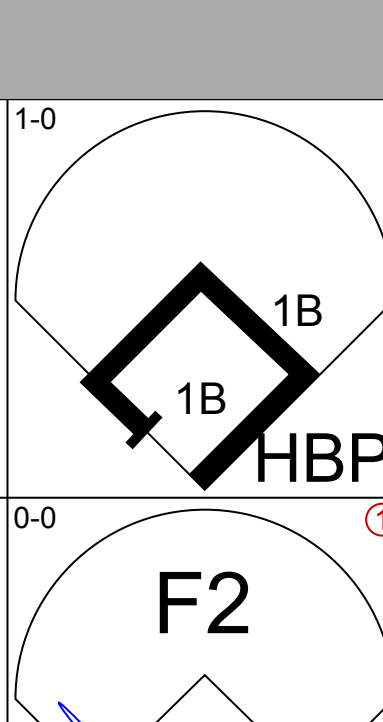
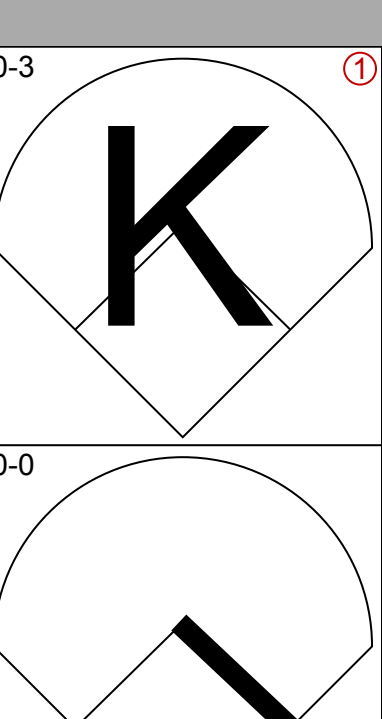
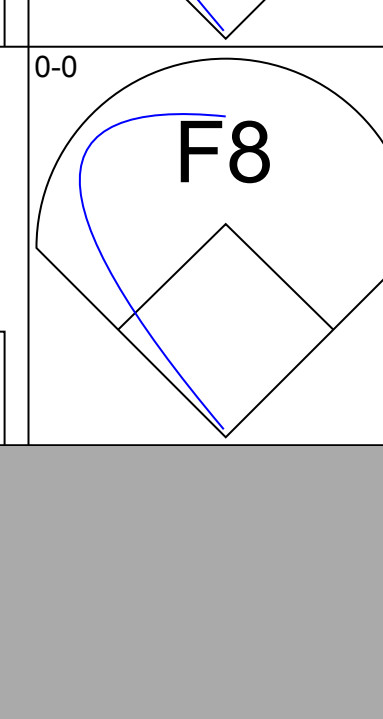
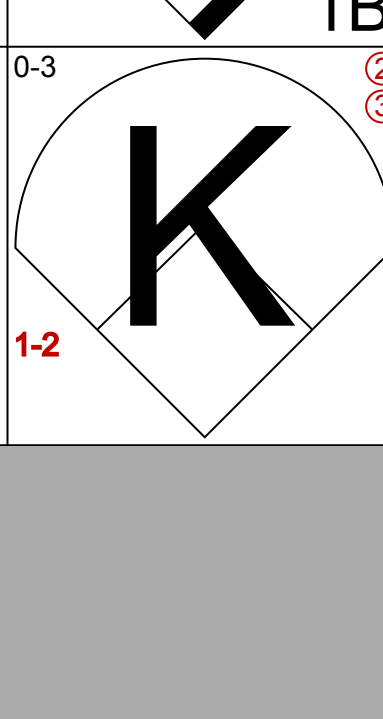

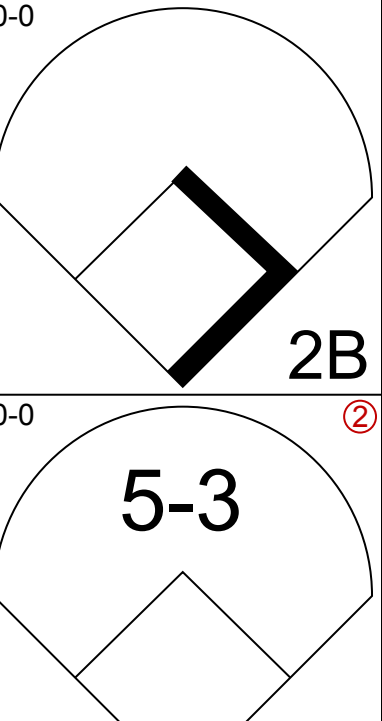
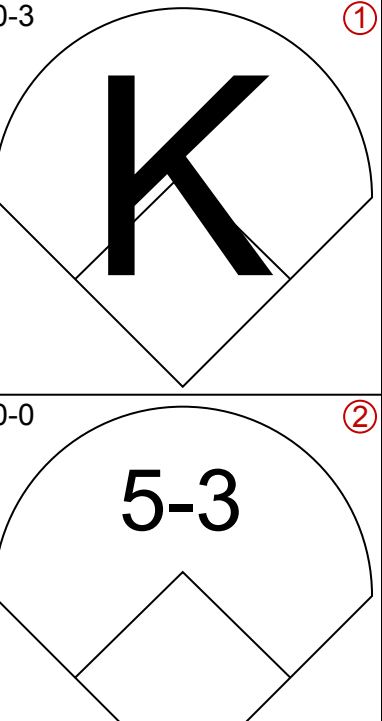
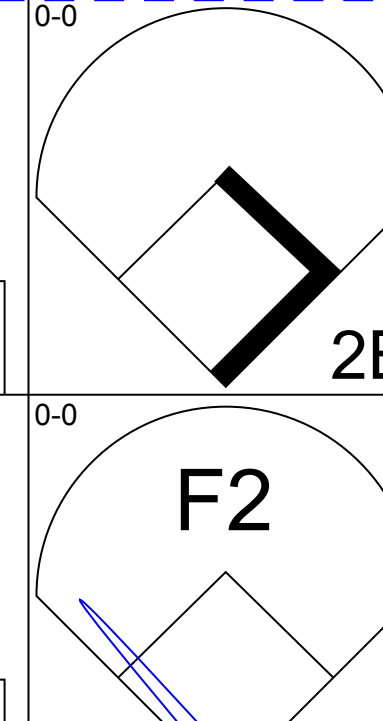
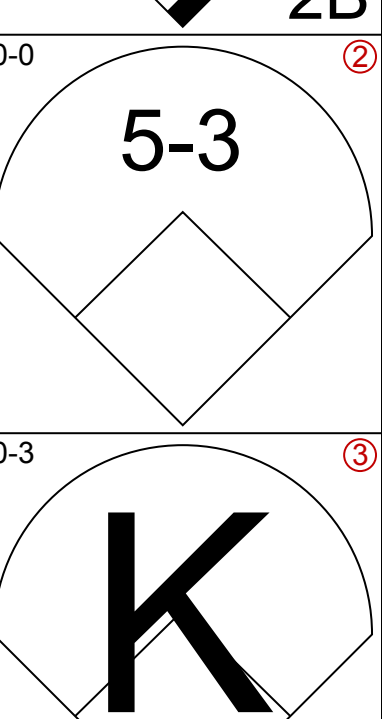
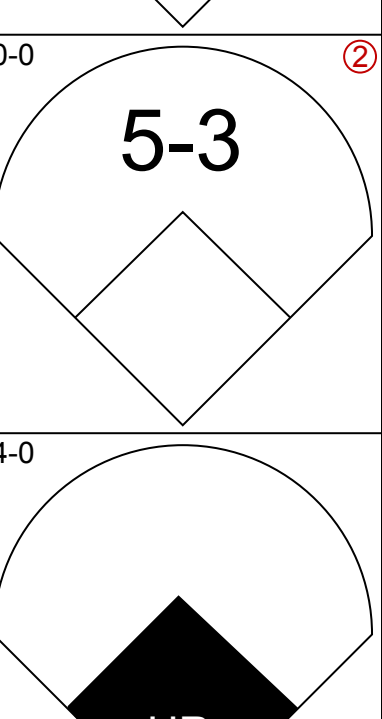
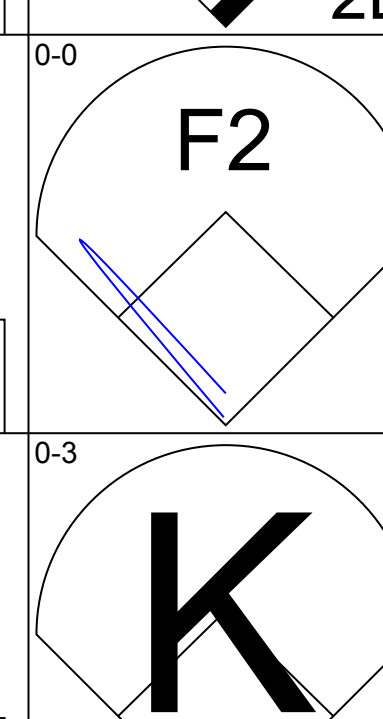
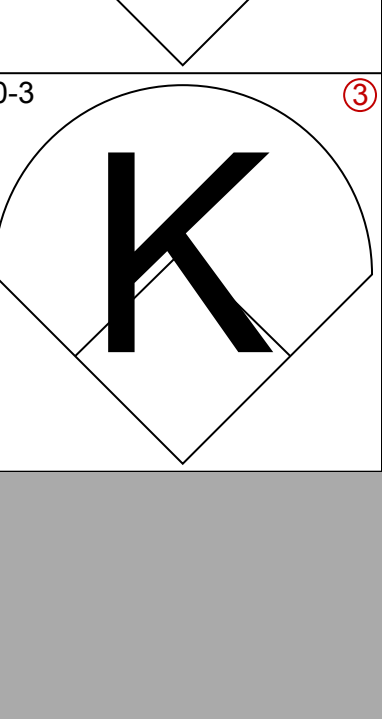
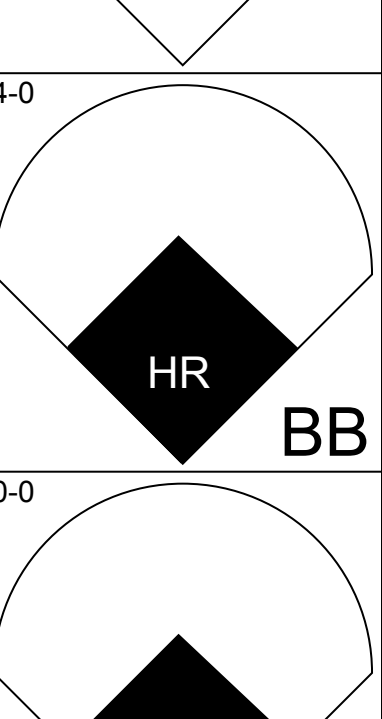
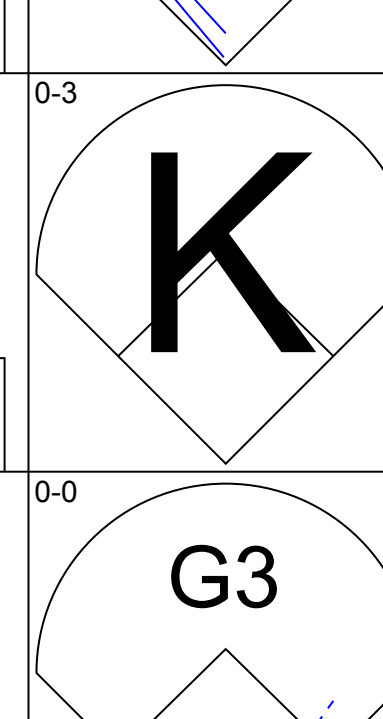
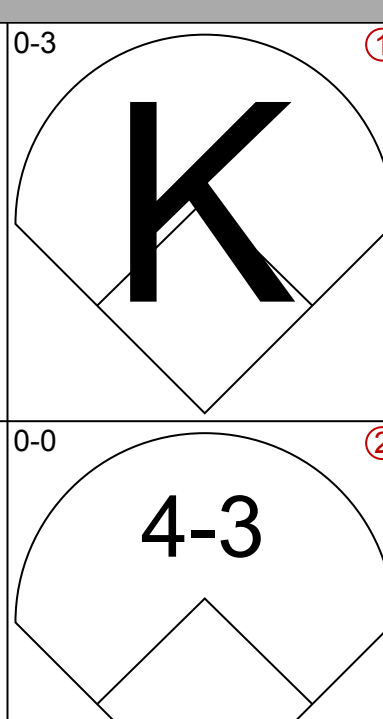
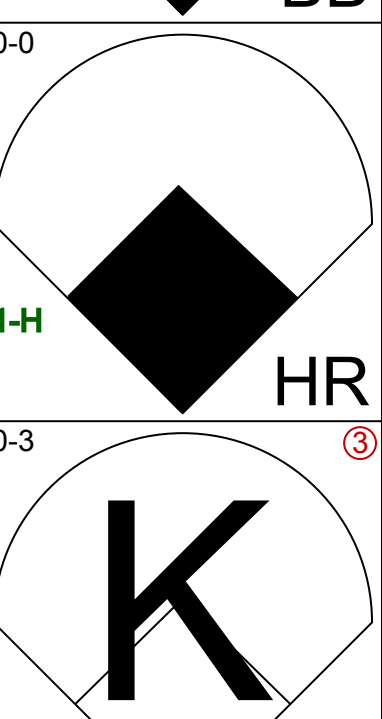
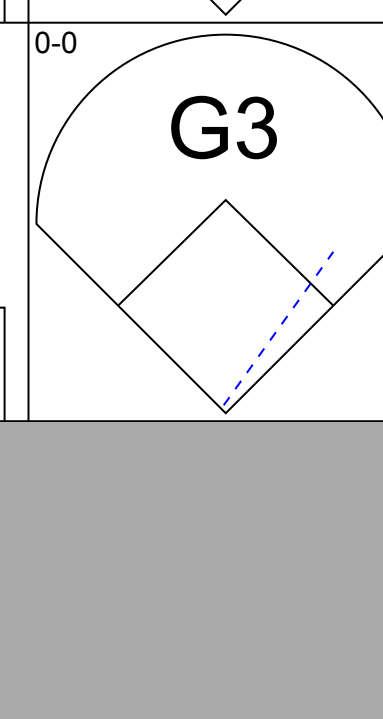
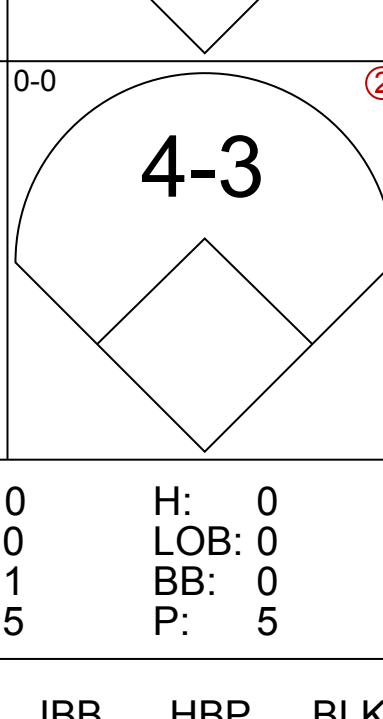
Detroit Tigers @ Minnesota Twins  
Metropolitan Stadium, Bloomington, MI  
Sat Jul 13 1968, 8:05 PM EDT  
Att: 26,079 - Unknown

AB	53
R	7
H	14
RBI	7
BB	8
SO	9
LOB	30





Batter	1	2	3	4	5	6	7	8	9	AB	R	H	RBI	BB	SO	LOB	TOP					
Davey Nelson, R OBP: 0.280, SLG: 0.250 (1, 4)										5	1	3	2	0	1	0	<b>Cleveland Indians @ Minnesota Twins</b> Metropolitan Stadium, Bloomington, MI Sun Jul 14 1968, 4:33 AM EDT Att: 23,051 - Unknown - 71 F					
Lary Brown, R OBP: 0.295, SLG: 0.308 (1, 6)										4	1	1	0	1	0	4						
Lou Johnson, R OBP: 0.290, SLG: 0.376 (1, 7)										4	1	0	0	1	0	3						
Joe Azcue, R OBP: 0.337, SLG: 0.345 (1, 2)										5	0	2	2	0	0	1						
Jose Cardenal, R OBP: 0.299, SLG: 0.352 (1, 8)										3	1	1	1	1	0	1						
Chico Salmon, R OBP: 0.280, SLG: 0.295 (1, 3)										5	0	2	1	0	0	3						
Tommy Harper, R OBP: 0.291, SLG: 0.380 (1, 9)										5	1	2	0	0	2	2						
Vern Fuller, R OBP: 0.308, SLG: 0.270 (1, 5)										4	1	2	0	1	0	2						
Luis Tiant, R OBP: 0.074, SLG: 0.093 (7, PH)										3	0	0	0	0	0	3						
Lee Maye, L OBP: 0.331, SLG: 0.434 (7, PH)										0	0	0	0	0	0	0						
Tony Horton, R OBP: 0.315, SLG: 0.426 (7, PH)										1	0	0	0	0	0	3						
Stan Williams, R OBP: 0.300, SLG: 0.250 (7, 1)										0	0	0	0	0	0	0						
<b>Inning Stats</b>	R: 0 E: 0 K: 1 S: 5	H: 0 LOB: 1 BB: 1 P: 9	R: 0 E: 0 K: 1 S: 6	H: 1 LOB: 1 BB: 0 P: 6	R: 3 E: 0 K: 0 S: 6	H: 3 LOB: 1 BB: 1 P: 10	R: 1 E: 1 K: 1 S: 7	H: 2 LOB: 1 BB: 0 P: 7	R: 0 E: 0 K: 0 S: 4	H: 1 LOB: 1 BB: 0 P: 4	R: 1 E: 0 K: 0 S: 6	H: 3 LOB: 2 BB: 0 P: 6	R: 0 E: 0 K: 0 S: 4	H: 1 LOB: 3 BB: 2 P: 12	R: 0 E: 0 K: 0 S: 3	H: 0 LOB: 0 BB: 0 P: 3	R: 1 E: 0 K: 0 S: 5	H: 2 LOB: 1 BB: 0 P: 5	1B: 11 2B: 2 3B: 0 HR: 0	SF: 1 SAC: 0 DP: 1 HBP: 0	WP: 0 PB: 0 SB: 0 CS: 0	PA: 44
<b>PITCHER</b>	IP WLS BF H R ER SO BB IBB HBP BLK WP HR S P ERA WHIP																					
Jim Merritt, L ERA: 3.25 (1, 1)	3.1 L 19 6 4 3 3 2 0 0 0 0 0 0 23 31 8.10 2.400																					
Bob Miller, R ERA: 3.86 (4, 1)	3.1 16 5 1 1 0 2 0 0 0 0 0 0 14 22 2.70 2.100																					
Ron Perranoski, L ERA: 2.59 (7, 1)	1.1 4 0 0 0 0 0 0 0 0 0 0 0 4 4 0.00 0.000																					
Al Worthington, R ERA: 1.75 (9, 1)	1.0 5 2 1 1 0 0 0 0 0 0 0 0 5 5 9.00 2.000																					

Batter	1	2	3	4	5	6	7	8	9	AB	R	H	RBI	BB	SO	LOB	BOTTOM					
Cesar Tovar, R OBP: 0.309, SLG: 0.364 (1, 5)										4	1	1	0	0	0	0	<b>Cleveland Indians @ Minnesota Twins</b> Metropolitan Stadium, Bloomington, MI Sun Jul 14 1968, 4:33 AM EDT Att: 23,051 - Unknown - 71 F					
Ted Uhlhaender, L OBP: 0.305, SLG: 0.401 (1, 8)										3	0	0	0	0	0	0						
Tony Oliva, L OBP: 0.342, SLG: 0.480 (1, 9)										3	0	1	1	0	0	0						
Bob Allison, R OBP: 0.307, SLG: 0.380 (1, 7)										4	0	0	0	0	2	2						
Rich Reese, L OBP: 0.250, SLG: 0.301 (1, 3)										4	0	2	0	0	1	1						
Frank Quijci, R OBP: 0.356, SLG: 0.429 (1, 4)										4	0	1	0	0	0	2						
Rick Renick, R OBP: 0.250, SLG: 0.400 (1, 6)										2	1	0	0	1	2	2						
John Roseboro, L OBP: 0.277, SLG: 0.262 (1, 2)										3	1	1	2	0	1	1						
Jim Merritt, L OBP: 0.234, SLG: 0.209 (1, 1)										1	0	0	0	0	0	0						
Bob Miller, R (4, 1)										1	0	0	0	0	1	0						
Ron Perranoski, L (7, 1)										0	0	0	0	0	0	0						
Jim Holt, L OBP: 0.256, SLG: 0.263 (8, PH)										1	0	0	0	0	1	0						
Al Worthington, R (9, 1)										0	0	0	0	0	0	0						
<b>Inning Stats</b>	R: 0 E: 0 K: 0 S: 3	H: 0 LOB: 0 BB: 0 P: 3	R: 0 E: 0 K: 2 S: 8	H: 1 LOB: 0 BB: 0 P: 8	R: 0 E: 0 K: 1 S: 5	H: 0 LOB: 0 BB: 0 P: 5	R: 0 E: 0 K: 0 S: 3	H: 0 LOB: 0 BB: 0 P: 3	R: 2 E: 0 K: 2 S: 8	H: 1 LOB: 1 BB: 1 P: 12	R: 1 E: 0 K: 1 S: 6	H: 2 LOB: 1 BB: 0 P: 6	R: 0 E: 0 K: 1 S: 6	H: 1 LOB: 1 BB: 0 P: 6	R: 0 E: 0 K: 1 S: 5	H: 0 LOB: 0 BB: 0 P: 5	R: 0 E: 0 K: 0 S: 3	H: 1 LOB: 2 BB: 0 P: 4	1B: 3 2B: 3 3B: 0 HR: 1	SF: 0 SAC: 1 DP: 1 HBP: 1	WP: 0 PB: 0 SB: 0 CS: 1	PA: 33
<b>PITCHER</b>	IP WLS BF H R ER SO BB IBB HBP BLK WP HR S P ERA WHIP																					
Luis Tiant, R ERA: 1.36 (7, 1)	3.0 S 11 2 0 0 2 0 0 0 1 0 0 0 14 15 0.00 0.667																					





Batter	1	2	3	4	5	6	7	8	9	AB	R	H	RBI	BB	SO	LOB	TOP			
Russ Snyder, L (1, 9) OBP: 0.313, SLG: 0.333	0-0 1B	0-0 1B		0-0 G3		0-0 4-3			0-0 1B	5	1	3	0	0	0	0				
Lou Johnson, R (9, PR) OBP: 0.290, SLG: 0.376	1B	1B	2-3 1B						1B	0	0	0	0	0	0	0				
Jose Cardenal, R (1, 8) OBP: 0.297, SLG: 0.350	0-0 1B	0-0 5-3		0-0 L8			0-0 4-3		0-0 F9	5	0	1	0	0	0	3				
Lee Mays, L (1, 7) OBP: 0.343, SLG: 0.444	0-3 K			0-0 HR					0-0 5-3	4	1	3	0	0	1	2				
Tommy Harper, R (7, PR) OBP: 0.290, SLG: 0.376	1B			1B					1B	1	0	0	0	0	0	1				
Duke Sims, L (1, 3) OBP: 0.386, SLG: 0.447	0-0 F6			0-0 HR		0-0 L3			0-0 F3	4	1	1	2	0	0	4				
Joe Azcue, R (1, 2) OBP: 0.335, SLG: 0.343	0-0 1B			0-3 K		0-0 5-3			0-0 F7	4	0	1	1	0	1	1				
Vern Fuller, R (1, 5) OBP: 0.307, SLG: 0.269		0-0 SH3-4 2B		0-0 L5		0-0 5-3			0-0 F8	4	1	1	0	0	0	0				
Davey Nelson, R (1, 4) OBP: 0.286, SLG: 0.259		0-0 SH3-4		0-0 1B		0-0 F7			0-0 4-3	3	0	1	0	0	0	0				
Larry Brown, R (1, 6) OBP: 0.294, SLG: 0.307		0-0 F7		0-0 FC6-4 1B		0-0 F8			0-3 K	4	0	1	0	0	1	1				
Sonny Siebert, R (1, 1) OBP: 0.232, SLG: 0.245		0-0 1B		0-0 FC6-4		0-0 6-3			0-3 K	3	0	1	1	0	0	2				
Mike Paul, L (8, 1) OBP: 0.250, SLG: 0.143		0-0 2H		1-2 2B						1	0	0	0	0	1	0				
Stan Williams, R (9, 1) OBP: 0.300, SLG: 0.250				1-2						0	0	0	0	0	0	0				
<b>Inning Stats</b>	R: 1 E: 0 K: 1 S: 7	H: 3 LOB: 2 BB: 0 P: 7	R: 1 E: 0 K: 0 S: 6	H: 3 LOB: 2 BB: 0 P: 6	R: 2 E: 0 K: 1 S: 9	H: 4 LOB: 2 BB: 0 P: 9	R: 0 E: 0 K: 0 S: 4	H: 1 LOB: 1 BB: 0 P: 4	R: 0 E: 0 K: 0 S: 3	H: 0 LOB: 0 BB: 0 P: 3	R: 0 E: 0 K: 0 S: 3	H: 0 LOB: 0 BB: 0 P: 4	R: 0 E: 0 K: 1 S: 5	H: 0 LOB: 1 BB: 0 P: 5	R: 0 E: 0 K: 1 S: 6	H: 1 LOB: 1 BB: 0 P: 6	1B: 11 2B: 1 3B: 0 HR: 1	SF: 0 SAC: 1 DP: 0 HBP: 0	WP: 0 PB: 0 SB: 0 CS: 0	PA: 39
<b>PITCHER</b>	IP WLS BF H R ER SO BB IBB HBP BLK WP HR S P ERA WHIP																			
Jim Perry, R (1, 1) ERA: 3.1	2.2 L 17 10 4 4 2 0 0 0 0 0 0 1 21 21 13.50 3.750																			
Dave Boswell, R (3, 1) ERA: 3.23	0.1 1 0 0 0 0 0 0 0 0 0 0 0 1 1 0.00 0.000																			
Jim Roland, L (4, 1) ERA: 2.56	2.0 7 1 0 0 0 0 0 0 0 0 0 0 7 7 0.00 0.500																			
Bob Miller, R (6, 1) ERA: 3.48	3.0 10 1 0 0 1 0 0 0 0 0 0 0 12 12 0.00 0.333																			
Jim Merritt, L (9, 1) ERA: 3.23	1.0 4 1 0 0 1 0 0 0 0 0 0 0 6 6 0.00 1.000																			

Cleveland Indians @ Minnesota Twins  
Metropolitan Stadium, Bloomington, MI  
Mon Jul 15 1968, 4:33 AM EDT  
Att: 8,659 - Unknown - 86 F

AB 38  
R 4  
H 13  
RBI 4  
BB 0  
SO 4  
LOB 14



Batter	1	2	3	4	5	6	7	8	9	AB	R	H	RBI	BB	SO	LOB	BOTTOM					
Cesar Tovar, R (1, 7) OBP: 0.307, SLG: 0.361	0-0 L8		0-0 F4		0-0 1B			0-0 F4	0-0 F8	5	0	1	1	0	0	4						
Frank Quilici, R (1, 5) OBP: 0.352, SLG: 0.421	0-0 BB 1B			0-0 L7	0-0 F7			0-0 F8		4	0	1	0	0	0	3						
Rod Carew, L (1, 4) OBP: 0.333, SLG: 0.369	4-0 BB BB			0-0 G3 1B		0-0 6-3		0-0 2H 1B		3	0	2	1	1	0	0						
Tony Oliva, L (1, 9) OBP: 0.338, SLG: 0.474	0-0 G4-6-3			0-0 G3		0-0 6-3		0-3 K		4	0	0	0	0	1	4						
Rich Reese, L (1, 3) OBP: 0.243, SLG: 0.292		0-0 3-1		0-0 4-3		0-0 F7			4-0 FC1-5 1B	3	0	0	0	0	0	1						
Ron Clark, R (9, PH) OBP: 0.237, SLG: 0.189									BB	0	0	0	0	1	0	0						
Ted Uhlhaender, L (1, 8) OBP: 0.307, SLG: 0.402		0-0 4-3			0-0 WP 1B			0-0 F7	0-0 6-3 FC1-5 1B	4	1	2	0	0	0	0						
Rick Renick, R (1, 6) OBP: 0.200, SLG: 0.316		0-3 K			0-3 K			0-3 K	0-0 FC1-5 6-3	4	0	0	0	0	3	3						
Jackie Hernandez, R (9, PR) OBP: 0.215, SLG: 0.223					1-2 K				1-2 2-3F	0	0	0	0	0	0	0						
John Roseboro, L (1, 2) OBP: 0.276, SLG: 0.258			0-0 F8		4-0 1B			0-0 F7	0-0 6-3	3	0	0	0	1	0	2						
Jim Perry, R (1, 1) ERA: 3.1					0-0 4-3			0-0 E6 WP 1B	4-0 BB	0	0	0	0	0	0	0						
<b>Inning Stats</b>	R: 0 E: 0 K: 0 S: 3	H: 1 LOB: 1 BB: 1 P: 7	R: 0 E: 0 K: 1 S: 5	H: 0 LOB: 0 BB: 0 P: 5	R: 0 E: 0 K: 0 S: 3	H: 0 LOB: 0 BB: 0 P: 3	R: 0 E: 0 K: 0 S: 4	H: 1 LOB: 1 BB: 0 P: 4	R: 1 E: 0 K: 2 S: 9	H: 2 LOB: 2 BB: 1 P: 13	R: 0 E: 0 K: 0 S: 3	H: 0 LOB: 0 BB: 0 P: 3	R: 0 E: 0 K: 1 S: 5	H: 0 LOB: 1 BB: 0 P: 5	R: 1 E: 1 K: 1 S: 7	H: 1 LOB: 1 BB: 0 P: 7	R: 0 E: 0 K: 0 S: 4	H: 1 LOB: 3 BB: 2 P: 12	1B: 6 2B: 0 3B: 0 HR: 0	SF: 0 SAC: 0 DP: 1 HBP: 0	WP: 2 PB: 0 SB: 0 CS: 0	PA: 37
<b>PITCHER</b>	IP WLS BF H R ER SO BB IBB HBP BLK WP HR S P ERA WHIP																					
Sonny Siebert, R (1, 1) ERA: 2.26	7.2 W 30 5 2 1 4 2 0 0 0 0 0 0 4 4 1.17 0.913																					
Mike Paul, L (8, 1) ERA: 4.56	0.1 3 1 0 0 1 1 0 0 0 0 0 0 4 8 0.00 6.000																					
Stan Williams, R (9, 1) ERA: 2.08	1.0 S 4 0 0 0 0 1 0 0 0 0 0 0 3 7 0.00 1.000																					

Cleveland Indians @ Minnesota Twins  
Metropolitan Stadium, Bloomington, MI  
Mon Jul 15 1968, 4:33 AM EDT  
Att: 8,659 - Unknown - 86 F

AB 33  
R 2  
H 6  
RBI 2  
BB 4  
SO 5  
LOB 19





Batter	1	2	3	4	5	6	7	8	9	AB	R	H	RBI	BB	SO	LOB	TOP		
Jose Tartabull, L OBP: 0.221, SLG: 0.214	F9			5-3		E6 1B WP SF9		L7		4	1	0	0	0	0	0			
Mike Andrews, R OBP: 0.355, SLG: 0.320	F5			G3-6-3 1B		SF9 1B BB		F7		3	0	1	0	1	0	0			
Dalton Jones, L OBP: 0.222, SLG: 0.222	F9			G3-6-3 1-2		FC6-4 1B				4	0	2	0	0	0	1			
Ken Harrelson, R OBP: 0.365, SLG: 0.574		6-3			F8	SF9				3	0	1	1	0	0	0			
Reggie Smith, S OBP: 0.355, SLG: 0.391		G3			HR	FC6-4 1-2				4	1	1	1	0	1	4			
Rico Petrocelli, R OBP: 0.293, SLG: 0.387					L9					1	0	0	0	0	1	0			
George Scott, R OBP: 0.224, SLG: 0.225	K							L7		3	0	0	0	0	0	2			
Joe Foy, R OBP: 0.335, SLG: 0.296					F8			F7		4	0	0	0	0	1	2			
Russ Gibson, R OBP: 0.216, SLG: 0.273					K			1-3		3	0	0	0	0	1	0			
Gary Bell, R Bill Landis, L Juan Pizarro, L Jerry Stephenson, R Jim Lonborg, R Norm Siebern, L Darrell Brandon, R					K2-3			G3		0	0	0	0	0	0	0			
<b>Inning Stats</b>	R: 0 E: 0 K: 0 S: 3	H: 0 LOB: 0 BB: 0 P: 3	R: 0 E: 0 K: 1 S: 5	H: 0 LOB: 0 BB: 0 P: 5	R: 0 E: 0 K: 2 S: 7	H: 0 LOB: 0 BB: 0 P: 7	R: 0 E: 0 K: 0 S: 3	H: 1 LOB: 1 BB: 0 P: 3	R: 1 E: 0 K: 1 S: 6	H: 1 LOB: 0 BB: 0 P: 6	R: 2 E: 1 K: 0 S: 6	H: 2 LOB: 2 BB: 1 P: 10	R: 0 E: 0 K: 0 S: 3	H: 0 LOB: 0 BB: 0 P: 3	R: 0 E: 0 K: 1 S: 7	H: 2 LOB: 2 BB: 0 P: 7	1B: 4 2B: 0 3B: 0 HR: 2	SF: 1 SAC: 0 DP: 1 HBP: 0	WP: 1 PA: 34
<b>PITCHER</b> Dean Chance, R ERA: 2.71	IP: 9.0 WLS: W BF: 34 H: 6 R: 3 ER: 2 SO: 5 BB: 1 IBB: 0 HBP: 0 BLK: 0 WP: 1 HR: 2 S: 43 P: 47 ERA: 2.00 WHIP: 0.778																		

**Boston Red Sox @ Minnesota Twins**  
Metropolitan Stadium, Bloomington, MI  
Tue Jul 16 1968, 8:05 PM EDT  
Att: 19,431 - Unknown - 81 F

AB 32  
R 3  
H 6  
RBI 3  
BB 1  
SO 5  
LOB 9



Batter	1	2	3	4	5	6	7	8	9	AB	R	H	RBI	BB	SO	LOB	BOTTOM		
Cesar Tovar, R OBP: 0.311, SLG: 0.361	FC3-6 3B 1B	1B 2B BB	F9	6-3		WP G3 BB		4-3		3	2	1	0	2	0	4			
Jim Holt, L OBP: 0.244, SLG: 0.250										1	0	0	0	0	0	0			
Rich Reese, L OBP: 0.257, SLG: 0.304	FC3-6 1-2 1B	2B SF8 1B	BB 1B	F7		G3		K		6	1	3	2	0	1	3			
Rod Carew, L OBP: 0.335, SLG: 0.364	FC3-6 3B 1-2 2-3	K	BB 1B		L8					3	1	0	0	2	1	4			
Tony Oliva, L OBP: 0.342, SLG: 0.485	1B 3B		F7		BB HBP 1B			K		5	1	3	3	0	1	4			
Ted Uhlhaender, L OBP: 0.311, SLG: 0.405	S E 1B	SF8		1B BB 1B		BB HBP		6-3		3	2	2	2	0	0	0			
Frank Quilici, R OBP: 0.355, SLG: 0.414	E2 HR 1B	L7		1B BB		F7		6-3		4	2	1	0	1	0	3			
John Roseboro, L ERA: 3.02										2	2	2	2	2	0	0			
Bruce Look, L OBP: 0.391, SLG: 0.302	HR		SH3-4 1B BB	SH1-4 1B BB						0	0	0	0	1	0	0			
Rick Renick, R OBP: 0.240, SLG: 0.333	K		SH3-4 1B 1B	SH1-4 1B		K		K		5	1	2	2	0	3	4			
Dean Chance, R OBP: 0.096, SLG: 0.060	K		SH3-4	SH1-4		K		K		3	0	0	0	0	3	0			
<b>Inning Stats</b>	R: 6 E: 1 K: 2 S: 13	H: 6 LOB: 0 BB: 0 P: 13	R: 2 E: 0 K: 1 S: 7	H: 2 LOB: 1 BB: 1 P: 11	R: 2 E: 0 K: 0 S: 5	H: 2 LOB: 2 BB: 2 P: 13	R: 2 E: 0 K: 0 S: 6	H: 3 LOB: 2 BB: 1 P: 10	R: 0 E: 0 K: 1 S: 6	H: 1 LOB: 3 BB: 1 P: 11	R: 0 E: 0 K: 2 S: 7	H: 0 LOB: 2 BB: 2 P: 15	R: 0 E: 0 K: 1 S: 5	H: 0 LOB: 1 BB: 1 P: 9	R: 0 E: 0 K: 2 S: 7	H: 0 LOB: 0 BB: 0 P: 7	1B: 11 2B: 1 3B: 1 HR: 1	SF: 1 SAC: 2 DP: 0 HBP: 1	WP: 1 PA: 47
<b>PITCHER</b> Gary Bell, R Bill Landis, L Jerry Stephenson, R Jim Lonborg, R Darrell Brandon, R	IP: 1.0 WLS: L BF: 9 H: 6 R: 6 ER: 5 SO: 2 BB: 0 IBB: 0 HBP: 0 BLK: 0 WP: 0 HR: 1 S: 13 P: 13 ERA: 3.02 WHIP: 6.000																		

**Boston Red Sox @ Minnesota Twins**  
Metropolitan Stadium, Bloomington, MI  
Tue Jul 16 1968, 8:05 PM EDT  
Att: 19,431 - Unknown - 81 F

AB 35  
R 12  
H 14  
RBI 11  
BB 8  
SO 9  
LOB 22





Batter	1	2	3	4	5	6	7	8	9	AB	R	H	RBI	BB	SO	LOB	TOP								
Mike Andrews, R (1.4)	F3		F3		K		L8		L5	5	0	0	0	0	1	4									
Jerry Adair, R (1.5)	6-3						F8		4-3	4	0	1	0	0	0	0									
Jose Tartabull, L (8.7)			FC5-4 1B						4-3	1	0	0	0	0	0	1									
George Scott, R (1.3)	HR		FC5-4 1-2				5-3		L6	4	1	1	1	0	0	1									
Ken Harrelson, R (1.9)	K				K				5-3	3	0	0	0	1	2	0									
Reggie Smith, S (1.8)		6-3		6-3			6-3		4-3	4	0	0	0	0	0	1									
Rico Petrocelli, R (1.6)	HR			F8			F8 BB 1B		BB 2B	4	2	3	1	0	0	0									
Joe Foy, R (1.7)	5-3				1B 3B		F8 BB		BB 2B	2	2	1	0	2	0	0									
Russ Gibson, R (1.2)	5-3						F8		BB 2B	3	0	1	1	0	0	2									
Dalton Jones, L (9. PH)										0	1	0	0	1	0	0									
Gary Waslewski, R (9.1)										0	0	0	0	0	0	0									
Dick Ellsworth, L (9.1)										0	0	0	0	0	0	0									
Lee Stange, R (9.1)										0	0	0	0	0	0	0									
Ray Culp, R (1.1)										3	0	0	0	0	2	3									
Sparky Lyle, L (7.1)										0	0	0	0	0	0	0									
Russ Nixon, L (9. PH)										1	0	1	3	0	0	0									
Inning Stats	R: 1 E: 0 K: 1 S: 6	H: 1 LOB: 0 BB: 0 P: 6	R: 1 E: 0 K: 0 S: 4	H: 1 LOB: 0 BB: 4 P: 4	R: 0 E: 0 K: 1 S: 6	H: 1 LOB: 1 BB: 0 P: 6	R: 0 E: 0 K: 1 S: 5	H: 0 LOB: 0 BB: 0 P: 5	R: 1 E: 0 K: 1 S: 6	H: 2 LOB: 1 BB: 0 P: 6	R: 0 E: 0 K: 0 S: 3	H: 0 LOB: 1 BB: 1 P: 7	R: 0 E: 0 K: 1 S: 6	H: 1 LOB: 2 BB: 1 P: 10	R: 0 E: 0 K: 0 S: 3	H: 0 LOB: 0 BB: 0 P: 3	R: 3 E: 0 K: 0 S: 5	H: 2 LOB: 1 BB: 2 P: 13	1B: 3 2B: 3 3B: 1 HR: 2	SF: 0 SAC: 0 DP: 1 HBP: 0	WP: 0 PB: 0 SB: 0 CS: 1	PA: 38			
PITCHER	IP	WLS	BF	H	R	ER	SO	BB	IBB	HBP	BLK	WP	HR	S	P	ERA	WHIP								
Jim Kaat, L (1.1)	8.0		31	6	3	3	5	2	0	0	0	0	2	39	47	3.38	1.000								
Al Worthington, R (9.1)	0.1	L	4	1	3	3	0	1	1	0	0	0	0	2	10	81.00	6.000								
Ron Perranoski, L (9.1)	0.2		3	1	0	0	0	0	0	0	0	0	0	3	3	0.00	1.500								

**Boston Red Sox @ Minnesota Twins**  
 Metropolitan Stadium, Bloomington, MI  
 Wed Jul 17 1968, 8:05 PM EDT  
 Att: 13,883 - Overcast - 83 F

AB	34
R	6
H	8
RBI	6
BB	4
SO	5
LOB	12



Batter	1	2	3	4	5	6	7	8	9	AB	R	H	RBI	BB	SO	LOB	BOTTOM								
Cesar Tovar, R (1.7)	CS BB		1B 2B	F9			L9	4-3		4	1	1	0	1	0	2									
Rich Reese, L (1.3)	L3 1-2 1B		BB 1B 2H	G3			BB 1B		BB G3 BB	4	2	3	1	1	0	1									
Rod Carew, L (1.4)	L3 1-2		1B BB		4-3		BB		G3 BB SF7 BB	2	1	0	0	3	0	1									
Tony Oliva, L (1.9)			F5 2B		F4		FC1-4-6 1-2 2-3		G3 BB	4	0	1	0	1	0	4									
Ted Uhlhaender, L (1.8)	L7		S 1B				K		G3	5	0	2	2	0	1	5									
Frank Quijci, R (1.5)	FC3-6 BB		BB 1-2 BB		F4			2B 2B	SF7	2	1	1	1	2	0	1									
John Roseboro, L (1.2)	FC3-6		L9				K		E5	3	0	0	0	0	1	5									
Frank Kostro, R (9. PH)							K			1	0	0	0	0	1	1									
Jerry Zimmerman, R (9.2)										0	0	0	0	0	0	0									
Bruce Lock, L (9. PH)										1	0	0	0	0	0	1									
Rick Renick, R (1.6)										3	0	0	0	0	2	2									
Bob Allison, R (9. PH)										1	0	0	0	0	0	1									
Al Worthington, R (9.1)										0	0	0	0	0	0	0									
Ron Perranoski, L (9.1)										0	0	0	0	0	0	0									
Jim Holt, L (9. PH)										1	0	0	0	0	0	2									
Jim Kaat, L (1.1)										3	0	1	0	0	0	0									
Rich Rollins, R (9. PH)										1	0	1	1	0	0	0									
Jackie Hernandez, R (9.6)										0	0	0	0	0	0	0									
Inning Stats	R: 0 E: 0 K: 0 S: 2	H: 1 LOB: 2 BB: 1 P: 6	R: 0 E: 0 K: 1 S: 6	H: 1 LOB: 1 BB: 1 P: 10	R: 2 E: 0 K: 0 S: 6	H: 3 LOB: 3 BB: 2 P: 14	R: 0 E: 0 K: 1 S: 6	H: 1 LOB: 1 BB: 0 P: 6	R: 0 E: 0 K: 0 S: 4	H: 0 LOB: 0 BB: 0 P: 4	R: 0 E: 0 K: 1 S: 5	H: 0 LOB: 0 BB: 0 P: 5	R: 0 E: 0 K: 1 S: 6	H: 1 LOB: 2 BB: 1 P: 10	R: 1 E: 0 K: 1 S: 7	H: 2 LOB: 1 BB: 0 P: 7	R: 2 E: 1 K: 0 S: 4	H: 0 LOB: 2 BB: 3 P: 16	1B: 5 2B: 6 3B: 0 HR: 0	SF: 1 SAC: 0 DP: 1 HBP: 0	WP: 1 PB: 0 SB: 1 CS: 1	PA: 44			
PITCHER	IP	WLS	BF	H	R	ER	SO	BB	IBB	HBP	BLK	WP	HR	S	P	ERA	WHIP								
Ray Culp, R (1.1)	6.1		30	8	2	2	3	5	0	0	0	0	0	31	51	2.84	2.053								
Sparky Lyle, L (7.1)	1.2	W	7	2	1	1	2	0	0	0	0	0	0	11	11	5.40	1.200								
Gary Waslewski, R (9.1)	0.0		2	2	2	0	0	2	0	0	0	1	0	0	8	∞	∞								
Dick Ellsworth, L (9.1)	0.1		2	0	0	0	0	1	0	0	0	0	0	1	5	0.00	3.000								
Lee Stange, R (9.1)	0.2	S	3	0	0	0	0	0	0	0	0	0	0	3	3	0.00	0.000								

**Boston Red Sox @ Minnesota Twins**  
 Metropolitan Stadium, Bloomington, MI  
 Wed Jul 17 1968, 8:05 PM EDT  
 Att: 13,883 - Overcast - 83 F

AB	35
R	5
H	10
RBI	5
BB	8
SO	5
LOB	26





Batter	1	2	3	4	5	6	7	8	9	AB	R	H	RBI	BB	SO	LOB	TOP		
Jose Tartabull, L OBP: 0.228, SLG: 0.233	F2		E		L7		L9			5	1	2	0	0	0	0	<b>Boston Red Sox @ Minnesota Twins</b> Metropolitan Stadium, Bloomington, MI Thu Jul 18 1968, 4:33 AM EDT Att: 20,548 - Unknown - 84 F		
Mike Andrews, R OBP: 0.350, SLG: 0.317	G3-6-3 BB		E7				K		5-3	4	0	1	0	1	1	2			
Dalton Jones, L OBP: 0.234, SLG: 0.224	G3-6-3		L8							3	0	1	0	1	0	2			
Ken Harrelson, R OBP: 0.362, SLG: 0.574		HR		4-3	5-3				G6-4-3	4	1	1	1	0	0	3			
Reggie Smith, S OBP: 0.350, SLG: 0.384	F7		K				4-3		1B	4	0	1	0	0	1	0			
Jerry Adair, R OBP: 0.243, SLG: 0.225	K		BB		5-3				1B	3	0	1	0	1	1	0			
Joe Foy, R OBP: 0.342, SLG: 0.305	5-3		BB		E7				F4	3	0	1	0	1	0	2			
Russ Nixon, L OBP: 0.400, SLG: 0.600			K		F5		K		2B	4	0	1	0	0	2	3			
Jose Santiago, R OBP: 0.329, SLG: 0.309	5-3				5-3		K		L8	1	0	0	0	0	0	0			
Gary Scott, R OBP: 0.228, SLG: 0.300										1	0	0	0	0	0	0			
Gary Waslewski, R OBP: 0.268, SLG: 0.243										0	0	0	0	0	0	0			
Norm Siebern, L OBP: 0.215, SLG: 0.197										1	0	0	0	0	0	1			
Darrell Brandon, R OBP: 0.291, SLG: 0.278										0	0	0	0	0	0	0			
George Scott, R OBP: 0.224, SLG: 0.228										1	0	0	0	0	0	1			
<b>Inning Stats</b>	R: 0 E: 0 K: 0 S: 2	H: 0 LOB: 0 BB: 1 P: 6	R: 1 E: 0 K: 1 S: 6	H: 1 LOB: 0 BB: 0 P: 6	R: 1 E: 1 K: 1 S: 7	H: 1 LOB: 1 BB: 0 P: 7	R: 0 E: 0 K: 1 S: 5	H: 0 LOB: 2 BB: 2 P: 13	R: 0 E: 0 K: 0 S: 4	H: 1 LOB: 2 BB: 1 P: 8	R: 0 E: 0 K: 2 S: 6	H: 0 LOB: 0 BB: 0 P: 7	R: 0 E: 0 K: 0 S: 5	H: 3 LOB: 2 BB: 0 P: 5	R: 0 E: 0 K: 0 S: 4	H: 2 LOB: 2 BB: 0 P: 4	1B: 6 2B: 2 3B: 0 HR: 1	SF: 0 SAC: 0 DP: 2 HBP: 0	WP: 0 PA: 38 PB: 0 SB: 1 CS: 0
<b>PITCHER</b> Dave Boswell, R ERA: 3.08	IP: 9.0 WLS: W BF: 38 H: 9 R: 2 ER: 1 SO: 6 BB: 4 IBB: 0 HBP: 0 BLK: 0 WP: 0 HR: 1 S: 46 P: 62 ERA: 1.00 WHIP: 1.444																		

**Boston Red Sox @ Minnesota Twins**  
 Metropolitan Stadium, Bloomington, MI  
 Thu Jul 18 1968, 4:33 AM EDT  
 Att: 20,548 - Unknown - 84 F

AB	34
R	2
H	9
RBI	1
BB	4
SO	6
LOB	13



Batter	1	2	3	4	5	6	7	8	9	AB	R	H	RBI	BB	SO	LOB	BOTTOM		
Cesar Tovar, R OBP: 0.316, SLG: 0.370	6-3		F7							4	0	2	1	1	0	1	<b>Boston Red Sox @ Minnesota Twins</b> Metropolitan Stadium, Bloomington, MI Thu Jul 18 1968, 4:33 AM EDT Att: 20,548 - Unknown - 84 F		
Rich Reese, L OBP: 0.276, SLG: 0.315	FC4-6 1B		K		L1		5-3		FC6-4 HBP	5	0	1	1	0	1	4			
Rod Carew, L OBP: 0.343, SLG: 0.361	FC4-6 BB		F7							3	1	1	0	1	0	2			
Ron Clark, R OBP: 0.250, SLG: 0.189	1-2 BB						2B		1-3 1B	0	1	0	0	0	0	0			
Tony Oliva, L OBP: 0.343, SLG: 0.485	4-0 1-2 BB				6-3				F7	4	1	1	0	1	0	3			
Ted Uhlhaender, L OBP: 0.315, SLG: 0.412	F9						1B			4	1	2	2	0	0	4			
Frank Quijci, R OBP: 0.370, SLG: 0.429			6-3		F7					4	1	2	2	0	0	1			
John Roseboro, L OBP: 0.280, SLG: 0.270			F8		G3					4	0	0	0	0	1	3			
Rick Renick, R OBP: 0.219, SLG: 0.323			K				F4		6-3	4	1	1	1	0	1	0			
Dave Boswell, R OBP: 0.268, SLG: 0.436							F9		FC6-4 3B	4	1	2	0	0	0	1			
<b>Inning Stats</b>	R: 0 E: 0 K: 0 S: 4	H: 1 LOB: 2 BB: 1 P: 8	R: 0 E: 0 K: 1 S: 5	H: 0 LOB: 0 BB: 0 P: 5	R: 0 E: 0 K: 1 S: 6	H: 1 LOB: 1 BB: 0 P: 6	R: 0 E: 0 K: 0 S: 4	H: 1 LOB: 1 BB: 0 P: 4	R: 0 E: 0 K: 0 S: 4	H: 1 LOB: 1 BB: 0 P: 4	R: 5 E: 0 K: 0 S: 9	H: 6 LOB: 1 BB: 0 P: 9	R: 1 E: 0 K: 1 S: 6	H: 1 LOB: 1 BB: 1 P: 10	R: 1 E: 0 K: 0 S: 4	H: 1 LOB: 2 BB: 1 P: 9	1B: 7 2B: 3 3B: 2 HR: 0	SF: 0 SAC: 0 DP: 0 HBP: 1	WP: 0 PA: 40 PB: 0 SB: 2 CS: 0
<b>PITCHER</b> Jose Santiago, R ERA: 2.25	IP: 2.0 WLS: L BF: 16 H: 7 R: 4 ER: 4 SO: 1 BB: 0 IBB: 0 HBP: 0 BLK: 0 WP: 0 HR: 0 S: 18 P: 18 ERA: 12.00 WHIP: 2.333																		
Gary Bell, R ERA: 3.24	3.0																		
Gary Waslewski, R ERA: 3.48	1.0																		
Darrell Brandon, R ERA: 6.52	2.0																		

**Boston Red Sox @ Minnesota Twins**  
 Metropolitan Stadium, Bloomington, MI  
 Thu Jul 18 1968, 4:33 AM EDT  
 Att: 20,548 - Unknown - 84 F

AB	36
R	7
H	12
RBI	7
BB	3
SO	3
LOB	19





Batter	1	2	3	4	5	6	7	8	9	AB	R	H	RBI	BB	SO	LOB	TOP											
<b>Bert Campaneris, R</b> OBP: 0.297, SLG: 0.307										4	1	4	0	0	0	0	<b>Oakland Athletics @ Minnesota Twins</b> Metropolitan Stadium, Bloomington, MI Fri Jul 19 1968, 8:05 PM EDT Att: 16,446 - Unknown - 79 F											
<b>Danny Cater, R</b> OBP: 0.323, SLG: 0.367										3	0	0	0	0	4													
<b>Rick Monday, L</b> OBP: 0.403, SLG: 0.438										4	1	1	0	0	1	3												
<b>Sal Bando, R</b> OBP: 0.308, SLG: 0.365										3	1	2	1	1	1	2												
<b>Reggie Jackson, L</b> OBP: 0.343, SLG: 0.463										4	1	1	3	0	0	2												
<b>Joe Rudi, R</b> OBP: 0.243, SLG: 0.255										3	0	0	0	0	1	0												
<b>Jim Gosger, L</b> OBP: 0.214, SLG: 0.170										1	0	0	0	0	0	0												
<b>Dave Duncan, R</b> OBP: 0.258, SLG: 0.280										3	0	0	0	1	0	0												
<b>Ted Kubiak, S</b> OBP: 0.309, SLG: 0.320										3	0	0	0	0	0	1												
<b>Blue Moon Odom, R</b> OBP: 0.222, SLG: 0.273										3	0	1	0	0	2	0												
<b>Diego Segui, R</b> (9, 1)										0	0	0	0	0	0	0												
<b>Inning Stats</b>	R: 3 E: 0 K: 1 S: 8	H: 4 LOB: 0 BB: 0 P: 8	R: 0 E: 0 K: 1 S: 4	H: 0 LOB: 0 BB: 1 P: 8	R: 0 E: 0 K: 0 S: 3	H: 1 LOB: 0 BB: 0 P: 3	R: 0 E: 0 K: 0 S: 2	H: 0 LOB: 0 BB: 1 P: 6	R: 0 E: 0 K: 1 S: 5	H: 2 LOB: 1 BB: 0 P: 5	R: 0 E: 0 K: 0 S: 3	H: 0 LOB: 0 BB: 0 P: 3	R: 0 E: 0 K: 2 S: 9	H: 2 LOB: 2 BB: 0 P: 9	R: 0 E: 0 K: 0 S: 3	H: 0 LOB: 0 BB: 0 P: 3	1B: 8 2B: 0 3B: 0 HR: 1	SF: 0 SAC: 1 DP: 3 HBP: 0	WP: 0 PB: 0 CS: 2 CS: 1	PA: 34								
<b>PITCHER</b>	IP	WLS	BF	H	R	ER	SO	BB	IBB	HBP	BLK	WP	HR	S	P	ERA	WHIP											
<b>Jim Merritt, L</b> ERA: 3.32	(1, 1)	7.0	L	26	7	4	4	3	2	0	0	0	0	1	30	38	5.14	1.286										
<b>Ron Perranoski, L</b> ERA: 2.47	(8, 1)	2.0		8	2	0	0	2	0	0	0	0	0	0	12	12	0.00	1.000										

AB	31
R	4
H	9
RBI	4
BB	2
SO	5
LOB	12



Batter	1	2	3	4	5	6	7	8	9	AB	R	H	RBI	BB	SO	LOB	BOTTOM										
<b>Cesar Tovar, R</b> OBP: 0.321, SLG: 0.371										2	1	1	0	0	0	1	<b>Oakland Athletics @ Minnesota Twins</b> Metropolitan Stadium, Bloomington, MI Fri Jul 19 1968, 8:05 PM EDT Att: 16,446 - Unknown - 79 F										
<b>Rich Reese, L</b> OBP: 0.276, SLG: 0.313										4	1	1	0	0	1	3											
<b>Rod Carew, L</b> OBP: 0.337, SLG: 0.354										4	0	0	0	0	1	2											
<b>Tony Oliva, L</b> OBP: 0.347, SLG: 0.487										3	0	2	0	1	0	0											
<b>Ted Uhlhaender, L</b> OBP: 0.314, SLG: 0.408										3	0	0	0	1	0	2											
<b>Frank Quijici, R</b> OBP: 0.386, SLG: 0.426										3	0	1	1	0	0	1											
<b>John Roseboro, L</b> OBP: 0.280, SLG: 0.267										3	0	0	0	1	0	4											
<b>Jackie Hernandez, R</b> OBP: 0.215, SLG: 0.223										0	0	0	0	0	0	0											
<b>Rick Renick, R</b> OBP: 0.200, SLG: 0.294										3	0	0	0	0	0	0											
<b>Bruce Look, L</b> OBP: 0.379, SLG: 0.291										1	0	0	0	0	0	1											
<b>Jim Merritt, L</b> OBP: 0.245, SLG: 0.222										2	0	1	0	0	0	0											
<b>Rich Rollins, R</b> OBP: 0.279, SLG: 0.365										1	0	0	0	0	0	0											
<b>Ron Perranoski, L</b> (8, 1)										0	0	0	0	0	0	0											
<b>Bob Allison, R</b> OBP: 0.307, SLG: 0.377										1	0	0	0	0	1	1											
<b>Inning Stats</b>	R: 2 E: 0 K: 1 S: 6	H: 1 LOB: 2 BB: 2 P: 15	R: 0 E: 0 K: 0 S: 3	H: 0 LOB: 0 BB: 0 P: 4	R: 0 E: 0 K: 0 S: 3	H: 0 LOB: 0 BB: 0 P: 3	R: 0 E: 0 K: 0 S: 3	H: 0 LOB: 0 BB: 0 P: 3	R: 0 E: 0 K: 1 S: 5	H: 1 LOB: 2 BB: 0 P: 5	R: 0 E: 0 K: 0 S: 4	H: 1 LOB: 1 BB: 0 P: 4	R: 0 E: 0 K: 0 S: 4	H: 1 LOB: 1 BB: 0 P: 4	R: 0 E: 0 K: 1 S: 4	H: 0 LOB: 1 BB: 1 P: 8	1B: 6 2B: 0 3B: 0 HR: 0	SF: 1 SAC: 0 DP: 1 HBP: 2	WP: 1 PB: 0 SB: 1 CS: 1	PA: 36							
<b>PITCHER</b>	IP	WLS	BF	H	R	ER	SO	BB	IBB	HBP	BLK	WP	HR	S	P	ERA	WHIP										
<b>Blue Moon Odom, R</b> ERA: 2.46	(1, 1)	8.0	W	34	6	2	2	2	2	0	0	0	0	33	47	2.25	1.000										
<b>Diego Segui, R</b> ERA: 2.06	(9, 1)	1.0	S	2	0	0	0	1	0	0	0	0	0	4	4	0.00	0.000										

AB	30
R	2
H	6
RBI	1
BB	3
SO	3
LOB	15





Batter	1	2	3	4	5	6	7	8	9	10	11	AB	R	H	RBI	BB	SO	LOB	TOP							
Bert Campaneris, R OBP: 0.297, SLG: 0.307	F8		K			K		1B		6-3	F3	6	1	2	0	0	1	2								
John Donaldson, L Dick Green, R Floyd Robinson, L Jack Aker, R	G4-6-3		K			4-3		1B		K	4-3	4	0	2	0	0	1	1								
Rick Monday, L	G4-6-3		K2-3					1B		1B		4	0	2	0	1	1	2								
Sal Bando, R		BB				F6						5	0	3	1	0	1	1								
Reggie Jackson, L		BB				F8						4	0	0	0	1	1	5								
Ray Webster, L Danny Cater, R	F4					4-3				F8		4	0	0	0	0	0	2								
Dave Duncan, R						F4				G3		5	0	0	0	0	2	3								
Jim Gosger, L Mike Hershberger, R						G3						4	0	1	0	0	2	2								
Jim Nash, R Diego Segui, R						K						4	0	0	0	0	3	1								
Joe Rudi, R Ted Kubiak, S						K						1	0	1	1	0	0	0								
<b>Inning Stats</b>	R: 0 E: 0 K: 0 S: 3	H: 1 LOB: 0 BB: 0 P: 3	R: 0 E: 0 K: 2 S: 8	H: 1 LOB: 2 BB: 1 P: 12	R: 0 E: 0 K: 2 S: 8	H: 1 LOB: 0 BB: 0 P: 8	R: 0 E: 0 K: 0 S: 3	H: 0 LOB: 0 BB: 0 P: 3	R: 0 E: 0 K: 2 S: 7	H: 0 LOB: 0 BB: 0 P: 7	R: 0 E: 0 K: 1 S: 5	H: 0 LOB: 0 BB: 0 P: 5	R: 1 E: 0 K: 2 S: 10	H: 3 LOB: 3 BB: 1 P: 14	R: 0 E: 0 K: 1 S: 6	H: 1 LOB: 1 BB: 0 P: 6	R: 0 E: 0 K: 1 S: 7	H: 2 LOB: 2 BB: 0 P: 7	R: 1 E: 0 K: 0 S: 5	H: 2 LOB: 2 BB: 1 P: 9	1B: 11 2B: 1 3B: 0 HR: 0	SF: 0 SAC: 0 DP: 1 HBP: 0	WP: 0 PB: 1 SB: 3 CS: 0	PA: 47		
<b>PITCHER</b>	IP 9.0	WLS 1.1	BF 9	H 4	R 1	ER 1	SO 12	BB 0	IBB 1	HBP 0	BLK 0	WP 0	HR 0	S 58	P 66	ERA 2.61	WHIP 1.000									
Dean Chance, R	(1, 1)																									
Ron Perranoski, L	(10, 1)																									
Al Worthington, R	(11, 1)																									

Oakland Athletics @ Minnesota Twins  
Metropolitan Stadium, Bloomington, MI  
Sat Jul 20 1968, 4:33 AM EDT  
Att: 15,166 - Unknown - 77 F

AB 44  
R 2  
H 12  
RBI 2  
BB 3  
SO 13  
LOB 21



Batter	1	2	3	4	5	6	7	8	9	10	11	AB	R	H	RBI	BB	SO	LOB	BOTTOM							
Cesar Tovar, R	F8		5-3		6-3			5-3		K		5	0	0	0	0	1	0								
Rich Reese, L			1B					F8				5	0	4	0	0	0	0								
Frank Quijici, R	K							K		G6-4-3		5	0	1	0	0	2	3								
Tony Oliva, L	F7							L9				4	1	1	0	1	0	3								
Rod Carew, L												5	0	2	1	0	0	2								
Ted Uhlaender, L		E5						L7				5	0	2	0	0	2	1								
Bruce Look, L	K							K				5	0	0	0	0	2	4								
Rick Renick, R Rich Rollins, R Bob Allison, R	K											2	0	0	0	1	2	1								
Dean Chance, R John Roseboro, L Ron Perranoski, L Al Worthington, R	2-3							L9				3	0	0	0	0	0	2								
Frank Kostro, R								4-3				1	0	0	0	0	0	1								
<b>Inning Stats</b>	R: 0 E: 0 K: 1 S: 6	H: 1 LOB: 1 BB: 0 P: 6	R: 0 E: 1 K: 2 S: 8	H: 2 LOB: 1 BB: 0 P: 8	R: 0 E: 0 K: 0 S: 5	H: 2 LOB: 2 BB: 0 P: 5	R: 0 E: 0 K: 1 S: 5	H: 0 LOB: 0 BB: 0 P: 5	R: 0 E: 0 K: 1 S: 5	H: 0 LOB: 0 BB: 0 P: 5	R: 0 E: 0 K: 0 S: 4	H: 1 LOB: 2 BB: 1 P: 8	R: 0 E: 0 K: 0 S: 3	H: 1 LOB: 1 BB: 0 P: 3	R: 1 E: 0 K: 3 S: 11	H: 2 LOB: 2 BB: 1 P: 15	R: 0 E: 0 K: 1 S: 6	H: 1 LOB: 2 BB: 1 P: 10	R: 0 E: 1 K: 0 S: 4	H: 0 LOB: 1 BB: 0 P: 4	1B: 9 2B: 0 3B: 1 HR: 0	SF: 0 SAC: 0 DP: 1 HBP: 0	WP: 0 PB: 0 SB: 2 CS: 0	PA: 45		
<b>PITCHER</b>	IP 8.0	WLS 2.0	BF 10	H 2	R 0	ER 0	SO 4	BB 0	IBB 2	HBP 0	BLK 0	WP 0	HR 0	S 42	P 46	ERA 1.12	WHIP 1.000									
Jim Nash, R	(1, 1)																									
Diego Segui, R	(9, 1)																									
Jack Aker, R	(11, 1)																									

Oakland Athletics @ Minnesota Twins  
Metropolitan Stadium, Bloomington, MI  
Sat Jul 20 1968, 4:33 AM EDT  
Att: 15,166 - Unknown - 77 F

AB 42  
R 1  
H 10  
RBI 1  
BB 3  
SO 10  
LOB 20





Batter	1	2	3	4	5	6	7	8	9	AB	R	H	RBI	BB	SO	LOB	TOP			
Bert Campaneris, R OBP: 0.299, SLG: 0.309	L7		F9			5-3		1B		5	1	2	0	0	0	1				
Danny Cater, R OBP: 0.328, SLG: 0.371	6-3					F9		F8	G3	5	0	1	0	0	0	3				
Rick Monday, L OBP: 0.404, SLG: 0.436	K			E6		F7		FC5-4		4	1	1	0	0	1	1				
Sal Bando, R OBP: 0.314, SLG: 0.369		F4		F7			3B	FC5-4		4	1	2	2	0	0	2				
Reggie Jackson, L OBP: 0.340, SLG: 0.461	K			K			SF8	FC5-4		4	1	1	1	0	2	4				
Mike Hershberger, R OBP: 0.324, SLG: 0.367	K			K			SF8	FC4-6		3	0	1	2	0	2	2				
Dave Duncan, R OBP: 0.242, SLG: 0.261			E5			6-3		FC4-6		3	0	0	0	0	0	0				
John Donaldson, L OBP: 0.317, SLG: 0.289			SH1-4			6-3				1	0	0	0	0	0	2				
Phil Roof, R OBP: 0.158, SLG: 0.237						6-3				0	0	0	0	0	0	0				
Ted Kubiak, S OBP: 0.298, SLG: 0.308			F9			6-3				3	0	0	0	0	0	1				
Ken Sanders, R OBP: 0.213, SLG: 0.172						6-3				0	0	0	0	0	0	0				
Jim Gosger, L OBP: 0.213, SLG: 0.172						6-3				1	0	0	0	0	0	0				
Chuck Dobson, R OBP: 0.204, SLG: 0.245			SH1-4			1-3				1	0	0	0	0	0	0				
Ed Sprague, R OBP: 0.439, SLG: 0.303								1B		0	0	0	0	0	0	0				
Dick Green, R OBP: 0.271, SLG: 0.342								1B		1	1	1	0	0	0	0				
Floyd Robinson, L OBP: 0.271, SLG: 0.342								1B		1	0	0	0	0	1	0				
<b>Inning Stats</b>	R: 0 E: 0 K: 1 S: 5	H: 0 LOB: 0 BB: 0 P: 5	R: 0 E: 0 K: 2 S: 7	H: 0 LOB: 0 BB: 0 P: 7	R: 0 E: 1 K: 0 S: 4	H: 0 LOB: 1 BB: 0 P: 4	R: 0 E: 1 K: 2 S: 9	H: 1 LOB: 2 BB: 0 P: 9	R: 0 E: 0 K: 0 S: 3	H: 0 LOB: 0 BB: 0 P: 3	R: 2 E: 0 K: 0 S: 5	H: 2 LOB: 0 BB: 0 P: 5	R: 3 E: 0 K: 0 S: 8	H: 5 LOB: 2 BB: 0 P: 8	R: 0 E: 0 K: 1 S: 6	H: 1 LOB: 1 BB: 0 P: 6	1B: 8 2B: 0 3B: 1 HR: 0	SF: 1 SAC: 1 DP: 0 HBP: 0	WP: 0 PB: 0 SB: 0 CS: 0	PA: 38
<b>PITCHER</b>	IP	WLS	BF	H	R	ER	SO	BB	IBB	HBP	BLK	WP	HR	S	P	ERA	WHIP			
Jim Kaat, L ERA: 2.71	7.2	W	33	8	5	5	5	0	0	0	0	0	0	43	43	5.87	1.043			
Al Worthington, R ERA: 2.18	8.1	S	5	1	0	0	1	0	0	0	0	0	0	7	7	0.00	0.750			

Oakland Athletics @ Minnesota Twins  
Metropolitan Stadium, Bloomington, MI  
Sun Jul 21 1968, 4:33 AM EDT  
Unknown - 84 F

AB 36  
R 5  
H 9  
RBI 5  
BB 0  
SO 6  
LOB 16



Batter	1	2	3	4	5	6	7	8	9	AB	R	H	RBI	BB	SO	LOB	BOTTOM			
Cesar Tovar, R OBP: 0.321, SLG: 0.367	G3		G6-3		F4		1B	L7		4	2	2	0	1	0	1				
Rich Reese, L OBP: 0.294, SLG: 0.331	G3		G6-3			6-3	1B			4	1	1	1	0	0	2				
Ted Uhlhaender, L OBP: 0.320, SLG: 0.410				HR		6-3	E9			3	1	2	1	1	0	0				
Tony Oliva, L OBP: 0.352, SLG: 0.501	SF8			HR			1B			2	1	2	3	1	0	0				
Rod Carew, L OBP: 0.341, SLG: 0.355	6-3			F7		FC6-4	1B			3	0	1	1	1	0	1				
Frank Quilici, R OBP: 0.348, SLG: 0.402		F6		K		FC6-4	G6-4-3			4	0	0	0	0	1	5				
Bob Allison, R OBP: 0.305, SLG: 0.386		6-3								4	1	1	1	0	0	0				
Rick Renick, R OBP: 0.211, SLG: 0.278				F9			HR			0	0	0	0	0	0	0				
John Roseboro, L OBP: 0.282, SLG: 0.266		4-3					1B			3	1	1	0	1	1	0				
Jim Kaat, L OBP: 0.122, SLG: 0.122			L7				1B			3	0	0	0	0	1	1				
Al Worthington, R ERA: 4.05					K			SH1-4		0	0	0	0	0	0	0				
<b>Inning Stats</b>	R: 1 E: 0 K: 0 S: 4	H: 1 LOB: 1 BB: 1 P: 8	R: 0 E: 0 K: 0 S: 3	H: 0 LOB: 0 BB: 0 P: 3	R: 0 E: 0 K: 0 S: 2	H: 0 LOB: 0 BB: 1 P: 6	R: 2 E: 0 K: 1 S: 7	H: 2 LOB: 0 BB: 0 P: 7	R: 0 E: 0 K: 2 S: 7	H: 0 LOB: 0 BB: 0 P: 7	R: 0 E: 0 K: 0 S: 4	H: 1 LOB: 2 BB: 1 P: 8	R: 4 E: 1 K: 0 S: 8	H: 6 LOB: 2 BB: 1 P: 12	R: 0 E: 0 K: 0 S: 3	H: 0 LOB: 1 BB: 1 P: 7	1B: 8 2B: 0 3B: 0 HR: 2	SF: 1 SAC: 1 DP: 2 HBP: 0	WP: 0 PB: 0 SB: 1 CS: 0	PA: 37
<b>PITCHER</b>	IP	WLS	BF	H	R	ER	SO	BB	IBB	HBP	BLK	WP	HR	S	P	ERA	WHIP			
Chuck Dobson, R ERA: 2.67	6.0	L	25	5	4	4	3	3	0	0	0	0	0	28	40	6.00	1.333			
Ed Sprague, R ERA: 2.79	0.1		4	3	1	1	0	0	0	0	0	0	0	4	4	27.00	9.000			
Ken Sanders, R ERA: 4.05	1.2		8	2	2	2	0	1	1	0	0	0	0	6	14	10.80	1.800			

Oakland Athletics @ Minnesota Twins  
Metropolitan Stadium, Bloomington, MI  
Sun Jul 21 1968, 4:33 AM EDT  
Unknown - 84 F

AB 30  
R 7  
H 10  
RBI 7  
BB 5  
SO 3  
LOB 10






Batter	1	2	3	4	5	6	7	8	9	AB	R	H	RBI	BB	SO	LOB	TOP			
Bert Campaneris, R OBP: 0.298, SLG: 0.308	1-3		E8		5-3		F4			4	0	1	0	0	0	1				
John Donaldson, L OBP: 0.317, SLG: 0.289	L6				1-3			4-3		4	0	1	0	0	0	1				
Rick Monday, L OBP: 0.399, SLG: 0.430	4-3				6-3		1-3			4	0	0	0	0	0	0				
Sal Bando, R OBP: 0.318, SLG: 0.374								F9		4	0	3	0	0	0	0				
Reggie Jackson, L OBP: 0.336, SLG: 0.455		FC4-6			F6		FC4-6		F3	4	0	0	0	0	0	3				
Danny Cater, R OBP: 0.336, SLG: 0.374		K								3	0	2	0	1	1	1				
Mike Hershberger, R Ed Sprague, R	L4				F7		F8		K	1	0	0	0	0	0	1	AB 34			
Ray Webster, L Jack Aker, R										0	0	0	0	0	0	0	R 0			
Ted Kubiak, L Ken Sanders, R										0	0	0	0	0	0	0	H 8			
Floyd Robinson, L										1	0	0	0	0	0	2	RBI 0			
Phil Roof, R OBP: 0.143, SLG: 0.214			4-3				K		F6	4	0	0	0	0	2	1	BB 1			
Paul Lindblad, L OBP: 0.375, SLG: 0.500										0	0	0	0	0	0	0	SO 4			
Jim Gosger, L OBP: 0.216, SLG: 0.176			4-3				1-6-3			3	0	1	0	0	0	0	LOB 13			
Inning Stats	R: 0 E: 0 K: 0 S: 3	H: 0 LOB: 0 BB: 0 P: 3	R: 0 E: 0 K: 1 S: 6	H: 1 LOB: 1 BB: 0 P: 6	R: 0 E: 1 K: 0 S: 4	H: 2 LOB: 2 BB: 0 P: 4	R: 0 E: 1 K: 0 S: 4	H: 1 LOB: 2 BB: 0 P: 8	R: 0 E: 0 K: 0 S: 5	H: 1 LOB: 1 BB: 0 P: 6	R: 0 E: 0 K: 1 S: 5	H: 0 LOB: 0 BB: 0 P: 5	R: 0 E: 0 K: 0 S: 3	H: 0 LOB: 0 BB: 0 P: 3	R: 0 E: 0 K: 1 S: 6	H: 1 LOB: 1 BB: 0 P: 6	1B: 8 2B: 0 3B: 0 HR: 0	SF: 0 SAC: 0 DP: 0 HBP: 0	WP: 0 PB: 0 SB: 0 CS: 0	PA: 35
PITCHER Jim Perry, R ERA: 2.78	IP: 9.0 WLS: W BF: 35 H: 8 R: 0 ER: 0 SO: 4 BB: 1 IBB: 0 HBP: 0 BLK: 0 WP: 0 HR: 0 S: 42 P: 46 ERA: 0.00 WHIP: 1.000															PITCHER				

Oakland Athletics @ Minnesota Twins  
Metropolitan Stadium, Bloomington, MI  
Sun Jul 21 1968, 4:38 AM EDT  
Att: 22,302 - Unknown

livebaseballscores.com

AB 34  
R 0  
H 8  
RBI 0  
BB 1  
SO 4  
LOB 13




Batter	1	2	3	4	5	6	7	8	9	AB	R	H	RBI	BB	SO	LOB	BOTTOM			
Cesar Tovar, R OBP: 0.323, SLG: 0.375	SH1-3		K				F4			3	2	2	0	0	1	1				
Ron Clark, R OBP: 0.242, SLG: 0.182	1B	2B						F9		2	0	0	0	0	0	0				
Rich Reese, L OBP: 0.300, SLG: 0.331	SH1-3		4-3				4-3			3	1	1	1	1	0	1				
Ted Uhlhaender, L OBP: 0.321, SLG: 0.410	2B	4-1			F4		5-3			5	1	2	1	0	0	1				
Tony Oliva, L OBP: 0.353, SLG: 0.504	F9				1-3			F8		4	1	1	0	1	0	3				
Bob Allison, R OBP: 0.313, SLG: 0.418	E2									3	3	3	3	0	0	0				
Jim Holt, L OBP: 0.233, SLG: 0.238	2B				1B		4-3			1	0	0	0	0	0	1				
Frank Quijci, R OBP: 0.353, SLG: 0.413	1B		K					5-3		4	1	2	2	0	1	0				
Rick Renick, R OBP: 0.238, SLG: 0.350	1B									4	1	2	1	0	2	1	AB 37			
Jerry Zimmerman, R OBP: 0.235, SLG: 0.167	FC6-4				6-3					4	0	0	0	0	0	2	R 10			
Jim Perry, S										4	0	1	1	0	0	0	H 14			
Inning Stats	R: 4 E: 1 K: 0 S: 8	H: 5 LOB: 1 BB: 0 P: 8	R: 4 E: 0 K: 1 S: 8	H: 3 LOB: 0 BB: 1 P: 12	R: 1 E: 0 K: 1 S: 7	H: 2 LOB: 1 BB: 0 P: 7	R: 1 E: 0 K: 1 S: 7	H: 2 LOB: 1 BB: 0 P: 7	R: 0 E: 0 K: 0 S: 3	H: 0 LOB: 0 BB: 0 P: 3	R: 0 E: 0 K: 0 S: 4	H: 1 LOB: 1 BB: 0 P: 4	R: 0 E: 0 K: 1 S: 5	H: 0 LOB: 0 BB: 0 P: 5	R: 0 E: 0 K: 0 S: 4	H: 1 LOB: 2 BB: 1 P: 8	1B: 6 2B: 4 3B: 3 HR: 1	SF: 0 SAC: 1 DP: 0 HBP: 0	WP: 0 PB: 0 SB: 0 CS: 0	PA: 40
PITCHER Paul Lindblad, L ERA: 2.3	IP: 1.1 WLS: L BF: 11 H: 7 R: 3 ER: 3 SO: 0 BB: 0 IBB: 0 HBP: 0 BLK: 0 WP: 0 HR: 0 S: 11 P: 11 ERA: 20.25 WHIP: 5.250															PITCHER				
Ed Sprague, R ERA: 3.23	IP: 1.2 WLS: 9 BF: 3 H: 3 R: 3 ER: 3 SO: 2 BB: 0 IBB: 0 HBP: 0 BLK: 0 WP: 0 HR: 1 S: 12 P: 16 ERA: 16.20 WHIP: 1.800															PITCHER				
Jack Aker, R ERA: 3.12	IP: 2.0 WLS: 8 BF: 2 H: 1 R: 1 ER: 1 SO: 1 BB: 0 IBB: 0 HBP: 0 BLK: 0 WP: 0 HR: 0 S: 10 P: 10 ERA: 4.50 WHIP: 1.000															PITCHER				
Ken Sanders, R ERA: 2.79	IP: 3.0 WLS: 12 BF: 2 H: 0 R: 0 ER: 0 SO: 1 BB: 1 IBB: 0 HBP: 0 BLK: 0 WP: 0 HR: 0 S: 13 P: 17 ERA: 0.00 WHIP: 1.000															PITCHER				

Oakland Athletics @ Minnesota Twins  
Metropolitan Stadium, Bloomington, MI  
Sun Jul 21 1968, 4:38 AM EDT  
Att: 22,302 - Unknown

livebaseballscores.com

AB 37  
R 10  
H 14  
RBI 9  
BB 2  
SO 4  
LOB 10













Batter	1	2	3	4	5	6	7	8	9	AB	R	H	RBI	BB	SO	LOB	TOP					
Vic Davallo, L (1.8) OBP: 0.260, SLG: 0.346			1-3		F7		5-3		F6	5	0	1	0	0	0	1	<b>California Angels @ Minnesota Twins</b> Metropolitan Stadium, Bloomington, MI Tue Jul 23 1968, 8:05 PM EDT Att: 14,646 - Unknown					
Jim Fregosi, R (1.6) OBP: 0.343, SLG: 0.424	1-6-3				6-3					3	0	1	0	1	0	2						
Rick Reichardt, R (1.7) OBP: 0.320, SLG: 0.400	E4 FC5-4		K				F6			4	1	1	0	0	1	3						
Bubba Morton, R (1.9) OBP: 0.325, SLG: 0.294	F7								6-3	3	0	1	0	1	0	2						
Aurelio Rodriguez, R (1.5) OBP: 0.317, SLG: 0.376	FC5-4									4	0	3	0	0	0	2						
Chuck Hinton, R (1.3) OBP: 0.231, SLG: 0.326		6-3				SF8			6-3	3	0	0	1	0	0	2						
Bobby Knoop, R (1.4) OBP: 0.284, SLG: 0.310		F4		6-3					F7	4	0	0	0	0	1	3						
Orlando McFarlane, R (1.2) OBP: 0.385, SLG: 0.273					4-0		F7		F9	2	0	1	0	1	0	2						
Tom Burgmeier, L (6.1) OBP: 0.120, SLG: 0.120					0-0					0	0	0	0	0	0	0						
Roger Repoz, L (9. PH) OBP: 0.311, SLG: 0.394					0-3					1	0	0	0	0	0	0						
Tom Murphy, R (1.1) OBP: 0.310, SLG: 0.316					0-3				5-3	1	0	0	0	0	1	1						
Tom Satriano, L (5. PH) OBP: 0.310, SLG: 0.316					1-2					1	0	0	0	0	1	1						
Rickey Clark, R (5.1) OBP: 0.120, SLG: 0.120										0	0	0	0	0	0	0						
Buck Rodgers, S (6.2) OBP: 0.248, SLG: 0.240										2	0	0	0	0	0	0						
<b>Inning Stats</b>	R: 0 E: 1 K: 0 S: 5	H: 1 LOB: 2 BB: 0 P: 5	R: 0 E: 0 K: 1 S: 6	H: 1 LOB: 1 BB: 0 P: 6	R: 0 E: 0 K: 1 S: 6	H: 2 LOB: 2 BB: 0 P: 6	R: 0 E: 0 K: 0 S: 3	H: 1 LOB: 0 BB: 0 P: 3	R: 0 E: 0 K: 0 S: 5	H: 0 LOB: 1 BB: 1 P: 9	R: 1 E: 0 K: 1 S: 7	H: 2 LOB: 2 BB: 1 P: 11	R: 0 E: 0 K: 0 S: 3	H: 0 LOB: 1 BB: 0 P: 7	R: 0 E: 0 K: 0 S: 4	H: 1 LOB: 1 BB: 0 P: 4	R: 0 E: 0 K: 0 S: 3	H: 0 LOB: 0 BB: 0 P: 3	1B: 4 2B: 4 3B: 0 HR: 0	SF: 1 SAC: 0 DP: 1 HBP: 0	WP: 0 PB: 0 SB: 0 CS: 0	PA: 37
<b>PITCHER</b> Jim Merritt, L (1.1) ERA: 3.19	IP: 9.0 WLS: W BF: 37 H: 8 R: 1 ER: 1 SO: 4 BB: 3 IBB: 0 HBP: 0 BLK: 1 WP: 0 HR: 0 S: 42 P: 54 ERA: 1.00 WHIP: 1.222															<b>PITCHER</b>						

Batter	1	2	3	4	5	6	7	8	9	AB	R	H	RBI	BB	SO	LOB	BOTTOM	
Cesar Tovar, R (1.7) OBP: 0.323, SLG: 0.371	E6 4-3 G3 WP		1B E HBP				F4			3	2	1	0	0	0	0	<b>California Angels @ Minnesota Twins</b> Metropolitan Stadium, Bloomington, MI Tue Jul 23 1968, 8:05 PM EDT Att: 14,646 - Unknown	
Rich Reese, L (1.3) OBP: 0.302, SLG: 0.346	G3									4	0	2	0	0	0	2		
Ted Uhlhaender, L (1.8) OBP: 0.318, SLG: 0.412	4-3		E3 S 1B		G3					4	0	1	0	0	0	2		
Tony Oliva, L (1.9) OBP: 0.356, SLG: 0.513										1	1	1	0	3	0	0		
Rod Carew, L (1.4) OBP: 0.332, SLG: 0.345	K		F8							4	0	0	0	0	3	7		
Frank Quijci, R (1.5) OBP: 0.333, SLG: 0.394		5-3							6-3	4	0	0	0	0	4			
Bruce Look, L (1.2) OBP: 0.347, SLG: 0.266		K		4-3					K	4	0	1	0	0	2	0		
Rick Renick, R (1.6) OBP: 0.245, SLG: 0.326				5-3					F9	3	0	1	0	1	0	0		
Jim Merritt, L (1.1) OBP: 0.231, SLG: 0.208		F4		4-3						3	0	0	0	0	1	3		
<b>Inning Stats</b>	R: 1 E: 2 K: 1 S: 7	H: 1 LOB: 1 BB: 0 P: 7	R: 0 E: 0 K: 1 S: 6	H: 1 LOB: 0 BB: 0 P: 6	R: 1 E: 1 K: 0 S: 4	H: 2 LOB: 2 BB: 1 P: 9	R: 0 E: 0 K: 0 S: 3	H: 0 LOB: 0 BB: 0 P: 3	R: 0 E: 0 K: 2 S: 8	H: 1 LOB: 2 BB: 2 P: 16	R: 0 E: 1 K: 1 S: 6	H: 1 LOB: 2 BB: 1 P: 10	R: 0 E: 0 K: 1 S: 5	H: 0 LOB: 0 BB: 0 P: 5	1B: 6 2B: 0 3B: 1 HR: 0	SF: 0 SAC: 0 DP: 2 HBP: 1		WP: 2 PB: 1 SB: 1 CS: 0
<b>PITCHER</b> Tom Murphy, R (1.1) ERA: 1.96	IP: 4.0 WLS: L BF: 18 H: 4 R: 2 ER: 0 SO: 2 BB: 1 IBB: 0 HBP: 0 BLK: 0 WP: 1 HR: 0 S: 20 P: 25 ERA: 0.00 WHIP: 1.250															<b>PITCHER</b>		
Rickey Clark, R (5.1) ERA: 3.47	1.2 8 2 1 0 1 2 0 0 0 1 0 8 16 0.00 2.400																	
Tom Burgmeier, L (6.1) ERA: 4.75	2.1 9 1 0 0 3 0 1 0 0 0 0 14 18 0.00 0.429																	

AB	33
R	1
H	8
RBI	1
BB	3
SO	4
LOB	19



AB	30
R	3
H	7
RBI	0
BB	4
SO	6
LOB	18





Batter	1	2	3	4	5	6	7	8	9	AB	R	H	RBI	BB	SO	LOB	TOP						
Vic Davalillo, L OBP: 0.258, SLG: 0.343	(1, 8) X 0-0 4-3		X 0-0 F8			X 0-0 4-3		X 0-0 L9		3	0	0	0	0	0	1							
Minnie Rojas, R OBP: 0.100, SLG: 0.100	(6, 1)									0	0	0	0	0	0	0							
Tom Satriano, L OBP: 0.308, SLG: 0.314	(8, PH)									1	0	0	0	0	0	0							
Rickey Clark, R OBP: 0.120, SLG: 0.120	(8, 1)									0	0	0	0	0	0	0							
Jim Fregosi, R OBP: 0.340, SLG: 0.419	(1, 6) X 0-0 F7		X 0-3 K			X 0-0 6-3				4	0	0	0	0	2	1							
Roger Repoz, L OBP: 0.310, SLG: 0.392	(1, 9) X (6, 8) 0-0 F6			X 0-0 G3		X 0-0 4-3				4	1	1	0	0	0	0							
Don Mincher, L OBP: 0.308, SLG: 0.381	(1, 3)		X 0-0 F8		X 0-0 F8		X 0-0 5-3			4	0	1	1	0	0	0							
Rick Reichardt, R OBP: 0.319, SLG: 0.398	(1, 7)		X 0-0 F3		X 0-0 5-3		X 0-0 1B			4	0	1	0	0	0	1							
Aurelio Rodriguez, R OBP: 0.323, SLG: 0.380	(1, 5)		X 0-0 1B		X 0-0 FC3-6 1B		X 0-3 K			4	0	2	0	0	1	2							
Chuck Hinton, R OBP: 0.228, SLG: 0.321	(1, 4) (6, 9)		X 0-0 6-3		X 0-0 L7		X 0-3 K			3	0	0	0	0	1	3							
Buck Rodgers, S OBP: 0.250, SLG: 0.243	(1, 2)		X 0-0 SH1-3 1B		X 0-0 FC3-6 1-2		X 0-0 F6			2	0	1	0	0	0	1							
Bobby Locke, R	(5, 1)									0	0	0	0	0	0	0							
Wayne Causey, L OBP: 0.280, SLG: 0.180	(6, 4)									1	0	0	0	0	0	0							
Jim McGlothlin, R OBP: 0.122, SLG: 0.122	(1, 1)		X 0-0 SH1-3		X 0-3 K		X 0-3 K			0	0	0	0	0	0	0							
Tom Burgmeier, L	(3, 1)									0	0	0	0	0	0	0							
Ed Kirkpatrick, L OBP: 0.329, SLG: 0.284	(5, PH) (5, 2)									2	0	0	0	0	2	1							
<b>Inning Stats</b>	R: 0 E: 0 K: 0 S: 3	H: 0 LOB: 0 BB: 0 P: 3	R: 0 E: 0 K: 0 S: 4	H: 1 LOB: 1 BB: 0 P: 4	R: 0 E: 0 K: 1 S: 6	H: 1 LOB: 1 BB: 0 P: 6	R: 0 E: 0 K: 0 S: 3	H: 0 LOB: 0 BB: 0 P: 3	R: 0 E: 0 K: 1 S: 6	H: 1 LOB: 1 BB: 0 P: 6	R: 0 E: 0 K: 0 S: 3	H: 0 LOB: 0 BB: 0 P: 3	R: 0 E: 0 K: 2 S: 8	H: 1 LOB: 1 BB: 0 P: 8	R: 0 E: 0 K: 1 S: 5	H: 0 LOB: 0 BB: 0 P: 5	R: 1 E: 0 K: 1 S: 7	H: 2 LOB: 1 BB: 0 P: 7	1B: 5 2B: 1 3B: 0 HR: 0	SF: 0 SAC: 1 DP: 0 HBP: 0	WP: 0 PB: 0 SB: 0 CS: 0	PA: 33	
<b>PITCHER</b>	IP WLS BF H R ER SO BB IBB HBP BLK WP HR S P ERA WHIP	IP WLS BF H R ER SO BB IBB HBP BLK WP HR S P ERA WHIP																					
Dean Chance, R ERA: 2.52	(1, 1)	9.0	W	33	6	1	1	6	0	0	0	0	0	0	0	0	0	0	0	45	45	1.00	0.667

California Angels @ Minnesota Twins  
Metropolitan Stadium, Bloomington, MI  
Wed Jul 24 1968, 8:05 PM EDT  
Att: 10,150 - Unknown - 75 F

AB 32  
R 1  
H 6  
RBI 1  
BB 0  
SO 6  
LOB 10



Batter	1	2	3	4	5	6	7	8	9	AB	R	H	RBI	BB	SO	LOB	BOTTOM							
Cesar Tovar, R OBP: 0.321, SLG: 0.369	(1, 7) X 0-0 L5		X 0-0 FC6-4		X 0-0 6-3		X 0-0 1B			2	0	0	0	0	0	1								
Frank Kostro, R OBP: 0.244, SLG: 0.279	(3, 7)									3	1	1	2	0	0	0								
Rich Reese, L OBP: 0.305, SLG: 0.348	(1, 3) X 0-0 2B		X 0-0 4-3		X 0-0 F4		X 0-0 1B			5	2	2	1	0	0	1								
Rod Carew, L OBP: 0.337, SLG: 0.354	(1, 4) X 0-0 2B		X 0-0 1B		X 0-0 L6		X 0-0 G3			5	2	3	0	0	0	1								
Tony Oliva, L OBP: 0.360, SLG: 0.514	(1, 9)		X 0-0 1B		X 0-0 S		X 0-0 1B			1	1	1	1	1	0	0								
Bob Allison, R OBP: 0.319, SLG: 0.419	(3, PR) (4, 9)		X 0-0 1B		X 0-0 S		X 0-0 1B			2	1	2	1	0	0	0								
Jim Holt, L OBP: 0.222, SLG: 0.227	(6, PR) (7, 9)		X 0-0 IBB		X 0-0 E		X 0-0 1B			1	1	0	0	0	0	1								
Ted Uhlhaender, L OBP: 0.324, SLG: 0.418	(1, 8) X 0-0 2B		X 0-0 1B		X 0-0 F7		X 0-0 1B			4	0	3	3	1	0	1								
Frank Quiñi, R OBP: 0.331, SLG: 0.390	(1, 5) X 0-0 1-3		X 0-0 FC6-4		X 0-0 4-3		X 0-0 1B			4	0	1	0	0	0	2								
Ron Clark, R OBP: 0.250, SLG: 0.193	(7, 5)									1	0	1	1	0	0	0								
John Roseboro, L OBP: 0.295, SLG: 0.280	(1, 2)		X 0-0 E		X 0-0 G5-4-3		X 0-0 1B			5	2	3	0	0	0	5								
Rick Renick, R OBP: 0.264, SLG: 0.420	(1, 6)		X 0-3 K		X 0-0 G5-4-3		X 0-0 1B			4	2	2	1	0	1	3								
Dean Chance, R OBP: 0.102, SLG: 0.070	(1, 1)		X 0-0 FC6-4		X 0-0 6-3		X 0-3 K2-3			4	0	1	1	0	2	2								
<b>Inning Stats</b>	R: 3 E: 0 K: 0 S: 5	H: 3 LOB: 0 BB: 1 P: 9	R: 1 E: 1 K: 1 S: 7	H: 2 LOB: 1 BB: 0 P: 7	R: 2 E: 1 K: 0 S: 6	H: 4 LOB: 2 BB: 0 P: 6	R: 0 E: 0 K: 0 S: 3	H: 0 LOB: 0 BB: 0 P: 3	R: 0 E: 0 K: 0 S: 4	H: 1 LOB: 1 BB: 0 P: 4	R: 4 E: 0 K: 1 S: 12	H: 7 LOB: 3 BB: 0 P: 12	R: 1 E: 0 K: 1 S: 6	H: 1 LOB: 0 BB: 0 P: 6	R: 1 E: 0 K: 0 S: 4	H: 2 LOB: 1 BB: 1 P: 8	R: 1 E: 0 K: 0 S: 4	H: 1 LOB: 1 BB: 0 P: 7	1B: 15 2B: 4 3B: 0 HR: 1	SF: 0 SAC: 0 DP: 2 HBP: 0	WP: 0 PB: 1 SB: 2 CS: 0	PA: 43		
<b>PITCHER</b>	IP WLS BF H R ER SO BB IBB HBP BLK WP HR S P ERA WHIP	IP WLS BF H R ER SO BB IBB HBP BLK WP HR S P ERA WHIP																						
Jim McGlothlin, R ERA: 3.93	(1, 1)	2.0	L	13	7	6	0	0	0	0	0	0	0	0	0	0	0	0	0	7	7	0.00	1.000	
Tom Burgmeier, L ERA: 4.53	(3, 1)	2.0		7	2	0	0	0	0	0	0	0	0	0	0	0	0	0	0	7	7	0.00	1.000	
Bobby Locke, R ERA: 6.5	(5, 1)	1.2		12	7	4	4	1	0	0	0	0	0	0	0	0	0	0	0	14	14	21.60	4.200	
Minnie Rojas, R ERA: 4.25	(6, 1)	1.1		6	2	1	1	1	0	0	0	0	0	0	0	0	0	0	0	1	8	8	6.75	1.500
Rickey Clark, R ERA: 3.53	(8, 1)	1.0		5	2	1	1	0	1	0	0	0	0	0	0	0	0	0	0	4	8	9.00	3.000	

California Angels @ Minnesota Twins  
Metropolitan Stadium, Bloomington, MI  
Wed Jul 24 1968, 8:05 PM EDT  
Att: 10,150 - Unknown - 75 F

AB 41  
R 12  
H 20  
RBI 11  
BB 2  
SO 3  
LOB 17






Batter	1	2	3	4	5	6	7	8	9	AB	R	H	RBI	BB	SO	LOB	TOP			
Jim Holt, L OBP: 0.235, SLG: 0.265 (1, 7)	4-0 BB 1B BB	0-0 6-3		0-0 L5		0-0 SF9 3B	0-3 K		0-3 K	5	2	1	0	1	2	0				
Cesar Tovar, R OBP: 0.321, SLG: 0.371 (1, 9)	0-0 F8		0-0 E9		4-0 SH1-3 SH 1B BB	0-0 SF9		0-0 G3	0-0 L7	4	2	1	1	1	0	1				
Rod Carew, L OBP: 0.335, SLG: 0.351 (1, 4)	0-3 K		0-3 K		0-0 SH 1B SH1-3 1B	0-0 1B		0-3 K		2	0	0	0	0	2	1				
Ron Clark, R OBP: 0.258, SLG: 0.203 (3, 5)					1-2 1B	0-0 1B				2	2	1	0	0	1	0				
Bob Allison, R OBP: 0.329, SLG: 0.431 (1, 3)	4-0 BB 1B BB		0-0 E		0-0 SH1-3	0-0 1B		4-0 WP S BB		2	2	2	0	2	0	0				
Ted Uhlhaender, L OBP: 0.330, SLG: 0.420 (1, 8)	4-0 1B BB		0-0 5-3		0-0 E 1B FC1-2 1B	0-0 1B		4-0 BB		3	0	2	2	2	0	1				
John Roseboro, L OBP: 0.300, SLG: 0.283 (1, 2)	0-0 1B		0-0 E		0-0 FC1-2 1B	0-0 F6		0-0 BB		4	0	2	3	1	0	4				
Frank Quijico, R OBP: 0.327, SLG: 0.383 (1, 5)	0-3 K		0-3 K		0-0 E 1B FC1-2 1B	0-0 F5		0-0 E 1B		5	1	1	0	0	2	7				
Rick Renick, R OBP: 0.259, SLG: 0.436 (1, 6)		0-3 K		0-3 K	0-0 FC1-2		0-0 E6	0-0 E4		5	1	1	1	0	2	3				
Jim Kaat, L OBP: 0.111, SLG: 0.111 (1, 1)		0-3 K		0-0 4-3	0-0 4-3		0-0 G4-3-6	0-0 6-3		4	0	0	0	0	1	4				
Ron Perranoski, L (8, 1)										1	0	0	0	0	0	0				
<b>Inning Stats</b>	R: 2 E: 0 K: 2 S: 8	H: 1 LOB: 2 BB: 3 P: 20	R: 0 E: 0 K: 2 S: 7	H: 0 LOB: 0 BB: 0 P: 7	R: 2 E: 2 K: 2 S: 9	H: 2 LOB: 1 BB: 1 P: 13	R: 0 E: 0 K: 1 S: 5	H: 0 LOB: 0 BB: 0 P: 5	R: 2 E: 2 K: 0 S: 7	H: 4 LOB: 2 BB: 0 P: 7	R: 0 E: 1 K: 1 S: 5	H: 0 LOB: 0 BB: 0 P: 5	R: 0 E: 0 K: 1 S: 5	H: 0 LOB: 2 BB: 2 P: 13	R: 2 E: 1 K: 1 S: 7	H: 2 LOB: 0 BB: 0 P: 7	1B: 7 2B: 1 3B: 3 HR: 0	SF: 1 SAC: 2 DP: 1 HBP: 0	WP: 1 PB: 0 SB: 1 CS: 0	PA: 47
<b>PITCHER</b>	IP WLS BF H R ER SO BB IBB HBP BLK WP HR S P ERA WHIP																			
Chuck Dobson, R ERA: 2.78 (1, 1)	4.0 L 19 3 4 3 7 3 1 0 0 0 0 0 29 45 6.75 1.500																			
Jack Aker, R ERA: 3.75 (5, 1)	1.1 12 5 4 3 0 1 0 0 0 0 0 0 11 15 20.25 4.500																			
Paul Lindblad, L ERA: 2.22 (6, 1)	1.2 6 1 0 0 1 0 0 0 0 0 0 8 8 0.00 0.600																			
Ed Sprague, R ERA: 3.17 (8, 1)	1.0 5 0 0 0 1 2 0 0 0 1 0 5 13 0.00 2.000																			
Ken Sanders, R ERA: 3.39 (9, 1)	1.0 5 2 2 1 1 0 0 0 0 0 0 7 7 9.00 2.000																			
<b>Batter</b>	<b>1</b>	<b>2</b>	<b>3</b>	<b>4</b>	<b>5</b>	<b>6</b>	<b>7</b>	<b>8</b>	<b>9</b>	<b>AB</b>	<b>R</b>	<b>H</b>	<b>RBI</b>	<b>BB</b>	<b>SO</b>	<b>LOB</b>	<b>BOTTOM</b>			
Bert Campaneris, R OBP: 0.304, SLG: 0.316 (1, 6)	0-0 3-1		0-0 F8		0-0 G6-4-3 1B		0-0 1B 1B 2B 1B	0-0 E5		5	1	2	0	0	0	2				
Danny Cater, R OBP: 0.337, SLG: 0.377 (1, 3)	0-0 WP 2B		0-0 FC5-4 1B		0-0 G6-4-3 1B		0-0 1B 2B 1B	0-0 F9		5	1	3	0	0	0	4				
Rick Monday, L OBP: 0.405, SLG: 0.448 (1, 8)	0-3 K		0-0 FC5-4 1B		0-0 1B 3B		0-0 1B 2B 1B		0-3 K	5	1	2	0	0	2	2				
Sal Bando, R OBP: 0.322, SLG: 0.377 (1, 5)	4-0 BB		0-0 FC6-4 1B		0-0 F8		0-0 1B 2B		0-0 2B 6-3 1B	4	1	3	3	1	0	1				
Reggie Jackson, L OBP: 0.329, SLG: 0.453 (1, 9)	0-3 K		0-0 FC6-4 1B		0-0 F8		0-0 K		0-0 1B 2B	5	0	1	0	0	2	5				
Mike Hershberger, R OBP: 0.325, SLG: 0.375 (1, 7)		0-0 2B		0-0 1B		0-0 5-3		0-0 6-3	0-0 6-3	5	0	2	1	0	0	1				
John Donaldson, L OBP: 0.312, SLG: 0.282 (1, 4)		0-0 6-3		0-0 G4-6-3 1B		0-0 F7		0-0 E 1B 1B	0-3 K	5	0	2	0	0	1	2				
Dave Duncan, R OBP: 0.243, SLG: 0.283 (1, 2)		0-0 F7		0-0 F8		0-0 5-3		0-3 K		4	0	0	0	0	1	4				
Chuck Dobson, R OBP: 0.290, SLG: 0.240 (4, PH)		0-3 K		0-0 G4-6-3 1B		0-0 F8		0-0 E 1B		1	0	0	0	0	0	1				
Joe Rudi, R OBP: 0.240, SLG: 0.232 (4, PH)										1	0	0	0	0	0	2				
Jack Aker, R OBP: 0.290, SLG: 0.232 (5, 1)										0	0	0	0	0	0	0				
Paul Lindblad, L OBP: 0.290, SLG: 0.232 (6, 1)										0	0	0	0	0	0	0				
Dick Green, R OBP: 0.290, SLG: 0.232 (7, PH)										0	0	0	0	0	0	0				
Ed Sprague, R OBP: 0.290, SLG: 0.232 (8, 1)										0	0	0	0	0	0	0				
Ted Kubak, R OBP: 0.290, SLG: 0.232 (8, PH)										0	0	0	0	0	0	0				
Ken Sanders, R (9, 1)										0	0	0	0	0	0	0				
<b>Inning Stats</b>	R: 0 E: 0 K: 2 S: 8	H: 1 LOB: 1 BB: 1 P: 12	R: 0 E: 0 K: 1 S: 6	H: 1 LOB: 0 BB: 0 P: 6	R: 0 E: 0 K: 0 S: 5	H: 2 LOB: 2 BB: 0 P: 5	R: 0 E: 0 K: 0 S: 4	H: 2 LOB: 1 BB: 0 P: 4	R: 0 E: 0 K: 0 S: 3	H: 0 LOB: 0 BB: 0 P: 3	R: 3 E: 0 K: 1 S: 9	H: 4 LOB: 1 BB: 0 P: 9	R: 0 E: 1 K: 1 S: 8	H: 2 LOB: 3 BB: 0 P: 8	R: 1 E: 0 K: 2 S: 9	H: 2 LOB: 1 BB: 0 P: 9	1B: 11 2B: 4 3B: 1 HR: 0	SF: 0 SAC: 0 DP: 2 HBP: 0	WP: 1 PB: 0 SB: 0 CS: 0	PA: 43
<b>PITCHER</b>	IP WLS BF H R ER SO BB IBB HBP BLK WP HR S P ERA WHIP																			
Jim Kaat, L ERA: 2.77 (1, 1)	7.1 W 34 13 3 3 4 1 0 0 0 0 0 0 41 45 3.68 1.909																			
Ron Perranoski, L ERA: 2.56 (8, 1)	1.2 S 9 3 1 1 3 0 0 0 0 0 0 0 15 15 5.40 1.800																			


Minnesota Twins @ Oakland Athletics  
Oakland-Alameda County Coliseum, Oakland, CA  
Fri Jul 26 1968, 7:05 PM PDT  
Att: 10,867 - Unknown

AB 37  
R 10  
H 11  
RBI 7  
BB 7  
SO 10  
LOB 21



Minnesota Twins @ Oakland Athletics  
Oakland-Alameda County Coliseum, Oakland, CA  
Fri Jul 26 1968, 7:05 PM PDT  
Att: 10,867 - Unknown

AB 42  
R 4  
H 16  
RBI 4  
BB 1  
SO 7  
LOB 24



livebaseballscores.com

livebaseballscores.com







Batter	1	2	3	4	5	6	7	8	9	AB	R	H	RBI	BB	SO	LOB	TOP									
<b>Cesar Tovar, R</b> OBP: 0.317, SLG: 0.363 (1, 5)										4	0	0	0	0	0	0										
<b>Rich Reese, L</b> OBP: 0.304, SLG: 0.345 (1, 3)										4	1	1	0	0	0	0										
<b>Jim Holt, L</b> OBP: 0.233, SLG: 0.259 (1, 9)										4	0	0	0	0	0	1										
<b>Bob Allison, R</b> OBP: 0.332, SLG: 0.455 (1, 7)										4	1	2	2	0	1	0										
<b>Ted Uhlhaender, L</b> OBP: 0.328, SLG: 0.417 (1, 8)										4	0	0	0	0	0	1										
<b>John Roseboro, L</b> OBP: 0.312, SLG: 0.306 (1, 2)										3	1	1	1	1	0	1										
<b>Frank Quilici, R</b> OBP: 0.325, SLG: 0.374 (1, 4)										3	0	1	0	0	0	1										
<b>Rick Renick, R</b> OBP: 0.238, SLG: 0.400 (8, PH)										2	0	0	0	0	1	2										
<b>Rich Rollins, R</b> OBP: 0.291, SLG: 0.364 (8, 5)										1	0	0	0	0	0	0										
<b>Jim Merritt, L</b> OBP: 0.222, SLG: 0.200 (1, 1)										2	0	0	0	0	0	2										
<b>Rod Carew, L</b> OBP: 0.332, SLG: 0.348 (8, PH)										1	0	0	0	0	0	0										
<b>Ron Keller, R</b> (8, 1)										0	0	0	0	0	0	0										
<b>Inning Stats</b>	R: 0 E: 0 K: 0 S: 3	H: 0 LOB: 0 BB: 0 P: 3	R: 1 E: 0 K: 0 S: 4	H: 1 LOB: 0 BB: 0 P: 4	R: 0 E: 0 K: 1 S: 5	H: 0 LOB: 0 BB: 0 P: 5	R: 0 E: 0 K: 1 S: 5	H: 0 LOB: 0 BB: 0 P: 5	R: 0 E: 0 K: 0 S: 4	H: 1 LOB: 2 BB: 1 P: 8	R: 0 E: 0 K: 0 S: 3	H: 0 LOB: 0 BB: 0 P: 3	R: 0 E: 1 K: 0 S: 4	H: 1 LOB: 1 BB: 0 P: 4	R: 0 E: 0 K: 0 S: 3	H: 0 LOB: 0 BB: 0 P: 3	R: 2 E: 0 K: 0 S: 5	H: 2 LOB: 0 BB: 0 P: 5	1B: 3 2B: 0 3B: 0 HR: 2	SF: 0 SAC: 0 DP: 0 HBP: 0	WP: 0 PB: 0 SB: 0 CS: 0	PA: 33				
<b>PITCHER</b>	IP	WLS	BF	H	R	ER	SO	BB	IBB	HBP	BLK	WP	HR	S	P	ERA	WHIP									
<b>Jim Nash, R</b> ERA: 2.01	(1, 1)	8.1	W	31	5	3	3	2	1	0	0	0	0	2	34	38	3.24	0.720								
<b>Paul Lindblad, L</b> ERA: 2.19	(9, 1)	0.2	S	2	0	0	0	0	0	0	0	0	0	2	2	0.00	0.000									

**Minnesota Twins @ Oakland Athletics**  
Oakland-Alameda County Coliseum, Oakland, CA  
Sun Jul 28 1968, 3:33 AM PDT  
Att: 13,478 - Unknown

AB	32
R	3
H	5
RBI	3
BB	1
SO	2
LOB	8



Batter	1	2	3	4	5	6	7	8	9	AB	R	H	RBI	BB	SO	LOB	BOTTOM									
<b>Bert Campaneris, R</b> OBP: 0.303, SLG: 0.320 (1, 6)										4	1	2	0	0	0	0										
<b>Danny Cater, R</b> OBP: 0.335, SLG: 0.377 (1, 3)										4	1	1	1	0	0	1										
<b>Rick Monday, L</b> OBP: 0.409, SLG: 0.444 (1, 8)										2	1	0	0	2	0	0										
<b>Sal Bando, R</b> OBP: 0.330, SLG: 0.382 (1, 5)										3	0	1	1	1	0	0										
<b>Mike Hershberger, R</b> OBP: 0.320, SLG: 0.366 (1, 7)										4	0	2	1	0	0	0										
<b>Reggie Jackson, L</b> OBP: 0.328, SLG: 0.461 (1, 9)										3	0	0	0	0	1	3										
<b>Dave Duncan, R</b> OBP: 0.238, SLG: 0.276 (1, 2)										3	0	0	0	0	0	1										
<b>John Donaldson, L</b> OBP: 0.313, SLG: 0.285 (1, 4)										3	0	0	0	0	1	1										
<b>Jim Nash, R</b> OBP: 0.077, SLG: 0.192 (1, 1)										3	1	1	1	0	2	0										
<b>Paul Lindblad, L</b> OBP: 0.375, SLG: 0.500 (9, 1)										0	0	0	0	0	0	0										
<b>Inning Stats</b>	R: 1 E: 0 K: 0 S: 4	H: 1 LOB: 2 BB: 2 P: 12	R: 0 E: 0 K: 1 S: 5	H: 0 LOB: 0 BB: 0 P: 5	R: 0 E: 0 K: 1 S: 5	H: 0 LOB: 0 BB: 0 P: 5	R: 0 E: 0 K: 1 S: 5	H: 0 LOB: 0 BB: 0 P: 5	R: 0 E: 0 K: 0 S: 3	H: 0 LOB: 0 BB: 0 P: 3	R: 3 E: 0 K: 1 S: 8	H: 4 LOB: 1 BB: 1 P: 12	R: 0 E: 0 K: 0 S: 4	H: 1 LOB: 1 BB: 0 P: 4	R: 0 E: 0 K: 1 S: 5	H: 0 LOB: 0 BB: 0 P: 5	R: 0 E: 0 K: 0 S: 3	H: 0 LOB: 0 BB: 0 P: 3	1B: 5 2B: 0 3B: 1 HR: 1	SF: 0 SAC: 0 DP: 0 HBP: 0	WP: 0 PB: 0 SB: 0 CS: 0	PA: 32				
<b>PITCHER</b>	IP	WLS	BF	H	R	ER	SO	BB	IBB	HBP	BLK	WP	HR	S	P	ERA	WHIP									
<b>Jim Merritt, L</b> ERA: 3.27	(1, 1)	7.0	L	29	7	4	4	4	3	0	0	0	0	3	34	46	5.14	1.429								
<b>Ron Keller, R</b> ERA: 2.57	(8, 1)	1.0		3	0	0	0	0	0	0	0	0	0	3	3	0.00	0.000									

**Minnesota Twins @ Oakland Athletics**  
Oakland-Alameda County Coliseum, Oakland, CA  
Sun Jul 28 1968, 3:33 AM PDT  
Att: 13,478 - Unknown

AB	29
R	4
H	7
RBI	4
BB	3
SO	4
LOB	6





Batter	1	2	3	4	5	6	7	8	9	AB	R	H	RBI	BB	SO	LOB	TOP									
<b>Cesar Tovar, R</b> OBP: 0.319, SLG: 0.364 (1, 5)										4	1	2	0	0	1	1	<b>Minnesota Twins @ California Angels</b> Anaheim Stadium, Anaheim, CA Mon Jul 29 1968, 10:05 PM EDT Att: 14,237 - Unknown									
<b>Rich Reese, L</b> OBP: 0.296, SLG: 0.336 (1, 3)										4	0	0	0	0	1	3										
<b>Ted Uhlhaender, L</b> OBP: 0.328, SLG: 0.415 (1, 8)										4	0	1	1	0	1	1										
<b>Bob Allison, R</b> OBP: 0.331, SLG: 0.451 (1, 7)										4	0	1	0	0	0	1										
<b>John Roseboro, L</b> OBP: 0.308, SLG: 0.302 (1, 2)										4	0	0	0	0	0	2										
<b>Frank Quijici, R</b> OBP: 0.319, SLG: 0.367 (1, 4)										3	0	0	0	0	0	1										
<b>Jim Holt, L</b> OBP: 0.222, SLG: 0.246 (1, 9)										3	0	0	0	0	0	1										
<b>Rick Renick, R</b> OBP: 0.227, SLG: 0.381 (1, 6)										3	0	0	0	0	2	0										
<b>Dean Chance, R</b> OBP: 0.115, SLG: 0.069 (8, PH)										1	0	0	0	0	1	0										
<b>Rod Carew, L</b> OBP: 0.331, SLG: 0.347 (8, 1)										1	0	0	0	0	0	0										
<b>Ron Ferranoski, L</b> OBP: 0.230, SLG: 0.319 (8, 1)										0	0	0	0	0	0	0										
<b>Inning Stats</b>	R: 1 E: 0 K: 0 S: 5	H: 2 LOB: 1 BB: 0 P: 5	R: 0 E: 0 K: 0 S: 3	H: 0 LOB: 3 BB: 0 P: 3	R: 0 E: 0 K: 2 S: 8	H: 1 LOB: 1 BB: 0 P: 8	R: 0 E: 0 K: 0 S: 4	H: 1 LOB: 1 BB: 0 P: 4	R: 0 E: 0 K: 3 S: 9	H: 0 LOB: 1 BB: 0 P: 10	R: 0 E: 0 K: 1 S: 5	H: 0 LOB: 0 BB: 0 P: 5	R: 0 E: 0 K: 0 S: 3	H: 0 LOB: 0 BB: 0 P: 3	R: 0 E: 0 K: 0 S: 3	H: 0 LOB: 0 BB: 0 P: 3	1B: 4 2B: 0 3B: 0 HR: 0	SF: 0 SAC: 0 DP: 0 HBP: 1	WP: 0 PB: 0 CS: 0	PA: 32						
<b>PITCHER</b> <b>Sammy Ellis, R</b> ERA: 3.85 (1, 1)	IP: 9.0 WLS: W BF: 32	H: 4 R: 1 ER: 1 SO: 6	BB: 0 IBB: 0 HBP: 1 BLK: 0	WP: 0 HR: 0 S: 43 P: 44	ERA: 1.00 WHIP: 0.444											ERA: 1.00 WHIP: 0.444										

livebaseballscores.com



AB 31  
R 1  
H 4  
RBI 1  
BB 0  
SO 6  
LOB 10

Batter	1	2	3	4	5	6	7	8	9	AB	R	H	RBI	BB	SO	LOB	BOTTOM									
<b>Vic Davalillo, L</b> OBP: 0.271, SLG: 0.353 (1, 8)										3	0	3	0	1	0	0	<b>Minnesota Twins @ California Angels</b> Anaheim Stadium, Anaheim, CA Mon Jul 29 1968, 10:05 PM EDT Att: 14,237 - Unknown									
<b>Jim Fregosi, R</b> OBP: 0.331, SLG: 0.406 (1, 6)										5	0	1	0	0	1	7										
<b>Roger Repoz, L</b> OBP: 0.309, SLG: 0.384 (1, 9)										5	0	1	1	0	3	3										
<b>Rick Reichardt, R</b> OBP: 0.322, SLG: 0.402 (1, 7)										4	0	1	0	0	0	3										
<b>Don Mincher, L</b> OBP: 0.311, SLG: 0.382 (1, 3)										3	1	3	0	0	0	0										
<b>Aurelio Rodriguez, R</b> OBP: 0.322, SLG: 0.372 (1, 5)										4	0	1	0	0	0	4										
<b>Tom Satriono, L</b> OBP: 0.322, SLG: 0.319 (1, 2)										2	0	2	1	2	0	0										
<b>Bobby Knoop, R</b> OBP: 0.282, SLG: 0.308 (1, 4)										2	0	0	0	0	2	3										
<b>Ed Kirkpatrick, L</b> OBP: 0.321, SLG: 0.275 (5, PH)										1	0	0	0	0	0	3										
<b>Chuck Hinton, R</b> OBP: 0.230, SLG: 0.319 (6, 4)										1	0	0	0	0	0	2										
<b>Sammy Ellis, L</b> OBP: 0.098, SLG: 0.051 (1, 1)										1	1	0	0	0	1	0										
<b>Inning Stats</b>	R: 0 E: 0 K: 1 S: 6	H: 2 LOB: 1 BB: 0 P: 6	R: 1 E: 0 K: 1 S: 8	H: 3 LOB: 3 BB: 1 P: 12	R: 0 E: 0 K: 1 S: 6	H: 1 LOB: 1 BB: 0 P: 6	R: 0 E: 0 K: 1 S: 7	H: 2 LOB: 2 BB: 0 P: 7	R: 0 E: 0 K: 0 S: 4	H: 1 LOB: 3 BB: 1 P: 9	R: 1 E: 0 K: 1 S: 6	H: 1 LOB: 1 BB: 0 P: 7	R: 0 E: 0 K: 0 S: 3	H: 1 LOB: 1 BB: 0 P: 8	R: 0 E: 0 K: 2 S: 8	H: 1 LOB: 1 BB: 0 P: 8	1B: 11 2B: 2 3B: 0 HR: 0	SF: 0 SAC: 3 DP: 2 HBP: 2	WP: 1 PB: 0 CS: 0	PA: 39						
<b>PITCHER</b> <b>Dean Chance, R</b> ERA: 2.52 (1, 1)	IP: 7.0 WLS: L BF: 35	H: 11 R: 2 ER: 2 SO: 5	BB: 0 IBB: 3 HBP: 2 BLK: 0	WP: 1 HR: 0 S: 40 P: 54	ERA: 2.57 WHIP: 1.571											ERA: 2.57 WHIP: 1.571										
<b>Ron Ferranoski, L</b> ERA: 2.52 (8, 1)	IP: 1.0 WLS: L BF: 4	H: 1 R: 0 ER: 0 SO: 2	BB: 0 IBB: 0 HBP: 0 BLK: 0	WP: 0 HR: 0 S: 8 P: 8	ERA: 0.00 WHIP: 1.000											ERA: 0.00 WHIP: 1.000										

livebaseballscores.com



AB 31  
R 2  
H 12  
RBI 2  
BB 3  
SO 7  
LOB 25





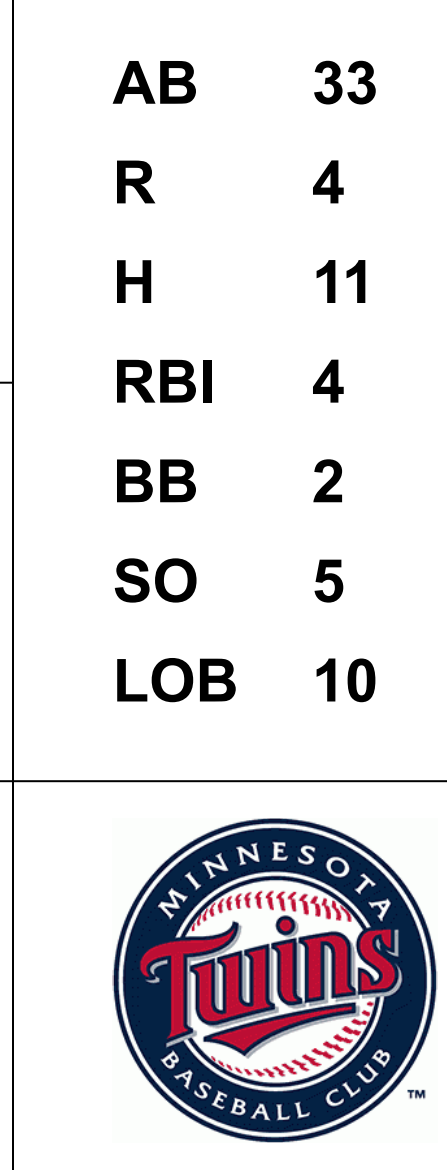


Batter	1	2	3	4	5	6	7	8	9	AB	R	H	RBI	BB	SO	LOB	TOP																			
Luis Aparicio, R OBP: 0.314, SLG: 0.359 (1, 6)	F3		1-6-3		F9			1B		4	1	1	0	0	0	1	<b>Chicago White Sox @ Minnesota Twins</b> Metropolitan Stadium, Bloomington, MI Thu Aug 01 1968, 4:33 AM EDT Att: 14,140 - Unknown - 75 F																			
Tom McCraw, L OBP: 0.279, SLG: 0.364 (1, 3)	BB		FC4-6		L8			F9		3	0	1	0	1	0	1																				
Walt Williams, R OBP: 0.196, SLG: 0.180 (1, 7)	L6		FC4-6		F8			1B		4	0	1	0	0	0	2																				
Leon Wagner, L OBP: 0.363, SLG: 0.356 Bob Locker, S (8, 1)	3-1				L8			1B		4	0	2	1	0	0	1																				
Duane Josephson, R OBP: 0.291, SLG: 0.358 (1, 2)		6-3		K				F4		4	0	0	0	0	1	3																				
Dick Kenworthy, R OBP: 0.270, SLG: 0.260 (1, 5)	F8			1-3				1-3		4	0	0	0	0	0	0																				
Ken Berry, R OBP: 0.289, SLG: 0.343 (1, 8)					4-3			F9		4	0	1	0	0	0	0																				
Sandy Alomar Sr., S OBP: 0.318, SLG: 0.306 (1, 4)	L9							4-3		4	0	2	0	0	0	1																				
Jack Fisher, R OBP: 0.167, SLG: 0.172 Gail Hopkins, L OBP: 0.300, SLG: 0.176 Cisco Carlos, R OBP: 0.136, SLG: 0.050 Woodie Held, R OBP: 0.253, SLG: 0.156 (8, 9)			G2		1-3			6-3	F3	1	0	0	0	0	0	0																				
<b>Inning Stats</b>	R: 0 E: 0 K: 0 S: 3	H: 0 LOB: 1 BB: 1 P: 7	R: 0 E: 0 K: 0 S: 4	H: 1 LOB: 1 BB: 0 P: 4	R: 0 E: 0 K: 1 S: 4	H: 1 LOB: 1 BB: 0 P: 4	R: 0 E: 0 K: 1 S: 5	H: 0 LOB: 0 BB: 0 P: 5	R: 0 E: 0 K: 0 S: 4	H: 1 LOB: 1 BB: 0 P: 4	R: 0 E: 0 K: 0 S: 3	H: 0 LOB: 0 BB: 0 P: 3	R: 1 E: 0 K: 0 S: 6	H: 3 LOB: 2 BB: 0 P: 6	R: 0 E: 0 K: 0 S: 4	H: 1 LOB: 1 BB: 0 P: 4		1B: 7 2B: 1 3B: 0 HR: 0	SF: 0 SAC: 0 DP: 0 HBP: 0	WP: 0 PB: 0 SB: 1 CS: 0	PA: 36															
<b>PITCHER</b>	IP	WLS	BF	H	R	ER	SO	BB	IBB	HBP	BLK	WP	HR	S	P	ERA	WHIP	<b>PITCHER</b>		IP	WLS	BF	H	R	ER	SO	BB	IBB	HBP	BLK	WP	HR	S	P	ERA	WHIP
Jim Perry, R ERA: 2.81 (1, 1)	8.2	W	34	7	1	1	1	1	0	0	0	0	0	35	39	1.04	0.923																			
Dean Chance, R ERA: 2.52 (9, 1)	0.1	S	2	1	0	0	0	0	0	0	0	0	0	2	2	0.00	3.000																			

AB	35
R	1
H	8
RBI	1
BB	1
SO	1
LOB	11



Batter	1	2	3	4	5	6	7	8	9	AB	R	H	RBI	BB	SO	LOB	BOTTOM																			
Cesar Tovar, R OBP: 0.319, SLG: 0.364 (1, 9)	F7			L8		L9				4	0	1	0	0	0	0	<b>Chicago White Sox @ Minnesota Twins</b> Metropolitan Stadium, Bloomington, MI Thu Aug 01 1968, 4:33 AM EDT Att: 14,140 - Unknown - 75 F																			
Rich Reese, L OBP: 0.300, SLG: 0.333 (1, 3)	3-1	G4-6-3				6-3				3	0	0	0	1	0	2																				
Ted Uhlhaender, L OBP: 0.330, SLG: 0.416 (1, 8)	CS	CS		K		G3				4	1	2	1	0	1	1																				
Bob Allison, R OBP: 0.341, SLG: 0.471 (1, 7)	1B	CS	F7		HR			K		4	2	2	2	0	1	0																				
John Roseboro, L OBP: 0.312, SLG: 0.315 (1, 2)	2B		K		F1			K		4	0	1	0	0	2	0																				
Rod Carew, L OBP: 0.338, SLG: 0.359 (1, 4)			1B			K		K		4	0	3	1	0	1	0																				
Frank Quilici, R OBP: 0.331, SLG: 0.380 (1, 5)	BB			1B	G6-4-3			FC6-4		3	0	2	0	1	0	1																				
Ron Clark, R OBP: 0.228, SLG: 0.181 (1, 6)	F9		2-3			F8		FC6-4		4	0	0	0	0	0	6																				
Jim Perry, S OBP: 0.200, SLG: 0.382 Dean Chance, R OBP: 0.115, SLG: 0.069 (9, 1)		E6		4-3		L8				3	1	0	0	0	0	0																				
<b>Inning Stats</b>	R: 2 E: 0 K: 0 S: 7	H: 4 LOB: 3 BB: 1 P: 11	R: 1 E: 1 K: 0 S: 4	H: 2 LOB: 0 BB: 0 P: 4	R: 0 E: 0 K: 1 S: 7	H: 2 LOB: 2 BB: 0 P: 7	R: 0 E: 0 K: 1 S: 5	H: 0 LOB: 1 BB: 1 P: 9	R: 1 E: 0 K: 0 S: 4	H: 2 LOB: 0 BB: 0 P: 4	R: 0 E: 0 K: 0 S: 3	H: 0 LOB: 0 BB: 0 P: 3	R: 0 E: 0 K: 1 S: 5	H: 0 LOB: 0 BB: 0 P: 5	R: 0 E: 0 K: 2 S: 8	H: 1 LOB: 1 BB: 0 P: 8		R: 0 E: 0 K: 2 S: 8	H: 1 LOB: 1 BB: 0 P: 8	1B: 9 2B: 1 3B: 0 HR: 1	SF: 0 SAC: 0 DP: 2 HBP: 0	WP: 0 PB: 0 SB: 0 CS: 2	PA: 36													
<b>PITCHER</b>	IP	WLS	BF	H	R	ER	SO	BB	IBB	HBP	BLK	WP	HR	S	P	ERA	WHIP	<b>PITCHER</b>		IP	WLS	BF	H	R	ER	SO	BB	IBB	HBP	BLK	WP	HR	S	P	ERA	WHIP
Jack Fisher, R ERA: 2.94 (1, 1)	4.0	L	21	8	3	0	2	2	0	0	0	0	0	23	31	0.00	2.500																			
Cisco Carlos, R ERA: 3.35 (5, 1)	3.0		10	2	1	1	1	0	0	0	0	0	1	12	12	3.00	0.667																			
Bob Locker, R ERA: 2.59 (8, 1)	1.0		4	1	0	0	2	0	0	0	0	0	0	8	8	0.00	1.000																			





Batter	1	2	3	4	5	6	7	8	9	AB	R	H	RBI	BB	SO	LOB	TOP																	
Dick McAuliffe, L (1,4)	0-0 BB 2B 1B	0-0 CS 1B			0-0 F9		0-0 F9			4	1	2	0	0	0	0																		
Mickey Stanley, R (1,8)	4-0 BB 2B 1B	0-0 F8			0-0 1B 1B		0-0 F4			3	2	1	0	1	0	1																		
Al Kaline, R (1,3)	0-3 K		0-0 F5		0-0 1B 1B		0-0 L4			4	1	1	0	0	1	2																		
Willie Horton, R (1,7)	4-0 2B SF8 1-2 2-3 BB		0-0 F5		0-0 1B 1-2 2-H 1B		0-0 4-3			3	1	1	1	1	0	0																		
Bill Freehan, R (1,2)	0-0 SF8 1-3 2-3 1B 2B		0-0 F6		0-0 1-2 2-H 1B		0-0 F3			4	1	2	3	0	0	0																		
Jim Northrup, L (1,9)	0-0 SF8		0-0 5-3		0-3 K		0-0 CS BB			2	0	0	1	1	1	2																		
Don Wert, R (1,5)	0-0 FC6 1-2 3-H 1B		0-0 L8		0-0 F7		0-0 CS 1-2		0-0 5-3	4	0	1	1	0	0	0																		
Dick Tracewski, R (1,6)	0-0 FC6 1-2 3-H 1B		0-0 F8		0-0 F4		0-0 4-3			4	0	0	0	0	0	1																		
Joe Sparma, R (1,1)		0-3 K			0-3 K		0-3 K		0-3 K	1	0	0	0	0	1	0																		
Mickey Lolich, S (3,1)										0	0	0	0	0	0	0																		
Dave Campbell, R (5,PH)										1	0	0	0	0	1	0																		
Don McMahon, R (5,1)										2	0	0	0	0	2	0																		
John Hiller, R (9,1)										0	0	0	0	0	0	0																		
Daryl Patterson, L (9,1)										0	0	0	0	0	0	0																		
<b>Inning Stats</b>	R: 4 E: 0 K: 1 S: 8	H: 3 LOB: 1 BB: 2 P: 16	R: 0 E: 0 K: 1 S: 5	H: 1 LOB: 0 BB: 0 P: 5	R: 0 E: 0 K: 0 S: 3	H: 0 LOB: 0 BB: 0 P: 3	R: 0 E: 0 K: 0 S: 3	H: 0 LOB: 0 BB: 0 P: 3	R: 2 E: 0 K: 2 S: 11	H: 4 LOB: 2 BB: 0 P: 11	R: 0 E: 0 K: 1 S: 5	H: 0 LOB: 0 BB: 0 P: 5	R: 0 E: 0 K: 0 S: 3	H: 0 LOB: 0 BB: 1 P: 6	R: 0 E: 0 K: 1 S: 5	H: 0 LOB: 0 BB: 0 P: 5	1B: 7 2B: 1 3B: 0 HR: 0	SF: 1 SAC: 0 DP: 0 HBP: 0	WP: 0 PB: 0 SB: 0 CS: 2	PA: 37														
<b>PITCHER</b>	IP WLS BF H R ER SO BB IBB HBP BLK WP HR S P ERA WHIP																																	
Jim Merritt, L (1,1)	0.2	7	3	4	4	1	2	0	0	0	0	0	0	0	7	15	54.00	7.500																
Bob Miller, R (1,1)	4.0	L	16	5	2	2	2	0	0	0	0	0	0	0	20	20	4.50	1.250																
Al Worthington, R (5,1)	3.1		10	0	0	2	1	0	0	0	0	0	0	0	13	17	0.00	0.300																
Ron Perranoski, L (9,1)	1.0		3	0	0	0	1	0	0	0	0	0	0	0	5	5	0.00	0.000																

Detroit Tigers @ Minnesota Twins  
Metropolitan Stadium, Bloomington, MI  
Fri Aug 02 1968, 8:05 PM EDT  
Att: 24,514 - Unknown - 80 F

AB 32  
R 6  
H 8  
RBI 6  
BB 3  
SO 6  
LOB 6



Batter	1	2	3	4	5	6	7	8	9	AB	R	H	RBI	BB	SO	LOB	BOTTOM																	
Cesar Tovar, R (1,9)	0-0 F9		0-0 L6-3	0-0 HR 1B		0-0 L5-3			0-0 L5-3 1B	5	1	2	0	0	0	0																		
Rich Reese, L (1,3)	0-0 L3		0-0 2B SF7 1B	1-H HR		0-0 L4-3			0-0 L5-3 1-2	5	2	2	2	0	0	1																		
Ted Uhlhaender, L (1,8)	0-0 2B		0-0 E 1-3 2B	0-3 K		0-0 L1-3			0-0 1B	5	1	3	0	0	1	0																		
Bob Allison, R (1,7)	0-0 F5		0-0 1B BB	0-3 K		0-0 L4-3			0-3 K	4	0	0	0	1	2	2																		
John Roseboro, L (1,2)		0-0 F8	0-0 SF7		0-0 1B 1B		0-0 F7			3	0	1	1	0	0	0																		
Rod Carew, L (1,4)		0-0 1B 2B	0-0 2-3 3-H 1-3 1B		0-0 1-3 1B		0-0 L6-3			4	0	3	1	0	0	0																		
Frank Quilici, R (1,5)		0-0 1B BB	0-0 F8		0-0 F8		0-3 K			3	0	0	0	1	1	3																		
Ron Clark, R (1,6)		0-0 1-2 2-3 1B		0-0 HR		0-0 L6-3			0-0 1B	4	1	3	1	0	0	1																		
Jim Merritt, L (1,1)		0-3 K		0-0 F4		0-3 K		0-3 K		0	0	0	0	0	0	0																		
Bob Miller, R (1,1)										2	0	0	0	0	1	2																		
Al Worthington, R (5,1)										1	0	0	0	1	0																			
Rich Rollins, R (8,PH)										1	0	0	0	1	1																			
Ron Perranoski, L (9,1)										0	0	0	0	0	0	0																		
<b>Inning Stats</b>	R: 0 E: 0 K: 0 S: 4	H: 1 LOB: 1 BB: 0 P: 4	R: 0 E: 0 K: 1 S: 6	H: 2 LOB: 1 BB: 1 P: 10	R: 2 E: 0 K: 0 S: 6	H: 3 LOB: 2 BB: 1 P: 10	R: 3 E: 0 K: 2 S: 10	H: 3 LOB: 0 BB: 0 P: 10	R: 0 E: 0 K: 0 S: 4	H: 2 LOB: 1 BB: 0 P: 4	R: 0 E: 0 K: 1 S: 5	H: 0 LOB: 0 BB: 0 P: 5	R: 0 E: 0 K: 0 S: 3	H: 0 LOB: 0 BB: 0 P: 3	R: 0 E: 0 K: 2 S: 8	H: 1 LOB: 1 BB: 0 P: 8	R: 0 E: 0 K: 1 S: 6	H: 2 LOB: 1 BB: 0 P: 6	1B: 9 2B: 4 3B: 0 HR: 2	SF: 1 SAC: 0 DP: 1 HBP: 0	WP: 0 PB: 0 SB: 0 CS: 0	PA: 40												
<b>PITCHER</b>	IP WLS BF H R ER SO BB IBB HBP BLK WP HR S P ERA WHIP																																	
Joe Sparma, R (1,1)	2.2	15	6	2	2	1	2	0	0	0	0	0	0	0	15	23	6.75	3.000																
Mickey Lolich, L (3,1)	1.1	7	3	3	3	2	0	0	0	0	0	2	11	11	20.25	2.250																		
Don McMahon, R (5,1)	4.0	W	15	4	0	0	3	0	0	0	0	0	0	21	21	0.00	1.000																	
John Hiller, L (9,1)	0.2		2	1	0	0	0	0	0	0	0	0	2	2	0.00	1.500																		
Daryl Patterson, R (9,1)	0.1	S	1	0	0	0	1	0	0	0	0	0	3	3	0.00	0.000																		

Detroit Tigers @ Minnesota Twins  
Metropolitan Stadium, Bloomington, MI  
Fri Aug 02 1968, 8:05 PM EDT  
Att: 24,514 - Unknown - 80 F

AB 37  
R 5  
H 14  
RBI 5  
BB 2  
SO 7  
LOB 10





Batter	1	2	3	4	5	6	7	8	9	AB	R	H	RBI	BB	SO	LOB	TOP			
Dick McAuliffe, L (1,4) OBP: 0.343, SLG: 0.442 (8,6)	WP 1B		4-3			4-3		F8		4	0	1	0	0	0	1				
Jim Northrup, L (1,8) OBP: 0.321, SLG: 0.443	K 1-2		4-3			BB		4-3		3	0	0	0	1	1	2				
Al Kaline, R (1,9) OBP: 0.390, SLG: 0.405	K			L4-3		L6			F6	4	0	0	0	0	1	2				
Willie Horton, R (1,7) OBP: 0.355, SLG: 0.563	G3			6-3			G5-4-3 BB 1B		5-3	4	0	1	0	0	0	1				
Norm Cash, L (1,3) OBP: 0.303, SLG: 0.457		K		G3			G5-4-3 BB 1-2		K	3	0	0	0	1	2	0				
Bill Freehan, R (1,2) OBP: 0.381, SLG: 0.436					6-3		G5-4-3 BB 1-2 2-3			3	0	1	0	0	0	2				
Don Wert, R (1,5) OBP: 0.267, SLG: 0.321					5-3			F8		3	0	0	0	0	0	2				
Dick Tracewski, R (1,6) OBP: 0.230, SLG: 0.257 (8,PH)								F6		2	0	0	0	0	2	1				
Mickey Stanley, R (8,PH) OBP: 0.295, SLG: 0.363										1	0	0	0	0	0	0				
Dave Campbell, R (8,4)										0	0	0	0	0	0	0				
Earl Wilson, R (1,1) OBP: 0.227, SLG: 0.397 (3,1)										1	0	0	0	0	1	0				
John Wyatt, L (3,1)										0	0	0	0	0	0	0				
Wayne Comer, R (6,PH) OBP: 0.145, SLG: 0.187 (8,1)										1	0	0	0	0	1	0				
Pat Dobson, R (8,1) OBP: 0.226, SLG: 0.443 (8,PH)										0	0	0	0	0	0	0				
Gates Brown, L (8,PH) OBP: 0.482, SLG: 0.995 (8,1)										1	0	1	0	0	0	0				
Jon Warden, S (8,1)										0	0	0	0	0	0	0				
<b>Inning Stats</b>	R: 0 E: 0 K: 2 S: 8	H: 1 LOB: 1 BB: 0 P: 8	R: 0 E: 0 K: 2 S: 8	H: 1 LOB: 1 BB: 0 P: 8	R: 0 E: 0 K: 1 S: 5	H: 0 LOB: 0 BB: 0 P: 5	R: 0 E: 0 K: 0 S: 3	H: 0 LOB: 0 BB: 0 P: 3	R: 0 E: 0 K: 1 S: 5	H: 0 LOB: 1 BB: 1 P: 9	R: 0 E: 0 K: 0 S: 3	H: 1 LOB: 1 BB: 1 P: 7	R: 0 E: 0 K: 0 S: 4	H: 1 LOB: 1 BB: 0 P: 4	R: 0 E: 0 K: 1 S: 5	H: 0 LOB: 0 BB: 0 P: 5	1B: 4 2B: 0 3B: 0 HR: 0	SF: 0 SAC: 0 DP: 1 HBP: 0	WP: 1 PB: 0 SB: 0 CS: 0	PA: 32
<b>PITCHER</b> Dean Chance, R (1,1) ERA: 2.4	IP: 9.0 WLS: W BF: 32 H: 4 R: 0 ER: 0 SO: 8 BB: 2 IBB: 0 HBP: 0 BLK: 0 WP: 1 HR: 0 S: 46 P: 54 ERA: 0.00 WHIP: 0.667															<b>PITCHER</b>	IP: 9.0 WLS: W BF: 32 H: 4 R: 0 ER: 0 SO: 8 BB: 2 IBB: 0 HBP: 0 BLK: 0 WP: 1 HR: 0 S: 46 P: 54 ERA: 0.00 WHIP: 0.667			

Detroit Tigers @ Minnesota Twins  
Metropolitan Stadium, Bloomington, MI  
Sat Aug 03 1968, 4:33 AM EDT  
Att: 22,828 - Unknown - 84 F

AB 30  
R 0  
H 4  
RBI 0  
BB 2  
SO 8  
LOB 11



Batter	1	2	3	4	5	6	7	8	9	AB	R	H	RBI	BB	SO	LOB	BOTTOM			
Cesar Tovar, R (1,9) OBP: 0.321, SLG: 0.365 (9,5)	S 3B 1B		6-3					F8		4	1	2	1	0	0	1				
Rich Reese, L (1,3) OBP: 0.307, SLG: 0.376	1H FC5-2-5 3B			2B			L7		1-3	4	1	2	1	0	0	1				
Ted Uhlhaender, L (1,8) OBP: 0.330, SLG: 0.419	F5			L9			G3		G3	4	0	0	0	0	0	2				
Bob Allison, R (1,7) OBP: 0.338, SLG: 0.459	FC5-2-5 3H			5-3			5-3			3	0	0	0	1	0	2				
John Roseboro, L (1,2) OBP: 0.314, SLG: 0.322	G3								L9	4	0	2	1	0	0	2				
Rich Rollins, R (1,5) OBP: 0.286, SLG: 0.355									L9	4	1	1	0	0	0	3				
Jim Holt, L (9,9) OBP: 0.222, SLG: 0.246									L9	0	0	0	0	0	0	0				
Ron Clark, R (1,6) OBP: 0.284, SLG: 0.288										4	1	2	1	0	0	1				
Frank Quilici, R (1,4) OBP: 0.324, SLG: 0.366										3	0	0	0	0	1	2				
Dean Chance, R (1,1) OBP: 0.109, SLG: 0.066										3	0	0	0	0	2	2				
<b>Inning Stats</b>	R: 1 E: 0 K: 0 S: 5	H: 2 LOB: 1 BB: 0 P: 5	R: 1 E: 0 K: 0 S: 5	H: 2 LOB: 1 BB: 0 P: 5	R: 1 E: 0 K: 2 S: 9	H: 2 LOB: 1 BB: 0 P: 9	R: 0 E: 0 K: 0 S: 4	H: 1 LOB: 1 BB: 0 P: 4	R: 0 E: 0 K: 1 S: 5	H: 0 LOB: 0 BB: 0 P: 5	R: 0 E: 0 K: 0 S: 3	H: 0 LOB: 0 BB: 0 P: 3	R: 0 E: 0 K: 0 S: 3	H: 0 LOB: 1 BB: 1 P: 7	R: 0 E: 0 K: 0 S: 3	H: 0 LOB: 1 BB: 1 P: 7	1B: 5 2B: 2 3B: 2 HR: 0	SF: 0 SAC: 0 DP: 0 HBP: 0	WP: 0 PB: 0 SB: 2 CS: 0	PA: 34
<b>PITCHER</b> Earl Wilson, R (1,1) ERA: 3.03 John Wyatt, L (3,1) ERA: 2.66 Pat Dobson, R (6,1) ERA: 2.27 Jon Warden, L (8,1) ERA: 3.82	IP: 2.2 WLS: L BF: 14 H: 6 R: 3 ER: 3 SO: 3 BB: 0 IBB: 0 HBP: 0 BLK: 0 WP: 0 HR: 0 S: 14 P: 14 ERA: 10.12 WHIP: 2.250															<b>PITCHER</b>	IP: 2.2 WLS: L BF: 14 H: 6 R: 3 ER: 3 SO: 3 BB: 0 IBB: 0 HBP: 0 BLK: 0 WP: 0 HR: 0 S: 14 P: 14 ERA: 10.12 WHIP: 2.250			

Detroit Tigers @ Minnesota Twins  
Metropolitan Stadium, Bloomington, MI  
Sat Aug 03 1968, 4:33 AM EDT  
Att: 22,828 - Unknown - 84 F

AB 33  
R 4  
H 9  
RBI 4  
BB 1  
SO 3  
LOB 16









Batter	1	2	3	4	5	6	7	8	9	AB	R	H	RBI	BB	SO	LOB	TOP								
<b>Cesar Tovar</b> , R OBP: 0.322, SLG: 0.369 (1, 5)	0-0 1B 2B		0-0 S E 1B		0-0 SF8		0-3 K			3	2	2	1	0	1	0									
<b>Rich Reese</b> , L OBP: 0.310, SLG: 0.378 (1, 3)	0-0 FC4-6 1B		0-0 E3 3-1 PO		0-0 1-3		4-0 BB			3	0	1	1	1	0	2									
<b>Ted Uhlhaender</b> , L OBP: 0.329, SLG: 0.414 (1, 8)	0-3 K		0-0 3-1		0-0 4-3		0-0 F9			4	0	0	0	0	1	5									
<b>Tony Oliva</b> , L OBP: 0.359, SLG: 0.511 (6, PR)	0-0 FC4-6 E		0-0 PO		0-0 K SH1 HR		0-3 6-3			3	0	1	0	0	1	1									
<b>Frank Kostro</b> , R OBP: 0.267, SLG: 0.267 (6, 9)	0-0 FC4-6 E		0-0 PO		0-0 K SH1 HR		0-3 6-3			1	1	0	0	0	0	0									
<b>Ron Perranoski</b> , L (8, 1)	0-0 FC4-6 E		0-0 PO		0-0 K SH1 HR		0-3 6-3			0	0	0	0	0	0	0									
<b>John Roseboro</b> , L OBP: 0.313, SLG: 0.319 (1, 2)	0-0 6-3		0-0 PO		0-0 K SH1 HR		0-0 6-3			2	0	1	0	1	0	1									
<b>Bob Allison</b> , R OBP: 0.335, SLG: 0.462 (1, 7)	0-0 6-3		0-0 PO		0-0 K SH1 HR		0-0 6-3			4	1	1	2	0	1	2									
<b>Rod Carew</b> , L OBP: 0.342, SLG: 0.370 (1, 4)	0-0 6-3		0-0 PO		0-0 K SH1 HR		0-0 6-3			4	1	1	0	0	1	1									
<b>Ron Clark</b> , R OBP: 0.263, SLG: 0.284 (1, 6)	0-0 6-3		0-0 PO		0-0 K SH1 HR		0-0 6-3			4	0	1	0	0	2	1									
<b>Jim Merritt</b> , L OBP: 0.232, SLG: 0.196 (6, 1)	0-0 6-3		0-0 PO		0-0 K SH1 HR		0-0 6-3			1	0	0	0	1	0	0									
<b>Al Worthington</b> , R (6, 1)	0-0 6-3		0-0 PO		0-0 K SH1 HR		0-0 6-3			1	0	0	0	0	1	0									
<b>Frank Quilici</b> , R OBP: 0.323, SLG: 0.359 (8, 5)	0-0 6-3		0-0 PO		0-0 K SH1 HR		0-0 6-3			1	0	0	0	0	0	0									
<b>Inning Stats</b>	R: 1 E: 1 K: 1 S: 7	H: 2 LOB: 1 BB: 0 P: 7	R: 0 E: 0 K: 2 S: 7	H: 0 LOB: 0 BB: 0 P: 7	R: 1 E: 1 K: 0 S: 4	H: 1 LOB: 0 BB: 0 P: 4	R: 0 E: 0 K: 1 S: 4	H: 1 LOB: 1 BB: 1 P: 8	R: 1 E: 0 K: 0 S: 5	H: 2 LOB: 2 BB: 1 P: 9	R: 2 E: 0 K: 1 S: 7	H: 1 LOB: 1 BB: 0 P: 7	R: 0 E: 0 K: 2 S: 7	H: 0 LOB: 1 BB: 1 P: 11	R: 0 E: 0 K: 0 S: 3	H: 1 LOB: 0 BB: 0 P: 3	R: 0 E: 0 K: 1 S: 5	H: 0 LOB: 0 BB: 0 P: 5	1B: 5 2B: 3 3B: 0 HR: 1	SF: 1 SAC: 1 DP: 1 HBP: 0	WP: 0 PB: 1 SB: 1 CS: 2	PA: 37			
<b>PITCHER</b>	IP	WLS	BF	H	R	ER	SO	BB	IBB	HBP	BLK	WP	HR	S	P	ERA	WHIP								
<b>Gene Brabender</b> , R ERA: 3.61 (1, 1)	4.0	L	17	6	3	2	4	1	0	0	0	0	0	24	28	4.50	1.750								
<b>John Morris</b> , L ERA: 3.39 (5, 1)	3.0		13	1	2	1	3	2	0	0	0	0	1	17	25	3.00	1.000								
<b>Eddie Watt</b> , R ERA: 2.33 (8, 1)	2.0		6	1	0	0	1	0	0	0	0	0	0	8	8	0.00	0.500								

Minnesota Twins @ Baltimore Orioles  
Memorial Stadium, Baltimore, MD  
Tue Aug 06 1968, 7:05 PM EDT  
Att: 14,201 - Unknown

AB	31
R	5
H	8
RBI	4
BB	3
SO	8
LOB	13




Batter	1	2	3	4	5	6	7	8	9	AB	R	H	RBI	BB	SO	LOB	BOTTOM								
<b>Don Buford</b> , S OBP: 0.361, SLG: 0.443 (1, 7)	0-0 1B		0-0 4-3			0-0 2-1	0-0 4-3		0-0 5-3	5	0	1	0	0	0	0									
<b>Mark Belanger</b> , R OBP: 0.241, SLG: 0.243 (6, PH)	0-3 K		0-0 F8			0-0 1B 2B		0-0 E 1B		2	0	0	0	0	1	1									
<b>Curt Motton</b> , R OBP: 0.311, SLG: 0.349 (7, 7)	0-3 K		0-0 F8			0-0 1B 2B		0-0 E 1B		2	2	2	0	0	0	0									
<b>Frank Robinson</b> , R OBP: 0.373, SLG: 0.420 (1, 9)	0-3 K		0-0 F8		0-3 K	0-0 1B 2B		0-0 F3		4	1	1	1	0	2	2									
<b>Boog Powell</b> , L OBP: 0.353, SLG: 0.458 (1, 3)	0-0 6-3		0-0 F8		0-0 4-3	0-0 1B 2B		0-0 E4		4	1	1	1	0	1	2									
<b>Brooks Robinson</b> , R OBP: 0.292, SLG: 0.393 (1, 5)	0-0 6-3		0-0 F8		0-3 K	0-0 1B 2B		0-0 F8		3	0	0	0	1	1	0									
<b>Davey Johnson</b> , R OBP: 0.330, SLG: 0.381 (7, 6)	0-3 K		0-0 F8		0-0 4-3	0-0 1B 2B		0-0 F8		4	0	3	1	0	1	0									
<b>Paul Blair</b> , R OBP: 0.274, SLG: 0.292 (1, 8)	0-0 6-3		0-0 F8		0-0 4-3	0-0 1B 2B		0-0 F8		1	0	0	0	1	0	1									
<b>Elrod Hendricks</b> , L OBP: 0.314, SLG: 0.526 (7, 2)	0-0 6-3		0-0 F8		0-0 4-3	0-0 1B 2B		0-0 F8		2	0	0	0	0	1	3									
<b>Andy Etchebarran</b> , R OBP: 0.300, SLG: 0.393 (7, 8)	0-3 K		0-0 F8		0-3 K	0-0 1B 2B		0-0 F8		2	0	0	0	0	2	2									
<b>Dave May</b> , L OBP: 0.257, SLG: 0.219 (9, PH)	0-3 K		0-0 F8		0-3 K	0-0 1B 2B		0-0 F8		1	0	0	0	0	0	0									
<b>Fred Valentine</b> , S OBP: 0.291, SLG: 0.370 (9, PH)	0-3 K		0-0 F8		0-3 K	0-0 1B 2B		0-0 F8		1	0	0	0	0	1	0									
<b>Gene Brabender</b> , R OBP: 0.143, SLG: 0.269 (5, 1)	0-0 6-3		0-0 F8		0-3 K	0-0 1B 2B		0-0 F8		1	0	0	0	0	0	0									
<b>John Morris</b> , R (5, 1)	0-0 6-3		0-0 F8		0-3 K	0-0 1B 2B		0-0 F8		1	0	0	0	0	1	1									
<b>Curt Blefary</b> , L OBP: 0.311, SLG: 0.328 (7, PH)	0-0 6-3		0-0 F8		0-3 K	0-0 1B 2B		0-0 F8		1	0	0	0	0	1	0									
<b>Eddie Watt</b> , R (8, 1)	0-0 6-3		0-0 F8		0-3 K	0-0 1B 2B		0-0 F8		0	0	0	0	0	0	0									
<b>Larry Haney</b> , R OBP: 0.300, SLG: 0.400 (9, PH)	0-0 6-3		0-0 F8		0-3 K	0-0 1B 2B		0-0 F8		1	0	0	0	0	0	0									
<b>Inning Stats</b>	R: 0 E: 0 K: 2 S: 8	H: 1 LOB: 1 BB: 0 P: 8	R: 0 E: 0 K: 2 S: 7	H: 0 LOB: 1 BB: 1 P: 11	R: 0 E: 0 K: 0 S: 3	H: 0 LOB: 0 BB: 0 P: 3	R: 0 E: 0 K: 2 S: 7	H: 0 LOB: 0 BB: 0 P: 7	R: 0 E: 0 K: 2 S: 8	H: 1 LOB: 1 BB: 0 P: 8	R: 2 E: 0 K: 2 S: 10	H: 3 LOB: 2 BB: 1 P: 14	R: 0 E: 0 K: 1 S: 5	H: 0 LOB: 0 BB: 0 P: 5	R: 2 E: 1 K: 0 S: 6	H: 3 LOB: 1 BB: 0 P: 6	R: 0 E: 0 K: 1 S: 5	H: 0 LOB: 0 BB: 0 P: 5	1B: 5 2B: 3 3B: 0 HR: 0	SF: 0 SAC: 0 DP: 0 HBP: 0	WP: 0 PB: 0 SB: 1 CS: 0	PA: 37			
<b>PITCHER</b>	IP	WLS	BF	H	R	ER	SO	BB	IBB	HBP	BLK	WP	HR	S	P	ERA	WHIP								
<b>Jim Merritt</b> , L ERA: 3.47 (1, 1)	5.2	W	24	5	2	2	9	2	0	0	0	0	0	40	48	3.18	1.235								
<b>Al Worthington</b> , R ERA: 2.68 (6, 1)	2.0		9	3	2	2	2	0	0	0	0	0	0	13	13	9.00	1.500								
<b>Ron Perranoski</b> , L ERA: 2.56 (8, 1)	1.1	S	4	0	0	0	1	0	0	0	0	0	0	6	6	0.00	0.000								


Minnesota Twins @ Baltimore Orioles  
Memorial Stadium, Baltimore, MD  
Tue Aug 06 1968, 7:05 PM EDT  
Att: 14,201 - Unknown

AB	35
R	4
H	8
RBI	3
BB	2
SO	12
LOB	12





Batter	1	2	3	4	5	6	7	8	9	AB	R	H	RBI	BB	SO	LOB	TOP			
<b>Cesar Tovar, R</b> OBP: 0.319, SLG: 0.365 (1, 5)	0-0 6-3		0-3 K			0-0 1-3		0-0 6-3		4	0	0	0	0	1	1	<b>Minnesota Twins @ Baltimore Orioles</b> Memorial Stadium, Baltimore, MD Wed Aug 07 1968, 7:05 PM EDT Unknown 			
<b>Rich Reese, L</b> OBP: 0.304, SLG: 0.369 (1, 3)	0-0 F5				0-0 F8	0-0 4-3		0-0 F8		4	0	0	0	0	0	0				
<b>Ted Uhlhaender, L</b> OBP: 0.330, SLG: 0.415 (1, 8)	0-0 4-3			G5-4-3 1B		0-0 1B			0-0 F7	4	0	2	0	0	0	0				
<b>Bob Allison, R</b> OBP: 0.334, SLG: 0.459 (1, 7)		0-0 F6		G5-4-3 1-2		0-0 1B			0-3 K	4	0	1	0	0	1	1				
<b>Rod Carew, L</b> OBP: 0.341, SLG: 0.368 (1, 4)	0-0 6-3					0-0 1B		0-0 F8		4	0	1	0	0	0	2				
<b>Ron Clark, R</b> OBP: 0.255, SLG: 0.275 (1, 6)	0-3 K					0-0 F2		0-3 K		3	0	0	0	0	2	1				
<b>Jim Holt, L</b> OBP: 0.227, SLG: 0.250 (1, 9)			0-0 WP 1B			0-0 F7		0-0 F8		3	0	1	0	0	0	1				
<b>Bruce Look, L</b> OBP: 0.354, SLG: 0.269 (1, 2)			4-0 CS BB			0-0 1B		0-3 K		2	0	1	0	1	1	0				
<b>Dave Boswell, R</b> OBP: 0.282, SLG: 0.425 (1, 1)			0-3 K			0-0 F6		0-0 F8		1	0	0	0	0	1	2				
<b>Bob Miller, R</b> OBP: 0.167, SLG: 0.167 (4, 1)			0-0 K							0	0	0	0	0	0	0				
<b>Tony Garcia, R</b> OBP: 0.228, SLG: 0.510 (5, PH)			0-0 K							0	0	0	0	0	0	2				
<b>Ron Keller, R</b> OBP: 0.310, SLG: 0.310 (5, 1)			0-0 K							0	0	0	0	0	0	0				
<b>John Roseboro, L</b> OBP: 0.310, SLG: 0.310 (8, PH)			1-2 2-3							0	0	0	0	0	0	0				
<b>Jim Roland, R</b> (8, 1)										0	0	0	0	0	0	0				
<b>Inning Stats</b>	R: 0 E: 0 K: 0 S: 3	H: 0 LOB: 0 BB: 0 P: 3	R: 0 E: 0 K: 1 S: 5	H: 0 LOB: 0 BB: 0 P: 5	R: 0 E: 0 K: 2 S: 7	H: 1 LOB: 1 BB: 1 P: 11	R: 0 E: 0 K: 0 S: 3	H: 1 LOB: 0 BB: 0 P: 3	R: 0 E: 0 K: 0 S: 5	H: 2 LOB: 2 BB: 0 P: 5	R: 0 E: 0 K: 0 S: 7	H: 0 LOB: 0 BB: 0 P: 7	R: 0 E: 0 K: 0 S: 3	H: 0 LOB: 0 BB: 0 P: 3	R: 0 E: 0 K: 1 S: 5	H: 0 LOB: 0 BB: 0 P: 5	1B: 6 2B: 0 3B: 0 HR: 0	SF: 0 SAC: 0 DP: 1 HBP: 0	WP: 1 PB: 0 SB: 0 CS: 1	PA: 32
<b>PITCHER</b> <b>Jim Hardin, R</b> ERA: 2.12 (1, 1)	IP: 9.0 WLS: W BF: 32 H: 6 R: 0 ER: 0 SO: 6 BB: 1 IBB: 0 HBP: 0 BLK: 0 WP: 1 HR: 0 S: 43 P: 47 ERA: 0.00 WHIP: 0.778															<b>PITCHER</b>				

Batter	1	2	3	4	5	6	7	8	9	AB	R	H	RBI	BB	SO	LOB	BOTTOM			
<b>Don Buford, S</b> OBP: 0.397, SLG: 0.437 (1, 8)	0-0 F8				0-0 F7		0-0 F4			3	0	0	0	0	0	2	<b>Minnesota Twins @ Baltimore Orioles</b> Memorial Stadium, Baltimore, MD Wed Aug 07 1968, 7:05 PM EDT Unknown 			
<b>Paul Blair, R</b> OBP: 0.273, SLG: 0.291 (6, 8)		0-0 G1								1	0	0	0	0	0	0				
<b>Mark Belanger, R</b> OBP: 0.244, SLG: 0.241 (1, 6)	1-0 WP HBP		0-0 5-3		0-3 K		4-0 S BB			2	0	0	0	1	1	0				
<b>Frank Robinson, R</b> OBP: 0.371, SLG: 0.429 (1, 9)	0-0 FC6-5-4		0-3 K		0-0 HR		0-0 F9			4	1	1	1	0	1	2				
<b>Boog Powell, L</b> OBP: 0.352, SLG: 0.454 (1, 3)	0-3 K		4-0 WP S BB		0-0 F2		0-3 K			3	0	0	0	1	2	1				
<b>Curt Blefary, L</b> OBP: 0.313, SLG: 0.340 (1, 7)		0-0 HR		0-0 F8		0-0 E S CS 1B		0-0 F6		4	1	2	1	0	0	1				
<b>Brooks Robinson, R</b> OBP: 0.290, SLG: 0.389 (1, 5)		0-0 F7		0-0 E5 2B 6-3		0-0 F8		0-0 F8		4	1	0	0	0	0	1				
<b>Davey Johnson, R</b> OBP: 0.332, SLG: 0.389 (1, 4)		0-0 FC1-5 2B		0-0 6-3 L1-5 2B		0-0 F3				3	0	2	0	0	0	1				
<b>Andy Etchebarren, R</b> OBP: 0.306, SLG: 0.391 (1, 2)		1-0 FC1-5 HBP		0-0 6-3		4-0 IBB				1	0	0	1	1	0	1				
<b>Jim Hardin, R</b> OBP: 0.082, SLG: 0.115 (1, 1)		0-0 FC1-5		0-0 L1-5		0-0 CS		0-0 G1		3	0	0	0	0	0	3				
<b>Inning Stats</b>	R: 0 E: 0 K: 1 S: 5	H: 0 LOB: 1 BB: 0 P: 6	R: 1 E: 0 K: 0 S: 5	H: 2 LOB: 2 BB: 0 P: 6	R: 0 E: 0 K: 1 S: 5	H: 0 LOB: 1 BB: 1 P: 9	R: 1 E: 1 K: 0 S: 4	H: 1 LOB: 0 BB: 0 P: 4	R: 1 E: 0 K: 1 S: 6	H: 1 LOB: 0 BB: 0 P: 6	R: 0 E: 0 K: 0 S: 3	H: 0 LOB: 1 BB: 1 P: 7	R: 0 E: 0 K: 0 S: 3	H: 0 LOB: 0 BB: 0 P: 7	R: 0 E: 0 K: 1 S: 5	H: 0 LOB: 0 BB: 0 P: 5	1B: 1 2B: 3 3B: 0 HR: 2	SF: 0 SAC: 0 DP: 1 HBP: 2	WP: 2 PB: 0 SB: 3 CS: 1	PA: 34
<b>PITCHER</b> <b>Dave Boswell, R</b> ERA: 3.08 (1, 1)	IP: 3.0 WLS: L BF: 14 H: 2 R: 1 ER: 1 SO: 2 BB: 1 IBB: 2 HBP: 0 BLK: 0 WP: 2 HR: 1 S: 15 P: 21 ERA: 3.00 WHIP: 1.000															<b>PITCHER</b>				
<b>Bob Miller, R</b> ERA: 3.50 (4, 1)	IP: 1.0 WLS: L BF: 4 H: 1 R: 1 ER: 0 SO: 0 BB: 0 IBB: 0 HBP: 0 BLK: 0 WP: 0 HR: 0 S: 4 P: 4 ERA: 0.00 WHIP: 1.000															<b>PITCHER</b>				
<b>Ron Keller, R</b> ERA: 2.7 (5, 1)	IP: 3.0 WLS: L BF: 12 H: 2 R: 1 ER: 1 SO: 1 BB: 1 IBB: 0 HBP: 0 BLK: 0 WP: 1 HR: 1 S: 12 P: 20 ERA: 3.00 WHIP: 1.000															<b>PITCHER</b>				
<b>Jim Roland, L</b> ERA: 3.72 (8, 1)	IP: 1.0 WLS: L BF: 3 H: 0 R: 0 ER: 0 SO: 1 BB: 0 IBB: 0 HBP: 0 BLK: 0 WP: 0 HR: 0 S: 5 P: 5 ERA: 0.00 WHIP: 0.000															<b>PITCHER</b>				



Batter	1	2	3	4	5	6	7	8	9	AB	R	H	RBI	BB	SO	LOB	TOP				
Cesar Tovar, R OBP: 0.318, SLG: 0.363 (1, 5)	F5			F8			F4		K	5	0	1	1	0	1	1	<b>Minnesota Twins @ Baltimore Orioles</b> Memorial Stadium, Baltimore, MD Wed Aug 07 1968, 7:05 PM EDT Att: 12,798 - Unknown				
Rich Reese, L OBP: 0.301, SLG: 0.365 (1, 3)	L4			K	4-3			F9		5	0	1	0	0	1	2					
Ted Uhlhaender, L OBP: 0.327, SLG: 0.410 (1, 8)	F5			L5		F6		E6	FC4-6	5	0	0	0	0	2						
Tony Oliva, L OBP: 0.361, SLG: 0.512 (1, 9)		G3-6			1B	K				4	1	3	0	0	1	0					
John Roseboro, L OBP: 0.314, SLG: 0.318 (1, 2)	G3-6				1B					3	2	1	0	1	1	3					
Bob Allison, R OBP: 0.333, SLG: 0.466 (1, 7)	K				F9					4	1	1	2	0	1	4					
Rod Carew, L OBP: 0.340, SLG: 0.370 (1, 4)				1-3	E4	3-1				4	1	1	1	0	0	1					
Rick Renick, R OBP: 0.217, SLG: 0.364 Rich Rollins, R OBP: 0.297, SLG: 0.359 (9, PH)	K			K	FC5-4		K			3	1	0	0	0	2	2					
Dean Chance, R OBP: 0.108, SLG: 0.095 Jim Holt, L OBP: 0.239, SLG: 0.282 Jim Roland, L OBP: 0.282, SLG: 0.282 Ron Perranoski, L OBP: 0.285, SLG: 0.285 Bruce Lock, L OBP: 0.293, SLG: 0.293 Al Worthington, R OBP: 0.167, SLG: 0.167 Bob Miller, R OBP: 0.167, SLG: 0.167 Frank Kostro, R OBP: 0.261, SLG: 0.261 (11, 1)	1-3				1B		K			1	0	0	0	0	0	0					
Inning Stats	R: 0 E: 0 K: 0 S: 3	H: 0 LOB: 0 BB: 0 P: 3	R: 0 E: 0 K: 1 S: 5	H: 1 LOB: 0 BB: 0 P: 5	R: 0 E: 0 K: 1 S: 5	H: 0 LOB: 0 BB: 0 P: 5	R: 0 E: 0 K: 1 S: 5	H: 0 LOB: 0 BB: 0 P: 5	R: 3 E: 1 K: 0 S: 8	H: 4 LOB: 2 BB: 0 P: 8	R: 2 E: 0 K: 1 S: 6	H: 1 LOB: 0 BB: 1 P: 10	R: 0 E: 0 K: 2 S: 7	H: 0 LOB: 0 BB: 0 P: 7	R: 0 E: 1 K: 1 S: 7	H: 1 LOB: 2 BB: 0 P: 8		R: 1 E: 0 K: 1 S: 8	H: 3 LOB: 2 BB: 0 P: 8	1B: 8 2B: 1 3B: 0 HR: 1	SF: 0 SAC: 0 DP: 1 HBP: 0
PITCHER	IP	WLS	BF	H	R	ER	SO	BB	IBB	HBP	BLK	WP	HR	S	P	ERA	WHIP				
Wally Bunker, R ERA: 3.28 Pete Richert, L ERA: 4.19 Moe Drabowsky, R ERA: 2.23 Eddie Watt, R ERA: 2.29	4.2		19	5	3	1	3	0	0	0	0	0	0	25	25	1.93	1.071				

Batter	1	2	3	4	5	6	7	8	9	AB	R	H	RBI	BB	SO	LOB	BOTTOM				
Don Buford, S OBP: 0.355, SLG: 0.436 Chico Fernandez, R OBP: 0.083, SLG: 0.083 (1, 4)	E	SF8			5-3	4-3		E6		3	0	1	1	0	0	2	<b>Minnesota Twins @ Baltimore Orioles</b> Memorial Stadium, Baltimore, MD Wed Aug 07 1968, 7:05 PM EDT Att: 12,798 - Unknown				
Curt Molton, R OBP: 0.304, SLG: 0.340 (1, 7)	K	6-3			6-3		6-3	F8		5	0	0	0	0	1	3					
Curt Bielefy, L OBP: 0.334, SLG: 0.337 Frank Robinson, R OBP: 0.374, SLG: 0.431 (6, PH)	K					2B	1B	F7		2	0	0	0	0	2	1					
Boog Powell, L OBP: 0.353, SLG: 0.456 (1, 3)	K					1B	1B	F7		5	1	2	1	0	2	2					
Eliud Hendricks, L OBP: 0.322, SLG: 0.525 (1, 2)		1B	1B	4-3		FC3-5	1B			4	2	2	1	0	0	1					
Brooks Robinson, R OBP: 0.294, SLG: 0.395 (1, 5)		FC3-2	1B		6-3		1B			4	2	3	2	0	0	0					
Davey Johnson, R OBP: 0.252, SLG: 0.214 Mark Belanger, R OBP: 0.245, SLG: 0.242 (3, 6)		BLK	FC3-2		6-3		1B	L6		1	1	1	0	0	0	0					
Dave May, L OBP: 0.252, SLG: 0.214 Paul Blair, R OBP: 0.277, SLG: 0.293 (6, PH)		FC3-2	BLK		4-3		1B			2	1	0	0	0	0	3					
Wally Bunker, R OBP: 0.267, SLG: 0.154 Pete Richert, L OBP: 0.250, SLG: 0.375 Larry Haney, R OBP: 0.286, SLG: 0.381 Moe Drabowsky, R OBP: 0.333, SLG: 0.333 Eddie Watt, R (9, 1)		E	BLK							1	0	0	0	0	0	1					
Inning Stats	R: 0 E: 0 K: 3 S: 10	H: 1 LOB: 1 BB: 0 P: 10	R: 3 E: 1 K: 0 S: 7	H: 3 LOB: 1 BB: 0 P: 7	R: 0 E: 0 K: 2 S: 7	H: 0 LOB: 0 BB: 0 P: 7	R: 0 E: 0 K: 0 S: 3	H: 0 LOB: 0 BB: 0 P: 3	R: 0 E: 0 K: 1 S: 5	H: 0 LOB: 0 BB: 0 P: 5	R: 3 E: 0 K: 1 S: 10	H: 5 LOB: 2 BB: 0 P: 10	R: 3 E: 0 K: 0 S: 7	H: 4 LOB: 2 BB: 1 P: 11	R: 0 E: 1 K: 0 S: 4	H: 0 LOB: 1 BB: 0 P: 4		1B: 11 2B: 2 3B: 0 HR: 0	SF: 1 SAC: 0 DP: 0 HBP: 0	WP: 0 PA: 40 PB: 0 SB: 1 CS: 0	
PITCHER	IP	WLS	BF	H	R	ER	SO	BB	IBB	HBP	BLK	WP	HR	S	P	ERA	WHIP				
Dean Chance, R ERA: 2.4 Jim Roland, L ERA: 4.1 Ron Perranoski, L ERA: 2.65 Al Worthington, R ERA: 3.32 Bob Miller, R ERA: 3.43	4.0		17	4	3	1	5	0	0	0	0	0	0	7	7	18.00	2.000				



Batter	1	2	3	4	5	6	7	8	9	AB	R	H	RBI	BB	SO	LOB	TOP			
Cesar Tovar, R OBP: 0.319, SLG: 0.364 (1, 5)	0-0 5-3 1B		0-0 6-3		0-0 2B 4-3 1B		0-0 5-3		0-0 F9	5	1	2	0	0	0	1				
Rich Reese, L OBP: 0.307, SLG: 0.372 Ron Keller, R (5, 1)	0-0 5-3		4-0 FC4-6 BB		0-0 4-3 2B		0-0 F8		0-3 K	2	0	1	0	1	0	1				
Frank Quilici, R OBP: 0.321, SLG: 0.357 Jim Roland, R (7, 1)	1-2		0-0 FC4-6 1B		0-0 4-3		0-0 G3			4	0	1	1	0	0	3				
Rich Rollins, R OBP: 0.295, SLG: 0.357 (9, PH)			1-2 2-3		0-0 2-3 3-H					4	0	2	1	0	1	3				
Rod Carew, L OBP: 0.339, SLG: 0.369 (1, 4)	0-0 1B		0-0 1-2 2-3		0-0 2-3 3-H					4	0	2	1	0	1	3				
Tony Oliva, L OBP: 0.363, SLG: 0.512 (1, 9)	0-3 K		0-0 1-3 3-H		0-0 F6					4	0	2	1	0	1	3				
John Roseboro, L OBP: 0.311, SLG: 0.314 Bruce Look, L OBP: 0.358, SLG: 0.275 (1, 2)	0-0 F8		0-0 F8		0-0 E3 1B					3	1	0	0	0	0	4				
Ted Uhlhaender, L OBP: 0.326, SLG: 0.409 (1, 8)		0-0 5-3		4-0 G5-4-3 BB		0-0 FC5-4 1B		0-0 F8		3	0	1	0	1	0	2				
Bob Allison, R OBP: 0.332, SLG: 0.464 (1, 7)		0-0 F6		0-0 G5-4-3		0-0 FC5-4 1B		0-3 K		4	0	1	1	0	1	3				
Ron Clark, R OBP: 0.245, SLG: 0.263 (1, 6)		0-3 K		0-0 6-3		0-0 FC5-4 1B		0-0 FC6-4		4	0	0	0	0	1	4				
Jim Kaat, L OBP: 0.137, SLG: 0.140 Bob Miller, R OBP: 0.167, SLG: 0.167 Jim Holt, L OBP: 0.235, SLG: 0.258 Frank Kostro, R OBP: 0.235, SLG: 0.250 (1, 1)			0-0 FC4-6 1B		0-3 K		0-0 G5-4-3		0-3 K	1	1	1	0	0	0	0				
			0-0 1B		0-0 1-2 2-3					2	0	0	0	0	1	2				
<b>Inning Stats</b>	R: 0 E: 0 K: 1 S: 7	H: 2 LOB: 2 BB: 0 P: 7	R: 0 E: 0 K: 1 S: 5	H: 0 LOB: 0 BB: 0 P: 5	R: 1 E: 0 K: 0 S: 5	H: 2 LOB: 2 BB: 1 P: 9	R: 0 E: 0 K: 0 S: 2	H: 0 LOB: 0 BB: 1 P: 6	R: 1 E: 0 K: 1 S: 7	H: 2 LOB: 1 BB: 0 P: 7	R: 0 E: 0 K: 0 S: 3	H: 0 LOB: 0 BB: 0 P: 3	R: 0 E: 0 K: 1 S: 7	H: 2 LOB: 2 BB: 0 P: 7	R: 0 E: 0 K: 2 S: 7	H: 0 LOB: 0 BB: 0 P: 7	1B: 8 2B: 2 3B: 0 HR: 0	SF: 0 SAC: 0 DP: 2 HBP: 0	WP: 0 PA: 38 PB: 0 SB: 0 CS: 0	
<b>PITCHER</b>	IP WLS BF H R ER SO BB IBB HBP BLK WP HR S P ERA WHIP																			
Tom Phoebus, R ERA: 2.13 Dave Leonhard, R ERA: 2.99	(1, 1) 7.0 W 32 10 3 2 3 2 0 0 0 0 0 36 44 2.57 1.714	(8, 1) 2.0 S 6 0 0 0 3 0 0 0 0 0 0 12 12 0.00 0.000																		

Minnesota Twins @ Baltimore Orioles  
 Memorial Stadium, Baltimore, MD  
 Thu Aug 08 1968, 7:05 PM EDT  
 Att: 7,874 - Unknown

AB 36  
 R 3  
 H 10  
 RBI 3  
 BB 2  
 SO 6  
 LOB 23



Batter	1	2	3	4	5	6	7	8	9	AB	R	H	RBI	BB	SO	LOB	BOTTOM			
Don Buford, S OBP: 0.360, SLG: 0.441 Chico Fernandez, R OBP: 0.083, SLG: 0.083 (1, 4)	0-0 F9		0-0 1B HR		4-0 FC5-4 BB		0-0 F7		0-0 BB 1B	4	1	2	2	1	0	0				
Mark Belanger, R OBP: 0.247, SLG: 0.242 (1, 6)	0-0 F7		0-0 HR		0-0 FC5-4 WP		0-0 5-3		4-0 1-2 2-H 3-H BB 1B	4	1	1	0	1	0	2				
Paul Blair, R OBP: 0.276, SLG: 0.301 (1, 8)	0-3 K		0-0 HR		0-0 F8		0-0 F7		0-0 L7	5	1	1	3	0	1	4				
Frank Robinson, R OBP: 0.373, SLG: 0.440 (1, 9)		0-0 F9		0-0 F6		0-0 HR		0-0 F4		4	1	1	1	0	0	0				
Brooks Robinson, R OBP: 0.291, SLG: 0.391 (1, 5)		0-3 K		0-0 6-3		0-0 6-3		0-0 F9		4	0	0	0	0	1	0				
Curt Motton, R OBP: 0.309, SLG: 0.357 Dave May, L OBP: 0.259, SLG: 0.214 (1, 7)		4-0 1B BB		0-0 HR		0-3 K		4-0 1B BB		2	2	1	1	1	1	0				
Andy Etchebarren, R OBP: 0.310, SLG: 0.390 (1, 2)		0-0 E8 1B		0-3 K		0-3 K		4-0 1B BB		3	1	1	0	1	2	0				
Curt Blefary, L OBP: 0.313, SLG: 0.339 (1, 3)		0-3 K		0-0 FC5-4 BB WP 1B		0-0 F9		0-0 BB 1B 1B		4	1	2	0	0	1	1				
Tom Phoebus, R OBP: 0.177, SLG: 0.217 Dave Leonhard, R OBP: 0.227, SLG: 0.190 (1, 1)			0-0 HR		0-0 B3		0-0 6-3		0-3 K	3	1	1	1	0	0	1				
			0-0 HR		0-0 1-2 2-3					1	0	0	0	0	1	3				
<b>Inning Stats</b>	R: 0 E: 0 K: 1 S: 5	H: 0 LOB: 0 BB: 0 P: 5	R: 1 E: 1 K: 2 S: 8	H: 1 LOB: 1 BB: 1 P: 12	R: 5 E: 0 K: 1 S: 10	H: 5 LOB: 0 BB: 0 P: 10	R: 1 E: 0 K: 0 S: 4	H: 1 LOB: 1 BB: 1 P: 8	R: 1 E: 0 K: 2 S: 8	H: 1 LOB: 0 BB: 0 P: 8	R: 0 E: 0 K: 0 S: 3	H: 0 LOB: 0 BB: 0 P: 3	R: 0 E: 0 K: 0 S: 3	R: 2 E: 0 K: 1 S: 7	H: 2 LOB: 3 BB: 3 P: 19	1B: 5 2B: 1 3B: 0 HR: 4	SF: 0 SAC: 0 DP: 0 HBP: 0	WP: 1 PA: 39 PB: 0 SB: 0 CS: 0		
<b>PITCHER</b>	IP WLS BF H R ER SO BB IBB HBP BLK WP HR S P ERA WHIP																			
Jim Kaat, L ERA: 3.23 Bob Miller, R ERA: 3.52 Ron Keller, R ERA: 3.0 Jim Roland, L ERA: 4.35	(1, 1) 2.2 L 15 6 6 5 3 1 0 0 0 0 1 0 7 11 6.75 1.500	(3, 1) 1.1 6 1 1 1 1 1 0 0 0 0 1 0 7 11 4.50 0.500	(5, 1) 2.0 7 1 1 1 2 0 0 0 0 0 1 11 11 9.00 2.500	(7, 1) 2.0 11 2 2 2 1 3 0 0 0 0 0 10 22 9.00 2.500																

Minnesota Twins @ Baltimore Orioles  
 Memorial Stadium, Baltimore, MD  
 Thu Aug 08 1968, 7:05 PM EDT  
 Att: 7,874 - Unknown

AB 34  
 R 10  
 H 10  
 RBI 8  
 BB 5  
 SO 7  
 LOB 11









Batter	1	2	3	4	5	6	7	8	9	AB	R	H	RBI	BB	SO	LOB	TOP										
<b>Cesar Tovar, R</b> OBP: 0.324, SLG: 0.363 (1, 5)										4	0	2	2	0	0	1	<b>Minnesota Twins @ New York Yankees</b> Yankee Stadium, Bronx, NY Sat Aug 10 1968, 3:33 AM EDT Att: 36,072 - Overcast - 83 F <a href="http://livebaseballscores.com">livebaseballscores.com</a>										
<b>Rich Reese, L</b> OBP: 0.303, SLG: 0.365 (1, 3)										4	0	1	0	0	0	3											
<b>Rod Carew, L</b> OBP: 0.342, SLG: 0.374 (1, 4)										4	0	2	0	0	1	2											
<b>Tony Oliva, L</b> OBP: 0.357, SLG: 0.501 (1, 9)										4	0	0	0	0	2	3											
<b>Ted Uhlhaender, L</b> OBP: 0.326, SLG: 0.404 (1, 8)										4	0	0	0	0	1	2											
<b>Bob Allison, R</b> OBP: 0.330, SLG: 0.458 <b>Frank Quilici, R</b> OBP: 0.321, SLG: 0.357 (9, 5)										4	1	1	0	0	0	0											
<b>Ron Clark, R</b> OBP: 0.243, SLG: 0.260 (1, 6)										4	0	0	0	0	0	1											
<b>Bruce Look, L</b> OBP: 0.376, SLG: 0.292 (1, 2)										3	2	2	1	1	0	0											
<b>Jim Merritt, L</b> OBP: 0.224, SLG: 0.189 (1, 1)										2	0	0	0	0	0	2											
<b>Inning Stats</b>	R: 0 E: 0 K: 2 S: 9	H: 2 LOB: 2 BB: 0 P: 9	R: 2 E: 1 K: 1 S: 9	H: 3 LOB: 2 BB: 0 P: 9	R: 0 E: 0 K: 1 S: 5	H: 0 LOB: 0 BB: 0 P: 5	R: 0 E: 0 K: 0 S: 3	H: 0 LOB: 1 BB: 1 P: 7	R: 0 E: 0 K: 0 S: 3	H: 0 LOB: 0 BB: 0 P: 3	R: 1 E: 0 K: 0 S: 4	H: 2 LOB: 0 BB: 0 P: 4	R: 0 E: 0 K: 0 S: 3	H: 0 LOB: 0 BB: 0 P: 3	R: 0 E: 0 K: 0 S: 3	H: 0 LOB: 0 BB: 0 P: 3		1B: 7 2B: 1 3B: 0 HR: 0	SF: 0 SAC: 1 DP: 0 HBP: 0	WP: 0 PB: 0 CS: 2	PA: 36						
<b>PITCHER</b>	IP	WLS	BF	H	R	ER	SO	BB	IBB	HBP	BLK	WP	HR	S	P	ERA	WHIP										
<b>Stan Bahnsen, R</b> ERA: 2.12 <b>Steve Hamilton, L</b> ERA: 2.78	(1, 1)	8.0	L	32	8	3	3	4	1	0	0	0	0	39	43	3.38	1.125										

Batter	1	2	3	4	5	6	7	8	9	AB	R	H	RBI	BB	SO	LOB	BOTTOM										
<b>Horace Clarke, S</b> OBP: 0.244, SLG: 0.256 (1, 4)										4	0	0	0	0	0	0	<b>Minnesota Twins @ New York Yankees</b> Yankee Stadium, Bronx, NY Sat Aug 10 1968, 3:33 AM EDT Att: 36,072 - Overcast - 83 F <a href="http://livebaseballscores.com">livebaseballscores.com</a>										
<b>Roy White, S</b> OBP: 0.351, SLG: 0.414 (1, 7)										4	0	0	0	0	2	0											
<b>Mickey Mantle, S</b> OBP: 0.397, SLG: 0.400 (1, 3)										4	2	2	2	0	0	0											
<b>Joe Pepitone, L</b> OBP: 0.297, SLG: 0.434 (1, 8)										4	0	1	0	0	2	1											
<b>Bill Robinson, R</b> OBP: 0.273, SLG: 0.344 (1, 9)										4	0	0	0	0	0	2											
<b>Tom Tresh, S</b> OBP: 0.305, SLG: 0.328 (1, 6)										4	0	1	0	0	1	1											
<b>Bobby Cox, R</b> OBP: 0.297, SLG: 0.314 (1, 5)										2	0	0	0	1	1	1											
<b>Jake Gibbs, L</b> OBP: 0.288, SLG: 0.288 (1, 2)										3	0	0	0	0	2	2											
<b>Stan Bahnsen, R</b> OBP: 0.123, SLG: 0.058 <b>Dick Howser, R</b> OBP: 0.323, SLG: 0.155 <b>Steve Hamilton, L</b> (8, PH) (9, 1)										2	0	0	0	0	2	0											
<b>Inning Stats</b>	R: 0 E: 0 K: 1 S: 5	H: 0 LOB: 0 BB: 0 P: 5	R: 0 E: 0 K: 2 S: 8	H: 1 LOB: 2 BB: 1 P: 12	R: 0 E: 0 K: 1 S: 5	H: 0 LOB: 0 BB: 0 P: 5	R: 1 E: 0 K: 1 S: 7	H: 2 LOB: 1 BB: 0 P: 7	R: 0 E: 0 K: 2 S: 7	H: 0 LOB: 0 BB: 0 P: 7	R: 0 E: 1 K: 1 S: 6	H: 0 LOB: 1 BB: 0 P: 6	R: 0 E: 0 K: 1 S: 5	H: 0 LOB: 0 BB: 0 P: 5	R: 0 E: 0 K: 2 S: 7	H: 0 LOB: 0 BB: 0 P: 7		R: 1 E: 0 K: 0 S: 4	H: 1 LOB: 0 BB: 0 P: 4	1B: 1 2B: 1 3B: 0 HR: 2	SF: 0 SAC: 0 DP: 0 HBP: 0	WP: 0 PB: 0 CS: 0	PA: 33				
<b>PITCHER</b>	IP	WLS	BF	H	R	ER	SO	BB	IBB	HBP	BLK	WP	HR	S	P	ERA	WHIP										
<b>Jim Merritt, L</b> ERA: 3.39	(1, 1)	9.0	W	33	4	2	2	11	1	0	0	0	2	54	58	2.00	0.556										











Batter	1	2	3	4	5	6	7	8	9	AB	R	H	RBI	BB	SO	LOB	TOP					
Del Unser, L OBP: 0.294, SLG: 0.282 (1, 8)										3	1	1	0	1	0	0						
Hank Allen, R OBP: 0.266, SLG: 0.333 (1, 9)										4	1	3	1	0	0	1						
Ken McMullen, R OBP: 0.339, SLG: 0.416 (1, 5)										4	0	1	1	0	0	2						
Frank Howard, R OBP: 0.338, SLG: 0.565 (1, 3)										4	0	0	0	0	2	2						
Brant Aylea, R OBP: 0.324, SLG: 0.313 (1, 7)										4	1	2	0	0	0	0						
Paul Casanova, R OBP: 0.199, SLG: 0.259 (1, 2)										4	1	1	1	0	0	3						
Tim Cullen, R OBP: 0.276, SLG: 0.299 (9, PH)										3	0	1	1	0	0	0						
Ed Brinkman, R OBP: 0.241, SLG: 0.179 (1, 6)										4	0	2	0	0	0	1						
Jim Hannan, R OBP: 0.152, SLG: 0.067 (4, 1)										1	0	0	0	0	1	0						
Dick Schoorman, R OBP: 0.241, SLG: 0.286 (5, PH)										0	0	0	0	0	0	0						
Mike Gardner, R OBP: 0.336, SLG: 0.529 (5, 1)										0	0	0	0	0	0	0						
Bill Haywood, R OBP: 0.293, SLG: 0.332 (7, PH)										0	0	0	0	0	0	1						
Ed Stroud, L OBP: 0.292, SLG: 0.433 (7, 1)										0	0	0	0	0	0	0						
Bob Humphreys, R OBP: 0.162, SLG: 0.067 (9, PH)										1	0	0	0	0	0	0						
Gary Holman, L OBP: 0.309, SLG: 0.309 (9, PH)										1	0	0	0	0	0	0						
<b>Inning Stats</b>	R: 0 E: 0 K: 0 S: 2	H: 0 LOB: 0 BB: 1 P: 6	R: 1 E: 1 K: 1 S: 7	H: 2 LOB: 1 BB: 0 P: 7	R: 0 E: 0 K: 1 S: 6	H: 1 LOB: 1 BB: 0 P: 6	R: 1 E: 0 K: 1 S: 6	H: 1 LOB: 0 BB: 0 P: 6	R: 2 E: 0 K: 0 S: 6	H: 4 LOB: 1 BB: 0 P: 6	R: 0 E: 0 K: 0 S: 3	H: 0 LOB: 0 BB: 0 P: 3	R: 0 E: 0 K: 0 S: 3	H: 1 LOB: 0 BB: 0 P: 3	R: 0 E: 0 K: 0 S: 5	H: 2 LOB: 2 BB: 0 P: 5	R: 0 E: 0 K: 0 S: 3	H: 0 LOB: 0 BB: 0 P: 3	1B: 8 2B: 1 3B: 1 HR: 1	SF: 0 SAC: 0 DP: 3 HBP: 0	WP: 0 PB: 0 SB: 0 CS: 0	PA: 36
<b>PITCHER</b>	IP WLS BF H R ER SO BB IBB HBP BLK WP HR S P ERA WHIP	IP WLS BF H R ER SO BB IBB HBP BLK WP HR S P ERA WHIP																				
Tom Hall, L ERA: 4.66 (1, 1)	7.2 W 32 11 4 3 3	1.1 S 4 0 0 0 0																				
Al Worthington, R ERA: 3.27 (8, 1)	1.1 S 4 0 0 0 0																					

Washington Senators @ Minnesota Twins  
Metropolitan Stadium, Bloomington, MI  
Tue Aug 13 1968, 8:05 PM EDT  
Att. 9,994 - Unknown - 75 F

AB 35  
R 4  
H 11  
RBI 4  
BB 1  
SO 3  
LOB 11



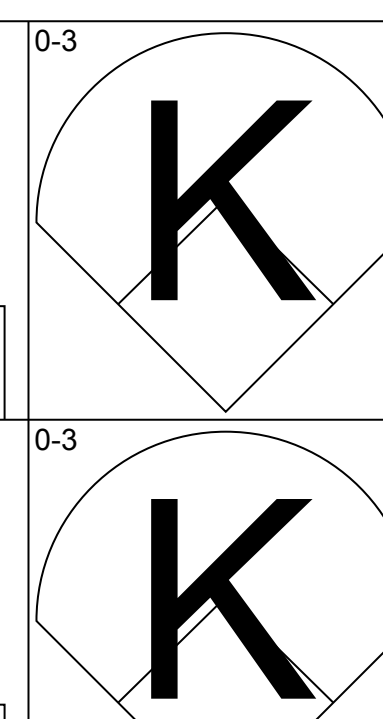
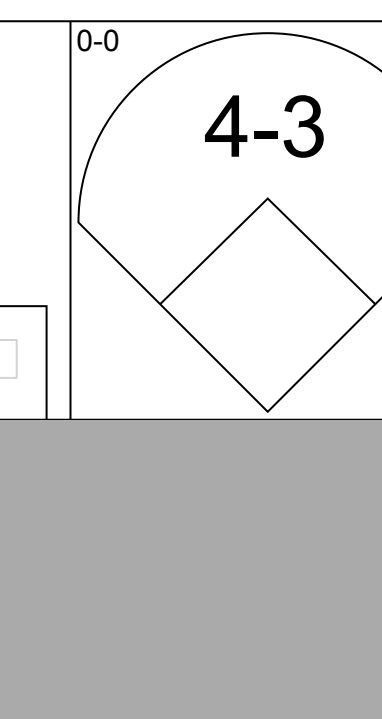
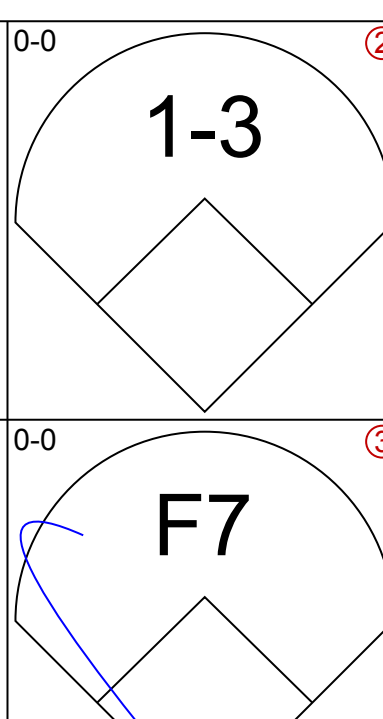
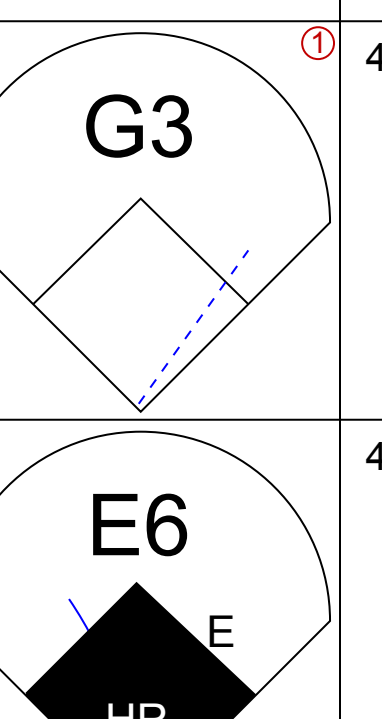
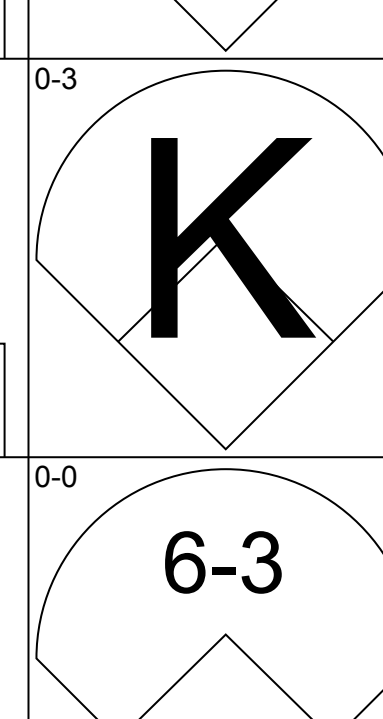

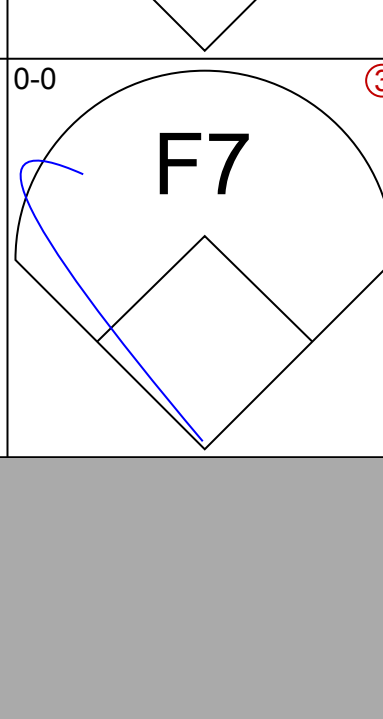
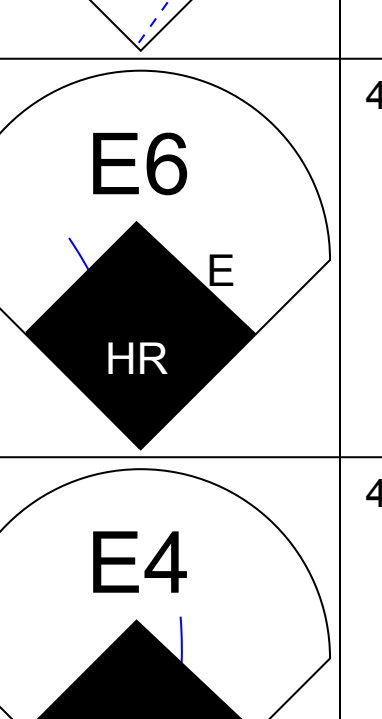
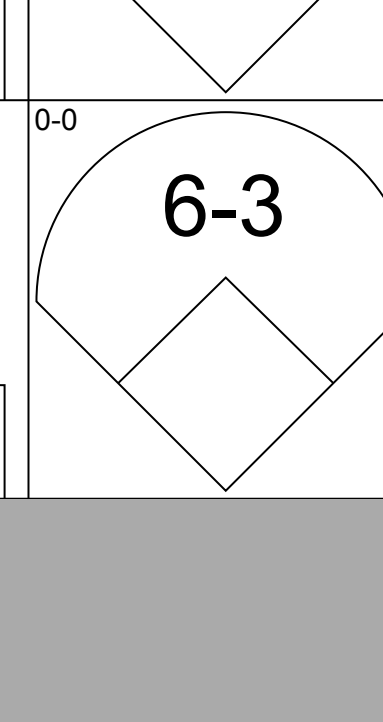
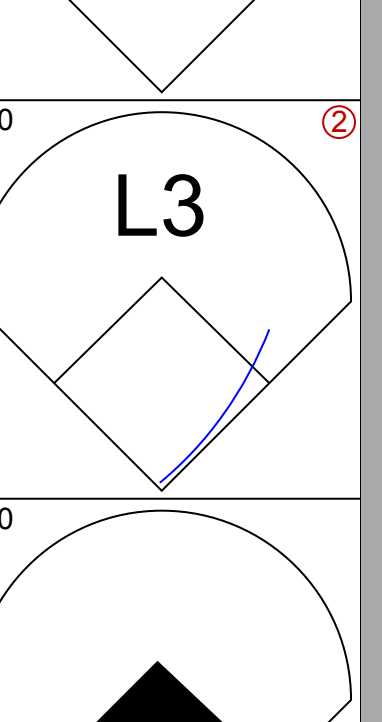
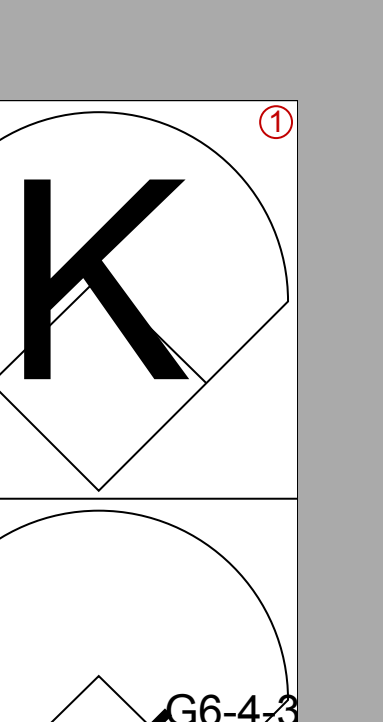
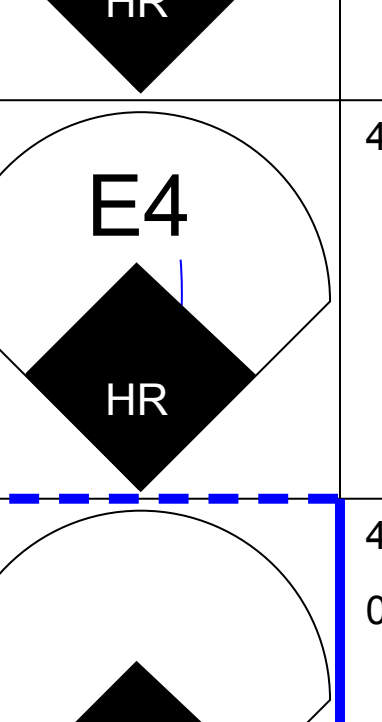
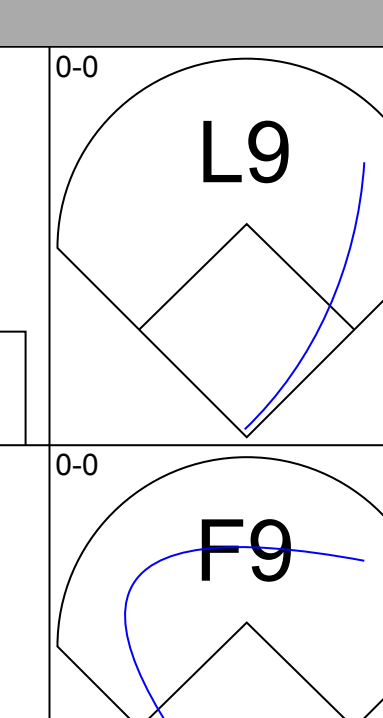
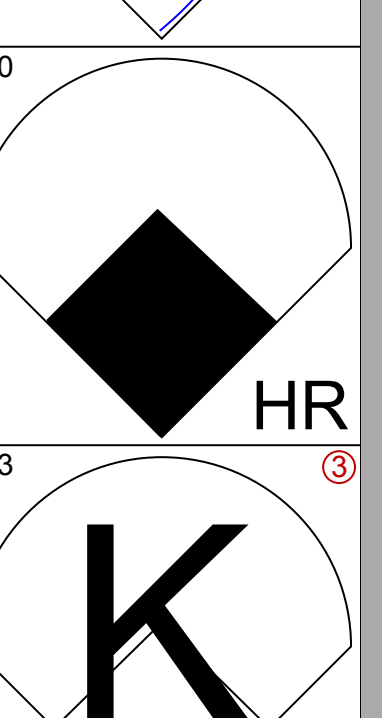
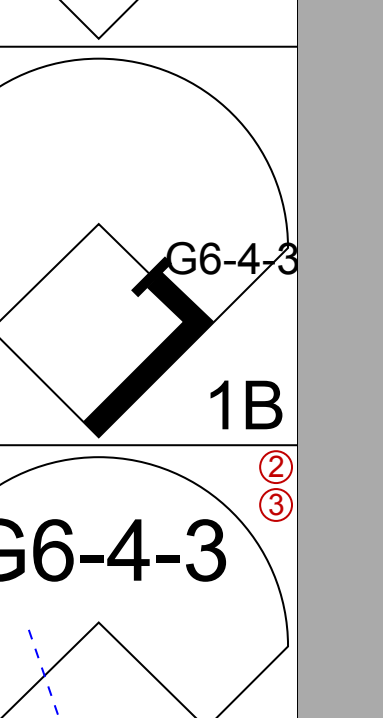
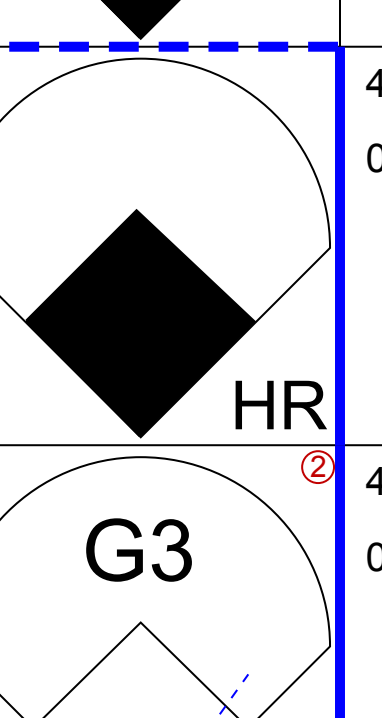
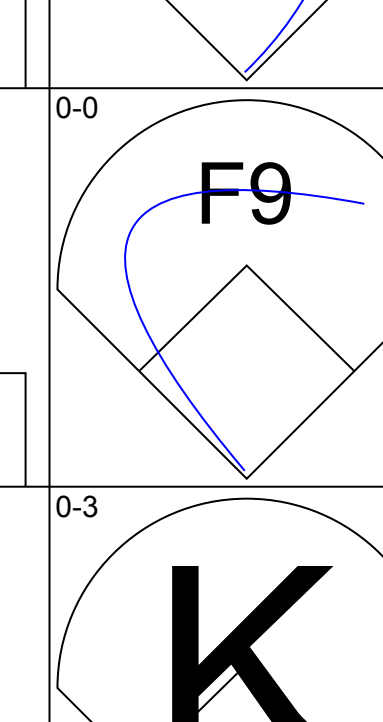
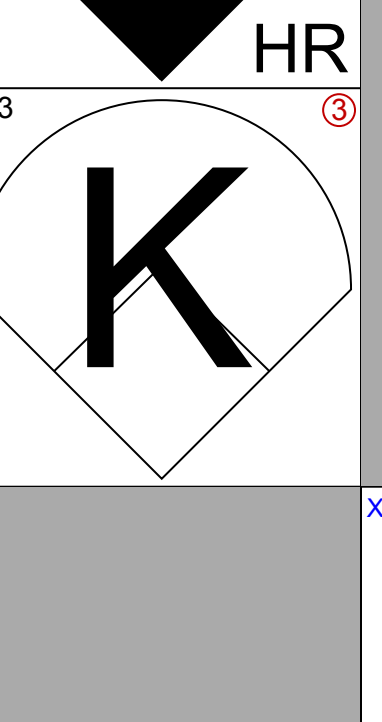
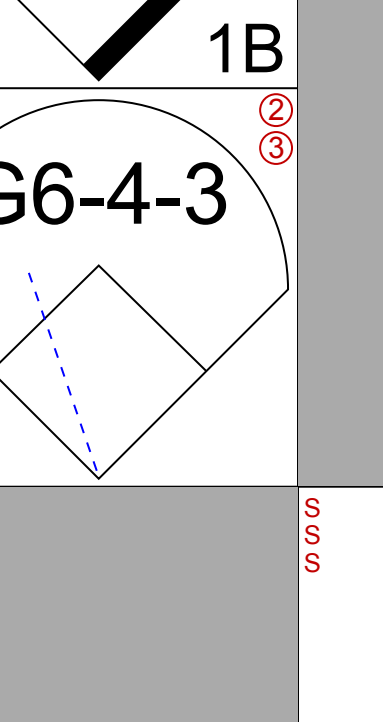
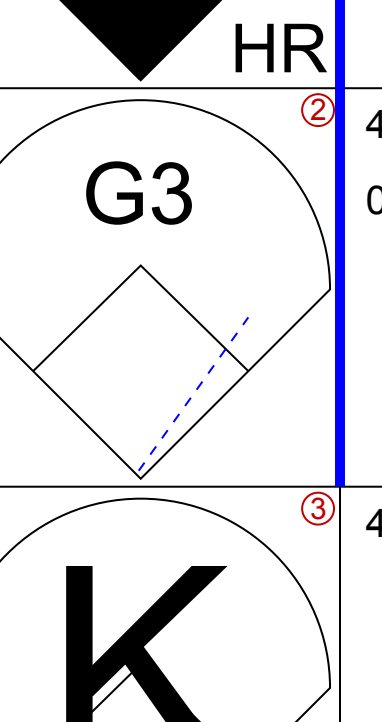

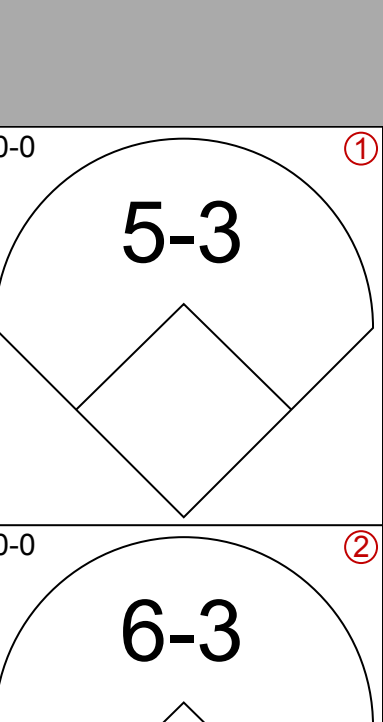
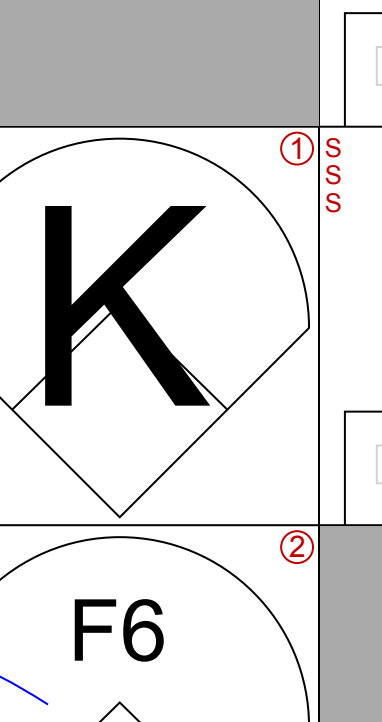
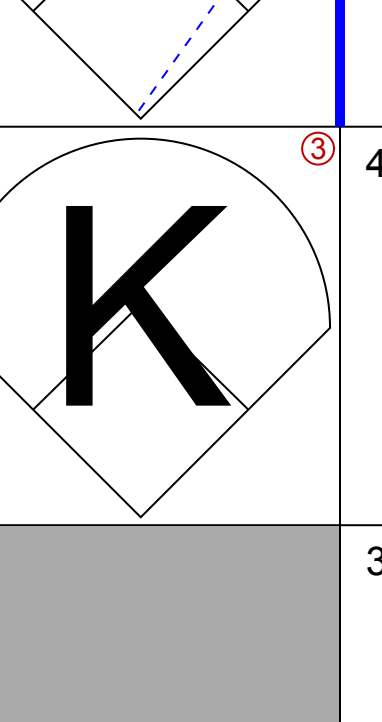
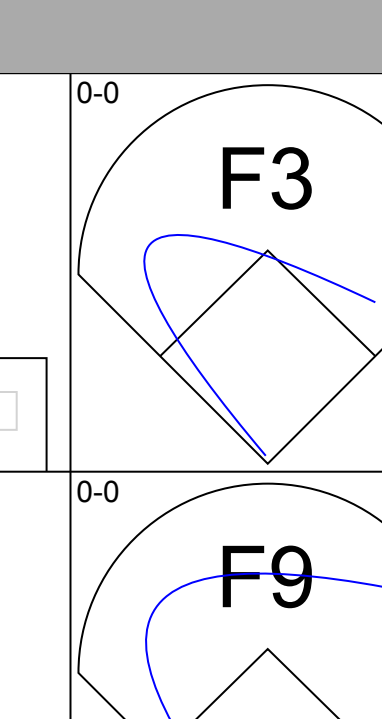
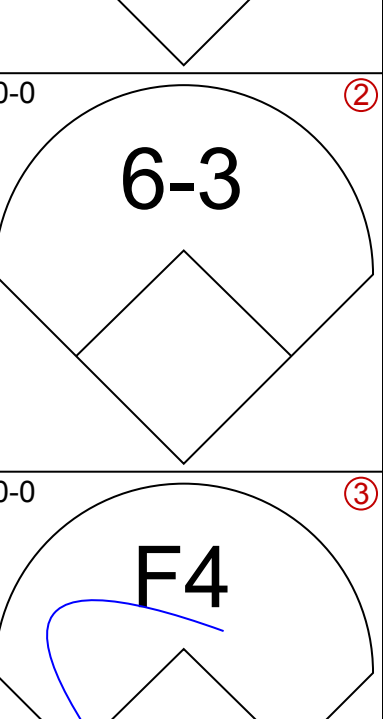
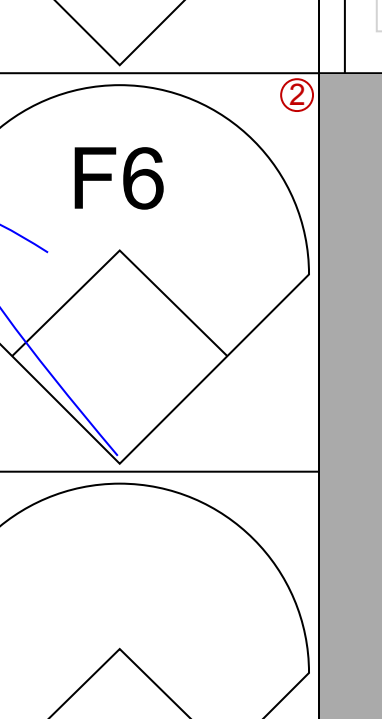
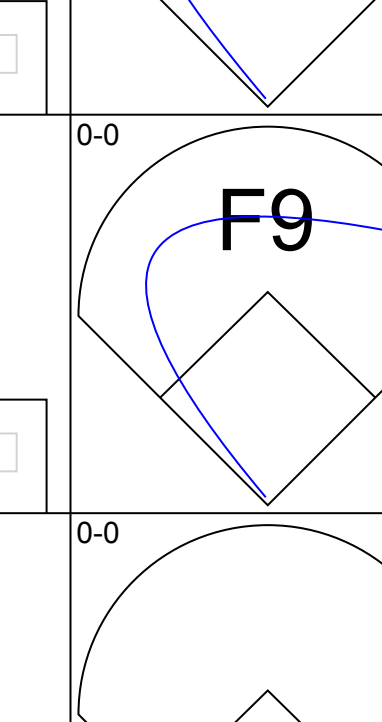
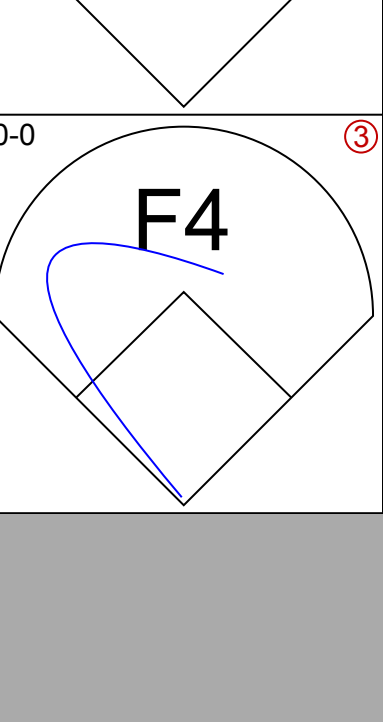
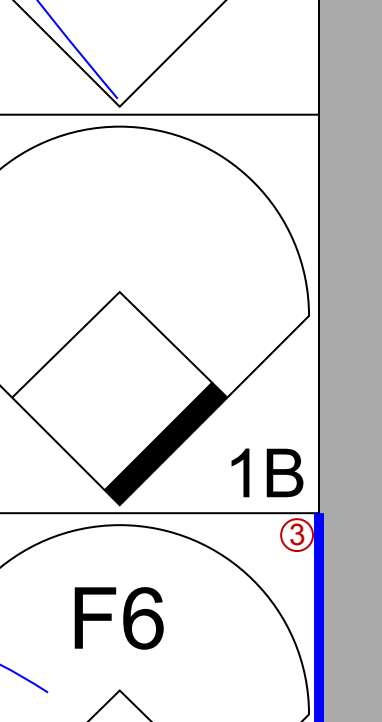
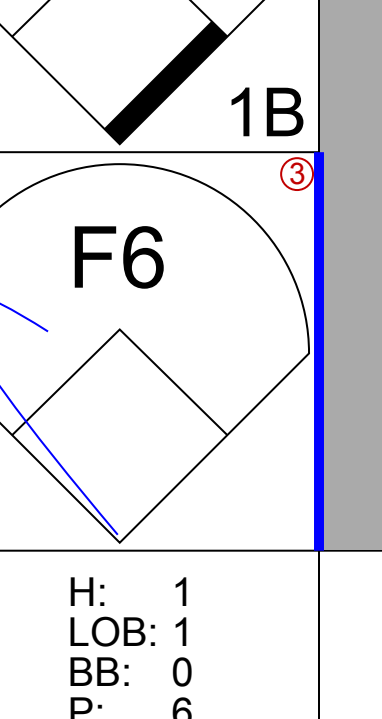
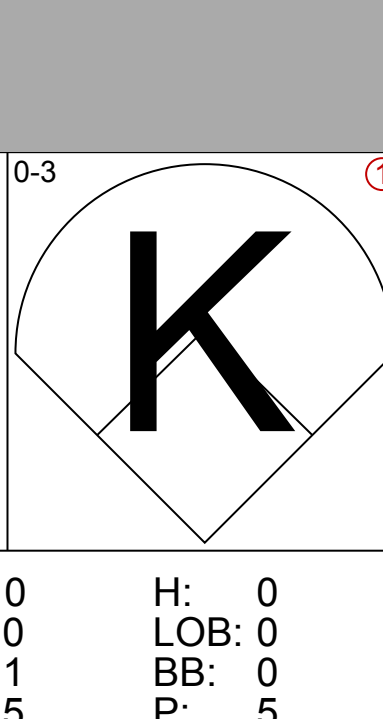
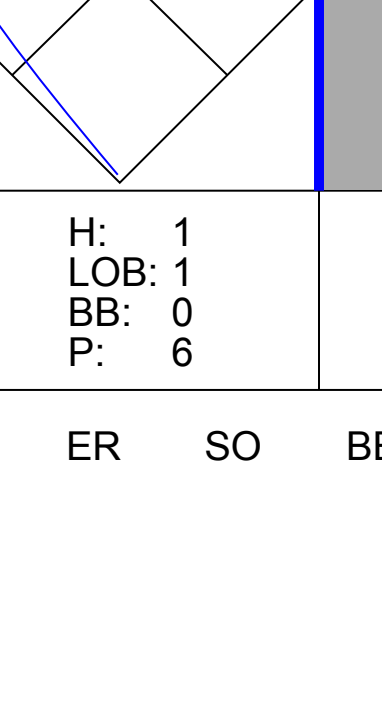
Batter	1	2	3	4	5	6	7	8	9	AB	R	H	RBI	BB	SO	LOB	BOTTOM			
Cesar Tovar, R OBP: 0.327, SLG: 0.364 (1, 5)										2	2	0	0	1	0	1				
Frank Quilici, R OBP: 0.316, SLG: 0.353 (6, 5)										1	0	0	0	0	1	0				
Rich Reese, L OBP: 0.309, SLG: 0.369 (1, 3)										4	2	2	0	0	0	0				
Rod Carew, L OBP: 0.350, SLG: 0.385 (1, 4)										5	1	3	1	0	1	4				
Tony Oliva, L OBP: 0.363, SLG: 0.509 (1, 9)										4	2	3	3	1	0	1				
John Roseboro, L OBP: 0.309, SLG: 0.323 (1, 2)										5	0	1	0	0	3	4				
Ted Uhlhaender, L OBP: 0.326, SLG: 0.396 (1, 8)										3	1	0	1	2	0	3				
Jim Holt, L OBP: 0.244, SLG: 0.276 (1, 7)										4	0	1	2	0	1	4				
Ron Clark, R OBP: 0.270, SLG: 0.281 (1, 6)										3	0	1	0	1	1	1				
Tom Hall, L (1, 1)										3	0	0	0	0	0	4				
Al Worthington, R (8, 1)										0	0	0	0	0	0	0				
<b>Inning Stats</b>	R: 3 E: 1 K: 0 S: 6	H: 3 LOB: 1 BB: 0 P: 7	R: 0 E: 0 K: 1 S: 6	H: 1 LOB: 2 BB: 0 P: 7	R: 0 E: 0 K: 0 S: 4	H: 1 LOB: 3 BB: 2 P: 12	R: 0 E: 0 K: 2 S: 11	H: 4 LOB: 1 BB: 2 P: 19	R: 0 E: 0 K: 0 S: 4	H: 0 LOB: 0 BB: 0 P: 7	R: 0 E: 0 K: 1 S: 5	H: 0 LOB: 0 BB: 0 P: 5	R: 0 E: 0 K: 1 S: 6	H: 1 LOB: 2 BB: 1 P: 10	R: 0 E: 0 K: 0 S: 6	H: 0 LOB: 2 BB: 0 P: 10	1B: 9 2B: 2 3B: 0 HR: 0	SF: 0 SAC: 1 DP: 1 HBP: 2	WP: 1 PB: 0 SB: 0 CS: 0	PA: 42
<b>PITCHER</b>	IP WLS BF H R ER SO BB IBB HBP BLK WP HR S P ERA WHIP	IP WLS BF H R ER SO BB IBB HBP BLK WP HR S P ERA WHIP																		
Jim Hannan, R ERA: 3.05 (1, 1)	3.0 L 20 6 5 4 1	1.0 7 3 3 3 2																		
Dick Bosman, R ERA: 3.97 (4, 1)	1.0 7 3 3 3 2																			
Bill Haywood, R ERA: 3.27 (5, 1)	2.0 7 1 0 0 2																			
Bob Humphreys, R ERA: 3.94 (7, 1)	2.0 8 1 0 0 2																			

Washington Senators @ Minnesota Twins  
Metropolitan Stadium, Bloomington, MI  
Tue Aug 13 1968, 8:05 PM EDT  
Att. 9,994 - Unknown - 75 F

AB 34  
R 8  
H 11  
RBI 7  
BB 5  
SO 7  
LOB 22



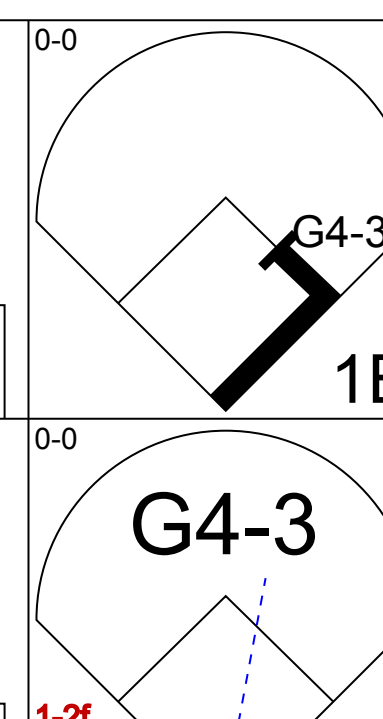
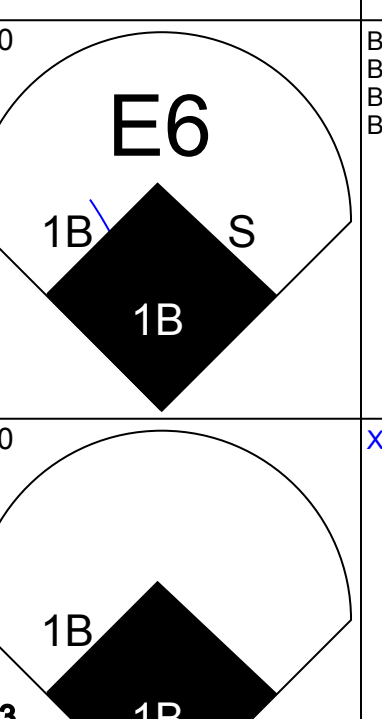

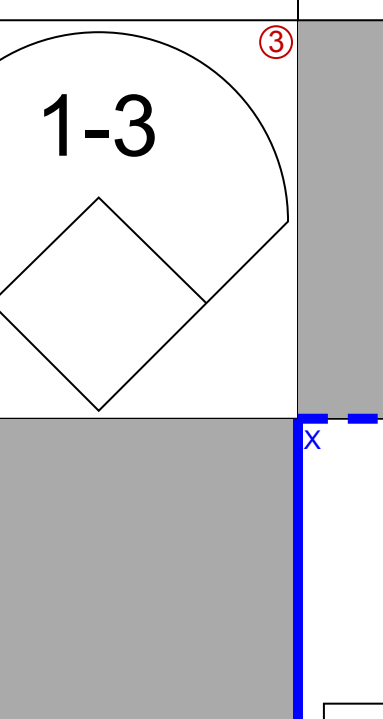
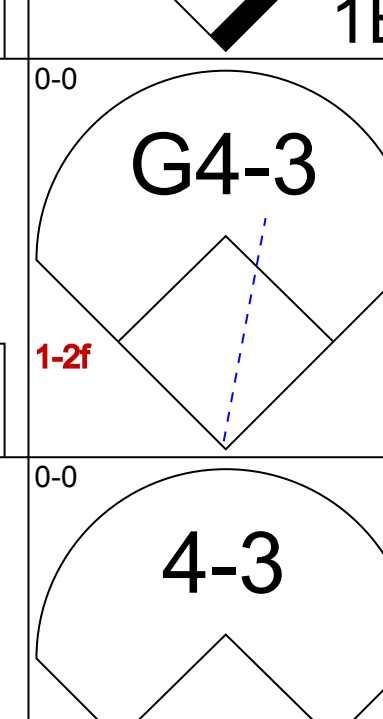
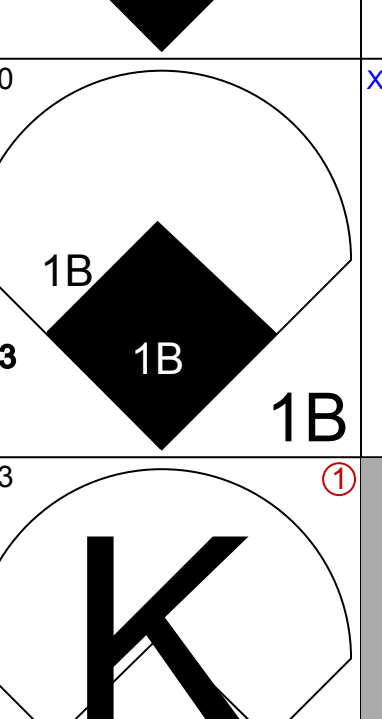
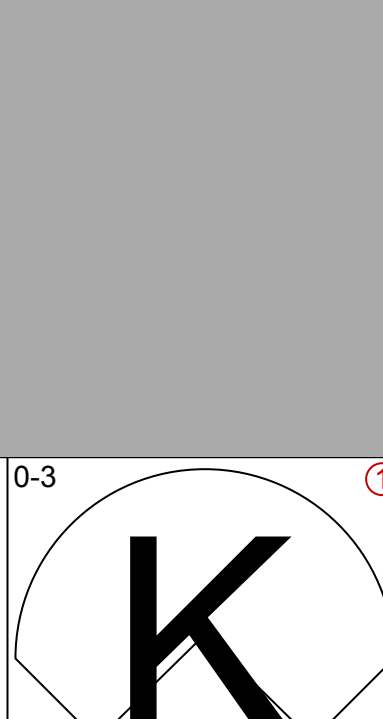
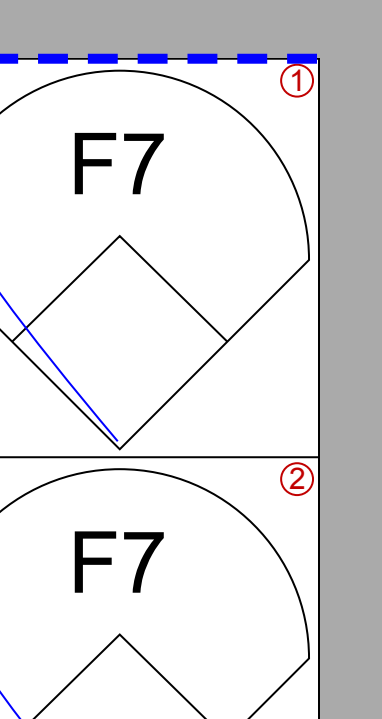
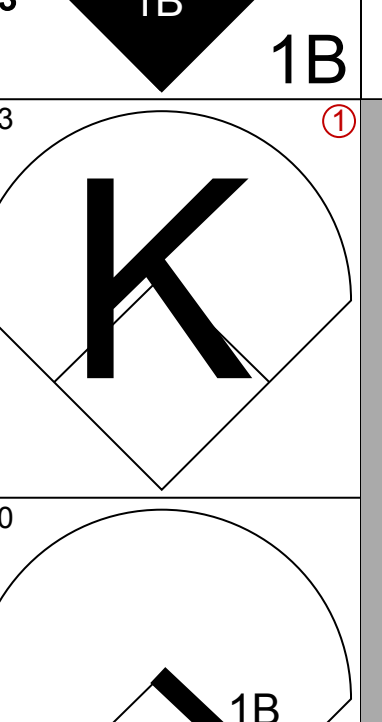
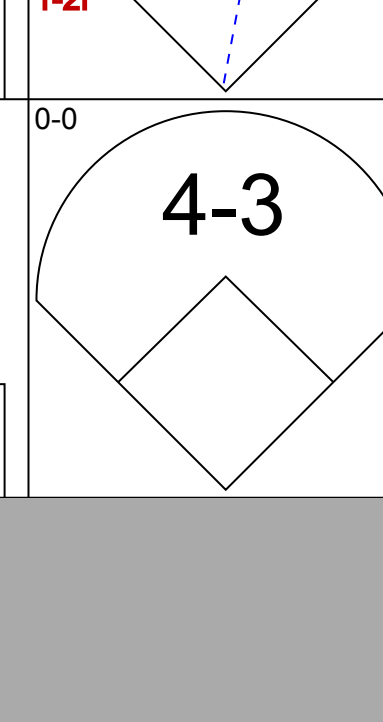
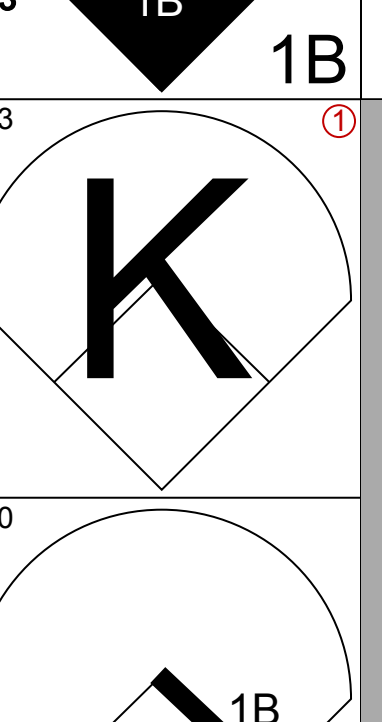
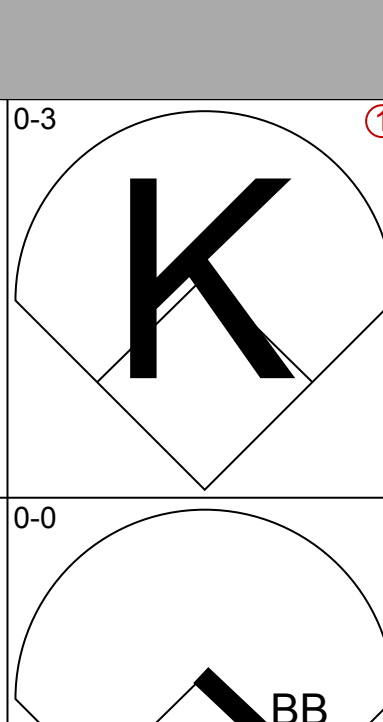
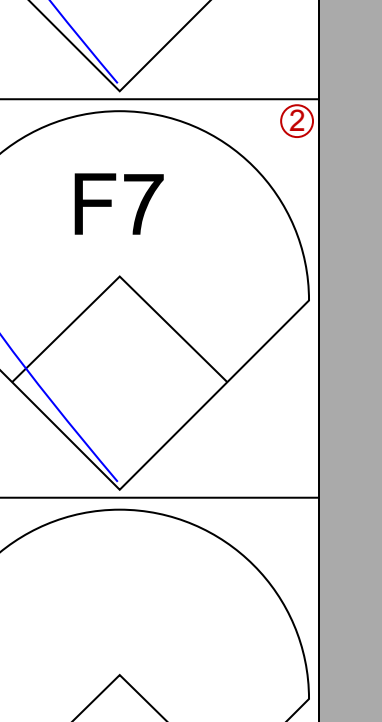
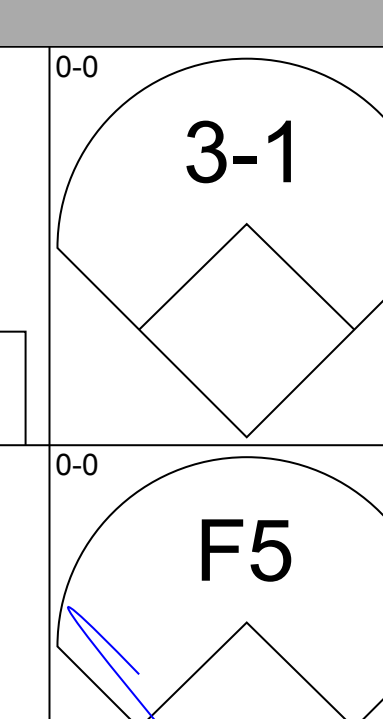
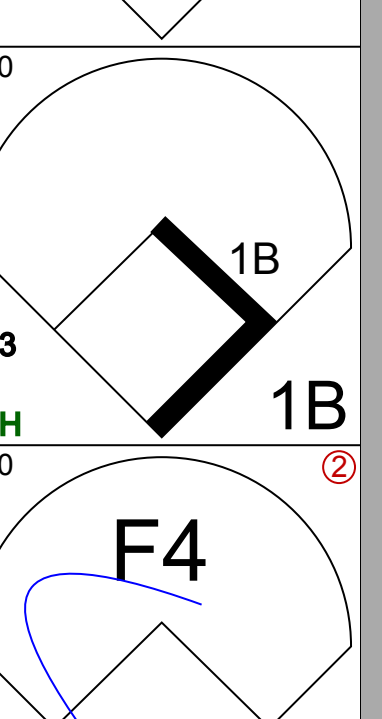
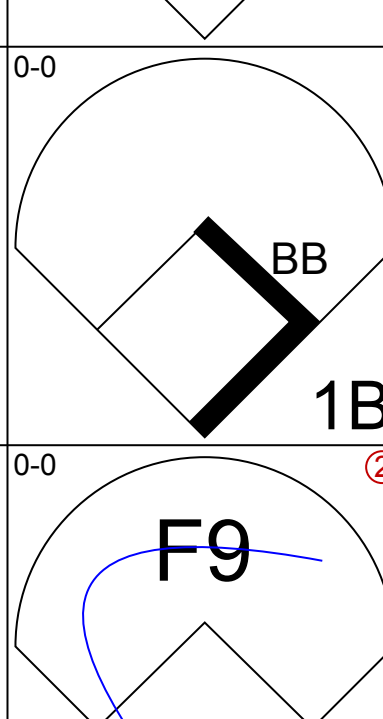
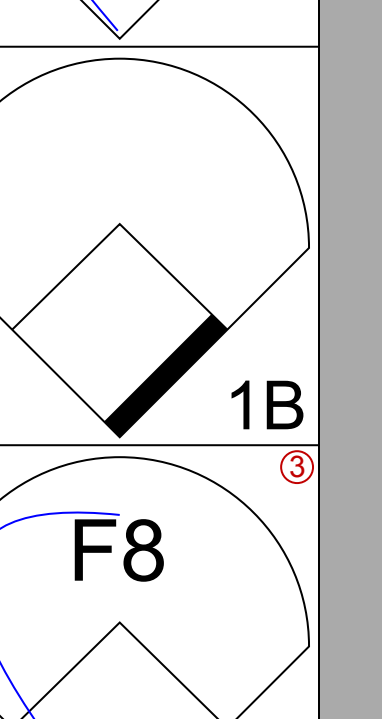
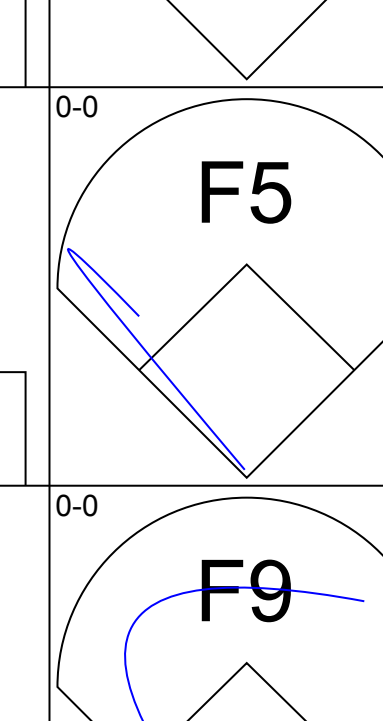
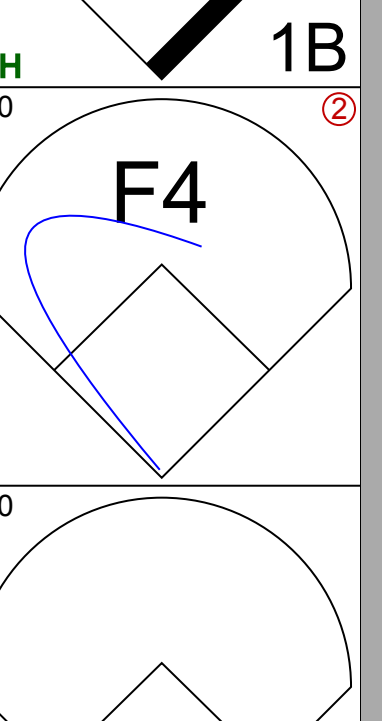
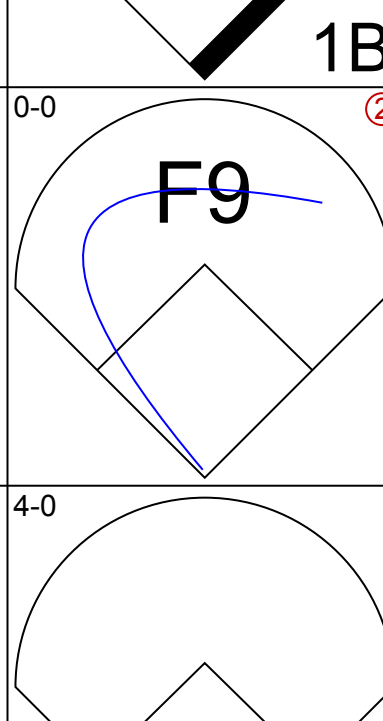
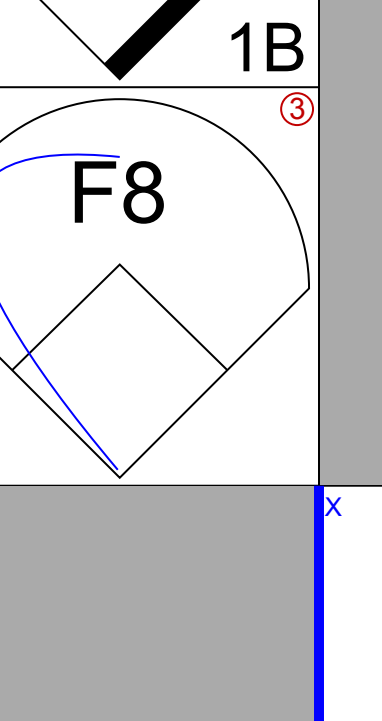
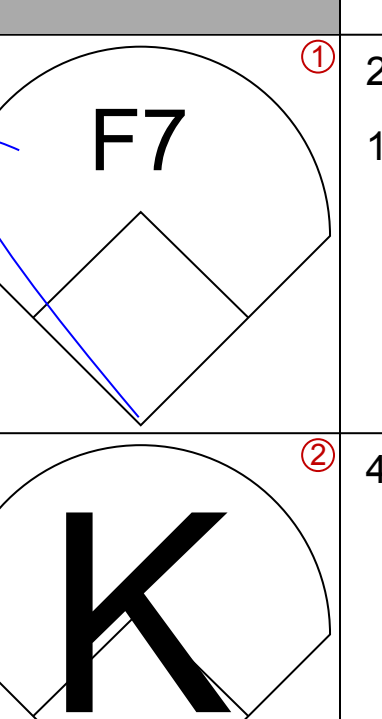
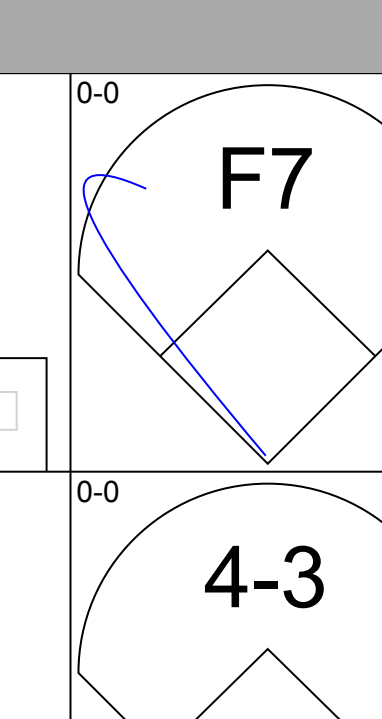
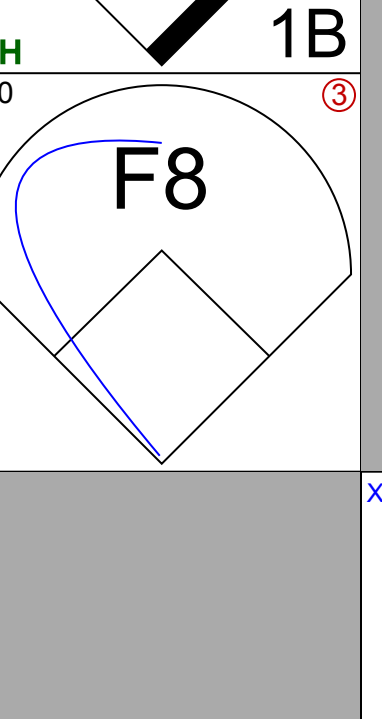
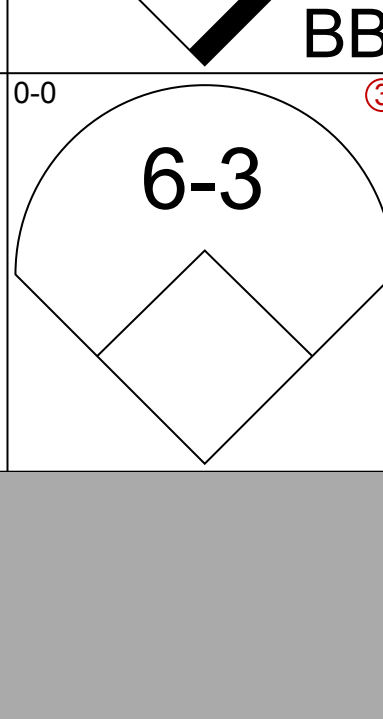
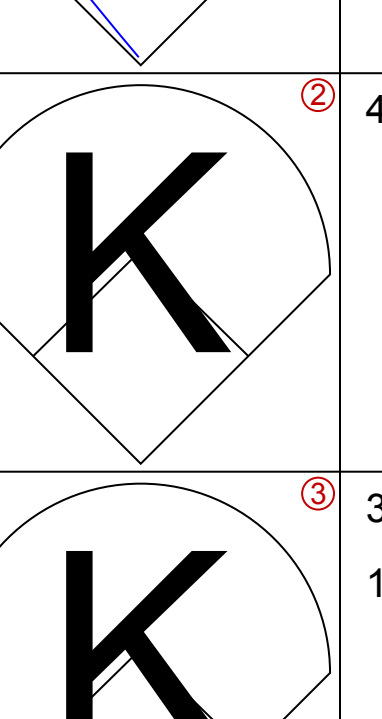
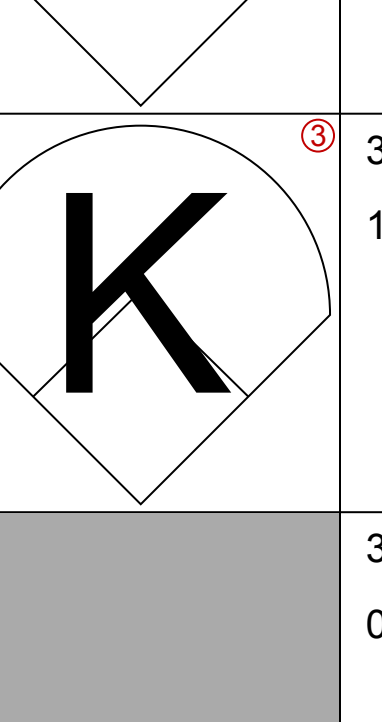
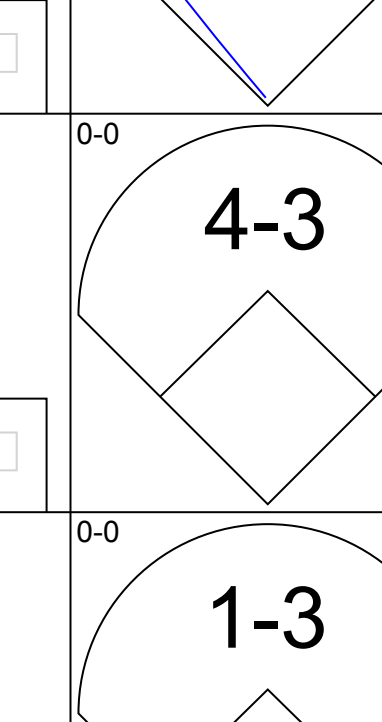
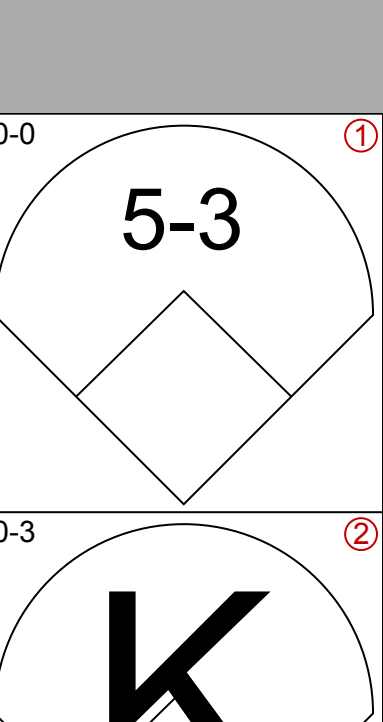
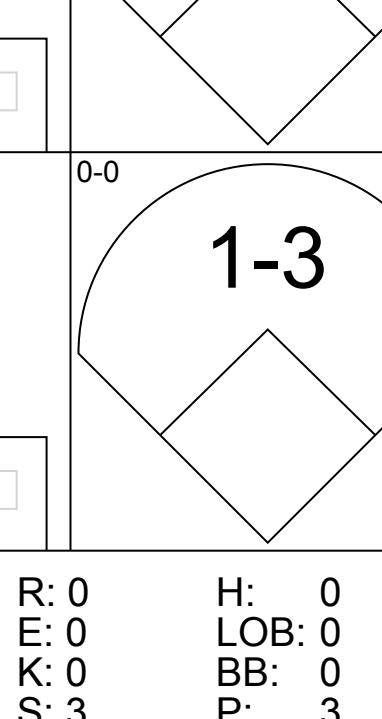
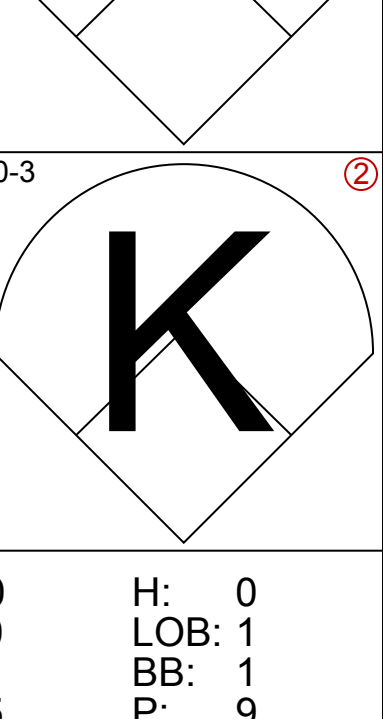
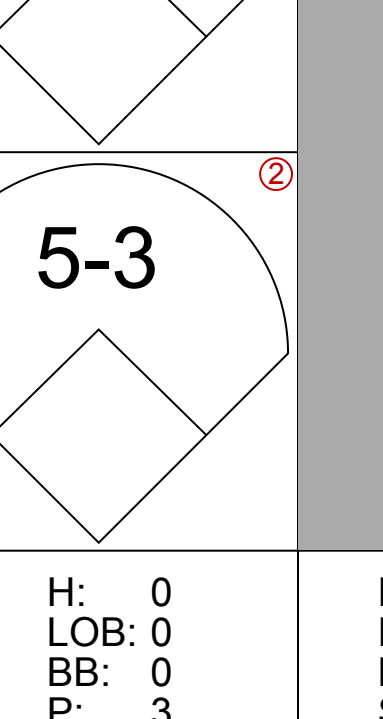


Batter	1	2	3	4	5	6	7	8	9	AB	R	H	RBI	BB	SO	LOB	TOP								
<b>Del Unser, L</b> OBP: 0.292, SLG: 0.280 (1, 8)										4	0	0	0	0	1	1									
<b>Hank Allen, R</b> OBP: 0.255, SLG: 0.319 (1, 9)										4	1	0	0	0	1	0									
<b>Ken McMullen, R</b> OBP: 0.336, SLG: 0.412 (1, 5)										4	1	0	0	0	1	1									
<b>Frank Howard, R</b> OBP: 0.341, SLG: 0.581 (1, 3)										4	2	3	4	0	0	0									
<b>Gary Holman, L</b> OBP: 0.359, SLG: 0.309 (9, 3)										0	0	0	0	0	0	0									
<b>Brant Aylea, R</b> OBP: 0.289, SLG: 0.278 (1, 7)										4	0	0	0	0	1	1									
<b>Ed Stroud, L</b> OBP: 0.298, SLG: 0.433 (9, 7)										0	0	0	0	0	0	0									
<b>Paul Casanova, R</b> OBP: 0.196, SLG: 0.254 (1, 2)										4	0	0	0	0	3	0									
<b>Tim Cullen, R</b> OBP: 0.274, SLG: 0.295 (1, 4)										3	0	0	0	0	0	0									
<b>Ed Brinkman, R</b> OBP: 0.244, SLG: 0.183 (1, 6)										3	0	1	0	0	0	0									
<b>Barry Moore, L</b> OBP: 0.182, SLG: 0.182 (1, 1)										2	0	1	0	0	1	0									
<b>Cap Peterson, R</b> OBP: 0.276, SLG: 0.299 (8, PH)										1	0	0	0	0	0	1									
<b>Dennis Higgins, R</b> OBP: 0.167, SLG: 0.167 (8, 1)										0	0	0	0	0	0	0									
<b>Inning Stats</b>	R: 0 E: 0 K: 2 S: 7	H: 0 LOB: 0 BB: 0 P: 7	R: 0 E: 0 K: 1 S: 5	H: 0 LOB: 0 BB: 0 P: 5	R: 0 E: 0 K: 0 S: 4	H: 1 LOB: 1 BB: 0 P: 4	R: 1 E: 0 K: 1 S: 6	H: 1 LOB: 0 BB: 0 P: 6	R: 0 E: 0 K: 0 S: 3	H: 0 LOB: 0 BB: 0 P: 3	R: 0 E: 0 K: 1 S: 5	H: 0 LOB: 0 BB: 0 P: 5	R: 0 E: 0 K: 1 S: 5	H: 1 LOB: 1 BB: 0 P: 5	R: 0 E: 0 K: 1 S: 6	H: 1 LOB: 1 BB: 0 P: 6	R: 3 E: 2 K: 1 S: 8	H: 1 LOB: 0 BB: 0 P: 8	1B: 3 2B: 0 3B: 0 HR: 2	SF: 0 SAC: 0 DP: 1 HBP: 0	WP: 0 PB: 0 SB: 0 CS: 0	PA: 33			
<b>PITCHER</b>	IP	WLS	BF	H	R	ER	SO	BB	IBB	HBP	BLK	WP	HR	S	P	ERA	WHIP								
<b>Jim Merritt, L</b> ERA: 3.29 (1, 1)	8.1	L	30	4	3	1	7	0	0	0	0	0	1	44	44	1.08	0.480								
<b>Al Worthington, R</b> ERA: 3.23 (9, 1)	0.2		3	1	1	0	1	0	0	0	0	0	1	5	5	0.00	1.500								

Washington Senators @ Minnesota Twins  
Metropolitan Stadium, Bloomington, MI  
Wed Aug 14 1968, 4:33 AM EDT  
Att: 8,263 - Unknown - 65 F

AB 33  
R 4  
H 5  
RBI 4  
BB 0  
SO 8  
LOB 4



Batter	1	2	3	4	5	6	7	8	9	AB	R	H	RBI	BB	SO	LOB	BOTTOM								
<b>Cesar Tovar, R</b> OBP: 0.328, SLG: 0.364 (1, 8)										3	1	1	0	1	0	0									
<b>Frank Kostrz, R</b> OBP: 0.241, SLG: 0.255 (1, 7)										3	1	1	0	0	0	2									
<b>Ted Uhaeander, L</b> OBP: 0.326, SLG: 0.396 (8, PH)										1	0	0	0	0	0	0									
<b>Rod Carew, L</b> OBP: 0.346, SLG: 0.380 (1, 4)										4	0	0	0	0	2	2									
<b>Tony Oliva, L</b> OBP: 0.366, SLG: 0.511 (1, 9)										4	0	3	1	0	0	0									
<b>Bob Allison, R</b> OBP: 0.325, SLG: 0.448 (1, 3)										4	0	0	0	0	0	4									
<b>Frank Quijci, R</b> OBP: 0.321, SLG: 0.355 (1, 5)										2	0	1	1	1	0	0									
<b>John Roseboro, L</b> OBP: 0.308, SLG: 0.322 (9, PH)										1	0	0	0	0	0	0									
<b>Ron Clark, R</b> OBP: 0.262, SLG: 0.271 (1, 6)										4	0	0	0	0	1	4									
<b>Jerry Zimmerman, R</b> OBP: 0.205, SLG: 0.143 (1, 2)										3	0	0	0	0	0	0									
<b>Rich Reese, L</b> OBP: 0.308, SLG: 0.367 (9, PH)										1	0	0	0	0	1	0									
<b>Jim Merritt, L</b> OBP: 0.213, SLG: 0.179 (1, 1)										3	0	0	0	0	1	0									
<b>Al Worthington, R</b> ERA: 3.96 (9, 1)										0	0	0	0	0	0	0									
<b>Inning Stats</b>	R: 0 E: 0 K: 0 S: 3	H: 1 LOB: 0 BB: 0 P: 3	R: 0 E: 0 K: 0 S: 3	H: 0 LOB: 0 BB: 0 P: 3	R: 0 E: 0 K: 0 S: 3	H: 0 LOB: 0 BB: 0 P: 3	R: 2 E: 1 K: 1 S: 9	H: 3 LOB: 2 BB: 0 P: 9	R: 0 E: 0 K: 1 S: 6	H: 1 LOB: 2 BB: 1 P: 10	R: 0 E: 0 K: 0 S: 3	H: 0 LOB: 0 BB: 0 P: 3	R: 0 E: 0 K: 0 S: 4	H: 1 LOB: 1 BB: 0 P: 4	R: 0 E: 0 K: 2 S: 7	H: 0 LOB: 0 BB: 0 P: 7	1B: 6 2B: 0 3B: 0 HR: 0	SF: 0 SAC: 0 DP: 1 HBP: 0	WP: 0 PB: 0 SB: 1 CS: 0	PA: 35					
<b>PITCHER</b>	IP	WLS	BF	H	R	ER	SO	BB	IBB	HBP	BLK	WP	HR	S	P	ERA	WHIP								
<b>Barry Moore, L</b> ERA: 3.14 (1, 1)	7.0		28	5	2	0	3	2	0	0	0	0	0	11	11	0.00	1.000								
<b>Dennis Higgins, R</b> ERA: 3.96 (8, 1)	2.0	W	7	1	0	0	2	0	0	0	0	0	0	11	11	0.00	0.500								

Washington Senators @ Minnesota Twins  
Metropolitan Stadium, Bloomington, MI  
Wed Aug 14 1968, 4:33 AM EDT  
Att: 8,263 - Unknown - 65 F

AB 33  
R 2  
H 6  
RBI 2  
BB 2  
SO 5  
LOB 12













Batter	1	2	3	4	5	6	7	8	9	AB	R	H	RBI	BB	SO	LOB	TOP					
Don Buford, S OBP: 0.379, SLG: 0.473 (1, 7)	5-3		F9		1-2 1B		E5		L4	5	0	1	0	0	0	1						
Mark Belanger, R OBP: 0.295, SLG: 0.243 Fred Valentine, S OBP: 0.284, SLG: 0.360 (5, PH) (5, 7)	2B		K		K		F7			2	0	1	0	0	1	0						
Paul Blair, R OBP: 0.274, SLG: 0.301 (1, 8)	K			F4		2B 6-3 1B	K			4	1	1	0	0	2	2						
Frank Robinson, R OBP: 0.373, SLG: 0.424 (1, 9)	4-3			K		1B 2B		6-3		4	1	1	0	0	1	1						
Brooks Robinson, R OBP: 0.295, SLG: 0.398 (1, 5)		F8			6-3		F3			4	0	1	1	0	0	1						
Davey Johnson, R OBP: 0.337, SLG: 0.387 (5, 6)	2B			3B		3-H 0-0 FC4-6 1B	K			4	0	2	1	0	2	1						
Larry Haney, R OBP: 0.219, SLG: 0.375 (1, 2)	6-3				K	1-2 FC4-6		F8		4	0	0	0	0	1	2						
Curt Blefary, L OBP: 0.301, SLG: 0.318 Chico Fernandez, R OBP: 0.154, SLG: 0.154 (9, PH)	K				K	F9			1B	3	0	0	0	0	2	2						
Tom Phoebus, R Curt Motton, R Dave Leinhard, R John Morris, R Roger Nelson, R Dave May, L Pete Richert, L Boog Powell, L (1, 1) (5, PH) (5, PH) (5, 1) (6, 1) (7, PH) (7, 1) (9, PH)	G3				1B		K		K	1	0	0	0	0	0	0						
<b>Inning Stats</b>	R: 0 E: 0 K: 1 S: 6	H: 1 LOB: 1 BB: 0 P: 6	R: 0 E: 0 K: 1 S: 6	H: 1 LOB: 1 BB: 0 P: 6	R: 0 E: 0 K: 1 S: 5	H: 0 LOB: 0 BB: 0 P: 5	R: 0 E: 0 K: 2 S: 8	H: 1 LOB: 1 BB: 0 P: 8	R: 0 E: 0 K: 3 S: 11	H: 2 LOB: 2 BB: 0 P: 11	R: 2 E: 0 K: 0 S: 6	H: 3 LOB: 1 BB: 0 P: 6	R: 0 E: 1 K: 2 S: 8	H: 0 LOB: 0 BB: 0 P: 8	R: 0 E: 0 K: 1 S: 5	H: 0 LOB: 0 BB: 0 P: 5	R: 0 E: 0 K: 1 S: 6	H: 1 LOB: 1 BB: 0 P: 6	1B: 5 2B: 3 3B: 1 HR: 0	SF: 0 SAC: 0 DP: 0 HBP: 0	WP: 0 PB: 0 SB: 0 CS: 0	PA: 37
<b>PITCHER</b> Jim Kaat, L ERA: 3.05 (1, 1)	IP: 9.0 WLS: W BF: 37 H: 9 R: 2 ER: 2 SO: 12 BB: 0 IBB: 0 HBP: 0 BLK: 0 WP: 0 HR: 0 S: 61 P: 61 ERA: 2.00 WHIP: 1.000															<b>PITCHER</b>						

Baltimore Orioles @ Minnesota Twins  
Metropolitan Stadium, Bloomington, MI  
Fri Aug 16 1968, 8:05 PM EDT  
Att: 19,812 - Unknown

AB 37  
R 2  
H 9  
RBI 2  
BB 0  
SO 12  
LOB 14



Batter	1	2	3	4	5	6	7	8	9	AB	R	H	RBI	BB	SO	LOB	BOTTOM			
Cesar Tovar, R OBP: 0.324, SLG: 0.359 (1, 5)	F7	5-3		1-2 1B		F3				4	0	1	0	0	0	3				
Rich Reese, L OBP: 0.318, SLG: 0.376 (1, 3)	4-3		K	L3			SH 1B 2B			4	1	1	0	0	1	2				
Rod Carew, L OBP: 0.342, SLG: 0.375 (1, 4)	L4		F7		6-3		SH 1B FC5-4			3	1	0	0	0	0	0				
Tony Oliva, L OBP: 0.372, SLG: 0.511 (1, 9)		E 2B 1B		1B	4-3		FC5-4 1B			4	1	3	1	0	0	0				
John Roseboro, L OBP: 0.303, SLG: 0.316 (1, 2)	F7			1-2 1B	F6		F5			4	0	1	0	0	0	3				
Ted Uhlhaender, L OBP: 0.324, SLG: 0.393 (1, 8)	E9 2B 1B		F7			4-3	FC5-4			4	1	1	1	0	0	3				
Bob Allison, R OBP: 0.330, SLG: 0.445 (1, 7)		2B IBB			6-3	WP S BB	2-4		L5-3 BB	1	1	0	0	3	0	0				
Ron Clark, R OBP: 0.269, SLG: 0.266 (1, 6)	F6			K					L5-3	3	0	0	0	1	1	4				
Jim Kaat, L OBP: 0.158, SLG: 0.179 (1, 1)		1-H 2-H 2B			1B	K		F3		4	0	2	3	0	1	2				
<b>Inning Stats</b>	R: 0 E: 0 K: 0 S: 3	H: 0 LOB: 0 BB: 0 P: 3	R: 3 E: 1 K: 0 S: 6	H: 3 LOB: 1 BB: 1 P: 10	R: 0 E: 0 K: 1 S: 7	H: 2 LOB: 2 BB: 0 P: 7	R: 0 E: 0 K: 1 S: 7	H: 2 LOB: 2 BB: 0 P: 7	R: 0 E: 0 K: 0 S: 3	H: 0 LOB: 0 BB: 0 P: 3	R: 0 E: 0 K: 1 S: 5	H: 0 LOB: 2 BB: 2 P: 13	R: 2 E: 1 K: 0 S: 5	H: 2 LOB: 1 BB: 0 P: 5	R: 0 E: 0 K: 0 S: 2	H: 0 LOB: 0 BB: 1 P: 6	1B: 7 2B: 3 3B: 0 HR: 0	SF: 0 SAC: 1 DP: 1 HBP: 0	WP: 1 PB: 0 SB: 1 CS: 0	PA: 36
<b>PITCHER</b> Tom Phoebus, R ERA: 2.2 John Morris, L ERA: 4.0 Roger Nelson, R ERA: 2.01 Pete Richert, L ERA: 3.74 (1, 1) (5, 1) (6, 1) (7, 1)	IP: 4.0 WLS: L BF: 20 H: 7 R: 3 ER: 3 SO: 3 BB: 1 IBB: 0 HBP: 0 BLK: 0 WP: 0 HR: 0 S: 27 P: 27 ERA: 6.75 WHIP: 1.750															<b>PITCHER</b>				

Baltimore Orioles @ Minnesota Twins  
Metropolitan Stadium, Bloomington, MI  
Fri Aug 16 1968, 8:05 PM EDT  
Att: 19,812 - Unknown

AB 31  
R 5  
H 9  
RBI 5  
BB 4  
SO 3  
LOB 17





Batter	1	2	3	4	5	6	7	8	9	AB	R	H	RBI	BB	SO	LOB	TOP								
<b>Don Buford, S</b> OBP: 0.379, SLG: 0.473 (1,7)										4	2	1	0	1	0	1									
<b>Mark Belanger, R</b> OBP: 0.260, SLG: 0.244 (1,6)										3	2	1	1	2	0	0									
<b>Frank Robinson, R</b> OBP: 0.373, SLG: 0.421 (1,9)										2	1	0	1	1	1	1									
<b>Boog Powell, L</b> OBP: 0.342, SLG: 0.442 (1,3)										4	1	1	1	0	1	2									
<b>Brooks Robinson, R</b> OBP: 0.300, SLG: 0.406 (1,5)										4	1	3	3	1	0	2									
<b>Davey Johnson, R</b> OBP: 0.340, SLG: 0.395 (1,4)										5	0	3	2	0	0	1									
<b>Paul Blair, R</b> OBP: 0.273, SLG: 0.297 (1,8)										4	0	0	0	1	2	4									
<b>Larry Haney, R</b> OBP: 0.216, SLG: 0.351 (1,2)										5	0	1	0	0	1	2									
<b>Dave McNally, R</b> OBP: 0.149, SLG: 0.117 (1,1)										2	1	0	0	1	1	0									
<b>Inning Stats</b>	R: 0 E: 0 K: 0 S: 3	H: 0 LOB: 0 BB: 0 P: 3	R: 0 E: 0 K: 0 S: 2	H: 0 LOB: 0 BB: 1 P: 6	R: 0 E: 0 K: 1 S: 6	H: 1 LOB: 1 BB: 0 P: 6	R: 1 E: 0 K: 0 S: 5	H: 2 LOB: 2 BB: 0 P: 6	R: 0 E: 0 K: 1 S: 5	H: 0 LOB: 0 BB: 0 P: 5	R: 1 E: 0 K: 2 S: 9	H: 2 LOB: 2 BB: 1 P: 13	R: 2 E: 0 K: 0 S: 4	H: 1 LOB: 2 BB: 3 P: 16	R: 0 E: 0 K: 1 S: 5	H: 0 LOB: 0 BB: 0 P: 5	R: 4 E: 0 K: 1 S: 9	H: 4 LOB: 2 BB: 2 P: 17	1B: 7 2B: 1 3B: 2 HR: 0	SF: 2 SAC: 1 DP: 1 HBP: 1	WP: 0 PB: 0 SB: 2 CS: 0	PA: 44			
<b>PITCHER</b>	IP	WLS	BF	H	R	ER	SO	BB	IBB	HBP	BLK	WP	HR	S	P	ERA	WHIP								
<b>Jim Roland, L</b> ERA: 3.83 (1,1)	2.1		8	1	0	0	1	1	0	0	0	0	0	9	13	0.00	0.857								
<b>Jim Perry, R</b> ERA: 2.91 (3,1)	2.2		12	2	2	2	1	1	0	1	0	0	0	12	17	6.75	1.125								
<b>Bob Miller, R</b> ERA: 3.48 (6,1)	1.1	L	8	2	2	2	2	2	0	0	0	0	0	10	18	13.50	3.000								
<b>Al Worthington, R</b> ERA: 3.15 (7,1)	1.2		7	1	0	0	1	1	0	0	0	0	0	8	12	0.00	1.200								
<b>Ron Perranoski, L</b> ERA: 3.03 (9,1)	1.0		9	4	4	4	1	2	0	0	0	0	0	9	17	36.00	6.000								

Baltimore Orioles @ Minnesota Twins  
Metropolitan Stadium, Bloomington, MI  
Sat Aug 17 1968, 4:33 AM EDT  
Att: 21,160 - Unknown

AB 33  
R 8  
H 10  
RBI 8  
BB 7  
SO 6  
LOB 13



Batter	1	2	3	4	5	6	7	8	9	AB	R	H	RBI	BB	SO	LOB	BOTTOM								
<b>Cesar Tovar, R</b> OBP: 0.325, SLG: 0.360 (1,7) (9,8)										4	1	2	0	0	0	0									
<b>Ted Uhlhaender, L</b> OBP: 0.323, SLG: 0.391 (1,8)										4	0	1	0	0	0	2									
<b>Ron Perranoski, L</b> (9,1)										0	0	0	0	0	0	0									
<b>Rod Carew, L</b> OBP: 0.338, SLG: 0.372 (1,4)										3	0	0	1	0	2	1									
<b>Tony Oliva, L</b> OBP: 0.369, SLG: 0.506 (1,9)										4	0	0	0	0	0	1									
<b>Bob Allison, R</b> OBP: 0.329, SLG: 0.443 (1,3)										4	1	1	0	0	0	0									
<b>Frank Quijci, R</b> OBP: 0.320, SLG: 0.354 (1,5)										2	0	0	0	1	1	0									
<b>Ron Clark, R</b> OBP: 0.265, SLG: 0.262 (1,6)										2	0	0	0	0	0	0									
<b>Jerry Zimmerman, R</b> OBP: 0.195, SLG: 0.139 (1,2)										1	0	0	1	0	0	0									
<b>Frank Kostro, R</b> OBP: 0.236, SLG: 0.250 (8,PH) (9,7)										1	0	0	0	0	0	0									
<b>Jim Roland, R</b> (1,1)										0	0	0	0	0	0	0									
<b>Jim Perry, S</b> OBP: 0.189, SLG: 0.361 (3,1)										2	0	0	0	0	0	1									
<b>Bob Miller, R</b> OBP: 0.167, SLG: 0.167 (6,1)										0	0	0	0	0	0	0									
<b>Al Worthington, R</b> (7,1)										0	0	0	0	0	0	0									
<b>Rich Rollins, R</b> OBP: 0.269, SLG: 0.348 (8,PH)										1	0	0	0	0	1	0									
<b>Bruce Lock, R</b> OBP: 0.336, SLG: 0.297 (9,2)										0	0	0	0	0	0	0									
<b>Inning Stats</b>	R: 1 E: 0 K: 0 S: 4	H: 1 LOB: 0 BB: 0 P: 4	R: 0 E: 0 K: 1 S: 5	H: 0 LOB: 0 BB: 0 P: 5	R: 0 E: 0 K: 1 S: 5	H: 0 LOB: 0 BB: 0 P: 5	R: 0 E: 0 K: 1 S: 5	H: 0 LOB: 0 BB: 0 P: 5	R: 1 E: 0 K: 0 S: 4	H: 1 LOB: 1 BB: 1 P: 8	R: 0 E: 0 K: 1 S: 6	H: 1 LOB: 1 BB: 0 P: 6	R: 0 E: 0 K: 0 S: 3	H: 0 LOB: 0 BB: 0 P: 3	R: 0 E: 0 K: 1 S: 6	H: 1 LOB: 0 BB: 0 P: 6	R: 0 E: 0 K: 0 S: 3	H: 0 LOB: 0 BB: 0 P: 3	1B: 4 2B: 0 3B: 0 HR: 0	SF: 2 SAC: 1 DP: 0 HBP: 0	WP: 0 PB: 0 SB: 2 CS: 0	PA: 32			
<b>PITCHER</b>	IP	WLS	BF	H	R	ER	SO	BB	IBB	HBP	BLK	WP	HR	S	P	ERA	WHIP								
<b>Dave McNally, L</b> ERA: 1.94 (1,1)	9.0	W	32	4	2	2	5	1	0	0	0	0	0	41	45	2.00	0.556								

Baltimore Orioles @ Minnesota Twins  
Metropolitan Stadium, Bloomington, MI  
Sat Aug 17 1968, 4:33 AM EDT  
Att: 21,160 - Unknown

AB 28  
R 2  
H 4  
RBI 2  
BB 1  
SO 5  
LOB 5





Batter	1	2	3	4	5	6	7	8	9	AB	R	H	RBI	BB	SO	LOB	TOP						
Don Buford, S OBP: 0.376, SLG: 0.468 Dave May, L OBP: 0.256, SLG: 0.225	F9		2B		6-3		F8		5-3	5	1	1	0	0	0	2							
Mark Belanger, R OBP: 0.294, SLG: 0.247	B1		2B				F9		2B	3	1	1	2	2	0	0							
Frank Robinson, R OBP: 0.379, SLG: 0.439	K		IBB				HR		2B	4	1	3	4	1	1	0							
Boog Powell, L OBP: 0.341, SLG: 0.440		4-3	G3				1B		3-1	5	0	1	0	0	0	5							
Brooks Robinson, R OBP: 0.298, SLG: 0.402	F5				4-3		F2		F7	4	0	0	0	0	0	1							
Davey Johnson, R OBP: 0.337, SLG: 0.391	5-3				5-3		F4		F2	4	0	0	0	0	0	1							
Paul Blair, R OBP: 0.273, SLG: 0.300			K		F8		1B		F7	4	1	1	0	0	1	0							
Larry Haney, R OBP: 0.244, SLG: 0.366			5-3		4-3		1B		SH2-4	4	2	2	1	0	0	0							
Dave Leonhard, R OBP: 0.185, SLG: 0.154	E3		1B		B1-3		K		SH2-4	3	1	0	0	0	1	1							
<b>Inning Stats</b>	R: 0 E: 0 K: 1 S: 5	H: 0 LOB: 0 BB: 0 P: 5	R: 0 E: 0 K: 0 S: 3	H: 0 LOB: 0 BB: 0 P: 3	R: 2 E: 1 K: 1 S: 8	H: 2 LOB: 2 BB: 1 P: 12	R: 0 E: 0 K: 0 S: 3	H: 0 LOB: 0 BB: 0 P: 3	R: 0 E: 0 K: 0 S: 3	H: 0 LOB: 0 BB: 0 P: 3	R: 1 E: 0 K: 0 S: 5	H: 2 LOB: 1 BB: 0 P: 5	R: 2 E: 0 K: 1 S: 8	H: 3 LOB: 2 BB: 1 P: 12	R: 0 E: 0 K: 0 S: 3	H: 0 LOB: 0 BB: 0 P: 3	R: 2 E: 0 K: 0 S: 5	H: 2 LOB: 1 BB: 1 P: 9	1B: 5 2B: 3 3B: 0 HR: 1	SF: 0 SAC: 1 DP: 0 HBP: 0	WP: 0 PB: 0 SB: 0 CS: 0	PA: 40	
<b>PITCHER</b>	IP	WLS	BF	H	R	ER	SO	BB	IBB	HBP	BLK	WP	HR	S	P	ERA	WHIP						
Jim Merritt, L ERA: 3.32	(1, 1)	6.2	L	29	6	5	3	3	1	1	0	0	0	1	33	41	4.05	1.050					
Bob Miller, R ERA: 3.4	(7, 1)	1.1		5	1	0	0	0	0	0	0	0	0	5	5	0.00	0.750						
Jim Roland, L ERA: 4.14	(9, 1)	1.0		6	2	2	2	0	1	0	0	0	0	5	9	18.00	3.000						

Baltimore Orioles @ Minnesota Twins  
Metropolitan Stadium, Bloomington, MI  
Sun Aug 18 1968, 4:33 AM EDT  
Att: 23,348 - Unknown

AB 36  
R 7  
H 9  
RBI 7  
BB 3  
SO 3  
LOB 10



Batter	1	2	3	4	5	6	7	8	9	AB	R	H	RBI	BB	SO	LOB	BOTTOM					
Cesar Tovar, R OBP: 0.323, SLG: 0.357	F4		F9		F9				6-3	4	0	0	0	0	0	1						
Ted Uhlhaender, L OBP: 0.323, SLG: 0.390	1-3		F6				3-1		1B	4	1	1	0	0	0	0						
Rod Carew, L OBP: 0.337, SLG: 0.370	K				G3		F8		1B	4	0	1	0	0	1	0						
Tony Oliva, L OBP: 0.370, SLG: 0.506			1B				K		F7	4	0	2	0	0	1	2						
John Roseboro, L OBP: 0.305, SLG: 0.317			1B		F9				SF8	2	0	1	1	1	0	1						
Bob Allison, R OBP: 0.325, SLG: 0.438			BB		F9		G5-4-3		1B	4	0	0	0	0	1	5						
Jim Holt, L OBP: 0.235, SLG: 0.256			1-3				K			3	0	0	0	0	1	2						
Ron Clark, R OBP: 0.266, SLG: 0.271			4-3						6-3	3	0	1	0	0	0	2						
Jim Merritt, L OBP: 0.222, SLG: 0.190					4-3					2	0	1	0	0	0	0						
Bob Miller, R OBP: 0.167, SLG: 0.167									F4	0	0	0	0	0	0	0						
Rich Rollins, R OBP: 0.287, SLG: 0.346										1	0	0	0	0	0	0						
Jim Roland, R										0	0	0	0	0	0	0						
<b>Inning Stats</b>	R: 0 E: 0 K: 1 S: 5	H: 0 LOB: 0 BB: 0 P: 5	R: 0 E: 0 K: 0 S: 4	H: 1 LOB: 2 BB: 1 P: 8	R: 0 E: 0 K: 0 S: 3	H: 0 LOB: 0 BB: 0 P: 3	R: 0 E: 0 K: 0 S: 4	H: 1 LOB: 1 BB: 0 P: 4	R: 0 E: 0 K: 0 S: 4	H: 2 LOB: 1 BB: 0 P: 4	R: 0 E: 0 K: 1 S: 5	H: 0 LOB: 0 BB: 0 P: 5	R: 0 E: 0 K: 1 S: 5	H: 1 LOB: 0 BB: 0 P: 5	R: 0 E: 0 K: 0 S: 3	H: 0 LOB: 0 BB: 0 P: 3	R: 1 E: 0 K: 1 S: 7	H: 2 LOB: 1 BB: 0 P: 7	1B: 6 2B: 1 3B: 0 HR: 0	SF: 1 SAC: 0 DP: 1 HBP: 0	WP: 0 PB: 0 SB: 0 CS: 0	PA: 33
<b>PITCHER</b>	IP	WLS	BF	H	R	ER	SO	BB	IBB	HBP	BLK	WP	HR	S	P	ERA	WHIP					
Dave Leonhard, R ERA: 2.81	(1, 1)	9.0	W	33	7	1	1	4	1	0	0	0	0	40	44	1.00	0.889					

Baltimore Orioles @ Minnesota Twins  
Metropolitan Stadium, Bloomington, MI  
Sun Aug 18 1968, 4:33 AM EDT  
Att: 23,348 - Unknown

AB 31  
R 1  
H 7  
RBI 1  
BB 1  
SO 4  
LOB 13






Batter	1	2	3	4	5	6	7	8	9	AB	R	H	RBI	BB	SO	LOB	TOP				
Horace Clarke, S (1,4) OBP: 0.252, SLG: 0.258	0-0 1-3		0-3 K			0-0 G3-6-3 1B		0-0 G4-6-3		4	0	1	0	0	1	3					
Jake Gibbs, L (1,2) OBP: 0.287, SLG: 0.288	0-0 4-3		0-3 K			0-0 G3-6-3 1-2			0-0 1B	4	0	1	0	0	1	2					
Mickey Mantle, S (1,3) OBP: 0.395, SLG: 0.404	0-3 K			0-0 4-3		0-0 G3			0-3 K	4	0	0	0	0	2	1					
Roy White, S (1,7)		0-0 4-3		0-0 5-3			0-0 5-3		0-0 L6	4	0	0	0	0	0	1					
Joe Pepitone, L (1,8) OBP: 0.309, SLG: 0.431		0-0 1B		0-0 1B			0-0 F8		0-0 1-3 1B	4	0	3	0	0	0	0					
Tom Tresh, S (1,6) OBP: 0.302, SLG: 0.324		0-3 K		0-3 K2-3			0-0 L3		0-3 K	4	0	0	0	0	3	4					
Andy Kosco, R (1,9) OBP: 0.254, SLG: 0.355		0-3 K			0-0 5-3			0-0 1B SH2-4 1B		3	0	1	0	0	1	1					
Bobby Cox, R (1,5) OBP: 0.302, SLG: 0.311			0-0 1B		0-0 5-3			0-0 SH2-4 1-2		2	0	1	0	0	0	0					
Stan Bahnsen, R (1,1) OBP: 0.113, SLG: 0.053			0-3 K		0-3 K			0-0 G4-6-3 1B		2	0	0	0	0	2	1					
Rocky Colavito, R (8, PH) OBP: 0.311, SLG: 0.331										1	0	1	0	0	0	0					
Dooley Womack, L (8, 1)										0	0	0	0	0	0	0					
<b>Inning Stats</b>	R: 0 E: 0 K: 1 S: 5	H: 0 LOB: 0 BB: 0 P: 5	R: 0 E: 0 K: 2 S: 8	H: 1 LOB: 1 BB: 0 P: 8	R: 0 E: 0 K: 3 S: 10	H: 1 LOB: 1 BB: 0 P: 10	R: 0 E: 0 K: 1 S: 6	H: 1 LOB: 1 BB: 0 P: 6	R: 0 E: 0 K: 1 S: 5	H: 0 LOB: 0 BB: 0 P: 5	R: 0 E: 0 K: 0 S: 3	H: 1 LOB: 0 BB: 0 P: 3	R: 0 E: 0 K: 0 S: 3	H: 0 LOB: 0 BB: 0 P: 3	R: 0 E: 0 K: 0 S: 4	H: 2 LOB: 1 BB: 0 P: 4	R: 0 E: 0 K: 2 S: 9	H: 2 LOB: 2 BB: 0 P: 9	1B: 8 2B: 0 3B: 0 HR: 0	SF: 0 SAC: 1 DP: 2 HBP: 0	WP: 0 PA: 33 CS: 0
<b>PITCHER</b> Dean Chance, R (1,1) ERA: 2.37	IP: 9.0 WLS: W BF: 33 H: 8 R: 0 ER: 0 SO: 10 BB: 0 IBB: 0 HBP: 0 BLK: 0 WP: 0 HR: 0 S: 53 P: 53 ERA: 0.00 WHIP: 0.889																				

**New York Yankees @ Minnesota Twins**  
 Metropolitan Stadium, Bloomington, MI  
 Mon Aug 19 1968, 8:05 PM EDT  
 Att: 13,029 - Unknown - 78 F


AB	32
R	0
H	8
RBI	0
BB	0
SO	10
LOB	13



Batter	1	2	3	4	5	6	7	8	9	AB	R	H	RBI	BB	SO	LOB	BOTTOM		
Cesar Tovar, R (1,5) OBP: 0.324, SLG: 0.359	0-0 L4		0-0 E 2B		1-0 6-3 HBP			0-0 6-3		3	1	1	0	0	0	0			
Rich Reese, L (1,3) OBP: 0.317, SLG: 0.374	0-0 L7		0-0 E6 2H		0-0 6-3 1-2			0-0 1B		4	0	1	0	0	0	1			
Rod Carew, L (1,4) OBP: 0.339, SLG: 0.378	0-0 1B		0-0 4-3		0-0 4-3			0-0 3B		4	0	2	0	0	0	2			
Frank Quilici, R (9,4) OBP: 0.320, SLG: 0.354										0	0	0	0	0	0	0			
Tony Oliva, L (1,9) OBP: 0.369, SLG: 0.502	0-0 L8			0-0 5-3		0-0 L7		4-0 IBB		3	0	0	0	1	0	1			
John Roseboro, L (1,2) OBP: 0.304, SLG: 0.314		0-0 1-3		4-0 F8 BB		0-0 L3		0-0 1-3		3	0	0	0	1	0	2			
Ted Uhlhaender, L (1,8) OBP: 0.321, SLG: 0.388		0-0 G3		0-0 F8 1-2		0-0 F8				3	0	0	0	0	0	1			
Bob Allison, R (1,7) OBP: 0.325, SLG: 0.435		0-3 K		4-0 IBB		0-0 F9				2	0	0	0	1	1	0			
Ron Clark, R (1,6) OBP: 0.261, SLG: 0.265			0-0 5-3	0-3 K		0-0 F7				3	0	0	0	0	1	2			
Dean Chance, R (1,1) OBP: 0.096, SLG: 0.057			0-0 2-3		0-0 4-3		0-0 B1-3			3	0	0	0	0	0	0			
<b>Inning Stats</b>	R: 0 E: 0 K: 0 S: 4	H: 1 LOB: 1 BB: 0 P: 4	R: 0 E: 0 K: 1 S: 5	H: 0 LOB: 0 BB: 0 P: 5	R: 1 E: 1 K: 0 S: 5	H: 1 LOB: 1 BB: 0 P: 5	R: 0 E: 0 K: 1 S: 5	H: 0 LOB: 2 BB: 2 P: 13	R: 0 E: 0 K: 0 S: 3	H: 0 LOB: 0 BB: 0 P: 3	R: 0 E: 0 K: 0 S: 3	H: 0 LOB: 0 BB: 0 P: 3	R: 0 E: 0 K: 0 S: 4	H: 2 LOB: 2 BB: 1 P: 8	R: 0 E: 0 K: 1 S: 4	H: 2 LOB: 2 BB: 1 P: 8	1B: 2 2B: 1 3B: 1 HR: 0	SF: 0 SAC: 0 DP: 0 HBP: 1	WP: 0 PA: 32 CS: 0
<b>PITCHER</b> Stan Bahnsen, R (1,1) ERA: 2.05	IP: 7.0 WLS: L BF: 27 H: 2 R: 1 ER: 0 SO: 2 BB: 1 IBB: 0 HBP: 1 BLK: 0 WP: 0 HR: 0 S: 28 P: 37 ERA: 0.00 WHIP: 0.429																		
<b>PITCHER</b> Dooley Womack, R (8,1) ERA: 3.69	IP: 1.0 WLS: L BF: 5 H: 2 R: 0 ER: 0 SO: 0 BB: 0 IBB: 1 HBP: 0 BLK: 0 WP: 0 HR: 0 S: 4 P: 8 ERA: 0.00 WHIP: 2.000																		

**New York Yankees @ Minnesota Twins**  
 Metropolitan Stadium, Bloomington, MI  
 Mon Aug 19 1968, 8:05 PM EDT  
 Att: 13,029 - Unknown - 78 F

AB	28
R	1
H	4
RBI	0
BB	3
SO	2
LOB	9





Batter	1	2	3	4	5	6	7	8	9	AB	R	H	RBI	BB	SO	LOB	TOP								
Horace Clarke, S OBP: 0.249, SLG: 0.255 (1.4)	F5		4-3			F8	4-3			4	0	0	0	0	0	1									
Jake Gibbs, L OBP: 0.284, SLG: 0.285 (1.2)	K		4-3			F5		1-3		4	0	0	0	0	1	0									
Mickey Mantle, S OBP: 0.392, SLG: 0.399 (1.3)	K			F8		L3		F5		4	0	0	0	0	1	0									
Roy White, S OBP: 0.354, SLG: 0.405 (1.7)		K		L9			F9 S 1B	5-3		4	1	1	0	0	1	0									
Joe Pepitone, L OBP: 0.308, SLG: 0.426 (1.8)		4-3		K			F9 S 1B		E4 FC6-4	3	1	0	0	1	1	0									
Tom Tresh, S OBP: 0.301, SLG: 0.323 (1.6)		HR 1B			K		F9 2-3	FC6-4 1-2		4	1	1	0	0	1	3									
Andy Kosco, R OBP: 0.259, SLG: 0.365 (1.9)		HR 1B			FC5-4 BB		1B SF7 1B	F6		3	2	2	3	1	0	1									
Bobby Cox, R OBP: 0.301, SLG: 0.310 (1.5)		K			K		1-3 2-H 1B	F8		4	0	1	1	0	2	2									
Mel Stottlemyre, R OBP: 0.218, SLG: 0.171 (1.1)			F7		FC5-4 1-2		SF7			2	0	0	1	0	0	1									
<b>Inning Stats</b>	R: 0 E: 0 K: 2 S: 7	H: 0 LOB: 0 BB: 0 P: 7	R: 2 E: 0 K: 2 S: 9	H: 2 LOB: 0 BB: 0 P: 9	R: 0 E: 0 K: 0 S: 3	H: 0 LOB: 0 BB: 0 P: 3	R: 0 E: 0 K: 1 S: 5	H: 0 LOB: 0 BB: 0 P: 5	R: 0 E: 0 K: 2 S: 7	H: 0 LOB: 1 BB: 1 P: 11	R: 0 E: 0 K: 0 S: 3	H: 0 LOB: 0 BB: 0 P: 3	R: 3 E: 0 K: 0 S: 6	H: 3 LOB: 1 BB: 1 P: 10	R: 0 E: 0 K: 0 S: 3	H: 0 LOB: 0 BB: 0 P: 3	R: 0 E: 1 K: 0 S: 4	H: 0 LOB: 1 BB: 0 P: 4	1B: 4 2B: 0 3B: 0 HR: 1	SF: 1 SAC: 0 DP: 0 HBP: 0	WP: 0 PB: 0 SB: 1 CS: 0	PA: 35			
<b>PITCHER</b>	IP	WLS	BF	H	R	ER	SO	BB	IBB	HBP	BLK	WP	HR	S	P	ERA	WHIP								
Dave Boswell, R ERA: 3.07 (1.1)	6.1	L	26	5	5	5	7	2	0	0	0	0	1	38	46	7.11	1.105								
Jim Perry, R ERA: 2.56 (7.1)	1.2		5	0	0	0	0	0	0	0	0	0	0	5	5	0.00	0.000								
Jim Roland, L ERA: 4.05 (9.1)	1.0		4	0	0	0	0	0	0	0	0	0	0	4	4	0.00	0.000								

**New York Yankees @ Minnesota Twins**  
Metropolitan Stadium, Bloomington, MI  
Tue Aug 20 1968, 8:05 PM EDT  
Att: 16,141 - Unknown - 86 F

AB 32  
R 5  
H 5  
RBI 5  
BB 2  
SO 7  
LOB 8



Batter	1	2	3	4	5	6	7	8	9	AB	R	H	RBI	BB	SO	LOB	BOTTOM								
Cesar Tovar, R OBP: 0.326, SLG: 0.360 (1.5)	G4-6-3 1B					5-3		F8		4	0	2	0	0	0	0									
Rich Reese, L OBP: 0.311, SLG: 0.367 (1.3)	G4-6-3 1-2		L9			4-3		4-3		4	0	0	0	0	0	2									
Rod Carew, L OBP: 0.341, SLG: 0.380 (1.4)	BB		K				2B		6-3	3	0	1	0	1	1	1									
Tony Oliva, L OBP: 0.366, SLG: 0.498 (1.9)	F9			L4		4-3		4-3		4	0	0	0	0	0	2									
John Roseboro, L OBP: 0.301, SLG: 0.310 (1.2)		4-3		4-3			L4		4-3	4	0	0	0	0	0	0									
Ted Uhlender, L OBP: 0.319, SLG: 0.385 (1.8)		6-3		6-3			E6 FC6			3	0	0	0	0	0	0									
Bob Allison, R OBP: 0.325, SLG: 0.434 (1.7)					6-3		F8			3	0	1	0	0	0	1									
Ron Clark, R OBP: 0.255, SLG: 0.259 (1.6)		F5			6-3		FC6 1-2			3	0	0	0	0	0	2									
Dave Boswell, R OBP: 0.245, SLG: 0.383 (1.1)								F6		2	0	0	0	0	0	0									
Jim Perry, S OBP: 0.189, SLG: 0.361 (7.1)			F2							0	0	0	0	0	0	0									
Jim Holt, L OBP: 0.233, SLG: 0.253 (6. PH)										1	0	0	0	0	0	0									
Jim Roland, R OBP: 0.233, SLG: 0.253 (9.1)										0	0	0	0	0	0	0									
<b>Inning Stats</b>	R: 0 E: 0 K: 0 S: 3	H: 1 LOB: 1 BB: 1 P: 7	R: 0 E: 0 K: 0 S: 4	H: 1 LOB: 1 BB: 0 P: 4	R: 0 E: 0 K: 1 S: 6	H: 1 LOB: 0 BB: 0 P: 6	R: 0 E: 0 K: 0 S: 3	H: 0 LOB: 0 BB: 0 P: 3	R: 0 E: 0 K: 0 S: 3	H: 0 LOB: 0 BB: 0 P: 3	R: 0 E: 0 K: 0 S: 4	H: 1 LOB: 1 BB: 0 P: 4	R: 0 E: 1 K: 0 S: 4	H: 0 LOB: 1 BB: 0 P: 4	R: 0 E: 0 K: 0 S: 3	H: 0 LOB: 0 BB: 0 P: 3	R: 0 E: 0 K: 0 S: 3	H: 0 LOB: 0 BB: 0 P: 3	1B: 3 2B: 1 3B: 0 HR: 0	SF: 0 SAC: 0 DP: 1 HBP: 0	WP: 0 PB: 0 SB: 0 CS: 0	PA: 32			
<b>PITCHER</b>	IP	WLS	BF	H	R	ER	SO	BB	IBB	HBP	BLK	WP	HR	S	P	ERA	WHIP								
Mel Stottlemyre, R ERA: 2.55 (1.1)	9.0	W	32	4	0	0	1	1	0	0	0	0	0	33	37	0.00	0.556								

**New York Yankees @ Minnesota Twins**  
Metropolitan Stadium, Bloomington, MI  
Tue Aug 20 1968, 8:05 PM EDT  
Att: 16,141 - Unknown - 86 F

AB 31  
R 0  
H 4  
RBI 0  
BB 1  
SO 1  
LOB 8





Batter	1	2	3	4	5	6	7	8	9	AB	R	H	RBI	BB	SO	LOB	TOP										
Dick Howser, R OBP: 0.321, SLG: 0.164 (1, 4)	0-0 6-3			0-0 F4		0-0 FC6-4 1B		0-0 6-3		4	0	1	0	0	0	1											
Tom Tresh, S OBP: 0.301, SLG: 0.321 (1, 6)	0-0 6-3			0-3 K		0-0 FC6-4 1-2			4-0 1B E BB	3	1	0	0	1	1	1											
Mickey Mantle, S OBP: 0.390, SLG: 0.397 (1, 3)	0-0 F9			0-0 5-3					0-0 E F2 1-3 1B	4	0	1	0	0	0	0											
Roy White, S OBP: 0.351, SLG: 0.401 (1, 8)		0-3 K			0-0 6-3				0-0 F2 1-2	4	0	0	0	0	1	2											
Andy Kosco, R OBP: 0.262, SLG: 0.365 (1, 9)		0-0 6-3			0-0 1B				4-0 E IBB	3	0	1	0	1	0	0											
Rocky Colavito, R OBP: 0.309, SLG: 0.348 (1, 7)		0-0 F2			0-0 F8				0-0 E5 G6-4-3 1-2 2-3 3-H	4	1	1	2	0	0	3											
Frank Fernandez, R OBP: 0.287, SLG: 0.330 (1, 2)			0-0 5-3		0-0 4-3			0-3 K	0-0 G6-4-3 1-2	4	0	0	0	0	1	4											
Bobby Cox, R OBP: 0.301, SLG: 0.310 (1, 5)			0-0 L4			0-0 F9			0-0 FC1-6 1B	3	0	1	0	0	0	0											
Al Downing, R OBP: 0.250, SLG: 0.143 Lindy McDaniel, R (9, 1)			0-3 K			0-0 1-3			0-0 FC1-6 1-2	3	0	0	0	0	1	1											
<b>Inning Stats</b>	R: 0 E: 0 K: 0 S: 3	H: 0 LOB: 0 BB: 0 P: 3	R: 0 E: 0 K: 1 S: 5	H: 0 LOB: 0 BB: 0 P: 5	R: 0 E: 0 K: 1 S: 5	H: 0 LOB: 0 BB: 0 P: 5	R: 0 E: 0 K: 0 S: 4	H: 1 LOB: 1 BB: 0 P: 4	R: 0 E: 0 K: 0 S: 4	H: 1 LOB: 1 BB: 0 P: 4	R: 0 E: 0 K: 0 S: 3	H: 0 LOB: 0 BB: 0 P: 3	R: 1 E: 0 K: 1 S: 7	H: 2 LOB: 1 BB: 0 P: 7	R: 1 E: 1 K: 0 S: 4	H: 1 LOB: 2 BB: 2 P: 12	1B: 4 2B: 0 3B: 0 HR: 1	SF: 0 SAC: 0 DP: 1 HBP: 0	WP: 0 PA: 34 CS: 0								
<b>PITCHER</b>	IP	WLS	BF	H	R	ER	SO	BB	IBB	HBP	BLK	WP	HR	S	P	ERA	WHIP										
Jim Kaat, L ERA: 2.95	8.0	L	28	4	1	1	4	0	0	0	0	0	1	36	36	1.12	0.500										
Ron Perranoski, L ERA: 3.11	1.0		6	1	1	1	0	1	1	0	0	0	0	4	12	9.00	2.000										

**New York Yankees @ Minnesota Twins**  
 Metropolitan Stadium, Bloomington, MI  
 Wed Aug 21 1968, 8:05 PM EDT  
 Att: 16,330 - Unknown - 88 F

AB 32  
 R 2  
 H 5  
 RBI 2  
 BB 2  
 SO 4  
 LOB 12



Batter	1	2	3	4	5	6	7	8	9	AB	R	H	RBI	BB	SO	LOB	BOTTOM										
Cesar Tovar, R OBP: 0.325, SLG: 0.358 (1, 9)	0-0 F2		1-0 HBP			0-0 5-3		0-0 L7		3	0	0	0	0	0	0											
Rich Reese, L OBP: 0.308, SLG: 0.362 Frank Kostro, R (8, PH) Ron Perranoski, L (9, 1)	0-0 4-3		0-0 G3			0-0 4-3		0-3 K		3	0	0	0	0	0	1											
Rod Carew, L OBP: 0.340, SLG: 0.379 (1, 4)	0-3 K			0-0 B1-3		0-0 1B			0-0 3-1	4	0	1	0	0	1	0											
Bob Allison, R OBP: 0.327, SLG: 0.442 (1, 7)		0-0 F8		4-0 BB		0-0 F7			0-0 HR	3	1	1	1	1	0	1											
Rich Rollins, R OBP: 0.279, SLG: 0.336 (1, 5)		0-0 6-3		0-0 F9			0-0 F4		0-0 6-3	4	0	0	0	0	0	1											
Ted Uhlhaender, L OBP: 0.316, SLG: 0.382 (1, 8)		0-0 E4		0-0 F7			0-0 4-3		0-3 K	4	0	0	0	0	1	1											
Ron Clark, R OBP: 0.257, SLG: 0.261 (1, 6)		0-0 F3			0-0 6-3				0-0 FC6 1B	3	0	1	0	0	0	1											
Jerry Zimmerman, R OBP: 0.182, SLG: 0.128 (1, 2)			0-0 1-3		0-0 5-3				0-0 FC6 1-2	3	0	0	0	0	0	1											
Jim Kaat, L OBP: 0.153, SLG: 0.172 Frank Quilici, R (8, PH) Lindy McDaniel, R (9, 3)		0-0 F9			0-0 4-3				0-0 L7	2	0	0	0	0	0	0											
<b>Inning Stats</b>	R: 0 E: 0 K: 1 S: 5	H: 0 LOB: 0 BB: 0 P: 5	R: 0 E: 1 K: 0 S: 4	H: 0 LOB: 1 BB: 0 P: 4	R: 0 E: 0 K: 0 S: 3	H: 0 LOB: 1 BB: 1 P: 7	R: 0 E: 0 K: 0 S: 3	H: 0 LOB: 0 BB: 0 P: 3	R: 0 E: 0 K: 0 S: 4	H: 1 LOB: 1 BB: 0 P: 4	R: 0 E: 0 K: 0 S: 4	H: 1 LOB: 1 BB: 0 P: 4	R: 0 E: 0 K: 1 S: 5	H: 0 LOB: 0 BB: 0 P: 5	R: 1 E: 0 K: 1 S: 6	H: 1 LOB: 0 BB: 0 P: 6	1B: 2 2B: 0 3B: 0 HR: 1	SF: 0 SAC: 0 DP: 0 HBP: 1	WP: 0 PA: 33 CS: 0								
<b>PITCHER</b>	IP	WLS	BF	H	R	ER	SO	BB	IBB	HBP	BLK	WP	HR	S	P	ERA	WHIP										
Al Downing, L ERA: 3.95	8.1	W	31	3	1	1	2	1	0	0	0	0	0	4	4	1.08	0.480										
Lindy McDaniel, R ERA: 4.1	0.2	S	2	0	0	0	1	0	0	0	0	0	0	4	4	0.00	0.000										

**New York Yankees @ Minnesota Twins**  
 Metropolitan Stadium, Bloomington, MI  
 Wed Aug 21 1968, 8:05 PM EDT  
 Att: 16,330 - Unknown - 88 F

AB 31  
 R 1  
 H 3  
 RBI 1  
 BB 1  
 SO 3  
 LOB 6






Batter	1	2	3	4	5	6	7	8	9	AB	R	H	RBI	BB	SO	LOB	TOP		
Dick Howser, R OBP: 0.312, SLG: 0.158 (1, 4)	L4		5-3			F7			F3	4	0	0	0	0	0	0			
Tom Tresh, S OBP: 0.286, SLG: 0.317 (1, 6)	F8			6-3		L8			F8	4	0	0	0	0	0	0			
Bill Robinson, R OBP: 0.281, SLG: 0.368 (1, 9)	K			6-3		L7			F3	4	0	0	0	0	1	0			
Roy White, S OBP: 0.351, SLG: 0.401 (1, 8)		1B		5-3		1-3				3	0	1	0	0	0	0			
Andy Kosco, R OBP: 0.260, SLG: 0.362 (1, 3)	F8				F2				F3	3	0	0	0	0	0	1			
Rocky Colavito, R OBP: 0.310, SLG: 0.348 (1, 7)	F7				1B				F6	3	0	1	0	0	0	1			
Frank Fernandez, R OBP: 0.280, SLG: 0.320 (1, 2)	K				F7				F4	3	0	0	0	0	1	2			
Bobby Cox, R OBP: 0.299, SLG: 0.307 (1, 5)			K		L4				F6	3	0	0	0	0	1	1			
Fritz Peterson, S OBP: 0.100, SLG: 0.150 Dooley Womack, L (8, 1)			5-3							2	0	0	0	0	1	0			
Mickey Mantle, S OBP: 0.392, SLG: 0.408 (9, PH)						K			HR	0	0	0	0	0	0	0			
										1	1	1	1	0	0	0			
<b>Inning Stats</b>	R: 0 E: 0 K: 1 S: 5	H: 0 LOB: 0 BB: 0 P: 5	R: 0 E: 0 K: 1 S: 6	H: 1 LOB: 1 BB: 0 P: 6	R: 0 E: 0 K: 1 S: 5	H: 0 LOB: 0 BB: 0 P: 5	R: 0 E: 0 K: 0 S: 3	H: 0 LOB: 0 BB: 0 P: 3	R: 0 E: 0 K: 0 S: 4	H: 1 LOB: 1 BB: 0 P: 4	R: 0 E: 0 K: 0 S: 3	H: 0 LOB: 0 BB: 0 P: 3	R: 0 E: 0 K: 0 S: 3	H: 0 LOB: 0 BB: 0 P: 3	R: 1 E: 0 K: 0 S: 4	H: 1 LOB: 0 BB: 0 P: 4	1B: 2 2B: 0 3B: 0 HR: 1	SF: 0 SAC: 0 DP: 0 HBP: 0	WP: 0 PA: 30 CS: 0
<b>PITCHER</b> Jim Merritt, L ERA: 3.21 (1, 1)	IP: 9.0 WLS: W BF: 30 H: 3 R: 1 ER: 1 SO: 4 BB: 0 IBB: 0 HBP: 0 BLK: 0 WP: 0 HR: 1 S: 38 P: 38 ERA: 1.00 WHIP: 0.333																		

New York Yankees @ Minnesota Twins  
Metropolitan Stadium, Bloomington, MI  
Thu Aug 22 1968, 4:33 AM EDT  
Att: 15,898 - Unknown - 91 F

AB 30  
R 1  
H 3  
RBI 1  
BB 0  
SO 4  
LOB 5



Batter	1	2	3	4	5	6	7	8	9	AB	R	H	RBI	BB	SO	LOB	BOTTOM	
Cesar Tovar, R OBP: 0.326, SLG: 0.361 (1, 8)	1B		6-3		F3			CS		4	1	2	0	0	0	0		
Rich Reese, L OBP: 0.308, SLG: 0.362 (1, 3)	2B		F5			F9		SH1-4		3	1	1	1	0	0	0		
Tony Oliva, L OBP: 0.368, SLG: 0.496 (1, 9)	1B		SH1-3			4-3		1-2		1	0	0	0	1	0	0		
Bob Allison, R OBP: 0.327, SLG: 0.441 Ted Uhlhaender, L OBP: 0.316, SLG: 0.381 (8, PH)	1B		SH1-3		1-3			CS		3	0	1	1	0	0	1		
Rod Carew, L OBP: 0.340, SLG: 0.378 (1, 4)	1B				1-3			1-2		1	0	0	0	0	0	2		
Frank Quilici, R OBP: 0.316, SLG: 0.348 (1, 5)	F7				4-3			SH1-4		3	1	1	0	0	0	1		
John Roseboro, L OBP: 0.301, SLG: 0.310 (1, 2)	CS		F9		F4			1B		2	0	0	0	0	0	0		
Ron Clark, R OBP: 0.258, SLG: 0.262 (1, 6)	1-2				F2			SH1-4		3	0	1	1	0	1	0		
Jim Merritt, L OBP: 0.212, SLG: 0.180 (1, 1)	1B				6-3			1B		3	0	1	0	0	0	1		
										3	0	0	0	0	2	2		
<b>Inning Stats</b>	R: 2 E: 0 K: 0 S: 5	H: 3 LOB: 0 BB: 0 P: 5	R: 0 E: 0 K: 2 S: 8	H: 1 LOB: 1 BB: 0 P: 8	R: 0 E: 0 K: 0 S: 3	H: 0 LOB: 1 BB: 0 P: 4	R: 0 E: 0 K: 0 S: 3	H: 0 LOB: 0 BB: 0 P: 3	R: 0 E: 0 K: 0 S: 3	H: 0 LOB: 0 BB: 0 P: 3	R: 1 E: 0 K: 1 S: 7	H: 2 LOB: 1 BB: 0 P: 7	R: 0 E: 0 K: 0 S: 3	H: 1 LOB: 1 BB: 1 P: 7	1B: 6 2B: 1 3B: 0 HR: 0	SF: 0 SAC: 3 DP: 0 HBP: 1	WP: 0 PA: 32 CS: 3	
<b>PITCHER</b> Fritz Peterson, L ERA: 3.27 Dooley Womack, R ERA: 3.64 (8, 1)	IP: 7.1 WLS: L BF: 30 H: 7 R: 3 ER: 3 SO: 3 BB: 0 IBB: 0 HBP: 1 BLK: 0 WP: 0 HR: 0 S: 34 P: 39 ERA: 3.68 WHIP: 0.955																	

New York Yankees @ Minnesota Twins  
Metropolitan Stadium, Bloomington, MI  
Thu Aug 22 1968, 4:33 AM EDT  
Att: 15,898 - Unknown - 91 F

AB 26  
R 3  
H 7  
RBI 3  
BB 1  
SO 3  
LOB 7





Batter	1	2	3	4	5	6	7	8	9	AB	R	H	RBI	BB	SO	LOB	TOP								
Cesar Tovar, R (1,7) OBP: 0.326, SLG: 0.363	5-3		F3		F7			SH1-4 2B		4	0	1	0	0	0	1	<b>Minnesota Twins @ Chicago White Sox</b> Comiskey Park, Chicago, IL Fri Aug 23 1968, 8:05 PM EDT Att: 11,058 - Unknown								
Ted Uhlhaender, L (1,8) OBP: 0.320, SLG: 0.385	BB 1B		1B			HR 1B		SH1-4 2-3		3	1	3	0	0	0	0									
Tony Oliva, L (1,9) OBP: 0.369, SLG: 0.502	1-2 BB		F8		HR 1H			K		3	1	1	2	1	1	2									
Bob Allison, R (1,3) OBP: 0.326, SLG: 0.439	K			G6-4-3 1B	F7			1-3		4	0	1	0	0	1	3									
Rod Carew, L (1,4) OBP: 0.336, SLG: 0.374	F8			G6-4-3 1-2	1-3			1-3		4	0	0	0	0	0	3									
John Roseboro, L (1,2) OBP: 0.301, SLG: 0.310		F8		6-3-4	4-3			FC5-4 1B		4	0	1	0	0	0	0									
Dave Boswell, R (9, PR) OBP: 0.245, SLG: 0.383										0	0	0	0	0	0	0									
Frank Quilici, R (1,5) OBP: 0.314, SLG: 0.351	K					F5 2B		F9		4	0	1	0	0	1	1									
Ron Clark, R (1,6) OBP: 0.252, SLG: 0.255	5-3				5-3			FC5-4 1-2		4	0	0	0	0	0	2									
Dean Chance, R (1,1) OBP: 0.092, SLG: 0.055			K							3	0	0	0	0	3	1									
Ron Perranoski, L (8,1)										0	0	0	0	0	0	0									
<b>Inning Stats</b>	R: 0 E: 0 K: 1 S: 6	H: 1 LOB: 2 BB: 1 P: 10	R: 0 E: 0 K: 1 S: 5	H: 0 LOB: 0 BB: 0 P: 5	R: 0 E: 0 K: 1 S: 6	H: 1 LOB: 1 BB: 0 P: 6	R: 0 E: 0 K: 0 S: 3	H: 1 LOB: 0 BB: 0 P: 3	R: 0 E: 0 K: 1 S: 6	H: 1 LOB: 1 BB: 0 P: 6	R: 2 E: 0 K: 0 S: 5	H: 2 LOB: 0 BB: 0 P: 5	R: 0 E: 0 K: 1 S: 5	H: 0 LOB: 0 BB: 0 P: 5	R: 0 E: 0 K: 1 S: 6	H: 1 LOB: 1 BB: 0 P: 6	R: 0 E: 0 K: 0 S: 4	H: 1 LOB: 1 BB: 0 P: 4	1B: 5 2B: 2 3B: 0 HR: 1	SF: 0 SAC: 1 DP: 1 HBP: 0	WP: 0 PB: 0 CS: 0	PA: 35			
<b>PITCHER</b>	IP WLS BF H R ER SO BB IBB HBP BLK WP HR S P ERA WHIP	Joe Horlen, R (1,1) ERA: 2.72	7.0 L 27 6 2 2 5 1 0 0 0 0 1 36 40 2.57 1.000	Wilbur Wood, L (8,1) ERA: 1.91	2.0 W 8 2 0 0 1 0 0 0 0 0 0 10 10 0.00 1.000																				

Batter	1	2	3	4	5	6	7	8	9	AB	R	H	RBI	BB	SO	LOB	BOTTOM						
Luis Aparicio, R (1,6) OBP: 0.312, SLG: 0.351	4-3			SH3 1B WP	6-3		F5			4	1	1	0	0	0	1	<b>Minnesota Twins @ Chicago White Sox</b> Comiskey Park, Chicago, IL Fri Aug 23 1968, 8:05 PM EDT Att: 11,058 - Unknown						
Sandy Alomar Sr., S (1,4) OBP: 0.310, SLG: 0.298	1-3			WP SH3 1B 1-2	F8			WP S SF7 1B		4	1	2	0	0	0	1							
Duane Josephson, R (1,2) OBP: 0.287, SLG: 0.359	5-3			SH3	6-3			SF7 1H		2	0	0	1	0	0	1							
Jerry McNertney, R (9,2) OBP: 0.319, SLG: 0.322				1-2 2-3						0	0	0	0	0	0	0							
Pete Ward, L (1,5) OBP: 0.357, SLG: 0.375		4-0		G1-4-3 BB		4-0		SH5-4 S BB		1	0	1	0	3	0	0							
Woodie Held, R (8, PR) OBP: 0.247, SLG: 0.163				2-3 3-H IBB				1B 2B		0	1	0	0	0	0	0							
Tommy Davis, R (1,7) OBP: 0.276, SLG: 0.337		G1-4-3 1-2		K			SH5-4	G3-6-3 1B		3	0	1	1	0	1	3							
Tom McCraw, L (1,3) OBP: 0.303, SLG: 0.388		F7		1-2 IBB		4-0	4-3	G3-6-3 1-2		3	0	0	0	1	0	3							
Walt Williams, R (1,9) OBP: 0.217, SLG: 0.247				5-3	4-3					3	0	0	0	0	1	4							
Ron Hansen, R (9,5) OBP: 0.291, SLG: 0.326							K			0	0	0	0	0	0	0							
Ken Berry, R (1,8) OBP: 0.283, SLG: 0.337				4-3				K		3	1	1	0	0	1	0							
Joe Horlen, R (1,1) OBP: 0.111, SLG: 0.132							3B 1B			2	0	1	1	0	0	0							
Gary Peters, L (7, PH) OBP: 0.275, SLG: 0.355				F7						1	0	0	0	0	0	0							
Wilbur Wood, R (8,1) OBP: 0.211, SLG: 0.118							1-H 3B			0	0	0	0	0	0	0							
<b>Inning Stats</b>	R: 0 E: 0 K: 0 S: 3	H: 0 LOB: 0 BB: 0 P: 3	R: 0 E: 0 K: 0 S: 2	H: 0 LOB: 0 BB: 1 P: 6	R: 0 E: 0 K: 0 S: 3	H: 0 LOB: 0 BB: 0 P: 3	R: 1 E: 0 K: 1 S: 7	H: 2 LOB: 3 BB: 2 P: 15	R: 1 E: 0 K: 0 S: 5	H: 2 LOB: 1 BB: 0 P: 5	R: 0 E: 0 K: 1 S: 5	H: 0 LOB: 0 BB: 1 P: 9	R: 0 E: 0 K: 1 S: 5	H: 0 LOB: 0 BB: 0 P: 5	R: 2 E: 0 K: 0 S: 5	H: 3 LOB: 1 BB: 0 P: 5	1B: 5 2B: 1 3B: 1 HR: 0	SF: 1 SAC: 2 DP: 2 HBP: 0	WP: 2 PB: 0 CS: 0	PA: 33			
<b>PITCHER</b>	IP WLS BF H R ER SO BB IBB HBP BLK WP HR S P ERA WHIP	Dean Chance, R (1,1) ERA: 2.45	7.1 L 32 7 4 4 3 2 2 0 0 0 0 1 34 50 4.91 1.227	Ron Perranoski, L (8,1) ERA: 3.09	0.2 1 0 0 0 0 0 0 0 0 0 0 0 1 1 0.00 0.000																		

AB	33
R	2
H	8
RBI	2
BB	1
SO	6
LOB	13



AB	26
R	4
H	7
RBI	3
BB	4
SO	3
LOB	13





Batter	1	2	3	4	5	6	7	8	9	AB	R	H	RBI	BB	SO	LOB	TOP					
Cesar Tovar, R OBP: 0.323, SLG: 0.359 (1, 7)	1-3		6-3		5-3		6-3		F6	5	0	0	1	0	0	3	<b>Minnesota Twins @ Chicago White Sox</b> Comiskey Park, Chicago, IL Sat Aug 24 1968, 8:05 PM EDT Unknown - 83 F  livebaseballscores.com					
Ted Uhlhaender, L OBP: 0.321, SLG: 0.386 (1, 8)	F7						F8			4	0	2	0	0	0	1						
Rod Carew, L OBP: 0.332, SLG: 0.370 (1, 4)	F8		F6			FC4-6 1B			4-3	4	0	0	0	0	0	2						
Tony Oliva, L OBP: 0.366, SLG: 0.498 (1, 9)		3-1		4-3		F8			F5	4	0	0	0	0	0	1						
Bob Allison, R OBP: 0.328, SLG: 0.448 (1, 3)	F8			F7						4	1	2	1	0	0	0						
Frank Quilici, R OBP: 0.313, SLG: 0.349 (1, 5)				F9		4-3			5-3	4	0	1	0	0	0	2						
Ron Clark, R OBP: 0.264, SLG: 0.275 (1, 6)									5-3	4	1	3	0	0	0	0						
Bruce Look, L OBP: 0.391, SLG: 0.321 (9, PR)										4	0	2	0	0	0	3						
Jim Kaat, L OBP: 0.153, SLG: 0.172 (9, PR)	3-1			4-3		WP 1-3 2B				0	0	0	0	0	0	0						
Tom Hall, L (1, 1)										2	0	0	0	0	0	1						
Al Worthington, R (6, 1)										0	0	0	0	0	0	0						
John Roseboro, L (7, PH)										1	0	0	0	0	1	2						
Bob Miller, R (7, 1)										0	0	0	0	0	0	0						
Rich Rollins, R (9, PH)										1	0	0	0	0	1	1						
<b>Inning Stats</b>	R: 0 E: 0 K: 0 S: 3	H: 0 LOB: 0 BB: 0 P: 3	R: 0 E: 0 K: 0 S: 5	H: 2 LOB: 2 BB: 0 P: 5	R: 0 E: 0 K: 0 S: 4	H: 1 LOB: 1 BB: 0 P: 4	R: 0 E: 0 K: 0 S: 3	H: 0 LOB: 0 BB: 0 P: 3	R: 0 E: 0 K: 0 S: 4	H: 1 LOB: 1 BB: 0 P: 4	R: 0 E: 0 K: 0 S: 5	H: 2 LOB: 2 BB: 0 P: 5	R: 1 E: 0 K: 1 S: 7	H: 2 LOB: 1 BB: 0 P: 7	R: 1 E: 0 K: 0 S: 4	H: 1 LOB: 0 BB: 0 P: 4		R: 0 E: 0 K: 1 S: 6	H: 1 LOB: 1 BB: 0 P: 6	1B: 7 2B: 2 3B: 0 HR: 1	SF: 0 SAC: 0 DP: 0 HBP: 0	WP: 1 PB: 0 SB: 0 CS: 0
<b>PITCHER</b>	IP WLS BF H R ER SO BB IBB HBP BLK WP HR S P ERA WHIP																					
Jack Fisher, R ERA: 2.92 (1, 1)	8.1 W 35 10 2 2 1 0 0 0 0 0 1 1 37 37 2.16 1.200																					
Hoyt Wilhelm, R ERA: 1.51 (9, 1)	0.2 S 2 0 0 0 1 0 0 0 0 0 0 0 4 4 0.00 0.000																					

Batter	1	2	3	4	5	6	7	8	9	AB	R	H	RBI	BB	SO	LOB	BOTTOM				
Luis Aparicio, R OBP: 0.309, SLG: 0.348 (1, 6)	F7		F8			F7	K			4	0	0	0	0	1	0	<b>Minnesota Twins @ Chicago White Sox</b> Comiskey Park, Chicago, IL Sat Aug 24 1968, 8:05 PM EDT Unknown - 83 F  livebaseballscores.com				
Sandy Alomar Sr., S OBP: 0.313, SLG: 0.301 (1, 4)	F8		F2			1B 2B	FC6-4 1B			4	1	2	0	0	0	0					
Duane Josephson, R OBP: 0.290, SLG: 0.358 (1, 2)										3	1	1	0	1	0	1					
Hoyt Wilhelm, R (9, 1)							FC6-4			0	0	0	0	0	0	0					
Tommy Davis, R OBP: 0.276, SLG: 0.336 (1, 7)						F8			5-3	4	0	1	0	0	0	2					
Pete Ward, L OBP: 0.357, SLG: 0.378 (1, 5)										3	1	1	2	0	1	2					
Ron Hansen, R OBP: 0.293, SLG: 0.328 (7, 5)	4-3					1-2 1B				1	0	1	0	0	0	0					
Walt Williams, R OBP: 0.232, SLG: 0.244 (1, 9)										1	1	0	0	2	0	0					
Woodie Held, R OBP: 0.245, SLG: 0.160 (8, 9)										1	0	0	0	0	0	1					
Tom McCraw, L OBP: 0.305, SLG: 0.391 (1, 3)										4	0	2	1	0	2	1					
Ken Berry, R OBP: 0.283, SLG: 0.337 (1, 8)										4	0	1	0	0	1	3					
Jack Fisher, R OBP: 0.154, SLG: 0.158 (1, 1)										3	0	0	0	0	2	1					
Jerry McNertney, R OBP: 0.319, SLG: 0.322 (9, 2)										0	0	0	0	0	0	0					
<b>Inning Stats</b>	R: 0 E: 0 K: 0 S: 4	H: 1 LOB: 2 BB: 1 P: 8	R: 0 E: 0 K: 1 S: 5	H: 0 LOB: 0 BB: 0 P: 5	R: 0 E: 0 K: 1 S: 5	H: 0 LOB: 0 BB: 0 P: 5	R: 0 E: 0 K: 1 S: 5	H: 0 LOB: 0 BB: 0 P: 5	R: 0 E: 0 K: 1 S: 5	H: 1 LOB: 1 BB: 1 P: 9	R: 4 E: 1 K: 0 S: 7	H: 4 LOB: 1 BB: 1 P: 11	R: 0 E: 0 K: 2 S: 8	H: 1 LOB: 1 BB: 0 P: 8	R: 0 E: 0 K: 1 S: 7	H: 2 LOB: 2 BB: 0 P: 7		1B: 7 2B: 2 3B: 0 HR: 0	SF: 0 SAC: 0 DP: 0 HBP: 0	WP: 0 PB: 0 SB: 0 CS: 1	PA: 35
<b>PITCHER</b>	IP WLS BF H R ER SO BB IBB HBP BLK WP HR S P ERA WHIP																				
Tom Hall, L ERA: 4.7 (1, 1)	5.2 L 25 6 4 3 4 2 1 0 0 0 0 0 30 42 4.76 1.412																				
Al Worthington, R ERA: 3.14 (6, 1)	0.1 1 0 0 0 0 0 0 0 0 0 0 1 1 0.00 0.000																				
Bob Miller, R (7, 1)	2.0 9 3 0 0 3 0 0 0 0 0 0 0 15 15 0.00 1.500																				



Batter	1	2	3	4	5	6	7	8	9	AB	R	H	RBI	BB	SO	LOB	TOP					
<b>Cesar Tovar, R</b> OBP: 0.325, SLG: 0.361 (1, 7)										5	3	3	0	0	1	1	<b>Minnesota Twins @ Chicago White Sox</b> Comiskey Park, Chicago, IL Sat Aug 24 1968, 8:05 PM EDT Att: 10,102 - Unknown					
<b>Ted Uhlhaender, L</b> OBP: 0.326, SLG: 0.391 (1, 8)										4	2	3	1	1	0	0						
<b>Rod Carew, L</b> OBP: 0.333, SLG: 0.374 (1, 4)										4	1	2	3	0	0	2						
<b>Tony Oliva, L</b> OBP: 0.364, SLG: 0.493 (1, 9)										4	0	0	0	0	0	6						
<b>Bob Allison, R</b> OBP: 0.283, SLG: 0.455 <b>Jim Holt, L</b> OBP: 0.233, SLG: 0.253 (1, 3) (9, 3)										4	1	2	1	1	0	3						
<b>Rich Rollins, R</b> OBP: 0.283, SLG: 0.345 <b>Frank Quilici, R</b> OBP: 0.312, SLG: 0.347 (1, 5) (8, 5)										4	0	2	2	0	0	2						
<b>John Roseboro, L</b> OBP: 0.298, SLG: 0.316 (1, 2)										5	1	1	2	0	1	3						
<b>Ron Clark, R</b> OBP: 0.262, SLG: 0.273 (1, 6)										5	0	1	0	0	1	1						
<b>Dave Boswell, R</b> OBP: 0.241, SLG: 0.365 (1, 1)										5	1	1	0	0	1	2						
<b>Inning Stats</b>	R: 1 E: 0 K: 0 S: 6	H: 3 LOB: 2 BB: 0 P: 6	R: 0 E: 0 K: 0 S: 4	H: 1 LOB: 1 BB: 0 P: 4	R: 0 E: 1 K: 0 S: 3	H: 0 LOB: 1 BB: 0 P: 4	R: 0 E: 0 K: 0 S: 3	H: 0 LOB: 0 BB: 0 P: 3	R: 2 E: 0 K: 0 S: 5	H: 2 LOB: 1 BB: 1 P: 9	R: 0 E: 1 K: 0 S: 4	H: 1 LOB: 1 BB: 0 P: 4	R: 2 E: 0 K: 2 S: 10	H: 3 LOB: 2 BB: 1 P: 14	R: 2 E: 0 K: 0 S: 6	H: 3 LOB: 1 BB: 0 P: 6		R: 2 E: 0 K: 3 S: 11	H: 2 LOB: 0 BB: 0 P: 11	1B: 10 2B: 3 3B: 1 HR: 1	SF: 1 SAC: 0 DP: 1 HBP: 1	WP: 0 PB: 0 SB: 2 CS: 0
<b>PITCHER</b>	IP WLS BF H R ER SO BB IBB HBP BLK WP HR S P ERA WHIP																					
<b>Bob Priddy, R</b> ERA: 3.62 (1, 1)	4.1 L 21 6 3 3 0 1 0 0 0 0 0 0 19 24 6.23 1.615																					
<b>Bob Locker, R</b> ERA: 2.32 (5, 1)	2.0 9 3 2 2 1 0 0 0 0 0 0 0 11 11 9.00 1.500																					
<b>Jerry Nyman, L</b> ERA: (7, 1)	0.2 4 1 0 0 1 0 1 0 0 0 0 0 5 9 0.00 1.500																					
<b>Dennis Ribant, R</b> ERA: 4.74 (8, 1)	2.0 11 5 4 4 3 0 0 0 0 0 0 1 17 17 18.00 2.500																					

Batter	1	2	3	4	5	6	7	8	9	AB	R	H	RBI	BB	SO	LOB	BOTTOM					
<b>Luis Aparicio, R</b> OBP: 0.307, SLG: 0.346 (1, 6)										4	0	0	0	0	0	2	<b>Minnesota Twins @ Chicago White Sox</b> Comiskey Park, Chicago, IL Sat Aug 24 1968, 8:05 PM EDT Att: 10,102 - Unknown					
<b>Sandy Alomar Sr., S</b> OBP: 0.316, SLG: 0.298 (1, 4)										2	1	0	0	2	0	0						
<b>Tom McCraw, L</b> OBP: 0.302, SLG: 0.387 (1, 3)										4	0	0	0	0	1	2						
<b>Pete Ward, L</b> OBP: 0.358, SLG: 0.375 (1, 5)										2	0	0	0	2	2	1						
<b>Tommy Davis, R</b> OBP: 0.275, SLG: 0.335 (1, 7)										4	0	1	1	0	0	4						
<b>Walt Williams, R</b> OBP: 0.242, SLG: 0.255 (1, 9)										4	0	2	0	0	0	2						
<b>Jerry McNertney, R</b> OBP: 0.317, SLG: 0.320 (1, 2)										4	0	1	0	0	1	3						
<b>Ken Berry, R</b> OBP: 0.280, SLG: 0.333 (1, 8)										4	0	0	0	0	5							
<b>Bob Priddy, R</b> OBP: 0.083, SLG: 0.174 <b>Bob Locker, S</b> (5, 1) <b>Jerry Nyman, L</b> (7, 1)										1	0	0	0	0	0	1						
<b>Dick Kenworthy, R</b> OBP: 0.254, SLG: 0.239 <b>Dennis Ribant, R</b> OBP: 0.182, SLG: 0.100 (7, PH) (8, 1)										0	0	0	0	0	0	0						
<b>Inning Stats</b>	R: 0 E: 0 K: 0 S: 3	H: 0 LOB: 0 BB: 0 P: 3	R: 0 E: 0 K: 1 S: 5	H: 0 LOB: 0 BB: 0 P: 5	R: 0 E: 0 K: 0 S: 4	H: 1 LOB: 1 BB: 0 P: 4	R: 1 E: 1 K: 1 S: 8	H: 2 LOB: 3 BB: 1 P: 12	R: 0 E: 0 K: 0 S: 3	H: 0 LOB: 0 BB: 0 P: 3	R: 0 E: 0 K: 0 S: 3	H: 0 LOB: 1 BB: 1 P: 7	R: 0 E: 0 K: 1 S: 3	H: 0 LOB: 1 BB: 1 P: 7	R: 0 E: 0 K: 1 S: 4	H: 0 LOB: 2 BB: 2 P: 12	R: 0 E: 0 K: 1 S: 5	H: 1 LOB: 0 BB: 0 P: 5	1B: 4 2B: 0 3B: 0 HR: 0	SF: 0 SAC: 0 DP: 3 HBP: 0	WP: 0 PB: 0 SB: 1 CS: 0	PA: 35
<b>PITCHER</b>	IP WLS BF H R ER SO BB IBB HBP BLK WP HR S P ERA WHIP																					
<b>Dave Boswell, R</b> ERA: 2.96 (1, 1)	9.0 W 35 4 1 1 4 5 0 0 0 0 0 0 38 58 1.00 1.000																					



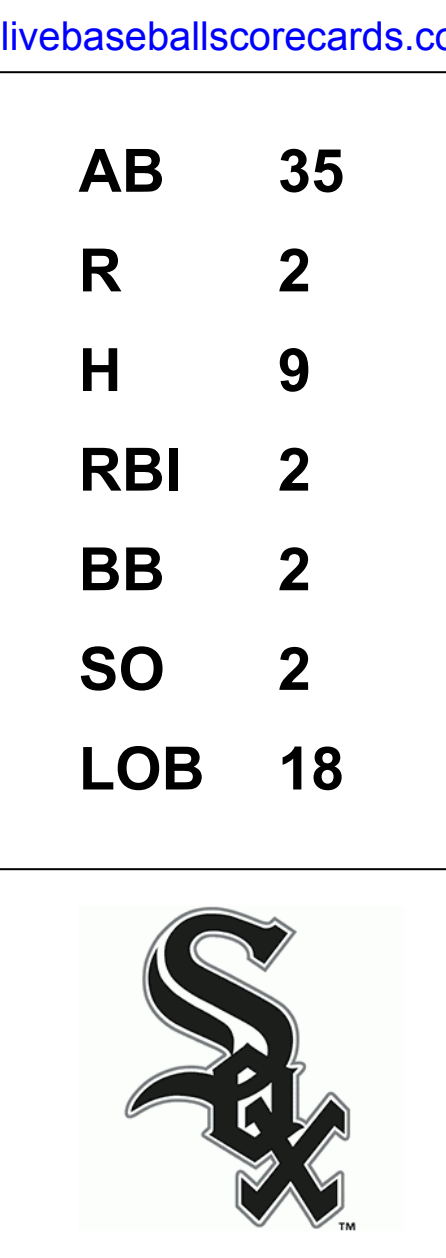


Batter	1	2	3	4	5	6	7	8	9	AB R H RBI BB SO LOB	TOP												
<b>Cesar Tovar, R</b> OBP: 0.324, SLG: 0.360 (1, 7)	F9	F5			SH SF7		F5		F3	5 1 1 0 0 0 3	<b>Minnesota Twins @ Chicago White Sox</b> Comiskey Park, Chicago, IL Sun Aug 25 1968, 4:33 AM EDT Att. 7,211 - Unknown - 71 F												
<b>Ted Uhlhaender, L</b> OBP: 0.282, SLG: 0.389 <b>Frank Kostro, R</b> OBP: 0.237, SLG: 0.255 (1, 8) (4, 7)	6-3		4-3		SF7		F3		E BB 1B	2 0 0 0 0 0 0 2 1 1 1 0 0 0													
<b>Rich Rollins, R</b> OBP: 0.338, SLG: 0.338 <b>Frank Quiñici, R</b> OBP: 0.310, SLG: 0.345 (1, 5) (8, 5) (8, 4)	1B BB		K		5-3			F7	E5 BB 1B	3 0 0 0 1 1 0 1 1 0 0 0 0 2													
<b>Tony Oliva, L</b> OBP: 0.364, SLG: 0.492 (1, 9)	FC5-4 1B		3-1		4-3			E 1B 1B	G1-2-3 1B	5 1 2 0 0 0 3													
<b>Bob Allison, R</b> OBP: 0.333, SLG: 0.452 <b>Rich Reese, L</b> OBP: 0.308, SLG: 0.362 (1, 3) (9, 3)	FC5-4			K		F6		E7 1B SF9 1B	BB 1B IBB	4 2 1 0 1 1 2 0 0 0 0 0 0 0													
<b>Rod Carew, L</b> OBP: 0.335, SLG: 0.378 <b>Rick Renick, R</b> OBP: 0.219, SLG: 0.348 (1, 4) (8, 6)		1B 2B		6-3		4-3		SF9 1B	1B BB	4 1 2 1 0 0 0 0 1 0 1 1 0 0													
<b>Ron Clark, R</b> OBP: 0.278, SLG: 0.276 (1, 6) (8, 5)		K			BB	FC5-4 BB		IBB	1B 2B 1B	2 1 1 2 3 1 1													
<b>Jerry Zimmerman, R</b> OBP: 0.191, SLG: 0.143 <b>John Roseboro, L</b> OBP: 0.299, SLG: 0.318 (1, 2) (8, PH) (8, 2)				6-3		FC5-4		SF9	2B 1B	3 0 1 1 0 0 2 1 0 1 2 0 0 0													
<b>Jim Kaat, L</b> OBP: 0.156, SLG: 0.190 (1, 1)	F9				E3 SH		4-3	4-3	2B	5 1 1 1 0 0 3													
<b>Inning Stats</b>	R: 0 E: 0 K: 0 S: 4	H: 1 LOB: 2 BB: 1 P: 8	R: 1 E: 0 K: 1 S: 7	H: 2 LOB: 1 BB: 0 P: 7	R: 0 E: 0 K: 1 S: 5	H: 0 LOB: 0 BB: 1 P: 5	R: 0 E: 0 K: 1 S: 5	H: 0 LOB: 1 BB: 1 P: 9	R: 2 E: 2 K: 0 S: 5	H: 0 LOB: 0 BB: 0 P: 5		R: 0 E: 0 K: 0 S: 3	H: 0 LOB: 1 BB: 1 P: 7	R: 0 E: 0 K: 0 S: 3	H: 0 LOB: 0 BB: 0 P: 3	R: 2 E: 1 K: 0 S: 6	H: 3 LOB: 2 BB: 1 P: 10	R: 5 E: 1 K: 0 S: 8	H: 5 LOB: 2 BB: 2 P: 16	1B: 9 2B: 2 3B: 0 HR: 0	SF: 2 SAC: 1 DP: 1 HBP: 0	WP: 0 PB: 0 SB: 1 CS: 0	PA: 46
<b>PITCHER</b>	IP WLS BF H R ER SO BB IBB HBP BLK WP HR S P ERA WHIP											<b>PITCHER</b>	IP WLS BF H R ER SO BB IBB HBP BLK WP HR S P ERA WHIP										
<b>Gary Peters, L</b> ERA: 3.42 <b>Hoyt Wilhelm, R</b> ERA: 1.97 (1, 1) (8, 1)	7.1 L 34 6 5 3 3 3 1 0 0 0 0 0 10 18 3.68 1.227																						

AB	37
R	10
H	11
RBI	9
BB	6
SO	3
LOB	16



Batter	1	2	3	4	5	6	7	8	9	AB R H RBI BB SO LOB	BOTTOM										
<b>Luis Aparicio, R</b> OBP: 0.308, SLG: 0.346 (1, 6)	1B 1B		6-3		SH2-3 1B		6-3		FC6-4 FC6-4	5 1 2 1 0 0 1	<b>Minnesota Twins @ Chicago White Sox</b> Comiskey Park, Chicago, IL Sun Aug 25 1968, 4:33 AM EDT Att. 7,211 - Unknown - 71 F										
<b>Sandy Alomar Sr., S</b> OBP: 0.314, SLG: 0.298 (1, 4)	1B 1B		F7		SH2-3 1B		6-3		FC6-4	4 0 1 0 0 0 1											
<b>Duane Josephson, R</b> OBP: 0.289, SLG: 0.357 (1, 2)	F1		E7 1B		F8		F8			4 0 1 0 0 0 3											
<b>Tommy Davis, R</b> OBP: 0.278, SLG: 0.333 (1, 7)	F9							1-3		2 0 0 0 2 0 2											
<b>Walt Williams, R</b> OBP: 0.243, SLG: 0.255 (1, 9)	FC6-4 1B		F8		5-3		F3			4 0 1 1 0 0 4											
<b>Ron Hansen, R</b> OBP: 0.295, SLG: 0.333 (1, 5)	FC6-4				5-3			1B		4 0 2 0 0 0 2											
<b>Tom McCraw, L</b> OBP: 0.309, SLG: 0.384 <b>Jerry McNertney, R</b> OBP: 0.315, SLG: 0.317 (1, 3) (8, PH) (9, 3)		4-3		1-3		F6		F6		3 0 0 0 0 0 1 1 0 0 0 0 0 1											
<b>Woodie Held, R</b> OBP: 0.245, SLG: 0.165 (1, 8)		K		K		F4		FC5-4 1B		4 0 1 0 0 2 1											
<b>Gary Peters, L</b> OBP: 0.278, SLG: 0.354 <b>Hoyt Wilhelm, R</b> OBP: 0.252, SLG: 0.237 (1, 1) (8, 1) (8, PH)	F2				WP 1B 1B		G3		FC5-4 FC6-4	3 1 1 0 0 0 1 0 0 0 0 0 0 0 1 0 0 0 0 0 1											
<b>Inning Stats</b>	R: 1 E: 0 K: 0 S: 6	H: 3 LOB: 0 BB: 0 P: 6	R: 0 E: 0 K: 1 S: 5	H: 0 LOB: 0 BB: 0 P: 5	R: 0 E: 1 K: 0 S: 4	H: 1 LOB: 2 BB: 1 P: 8	R: 0 E: 0 K: 1 S: 5	H: 0 LOB: 0 BB: 0 P: 5	R: 0 E: 0 K: 0 S: 4	H: 1 LOB: 1 BB: 0 P: 4		R: 0 E: 0 K: 0 S: 3	H: 0 LOB: 0 BB: 0 P: 3	R: 0 E: 0 K: 0 S: 4	H: 1 LOB: 1 BB: 0 P: 4	R: 0 E: 0 K: 0 S: 4	H: 1 LOB: 1 BB: 0 P: 4	1B: 8 2B: 1 3B: 0 HR: 0	SF: 0 SAC: 1 DP: 0 HBP: 0	WP: 1 PB: 0 SB: 0 CS: 0	PA: 38
<b>PITCHER</b>	IP WLS BF H R ER SO BB IBB HBP BLK WP HR S P ERA WHIP											<b>PITCHER</b>	IP WLS BF H R ER SO BB IBB HBP BLK WP HR S P ERA WHIP								
<b>Jim Kaat, L</b> ERA: 2.9 (1, 1)	9.0 W 38 9 2 2 2 2 0 0 0 0 1 0 40 48 2.00 1.222																				






Batter	1	2	3	4	5	6	7	8	9	AB	R	H	RBI	BB	SO	LOB	TOP								
<b>Cesar Tovar, R</b> OBP: 0.323, SLG: 0.360 (1, 8)	0-0 6-3		0-0 E1 PB HBP		0-0 F4		0-0 1B 2B		0-0 4-3	5	1	1	1	0	0	1									
<b>Rich Reese, L</b> OBP: 0.311, SLG: 0.362 (1, 3)	0-3 K		1-0 PB HBP		0-0 6-3		0-0 1B 1B			3	0	1	2	0	1	0									
<b>Rod Carew, L</b> OBP: 0.334, SLG: 0.377 (1, 4)	0-3 K		0-0 F5 1-2 2-3		0-0 4-3		0-0 1B			4	0	1	0	0	1	2									
<b>Tony Oliva, L</b> OBP: 0.361, SLG: 0.488 (1, 9)		0-3 K		0-0 F5		0-0 3-1		0-0 4-3		4	0	0	0	0	1	2									
<b>Bob Allison, R</b> OBP: 0.334, SLG: 0.453 (1, 7)		0-0 F1		0-0 CS 1B			0-0 1B SF7 1B	0-3 K		4	1	2	0	0	1	0									
<b>John Roseboro, L</b> OBP: 0.302, SLG: 0.318 (1, 2)		4-0 FC6-4 BB		0-3 K 1-2			0-0 SF7 2B 1B	0-0 F6		3	1	1	0	1	1	1									
<b>Rich Rollins, R</b> OBP: 0.329, SLG: 0.329 (1, 5)					0-3 K2-3			0-0 F8		4	0	0	0	0	2	3									
<b>Frank Quiñi, R</b> OBP: 0.310, SLG: 0.345 (8, 5)										0	0	0	0	0	0	0									
<b>Ron Clark, R</b> OBP: 0.277, SLG: 0.270 (1, 6)			0-3 K		0-0 E5		4-0 2B 1B BB		0-0 L1	3	1	0	0	1	1	0									
<b>Jim Merritt, L</b> OBP: 0.206, SLG: 0.175 (1, 1)					0-0 3-1				0-0 6-3	2	0	0	0	0	0	1									
<b>Bruce Look, L</b> OBP: 0.327, SLG: 0.321 (7, PH)										0	0	0	1	0	0	0									
<b>Bob Miller, R</b> OBP: 0.143, SLG: 0.143 (7, 1)										1	0	0	0	0	0	0									
<b>Inning Stats</b>	R: 0 E: 0 K: 2 S: 7	H: 0 LOB: 0 BB: 0 P: 7	R: 0 E: 0 K: 1 S: 5	H: 0 LOB: 1 BB: 1 P: 9	R: 0 E: 1 K: 1 S: 6	H: 0 LOB: 2 BB: 0 P: 7	R: 0 E: 0 K: 1 S: 5	H: 1 LOB: 0 BB: 0 P: 5	R: 0 E: 1 K: 1 S: 6	H: 0 LOB: 1 BB: 0 P: 6	R: 0 E: 0 K: 0 S: 3	H: 0 LOB: 0 BB: 0 P: 3	R: 4 E: 0 K: 1 S: 10	H: 5 LOB: 2 BB: 1 P: 14	R: 0 E: 0 K: 1 S: 5	H: 0 LOB: 0 BB: 0 P: 5	R: 0 E: 0 K: 0 S: 3	H: 0 LOB: 0 BB: 0 P: 3	1B: 5 2B: 1 3B: 0 HR: 0	SF: 1 SAC: 0 DP: 0 HBP: 1	WP: 0 PB: 1 SB: 0 CS: 1	PA: 37			
<b>PITCHER</b>	IP	WLS	BF	H	R	ER	SO	BB	IBB	HBP	BLK	WP	HR	S	P	ERA	WHIP								
<b>Joe Coleman, R</b> ERA: 3.38 (1, 1)	8.0	L	34	6	4	4	8	2	0	1	0	0	0	47	56	4.50	1.000								
<b>Dave Baldwin, R</b> ERA: 4.15 (9, 1)	1.0	S	3	0	0	0	0	0	0	0	0	0	0	3	3	0.00	0.000								

Minnesota Twins @ Washington Senators  
D.C. Stadium, Washington, DC  
Mon Aug 26 1968, 7:05 PM EDT  
Unknown


AB 33  
R 4  
H 6  
RBI 4  
BB 2  
SO 8  
LOB 10



Batter	1	2	3	4	5	6	7	8	9	AB	R	H	RBI	BB	SO	LOB	BOTTOM								
<b>Del Unser, L</b> OBP: 0.296, SLG: 0.291 (1, 8)	0-0 F5		0-0 F8		0-0 4-3			0-0 4-3		4	0	0	0	0	0	0									
<b>Ken McMullen, R</b> OBP: 0.331, SLG: 0.407 (1, 5)	4-0 1B BB		0-0 L7			0-0 F8			0-3 K	3	0	0	0	1	1	0									
<b>Cap Peterson, R</b> OBP: 0.289, SLG: 0.286 (1, 9)	0-0 G5-4-3 1B					0-0 F9			0-0 2B	3	0	2	0	0	0	0									
<b>Gary Holman, L</b> OBP: 0.366, SLG: 0.339 (9, PH)	1-3 G5-4-3 1B									1	0	1	0	0	0	0									
<b>Frank Howard, R</b> OBP: 0.337, SLG: 0.558 (1, 3)	0-0 G5-4-3		0-3 K			0-3 K			0-0 F9	4	0	0	0	0	2	4									
<b>Brant Aylea, R</b> OBP: 0.322, SLG: 0.439 (1, 7)		0-0 E2 2B SF7		0-3 K			0-0 6-3		0-3 K	4	1	0	0	0	2	1									
<b>Paul Casanova, R</b> OBP: 0.205, SLG: 0.262 (1, 2)		0-0 1B 2B		0-0 F6			0-0 F9			3	1	1	0	0	0	0									
<b>Tim Cullen, R</b> OBP: 0.277, SLG: 0.300 (1, 4)		0-0 SF7		0-3 K			0-0 6-3			2	0	0	1	0	1	0									
<b>Ed Brinkman, R</b> OBP: 0.248, SLG: 0.186 (1, 6)		3-H								2	0	1	1	0	0	0									
<b>Bernie Allen, L</b> OBP: 0.290, SLG: 0.313 (8, PH)		0-0 F3 1B				0-0 F9			0-0 F9	1	0	0	0	0	0	0									
<b>Joe Coleman, R</b> OBP: 0.169, SLG: 0.175 (1, 1)		0-0 F3 1B				0-3 K				2	0	0	0	0	1	1									
<b>Ed Stroud, L</b> OBP: 0.290, SLG: 0.399 (8, PH)										1	0	0	0	0	0	0									
<b>Dave Baldwin, R</b> ERA: 3.1 (9, 1)		1-2								0	0	0	0	0	0	0									
<b>Inning Stats</b>	R: 0 E: 0 K: 0 S: 3	H: 1 LOB: 1 BB: 1 P: 7	R: 2 E: 1 K: 0 S: 5	H: 2 LOB: 0 BB: 0 P: 5	R: 0 E: 0 K: 1 S: 6	H: 0 LOB: 0 BB: 0 P: 6	R: 0 E: 0 K: 2 S: 7	H: 0 LOB: 0 BB: 0 P: 7	R: 0 E: 0 K: 1 S: 5	H: 0 LOB: 0 BB: 0 P: 5	R: 0 E: 0 K: 1 S: 5	H: 0 LOB: 0 BB: 0 P: 5	R: 0 E: 0 K: 0 S: 3	H: 0 LOB: 0 BB: 0 P: 3	R: 0 E: 0 K: 0 S: 3	H: 0 LOB: 0 BB: 0 P: 3	R: 0 E: 0 K: 2 S: 8	H: 1 LOB: 1 BB: 0 P: 8	1B: 3 2B: 2 3B: 0 HR: 0	SF: 1 SAC: 0 DP: 1 HBP: 0	WP: 0 PB: 0 SB: 0 CS: 0	PA: 32			
<b>PITCHER</b>	IP	WLS	BF	H	R	ER	SO	BB	IBB	HBP	BLK	WP	HR	S	P	ERA	WHIP								
<b>Jim Merritt, L</b> ERA: 3.16 (1, 1)	6.0	W	22	4	2	1	5	1	0	0	0	0	0	31	35	1.50	0.833								
<b>Bob Miller, R</b> ERA: 3.1 (7, 1)	3.0	S	10	1	0	0	2	0	0	0	0	0	0	14	14	0.00	0.333								

Minnesota Twins @ Washington Senators  
D.C. Stadium, Washington, DC  
Mon Aug 26 1968, 7:05 PM EDT  
Unknown

AB 30  
R 2  
H 5  
RBI 2  
BB 1  
SO 7  
LOB 6





Batter	1	2	3	4	5	6	7	8	9	10	11	12	13	AB R H RBI BB SO LOB	TOP													
Cesar Tovar, R OBP: 0.350, SLG: 0.356 (1, 8)	F9		F9		F6			F7			1-3		F9	6 0 0 0 0 0 5	<b>Minnesota Twins @ Washington Senators</b> D.C. Stadium, Washington, DC Mon Aug 26 1968, 7:05 PM EDT Att: 5,214 - Unknown <a href="http://livebaseballscorecards.com">livebaseballscorecards.com</a>													
Frank Kostro, R OBP: 0.230, SLG: 0.230 (1, 7) Ron Perranoski, L (13, 1)	F5			F7		F8			F8		F8		F5	6 0 0 0 0 0 2 0 0 0 0 0 0 0														
Rod Carew, L OBP: 0.330, SLG: 0.372 (1, 4)	K			4-3		4-3			1-3		K			5 0 0 0 0 2 0														
Tony Oliva, L OBP: 0.360, SLG: 0.483 (1, 9)		CS BB		F8		3-1			F4			L8		4 0 0 0 1 0 0														
Bob Allison, R OBP: 0.335, SLG: 0.451 (1, 3) (13, 7)	K				HBP 1B		F6			WP SH1-4 BB		6-3		4 0 1 0 1 1 1														
Ron Clark, R OBP: 0.282, SLG: 0.272 (1, 6)					HBP 1B		K			SH1-4		F7		3 0 1 0 1 1 0														
Frank Quilici, R OBP: 0.312, SLG: 0.340 (1, 5)	F9				HBP		F6			F4			F9 1B BB	3 0 0 0 1 0 2														
Jerry Zimmerman, R OBP: 0.180, SLG: 0.133 (1, 2) Rich Rollins, R (10, PH) Dave Boswell, R (10, PR) Bruce Look, L (10, 2) OBP: 0.241, SLG: 0.365 OBP: 0.383, SLG: 0.316			6-3		K			6-3			IBB		F3	3 0 0 0 0 1 3 0 0 0 0 1 0 0 0 0 0 0 0 0 0 1 0 0 0 0 0 1														
Jim Perry, S OBP: 0.175, SLG: 0.333 (1, 1) Rick Renick, R (10, PH) Al Worthington, R (10, 1) Rich Reese, L (13, PH) OBP: 0.314, SLG: 0.364 (13, 3)			K		K			K		K				3 0 0 0 0 3 3 1 0 0 0 0 1 2 0 0 0 0 0 0 0 1 0 1 0 0 0 0														
<b>Inning Stats</b>	R: 0 E: 0 K: 1 S: 5	H: 0 LOB: 0 BB: 0 P: 5	R: 0 E: 0 K: 1 S: 4	H: 0 LOB: 1 BB: 2 P: 12	R: 0 E: 0 K: 1 S: 5	H: 0 LOB: 0 BB: 0 P: 5	R: 0 E: 0 K: 2 S: 3	H: 2 LOB: 3 BB: 0 P: 10	R: 0 E: 0 K: 1 S: 5	H: 0 LOB: 0 BB: 0 P: 5	R: 0 E: 0 K: 1 S: 3	H: 0 LOB: 2 BB: 2 P: 13	R: 0 E: 0 K: 1 S: 3	H: 0 LOB: 0 BB: 0 P: 3		R: 0 E: 0 K: 0 S: 4	H: 1 LOB: 2 BB: 1 P: 8	1B: 3 2B: 1 3B: 0 HR: 0	SF: 0 SAC: 1 DP: 1 HBP: 1	WP: 1 PB: 0 SB: 0 CS: 1	PA: 47							
<b>PITCHER</b>	IP WLS BF H R ER SO P ERA WHIP																											
Frank Bertaina, L (1, 1) ERA: 5.17	11.0	39	2	0	0	9	3	1	1	0	52	69	0.00	0.455														
Dennis Higgins, R (12, 1) ERA: 3.56	2.0	8	1	0	0	0	1	0	0	0	7	11	0.00	1.000														

Batter	1	2	3	4	5	6	7	8	9	10	11	12	13	AB R H RBI BB SO LOB	BOTTOM													
Del Unser, L OBP: 0.295, SLG: 0.290 (1, 8)	F7						4-3			L6		L4		5 0 1 0 0 0 0	<b>Minnesota Twins @ Washington Senators</b> D.C. Stadium, Washington, DC Mon Aug 26 1968, 7:05 PM EDT Att: 5,214 - Unknown <a href="http://livebaseballscorecards.com">livebaseballscorecards.com</a>													
Ken McMullen, R OBP: 0.326, SLG: 0.402 (1, 5)	K			G6-4-3 1B			6-3			K		L6		5 0 0 0 0 2 1														
Mike Epstein, L (1, 3) OBP: 0.326, SLG: 0.345	K			K					4-3			K		5 0 1 0 0 3 0														
Frank Howard, R OBP: 0.334, SLG: 0.552 (1, 7)		G3			K		K			K			6-3	5 0 0 0 0 3 1														
Brant Aleva, R OBP: 0.313, SLG: 0.410 (1, 9)		K			K			5-3		F9			E 1B BB	4 1 0 0 1 2 0														
Jim French, L (1, 2) OBP: 0.306, SLG: 0.299		F8			F5			G3			L3		E1 1B	5 0 1 0 0 0 0														
Bernie Allen, L (1, 4) OBP: 0.288, SLG: 0.310 Hank Allen, R (13, PH) OBP: 0.272, SLG: 0.316				F8		G3					F8			3 0 0 0 1 0 0 0 0 0 0 1 0 0														
Ed Brinkman, R (1, 6) OBP: 0.245, SLG: 0.183 Gary Holman, L (8, PH) Tim Cullen, R (9, 6) OBP: 0.260, SLG: 0.333 OBP: 0.283, SLG: 0.304				6-3		6-3			K					2 0 0 0 0 0 0 1 0 0 0 0 1 1 1 0 1 1 1 0 0														
Frank Bertaina, L (1, 1) OBP: 0.167, SLG: 0.138 Ed Stroud, L (11, PH) Dennis Higgins, R (12, 1) OBP: 0.154, SLG: 0.154				6-3		4-3			F4			4-3		3 0 0 0 0 0 0 1 0 0 0 0 0 1 0 0 0 0 0 0 0														
<b>Inning Stats</b>	R: 0 E: 0 K: 2 S: 7	H: 0 LOB: 0 BB: 0 P: 7	R: 0 E: 0 K: 1 S: 5	H: 0 LOB: 0 BB: 0 P: 5	R: 0 E: 0 K: 0 S: 3	H: 1 LOB: 0 BB: 0 P: 5	R: 0 E: 0 K: 1 S: 3	H: 0 LOB: 0 BB: 0 P: 7	R: 0 E: 0 K: 1 S: 6	H: 1 LOB: 1 BB: 0 P: 6	R: 0 E: 0 K: 1 S: 5	H: 0 LOB: 1 BB: 1 P: 9	R: 0 E: 0 K: 1 S: 5	H: 0 LOB: 0 BB: 0 P: 5		R: 0 E: 0 K: 0 S: 3	H: 0 LOB: 1 BB: 1 P: 7	R: 0 E: 0 K: 1 S: 5	H: 0 LOB: 0 BB: 0 P: 5	R: 1 E: 1 K: 0 S: 3	H: 2 LOB: 3 BB: 2 P: 11	1B: 4 2B: 0 3B: 0 HR: 0	SF: 0 SAC: 0 DP: 1 HBP: 0	WP: 0 PB: 0 SB: 0 CS: 0	PA: 44			
<b>PITCHER</b>	IP WLS BF H R ER SO P ERA WHIP																											
Jim Perry, R (1, 1) ERA: 2.64	9.0	29	2	0	0	9	1	0	0	0	46	50	0.00	0.333														
Al Worthington, R (10, 1) ERA: 3.0	3.0	10	0	0	0	2	1	0	0	0	13	17	0.00	0.333														
Ron Perranoski, L (13, 1) ERA: 3.18	0.1	5	2	1	1	0	1	1	0	0	3	11	27.00	9.000														



Batter	1	2	3	4	5	6	7	8	9	AB	R	H	RBI	BB	SO	LOB	TOP	
<b>Cesar Tovar, R</b> OBP: 0.321, SLG: 0.357 (1, 8) X	F7			F8		F8			F5	4	0	2	0	0	0	0	<b>Minnesota Twins @ Washington Senators</b> D.C. Stadium, Washington, DC Tue Aug 27 1968, 7:05 PM EDT Unknown <a href="http://livebaseballscorecards.com">livebaseballscorecards.com</a>	
<b>Rich Reese, L</b> OBP: 0.309, SLG: 0.358 (1, 3) X	F7			K		F7			F5	4	0	0	0	0	1	2		
<b>Rod Carew, L</b> OBP: 0.329, SLG: 0.373 (1, 4) X	G3								1-3	4	0	1	0	0	0	1		
<b>Tony Oliva, L</b> OBP: 0.357, SLG: 0.479 (1, 9) X				F9		F9			K	4	0	0	0	0	1	2		
<b>Bob Allison, R</b> OBP: 0.337, SLG: 0.451 (1, 7) X										2	0	1	0	1	0	0		
<b>John Roseboro, L</b> OBP: 0.299, SLG: 0.315 (1, 2) X										3	0	0	0	0	0	2		
<b>Ron Clark, R</b> OBP: 0.278, SLG: 0.267 (1, 6) X				F2		6-3				3	0	0	0	0	1	0		
<b>Frank Quilici, R</b> OBP: 0.308, SLG: 0.335 (1, 5) X				1-3						3	0	0	0	0	1	0		
<b>Dean Chance, R</b> OBP: 0.089, SLG: 0.053 (1, 1) X				K						3	0	0	0	0	3	0		
<b>Inning Stats</b>	R: 0 E: 0 K: 0 S: 3	H: 0 LOB: 0 BB: 0 P: 3	R: 0 E: 0 K: 0 S: 3	H: 1 LOB: 0 BB: 0 P: 3	R: 0 E: 0 K: 1 S: 5	H: 0 LOB: 0 BB: 0 P: 5	R: 0 E: 0 K: 1 S: 6	H: 1 LOB: 1 BB: 0 P: 6	R: 0 E: 0 K: 0 S: 3	H: 0 LOB: 0 BB: 1 P: 7	R: 0 E: 0 K: 3 S: 9	H: 0 LOB: 0 BB: 0 P: 9	R: 0 E: 0 K: 1 S: 6	H: 1 LOB: 1 BB: 0 P: 6	1B: 3 2B: 2 3B: 0 HR: 0	SF: 0 SAC: 0 DP: 1 HBP: 0	WP: 0 PB: 0 SB: 0 CS: 0	PA: 31
<b>PITCHER</b> <b>Camilo Pascual, R</b> ERA: 2.88 (1, 1)	IP: 9.0 WLS: W BF: 31 H: 4 R: 0 ER: 0 SO: 7 BB: 1 IBB: 0 HBP: 0 BLK: 0 WP: 0 HR: 0 S: 44 P: 48 ERA: 0.00 WHIP: 0.556																	

Batter	1	2	3	4	5	6	7	8	9	AB	R	H	RBI	BB	SO	LOB	BOTTOM			
<b>Del Unser, L</b> OBP: 0.293, SLG: 0.288 (1, 8) X	2-3			4-3		5-3				3	0	0	0	0	0	1	<b>Minnesota Twins @ Washington Senators</b> D.C. Stadium, Washington, DC Tue Aug 27 1968, 7:05 PM EDT Unknown <a href="http://livebaseballscorecards.com">livebaseballscorecards.com</a>			
<b>Ed Stroud, L</b> OBP: 0.286, SLG: 0.393 (1, 9) S	K			K		6-3				3	0	0	0	0	2	0				
<b>Ken McMullen, R</b> OBP: 0.326, SLG: 0.399 (1, 5) X	5-3			K		F5				3	0	0	0	0	1	0				
<b>Frank Howard, R</b> OBP: 0.332, SLG: 0.549 (1, 7) X						6-3				3	0	0	0	0	1	0				
<b>Mike Epstein, L</b> OBP: 0.328, SLG: 0.345 (1, 3) S						F5				3	0	1	0	0	1	0				
<b>Gary Holman, L</b> OBP: 0.361, SLG: 0.333 (9, 3) S										0	0	0	0	0	0	0				
<b>Jim French, L</b> OBP: 0.298, SLG: 0.291 (1, 2) S						4-3				3	1	0	0	0	1	1				
<b>Bernie Allen, L</b> OBP: 0.288, SLG: 0.321 (1, 4) S				K		K				3	1	1	2	0	2	0				
<b>Ed Brinkman, R</b> OBP: 0.240, SLG: 0.179 (1, 6) X				5-3		E6				3	0	0	0	0	0	0				
<b>Camilo Pascual, R</b> OBP: 0.175, SLG: 0.175 (1, 1) X				F7		FC3-6				3	0	0	0	0	0	1				
<b>Inning Stats</b>	R: 0 E: 0 K: 1 S: 5	H: 0 LOB: 0 BB: 0 P: 5	R: 0 E: 0 K: 2 S: 7	H: 0 LOB: 0 BB: 0 P: 7	R: 0 E: 0 K: 1 S: 5	H: 0 LOB: 0 BB: 0 P: 5	R: 0 E: 0 K: 2 S: 7	H: 0 LOB: 0 BB: 0 P: 7	R: 0 E: 0 K: 0 S: 3	H: 0 LOB: 0 BB: 0 P: 3	R: 0 E: 0 K: 1 S: 6	H: 0 LOB: 1 BB: 0 P: 6	R: 0 E: 0 K: 0 S: 5	H: 0 LOB: 0 BB: 0 P: 5	R: 2 E: 0 K: 0 S: 5	H: 2 LOB: 2 BB: 0 P: 5	1B: 1 2B: 0 3B: 0 HR: 1	SF: 0 SAC: 0 DP: 0 HBP: 0	WP: 0 PB: 0 SB: 0 CS: 0	PA: 27
<b>PITCHER</b> <b>Dean Chance, R</b> ERA: 2.44 (1, 1)	IP: 8.0 WLS: L BF: 27 H: 2 R: 2 ER: 2 SO: 8 BB: 0 IBB: 0 HBP: 0 BLK: 0 WP: 0 HR: 1 S: 43 P: 43 ERA: 2.25 WHIP: 0.250																			



Batter	1	2	3	4	5	6	7	8	9	AB	R	H	RBI	BB	SO	LOB	TOP		
<b>Cesar Tovar, R</b> OBP: 0.323, SLG: 0.365 (1, 8)	0-0 6-3	0-0 1-2 1B			0-0 HR		0-0 L4-6 1B		0-0 FC6-5 2B	5	1	3	1	0	0	1			
<b>Rich Reese, L</b> OBP: 0.307, SLG: 0.359 (1, 3)	0-0 4-3	0-0 F9			0-0 4-3		0-0 L4-6		0-0 2B	5	0	1	0	0	0	3			
<b>Rod Carew, L</b> OBP: 0.327, SLG: 0.370 <b>Frank Quiñici, R</b> OBP: 0.305, SLG: 0.332 (1, 4) (7, 4)	0-3 K	0-0 4-3			0-0 1-3			0-0 F7	0-0 5-3	3	0	0	0	0	1	2			
<b>Tony Oliva, L</b> OBP: 0.358, SLG: 0.481 (1, 9)		0-0 1B E 2B 1B	0-0 F4		0-0 6-3			0-0 1B 2B		4	2	2	0	0	0	0			
<b>Rich Rollins, R</b> OBP: 0.280, SLG: 0.325 <b>Ron Clark, R</b> OBP: 0.276, SLG: 0.265 (1, 5) (7, 5)		0-0 E5 1B 2B	0-3 K		4-0 BB		0-0 G3-6 BB	0-3 K		2	1	0	0	1	1	1			
<b>Jim Holt, L</b> OBP: 0.244, SLG: 0.264 (1, 7)		0-0 2B 1B	0-0 F2		0-0 G3-6		0-0 1-2	0-0 1B		4	1	2	1	0	0	1			
<b>Bruce Look, L</b> OBP: 0.378, SLG: 0.325 (1, 2)		0-0 1B 2B	0-0 F8		0-0 4-3		0-0 4-3	0-0 F7		4	1	1	3	0	0	1			
<b>Rick Renick, R</b> OBP: 0.244, SLG: 0.356 (1, 6)		0-0 FC1-6 1B	0-0 F3		0-0 F3		4-0 1B E BB	0-0 FC6-5 SH1-4 1B		3	1	2	1	1	0	0			
<b>Jim Roland, R</b> (1, 1)		0-0 FC1-6 1B	0-3 K		0-3 K		0-3 K	0-0 SH1-4		3	0	0	0	0	2	2			
<b>Inning Stats</b>	R: 0 E: 0 K: 1 S: 5	H: 0 LOB: 0 BB: 0 P: 5	R: 4 E: 1 K: 0 S: 9	H: 5 LOB: 2 BB: 0 P: 9	R: 0 E: 0 K: 1 S: 5	H: 0 LOB: 0 BB: 0 P: 5	R: 0 E: 0 K: 0 S: 2	H: 0 LOB: 0 BB: 1 P: 6	R: 1 E: 0 K: 1 S: 5	H: 2 LOB: 1 BB: 0 P: 7	R: 0 E: 0 K: 0 S: 5	H: 2 LOB: 2 BB: 0 P: 5	1B: 7 2B: 4 3B: 0 HR: 1	SF: 0 SAC: 1 DP: 2 HBP: 0	WP: 0 PB: 0 SB: 0 CS: 0	PA: 39			
<b>PITCHER</b>	IP	WLS	BF	H	R	ER	SO	BB	IBB	HBP	BLK	WP	HR	S	P	ERA	WHIP		
<b>Dick Bosman, R</b> ERA: 4.07 (1, 1)	1.1	L	10	5	4	3	1	0	0	0	0	0	0	12	12	20.25	3.750		
<b>Phil Ortega, R</b> ERA: 4.37 (2, 1)	3.2		12	1	1	1	2	0	0	0	0	0	1	16	16	2.46	0.273		
<b>Bill Haywood, R</b> ERA: 2.04 (6, 1)	2.0		7	1	1	0	1	2	0	0	0	0	0	7	15	0.00	1.500		
<b>Bob Humphreys, R</b> ERA: 4.13 (8, 1)	2.0		10	4	1	1	1	0	0	0	0	0	0	12	12	4.50	2.000		

Minnesota Twins @ Washington Senators  
D.C. Stadium, Washington, DC  
Tue Aug 27 1968, 7:05 PM EDT  
Att: 5,047 - Unknown

livebaseballscores.com

AB 36  
R 7  
H 11  
RBI 6  
BB 2  
SO 5  
LOB 14




Batter	1	2	3	4	5	6	7	8	9	AB	R	H	RBI	BB	SO	LOB	BOTTOM				
<b>Del Unser, L</b> OBP: 0.293, SLG: 0.286 (1, 8)	0-0 1-3		0-0 E3 FC5-4		4-0 FC1-6 BB		0-3 K			3	0	0	0	1	1	1					
<b>Ken McMullen, R</b> OBP: 0.325, SLG: 0.396 (1, 5)	4-0 FC6-4 BB		0-0 F9		0-0 FC1-6		0-0 L5			3	0	0	0	1	0	3					
<b>Hank Allen, R</b> OBP: 0.271, SLG: 0.313 (1, 9)	0-0 FC6-4 FC5-4		0-0 FC5-4 1B		0-0 F4			0-0 FC5-4 1B		4	0	1	0	0	0	4					
<b>Frank Howard, R</b> OBP: 0.331, SLG: 0.546 (1, 3)	0-0 FC5-4		0-0 1B		0-0 3-1			0-0 FC5-4 G1-4-3		4	0	1	1	0	0	2					
<b>Brant Aylea, R</b> OBP: 0.294, SLG: 0.385 (1, 7)		0-3 K	0-0 F9		0-0 F4			0-0 G1-4-3		4	0	0	0	0	1	3					
<b>Paul Casanova, R</b> OBP: 0.206, SLG: 0.261 (1, 2)		0-0 F9		0-0 5-3			0-0 1B 1B	0-0 F6		4	0	1	0	0	0	0					
<b>Tim Cullen, R</b> OBP: 0.287, SLG: 0.308 (1, 4)		0-0 1B		0-0 1-3			0-0 1-2 1B	0-0 5-3		4	0	2	0	0	0	0					
<b>Ed Brinkman, R</b> OBP: 0.233, SLG: 0.174 (1, 6)		0-0 F7		0-0 F9			0-0 4-3	0-0 5-3		4	0	0	0	0	0	3					
<b>Dick Bosman, R</b> OBP: 0.241, SLG: 0.286 (1, 1) <b>Phil Ortega, R</b> OBP: 0.279, SLG: 0.208 (2, 1) <b>Ed Spivey, L</b> OBP: 0.286, SLG: 0.391 (5, 1) <b>Bill Haywood, R</b> (6, 1) <b>Cap Peterson, R</b> OBP: 0.289, SLG: 0.265 (7, 1) <b>Bob Humphreys, R</b> OBP: 0.300, SLG: 0.300 (8, 1)			4-0 FC5-4 E 1B BB		0-3 K		0-0 F2			0	0	0	0	0	0	0					
<b>Inning Stats</b>	R: 0 E: 0 K: 0 S: 3	H: 0 LOB: 1 BB: 1 P: 7	R: 0 E: 0 K: 1 S: 6	H: 1 LOB: 1 BB: 0 P: 6	R: 1 E: 1 K: 0 S: 5	H: 1 LOB: 2 BB: 1 P: 9	R: 0 E: 0 K: 0 S: 3	H: 0 LOB: 0 BB: 0 P: 3	R: 0 E: 0 K: 1 S: 5	H: 2 LOB: 2 BB: 0 P: 5	R: 0 E: 0 K: 1 S: 5	H: 0 LOB: 0 BB: 0 P: 5	R: 0 E: 0 K: 0 S: 3	H: 1 LOB: 0 BB: 0 P: 3	R: 0 E: 0 K: 0 S: 3	H: 0 LOB: 0 BB: 0 P: 3	1B: 5 2B: 0 3B: 0 HR: 0	SF: 0 SAC: 0 DP: 1 HBP: 0	WP: 0 PB: 0 SB: 0 CS: 0	PA: 35	
<b>PITCHER</b>	IP	WLS	BF	H	R	ER	SO	BB	IBB	HBP	BLK	WP	HR	S	P	ERA	WHIP				
<b>Jim Roland, L</b> ERA: 3.4 (1, 1)	9.0	W	35	5	1	0	3	3	0	0	0	0	0	38	50	0.00	0.889				

Minnesota Twins @ Washington Senators  
D.C. Stadium, Washington, DC  
Tue Aug 27 1968, 7:05 PM EDT  
Att: 5,047 - Unknown

livebaseballscores.com

AB 32  
R 1  
H 5  
RBI 1  
BB 3  
SO 3  
LOB 16





Batter	1	2	3	4	5	6	7	8	9	AB	R	H	RBI	BB	SO	LOB	TOP								
<b>Cesar Tovar, R</b> OBP: 0.325, SLG: 0.365 (1, 8)										3	1	1	0	1	0	0	<b>Minnesota Twins @ Cleveland Indians</b> Cleveland Municipal Stadium, Cleveland, OH Wed Aug 28 1968, 7:05 PM EDT Att: 5,635 - Unknown - 65 F								
<b>Rich Reese, L</b> OBP: 0.306, SLG: 0.357 (1, 3)										4	0	1	0	0	1	1									
<b>Rod Carew, L</b> OBP: 0.326, SLG: 0.367 (1, 4)										3	0	0	1	1	1	2									
<b>Tony Oliva, L</b> OBP: 0.357, SLG: 0.478 (1, 9)										3	0	0	0	1	0	1									
<b>Bob Allison, R</b> OBP: 0.337, SLG: 0.457 (1, 7)										4	1	1	1	0	0	2									
<b>Ron Clark, R</b> OBP: 0.270, SLG: 0.259 (1, 5) (7, 6)										4	0	0	0	0	1	0									
<b>Bruce Look, L</b> OBP: 0.306, SLG: 0.314 (1, 2)										3	0	0	0	0	2	0									
<b>Rick Renick, R</b> OBP: 0.238, SLG: 0.347 (7, PH)										2	0	0	0	0	1	0									
<b>Jim Holt, L</b> OBP: 0.242, SLG: 0.261 (7, 5)										1	0	0	0	0	0	0									
<b>Frank Quilici, R</b> OBP: 0.305, SLG: 0.332 (7, 5)										0	0	0	0	0	0	0									
<b>Dave Boswell, R</b> OBP: 0.232, SLG: 0.352 (8, PH)										2	0	0	0	0	1	0									
<b>John Roseboro, L</b> OBP: 0.298, SLG: 0.315 (8, PH)										1	0	0	0	0	1	0									
<b>Bob Miller, R</b> OBP: 0.143, SLG: 0.143 (8, 1)										0	0	0	0	0	0	0									
<b>Inning Stats</b>	R: 0 E: 0 K: 1 S: 5	H: 0 LOB: 1 BB: 1 P: 9	R: 0 E: 0 K: 0 S: 3	H: 0 LOB: 0 BB: 0 P: 3	R: 0 E: 0 K: 2 S: 7	H: 1 LOB: 0 BB: 0 P: 7	R: 0 E: 0 K: 0 S: 3	H: 0 LOB: 0 BB: 0 P: 3	R: 1 E: 0 K: 2 S: 8	H: 1 LOB: 0 BB: 0 P: 8	R: 0 E: 0 K: 1 S: 5	H: 0 LOB: 0 BB: 0 P: 5	R: 0 E: 1 K: 2 S: 8	H: 0 LOB: 1 BB: 0 P: 8	R: 0 E: 0 K: 0 S: 3	H: 0 LOB: 0 BB: 0 P: 3	1B: 2 2B: 0 3B: 0 HR: 1	SF: 0 SAC: 0 DP: 0 HBP: 0	WP: 0 PB: 0 SB: 1 CS: 1	PA: 34					
<b>PITCHER</b>	IP	WLS	BF	H	R	ER	SO	BB	IBB	HBP	BLK	WP	HR	S	P	ERA	WHIP								
<b>Luis Tiant, R</b> ERA: 1.59 (1, 1)	5.0		17	2	1	1	5	1	0	0	0	0	1	26	30	1.80	0.600								
<b>Vicente Romo, R</b> ERA: 1.54 (6, 1)	4.0	W	16	1	1	1	3	1	1	0	0	0	0	20	28	2.25	0.500								

Batter	1	2	3	4	5	6	7	8	9	AB	R	H	RBI	BB	SO	LOB	BOTTOM								
<b>Jose Cardenal, R</b> OBP: 0.307, SLG: 0.358 (1, 8)										4	0	2	2	0	1	0	<b>Minnesota Twins @ Cleveland Indians</b> Cleveland Municipal Stadium, Cleveland, OH Wed Aug 28 1968, 7:05 PM EDT Att: 5,635 - Unknown - 65 F								
<b>Davey Nelson, R</b> OBP: 0.297, SLG: 0.303 (1, 4)										4	0	0	0	0	2	3									
<b>Lee Maye, L</b> OBP: 0.335, SLG: 0.409 (7, PH)										4	1	1	0	0	1	0									
<b>Tommy Harper, R</b> OBP: 0.286, SLG: 0.382 (9, 7)										0	0	0	0	0	0	0									
<b>Tony Horton, R</b> OBP: 0.309, SLG: 0.416 (1, 3)										2	0	1	1	1	0	0									
<b>Joe Azcue, R</b> OBP: 0.326, SLG: 0.338 (7, PH)										2	0	0	0	1	0	2									
<b>Duke Sims, L</b> OBP: 0.371, SLG: 0.404 (8, 2)										1	0	0	0	0	1	0									
<b>Lou Johnson, R</b> OBP: 0.285, SLG: 0.362 (1, 9)										4	0	0	0	0	0	4									
<b>Max Alvis, R</b> OBP: 0.292, SLG: 0.321 (1, 5)										3	1	0	0	1	1	0									
<b>Larry Brown, R</b> OBP: 0.299, SLG: 0.315 (1, 6)										2	1	1	0	2	1	0									
<b>Luis Tiant, R</b> OBP: 0.079, SLG: 0.092 (1, 1)										2	0	0	0	0	1	2									
<b>Vicente Romo, R</b> OBP: 0.143, SLG: 0.143 (6, 1)										1	0	0	0	0	0	1									
<b>Inning Stats</b>	R: 0 E: 1 K: 0 S: 4	H: 1 LOB: 3 BB: 1 P: 9	R: 0 E: 0 K: 1 S: 5	H: 0 LOB: 0 BB: 0 P: 5	R: 1 E: 0 K: 3 S: 11	H: 1 LOB: 1 BB: 0 P: 11	R: 1 E: 0 K: 2 S: 9	H: 2 LOB: 2 BB: 1 P: 13	R: 0 E: 0 K: 0 S: 3	H: 0 LOB: 1 BB: 1 P: 7	R: 1 E: 0 K: 1 S: 6	H: 1 LOB: 1 BB: 1 P: 10	R: 0 E: 0 K: 1 S: 5	H: 0 LOB: 0 BB: 0 P: 5	R: 0 E: 0 K: 0 S: 3	H: 0 LOB: 1 BB: 1 P: 7	1B: 4 2B: 1 3B: 0 HR: 0	SF: 0 SAC: 1 DP: 0 HBP: 1	WP: 1 PB: 1 SB: 0 CS: 0	PA: 36					
<b>PITCHER</b>	IP	WLS	BF	H	R	ER	SO	BB	IBB	HBP	BLK	WP	HR	S	P	ERA	WHIP								
<b>Dave Boswell, R</b> ERA: 2.94 (1, 1)	7.0	L	32	5	3	2	8	4	0	1	0	0	0	43	60	2.57	1.286								
<b>Bob Miller, R</b> ERA: 3.05 (8, 1)	1.0		4	0	0	0	0	1	0	0	0	0	0	3	7	0.00	1.000								


AB	30
R	2
H	3
RBI	2
BB	3
SO	8
LOB	6




AB	29
R	3
H	5
RBI	3
BB	5
SO	8
LOB	12





Batter	1	2	3	4	5	6	7	8	9	AB	R	H	RBI	BB	SO	LOB	TOP		
Cesar Tovar, R OBP: 0.322, SLG: 0.361 (1, 8)	4-3		K		F7		F7		F8	5	0	0	0	0	1	2	<b>Minnesota Twins @ Cleveland Indians</b> Cleveland Municipal Stadium, Cleveland, OH Thu Aug 29 1968, 3:33 AM EDT Alt: 8,382 - Unknown - 71 F  AB 37 R 3 H 10 RBI 3 BB 2 SO 9 LOB 23  		
Rod Carew, L OBP: 0.324, SLG: 0.363 (1, 4)	1B BB		K		K		K		K	4	1	0	0	1	4	2			
Tony Oliva, L OBP: 0.358, SLG: 0.479 (1, 9)	1B 1-2		F7		K				F6	5	0	2	0	0	1	0			
Bob Allison, R OBP: 0.340, SLG: 0.465 Rich Reese, L OBP: 0.306, SLG: 0.357 (1, 3) (9, 3)	F5			HBP 1B			F3		HR	4	1	2	1	1	0	2			
Rich Rollins, R OBP: 0.292, SLG: 0.335 Ted Uhlhaender, L OBP: 0.324, SLG: 0.389 (8, PR) Frank Quiñi, R OBP: 0.304, SLG: 0.330 (8, 5)	1B 1-2 2-H			HBP 1B			F8		S 1B	4	0	3	1	0	0	0			
Frank Kostro, R OBP: 0.217, SLG: 0.262 (1, 7)	F4			1B					1B	4	0	1	0	0	0	5			
John Roseboro, L OBP: 0.301, SLG: 0.315 (1, 2)		K					F8			3	0	1	1	0	1	1			
Ron Clark, R OBP: 0.270, SLG: 0.254 (1, 6)	5-3								F3	3	0	0	0	0	1	4			
Jim Kaat, L OBP: 0.162, SLG: 0.194 (1, 1)	K						FC1-6 HBP			4	0	1	0	0	1	4			
Inning Stats	R: 1 E: 0 K: 0 S: 5	H: 2 LOB: 2 BB: 1 P: 9	R: 0 E: 0 K: 2 S: 7	H: 0 LOB: 0 BB: 0 P: 7	R: 0 E: 0 K: 2 S: 7	H: 2 LOB: 3 BB: 0 P: 8	R: 0 E: 0 K: 1 S: 7	H: 1 LOB: 1 BB: 0 P: 4	R: 0 E: 0 K: 1 S: 5	H: 0 LOB: 0 BB: 0 P: 6	R: 2 E: 0 K: 0 S: 6	H: 3 LOB: 1 BB: 1 P: 6	R: 0 E: 0 K: 1 S: 7	H: 2 LOB: 3 BB: 1 P: 11	1B: 7 2B: 1 3B: 1 HR: 1	SF: 0 SAC: 0 DP: 0 HBP: 2		WP: 0 PB: 0 SB: 1 CS: 0	PA: 41
PITCHER	IP	WLS	BF	H	R	ER	SO	BB	IBB	HBP	BLK	WP	HR	S	P	ERA	WHIP		
Mike Paul, L ERA: 4.19 (1, 1)	7.1	L	32	7	3	3	8	1	0	2	0	0	1	45	51	3.68	1.091		
Eddie Fisher, R ERA: 2.97 (8, 1)	1.2		9	3	0	0	1	0	1	0	0	0	0	10	14	0.00	1.800		

Batter	1	2	3	4	5	6	7	8	9	AB	R	H	RBI	BB	SO	LOB	BOTTOM			
Jose Cardenal, R OBP: 0.306, SLG: 0.357 (1, 8)	F7		F9						L9	4	0	1	0	0	0	0	<b>Minnesota Twins @ Cleveland Indians</b> Cleveland Municipal Stadium, Cleveland, OH Thu Aug 29 1968, 3:33 AM EDT Alt: 8,382 - Unknown - 71 F  AB 33 R 2 H 6 RBI 1 BB 2 SO 10 LOB 11  			
Davey Nelson, R OBP: 0.291, SLG: 0.296 Chico Salmon, R OBP: 0.258, SLG: 0.292 (8, PH) Vern Fuller, R OBP: 0.322, SLG: 0.270 (9, 4)	K		6-3		1-3			5-3		3	0	0	0	0	1	1				
Lou Johnson, R OBP: 0.285, SLG: 0.361 (1, 7)	F8		F8						WP 2B	4	1	1	0	0	1	0				
Tony Horton, R OBP: 0.308, SLG: 0.417 (1, 3)		5-3		K			6-3			4	0	1	1	0	1	0				
Joe Azcue, R OBP: 0.328, SLG: 0.338 (1, 2)		BB E 1B					G1			3	1	1	0	1	1	1				
Tommy Harper, R OBP: 0.285, SLG: 0.381 (1, 9)		E 1B BB							L8	3	0	1	0	1	1	1				
Max Alvis, R OBP: 0.289, SLG: 0.317 (1, 5)		K							F8	4	0	0	0	0	2	4				
Larry Brown, R OBP: 0.299, SLG: 0.314 (1, 6)	E6 1-3 2-H								F5	4	0	1	0	0	0	1				
Mike Paul, L OBP: 0.143, SLG: 0.077 Eddie Fisher, R ERA: 2.81 (8, 1)	K									3	0	0	0	0	3	3				
Inning Stats	R: 0 E: 1 K: 1 S: 5	H: 1 LOB: 2 BB: 1 P: 13	R: 0 E: 0 K: 2 S: 3	H: 0 LOB: 0 BB: 0 P: 3	R: 0 E: 0 K: 3 S: 9	H: 0 LOB: 1 BB: 1 P: 13	R: 0 E: 0 K: 1 S: 6	H: 1 LOB: 1 BB: 0 P: 6	R: 0 E: 0 K: 1 S: 5	H: 0 LOB: 0 BB: 0 P: 5	R: 0 E: 0 K: 1 S: 6	H: 2 LOB: 1 BB: 0 P: 6	R: 1 E: 0 K: 1 S: 7	H: 2 LOB: 1 BB: 0 P: 7	R: 0 E: 0 K: 0 S: 3	H: 0 LOB: 0 BB: 0 P: 3		1B: 5 2B: 1 3B: 0 HR: 0	SF: 0 SAC: 0 DP: 0 HBP: 0	WP: 1 PB: 0 SB: 0 CS: 1
PITCHER	IP	WLS	BF	H	R	ER	SO	BB	IBB	HBP	BLK	WP	HR	S	P	ERA	WHIP			
Jim Kaat, L ERA: 2.81 (1, 1)	9.0	W	35	6	2	1	10	2	0	0	0	1	0	53	61	1.00	0.889			







Batter	1	2	3	4	5	6	7	8	9	AB	R	H	RBI	BB	SO	LOB	TOP										
Buddy Bradford, R OBP: 0.248, SLG: 0.284 (1, 9)	5-3		1-3	F8			E3		6-3	5	0	0	0	0	0	3											
Sandy Alomar Sr., S OBP: 0.324, SLG: 0.317 (1, 4)	1B		1B				L5		2B	5	2	4	0	0	0	1											
Duane Josephson, R OBP: 0.290, SLG: 0.358 (1, 2)	1B		1B				1-6-3		1B	5	1	3	1	0	0	2											
Pete Ward, L OBP: 0.360, SLG: 0.370 Woodie Held, R OBP: 0.245, SLG: 0.169 (9, PR)	K		K				4-3		1B	4	0	1	1	1	2	4											
Tom McCraw, L OBP: 0.297, SLG: 0.375 Tommy Davis, R OBP: 0.285, SLG: 0.340 (9, PH)	K						K		SF8	3	0	1	0	1	2	3											
Walt Williams, R OBP: 0.284, SLG: 0.270 Leon Wagner, L OBP: 0.339, SLG: 0.327 (7, 7)		F8		FC5-4			5-3		1B	3	0	0	0	0	0	1											
Ron Hansen, R OBP: 0.292, SLG: 0.325 (1, 6)		6-3		F8					5-3	5	0	1	0	0	0	3											
Ken Berry, R OBP: 0.284, SLG: 0.337 (1, 8)		5-3							5-3	3	0	1	0	1	0	0											
Jack Fisher, R OBP: 0.133, SLG: 0.136 Luis Aparicio, R OBP: 0.308, SLG: 0.346 Hoyt Wilhelm, R (8, 1)			2-3	E6			L7		5-3	3	0	0	0	0	0	3											
<b>Inning Stats</b>	R: 0 E: 0 K: 2 S: 9	H: 2 LOB: 2 BB: 0 P: 9	R: 0 E: 0 K: 0 S: 3	H: 0 LOB: 0 BB: 0 P: 3	R: 1 E: 0 K: 1 S: 7	H: 2 LOB: 1 BB: 0 P: 7	R: 0 E: 1 K: 0 S: 5	H: 1 LOB: 3 BB: 1 P: 9	R: 0 E: 0 K: 1 S: 6	H: 1 LOB: 1 BB: 0 P: 6	R: 0 E: 0 K: 0 S: 4	H: 2 LOB: 1 BB: 0 P: 4	R: 0 E: 2 K: 0 S: 4	H: 0 LOB: 3 BB: 2 P: 12	R: 0 E: 0 K: 0 S: 3	H: 0 LOB: 0 BB: 0 P: 3	R: 2 E: 0 K: 0 S: 7	H: 4 LOB: 2 BB: 0 P: 7	1B: 10 2B: 2 3B: 0 HR: 0	SF: 1 SAC: 0 DP: 0 HBP: 0	WP: 0 PB: 0 SB: 1 CS: 0	PA: 43					
<b>PITCHER</b>	IP	WLS	BF	H	R	ER	SO	BB	IBB	HBP	BLK	WP	HR	S	P	ERA	WHIP										
Dean Chance, R ERA: 2.47 (1, 1)	8.1	W	40	11	3	3	4	3	0	0	0	0	0	45	57	3.24	1.680										
Ron Perranoski, L ERA: 3.09 (9, 1)	0.1		2	1	0	0	0	0	0	0	0	0	0	2	2	0.00	3.000										
Al Worthington, R ERA: 2.94 (9, 1)	0.1	S	1	0	0	0	0	0	0	0	0	0	0	1	1	0.00	0.000										

Chicago White Sox @ Minnesota Twins  
Metropolitan Stadium, Bloomington, MI  
Sat Aug 31 1968, 4:33 AM EDT  
Att: 11,665 - Unknown - 65 F

livebaseballscores.com

AB 39  
R 3  
H 12  
RBI 3  
BB 3  
SO 4  
LOB 23



Batter	1	2	3	4	5	6	7	8	9	AB	R	H	RBI	BB	SO	LOB	BOTTOM										
Cesar Tovar, R OBP: 0.323, SLG: 0.366 (1, 8)	F8		5-3				F8			4	0	1	0	0	0	4											
Rich Reese, L OBP: 0.306, SLG: 0.355 (1, 3)	F7		L9				FC6-4		6-3	4	0	0	0	0	0	3											
Tony Oliva, L OBP: 0.357, SLG: 0.477 Jim Holt, L OBP: 0.245, SLG: 0.264 (6, 9)	K						4-3		G3	2	0	1	0	0	1	0											
Bob Allison, R OBP: 0.338, SLG: 0.469 (1, 7)		K		5-3			1B		HR	4	2	2	1	0	1	1											
Rod Carew, L OBP: 0.320, SLG: 0.358 (1, 4)		4-3		F4			1B		4-3	4	1	1	0	0	0	1											
Rich Rollins, R OBP: 0.297, SLG: 0.358 Frank Quilici, R OBP: 0.304, SLG: 0.330 (9, 5)		HR		F9			1B		F7	4	1	2	2	0	0	1											
Bruce Look, L OBP: 0.368, SLG: 0.303 (1, 2)		G3					E3		FC6-4	2	0	0	0	2	0	0											
Rick Renick, R OBP: 0.253, SLG: 0.372 John Roseboro, L OBP: 0.301, SLG: 0.313 Ron Clark, R OBP: 0.262, SLG: 0.246 (7, 6)							F9		FC6-4	2	0	1	0	0	0	1											
Dean Chance, R OBP: 0.084, SLG: 0.050 Ron Perranoski, L (9, 1) Al Worthington, R (9, 1)			K				K		6-3	4	0	0	0	0	3	6											
<b>Inning Stats</b>	R: 0 E: 0 K: 1 S: 5	H: 0 LOB: 0 BB: 0 P: 5	R: 1 E: 0 K: 1 S: 6	H: 1 LOB: 0 BB: 0 P: 6	R: 0 E: 0 K: 1 S: 6	H: 1 LOB: 1 BB: 0 P: 6	R: 0 E: 0 K: 0 S: 4	H: 1 LOB: 1 BB: 0 P: 4	R: 0 E: 1 K: 1 S: 7	H: 1 LOB: 2 BB: 0 P: 7	R: 2 E: 0 K: 1 S: 9	H: 4 LOB: 3 BB: 1 P: 13	R: 1 E: 0 K: 0 S: 4	H: 1 LOB: 0 BB: 0 P: 4	R: 0 E: 0 K: 0 S: 3	H: 0 LOB: 1 BB: 1 P: 7	1B: 7 2B: 0 3B: 0 HR: 2	SF: 0 SAC: 0 DP: 0 HBP: 0	WP: 0 PB: 0 SB: 0 CS: 0	PA: 36							
<b>PITCHER</b>	IP	WLS	BF	H	R	ER	SO	BB	IBB	HBP	BLK	WP	HR	S	P	ERA	WHIP										
Jack Fisher, R ERA: 2.93 (1, 1)	7.0	L	32	9	4	4	5	0	1	0	0	0	0	41	45	5.14	1.286										
Hoyt Wilhelm, R ERA: 1.89 (8, 1)	1.0		4	0	0	0	0	1	0	0	0	0	0	3	7	0.00	1.000										

Chicago White Sox @ Minnesota Twins  
Metropolitan Stadium, Bloomington, MI  
Sat Aug 31 1968, 4:33 AM EDT  
Att: 11,665 - Unknown - 65 F

livebaseballscores.com

AB 34  
R 4  
H 9  
RBI 4  
BB 2  
SO 5  
LOB 18





Batter	1	2	3	4	5	6	7	8	9	AB	R	H	RBI	BB	SO	LOB	TOP										
Luis Aparicio, R OBP: 0.308, SLG: 0.347 (1, 6)	F8		K	F9			2B			4	0	1	0	0	1	2											
Sandy Alomar Sr., S OBP: 0.323, SLG: 0.316 (1, 4)	F4			F7			F2			4	1	1	0	0	0	3											
Pete Ward, L OBP: 0.359, SLG: 0.367 Ron Hansen, R OBP: 0.292, SLG: 0.325 (1, 5) (7, 5)	4-3			1B	F8		F8			3	1	0	0	1	0	1											
Duane Josephson, R OBP: 0.289, SLG: 0.357 (1, 2)		F6		1B	L9			K		4	1	1	1	0	1	0											
Tommy Davis, R OBP: 0.287, SLG: 0.342 Woodie Held, R OBP: 0.245, SLG: 0.169 (1, 7) (8, 7)				1B	1-4-3			4-3		4	1	2	1	0	0	0											
Tom McCraw, L OBP: 0.296, SLG: 0.374 (1, 3)		F2		1B			F8			4	1	1	1	0	1	1											
Buddy Bradford, R OBP: 0.248, SLG: 0.284 (1, 9)		F6		1B	1-3			1-4-3		4	0	1	1	0	0	1											
Ken Berry, R OBP: 0.284, SLG: 0.336 (1, 8)			F7	1B	F8			F7		4	0	1	1	0	0	0											
Jerry Nyman, L OBP: 0.200, SLG: 0.200 Wilbur Wood, R OBP: 0.190, SLG: 0.105 (1, 1) (5, 1)			K	K			K	K		2	0	0	0	0	2	2											
<b>Inning Stats</b>	R: 0 E: 0 K: 0 S: 3	H: 0 LOB: 0 BB: 0 P: 3	R: 0 E: 0 K: 0 S: 4	H: 1 LOB: 1 BB: 0 P: 4	R: 0 E: 0 K: 2 S: 7	H: 0 LOB: 0 BB: 0 P: 7	R: 5 E: 0 K: 1 S: 11	H: 6 LOB: 2 BB: 1 P: 15	R: 0 E: 0 K: 0 S: 3	H: 0 LOB: 0 BB: 0 P: 3	R: 0 E: 0 K: 1 S: 6	H: 1 LOB: 1 BB: 0 P: 6	R: 0 E: 0 K: 2 S: 7	H: 0 LOB: 0 BB: 0 P: 7	R: 0 E: 0 K: 1 S: 5	H: 0 LOB: 0 BB: 0 P: 5	1B: 7 2B: 1 3B: 0 HR: 0	SF: 0 SAC: 0 DP: 0 HBP: 0	WP: 0 PB: 0 SB: 2 CS: 0	PA: 36							
<b>PITCHER</b>	IP	WLS	BF	H	R	ER	SO	BB	IBB	HBP	BLK	WP	HR	S	P	ERA	WHIP										
Dave Boswell, R ERA: 3.15 (1, 1)	3.0	L	15	5	5	5	2	1	0	0	0	0	0	18	22	15.00	2.000										
Jim Perry, R ERA: 2.59 (4, 1)	2.0		8	2	0	0	1	0	0	0	0	0	0	10	10	0.00	1.000										
Jim Roland, L ERA: 3.28 (6, 1)	2.0		7	1	0	0	1	0	0	0	0	0	0	9	9	0.00	0.500										
Tom Hall, L ERA: 4.15 (8, 1)	2.0		6	0	0	0	3	0	0	0	0	0	0	12	12	0.00	0.000										

Chicago White Sox @ Minnesota Twins  
Metropolitan Stadium, Bloomington, MI  
Sun Sep 01 1968, 4:33 AM EDT  
Att: 16,373 - Unknown - 64 F

AB 35  
R 5  
H 8  
RBI 5  
BB 1  
SO 7  
LOB 10




Batter	1	2	3	4	5	6	7	8	9	AB	R	H	RBI	BB	SO	LOB	BOTTOM										
Cesar Tovar, R OBP: 0.325, SLG: 0.374 (1, 8)	S		4-3	S			F9		5-3	5	1	3	3	0	0	0											
Rich Reese, L OBP: 0.305, SLG: 0.357 (1, 3)	F8		4-3	E3			2B			4	0	1	0	0	0	2											
Rod Carew, L OBP: 0.318, SLG: 0.355 Frank Quilici, R OBP: 0.303, SLG: 0.328 (1, 4) (7, 4)	L9		K	K			6-3			3	0	0	0	0	2	3											
Bob Allison, R OBP: 0.335, SLG: 0.464 (1, 7)	F8		E5	FC4-6			1-3			4	0	0	0	0	0	2											
Rich Rollins, R OBP: 0.291, SLG: 0.349 (1, 5)		F8	FC5-4	L9			L5			4	0	0	0	0	0	2											
John Roseboro, L OBP: 0.301, SLG: 0.312 (1, 2)	F2			1B			G3		F8	4	0	1	0	0	0	0											
Frank Kostro, R OBP: 0.213, SLG: 0.254 (1, 9)	5-3		F3				L5		5-3	4	0	0	0	0	0	2											
Ron Clark, R OBP: 0.261, SLG: 0.251 (1, 6)			1B	F8			L8		F5	4	1	1	0	0	0	2											
Dave Boswell, R OBP: 0.228, SLG: 0.345 Jim Perry, S OBP: 0.175, SLG: 0.333 Rick Nietzke, R OBP: 0.245, SLG: 0.372 Jim Roland, R OBP: 0.303, SLG: 0.328 Bruce Lock, L OBP: 0.304, SLG: 0.330 Tom Hall, L OBP: 0.261, SLG: 0.251 Harmon Killebrew, R OBP: 0.346, SLG: 0.506 (1, 1) (4, 1) (5, PH) (6, 1) (7, PH) (8, 1) (9, PH)			F2		HR		6-3		HR	1	0	0	0	0	0	1											
<b>Inning Stats</b>	R: 0 E: 0 K: 0 S: 4	H: 1 LOB: 1 BB: 0 P: 4	R: 0 E: 0 K: 0 S: 3	H: 0 LOB: 0 BB: 0 P: 3	R: 1 E: 0 K: 1 S: 7	H: 2 LOB: 1 BB: 0 P: 7	R: 0 E: 1 K: 0 S: 5	H: 1 LOB: 2 BB: 0 P: 5	R: 2 E: 1 K: 1 S: 7	H: 1 LOB: 1 BB: 1 P: 11	R: 0 E: 0 K: 0 S: 3	H: 0 LOB: 0 BB: 0 P: 3	R: 0 E: 0 K: 0 S: 4	H: 0 LOB: 0 BB: 0 P: 4	R: 0 E: 0 K: 0 S: 3	H: 0 LOB: 0 BB: 0 P: 3	R: 1 E: 0 K: 0 S: 4	H: 1 LOB: 0 BB: 0 P: 4	1B: 3 2B: 2 3B: 0 HR: 2	SF: 0 SAC: 0 DP: 0 HBP: 0	WP: 0 PB: 0 SB: 2 CS: 0	PA: 37					
<b>PITCHER</b>	IP	WLS	BF	H	R	ER	SO	BB	IBB	HBP	BLK	WP	HR	S	P	ERA	WHIP										
Jerry Nyman, L ERA: 1.98 (1, 1)	4.0		20	5	3	3	1	1	0	0	0	0	1	21	25	6.75	1.500										
Wilbur Wood, L ERA: 1.91 (5, 1)	5.0	W	17	2	1	1	1	0	0	0	0	0	1	19	19	1.80	0.400										


Chicago White Sox @ Minnesota Twins  
Metropolitan Stadium, Bloomington, MI  
Sun Sep 01 1968, 4:33 AM EDT  
Att: 16,373 - Unknown - 64 F

AB 36  
R 4  
H 7  
RBI 4  
BB 1  
SO 2  
LOB 15





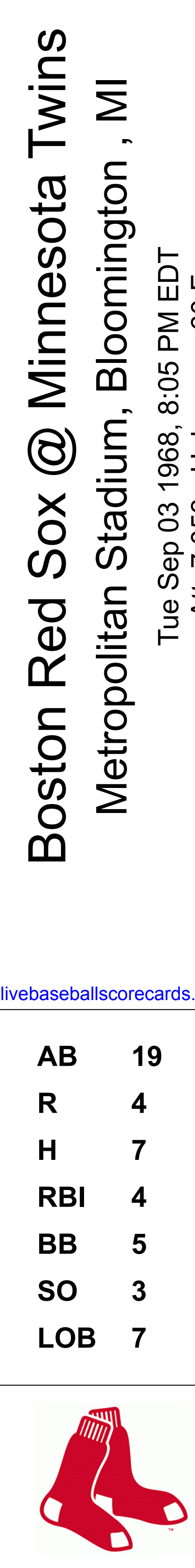
Batter	1	2	3	4	5	6	7	8	9	AB	R	H	RBI	BB	SO	LOB	TOP			
Mike Andrews, R OBP: 0.378, SLG: 0.373 (1,4)	0-0 5-3		0-0 CS 1B			0-0 F5		0-0 K	0-3 K	4	0	1	0	0	1	0	<b>Boston Red Sox @ Minnesota Twins</b> Metropolitan Stadium, Bloomington, MI Mon Sep 02 1968, 4:33 AM EDT Att: 10,489 - Unknown - 79 F  <b>AB</b> 28 <b>R</b> 1 <b>H</b> 3 <b>RBI</b> 1 <b>BB</b> 2 <b>SO</b> 11 <b>LOB</b> 5 			
Joe Foy, R OBP: 0.340, SLG: 0.349 (1,5)	4-0 BB		0-3 K			0-0 2B		0-0 6-3	0-0 6-3	3	0	1	0	1	1	1				
Carl Yastrzemski, L OBP: 0.417, SLG: 0.463 (1,7)	0-0 F9			0-3 K		0-3 K		0-0 K	0-0 4-3	4	0	0	0	0	2	1				
Ken Harrelson, R OBP: 0.353, SLG: 0.540 (1,9)	0-3 K			0-0 1-3				0-0 5-3		3	0	0	0	0	1	1				
Reggie Smith, S OBP: 0.334, SLG: 0.401 (1,8)		0-3 K		0-0 F8				0-0 L6		3	0	0	0	0	1	0				
Jerry Adair, R OBP: 0.282, SLG: 0.267 (1,6)	4-0 BB				0-0 F9			0-0 F3		2	0	0	0	1	0	0				
George Scott, R OBP: 0.242, SLG: 0.250 (1,3)	0-3 K				0-3 K			0-3 K		3	0	0	0	0	3	1				
Russ Gibson, R OBP: 0.253, SLG: 0.355 (1,2)	0-3 K				0-0 HR			0-3 K		3	1	1	1	0	2	1				
Juan Pizarro, L OBP: 0.212, SLG: 0.233 (1,1)					0-0 G1			0-0 6-3		1	0	0	0	0	0	0				
Jose Tartabull, L OBP: 0.306, SLG: 0.324 (5, PH)						0-0 6-3			0-0 6-3	1	0	0	0	0	0	0				
Gary Waslewski, R OBP: 0.074, SLG: 0.038 (5, PH)										0	0	0	0	0	0	0				
Rico Petrocelli, R OBP: 0.300, SLG: 0.386 (8, PH)										1	0	0	0	0	0	0				
Jerry Stephenson, L OBP: 0.369, SLG: 0.353 (8, PH)										0	0	0	0	0	0	0				
<b>Inning Stats</b>	R: 0 E: 0 K: 1 S: 5	H: 0 LOB: 1 BB: 1 P: 9	R: 0 E: 0 K: 3 S: 9	H: 0 LOB: 1 BB: 1 P: 13	R: 0 E: 0 K: 1 S: 5	H: 1 LOB: 0 BB: 0 P: 5	R: 0 E: 0 K: 1 S: 5	H: 0 LOB: 0 BB: 0 P: 5	R: 1 E: 0 K: 1 S: 6	H: 1 LOB: 0 BB: 0 P: 6	R: 0 E: 0 K: 0 S: 3	H: 0 LOB: 0 BB: 0 P: 3	R: 0 E: 0 K: 2 S: 7	H: 0 LOB: 0 BB: 0 P: 7	R: 0 E: 0 K: 1 S: 5	H: 0 LOB: 0 BB: 0 P: 5	1B: 1 2B: 1 3B: 0 HR: 1	SF: 0 SAC: 0 DP: 0 HBP: 0	WP: 0 PB: 0 SB: 0 CS: 1	PA: 30
<b>PITCHER</b> Jim Kaat, L ERA: 2.72 (1,1)	IP: 9.0 WLS: W BF: 30 H: 3 R: 1 ER: 1 SO: 11 BB: 2 IBB: 0 HBP: 0 BLK: 0 WP: 0 HR: 1 S: 50 P: 58 ERA: 1.00 WHIP: 0.556															<b>PITCHER</b>				

Batter	1	2	3	4	5	6	7	8	9	AB	R	H	RBI	BB	SO	LOB	BOTTOM			
Cesar Tovar, R OBP: 0.327, SLG: 0.375 (1,8)	0-0 G5-3 1B		0-3 K			0-0 S 1B		0-0 L9		4	1	2	0	0	1	1	<b>Boston Red Sox @ Minnesota Twins</b> Metropolitan Stadium, Bloomington, MI Mon Sep 02 1968, 4:33 AM EDT Att: 10,489 - Unknown - 79 F  <b>AB</b> 32 <b>R</b> 5 <b>H</b> 10 <b>RBI</b> 5 <b>BB</b> 3 <b>SO</b> 9 <b>LOB</b> 14 			
Rich Reese, L OBP: 0.311, SLG: 0.363 (1,3)	0-0 G5-3 1B		0-0 HR 1B			0-0 6-3 1B		0-3 K2-3		4	1	3	1	0	1	0				
Rich Rollins, R OBP: 0.290, SLG: 0.365 (1,5)	0-0 G5-3 1-2 2-3f		0-0 1-H 2-H HR 1B			0-0 6-3 1-2		0-3 K		4	1	1	3	0	1	3				
Bob Allison, R OBP: 0.334, SLG: 0.462 (1,7)	0-3 K		0-3 K			0-0 F7		0-0 S SH3-4 1B 1B		4	1	1	0	0	2	2				
Ron Clark, R OBP: 0.257, SLG: 0.247 (1,6)		0-0 F5	0-0 F8			0-0 F6		0-0 SH3-4 1-2		3	0	0	0	0	0	0				
Frank Kostrz, R OBP: 0.226, SLG: 0.257 (1,9)		0-0 1B			0-0 F8		4-0 1B BB	0-3 K		3	0	1	0	1	1	1				
John Roseboro, L OBP: 0.300, SLG: 0.310 (1,2)		0-0 F8			0-0 F7		0-0 F5	4-0 1B IBB		3	0	0	0	1	0	2				
Frank Quilici, R OBP: 0.306, SLG: 0.332 (1,4)		0-0 F7			0-3 K		0-0 1B	0-0 1-2 1B		4	0	2	1	0	1	1				
Jim Kaat, L OBP: 0.178, SLG: 0.197 (1,1)			4-0 HR 1B BB			0-0 3-1		0-3 K		3	1	0	0	1	2	4				
<b>Inning Stats</b>	R: 0 E: 0 K: 1 S: 6	H: 2 LOB: 1 BB: 0 P: 6	R: 0 E: 0 K: 0 S: 4	H: 1 LOB: 0 BB: 0 P: 4	R: 3 E: 0 K: 2 S: 9	H: 2 LOB: 0 BB: 1 P: 13	R: 0 E: 0 K: 1 S: 5	H: 0 LOB: 0 BB: 0 P: 5	R: 1 E: 0 K: 0 S: 5	H: 2 LOB: 1 BB: 0 P: 5	R: 0 E: 0 K: 1 S: 6	H: 1 LOB: 2 BB: 1 P: 10	R: 0 E: 0 K: 2 S: 7	H: 0 LOB: 0 BB: 0 P: 7	R: 1 E: 0 K: 2 S: 9	H: 2 LOB: 2 BB: 1 P: 13		1B: 9 2B: 0 3B: 0 HR: 1	SF: 0 SAC: 1 DP: 1 HBP: 0	WP: 0 PB: 0 SB: 2 CS: 0
<b>PITCHER</b> Juan Pizarro, L ERA: 3.97 (1,1)	IP: 4.0 WLS: L BF: 17 H: 5 R: 3 ER: 3 SO: 3 BB: 1 IBB: 0 HBP: 0 BLK: 0 WP: 0 HR: 1 S: 24 P: 28 ERA: 6.75 WHIP: 1.500															<b>PITCHER</b>				
Gary Waslewski, R ERA: 3.54 (5,1)	IP: 3.0 WLS: L BF: 13 H: 3 R: 1 ER: 1 SO: 3 BB: 1 IBB: 0 HBP: 0 BLK: 0 WP: 0 HR: 0 S: 18 P: 22 ERA: 3.00 WHIP: 1.333															<b>PITCHER</b>				
Jerry Stephenson, R ERA: 5.67 (8,1)	IP: 1.0 WLS: L BF: 6 H: 2 R: 1 ER: 1 SO: 2 BB: 0 IBB: 1 HBP: 0 BLK: 0 WP: 0 HR: 0 S: 9 P: 13 ERA: 9.00 WHIP: 2.000															<b>PITCHER</b>				



Batter	1	2	3	4	5	6	7	8	9	AB	R	H	RBI	BB	SO	LOB	TOP							
Mike Andrews, R OBP: 0.380, SLG: 0.375	F8		F8		BB SH3-4 1B					3	1	2	0	0	0	0	Boston Red Sox @ Minnesota Twins Metropolitan Stadium, Bloomington, MI Tue Sep 03 1968, 8:05 PM EDT Att. 7,053 - Unknown - 60 F  <a href="http://livebaseballscorecards.com">livebaseballscorecards.com</a>							
Jerry Adair, R OBP: 0.259, SLG: 0.265	L3		F8		SH3-4					2	0	0	0	0	0	1								
Carl Yastrzemski, L OBP: 0.420, SLG: 0.463	1B				BB 1B					0	1	0	0	3	0	0								
Ken Harrelson, R OBP: 0.355, SLG: 0.540	E 1B		F3		1B BB					2	0	1	0	1	0	1								
Joe Foy, R OBP: 0.344, SLG: 0.353	E8				HR 1B					3	1	3	2	0	0	0								
Reggie Smith, S OBP: 0.336, SLG: 0.407	L7				HR 1B					2	1	1	2	1	0	2								
Russ Gibson, R OBP: 0.249, SLG: 0.349			L8		F9					3	0	0	0	0	0	3								
George Scott, R OBP: 0.240, SLG: 0.248			5-3		K					2	0	0	0	0	1	0								
Dick Ellsworth, L OBP: 0.066, SLG: 0.050			K		K					2	0	0	0	0	2	0								
<b>Inning Stats</b>	R: 1 E: 1 K: 0 S: 5	H: 2 LOB: 2 BB: 1 P: 9	R: 0 E: 0 K: 1 S: 5	H: 0 LOB: 0 BB: 0 P: 5	R: 0 E: 0 K: 0 S: 3	H: 1 LOB: 1 BB: 1 P: 7	R: 2 E: 0 K: 2 S: 9	H: 2 LOB: 0 BB: 0 P: 9	R: 1 E: 0 K: 0 S: 4	H: 2 LOB: 3 BB: 3 P: 16							1B: 6 2B: 0 3B: 0 HR: 1	SF: 0 SAC: 1 DP: 0 HBP: 0	WP: 0 PB: 0 SB: 0 CS: 0	PA: 25				
<b>PITCHER</b>	IP	WLS	BF	H	R	ER	SO	BB	IBB	HBP	BLK	WP	HR	S	P	ERA	WHIP							
Jim Merritt, L ERA: 3.28	(1, 1)	4.2	L	23	7	4	4	3	4	0	0	0	0	1	25	41	7.71	2.357						
Bob Miller, R ERA: 3.13	(5, 1)	0.1		2	0	0	0	0	1	0	0	0	0	0	1	5	0.00	3.000						

Batter	1	2	3	4	5	6	7	8	9	AB	R	H	RBI	BB	SO	LOB	BOTTOM							
Cesar Tovar, R OBP: 0.327, SLG: 0.374	F8		5-3		1-2 2-3 1B					3	0	1	0	0	0	0	Boston Red Sox @ Minnesota Twins Metropolitan Stadium, Bloomington, MI Tue Sep 03 1968, 8:05 PM EDT Att. 7,053 - Unknown - 60 F  <a href="http://livebaseballscorecards.com">livebaseballscorecards.com</a>							
Rich Reese, L OBP: 0.311, SLG: 0.363	BB 1B		G3		1-3					3	0	1	0	0	0	3								
Rich Rollins, R OBP: 0.296, SLG: 0.370	BB 1B				1B					3	0	2	0	0	0	0								
Bob Allison, R OBP: 0.334, SLG: 0.459	1-2 2-3 BB		1-3		F8					2	0	0	0	1	0	1								
John Roseboro, L OBP: 0.298, SLG: 0.307	K				F6					3	0	0	0	0	2	3								
Graig Nettles, L OBP: 0.500, SLG: 1.000	K				1B E 2B					2	1	1	0	0	1	3								
Rick Renick, R OBP: 0.267, SLG: 0.375			F3		FC1-5 E 1B					2	0	1	0	0	0	0								
Frank Quilici, R OBP: 0.303, SLG: 0.329			F7		E6 1B FC1-5					2	0	0	1	0	0	1								
Jim Merritt, L OBP: 0.208, SLG: 0.179			6-3		FC1-5 1B					2	0	0	0	0	0	2								
Bob Miller, R OBP: 0.143, SLG: 0.143					1-2 2-3					0	0	0	0	0	0	0								
<b>Inning Stats</b>	R: 0 E: 0 K: 2 S: 9	H: 2 LOB: 3 BB: 1 P: 13	R: 0 E: 0 K: 0 S: 3	H: 0 LOB: 0 BB: 0 P: 3	R: 0 E: 0 K: 0 S: 4	H: 1 LOB: 1 BB: 0 P: 4	R: 1 E: 1 K: 0 S: 7	H: 3 LOB: 3 BB: 0 P: 7	R: 0 E: 0 K: 1 S: 5	H: 0 LOB: 0 BB: 0 P: 5							1B: 5 2B: 1 3B: 0 HR: 0	SF: 0 SAC: 0 DP: 0 HBP: 0	WP: 0 PB: 0 SB: 0 CS: 0	PA: 23				
<b>PITCHER</b>	IP	WLS	BF	H	R	ER	SO	BB	IBB	HBP	BLK	WP	HR	S	P	ERA	WHIP							
Dick Ellsworth, L ERA: 3.06	(1, 1)	5.0	W	23	6	1	1	3	1	0	0	0	0	0	28	32	1.80	1.400						





Batter	1	2	3	4	5	6	7	8	9	AB	R	H	RBI	BB	SO	LOB	TOP			
Mike Andrews, R OBP: 0.377, SLG: 0.371 (1, 4)										5	0	0	0	0	1	1				
Dalton Jones, L OBP: 0.276, SLG: 0.330 (1, 3)										4	2	1	0	1	2	0				
Carl Yastrzemski, L OBP: 0.423, SLG: 0.473 (1, 7)										5	2	4	1	0	1	1				
Ken Harrelson, R OBP: 0.355, SLG: 0.540 (1, 9)										5	1	2	1	0	0	2				
Joe Foy, R OBP: 0.343, SLG: 0.352 (1, 5)										5	0	1	0	0	0	3				
Reggie Smith, S OBP: 0.338, SLG: 0.409 (1, 8)										5	2	3	0	0	1	0				
Jerry Adair, R OBP: 0.254, SLG: 0.259 (1, 6)										4	1	0	0	0	2	3				
Russ Gibson, R OBP: 0.259, SLG: 0.358 (1, 2)										4	1	3	1	0	0	0				
Gary Bell, R OBP: 0.217, SLG: 0.276 (1, 1)										3	1	1	2	0	1	1				
<b>Inning Stats</b>	R: 1 E: 0 K: 1 S: 7	H: 2 LOB: 1 BB: 0 P: 7	R: 0 E: 0 K: 1 S: 6	H: 1 LOB: 1 BB: 0 P: 6	R: 0 E: 0 K: 2 S: 7	H: 0 LOB: 0 BB: 0 P: 7	R: 0 E: 0 K: 1 S: 5	H: 0 LOB: 0 BB: 0 P: 5	R: 1 E: 0 K: 0 S: 3	H: 1 LOB: 0 BB: 1 P: 7	R: 1 E: 0 K: 0 S: 5	H: 2 LOB: 1 BB: 0 P: 5	R: 6 E: 2 K: 0 S: 9	H: 5 LOB: 2 BB: 0 P: 9	R: 1 E: 0 K: 2 S: 10	H: 3 LOB: 2 BB: 0 P: 10	1B: 13 2B: 1 3B: 0 HR: 1	SF: 1 SAC: 1 DP: 1 HBP: 0	WP: 1 PB: 0 SB: 0 CS: 0	PA: 43
<b>PITCHER</b>	IP WLS BF H R ER SO BB IBB HBP BLK WP HR S P ERA WHIP																			
Dean Chance, R ERA: 2.51 (1, 1)	7.0 L 28 7 3 3 6 1 0 0 0 0 0 0 39 43 3.86 1.143																			
Jim Roland, L ERA: 3.32 (8, 1)	2.0 15 8 7 1 2 0 0 0 0 1 1 19 19 4.50 4.000																			

**Boston Red Sox @ Minnesota Twins**  
 Metropolitan Stadium, Bloomington, MI  
 Wed Sep 04 1968, 8:05 PM EDT  
 Att: 8,069 - Unknown - 63 F

AB 40  
 R 10  
 H 15  
 RBI 5  
 BB 1  
 SO 8  
 LOB 11

Batter	1	2	3	4	5	6	7	8	9	AB	R	H	RBI	BB	SO	LOB	BOTTOM					
Cesar Tovar, R OBP: 0.324, SLG: 0.372 (1, 8)										4	0	0	0	0	0	2						
Rich Reese, L OBP: 0.307, SLG: 0.358 (1, 3)										4	0	0	0	0	0	0						
Rod Carew, L OBP: 0.319, SLG: 0.355 (1, 4)										3	0	1	0	1	0	0						
Bob Allison, R OBP: 0.336, SLG: 0.458 (1, 7)										3	1	1	0	1	0	1						
Graig Nettles, L OBP: 0.333, SLG: 0.500 (1, 9)										4	1	1	0	0	0	2						
Rich Rollins, R OBP: 0.300, SLG: 0.373 (1, 5)										4	0	2	0	0	1	2						
John Roseboro, L OBP: 0.295, SLG: 0.304 (1, 2)										4	0	0	0	0	0	4						
Rick Renick, R OBP: 0.267, SLG: 0.361 (1, 6)										3	0	0	0	1	1	2						
Dean Chance, R OBP: 0.094, SLG: 0.061 Hamron Killebrew, R OBP: 0.348, SLG: 0.465 Jim Roland, R (8, 1)										2	0	1	2	0	1	0						
<b>Inning Stats</b>	R: 0 E: 0 K: 0 S: 3	H: 0 LOB: 0 BB: 0 P: 3	R: 2 E: 0 K: 0 S: 5	H: 2 LOB: 2 BB: 2 P: 13	R: 0 E: 0 K: 0 S: 2	H: 0 LOB: 1 BB: 0 P: 6	R: 0 E: 0 K: 0 S: 4	H: 1 LOB: 0 BB: 0 P: 4	R: 0 E: 0 K: 1 S: 5	H: 0 LOB: 0 BB: 0 P: 5	R: 0 E: 0 K: 0 S: 3	H: 0 LOB: 0 BB: 0 P: 3	R: 0 E: 0 K: 0 S: 4	H: 1 LOB: 1 BB: 0 P: 4	R: 0 E: 0 K: 0 S: 5	H: 2 LOB: 2 BB: 0 P: 5	R: 0 E: 0 K: 2 S: 7	H: 0 LOB: 0 BB: 0 P: 7	1B: 6 2B: 0 3B: 0 HR: 0	SF: 0 SAC: 0 DP: 1 HBP: 0	WP: 0 PB: 0 SB: 1 CS: 0	PA: 35
<b>PITCHER</b>	IP WLS BF H R ER SO BB IBB HBP BLK WP HR S P ERA WHIP																					
Gary Bell, R ERA: 2.94 (1, 1)	9.0 W 35 6 2 2 3 3 0 0 0 0 0 0 38 50 2.00 1.000																					

**Boston Red Sox @ Minnesota Twins**  
 Metropolitan Stadium, Bloomington, MI  
 Wed Sep 04 1968, 8:05 PM EDT  
 Att: 8,069 - Unknown - 63 F

AB 32  
 R 2  
 H 6  
 RBI 2  
 BB 3  
 SO 3  
 LOB 14



Batter	1	2	3	4	5	6	7	8	9	AB	R	H	RBI	BB	SO	LOB	TOP			
Cesar Tovar, R OBP: 0.327, SLG: 0.374 (1, 8)										4	1	3	1	0	0	1	<b>Minnesota Twins @ Detroit Tigers</b> Tiger Stadium, Detroit, MI Fri Sep 06 1968, 4:33 AM EDT Att: 42,269 - Unknown			
Rich Reese, L OBP: 0.310, SLG: 0.360 (1, 3)										4	0	2	0	0	0	2				
Rich Rollins, R OBP: 0.299, SLG: 0.376 (1, 5)										4	0	1	1	0	1	3				
Bob Allison, R OBP: 0.333, SLG: 0.454 (1, 7)										4	0	0	0	0	1	4				
Graig Nettles, L OBP: 0.300, SLG: 0.700 (1, 9)										4	1	1	1	0	2	2				
John Roseboro, L OBP: 0.294, SLG: 0.301 (1, 2)										3	0	0	0	1	2	0				
Rick Renick, R Harmon Killebrew, R OBP: 0.349, SLG: 0.349 OBP: 0.347, SLG: 0.403 (9, PH)										3	0	0	0	0	3	1				
Frank Quilici, R OBP: 0.303, SLG: 0.336 (1, 4)										4	1	1	0	0	1	1				
Jim Kaat, L Dave Boswell, R Jim Hill, L Bob Miller, R Bruce Lock, L Ron Perranoski, L Frank Kostro, R OBP: 0.176, SLG: 0.194 OBP: 0.228, SLG: 0.345 OBP: 0.344, SLG: 0.413 OBP: 0.303, SLG: 0.308 OBP: 0.293, SLG: 0.308 OBP: 0.253, SLG: 0.253 (1, 1) (4, 1) (5, PH) (5, 1) (7, PH) (7, 1) (9, PH)										1	0	0	0	0	1	1				
<b>Inning Stats</b>	R: 0 E: 0 K: 0 S: 4	H: 1 LOB: 1 BB: 0 P: 4	R: 1 E: 0 K: 3 S: 10	H: 1 LOB: 1 BB: 1 P: 14	R: 0 E: 0 K: 1 S: 6	H: 1 LOB: 1 BB: 0 P: 6	R: 0 E: 0 K: 2 S: 7	H: 0 LOB: 2 BB: 0 P: 7	R: 2 E: 1 K: 0 S: 7	H: 4 LOB: 2 BB: 0 P: 7	R: 0 E: 0 K: 2 S: 4	H: 2 LOB: 1 BB: 0 P: 4	R: 0 E: 0 K: 3 S: 9	H: 0 LOB: 0 BB: 0 P: 9	R: 0 E: 0 K: 1 S: 5	H: 0 LOB: 0 BB: 0 P: 5	1B: 6 2B: 2 3B: 1 HR: 1	SF: 0 SAC: 0 DP: 1 HBP: 0	WP: 0 PB: 1 SB: 2 CS: 0	PA: 36
<b>PITCHER</b> Denny McLain, R ERA: 1.95 (1, 1)	IP: 9.0 WLS: W BF: 36 H: 9 R: 3 ER: 3 SO: 12 BB: 1 IBB: 0 HBP: 0 BLK: 0 WP: 0 HR: 1 S: 59 P: 63 ERA: 3.00 WHIP: 1.111															<b>PITCHER</b> Denny McLain, R ERA: 1.95 (1, 1)				

Batter	1	2	3	4	5	6	7	8	9	AB	R	H	RBI	BB	SO	LOB	BOTTOM			
Dick McAuliffe, L OBP: 0.343, SLG: 0.429 (1, 4)										4	1	1	0	1	2	1	<b>Minnesota Twins @ Detroit Tigers</b> Tiger Stadium, Detroit, MI Fri Sep 06 1968, 4:33 AM EDT Att: 42,269 - Unknown			
Mickey Stanley, R OBP: 0.308, SLG: 0.370 (1, 8)										4	2	2	0	0	0	2				
Al Kaline, R Norm Cash, L OBP: 0.391, SLG: 0.413 OBP: 0.321, SLG: 0.466 (7, PR) (8, 3)										3	1	1	1	1	0	0				
Willie Horton, R OBP: 0.349, SLG: 0.538 (1, 7)										4	1	2	5	0	0	0				
Bill Freehan, R OBP: 0.363, SLG: 0.443 (1, 2)										4	1	1	0	0	1	2				
Jim Northrup, L OBP: 0.316, SLG: 0.435 (1, 9)										4	1	2	0	0	0	2				
Don Wert, R OBP: 0.257, SLG: 0.299 (1, 5)										4	0	2	1	0	0	1				
Dick Tracewski, R OBP: 0.242, SLG: 0.246 (1, 6)										3	0	0	1	0	1	2				
Denny McLain, R OBP: 0.133, SLG: 0.143 (1, 1)										3	0	0	0	0	1	2				
<b>Inning Stats</b>	R: 4 E: 0 K: 0 S: 7	H: 4 LOB: 0 BB: 0 P: 7	R: 0 E: 0 K: 1 S: 5	H: 0 LOB: 0 BB: 0 P: 5	R: 0 E: 0 K: 0 S: 3	H: 0 LOB: 0 BB: 0 P: 3	R: 2 E: 0 K: 0 S: 6	H: 3 LOB: 2 BB: 1 P: 10	R: 0 E: 0 K: 1 S: 5	H: 0 LOB: 0 BB: 0 P: 5	R: 0 E: 0 K: 1 S: 6	H: 1 LOB: 1 BB: 0 P: 6	R: 2 E: 1 K: 1 S: 7	H: 2 LOB: 2 BB: 1 P: 11	R: 0 E: 0 K: 1 S: 6	H: 1 LOB: 1 BB: 0 P: 6	1B: 8 2B: 2 3B: 0 HR: 1	SF: 0 SAC: 2 DP: 0 HBP: 0	WP: 1 PB: 0 SB: 0 CS: 0	PA: 37
<b>PITCHER</b> Jim Kaat, L ERA: 2.96 Dave Boswell, R ERA: 3.14 Bob Miller, R ERA: 3.03 Ron Perranoski, L ERA: 3.24 (1, 1) (4, 1) (5, 1) (7, 1)	IP: 3.0 WLS: L BF: 16 H: 7 R: 6 ER: 6 SO: 1 BB: 0 IBB: 0 HBP: 0 BLK: 0 WP: 0 HR: 1 S: 18 P: 18 ERA: 18.00 WHIP: 2.333															<b>PITCHER</b> Denny McLain, R ERA: 1.95 (1, 1)				

AB	35
R	3
H	9
RBI	3
BB	1
SO	12
LOB	16



livebaseballscorecards.com



Batter	1	2	3	4	5	6	7	8	9	AB	R	H	RBI	BB	SO	LOB	TOP					
<b>Cesar Tovar, R</b> OBP: 0.327, SLG: 0.373 (1, 8)	F7		5-3			6-3		1B		4	0	1	0	0	0	1						
<b>Rich Reese, L</b> OBP: 0.309, SLG: 0.356 (1, 3)	6-3					3-1		3-1		3	0	0	0	1	0	1						
<b>Graig Nettles, L</b> OBP: 0.357, SLG: 1.071 (1, 9)	F4									4	2	2	2	0	1	1						
<b>Frank Kostro, R</b> OBP: 0.225, SLG: 0.253 (9, 7)						HR				0	0	0	0	0	0	0						
<b>Bob Allison, R</b> OBP: 0.332, SLG: 0.450 (1, 7)		L5								3	0	0	0	1	2	0						
<b>Jim Holt, L</b> OBP: 0.242, SLG: 0.261 (9, 9)						K				0	0	0	0	0	0	0						
<b>Rich Rollins, R</b> OBP: 0.293, SLG: 0.368 (1, 5)	L8									4	0	0	0	0	0	1						
<b>Rick Renick, R</b> OBP: 0.258, SLG: 0.349 (9, 6)						F8				0	0	0	0	0	0	0						
<b>Ron Clark, R</b> OBP: 0.267, SLG: 0.254 (1, 6)	F7									3	0	2	0	1	0	0						
<b>Bruce Look, L</b> OBP: 0.357, SLG: 0.295 (1, 2)						1-3				4	0	0	0	0	1	3						
<b>Frank Quilici, R</b> OBP: 0.303, SLG: 0.336 (1, 4)						1-3				3	0	1	0	0	0	1						
<b>Jim Perry, S</b> OBP: 0.171, SLG: 0.325 (1, 1)										1	0	0	0	0	1	1						
<b>Harmon Killebrew, R</b> OBP: 0.346, SLG: 0.402 (8, PH)										1	0	0	0	0	0	0						
<b>Al Worthington, R</b> (8, 1)										0	0	0	0	0	0	0						
<b>Inning Stats</b>	R: 0 E: 0 K: 0 S: 3	H: 0 LOB: 0 BB: 0 P: 3	R: 0 E: 0 K: 0 S: 3	H: 0 LOB: 0 BB: 0 P: 3	R: 0 E: 0 K: 1 S: 6	H: 1 LOB: 1 BB: 0 P: 6	R: 0 E: 0 K: 1 S: 4	H: 0 LOB: 1 BB: 2 P: 12	R: 0 E: 0 K: 1 S: 6	H: 1 LOB: 0 BB: 0 P: 6	R: 1 E: 0 K: 0 S: 6	H: 1 LOB: 0 BB: 0 P: 6	R: 0 E: 0 K: 0 S: 2	H: 0 LOB: 0 BB: 1 P: 6	R: 0 E: 0 K: 0 S: 4	H: 1 LOB: 1 BB: 0 P: 4	R: 1 E: 0 K: 1 S: 7	H: 2 LOB: 1 BB: 0 P: 7	1B: 4 2B: 1 3B: 0 HR: 2	SF: 0 SAC: 1 DP: 2 HBP: 0	WP: 0 PB: 0 SB: 1 CS: 1	PA: 34
<b>PITCHER</b> <b>Pat Dobson, R</b> ERA: 2.65 (1, 1)	IP: 9.0 WLS: L BF: 34 H: 6 R: 2 ER: 2 SO: 5 BB: 3 IBB: 0 HBP: 0 BLK: 0 WP: 0 HR: 2 S: 41 P: 53 ERA: 2.00 WHIP: 1.000															<b>PITCHER</b> <b>Pat Dobson, R</b> ERA: 2.65 (1, 1)	IP: 9.0 WLS: L BF: 34 H: 6 R: 2 ER: 2 SO: 5 BB: 3 IBB: 0 HBP: 0 BLK: 0 WP: 0 HR: 2 S: 41 P: 53 ERA: 2.00 WHIP: 1.000					

Minnesota Twins @ Detroit Tigers  
Tiger Stadium, Detroit, MI  
Sat Sep 07 1968, 4:33 AM EDT  
Att: 35,814 - Unknown

AB 30  
R 2  
H 6  
RBI 2  
BB 3  
SO 5  
LOB 9



Batter	1	2	3	4	5	6	7	8	9	AB	R	H	RBI	BB	SO	LOB	BOTTOM					
<b>Dick McAuliffe, L</b> OBP: 0.345, SLG: 0.428 (1, 4)	PB 1B L6-5 BB		1B							3	0	1	0	2	0	0						
<b>Mickey Stanley, R</b> OBP: 0.310, SLG: 0.372 (1, 8)	1B PB 1-2 1B		1B							5	0	3	0	0	0	2						
<b>Jim Northrup, L</b> OBP: 0.317, SLG: 0.434 (1, 9)	L6-5 1-2 2-H		F5							4	0	1	0	1	0	5						
<b>Willie Horton, R</b> OBP: 0.350, SLG: 0.536 (1, 7)	1B 2-3		K							3	0	1	0	1	1	4						
<b>Norm Cash, L</b> OBP: 0.318, SLG: 0.461 (1, 3)	L8									4	0	0	0	0	0	5						
<b>Bill Freehan, R</b> OBP: 0.362, SLG: 0.441 (1, 2)			F2							4	0	1	0	0	1	0						
<b>Tom Matchick, L</b> OBP: 0.237, SLG: 0.276 (1, 6)			4-3							4	0	0	0	0	1	1						
<b>Don Wert, R</b> OBP: 0.257, SLG: 0.305 (1, 5)			6-3							4	1	1	1	0	0	1						
<b>Pat Dobson, R</b> OBP: 0.200, SLG: 0.143 (1, 1)										3	0	0	0	0	1	0						
<b>Gates Brown, L</b> OBP: 0.438, SLG: 0.671 (9, PH)			K							1	0	0	0	0	0	0						
<b>Inning Stats</b>	R: 0 E: 0 K: 0 S: 4	H: 2 LOB: 2 BB: 1 P: 8	R: 0 E: 0 K: 0 S: 3	H: 0 LOB: 0 BB: 0 P: 3	R: 0 E: 0 K: 2 S: 9	H: 2 LOB: 2 BB: 0 P: 9	R: 0 E: 0 K: 1 S: 5	H: 0 LOB: 0 BB: 0 P: 5	R: 1 E: 0 K: 0 S: 6	H: 3 LOB: 3 BB: 1 P: 10	R: 0 E: 0 K: 1 S: 5	H: 0 LOB: 0 BB: 0 P: 5	R: 0 E: 1 K: 0 S: 4	H: 0 LOB: 2 BB: 1 P: 8	R: 0 E: 0 K: 0 S: 4	H: 1 LOB: 1 BB: 0 P: 4	R: 0 E: 0 K: 0 S: 3	H: 0 LOB: 1 BB: 1 P: 7	1B: 7 2B: 1 3B: 0 HR: 1	SF: 0 SAC: 0 DP: 1 HBP: 0	WP: 0 PB: 1 SB: 0 CS: 0	PA: 39
<b>PITCHER</b> <b>Jim Perry, R</b> ERA: 2.52 (1, 1)	IP: 7.0 WLS: W BF: 31 H: 7 R: 1 ER: 1 SO: 7 BB: 2 IBB: 1 HBP: 0 BLK: 0 WP: 0 HR: 1 S: 36 P: 48 ERA: 1.29 WHIP: 1.286															<b>PITCHER</b> <b>Al Worthington, R</b> ERA: 2.65 (8, 1)	IP: 2.0 WLS: W BF: 8 H: 1 R: 0 ER: 0 SO: 0 BB: 1 IBB: 0 HBP: 0 BLK: 0 WP: 0 HR: 0 S: 7 P: 11 ERA: 0.00 WHIP: 1.000					

Minnesota Twins @ Detroit Tigers  
Tiger Stadium, Detroit, MI  
Sat Sep 07 1968, 4:33 AM EDT  
Att: 35,814 - Unknown

AB 35  
R 1  
H 8  
RBI 1  
BB 4  
SO 4  
LOB 18





Batter	1	2	3	4	5	6	7	8	9	AB	R	H	RBI	BB	SO	LOB	TOP													
<b>Cesar Tovar, R</b> OBP: 0.326, SLG: 0.373 (1, 8)										4	1	1	0	0	1	0	<b>Minnesota Twins @ Detroit Tigers</b> Tiger Stadium, Detroit, MI Sun Sep 08 1968, 4:33 AM EDT Att: 27,777 - Unknown													
<b>Frank Kostro, R</b> OBP: 0.236, SLG: 0.266 (1, 7)										4	1	2	0	0	1	0														
<b>Graig Nettles, L</b> OBP: 0.333, SLG: 1.056 <b>Jim Holt, L</b> OBP: 0.242, SLG: 0.261 (1, 9) (8, 9)										4	1	1	3	0	1	1														
<b>Bob Allison, R</b> OBP: 0.329, SLG: 0.446 (1, 3)										4	0	0	0	0	0	1														
<b>Rich Rollins, R</b> OBP: 0.292, SLG: 0.365 <b>Rick Renick, R</b> OBP: 0.258, SLG: 0.349 (1, 5) (9, 6)										4	0	1	0	0	1	0														
<b>Ron Clark, R</b> OBP: 0.282, SLG: 0.249 (1, 6) (9, 5)										4	0	0	0	0	0	2														
<b>Bruce Look, L</b> OBP: 0.348, SLG: 0.286 (1, 2)										3	0	0	0	0	1	1														
<b>Frank Quilici, R</b> OBP: 0.299, SLG: 0.332 (1, 4)										3	0	0	0	0	1	1														
<b>Dean Chance, R</b> OBP: 0.091, SLG: 0.059 (1, 1)										3	0	0	0	0	3	0														
<b>Inning Stats</b>	R: 0 E: 0 K: 1 S: 6	H: 1 LOB: 1 BB: 0 P: 6	R: 0 E: 0 K: 2 S: 7	H: 0 LOB: 0 BB: 0 P: 7	R: 0 E: 0 K: 1 S: 7	H: 0 LOB: 0 BB: 0 P: 7	R: 0 E: 0 K: 1 S: 5	H: 0 LOB: 1 BB: 0 P: 5	R: 0 E: 0 K: 1 S: 6	H: 1 LOB: 1 BB: 0 P: 6	R: 3 E: 1 K: 1 S: 9	H: 3 LOB: 1 BB: 0 P: 9	R: 0 E: 0 K: 1 S: 5	H: 0 LOB: 0 BB: 0 P: 5	R: 0 E: 0 K: 0 S: 3	H: 0 LOB: 0 BB: 0 P: 3		R: 0 E: 0 K: 0 S: 3	H: 0 LOB: 0 BB: 0 P: 3	1B: 4 2B: 0 3B: 0 HR: 1	SF: 0 SAC: 0 DP: 0 HBP: 0	WP: 1 PB: 0 SB: 0 CS: 0	PA: 33							
<b>PITCHER</b> <b>Earl Wilson, R</b> ERA: 2.98 (1, 1)	IP: 9.0 WLS: L BF: 33	H: 5 R: 3 ER: 3 SO: 9	BB: 0 IBB: 0 HBP: 0 BLK: 0	WP: 1 HR: 1 S: 51 P: 51	ERA: 3.00 WHIP: 0.556											IP: 9.0 WLS: W BF: 33	H: 6 R: 1 ER: 1 SO: 7	BB: 1 IBB: 0 HBP: 0 BLK: 0	WP: 0 HR: 1 S: 46 P: 50	ERA: 1.00 WHIP: 0.778										

AB 33  
R 3  
H 5  
RBI 3  
BB 0  
SO 9  
LOB 6



Batter	1	2	3	4	5	6	7	8	9	AB	R	H	RBI	BB	SO	LOB	BOTTOM					
<b>Dick McAuliffe, L</b> OBP: 0.344, SLG: 0.425 (1, 4)										3	0	0	0	1	2	3	<b>Minnesota Twins @ Detroit Tigers</b> Tiger Stadium, Detroit, MI Sun Sep 08 1968, 4:33 AM EDT Att: 27,777 - Unknown					
<b>Mickey Stanley, R</b> OBP: 0.308, SLG: 0.369 (1, 8)										4	0	0	0	0	0	2						
<b>Jim Northrup, L</b> OBP: 0.315, SLG: 0.431 (1, 9)										4	0	0	0	0	1	1						
<b>Norm Cash, L</b> OBP: 0.320, SLG: 0.461 (1, 3)										4	0	2	0	0	0	1						
<b>Gates Brown, L</b> OBP: 0.429, SLG: 0.688 (1, 7)										4	1	1	1	0	0	2						
<b>Eddie Mathews, L</b> OBP: 0.295, SLG: 0.395 (1, 5)										4	0	1	0	0	1	1						
<b>Bill Freehan, R</b> OBP: 0.360, SLG: 0.439 (1, 2)										3	0	0	0	0	1	1						
<b>Tom Matchick, L</b> OBP: 0.238, SLG: 0.276 (1, 6)										3	0	1	0	0	0	1						
<b>Earl Wilson, R</b> OBP: 0.247, SLG: 0.488 (1, 1)										3	0	1	0	0	2	1						
<b>Inning Stats</b>	R: 0 E: 0 K: 2 S: 7	H: 0 LOB: 0 BB: 0 P: 7	R: 0 E: 0 K: 0 S: 3	H: 1 LOB: 0 BB: 0 P: 3	R: 0 E: 0 K: 1 S: 5	H: 0 LOB: 0 BB: 0 P: 5	R: 0 E: 0 K: 0 S: 3	H: 0 LOB: 1 BB: 1 P: 7	R: 1 E: 0 K: 1 S: 8	H: 3 LOB: 2 BB: 0 P: 8	R: 0 E: 0 K: 0 S: 3	H: 0 LOB: 0 BB: 0 P: 3	R: 0 E: 0 K: 0 S: 3	H: 0 LOB: 0 BB: 0 P: 3	R: 0 E: 0 K: 2 S: 8	H: 1 LOB: 1 BB: 0 P: 8		R: 0 E: 0 K: 1 S: 6	H: 1 LOB: 1 BB: 0 P: 6	1B: 5 2B: 1 3B: 0 HR: 1	SF: 0 SAC: 0 DP: 1 HBP: 0	WP: 0 PB: 0 SB: 0 CS: 0
<b>PITCHER</b> <b>Dean Chance, R</b> ERA: 2.46 (1, 1)	IP: 9.0 WLS: W BF: 33	H: 6 R: 1 ER: 1 SO: 7	BB: 1 IBB: 0 HBP: 0 BLK: 0	WP: 0 HR: 1 S: 46 P: 50	ERA: 1.00 WHIP: 0.778																	

AB 32  
R 1  
H 6  
RBI 1  
BB 1  
SO 7  
LOB 13







Batter	1	2	3	4	5	6	7	8	9	AB R H RBI BB SO LOB	TOP
Jose Cardenal, R (1, 8) OBP: 0.307, SLG: 0.354	0-3 K ①		0-3 K ②		0-0 6-3 3B 1-H		0-0 BB 1B		0-0 1B 1B	5 2 3 1 0 2 1	<b>Cleveland Indians @ Minnesota Twins</b> Metropolitan Stadium, Bloomington, MI Mon Sep 09 1968, 8:05 PM EDT Att. 7,042 - Unknown - 63 F
Davey Nelson, R (1, 4) OBP: 0.291, SLG: 0.291	0-0 5-3 ②		0-0 F4 ③		0-0 6-3 ②		4-0 1B S BB ①		0-0 3-1 1B FC1-2 ①	4 0 1 1 1 0 1	
Riche Scheinblum, S (1, 9) OBP: 0.300, SLG: 0.222	0-3 K ③			0-0 F3 ①	0-0 1B ③		0-0 E5 1B ①		0-0 FC1-2 3-1 E 1B ①	5 1 2 1 0 1 1	
Joe Azcue, R (1, 2)		0-3 K ①		0-0 1B 1B ②	0-0 F9 ③		0-0 L4-3 1B ②		0-0 3-1 ①	5 0 2 0 0 1 3	
Tony Horton, R (1, 3) OBP: 0.306, SLG: 0.402		0-3 K ②		0-0 E 1B ②		0-0 F9 ①	0-0 L4-3 ③		4-0 E FC1-2 HBP IBB ②	4 1 1 0 1 1 3	
Lou Piniella, R (1, 7) Jimmie Hall, L (6, PH) Tommy Harper, R (6, PR) S: 7		0-0 1-3 ③		0-0 E5 ①		4-0 5-3 1B BB ①			0-0 FC1-2 HBP E ②	2 0 0 0 0 0 1 0 0 0 0 1 0 0 2 0 0 0 0 0 3	
Max Alvis, R (1, 5) OBP: 0.293, SLG: 0.320			0-0 2B ③	0-0 5-3 ③		0-0 5-3 1B ②		0-0 6-3 ②	0-0 E6 HBP ②	5 1 2 0 0 0 4	
Larry Brown, R (1, 6) Eddie Leon, R (9, PR) S: 7			0-0 WP 2B ②		0-3 K ①	0-0 5-3 ②		4-0 BB ②	1-2 2-3 3-H HBP ①	3 0 1 2 1 1 2 0 0 0 0 0 0 0	
Luis Tiant, R (1, 1) OBP: 0.084, SLG: 0.096			0-0 4-3 ①		0-0 3B 1B ③		0-0 6-3 ③		0-0 F7 ③	5 1 1 0 0 0 8	
<b>Inning Stats</b>	R: 0 H: 0 E: 0 LOB: 0 K: 2 BB: 0 S: 7 P: 7	R: 0 H: 0 E: 0 LOB: 0 K: 2 BB: 0 S: 7 P: 7	R: 1 H: 2 E: 0 LOB: 1 K: 1 BB: 0 S: 7 P: 7	R: 0 H: 2 E: 1 LOB: 2 K: 0 BB: 0 S: 5 P: 5	R: 2 H: 3 E: 0 LOB: 1 K: 1 BB: 0 S: 8 P: 8	R: 0 H: 1 E: 0 LOB: 1 K: 0 BB: 1 S: 4 P: 8	R: 0 H: 2 E: 1 LOB: 2 K: 0 BB: 1 S: 4 P: 8	R: 0 H: 0 E: 0 LOB: 1 K: 0 BB: 1 S: 3 P: 7	R: 3 H: 3 E: 1 LOB: 3 K: 0 BB: 1 S: 7 P: 12	1B: 10 SF: 0 2B: 3 SAC: 0 3B: 1 DP: 1 HR: 0 HBP: 1	
<b>PITCHER</b>	IP WLS BF H R ER SO BB IBB HBP BLK WP HR S P ERA WHIP										
Jim Merritt, L (1, 1) ERA: 3.33	5.0 L 22 7 3 3 6 0 0 0 0 0 1 0 34 34 5.40 1.400										
Dave Boswell, R (6, 1) ERA: 3.08	3.0 14 3 0 0 0 3 0 0 0 0 0 0 11 23 0.00 2.000										
Bob Miller, R (9, 1) ERA: 3.13	1.0 9 3 3 1 0 0 1 1 0 0 0 0 7 12 9.00 3.000										

Batter	1	2	3	4	5	6	7	8	9	AB R H RBI BB SO LOB	BOTTOM
Jim Holt, L (1, 8) OBP: 0.232, SLG: 0.250	0-3 K ①		0-0 6-3 ③		0-3 K ③			0-0 FC6-4 ①		4 0 0 0 0 2 3	<b>Cleveland Indians @ Minnesota Twins</b> Metropolitan Stadium, Bloomington, MI Mon Sep 09 1968, 8:05 PM EDT Att. 7,042 - Unknown - 63 F
Rod Carew, L (1, 4) OBP: 0.318, SLG: 0.354	0-3 K ②			0-3 K ①		0-0 1B ②		0-0 5-3 ②		4 0 1 0 0 2 1	
Graig Nettles, L (1, 9) OBP: 0.318, SLG: 1.045	0-0 HR ③			0-3 K ②		0-3 K ①		0-0 F9 ③		4 1 1 1 0 2 2	
Bob Allison, R (1, 3) OBP: 0.328, SLG: 0.449	0-3 K ③			0-0 3B ②		0-3 K ②			0-3 K ①	4 0 1 0 0 3 1	
Rich Rollins, R (1, 5) OBP: 0.291, SLG: 0.363		0-0 5-3 ①		0-3 K ③		0-3 K ③			0-0 2B 1B ②	4 0 1 0 0 2 2	
Frank Koestel, R (1, 7) OBP: 0.239, SLG: 0.277		0-3 K ②			0-3 K ①		0-0 F3 ①		0-0 1-3 2B ②	4 0 1 0 0 2 0	
Ron Clark, R (1, 6) OBP: 0.257, SLG: 0.244		0-0 F7 ③			0-0 F6 ②		0-0 F4 ②		0-0 F5 ②	4 0 0 0 0 0 2	
Bruce Look, L (1, 2) OBP: 0.345, SLG: 0.277			0-0 F2 ①		4-0 BB BB ②		0-3 K ③		0-3 K ③	3 0 0 0 1 2 2	
Jim Merritt, L (1, 1) Harmon Killebrew, R (5, PH) Ron Kellner, R (5, PR) Dave Boswell, R (8, 1) John Roseboro, R (8, PH) Bob Miller, R (9, 1) S: 10			0-3 K ②		4-0 BB BB ②		4-0 FC6-4 BB ②			1 0 0 0 0 1 0 0 0 0 0 0 1 0 1 0 0 0 0 0 0 0 0 0	
<b>Inning Stats</b>	R: 1 H: 1 E: 0 LOB: 0 K: 3 BB: 0 S: 10 P: 10	R: 0 H: 0 E: 0 LOB: 0 K: 1 BB: 0 S: 5 P: 5	R: 0 H: 0 E: 0 LOB: 0 K: 1 BB: 0 S: 5 P: 5	R: 0 H: 1 E: 0 LOB: 1 K: 3 BB: 0 S: 10 P: 10	R: 0 H: 0 E: 0 LOB: 2 K: 2 BB: 2 S: 7 P: 15	R: 0 H: 1 E: 0 LOB: 1 K: 3 BB: 0 S: 10 P: 10	R: 0 H: 0 E: 0 LOB: 0 K: 1 BB: 0 S: 5 P: 5	R: 0 H: 0 E: 0 LOB: 1 K: 0 BB: 1 S: 3 P: 7	R: 0 H: 2 E: 0 LOB: 2 K: 2 BB: 0 S: 9 P: 9	1B: 2 SF: 0 2B: 1 SAC: 0 3B: 1 DP: 0 HR: 1 HBP: 0	
<b>PITCHER</b>	IP WLS BF H R ER SO BB IBB HBP BLK WP HR S P ERA WHIP										
Luis Tiant, R (1, 1) ERA: 1.67	9.0 W 35 5 1 1 16 3 0 0 0 0 1 1 64 76 1.00 0.889										





Batter	1	2	3	4	5	6	7	8	9	AB	R	H	RBI	BB	SO	LOB	TOP					
Jose Cardenal, R OBP: 0.308, SLG: 0.354 (1, 8)	0-0 6-3	0-0 2H 1B		0-0 5-3			0-0 1-3 FC1-5 1B		0-3 K	5	0	2	1	0	1	1	<b>Cleveland Indians @ Minnesota Twins</b> Metropolitan Stadium, Bloomington, MI Tue Sep 10 1968, 8:05 PM EDT Att: 13,456 - Unknown - 68 F  <b>AB 34</b> <b>R 6</b> <b>H 10</b> <b>RBI 5</b> <b>BB 2</b> <b>SO 2</b> <b>LOB 14</b>  					
Davey Nelson, R OBP: 0.288, SLG: 0.283 (1, 4)	0-0 6-3	0-0 F9			4-0 1B BB		0-0 FC1-5 1-3 1-2 2-3F		0-0 1-3	4	1	0	0	1	0	4						
Richie Scheinblum, S OBP: 0.429, SLG: 0.590 (1, 9)	0-0 2B		0-0 E	2B	4-0 G5-4-3 1B BB		0-0 1-3 1-2 2-3			3	1	2	0	1	0	2						
Joe Azcue, R OBP: 0.328, SLG: 0.343 (1, 2)	0-0 4-3		0-0 F8		0-0 G5-4-3 1B		0-0 F8			4	0	1	1	0	0	4						
Tony Horton, R OBP: 0.307, SLG: 0.415 (1, 3)		0-0 HR	0-0 E2	3B	0-0 G5-4-3 1B			0-0 6-3		4	2	2	2	0	0	2						
Max Alvis, R OBP: 0.291, SLG: 0.317 (1, 5)		0-0 F7	0-3 K				0-0 F4		0-0 6-3	4	0	0	0	0	1	0						
Chico Salmon, R OBP: 0.258, SLG: 0.288 (1, 7)		0-0 E SH1 1B	0-0 5-3				0-0 F3		0-0 5-3	4	1	1	0	0	0	0						
Larry Brown, R OBP: 0.305, SLG: 0.323 (1, 6)		0-0 E6 SH1 1B		0-0 5-3			0-0 F4		0-0 SH3-4 1B	4	1	1	0	0	0	1						
Stan Williams, R OBP: 0.236, SLG: 0.196 (1, 1)		0-0 SH1		0-0 F8			0-0 FC1-5 1B		0-0 SH3-4	2	0	1	1	0	0	0						
<b>Inning Stats</b>	R: 0 E: 0 K: 0 S: 4	H: 1 LOB: 1 BB: 0 P: 4	R: 3 E: 1 K: 0 S: 7	H: 3 LOB: 1 BB: 0 P: 7	R: 2 E: 1 K: 1 S: 7	H: 2 LOB: 0 BB: 0 P: 7	R: 0 E: 0 K: 0 S: 3	H: 0 LOB: 0 BB: 0 P: 3	R: 1 E: 0 K: 0 S: 2	H: 1 LOB: 0 BB: 2 P: 10	R: 0 E: 0 K: 0 S: 3	H: 0 LOB: 0 BB: 0 P: 3	R: 0 E: 0 K: 0 S: 5	H: 2 LOB: 2 BB: 0 P: 5	R: 0 E: 0 K: 0 S: 3	H: 0 LOB: 0 BB: 0 P: 3	R: 0 E: 0 K: 1 S: 6	H: 1 LOB: 1 BB: 0 P: 6	1B: 6 2B: 2 3B: 2 HR: 1	SF: 0 SAC: 2 DP: 0 HBP: 0	WP: 0 PB: 0 SB: 1 CS: 0	PA: 38
<b>PITCHER</b>	IP WLS BF H R ER SO BB IBB HBP BLK WP HR S P ERA WHIP																					
Jim Kaat, L ERA: 3.02 (1, 1)	2.1 L 14 6 5 2 0 0 0 0 0 0 0 1 14 14 7.71 2.571																					
Danny Morris, R ERA: (3, 1)	1.2 5 0 0 0 1 0 0 0 0 0 0 0 7 7 0.00 0.000																					
Ron Keller, R ERA: 3.75 (5, 1)	0.0 3 1 1 1 0 2 0 0 0 0 0 0 1 9 ∞ ∞																					
Bob Miller, R ERA: 2.98 (5, 1)	3.0 9 2 0 0 0 0 0 0 0 0 0 0 9 9 0.00 0.667																					
Ron Ferranoski, L ERA: 3.16 (8, 1)	2.0 7 1 0 0 1 0 0 0 0 0 0 0 9 9 0.00 0.500																					

Batter	1	2	3	4	5	6	7	8	9	AB	R	H	RBI	BB	SO	LOB	BOTTOM					
Cesar Tovar, R OBP: 0.327, SLG: 0.375 (1, 8)	0-0 L8 2B		0-0 1B		0-0 5-3			0-0 6-3		4	0	2	0	0	0	0	<b>Cleveland Indians @ Minnesota Twins</b> Metropolitan Stadium, Bloomington, MI Tue Sep 10 1968, 8:05 PM EDT Att: 13,456 - Unknown - 68 F  <b>AB 35</b> <b>R 2</b> <b>H 7</b> <b>RBI 2</b> <b>BB 1</b> <b>SO 6</b> <b>LOB 15</b>  					
Rod Carew, L OBP: 0.318, SLG: 0.351 (1, 4)	0-3 K		0-0 G3		0-0 6-3		4-0 1B BB		4-0 1B BB	3	0	0	0	1	1	2						
Graig Nettles, L OBP: 0.308, SLG: 0.923 (1, 9)	0-0 L8			0-0 2B 1B	0-0 4-3		0-0 K		0-3 K	4	1	1	0	0	1	2						
Bob Allison, R OBP: 0.328, SLG: 0.447 (1, 3)	0-0 6-3		0-0 F6		0-0 F6		0-0 F6		0-0 1B	4	0	1	0	0	0	2						
John Roseboro, L OBP: 0.296, SLG: 0.303 (1, 2)		0-0 F6		0-0 1B 2B	0-0 F7		0-0 F7		0-0 F4	4	1	1	0	0	0	2						
Rich Rollins, R OBP: 0.290, SLG: 0.360 (1, 5)		0-0 6-3		0-0 FC6-4 E 1B	0-0 6-3		0-0 6-3		0-0 F9	4	0	1	2	0	0	0						
Frank Kostro, R OBP: 0.239, SLG: 0.287 (1, 7)		0-3 K		0-0 E5 FC6-4 1B	0-0 E5		0-3 K		0-0 2B	4	0	1	0	0	2	1						
Ron Clark, R OBP: 0.252, SLG: 0.239 (1, 6)			0-0 F5	0-0 FC6-4	0-0 F9		0-0 F9		0-0 F8	4	0	0	0	0	0	3						
Jim Kaat, L OBP: 0.278, SLG: 0.194 (3, 1)			0-0 6-3	0-3 K			0-3 K		0-0 5-3	0	0	0	0	0	0	0						
Danny Morris, R OBP: 0.347, SLG: 0.400 (4, PH)										1	0	0	0	0	0	0						
Harmon Killebrew, R OBP: 0.347, SLG: 0.400 (5, 1)										1	0	0	0	0	0	1						
Ron Keller, R OBP: 0.347, SLG: 0.400 (5, 1)										0	0	0	0	0	0	0						
Bob Miller, R OBP: 0.347, SLG: 0.400 (5, 1)										0	0	0	0	0	0	0						
Bruce Lock, L OBP: 0.347, SLG: 0.275 (7, PH)										1	0	0	0	0	1	0						
Ron Ferranoski, L OBP: 0.347, SLG: 0.275 (8, 1)										0	0	0	0	0	0	0						
George Mitterwald, R OBP: 0.347, SLG: 0.275 (9, PH)										1	0	0	0	0	0	1						
<b>Inning Stats</b>	R: 0 E: 0 K: 1 S: 6	H: 1 LOB: 1 BB: 0 P: 6	R: 0 E: 0 K: 1 S: 5	H: 0 LOB: 0 BB: 0 P: 5	R: 0 E: 0 K: 0 S: 4	H: 1 LOB: 1 BB: 0 P: 4	R: 0 E: 0 K: 1 S: 9	H: 3 LOB: 2 BB: 0 P: 9	R: 0 E: 0 K: 0 S: 3	H: 0 LOB: 0 BB: 0 P: 3	R: 0 E: 0 K: 0 S: 3	H: 0 LOB: 0 BB: 0 P: 3	R: 0 E: 0 K: 2 S: 7	H: 0 LOB: 0 BB: 0 P: 7	R: 0 E: 0 K: 1 S: 6	H: 1 LOB: 2 BB: 1 P: 10	R: 0 E: 0 K: 0 S: 4	H: 1 LOB: 1 BB: 0 P: 4	1B: 4 2B: 3 3B: 0 HR: 0	SF: 0 SAC: 0 DP: 0 HBP: 0	WP: 0 PB: 0 SB: 0 CS: 0	PA: 36
<b>PITCHER</b>	IP WLS BF H R ER SO BB IBB HBP BLK WP HR S P ERA WHIP																					
Stan Williams, R ERA: 2.47 (1, 1)	9.0 W 36 7 2 2 6 1 0 0 0 0 0 0 47 51 2.00 0.889																					



Batter	1	2	3	4	5	6	7	8	9	10	11	12	AB	R	H	RBI	BB	SO	LOB			
Jose Cardenal, R OBP: 0.308, SLG: 0.353	1-3		1B		K			F9		6-3		BB	5	0	1	0	1	1	3			
Davey Nelson, R OBP: 0.289, SLG: 0.284 Russ Nagelson, L (8, PH)	5-3		1B			1-3		K			5-3	G6-4-3	3	0	1	0	0	0	0			
Vern Fuller, R OBP: 0.318, SLG: 0.292 Russ Snyder, L OBP: 0.308, SLG: 0.313 Horacio Pina, R (12, 1)			1B										1	0	0	0	0	0	0			
Richie Scheinblum, S OBP: 0.368, SLG: 0.375	HBP		3-1			G3					F8		4	0	0	0	0	0	1			
Lee Maye, L OBP: 0.322, SLG: 0.390 Joe Azcue, R OBP: 0.330, SLG: 0.343 Lou Piniella, R (11, PR) Ray Fosse, R (11, 2)	K				F9						F2		4	0	1	0	0	1	1			
Tony Horton, R OBP: 0.308, SLG: 0.417												BB	5	0	2	0	0	0	2			
Duke Sims, L OBP: 0.362, SLG: 0.389 Chico Salmon, R OBP: 0.257, SLG: 0.287			F6		F6								4	0	1	0	0	0	1			
Max Alvis, R OBP: 0.290, SLG: 0.316												E6	1	1	0	0	0	0	0			
Larry Brown, R OBP: 0.307, SLG: 0.328 Tommy Harper, R (10, PR) Vicente Romo, R OBP: 0.143, SLG: 0.143 Lou Johnson, R OBP: 0.288, SLG: 0.363												BB	5	0	1	0	0	1	1			
Sam McDowell, L OBP: 0.183, SLG: 0.152 Jimmie Hall, L OBP: 0.288, SLG: 0.265 Eddie Leon, R (10, 6)												1B	4	0	2	0	0	0	1			
<b>Inning Stats</b>	R: 0 E: 0 K: 1 S: 5	H: 0 LOB: 1 BB: 6	R: 0 E: 0 K: 1 S: 6	H: 1 LOB: 1 BB: 0	R: 0 E: 0 K: 0 S: 4	H: 2 LOB: 1 BB: 4	R: 0 E: 0 K: 0 S: 3	H: 0 LOB: 0 BB: 3	R: 0 E: 0 K: 2 S: 8	H: 1 LOB: 1 BB: 0	R: 0 E: 0 K: 0 S: 3	H: 0 LOB: 0 BB: 5	R: 0 E: 0 K: 1 S: 5	H: 2 LOB: 2 BB: 4	R: 0 E: 0 K: 0 S: 4	H: 0 LOB: 1 BB: 1 P: 7	R: 1 E: 1 K: 1 S: 7	H: 2 LOB: 2 BB: 11	1B: 8 2B: 1 3B: 1 HR: 0	SF: 0 SAC: 0 DP: 1 HBP: 1	WP: 1 PB: 0 SB: 0 CS: 0	PA: 47
<b>PITCHER</b>	IP WLS BF H R ER SO BB IBB HBP BLK WP HR S P ERA WHIP	IP WLS BF H R ER SO BB IBB HBP BLK WP HR S P ERA WHIP	IP WLS BF H R ER SO BB IBB HBP BLK WP HR S P ERA WHIP	IP WLS BF H R ER SO BB IBB HBP BLK WP HR S P ERA WHIP	IP WLS BF H R ER SO BB IBB HBP BLK WP HR S P ERA WHIP	IP WLS BF H R ER SO BB IBB HBP BLK WP HR S P ERA WHIP	IP WLS BF H R ER SO BB IBB HBP BLK WP HR S P ERA WHIP	IP WLS BF H R ER SO BB IBB HBP BLK WP HR S P ERA WHIP	IP WLS BF H R ER SO BB IBB HBP BLK WP HR S P ERA WHIP	IP WLS BF H R ER SO BB IBB HBP BLK WP HR S P ERA WHIP	IP WLS BF H R ER SO BB IBB HBP BLK WP HR S P ERA WHIP	IP WLS BF H R ER SO BB IBB HBP BLK WP HR S P ERA WHIP	IP WLS BF H R ER SO BB IBB HBP BLK WP HR S P ERA WHIP	IP WLS BF H R ER SO BB IBB HBP BLK WP HR S P ERA WHIP	IP WLS BF H R ER SO BB IBB HBP BLK WP HR S P ERA WHIP	IP WLS BF H R ER SO BB IBB HBP BLK WP HR S P ERA WHIP	IP WLS BF H R ER SO BB IBB HBP BLK WP HR S P ERA WHIP	IP WLS BF H R ER SO BB IBB HBP BLK WP HR S P ERA WHIP	IP WLS BF H R ER SO BB IBB HBP BLK WP HR S P ERA WHIP	IP WLS BF H R ER SO BB IBB HBP BLK WP HR S P ERA WHIP	IP WLS BF H R ER SO BB IBB HBP BLK WP HR S P ERA WHIP	IP WLS BF H R ER SO BB IBB HBP BLK WP HR S P ERA WHIP

**TOP**

**Cleveland Indians @ Minnesota Twins**  
Metropolitan Stadium, Bloomington, MI

Wed Sep 11 1968, 8:05 PM EDT  
Att. 7,547 - Unknown - 68 F

livebaseballscorecards.com

AB 44  
R 1  
H 10  
RBI 1  
BB 2  
SO 6  
LOB 17

**C**

Batter	1	2	3	4	5	6	7	8	9	10	11	12	AB	R	H	RBI	BB	SO	LOB			
Cesar Tovar, R OBP: 0.327, SLG: 0.374	6-3		SH3		CS			F2		6-3			4	0	1	0	0	0	3			
Rod Carew, L OBP: 0.314, SLG: 0.347	1-3		FC6		CS			F7					5	0	0	0	0	1	1			
Harmon Killebrew, R OBP: 0.346, SLG: 0.397 Ron Clark, R OBP: 0.220, SLG: 0.236	BB		K										2	0	0	0	1	2	1			
Bob Allison, R OBP: 0.326, SLG: 0.449	F6												5	0	1	0	0	0	1			
Frank Kostro, R OBP: 0.237, SLG: 0.283			K										5	0	1	0	0	1	1			
George Mitterwald, R OBP: 0.167, SLG: 0.167			6-3										5	0	1	0	0	2	1			
Pat Kelly, L OBP: 0.400, SLG: 0.500													4	0	1	0	0	0	1			
Jackie Hernandez, R OBP: 0.216, SLG: 0.219 Rich Reese, L OBP: 0.311, SLG: 0.358 Ted Uhlhaender, L OBP: 0.324, SLG: 0.389			5-3										3	0	0	0	1	0	1			
Jim Perry, S OBP: 0.182, SLG: 0.310 John Roseboro, L OBP: 0.295, SLG: 0.302 Ron Perranoski, L (11, 1) Al Worthington, R (12, 1) Bruce Look, L OBP: 0.339, SLG: 0.272													2	0	0	0	1	2	3			
<b>Inning Stats</b>	R: 0 E: 0 K: 0 S: 3	H: 0 LOB: 1 BB: 1 P: 7	R: 0 E: 0 K: 1 S: 6	H: 1 LOB: 1 BB: 0	R: 0 E: 0 K: 0 S: 4	H: 0 LOB: 1 BB: 1 P: 9	R: 0 E: 0 K: 1 S: 5	H: 1 LOB: 0 BB: 1 P: 4	R: 0 E: 0 K: 1 S: 5	H: 1 LOB: 3 BB: 1 P: 13	R: 0 E: 0 K: 1 S: 5	H: 0 LOB: 0 BB: 0 P: 5	R: 0 E: 0 K: 1 S: 5	H: 0 LOB: 0 BB: 0 P: 5	R: 0 E: 0 K: 1 S: 6	H: 1 LOB: 1 BB: 0 P: 6	R: 0 E: 0 K: 0 S: 4	H: 1 LOB: 1 BB: 4	1B: 4 2B: 1 3B: 1 HR: 0	SF: 0 SAC: 1 DP: 0 HBP: 1	WP: 0 PB: 0 SB: 0 CS: 1	PA: 46
<b>PITCHER</b>	IP WLS BF H R ER SO BB IBB HBP BLK WP HR S P ERA WHIP	IP WLS BF H R ER SO BB IBB HBP BLK WP HR S P ERA WHIP	IP WLS BF H R ER SO BB IBB HBP BLK WP HR S P ERA WHIP	IP WLS BF H R ER SO BB IBB HBP BLK WP HR S P ERA WHIP	IP WLS BF H R ER SO BB IBB HBP BLK WP HR S P ERA WHIP	IP WLS BF H R ER SO BB IBB HBP BLK WP HR S P ERA WHIP	IP WLS BF H R ER SO BB IBB HBP BLK WP HR S P ERA WHIP	IP WLS BF H R ER SO BB IBB HBP BLK WP HR S P ERA WHIP	IP WLS BF H R ER SO BB IBB HBP BLK WP HR S P ERA WHIP	IP WLS BF H R ER SO BB IBB HBP BLK WP HR S P ERA WHIP	IP WLS BF H R ER SO BB IBB HBP BLK WP HR S P ERA WHIP	IP WLS BF H R ER SO BB IBB HBP BLK WP HR S P ERA WHIP	IP WLS BF H R ER SO BB IBB HBP BLK WP HR S P ERA WHIP	IP WLS BF H R ER SO BB IBB HBP BLK WP HR S P ERA WHIP	IP WLS BF H R ER SO BB IBB HBP BLK WP HR S P ERA WHIP	IP WLS BF H R ER SO BB IBB HBP BLK WP HR S P ERA WHIP	IP WLS BF H R ER SO BB IBB HBP BLK WP HR S P ERA WHIP	IP WLS BF H R ER SO BB IBB HBP BLK WP HR S P ERA WHIP	IP WLS BF H R ER SO BB IBB HBP BLK WP HR S P ERA WHIP	IP WLS BF H R ER SO BB IBB HBP BLK WP HR S P ERA WHIP	IP WLS BF H R ER SO BB IBB HBP BLK WP HR S P ERA WHIP	IP WLS BF H R ER SO BB IBB HBP BLK WP HR S P ERA WHIP

**BOTTOM**

**Cleveland Indians @ Minnesota Twins**  
Metropolitan Stadium, Bloomington, MI

Wed Sep 11 1968, 8:05 PM EDT  
Att. 7,547 - Unknown - 68 F

livebaseballscorecards.com

AB 40  
R 0  
H 6  
RBI 0  
BB 3  
SO 10  
LOB 14


**T**




Batter	1	2	3	4	5	6	7	8	9	AB	R	H	RBI	BB	SO	LOB	TOP			
<b>Cesar Tovar, R</b> OBP: 0.325, SLG: 0.372 (1, 8)	6-3		K						5-3	4	0	0	0	0	1	0	<b>Minnesota Twins @ Boston Red Sox</b> Fenway Park, Boston, MA Fri Sep 13 1968, 7:05 PM EDT Att: 23,171 - Unknown - 69 F  <a href="http://livebaseballscorecards.com">livebaseballscorecards.com</a>			
<b>Rich Reese, L</b> OBP: 0.314, SLG: 0.364 (1, 3)	K				F9				1B	4	0	2	0	0	1	0				
<b>Harmon Killebrew, R</b> OBP: 0.351, SLG: 0.496 (1, 5)									2B	4	0	3	0	0	0	1				
<b>Ted Uhlaender, L</b> OBP: 0.324, SLG: 0.389 (9, PR)									1B	0	0	0	0	0	0	0				
<b>Graig Nettles, L</b> OBP: 0.267, SLG: 0.800 (1, 9)	4-3				F8				1B	4	0	0	0	0	0	4				
<b>Bob Allison, R</b> OBP: 0.324, SLG: 0.445 (1, 7)		K							L7	3	0	0	0	0	2	1				
<b>Rod Carew, L</b> OBP: 0.315, SLG: 0.347 (1, 4)		F7							K	3	0	1	0	0	1	0				
<b>Jackie Hernandez, R</b> OBP: 0.214, SLG: 0.217 (1, 6)										2	0	0	0	0	1	1				
<b>Pat Kelly, L</b> OBP: 0.333, SLG: 0.400 (8, PH)	3-1								K	1	0	0	0	0	1	0				
<b>Rick Renick, R</b> OBP: 0.258, SLG: 0.349 (8, 6)										0	0	0	0	0	0	0				
<b>George Mitterwald, R</b> OBP: 0.111, SLG: 0.111 (1, 2)					4-3				F6	3	0	0	0	0	1	1				
<b>Dean Chance, R</b> OBP: 0.089, SLG: 0.057 (1, 1)										2	0	0	0	0	1	1				
<b>John Roseboro, L</b> OBP: 0.294, SLG: 0.302 (8, PH)					F9				4-3	1	0	0	0	0	0	0				
<b>Tom Hall, L</b> (8, 1)										0	0	0	0	0	0	0				
<b>Inning Stats</b>	R: 0 E: 0 X: 1 S: 6	H: 1 LOB: 1 BB: 0 P: 6	R: 0 E: 0 X: 1 S: 5	H: 0 LOB: 0 BB: 0 P: 5	R: 0 E: 0 X: 1 S: 5	H: 0 LOB: 0 BB: 0 P: 5	R: 0 E: 0 X: 1 S: 6	H: 1 LOB: 1 BB: 0 P: 6	R: 0 E: 0 X: 1 S: 10	H: 1 LOB: 1 BB: 0 P: 10	R: 0 E: 0 X: 1 S: 3	H: 0 LOB: 0 BB: 0 P: 5	R: 0 E: 0 X: 1 S: 5	H: 0 LOB: 0 BB: 0 P: 5	R: 0 E: 0 X: 1 S: 4	H: 2 LOB: 2 BB: 0 P: 4	1B: 4 2B: 2 3B: 0 HR: 0	SF: 0 SAC: 0 DP: 2 HBP: 0	WP: 0 PB: 0 SB: 1 CS: 0	PA: 31
<b>PITCHER</b> <b>Ray Culp, R</b> ERA: 3.28 (1, 1)	IP: 9.0 WLS: W BF: 31 H: 6 R: 0 ER: 0 SO: 9 BB: 0 IBB: 0 HBP: 0 BLK: 0 WP: 0 HR: 0 S: 49 P: 49 ERA: 0.00 WHIP: 0.667															<b>PITCHER</b> IP: WLS: BF: H: R: ER: SO: BB: IBB: HBP: BLK: WP: HR: S: P: ERA: WHIP:				

Batter	1	2	3	4	5	6	7	8	9	AB	R	H	RBI	BB	SO	LOB	BOTTOM			
<b>Mike Andrews, R</b> OBP: 0.371, SLG: 0.361 (1, 4)	K	6-3								4	0	1	0	0	1	2	<b>Minnesota Twins @ Boston Red Sox</b> Fenway Park, Boston, MA Fri Sep 13 1968, 7:05 PM EDT Att: 23,171 - Unknown - 69 F  <a href="http://livebaseballscorecards.com">livebaseballscorecards.com</a>			
<b>Dalton Jones, L</b> OBP: 0.270, SLG: 0.315 (1, 3)	K				4-3					3	1	0	0	0	1	1				
<b>Carl Yastrzemski, L</b> OBP: 0.429, SLG: 0.494 (1, 7)	6-3				F5					4	0	1	0	0	0	1				
<b>Ken Harrelson, R</b> OBP: 0.353, SLG: 0.536 (1, 9)										4	1	2	2	0	2	1				
<b>Joe Foy, R</b> OBP: 0.340, SLG: 0.342 (1, 5)										3	1	1	0	0	0	1				
<b>Reggie Smith, S</b> OBP: 0.341, SLG: 0.416 (1, 8)										3	0	1	0	0	0	1				
<b>Russ Gibson, R</b> OBP: 0.240, SLG: 0.332 (1, 2)										3	0	0	0	0	0	2				
<b>Luis Alvarado, R</b> OBP: 0.333, SLG: 0.333 (1, 6)										3	0	1	1	0	1	0				
<b>Ray Culp, R</b> OBP: 0.175, SLG: 0.150 (1, 1)										3	0	0	0	0	2	2				
<b>Inning Stats</b>	R: 0 E: 0 X: 2 S: 7	H: 0 LOB: 0 BB: 0 P: 7	R: 2 E: 0 X: 1 S: 9	H: 4 LOB: 2 BB: 0 P: 9	R: 0 E: 0 X: 1 S: 5	H: 0 LOB: 0 BB: 0 P: 5	R: 0 E: 0 X: 0 S: 3	H: 0 LOB: 0 BB: 0 P: 3	R: 0 E: 0 X: 1 S: 5	H: 0 LOB: 0 BB: 0 P: 5	R: 1 E: 0 X: 0 S: 4	H: 2 LOB: 1 BB: 0 P: 5	R: 0 E: 0 X: 1 S: 5	H: 0 LOB: 0 BB: 0 P: 5	R: 0 E: 0 X: 1 S: 6	H: 1 LOB: 1 BB: 0 P: 6		1B: 6 2B: 0 3B: 0 HR: 1	SF: 0 SAC: 0 DP: 0 HBP: 1	WP: 0 PB: 0 SB: 0 CS: 0
<b>PITCHER</b> <b>Dean Chance, R</b> ERA: 2.49 (1, 1)	IP: 7.0 WLS: L BF: 27 H: 6 R: 3 ER: 3 SO: 6 BB: 0 IBB: 1 HBP: 0 BLK: 0 WP: 0 HR: 1 S: 38 P: 39 ERA: 3.86 WHIP: 0.857															<b>PITCHER</b> IP: WLS: BF: H: R: ER: SO: BB: IBB: HBP: BLK: WP: HR: S: P: ERA: WHIP:				
<b>Tom Hall, L</b> ERA: 3.93 (8, 1)	1.0 L 4 1 0 0 1 0 0 0 0 0 0 6 6 0.00 1.000																			

**AB 31**  
**R 0**  
**H 6**  
**RBI 0**  
**BB 0**  
**SO 9**  
**LOB 9**



**AB 30**  
**R 3**  
**H 7**  
**RBI 3**  
**BB 0**  
**SO 7**  
**LOB 11**





Batter	1	2	3	4	5	6	7	8	9	AB	R	H	RBI	BB	SO	LOB	TOP								
<b>Cesar Tovar, R</b> OBP: 0.325, SLG: 0.371 (1, 8)										4	1	1	0	0	0	2									
<b>Rich Reese, L</b> OBP: 0.312, SLG: 0.371 (1, 3)										5	1	1	1	0	0	6									
<b>Frank Kostro, R</b> OBP: 0.245, SLG: 0.274 (1, 9)										3	0	0	0	2	0	1									
<b>Bob Allison, R</b> OBP: 0.321, SLG: 0.440 (1, 7)										5	1	0	1	0	0	4									
<b>Graig Nettles, L</b> OBP: 0.273, SLG: 0.758 (8, PH)										3	1	1	0	0	0	0									
<b>Harmon Killebrew, R</b> OBP: 0.353, SLG: 0.496 (8, PR)										0	0	0	0	1	0	0									
<b>Ron Clark, R</b> OBP: 0.250, SLG: 0.236 (8, PR)										0	1	0	0	0	0	0									
<b>Rod Carew, L</b> OBP: 0.314, SLG: 0.348 (1, 4)										4	1	1	3	0	0	1									
<b>Jackie Hernandez, R</b> OBP: 0.219, SLG: 0.223 (1, 6)										4	0	2	1	0	0	0									
<b>George Mitterwald, R</b> OBP: 0.077, SLG: 0.077 (1, 2)										4	0	0	0	0	2	3									
<b>Dave Boswell, R</b> OBP: 0.246, SLG: 0.362 (1, 1)										3	1	1	0	1	1	0									
<b>Inning Stats</b>	R: 0 E: 0 K: 0 S: 4	H: 1 LOB: 1 BB: 0 P: 4	R: 1 E: 1 K: 0 S: 6	H: 2 LOB: 3 BB: 1 P: 10	R: 0 E: 0 K: 0 S: 3	H: 0 LOB: 0 BB: 0 P: 3	R: 0 E: 0 K: 1 S: 5	H: 0 LOB: 0 BB: 0 P: 5	R: 0 E: 0 K: 0 S: 3	H: 0 LOB: 0 BB: 0 P: 3	R: 0 E: 0 K: 0 S: 3	H: 0 LOB: 0 BB: 0 P: 3	R: 0 E: 0 K: 0 S: 3	R: 5 E: 0 K: 1 S: 8	H: 3 LOB: 1 BB: 2 P: 17	R: 1 E: 0 K: 1 S: 6	H: 1 LOB: 1 BB: 1 P: 10	1B: 4 2B: 2 3B: 0 HR: 1	SF: 0 SAC: 0 DP: 0 HBP: 1	WP: 1 PB: 0 SB: 1 CS: 0	PA: 40				
<b>PITCHER</b>	IP	WLS	BF	H	R	ER	SO	BB	IBB	HBP	BLK	WP	HR	S	P	ERA	WHIP								
<b>Dick Ellsworth, L</b> ERA: 3.28 <b>Sparky Lyle, L</b> ERA: 2.95	(1, 1)	8.0	L	35	6	6	5	2	2	1	1	1	0	35	48	5.62	1.000								
	(9, 1)	1.0		5	1	1	1	1	1	0	0	0	1	1	6	9.00	2.000								

Minnesota Twins @ Boston Red Sox  
Fenway Park, Boston, MA  
Sat Sep 14 1968, 3:33 AM EDT  
Att: 22,530 - Unknown - 75 F

AB 35  
R 7  
H 7  
RBI 6  
BB 4  
SO 3  
LOB 17



Batter	1	2	3	4	5	6	7	8	9	AB	R	H	RBI	BB	SO	LOB	BOTTOM								
<b>Luis Alvarado, R</b> OBP: 0.250, SLG: 0.250 (1, 6)										5	1	1	0	0	1	2									
<b>Mike Andrews, R</b> OBP: 0.370, SLG: 0.359 (1, 4)										3	0	0	0	1	0	0									
<b>Carl Yastrzemski, L</b> OBP: 0.430, SLG: 0.490 (1, 7)										2	1	1	1	1	1	0									
<b>Ken Harrelson, R</b> OBP: 0.352, SLG: 0.533 (1, 9)										3	0	0	0	1	1	4									
<b>Joe Foy, R</b> OBP: 0.339, SLG: 0.340 (1, 5)										3	0	0	1	1	1	3									
<b>Reggie Smith, S</b> OBP: 0.341, SLG: 0.421 (1, 8)										4	1	1	1	0	0	3									
<b>Russ Gibson, R</b> OBP: 0.236, SLG: 0.325 (1, 2)										4	0	0	0	0	1	0									
<b>George Scott, R</b> OBP: 0.234, SLG: 0.239 (1, 3)										4	0	0	0	0	2	0									
<b>Dick Ellsworth, L</b> OBP: 0.076, SLG: 0.047 <b>Sparky Lyle, L</b> OBP: 0.143, SLG: 0.143 <b>Floyd Robinson, L</b> OBP: 0.288, SLG: 0.301 (9, PH)	(1, 1)	(9, 1)	(9, PH)							3	0	0	0	0	1	0									
										0	0	0	0	0	0	0									
										0	0	0	0	1	0	0									
<b>Inning Stats</b>	R: 0 E: 0 K: 1 S: 6	H: 0 LOB: 2 BB: 0 P: 7	R: 0 E: 0 K: 1 S: 5	H: 0 LOB: 0 BB: 0 P: 5	R: 1 E: 0 K: 1 S: 6	H: 1 LOB: 3 BB: 3 P: 18	R: 0 E: 0 K: 0 S: 3	H: 0 LOB: 0 BB: 0 P: 3	R: 0 E: 0 K: 1 S: 5	H: 0 LOB: 0 BB: 0 P: 5	R: 0 E: 0 K: 2 S: 7	H: 0 LOB: 0 BB: 0 P: 7	R: 0 E: 0 K: 0 S: 4	H: 1 LOB: 1 BB: 1 P: 8	R: 1 E: 1 K: 1 S: 6	H: 1 LOB: 1 BB: 1 P: 10	1B: 1 2B: 0 3B: 0 HR: 2	SF: 0 SAC: 0 DP: 1 HBP: 1	WP: 0 PB: 0 SB: 0 CS: 0	PA: 37					
<b>PITCHER</b>	IP	WLS	BF	H	R	ER	SO	BB	IBB	HBP	BLK	WP	HR	S	P	ERA	WHIP								
<b>Dave Boswell, R</b> ERA: 3.08	(1, 1)	9.0	W	37	3	3	3	8	5	0	1	0	0	2	47	3.00	0.889								

Minnesota Twins @ Boston Red Sox  
Fenway Park, Boston, MA  
Sat Sep 14 1968, 3:33 AM EDT  
Att: 22,530 - Unknown - 75 F

AB 31  
R 3  
H 3  
RBI 3  
BB 5  
SO 8  
LOB 12





Batter	1	2	3	4	5	6	7	8	9	AB	R	H	RBI	BB	SO	LOB	TOP					
Cesar Tovar, R (1, 8) OBP: 0.326, SLG: 0.371										5	2	2	0	0	1	1	<b>Minnesota Twins @ Boston Red Sox</b> Fenway Park, Boston, MA Sun Sep 15 1968, 3:33 AM EDT Att: 26,983 - Unknown - 68 F					
Rich Reese, L (1, 3) OBP: 0.313, SLG: 0.373										4	0	1	1	0	0	2						
Harmon Killebrew, R (1, 5) OBP: 0.359, SLG: 0.493										2	0	0	0	2	1	3						
Ted Uhlaender, L (7, PR) OBP: 0.324, SLG: 0.389										0	0	0	0	0	0	0						
Ron Clark, R (7, 5) OBP: 0.249, SLG: 0.235										1	0	0	0	0	1	1						
Bob Allison, R (1, 7) OBP: 0.324, SLG: 0.450										4	1	2	2	1	0	3						
Graig Nettles, L (1, 9) OBP: 0.263, SLG: 0.676										4	0	0	0	1	1	3						
Jim Holt, L (9, 9) OBP: 0.232, SLG: 0.250										0	0	0	0	0	0	0						
Rod Carew, L (1, 4) OBP: 0.311, SLG: 0.345										4	0	0	0	0	1	3						
Jackie Hernandez, R (1, 6) OBP: 0.219, SLG: 0.218										4	0	0	0	0	1	3						
George Mitterwald, R (1, 2) OBP: 0.176, SLG: 0.067										2	0	0	0	2	0	0						
Jim Kaat, L (1, 1) OBP: 0.179, SLG: 0.197										4	0	1	0	0	0	2						
<b>Inning Stats</b>	R: 1 E: 0 K: 2 S: 9	H: 2 LOB: 3 BB: 2 P: 17	R: 0 E: 1 K: 1 S: 6	H: 0 LOB: 2 BB: 0 P: 7	R: 1 E: 0 K: 0 S: 4	H: 1 LOB: 1 BB: 0 P: 4	R: 0 E: 0 K: 1 S: 6	H: 1 LOB: 1 BB: 0 P: 6	R: 0 E: 0 K: 0 S: 3	H: 0 LOB: 1 BB: 1 P: 7	R: 0 E: 1 K: 0 S: 4	H: 0 LOB: 2 BB: 1 P: 8	R: 0 E: 0 K: 0 S: 3	H: 0 LOB: 1 BB: 1 P: 7	R: 0 E: 0 K: 0 S: 3	H: 0 LOB: 1 BB: 1 P: 7	R: 1 E: 0 K: 1 S: 7	H: 2 LOB: 1 BB: 0 P: 7	1B: 3 2B: 2 3B: 0 HR: 1	SF: 0 SAC: 0 DP: 1 HBP: 1	WP: 0 PB: 0 SB: 1 CS: 0	PA: 41
<b>PITCHER</b> Dave Morehead, R (1, 1) ERA: 2.44	IP: 9.0 WLS: L BF: 41	H: 6 R: 3 ER: 3 SO: 6	BB: 6 IBB: 0 HBP: 1 BLK: 0	WP: 0 HR: 1 S: 46 P: 71	ERA: 3.00 WHIP: 1.333	<b>PITCHER</b>										IP: 9.0 WLS: W BF: 35	H: 6 R: 2 ER: 2 SO: 8	BB: 2 IBB: 0 HBP: 0 BLK: 0	WP: 0 HR: 1 S: 49 P: 57	ERA: 2.00 WHIP: 0.889		

AB 34  
R 3  
H 6  
RBI 3  
BB 6  
SO 6  
LOB 21



Batter	1	2	3	4	5	6	7	8	9	AB	R	H	RBI	BB	SO	LOB	BOTTOM					
Luis Alvarado, R (1, 6) OBP: 0.167, SLG: 0.167										4	0	0	0	0	1	3	<b>Minnesota Twins @ Boston Red Sox</b> Fenway Park, Boston, MA Sun Sep 15 1968, 3:33 AM EDT Att: 26,983 - Unknown - 68 F					
Mike Andrews, R (1, 4) OBP: 0.388, SLG: 0.356										4	0	0	0	0	1	1						
Carl Yastrzemski, L (1, 7) OBP: 0.429, SLG: 0.488										4	0	1	0	0	2	0						
Ken Harrelson, R (1, 9) OBP: 0.352, SLG: 0.529										3	0	0	0	1	0	1						
Joe Foy, R (1, 5) OBP: 0.339, SLG: 0.339										4	0	1	0	0	1	1						
Reggie Smith, S (1, 8) OBP: 0.341, SLG: 0.420										3	1	1	0	0	2	0						
George Scott, R (1, 3) OBP: 0.234, SLG: 0.237										3	0	0	0	1	1	2						
Jerry Moses, R (1, 2) OBP: 0.250, SLG: 1.000										4	1	1	2	0	1	2						
Dave Morehead, R (1, 1) OBP: 0.200, SLG: 0.143										3	0	2	0	0	0	0						
<b>Inning Stats</b>	R: 0 E: 0 K: 0 S: 4	H: 1 LOB: 1 BB: 0 P: 4	R: 0 E: 0 K: 2 S: 7	H: 0 LOB: 0 BB: 0 P: 7	R: 0 E: 0 K: 0 S: 4	H: 1 LOB: 1 BB: 0 P: 4	R: 0 E: 0 K: 1 S: 5	H: 0 LOB: 0 BB: 0 P: 5	R: 0 E: 0 K: 2 S: 8	H: 1 LOB: 2 BB: 1 P: 12	R: 0 E: 0 K: 0 S: 3	H: 0 LOB: 1 BB: 1 P: 7	R: 2 E: 0 K: 1 S: 7	H: 2 LOB: 0 BB: 0 P: 7	R: 0 E: 0 K: 1 S: 5	H: 0 LOB: 0 BB: 0 P: 5		R: 0 E: 0 K: 1 S: 6	H: 1 LOB: 1 BB: 0 P: 6	1B: 5 2B: 0 3B: 0 HR: 1	SF: 0 SAC: 1 DP: 0 HBP: 0	WP: 0 PB: 0 SB: 0 CS: 0
<b>PITCHER</b> Jim Kaat, L (1, 1) ERA: 2.97	IP: 9.0 WLS: W BF: 35	H: 6 R: 2 ER: 2 SO: 8	BB: 2 IBB: 0 HBP: 0 BLK: 0	WP: 0 HR: 1 S: 49 P: 57	ERA: 2.00 WHIP: 0.889	<b>PITCHER</b>										IP: 9.0 WLS: W BF: 35	H: 6 R: 2 ER: 2 SO: 8	BB: 2 IBB: 0 HBP: 0 BLK: 0	WP: 0 HR: 1 S: 49 P: 57	ERA: 2.00 WHIP: 0.889		

AB 32  
R 2  
H 6  
RBI 2  
BB 2  
SO 8  
LOB 10





Batter	1	2	3	4	5	6	7	8	9	AB	R	H	RBI	BB	SO	LOB	TOP			
Aurelio Rodriguez, R (1.5)	6-3			6-3	1-3			L4		4	0	0	0	0	0	0	<b>California Angels @ Minnesota Twins</b> Metropolitan Stadium, Bloomington, MI Mon Sep 16 1968, 4:33 AM EDT Att. 3,999 - Unknown - 65 F			
Jay Johnstone, L (1.9)	4-0			5-3				6-3		3	0	1	0	1	0					
Jim Fregosi, R (1.6)	L5-3							5-3		3	1	1	0	0	1					
Rick Reichardt, R (1.7)				E6						4	1	1	0	0	1					
Jarvis Tatum, R (1.8)	6-3									4	1	1	1	0	1					
Bobby Knoop, R (1.4)										3	0	0	0	0	1					
Jim Spencer, L (1.3)				F9	L9			F3		4	0	0	0	0	3					
Buck Rodgers, S (1.2)										3	0	1	0	0	0					
Bubba Morton, R (9, PH)				L6				F9		1	0	0	0	0	1					
Tom Satirano, L (9.2)										0	0	0	0	0	0					
George Brunet, R (1.1)										3	0	0	0	0	3					
Tom Burgmeier, L (8.1)										0	0	0	0	0	0					
Marty Pattin, R (8.1)										0	0	0	0	0	0					
Sammy Ellis, L (8.1)										0	0	0	0	0	0					
<b>Inning Stats</b>	R: 0 E: 0 K: 1 S: 2	H: 0 LOB: 0 BB: 1 P: 6	R: 0 E: 0 K: 1 S: 5	H: 0 LOB: 0 BB: 0 P: 5	R: 0 E: 0 K: 1 S: 5	H: 0 LOB: 0 BB: 0 P: 5	R: 3 E: 2 K: 0 S: 7	H: 2 LOB: 1 BB: 0 P: 7	R: 0 E: 0 K: 1 S: 5	H: 1 LOB: 1 BB: 0 P: 6	R: 0 E: 0 K: 1 S: 6	H: 1 LOB: 1 BB: 0 P: 6	R: 0 E: 0 K: 0 S: 3	H: 0 LOB: 0 BB: 0 P: 3	R: 0 E: 0 K: 2 S: 8	H: 1 LOB: 2 BB: 0 P: 9	1B: 3 2B: 3 3B: 0 HR: 0	SF: 0 SAC: 1 DP: 1 HBP: 1	WP: 0 PB: 0 SB: 0 CS: 0	PA: 35
<b>PITCHER</b>	IP WLS BF H R ER SO BB IBB HBP BLK WP HR S P ERA WHIP																			
Tom Hall, L (1.1)	5.0	19	2	3	0	3	1	0	0	0	0	0	0	0	24	28	0.00	0.600		
Ron Keller, R (6.1)	3.0	11	2	0	0	2	0	0	0	0	0	0	0	15	15	0.00	0.667			
Jim Merritt, L (9.1)	1.0	W	5	1	0	0	2	0	0	1	0	0	0	8	9	0.00	1.000			

Batter	1	2	3	4	5	6	7	8	9	AB	R	H	RBI	BB	SO	LOB	BOTTOM					
Cesar Tovar, R (1.8)	K			L9				F4		4	1	1	1	0	1	2	<b>California Angels @ Minnesota Twins</b> Metropolitan Stadium, Bloomington, MI Mon Sep 16 1968, 4:33 AM EDT Att. 3,999 - Unknown - 65 F					
Rich Reese, L (1.3)	F7			L4						4	0	1	0	0	0							
Frank Kostro, R (1.9)										3	0	2	0	0	0							
Pat Kelly, L (9.9)	1B			5-3						0	1	0	0	1	0							
Bob Allison, R (1.7)				F5						4	0	1	0	0	2							
Rod Carew, L (1.4)	FC4-6									3	0	1	1	1	0							
Graig Nettles, L (1.5)										3	0	0	0	1	1							
Jackie Hernandez, R (1.6)										3	0	1	0	0	0							
John Roseboro, L (9.2)										0	0	0	0	0	0							
George Mitterwald, R (1.2)										3	0	1	0	0	0							
Harmon Killebrew, R (8, PH)										1	0	0	0	0	3							
Jim Merritt, L (9.1)										0	0	0	0	0	0							
Tom Hall, L (1.1)										1	0	0	0	0	0							
Rich Rollins, R (5, PH)										1	0	0	0	0	2							
Ron Keller, R (6.1)										0	0	0	0	0	0							
Frank Quilici, R (8, PH)										0	1	0	0	1	0							
Rick Renick, R (9.6)										1	1	1	1	0	0							
<b>Inning Stats</b>	R: 0 E: 0 K: 1 S: 7	H: 2 LOB: 2 BB: 0 P: 7	R: 0 E: 0 K: 1 S: 5	H: 0 LOB: 0 BB: 0 P: 5	R: 0 E: 0 K: 0 S: 3	H: 0 LOB: 0 BB: 0 P: 3	R: 0 E: 0 K: 0 S: 3	H: 0 LOB: 1 BB: 1 P: 7	R: 0 E: 0 K: 0 S: 5	H: 3 LOB: 2 BB: 0 P: 5	R: 0 E: 0 K: 0 S: 3	H: 1 LOB: 0 BB: 0 P: 3	R: 0 E: 0 K: 1 S: 5	H: 0 LOB: 0 BB: 0 P: 5	R: 3 E: 0 K: 0 S: 5	H: 2 LOB: 3 BB: 3 P: 18	R: 1 E: 0 K: 0 S: 1	H: 1 LOB: 0 BB: 0 P: 1	1B: 6 2B: 1 3B: 1 HR: 1	SF: 0 SAC: 0 DP: 1 HBP: 1	WP: 1 PB: 0 SB: 0 CS: 0	PA: 36
<b>PITCHER</b>	IP WLS BF H R ER SO BB IBB HBP BLK WP HR S P ERA WHIP																					
George Brunet, L (1.1)	7.0	28	7	2	2	3	2	0	0	0	0	0	0	1	1	0.00	0.000					
Tom Burgmeier, L (8.1)	0.1	1	0	0	0	0	0	0	0	0	0	1	1	0.00	0.000							
Marty Pattin, R (8.1)	0.1	3	1	1	1	0	1	0	0	0	1	0	2	6	27.00	6.000						
Sammy Ellis, R (8.1)	0.1	L	4	1	1	1	0	1	0	1	0	2	7	27.00	6.000							



Batter	1	2	3	4	5	6	7	8	9	AB	R	H	RBI	BB	SO	LOB	TOP										
Jay Johnstone, L (1, 9) OBP: 0.326, SLG: 0.345 Dennis Bennett, L (7, 1) OBP: 0.083, SLG: 0.083 Bubba Morton, R (9, PH) OBP: 0.346, SLG: 0.331	0-0 G3		0-3 K		0-3 K		0-0 F8		4-0 BB	4	0	0	0	0	2	0											
Jim Fregosi, R (1, 6) OBP: 0.320, SLG: 0.368	0-3 K		0-0 F6			0-0 2B 1B		0-0 2B 1B	0-0 F8	5	2	2	0	0	1	1											
Roger Repoz, L (1, 8) OBP: 0.308, SLG: 0.374	0-0 F8			0-3 K		0-0 F5		0-0 F8		4	0	0	0	0	1	2											
Rick Reichardt, R (1, 7) OBP: 0.329, SLG: 0.421		1-0 4-3 1B HBP		0-0 6-3		0-3 K		0-0 G3 1-H 2B		3	1	1	1	0	1	1											
Jim Spencer, L (1, 3) OBP: 0.282, SLG: 0.270	0-0 4-3			0-0 1B 1B		0-0 1B 2B		0-0 G3		4	0	2	1	0	0	2											
Tom Satrino, L (1, 2) OBP: 0.339, SLG: 0.372 Jarvis Tatum, R (6, PR) OBP: 0.161, SLG: 0.194 Buck Rodgers, S (6, 2) OBP: 0.241, SLG: 0.224	0-0 4-3			0-0 1B 1B		0-0 2H 2B		0-0 4-0 2-3		3	0	2	0	0	0	1											
Bobby Knoop, R (1, 4) OBP: 0.306, SLG: 0.331	0-0 2-3			0-0 1B		0-0 2-3 1B		0-0 BB BB		0	0	0	0	0	0	0											
Bobby Knoop, R (1, 4) OBP: 0.306, SLG: 0.331	0-0 3-H 1B			0-3 K		0-0 F3		0-0 L3		4	0	1	1	0	1	6											
Aurelio Rodriguez, R (1, 5) OBP: 0.305, SLG: 0.330	0-0 1-3				0-0 6-3		0-0 5-3		0-3 K	4	0	0	0	0	1	1											
Jim McGlothlin, R (1, 1) OBP: 0.137, SLG: 0.145 Bill Harrison, S (4, 1) OBP: 0.106, SLG: 0.100 Bobby Locke, R (4, 1) OBP: 0.197, SLG: 0.355 Tom Burgmeier, L (5, 1) OBP: 0.197, SLG: 0.296 Ed Kirkpatrick, L (7, 9) OBP: 0.304, SLG: 0.332 Chuck Hinton, R (9, PH) OBP: 0.297, SLG: 0.332	0-0 F4				0-0 4-3		0-3 K		0-3 K	1	0	0	0	0	0	0											
<b>Inning Stats</b>	R: 0 E: 0 K: 1 S: 5	H: 0 LOB: 0 BB: 0 P: 5	R: 1 E: 0 K: 0 S: 4	H: 1 LOB: 1 BB: 0 P: 5	R: 0 E: 0 K: 1 S: 5	H: 0 LOB: 0 BB: 0 P: 5	R: 0 E: 0 K: 2 S: 9	H: 2 LOB: 2 BB: 0 P: 9	R: 0 E: 0 K: 1 S: 5	H: 0 LOB: 0 BB: 0 P: 5	R: 1 E: 0 K: 1 S: 8	H: 3 LOB: 2 BB: 0 P: 8	R: 0 E: 0 K: 0 S: 5	H: 0 LOB: 0 BB: 0 P: 5	R: 1 E: 0 K: 2 S: 7	H: 2 LOB: 2 BB: 1 P: 11	1B: 6 2B: 2 3B: 0 HR: 0	SF: 0 SAC: 0 DP: 0 HBP: 1	WP: 0 PB: 0 SB: 1 CS: 0	PA: 38							
<b>PITCHER</b>	IP	WLS	BF	H	R	ER	SO	BB	IBB	HBP	BLK	WP	HR	S	P	ERA	WHIP										
Dean Chance, R (1, 1) ERA: 2.53	7.1	W	31	8	3	3	7	0	0	1	0	0	0	44	45	3.68	1.091										
Ron Perranoski, L (8, 1) ERA: 3.05	1.2	S	7	0	0	0	2	2	0	0	0	0	0	9	17	0.00	1.200										

California Angels @ Minnesota Twins  
Metropolitan Stadium, Bloomington, MI  
Wed Sep 18 1968, 4:33 AM EDT  
Unknown - 65 F

AB 35  
R 3  
H 8  
RBI 3  
BB 2  
SO 9  
LOB 14



Batter	1	2	3	4	5	6	7	8	9	AB	R	H	RBI	BB	SO	LOB	BOTTOM										
Cesar Tovar, R (1, 8) OBP: 0.325, SLG: 0.373	0-0 5-3		0-0 F9	0-0 4-3			0-0 2B			4	0	1	0	0	0	2											
Rich Reese, L (1, 3) OBP: 0.309, SLG: 0.366	0-0 6-3		0-0 4-3		0-0 E4 G1-6-3		0-0 F7			4	0	0	0	0	0	1											
Pat Kelly, L (1, 9) OBP: 0.254, SLG: 0.250 Frank Kostro, R (9, 9) OBP: 0.257, SLG: 0.286	0-3 K			4-0 CS BB	0-0 G1-6-3		0-0 1-2 F7		0-3 K	3	0	0	0	1	2	1											
Bob Allison, R (1, 7) OBP: 0.323, SLG: 0.445		0-3 K		0-3 K	0-0 F7			1-0 HBP		3	0	0	0	0	2	1											
Graig Nettles, L (1, 5) OBP: 0.283, SLG: 0.595		4-0 WP 2B BB		4-0 1B BB		0-0 5-3		0-0 F9		2	2	0	0	2	0	1											
Rod Carew, L (1, 4) OBP: 0.312, SLG: 0.349	0-3 K			0-0 1B 1B		0-0 G1		0-3 K		4	1	1	0	0	2	2											
Rick Renick, R (1, 6) OBP: 0.276, SLG: 0.404	0-0 2H 2B			4-0 1B BLK BB		0-3 K				2	1	1	1	1	1	0											
Bruce Look, L (1, 2) OBP: 0.339, SLG: 0.274	0-0 1-3			0-0 BLK 1B			0-0 F7			3	0	1	2	0	0	1											
Dean Chance, R (1, 1) OBP: 0.097, SLG: 0.056 Ron Perranoski, L (8, 1) ERA: 3.35	0-3 K			0-0 BLK BB			0-0 G3			2	0	0	0	1	1	0											
<b>Inning Stats</b>	R: 0 E: 0 K: 1 S: 5	H: 0 LOB: 0 BB: 0 P: 5	R: 1 E: 0 K: 2 S: 8	H: 1 LOB: 1 BB: 1 P: 12	R: 0 E: 0 K: 1 S: 5	H: 0 LOB: 0 BB: 0 P: 5	R: 3 E: 0 K: 1 S: 6	H: 2 LOB: 2 BB: 4 P: 22	R: 0 E: 1 K: 0 S: 3	H: 0 LOB: 0 BB: 0 P: 3	R: 0 E: 0 K: 1 S: 5	H: 0 LOB: 0 BB: 0 P: 5	R: 0 E: 0 K: 0 S: 4	H: 1 LOB: 1 BB: 0 P: 4	R: 0 E: 0 K: 2 S: 7	H: 0 LOB: 1 BB: 0 P: 8	1B: 2 2B: 2 3B: 0 HR: 0	SF: 0 SAC: 0 DP: 1 HBP: 1	WP: 1 PB: 0 SB: 0 CS: 1	PA: 33							
<b>PITCHER</b>	IP	WLS	BF	H	R	ER	SO	BB	IBB	HBP	BLK	WP	HR	S	P	ERA	WHIP										
Jim McGlothlin, R (1, 1) ERA: 3.48	3.0	L	11	1	1	1	4	1	0	0	0	0	0	5	17	40.50	7.500										
Bill Harrison, R (4, 1) ERA: 5.08	0.2	L	6	2	3	3	1	3	0	0	0	0	0	5	17	40.50	7.500										
Bobby Locke, R (4, 1) ERA: 5.75	0.1		2	0	0	0	0	1	0	0	1	0	0	1	5	0.00	3.000										
Tom Burgmeier, L (5, 1) ERA: 4.46	2.0		6	0	0	0	1	0	0	0	0	0	0	8	8	0.00	0.000										
Dennis Bennett, L (7, 1) ERA: 3.35	2.0		8	1	0	0	2	0	0	1	0	0	0	11	12	0.00	0.500										

California Angels @ Minnesota Twins  
Metropolitan Stadium, Bloomington, MI  
Wed Sep 18 1968, 4:33 AM EDT  
Unknown - 65 F

AB 27  
R 4  
H 4  
RBI 3  
BB 5  
SO 8  
LOB 9





Batter	1	2	3	4	5	6	7	8	9	AB	R	H	RBI	BB	SO	LOB	TOP					
Jay Johnstone, L (1.9) OBP: 0.340, SLG: 0.360										5	1	3	0	0	1	3	<b>California Angels @ Minnesota Twins</b> Metropolitan Stadium, Bloomington, MI Wed Sep 18, 1968, 4:38 AM EDT Att: 5,104 - Unknown <a href="http://livebaseballscorecards.com">livebaseballscorecards.com</a>					
Jarvis Tatum, R (1.8) OBP: 0.194, SLG: 0.222										5	1	2	0	0	0	4						
Jim Fregosi, R (1.6) OBP: 0.321, SLG: 0.372										5	1	2	2	0	0	2						
Rick Reichardt, R (1.7) OBP: 0.326, SLG: 0.417										5	0	0	0	0	0	2						
Jim Spencer, L (1.3) OBP: 0.279, SLG: 0.275										3	1	1	1	0	1	1						
Bobby Knoop, R (1.4) OBP: 0.306, SLG: 0.330										4	0	1	1	0	0	1						
Buck Rodgers, S (1.2) OBP: 0.241, SLG: 0.225										4	0	1	0	0	0	1						
Chuck Cottier, R (1.5) OBP: 0.206, SLG: 0.279										3	0	2	0	1	0	1						
Clyde Wright, R (1.1) OBP: 0.283, SLG: 0.278										3	0	0	0	0	0	3						
Marty Pattin, R (6.1) OBP: 0.111, SLG: 0.111										1	0	0	0	0	0	1						
<b>Inning Stats</b>	R: 2 E: 1 K: 0 S: 6	H: 3 LOB: 1 BB: 0 P: 6	R: 0 E: 1 K: 1 S: 7	H: 1 LOB: 2 BB: 0 P: 7	R: 1 E: 1 K: 0 S: 5	H: 2 LOB: 1 BB: 0 P: 5	R: 0 E: 0 K: 0 S: 4	H: 2 LOB: 2 BB: 1 P: 8	R: 0 E: 0 K: 0 S: 5	H: 0 LOB: 0 BB: 0 P: 5	R: 0 E: 0 K: 0 S: 5	H: 2 LOB: 2 BB: 0 P: 5	R: 1 E: 0 K: 0 S: 4	H: 1 LOB: 0 BB: 0 P: 4	R: 0 E: 0 K: 0 S: 4	H: 1 LOB: 1 BB: 0 P: 4	R: 0 E: 0 K: 0 S: 3	H: 0 LOB: 0 BB: 0 P: 3	1B: 11 2B: 0 3B: 1 HR: 0	SF: 1 SAC: 0 DP: 1 HBP: 0	WP: 2 PB: 0 SB: 0 CS: 0	PA: 40
<b>PITCHER</b>	IP WLS BF H R ER SO BB IBB HBP BLK WP HR S P ERA WHIP																					
Danny Morris, R (1.1) ERA: 3.18	4.0 L 21 8 3 2 1 1 0 0 0 0 0 0 22 26 4.50 2.250																					
Bob Miller, R (5.1) ERA: 2.9	2.0 8 2 0 0 1 0 0 0 0 0 0 0 10 10 0.00 1.000																					
Dave Boswell, R (7.1) ERA: 3.09	2.0 8 2 1 1 0 0 0 0 0 0 1 0 8 8 4.50 1.000																					
Jim Perry, R (9.1) ERA: 2.32	1.0 3 0 0 0 0 0 0 0 0 0 0 0 3 3 0.00 0.000																					

Batter	1	2	3	4	5	6	7	8	9	AB	R	H	RBI	BB	SO	LOB	BOTTOM					
Cesar Tovar, R (1.8) OBP: 0.326, SLG: 0.375										5	1	2	0	0	0	4	<b>California Angels @ Minnesota Twins</b> Metropolitan Stadium, Bloomington, MI Wed Sep 18, 1968, 4:38 AM EDT Att: 5,104 - Unknown <a href="http://livebaseballscorecards.com">livebaseballscorecards.com</a>					
Rich Reese, L (1.3) OBP: 0.310, SLG: 0.368										4	0	1	1	1	1	2						
Frank Kostro, R (1.9) OBP: 0.264, SLG: 0.284										4	0	1	1	1	0	4						
Bob Allison, R (1.7) OBP: 0.319, SLG: 0.440										5	0	0	0	0	1	4						
Graig Nettles, L (1.5) OBP: 0.280, SLG: 0.565										4	0	1	0	0	1	1						
George Mitterwald, R (1.2) OBP: 0.261, SLG: 0.150										2	1	1	0	1	0	1						
John Roseboro, L (7. PH) OBP: 0.295, SLG: 0.301										1	0	0	0	0	1	0						
Jackie Hernandez, R (1.6) OBP: 0.336, SLG: 0.222										3	0	1	0	0	1	2						
Bruce Look, L (8. PH) OBP: 0.336, SLG: 0.271										1	0	0	0	0	0	0						
Rick Renick, R (9.6) OBP: 0.278, SLG: 0.404										0	0	0	0	0	0	0						
Frank Quilici, R (1.4) OBP: 0.305, SLG: 0.332										3	0	1	0	1	1	2						
Danny Morris, R (1.1) ERA: 3.18										1	0	0	0	0	0	1						
<b>Inning Stats</b>	R: 0 E: 0 K: 1 S: 5	H: 0 LOB: 0 BB: 0 P: 5	R: 0 E: 0 K: 1 S: 6	H: 1 LOB: 1 BB: 0 P: 6	R: 1 E: 0 K: 0 S: 6	H: 3 LOB: 2 BB: 0 P: 6	R: 0 E: 0 K: 0 S: 5	H: 2 LOB: 3 BB: 1 P: 9	R: 0 E: 0 K: 2 S: 8	H: 0 LOB: 1 BB: 3 P: 20	R: 0 E: 0 K: 2 S: 7	H: 0 LOB: 0 BB: 0 P: 7	R: 0 E: 0 K: 1 S: 5	H: 0 LOB: 0 BB: 0 P: 5	R: 0 E: 0 K: 0 S: 4	H: 2 LOB: 0 BB: 0 P: 4	R: 1 E: 0 K: 0 S: 4	H: 0 LOB: 0 BB: 0 P: 4	1B: 6 2B: 2 3B: 0 HR: 0	SF: 0 SAC: 0 DP: 1 HBP: 0	WP: 1 PB: 0 SB: 0 CS: 0	PA: 40
<b>PITCHER</b>	IP WLS BF H R ER SO BB IBB HBP BLK WP HR S P ERA WHIP																					
Clyde Wright, L (1.1) ERA: 3.7	5.1 W 26 6 2 1 3 4 0 0 0 0 1 0 28 44 1.69 1.875																					
Marty Pattin, R (6.1) ERA: 3.15	3.2 S 14 2 1 1 4 0 1 0 0 1 0 21 25 2.46 0.545																					







Batter	1	2	3	4	5	6	7	8	9	AB	R	H	RBI	BB	SO	LOB	TOP			
Bert Campaneris, R OBP: 0.331, SLG: 0.363 (1, 6)	F3			FC1-6 1B		F8				3	0	1	0	0	0	0	<b>Oakland Athletics @ Minnesota Twins</b> Metropolitan Stadium, Bloomington, MI Sat Sep 21 1968, 4:33 AM EDT Att. 7,997 - Unknown - 58 F <a href="http://livebaseballscorecards.com">livebaseballscorecards.com</a>			
Reggie Jackson, L OBP: 0.320, SLG: 0.459 (1, 9)	4-3			FC1-6 2B FC5-2 1-2		F7				3	0	0	0	0	0	1				
Danny Cater, R OBP: 0.339, SLG: 0.393 (1, 3)	5-3			1B 2B		4-3				3	1	1	0	0	0	0				
Sal Bando, R OBP: 0.315, SLG: 0.360 (1, 5)		F8		FC5-2 1B						2	0	0	0	0	0	2				
Mike Hershberger, R OBP: 0.336, SLG: 0.401 (1, 7)	F8			3-H						2	0	1	1	0	0	0				
Dick Green, R OBP: 0.317, SLG: 0.354 (1, 4)	F8			1-3 2-H 1B						2	0	0	0	0	0	2				
Rick Monday, L OBP: 0.364, SLG: 0.384 (1, 8)			1-3			K				2	0	0	0	0	1	0				
Dave Duncan, R OBP: 0.259, SLG: 0.296 (1, 2)				2-3 1B		6-3				2	0	1	0	0	0	0				
Chuck Dobson, R OBP: 0.194, SLG: 0.236 (1, 1)			2-3			6-3				2	0	0	0	0	0	1				
<b>Inning Stats</b>	R: 0 E: 0 K: 0 S: 3	H: 0 LOB: 0 BB: 0 P: 3	R: 0 E: 0 K: 0 S: 3	H: 0 LOB: 0 BB: 0 P: 3	R: 0 E: 0 K: 0 S: 3	H: 1 LOB: 0 BB: 0 P: 3	R: 1 E: 0 K: 0 S: 6	H: 3 LOB: 2 BB: 0 P: 6	R: 0 E: 0 K: 1 S: 5	H: 0 LOB: 0 BB: 0 P: 5	R: 0 E: 0 K: 0 S: 3	H: 0 LOB: 0 BB: 0 P: 3					1B: 3 2B: 2 3B: 0 HR: 0	SF: 0 SAC: 0 DP: 1 HBP: 0	WP: 0 PB: 0 SB: 0 CS: 0	PA: 21
<b>PITCHER</b>	IP WLS BF H R ER SO BB IBB HBP BLK WP HR S P ERA WHIP											<b>PITCHER</b>	IP WLS BF H R ER SO BB IBB HBP BLK WP HR S P ERA WHIP							
Jim Kaat, L ERA: 2.94 (1, 1)	5.0 W 18 4 1 1 1 0 0 0 0 0 0 20 20 1.80 0.800																			
Jim Perry, R ERA: 2.3 (6, 1)	1.0 S 3 0 0 0 0 0 0 0 0 0 0 3 3 0.00 0.000																			

Batter	1	2	3	4	5	6	7	8	9	AB	R	H	RBI	BB	SO	LOB	BOTTOM	
Cesar Tovar, R OBP: 0.323, SLG: 0.371 (1, 8)	4-3		F7		1B S 1B					3	0	1	2	0	0	0	<b>Oakland Athletics @ Minnesota Twins</b> Metropolitan Stadium, Bloomington, MI Sat Sep 21 1968, 4:33 AM EDT Att. 7,997 - Unknown - 58 F <a href="http://livebaseballscorecards.com">livebaseballscorecards.com</a>	
Ron Clark, R OBP: 0.253, SLG: 0.240 (1, 5) (6, 6)				5-3	1B					3	0	2	0	0	0	0		
Graig Nettles, L OBP: 0.281, SLG: 0.547 (1, 3)	K			K	F6					3	0	0	0	0	2	3		
Bob Allison, R OBP: 0.321, SLG: 0.442 (1, 7)	F7			FC6 1B						2	0	1	0	0	0	1		
Rod Carew, L OBP: 0.308, SLG: 0.343 (1, 4)		K		FC6						2	0	0	0	0	1	1		
Bruce Lock, L OBP: 0.344, SLG: 0.282 (1, 2)		F5								2	0	1	0	0	0	0		
Ted Uhlhaender, L OBP: 0.324, SLG: 0.389 (5, FR)										0	0	0	0	0	0	0		
Frank Quilici, R OBP: 0.305, SLG: 0.332 (6, 5)					FC1-6 1B					0	0	0	0	0	0	0		
Jim Holt, L OBP: 0.225, SLG: 0.242 (1, 9)		G3			FC1-6 BB 1B					2	1	0	0	0	0	1		
Jackie Hernandez, R OBP: 0.216, SLG: 0.219 (1, 6)			4-3		BB 1B					1	0	0	0	0	0	0		
John Roseboro, L OBP: 0.299, SLG: 0.313 (5, PH) (6, 2)					1B 1B					1	1	1	0	0	0	0		
Jim Kaat, L OBP: 0.177, SLG: 0.195 (1, 1)					1B					1	0	0	0	0	1	0		
Harmon Killebrew, R OBP: 0.339, SLG: 0.463 (5, FR)										0	0	0	0	1	0	0		
Tom Hall, L (5, FR)										0	0	0	0	0	0	0		
Jim Perry, S OBP: 0.182, SLG: 0.310 (6, 1)					1B BB					0	0	0	0	0	0	0		
<b>Inning Stats</b>	R: 0 E: 0 K: 1 S: 6	H: 1 LOB: 1 BB: 0 P: 6	R: 0 E: 0 K: 1 S: 5	H: 0 LOB: 0 BB: 0 P: 5	R: 0 E: 0 K: 1 S: 5	H: 0 LOB: 0 BB: 0 P: 5	R: 0 E: 0 K: 1 S: 6	H: 1 LOB: 1 BB: 0 P: 6	R: 2 E: 0 K: 0 S: 6	H: 4 LOB: 2 BB: 1 P: 10					1B: 6 2B: 0 3B: 0 HR: 0	SF: 0 SAC: 0 DP: 0 HBP: 0	WP: 0 PB: 0 SB: 1 CS: 0	PA: 21
<b>PITCHER</b>	IP WLS BF H R ER SO BB IBB HBP BLK WP HR S P ERA WHIP											<b>PITCHER</b>	IP WLS BF H R ER SO BB IBB HBP BLK WP HR S P ERA WHIP					
Chuck Dobson, R ERA: 3.0 (1, 1)	5.0 L 21 6 2 2 4 1 0 0 0 0 0 28 32 3.60 1.400																	









Batter	1	2	3	4	5	6	7	8	9	AB	R	H	RBI	BB	SO	LOB	TOP								
Pat Kelly, L OBP: 0.316, SLG: 0.500 (1, 8)	G3		HR		2B			E9		4	1	2	2	0	0	0	<b>Minnesota Twins @ California Angels</b> Anaheim Stadium, Anaheim, CA Mon Sep 23 1968, 10:05 PM EDT Att: 6,562 - Unknown								
Rich Reese, L OBP: 0.304, SLG: 0.360 (1, 3)	F6		4-3		L5			F2		4	0	0	0	0	0	2									
Harmon Killebrew, R OBP: 0.391, SLG: 0.413 Frank Quijici, R OBP: 0.305, SLG: 0.332 (1.5), (8, 4)	BB			HR		F4		5-3		3	1	1	1	1	0	1									
Bob Allison, R OBP: 0.320, SLG: 0.442 (1, 7)	F8			K		K		G6-3 1B	BB	3	0	0	0	1	2	1									
Rod Carew, L OBP: 0.309, SLG: 0.344 (1, 6)		F7		K		F7		G6-3 1B		4	0	1	0	0	1	0									
Georges Mitterwald, R OBP: 0.222, SLG: 0.125 (1, 2)		F8		6-3				G6-3 1B		4	0	0	0	0	0	2									
Graig Nettles, L OBP: 0.292, SLG: 0.508 (1, 9)		F9				FC4-6 1B		4-3		4	0	1	0	0	0	1									
Ron Clark, R OBP: 0.246, SLG: 0.233 (8, 5)			4-3		FC4-6 WP 2B			1-3		3	1	0	0	0	0	1									
Dean Chance, R OBP: 0.094, SLG: 0.054 (1, 1)			K		K			K		3	0	0	0	0	3	1									
<b>Inning Stats</b>	R: 0 E: 0 K: 0 S: 3	H: 0 LOB: 1 BB: 1 P: 7	R: 0 E: 0 K: 0 S: 3	H: 0 LOB: 0 BB: 0 P: 3	R: 1 E: 0 K: 1 S: 6	H: 1 LOB: 0 BB: 0 P: 6	R: 1 E: 0 K: 2 S: 8	H: 1 LOB: 0 BB: 0 P: 8	R: 1 E: 1 K: 1 S: 7	H: 2 LOB: 1 BB: 0 P: 7	R: 0 E: 0 K: 0 S: 5	H: 0 LOB: 0 BB: 0 P: 5	R: 0 E: 0 K: 0 S: 3	H: 0 LOB: 0 BB: 0 P: 3	R: 0 E: 1 K: 1 S: 6	H: 0 LOB: 1 BB: 0 P: 6	R: 0 E: 0 K: 0 S: 3	H: 1 LOB: 1 BB: 1 P: 7	1B: 2 2B: 1 3B: 0 HR: 2	SF: 0 SAC: 0 DP: 1 HBP: 0	WP: 1 PB: 0 CS: 0	PA: 34			
<b>PITCHER</b>	IP	WLS	BF	H	R	ER	SO	BB	IBB	HBP	BLK	WP	HR	S	P	ERA	WHIP								
Clyde Wright, L ERA: 3.76 (1, 1)	5.0	L	20	4	3	3	4	1	0	0	0	1	2	27	31	5.40	1.000								
Sammy Ellis, R ERA: 4.11 (6, 1)	3.0		10	0	0	0	2	0	0	0	0	0	0	14	14	0.00	0.000								
Tom Burgmeier, L ERA: 4.39 (9, 1)	1.0		4	1	0	0	0	1	0	0	0	0	0	3	7	0.00	2.000								

Batter	1	2	3	4	5	6	7	8	9	AB	R	H	RBI	BB	SO	LOB	BOTTOM								
Jay Johnstone, L OBP: 0.327, SLG: 0.337 (1, 8)	1B		4-3			G3			F9	4	0	1	0	0	0	0	<b>Minnesota Twins @ California Angels</b> Anaheim Stadium, Anaheim, CA Mon Sep 23 1968, 10:05 PM EDT Att: 6,562 - Unknown								
Jim Fregosi, R OBP: 0.320, SLG: 0.373 (1, 6)	F9		5-3			1-3			K	4	0	0	0	0	1	1									
Roger Repoz, L OBP: 0.308, SLG: 0.372 (1, 9)	K				E S 1B				3-1	4	0	1	0	0	2	1									
Rick Reichardt, R OBP: 0.325, SLG: 0.415 (1, 7)					L6				6-3	3	0	1	0	0	0	1									
Tom Satriano, L OBP: 0.337, SLG: 0.369 (1, 2)	4-3				F7				F5	3	0	0	0	0	0	3									
Jim Spencer, L OBP: 0.278, SLG: 0.245 (1, 3)			4-3		G3				G3	3	0	0	0	0	0	1									
Bobby Knoop, R OBP: 0.299, SLG: 0.324 (1, 4)			K			K			K	3	0	0	0	0	3	0									
Chuck Cottier, R OBP: 0.209, SLG: 0.277 Vic Davallillo, L OBP: 0.300, SLG: 0.354 Tom Burgmeier, L (8, PH) (9, 1)	4-3					K			F5	2	0	0	0	0	1	0									
Clyde Wright, R OBP: 0.256, SLG: 0.270 Chuck Hinton, R OBP: 0.259, SLG: 0.331 Sammy Ellis, L OBP: 0.059, SLG: 0.047 Jarvis Tatum, R OBP: 0.175, SLG: 0.200 Aurelio Rodriguez, R OBP: 0.308, SLG: 0.327 (8, PH) (9, 5)	4-3					K			4-3	1	0	0	0	0	0	0									
<b>Inning Stats</b>	R: 0 E: 0 K: 1 S: 7	H: 2 LOB: 2 BB: 0 P: 7	R: 0 E: 0 K: 1 S: 5	H: 0 LOB: 0 BB: 0 P: 5	R: 0 E: 0 K: 0 S: 3	H: 0 LOB: 0 BB: 0 P: 3	R: 0 E: 1 K: 0 S: 4	H: 1 LOB: 1 BB: 0 P: 4	R: 0 E: 0 K: 2 S: 7	H: 0 LOB: 0 BB: 0 P: 7	R: 0 E: 0 K: 1 S: 5	H: 0 LOB: 0 BB: 0 P: 5	R: 0 E: 0 K: 0 S: 3	H: 0 LOB: 0 BB: 0 P: 3	R: 0 E: 0 K: 1 S: 5	H: 0 LOB: 0 BB: 0 P: 5	R: 0 E: 0 K: 1 S: 5	H: 0 LOB: 0 BB: 0 P: 5	1B: 3 2B: 0 3B: 0 HR: 0	SF: 0 SAC: 0 DP: 0 HBP: 0	WP: 0 PB: 0 CS: 0	PA: 30			
<b>PITCHER</b>	IP	WLS	BF	H	R	ER	SO	BB	IBB	HBP	BLK	WP	HR	S	P	ERA	WHIP								
Dean Chance, R ERA: 2.45 (1, 1)	9.0	W	30	3	0	0	7	0	0	0	0	0	0	44	44	0.00	0.333								



Batter	1	2	3	4	5	6	7	8	9	10	AB	R	H	RBI	BB	SO	LOB	TOP		
Pat Kelly, L Frank Kostro, L Ted Uhlhaender, L Jim Perry, R Ron Perranoski, L Bobby Locke, L Tom Hall, L Bob Miller, R	1-3 K		F8 K			K		E 2B		BB 1B BB	3	0	0	0	0	1	0			
Rich Reese, L	K		K			F8		E2		BB 1B	5	1	1	0	0	2	1			
Harmon Killebrew, R Frank Quilici, R	BB		K			K		HR BB		BB 1B BB	1	0	0	0	2	1	0			
Bob Allison, R	F9		F8			F8		HR		F6	5	1	1	2	0	0	7			
Rod Carew, L			K			K		HR BB		F6	5	0	3	2	0	2	0			
George Mitterwald, R	K		K			K		7-4 1B		SH3-4 1B	3	0	0	0	0	2	1			
Graig Nettles, L	BB		F9			F9		K		3-1	3	0	0	0	1	1	2			
Ron Clark, R	K		K			F7		FC1-4 1B		K	3	0	1	0	0	1	1			
John Roseboro, L Rick Renick, R	K		K			K		FC1-4 1B		K	1	0	0	0	0	1	1			
Danny Morris, R Rich Rollins, R Dave Boswell, R Cesar Tovar, R	K		K			5-3		FC1-4 2B E		F6	1	0	0	0	0	1	0			
<b>Inning Stats</b>	R: 0 E: 0 K: 1 S: 5	H: 0 LOB: 1 BB: 1 P: 9	R: 0 E: 0 K: 3 S: 9	H: 0 LOB: 1 BB: 1 P: 13	R: 0 E: 0 K: 2 S: 7	H: 0 LOB: 0 BB: 0 P: 7	R: 0 E: 0 K: 1 S: 5	H: 0 LOB: 0 BB: 0 P: 5	R: 2 E: 0 K: 1 S: 5	H: 2 LOB: 1 BB: 1 P: 10	R: 1 E: 1 K: 0 S: 6	H: 2 LOB: 3 BB: 0 P: 6	R: 0 E: 0 K: 1 S: 6	H: 1 LOB: 1 BB: 0 P: 6	R: 2 E: 0 K: 0 S: 4	H: 2 LOB: 3 BB: 2 P: 12	1B: 5 2B: 2 3B: 0 HR: 1	SF: 0 SAC: 1 DP: 1 HBP: 0	WP: 0 PA: 41 PB: 0 SB: 0 CS: 0	
<b>PITCHER</b>	IP WLS BF H R ER SO ERA WHIP	IP WLS BF H R ER SO ERA WHIP	IP WLS BF H R ER SO ERA WHIP	IP WLS BF H R ER SO ERA WHIP	IP WLS BF H R ER SO ERA WHIP	IP WLS BF H R ER SO ERA WHIP	IP WLS BF H R ER SO ERA WHIP	IP WLS BF H R ER SO ERA WHIP	IP WLS BF H R ER SO ERA WHIP	IP WLS BF H R ER SO ERA WHIP	IP WLS BF H R ER SO ERA WHIP	IP WLS BF H R ER SO ERA WHIP	IP WLS BF H R ER SO ERA WHIP	IP WLS BF H R ER SO ERA WHIP	IP WLS BF H R ER SO ERA WHIP	IP WLS BF H R ER SO ERA WHIP	IP WLS BF H R ER SO ERA WHIP	IP WLS BF H R ER SO ERA WHIP		
George Brunet, L Dennis Bennett, L Marty Pattin, R Bobby Locke, R Steve Kaaley, R	7.0 0.1 1.2 0.1 0.2	25 4 6 1 2	2 2 1 0 0	2 0 0 0 0	11 0 0 0 0	3 0 0 0 0	0 0 0 0 0	0 0 0 0 0	0 0 0 0 0	0 0 0 0 0	0 0 0 0 0	0 0 0 0 0	0 0 0 0 0	0 0 0 0 0	0 0 0 0 0	0 0 0 0 0	0 0 0 0 0	0 0 0 0 0	0 0 0 0 0	2.57 6.000 0.600 9.000 1.500

Minnesota Twins @ California Angels  
Anaheim Stadium, Anaheim, CA  
Tue Sep 24 1968, 10:05 PM EDT  
Att: 6,710 - Unknown - 87 F

AB 35  
R 5  
H 7  
RBI 4  
BB 5  
SO 12  
LOB 17



Batter	1	2	3	4	5	6	7	8	9	10	AB	R	H	RBI	BB	SO	LOB	BOTTOM	
Jarvis Tatum, R	K	F8			1-3		6-3			G6-3 1B	5	0	1	0	0	1	1		
Jay Johnstone, L	F7		F6		F9		K			F6	5	0	0	0	0	1	1		
Jim Fregosi, R	BB 1B		G6-4-3 BB		F7		F9			G6-3	4	0	1	0	1	0	1		
Rick Reichardt, R	K		G6-4-3		HR		F9			F9	4	1	1	1	0	1	2		
Tom Satriano, L		G3-6-3 BB		4-3	K		K			4-3	3	0	0	0	1	1	0		
Jim Spencer, L		G3-6-3		F6	E7		E7			F6	4	0	0	0	0	0	1		
Bobby Knoop, R		WP E 1B		1B	F8		F8			1B BB	3	1	2	0	1	0	1		
Aurelio Rodriguez, R Ed Kirkpatrick, L Bobby Locke, R Steve Kealey, R		WP E BB		K	K		K			FC5-4 1B	2	1	0	0	1	2	1		
George Brunet, R Rogey Perdomo, L Dennis Bennett, L Marty Pattin, R Vic Davallo, R Bubba Morton, R Chuck Collier, R		E5 WP		K	K		L3			FC5-4	2	0	0	0	0	1	1		
<b>Inning Stats</b>	R: 0 E: 0 K: 2 S: 8	H: 1 LOB: 1 BB: 8 P: 8	R: 2 E: 1 K: 0 S: 4	H: 1 LOB: 1 BB: 12 P: 12	R: 0 E: 0 K: 0 S: 2	H: 0 LOB: 0 BB: 6 P: 6	R: 0 E: 0 K: 1 S: 6	H: 1 LOB: 1 BB: 0 P: 7	R: 0 E: 1 K: 1 S: 7	H: 0 LOB: 0 BB: 0 P: 5	R: 0 E: 0 K: 1 S: 5	H: 0 LOB: 0 BB: 0 P: 5	R: 0 E: 0 K: 0 S: 4	H: 1 LOB: 2 BB: 1 P: 8	R: 0 E: 0 K: 0 S: 3	H: 1 LOB: 0 BB: 0 P: 3	1B: 5 2B: 0 3B: 0 HR: 1	SF: 0 SAC: 3 DP: 0 HBP: 0	WP: 2 PA: 39 PB: 1 SB: 0 CS: 0
<b>PITCHER</b>	IP WLS BF H R ER SO ERA WHIP	IP WLS BF H R ER SO ERA WHIP	IP WLS BF H R ER SO ERA WHIP	IP WLS BF H R ER SO ERA WHIP	IP WLS BF H R ER SO ERA WHIP	IP WLS BF H R ER SO ERA WHIP	IP WLS BF H R ER SO ERA WHIP	IP WLS BF H R ER SO ERA WHIP	IP WLS BF H R ER SO ERA WHIP	IP WLS BF H R ER SO ERA WHIP	IP WLS BF H R ER SO ERA WHIP	IP WLS BF H R ER SO ERA WHIP	IP WLS BF H R ER SO ERA WHIP	IP WLS BF H R ER SO ERA WHIP	IP WLS BF H R ER SO ERA WHIP	IP WLS BF H R ER SO ERA WHIP	IP WLS BF H R ER SO ERA WHIP	IP WLS BF H R ER SO ERA WHIP	
Danny Morris, R Dave Boswell, R Jim Perry, R Ron Perranoski, L Bob Miller, R	5.0 2.0 1.2 0.1 1.0	20 8 7 1 3	2 1 0 0 0	2 0 0 0 0	4 2 0 0 0	3 0 0 0 0	0 0 0 0 0	0 0 0 0 0	0 0 0 0 0	0 0 0 0 0	0 0 0 0 0	0 0 0 0 0	0 0 0 0 0	0 0 0 0 0	0 0 0 0 0	0 0 0 0 0	0 0 0 0 0	0 0 0 0 0	0.000 4.500 1.200 0.000 0.000

Minnesota Twins @ California Angels  
Anaheim Stadium, Anaheim, CA  
Tue Sep 24 1968, 10:05 PM EDT  
Att: 6,710 - Unknown - 87 F

AB 35  
R 3  
H 6  
RBI 1  
BB 4  
SO 7  
LOB 11





Batter	1	2	3	4	5	6	7	8	9	AB	R	H	RBI	BB	SO	LOB	TOP											
Pat Kelly, L OBP: 0.296, SLG: 0.391	4-0 CS BB	0-0 6-3		0-0 2H 1B		0-0 G3			0-0 L6	4	0	1	0	1	0	2												
Rich Reese, L OBP: 0.301, SLG: 0.355	0-0 6-3 1-2		0-0 HR 1B	0-0 4-3		0-0 3-1			0-0 F7	5	1	1	0	0	0	2												
Harmon Killebrew, R OBP: 0.369, SLG: 0.435 Rick Renick, R OBP: 0.296, SLG: 0.404	4-0 BB		0-0 HR		0-0 F8			4-0 BB	4-0 BB	3	2	2	3	1	0	0												
Bob Allison, R OBP: 0.322, SLG: 0.447	0-3 K		0-0 1B		0-0 1B 1B			0-0 HR	0-0 F6	5	1	3	0	0	1	2												
Rod Carew, L OBP: 0.311, SLG: 0.346		0-0 4-3	0-3 K		0-0 1B 8-2 1B			0-0 G4-6-3		4	0	1	0	0	1	2												
Graig Nettles, L OBP: 0.301, SLG: 0.515		0-0 1B 3B	0-0 F8		0-0 1B			0-0 L9		4	1	2	1	0	0	1												
Bruce Look, L OBP: 0.350, SLG: 0.282		0-0 1B	0-0 G3		4-0 1-2 BB			0-0 L8		3	0	1	1	1	0	1												
Ron Clark, R OBP: 0.247, SLG: 0.234	0-0 E4		0-0 1B SH3-4		0-0 8-2			0-0 5-3		4	0	1	0	0	0	4												
Buzz Stephen, R OBP: 0.295, SLG: 0.353 Jim Merritt, L OBP: 0.203, SLG: 0.174	0-3 K		0-0 SH3-4		0-3 K			0-0 G3		1	0	0	0	0	1	2												
										1	0	0	0	0	1	0												
										1	0	0	0	0	0	0												
										1	0	0	0	0	0	0												
<b>Inning Stats</b>	R: 0 E: 0 K: 1 S: 4	H: 0 LOB: 1 BB: 2 P: 12	R: 1 E: 1 K: 1 S: 8	H: 2 LOB: 2 BB: 0 P: 8	R: 2 E: 0 K: 1 S: 8	H: 3 LOB: 1 BB: 0 P: 8	R: 0 E: 0 K: 0 S: 4	H: 2 LOB: 1 BB: 0 P: 4	R: 1 E: 0 K: 0 S: 5	H: 3 LOB: 2 BB: 1 P: 9	R: 0 E: 0 K: 1 S: 5	H: 0 LOB: 0 BB: 0 P: 5	R: 1 E: 0 K: 0 S: 4	H: 2 LOB: 0 BB: 0 P: 4	R: 0 E: 0 K: 0 S: 3	H: 0 LOB: 0 BB: 0 P: 3	R: 0 E: 0 K: 0 S: 3	H: 0 LOB: 1 BB: 1 P: 7	1B: 9 2B: 1 3B: 1 HR: 2	SF: 0 SAC: 1 DP: 2 HBP: 0	WP: 0 PB: 0 CS: 1	PA: 40						
<b>PITCHER</b>	IP	WLS	BF	H	R	ER	SO	BB	IBB	HBP	BLK	WP	HR	S	P	ERA	WHIP											
Jim McGlothlin, R ERA: 3.58	(1, 1)	4.1	L	24	10	4	4	3	2	0	0	0	0	1	28	36	8.31	2.769										
Sammy Ellis, R ERA: 4.09	(5, 1)	0.2		2	0	0	0	0	1	0	0	0	0	0	1	5	0.00	1.500										
Tom Burgmeier, L ERA: 4.4	(6, 1)	2.0		7	2	1	1	1	0	0	0	0	0	1	9	9	4.50	1.000										
Steve Kealey, R ERA: 2.89	(8, 1)	2.0		7	0	0	0	0	1	0	0	0	0	0	6	10	0.00	0.500										

Minnesota Twins @ California Angels  
Anaheim Stadium, Anaheim, CA  
Wed Sep 25 1968, 10:05 PM EDT  
Att: 6,995 - Unknown

AB	35
R	5
H	12
RBI	5
BB	4
SO	4
LOB	16



Batter	1	2	3	4	5	6	7	8	9	AB	R	H	RBI	BB	SO	LOB	BOTTOM											
Jay Johnstone, L OBP: 0.302, SLG: 0.309	0-0 G3		0-0 3-1		0-3 K				0-0 L8	4	0	0	0	0	1	2												
Jim Fregosi, R OBP: 0.319, SLG: 0.370	0-3 K		0-0 1-3		0-0 F9			0-3 K		4	0	0	0	0	2	2												
Vic Davallillo, L OBP: 0.299, SLG: 0.353	0-0 1B		0-0 1-3			0-0 3-1			0-0 4-3	4	1	1	0	0	0	0												
Rick Reichardt, R OBP: 0.327, SLG: 0.421	1-0 1B			0-0 5-3		0-0 FC5 BB 1B			0-0 1B	3	1	2	0	0	0	0												
Tom Satriano, L OBP: 0.338, SLG: 0.365	0-0 1B		0-0 4-3		0-0 4-3		4-0 1-2 BB		0-0 L8	3	0	1	1	1	1	1												
Jim Spencer, L OBP: 0.258, SLG: 0.228	0-0 1B		0-0 L8		0-0 L8		0-0 F5		0-0 G3	4	0	1	1	0	0	2												
Bobby Knoop, R OBP: 0.300, SLG: 0.323		0-0 4-3			0-0 5-3		0-0 FC5		0-3 K	4	0	0	0	0	1	2												
Aurelio Rodriguez, R OBP: 0.308, SLG: 0.319		0-3 K			4-0 BB BB			0-0 5-3	0-3 K	3	0	0	0	1	2	0												
Jim McGlothlin, R OBP: 0.125, SLG: 0.143 Sammy Ellis, L OBP: 0.289, SLG: 0.247 Ed Kingbird, L OBP: 0.330, SLG: 0.269 Tom Burgmeier, L OBP: 0.174, SLG: 0.198 Steve Kealey, R OBP: 0.203, SLG: 0.174		0-0 6-3			4-0 BB BB			0-0 4-3		1	0	0	0	0	0	0												
										0	0	0	0	0	0	0												
										0	0	0	0	0	0	0												
										0	0	0	0	0	0	0												
										0	0	0	0	0	0	0												
										0	0	0	0	0	0	0												
<b>Inning Stats</b>	R: 2 E: 0 K: 1 S: 7	H: 3 LOB: 2 BB: 0 P: 8	R: 0 E: 0 K: 1 S: 5	H: 0 LOB: 0 BB: 0 P: 5	R: 0 E: 0 K: 0 S: 3	H: 0 LOB: 0 BB: 0 P: 3	R: 0 E: 0 K: 0 S: 3	H: 0 LOB: 0 BB: 0 P: 3	R: 0 E: 0 K: 1 S: 5	H: 0 LOB: 2 BB: 2 P: 13	R: 0 E: 0 K: 0 S: 4	H: 1 LOB: 2 BB: 1 P: 8	R: 0 E: 0 K: 0 S: 3	H: 0 LOB: 0 BB: 0 P: 3	R: 0 E: 0 K: 1 S: 6	H: 1 LOB: 1 BB: 0 P: 6	R: 0 E: 0 K: 2 S: 7	H: 0 LOB: 0 BB: 0 P: 7	1B: 5 2B: 0 3B: 0 HR: 0	SF: 0 SAC: 0 DP: 0 HBP: 1	WP: 0 PB: 0 CS: 0	PA: 35						
<b>PITCHER</b>	IP	WLS	BF	H	R	ER	SO	BB	IBB	HBP	BLK	WP	HR	S	P	ERA	WHIP											
Buzz Stephen, R ERA: 4.76	(1, 1)	5.0	W	20	3	2	2	3	2	0	1	0	0	0	23	32	3.60	1.000										
Jim Merritt, L ERA: 3.27	(6, 1)	4.0	S	15	2	0	0	3	1	0	0	0	0	20	24	0.00	0.750											

Minnesota Twins @ California Angels  
Anaheim Stadium, Anaheim, CA  
Wed Sep 25 1968, 10:05 PM EDT  
Att: 6,995 - Unknown

AB	31
R	2
H	5
RBI	2
BB	3
SO	6
LOB	9





Batter	1	2	3	4	5	6	7	8	9	AB	R	H	RBI	BB	SO	LOB	TOP						
Pat Kelly, L OBP: 0.258, SLG: 0.333 (1, 8)										4	0	0	0	0	3	1	<b>Minnesota Twins @ Oakland Athletics</b> Oakland-Alameda County Coliseum, Oakland, CA Fri Sep 27 1968, 7:05 PM PDT Att: 5,054 - Unknown						
Rich Reese, L OBP: 0.298, SLG: 0.352 Frank Kostro, R OBP: 0.274, SLG: 0.305 (1, 3)										3	0	0	0	0	0	2							
Harmon Killebrew, R OBP: 0.365, SLG: 0.429 Ted Uhlaender, L OBP: 0.324, SLG: 0.389 (1, 5)										4	0	0	1	1	1	1							
Bob Allison, R OBP: 0.325, SLG: 0.456 Jackie Hernandez, R OBP: 0.215, SLG: 0.218 Ron Keller, R OBP: 0.284, SLG: 0.351 (8, PR)										4	1	3	1	0	0	2							
Rod Carew, L OBP: 0.309, SLG: 0.343 Cesar Tovar, R OBP: 0.323, SLG: 0.369 (6, PH)										3	1	0	0	0	0	3							
Graig Nettles, L OBP: 0.312, SLG: 0.514 (1, 9)										4	0	2	0	0	1	2							
John Roseboro, L OBP: 0.300, SLG: 0.312 (1, 2)										3	0	1	1	1	0	2							
Rick Renick, R OBP: 0.284, SLG: 0.409 (1, 6)										4	1	1	0	0	1	4							
Dave Boswell, R OBP: 0.254, SLG: 0.367 Bob Miller, R OBP: 0.143, SLG: 0.143 Bruce Look, L OBP: 0.348, SLG: 0.280 Jim Roland, R (6, PH)										2	1	1	0	0	1	1							
Frank Quijci, R OBP: 0.306, SLG: 0.329 (8, 4)										0	0	0	0	0	0	0							
<b>Inning Stats</b>	R: 0 E: 0 K: 1 S: 5	H: 0 LOB: 0 BB: 0 P: 5	R: 1 E: 0 K: 0 S: 5	H: 2 LOB: 1 BB: 0 P: 5	R: 1 E: 2 K: 0 S: 6	H: 1 LOB: 2 BB: 0 P: 6	R: 0 E: 0 K: 2 S: 8	H: 1 LOB: 0 BB: 0 P: 8	R: 0 E: 0 K: 1 S: 5	H: 0 LOB: 0 BB: 0 P: 5	R: 1 E: 0 K: 1 S: 7	H: 2 LOB: 2 BB: 1 P: 11	R: 0 E: 0 K: 2 S: 7	H: 0 LOB: 0 BB: 0 P: 7	R: 0 E: 0 K: 2 S: 8	H: 1 LOB: 1 BB: 0 P: 8		R: 1 E: 0 K: 2 S: 9	H: 2 LOB: 2 BB: 1 P: 13	1B: 7 2B: 1 3B: 0 HR: 1	SF: 0 SAC: 1 DP: 0 HBP: 0	WP: 0 PB: 0 SB: 0 CS: 0	PA: 40
<b>PITCHER</b>	IP WLS BF H R ER SO BB IBB HBP BLK WP HR S P ERA WHIP																						
Chuck Dobson, R ERA: 3.0 Diego Segui, R ERA: 2.39 (1, 1)	6.0 W 27 6 3 2 5 1 0 0 0 0 1 36 40 3.00 1.167																						
(7, 1)	3.0 S 13 3 1 1 6 1 0 0 0 0 0 24 28 3.00 1.333																						

Batter	1	2	3	4	5	6	7	8	9	AB	R	H	RBI	BB	SO	LOB	BOTTOM				
Bert Campaneris, R OBP: 0.329, SLG: 0.358 (1, 6)										4	1	1	0	1	0	2	<b>Minnesota Twins @ Oakland Athletics</b> Oakland-Alameda County Coliseum, Oakland, CA Fri Sep 27 1968, 7:05 PM PDT Att: 5,054 - Unknown				
Reggie Jackson, L OBP: 0.316, SLG: 0.449 (1, 9)										5	0	0	0	0	5	5					
Danny Cater, R OBP: 0.334, SLG: 0.384 (1, 3)										4	0	0	0	0	0	1					
Sal Bando, R OBP: 0.314, SLG: 0.354 (1, 5)										2	1	1	1	2	0	0					
Mike Hershberger, R OBP: 0.338, SLG: 0.401 (1, 7)										4	1	2	0	0	0	1					
Rick Monday, L OBP: 0.370, SLG: 0.397 (1, 8)										3	3	2	3	1	1	2					
Dick Green, R OBP: 0.320, SLG: 0.364 (1, 4)										4	2	2	3	0	0	0					
Dave Duncan, R OBP: 0.258, SLG: 0.288 (1, 2)										3	0	0	0	1	0	1					
Chuck Dobson, R OBP: 0.200, SLG: 0.240 Diego Segui, R OBP: 0.111, SLG: 0.111 (1, 1)										3	0	1	1	0	0	1					
<b>Inning Stats</b>	R: 1 E: 0 K: 2 S: 10	H: 3 LOB: 2 BB: 0 P: 10	R: 0 E: 0 K: 1 S: 5	H: 0 LOB: 2 BB: 2 P: 13	R: 0 E: 0 K: 0 S: 3	H: 0 LOB: 0 BB: 0 P: 3	R: 2 E: 0 K: 1 S: 8	H: 3 LOB: 1 BB: 0 P: 8	R: 3 E: 0 K: 0 S: 4	H: 1 LOB: 0 BB: 2 P: 12	R: 0 E: 0 K: 1 S: 5	H: 0 LOB: 0 BB: 0 P: 5	R: 2 E: 0 K: 0 S: 4	H: 2 LOB: 0 BB: 1 P: 8	R: 0 E: 0 K: 1 S: 6	H: 1 LOB: 1 BB: 0 P: 6		1B: 6 2B: 1 3B: 0 HR: 3	SF: 0 SAC: 0 DP: 0 HBP: 0	WP: 0 PB: 0 SB: 1 CS: 1	PA: 38
<b>PITCHER</b>	IP WLS BF H R ER SO BB IBB HBP BLK WP HR S P ERA WHIP																				
Dave Boswell, R ERA: 3.32 Bob Miller, R ERA: 2.82 Jim Roland, L ERA: 3.5 Ron Keller, R ERA: 2.81 (1, 1)	4.2 L 25 7 6 6 4 4 0 0 0 0 0 2 29 45 11.57 2.357																				
(5, 1)	0.1 1 0 0 0 0 0 0 0 0 0 0 1 1 0.00 0.000																				
(6, 1)	2.0 8 2 2 2 1 1 0 0 0 0 0 1 9 13 9.00 1.500																				
(8, 1)	1.0 4 1 0 0 1 0 0 0 0 0 0 0 6 6 0.00 1.000																				



Batter	1	2	3	4	5	6	7	8	9	AB	R	H	RBI	BB	SO	LOB	TOP					
Pat Kelly, L OBP: 0.229, SLG: 0.290 (1, 8)	L9			4-3		K		6-3		4	0	0	0	0	1	1	<b>Minnesota Twins @ Oakland Athletics</b> Oakland-Alameda County Coliseum, Oakland, CA Sat Sep 28 1968, 7:05 PM PDT Att: 19,176 - Unknown					
Jim Holt, L OBP: 0.239, SLG: 0.248 (1, 9)	G5-4-3 1B			6-3		F6		4-3		4	0	1	0	0	0	1						
Harmon Killebrew, R OBP: 0.364, SLG: 0.425 (1, 5) Jackie Hernandez, R OBP: 0.215, SLG: 0.218 (9, PR)	G5-4-3 1-2			L9		F5		WP 1B BB		3	0	0	0	1	0	2						
Graig Nettles, L OBP: 0.296, SLG: 0.486 (1, 3)		4-3			3-1			K		4	0	0	0	0	1	1						
Frank Kostro, R OBP: 0.274, SLG: 0.296 (1, 7)		K			F9			1B BB		3	0	0	0	1	1	0						
Georges Mitterwald, R OBP: 0.265, SLG: 0.228 (1, 2)		6-3			1B			1-2 2-H 1B		4	0	3	1	0	0	0						
Rick Renick, R OBP: 0.283, SLG: 0.402 (1, 6)				F4		1-3 1B		F6		4	0	1	0	0	1	3						
Ron Clark, R OBP: 0.248, SLG: 0.232 (1, 4)					F9			6-3		2	0	0	0	1	0	2						
Dean Chance, R OBP: 0.093, SLG: 0.054 (5, PH) Rod Garvin, L OBP: 0.310, SLG: 0.343 (5, PR) Ted Uhlendorfer, L OBP: 0.345, SLG: 0.389 (5, PR) Bob Miller, R OBP: 0.143, SLG: 0.143 (5, PR) John Roseboro, R OBP: 0.259, SLG: 0.331 (5, PH) Ron Perranoski, L OBP: 0.171, SLG: 0.171 (5, PR)				K				G3		1	0	0	0	0	1	1						
<b>Inning Stats</b>	R: 0 E: 0 K: 0 S: 3	H: 1 LOB: 0 BB: 0 P: 3	R: 0 E: 0 K: 1 S: 5	H: 0 LOB: 0 BB: 0 P: 5	R: 0 E: 0 K: 1 S: 4	H: 0 LOB: 0 BB: 1 P: 8	R: 0 E: 0 K: 0 S: 3	H: 0 LOB: 0 BB: 0 P: 3	R: 0 E: 0 K: 0 S: 5	H: 2 LOB: 2 BB: 0 P: 5	R: 0 E: 0 K: 1 S: 5	H: 0 LOB: 1 BB: 1 P: 9	R: 0 E: 0 K: 1 S: 6	H: 1 LOB: 1 BB: 0 P: 6	R: 0 E: 0 K: 0 S: 3	H: 0 LOB: 0 BB: 0 P: 3		R: 1 E: 0 K: 1 S: 6	H: 1 LOB: 2 BB: 2 P: 14	1B: 4 2B: 1 3B: 0 HR: 0	SF: 0 SAC: 0 DP: 1 HBP: 0	WP: 1 PB: 0 SB: 0 CS: 1
<b>PITCHER</b> Blue Moon Odom, R ERA: 2.45 (1, 1)	IP: 9.0 WLS: W BF: 34 H: 5 R: 1 ER: 1 SO: 5 BB: 4 IBB: 0 HBP: 0 BLK: 0 WP: 1 HR: 0 S: 40 P: 56 ERA: 1.00 WHIP: 1.000															<b>PITCHER</b>	IP: 9.0 WLS: W BF: 34 H: 5 R: 1 ER: 1 SO: 5 BB: 4 IBB: 0 HBP: 0 BLK: 0 WP: 1 HR: 0 S: 40 P: 56 ERA: 1.00 WHIP: 1.000					

Batter	1	2	3	4	5	6	7	8	9	AB	R	H	RBI	BB	SO	LOB	BOTTOM			
Bert Campaneris, R OBP: 0.329, SLG: 0.357 (1, 6)	E5 FC1-6-5 S		L8		F8			S E 1B		4	1	1	0	1	0	3	<b>Minnesota Twins @ Oakland Athletics</b> Oakland-Alameda County Coliseum, Oakland, CA Sat Sep 28 1968, 7:05 PM PDT Att: 19,176 - Unknown			
Reggie Jackson, L OBP: 0.316, SLG: 0.447 (1, 9)	FC1-6-5 2B		K		4-3 1B		K	E 1-3 BB		4	2	1	0	1	2	3				
Danny Cater, R OBP: 0.335, SLG: 0.390 (1, 3)	1B FC6-2 2B		S 3B		4-3 1-2		6-3	E4 1-3 1-3		5	1	2	2	0	0	2				
Sal Bando, R OBP: 0.315, SLG: 0.354 (1, 5)	FC6-2 1B		E S 2B 1B		4-3		L9	1-3		5	1	2	1	0	0	2				
Mike Hershberger, R OBP: 0.332, SLG: 0.393 (1, 7)	FC6-2 1-2 3-H		K		F7		6-3	K		5	0	0	0	0	2	5				
Rick Monday, L OBP: 0.372, SLG: 0.402 (1, 8)	K2-3		1-3 1B 2B		1-3 1B 2B		4-0 BB BB	K		4	2	2	1	1	2	3				
Dick Green, R OBP: 0.314, SLG: 0.357 (1, 4)			K		1-3		F9			4	0	0	0	0	1	3				
Dave Duncan, R OBP: 0.269, SLG: 0.296 (1, 2)			BB 1B		BB 1B		4-0 BB BB	3-4 1B		3	0	3	2	1	0	0				
Blue Moon Odom, R OBP: 0.282, SLG: 0.282 (1, 1)	F1		3-H 1B		3-4 1B		4-0 BB	4-3		4	0	1	0	0	0	4				
<b>Inning Stats</b>	R: 1 E: 1 K: 1 S: 8	H: 2 LOB: 2 BB: 0 P: 8	R: 0 E: 0 K: 2 S: 8	H: 1 LOB: 1 BB: 1 P: 12	R: 3 E: 0 K: 1 S: 10	H: 5 LOB: 2 BB: 0 P: 10	R: 0 E: 0 K: 0 S: 4	H: 1 LOB: 1 BB: 0 P: 4	R: 1 E: 0 K: 0 S: 5	H: 2 LOB: 1 BB: 0 P: 5	R: 0 E: 0 K: 1 S: 5	H: 0 LOB: 0 BB: 0 P: 5	R: 0 E: 0 K: 0 S: 3	H: 0 LOB: 2 BB: 2 P: 11	R: 2 E: 1 K: 2 S: 9	H: 1 LOB: 1 BB: 1 P: 13		1B: 8 2B: 3 3B: 1 HR: 0	SF: 0 SAC: 0 DP: 0 HBP: 0	WP: 0 PB: 0 SB: 0 CS: 0
<b>PITCHER</b> Dean Chance, R ERA: 2.53 (1, 1) Bob Miller, R ERA: 2.74 (6, 1) Ron Perranoski, L ERA: 3.1 (8, 1)	IP: 5.0 WLS: L BF: 28 H: 11 R: 5 ER: 4 SO: 4 BB: 1 IBB: 0 HBP: 0 BLK: 0 WP: 0 HR: 0 S: 35 P: 39 ERA: 7.20 WHIP: 2.400															<b>PITCHER</b>	IP: 5.0 WLS: L BF: 28 H: 11 R: 5 ER: 4 SO: 4 BB: 1 IBB: 0 HBP: 0 BLK: 0 WP: 0 HR: 0 S: 35 P: 39 ERA: 7.20 WHIP: 2.400			

AB	30
R	1
H	5
RBI	1
BB	4
SO	5
LOB	11



AB	38
R	7
H	12
RBI	6
BB	4
SO	7
LOB	25





Batter	1	2	3	4	5	6	7	8	9	AB	R	H	RBI	BB	SO	LOB	TOP											
<b>Cesar Tovar, R</b> OBP: 0.326, SLG: 0.372 (1, 8)										4	1	3	1	0	0	0	<b>Minnesota Twins @ Oakland Athletics</b> Oakland-Alameda County Coliseum, Oakland, CA Sun Sep 29 1968, 3:33 AM PDT Att: 8,884 - Unknown 											
<b>Rich Reese, L</b> OBP: 0.299, SLG: 0.352 (1, 3)										5	1	2	0	0	1	3												
<b>Harmon Killebrew, R</b> OBP: 0.361, SLG: 0.420 <b>Jackie Hernandez, R</b> OBP: 0.218, SLG: 0.221 (6, 6)										3	0	0	0	0	2	3												
<b>Graig Nettles, L</b> OBP: 0.298, SLG: 0.474 (8, PH) <b>Bob Allison, R</b> OBP: 0.325, SLG: 0.456 (8, PH) <b>John Roseboro, L</b> OBP: 0.300, SLG: 0.311 (8, 2)										2	0	0	0	1	1	0												
<b>George Mittenwald, R</b> OBP: 0.276, SLG: 0.235 <b>Bruce Lutz, L</b> OBP: 0.223, SLG: 0.280 <b>Jim Roberf, L</b> OBP: 0.210, SLG: 0.230 <b>Jim Perry, S</b> OBP: 0.375, SLG: 0.330 <b>Ron Perranoski, L</b> OBP: 0.218, SLG: 0.221 <b>Al Worthington, R</b> OBP: 0.205, SLG: 0.257 (8, 1)										3	0	1	0	0	1	2												
<b>Pat Kelly, L</b> OBP: 0.205, SLG: 0.257 (1, 9)										4	0	0	0	0	2	4												
<b>Ron Clark, R</b> OBP: 0.245, SLG: 0.229 (8, 5)										3	0	0	0	0	1	1												
<b>Rich Rollins, R</b> OBP: 0.287, SLG: 0.355 (8, 5)										1	0	1	1	0	0	0												
<b>Frank Quilici, R</b> OBP: 0.305, SLG: 0.341 (1, 4)										4	1	1	1	0	0	3												
<b>Jim Merritt, L</b> OBP: 0.197, SLG: 0.169 (1, 1) <b>Rod Carew, L</b> OBP: 0.312, SLG: 0.347 (8, PH) <b>Tom Hall, L</b> OBP: 0.236, SLG: 0.245 (8, 7)										2	0	0	0	0	1	0												
<b>Inning Stats</b>	R: 0 E: 0 K: 1 S: 5	H: 0 LOB: 0 BB: 0 P: 5	R: 0 E: 0 K: 3 S: 10	H: 1 LOB: 1 BB: 0 P: 10	R: 1 E: 0 K: 1 S: 7	H: 3 LOB: 1 BB: 0 P: 7	R: 0 E: 0 K: 0 S: 3	H: 0 LOB: 0 BB: 0 P: 3	R: 0 E: 0 K: 3 S: 10	H: 1 LOB: 2 BB: 1 P: 14	R: 0 E: 0 K: 0 S: 3	H: 0 LOB: 0 BB: 0 P: 3	R: 3 E: 0 K: 2 S: 12	H: 5 LOB: 3 BB: 1 P: 16	R: 0 E: 0 K: 2 S: 8	H: 0 LOB: 3 BB: 1 P: 13		1B: 8 2B: 2 3B: 0 HR: 1	SF: 0 SAC: 0 DP: 1 HBP: 1	WP: 0 PB: 1 SB: 2 CS: 0	PA: 41							
<b>PITCHER</b>	IP	WLS	BF	H	R	ER	SO	BB	IBB	HBP	BLK	WP	HR	S	P	ERA		WHIP										
<b>Jim Nash, R</b> ERA: 2.28 (1, 1)	7.0	L	29	8	4	4	8	0	1	0	0	0	1	44	48	5.14		1.143										
<b>Paul Lindblad, L</b> ERA: 2.4 (8, 1)	0.0		1	1	0	0	0	0	0	0	0	0	0	1	1	∞		∞										
<b>Lew Krausse, R</b> ERA: 3.11 (8, 1)	1.0		5	1	0	0	2	1	0	0	0	0	0	8	12	0.00		2.000										
<b>Catfish Hunter, R</b> ERA: 3.35 (9, 1)	1.0		6	0	0	0	2	0	1	1	0	0	0	8	13	0.00	0.000											

Batter	1	2	3	4	5	6	7	8	9	AB	R	H	RBI	BB	SO	LOB	BOTTOM											
<b>Bert Campaneris, R</b> OBP: 0.330, SLG: 0.361 (1, 6)										4	1	2	0	0	1	0	<b>Minnesota Twins @ Oakland Athletics</b> Oakland-Alameda County Coliseum, Oakland, CA Sun Sep 29 1968, 3:33 AM PDT Att: 8,884 - Unknown 											
<b>Reggie Jackson, L</b> OBP: 0.316, SLG: 0.452 (1, 9) <b>Joe Rudi, R</b> OBP: 0.236, SLG: 0.232 (8, PH) <b>Allan Lewis, S</b> OBP: 0.400, SLG: 0.250 (8, PR) <b>Catfish Hunter, R</b> OBP: 0.232, SLG: 0.305 (9, 1)										3	2	1	2	0	0	0												
<b>Danny Cater, R</b> OBP: 0.336, SLG: 0.393 (1, 3)										4	0	2	1	0	1	2												
<b>Sal Bando, R</b> OBP: 0.314, SLG: 0.354 (1, 5)										4	0	1	0	0	1	1												
<b>Mike Hershberger, R</b> OBP: 0.327, SLG: 0.386 (1, 7) (9, 9)										4	0	0	0	0	0	2												
<b>Rick Monday, L</b> OBP: 0.371, SLG: 0.402 (1, 8)										4	0	1	0	0	0	0												
<b>Dick Green, R</b> OBP: 0.310, SLG: 0.351 (1, 4)										3	0	0	0	0	1	1												
<b>Dave Duncan, R</b> OBP: 0.266, SLG: 0.293 (1, 2)										3	0	0	0	0	0	0												
<b>Jim Nash, R</b> OBP: 0.079, SLG: 0.160 (1, 1) <b>Paul Lindblad, L</b> OBP: 0.375, SLG: 0.500 (8, 1) <b>Lew Krausse, R</b> OBP: 0.230, SLG: 0.250 (8, 1) <b>John Donaldson, L</b> OBP: 0.307, SLG: 0.273 (8, PH) <b>Jim Casper, L</b> OBP: 0.282, SLG: 0.200 (9, 7)										2	0	0	0	0	2	0												
<b>Inning Stats</b>	R: 0 E: 0 K: 1 S: 5	H: 0 LOB: 0 BB: 0 P: 5	R: 0 E: 0 K: 0 S: 3	H: 0 LOB: 0 BB: 0 P: 3	R: 0 E: 0 K: 1 S: 5	H: 0 LOB: 0 BB: 0 P: 5	R: 1 E: 0 K: 1 S: 7	H: 2 LOB: 1 BB: 0 P: 7	R: 0 E: 0 K: 0 S: 3	H: 0 LOB: 0 BB: 0 P: 3	R: 2 E: 0 K: 1 S: 8	H: 3 LOB: 1 BB: 0 P: 8	R: 0 E: 0 K: 1 S: 5	H: 1 LOB: 1 BB: 1 P: 7	R: 0 E: 0 K: 0 S: 3	H: 0 LOB: 0 BB: 1 P: 5		1B: 3 2B: 2 3B: 1 HR: 1	SF: 0 SAC: 0 DP: 0 HBP: 0	WP: 0 PB: 0 SB: 1 CS: 2	PA: 33							
<b>PITCHER</b>	IP	WLS	BF	H	R	ER	SO	BB	IBB	HBP	BLK	WP	HR	S	P	ERA		WHIP										
<b>Jim Merritt, L</b> ERA: 3.25 (1, 1)	7.0	W	26	6	3	2	5	0	0	0	0	0	0	2	2	0.00		3.000										
<b>Jim Perry, R</b> ERA: 2.27 (8, 1)	0.1		2	1	0	0	0	0	0	0	0	0	0	2	2	0.00		3.000										
<b>Ron Perranoski, L</b> ERA: 3.1 (8, 1)	0.0		1	0	0	0	0	1	0	0	0	0	0	0	4	∞		∞										
<b>Al Worthington, R</b> ERA: 2.71 (8, 1)	1.2	S	4	0	0	0	1	0	0	0	0	0	0	6	6	0.00		0.000										