Minnesota Twins - 1969

Minnesota Twins @ Kansas City Royals

Municipal Stadium, Kansas City, MO

Tue Apr 08 1969, 4:33 AM EST

Att. 17,688 - Cloudy - 68 F

livebaseballscorecards.com

TOP

Batter	1	2	3	4	5	6	7	8	9	10	11	12	AB	R	H	RBI	BB	SO	LOB
Ted Uhlaender, L (1, 8)	F9		G3		4-3		F9			K		F5	6	0	0	0	0	1	3
Rod Carew, L (1, 4) OBP: 0.400, SLG: 0.400	4-3			5-3 S 1B		1B 5-3 1B		4-3		F8			5	1	2	0	0	0	0
Tony Oliva, L (1, 9) OBP: 0.400, SLG: 0.400	F5			L9 1-2		CS 5-3 1-3 1B		L6		FC6-4 1B			5	0	2	0	0	0	1
Harmon Killebrew, R (1, 5) OBP: 0.200, SLG: 0.200		5-3		5-3 2-3		5-3 1-2 3-H		1B		FC6-4 1-2f			5	0	1	1	0	0	3
Graig Nettles, L (1, 7) OBP: 0.500, SLG: 2.000				L3		2B 2-3 1B		F3			F8		2	1	1	1	0	0	1
Cesar Tovar, R (6, PH) (6, 7) OBP: 0.333, SLG: 0.333		HR											3	1	1	0	0	0	1
Rich Reese, L (1, 3) OBP: 0.400, SLG: 0.600		6-3			CS 1B	1-H 2B			5-3		K		5	0	2	1	0	1	0
Leo Cardenas, R (1, 6) OBP: 0.400, SLG: 0.250		6-3			BB 1-2 1B		F7		1B		5-3		4	0	1	0	1	0	0
John Roseboro, L (1, 2) OBP: 0.400, SLG: 0.400			F8		1-2 1B		SH3-4 1B		K			F7	5	0	2	0	0	1	1
Tom Hall, L (1, 1) Bob Miller, R (6, 1) Ron Perranoski, L (6, 1) Charlie Manuel, L (12, PH) Joe Grzenda, R (12, 1) Dick Woodson, R (12, 1)		3-1			L7		SH3-4 1-2		5-3			4-3	2 0 1 1 0 0	0 0 0 0 0 0	0 0 0 0 0 0	0 0 0 0 0 0	0 0 0 0 0 0	0 0 1 0 0 0	2 0 1 1 0 0
Inning Stats	R: 0 E: 0 K: 0 S: 3 H: 0 LOB: 0 BB: 0 P: 3	R: 1 E: 0 K: 0 S: 4 H: 1 LOB: 0 BB: 0 P: 4	R: 0 E: 0 K: 0 S: 3 H: 0 LOB: 0 BB: 0 P: 3	R: 0 E: 0 K: 0 S: 4 H: 1 LOB: 1 BB: 0 P: 4	R: 0 E: 0 K: 0 S: 4 H: 2 LOB: 2 BB: 1 P: 8	R: 2 E: 0 K: 0 S: 5 H: 4 LOB: 1 BB: 0 P: 5	R: 0 E: 0 K: 0 S: 4 H: 1 LOB: 1 BB: 0 P: 4	R: 0 E: 0 K: 0 S: 4 H: 1 LOB: 1 BB: 0 P: 4	R: 0 E: 0 K: 1 S: 6 H: 1 LOB: 1 BB: 0 P: 6	R: 0 E: 0 K: 1 S: 6 H: 1 LOB: 1 BB: 0 P: 6	R: 0 E: 0 K: 1 S: 5 H: 0 LOB: 0 BB: 0 P: 5	R: 0 E: 0 K: 0 S: 3 H: 0 LOB: 0 BB: 0 P: 3	1B: 10 2B: 1 3B: 0 HR: 1	SF: 0 SAC: 1 DP: 0 HBP: 0	WP: 0 PB: 0 SB: 1 CS: 2	PA: 46			

	AB	44
	R	3
	H	12
	RBI	3
	BB	1
	SO	3
	LOB	13

PITCHER		IP	WLS	BF	H	R	ER	SO	BB	IBB	HBP	BLK	WP	HR	S	P	ERA	WHIP
Wally Bunker, R ERA: 3.6	(1, 1)	5.0		20	5	2	2	0	1	0	0	0	0	1	19	23	3.60	1.200
Tom Burgmeier, L ERA: 9.0	(6, 1)	1.0		4	3	1	1	0	0	0	0	0	0	0	4	4	9.00	3.000
Dave Wickersham, R ERA:	(7, 1)	5.0		19	4	0	0	3	0	0	0	0	0	0	25	25	0.00	0.800
Moe Drabowsky, R ERA:	(12, 1)	1.0	W	3	0	0	0	0	0	0	0	0	0	0	3	3	0.00	0.000

PITCHER	IP	WLS	BF	H	R	ER	SO	BB	IBB	HBP	BLK	WP	HR	S	P	ERA	WHIP

Minnesota Twins @ Kansas City Royals

Municipal Stadium, Kansas City, MO

Tue Apr 08 1969, 4:33 AM EST

Att. 17,688 - Cloudy - 68 F

livebaseballscorecards.com

BOTTOM

Batter	1	2	3	4	5	6	7	8	9	10	11	12	AB	R	H	RBI	BB	SO	LOB
Lou Piniella, R (1, 8) OBP: 0.833, SLG: 1.000	1B 2B		K2-3 SH3 1B		F8 1B	1B 1B			F9		BB		5	1	4	1	1	0	0
Jerry Adair, R (1, 4) OBP: 0.400, SLG: 0.400	PB 1B		SH3		F8				6-3		4-3		5	0	2	1	0	0	3
Ed Kirkpatrick, L (1, 7)	F2		K2-3		L3	4-3			6-3			L8	6	0	0	0	0	1	7
Joe Foy, R (1, 5) OBP: 0.167, SLG: 0.167	F9		6-3		5-3		5-3			K		WP PB 1B 1B	6	1	1	0	0	1	4
Chuck Harrison, R (1, 3) OBP: 0.333, SLG: 0.200	6-3			F9		L5	6-3			FC5-4 1B		1B WP IBB	5	0	1	0	1	0	1
Bob Oliver, R (1, 9) OBP: 0.333, SLG: 0.200		6-3 1B				6-3	6-3			FC5-4 FC6-4		1B IBB	5	0	1	0	1	0	1
Ellie Rodriguez, R (1, 2) OBP: 0.200, SLG: 0.400	F3			F8		E 1B 2B		5-3		FC6-4			5	1	1	0	0	0	2
Joe Keough, L (12, PH) OBP: 1.000, SLG: 1.000												1B	1	0	1	1	0	0	0
Jackie Hernandez, R (1, 6) OBP: 0.200, SLG: 0.200	1B		1-3		E5 1B 1B		5-3				6-3		5	1	1	0	0	0	2
Wally Bunker, R (1, 1) OBP: 0.500, SLG: 1.000 Tom Burgmeier, L (6, 1) Jim Campanis, R (6, PH) OBP: 1.000, SLG: 1.000 Pat Kelly, L (6, PR) Dave Wickersham, R (7, 1) Hawk Taylor, R (11, PH) Moe Drabowsky, R (12, 1)	K				2B	1B 1B 1B			1-3		6-3		2 0 1 0 1 1 0	0 0 0 0 0 0 0	1 0 1 0 0 0 0	0 0 1 0 0 0 0	0 0 0 0 0 0 0	1 0 0 0 0 0 0	1 0 0 0 0 0 0
Inning Stats	R: 1 H: 2 E: 0 LOB: 1 K: 0 BB: 0 S: 5 P: 5	R: 0 H: 1 E: 0 LOB: 1 K: 1 BB: 0 S: 6 P: 6	R: 0 H: 1 E: 0 LOB: 1 K: 1 BB: 0 S: 6 P: 6	R: 0 H: 1 E: 0 LOB: 1 K: 0 BB: 0 S: 4 P: 4	R: 0 H: 1 E: 0 LOB: 1 K: 0 BB: 0 S: 4 P: 4	R: 2 H: 4 E: 1 LOB: 3 K: 0 BB: 0 S: 8 P: 8	R: 0 H: 0 E: 0 LOB: 0 K: 0 BB: 0 S: 3 P: 3	R: 0 H: 0 E: 0 LOB: 0 K: 0 BB: 0 S: 3 P: 3	R: 0 H: 0 E: 0 LOB: 0 K: 0 BB: 0 S: 3 P: 3	R: 0 H: 1 E: 0 LOB: 1 K: 1 BB: 0 S: 6 P: 6	R: 0 H: 0 E: 0 LOB: 1 K: 0 BB: 1 S: 3 P: 7	R: 1 H: 2 E: 0 LOB: 3 K: 0 BB: 2 S: 3 P: 11	1B: 11 SF: 0 2B: 3 SAC: 1 3B: 0 DP: 0 HR: 0 HBP: 0						

	AB	48
	R	4
	H	14
	RBI	4
	BB	3
	SO	3
	LOB	21

WP: 1 PA: 52
PB: 2
SB: 0
CS: 0

PITCHER		IP	WLS	BF	H	R	ER	SO	BB	IBB	HBP	BLK	WP	HR	S	P	ERA	WHIP
Tom Hall, L ERA: 1.59	(1, 1)	5.2		27	9	3	1	2	0	0	0	0	0	0	31	31	1.59	1.588
Bob Miller, R ERA:	(6, 1)	0.0		2	2	0	0	0	0	0	0	0	0	0	2	2	∞	∞
Ron Perranoski, L ERA:	(6, 1)	5.1		18	1	0	0	1	1	0	0	0	0	0	19	23	0.00	0.375
Joe Grzenda, L ERA: 27.0	(12, 1)	0.1	L	4	1	1	1	0	0	2	0	0	1	0	2	10	27.00	3.000
Dick Woodson, R ERA:	(12, 1)	0.0		1	1	0	0	0	0	0	0	0	0	0	1	1	∞	∞

PITCHER	IP	WLS	BF	H	R	ER	SO	BB	IBB	HBP	BLK	WP	HR	S	P	ERA	WHIP

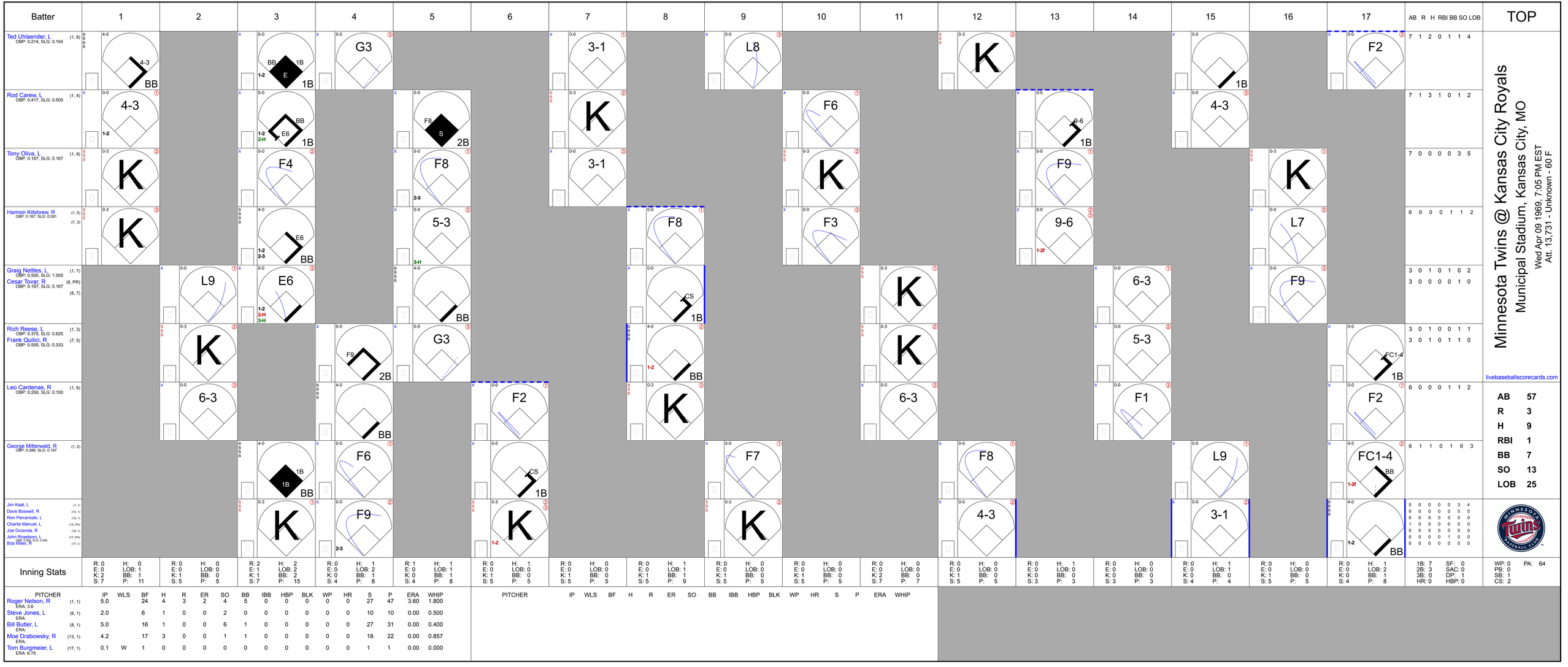
Batter
1
2
3
4
5
6
7
8
9
10
11
12
13
14
15
16
17
AB R H RBI BB SO LOB
TOP
Ted Uhlaender, L (1, 8) OBP: 0.214, SLG: 0.154
4-3 BB
G3
3-1
L8
K
F2
7 1 2 0 1 1 4
Rod Carew, L (1, 4) OBP: 0.417, SLG: 0.500
4-3
BB E 1B 1-2 1B
F8 S 2B
K
F6
9-6 1B
4-3
7 1 3 1 0 1 2
Tony Oliva, L (1, 9) OBP: 0.167, SLG: 0.167
K
F4
F8 2-3
3-1
K
F9
K
7 0 0 0 0 3 5
Harmon Killebrew, R (1, 5) (7, 3) OBP: 0.167, SLG: 0.091
K
E6 1-2 2-3 BB
5-3 3-H
F8
F3
9-6 1-2f
L7
6 0 0 0 1 1 2
Graig Nettles, L (1, 7) OBP: 0.500, SLG: 1.000
Cesar Tovar, R (8, PR) (8, 7) OBP: 0.167, SLG: 0.167
L9
E6 1-2 2-H 3-H
BB
CS 1B
K
6-3
F9
3 0 1 0 1 0 2
3 0 0 0 0 1 0
Rich Reese, L (1, 3) OBP: 0.375, SLG: 0.625
Frank Quilici, R (7, 5) OBP: 0.500, SLG: 0.333
K
F9 2B
G3
BB 1-2
K
5-3
FC1-4 1B
3 0 1 0 0 1 1
3 0 1 0 1 1 0
Leo Cardenas, R (1, 6) OBP: 0.250, SLG: 0.100
6-3
BB
F2
K
6-3
F1
F2
6 0 0 0 1 1 2
George Mitterwald, R (1, 2) OBP: 0.286, SLG: 0.167
1B 1B BB
F6
CS 1B
F7
F8
L9
FC1-4 BB 1-2f
6 1 1 0 1 0 3
Jim Kaat, L (1, 1)
Dave Boswell, R (12, 1)
Ron Perranoski, L (12, 1)
Charlie Manuel, L (15, PH)
Joe Grzenda, R (15, 1)
John Roseboro, L (17, PH) OBP: 0.400, SLG: 0.400
Bob Miller, R (17, 1)
K
F9 2-3
K 1-2
K
4-3
3-1
BB 1-2
5 0 0 0 0 3 4
0 0 0 0 0 0 0
0 0 0 0 0 0 0
1 0 0 0 0 0 0
0 0 0 0 0 0 0
0 0 0 0 1 0 0
0 0 0 0 0 0 0
Inning Stats
R: 0 E: 0 K: 2 S: 7 H: 0 LOB: 1 BB: 1 P: 11
R: 0 E: 0 K: 1 S: 5 H: 0 LOB: 0 BB: 0 P: 5
R: 2 E: 1 K: 1 S: 7 H: 2 LOB: 2 BB: 2 P: 15
R: 0 E: 0 K: 0 S: 4 H: 1 LOB: 2 BB: 1 P: 8
R: 1 E: 0 K: 0 S: 4 H: 1 LOB: 1 BB: 1 P: 8
R: 0 E: 0 K: 1 S: 5 H: 1 LOB: 0 BB: 0 P: 5
R: 0 E: 0 K: 1 S: 5 H: 0 LOB: 0 BB: 0 P: 5
R: 0 E: 0 K: 1 S: 5 H: 1 LOB: 1 BB: 1 P: 9
R: 0 E: 0 K: 1 S: 5 H: 0 LOB: 0 BB: 0 P: 5
R: 0 E: 0 K: 1 S: 5 H: 0 LOB: 0 BB: 0 P: 5
R: 0 E: 0 K: 2 S: 7 H: 0 LOB: 0 BB: 0 P: 7
R: 0 E: 0 K: 1 S: 5 H: 0 LOB: 0 BB: 0 P: 5
R: 0 E: 0 K: 0 S: 3 H: 1 LOB: 0 BB: 0 P: 3
R: 0 E: 0 K: 0 S: 3 H: 0 LOB: 0 BB: 0 P: 3
R: 0 E: 0 K: 0 S: 4 H: 1 LOB: 1 BB: 0 P: 4
R: 0 E: 0 K: 1 S: 5 H: 0 LOB: 0 BB: 0 P: 5
R: 0 E: 0 K: 0 S: 4 H: 1 LOB: 2 BB: 1 P: 8
1B: 7 2B: 3 3B: 0 HR: 0 SF: 0 SAC: 0 DP: 1 HBP: 0
WP: 0 PB: 0 SB: 1 CS: 2 PA: 64
PITCHER IP WLS BF H R ER SO BB IBB HBP BLK WP HR S P ERA WHIP
Roger Nelson, R (1, 1) ERA: 3.6 5.0 24 4 3 2 4 5 0 0 0 0 0 0 27 47 3.60 1.800
Steve Jones, L (6, 1) ERA: 2.0 6 1 0 0 2 0 0 0 0 0 0 0 10 10 0.00 0.500
Bill Butler, L (8, 1) ERA: 5.0 16 1 0 0 6 1 0 0 0 0 0 0 27 31 0.00 0.400
Moe Drabowsky, R (13, 1) ERA: 4.2 17 3 0 0 1 1 0 0 0 0 0 0 18 22 0.00 0.857
Tom Burgmeier, L (17, 1) ERA: 0.75 0.1 W 1 0 0 0 0 0 0 0 0 0 0 1 1 0.00 0.000
PITCHER IP WLS BF H R ER SO BB IBB HBP BLK WP HR S P ERA WHIP
PITCHER IP WLS BF H R ER SO BB IBB HBP BLK WP HR S P ERA WHIP
PITCHER IP WLS BF H R ER SO BB IBB HBP BLK WP HR S P ERA WHIP
Minnesota Twins @ Kansas City Royals
Municipal Stadium, Kansas City, MO
Wed Apr 09 1969, 7:05 PM EST
Att. 13,731 - Unknown - 60 F
livebaseballscorecards.com
AB 57
R 3
H 9
RBI 1
BB 7
SO 13
LOB 25

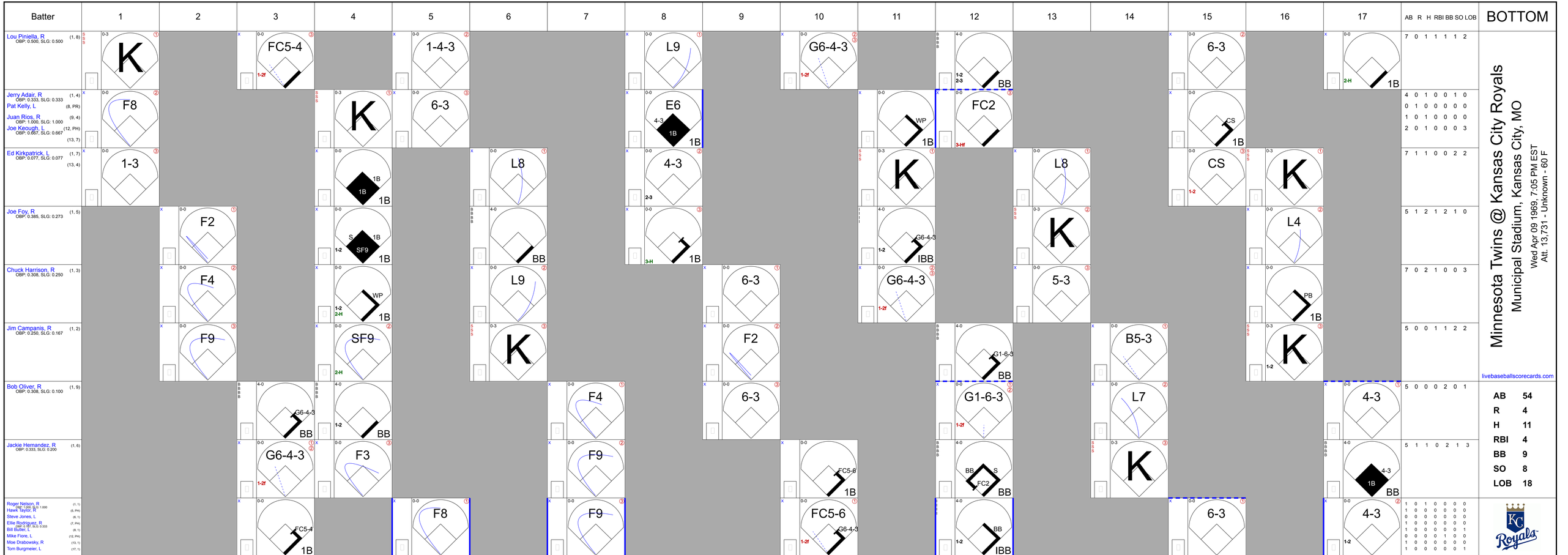
Batter
1
2
3
4
5
6
7
8
9
10
11
12
13
14
15
16
17
AB R H RBI BB SO LOB
BOTTOM
Lou Piniella, R (1, 8) OBP: 0.500, SLG: 0.500
Jerry Adair, R (1, 4) OBP: 0.333, SLG: 0.333
Pat Kelly, L (8, PR)
Juan Rios, R (9, 4) OBP: 1.000, SLG: 1.000
Joe Keough, L (12, PH) OBP: 0.667, SLG: 0.667 (13, 7)
Ed Kirkpatrick, L (1, 7) OBP: 0.077, SLG: 0.077 (13, 4)
Joe Foy, R (1, 5) OBP: 0.385, SLG: 0.273
Chuck Harrison, R (1, 3) OBP: 0.308, SLG: 0.250
Jim Campanis, R (1, 2) OBP: 0.250, SLG: 0.167
Bob Oliver, R (1, 9) OBP: 0.308, SLG: 0.100
Jackie Hernandez, R (1, 6) OBP: 0.333, SLG: 0.200
Roger Nelson, R (1, 1) OBP: 0.000, SLG: 1.000 Hawk Taylor, R (5, PH)
Steve Jones, L (6, 1)
Ellie Rodriguez, R (7, PR) OBP: 0.167, SLG: 0.333
Bill Butler, L (8, 1)
Mike Fiore, L (12, PH)
Moe Drabowsky, R (13, 1)
Tom Burgmeier, L (17, 1)
Minnesota Twins @ Kansas City Royals
Municipal Stadium, Kansas City, MO
Wed Apr 09 1969, 7:05 PM EST
Att. 13,731 - Unknown - 60 F
livebaseballscorecards.com
AB 54
R 4
H 11
RBI 4
BB 9
SO 8
LOB 18
Inning Stats
PITCHER IP WLS BF H R ER SO BB IBB HBP BLK WP HR S P ERA WHIP
Jim Kaat, L (1, 1) ERA: 1.64 11.0 42 8 3 2 4 4 1 0 0 2 0 45 65 1.64 1.091
Dave Boswell, R (12, 1) ERA: 0.2 4 0 0 0 0 2 1 0 0 0 0 1 13 0.00 3.000
Ron Perranoski, L (12, 1) ERA: 2.1 7 0 0 0 2 0 0 0 0 0 0 11 11 0.00 0.000
Joe Grzenda, L (15, 1) ERA: 3.86 2.0 7 2 0 0 2 0 0 0 0 0 0 11 11 0.00 1.000
Bob Miller, R (17, 1) ERA: 13.5 0.2 L 4 1 1 1 0 1 0 0 0 0 0 3 7 13.50 3.000
PITCHER IP WLS BF H R ER SO BB IBB HBP BLK WP HR S P ERA WHIP
1B: 11 2B: 0 3B: 0 HR: 0
SF: 1 SAC: 0 DP: 4 HBP: 0
WP: 2 PB: 1 SB: 2 CS: 1
PA: 65

Batter	1	2	3	4	5	6	7	8	9	AB	R	H	RBI	BB	SO	LOB
Cesar Tovar, R (1, 4) OBP: 0.100, SLG: 0.100	5-3		G3		FC6-4 1-2f 2-3			F9		4	0	0	0	0	0	2
Leo Cardenas, R (1, 6) OBP: 0.250, SLG: 0.143	F9		FC5-4 1B		P4			P4		4	0	1	0	0	0	2
Harmon Killebrew, R (1, 3) OBP: 0.250, SLG: 0.143	BB		FC5-4 1-2f			WP 1B		P6		3	0	1	0	1	0	1
Tony Oliva, L (1, 9) OBP: 0.188, SLG: 0.375	K			P5		K 1-2			HR	4	1	1	1	0	2	2
Bob Allison, R (1, 7) OBP: 0.250, SLG: 1.000		K		K		F8			HR	4	1	1	1	0	2	1
George Mitterwald, R (1, 2) OBP: 0.273, SLG: 0.500		HR		F3		K2-3			K	4	1	1	1	0	2	1
Frank Quilici, R (1, 5) OBP: 0.286, SLG: 0.167		K			F9		P4		G3	3	0	0	0	0	1	0
Rich Reese, L (9, PH) OBP: 0.333, SLG: 0.556										1	0	0	0	0	0	0
Ted Uhlaender, L (1, 8) OBP: 0.222, SLG: 0.125		4-3			FC6-4 1B HBP		4-3		L3	3	0	0	0	0	0	0
Jim Perry, S (1, 1)										1	0	0	0	0	0	0
Joe Grzenda, R (4, 1)										0	0	0	0	0	0	0
Ron Clark, R (5, PH) OBP: 1.000, SLG: 1.000										1	0	1	0	0	0	0
Tom Hall, L (5, 1)										0	0	0	0	0	0	0
Tom Tischinski, R (7, PH)										1	0	0	0	0	0	0
Charlie Walters, R (7, 1)			5-3		FC6-4 1-2 1B		F9			0	0	0	0	0	0	0
Inning Stats	R: 0 E: 0 K: 1 S: 5 H: 0 LOB: 1 BB: 1 P: 9	R: 1 E: 0 K: 2 S: 8 H: 1 LOB: 0 BB: 0 P: 8	R: 0 E: 0 K: 0 S: 4 H: 1 LOB: 1 BB: 0 P: 4	R: 0 E: 0 K: 1 S: 5 H: 0 LOB: 0 BB: 0 P: 5	R: 0 E: 0 K: 0 S: 4 H: 1 LOB: 2 BB: 0 P: 5	R: 0 E: 0 K: 2 S: 8 H: 1 LOB: 1 BB: 0 P: 8	R: 0 E: 0 K: 0 S: 3 H: 0 LOB: 0 BB: 0 P: 3	R: 0 E: 0 K: 0 S: 3 H: 0 LOB: 0 BB: 0 P: 3	R: 2 E: 0 K: 1 S: 7 H: 2 LOB: 0 BB: 0 P: 7	1B: 3 2B: 0 3B: 0 HR: 3 SF: 0 SAC: 0 DP: 0 HBP: 1						

PITCHER		IP	WLS	BF	H	R	ER	SO	BB	IBB	HBP	BLK	WP	HR	S	P	ERA	WHIP
George Brunet, L ERA: 3.38	(1, 1)	8.0	W	32	6	3	3	6	1	0	1	0	1	3	42	47	3.38	0.875
Hoyt Wilhelm, R ERA:	(9, 1)	1.0	S	3	0	0	0	1	0	0	0	0	0	0	5	5	0.00	0.000

PITCHER	IP	WLS	BF	H	R	ER	SO	BB	IBB	HBP	BLK	WP	HR	S	P	ERA	WHIP

TOP

Minnesota Twins @ California Angels

Anaheim Stadium, Anaheim, CA

Fri Apr 11 1969, 9:05 PM EST

Att. 9,174 - Cloudy - 62 F

livebaseballscorecards.com

AB	33
R	3
H	6
RBI	3
BB	1
SO	7
LOB	9

WP: 1	PA: 35
PB: 0	
SB: 0	
CS: 0	

Batter	1	2	3	4	5	6	7	8	9	AB	R	H	RBI	BB	SO	LOB
Vic Davalillo, L (1, 9)	4-3		F7		L7		F9			4	0	0	0	0	0	1
Jim Fregosi, R (1, 6) OBP: 0.385, SLG: 0.615	G3		HR 1B		K		F8			4	1	1	0	0	1	1
Jay Johnstone, L (1, 8) OBP: 0.357, SLG: 0.714	3-1		1-H HR		K			CS S 1B		4	1	2	2	0	1	0
Rick Reichardt, R (1, 7) OBP: 0.571, SLG: 0.545		6-3	F9			FC1-5 1B		1-3 F4		4	0	1	0	0	0	1
Roger Repoz, L (1, 3) OBP: 0.375, SLG: 0.167		K		1B WP BB		1-2 FC1-5 1B		BB		2	1	1	0	1	1	0
Ruben Amaro, R (7, 3)										0	0	0	0	1	0	0
Aurelio Rodriguez, R (1, 5) OBP: 0.500, SLG: 0.636		HR 2B		5-3 WP 1-3 1B		FC1-5 G4-6-3 1-2 2-3f		4-3		4	1	2	0	0	0	3
Tom Satriano, L (1, 2) OBP: 0.545, SLG: 0.800		2-H HR		F7		G4-6-3 1-2f				3	1	1	2	0	0	4
Bobby Knoop, R (1, 4) OBP: 0.364, SLG: 0.364		F9		5-3 1-3 3-H			E6 SH1-4			3	0	0	0	0	0	1
George Brunet, R (1, 1)			K	1-6-3			SH1-4 1-2			2	0	0	0	0	1	1
Hoyt Wilhelm, R (9, 1)										0	0	0	0	0	0	0
Inning Stats	R: 0 E: 0 K: 0 S: 3 H: 0 LOB: 0 BB: 0 P: 3	R: 2 E: 0 K: 1 S: 7 H: 2 LOB: 0 BB: 0 P: 7	R: 2 E: 0 K: 1 S: 7 H: 2 LOB: 0 BB: 0 P: 7	R: 1 E: 0 K: 0 S: 4 H: 1 LOB: 1 BB: 1 P: 8	R: 0 E: 0 K: 2 S: 7 H: 0 LOB: 0 BB: 0 P: 7	R: 0 E: 0 K: 0 S: 4 H: 2 LOB: 1 BB: 0 P: 4	R: 0 E: 1 K: 0 S: 4 H: 0 LOB: 1 BB: 0 P: 4	R: 0 E: 0 K: 0 S: 3 H: 1 LOB: 1 BB: 1 P: 7		1B: 5 2B: 1 3B: 0 HR: 2	SF: 0 SAC: 1 DP: 1 HBP: 0						

PITCHER	IP	WLS	BF	H	R	ER	SO	BB	IBB	HBP	BLK	WP	HR	S	P	ERA	WHIP
Jim Perry, R (1, 1) ERA: 15.0	3.0	L	15	5	5	5	2	1	0	0	0	0	2	18	22	15.00	2.000
Joe Grzenda, L (4, 1) ERA: 2.7	1.0		3	0	0	0	0	0	0	0	0	1	0	3	3	0.00	0.000
Tom Hall, L (5, 1) ERA: 1.17	2.0		7	2	0	0	2	0	0	0	0	0	0	11	11	0.00	1.000
Charlie Walters, R (7, 1) ERA:	2.0		8	1	0	0	0	1	0	0	0	0	0	7	11	0.00	1.000

PITCHER	IP	WLS	BF	H	R	ER	SO	BB	IBB	HBP	BLK	WP	HR	S	P	ERA	WHIP

BOTTOM

Minnesota Twins @ California Angels

Anaheim Stadium, Anaheim, CA

Fri Apr 11 1969, 9:05 PM EST

Att. 9,174 - Cloudy - 62 F

livebaseballscorecards.com

AB	30
R	5
H	8
RBI	4
BB	2
SO	4
LOB	12

1B: 5 SF: 0
2B: 1 SAC: 1
3B: 0 DP: 1
HR: 2 HBP: 0

WP: 1 PA: 33
PB: 0
SB: 1
CS: 1

Batter	1	2	3	4	5	6	7	8	9	AB	R	H	RBI	BB	SO	LOB
Bob Allison, R (1, 7) OBP: 0.375, SLG: 1.143	S S S 0-3 ① K		B B B B 4-0 BLK 1B BB			x 0-0 HR		x 0-0 ③ L7		3	2	1	1	1	1	1
Tony Oliva, L (1, 9) OBP: 0.200, SLG: 0.350	x 0-0 ② 4-3		x 0-0 CS 1-H 1B			x 0-0 ① L3			x 0-0 ① F2	4	0	1	1	0	0	0
Harmon Killebrew, R (1, 3) OBP: 0.250, SLG: 0.118	S S S 0-3 ③ K		0-0 ③ CS 1-2	S S S 0-3 ① K		B B B B 4-0 G6-4-3 BB			x 0-0 ② F7	3	0	0	0	1	2	0
George Mitterwald, R (1, 2) OBP: 0.357, SLG: 0.769 John Roseboro, L (9, PH) OBP: 0.571, SLG: 0.400		x 0-0 HR		x 0-0 BB 1B		x 0-0 ② ③ G6-4-3 1-2f			B B B B 4-0 BB	3 0	1 0	2 0	1 0	0 1	0 0	1 0
Leo Cardenas, R (1, 6) OBP: 0.250, SLG: 0.118		x 0-0 ① 4-3	B B B B 4-0 G6-4-3 1-2 BB				x 0-0 ① 6-3		S S S 0-3 ③ K	3	0	0	0	1	1	1
Ron Clark, R (1, 5) OBP: 0.333, SLG: 0.333 Graig Nettles, L (7, PH) OBP: 0.429, SLG: 0.833 (7, 5)		x 0-0 ② L7		x 0-0 ② ③ G6-4-3 1-2f			x 0-0 ② F4			2 1	0 0	0 0	0 0	0 0	0 0	2 0
Cesar Tovar, R (1, 8) OBP: 0.077, SLG: 0.077 (8, 4)		x 0-0 ③ 6-3			x 0-0 ① 6-3		x 0-0 ③ 5-3			3	0	0	0	0	0	0
Frank Quilici, R (1, 4) OBP: 0.222, SLG: 0.125 Rich Reese, L (8, PH) OBP: 0.400, SLG: 0.600 Ted Uhlaender, L (8, PR) OBP: 0.222, SLG: 0.125 (8, 8)			x 0-0 ① F7		x 0-0 ② L7			x 0-0 G1-6-3 1B		2 1 0	0 0 0	0 1 0	0 0 0	0 0 0	0 0 0	0 0 0
Dave Boswell, R (1, 1) Joe Grzenda, R (6, 1) Bob Miller, R (6, 1) Charlie Manuel, L (8, PH) Ron Perranoski, L (8, 1)			S S S 0-3 ② K		x 0-0 ③ P5			x 0-0 ① ② G1-6-3 1-2f		2 0 0 1 0	0 0 0 0 0	0 0 0 0 0	0 0 0 0 0	0 0 0 0 0	1 0 0 0 0	0 0 0 1 0
Inning Stats	R: 0 H: 0 E: 0 LOB: 0 K: 2 BB: 0 S: 7 P: 7	R: 1 H: 1 E: 0 LOB: 0 K: 0 BB: 0 S: 4 P: 4	R: 1 H: 1 E: 0 LOB: 0 K: 1 BB: 1 S: 5 P: 9	R: 0 H: 1 E: 0 LOB: 1 K: 1 BB: 1 S: 5 P: 9	R: 0 H: 0 E: 0 LOB: 0 K: 0 BB: 0 S: 3 P: 3	R: 1 H: 1 E: 0 LOB: 0 K: 0 BB: 1 S: 3 P: 7	R: 0 H: 0 E: 0 LOB: 0 K: 0 BB: 0 S: 3 P: 3	R: 0 H: 1 E: 0 LOB: 1 K: 0 BB: 0 S: 3 P: 3	R: 0 H: 0 E: 0 LOB: 1 K: 1 BB: 1 S: 5 P: 9	1B: 3 2B: 0 3B: 0 HR: 2	SF: 0 SAC: 0 DP: 3 HBP: 0					

PITCHER		IP	WLS	BF	H	R	ER	SO	BB	IBB	HBP	BLK	WP	HR	S	P	ERA	WHIP
Rudy May, L ERA: 3.0	(1, 1)	6.0	W	22	4	3	3	4	3	0	0	1	0	2	27	39	4.50	1.167
Eddie Fisher, R ERA:	(7, 1)	2.0		6	1	0	0	0	0	0	0	0	0	0	6	6	0.00	0.500
Hoyt Wilhelm, R ERA:	(9, 1)	1.0	S	4	0	0	0	1	1	0	0	0	0	0	5	9	0.00	1.000

PITCHER	IP	WLS	BF	H	R	ER	SO	BB	IBB	HBP	BLK	WP	HR	S	P	ERA	WHIP

TOP

Minnesota Twins @ California Angels

Anaheim Stadium, Anaheim, CA

Sat Apr 12 1969, 9:05 PM EST

Att. 10,609 - Unknown - 63 F

livebaseballscorecards.com

AB	28
R	3
H	5
RBI	3
BB	4
SO	5
LOB	6

1B: 3	SF: 0	WP: 0	PA: 33
2B: 0	SAC: 0	PB: 0	
3B: 0	DP: 3	SB: 0	
HR: 2	HBP: 0	CS: 1	

Minnesota Twins @ California Angels

Anaheim Stadium, Anaheim, CA

Sat Apr 12 1969, 9:05 PM EST

Att. 10,609 - Unknown - 63 F

BOTTOM

Batter	1	2	3	4	5	6	7	8	9	AB	R	H	RBI	BB	SO	LOB
Vic Davalillo, L (1, 9) Lou Johnson, R (6, PH) (7, 7)	1-0 1B BB HBP		BBBB 4-0 FC6-4 BB		x 0-0 ① 4-3	x 0-0 ② FC 2-3 3-H				1 0 0 0 1 0 0 1 0 0 1 0 0 1						
Jim Fregosi, R (1, 6) OBP: 0.412, SLG: 0.625	BBBBB 4-0 1B BB 1-2		x 0-0 ① FC6-4 1B 3B 1-2f		x 0-0 4-3 1B 2B	x 0-0 ③ 5-3				3 2 1 0 1 0 2						
Jay Johnstone, L (1, 8) OBP: 0.389, SLG: 0.667	x 0-0 1B 1-2 2-3		x 0-0 3B 1B 1-2		x 0-0 ② 4-3 2-3		x 0-0 ① L8			4 1 2 0 0 0 1						
Rick Reichardt, R (1, 7) OBP: 0.533, SLG: 0.500 Bill Voss, L (2, 7) OBP: 0.286, SLG: 0.500 (7, 9)	SSS 0-3 ① K		x 0-0 3B 1-H 2-H		BBBB 4-0 1B BB		x 0-0 ② 6-3			1 0 0 0 0 1 3 2 0 1 2 1 0 0						
Roger Repoz, L (1, 3) OBP: 0.333, SLG: 0.200	SSS 0-3 ② K		SSS 0-3 ② K		x 0-0 1B 1-3 3-H		x 0-0 ③ F7			4 0 1 1 0 2 4						
Aurelio Rodriguez, R (1, 5) OBP: 0.375, SLG: 0.467	x 0-0 ③ F8		x 0-0 ③ 1-3		x 0-0 ③ F8			x 0-0 ① F7		4 0 0 0 0 0 6						
Tom Satriano, L (1, 2) OBP: 0.467, SLG: 0.615		x 0-0 ① P4		x 0-0 ① P4		BBBB 4-0 SH3-4 FC BB		SSS 0-3 ② K		3 1 0 0 1 1 0						
Bobby Knoop, R (1, 4) OBP: 0.467, SLG: 0.385		x 0-0 CS 1B		BBBB 4-0 CS BB		BBBB 4-0 FC SH3-4 1-2 BB		x 0-0 ③ 5-3		2 0 1 0 2 0 0						
Rudy May, L (1, 1) Ruben Amaro, R (6, PH) Eddie Fisher, R (7, 1) Hoyt Wilhelm, R (9, 1)		SSS 0-3 ②③ K 1-2		SSS 0-3 ②③ K 1-2		x 0-0 ① SH3-4 1-2 2-3				2 0 0 0 0 2 2 0 0 0 0 0 0 0 0 0 0 0 0 0 0 0 0 0 0 0 0 0						
Inning Stats	R: 0 E: 0 K: 2 S: 8 H: 1 LOB: 3 BB: 1 P: 13	R: 0 E: 0 K: 1 S: 5 H: 1 LOB: 0 BB: 0 P: 5	R: 2 E: 0 K: 1 S: 7 H: 2 LOB: 1 BB: 1 P: 11	R: 0 E: 0 K: 1 S: 4 H: 0 LOB: 0 BB: 1 P: 8	R: 1 E: 0 K: 0 S: 5 H: 2 LOB: 2 BB: 1 P: 9	R: 1 E: 0 K: 0 S: 3 H: 0 LOB: 1 BB: 2 P: 11	R: 0 E: 0 K: 0 S: 3 H: 0 LOB: 0 BB: 0 P: 3	R: 0 E: 0 K: 1 S: 5 H: 0 LOB: 0 BB: 0 P: 5		1B: 4 2B: 1 3B: 1 HR: 0	SF: 0 SAC: 1 DP: 0 HBP: 1					

livebaseballscorecards.com

AB	27
R	4
H	6
RBI	4
BB	6
SO	6
LOB	19

WP: 0 PB: 0 SB: 0 CS: 2 PA: 35

PITCHER		IP	WLS	BF	H	R	ER	SO	BB	IBB	HBP	BLK	WP	HR	S	P	ERA	WHIP
Dave Boswell, R ERA: 6.35	(1, 1)	5.0	L	26	6	4	4	5	6	0	1	0	0	0	29	54	7.20	2.400
Joe Grzenda, L ERA: 2.45	(6, 1)	0.1		1	0	0	0	0	0	0	0	0	0	0	1	1	0.00	0.000
Bob Miller, R ERA: 3.86	(6, 1)	1.2		5	0	0	0	0	0	0	0	0	0	0	5	5	0.00	0.000
Ron Perranoski, L ERA:	(8, 1)	1.0		3	0	0	0	1	0	0	0	0	0	0	5	5	0.00	0.000

PITCHER	IP	WLS	BF	H	R	ER	SO	BB	IBB	HBP	BLK	WP	HR	S	P	ERA	WHIP

Batter	1	2	3	4	5	6	7	8	9	AB	R	H	RBI	BB	SO	LOB
Ted Uhlaender, L (1, 8) OBP: 0.174, SLG: 0.095	F9		F9		4-3		FC4-6 1-2f 2-3 3-H		L7	5	0	0	1	0	0	2
Rich Reese, L (1, 3) OBP: 0.333, SLG: 0.467	1B 1B		F7		G3		FC4-6 1-2f 3-H		K	5	0	1	1	0	1	1
Tony Oliva, L (1, 9) OBP: 0.280, SLG: 0.400	1-3 1B			FC5-4 1B		P6	F9		FC6-4 1B	5	0	3	0	0	0	1
Harmon Killebrew, R (1, 5) OBP: 0.292, SLG: 0.333 Frank Quilici, R (8, 5) OBP: 0.200, SLG: 0.111	K			FC5-4 4-3 1B E 1-2f		FC3-6 1B		HR	FC6-4 1-2f	4 1	2 0	2 0	1 0	0 0	1 0	3 1
Graig Nettles, L (1, 7) OBP: 0.455, SLG: 0.667	G3			E 4-3 1-2 1B		FC3-6 1-2f		BB 1B SF7 BB		3	1	1	0	1	0	3
George Mitterwald, R (1, 2) OBP: 0.333, SLG: 0.647		K		4-3 1-2 2-3		K		5-3 1-3 1B		4	0	1	0	0	2	3
Leo Cardenas, R (1, 6) OBP: 0.250, SLG: 0.150		5-3		E6 2-3 3-H			BB 1B FC4-6 1B	SF7 3-H		3	1	1	1	0	0	1
Cesar Tovar, R (1, 4) OBP: 0.118, SLG: 0.118	5-3			1-3			FC4-6 BB FC4-6 1-2 1B	5-3 1-2		4	1	1	0	0	0	3
Dick Woodson, R (1, 1) Tom Hall, L (2, 1) John Roseboro, L (7, PH) OBP: 0.571, SLG: 0.400 Bob Allison, R (7, PH) OBP: 0.444, SLG: 1.143 Ron Perranoski, L (7, 1) Bob Miller, R (9, 1)			L7		L3		FC4-6 1-2 2-3 BB	K		0 2 0 0 1 0	0 0 0 0 0 0	0 0 0 0 0 0	0 0 0 1 0 0	0 0 0 0 1 0	0 0 0 0 1 0	0 0 0 0 1 0

TOP

Minnesota Twins @ California Angels

Anaheim Stadium, Anaheim, CA

Sun Apr 13 1969, 6:33 AM EST

Att. 17,614 - Unknown - 64 F

livebaseballscorecards.com

AB	37
R	5
H	10
RBI	4
BB	2
SO	5
LOB	19

Inning Stats	1	2	3	4	5	6	7	8	9	1B: 9 SF: 1	WP: 0 PA: 40
	R: 0 H: 2 E: 0 LOB: 2 K: 1 BB: 0 S: 7 P: 7	R: 0 H: 0 E: 0 LOB: 0 K: 1 BB: 0 S: 5 P: 5	R: 0 H: 0 E: 0 LOB: 0 K: 0 BB: 0 S: 3 P: 3	R: 1 H: 2 E: 1 LOB: 2 K: 0 BB: 0 S: 6 P: 6	R: 0 H: 0 E: 0 LOB: 0 K: 0 BB: 0 S: 3 P: 3	R: 0 H: 1 E: 0 LOB: 1 K: 1 BB: 0 S: 6 P: 6	R: 2 H: 2 E: 0 LOB: 1 K: 0 BB: 1 S: 5 P: 9	R: 2 H: 2 E: 0 LOB: 1 K: 1 BB: 1 S: 7 P: 11	R: 0 H: 1 E: 0 LOB: 1 K: 1 BB: 0 S: 6 P: 6	2B: 0 SAC: 0 3B: 0 DP: 0 HR: 1 HBP: 0	PB: 0 SB: 0 CS: 0

PITCHER		IP	WLS	BF	H	R	ER	SO	BB	IBB	HBP	BLK	WP	HR	S	P	ERA	WHIP
Tom Murphy, R ERA: 3.0	(1, 1)	6.0		26	7	3	2	3	0	0	0	0	0	0	32	32	3.00	1.167
Clyde Wright, L ERA:	(7, 1)	1.0		4	0	0	0	0	1	0	0	0	0	0	3	7	0.00	1.000
Pedro Borbon, R ERA: 6.0	(8, 1)	0.0	L	2	1	2	2	0	1	0	0	0	0	1	1	5	∞	∞
Eddie Fisher, R ERA:	(8, 1)	1.0		4	1	0	0	1	0	0	0	0	0	0	6	6	0.00	1.000
Andy Messersmith, R ERA: 5.4	(9, 1)	1.0		4	1	0	0	1	0	0	0	0	0	0	6	6	0.00	1.000

PITCHER	IP	WLS	BF	H	R	ER	SO	BB	IBB	HBP	BLK	WP	HR	S	P	ERA	WHIP

BOTTOM

Minnesota Twins @ California Angels

Anaheim Stadium, Anaheim, CA

Sun Apr 13 1969, 6:33 AM EST

Att. 17,614 - Unknown - 64 F

livebaseballscorecards.com

Batter	1	2	3	4	5	6	7	8	9	AB	R	H	RBI	BB	SO	LOB
Bill Voss, L (1, 9) OBP: 0.333, SLG: 0.400	3-1	G5-4-3 1B 1-2			L7			2B BB	FC4-6 1-2f 2-3	4	0	1	0	1	0	2
Jim Fregosi, R (1, 6) OBP: 0.409, SLG: 0.600	1B 1B BB	G5-4-3 1-2f			F9			1-3 2B	1-3	4	1	1	0	1	0	4
Jay Johnstone, L (1, 8) OBP: 0.364, SLG: 0.591	BB 1B 1B 1-3 1B		F9			F5		K		4	1	1	0	0	1	2
Rick Reichardt, R (1, 7) OBP: 0.526, SLG: 0.467	BB 1B 1-2 3-H 1B		K			K		IBB		3	1	1	1	1	2	0
Roger Repoz, L (1, 3) OBP: 0.267, SLG: 0.154	K		5-3			4-3			F8	3	0	0	0	0	1	2
Bubba Morton, R (8, PH)										1	0	0	0	0	0	3
Andy Messersmith, R (9, 1)										0	0	0	0	0	0	0
Aurelio Rodriguez, R (1, 5) OBP: 0.368, SLG: 0.412	1B BB 1-2 2-3			5-3			F7		CI 1B 1B	2	1	0	0	1	0	0
Tom Satriano, L (1, 2) OBP: 0.444, SLG: 0.563	1B 1-3 2-H 3-H			G3			F7		K	3	0	1	2	0	0	0
Dick Stuart, R (9, PH)										1	0	0	0	0	1	1
Bobby Knoop, R (1, 4) OBP: 0.421, SLG: 0.353		K		F9			5-3		FC4-6 1B 1-3 1B	4	0	1	0	0	1	0
Tom Murphy, R (1, 1) OBP: 0.500, SLG: 0.500					K					2	0	1	0	0	1	0
Clyde Wright, R (7, 1)										0	0	0	0	0	0	0
Pedro Borbon, R (8, 1)										0	0	0	0	0	0	0
Eddie Fisher, R (8, 1)										0	0	0	0	0	0	0
Lou Johnson, R (8, PH)										1	0	0	0	0	0	0
Ruben Amaro, R (9, 3) OBP: 1.000, SLG: 1.000		1B 1B						F7	FC4-6 1-2 3-H 1B	1	0	1	1	0	0	0

Inning Stats	1	2	3	4	5	6	7	8	9
	R: 3 E: 0 K: 1 S: 7 H: 3 LOB: 2 BB: 2 P: 15	R: 0 E: 0 K: 1 S: 6 H: 2 LOB: 1 BB: 0 P: 6	R: 0 E: 0 K: 1 S: 5 H: 0 LOB: 0 BB: 0 P: 5	R: 0 E: 0 K: 0 S: 3 H: 0 LOB: 0 BB: 0 P: 3	R: 0 E: 0 K: 1 S: 5 H: 0 LOB: 0 BB: 0 P: 5	R: 0 E: 0 K: 1 S: 5 H: 0 LOB: 0 BB: 0 P: 5	R: 0 E: 0 K: 0 S: 3 H: 0 LOB: 0 BB: 0 P: 3	R: 0 E: 0 K: 1 S: 6 H: 1 LOB: 3 BB: 2 P: 14	R: 1 E: 1 K: 1 S: 8 H: 2 LOB: 2 BB: 0 P: 8

1B: 7	SF: 0
2B: 1	SAC: 0
3B: 0	DP: 1
HR: 0	HBP: 0

WP: 0	PA: 38
PB: 0	
SB: 0	
CS: 0	

AB	33
R	4
H	8
RBI	4
BB	4
SO	7
LOB	14

PITCHER		IP	WLS	BF	H	R	ER	SO	BB	IBB	HBP	BLK	WP	HR	S	P	ERA	WHIP
Dick Woodson, R	(1, 1)	1.0		7	3	3	3	1	2	0	0	0	0	0	7	15	27.00	5.000
ERA: 27.0																		
Tom Hall, L	(2, 1)	5.0		16	2	0	0	4	0	0	0	0	0	0	24	24	0.00	0.400
ERA: 0.71																		
Ron Perranoski, L	(7, 1)	2.2	W	14	3	1	0	2	1	1	0	0	0	0	16	24	0.00	1.500
ERA:																		
Bob Miller, R	(9, 1)	0.1	S	1	0	0	0	0	0	0	0	0	0	0	1	1	0.00	0.000
ERA: 3.38																		

PITCHER	IP	WLS	BF	H	R	ER	SO	BB	IBB	HBP	BLK	WP	HR	S	P	ERA	WHIP

Batter	1	2	3	4	5	6	7	8	9	AB	R	H	RBI	BB	SO	LOB
Ted Uhlaender, L (1, 8) OBP: 0.250, SLG: 0.200	L7 2B		P6			F8	BB 1-2		CS 2-3 1B	4	0	2	0	1	0	0
Rod Carew, L (1, 4) OBP: 0.353, SLG: 0.471	K			FC1-6-5 2B		K	F8		K	5	0	1	0	0	3	5
Tony Oliva, L (1, 9) OBP: 0.333, SLG: 0.533	L7 2-3			FC1-6-5 FC4-6 WP 2-3		1B		HR	1-2 3-H 1B	5	1	3	2	0	0	2
Harmon Killebrew, R (1, 5) OBP: 0.321, SLG: 0.458 Frank Quilici, R (8, 5) OBP: 0.200, SLG: 0.111	K			BB FC4-6 1-2		F5		HR	CS 2-3	3 0	1 0	1 0	1 0	1 0	1 0	2 0
Graig Nettles, L (1, 7) OBP: 0.429, SLG: 0.583 Cesar Tovar, R (8, PH) OBP: 0.167, SLG: 0.167 (8, 7)		L9		FC4-6 1-2f 2-3			HR 1B	FC1-6 1B		3 1	1 0	1 1	0 0	0 0	0 0	2 0
Rich Reese, L (1, 3) OBP: 0.316, SLG: 0.579		4-3		G3			1-H HR	FC1-6 L5-3 1-2f		4	1	1	2	0	0	3
Leo Cardenas, R (1, 6) OBP: 0.250, SLG: 0.167		4-3			F8		BB 1B	L5-3 1-2		4	0	1	0	0	0	1
George Mitterwald, R (1, 2) OBP: 0.318, SLG: 0.550			K		F9	F7			1B SH5-4 1B HBP	3	1	0	0	0	1	1
Jim Kaat, L (1, 1) Bob Miller, R (9, 1) Ron Perranoski, L (9, 1)			F5		4-3	L8			SH5-4 1-2	3 0 0	0 0 0	0 0 0	0 0 0	0 0 0	0 0 0	1 0 0
Inning Stats	R: 0 E: 0 K: 2 S: 8 H: 1 LOB: 1 BB: 0 P: 8	R: 0 E: 0 K: 0 S: 3 H: 0 LOB: 0 BB: 0 P: 3	R: 0 E: 0 K: 1 S: 5 H: 0 LOB: 0 BB: 0 P: 5	R: 0 E: 0 K: 0 S: 4 H: 1 LOB: 2 BB: 1 P: 8	R: 0 E: 0 K: 0 S: 3 H: 0 LOB: 0 BB: 0 P: 3	R: 0 E: 0 K: 1 S: 6 H: 1 LOB: 1 BB: 0 P: 6	R: 2 E: 0 K: 0 S: 6 H: 3 LOB: 2 BB: 1 P: 10	R: 2 E: 0 K: 0 S: 5 H: 3 LOB: 0 BB: 0 P: 5	R: 1 E: 0 K: 1 S: 6 H: 2 LOB: 1 BB: 0 P: 7	1B: 6 2B: 3 3B: 0 HR: 3 SF: 0 SAC: 1 DP: 1 HBP: 1						

PITCHER		IP	WLS	BF	H	R	ER	SO	BB	IBB	HBP	BLK	WP	HR	S	P	ERA	WHIP
Catfish Hunter, R ERA: 2.25	(1, 1)	7.0	L	31	8	4	4	4	2	0	0	0	1	3	37	45	5.14	1.429
Paul Lindblad, L ERA:	(8, 1)	1.0		3	1	0	0	0	0	0	0	0	0	0	3	3	0.00	1.000
Ed Sprague, R ERA: 3.86	(9, 1)	1.0		5	2	1	1	1	0	0	1	0	0	0	6	7	9.00	2.000

PITCHER	IP	WLS	BF	H	R	ER	SO	BB	IBB	HBP	BLK	WP	HR	S	P	ERA	WHIP

TOP

Minnesota Twins @ Oakland Athletics

Oakland-Alameda County Coliseum, Oakland, CA

Tue Apr 15 1969, 3:33 AM PST

Att. 2,381 - Unknown

livebaseballscorecards.com

AB	35
R	5
H	11
RBI	5
BB	2
SO	5
LOB	17

WP: 1 PA: 40
PB: 0
SB: 0
CS: 1

Batter	1	2	3	4	5	6	7	8	9	AB	R	H	RBI	BB	SO	LOB
Bert Campaneris, R (1, 6) OBP: 0.100, SLG: 0.133	1B	6-3			F5			1B	FC6-4 1-2f	5	1	2	0	0	0	4
Reggie Jackson, L (1, 9) OBP: 0.138, SLG: 0.250	K		K			L8		K		4	0	0	0	0	3	2
Mike Hershberger, R (1, 7) OBP: 0.286, SLG: 0.231	2-H 1B		F7			E5 CS			BB 1B 1B 1B	4	1	2	1	0	0	0
Sal Bando, R (1, 5) OBP: 0.464, SLG: 0.478	F9		4-3			K 1-2			1-2 BB 1B 1B	4	1	1	0	0	1	2
Danny Cater, R (1, 3) OBP: 0.407, SLG: 0.538	P6			6-3			4-3		F8	4	0	0	0	0	0	3
Dick Green, R (1, 4) OBP: 0.333, SLG: 0.615		1-3		4-3			K		F7	4	0	0	0	0	1	2
Rick Monday, L (1, 8) OBP: 0.200, SLG: 0.077 Jim Pagliaroni, R (9, PH) OBP: 0.400, SLG: 0.625 Joe Nossek, R (9, PR)	E7 2B			K			K		1B 1-2 2-3 BB	3 0 0	1 0 0	0 0 0	0 0 0	2 1 0	0 0 0	0 0 0
Dave Duncan, R (1, 2) OBP: 0.083, SLG: 0.091 Ray Webster, L (9, PH) OBP: 0.500, SLG: 0.500	F8				5-3			K	BB 1-3 2-H 3-H 1B	3 1	0 0	0 1	0 2	0 0	1 0	1 0
Catfish Hunter, R (1, 1) OBP: 0.200, SLG: 0.400 Paul Lindblad, L (8, 1) Tommie Reynolds, R (8, PH) Ed Sprague, R (9, 1) Ted Kubiak, S (9, PH) OBP: 0.667, SLG: 1.000	2-H 2B				L8			K	FC6-4 1-2 BB	2 0 1 0 0	0 0 0 0 0	1 0 0 0 0	1 0 0 0 0	0 0 1 0 1	0 0 0 0 0	0 0 0 0 0
Inning Stats	R: 1 E: 0 K: 1 S: 7 H: 2 LOB: 1 BB: 0 P: 7	R: 1 E: 1 K: 0 S: 5 H: 1 LOB: 1 BB: 0 P: 5	R: 0 E: 0 K: 1 S: 5 H: 0 LOB: 0 BB: 0 P: 5	R: 0 E: 0 K: 1 S: 5 H: 0 LOB: 0 BB: 0 P: 5	R: 0 E: 0 K: 0 S: 3 H: 0 LOB: 0 BB: 0 P: 3	R: 0 E: 1 K: 1 S: 5 H: 0 LOB: 1 BB: 0 P: 5	R: 0 E: 0 K: 2 S: 7 H: 0 LOB: 0 BB: 0 P: 7	R: 0 E: 0 K: 3 S: 10 H: 1 LOB: 1 BB: 0 P: 10	R: 2 E: 0 K: 0 S: 6 H: 3 LOB: 3 BB: 2 P: 14	1B: 5 2B: 3 3B: 0 HR: 0 SF: 0 SAC: 0 DP: 1 HBP: 0						

PITCHER		IP	WLS	BF	H	R	ER	SO	BB	IBB	HBP	BLK	WP	HR	S	P	ERA	WHIP
Jim Kaat, L ERA: 2.29	(1, 1)	8.2	W	34	6	4	3	9	1	0	0	0	0	0	51	55	3.12	0.808
Bob Miller, R ERA: 3.38	(9, 1)	0.0		1	1	0	0	0	0	0	0	0	0	0	1	1	∞	∞
Ron Perranoski, L ERA:	(9, 1)	0.1	S	2	0	0	0	0	1	0	0	0	0	0	1	5	0.00	3.000

PITCHER		IP	WLS	BF	H	R	ER	SO	BB	IBB	HBP	BLK	WP	HR	S	P	ERA	WHIP

BOTTOM

Minnesota Twins @ Oakland Athletics

Oakland-Alameda County Coliseum, Oakland, CA

Tue Apr 15 1969, 3:33 AM PST

Att. 2,381 - Unknown

livebaseballscorecards.com

AB	35
R	4
H	7
RBI	4
BB	2
SO	9
LOB	14

WP: 0	PB: 0	SB: 0	CS: 1	PA:	37

Minnesota Twins @ Seattle Pilots

Sicks Stadium, Boston, MA

Wed Apr 16 1969, 9:05 PM EST

Att. 7,329 - Unknown - 49 F

TOP

livebaseballscorecards.com

Batter	1	2	3	4	5	6	7	8	9	AB	R	H	RBI	BB	SO	LOB
Ted Uhlaender, L (1, 8) OBP: 0.242, SLG: 0.200	G3	E6		F8			FC5-4 1B		4-3	5	0	1	0	0	0	0
Rod Carew, L (1, 4) OBP: 0.455, SLG: 0.636	1B 1B 1B 1B	1-H 2B			FC9-6 1-3-2 1B		FC5-4 WP 1-2f		1B 2B	5	2	4	0	0	0	1
Tony Oliva, L (1, 9) OBP: 0.400, SLG: 0.559	1B 1B 1B 1-2	B B B CS BB 4-0			FC9-6 1-2 1B		F5 1-2		IBB 2B 1B 2-H	4	2	3	1	1	0	1
Harmon Killebrey, R (1, 5) OBP: 0.364, SLG: 0.444 Frank Quilici, R (9, 5) OBP: 0.200, SLG: 0.111	1B 1B 1B 1-2 2-3	S S S K 0-3 1-2			FC9-6 1-2f 2-3		IBB		2B IBB 1-2	3 2 1 0 2 1 4 0 0 0 0 0 0 0						
Graig Nettles, L (1, 7) OBP: 0.368, SLG: 0.471 Cesar Tovar, R (9, 7) OBP: 0.167, SLG: 0.167	IBB 1B 1B 1-2 2-H 3-H		3-1		1-3-2 3-Hf		G3		F9	5	0	1	2	0	0	6
Rich Reese, L (1, 3) OBP: 0.292, SLG: 0.542	F3		S S S K 0-3			G3		L5	FC5 1-H 2-H 2B	5	0	1	2	0	1	2
Leo Cardenas, R (1, 6) OBP: 0.303, SLG: 0.250	IBB 1B 1-2 2-H		F9			S S S K 0-3		2B	FC5 IBB 4-0	4 0 2 1 1 1 0						
John Roseboro, L (1, 2) OBP: 0.600, SLG: 0.429 George Mitterwald, R (8, PH) OBP: 0.292, SLG: 0.500 (8, 2)	IBB 1-2 2-3			F8		1B		S S S K 0-3	FC5 1-2 2-3f	2 0 1 0 1 0 0 2 0 0 0 0 1 3						
Dean Chance, R (1, 1) Joe Grzenda, R (6, 1) Charlie Manuel, L (8, PH) Bob Miller, R (8, 1) Charlie Walters, R (8, 1) Ron Perranoski, L (8, 1)	S S S K 0-3			S S S K 0-3		S S S K 0-3		4-3		3 0 0 0 0 3 4 0 0 0 0 0 0 0 1 0 0 0 0 0 1 0 0 0 0 0 0 0 0 0 0 0 0 0 0 0 0 0 0 0 0 0						

	AB	39
	R	6
	H	14
	RBI	6
	BB	5
	SO	7
	LOB	22

Inning Stats										
	R: 3 E: 0 K: 1 S: 10	H: 5 LOB: 3 BB: 1 P: 14	R: 0 E: 1 K: 1 S: 5	H: 1 LOB: 1 BB: 1 P: 9	R: 0 E: 0 K: 1 S: 5	H: 0 LOB: 0 BB: 0 P: 5	R: 0 E: 0 K: 1 S: 5	H: 0 LOB: 0 BB: 0 P: 5	R: 0 E: 0 K: 0 S: 4	H: 2 LOB: 1 BB: 0 P: 4
	R: 0 E: 0 K: 2 S: 8	H: 1 LOB: 1 BB: 0 P: 8	R: 0 E: 0 K: 0 S: 4	H: 1 LOB: 2 BB: 1 P: 8	R: 0 E: 0 K: 1 S: 6	H: 1 LOB: 1 BB: 0 P: 6	R: 3 E: 0 K: 0 S: 6	H: 3 LOB: 2 BB: 2 P: 14	1B: 10 2B: 5 3B: 0 HR: 0	SF: 0 SAC: 0 DP: 1 HBP: 0
	WP: 1 PB: 0 SB: 0 CS: 1	PA: 44								

PITCHER		IP	WLS	BF	H	R	ER	SO	BB	IBB	HBP	BLK	WP	HR	S	P	ERA	WHIP
Gary Bell, R ERA: 2.61	(1, 1)	1.1		12	6	3	3	1	1	1	0	0	0	0	12	20	20.25	5.250
Diego Segui, R ERA: 1.35	(2, 1)	2.2		7	0	0	0	3	0	0	0	0	0	0	13	13	0.00	0.000
Bill Edgerton, L ERA:	(5, 1)	2.0		8	3	0	0	2	0	0	0	0	0	0	12	12	0.00	1.500
John Morris, L ERA: 3.38	(7, 1)	1.1		7	2	0	0	0	0	1	0	0	1	0	6	10	0.00	1.500
Jack Aker, R ERA: 6.75	(8, 1)	1.2	L	10	3	3	3	1	0	2	0	0	0	0	10	18	16.20	1.800

PITCHER	IP	WLS	BF	H	R	ER	SO	BB	IBB	HBP	BLK	WP	HR	S	P	ERA	WHIP

Batter	1	2	3	4	5	6	7	8	9	AB	R	H	RBI	BB	SO	LOB
Tommy Harper, R (1, 4) OBP: 0.457, SLG: 0.393	x 0-0 ① 6-3		BBBB 4-0 S BB		x 0-0 E5 F8 5-3		BBBB 4-0 S SH1-4 BB	x 0-0 ② F3		3	1	0	0	2	0	3
Mike Hegan, L (1, 9) OBP: 0.450, SLG: 0.429	BBBB 4-0 G6-4-3 BB		BBBB 4-0 1-2 BB		x 0-0 ① F8 2-3		x 0-0 ① SH1-4 1-2	SSS 0-3 ③ K		2	0	0	0	2	1	4
Tommy Davis, R (1, 7) OBP: 0.200, SLG: 0.222 Larry Haney, R (9, 2) OBP: 0.600, SLG: 0.625	x 0-0 ② ③ G6-4-3 1-2f		x 0-0 ② F9		x 0-0 ② 5-3 3-H		SSS 0-3 ② K 2-3		BBBB 4-0 G6-4-3 1B BB	4 0	0 0	0 0	1 0	0 1	1 0	4 0
Don Mincher, L (1, 3) OBP: 0.300, SLG: 0.462		x 0-0 ① F6	x 0-0 ③ F7		SSS 0-3 ③ K		x 0-0 ③ 4-3		x 0-0 G6-4-3 1-2 1B	5	0	1	0	0	1	3
Rich Rollins, R (1, 5) OBP: 0.367, SLG: 0.385		x 0-0 ② F5		x 0-0 2B G3 1B		BBBB 4-0 1B 1B BB		x 0-0 ① F3	x 0-0 ① ② G6-4-3 1-2f 2-3	4	2	1	0	1	0	2
Jim Gosger, L (1, 8) OBP: 0.208, SLG: 0.364		x 0-0 2B		x 0-0 G3 1-3 2B		SSS 0-3 ① K		x 0-0 HR	SSS 0-3 ③ K	5	1	3	1	0	2	2
Jerry McNertney, R (1, 2) OBP: 0.368, SLG: 0.333 Jose Vidal, R (8, PR) OBP: 0.600, SLG: 1.250 Steve Whitaker, L (9, 7) OBP: 0.250, SLG: 0.143		BBBB 4-0 BB		x 0-0 ① G3 2-3 3-H		x 0-0 1B 1-2 1B		x 0-0 1B 1B		3 0 0	0 0 0	2 0 0	1 0 0	1 0 0	0 0 0	1 0 0
Ray Oyler, R (1, 6) OBP: 0.435, SLG: 0.500 John Kennedy, R (8, PR) OBP: 0.500, SLG: 0.500 (9, 6)		x 0-0 ③ 6-3		x 0-0 ② F4		x 0-0 ② 1-3 2-H 1B		x 0-0 HBP 1-3 1B		4 0	0 0	2 0	1 0	0 0	0 0	3 0
Gary Bell, R (1, 1) OBP: 0.333, SLG: 0.667 Diego Segui, R (2, 1) OBP: 0.400, SLG: 0.250 Mike Ferraro, R (4, PH) Bill Edgerton, L (5, 1) Wayne Comer, R (6, PH) OBP: 0.429, SLG: 0.200 John Morris, R (7, 1) OBP: 1.000, SLG: 1.000 Jack Aker, R (8, 1)			SSS 0-3 ① K	x 0-0 ③ F5		x 0-0 ③ 5-3		H 1-0 1-2 HBP		0 1 1 0 1 0 0	0 0 0 0 0 0 0	0 0 0 0 0 0 0	0 0 0 0 0 0 0	0 1 0 0 0 0 0	0 0 0 0 0 0 0	0 0 1 0 1 0 0
Inning Stats	R: 0 H: 0 E: 0 LOB: 0 K: 0 BB: 1 S: 2 P: 6	R: 0 H: 1 E: 0 LOB: 2 K: 0 BB: 1 S: 4 P: 8	R: 0 H: 0 E: 0 LOB: 2 K: 1 BB: 2 S: 5 P: 13	R: 1 H: 2 E: 0 LOB: 1 K: 0 BB: 0 S: 5 P: 5	R: 1 H: 0 E: 1 LOB: 0 K: 1 BB: 0 S: 6 P: 6	R: 1 H: 2 E: 0 LOB: 1 K: 1 BB: 1 S: 6 P: 10	R: 0 H: 0 E: 0 LOB: 1 K: 1 BB: 1 S: 5 P: 9	R: 1 H: 3 E: 0 LOB: 3 K: 1 BB: 0 S: 8 P: 9	R: 0 H: 1 E: 0 LOB: 1 K: 1 BB: 1 S: 5 P: 9	1B: 6 2B: 2 3B: 0 HR: 1	SF: 0 SAC: 1 DP: 2 HBP: 1						

BOTTOM

Minnesota Twins @ Seattle Pilots

Sicks Stadium, Boston, MA

Wed Apr 16 1969, 9:05 PM EST

Att. 7,329 - Unknown - 49 F

livebaseballscorecards.com

AB	33
R	4
H	9
RBI	4
BB	7
SO	6
LOB	24

WP: 0 PA: 42
PB: 0
SB: 2
CS: 0

PITCHER		IP	WLS	BF	H	R	ER	SO	BB	IBB	HBP	BLK	WP	HR	S	P	ERA	WHIP
Dean Chance, R ERA: 3.6	(1, 1)	5.0		23	3	3	2	2	5	0	0	0	0	0	22	42	3.60	1.600
Joe Grzenda, L ERA: 1.59	(6, 1)	2.0		8	2	0	0	2	1	0	0	0	0	0	11	15	0.00	1.500
Bob Miller, R ERA: 6.0	(8, 1)	0.1		4	3	1	1	0	0	0	0	0	0	1	4	4	27.00	9.000
Charlie Walters, R ERA:	(8, 1)	0.1		2	0	0	0	0	0	0	1	0	0	0	1	2	0.00	0.000
Ron Perranoski, L ERA:	(8, 1)	1.1	W	5	1	0	0	2	1	0	0	0	0	0	8	12	0.00	1.500

PITCHER	IP	WLS	BF	H	R	ER	SO	BB	IBB	HBP	BLK	WP	HR	S	P	ERA	WHIP

Batter	1	2	3	4	5	6	7	8	9	AB	R	H	RBI	BB	SO	LOB
Jay Johnstone, L (1, 8) OBP: 0.294, SLG: 0.424	F8		F8			FC3-6 G4-6-3 1-2f 2-3		4-3		4	0	0	0	0	0	2
Jim Fregosi, R (1, 6) OBP: 0.364, SLG: 0.517	3B			BBBB 7-3 BB		G4-6-3 1-2f			F5	3	0	1	0	1	0	2
Lou Johnson, R (1, 9) OBP: 0.333, SLG: 0.200	K			7-3 1-2f			WP 1B		6-3	4	0	1	0	0	1	2
Rick Reichardt, R (1, 7) OBP: 0.355, SLG: 0.296	P6			5-3			K 1-3		F9	4	0	0	0	0	1	2
Dick Stuart, R (1, 3) OBP: 0.308, SLG: 0.455		K			K		BBBB BB			2	0	0	0	1	2	0
Aurelio Rodriguez, R (1, 5) OBP: 0.310, SLG: 0.333		L8			6-3		F9			3	0	0	0	0	0	2
Tom Egan, R (1, 2)		K			K		F9			3	0	0	0	0	2	2
Bobby Knoop, R (1, 4) OBP: 0.370, SLG: 0.261			F8			BBBB FC3-6 BB BB		L8		2	0	0	0	1	0	0
Rudy May, L (1, 1) Bill Voss, L (6, PH) OBP: 0.313, SLG: 0.308 Eddie Fisher, R (6, 1) Bubba Morton, R (8, PH) Clyde Wright, R (8, 1) Pedro Borbon, R (8, 1)			2-3			BBBB FC3-6 1-2 BB		P4		1 0 0 1 0 0	0 0 0 0 0 0	0 0 0 0 0 0	0 1 0 0 0 0	0 0 0 0 0 0	0 0 0 0 0 0	0 0 0 0 0 0
Inning Stats	R: 0 E: 0 K: 1 S: 6 H: 1 LOB: 1 BB: 0 P: 6	R: 0 E: 0 K: 2 S: 7 H: 0 LOB: 0 BB: 0 P: 7	R: 0 E: 0 K: 0 S: 3 H: 0 LOB: 0 BB: 0 P: 3	R: 0 E: 0 K: 0 S: 2 H: 0 LOB: 0 BB: 1 P: 6	R: 0 E: 0 K: 2 S: 7 H: 0 LOB: 0 BB: 0 P: 7	R: 0 E: 0 K: 0 S: 2 H: 0 LOB: 1 BB: 2 P: 10	R: 0 E: 0 K: 1 S: 6 H: 1 LOB: 2 BB: 1 P: 10	R: 0 E: 0 K: 0 S: 3 H: 0 LOB: 0 BB: 0 P: 3	R: 0 E: 0 K: 0 S: 3 H: 0 LOB: 0 BB: 0 P: 3	1B: 1 2B: 1 3B: 1 HR: 0	SF: 0 SAC: 0 DP: 2 HBP: 0			WP: 2 PB: 0 SB: 0 CS: 0	PA: 31	

PITCHER	IP	WLS	BF	H	R	ER	SO	BB	IBB	HBP	BLK	WP	HR	S	P	ERA	WHIP
Tom Hall, L (1, 1) ERA: 0.42	9.0	W	31	2	0	0	6	4	0	0	0	1	0	39	55	0.00	0.667

PITCHER	IP	WLS	BF	H	R	ER	SO	BB	IBB	HBP	BLK	WP	HR	S	P	ERA	WHIP

TOP

California Angels @ Minnesota Twins

Metropolitan Stadium, Bloomington , MI

Fri Apr 18 1969, 4:33 AM EST
Att. 22,857 - Unknown - 59 F

livebaseballscorecards.com

AB	27
R	0
H	2
RBI	0
BB	4
SO	6
LOB	12

BOTTOM

California Angels @ Minnesota Twins

Metropolitan Stadium, Bloomington , MI

Fri Apr 18 1969, 4:33 AM EST
Att. 22,857 - Unknown - 59 F

Batter	1	2	3	4	5	6	7	8	9	AB	R	H	RBI	BB	SO	LOB
Cesar Tovar, R (1, 8) (9, 7) OBP: 0.227, SLG: 0.227	S 1B		1B		6-3		K			4	0	2	0	0	1	0
Rod Carew, L (1, 4) OBP: 0.385, SLG: 0.538	K 1-2		K		P6		4-3			4	0	0	0	0	2	2
Harmon Killebrew, R (1, 3) OBP: 0.405, SLG: 0.467 Rich Reese, L (8, PR) OBP: 0.292, SLG: 0.542 (9, 3)	F8			BB G3 1B		E5 1B 1B		E6 E 1B		3 0	2 1	2 0	0 0	1 0	0 0	1 0
Tony Oliva, L (1, 9) OBP: 0.410, SLG: 0.553	P6			G3 1-2		1B 2-3 1B		E7 4-3 S WP 2-H 1B		4	2	2	0	0	0	2
Bob Allison, R (1, 7) OBP: 0.500, SLG: 1.000 Ted Uhlaender, L (8, PH) OBP: 0.235, SLG: 0.194 (9, 8)		P4		BB 1B 1B		1B 1-3 3-H 1B		4-3 1-3		2 1	1 0	1 0	1 0	1 0	0 0	0 2
George Mitterwald, R (1, 2) OBP: 0.286, SLG: 0.462		2-3		F8		FC5-4 1-3 3-H 1B		K 3-H		4	0	1	1	0	1	3
Leo Cardenas, R (1, 6) OBP: 0.297, SLG: 0.250		4-3		1B 1-2 2-H 1B		FC5-4 FC5-4 1-2f		K		4	0	1	1	0	1	2
Frank Quilici, R (1, 5) OBP: 0.231, SLG: 0.167			6-3	1-3 2-H 1B		FC5-4 1-2f				3	0	1	1	0	0	1
Tom Hall, L (1, 1)			K		1-3		K			3	0	0	0	0	2	0
Inning Stats	R: 0 E: 0 K: 1 S: 6 H: 1 LOB: 1 BB: 0 P: 6	R: 0 E: 0 K: 0 S: 3 H: 0 LOB: 0 BB: 0 P: 3	R: 0 E: 0 K: 2 S: 8 H: 1 LOB: 1 BB: 0 P: 8	R: 2 E: 0 K: 0 S: 4 H: 2 LOB: 2 BB: 2 P: 12	R: 0 E: 0 K: 0 S: 3 H: 0 LOB: 0 BB: 0 P: 3	R: 2 E: 1 K: 0 S: 6 H: 4 LOB: 1 BB: 0 P: 6	R: 0 E: 0 K: 2 S: 7 H: 0 LOB: 0 BB: 0 P: 7	R: 2 E: 2 K: 2 S: 9 H: 2 LOB: 1 BB: 0 P: 9		1B: 10 2B: 0 3B: 0 HR: 0	SF: 0 SAC: 0 DP: 0 HBP: 0						

livebaseballscorecards.com

	AB	32
	R	6
	H	10
	RBI	4
	BB	2
	SO	7
	LOB	13

WP: 1 PB: 0 SB: 2 CS: 0 PA: 34

PITCHER		IP	WLS	BF	H	R	ER	SO	BB	IBB	HBP	BLK	WP	HR	S	P	ERA	WHIP
Rudy May, L ERA: 3.21	(1, 1)	5.0	L	20	4	2	2	3	2	0	0	0	0	0	24	32	3.60	1.200
Eddie Fisher, R ERA: 2.0	(6, 1)	2.0		9	4	2	2	2	0	0	0	0	0	0	13	13	9.00	2.000
Clyde Wright, L ERA: 3.0	(8, 1)	0.1		3	2	2	1	0	0	0	0	0	0	0	3	3	27.00	6.000
Pedro Borbon, R ERA: 3.18	(8, 1)	0.2		2	0	0	0	2	0	0	0	0	1	0	6	6	0.00	0.000

PITCHER	IP	WLS	BF	H	R	ER	SO	BB	IBB	HBP	BLK	WP	HR	S	P	ERA	WHIP

Batter	1	2	3	4	5	6	7	8	9	AB	R	H	RBI	BB	SO	LOB
Jay Johnstone, L (1, 8) OBP: 0.282, SLG: 0.395	K		F9		5-3	P6			1B	5	0	1	0	0	1	1
Jim Fregosi, R (1, 6) OBP: 0.316, SLG: 0.441	K		K		1-3		F9		F9	5	0	0	0	0	2	1
Lou Johnson, R (1, 9) OBP: 0.294, SLG: 0.200	6-3		6-3		E6		S 1B		F7	5	1	1	0	0	0	1
Rick Reichardt, R (1, 7) OBP: 0.371, SLG: 0.355		6-3		G6-4-3 1B	WP 1-H 2B		K 1-2			4	0	2	1	0	1	1
Dick Stuart, R (1, 3) OBP: 0.235, SLG: 0.333		E6 1B 1B SF9		G6-4-3 1-2f	K 2-3		K			4	1	0	0	0	2	3
Ruben Amaro, R (7, 3) OBP: 1.000, SLG: 1.000										0	0	0	0	0	0	0
Aurelio Rodriguez, R (1, 5) OBP: 0.364, SLG: 0.484		1B 1-2 1B		E 1B 1B		HR		1-3		4	2	3	1	0	0	0
Tom Egan, R (1, 2) OBP: 0.200, SLG: 0.111		1-2 2-3 1B		BBBB BB 1-3 1B BB		F3		F3		3	1	1	0	1	0	0
Bobby Knoop, R (1, 4) OBP: 0.387, SLG: 0.250		SF9 3-H		BBBB 1B 1-2 BB		BB		6-3		1	0	0	1	2	0	0
Tom Murphy, R (1, 1) OBP: 0.400, SLG: 0.400		K		1-3 2-H 3-H 1B		K			P3	3	0	1	2	0	2	3
Hoyt Wilhelm, R (7, 1)										0	0	0	0	0	0	0
Bubba Morton, R (9, PH)										1	0	0	0	0	0	0
Eddie Fisher, R (9, 1)										0	0	0	0	0	0	0
Inning Stats	R: 0 E: 0 K: 2 S: 7 H: 0 LOB: 0 BB: 0 P: 7	R: 1 E: 1 K: 1 S: 8 H: 2 LOB: 2 BB: 0 P: 8	R: 0 E: 0 K: 1 S: 5 H: 0 LOB: 0 BB: 0 P: 5	R: 2 E: 1 K: 0 S: 4 H: 3 LOB: 2 BB: 2 P: 12	R: 1 E: 1 K: 1 S: 7 H: 1 LOB: 1 BB: 0 P: 7	R: 1 E: 0 K: 1 S: 6 H: 1 LOB: 1 BB: 1 P: 10	R: 0 E: 0 K: 2 S: 8 H: 1 LOB: 1 BB: 0 P: 8	R: 0 E: 0 K: 0 S: 3 H: 0 LOB: 0 BB: 0 P: 3	R: 0 E: 0 K: 0 S: 4 H: 1 LOB: 1 BB: 0 P: 4	1B: 7 2B: 1 3B: 0 HR: 1 SF: 1 SAC: 0 DP: 1 HBP: 0							

PITCHER	IP	WLS	BF	H	R	ER	SO	BB	IBB	HBP	BLK	WP	HR	S	P	ERA	WHIP
Jim Kaat, L (1, 1) ERA: 2.55	5.0		23	6	4	2	5	2	0	0	0	1	0	31	39	3.60	1.600
Jim Perry, R (6, 1) ERA: 10.8	2.0		9	2	1	1	3	1	0	0	0	0	1	14	18	4.50	1.500
Dick Woodson, R (8, 1) ERA: 13.5	1.0		3	0	0	0	0	0	0	0	0	0	0	3	3	0.00	0.000
Ron Perranoski, L (9, 1) ERA:	1.0	W	4	1	0	0	0	0	0	0	0	0	0	4	4	0.00	1.000

PITCHER	IP	WLS	BF	H	R	ER	SO	BB	IBB	HBP	BLK	WP	HR	S	P	ERA	WHIP

TOP

California Angels @ Minnesota Twins

Metropolitan Stadium, Bloomington , MI

Sat Apr 19 1969, 4:33 AM EST
Att. 13,038 - Unknown - 63 F

livebaseballscorecards.com

AB	35
R	5
H	9
RBI	5
BB	3
SO	8
LOB	10

WP: 1 PB: 0 SB: 1 CS: 0 PA: 39

BOTTOM

California Angels @ Minnesota Twins

Metropolitan Stadium, Bloomington , MI

Sat Apr 19 1969, 4:33 AM EST

Att. 13,038 - Unknown - 63 F

Batter	1	2	3	4	5	6	7	8	9	AB	R	H	RBI	BB	SO	LOB
Ted Uhlaender, L (1, 8) OBP: 0.308, SLG: 0.257	L6		FC6-4 1B		1B		1B G3 1B		BBB 4-0 S 1B BB	4	2	3	0	1	0	0
Rod Carew, L (1, 4) OBP: 0.355, SLG: 0.484	4-3		FC6-4 1-2f		4-3		G3 1-3 S 1B		F3 1-2	5	1	1	0	0	0	3
Tony Oliva, L (1, 9) OBP: 0.409, SLG: 0.548	F5			1B G4-6-3 2B		L9	G3 2-3 3-H		1B IBB	4	1	1	1	1	0	1
Harmon Killebrew, R (1, 3) OBP: 0.405, SLG: 0.457		5-3		G4-6-3 2-3 1B		SSS K	SSS K 3-H		1-2 2-H 1B	5	0	2	1	0	2	0
Graig Nettles, L (1, 5) OBP: 0.348, SLG: 0.476		F7		G4-6-3 1-2f 3-H		2B 2B		4-3		4	1	1	0	0	0	1
Charlie Manuel, L (1, 7) OBP: 0.250, SLG: 0.286		BBB 4-0 BB		L5		1B 2-H 2B		F5		3	0	1	1	1	0	0
Leo Cardenas, R (1, 6) OBP: 0.341, SLG: 0.389		F3			HR	2-3 1B		E 1B 1B		4	1	3	1	0	0	1
John Roseboro, L (1, 2) OBP: 0.500, SLG: 0.364 George Mitterwald, R (9, 2) OBP: 0.286, SLG: 0.462			F7	F7	SSS K			1-3 E9 1B		4 0	0 0	1 0	0 0	0 0	1 0	2 0
Jim Kaat, L (1, 1) Bob Allison, R (5, PH) OBP: 0.462, SLG: 0.900 Jim Perry, S (6, 1) Ron Clark, R (7, PH) OBP: 0.250, SLG: 0.250 Dick Woodson, R (8, 1) Cesar Tovar, R (8, PH) OBP: 0.217, SLG: 0.217 Ron Perranoski, L (9, 1)			4-3		5-3		L8	F5		1 1 0 1 0 0 1 0	0 0 0 0 0 0 0 0	0 0 0 0 0 0 0 0	0 0 0 0 0 0 0 0	0 0 0 0 0 0 0 0	0 0 0 0 0 0 0 0	0 0 0 0 0 0 2 0
Inning Stats	R: 0 E: 0 K: 0 S: 3 H: 0 LOB: 0 BB: 0 P: 3	R: 0 E: 0 K: 0 S: 3 H: 0 LOB: 1 BB: 1 P: 7	R: 0 E: 0 K: 0 S: 4 H: 1 LOB: 1 BB: 0 P: 4	R: 1 E: 0 K: 0 S: 4 H: 2 LOB: 0 BB: 0 P: 4	R: 1 E: 0 K: 0 S: 5 H: 2 LOB: 1 BB: 0 P: 5	R: 1 E: 0 K: 2 S: 10 H: 3 LOB: 2 BB: 0 P: 10	R: 2 E: 0 K: 1 S: 7 H: 2 LOB: 0 BB: 0 P: 7	R: 0 E: 1 K: 0 S: 5 H: 2 LOB: 2 BB: 0 P: 5	R: 1 E: 0 K: 0 S: 2 H: 1 LOB: 2 BB: 2 P: 10	1B: 9 2B: 3 3B: 0 HR: 1	SF: 0 SAC: 0 DP: 1 HBP: 0						

	AB	37
	R	6
	H	13
	RBI	4
	BB	3
	SO	3
	LOB	10

WP: 0 PB: 0 SB: 2 CS: 0 PA: 40

livebaseballscorecards.com

PITCHER		IP	WLS	BF	H	R	ER	SO	BB	IBB	HBP	BLK	WP	HR	S	P	ERA	WHIP
Tom Murphy, R ERA: 5.11	(1, 1)	6.1		29	10	5	5	2	1	0	0	0	0	1	32	36	7.11	1.737
Hoyt Wilhelm, R ERA: 1.35	(7, 1)	1.2		7	2	0	0	1	0	0	0	0	0	0	9	9	0.00	1.200
Eddie Fisher, R ERA: 2.89	(9, 1)	0.1	L	4	1	1	1	0	1	1	0	0	0	0	2	10	27.00	6.000

PITCHER		IP	WLS	BF	H	R	ER	SO	BB	IBB	HBP	BLK	WP	HR	S	P	ERA	WHIP

Batter	1	2	3	4	5	6	7	8	9	AB	R	H	RBI	BB	SO	LOB
Bill Voss, L (1, 9) OBP: 0.286, SLG: 0.278	4-3		6-3		1B		4-3		L5	5	0	1	0	0	0	0
Jim Fregosi, R (1, 6) OBP: 0.302, SLG: 0.395	K		F3		F4		K		BB	4	0	0	0	1	2	2
Jay Johnstone, L (1, 8) OBP: 0.250, SLG: 0.349	K		F8			L9	4-3		L9	5	0	0	0	0	1	1
Rick Reichardt, R (1, 7) OBP: 0.385, SLG: 0.333		F4		K		1B BB E BB		FC4-6 1B BB		2	1	0	0	2	1	0
Roger Repoz, L (1, 3) OBP: 0.350, SLG: 0.188		2B BB		4-3		E 1B 1-2 BB		FC4-6 1B 1-2		2	0	1	0	2	0	0
Aurelio Rodriguez, R (1, 5) OBP: 0.378, SLG: 0.514		1-3 2B		P3		E 1-2 2-3 1B		P3		4	0	2	0	0	0	2
Tom Satriano, L (1, 4) OBP: 0.440, SLG: 0.476		BB			L9	P4		FC4-6 1-2f 2-3		3	0	0	0	1	0	5
Tom Egan, R (1, 2) OBP: 0.214, SLG: 0.154		F5			1B 1B	E5 1-2 2-3 3-H		G3		4	0	1	0	0	0	7
Andy Messersmith, R (1, 1) Clyde Wright, R (1, 1) Vic Davalillo, L (2, PH) Phil Ortega, R (3, P) Bob Chance, L (5, PH) OBP: 0.000, SLG: 0.167 Pedro Borbon, R (5, 1) Dick Stuart, R (6, PH) OBP: 0.200, SLG: 0.313 Eddie Fisher, R (6, 1) Lou Johnson, R (9, PH) OBP: 0.278, SLG: 0.188		F6			F7	F7			F7	0 0 1 0 1 0 1 0 1	0 0 0 0 0 0 0 0 0	0 0 0 0 0 0 0 0 0	0 0 0 0 0 0 0 0 0	0 0 0 0 0 0 0 0 0	0 0 3 0 0 1 0 3 0	0 0 0 0 0 0 0 0 0
Inning Stats	R: 0 E: 0 K: 2 S: 7 H: 0 LOB: 0 BB: 0 P: 7	R: 0 E: 0 K: 0 S: 4 H: 1 LOB: 3 BB: 2 P: 12	R: 0 E: 0 K: 0 S: 3 H: 0 LOB: 0 BB: 0 P: 3	R: 0 E: 0 K: 1 S: 5 H: 0 LOB: 0 BB: 0 P: 5	R: 0 E: 0 K: 0 S: 5 H: 2 LOB: 2 BB: 0 P: 5	R: 1 E: 1 K: 0 S: 5 H: 1 LOB: 3 BB: 2 P: 13	R: 0 E: 0 K: 1 S: 5 H: 0 LOB: 0 BB: 0 P: 5	R: 0 E: 0 K: 0 S: 4 H: 1 LOB: 2 BB: 1 P: 8	R: 0 E: 0 K: 0 S: 3 H: 0 LOB: 1 BB: 1 P: 7	1B: 4 2B: 1 3B: 0 HR: 0	SF: 0 SAC: 0 DP: 0 HBP: 0						

PITCHER	IP	WLS	BF	H	R	ER	SO	BB	IBB	HBP	BLK	WP	HR	S	P	ERA	WHIP
Dave Boswell, R (1, 1) ERA: 2.45	9.0	W	39	5	1	0	4	6	0	0	0	0	0	41	65	0.00	1.222

PITCHER	IP	WLS	BF	H	R	ER	SO	BB	IBB	HBP	BLK	WP	HR	S	P	ERA	WHIP

TOP

California Angels @ Minnesota Twins

Metropolitan Stadium, Bloomington , MI

Sun Apr 20 1969, 4:33 AM EST

Att. 9,715 - Cloudy - 64 F

livebaseballscorecards.com

AB	33
R	1
H	5
RBI	0
BB	6
SO	4
LOB	24

WP: 0 PB: 0 SB: 0 CS: 0 PA: 39

Batter	1	2	3	4	5	6	7	8	9	AB	R	H	RBI	BB	SO	LOB
Ted Uhlaender, L (1, 8) OBP: 0.341, SLG: 0.282	B B B B 4-0 1B 1B BB	x 0-0 ① G3	x 0-0 E8 1-3 2-H 1B		x 0-0 1B 1B 3-H 1B		x 0-0 ② F8			4	2	2	2	1	0	1
Rod Carew, L (1, 4) OBP: 0.389, SLG: 0.528	x 0-0 1B 2B 1-2 1B	x 0-0 ② 3-1	x 0-0 ③ 5-3		x 0-0 1B BB 1-3 1B		x 0-0 E6 1-H 2B			5	2	3	1	0	0	2
Tony Oliva, L (1, 9) OBP: 0.429, SLG: 0.609	x 0-0 1-3 2-H 2B 1B	x 0-0 HR		x 0-0 ① F7	B B B B 4-0 1B 1-2 BB		x 0-0 ③ F5			4	2	2	2	1	0	0
Harmon Killebrew, R (1, 5) OBP: 0.435, SLG: 0.500 Frank Quilici, R (6, 5) OBP: 0.214, SLG: 0.154	x 0-0 BB 1B 1-H 3-H 2B	B B B B 4-0 BB		x 0-0 ② 5-3	x 0-0 ③ 1-2 2-3 3-H 1B			x 0-0 ① F2		3 1	1 0	2 0	3 0	1 0	0 0	0 0
Graig Nettles, L (1, 7) OBP: 0.333, SLG: 0.417 Cesar Tovar, R (7, 7) OBP: 0.208, SLG: 0.208	B B B B 4-0 1B BB E BB	x 0-0 ③ G3		x 0-0 ③ F9		x 0-0 ① F8		x 0-0 ② 1-3		3 1	1 0	0 0	0 0	1 0	0 0	1 0
Rich Reese, L (1, 3) OBP: 0.241, SLG: 0.448	S S S 0-3 ① K		x 0-0 ① F7		S S S 0-3 ① K	x 0-0 ② 4-3		x 0-0 ③ 4-3		5	0	0	0	0	2	2
Leo Cardenas, R (1, 6) OBP: 0.356, SLG: 0.385	B B B B 4-0 F8 E 1-2 2-3 BB		x 0-0 E6 1B 1B		x 0-0 3B 1B	S S S 0-3 ③ K				3	2	1	0	1	1	0
John Roseboro, L (1, 2) OBP: 0.500, SLG: 0.467	x 0-0 E2 1-2 2-H 3-H 1B		x 0-0 ② L8		x 0-0 ② F8		x 0-0 FC5-6 2B			4	0	2	1	0	0	2
Dave Boswell, R (1, 1) OBP: 0.333, SLG: 0.667	x 0-0 ② ③ F8 2-3		x 0-0 E 1B 1-2 1B		x 0-0 1-H 1B 3B		x 0-0 ① FC5-6 E 2-3			4	2	2	1	0	0	3
Inning Stats	R: 5 H: 4 E: 1 LOB: 1 K: 1 BB: 3 S: 8 P: 20	R: 1 H: 1 E: 0 LOB: 1 K: 0 BB: 1 S: 4 P: 8	R: 1 H: 2 E: 2 LOB: 2 K: 0 BB: 0 S: 6 P: 6	R: 0 H: 0 E: 0 LOB: 0 K: 0 BB: 0 S: 3 P: 3	R: 3 H: 5 E: 0 LOB: 2 K: 1 BB: 1 S: 9 P: 13	R: 0 H: 0 E: 0 LOB: 0 K: 1 BB: 0 S: 5 P: 5	R: 2 H: 2 E: 1 LOB: 0 K: 0 BB: 0 S: 5 P: 5	R: 0 H: 0 E: 0 LOB: 0 K: 0 BB: 0 S: 3 P: 3		1B: 9 SF: 0 2B: 3 SAC: 0 3B: 1 DP: 0 HR: 1 HBP: 0						

PITCHER		IP	WLS	BF	H	R	ER	SO	BB	IBB	HBP	BLK	WP	HR	S	P	ERA	WHIP
Andy Messersmith, R ERA: 10.5	(1, 1)	0.0	L	5	3	5	4	0	2	0	0	0	0	0	3	11	∞	∞
Clyde Wright, L ERA: 2.25	(1, 1)	1.0		4	1	0	0	1	1	0	0	0	0	0	5	9	0.00	2.000
Phil Ortega, R ERA: 4.5	(2, 1)	3.0		14	3	2	1	0	1	0	0	0	0	1	13	17	3.00	1.333
Pedro Borbon, R ERA: 6.75	(5, 1)	1.0		8	5	3	3	1	1	0	0	0	0	0	9	13	27.00	6.000
Eddie Fisher, R ERA: 2.92	(6, 1)	3.0		11	2	2	1	1	0	0	0	0	0	0	13	13	3.00	0.667

PITCHER	IP	WLS	BF	H	R	ER	SO	BB	IBB	HBP	BLK	WP	HR	S	P	ERA	WHIP

BOTTOM

California Angels @ Minnesota Twins

Metropolitan Stadium, Bloomington , MI

Sun Apr 20 1969, 4:33 AM EST
Att. 9,715 - Cloudy - 64 F

livebaseballscorecards.com

AB	37
R	12
H	14
RBI	10
BB	5
SO	3
LOB	11

PA: 42
WP: 0
PB: 0
SB: 0
CS: 0

Oakland Athletics @ Minnesota Twins

Metropolitan Stadium, Bloomington , MI

Mon Apr 21 1969, 4:33 AM EST

Att. 4,130 - Unknown - 64 F

TOP

livebaseballscorecards.com

Batter	1	2	3	4	5	6	7	8	9	AB	R	H	RBI	BB	SO	LOB
Bert Campaneris, R (1, 6) OBP: 0.096, SLG: 0.135	S S S 0-3 ① K			x 0-0 ① F8		x 0-0 ② FC6-4 1B 1-2f		x 0-0 ③ FC6-4 1-2f		4	0	0	0	0	1	2
Tommie Reynolds, R (1, 7) OBP: 0.476, SLG: 0.526	x 0-0 ② 6-3			x 0-0 ② 6-3		x 0-0 1-2 1B			x 0-0 WP 1B 2B	4	1	2	0	0	0	0
Reggie Jackson, L (1, 9) OBP: 0.227, SLG: 0.308	x 0-0 ③ L8			x 0-0 ③ 4-3		x 0-0 ③ F8			B B B B 4-0 WP 1B 1B 2-3 BB	3	1	0	0	1	0	2
Sal Bando, R (1, 5) OBP: 0.400, SLG: 0.476		B B B B 4-0 G1-6-3 BB			x 0-0 ① 5-3		x 0-0 E5 G6-4-3		S S S 0-3 ① K	3	0	0	0	1	1	2
Danny Cater, R (1, 3) OBP: 0.367, SLG: 0.422		x 0-0 ① ② G1-6-3 1-2f			x 0-0 ② F9		x 0-0 ① ② G6-4-3 1-2f		x 0-0 WP 1B 1-2 3-H 1B	4	1	1	1	0	0	2
Dick Green, R (1, 4) OBP: 0.367, SLG: 0.625		S S S 0-3 ③ K			S S S 0-3 ③ K2-3		x 0-0 ③ 5-3		x 0-0 ② P3 1-2 2-3	4	0	0	0	0	2	2
Rick Monday, L (1, 8) OBP: 0.306, SLG: 0.300			x 0-0 ① 6-3			x 0-0 E SF7 2B		B B B B 4-0 FC6-4 BB	x 0-0 2-H 3-H 1B	3	1	2	2	1	0	0
Jim Pagliaroni, R (1, 2) OBP: 0.308, SLG: 0.333			x 0-0 ② 6-3			x 0-0 E9 FC6-4 2-3		x 0-0 ① L7	x 0-0 ③ F7	4	0	0	0	0	0	3
Chuck Dobson, R (1, 1) OBP: 0.200, SLG: 0.200 Jim Roland, R (3, 1) Ray Webster, L (6, PH) OBP: 0.333, SLG: 0.400 Ed Sprague, R (6, 1) Mike Hershberger, R (8, PH) OBP: 0.250, SLG: 0.189 Paul Lindblad, L (8, 1)			x 0-0 ③ 6-3			x 0-0 ① SF7 3-H		S S S 0-3 ② K		1 0 0 0 0 0 0 0 0 0 0 0 0 0 0 0 0 1 0 0 0 0 0 0 0 0 0 0 1 0 0 0 0 1 1 0 0 0 0 0 0 0						
Inning Stats	R: 0 E: 0 K: 1 S: 5 H: 0 LOB: 0 BB: 0 P: 5	R: 0 E: 0 K: 1 S: 4 H: 0 LOB: 0 BB: 1 P: 8	R: 0 E: 0 K: 0 S: 3 H: 0 LOB: 0 BB: 0 P: 3	R: 0 E: 0 K: 0 S: 3 H: 0 LOB: 0 BB: 0 P: 3	R: 0 E: 0 K: 1 S: 5 H: 0 LOB: 0 BB: 0 P: 5	R: 1 E: 1 K: 0 S: 6 H: 2 LOB: 2 BB: 0 P: 6	R: 0 E: 1 K: 0 S: 3 H: 0 LOB: 0 BB: 0 P: 3	R: 0 E: 0 K: 1 S: 5 H: 0 LOB: 1 BB: 1 P: 9	R: 3 E: 0 K: 1 S: 8 H: 3 LOB: 1 BB: 1 P: 12	1B: 3 2B: 2 3B: 0 HR: 0	SF: 1 SAC: 0 DP: 2 HBP: 0						

	AB	31
	R	4
	H	5
	RBI	4
	BB	3
	SO	5
	LOB	14

WP: 2 PB: 0 SB: 0 CS: 0 PA: 35

PITCHER		IP	WLS	BF	H	R	ER	SO	BB	IBB	HBP	BLK	WP	HR	S	P	ERA	WHIP
Dean Chance, R ERA: 1.5	(1, 1)	7.0	W	24	2	1	0	3	1	0	0	0	0	0	29	33	0.00	0.429
Joe Grzenda, L ERA: 5.14	(8, 1)	1.1		8	2	3	3	2	2	0	0	0	1	0	10	18	20.25	3.000
Bob Miller, R ERA: 4.91	(9, 1)	0.2	S	3	1	0	0	0	0	0	0	0	1	0	3	3	0.00	1.500

PITCHER	IP	WLS	BF	H	R	ER	SO	BB	IBB	HBP	BLK	WP	HR	S	P	ERA	WHIP

BOTTOM

Oakland Athletics @ Minnesota Twins

Metropolitan Stadium, Bloomington , MI

Mon Apr 21 1969, 4:33 AM EST

Att. 4,130 - Unknown - 64 F

Batter	1	2	3	4	5	6	7	8	9	AB	R	H	RBI	BB	SO	LOB
Ted Uhlaender, L (1, 8) OBP: 0.388, SLG: 0.326	L7		1B E 1B 1-2 2-3	BB B B B		S E 1B		3-4 3B 1B		4	3	3	0	1	0	0
Rod Carew, L (1, 4) OBP: 0.366, SLG: 0.512	FC1-5 2B		K S S S	K S S S		E1 1B 1-H		3-4 1-2		5	1	1	0	0	2	5
Tony Oliva, L (1, 9) OBP: 0.426, SLG: 0.588	FC1-5 FC5-4 2-3		E 1B 1-2 2-3 3-H	G3		1B CS 1B 3-H		P5		5	1	2	2	0	0	3
Harmon Killebrew, R (1, 5) OBP: 0.440, SLG: 0.488 Cesar Tovar, R (8, 7) OBP: 0.240, SLG: 0.320	FC5-4 1-2f		E8 1B 1B 1-3 2-H 3-H		SH3 BB B B B	K S S S		2-H 3B		3 1	1 0	1 1	2 1	1 0	1 0	2 0
Graig Nettles, L (1, 7) OBP: 0.367, SLG: 0.444 Frank Quilici, R (8, 5) OBP: 0.200, SLG: 0.143	P4	1B 2-H 3-H 1B			SH3 1-2	1B 1-3		F5		3 1	0 0	2 0	2 0	0 0	0 0	0 1
Rich Reese, L (1, 3) OBP: 0.273, SLG: 0.455	6-3	1B 1-3			K S S S	CS 3-H	3-4-1 1B			4	0	2	0	0	1	1
Leo Cardenas, R (1, 6) OBP: 0.347, SLG: 0.357	6-3	P4		IBB			P3			3	0	0	0	1	0	3
John Roseboro, L (1, 2) OBP: 0.455, SLG: 0.421	1B BB 1B 1B	F8			F9		3-4-1 1-2			4	1	1	0	0	0	5
Dean Chance, R (1, 1) Charlie Manuel, L (7, PH) OBP: 0.222, SLG: 0.250 Joe Grzenda, R (8, 1) Bob Miller, R (9, 1)			B B B 1B 1B 1-2 E BB	K S S S	K S S S	4-3				2 1 0 0	1 0 0 0	0 0 0 0	0 0 0 0	1 0 0 0	2 0 0 0	0 1 0 0
Inning Stats	R: 0 E: 0 K: 0 S: 4 H: 1 LOB: 1 BB: 0 P: 4	R: 0 E: 0 K: 0 S: 3 H: 0 LOB: 0 BB: 0 P: 3	R: 5 E: 1 K: 1 S: 11 H: 6 LOB: 2 BB: 1 P: 15	R: 0 E: 0 K: 2 S: 7 H: 0 LOB: 1 BB: 1 P: 11	R: 0 E: 0 K: 1 S: 5 H: 0 LOB: 2 BB: 2 P: 13	R: 2 E: 1 K: 2 S: 10 H: 3 LOB: 1 BB: 0 P: 10	R: 0 E: 0 K: 0 S: 4 H: 1 LOB: 1 BB: 0 P: 4	R: 1 E: 0 K: 0 S: 5 H: 2 LOB: 1 BB: 0 P: 5		1B: 11 2B: 1 3B: 1 HR: 0 SF: 0 SAC: 1 DP: 0 HBP: 0						

livebaseballscorecards.com

AB	36
R	8
H	13
RBI	7
BB	4
SO	6
LOB	21

WP: 0 PA: 42
PB: 0
SB: 1
CS: 1

PITCHER		IP	WLS	BF	H	R	ER	SO	BB	IBB	HBP	BLK	WP	HR	S	P	ERA	WHIP
Chuck Dobson, R ERA: 5.63	(1, 1)	2.2	L	16	7	5	5	1	1	0	0	0	0	0	17	21	16.88	3.000
Jim Roland, L ERA: 8.1	(3, 1)	2.1		10	0	0	0	3	2	1	0	0	0	0	13	25	0.00	0.857
Ed Sprague, R ERA: 3.86	(6, 1)	2.0		10	4	2	1	2	0	0	0	0	0	0	14	14	4.50	2.000
Paul Lindblad, L ERA: 3.86	(8, 1)	1.0		5	2	1	1	0	0	0	0	0	0	0	5	5	9.00	2.000

PITCHER	IP	WLS	BF	H	R	ER	SO	BB	IBB	HBP	BLK	WP	HR	S	P	ERA	WHIP

Oakland Athletics @ Minnesota Twins

Metropolitan Stadium, Bloomington , MI

Tue Apr 22 1969, 4:33 AM EST
Att. 4,445 - Unknown - 59 F

TOP

livebaseballscorecards.com

Batter	1	2	3	4	5	6	7	8	9	AB	R	H	RBI	BB	SO	LOB
Bert Campaneris, R (1, 6) OBP: 0.158, SLG: 0.196	S 3B 1B		E3 1B 1B	F9 ②			SH5-4 2B		BBBB 4-0 2B BB	4	3	3	0	1	0	0
Mike Hershberger, R (1, 9) OBP: 0.233, SLG: 0.175	L7 ① 1-2		F8 ①	F7 ③			BBBB 4-0 SH5-4 BB		0-0 FC4-5-4-6 ① 1-H 2B	3	0	0	0	0	0	2
Reggie Jackson, L (7, PH) OBP: 0.261, SLG: 0.350 (7, 9)										1	0	1	1	1	0	0
Tommie Reynolds, R (1, 7) OBP: 0.440, SLG: 0.478	6-3 ②		4-6-3 ②		5-3 1B		SH5-4 ① 1-2 2-3		FC4-5-4-6 ① 2-3	4	0	1	0	0	0	3
Joe Nossek, R (9, 7)										0	0	0	0	0	0	0
Sal Bando, R (1, 5) OBP: 0.436, SLG: 0.523	1B 2-H 3B		BBBB 4-0 1B 1B BB		L4 ①		BBBB 4-0 BB		BBBB 4-0 BB	2	2	1	1	3	0	1
Danny Cater, R (1, 3) OBP: 0.370, SLG: 0.420	FC6-4 3-H 1B		1B 1B 1-2 2-H 1B		5-3 ② 1-2		F9 ②		L8 ②	5	1	2	2	0	0	6
Dick Green, R (1, 4) OBP: 0.352, SLG: 0.585	FC6-4 ③ 1-2f		1B 2B 1-3 2-H 1B		F2 ③		SSS 0-3 K ③		SSS 0-3 K ③	5	1	1	1	0	2	7
Rick Monday, L (1, 8) OBP: 0.325, SLG: 0.303		4-3 ① 2B 1-2 3-H 1B	2B 1-2 3-H 1B			L5 ①		BBBB 4-0 G1-4-3 BB		3	0	1	1	1	0	0
Phil Roof, R (1, 2) OBP: 0.286, SLG: 0.333		SSS 0-3 K ② 2B	1-H 2-H 2B			SSS 0-3 K ②		1-2f G1-4-3		4	0	1	1	0	2	1
Rollie Fingers, R (1, 1)		4-3 ③		G3 ①		SSS 0-3 K ③		P4 ③		4	0	0	0	0	1	0
Inning Stats	R: 2 E: 0 K: 0 S: 6 H: 3 LOB: 1 BB: 0 P: 6	R: 0 E: 0 K: 1 S: 5 H: 0 LOB: 0 BB: 0 P: 5	R: 4 E: 1 K: 0 S: 7 H: 5 LOB: 2 BB: 1 P: 11	R: 0 E: 0 K: 0 S: 3 H: 0 LOB: 0 BB: 0 P: 3	R: 0 E: 0 K: 0 S: 4 H: 1 LOB: 1 BB: 0 P: 4	R: 0 E: 0 K: 2 S: 7 H: 0 LOB: 0 BB: 0 P: 7	R: 0 E: 0 K: 1 S: 6 H: 1 LOB: 3 BB: 2 P: 14	R: 0 E: 0 K: 0 S: 2 H: 0 LOB: 0 BB: 1 P: 6	R: 1 E: 0 K: 1 S: 6 H: 1 LOB: 2 BB: 2 P: 14	1B: 7 2B: 3 3B: 1 HR: 0 SF: 0 SAC: 1 DP: 1 HBP: 0						

	AB	35
	R	7
	H	11
	RBI	7
	BB	6
	SO	5
	LOB	20

WP: 0 PB: 0 SB: 1 CS: 0 PA: 42

PITCHER		IP	WLS	BF	H	R	ER	SO	BB	IBB	HBP	BLK	WP	HR	S	P	ERA	WHIP
Tom Hall, L ERA: 2.22	(1, 1)	2.2	L	14	5	5	5	1	1	0	0	0	0	0	15	19	16.88	2.250
Dick Woodson, R ERA: 15.43	(3, 1)	0.1		3	3	1	1	0	0	0	0	0	0	0	3	3	27.00	9.000
Charlie Walters, R ERA:	(4, 1)	2.0		7	1	0	0	0	0	0	0	0	0	0	7	7	0.00	0.500
Jim Perry, R ERA: 6.75	(6, 1)	3.0		12	1	0	0	3	3	0	0	0	0	0	15	27	0.00	1.333
Bob Miller, R ERA: 5.79	(9, 1)	1.0		6	1	1	1	1	2	0	0	0	0	0	6	14	9.00	3.000

PITCHER	IP	WLS	BF	H	R	ER	SO	BB	IBB	HBP	BLK	WP	HR	S	P	ERA	WHIP

Oakland Athletics @ Minnesota Twins

Metropolitan Stadium, Bloomington , MI

Tue Apr 22 1969, 4:33 AM EST

Att. 4,445 - Unknown - 59 F

livebaseballscorecards.com

BOTTOM

Batter	1	2	3	4	5	6	7	8	9	AB	R	H	RBI	BB	SO	LOB
Ted Uhlaender, L (1, 8) OBP: 0.358, SLG: 0.298	S S S 0-3 ① K		x 0-0 ③ 5-3			x 0-0 ① 4-3		x 0-0 ② FC4-6 1-2f		4	0	0	0	0	1	1
Rod Carew, L (1, 4) OBP: 0.356, SLG: 0.477	B B B B 4-0 3-1 BB			x 0-0 ① L7		x 0-0 ② 3-1		x 0-0 ③ G3		3	0	0	0	1	0	1
Tony Oliva, L (1, 9) OBP: 0.414, SLG: 0.564	x 0-0 ② 3-1 1-2			x 0-0 2B 1B		x 0-0 ③ 6-3			x 0-0 ① F2	4	0	1	0	0	0	1
Harmon Killebrew, R (1, 5) OBP: 0.426, SLG: 0.489	x 0-0 ③ 5-3			x 0-0 1-3 2B			x 0-0 ① P4		x 0-0 ② 6-3	4	0	1	0	0	0	1
Graig Nettles, L (1, 7) OBP: 0.353, SLG: 0.484		S S S S 0-3 ① K		x 0-0 ② P3			x 0-0 3B		x 0-0 ③ P6	4	0	1	0	0	1	2
Rich Reese, L (1, 3) OBP: 0.250, SLG: 0.417		x 0-0 ② 4-3		x 0-0 ③ 6-3			x 0-0 ② G3			3	0	0	0	0	0	3
John Roseboro, L (1, 2) OBP: 0.400, SLG: 0.364 Tom Tischinski, R (8, 2)		x 0-0 ③ F8			x 0-0 ① 6-3		x 0-0 ③ G3			3 0	0 0	0 0	0 0	0 0	0 0	1 0
Leo Cardenas, R (1, 6) OBP: 0.365, SLG: 0.378			x 0-0 ① L9		x 0-0 G6-4-3 1B			x 0-0 FC4-6 1B		3	0	2	0	0	0	0
Tom Hall, L (1, 1) Dick Woodson, R (3, 1) Ron Clark, R (3, PH) OBP: 0.200, SLG: 0.200 Charlie Walters, R (4, 1) Bob Allison, R (5, PH) OBP: 0.429, SLG: 0.818 Jim Perry, S (6, 1) Charlie Manuel, L (8, PH) OBP: 0.200, SLG: 0.222 Bob Miller, R (9, 1)			x 0-0 ② 6-3		x 0-0 ② ③ G6-4-3 1-2f			x 0-0 ① F8		0 0 1 0 1 0 1 0	0 0 0 0 0 0 0 0	0 0 0 0 0 0 0 0	0 0 0 0 0 0 0 0	0 0 0 0 0 0 0 0	0 0 0 0 1 0 0 1	0 0 0 0 0 0 0 0
Inning Stats	R: 0 H: 0 E: 0 LOB: 1 K: 1 BB: 1 S: 5 P: 9	R: 0 H: 0 E: 0 LOB: 0 K: 1 BB: 0 S: 5 P: 5	R: 0 H: 0 E: 0 LOB: 0 K: 0 BB: 0 S: 3 P: 3	R: 0 H: 2 E: 0 LOB: 2 K: 0 BB: 0 S: 5 P: 5	R: 0 H: 1 E: 0 LOB: 0 K: 0 BB: 0 S: 3 P: 3	R: 0 H: 0 E: 0 LOB: 0 K: 0 BB: 0 S: 3 P: 3	R: 0 H: 1 E: 0 LOB: 1 K: 0 BB: 0 S: 4 P: 4	R: 0 H: 1 E: 0 LOB: 1 K: 0 BB: 0 S: 4 P: 4	R: 0 H: 0 E: 0 LOB: 0 K: 0 BB: 0 S: 3 P: 3	1B: 3 2B: 1 3B: 1 HR: 0	SF: 0 SAC: 0 DP: 1 HBP: 0					

	AB	31
	R	0
	H	5
	RBI	0
	BB	1
	SO	2
	LOB	12

WP: 0 PA: 32
PB: 0
SB: 0
CS: 0

PITCHER		IP	WLS	BF	H	R	ER	SO	BB	IBB	HBP	BLK	WP	HR	S	P	ERA	WHIP
Rollie Fingers, R	(1, 1)	9.0	W	32	5	0	0	2	1	0	0	0	0	0	35	39	0.00	0.667
ERA:																		

PITCHER	IP	WLS	BF	H	R	ER	SO	BB	IBB	HBP	BLK	WP	HR	S	P	ERA	WHIP

Oakland Athletics @ Minnesota Twins

Metropolitan Stadium, Bloomington , MI

Wed Apr 23 1969, 4:33 AM EST
Att. 4,482 - Unknown - 57 F

TOP

livebaseballscorecards.com

Batter	1	2	3	4	5	6	7	8	9	AB	R	H	RBI	BB	SO	LOB
Bert Campaneris, R (1, 6) OBP: 0.180, SLG: 0.217	S 1B FC6-5 1B	5-3		1B 1B		SH3-4 1-2		F8		4	2	2	0	0	0	0
Mike Hershberger, R (1, 9) OBP: 0.261, SLG: 0.209 Reggie Jackson, L (6, PH) OBP: 0.271, SLG: 0.341 (6, 9)	FC6-5 S 1-2 1B		L8	HBP 1B 1-2 1B		IBB		K		3 1	0 0	2 0	0 0	0 1	0 1	0 0
Tommie Reynolds, R (1, 7) OBP: 0.400, SLG: 0.429	FC6-5 1-3 2-H 2B		F7	HBP 1-2 2-H 1B		K		5-3		5	1	1	2	0	1	3
Sal Bando, R (1, 5) OBP: 0.433, SLG: 0.500	L8		1B E 1B	1-2 2-3 HBP		K			5-3	4	1	1	0	0	1	3
Danny Cater, R (1, 3) OBP: 0.390, SLG: 0.455	2-H 2B		1-2 E 1B	F9			E5 G1-4-3		FC4-6 1B	5	1	3	1	0	0	3
Dick Green, R (1, 4) OBP: 0.339, SLG: 0.544	IBB		1-H 2-H E8		1-3		G1-4-3 1-2f		1-2f FC4-6 1B	4	1	0	0	1	0	2
Rick Monday, L (1, 8) OBP: 0.333, SLG: 0.316	1-3		G3		K		E 1B		2-H 1B	5	0	2	1	0	1	3
Phil Roof, R (1, 2) OBP: 0.200, SLG: 0.222 Ray Webster, L (7, PH) OBP: 0.333, SLG: 0.400 Dave Duncan, R (7, PH) OBP: 0.167, SLG: 0.188 (7, 2)		P6		K	K		E5 1-2		K	3 0 2	0 0 0	0 0 0	0 0 0	0 0 0	2 0 1	0 0 2
Catfish Hunter, R (1, 1) OBP: 0.222, SLG: 0.333 Paul Lindblad, L (6, 1) Jim Pagliaroni, R (7, PH) OBP: 0.296, SLG: 0.318 John Wyatt, R (7, 1)		5-3		K		SH3-4 1B	F9			3 0 1 0	0 0 0 0	1 0 0 0	0 0 0 0	0 0 0 0	1 0 0 0	0 0 2 0

| Inning Stats | | |

Oakland Athletics @ Minnesota Twins

Metropolitan Stadium, Bloomington , MI

Wed Apr 23 1969, 4:33 AM EST

Att. 4,482 - Unknown - 57 F

livebaseballscorecards.com

BOTTOM

Batter	1	2	3	4	5	6	7	8	9	AB	R	H	RBI	BB	SO	LOB
Ted Uhlaender, L (1, 8) OBP: 0.397, SLG: 0.365	HR 1B	SH4-3 1B 1-3		4-3		2B		1B 1B 1-2		5	1	4	0	0	0	0
Rod Carew, L (1, 4) OBP: 0.367, SLG: 0.542	HR 1-H	SH4-3 1-2 3-H			K	K		1B 1-3 2-H		4	1	2	4	0	2	1
Tony Oliva, L (1, 9) OBP: 0.429, SLG: 0.552	1B BB B B B	P5			P6		WP 1B	IBB		3	0	1	0	2	0	1
Harmon Killebrew, R (1, 5) OBP: 0.431, SLG: 0.479 Cesar Tovar, R (8, 7) OBP: 0.231, SLG: 0.308	1B 1-3		L7		BB B B B		P4 1-2	K		3 1	0 0	1 0	0 0	1 0	0 1	1 3
Graig Nettles, L (1, 7) OBP: 0.316, SLG: 0.429 Frank Quilici, R (8, 5) OBP: 0.200, SLG: 0.143	P6		3-1		K		F3			4 0	0 0	0 0	0 0	0 0	1 0	4 0
Rich Reese, L (1, 3) OBP: 0.225, SLG: 0.375	K		K			P6	K			4	0	0	0	0	3	3
Leo Cardenas, R (1, 6) OBP: 0.375, SLG: 0.408	K			F9 SF8 2B		HR 1B		5-3		4	2	2	0	0	1	2
John Roseboro, L (1, 2) OBP: 0.379, SLG: 0.462		L8		F9 2-3		HR 1-H		4-3		4	1	1	2	0	0	1
Jim Kaat, L (1, 1) OBP: 0.100, SLG: 0.100 Dick Woodson, R (4, 1) Charlie Manuel, L (4, PH) OBP: 0.182, SLG: 0.222 Jim Perry, S (5, 1) Ron Perranoski, L (7, 1) OBP: 0.333, SLG: 0.333		1B SH4-3 1B		SF8 3-H		K		1B 1B 1B		1 0 0 1 1	1 0 0 0 1	1 0 0 0 1	0 0 1 0 0	0 0 0 0 0	0 0 0 1 0	0 0 0 0 0
Inning Stats	R: 2 E: 0 K: 2 S: 10 H: 3 LOB: 2 BB: 1 P: 14	R: 1 E: 0 K: 0 S: 5 H: 2 LOB: 1 BB: 0 P: 5	R: 0 E: 0 K: 1 S: 5 H: 0 LOB: 0 BB: 0 P: 5	R: 1 E: 0 K: 0 S: 4 H: 1 LOB: 0 BB: 0 P: 4	R: 0 E: 0 K: 2 S: 7 H: 0 LOB: 1 BB: 1 P: 11	R: 2 E: 0 K: 2 S: 10 H: 3 LOB: 1 BB: 0 P: 10	R: 0 E: 0 K: 1 S: 6 H: 1 LOB: 1 BB: 0 P: 6	R: 1 E: 0 K: 1 S: 8 H: 3 LOB: 3 BB: 1 P: 12		1B: 9 2B: 2 3B: 0 HR: 2 SF: 1 SAC: 1 DP: 0 HBP: 0						

AB	35
R	7
H	13
RBI	7
BB	3
SO	9
LOB	16

WP: 1 PA: 40
PB: 0
SB: 0
CS: 0

PITCHER		IP	WLS	BF	H	R	ER	SO	BB	IBB	HBP	BLK	WP	HR	S	P	ERA	WHIP
Catfish Hunter, R ERA: 5.18	(1, 1)	5.2	L	28	9	6	6	6	2	0	0	0	0	2	38	46	9.53	1.941
Paul Lindblad, L ERA: 3.38	(6, 1)	0.1		1	0	0	0	1	0	0	0	0	0	0	3	3	0.00	0.000
John Wyatt, R ERA: 6.14	(7, 1)	2.0		11	4	1	1	2	0	1	0	0	1	0	14	18	4.50	2.000

PITCHER	IP	WLS	BF	H	R	ER	SO	BB	IBB	HBP	BLK	WP	HR	S	P	ERA	WHIP

Batter	1	2	3	4	5	6	7	8	9	AB	R	H	RBI	BB	SO	LOB
Bert Campaneris, R (1, 6) OBP: 0.167, SLG: 0.200	E6 S HR	K		P4		F4			5-3	5	1	0	0	0	1	2
Tommie Reynolds, R (1, 7) OBP: 0.343, SLG: 0.364	4-3 1-2		F9	F9			F9		5-3	5	0	0	0	0	0	2
Joe Nossek, R (9, 7)										0	0	0	0	0	0	0
Reggie Jackson, L (1, 9) OBP: 0.300, SLG: 0.512	2-H HR		HR		1B 2B 1B		K		6-3	2	2	2	3	0	0	0
Mike Hershberger, R (5, PH) OBP: 0.265, SLG: 0.217										3	1	1	0	0	1	0
(5, 9)																
Sal Bando, R (1, 5) OBP: 0.422, SLG: 0.538	HR		L9		F8		K			4	1	1	1	0	1	1
Danny Cater, R (1, 3) OBP: 0.397, SLG: 0.458	F9		2B 1B		2B 1-2 FC1-2-3-1 1B			L9		4	1	2	0	0	0	0
Rick Monday, L (1, 8) OBP: 0.367, SLG: 0.429	F5		1-H 2B		1-3 2-H FC1-2-3-1 2B			2B		4	0	3	2	0	0	0
Dick Green, R (1, 4) OBP: 0.333, SLG: 0.525		FC1-6 1B	6-3		FC1-2-3-1 2-H 3-H			K		4	0	1	0	0	1	4
Dave Duncan, R (1, 2) OBP: 0.227, SLG: 0.211		F7		SH2-4 1B		6-3		FC6-4 IBB		3	0	1	0	1	0	1
Blue Moon Odom, R (1, 1)		FC1-6 1-2f		SH2-4 1-2		K		FC6-4 1-2f		2	0	0	0	0	1	1
Paul Lindblad, L (6, 1)										0	0	0	0	0	0	0
Ray Webster, L (8, PH) OBP: 0.333, SLG: 0.400										0	0	0	0	0	0	0
Jim Pagliaroni, R (8, PH) OBP: 0.286, SLG: 0.304										1	0	0	0	0	0	2
Lew Krausse, R (8, 1)										0	0	0	0	0	0	0
Inning Stats	R: 3 E: 1 K: 0 S: 6 H: 2 LOB: 0 BB: 0 P: 6	R: 0 E: 0 K: 1 S: 6 H: 1 LOB: 1 BB: 0 P: 6	R: 2 E: 0 K: 0 S: 6 H: 3 LOB: 1 BB: 0 P: 6	R: 0 E: 0 K: 0 S: 4 H: 1 LOB: 1 BB: 0 P: 4	R: 1 E: 0 K: 0 S: 5 H: 3 LOB: 1 BB: 0 P: 5	R: 0 E: 0 K: 1 S: 5 H: 0 LOB: 0 BB: 0 P: 5	R: 0 E: 0 K: 2 S: 7 H: 0 LOB: 0 BB: 0 P: 7	R: 0 E: 0 K: 1 S: 6 H: 1 LOB: 2 BB: 1 P: 10	R: 0 E: 0 K: 0 S: 3 H: 0 LOB: 0 BB: 0 P: 3	1B: 5 2B: 4 3B: 0 HR: 3	SF: 0 SAC: 1 DP: 1 HBP: 0					

PITCHER		IP	WLS	BF	H	R	ER	SO	BB	IBB	HBP	BLK	WP	HR	S	P	ERA	WHIP
Dave Boswell, R ERA: 4.15	(1, 1)	2.2	L	15	6	5	4	1	0	0	0	0	0	3	17	17	13.50	2.250
Dick Woodson, R ERA: 9.0	(3, 1)	2.1		10	4	1	1	0	0	0	0	0	0	0	10	10	3.86	1.714
Charlie Walters, R ERA:	(6, 1)	1.0		3	0	0	0	1	0	0	0	0	0	0	5	5	0.00	0.000
Bob Miller, R ERA: 4.26	(7, 1)	1.2		7	1	0	0	3	0	1	0	0	0	0	12	16	0.00	0.600
Ron Perranoski, L ERA:	(8, 1)	0.1		1	0	0	0	0	0	0	0	0	0	0	1	1	0.00	0.000

PITCHER		IP	WLS	BF	H	R	ER	SO	BB	IBB	HBP	BLK	WP	HR	S	P	ERA	WHIP
Jim Perry, R ERA: 4.63	(9, 1)	1.0		3	0	0	0	0	0	0	0	0	0	0	3	3	0.00	0.000

TOP

Oakland Athletics @ Minnesota Twins

Metropolitan Stadium, Bloomington , MI

Thu Apr 24 1969, 4:33 AM EST
Att. 7,085 - Unknown - 63 F

livebaseballscorecards.com

AB	37
R	6
H	11
RBI	6
BB	1
SO	5
LOB	13

Oakland Athletics @ Minnesota Twins

Metropolitan Stadium, Bloomington , MI

Thu Apr 24 1969, 4:33 AM EST

Att. 7,085 - Unknown - 63 F

BOTTOM

Batter	1	2	3	4	5	6	7	8	9	AB	R	H	RBI	BB	SO	LOB
Ted Uhlaender, L (1, 8) OBP: 0.381, SLG: 0.351	P4	K			K		1B	G1		5	1	1	0	0	2	3
Rod Carew, L (1, 4) OBP: 0.389, SLG: 0.547	BB		G3		HR		1-2		1-3	5	1	3	0	0	0	0
Tony Oliva, L (1, 9) OBP: 0.412, SLG: 0.571	F7		P6		1-H		L7		K	5	1	1	2	0	1	3
Harmon Killebrew, R (1, 3) OBP: 0.429, SLG: 0.462	1-2				6-3		K		F7	4	0	1	0	1	1	2
Graig Nettles, L (1, 5) OBP: 0.333, SLG: 0.436	1-3		K			1B	1-3 2-H			4	1	2	1	0	1	3
Charlie Manuel, L (1, 7) OBP: 0.267, SLG: 0.308		2B		3-1		1-2	F7			4	0	2	0	0	0	2
Leo Cardenas, R (1, 6) OBP: 0.383, SLG: 0.434		1-3	K			G5-4-3 1-2 2-H		F9		4	0	2	1	0	1	0
John Roseboro, L (1, 2) OBP: 0.355, SLG: 0.429	K		K			F8		BB		2	0	0	0	0	2	2
George Mitterwald, R (6, PH) OBP: 0.300, SLG: 0.444 (7, 2)										1	0	0	0	1	0	2
Dave Boswell, R (1, 1) OBP: 0.000, SLG: 0.571 Dick Woodson, R (3, 1) Cesar Tovar, R (5, PH) OBP: 0.000, SLG: 0.000 Charlie Walters, R (8, 1) Bob Allison, R (6, PH) OBP: 0.462, SLG: 0.750 Bob Miller, R (7, 1) Ron Perranoski, L (8, 1) OBP: 0.455, SLG: 0.333 Rich Reese, L (6, PH) OBP: 0.000, SLG: 0.000 Jim Perry, S (8, 1)	P5				1-3	G5-4-3 1-2f		P6		1 0 1 0 1 0 0 1 0	0 0 0 0 0 0 0 0 0	0 0 0 0 0 0 0 0 0	0 0 0 0 0 0 0 0 0	0 0 0 0 0 0 0 0 0	0 0 0 0 0 0 0 0 0	2 0 0 0 2 0 0 1 0
Inning Stats	R: 0 E: 0 K: 0 S: 4 H: 1 LOB: 2 BB: 1 P: 8	R: 0 E: 0 K: 2 S: 9 H: 2 LOB: 2 BB: 0 P: 9	R: 0 E: 0 K: 1 S: 6 H: 1 LOB: 1 BB: 0 P: 6	R: 0 E: 0 K: 2 S: 7 H: 0 LOB: 0 BB: 0 P: 7	R: 2 E: 0 K: 1 S: 7 H: 2 LOB: 0 BB: 0 P: 7	R: 1 E: 0 K: 0 S: 5 H: 3 LOB: 1 BB: 0 P: 5	R: 1 E: 0 K: 1 S: 8 H: 3 LOB: 2 BB: 0 P: 8	R: 0 E: 0 K: 0 S: 3 H: 0 LOB: 1 BB: 1 P: 7	R: 0 E: 0 K: 1 S: 5 H: 0 LOB: 0 BB: 0 P: 5	1B: 10 2B: 1 3B: 0 HR: 1	SF: 0 SAC: 0 DP: 1 HBP: 0		WP: 0 PB: 0 SB: 0 CS: 0	PA: 40			

livebaseballscorecards.com

AB	38
R	4
H	12
RBI	4
BB	2
SO	8
LOB	22

PITCHER		IP	WLS	BF	H	R	ER	SO	BB	IBB	HBP	BLK	WP	HR	S	P	ERA	WHIP
Blue Moon Odom, R ERA: 2.15	(1, 1)	5.0	W	25	9	3	3	6	1	0	0	0	0	1	36	40	5.40	2.000
Paul Lindblad, L ERA: 3.86	(6, 1)	2.0		8	3	1	1	1	0	0	0	0	0	0	10	10	4.50	1.500
Lew Krausse, R ERA: 1.42	(8, 1)	2.0	S	7	0	0	0	1	1	0	0	0	0	0	8	12	0.00	0.500

PITCHER	IP	WLS	BF	H	R	ER	SO	BB	IBB	HBP	BLK	WP	HR	S	P	ERA	WHIP

Batter	1	2	3	4	5	6	7	8	9	AB	R	H	RBI	BB	SO	LOB
Cesar Tovar, R (1, 8) OBP: 0.250, SLG: 0.313	3B 1B		1-3 ①		1B 1-2 1B		1-3 ②		5-3 ①	5	1	2	0	0	0	0
Leo Cardenas, R (1, 6) OBP: 0.400, SLG: 0.483	1-H 3B		S S S K ②		1-3 2-H 1B		1B		6-3 ②	5	0	3	2	0	1	0
Harmon Killebrew, R (1, 3) OBP: 0.397, SLG: 0.421	F9 ①		S S S K ③		6-3 ③		5-3 ③		6-3 ③	5	0	0	0	0	1	3
Tony Oliva, L (1, 9) OBP: 0.431, SLG: 0.582	G3 ②			FC6 1B		FC6-4 1B		2B HR 1B		4	1	3	0	0	0	1
Bob Allison, R (1, 7) OBP: 0.421, SLG: 0.733 John Roseboro, L (8, 2) OBP: 0.355, SLG: 0.429	B B B B 4-0 FC6-4 BB			F2 ①	FC6-4 1-2f ①			1-3 HR 2B		3 0	1 0	1 0	0 0	1 0	0 0	2 0
George Mitterwald, R (1, 2) OBP: 0.303, SLG: 0.433 Graig Nettles, L (8, PH) (8, 7) OBP: 0.349, SLG: 0.525	FC6-4 1-2f ③			FC6 FC4-6 1-2f ②		1B		2-H 3-H HR		3 1	0 1	1 1	0 3	0 0	0 0	3 0
Frank Quilici, R (1, 4) (8, 5) OBP: 0.158, SLG: 0.111		F8 ①		FC4-6 1-2f ③		F8 ②		5-3 ①		4	0	0	0	0	0	3
Ron Clark, R (1, 5) OBP: 0.125, SLG: 0.125 Rod Carew, L (8, PH) (8, 4) OBP: 0.400, SLG: 0.556		1-3 ②			5-3 ①	F9 ③		1B ②		3 1	0 0	0 1	0 0	0 0	0 0	2 0
Tom Hall, L (1, 1) Tom Tischinski, R (2, PH) Dick Woodson, R (2, 1) Charlie Manuel, L (7, PH) OBP: 0.250, SLG: 0.286 Jim Perry, S (7, 1) Ron Perranoski, L (9, 1) OBP: 0.333, SLG: 0.333		5-3 ③			B B B B 4-0 1B 1B BB		1-3 ①	6-3 ③		0 1 0 1 1 0	0 0 1 0 0 0	0 0 0 0 0 0	0 0 0 0 0 0	0 0 0 0 0 0	0 0 1 0 0 0	0 0 0 0 0 0
Inning Stats	R: 1 H: 2 E: 0 LOB: 2 K: 0 BB: 1 S: 5 P: 9	R: 0 H: 0 E: 0 LOB: 0 K: 0 BB: 0 S: 3 P: 3	R: 0 H: 0 E: 0 LOB: 0 K: 2 BB: 0 S: 7 P: 7	R: 0 H: 1 E: 0 LOB: 1 K: 0 BB: 0 S: 4 P: 4	R: 1 H: 2 E: 0 LOB: 1 K: 0 BB: 1 S: 4 P: 8	R: 0 H: 2 E: 1 LOB: 2 K: 0 BB: 0 S: 5 P: 5	R: 0 H: 1 E: 0 LOB: 1 K: 0 BB: 0 S: 4 P: 4	R: 3 H: 4 E: 0 LOB: 0 K: 0 BB: 0 S: 6 P: 6	R: 0 H: 0 E: 0 LOB: 0 K: 0 BB: 0 S: 3 P: 3	1B: 9 SF: 0 2B: 1 SAC: 0 3B: 1 DP: 0 HR: 1 HBP: 0						

PITCHER		IP	WLS	BF	H	R	ER	SO	BB	IBB	HBP	BLK	WP	HR	S	P	ERA	WHIP
Tommy John, L ERA: 2.53	(1, 1)	7.0		32	10	4	4	2	2	0	0	0	0	0	34	42	5.14	1.714
Bob Locker, R ERA: 6.75	(8, 1)	2.0	W	7	2	1	1	0	0	0	0	0	0	1	7	7	4.50	1.000

PITCHER		IP	WLS	BF	H	R	ER	SO	BB	IBB	HBP	BLK	WP	HR	S	P	ERA	WHIP

TOP

Minnesota Twins @ Chicago White Sox

Comiskey Park, Chicago, IL

Fri Apr 25 1969, 7:05 PM EST

Att. 9,336 - Unknown

livebaseballscorecards.com

AB	37
R	5
H	12
RBI	5
BB	2
SO	2
LOB	14

WP: 0	PA: 39		
PB: 0			
SB: 0			
CS: 0			

Batter	1	2	3	4	5	6	7	8	9	AB	R	H	RBI	BB	SO	LOB
Carlos May, L (1, 7) OBP: 0.422, SLG: 0.756	6-3	1-3			HBP		4-3		1B	4	0	1	1	0	0	0
Luis Aparicio, R (1, 6) OBP: 0.259, SLG: 0.188	BB		FC6-4 1B		F8			K		3	1	1	0	1	1	1
Bill Melton, R (1, 5) OBP: 0.400, SLG: 0.622	1B		FC6-4		F3			F9		4	1	1	0	0	0	2
Don Pavletich, R (1, 3) OBP: 0.233, SLG: 0.345	HR 1B		F4		F4			K		4	1	1	2	0	1	2
Duane Josephson, R (1, 2) OBP: 0.231, SLG: 0.250 Gail Hopkins, L (9, PH) OBP: 0.333, SLG: 0.343	F9	F4				1-3			BB	3 0	0 1	0 0	0 0	0 1	0 0	2 0
Buddy Bradford, R (1, 9) OBP: 0.479, SLG: 0.780	HR			F9		F9			F9	4	1	1	2	0	0	1
Ken Berry, R (1, 8) OBP: 0.167, SLG: 0.138 Pete Ward, L (9, PH) OBP: 0.310, SLG: 0.400 Walt Williams, R (9, PH) OBP: 0.273, SLG: 0.364	G3			1B		K			1B	3 0 1	0 0 1	1 0 1	0 0 0	0 0 0	1 0 0	0 0 0
Sandy Alomar Sr., S (1, 4) OBP: 0.194, SLG: 0.172 Ron Hansen, R (9, PH) OBP: 0.333, SLG: 0.571		F9		F6			F7		1B	3 1	0 0	0 1	0 1	0 0	0 0	1 0
Tommy John, R (1, 1) Bob Locker, S (8, 1) Woodie Held, R (9, PH) OBP: 0.455, SLG: 0.750		4-3		4-3			K		IBB	3 0 0	0 0 0	0 0 0	0 0 0	1 0 1	1 0 0	1 0 0
Inning Stats	R: 4 E: 0 K: 0 S: 6 H: 3 LOB: 0 BB: 1 P: 10	R: 0 E: 0 K: 0 S: 3 H: 0 LOB: 0 BB: 0 P: 3	R: 0 E: 0 K: 0 S: 4 H: 1 LOB: 1 BB: 0 P: 4	R: 0 E: 0 K: 0 S: 4 H: 1 LOB: 1 BB: 0 P: 4	R: 0 E: 0 K: 0 S: 3 H: 0 LOB: 1 BB: 0 P: 4	R: 0 E: 0 K: 1 S: 5 H: 0 LOB: 0 BB: 0 P: 5	R: 0 E: 0 K: 1 S: 5 H: 0 LOB: 0 BB: 0 P: 5	R: 0 E: 0 K: 2 S: 7 H: 0 LOB: 0 BB: 0 P: 7	R: 2 E: 0 K: 0 S: 4 H: 3 LOB: 3 BB: 2 P: 12	1B: 7 2B: 0 3B: 0 HR: 1	SF: 0 SAC: 0 DP: 0 HBP: 1						

PITCHER		IP	WLS	BF	H	R	ER	SO	BB	IBB	HBP	BLK	WP	HR	S	P	ERA	WHIP
Tom Hall, L ERA: 3.55	(1, 1)	1.0		7	3	4	4	0	1	0	0	0	1	1	6	10	36.00	4.000
Dick Woodson, R ERA: 4.5	(2, 1)	5.0		18	2	0	0	1	0	0	1	0	0	0	19	20	0.00	0.400
Jim Perry, R ERA: 4.5	(7, 1)	2.1		8	0	1	1	3	1	0	0	0	0	0	13	17	3.86	0.429
Ron Perranoski, L ERA: 0.54	(9, 1)	0.0	L	4	3	1	1	0	0	1	0	0	0	0	3	7	∞	∞

PITCHER	IP	WLS	BF	H	R	ER	SO	BB	IBB	HBP	BLK	WP	HR	S	P	ERA	WHIP

BOTTOM

Minnesota Twins @ Chicago White Sox

Comiskey Park, Chicago, IL

Fri Apr 25 1969, 7:05 PM EST

Att. 9,336 - Unknown

livebaseballscorecards.com

AB	33
R	6
H	8
RBI	6
BB	3
SO	4
LOB	10

1B: 7	SF: 0	WP: 1	PA: 37
2B: 0	SAC: 0	PB: 1	
3B: 0	DP: 0	SB: 0	
HR: 1	HBP: 1	CS: 0	

TOP

Minnesota Twins @ Chicago White Sox

Comiskey Park, Chicago, IL

Sat Apr 26 1969, 4:33 AM EST

Att. 5,314 - Unknown

livebaseballscorecards.com

Batter	1	2	3	4	5	6	7	8	9	AB	R	H	RBI	BB	SO	LOB
Ted Uhlaender, L (1, 8) OBP: 0.397, SLG: 0.419	4-3		F8		2B 1B 3-H	1B 1B		HR		5	2	3	2	0	0	0
Rod Carew, L (1, 4) OBP: 0.433, SLG: 0.593	G4-6-3 1B		F7		HR 2B 1-H	1-3 1B		E7 1B		5	1	4	1	0	0	0
Tony Oliva, L (1, 9) OBP: 0.429, SLG: 0.557	G4-6-3 1-2f			2B BB	F5	5-3		BB		3	1	0	0	2	0	4
Harmon Killebrew, R (1, 5) OBP: 0.403, SLG: 0.433 Frank Quilici, R (7, 5) OBP: 0.150, SLG: 0.105		F9		1B 2B 1-H	HR IBB		L6	K		3 1	2 0	1 0	1 0	1 0	0 1	0 2
Charlie Manuel, L (1, 7) OBP: 0.400, SLG: 0.647 Cesar Tovar, R (7, PR) OBP: 0.242, SLG: 0.303 (7, 7)		1B 6-3 BB		FC3-6 1B 2-H	1-H HR 2-H		2B 2B	F8		3 1	2 1	3 0	4 0	1 0	0 0	0 2
Rich Reese, L (1, 3) OBP: 0.239, SLG: 0.391	6-3 1B 1-3		FC3-6 CS 1-2f		G3		2B 2B 2-H	K2-3		5	1	2	1	0	1	3
Leo Cardenas, R (1, 6) OBP: 0.400, SLG: 0.540	6-3 1-2 3-H	6-3 1-2				HR 2B 2-H			F4	5	1	2	3	0	0	2
John Roseboro, L (1, 2) OBP: 0.333, SLG: 0.394	G3				WP S 1B 1B	G3	4-3		F4	5	1	1	0	0	0	2
Dean Chance, R (1, 1) Graig Nettles, L (7, PH) OBP: 0.341, SLG: 0.512 Joe Grzenda, R (7, 1)			K		K 1-3	K	F9		6-3	3 1 1	0 0 0	0 0 0	0 0 0	0 0 0	3 0 0	1 1 0

	AB	41
	R	12
	H	16
	RBI	12
	BB	4
	SO	5
	LOB	17

Inning Stats	1	2	3	4	5	6	7	8	9					
	R: 0 E: 0 K: 0 S: 3	R: 1 E: 0 K: 0 S: 4	R: 0 E: 0 K: 1 S: 5	R: 2 E: 0 K: 0 S: 4	R: 5 E: 0 K: 1 S: 9	R: 1 E: 0 K: 1 S: 8	R: 2 E: 0 K: 0 S: 6	R: 1 E: 1 K: 2 S: 9	R: 0 E: 0 K: 0 S: 3	1B: 8 2B: 5 3B: 0 HR: 3	SF: 0 SAC: 0 DP: 1 HBP: 0	WP: 1 PB: 0 SB: 1 CS: 1	PA: 45	
	H: 1 LOB: 0 BB: 0 P: 3	H: 1 LOB: 1 BB: 1 P: 8	H: 0 LOB: 0 BB: 0 P: 5	H: 2 LOB: 0 BB: 1 P: 8	H: 4 LOB: 0 BB: 1 P: 13	H: 3 LOB: 2 BB: 0 P: 8	H: 3 LOB: 1 BB: 0 P: 6	H: 2 LOB: 2 BB: 1 P: 13	H: 0 LOB: 0 BB: 0 P: 3					

PITCHER		IP	WLS	BF	H	R	ER	SO	BB	IBB	HBP	BLK	WP	HR	S	P	ERA	WHIP
Joe Horlen, R ERA: 5.18	(1, 1)	4.1	L	20	7	6	6	2	2	0	0	0	1	0	22	30	12.46	2.077
Don Secrist, L ERA: 12.0	(5, 1)	0.2		4	1	2	2	0	0	1	0	0	0	1	3	7	27.00	1.500
Bob Priddy, R ERA: 4.5	(6, 1)	2.0		12	6	3	3	1	0	0	0	0	0	1	14	14	13.50	3.000
Wilbur Wood, L ERA: 2.53	(8, 1)	2.0		9	2	1	1	2	1	0	0	0	0	1	12	16	4.50	1.500

PITCHER	IP	WLS	BF	H	R	ER	SO	BB	IBB	HBP	BLK	WP	HR	S	P	ERA	WHIP

BOTTOM

Minnesota Twins @ Chicago White Sox

Comiskey Park, Chicago, IL

Sat Apr 26 1969, 4:33 AM EST

Att. 5,314 - Unknown

Batter	1	2	3	4	5	6	7	8	9	AB	R	H	RBI	BB	SO	LOB
Carlos May, L (1, 7) OBP: 0.408, SLG: 0.705	1-3		G6-3 BB			1-3		4-3		3	0	0	0	1	0	0
Luis Aparicio, R (1, 6) OBP: 0.293, SLG: 0.220	4-3 BB		G6-3 1-2f			2B		2B BB		2	1	1	0	2	0	1
Pete Ward, L (1, 9) (5, 5)	4-3 1-2			4-3		K		1-H 2B		4	0	1	1	0	1	2
Bill Melton, R (1, 5) OBP: 0.386, SLG: 0.596	K			F3		F8		2-3		2	0	0	0	0	1	1
Ken Berry, R (5, 8) OBP: 0.156, SLG: 0.129										2	0	0	0	0	0	2
Gail Hopkins, L (1, 3) OBP: 0.326, SLG: 0.333		F8		4-3			F7		FC4-6 1B	4	0	1	0	0	0	0
Don Pavletich, R (1, 2) OBP: 0.219, SLG: 0.323		F8			6-3		5-3		FC4-6 1-2f	2	0	0	0	0	0	0
Bob Priddy, R (6, 1)									1B	0	0	0	0	0	0	0
Walt Williams, R (7, PH) OBP: 0.250, SLG: 0.333										1	0	0	0	0	0	0
Wilbur Wood, R (8, 1)										0	0	0	0	0	0	0
Woodie Held, R (9, PH) OBP: 0.417, SLG: 0.667										1	0	0	0	0	0	1
Buddy Bradford, R (1, 8) OBP: 0.500, SLG: 0.800					2-3				F9	4	0	3	0	0	0	1
(5, 9)	1B				1B	2B										
Sandy Alomar Sr., S (1, 4) OBP: 0.182, SLG: 0.161		F5			2-3		L5			2	0	0	0	0	0	2
Ron Hansen, R (6, 4) OBP: 0.353, SLG: 0.563					1-2				1-2 1B	2	0	1	0	0	0	1
Joe Horlen, R (1, 1) OBP: 0.143, SLG: 0.143			6-3		L4			4-3	F7	1	0	0	0	0	0	0
Don Secrist, L (5, 1)										0	0	0	0	0	0	0
Ed Herrmann, L (5, PH)										3	0	0	0	0	0	3
(6, 2)																
Inning Stats	R: 0 E: 0 K: 1 S: 5 H: 0 LOB: 1 BB: 1 P: 9	R: 0 E: 0 K: 0 S: 4 H: 1 LOB: 1 BB: 0 P: 4	R: 0 E: 0 K: 0 S: 2 H: 0 LOB: 0 BB: 1 P: 6	R: 0 E: 0 K: 0 S: 3 H: 0 LOB: 0 BB: 0 P: 3	R: 0 E: 0 K: 0 S: 4 H: 1 LOB: 1 BB: 0 P: 4	R: 0 E: 0 K: 1 S: 6 H: 1 LOB: 1 BB: 0 P: 6	R: 0 E: 0 K: 0 S: 4 H: 1 LOB: 1 BB: 0 P: 4	R: 1 E: 0 K: 0 S: 4 H: 1 LOB: 1 BB: 1 P: 8	R: 0 E: 0 K: 0 S: 5 H: 2 LOB: 2 BB: 0 P: 5	1B: 4 2B: 3 3B: 0 HR: 0 SF: 0 SAC: 0 DP: 1 HBP: 0							

livebaseballscorecards.com

	AB	33
	R	1
	H	7
	RBI	1
	BB	3
	SO	2
	LOB	14

WP: 0 PB: 0 SB: 0 CS: 0 PA: 36

PITCHER		IP	WLS	BF	H	R	ER	SO	BB	IBB	HBP	BLK	WP	HR	S	P	ERA	WHIP
Dean Chance, R ERA: 1.0	(1, 1)	6.0	W	22	3	0	0	2	2	0	0	0	0	0	24	32	0.00	0.833
Joe Grzenda, L ERA: 4.5	(7, 1)	3.0	S	14	4	1	1	0	1	0	0	0	0	0	13	17	3.00	1.667

PITCHER	IP	WLS	BF	H	R	ER	SO	BB	IBB	HBP	BLK	WP	HR	S	P	ERA	WHIP

Batter	1	2	3	4	5	6	7	8	9	AB	R	H	RBI	BB	SO	LOB
Cesar Tovar, R (1, 8) (8, 7) OBP: 0.263, SLG: 0.316	0-0 ① 6-3		0-3 ① K		0-0 FC4-6 1B		0-0 HR 1B		0-0 ③ F8	5	1	2	0	0	1	0
Rod Carew, L (1, 4) OBP: 0.422, SLG: 0.619	0-0 ② F7		0-3 ② K		0-0 ① FC4-6 FC5-4 1-2f		0-0 1-H HR			4	1	1	2	0	1	1
Harmon Killebrew, R (1, 3) OBP: 0.421, SLG: 0.484	0-0 HR		4-0 BB		0-0 ② F7		1-0 HBP			2	1	1	1	1	0	1
Tony Oliva, L (1, 9) OBP: 0.407, SLG: 0.527	0-0 ③ 6-3		0-3 ③ K		0-0 ③ FC5-4 1-2f		0-0 ③ F7			4	0	0	0	0	1	3
Bob Allison, R (1, 7) OBP: 0.391, SLG: 0.684 Ted Uhlaender, L (8, 8) OBP: 0.397, SLG: 0.419		0-0 ① F9		0-0 1B 2B		0-3 ① K		0-0 ① 5-3		4 0	1 0	1 0	0 0	0 0	1 0	0 0
Leo Cardenas, R (1, 6) OBP: 0.392, SLG: 0.522		0-3 ② K		0-0 CS 2-H 1B		0-0 ② F2		0-0 ② 6-3		4	0	1	1	0	1	0
George Mitterwald, R (1, 2) OBP: 0.297, SLG: 0.412		0-0 1B 1B		0-0 ① F6		0-0 ③ 6-3		0-3 ③ K		4	0	1	0	0	1	1
Frank Quilici, R (1, 5) OBP: 0.208, SLG: 0.174		0-0 1-2 1B		0-0 ② 1-2 1B			0-0 ① F7		0-0 ① 5-3	4	0	2	0	0	0	0
Dave Boswell, R (1, 1) OBP: 0.182, SLG: 0.364		0-3 ③ K		0-0 ③ F5			0-3 ② K		0-0 ② 6-3	4	0	0	0	0	2	3
Inning Stats	R: 1 H: 1 E: 0 LOB: 0 K: 0 BB: 0 S: 4 P: 4	R: 0 H: 2 E: 0 LOB: 2 K: 2 BB: 0 S: 9 P: 9	R: 0 H: 0 E: 0 LOB: 1 K: 3 BB: 1 S: 9 P: 13	R: 1 H: 3 E: 0 LOB: 1 K: 0 BB: 0 S: 5 P: 5	R: 0 H: 1 E: 0 LOB: 1 K: 0 BB: 0 S: 4 P: 4	R: 0 H: 0 E: 0 LOB: 0 K: 1 BB: 0 S: 5 P: 5	R: 2 H: 2 E: 0 LOB: 1 K: 1 BB: 0 S: 7 P: 8	R: 0 H: 0 E: 0 LOB: 0 K: 1 BB: 0 S: 5 P: 5	R: 0 H: 0 E: 0 LOB: 0 K: 0 BB: 0 S: 3 P: 3	1B: 6 SF: 0 2B: 1 SAC: 0 3B: 0 DP: 0 HR: 2 HBP: 1						

TOP

Minnesota Twins @ Chicago White Sox

Comiskey Park, Chicago, IL

Sun Apr 27 1969, 4:33 AM EDT

Att. 12,891 - Cloudy - 68 F

livebaseballscorecards.com

AB	35
R	4
H	9
RBI	4
BB	1
SO	8
LOB	9

PITCHER		IP	WLS	BF	H	R	ER	SO	BB	IBB	HBP	BLK	WP	HR	S	P	ERA	WHIP
Gary Peters, L ERA: 4.45	(1, 1)	7.0	L	31	9	4	4	7	1	0	1	0	0	2	43	48	5.14	1.429
Wilbur Wood, L ERA: 2.13	(8, 1)	2.0		6	0	0	0	1	0	0	0	0	0	0	8	8	0.00	0.000

PITCHER	IP	WLS	BF	H	R	ER	SO	BB	IBB	HBP	BLK	WP	HR	S	P	ERA	WHIP

BOTTOM

Minnesota Twins @ Chicago White Sox

Comiskey Park, Chicago, IL

Sun Apr 27 1969, 4:33 AM EDT

Att. 12,891 - Cloudy - 68 F

livebaseballscorecards.com

Batter	1	2	3	4	5	6	7	8	9	AB	R	H	RBI	BB	SO	LOB
Carlos May, L (1, 7) OBP: 0.396, SLG: 0.660	H 1-0 FC4-6 HBP		x 0-0 ① 4-3		x 0-0 ③ F7		x 0-0 ② F9			3	0	0	0	0	0	0
Luis Aparicio, R (1, 6) OBP: 0.290, SLG: 0.208	x 0-0 ① FC4-6 E S 1B 1-2f		B B B B 4-0 FC4-6 BB			x 0-0 ① 5-3	x 0-0 ③ F7			3	1	0	0	1	0	1
Gail Hopkins, L (1, 3) OBP: 0.340, SLG: 0.349	x 0-0 FC4-6 1B 1-H		x 0-0 ② FC4-6 WP 1-2f			x 0-0 1B 2B 1B		x 0-0 ① F9		4	1	2	1	0	0	1
Pete Ward, L (1, 5) OBP: 0.297, SLG: 0.394	x 0-0 ② FC4-6 FC6-4 1-2f		x 0-0 ③ F8 1-2			x 0-0 ② F8		x 0-0 BB 1B		4	0	1	0	0	0	3
Duane Josephson, R (1, 2) OBP: 0.233, SLG: 0.250	x 0-0 ③ FC6-4 1-2f			S S S 0-3 ① K		x 0-0 1-2 2B 1B		x 0-0 ② F6		4	1	1	0	0	1	2
Buddy Bradford, R (1, 9) OBP: 0.518, SLG: 0.813		x 0-0 L6-4 SH1-3 1B		S S S 0-3 ② K		x 0-0 1-H 2-H 2B		B B B B 4-0 1-2 BB		3	0	2	2	1	1	0
Ron Hansen, R (1, 4) OBP: 0.368, SLG: 0.529 Sandy Alomar Sr., S (6, PR) (7, 4) OBP: 0.182, SLG: 0.161 Don Pavletich, R (8, PH) OBP: 0.212, SLG: 0.313 Rich Morales, R (9, 4)		x 0-0 ① SH1-3 1-2		x 0-0 ③ F3		B B B B 4-0 BB		S S S 0-3 ③ K		1 0 1 0	0 0 0 0	0 0 0 0	0 0 0 0	1 0 1 0	0 0 0 0	0 0 2 0
Woodie Held, R (1, 8) OBP: 0.400, SLG: 0.545		B B B B 4-0 BB			x 0-0 ① 6-3	x 0-0 ③ F8				2	0	0	0	1	0	2
Gary Peters, L (1, 1) OBP: 0.200, SLG: 0.500 Walt Williams, R (7, PH) OBP: 0.231, SLG: 0.308 Wilbur Wood, R (8, 1)		x 0-0 ② ③ L6-4 2-3			x 0-0 ② 2-3		x 0-0 ① L8			2 1 0	0 0 0	0 0 0	0 0 0	0 0 0	0 0 0	2 0 0
Inning Stats	R: 1 H: 1 E: 0 LOB: 1 K: 0 BB: 0 S: 4 P: 5	R: 0 H: 1 E: 0 LOB: 1 K: 0 BB: 1 S: 3 P: 7	R: 0 H: 0 E: 0 LOB: 1 K: 0 BB: 1 S: 3 P: 7	R: 0 H: 0 E: 0 LOB: 0 K: 2 BB: 0 S: 7 P: 7	R: 0 H: 0 E: 0 LOB: 0 K: 0 BB: 0 S: 3 P: 3	R: 2 H: 3 E: 0 LOB: 2 K: 0 BB: 1 S: 6 P: 10	R: 0 H: 0 E: 0 LOB: 0 K: 0 BB: 0 S: 3 P: 3	R: 0 H: 1 E: 0 LOB: 2 K: 1 BB: 1 S: 6 P: 10		1B: 5 SF: 0 2B: 2 SAC: 1 3B: 0 DP: 1 HR: 0 HBP: 1						

	AB	28
	R	3
	H	6
	RBI	3
	BB	4
	SO	3
	LOB	13

WP: 1 PA: 34
PB: 0
SB: 1
CS: 0

PITCHER		IP	WLS	BF	H	R	ER	SO	BB	IBB	HBP	BLK	WP	HR	S	P	ERA	WHIP
Dave Boswell, R ERA: 3.91	(1, 1)	8.0	W	34	6	3	3	3	4	0	1	0	1	0	35	52	3.38	1.250

PITCHER	IP	WLS	BF	H	R	ER	SO	BB	IBB	HBP	BLK	WP	HR	S	P	ERA	WHIP

Kansas City Royals @ Minnesota Twins

Metropolitan Stadium, Bloomington , MI

Mon Apr 28 1969, 4:33 AM EDT

Att. 3,425 - Cloudy - 46 F

TOP

livebaseballscorecards.com

Batter	1	2	3	4	5	6	7	8	9	AB	R	H	RBI	BB	SO	LOB
Pat Kelly, L (1, 8) OBP: 0.294, SLG: 0.267	S S S 0-3 ① K		x 0-0 PO 1B		x 0-0 ③ F7			x 0-0 ② F7		4	0	1	0	0	1	2
Mike Fiore, L (1, 3) OBP: 0.417, SLG: 0.340	x 0-0 ② 1-3		0-0 ③ PO 1-2	x 0-0 S 1B		x 0-0 ① F5		x 0-0 2B		4	0	2	0	0	0	0
Lou Piniella, R (1, 7) OBP: 0.323, SLG: 0.491 Dave Morehead, R (8, 1)	x 0-0 2B			x 0-0 ① F9 1-2		x 0-0 ② 6-3		x 0-0 ③ 1-3		4 0	0 0	1 0	0 0	0 0	0 0	2 0
Joe Foy, R (1, 5) OBP: 0.342, SLG: 0.369	S S S 0-3 ③ K			x 0-0 ② F8		x 0-0 ③ 5-3			0-0 ① F7	4	0	0	0	0	1	2
Jerry Adair, R (1, 4) OBP: 0.379, SLG: 0.400		B B B 4-0 G6-4-3 BB		x 0-0 ③ L9			x 0-0 ① 6-3		x 0-0 ② F7	3	0	0	0	1	0	1
Bob Oliver, R (1, 9) (8, 7) OBP: 0.194, SLG: 0.074		x 0-0 ① ② G6-4-3 1-2f			x 0-0 ① F9		x 0-0 1B		x 0-0 ③ 6-3	4	0	1	0	0	0	1
Ellie Rodriguez, R (1, 2) OBP: 0.276, SLG: 0.240		x 0-0 ③ 1-3			x 0-0 1B 2B		S S S 0-3 ② K			3	0	1	0	0	1	1
Juan Rios, R (1, 6) OBP: 0.333, SLG: 0.231			S S S 0-3 ① K		x 0-0 2-3 1B		x 0-0 ③ 6-3			3	0	1	0	0	1	1
Mike Hedlund, R (1, 1) OBP: 0.250, SLG: 0.250			S S S 0-3 ② K		S S S 0-3 ② K			x 0-0 ① F5		1	0	0	0	0	1	0
Ed Kirkpatrick, L (5, PH) OBP: 0.133, SLG: 0.107										1	0	0	0	0	1	2
Tom Burgmeier, L (5, 1)										0	0	0	0	0	0	0
Joe Keough, L (8, PH) (8, 9) OBP: 0.172, SLG: 0.193										1	0	0	0	0	0	0

	AB	32
	R	0
	H	7
	RBI	0
	BB	1
	SO	6
	LOB	12

Inning Stats										
	R: 0	H: 1	R: 0	H: 0	R: 0	H: 1	R: 0	H: 1	R: 0	H: 2
	E: 0	LOB: 1	E: 0	LOB: 0	E: 0	LOB: 1	E: 0	LOB: 1	E: 0	LOB: 2
	K: 2	BB: 0	K: 0	BB: 1	K: 2	BB: 0	K: 0	BB: 0	K: 1	BB: 0
	S: 8	P: 8	S: 2	P: 6	S: 7	P: 7	S: 4	P: 4	S: 7	P: 7

Inning Stats										
	R: 0	H: 0	R: 0	H: 1	R: 0	H: 0	R: 0	H: 1	R: 0	H: 0
	E: 0	LOB: 0	E: 0	LOB: 1	E: 0	LOB: 0	E: 0	LOB: 1	E: 0	LOB: 0
	K: 0	BB: 0	K: 1	BB: 0	K: 0	BB: 0	K: 1	BB: 0	K: 0	BB: 0
	S: 3	P: 3	S: 6	P: 6	S: 4	P: 4	S: 3	P: 3		

	1B: 4	SF: 0	WP: 0	PA: 34
	2B: 3	SAC: 0	PB: 0	
	3B: 0	DP: 1	SB: 1	
	HR: 0	HBP: 0	CS: 0	

PITCHER		IP	WLS	BF	H	R	ER	SO	BB	IBB	HBP	BLK	WP	HR	S	P	ERA	WHIP
Jim Perry, R ERA: 2.74	(1, 1)	9.0	W	33	7	0	0	6	1	0	0	0	0	0	44	48	0.00	0.889

PITCHER		IP	WLS	BF	H	R	ER	SO	BB	IBB	HBP	BLK	WP	HR	S	P	ERA	WHIP

Batter	1	2	3	4	5	6	7	8	9	AB	R	H	RBI	BB	SO	LOB
Ted Uhlaender, L (1, 8) OBP: 0.375, SLG: 0.394	E6		F4		L4	F2				4	1	0	0	0	0	2
Rod Carew, L (1, 4) OBP: 0.426, SLG: 0.606	BB		B3		SH5-3		L7			3	0	1	0	1	0	0
Tony Oliva, L (1, 9) OBP: 0.405, SLG: 0.519	1B		F8		SH5-3		L7			3	0	1	0	0	0	0
Harmon Killebrew, R (1, 5) OBP: 0.438, SLG: 0.484 Frank Quilici, R (7, PR) OBP: 0.208, SLG: 0.174 (8, 5)	SF8			BB HR	FC6-4		BB			0 0	1 0	0 0	1 0	3 0	0 0	0 0
Graig Nettles, L (1, 7) OBP: 0.348, SLG: 0.500 Cesar Tovar, R (5, PH) OBP: 0.250, SLG: 0.300 (6, 7)	F4			BB HR	FC6-4		1-3			1 2	1 0	0 0	0 0	1 0	0 0	2 3
Rich Reese, L (1, 3) OBP: 0.260, SLG: 0.460	K			HR	4-3			1B		4	1	2	3	0	1	2
Leo Cardenas, R (1, 6) OBP: 0.385, SLG: 0.500		F9		F7		BB		K		3	0	0	0	1	1	1
John Roseboro, L (1, 2) OBP: 0.350, SLG: 0.432		2B		F9		1B		L6		4	0	2	0	0	0	1
Jim Perry, S (1, 1)		8-6-4		L9		K		CS		3	0	0	0	0	1	3
Inning Stats	R: 1 E: 1 K: 1 S: 7 H: 1 LOB: 2 BB: 1 P: 11	R: 0 E: 0 K: 0 S: 3 H: 1 LOB: 0 BB: 0 P: 3	R: 0 E: 0 K: 0 S: 3 H: 0 LOB: 0 BB: 0 P: 3	R: 3 E: 0 K: 0 S: 4 H: 1 LOB: 0 BB: 2 P: 12	R: 0 E: 0 K: 0 S: 4 H: 1 LOB: 2 BB: 1 P: 8	R: 0 E: 0 K: 1 S: 6 H: 1 LOB: 2 BB: 1 P: 10	R: 0 E: 0 K: 0 S: 3 H: 0 LOB: 1 BB: 1 P: 7	R: 0 E: 0 K: 1 S: 5 H: 1 LOB: 0 BB: 0 P: 5		1B: 4 2B: 2 3B: 0 HR: 1 SF: 1 SAC: 1 DP: 1 HBP: 0						

PITCHER		IP	WLS	BF	H	R	ER	SO	BB	IBB	HBP	BLK	WP	HR	S	P	ERA	WHIP
Mike Hedlund, R ERA: 2.57	(1, 1)	4.0	L	18	3	4	3	1	3	0	0	0	0	1	17	29	6.75	1.500
Tom Burgmeier, L ERA: 4.76	(5, 1)	3.0		14	2	0	0	1	2	1	0	0	0	0	13	25	0.00	1.333
Dave Morehead, R ERA: 8.31	(8, 1)	1.0		3	1	0	0	1	0	0	0	0	0	0	5	5	0.00	1.000

PITCHER	IP	WLS	BF	H	R	ER	SO	BB	IBB	HBP	BLK	WP	HR	S	P	ERA	WHIP

BOTTOM

Kansas City Royals @ Minnesota Twins

Metropolitan Stadium, Bloomington , MI

Mon Apr 28 1969, 4:33 AM EDT

Att. 3,425 - Cloudy - 46 F

livebaseballscorecards.com

AB	27
R	4
H	6
RBI	4
BB	6
SO	3
LOB	14

Kansas City Royals @ Minnesota Twins

Metropolitan Stadium, Bloomington , MI

Tue Apr 29 1969, 4:33 AM EDT

Att. 4,300 - Unknown - 58 F

TOP

livebaseballscorecards.com

Batter	1	2	3	4	5	6	7	8	9	AB	R	H	RBI	BB	SO	LOB
Pat Kelly, L (1, 8) OBP: 0.309, SLG: 0.286	S 1B	4-3			FC3-6 1B		F7			4	0	2	0	0	0	3
Mike Fiore, L (1, 3) Steve Jones, L (7, 1) Dick Drago, R (8, 1)	K 1-2		F9		FC3-6 1-2f		FC3-6 1-2f			4 0 0	0 0 0	0 0 0	0 0 0	0 0 0	1 0 0	3 0 0
Lou Piniella, R (1, 7) OBP: 0.318, SLG: 0.475	K	F3			F8			1B 1B		4	0	1	0	0	1	2
Joe Foy, R (1, 5) OBP: 0.338, SLG: 0.377	K		2B		K			F6		4	0	1	0	0	2	3
Jerry Adair, R (1, 4) OBP: 0.387, SLG: 0.407		CS 1B	5-3			L9		G1-4-3 1-2 1B		4	0	2	0	0	0	1
Ellie Rodriguez, R (1, 2) OBP: 0.242, SLG: 0.207		K 1-2		6-3		6-3		G1-4-3 1-2f		4	0	0	0	0	1	3
Bob Oliver, R (1, 9) OBP: 0.229, SLG: 0.226		HR		1B		5-3			F8	4	1	2	1	0	0	0
Juan Rios, R (1, 6) OBP: 0.333, SLG: 0.241 Ed Kirkpatrick, L (9, PH) OBP: 0.129, SLG: 0.103		BB 1B		F9			6-3		F3	3 1	0 0	1 0	0 0	0 0	0 0	1 0
Roger Nelson, R (1, 1) OBP: 0.222, SLG: 0.125 Dave Wickersham, R (6, 1) Joe Keough, L (7, PH) OBP: 0.183, SLG: 0.190 (7, 3)		BB		F7			FC3-6 BB		1-6-3	1 0 1	0 0 0	0 0 0	0 0 0	1 0 1	0 0 0	1 0 0
Inning Stats	R: 0 E: 0 K: 3 S: 10 H: 1 LOB: 1 BB: 0 P: 10	R: 1 E: 0 K: 1 S: 7 H: 3 LOB: 2 BB: 1 P: 11	R: 0 E: 0 K: 0 S: 4 H: 1 LOB: 1 BB: 0 P: 4	R: 0 E: 0 K: 0 S: 4 H: 1 LOB: 1 BB: 0 P: 4	R: 0 E: 0 K: 1 S: 6 H: 1 LOB: 1 BB: 0 P: 6	R: 0 E: 0 K: 0 S: 3 H: 0 LOB: 0 BB: 0 P: 3	R: 0 E: 0 K: 0 S: 3 H: 0 LOB: 1 BB: 1 P: 7	R: 0 E: 0 K: 0 S: 4 H: 2 LOB: 1 BB: 0 P: 4	R: 0 E: 0 K: 0 S: 3 H: 0 LOB: 0 BB: 0 P: 3	1B: 7 2B: 2 3B: 0 HR: 1 SF: 0 SAC: 0 DP: 2 HBP: 0						

	AB	34
	R	1
	H	9
	RBI	1
	BB	2
	SO	5
	LOB	17

WP: 0 PB: 0 SB: 1 CS: 1 PA: 36

PITCHER	IP	WLS	BF	H	R	ER	SO	BB	IBB	HBP	BLK	WP	HR	S	P	ERA	WHIP
Dick Woodson, R (1, 1) ERA: 2.84	9.0	W	36	9	1	1	5	2	0	0	0	0	1	44	52	1.00	1.222

PITCHER	IP	WLS	BF	H	R	ER	SO	BB	IBB	HBP	BLK	WP	HR	S	P	ERA	WHIP

BOTTOM

Kansas City Royals @ Minnesota Twins

Metropolitan Stadium, Bloomington , MI

Tue Apr 29 1969, 4:33 AM EDT

Att. 4,300 - Unknown - 58 F

livebaseballscorecards.com

Batter	1	2	3	4	5	6	7	8	9	AB	R	H	RBI	BB	SO	LOB
Ted Uhlaender, L (1, 8) OBP: 0.390, SLG: 0.400	F8		1B HR 1B	FC4-6 E 1-2f		1B 1B 2-3	WP BB 1-2 2-3			4	3	2	0	1	0	1
Rod Carew, L (1, 4)	K		HBP HR 1B 1-3	E7 1-H		1B FC6-4 1B 1-2 3-H	FC6 BB 1-2 2-3 3-H			4	1	2	1	1	1	0
Tony Oliva, L (1, 9) OBP: 0.416, SLG: 0.513	BB BB B B B B		HR HBP 1-2	4-3		FC6-4 1B 1-3 2-H	FC6 1-2f			3	1	1	1	1	0	4
Harmon Killebrew, R (1, 5) OBP: 0.452, SLG: 0.538 Frank Quilici, R (8, 5) OBP: 0.200, SLG: 0.167	BB B B B B 1-2		HR 1-H 2-H 3-H		G4-6-3 1B 1B	FC6-4 1-2f 3-H		K		3 1	1 0	2 0	4 0	1 0	0 1	2 0
Graig Nettles, L (1, 7) OBP: 0.347, SLG: 0.489 Cesar Tovar, R (5, PR) OBP: 0.238, SLG: 0.286 (6, 7)	F7		3-1		G4-6-3 1B 1-2		E4 G3 E	F4		3 2	0 1	1 0	0 0	0 0	0 0	2 0
Rich Reese, L (1, 3) OBP: 0.273, SLG: 0.455		K	G6-4-3 1B		G4-6-3 1-2f 2-3		G3 2-3	1B		5	0	2	0	0	1	3
Leo Cardenas, R (1, 6) OBP: 0.361, SLG: 0.467		F9	G6-4-3 1-2f		1-4-3		E5 WP 1B WP 3-H	K		5	1	0	1	0	1	4
John Roseboro, L (1, 2) OBP: 0.409, SLG: 0.488 Tom Tischinski, R (9, 2)	1B			FC4-6 1B		1B WP 1B	WP WP 1-2			4 0	1 0	4 0	0 0	0 0	0 0	0 0
Dick Woodson, R (1, 1)	K			K		L5 1-2	K			4	0	0	0	0	3	5
Inning Stats	R: 0 H: 0 E: 0 LOB: 2 K: 1 BB: 2 S: 5 P: 13	R: 0 H: 1 E: 0 LOB: 1 K: 2 BB: 0 S: 8 P: 8	R: 4 H: 4 E: 0 LOB: 0 K: 0 BB: 0 S: 6 P: 7	R: 1 H: 1 E: 1 LOB: 1 K: 1 BB: 0 S: 7 P: 7	R: 0 H: 2 E: 0 LOB: 2 K: 0 BB: 0 S: 4 P: 4	R: 2 H: 4 E: 0 LOB: 1 K: 0 BB: 0 S: 6 P: 6	R: 2 H: 1 E: 2 LOB: 3 K: 1 BB: 2 S: 8 P: 16	R: 0 H: 1 E: 0 LOB: 1 K: 2 BB: 0 S: 8 P: 8		1B: 13 SF: 0 2B: 0 SAC: 0 3B: 0 DP: 2 HR: 1 HBP: 1						

AB	38
R	9
H	14
RBI	7
BB	4
SO	7
LOB	21

WP: 3 PA: 43
PB: 0
SB: 0
CS: 0

PITCHER		IP	WLS	BF	H	R	ER	SO	BB	IBB	HBP	BLK	WP	HR	S	P	ERA	WHIP
Roger Nelson, R ERA: 3.82	(1, 1)	5.1	L	30	12	7	6	4	2	0	1	0	1	1	35	44	10.12	2.625
Dave Wickersham, R ERA: 2.03	(6, 1)	0.2		1	0	0	0	0	0	0	0	0	0	0	1	1	0.00	0.000
Steve Jones, L ERA: 2.18	(7, 1)	1.0		8	1	2	0	1	2	0	0	0	2	0	8	16	0.00	3.000
Dick Drago, R ERA: 3.86	(8, 1)	1.0		4	1	0	0	2	0	0	0	0	0	0	8	8	0.00	1.000

PITCHER	IP	WLS	BF	H	R	ER	SO	BB	IBB	HBP	BLK	WP	HR	S	P	ERA	WHIP

Batter	1	2	3	4	5	6	7	8	9	AB	R	H	RBI	BB	SO	LOB
Tommy Harper, R (1, 4) OBP: 0.390, SLG: 0.273	S S S 0-3 ① K		x 0-0 ② F7		x 0-0 ③ F3		x 0-0 1B 1-2 SF7 1B		x 0-0 ①② G6-3 1-2f	5	1	1	0	0	1	2
Wayne Comer, R (1, 8) OBP: 0.400, SLG: 0.375	B B B B 4-0 FC6-4 BB		x 0-0 ③ 5-3			x 0-0 ① F3	x 0-0 1-3 2-H 1B		x 0-0 ③ 4-3	4	0	1	1	1	0	0
Tommy Davis, R (1, 7) OBP: 0.250, SLG: 0.319	x 0-0 ② FC6-4 1-2f			x 0-0 E6 1B S		S S S 0-3 ② K	x 0-0 ① F9			4	0	0	0	0	1	3
Don Mincher, L (1, 3) OBP: 0.292, SLG: 0.438	S S S 0-3 ③ K			S S S 0-3 ① K 1-2		x 0-0 1B 1B 1B	x 0-0 ② SF7 3-H			3	1	1	1	0	2	2
Jose Vidal, R (1, 9) OBP: 0.333, SLG: 0.389		S S S 0-3 ① K		S S S 0-3 ② K		x 0-0 S 1B PB 1-2 1B	x 0-0 ③ 5-3			4	1	1	0	0	2	2
Gus Gil, R (1, 5) (4, 6) OBP: 0.462, SLG: 0.462		S S S 0-3 ② K		x 0-0 ③ 2-3 1B		x 0-0 PB 1-2 2-H 1B		x 0-0 ① F9		4	0	2	1	0	1	0
Larry Haney, R (1, 2) OBP: 0.407, SLG: 0.560		x 0-0 1B			x 0-0 ① F6	S S S 0-3 K 1-3 2-H		x 0-0 ② F7		4	0	1	0	0	1	1
Ray Oyler, R (1, 6) OBP: 0.304, SLG: 0.280		x 0-0 ③ F3			x 0-0 ② F8	S S S 0-3 ③ K		S S S 0-3 ③ K		1	0	0	0	0	0	1
John Kennedy, R (4, 5) OBP: 0.273, SLG: 0.200										3	0	0	0	0	2	2
Gene Brabender, R (1, 1)			x 0-0 ① L9		B B B 4-0 BB		x 0-0 1B 1B 1B		x 0-0 G6-3 1B	1	0	0	0	1	0	0
Darrell Brandon, R (5, 1)										0	0	0	0	0	0	0
Jerry McNertney, R (7, PH) OBP: 0.371, SLG: 0.382										1	1	1	0	0	0	0
Jim Bouton, R (7, 1)										0	0	0	0	0	0	0
Rich Rollins, R (9, PH) OBP: 0.338, SLG: 0.367										1	0	1	0	0	0	0
Inning Stats	R: 0 E: 0 K: 2 S: 7 H: 0 LOB: 1 BB: 1 P: 11	R: 0 E: 0 K: 2 S: 8 H: 1 LOB: 1 BB: 0 P: 8	R: 0 E: 0 K: 0 S: 3 H: 0 LOB: 0 BB: 0 P: 3	R: 0 E: 1 K: 2 S: 8 H: 1 LOB: 2 BB: 0 P: 8	R: 0 E: 0 K: 0 S: 3 H: 0 LOB: 1 BB: 1 P: 7	R: 2 E: 0 K: 3 S: 13 H: 3 LOB: 2 BB: 0 P: 13	R: 2 E: 0 K: 0 S: 6 H: 3 LOB: 1 BB: 0 P: 6	R: 0 E: 0 K: 1 S: 5 H: 0 LOB: 0 BB: 0 P: 5	R: 0 E: 0 K: 0 S: 3 H: 1 LOB: 0 BB: 0 P: 3	1B: 9 2B: 0 3B: 0 HR: 0			SF: 1 SAC: 0 DP: 1 HBP: 0				

TOP

Seattle Pilots @ Minnesota Twins

Metropolitan Stadium, Bloomington , MI

Wed Apr 30 1969, 4:33 AM EDT

Att. 4,087 - Unknown - 57 F

livebaseballscorecards.com

AB	35
R	4
H	9
RBI	3
BB	2
SO	10
LOB	13

WP: 0 PB: 2 SB: 2 CS: 0 PA: 38

PITCHER		IP	WLS	BF	H	R	ER	SO	BB	IBB	HBP	BLK	WP	HR	S	P	ERA	WHIP
Tom Hall, L ERA: 3.73	(1, 1)	6.0	W	29	8	4	3	9	2	0	0	0	0	0	45	53	4.50	1.667
Bob Miller, R ERA: 4.05	(7, 1)	0.1		1	0	0	0	0	0	0	0	0	0	0	1	1	0.00	0.000
Ron Perranoski, L ERA: 0.47	(7, 1)	2.2	S	8	1	0	0	1	0	0	0	0	0	0	10	10	0.00	0.375

PITCHER	IP	WLS	BF	H	R	ER	SO	BB	IBB	HBP	BLK	WP	HR	S	P	ERA	WHIP

Batter	1	2	3	4	5	6	7	8	9	AB	R	H	RBI	BB	SO	LOB
Ted Uhlaender, L (1, 8) OBP: 0.378, SLG: 0.387	K		3-1		FC4-6 1-3 2-H 3-H 1B	4-3		F5		5	0	1	2	0	1	1
Rod Carew, L (1, 4) OBP: 0.436, SLG: 0.587	F9			4-3 2B 1B	FC4-6 BB S 1-2f 3-H	2-H 1B		4-3		5	2	2	2	0	0	1
Tony Oliva, L (1, 9) OBP: 0.419, SLG: 0.500	BB			4-3 1-2	S BB BB	G3				2	0	0	0	2	0	2
Harmon Killebrew, R (1, 5) OBP: 0.455, SLG: 0.544 Frank Quilici, R (8, 5) OBP: 0.200, SLG: 0.167	1-3			2-H 2B	S 1-2 2-3 BB		F4			3 0	0 0	1 0	1 0	1 0	0 0	1 0
Graig Nettles, L (1, 7) OBP: 0.346, SLG: 0.468 Cesar Tovar, R (6, 7) OBP: 0.233, SLG: 0.279		G3-6-1 BB		F8	K 1-2 2-3 3-H		K S			2 1	0 0	0 0	0 0	1 0	1 1	3 0
Rich Reese, L (1, 3) OBP: 0.271, SLG: 0.431		G3-6-1 1-2f		G3	FC6-4 BB		F6			3	0	0	0	1	0	3
Leo Cardenas, R (1, 6) OBP: 0.368, SLG: 0.462		5-3			1B BB 1B 1B FC6-4 1-2f		1-2 BB			3	1	1	0	1	0	3
John Roseboro, L (1, 2) OBP: 0.396, SLG: 0.455			G3		1B 1-2 1B BB	1-3	F5			3	1	0	0	1	0	2
Tom Hall, L (1, 1) OBP: 0.200, SLG: 0.300 Bob Miller, R (7, 1) Ron Perranoski, L (7, 1) OBP: 0.250, SLG: 0.250			1-3		1B 1-2 2-3 FC4-6 1B	1B 2B		1-3		3 0 1	2 0 0	2 0 0	0 0 0	0 0 0	0 0 0	0 0 0
Inning Stats	R: 0 E: 0 K: 1 S: 5 H: 0 LOB: 1 BB: 1 P: 9	R: 0 E: 0 K: 0 S: 2 H: 0 LOB: 0 BB: 1 P: 6	R: 0 E: 0 K: 0 S: 3 H: 0 LOB: 0 BB: 0 P: 3	R: 1 E: 0 K: 0 S: 5 H: 2 LOB: 1 BB: 0 P: 5	R: 4 E: 1 K: 1 S: 8 H: 3 LOB: 3 BB: 4 P: 24	R: 1 E: 0 K: 0 S: 5 H: 2 LOB: 1 BB: 0 P: 5	R: 0 E: 0 K: 1 S: 6 H: 0 LOB: 2 BB: 1 P: 10	R: 0 E: 0 K: 0 S: 3 H: 0 LOB: 0 BB: 0 P: 3		1B: 5 2B: 2 3B: 0 HR: 0 SF: 0 SAC: 0 DP: 1 HBP: 0						

PITCHER		IP	WLS	BF	H	R	ER	SO	BB	IBB	HBP	BLK	WP	HR	S	P	ERA	WHIP
Gene Brabender, R ERA: 14.29	(1, 1)	4.0	L	19	5	5	5	1	3	0	0	0	0	0	18	30	11.25	2.000
Darrell Brandon, R ERA: 4.5	(5, 1)	2.0		11	2	1	1	1	3	0	0	0	0	0	10	22	4.50	2.500
Jim Bouton, R ERA: 7.36	(7, 1)	2.0		8	0	0	0	1	1	0	0	0	0	0	9	13	0.00	0.500

PITCHER	IP	WLS	BF	H	R	ER	SO	BB	IBB	HBP	BLK	WP	HR	S	P	ERA	WHIP

BOTTOM

Seattle Pilots @ Minnesota Twins

Metropolitan Stadium, Bloomington , MI

Wed Apr 30 1969, 4:33 AM EDT

Att. 4,087 - Unknown - 57 F

livebaseballscorecards.com

AB	31
R	6
H	7
RBI	5
BB	7
SO	3
LOB	16

Batter	1	2	3	4	5	6	7	8	9	AB	R	H	RBI	BB	SO	LOB
Tommy Harper, R (1, 4) OBP: 0.395, SLG: 0.300	F2		K			2B		G4-6-3 1B 1-2		4	0	2	0	0	1	0
Steve Whitaker, L (1, 7) OBP: 0.294, SLG: 0.313	F7			L3 1B		F7		G4-6-3 1-2f		2	0	1	0	0	0	0
Tommy Davis, R (6, PH) OBP: 0.244, SLG: 0.310 (6, 7)										2	0	0	0	0	0	3
Mike Hegan, L (1, 9) OBP: 0.415, SLG: 0.405	BB			L3 1-2		F7			1-3	3	0	0	0	1	0	2
Don Mincher, L (1, 3) OBP: 0.276, SLG: 0.412	K			4-3		F9			4-3	4	0	0	0	0	1	2
Rich Rollins, R (1, 5) OBP: 0.333, SLG: 0.359		F8			5-3		6-3		1B	4	0	1	0	0	0	0
Wayne Comer, R (1, 8) OBP: 0.386, SLG: 0.444		5-3			HR		F3		K	4	1	1	1	0	1	1
Jerry McNertney, R (1, 2) OBP: 0.342, SLG: 0.351		K2-3			4-3		6-3			3	0	0	0	0	1	0
Gus Gil, R (1, 6) OBP: 0.438, SLG: 0.400			5-3		BB			5-3		2	0	0	0	1	0	0
Gary Bell, R (1, 1) OBP: 0.100, SLG: 0.200			K		F8			1B BB		2	0	0	0	0	1	1
Jim Bouton, R (5, 1)										0	0	0	0	0	0	0
Jose Vidal, R (8, PH) OBP: 0.364, SLG: 0.389										0	0	0	0	1	0	0
Jack Aker, R (8, 1)										0	0	0	0	0	0	0
Inning Stats	R: 0 E: 0 K: 1 S: 5 H: 0 LOB: 1 BB: 1 P: 9	R: 0 E: 0 K: 1 S: 5 H: 0 LOB: 0 BB: 0 P: 5	R: 0 E: 0 K: 2 S: 7 H: 0 LOB: 0 BB: 0 P: 7	R: 0 E: 0 K: 0 S: 3 H: 1 LOB: 0 BB: 0 P: 3	R: 1 E: 0 K: 0 S: 4 H: 1 LOB: 1 BB: 1 P: 8	R: 0 E: 0 K: 0 S: 4 H: 1 LOB: 1 BB: 0 P: 4	R: 0 E: 0 K: 0 S: 3 H: 0 LOB: 0 BB: 0 P: 3	R: 0 E: 0 K: 0 S: 3 H: 1 LOB: 1 BB: 1 P: 7	R: 0 E: 0 K: 1 S: 6 H: 1 LOB: 1 BB: 0 P: 6	1B: 3 2B: 2 3B: 0 HR: 1	SF: 0 SAC: 0 DP: 2 HBP: 0					

PITCHER		IP	WLS	BF	H	R	ER	SO	BB	IBB	HBP	BLK	WP	HR	S	P	ERA	WHIP
Dave Boswell, R ERA: 3.56	(1, 1)	5.0	W	19	3	1	1	4	2	0	0	0	0	1	25	33	1.80	1.000
Joe Grzenda, L ERA: 3.21	(6, 1)	4.0	S	14	2	0	0	1	1	0	0	0	0	0	15	19	0.00	0.750

PITCHER	IP	WLS	BF	H	R	ER	SO	BB	IBB	HBP	BLK	WP	HR	S	P	ERA	WHIP

Seattle Pilots @ Minnesota Twins

Metropolitan Stadium, Bloomington , MI

Thu May 01 1969, 4:33 AM EDT

Att. 6,485 - Unknown - 63 F

TOP

livebaseballscorecards.com

AB	30
R	1
H	5
RBI	1
BB	3
SO	5
LOB	9

PA: 33

WP: 0	SF: 0							
PB: 0	SAC: 0							
SB: 0	DP: 2							
CS: 0	HBP: 0							

Batter	1	2	3	4	5	6	7	8	9	AB	R	H	RBI	BB	SO	LOB
Ted Uhlaender, L (1, 8) OBP: 0.379, SLG: 0.388	F5		6-3 1B		IBB 1B BB 1B	FC4-6 1B 1-2f 2-3	G3			5	2	2	0	0	0	5
Rod Carew, L (1, 4) OBP: 0.422, SLG: 0.563	F5		6-3 1-2		BB IBB 1-2 FC3-2 1B	L3		4-3		5	0	1	0	0	0	3
Tony Oliva, L (1, 9) OBP: 0.418, SLG: 0.494	1B		F9		F8	1B 1-2 3-H 1B		4-3		5	0	2	1	0	0	3
Harmon Killebrew, R (1, 5) OBP: 0.473, SLG: 0.543 Frank Quilici, R (8, PR) OBP: 0.200, SLG: 0.167 (9, 5)	F6		1B BB		FC3-2 BB 1-2 2-3 IBB	1-2 2-H 1B		BB		2 0	0 0	1 0	0 0	3 0	0 0	1 0
Charlie Manuel, L (1, 7) OBP: 0.458, SLG: 0.650 Cesar Tovar, R (7, PR) OBP: 0.227, SLG: 0.273 (8, 7)		K	1-3 2-H 1B		FC3-2 1-2 2-3 3-H BB		SH3-4 1B	F3		3 1	0 0	2 0	2 0	1 0	1 0	0 1
Rich Reese, L (1, 3) OBP: 0.286, SLG: 0.452		K		1B 2B	FC3-2 1-2 2-3 3-Hf		SH3-4 1-2 1B			4	1	2	0	0	1	3
Leo Cardenas, R (1, 6) OBP: 0.378, SLG: 0.481	2B		2-H G4-6-3 1B		K		SH3-4 1-2 2-3			3	0	2	1	0	1	3
John Roseboro, L (1, 2) OBP: 0.423, SLG: 0.457	IBB		G4-6-3 1-2f			FC4-6 BB 1B 1B	IBB			2	1	1	0	2	0	1
Dave Boswell, R (1, 1) OBP: 0.154, SLG: 0.308 Joe Grzenda, R (6, 1)	K		1-3			FC4-6 1-2 BB	K			2 1	0 0	0 0	0 0	0 1	1 1	2 3
Inning Stats	R: 0 E: 0 K: 0 S: 4 H: 1 LOB: 1 BB: 0 P: 4	R: 0 E: 0 K: 3 S: 10 H: 1 LOB: 2 BB: 1 P: 14	R: 1 E: 0 K: 0 S: 4 H: 2 LOB: 2 BB: 1 P: 8	R: 1 E: 0 K: 0 S: 4 H: 2 LOB: 0 BB: 0 P: 4	R: 1 E: 0 K: 1 S: 7 H: 2 LOB: 3 BB: 2 P: 15	R: 1 E: 0 K: 0 S: 5 H: 3 LOB: 2 BB: 1 P: 9	R: 0 E: 0 K: 1 S: 7 H: 2 LOB: 3 BB: 1 P: 11	R: 0 E: 0 K: 0 S: 3 H: 0 LOB: 1 BB: 1 P: 7		1B: 11 2B: 2 3B: 0 HR: 0 SF: 0 SAC: 1 DP: 1 HBP: 0						

PITCHER		IP	WLS	BF	H	R	ER	SO	BB	IBB	HBP	BLK	WP	HR	S	P	ERA	WHIP
Gary Bell, R ERA: 3.33	(1, 1)	4.1	L	23	8	3	3	3	2	2	0	0	0	0	25	41	6.23	2.308
Jim Bouton, R ERA: 5.68	(5, 1)	2.2		14	5	1	1	2	1	1	0	0	0	0	16	24	3.38	2.250
Jack Aker, R ERA: 3.24	(8, 1)	1.0		4	0	0	0	0	1	0	0	0	0	0	3	7	0.00	1.000

PITCHER	IP	WLS	BF	H	R	ER	SO	BB	IBB	HBP	BLK	WP	HR	S	P	ERA	WHIP

BOTTOM

Seattle Pilots @ Minnesota Twins

Metropolitan Stadium, Bloomington , MI

Thu May 01 1969, 4:33 AM EDT

Att. 6,485 - Unknown - 63 F

livebaseballscorecards.com

AB	33
R	4
H	13
RBI	4
BB	7
SO	5
LOB	25

WP: 0 PA: 41
PB: 0
SB: 0
CS: 0

Chicago White Sox @ Minnesota Twins

Metropolitan Stadium, Bloomington , MI

Sat May 03 1969, 4:33 AM EDT

Att. 14,315 - Unknown - 64 F

TOP

livebaseballscorecards.com

Batter	1	2	3	4	5	6	7	8	9	AB	R	H	RBI	BB	SO	LOB
Carlos May, L (1, 7) OBP: 0.382, SLG: 0.667	3-1		FC5-6 1-2f			HR	K			4	1	1	1	0	1	3
Luis Aparicio, R (1, 6) OBP: 0.329, SLG: 0.308	G6-4-3 1B		5-3			SH3-4 2B	F9			4	0	2	0	0	0	3
Bill Melton, R (1, 9) OBP: 0.352, SLG: 0.492 (7, 5)	G6-4-3 1-2f			5-3		SH3-4 HBP		6-3		3	0	0	0	0	0	1
Pete Ward, L (1, 5) OBP: 0.286, SLG: 0.368 (7, 3)		FC6 1B		L9		SH3-4 1-2 2-3		4-3		3	0	1	0	0	0	0
Gail Hopkins, L (1, 3) OBP: 0.358, SLG: 0.341 Don Pavletich, R (6, PH) OBP: 0.200, SLG: 0.326 (6, 3) (7, 2)		L7		S BB		G5-4-3 IBB		6-3		1 1	0 0	0 0	0 0	1 1	0 0	1 0
Buddy Bradford, R (1, 8) OBP: 0.478, SLG: 0.684		K		F6 1-2		G5-4-3 1-2f			5-3	4	0	0	0	0	1	5
Ed Herrmann, L (1, 2) Walt Williams, R (7, PH) OBP: 0.235, SLG: 0.294 (7, 9)		FC6 1-2f			G3		SH1-4 1B		5-3	2 2	0 0	0 1	0 0	0 0	0 0	1 0
Sandy Alomar Sr., S (1, 4) OBP: 0.222, SLG: 0.206 Duane Josephson, R (9, PH) OBP: 0.259, SLG: 0.265			FC6-4 1B		F7		SH1-4 1-2		1-3	2 1	0 0	1 0	0 0	0 0	0 0	0 0
Gary Peters, L (1, 1) OBP: 0.167, SLG: 0.417 Ron Hansen, R (7, PH) OBP: 0.357, SLG: 0.440 Wilbur Wood, R (7, 1)			FC6-4 FC5-6 1-2f		G3		BB			2 0 0	0 0 0	0 0 0	0 0 0	0 1 0	0 0 0	1 0 0
Inning Stats	R: 0 E: 0 K: 0 S: 3 H: 1 LOB: 0 BB: 0 P: 3	R: 0 E: 0 K: 1 S: 6 H: 1 LOB: 1 BB: 0 P: 6	R: 0 E: 0 K: 0 S: 4 H: 1 LOB: 1 BB: 0 P: 4	R: 0 E: 0 K: 0 S: 3 H: 0 LOB: 1 BB: 1 P: 7	R: 0 E: 0 K: 0 S: 3 H: 0 LOB: 0 BB: 0 P: 3	R: 1 E: 0 K: 0 S: 4 H: 2 LOB: 2 BB: 1 P: 9	R: 0 E: 0 K: 1 S: 6 H: 1 LOB: 2 BB: 1 P: 10	R: 0 E: 0 K: 0 S: 3 H: 0 LOB: 0 BB: 0 P: 3	R: 0 E: 0 K: 0 S: 3 H: 0 LOB: 0 BB: 0 P: 3	1B: 4 2B: 1 3B: 0 HR: 1	SF: 0 SAC: 2 DP: 2 HBP: 1					

	AB	29
	R	1
	H	6
	RBI	1
	BB	3
	SO	2
	LOB	15

WP: 0 PB: 0 SB: 1 CS: 0 PA: 35

PITCHER	IP	WLS	BF	H	R	ER	SO	BB	IBB	HBP	BLK	WP	HR	S	P	ERA	WHIP
Jim Perry, R (1, 1) ERA: 2.57	5.0	W	21	5	1	1	1	1	0	1	0	0	1	21	26	1.80	1.200
Ron Perranoski, L (6, 1) ERA: 0.39	4.0	S	14	1	0	0	1	1	1	0	0	0	0	14	22	0.00	0.500

PITCHER	IP	WLS	BF	H	R	ER	SO	BB	IBB	HBP	BLK	WP	HR	S	P	ERA	WHIP

Batter	1	2	3	4	5	6	7	8	9	AB	R	H	RBI	BB	SO	LOB
Cesar Tovar, R (1, 5) OBP: 0.229, SLG: 0.255	F9			F8		HBP		F8		3	0	0	0	0	0	1
Leo Cardenas, R (1, 6) OBP: 0.394, SLG: 0.494	CS 1B			HR 1B		F8		PB 1B 2-H		4	1	3	1	0	0	1
Harmon Killebrew, R (1, 3) OBP: 0.464, SLG: 0.568 Rich Reese, L (8, PR) (9, 3) OBP: 0.286, SLG: 0.452	K 1-2			HR 1-H		5-3		K 1-2		4 0	1 0	1 0	2 0	0 0	2 0	3 0
Tony Oliva, L (1, 9) OBP: 0.402, SLG: 0.473		F9		4-3			G3	K2-3		4	0	0	0	0	1	2
Bob Allison, R (1, 7) OBP: 0.385, SLG: 0.636		G6-4-3 1B		5-3			K2-3			3	0	1	0	0	1	0
George Mitterwald, R (1, 2) OBP: 0.300, SLG: 0.405		G6-4-3 1-2f			F9		PB 1B			3	0	1	0	0	0	1
Frank Quilici, R (1, 4) OBP: 0.179, SLG: 0.148			F6		F9		4-3 1-2			3	0	0	0	0	0	1
Ted Uhlaender, L (1, 8) OBP: 0.389, SLG: 0.390			G6-3 1B		L8			SH2-4 1B BB		2	1	1	0	1	0	0
Jim Perry, S (1, 1) Ron Perranoski, L (6, 1) OBP: 0.200, SLG: 0.200			G6-3 1-2f			K		SH2-4 1-2		1 1	0 0	0 0	0 0	0 0	0 1	1 0
Inning Stats	R: 0 E: 0 K: 1 S: 5 H: 1 LOB: 0 BB: 0 P: 5	R: 0 E: 0 K: 0 S: 3 H: 1 LOB: 0 BB: 0 P: 3	R: 0 E: 0 K: 0 S: 3 H: 1 LOB: 0 BB: 0 P: 3	R: 2 E: 0 K: 0 S: 5 H: 2 LOB: 0 BB: 0 P: 5	R: 0 E: 0 K: 0 S: 3 H: 0 LOB: 0 BB: 0 P: 3	R: 0 E: 0 K: 1 S: 5 H: 0 LOB: 1 BB: 0 P: 6	R: 0 E: 0 K: 1 S: 6 H: 1 LOB: 1 BB: 0 P: 6	R: 1 E: 0 K: 2 S: 9 H: 1 LOB: 2 BB: 1 P: 13		1B: 6 2B: 0 3B: 0 HR: 1 SF: 0 SAC: 1 DP: 2 HBP: 1						

BOTTOM

Chicago White Sox @ Minnesota Twins

Metropolitan Stadium, Bloomington , MI

Sat May 03 1969, 4:33 AM EDT

Att. 14,315 - Unknown - 64 F

livebaseballscorecards.com

AB	28
R	3
H	7
RBI	3
BB	1
SO	5
LOB	10

PITCHER		IP	WLS	BF	H	R	ER	SO	BB	IBB	HBP	BLK	WP	HR	S	P	ERA	WHIP
Gary Peters, L ERA: 4.23	(1, 1)	6.0	L	21	5	2	2	2	0	0	1	0	0	1	24	25	3.00	0.833
Wilbur Wood, L ERA: 2.08	(7, 1)	2.0		10	2	1	1	3	1	0	0	0	0	0	15	19	4.50	1.500

PITCHER	IP	WLS	BF	H	R	ER	SO	BB	IBB	HBP	BLK	WP	HR	S	P	ERA	WHIP

Chicago White Sox @ Minnesota Twins

Metropolitan Stadium, Bloomington , MI

Sun May 04 1969, 4:33 AM EDT

Att. 14,184 - Unknown - 79 F

TOP

livebaseballscorecards.com

Batter	1	2	3	4	5	6	7	8	9	AB	R	H	RBI	BB	SO	LOB
Carlos May, L (1, 7) OBP: 0.384, SLG: 0.641	BBBB 4-0 CS BB		0-0 F7		0-0 F9		0-0 3B 1B 2-H		0-0 4-3	4	1	1	1	1	0	2
Luis Aparicio, R (1, 6) OBP: 0.346, SLG: 0.362	BBBB 4-0 S BB 1-2			0-0 F9 2B		0-0 F7	0-0 2B 3B 1-H		0-0 6-3	4	1	2	1	1	0	0
Bill Melton, R (1, 9) OBP: 0.360, SLG: 0.508 (7, 5)	0-0 F8 1-2			0-0 F9 2-3		0-0 1B 1B 3-H	0-0 2B			4	0	2	1	0	0	2
Pete Ward, L (1, 5) OBP: 0.289, SLG: 0.366	0-0 F9			0-0 F6		0-0 1B 1B 1-2	4-0 IBB			3	0	1	0	0	0	2
Woodie Held, R (7, PH) OBP: 0.333, SLG: 0.333										0	0	0	0	1	0	0
Bob Locker, S (7, 1)										0	0	0	0	0	0	0
Gail Hopkins, L (1, 3) OBP: 0.351, SLG: 0.333		0-0 G6-4-3 1B		0-0 F2		0-0 L8	0-0 4-3			4	0	1	0	0	0	5
Buddy Bradford, R (1, 8) OBP: 0.452, SLG: 0.639 (7, 9)		0-0 G6-4-3 1-2f			0-0 F2	0-0 F3		0-0 5-3		4	0	0	0	0	0	3
Duane Josephson, R (1, 2) OBP: 0.276, SLG: 0.269		0-0 F5			BBBB 4-0 1B BB		0-0 4-3 1B 1B	0-0 6-3		3	1	1	0	1	0	0
Sandy Alomar Sr., S (1, 4) OBP: 0.237, SLG: 0.222			0-0 L7		0-0 1B 1-2		0-0 4-3 1-2	0-0 F8		2	0	1	0	0	0	0
Ron Hansen, R (7, PH) OBP: 0.333, SLG: 0.407 (7, 4)										2	0	0	0	0	0	1
Tommy John, R (1, 1) OBP: 0.067, SLG: 0.067			0-0 F4		0-0 F4		0-0 F9		0-0 5-3	1	0	0	0	0	0	0
Walt Williams, R (5, PH) OBP: 0.222, SLG: 0.278										1	0	0	0	0	0	2
Sammy Ellis, L (5, 1)										0	0	0	0	0	0	0
Don Pavletich, R (7, PH) OBP: 0.196, SLG: 0.318										1	0	0	0	0	0	1
Ken Berry, R (7, 8) OBP: 0.152, SLG: 0.125										1	0	0	0	0	0	0
Inning Stats	R: 0 E: 0 K: 0 S: 2 H: 0 LOB: 1 BB: 2 P: 10	R: 0 E: 0 K: 0 S: 3 H: 1 LOB: 0 BB: 0 P: 3	R: 0 E: 0 K: 0 S: 3 H: 0 LOB: 0 BB: 0 P: 3	R: 0 E: 0 K: 0 S: 4 H: 1 LOB: 1 BB: 0 P: 4	R: 0 E: 0 K: 0 S: 4 H: 1 LOB: 2 BB: 1 P: 8	R: 0 E: 0 K: 0 S: 5 H: 2 LOB: 2 BB: 0 P: 5	R: 3 E: 0 K: 0 S: 7 H: 4 LOB: 2 BB: 1 P: 11	R: 0 E: 0 K: 0 S: 3 H: 0 LOB: 0 BB: 0 P: 3	R: 0 E: 0 K: 0 S: 3 H: 0 LOB: 0 BB: 0 P: 3	1B: 6 2B: 2 3B: 1 HR: 0	SF: 0 SAC: 0 DP: 1 HBP: 0						

	AB	34
	R	3
	H	9
	RBI	3
	BB	4
	SO	0
	LOB	18

WP: 0 PB: 0 SB: 1 CS: 1 PA: 38

PITCHER		IP	WLS	BF	H	R	ER	SO	BB	IBB	HBP	BLK	WP	HR	S	P	ERA	WHIP
Dick Woodson, R ERA: 3.16	(1, 1)	6.2		29	8	3	3	0	3	0	0	0	0	0	26	38	4.05	1.650
Charlie Walters, R ERA:	(7, 1)	0.0		1	1	0	0	0	0	0	0	0	0	0	1	1	∞	∞
Joe Grzenda, L ERA: 2.93	(7, 1)	1.1	W	5	0	0	0	0	0	1	0	0	0	0	4	8	0.00	0.000
Ron Perranoski, L ERA: 0.37	(9, 1)	1.0	S	3	0	0	0	0	0	0	0	0	0	0	3	3	0.00	0.000

PITCHER	IP	WLS	BF	H	R	ER	SO	BB	IBB	HBP	BLK	WP	HR	S	P	ERA	WHIP

BOTTOM

Chicago White Sox @ Minnesota Twins

Metropolitan Stadium, Bloomington , MI

Sun May 04 1969, 4:33 AM EDT

Att. 14,184 - Unknown - 79 F

livebaseballscorecards.com

Batter	1	2	3	4	5	6	7	8	9	AB	R	H	RBI	BB	SO	LOB
Cesar Tovar, R (1, 5) (7, 7) (9, 5) OBP: 0.245, SLG: 0.308	F9		SF9 3B		1-3		6-3	1-2 2-H 3-H 1B		5	1	2	1	0	0	0
Leo Cardenas, R (1, 6) OBP: 0.374, SLG: 0.472	F8		SF9 3-H		K		6-3	F8		4	0	0	1	0	1	2
Harmon Killebrew, R (1, 3) OBP: 0.475, SLG: 0.566	1B		F8		BB		BB			2	0	1	0	2	0	0
Tony Oliva, L (1, 9) OBP: 0.387, SLG: 0.453	F7		4-3		F8		F5			4	0	0	0	0	0	3
Bob Allison, R (1, 7) OBP: 0.379, SLG: 0.583		L7		1B CS 1B BB		F5		K		2	0	0	0	1	0	0
Rod Carew, L (7, 4) OBP: 0.417, SLG: 0.556										1	0	0	0	0	1	0
George Mitterwald, R (1, 2) OBP: 0.349, SLG: 0.475		2B		1-2 1B		E8		HR		3	0	3	0	0	0	0
Graig Nettles, L (8, PH) (9, 7) OBP: 0.358, SLG: 0.542						1B				1	1	1	1	0	0	0
Frank Quilici, R (1, 4) (7, 5) OBP: 0.226, SLG: 0.172		WP S BB		1-2 2-3 1B		K		E 1B BB		2	1	1	0	1	1	1
Charlie Manuel, L (8, PH) OBP: 0.480, SLG: 0.650										0	1	0	0	1	0	0
John Roseboro, L (9, 2) OBP: 0.423, SLG: 0.457										0	0	0	0	0	0	0
Ted Uhlaender, L (1, 8) OBP: 0.394, SLG: 0.381		S 1-3 BB				IBB		E4 IBB 1-3 1B		2	0	0	0	2	1	4
Dick Woodson, R (1, 1)		K 1-2 3-H		K2-3 3-H		K		1B 1-2 IBB		3	0	0	0	0	3	6
Charlie Walters, R (7, 1)										0	0	0	0	0	0	0
Joe Grzenda, R (7, 1)										0	0	0	0	0	0	0
Rich Reese, L (8, PH) OBP: 0.297, SLG: 0.452										0	0	0	0	1	0	0
Ron Perranoski, L (9, 1) OBP: 0.200, SLG: 0.200										0	0	0	0	0	0	0
Inning Stats	R: 0 E: 0 K: 0 S: 4 H: 1 LOB: 1 BB: 0 P: 4	R: 1 E: 0 K: 1 S: 5 H: 1 LOB: 1 BB: 2 P: 13	R: 1 E: 0 K: 0 S: 4 H: 1 LOB: 0 BB: 0 P: 4	R: 0 E: 0 K: 2 S: 8 H: 2 LOB: 2 BB: 1 P: 12	R: 0 E: 0 K: 1 S: 5 H: 0 LOB: 1 BB: 1 P: 9	R: 0 E: 1 K: 2 S: 8 H: 1 LOB: 2 BB: 1 P: 12	R: 0 E: 0 K: 0 S: 3 H: 0 LOB: 1 BB: 1 P: 7	R: 2 E: 1 K: 1 S: 7 H: 2 LOB: 2 BB: 2 P: 15		1B: 5 2B: 1 3B: 1 HR: 1	SF: 1 SAC: 0 DP: 0 HBP: 0						

AB	29
R	4
H	8
RBI	3
BB	8
SO	7
LOB	16

WP: 2 PB: 0 SB: 2 CS: 1 PA: 38

PITCHER		IP	WLS	BF	H	R	ER	SO	BB	IBB	HBP	BLK	WP	HR	S	P	ERA	WHIP
Tommy John, L ERA: 2.66	(1, 1)	4.0		18	5	2	2	3	3	0	0	0	1	0	21	33	4.50	2.000
Sammy Ellis, R ERA: 6.39	(5, 1)	2.0		9	1	0	0	3	1	1	0	0	0	0	13	21	0.00	1.000
Bob Locker, R ERA: 6.0	(7, 1)	2.0	L	11	2	2	1	1	2	1	0	0	0	1	10	22	4.50	2.000

PITCHER	IP	WLS	BF	H	R	ER	SO	BB	IBB	HBP	BLK	WP	HR	S	P	ERA	WHIP

Batter	1	2	3	4	5	6	7	8	9	AB	R	H	RBI	BB	SO	LOB
Cesar Tovar, R (1, 5) OBP: 0.263, SLG: 0.321	G5-4-3 1B			F3			SH3-4 1B		P4	4	0	2	0	0	0	0
Leo Cardenas, R (1, 6) OBP: 0.366, SLG: 0.462	K			1-3			SH3-4 1-2			2	0	0	0	0	1	1
Harmon Killebrew, R (1, 3) OBP: 0.462, SLG: 0.544	G5-4-3 1-2f			P4			F8			3	0	0	0	0	0	2
Bob Allison, R (1, 7) OBP: 0.344, SLG: 0.519		K			L7		F7			3	0	0	0	0	1	1
Tony Oliva, L (1, 9) OBP: 0.376, SLG: 0.439		P5			K			P6		3	0	0	0	0	1	0
George Mitterwald, R (1, 2) OBP: 0.326, SLG: 0.442		K			P4			K		3	0	0	0	0	2	0
Frank Quilici, R (1, 4) OBP: 0.235, SLG: 0.188			FC4-6 1B			F7		3-1		3	0	1	0	0	0	0
Ted Uhlaender, L (1, 8) OBP: 0.381, SLG: 0.368			FC4-6 CS 1-2f			6-3			6-3	3	0	0	0	0	0	1
Dave Boswell, R (1, 1) OBP: 0.133, SLG: 0.267			K 1-2			1-3			F3	2	0	0	0	0	1	1
Graig Nettles, L (9, PH) OBP: 0.352, SLG: 0.531										1	0	0	0	0	0	0
Inning Stats	R: 0 E: 0 K: 1 S: 5 H: 1 LOB: 0 BB: 0 P: 5	R: 0 E: 0 K: 2 S: 7 H: 0 LOB: 0 BB: 0 P: 7	R: 0 E: 0 K: 1 S: 5 H: 1 LOB: 0 BB: 0 P: 5	R: 0 E: 0 K: 0 S: 3 H: 0 LOB: 0 BB: 0 P: 3	R: 0 E: 0 K: 1 S: 5 H: 0 LOB: 0 BB: 0 P: 5	R: 0 E: 0 K: 0 S: 3 H: 0 LOB: 0 BB: 0 P: 3	R: 0 E: 0 K: 0 S: 4 H: 1 LOB: 1 BB: 0 P: 4	R: 0 E: 0 K: 1 S: 5 H: 0 LOB: 0 BB: 0 P: 5	R: 0 E: 0 K: 0 S: 3 H: 0 LOB: 0 BB: 0 P: 3	1B: 3 2B: 0 3B: 0 HR: 0	SF: 0 SAC: 1 DP: 1 HBP: 0						

TOP

Minnesota Twins @ Cleveland Indians

Cleveland Municipal Stadium, Cleveland, OH

Tue May 06 1969, 7:05 PM EDT
Att. 5,464 - Unknown - 76 F

livebaseballscorecards.com

AB	27
R	0
H	3
RBI	0
BB	0
SO	6
LOB	6

WP: 0 PB: 0 SB: 0 CS: 1 PA: 28

PITCHER	IP	WLS	BF	H	R	ER	SO	BB	IBB	HBP	BLK	WP	HR	S	P	ERA	WHIP
Sam McDowell, L (1, 1) ERA: 3.23	9.0	W	28	3	0	0	6	0	0	0	0	0	0	40	40	0.00	0.333

PITCHER	IP	WLS	BF	H	R	ER	SO	BB	IBB	HBP	BLK	WP	HR	S	P	ERA	WHIP

Batter	1	2	3	4	5	6	7	8	9	AB	R	H	RBI	BB	SO	LOB
Jose Cardenal, R (1, 8) OBP: 0.231, SLG: 0.280	F7		5-3			6-3		F9		4	0	0	0	0	0	2
Richie Scheinblum, S (1, 7) OBP: 0.152, SLG: 0.073	L4		K			FC6-4, 1B		G3-6-3, 1-2f		4	0	1	0	0	1	2
Ken Harrelson, R (1, 9) OBP: 0.256, SLG: 0.367	P6			CS, 1B		FC6-4, 1-2f				3	0	1	0	0	0	1
Duke Sims, L (1, 2) OBP: 0.375, SLG: 0.596		4-3		K, 1-2			G3			3	0	0	0	0	1	1
Tony Horton, R (1, 3) OBP: 0.286, SLG: 0.442		L8		K			HR			3	1	1	1	0	1	0
Max Alvis, R (1, 5) OBP: 0.203, SLG: 0.200		BB			P5		F5			2	0	0	0	1	0	0
Larry Brown, R (1, 6) OBP: 0.381, SLG: 0.390		L8			5-3		1B			3	0	1	0	0	0	1
Vern Fuller, R (1, 4) OBP: 0.250, SLG: 0.147			E5, SH1-4		F7		F3			3	0	0	0	0	0	1
Sam McDowell, L (1, 1) OBP: 0.167, SLG: 0.167			SH1-4, 1-2			1-3		G3-6-3, 1B		2	0	1	0	0	0	0
Inning Stats	R: 0 E: 0 K: 0 S: 3 H: 0 LOB: 0 BB: 0 P: 3	R: 0 E: 0 K: 0 S: 3 H: 0 LOB: 1 BB: 1 P: 7	R: 0 E: 1 K: 1 S: 6 H: 0 LOB: 1 BB: 0 P: 6	R: 0 E: 0 K: 2 S: 7 H: 1 LOB: 0 BB: 0 P: 7	R: 0 E: 0 K: 0 S: 3 H: 0 LOB: 0 BB: 0 P: 3	R: 0 E: 0 K: 0 S: 4 H: 1 LOB: 1 BB: 0 P: 4	R: 1 E: 0 K: 0 S: 5 H: 2 LOB: 1 BB: 0 P: 5	R: 0 E: 0 K: 0 S: 3 H: 1 LOB: 0 BB: 0 P: 3		1B: 4 2B: 0 3B: 0 HR: 1 SF: 0 SAC: 1 DP: 1 HBP: 0						

PITCHER	IP	WLS	BF	H	R	ER	SO	BB	IBB	HBP	BLK	WP	HR	S	P	ERA	WHIP
Dave Boswell, R (1, 1) ERA: 3.05	8.0	L	29	5	1	1	3	1	0	0	0	0	1	34	38	1.12	0.750

PITCHER	IP	WLS	BF	H	R	ER	SO	BB	IBB	HBP	BLK	WP	HR	S	P	ERA	WHIP

BOTTOM

Minnesota Twins @ Cleveland Indians

Cleveland Municipal Stadium, Cleveland, OH

Tue May 06 1969, 7:05 PM EDT

Att. 5,464 - Unknown - 76 F

livebaseballscorecards.com

AB	27
R	1
H	5
RBI	1
BB	1
SO	3
LOB	8

Batter	1	2	3	4	5	6	7	8	9	AB	R	H	RBI	BB	SO	LOB
Ted Uhlaender, L (1, 8) OBP: 0.373, SLG: 0.359	P4	3-1			FC1-6 3-1 S 1-2f 1B	1B 1-2 2-H 3-H 1B		3-1		5	2	1	2	0	0	2
Rod Carew, L (1, 4) OBP: 0.416, SLG: 0.547	K		5-3		3-1 1-3	1B 1-3 2-H 1B		BB BB 1B		5	0	2	1	0	1	1
Tony Oliva, L (1, 9) OBP: 0.386, SLG: 0.441	4-3		K		HR 3-H 1B	1-2 3-H 1B		BB 1-2 BB		4	1	2	2	1	1	0
Harmon Killebrew, R (1, 5) OBP: 0.468, SLG: 0.614 Frank Quilici, R (8, PR) OBP: 0.235, SLG: 0.188 (8, 5)		HR	6-3		HR 1-H	K		BB 1-2 2-3 BB		4 0	2 0	2 0	3 0	1 0	1 0	2 0
Charlie Manuel, L (1, 7) OBP: 0.483, SLG: 0.609 Cesar Tovar, R (7, 7) OBP: 0.259, SLG: 0.316	BB E 2B BB			FC5-4 1B	F9	K		6-3		3 1	1 0	1 0	0 0	1 0	1 0	2 3
Rich Reese, L (1, 3) OBP: 0.290, SLG: 0.448		K		F9		BB 1B 2B	F7		G3	5	1	1	0	0	1	2
Leo Cardenas, R (1, 6) OBP: 0.358, SLG: 0.442		F2		FC5-4 1-2f		BB 1B BB	K		6-3	4	1	0	0	1	1	2
John Roseboro, L (1, 2) OBP: 0.404, SLG: 0.420		E4 1-2 2B		P6		1B 1-2 2-3 1B BB	K		G3	4	2	0	0	1	1	2
Jim Kaat, L (1, 1) OBP: 0.214, SLG: 0.286		1-H 2-H 2B			FC1-6 1B	K			F9	4	0	2	2	0	1	3
Inning Stats	R: 0 E: 0 K: 1 S: 5 H: 0 LOB: 0 BB: 0 P: 5	R: 3 E: 1 K: 1 S: 8 H: 2 LOB: 1 BB: 1 P: 12	R: 0 E: 0 K: 1 S: 5 H: 0 LOB: 0 BB: 0 P: 5	R: 0 E: 0 K: 0 S: 4 H: 1 LOB: 1 BB: 0 P: 4	R: 3 E: 0 K: 0 S: 6 H: 3 LOB: 0 BB: 0 P: 6	R: 4 E: 0 K: 3 S: 13 H: 4 LOB: 2 BB: 2 P: 21	R: 0 E: 0 K: 2 S: 7 H: 0 LOB: 0 BB: 0 P: 7	R: 0 E: 0 K: 0 S: 4 H: 1 LOB: 3 BB: 2 P: 12	R: 0 E: 0 K: 0 S: 3 H: 0 LOB: 0 BB: 0 P: 3	1B: 7 2B: 2 3B: 0 HR: 2 SF: 0 SAC: 0 DP: 0 HBP: 0						

PITCHER		IP	WLS	BF	H	R	ER	SO	BB	IBB	HBP	BLK	WP	HR	S	P	ERA	WHIP
Luis Tiant, R ERA: 8.29	(1, 1)	5.0	L	23	6	6	4	3	1	0	0	0	0	2	28	32	7.20	1.400
Mike Paul, L ERA: 6.52	(6, 1)	0.1		7	4	4	4	1	2	0	0	0	0	0	7	15	108.00	18.000
Stan Williams, R ERA: 5.46	(6, 1)	1.2		5	0	0	0	4	0	0	0	0	0	0	13	13	0.00	0.000
Juan Pizarro, L ERA: 6.46	(8, 1)	1.0		6	1	0	0	0	2	0	0	0	0	0	4	12	0.00	3.000
Gary Kroll, R ERA: 2.45	(9, 1)	1.0		3	0	0	0	0	0	0	0	0	0	0	3	3	0.00	0.000

PITCHER	IP	WLS	BF	H	R	ER	SO	BB	IBB	HBP	BLK	WP	HR	S	P	ERA	WHIP

TOP

Minnesota Twins @ Cleveland Indians

Cleveland Municipal Stadium, Cleveland, OH

Wed May 07 1969, 7:05 PM EDT

Att. 4,579 - Cloudy - 72 F

livebaseballscorecards.com

AB	39
R	10
H	11
RBI	10
BB	5
SO	8
LOB	19

WP: 0 PA: 44
PB: 0
SB: 1
CS: 0

Minnesota Twins @ Cleveland Indians

Cleveland Municipal Stadium, Cleveland, OH

Wed May 07 1969, 7:05 PM EDT

Att. 4,579 - Cloudy - 72 F

livebaseballscorecards.com

BOTTOM

Batter	1	2	3	4	5	6	7	8	9	AB	R	H	RBI	BB	SO	LOB
Jose Cardenal, R (1, 8) OBP: 0.242, SLG: 0.326	G6-4-3 1B		6-3		1-H HR		G6-4-3 1-2f			4	1	2	2	0	0	1
Richie Scheinblum, S (1, 7) OBP: 0.160, SLG: 0.089	G6-4-3 1-2f			FC5-4 1B	F9		6-3			4	0	1	0	0	0	1
Duke Sims, L (1, 2) OBP: 0.368, SLG: 0.583	K			FC5-4 FC6-4 1B 1-2f WP	BBB BB			G6-4-3 1B		1	0	0	0	0	1	0
Ray Fosse, R (4, PH) OBP: 0.333, SLG: 0.111 (5, 2)										2	1	1	0	1	0	1
Ken Harrelson, R (1, 9) OBP: 0.255, SLG: 0.361		E5 F9 PB		FC6-4 1-2 1B	F2			G6-4-3 1-2f		4	0	1	0	0	0	2
Gary Kroll, R (9, 1)										0	0	0	0	0	0	0
Tony Horton, R (1, 3) OBP: 0.274, SLG: 0.422		F9 1-3		FC6-4 1-2f WP 2-3		5-3		5-3		4	0	0	0	0	0	3
Max Alvis, R (1, 5) OBP: 0.206, SLG: 0.190		K		BBB BB 1-2 3-H		6-3			E6	3	0	0	0	1	1	1
Larry Brown, R (1, 6) OBP: 0.376, SLG: 0.384		K		P4		1B			F3	4	0	1	0	0	1	4
Vern Fuller, R (1, 4) OBP: 0.227, SLG: 0.132			F8		6-3	L7			5-3	4	0	0	0	0	0	2
Luis Tiant, R (1, 1) OBP: 0.273, SLG: 0.364			6-3		HR 1B		G6-4-3 1B		F7	1	0	0	0	0	0	0
Cap Peterson, R (5, PH) OBP: 0.500, SLG: 0.385										1	1	1	0	0	0	0
Mike Paul, L (6, 1)										0	0	0	0	0	0	0
Stan Williams, R (6, 1)										0	0	0	0	0	0	0
Zoilo Versalles, R (7, PH) OBP: 0.328, SLG: 0.382										1	0	1	0	0	0	0
Juan Pizarro, L (8, 1) OBP: 0.250, SLG: 0.250										0	0	0	0	0	0	0
Chuck Hinton, R (9, 9) OBP: 0.324, SLG: 0.406										1	0	0	0	0	0	1

Inning Stats	1	2	3	4	5	6	7	8	9
	R: 0 H: 1 E: 0 LOB: 0 K: 1 BB: 0 S: 5 P: 5	R: 0 H: 0 E: 1 LOB: 1 K: 2 BB: 0 S: 8 P: 8	R: 0 H: 0 E: 0 LOB: 0 K: 0 BB: 0 S: 3 P: 3	R: 1 H: 2 E: 0 LOB: 2 K: 0 BB: 1 S: 5 P: 9	R: 2 H: 2 E: 0 LOB: 1 K: 0 BB: 1 S: 5 P: 9	R: 0 H: 1 E: 0 LOB: 1 K: 0 BB: 0 S: 4 P: 4	R: 0 H: 1 E: 0 LOB: 0 K: 0 BB: 0 S: 3 P: 3	R: 0 H: 1 E: 0 LOB: 0 K: 0 BB: 0 S: 3 P: 3	R: 0 H: 0 E: 1 LOB: 1 K: 0 BB: 0 S: 4 P: 4

	AB	34
	R	3
	H	8
	RBI	2
	BB	2
	SO	3
	LOB	16

	1B: 7	SF: 0	WP: 1	PA: 36
	2B: 0	SAC: 0	PB: 1	
	3B: 0	DP: 3	SB: 0	
	HR: 1	HBP: 0	CS: 0	

PITCHER		IP	WLS	BF	H	R	ER	SO	BB	IBB	HBP	BLK	WP	HR	S	P	ERA	WHIP
Jim Kaat, L ERA: 3.13	(1, 1)	9.0	W	36	8	3	3	3	2	0	0	0	1	1	40	48	3.00	1.111

PITCHER	IP	WLS	BF	H	R	ER	SO	BB	IBB	HBP	BLK	WP	HR	S	P	ERA	WHIP

Batter	1	2	3	4	5	6	7	8	9	AB	R	H	RBI	BB	SO	LOB
Ted Uhlaender, L (1, 8) OBP: 0.355, SLG: 0.340	5-3		F8	F2		K			K	5	0	0	0	0	2	3
Rod Carew, L (1, 4) OBP: 0.426, SLG: 0.539	K		2B BB	1-2 2-3 3-H BB			1-3		FC5-4 1B	3	1	1	1	2	1	0
Tony Oliva, L (1, 9) OBP: 0.387, SLG: 0.443	BB		1-H 2B	4-1			P6		FC5-4 1-2f HR	4	1	1	1	1	0	4
Harmon Killebrew, R (1, 5) OBP: 0.456, SLG: 0.625 Frank Quilici, R (9, 5) OBP: 0.235, SLG: 0.188	P4		K		6-3		6-3		1-H HR	5 0	1 0	1 0	2 0	0 0	1 0	2 0
Graig Nettles, L (1, 7) OBP: 0.379, SLG: 0.566 Cesar Tovar, R (8, 7) OBP: 0.271, SLG: 0.328		1B CS 2B		2B 1B	1B			P4	1B	4 1	1 0	3 1	0 0	0 0	0 0	0 0
Rich Reese, L (1, 3) OBP: 0.284, SLG: 0.431		P3		P6	K			SH1-3 1B	1-3	5	1	1	0	0	1	4
Leo Cardenas, R (1, 6) OBP: 0.367, SLG: 0.459		2-3 1B		1B 1-3 BB 2B	K			SH1-3 1-2		3	1	2	0	0	1	1
John Roseboro, L (1, 2) OBP: 0.410, SLG: 0.415		F3 3-H		BB 1B IBB		F5		2-H 1B		3	0	1	1	1	0	2
Dean Chance, R (1, 1) OBP: 0.167, SLG: 0.091 Bob Miller, R (7, 1) Ron Perranoski, L (9, 1) OBP: 0.200, SLG: 0.200			1-3	1-2 2-3 3-H 1B BB		K		L9		3 1 0	0 0 0	1 0 0	1 0 0	0 0 0	1 0 0	0 1 0

Minnesota Twins @ Detroit Tigers

Tiger Stadium, Detroit, MI

Fri May 09 1969, 7:05 PM EDT

Att. 16,349 - Unknown - 44 F

TOP

livebaseballscorecards.com

	AB	R	H	RBI	BB	SO	LOB
	37	6	12	6	4	7	17

Inning Stats	1	2	3	4	5	6	7	8	9
R	0	0	1	2	0	0	0	1	2
E	0	0	0	0	0	0	0	0	0
K	1	0	1	0	2	2	0	0	1
S	5	4	6	6	8	7	3	5	8
H	0	2	1	3	1	0	0	2	3
LOB	1	1	1	2	1	0	0	1	1
BB	1	0	1	2	0	0	0	0	0
P	9	4	10	14	8	7	3	5	8

1B	8	
2B	3	
3B	0	
HR	1	
SF	0	
SAC	1	
DP	0	
HBP	0	
WP	0	
PB	0	
SB	0	
CS	1	
PA	42	

PITCHER		IP	W/L/S	BF	H	R	ER	SO	BB	IBB	HBP	BLK	WP	HR	S	P	ERA	WHIP
Earl Wilson, R ERA: 3.6	(1, 1)	3.1	L	18	6	3	3	2	2	1	0	0	0	0	19	31	8.10	2.400
John Hiller, L ERA: 4.5	(4, 1)	2.2		10	1	0	0	4	1	0	0	0	0	0	17	21	0.00	0.750
Joe Sparma, R ERA: 4.43	(7, 1)	2.0		8	2	1	1	0	0	0	0	0	0	0	8	8	4.50	1.000
Fred Scherman, L ERA: 9.0	(9, 1)	1.0		6	3	2	2	1	0	0	0	0	0	1	8	8	18.00	3.000

PITCHER		IP	W/L/S	BF	H	R	ER	SO	BB	IBB	HBP	BLK	WP	HR	S	P	ERA	WHIP

Batter	1	2	3	4	5	6	7	8	9	AB	R	H	RBI	BB	SO	LOB
Tom Matchick, L (1, 4) OBP: 0.375, SLG: 0.414	BBBB 4-0 FC5-4 BB		x 0-0 6-3 ③			x 0-0 F8 ②		SSS 0-3 K ②		3	0	0	0	1	1	0
Mickey Stanley, R (1, 6) OBP: 0.258, SLG: 0.359	x 0-0 FC5-4 1B ① 1-2f			x 0-0 5-3 ①		x 0-0 P6 ③		x 0-0 6-3 ③		4	0	0	0	0	0	1
Al Kaline, R (1, 9) OBP: 0.368, SLG: 0.505	x 0-0 G3-6-3 1B 1-3			x 0-0 L5-3 ②			SSS 0-3 K ①		BBBB 4-0 FC3-6 BB	3	0	1	0	1	1	0
Norm Cash, L (1, 3) OBP: 0.344, SLG: 0.359	x 0-0 G3-6-3 ②③ 1-2f			x 0-0 6-3 ③			BBBB 4-0 HR BB		x 0-0 FC3-6 1B ① 1-2f	3	1	0	0	1	0	3
Willie Horton, R (1, 7) OBP: 0.314, SLG: 0.404		SSS 0-3 K ①			SSS 0-3 K ①		x 0-0 F3 ②		x 0-0 FC5-4 1B 1-2	4	0	1	0	0	2	1
Jim Northrup, L (1, 8) OBP: 0.300, SLG: 0.411		SSS 0-3 K ②			x 0-0 F7 ②		x 0-0 HR 1-H		x 0-0 F8 ②	4	1	1	2	0	1	2
Bill Freehan, R (1, 2) OBP: 0.376, SLG: 0.505		SSS 0-3 K ③			x 0-0 WP 2B		BBBB 4-0 BB		x 0-0 FC5-4 ③ 1-2f	3	0	1	0	1	1	2
Don Wert, R (1, 5) OBP: 0.203, SLG: 0.169 Gates Brown, L (7, PH) OBP: 0.389, SLG: 0.313 Dick Tracewski, R (8, 5) OBP: 0.370, SLG: 0.150			x 0-0 F7 ①		SSS 0-3 K ③ 2-3		x 0-0 4-3 ③			2 1 0	0 0 0	0 0 0	0 0 0	0 0 0	1 0 0	1 1 0
Earl Wilson, R (1, 1) OBP: 0.278, SLG: 0.188 John Hiller, R (4, 1) Dave Campbell, R (6, PH) OBP: 0.250, SLG: 0.100 Joe Sparma, R (7, 1) OBP: 0.167, SLG: 0.167 Jim Price, R (8, PH) OBP: 0.125, SLG: 0.533 Fred Scherman, L (9, 1)			x 0-0 5-3 ②			SSS 0-3 K ①		x 0-0 4-3 ①		1 0 1 0 1 0	0 0 0 0 0 0	0 0 0 0 0 0	0 0 0 0 0 0	0 0 0 0 0 0	0 0 1 0 0 0	0 0 0 0 0 0
Inning Stats	R: 0 H: 1 E: 0 LOB: 1 K: 0 BB: 1 S: 3 P: 7	R: 0 H: 0 E: 0 LOB: 0 K: 3 BB: 0 S: 9 P: 9	R: 0 H: 0 E: 0 LOB: 0 K: 0 BB: 0 S: 3 P: 3	R: 0 H: 0 E: 0 LOB: 0 K: 0 BB: 0 S: 3 P: 3	R: 0 H: 1 E: 0 LOB: 1 K: 2 BB: 0 S: 8 P: 8	R: 0 H: 0 E: 0 LOB: 0 K: 1 BB: 0 S: 5 P: 5	R: 2 H: 1 E: 0 LOB: 1 K: 1 BB: 2 S: 6 P: 14	R: 0 H: 0 E: 0 LOB: 0 K: 1 BB: 0 S: 5 P: 5	R: 0 H: 1 E: 0 LOB: 2 K: 0 BB: 1 S: 4 P: 8	1B: 2 2B: 1 3B: 0 HR: 1	SF: 0 SAC: 0 DP: 1 HBP: 0			WP: 1 PB: 0 SB: 0 CS: 0	PA: 34		

PITCHER		IP	WLS	BF	H	R	ER	SO	BB	IBB	HBP	BLK	WP	HR	S	P	ERA	WHIP
Dean Chance, R ERA: 1.46	(1, 1)	6.2	W	25	3	2	2	7	3	0	0	0	1	1	36	48	2.70	0.900
Bob Miller, R ERA: 3.24	(7, 1)	1.2		7	1	0	0	1	1	0	0	0	0	0	8	12	0.00	1.200
Ron Perranoski, L ERA: 0.36	(9, 1)	0.2	S	2	0	0	0	0	0	0	0	0	0	0	2	2	0.00	0.000

PITCHER	IP	WLS	BF	H	R	ER	SO	BB	IBB	HBP	BLK	WP	HR	S	P	ERA	WHIP

BOTTOM

Minnesota Twins @ Detroit Tigers

Tiger Stadium, Detroit, MI

Fri May 09 1969, 7:05 PM EDT

Att. 16,349 - Unknown - 44 F

livebaseballscorecards.com

AB	30
R	2
H	4
RBI	2
BB	4
SO	8
LOB	11

Batter	1	2	3	4	5	6	7	8	9	AB	R	H	RBI	BB	SO	LOB
Ted Uhlaender, L (1, 8) OBP: 0.357, SLG: 0.343	1B		F7		4-3		FC4-6 1-2f 2-3 3-H		1B	5	0	2	1	0	0	3
Rod Carew, L (1, 4) OBP: 0.424, SLG: 0.543	1-2 1B		K			2B	4-3		K	5	0	2	0	0	2	3
Tony Oliva, L (1, 9) OBP: 0.382, SLG: 0.464	L9		F7			E3		HR		4	1	1	1	0	0	2
Harmon Killebrew, R (1, 5) (8, 3) OBP: 0.441, SLG: 0.598	K			P6		P4		6-3		4	0	0	0	0	1	3
Graig Nettles, L (1, 7) OBP: 0.367, SLG: 0.545 Dick Woodson, R (5, 1) Rick Renick, R (6, PH) Jim Perry, S (6, 1) Cesar Tovar, R (8, PH) OBP: 0.267, SLG: 0.322 (8, 5)	K			3-1		4-3		F8		2 0 1 0 1	0 0 0 0 0	0 0 0 0 0	0 0 0 0 0	0 0 0 0 0	1 0 0 0 0	2 0 1 0 0
Rich Reese, L (1, 3) OBP: 0.308, SLG: 0.487 Bob Miller, R (8, 1)		2B		2-3			1B FC4-6 2B	2B		4 0	1 0	3 0	0 0	0 0	0 0	0 0
Leo Cardenas, R (1, 6) OBP: 0.363, SLG: 0.451		6-3			1B		E6 FC4-6 1B	K		4	0	1	0	0	1	3
John Roseboro, L (1, 2) OBP: 0.385, SLG: 0.386		F5			K		P4		K	4	0	0	0	0	2	4
Jim Kaat, L (1, 1) OBP: 0.200, SLG: 0.267 Charlie Manuel, L (5, PH) OBP: 0.469, SLG: 0.577 (5, 7)		F7			F2		1-2 2-3 FC4-6 1B		G3	1 3	0 0	0 1	0 0	0 0	0 0	1 1
Inning Stats	R: 0 E: 0 K: 2 S: 9 H: 2 LOB: 2 BB: 0 P: 9	R: 0 E: 0 K: 0 S: 4 H: 1 LOB: 1 BB: 0 P: 4	R: 0 E: 0 K: 1 S: 5 H: 0 LOB: 0 BB: 0 P: 5	R: 0 E: 0 K: 0 S: 3 H: 0 LOB: 0 BB: 0 P: 3	R: 0 E: 0 K: 1 S: 6 H: 1 LOB: 1 BB: 0 P: 6	R: 0 E: 1 K: 0 S: 4 H: 1 LOB: 1 BB: 0 P: 4	R: 1 E: 1 K: 0 S: 6 H: 2 LOB: 2 BB: 0 P: 6	R: 1 E: 0 K: 1 S: 7 H: 2 LOB: 1 BB: 0 P: 7	R: 0 E: 0 K: 2 S: 8 H: 1 LOB: 1 BB: 0 P: 8	1B: 5 2B: 4 3B: 0 HR: 1 SF: 0 SAC: 0 DP: 0 HBP: 0	WP: 0 PB: 0 SB: 0 CS: 0 PA: 38					

PITCHER	IP	WLS	BF	H	R	ER	SO	BB	IBB	HBP	BLK	WP	HR	S	P	ERA	WHIP
Denny McLain, R (1, 1) ERA: 2.65	7.2	W	33	9	2	1	4	0	0	0	0	0	1	41	41	1.17	1.174
Pat Dobson, R (8, 1) ERA: 2.97	1.1	S	5	1	0	0	3	0	0	0	0	0	0	11	11	0.00	0.750

PITCHER	IP	WLS	BF	H	R	ER	SO	BB	IBB	HBP	BLK	WP	HR	S	P	ERA	WHIP

TOP

Minnesota Twins @ Detroit Tigers

Tiger Stadium, Detroit, MI

Sun May 11 1969, 4:33 AM EDT

Att. 28,505 - Unknown - 51 F

livebaseballscorecards.com

AB	38
R	2
H	10
RBI	2
BB	0
SO	7
LOB	23

Batter	1	2	3	4	5	6	7	8	9	AB	R	H	RBI	BB	SO	LOB
Mickey Stanley, R (1, 6) (9, 8) OBP: 0.250, SLG: 0.347	S S S 0-3 ① K		x 0-0 ① F7		x 0-0 ① 1-3	x 0-0 ③ F9				4	0	0	0	0	1	2
Dick Tracewski, R (1, 4) (9, 6) OBP: 0.387, SLG: 0.217	x 0-0 2B		x 0-0 ② 6-3		B B B 4-0 BB	x 0-0 ① 6-3				3	0	1	0	1	0	0
Al Kaline, R (1, 9) OBP: 0.380, SLG: 0.538	B B B B 4-0 BB		x 0-0 HR		x 0-0 ② L6	x 0-0 ② 1B				3	1	2	1	1	0	1
Bill Freehan, R (1, 3) OBP: 0.372, SLG: 0.495	x 0-0 ② F9		x 0-0 1B		x 0-0 ③ P3	x 0-0 ③ F9				4	0	1	0	0	0	3
Willie Horton, R (1, 7) OBP: 0.312, SLG: 0.392	S S S 0-3 ③ K		x 0-0 ③ F7		B B B B 4-0 BB 1B BB	x 0-0 ① 5-3				3	1	0	0	1	1	3
Jim Northrup, L (1, 8) OBP: 0.288, SLG: 0.394 Dick McAuliffe, L (9, 4) OBP: 0.412, SLG: 0.526		x 0-0 ① 4-3		S S S 0-3 ① K	x 0-0 ① F7	x 0-0 ② 4-3				4 0	0 0	0 0	0 0	0 0	1 0	1 0
Jim Price, R (1, 2) OBP: 0.200, SLG: 0.737		x 0-0 HR		x 0-0 ② 6-3	S S S 0-3 ② K	x 0-0 2B				4	1	2	1	0	1	1
Don Wert, R (1, 5) OBP: 0.229, SLG: 0.178		x 0-0 ② F9		x 0-0 1B	B B B B 4-0 1B 1-2 BB	I I I I 4-0 IBB				2	0	1	0	2	0	0
Denny McLain, R (1, 1) OBP: 0.250, SLG: 0.250 Pat Dobson, R (8, 1) OBP: 0.100, SLG: 0.100		S S S 0-3 ③ K		S S S 0-3 ③ K	x 0-0 1B 1-3 2-H	x 0-0 ③ F8				3 1	0 0	1 0	1 0	0 0	2 0	1 2
Inning Stats	R: 0 E: 0 K: 2 S: 8 H: 1 LOB: 2 BB: 1 P: 12	R: 1 E: 0 K: 1 S: 6 H: 1 LOB: 0 BB: 0 P: 6	R: 1 E: 0 K: 0 S: 5 H: 2 LOB: 1 BB: 0 P: 5	R: 0 E: 0 K: 2 S: 8 H: 1 LOB: 1 BB: 0 P: 8	R: 0 E: 0 K: 0 S: 3 H: 0 LOB: 1 BB: 1 P: 7	R: 1 E: 0 K: 1 S: 6 H: 1 LOB: 2 BB: 2 P: 14	R: 0 E: 0 K: 0 S: 3 H: 1 LOB: 0 BB: 0 P: 3	R: 0 E: 0 K: 0 S: 4 H: 1 LOB: 2 BB: 1 P: 8		1B: 4 2B: 2 3B: 0 HR: 2	SF: 0 SAC: 0 DP: 0 HBP: 0						

PITCHER		IP	WLS	BF	H	R	ER	SO	BB	IBB	HBP	BLK	WP	HR	S	P	ERA	WHIP
Jim Kaat, L ERA: 3.27	(1, 1)	4.0	L	18	5	2	2	5	1	0	0	0	0	2	27	31	4.50	1.500
Dick Woodson, R ERA: 3.04	(5, 1)	1.0		4	0	0	0	0	1	0	0	0	0	0	3	7	0.00	1.000
Jim Perry, R ERA: 2.7	(6, 1)	2.0		9	2	1	1	1	2	0	0	0	0	0	9	17	4.50	2.000
Bob Miller, R ERA: 2.89	(8, 1)	1.0		5	1	0	0	0	0	1	0	0	0	0	4	8	0.00	1.000

PITCHER	IP	WLS	BF	H	R	ER	SO	BB	IBB	HBP	BLK	WP	HR	S	P	ERA	WHIP

Minnesota Twins @ Detroit Tigers

Tiger Stadium, Detroit, MI

Sun May 11 1969, 4:33 AM EDT

Att. 28,505 - Unknown - 51 F

BOTTOM

livebaseballscorecards.com

AB	31
R	3
H	8
RBI	3
BB	5
SO	6
LOB	14

1B: 4	SF: 0	WP: 0	PA: 36
2B: 2	SAC: 0	PB: 0	
3B: 0	DP: 0	SB: 0	
HR: 2	HBP: 0	CS: 0	

Baltimore Orioles @ Minnesota Twins

Metropolitan Stadium, Bloomington , MI

Tue May 13 1969, 8:05 PM EDT

Att. 13,737 - Unknown

TOP

livebaseballscorecards.com

Batter	1	2	3	4	5	6	7	8	9	AB	R	H	RBI	BB	SO	LOB
Don Buford, S (1, 7) OBP: 0.369, SLG: 0.345	BBBB 4-0 1B 1B BB		X 0-0 ① F9		SSS 0-3 ② K		SSS 0-3 ③ K			3	1	0	0	1	2	2
Paul Blair, R (1, 8) OBP: 0.364, SLG: 0.489	X 0-0 1B 1-2 1B		SSS 0-3 ② K		SSS 0-3 ③ K			X 0-0 ① F7		4	0	1	0	0	2	0
Frank Robinson, R (1, 9) OBP: 0.432, SLG: 0.675	SSS 0-3 ① K		BBBB 4-0 S BB			X 0-0 ① L7		H 1-0 G3 WP E HBP		2	1	0	0	1	1	2
Boog Powell, L (1, 3) OBP: 0.408, SLG: 0.420	X 0-0 1-3 2-H 1B		SSS 0-3 ③ K 1-2			SSS 0-3 ② K		X 0-0 ② G3 1-3		4	0	1	1	0	2	2
Brooks Robinson, R (1, 5) OBP: 0.279, SLG: 0.359	X 0-0 ② P6			X 0-0 ① 6-3		SSS 0-3 ③ K		SSS 0-3 ③ K 3-H		4	0	0	0	0	2	2
Elrod Hendricks, L (1, 2) OBP: 0.351, SLG: 0.398	X 0-0 ③ 1-3			SSS 0-3 ② K			X 0-0 SH2-4 1B 1B		SSS 0-3 ① K	4	0	1	0	0	2	2
Davey Johnson, R (1, 4) OBP: 0.291, SLG: 0.336		X 0-0 ① F7		X 0-0 1B			X 0-0 SH2-4 1-2 1B		X 0-0 ② F7	4	0	2	0	0	0	0
Mark Belanger, R (1, 6) OBP: 0.372, SLG: 0.327		X 0-0 ② 6-3		X 0-0 ③ F7			X 0-0 ① SH2-4 1-2 2-3		BBBB 4-0 BB	2	0	0	0	1	0	1
Mike Cuellar, L (1, 1) Eddie Watt, R (8, 1) Dave May, L (9, PH) OBP: 0.182, SLG: 0.300 Merv Rettenmund, R (9, PH) OBP: 0.442, SLG: 0.647		SSS 0-3 ③ K			X 0-0 ① P5		SSS 0-3 ② K		X 0-0 ③ F8	3 0 0 1	0 0 0 0	0 0 0 0	0 0 0 0	0 0 0 0	2 0 0 0	2 0 0 1
Inning Stats	R: 1 E: 0 K: 1 S: 7 H: 2 LOB: 2 BB: 1 P: 11	R: 0 E: 0 K: 1 S: 5 H: 0 LOB: 0 BB: 0 P: 5	R: 0 E: 0 K: 2 S: 7 H: 0 LOB: 1 BB: 1 P: 11	R: 0 E: 0 K: 1 S: 6 H: 1 LOB: 1 BB: 0 P: 6	R: 0 E: 0 K: 2 S: 7 H: 0 LOB: 0 BB: 0 P: 7	R: 0 E: 0 K: 2 S: 7 H: 0 LOB: 0 BB: 0 P: 7	R: 0 E: 0 K: 2 S: 9 H: 2 LOB: 2 BB: 0 P: 9	R: 1 E: 0 K: 1 S: 5 H: 0 LOB: 0 BB: 0 P: 6	R: 0 E: 0 K: 1 S: 5 H: 0 LOB: 1 BB: 1 P: 9	1B: 5 2B: 0 3B: 0 HR: 0 SF: 0 SAC: 1 DP: 0 HBP: 1						

AB	31
R	2
H	5
RBI	1
BB	3
SO	13
LOB	14

WP: 1 PA: 36
PB: 0
SB: 1
CS: 0

PITCHER		IP	WLS	BF	H	R	ER	SO	BB	IBB	HBP	BLK	WP	HR	S	P	ERA	WHIP
Dave Boswell, R ERA: 2.68	(1, 1)	8.2	W	35	5	2	1	13	3	0	1	0	1	0	57	70	1.04	0.923
Ron Perranoski, L ERA: 0.36	(9, 1)	0.1	S	1	0	0	0	0	0	0	0	0	0	0	1	1	0.00	0.000

PITCHER	IP	WLS	BF	H	R	ER	SO	BB	IBB	HBP	BLK	WP	HR	S	P	ERA	WHIP

BOTTOM

Baltimore Orioles @ Minnesota Twins

Metropolitan Stadium, Bloomington , MI

Tue May 13 1969, 8:05 PM EDT

Att. 13,737 - Unknown

Batter	1	2	3	4	5	6	7	8	9	AB	R	H	RBI	BB	SO	LOB
Cesar Tovar, R (1, 8) (9, 7) OBP: 0.266, SLG: 0.317	B3		L4			P6		BLK IHR 1B		4	1	1	0	0	0	0
Rod Carew, L (1, 4) OBP: 0.437, SLG: 0.582	1B 1B			F7		BB 1B 1B		1-H IHR		4	2	3	2	0	0	0
Harmon Killebrew, R (1, 3) OBP: 0.443, SLG: 0.589 Rich Reese, L (9, 3) OBP: 0.308, SLG: 0.487	G4-6-3 1-3 1B			K		1B 1-2 BB		F8		3 0	0 0	1 0	0 0	1 0	1 0	0 0
Tony Oliva, L (1, 9) OBP: 0.378, SLG: 0.456	G4-6-3 1-2f			FC5 1B 1B		F7		F8		4	0	1	0	0	0	4
Bob Allison, R (1, 7) OBP: 0.389, SLG: 0.533 Ted Uhlaender, L (8, PR) (9, 8) OBP: 0.357, SLG: 0.343		5-3		1-2 1B		1-3 2-H 1B		E S 1B BB		3 0	0 1	2 0	1 0	1 0	0 0	0 0
George Mitterwald, R (1, 2) OBP: 0.300, SLG: 0.404		K		FC5 2-3f		4-3		E6 1B 1-3		4	0	0	0	0	1	5
Leo Cardenas, R (1, 6) OBP: 0.359, SLG: 0.443		K			6-3		F7	1-2 3-H 1B		4	0	1	1	0	1	0
Rick Renick, R (1, 5) Frank Quilici, R (9, 5) OBP: 0.235, SLG: 0.188			L6		K		6-3			3 0	0 0	0 0	0 0	0 0	1 0	0 0
Dave Boswell, R (1, 1) OBP: 0.111, SLG: 0.222 Ron Perranoski, L (9, 1) OBP: 0.200, SLG: 0.200			P4		F5		K			3 0	0 0	0 0	0 0	0 0	1 0	0 0
Inning Stats	R: 0 H: 2 E: 0 LOB: 1 K: 0 BB: 0 S: 4 P: 4	R: 0 H: 0 E: 0 LOB: 0 K: 2 BB: 0 S: 7 P: 7	R: 0 H: 0 E: 0 LOB: 0 K: 0 BB: 0 S: 3 P: 3	R: 0 H: 2 E: 0 LOB: 2 K: 1 BB: 0 S: 7 P: 7	R: 0 H: 0 E: 0 LOB: 0 K: 1 BB: 0 S: 5 P: 5	R: 1 H: 2 E: 0 LOB: 2 K: 0 BB: 1 S: 5 P: 9	R: 0 H: 0 E: 0 LOB: 0 K: 1 BB: 0 S: 5 P: 5	R: 3 H: 3 E: 1 LOB: 1 K: 0 BB: 1 S: 6 P: 10		1B: 8 SF: 0 2B: 0 SAC: 0 3B: 0 DP: 1 HR: 1 HBP: 0						

livebaseballscorecards.com

AB	32
R	4
H	9
RBI	4
BB	2
SO	5
LOB	9

WP: 0 PA: 34
PB: 0
SB: 1
CS: 0

PITCHER		IP	WLS	BF	H	R	ER	SO	BB	IBB	HBP	BLK	WP	HR	S	P	ERA	WHIP
Mike Cuellar, L ERA: 3.04	(1, 1)	7.0	L	29	8	3	3	5	1	0	0	1	0	0	38	42	3.86	1.286
Eddie Watt, R ERA: 2.63	(8, 1)	1.0		5	1	1	0	0	1	0	0	0	0	0	4	8	0.00	2.000

PITCHER	IP	WLS	BF	H	R	ER	SO	BB	IBB	HBP	BLK	WP	HR	S	P	ERA	WHIP

Batter	1	2	3	4	5	6	7	8	9	AB	R	H	RBI	BB	SO	LOB
Mark Belanger, R (1, 6) OBP: 0.366, SLG: 0.322	F8	4-3		F8	1B 1-2 2-3 3-H 1B		G6-3 1-2f			5	0	1	1	0	0	2
Paul Blair, R (1, 8) OBP: 0.372, SLG: 0.535	5-3	3-H HR		HR	1-3 2-H 3-H 1B		F9			5	2	3	5	0	0	0
Frank Robinson, R (1, 9) OBP: 0.424, SLG: 0.656 Dave May, L (8, 9) OBP: 0.182, SLG: 0.300	E5	6-3		1B	5-3			6-3		5 0	0 0	1 0	0 0	0 0	0 0	2 0
Boog Powell, L (1, 3) OBP: 0.408, SLG: 0.419	P6		1B 1B	F8		FC1-4 1B		6-3		5	0	2	0	0	0	2
Merv Rettenmund, R (1, 7) OBP: 0.438, SLG: 0.595		BBBB E 2B BB	F9		BBBB 1B 1B BB	FC1-4 E 1-2f		5-3		3	2	0	0	2	0	2
Elrod Hendricks, L (1, 2) OBP: 0.351, SLG: 0.395 Andy Etchebarren, R (6, PH) OBP: 0.388, SLG: 0.475 (6, 2)		E4 1-2 2B	SSS K		1B BB 1-3 1B 1B	E5 1-2			6-3	3 2	2 0	1 0	0 0	0 0	1 0	2 1
Brooks Robinson, R (1, 5) OBP: 0.283, SLG: 0.368		4-3 1-H 2-H 2B 2B	1-2 1B		P6 SSS	K		5-3		5	1	2	2	0	1	4
Davey Johnson, R (1, 4) OBP: 0.288, SLG: 0.325		4-3 2-3	P4		BBBB 1B 1-2 1B BB	F2			P5	4	1	0	0	1	0	5
Tom Phoebus, R (1, 1) OBP: 0.389, SLG: 0.375 Pete Richert, L (8, 1) Dick Hall, R (8, 1) OBP: 0.333, SLG: 0.333 Marcelino Lopez, R (9, 1) Eddie Watt, R (9, 1)		4-3 HR 3-H 2B		SSS K	SSS K		G6-3 1B			4 0 0 0 0	1 0 0 0 0	2 0 0 0 0	1 0 0 0 0	0 0 0 0 0	2 0 0 0 0	3 0 0 0 0
Inning Stats	R: 0 E: 1 K: 0 S: 4 H: 0 LOB: 1 BB: 0 P: 4	R: 5 E: 1 K: 0 S: 7 H: 3 LOB: 0 BB: 1 P: 11	R: 0 E: 0 K: 1 S: 7 H: 2 LOB: 2 BB: 0 P: 7	R: 1 E: 0 K: 1 S: 7 H: 2 LOB: 1 BB: 0 P: 7	R: 3 E: 0 K: 1 S: 8 H: 3 LOB: 2 BB: 2 P: 16	R: 0 E: 1 K: 1 S: 7 H: 1 LOB: 2 BB: 0 P: 7	R: 0 E: 0 K: 0 S: 3 H: 1 LOB: 0 BB: 0 P: 3	R: 0 E: 0 K: 0 S: 3 H: 0 LOB: 0 BB: 0 P: 3	R: 0 E: 0 K: 0 S: 3 H: 0 LOB: 0 BB: 0 P: 3	1B: 8 2B: 2 3B: 0 HR: 2 SF: 0 SAC: 0 DP: 1 HBP: 0						

PITCHER	IP	WLS	BF	H	R	ER	SO	BB	IBB	HBP	BLK	WP	HR	S	P	ERA	WHIP
Dick Woodson, R (1, 1) ERA: 3.34	3.0	L	17	5	5	2	1	1	0	0	0	0	1	18	22	6.00	2.000
Charlie Walters, R (4, 1) ERA: 5.4	1.1		9	3	4	4	1	2	0	0	0	0	1	9	17	27.00	3.750
Bob Miller, R (5, 1) ERA: 2.7	0.2		4	2	0	0	1	0	0	0	0	0	0	6	6	0.00	3.000
Joe Grzenda, L (6, 1) ERA: 2.45	3.0		11	2	0	0	1	0	0	0	0	0	0	13	13	0.00	0.667
Ron Perranoski, L (9, 1) ERA: 0.34	1.0		3	0	0	0	0	0	0	0	0	0	0	3	3	0.00	0.000

PITCHER	IP	WLS	BF	H	R	ER	SO	BB	IBB	HBP	BLK	WP	HR	S	P	ERA	WHIP

TOP

Baltimore Orioles @ Minnesota Twins

Metropolitan Stadium, Bloomington , MI

Wed May 14 1969, 8:05 PM EDT

Att. 17,696 - Unknown

livebaseballscorecards.com

AB	41
R	9
H	12
RBI	9
BB	3
SO	4
LOB	23

PA: 44

WP: 0
PB: 0
SB: 0
CS: 0

BOTTOM

Baltimore Orioles @ Minnesota Twins

Metropolitan Stadium, Bloomington , MI

Wed May 14 1969, 8:05 PM EDT

Att. 17,696 - Unknown

livebaseballscorecards.com

Batter	1	2	3	4	5	6	7	8	9	AB	R	H	RBI	BB	SO	LOB
Ted Uhlaender, L (1, 8) OBP: 0.368, SLG: 0.355	6-3			FC6-4 1B		P6		2B 1B	1B	5	1	3	0	0	0	0
Rod Carew, L (1, 4) OBP: 0.426, SLG: 0.573	F8			FC6-4 HR 1-2f		1-4-3		1-3 1B	F8	5	2	1	0	0	0	2
Tony Oliva, L (1, 9) OBP: 0.394, SLG: 0.492	L8			1-H HR		1B 1B		BBBB 1B 2B BB	1-3 1B	4	2	3	2	1	0	0
Harmon Killebrew, R (1, 5) (7, 3) OBP: 0.433, SLG: 0.570		SSS K		5-3		1-2 1B		SSS K	P3	5	0	1	0	0	2	5
Charlie Manuel, L (1, 7) OBP: 0.432, SLG: 0.516		SSS K		4-3		SSS K		2B 1B 1-2 2-H 3-H	F8	5	1	1	2	0	2	4
Rich Reese, L (1, 3) OBP: 0.313, SLG: 0.500		6-3			E 3-1 2B		G3	1-3 1B 2-H 2B		2	1	1	0	0	0	0
Graig Nettles, L (7, 5) OBP: 0.371, SLG: 0.561										2	1	1	1	0	0	0
Leo Cardenas, R (1, 6) OBP: 0.355, SLG: 0.436			SSS K		F7 2-3		SSS K	1B 2-H 3-H 1B		4	0	1	2	0	2	1
John Roseboro, L (1, 2) OBP: 0.368, SLG: 0.367			SSS K		3-1 3-H		P4	1-3 1B		3	0	0	1	0	1	0
Tom Tischinski, R (8, PH) (9, 2) OBP: 0.333, SLG: 0.333										1	0	1	0	0	0	0
Dick Woodson, R (1, 1)			SSS K		5-3			F7 4-3		0	0	0	0	0	0	0
Rick Renick, R (3, PH)										1	0	0	0	0	1	0
Charlie Walters, R (4, 1)										0	0	0	0	0	0	0
Bob Miller, R (5, 1)										0	0	0	0	0	0	0
Bob Allison, R (5, PH) OBP: 0.378, SLG: 0.516										1	0	0	0	0	0	0
Joe Grzenda, R (6, 1)										0	0	0	0	0	0	0
Cesar Tovar, R (8, PH) OBP: 0.258, SLG: 0.308										2	0	0	0	0	0	2
Ron Perranoski, L (9, 1) OBP: 0.200, SLG: 0.200										0	0	0	0	0	0	0
Inning Stats	R: 0 E: 0 K: 0 S: 3 H: 0 LOB: 0 BB: 0 P: 3	R: 0 E: 0 K: 2 S: 7 H: 0 LOB: 0 BB: 0 P: 7	R: 0 E: 0 K: 3 S: 9 H: 0 LOB: 0 BB: 0 P: 9	R: 2 E: 0 K: 0 S: 5 H: 2 LOB: 0 BB: 0 P: 5	R: 1 E: 1 K: 0 S: 4 H: 1 LOB: 0 BB: 0 P: 4	R: 0 E: 0 K: 1 S: 7 H: 2 LOB: 2 BB: 0 P: 7	R: 0 E: 0 K: 1 S: 5 H: 0 LOB: 0 BB: 0 P: 5	R: 5 E: 0 K: 1 S: 11 H: 6 LOB: 2 BB: 1 P: 15	R: 0 E: 0 K: 0 S: 5 H: 2 LOB: 2 BB: 0 P: 5	1B: 9 2B: 3 3B: 0 HR: 1	SF: 0 SAC: 0 DP: 0 HBP: 0						

AB	40
R	8
H	13
RBI	8
BB	1
SO	8
LOB	14

WP: 0 PB: 0 SB: 0 CS: 0 PA: 41

PITCHER		IP	WLS	BF	H	R	ER	SO	BB	IBB	HBP	BLK	WP	HR	S	P	ERA	WHIP
Tom Phoebus, R ERA: 2.83	(1, 1)	7.2	W	32	8	7	6	8	1	0	0	0	0	1	47	51	7.04	1.174
Pete Richert, L ERA: 3.0	(8, 1)	0.0		1	1	0	0	0	0	0	0	0	0	0	1	1	∞	∞
Dick Hall, R ERA: 2.41	(8, 1)	0.1		3	2	1	1	0	0	0	0	0	0	0	3	3	27.00	6.000
Marcelino Lopez, L ERA:	(9, 1)	0.1		3	2	0	0	0	0	0	0	0	0	0	3	3	0.00	6.000
Eddie Watt, R ERA: 2.51	(9, 1)	0.2	S	2	0	0	0	0	0	0	0	0	0	0	2	2	0.00	0.000

PITCHER	IP	WLS	BF	H	R	ER	SO	BB	IBB	HBP	BLK	WP	HR	S	P	ERA	WHIP

Batter	1	2	3	4	5	6	7	8	9	AB	R	H	RBI	BB	SO	LOB
Mark Belanger, R (1, 6) OBP: 0.361, SLG: 0.317	6-3		6-3	F7			6-3 SH3-4 1B 1B	1-3		5	1	1	0	0	0	3
Paul Blair, R (1, 8) OBP: 0.375, SLG: 0.531	F3		S 1B HBP		G4-3 1B		SH3-4 1-2		6-3	3	1	1	0	0	0	0
Frank Robinson, R (1, 9) OBP: 0.417, SLG: 0.654	4-3		F8 1-2		G4-3 1-2f		6-3 2-3		SF8 3B	5	1	1	0	0	0	3
Boog Powell, L (1, 3) OBP: 0.415, SLG: 0.426		1B 3B 1B	FC6-4 2-H 1B		S S S K		B B B BB 1B		SF8 3-H	3	1	2	2	1	1	0
Merv Rettenmund, R (1, 7) OBP: 0.434, SLG: 0.571		F8	FC6-4 1-2f			S 1B	1-2 3-H 1B		S S S K	5	0	2	1	0	1	2
Brooks Robinson, R (1, 5) OBP: 0.276, SLG: 0.357		F9		F8		F2 1-2	6-3			4	0	0	0	0	0	4
Davey Johnson, R (1, 4) OBP: 0.294, SLG: 0.331		1-2 3B 1B		FC5-4 1B	S S S K			F9		4	1	2	0	0	1	1
Andy Etchebarren, R (1, 2) OBP: 0.415, SLG: 0.535		1-H 2-H 3B		FC5-4 1-2f 1B		IBB		SH3 1B		3	0	2	2	1	0	1
Dave McNally, R (1, 1) OBP: 0.150, SLG: 0.105		F8		1-2 1B	S S S K			SH3 1-2		3	0	1	0	0	1	3
Inning Stats	R: 0 E: 0 K: 0 S: 3 H: 0 LOB: 0 BB: 0 P: 3	R: 2 E: 0 K: 0 S: 6 H: 3 LOB: 1 BB: 0 P: 6	R: 1 E: 0 K: 0 S: 4 H: 1 LOB: 1 BB: 0 P: 5	R: 0 E: 0 K: 0 S: 5 H: 2 LOB: 2 BB: 0 P: 5	R: 0 E: 0 K: 1 S: 5 H: 1 LOB: 0 BB: 0 P: 5	R: 0 E: 0 K: 2 S: 8 H: 1 LOB: 2 BB: 1 P: 12	R: 1 E: 0 K: 0 S: 5 H: 2 LOB: 2 BB: 1 P: 9	R: 0 E: 0 K: 0 S: 4 H: 1 LOB: 1 BB: 0 P: 4	R: 1 E: 0 K: 1 S: 6 H: 1 LOB: 0 BB: 0 P: 6	1B: 10 2B: 0 3B: 2 HR: 0 SF: 1 SAC: 2 DP: 1 HBP: 1						

TOP

Baltimore Orioles @ Minnesota Twins

Metropolitan Stadium, Bloomington , MI

Thu May 15 1969, 8:05 PM EDT

Att. 11,423 - Unknown

livebaseballscorecards.com

AB	35
R	5
H	12
RBI	5
BB	2
SO	4
LOB	17

WP: 0 PB: 0 SB: 2 CS: 0 PA: 41

PITCHER		IP	WLS	BF	H	R	ER	SO	BB	IBB	HBP	BLK	WP	HR	S	P	ERA	WHIP
Jim Kaat, L ERA: 3.42	(1, 1)	6.0	L	27	8	3	3	3	0	1	1	0	0	0	31	36	4.50	1.333
Jim Perry, R ERA: 3.0	(7, 1)	3.0		14	4	2	2	1	1	0	0	0	0	0	15	19	6.00	1.667

PITCHER	IP	WLS	BF	H	R	ER	SO	BB	IBB	HBP	BLK	WP	HR	S	P	ERA	WHIP

Batter	1	2	3	4	5	6	7	8	9	AB	R	H	RBI	BB	SO	LOB
Cesar Tovar, R (1, 8) OBP: 0.257, SLG: 0.304	F3			K		F9			G4-6-3 1B	4	0	1	0	0	1	0
Rod Carew, L (1, 4) OBP: 0.411, SLG: 0.551	K			3-1			K		G4-6-3 1-2f	4	0	0	0	0	2	1
Harmon Killebrew, R (1, 3) OBP: 0.423, SLG: 0.553	K			P6			F5			3	0	0	0	0	1	0
Tony Oliva, L (1, 9) OBP: 0.393, SLG: 0.483		6-3			L1		BB			2	0	0	0	1	0	0
Bob Allison, R (1, 7) OBP: 0.350, SLG: 0.471		P6			F7		F7			3	0	0	0	0	0	1
Leo Cardenas, R (1, 6) OBP: 0.355, SLG: 0.429		P3			BB			1-3		2	0	0	0	1	0	0
Rick Renick, R (1, 5)			K		L4			P3		3	0	0	0	0	1	1
Tom Tischinski, R (1, 2) OBP: 0.167, SLG: 0.167			F8			F9		6-3		3	0	0	0	0	0	0
Jim Kaat, L (1, 1) OBP: 0.188, SLG: 0.250 Frank Quilici, R (6, PH) OBP: 0.229, SLG: 0.182 Jim Perry, S (7, 1) George Mitterwald, R (9, PH) OBP: 0.294, SLG: 0.396			4-3			F8			K	1 1 0 1	0 0 0 0	0 0 0 0	0 0 0 0	0 0 0 1	0 0 0 0	0 0 0 0
Inning Stats	R: 0 E: 0 K: 2 S: 7 H: 0 LOB: 0 BB: 0 P: 7	R: 0 E: 0 K: 0 S: 3 H: 0 LOB: 0 BB: 0 P: 3	R: 0 E: 0 K: 1 S: 5 H: 0 LOB: 0 BB: 0 P: 5	R: 0 E: 0 K: 1 S: 5 H: 0 LOB: 0 BB: 0 P: 5	R: 0 E: 0 K: 0 S: 3 H: 0 LOB: 1 BB: 1 P: 7	R: 0 E: 0 K: 0 S: 3 H: 0 LOB: 0 BB: 0 P: 3	R: 0 E: 0 K: 1 S: 5 H: 0 LOB: 1 BB: 1 P: 9	R: 0 E: 0 K: 0 S: 3 H: 0 LOB: 0 BB: 0 P: 3	R: 0 E: 0 K: 1 S: 5 H: 1 LOB: 0 BB: 0 P: 5	1B: 1 2B: 0 3B: 0 HR: 0 SF: 0 SAC: 0 DP: 1 HBP: 0						

PITCHER	IP	WLS	BF	H	R	ER	SO	BB	IBB	HBP	BLK	WP	HR	S	P	ERA	WHIP
Dave McNally, L (1, 1) ERA: 2.59	9.0	W	29	1	0	0	6	2	0	0	0	0	0	39	47	0.00	0.333

PITCHER	IP	WLS	BF	H	R	ER	SO	BB	IBB	HBP	BLK	WP	HR	S	P	ERA	WHIP

Baltimore Orioles @ Minnesota Twins

Metropolitan Stadium, Bloomington , MI

Thu May 15 1969, 8:05 PM EDT

Att. 11,423 - Unknown

BOTTOM

livebaseballscorecards.com

AB	27
R	0
H	1
RBI	0
BB	2
SO	6
LOB	3

WP: 0 PA: 29
PB: 0
SB: 0
CS: 0

Batter	1	2	3	4	5	6	7	8	9	AB	R	H	RBI	BB	SO	LOB
Mickey Stanley, R (1, 6) (8, 8) OBP: 0.246, SLG: 0.316	BBBB 4-0 S E BB		x 0-0 ① L8	x 0-0 ① FC5-2 FC4-6 1-2 2-3 3-Hf		SSS 0-3 ③ K		I I I 4-0 IBB		3	1	0	0	2	1	3
Dick McAuliffe, L (1, 4) OBP: 0.383, SLG: 0.489	SSS 0-3 ① K 1-2		x 0-0 ② F9	x 0-0 ② FC4-6 1-2f 2-3 3-H			x 0-0 ① G3	x 0-0 ③ F9		5	0	0	1	0	1	6
Al Kaline, R (1, 9) OBP: 0.370, SLG: 0.492	x 0-0 ② L7		x 0-0 1B	x 0-0 ③ L7			x 0-0 ② L6-3		x 0-0 ① L3	5	0	1	0	0	0	3
Norm Cash, L (1, 3) OBP: 0.364, SLG: 0.411	x 0-0 E2 2-H 1B		x 0-0 ③ 4-3		x 0-0 HR		x 0-0 ③ F9		x 0-0 ② F8	5	1	2	1	0	0	1
Gates Brown, L (1, 7) OBP: 0.409, SLG: 0.350 Dick Tracewski, R (8, 6) OBP: 0.375, SLG: 0.208	x 0-0 ③ L3			x 0-0 1B 1B 1B	SSS 0-3 ① K			x 0-0 1B SF7 1B	x 0-0 ③ P6	4 1	2 0	2 0	0 0	0 0	1 0	1 0
Jim Northrup, L (1, 8) OBP: 0.317, SLG: 0.464 (8, 7)		x 0-0 ① F8		x 0-0 1B 1B 1B 1-3 1B	SSS 0-3 ② K			x 0-0 SH1-3 BB 1-3 1B		4	1	2	0	0	1	0
Tom Matchick, L (1, 5) OBP: 0.400, SLG: 0.438 Don Wert, R (8, PH) (8, 5) OBP: 0.198, SLG: 0.153		x 0-0 1B		x 0-0 1B 1B FC5-2 1B 1-2 3-H	x 0-0 ③ 4-3			x 0-0 ① SF7 3-H		3 0	0 0	2 0	1 1	0 0	0 0	0 0
Bill Freehan, R (1, 2) OBP: 0.380, SLG: 0.477		x 0-0 ② F8		x 0-0 FC5-2 1B FC4-6 1B 1-2 2-3		x 0-0 ① 5-3		BBBB 4-0 SH1-3 BB 1-2		3	1	1	0	1	0	1
Denny McLain, R (1, 1) OBP: 0.258, SLG: 0.258		x 0-0 ③ 6-3		x 0-0 FC4-6 FC5-2 1B 1-2 2-3 3-H		SSS 0-3 ② K		x 0-0 ② SH1-3 1-2 2-3		3	0	1	1	0	1	1
Inning Stats	R: 1 H: 1 E: 1 LOB: 1 K: 1 BB: 1 S: 6 P: 10	R: 0 H: 1 E: 0 LOB: 1 K: 0 BB: 0 S: 4 P: 4	R: 0 H: 1 E: 0 LOB: 1 K: 0 BB: 0 S: 4 P: 4	R: 3 H: 5 E: 0 LOB: 2 K: 0 BB: 0 S: 8 P: 8	R: 1 H: 1 E: 0 LOB: 0 K: 2 BB: 0 S: 8 P: 8	R: 0 H: 0 E: 0 LOB: 0 K: 2 BB: 0 S: 7 P: 7	R: 0 H: 0 E: 0 LOB: 0 K: 0 BB: 0 S: 3 P: 3	R: 1 H: 2 E: 0 LOB: 3 K: 0 BB: 2 S: 5 P: 13	R: 0 H: 0 E: 0 LOB: 0 K: 0 BB: 0 S: 3 P: 3	1B: 10 SF: 1 2B: 0 SAC: 1 3B: 0 DP: 0 HR: 1 HBP: 0						

PITCHER		IP	WLS	BF	H	R	ER	SO	BB	IBB	HBP	BLK	WP	HR	S	P	ERA	WHIP
Dean Chance, R ERA: 2.28	(1, 1)	3.0	L	18	8	4	3	1	1	0	0	0	0	0	19	23	9.00	3.000
Joe Grzenda, L ERA: 2.66	(4, 1)	2.0		7	1	1	1	2	0	0	0	0	0	1	11	11	4.50	0.500
Dick Woodson, R ERA: 3.41	(6, 1)	2.0		8	2	1	1	2	0	0	0	0	0	0	12	12	4.50	1.000
Ron Perranoski, L ERA: 0.33	(8, 1)	1.0		5	0	0	0	0	1	1	0	0	0	0	3	11	0.00	1.000
Bob Miller, R ERA: 2.45	(9, 1)	1.0		3	0	0	0	0	0	0	0	0	0	0	3	3	0.00	0.000

PITCHER	IP	WLS	BF	H	R	ER	SO	BB	IBB	HBP	BLK	WP	HR	S	P	ERA	WHIP

TOP

Detroit Tigers @ Minnesota Twins

Metropolitan Stadium, Bloomington , MI

Sat May 17 1969, 4:33 AM EDT

Att. 17,803 - Unknown - 56 F

livebaseballscorecards.com

AB	36
R	6
H	11
RBI	5
BB	3
SO	5
LOB	16

WP: 0 PA: 41
PB: 0
SB: 1
CS: 0

Batter	1	2	3	4	5	6	7	8	9	AB	R	H	RBI	BB	SO	LOB
Ted Uhlaender, L (1, 8) OBP: 0.364, SLG: 0.345	P3		BB		G4-6-3 1-2f			K		3	0	0	0	1	1	1
Rod Carew, L (1, 4) OBP: 0.414, SLG: 0.559	F8		P5			G4-6-3 1B		2B		4	0	2	0	0	0	1
Tony Oliva, L (1, 9) OBP: 0.381, SLG: 0.468	F5			K		G4-6-3 1-2f		F8		4	0	0	0	0	1	2
Harmon Killebrew, R (1, 3) OBP: 0.418, SLG: 0.542		L9		2B 1B		F8			K	4	0	1	0	0	1	0
Charlie Manuel, L (1, 7) OBP: 0.439, SLG: 0.543		FC4-6 1B		1-3 2B			P6		F8	4	0	2	0	0	0	0
Graig Nettles, L (1, 5) OBP: 0.364, SLG: 0.541		FC4-6 1-2f		K			1B		4-3	4	0	1	0	0	1	3
Leo Cardenas, R (1, 6) OBP: 0.346, SLG: 0.417		L6		F2			L8			3	0	0	0	0	0	4
John Roseboro, L (1, 2) OBP: 0.366, SLG: 0.365			CS 1B		F7		L9			3	0	1	0	0	0	1
Dean Chance, R (1, 1) OBP: 0.154, SLG: 0.083 Joe Grzenda, R (4, 1) Bob Allison, R (5, PH) OBP: 0.366, SLG: 0.486 Dick Woodson, R (6, 1) Ron Perranoski, L (8, 1) OBP: 0.200, SLG: 0.200 Cesar Tovar, R (8, PH) OBP: 0.254, SLG: 0.300 Bob Miller, R (9, 1)			L4 1-2		G4-6-3 1B			5-3		1 0 1 0 0 0 1 0	0 0 0 0 0 0 0 0	0 0 1 0 0 0 0 0	0 0 0 0 0 0 0 0	0 0 0 0 0 0 0 0	0 0 0 0 0 0 0 0	1 0 0 0 0 0 0 0
Inning Stats	R: 0 E: 0 K: 0 S: 3 H: 0 LOB: 0 BB: 0 P: 3	R: 0 E: 0 K: 0 S: 4 H: 1 LOB: 1 BB: 0 P: 4	R: 0 E: 0 K: 0 S: 3 H: 1 LOB: 1 BB: 1 P: 7	R: 0 E: 0 K: 2 S: 9 H: 2 LOB: 2 BB: 0 P: 9	R: 0 E: 0 K: 0 S: 3 H: 1 LOB: 0 BB: 0 P: 3	R: 0 E: 0 K: 0 S: 3 H: 1 LOB: 0 BB: 0 P: 3	R: 0 E: 0 K: 0 S: 4 H: 1 LOB: 1 BB: 0 P: 4	R: 0 E: 0 K: 1 S: 6 H: 1 LOB: 1 BB: 0 P: 6	R: 0 E: 0 K: 1 S: 5 H: 0 LOB: 0 BB: 0 P: 5	1B: 6 2B: 2 3B: 0 HR: 0	SF: 0 SAC: 0 DP: 2 HBP: 0					

PITCHER	IP	WLS	BF	H	R	ER	SO	BB	IBB	HBP	BLK	WP	HR	S	P	ERA	WHIP
Denny McLain, R (1, 1) ERA: 2.38	9.0	W	33	8	0	0	4	1	0	0	0	0	0	40	44	0.00	1.000

PITCHER	IP	WLS	BF	H	R	ER	SO	BB	IBB	HBP	BLK	WP	HR	S	P	ERA	WHIP

Detroit Tigers @ Minnesota Twins

Metropolitan Stadium, Bloomington , MI

Sat May 17 1969, 4:33 AM EDT

Att. 17,803 - Unknown - 56 F

BOTTOM

livebaseballscorecards.com

AB	32
R	0
H	8
RBI	0
BB	1
SO	4
LOB	13

1B: 6	SF: 0	WP: 0	PA: 33
2B: 2	SAC: 0	PB: 0	
3B: 0	DP: 2	SB: 0	
HR: 0	HBP: 0	CS: 1	

Batter	1	2	3	4	5	6	7	8	9	AB	R	H	RBI	BB	SO	LOB
Mickey Stanley, R (1, 6) (6, 8) OBP: 0.257, SLG: 0.331	FC1-6 1B	K		1-2 1B		1-H 2-H 1B 2B	K		6-3	6	1	3	2	0	2	3
Dick McAuliffe, L (1, 4) OBP: 0.392, SLG: 0.525	FC1-6 1B 1-2f FC4-6	2B 3B	K			BB BB BLK 2-H 1B		1B 2B		5	4	3	1	0	1	3
Al Kaline, R (1, 9) OBP: 0.378, SLG: 0.500	FC4-6 1-3 1B	4-3 3-H 2B			L7	BBBB BLK BB 1-2 BB		K		4	0	2	1	1	1	1
Norm Cash, L (1, 3) OBP: 0.365, SLG: 0.398	FC4-6 1-2f 3-H	4-3 2-3			K	BBBB BLK 1-2 2-3 BB		1B IBB		3	0	0	1	2	1	2
Gates Brown, L (1, 7) OBP: 0.346, SLG: 0.292	K	K			K	K 1-2 2-3 3-H		P4		4	0	0	0	0	4	4
Dick Tracewski, R (6, 6) OBP: 0.364, SLG: 0.200										1	0	0	0	0	0	2
Jim Northrup, L (1, 8) (6, 7) OBP: 0.320, SLG: 0.470		P4	F9			F8	1B 2B	1-3 2-H 1B		5	1	2	1	0	0	1
Tom Matchick, L (1, 5) OBP: 0.400, SLG: 0.432		P6		FC1-6 1B		1B 2B 1B	F7	F7		5	1	2	0	0	0	3
Bill Freehan, R (1, 2) OBP: 0.381, SLG: 0.474		E 1B 1B		P4		1-2 2B 1B	6-3		F2	5	1	2	0	0	0	2
Mickey Lolich, S (1, 1) OBP: 0.174, SLG: 0.095		E5 1-3 1B		FC1-6 1-2f 1B		P5	2-H 1B		4-3	5	0	2	1	0	0	3
Inning Stats	R: 1 E: 0 K: 1 S: 7 H: 2 LOB: 1 BB: 0 P: 7	R: 0 E: 1 K: 1 S: 7 H: 2 LOB: 2 BB: 0 P: 7	R: 1 E: 0 K: 1 S: 7 H: 2 LOB: 1 BB: 0 P: 7	R: 0 E: 0 K: 1 S: 7 H: 2 LOB: 2 BB: 0 P: 7	R: 0 E: 0 K: 2 S: 7 H: 0 LOB: 0 BB: 0 P: 7	R: 4 E: 0 K: 1 S: 9 H: 4 LOB: 2 BB: 2 P: 17	R: 1 E: 0 K: 1 S: 7 H: 2 LOB: 1 BB: 0 P: 7	R: 1 E: 0 K: 1 S: 7 H: 2 LOB: 2 BB: 1 P: 11	R: 0 E: 0 K: 0 S: 3 H: 0 LOB: 0 BB: 0 P: 3	1B: 11 2B: 4 3B: 1 HR: 0 SF: 0 SAC: 0 DP: 0 HBP: 0							

TOP

Detroit Tigers @ Minnesota Twins

Metropolitan Stadium, Bloomington , MI

Sun May 18 1969, 4:33 AM EDT

Att. 20,778 - Unknown - 59 F

livebaseballscorecards.com

AB	43
R	8
H	16
RBI	7
BB	3
SO	9
LOB	24

WP: 0 PB: 0 SB: 0 CS: 0 PA: 46

PITCHER		IP	WLS	BF	H	R	ER	SO	BB	IBB	HBP	BLK	WP	HR	S	P	ERA	WHIP
Dave Boswell, R ERA: 3.42	(1, 1)	5.2	L	30	12	6	6	6	1	0	0	0	0	0	41	45	9.53	2.294
Joe Grzenda, L ERA: 2.66	(6, 1)	0.0		1	0	0	0	0	1	0	0	0	0	0	0	4	∞	∞
Ron Perranoski, L ERA: 0.63	(6, 1)	1.1		6	2	1	1	2	0	0	0	1	0	0	10	10	6.75	1.500
Jim Perry, R ERA: 3.09	(8, 1)	2.0		9	2	1	1	1	0	1	0	0	0	0	10	14	4.50	1.000

PITCHER	IP	WLS	BF	H	R	ER	SO	BB	IBB	HBP	BLK	WP	HR	S	P	ERA	WHIP

Detroit Tigers @ Minnesota Twins

Metropolitan Stadium, Bloomington , MI

Sun May 18 1969, 4:33 AM EDT

Att. 20,778 - Unknown - 59 F

livebaseballscorecards.com

BOTTOM

Batter	1	2	3	4	5	6	7	8	9	AB	R	H	RBI	BB	SO	LOB
Cesar Tovar, R (1, 7) OBP: 0.280, SLG: 0.329	0-0 2B		0-0 S BLK 1B	1-0 FC6 HBP			0-0 ② P4			3	1	2	0	0	0	0
Rod Carew, L (1, 4) OBP: 0.408, SLG: 0.544	0-3 ① K		4-0 1-2 S BB	0-0 ③ FC6 1-2f			0-0 ③ 1-3			3	1	0	0	1	1	3
Harmon Killebrew, R (1, 3) OBP: 0.413, SLG: 0.527	0-0 ② F8		0-3 ① K 1-H 2-H		0-0 ① F2			4-0 FC1-6 BB		3	0	0	0	1	1	1
Tony Oliva, L (1, 9) OBP: 0.373, SLG: 0.457	0-0 ③ F7		0-0 ② P5		0-0 ② L9			0-0 ① FC1-6 1-2f		3	0	0	0	0	0	1
Charlie Manuel, L (6, 9) OBP: 0.429, SLG: 0.528										1	0	0	0	0	0	1
Leo Cardenas, R (1, 6) OBP: 0.351, SLG: 0.415		0-0 BB 1B G1-2-3 1B	4-0 BB		0-0 ③ F8			0-0 ② F7		3	0	1	0	1	0	1
George Mitterwald, R (1, 2) OBP: 0.291, SLG: 0.385		0-0 1-2 BB 1B	0-0 ③ F7			0-0 ① 5-3		0-3 ③ K		4	0	1	0	0	1	2
Ted Uhlaender, L (1, 8) OBP: 0.360, SLG: 0.336		0-3 ① K		4-0 5-3 BB		0-0 ② 3-1			0-0 ① 6-3	3	0	0	0	1	1	2
Rick Renick, R (1, 5)		4-0 1-2 2-3 BB		0-0 ① 5-3 1-2		0-0 ③ 5-3			4-0 G4-3 BB	2	0	0	0	2	0	1
Dave Boswell, R (1, 1) OBP: 0.100, SLG: 0.200 Joe Grzenda, R (6, 1) Ron Perranoski, L (6, 1) OBP: 0.200, SLG: 0.200 Bob Allison, R (7, PH) OBP: 0.357, SLG: 0.472 Jim Perry, S (8, 1) Frank Quilici, R (9, PH) OBP: 0.222, SLG: 0.176		0-0 ② ③ G1-2-3 3-Hf		0-3 ② K			0-3 ① K		0-0 ② ③ G4-3 1-2f	2 0 0 1 0 1	0 0 0 0 0 0	0 0 0 0 0 0	0 0 0 1 0 0	0 0 0 0 0 0	1 0 0 0 0 0	4 0 0 0 0 1
Inning Stats	R: 0 E: 0 K: 1 S: 6 H: 1 LOB: 1 BB: 0 P: 6	R: 0 E: 0 K: 1 S: 6 H: 2 LOB: 2 BB: 1 P: 10	R: 2 E: 0 K: 1 S: 6 H: 1 LOB: 1 BB: 2 P: 14	R: 0 E: 0 K: 1 S: 5 H: 0 LOB: 2 BB: 1 P: 10	R: 0 E: 0 K: 0 S: 3 H: 0 LOB: 0 BB: 0 P: 3	R: 0 E: 0 K: 0 S: 3 H: 0 LOB: 0 BB: 0 P: 3	R: 0 E: 0 K: 1 S: 5 H: 0 LOB: 0 BB: 0 P: 5	R: 0 E: 0 K: 1 S: 5 H: 0 LOB: 1 BB: 1 P: 9	R: 0 E: 0 K: 0 S: 2 H: 0 LOB: 0 BB: 1 P: 6	1B: 3 2B: 1 3B: 0 HR: 0	SF: 0 SAC: 0 DP: 2 HBP: 1						WP: 0 PB: 0 SB: 5 CS: 0	PA: 36

PITCHER	IP	WLS	BF	H	R	ER	SO	BB	IBB	HBP	BLK	WP	HR	S	P	ERA	WHIP
Mickey Lolich, L (1, 1) ERA: 3.3	9.0	W	36	4	2	2	6	6	0	1	1	0	0	41	66	2.00	1.111

PITCHER	IP	WLS	BF	H	R	ER	SO	BB	IBB	HBP	BLK	WP	HR	S	P	ERA	WHIP

AB	29
R	2
H	4
RBI	0
BB	6
SO	6
LOB	17

Batter	1	2	3	4	5	6	7	8	9	10	11	12	13	AB	R	H	RBI	BB	SO	LOB
Cesar Tovar, R (1, 9) OBP: 0.272, SLG: 0.308	F3			K		6-3			P6		BB CS		F8	5	0	0	0	1	1	1
Leo Cardenas, R (1, 6) OBP: 0.346, SLG: 0.407	4-3			F9		WP 1B			L7		CS 1-2	4-3		5	0	1	0	0	0	0
Harmon Killebrew, R (1, 3) OBP: 0.406, SLG: 0.539	P4			HR		5-3 1-2			F8			L6	K	5	1	1	1	0	0	1
Bob Allison, R (1, 7) OBP: 0.362, SLG: 0.450		P3		1B			F9			FC1-6 BB				4	0	1	0	1	1	0
George Mitterwald, R (1, 2) OBP: 0.276, SLG: 0.364 John Roseboro, L (10, PH) OBP: 0.356, SLG: 0.354 (10, 2)		K2-3		K			6-3			FC1-6 1-2f			K2-3	3 2	0 0	0 0	0 0	0 0	2 1	1 1
Frank Quilici, R (1, 4) OBP: 0.220, SLG: 0.179 (13, 5)		6-3			F3		6-3			P3			1B 1B	5	1	1	0	0	0	1
Rick Renick, R (1, 5)			1-3		6-3			K		K			SF8 1-2	2	0	0	0	0	0	0
Graig Nettles, L (8, PH) OBP: 0.362, SLG: 0.531 (8, 5)													1B 1B	3	1	1	0	0	2	1
Rod Carew, L (13, 4) OBP: 0.408, SLG: 0.544														0	0	0	0	0	0	0
Ted Uhlaender, L (1, 8) OBP: 0.354, SLG: 0.331		K	6-3				P5				G3		1B 1-3 2-H	5	0	1	1	0	1	0
Jim Kaat, L (1, 1) OBP: 0.143, SLG: 0.200 Ron Perranoski, L (13, 1) OBP: 0.200, SLG: 0.200	6-3					P4		G3			K		SF8 3-H	4	0	0	1	0	1	0
														0	0	0	0	0	0	0
Inning Stats	R: 0 E: 0 K: 0 S: 3 H: 0 LOB: 0 BB: 0 P: 3	R: 0 E: 0 K: 1 S: 5 H: 0 LOB: 0 BB: 0 P: 5	R: 0 E: 0 K: 1 S: 5 H: 0 LOB: 0 BB: 0 P: 5	R: 1 E: 0 K: 2 S: 9 H: 2 LOB: 1 BB: 0 P: 9	R: 0 E: 0 K: 0 S: 3 H: 0 LOB: 0 BB: 0 P: 3	R: 0 E: 0 K: 0 S: 4 H: 1 LOB: 1 BB: 0 P: 4	R: 0 E: 0 K: 0 S: 3 H: 0 LOB: 0 BB: 0 P: 3	R: 0 E: 0 K: 1 S: 5 H: 0 LOB: 0 BB: 0 P: 5	R: 0 E: 0 K: 0 S: 3 H: 0 LOB: 0 BB: 0 P: 3	R: 0 E: 0 K: 1 S: 5 H: 0 LOB: 1 BB: 1 P: 9	R: 0 E: 0 K: 1 S: 4 H: 0 LOB: 0 BB: 1 P: 8	R: 0 E: 0 K: 1 S: 5 H: 0 LOB: 0 BB: 0 P: 5	R: 2 E: 0 K: 1 S: 8 H: 3 LOB: 1 BB: 0 P: 8	1B: 5 2B: 0 3B: 0 HR: 1	SF: 1 SAC: 0 DP: 0 HBP: 0					

PITCHER		IP	WLS	BF	H	R	ER	SO	BB	IBB	HBP	BLK	WP	HR	S	P	ERA	WHIP
Dave McNally, L ERA: 2.45	(1, 1)	7.0		24	4	1	1	4	0	0	0	0	1	1	32	32	1.29	0.429
Eddie Watt, R ERA: 1.93	(8, 1)	2.0		7	0	0	0	1	1	0	0	0	0	0	8	12	0.00	0.500
Pete Richert, L ERA: 2.77	(10, 1)	1.0		3	0	0	0	1	0	0	0	0	0	0	5	5	0.00	0.000
Marcelino Lopez, L ERA: 5.4	(11, 1)	3.0	L	12	3	2	2	3	1	0	0	0	0	0	17	21	6.00	1.333

PITCHER	IP	WLS	BF	H	R	ER	SO	BB	IBB	HBP	BLK	WP	HR	S	P	ERA	WHIP

TOP

Minnesota Twins @ Baltimore Orioles

Memorial Stadium, Baltimore, MD

Tue May 20 1969, 7:05 PM EDT

Att. 11,489 - Unknown

livebaseballscorecards.com

AB	43
R	3
H	6
RBI	3
BB	2
SO	9
LOB	6

WP: 1 PB: 0 SB: 0 CS: 1 PA: 47

Batter	1	2	3	4	5	6	7	8	9	10	11	12	13	AB	R	H	RBI	BB	SO	LOB
Mark Belanger, R (1, 6) OBP: 0.343, SLG: 0.319	F7		G5-4-3 1B		L4		F8			6-3		FC6-4 1-2f		6	0	1	0	0	0	3
Paul Blair, R (1, 8) OBP: 0.361, SLG: 0.518	F8		G5-4-3 1-2f			P6		F9		P4			HR	6	1	1	1	0	0	1
Frank Robinson, R (1, 9) OBP: 0.420, SLG: 0.634	1B BB		1B			L8		K			F9		5-3	5	0	1	0	1	1	0
Boog Powell, L (1, 3) OBP: 0.403, SLG: 0.440	1-3 1B		F8			6-3		BB			P5		4-3	5	0	1	0	1	0	1
Merv Rettenmund, R (1, 7) OBP: 0.366, SLG: 0.456	K			F8			K	4-3			BB		4-3	5	0	0	0	1	2	3
Brooks Robinson, R (1, 5) OBP: 0.276, SLG: 0.350		P4		F8			E5 1B 1B		6-3		4-3			5	1	0	0	0	0	1
Davey Johnson, R (1, 4) OBP: 0.317, SLG: 0.333		FC1-6 1B		P4			1-3 1B		L4			6-3		5	0	2	0	0	0	0
Andy Etchebarren, R (1, 2) OBP: 0.397, SLG: 0.471		FC1-6 FC6-4 1-2f			F9		IBB 1B		F8			K		4	0	0	0	1	1	1
Dave McNally, R (1, 1) OBP: 0.136, SLG: 0.095										F8				2	0	0	0	0	0	1
Curt Motton, R (7, PH) OBP: 0.200, SLG: 0.143														1	0	1	1	0	0	0
Eddie Watt, R (8, 1)														0	0	0	0	0	0	0
Pete Richert, L (10, 1)														0	0	0	0	0	0	0
Don Buford, S (10, PH) OBP: 0.366, SLG: 0.342														1	0	0	0	0	0	0
Marcelino Lopez, R (11, 1) OBP: 1.000, SLG: 1.000	FC6-4 1-2f				F8		1-2 3-H 1B					FC6-4 1B		1	0	1	0	0	0	0
Inning Stats	R: 0 E: 0 K: 1 S: 6 H: 1 LOB: 2 BB: 1 P: 10	R: 0 E: 0 K: 0 S: 4 H: 1 LOB: 1 BB: 0 P: 4	R: 0 E: 0 K: 0 S: 4 H: 2 LOB: 1 BB: 0 P: 4	R: 0 E: 0 K: 0 S: 3 H: 0 LOB: 0 BB: 0 P: 3	R: 0 E: 0 K: 0 S: 3 H: 0 LOB: 0 BB: 0 P: 3	R: 0 E: 0 K: 0 S: 3 H: 0 LOB: 0 BB: 0 P: 3	R: 1 E: 1 K: 1 S: 7 H: 2 LOB: 2 BB: 1 P: 11	R: 0 E: 0 K: 1 S: 5 H: 0 LOB: 1 BB: 1 P: 9	R: 0 E: 0 K: 0 S: 3 H: 0 LOB: 0 BB: 0 P: 3	R: 0 E: 0 K: 0 S: 3 H: 0 LOB: 0 BB: 0 P: 3	R: 0 E: 0 K: 0 S: 3 H: 0 LOB: 1 BB: 1 P: 7	R: 0 E: 0 K: 1 S: 6 H: 1 LOB: 1 BB: 0 P: 6	R: 1 E: 0 K: 0 S: 4 H: 1 LOB: 0 BB: 0 P: 4	1B: 7 2B: 0 3B: 0 HR: 1 SF: 0 SAC: 0 DP: 1 HBP: 0	WP: 0 PB: 0 SB: 0 CS: 0 PA: 50						

PITCHER		IP	WLS	BF	H	R	ER	SO	BB	IBB	HBP	BLK	WP	HR	S	P	ERA	WHIP
Jim Kaat, L ERA: 2.88	(1, 1)	12.0	W	47	8	2	1	4	3	1	0	0	0	1	51	67	0.75	0.917
Ron Perranoski, L ERA: 0.61	(13, 1)	1.0	S	3	0	0	0	0	0	0	0	0	0	0	3	3	0.00	0.000

PITCHER	IP	WLS	BF	H	R	ER	SO	BB	IBB	HBP	BLK	WP	HR	S	P	ERA	WHIP

BOTTOM

Minnesota Twins @ Baltimore Orioles

Memorial Stadium, Baltimore, MD

Tue May 20 1969, 7:05 PM EDT

Att. 11,489 - Unknown

livebaseballscorecards.com

AB	46
R	2
H	8
RBI	2
BB	4
SO	4
LOB	11

Batter	1	2	3	4	5	6	7	8	9	AB	R	H	RBI	BB	SO	LOB
Ted Uhlaender, L (1, 8) OBP: 0.356, SLG: 0.328	F9	IBB		6-3		FC3-2, 1B 1-2 2-H 1B		K		4	0	1	1	1	1	2
Cesar Tovar, R (1, 4) OBP: 0.279, SLG: 0.313	E3 1B FC6-4	F6			2B SF8 1B	FC3-2 1-2 2-3 1B		G4-6-3 1-2f		5	2	2	0	0	0	5
Tony Oliva, L (1, 9) OBP: 0.367, SLG: 0.447	FC6-4 1-3 1B	F7			K	FC3-2 1-2 2-3 3-Hf			K	5	0	1	0	0	2	7
Harmon Killebrew, R (1, 3) OBP: 0.405, SLG: 0.550	FC6-4 BB 1-2f 3-H	F8 2B			1-3 2B	K			L6	5	0	2	1	0	1	4
Charlie Manuel, L (1, 7) OBP: 0.404, SLG: 0.487	BB 1-2	F8 2-3			SF8 3-H		F8		K	3	0	0	1	1	1	1
Graig Nettles, L (1, 5) OBP: 0.356, SLG: 0.507	K	G3			G3		G6-4-3 BB			3	0	0	0	1	1	4
Leo Cardenas, R (1, 6) OBP: 0.343, SLG: 0.402		1B 1B	L8			5-3	G6-4-3 1-2f			4	0	1	0	0	0	2
John Roseboro, L (1, 2) OBP: 0.377, SLG: 0.382		SH1-4 1-3 1B		3-4-1		1B 2B		1B BB		3	1	2	0	1	0	0
Dave Boswell, R (1, 1) OBP: 0.095, SLG: 0.190 Joe Grzenda, R (5, 1) Jerry Crider, R (5, 1) Rod Carew, L (6, PH) OBP: 0.413, SLG: 0.544 Dick Woodson, R (6, 1) Ron Perranoski, L (7, 1) OBP: 0.200, SLG: 0.200 Rich Reese, L (8, PH) OBP: 0.321, SLG: 0.506 Bob Miller, R (8, 1)		SH1-4 1-2		K		1B 1B FC3-2 BB		G4-6-3 1-2 1B		1 0 0 0 0 1 0	0 0 0 0 0 0 0	0 0 0 0 0 0 0	0 0 0 0 0 0 0	1 0 0 1 0 0 0	0 0 0 0 0 0 0	0 0 0 0 0 0 0
Inning Stats	R: 1 E: 1 K: 1 S: 7 H: 1 LOB: 2 BB: 1 P: 11	R: 0 E: 0 K: 0 S: 5 H: 2 LOB: 3 BB: 1 P: 9	R: 0 E: 0 K: 0 S: 4 H: 1 LOB: 1 BB: 0 P: 4	R: 0 E: 0 K: 1 S: 5 H: 0 LOB: 0 BB: 0 P: 5	R: 1 E: 0 K: 1 S: 7 H: 2 LOB: 1 BB: 0 P: 7	R: 1 E: 0 K: 1 S: 8 H: 3 LOB: 3 BB: 1 P: 12	R: 0 E: 0 K: 0 S: 2 H: 0 LOB: 0 BB: 1 P: 6	R: 0 E: 0 K: 1 S: 5 H: 1 LOB: 1 BB: 1 P: 9	R: 0 E: 0 K: 2 S: 7 H: 0 LOB: 0 BB: 0 P: 7	1B: 7 2B: 3 3B: 0 HR: 0 SF: 1 SAC: 1 DP: 2 HBP: 0				WP: 0 PB: 0 SB: 0 CS: 0	PA: 41	

TOP

Minnesota Twins @ Baltimore Orioles

Memorial Stadium, Baltimore, MD

Wed May 21 1969, 7:05 PM EDT

Att. 8,076 - Unknown

livebaseballscorecards.com

AB	34
R	3
H	10
RBI	3
BB	5
SO	7
LOB	25

PITCHER		IP	WLS	BF	H	R	ER	SO	BB	IBB	HBP	BLK	WP	HR	S	P	ERA	WHIP
Tom Phoebus, R ERA: 2.89	(1, 1)	5.1	W	28	8	3	2	3	2	1	0	0	0	0	31	43	3.38	1.875
Dave Leonhard, R ERA: 1.57	(6, 1)	1.2		8	2	0	0	1	2	0	0	0	0	0	8	16	0.00	2.400
Pete Richert, L ERA: 2.4	(8, 1)	2.0	S	5	0	0	0	3	0	0	0	0	0	0	11	11	0.00	0.000

PITCHER	IP	WLS	BF	H	R	ER	SO	BB	IBB	HBP	BLK	WP	HR	S	P	ERA	WHIP

BOTTOM

Batter	1	2	3	4	5	6	7	8	9	AB	R	H	RBI	BB	SO	LOB
Don Buford, S (1, 7) OBP: 0.377, SLG: 0.345	BBBB 4-0 5-3 BB	x 0-0 1-3 2-H 3-H 1B			SSS 0-3 ① K		BBBB 4-0 1B BB			2	0	1	2	2	1	0
Paul Blair, R (1, 8) OBP: 0.359, SLG: 0.518	x 0-0 ① 5-3 1-2	0-0 ③ CS 3-H	SSS 0-3 ① K		x 0-0 S 1B 2B		x 0-0 ① B2			4	1	1	0	0	1	2
Frank Robinson, R (1, 9) OBP: 0.428, SLG: 0.643	x 0-0 ② P4		x 0-0 1B 2B		x 0-0 1B 2-H 1B		x 0-0 G6-3 1-3 1B			4	1	3	1	0	0	1
Boog Powell, L (1, 3) OBP: 0.405, SLG: 0.442	SSS 0-3 ③ K		x 0-0 2-H 1B		x 0-0 1-2 1B		x 0-0 ②③ G6-3 1-2f			4	0	2	1	0	1	3
Elrod Hendricks, L (1, 2) OBP: 0.330, SLG: 0.370 Andy Etchebarren, R (5, PH) OBP: 0.385, SLG: 0.453 (6, 2)		x 0-0 ① F2	x 0-0 ② F9		SSS 0-3 ② K			SSS 0-3 ① K		2 2	0 0	0 0	0 0	0 0	0 2	1 2
Brooks Robinson, R (1, 5) OBP: 0.281, SLG: 0.346		BBBB 4-0 1B 1B BB	x 0-0 ③ F5		x 0-0 ③ L7			BBBB 4-0 FC5-4 BB		2	1	0	0	2	0	3
Davey Johnson, R (1, 4) OBP: 0.315, SLG: 0.331		x 0-0 BB 1-3 1B 1B	x 0-0 ① P6		x 0-0 ① F9			x 0-0 ② FC5-4 CS 1-2f		4	1	1	0	0	0	1
Mark Belanger, R (1, 6) OBP: 0.343, SLG: 0.315		BBBB 4-0 1B 1-2 CS BB	x 0-0 ② F8		SSS 0-3 ② K			0-0 ③ CS 1-2		2	0	0	0	1	1	0
Tom Phoebus, R (1, 1) OBP: 0.350, SLG: 0.333 Dave Leonhard, R (6, 1) Pete Richert, L (8, 1)		SSS 0-3 ② K	x 0-0 ③ 5-3		SSS 0-3 ③ K					2 1 0	0 0 0	0 0 0	0 0 0	0 0 0	1 1 0	3 0 0
Inning Stats	R: 0 E: 0 K: 1 S: 5 H: 0 LOB: 1 BB: 1 P: 9	R: 2 E: 0 K: 1 S: 6 H: 2 LOB: 1 BB: 2 P: 14	R: 1 E: 0 K: 1 S: 7 H: 2 LOB: 1 BB: 0 P: 7	R: 0 E: 0 K: 0 S: 3 H: 0 LOB: 0 BB: 0 P: 3	R: 1 E: 0 K: 2 S: 10 H: 3 LOB: 2 BB: 0 P: 10	R: 0 E: 0 K: 2 S: 7 H: 0 LOB: 0 BB: 0 P: 7	R: 0 E: 0 K: 0 S: 3 H: 1 LOB: 1 BB: 1 P: 7	R: 0 E: 0 K: 1 S: 4 H: 0 LOB: 0 BB: 1 P: 8		1B: 6 2B: 2 3B: 0 HR: 0	SF: 0 SAC: 0 DP: 1 HBP: 0				WP: 0 PB: 0 SB: 1 CS: 2	PA: 36	

PITCHER		IP	WLS	BF	H	R	ER	SO	BB	IBB	HBP	BLK	WP	HR	S	P	ERA	WHIP
Dave Boswell, R ERA: 3.79	(1, 1)	4.1	L	21	6	4	4	4	3	0	0	0	0	0	26	38	8.31	2.077
Joe Grzenda, L ERA: 2.66	(5, 1)	0.0		1	1	0	0	0	0	0	0	0	0	0	1	1	∞	∞
Jerry Crider, R ERA:	(5, 1)	0.2		2	0	0	0	1	0	0	0	0	0	0	4	4	0.00	0.000
Dick Woodson, R ERA: 3.27	(6, 1)	1.1		6	1	0	0	2	1	0	0	0	0	0	9	13	0.00	1.500
Ron Perranoski, L ERA: 0.59	(7, 1)	0.2		1	0	0	0	0	0	0	0	0	0	0	1	1	0.00	0.000

PITCHER		IP	WLS	BF	H	R	ER	SO	BB	IBB	HBP	BLK	WP	HR	S	P	ERA	WHIP
Bob Miller, R ERA: 2.25	(8, 1)	1.0		3	0	0	0	1	1	0	0	0	0	0	4	8	0.00	1.000

Minnesota Twins @ Baltimore Orioles

Memorial Stadium, Baltimore, MD

Wed May 21 1969, 7:05 PM EDT

Att. 8,076 - Unknown

livebaseballscorecards.com

AB	29
R	4
H	8
RBI	4
BB	5
SO	8
LOB	16

Minnesota Twins @ Baltimore Orioles

Memorial Stadium, Baltimore, MD

Thu May 22 1969, 7:05 PM EDT

Att. 8,493 - Unknown

TOP

livebaseballscorecards.com

Batter	1	2	3	4	5	6	7	8	9	AB	R	H	RBI	BB	SO	LOB
Ted Uhlaender, L (1, 8) OBP: 0.357, SLG: 0.331	BB, 1B, 1B	FC6-4, FC6-4, 1-2f		L4			1B, 1B		F7	5	1	2	0	0	0	2
Rod Carew, L (1, 4) OBP: 0.421, SLG: 0.542	BBBB, 1B, 1B, 1-2, BB	FC6-4, 1-2f		FC4-6, 1-2f			1-3, 1B		1B	4	1	2	0	1	0	2
Tony Oliva, L (1, 9) OBP: 0.375, SLG: 0.456	BB, 1B, 1-3, 2-H, 1B		E, 2B		4-3		G5-4-3, IBB		F8	4	0	2	1	1	0	1
Harmon Killebrew, R (1, 3) OBP: 0.401, SLG: 0.540	BB, 1-2, 3-H, 1B		E5, FC5-4, 2-3		F9		G5-4-3, 1-2f			4	0	1	1	0	0	3
Charlie Manuel, L (1, 7) OBP: 0.412, SLG: 0.476	BBBB, G4-6-3, 1-2, 2-3, BB		SSS, K		4-3			FC6-4, 1B		3	0	1	0	1	1	2
Graig Nettles, L (1, 5) OBP: 0.351, SLG: 0.500	SSS, K		SSS, K			F7		FC6-4, 1-2f		1	0	0	0	0	1	3
Cesar Tovar, R (3, PH) (3, 5) OBP: 0.270, SLG: 0.302										3	0	0	0	0	1	3
Leo Cardenas, R (1, 6) OBP: 0.333, SLG: 0.389	G4-6-3, 1-2f		FC5-4, 1-2f			1-3		F7		4	0	0	0	0	0	6
John Roseboro, L (1, 2) OBP: 0.380, SLG: 0.386		F2		FC3-6, 1B		1B		SSS, K		2	0	1	0	0	0	0
George Mitterwald, R (4, 2) OBP: 0.283, SLG: 0.368										2	0	1	0	0	1	1
Jim Perry, S (1, 1) OBP: 0.100, SLG: 0.100										3	0	1	0	0	0	2
Ron Perranoski, L (7, 1) OBP: 0.200, SLG: 0.200										0	0	0	0	0	0	0
Bob Miller, R (7, 1)										0	0	0	0	0	0	0
Rich Reese, L (9, PH) OBP: 0.317, SLG: 0.500										1	0	0	0	0	0	0
Inning Stats	R: 2, E: 0, K: 1, S: 7, H: 3, LOB: 2, BB: 2, P: 15	R: 0, E: 0, K: 0, S: 4, H: 1, LOB: 1, BB: 0, P: 4	R: 0, E: 1, K: 2, S: 9, H: 1, LOB: 2, BB: 0, P: 9	R: 0, E: 0, K: 0, S: 4, H: 1, LOB: 1, BB: 0, P: 4	R: 0, E: 0, K: 0, S: 3, H: 0, LOB: 0, BB: 0, P: 3	R: 0, E: 0, K: 0, S: 4, H: 1, LOB: 1, BB: 0, P: 4	R: 0, E: 0, K: 0, S: 3, H: 2, LOB: 1, BB: 1, P: 7	R: 0, E: 0, K: 1, S: 6, H: 1, LOB: 1, BB: 0, P: 6	R: 0, E: 0, K: 0, S: 4, H: 1, LOB: 1, BB: 0, P: 4	1B: 10, 2B: 1, 3B: 0, HR: 0	SF: 0, SAC: 0, DP: 2, HBP: 0					

AB	36
R	2
H	11
RBI	2
BB	3
SO	4
LOB	25

WP: 0, PB: 0, SB: 0, CS: 0 — PA: 39

PITCHER		IP	WLS	BF	H	R	ER	SO	BB	IBB	HBP	BLK	WP	HR	S	P	ERA	WHIP
Jim Hardin, R ERA: 4.35	(1, 1)	0.0		4	3	2	2	0	1	0	0	0	0	0	3	7	∞	∞
Marcelino Lopez, L ERA: 2.16	(1, 1)	5.0		19	3	0	0	3	1	0	0	0	0	0	24	28	0.00	0.800
Dick Hall, R ERA: 2.18	(6, 1)	2.0	W	8	3	0	0	0	0	1	0	0	0	0	7	11	0.00	1.500
Eddie Watt, R ERA: 1.74	(8, 1)	2.0	S	8	2	0	0	1	0	0	0	0	0	0	10	10	0.00	1.000

PITCHER	IP	WLS	BF	H	R	ER	SO	BB	IBB	HBP	BLK	WP	HR	S	P	ERA	WHIP

Minnesota Twins @ Baltimore Orioles

Memorial Stadium, Baltimore, MD

Thu May 22 1969, 7:05 PM EDT

Att. 8,493 - Unknown

BOTTOM

Batter	1	2	3	4	5	6	7	8	9	AB	R	H	RBI	BB	SO	LOB
Don Buford, S (1, 7) OBP: 0.371, SLG: 0.339	1-3		P6		P6		1B 2-H	F9		5	1	1	1	0	0	0
Paul Blair, R (1, 8) OBP: 0.354, SLG: 0.509	K		6-3		F2		1B G3	P5		5	1	1	0	0	1	0
Frank Robinson, R (1, 9) OBP: 0.435, SLG: 0.665	6-3			BB HBP 1B		HR	G3 1-3 2-H 1B			4	2	3	2	0	0	0
Boog Powell, L (1, 3) OBP: 0.401, SLG: 0.444		K		K		2B	G3 2-3 3-H			4	0	1	1	0	2	2
Elrod Hendricks, L (1, 2) OBP: 0.327, SLG: 0.358		4-3		P6		F5 B B B B	BB 1B			3	1	0	0	1	0	2
Brooks Robinson, R (1, 5) OBP: 0.291, SLG: 0.348		E 1B		BB 1-2 HBP		P4 B B B B	1B 1-2 BB			2	0	1	0	1	0	1
Davey Johnson, R (1, 4) OBP: 0.320, SLG: 0.331		E4 1-2		B B B FC6-4 1-2 2-3 BB		6-3	1-3 2-H 3-H 1B			3	0	1	2	1	0	2
Mark Belanger, R (1, 6) OBP: 0.341, SLG: 0.320		F4		FC6-4 1-2f			1B 2B 6-3			4	1	1	0	0	0	7
Jim Hardin, R (1, 1) OBP: 0.353, SLG: 0.467 Marcelino Lopez, R (1, 1) OBP: 0.500, SLG: 0.500 Curt Motton, R (5, PH) OBP: 0.188, SLG: 0.133 Dick Hall, R (6, 1) OBP: 0.333, SLG: 0.333 Dave May, L (7, PH) OBP: 0.174, SLG: 0.286 Eddie Watt, R (8, 1)			K		K		B2-3	6-3		0 1 1 0 1 1	0 0 0 0 0 0	0 0 0 0 0 0	0 0 0 0 0 0	0 1 0 0 0 0	0 0 0 0 1 0	0 0 0 0 0 0
Inning Stats	R: 0 E: 0 K: 1 S: 5 H: 0 LOB: 0 BB: 0 P: 5	R: 0 E: 1 K: 1 S: 7 H: 1 LOB: 2 BB: 0 P: 7	R: 0 E: 0 K: 1 S: 5 H: 0 LOB: 0 BB: 0 P: 5	R: 0 E: 0 K: 1 S: 6 H: 1 LOB: 3 BB: 1 P: 11	R: 0 E: 0 K: 1 S: 5 H: 0 LOB: 0 BB: 0 P: 5	R: 1 E: 0 K: 0 S: 5 H: 2 LOB: 1 BB: 0 P: 5	R: 5 E: 0 K: 0 S: 8 H: 5 LOB: 2 BB: 2 P: 16	R: 0 E: 0 K: 0 S: 3 H: 0 LOB: 0 BB: 0 P: 3		1B: 6 2B: 2 3B: 0 HR: 1	SF: 0 SAC: 0 DP: 0 HBP: 1			WP: 0 PB: 0 SB: 0 CS: 0	PA: 38	

livebaseballscorecards.com

	AB	34
	R	6
	H	9
	RBI	6
	BB	3
	SO	5
	LOB	15

PITCHER		IP	WLS	BF	H	R	ER	SO	BB	IBB	HBP	BLK	WP	HR	S	P	ERA	WHIP
Jim Perry, R ERA: 3.07	(1, 1)	6.0		26	5	2	2	5	1	0	1	0	0	1	34	39	3.00	1.000
Ron Perranoski, L ERA: 1.74	(7, 1)	0.2	L	8	4	4	4	0	2	0	0	0	0	0	6	14	54.00	9.000
Bob Miller, R ERA: 2.03	(7, 1)	1.1		4	0	0	0	0	0	0	0	0	0	0	4	4	0.00	0.000

PITCHER	IP	WLS	BF	H	R	ER	SO	BB	IBB	HBP	BLK	WP	HR	S	P	ERA	WHIP

Batter	1	2	3	4	5	6	7	8	9	AB	R	H	RBI	BB	SO	LOB
Cesar Tovar, R (1, 5) OBP: 0.258, SLG: 0.289	6-3		K		1-3		L7			4	0	0	0	0	1	3
Rod Carew, L (1, 4) OBP: 0.431, SLG: 0.557	5-3		1-3 1B			G6-4-3 1B 2B		FC4-6 1B		4	1	3	0	0	0	0
Tony Oliva, L (1, 9) OBP: 0.372, SLG: 0.450	1-3		4-3			2-3 G6-4-3 1B		1-2f FC4-6 G5-4-3		4	0	1	0	0	0	3
Harmon Killebrew, R (1, 3) OBP: 0.391, SLG: 0.523		P4		6-3		1-2f 3-H G6-4-3		1-2f G5-4-3		4	0	0	0	0	0	2
Ted Uhlaender, L (1, 8) OBP: 0.361, SLG: 0.336		1B 1B		1-4-3		S 1B			1-3	4	0	2	0	0	0	0
Charlie Manuel, L (1, 7) OBP: 0.400, SLG: 0.457		1-2 G6-4-3 1B		4-3		1-2 1-3			4-3	4	0	1	0	0	0	1
Leo Cardenas, R (1, 6) OBP: 0.345, SLG: 0.396		1-2f G6-4-3			BBBB FC4-6 BB		4-1 1B		1B	3	0	2	0	1	0	2
John Roseboro, L (1, 2) OBP: 0.361, SLG: 0.365			E6 1B		1-2f FC4-6		1-2 4-1		L7	4	0	0	0	0	0	3
Tom Hall, L (1, 1) OBP: 0.154, SLG: 0.231 Bob Miller, R (7, 1)			K		K		6-3			3 0	0 0	0 0	0 0	0 0	2 0	3 0
Inning Stats	R: 0 E: 0 K: 0 S: 3 H: 0 LOB: 0 BB: 0 P: 3	R: 0 E: 0 K: 0 S: 4 H: 2 LOB: 1 BB: 0 P: 4	R: 0 E: 1 K: 2 S: 9 H: 1 LOB: 2 BB: 0 P: 9	R: 0 E: 0 K: 0 S: 3 H: 0 LOB: 0 BB: 0 P: 3	R: 0 E: 0 K: 1 S: 5 H: 0 LOB: 1 BB: 1 P: 9	R: 1 E: 0 K: 0 S: 5 H: 3 LOB: 1 BB: 0 P: 5	R: 0 E: 0 K: 0 S: 4 H: 1 LOB: 1 BB: 0 P: 4	R: 0 E: 0 K: 0 S: 3 H: 1 LOB: 0 BB: 0 P: 3	R: 0 E: 0 K: 0 S: 4 H: 1 LOB: 1 BB: 0 P: 4	1B: 8 2B: 1 3B: 0 HR: 0 SF: 0 SAC: 0 DP: 3 HBP: 0						

PITCHER	IP	WLS	BF	H	R	ER	SO	BB	IBB	HBP	BLK	WP	HR	S	P	ERA	WHIP
Mel Stottlemyre, R (1, 1) ERA: 2.62	9.0	W	35	9	1	1	3	1	0	0	0	0	0	40	44	1.00	1.111

PITCHER	IP	WLS	BF	H	R	ER	SO	BB	IBB	HBP	BLK	WP	HR	S	P	ERA	WHIP

TOP

Minnesota Twins @ New York Yankees

Yankee Stadium, Bronx, NY

Fri May 23 1969, 7:05 PM EDT

Att. 18,729 - Cloudy - 64 F

livebaseballscorecards.com

AB	34
R	1
H	9
RBI	0
BB	1
SO	3
LOB	17

Batter	1	2	3	4	5	6	7	8	9	AB	R	H	RBI	BB	SO	LOB
Horace Clarke, S (1, 4) OBP: 0.337, SLG: 0.325	5-3		CS, 1B			L9	F7			4	0	1	0	0	0	2
Tom Tresh, S (1, 6) OBP: 0.279, SLG: 0.280	F3		CS 1-2	F7		F8		1-3		4	0	0	0	0	0	0
Bobby Murcer, L (1, 9) OBP: 0.343, SLG: 0.558	1B			E9 6-3 1B		K		1-3		4	1	2	0	0	1	0
Roy White, S (1, 7) OBP: 0.400, SLG: 0.373	6-3			6-3 2-3			G3 2B 1B	5-3		2	0	0	0	0	0	2
Billy Cowan, R (7, 7) OBP: 0.280, SLG: 0.217										2	1	1	0	0	0	0
Joe Pepitone, L (1, 3) OBP: 0.279, SLG: 0.567		P5		1B 3-H			G3 1-2			3	0	1	1	0	0	1
Frank Fernandez, R (1, 2) OBP: 0.412, SLG: 0.431		F7		F6			2B SF8 BB			2	1	0	0	1	0	1
Bill Robinson, R (1, 8) OBP: 0.227, SLG: 0.227		L8	K				SF8 1-3 2-H 2B			3	0	1	1	0	1	0
Bobby Cox, R (1, 5) OBP: 0.179, SLG: 0.083			L3	K			SF8 IBB			2	0	0	0	1	1	0
Mel Stottlemyre, R (1, 1) OBP: 0.265, SLG: 0.207			K2-3	F6			SF8 1-2 2-3 3-H			2	0	0	1	0	1	0
Inning Stats	R: 0 E: 0 K: 0 S: 4 H: 1 LOB: 1 BB: 0 P: 4	R: 0 E: 0 K: 0 S: 3 H: 0 LOB: 0 BB: 0 P: 3	R: 0 E: 0 K: 1 S: 5 H: 1 LOB: 0 BB: 0 P: 5	R: 1 E: 1 K: 0 S: 5 H: 2 LOB: 1 BB: 0 P: 5	R: 0 E: 0 K: 2 S: 7 H: 0 LOB: 0 BB: 0 P: 7	R: 0 E: 0 K: 1 S: 5 H: 0 LOB: 0 BB: 0 P: 5	R: 2 E: 0 K: 0 S: 5 H: 2 LOB: 2 BB: 2 P: 13	R: 0 E: 0 K: 0 S: 3 H: 0 LOB: 0 BB: 0 P: 3		1B: 5 2B: 1 3B: 0 HR: 0 SF: 1 SAC: 0 DP: 0 HBP: 0						

PITCHER		IP	WLS	BF	H	R	ER	SO	BB	IBB	HBP	BLK	WP	HR	S	P	ERA	WHIP
Tom Hall, L ERA: 3.82	(1, 1)	6.1	L	25	6	3	3	4	1	0	0	0	0	0	32	36	4.26	1.105
Bob Miller, R ERA: 1.8	(7, 1)	1.2		6	0	0	0	0	0	1	0	0	0	0	5	9	0.00	0.000

PITCHER	IP	WLS	BF	H	R	ER	SO	BB	IBB	HBP	BLK	WP	HR	S	P	ERA	WHIP

BOTTOM

Minnesota Twins @ New York Yankees

Yankee Stadium, Bronx, NY

Fri May 23 1969, 7:05 PM EDT
Att. 18,729 - Cloudy - 64 F

livebaseballscorecards.com

AB	28
R	3
H	6
RBI	3
BB	2
SO	4
LOB	6

Batter	1	2	3	4	5	6	7	8	9	AB	R	H	RBI	BB	SO	LOB
Cesar Tovar, R (1, 5) (8, 7) OBP: 0.247, SLG: 0.277	F3		F8			F8		F6		4	0	0	0	0	0	1
Rod Carew, L (1, 4) OBP: 0.425, SLG: 0.544	3-1		BBBB 4-0 S 1B BB			1-3			4-3	3	1	0	0	1	0	0
Tony Oliva, L (1, 9) OBP: 0.375, SLG: 0.451	F7		1-H CS 1B			CS 1B			G3	4	0	2	1	0	0	0
Harmon Killebrew, R (1, 3) OBP: 0.388, SLG: 0.515		4-3 1B 1B 1B	CS 1-2	6-3		CS 1-2	F5		SSS K	4	1	1	0	0	1	0
Graig Nettles, L (1, 7) OBP: 0.351, SLG: 0.493		1B 4-3 CS 1B 1-2		SSS K			SSS K2-3			3	0	1	0	0	2	0
Frank Quilici, R (8, 5) OBP: 0.220, SLG: 0.179										0	0	0	0	0	0	0
Ted Uhlaender, L (1, 8) OBP: 0.354, SLG: 0.328		4-3 1-2 2-3		SSS K			4-3			3	0	0	0	0	1	2
Leo Cardenas, R (1, 6) OBP: 0.351, SLG: 0.401		2-3 3-H 1B			F6			SH1-3 1B		3	0	2	1	0	0	0
John Roseboro, L (1, 2) OBP: 0.349, SLG: 0.351		SSS K 3-H			L8			F9		3	0	0	0	0	1	3
Jim Kaat, L (1, 1) OBP: 0.130, SLG: 0.182			F7		4-3			SH1-3 1-2		2	0	0	0	0	0	0
Inning Stats	R: 0 E: 0 K: 0 S: 3 H: 0 LOB: 0 BB: 0 P: 3	R: 1 E: 0 K: 1 S: 7 H: 3 LOB: 1 BB: 0 P: 7	R: 1 E: 0 K: 0 S: 3 H: 1 LOB: 0 BB: 1 P: 7	R: 0 E: 0 K: 2 S: 7 H: 0 LOB: 0 BB: 0 P: 7	R: 0 E: 0 K: 0 S: 3 H: 0 LOB: 0 BB: 0 P: 3	R: 0 E: 0 K: 0 S: 3 H: 1 LOB: 0 BB: 0 P: 3	R: 0 E: 0 K: 1 S: 5 H: 0 LOB: 0 BB: 0 P: 5	R: 0 E: 0 K: 0 S: 4 H: 1 LOB: 1 BB: 0 P: 4	R: 0 E: 0 K: 1 S: 5 H: 0 LOB: 0 BB: 0 P: 5	1B: 6 2B: 0 3B: 0 HR: 0	SF: 0 SAC: 1 DP: 0 HBP: 0						

TOP

Minnesota Twins @ New York Yankees

Yankee Stadium, Bronx, NY

Sat May 24 1969, 3:33 AM EDT

Att. 10,482 - Cloudy

livebaseballscorecards.com

AB	29
R	2
H	6
RBI	2
BB	1
SO	5
LOB	6

| | | | | | | | | | |

Batter	1	2	3	4	5	6	7	8	9	AB	R	H	RBI	BB	SO	LOB
Jerry Kenney, L (1, 5) OBP: 0.296, SLG: 0.304	L7		6-3		6-3		F4			4	0	0	0	0	0	2
Tom Tresh, S (1, 6) OBP: 0.278, SLG: 0.287	6-3		K			2B		6-3		4	0	1	0	0	1	0
Bobby Murcer, L (1, 9) OBP: 0.347, SLG: 0.557	1B			FC5-4 1B		L7		1-3		4	0	2	0	0	0	1
Joe Pepitone, L (1, 3) OBP: 0.272, SLG: 0.552	L8			F8		L9		1-3		4	0	0	0	0	0	3
Frank Fernandez, R (1, 2) OBP: 0.389, SLG: 0.400		5-3		L7		L6			K	4	0	0	0	0	1	2
Bill Robinson, R (1, 8) OBP: 0.228, SLG: 0.229		1B		FC5-4 1-2f			K		5-3	4	0	1	0	0	1	1
Billy Cowan, R (1, 7) OBP: 0.310, SLG: 0.231		K			F7		E 1B		BB	3	1	1	0	1	1	1
Bobby Cox, R (1, 4) OBP: 0.188, SLG: 0.074		4-3			SH1-4 BB		L7		P4	3	0	0	0	1	0	3
Bill Burbach, R (1, 1) OBP: 0.067, SLG: 0.067			1-3		SH1-4 1-2		E4 1-H			1	0	0	0	0	0	0
John Ellis, R (7, PH) OBP: 0.273, SLG: 0.556										1	0	0	0	0	0	0
Jake Gibbs, L (7, PR) OBP: 0.284, SLG: 0.257										0	0	0	0	0	0	0
Jack Aker, R (8, 1)										0	0	0	0	0	0	0
Steve Hamilton, L (9, 1)										0	0	0	0	0	0	0
Inning Stats	R: 0 E: 0 K: 0 S: 4 H: 1 LOB: 1 BB: 0 P: 4	R: 0 E: 0 K: 1 S: 6 H: 1 LOB: 1 BB: 0 P: 6	R: 0 E: 0 K: 1 S: 5 H: 0 LOB: 0 BB: 0 P: 5	R: 0 E: 0 K: 0 S: 4 H: 1 LOB: 1 BB: 0 P: 4	R: 0 E: 0 K: 0 S: 3 H: 0 LOB: 1 BB: 1 P: 7	R: 0 E: 0 K: 0 S: 4 H: 1 LOB: 1 BB: 0 P: 4	R: 1 E: 1 K: 1 S: 7 H: 1 LOB: 1 BB: 0 P: 7	R: 0 E: 0 K: 0 S: 3 H: 0 LOB: 0 BB: 0 P: 3	R: 0 E: 0 K: 1 S: 5 H: 0 LOB: 1 BB: 1 P: 9	1B: 4 2B: 1 3B: 0 HR: 0	SF: 0 SAC: 1 DP: 0 HBP: 0						

PITCHER	IP	WLS	BF	H	R	ER	SO	BB	IBB	HBP	BLK	WP	HR	S	P	ERA	WHIP
Jim Kaat, L (1, 1) ERA: 2.5	9.0	W	35	5	1	0	4	2	0	0	0	0	0	41	49	0.00	0.778

PITCHER	IP	WLS	BF	H	R	ER	SO	BB	IBB	HBP	BLK	WP	HR	S	P	ERA	WHIP

BOTTOM

Minnesota Twins @ New York Yankees

Yankee Stadium, Bronx, NY

Sat May 24 1969, 3:33 AM EDT

Att. 10,482 - Cloudy

livebaseballscorecards.com

AB	32
R	1
H	5
RBI	0
BB	2
SO	4
LOB	13

1B: 4	SF: 0	WP: 0	PA: 35
2B: 1	SAC: 1	PB: 0	
3B: 0	DP: 0	SB: 0	
HR: 0	HBP: 0	CS: 0	

Batter	1	2	3	4	5	6	7	8	9	AB	R	H	RBI	BB	SO	LOB
Cesar Tovar, R (1, 8) (7, 7) OBP: 0.248, SLG: 0.276	F7			5-3		E8 1B SF7 2-H 1B		B1-3		4	1	1	1	0	0	0
Leo Cardenas, R (1, 6) OBP: 0.348, SLG: 0.397	F8			K		SF7 2-3 1B		F3		4	0	1	0	0	1	0
Harmon Killebrew, R (1, 3) OBP: 0.378, SLG: 0.504	6-3			6-3		SF7 1-2 3-H		6-3		3	0	0	1	0	0	0
Tony Oliva, L (1, 9) OBP: 0.372, SLG: 0.442		F7			F8	FC6-4 IBB			G3	3	0	0	0	1	0	0
Bob Allison, R (1, 7) OBP: 0.340, SLG: 0.419		F8			5-3	FC6-4 1-2f			2-3	3	0	0	0	0	0	2
Ted Uhlaender, L (7, 8) OBP: 0.351, SLG: 0.326										1	0	0	0	0	0	0
George Mitterwald, R (1, 2) OBP: 0.297, SLG: 0.377		F9			FC5-4 1B		SH2-3 1B		5-3	4	0	2	0	0	0	0
Frank Quilici, R (1, 4) (7, 5) OBP: 0.209, SLG: 0.171			1-3		FC5-4 1-2f		SH2-3 1-2			2	0	0	0	0	0	1
Rick Renick, R (1, 5) OBP: 0.176, SLG: 0.067			G6-4-3 1B			5-3	L9			3	0	1	0	0	0	1
Rod Carew, L (7, 4) OBP: 0.425, SLG: 0.544										0	0	0	0	0	0	0
Dave Boswell, R (1, 1) OBP: 0.125, SLG: 0.250			G6-4-3 1-2f			E 2B	K			3	1	1	0	0	1	2
Inning Stats	R: 0 E: 0 K: 0 S: 3 H: 0 LOB: 0 BB: 0 P: 3	R: 0 E: 0 K: 0 S: 3 H: 0 LOB: 0 BB: 0 P: 3	R: 0 E: 0 K: 0 S: 3 H: 1 LOB: 0 BB: 0 P: 3	R: 0 E: 0 K: 1 S: 5 H: 0 LOB: 0 BB: 0 P: 5	R: 0 E: 0 K: 0 S: 4 H: 1 LOB: 1 BB: 0 P: 4	R: 2 E: 1 K: 0 S: 6 H: 3 LOB: 2 BB: 1 P: 10	R: 0 E: 0 K: 1 S: 6 H: 1 LOB: 1 BB: 0 P: 6	R: 0 E: 0 K: 0 S: 3 H: 0 LOB: 0 BB: 0 P: 3	R: 0 E: 0 K: 0 S: 3 H: 0 LOB: 0 BB: 0 P: 3	1B: 5 2B: 1 3B: 0 HR: 0	SF: 1 SAC: 1 DP: 1 HBP: 0						

Minnesota Twins @ New York Yankees

Yankee Stadium, Bronx, NY

Sun May 25 1969, 3:33 AM EDT

Overcast - 67 F

TOP

livebaseballscorecards.com

AB	30
R	2
H	6
RBI	2
BB	1
SO	2
LOB	6

| | | | | | | | | | |

Batter	1	2	3	4	5	6	7	8	9	AB	R	H	RBI	BB	SO	LOB
Horace Clarke, S (1, 4) OBP: 0.330, SLG: 0.320	L8		G1-6-3 1-2f		SF8 3-H		E6 CS			3	0	0	1	0	0	1
Jerry Kenney, L (1, 5) OBP: 0.301, SLG: 0.305	5-3		1-3		1B 1-2		CS BB 1-2			3	0	1	0	1	0	0
Bobby Murcer, L (1, 9) OBP: 0.344, SLG: 0.547	BB			F9	L5		CS 1-2	G3		3	0	0	0	1	0	2
Joe Pepitone, L (1, 3) OBP: 0.265, SLG: 0.538	P5			G3	6-3			F8		4	0	0	0	0	0	1
Jimmie Hall, L (1, 7) OBP: 0.313, SLG: 0.363		S 1B		FC6-4 BB	3-1			FC5-4 BB		2	0	1	0	2	0	0
Frank Fernandez, R (1, 2) OBP: 0.382, SLG: 0.407		K		FC6-4 1-2f	2B			FC5-4 1-2f		4	0	1	0	0	1	3
Tom Tresh, S (1, 6) OBP: 0.284, SLG: 0.282		K 1-2			WP 4-3 SF8 BB	BB			L4	2	1	0	0	2	1	1
Jim Lyttle, L (1, 8) OBP: 0.176, SLG: 0.125		4-3			4-3 1-2	K			4-3	4	0	0	0	0	1	4
Fritz Peterson, S (1, 1) OBP: 0.250, SLG: 0.130 Roy White, S (7, PH) OBP: 0.397, SLG: 0.369 Lindy McDaniel, R (8, 1) Bill Robinson, R (9, PH) OBP: 0.225, SLG: 0.225			G1-6-3 BB		1B 2-3 BB		F9		K	0 1 0 1	0 0 0 0	0 0 0 0	0 0 0 0	2 0 0 1	0 0 0 0	0 0 0 0
Inning Stats	R: 0 E: 0 K: 0 S: 3 H: 0 LOB: 1 BB: 1 P: 7	R: 0 E: 0 K: 2 S: 8 H: 1 LOB: 1 BB: 0 P: 8	R: 0 E: 0 K: 0 S: 2 H: 0 LOB: 0 BB: 1 P: 6	R: 0 E: 0 K: 0 S: 3 H: 0 LOB: 1 BB: 1 P: 7	R: 1 E: 0 K: 0 S: 4 H: 1 LOB: 2 BB: 2 P: 12	R: 0 E: 0 K: 1 S: 6 H: 1 LOB: 2 BB: 1 P: 10	R: 0 E: 1 K: 0 S: 2 H: 0 LOB: 0 BB: 1 P: 6	R: 0 E: 0 K: 0 S: 3 H: 0 LOB: 1 BB: 1 P: 7	R: 0 E: 0 K: 1 S: 5 H: 0 LOB: 0 BB: 0 P: 5	1B: 2 2B: 1 3B: 0 HR: 0 SF: 1 SAC: 0 DP: 1 HBP: 0				WP: 1 PB: 0 SB: 1 CS: 2		PA: 37

PITCHER	IP	WLS	BF	H	R	ER	SO	BB	IBB	HBP	BLK	WP	HR	S	P	ERA	WHIP
Dave Boswell, R (1, 1) ERA: 3.41	9.0	W	36	3	1	1	4	8	0	0	0	1	0	36	68	1.00	1.222

PITCHER	IP	WLS	BF	H	R	ER	SO	BB	IBB	HBP	BLK	WP	HR	S	P	ERA	WHIP

BOTTOM

Minnesota Twins @ New York Yankees

Yankee Stadium, Bronx, NY

Sun May 25 1969, 3:33 AM EDT

Overcast - 67 F

livebaseballscorecards.com

AB	27
R	1
H	3
RBI	1
BB	8
SO	4
LOB	12

Batter	1	2	3	4	5	6	7	8	9	AB	R	H	RBI	BB	SO	LOB
Ted Uhlaender, L (1, 8) OBP: 0.340, SLG: 0.314	x 0-0 ① L7		x 0-0 ③ F7		x 0-0 ② FC1-6 2B 1-2f	x 0-0 ③ L8		x 0-0 ③ 4-3		5	0	0	0	0	0	3
Rod Carew, L (1, 4) OBP: 0.439, SLG: 0.555	S S S 0-3 ② K			B B B B 4-0 FC4-6 BB	x 0-0 1-3 2B	x 0-0 SH5-3 1B 1B			B B B B 4-0 L4-6 S BB	3	1	2	0	2	1	0
Tony Oliva, L (1, 9) OBP: 0.369, SLG: 0.433	S S S 0-3 ③ K			x 0-0 ① FC4-6 2B FC6-4 1-2f	4-0 IBB	x 0-0 ① SH5-3 1-2			S S S 0-3 ① K 1-2	3	1	0	0	1	2	2
Harmon Killebrew, R (1, 3) OBP: 0.391, SLG: 0.518		B B B B 4-0 BB		x 0-0 FC6-4 1-3 2B	x 0-0 ③ F8		x 0-0 1B 2-H 1B		x 0-0 1B	4	0	3	1	1	0	3
Charlie Manuel, L (1, 7) OBP: 0.424, SLG: 0.531 Frank Quilici, R (7, 5) OBP: 0.205, SLG: 0.167		S S S 0-3 ① K		4-0 FC6-4 IBB		x 0-0 HR	x 0-0 1-2 1B		x 0-0 ② ③ L4-6 2-3	3 1	1 0	2 0	1 0	1 0	1 0	1 2
Leo Cardenas, R (1, 6) OBP: 0.340, SLG: 0.386		x 0-0 ② F6		x 0-0 ② FC6-4 FC6-4 1-2f 2-3 3-H	x 0-0 ① F2	x 0-0 ② F9				4	0	0	1	0	0	5
Cesar Tovar, R (1, 5) OBP: 0.248, SLG: 0.284 (7, 7)		S S S 0-3 ③ K		x 0-0 ③ FC6-4 1-2f	x 0-0 S 2B	x 0-0 ③ L6				4	0	1	0	0	1	5
John Roseboro, L (1, 2) OBP: 0.344, SLG: 0.338			x 0-0 ① F8		x 0-0 ① 6-3	4-0 S IBB		x 0-0 ① F6		3	0	0	0	1	0	0
Dick Woodson, R (1, 1) OBP: 0.167, SLG: 0.091 Ron Perranoski, L (9, 1) OBP: 0.200, SLG: 0.200			S S S 0-3 ② K		x 0-0 FC1-6 1B	S S S 0-3 ② K 1-2 2-3		S S S 0-3 ② K		4 0	0 0	1 0	0 0	0 0	3 0	2 0
Inning Stats	R: 0 E: 0 K: 2 S: 7 H: 0 LOB: 0 BB: 0 P: 7	R: 0 E: 0 K: 2 S: 7 H: 0 LOB: 1 BB: 1 P: 11	R: 0 E: 0 K: 1 S: 5 H: 0 LOB: 0 BB: 0 P: 5	R: 1 E: 0 K: 0 S: 4 H: 1 LOB: 2 BB: 2 P: 12	R: 0 E: 0 K: 0 S: 5 H: 2 LOB: 3 BB: 1 P: 9	R: 1 E: 0 K: 1 S: 7 H: 2 LOB: 2 BB: 1 P: 11	R: 1 E: 0 K: 0 S: 6 H: 3 LOB: 2 BB: 0 P: 6	R: 0 E: 0 K: 1 S: 5 H: 0 LOB: 0 BB: 0 P: 5	R: 0 E: 0 K: 1 S: 5 H: 1 LOB: 1 BB: 1 P: 9	1B: 5 2B: 4 3B: 0 HR: 1	SF: 0 SAC: 1 DP: 1 HBP: 0					

PITCHER		IP	WLS	BF	H	R	ER	SO	BB	IBB	HBP	BLK	WP	HR	S	P	ERA	WHIP
Stan Bahnsen, R ERA: 4.33	(1, 1)	5.2	L	27	5	2	2	6	2	3	0	0	0	1	34	54	3.18	1.235
Mike Kekich, L ERA: 7.29	(6, 1)	2.1		10	3	1	1	1	0	0	0	0	0	0	12	12	3.86	1.286
Jack Aker, R ERA: 6.75	(9, 1)	1.0		4	1	0	0	1	1	0	0	0	0	0	5	9	0.00	2.000

PITCHER	IP	WLS	BF	H	R	ER	SO	BB	IBB	HBP	BLK	WP	HR	S	P	ERA	WHIP

TOP

Minnesota Twins @ New York Yankees

Yankee Stadium, Bronx, NY

Sun May 25 1969, 3:38 AM EDT

Att. 57,445 - Unknown - 73 F

livebaseballscorecards.com

AB	34
R	3
H	9
RBI	3
BB	6
SO	8
LOB	23

1B: 5	SF: 0
2B: 4	SAC: 1
3B: 0	DP: 1
HR: 1	HBP: 0

WP: 0	PA: 41
PB: 0	
SB: 3	
CS: 0	

BOTTOM

Minnesota Twins @ New York Yankees

Yankee Stadium, Bronx, NY

Sun May 25 1969, 3:38 AM EDT
Att. 57,445 - Unknown - 73 F

Batter	1	2	3	4	5	6	7	8	9	AB	R	H	RBI	BB	SO	LOB
Horace Clarke, S (1, 4) OBP: 0.328, SLG: 0.314	K		BB			1-3		K2-3		3	0	0	0	1	2	0
Jerry Kenney, L (1, 5) OBP: 0.300, SLG: 0.299	6-3		1-3			4-3			1-3 BB, 1B, BB	3	1	0	0	1	0	2
Bobby Murcer, L (1, 9) OBP: 0.342, SLG: 0.538	P6			K		P6			1-2: 1-3, 1B, BB	3	1	0	0	1	1	0
Joe Pepitone, L (1, 3) OBP: 0.265, SLG: 0.531		G6-4-3, 1B		F7			F8		1-2, 2-3: 1-3	4	0	1	0	0	0	2
Jimmie Hall, L (1, 7) John Ellis, R (9, PH) Jake Gibbs, L (9, PR) OBP: 0.313, SLG: 0.362 OBP: 0.333, SLG: 0.600 OBP: 0.284, SLG: 0.257		F7		K			1B		2-H, 3-H: 1B	3 1 0	0 0 0	1 1 0	0 2 0	0 0 0	1 0 0	1 0 0
Frank Fernandez, R (1, 2) OBP: 0.375, SLG: 0.397	G6-4-3 1-2f				FC4-6, 1B		K		K	4	0	1	0	0	2	3
Tom Tresh, S (1, 6) OBP: 0.283, SLG: 0.281			S, 1B		FC4-6 1-2f		P4		5-3	4	0	1	0	0	0	3
Jim Lyttle, L (1, 8) OBP: 0.150, SLG: 0.105			L8		K			5-3		3	0	0	0	0	1	2
Stan Bahnsen, R (1, 1) Mike Kekich, R (6, 1) Roy White, S (8, PH) Jack Aker, R (9, 1) OBP: 0.118, SLG: 0.063 OBP: 0.394, SLG: 0.365			K 1-2		K			K		2 0 1 0	0 0 0 0	0 0 0 0	0 0 0 0	0 0 1 0	2 0 0 0	2 0 0 0
Inning Stats	R: 0 E: 0 K: 1 S: 5 H: 0 LOB: 0 BB: 0 P: 5	R: 0 E: 0 K: 0 S: 3 H: 1 LOB: 0 BB: 0 P: 3	R: 0 E: 0 K: 1 S: 6 H: 1 LOB: 2 BB: 1 P: 10	R: 0 E: 0 K: 2 S: 7 H: 0 LOB: 0 BB: 0 P: 7	R: 0 E: 0 K: 2 S: 8 H: 1 LOB: 1 BB: 0 P: 8	R: 0 E: 0 K: 0 S: 3 H: 0 LOB: 0 BB: 0 P: 3	R: 0 E: 0 K: 1 S: 6 H: 1 LOB: 1 BB: 0 P: 6	R: 0 E: 0 K: 2 S: 7 H: 0 LOB: 0 BB: 0 P: 7	R: 2 E: 0 K: 1 S: 6 H: 1 LOB: 1 BB: 2 P: 14	1B: 5 2B: 0 3B: 0 HR: 0	SF: 0 SAC: 0 DP: 1 HBP: 0						

livebaseballscorecards.com

AB	31
R	2
H	5
RBI	2
BB	3
SO	10
LOB	15

WP: 0 PB: 0 SB: 1 CS: 0 PA: 34

PITCHER		IP	WLS	BF	H	R	ER	SO	BB	IBB	HBP	BLK	WP	HR	S	P	ERA	WHIP
Dick Woodson, R ERA: 2.85	(1, 1)	8.0	W	29	4	1	1	9	2	0	0	0	0	0	45	53	1.12	0.750
Ron Perranoski, L ERA: 1.97	(9, 1)	1.0	S	5	1	1	1	1	1	0	0	0	0	0	6	10	9.00	2.000

PITCHER	IP	WLS	BF	H	R	ER	SO	BB	IBB	HBP	BLK	WP	HR	S	P	ERA	WHIP

Batter	1	2	3	4	5	6	7	8	9	AB	R	H	RBI	BB	SO	LOB
Ted Uhlaender, L (1, 8) OBP: 0.348, SLG: 0.315	BBBB 4-0 L6-3 BB		BBBB 4-0 HR BB	x 0-0 S HR 1-H 1B		x 0-0 ② P6		x 0-0 ① FC4-6 1B 1-2f CS		3	2	1	1	2	0	1
Rod Carew, L (1, 4) OBP: 0.444, SLG: 0.598	x 0-0 ①② L6-3 1-2		x 0-0 HR 1-H	x 0-0 HR 1-H		BBBB 4-0 BB		x 0-0 ② P6		4	2	2	4	1	0	2
Tony Oliva, L (1, 9) OBP: 0.376, SLG: 0.445	x 0-0 BB 1B		SSS 0-3 ① K	x 0-0 BLK 2B		SSS 0-3 ③ K		x 0-0 1-3 1B		5	0	3	0	0	2	1
Harmon Killebrew, R (1, 3) OBP: 0.391, SLG: 0.507	BBBB 4-0 1-2 BB		SSS 0-3 ② K	BBBB 4-0 G3-6-3 2-3 BB			SSS 0-3 ① K	0-0 ③ CS 3-H	x 0-0 ① L6	3	0	0	0	2	2	0
Charlie Manuel, L (1, 7) OBP: 0.397, SLG: 0.491 Frank Quilici, R (7, 5) OBP: 0.200, SLG: 0.163	x 0-0 ③ P6		x 0-0 ③ 4-3	x 0-0 ②③ G3-6-3 1-2f			x 0-0 ② P6		x 0-0 ② L6	4 1	0 0	0 0	0 0	0 0	0 0	4 0
Leo Cardenas, R (1, 6) OBP: 0.348, SLG: 0.389		BBBB 4-0 5-3 BB		x 0-0 WP 1B 1B 1B	SSS 0-3 ① K		x 0-0 FC5 1B 1B		x 0-0 ③ 1-3	4	1	2	0	1	1	0
John Roseboro, L (1, 2) OBP: 0.362, SLG: 0.349		x 0-0 ① P6		x 0-0 WP 1B 1-2 1B	BBBB 4-0 CS BB		x 0-0 1-2 1B			3	1	2	0	1	0	1
Cesar Tovar, R (1, 5) (7, 7) OBP: 0.248, SLG: 0.283		x 0-0 ② 5-3 1-2		x 0-0 S 1B 1-H 2-H 1B	SSS 0-3 ②③ K 1-2		x 0-0 ③ FC5 2-3f			4	1	1	2	0	1	4
Jim Perry, S (1, 1) OBP: 0.143, SLG: 0.077		SSS 0-3 ③ K		x 0-0 ① F2		x 0-0 ① 1-3		BBBB 4-0 FC4-6 BB		3	0	0	0	1	1	2
Inning Stats	R: 0 E: 0 K: 0 S: 3 H: 1 LOB: 2 BB: 2 P: 11	R: 0 E: 0 K: 1 S: 5 H: 0 LOB: 1 BB: 1 P: 9	R: 2 E: 0 K: 2 S: 8 H: 1 LOB: 0 BB: 1 P: 12	R: 5 E: 0 K: 0 S: 8 H: 6 LOB: 1 BB: 1 P: 12	R: 0 E: 0 K: 2 S: 6 H: 0 LOB: 1 BB: 1 P: 10	R: 0 E: 0 K: 1 S: 5 H: 0 LOB: 1 BB: 1 P: 9	R: 0 E: 0 K: 1 S: 7 H: 2 LOB: 2 BB: 0 P: 7	R: 0 E: 0 K: 0 S: 3 H: 1 LOB: 1 BB: 1 P: 7	R: 0 E: 0 K: 0 S: 3 H: 0 LOB: 0 BB: 0 P: 3	1B: 8 2B: 3 3B: 0 HR: 2 SF: 0 SAC: 0 DP: 3 HBP: 0						

PITCHER		IP	WLS	BF	H	R	ER	SO	BB	IBB	HBP	BLK	WP	HR	S	P	ERA	WHIP
Joe Coleman, R ERA: 4.67	(1, 1)	3.0	L	17	5	5	5	3	4	0	0	0	1	1	19	35	15.00	3.000
Dave Baldwin, R ERA: 3.28	(4, 1)	2.0		9	3	2	2	2	2	0	0	1	0	1	11	19	9.00	2.500
Casey Cox, R ERA: 2.45	(6, 1)	3.0		13	3	0	0	2	2	0	0	0	0	0	15	23	0.00	1.667
Darold Knowles, L ERA:	(9, 1)	1.0		3	0	0	0	0	0	0	0	0	0	0	3	3	0.00	0.000

PITCHER	IP	WLS	BF	H	R	ER	SO	BB	IBB	HBP	BLK	WP	HR	S	P	ERA	WHIP

TOP

Minnesota Twins @ Washington Senators

Robert F. Kennedy Memorial Stadium, Washington, DC

Mon May 26 1969, 7:05 PM EDT

Att. 4,734 - Unknown

livebaseballscorecards.com

AB	34
R	7
H	11
RBI	7
BB	8
SO	7
LOB	15

WP: 1	PB: 0	SB: 2	CS: 2
PA: 43			

Batter	1	2	3	4	5	6	7	8	9	AB	R	H	RBI	BB	SO	LOB
Del Unser, L (1, 8) OBP: 0.314, SLG: 0.283	1B CS 1B		6-3			G4-3 1B		G3 1-2 2-3		4	0	2	0	0	0	2
Ed Brinkman, R (1, 6) OBP: 0.333, SLG: 0.357	L8		F4			G4-3 1-2f		4-3		4	0	0	0	0	0	4
Frank Howard, R (1, 7) OBP: 0.360, SLG: 0.565	1-3 1B			HR		P4			4-3	4	1	2	1	0	0	0
Mike Epstein, L (1, 3) OBP: 0.424, SLG: 0.640	K 3-H			P4			F9		K	4	0	0	0	0	2	2
Hank Allen, R (1, 9) OBP: 0.312, SLG: 0.353		1-3		4-3			F8		6-3	4	0	0	0	0	0	0
Bernie Allen, L (1, 4) OBP: 0.327, SLG: 0.384		1B 1B		L8			1-6-3			3	0	1	0	0	0	0
Ken McMullen, R (1, 5) OBP: 0.297, SLG: 0.320		G4-6-3 1-3 1B			FC6-4 1B			FC4-6 1B		3	0	3	0	0	0	0
Paul Casanova, R (1, 2) OBP: 0.230, SLG: 0.248		G4-6-3 1-2f			FC6-4 G6-4-3 1-2f			FC4-6 G3 1B 1-2f		3	0	0	0	0	0	4
Joe Coleman, R (1, 1) OBP: 0.100, SLG: 0.053 Dave Baldwin, R (4, 1) Dick Billings, R (5, PH) OBP: 0.167, SLG: 0.118 Casey Cox, R (6, 1) Ed Stroud, L (8, PH) OBP: 0.318, SLG: 0.316 Darold Knowles, L (9, 1)			K		G6-4-3 1-2f			G3 1-2 1B		1 0 1 0 1 0	0 0 0 0 0 0	0 0 0 0 1 0	0 0 0 0 0 0	1 0 0 0 0 0	0 0 0 0 0 0	0 0 1 0 0 0
Inning Stats	R: 0 E: 0 K: 1 S: 6 H: 2 LOB: 2 BB: 0 P: 6	R: 0 E: 0 K: 0 S: 4 H: 2 LOB: 1 BB: 0 P: 4	R: 0 E: 0 K: 1 S: 5 H: 0 LOB: 0 BB: 0 P: 5	R: 1 E: 0 K: 0 S: 4 H: 1 LOB: 0 BB: 0 P: 4	R: 0 E: 0 K: 0 S: 3 H: 1 LOB: 0 BB: 0 P: 3	R: 0 E: 0 K: 0 S: 3 H: 1 LOB: 0 BB: 0 P: 3	R: 0 E: 0 K: 0 S: 3 H: 0 LOB: 0 BB: 0 P: 3	R: 0 E: 0 K: 0 S: 5 H: 2 LOB: 2 BB: 0 P: 5	R: 0 E: 0 K: 1 S: 5 H: 0 LOB: 0 BB: 0 P: 5	1B: 8 2B: 1 3B: 0 HR: 1	SF: 0 SAC: 0 DP: 4 HBP: 0						

PITCHER	IP	WLS	BF	H	R	ER	SO	BB	IBB	HBP	BLK	WP	HR	S	P	ERA	WHIP
Jim Perry, R (1, 1) ERA: 2.7	9.0	W	32	9	1	1	3	0	0	0	0	0	1	38	38	1.00	1.000

PITCHER	IP	WLS	BF	H	R	ER	SO	BB	IBB	HBP	BLK	WP	HR	S	P	ERA	WHIP

BOTTOM

Minnesota Twins @ Washington Senators

Robert F. Kennedy Memorial Stadium, Washington, DC

Mon May 26 1969, 7:05 PM EDT

Att. 4,734 - Unknown

livebaseballscorecards.com

AB	32
R	1
H	9
RBI	1
BB	0
SO	3
LOB	13

WP: 0	PA: 32		
PB: 0			
SB: 0			
CS: 1			

Minnesota Twins @ Washington Senators

Robert F. Kennedy Memorial Stadium, Washington, DC

Tue May 27 1969, 7:05 PM EDT

Att. 5,982 - Unknown

TOP

livebaseballscorecards.com

Batter	1	2	3	4	5	6	7	8	9	AB	R	H	RBI	BB	SO	LOB
Cesar Tovar, R (1, 8) OBP: 0.239, SLG: 0.273	F8		F2		5-3		6-3			4	0	0	0	0	0	1
Leo Cardenas, R (1, 6) OBP: 0.351, SLG: 0.392	F7		1B		BB 1B			K		4	0	2	0	0	1	0
Harmon Killebrew, R (1, 3) OBP: 0.393, SLG: 0.503	5-3		P6		BB			1B		3	0	1	0	1	0	2
Tony Oliva, L (1, 9) OBP: 0.373, SLG: 0.437		F9		G6-4-3 E BB	F8			F9		3	0	0	0	1	0	3
Bob Allison, R (1, 7) OBP: 0.315, SLG: 0.383		F9		E5 G6-4-3		F7		4-3		4	0	0	0	0	0	2
George Mitterwald, R (1, 2) OBP: 0.294, SLG: 0.385		2B		G6-4-3		P6			F8	4	0	1	0	0	0	2
Frank Quilici, R (1, 4) OBP: 0.184, SLG: 0.149		5-3		F7		6-3			F8	4	0	0	0	0	0	2
Rick Renick, R (1, 5) OBP: 0.190, SLG: 0.263			F7		HR		F9		F3	4	1	1	1	0	0	0
Tom Hall, L (1, 1) OBP: 0.214, SLG: 0.286			1B		K		K			1	0	1	0	0	0	0
Jerry Crider, R (4, 1)										1	0	0	0	0	1	0
Tom Tischinski, R (7, PH) OBP: 0.143, SLG: 0.143										1	0	0	0	0	1	0
Dean Chance, R (7, 1) OBP: 0.154, SLG: 0.083										0	0	0	0	0	0	0
Inning Stats	R: 0 E: 0 K: 0 S: 3 H: 0 LOB: 0 BB: 0 P: 3	R: 0 E: 0 K: 0 S: 4 H: 1 LOB: 1 BB: 0 P: 4	R: 0 E: 0 K: 0 S: 5 H: 2 LOB: 2 BB: 0 P: 5	R: 0 E: 1 K: 0 S: 3 H: 0 LOB: 1 BB: 1 P: 7	R: 1 E: 0 K: 1 S: 7 H: 2 LOB: 2 BB: 1 P: 11	R: 0 E: 0 K: 0 S: 3 H: 0 LOB: 0 BB: 0 P: 3	R: 0 E: 0 K: 1 S: 5 H: 0 LOB: 0 BB: 0 P: 5	R: 0 E: 0 K: 1 S: 6 H: 1 LOB: 1 BB: 0 P: 6	R: 0 E: 0 K: 0 S: 3 H: 0 LOB: 0 BB: 0 P: 3	1B: 4 2B: 1 3B: 0 HR: 1 SF: 0 SAC: 0 DP: 1 HBP: 0						

	AB	33
	R	1
	H	6
	RBI	1
	BB	2
	SO	3
	LOB	12

WP: 0 PA: 35
PB: 0
SB: 0
CS: 0

PITCHER	IP	WLS	BF	H	R	ER	SO	BB	IBB	HBP	BLK	WP	HR	S	P	ERA	WHIP
Barry Moore, L (1, 1) ERA: 2.02	9.0	W	35	6	1	1	3	2	0	0	0	0	1	39	47	1.00	0.889

PITCHER	IP	WLS	BF	H	R	ER	SO	BB	IBB	HBP	BLK	WP	HR	S	P	ERA	WHIP

Batter	1	2	3	4	5	6	7	8	9	AB	R	H	RBI	BB	SO	LOB
Ed Brinkman, R (1, 6) OBP: 0.332, SLG: 0.354	F7	G5-4-3 1-2f		1B 2-H 3-H			6-3			4	0	1	2	0	0	1
Hank Allen, R (1, 8) (8, 9) OBP: 0.310, SLG: 0.350	K		F7	L7			1B S			4	1	1	0	0	1	1
Frank Howard, R (1, 3) OBP: 0.363, SLG: 0.559	E6 HR		BB		F8		IBB 1B 1-2			2	1	0	0	2	0	0
Brant Alyea, R (1, 9) OBP: 0.467, SLG: 0.673	HR 1-H		P6		1B		1B CS 1-3 2-H			4	1	3	3	0	0	1
Del Unser, L (7, PR) (8, 8) OBP: 0.314, SLG: 0.283										0	0	0	0	0	0	0
Ken McMullen, R (1, 5) OBP: 0.295, SLG: 0.318	1B BB		F7		K		P4 1-2			4	0	1	0	0	1	4
Dick Billings, R (1, 7) OBP: 0.182, SLG: 0.100	BB 1-2			G3	F8			6-3		3	0	0	0	1	0	1
Tim Cullen, R (1, 4) OBP: 0.301, SLG: 0.271	F9			1B SH5-3		L5		F3		4	1	1	0	0	0	2
Paul Casanova, R (1, 2) OBP: 0.238, SLG: 0.256		F7		1B SH5-3 1-2		3-1		1B		4	1	2	0	0	0	0
Barry Moore, L (1, 1) OBP: 0.412, SLG: 0.286		1B G5-4-3		SH5-3 1-2 2-3		L7		K		3	0	1	0	0	1	1
Inning Stats	R: 2 E: 1 K: 1 S: 8 H: 2 LOB: 2 BB: 1 P: 12	R: 0 E: 0 K: 0 S: 3 H: 1 LOB: 0 BB: 0 P: 3	R: 0 E: 0 K: 0 S: 3 H: 0 LOB: 1 BB: 1 P: 7	R: 2 E: 0 K: 0 S: 6 H: 3 LOB: 1 BB: 0 P: 6	R: 0 E: 0 K: 0 S: 6 H: 1 LOB: 1 BB: 0 P: 6	R: 0 E: 0 K: 0 S: 3 H: 0 LOB: 0 BB: 0 P: 3	R: 1 E: 0 K: 0 S: 4 H: 2 LOB: 2 BB: 1 P: 8	R: 0 E: 0 K: 1 S: 6 H: 1 LOB: 1 BB: 0 P: 6		1B: 9 2B: 0 3B: 0 HR: 1	SF: 0 SAC: 1 DP: 1 HBP: 0						

PITCHER		IP	WLS	BF	H	R	ER	SO	BB	IBB	HBP	BLK	WP	HR	S	P	ERA	WHIP
Tom Hall, L ERA: 3.92	(1, 1)	3.2	L	19	6	4	2	1	2	0	0	0	0	1	19	27	4.91	2.182
Jerry Crider, R ERA:	(4, 1)	2.1		8	1	0	0	1	0	0	0	0	0	0	10	10	0.00	0.429
Dean Chance, R ERA: 2.43	(7, 1)	2.0		9	3	1	1	1	0	1	0	0	0	0	10	14	4.50	1.500

PITCHER	IP	WLS	BF	H	R	ER	SO	BB	IBB	HBP	BLK	WP	HR	S	P	ERA	WHIP

BOTTOM

Minnesota Twins @ Washington Senators

Robert F. Kennedy Memorial Stadium, Washington, DC

Tue May 27 1969, 7:05 PM EDT

Att. 5,982 - Unknown

livebaseballscorecards.com

AB	32
R	5
H	10
RBI	5
BB	3
SO	3
LOB	11

1B: 9	SF: 0	WP: 0	PA: 36
2B: 0	SAC: 1	PB: 0	
3B: 0	DP: 1	SB: 1	
HR: 1	HBP: 0	CS: 1	

Minnesota Twins @ Washington Senators

Robert F. Kennedy Memorial Stadium, Washington, DC

Wed May 28 1969, 7:05 PM EDT

Att. 4,372 - Unknown

TOP

livebaseballscorecards.com

Batter	1	2	3	4	5	6	7	8	9	AB	R	H	RBI	BB	SO	LOB
Leo Cardenas, R (1, 6) OBP: 0.347, SLG: 0.382	6-3		G6-4-3 1-2f		BB		F8		6-3	4	0	0	0	1	0	1
Rod Carew, L (1, 4) OBP: 0.456, SLG: 0.607	BB			1B 2B	BB 1-2		K		6-3 2B	3	1	2	0	2	1	0
Harmon Killebrew, R (1, 3) OBP: 0.393, SLG: 0.497	F9			2B 1-2 1B	F8		BB		6-3 2-3	4	0	1	0	1	0	4
Tony Oliva, L (1, 9) OBP: 0.374, SLG: 0.438	F7			1-3 2-H 2B		6-3	K		IBB	4	0	1	1	1	1	2
George Mitterwald, R (1, 2) OBP: 0.292, SLG: 0.377 Charlie Manuel, L (9, PH) OBP: 0.391, SLG: 0.481 Tom Tischinski, R (9, 2) OBP: 0.143, SLG: 0.143		6-3		K		2B 1B		K	L8	4 1 0	1 0 0	1 0 0	0 0 0	0 0 0	2 0 0	2 2 0
Cesar Tovar, R (1, 5) OBP: 0.239, SLG: 0.281		K		L5		1-3 2B		P3		4	1	1	0	0	1	2
Bob Allison, R (1, 7) OBP: 0.328, SLG: 0.412		6-3		6-3		2-H 3-H 2B		WP 1B		4	0	2	2	0	0	2
Ted Uhlaender, L (1, 8) OBP: 0.352, SLG: 0.315			G6-4-3 BB		L1	F3		1-2 WP 1B		3	0	1	0	1	0	1
Jim Kaat, L (1, 1) OBP: 0.111, SLG: 0.154			K		G2	4-3		1-2 2-3 K		4	0	0	0	0	2	4
Inning Stats	R: 0 E: 0 K: 0 S: 3 H: 0 LOB: 1 BB: 1 P: 7	R: 0 E: 0 K: 1 S: 5 H: 0 LOB: 0 BB: 0 P: 5	R: 0 E: 0 K: 1 S: 4 H: 0 LOB: 0 BB: 1 P: 8	R: 1 E: 0 K: 1 S: 8 H: 3 LOB: 2 BB: 0 P: 8	R: 0 E: 0 K: 0 S: 3 H: 0 LOB: 2 BB: 2 P: 11	R: 2 E: 0 K: 0 S: 6 H: 3 LOB: 1 BB: 0 P: 6	R: 0 E: 0 K: 2 S: 7 H: 0 LOB: 1 BB: 1 P: 11	R: 0 E: 0 K: 2 S: 9 H: 2 LOB: 2 BB: 0 P: 9	R: 0 E: 0 K: 0 S: 4 H: 1 LOB: 2 BB: 1 P: 8	1B: 5 2B: 4 3B: 0 HR: 0 SF: 0 SAC: 0 DP: 1 HBP: 0						

	AB	35
	R	3
	H	9
	RBI	3
	BB	6
	SO	7
	LOB	20

WP: 1 PB: 0 SB: 0 CS: 0 PA: 41

PITCHER	IP	WLS	BF	H	R	ER	SO	BB	IBB	HBP	BLK	WP	HR	S	P	ERA	WHIP
Frank Bertaina, L (1, 1) ERA: 4.91	5.1		25	6	3	3	3	4	0	0	0	0	0	27	43	5.06	1.875
Jim Shellenback, L (6, 1) ERA: 2.35	0.2		2	0	0	0	0	0	0	0	0	0	0	2	2	0.00	0.000
Dennis Higgins, R (7, 1) ERA: 1.95	3.0	W	14	3	0	0	4	1	1	0	0	1	0	20	28	0.00	1.333

PITCHER	IP	WLS	BF	H	R	ER	SO	BB	IBB	HBP	BLK	WP	HR	S	P	ERA	WHIP

BOTTOM

Minnesota Twins @ Washington Senators

Robert F. Kennedy Memorial Stadium, Washington, DC

Wed May 28 1969, 7:05 PM EDT

Att. 4,372 - Unknown

livebaseballscorecards.com

Batter	1	2	3	4	5	6	7	8	9	AB	R	H	RBI	BB	SO	LOB
Ed Brinkman, R (1, 6) OBP: 0.329, SLG: 0.351	0-0 WP G3 2B 1B	0-0 F8 ③		0-0 G6-4-3 ②③ 1-2f			0-0 L7 ①		SSS 0-3 K ②	5	1	1	0	0	1	3
Hank Allen, R (1, 8) OBP: 0.313, SLG: 0.359	0-0 G3 ① 1-2		0-0 E 2B		0-0 6-3 ①		0-0 P4 ②		0-0 1B 1-3 1B	5	1	2	0	0	0	1
Frank Howard, R (1, 3) OBP: 0.368, SLG: 0.557	BBBB 4-0 2B SF7 2-3 BB		SSS 0-3 K ① 2-H		0-0 4-3 ②		0-0 1B		0-0 1-2 3-H 1B	4	1	2	1	1	1	0
Brant Alyea, R (1, 9) OBP: 0.453, SLG: 0.660	0-0 1-3 3-H 2B		SSS 0-3 K ②		0-0 F8 ③		SSS 0-3 K ③			4	0	1	1	0	2	1
Ken McMullen, R (1, 5) OBP: 0.294, SLG: 0.319	0-0 SF7 ② 3-H		0-0 BB 1B			0-0 6-3 ①		0-0 1-3 ①		3	0	1	1	0	0	0
Dick Billings, R (1, 7) OBP: 0.192, SLG: 0.087	0-0 5-3 ③		BBBB 4-0 1-2 BB			SSS 0-3 K ②		0-0 1-3 ②		3	0	0	0	1	1	1
Tim Cullen, R (1, 4) OBP: 0.299, SLG: 0.270		0-0 F5 ①	0-0 L8 ③			0-0 WP 1B		0-0 6-3 ③		4	0	1	0	0	0	2
Paul Casanova, R (1, 2) OBP: 0.246, SLG: 0.258		0-0 PB 1B		SSS 0-3 K ①		4-0 1-2 IBB			0-0 F8 ①	3	0	1	0	1	1	0
Frank Bertaina, L (1, 1) OBP: 0.400, SLG: 0.800 Jim Shellenback, L (6, 1) OBP: 0.667, SLG: 0.667 Bernie Allen, L (6, PH) OBP: 0.325, SLG: 0.380 Dennis Higgins, R (7, 1) Mike Epstein, L (9, PH) OBP: 0.429, SLG: 0.640 Ed Stroud, L (9, PR) OBP: 0.318, SLG: 0.316		0-0 L6 ② 1-2		0-0 G6-4-3 1B		0-0 4-3 ③			BBBB 4-0 1B 1B BB	2 0 1 0 0 0 1	0 0 0 0 0 1 0	1 0 0 0 0 0 0	0 0 0 0 0 0 0	0 0 0 0 0 0 1	0 0 0 0 0 0 0	1 0 2 0 0 0 0
Inning Stats	R: 2 E: 0 K: 0 S: 5 H: 2 LOB: 1 BB: 1 P: 9	R: 0 E: 0 K: 0 S: 4 H: 1 LOB: 1 BB: 0 P: 4	R: 1 E: 1 K: 2 S: 9 H: 2 LOB: 2 BB: 1 P: 13	R: 0 E: 0 K: 1 S: 5 H: 1 LOB: 0 BB: 0 P: 5	R: 0 E: 0 K: 0 S: 3 H: 0 LOB: 0 BB: 0 P: 3	R: 0 E: 0 K: 1 S: 6 H: 1 LOB: 2 BB: 1 P: 10	R: 0 E: 0 K: 1 S: 6 H: 1 LOB: 1 BB: 0 P: 6	R: 0 E: 0 K: 0 S: 3 H: 0 LOB: 0 BB: 0 P: 3	R: 1 E: 0 K: 1 S: 6 H: 2 LOB: 2 BB: 1 P: 10	1B: 8 2B: 2 3B: 0 HR: 0	SF: 1 SAC: 0 DP: 1 HBP: 0			WP: 2 PB: 1 SB: 0 CS: 0		PA: 39	

PITCHER	IP	WLS	BF	H	R	ER	SO	BB	IBB	HBP	BLK	WP	HR	S	P	ERA	WHIP
Jim Kaat, L (1, 1) ERA: 2.69	8.2	L	39	10	4	4	6	3	1	0	0	2	0	47	63	4.15	1.500

PITCHER	IP	WLS	BF	H	R	ER	SO	BB	IBB	HBP	BLK	WP	HR	S	P	ERA	WHIP

AB	34
R	4
H	10
RBI	3
BB	4
SO	6
LOB	11

Batter	1	2	3	4	5	6	7	8	9	AB	R	H	RBI	BB	SO	LOB
Ted Uhlaender, L (1, 8) OBP: 0.341, SLG: 0.305	F8		K		K	4-3		K		5	0	0	0	0	3	3
Rod Carew, L (1, 4) OBP: 0.461, SLG: 0.614	2B 1B		G3		FC6-4 2B		G3	WP 1-2 1B		5	0	3	0	0	0	0
Tony Oliva, L (1, 9) OBP: 0.385, SLG: 0.448	1-3 2B		HBP		FC6-4 BB		HR 1B	K 1-2 2-3		3	1	2	0	1	1	2
Harmon Killebrew, R (1, 3) OBP: 0.394, SLG: 0.510 Jim Perry, S (9, PR) OBP: 0.143, SLG: 0.077	K		F5		FC6-4 1-2f 2-3		1-H HR		L9 PB BB	4 0	1 0	1 0	2 0	1 0	1 0	5 0
Charlie Manuel, L (1, 7) OBP: 0.377, SLG: 0.448	K			WP BB	F8		F7		L9 1-3	4	0	0	0	1	1	5
Cesar Tovar, R (1, 5) OBP: 0.238, SLG: 0.277		F7		F5		5-3	1B		4-3	5	0	1	0	0	0	3
Leo Cardenas, R (1, 6) OBP: 0.339, SLG: 0.373 Rich Reese, L (9, PH) OBP: 0.313, SLG: 0.494		5-3		6-3 1-2	K	K			K	4 1	0 0	0 0	0 0	0 0	2 1	2 2
John Roseboro, L (1, 2) OBP: 0.381, SLG: 0.357 George Mitterwald, R (8, PH) OBP: 0.288, SLG: 0.371 (8, 2)	1B		IBB		HBP BB			K		1 1	0 0	1 0	0 0	2 0	0 1	0 0
Dave Boswell, R (1, 1) OBP: 0.115, SLG: 0.231 Graig Nettles, L (6, PH) OBP: 0.359, SLG: 0.493 Dean Chance, R (6, 1) OBP: 0.154, SLG: 0.083 Ron Perranoski, L (7, 1) OBP: 0.200, SLG: 0.200 Rick Renick, R (8, PH) OBP: 0.227, SLG: 0.263 Joe Grzenda, R (8, 1) Bob Miller, R (8, 1)	K		K		1-2 HBP			WP 1B BB		2 0 0 0 0 0 0	0 0 0 0 0 0 0	0 0 0 0 0 0 0	0 0 0 0 1 0 0	0 0 0 0 0 0 0	2 0 0 0 0 0 0	3 0 0 0 0 0 0
Inning Stats	R: 0 H: 2 E: 0 LOB: 2 K: 2 BB: 0 S: 9 P: 9	R: 0 H: 1 E: 0 LOB: 1 K: 1 BB: 0 S: 6 P: 6	R: 0 H: 0 E: 0 LOB: 1 K: 1 BB: 0 S: 5 P: 6	R: 0 H: 0 E: 0 LOB: 2 K: 1 BB: 2 S: 5 P: 13	R: 0 H: 1 E: 0 LOB: 2 K: 1 BB: 1 S: 6 P: 10	R: 0 H: 0 E: 0 LOB: 2 K: 1 BB: 1 S: 5 P: 10	R: 2 H: 3 E: 0 LOB: 1 K: 1 BB: 0 S: 8 P: 8	R: 0 H: 1 E: 0 LOB: 2 K: 3 BB: 1 S: 10 P: 14	R: 0 H: 0 E: 0 LOB: 2 K: 1 BB: 1 S: 5 P: 9	1B: 5 SF: 0 2B: 2 SAC: 0 3B: 0 DP: 0 HR: 1 HBP: 2						

TOP

Minnesota Twins @ Boston Red Sox

Fenway Park, Boston, MA

Fri May 30 1969, 7:05 PM EDT

Att. 35,434 - Unknown - 61 F

livebaseballscorecards.com

AB	35
R	2
H	8
RBI	2
BB	6
SO	12
LOB	25

WP: 2 PA: 43
PB: 1
SB: 0
CS: 0

PITCHER		IP	WLS	BF	H	R	ER	SO	BB	IBB	HBP	BLK	WP	HR	S	P	ERA	WHIP
Jim Lonborg, R ERA: 2.54	(1, 1)	6.1	W	31	6	2	2	7	3	1	2	0	1	1	39	57	2.84	1.421
Sparky Lyle, L ERA: 2.4	(7, 1)	1.2		8	2	0	0	4	1	0	0	0	1	0	15	19	0.00	1.800
Ray Jarvis, R ERA: 2.81	(9, 1)	0.0		1	0	0	0	0	1	0	0	0	0	0	0	4	∞	∞
Garry Roggenburk, L ERA:	(9, 1)	0.1		1	0	0	0	0	0	0	0	0	0	0	1	1	0.00	0.000
Vicente Romo, R ERA: 2.73	(9, 1)	0.2	S	2	0	0	0	1	0	0	0	0	0	0	4	4	0.00	0.000

PITCHER	IP	WLS	BF	H	R	ER	SO	BB	IBB	HBP	BLK	WP	HR	S	P	ERA	WHIP

Batter	1	2	3	4	5	6	7	8	9	AB	R	H	RBI	BB	SO	LOB
Mike Andrews, R (1, 4) OBP: 0.381, SLG: 0.443	HBP		1B		F8		BB			0	1	0	0	0	0	0
Dick Schofield, S (2, 4) OBP: 0.481, SLG: 0.364										2	0	1	0	1	0	0
Dalton Jones, L (1, 3) OBP: 0.344, SLG: 0.368	L9		1-3 1B		K		L1-6 2-3			4	0	1	0	0	1	3
Carl Yastrzemski, L (1, 7) OBP: 0.398, SLG: 0.509	F2		K		4-3			G6-4-3 HBP		3	0	0	0	0	1	3
Reggie Smith, S (1, 8) OBP: 0.356, SLG: 0.500	1-3 1B		P5			E9 4-3 1B		G6-4-3 1-2f		3	2	2	0	0	0	2
Don Lock, R (7, 8) OBP: 0.250, SLG: 0.286										1	0	0	0	0	0	1
Rico Petrocelli, R (1, 6) OBP: 0.453, SLG: 0.689	1-H 3-H 2B		K			4-3 2-3		K		4	0	1	2	0	2	3
Tony Conigliaro, R (1, 9) OBP: 0.335, SLG: 0.469	K			F3		G6-4-3 3-H 1B				3	0	1	1	0	1	1
George Scott, R (1, 5) OBP: 0.256, SLG: 0.296		K		E6		G6-4-3 1-2f				3	0	0	0	0	1	1
Russ Gibson, R (1, 2) OBP: 0.281, SLG: 0.284		K		5-3			L1-6 SH2-4 1B			3	0	1	0	0	1	1
Jim Lonborg, R (1, 1)		K		K			SH2-4 1-2			2	0	0	0	0	2	1
Sparky Lyle, L (7, 1) OBP: 0.667, SLG: 0.500										0	0	0	0	0	0	0
Ray Jarvis, R (9, 1)										0	0	0	0	0	0	0
Garry Roggenburk, R (9, 1)										0	0	0	0	0	0	0
Vicente Romo, R (9, 1) OBP: 0.167, SLG: 0.167										0	0	0	0	0	0	0
Inning Stats	R: 2 E: 0 K: 1 S: 7 H: 2 LOB: 1 BB: 0 P: 8		R: 0 E: 0 K: 3 S: 9 H: 0 LOB: 0 BB: 0 P: 9	R: 0 E: 0 K: 2 S: 9 H: 2 LOB: 2 BB: 0 P: 9	R: 0 E: 1 K: 1 S: 6 H: 0 LOB: 1 BB: 0 P: 6	R: 0 E: 0 K: 1 S: 5 H: 0 LOB: 0 BB: 0 P: 5	R: 1 E: 1 K: 0 S: 4 H: 2 LOB: 0 BB: 0 P: 4	R: 0 E: 0 K: 0 S: 3 H: 1 LOB: 1 BB: 1 P: 7	R: 0 E: 0 K: 1 S: 4 H: 0 LOB: 0 BB: 0 P: 5							

PITCHER		IP	WLS	BF	H	R	ER	SO	BB	IBB	HBP	BLK	WP	HR	S	P	ERA	WHIP
Dave Boswell, R ERA: 3.42	(1, 1)	5.0	L	21	4	2	2	8	0	0	1	0	0	0	36	37	3.60	0.800
Dean Chance, R ERA: 2.32	(6, 1)	1.1		7	3	1	0	0	1	0	0	0	0	0	6	10	0.00	3.000
Ron Perranoski, L ERA: 1.93	(7, 1)	0.2		1	0	0	0	0	0	0	0	0	0	0	1	1	0.00	0.000
Joe Grzenda, L ERA: 2.66	(8, 1)	0.0		1	0	0	0	0	0	0	1	0	0	0	0	1	∞	∞
Bob Miller, R ERA: 1.69	(8, 1)	1.0		2	0	0	0	1	0	0	0	0	0	0	4	4	0.00	0.000

PITCHER	IP	WLS	BF	H	R	ER	SO	BB	IBB	HBP	BLK	WP	HR	S	P	ERA	WHIP

BOTTOM

Minnesota Twins @ Boston Red Sox

Fenway Park, Boston, MA

Fri May 30 1969, 7:05 PM EDT
Att. 35,434 - Unknown - 61 F

livebaseballscorecards.com

AB	28
R	3
H	7
RBI	3
BB	1
SO	9
LOB	16

1B: 6 SF: 0
2B: 2 SAC: 1
3B: 0 DP: 3
HR: 0 HBP: 2

WP: 0 PA: 32
PB: 0
SB: 0
CS: 0

Batter	1	2	3	4	5	6	7	8	9	AB	R	H	RBI	BB	SO	LOB
Ted Uhlaender, L (1, 8) OBP: 0.337, SLG: 0.301	F8	FC6-4 E, 2B, 1B 1-2 2-H		1-3	F7		1-3			5	1	1	1	0	0	1
Rod Carew, L (1, 4) OBP: 0.459, SLG: 0.604	K	E3, FC6-4 1-2 2-3		F8		BLK, 1B, 1B 1B		CS, 1B HBP		4	1	1	0	0	1	2
Tony Oliva, L (1, 9) OBP: 0.391, SLG: 0.453	F4	FC6-4, 2B 1-2f 2-3 3-H		WP 1B		1B, BLK 1-2 1B		CS 1-2 1B		5	1	3	1	0	0	2
Harmon Killebrew, R (1, 3) OBP: 0.399, SLG: 0.513 Rich Reese, L (8, 3) OBP: 0.313, SLG: 0.494	1B, 1B BB 1-H, 2B 3-H			6-3 1-2		1B 1-2 2-3 BB		K 1-2 2-3		3 0	1 0	1 0	2 0	2 0	1 0	3 0
Charlie Manuel, L (1, 7) OBP: 0.397, SLG: 0.459 Cesar Tovar, R (7, 7) OBP: 0.236, SLG: 0.275	1B, E, 1B 1-3 K2-3				2B, WP BB	G6-4-3 1-2 2-3 3-H 1B		F8		3 1	2 0	2 0	1 0	1 0	1 0	1 1
Graig Nettles, L (1, 5) OBP: 0.354, SLG: 0.480 Frank Quilici, R (7, 5) OBP: 0.180, SLG: 0.146	E, 1B 1-3 3-H 1B		4-3	F8	K				F4	4 1	1 0	1 0	1 0	0 0	1 0	4 0
Leo Cardenas, R (1, 6) OBP: 0.335, SLG: 0.373	E6, FC1-5, 1B 2-3 3-H		K	E 1-3 2B	G6-4-3 1-2f				F3	5	1	1	1	0	1	4
John Roseboro, L (1, 2) OBP: 0.392, SLG: 0.371 Tom Tischinski, R (9, 2) OBP: 0.143, SLG: 0.143	FC1-5, 1B 1-2 3-H 1B		1B	1-3 2-H 3-H			G3		1B	5 0	1 0	3 0	1 0	0 0	0 0	0 0
Dick Woodson, R (1, 1) OBP: 0.188, SLG: 0.071 Bob Allison, R (9, PH) OBP: 0.322, SLG: 0.404 Ron Perranoski, L (9, 1) OBP: 0.200, SLG: 0.200	FC1-5 E, 1B 1-2 2-3f FC6-4		K	BB			K		6-3	3 1 0	1 0 0	0 0 0	0 0 0	1 0 0	2 0 0	3 1 0
Inning Stats	R: 0 E: 0 K: 1 S: 5 H: 0 LOB: 0 BB: 0 P: 5	R: 7 E: 2 K: 1 S: 12 H: 5 LOB: 1 BB: 1 P: 16	R: 0 E: 0 K: 2 S: 8 H: 1 LOB: 1 BB: 0 P: 8	R: 0 E: 0 K: 0 S: 4 H: 1 LOB: 1 BB: 0 P: 4	R: 2 E: 0 K: 0 S: 4 H: 1 LOB: 1 BB: 2 P: 12	R: 1 E: 0 K: 1 S: 7 H: 3 LOB: 2 BB: 1 P: 11	R: 0 E: 0 K: 1 S: 5 H: 0 LOB: 0 BB: 0 P: 5	R: 0 E: 0 K: 1 S: 5 H: 1 LOB: 1 BB: 0 P: 6	R: 0 E: 0 K: 0 S: 4 H: 1 LOB: 1 BB: 0 P: 4	1B: 11 2B: 2 3B: 0 HR: 0 SF: 0 SAC: 0 DP: 1 HBP: 1						

PITCHER		IP	WLS	BF	H	R	ER	SO	BB	IBB	HBP	BLK	WP	HR	S	P	ERA	WHIP
Sonny Siebert, R ERA: 4.09	(1, 1)	1.1	L	10	4	6	3	1	1	0	0	0	0	0	11	15	20.25	3.750
Lee Stange, R ERA: 3.46	(2, 1)	2.2		12	3	1	0	3	0	0	0	0	1	0	18	18	0.00	1.125
Bill Landis, L ERA: 6.75	(5, 1)	1.0		9	3	3	2	0	3	0	0	1	1	0	6	18	18.00	6.000
Garry Roggenburk, L ERA:	(6, 1)	3.0		10	2	0	0	3	0	0	1	0	0	0	15	16	0.00	0.667
Ray Jarvis, R ERA: 2.73	(9, 1)	1.0		4	1	0	0	0	0	0	0	0	0	0	4	4	0.00	1.000

PITCHER	IP	WLS	BF	H	R	ER	SO	BB	IBB	HBP	BLK	WP	HR	S	P	ERA	WHIP

TOP

Minnesota Twins @ Boston Red Sox

Fenway Park, Boston, MA

Sat May 31 1969, 3:33 AM EDT
Att. 25,540 - Unknown - 83 F

livebaseballscorecards.com

AB	40
R	10
H	13
RBI	8
BB	4
SO	7
LOB	22

WP: 2	PA: 45		
PB: 0			
SB: 0			
CS: 2			

Minnesota Twins @ Boston Red Sox

Fenway Park, Boston, MA

Sat May 31 1969, 3:33 AM EDT

Att. 25,540 - Unknown - 83 F

BOTTOM

Batter	1	2	3	4	5	6	7	8	9	AB	R	H	RBI	BB	SO	LOB
Dick Schofield, S (1, 4) OBP: 0.438, SLG: 0.333	0-0 BB 1B 1B		0-0 F8 ①	0-0 L8 ③		0-0 E3		0-0 F9 ③		5	0	1	0	0	0	2
Joe Lahoud, L (1, 8) OBP: 0.286, SLG: 0.079	0-0 F5 ①		0-3 K ②		0-0 G3 ①	0-0 F8 ③			0-0 F8 ①	5	0	0	0	0	1	2
Carl Yastrzemski, L (1, 7) OBP: 0.400, SLG: 0.524 George Thomas, R (8, 7) OBP: 0.343, SLG: 0.406	0-0 F2 ②		0-0 HR		4-0 FC5-4 BB		0-0 F8 ①		0-3 K2-3 ②	3 1	1 0	1 0	1 0	1 0	0 1	1 0
Rico Petrocelli, R (1, 6) OBP: 0.457, SLG: 0.687 Syd O'Brien, R (7, 6) OBP: 0.333, SLG: 0.500	0-0 BB 1-2 1B		4-0 1B BB		0-0 FC5-4 BB 1-2f HR ②		0-0 1B		0-3 K ③	2 2	1 0	1 1	0 0	1 0	0 1	1 0
Dalton Jones, L (1, 3) OBP: 0.356, SLG: 0.370	4-0 1-2 2-3 BB		0-0 1-3 1B		4-0 1-2 HR BB		0-0 F2 ②			2	1	1	0	2	0	1
Tony Conigliaro, R (1, 9) OBP: 0.333, SLG: 0.482	0-3 K ③		0-3 K ③		0-0 1-H 2-H HR		0-0 B5-3 ③			4	1	1	3	0	2	6
George Scott, R (1, 5) OBP: 0.256, SLG: 0.295		0-0 F3 ①		0-0 6-3 ①	0-0 F9 ③			0-0 4-3 1B		4	0	1	0	0	0	0
Joe Azcue, R (1, 2) OBP: 0.313, SLG: 0.307		0-0 1-3 ②		0-0 1B		0-0 6-3 ①		0-0 F7 ①		4	0	1	0	0	0	1
Sonny Siebert, R (1, 1) OBP: 0.217, SLG: 0.143 Lee Stange, R (2, 1) Don Lock, R (4, PH) OBP: 0.222, SLG: 0.250 Bill Landis, L (5, 1) Garry Roggenburk, R (6, 1) Reggie Smith, S (8, PH) OBP: 0.353, SLG: 0.496 Ray Jarvis, R (9, 1)		0-3 K ③		0-3 K ②		0-0 F9 ②		0-0 4-3 1-2 ②		0 1 1 0 1 1 0	0 0 0 0 0 0 0	0 0 0 0 0 0 0	0 0 0 0 0 0 0	0 1 1 0 0 1 1	0 0 0 0 0 0 0	0 0 1 0 0 0 0
Inning Stats	R: 0 E: 0 K: 1 S: 7 H: 2 LOB: 3 BB: 1 P: 11	R: 0 E: 0 K: 1 S: 5 H: 0 LOB: 0 BB: 0 P: 5	R: 1 E: 0 K: 2 S: 9 H: 2 LOB: 2 BB: 1 P: 13	R: 0 E: 0 K: 1 S: 6 H: 1 LOB: 1 BB: 0 P: 6	R: 3 E: 0 K: 0 S: 4 H: 1 LOB: 0 BB: 2 P: 12	R: 0 E: 1 K: 0 S: 4 H: 0 LOB: 1 BB: 0 P: 4	R: 0 E: 0 K: 0 S: 4 H: 1 LOB: 1 BB: 0 P: 4	R: 0 E: 0 K: 0 S: 4 H: 1 LOB: 1 BB: 0 P: 4	R: 0 E: 0 K: 2 S: 7 H: 0 LOB: 0 BB: 0 P: 7	1B: 6 2B: 0 3B: 0 HR: 2	SF: 0 SAC: 0 DP: 0 HBP: 0			WP: 0 PB: 0 SB: 0 CS: 0	PA: 40		

livebaseballscorecards.com

AB	36
R	4
H	8
RBI	4
BB	4
SO	7
LOB	16

PITCHER		IP	WLS	BF	H	R	ER	SO	BB	IBB	HBP	BLK	WP	HR	S	P	ERA	WHIP
Dick Woodson, R ERA: 3.12	(1, 1)	8.0	W	37	8	4	4	5	4	0	0	0	0	2	43	59	4.50	1.500
Ron Perranoski, L ERA: 1.87	(9, 1)	1.0	S	3	0	0	0	2	0	0	0	0	0	0	7	7	0.00	0.000

PITCHER	IP	WLS	BF	H	R	ER	SO	BB	IBB	HBP	BLK	WP	HR	S	P	ERA	WHIP

Batter	1	2	3	4	5	6	7	8	9	AB	R	H	RBI	BB	SO	LOB
Ted Uhlaender, L (1, 8) OBP: 0.331, SLG: 0.296	4-3			G3		K		BB G6-4-3		3	0	0	0	0	1	0
Bob Allison, R (8, PH) OBP: 0.333, SLG: 0.404										0	0	0	0	1	0	0
Cesar Tovar, R (8, PR) (8, 8) OBP: 0.236, SLG: 0.275										0	0	0	0	0	0	0
Rod Carew, L (1, 4) OBP: 0.448, SLG: 0.588	4-3			5-3			F8	G6-4-3 1-2f		4	0	0	0	0	0	3
Tony Oliva, L (1, 9) OBP: 0.383, SLG: 0.443	F8			F8			K		5-3	4	0	0	0	0	1	0
Harmon Killebrew, R (1, 3) OBP: 0.401, SLG: 0.509		6-3			K		1B		BB	3	0	1	0	1	1	0
Charlie Manuel, L (1, 7) OBP: 0.382, SLG: 0.438		K			1-4-3		K		F6	3	0	0	0	0	2	1
George Mitterwald, R (9, PH) OBP: 0.284, SLG: 0.366										1	0	0	0	0	0	1
Graig Nettles, L (1, 5) OBP: 0.353, SLG: 0.468		L3			F7			BB 1B 1B	F3	2	1	0	0	1	0	0
Frank Quilici, R (9, PH) OBP: 0.176, SLG: 0.143										1	0	0	0	0	0	1
Leo Cardenas, R (1, 6) OBP: 0.346, SLG: 0.408			2B			HR		1B 1-2		3	1	3	1	0	0	0
John Roseboro, L (1, 2) OBP: 0.390, SLG: 0.370			G3			F7		WP 1-3 2-H	1B	3	0	1	1	0	0	0
Jim Perry, S (1, 1) OBP: 0.133, SLG: 0.071			K			K		K 1-2		1	0	0	0	0	1	0
Rick Renick, R (6, PH) OBP: 0.217, SLG: 0.250										1	0	0	0	0	1	0
Joe Grzenda, R (6, 1)										0	0	0	0	0	0	0
Bob Miller, R (7, 1)										0	0	0	0	0	0	0
Rich Reese, L (8, PH) OBP: 0.310, SLG: 0.488										1	0	0	0	0	1	2
Jerry Crider, R (8, 1)										0	0	0	0	0	0	0
Inning Stats	R: 0 E: 0 K: 0 S: 3	R: 0 E: 0 K: 1 S: 5	R: 0 E: 0 K: 1 S: 5	R: 0 E: 0 K: 0 S: 3	R: 0 E: 0 K: 1 S: 5	R: 1 E: 0 K: 2 S: 8	R: 0 E: 0 K: 2 S: 8	R: 1 E: 0 K: 1 S: 6	R: 0 E: 0 K: 0 S: 3							

Inning Stats	H: 0 LOB: 0 BB: 0 P: 3	H: 0 LOB: 0 BB: 0 P: 5	H: 1 LOB: 0 BB: 0 P: 5	H: 0 LOB: 0 BB: 0 P: 3	H: 0 LOB: 0 BB: 0 P: 5	H: 1 LOB: 0 BB: 0 P: 8	H: 1 LOB: 1 BB: 0 P: 8	H: 2 LOB: 3 BB: 2 P: 14	H: 0 LOB: 1 BB: 1 P: 7	1B: 3 2B: 1 3B: 0 HR: 1	SF: 0 SAC: 0 DP: 1 HBP: 0	WP: 1 PB: 0 SB: 0 CS: 0	PA: 33

PITCHER		IP	WLS	BF	H	R	ER	SO	BB	IBB	HBP	BLK	WP	HR	S	P	ERA	WHIP
Ray Culp, R ERA: 3.56	(1, 1)	7.0	W	26	5	2	2	7	1	0	0	0	0	1	39	43	2.57	0.857
Sparky Lyle, L ERA: 2.25	(8, 1)	2.0	S	7	0	0	0	1	2	0	0	0	1	0	7	15	0.00	1.000

PITCHER	IP	WLS	BF	H	R	ER	SO	BB	IBB	HBP	BLK	WP	HR	S	P	ERA	WHIP

TOP

Minnesota Twins @ Boston Red Sox

Fenway Park, Boston, MA

Sun Jun 01 1969, 3:33 AM EDT

Att. 29,207 - Unknown - 69 F

livebaseballscorecards.com

AB	30
R	2
H	5
RBI	2
BB	3
SO	8
LOB	8

Minnesota Twins @ Boston Red Sox

Fenway Park, Boston, MA

Sun Jun 01 1969, 3:33 AM EDT

Att. 29,207 - Unknown - 69 F

BOTTOM

Batter	1	2	3	4	5	6	7	8	9	AB	R	H	RBI	BB	SO	LOB
Dick Schofield, S (1, 4) OBP: 0.405, SLG: 0.290	4-3		2B FC5-4 HBP	G1 1-2		5-3		K		4	1	0	0	0	1	1
Dalton Jones, L (1, 3) OBP: 0.360, SLG: 0.390	4-3		FC5-4 2B 1-3	2B			4-3			4	1	2	0	0	0	0
Carl Yastrzemski, L (1, 7) OBP: 0.392, SLG: 0.512	5-3		K	4-3			K			4	0	0	0	0	2	3
Reggie Smith, S (1, 8) OBP: 0.357, SLG: 0.493		3-1	FC5-4 BB		4-3		HR 1B			3	1	1	0	1	0	0
Rico Petrocelli, R (1, 6) OBP: 0.457, SLG: 0.699		2B BB	FC5-4 2B 1-2f 2-3 3-H		F7		1-H HR			3	1	1	3	1	0	2
Tony Conigliaro, R (1, 9) OBP: 0.347, SLG: 0.524 Don Lock, R (7, PR) OBP: 0.222, SLG: 0.250 (8, 9)	1-3 2B	1-3 2B 3-H		HR		1B				4 0	1 0	4 0	2 0	0 0	0 0	0 0
George Scott, R (1, 5) OBP: 0.261, SLG: 0.292	IBB	IBB		L8			K2-3			2	0	0	0	2	1	1
Russ Gibson, R (1, 2) OBP: 0.270, SLG: 0.272	F2	K			F3			L7		4	0	0	0	0	1	6
Ray Culp, R (1, 1) OBP: 0.244, SLG: 0.289 Sparky Lyle, L (8, 1) OBP: 0.500, SLG: 0.333	K		CS 1B		6-3			K		3 1	0 0	1 0	0 0	0 0	1 1	3 0
Inning Stats	R: 0 E: 0 K: 0 S: 3 H: 0 LOB: 0 BB: 0 P: 3	R: 0 E: 0 K: 1 S: 6 H: 1 LOB: 3 BB: 2 P: 14	R: 2 E: 0 K: 2 S: 9 H: 2 LOB: 3 BB: 2 P: 18	R: 0 E: 0 K: 0 S: 4 H: 2 LOB: 1 BB: 0 P: 4	R: 1 E: 0 K: 0 S: 4 H: 1 LOB: 0 BB: 0 P: 4	R: 0 E: 0 K: 0 S: 3 H: 0 LOB: 0 BB: 0 P: 3	R: 2 E: 0 K: 2 S: 10 H: 3 LOB: 1 BB: 0 P: 10	R: 0 E: 0 K: 2 S: 7 H: 0 LOB: 0 BB: 0 P: 7		1B: 3 2B: 4 3B: 0 HR: 2	SF: 0 SAC: 0 DP: 0 HBP: 1					

livebaseballscorecards.com

	AB	32
	R	5
	H	9
	RBI	5
	BB	4
	SO	7
	LOB	16

PITCHER		IP	WLS	BF	H	R	ER	SO	BB	IBB	HBP	BLK	WP	HR	S	P	ERA	WHIP
Jim Perry, R ERA: 2.95	(1, 1)	5.0	L	25	6	3	3	3	2	2	1	0	0	1	26	43	5.40	1.600
Joe Grzenda, L ERA: 3.27	(6, 1)	1.2		8	3	2	2	1	0	0	0	0	0	1	10	10	10.80	1.800
Bob Miller, R ERA: 1.65	(7, 1)	0.1		1	0	0	0	1	0	0	0	0	0	0	3	3	0.00	0.000
Jerry Crider, R ERA:	(8, 1)	1.0		3	0	0	0	2	0	0	0	0	0	0	7	7	0.00	0.000

PITCHER	IP	WLS	BF	H	R	ER	SO	BB	IBB	HBP	BLK	WP	HR	S	P	ERA	WHIP

Batter	1	2	3	4	5	6	7	8	9	AB	R	H	RBI	BB	SO	LOB
Horace Clarke, S (1, 4) OBP: 0.313, SLG: 0.305	BB 1B		HR 1B	5-3			F8			4	1	2	0	0	0	1
Bobby Cox, R (1, 5) OBP: 0.277, SLG: 0.231	BBBB 1-2 BB		1-H HR		F9			BBBB F9 HBP BB		2	1	1	2	2	0	0
Roy White, S (1, 7) OBP: 0.376, SLG: 0.378	L8		5-3		6-3			F6		4	0	0	0	0	0	3
Joe Pepitone, L (1, 3) OBP: 0.285, SLG: 0.524	F7		BBBB FC1-6 BB		F9			H 1-2 F9 HBP		2	0	0	0	1	0	2
John Ellis, R (1, 2) OBP: 0.333, SLG: 0.464	F7		FC1-6 1-2f			SSS K		1-2 2-3 F9		4	0	0	0	0	1	5
Billy Cowan, R (1, 8) OBP: 0.270, SLG: 0.206		P6	SSS K			5-3		6-3		4	0	0	0	0	1	3
Bill Robinson, R (1, 9) OBP: 0.202, SLG: 0.200		6-3	F9			6-3			F7	4	0	0	0	0	0	0
Gene Michael, S (1, 6) OBP: 0.354, SLG: 0.341		2B	FC1-6 1B				L3 1B		5-3	4	0	3	0	0	0	0
Mike Kekich, R (1, 1)		3-1	FC1-6 1-2f				SSS L3 1-2		K	2	0	0	0	0	0	2
Stan Bahnsen, R (5, 1) OBP: 0.105, SLG: 0.056										0	0	0	0	0	0	0
Len Boehmer, R (7, PH)										1	0	0	0	0	0	1
Lindy McDaniel, R (7, 1)										0	0	0	0	0	0	0
Jimmie Hall, L (9, PH) OBP: 0.301, SLG: 0.364										1	0	0	0	0	1	0
Inning Stats	R: 0 E: 0 K: 0 S: 4 H: 1 LOB: 2 BB: 1 P: 8	R: 0 E: 0 K: 0 S: 4 H: 1 LOB: 1 BB: 0 P: 4	R: 2 E: 0 K: 1 S: 7 H: 2 LOB: 1 BB: 1 P: 11	R: 0 E: 0 K: 0 S: 4 H: 1 LOB: 1 BB: 0 P: 4	R: 0 E: 0 K: 0 S: 3 H: 0 LOB: 0 BB: 0 P: 3	R: 0 E: 0 K: 1 S: 5 H: 0 LOB: 0 BB: 0 P: 5	R: 0 E: 0 K: 0 S: 3 H: 1 LOB: 0 BB: 0 P: 3	R: 0 E: 0 K: 0 S: 3 H: 0 LOB: 2 BB: 1 P: 8	R: 0 E: 0 K: 1 S: 5 H: 0 LOB: 0 BB: 0 P: 5	1B: 4 2B: 2 3B: 0 HR: 1 SF: 0 SAC: 0 DP: 1 HBP: 1						

PITCHER	IP	WLS	BF	H	R	ER	SO	BB	IBB	HBP	BLK	WP	HR	S	P	ERA	WHIP
Jim Kaat, L (1, 1) ERA: 2.62	9.0	W	36	6	2	2	3	3	0	1	0	0	1	38	51	2.00	1.000

PITCHER	IP	WLS	BF	H	R	ER	SO	BB	IBB	HBP	BLK	WP	HR	S	P	ERA	WHIP

New York Yankees @ Minnesota Twins

Metropolitan Stadium, Bloomington , MI

Mon Jun 02 1969, 8:05 PM EDT

Att. 9,316 - Unknown - 53 F

TOP

livebaseballscorecards.com

AB	32
R	2
H	6
RBI	2
BB	3
SO	3
LOB	17

WP: 0 PB: 0 SB: 0 CS: 0 PA: 36

BOTTOM

New York Yankees @ Minnesota Twins

Metropolitan Stadium, Bloomington , MI

Mon Jun 02 1969, 8:05 PM EDT

Att. 9,316 - Unknown - 53 F

livebaseballscorecards.com

Batter	1	2	3	4	5	6	7	8	9	AB	R	H	RBI	BB	SO	LOB
Cesar Tovar, R (1, 5) (6, 4) OBP: 0.228, SLG: 0.266	K		4-3		F2	K2-3				4	0	0	0	0	2	4
Rod Carew, L (1, 4) OBP: 0.445, SLG: 0.584	B3-1		F8		K		K			1	0	0	0	0	0	0
Frank Quilici, R (2, 4) OBP: 0.173, SLG: 0.140										1	0	0	0	0	0	0
Charlie Manuel, L (5, PH) (6, 7) OBP: 0.372, SLG: 0.424										2	0	0	0	0	2	2
Harmon Killebrew, R (1, 3) OBP: 0.403, SLG: 0.525	F8			BB (L8, BB)	HR (1-H, 2-H)		5-3			3	1	1	3	1	0	0
Tony Oliva, L (1, 9) OBP: 0.380, SLG: 0.435		4-3		BB (1-2)	E1		6-3			3	0	0	0	1	0	0
Leo Cardenas, R (1, 6) OBP: 0.344, SLG: 0.405		S 1B		L8 (2-3)	K			6-3		4	0	1	0	0	1	3
Bob Allison, R (1, 7) OBP: 0.323, SLG: 0.389		F7		F3		4-3		E 1B		2	0	0	0	0	0	3
Graig Nettles, L (6, 5) OBP: 0.356, SLG: 0.468										2	0	1	0	0	0	0
Tom Tischinski, R (1, 2) OBP: 0.273, SLG: 0.111		BB (FC4-6, 1-2)		5-3		1B BB		FC1 (1-2)		2	0	0	0	2	0	3
Ted Uhlaender, L (1, 8) OBP: 0.335, SLG: 0.296		FC4-6 (1-2f)			BB (1B, HR)	1B (1-2)		K		3	1	1	0	1	1	4
Jim Kaat, L (1, 1) OBP: 0.129, SLG: 0.167			L4		1B (1-2, HR)	L9		6-3		4	1	1	0	0	0	4
Inning Stats	R: 0 E: 0 K: 1 S: 5 H: 0 LOB: 0 BB: 0 P: 5	R: 0 E: 0 K: 0 S: 4 H: 1 LOB: 2 BB: 1 P: 8	R: 0 E: 0 K: 0 S: 3 H: 0 LOB: 0 BB: 0 P: 3	R: 0 E: 0 K: 0 S: 3 H: 0 LOB: 2 BB: 2 P: 11	R: 3 E: 1 K: 2 S: 10 H: 2 LOB: 1 BB: 1 P: 14	R: 0 E: 0 K: 1 S: 6 H: 1 LOB: 2 BB: 1 P: 10	R: 0 E: 0 K: 1 S: 5 H: 0 LOB: 0 BB: 0 P: 5	R: 0 E: 1 K: 1 S: 7 H: 1 LOB: 2 BB: 0 P: 7		1B: 4 2B: 0 3B: 0 HR: 1	SF: 0 SAC: 0 DP: 0 HBP: 0						

	AB	31
	R	3
	H	5
	RBI	3
	BB	5
	SO	6
	LOB	23

WP: 0 PB: 0 SB: 1 CS: 0 PA: 36

PITCHER	IP	WLS	BF	H	R	ER	SO	BB	IBB	HBP	BLK	WP	HR	S	P	ERA	WHIP
Mike Kekich, L (1, 1) ERA: 6.43	4.0		18	2	2	2	1	4	0	0	0	0	0	16	32	4.50	1.500
Stan Bahnsen, R (5, 1) ERA: 4.06	2.0	L	10	2	1	1	3	1	0	0	0	0	1	15	19	4.50	1.500
Lindy McDaniel, R (7, 1) ERA: 4.02	2.0		8	1	0	0	2	0	0	0	0	0	0	12	12	0.00	0.500

PITCHER	IP	WLS	BF	H	R	ER	SO	BB	IBB	HBP	BLK	WP	HR	S	P	ERA	WHIP

Batter	1	2	3	4	5	6	7	8	9	AB	R	H	RBI	BB	SO	LOB
Horace Clarke, S (1, 4) OBP: 0.307, SLG: 0.299	F7			K		F7			5-3	4	0	0	0	0	1	0
Jerry Kenney, L (1, 5) OBP: 0.318, SLG: 0.328	F8			F6			1B		G6-4-3 1B	4	0	2	0	0	0	0
Jimmie Hall, L (1, 9) OBP: 0.292, SLG: 0.352	L9			F8			K		G6-4-3 1-2f	4	0	0	0	0	1	2
Roy White, S (1, 7) OBP: 0.369, SLG: 0.370		3-1			F9		L7			3	0	0	0	0	0	1
Joe Pepitone, L (1, 3) OBP: 0.281, SLG: 0.515		4-3			F4		4-3			3	0	0	0	0	0	1
John Ellis, R (1, 2) OBP: 0.364, SLG: 0.516		K			FC8-4 1B			G6-4-3 2B		3	0	2	0	0	1	0
Jim Lyttle, L (1, 8) OBP: 0.216, SLG: 0.257			K		FC8-4 1-2f			G6-4-3 BB		2	0	0	0	1	1	1
Gene Michael, S (1, 6) OBP: 0.333, SLG: 0.318			K			F9		G6-4-3 1-2f 2-3		3	0	0	0	0	1	2
Fritz Peterson, S (1, 1) OBP: 0.235, SLG: 0.107			1-3			1-3		1-3		2	0	0	0	0	0	0
Bobby Murcer, L (8, PH) OBP: 0.352, SLG: 0.551										1	0	0	0	0	0	1
Steve Hamilton, L (8, 1)										0	0	0	0	0	0	0
Inning Stats	R: 0 E: 0 K: 0 S: 3 H: 0 LOB: 0 BB: 0 P: 3	R: 0 E: 0 K: 1 S: 5 H: 0 LOB: 0 BB: 0 P: 5	R: 0 E: 0 K: 2 S: 7 H: 0 LOB: 0 BB: 0 P: 7	R: 0 E: 0 K: 1 S: 5 H: 0 LOB: 0 BB: 0 P: 5	R: 0 E: 0 K: 0 S: 4 H: 1 LOB: 1 BB: 0 P: 4	R: 0 E: 0 K: 0 S: 3 H: 0 LOB: 0 BB: 0 P: 3	R: 0 E: 0 K: 1 S: 6 H: 1 LOB: 1 BB: 0 P: 6	R: 0 E: 0 K: 0 S: 3 H: 1 LOB: 1 BB: 1 P: 7	R: 0 E: 0 K: 0 S: 3 H: 1 LOB: 0 BB: 0 P: 3	1B: 3 2B: 1 3B: 0 HR: 0	SF: 0 SAC: 0 DP: 2 HBP: 0						

PITCHER	IP	WLS	BF	H	R	ER	SO	BB	IBB	HBP	BLK	WP	HR	S	P	ERA	WHIP
Dave Boswell, R (1, 1) ERA: 3.12	7.0	W	25	3	0	0	5	1	0	0	0	0	0	34	38	0.00	0.571
Ron Perranoski, L (8, 1) ERA: 1.77	2.0	S	5	1	0	0	0	0	0	0	0	0	0	5	5	0.00	0.500

PITCHER	IP	WLS	BF	H	R	ER	SO	BB	IBB	HBP	BLK	WP	HR	S	P	ERA	WHIP

TOP

New York Yankees @ Minnesota Twins

Metropolitan Stadium, Bloomington , MI

Tue Jun 03 1969, 8:05 PM EDT

Att. 13,182 - Unknown - 63 F

livebaseballscorecards.com

AB	29
R	0
H	4
RBI	0
BB	1
SO	5
LOB	8

PA: 30

WP: 0 PB: 0 SB: 0 CS: 0

Batter	1	2	3	4	5	6	7	8	9	AB	R	H	RBI	BB	SO	LOB
Cesar Tovar, R (1, 4) OBP: 0.229, SLG: 0.266	L7		G1-6-3 1B		K			5-3		4	0	1	0	0	1	0
Leo Cardenas, R (1, 6) OBP: 0.347, SLG: 0.403	HR 1B		G1-6-3 1-2f		F6			8-6-3 BB		3	1	1	0	1	0	1
Harmon Killebrew, R (1, 3) OBP: 0.405, SLG: 0.539 Rich Reese, L (9, 3) OBP: 0.310, SLG: 0.488	1-H HR			3B BB		L6		8-6-3 1-2f		3 0	2 0	1 0	2 0	1 0	0 0	1 0
Tony Oliva, L (1, 9) OBP: 0.384, SLG: 0.467	3-1			1-H FC5-2-6 3B		HR				3	1	2	2	0	0	0
George Mitterwald, R (1, 2) OBP: 0.273, SLG: 0.351	5-3			K		L7				3	0	0	0	0	1	1
Bob Allison, R (1, 7) OBP: 0.338, SLG: 0.411		L6-4 2B		FC5-2-6 IBB		K				2	0	1	0	1	1	0
Rick Renick, R (1, 5) OBP: 0.192, SLG: 0.217 Frank Quilici, R (8, 5) OBP: 0.173, SLG: 0.140		F7		FC5-2-6 1-2 3-H					K	3 0	0 0	0 0	0 0	0 0	1 0	3 0
Ted Uhlaender, L (1, 8) OBP: 0.330, SLG: 0.291		L6-4 2-3		K					P4	3	0	0	0	0	1	3
Dave Boswell, R (1, 1) OBP: 0.103, SLG: 0.207 Ron Perranoski, L (8, 1) OBP: 0.200, SLG: 0.200			K		B1-3				F8	3 0	0 0	0 0	0 0	0 0	1 0	0 0
Inning Stats	R: 2 E: 0 K: 0 S: 5 H: 2 LOB: 0 BB: 0 P: 5	R: 0 E: 0 K: 0 S: 3 H: 1 LOB: 0 BB: 0 P: 3	R: 0 E: 0 K: 1 S: 5 H: 1 LOB: 0 BB: 0 P: 5	R: 1 E: 0 K: 2 S: 8 H: 1 LOB: 2 BB: 2 P: 16	R: 0 E: 0 K: 1 S: 5 H: 0 LOB: 0 BB: 0 P: 5	R: 1 E: 0 K: 1 S: 6 H: 1 LOB: 0 BB: 0 P: 6	R: 0 E: 0 K: 1 S: 5 H: 0 LOB: 0 BB: 0 P: 5	R: 0 E: 0 K: 0 S: 2 H: 0 LOB: 0 BB: 1 P: 6		1B: 2 2B: 3 3B: 1 HR: 2 SF: 0 SAC: 0 DP: 3 HBP: 0						

PITCHER		IP	WLS	BF	H	R	ER	SO	BB	IBB	HBP	BLK	WP	HR	S	P	ERA	WHIP
Fritz Peterson, L ERA: 2.35	(1, 1)	7.0	L	27	6	4	4	6	1	1	0	0	0	2	37	45	5.14	1.000
Steve Hamilton, L ERA: 3.38	(8, 1)	1.0		3	0	0	0	0	1	0	0	0	0	0	2	6	0.00	1.000

PITCHER	IP	WLS	BF	H	R	ER	SO	BB	IBB	HBP	BLK	WP	HR	S	P	ERA	WHIP

BOTTOM

New York Yankees @ Minnesota Twins

Metropolitan Stadium, Bloomington , MI

Tue Jun 03 1969, 8:05 PM EDT

Att. 13,182 - Unknown - 63 F

livebaseballscorecards.com

AB	27
R	4
H	6
RBI	4
BB	3
SO	6
LOB	9

Batter	1	2	3	4	5	6	7	8	9	AB	R	H	RBI	BB	SO	LOB
Horace Clarke, S (1, 4) OBP: 0.319, SLG: 0.309	BBBB 4-0 G4-6-3 BB			x 0-0 CS 1B		x 0-0 FC5-4 2-H 1B		x 0-0 1B 1-2 1B		3	0	3	1	1	0	0
Bobby Cox, R (1, 5) OBP: 0.275, SLG: 0.233	SSS 0-3 ① K			x 0-0 ① F8		x 0-0 ③ FC5-4 1-2f		x 0-0 FC6-4 1-2 2-3 1B		4	0	1	0	0	1	3
Roy White, S (1, 7) OBP: 0.360, SLG: 0.359	x 0-0 ②③ G4-6-3 1-2f			x 0-0 ②③ L9 1-2			x 0-0 ① 6-3	x 0-0 ③ FC6-4 1-2f		4	0	0	0	0	0	5
Joe Pepitone, L (1, 3) OBP: 0.275, SLG: 0.505		x 0-0 ① 4-3			x 0-0 ① L4		x 0-0 ② F2		x 0-0 ① 4-3	4	0	0	0	0	0	0
John Ellis, R (1, 2) OBP: 0.324, SLG: 0.457		x 0-0 ② 4-3			SSS 0-3 ② K		x 0-0 ③ F7		SSS 0-3 ② K	4	0	0	0	0	2	0
Bill Robinson, R (1, 9) OBP: 0.204, SLG: 0.236		x 0-0 ③ F9			x 0-0 ③ 6-3			x 0-0 HR	x 0-0 ③ 4-3	4	1	1	1	0	0	0
Billy Cowan, R (1, 8) OBP: 0.250, SLG: 0.189			x 0-0 ① 6-3			x 0-0 ① F9		SSS 0-3 ① K		3	0	0	0	0	1	0
Gene Michael, S (1, 6) OBP: 0.352, SLG: 0.348			x 0-0 ② F3			x 0-0 1B 2B		BBBB 4-0 1B 1B BB		2	1	1	0	1	0	0
Mel Stottlemyre, R (1, 1) OBP: 0.279, SLG: 0.316 Bobby Murcer, L (8, PH) OBP: 0.350, SLG: 0.548 Lindy McDaniel, R (8, 1)			SSS 0-3 ③ K			x 0-0 ② P6		x 0-0 ② F8		2 1 0	0 0 0	0 0 0	0 0 0	0 0 0	1 0 0	1 1 0
Inning Stats	R: 0 E: 0 K: 1 S: 4 H: 0 LOB: 0 BB: 1 P: 8	R: 0 E: 0 K: 0 S: 3 H: 0 LOB: 0 BB: 0 P: 3	R: 0 E: 0 K: 1 S: 5 H: 0 LOB: 0 BB: 0 P: 5	R: 0 E: 0 K: 0 S: 3 H: 1 LOB: 0 BB: 0 P: 3	R: 0 E: 0 K: 1 S: 5 H: 0 LOB: 0 BB: 0 P: 5	R: 1 E: 0 K: 0 S: 5 H: 2 LOB: 1 BB: 0 P: 5	R: 0 E: 0 K: 0 S: 3 H: 0 LOB: 0 BB: 0 P: 3	R: 1 E: 0 K: 1 S: 8 H: 3 LOB: 3 BB: 1 P: 12	R: 0 E: 0 K: 1 S: 5 H: 0 LOB: 0 BB: 0 P: 5	1B: 4 2B: 1 3B: 0 HR: 1	SF: 0 SAC: 0 DP: 1 HBP: 0						

PITCHER		IP	WLS	BF	H	R	ER	SO	BB	IBB	HBP	BLK	WP	HR	S	P	ERA	WHIP
Tom Hall, L ERA: 3.67	(1, 1)	7.2	W	28	5	2	2	4	2	0	0	0	0	1	34	42	2.35	0.913
Ron Perranoski, L ERA: 1.7	(8, 1)	1.1	S	5	1	0	0	1	0	0	0	0	0	0	7	7	0.00	0.750

PITCHER		IP	WLS	BF	H	R	ER	SO	BB	IBB	HBP	BLK	WP	HR	S	P	ERA	WHIP

TOP

New York Yankees @ Minnesota Twins

Metropolitan Stadium, Bloomington , MI

Wed Jun 04 1969, 8:05 PM EDT

Att. 11,110 - Unknown - 74 F

livebaseballscorecards.com

AB	31
R	2
H	6
RBI	2
BB	2
SO	5
LOB	10

1B: 4	SF: 0	WP: 0	PA: 33
2B: 1	SAC: 0	PB: 0	
3B: 0	DP: 1	SB: 0	
HR: 1	HBP: 0	CS: 1	

BOTTOM

New York Yankees @ Minnesota Twins

Metropolitan Stadium, Bloomington , MI

Wed Jun 04 1969, 8:05 PM EDT

Att. 11,110 - Unknown - 74 F

livebaseballscorecards.com

Batter	1	2	3	4	5	6	7	8	9	AB	R	H	RBI	BB	SO	LOB
Ted Uhlaender, L (1, 8) OBP: 0.328, SLG: 0.290	4-3		L7		1B 1-H 2-H		L7 2-3 3-H			4	0	1	1	0	0	2
Rod Carew, L (1, 4) OBP: 0.452, SLG: 0.595	G6-3 WP 1B			1-3		4-3 SF7 2B		F8 4-3 S 1B		4	2	3	0	0	0	0
Tony Oliva, L (1, 9) OBP: 0.382, SLG: 0.459	G6-3 1-3			BBB G5-4-3 BB		4-3 2-3		4-3 1-2		3	0	0	0	1	0	3
Harmon Killebrew, R (1, 3) OBP: 0.407, SLG: 0.533	L8			G5-4-3 1-2f		FC4-6 IBB		S S IBB		2	0	0	0	2	0	2
Graig Nettles, L (1, 7) OBP: 0.344, SLG: 0.457 Frank Quilici, R (8, 5) OBP: 0.170, SLG: 0.137		L3			SSS K	SF7 3-H		F8 2-3		2 1	0 0	0 0	1 0	0 0	1 0	0 2
John Roseboro, L (1, 2) OBP: 0.394, SLG: 0.379		6-3			1B 2B	FC4-6 1-2f		BBB 1B S 1-2 BB		3	1	1	0	1	0	1
Leo Cardenas, R (1, 6) OBP: 0.355, SLG: 0.411		6-3			HBP 1B 2-H 1B		1-3 1B CS 1B	1-3 2-3 3-H 1B		4	1	3	1	0	0	0
Cesar Tovar, R (1, 5) OBP: 0.239, SLG: 0.269 (8, 7)			5-3	H 1B 1-2 1B HBP			CS 1-3 1-2 1B			2	0	1	0	0	0	0
Tom Hall, L (1, 1) OBP: 0.176, SLG: 0.235 Ron Perranoski, L (8, 1) OBP: 0.200, SLG: 0.200			SSS K	SSS K			1-3 1-2 2-3			3 0	0 0	0 0	0 0	0 0	2 0	4 0

	AB	28
	R	4
	H	9
	RBI	3
	BB	4
	SO	3
	LOB	14

Inning Stats																								
	R: 0	H: 1		R: 0	H: 0		R: 0	H: 0		R: 0	H: 0		R: 2	H: 3		R: 1	H: 1		R: 0	H: 2		R: 1	H: 2	
	E: 0	LOB: 1		E: 0	LOB: 0		E: 0	LOB: 0		E: 0	LOB: 0		E: 0	LOB: 2		E: 0	LOB: 1		E: 0	LOB: 1		E: 0	LOB: 3	
	K: 0	BB: 0		K: 0	BB: 0		K: 1	BB: 0		K: 0	BB: 1		K: 2	BB: 0		K: 0	BB: 1		K: 0	BB: 0		K: 0	BB: 2	
	S: 4	P: 4		S: 3	P: 3		S: 5	P: 5		S: 2	P: 6		S: 9	P: 10		S: 4	P: 8		S: 4	P: 4		S: 4	P: 12	

	1B: 7	SF: 1	WP: 1	PA: 34
	2B: 2	SAC: 0	PB: 0	
	3B: 0	DP: 1	SB: 4	
	HR: 0	HBP: 1	CS: 2	

PITCHER		IP	WLS	BF	H	R	ER	SO	BB	IBB	HBP	BLK	WP	HR	S	P	ERA	WHIP
Mel Stottlemyre, R ERA: 2.64	(1, 1)	7.0	L	28	7	3	3	3	1	1	1	0	1	0	31	40	3.86	1.143
Lindy McDaniel, R ERA: 4.18	(8, 1)	1.0		6	2	1	1	0	1	1	0	0	0	0	4	12	9.00	3.000

PITCHER	IP	WLS	BF	H	R	ER	SO	BB	IBB	HBP	BLK	WP	HR	S	P	ERA	WHIP

Batter	1	2	3	4	5	6	7	8	9	AB	R	H	RBI	BB	SO	LOB
Ed Brinkman, R (1, 6) OBP: 0.331, SLG: 0.338	F9		4-3		FC4 1B		1B 1B		B1-3	5	0	2	0	0	0	0
Hank Allen, R (1, 8) (8, 7) OBP: 0.318, SLG: 0.354	1B 1B		K		FC4 1-2f		F7		BB 1B	5	0	2	0	0	1	2
Frank Howard, R (1, 3) OBP: 0.392, SLG: 0.577	1-3 1B		K			1B BB G6-4-3 1B	1-3 BB 1B		1-2 BB	4	1	3	0	1	1	0
Brant Alyea, R (1, 9) OBP: 0.425, SLG: 0.621 Mike Epstein, L (9, PH) OBP: 0.435, SLG: 0.620 Ed Stroud, L (9, 9) OBP: 0.336, SLG: 0.330	K			K		G6-4-3 1B 1-2 BB	1-2 BB		K	2 1 0	0 0 0	0 0 0	0 0 0	2 0 0	2 1 0	2 2 0
Ken McMullen, R (1, 5) OBP: 0.315, SLG: 0.372	L7			6-3		G6-4-3 1B 1-2 2-3	K		F7	5	0	1	0	0	1	7
Dick Billings, R (1, 7) OBP: 0.270, SLG: 0.156 Del Unser, L (8, PH) (8, 8) OBP: 0.323, SLG: 0.307		G6-4-3 1B BB		1B		G6-4-3 1-2f 2-3 3-H		SH1-4 1B		2 1	0 0	1 1	0 0	1 0	0 0	2 0
Tim Cullen, R (1, 4) OBP: 0.288, SLG: 0.255		G6-4-3 1-2 1B		F8		BB		SH1-4 1-2		2	0	1	0	1	0	1
Paul Casanova, R (1, 2) OBP: 0.248, SLG: 0.288		G6-4-3 1-2f 2-3			L9	P4		P4		4	0	0	0	0	0	5
Barry Moore, L (1, 1) OBP: 0.318, SLG: 0.211 Darold Knowles, L (6, 1)	K				K		F9	K		2 2	0 0	0 0	0 0	0 0	2 1	1 1
Inning Stats	R: 0 H: 2 E: 0 LOB: 2 K: 1 BB: 0 S: 7 P: 7	R: 0 H: 1 E: 0 LOB: 1 K: 1 BB: 1 S: 5 P: 9	R: 0 H: 0 E: 0 LOB: 0 K: 2 BB: 0 S: 7 P: 7	R: 0 H: 1 E: 0 LOB: 1 K: 1 BB: 0 S: 6 P: 6	R: 0 H: 1 E: 0 LOB: 1 K: 1 BB: 0 S: 6 P: 6	R: 1 H: 2 E: 0 LOB: 2 K: 0 BB: 2 S: 4 P: 12	R: 0 H: 2 E: 0 LOB: 3 K: 1 BB: 1 S: 7 P: 11	R: 0 H: 1 E: 0 LOB: 1 K: 1 BB: 0 S: 6 P: 6	R: 0 H: 1 E: 0 LOB: 2 K: 1 BB: 1 S: 6 P: 10	1B: 11 SF: 0 2B: 0 SAC: 1 3B: 0 DP: 2 HR: 0 HBP: 0						WP: 0 PA: 41 PB: 0 SB: 0 CS: 0	

PITCHER		IP	WLS	BF	H	R	ER	SO	BB	IBB	HBP	BLK	WP	HR	S	P	ERA	WHIP
Jim Kaat, L ERA: 2.53	(1, 1)	6.2	L	31	9	1	1	6	4	0	0	0	0	0	39	55	1.35	1.950
Bob Miller, R ERA: 1.62	(7, 1)	0.1		1	0	0	0	1	0	0	0	0	0	0	3	3	0.00	0.000
Dick Woodson, R ERA: 3.04	(8, 1)	1.1		7	2	0	0	1	1	0	0	0	0	0	8	12	0.00	2.250
Ron Perranoski, L ERA: 1.67	(9, 1)	0.2		2	0	0	0	1	0	0	0	0	0	0	4	4	0.00	0.000

PITCHER	IP	WLS	BF	H	R	ER	SO	BB	IBB	HBP	BLK	WP	HR	S	P	ERA	WHIP

TOP

Washington Senators @ Minnesota Twins

Metropolitan Stadium, Bloomington , MI

Fri Jun 06 1969, 8:05 PM EDT

Att. 15,032 - Unknown - 59 F

livebaseballscorecards.com

AB	35
R	1
H	11
RBI	0
BB	5
SO	9
LOB	23

BOTTOM

Washington Senators @ Minnesota Twins

Metropolitan Stadium, Bloomington , MI

Fri Jun 06 1969, 8:05 PM EDT

Att. 15,032 - Unknown - 59 F

livebaseballscorecards.com

Batter	1	2	3	4	5	6	7	8	9	AB	R	H	RBI	BB	SO	LOB
Cesar Tovar, R (1, 5) OBP: 0.232, SLG: 0.261	1-3		F7 1-2		F8			6-3		4	0	0	0	0	0	3
Rod Carew, L (1, 4) OBP: 0.448, SLG: 0.583	4-3			CS BB		G3		K		3	0	0	0	1	1	0
Harmon Killebrew, R (1, 3) OBP: 0.408, SLG: 0.529	P4			1-2 1B		K		BB		3	0	1	0	1	1	0
Tony Oliva, L (1, 9) OBP: 0.379, SLG: 0.455		K		F8		1B		K		4	0	1	0	0	2	2
Leo Cardenas, R (1, 6) OBP: 0.348, SLG: 0.402		K		K		F8			F8	4	0	0	0	0	2	2
Bob Allison, R (1, 7) OBP: 0.319, SLG: 0.383		L4			5-3		K		F9	4	0	0	0	0	1	0
George Mitterwald, R (1, 2) OBP: 0.296, SLG: 0.390 John Roseboro, L (9, PR) OBP: 0.394, SLG: 0.379			FC6-5 2B		5-3		2B		HBP	3 0	0 0	2 0	0 0	0 0	0 0	0 0
Ted Uhlaender, L (1, 8) OBP: 0.326, SLG: 0.285			FC6-5 S 2-3		BB		F7		6-3	3	0	0	0	1	0	3
Jim Kaat, L (1, 1) OBP: 0.152, SLG: 0.161 Bob Miller, R (7, 1) Rick Renick, R (7, PH) OBP: 0.185, SLG: 0.208 Dick Woodson, R (8, 1) OBP: 0.188, SLG: 0.071 Ron Perranoski, L (9, 1) OBP: 0.200, SLG: 0.200			K		1-2 BB		F8			1 0 1 0 0	0 0 0 0 0	0 0 0 0 0	0 0 0 0 0	1 0 0 0 0	1 0 0 0 0	1 0 1 0 0

Inning Stats	1	2	3	4	5	6	7	8	9
	R: 0 E: 0 K: 0 S: 3	H: 0 LOB: 0 BB: 0 P: 3	R: 0 E: 0 K: 2 S: 7	H: 0 LOB: 0 BB: 0 P: 7	R: 0 E: 0 K: 1 S: 6	H: 1 LOB: 1 BB: 1 P: 9	R: 0 E: 0 K: 1 S: 5	H: 1 LOB: 1 BB: 1 P: 9	R: 0 E: 0 K: 0 S: 3	H: 0 LOB: 2 BB: 2 P: 11	R: 0 E: 0 K: 1 S: 6	H: 1 LOB: 1 BB: 0 P: 6	R: 0 E: 0 K: 1 S: 6	H: 1 LOB: 1 BB: 0 P: 6	R: 0 E: 0 K: 2 S: 7	H: 0 LOB: 1 BB: 1 P: 11	R: 0 E: 0 K: 0 S: 3	H: 0 LOB: 1 BB: 0 P: 4

AB	30
R	0
H	4
RBI	0
BB	4
SO	8
LOB	12

	1B: 2 2B: 2 3B: 0 HR: 0	SF: 0 SAC: 0 DP: 0 HBP: 1	WP: 0 PB: 0 SB: 1 CS: 1	PA: 35

PITCHER		IP	WLS	BF	H	R	ER	SO	BB	IBB	HBP	BLK	WP	HR	S	P	ERA	WHIP
Barry Moore, L ERA: 1.86	(1, 1)	5.0	W	19	2	0	0	4	3	0	0	0	0	0	24	36	0.00	1.000
Darold Knowles, L ERA:	(6, 1)	4.0	S	16	2	0	0	4	1	0	1	0	0	0	22	27	0.00	0.750

PITCHER	IP	WLS	BF	H	R	ER	SO	BB	IBB	HBP	BLK	WP	HR	S	P	ERA	WHIP

Batter	1	2	3	4	5	6	7	8	9	AB	R	H	RBI	BB	SO	LOB
Del Unser, L (1, 8) OBP: 0.322, SLG: 0.306	4-3		L4-3 1B		P4			4-3		4	0	1	0	0	0	2
Ed Stroud, L (1, 9) OBP: 0.333, SLG: 0.327	G3		L4-3 1-2			F9		1B		4	0	1	0	0	0	1
Frank Howard, R (1, 7) OBP: 0.390, SLG: 0.571				P4		K		K		4	0	1	0	0	2	1
Dave Baldwin, R (8, 1)	1B									0	0	0	0	0	0	0
Mike Epstein, L (1, 3) OBP: 0.437, SLG: 0.621	5-3			F8		BB			6-3 2B	3	1	1	0	1	0	1
Ken McMullen, R (1, 5) OBP: 0.309, SLG: 0.364		P6		K		G3			6-3	4	0	0	0	0	1	2
Bernie Allen, L (1, 4) OBP: 0.343, SLG: 0.371		BB			1B BB		3-1		6-3 2-3	2	0	0	0	2	0	1
Ed Brinkman, R (1, 6) OBP: 0.333, SLG: 0.345		F7			1-2 1B		5-3		2B 3-H	4	0	2	1	0	0	1
Paul Casanova, R (1, 2) OBP: 0.245, SLG: 0.284		F7			L6		4-3		F9	2	0	0	0	0	0	3
Jim French, L (6, 2) OBP: 0.306, SLG: 0.111										2	0	0	0	0	0	1
Jim Hannan, R (1, 1) OBP: 0.182, SLG: 0.182			K		K			L7		1	0	0	0	0	1	0
Frank Bertaina, L (4, 1) OBP: 0.364, SLG: 0.727										0	0	0	0	0	0	0
Gary Holman, L (5, PH) OBP: 0.308, SLG: 0.261										1	0	0	0	0	1	2
Bob Humphreys, R (5, 1) OBP: 0.167, SLG: 0.167										0	0	0	0	0	0	0
Brant Alyea, R (8, PH) OBP: 0.420, SLG: 0.612										1	0	0	0	0	0	0
(8, 7)																

TOP

Washington Senators @ Minnesota Twins

Metropolitan Stadium, Bloomington , MI

Sat Jun 07 1969, 4:33 AM EDT
Att. 15,415 - Cloudy - 70 F

livebaseballscorecards.com

AB	32
R	1
H	6
RBI	1
BB	3
SO	5
LOB	15

Inning Stats	1	2	3	4	5	6	7	8	9
R	0	0	0	0	0	0	0	0	1
E	0	0	0	0	0	0	0	0	0
K	0	0	1	1	1	1	0	1	0
S	4	3	5	5	6	5	3	6	5
H	1	0	1	0	1	0	0	1	2
LOB	1	1	0	0	2	1	0	1	1
BB	0	1	0	0	1	1	0	0	0
P	4	7	5	5	10	9	3	6	5

1B	4
2B	3
3B	0
HR	0
SF	0
SAC	0
DP	1
HBP	0

WP	0
PB	0
SB	0
CS	0
PA	35

PITCHER		IP	WLS	BF	H	R	ER	SO	BB	IBB	HBP	BLK	WP	HR	S	P	ERA	WHIP
Dave Boswell, R ERA: 2.83	(1, 1)	8.0	W	30	4	0	0	5	3	0	0	0	0	0	37	49	0.00	0.875
Bob Miller, R ERA: 2.04	(9, 1)	1.0	S	5	2	1	1	0	0	0	0	0	0	0	5	5	9.00	2.000

PITCHER	IP	WLS	BF	H	R	ER	SO	BB	IBB	HBP	BLK	WP	HR	S	P	ERA	WHIP

Batter	1	2	3	4	5	6	7	8	9	AB	R	H	RBI	BB	SO	LOB
Ted Uhlaender, L (1, 8) OBP: 0.323, SLG: 0.282	4-3		S 1B	1-3	P6			L9		5	0	1	0	0	0	2
Leo Cardenas, R (1, 6) OBP: 0.345, SLG: 0.397	5-3		P4	1B HR 1B 2-H	F9			5-3		5	1	1	1	0	0	2
Tony Oliva, L (1, 9) OBP: 0.375, SLG: 0.448	P6		K 1-2	HR 1B 1-3		K		P6		5	1	1	0	0	2	1
Harmon Killebrew, R (1, 3) OBP: 0.407, SLG: 0.543 Rich Reese, L (6, 3) OBP: 0.306, SLG: 0.482		E5 1B E	L5	HR 1-H 3-H		4-3				3 1	2 0	1 0	3 0	0 0	0 0	1 0
Charlie Manuel, L (1, 7) OBP: 0.378, SLG: 0.420		F9	BB 1B 2B BB			K				3	1	1	0	1	1	1
Graig Nettles, L (1, 5) OBP: 0.362, SLG: 0.458		E SF9 1B 1-3	2B BB 1-2 WP 4-3				BB FC4-6			2	2	1	0	2	0	1
John Roseboro, L (1, 2) OBP: 0.398, SLG: 0.388	E4 FC5-4 1-3 3-H		WP 1B 2B 1-3 2-H	2B BB			F8			3	2	1	2	1	0	2
Cesar Tovar, R (1, 4) OBP: 0.232, SLG: 0.263	SF9 3-H		S 1B 2-H 3-H	L9			FC4-6 1-2f			3	1	1	2	0	0	2
Dave Boswell, R (1, 1) OBP: 0.121, SLG: 0.242 Bob Miller, R (9, 1)	FC5-4 1-2f		F9 1-2	1-H 2B			K			4 0	0 0	1 0	1 0	0 0	1 0	3 0
Inning Stats	R: 0 E: 0 K: 0 S: 3 H: 0 LOB: 0 BB: 0 P: 3	R: 2 E: 2 K: 0 S: 6 H: 1 LOB: 1 BB: 0 P: 6	R: 0 E: 0 K: 1 S: 6 H: 1 LOB: 1 BB: 0 P: 6	R: 7 E: 0 K: 0 S: 9 H: 6 LOB: 1 BB: 2 P: 17	R: 1 E: 0 K: 0 S: 4 H: 1 LOB: 1 BB: 1 P: 8	R: 0 E: 0 K: 2 S: 7 H: 0 LOB: 0 BB: 0 P: 7	R: 0 E: 0 K: 1 S: 5 H: 0 LOB: 1 BB: 1 P: 9	R: 0 E: 0 K: 0 S: 3 H: 0 LOB: 0 BB: 0 P: 3		1B: 6 2B: 2 3B: 0 HR: 1 SF: 1 SAC: 0 DP: 0 HBP: 0				WP: 1 PB: 0 SB: 2 CS: 0 PA: 39	

PITCHER		IP	WLS	BF	H	R	ER	SO	BB	IBB	HBP	BLK	WP	HR	S	P	ERA	WHIP
Jim Hannan, R ERA: 4.4	(1, 1)	3.0	L	17	5	6	4	1	1	0	0	0	1	0	18	22	12.00	2.000
Frank Bertaina, L ERA: 6.31	(4, 1)	1.0		7	3	3	3	0	1	0	0	0	0	1	6	10	27.00	4.000
Bob Humphreys, R ERA: 3.66	(5, 1)	3.0		12	1	1	1	3	2	0	0	0	0	0	16	24	3.00	1.000
Dave Baldwin, R ERA: 3.34	(8, 1)	1.0		3	0	0	0	0	0	0	0	0	0	0	3	3	0.00	0.000

PITCHER	IP	WLS	BF	H	R	ER	SO	BB	IBB	HBP	BLK	WP	HR	S	P	ERA	WHIP

BOTTOM

Washington Senators @ Minnesota Twins

Metropolitan Stadium, Bloomington , MI

Sat Jun 07 1969, 4:33 AM EDT
Att. 15,415 - Cloudy - 70 F

livebaseballscorecards.com

AB	34
R	10
H	9
RBI	9
BB	4
SO	4
LOB	15

Batter	1	2	3	4	5	6	7	8	9	10	11	12	AB	R	H	RBI	BB	SO	LOB
Del Unser, L (1, 8) OBP: 0.322, SLG: 0.321	4-3		L9			1B 1B 1B		1-3		F9		1-H HR	6	2	2	2	0	0	0
Ed Stroud, L (1, 9) OBP: 0.333, SLG: 0.320	K			F7		1B 1-2 HR 1B		5-3		4-3		B B B B 1B BB	5	1	1	0	1	1	0
Frank Howard, R (1, 7) OBP: 0.395, SLG: 0.587	F9			3-4-3 1B		1-2 2-H HR 1B		HR		6-3		1-3 1B	4	2	3	2	0	0	0
Tim Cullen, R (8, 4) OBP: 0.292, SLG: 0.260													2	0	1	0	0	0	0
Mike Epstein, L (1, 3) OBP: 0.439, SLG: 0.632		F9		3-4-3 1-2		1-H 2-H HR		P4			B B B B FC6-4 BB	4-0 IBB	4	1	1	3	2	0	1
Ken McMullen, R (1, 5) OBP: 0.310, SLG: 0.363		1B		5-3		P2			1B FC4-2 1B		L9	K	6	0	2	0	0	1	5
Bernie Allen, L (1, 4) OBP: 0.336, SLG: 0.361		P6			4-3	K			6-3 FC4-2 1-3 1B		FC6-4 1-2f	L4	3	0	0	0	0	1	1
Hank Allen, R (8, 7) OBP: 0.318, SLG: 0.353													3	0	1	0	0	0	4
Ed Brinkman, R (1, 6) OBP: 0.327, SLG: 0.338	6-3		5-3			6-3		FC4-2 6-3 1-2 3-H			F8		5	0	0	0	0	0	4
Paul Casanova, R (1, 2) OBP: 0.244, SLG: 0.281			6-3		5-3	K		6-3 1-2 2-3				HR 1B	5	1	1	0	0	1	2
Camilo Pascual, R (1, 1) OBP: 0.250, SLG: 0.250			6-3			5-3	L7	K				K	1	0	0	0	0	0	0
Gary Holman, L (6, PH) OBP: 0.296, SLG: 0.250													1	0	0	0	0	0	0
Jim Shellenback, L (6, 1) OBP: 0.400, SLG: 0.400													1	0	0	0	0	0	0
Dennis Higgins, R (8, 1)													0	0	0	0	0	0	0
Brant Alyea, R (9, PH) OBP: 0.415, SLG: 0.603													1	0	0	0	0	1	2
Darold Knowles, L (9, 1)													0	0	0	0	0	0	0
Casey Cox, R (11, 1)													1	0	0	0	0	1	1
Inning Stats	R: 0 E: 0 K: 1 S: 5 / H: 0 LOB: 0 BB: 0 P: 5	R: 0 E: 0 K: 0 S: 4 / H: 1 LOB: 1 BB: 0 P: 4	R: 0 E: 0 K: 0 S: 3 / H: 0 LOB: 0 BB: 0 P: 3	R: 0 E: 0 K: 0 S: 4 / H: 1 LOB: 1 BB: 0 P: 4	R: 0 E: 0 K: 0 S: 3 / H: 0 LOB: 0 BB: 0 P: 3	R: 4 E: 0 K: 1 S: 9 / H: 4 LOB: 0 BB: 0 P: 9	R: 0 E: 0 K: 1 S: 5 / H: 0 LOB: 0 BB: 0 P: 5	R: 1 E: 0 K: 0 S: 4 / H: 1 LOB: 0 BB: 0 P: 4	R: 0 E: 0 K: 1 S: 7 / H: 2 LOB: 2 BB: 0 P: 7	R: 0 E: 0 K: 0 S: 3 / H: 0 LOB: 0 BB: 0 P: 3	R: 0 E: 0 K: 0 S: 3 / H: 0 LOB: 1 BB: 1 P: 7	R: 2 E: 0 K: 2 S: 10 / H: 3 LOB: 3 BB: 2 P: 18	1B: 9 2B: 0 3B: 0 HR: 3	SF: 0 SAC: 0 DP: 0 HBP: 0		WP: 0 PB: 0 SB: 0 CS: 0	PA: 51		

PITCHER		IP	WLS	BF	H	R	ER	SO	BB	IBB	HBP	BLK	WP	HR	S	P	ERA	WHIP
Jim Perry, R ERA: 3.28	(1, 1)	5.1		22	6	4	4	1	0	0	0	0	0	1	24	24	6.75	1.125
Bob Miller, R ERA: 1.86	(6, 1)	1.2		5	0	0	0	2	0	0	0	0	0	0	9	9	0.00	0.000
Joe Grzenda, L ERA: 3.52	(8, 1)	1.0		5	2	1	1	0	0	0	0	0	0	1	5	5	9.00	2.000
Al Worthington, R ERA:	(9, 1)	1.0		4	1	0	0	1	0	0	0	0	0	0	6	6	0.00	1.000
Ron Perranoski, L ERA: 1.59	(10, 1)	2.0		7	0	0	0	0	1	0	0	0	0	0	6	10	0.00	0.500

PITCHER		IP	WLS	BF	H	R	ER	SO	BB	IBB	HBP	BLK	WP	HR	S	P	ERA	WHIP
Tom Hall, L ERA: 4.01	(12, 1)	0.1	L	4	2	2	2	1	1	0	1	0	0	0	1	5	54.00	9.000
Jerry Crider, R ERA:	(12, 1)	0.2		4	1	0	0	1	0	1	0	0	0	0	5	9	0.00	1.500

TOP

Washington Senators @ Minnesota Twins

Metropolitan Stadium, Bloomington , MI

Sun Jun 08 1969, 4:33 AM EDT

Att. 20,486 - Unknown - 71 F

livebaseballscorecards.com

AB	48
R	7
H	12
RBI	7
BB	3
SO	6
LOB	20

Batter	1	2	3	4	5	6	7	8	9	10	11	12	AB	R	H	RBI	BB	SO	LOB
Ted Uhlaender, L (1, 8) OBP: 0.323, SLG: 0.284	K	F4			P6		FC6 1-2f		1B		E9 1-3		6	0	2	0	0	1	1
Leo Cardenas, R (1, 6) OBP: 0.335, SLG: 0.385	L6		6-3		F5			E4 2B HR	K		L9		6	1	0	0	0	1	4
Tony Oliva, L (1, 9) OBP: 0.383, SLG: 0.457	S 2B 1B		4-3		P5			1-3 HR 2B	1-2 1B		IBB		5	2	3	0	1	0	0
Harmon Killebrew, R (1, 3) OBP: 0.410, SLG: 0.562	BB 1-H 2B		BB			L8		2-H 3-H HR	K		K		5	1	2	4	1	2	5
Charlie Manuel, L (1, 7) OBP: 0.398, SLG: 0.417	BB BB		P6			G5-4-3 BB		FC1-6 BB		F8		G3-6-3 1B	3	0	1	0	3	0	1
Graig Nettles, L (1, 5) OBP: 0.350, SLG: 0.432	1-2 2-3 BB			4-3		G5-4-3 1-2f		P6		F8		G3-6-3 1-2f	5	0	0	0	1	0	3
John Roseboro, L (1, 2) OBP: 0.400, SLG: 0.420 George Mitterwald, R (7, 2) OBP: 0.298, SLG: 0.380 Rich Reese, L (12, PH) OBP: 0.302, SLG: 0.476	F9			HR			G6-3 HBP	FC1-6 1-2f		K		L9	2 2 1	1 0 0	1 0 0	1 0 0	0 1 0	0 1 0	3 1 0
Cesar Tovar, R (1, 4) OBP: 0.238, SLG: 0.262		CS HBP		6-3			G6-3 1-2f	K			FC1-6 1B		4	0	1	0	0	1	2
Jim Perry, S (1, 1) Bob Miller, R (8, 1) Rick Renick, R (7, PH) Joe Grzenda, R (8, 1) Al Worthington, R (9, 1) Bob Allison, R (8, PH) Ron Perranoski, L (10, 1) Dave Boswell, R (11, PR) Tom Hall, L (10, 1) Jerry Crider, R (10, 1)		5-3 1-2		F7			FC6 BB	F8			FC1-6 E 1B 1-2f		2 0 0 0 1 0 1 0 0	0 0 0 0 0 0 0 0 0	0 0 0 0 1 0 0 0 0	0 0 0 0 0 0 0 0 0	0 0 0 0 0 0 0 0 0	0 0 0 0 0 0 0 0 0	1 0 0 0 0 0 1 0 0
Inning Stats	R: 1 H: 2 E: 0 LOB: 3 K: 1 BB: 2 S: 7 P: 15	R: 0 H: 0 E: 0 LOB: 0 K: 0 BB: 0 S: 2 P: 3	R: 0 H: 0 E: 0 LOB: 1 K: 0 BB: 1 S: 3 P: 7	R: 1 H: 1 E: 0 LOB: 0 K: 0 BB: 0 S: 4 P: 4	R: 0 H: 0 E: 0 LOB: 0 K: 0 BB: 0 S: 3 P: 3	R: 0 H: 0 E: 0 LOB: 0 K: 0 BB: 1 S: 2 P: 6	R: 0 H: 0 E: 0 LOB: 1 K: 0 BB: 1 S: 2 P: 7	R: 3 H: 2 E: 1 LOB: 1 K: 1 BB: 1 S: 8 P: 12	R: 0 H: 2 E: 0 LOB: 2 K: 2 BB: 0 S: 9 P: 9	R: 0 H: 0 E: 0 LOB: 0 K: 1 BB: 0 S: 5 P: 5	R: 0 H: 2 E: 1 LOB: 3 K: 1 BB: 1 S: 7 P: 11	R: 0 H: 1 E: 0 LOB: 0 K: 0 BB: 0 S: 3 P: 3	1B: 6 2B: 2 3B: 0 HR: 2	SF: 0 SAC: 0 DP: 3 HBP: 2		WP: 0 PB: 0 SB: 1 CS: 1		PA: 52	

PITCHER		IP	WLS	BF	H	R	ER	SO	BB	IBB	HBP	BLK	WP	HR	S	P	ERA	WHIP
Camilo Pascual, R ERA: 6.52	(1, 1)	5.0		21	3	2	2	1	3	0	1	0	0	1	19	32	3.60	1.200
Jim Shellenback, L ERA: 3.45	(6, 1)	2.0		9	1	2	2	0	2	0	1	0	0	0	6	15	9.00	1.500
Dennis Higgins, R ERA: 2.25	(8, 1)	1.0		5	1	1	0	1	1	0	0	0	0	1	6	10	0.00	2.000
Darold Knowles, L ERA:	(9, 1)	2.0		8	2	0	0	3	0	0	0	0	0	0	14	14	0.00	1.000
Casey Cox, R ERA: 2.28	(11, 1)	2.0	W	9	3	0	0	1	0	1	0	0	0	0	10	14	0.00	1.500

PITCHER	IP	WLS	BF	H	R	ER	SO	BB	IBB	HBP	BLK	WP	HR	S	P	ERA	WHIP

Washington Senators @ Minnesota Twins

Metropolitan Stadium, Bloomington , MI

Sun Jun 08 1969, 4:33 AM EDT

Att. 20,486 - Unknown - 71 F

BOTTOM

livebaseballscorecards.com

AB	43
R	5
H	10
RBI	5
BB	7
SO	6
LOB	22

Boston Red Sox @ Minnesota Twins

Metropolitan Stadium, Bloomington , MI

Mon Jun 09 1969, 8:05 PM EDT

Att. 14,233 - Unknown - 77 F

TOP

livebaseballscorecards.com

Batter	1	2	3	4	5	6	7	8	9	AB	R	H	RBI	BB	SO	LOB
Dick Schofield, S (1, 4) OBP: 0.437, SLG: 0.444	HR 1B		F9	5-3			1B 1B		FC4-6 1-2f	5	1	2	0	0	0	2
Dalton Jones, L (1, 3) OBP: 0.337, SLG: 0.410	K		F6	K			G4-6-3 1-2 1B			4	0	1	0	0	2	2
Carl Yastrzemski, L (1, 7) OBP: 0.401, SLG: 0.562	HR 1-H		BB		K		G4-6-3 1-2f			3	1	1	2	1	1	2
Reggie Smith, S (1, 8) OBP: 0.366, SLG: 0.525	F8		F5		K			5-3		4	0	0	0	0	1	1
Rico Petrocelli, R (1, 6) OBP: 0.458, SLG: 0.757	L6			HR	K			5-3		4	1	1	1	0	1	0
Joe Lahoud, L (1, 9) OBP: 0.302, SLG: 0.083		K		BB 1B WP		4-3		K		3	1	0	0	1	2	0
George Scott, R (1, 5) OBP: 0.280, SLG: 0.323		BB		1B WP 1-3 1B		K			6-3	3	1	1	0	1	1	0
Russ Gibson, R (1, 2) OBP: 0.273, SLG: 0.286		F8		1B 1-H 3-H		F8			6-3	4	0	1	1	0	0	1
Ray Jarvis, R (1, 1)		K		K			6-3		E5 FC4-6	3	0	0	0	0	2	2
Sparky Lyle, L (7, 1) OBP: 0.500, SLG: 0.333										0	0	0	0	0	0	0
Vicente Romo, R (7, 1) OBP: 0.143, SLG: 0.143										1	0	0	0	0	0	0

	AB	34
	R	5
	H	7
	RBI	4
	BB	3
	SO	10
	LOB	10

Inning Stats	1	2	3	4	5	6	7	8	9
	R: 2 E: 0 K: 1 S: 7	R: 0 E: 0 K: 2 S: 7	R: 0 E: 0 K: 0 S: 3	R: 3 E: 0 K: 2 S: 10	R: 0 E: 0 K: 3 S: 9	R: 0 E: 0 K: 1 S: 5	R: 0 E: 0 K: 0 S: 4	R: 0 E: 0 K: 1 S: 5	R: 0 E: 1 K: 0 S: 4
	H: 2 LOB: 0 BB: 0 P: 7	H: 0 LOB: 1 BB: 1 P: 11	H: 0 LOB: 1 BB: 1 P: 7	H: 3 LOB: 1 BB: 1 P: 14	H: 0 LOB: 0 BB: 0 P: 9	H: 0 LOB: 0 BB: 0 P: 5	H: 2 LOB: 1 BB: 0 P: 4	H: 0 LOB: 0 BB: 0 P: 5	H: 0 LOB: 1 BB: 0 P: 4

| | | | | | | | | | |

Batter	1	2	3	4	5	6	7	8	9	AB	R	H	RBI	BB	SO	LOB
Ted Uhlaender, L (1, 8) OBP: 0.316, SLG: 0.277	S S S 0-3 K ①		x 0-0 F7 ①		x 0-0 6-3 ②		x 0-0 G4-6-3 ①② 1-2f	x 0-0 F6 ③		5	0	0	0	0	1	1
Rod Carew, L (1, 4) OBP: 0.449, SLG: 0.579 Bob Miller, R (8, 1) Charlie Manuel, L (9, PH) OBP: 0.393, SLG: 0.411	x 0-0 G3 ②		x 0-0 F7 ②		B B B 4-0 BB		x 0-0 BB 1B 1B 1B		x 0-0 L8 ①	3 0 1	1 0 0	1 0 0	0 0 0	1 0 0	0 0 0	0 0 0
Tony Oliva, L (1, 9) OBP: 0.388, SLG: 0.458	x 0-0 4-3 ③		x 0-0 S 1B		x 0-0 4-3 ③		x 0-0 BB 1-2 1B		B B B B 4-0 BB	4	1	2	0	1	0	1
Harmon Killebrew, R (1, 3) OBP: 0.410, SLG: 0.552		x 0-0 F8 ①	S S S 0-3 K2-3 ③ 1-2			x 0-0 F5 ①	B B B B 4-0 BB 1B 1-2 2-3 BB		B B B B 4-0 1-2 BB	3	0	0	0	2	1	1
Rich Reese, L (1, 7) OBP: 0.308, SLG: 0.494		x 0-0 E 3B		x 0-0 B1-3 ①		x 0-0 4-3 ②	x 0-0 BB 1-2 2-H 3-H 1B		S S S 0-3 K ②	5	1	2	2	0	1	2
Graig Nettles, L (1, 5) OBP: 0.352, SLG: 0.446		x 0-0 E4 FC3-6 3-H		x 0-0 4-3 ②		x 0-0 3B	B B B B 4-0 FC6-4 1-2 2-3 BB		S S S 0-3 K ③	4	0	1	0	1	1	2
Leo Cardenas, R (1, 6) OBP: 0.338, SLG: 0.381		x 0-0 FC3-6 ② WP BB 1-2f		B B B B 4-0 BB		B B B B 4-0 BB	x 0-0 FC6-4 ③ 1-2f			2	0	0	0	2	0	4
John Roseboro, L (1, 2) OBP: 0.395, SLG: 0.408		B B B B 4-0 WP 1-2 BB		x 0-0 F5 ③		x 0-0 G3 ③		x 0-0 F8 ①		3	0	0	0	1	0	3
Dick Woodson, R (1, 1) OBP: 0.176, SLG: 0.067 Jerry Crider, R (4, 1) Tom Hall, L (4, 1) OBP: 0.176, SLG: 0.235 Rick Renick, R (5, PH) OBP: 0.207, SLG: 0.200 Joe Grzenda, R (6, 1) Cesar Tovar, R (7, PH) OBP: 0.242, SLG: 0.266 (8, 4)		x 0-0 4-3 ③ 1-2 2-3			S S S 0-3 K ①		x 0-0 G4-6-3 1B	S S S 0-3 K ②		1 0 0 1 0 2	0 0 0 0 0 0	0 0 0 0 0 1	0 0 0 0 0 0	0 0 0 1 0 1	0 0 0 0 0 0	2 0 0 0 0 0
Inning Stats	R: 0 E: 0 K: 1 S: 5 H: 0 LOB: 0 BB: 0 P: 5	R: 1 E: 1 K: 0 S: 5 H: 1 LOB: 2 BB: 1 P: 9	R: 0 E: 0 K: 1 S: 6 H: 1 LOB: 1 BB: 0 P: 6	R: 0 E: 0 K: 0 S: 3 H: 0 LOB: 1 BB: 1 P: 7	R: 0 E: 0 K: 1 S: 5 H: 0 LOB: 1 BB: 1 P: 9	R: 0 E: 0 K: 0 S: 4 H: 1 LOB: 2 BB: 1 P: 8	R: 2 E: 0 K: 0 S: 6 H: 4 LOB: 3 BB: 2 P: 14	R: 0 E: 0 K: 1 S: 5 H: 0 LOB: 0 BB: 0 P: 5	R: 0 E: 0 K: 2 S: 7 H: 0 LOB: 2 BB: 2 P: 15	1B: 5 2B: 0 3B: 2 HR: 0	SF: 0 SAC: 0 DP: 1 HBP: 0				WP: 1 PB: 0 SB: 1 CS: 0	PA: 42	

BOTTOM

Boston Red Sox @ Minnesota Twins

Metropolitan Stadium, Bloomington , MI

Mon Jun 09 1969, 8:05 PM EDT

Att. 14,233 - Unknown - 77 F

livebaseballscorecards.com

AB	34
R	3
H	7
RBI	2
BB	8
SO	6
LOB	16

PITCHER		IP	WLS	BF	H	R	ER	SO	BB	IBB	HBP	BLK	WP	HR	S	P	ERA	WHIP
Ray Jarvis, R ERA: 2.89	(1, 1)	6.2	W	31	6	3	2	3	5	0	0	0	1	0	32	52	2.70	1.650
Sparky Lyle, L ERA: 2.31	(7, 1)	0.0		2	1	0	0	0	1	0	0	0	0	0	1	5	∞	∞
Vicente Romo, R ERA: 2.78	(7, 1)	2.1	S	9	0	0	0	3	2	0	0	0	0	0	13	21	0.00	0.857

PITCHER		IP	WLS	BF	H	R	ER	SO	BB	IBB	HBP	BLK	WP	HR	S	P	ERA	WHIP

Batter	1	2	3	4	5	6	7	8	9	AB	R	H	RBI	BB	SO	LOB
Dick Schofield, S (1, 4) OBP: 0.427, SLG: 0.448	6-3		G5-3 2-3f			L8		2B		4	0	1	0	0	0	3
Dalton Jones, L (1, 3) OBP: 0.330, SLG: 0.400	4-3			4-3		FC9-6 1-2f HR		K		4	1	0	0	0	1	2
Carl Yastrzemski, L (1, 7) OBP: 0.398, SLG: 0.571	F9			F8		1-H HR		K		4	1	1	2	0	1	1
Reggie Smith, S (1, 8) OBP: 0.369, SLG: 0.524		6-3		1B		1B		5-3		4	0	2	0	0	0	1
Rico Petrocelli, R (1, 6) OBP: 0.450, SLG: 0.740		F3		5-3		L6			6-3	4	0	0	0	0	0	2
Don Lock, R (1, 9) OBP: 0.353, SLG: 0.286		F7			F4		FC6-4 1B		BB	3	0	1	0	1	0	0
George Scott, R (1, 5) OBP: 0.280, SLG: 0.317			G5-3 1B BB		5-3		F8		F9	3	0	0	0	1	0	2
Russ Gibson, R (1, 2) OBP: 0.265, SLG: 0.276			F9		L8		F4		L7	4	0	0	0	0	0	3
Ray Culp, R (1, 1) OBP: 0.244, SLG: 0.286 Bill Landis, L (3, 1) Jerry Moses, R (6, PH) OBP: 0.394, SLG: 0.667 Lee Stange, R (6, 1) Syd O'Brien, R (7, PH) OBP: 0.360, SLG: 0.609 Garry Roggenburk, R (7, 1)			1-2 1B			FC9-6 1B	FC6-4 1-2f			1 0 1 0 1 0	0 0 0 0 0 0	1 0 1 0 0 0	0 0 0 0 0 0	0 0 0 0 0 0	0 0 0 0 0 0	0 0 0 0 1 0
Inning Stats	R: 0 E: 0 K: 0 S: 3 H: 0 LOB: 0 BB: 0 P: 3	R: 0 E: 0 K: 0 S: 3 H: 0 LOB: 0 BB: 0 P: 3	R: 0 E: 0 K: 0 S: 3 H: 1 LOB: 1 BB: 1 P: 7	R: 0 E: 0 K: 0 S: 4 H: 1 LOB: 1 BB: 0 P: 4	R: 0 E: 0 K: 0 S: 3 H: 0 LOB: 0 BB: 0 P: 3	R: 2 E: 0 K: 0 S: 6 H: 3 LOB: 1 BB: 0 P: 6	R: 0 E: 0 K: 0 S: 4 H: 1 LOB: 1 BB: 0 P: 4	R: 0 E: 0 K: 2 S: 8 H: 1 LOB: 1 BB: 0 P: 8	R: 0 E: 0 K: 0 S: 3 H: 0 LOB: 1 BB: 1 P: 7	1B: 5 2B: 1 3B: 0 HR: 1 SF: 0 SAC: 0 DP: 1 HBP: 0						WP: 0 PB: 0 SB: 0 CS: 0 PA: 35	

PITCHER		IP	WLS	BF	H	R	ER	SO	BB	IBB	HBP	BLK	WP	HR	S	P	ERA	WHIP
Jim Kaat, L ERA: 2.48	(1, 1)	9.0	W	35	7	2	2	2	2	0	0	0	0	1	37	45	2.00	1.000

PITCHER	IP	WLS	BF	H	R	ER	SO	BB	IBB	HBP	BLK	WP	HR	S	P	ERA	WHIP

TOP

Boston Red Sox @ Minnesota Twins

Metropolitan Stadium, Bloomington , MI

Tue Jun 10 1969, 8:05 PM EDT

Att. 14,663 - Unknown - 70 F

livebaseballscorecards.com

AB	33
R	2
H	7
RBI	2
BB	2
SO	2
LOB	15

BOTTOM

Boston Red Sox @ Minnesota Twins

Metropolitan Stadium, Bloomington , MI

Tue Jun 10 1969, 8:05 PM EDT

Att. 14,663 - Unknown - 70 F

Batter	1	2	3	4	5	6	7	8	9	AB	R	H	RBI	BB	SO	LOB
Ted Uhlaender, L (1, 8) OBP: 0.314, SLG: 0.276	F8		1B WP, 3B 2-H: 1B		F5		K			4	1	1	1	0	1	0
Rod Carew, L (1, 4) OBP: 0.444, SLG: 0.571	6-3		1-3: 3B 1B		K		K			4	1	1	0	0	2	0
Tony Oliva, L (1, 9) OBP: 0.385, SLG: 0.454	4-3		F4		4-3			CS 1B		4	0	1	0	0	0	2
Harmon Killebrew, R (1, 3) OBP: 0.416, SLG: 0.563 Cesar Tovar, R (8, PR) (9, 7) OBP: 0.242, SLG: 0.266		6-3 1B 1-H: 3B 3-H	1B 1-H: 3B 3-H			BBBB 2-3, S 1B BB		BBBB FC3-6 1-2 BB		2 0	2 0	1 0	2 0	2 0	0 0	0 0
Rich Reese, L (1, 7) (9, 3) OBP: 0.305, SLG: 0.484		F4	WP 3-H: 1B			SSS K 1-2		FC3-6 1-2f		4	0	1	1	0	1	2
Graig Nettles, L (1, 5) OBP: 0.343, SLG: 0.432 Frank Quilici, R (7, 5) OBP: 0.167, SLG: 0.135		4-3	SSS K 1-2			2-3 2-3		F7		3 1	0 0	0 0	0 0	0 0	1 0	2 1
Leo Cardenas, R (1, 6) OBP: 0.342, SLG: 0.385			4-3 2B 1B	F5		3-H: 1B				3	1	2	1	0	0	0
John Roseboro, L (1, 2) OBP: 0.385, SLG: 0.396			4-3 1-2	F7		L9				3	0	0	0	0	0	2
Jim Kaat, L (1, 1) OBP: 0.167, SLG: 0.206			WP 2-H: 1B 2B	SSS K			F8			3	1	1	1	0	1	0
Inning Stats	R: 0 E: 0 K: 0 S: 3 H: 0 LOB: 0 BB: 0 P: 3	R: 0 E: 0 K: 0 S: 3 H: 0 LOB: 0 BB: 0 P: 3	R: 5 E: 0 K: 1 S: 11 H: 6 LOB: 1 BB: 0 P: 11	R: 0 E: 0 K: 1 S: 5 H: 0 LOB: 0 BB: 0 P: 5	R: 0 E: 0 K: 1 S: 5 H: 0 LOB: 0 BB: 0 P: 5	R: 1 E: 0 K: 1 S: 6 H: 1 LOB: 1 BB: 1 P: 10	R: 0 E: 0 K: 2 S: 7 H: 0 LOB: 0 BB: 0 P: 7	R: 0 E: 0 K: 0 S: 3 H: 1 LOB: 1 BB: 1 P: 7		1B: 6 2B: 1 3B: 1 HR: 0	SF: 0 SAC: 0 DP: 0 HBP: 0						

	AB	31
	R	6
	H	8
	RBI	6
	BB	2
	SO	6
	LOB	9

WP: 3 PB: 0 SB: 1 CS: 1 PA: 33

livebaseballscorecards.com

PITCHER		IP	WLS	BF	H	R	ER	SO	BB	IBB	HBP	BLK	WP	HR	S	P	ERA	WHIP
Ray Culp, R ERA: 3.75	(1, 1)	2.2	L	14	6	5	5	0	0	0	0	0	2	0	14	14	16.88	2.250
Bill Landis, L ERA: 5.82	(3, 1)	2.1		7	0	0	0	3	0	0	0	0	1	0	13	13	0.00	0.000
Lee Stange, R ERA: 3.59	(6, 1)	1.0		5	1	1	1	1	1	0	0	0	0	0	6	10	9.00	2.000
Garry Roggenburk, L ERA:	(7, 1)	2.0		7	1	0	0	2	1	0	0	0	0	0	10	14	0.00	1.000

PITCHER	IP	WLS	BF	H	R	ER	SO	BB	IBB	HBP	BLK	WP	HR	S	P	ERA	WHIP

Boston Red Sox @ Minnesota Twins

Metropolitan Stadium, Bloomington , MI

Wed Jun 11 1969, 8:05 PM EDT

Att. 15,687 - Cloudy - 63 F

TOP

livebaseballscorecards.com

Batter	1	2	3	4	5	6	7	8	9	AB	R	H	RBI	BB	SO	LOB
Dick Schofield, S (1, 4) OBP: 0.444, SLG: 0.500	F6		BB	1B 2B		1B 2B	2B		F8	5	2	3	1	1	0	0
Dalton Jones, L (1, 3) OBP: 0.324, SLG: 0.392	F8		F7	4-3 PB 1B		K	6-3		F5	6	1	1	2	0	1	4
Carl Yastrzemski, L (1, 7) OBP: 0.402, SLG: 0.565	K		BB	4-3		1B FC3-2 BB	FC6-4 IBB		1B	2	0	0	0	3	1	1
Don Lock, R (8, 8) OBP: 0.389, SLG: 0.333										1	0	1	0	0	0	0
Reggie Smith, S (1, 8) OBP: 0.375, SLG: 0.529		F3	1B	S 1B		FC3-2 1B 1B	SF7		K	4	2	3	2	0	0	0
George Thomas, R (8, 7) OBP: 0.351, SLG: 0.412										1	0	0	0	0	1	1
Rico Petrocelli, R (1, 6) OBP: 0.453, SLG: 0.734		HR BB	F8			FC3-2 1B IBB	FC6-4			3	2	1	1	2	0	5
Syd O'Brien, R (9, 6) OBP: 0.360, SLG: 0.609				1B						0	0	0	0	0	0	0
Joe Lahoud, L (1, 9) OBP: 0.324, SLG: 0.302		HR	K		HR	FC3-2 1B		HR		5	3	3	4	0	1	6
George Scott, R (1, 5) OBP: 0.292, SLG: 0.326		1B	2B 1B	6-3	1B			G6-4-3 BB		4	1	3	2	1	0	0
Russ Gibson, R (1, 2) OBP: 0.255, SLG: 0.266		F8	F6	F8	5-3			G6-4-3		5	0	0	0	0	0	5
Mike Nagy, R (1, 1) OBP: 0.074, SLG: 0.077		F8		E2 2B 1B	K		2B SF7 1B		K	2	1	0	0	0	0	2
Garry Roggenburk, R (4, 1)										1	0	0	0	0	1	0
Sonny Siebert, R (5, 1) OBP: 0.269, SLG: 0.174										2	1	1	0	0	1	0

	AB	41
	R	13
	H	16
	RBI	12
	BB	7
	SO	6
	LOB	24

Inning Stats										
	R: 0 H: 0 E: 0 LOB: 0 K: 1 BB: 0 S: 5 P: 5	R: 2 H: 2 E: 0 LOB: 1 K: 0 BB: 1 S: 5 P: 9	R: 0 H: 1 E: 0 LOB: 3 K: 1 BB: 2 S: 6 P: 14	R: 5 H: 5 E: 1 LOB: 1 K: 0 BB: 0 S: 8 P: 8	R: 1 H: 1 E: 0 LOB: 0 K: 1 BB: 0 S: 6 P: 6	R: 3 H: 3 E: 0 LOB: 2 K: 1 BB: 2 S: 8 P: 16	R: 1 H: 2 E: 0 LOB: 2 K: 0 BB: 1 S: 5 P: 9	R: 1 H: 1 E: 0 LOB: 0 K: 1 BB: 1 S: 5 P: 9	R: 0 H: 1 E: 0 LOB: 1 K: 1 BB: 0 S: 6 P: 6	1B: 10 SF: 1 2B: 3 SAC: 0 3B: 0 DP: 1 HR: 3 HBP: 0	WP: 0 PA: 49 PB: 1 SB: 1 CS: 0

PITCHER		IP	WLS	BF	H	R	ER	SO	BB	IBB	HBP	BLK	WP	HR	S	P	ERA	WHIP
Dave Boswell, R ERA: 3.12	(1, 1)	3.1	L	19	5	5	5	2	3	0	0	0	0	1	20	32	13.50	2.400
Joe Grzenda, L ERA: 3.91	(4, 1)	0.1		3	2	1	0	0	0	0	0	0	0	0	3	3	0.00	6.000
Jerry Crider, R ERA:	(4, 1)	0.1		1	1	1	1	0	0	0	0	0	0	0	1	1	27.00	3.000
Dick Woodson, R ERA: 3.81	(5, 1)	1.0		4	1	1	1	1	0	0	0	0	0	1	6	6	9.00	1.000
Tom Hall, L ERA: 4.35	(6, 1)	0.2		7	3	3	3	1	1	1	0	0	0	0	7	15	40.50	6.000

PITCHER		IP	WLS	BF	H	R	ER	SO	BB	IBB	HBP	BLK	WP	HR	S	P	ERA	WHIP
Bob Miller, R ERA: 2.28	(6, 1)	2.1		11	3	2	2	1	1	1	0	0	0	1	11	19	7.71	1.714
Al Worthington, R ERA:	(9, 1)	1.0		4	1	0	0	1	0	0	0	0	0	0	6	6	0.00	1.000

Boston Red Sox @ Minnesota Twins

Metropolitan Stadium, Bloomington , MI

Wed Jun 11 1969, 8:05 PM EDT
Att. 15,687 - Cloudy - 63 F

BOTTOM

Batter	1	2	3	4	5	6	7	8	9	AB	R	H	RBI	BB	SO	LOB
Ted Uhlaender, L (1, 8) OBP: 0.312, SLG: 0.274	F8		F7	2B; 1-2 2-H; 1B		F8			K	5	0	1	1	0	1	0
Rod Carew, L (1, 4) OBP: 0.449, SLG: 0.577	1B		F7	1-3 2-H; 2B		K			FC4-6; 1B	5	0	3	1	0	1	0
Tony Oliva, L (1, 9) OBP: 0.377, SLG: 0.443	F8		F5	4-3		F2			1-2f; FC4-6	5	0	0	0	0	0	4
Harmon Killebrew, R (1, 3) OBP: 0.415, SLG: 0.556	F9			B B B B; G4-6-3; 1B; 1B; BB	L9; SF8; BB; 1B		6-3		K	4	2	1	0	1	1	2
Rich Reese, L (1, 7) OBP: 0.313, SLG: 0.479		4-3		1-2; G4-6-3; 1B	B B B B; 1-2; 1B; BB		F4			3	0	1	0	1	0	0
Graig Nettles, L (1, 5) OBP: 0.336, SLG: 0.423		F5		1-2f 2-3; G4-6-3	2-3; L9		L7			2	0	0	0	0	0	2
Cesar Tovar, R (5, PH) (6, 5) OBP: 0.238, SLG: 0.262										2	0	0	0	0	0	2
Leo Cardenas, R (1, 6) OBP: 0.345, SLG: 0.394		2B		3-H; E; 1B	3-H; SF8			K		3	1	2	2	0	1	0
John Roseboro, L (1, 2) OBP: 0.397, SLG: 0.404		IBB		1-H; E8; 1B; 1B	1-3; 1B			F9		3	1	2	0	1	0	0
Tom Tischinski, R (9, 2) OBP: 0.273, SLG: 0.111										0	0	0	0	0	0	0
Dave Boswell, R (1, 1) OBP: 0.118, SLG: 0.235 Joe Grzenda, R (4, 1) Jerry Crider, R (4, 1) Rick Renick, R (4, PH) OBP: 0.333, SLG: 0.333 Dick Woodson, R (5, 1) OBP: 0.000, SLG: 0.000 Charlie Manuel, L (5, PH) OBP: 0.286, SLG: 0.429 Tom Hall, L (6, 1) OBP: 0.118, SLG: 0.235 Bob Miller, R (6, 1) Bob Allison, R (8, PH) OBP: 0.429, SLG: 0.571 Al Worthington, R (9, 1)		K		1-2; 2B; 1B	K			5-3		1 0 0 1 0 1 0 0 0 0	0 0 0 1 0 0 0 0 0 1	0 0 0 1 0 0 0 0 0 0	0 0 0 0 0 0 0 0 0 0	0 0 0 0 0 0 0 0 0 0	1 0 0 0 0 1 0 0 0 0	2 0 0 0 0 2 0 0 0 0
Inning Stats	R: 0 E: 0 K: 0 S: 4 H: 1 LOB: 1 BB: 0 P: 4	R: 0 E: 0 K: 1 S: 6 H: 1 LOB: 2 BB: 1 P: 10	R: 0 E: 0 K: 0 S: 3 H: 0 LOB: 0 BB: 0 P: 3	R: 4 E: 1 K: 0 S: 8 H: 6 LOB: 2 BB: 1 P: 12	R: 1 E: 0 K: 1 S: 7 H: 2 LOB: 2 BB: 1 P: 11	R: 0 E: 0 K: 1 S: 5 H: 0 LOB: 0 BB: 0 P: 5	R: 0 E: 0 K: 0 S: 3 H: 0 LOB: 0 BB: 0 P: 3	R: 0 E: 0 K: 1 S: 5 H: 0 LOB: 0 BB: 0 P: 5	R: 0 E: 0 K: 2 S: 8 H: 1 LOB: 1 BB: 0 P: 8	1B: 9 2B: 2 3B: 0 HR: 0	SF: 1 SAC: 0 DP: 1 HBP: 0			WP: 0 PB: 0 SB: 0 CS: 0	PA: 40		

livebaseballscorecards.com

AB	36
R	5
H	11
RBI	4
BB	3
SO	6
LOB	14

PITCHER		IP	WLS	BF	H	R	ER	SO	BB	IBB	HBP	BLK	WP	HR	S	P	ERA	WHIP
Mike Nagy, R ERA: 2.76	(1, 1)	3.2		20	8	4	4	1	1	1	0	0	0	0	20	28	9.82	2.455
Garry Roggenburk, L ERA: 1.59	(4, 1)	0.1		3	1	1	1	0	1	0	0	0	0	0	2	6	27.00	6.000
Sonny Siebert, R ERA: 4.14	(5, 1)	5.0	W	17	2	0	0	5	0	0	0	0	0	0	27	27	0.00	0.400

PITCHER	IP	WLS	BF	H	R	ER	SO	BB	IBB	HBP	BLK	WP	HR	S	P	ERA	WHIP

Cleveland Indians @ Minnesota Twins

Metropolitan Stadium, Bloomington , MI

Fri Jun 13 1969, 8:05 PM EDT

Att. 14,218 - Unknown - 58 F

TOP

livebaseballscorecards.com

Batter	1	2	3	4	5	6	7	8	9	AB	R	H	RBI	BB	SO	LOB
Russ Snyder, L (1, 7) OBP: 0.371, SLG: 0.355	F5		K 1-2			BB BB 1B 1B	IBB		IBB	3	1	1	0	2	1	1
Larry Brown, R (1, 6) OBP: 0.356, SLG: 0.361	P3			5-3		BBBB 1-2 BB 1B BB	F2		SF7 3-H	3	1	0	1	1	0	3
Ken Harrelson, R (1, 9) OBP: 0.293, SLG: 0.365	F7			F9		BBBB 1-2 2-3 1B SF9-3-6-3-4 BB		E2 G6-3	P5	4	1	0	0	1	0	2
Tony Horton, R (1, 3) OBP: 0.284, SLG: 0.463		L9		F9		1-3 2-H 3-H SF9-3-6-3-4 1B		F8		4	0	1	2	0	0	1
Jose Cardenal, R (1, 8) OBP: 0.276, SLG: 0.352		1B			1-3	1-2 3-H SF9-3-6-3-4		G6-3 1-2f		3	0	1	1	0	0	1
Zoilo Versalles, R (1, 5) OBP: 0.329, SLG: 0.348		L9			F6		6-3		1B 1B	4	1	1	0	0	0	1
Davey Nelson, R (1, 4) OBP: 0.182, SLG: 0.182		K			K		FC4-6 1B		SH1-4 1B 1-2 SF7 1B	3	0	1	0	0	2	1
Chuck Hinton, R (7, PR) OBP: 0.289, SLG: 0.349										0	0	0	0	0	0	0
Vern Fuller, R (7, 4) OBP: 0.294, SLG: 0.271										1	1	1	0	0	0	0
Ken Suarez, R (1, 2) OBP: 0.286, SLG: 0.714			K			HR	FC4-6 2B 1-2f		SH1-4 1-2 2-H 1B	4	1	2	2	0	1	1
Sam McDowell, L (1, 1) OBP: 0.257, SLG: 0.286			CS 1B			K	1-3 2B		SH1-4 1-2 2-3	3	0	2	0	0	1	0
Inning Stats	R: 0 E: 0 K: 0 S: 3 H: 0 LOB: 0 BB: 0 P: 3	R: 0 E: 0 K: 1 S: 6 H: 1 LOB: 1 BB: 0 P: 6	R: 0 E: 0 K: 2 S: 7 H: 1 LOB: 1 BB: 0 P: 7	R: 0 E: 0 K: 0 S: 3 H: 0 LOB: 0 BB: 0 P: 3	R: 0 E: 0 K: 1 S: 5 H: 0 LOB: 0 BB: 0 P: 5	R: 4 E: 0 K: 1 S: 7 H: 3 LOB: 0 BB: 2 P: 15	R: 0 E: 0 K: 0 S: 5 H: 2 LOB: 3 BB: 1 P: 9	R: 0 E: 1 K: 0 S: 3 H: 0 LOB: 0 BB: 0 P: 3	R: 2 E: 0 K: 0 S: 6 H: 3 LOB: 2 BB: 1 P: 10	1B: 8 2B: 3 3B: 0 HR: 1 SF: 2 SAC: 1 DP: 3 HBP: 0						

	AB	32
	R	6
	H	10
	RBI	6
	BB	4
	SO	5
	LOB	11

WP: 0 PB: 0 SB: 0 CS: 1 PA: 39

PITCHER		IP	WLS	BF	H	R	ER	SO	BB	IBB	HBP	BLK	WP	HR	S	P	ERA	WHIP
Jim Perry, R ERA: 3.56	(1, 1)	5.1	L	21	4	4	4	5	2	0	0	0	0	1	29	37	6.75	1.125
Al Worthington, R ERA:	(6, 1)	0.2		2	1	0	0	0	0	0	0	0	0	0	2	2	0.00	1.500
Bob Miller, R ERA: 2.81	(7, 1)	2.0		12	5	2	2	0	0	1	0	0	0	0	11	15	9.00	2.500
Jerry Crider, R ERA:	(9, 1)	1.0		4	0	0	0	0	0	1	0	0	0	0	3	7	0.00	0.000

PITCHER	IP	WLS	BF	H	R	ER	SO	BB	IBB	HBP	BLK	WP	HR	S	P	ERA	WHIP

BOTTOM

Cleveland Indians @ Minnesota Twins

Metropolitan Stadium, Bloomington , MI

Fri Jun 13 1969, 8:05 PM EDT

Att. 14,218 - Unknown - 58 F

Batter	1	2	3	4	5	6	7	8	9	AB	R	H	RBI	BB	SO	LOB
Cesar Tovar, R (1, 5) OBP: 0.231, SLG: 0.253	F2		F5		FC6-4 (PB, S) 1-2f 2-3		L6		F9	5	0	0	0	0	0	3
Rod Carew, L (1, 4) OBP: 0.447, SLG: 0.570	FC5-4, HBP, 1B		K		BB (PB) 1-2		K		E6 HR 1-2	4	0	1	0	1	2	1
Frank Quilici, R (9, PR) OBP: 0.167, SLG: 0.135										0	1	0	0	0	0	0
Harmon Killebrew, R (1, 3) OBP: 0.415, SLG: 0.565	FC5-4, HBP 1-2		6-3		F9 1-2 2-3 3-H		F8		HR 1-H 2-H	4	1	1	3	0	0	2
Bob Allison, R (1, 7) OBP: 0.316, SLG: 0.379	FC5-4, S 1-2f 2-3			2B (1B)	IBB			P6	K	4	0	1	0	1	1	3
Tony Oliva, L (1, 9) OBP: 0.379, SLG: 0.444	1-3 1-2			1B 2-3	F8			1B		4	0	2	0	0	0	5
Leo Cardenas, R (1, 6) OBP: 0.339, SLG: 0.386		4-3		K		E4 1-3		K		4	0	0	0	0	2	2
George Mitterwald, R (1, 2) OBP: 0.284, SLG: 0.361		F7		K		1-3 2-3		P4		4	0	0	0	0	1	3
Ted Uhlaender, L (1, 8) OBP: 0.315, SLG: 0.275		E1, 1B			FC6-4, BB (PB) BB	F8			4-3	3	1	1	0	1	0	1
Jim Perry, S (1, 1) OBP: 0.158, SLG: 0.059		F8			FC6-4 1-2 BB	K			E HR 1B	1	0	0	0	1	0	1
Al Worthington, R (6, 1)										0	0	0	0	0	0	0
Graig Nettles, L (6, PH) OBP: 0.333, SLG: 0.418										1	0	0	0	0	1	1
Bob Miller, R (7, 1)										0	0	0	0	0	0	0
Jerry Crider, R (9, 1)										0	0	0	0	0	0	0
Rick Renick, R (9, PH) OBP: 0.258, SLG: 0.259										1	1	1	0	0	0	0
Inning Stats	R: 0 E: 0 K: 0 S: 4 H: 1 LOB: 2 BB: 0 P: 5	R: 0 E: 1 K: 0 S: 4 H: 1 LOB: 1 BB: 0 P: 4	R: 0 E: 0 K: 1 S: 5 H: 0 LOB: 0 BB: 0 P: 5	R: 0 E: 0 K: 2 S: 8 H: 2 LOB: 1 BB: 0 P: 8	R: 1 E: 0 K: 0 S: 3 H: 0 LOB: 3 BB: 4 P: 19	R: 0 E: 1 K: 1 S: 6 H: 0 LOB: 1 BB: 0 P: 6	R: 0 E: 0 K: 1 S: 5 H: 0 LOB: 0 BB: 0 P: 5	R: 0 E: 0 K: 1 S: 6 H: 1 LOB: 1 BB: 0 P: 6	R: 3 E: 1 K: 1 S: 8 H: 2 LOB: 1 BB: 0 P: 8	1B: 5 2B: 1 3B: 0 HR: 1	SF: 0 SAC: 0 DP: 0 HBP: 1					

livebaseballscorecards.com

AB	35
R	4
H	7
RBI	3
BB	4
SO	7
LOB	22

WP: 0 PB: 1 SB: 2 CS: 0 PA: 40

PITCHER	IP	WLS	BF	H	R	ER	SO	BB	IBB	HBP	BLK	WP	HR	S	P	ERA	WHIP
Sam McDowell, L (1, 1) ERA: 2.59	9.0	W	40	7	4	0	7	3	1	1	0	0	1	49	66	0.00	1.111

PITCHER	IP	WLS	BF	H	R	ER	SO	BB	IBB	HBP	BLK	WP	HR	S	P	ERA	WHIP

Batter	1	2	3	4	5	6	7	8	9	AB	R	H	RBI	BB	SO	LOB
Zoilo Versalles, R (1, 4) (7, 5) OBP: 0.335, SLG: 0.349	P4		E 1B	FC5-4 FC6 1-2f 3-H		BB 1-2		BB SH1-4 1B 1B F8		5	2	2	1	1	0	3
Larry Brown, R (1, 6) OBP: 0.353, SLG: 0.357	5-3		E6 BB 1B 1B 1-2	FC6 1-2f		1-3		SH1-4 1-2	1B	5	1	1	0	0	0	4
Ken Harrelson, R (1, 9) OBP: 0.300, SLG: 0.364 Richie Scheinblum, S (9, PH) (9, 9) OBP: 0.216, SLG: 0.163	F8		BB 1B 1-2 2-H		6-3		SH2-4 BB FC4-2 BB	BB 1B IBB	F8	3 1	2 0	1 0	1 0	2 0	0 0	0 1
Tony Horton, R (1, 3) OBP: 0.295, SLG: 0.469		4-3 2B	1B 1-2 2-3 BB		E1 1B		FC4-2 SH2-4 2B 1-2 BB	K	F8	4	1	2	0	2	1	3
Cap Peterson, R (1, 7) OBP: 0.417, SLG: 0.300 Russ Snyder, L (5, PR) (5, 7) OBP: 0.374, SLG: 0.351		4-3 2-3	1-3 2-H 3-H 1B		E1 FC6-4 1-3		SH2-4 1-2 2-3	1B HR 1-2 2-3 BB	4-3	3 1	0 1	1 0	2 0	0 1	0 0	2 1
Jose Cardenal, R (1, 8) OBP: 0.279, SLG: 0.350		K	5-3		FC6-4 1-2f		FC4-2 2B IBB	HR 1-2 2-H 3-H 1B		4	2	1	2	1	1	4
Max Alvis, R (1, 5) OBP: 0.289, SLG: 0.314 Lee Maye, L (7, PH) OBP: 0.313, SLG: 0.333 Chuck Hinton, R (7, PH) OBP: 0.283, SLG: 0.341 Vern Fuller, R (7, 4) OBP: 0.304, SLG: 0.333		K	1B FC5-4 2B			F5	FC4-2 1-2 2-3 3-Hf 2B	HR 1-H 2-H		3 0 1 1	1 0 1 1	1 0 0 1	0 0 0 3	0 0 0 0	1 0 3 0	1 0 0 0
Ken Suarez, R (1, 2) OBP: 0.333, SLG: 0.667			P4	6-3		FC2-6 1B	1-H 2-H 3-H 2B	E6 1B		5	0	2	3	0	0	1
Dick Ellsworth, L (1, 1) OBP: 0.208, SLG: 0.174			4-3	FC5-4 2-3 1B		FC2-6 BB 1-2f	K	1-2 1B		5	0	2	0	0	1	2
Inning Stats	R: 0 H: 0 E: 0 LOB: 0 K: 0 BB: 0 S: 3 P: 3	R: 0 H: 1 E: 0 LOB: 1 K: 2 BB: 0 S: 8 P: 8	R: 3 H: 3 E: 1 LOB: 2 K: 0 BB: 1 S: 7 P: 11	R: 1 H: 2 E: 0 LOB: 1 K: 0 BB: 0 S: 5 P: 5	R: 0 H: 1 E: 1 LOB: 1 K: 0 BB: 0 S: 4 P: 4	R: 0 H: 1 E: 0 LOB: 2 K: 0 BB: 1 S: 4 P: 8	R: 3 H: 1 E: 0 LOB: 1 K: 1 BB: 3 S: 6 P: 18	R: 5 H: 4 E: 1 LOB: 2 K: 1 BB: 2 S: 10 P: 18	R: 0 H: 1 E: 0 LOB: 1 K: 0 BB: 0 S: 4 P: 4	1B: 10 SF: 0 2B: 3 SAC: 2 3B: 0 DP: 0 HR: 1 HBP: 0						

TOP

Cleveland Indians @ Minnesota Twins

Metropolitan Stadium, Bloomington , MI

Sat Jun 14 1969, 4:33 AM EDT

Att. 17,022 - Unknown - 63 F

livebaseballscorecards.com

AB	41
R	12
H	14
RBI	12
BB	7
SO	4
LOB	25

		WP: 0	PA: 50
		PB: 0	
		SB: 0	
		CS: 0	

PITCHER		IP	WLS	BF	H	R	ER	SO	BB	IBB	HBP	BLK	WP	HR	S	P	ERA	WHIP
Jim Kaat, L ERA: 2.42	(1, 1)	6.0	L	29	8	4	1	2	2	0	0	0	0	0	31	39	1.50	1.667
Dick Woodson, R ERA: 4.14	(7, 1)	0.0		2	0	2	2	0	2	0	0	0	0	0	0	8	∞	∞
Danny Morris, R ERA: 27.0	(7, 1)	0.1		2	0	0	0	0	0	1	0	0	0	0	1	5	0.00	0.000
Joe Grzenda, L ERA: 3.81	(7, 1)	0.2		3	1	1	1	1	0	0	0	0	0	0	5	5	13.50	1.500
Jerry Crider, R ERA: 5.14	(8, 1)	0.2		6	2	4	4	1	1	1	0	0	0	0	6	14	54.00	4.500

PITCHER		IP	WLS	BF	H	R	ER	SO	BB	IBB	HBP	BLK	WP	HR	S	P	ERA	WHIP
Al Worthington, R ERA: 3.0	(8, 1)	0.1		4	2	1	1	0	0	0	0	0	0	1	4	4	27.00	6.000
Bob Miller, R ERA: 2.7	(9, 1)	1.0		4	1	0	0	0	0	0	0	0	0	0	4	4	0.00	1.000

BOTTOM

Cleveland Indians @ Minnesota Twins

Metropolitan Stadium, Bloomington , MI

Sat Jun 14 1969, 4:33 AM EDT

Att. 17,022 - Unknown - 63 F

livebaseballscorecards.com

Batter	1	2	3	4	5	6	7	8	9	AB	R	H	RBI	BB	SO	LOB
Rick Renick, R (1, 5) OBP: 0.257, SLG: 0.258	L4-3 1B		FC6 1-2			G6-4-3 1-2f		G5-4-3 1-2f		4	0	1	0	0	0	4
Leo Cardenas, R (1, 6) OBP: 0.338, SLG: 0.384	L4-3 1-2		F7			1B			4-3	4	0	1	0	0	0	3
Harmon Killebrew, R (1, 3) OBP: 0.408, SLG: 0.554	6-3			F8		F7			5-3	4	0	0	0	0	0	1
Tony Oliva, L (1, 9) OBP: 0.373, SLG: 0.436		4-1		4-3			L6		3-1	4	0	0	0	0	0	0
Bob Allison, R (1, 7) OBP: 0.304, SLG: 0.362		F8		F7			6-3			3	0	0	0	0	0	0
George Mitterwald, R (1, 2) OBP: 0.275, SLG: 0.349		K		5-3			P4			3	0	0	0	0	1	0
Frank Quilici, R (1, 4) OBP: 0.175, SLG: 0.145			E 1B	5-3				K		3	0	1	0	0	1	0
Cesar Tovar, R (1, 8) OBP: 0.233, SLG: 0.255			F8	6-3				1B		3	0	1	0	0	0	1
Jim Kaat, L (1, 1) OBP: 0.143, SLG: 0.200 Charlie Manuel, L (8, PH) OBP: 0.286, SLG: 0.419 Dick Woodson, R (7, 1) OBP: 0.176, SLG: 0.267 Danny Morris, R (7, 1) Joe Grzenda, R (7, 1) Jerry Crider, R (8, 1) Al Worthington, R (8, 1) Tom Tischinski, R (8, PH) OBP: 0.333, SLG: 0.333 Bob Miller, R (9, 1)			P4			G6-4-3		G5-4-3 1-2		1 1 0 0 0 0 0 0 0 1 0	0 0 0 0 0 0 0 0 0 0 0	0 1 0 0 0 0 0 0 0 1 0	0 0 0 0 0 0 0 0 0 0 0	0 0 0 0 0 0 0 0 0 0 0	0 0 0 0 0 0 0 0 0 0 0	1 0 0 0 0 0 0 0 0 0 0
Inning Stats	R: 0 E: 0 K: 0 S: 3 H: 1 LOB: 0 BB: 0 P: 3	R: 0 E: 0 K: 1 S: 5 H: 0 LOB: 0 BB: 0 P: 5	R: 0 E: 1 K: 0 S: 5 H: 1 LOB: 2 BB: 0 P: 5	R: 0 E: 0 K: 0 S: 3 H: 0 LOB: 0 BB: 0 P: 3	R: 0 E: 0 K: 0 S: 3 H: 0 LOB: 0 BB: 0 P: 3	R: 0 E: 0 K: 0 S: 4 H: 2 LOB: 1 BB: 0 P: 4	R: 0 E: 0 K: 0 S: 3 H: 0 LOB: 0 BB: 0 P: 3	R: 0 E: 0 K: 1 S: 6 H: 2 LOB: 1 BB: 0 P: 6	R: 0 E: 0 K: 0 S: 3 H: 0 LOB: 0 BB: 0 P: 3	1B: 6 2B: 1 3B: 0 HR: 0 SF: 0 SAC: 0 DP: 3 HBP: 0						

	AB	31
	R	0
	H	6
	RBI	0
	BB	0
	SO	2
	LOB	10

WP: 0 PB: 0 SB: 0 CS: 0 PA: 31

PITCHER	IP	WLS	BF	H	R	ER	SO	BB	IBB	HBP	BLK	WP	HR	S	P	ERA	WHIP
Dick Ellsworth, L (1, 1) ERA: 4.13	9.0	W	31	6	0	0	2	0	0	0	0	0	0	35	35	0.00	0.667

PITCHER	IP	WLS	BF	H	R	ER	SO	BB	IBB	HBP	BLK	WP	HR	S	P	ERA	WHIP

Batter	1	2	3	4	5	6	7	8	9	AB	R	H	RBI	BB	SO	LOB
Russ Snyder, L (1, 8) OBP: 0.369, SLG: 0.347	x 0-0 K 1B		x 0-0 ③ F9		x 0-0 ①② G6-3 1-2f		x 0-0 ②③ 4-3 1-2			4	0	1	0	0	0	3
Larry Brown, R (1, 6) OBP: 0.351, SLG: 0.355	S S S 0-3 ①② K 1-2			x 0-0 E 1B 1B	x 0-0 E3			x 0-0 ① 6-3		4	1	1	0	0	1	1
Ken Harrelson, R (1, 9) OBP: 0.294, SLG: 0.357	S S S 0-3 ③ K			x 0-0 E1 1B FC6 1-3	x 0-0 ③ L7			x 0-0 ② F8		4	1	0	0	0	1	2
Tony Horton, R (1, 3) OBP: 0.298, SLG: 0.469		x 0-0 FC3-6 1B		x 0-0 E 1-3 3-H 1B		S S S 0-3 ① K		x 0-0 L8		4	0	2	1	0	1	0
Lee Maye, L (1, 7) OBP: 0.302, SLG: 0.321		x 0-0 ① FC3-6 G4-6-3 1-2f		x 0-0 FC6 1-2 3-H		x 0-0 ② G3			x 0-0 ① G3	4	0	0	1	0	0	2
Zoilo Versalles, R (1, 4) OBP: 0.335, SLG: 0.345 Richie Scheinblum, S (9, PH) OBP: 0.213, SLG: 0.160		x 0-0 ②③ G4-6-3 1-2f		S S S 0-3 ① K		B B B B 4-0 BB			S S S 0-3 ② K	2 1	0 0	0 0	0 0	1 0	1 0	3 0
Lou Klimchock, L (1, 5) OBP: 0.381, SLG: 0.513			x 0-0 ① F8	S S S 0-3 ② K		x 0-0 ③ F9			S S S 0-3 ③ K	4	0	0	0	0	2	3
Ken Suarez, R (1, 2) OBP: 0.333, SLG: 0.571			B B B B 4-0 FC5-4 BB	x 0-0 ③ 1-3			x 0-0 E4 FC2-6			2	0	0	0	1	0	2
Steve Hargan, R (1, 1) OBP: 0.286, SLG: 0.286 Juan Pizarro, L (7, 1) OBP: 0.143, SLG: 0.143			x 0-0 ② FC5-4 1-2f		x 0-0 G6-3 1B		x 0-0 ① FC2-6 CS 1-2f			3 0	0 0	1 0	0 0	0 0	0 0	2 0

TOP

Cleveland Indians @ Minnesota Twins

Metropolitan Stadium, Bloomington , MI

Sun Jun 15 1969, 4:33 AM EDT

Att. 20,712 - Unknown - 70 F

livebaseballscorecards.com

AB	32
R	2
H	5
RBI	2
BB	2
SO	7
LOB	18

Inning Stats	1	2	3	4	5	6	7	8	9	1B: 5 SF: 0	WP: 0 PA: 34
	R: 0 H: 1	R: 0 H: 1	R: 0 H: 0	R: 2 H: 2	R: 0 H: 1	R: 0 H: 0	R: 0 H: 0	R: 0 H: 0	R: 0 H: 0	2B: 0 SAC: 0	PB: 0
	E: 0 LOB: 0	E: 0 LOB: 0	E: 0 LOB: 1	E: 2 LOB: 2	E: 1 LOB: 1	E: 0 LOB: 1	E: 1 LOB: 0	E: 0 LOB: 0	E: 0 LOB: 0	3B: 0 DP: 2	SB: 0
	K: 2 BB: 0	K: 0 BB: 0	K: 0 BB: 1	K: 2 BB: 0	K: 0 BB: 0	K: 1 BB: 1	K: 0 BB: 0	K: 0 BB: 0	K: 2 BB: 0	HR: 0 HBP: 0	CS: 1
	S: 7 P: 7	S: 3 P: 3	S: 3 P: 7	S: 11 P: 11	S: 4 P: 4	S: 5 P: 9	S: 3 P: 3	S: 3 P: 3	S: 7 P: 7		

PITCHER	IP	WLS	BF	H	R	ER	SO	BB	IBB	HBP	BLK	WP	HR	S	P	ERA	WHIP
Dave Boswell, R (1, 1) ERA: 2.93	9.0	W	34	5	2	1	7	2	0	0	0	0	0	46	54	1.00	0.778

PITCHER	IP	WLS	BF	H	R	ER	SO	BB	IBB	HBP	BLK	WP	HR	S	P	ERA	WHIP

Batter	1	2	3	4	5	6	7	8	9	AB	R	H	RBI	BB	SO	LOB
Ted Uhlaender, L (1, 8) OBP: 0.313, SLG: 0.273	x 0-0 BB 3B 1B	x 0-0 ③ L8		x 0-0 ② L8		x 0-0 ③ F3		x 0-0 ③ 4-3		5	1	1	0	0	0	2
Rod Carew, L (1, 4) OBP: 0.454, SLG: 0.569	BBBB 4-0 1-2 3B BB		x 0-0 ① 4-3	x 0-0 1-2 1B			BBBB 4-0 FC3-6 BB 1B BB			2	2	1	0	2	0	0
Tony Oliva, L (1, 9) OBP: 0.371, SLG: 0.432	x 0-0 ① L8		x 0-0 1-3 BB 1B	SSS 0-3 ③ K			SSS 0-3 ① K			4	0	1	0	0	2	5
Harmon Killebrew, R (1, 5) (9, 3) OBP: 0.414, SLG: 0.563	x 0-0 1-H 2-H 3B		BBBB 4-0 1-2 1-3 BB		x 0-0 ① 4-3		BBBB 4-0 1-2 FC3-6 BB			2	0	1	2	2	0	0
Rich Reese, L (1, 3) OBP: 0.301, SLG: 0.460 Cesar Tovar, R (9, 7) OBP: 0.233, SLG: 0.255	x 0-0 ② P4		x 0-0 ② 1-3 1-2 2-3		x 0-0 E3		x 0-0 ② FC3-6 1B 1-2f 2-3			4 0	0 0	0 0	0 0	0 0	0 0	5 0
Graig Nettles, L (1, 7) OBP: 0.339, SLG: 0.416 Frank Quilici, R (9, 5) OBP: 0.175, SLG: 0.145	x 0-0 ③ 4-3		IIII 4-0 IBB		x 0-0 ② F7		x 0-0 1-2 3-H 1B			3 0	0 0	1 0	1 0	1 0	0 0	2 0
Leo Cardenas, R (1, 6) OBP: 0.332, SLG: 0.377		x 0-0 ① P4	x 0-0 ③ P5		x 0-0 ③ F8		x 0-0 ③ 6-3			4	0	0	0	0	0	6
John Roseboro, L (1, 2) OBP: 0.392, SLG: 0.393		BBBB 4-0 BB		x 0-0 ① F7		x 0-0 ① L9		x 0-0 ① P4		3	0	0	0	1	0	0
Dave Boswell, R (1, 1) OBP: 0.132, SLG: 0.216		SSS 0-3 ② K		BBBB 4-0 1B BB		SSS 0-3 ② K		x 0-0 ② F8		3	0	0	0	1	2	1
Inning Stats	R: 2 E: 0 K: 0 S: 5 H: 2 LOB: 1 BB: 1 P: 9	R: 0 E: 0 K: 1 S: 5 H: 0 LOB: 1 BB: 1 P: 9	R: 0 E: 0 K: 0 S: 4 H: 1 LOB: 3 BB: 2 P: 12	R: 0 E: 0 K: 1 S: 6 H: 1 LOB: 2 BB: 1 P: 10	R: 0 E: 1 K: 0 S: 4 H: 0 LOB: 1 BB: 0 P: 4	R: 0 E: 0 K: 1 S: 5 H: 0 LOB: 0 BB: 0 P: 5	R: 1 E: 0 K: 1 S: 6 H: 1 LOB: 2 BB: 2 P: 14	R: 0 E: 0 K: 0 S: 3 H: 0 LOB: 0 BB: 0 P: 3		1B: 4 2B: 0 3B: 1 HR: 0	SF: 0 SAC: 0 DP: 0 HBP: 0					

PITCHER		IP	WLS	BF	H	R	ER	SO	BB	IBB	HBP	BLK	WP	HR	S	P	ERA	WHIP
Steve Hargan, R ERA: 8.2	(1, 1)	6.1	L	31	4	3	3	4	6	1	0	0	0	0	32	60	4.26	1.579
Juan Pizarro, L ERA: 3.67	(7, 1)	1.2		6	1	0	0	0	0	0	0	0	0	0	6	6	0.00	0.600

PITCHER	IP	WLS	BF	H	R	ER	SO	BB	IBB	HBP	BLK	WP	HR	S	P	ERA	WHIP

BOTTOM

Cleveland Indians @ Minnesota Twins

Metropolitan Stadium, Bloomington , MI

Sun Jun 15 1969, 4:33 AM EDT
Att. 20,712 - Unknown - 70 F

livebaseballscorecards.com

AB	30
R	3
H	5
RBI	3
BB	7
SO	4
LOB	21

WP: 0 PB: 0 SB: 0 CS: 0 PA: 37

California Angels @ Minnesota Twins

Metropolitan Stadium, Bloomington , MI

Mon Jun 16 1969, 8:05 PM EDT

Att. 10,588 - Unknown - 77 F

TOP

livebaseballscorecards.com

Batter	1	2	3	4	5	6	7	8	9	AB	R	H	RBI	BB	SO	LOB
Sandy Alomar Sr., S (1, 4) OBP: 0.265, SLG: 0.257	CS 1B		L7		E4 1-2		K		4-3	5	0	1	0	0	1	3
Bill Voss, L (1, 9) OBP: 0.301, SLG: 0.259	FC6-4 1-2 1B		6-3		K		F8			4	0	1	0	0	1	3
Jim Fregosi, R (1, 6) OBP: 0.340, SLG: 0.372	FC6-4 1-2f		L8			1B SF8 2B		F8		4	1	1	0	0	0	1
Rick Reichardt, R (1, 7) OBP: 0.374, SLG: 0.417	6-3			F9		2-3 1B		K		4	0	1	0	0	1	1
Jay Johnstone, L (1, 8) OBP: 0.247, SLG: 0.322		L8		6-3		F2		4-3		4	0	0	0	0	0	2
Aurelio Rodriguez, R (1, 5) OBP: 0.307, SLG: 0.361		BB 1B		6-3		SF8 3-H			1B SF9 1B	3	1	2	1	0	0	0
Jim Spencer, L (1, 3) OBP: 0.324, SLG: 0.303		K	K		K	K			1-3 1B	4	0	1	0	0	3	2
Joe Azcue, R (1, 2) OBP: 0.322, SLG: 0.312		BB 1-2			E 1B		F7		SF9 3-H	2	0	1	1	1	0	0
Tom Murphy, R (1, 1) OBP: 0.167, SLG: 0.138		K	K		K		BB		K	1	0	0	0	0	1	2
Roger Repoz, L (5, PH) OBP: 0.278, SLG: 0.303										1	0	0	0	0	1	1
Greg Washburn, R (5, 1)										0	0	0	0	0	0	0
Eddie Fisher, R (6, 1)										0	0	0	0	0	0	0
Lou Johnson, R (7, PH) OBP: 0.272, SLG: 0.231										0	0	0	0	1	0	0
Pedro Borbon, R (7, 1)										0	0	0	0	0	0	0
Bubba Morton, R (9, PH) OBP: 0.385, SLG: 0.434										1	0	0	0	0	1	1

	AB	33
	R	2
	H	8
	RBI	2
	BB	2
	SO	9
	LOB	16

Inning Stats	1	2	3	4	5	6	7	8	9	1B: 7	SF: 2	WP: 0	PA: 37
	R: 0	R: 0	R: 0	R: 0	R: 0	R: 1	R: 0	R: 0	R: 1	2B: 1	SAC: 0	PB: 0	
	E: 0	E: 0	E: 0	E: 0	E: 1	E: 0	E: 0	E: 0	E: 0	3B: 0	DP: 0	SB: 0	
	K: 0	K: 2	K: 0	K: 0	K: 3	K: 1	K: 1	K: 1	K: 1	HR: 0	HBP: 0	CS: 1	
	S: 4	S: 8	S: 3	S: 3	S: 11	S: 7	S: 5	S: 5	S: 7				
	H: 2	H: 1	H: 0	H: 0	H: 1	H: 2	H: 0	H: 0	H: 2				
	LOB: 1	LOB: 2	LOB: 0	LOB: 0	LOB: 2	LOB: 1	LOB: 1	LOB: 0	LOB: 1				
	BB: 0	BB: 1	BB: 0	BB: 0	BB: 0	BB: 0	BB: 1	BB: 0	BB: 0				
	P: 4	P: 12	P: 3	P: 3	P: 11	P: 7	P: 9	P: 5	P: 7				

PITCHER		IP	WLS	BF	H	R	ER	SO	BB	IBB	HBP	BLK	WP	HR	S	P	ERA	WHIP
Jim Perry, R ERA: 3.38	(1, 1)	9.0	W	37	8	2	2	9	2	0	0	0	0	0	53	61	2.00	1.111

PITCHER	IP	WLS	BF	H	R	ER	SO	BB	IBB	HBP	BLK	WP	HR	S	P	ERA	WHIP

BOTTOM

California Angels @ Minnesota Twins

Metropolitan Stadium, Bloomington , MI

Mon Jun 16 1969, 8:05 PM EDT

Att. 10,588 - Unknown - 77 F

Batter	1	2	3	4	5	6	7	8	9	AB	R	H	RBI	BB	SO	LOB
Ted Uhlaender, L (1, 8) OBP: 0.310, SLG: 0.268	BBBB 4-0 E 1B BB	x 0-0 ②③ L1-3 1-2		x 0-0 ② F5		x 0-0 ③ F9		x 0-0 ② 6-3		4	1	0	0	1	0	4
Rod Carew, L (1, 4)	x 0-0 E3 1B 1-2 S	BBBB 4-0 FC4-6 BB	SSS 0-3 ③ K				x 0-0 ① 4-3	x 0-0 ③ 4-3		4	1	0	0	1	1	3
Tony Oliva, L (1, 9) OBP: 0.369, SLG: 0.429	x 0-0 S 1B 1-2 2-H 1B	x 0-0 ① FC4-6 BB 1-2f 1B		x 0-0 ① 4-3			x 0-0 ② L9			4	2	1	1	0	0	1
Harmon Killebrew, R (1, 5) (7, 3) OBP: 0.419, SLG: 0.580	x 0-0 FC5-4 1-H 2-H 1B	BBBB 4-0 WP 1B 1-2 SF9 BB		x 0-0 ② 6-3			x 0-0 HR			3	2	2	2	1	0	0
Rich Reese, L (1, 3) OBP: 0.302, SLG: 0.456 Frank Quilici, R (7, 5) OBP: 0.190, SLG: 0.179	x 0-0 ① F7	x 0-0 WP 1-2 2-H 1B		x 0-0 ③ F6			x 0-0 2B 2B			3 1	0 1	1 1	1 1	0 0	0 0	1 0
Graig Nettles, L (1, 7) OBP: 0.339, SLG: 0.412 Cesar Tovar, R (6, PR) (7, 7) OBP: 0.238, SLG: 0.266	x 0-0 ② F8	x 0-0 ② SF9 1-2 2-H				BBBB 4-0 BB 1B FC8-6-5-4 BB	x 0-0 2-H 2B			1 1	0 1	0 1	1 1	1 0	0 0	1 0
Leo Cardenas, R (1, 6) OBP: 0.331, SLG: 0.374	x 0-0 ③ FC5-4 1-2f	x 0-0 ③ 5-3				x 0-0 FC8-6-5-4 BB 1-2 1B	x 0-0 ③ F3			4	0	1	0	0	0	3
John Roseboro, L (1, 2) OBP: 0.388, SLG: 0.383 Tom Tischinski, R (9, 2) OBP: 0.333, SLG: 0.200		x 0-0 ① L9		x 0-0 ① P6		BBBB 4-0 FC8-6-5-4 1-2 2-3 BB		x 0-0 ① 4-3		3 0	0 0	0 0	0 0	1 0	0 0	0 0
Jim Perry, S (1, 1) OBP: 0.261, SLG: 0.250		x 0-0 L1-3 1B		x 0-0 1B		x 0-0 ①② FC8-6-5-4 1-2 2-3 3-H		x 0-0 2B		4	0	3	1	0	0	2
Inning Stats	R: 3 H: 2 E: 1 LOB: 1 K: 0 BB: 1 S: 6 P: 10	R: 0 H: 1 E: 0 LOB: 0 K: 0 BB: 0 S: 3 P: 3	R: 2 H: 1 E: 0 LOB: 1 K: 0 BB: 2 S: 4 P: 12	R: 0 H: 1 E: 0 LOB: 1 K: 1 BB: 0 S: 6 P: 6	R: 0 H: 0 E: 0 LOB: 0 K: 0 BB: 0 S: 3 P: 3	R: 1 H: 1 E: 0 LOB: 1 K: 0 BB: 2 S: 3 P: 11	R: 2 H: 3 E: 0 LOB: 1 K: 0 BB: 0 S: 6 P: 6	R: 0 H: 1 E: 0 LOB: 1 K: 0 BB: 0 S: 4 P: 4		1B: 6 SF: 2 2B: 5 SAC: 0 3B: 0 DP: 2 HR: 1 HBP: 0						

livebaseballscorecards.com

AB	32
R	8
H	10
RBI	7
BB	5
SO	1
LOB	15

WP: 1 PA: 38
PB: 0
SB: 4
CS: 0

PITCHER		IP	WLS	BF	H	R	ER	SO	BB	IBB	HBP	BLK	WP	HR	S	P	ERA	WHIP
Tom Murphy, R ERA: 4.69	(1, 1)	4.0	L	20	5	5	4	1	3	0	0	0	1	0	19	31	9.00	2.000
Greg Washburn, R ERA: 3.0	(5, 1)	1.0		6	1	1	1	0	2	0	0	0	0	0	4	12	9.00	3.000
Eddie Fisher, R ERA: 3.99	(6, 1)	1.0		2	0	0	0	0	0	0	0	0	0	0	2	2	0.00	0.000
Pedro Borbon, R ERA: 5.48	(7, 1)	2.0		10	4	2	2	0	0	0	0	0	0	1	10	10	9.00	2.000

PITCHER	IP	WLS	BF	H	R	ER	SO	BB	IBB	HBP	BLK	WP	HR	S	P	ERA	WHIP

California Angels @ Minnesota Twins

Metropolitan Stadium, Bloomington , MI

Tue Jun 17 1969, 8:05 PM EDT

Att. 12,836 - Unknown - 72 F

TOP

livebaseballscorecards.com

Batter	1	2	3	4	5	6	7	8	9	AB	R	H	RBI	BB	SO	LOB
Sandy Alomar Sr., S (1, 4) OBP: 0.273, SLG: 0.261	BBBB 4-0 FC1-6 BB	4-3			3-1	1-2 2-H 3-H HR 1B	5-3		1B	5	1	2	2	1	0	2
Bill Voss, L (1, 9) OBP: 0.313, SLG: 0.310	0-0 FC1-6 BB 1-2f		0-0 5-3 HR 1B		6-3	1-H 2-H HR		1B 1B 1B	F8	6	3	3	3	0	0	2
Jim Fregosi, R (1, 6) OBP: 0.346, SLG: 0.374 Ruben Amaro, R (8, PR) OBP: 0.348, SLG: 0.250 (8, 6)	BBBB 4-0 1-2 BB		0-0 5-3 1-2		1-3			1B SF8 1-3 1B		4 0	0 1	2 0	0 0	1 0	0 0	1 0
Rick Reichardt, R (1, 7) OBP: 0.379, SLG: 0.437	0-0 F3		0-0 2-H HR			F8 SH2-4 BB BB F8		FC6-4 1-3 3-H 1B		4	2	2	3	1	0	3
Jay Johnstone, L (1, 8) OBP: 0.247, SLG: 0.322	0-0 P6		0-0 L7			0-0 SH2-4 1-2	PB 3B 1B	0-0 SF8 3-H		3	1	1	1	0	0	2
Aurelio Rodriguez, R (1, 5) OBP: 0.309, SLG: 0.369		0-0 E5 3B	0-0 F3			4-0 BB IBB 1B IBB	1-H 2B 3B	SSS 0-3 K		4	3	1	1	1	1	1
Joe Azcue, R (1, 2) OBP: 0.315, SLG: 0.317		0-0 F8		0-0 6-3		0-0 F8 2-3	3-H 2B	0-0 FC6-4 1-2f		5	0	1	1	0	0	4
Jim Spencer, L (1, 3) OBP: 0.333, SLG: 0.351		0-0 1-H 3B		0-0 F5		IIII 4-0 1-2 BB 1B IBB	0-0 F2		SSS 0-3 K	4	1	1	1	1	1	1
Andy Messersmith, R (1, 1) OBP: 0.211, SLG: 0.063		0-0 P4		SSS 0-3 K		BBBB 4-0 1-2 2-3 3-H 1B HR BB	SSS 0-3 K		SSS 0-3 K	4	1	0	1	1	3	2

	AB	39
	R	13
	H	13
	RBI	13
	BB	6
	SO	5
	LOB	18

Inning Stats																								
	R: 0	H: 0	R: 1	H: 1	R: 2	H: 2	R: 0	H: 0	R: 0	H: 0	R: 6	H: 3	R: 2	H: 3	R: 2	H: 3	R: 0	H: 1	1B: 8	SF: 1	WP: 0	PA: 47		
	E: 0	LOB: 2	E: 1	LOB: 1	E: 0	LOB: 0	E: 0	LOB: 0	E: 0	LOB: 0	E: 0	LOB: 1	E: 0	LOB: 1	E: 0	LOB: 1	E: 0	LOB: 1	2B: 1	SAC: 1	PB: 1			
	K: 0	BB: 2	K: 0	BB: 0	K: 0	BB: 0	K: 1	BB: 0	K: 0	BB: 0	K: 0	BB: 4	K: 1	BB: 0	K: 1	BB: 0	K: 2	BB: 0	3B: 2	DP: 0	SB: 0			
	S: 3	P: 11	S: 5	P: 5	S: 5	P: 5	S: 5	P: 5	S: 3	P: 3	S: 6	P: 22	S: 8	P: 8	S: 8	P: 8	S: 8	P: 8	HR: 2	HBP: 0	CS: 0			

PITCHER		IP	WLS	BF	H	R	ER	SO	BB	IBB	HBP	BLK	WP	HR	S	P	ERA	WHIP
Danny Morris, R ERA: 8.1	(1, 1)	3.0	L	15	3	3	2	0	2	0	0	0	0	1	13	21	6.00	1.667
Bob Miller, R ERA: 2.51	(4, 1)	2.0		6	0	0	0	1	0	0	0	0	0	0	8	8	0.00	0.000
Jerry Crider, R ERA: 7.36	(6, 1)	0.1		3	0	2	2	0	1	1	0	0	0	0	1	9	54.00	3.000
Al Worthington, R ERA: 17.18	(6, 1)	0.2		10	6	6	6	0	1	1	0	0	0	1	8	16	81.00	10.500
Joe Grzenda, L ERA: 4.03	(7, 1)	3.0		13	4	2	2	4	0	0	0	0	0	0	21	21	6.00	1.333

PITCHER		IP	WLS	BF	H	R	ER	SO	BB	IBB	HBP	BLK	WP	HR	S	P	ERA	WHIP

Batter	1	2	3	4	5	6	7	8	9	AB	R	H	RBI	BB	SO	LOB
Cesar Tovar, R (1, 4) OBP: 0.232, SLG: 0.259	F9		K		L8			P4		4	0	0	0	0	1	2
Rich Reese, L (1, 3) OBP: 0.309, SLG: 0.495	2B			HR	P6			F8		4	1	2	1	0	0	2
Tony Oliva, L (1, 9) OBP: 0.363, SLG: 0.422	F5			K		4-3			4-3	4	0	0	0	0	1	1
Harmon Killebrew, R (1, 5) OBP: 0.412, SLG: 0.569	L8			F3		K			K	4	0	0	0	0	2	1
Graig Nettles, L (1, 7) OBP: 0.336, SLG: 0.400		F7		BB		F8			F5	3	0	0	0	1	0	0
John Roseboro, L (1, 2) OBP: 0.380, SLG: 0.373 Tom Tischinski, R (8, 2) OBP: 0.333, SLG: 0.200		K		P4			F9			3 0	0 0	0 0	0 0	0 0	1 0	1 0
Leo Cardenas, R (1, 6) OBP: 0.332, SLG: 0.373 Frank Quilici, R (7, 6) OBP: 0.186, SLG: 0.175		K			1B BB		K			1 1	0 0	0 0	0 0	1 0	1 1	0 0
Ted Uhlaender, L (1, 8) OBP: 0.310, SLG: 0.269			4-3		1-2 1B		P6			3	0	1	0	0	0	0
Danny Morris, R (1, 1) Rick Renick, R (3, PH) OBP: 0.250, SLG: 0.250 Bob Miller, R (4, 1) Rod Carew, L (5, PH) OBP: 0.445, SLG: 0.553 Jerry Crider, R (6, 1) Al Worthington, R (6, 1) Joe Grzenda, R (7, 1)			K		F7			K		0 1 0 1 0 0 1	0 0 0 0 0 0 0	0 0 0 0 0 0 0	0 0 0 0 0 0 0	0 0 0 0 0 0 0	0 1 0 0 0 0 1	0 0 0 2 0 0 0
Inning Stats	R: 0 E: 0 K: 0 S: 4 H: 1 LOB: 1 BB: 0 P: 4	R: 0 E: 0 K: 2 S: 7 H: 0 LOB: 0 BB: 0 P: 7	R: 0 E: 0 K: 2 S: 7 H: 0 LOB: 0 BB: 0 P: 7	R: 1 E: 0 K: 1 S: 6 H: 1 LOB: 1 BB: 1 P: 10	R: 0 E: 0 K: 0 S: 4 H: 1 LOB: 2 BB: 1 P: 8	R: 0 E: 0 K: 1 S: 5 H: 0 LOB: 0 BB: 0 P: 5	R: 0 E: 0 K: 1 S: 5 H: 0 LOB: 0 BB: 0 P: 5	R: 0 E: 0 K: 1 S: 5 H: 0 LOB: 0 BB: 0 P: 5	R: 0 E: 0 K: 1 S: 5 H: 0 LOB: 0 BB: 0 P: 5	1B: 1 2B: 1 3B: 0 HR: 1 SF: 0 SAC: 0 DP: 0 HBP: 0						

PITCHER	IP	WLS	BF	H	R	ER	SO	BB	IBB	HBP	BLK	WP	HR	S	P	ERA	WHIP
Andy Messersmith, R (1, 1) ERA: 3.21	9.0	W	32	3	1	1	9	2	0	0	0	0	1	48	56	1.00	0.556

PITCHER	IP	WLS	BF	H	R	ER	SO	BB	IBB	HBP	BLK	WP	HR	S	P	ERA	WHIP

BOTTOM

California Angels @ Minnesota Twins

Metropolitan Stadium, Bloomington , MI

Tue Jun 17 1969, 8:05 PM EDT

Att. 12,836 - Unknown - 72 F

livebaseballscorecards.com

AB	30
R	1
H	3
RBI	1
BB	2
SO	9
LOB	9

PA: 32

Batter	1	2	3	4	5	6	7	8	9	AB	R	H	RBI	BB	SO	LOB
Sandy Alomar Sr., S (1, 4) OBP: 0.277, SLG: 0.267	0-0 L6-5 1B		0-0 6-3 ③			0-0 6-3 ②		0-0 1-3 3-H 1B		4	0	2	1	0	0	0
Aurelio Rodriguez, R (1, 5) OBP: 0.304, SLG: 0.362	0-3 K ①			0-0 F5 ①		0-3 K ③		0-0 F8 ③		4	0	0	0	0	2	4
Jim Fregosi, R (1, 6) OBP: 0.348, SLG: 0.377	0-0 1-3 1B			0-0 4-3 ②			0-0 G3-6-1-4 1B		0-0 6-3 ①	4	0	2	0	0	0	0
Rick Reichardt, R (1, 7) OBP: 0.372, SLG: 0.427	0-0 L6-5 ②③ 3-H			0-0 5-3 ③			0-0 F8 ①		0-0 6-3 ②	4	0	0	0	0	0	3
Joe Azcue, R (1, 2) OBP: 0.302, SLG: 0.302		0-0 F7 ①			0-0 5-3 ①		0-0 G3-6-1-4 ②③ 1-2f		0-0 P6 ③	4	0	0	0	0	0	1
Bubba Morton, R (1, 9) OBP: 0.382, SLG: 0.429		0-0 6-3 ②			0-0 1B G3-2 1B			0-0 F3 ①		3	0	1	0	0	0	0
Jim Hicks, R (1, 3) OBP: 0.286, SLG: 0.393		SSS 0-3 K ③			x 0-0 1-3 1B			SSS 0-3 K ②		3	0	1	0	0	2	0
Jay Johnstone, L (1, 8) OBP: 0.244, SLG: 0.319 Winston Llenas, R (8, PH) OBP: 0.250, SLG: 0.250 Roger Repoz, L (8, PR) OBP: 0.278, SLG: 0.303 (8, 8)			x 0-0 6-3 ①		x 0-0 G3-2 ②③ 3-Hf			x 0-0 1B 1B 1B		2 1 0	0 0 1	0 1 0	0 0 0	0 0 0	0 0 0	2 0 0
Jim McGlothlin, R (1, 1) OBP: 0.160, SLG: 0.125 Lou Johnson, R (8, PH) OBP: 0.279, SLG: 0.239 Hoyt Wilhelm, R (8, 1)		SSS 0-3 K ②				x 0-0 F9 ①		x 0-0 1B 1-3 1B		2 1 0	0 0 0	0 1 0	0 0 0	1 0 0	0 0 0	0 0 0
Inning Stats	R: 0 E: 0 K: 1 S: 6 H: 2 LOB: 1 BB: 0 P: 6	R: 0 E: 0 K: 1 S: 5 H: 0 LOB: 0 BB: 0 P: 5	R: 0 E: 0 K: 1 S: 5 H: 0 LOB: 0 BB: 0 P: 5	R: 0 E: 0 K: 0 S: 3 H: 0 LOB: 0 BB: 0 P: 3	R: 0 E: 0 K: 0 S: 4 H: 2 LOB: 1 BB: 0 P: 4	R: 0 E: 0 K: 1 S: 5 H: 0 LOB: 0 BB: 0 P: 5	R: 0 E: 0 K: 0 S: 3 H: 1 LOB: 0 BB: 0 P: 3	R: 1 E: 0 K: 1 S: 8 H: 3 LOB: 3 BB: 0 P: 8	R: 0 E: 0 K: 0 S: 3 H: 0 LOB: 0 BB: 0 P: 3	1B: 8 2B: 2 3B: 0 HR: 0	SF: 0 SAC: 0 DP: 3 HBP: 0						

PITCHER	IP	WLS	BF	H	R	ER	SO	BB	IBB	HBP	BLK	WP	HR	S	P	ERA	WHIP
Jim Kaat, L (1, 1) ERA: 2.31	9.0	W	32	8	1	1	5	0	0	0	0	0	0	42	42	1.00	0.889

PITCHER	IP	WLS	BF	H	R	ER	SO	BB	IBB	HBP	BLK	WP	HR	S	P	ERA	WHIP

TOP

California Angels @ Minnesota Twins

Metropolitan Stadium, Bloomington , MI

Wed Jun 18 1969, 8:05 PM EDT

Att. 13,014 - Unknown - 78 F

livebaseballscorecards.com

AB	32
R	1
H	8
RBI	1
BB	0
SO	5
LOB	10

1B: 8	SF: 0	WP: 0	PA: 32
2B: 2	SAC: 0	PB: 0	
3B: 0	DP: 3	SB: 0	
HR: 0	HBP: 0	CS: 0	

Batter	1	2	3	4	5	6	7	8	9	AB	R	H	RBI	BB	SO	LOB
Ted Uhlaender, L (1, 8) OBP: 0.314, SLG: 0.270	BBBB 4-0 4-3 BB		x 0-0 ② 4-3		x 0-0 ③ 6-3			x 0-0 1-3 S 2B 1B		3	1	1	0	1	0	0
Rod Carew, L (1, 4) OBP: 0.436, SLG: 0.541	x 0-0 ① 4-3 1-2		x 0-0 ③ 1-3			x 0-0 ① 1-3		SSS 0-3 ② K 1-2		4	0	0	0	0	1	3
Tony Oliva, L (1, 9) OBP: 0.362, SLG: 0.416	SSS 0-3 ② K			SSS 0-3 ① K		SSS 0-3 ② K		I I I I 4-0 2B IBB		3	0	0	0	1	3	1
Harmon Killebrew, R (1, 5) OBP: 0.410, SLG: 0.567 Frank Quilici, R (8, PR) OBP: 0.186, SLG: 0.175 (9, 5)	x 0-0 ③ 5-3			x 0-0 ② 4-3		x 0-0 ③ 5-3		x 0-0 1-3 2-H 3-H 2B		4 0	0 0	1 0	2 0	0 0	0 0	1 0
Rich Reese, L (1, 3) OBP: 0.307, SLG: 0.482		x 0-0 ① 4-3		BBBB 4-0 BB			x 0-0 ① 4-3	x 0-0 ③ G3		3	0	0	0	1	0	3
Charlie Manuel, L (1, 7) OBP: 0.383, SLG: 0.397 Rick Renick, R (9, 6) OBP: 0.250, SLG: 0.250		SSS 0-3 ② K		x 0-0 ③ 4-3			x 0-0 ② F7			3 0	0 0	0 0	0 0	0 0	1 0	1 0
John Roseboro, L (1, 2) OBP: 0.379, SLG: 0.380		x 0-0 2B			x 0-0 ① 3-1		x 0-0 ③ F8			3	0	1	0	0	0	0
Leo Cardenas, R (1, 6) OBP: 0.332, SLG: 0.372 Cesar Tovar, R (8, PR) OBP: 0.232, SLG: 0.259 (9, 7)		x 0-0 ③ 5-3			x 0-0 ② 1-3			x 0-0 1B 2B 1B		3 0	0 1	1 0	0 0	0 0	0 0	1 0
Jim Kaat, L (1, 1) OBP: 0.175, SLG: 0.289			x 0-0 ① 4-3		x 0-0 HR			SSS 0-3 ① K		3	1	1	1	0	1	1
Inning Stats	R: 0 E: 0 K: 1 S: 5 H: 0 LOB: 1 BB: 1 P: 9	R: 0 E: 0 K: 1 S: 6 H: 1 LOB: 1 BB: 0 P: 6	R: 0 E: 0 K: 0 S: 3 H: 0 LOB: 0 BB: 0 P: 3	R: 0 E: 0 K: 1 S: 5 H: 0 LOB: 1 BB: 1 P: 9	R: 1 E: 0 K: 0 S: 4 H: 1 LOB: 0 BB: 0 P: 4	R: 0 E: 0 K: 1 S: 5 H: 0 LOB: 0 BB: 0 P: 5	R: 0 E: 0 K: 0 S: 3 H: 0 LOB: 0 BB: 0 P: 3	R: 2 E: 0 K: 2 S: 10 H: 3 LOB: 3 BB: 1 P: 14		1B: 2 2B: 2 3B: 0 HR: 1	SF: 0 SAC: 0 DP: 0 HBP: 0						

PITCHER		IP	WLS	BF	H	R	ER	SO	BB	IBB	HBP	BLK	WP	HR	S	P	ERA	WHIP
Jim McGlothlin, R ERA: 2.7	(1, 1)	7.0		25	2	1	1	4	2	0	0	0	0	1	31	39	1.29	0.571
Hoyt Wilhelm, R ERA: 2.89	(8, 1)	1.0	L	7	3	2	2	2	0	1	0	0	0	0	10	14	18.00	3.000

PITCHER	IP	WLS	BF	H	R	ER	SO	BB	IBB	HBP	BLK	WP	HR	S	P	ERA	WHIP

BOTTOM

California Angels @ Minnesota Twins

Metropolitan Stadium, Bloomington , MI

Wed Jun 18 1969, 8:05 PM EDT

Att. 13,014 - Unknown - 78 F

livebaseballscorecards.com

AB	29
R	3
H	5
RBI	3
BB	3
SO	6
LOB	11



Batter	1	2	3	4	5	6	7	8	9	AB	R	H	RBI	BB	SO	LOB
Sandy Alomar Sr., S (1, 4) OBP: 0.272, SLG: 0.261	6-3			F7		1-3		FC4-6 1-2f		4	0	0	0	0	0	1
Bill Voss, L (1, 9) OBP: 0.301, SLG: 0.297	6-3			P6			F5		3-1	4	0	0	0	0	0	0
Jim Fregosi, R (1, 6) OBP: 0.347, SLG: 0.388	F9			L8			HR		L8	4	1	1	1	0	0	0
Rick Reichardt, R (1, 7) OBP: 0.369, SLG: 0.423		F8			K		K		1B	4	0	1	0	0	2	0
Jay Johnstone, L (1, 8) OBP: 0.249, SLG: 0.319		K			1B		WP BB		K	3	0	1	0	1	2	1
Aurelio Rodriguez, R (1, 5) OBP: 0.300, SLG: 0.357		F8			F8		5-3 1-2			3	0	0	0	0	0	2
Joe Azcue, R (1, 2) OBP: 0.293, SLG: 0.292			L8		K			6-3		3	0	0	0	0	1	1
Jim Spencer, L (1, 3) OBP: 0.311, SLG: 0.325			F7			K		F7		3	0	0	0	0	1	0
George Brunet, R (1, 1) Pedro Borbon, R (3, 1) Lou Johnson, R (6, PH) OBP: 0.276, SLG: 0.237 Bob Priddy, R (6, 1) Roger Repoz, L (8, PH) OBP: 0.283, SLG: 0.303 Eddie Fisher, R (8, 1)			K			K		FC4-6 BB		1 0 1 0 0 0	0 0 0 0 0 0	0 0 0 0 1 0	0 0 0 0 0 0	0 0 0 0 1 0	1 0 1 0 0 0	0 0 0 0 0 0
Inning Stats	R: 0 E: 0 K: 0 S: 3 H: 0 LOB: 0 BB: 0 P: 3	R: 0 E: 0 K: 1 S: 5 H: 0 LOB: 0 BB: 0 P: 5	R: 0 E: 0 K: 1 S: 5 H: 0 LOB: 0 BB: 0 P: 5	R: 0 E: 0 K: 0 S: 3 H: 0 LOB: 0 BB: 0 P: 3	R: 0 E: 0 K: 2 S: 8 H: 1 LOB: 1 BB: 0 P: 8	R: 0 E: 0 K: 2 S: 7 H: 0 LOB: 0 BB: 0 P: 7	R: 1 E: 0 K: 1 S: 6 H: 1 LOB: 1 BB: 1 P: 10	R: 0 E: 0 K: 0 S: 3 H: 0 LOB: 1 BB: 1 P: 7	R: 0 E: 0 K: 1 S: 6 H: 1 LOB: 1 BB: 0 P: 6	1B: 2 2B: 0 3B: 0 HR: 1	SF: 0 SAC: 0 DP: 0 HBP: 0					

PITCHER	IP	WLS	BF	H	R	ER	SO	BB	IBB	HBP	BLK	WP	HR	S	P	ERA	WHIP
Dick Woodson, R (1, 1) ERA: 3.69	9.0	W	32	3	1	1	8	2	0	0	0	1	1	46	54	1.00	0.556

PITCHER	IP	WLS	BF	H	R	ER	SO	BB	IBB	HBP	BLK	WP	HR	S	P	ERA	WHIP

TOP

California Angels @ Minnesota Twins

Metropolitan Stadium, Bloomington , MI

Thu Jun 19 1969, 4:33 AM EDT

Att. 14,050 - Unknown - 56 F

livebaseballscorecards.com

AB	30
R	1
H	3
RBI	1
BB	2
SO	8
LOB	5

WP: 1	PB: 0	SB: 0	CS: 0	PA:	32

Batter	1	2	3	4	5	6	7	8	9	AB	R	H	RBI	BB	SO	LOB
Cesar Tovar, R (1, 8) OBP: 0.237, SLG: 0.272	E2 3B	6-3		6-3 1-2 2-3		6-3		BBBB 1-3 1B BB		4	2	1	0	1	0	4
Rod Carew, L (1, 4) OBP: 0.440, SLG: 0.545	BBBB S BB		E 1B 1B 1B	1B 2-H 3-H 2B		1-3		1-3 1-3		4	2	2	2	1	0	1
Harmon Killebrew, R (1, 3) OBP: 0.408, SLG: 0.561 Rich Reese, L (7, 3) OBP: 0.313, SLG: 0.486	P6 1-2		E5 1-3 1B 1B	SSS K		L8		3-H 1B		4 1	1 0	1 1	0 1	0 1	1 0	2 0
Bob Allison, R (1, 7) OBP: 0.310, SLG: 0.365	5-3		4-3 2-H 3-H 1B	1B 2-H 1B			5-3	F3		5	0	2	3	0	0	2
Leo Cardenas, R (1, 6) OBP: 0.331, SLG: 0.370	SSS K		4-3 2-3	FC4-6 1-2 1B			6-3			4	0	1	0	0	1	2
Rick Renick, R (1, 9) OBP: 0.250, SLG: 0.250 Ted Uhlaender, L (7, PR) OBP: 0.314, SLG: 0.270 (8, 9)		5-3	1-3	FC4-6 1-2f			2B 1B			4 0	0 1	1 0	0 0	0 0	0 0	3 0
Frank Quilici, R (1, 5) OBP: 0.206, SLG: 0.200	BBBB 1B BB	SSS K			L8		1-H 2B			3	0	1	1	1	1	1
Tom Tischinski, R (1, 2) OBP: 0.313, SLG: 0.214	F9			E E 2B 1B	P3		G3			4	1	1	0	0	0	3
Dick Woodson, R (1, 1) OBP: 0.190, SLG: 0.105	1-2 1B			E4 E 1-2 2B	SSS K			5-3		4	1	1	0	0	1	1
Inning Stats	R: 1 H: 1 E: 1 LOB: 1 K: 1 BB: 1 S: 6 P: 10	R: 0 H: 1 E: 0 LOB: 2 K: 0 BB: 1 S: 4 P: 8	R: 2 H: 3 E: 1 LOB: 1 K: 1 BB: 0 S: 8 P: 8	R: 3 H: 4 E: 2 LOB: 2 K: 1 BB: 0 S: 10 P: 10	R: 0 H: 0 E: 0 LOB: 0 K: 1 BB: 0 S: 5 P: 5	R: 0 H: 0 E: 0 LOB: 0 K: 0 BB: 0 S: 3 P: 3	R: 1 H: 2 E: 0 LOB: 2 K: 0 BB: 0 S: 5 P: 5	R: 1 H: 1 E: 0 LOB: 1 K: 0 BB: 1 S: 4 P: 8		1B: 9 SF: 0 2B: 2 SAC: 0 3B: 1 DP: 0 HR: 0 HBP: 0						

PITCHER	IP	WLS	BF	H	R	ER	SO	BB	IBB	HBP	BLK	WP	HR	S	P	ERA	WHIP
George Brunet, L (1, 1) ERA: 4.47	2.0	L	13	5	3	1	1	2	0	0	0	0	0	13	21	4.50	3.500
Pedro Borbon, R (3, 1) ERA: 4.85	3.0		14	4	3	0	3	0	0	0	0	0	0	20	20	0.00	1.333
Bob Priddy, R (6, 1) ERA: 5.68	2.0		8	2	1	1	0	0	0	0	0	0	0	8	8	4.50	1.000
Eddie Fisher, R (8, 1) ERA: 4.12	1.0		5	1	1	1	0	1	0	0	0	0	0	4	8	9.00	2.000

PITCHER	IP	WLS	BF	H	R	ER	SO	BB	IBB	HBP	BLK	WP	HR	S	P	ERA	WHIP

BOTTOM

California Angels @ Minnesota Twins

Metropolitan Stadium, Bloomington , MI

Thu Jun 19 1969, 4:33 AM EDT
Att. 14,050 - Unknown - 56 F

livebaseballscorecards.com

AB	37
R	8
H	12
RBI	7
BB	3
SO	4
LOB	19

WP: 0 PA: 40
PB: 0
SB: 1
CS: 0

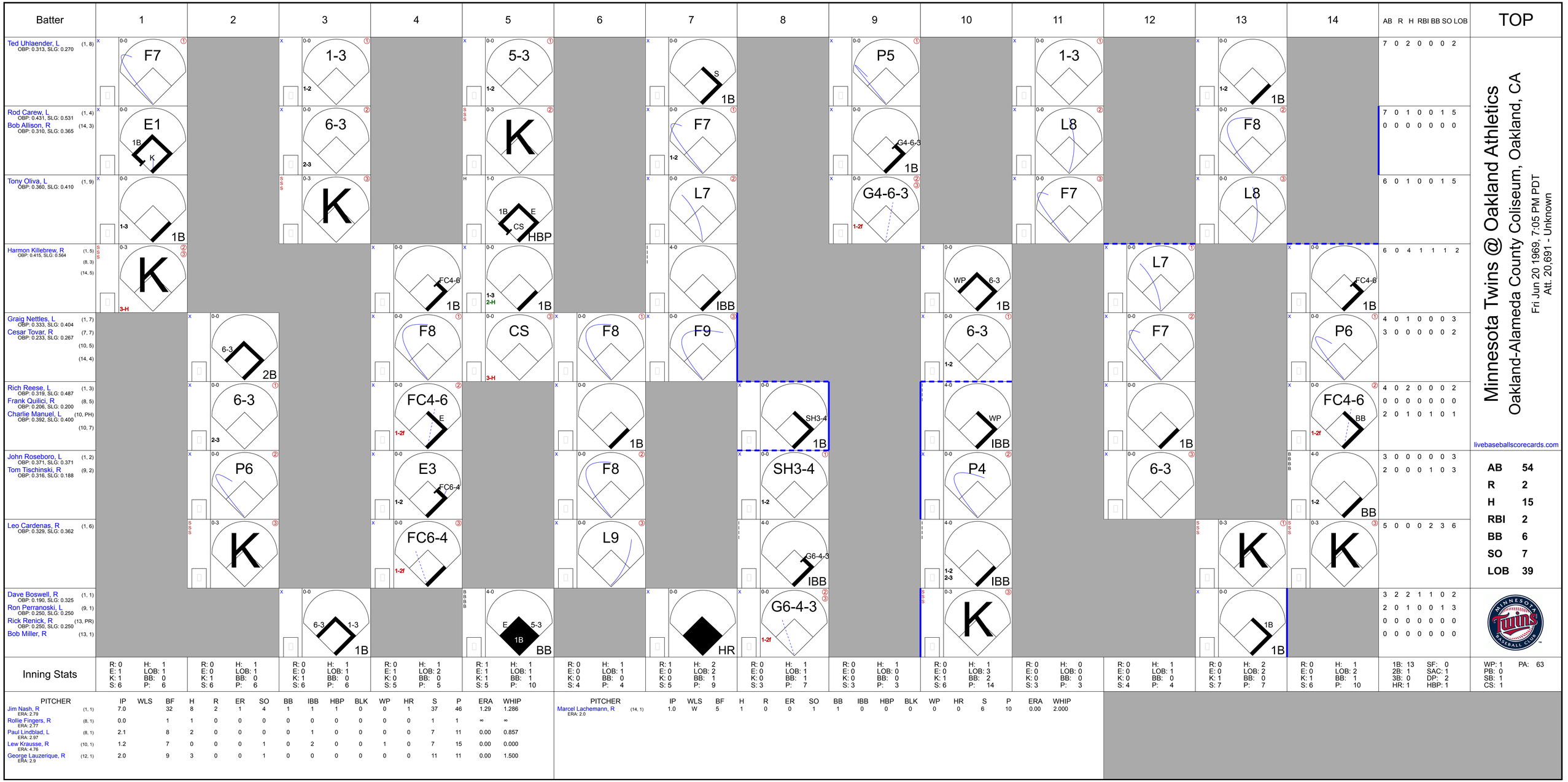
Batter
1
2
3
4
5
6
7
8
9
10
11
12
13
14
AB R H RBI BB SO LOB
TOP
Ted Uhlaender, L (1, 8) OBP: 0.313, SLG: 0.270
F7
1-3
5-3
S
1B
P5
1-3
F8
7 0 2 0 0 0 2
Rod Carew, L (1, 4) OBP: 0.431, SLG: 0.531
Bob Allison, R (14, 3) OBP: 0.310, SLG: 0.365
E1
1B
K
6-3
2-3
K
F7
1-2
G4-6-3
1B
L8
F8
7 0 1 0 0 1 5
0 0 0 0 0 0 0
Tony Oliva, L (1, 9) OBP: 0.360, SLG: 0.410
1-3
1B
K
1B
E
CS
HBP
L7
G4-6-3
1-2f
F7
L8
6 0 1 0 0 1 5
Harmon Killebrew, R (1, 5) (8, 3) (14, 5) OBP: 0.415, SLG: 0.564
K
3-H
FC4-6
1B
1-3
2-H
1B
IBB
WP
6-3
1B
L7
FC4-6
1B
6 0 4 1 1 1 2
Graig Nettles, L (1, 7) OBP: 0.333, SLG: 0.404
Cesar Tovar, R (7, 7) (10, 5) (14, 4) OBP: 0.233, SLG: 0.267
6-3
2B
F8
CS
3-H
F8
1B
F9
6-3
1-2
F7
P6
4 0 1 0 0 0 3
3 0 0 0 0 0 2
Rich Reese, L (1, 3) OBP: 0.319, SLG: 0.487
Frank Quilici, R (8, 5) OBP: 0.206, SLG: 0.200
Charlie Manuel, L (10, PH) (10, 7) OBP: 0.392, SLG: 0.400
6-3
2-3
FC4-6
E
1-2f
1B
SH3-4
1B
WP
IBB
1B
FC4-6
BB
1-2f
4 0 2 0 0 0 2
0 0 0 0 0 0 0
2 0 1 0 1 0 1
John Roseboro, L (1, 2) OBP: 0.371, SLG: 0.371
Tom Tischinski, R (9, 2) OBP: 0.316, SLG: 0.188
P6
E3
FC6-4
1-2
F8
SH3-4
1-2
P4
6-3
BB
1-2
3 0 0 0 0 0 3
2 0 0 0 1 0 3
Leo Cardenas, R (1, 6) OBP: 0.329, SLG: 0.362
K
FC6-4
1-2f
L9
G6-4-3
IBB
1-2
2-3
IBB
K
K
5 0 0 0 2 3 6
Dave Boswell, R (1, 1) OBP: 0.190, SLG: 0.325
Ron Perranoski, L (9, 1) OBP: 0.250, SLG: 0.250
Rick Renick, R (13, PR) OBP: 0.250, SLG: 0.250
Bob Miller, R (13, 1)
6-3
1-3
1B
E
5-3
1B
BB
HR
G6-4-3
1-2f
K
1B
1B
3 2 2 1 1 0 2
2 0 1 0 0 1 3
0 0 0 0 0 0 0
0 0 0 0 0 0 0
Minnesota Twins @ Oakland Athletics
Oakland-Alameda County Coliseum, Oakland, CA
Fri Jun 20 1969, 7:05 PM PDT
Att. 20,691 - Unknown
livebaseballscorecards.com
AB 54
R 2
H 15
RBI 2
BB 6
SO 7
LOB 39
Inning Stats
R: 0 H: 1 E: 1 LOB: 1 K: 1 BB: 0 S: 6 P: 6
R: 0 H: 1 E: 0 LOB: 1 K: 1 BB: 0 S: 6 P: 6
R: 0 H: 1 E: 0 LOB: 1 K: 1 BB: 0 S: 6 P: 6
R: 0 H: 1 E: 1 LOB: 1 K: 0 BB: 0 S: 5 P: 6
R: 1 H: 1 E: 1 LOB: 2 K: 1 BB: 0 S: 5 P: 5
R: 0 H: 1 E: 0 LOB: 1 K: 0 BB: 0 S: 4 P: 4
R: 1 H: 2 E: 0 LOB: 2 K: 0 BB: 1 S: 5 P: 9
R: 0 H: 1 E: 0 LOB: 1 K: 0 BB: 1 S: 3 P: 7
R: 0 H: 1 E: 0 LOB: 0 K: 0 BB: 0 S: 3 P: 3
R: 0 H: 1 E: 0 LOB: 3 K: 1 BB: 2 S: 6 P: 14
R: 0 H: 0 E: 0 LOB: 0 K: 0 BB: 0 S: 3 P: 3
R: 0 H: 1 E: 0 LOB: 1 K: 0 BB: 0 S: 4 P: 4
R: 0 H: 2 E: 0 LOB: 2 K: 1 BB: 0 S: 7 P: 7
R: 0 H: 1 E: 0 LOB: 2 K: 1 BB: 1 S: 6 P: 10
1B: 13 SF: 0 2B: 1 SAC: 1 3B: 0 DP: 2 HR: 1 HBP: 1
WP: 1 PA: 63 PB: 0 SB: 1 CS: 1
PITCHER IP WLS BF H R ER SO BB IBB HBP BLK WP HR S P ERA WHIP
Jim Nash, R (1, 1) ERA: 2.79 7.0 32 8 2 1 4 1 1 1 0 0 1 37 46 1.29 1.286
Rollie Fingers, R (8, 1) ERA: 2.77 0.0 1 1 0 0 0 0 0 0 0 0 0 1 1 ∞ ∞
Paul Lindblad, L (8, 1) ERA: 2.97 2.1 8 2 0 0 0 0 1 0 0 0 0 7 11 0.00 0.857
Lew Krausse, R (10, 1) ERA: 4.76 1.2 7 0 0 0 1 0 2 0 0 1 0 7 15 0.00 0.000
George Lauzerique, R (12, 1) ERA: 2.9 2.0 9 3 0 0 1 0 0 0 0 0 0 11 11 0.00 1.500
PITCHER IP WLS BF H R ER SO BB IBB HBP BLK WP HR S P ERA WHIP
Marcel Lachemann, R (14, 1) ERA: 2.0 1.0 W 5 1 0 0 1 1 0 0 0 0 0 0 6 10 0.00 2.000

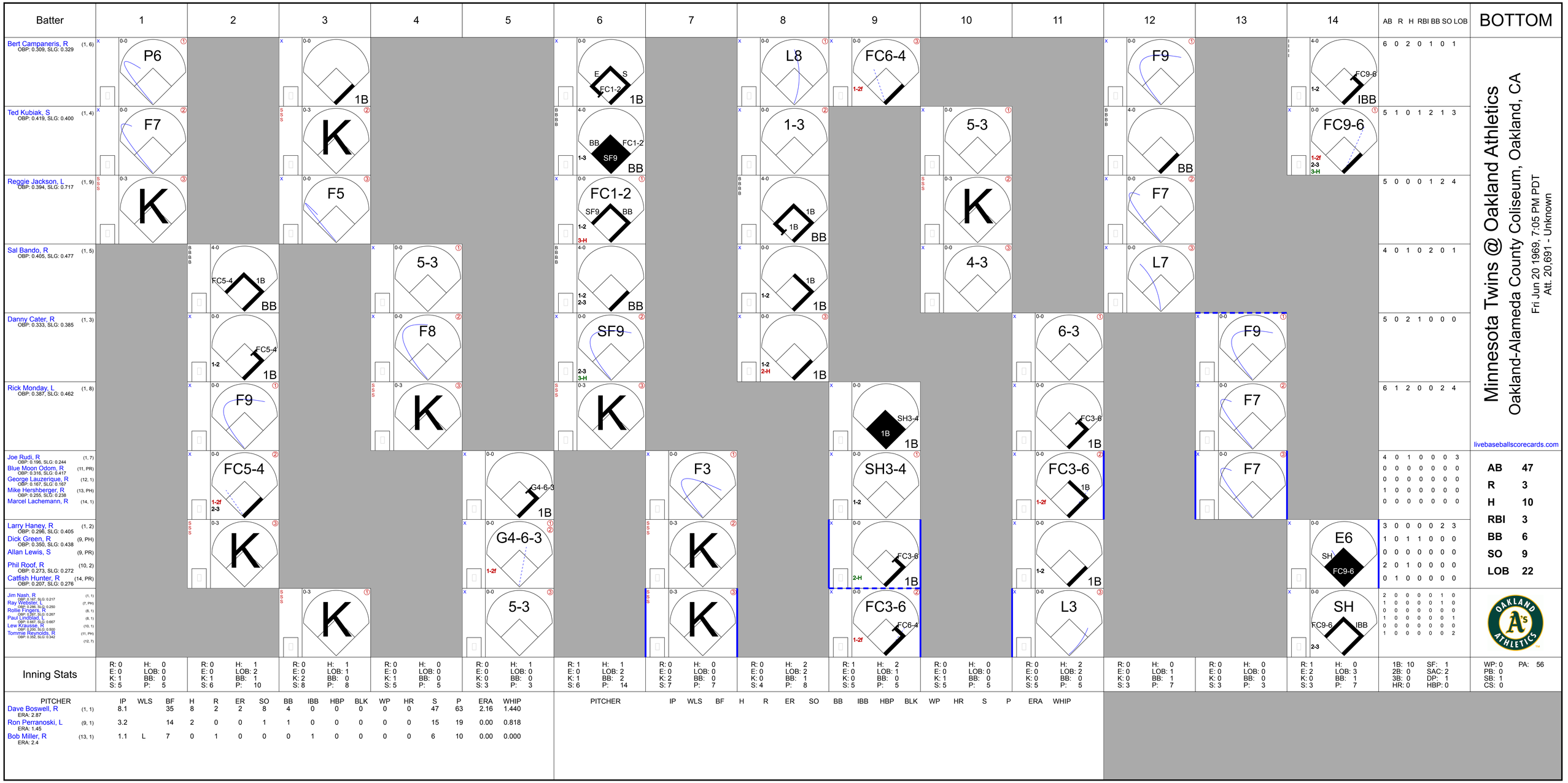
Batter
1
2
3
4
5
6
7
8
9
10
11
12
13
14
AB R H RBI BB SO LOB
BOTTOM
Bert Campaneris, R (1, 6)
OBP: 0.309, SLG: 0.329
P6
1B
L8
FC6-4
F9
FC9-6
IBB
6 0 2 0 1 0 1
Ted Kubiak, S (1, 4)
OBP: 0.419, SLG: 0.400
F7
K
FC1-2
1B
1-3
SF9
BB
5-3
F9
BB
FC9-6
1-2f
2-3
3-H
5 1 0 1 2 1 3
Reggie Jackson, L (1, 9)
OBP: 0.394, SLG: 0.717
K
F5
FC1-2
SF9
BB
1-2
3-H
1B
BB
K
F7
5 0 0 0 1 2 4
Sal Bando, R (1, 5)
OBP: 0.405, SLG: 0.477
FC5-4
1B
BB
5-3
1-2
2-3
BB
1-2
1B
4-3
L7
4 0 1 0 2 0 1
Danny Cater, R (1, 3)
OBP: 0.333, SLG: 0.385
FC5-4
1-2
1B
F8
SF9
2-3
3-H
1-2
2-H
1B
6-3
F9
5 0 2 1 0 0 0
Rick Monday, L (1, 8)
OBP: 0.387, SLG: 0.462
F9
K
K
SH3-4
1B
FC3-6
F7
6 1 2 0 0 2 4
Joe Rudi, R (1, 7)
OBP: 0.196, SLG: 0.244
Blue Moon Odom, R (11, PR)
OBP: 0.316, SLG: 0.417
George Lauzerique, R (12, 1)
OBP: 0.167, SLG: 0.167
Mike Hershberger, R (13, PH)
OBP: 0.255, SLG: 0.238
Marcel Lachemann, R (14, 1)
FC5-4
1-2f
2-3
G4-6-3
1B
F3
SH3-4
1-2
FC3-6
1B
1-2f
F7
4 0 1 0 0 0 3
0 0 0 0 0 0 0
0 0 0 0 0 0 0
1 0 0 0 0 0 0
0 0 0 0 0 0 0
Larry Haney, R (1, 2)
OBP: 0.296, SLG: 0.405
Dick Green, R (9, PH)
OBP: 0.350, SLG: 0.438
Allan Lewis, S (9, PR)
Phil Roof, R (10, 2)
OBP: 0.273, SLG: 0.272
Catfish Hunter, R (14, PR)
OBP: 0.207, SLG: 0.276
K
G4-6-3
1-2f
K
FC3-6
2-H
1B
E6
SH
FC9-6
3 0 0 0 0 2 3
1 0 1 1 0 0 0
0 0 0 0 0 0 0
2 0 1 0 0 0 0
0 1 0 0 0 0 0
Jim Nash, R (1, 1)
OBP: 0.167, SLG: 0.217
Ray Webster, L (7, PH)
OBP: 0.286, SLG: 0.250
Rollie Fingers, R (8, 1)
OBP: 0.000, SLG: 0.267
Paul Lindblad (8, 1)
OBP: 0.667, SLG: 0.667
Lew Krausse, R (10, 1)
OBP: 0.200, SLG: 0.500
Tommie Reynolds, R (11, PH)
OBP: 0.352, SLG: 0.342
(12, 7)
K
5-3
FC3-6
FC6-4
1-2f
L3
SH
FC9-6
IBB
2-3
2 0 0 0 0 1 0
1 0 0 0 0 1 0
0 0 0 0 0 0 0
1 0 0 0 0 0 1
0 0 0 0 0 0 0
1 0 0 0 0 0 2
Minnesota Twins @ Oakland Athletics
Oakland-Alameda County Coliseum, Oakland, CA
Fri Jun 20 1969, 7:05 PM PDT
Att. 20,691 - Unknown
livebaseballscorecards.com
AB 47
R 3
H 10
RBI 3
BB 6
SO 9
LOB 22
Inning Stats
1: R: 0 E: 0 K: 1 S: 5 | H: 0 LOB: 0 BB: 0 P: 5
2: R: 0 E: 0 K: 1 S: 6 | H: 1 LOB: 2 BB: 1 P: 10
3: R: 0 E: 0 K: 2 S: 8 | H: 1 LOB: 1 BB: 0 P: 8
4: R: 0 E: 0 K: 1 S: 5 | H: 0 LOB: 0 BB: 0 P: 5
5: R: 0 E: 0 K: 0 S: 3 | H: 1 LOB: 0 BB: 0 P: 3
6: R: 1 E: 0 K: 1 S: 6 | H: 1 LOB: 2 BB: 2 P: 14
7: R: 0 E: 0 K: 2 S: 7 | H: 0 LOB: 0 BB: 0 P: 7
8: R: 0 E: 0 K: 0 S: 4 | H: 2 LOB: 2 BB: 1 P: 8
9: R: 1 E: 0 K: 0 S: 5 | H: 2 LOB: 1 BB: 0 P: 5
10: R: 0 E: 0 K: 1 S: 5 | H: 0 LOB: 0 BB: 0 P: 5
11: R: 0 E: 0 K: 0 S: 5 | H: 2 LOB: 2 BB: 0 P: 5
12: R: 0 E: 0 K: 0 S: 3 | H: 0 LOB: 1 BB: 1 P: 7
13: R: 0 E: 0 K: 0 S: 3 | H: 0 LOB: 0 BB: 0 P: 3
14: R: 1 E: 2 K: 0 S: 3 | H: 0 LOB: 3 BB: 1 P: 7
1B: 10 2B: 0 3B: 0 HR: 0
SF: 1 SAC: 2 DP: 1 HBP: 0
WP: 0 PB: 0 SB: 1 CS: 0
PA: 56
PITCHER IP WLS BF H R ER SO BB IBB HBP BLK WP HR S P ERA WHIP
Dave Boswell, R (1, 1) ERA: 2.87 8.1 35 8 2 2 8 4 0 0 0 0 0 47 63 2.16 1.440
Ron Perranoski, L (9, 1) ERA: 1.45 3.2 14 2 0 0 1 1 0 0 0 0 0 15 19 0.00 0.818
Bob Miller, R (13, 1) ERA: 2.4 1.1 L 7 0 1 0 0 0 1 0 0 0 0 6 10 0.00 0.000
PITCHER IP WLS BF H R ER SO BB IBB HBP BLK WP HR S P ERA WHIP

Batter	1	2	3	4	5	6	7	8	9	10	AB	R	H	RBI	BB	SO	LOB
Ted Uhlaender, L (1, 8) OBP: 0.313, SLG: 0.276	4-3			1B 2B	F7		F7			HR 1B E4	6	3	2	0	0	0	3
Rod Carew, L (1, 4) OBP: 0.432, SLG: 0.530	K			K		BB 1B 1B		K		HR 1B E 1B	6	3	3	1	0	3	1
Harmon Killebrew, R (1, 5) (8, 3) OBP: 0.421, SLG: 0.577	F9			2-H 1B		1B 1-2 1B BB		K		HR BB	4	3	2	4	2	1	0
Tony Oliva, L (1, 9) OBP: 0.355, SLG: 0.402		L8		F3		F6		F3		E E3	5	1	0	1	1	0	4
Rich Reese, L (1, 3) OBP: 0.311, SLG: 0.475		F9		K		F6			6-3	S 1B 1B	3	0	0	0	0	1	3
Cesar Tovar, R (8, 7) OBP: 0.240, SLG: 0.269										BB	2	1	1	0	1	0	0
Graig Nettles, L (1, 7) OBP: 0.341, SLG: 0.405		K			1B BB	1-3 2-H 1B			F8	1B BB 1-3	2	0	1	1	1	1	0
Frank Quilici, R (8, 5) OBP: 0.227, SLG: 0.210											2	1	1	1	1	0	0
Leo Cardenas, R (1, 6) OBP: 0.333, SLG: 0.363		F9			F7	2-H 3-H 1B			BB	1B L1-3	5	1	2	2	1	0	4
John Roseboro, L (1, 2) OBP: 0.378, SLG: 0.375		L9			1-3 1B		3-1		1-2 BB	1-3 2-H E 1B	4	1	2	1	1	0	0
Jim Perry, S (1, 1) OBP: 0.240, SLG: 0.227 Ron Perranoski, L (6, 1) OBP: 0.222, SLG: 0.222 George Mitterwald, R (9, PH) OBP: 0.275, SLG: 0.349 Charlie Manuel, L (9, PH) OBP: 0.388, SLG: 0.395 Al Worthington, R (9, 1) Joe Grzenda, R (9, 1)		L8			F5		K		6-3	K	2 1 0 1 0 0 1	0 0 0 0 0 0 0	0 0 0 0 0 0 0	0 0 0 0 0 0 0	0 1 0 0 0 0 0	0 0 0 0 0 0 0	2 0 0 2 0 0 0
Inning Stats	R: 0 E: 0 K: 1 S: 5 H: 0 LOB: 0 BB: 0 P: 5	R: 0 E: 0 K: 1 S: 5 H: 0 LOB: 0 BB: 0 P: 5	R: 0 E: 0 K: 0 S: 3 H: 0 LOB: 0 BB: 0 P: 3	R: 1 E: 0 K: 2 S: 9 H: 2 LOB: 1 BB: 0 P: 9	R: 0 E: 0 K: 0 S: 4 H: 1 LOB: 2 BB: 1 P: 8	R: 2 E: 0 K: 0 S: 5 H: 3 LOB: 2 BB: 1 P: 9	R: 0 E: 0 K: 1 S: 5 H: 0 LOB: 0 BB: 0 P: 5	R: 0 E: 0 K: 2 S: 7 H: 0 LOB: 0 BB: 0 P: 7	R: 0 E: 0 K: 0 S: 3 H: 0 LOB: 2 BB: 2 P: 11	R: 11 E: 2 K: 1 S: 14 H: 8 LOB: 2 BB: 4 P: 30	1B: 12 2B: 2 3B: 0 HR: 1 SF: 0 SAC: 0 DP: 1 HBP: 0	WP: 0 PB: 0 SB: 1 CS: 0 PA: 52					

PITCHER		IP	WLS	BF	H	R	ER	SO	BB	IBB	HBP	BLK	WP	HR	S	P	ERA	WHIP
Catfish Hunter, R ERA: 4.0	(1, 1)	6.0		25	6	3	3	4	2	0	0	0	0	0	31	39	4.50	1.333
Jim Roland, L ERA: 2.18	(7, 1)	2.2		10	0	0	0	3	2	0	0	0	0	0	14	22	0.00	0.750
Rollie Fingers, R ERA: 2.76	(9, 1)	0.1		1	0	0	0	0	0	0	0	0	0	0	1	1	0.00	0.000
Paul Lindblad, L ERA: 3.56	(10, 1)	0.0	L	2	2	2	2	0	0	0	0	0	0	0	2	2	∞	∞
Lew Krausse, R ERA: 6.09	(10, 1)	0.0		5	3	3	3	0	2	0	0	0	0	1	3	11	∞	∞

PITCHER		IP	WLS	BF	H	R	ER	SO	BB	IBB	HBP	BLK	WP	HR	S	P	ERA	WHIP
Marcel Lachemann, R ERA: 1.8	(10, 1)	1.0		9	3	6	2	1	2	0	0	0	0	0	9	17	18.00	5.000

TOP

Minnesota Twins @ Oakland Athletics

Oakland-Alameda County Coliseum, Oakland, CA

Sat Jun 21 1969, 3:33 AM PDT
Att. 16,973 - Unknown

livebaseballscorecards.com

AB	44
R	14
H	14
RBI	11
BB	8
SO	8
LOB	21

Batter	1	2	3	4	5	6	7	8	9	10	AB	R	H	RBI	BB	SO	LOB
Bert Campaneris, R (1, 6) OBP: 0.307, SLG: 0.324	L8	P4			F8	L7			S BB		4	0	0	0	1	0	5
Ted Kubiak, S (1, 4) OBP: 0.444, SLG: 0.414	1B		S 1B 1B		F7		G6-4-3 BB		1-2 F9		4	1	2	0	1	0	1
Reggie Jackson, L (1, 9) OBP: 0.391, SLG: 0.705	K		L6 1-2		FC5-4 1B		K		K		5	0	1	0	0	3	4
Sal Bando, R (1, 5) OBP: 0.405, SLG: 0.473	1-3		L8-3 2-H 1B		FC5-4 1-2f		G6-4-3 1-2f			1B 1B BB	4	1	1	1	1	0	3
Danny Cater, R (1, 3) OBP: 0.338, SLG: 0.402		1B SF8 1B	L8-3 1-2			6-3		HR		1-2 1B 1B	5	2	3	1	0	0	1
Rick Monday, L (1, 8) OBP: 0.387, SLG: 0.457		SF8 1-3 1B	K			HBP 1B BB		P4		K	4	0	1	0	1	2	2
Joe Rudi, R (1, 7) OBP: 0.196, SLG: 0.240		F8	K			HBP 1-2 1B		5-3		F8	5	0	1	0	0	1	4
Larry Haney, R (1, 2) OBP: 0.310, SLG: 0.413 Phil Roof, R (7, 2) OBP: 0.277, SLG: 0.276		SF8 1-2 3-H				1-2 2-3 HBP		6-3		1-2 2-H 1B	1 2	0 0	1 1	1 1	0 0	0 0	0 0
Catfish Hunter, R (1, 1) OBP: 0.000, SLG: 0.000 Ray Webster, L (6, PH) OBP: 0.000, SLG: 0.000 Mike Hershberger, R (8, PR) OBP: 0.000, SLG: 0.000 Jim Roland, R (7, 1) Rollie Fingers, R (9, 1) OBP: 0.000, SLG: 0.000 Allan Lewis, S (9, PH) Paul Lindblad, L (10, 1) OBP: 0.000, SLG: 0.000 Lew Krausse, R (10, 1) OBP: 0.000, SLG: 0.000 Marcel Lachemann, R (10, 1) Tommie Reynolds, R (10, PH) OBP: 0.000, SLG: 0.000		BB		5-3		P5			4-3	6-3	1 0 1 0 0 0 0 0 0 0 1	0 0 0 0 0 0 0 0 0 0 0	0 0 0 0 0 0 0 0 0 0 0	0 0 0 0 0 0 0 0 0 0 0	1 0 0 0 0 0 0 0 0 0 0	0 0 0 0 0 0 0 0 0 0 0	1 0 3 0 0 0 0 0 0 0 2

Inning Stats	1	2	3	4	5	6	7	8	9	10
	R: 0 E: 0 K: 1 S: 6 H: 1 LOB: 1 BB: 0 P: 6	R: 1 E: 0 K: 0 S: 5 H: 2 LOB: 2 BB: 1 P: 9	R: 1 E: 0 K: 0 S: 4 H: 2 LOB: 0 BB: 0 P: 4	R: 0 E: 0 K: 2 S: 8 H: 1 LOB: 1 BB: 0 P: 8	R: 0 E: 0 K: 0 S: 4 H: 1 LOB: 1 BB: 0 P: 4	R: 0 E: 0 K: 0 S: 4 H: 1 LOB: 3 BB: 1 P: 9	R: 0 E: 0 K: 1 S: 4 H: 0 LOB: 0 BB: 1 P: 8	R: 1 E: 0 K: 0 S: 4 H: 1 LOB: 0 BB: 0 P: 4	R: 0 E: 0 K: 1 S: 5 H: 0 LOB: 1 BB: 1 P: 9	R: 1 E: 0 K: 1 S: 7 H: 2 LOB: 2 BB: 1 P: 11

PITCHER		IP	WLS	BF	H	R	ER	SO	BB	IBB	HBP	BLK	WP	HR	S	P	ERA	WHIP
Jim Perry, R ERA: 3.38	(1, 1)	5.1		26	8	2	2	3	2	0	1	0	0	0	29	38	3.38	1.875
Ron Perranoski, L ERA: 1.57	(6, 1)	2.2		9	1	1	1	1	1	0	0	0	0	1	10	14	3.38	0.750
Al Worthington, R ERA: 14.54	(9, 1)	0.2		3	0	0	0	0	1	0	0	0	0	0	2	6	0.00	1.500
Joe Grzenda, L ERA: 4.15	(9, 1)	1.1	W	7	2	1	1	2	1	0	0	0	0	0	10	14	6.75	2.250

PITCHER	IP	WLS	BF	H	R	ER	SO	BB	IBB	HBP	BLK	WP	HR	S	P	ERA	WHIP

BOTTOM

Minnesota Twins @ Oakland Athletics

Oakland-Alameda County Coliseum, Oakland, CA

Sat Jun 21 1969, 3:33 AM PDT

Att. 16,973 - Unknown

livebaseballscorecards.com

AB	38
R	4
H	11
RBI	4
BB	5
SO	6
LOB	26

1B: 10	SF: 1	WP: 0	PA: 45
2B: 1	SAC: 0	PB: 0	
3B: 0	DP: 2	SB: 2	
HR: 1	HBP: 1	CS: 0	

Minnesota Twins @ Oakland Athletics

Oakland-Alameda County Coliseum, Oakland, CA

Sun Jun 22 1969, 3:33 AM PDT

Unknown

TOP

livebaseballscorecards.com

Batter	1	2	3	4	5	6	7	8	9	AB	R	H	RBI	BB	SO	LOB
Ted Uhlaender, L (1, 8) OBP: 0.315, SLG: 0.288	0-0 1B 2B 2B	0-3 K			0-0 1B 2B		0-0 P6		0-0 F7	5	1	2	0	0	1	0
Rod Carew, L (1, 4) OBP: 0.436, SLG: 0.532	0-0 WP 2B 2-3 1B		0-0 4-3		0-0 2B 2-H 1B		0-0 FC5-4 1B		0-0 F5	5	2	3	0	0	0	0
Harmon Killebrew, R (1, 5) OBP: 0.418, SLG: 0.575	0-0 1B 1-H 3-H 2B		0-0 6-3		0-0 F9		0-0 FC5-4 1B 1-2f			4	0	1	2	0	0	2
Tony Oliva, L (1, 9) OBP: 0.361, SLG: 0.411	0-0 FC4-6 2-3 1B		0-0 L7		0-0 1-H 2B		0-0 1-2 1B			4	0	3	1	0	0	0
Rich Reese, L (1, 3) OBP: 0.317, SLG: 0.471	0-0 P6			0-0 FC3-6 1B	B B B B 4-0 BB		0-0 F2			3	0	1	0	1	0	4
Graig Nettles, L (1, 7) OBP: 0.331, SLG: 0.391	0-0 P5			0-0 FC3-6 1B 1-2f	0-0 4-3			0-0 L3		4	0	0	0	0	0	5
Leo Cardenas, R (1, 6) OBP: 0.332, SLG: 0.361	0-0 FC4-6 1-2f			0-0 1-2 1B		0-0 6-3		0-0 4-3		4	0	1	0	0	0	2
John Roseboro, L (1, 2) OBP: 0.368, SLG: 0.364		0-0 P6		0-0 F8		0-0 L8		0-0 F7		4	0	0	0	0	0	2
Jim Kaat, L (1, 1) OBP: 0.167, SLG: 0.275		0-3 K		0-0 P4		0-3 K			0-0 F7	2	0	0	0	0	1	2
Jerry Crider, R (4, 1)										1	0	0	0	0	1	0
Joe Grzenda, R (6, 1)										0	0	0	0	0	0	0
Al Worthington, R (7, 1)										0	0	0	0	0	0	0
Charlie Manuel, L (9, PH) OBP: 0.384, SLG: 0.390										1	0	0	0	0	0	0

	AB	37
	R	3
	H	11
	RBI	3
	BB	1
	SO	3
	LOB	17

Inning Stats										
	R: 2 E: 0 K: 0 S: 7	H: 4 LOB: 2 BB: 0 P: 7	R: 0 E: 0 K: 2 S: 7	H: 0 LOB: 0 BB: 0 P: 7	R: 0 E: 0 K: 0 S: 3	H: 0 LOB: 0 BB: 0 P: 3	R: 0 E: 0 K: 0 S: 5	H: 2 LOB: 2 BB: 0 P: 5	R: 1 E: 0 K: 0 S: 5	H: 3 LOB: 2 BB: 1 P: 9
	R: 0 E: 0 K: 1 S: 5	H: 0 LOB: 0 BB: 0 P: 5	R: 0 E: 0 K: 0 S: 5	H: 2 LOB: 2 BB: 0 P: 5	R: 0 E: 0 K: 0 S: 3	H: 0 LOB: 0 BB: 0 P: 3	R: 0 E: 0 K: 0 S: 3	H: 0 LOB: 0 BB: 0 P: 3	1B: 7 2B: 4 3B: 0 HR: 0	SF: 0 SAC: 0 DP: 0 HBP: 0
									WP: 1 PB: 0 SB: 0 CS: 0	PA: 38

PITCHER		IP	WLS	BF	H	R	ER	SO	BB	IBB	HBP	BLK	WP	HR	S	P	ERA	WHIP
Chuck Dobson, R ERA: 3.12	(1, 1)	9.0	W	38	11	3	3	3	1	0	0	0	1	0	43	47	3.00	1.333

PITCHER		IP	WLS	BF	H	R	ER	SO	BB	IBB	HBP	BLK	WP	HR	S	P	ERA	WHIP

BOTTOM

Minnesota Twins @ Oakland Athletics

Oakland-Alameda County Coliseum, Oakland, CA

Sun Jun 22 1969, 3:33 AM PDT

Unknown

livebaseballscorecards.com

Batter	1	2	3	4	5	6	7	8	9	AB	R	H	RBI	BB	SO	LOB
Bert Campaneris, R (1, 6) OBP: 0.303, SLG: 0.319	4-3		P4	G1-2-3 3-Hf		P6				4	0	0	0	0	0	4
Ted Kubiak, S (1, 4) OBP: 0.475, SLG: 0.545	FC3-6 1B		HR		F7	WP 1-2 1B				4	2	3	1	0	0	0
Reggie Jackson, L (1, 9) OBP: 0.392, SLG: 0.715	FC3-6 1-2f HR		HR		F2	CS 1-H 2-H 1B				4	2	2	3	0	0	1
Sal Bando, R (1, 5) OBP: 0.410, SLG: 0.502	1-H HR		HR		B B B B 1B BB	CS 1-2	P4			3	2	2	3	1	0	0
Danny Cater, R (1, 3) OBP: 0.337, SLG: 0.399	5-3		F9		IBB 1-3 1B		2-3			4	0	1	0	0	0	0
Rick Monday, L (1, 8) OBP: 0.389, SLG: 0.455		6-3		HBP 1B G1-2-3 1B	1-2 IBB		S S S K			3	0	1	0	1	1	0
Joe Rudi, R (1, 7) OBP: 0.200, SLG: 0.241		S S S K		HBP 1-2 1B	S S S K			P6		4	0	1	0	0	2	3
Tommie Reynolds, R (9, 7) OBP: 0.350, SLG: 0.340										0	0	0	0	0	0	0
Phil Roof, R (1, 2) OBP: 0.293, SLG: 0.287		6-3		1-2 2-3 HBP		FC4-6 1B		1B		3	0	2	0	0	0	0
Chuck Dobson, R (1, 1) OBP: 0.205, SLG: 0.162			P3	P3		FC4-6 WP 1B 1-2f 1B		L1		4	1	0	0	0	0	4
Inning Stats	R: 2 E: 0 K: 0 S: 5 H: 2 LOB: 0 BB: 0 P: 5	R: 0 E: 0 K: 1 S: 5 H: 0 LOB: 0 BB: 0 P: 5	R: 3 E: 0 K: 0 S: 6 H: 3 LOB: 0 BB: 0 P: 6	R: 0 E: 0 K: 0 S: 4 H: 2 LOB: 2 BB: 0 P: 5	R: 0 E: 0 K: 1 S: 6 H: 1 LOB: 3 BB: 2 P: 14	R: 2 E: 0 K: 0 S: 5 H: 3 LOB: 0 BB: 0 P: 5	R: 0 E: 0 K: 1 S: 5 H: 0 LOB: 0 BB: 0 P: 5	R: 0 E: 0 K: 0 S: 3 H: 1 LOB: 0 BB: 0 P: 3		1B: 8 2B: 0 3B: 0 HR: 4 SF: 0 SAC: 0 DP: 1 HBP: 1						

	AB	33
	R	7
	H	12
	RBI	7
	BB	2
	SO	3
	LOB	12

WP: 1 PB: 0 SB: 0 CS: 1 PA: 37

PITCHER		IP	WLS	BF	H	R	ER	SO	BB	IBB	HBP	BLK	WP	HR	S	P	ERA	WHIP
Jim Kaat, L ERA: 2.63	(1, 1)	3.0	L	17	7	5	5	1	0	0	1	0	0	4	18	19	15.00	2.333
Jerry Crider, R ERA: 7.2	(4, 1)	2.2		12	3	2	2	1	1	1	0	0	0	0	12	20	6.75	1.500
Joe Grzenda, L ERA: 4.11	(6, 1)	0.1		1	1	0	0	0	0	0	0	0	1	0	1	1	0.00	3.000
Al Worthington, R ERA: 9.95	(7, 1)	2.0		6	1	0	0	1	0	0	0	0	0	0	8	8	0.00	0.500

PITCHER	IP	WLS	BF	H	R	ER	SO	BB	IBB	HBP	BLK	WP	HR	S	P	ERA	WHIP

Minnesota Twins @ Oakland Athletics

Oakland-Alameda County Coliseum, Oakland, CA

Sun Jun 22 1969, 3:38 AM PDT

Att. 31,715 - Unknown

livebaseballscorecards.com

TOP

Batter	1	2	3	4	5	6	7	8	9	10	11	12	13	AB	R	H	RBI	BB	SO	LOB
Ted Uhlaender, L (1, 8) OBP: 0.319, SLG: 0.293	x 0-0 WP 1B 1B		x 0-0 ① F5		x 0-0 ③ 4-3		x 0-0 5-3 1B		x 0-0 ③ F7			x 0-0 FC1-6 1B		6	1	3	0	0	0	0
Rod Carew, L (1, 4) OBP: 0.439, SLG: 0.534 Cesar Tovar, R (6, PR) OBP: 0.236, SLG: 0.265 (6, 4)	x 0-0 WP BB 1-H 1B		x 0-0 ② L3			x 0-0 1B 2B 1B	x 0-0 ② 5-3 1-2			x 0-0 ① 1-3		x 0-0 ① FC1-6 K 1-2f		3 3	0 1	2 0	1 0	0 0	0 0	0 2
Harmon Killebrew, R (1, 3) OBP: 0.417, SLG: 0.569	x 0-0 ① F7		x 0-0 ③ 5-3			x 0-0 2B 1B 1-2 1B	x 0-0 ③ F9			x 0-0 CS 1B		S S S 0-3 ② ③ K 1-2		6	1	2	0	0	1	3
Tony Oliva, L (1, 9) OBP: 0.364, SLG: 0.425	S S S 0-3 ② K			x 0-0 ① 4-3		x 0-0 1B 2B 1-3 2-H		x 0-0 2B		x 0-0 ② ③ P4 1-2			x 0-0 G3 SH5-4 2B	6	1	3	1	0	1	2
Graig Nettles, L (1, 5) OBP: 0.331, SLG: 0.378 Frank Quilici, R (13, 5) OBP: 0.227, SLG: 0.210	B B B B 4-0 1-2 BB			B B B B 4-0 BB		x 0-0 ① P5		x 0-0 ① L9			x 0-0 ① 4-3		x 0-0 ① G3 2-3	4 0	0 0	0 0	0 0	2 0	0 0	5 0
Charlie Manuel, L (1, 7) OBP: 0.390, SLG: 0.391	x 0-0 ③ L7 2-3			x 0-0 ② F8		x 0-0 2-3 3-H 1B		x 0-0 ② P6			x 0-0 4-3 1B		4-0 SH5-4 1B IBB	5	0	2	1	1	0	4
George Mitterwald, R (1, 2) OBP: 0.263, SLG: 0.333 Rich Reese, L (11, PH) OBP: 0.315, SLG: 0.467 Jim Perry, S (11, 1) OBP: 0.240, SLG: 0.227 Jim Kaat, L (13, 1) OBP: 0.167, SLG: 0.275		x 0-0 ① 4-3		x 0-0 ③ L7		x 0-0 ② P5		x 0-0 ③ 5-3			x 0-0 ② 4-3 1-2		x 0-0 ② SH5-4 1-2 3-H	4 1 0 0	0 0 0 0	0 0 0 0	0 0 1 0	0 0 0 0	0 0 0 0	4 1 0 0
Leo Cardenas, R (1, 6) OBP: 0.336, SLG: 0.362		x 0-0 ② L7			x 0-0 ① P3	x 0-0 ③ F7			x 0-0 G1-6-3 1B		4-0 IBB		x 0-0 ③ 2-H 1B	5	0	2	0	1	0	2
Bob Miller, R (1, 1) Al Worthington, R (4, 1) Rick Renick, R (5, PH) OBP: 0.244, SLG: 0.243 Joe Grzenda, R (5, 1) Ron Perranoski, L (7, 1) OBP: 0.200, SLG: 0.200 John Roseboro, L (11, PH) OBP: 0.366, SLG: 0.361 (11, 2)	S S S 0-3 ③ K				x 0-0 ② L8		x 0-0 ① 5-3		x 0-0 ① ② G1-6-3 1-2f		x 0-0 ③ L9			1 0 1 1 1 1	0 0 0 0 0 0	0 0 0 0 0 0	0 0 0 0 0 0	0 0 0 0 0 0	1 0 0 0 0 0	0 0 0 0 0 2

Inning Stats													
R: 1	R: 0	R: 0	R: 0	R: 0	R: 2	R: 0	R: 0	R: 0	R: 0	R: 0	R: 0	R: 1	
E: 0	E: 0	E: 0	E: 0	E: 0	E: 0	E: 0	E: 0	E: 0	E: 0	E: 0	E: 0	E: 0	
K: 1	K: 1	K: 0	K: 0	K: 0	K: 0	K: 0	K: 0	K: 0	K: 0	K: 0	K: 0	K: 1	
S: 7	S: 5	S: 3	S: 3	S: 3	S: 7	S: 4	S: 4	S: 3	S: 3	S: 4	S: 5	S: 4	
H: 2	H: 0	H: 0	H: 0	H: 0	H: 4	H: 1	H: 1	H: 1	H: 1	H: 1	H: 1	H: 2	
LOB: 2	LOB: 0	LOB: 0	LOB: 1	LOB: 0	LOB: 2	LOB: 1	LOB: 1	LOB: 0	LOB: 0	LOB: 2	LOB: 0	LOB: 2	
BB: 1	BB: 0	BB: 0	BB: 1	BB: 0	BB: 0	BB: 0	BB: 0	BB: 0	BB: 0	BB: 1	BB: 0	BB: 1	
P: 11	P: 5	P: 3	P: 7	P: 3	P: 7	P: 4	P: 4	P: 3	P: 3	P: 8	P: 5	P: 8	

1B: 11	SF: 0	WP: 2	PA: 53
2B: 3	SAC: 1	PB: 0	
3B: 0	DP: 1	SB: 0	
HR: 0	HBP: 0	CS: 1	

AB	48
R	4
H	14
RBI	4
BB	4
SO	3
LOB	26

PITCHER		IP	WLS	BF	H	R	ER	SO	BB	IBB	HBP	BLK	WP	HR	S	P	ERA	WHIP
Blue Moon Odom, R ERA: 2.66	(1, 1)	7.0		30	7	3	3	2	2	0	0	0	2	0	32	40	3.86	1.286
Jim Roland, L ERA: 1.99	(8, 1)	2.0		7	2	0	0	0	0	0	0	0	0	0	7	7	0.00	1.000
Rollie Fingers, R ERA: 2.72	(10, 1)	4.0	L	16	5	1	1	1	0	2	0	0	0	0	16	24	2.25	1.250

PITCHER	IP	WLS	BF	H	R	ER	SO	BB	IBB	HBP	BLK	WP	HR	S	P	ERA	WHIP

Batter	1	2	3	4	5	6	7	8	9	10	11	12	13	AB	R	H	RBI	BB	SO	LOB
Bert Campaneris, R (1, 6) OBP: 0.300, SLG: 0.316	1-3		1B		F9		6-3			6-3		F8		6	0	1	0	0	0	3
Ted Kubiak, S (1, 4) OBP: 0.463, SLG: 0.529	6-3		1-3 1B			4-3		L4		4-3			F2	1	0	0	0	0	0	0
Ray Webster, L (3, 3) OBP: 0.278, SLG: 0.250														4	0	1	0	0	0	0
Dave Duncan, R (13, PH) OBP: 0.169, SLG: 0.121														1	0	0	0	0	0	0
Reggie Jackson, L (1, 9) OBP: 0.391, SLG: 0.709	4-3			1B 2B		K		1B		5-3			K	6	1	2	0	0	2	0
Sal Bando, R (1, 5) OBP: 0.405, SLG: 0.494		1B 1B		K		6-3		K			F2		6-3	6	1	1	0	0	2	2
Danny Cater, R (1, 3) (3, 4) OBP: 0.335, SLG: 0.395		F9		L4-6 1B 2-H			6-3	1-3			F7			5	0	1	1	0	0	2
Rick Monday, L (1, 8) OBP: 0.394, SLG: 0.459		1B 1-3		1-2			L7	BB			K			5	0	3	0	0	1	0
Tommie Reynolds, R (1, 7) OBP: 0.356, SLG: 0.348		G6-4-3 1-2 3-H		L4-6 2-3			BB	F2				SH5-4		5	1	3	1	0	0	3
Larry Haney, R (1, 2) OBP: 0.310, SLG: 0.403		G6-4-3			6-3		BB	G6-3				F3		2	0	0	0	1	0	2
Allan Lewis, S (7, PR)														0	0	0	0	0	0	0
Phil Roof, R (8, 2) OBP: 0.297, SLG: 0.284														1	0	0	0	1	0	1
Blue Moon Odom, R (1, 1) OBP: 0.300, SLG: 0.395			K		1-3		1-2 2-H	G6-3 1-2f				SH5-4 1-2		2	0	0	0	0	1	0
Mike Hershberger, R (7, PH) OBP: 0.259, SLG: 0.243														1	0	1	1	0	0	0
Jim Roland, R (8, 1)														0	0	0	0	0	0	0
Joe Rudi, R (9, PH) OBP: 0.196, SLG: 0.236														1	0	0	0	0	0	2
Rollie Fingers, R (10, 1) OBP: 0.267, SLG: 0.267														0	0	0	0	0	0	0
Inning Stats	R: 0 H: 0 E: 0 LOB: 0 K: 0 BB: 0 S: 3 P: 3	R: 1 H: 3 E: 0 LOB: 1 K: 0 BB: 0 S: 5 P: 5	R: 0 H: 2 E: 0 LOB: 2 K: 1 BB: 0 S: 5 P: 5	R: 1 H: 3 E: 0 LOB: 1 K: 1 BB: 0 S: 7 P: 7	R: 0 H: 0 E: 0 LOB: 0 K: 0 BB: 0 S: 3 P: 3	R: 0 H: 0 E: 0 LOB: 0 K: 1 BB: 0 S: 5 P: 5	R: 1 H: 2 E: 0 LOB: 2 K: 0 BB: 1 S: 5 P: 9	R: 0 H: 1 E: 0 LOB: 1 K: 1 BB: 0 S: 6 P: 6	R: 0 H: 1 E: 0 LOB: 1 K: 0 BB: 1 S: 3 P: 7	R: 0 H: 0 E: 0 LOB: 0 K: 0 BB: 0 S: 3 P: 3	R: 0 H: 0 E: 0 LOB: 0 K: 1 BB: 0 S: 5 P: 5	R: 0 H: 1 E: 0 LOB: 1 K: 1 BB: 0 S: 4 P: 4	R: 0 H: 0 E: 0 LOB: 0 K: 1 BB: 0 S: 5 P: 5	1B: 12 SF: 0 2B: 2 SAC: 1 3B: 0 DP: 3 HR: 0 HBP: 0	WP: 0 PA: 49 PB: 0 SB: 0 CS: 0					

PITCHER		IP	WLS	BF	H	R	ER	SO	BB	IBB	HBP	BLK	WP	HR	S	P	ERA	WHIP
Bob Miller, R ERA: 2.7	(1, 1)	3.1		15	8	2	2	2	0	0	0	0	0	0	19	19	5.40	2.400
Al Worthington, R ERA: 9.0	(4, 1)	0.2		1	0	0	0	0	0	0	0	0	0	0	1	1	0.00	0.000
Joe Grzenda, L ERA: 4.05	(5, 1)	2.2		10	1	1	1	1	1	0	0	0	0	0	11	15	3.38	0.750
Ron Perranoski, L ERA: 1.46	(7, 1)	3.1		13	3	0	0	1	1	0	0	0	0	0	14	18	0.00	1.200
Jim Perry, R ERA: 3.29	(11, 1)	2.0	W	7	1	0	0	1	0	0	0	0	0	0	9	9	0.00	0.500

PITCHER		IP	WLS	BF	H	R	ER	SO	BB	IBB	HBP	BLK	WP	HR	S	P	ERA	WHIP
Jim Kaat, L ERA: 2.61	(13, 1)	1.0	S	3	0	0	0	1	0	0	0	0	0	0	5	5	0.00	0.000

BOTTOM

Minnesota Twins @ Oakland Athletics

Oakland-Alameda County Coliseum, Oakland, CA

Sun Jun 22 1969, 3:38 AM PDT

Att. 31,715 - Unknown

livebaseballscorecards.com

AB	46
R	3
H	13
RBI	3
BB	2
SO	6
LOB	15

Batter	1	2	3	4	5	6	7	8	9	AB	R	H	RBI	BB	SO	LOB
Cesar Tovar, R (1, 8) OBP: 0.236, SLG: 0.264	0-0 2B SF7 1B		0-0 5-3 ②		0-3 K ③			0-0 6-3 ②		4	1	1	0	0	1	0
Tony Oliva, L (1, 9) OBP: 0.373, SLG: 0.453	0-0 1-3 2B		0-0 HR			0-0 G5-4-3 1B		0-0 2B		4	1	4	1	0	0	0
Harmon Killebrew, R (1, 3) (8, 5) OBP: 0.414, SLG: 0.564	0-0 SF7 ① 3-H		B B B B 4-0 BB			0-0 G5-4-3 ① ② 1-2f		0-0 F9 ③		2	0	0	1	1	0	2
Bob Allison, R (1, 7) OBP: 0.310, SLG: 0.355 Graig Nettles, L (9, PH) OBP: 0.329, SLG: 0.375	B B B B 4-0 G6-4-3 BB		S S S 0-3 K ③			S S S 0-3 K ③			0-0 P6 ①	2 1	0 0	0 0	0 0	1 0	2 0	1 0
Leo Cardenas, R (1, 6) OBP: 0.332, SLG: 0.357 Charlie Manuel, L (9, PH) OBP: 0.387, SLG: 0.386	0-0 G6-4-3 ② ③ 1-2f			0-0 5-3 ①			0-0 F8 ①		0-0 1-3 ②	3 1	0 0	0 0	0 0	0 0	0 0	2 0
George Mitterwald, R (1, 2) OBP: 0.265, SLG: 0.326 Ted Uhlaender, L (9, PH) OBP: 0.322, SLG: 0.296		0-0 F9 ①		0-0 4-3 ②			B B B B 4-0 BB		0-0 WP 1B	2 1	0 0	0 1	0 0	1 0	0 0	0 0
Frank Quilici, R (1, 4) OBP: 0.217, SLG: 0.200 Rod Carew, L (9, PH) OBP: 0.437, SLG: 0.531		S S S 0-3 K ②		0-0 6-3 ③			0-0 F7 ②		S S S 0-3 K ③ 1-2	3 1	0 0	0 0	0 0	1 1	1 1	1 1
Rick Renick, R (1, 5) OBP: 0.227, SLG: 0.225 Al Worthington, R (8, 1)		S S S 0-3 K ③			0-0 F9 ①		0-0 F8 ③			3 0	0 0	0 0	0 0	1 0	1 0	1 0
Dick Woodson, R (1, 1) OBP: 0.190, SLG: 0.105 Bob Miller, R (2, 1) Tom Tischinski, R (5, PH) OBP: 0.300, SLG: 0.176 Jerry Crider, R (5, 1) Rich Reese, L (8, PH) OBP: 0.313, SLG: 0.463 (8, 3)			0-0 F9 ①		S S S 0-3 K ②			0-0 L3 ①		0 1 1 0 1	0 0 0 0 0	0 0 0 0 0	0 0 0 0 0	0 0 0 1 0	0 0 0 0 0	0 0 0 0 0
Inning Stats	R: 1 E: 0 K: 0 S: 4 H: 2 LOB: 1 BB: 1 P: 8	R: 0 E: 0 K: 2 S: 7 H: 0 LOB: 0 BB: 0 P: 7	R: 1 E: 0 K: 1 S: 6 H: 1 LOB: 1 BB: 1 P: 10	R: 0 E: 0 K: 0 S: 3 H: 0 LOB: 0 BB: 0 P: 3	R: 0 E: 0 K: 2 S: 7 H: 0 LOB: 0 BB: 0 P: 7	R: 0 E: 0 K: 1 S: 5 H: 1 LOB: 0 BB: 0 P: 5	R: 0 E: 0 K: 0 S: 3 H: 0 LOB: 1 BB: 1 P: 7	R: 0 E: 0 K: 0 S: 4 H: 1 LOB: 1 BB: 0 P: 4	R: 0 E: 0 K: 1 S: 6 H: 1 LOB: 1 BB: 0 P: 6	1B: 3 2B: 2 3B: 0 HR: 1	SF: 1 SAC: 0 DP: 2 HBP: 0						

TOP

Minnesota Twins @ California Angels

Anaheim Stadium, Anaheim, CA

Mon Jun 23 1969, 10:05 PM EDT

Att. 9,566 - Unknown

livebaseballscorecards.com

AB	30
R	2
H	6
RBI	2
BB	3
SO	7
LOB	8

WP: 1 PB: 0 SB: 0 CS: 0 PA: 34

PITCHER		IP	WLS	BF	H	R	ER	SO	BB	IBB	HBP	BLK	WP	HR	S	P	ERA	WHIP
George Brunet, L ERA: 4.27	(1, 1)	7.0	W	26	4	2	2	6	3	0	0	0	0	1	35	47	2.57	1.000
Ken Tatum, R ERA: 0.44	(8, 1)	2.0	S	8	2	0	0	1	0	0	0	0	1	0	10	10	0.00	1.000

PITCHER		IP	WLS	BF	H	R	ER	SO	BB	IBB	HBP	BLK	WP	HR	S	P	ERA	WHIP

Minnesota Twins @ California Angels

Anaheim Stadium, Anaheim, CA

Mon Jun 23 1969, 10:05 PM EDT

Att. 9,566 - Unknown

livebaseballscorecards.com

BOTTOM

Batter	1	2	3	4	5	6	7	8	9	AB	R	H	RBI	BB	SO	LOB
Sandy Alomar Sr., S (1, 4) OBP: 0.275, SLG: 0.273	IHR	FC5-4 E 2-H 1B		4-3	FC6 1-2f		FC5 2-3f			5	1	2	2	0	0	4
Bill Voss, L (1, 9) OBP: 0.308, SLG: 0.292	F7	E8 FC5-4 1-2		4-3 1B 1B		3-1		K		5	1	1	0	0	1	1
Jim Fregosi, R (1, 6) OBP: 0.348, SLG: 0.381	1B 1B BB	FC5-4 FC5-4 1-2f 2-3		4-3 1-2		F8		6-3		4	1	0	0	1	0	3
Rick Reichardt, R (1, 7) OBP: 0.365, SLG: 0.412	1B 1-2 1B	FC5-4 1-2f		2-H 1B		1B		K		4	0	3	1	0	0	2
Lou Johnson, R (8, 7) OBP: 0.277, SLG: 0.250										1	0	0	0	0	1	0
Roger Repoz, L (1, 8) OBP: 0.276, SLG: 0.280	F8	F7		4-3		P4				4	0	0	0	0	0	4
Aurelio Rodriguez, R (1, 5) OBP: 0.292, SLG: 0.341	1-2 2-H 1B	1B 1B 1B		F8		F8				4	1	2	1	0	0	0
Jim Spencer, L (1, 3) OBP: 0.333, SLG: 0.333	P4	1B 1-2 1B		FC2-5 1B 1B		FC5 BB 1B				4	0	3	0	0	0	2
Joe Azcue, R (1, 2) OBP: 0.304, SLG: 0.301		WP SH5-4 1B 1B	G6-4-3 1-2 2-H 1B		FC2-5 1-2 1B		F5			4	1	3	1	0	0	1
George Brunet, R (1, 1)										2	0	0	0	0	0	4
Jim Hicks, R (7, PH) OBP: 0.284, SLG: 0.375										0	0	0	0	1	0	0
Ken Tatum, R (8, 1)		SH5-4 1-2	G6-4-3 1-2f		FC2-5 FC6 1-2 2-3f		BB 1-2			0	0	0	0	0	0	0
Inning Stats	R: 2 H: 3 E: 0 LOB: 2 K: 0 BB: 1 S: 6 P: 10	R: 1 H: 2 E: 1 LOB: 2 K: 0 BB: 0 S: 6 P: 6	R: 1 H: 3 E: 0 LOB: 1 K: 0 BB: 0 S: 5 P: 5	R: 1 H: 2 E: 0 LOB: 1 K: 0 BB: 0 S: 5 P: 5	R: 0 H: 2 E: 0 LOB: 2 K: 0 BB: 0 S: 5 P: 5	R: 0 H: 1 E: 0 LOB: 1 K: 0 BB: 0 S: 4 P: 4	R: 0 H: 1 E: 0 LOB: 2 K: 0 BB: 1 S: 4 P: 8	R: 0 H: 0 E: 0 LOB: 0 K: 2 BB: 0 S: 7 P: 7		1B: 13 SF: 0 2B: 0 SAC: 1 3B: 0 DP: 1 HR: 1 HBP: 0						

AB	37
R	5
H	14
RBI	5
BB	2
SO	2
LOB	21

WP: 1 PA: 40
PB: 0
SB: 0
CS: 0

PITCHER	IP	WLS	BF	H	R	ER	SO	BB	IBB	HBP	BLK	WP	HR	S	P	ERA	WHIP
Dick Woodson, R (1, 1) ERA: 4.04	1.1	L	11	5	3	3	0	1	0	0	0	1	0	10	14	20.25	4.500
Bob Miller, R (2, 1) ERA: 3.0	2.2		12	5	2	2	0	0	0	0	0	0	0	12	12	6.75	1.875
Jerry Crider, R (5, 1) ERA: 5.54	3.0		14	4	0	0	0	1	0	0	0	0	0	13	17	0.00	1.667
Al Worthington, R (8, 1) ERA: 7.88	1.0		3	0	0	0	2	0	0	0	0	0	0	7	7	0.00	0.000

PITCHER	IP	WLS	BF	H	R	ER	SO	BB	IBB	HBP	BLK	WP	HR	S	P	ERA	WHIP

Minnesota Twins @ California Angels

Anaheim Stadium, Anaheim, CA

Tue Jun 24 1969, 10:05 PM EDT

Att. 8,647 - Unknown

TOP

livebaseballscorecards.com

Batter	1	2	3	4	5	6	7	8	9	AB	R	H	RBI	BB	SO	LOB
Ted Uhlaender, L (1, 8) OBP: 0.326, SLG: 0.305	L3		HR 1B		1B 1B 2B		E3 1B		E 1-2 1B	3	2	2	0	0	0	0
Rod Carew, L (6, 4) OBP: 0.438, SLG: 0.531										2	0	1	0	0	0	0
Cesar Tovar, R (1, 4) (6, 8) OBP: 0.241, SLG: 0.268	4-3		P4		CS 2-3 1B		FC4-6 1-3 1B		1-3 1-2 2-3	5	0	2	0	0	0	3
Tony Oliva, L (1, 9) OBP: 0.370, SLG: 0.460	6-3		HR 1-H		G3 1-2		FC4-6 1-2f		4-3	5	1	1	2	0	0	5
Harmon Killebrew, R (1, 5) OBP: 0.419, SLG: 0.565		FC5-4 1B	HBP		1B 3-H		F8			3	0	2	1	0	0	1
Charlie Manuel, L (1, 7) OBP: 0.373, SLG: 0.370		FC5-4 PB 2B 1-2f	F2		F7			K		4	1	0	0	0	1	3
Rich Reese, L (1, 3) OBP: 0.333, SLG: 0.488		2B 1-H		G4-6-3 1B		WP SH1-4 1B		CS 1B		4	1	4	1	0	0	0
John Roseboro, L (1, 2) OBP: 0.357, SLG: 0.350	G3			G4-6-3 1-2f		F7 1-3		K 1-2		4	0	0	0	0	1	4
Leo Cardenas, R (1, 6) OBP: 0.336, SLG: 0.369	K			3B		SH1-4 3-H			FC6-4 1B	3	0	2	1	0	1	1
Dave Boswell, R (1, 1) OBP: 0.174, SLG: 0.295			6-3	F7		5-3			FC6-4 E 1B 1-2f	4	0	0	0	0	0	2
Inning Stats	R: 0 E: 0 K: 0 S: 3 H: 0 LOB: 0 BB: 0 P: 3	R: 1 E: 0 K: 1 S: 7 H: 2 LOB: 1 BB: 0 P: 7	R: 2 E: 0 K: 0 S: 5 H: 2 LOB: 1 BB: 0 P: 6	R: 0 E: 0 K: 0 S: 4 H: 2 LOB: 1 BB: 0 P: 4	R: 1 E: 0 K: 0 S: 5 H: 3 LOB: 1 BB: 0 P: 5	R: 1 E: 0 K: 0 S: 4 H: 1 LOB: 0 BB: 0 P: 4	R: 0 E: 1 K: 0 S: 4 H: 1 LOB: 1 BB: 0 P: 4	R: 0 E: 0 K: 2 S: 7 H: 1 LOB: 0 BB: 0 P: 7	R: 0 E: 1 K: 0 S: 5 H: 2 LOB: 2 BB: 0 P: 5	1B: 10 2B: 2 3B: 1 HR: 1 SF: 0 SAC: 1 DP: 1 HBP: 1						

	AB	37
	R	5
	H	14
	RBI	5
	BB	0
	SO	3
	LOB	19

| | | | | | | | | | |

Minnesota Twins @ California Angels

Anaheim Stadium, Anaheim, CA

Tue Jun 24 1969, 10:05 PM EDT

Att. 8,647 - Unknown

BOTTOM

Batter	1	2	3	4	5	6	7	8	9	AB	R	H	RBI	BB	SO	LOB
Sandy Alomar Sr., S (1, 4) OBP: 0.275, SLG: 0.269	3-1		BB	P6			4-3			3	0	0	0	1	0	2
Bill Voss, L (1, 9) OBP: 0.298, SLG: 0.282	1-3		1-3		4-3			K		4	0	0	0	0	1	2
Jim Fregosi, R (1, 6) OBP: 0.350, SLG: 0.388	F2			1B 3B	K			G6-4-3 BB		3	1	1	0	1	1	0
Rick Reichardt, R (1, 7) OBP: 0.363, SLG: 0.409		K		BB 1B 1B 3-H	K			G6-4-3 1-2f		4	1	1	1	0	2	1
Roger Repoz, L (1, 8) OBP: 0.282, SLG: 0.281		CS 1B		1B 1B BB 1-2		L3			K	3	1	1	0	1	1	0
Aurelio Rodriguez, R (1, 5) OBP: 0.291, SLG: 0.343		L6 1-2		K		L4-6 2B			5-3	4	0	1	0	0	1	3
Jim Spencer, L (1, 3) OBP: 0.328, SLG: 0.328			F9	SH3-4 1B 1B 1-3 2-H		L4-6 2-3			4-3	4	0	1	1	0	0	1
Joe Azcue, R (1, 2) OBP: 0.305, SLG: 0.302			5-3	SH3-4 1-2 3-H			F8			3	0	1	1	0	0	0
Tom Murphy, R (1, 1) OBP: 0.176, SLG: 0.182			2B	SH3-4 1-2 2-3			F8			1	0	1	0	0	0	0
Bob Priddy, R (6, 1)										0	0	0	0	0	0	0
Jay Johnstone, L (7, PH) OBP: 0.249, SLG: 0.315										1	0	0	0	0	0	0
Eddie Fisher, R (8, 1)										0	0	0	0	0	0	0
Inning Stats	R: 0 E: 0 K: 0 S: 3 H: 0 LOB: 0 BB: 0 P: 3	R: 0 E: 0 K: 1 S: 5 H: 1 LOB: 0 BB: 0 P: 5	R: 0 E: 0 K: 0 S: 4 H: 1 LOB: 2 BB: 1 P: 8	R: 3 E: 0 K: 1 S: 9 H: 4 LOB: 2 BB: 1 P: 13	R: 0 E: 0 K: 2 S: 7 H: 0 LOB: 0 BB: 0 P: 7	R: 0 E: 0 K: 0 S: 3 H: 1 LOB: 0 BB: 0 P: 3	R: 0 E: 0 K: 0 S: 3 H: 0 LOB: 0 BB: 0 P: 3	R: 0 E: 0 K: 1 S: 4 H: 0 LOB: 0 BB: 1 P: 8	R: 0 E: 0 K: 1 S: 5 H: 0 LOB: 0 BB: 0 P: 5	1B: 4 2B: 3 3B: 1 HR: 0 SF: 0 SAC: 1 DP: 2 HBP: 0						

PITCHER	IP	WLS	BF	H	R	ER	SO	BB	IBB	HBP	BLK	WP	HR	S	P	ERA	WHIP
Dave Boswell, R (1, 1) ERA: 2.88	9.0	W	34	7	3	3	6	3	0	0	0	0	0	43	55	3.00	1.111

PITCHER	IP	WLS	BF	H	R	ER	SO	BB	IBB	HBP	BLK	WP	HR	S	P	ERA	WHIP

AB	30
R	3
H	7
RBI	3
BB	3
SO	6
LOB	9

WP: 0 PA: 34
PB: 0
SB: 0
CS: 1

livebaseballscorecards.com

Minnesota Twins @ California Angels

Anaheim Stadium, Anaheim, CA

Wed Jun 25 1969, 10:05 PM EDT

Att. 9,605 - Unknown

TOP

livebaseballscorecards.com

Batter	1	2	3	4	5	6	7	8	9	AB	R	H	RBI	BB	SO	LOB
Ted Uhlaender, L (1, 8) OBP: 0.327, SLG: 0.304	BBBB 4-0 1B 2B BB	x 0-0 1B			x 0-0 ① 1-3			SSS 0-3 ① K	SSS 0-3 ③ K	4	1	1	0	1	2	1
Cesar Tovar, R (1, 4) (9, 7) OBP: 0.241, SLG: 0.268	x 0-0 2B SF8 1-3 1B	x 0-0 ③ F8			x 0-0 ② P1			x 0-0 ② 6-3		4	1	1	0	0	0	1
Tony Oliva, L (1, 9) OBP: 0.372, SLG: 0.464	x 0-0 1B 8-2 1-3 3-H 2B		x 0-0 ① 6-3		SSS 0-3 ③ K			x 0-0 WP 1B 1B		4	1	2	1	0	1	0
Harmon Killebrew, R (1, 5) OBP: 0.420, SLG: 0.561	IIII 4-0 1B IBB		x 0-0 ② 5-3			x 0-0 ① 6-3		IIII 4-0 1B 1-2 IBB		2	0	0	0	2	0	0
Rich Reese, L (1, 3) OBP: 0.331, SLG: 0.485	x 0-0 ① SF8 3-H		SSS 0-3 ③ K			x 0-0 ② G3		x 0-0 1-2 2-H 1B		3	0	1	2	0	1	0
Charlie Manuel, L (1, 7) Frank Quilici, R (9, 4) OBP: 0.377, SLG: 0.375 OBP: 0.217, SLG: 0.200	x 0-0 1-2 2-3 1B	x 0-0 WP SH1-3 1B				x 0-0 ③ F5		x 0-0 ③ F8		4 0	0 0	2 0	0 0	0 0	0 0	2 0
John Roseboro, L (1, 2) OBP: 0.363, SLG: 0.364	x 0-0 ② ③ 8-2 3-Hf	x 0-0 ① SH1-3 1-2					x 0-0 G4-6-3 1B		x 0-0 2B	3	0	2	0	0	0	3
Leo Cardenas, R (1, 6) OBP: 0.331, SLG: 0.363		SSS 0-3 ① K		x 0-0 ② 5-3 2-3			x 0-0 ① ② G4-6-3 1-2f		SSS 0-3 ① K	4	0	0	0	0	2	3
Jim Perry, S (1, 1) Ron Perranoski, L (7, 1) OBP: 0.214, SLG: 0.200 OBP: 0.182, SLG: 0.182		x 0-0 ② 5-3		x 0-0 ③ 1-3			SSS 0-3 ③ K		SSS 0-3 ② K	3 1	0 0	0 0	0 0	0 0	1 1	1 1
Inning Stats	R: 2 E: 0 K: 0 S: 5 H: 3 LOB: 2 BB: 2 P: 13	R: 0 E: 0 K: 1 S: 6 H: 1 LOB: 1 BB: 0 P: 6	R: 0 E: 0 K: 1 S: 5 H: 0 LOB: 0 BB: 0 P: 5	R: 0 E: 0 K: 0 S: 4 H: 1 LOB: 1 BB: 0 P: 4	R: 0 E: 0 K: 1 S: 5 H: 0 LOB: 0 BB: 0 P: 5	R: 0 E: 0 K: 0 S: 3 H: 0 LOB: 0 BB: 0 P: 3	R: 0 E: 0 K: 1 S: 5 H: 1 LOB: 0 BB: 0 P: 5	R: 1 E: 0 K: 1 S: 7 H: 2 LOB: 2 BB: 1 P: 11	R: 0 E: 0 K: 3 S: 10 H: 1 LOB: 1 BB: 0 P: 10	1B: 7 2B: 3 3B: 0 HR: 0 SF: 1 SAC: 1 DP: 2 HBP: 0						

	AB	32
	R	3
	H	9
	RBI	3
	BB	3
	SO	8
	LOB	12

WP: 2 PB: 0 SB: 0 CS: 0 — PA: 37

PITCHER		IP	WLS	BF	H	R	ER	SO	BB	IBB	HBP	BLK	WP	HR	S	P	ERA	WHIP
Andy Messersmith, R ERA: 3.08	(1, 1)	7.2	L	32	8	3	3	5	1	2	0	0	2	0	39	51	3.52	1.174
Ken Tatum, R ERA: 0.42	(8, 1)	1.1		5	1	0	0	3	0	0	0	0	0	0	11	11	0.00	0.750

PITCHER	IP	WLS	BF	H	R	ER	SO	BB	IBB	HBP	BLK	WP	HR	S	P	ERA	WHIP

Minnesota Twins @ California Angels

Anaheim Stadium, Anaheim, CA

Wed Jun 25 1969, 10:05 PM EDT

Att. 9,605 - Unknown

BOTTOM

Batter	1	2	3	4	5	6	7	8	9	AB	R	H	RBI	BB	SO	LOB
Sandy Alomar Sr., S (1, 4) OBP: 0.274, SLG: 0.269	F9			1B SF8 1B		6-3	F7			4	1	1	0	0	0	3
Bill Voss, L (1, 9) OBP: 0.299, SLG: 0.283	F8			SF8 BB 1-3 1B		4-3		6-3		3	0	1	0	0	0	0
Jim Hicks, R (8, PH) OBP: 0.280, SLG: 0.369 (9, 9)										1	0	0	0	0	0	0
Jim Fregosi, R (1, 6) OBP: 0.349, SLG: 0.384	5-3			BBBB FC6-4 1-2 BB		F5		6-3		3	0	0	0	1	0	0
Rick Reichardt, R (1, 7) OBP: 0.362, SLG: 0.410		G6-4-3 1B		SF8 2-3 3-H			5-3	F9		2	0	1	1	0	0	0
Lou Johnson, R (8, 7) OBP: 0.274, SLG: 0.248										1	0	0	0	0	0	0
Roger Repoz, L (1, 8) OBP: 0.276, SLG: 0.275		P4		P4			4-3		2B	3	0	0	0	0	0	3
Winston Llenas, R (9, PH) OBP: 0.333, SLG: 0.500										1	0	1	0	0	0	0
Aurelio Rodriguez, R (1, 5) OBP: 0.291, SLG: 0.342		G6-4-3 1-2f		FC6-4 1-2f			1B E 1B		K	4	1	1	0	0	1	4
Jim Spencer, L (1, 3) OBP: 0.358, SLG: 0.350			BBBB G6-4-3 BB		G4-6-3 1B		E9 BB 1-H 1B		5-3	2	0	2	0	1	0	0
Bubba Morton, R (9, PH) OBP: 0.392, SLG: 0.467										1	0	0	0	0	0	1
Joe Azcue, R (1, 2) OBP: 0.303, SLG: 0.294			G6-4-3 1-2f		G4-6-3 1-2f		BB IBB		K	3	0	0	0	1	1	3
Andy Messersmith, R (1, 1) OBP: 0.200, SLG: 0.048			K		F9		1-2 2-3 BB			2	0	0	0	1	1	0
Ken Tatum, R (8, 1)										0	0	0	0	0	0	0
Inning Stats	R: 0 E: 0 K: 0 S: 3 H: 0 LOB: 0 BB: 0 P: 3	R: 0 E: 0 K: 0 S: 3 H: 1 LOB: 0 BB: 0 P: 3	R: 0 E: 0 K: 1 S: 4 H: 0 LOB: 0 BB: 1 P: 8	R: 1 E: 0 K: 0 S: 5 H: 2 LOB: 2 BB: 1 P: 9	R: 0 E: 0 K: 0 S: 3 H: 1 LOB: 0 BB: 0 P: 3	R: 0 E: 0 K: 0 S: 3 H: 0 LOB: 0 BB: 0 P: 3	R: 1 E: 1 K: 0 S: 5 H: 2 LOB: 3 BB: 2 P: 13	R: 0 E: 0 K: 0 S: 3 H: 0 LOB: 0 BB: 0 P: 3	R: 0 E: 0 K: 2 S: 8 H: 1 LOB: 1 BB: 0 P: 8	1B: 6 2B: 1 3B: 0 HR: 0	SF: 1 SAC: 0 DP: 3 HBP: 0						

	AB	R	H	RBI	BB	SO	LOB
BOTTOM	**30**	**2**	**7**	**1**	**4**	**3**	**14**

PITCHER		IP	WLS	BF	H	R	ER	SO	BB	IBB	HBP	BLK	WP	HR	S	P	ERA	WHIP
Jim Perry, R ERA: 3.25	(1, 1)	6.2		27	6	2	2	1	3	1	0	0	0	0	25	41	2.70	1.350
Ron Perranoski, L ERA: 1.39	(7, 1)	2.1	W	8	1	0	0	2	0	0	0	0	0	0	12	12	0.00	0.429

PITCHER	IP	WLS	BF	H	R	ER	SO	BB	IBB	HBP	BLK	WP	HR	S	P	ERA	WHIP

WP: 0 PB: 0 SB: 0 CS: 0 PA: 35

livebaseballscorecards.com

Batter	1	2	3	4	5	6	7	8	9	AB	R	H	RBI	BB	SO	LOB
Ted Uhlaender, L (1, 8) OBP: 0.325, SLG: 0.302	4-3		1B			4-3		4-3	1-3	5	0	1	0	0	0	0
Cesar Tovar, R (1, 4) (8, 7) OBP: 0.245, SLG: 0.282	6-3		4-3			2B		2B	6-3	5	2	2	0	0	0	1
Tony Oliva, L (1, 9) OBP: 0.372, SLG: 0.471	L5			4-3		1B 2-H		1B 2-H	K S S S	5	2	2	2	0	1	0
Harmon Killebrew, R (1, 5) OBP: 0.424, SLG: 0.574		5-3		HR		G4-6-3 2-H		WP PB 1B IBB		3	2	2	2	1	0	0
Rich Reese, L (1, 3) OBP: 0.336, SLG: 0.485		4-3		G5-4-3		G4-6-3 1-2f		PB WP 1-2 1B 2-H		4	1	2	1	0	0	1
Charlie Manuel, L (1, 7) OBP: 0.381, SLG: 0.367 Frank Quilici, R (8, PR) OBP: 0.217, SLG: 0.200 (8, 4)	B B B BB	4-0	G5-4-3 1-2f			F8	B B B	PB 1-2 1B 2-3 BB		2 0	0 0	0 0	0 0	2 0	0 0	1 0
John Roseboro, L (1, 2) OBP: 0.360, SLG: 0.361	G3		G3			P6		1B 1-H 2-H 3-H		4	0	1	1	0	0	1
Leo Cardenas, R (1, 6) OBP: 0.333, SLG: 0.363		5-3		K S S S		1B		IBB		3	0	1	0	1	1	0
Jim Kaat, L (1, 1) OBP: 0.159, SLG: 0.262 Graig Nettles, L (7, PH) OBP: 0.326, SLG: 0.372 Al Worthington, R (7, 1)		4-3		4-3		4-3 S S S		K		2 1 1	0 0 0	0 0 0	0 0 0	0 0 1	0 1 2	0 1 2
Inning Stats	R: 0 E: 0 K: 0 S: 3 H: 0 LOB: 0 BB: 0 P: 3	R: 0 E: 0 K: 0 S: 3 H: 0 LOB: 1 BB: 1 P: 7	R: 0 E: 0 K: 0 S: 4 H: 1 LOB: 1 BB: 0 P: 4	R: 1 E: 0 K: 0 S: 4 H: 2 LOB: 0 BB: 0 P: 4	R: 0 E: 0 K: 1 S: 5 H: 0 LOB: 0 BB: 0 P: 5	R: 2 E: 0 K: 0 S: 5 H: 3 LOB: 0 BB: 0 P: 5	R: 0 E: 0 K: 0 S: 4 H: 1 LOB: 1 BB: 0 P: 4	R: 4 E: 0 K: 1 S: 8 H: 4 LOB: 2 BB: 3 P: 20	R: 0 E: 0 K: 1 S: 5 H: 0 LOB: 0 BB: 0 P: 5	1B: 6 2B: 4 3B: 0 HR: 1	SF: 0 SAC: 0 DP: 2 HBP: 0			WP: 1 PB: 1 SB: 0 CS: 0	PA: 39		

PITCHER		IP	WLS	BF	H	R	ER	SO	BB	IBB	HBP	BLK	WP	HR	S	P	ERA	WHIP
Jim McGlothlin, R ERA: 2.83	(1, 1)	7.1	L	30	9	5	5	1	1	0	0	0	0	1	31	35	6.14	1.364
Hoyt Wilhelm, R ERA: 3.69	(8, 1)	0.0		3	1	0	0	0	1	1	0	0	1	0	1	9	∞	∞
Ken Tatum, R ERA: 0.4	(8, 1)	0.2		3	1	2	2	1	0	1	0	0	0	0	4	8	27.00	1.500
Eddie Fisher, R ERA: 3.57	(9, 1)	1.0		3	0	0	0	1	0	0	0	0	0	0	5	5	0.00	0.000

PITCHER	IP	WLS	BF	H	R	ER	SO	BB	IBB	HBP	BLK	WP	HR	S	P	ERA	WHIP

Minnesota Twins @ California Angels

Anaheim Stadium, Anaheim, CA

Thu Jun 26 1969, 6:33 AM EDT

Att. 7,329 - Unknown

TOP

livebaseballscorecards.com

AB	35
R	7
H	11
RBI	6
BB	4
SO	3
LOB	7

BOTTOM

Minnesota Twins @ California Angels

Anaheim Stadium, Anaheim, CA

Thu Jun 26 1969, 6:33 AM EDT

Att. 7,329 - Unknown

Batter	1	2	3	4	5	6	7	8	9	AB	R	H	RBI	BB	SO	LOB
Sandy Alomar Sr., S (1, 4) OBP: 0.277, SLG: 0.276	E 2B		P4		F9		WP 1B		G4-3 1-2f	5	1	2	0	0	0	1
Aurelio Rodriguez, R (1, 5) OBP: 0.290, SLG: 0.340	F9		F9			P6	CI 1-3		1B	4	0	1	0	0	0	1
Jim Fregosi, R (1, 6) OBP: 0.350, SLG: 0.384	E7 2-H 1B			1B		1B 2B 1B	K		5-3	5	1	2	0	0	1	3
Rick Reichardt, R (1, 7) OBP: 0.365, SLG: 0.412	2-H 1B			F7		1-3 2B 1B	K			4	1	2	0	0	1	3
Lou Johnson, R (8, 7) OBP: 0.274, SLG: 0.248										0	0	0	0	0	0	0
Bubba Morton, R (1, 9) OBP: 0.397, SLG: 0.484	F8			F7		1-H 3-H 2B		1B		4	0	2	2	0	0	2
Joe Azcue, R (1, 2) OBP: 0.294, SLG: 0.283		F7		K		F9		K		4	0	0	0	0	2	3
Jim Hicks, R (1, 3) OBP: 0.291, SLG: 0.412		F7			HR	IBB		K		3	1	1	1	1	1	1
Roger Repoz, L (1, 8) OBP: 0.273, SLG: 0.271		K			5-3	F7		4-3		2	0	0	0	0	1	0
Winston Llenas, R (6, PH) OBP: 0.286, SLG: 0.429										1	0	0	0	0	0	2
Jay Johnstone, L (7, 8) OBP: 0.248, SLG: 0.313										1	0	0	0	0	0	1
Jim McGlothlin, R (1, 1) OBP: 0.133, SLG: 0.103			5-3		F8		P2		G4-3 1B	3	0	0	0	0	0	0
Hoyt Wilhelm, R (8, 1)										0	0	0	0	0	0	0
Ken Tatum, R (8, 1)										0	0	0	0	0	0	0
Eddie Fisher, R (9, 1)										0	0	0	0	0	0	0
Jim Spencer, L (9, PH) OBP: 0.368, SLG: 0.361										1	0	1	0	0	0	0
Inning Stats	R: 1 E: 1 K: 0 S: 5 H: 2 LOB: 1 BB: 0 P: 5	R: 0 E: 0 K: 1 S: 5 H: 0 LOB: 0 BB: 0 P: 5	R: 0 E: 0 K: 0 S: 3 H: 0 LOB: 0 BB: 0 P: 3	R: 0 E: 0 K: 1 S: 6 H: 1 LOB: 1 BB: 0 P: 6	R: 1 E: 0 K: 0 S: 4 H: 1 LOB: 0 BB: 0 P: 4	R: 2 E: 0 K: 0 S: 6 H: 3 LOB: 2 BB: 1 P: 10	R: 0 E: 1 K: 2 S: 9 H: 1 LOB: 2 BB: 0 P: 9	R: 0 E: 0 K: 2 S: 8 H: 1 LOB: 1 BB: 0 P: 8	R: 0 E: 0 K: 0 S: 4 H: 2 LOB: 1 BB: 0 P: 4	1B: 8 2B: 2 3B: 0 HR: 1	SF: 0 SAC: 0 DP: 1 HBP: 0						

	AB	37
	R	4
	H	11
	RBI	3
	BB	1
	SO	6
	LOB	17

WP: 2 PB: 0 SB: 0 CS: 0 PA: 39

PITCHER		IP	WLS	BF	H	R	ER	SO	BB	IBB	HBP	BLK	WP	HR	S	P	ERA	WHIP
Jim Kaat, L ERA: 2.7	(1, 1)	6.0		26	7	4	3	2	0	1	0	0	0	1	29	33	4.50	1.167
Al Worthington, R ERA: 5.73	(7, 1)	3.0	W	13	4	0	0	4	0	0	0	0	1	0	21	21	0.00	1.333

PITCHER	IP	WLS	BF	H	R	ER	SO	BB	IBB	HBP	BLK	WP	HR	S	P	ERA	WHIP

livebaseballscorecards.com

Minnesota Twins @ Kansas City Royals

Municipal Stadium, Kansas City, MO

Fri Jun 27 1969, 8:05 PM EDT

Att. 11,031 - Unknown

TOP

livebaseballscorecards.com

Batter	1	2	3	4	5	6	7	8	9	AB	R	H	RBI	BB	SO	LOB
Ted Uhlaender, L (1, 8) OBP: 0.323, SLG: 0.304	E6 1B HR		F7		6-3		FC6-4 WP FC 1-2f	2B 2-H		5	1	1	1	0	0	1
Cesar Tovar, R (1, 4) OBP: 0.249, SLG: 0.285	HR 1-2 1B		F8 BB HR 1B		1-3		FC WP 1-2	6-3		5	2	2	0	0	0	2
Tony Oliva, L (1, 9) OBP: 0.376, SLG: 0.480	HR 1-H 2-H		BBBB		6-3		IIII		F8	3	2	1	3	2	0	0
			E HR 1-2 BB				1-2 2-3 IBB									
Harmon Killebrew, R (1, 5) (9, 3) OBP: 0.421, SLG: 0.565	F6		F8 1-2 2-3			BBBB	F5		L6	4	0	0	0	1	0	5
						FC4-6 1B BB										
Rich Reese, L (1, 3) OBP: 0.338, SLG: 0.504 Frank Quilici, R (9, 5) OBP: 0.217, SLG: 0.200	SSS K		HR 2-H 3-H			FC4-6 1-2 1B	3-1		F9	5 0	1 0	2 0	3 0	0 0	1 0	3 0
Graig Nettles, L (1, 7) OBP: 0.324, SLG: 0.368	F6		4-3			F6		FC6-4 S SH5-3 1B		4	1	1	0	0	0	2
John Roseboro, L (1, 2) OBP: 0.357, SLG: 0.354		4-3		4-3		FC4-6 1-2f 2-3		BBBB FC6-4 1-2 BB		3	0	0	0	1	0	2
Leo Cardenas, R (1, 6) OBP: 0.329, SLG: 0.357		6-3		L8		1-3		FC6-4 SH5-3 1-2f 2-3 2B		4	1	0	0	0	0	4
Dick Woodson, R (1, 1) OBP: 0.174, SLG: 0.095 Joe Grzenda, R (6, 1) Bob Miller, R (6, 1) Rick Renick, R (7, PH) OBP: 0.244, SLG: 0.244 Ron Perranoski, L (7, 1) OBP: 0.182, SLG: 0.182 Al Worthington, R (9, 1)		F3		SSS K			FC6-4 1B	SH5-3 1-2 3-H		2 0 0 1 0 0	0 0 0 0 0 0	0 0 0 1 0 0	0 0 0 0 0 0	0 0 0 0 0 0	1 0 0 0 0 0	0 0 0 0 0 0
Inning Stats	R: 3 E: 1 K: 1 S: 8 H: 2 LOB: 0 BB: 0 P: 8	R: 0 E: 0 K: 0 S: 3 H: 0 LOB: 0 BB: 0 P: 3	R: 3 E: 1 K: 0 S: 5 H: 2 LOB: 0 BB: 1 P: 9	R: 0 E: 0 K: 1 S: 5 H: 0 LOB: 0 BB: 0 P: 5	R: 0 E: 0 K: 0 S: 3 H: 0 LOB: 0 BB: 0 P: 3	R: 0 E: 0 K: 0 S: 4 H: 1 LOB: 2 BB: 1 P: 8	R: 0 E: 0 K: 0 S: 5 H: 1 LOB: 3 BB: 1 P: 9	R: 2 E: 0 K: 0 S: 5 H: 2 LOB: 1 BB: 1 P: 9	R: 0 E: 0 K: 0 S: 3 H: 0 LOB: 0 BB: 0 P: 3	1B: 5 2B: 1 3B: 0 HR: 2	SF: 0 SAC: 1 DP: 0 HBP: 0					

	AB	36
	R	8
	H	8
	RBI	8
	BB	4
	SO	2
	LOB	19

WP: 1 PB: 0 SB: 1 CS: 0 PA: 41

PITCHER		IP	WLS	BF	H	R	ER	SO	BB	IBB	HBP	BLK	WP	HR	S	P	ERA	WHIP
Dick Drago, R ERA: 4.5	(1, 1)	3.0		15	4	6	5	1	1	0	0	0	0	2	16	20	15.00	1.667
Tom Burgmeier, L ERA: 2.62	(4, 1)	3.0		11	1	0	0	1	1	0	0	0	0	0	12	16	0.00	0.667
Don O'Riley, R ERA: 2.84	(7, 1)	1.2		11	3	2	2	0	1	1	0	0	1	0	9	17	10.80	2.400
Dave Wickersham, R ERA: 3.57	(8, 1)	0.1		1	0	0	0	0	0	0	0	0	0	0	1	1	0.00	0.000
Moe Drabowsky, R ERA: 2.76	(9, 1)	1.0	W	3	0	0	0	0	0	0	0	0	0	0	3	3	0.00	0.000

PITCHER	IP	WLS	BF	H	R	ER	SO	BB	IBB	HBP	BLK	WP	HR	S	P	ERA	WHIP

Batter	1	2	3	4	5	6	7	8	9	AB	R	H	RBI	BB	SO	LOB
Joe Foy, R (1, 5) OBP: 0.343, SLG: 0.336	K		F2		G3 WP 1B BB	2-H 1B BB 1B		FC6-4 1B	1B 1-2 2-H HBP 1B	5	2	3	2	1	1	0
Pat Kelly, L (1, 9) (9, 8)	6-3		1B BB		1-2 WP G3 1B	1-2 2B BB		1-2f FC6-4 S 1B	1-2 2-3 1B HBP	3	3	1	0	2	0	1
Mike Fiore, L (1, 3) OBP: 0.380, SLG: 0.398 Chuck Harrison, R (6, PH) OBP: 0.286, SLG: 0.310 Ed Kirkpatrick, L (6, PH) OBP: 0.267, SLG: 0.336 (7, 8) Hawk Taylor, R (8, PH) OBP: 0.409, SLG: 0.610 (9, 9)	1B		1-3 1B		F7	2B 1-3 2-H 1B		1B 1-2 BB	1-2 2-3 3-H 1B	3 0 1 1	0 0 0 0	2 0 1 1	0 0 1 1	0 0 0 1	0 0 0 0	2 0 0 0
Bob Oliver, R (1, 8) OBP: 0.278, SLG: 0.394 (7, 3)	K		6-3		G3 1-2 2-3	1-3 3-H 2B		1-2 2-H 1B		5	0	2	2	0	1	4
Lou Piniella, R (1, 7) OBP: 0.297, SLG: 0.413		L3		5-3	2-H 3-H BB	1-3		6-3		4	0	0	0	1	0	4
Jerry Adair, R (1, 4) OBP: 0.294, SLG: 0.286		K		1-3	F6	G6-4-3 1B		BB 1B 1B		5	1	2	0	0	1	1
Ellie Rodriguez, R (1, 2) OBP: 0.346, SLG: 0.367		2B 2B		BB BB		F8		1-2f G6-4-3	HBP 1B 1-2 1B BB	3	2	1	0	2	0	1
Jackie Hernandez, R (1, 6) OBP: 0.293, SLG: 0.311		2-H 2B		1-2 BB		1B 2B			F9	4	1	2	1	1	0	2
Dick Drago, R (1, 1) Tom Burgmeier, L (4, 1) OBP: 0.167, SLG: 0.167 Buck Martinez, R (6, PH) OBP: 0.250, SLG: 0.250 Don O'Riley, R (7, 1) Dave Wickersham, R (8, 1) Juan Rios, R (8, PH) OBP: 0.322, SLG: 0.336 Moe Drabowsky, R (9, 1) Dennis Paepke, R (9, PH) OBP: 0.179, SLG: 0.154	K		K	K	F8			1-3	K	1 1 1 0 0 1 0 1	0 0 0 0 0 0 0 0	0 0 0 0 0 0 0 0	0 1 0 0 0 0 0 0	1 0 0 0 0 0 0 0	1 0 1 0 0 0 0 0	1 2 1 0 0 0 0 0
Inning Stats	R: 0 E: 0 K: 2 S: 8 H: 1 LOB: 1 BB: 0 P: 8	R: 1 E: 0 K: 2 S: 9 H: 2 LOB: 1 BB: 0 P: 9	R: 0 E: 0 K: 0 S: 3 H: 1 LOB: 1 BB: 1 P: 7	R: 0 E: 0 K: 1 S: 5 H: 0 LOB: 2 BB: 2 P: 13	R: 2 E: 0 K: 0 S: 4 H: 1 LOB: 1 BB: 2 P: 12	R: 3 E: 0 K: 0 S: 7 H: 4 LOB: 2 BB: 1 P: 11	R: 0 E: 0 K: 0 S: 3 H: 1 LOB: 0 BB: 0 P: 3	R: 1 E: 0 K: 0 S: 5 H: 2 LOB: 2 BB: 1 P: 9	R: 2 E: 0 K: 1 S: 7 H: 3 LOB: 3 BB: 1 P: 12	1B: 11 2B: 4 3B: 0 HR: 0 SF: 0 SAC: 0 DP: 1 HBP: 1						

PITCHER		IP	WLS	BF	H	R	ER	SO	BB	IBB	HBP	BLK	WP	HR	S	P	ERA	WHIP
Dick Woodson, R ERA: 4.35	(1, 1)	5.2		28	7	5	5	5	5	0	0	0	1	0	33	53	7.94	2.118
Joe Grzenda, L ERA: 4.32	(6, 1)	0.0		1	0	0	0	0	1	0	0	0	0	0	0	4	∞	∞
Bob Miller, R ERA: 2.97	(6, 1)	0.1		3	2	1	1	0	0	0	0	0	0	0	3	3	27.00	6.000
Ron Perranoski, L ERA: 1.82	(7, 1)	2.2	L	15	5	3	3	1	2	0	1	0	0	0	14	23	10.12	2.625
Al Worthington, R ERA: 5.73	(9, 1)	0.0		1	1	0	0	0	0	0	0	0	0	0	1	1	∞	∞

PITCHER	IP	WLS	BF	H	R	ER	SO	BB	IBB	HBP	BLK	WP	HR	S	P	ERA	WHIP

BOTTOM

Minnesota Twins @ Kansas City Royals

Municipal Stadium, Kansas City, MO

Fri Jun 27 1969, 8:05 PM EDT

Att. 11,031 - Unknown

livebaseballscorecards.com

AB	39
R	9
H	15
RBI	7
BB	8
SO	6
LOB	21

WP: 2 PA: 48
PB: 0
SB: 1
CS: 0

Batter	1	2	3	4	5	6	7	8	9	AB	R	H	RBI	BB	SO	LOB
Cesar Tovar, R (1, 8) OBP: 0.248, SLG: 0.288	SSS 0-3 ① K		x 0-0 ② F2		SSS 0-3 ③ K		x 0-0 PO 2B		x 0-0 ① L7	5	0	1	0	0	2	0
Tony Oliva, L (1, 9) OBP: 0.373, SLG: 0.479	SSS 0-3 ② K		x 0-0 2B			SSS 0-3 ① K	x 0-0 ① F7		x 0-0 ② F8	5	0	1	0	0	2	1
Harmon Killebrew, R (1, 3) (7, 5) OBP: 0.417, SLG: 0.558	x 0-0 ③ F8		x 0-0 ③ 6-3			x 0-0 1B BB 2B 1B	SSS 0-3 ② K		x 0-0 ③ F7	5	1	1	0	0	1	2
Bob Allison, R (1, 7) OBP: 0.333, SLG: 0.364		BBB 4-0 SH3 1B BB		x 0-0 2B 1B		BBB 4-0 1B 1-2 2B BB	BBB 4-0 BB			1	1	1	0	2	0	0
Rich Reese, L (7, PH) (7, 3) OBP: 0.342, SLG: 0.504										0	0	0	0	1	0	0
George Mitterwald, R (1, 2) OBP: 0.277, SLG: 0.337		x 0-0 SH3 1-2 1B		x 0-0 ① F8		x 0-0 2B 1B 1-2 2-3 1B	0-0 ③ PO 2-3	x 0-0 ① 4-3		3	1	2	0	0	0	1
Charlie Manuel, L (7, PH) (7, 7) OBP: 0.378, SLG: 0.364										1	0	0	0	0	0	0
Leo Cardenas, R (1, 6) OBP: 0.336, SLG: 0.370		x 0-0 ① SH3 1-2 2-3		x 0-0 ② 1-H 2B		x 0-0 1B 1-3 2-H 3-H 2B		BBB 4-0 1B BB		2	1	2	2	1	0	0
Frank Quilici, R (1, 4) OBP: 0.208, SLG: 0.191		x 0-0 ② 1-3		x 0-0 ③ F7		x 0-0 ② F2		x 0-0 1-3 1B		3	0	0	0	0	0	5
Rod Carew, L (8, PH) (8, 4) OBP: 0.440, SLG: 0.533										1	0	1	0	0	0	0
Rick Renick, R (1, 5) OBP: 0.250, SLG: 0.250		SSS 0-3 ③ K			x 0-0 ① F8	x 0-0 2-H 3-H 1B		SSS 0-3 ② K2-3		3	0	1	2	0	1	2
Tom Tischinski, R (7, 2) OBP: 0.286, SLG: 0.167										1	0	0	0	0	1	2
Dave Boswell, R (1, 1) OBP: 0.160, SLG: 0.271			SSS 0-3 ① K		SSS 0-3 ② K	x 0-0 ③ F3		x 0-0 ③ F8		4	0	0	0	0	2	3
Al Worthington, R (8, 1)										0	0	0	0	0	0	0
Inning Stats	R: 0 H: 0 E: 0 LOB: 0 K: 2 BB: 0 S: 7 P: 7	R: 0 H: 1 E: 0 LOB: 2 K: 1 BB: 1 S: 6 P: 10	R: 0 H: 1 E: 0 LOB: 1 K: 1 BB: 0 S: 6 P: 6	R: 0 H: 2 E: 0 LOB: 1 K: 0 BB: 0 S: 4 P: 4	R: 0 H: 0 E: 0 LOB: 0 K: 2 BB: 0 S: 7 P: 7	R: 4 H: 4 E: 0 LOB: 1 K: 1 BB: 1 S: 9 P: 13	R: 0 H: 1 E: 0 LOB: 1 K: 1 BB: 1 S: 5 P: 9	R: 0 H: 1 E: 0 LOB: 2 K: 1 BB: 1 S: 6 P: 10	R: 0 H: 0 E: 0 LOB: 0 K: 0 BB: 0 S: 3 P: 3	1B: 6 SF: 0 2B: 4 SAC: 1 3B: 0 DP: 0 HR: 0 HBP: 0						

TOP

Minnesota Twins @ Kansas City Royals

Municipal Stadium, Kansas City, MO

Sat Jun 28 1969, 4:33 AM EDT

Att. 10,283 - Unknown - 84 F

livebaseballscorecards.com

AB	34
R	4
H	10
RBI	4
BB	4
SO	9
LOB	16

WP: 0 PA: 40
PB: 0
SB: 0
CS: 0

PITCHER		IP	WLS	BF	H	R	ER	SO	BB	IBB	HBP	BLK	WP	HR	S	P	ERA	WHIP
Bill Butler, L ERA: 3.73	(1, 1)	6.0		27	8	4	4	7	2	0	0	0	0	0	39	47	6.00	1.667
Galen Cisco, R ERA: 2.25	(7, 1)	2.0	W	9	2	0	0	2	2	0	0	0	0	0	11	19	0.00	2.000
Moe Drabowsky, R ERA: 2.7	(9, 1)	1.0	S	3	0	0	0	0	0	0	0	0	0	0	3	3	0.00	0.000

PITCHER	IP	WLS	BF	H	R	ER	SO	BB	IBB	HBP	BLK	WP	HR	S	P	ERA	WHIP

BOTTOM

Minnesota Twins @ Kansas City Royals

Municipal Stadium, Kansas City, MO

Sat Jun 28 1969, 4:33 AM EDT

Att. 10,283 - Unknown - 84 F

livebaseballscorecards.com

Batter	1	2	3	4	5	6	7	8	9	AB	R	H	RBI	BB	SO	LOB
Joe Foy, R (1, 5) OBP: 0.349, SLG: 0.340	K		BB		L5-3		CS			3	0	2	0	1	1	0
Pat Kelly, L (1, 9) (8, 8)	PB, BB		K		L5-3		F8			3	0	0	0	1	1	4
Mike Fiore, L (1, 3) OBP: 0.392, SLG: 0.405 (8, 9) (9, 3)	G6-4-3, BB		1B			WP, 5-3, 2B		BB		2	1	2	1	2	0	0
Bob Oliver, R (1, 8) OBP: 0.277, SLG: 0.391 (8, 3) Ed Kirkpatrick, L (9, 9) OBP: 0.267, SLG: 0.336	G6-4-3		1B			K		FC3-6		4 0	1 0	1 0	0 0	0 0	1 0	4 0
Buck Martinez, R (1, 2) OBP: 0.375, SLG: 0.714		4-3		HR		5-3		1B, IBB		3	2	1	1	1	0	1
Lou Piniella, R (1, 7) OBP: 0.300, SLG: 0.419		6-3	K			E, 2B		1B		4	2	2	1	0	1	0
Juan Rios, R (1, 4) OBP: 0.315, SLG: 0.328 Galen Cisco, R (7, 1) Hawk Taylor, R (8, PH) OBP: 0.422, SLG: 0.619 Moe Drabowsky, R (9, 1)	L8		6-3			E5		1B		3 0 1 0	0 0 0 0	0 0 1 0	0 0 2 0	0 0 0 0	0 0 0 0	0 0 0 0
Jackie Hernandez, R (1, 6) OBP: 0.296, SLG: 0.314			SH5-4, 1B	6-3		K		1B		4	1	2	1	0	1	1
Bill Butler, L (1, 1) OBP: 0.077, SLG: 0.077 Jerry Adair, R (7, 4) OBP: 0.291, SLG: 0.283			SH5-4		K		6-3	F8		1 2	0 0	0 0	0 0	0 0	1 0	0 1
Inning Stats	R: 0 E: 0 K: 1 S: 4 H: 0 LOB: 1 BB: 2 P: 12	R: 0 E: 0 K: 0 S: 3 H: 0 LOB: 0 BB: 0 P: 3	R: 1 E: 0 K: 1 S: 7 H: 3 LOB: 2 BB: 1 P: 11	R: 1 E: 0 K: 1 S: 6 H: 1 LOB: 0 BB: 0 P: 6	R: 0 E: 0 K: 1 S: 5 H: 1 LOB: 0 BB: 0 P: 5	R: 2 E: 1 K: 2 S: 10 H: 2 LOB: 1 BB: 0 P: 10	R: 0 E: 0 K: 0 S: 3 H: 1 LOB: 0 BB: 0 P: 3	R: 3 E: 0 K: 0 S: 5 H: 3 LOB: 1 BB: 2 P: 13		1B: 9 2B: 2 3B: 0 HR: 1 SF: 0 SAC: 1 DP: 2 HBP: 0				WP: 1 PB: 1 SB: 1 CS: 1 PA: 36		

	AB	30
	R	7
	H	11
	RBI	6
	BB	5
	SO	6
	LOB	11

PITCHER		IP	WLS	BF	H	R	ER	SO	BB	IBB	HBP	BLK	WP	HR	S	P	ERA	WHIP
Dave Boswell, R ERA: 3.14	(1, 1)	7.2	L	35	11	7	6	6	4	1	0	0	1	1	42	62	7.04	1.957
Al Worthington, R ERA: 5.56	(8, 1)	0.1		1	0	0	0	0	0	0	0	0	0	0	1	1	0.00	0.000

PITCHER	IP	WLS	BF	H	R	ER	SO	BB	IBB	HBP	BLK	WP	HR	S	P	ERA	WHIP

Minnesota Twins @ Kansas City Royals

Municipal Stadium, Kansas City, MO

Sun Jun 29 1969, 4:33 AM EDT

Unknown - 88 F

TOP

livebaseballscorecards.com

Batter	1	2	3	4	5	6	7	8	9	AB	R	H	RBI	BB	SO	LOB
Ted Uhlaender, L (1, 8) OBP: 0.325, SLG: 0.310	K			2B		1B		F7		4	1	2	0	0	1	0
Rod Carew, L (1, 4) OBP: 0.433, SLG: 0.523	F7			F7		F7		F8		4	0	0	0	0	0	2
Tony Oliva, L (1, 9) OBP: 0.378, SLG: 0.482	F7			G6-4-3 2-H		1-3		1B		4	0	3	1	0	0	0
Harmon Killebrew, R (1, 5) OBP: 0.412, SLG: 0.549		F3		G6-4-3 1-2f		5-3		6-3		4	0	0	0	0	0	4
Rich Reese, L (1, 3) OBP: 0.333, SLG: 0.490		L6			3-1		F3		3-1	4	0	0	0	0	0	0
Graig Nettles, L (1, 7) OBP: 0.329, SLG: 0.395		L9			3-1		HR		FC3-6	4	1	2	1	0	0	0
John Roseboro, L (1, 2) OBP: 0.360, SLG: 0.358			G6-4-3				F6		FC3-6 1-2f	4	0	2	0	0	0	1
Leo Cardenas, R (1, 6) OBP: 0.334, SLG: 0.372			G6-4-3 1-2f		F9		E5			4	0	1	0	0	0	2
Jim Perry, S (1, 1) OBP: 0.207, SLG: 0.192			F9			K			K	1	0	0	0	0	0	0
Joe Grzenda, R (4, 1)										0	0	0	0	0	0	0
Rick Renick, R (6, PH) OBP: 0.245, SLG: 0.244										1	0	0	0	0	1	0
Jerry Crider, R (6, 1)										0	0	0	0	0	0	0
Charlie Manuel, L (7, PH) OBP: 0.383, SLG: 0.370										1	0	1	0	0	0	0
Danny Morris, R (7, 1)										0	0	0	0	0	0	0
Bob Allison, R (9, PH) OBP: 0.330, SLG: 0.359										1	0	0	0	0	1	2

Inning Stats	1	2	3	4	5	6	7	8	9
R	0	0	0	1	0	0	1	0	0
E	0	0	0	0	0	0	1	0	0
K	1	0	0	0	0	1	0	0	1
S	5	3	3	4	4	7	5	4	7
H	0	0	1	2	1	2	2	1	2
LOB	0	0	0	0	1	2	2	1	2
BB	0	0	0	0	0	0	0	0	0
P	5	3	3	4	4	7	5	4	7

AB	36
R	2
H	11
RBI	2
BB	0
SO	3
LOB	11

PITCHER		IP	W/L/S	BF	H	R	ER	SO	BB	IBB	HBP	BLK	WP	HR	S	P	ERA	WHIP	PITCHER	IP	W/L/S	BF	H	R	ER	SO	BB	IBB	HBP	BLK	WP	HR	S	P	ERA	WHIP
Wally Bunker, R ERA: 3.11	(1, 1)	9.0	W	36	11	2	2	3	0	0	0	0	0	1	42	42	2.00	1.222																	

PITCHER		IP	W/L/S	BF	H	R	ER	SO	BB	IBB	HBP	BLK	WP	HR	S	P	ERA	WHIP	PITCHER	IP	W/L/S	BF	H	R	ER	SO	BB	IBB	HBP	BLK	WP	HR	S	P	ERA	WHIP
Wally Bunker, R ERA: 3.11	(1, 1)	9.0	W	36	11	2	2	3	0	0	0	0	0	1	42	42	2.00	1.222																	

BOTTOM

Minnesota Twins @ Kansas City Royals

Municipal Stadium, Kansas City, MO

Sun Jun 29 1969, 4:33 AM EDT

Unknown - 88 F

livebaseballscorecards.com

Batter	1	2	3	4	5	6	7	8	9	AB	R	H	RBI	BB	SO	LOB
Joe Foy, R (1, 5) OBP: 0.353, SLG: 0.345	0-0 WP BB HR 1B	0-0 1B 1B		0-0 S 2-H 1B		0-0 ① L8		0-0 ① F3		5	1	3	1	0	0	0
Pat Kelly, L (1, 9) OBP: 0.372, SLG: 0.408	4-0 WP 1-2 HR BB	0-0 1-3 1B		0-0 ② F6 2-3		1-0 CS HBP		0-0 ② F5		3	1	1	0	1	0	1
Mike Fiore, L (1, 3) OBP: 0.397, SLG: 0.420	0-0 1-H 2-H HR	0-0 ③ 1-3		0-0 ③ 4-3		4-0 ② 1-2 HR BB		4-0 1B BB		3	2	1	3	2	0	3
Bob Oliver, R (1, 8) OBP: 0.284, SLG: 0.411	0-3 ① K		0-0 CS 1B		0-0 ① L6	0-0 1-H HR		0-0 FC6-4 1-3 1B		5	1	3	2	0	1	0
Lou Piniella, R (1, 7) OBP: 0.306, SLG: 0.424	0-0 FC6-4-3-2 2B	4-0 ① 6-3 1-2 BB			0-0 BB 1B 1B	0-0 ③ F7		0-0 ③ FC6-4 1-2f		4	1	2	0	1	0	2
Ellie Rodriguez, R (1, 2) OBP: 0.350, SLG: 0.362	4-0 FC6-4-3-2 BB	0-0 ② 6-3 1-2			4-0 1B 1-2 BB		0-0 ① 6-3			2	0	0	0	2	0	1
Jerry Adair, R (1, 4) OBP: 0.290, SLG: 0.282	0-0 ②③ FC6-4-3-2 1-2 2-H		0-3 ③ K		0-0 1-2 2-H 1B		0-0 ② F2			4	0	1	1	0	1	3
Jackie Hernandez, R (1, 6) OBP: 0.299, SLG: 0.317		0-0 ① 4-3		0-0 SH3-4 1B	0-3 ② K		0-0 1B			4	1	2	0	0	1	2
Wally Bunker, R (1, 1) OBP: 0.107, SLG: 0.143		0-3 ② K		0-0 ① SH3-4 1-2	0-0 ③ F9		0-3 ③ K			3	0	0	0	0	2	3
Inning Stats	R: 3 H: 3 E: 0 LOB: 1 K: 1 BB: 2 S: 7 P: 15	R: 0 H: 2 E: 0 LOB: 2 K: 1 BB: 0 S: 7 P: 7	R: 0 H: 1 E: 0 LOB: 1 K: 1 BB: 1 S: 5 P: 9	R: 1 H: 2 E: 0 LOB: 1 K: 0 BB: 0 S: 5 P: 5	R: 1 H: 2 E: 0 LOB: 2 K: 1 BB: 1 S: 7 P: 11	R: 2 H: 1 E: 0 LOB: 0 K: 0 BB: 1 S: 3 P: 8	R: 0 H: 1 E: 0 LOB: 1 K: 1 BB: 0 S: 6 P: 6	R: 0 H: 1 E: 0 LOB: 2 K: 0 BB: 1 S: 4 P: 8		1B: 10 SF: 0 2B: 2 SAC: 1 3B: 0 DP: 1 HR: 2 HBP: 1						

	AB	33
	R	7
	H	13
	RBI	7
	BB	6
	SO	5
	LOB	15

WP: 1 PA: 41
PB: 0
SB: 1
CS: 2

PITCHER		IP	WLS	BF	H	R	ER	SO	BB	IBB	HBP	BLK	WP	HR	S	P	ERA	WHIP
Jim Perry, R ERA: 3.52	(1, 1)	3.1	L	19	8	4	4	3	3	0	0	0	1	1	22	34	10.80	3.300
Joe Grzenda, L ERA: 4.37	(4, 1)	1.2		8	2	1	1	1	1	0	0	0	0	0	9	13	5.40	1.800
Jerry Crider, R ERA: 6.43	(6, 1)	1.0		5	1	2	2	0	1	0	1	0	0	1	3	8	18.00	2.000
Danny Morris, R ERA: 5.06	(7, 1)	2.0		9	2	0	0	1	1	0	0	0	0	0	10	14	0.00	1.500

PITCHER	IP	WLS	BF	H	R	ER	SO	BB	IBB	HBP	BLK	WP	HR	S	P	ERA	WHIP

Batter	1	2	3	4	5	6	7	8	9	AB	R	H	RBI	BB	SO	LOB
Cesar Tovar, R (1, 8) (6, 5) OBP: 0.259, SLG: 0.305	BBBB 4-0 WP 1B G4-3 BB	0-0 HR 2B 1-3 2-H 3-H	0-0 ②③ G1-6-3 1-2f			0-0 HR 2B		0-0 ① F7	2-H 1B	5	3	3	3	1	0	2
Tony Oliva, L (1, 9) OBP: 0.388, SLG: 0.516 Charlie Manuel, L (8, PR) (8, 7) OBP: 0.380, SLG: 0.366	0-0 G4-3 WP 1-2 1B	0-0 2-H 3-H HR		0-0 FC1-5-4 2B		0-0 2-H HR		0-0 1B	0-0 ③ F8	5 1	2 0	5 0	5 0	0 0	0 0	0 1
Harmon Killebrew, R (1, 5) OBP: 0.410, SLG: 0.543 Ted Uhlaender, L (6, 8) OBP: 0.324, SLG: 0.309	BBBB 4-0 G4-3 1-2 2-3 BB	0-0 ① F6		0-0 ① FC1-5-4 G4-3 2-3		0-0 ② 5-3		0-0 ② F6		3 1	0 0	0 0	0 0	1 0	0 0	1 1
Bob Allison, R (1, 7) (8, 9) OBP: 0.323, SLG: 0.341	0-0 ① ② G4-3 1-2f 2-3 3-H	BBBB 4-0 S BB		0-0 ② ③ G4-3 1-2f		SSS 0-3 ③ K		0-0 ③ F8		4	0	0	0	1	1	4
Rich Reese, L (1, 3) OBP: 0.323, SLG: 0.473	0-0 ③ 4-3	SSS 0-3 ② K 1-2			0-0 ① 4-3		0-0 ① 3-1		0-0 ① 4-3	5	0	0	0	0	1	2
Leo Cardenas, R (1, 6) OBP: 0.342, SLG: 0.375		BBBB 4-0 1B BB BB 0-0 F6			0-0 1B		BBBB 4-0 1B BB		0-0 HR 1B	3	2	2	0	2	0	1
George Mitterwald, R (1, 2) OBP: 0.292, SLG: 0.367		BBBB 4-0 1B 1-2 2B BB	BBBB 4-0 1B BB		SSS 0-3 ② K		X 0-0 ② F3		X 0-0 1-H HR	3	2	1	2	2	1	2
Frank Quilici, R (1, 4) OBP: 0.247, SLG: 0.222	X 0-0 1-3 2-H 2B 1B	X 0-0 G1-6-3 1-2 1B			SSS 0-3 ③ K		X 0-0 1-2 1B		BBBB 4-0 1-3 1B BB	4	2	3	1	1	1	1
Jim Kaat, L (1, 1) OBP: 0.163, SLG: 0.239		BBBB 4-0 2B HR BB	X 0-0 ① F7			X 0-0 ① 6-3	X 0-0 ③ F9		X 0-0 ② 1-3 1-2	4	1	0	0	1	0	5

Inning Stats																				
	R: 1	H: 1	R: 6	H: 3	R: 0	H: 1	R: 0	H: 1	R: 0	H: 1	R: 2	H: 2	R: 0	H: 1	R: 0	H: 1	R: 3	H: 3	1B: 8	SF: 0	WP: 1	PA: 47
	E: 0	LOB: 1	E: 0	LOB: 1	E: 0	LOB: 1	E: 0	LOB: 0	E: 0	LOB: 1	E: 0	LOB: 0	E: 0	LOB: 2	E: 0	LOB: 1	E: 0	LOB: 1	2B: 3	SAC: 0	PB: 0	
	K: 0	BB: 2	K: 1	BB: 4	K: 0	BB: 1	K: 0	BB: 0	K: 2	BB: 0	K: 1	BB: 0	K: 0	BB: 1	K: 0	BB: 0	K: 0	BB: 1	3B: 0	DP: 3	SB: 1	
	S: 3	P: 11	S: 8	P: 24	S: 3	P: 7	S: 3	P: 3	S: 8	P: 8	S: 7	P: 7	S: 4	P: 8	S: 4	P: 4	S: 6	P: 10	HR: 3	HBP: 0	CS: 0	

PITCHER		IP	WLS	BF	H	R	ER	SO	BB	IBB	HBP	BLK	WP	HR	S	P	ERA	WHIP
Jim Rooker, L ERA: 7.06	(1, 1)	1.0	L	7	1	3	3	0	4	0	0	0	1	0	3	19	27.00	5.000
Don O'Riley, R ERA: 7.11	(2, 1)	0.0		3	2	1	1	0	1	0	0	0	0	0	2	6	∞	∞
Dave Wickersham, R ERA: 3.69	(2, 1)	1.0		5	1	3	3	1	1	0	0	0	0	1	6	10	27.00	2.000
Mike Hedlund, R ERA: 3.94	(3, 1)	3.0		11	3	0	0	2	1	0	0	0	0	0	14	18	0.00	1.333
Dick Drago, R ERA: 4.59	(6, 1)	2.0		10	3	2	2	1	1	0	0	0	0	1	11	15	9.00	2.000

PITCHER		IP	WLS	BF	H	R	ER	SO	BB	IBB	HBP	BLK	WP	HR	S	P	ERA	WHIP
Tom Burgmeier, L ERA: 3.22	(8, 1)	2.0		11	4	3	3	0	1	0	0	0	0	1	10	14	13.50	2.500

TOP

Minnesota Twins @ Kansas City Royals

Municipal Stadium, Kansas City, MO

Sun Jun 29 1969, 4:38 AM EDT

Att. 16,738 - Unknown - 90 F

livebaseballscorecards.com

AB	38
R	12
H	14
RBI	11
BB	9
SO	4
LOB	20

BOTTOM

Minnesota Twins @ Kansas City Royals

Municipal Stadium, Kansas City, MO

Sun Jun 29 1969, 4:38 AM EDT

Att. 16,738 - Unknown - 90 F

livebaseballscorecards.com

Batter	1	2	3	4	5	6	7	8	9	AB	R	H	RBI	BB	SO	LOB
Joe Foy, R (1, 5) OBP: 0.348, SLG: 0.340	6-3		6-3		5-3		K			4	0	0	0	0	1	1
Pat Kelly, L (1, 9) OBP: 0.374, SLG: 0.404	BB		4-3		4-3			BB		2	1	0	0	2	0	0
Lou Piniella, R (1, 7) OBP: 0.305, SLG: 0.421	F3		6-3			FC5-4		G6-4-3		4	0	1	0	0	0	2
Bob Oliver, R (1, 8) OBP: 0.284, SLG: 0.412	2B			K		FC5-4		E6		4	1	1	1	0	1	1
Buck Martinez, R (1, 2) OBP: 0.500, SLG: 0.727	1B			1B		F8		1B		4	0	3	1	0	0	1
Chuck Harrison, R (1, 3) OBP: 0.278, SLG: 0.301	FC5-4			F4		FC6-4		F8		4	0	0	0	0	0	5
Juan Rios, R (1, 4) OBP: 0.313, SLG: 0.325		F8		1B			F7		L6	4	0	1	0	0	0	0
Jackie Hernandez, R (1, 6) OBP: 0.298, SLG: 0.316		6-3		5-3			1B		6-3	4	0	1	0	0	0	2
Jim Rooker, R (1, 1) Don O'Riley, R (2, 1) Dave Wickersham, R (2, 1) Dennis Paepke, R (2, PH) OBP: 0.172, SLG: 0.148 Mike Hedlund, R (3, 1) OBP: 0.000, SLG: 0.188 Jerry Adair, R (5, PH) OBP: 0.286, SLG: 0.381 Dick Drago, R (6, 1) Hawk Taylor, R (7, PH) OBP: 0.412, SLG: 0.605 Tom Burgmeier, L (8, 1) OBP: 0.000, SLG: 0.000 Ellie Rodriguez, R (9, PH) OBP: 0.304, SLG: 0.359		F8		F7			F4			0 0 0 0 0 0 0 0 0 0 0 0 0 0 0 0 0 0 0 0 0 1 0 0 0 0 0 0 0 0 0 0 0 0 0 1 0 0 0 0 0 0 0 0 0 0 0 0 0 1 0 0 0 0 0 1 0 0 0 0 0 0 0 1 0 0 0 0 1 0				

Inning Stats	1	2	3	4	5	6	7	8	9
	R: 2 H: 2 E: 0 LOB: 1 K: 0 BB: 1 S: 5 P: 9	R: 0 H: 0 E: 0 LOB: 0 K: 0 BB: 0 S: 3 P: 3	R: 0 H: 0 E: 0 LOB: 0 K: 0 BB: 0 S: 3 P: 3	R: 0 H: 2 E: 0 LOB: 2 K: 1 BB: 0 S: 7 P: 7	R: 0 H: 0 E: 0 LOB: 0 K: 0 BB: 0 S: 3 P: 3	R: 0 H: 1 E: 0 LOB: 1 K: 0 BB: 0 S: 4 P: 4	R: 0 H: 1 E: 0 LOB: 1 K: 1 BB: 0 S: 6 P: 6	R: 0 H: 1 E: 1 LOB: 2 K: 0 BB: 1 S: 4 P: 8	R: 0 H: 0 E: 0 LOB: 0 K: 1 BB: 0 S: 5 P: 5

AB	34	
R	2	
H	7	
RBI	2	
BB	2	
SO	3	
LOB	13	

| | | | |

Batter	1	2	3	4	5	6	7	8	9	AB	R	H	RBI	BB	SO	LOB
Ted Uhlaender, L (1, 8) OBP: 0.325, SLG: 0.312	0-0 1B 2B		0-0 ① 3-4-1			0-0 ① 6-3	0-0 ③ 4-3		4-0 2B 1B IBB	4	2	1	0	1	0	3
Rod Carew, L (1, 4) OBP: 0.428, SLG: 0.520	0-0 ① F7		0-0 ② 6-3			0-0 ② 5-3		0-0 ① 4-3	1-3 2-H 3-H 1B 2B	5	1	1	2	0	0	1
Tony Oliva, L (1, 9) OBP: 0.385, SLG: 0.509	0-0 ② 4-3		0-0 ③ F7			0-0 ③ L8		0-0 ② 4-3	4-0 1B IBB	4	0	0	0	1	0	1
Harmon Killebrew, R (1, 5) (9, 3) OBP: 0.413, SLG: 0.544	0-0 2-H 1B			0-0 ① 3-1			0-0 1B 2B 1B	0-0 ③ F7	1-3 2-H 3-H 1B	5	1	3	3	0	0	0
Charlie Manuel, L (1, 7) OBP: 0.365, SLG: 0.349 Frank Quilici, R (9, 5) OBP: 0.247, SLG: 0.222	0-0 ③ 4-3			0-0 ② G3			0-0 ① F7		0-3 K 0-3 K	5 0	0 0	0 0	0 0	0 0	2 0	4 0
Rich Reese, L (1, 3) OBP: 0.327, SLG: 0.474 Cesar Tovar, R (9, PR) OBP: 0.259, SLG: 0.305 (9, 7)		0-0 ① 6-3		0-0 ③ 4-3			0-0 2B 1-2 1B		0-0 1B 1B 1B	4 0	0 1	2 0	0 0	0 0	0 0	0 0
John Roseboro, L (1, 2) OBP: 0.369, SLG: 0.374		0-0 WP 1B			0-0 ① 6-3		0-0 1-3 2-H 2B		0-0 S 1B 1-2 2B 1B	4	1	3	1	0	0	0
Leo Cardenas, R (1, 6) OBP: 0.344, SLG: 0.375		0-0 ② F8 1-2			0-0 ② F9		4-0 IBB		0-0 S 1-2 2-H 2B 1B	3	1	1	1	1	0	1
Bob Miller, R (1, 1) Ron Perranoski, L (8, 1) OBP: 0.167, SLG: 0.167		0-0 ③ 5-3			0-3 ③ K		0-3 ② K		0-0 ② 6-3 1-2 2-3	3 1	0 0	0 0	0 0	0 0	2 0	4 2
Inning Stats	R: 1 H: 2 E: 0 LOB: 1 K: 0 BB: 0 S: 5 P: 5	R: 0 H: 1 E: 0 LOB: 1 K: 0 BB: 0 S: 4 P: 4	R: 0 H: 0 E: 0 LOB: 0 K: 0 BB: 0 S: 3 P: 3	R: 0 H: 0 E: 0 LOB: 0 K: 0 BB: 0 S: 3 P: 3	R: 0 H: 0 E: 0 LOB: 0 K: 1 BB: 0 S: 5 P: 5	R: 0 H: 0 E: 0 LOB: 0 K: 0 BB: 0 S: 3 P: 3	R: 1 H: 3 E: 0 LOB: 3 K: 1 BB: 1 S: 8 P: 12	R: 0 H: 0 E: 0 LOB: 0 K: 0 BB: 0 S: 3 P: 3	R: 5 H: 5 E: 0 LOB: 2 K: 2 BB: 2 S: 12 P: 20	1B: 8 SF: 0 2B: 3 SAC: 0 3B: 0 DP: 0 HR: 0 HBP: 0						

PITCHER		IP	WLS	BF	H	R	ER	SO	BB	IBB	HBP	BLK	WP	HR	S	P	ERA	WHIP
Joe Horlen, R ERA: 3.85	(1, 1)	7.0	L	28	6	2	2	2	0	1	0	0	1	0	31	35	2.57	0.857
Dan Osinski, R ERA: 3.74	(8, 1)	1.2		10	4	5	5	1	0	1	0	0	0	0	11	15	27.00	2.400
Gary Bell, R ERA: 5.18	(9, 1)	0.1		3	1	0	0	1	0	1	0	0	0	0	4	8	0.00	3.000

PITCHER	IP	WLS	BF	H	R	ER	SO	BB	IBB	HBP	BLK	WP	HR	S	P	ERA	WHIP

TOP

Minnesota Twins @ Chicago White Sox

Comiskey Park, Chicago, IL

Mon Jun 30 1969, 8:05 PM EDT

Att. 8,259 - Unknown

livebaseballscorecards.com

AB	38
R	7
H	11
RBI	7
BB	3
SO	4
LOB	16

WP: 1 PB: 0 SB: 2 CS: 0 PA: 41

Batter	1	2	3	4	5	6	7	8	9	AB	R	H	RBI	BB	SO	LOB
Ken Berry, R (1, 8) OBP: 0.262, SLG: 0.268	6-3			F4	6-3			E6 G3 SH1-3	K	5	0	0	0	0	1	2
Luis Aparicio, R (1, 6) OBP: 0.354, SLG: 0.351	6-3			1B		4-3		SH1-3 1-2		3	0	1	0	0	0	0
Gail Hopkins, L (1, 3) OBP: 0.401, SLG: 0.492	4-3			F8		BB		G3 2-3		3	0	0	0	1	0	2
Ed Herrmann, L (1, 2) OBP: 0.356, SLG: 0.452 Don Pavletich, R (8, PH) OBP: 0.273, SLG: 0.324 (9, 2)		BB G3-6-3		6-3		F8		IBB		2 0	0 0	0 0	0 0	1 1	0 0	2 0
Carlos May, L (1, 7) OBP: 0.368, SLG: 0.514		K			1B 1B 1B 1B	6-3		6-3		4	1	1	0	0	1	4
Bill Melton, R (1, 5) OBP: 0.314, SLG: 0.449		G3-6-3 1-2f			1B 1B G1-2-3 1-2 1B		K		HR	4	1	2	1	0	1	1
Buddy Bradford, R (1, 9) OBP: 0.368, SLG: 0.462			K		G1-2-3 1B 1-2 2-3 1B		1B		SF8 3B	4	1	3	0	0	1	0
Rich Morales, R (1, 4) OBP: 0.154, SLG: 0.154 Pete Ward, L (7, PH) OBP: 0.366, SLG: 0.384 Bobby Knoop, R (8, 4) OBP: 0.280, SLG: 0.285			F3		G1-2-3 1-2 2-3 3-H 1B		F7		1-3	2 1 1	0 0 0	1 0 0	1 0 0	0 0 0	0 0 0	0 1 1
Joe Horlen, R (1, 1) OBP: 0.200, SLG: 0.229 Tom McCraw, L (7, PH) OBP: 0.252, SLG: 0.258 Dan Osinski, R (8, 1) Gary Bell, R (9, 1) OBP: 0.250, SLG: 0.278 Walt Williams, R (9, PH) OBP: 0.307, SLG: 0.344			K		G1-2-3 1-2 2-3 3-Hf		6-3		SF8 3-H	2 1 0 0 0	0 0 0 0 0	0 0 0 0 1	0 0 0 0 0	0 0 0 0 0	1 0 0 0 0	3 1 0 0 0
Inning Stats	R: 0 E: 0 K: 0 S: 3 H: 0 LOB: 0 BB: 0 P: 3	R: 0 E: 0 K: 1 S: 4 H: 0 LOB: 0 BB: 1 P: 8	R: 0 E: 0 K: 2 S: 7 H: 0 LOB: 0 BB: 0 P: 7	R: 0 E: 0 K: 0 S: 4 H: 1 LOB: 1 BB: 0 P: 4	R: 1 E: 0 K: 0 S: 6 H: 4 LOB: 2 BB: 0 P: 6	R: 0 E: 0 K: 0 S: 3 H: 0 LOB: 1 BB: 1 P: 7	R: 0 E: 0 K: 1 S: 6 H: 1 LOB: 1 BB: 0 P: 6	R: 0 E: 1 K: 0 S: 4 H: 0 LOB: 2 BB: 1 P: 8	R: 2 E: 0 K: 1 S: 7 H: 2 LOB: 0 BB: 0 P: 7	1B: 6 2B: 0 3B: 1 HR: 1	SF: 1 SAC: 1 DP: 2 HBP: 0						

PITCHER	IP	WLS	BF	H	R	ER	SO	BB	IBB	HBP	BLK	WP	HR	S	P	ERA	WHIP
Bob Miller, R (1, 1) ERA: 2.68	7.1	W	29	6	1	1	4	2	0	0	0	0	0	35	43	1.23	1.091
Ron Perranoski, L (8, 1) ERA: 2.09	1.2	S	8	2	2	2	1	0	1	0	0	0	1	9	13	10.80	1.200

PITCHER	IP	WLS	BF	H	R	ER	SO	BB	IBB	HBP	BLK	WP	HR	S	P	ERA	WHIP

BOTTOM

Minnesota Twins @ Chicago White Sox

Comiskey Park, Chicago, IL

Mon Jun 30 1969, 8:05 PM EDT

Att. 8,259 - Unknown

livebaseballscorecards.com

AB	32
R	3
H	8
RBI	3
BB	3
SO	5
LOB	17

1B: 6 2B: 0 3B: 1 HR: 1 SF: 1 SAC: 1 DP: 2 HBP: 0

WP: 0 PB: 0 SB: 0 CS: 0 PA: 37

Batter	1	2	3	4	5	6	7	8	9	AB	R	H	RBI	BB	SO	LOB
Ted Uhlaender, L (1, 8) OBP: 0.324, SLG: 0.322	F5		4-3		HR	F9		SH5-3 2-H 3-H		4	1	1	2	0	0	0
Rod Carew, L (1, 4) OBP: 0.427, SLG: 0.531	4-3		2B		FC 3B	G3		4-3		5	1	2	0	0	0	0
Tony Oliva, L (1, 9) OBP: 0.379, SLG: 0.500	4-3		F7		F6	K			F7	5	0	0	0	0	1	2
Harmon Killebrew, R (1, 5) OBP: 0.407, SLG: 0.534 Frank Quilici, R (9, 5) OBP: 0.247, SLG: 0.222		K		F9	FC HR 3-H		5-3		L4	5 0	1 0	0 0	1 0	0 0	1 0	0 0
Rich Reese, L (1, 3) OBP: 0.341, SLG: 0.529		1B 1B		HR	1-H HR		F5		1B 2B	5	3	4	3	0	0	0
Graig Nettles, L (1, 7) OBP: 0.329, SLG: 0.389 Cesar Tovar, R (5, PR) OBP: 0.262, SLG: 0.307 (5, 7)		K		K	S BB		F8		2-H 1B	2 2	0 0	0 1	0 1	1 0	2 0	1 0
John Roseboro, L (1, 2) OBP: 0.376, SLG: 0.381	1-2 1B	HR 1B	F5 1-3					1B E 1B	F9	5	2	3	0	0	0	2
Leo Cardenas, R (1, 6) OBP: 0.350, SLG: 0.388	F8	1-H HR	H HBP					E S 1-3 SH5-3 1B		3	2	2	2	0	0	2
Jim Perry, S (1, 1) OBP: 0.194, SLG: 0.179 Dick Woodson, R (4, 1) OBP: 0.160, SLG: 0.087		4-3	K	K2-3				1-3 1-2		2 2	0 0	0 0	0 0	0 0	1 1	0 4
Inning Stats	R: 0 E: 0 K: 0 S: 3 H: 0 LOB: 0 BB: 0 P: 3	R: 0 E: 0 K: 2 S: 9 H: 2 LOB: 2 BB: 0 P: 9	R: 0 E: 0 K: 0 S: 4 H: 1 LOB: 1 BB: 0 P: 4	R: 3 E: 0 K: 2 S: 10 H: 3 LOB: 0 BB: 0 P: 10	R: 4 E: 0 K: 1 S: 9 H: 3 LOB: 2 BB: 1 P: 14	R: 0 E: 0 K: 1 S: 5 H: 0 LOB: 0 BB: 0 P: 5	R: 0 E: 0 K: 0 S: 3 H: 0 LOB: 0 BB: 0 P: 3	R: 2 E: 1 K: 0 S: 5 H: 2 LOB: 0 BB: 0 P: 5	R: 1 E: 0 K: 0 S: 5 H: 2 LOB: 1 BB: 0 P: 5	1B: 6 2B: 2 3B: 1 HR: 4 SF: 0 SAC: 1 DP: 0 HBP: 1						

PITCHER		IP	WLS	BF	H	R	ER	SO	BB	IBB	HBP	BLK	WP	HR	S	P	ERA	WHIP
Billy Wynne, R ERA: 2.4	(1, 1)	4.0		20	8	5	5	4	0	0	0	0	0	3	28	28	11.25	2.000
Wilbur Wood, L ERA: 3.2	(5, 1)	1.0	L	7	1	2	2	1	1	0	1	0	0	1	7	12	18.00	2.000
Cisco Carlos, R ERA: 5.1	(6, 1)	3.0		11	2	2	1	1	0	0	0	0	0	0	13	13	3.00	0.667
Don Secrist, L ERA: 7.5	(9, 1)	1.0		5	2	1	1	0	0	0	0	0	0	0	5	5	9.00	2.000

PITCHER	IP	WLS	BF	H	R	ER	SO	BB	IBB	HBP	BLK	WP	HR	S	P	ERA	WHIP

TOP

Minnesota Twins @ Chicago White Sox

Comiskey Park, Chicago, IL

Tue Jul 01 1969, 8:05 PM EDT

Att. 7,609 - Unknown

livebaseballscorecards.com

AB	40
R	10
H	13
RBI	9
BB	1
SO	6
LOB	11

PA: 43

BOTTOM

Minnesota Twins @ Chicago White Sox

Comiskey Park, Chicago, IL

Tue Jul 01 1969, 8:05 PM EDT

Att. 7,609 - Unknown

livebaseballscorecards.com

Batter	1	2	3	4	5	6	7	8	9	AB	R	H	RBI	BB	SO	LOB
Tom McCraw, L (1, 9) OBP: 0.241, SLG: 0.245	F9	FC1-6 G4-6-3 1-2f		F7		G3		F9		5	0	0	0	0	0	2
Luis Aparicio, R (1, 6) OBP: 0.355, SLG: 0.352	E 1B 1B	G4-6-3 1-2f		1B 1B		K		F5		5	1	2	0	0	1	2
Gail Hopkins, L (1, 3) OBP: 0.401, SLG: 0.488	E2 1-H 1B		F6	1-3 1B		F9			F6	5	1	2	0	0	0	0
Don Pavletich, R (1, 2) OBP: 0.268, SLG: 0.315	5-3		1B E 1B	F9			K		F8	5	1	1	0	0	1	3
Carlos May, L (1, 7) OBP: 0.369, SLG: 0.510	1B 1B BB		1-3 E 1B	F3			F8		G3	4	2	1	0	1	0	2
Buddy Bradford, R (1, 8) OBP: 0.371, SLG: 0.463	1B 1-2 3-H 1B		E5 1-H FC5-2 3-H		K		1B			4	0	2	1	0	1	0
Bill Melton, R (1, 5) OBP: 0.320, SLG: 0.449	1-3 2-H 1B		FC5-2 IBB		BB		F4			2	0	1	1	2	0	1
Rich Morales, R (1, 4) OBP: 0.176, SLG: 0.176	F3		FC5-2 1-2 3-H		F2			1B		4	0	1	0	0	0	5
Billy Wynne, L (1, 1) OBP: 0.182, SLG: 0.182 Wilbur Wood, R (5, 1) Ron Hansen, R (5, PH) OBP: 0.262, SLG: 0.275 Cisco Carlos, R (6, 1) Pete Ward, L (8, PH) OBP: 0.364, SLG: 0.381 Don Secrist, L (9, 1) OBP: 0.500, SLG: 0.333		FC1-6 1B	F9		K			K		2 0 1 0 1 0	0 0 0 0 0 0	1 0 0 0 1 0	0 0 0 0 1 0	0 0 0 0 1 0	0 0 1 0 1 0	2 0 1 0 1 0
Inning Stats	R: 3 E: 1 K: 0 S: 7 H: 4 LOB: 2 BB: 1 P: 11	R: 0 E: 0 K: 0 S: 3 H: 1 LOB: 0 BB: 0 P: 3	R: 2 E: 1 K: 0 S: 6 H: 2 LOB: 2 BB: 1 P: 10	R: 0 E: 0 K: 0 S: 5 H: 2 LOB: 2 BB: 0 P: 5	R: 0 E: 0 K: 2 S: 7 H: 0 LOB: 1 BB: 1 P: 11	R: 0 E: 0 K: 1 S: 5 H: 0 LOB: 0 BB: 0 P: 5	R: 0 E: 0 K: 1 S: 6 H: 1 LOB: 1 BB: 0 P: 6	R: 0 E: 0 K: 1 S: 6 H: 1 LOB: 1 BB: 0 P: 6	R: 0 E: 0 K: 0 S: 3 H: 0 LOB: 0 BB: 0 P: 3	1B: 11 2B: 0 3B: 0 HR: 0 SF: 0 SAC: 0 DP: 1 HBP: 0				WP: 0 PB: 0 SB: 0 CS: 0		PA: 41

	AB	38
	R	5
	H	11
	RBI	2
	BB	3
	SO	5
	LOB	19

PITCHER		IP	WLS	BF	H	R	ER	SO	BB	IBB	HBP	BLK	WP	HR	S	P	ERA	WHIP
Jim Perry, R ERA: 3.68	(1, 1)	3.1		21	9	5	3	0	1	1	0	0	0	0	19	27	8.10	3.000
Dick Woodson, R ERA: 4.03	(4, 1)	5.2	W	20	2	0	0	5	1	0	0	0	0	0	29	33	0.00	0.529

PITCHER	IP	WLS	BF	H	R	ER	SO	BB	IBB	HBP	BLK	WP	HR	S	P	ERA	WHIP

Batter	1	2	3	4	5	6	7	8	9	AB	R	H	RBI	BB	SO	LOB
Cesar Tovar, R (1, 8) OBP: 0.269, SLG: 0.316	BBBB 4-0 G1-6-3 BB		x 0-0 6-3 ②		x 0-0 G6-4-3 1-2 1B		x 0-0 1-H 2B		x 0-0 6-3 ②	4	0	2	1	1	0	0
Rod Carew, L (1, 4) OBP: 0.423, SLG: 0.524	x 0-0 G1-6-3 ① ② 1-2f		x 0-0 1B		SSS 0-3 K ①		x 0-0 6-3 ③		x 0-0 F9 ③	5	0	1	0	0	1	4
Harmon Killebrew, R (1, 3) OBP: 0.405, SLG: 0.540	x 0-0 6-3 ③		x 0-0 4-3 ③		x 0-0 G6-4-3 ② ③ 1-2f			x 0-0 HR		4	1	1	1	0	0	3
Bob Allison, R (1, 7) OBP: 0.320, SLG: 0.360 Ted Uhlaender, L (8, 7) OBP: 0.324, SLG: 0.322		x 0-0 6-3 ①		x 0-0 6-3 ①		x 0-0 CS 3B		x 0-0 F9 ①		4 0	0 0	1 0	0 0	0 0	0 0	0 0
Tony Oliva, L (1, 9) OBP: 0.380, SLG: 0.503		x 0-0 1B 2B		x 0-0 F7 PB WP 1B		x 0-0 ① 1-3		SSS 0-3 K ②		4	2	2	0	0	1	1
Leo Cardenas, R (1, 6) OBP: 0.348, SLG: 0.387		SSS 0-3 K ②		x 0-0 F7 ② 1-3		x 0-0 ② 1-3		x 0-0 1B 1B		4	0	1	0	0	1	3
George Mitterwald, R (1, 2) OBP: 0.318, SLG: 0.380		x 0-0 2-H 1B		BBBB 4-0 FC6-4 3-H BB		0-0 ③ CS 3-H	BBBB 4-0 FC1-6 BB	x 0-0 1-2 1B		2	0	2	1	2	0	0
Frank Quilici, R (1, 5) OBP: 0.235, SLG: 0.211		x 0-0 F3 ③		x 0-0 FC6-4 ③ 1-2f			x 0-0 ① FC1-6 1-2f 2B	SSS 0-3 K ③		4	1	0	0	0	1	5
Dave Boswell, R (1, 1) OBP: 0.170, SLG: 0.275 Ron Perranoski, L (8, 1) OBP: 0.154, SLG: 0.154			x 0-0 F3 ①		x 0-0 1B 1B		x 0-0 ② F8		SSS 0-3 K ①	3 1	0 0	1 0	0 0	0 0	0 1	1 0
Inning Stats	R: 0 E: 0 K: 0 S: 2 H: 0 LOB: 0 BB: 1 P: 6	R: 1 E: 0 K: 1 S: 7 H: 2 LOB: 1 BB: 0 P: 7	R: 0 E: 0 K: 0 S: 4 H: 1 LOB: 1 BB: 0 P: 4	R: 1 E: 0 K: 0 S: 4 H: 1 LOB: 1 BB: 1 P: 8	R: 0 E: 0 K: 1 S: 6 H: 2 LOB: 1 BB: 0 P: 6	R: 0 E: 0 K: 0 S: 3 H: 1 LOB: 0 BB: 0 P: 3	R: 1 E: 0 K: 0 S: 4 H: 1 LOB: 1 BB: 1 P: 8	R: 1 E: 0 K: 2 S: 10 H: 3 LOB: 2 BB: 0 P: 10	R: 0 E: 0 K: 1 S: 5 H: 0 LOB: 0 BB: 0 P: 5	1B: 7 2B: 2 3B: 1 HR: 1 SF: 0 SAC: 0 DP: 2 HBP: 0						

PITCHER		IP	WLS	BF	H	R	ER	SO	BB	IBB	HBP	BLK	WP	HR	S	P	ERA	WHIP
Tommy John, L ERA: 3.42	(1, 1)	7.2	L	34	11	4	3	3	3	0	0	0	1	1	37	49	3.52	1.826
Gary Bell, R ERA: 5.15	(8, 1)	0.1		1	0	0	0	1	0	0	0	0	0	0	3	3	0.00	0.000
Don Secrist, L ERA: 7.2	(9, 1)	1.0		3	0	0	0	1	0	0	0	0	0	0	5	5	0.00	0.000

PITCHER	IP	WLS	BF	H	R	ER	SO	BB	IBB	HBP	BLK	WP	HR	S	P	ERA	WHIP

TOP

Minnesota Twins @ Chicago White Sox

Milwaukee County Stadium, Milwaukee, WI

Wed Jul 02 1969, 8:05 PM EDT

Att. 23,525 - Unknown

livebaseballscorecards.com

AB	35
R	4
H	11
RBI	3
BB	3
SO	5
LOB	17

WP: 1 PB: 1 SB: 0 CS: 1 PA: 39

Batter	1	2	3	4	5	6	7	8	9	AB	R	H	RBI	BB	SO	LOB
Tom McCraw, L (1, 9) OBP: 0.250, SLG: 0.248	K2-3			4-3		1B		BB		3	0	1	0	1	1	0
Luis Aparicio, R (1, 6) OBP: 0.354, SLG: 0.350	F7			6-3		5-3		1B		4	0	1	1	0	0	1
Gail Hopkins, L (1, 3) OBP: 0.398, SLG: 0.481	F8			1B			3-1	4-3		4	0	1	0	0	0	2
Carlos May, L (1, 7) OBP: 0.365, SLG: 0.504		K		F9			K			3	0	0	0	0	2	1
Ed Herrmann, L (1, 2) OBP: 0.347, SLG: 0.439		3-1			K		F8			3	0	0	0	0	1	0
Buddy Bradford, R (1, 8) OBP: 0.364, SLG: 0.452		K			K			6-3		3	0	0	0	0	2	0
Bill Melton, R (1, 5) OBP: 0.320, SLG: 0.452			F8		5-3			1B		3	1	1	0	0	0	0
Rich Morales, R (1, 4) OBP: 0.150, SLG: 0.150			F4			6-3		5-3		3	0	0	0	0	0	1
Tommy John, R (1, 1) OBP: 0.149, SLG: 0.070			F9			F3		BB		2	0	0	0	0	0	0
Gary Bell, R (8, 1) OBP: 0.250, SLG: 0.278										0	0	0	0	0	0	0
Pete Ward, L (8, PH) OBP: 0.368, SLG: 0.386										1	1	1	1	0	0	0
Don Secrist, L (9, 1) OBP: 0.500, SLG: 0.333										0	0	0	0	0	0	0
Inning Stats	R: 0 E: 0 K: 1 S: 5 H: 0 LOB: 0 BB: 0 P: 5	R: 0 E: 0 K: 2 S: 7 H: 0 LOB: 0 BB: 0 P: 7	R: 0 E: 0 K: 0 S: 3 H: 0 LOB: 0 BB: 0 P: 3	R: 0 E: 0 K: 0 S: 4 H: 1 LOB: 1 BB: 0 P: 4	R: 0 E: 0 K: 2 S: 7 H: 0 LOB: 0 BB: 0 P: 7	R: 0 E: 0 K: 0 S: 4 H: 1 LOB: 1 BB: 0 P: 4	R: 0 E: 0 K: 1 S: 5 H: 0 LOB: 0 BB: 0 P: 5	R: 2 E: 0 K: 0 S: 6 H: 3 LOB: 2 BB: 1 P: 10		1B: 4 2B: 1 3B: 0 HR: 0 SF: 0 SAC: 0 DP: 0 HBP: 0					WP: 0 PB: 0 SB: 0 CS: 0	PA: 30

PITCHER		IP	WLS	BF	H	R	ER	SO	BB	IBB	HBP	BLK	WP	HR	S	P	ERA	WHIP
Dave Boswell, R ERA: 3.09	(1, 1)	7.2	W	29	5	2	2	6	1	0	0	0	0	0	40	44	2.35	0.783
Ron Perranoski, L ERA: 2.08	(8, 1)	0.1	S	1	0	0	0	0	0	0	0	0	0	0	1	1	0.00	0.000

PITCHER		IP	WLS	BF	H	R	ER	SO	BB	IBB	HBP	BLK	WP	HR	S	P	ERA	WHIP

BOTTOM

Minnesota Twins @ Chicago White Sox

Milwaukee County Stadium, Milwaukee, WI

Wed Jul 02 1969, 8:05 PM EDT

Att. 23,525 - Unknown

livebaseballscorecards.com

AB	29
R	2
H	5
RBI	2
BB	1
SO	6
LOB	5

Batter	1	2	3	4	5	6	7	8	9	10	11	AB	R	H	RBI	BB	SO	LOB
Cesar Tovar, R (1, 5) OBP: 0.274, SLG: 0.324	E 2B		F6			F9		1B 3-H	1B 1-3 2-H			4	0	2	1	0	0	0
Rich Reese, L (9, PH) OBP: 0.345, SLG: 0.532												1	0	1	1	0	0	0
(9, 3)																		
Rod Carew, L (1, 4) OBP: 0.416, SLG: 0.515	K		K			K		K	K2-3			4	0	0	0	0	4	2
Joe Grzenda, R (8, 1)												0	0	0	0	0	0	0
Graig Nettles, L (9, PH) OBP: 0.327, SLG: 0.386												1	0	0	0	0	1	2
Ron Perranoski, L (9, 1) OBP: 0.154, SLG: 0.154												0	0	0	0	0	0	0
Harmon Killebrew, R (1, 3)	L6-4 E BB			F8		BB		K		L5		3	0	0	0	2	1	1
(9, 5)																		
Tony Oliva, L (1, 9) OBP: 0.378, SLG: 0.498	E3 1-2 2-3			4-3		6-3		F4		CS 1B		5	0	1	0	0	0	4
Bob Allison, R (1, 7) OBP: 0.317, SLG: 0.356	L6-4 2-3			6-3			1B		5-3	1-2 BB		4	0	1	0	0	0	3
Charlie Manuel, L (10, PH) OBP: 0.370, SLG: 0.349												0	0	0	0	1	0	0
(10, 7)																		
Leo Cardenas, R (1, 6) OBP: 0.349, SLG: 0.394		L4			G3 3B		F4		1B 1B	1-3		5	2	2	0	0	0	2
George Mitterwald, R (1, 2) OBP: 0.304, SLG: 0.362		K			5-3		F6		F4		K	5	0	0	0	0	2	3
Ted Uhlaender, L (1, 8) OBP: 0.322, SLG: 0.320		6-3			G3 3-H		3-1		1B 1-2 1B		4-3	5	1	1	1	0	0	1
Jim Kaat, L (1, 1) OBP: 0.160, SLG: 0.234			6-3		K			1B 3B	1B 1-2 2-H 1B		F4	1	0	0	0	0	0	0
Jerry Crider, R (4, 1)												0	0	0	0	0	0	0
Rick Renick, R (5, PH) OBP: 0.240, SLG: 0.239												1	0	0	0	0	1	0
Al Worthington, R (5, 1)												0	0	0	0	0	0	0
Frank Quilici, R (8, PH) OBP: 0.250, SLG: 0.253												3	1	2	1	0	0	0
(8, 4)																		
Inning Stats	R: 0 E: 1 K: 1 S: 6 H: 1 LOB: 2 BB: 1 P: 10	R: 0 E: 0 K: 1 S: 5 H: 0 LOB: 0 BB: 0 P: 5	R: 0 E: 0 K: 1 S: 5 H: 0 LOB: 0 BB: 0 P: 5	R: 0 E: 0 K: 0 S: 3 H: 0 LOB: 0 BB: 0 P: 3	R: 1 E: 0 K: 1 S: 6 H: 1 LOB: 0 BB: 0 P: 6	R: 0 E: 0 K: 1 S: 5 H: 0 LOB: 1 BB: 1 P: 9	R: 0 E: 0 K: 0 S: 4 H: 1 LOB: 1 BB: 0 P: 4	R: 1 E: 0 K: 2 S: 9 H: 2 LOB: 1 BB: 0 P: 9	R: 2 E: 0 K: 1 S: 9 H: 4 LOB: 2 BB: 0 P: 9	R: 0 E: 0 K: 0 S: 3 H: 1 LOB: 1 BB: 1 P: 7	R: 0 E: 0 K: 1 S: 5 H: 0 LOB: 0 BB: 0 P: 5							

PITCHER		IP	WLS	BF	H	R	ER	SO	BB	IBB	HBP	BLK	WP	HR	S	P	ERA	WHIP
Gary Peters, L ERA: 4.21	(1, 1)	8.2		36	8	4	4	7	2	0	0	0	0	0	48	56	4.15	1.154
Cisco Carlos, R ERA: 5.1	(9, 1)	0.0		1	1	0	0	0	0	0	0	0	0	0	1	1	∞	∞
Wilbur Wood, L ERA: 3.19	(9, 1)	0.1		1	0	0	0	1	0	0	0	0	0	0	3	3	0.00	0.000
Dan Osinski, R ERA: 3.53	(10, 1)	2.0	W	7	1	0	0	1	1	0	0	0	0	0	8	12	0.00	1.000

PITCHER	IP	WLS	BF	H	R	ER	SO	BB	IBB	HBP	BLK	WP	HR	S	P	ERA	WHIP

TOP

Minnesota Twins @ Chicago White Sox

Comiskey Park, Chicago, IL

Thu Jul 03 1969, 4:33 AM EDT

Att. 2,946 - Unknown

livebaseballscorecards.com

AB	42
R	4
H	10
RBI	4
BB	3
SO	9
LOB	18

1B: 7	SF: 0	WP: 0	PA: 45
2B: 2	SAC: 0	PB: 0	
3B: 2	DP: 1	SB: 0	
HR: 0	HBP: 0	CS: 1	

Minnesota Twins @ Chicago White Sox

Comiskey Park, Chicago, IL

Thu Jul 03 1969, 4:33 AM EDT
Att. 2,946 - Unknown

BOTTOM

Batter	1	2	3	4	5	6	7	8	9	10	11	AB	R	H	RBI	BB	SO	LOB
Walt Williams, R (1, 9) OBP: 0.322, SLG: 0.360	2B	1B		F9	FC4-6 BB		1B		K			4	1	3	0	1	0	1
Ken Berry, R (8, 8) OBP: 0.260, SLG: 0.266												1	0	0	0	0	1	2
Luis Aparicio, R (1, 6) OBP: 0.356, SLG: 0.355	1B 2B	F6		S 1B	FC4-6		6-3			4-3 SH1-4 BB		5	2	2	2	1	0	6
Buddy Bradford, R (1, 8) (8, 9) OBP: 0.358, SLG: 0.438	K	K		BB 1B BB		K		6-3		SH1-4		4	0	0	0	1	3	3
Gail Hopkins, L (1, 3) OBP: 0.389, SLG: 0.468	F4	F6		BB 1B		G3		6-3		4-3		6	0	1	1	0	0	4
Don Pavletich, R (1, 2) OBP: 0.284, SLG: 0.321	BB 1B 1B		1-3	FC6-4 BB		1B		K		F9		5	0	2	1	1	1	1
Bill Melton, R (1, 5) OBP: 0.321, SLG: 0.461	BB 1B		5-3	FC6-4		K		K	K		HR	6	1	2	1	0	2	4
Carlos May, L (1, 7) OBP: 0.362, SLG: 0.496	BB		4-3		F6		4-3		6-3			4	0	0	0	1	0	0
Rich Morales, R (1, 4) OBP: 0.240, SLG: 0.208	6-3			F7	FC4-6 1B		SH3-4 BB		1B 1B			4	0	2	0	1	0	3
Gary Peters, L (1, 1) OBP: 0.233, SLG: 0.350		E3 1B										2	1	0	0	0	0	1
Cisco Carlos, R (9, 1)												0	0	0	0	0	0	0
Wilbur Wood, R (9, 1)												0	0	0	0	0	0	0
Ron Hansen, R (9, PH) OBP: 0.271, SLG: 0.284				F9 1B HBP	FC4-6 BB		SH3-4		1B 1B			1	0	1	0	0	0	0
Dan Osinski, R (10, 1)												0	0	0	0	0	0	0
Inning Stats	R: 2 E: 0 K: 1 S: 9 H: 4 LOB: 3 BB: 1 P: 13	R: 0 E: 1 K: 1 S: 7 H: 1 LOB: 2 BB: 0 P: 7	R: 0 E: 0 K: 0 S: 3 H: 0 LOB: 0 BB: 0 P: 3	R: 2 E: 0 K: 0 S: 5 H: 2 LOB: 3 BB: 2 P: 14	R: 0 E: 0 K: 0 S: 4 H: 1 LOB: 2 BB: 1 P: 8	R: 0 E: 0 K: 2 S: 8 H: 1 LOB: 1 BB: 0 P: 8	R: 0 E: 0 K: 0 S: 4 H: 1 LOB: 2 BB: 1 P: 8	R: 0 E: 0 K: 1 S: 5 H: 0 LOB: 0 BB: 0 P: 5	R: 0 E: 0 K: 2 S: 9 H: 2 LOB: 2 BB: 0 P: 9	R: 0 E: 0 K: 0 S: 3 H: 0 LOB: 1 BB: 1 P: 7	R: 1 E: 0 K: 0 S: 1 H: 1 LOB: 0 BB: 0 P: 1	1B: 10 2B: 2 3B: 0 HR: 1 SF: 0 SAC: 2 DP: 0 HBP: 1	WP: 0 PB: 0 SB: 1 CS: 0 PA: 51					

livebaseballscorecards.com

AB	42
R	5
H	13
RBI	5
BB	6
SO	7
LOB	25

PITCHER		IP	WLS	BF	H	R	ER	SO	BB	IBB	HBP	BLK	WP	HR	S	P	ERA	WHIP
Jim Kaat, L ERA: 2.84	(1, 1)	3.2		22	7	4	4	2	2	0	1	0	0	0	23	32	9.82	2.455
Jerry Crider, R ERA: 6.28	(4, 1)	0.1		2	0	0	0	0	1	0	0	0	0	0	1	5	0.00	3.000
Al Worthington, R ERA: 4.4	(5, 1)	3.0		14	3	0	0	2	2	0	0	0	0	0	16	24	0.00	1.667
Joe Grzenda, L ERA: 4.25	(8, 1)	1.0		3	0	0	0	1	0	0	0	0	0	0	5	5	0.00	0.000
Ron Perranoski, L ERA: 2.16	(9, 1)	2.0	L	10	3	1	1	2	1	0	0	0	0	1	13	17	4.50	2.000

PITCHER	IP	WLS	BF	H	R	ER	SO	BB	IBB	HBP	BLK	WP	HR	S	P	ERA	WHIP

Batter	1	2	3	4	5	6	7	8	9	AB	R	H	RBI	BB	SO	LOB
Ted Kubiak, S (1, 6) OBP: 0.356, SLG: 0.355	1-3		G4-6-3 1-2f			F4			BB 1B 1B	3	1	0	0	1	0	1
Dick Green, R (1, 4) OBP: 0.351, SLG: 0.430	1-3			F2		G6-3 1B			F8	4	0	1	0	0	0	1
Reggie Jackson, L (1, 9) OBP: 0.414, SLG: 0.757	1-3			2B		G6-3 1-2f			F8	4	0	1	0	0	0	2
Sal Bando, R (1, 5) OBP: 0.402, SLG: 0.482		WP 1B		BB G5-4-3			F9		HR 1-2 1B	3	1	2	0	1	0	0
Danny Cater, R (1, 3) OBP: 0.325, SLG: 0.387		5-3 1-3		G5-4-3 1-2f			F4		HR 1-2 2-H 1B	4	1	1	1	0	0	3
Rick Monday, L (1, 8) OBP: 0.388, SLG: 0.440		F7			6-3 1B		4-3		HR 1-H 2-H	4	1	2	3	0	0	1
Tommie Reynolds, R (1, 7) OBP: 0.341, SLG: 0.320		4-3			6-3 1-2			F7	5-3	4	0	0	0	0	0	2
Phil Roof, R (1, 2) OBP: 0.299, SLG: 0.295 Jim Nash, R (5, 1) OBP: 0.154, SLG: 0.200 Jose Tartabull, L (8, PH) George Lauzerique, R (8, 1) OBP: 0.154, SLG: 0.154			K		F8			4-3		2 0 1 0	0 0 0 0	0 0 0 0	0 0 0 0	1 0 0 0	1 0 0 0	1 0 0 0
Catfish Hunter, R (1, 1) OBP: 0.256, SLG: 0.297 Jim Roland, R (4, 1) Dave Duncan, R (5, PH) OBP: 0.164, SLG: 0.117 (5, 2)			G4-6-3 1B		5-3			F7		1 0 2	0 0 0	1 0 0	0 0 0	0 0 0	0 0 0	0 0 1
Inning Stats	R: 0 E: 0 K: 0 S: 3 H: 0 LOB: 0 BB: 0 P: 3	R: 0 E: 0 K: 0 S: 4 H: 1 LOB: 1 BB: 0 P: 4	R: 0 E: 0 K: 1 S: 5 H: 1 LOB: 0 BB: 0 P: 5	R: 0 E: 0 K: 0 S: 3 H: 1 LOB: 1 BB: 1 P: 7	R: 0 E: 0 K: 0 S: 4 H: 1 LOB: 1 BB: 0 P: 4	R: 0 E: 0 K: 0 S: 3 H: 1 LOB: 0 BB: 0 P: 3	R: 0 E: 0 K: 0 S: 3 H: 0 LOB: 0 BB: 0 P: 3	R: 0 E: 0 K: 0 S: 3 H: 0 LOB: 0 BB: 0 P: 3	R: 4 E: 0 K: 0 S: 6 H: 3 LOB: 0 BB: 1 P: 10	1B: 6 2B: 1 3B: 0 HR: 1 SF: 0 SAC: 0 DP: 3 HBP: 0						

PITCHER	IP	WLS	BF	H	R	ER	SO	BB	IBB	HBP	BLK	WP	HR	S	P	ERA	WHIP
Bob Miller, R (1, 1) ERA: 2.91	9.0	W	34	8	4	4	1	2	0	0	0	1	1	34	42	4.00	1.111

PITCHER	IP	WLS	BF	H	R	ER	SO	BB	IBB	HBP	BLK	WP	HR	S	P	ERA	WHIP

TOP

Oakland Athletics @ Minnesota Twins

Metropolitan Stadium, Bloomington , MI

Fri Jul 04 1969, 4:33 AM EDT

Att. 30,654 - Overcast - 73 F

livebaseballscorecards.com

AB	32
R	4
H	8
RBI	4
BB	2
SO	1
LOB	12

WP: 2 PA: 34
PB: 0
SB: 0
CS: 0

BOTTOM

Oakland Athletics @ Minnesota Twins

Metropolitan Stadium, Bloomington , MI

Fri Jul 04 1969, 4:33 AM EDT

Att. 30,654 - Overcast - 73 F

livebaseballscorecards.com

Batter	1	2	3	4	5	6	7	8	9	AB	R	H	RBI	BB	SO	LOB
Ted Uhlaender, L (1, 8) OBP: 0.327, SLG: 0.332	3-1 2B 2B	P6		HR 1B	5-3		2B 3-H 2B			5	3	3	1	0	0	1
Rod Carew, L (1, 4) OBP: 0.420, SLG: 0.538	3-1 ① 2-3		2B 2B	1-H HR		F7 ①	2-H 2B			5	2	3	3	0	0	1
Tony Oliva, L (1, 9) OBP: 0.381, SLG: 0.506	HR 3-H 2B		WP 2-H 2B	PB 1B		F5 ②	F7 ③			5	2	3	2	0	0	1
Harmon Killebrew, R (1, 5) OBP: 0.408, SLG: 0.545 Frank Quilici, R (9, 5) OBP: 0.250, SLG: 0.253	HR 2-H	S S S K ① 2-3	B B B E 1B 1-2 BB			1B 1B		L7 ①		4 0	1 0	2 0	2 0	1 0	1 0	1 0
Rich Reese, L (1, 3) OBP: 0.353, SLG: 0.531	B B B B BB	F6 ②	E7 1-3 2-H 1B			1-2 1B		F5 ②		4	0	2	1	1	0	1
John Roseboro, L (1, 2) OBP: 0.366, SLG: 0.370	F9 ②	F6 ③	4-3 ③			F7 ③		P4 ③		5	0	0	0	0	0	6
Leo Cardenas, R (1, 6) OBP: 0.348, SLG: 0.402	F7 ③		HR	S S S K ① 1-2			S S S K ① 1-3			4	1	1	1	0	2	1
Cesar Tovar, R (1, 7) OBP: 0.278, SLG: 0.327		F9 ①	S S S K ①	S 1B			E S 2B 1B			4	1	2	0	0	1	0
Bob Miller, R (1, 1)		S S S K ②	S S S K ②	S S S K ② 1-2			S S S K ② 1-3			4	0	0	0	0	4	2
Inning Stats	R: 3 E: 0 K: 0 S: 6 H: 3 LOB: 1 BB: 1 P: 10	R: 0 E: 0 K: 1 S: 5 H: 0 LOB: 0 BB: 0 P: 5	R: 1 E: 0 K: 1 S: 7 H: 2 LOB: 1 BB: 0 P: 7	R: 4 E: 1 K: 2 S: 12 H: 5 LOB: 2 BB: 1 P: 16	R: 0 E: 0 K: 2 S: 8 H: 1 LOB: 1 BB: 0 P: 8	R: 0 E: 0 K: 0 S: 5 H: 2 LOB: 2 BB: 0 P: 5	R: 2 E: 1 K: 2 S: 10 H: 3 LOB: 1 BB: 0 P: 10	R: 0 E: 0 K: 0 S: 3 H: 0 LOB: 0 BB: 0 P: 3		1B: 7 2B: 6 3B: 0 HR: 3 SF: 0 SAC: 0 DP: 0 HBP: 0						

	AB	40
	R	10
	H	16
	RBI	10
	BB	2
	SO	8
	LOB	14

WP: 1 PA: 42
PB: 1
SB: 2
CS: 0

PITCHER		IP	WLS	BF	H	R	ER	SO	BB	IBB	HBP	BLK	WP	HR	S	P	ERA	WHIP
Catfish Hunter, R ERA: 4.09	(1, 1)	3.2	L	20	8	7	7	4	1	0	0	0	1	3	27	31	17.18	2.455
Jim Roland, L ERA: 2.4	(4, 1)	0.1		4	2	1	1	0	1	0	0	0	0	0	3	7	27.00	9.000
Jim Nash, R ERA: 3.35	(5, 1)	3.0		15	6	2	2	4	0	0	0	0	0	0	23	23	6.00	2.000
George Lauzerique, R ERA: 3.93	(8, 1)	1.0		3	0	0	0	0	0	0	0	0	0	0	3	3	0.00	0.000

PITCHER	IP	WLS	BF	H	R	ER	SO	BB	IBB	HBP	BLK	WP	HR	S	P	ERA	WHIP

Batter	1	2	3	4	5	6	7	8	9	AB	R	H	RBI	BB	SO	LOB
Ted Kubiak, S (1, 6) OBP: 0.341, SLG: 0.338	4-3		L4		L8		G6-4-3 1-2f			4	0	0	0	0	0	3
Dick Green, R (1, 4) OBP: 0.349, SLG: 0.425	F7		1-3		P6			6-3 HBP		3	0	0	0	0	0	0
Reggie Jackson, L (1, 9) OBP: 0.415, SLG: 0.763	HR		4-3			BBBB 1B BB		6-3 1-2		3	1	1	1	1	0	1
Sal Bando, R (1, 5) OBP: 0.400, SLG: 0.477	HBP			6-3		SSS K		5-3		3	0	0	0	0	1	2
Danny Cater, R (1, 3) OBP: 0.324, SLG: 0.386	K2-3			L7		1-2 1B		SSS K		4	0	1	0	0	2	2
Rick Monday, L (1, 8) OBP: 0.382, SLG: 0.432		L7		4-3		SSS K			F7	4	0	0	0	0	1	2
Joe Rudi, R (1, 7) OBP: 0.222, SLG: 0.233		4-3			L7	1B 1B			BBBB G6-4-3 BB	3	0	1	0	1	0	0
Phil Roof, R (1, 2) OBP: 0.312, SLG: 0.304		E 1B			BBBB BB	1-3 G6-4-3 1B			1-2f G6-4-3	3	0	2	0	1	0	1
Chuck Dobson, R (1, 1) OBP: 0.182, SLG: 0.143 Jim Roland, R (2, 1) Marcel Lachemann, R (3, 1) George Lauzerique, R (6, 1) OBP: 0.154, SLG: 0.154 Ray Webster, L (7, PH) OBP: 0.304, SLG: 0.211 Paul Lindblad, L (7, 1) OBP: 0.667, SLG: 0.667		6-3 1-2			SSS K		F9			1 0 1 0 1 0	0 0 0 0 0 0	0 0 0 0 0 0	0 0 0 0 0 0	0 0 0 0 0 0	0 0 1 0 0 0	1 0 1 0 2 0
Inning Stats	R: 1 E: 0 K: 1 S: 6 H: 1 LOB: 1 BB: 0 P: 7	R: 0 E: 1 K: 0 S: 4 H: 1 LOB: 1 BB: 0 P: 4	R: 0 E: 0 K: 0 S: 3 H: 0 LOB: 0 BB: 0 P: 3	R: 0 E: 0 K: 0 S: 3 H: 0 LOB: 0 BB: 0 P: 3	R: 0 E: 0 K: 1 S: 5 H: 0 LOB: 1 BB: 1 P: 9	R: 0 E: 0 K: 2 S: 8 H: 1 LOB: 2 BB: 1 P: 12	R: 0 E: 0 K: 0 S: 4 H: 2 LOB: 1 BB: 0 P: 4	R: 0 E: 0 K: 1 S: 5 H: 0 LOB: 1 BB: 0 P: 6	R: 0 E: 0 K: 0 S: 2 H: 0 LOB: 0 BB: 1 P: 6	1B: 4 2B: 0 3B: 0 HR: 1 SF: 0 SAC: 0 DP: 2 HBP: 2						

PITCHER	IP	WLS	BF	H	R	ER	SO	BB	IBB	HBP	BLK	WP	HR	S	P	ERA	WHIP
Jim Perry, R (1, 1) ERA: 3.45	9.0	W	35	5	1	1	5	3	0	2	0	0	1	40	54	1.00	0.889

PITCHER	IP	WLS	BF	H	R	ER	SO	BB	IBB	HBP	BLK	WP	HR	S	P	ERA	WHIP

TOP

Oakland Athletics @ Minnesota Twins

Metropolitan Stadium, Bloomington , MI

Sat Jul 05 1969, 4:33 AM EDT

Att. 21,673 - Unknown - 75 F

livebaseballscorecards.com

AB	30
R	1
H	5
RBI	1
BB	3
SO	5
LOB	15

WP: 0 PB: 0 SB: 0 CS: 0 PA: 35

Batter	1	2	3	4	5	6	7	8	9	AB	R	H	RBI	BB	SO	LOB
Ted Uhlaender, L (1, 8) OBP: 0.333, SLG: 0.335	H 1-0 3B HBP	B B B 4-0 1B HR BB	x 0-0 FC3-6 2-3 1B		x 0-0 1B 1B 1B	x 0-0 ③ L4		S S S 0-3 ② K		4	3	2	0	1	1	2
Rod Carew, L (1, 4) OBP: 0.418, SLG: 0.539	x 0-0 1-H 1B 3B	x 0-0 ② F7	x 0-0 FC3-6 ② 1-2f 3-H BB		x 0-0 F7 ②		B B B B 4-0 BB 1B G3 BB	x 0-0 ③ P6		5	2	1	2	1	0	4
Tony Oliva, L (1, 9) OBP: 0.390, SLG: 0.513 Charlie Manuel, L (7, PR) OBP: 0.370, SLG: 0.349 (8, 9)	x 0-0 HR 3-H 1B	x 0-0 HR 1-2 1B	B B B 4-0 FC5-4 1-2 BB		x 0-0 1B 1-2 1B		x 0-0 G3 BB 1-2 1B			4 0	2 0	4 0	1 0	1 0	0 0	0 0
Harmon Killebrew, R (1, 5) OBP: 0.413, SLG: 0.569 Frank Quilici, R (7, PR) OBP: 0.250, SLG: 0.253 (8, 5)	x 0-0 1-H HR	x 0-0 1-H 2-H HR	x 0-0 ③ FC5-4 1-2f		x 0-0 1-2 2-H 1B		B B B B 4-0 G3 1-2 2-3 BB			4 0	2 0	3 0	6 0	1 0	0 0	2 0
Rich Reese, L (1, 3) OBP: 0.343, SLG: 0.515	x 0-0 ① P4	x 0-0 ③ G3		x 0-0 ① L7	x 0-0 ③ L9		S S S 0-3 ① K			5	0	0	0	0	1	5
John Roseboro, L (1, 2) OBP: 0.361, SLG: 0.365 Tom Tischinski, R (8, 2) OBP: 0.286, SLG: 0.167	x 0-0 ② 6-3		x 0-0 ① F5	x 0-0 ② F8		x 0-0 BB G4-3 1B	x 0-0 ② G3 1-2 2-3 3-H			5 0	1 0	1 0	1 0	0 0	0 0	2 0
Leo Cardenas, R (1, 6) OBP: 0.355, SLG: 0.409	x 0-0 1B		x 0-0 1B HBP E 1B	x 0-0 1B		x 0-0 G4-3 BB 1-2 1B	S S S 0-3 ③ K			5	1	4	0	0	1	3
Cesar Tovar, R (1, 7) OBP: 0.280, SLG: 0.323	x 0-0 ③ L7		H 1-0 E E 1-2 HBP	x 0-0 ③ 5-3		B B B 4-0 G4-3 1-2 2-3 BB		x 0-0 E5		3	1	0	0	1	0	2
Jim Perry, S (1, 1) OBP: 0.194, SLG: 0.182		S S S 0-3 ① K	x 0-0 E5 1B 1-H 2-H FC3-6 1B		x 0-0 ① 1-6-3	x 0-0 ① ② G4-3 1-2f 2-3 3-H		x 0-0 ① P6		5	1	1	0	0	1	3
Inning Stats	R: 4 H: 4 E: 0 LOB: 1 K: 0 BB: 0 S: 7 P: 8	R: 3 H: 2 E: 0 LOB: 0 K: 1 BB: 1 S: 7 P: 11	R: 3 H: 3 E: 1 LOB: 2 K: 0 BB: 1 S: 6 P: 11	R: 0 H: 1 E: 0 LOB: 1 K: 0 BB: 0 S: 4 P: 4	R: 1 H: 3 E: 0 LOB: 1 K: 0 BB: 0 S: 6 P: 6	R: 1 H: 2 E: 0 LOB: 1 K: 0 BB: 1 S: 4 P: 8	R: 1 H: 1 E: 0 LOB: 3 K: 2 BB: 2 S: 8 P: 16	R: 0 H: 0 E: 1 LOB: 1 K: 1 BB: 0 S: 6 P: 6		1B: 13 SF: 0 2B: 0 SAC: 0 3B: 1 DP: 1 HR: 2 HBP: 2						

PITCHER		IP	WLS	BF	H	R	ER	SO	BB	IBB	HBP	BLK	WP	HR	S	P	ERA	WHIP
Chuck Dobson, R (1, 1) ERA: 3.57		1.2	L	13	6	7	7	1	1	0	1	0	0	2	13	18	37.80	4.200
Jim Roland, L (2, 1) ERA: 2.9		1.0		8	3	3	2	0	1	0	1	0	0	0	6	11	18.00	4.000
Marcel Lachemann, R (3, 1) ERA: 2.0		2.1		13	6	2	2	0	0	0	0	0	0	0	13	13	7.71	2.571
George Lauzerique, R (6, 1) ERA: 3.82		1.0		3	0	0	0	0	1	0	0	0	0	0	2	6	0.00	1.000
Paul Lindblad, L ERA: 3.55	(7, 1)	2.0		10	1	1	1	3	2	0	0	0	0	0	14	22	4.50	1.500

PITCHER	IP	WLS	BF	H	R	ER	SO	BB	IBB	HBP	BLK	WP	HR	S	P	ERA	WHIP

Oakland Athletics @ Minnesota Twins

Metropolitan Stadium, Bloomington , MI

Sat Jul 05 1969, 4:33 AM EDT

Att. 21,673 - Unknown - 75 F

BOTTOM

livebaseballscorecards.com

AB	40
R	13
H	16
RBI	10
BB	5
SO	4
LOB	23

WP: 0 PA: 47
PB: 0
SB: 0
CS: 0

Batter	1	2	3	4	5	6	7	8	9	AB	R	H	RBI	BB	SO	LOB
Ted Kubiak, S (1, 6) OBP: 0.344, SLG: 0.333	L8	G3			HR BB 1B	6-3		BBB FC6 1-2 BB		4	1	1	0	1	0	2
Dick Green, R (1, 4) OBP: 0.350, SLG: 0.435	BBBB 2B WP 1B BB		F8		SSS K		HR	FC6 1-2f		4	2	1	1	1	1	3
Reggie Jackson, L (1, 9) OBP: 0.418, SLG: 0.762	1-3 1B 2B		G3		BBBB HR 1-2 BB		BBBB G1-6-3 1B BB		1-3	3	2	1	0	2	0	0
Sal Bando, R (1, 5) OBP: 0.403, SLG: 0.477	G6-4-3 2-H 3-H 1B		BBBB FC5-4 BB		F7		G1-6-3 1-2 1B		4-3	4	0	2	2	1	0	2
Danny Cater, R (1, 3) OBP: 0.322, SLG: 0.392	G6-4-3 1-2f		FC5-4 1-2f		1-H 2-H HR		G1-6-3 1-2f 2-3		6-3	5	1	1	3	0	0	4
Rick Monday, L (1, 8) OBP: 0.384, SLG: 0.435		2B		SSS K	H 1-0 HBP		1-3			3	0	1	0	0	1	1
Joe Rudi, R (1, 7) OBP: 0.209, SLG: 0.219		SSS K		x F9	4-3			x 5-3		4	0	0	0	0	1	2
Dave Duncan, R (1, 2) OBP: 0.183, SLG: 0.113		BBBB BB		BBBB FC5-4 BB		1-3		L8		2	0	0	0	2	0	0
Blue Moon Odom, R (1, 1) OBP: 0.277, SLG: 0.422		SSS K		FC5-4 1-2f		6-3		BB 1B		3	0	0	0	0	1	3
Rollie Fingers, R (7, 1) OBP: 0.267, SLG: 0.267										0	0	0	0	0	0	0
Tommie Reynolds, R (8, PH) OBP: 0.343, SLG: 0.323										1	0	1	0	0	0	0
Paul Lindblad, L (8, 1) OBP: 0.667, SLG: 0.667										0	0	0	0	0	0	0
Inning Stats	R: 2 E: 0 K: 0 S: 4 H: 2 LOB: 0 BB: 1 P: 8	R: 0 E: 0 K: 2 S: 8 H: 1 LOB: 2 BB: 1 P: 12	R: 0 E: 0 K: 0 S: 3 H: 0 LOB: 1 BB: 1 P: 7	R: 0 E: 0 K: 1 S: 5 H: 0 LOB: 1 BB: 1 P: 9	R: 3 E: 0 K: 1 S: 7 H: 2 LOB: 1 BB: 1 P: 12	R: 0 E: 0 K: 0 S: 3 H: 0 LOB: 0 BB: 0 P: 3	R: 1 E: 0 K: 0 S: 4 H: 2 LOB: 1 BB: 1 P: 8	R: 0 E: 0 K: 0 S: 4 H: 1 LOB: 2 BB: 1 P: 8	R: 0 E: 0 K: 0 S: 3 H: 0 LOB: 0 BB: 0 P: 3	1B: 4 2B: 2 3B: 0 HR: 2	SF: 0 SAC: 0 DP: 2 HBP: 1					

TOP

Oakland Athletics @ Minnesota Twins

Metropolitan Stadium, Bloomington , MI

Sun Jul 06 1969, 4:33 AM EDT

Att. 23,611 - Unknown - 69 F

livebaseballscorecards.com

AB	33
R	6
H	8
RBI	6
BB	7
SO	4
LOB	17

WP: 1 PA: 41
PB: 0
SB: 0
CS: 0

PITCHER		IP	WLS	BF	H	R	ER	SO	BB	IBB	HBP	BLK	WP	HR	S	P	ERA	WHIP
Dave Boswell, R ERA: 3.31	(1, 1)	5.0		25	5	5	5	4	5	0	1	0	1	1	27	48	9.00	2.000
Joe Grzenda, L ERA: 4.26	(6, 1)	2.0	W	8	2	1	1	0	1	0	0	0	0	1	7	11	4.50	1.500
Ron Perranoski, L ERA: 2.09	(8, 1)	2.0	S	8	1	0	0	0	1	0	0	0	0	0	7	11	0.00	1.000

PITCHER	IP	WLS	BF	H	R	ER	SO	BB	IBB	HBP	BLK	WP	HR	S	P	ERA	WHIP

Batter	1	2	3	4	5	6	7	8	9	AB	R	H	RBI	BB	SO	LOB
Ted Uhlaender, L (1, 7) OBP: 0.329, SLG: 0.330	1-3		K		G3		6-3 1-2 2-3			4	0	0	0	0	1	4
Rod Carew, L (1, 4) OBP: 0.412, SLG: 0.530	4-1		K		5-3		4-3 2-3 3-H			4	0	0	1	0	1	3
Tony Oliva, L (1, 9) OBP: 0.391, SLG: 0.516	L8		4-3			2B	HR 3-H	1B		4	1	2	1	0	0	2
Harmon Killebrew, R (1, 5) (8, 3) OBP: 0.417, SLG: 0.582		FC4-6 1B		E 1B		K	1-H HR			4	2	3	2	0	1	1
Rich Reese, L (1, 3) OBP: 0.341, SLG: 0.509 Ron Perranoski, L (8, 1) OBP: 0.154, SLG: 0.154		K		E9 1-H 1B		F8	1-3			4 0	1 0	1 0	0 0	0 0	1 0	2 0
John Roseboro, L (1, 2) OBP: 0.364, SLG: 0.368		K		CS 3-H 1B		5-3		L3 1B		4	0	2	1	0	1	2
Leo Cardenas, R (1, 6) OBP: 0.353, SLG: 0.405		FC4-6 1-2f		F3 1-2			WP 1B HBP	L3 1-2		3	1	0	0	0	0	3
Cesar Tovar, R (1, 8) OBP: 0.288, SLG: 0.332			2B	F8			6-3 4-3 1-H BB 1B	BB		3	1	2	1	1	0	0
Dave Boswell, R (1, 1) OBP: 0.185, SLG: 0.288 Charlie Manuel, L (5, PH) OBP: 0.367, SLG: 0.346 Joe Grzenda, R (6, 1) Graig Nettles, L (7, PH) OBP: 0.331, SLG: 0.386 Frank Quilici, R (8, 5) OBP: 0.247, SLG: 0.250			1B		3-1		4-3 6-3 1-2 1B BB		F8	1 1 0 0 1	0 0 0 1 0	1 0 0 0 0	0 0 0 0 1	0 0 0 1 0	0 0 0 0 0	0 0 0 0 1
Inning Stats	R: 0 E: 0 K: 0 S: 3 H: 0 LOB: 0 BB: 0 P: 3	R: 0 E: 0 K: 2 S: 8 H: 1 LOB: 1 BB: 0 P: 8	R: 0 E: 0 K: 2 S: 9 H: 2 LOB: 2 BB: 0 P: 9	R: 2 E: 1 K: 0 S: 5 H: 3 LOB: 0 BB: 0 P: 5	R: 0 E: 0 K: 0 S: 3 H: 0 LOB: 0 BB: 0 P: 3	R: 0 E: 0 K: 1 S: 6 H: 1 LOB: 1 BB: 0 P: 6	R: 5 E: 0 K: 0 S: 6 H: 3 LOB: 0 BB: 1 P: 11	R: 0 E: 0 K: 0 S: 3 H: 1 LOB: 1 BB: 1 P: 7		1B: 8 2B: 3 3B: 0 HR: 1 SF: 0 SAC: 0 DP: 1 HBP: 1		WP: 1 PB: 0 SB: 0 CS: 1 PA: 36		

PITCHER		IP	WLS	BF	H	R	ER	SO	BB	IBB	HBP	BLK	WP	HR	S	P	ERA	WHIP
Blue Moon Odom, R ERA: 2.45	(1, 1)	6.0		27	8	5	4	5	1	0	1	0	1	0	35	40	6.00	1.500
Rollie Fingers, R ERA: 2.8	(7, 1)	1.0	L	5	2	2	2	0	0	0	0	0	0	1	5	5	18.00	2.000
Paul Lindblad, L ERA: 3.44	(8, 1)	1.0		4	1	0	0	0	1	0	0	0	0	0	3	7	0.00	2.000

PITCHER	IP	WLS	BF	H	R	ER	SO	BB	IBB	HBP	BLK	WP	HR	S	P	ERA	WHIP

BOTTOM

Oakland Athletics @ Minnesota Twins

Metropolitan Stadium, Bloomington , MI

Sun Jul 06 1969, 4:33 AM EDT

Att. 23,611 - Unknown - 69 F

livebaseballscorecards.com

AB	33
R	7
H	11
RBI	6
BB	2
SO	5
LOB	18

Kansas City Royals @ Minnesota Twins

Metropolitan Stadium, Bloomington , MI

Mon Jul 07 1969, 8:05 PM EDT

Att. 9,052 - Unknown

TOP

livebaseballscorecards.com

Batter	1	2	3	4	5	6	7	8	9	AB	R	H	RBI	BB	SO	LOB
Pat Kelly, L (1, 9) OBP: 0.375, SLG: 0.403	K		P6		3-1			4-3		4	0	0	0	0	1	0
Paul Schaal, R (1, 5) OBP: 0.438, SLG: 0.429	4-3		F9			3B 1B		K		4	1	1	0	0	1	0
Lou Piniella, R (1, 7) OBP: 0.322, SLG: 0.462	3B 1B			1-3		1-H 3B		5-3		4	1	2	1	0	0	0
Bob Oliver, R (1, 8) OBP: 0.291, SLG: 0.420	1-H 2-1 3B			K		K			K	4	0	1	1	0	3	0
Buck Martinez, R (1, 2) OBP: 0.306, SLG: 0.371	2-1 3-H	F8		K		6-3			K	4	0	0	0	0	2	0
Joe Foy, R (1, 4) OBP: 0.340, SLG: 0.330		4-3			K		1B FC6-2-5-1 1B		K	4	0	1	0	0	2	0
Chuck Harrison, R (1, 3) OBP: 0.281, SLG: 0.298		F8			E HR 1B		FC6-2-5-1 1-3 K2-5-1-6 1B			3	1	2	0	0	0	0
Jackie Hernandez, R (1, 6) OBP: 0.288, SLG: 0.301			F9		F9 1-2		FC6-2-5-1 1-3 3-H			3	0	0	0	0	0	3
Jim Rooker, R (1, 1) OBP: 0.222, SLG: 0.889 Moe Drabowsky, R (8, 1) OBP: 0.111, SLG: 0.111			HR		2-H HR		K2-5-1-6 3-Hf			3 0	2 0	2 0	3 0	0 0	1 0	2 0
Inning Stats	R: 1 H: 2 E: 0 LOB: 1 K: 1 BB: 0 S: 6 P: 6	R: 0 H: 0 E: 0 LOB: 0 K: 0 BB: 0 S: 3 P: 3	R: 1 H: 1 E: 0 LOB: 0 K: 0 BB: 0 S: 4 P: 4	R: 0 H: 0 E: 0 LOB: 0 K: 2 BB: 0 S: 7 P: 7	R: 2 H: 2 E: 1 LOB: 0 K: 1 BB: 0 S: 7 P: 7	R: 1 H: 2 E: 0 LOB: 0 K: 1 BB: 0 S: 6 P: 6	R: 0 H: 2 E: 0 LOB: 2 K: 1 BB: 0 S: 6 P: 6	R: 0 H: 0 E: 0 LOB: 0 K: 1 BB: 0 S: 5 P: 5	R: 0 H: 0 E: 0 LOB: 0 K: 3 BB: 0 S: 9 P: 9	1B: 5 SF: 0 2B: 1 SAC: 0 3B: 2 DP: 1 HR: 2 HBP: 0						

	AB	33
	R	5
	H	9
	RBI	5
	BB	0
	SO	10
	LOB	5

WP: 0 PA: 33
PB: 0
SB: 0
CS: 0

PITCHER		IP	WLS	BF	H	R	ER	SO	BB	IBB	HBP	BLK	WP	HR	S	P	ERA	WHIP
Jim Kaat, L ERA: 2.91	(1, 1)	6.0		26	9	5	3	5	0	0	0	0	0	2	35	35	4.50	1.500
Al Worthington, R ERA: 4.11	(7, 1)	1.0		2	0	0	0	1	0	0	0	0	0	0	4	4	0.00	0.000
Dick Woodson, R ERA: 3.92	(8, 1)	2.0	W	6	0	0	0	4	0	0	0	0	0	0	14	14	0.00	0.000

PITCHER	IP	WLS	BF	H	R	ER	SO	BB	IBB	HBP	BLK	WP	HR	S	P	ERA	WHIP

Batter	1	2	3	4	5	6	7	8	9	AB	R	H	RBI	BB	SO	LOB
Cesar Tovar, R (1, 8) OBP: 0.288, SLG: 0.330	P4	1-3			4-3 1B		L6			4	0	1	0	0	0	1
Rich Reese, L (1, 3) OBP: 0.339, SLG: 0.520	F9		F9		4-3 1-2			HR		4	1	1	1	0	0	1
Harmon Killebrew, R (1, 5) OBP: 0.415, SLG: 0.576 Ted Uhlaender, L (8, PR) OBP: 0.329, SLG: 0.330 (9, 7)	6-3		K		6-3			SH3-4 E 1B BB		3 0	0 1	0 0	0 0	1 0	1 0	1 0
Tony Oliva, L (1, 9) OBP: 0.389, SLG: 0.512		BB S 2B 1B	1-3			K		E4 SH3-4 1-2 1B		4	2	1	0	0	1	1
Leo Cardenas, R (1, 6) OBP: 0.350, SLG: 0.401		F7 1-2		F8		F6		SH3-4 1-2 2-3		3	0	0	0	0	0	1
Bob Allison, R (1, 7) OBP: 0.318, SLG: 0.348 Charlie Manuel, L (8, PH) OBP: 0.372, SLG: 0.352 Rod Carew, L (9, 4) OBP: 0.412, SLG: 0.530		F9		5-3		4-3 WP BB		F8-3-6 2-H 3-H 1B		2 1 0	0 0 0	0 1 0	0 2 0	1 0 0	0 0 0	1 0 0
Frank Quilici, R (1, 4) OBP: 0.258, SLG: 0.244 (9, 5)		BB 2B BB		BB		K 1-2		F8-3-6 1-2		2	1	0	0	2	1	2
George Mitterwald, R (1, 2) OBP: 0.305, SLG: 0.355		1-2 2-3 2B BB		L8			L8			2	1	0	0	1	0	1
Jim Kaat, L (1, 1) OBP: 0.173, SLG: 0.265 Al Worthington, R (7, 1) Rick Renick, R (7, PH) OBP: 0.235, SLG: 0.234 Dick Woodson, R (8, 1) OBP: 0.160, SLG: 0.087		1-H 2-H 3-H 2B			4-3		1-3			2 0 1 0	0 0 0 0	1 0 0 0	3 0 0 0	0 0 0 0	0 0 0 0	0 0 0 0
Inning Stats	R: 0 E: 0 K: 0 S: 3 H: 0 LOB: 0 BB: 0 P: 3	R: 3 E: 0 K: 0 S: 5 H: 2 LOB: 1 BB: 2 P: 13	R: 0 E: 0 K: 1 S: 5 H: 0 LOB: 0 BB: 0 P: 5	R: 0 E: 0 K: 0 S: 3 H: 0 LOB: 1 BB: 1 P: 7	R: 0 E: 0 K: 0 S: 4 H: 1 LOB: 1 BB: 0 P: 4	R: 0 E: 0 K: 2 S: 7 H: 0 LOB: 1 BB: 1 P: 11	R: 0 E: 0 K: 0 S: 3 H: 0 LOB: 0 BB: 0 P: 3	R: 3 E: 1 K: 0 S: 5 H: 2 LOB: 1 BB: 1 P: 9		1B: 3 2B: 2 3B: 0 HR: 1	SF: 0 SAC: 1 DP: 1 HBP: 0			WP: 1 PB: 0 SB: 1 CS: 0	PA: 34	

PITCHER		IP	WLS	BF	H	R	ER	SO	BB	IBB	HBP	BLK	WP	HR	S	P	ERA	WHIP
Jim Rooker, L ERA: 6.94	(1, 1)	7.0	L	31	4	6	5	3	5	0	0	0	1	1	32	52	6.43	1.286
Moe Drabowsky, R ERA: 2.34	(8, 1)	1.0		3	1	0	0	0	0	0	0	0	0	0	3	3	0.00	1.000

PITCHER	IP	WLS	BF	H	R	ER	SO	BB	IBB	HBP	BLK	WP	HR	S	P	ERA	WHIP

BOTTOM

Kansas City Royals @ Minnesota Twins

Metropolitan Stadium, Bloomington , MI

Mon Jul 07 1969, 8:05 PM EDT

Att. 9,052 - Unknown

livebaseballscorecards.com

AB	28
R	6
H	5
RBI	6
BB	5
SO	3
LOB	9

Batter	1	2	3	4	5	6	7	8	9	AB	R	H	RBI	BB	SO	LOB
Pat Kelly, L (1, 9) OBP: 0.376, SLG: 0.403	F7		G1-6-3, 1B		L1-3		FC4-6, 1-2f		1-3, 2-H, 1B	5	0	2	1	0	0	2
Paul Schaal, R (1, 5) OBP: 0.405, SLG: 0.394	L6-4, BB, 1B		G1-6-3, 1-2f		6-3			K	6-3	5	0	1	0	0	1	3
Mike Fiore, L (1, 3) OBP: 0.407, SLG: 0.411	BB, 1-2			4-3		F7		BB		2	0	0	0	2	0	0
Bob Oliver, R (1, 8) OBP: 0.290, SLG: 0.415	L6-4, 2-3			1B, BB		K		K	K	3	1	0	0	1	2	3
Moe Drabowsky, R (8, 1) OBP: 0.111, SLG: 0.111										0	0	0	0	0	0	0
Lou Piniella, R (1, 7) OBP: 0.321, SLG: 0.459		6-3		1B, 1-3, 1B		6-3		K		4	0	1	0	0	1	1
Ellie Rodriguez, R (1, 2) OBP: 0.349, SLG: 0.355		4-3, WP, 1B		1-2, 3-H, 1B			G6-3, 1B		K	4	1	3	1	0	1	0
Juan Rios, R (1, 4) OBP: 0.304, SLG: 0.317		4-3, 1-2		F8			G6-3, 1-2f		P3	3	0	0	0	0	0	4
Buck Martinez, R (9, PH) OBP: 0.297, SLG: 0.361										1	0	0	0	0	0	0
Jackie Hernandez, R (1, 6) OBP: 0.288, SLG: 0.302		6-3, 2-H		4-3			1B, 1B		1B, 1B	3	0	1	0	0	0	2
Hawk Taylor, R (9, PH) OBP: 0.417, SLG: 0.600										1	1	1	0	0	0	0
Wally Bunker, R (1, 1) OBP: 0.121, SLG: 0.152			K		L7		FC4-6, 1-2		1B, 1-2, 1B	3	0	1	0	0	1	0
Ed Kirkpatrick, L (8, 8) OBP: 0.274, SLG: 0.338										1	0	1	0	0	0	0
Tom Burgmeier, L (9, PR) OBP: 0.154, SLG: 0.154										0	0	0	0	0	0	0
Inning Stats	R: 0 E: 0 K: 0 S: 3 H: 1 LOB: 1 BB: 1 P: 7	R: 1 E: 0 K: 0 S: 4 H: 1 LOB: 0 BB: 0 P: 4	R: 0 E: 0 K: 1 S: 5 H: 1 LOB: 0 BB: 0 P: 5	R: 1 E: 0 K: 0 S: 5 H: 2 LOB: 2 BB: 1 P: 9	R: 0 E: 0 K: 0 S: 3 H: 0 LOB: 0 BB: 0 P: 3	R: 0 E: 0 K: 1 S: 5 H: 0 LOB: 0 BB: 0 P: 5	R: 0 E: 0 K: 0 S: 5 H: 3 LOB: 2 BB: 0 P: 5	R: 0 E: 0 K: 3 S: 9 H: 0 LOB: 1 BB: 1 P: 13	R: 1 E: 0 K: 1 S: 8 H: 3 LOB: 2 BB: 0 P: 8	1B: 11 2B: 1 3B: 0 HR: 0	SF: 0 SAC: 0 DP: 3 HBP: 0						

PITCHER		IP	WLS	BF	H	R	ER	SO	BB	IBB	HBP	BLK	WP	HR	S	P	ERA	WHIP
Bob Miller, R ERA: 2.87	(1, 1)	7.0		28	8	2	2	2	2	0	0	0	1	0	30	38	2.57	1.429
Al Worthington, R ERA: 4.24	(8, 1)	1.2	W	8	2	1	1	4	1	0	0	0	0	0	15	19	5.40	1.800
Ron Perranoski, L ERA: 2.08	(9, 1)	0.1	S	2	1	0	0	0	0	0	0	0	0	0	2	2	0.00	3.000

PITCHER	IP	WLS	BF	H	R	ER	SO	BB	IBB	HBP	BLK	WP	HR	S	P	ERA	WHIP

TOP

Kansas City Royals @ Minnesota Twins

Metropolitan Stadium, Bloomington , MI

Tue Jul 08 1969, 8:05 PM EDT

Att. 13,407 - Unknown - 74 F

livebaseballscorecards.com

AB	35
R	3
H	11
RBI	2
BB	3
SO	6
LOB	15

1B: 11	SF: 0	WP: 2	PA: 38
2B: 1	SAC: 0	PB: 0	
3B: 0	DP: 3	SB: 0	
HR: 0	HBP: 0	CS: 0	

Batter	1	2	3	4	5	6	7	8	9	AB	R	H	RBI	BB	SO	LOB
Ted Uhlaender, L (1, 7) OBP: 0.330, SLG: 0.331	F6		K		1B		2B 2-H 1B	F7		5	0	2	1	0	1	0
Rod Carew, L (1, 4) OBP: 0.409, SLG: 0.530	F7		6-3		F7		1-3 2B			4	0	1	0	0	0	1
Tony Oliva, L (1, 9) OBP: 0.393, SLG: 0.523	HR		1B		F7		IBB			3	1	2	1	1	0	1
Harmon Killebrew, R (1, 5) (9, 3) OBP: 0.410, SLG: 0.568	F8		F8		K		K			4	0	0	0	0	2	5
Rich Reese, L (1, 3) OBP: 0.337, SLG: 0.514		F9		1B FC5-2 1B		P6	4-3			4	0	1	0	0	0	3
Frank Quilici, R (9, 5) OBP: 0.258, SLG: 0.244										0	0	0	0	0	0	0
John Roseboro, L (1, 2) OBP: 0.367, SLG: 0.371		1B 1B		FC5-2 1-3 1B		F7		P6		4	0	2	0	0	0	0
Leo Cardenas, R (1, 6) OBP: 0.352, SLG: 0.405		1-3 1B		FC5-2 1-2 3-H		P3		HR 2B		4	1	2	0	0	0	2
Cesar Tovar, R (1, 8) OBP: 0.291, SLG: 0.346		P4		F8			S 1B	HR 2-H		4	2	2	2	0	0	4
Bob Miller, R (1, 1)		K		K			K 1-2	K		2	0	0	0	0	2	4
Graig Nettles, L (7, PH) OBP: 0.329, SLG: 0.383										1	0	0	0	0	1	1
Al Worthington, R (8, 1)										1	0	0	0	0	1	0
Ron Perranoski, L (9, 1) OBP: 0.154, SLG: 0.154										0	0	0	0	0	0	0
Inning Stats	R: 1 E: 0 K: 0 S: 4 H: 1 LOB: 0 BB: 0 P: 4	R: 0 E: 0 K: 1 S: 7 H: 2 LOB: 2 BB: 0 P: 7	R: 0 E: 0 K: 1 S: 6 H: 1 LOB: 1 BB: 0 P: 6	R: 0 E: 0 K: 1 S: 7 H: 2 LOB: 2 BB: 0 P: 7	R: 0 E: 0 K: 1 S: 6 H: 1 LOB: 1 BB: 0 P: 6	R: 0 E: 0 K: 0 S: 3 H: 0 LOB: 0 BB: 0 P: 3	R: 1 E: 0 K: 2 S: 10 H: 3 LOB: 3 BB: 1 P: 14	R: 2 E: 0 K: 1 S: 7 H: 2 LOB: 0 BB: 0 P: 7		1B: 8 2B: 2 3B: 0 HR: 2 SF: 0 SAC: 0 DP: 0 HBP: 0						

PITCHER		IP	WLS	BF	H	R	ER	SO	BB	IBB	HBP	BLK	WP	HR	S	P	ERA	WHIP
Wally Bunker, R ERA: 3.21	(1, 1)	7.0		32	10	2	2	6	0	1	0	0	0	1	43	47	2.57	1.429
Moe Drabowsky, R ERA: 2.65	(8, 1)	1.0	L	5	2	2	2	1	0	0	0	0	0	1	7	7	18.00	2.000

PITCHER	IP	WLS	BF	H	R	ER	SO	BB	IBB	HBP	BLK	WP	HR	S	P	ERA	WHIP

BOTTOM

Kansas City Royals @ Minnesota Twins

Metropolitan Stadium, Bloomington , MI

Tue Jul 08 1969, 8:05 PM EDT

Att. 13,407 - Unknown - 74 F

livebaseballscorecards.com

AB	36
R	4
H	12
RBI	4
BB	1
SO	7
LOB	21

WP: 0 PA: 37
PB: 0
SB: 1
CS: 0

Batter	1	2	3	4	5	6	7	8	9	AB	R	H	RBI	BB	SO	LOB
Pat Kelly, L (1, 9) OBP: 0.376, SLG: 0.401	L4		4-3		HR / BB		P6		CS / 1B	4	1	1	0	1	0	0
Joe Foy, R (1, 5) OBP: 0.346, SLG: 0.346	1B		1B		1-H / HR		2B / FC / BB		L7 / 1-2	4	2	3	2	1	0	1
Mike Fiore, L (1, 3) OBP: 0.409, SLG: 0.422	F8		L8		1B / 2B		FC / 1-3 / P4-3-6-2 / 2B			4	1	2	0	0	0	2
Lou Piniella, R (1, 7) OBP: 0.320, SLG: 0.456	K			5-3	FC5-4 / 2-H / 1B		FC / 2-3 / 3-H			4	0	1	2	0	1	2
Bob Oliver, R (1, 8) OBP: 0.293, SLG: 0.416		1B		6-3 / 1B	FC5-4 / 1-2f		P4-3-6-2 / 3-Hf			4	0	2	0	0	0	3
Jerry Adair, R (1, 4) OBP: 0.285, SLG: 0.278		L9		6-3 / 1-2		FC6 / 1B		P6		4	0	1	0	0	0	2
Ellie Rodriguez, R (1, 2) OBP: 0.341, SLG: 0.346		G2		4-3		F9		F9		4	0	0	0	0	0	3
Jackie Hernandez, R (1, 6) OBP: 0.284, SLG: 0.298		4-3			6-3	F7		K		4	0	0	0	0	1	2
Roger Nelson, R (1, 1) OBP: 0.143, SLG: 0.103			K		K	FC6 / 1-2f			K	4	0	0	0	0	3	1
Inning Stats	R: 0 E: 0 K: 1 S: 6 / H: 1 LOB: 1 BB: 0 P: 6	R: 0 E: 0 K: 0 S: 4 / H: 1 LOB: 1 BB: 0 P: 4	R: 0 E: 0 K: 1 S: 6 / H: 1 LOB: 1 BB: 0 P: 6	R: 0 E: 0 K: 0 S: 4 / H: 1 LOB: 1 BB: 0 P: 4	R: 3 E: 0 K: 1 S: 8 / H: 3 LOB: 1 BB: 1 P: 12	R: 0 E: 0 K: 0 S: 4 / H: 1 LOB: 1 BB: 0 P: 4	R: 1 E: 0 K: 0 S: 4 / H: 1 LOB: 1 BB: 1 P: 8	R: 0 E: 0 K: 1 S: 5 / H: 0 LOB: 0 BB: 0 P: 5	R: 0 E: 0 K: 1 S: 5 / H: 1 LOB: 0 BB: 0 P: 5	1B: 7 2B: 3 3B: 0 HR: 1	SF: 0 SAC: 0 DP: 1 HBP: 0					

TOP

Kansas City Royals @ Minnesota Twins

Metropolitan Stadium, Bloomington , MI

Wed Jul 09 1969, 8:05 PM EDT

Att. 15,211 - Unknown - 83 F

livebaseballscorecards.com

AB	36
R	4
H	10
RBI	4
BB	2
SO	5
LOB	16

PITCHER		IP	WLS	BF	H	R	ER	SO	BB	IBB	HBP	BLK	WP	HR	S	P	ERA	WHIP
Jim Perry, R ERA: 3.54	(1, 1)	5.0		24	8	3	3	3	1	0	0	0	0	1	29	33	5.40	1.800
Dick Woodson, R ERA: 3.97	(6, 1)	1.1	L	6	1	1	1	0	1	0	0	0	0	0	5	9	6.75	1.500
Al Worthington, R ERA: 3.66	(7, 1)	2.2		8	1	0	0	2	0	0	0	0	0	0	12	12	0.00	0.375

BOTTOM

Kansas City Royals @ Minnesota Twins

Metropolitan Stadium, Bloomington , MI

Wed Jul 09 1969, 8:05 PM EDT

Att. 15,211 - Unknown - 83 F

livebaseballscorecards.com

Batter	1	2	3	4	5	6	7	8	9	AB	R	H	RBI	BB	SO	LOB
Ted Uhlaender, L (1, 7) OBP: 0.325, SLG: 0.326	5-3	6-3			F7		F7		3-1	5	0	0	0	0	0	1
Rod Carew, L (1, 4) OBP: 0.409, SLG: 0.525	1B 4-3 1B		4-3		G3		G3		FC4-6 BB	4	1	1	0	1	0	0
Tony Oliva, L (1, 9) OBP: 0.396, SLG: 0.523	4-3 1-3 1B		K		BB 1B		BB		FC4-6 1-2f	4	0	2	0	1	1	1
Harmon Killebrew, R (1, 5) OBP: 0.411, SLG: 0.576	4-3 1-2 3-H		HR		1-2 BB		F7			3	1	1	2	1	0	2
Rich Reese, L (1, 3) OBP: 0.330, SLG: 0.503	L3		F8		2-3			3-1		4	0	0	0	0	0	3
John Roseboro, L (1, 2) OBP: 0.369, SLG: 0.370		F9 5-3 2B BB		CS 1B		F8		4-3		3	1	1	0	1	0	0
Leo Cardenas, R (1, 6) OBP: 0.357, SLG: 0.408		5-3 1-2		1-3 1-2 1B		WP CS 1B		BB		3	0	2	0	1	0	1
Cesar Tovar, R (1, 8) OBP: 0.290, SLG: 0.345		F9 2-3		1-3 1-2		1-H 1B		L8		4	0	1	0	0	0	3
Jim Perry, S (1, 1) OBP: 0.211, SLG: 0.229		3-H 2B		4-3		K			L4	2	0	1	1	0	0	1
Dick Woodson, R (6, 1) OBP: 0.154, SLG: 0.083										1	0	0	0	0	1	1
Al Worthington, R (7, 1)										0	0	0	0	0	0	0
Charlie Manuel, L (9, PH) OBP: 0.369, SLG: 0.349										1	0	0	0	0	0	0

	AB	34
	R	3
	H	9
	RBI	3
	BB	5
	SO	2
	LOB	13

Inning Stats	1	2	3	4	5	6	7	8	9	1B: 7	SF: 0	WP: 2	PA: 39
R	1	1	1	0	0	0	0	0	0	2B: 1	SAC: 0	PB: 0	
E	0	0	0	0	0	0	0	0	0	3B: 0	DP: 0	SB: 0	
H	2	1	1	2	1	2	0	0	0	HR: 1	HBP: 0	CS: 2	
LOB	1	1	0	1	2	1	1	1	1				
K	0	0	1	0	0	1	0	0	0				
BB	0	1	0	0	1	0	1	1	0				
S	5	4	6	4	4	6	3	3	3				
P	5	8	6	4	8	6	7	7	7				

PITCHER	IP	WLS	BF	H	R	ER	SO	BB	IBB	HBP	BLK	WP	HR	S	P	ERA	WHIP
Roger Nelson, R (1, 1) ERA: 2.97	9.0	W	39	9	3	3	2	5	0	0	0	1	1	38	58	3.00	1.556

PITCHER	IP	WLS	BF	H	R	ER	SO	BB	IBB	HBP	BLK	WP	HR	S	P	ERA	WHIP

Batter	1	2	3	4	5	6	7	8	9	AB	R	H	RBI	BB	SO	LOB
Pat Kelly, L (1, 9) OBP: 0.373, SLG: 0.401	S 2B		F7		4-3		1-3		4-3	5	0	1	0	0	0	1
Joe Foy, R (1, 5) OBP: 0.344, SLG: 0.342	K 2-3			K		K	P4		K	3	0	0	0	0	3	1
Juan Rios, R (6, 5) OBP: 0.302, SLG: 0.314										1	0	0	0	0	0	0
Jim Rooker, R (9, PH) OBP: 0.200, SLG: 0.800										1	0	0	0	0	1	0
Mike Fiore, L (1, 3) OBP: 0.410, SLG: 0.435	K			P4		HR	HR BB		F5	3	2	1	1	1	1	1
(7, 8)										1	0	0	0	0	0	0
Hawk Taylor, R (9, PH) OBP: 0.408, SLG: 0.587																
Lou Piniella, R (1, 7) OBP: 0.323, SLG: 0.467	K			BB 1B		E4 1B	1-H HR			4	1	2	2	0	1	1
Bob Oliver, R (1, 8) OBP: 0.296, SLG: 0.415		P6		1-2 BB		1-2 1B	K			3	0	1	0	1	1	0
Don O'Riley, R (7, 1)										0	0	0	0	0	0	0
Buck Martinez, R (1, 2) OBP: 0.268, SLG: 0.325		4-3		F2		F8		F9		4	0	0	0	0	0	4
Paul Schaal, R (1, 4) OBP: 0.415, SLG: 0.389		P5			1B	P3		BB		3	0	1	0	1	0	2
Jackie Hernandez, R (1, 6) OBP: 0.284, SLG: 0.297			5-3		L6		1-H HR	F9		4	1	1	0	0	0	2
Dick Drago, R (1, 1)										0	0	0	0	0	0	0
Jerry Adair, R (3, PH) OBP: 0.284, SLG: 0.276										1	0	0	0	0	0	0
Galen Cisco, R (3, 1)										0	0	0	0	0	0	0
Ed Kirkpatrick, L (5, PH) OBP: 0.272, SLG: 0.336										1	0	0	0	0	1	1
Mike Hedlund, R (5, 1) OBP: 0.263, SLG: 0.263										0	0	0	0	0	0	0
Chuck Harrison, R (7, PH) OBP: 0.284, SLG: 0.322			6-3		K		1-H HR	6-3		2	1	1	2	0	0	1
(7, 3)																
Inning Stats	R: 0 E: 0 K: 3 S: 10 H: 1 LOB: 1 BB: 0 P: 10	R: 0 E: 0 K: 0 S: 3 H: 0 LOB: 0 BB: 0 P: 3	R: 0 E: 0 K: 0 S: 3 H: 0 LOB: 0 BB: 0 P: 3	R: 0 E: 0 K: 1 S: 6 H: 1 LOB: 2 BB: 1 P: 10	R: 0 E: 0 K: 1 S: 6 H: 1 LOB: 1 BB: 0 P: 6	R: 1 E: 1 K: 1 S: 8 H: 2 LOB: 2 BB: 0 P: 8	R: 4 E: 0 K: 1 S: 8 H: 3 LOB: 0 BB: 1 P: 12	R: 0 E: 0 K: 0 S: 3 H: 0 LOB: 1 BB: 1 P: 7	R: 0 E: 0 K: 1 S: 5 H: 0 LOB: 0 BB: 0 P: 5							

Kansas City Royals @ Minnesota Twins

Metropolitan Stadium, Bloomington , MI

Thu Jul 10 1969, 4:33 AM EDT

Att. 23,920 - Sunny - 86 F

TOP

livebaseballscorecards.com

AB	36
R	5
H	8
RBI	5
BB	3
SO	8
LOB	14

	1B	SF	WP	PA
	4	0	0	39
	2B: 1	SAC: 0	PB: 0	
	3B: 0	DP: 0	SB: 1	
	HR: 3	HBP: 0	CS: 0	

PITCHER		IP	WLS	BF	H	R	ER	SO	BB	IBB	HBP	BLK	WP	HR	S	P	ERA	WHIP
Dave Boswell, R ERA: 3.25	(1, 1)	5.1	W	23	5	1	1	6	1	0	0	0	0	1	34	38	1.69	1.125
Dick Woodson, R ERA: 4.24	(6, 1)	1.1		7	2	3	3	0	1	0	0	0	0	1	6	10	20.25	2.250
Ron Perranoski, L ERA: 2.14	(7, 1)	2.1	S	9	1	1	1	2	1	0	0	0	0	1	12	16	3.86	0.857

PITCHER		IP	WLS	BF	H	R	ER	SO	BB	IBB	HBP	BLK	WP	HR	S	P	ERA	WHIP

Batter	1	2	3	4	5	6	7	8	9	AB	R	H	RBI	BB	SO	LOB
Ted Uhlaender, L (1, 7) OBP: 0.327, SLG: 0.326	BBBB 4-0 3B BB	SSS 0-3 ② K		x 0-0 ② 6-3 3-H		x 0-0 FC4-6 1B				3	1	1	0	1	1	1
Rod Carew, L (1, 4) OBP: 0.411, SLG: 0.536	x 0-0 1-H 1B 3B	x 0-0 PO 2-H 2B		x 0-0 ③ 1-3		x 0-0 ③ FC4-6 1-2f				4	1	2	2	0	0	1
Tony Oliva, L (1, 9) OBP: 0.395, SLG: 0.519	x 0-0 ① F7	0-0 ③ PO 2-3	x 0-0 ① 4-3		x 0-0 1B SH3 1B		x 0-0 ① 3-1			4	1	1	0	0	0	1
Harmon Killebrew, R (1, 5) (8, 3) OBP: 0.412, SLG: 0.585	x 0-0 BB 3-H 1B		x 0-0 HR		x 0-0 ① F8		x 0-0 ② F8			4	1	2	2	0	0	1
Rich Reese, L (1, 3) OBP: 0.338, SLG: 0.505 Frank Quilici, R (8, 5) OBP: 0.258, SLG: 0.244	BBBB 4-0 1-2 BB		x 0-0 ② P4		x 0-0 SH3 1-3 1B		x 0-0 1B			3 0	0 0	2 0	0 0	1 0	0 0	0 0
John Roseboro, L (1, 2) OBP: 0.369, SLG: 0.370	x 0-0 ② F7		x 0-0 1B		x 0-0 ② SH3 1-2 3-H		x 0-0 ③ 4-3			3	0	1	1	0	0	3
Leo Cardenas, R (1, 6) OBP: 0.353, SLG: 0.403	x 0-0 ③ F8		x 0-0 ③ 1-3		x 0-0 ③ 6-3			x 0-0 ① 6-3		4	0	0	0	0	0	4
Cesar Tovar, R (1, 8) OBP: 0.290, SLG: 0.343		x 0-0 SH3-4 2B 1B		x 0-0 E6 SH3 E		x 0-0 ① 5-3		x 0-0 ② 6-3		4	2	1	0	0	0	0
Dave Boswell, R (1, 1) OBP: 0.185, SLG: 0.288 Dick Woodson, R (6, 1) OBP: 0.148, SLG: 0.080 Ron Perranoski, L (7, 1) OBP: 0.143, SLG: 0.143		x 0-0 ① SH3-4 1-2		x 0-0 ① SH3 2-3		SSS 0-3 ② K		x 0-0 ③ 5-3		0 1 1	0 0 0	0 0 0	0 0 0	0 1 0	0 0 0	0 0 0
Inning Stats	R: 2 E: 0 K: 0 S: 5 H: 2 LOB: 2 BB: 2 P: 13	R: 1 E: 0 K: 1 S: 6 H: 2 LOB: 0 BB: 0 P: 6	R: 1 E: 0 K: 0 S: 5 H: 2 LOB: 1 BB: 0 P: 5	R: 1 E: 2 K: 0 S: 4 H: 0 LOB: 0 BB: 0 P: 4	R: 1 E: 0 K: 0 S: 5 H: 2 LOB: 1 BB: 0 P: 5	R: 0 E: 0 K: 1 S: 6 H: 1 LOB: 1 BB: 0 P: 6	R: 0 E: 0 K: 0 S: 4 H: 1 LOB: 1 BB: 0 P: 4	R: 0 E: 0 K: 0 S: 3 H: 0 LOB: 0 BB: 0 P: 3		1B: 7 2B: 1 3B: 1 HR: 1	SF: 0 SAC: 3 DP: 0 HBP: 0					

PITCHER		IP	WLS	BF	H	R	ER	SO	BB	IBB	HBP	BLK	WP	HR	S	P	ERA	WHIP
Dick Drago, R ERA: 4.62	(1, 1)	2.0	L	11	4	3	3	1	2	0	0	0	0	0	11	19	13.50	3.000
Galen Cisco, R ERA: 2.0	(3, 1)	2.0		9	2	2	1	0	0	0	0	0	0	1	9	9	4.50	1.000
Mike Hedlund, R ERA: 3.98	(5, 1)	2.0		9	3	1	1	1	0	0	0	0	0	0	11	11	4.50	1.500
Don O'Riley, R ERA: 6.39	(7, 1)	2.0		7	1	0	0	0	0	0	0	0	0	0	7	7	0.00	0.500

PITCHER	IP	WLS	BF	H	R	ER	SO	BB	IBB	HBP	BLK	WP	HR	S	P	ERA	WHIP

BOTTOM

Kansas City Royals @ Minnesota Twins

Metropolitan Stadium, Bloomington , MI

Thu Jul 10 1969, 4:33 AM EDT
Att. 23,920 - Sunny - 86 F

livebaseballscorecards.com

AB	31
R	6
H	10
RBI	5
BB	2
SO	2
LOB	11

WP: 0 PB: 0 SB: 0 CS: 0 PA: 37

Seattle Pilots @ Minnesota Twins

Metropolitan Stadium, Bloomington , MI

Fri Jul 11 1969, 8:05 PM EDT

Att. 19,221 - Unknown - 86 F

TOP

livebaseballscorecards.com

Batter	1	2	3	4	5	6	7	8	9	AB	R	H	RBI	BB	SO	LOB
Steve Hovley, L (1, 9) OBP: 0.341, SLG: 0.465	4-3		L3		F4			F8		4	0	0	0	0	0	1
Gus Gil, R (1, 4) OBP: 0.302, SLG: 0.274	5-3		6-3			6-3		F9		4	0	0	0	0	0	1
Wayne Comer, R (1, 8) OBP: 0.348, SLG: 0.391	F3			BB 1B WP 1B		5-3			5-3	3	1	0	0	1	0	0
Tommy Davis, R (1, 7) OBP: 0.275, SLG: 0.338		WP G6-4-3 2B		WP 1B 1-2 G4-6-3 1B		L9			BB	3	2	2	0	1	0	0
Don Mincher, L (1, 3) OBP: 0.375, SLG: 0.462		BB 2-3 G6-4-3		1B 1-2 2-3 G4-6-3			BB		K	2	0	1	0	2	1	1
Jerry McNertney, R (1, 2) OBP: 0.296, SLG: 0.389		G6-4-3 1-2f 3-H		G4-6-3 1-2f 2-H 3-H			F2		5-3	4	0	0	0	0	0	4
Ron Clark, R (1, 5) OBP: 0.091, SLG: 0.091		5-6-3		L7			F3			3	0	0	0	0	0	1
Gordy Lund, R (1, 6) OBP: 0.320, SLG: 0.227			1B		K		F8			3	0	1	0	0	1	1
Gene Brabender, R (1, 1) OBP: 0.167, SLG: 0.118			K		2-3			K		2	0	0	0	0	1	1
John O'Donoghue, R (5, 1)										0	0	0	0	0	0	0
Tommy Harper, R (8, PH) OBP: 0.355, SLG: 0.313										1	0	0	0	0	1	0
Dick Baney, R (8, 1)										0	0	0	0	0	0	0
Inning Stats	R: 0 E: 0 K: 0 S: 3 H: 0 LOB: 0 BB: 0 P: 3	R: 1 E: 0 K: 0 S: 3 H: 1 LOB: 0 BB: 1 P: 7	R: 0 E: 0 K: 1 S: 6 H: 1 LOB: 1 BB: 0 P: 6	R: 2 E: 0 K: 0 S: 4 H: 2 LOB: 0 BB: 1 P: 8	R: 0 E: 0 K: 1 S: 5 H: 0 LOB: 0 BB: 0 P: 5	R: 0 E: 0 K: 0 S: 3 H: 0 LOB: 0 BB: 0 P: 3	R: 0 E: 0 K: 0 S: 3 H: 0 LOB: 1 BB: 1 P: 7	R: 0 E: 0 K: 1 S: 5 H: 0 LOB: 0 BB: 0 P: 5	R: 0 E: 0 K: 1 S: 5 H: 0 LOB: 1 BB: 1 P: 9	1B: 3 2B: 1 3B: 0 HR: 0	SF: 0 SAC: 0 DP: 2 HBP: 0					

	AB	29
	R	3
	H	4
	RBI	0
	BB	4
	SO	4
	LOB	10

WP: 2 PA: 33
PB: 0
SB: 0
CS: 0

PITCHER	IP	WLS	BF	H	R	ER	SO	BB	IBB	HBP	BLK	WP	HR	S	P	ERA	WHIP
Tom Hall, L (1, 1) ERA: 4.15	9.0	W	33	4	3	3	4	4	0	0	0	2	0	37	53	3.00	0.889

PITCHER	IP	WLS	BF	H	R	ER	SO	BB	IBB	HBP	BLK	WP	HR	S	P	ERA	WHIP

Batter	1	2	3	4	5	6	7	8	9	AB	R	H	RBI	BB	SO	LOB
Ted Uhlaender, L (1, 7) OBP: 0.334, SLG: 0.339	5-3	1-H HR			CS 1B		G3 HBP	BBB 1-2 2-3 FC6-4 BB		3	1	2	2	1	0	0
Rod Carey, L (1, 4) OBP: 0.407, SLG: 0.530	F9	K			1-2 3B 1B		G3 1-2f	FC6-4 1-2f		5	1	1	0	0	1	4
Tony Oliva, L (1, 9) OBP: 0.396, SLG: 0.524	BBBB HR BB		3-1		1-H 2B 3B		L7			3	2	1	1	1	0	0
Harmon Killebrew, R (1, 5) OBP: 0.416, SLG: 0.610 Frank Quilici, R (9, 5) OBP: 0.258, SLG: 0.244	1-H HR		5-3		1B 3-H 2B			HR		4 0	3 0	3 0	4 0	0 0	0 0	0 0
Rich Reese, L (1, 3) OBP: 0.347, SLG: 0.526	2B		K		2-H 1B			1B 3B		4	1	3	1	0	1	0
John Roseboro, L (1, 2) OBP: 0.367, SLG: 0.367	4-3			F8	L8			BB 1B 3-H 1B		4	0	1	1	0	0	2
Leo Cardenas, R (1, 6) OBP: 0.349, SLG: 0.397		F7		6-3		K		F9		4	0	0	0	0	1	1
Cesar Tovar, R (1, 8) OBP: 0.293, SLG: 0.343		HR S HBP		6-3		4-3		BB 1-2 1B		3	1	1	0	0	0	0
Tom Hall, L (1, 1) OBP: 0.143, SLG: 0.190		K			F2	K		F7		4	0	0	0	0	2	3
Inning Stats	R: 2 E: 0 K: 0 S: 5 H: 2 LOB: 1 BB: 1 P: 9	R: 2 E: 0 K: 2 S: 8 H: 1 LOB: 0 BB: 0 P: 9	R: 0 E: 0 K: 1 S: 5 H: 0 LOB: 0 BB: 0 P: 5	R: 0 E: 0 K: 0 S: 3 H: 0 LOB: 0 BB: 0 P: 3	R: 3 E: 0 K: 0 S: 7 H: 5 LOB: 1 BB: 0 P: 7	R: 0 E: 0 K: 2 S: 7 H: 0 LOB: 0 BB: 0 P: 7	R: 0 E: 0 K: 0 S: 2 H: 0 LOB: 0 BB: 0 P: 3	R: 2 E: 0 K: 0 S: 7 H: 4 LOB: 3 BB: 1 P: 11		1B: 5 2B: 2 3B: 2 HR: 3	SF: 0 SAC: 0 DP: 1 HBP: 2						

Seattle Pilots @ Minnesota Twins

Metropolitan Stadium, Bloomington , MI

Fri Jul 11 1969, 8:05 PM EDT

Att. 19,221 - Unknown - 86 F

BOTTOM

livebaseballscorecards.com

AB	34
R	9
H	12
RBI	9
BB	2
SO	5
LOB	10

WP: 0 PB: 0 SB: 1 CS: 1 PA: 38

PITCHER		IP	WLS	BF	H	R	ER	SO	BB	IBB	HBP	BLK	WP	HR	S	P	ERA	WHIP
Gene Brabender, R ERA: 4.74	(1, 1)	4.2	L	22	7	7	7	3	1	0	1	0	0	2	26	31	13.50	1.714
John O'Donoghue, L ERA: 2.56	(5, 1)	2.1		8	1	0	0	2	0	0	1	0	0	0	11	12	0.00	0.429
Dick Baney, R ERA: 18.0	(8, 1)	1.0		8	4	2	2	0	1	0	0	0	0	1	7	11	18.00	5.000

PITCHER	IP	WLS	BF	H	R	ER	SO	BB	IBB	HBP	BLK	WP	HR	S	P	ERA	WHIP

Seattle Pilots @ Minnesota Twins

Metropolitan Stadium, Bloomington , MI

Sat Jul 12 1969, 4:33 AM EDT

Att. 17,616 - Unknown - 90 F

livebaseballscorecards.com

TOP

Batter	1	2	3	4	5	6	7	8	9	AB	R	H	RBI	BB	SO	LOB
Steve Hovley, L (1, 9) OBP: 0.333, SLG: 0.447	0-0 4-1 1B 1B		0-0 G3 ②			0-0 F9 ①		0-0 F5 ②		4	1	1	0	0	0	0
Gus Gil, R (1, 4) OBP: 0.301, SLG: 0.273	0-0 4-1 ① 1-2		0-0 5-3 ③			0-0 6-3 ②		0-0 1B		4	0	1	0	0	0	1
Tommy Davis, R (1, 7) OBP: 0.278, SLG: 0.340	0-0 G4-6-3 2-H 1B			0-0 6-3 ①		0-0 1B		0-0 L9 ③		4	0	2	1	0	0	1
Don Mincher, L (1, 3) OBP: 0.374, SLG: 0.456	0-0 G4-6-3 ② ③ 1-2f			B B B 4-0 1B BB		0-0 L9 ③			0-0 F9 ①	3	0	0	0	1	0	2
Wayne Comer, R (1, 8) OBP: 0.346, SLG: 0.388		0-0 L1 ①		0-0 G6-3 1-2 1B			S S S 0-3 K ①		0-0 F3 ②	4	0	1	0	0	1	0
Merritt Ranew, L (1, 5) OBP: 0.367, SLG: 0.286		0-0 4-3 ②		0-0 G6-3 ② ③ 1-2f			B B B 4-0 BB		0-0 F8 ③	3	0	0	0	1	0	2
Jim Pagliaroni, R (1, 2) OBP: 0.288, SLG: 0.286		0-0 E4 FC6-4			0-0 F2 ①		S S S 0-3 K ②			3	0	0	0	0	1	1
Ron Clark, R (1, 6) OBP: 0.071, SLG: 0.071		0-0 FC6-4 ③ 1-2f			0-0 F4 ②		0-0 6-3 ③			3	0	0	0	0	0	2
Marty Pattin, R (1, 1) OBP: 0.208, SLG: 0.191			S S S 0-3 K ①		0-0 6-3 ③			0-0 F6 ①		2	0	0	0	0	1	0
John O'Donoghue, R (5, 1)										0	0	0	0	0	0	0
Jim Bouton, R (5, 1)										0	0	0	0	0	0	0
Jerry McNertney, R (8, PH) OBP: 0.295, SLG: 0.387										1	0	0	0	0	0	0
Jerry Stephenson, L (8, 1)										0	0	0	0	0	0	0
Inning Stats	R: 1 E: 0 K: 0 S: 4 H: 2 LOB: 0 BB: 0 P: 4	R: 0 E: 1 K: 0 S: 4 H: 0 LOB: 1 BB: 0 P: 4	R: 0 E: 0 K: 1 S: 5 H: 0 LOB: 0 BB: 0 P: 5	R: 0 E: 0 K: 0 S: 3 H: 1 LOB: 1 BB: 1 P: 7	R: 0 E: 0 K: 0 S: 3 H: 0 LOB: 0 BB: 0 P: 3	R: 0 E: 0 K: 0 S: 4 H: 1 LOB: 1 BB: 0 P: 4	R: 0 E: 0 K: 2 S: 7 H: 0 LOB: 1 BB: 1 P: 11	R: 0 E: 0 K: 0 S: 4 H: 1 LOB: 1 BB: 0 P: 4	R: 0 E: 0 K: 0 S: 3 H: 0 LOB: 0 BB: 0 P: 3	1B: 5 2B: 0 3B: 0 HR: 0 SF: 0 SAC: 0 DP: 2 HBP: 0						

	AB	31
	R	1
	H	5
	RBI	1
	BB	2
	SO	3
	LOB	9

WP: 0 PB: 0 SB: 0 CS: 0 PA: 33

PITCHER		IP	WLS	BF	H	R	ER	SO	BB	IBB	HBP	BLK	WP	HR	S	P	ERA	WHIP
Jim Perry, R ERA: 3.35	(1, 1)	9.0	W	33	5	1	1	3	2	0	0	0	0	0	37	45	1.00	0.778

PITCHER		IP	WLS	BF	H	R	ER	SO	BB	IBB	HBP	BLK	WP	HR	S	P	ERA	WHIP

Batter	1	2	3	4	5	6	7	8	9	AB	R	H	RBI	BB	SO	LOB
Ted Uhlaender, L (1, 8) OBP: 0.332, SLG: 0.337	F8		F7	L9	1-2 2-H 1B		K			5	0	1	1	0	1	2
Graig Nettles, L (1, 7) OBP: 0.325, SLG: 0.377	K		F9		2B WP 1B F9		K			5	1	1	0	0	2	3
Tony Oliva, L (1, 9) OBP: 0.399, SLG: 0.529	L7		BB 1-2 1B		WP 1-3 SF9 2B	2B 1B		E8 1B		4	3	3	0	0	0	0
Charlie Manuel, L (7, 9) OBP: 0.374, SLG: 0.355										1	1	1	0	0	0	0
Harmon Killebrew, R (1, 5) OBP: 0.418, SLG: 0.608		K	1B 1-2 2-3 BB		BB BB FC3-2 2-3 3-H BB	1-H 2B 2B		6-3		1	0	0	0	2	1	0
Frank Quilici, R (6, 5) OBP: 0.264, SLG: 0.262										2	1	1	1	0	0	1
Rich Reese, L (1, 3) OBP: 0.358, SLG: 0.546		HR	FC4 1-3 2-H 3-H 1B		FC3-2 BB 1-2 1B BB	F9		1-3 2-H 1B		4	2	3	4	1	0	1
John Roseboro, L (1, 2) OBP: 0.363, SLG: 0.361		BB	FC4 1-2f		SF9 3-H	5-3		1-3 1-2		3	0	0	1	1	0	4
Leo Cardenas, R (1, 6) OBP: 0.352, SLG: 0.400		K	K		FC3-2 1-2 2-3 1B BB	2-H 2B		BB		3	1	1	1	2	2	1
Cesar Tovar, R (1, 4) OBP: 0.291, SLG: 0.344		F9	4-3 2B		FC3-2 1-2 2-3 3-Hf 1B 1B	6-3		L6		5	1	1	0	0	0	7
Jim Perry, S (1, 1) OBP: 0.238, SLG: 0.256			BB 1B 1B	4-3 2-3	1-2 2-H 3-H 1B		3-1			4	1	2	2	0	0	1
Inning Stats	R: 0 E: 0 K: 1 S: 5 H: 0 LOB: 0 BB: 0 P: 5	R: 1 E: 0 K: 2 S: 8 H: 1 LOB: 1 BB: 1 P: 12	R: 2 E: 0 K: 0 S: 6 H: 3 LOB: 2 BB: 1 P: 10	R: 0 E: 0 K: 1 S: 6 H: 1 LOB: 1 BB: 0 P: 6	R: 5 E: 0 K: 0 S: 7 H: 4 LOB: 2 BB: 3 P: 19	R: 2 E: 0 K: 0 S: 6 H: 3 LOB: 1 BB: 0 P: 6	R: 0 E: 0 K: 2 S: 7 H: 0 LOB: 0 BB: 0 P: 7	R: 1 E: 1 K: 0 S: 5 H: 2 LOB: 2 BB: 1 P: 9		1B: 9 2B: 4 3B: 0 HR: 1 SF: 1 SAC: 0 DP: 0 HBP: 0				WP: 1 PB: 0 SB: 0 CS: 0 PA: 44	

PITCHER		IP	WLS	BF	H	R	ER	SO	BB	IBB	HBP	BLK	WP	HR	S	P	ERA	WHIP
Marty Pattin, R ERA: 5.03	(1, 1)	4.0	L	22	7	6	6	4	3	0	0	0	1	1	27	39	13.50	2.500
John O'Donoghue, L ERA: 3.09	(5, 1)	0.1		3	0	0	0	0	2	0	0	0	0	0	1	9	0.00	6.000
Jim Bouton, R ERA: 3.63	(5, 1)	2.2		13	5	4	4	2	0	0	0	0	0	0	17	17	13.50	1.875
Jerry Stephenson, R ERA: 10.13	(8, 1)	1.0		6	2	1	0	0	1	0	0	0	0	0	5	9	0.00	3.000

PITCHER	IP	WLS	BF	H	R	ER	SO	BB	IBB	HBP	BLK	WP	HR	S	P	ERA	WHIP

BOTTOM

Seattle Pilots @ Minnesota Twins

Metropolitan Stadium, Bloomington , MI

Sat Jul 12 1969, 4:33 AM EDT

Att. 17,616 - Unknown - 90 F

livebaseballscorecards.com

AB	37
R	11
H	14
RBI	10
BB	6
SO	6
LOB	20

Batter	1	2	3	4	5	6	7	8	9	AB	R	H	RBI	BB	SO	LOB
Steve Hovley, L (1, 9) OBP: 0.327, SLG: 0.431	4-3		CS 1B			K		G1-6-3 1-2f		4	0	1	0	0	1	1
Gus Gil, R (1, 5) OBP: 0.299, SLG: 0.273	F9		L4 1-2			F3		1B		4	0	1	0	0	0	1
Wayne Comer, R (1, 8) OBP: 0.345, SLG: 0.390	S 2B			F4		5-3		F8		4	0	1	0	0	0	1
Tommy Davis, R (1, 7) OBP: 0.278, SLG: 0.339	5-3 2-3			L7			FC5-4 1B SF8 1B		F9	4	1	1	0	0	0	1
Don Mincher, L (1, 3) OBP: 0.372, SLG: 0.453		F5		E3			FC5-4 1-2 1B		3-1	4	0	1	0	0	0	0
Jerry McNertney, R (1, 2) OBP: 0.299, SLG: 0.404		1B		L9			FC5-4 1B 1-2f 2-3		HR	4	1	2	1	0	0	3
Ron Clark, R (1, 4) OBP: 0.056, SLG: 0.059		L8			5-3		SF8 3-H		5-3	3	0	0	1	0	0	1
Ray Oyler, R (1, 6) OBP: 0.289, SLG: 0.320		L7			K		1B 1-3			3	0	1	0	0	1	1
Garry Roggenburk, R (1, 1) OBP: 0.100, SLG: 0.100			4-3		F8			G1-6-3 1B		1	0	0	0	0	0	0
Merritt Ranew, L (5, PH) OBP: 0.360, SLG: 0.279										1	0	0	0	0	0	0
Diego Segui, R (5, 1) OBP: 0.133, SLG: 0.071										0	0	0	0	0	0	0
Tommy Harper, R (8, PH) OBP: 0.357, SLG: 0.315										1	0	1	0	0	0	0
Dick Baney, R (8, 1)										0	0	0	0	0	0	0
Inning Stats	R: 0 E: 0 K: 0 S: 4 H: 1 LOB: 1 BB: 0 P: 4	R: 0 E: 0 K: 0 S: 4 H: 1 LOB: 1 BB: 0 P: 4	R: 0 E: 0 K: 0 S: 3 H: 1 LOB: 0 BB: 0 P: 3	R: 0 E: 1 K: 0 S: 4 H: 0 LOB: 1 BB: 0 P: 4	R: 0 E: 0 K: 1 S: 5 H: 0 LOB: 0 BB: 0 P: 5	R: 0 E: 0 K: 1 S: 5 H: 0 LOB: 0 BB: 0 P: 5	R: 1 E: 0 K: 0 S: 5 H: 3 LOB: 2 BB: 0 P: 5	R: 0 E: 0 K: 0 S: 4 H: 2 LOB: 1 BB: 0 P: 4	R: 1 E: 0 K: 0 S: 4 H: 1 LOB: 0 BB: 0 P: 4	1B: 7 2B: 1 3B: 0 HR: 1 SF: 1 SAC: 0 DP: 1 HBP: 0						

PITCHER		IP	W/L/S	BF	H	R	ER	SO	BB	IBB	HBP	BLK	WP	HR	S	P	ERA	WHIP
Jim Kaat, L ERA: 2.86	(1, 1)	9.0	W	34	9	2	2	2	0	0	0	0	0	1	38	38	2.00	1.000

PITCHER	IP	W/L/S	BF	H	R	ER	SO	BB	IBB	HBP	BLK	WP	HR	S	P	ERA	WHIP

TOP

Seattle Pilots @ Minnesota Twins

Metropolitan Stadium, Bloomington , MI

Sun Jul 13 1969, 4:33 AM EDT

Cloudy - 80 F

livebaseballscorecards.com

AB	33
R	2
H	9
RBI	2
BB	0
SO	2
LOB	9

BOTTOM

Batter	1	2	3	4	5	6	7	8	9	AB	R	H	RBI	BB	SO	LOB
Cesar Tovar, R (1, 8) (8, 4) OBP: 0.293, SLG: 0.357	1B 1B 1B	5-3		HR		K		F8		5	2	2	1	0	1	2
Rich Reese, L (1, 3) OBP: 0.359, SLG: 0.543	K	F4		BB 1B		4-3		1-3 1B		5	1	2	0	0	1	2
Harmon Killebrew, R (1, 5) OBP: 0.421, SLG: 0.607 Ted Uhlaender, L (7, PR) (8, 8) OBP: 0.331, SLG: 0.335	1B 1B 1B 1-2		F7	1B 1-2 BB			BB 1B BB	F9		2 1	0 1	1 0	0 0	2 0	0 0	0 2
Tony Oliva, L (1, 9) OBP: 0.398, SLG: 0.526	F9	3-1		1-3 2-H 1B			F6 1-2			4	0	1	1	0	0	3
Bob Allison, R (1, 7) OBP: 0.327, SLG: 0.351 Graig Nettles, L (7, PH) (8, 7) OBP: 0.323, SLG: 0.374	1B 1-2 2-H 1B		BB		F9		K			2 1	0 0	1 0	1 0	1 0	0 1	0 2
Leo Cardenas, R (1, 6) OBP: 0.357, SLG: 0.406	1-2 2-3 1B	F6			2B		1B IBB			3	0	2	0	1	0	1
Frank Quilici, R (1, 4) (8, 5) OBP: 0.274, SLG: 0.307	F6			HR	K		1-3 2-H 1B			4	1	2	2	0	1	4
John Roseboro, L (1, 2) OBP: 0.356, SLG: 0.354		K		F9	F8			F8		4	0	0	0	0	1	1
Jim Kaat, L (1, 1) OBP: 0.196, SLG: 0.302		2B		4-3		K		1B		4	0	2	0	0	1	0
Inning Stats	R: 1 H: 4 E: 0 LOB: 3 K: 1 BB: 0 S: 9 P: 9	R: 0 H: 1 E: 0 LOB: 1 K: 1 BB: 0 S: 6 P: 6	R: 0 H: 0 E: 0 LOB: 1 K: 0 BB: 1 S: 3 P: 7	R: 3 H: 4 E: 0 LOB: 2 K: 0 BB: 1 S: 6 P: 10	R: 0 H: 1 E: 0 LOB: 1 K: 1 BB: 0 S: 6 P: 6	R: 0 H: 0 E: 0 LOB: 0 K: 2 BB: 0 S: 7 P: 7	R: 1 H: 1 E: 0 LOB: 2 K: 1 BB: 2 S: 5 P: 13	R: 0 H: 2 E: 0 LOB: 2 K: 0 BB: 0 S: 5 P: 5		1B: 9 SF: 0 2B: 2 SAC: 0 3B: 0 DP: 0 HR: 2 HBP: 0						

PITCHER		IP	WLS	BF	H	R	ER	SO	BB	IBB	HBP	BLK	WP	HR	S	P	ERA	WHIP
Garry Roggenburk, L ERA: 5.79	(1, 1)	4.0	L	22	9	4	4	2	2	0	0	0	0	2	24	32	9.00	2.750
Diego Segui, R ERA: 3.45	(5, 1)	3.0		12	2	1	1	4	1	1	0	0	0	0	18	26	3.00	1.000
Dick Baney, R ERA: 9.0	(8, 1)	1.0		5	2	0	0	0	0	0	0	0	0	0	5	5	0.00	2.000

PITCHER		IP	WLS	BF	H	R	ER	SO	BB	IBB	HBP	BLK	WP	HR	S	P	ERA	WHIP

Seattle Pilots @ Minnesota Twins

Metropolitan Stadium, Bloomington , MI

Sun Jul 13 1969, 4:33 AM EDT

Cloudy - 80 F

livebaseballscorecards.com

AB	35
R	5
H	13
RBI	5
BB	4
SO	6
LOB	17

WP: 0	PA: 39		
PB: 0			
SB: 1			
CS: 0			

Seattle Pilots @ Minnesota Twins

Metropolitan Stadium, Bloomington , MI

Sun Jul 13 1969, 4:38 AM EDT

Att. 26,123 - Unknown

TOP

livebaseballscorecards.com

Batter	1	2	3	4	5	6	7	8	9	AB	R	H	RBI	BB	SO	LOB
Steve Hovley, L (1, 9) OBP: 0.298, SLG: 0.393	F7		4-3		F9			E1 SH3-4 BB	F2	5	1	0	0	0	0	2
Gus Gil, R (1, 5) OBP: 0.292, SLG: 0.265	F5			6-3	1-3			SH3-4 2-3	F8	4	0	0	0	0	0	2
Tommy Davis, R (1, 7) OBP: 0.278, SLG: 0.336 Tommy Harper, R (9, 7) OBP: 0.357, SLG: 0.315	F8			4-3		K		BB S IBB		3 0	0 0	0 0	0 0	1 0	1 0	0 0
Don Mincher, L (1, 3) OBP: 0.367, SLG: 0.446		F3		F6		F8		K		4	0	0	0	0	1	2
Wayne Comer, R (1, 8) OBP: 0.350, SLG: 0.395		2B			1B 2B BB	F8		BB 1-2 IBB		2	1	1	0	2	0	0
Merritt Ranew, L (1, 2) OBP: 0.358, SLG: 0.283 Jerry McNertney, R (8, PH) OBP: 0.302, SLG: 0.404 (8, 2)		6-3			2B 1B 1-2 1B		F8	1-2 2-3 3-H BB		3 0	1 0	1 0	0 1	0 1	0 0	1 0
Ron Clark, R (1, 4) OBP: 0.136, SLG: 0.238		5-3			1B 1-3 2-H 2B		2B	F5		4	1	2	1	0	0	4
Ray Oyler, R (1, 6) OBP: 0.284, SLG: 0.315 Gordy Lund, R (8, 6) OBP: 0.308, SLG: 0.217			F8		6-3		K		K	3 1	0 0	0 0	0 0	0 0	1 1	3 0
Fred Talbot, R (1, 1) OBP: 0.292, SLG: 0.333 Bob Locker, S (8, 1) John O'Donoghue, R (9, 1) Diego Segui, R (9, 1) OBP: 0.133, SLG: 0.071			5-3		2-H 3-H 1B		G3		BB	3 0 0 0	0 0 0 0	1 0 0 0	2 0 0 0	0 1 0 0	0 0 0 0	1 0 0 0

AB	32
R	4
H	5
RBI	4
BB	5
SO	4
LOB	15

Inning Stats	1	2	3	4	5	6	7	8	9
	R: 0 E: 0 K: 0 S: 3	H: 0 LOB: 0 BB: 0 P: 3	R: 0 E: 0 K: 0 S: 4	H: 1 LOB: 1 BB: 0 P: 4	R: 0 E: 0 K: 0 S: 3	H: 0 LOB: 0 BB: 0 P: 3	R: 0 E: 0 K: 0 S: 3	H: 0 LOB: 0 BB: 0 P: 3	R: 3 E: 0 K: 0 S: 6	H: 3 LOB: 1 BB: 1 P: 10	R: 0 E: 0 K: 1 S: 5	H: 0 LOB: 0 BB: 0 P: 5	R: 0 E: 0 K: 1 S: 6	H: 1 LOB: 1 BB: 0 P: 6	R: 1 E: 1 K: 1 S: 6	H: 0 LOB: 3 BB: 3 P: 18	R: 0 E: 0 K: 1 S: 5	H: 0 LOB: 1 BB: 1 P: 9

1B: 2	SF: 0
2B: 3	SAC: 1
3B: 0	DP: 0
HR: 0	HBP: 0

WP: 0	PA: 38
PB: 0	
SB: 1	
CS: 0	

PITCHER		IP	WLS	BF	H	R	ER	SO	BB	IBB	HBP	BLK	WP	HR	S	P	ERA	WHIP
Bob Miller, R ERA: 3.09	(1, 1)	4.1		18	4	3	3	0	1	0	0	0	0	0	17	21	6.23	1.154
Joe Grzenda, L ERA: 4.19	(5, 1)	0.2		2	0	0	0	0	0	0	0	0	0	0	2	2	0.00	0.000
Al Worthington, R ERA: 3.32	(6, 1)	2.0		7	1	0	0	2	0	0	0	0	0	0	11	11	0.00	0.500
Darrell Brandon, R ERA: 8.22	(8, 1)	0.1		3	0	1	0	0	0	1	0	0	0	0	2	6	0.00	0.000
Ron Perranoski, L ERA: 2.09	(8, 1)	1.2	W	8	0	0	0	2	2	1	0	0	0	0	9	21	0.00	1.200

PITCHER		IP	WLS	BF	H	R	ER	SO	BB	IBB	HBP	BLK	WP	HR	S	P	ERA	WHIP

Batter	1	2	3	4	5	6	7	8	9	AB	R	H	RBI	BB	SO	LOB
Ted Uhlaender, L (1, 8) OBP: 0.330, SLG: 0.332	BBBB 4-0 6-3 BB		x 0-0 E6 FC3-5		SSS 0-3 ① K		SSS 0-3 ③ K		x 0-0 ① SH1-4 1-2	3	0	0	0	1	2	2
Cesar Tovar, R (1, 4) OBP: 0.288, SLG: 0.350	SSS 0-3 ① K		x 0-0 ① FC3-5 2B 2-3		x 0-0 ② 6-3 1-2			x 0-0 ① F7	x 0-0 E6 IBB 1B 1B 2-3	5	1	0	0	0	1	4
Tony Oliva, L (1, 9) OBP: 0.401, SLG: 0.530	x 0-0 ② 6-3 1-2		x 0-0 2B 1-3		x 0-0 ③ 6-3			x 0-0 FC6-4 1B 2B 1B	x 0-0 1B IBB 1-2 3-H 1B	5	1	3	1	0	0	2
Harmon Killebrew, R (1, 5) OBP: 0.424, SLG: 0.605	x 0-0 ③ 6-3		I 4-0 G6-3 IBB			x 0-0 ① 5-3		x 0-0 FC6-4 1B 1-2	I 4-0 1B 1-2 2-3 IBB	3	0	1	0	2	0	1
Rich Reese, L (1, 3) OBP: 0.350, SLG: 0.529		x 0-0 ① 1-3	x 0-0 ②③ G6-3 1-2f			x 0-0 ② F5		x 0-0 ② FC6-4 1-2f 2-3	x 0-0 ② F6	5	1	0	0	0	0	8
Charlie Manuel, L (1, 7) OBP: 0.375, SLG: 0.365		x 0-0 ② F8		x 0-0 ① F8		x 0-0 ③ F8		x 0-0 1-H 3-H 2B	x 0-0 1-2 2-3 3-H 1B	5	0	2	3	0	0	0
John Roseboro, L (1, 2) OBP: 0.359, SLG: 0.354	BBBB 4-0 1B BB			SSS 0-3 ② K			x 0-0 G1-4-3 1B	x 0-0 ③ 6-3		3	0	1	0	1	1	1
Leo Cardenas, R (1, 6) OBP: 0.358, SLG: 0.410		x 0-0 1-2 1B		x 0-0 ③ 5-3			x 0-0 ①② G1-4-3 1-2f		x 0-0 1B 2B	4	1	2	0	0	0	1
Bob Miller, R (1, 1) Joe Grzenda, R (5, 1) Jim Kaat, L (5, PH) OBP: 0.211, SLG: 0.302 Al Worthington, R (6, 1) Graig Nettles, L (7, PH) OBP: 0.327, SLG: 0.374 Darrell Brandon, R (8, 1) Ron Perranoski, L (8, 1) OBP: 0.143, SLG: 0.143 Rod Carew, L (9, PH) OBP: 0.409, SLG: 0.532		SSS 0-3 ③ K			H 1-0 6-3 HBP		BBBB 4-0 BB		x 0-0 E SH1-4 1B 2-H 1B	1 0 0 0 0 0 0 0 1	0 0 0 0 0 0 0 0 1	0 0 0 0 0 0 0 0 1	0 0 0 0 0 0 0 0 1	1 0 0 0 1 0 0 0 1	0 0 0 0 0 0 0 0 0	2 0 0 0 0 0 0 0 0
Inning Stats	R: 0 H: 0 E: 0 LOB: 1 K: 1 BB: 1 S: 5 P: 9	R: 0 H: 1 E: 0 LOB: 2 K: 1 BB: 1 S: 6 P: 10	R: 0 H: 1 E: 1 LOB: 2 K: 0 BB: 1 S: 4 P: 8	R: 0 H: 0 E: 0 LOB: 0 K: 1 BB: 0 S: 5 P: 5	R: 0 H: 0 E: 0 LOB: 1 K: 1 BB: 0 S: 5 P: 6	R: 0 H: 0 E: 0 LOB: 0 K: 0 BB: 0 S: 3 P: 3	R: 0 H: 1 E: 0 LOB: 1 K: 1 BB: 1 S: 5 P: 9	R: 2 H: 3 E: 0 LOB: 1 K: 0 BB: 0 S: 6 P: 6	R: 3 H: 4 E: 1 LOB: 3 K: 0 BB: 1 S: 7 P: 11	1B: 7 SF: 0 2B: 3 SAC: 1 3B: 0 DP: 2 HR: 0 HBP: 1						

PITCHER		IP	WLS	BF	H	R	ER	SO	BB	IBB	HBP	BLK	WP	HR	S	P	ERA	WHIP
Fred Talbot, R ERA: 3.29	(1, 1)	7.1		30	4	1	1	5	3	1	1	0	0	0	35	52	1.23	0.955
Bob Locker, R ERA: 4.44	(8, 1)	0.2		6	4	3	2	0	0	0	0	0	0	0	6	6	27.00	6.000
John O'Donoghue, L ERA: 3.06	(9, 1)	0.1		1	0	0	0	0	0	0	0	0	0	0	1	1	0.00	0.000
Diego Segui, R ERA: 3.44	(9, 1)	0.1	L	5	2	1	0	0	0	1	0	0	0	0	4	8	0.00	6.000

PITCHER	IP	WLS	BF	H	R	ER	SO	BB	IBB	HBP	BLK	WP	HR	S	P	ERA	WHIP

BOTTOM

Seattle Pilots @ Minnesota Twins

Metropolitan Stadium, Bloomington , MI

Sun Jul 13 1969, 4:38 AM EDT

Att. 26,123 - Unknown

livebaseballscorecards.com

AB	35
R	5
H	10
RBI	5
BB	5
SO	5
LOB	21

WP: 0 PA: 42
PB: 0
SB: 0
CS: 0

Batter	1	2	3	4	5	6	7	8	9	10	11	12	13	AB	R	H	RBI	BB	SO	LOB
Tom McCraw, L (1, 9) (8, 3) OBP: 0.268, SLG: 0.279	HBP		4-3		F7			6-3		G3		4-3		5	0	0	0	0	0	1
Luis Aparicio, R (1, 6) OBP: 0.347, SLG: 0.350	F8		1B		F8			S 2B 1B		F9			K	6	1	2	0	0	1	1
Carlos May, L (1, 7) OBP: 0.371, SLG: 0.512	1-2 1B		K		4-3			G3 1-2			4-3		L7	6	0	1	0	0	1	1
Gail Hopkins, L (1, 3) OBP: 0.372, SLG: 0.438 Bill Melton, R (8, 5) OBP: 0.308, SLG: 0.428	K			1B 1B 1B		F6		2-H 2B			F8		BB	4	1	2	1	0	1	2
														1	0	0	0	1	0	0
Pete Ward, L (1, 5) OBP: 0.373, SLG: 0.405 Ken Berry, R (8, 8) OBP: 0.267, SLG: 0.281	1-3			1B 1-2 FC4-2 1B		1-3		G3			F6		K	4	0	1	0	0	0	3
														2	0	0	0	0	1	1
Ed Herrmann, L (1, 2) OBP: 0.358, SLG: 0.414 Rich Morales, R (12, PR) OBP: 0.200, SLG: 0.152 Don Pavletich, R (12, 2) OBP: 0.310, SLG: 0.306		K		FC4-2 4-3 1-3 2-H 1B		L8			F5			PB 1B		5	0	2	1	0	1	0
														0	1	0	0	0	0	0
														0	0	0	0	0	0	0
Buddy Bradford, R (1, 8) (8, 9) OBP: 0.352, SLG: 0.411		FC6 1B		4-3 1-2			6-3		F9			F8 1-2		5	0	1	0	0	0	3
Bobby Knoop, R (1, 4) OBP: 0.279, SLG: 0.286		K		FC4-2 2-3 3-H			5-3		F9			2-H 1B		5	0	1	1	0	1	3
Tommy John, R (1, 1) OBP: 0.151, SLG: 0.102 Walt Williams, R (10, PH) OBP: 0.330, SLG: 0.366 Wilbur Wood, R (10, 1) Dan Osinski, R (13, 1)		FC6 1-2f		K			L8			K		K		3	0	0	0	0	1	3
														1	0	0	0	0	1	0
														1	0	0	0	0	1	1
														0	0	0	0	0	0	0
Inning Stats	R: 0 E: 0 K: 1 S: 6 H: 1 LOB: 2 BB: 0 P: 7	R: 0 E: 0 K: 2 S: 8 H: 1 LOB: 1 BB: 0 P: 8	R: 0 E: 0 K: 1 S: 5 H: 1 LOB: 0 BB: 0 P: 5	R: 1 E: 0 K: 1 S: 8 H: 3 LOB: 2 BB: 0 P: 8	R: 0 E: 0 K: 0 S: 3 H: 0 LOB: 0 BB: 0 P: 3	R: 0 E: 0 K: 0 S: 3 H: 0 LOB: 0 BB: 0 P: 3	R: 0 E: 0 K: 0 S: 3 H: 0 LOB: 0 BB: 0 P: 3	R: 1 E: 0 K: 0 S: 5 H: 2 LOB: 1 BB: 0 P: 5	R: 0 E: 0 K: 0 S: 3 H: 0 LOB: 0 BB: 0 P: 3	R: 0 E: 0 K: 1 S: 5 H: 0 LOB: 0 BB: 0 P: 5	R: 0 E: 0 K: 0 S: 3 H: 0 LOB: 0 BB: 0 P: 3	R: 1 E: 0 K: 1 S: 7 H: 2 LOB: 1 BB: 0 P: 7	R: 0 E: 0 K: 2 S: 7 H: 0 LOB: 1 BB: 1 P: 11	1B: 9 2B: 1 3B: 0 HR: 0	SF: 0 SAC: 0 DP: 0 HBP: 1		WP: 0 PB: 1 SB: 1 CS: 0	PA: 50	

PITCHER	IP	WLS	BF	H	R	ER	SO	BB	IBB	HBP	BLK	WP	HR	S	P	ERA	WHIP
Dave Boswell, R (1, 1) ERA: 3.11	12.0		46	10	3	2	7	0	0	1	0	0	0	59	60	1.50	0.833
Al Worthington, R (13, 1) ERA: 3.18	1.0	W	4	0	0	0	2	1	0	0	0	0	0	7	11	0.00	1.000

PITCHER	IP	WLS	BF	H	R	ER	SO	BB	IBB	HBP	BLK	WP	HR	S	P	ERA	WHIP

TOP

Chicago White Sox @ Minnesota Twins

Metropolitan Stadium, Bloomington , MI

Mon Jul 14 1969, 8:05 PM EDT

Att. 15,143 - Unknown - 85 F

livebaseballscorecards.com

AB	48
R	3
H	10
RBI	3
BB	1
SO	9
LOB	19

Batter	1	2	3	4	5	6	7	8	9	10	11	12	13	AB	R	H	RBI	BB	SO	LOB
Cesar Tovar, R (1, 8) OBP: 0.289, SLG: 0.354	S 1B		K		FC1-6 1-2f			F9		FC1-6 1-2f		1-H 2B		6	0	2	1	0	1	2
Rich Reese, L (1, 3) Rick Renick, R (8, PH) (9, 5) Al Worthington, R (13, 1)	K2-3 1-2		K		F5			F9		F7			IBB	3 2 0	0 0 0	0 0 0	0 1 0	0 0 0	2 1 0	2 1 0
Harmon Killebrew, R (1, 5) OBP: 0.422, SLG: 0.600 Ted Uhlaender, L (8, PR) (9, 7) OBP: 0.328, SLG: 0.330	6-3		K			F8		1B		4-3		G3		4 2	0 0	1 0	0 0	1 0	1 3	1 3
Tony Oliva, L (1, 9) OBP: 0.399, SLG: 0.527	3-1			1B 1B		4-3		4-3			6-3		1B 1B	6	1	2	0	0	0	2
Bob Allison, R (1, 7) (9, 3) OBP: 0.353, SLG: 0.434		HR		K		1B			HR		G6-3 BB		1B 1-2	5	2	4	2	1	1	1
Leo Cardenas, R (1, 6) OBP: 0.358, SLG: 0.408		K		G6-4-3 1-2		6-3			F3		G6-3 1-2f		1B 1-2 2-H	6	0	2	1	0	1	2
Frank Quilici, R (1, 4) (13, 5) OBP: 0.260, SLG: 0.290		F9		G6-4-3 1-2f				6-3		1-3		5-3		5	0	0	0	0	0	2
George Mitterwald, R (1, 2) OBP: 0.309, SLG: 0.357		1B			FC1-6			K		6-3		F3		5	0	2	0	0	1	0
Dave Boswell, R (1, 1) OBP: 0.190, SLG: 0.286 Rod Carew, L (12, PH) (13, 4) OBP: 0.411, SLG: 0.534		K			P6			F8		FC1-6 1B		2B 1B		4 1	0 1	1 1	0 0	0 0	1 0	2 0
Inning Stats	R: 0 H: 1 E: 0 LOB: 1 K: 1 BB: 0 S: 6 P: 6	R: 1 H: 2 E: 0 LOB: 1 K: 2 BB: 0 S: 9 P: 9	R: 0 H: 0 E: 0 LOB: 0 K: 3 BB: 0 S: 9 P: 9	R: 0 H: 2 E: 0 LOB: 1 K: 1 BB: 0 S: 6 P: 6	R: 0 H: 1 E: 0 LOB: 1 K: 0 BB: 0 S: 4 P: 4	R: 0 H: 1 E: 0 LOB: 1 K: 0 BB: 0 S: 4 P: 4	R: 0 H: 0 E: 0 LOB: 0 K: 1 BB: 0 S: 5 P: 5	R: 0 H: 1 E: 0 LOB: 1 K: 0 BB: 0 S: 4 P: 4	R: 1 H: 1 E: 0 LOB: 0 K: 0 BB: 0 S: 4 P: 4	R: 0 H: 1 E: 0 LOB: 1 K: 0 BB: 0 S: 4 P: 4	R: 0 H: 0 E: 0 LOB: 0 K: 0 BB: 1 S: 2 P: 6	R: 1 H: 2 E: 0 LOB: 2 K: 0 BB: 1 S: 5 P: 9	R: 1 H: 3 E: 0 LOB: 2 K: 0 BB: 0 S: 3 P: 3	1B: 12 2B: 1 3B: 0 HR: 2	SF: 0 SAC: 0 DP: 2 HBP: 0	WP: 0 PB: 0 SB: 1 CS: 0	PA: 51		

PITCHER		IP	WLS	BF	H	R	ER	SO	BB	IBB	HBP	BLK	WP	HR	S	P	ERA	WHIP
Tommy John, L ERA: 3.59	(1, 1)	9.0		35	9	2	2	8	0	0	0	0	0	2	51	51	2.00	1.000
Wilbur Wood, L ERA: 3.24	(10, 1)	3.0	L	15	5	2	2	0	1	1	0	0	0	0	13	21	6.00	2.000
Dan Osinski, R ERA: 3.38	(13, 1)	0.0		1	1	0	0	0	0	0	0	0	0	0	1	1	∞	∞

PITCHER	IP	WLS	BF	H	R	ER	SO	BB	IBB	HBP	BLK	WP	HR	S	P	ERA	WHIP

BOTTOM

Chicago White Sox @ Minnesota Twins

Metropolitan Stadium, Bloomington , MI

Mon Jul 14 1969, 8:05 PM EDT

Att. 15,143 - Unknown - 85 F

livebaseballscorecards.com

AB	49
R	4
H	15
RBI	4
BB	2
SO	8
LOB	18

Batter	1	2	3	4	5	6	7	8	9	AB	R	H	RBI	BB	SO	LOB
Walt Williams, R (1, 7) OBP: 0.332, SLG: 0.364	B B B B 4-0 FC3-6 BB	x 0-0 1-2 3-H 1B	x 0-0 E6 1-2 2-3 3-H		x 0-0 ① SH5-4 1-2 2-3		S S S 0-3 ② K		x 0-0 ① 1-3 1-2 3-H	4	0	1	2	1	1	3
Luis Aparicio, R (1, 6) OBP: 0.342, SLG: 0.344	x 0-0 ① F9	x 0-0 ③ F6	x 0-0 ③ F3		x 0-0 ②③ 5-3-4-2 3-Hf		S S S 0-3 ③ K		x 0-0 ② 4-3 2-3	6	0	0	0	0	1	10
Carlos May, L (1, 9) OBP: 0.373, SLG: 0.518	x 0-0 ② FC3-6 1-2f		S S S 0-3 ① K	B B B B 4-0 1B PB BB		x 0-0 HR		x 0-0 ① 4-3	I I I I 4-0 IBB	4	2	1	1	2	1	1
Gail Hopkins, L (1, 3) OBP: 0.374, SLG: 0.439 Rich Morales, R (6, PR) OBP: 0.189, SLG: 0.143 (6, 5)	x 0-0 ③ 4-3		x 0-0 ② 4-3	x 0-0 PB 1-3 1B		x 0-0 1B 1B		x 0-0 ② 1-3	S S S 0-3 ③ K	4 2	0 0	2 0	0 0	0 0	0 1	1 2
Ron Hansen, R (1, 5) (6, 3) OBP: 0.295, SLG: 0.326		x 0-0 ① 6-3	x 0-0 HR	x 0-0 ① F9 1-3 3-H		S S S 0-3 ① K		x 0-0 1B 1B		5	1	2	1	0	1	2
Don Pavletich, R (1, 2) OBP: 0.322, SLG: 0.330		x 0-0 2B 1B	x 0-0 1B 1B 2B	x 0-0 ② L9		S S S 0-3 ② K		x 0-0 1-3 1B		5	2	3	0	0	1	2
Buddy Bradford, R (1, 8) OBP: 0.354, SLG: 0.407		x 0-0 ② F9	B B B B 4-0 1B E 1B BB	S S S 0-3 ③ K		x 0-0 1-2 1B		x 0-0 ③ F3		4	1	1	0	1	1	4
Bobby Knoop, R (1, 4) OBP: 0.288, SLG: 0.299		x 0-0 1B 1-H 1B 2B	x 0-0 E 1B 1-2 2-3 1B		x 0-0 SH5-4 E 5-3-4-2 1B	x 0-0 ③ F9			x 0-0 1B 1-3 1B	5	2	4	1	0	0	2
Billy Wynne, L (1, 1) OBP: 0.176, SLG: 0.176 Jerry Nyman, L (2, 1) OBP: 0.217, SLG: 0.154 Bill Melton, R (3, PH) OBP: 0.333, SLG: 0.428 Tom McCraw, L (3, PH) OBP: 0.273, SLG: 0.295 Don Secrist, L (1, 1) OBP: 0.286, SLG: 0.167 Pete Ward, L (7, PH) OBP: 0.250, SLG: 0.400 Cisco Carlos, R (7, 1) Ed Herrmann, L (8, PH) OBP: 0.182, SLG: 0.418 Ken Berry, R (8, PR) OBP: 0.267, SLG: 0.281		x 0-0 1B 2-3 1B	x 0-0 E 1-2 2-3 3-H 1B		x 0-0 E5 SH5-4 1-2		S S S 0-3 ① K		x 0-0 4-3 1-3 1-3 1B	1 0 1 0 0 0 0 0 0 0 0 0 0 0 0 0 0 0 0 0 0 1 0 1 1 0 0 0 1 0 0 0 0 0 1 1 0 0 0 0 1 0 0 0 0 0 0 0 0 1 0 1 0 0 0 0 0 0 0 0 0 0 0							

Inning Stats									
	R: 0 E: 0 K: 0 S: 3	H: 0 LOB: 1 BB: 1 P: 7	R: 2 E: 0 K: 0 S: 7	H: 4 LOB: 2 BB: 0 P: 7	R: 3 E: 1 K: 1 S: 10	H: 4 LOB: 3 BB: 1 P: 14	R: 1 E: 0 K: 1 S: 6	H: 1 LOB: 1 BB: 1 P: 10	R: 0 E: 1 K: 0 S: 4	H: 1 LOB: 1 BB: 0 P: 4	R: 1 E: 0 K: 2 S: 10	H: 3 LOB: 2 BB: 0 P: 10	R: 0 E: 0 K: 3 S: 9	H: 0 LOB: 0 BB: 0 P: 9	R: 0 E: 0 K: 0 S: 5	H: 2 LOB: 2 BB: 0 P: 5	R: 1 E: 0 K: 1 S: 7	H: 2 LOB: 2 BB: 1 P: 11	1B: 13 2B: 3 3B: 0 HR: 2	SF: 0 SAC: 1 DP: 1 HBP: 0	WP: 0 PB: 2 SB: 0 CS: 0	PA: 49

PITCHER		IP	WLS	BF	H	R	ER	SO	BB	IBB	HBP	BLK	WP	HR	S	P	ERA	WHIP
Tom Hall, L ERA: 4.55	(1, 1)	2.2		17	7	5	4	1	2	0	0	0	0	1	17	25	13.50	3.375
Darrell Brandon, R ERA: 7.64	(3, 1)	2.1		13	4	2	1	1	1	0	0	0	0	1	14	18	3.86	2.143
Joe Grzenda, L ERA: 4.19	(6, 1)	0.0		1	1	0	0	0	0	0	0	0	0	0	1	1	∞	∞
Al Worthington, R ERA: 3.04	(6, 1)	4.0	W	18	5	1	1	6	0	1	0	0	0	0	29	33	2.25	1.250

PITCHER	IP	WLS	BF	H	R	ER	SO	BB	IBB	HBP	BLK	WP	HR	S	P	ERA	WHIP

TOP

Chicago White Sox @ Minnesota Twins

Metropolitan Stadium, Bloomington , MI

Wed Jul 16 1969, 4:33 AM EDT

Unknown - 87 F

livebaseballscorecards.com

AB	44
R	8
H	17
RBI	6
BB	4
SO	8
LOB	28

BOTTOM

Chicago White Sox @ Minnesota Twins

Metropolitan Stadium, Bloomington , MI

Wed Jul 16 1969, 4:33 AM EDT

Unknown - 87 F

livebaseballscorecards.com

Batter	1	2	3	4	5	6	7	8	9	AB	R	H	RBI	BB	SO	LOB
Ted Uhlaender, L (1, 8) OBP: 0.330, SLG: 0.331	HR 1B 1B	FC6-4 1-2 3-H 1B	K		4-3			6-3		5	1	2	1	0	1	2
Rod Carew, L (1, 4) OBP: 0.414, SLG: 0.535	HR 1-2 1B	FC6-4 BB BB S 1-2f 2-3	HBP 1-2 2-H 1B			G3		S 1B 1B		5	3	3	1	0	0	2
Rich Reese, L (1, 3) OBP: 0.356, SLG: 0.555	HR 1-H 2-H	K	HBP 1-2 2-3			HR		BB 1-H 1B		4	2	3	5	0	1	2
Harmon Killebrew, R (1, 5) OBP: 0.422, SLG: 0.594 Frank Quilici, R (9, 5) OBP: 0.260, SLG: 0.290	F6 B B B B	S BB 1-2 BB	6-3			F9		1-2 BB		3 0	0 0	0 0	0 0	2 0	0 0	3 0
Charlie Manuel, L (1, 7) OBP: 0.376, SLG: 0.370	2B B B B B	S 1-2 2-3 3-H BB	K		3-1			G3		4	0	1	1	1	1	2
John Roseboro, L (1, 2) OBP: 0.354, SLG: 0.348 George Mitterwald, R (6, 2) OBP: 0.315, SLG: 0.357	F7	K 1-2 2-3 3-H		3-1			B B B B G6-4-3 BB			3 0	0 0	0 0	0 0	0 1	1 0	3 0
Leo Cardenas, R (1, 6) OBP: 0.357, SLG: 0.405	F8	B B B B BB 1B BB		6-3			G6-4-3 1-2f			3	1	0	0	1	0	2
Cesar Tovar, R (1, 9) OBP: 0.288, SLG: 0.352		1B S 1B 1B	F8		F7		4-3			4	1	1	0	0	0	1
Tom Hall, L (1, 1) OBP: 0.182, SLG: 0.227 Darrell Brandon, R (3, 1) Joe Grzenda, R (6, 1) Al Worthington, R (6, 1)		B B B B FC6-4 1B 1-3 BB 1B	HBP 1B 1-2 BB		F4			F7		1 1 0 1	1 0 0 0	1 0 0 0	0 0 0 0	0 1 0 0	0 0 0 0	0 0 0 0
Inning Stats	R: 3 H: 4 E: 0 LOB: 1 K: 0 BB: 0 S: 7 P: 7	R: 3 H: 3 E: 0 LOB: 2 K: 2 BB: 2 S: 10 P: 18	R: 1 H: 1 E: 0 LOB: 3 K: 1 BB: 2 S: 6 P: 15	R: 0 H: 0 E: 0 LOB: 0 K: 1 BB: 0 S: 5 P: 5	R: 0 H: 0 E: 0 LOB: 0 K: 0 BB: 0 S: 3 P: 3	R: 1 H: 1 E: 0 LOB: 0 K: 0 BB: 0 S: 4 P: 4	R: 0 H: 0 E: 0 LOB: 0 K: 0 BB: 1 S: 2 P: 6	R: 1 H: 2 E: 0 LOB: 2 K: 0 BB: 1 S: 5 P: 9		1B: 8 SF: 0 2B: 1 SAC: 0 3B: 0 DP: 1 HR: 2 HBP: 1						

	AB	34
	R	9
	H	11
	RBI	8
	BB	6
	SO	4
	LOB	17

WP: 0 PA: 41
PB: 0
SB: 5
CS: 0

PITCHER		IP	WLS	BF	H	R	ER	SO	BB	IBB	HBP	BLK	WP	HR	S	P	ERA	WHIP
Billy Wynne, R ERA: 3.64	(1, 1)	1.0		10	7	6	6	0	0	0	0	0	0	1	10	10	54.00	7.000
Jerry Nyman, L ERA: 6.17	(2, 1)	1.0		5	0	0	0	2	2	0	0	0	0	0	7	15	0.00	2.000
Don Secrist, L ERA: 6.25	(3, 1)	4.0	L	17	2	2	2	2	2	0	1	0	0	1	18	27	4.50	1.000
Cisco Carlos, R ERA: 4.62	(7, 1)	2.0		9	2	1	1	0	2	0	0	0	0	0	7	15	4.50	2.000

PITCHER		IP	WLS	BF	H	R	ER	SO	BB	IBB	HBP	BLK	WP	HR	S	P	ERA	WHIP

Batter	1	2	3	4	5	6	7	8	9	AB	R	H	RBI	BB	SO	LOB
Tom McCraw, L (1, 7) OBP: 0.266, SLG: 0.277	S S S 0-3 ① K		x 0-0 ① 4-3 1-2 2-3			x 0-0 ① F8	x 0-0 ③ F8		x 0-0 ③ 5-3	4	0	0	0	0	1	4
Don Pavletich, R (9, PH) OBP: 0.319, SLG: 0.327										1	0	0	0	0	0	1
Luis Aparicio, R (1, 6) OBP: 0.341, SLG: 0.343	x 0-0 ② F6		x 0-0 ② F5			x 0-0 ② 5-3		x 0-0 G3-6 1B		4	0	1	0	0	0	2
Carlos May, L (1, 9) OBP: 0.372, SLG: 0.518	S S S 0-3 ③ K		x 0-0 ③ G3			x 0-0 2B		x 0-0 ①② G3-6 1-2f		4	0	1	0	0	1	3
Pete Ward, L (1, 3) OBP: 0.368, SLG: 0.395		H 1-0 6-3 4-3 HBP		S S S 0-3 ① K		x 0-0 ③ F5		S S S 0-3 ③ K		3	0	0	0	0	2	1
Ed Herrmann, L (1, 2) OBP: 0.353, SLG: 0.406		x 0-0 ① 4-3 1-2		x 0-0 ② F9			x 0-0 ① 4-3		x 0-0 ① L9	4	0	0	0	0	0	1
Ron Hansen, R (1, 5) OBP: 0.293, SLG: 0.333		x 0-0 ② 6-3 2-3		x 0-0 ③ 4-3			x 0-0 1B 2B		x 0-0 ② F8	4	1	1	0	0	0	1
Buddy Bradford, R (1, 8) OBP: 0.356, SLG: 0.406		x 0-0 ③ 6-3			S S S 0-3 ① K		x 0-0 1B 2-H 1B		B B B B 4-0 1B 2B BB	3	1	1	1	1	1	1
Bobby Knoop, R (1, 4) OBP: 0.294, SLG: 0.306			x 0-0 4-3 1B 1B		x 0-0 ② 6-3		x 0-0 1-3 1B		x 0-0 1-2 2B 1B	4	1	3	0	0	0	0
Gary Peters, L (1, 1) OBP: 0.216, SLG: 0.313			x 0-0 4-3 1-2 1B		x 0-0 ③ L6		x 0-0 ② F2		x 0-0 1-H 2-H 2B	2	0	1	0	0	0	0
Gail Hopkins, L (7, PH) OBP: 0.372, SLG: 0.437										1	0	0	0	0	0	2
Gary Bell, R (7, 1) OBP: 0.286, SLG: 0.278										0	0	0	0	0	0	0
Bill Melton, R (9, PH) OBP: 0.310, SLG: 0.433										1	0	1	2	0	0	0
Inning Stats	R: 0 E: 0 K: 2 S: 7 H: 0 LOB: 0 BB: 0 P: 7	R: 0 E: 0 K: 0 S: 3 H: 0 LOB: 1 BB: 0 P: 4	R: 0 E: 0 K: 0 S: 5 H: 2 LOB: 2 BB: 0 P: 5	R: 0 E: 0 K: 1 S: 5 H: 0 LOB: 0 BB: 0 P: 5	R: 0 E: 0 K: 1 S: 5 H: 0 LOB: 0 BB: 0 P: 5	R: 0 E: 0 K: 0 S: 4 H: 1 LOB: 1 BB: 0 P: 4	R: 1 E: 0 K: 0 S: 6 H: 3 LOB: 2 BB: 0 P: 6	R: 0 E: 0 K: 1 S: 5 H: 1 LOB: 0 BB: 0 P: 5	R: 2 E: 0 K: 0 S: 5 H: 2 LOB: 1 BB: 1 P: 9	1B: 6 2B: 3 3B: 0 HR: 0	SF: 0 SAC: 0 DP: 1 HBP: 1						

PITCHER	IP	WLS	BF	H	R	ER	SO	BB	IBB	HBP	BLK	WP	HR	S	P	ERA	WHIP
Jim Perry, R (1, 1) ERA: 3.33	8.2	W	36	9	3	3	5	1	0	1	0	0	0	44	49	3.12	1.154
Ron Perranoski, L (9, 1) ERA: 2.08	0.1	S	1	0	0	0	0	0	0	0	0	0	0	1	1	0.00	0.000

PITCHER	IP	WLS	BF	H	R	ER	SO	BB	IBB	HBP	BLK	WP	HR	S	P	ERA	WHIP

Chicago White Sox @ Minnesota Twins

Metropolitan Stadium, Bloomington , MI

Wed Jul 16 1969, 8:05 PM EDT

Att. 25,776 - Unknown

TOP

livebaseballscorecards.com

AB	35
R	3
H	9
RBI	3
BB	1
SO	5
LOB	16

WP: 0 PB: 0 SB: 0 CS: 0 PA: 37

BOTTOM

Chicago White Sox @ Minnesota Twins

Metropolitan Stadium, Bloomington , MI

Wed Jul 16 1969, 8:05 PM EDT

Att. 25,776 - Unknown

livebaseballscorecards.com

Batter	1	2	3	4	5	6	7	8	9	AB	R	H	RBI	BB	SO	LOB
Cesar Tovar, R (1, 9) OBP: 0.295, SLG: 0.361	BBBB 4-0 1-3 BB	x 0-0 ② 5-3 1-2 3-H			x 0-0 SF8 3B		H 1-0 E S HBP			2	1	1	1	1	0	1
Frank Quilici, R (1, 4) (8, 5) OBP: 0.260, SLG: 0.284	x 0-0 ① 1-3 1-2	x 0-0 ③ 5-3			x 0-0 ① SF8 3-H		BBBB 4-0 S 1-3 BB			2	0	0	1	1	0	2
Harmon Killebrew, R (1, 3) OBP: 0.423, SLG: 0.591 Rich Reese, L (8, 3) OBP: 0.356, SLG: 0.555	BBBB 4-0 G5-4-3 BB		x 0-0 ① 5-3		BBBB 4-0 S BB		x 0-0 ② F5 1-2			2 0	0 0	0 0	0 0	2 0	0 0	2 0
Bob Allison, R (1, 7) OBP: 0.342, SLG: 0.417	x 0-0 ②③ G5-4-3 1-2f		x 0-0 ② F8		x 0-0 ② F5 1-2		SSS 0-3 ③ K			4	0	0	0	0	1	5
Leo Cardenas, R (1, 6) OBP: 0.358, SLG: 0.404		BBBB 4-0 1B 1B BB	x 0-0 ③ L4		x 0-0 ③ F9			x 0-0 SH5-3 1B 1B		3	2	1	0	1	0	1
George Mitterwald, R (1, 2) OBP: 0.315, SLG: 0.357		x 0-0 1B 1-2 1B 1B		SSS 0-3 ① K2-3		SSS 0-3 ① K		x 0-0 ① SH5-3 1-2		3	1	1	0	0	2	0
Rick Renick, R (1, 5) OBP: 0.281, SLG: 0.275 Rod Carew, L (8, 4) OBP: 0.413, SLG: 0.533		x 0-0 1B 1-2 5-3 2-H 1B		x 0-0 WP 1B 2B		BBBB 4-0 CS BB		x 0-0 ② F5		2 1	2 0	2 0	1 0	1 0	0 0	0 1
Ted Uhlaender, L (1, 8) OBP: 0.334, SLG: 0.336		x 0-0 5-3 1-3 2-H 1B		x 0-0 G6-4-3 2-H 1B		SSS 0-3 ②③ K 1-2		x 0-0 2-H 1B		4	0	3	3	0	1	1
Jim Perry, S (1, 1) OBP: 0.217, SLG: 0.233 Ron Perranoski, L (9, 1) OBP: 0.143, SLG: 0.143		SSS 0-3 ① K		x 0-0 ②③ G6-4-3 1-2f			x 0-0 ① F8	x 0-0 ③ 2-3		4 0	0 0	0 0	0 0	0 0	1 0	4 0
Inning Stats	R: 0 H: 0 E: 0 LOB: 1 K: 0 BB: 2 S: 2 P: 10	R: 3 H: 3 E: 0 LOB: 1 K: 1 BB: 1 S: 8 P: 12	R: 0 H: 0 E: 0 LOB: 0 K: 0 BB: 0 S: 3 P: 3	R: 1 H: 2 E: 0 LOB: 0 K: 1 BB: 0 S: 6 P: 6	R: 1 H: 1 E: 0 LOB: 1 K: 0 BB: 1 S: 4 P: 8	R: 0 H: 0 E: 0 LOB: 1 K: 2 BB: 1 S: 6 P: 10	R: 0 H: 0 E: 0 LOB: 2 K: 1 BB: 1 S: 5 P: 10	R: 1 H: 2 E: 0 LOB: 1 K: 0 BB: 0 S: 5 P: 5		1B: 6 SF: 1 2B: 2 SAC: 1 3B: 1 DP: 3 HR: 0 HBP: 1						

	AB	27
	R	6
	H	8
	RBI	6
	BB	6
	SO	5
	LOB	17

WP: 1 PA: 36
PB: 0
SB: 3
CS: 1

PITCHER		IP	WLS	BF	H	R	ER	SO	BB	IBB	HBP	BLK	WP	HR	S	P	ERA	WHIP
Gary Peters, L ERA: 4.18	(1, 1)	6.0	L	26	6	5	5	4	5	0	0	0	1	0	29	49	7.50	1.833
Gary Bell, R ERA: 5.6	(7, 1)	2.0		10	2	1	1	1	1	0	1	0	0	0	10	15	4.50	1.500

PITCHER	IP	WLS	BF	H	R	ER	SO	BB	IBB	HBP	BLK	WP	HR	S	P	ERA	WHIP

Batter	1	2	3	4	5	6	7	8	9	AB	R	H	RBI	BB	SO	LOB
Walt Williams, R (1, 7) OBP: 0.333, SLG: 0.365	F9	E1 1-2 2-H		1B	L7	F9		4-3		5	0	2	0	0	0	2
Luis Aparicio, R (1, 6) OBP: 0.342, SLG: 0.344	4-3	E1 1-2 2-3		1-2 1B	6-3	1B 1-2 2-3		F9		5	0	2	0	0	0	2
Carlos May, L (1, 9) OBP: 0.372, SLG: 0.514	BB 2B	F5		K		1-3 2-H 3-H 1B			F8	4	1	1	2	1	1	5
Ron Hansen, R (1, 3) OBP: 0.294, SLG: 0.344 Gail Hopkins, L (6, PH) OBP: 0.373, SLG: 0.437 (6, 3)	1-H 2B	4-3			L7	K			1B	3 2	0 0	1 1	1 0	0 0	0 1	3 2
Bill Melton, R (1, 5) OBP: 0.306, SLG: 0.426	F7		P3		L6		F7		F2	5	0	0	0	0	0	2
Don Pavletich, R (1, 2) OBP: 0.315, SLG: 0.349		HR	F7		6-3		K		L9	5	1	1	1	0	1	1
Bobby Knoop, R (1, 4) OBP: 0.297, SLG: 0.306		1B E 1B	K			E1 1B 1B	BB			3	2	1	0	1	1	0
Ken Berry, R (1, 8) OBP: 0.273, SLG: 0.282		E 1-2 E 1B		F7		1B 1B HBP	6-3			3	1	1	0	0	0	1
Joe Horlen, R (1, 1) OBP: 0.190, SLG: 0.214 Jerry Nyman, L (1, 1) OBP: 0.077, SLG: 0.154 Rich Morales, R (2, PH) OBP: 0.184, SLG: 0.139 Don Secrist, L (2, 1) OBP: 0.259, SLG: 0.143 Buddy Bradford, R (6, PH) OBP: 0.355, SLG: 0.403 Dan Osinski, R (6, 1) Tom McCraw, L (8, PH) OBP: 0.265, SLG: 0.275 Wilbur Wood, R (8, 1)	F3			K		K		K		0 0 1 1 1 0 1 0	0 0 0 0 0 0 0 0	0 0 0 0 0 0 0 0	0 0 0 0 0 0 0 0	0 0 0 0 0 0 0 0	0 0 2 0 2 0 2 0	0 0 0 0 0 0 0 0
Inning Stats	R: 1 E: 0 K: 0 S: 4 H: 1 LOB: 1 BB: 1 P: 8	R: 2 E: 2 K: 0 S: 8 H: 4 LOB: 3 BB: 0 P: 8	R: 0 E: 0 K: 1 S: 5 H: 0 LOB: 0 BB: 0 P: 5	R: 0 E: 0 K: 2 S: 9 H: 2 LOB: 2 BB: 0 P: 9	R: 0 E: 0 K: 0 S: 3 H: 0 LOB: 0 BB: 0 P: 3	R: 2 E: 1 K: 2 S: 10 H: 2 LOB: 2 BB: 0 P: 11	R: 0 E: 0 K: 1 S: 5 H: 0 LOB: 1 BB: 1 P: 9	R: 0 E: 0 K: 1 S: 5 H: 0 LOB: 0 BB: 0 P: 5	R: 0 E: 0 K: 0 S: 4 H: 1 LOB: 1 BB: 0 P: 4	1B: 8 2B: 1 3B: 0 HR: 1 SF: 0 SAC: 0 DP: 0 HBP: 1						

TOP

Chicago White Sox @ Minnesota Twins

Metropolitan Stadium, Bloomington , MI

Thu Jul 17 1969, 8:05 PM EDT

Att. 18,383 - Unknown - 75 F

livebaseballscorecards.com

AB	39
R	5
H	10
RBI	4
BB	2
SO	7
LOB	22

PITCHER		IP	WLS	BF	H	R	ER	SO	BB	IBB	HBP	BLK	WP	HR	S	P	ERA	WHIP
Jim Kaat, L ERA: 2.87	(1, 1)	5.2	W	30	9	5	2	4	1	0	1	0	0	1	36	41	3.18	1.765
Jerry Crider, R ERA: 5.09	(6, 1)	3.1	S	12	1	0	0	3	1	0	0	0	0	0	17	21	0.00	0.600

PITCHER	IP	WLS	BF	H	R	ER	SO	BB	IBB	HBP	BLK	WP	HR	S	P	ERA	WHIP

Batter	1	2	3	4	5	6	7	8	9	AB	R	H	RBI	BB	SO	LOB
Cesar Tovar, R (1, 9) OBP: 0.297, SLG: 0.359	S 1B FC4-6 BB 1-2 2-3 3-H		1-6-3			5-3		4-3		4	1	1	1	1	0	0
Rod Carew, L (1, 4) OBP: 0.414, SLG: 0.531	BB 1B BB 1-2		K	2B 1B		L9				3	2	1	0	1	1	3
Rich Reese, L (1, 3) OBP: 0.363, SLG: 0.563	1B BB 1B 1-2 2-H FC4-6 1-2f			FC1-5-6-5-4-2-8-1 1-H 2B		FC5-4 1B				4	1	3	2	0	0	3
Harmon Killebrew, R (1, 5) OBP: 0.421, SLG: 0.596 Frank Quilici, R (9, 5) OBP: 0.260, SLG: 0.284	S S S K	HR		FC1-5-6-5-4-2-8- 4-3 2-3		FC5-4 1-2f				4 0	1 0	1 0	1 0	0 0	1 0	4 0
Charlie Manuel, L (1, 7) OBP: 0.372, SLG: 0.361	B B B B	1-3		4-3 2-3			4-3			3	1	0	0	1	0	1
Ted Uhlaender, L (1, 8) OBP: 0.333, SLG: 0.335	BB 2B 1B 1-2 2-3 3-H	E3 G6-4-3		L9			F5			4	1	1	1	0	0	1
Leo Cardenas, R (1, 6) OBP: 0.357, SLG: 0.401	B B B B 2B BB 1-2 2-3 3-H	G6-4-3 1-2f			F8		S S S K			3	1	0	1	1	1	1
George Mitterwald, R (1, 2) OBP: 0.313, SLG: 0.361	BB 2B 1-3 2-H 3-H		L4		S S S K			S S S K		4	0	1	2	0	2	0
Jim Kaat, L (1, 1) OBP: 0.217, SLG: 0.291 Jerry Crider, R (6, 1)	B B B B BB		S S S K		4-3			6-3		2 1	0 0	0 0	0 0	1 0	1 0	0 0
Inning Stats	R: 6 H: 4 E: 0 LOB: 3 K: 2 BB: 5 S: 11 P: 31	R: 1 H: 1 E: 1 LOB: 0 K: 0 BB: 0 S: 4 P: 4	R: 0 H: 0 E: 0 LOB: 0 K: 1 BB: 0 S: 5 P: 5	R: 1 H: 2 E: 0 LOB: 1 K: 0 BB: 0 S: 5 P: 5	R: 0 H: 0 E: 0 LOB: 0 K: 1 BB: 0 S: 5 P: 5	R: 0 H: 1 E: 0 LOB: 1 K: 0 BB: 0 S: 4 P: 4	R: 0 H: 0 E: 0 LOB: 0 K: 1 BB: 0 S: 5 P: 5	R: 0 H: 0 E: 0 LOB: 0 K: 1 BB: 0 S: 5 P: 5		1B: 5 SF: 0 2B: 2 SAC: 0 3B: 0 DP: 1 HR: 1 HBP: 0						

PITCHER		IP	WLS	BF	H	R	ER	SO	BB	IBB	HBP	BLK	WP	HR	S	P	ERA	WHIP
Joe Horlen, R ERA: 4.28	(1, 1)	0.1	L	8	4	6	6	1	3	0	0	0	0	0	7	19	162.00	21.000
Jerry Nyman, L ERA: 6.07	(1, 1)	0.2		4	0	0	0	1	2	0	0	0	0	0	4	12	0.00	3.000
Don Secrist, L ERA: 6.08	(2, 1)	4.0		15	3	2	2	2	0	0	0	0	0	1	19	19	4.50	0.750
Dan Osinski, R ERA: 3.22	(6, 1)	2.0		7	1	0	0	1	0	0	0	0	0	0	9	9	0.00	0.500
Wilbur Wood, L ERA: 3.19	(8, 1)	1.0		3	0	0	0	1	0	0	0	0	0	0	5	5	0.00	0.000

PITCHER	IP	WLS	BF	H	R	ER	SO	BB	IBB	HBP	BLK	WP	HR	S	P	ERA	WHIP

BOTTOM

Chicago White Sox @ Minnesota Twins

Metropolitan Stadium, Bloomington , MI

Thu Jul 17 1969, 8:05 PM EDT
Att. 18,383 - Unknown - 75 F

livebaseballscorecards.com

AB	32
R	8
H	8
RBI	8
BB	5
SO	6
LOB	13

WP: 0 PA: 37
PB: 0
SB: 1
CS: 0

Minnesota Twins @ Seattle Pilots

Sicks Stadium, Boston, MA

Fri Jul 18 1969, 10:05 PM EDT

Unknown - 79 F

Batter	1	2	3	4	5	6	7	8	9	AB	R	H	RBI	BB	SO	LOB
Ted Uhlaender, L (1, 8) OBP: 0.332, SLG: 0.334	L4		F8			4-3		1B		4	0	1	0	0	0	0
Rod Carew, L (1, 4) OBP: 0.415, SLG: 0.530	1B 1B		1B			4-3		K		4	0	2	0	0	1	1
Rich Reese, L (1, 3) OBP: 0.357, SLG: 0.553	K		K			K			P3	4	0	0	0	0	3	2
Harmon Killebrew, R (1, 5) OBP: 0.424, SLG: 0.596	1-3 1B			4-3			3-1 1B BB		2B FC6-2 1B	3	1	2	0	1	0	0
Graig Nettles, L (1, 7) OBP: 0.325, SLG: 0.378	K			K			3-1 1-2		FC6-2 1-3 2B	4	0	1	0	0	2	3
John Roseboro, L (1, 2) OBP: 0.357, SLG: 0.348		F7		F7			L4 2-H 1B		FC6-2 IBB	3	0	1	1	1	0	0
Cesar Tovar, R (1, 9) OBP: 0.293, SLG: 0.354		G1			4-3		L4 2-3		FC6-2 1-2 2-3 3-Hf	4	0	0	0	0	0	4
Leo Cardenas, R (1, 6) OBP: 0.353, SLG: 0.396		K			P4			G2	F6	4	0	0	0	0	1	3
Bob Miller, R (1, 1)			1-3		2-3			5-3		3	0	0	0	0	0	0
Ron Perranoski, L (8, 1) OBP: 0.143, SLG: 0.143										0	0	0	0	0	0	0

Inning Stats	1	2	3	4	5	6	7	8	9			
	R: 0 H: 2	R: 0 H: 0	R: 0 H: 1	R: 0 H: 0	R: 0 H: 0	R: 0 H: 0	R: 1 H: 1	R: 0 H: 1	R: 0 H: 2	1B: 6 SF: 0	WP: 0 PA: 35
	E: 0 LOB: 2	E: 0 LOB: 0	E: 0 LOB: 1	E: 0 LOB: 0	E: 0 LOB: 0	E: 0 LOB: 0	E: 0 LOB: 0	E: 0 LOB: 1	E: 0 LOB: 3	2B: 2 SAC: 0	PB: 0
	K: 2 BB: 0	K: 1 BB: 0	K: 1 BB: 0	K: 1 BB: 0	K: 0 BB: 0	K: 1 BB: 0	K: 0 BB: 1	K: 1 BB: 0	K: 0 BB: 1	3B: 0 DP: 1	SB: 0
	S: 9 P: 9	S: 5 P: 5	S: 6 P: 6	S: 5 P: 5	S: 3 P: 3	S: 5 P: 5	S: 3 P: 7	S: 6 P: 6	S: 5 P: 9	HR: 0 HBP: 0	CS: 0

PITCHER	IP	WLS	BF	H	R	ER	SO	BB	IBB	HBP	BLK	WP	HR	S	P	ERA	WHIP
Diego Segui, R (1, 1) ERA: 3.23	9.0	W	35	7	1	1	7	1	1	0	0	0	0	47	55	1.00	0.889

PITCHER	IP	WLS	BF	H	R	ER	SO	BB	IBB	HBP	BLK	WP	HR	S	P	ERA	WHIP

livebaseballscorecards.com

AB	33
R	1
H	7
RBI	1
BB	2
SO	7
LOB	13

Minnesota Twins @ Seattle Pilots

Sicks Stadium, Boston, MA

Fri Jul 18 1969, 10:05 PM EDT

Unknown - 79 F

livebaseballscorecards.com

BOTTOM

Batter	1	2	3	4	5	6	7	8	9	AB	R	H	RBI	BB	SO	LOB
Steve Hovley, L (1, 9) OBP: 0.352, SLG: 0.418	F7		BB		BB			P6	BB 1-2 2-3 3-H	2	0	0	1	3	0	0
Gus Gil, R (1, 4) OBP: 0.277, SLG: 0.247	K		5-3 1-2		5-3			F8		4	0	0	0	0	1	2
Tommy Davis, R (1, 7) OBP: 0.279, SLG: 0.332	P4			L3-4 1B		G3		S 1B		4	0	2	0	0	0	0
Don Mincher, L (1, 3) OBP: 0.375, SLG: 0.478		BB 1-3 1B 4-3		L3-4 1-2		F7		K 1-2		3	1	0	0	1	1	2
Wayne Comer, R (1, 8) OBP: 0.353, SLG: 0.391		4-3 1-3 1-2 1-2 1B		BB 1B		F4			BB SH2-3 BB 1B	3	1	2	0	1	0	0
Jerry McNertney, R (1, 2) OBP: 0.292, SLG: 0.385		1-3 1-2 2-3		1B 1-2			L6		SH2-3 1-2	3	0	1	0	0	0	2
Ron Clark, R (1, 5) OBP: 0.162, SLG: 0.200		4-3 2-3 3-H		P4			2B 1B		BB BB IBB	3	0	1	1	1	0	3
Ray Oyler, R (1, 6) OBP: 0.282, SLG: 0.299		1-2 3-H	P4		F8		1-H 2B		F9	2	0	0	0	0	0	0
Merritt Ranew, L (7, PH) OBP: 0.351, SLG: 0.300										1	0	1	0	0	0	0
Gordy Lund, R (7, PR) OBP: 0.296, SLG: 0.208										1	0	0	0	0	0	2
(8, 6)																
Diego Segui, R (1, 1) OBP: 0.111, SLG: 0.059			K		K		K		BB 1-2 2-3	3	0	0	0	0	3	1
Tommy Harper, R (9, PH) OBP: 0.360, SLG: 0.314										0	0	0	0	1	0	0
Marty Pattin, R (9, PR) OBP: 0.200, SLG: 0.184										0	0	0	0	0	0	0
Inning Stats	R: 0 E: 0 K: 1 S: 5 H: 0 LOB: 0 BB: 0 P: 5	R: 1 E: 0 K: 0 S: 3 H: 1 LOB: 1 BB: 1 P: 7	R: 0 E: 0 K: 1 S: 5 H: 0 LOB: 1 BB: 1 P: 9	R: 0 E: 0 K: 0 S: 4 H: 2 LOB: 2 BB: 1 P: 8	R: 0 E: 0 K: 1 S: 5 H: 0 LOB: 1 BB: 1 P: 9	R: 0 E: 0 K: 0 S: 3 H: 0 LOB: 0 BB: 0 P: 3	R: 0 E: 0 K: 1 S: 6 H: 2 LOB: 1 BB: 0 P: 6	R: 0 E: 0 K: 1 S: 6 H: 1 LOB: 1 BB: 0 P: 6	R: 1 E: 0 K: 0 S: 3 H: 1 LOB: 3 BB: 3 P: 15	1B: 6 2B: 2 3B: 0 HR: 0 SF: 0 SAC: 1 DP: 1 HBP: 0	WP: 0 PB: 0 SB: 2 CS: 0 PA: 37					

	AB	29
	R	2
	H	7
	RBI	2
	BB	7
	SO	5
	LOB	12

PITCHER		IP	WLS	BF	H	R	ER	SO	BB	IBB	HBP	BLK	WP	HR	S	P	ERA	WHIP
Bob Miller, R ERA: 2.89	(1, 1)	7.2		31	6	1	1	4	4	0	0	0	0	0	34	50	1.17	1.304
Ron Perranoski, L ERA: 2.18	(8, 1)	1.0	L	7	1	1	1	1	2	1	0	0	0	0	6	18	9.00	3.000

PITCHER	IP	WLS	BF	H	R	ER	SO	BB	IBB	HBP	BLK	WP	HR	S	P	ERA	WHIP

Minnesota Twins @ Seattle Pilots

Sicks Stadium, Boston, MA

Fri Jul 18 1969, 10:05 PM EDT

Att. 14,134 - Unknown

TOP

livebaseballscorecards.com

Batter	1	2	3	4	5	6	7	8	9	AB	R	H	RBI	BB	SO	LOB
Ted Uhlaender, L (1, 8) OBP: 0.333, SLG: 0.344	FC3-6 1B 5-3 1B		G3		1-3		HR		1-3 1-2	5	2	2	1	0	0	1
Rod Carew, L (1, 4) OBP: 0.418, SLG: 0.531	FC3-6 1-2 1B		CS 1B		1B 1B		6-3		4-3	5	0	3	0	0	0	1
Rich Reese, L (1, 3) OBP: 0.355, SLG: 0.547	FC3-6 5-3 BB 1-2f 2-3		K 1-2		1-3 1B		4-3			4	0	1	0	0	1	3
Harmon Killebrew, R (1, 5) OBP: 0.422, SLG: 0.591	BBBB 5-3 1-2 BB			F9	5-3		5-3			3	0	0	0	1	0	2
Charlie Manuel, L (1, 7) OBP: 0.369, SLG: 0.352	5-3 1-2 2-3 3-H			F3	1-3			BBBB L4-3 BB		3	0	0	1	1	0	2
John Roseboro, L (1, 2) OBP: 0.359, SLG: 0.351	F8			1B 1B		WP 1B		L4-3 1-2		4	0	2	0	0	0	3
Cesar Tovar, R (1, 9) OBP: 0.299, SLG: 0.361		CS 2B		1-3 1B		BBBB 1-2 BB		5-3		3	0	2	0	1	0	0
Leo Cardenas, R (1, 6) OBP: 0.352, SLG: 0.393		SSS K		SSS K		F7			BBBB 1-3 BB	3	0	0	0	1	2	5
Dave Boswell, R (1, 1)		SSS K 2-3			F7	3-1			SSS K	2	0	0	0	0	1	1
Graig Nettles, L (6, PH) OBP: 0.323, SLG: 0.375										1	0	0	0	0	0	2
Joe Grzenda, R (6, 1)										0	0	0	0	0	0	0
Al Worthington, R (6, 1)										0	0	0	0	0	0	0
Jim Kaat, L (9, PH) OBP: 0.213, SLG: 0.286										1	0	0	0	0	1	1

	AB	34
	R	2
	H	10
	RBI	2
	BB	4
	SO	5
	LOB	21

Inning Stats	1	2	3	4	5	6	7	8	9
	R: 1 E: 0 K: 0 S: 5	R: 0 E: 0 K: 2 S: 7	R: 0 E: 0 K: 1 S: 5	R: 0 E: 0 K: 1 S: 7	R: 0 E: 0 K: 0 S: 5	R: 0 E: 0 K: 0 S: 4	R: 1 E: 0 K: 0 S: 4	R: 0 E: 0 K: 0 S: 2	R: 0 E: 0 K: 1 S: 5
	H: 2 LOB: 2 BB: 1 P: 9	H: 1 LOB: 0 BB: 0 P: 7	H: 1 LOB: 0 BB: 0 P: 5	H: 2 LOB: 2 BB: 0 P: 7	H: 2 LOB: 2 BB: 0 P: 5	H: 1 LOB: 2 BB: 1 P: 8	H: 1 LOB: 0 BB: 0 P: 4	H: 0 LOB: 0 BB: 1 P: 6	H: 0 LOB: 1 BB: 1 P: 9

| | | | | | | | | | |

Batter	1	2	3	4	5	6	7	8	9	AB	R	H	RBI	BB	SO	LOB
Steve Hovley, L (1, 8) (9, 9) OBP: 0.365, SLG: 0.464	BBBB 4-0 G4-6-3 BB		x 0-0 1-H HR			x 0-0 ① SH1-4 1-2		x 0-0 ③ F3		2	1	1	2	1	0	0
Gus Gil, R (1, 4) OBP: 0.273, SLG: 0.242	x 0-0 ①② G4-6-3 1-2f		x 0-0 ③ P3			x 0-0 ② F8				3	0	0	0	0	0	2
Tommy Davis, R (1, 7) OBP: 0.283, SLG: 0.335 Wayne Comer, R (9, 8) OBP: 0.353, SLG: 0.391	x 0-0 ③ 5-3			x 0-0 L4 1B		x 0-0 2-H 1B				3 0	0 0	2 0	1 0	0 0	0 0	0 0
Don Mincher, L (1, 3) OBP: 0.372, SLG: 0.473		S S S 0-3 ① K		x 0-0 ①② L4 1-2		x 0-0 ③ F8				3	0	0	0	0	1	2
Steve Whitaker, L (1, 9) (9, 7) OBP: 0.342, SLG: 0.385		x 0-0 ② F8		x 0-0 ③ 4-3			x 0-0 ① P4			3	0	0	0	0	0	0
Ron Clark, R (1, 5) OBP: 0.150, SLG: 0.184		x 0-0 ③ 1-3			x 0-0 ① 6-3		x 0-0 ② 1-3			3	0	0	0	0	0	0
Jim Pagliaroni, R (1, 2) OBP: 0.275, SLG: 0.271 Jerry McNertney, R (9, 2) OBP: 0.292, SLG: 0.385			S S S 0-3 ① K		x 0-0 ② 6-3		x 0-0 ③ 6-3			3 0	0 0	0 0	0 0	0 0	1 0	0 0
Gordy Lund, R (1, 6) OBP: 0.300, SLG: 0.222			x 0-0 HR 1B		x 0-0 ③ P4			x 0-0 ① 4-3		3	1	1	0	0	0	0
Fred Talbot, R (1, 1) OBP: 0.308, SLG: 0.348 Bob Locker, S (8, 1) John O'Donoghue, R (9, 1)			S S S 0-3 ② K			x 0-0 SH1-4 1B 1B		S S S 0-3 ② K		2 1 0	1 0 0	1 0 0	0 0 0	0 0 0	1 1 0	1 0 0
Inning Stats	R: 0 E: 0 K: 0 S: 2 H: 0 LOB: 0 BB: 1 P: 6	R: 0 E: 0 K: 1 S: 5 H: 0 LOB: 0 BB: 0 P: 5	R: 2 E: 0 K: 2 S: 9 H: 2 LOB: 0 BB: 0 P: 9	R: 0 E: 0 K: 0 S: 3 H: 1 LOB: 0 BB: 0 P: 3	R: 0 E: 0 K: 0 S: 3 H: 0 LOB: 3 BB: 0 P: 3	R: 1 E: 0 K: 0 S: 5 H: 2 LOB: 1 BB: 0 P: 5	R: 0 E: 0 K: 0 S: 3 H: 0 LOB: 0 BB: 0 P: 3	R: 0 E: 0 K: 1 S: 5 H: 0 LOB: 0 BB: 0 P: 5		1B: 4 2B: 1 3B: 0 HR: 1	SF: 0 SAC: 1 DP: 2 HBP: 0					

PITCHER		IP	WLS	BF	H	R	ER	SO	BB	IBB	HBP	BLK	WP	HR	S	P	ERA	WHIP
Dave Boswell, R ERA: 3.13	(1, 1)	5.0	L	17	3	2	2	3	1	0	0	0	0	1	22	26	3.60	0.800
Joe Grzenda, L ERA: 4.35	(6, 1)	0.2		3	1	1	1	0	0	0	0	0	0	0	3	3	13.50	1.500
Al Worthington, R ERA: 2.79	(6, 1)	2.1		8	1	0	0	1	0	0	0	0	0	0	10	10	0.00	0.429

PITCHER	IP	WLS	BF	H	R	ER	SO	BB	IBB	HBP	BLK	WP	HR	S	P	ERA	WHIP

BOTTOM

Minnesota Twins @ Seattle Pilots

Sicks Stadium, Boston, MA

Fri Jul 18 1969, 10:05 PM EDT

Att. 14,134 - Unknown

livebaseballscorecards.com

AB	26
R	3
H	5
RBI	3
BB	1
SO	4
LOB	5

WP: 0	PA: 28		
PB: 0			
SB: 0			
CS: 0			

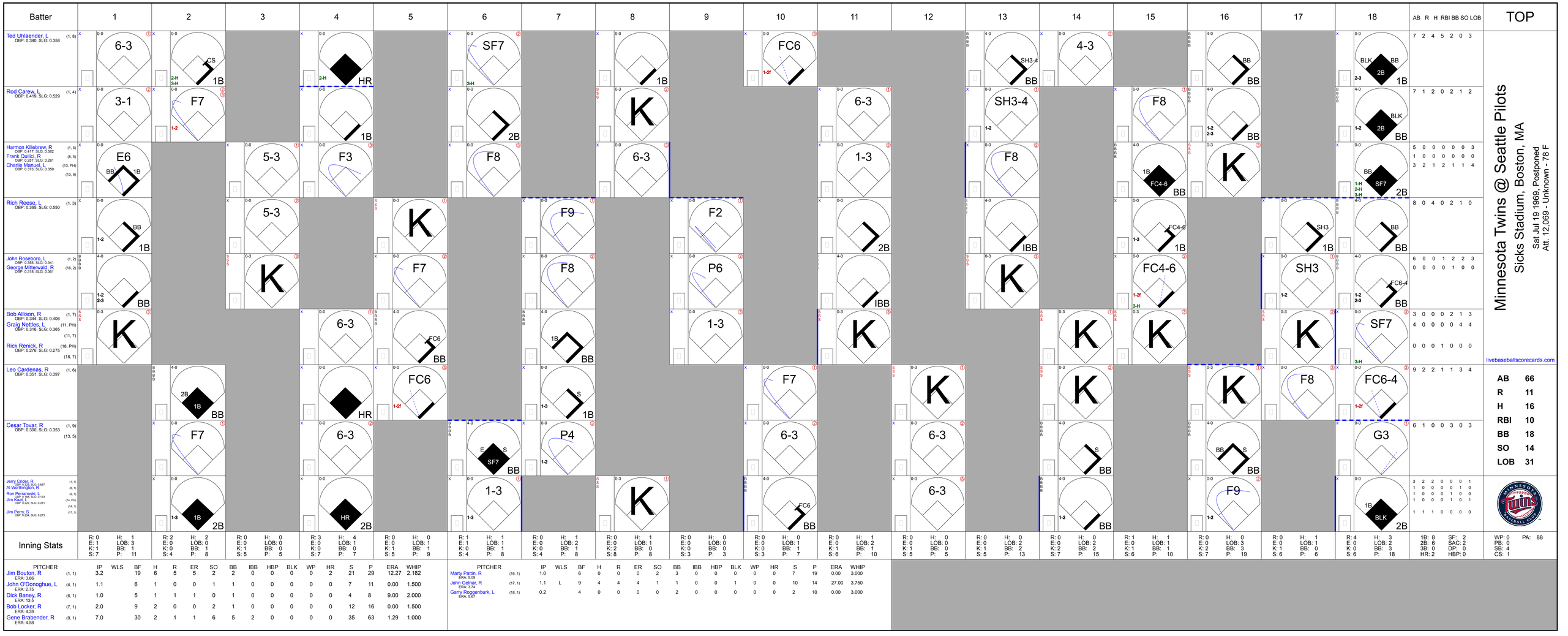

PITCHER		IP	WLS	BF	H	R	ER	SO	BB	IBB	HBP	BLK	WP	HR	S	P	ERA	WHIP
Jim Bouton, R	(1, 1)	3.2		19	6	5	5	2	2	0	0	0	0	2	21	29	12.27	2.182
ERA: 3.86																		
John O'Donoghue, L	(4, 1)	1.1		6	1	0	0	1	1	0	0	0	0	0	7	11	0.00	1.500
ERA: 2.75																		
Dick Baney, R	(6, 1)	1.0		5	1	1	1	0	1	0	0	0	0	0	4	8	9.00	2.000
ERA: 13.5																		
Bob Locker, R	(7, 1)	2.0		9	2	0	0	2	1	0	0	0	0	0	12	16	0.00	1.500
ERA: 4.39																		
Gene Brabender, R	(9, 1)	7.0		30	2	1	1	6	5	2	0	0	0	0	35	63	1.29	1.000
ERA: 4.58																		

PITCHER		IP	WLS	BF	H	R	ER	SO	BB	IBB	HBP	BLK	WP	HR	S	P	ERA	WHIP
Marty Pattin, R	(16, 1)	1.0		6	0	0	0	2	3	0	0	0	0	0	7	19	0.00	3.000
ERA: 5.09																		
John Gelnar, R	(17, 1)	1.1	L	9	4	4	4	1	1	0	0	1	0	0	10	14	27.00	3.750
ERA: 3.74																		
Garry Roggenburk, L	(18, 1)	0.2		4	0	0	0	0	2	0	0	0	0	0	2	10	0.00	3.000
ERA: 5.67																		

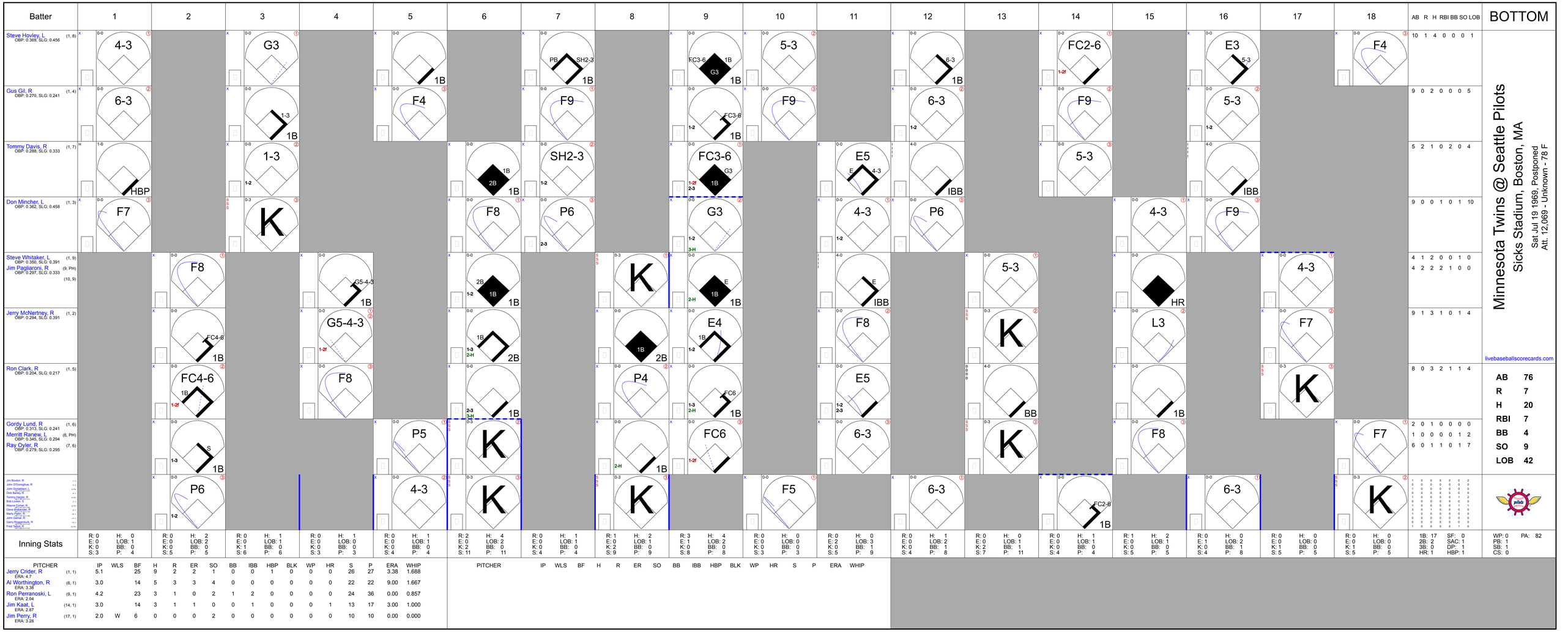
Batter
1
2
3
4
5
6
7
8
9
10
11
12
13
14
15
16
17
18
AB R H RBI BB SO LOB
BOTTOM
Steve Hovley, L (1, 8) OBP: 0.369, SLG: 0.456
Gus Gil, R (1, 4) OBP: 0.270, SLG: 0.241
Tommy Davis, R (1, 7) OBP: 0.288, SLG: 0.333
Don Mincher, L (1, 3) OBP: 0.362, SLG: 0.458
Steve Whitaker, L (1, 9) OBP: 0.350, SLG: 0.391
Jim Pagliaroni, R (9, PH) OBP: 0.297, SLG: 0.333 (10, 9)
Jerry McNertney, R (1, 2) OBP: 0.294, SLG: 0.391
Ron Clark, R (1, 5) OBP: 0.204, SLG: 0.217
Gordy Lund, R (1, 6) OBP: 0.313, SLG: 0.241
Merritt Ranew, L (6, PH) OBP: 0.345, SLG: 0.294
Ray Oyler, R (7, 6) OBP: 0.279, SLG: 0.295
Minnesota Twins @ Seattle Pilots
Sicks Stadium, Boston, MA
Sat Jul 19 1969, Postponed
Att. 12,069 - Unknown - 78 F
livebaseballscorecards.com
AB 76
R 7
H 20
RBI 7
BB 4
SO 9
LOB 42
Inning Stats
PITCHER IP WLS BF H R ER SO BB IBB HBP BLK WP HR S P ERA WHIP
Jerry Crider, R (1, 1) ERA: 4.7
Al Worthington, R (6, 1) ERA: 3.38
Ron Perranoski, L (9, 1) ERA: 2.04
Jim Kaat, L (14, 1) ERA: 2.87
Jim Perry, R (17, 1) ERA: 3.28

Minnesota Twins @ Seattle Pilots

Sicks Stadium, Boston, MA

Sun Jul 20 1969, 6:33 AM EDT

Att. 8,287 - Unknown

TOP

livebaseballscorecards.com

Batter	1	2	3	4	5	6	7	8	9	AB	R	H	RBI	BB	SO	LOB
Ted Uhlaender, L (1, 8) OBP: 0.337, SLG: 0.353	P5		F7			1-3 2-3		4-3 1-3 3-H		4	0	0	0	0	0	2
Rod Carew, L (1, 4) OBP: 0.417, SLG: 0.525	4-3			G6-4-3 1B		G3		E5 E WP 3-H		4	0	1	0	0	0	1
Frank Quilici, R (8, PR) (8, 4) OBP: 0.257, SLG: 0.281										0	0	0	0	0	0	0
Harmon Killebrew, R (1, 5) OBP: 0.416, SLG: 0.577	6-3			G6-4-3 1-2f			F7	BBBB 4-0 1-3 BB		3	0	0	0	1	0	1
Rich Reese, L (1, 3) OBP: 0.359, SLG: 0.540		3-1		4-3			F9	F9		4	0	0	0	0	0	2
Charlie Manuel, L (1, 7) OBP: 0.363, SLG: 0.348		SSS 0-3 K			F8		P6		F9	4	0	0	0	0	1	0
Cesar Tovar, R (1, 9) OBP: 0.299, SLG: 0.362		F8			SSS 0-3 K			HR	F3	4	1	1	1	0	1	0
George Mitterwald, R (1, 2) OBP: 0.324, SLG: 0.390			HR		SSS 0-3 K			1B WP BLK 1B	F5	4	2	2	1	0	1	0
Leo Cardenas, R (1, 6) OBP: 0.351, SLG: 0.396			5-3			1-3 SH1-3 1B		5-3 1-2		3	0	1	0	0	0	1
Jim Perry, S (1, 1) OBP: 0.245, SLG: 0.283			SSS 0-3 K			SH1-3 1-2		4-3 BLK E 2-3 1B		2	1	1	0	0	1	0

	AB	32
	R	4
	H	6
	RBI	2
	BB	1
	SO	4
	LOB	7

Inning Stats																						
	R: 0	H: 0	R: 0	H: 0	R: 1	H: 1	R: 0	H: 1	R: 0	H: 0	R: 0	H: 1	R: 0	H: 0	R: 3	H: 3	R: 0	H: 0	1B: 4	SF: 0	WP: 2	PA: 34
	E: 0	LOB: 0	E: 0	LOB: 0	E: 0	LOB: 0	E: 0	LOB: 1	E: 0	LOB: 0	E: 2	LOB: 2	E: 0	LOB: 0								
	K: 0	BB: 0	K: 1	BB: 0	K: 1	BB: 0	K: 0	BB: 0	K: 0	BB: 0	K: 0	BB: 1	K: 0	BB: 0					2B: 0	SAC: 1	PB: 0	
	S: 3	P: 3	S: 5	P: 5	S: 6	P: 6	S: 3	P: 3	S: 4	P: 4	S: 3	P: 3	S: 7	P: 11	S: 3	P: 3			3B: 0	DP: 1	SB: 0	
																			HR: 2	HBP: 0	CS: 0	

PITCHER		IP	WLS	BF	H	R	ER	SO	BB	IBB	HBP	BLK	WP	HR	S	P	ERA	WHIP
John Gelnar, R ERA: 3.75	(1, 1)	7.0	L	25	5	3	3	4	0	0	0	0	0	2	33	33	3.86	0.714
Jim Bouton, R ERA: 3.82	(8, 1)	0.2		5	1	1	0	0	1	0	0	1	2	0	4	8	0.00	3.000
John O'Donoghue, L ERA: 2.72	(8, 1)	0.1		1	0	0	0	0	0	0	0	0	0	0	1	1	0.00	0.000
Fred Talbot, R ERA: 3.19	(9, 1)	1.0		3	0	0	0	0	0	0	0	0	0	0	3	3	0.00	0.000

PITCHER	IP	WLS	BF	H	R	ER	SO	BB	IBB	HBP	BLK	WP	HR	S	P	ERA	WHIP

Minnesota Twins @ Seattle Pilots

Sicks Stadium, Boston, MA

Sun Jul 20 1969, 6:33 AM EDT

Att. 8,287 - Unknown

BOTTOM

Batter	1	2	3	4	5	6	7	8	9	AB	R	H	RBI	BB	SO	LOB
Steve Hovley, L (1, 9) OBP: 0.375, SLG: 0.458	F9		1B		1B			F3		4	0	2	0	0	0	0
Gus Gil, R (1, 4) OBP: 0.275, SLG: 0.253	F8		1-2 G6-4-3 1B		F9			1-3 2B		4	0	2	0	0	0	1
Tommy Davis, R (1, 7) OBP: 0.284, SLG: 0.329	F6		G6-4-3 1-2f		5-3			1-3 2-3		4	0	0	0	0	0	4
Don Mincher, L (1, 3) OBP: 0.360, SLG: 0.455		FC5-4 1B		F7		4-3		F8		4	0	1	0	0	0	1
Wayne Comer, R (1, 8) OBP: 0.347, SLG: 0.384		K		F2		5-3			F4	4	0	0	0	0	1	1
Jerry McNertney, R (1, 2) OBP: 0.293, SLG: 0.389		FC5-4 1-2f 1B		1B		K			F7	4	0	1	0	0	1	1
Ron Clark, R (1, 5) OBP: 0.245, SLG: 0.260		1-2 1B		1-2 1B			6-3		1B	4	0	3	0	0	0	0
Gordy Lund, R (1, 6) OBP: 0.294, SLG: 0.226		P3		L4			K		F4	2	0	0	0	0	0	4
Steve Whitaker, L (7, PH) OBP: 0.346, SLG: 0.386										1	0	0	0	0	1	0
Ray Oyler, R (8, 6) OBP: 0.279, SLG: 0.295										0	0	0	0	0	0	0
Merritt Ranew, L (9, PH) OBP: 0.339, SLG: 0.288										1	0	0	0	0	0	1
John Gelnar, R (1, 1)			F2		6-3		P3			3	0	0	0	0	0	0
Jim Bouton, R (8, 1)										0	0	0	0	0	0	0
John O'Donoghue, R (8, 1)										0	0	0	0	0	0	0
Fred Talbot, R (9, 1) OBP: 0.296, SLG: 0.333										0	0	0	0	0	0	0
Inning Stats	R: 0 E: 0 K: 0 S: 3 H: 0 LOB: 0 BB: 0 P: 3	R: 0 E: 0 K: 1 S: 7 H: 2 LOB: 2 BB: 0 P: 7	R: 0 E: 0 K: 0 S: 4 H: 2 LOB: 1 BB: 0 P: 4	R: 0 E: 0 K: 0 S: 5 H: 2 LOB: 2 BB: 0 P: 5	R: 0 E: 0 K: 0 S: 4 H: 1 LOB: 1 BB: 0 P: 4	R: 0 E: 0 K: 1 S: 5 H: 0 LOB: 0 BB: 0 P: 5	R: 0 E: 0 K: 1 S: 5 H: 0 LOB: 0 BB: 0 P: 5	R: 0 E: 0 K: 0 S: 4 H: 1 LOB: 1 BB: 0 P: 4	R: 0 E: 0 K: 0 S: 4 H: 1 LOB: 1 BB: 0 P: 4	1B: 8 2B: 1 3B: 0 HR: 0	SF: 0 SAC: 0 DP: 1 HBP: 0						

PITCHER	IP	WLS	BF	H	R	ER	SO	BB	IBB	HBP	BLK	WP	HR	S	P	ERA	WHIP
Jim Perry, R (1, 1) ERA: 3.07	9.0	W	35	9	0	0	3	0	0	0	0	0	0	41	41	0.00	1.000

PITCHER	IP	WLS	BF	H	R	ER	SO	BB	IBB	HBP	BLK	WP	HR	S	P	ERA	WHIP

livebaseballscorecards.com

AB	35
R	0
H	9
RBI	0
BB	0
SO	3
LOB	13

PA: 35

WP: 0 PB: 0 SB: 0 CS: 0

TOP

Minnesota Twins @ Cleveland Indians

Cleveland Municipal Stadium, Cleveland, OH

Thu Jul 24 1969, 7:05 PM EDT

Att. 5,636 - Cloudy

livebaseballscorecards.com

Batter	1	2	3	4	5	6	7	8	9	AB	R	H	RBI	BB	SO	LOB
Ted Uhlaender, L (1, 7) OBP: 0.340, SLG: 0.357	2B 1B	F5			1B SF8 1B	SH5-3 1B 1-2 2-H 3-H		K		5	1	3	2	0	1	2
Rod Carew, L (1, 4) OBP: 0.421, SLG: 0.528	F7		G6-4-3 1B		HR 1B 1-3	SH5-3 1-2 2-3			G6-4-3 1B	4	1	3	0	0	0	1
Tony Oliva, L (1, 9) OBP: 0.397, SLG: 0.526	2B 1-3		G6-4-3 1-2f		SF8 3-H	6-3			P5	4	0	1	1	0	0	4
Harmon Killebrew, R (1, 5) OBP: 0.415, SLG: 0.582	K		BB		HR 1-H		4-3		G6-4-3 1-2f	4	1	1	2	1	1	3
Rich Reese, L (1, 3) OBP: 0.353, SLG: 0.531	K		P6		4-3		L1			4	0	0	0	0	1	3
John Roseboro, L (1, 2) OBP: 0.354, SLG: 0.339		S G3 1B		3-1		F7	E3 1B			4	0	1	0	0	0	0
Cesar Tovar, R (1, 8) OBP: 0.302, SLG: 0.371		G3 1-2		F8		1B 3B	2-H 1B			4	1	2	0	0	0	1
Leo Cardenas, R (1, 6) OBP: 0.352, SLG: 0.394		S BB		F8		BB 1B IBB		P6		2	1	0	0	2	0	0
Dave Boswell, R (1, 1) OBP: 0.180, SLG: 0.271 Joe Grzenda, R (4, 1) Charlie Manuel, L (5, PH) OBP: 0.361, SLG: 0.346 Bob Miller, R (5, 1) Ron Perranoski, L (7, 1) OBP: 0.188, SLG: 0.133 Graig Nettles, L (8, PH) OBP: 0.314, SLG: 0.362 Al Worthington, R (8, 1)	K 1-2 2-3				F8	SH5-3 1B BB 1-2		6-3		1 0 1 0 0 1 0	0 0 0 0 0 0 0	0 0 0 0 0 0 0	0 0 0 1 0 0 0	0 0 0 0 0 0 0	1 0 0 0 0 0 0	2 0 0 0 0 0 0

	AB	34
	R	5
	H	11
	RBI	5
	BB	4
	SO	4
	LOB	16

Inning Stats																								
	R: 0	H: 2	R: 0	H: 1	R: 0	H: 1	R: 0	H: 0	R: 3	H: 3	R: 2	H: 2	R: 0	H: 1	R: 0	H: 0	R: 0	H: 1	1B: 8	SF: 1	WP: 0	PA: 40
	E: 0	LOB: 2	E: 0	LOB: 2	E: 0	LOB: 1	E: 0	LOB: 0	E: 0	LOB: 0	E: 0	LOB: 2	E: 1	LOB: 2	E: 0	LOB: 0	E: 0	LOB: 0	2B: 1	SAC: 1	PB: 0	
	K: 2	BB: 0	K: 1	BB: 1	K: 0	BB: 1	K: 0	BB: 0	K: 0	BB: 0	K: 0	BB: 2	K: 0	BB: 0	K: 1	BB: 0	K: 0	BB: 0	3B: 1	DP: 2	SB: 2	
	S: 9	P: 9	S: 6	P: 10	S: 3	P: 7	S: 3	P: 3	S: 6	P: 6	S: 5	P: 13	S: 4	P: 4	S: 5	P: 5	S: 3	P: 3	HR: 1	HBP: 0	CS: 0	

PITCHER		IP	WLS	BF	H	R	ER	SO	BB	IBB	HBP	BLK	WP	HR	S	P	ERA	WHIP
Luis Tiant, R ERA: 4.0	(1, 1)	5.0		23	7	3	3	3	2	0	0	0	0	1	27	35	5.40	1.800
Mike Paul, L ERA: 3.78	(6, 1)	1.0		7	2	2	2	0	1	1	0	0	0	0	5	13	18.00	3.000
Ron Law, R ERA: 4.91	(7, 1)	3.0	W	10	2	0	0	1	0	0	0	0	0	0	12	12	0.00	0.667

PITCHER	IP	WLS	BF	H	R	ER	SO	BB	IBB	HBP	BLK	WP	HR	S	P	ERA	WHIP

BOTTOM

Minnesota Twins @ Cleveland Indians

Cleveland Municipal Stadium, Cleveland, OH

Thu Jul 24 1969, 7:05 PM EDT

Att. 5,636 - Cloudy

livebaseballscorecards.com

Batter	1	2	3	4	5	6	7	8	9	AB	R	H	RBI	BB	SO	LOB
Jose Cardenal, R (1, 8) OBP: 0.292, SLG: 0.313	F7		2B WP 1B	F8		G6-3 1-2f		P4		5	1	1	0	0	0	3
Russ Snyder, L (1, 7) OBP: 0.317, SLG: 0.309	1B 1B		1-3 WP 2B	5-3			K			4	1	2	0	0	1	1
Ken Harrelson, R (1, 9) OBP: 0.314, SLG: 0.429	K		2-H 3-H HR		6-3		HR			4	2	2	2	0	1	1
Tony Horton, R (1, 3) OBP: 0.318, SLG: 0.474	1-2 1B		5-3		FC4-6 1B		3B 1B			4	1	3	0	0	0	0
Duke Sims, L (1, 2) OBP: 0.420, SLG: 0.459	F7		BBBB 6-3 BB		FC4-6 CS 1-2f		K			3	0	0	0	1	1	4
Lou Klimchock, L (1, 5) OBP: 0.311, SLG: 0.412		F9	6-3 1-2		CS 1-2	1B E SF8 1B	1-H 3B			4	1	2	1	0	0	1
Davey Nelson, R (1, 4) OBP: 0.125, SLG: 0.125		P4	K			E4 1B 1-2	1-3			4	0	0	0	0	1	3
Vern Fuller, R (9, 4) OBP: 0.292, SLG: 0.333										0	0	0	0	0	0	0
Eddie Leon, R (1, 6) OBP: 0.292, SLG: 0.238		BBBB BB		6-3		G6-3 1-2 2-3 1B		K		3	0	1	0	1	1	0
Luis Tiant, R (1, 1) OBP: 0.302, SLG: 0.480		5-3		1B		SF8 3-H		P3		2	0	1	0	0	0	1
Mike Paul, L (6, 1)										0	0	0	0	0	0	0
Richie Scheinblum, S (6, PH) OBP: 0.255, SLG: 0.248										0	0	0	1	0	0	0
Ron Law, R (7, 1)										1	0	0	0	0	0	0
Inning Stats	R: 0 E: 0 K: 1 S: 7 H: 2 LOB: 2 BB: 0 P: 7		R: 3 E: 0 K: 1 S: 8 H: 3 LOB: 1 BB: 1 P: 12	R: 0 E: 0 K: 0 S: 4 H: 1 LOB: 1 BB: 0 P: 4	R: 0 E: 0 K: 0 S: 3 H: 1 LOB: 0 BB: 0 P: 3	R: 1 E: 1 K: 0 S: 5 H: 2 LOB: 1 BB: 0 P: 5	R: 2 E: 0 K: 2 S: 10 H: 3 LOB: 1 BB: 0 P: 10	R: 0 E: 0 K: 1 S: 5 H: 0 LOB: 0 BB: 0 P: 5		1B: 8 2B: 1 3B: 1 HR: 2	SF: 1 SAC: 0 DP: 1 HBP: 0					

	AB	34
	R	6
	H	12
	RBI	4
	BB	2
	SO	5
	LOB	14

WP: 2 PB: 0 SB: 0 CS: 1 PA: 38

PITCHER		IP	WLS	BF	H	R	ER	SO	BB	IBB	HBP	BLK	WP	HR	S	P	ERA	WHIP
Dave Boswell, R ERA: 3.22	(1, 1)	3.2		19	6	3	3	2	2	0	0	0	1	1	21	29	7.36	2.182
Joe Grzenda, L ERA: 4.31	(4, 1)	0.1		1	0	0	0	0	0	0	0	0	0	0	1	1	0.00	0.000
Bob Miller, R ERA: 3.04	(5, 1)	2.1	L	11	5	3	2	1	0	0	0	0	0	1	13	13	7.71	2.143
Ron Perranoski, L ERA: 2.02	(7, 1)	0.2		3	1	0	0	1	0	0	0	0	0	0	5	5	0.00	1.500
Al Worthington, R ERA: 3.27	(8, 1)	1.0		3	0	0	0	1	0	0	0	0	0	0	5	5	0.00	0.000

PITCHER	IP	WLS	BF	H	R	ER	SO	BB	IBB	HBP	BLK	WP	HR	S	P	ERA	WHIP

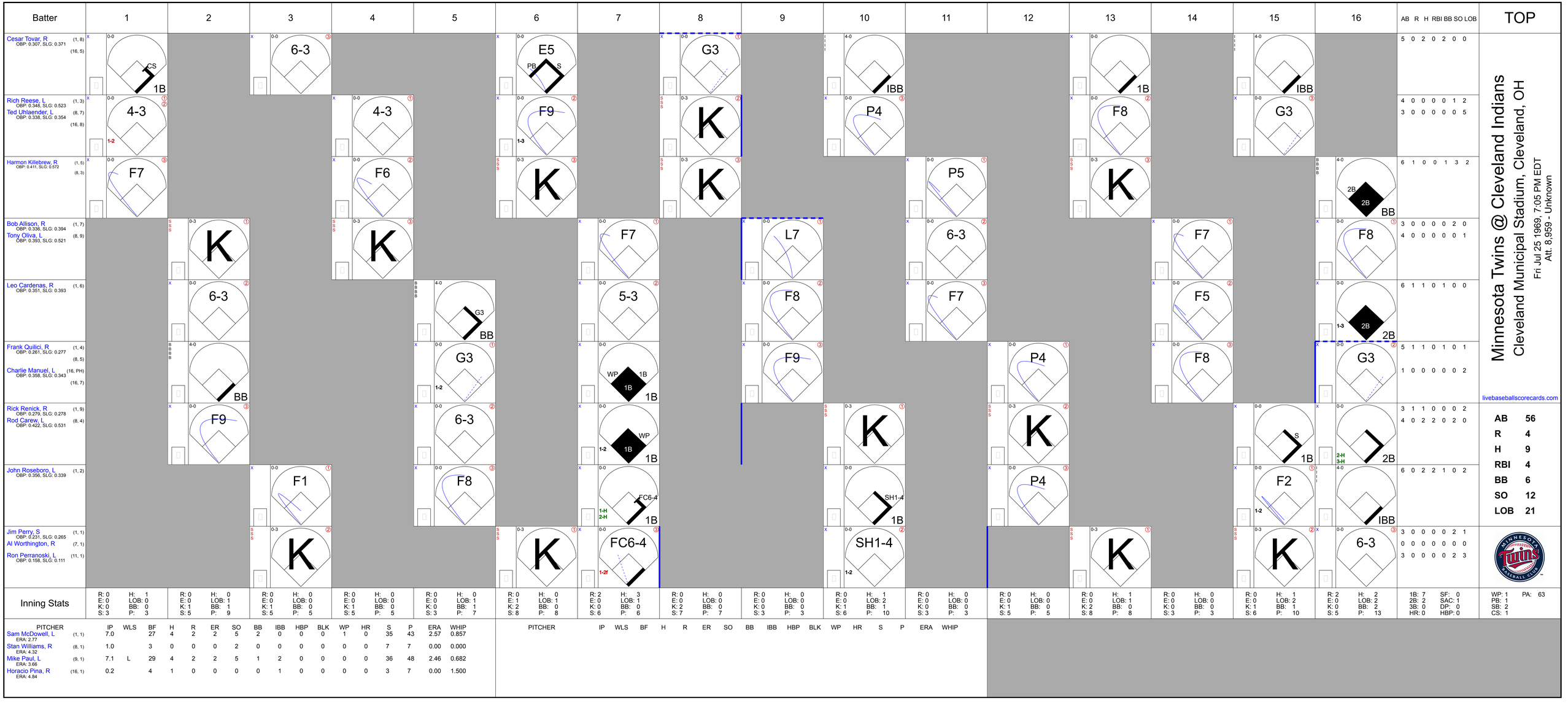
Batter
1
2
3
4
5
6
7
8
9
10
11
12
13
14
15
16
AB R H RBI BB SO LOB
TOP
Cesar Tovar, R (1, 8) OBP: 0.307, SLG: 0.371
(16, 5)
CS 1B
6-3
E5 PB S
G3
IBB
1B
5 0 2 0 2 0 0
Rich Reese, L (1, 3) OBP: 0.348, SLG: 0.523
Ted Uhlaender, L (8, 7) OBP: 0.338, SLG: 0.354
(16, 8)
4-3 1-2
4-3
F9 1-3
K
P4
F8
G3
4 0 0 0 0 1 2
3 0 0 0 0 0 5
Harmon Killebrew, R (1, 5) OBP: 0.411, SLG: 0.572
(8, 3)
F7
F6
K
K
P5
K
2B 2B BB
6 1 0 0 1 3 2
Bob Allison, R (1, 7) OBP: 0.336, SLG: 0.394
Tony Oliva, L (8, 9) OBP: 0.393, SLG: 0.521
K
K
F7
L7
6-3
F7
F8
3 0 0 0 0 2 0
4 0 0 0 0 0 1
Leo Cardenas, R (1, 6) OBP: 0.351, SLG: 0.393
6-3
G3 BB
5-3
F8
F7
F5
1-3 2B 2B
6 1 1 0 1 0 0
Frank Quilici, R (1, 4) OBP: 0.261, SLG: 0.277
(8, 5)
Charlie Manuel, L (16, PH) OBP: 0.358, SLG: 0.343
(16, 7)
BB
G3 1-2
WP 1B 1B
F9
P4
F8
G3 2-H 3-H
5 1 1 0 1 0 1
1 0 0 0 0 0 2
Rick Renick, R (1, 9) OBP: 0.279, SLG: 0.278
Rod Carew, L (8, 4) OBP: 0.422, SLG: 0.531
F9
6-3
WP 1B 1B
K
K
S 1B
2B
3 1 1 0 0 0 2
4 0 2 2 0 2 0
John Roseboro, L (1, 2) OBP: 0.356, SLG: 0.339
F1
F8
FC6-4 1-H 2-H 1B
SH1-4 1B
P4
F2 1-2
IBB
6 0 2 2 1 0 2
Jim Perry, S (1, 1) OBP: 0.231, SLG: 0.265
Al Worthington, R (7, 1)
Ron Perranoski, L (11, 1) OBP: 0.158, SLG: 0.111
K
K
FC6-4 1-2f
SH1-4 1-2
K
K
6-3
3 0 0 0 0 2 1
0 0 0 0 0 0 0
3 0 0 0 0 2 3
Inning Stats
R: 0 H: 1 E: 0 LOB: 0 K: 0 BB: 0 S: 3 P: 3
R: 0 H: 0 E: 0 LOB: 1 K: 1 BB: 1 S: 5 P: 9
R: 0 H: 0 E: 0 LOB: 0 K: 1 BB: 0 S: 5 P: 5
R: 0 H: 0 E: 0 LOB: 0 K: 1 BB: 0 S: 5 P: 5
R: 0 H: 0 E: 0 LOB: 0 K: 0 BB: 0 S: 3 P: 5
R: 0 H: 0 E: 1 LOB: 1 K: 2 BB: 0 S: 8 P: 8
R: 2 H: 3 E: 0 LOB: 1 K: 0 BB: 0 S: 6 P: 6
R: 0 H: 0 E: 0 LOB: 0 K: 2 BB: 0 S: 7 P: 7
R: 0 H: 0 E: 0 LOB: 0 K: 0 BB: 0 S: 3 P: 3
R: 0 H: 1 E: 0 LOB: 2 K: 1 BB: 1 S: 6 P: 10
R: 0 H: 0 E: 0 LOB: 0 K: 0 BB: 0 S: 3 P: 3
R: 0 H: 0 E: 0 LOB: 0 K: 1 BB: 0 S: 5 P: 5
R: 0 H: 1 E: 0 LOB: 1 K: 2 BB: 0 S: 8 P: 8
R: 0 H: 0 E: 0 LOB: 0 K: 0 BB: 0 S: 3 P: 3
R: 0 H: 1 E: 0 LOB: 2 K: 1 BB: 1 S: 6 P: 10
R: 2 H: 2 E: 0 LOB: 2 K: 0 BB: 2 S: 5 P: 13
1B: 7 SF: 0 2B: 2 SAC: 1 3B: 0 DP: 0 HR: 0 HBP: 0
WP: 1 PA: 63 PB: 1 SB: 2 CS: 1
Minnesota Twins @ Cleveland Indians
Cleveland Municipal Stadium, Cleveland, OH
Fri Jul 25 1969, 7:05 PM EDT
Att. 8,959 - Unknown
livebaseballscorecards.com
AB 56
R 4
H 9
RBI 4
BB 6
SO 12
LOB 21
PITCHER IP WLS BF H R ER SO BB IBB HBP BLK WP HR S P ERA WHIP
Sam McDowell, L (1, 1) ERA: 2.77 7.0 27 4 2 2 5 2 0 0 0 1 0 35 43 2.57 0.857
Stan Williams, R (8, 1) ERA: 4.32 1.0 3 0 0 0 2 0 0 0 0 0 0 7 7 0.00 0.000
Mike Paul, L (9, 1) ERA: 3.66 7.1 L 29 4 2 2 5 1 2 0 0 0 0 36 48 2.46 0.682
Horacio Pina, R (16, 1) ERA: 4.84 0.2 4 1 0 0 0 0 1 0 0 0 0 3 7 0.00 1.500
PITCHER IP WLS BF H R ER SO BB IBB HBP BLK WP HR S P ERA WHIP

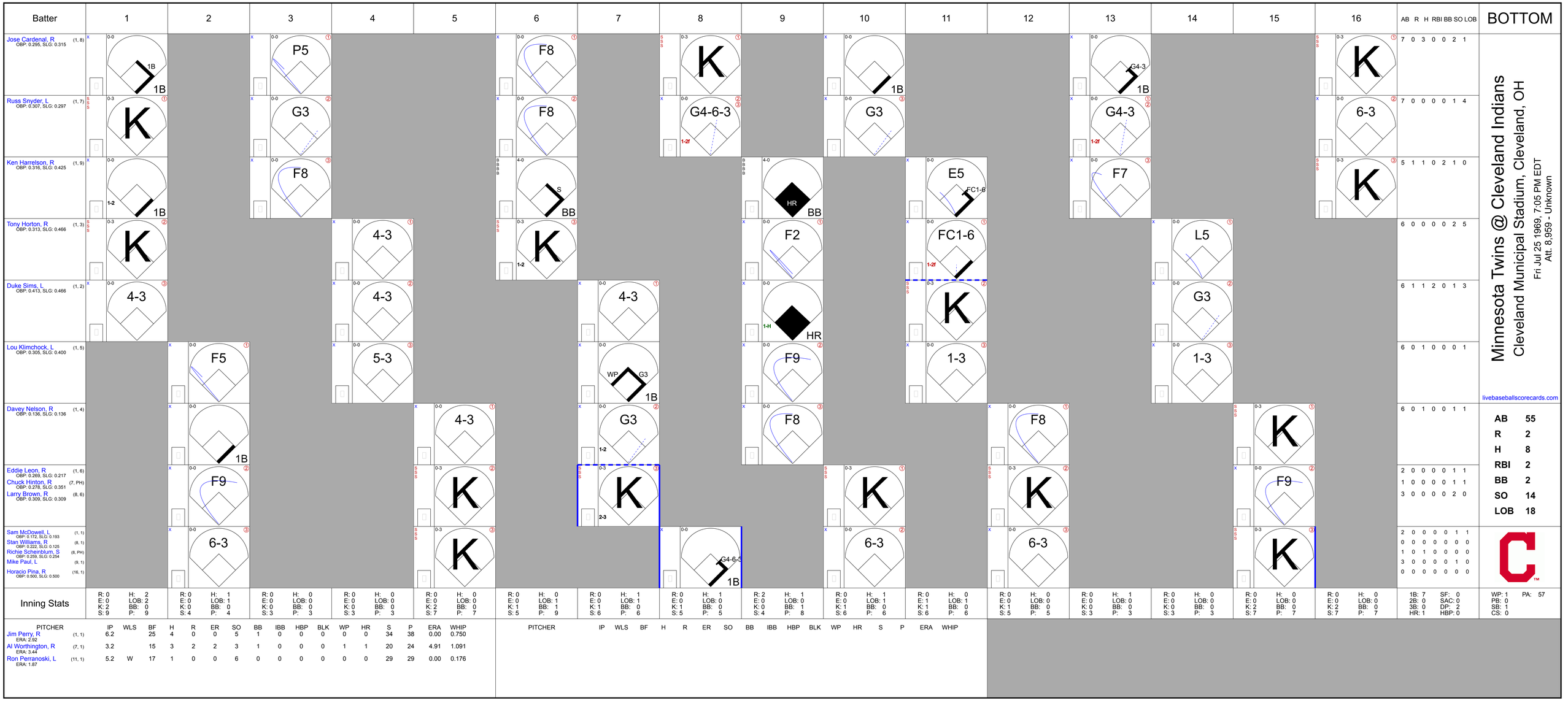
Batter
1
2
3
4
5
6
7
8
9
10
11
12
13
14
15
16
AB R H RBI BB SO LOB
BOTTOM
Jose Cardenal, R (1, 8)
OBP: 0.295, SLG: 0.315
7 0 3 0 0 2 1
Russ Snyder, L (1, 7)
OBP: 0.307, SLG: 0.297
7 0 0 0 0 1 4
Ken Harrelson, R (1, 9)
OBP: 0.316, SLG: 0.425
5 1 1 0 2 1 0
Tony Horton, R (1, 3)
OBP: 0.313, SLG: 0.466
6 0 0 0 0 2 5
Duke Sims, L (1, 2)
OBP: 0.413, SLG: 0.466
6 1 1 2 0 1 3
Lou Klimchock, L (1, 5)
OBP: 0.305, SLG: 0.400
6 0 1 0 0 0 1
Davey Nelson, R (1, 4)
OBP: 0.136, SLG: 0.136
6 0 1 0 0 1 1
Eddie Leon, R (1, 6)
OBP: 0.269, SLG: 0.217
2 0 0 0 0 1 1
Chuck Hinton, R (7, PH)
OBP: 0.278, SLG: 0.351
1 0 0 0 0 1 1
Larry Brown, R (8, 6)
OBP: 0.309, SLG: 0.309
3 0 0 0 0 2 0
Sam McDowell, L (1, 1)
OBP: 0.172, SLG: 0.193
2 0 0 0 0 1 1
Stan Williams, R (8, 1)
OBP: 0.222, SLG: 0.125
0 0 0 0 0 0 0
Richie Scheinblum, S (8, PH)
OBP: 0.259, SLG: 0.254
1 0 1 0 0 0 0
Mike Paul, L (9, 1)
3 0 0 0 0 1 0
Horacio Pina, R (16, 1)
OBP: 0.500, SLG: 0.500
0 0 0 0 0 0 0
Minnesota Twins @ Cleveland Indians
Cleveland Municipal Stadium, Cleveland, OH
Fri Jul 25 1969, 7:05 PM EDT
Att. 8,959 - Unknown
livebaseballscorecards.com
AB 55
R 2
H 8
RBI 2
BB 2
SO 14
LOB 18
Inning Stats
PITCHER IP WLS BF H R ER SO BB IBB HBP BLK WP HR S P ERA WHIP
Jim Perry, R (1, 1) ERA: 2.92 6.2 25 4 0 0 5 1 0 0 0 0 0 34 38 0.00 0.750
Al Worthington, R (7, 1) ERA: 3.44 3.2 15 3 2 2 3 1 0 0 0 1 1 20 24 4.91 1.091
Ron Perranoski, L (11, 1) ERA: 1.87 5.2 W 17 1 0 0 6 0 0 0 0 0 0 29 29 0.00 0.176
1B: 7 SF: 0
2B: 0 SAC: 0
3B: 0 DP: 2
HR: 1 HBP: 0
WP: 1 PA: 57
PB: 0
SB: 1
CS: 0

Minnesota Twins @ Cleveland Indians

Cleveland Municipal Stadium, Cleveland, OH

Sat Jul 26 1969, 3:33 AM EDT

Att. 19,044 - Unknown

TOP

livebaseballscorecards.com

Batter	1	2	3	4	5	6	7	8	9	AB	R	H	RBI	BB	SO	LOB
Cesar Tovar, R (1, 8) OBP: 0.310, SLG: 0.383	K		K		HR (2-H, 3-H)		1B			4	1	2	3	0	2	1
Rod Carew, L (1, 4) OBP: 0.420, SLG: 0.528	G1-4-3, 1B		K		4-3		4-3			4	0	1	0	0	1	2
Harmon Killebrew, R (1, 3) OBP: 0.410, SLG: 0.568	G1-4-3 (1-2f)			6-3		FC4-6, 1B		F8		4	0	1	0	0	0	1
Tony Oliva, L (1, 9) OBP: 0.389, SLG: 0.515		F8		F7		FC4-6, CS (1-2f)		4-3		4	0	0	0	0	0	1
Bob Allison, R (1, 7) OBP: 0.336, SLG: 0.393		K		5-3		E7, 1B (1-2)		F7		3	0	1	0	0	1	0
Graig Nettles, L (8, PH) (8, 7) OBP: 0.312, SLG: 0.360										1	0	0	0	0	0	0
Leo Cardenas, R (1, 6) OBP: 0.353, SLG: 0.392		FC5-4, 1B			1-3	BB			L7	3	0	1	0	1	0	0
Rick Renick, R (1, 5) OBP: 0.266, SLG: 0.263		FC5-4 (1-2f)			E6, 2B, HR	F7			K	3	1	0	0	0	0	3
Rich Reese, L (9, PH) OBP: 0.346, SLG: 0.520										1	0	0	0	0	1	0
John Roseboro, L (1, 2) OBP: 0.354, SLG: 0.335			2-3, BB		K		F3		K	3	0	0	0	1	2	1
Jim Kaat, L (1, 1) OBP: 0.227, SLG: 0.300			2-3 (1-2)		HR (1-3), 2B		F9			3	1	1	0	0	0	1
Bob Miller, R (7, 1)										0	0	0	0	0	0	0
Joe Grzenda, R (8, 1)										0	0	0	0	0	0	0
Jerry Crider, R (8, 1) OBP: 0.333, SLG: 0.667										0	0	0	0	0	0	0

	AB	33
	R	3
	H	7
	RBI	3
	BB	2
	SO	7
	LOB	10

Inning Stats	1	2	3	4	5	6	7	8	9
	R: 0 E: 0 K: 1 S: 5	H: 1 LOB: 0 BB: 0 P: 5	R: 0 E: 0 K: 1 S: 6	H: 1 LOB: 1 BB: 0 P: 6	R: 0 E: 0 K: 2 S: 7	H: 0 LOB: 1 BB: 1 P: 11	R: 0 E: 0 K: 0 S: 3	H: 0 LOB: 0 BB: 0 P: 3	R: 3 E: 1 K: 1 S: 8	H: 2 LOB: 0 BB: 0 P: 8	R: 0 E: 1 K: 0 S: 4	H: 2 LOB: 2 BB: 1 P: 8	R: 0 E: 0 K: 0 S: 4	H: 1 LOB: 1 BB: 0 P: 4	R: 0 E: 0 K: 0 S: 3	H: 0 LOB: 0 BB: 0 P: 3	R: 0 E: 0 K: 2 S: 7	H: 0 LOB: 0 BB: 0 P: 7

1B: 5	SF: 0	WP: 0	PA: 35
2B: 1	SAC: 0	PB: 0	
3B: 0	DP: 1	SB: 0	
HR: 1	HBP: 0	CS: 1	

PITCHER		IP	WLS	BF	H	R	ER	SO	BB	IBB	HBP	BLK	WP	HR	S	P	ERA	WHIP
Dick Ellsworth, L ERA: 4.42	(1, 1)	7.0	W	29	7	3	0	5	2	0	0	0	0	1	37	45	0.00	1.286
Stan Williams, R ERA: 4.25	(8, 1)	2.0	S	6	0	0	0	2	0	0	0	0	0	0	10	10	0.00	0.000

PITCHER	IP	WLS	BF	H	R	ER	SO	BB	IBB	HBP	BLK	WP	HR	S	P	ERA	WHIP

Minnesota Twins @ Cleveland Indians

Cleveland Municipal Stadium, Cleveland, OH

Sat Jul 26 1969, 3:33 AM EDT

Att. 19,044 - Unknown

livebaseballscorecards.com

BOTTOM

Batter	1	2	3	4	5	6	7	8	9	AB	R	H	RBI	BB	SO	LOB
Jose Cardenal, R (1, 8) OBP: 0.299, SLG: 0.329	S, 2B, BB, 1B		BB, HBP, 6-4-3-2, 1B		P6		2-H, HR			4	3	3	2	0	0	0
Davey Nelson, R (1, 4) OBP: 0.192, SLG: 0.125	BBBB, 1-2, BB		H, 1-2, 6-4-3-2, BB, HBP		F9		4-3			2	0	0	0	1	0	0
Ken Harrelson, R (1, 9) OBP: 0.317, SLG: 0.425	BBBB, 2B, 1-2, G5-2-3, 2-3, BB		F9			FC2-5, BB, 1B		SSS, K		3	0	1	0	1	1	2
Tony Horton, R (1, 3) OBP: 0.320, SLG: 0.470	1-3, 3-H, 2B		BBBB, 1-2, 2-3, BB			BBBB, FC2-5, 1-2, BB		BBBB, 1B, 1B, E, BB		1	1	1	1	3	0	0
Cap Peterson, R (1, 7) OBP: 0.371, SLG: 0.310 Russ Snyder, L (8, PH) OBP: 0.307, SLG: 0.297 Chuck Hinton, R (8, PH) OBP: 0.275, SLG: 0.347 (9, 7)	IIII, IBB		6-4-3-2, 2-Hf, 3-H			FC2-5, G1-4-3, 1-2, 2-3f		L9		2 0 1	0 0 0	0 0 0	1 0 0	1 0 0	0 0 0	4 0 1
Larry Brown, R (1, 5) OBP: 0.308, SLG: 0.309	G5-2-3, 3-Hf		F7			G1-4-3, 1-2f		E, E, 1-2, 1B		4	1	1	0	0	0	5
Eddie Leon, R (1, 6) OBP: 0.300, SLG: 0.259		SSS, K	6-3				SH1-3, HR, 1B	E6, 1-H, 2-H, 1B		4	1	2	0	0	1	0
Ken Suarez, R (1, 2) OBP: 0.352, SLG: 0.355		F9	F7				SH1-3, 1-2	S, IBB		2	0	0	0	1	0	0
Dick Ellsworth, L (1, 1) OBP: 0.171, SLG: 0.128 Richie Scheinblum, S (7, PH) OBP: 0.258, SLG: 0.252 Stan Williams, R (8, 1) OBP: 0.214, SLG: 0.120		F7		SSS, K			5-3	SSS, K, 1-2		2 1 1	0 0 0	0 0 0	0 0 0	0 0 0	1 0 1	0 1 2
Inning Stats	R: 1 E: 0 K: 0 S: 3 H: 2 LOB: 2 BB: 3 P: 15	R: 0 E: 0 K: 1 S: 5 H: 0 LOB: 0 BB: 0 P: 5	R: 1 E: 0 K: 0 S: 3 H: 1 LOB: 1 BB: 1 P: 8	R: 0 E: 0 K: 0 S: 3 H: 0 LOB: 0 BB: 0 P: 3	R: 0 E: 0 K: 1 S: 5 H: 0 LOB: 0 BB: 0 P: 5	R: 0 E: 0 K: 0 S: 3 H: 1 LOB: 1 BB: 1 P: 7	R: 2 E: 0 K: 0 S: 5 H: 2 LOB: 0 BB: 0 P: 5	R: 2 E: 1 K: 2 S: 9 H: 2 LOB: 2 BB: 2 P: 17		1B: 6 2B: 2 3B: 0 HR: 1 SF: 0 SAC: 1 DP: 3 HBP: 1						

	AB	27
	R	6
	H	8
	RBI	4
	BB	7
	SO	4
	LOB	15

WP: 0 PB: 0 SB: 2 CS: 0 PA: 36

PITCHER		IP	WLS	BF	H	R	ER	SO	BB	IBB	HBP	BLK	WP	HR	S	P	ERA	WHIP
Jim Kaat, L ERA: 2.92	(1, 1)	6.2		27	5	3	3	2	4	1	1	0	0	0	25	46	4.05	1.350
Bob Miller, R ERA: 3.25	(7, 1)	0.2	L	4	1	2	2	1	1	0	0	0	0	1	5	9	27.00	3.000
Joe Grzenda, L ERA: 4.28	(8, 1)	0.1		4	2	1	0	0	0	1	0	0	0	0	3	7	0.00	6.000
Jerry Crider, R ERA: 4.63	(8, 1)	0.1		1	0	0	0	1	0	0	0	0	0	0	3	3	0.00	0.000

PITCHER	IP	WLS	BF	H	R	ER	SO	BB	IBB	HBP	BLK	WP	HR	S	P	ERA	WHIP

Batter	1	2	3	4	5	6	7	8	9	AB	R	H	RBI	BB	SO	LOB
Cesar Tovar, R (1, 8) (7, 5) (9, 7) OBP: 0.317, SLG: 0.388	BBBB 4-0 S BB		x 0-0 1B SF8 1B		x 0-0 1B		x 0-0 1B 1-2 2B 1B	x 0-0 ② 4-3		4	2	3	0	1	0	0
Rod Carew, L (1, 4) OBP: 0.422, SLG: 0.532	x 0-0 ① F8 1-2		x 0-0 CS 1-3 1B		SSS 0-3 ③ K		x 0-0 2B 1-3 2-H 1B	x 0-0 2B		5	1	3	1	0	1	2
Harmon Killebrew, R (1, 3) OBP: 0.410, SLG: 0.569 Ted Uhlaender, L (7, PR) (7, 8) OBP: 0.337, SLG: 0.353	x 0-0 ② F5		x 0-0 ① F8			BBBB 4-0 BB HR BB	x 0-0 F8 2-H 3-H 2B	x 0-0 ③ 6-3		3 1	1 0	1 0	2 0	1 0	0 0	3 1
Tony Oliva, L (1, 9) OBP: 0.384, SLG: 0.509	x 0-0 ③ 4-3		x 0-0 ② SF8 3-H			x 0-0 ① P5	x 0-0 ① F8 2-3		x 0-0 ① F7	4	0	0	1	0	0	3
Bob Allison, R (1, 7) OBP: 0.348, SLG: 0.389 Charlie Manuel, L (9, PH) OBP: 0.356, SLG: 0.341 Frank Quilici, R (9, 5) OBP: 0.261, SLG: 0.277		x 0-0 ① 6-3	0-0 ③ CS 1-2	BBBB 4-0 G6-4-3 BB		BBBB 4-0 H 1-0 1-2 HR BB HBP HBP			x 0-0 ② F2	1 1 0	1 0 0	0 0 0	0 0 0	2 0 0	0 0 0	0 0 0
Leo Cardenas, R (1, 6) OBP: 0.353, SLG: 0.399		x 0-0 ② 1-3		x 0-0 ① F4		x 0-0 H 1-0 1-H 2-H HR 1-2 HBP			SSS 0-3 ③ K	4	1	1	3	0	1	1
George Mitterwald, R (1, 2) OBP: 0.317, SLG: 0.381 Rich Reese, L (7, PH) (7, 3) OBP: 0.345, SLG: 0.518		x 0-0 E7 1B		x 0-0 ②③ G6-4-3 1-2f		SSS 0-3 ② K SSS	0-3 ② K			3 1	1 0	0 0	0 0	0 0	1 1	1 3
Rick Renick, R (1, 5) OBP: 0.269, SLG: 0.267 John Roseboro, L (7, PH) OBP: 0.353, SLG: 0.333 (7, 2)		x 0-0 2-H 1B			x 0-0 ① P6	SSS 0-3 ③ K	x 0-0 ③ 4-3			3 1	0 0	1 0	1 0	0 0	1 0	0 3
Dave Boswell, R (1, 1) OBP: 0.177, SLG: 0.267 Tom Hall, L (2, 1) OBP: 0.174, SLG: 0.217 Jerry Crider, R (5, 1) OBP: 0.375, SLG: 0.625 Al Worthington, R (8, 1) Ron Perranoski, L (9, 1) OBP: 0.158, SLG: 0.111		x 0-0 ③ 5-3			x 0-0 ② P1		x 0-0 1B 1B 1B	x 0-0 ① 6-3		1 1 2 0 0	0 0 1 0 0	0 0 1 0 0	0 0 0 0 0	0 0 0 0 0	0 0 0 0 0	1 0 0 0 0
Inning Stats	R: 0 E: 0 K: 0 S: 3 H: 0 LOB: 1 BB: 1 P: 7	R: 1 E: 1 K: 0 S: 5 H: 1 LOB: 1 BB: 0 P: 5	R: 1 E: 0 K: 0 S: 4 H: 2 LOB: 0 BB: 0 P: 4	R: 0 E: 0 K: 0 S: 2 H: 0 LOB: 0 BB: 1 P: 6	R: 0 E: 0 K: 1 S: 6 H: 1 LOB: 1 BB: 0 P: 6	R: 3 E: 0 K: 2 S: 8 H: 1 LOB: 0 BB: 2 P: 16	R: 3 E: 0 K: 1 S: 9 H: 4 LOB: 3 BB: 0 P: 11	R: 0 E: 0 K: 0 S: 4 H: 1 LOB: 1 BB: 0 P: 4	R: 0 E: 0 K: 1 S: 5 H: 0 LOB: 0 BB: 0 P: 5	1B: 7 2B: 2 3B: 0 HR: 1	SF: 1 SAC: 0 DP: 1 HBP: 2						

TOP

Minnesota Twins @ Cleveland Indians

Cleveland Municipal Stadium, Cleveland, OH

Sun Jul 27 1969, 3:33 AM EDT

Att. 11,822 - Unknown

livebaseballscorecards.com

AB	35
R	8
H	10
RBI	8
BB	4
SO	5
LOB	18

WP: 0 PB: 0 SB: 1 CS: 1 PA: 43

PITCHER		IP	WLS	BF	H	R	ER	SO	BB	IBB	HBP	BLK	WP	HR	S	P	ERA	WHIP
Juan Pizarro, L ERA: 3.35	(1, 1)	5.1		23	4	4	3	1	4	0	0	0	0	0	21	37	5.06	1.500
Ron Law, R ERA: 6.63	(6, 1)	0.2	L	7	5	4	4	2	0	0	0	0	0	1	11	11	54.00	7.500
Stan Williams, R ERA: 4.17	(7, 1)	2.0		9	1	0	0	1	0	0	2	0	0	0	9	11	0.00	0.500
Horacio Pina, R ERA: 4.73	(9, 1)	1.0		3	0	0	0	1	0	0	0	0	0	0	5	5	0.00	0.000

PITCHER	IP	WLS	BF	H	R	ER	SO	BB	IBB	HBP	BLK	WP	HR	S	P	ERA	WHIP

BOTTOM

Minnesota Twins @ Cleveland Indians

Cleveland Municipal Stadium, Cleveland, OH

Sun Jul 27 1969, 3:33 AM EDT

Att. 11,822 - Unknown

Batter	1	2	3	4	5	6	7	8	9	AB	R	H	RBI	BB	SO	LOB
Jose Cardenal, R (1, 8) (8, 5) OBP: 0.301, SLG: 0.330	E6	1B SF9 1-3 2-H 1B		K		P4		S 1B		5	1	2	1	0	1	0
Davey Nelson, R (1, 4) OBP: 0.226, SLG: 0.172	1-3 1B	SF9 S 1-3 3-H 1B		K		F2		K 1-2		5	1	2	1	0	2	1
Ken Harrelson, R (1, 9) OBP: 0.316, SLG: 0.423	K	SF9 1-3 3-H			1B K 1B		K	K		4	0	1	1	0	3	3
Tony Horton, R (1, 3) OBP: 0.323, SLG: 0.471	K	K2-6-2 3-H 1B			BB S 1-3 1B		BB		K	4	0	2	1	1	2	2
Duke Sims, L (1, 2) OBP: 0.410, SLG: 0.459	FC6-4 BB	K2-6-2 1-2f			K 1-2 3-H		F2		6-3	3	0	0	0	1	2	4
Vern Fuller, R (9, PH) OBP: 0.290, SLG: 0.331										1	0	0	0	0	0	0
Lou Klimchock, L (1, 5) OBP: 0.302, SLG: 0.397	FC6-4 1-2f	K			BB IBB		F8		FC6-4 BB	1	0	0	0	0	0	3
Larry Brown, R (3, PH) (4, 5) OBP: 0.309, SLG: 0.308										1	0	0	0	1	1	0
Frank Baker, L (7, PH) (8, 8)										1	0	0	0	1	0	1
Russ Snyder, L (1, 7) OBP: 0.308, SLG: 0.299	1B 1B	5-3			BB 1-2 2-3			5-3	FC6-4 1-2f	2	1	1	0	0	0	0
Cap Peterson, R (5, PH) OBP: 0.371, SLG: 0.310										0	0	0	0	0	0	0
Richie Scheinblum, S (5, PH) (6, 7) OBP: 0.259, SLG: 0.248										2	0	0	0	1	0	1
Eddie Leon, R (1, 6) OBP: 0.324, SLG: 0.290	1B 1-3 1B	K			F9			HR 1B		4	2	2	0	0	1	3
Juan Pizarro, L (1, 1) OBP: 0.263, SLG: 0.235				F9		F8				2	1	1	1	0	0	0
Ron Law, R (6, 1)										1	0	0	0	0	0	0
Stan Williams, R (7, 1) OBP: 0.214, SLG: 0.120										0	0	0	0	0	0	0
Chuck Hinton, R (8, PH) OBP: 0.284, SLG: 0.395										1	1	1	2	0	0	0
Horacio Pina, R (9, 1) OBP: 0.500, SLG: 0.500	1B 1-2 3-H 1B							HR 1-H		0	0	0	0	0	0	0
Inning Stats	R: 0 E: 1 K: 2 S: 9 H: 1 LOB: 3 BB: 1 P: 13	R: 5 E: 0 K: 1 S: 10 H: 6 LOB: 1 BB: 0 P: 10	R: 0 E: 0 K: 2 S: 7 H: 0 LOB: 0 BB: 0 P: 7	R: 0 E: 0 K: 2 S: 7 H: 0 LOB: 0 BB: 0 P: 7	R: 0 E: 0 K: 1 S: 6 H: 2 LOB: 3 BB: 2 P: 14	R: 0 E: 0 K: 0 S: 3 H: 0 LOB: 0 BB: 0 P: 3	R: 0 E: 0 K: 1 S: 5 H: 0 LOB: 1 BB: 1 P: 9	R: 2 E: 0 K: 2 S: 10 H: 3 LOB: 1 BB: 0 P: 10	R: 0 E: 0 K: 1 S: 5 H: 0 LOB: 1 BB: 1 P: 9	1B: 11 2B: 1 3B: 0 HR: 1	SF: 1 SAC: 0 DP: 1 HBP: 0						

PITCHER		IP	WLS	BF	H	R	ER	SO	BB	IBB	HBP	BLK	WP	HR	S	P	ERA	WHIP
Dave Boswell, R ERA: 3.47	(1, 1)	1.1		13	7	5	5	2	1	0	0	0	0	0	16	20	33.75	6.000
Tom Hall, L ERA: 4.32	(2, 1)	3.1		11	2	0	0	6	0	1	0	0	0	0	22	26	0.00	0.600
Jerry Crider, R ERA: 4.85	(5, 1)	2.2	W	12	2	2	2	1	2	0	0	0	0	1	12	20	6.75	1.500
Al Worthington, R ERA: 3.35	(8, 1)	1.0		4	1	0	0	3	0	0	0	0	0	0	10	10	0.00	1.000
Ron Perranoski, L ERA: 1.85	(9, 1)	0.2	S	3	0	0	0	0	1	0	0	0	0	0	2	6	0.00	1.500

PITCHER	IP	WLS	BF	H	R	ER	SO	BB	IBB	HBP	BLK	WP	HR	S	P	ERA	WHIP

AB	37
R	7
H	12
RBI	7
BB	5
SO	12
LOB	18

WP: 0 PA: 43
PB: 0
SB: 3
CS: 0

livebaseballscorecards.com

Detroit Tigers @ Minnesota Twins

Metropolitan Stadium, Bloomington , MI

Tue Jul 29 1969, 8:05 PM EDT

Unknown - 56 F

TOP

livebaseballscorecards.com

Batter	1	2	3	4	5	6	7	8	9	AB	R	H	RBI	BB	SO	LOB
Mickey Stanley, R (1, 6) (3, 8) OBP: 0.296, SLG: 0.329	F9		4-3		F8			1B	FC5 1B 1-2 BB	4	0	1	0	1	0	1
Jim Northrup, L (1, 8) OBP: 0.347, SLG: 0.476	4-3		2B			P6		1-2 1B	1-2 2-3 1B	2	0	1	0	0	0	0
Dick Tracewski, R (3, PR) (3, 6) OBP: 0.338, SLG: 0.196										3	0	2	0	0	0	0
Al Kaline, R (1, 9) OBP: 0.344, SLG: 0.433	SSS 0-3 K		L9			H 1-0 HBP		L7	FC5 2-3f	4	0	0	0	0	1	6
Norm Cash, L (1, 3) OBP: 0.361, SLG: 0.423		E4 1B		F8		F5		3-1		4	0	0	0	0	0	3
Willie Horton, R (1, 7) OBP: 0.320, SLG: 0.444		P4		F8		F8			1B 1B	4	1	1	0	0	0	2
Tom Matchick, L (1, 4) OBP: 0.291, SLG: 0.292		SSS K		F7			L9		F8 1B FC4-6 1-2	4	1	1	0	0	1	1
Jim Price, R (1, 2) OBP: 0.348, SLG: 0.578		1B 1-2			1B		5-3		FC4-6 1-2 2-H	4	0	3	1	0	0	0
Don Wert, R (1, 5) OBP: 0.284, SLG: 0.338		F9			L7		4-3		F8 2-3	4	0	0	0	0	0	5
Mickey Lolich, S (1, 1) OBP: 0.175, SLG: 0.115			SSS K		SSS K			F9	FC4-6 1B BB 1-2f 3-H	2	0	0	0	0	2	1
Ike Brown, R (8, PH) OBP: 0.310, SLG: 0.284										1	0	0	0	0	0	0
Daryl Patterson, L (8, 1)										0	0	0	0	0	0	0
Gates Brown, L (9, PH) OBP: 0.238, SLG: 0.254										1	0	0	1	0	0	1

	AB	37
	R	2
	H	9
	RBI	2
	BB	1
	SO	4
	LOB	20

Inning Stats	1	2	3	4	5	6	7	8	9
	R: 0 E: 0 K: 1 S: 5	H: 0 LOB: 0 BB: 0 P: 5	R: 0 E: 1 K: 1 S: 7	H: 1 LOB: 2 BB: 0 P: 7	R: 0 E: 0 K: 1 S: 6	H: 1 LOB: 1 BB: 0 P: 6	R: 0 E: 0 K: 0 S: 3	H: 0 LOB: 0 BB: 0 P: 3	R: 0 E: 0 K: 1 S: 6	H: 1 LOB: 1 BB: 0 P: 6	R: 0 E: 0 K: 0 S: 3	H: 0 LOB: 1 BB: 0 P: 4	R: 0 E: 0 K: 0 S: 3	H: 0 LOB: 0 BB: 0 P: 3	R: 0 E: 0 K: 0 S: 5	H: 2 LOB: 2 BB: 0 P: 5	R: 2 E: 0 K: 0 S: 7	H: 4 LOB: 3 BB: 1 P: 11

	1B: 8	SF: 0	WP: 0	PA: 39
	2B: 1	SAC: 0	PB: 0	
	3B: 0	DP: 0	SB: 0	
	HR: 0	HBP: 1	CS: 0	

PITCHER		IP	WLS	BF	H	R	ER	SO	BB	IBB	HBP	BLK	WP	HR	S	P	ERA	WHIP
Jim Perry, R ERA: 2.89	(1, 1)	8.0	W	34	8	2	2	4	0	0	1	0	0	0	41	42	2.25	1.000
Al Worthington, R ERA: 3.26	(9, 1)	1.0	S	5	1	0	0	0	1	0	0	0	0	0	4	8	0.00	2.000

PITCHER	IP	WLS	BF	H	R	ER	SO	BB	IBB	HBP	BLK	WP	HR	S	P	ERA	WHIP

BOTTOM

Detroit Tigers @ Minnesota Twins

Metropolitan Stadium, Bloomington , MI

Tue Jul 29 1969, 8:05 PM EDT

Unknown - 56 F

livebaseballscorecards.com

Batter	1	2	3	4	5	6	7	8	9	AB	R	H	RBI	BB	SO	LOB
Cesar Tovar, R (1, 8) OBP: 0.319, SLG: 0.389	4-3		1-3 1-2 2B 1B		HR 1B		L8			4	2	2	0	0	0	1
Rod Carew, L (1, 4) OBP: 0.420, SLG: 0.538	4-3		1-3 1-2 2-3		1-H HR		G4-6-3 1-2f			4	1	1	2	0	0	3
Harmon Killebrew, R (1, 3) OBP: 0.411, SLG: 0.566 Ted Uhlaender, L (9, 7) OBP: 0.337, SLG: 0.353	BBBB CS BB		IIII 2B 4-3 IBB		6-3			P3		2 0	1 0	0 0	0 0	2 0	0 0	0 0
Tony Oliva, L (1, 9) OBP: 0.386, SLG: 0.511	CS 1-2	1-3	4-3 1-3 2-H 3-H 2B		SSS K			BBBB BB BB		3	0	1	2	1	1	0
Bob Allison, R (1, 7) OBP: 0.341, SLG: 0.379 Rich Reese, L (8, PH) OBP: 0.347, SLG: 0.518 (9, 3)		F7	4-3 2-3 3-H		F2			BSBB 1-2 BB		3 0	0 0	0 0	1 0	0 1	0 0	1 0
Leo Cardenas, R (1, 6) OBP: 0.352, SLG: 0.396		H 1-0 BB HBP	SSS 0-3 K			1-3		L7		3	0	0	0	0	1	3
George Mitterwald, R (1, 2) OBP: 0.322, SLG: 0.375		BBBB 4-0 1-2 BB		L9		G6-3 BB		F3		2	0	0	0	2	0	2
Rick Renick, R (1, 5) OBP: 0.257, SLG: 0.254		F8		5-3		G6-3 1-2f				3	0	0	0	0	0	3
Jim Perry, S (1, 1) OBP: 0.255, SLG: 0.275 Al Worthington, R (9, 1)			1-3 1B 2B 1B	SSS K			G4-6-3 HBP			2 0	1 0	1 0	0 0	0 0	1 0	0 0

	AB	26
	R	5
	H	5
	RBI	5
	BB	6
	SO	3
	LOB	13

Inning Stats																		
	R: 0	H: 0	R: 0	H: 0	R: 3	H: 3	R: 0	H: 0	R: 2	H: 2	R: 0	H: 0	R: 0	H: 0	R: 0	H: 0	1B: 3	SF: 0	WP: 0	PA: 35
	E: 0	LOB: 0	E: 0	LOB: 2	E: 0	LOB: 1	E: 0	LOB: 0	E: 0	LOB: 0	E: 0	LOB: 0	E: 0	LOB: 0	E: 0	LOB: 2	2B: 1	SAC: 0	PB: 0	
	K: 0	BB: 1	K: 0	BB: 1	K: 1	BB: 1	K: 1	BB: 0	K: 1	BB: 0	K: 0	BB: 1	K: 0	BB: 0	K: 0	BB: 2	3B: 0	DP: 2	SB: 0	
	S: 2	P: 6	S: 3	P: 8	S: 8	P: 12	S: 5	P: 5	S: 7	P: 7	S: 2	P: 6	S: 2	P: 3	S: 3	P: 11	HR: 1	HBP: 2	CS: 1	

PITCHER		IP	WLS	BF	H	R	ER	SO	BB	IBB	HBP	BLK	WP	HR	S	P	ERA	WHIP
Mickey Lolich, L ERA: 2.77	(1, 1)	7.0	L	29	5	5	5	3	3	1	2	0	0	1	29	47	6.43	1.143
Daryl Patterson, R ERA: 2.81	(8, 1)	1.0		5	0	0	0	0	2	0	0	0	0	0	3	11	0.00	2.000

PITCHER	IP	WLS	BF	H	R	ER	SO	BB	IBB	HBP	BLK	WP	HR	S	P	ERA	WHIP

TOP

Detroit Tigers @ Minnesota Twins

Metropolitan Stadium, Bloomington , MI

Tue Jul 29 1969, 8:05 PM EDT

Att. 38,441 - Unknown

livebaseballscorecards.com

Batter	1	2	3	4	5	6	7	8	9	AB	R	H	RBI	BB	SO	LOB
Mickey Stanley, R (1, 8) OBP: 0.297, SLG: 0.330	4-3		2B 1B		6-3		1B		F9	5	1	2	0	0	0	1
Tom Matchick, L (1, 4) OBP: 0.294, SLG: 0.303	4-3 1B 1B		4-3 2B 1-H			K	4-3		FC6-4 1-2f	5	0	2	1	0	1	2
Gates Brown, L (1, 7) OBP: 0.265, SLG: 0.270	4-3 1B 1-2		4-3 2-3			1B 1B FC5-4 1B		BB HR	K	4	2	2	0	1	1	2
Norm Cash, L (1, 3) OBP: 0.363, SLG: 0.434	4-3 1-2 2-3		4-3			FC5-4 1B 1-2 1B		HR 1-H		4	1	2	2	0	0	3
Willie Horton, R (1, 9) OBP: 0.319, SLG: 0.442	1-3			K		FC5-4 1-2 2-3 1B		F9		4	0	1	0	0	1	2
Jim Price, R (1, 2) OBP: 0.345, SLG: 0.566		8-3 1B		K		FC5-4 1-2f 2-3 3-H		5-3		4	0	1	1	0	1	2
Don Wert, R (1, 5) OBP: 0.284, SLG: 0.351		8-3 1-2f		5-3		F8		HR		4	1	1	1	0	0	3
Dick Tracewski, R (1, 6) OBP: 0.320, SLG: 0.183		K			F9		F7	5-3		4	0	0	0	0	1	0
Denny McLain, R (1, 1) OBP: 0.213, SLG: 0.181			K		6-3		F8		FC6-4 1B	2	0	0	0	0	1	0
John Hiller, R (5, 1) OBP: 0.333, SLG: 0.286										0	0	0	0	0	0	0
Ike Brown, R (7, PH) OBP: 0.307, SLG: 0.281										1	0	0	0	0	0	0
Pat Dobson, R (7, 1) OBP: 0.105, SLG: 0.158										0	0	0	0	0	0	0
Dave Campbell, R (9, PH) OBP: 0.167, SLG: 0.074										1	0	1	0	0	0	0

	AB	38
	R	5
	H	12
	RBI	5
	BB	1
	SO	6
	LOB	15

Inning Stats	1	2	3	4	5	6	7	8	9	1B: 9	SF: 0	WP: 0	PA: 39
	R: 0 E: 0 K: 0 S: 5	R: 0 E: 0 K: 1 S: 5	R: 1 E: 0 K: 1 S: 7	R: 0 E: 0 K: 2 S: 7	R: 0 E: 0 K: 0 S: 3	R: 1 E: 0 K: 1 S: 8	R: 0 E: 0 K: 0 S: 4	R: 3 E: 0 K: 0 S: 5	R: 0 E: 0 K: 1 S: 6	2B: 2 3B: 0 HR: 2	SAC: 0 DP: 1 HBP: 0	PB: 0 SB: 0 CS: 0	
	H: 2 LOB: 2 BB: 0 P: 5	H: 1 LOB: 0 BB: 0 P: 5	H: 2 LOB: 1 BB: 0 P: 7	H: 0 LOB: 0 BB: 0 P: 7	H: 0 LOB: 0 BB: 0 P: 3	H: 3 LOB: 2 BB: 0 P: 8	H: 1 LOB: 1 BB: 0 P: 4	H: 2 LOB: 0 BB: 1 P: 9	H: 1 LOB: 1 BB: 0 P: 6				

PITCHER		IP	WLS	BF	H	R	ER	SO	BB	IBB	HBP	BLK	WP	HR	S	P	ERA	WHIP
Bob Miller, R ERA: 3.5	(1, 1)	7.2	W	34	11	5	5	5	1	0	0	0	0	2	43	47	5.87	1.565
Ron Perranoski, L ERA: 1.82	(8, 1)	1.1	S	5	1	0	0	1	0	0	0	0	0	0	7	7	0.00	0.750

PITCHER		IP	WLS	BF	H	R	ER	SO	BB	IBB	HBP	BLK	WP	HR	S	P	ERA	WHIP

BOTTOM

Detroit Tigers @ Minnesota Twins

Metropolitan Stadium, Bloomington , MI

Tue Jul 29 1969, 8:05 PM EDT

Att. 38,441 - Unknown

Batter	1	2	3	4	5	6	7	8	9	AB	R	H	RBI	BB	SO	LOB
Ted Uhlaender, L (1, 7) OBP: 0.338, SLG: 0.359	E7 4-3 2B 1B	FC1-2 1-2 3-H		4-3	1B 2-H 3-H 3B		L8			5	2	2	2	0	0	3
Rod Carew, L (1, 4) OBP: 0.423, SLG: 0.539	F6	F9			HR 1B 1B 3-H		BB 1B			5	1	3	1	0	0	3
Tony Oliva, L (1, 9) OBP: 0.386, SLG: 0.516	4-3 2-3		F7		1-H HR F7		BB 1-2			4	1	1	2	1	0	2
Harmon Killebrew, R (1, 5) OBP: 0.414, SLG: 0.578 Frank Quilici, R (7, 5) OBP: 0.259, SLG: 0.275	E 3-H 2B	K			2B 1B BB	HR	6-3			3 1	3 0	2 0	2 0	1 0	1 0	0 2
Rich Reese, L (1, 3) OBP: 0.352, SLG: 0.524	E7 2-H 1B	F4			1-3 1B 2B	FC5-4 1B		L9		5	1	3	1	0	0	0
John Roseboro, L (1, 2) OBP: 0.350, SLG: 0.335	G3			1B 2B	K	K		K		5	1	1	0	0	3	4
Cesar Tovar, R (1, 8) OBP: 0.324, SLG: 0.390		1B FC1-2 1B		6-3 2-H 1B	WP 1B 3B IBB	FC5-4 E 1B 1-2f		6-3		4	1	2	1	1	0	1
Leo Cardenas, R (1, 6) OBP: 0.356, SLG: 0.399		FC1-2 1-3 1B		6-3 2-3	WP 3B 1B 1-2 2-H 3-H	E9 1-3 1B				4	1	3	2	0	0	1
Bob Miller, R (1, 1) Ron Perranoski, L (8, 1) OBP: 0.158, SLG: 0.111		K		F8	K 1-2 2-3		G3			4 0	0 0	0 0	0 0	0 0	2 0	5 0
Inning Stats	R: 2 E: 2 K: 0 S: 6 H: 3 LOB: 1 BB: 0 P: 6	R: 0 E: 0 K: 1 S: 7 H: 2 LOB: 2 BB: 0 P: 7	R: 0 E: 0 K: 1 S: 5 H: 0 LOB: 0 BB: 0 P: 5	R: 1 E: 0 K: 0 S: 5 H: 2 LOB: 1 BB: 0 P: 5	R: 7 E: 0 K: 2 S: 13 H: 6 LOB: 1 BB: 2 P: 21	R: 1 E: 1 K: 1 S: 7 H: 3 LOB: 2 BB: 0 P: 7	R: 0 E: 0 K: 0 S: 4 H: 1 LOB: 2 BB: 1 P: 8	R: 0 E: 0 K: 1 S: 5 H: 0 LOB: 0 BB: 0 P: 5		1B: 11 2B: 3 3B: 1 HR: 2 SF: 0 SAC: 0 DP: 0 HBP: 0						

livebaseballscorecards.com

AB	40
R	11
H	17
RBI	11
BB	3
SO	6
LOB	21

WP: 1 PA: 43
PB: 0
SB: 0
CS: 0

PITCHER		IP	WLS	BF	H	R	ER	SO	BB	IBB	HBP	BLK	WP	HR	S	P	ERA	WHIP
Denny McLain, R ERA: 2.72	(1, 1)	4.1	L	26	11	9	9	3	1	1	0	0	0	1	30	38	18.69	2.769
John Hiller, L ERA: 4.94	(5, 1)	1.2		9	5	2	2	2	0	0	0	0	1	1	13	13	10.80	3.000
Pat Dobson, R ERA: 4.35	(7, 1)	2.0		8	1	0	0	1	1	0	0	0	0	0	9	13	0.00	1.000

PITCHER	IP	WLS	BF	H	R	ER	SO	BB	IBB	HBP	BLK	WP	HR	S	P	ERA	WHIP

Batter	1	2	3	4	5	6	7	8	9	AB	R	H	RBI	BB	SO	LOB
Mickey Stanley, R (1, 8) OBP: 0.299, SLG: 0.329	5-3	K			BB			FC3-6 1B	5-3	4	0	1	0	1	1	3
Tom Matchick, L (1, 4) OBP: 0.293, SLG: 0.297	K2-4-2 BB		F6		K			FC3-6 1B 1B E 1-2f		3	1	0	0	1	1	2
Al Kaline, R (1, 9) OBP: 0.345, SLG: 0.434	K2-4-2 1-2f		K			4-3 1B		E E 1-2 1B		4	1	2	0	0	2	1
Willie Horton, R (1, 7) OBP: 0.319, SLG: 0.439		K	K			L7		E5 1-H 2-H 1B		4	0	1	0	0	2	1
Norm Cash, L (1, 3) OBP: 0.364, SLG: 0.431		2B E HBP		K		4-3 1-2		BB		2	1	0	0	1	1	1
Jim Price, R (1, 2) OBP: 0.341, SLG: 0.564		E 1-3 2B		K		6-3		L8		4	0	1	0	0	1	3
Don Wert, R (1, 5) OBP: 0.283, SLG: 0.346		E BB		6-3			6-3	L9		3	0	0	0	1	0	2
Dick Tracewski, R (1, 6) OBP: 0.304, SLG: 0.172		E5 1-2 2-3 3-H			L1		F9		5-3	4	0	0	1	0	0	2
Earl Wilson, R (1, 1) OBP: 0.213, SLG: 0.113		F3			K		K		K	3	0	0	0	0	2	3
Don McMahon, R (8, 1)										1	0	0	0	0	1	0
Inning Stats	R: 0 E: 0 K: 1 S: 4 H: 0 LOB: 1 BB: 1 P: 8	R: 1 E: 1 K: 2 S: 9 H: 1 LOB: 3 BB: 1 P: 14	R: 0 E: 0 K: 2 S: 7 H: 0 LOB: 0 BB: 0 P: 7	R: 0 E: 0 K: 2 S: 7 H: 0 LOB: 0 BB: 0 P: 7	R: 0 E: 0 K: 2 S: 7 H: 0 LOB: 1 BB: 1 P: 11	R: 0 E: 0 K: 0 S: 4 H: 1 LOB: 1 BB: 0 P: 4	R: 0 E: 0 K: 1 S: 5 H: 0 LOB: 0 BB: 0 P: 5	R: 2 E: 1 K: 0 S: 6 H: 3 LOB: 2 BB: 1 P: 10	R: 0 E: 0 K: 1 S: 5 H: 0 LOB: 0 BB: 0 P: 5	1B: 4 2B: 2 3B: 0 HR: 0	SF: 0 SAC: 0 DP: 1 HBP: 1						

PITCHER	IP	WLS	BF	H	R	ER	SO	BB	IBB	HBP	BLK	WP	HR	S	P	ERA	WHIP
Jim Kaat, L (1, 1) ERA: 2.92	9.0	L	37	5	3	3	11	4	0	1	0	0	0	54	71	3.00	1.000

PITCHER	IP	WLS	BF	H	R	ER	SO	BB	IBB	HBP	BLK	WP	HR	S	P	ERA	WHIP

Detroit Tigers @ Minnesota Twins

Metropolitan Stadium, Bloomington , MI

Wed Jul 30 1969, 8:05 PM EDT

Att. 18,867 - Cloudy - 75 F

TOP

livebaseballscorecards.com

AB	32
R	3
H	5
RBI	1
BB	4
SO	11
LOB	18

1B: 4 SF: 0
2B: 2 SAC: 0
3B: 0 DP: 1
HR: 0 HBP: 1

WP: 0 PA: 37
PB: 0
SB: 0
CS: 0

Batter	1	2	3	4	5	6	7	8	9	AB	R	H	RBI	BB	SO	LOB
Ted Uhlaender, L (1, 7) OBP: 0.334, SLG: 0.355	1-3		1-3		3-1		3-1			4	0	0	0	0	0	3
Rod Carew, L (1, 4) OBP: 0.424, SLG: 0.537	G6-3		L4			FC4-6		E6		3	1	1	0	1	0	1
Tony Oliva, L (1, 9) OBP: 0.387, SLG: 0.518	G6-3			FC6		FC4-6		WP		4	0	2	1	0	0	2
Harmon Killebrew, R (1, 5) OBP: 0.413, SLG: 0.577		4-3		L9		6-3		F8		4	0	1	0	0	0	3
Rich Reese, L (1, 3) OBP: 0.351, SLG: 0.518		4-3		F7				L4		3	0	0	0	1	0	3
Cesar Tovar, R (1, 8) OBP: 0.320, SLG: 0.386		5-3		FC6		P6		5-3		4	0	0	0	0	0	5
Leo Cardenas, R (1, 6) OBP: 0.353, SLG: 0.395		6-3			6-3		5-3		K	4	0	0	0	0	1	1
George Mitterwald, R (1, 2) OBP: 0.322, SLG: 0.382			P5				L6		K	3	0	1	0	0	0	0
Charlie Manuel, L (9, PH) OBP: 0.354, SLG: 0.338										1	0	0	0	0	1	0
Jim Kaat, L (1, 1) OBP: 0.246, SLG: 0.333			1-3		K				F8	3	0	2	0	0	1	1
Graig Nettles, L (9, PH) OBP: 0.310, SLG: 0.358										1	0	0	0	0	0	0
Inning Stats	R: 0 E: 0 K: 0 S: 3 H: 1 LOB: 0 BB: 0 P: 3	R: 0 E: 0 K: 0 S: 4 H: 1 LOB: 1 BB: 0 P: 4	R: 0 E: 0 K: 0 S: 4 H: 1 LOB: 1 BB: 0 P: 4	R: 0 E: 0 K: 0 S: 4 H: 1 LOB: 1 BB: 0 P: 4	R: 0 E: 0 K: 1 S: 6 H: 1 LOB: 1 BB: 0 P: 6	R: 0 E: 0 K: 0 S: 3 H: 0 LOB: 2 BB: 2 P: 11	R: 0 E: 0 K: 0 S: 4 H: 1 LOB: 1 BB: 0 P: 4	R: 1 E: 1 K: 0 S: 5 H: 1 LOB: 1 BB: 0 P: 5	R: 0 E: 0 K: 2 S: 7 H: 0 LOB: 0 BB: 0 P: 7	1B: 3 2B: 4 3B: 0 HR: 0	SF: 0 SAC: 0 DP: 1 HBP: 0						

PITCHER		IP	WLS	BF	H	R	ER	SO	BB	IBB	HBP	BLK	WP	HR	S	P	ERA	WHIP
Earl Wilson, R ERA: 3.01	(1, 1)	7.0	W	30	7	1	0	1	2	0	0	0	1	0	30	38	0.00	1.286
Don McMahon, R ERA: 4.41	(8, 1)	2.0	S	6	0	0	0	2	0	0	0	0	1	0	10	10	0.00	0.000

PITCHER	IP	WLS	BF	H	R	ER	SO	BB	IBB	HBP	BLK	WP	HR	S	P	ERA	WHIP

BOTTOM

Detroit Tigers @ Minnesota Twins

Metropolitan Stadium, Bloomington , MI

Wed Jul 30 1969, 8:05 PM EDT

Att. 18,867 - Cloudy - 75 F

livebaseballscorecards.com

AB	34
R	1
H	7
RBI	1
BB	2
SO	3
LOB	19

WP: 2	PA: 36		
PB: 0			
SB: 0			
CS: 0			

Batter	1	2	3	4	5	6	7	8	9	AB	R	H	RBI	BB	SO	LOB
Tom Matchick, L (1, 4) OBP: 0.286, SLG: 0.289	F7		1-3			G3		K		4	0	0	0	0	1	3
Mickey Stanley, R (1, 8) OBP: 0.298, SLG: 0.328	F2			6-3		P6		1-2 2-H 3-H 1B		4	0	1	2	0	0	0
Al Kaline, R (1, 9) OBP: 0.342, SLG: 0.428	K			L6-3			K	L5-3		4	0	0	0	0	2	2
Norm Cash, L (1, 3) OBP: 0.366, SLG: 0.442		HR		1B			L8		K	4	1	2	1	0	1	0
Willie Horton, R (1, 7) OBP: 0.315, SLG: 0.433		F7		F8			6-3		K	4	0	0	0	0	1	1
Jim Price, R (1, 2) OBP: 0.339, SLG: 0.553		K			F8			1B 1B	F3	4	1	1	0	0	1	0
Don Wert, R (1, 5) OBP: 0.284, SLG: 0.346		F7			6-3			BB 1-3 1B		3	1	1	0	0	0	0
Dick Tracewski, R (1, 6) OBP: 0.296, SLG: 0.167			K		F8			L9		2	0	0	0	0	1	0
Gates Brown, L (8, PH) OBP: 0.261, SLG: 0.266										1	0	0	0	0	0	2
Pat Dobson, R (8, 1) OBP: 0.105, SLG: 0.158										0	0	0	0	0	0	0
Mike Kilkenny, R (1, 1)			K			F2		1B 1-2 BB		2	0	0	0	0	1	0
Fred Lasher, R (6, 1)										0	0	0	0	0	0	0
Ike Brown, R (8, PH) OBP: 0.314, SLG: 0.281 (8, 6)										0	0	0	0	1	0	0

TOP

Detroit Tigers @ Minnesota Twins

Metropolitan Stadium, Bloomington , MI

Thu Jul 31 1969, 8:05 PM EDT

Att. 25,792 - Unknown - 74 F

livebaseballscorecards.com

AB	32
R	3
H	5
RBI	3
BB	1
SO	8
LOB	8

Inning Stats	1	2	3	4	5	6	7	8	9
	R: 0 E: 0 K: 1 S: 5	H: 0 LOB: 0 BB: 0 P: 5	R: 1 E: 0 K: 1 S: 6	H: 1 LOB: 0 BB: 0 P: 6	R: 0 E: 0 K: 2 S: 7	H: 0 LOB: 0 BB: 0 P: 7	R: 0 E: 0 K: 0 S: 4	H: 1 LOB: 1 BB: 0 P: 4	R: 0 E: 0 K: 0 S: 3	H: 0 LOB: 0 BB: 0 P: 3
	R: 0 E: 0 K: 0 S: 3	H: 0 LOB: 0 BB: 0 P: 3	R: 0 E: 0 K: 1 S: 5	H: 0 LOB: 0 BB: 0 P: 5	R: 2 E: 0 K: 1 S: 8	H: 3 LOB: 2 BB: 1 P: 12	R: 0 E: 0 K: 2 S: 7	H: 0 LOB: 0 BB: 0 P: 7		

	1B: 4	SF: 0	WP: 0	PA: 33
	2B: 0	SAC: 0	PB: 0	
	3B: 0	DP: 0	SB: 0	
	HR: 1	HBP: 0	CS: 0	

PITCHER	IP	WLS	BF	H	R	ER	SO	BB	IBB	HBP	BLK	WP	HR	S	P	ERA	WHIP
Dave Boswell, R (1, 1) ERA: 3.45	9.0	W	33	5	3	3	8	1	0	0	0	0	1	48	52	3.00	0.667

PITCHER	IP	WLS	BF	H	R	ER	SO	BB	IBB	HBP	BLK	WP	HR	S	P	ERA	WHIP

Detroit Tigers @ Minnesota Twins

Metropolitan Stadium, Bloomington , MI

Thu Jul 31 1969, 8:05 PM EDT

Att. 25,792 - Unknown - 74 F

livebaseballscorecards.com

BOTTOM

Batter	1	2	3	4	5	6	7	8	9	AB	R	H	RBI	BB	SO	LOB
Cesar Tovar, R (1, 8) OBP: 0.325, SLG: 0.398	HR		BB G6-3			1B 1B	L9 ②			3	2	2	1	1	0	2
Rod Carew, L (1, 4) OBP: 0.422, SLG: 0.533	4-3 ①		G6-3 ②③ 1-2f			1B 1B 1-2	K ③ S S S			4	1	1	0	0	1	3
Harmon Killebrew, R (1, 3) OBP: 0.411, SLG: 0.573 Rich Reese, L (9, 3) OBP: 0.351, SLG: 0.518	P6 ②			P4 ①		1B 1B SF9 1-2 2-H 1B		K ① S S S		4 0	1 0	1 0	1 0	0 0	1 0	0 0
Tony Oliva, L (1, 9) OBP: 0.386, SLG: 0.515	5-3 ③			3-1 ②		SF9 1B CS 1-2 2-H 1B		F7 ② x		4	0	1	1	0	0	0
Bob Allison, R (1, 7) OBP: 0.340, SLG: 0.378 Frank Quilici, R (8, 5) OBP: 0.257, SLG: 0.272		P4 ① x		F6 ③		CS 1-2 2-3 1B		K ③ S S S		3 1	0 0	1 0	0 0	0 0	0 1	0 0
Leo Cardenas, R (1, 6) OBP: 0.352, SLG: 0.396		6-3 ② x			G4-6-3 1B	SF9 ① 2-3 3-H				2	0	1	1	0	0	0
George Mitterwald, R (1, 2) OBP: 0.315, SLG: 0.373		6-3 ③ x			G4-6-3 ①② S S S 1-2f	K ②③ 1-2 3-H				3	0	0	0	0	1	3
Rick Renick, R (1, 5) OBP: 0.288, SLG: 0.323 Ted Uhlaender, L (7, PR) OBP: 0.334, SLG: 0.355 (8, 7)			HR		FC6-4 BB		SH1-4 1B			2 0	1 0	2 0	1 0	1 0	0 0	0 0
Dave Boswell, R (1, 1) OBP: 0.172, SLG: 0.258			K ① S S S		FC6-4 ③ 1-2f		SH1-4 ① 1-2			2	0	0	0	0	1	1

Inning Stats																																	
	R: 1	H: 1		R: 0	H: 0		R: 1	H: 1		R: 0	H: 0		R: 0	H: 1		R: 3	H: 5		R: 0	H: 1		R: 0	H: 0		1B: 7	SF: 1		WP: 0	PA: 32	
	E: 0	LOB: 0		E: 0	LOB: 0		E: 0	LOB: 0		E: 0	LOB: 0		E: 0	LOB: 1		E: 0	LOB: 2		E: 0	LOB: 0		E: 0	LOB: 0		2B: 0	SAC: 1		PB: 0		
	K: 0	BB: 0		K: 0	BB: 0		K: 1	BB: 1		K: 0	BB: 0		K: 0	BB: 1		K: 1	BB: 0		K: 2	BB: 0		K: 1	BB: 0		3B: 0	DP: 2		SB: 0		
	S: 4	P: 4		S: 3	P: 3		S: 5	P: 9		S: 3	P: 3		S: 3	P: 7		S: 9	P: 9		S: 7	P: 7		S: 6	P: 6		HR: 2	HBP: 0		CS: 2		

PITCHER		IP	WLS	BF	H	R	ER	SO	BB	IBB	HBP	BLK	WP	HR	S	P	ERA	WHIP
Mike Kilkenny, L ERA: 3.45	(1, 1)	5.0	L	22	7	5	5	1	2	0	0	0	0	2	22	30	9.00	1.800
Fred Lasher, R ERA: 1.65	(6, 1)	2.0		7	2	0	0	2	0	0	0	0	0	0	11	11	0.00	1.000
Pat Dobson, R ERA: 4.29	(8, 1)	1.0		3	0	0	0	2	0	0	0	0	0	0	7	7	0.00	0.000

PITCHER	IP	WLS	BF	H	R	ER	SO	BB	IBB	HBP	BLK	WP	HR	S	P	ERA	WHIP

AB	28
R	5
H	9
RBI	5
BB	2
SO	5
LOB	9

Baltimore Orioles @ Minnesota Twins

Metropolitan Stadium, Bloomington , MI

Fri Aug 01 1969, 8:05 PM EDT

Att. 35,725 - Unknown

TOP

livebaseballscorecards.com

Batter	1	2	3	4	5	6	7	8	9	10	AB	R	H	RBI	BB	SO	LOB
Don Buford, S (1, 7) OBP: 0.395, SLG: 0.439 Merv Rettenmund, R (10, 7) OBP: 0.353, SLG: 0.396	4-3		K			SH5-3		E4		1B	4	0	1	0	0	1	1
											0	0	0	0	0	0	0
Paul Blair, R (1, 8) OBP: 0.355, SLG: 0.528	L7		K			HR		F9		1B	5	1	2	2	0	1	1
Frank Robinson, R (1, 9) OBP: 0.432, SLG: 0.601	6-3		F4			F3		1-3		L9	5	0	0	0	0	0	3
Boog Powell, L (1, 3) OBP: 0.386, SLG: 0.579		BB	3-1			BB			K		2	0	0	0	2	1	0
Brooks Robinson, R (1, 5) OBP: 0.298, SLG: 0.420		F9			HR	F7			5-3		4	1	1	1	0	0	2
Davey Johnson, R (1, 4) OBP: 0.365, SLG: 0.391		G4-6-3			BB		5-3		1B		3	0	1	0	1	0	1
Elrod Hendricks, L (1, 2) OBP: 0.306, SLG: 0.359 Clay Dalrymple, L (1, 2) OBP: 0.395, SLG: 0.382 Andy Etchebarren, R (9, PH) OBP: 0.369, SLG: 0.401 (9, 2)			4-3		G3-6-3		4-3		4-3		0	0	0	0	0	0	0
											3	0	0	0	0	0	1
											1	0	0	0	0	0	1
Mark Belanger, R (1, 6) OBP: 0.359, SLG: 0.346			BB		F9		6-3			G3	3	0	0	0	1	0	0
Jim Hardin, R (1, 1) OBP: 0.229, SLG: 0.364 Marcelino Lopez, R (3, 1) OBP: 0.286, SLG: 0.091 Al Severinsen, R (7, 1) Curt Motton, R (8, PH) OBP: 0.349, SLG: 0.447 Eddie Watt, R (8, 1) Chico Salmon, R (10, PH) OBP: 0.375, SLG: 0.353 Dave Leonhard, R (10, 1) Pete Richert, L (10, 1) OBP: 0.200, SLG: 0.200			SH5-3			HR		6-3		F8	0	0	0	0	0	0	0
											0	1	0	0	1	0	0
											0	0	0	0	0	0	0
											1	0	0	0	0	0	0
											0	0	0	0	0	0	0
											1	0	0	0	0	0	0
											0	0	0	0	0	0	0
											0	0	0	0	0	0	0

Inning Stats	1	2	3	4	5	6	7	8	9	10
	R: 0 E: 0 K: 0 S: 3	H: 0 LOB: 0 BB: 0 P: 3	R: 0 E: 0 K: 0 S: 2	H: 0 LOB: 0 BB: 1 P: 6	R: 0 E: 0 K: 1 S: 5	H: 0 LOB: 1 BB: 1 P: 9	R: 0 E: 0 K: 1 S: 5	H: 0 LOB: 0 BB: 0 P: 5	R: 1 E: 0 K: 0 S: 3	H: 1 LOB: 0 BB: 1 P: 7
	R: 2 E: 0 K: 0 S: 4	H: 1 LOB: 1 BB: 2 P: 12	R: 0 E: 0 K: 0 S: 3	H: 0 LOB: 0 BB: 0 P: 3	R: 0 E: 1 K: 0 S: 4	H: 0 LOB: 1 BB: 0 P: 4	R: 0 E: 0 K: 1 S: 6	H: 1 LOB: 1 BB: 0 P: 6	R: 0 E: 0 K: 0 S: 5	H: 2 LOB: 2 BB: 0 P: 5

| | | | | | | | | | | |

Batter	1	2	3	4	5	6	7	8	9	10	AB	R	H	RBI	BB	SO	LOB
Ted Uhlaender, L (1, 7) OBP: 0.331, SLG: 0.351 Ron Perranoski, L (7, 1) OBP: 0.150, SLG: 0.105 Charlie Manuel, L (10, PH) OBP: 0.358, SLG: 0.338 Frank Quilici, R (10, PR) OBP: 0.257, SLG: 0.272	3-1	F5	F9			F6		K		IBB 1-2 1B	4 1 0 0	0 0 0 0	0 0 0 0	0 0 0 0	0 0 1 0	0 1 0 0	5 0 0 0
Rod Carew, L (1, 4) OBP: 0.423, SLG: 0.530	CS HBP	1-2 2-3 BB		K		L3		K		1-2 2-3 3-H 1B	4	0	1	1	1	2	0
Tony Oliva, L (1, 9) OBP: 0.383, SLG: 0.510	BB BB 1-2 BB	F8		F5		K			4-3		4	0	0	0	1	1	3
Harmon Killebrew, R (1, 5) OBP: 0.413, SLG: 0.575	BB 1-2 BB		F9 SF7 2B	6-3			1B 1B		5-3		4	1	2	0	1	0	0
Rich Reese, L (1, 3) OBP: 0.355, SLG: 0.525	1-2 2-3 BB		F9 2-3		SF8 3B		L5		1B		4	1	2	0	1	0	2
John Roseboro, L (1, 2) OBP: 0.343, SLG: 0.331	F7		SF7 3-H		SF8 3-H		L9		F5		3	0	0	2	0	0	5
Cesar Tovar, R (1, 8) OBP: 0.326, SLG: 0.401		5-3	S 2B		4-3		FC6-4 1-2 1B			F4	5	0	2	0	0	0	0
Leo Cardenas, R (1, 6) OBP: 0.355, SLG: 0.402		BB SH 1B	BB 2-3 IBB		4-3		FC6-4 1-2f			1B 3B	4	1	2	0	1	0	2
Dean Chance, R (1, 1) OBP: 0.214, SLG: 0.083 Al Worthington, R (6, 1) Bob Allison, R (6, PH) OBP: 0.347, SLG: 0.405 (7, 7)		SH BB 1-2	1-2 BB			HR		4-3		1B IBB IBB	0 0 2	0 0 1	0 0 1	0 0 1	1 0 1	0 0 0	0 0 0
Inning Stats	R: 0 E: 0 K: 0 S: 2 H: 0 LOB: 3 BB: 3 P: 15	R: 0 E: 1 K: 0 S: 5 H: 1 LOB: 3 BB: 1 P: 9	R: 1 E: 0 K: 0 S: 5 H: 2 LOB: 3 BB: 2 P: 13	R: 0 E: 0 K: 1 S: 5 H: 0 LOB: 0 BB: 0 P: 5	R: 1 E: 0 K: 0 S: 4 H: 1 LOB: 0 BB: 0 P: 4	R: 1 E: 0 K: 1 S: 6 H: 1 LOB: 0 BB: 0 P: 6	R: 0 E: 0 K: 0 S: 5 H: 2 LOB: 2 BB: 0 P: 5	R: 0 E: 0 K: 2 S: 7 H: 0 LOB: 0 BB: 0 P: 7	R: 0 E: 0 K: 0 S: 4 H: 1 LOB: 1 BB: 0 P: 4	R: 1 E: 0 K: 0 S: 3 H: 2 LOB: 3 BB: 2 P: 11	1B: 5 2B: 2 3B: 2 HR: 1 SF: 2 SAC: 1 DP: 0 HBP: 1	WP: 0 PB: 0 SB: 1 CS: 1 PA: 47					

PITCHER		IP	WLS	BF	H	R	ER	SO	BB	IBB	HBP	BLK	WP	HR	S	P	ERA	WHIP
Jim Hardin, R ERA: 3.48	(1, 1)	2.2		18	3	1	1	0	5	1	1	0	0	0	11	36	3.38	3.000
Marcelino Lopez, L ERA: 4.3	(3, 1)	4.0		16	4	2	2	2	0	0	0	0	0	1	20	20	4.50	1.000
Al Severinsen, R ERA: 3.21	(7, 1)	0.1		1	0	0	0	0	0	0	0	0	0	0	1	1	0.00	0.000
Eddie Watt, R ERA: 1.84	(8, 1)	2.0		7	1	0	0	2	0	0	0	0	0	0	11	11	0.00	0.500
Dave Leonhard, R ERA: 2.84	(10, 1)	0.1	L	4	1	1	1	0	0	2	0	0	0	0	2	10	27.00	3.000

PITCHER		IP	WLS	BF	H	R	ER	SO	BB	IBB	HBP	BLK	WP	HR	S	P	ERA	WHIP
Pete Richert, L ERA: 2.19	(10, 1)	0.0		1	1	0	0	0	0	0	0	0	0	0	1	1	∞	∞

BOTTOM

Baltimore Orioles @ Minnesota Twins

Metropolitan Stadium, Bloomington , MI

Fri Aug 01 1969, 8:05 PM EDT

Att. 35,725 - Unknown

livebaseballscorecards.com

AB	35
R	4
H	10
RBI	4
BB	8
SO	4
LOB	17

Baltimore Orioles @ Minnesota Twins

Metropolitan Stadium, Bloomington , MI

Sat Aug 02 1969, 4:33 AM EDT

Att. 36,152 - Unknown

TOP

livebaseballscorecards.com

Batter	1	2	3	4	5	6	7	8	9	AB	R	H	RBI	BB	SO	LOB
Don Buford, S (1, 7) OBP: 0.395, SLG: 0.438	F7		SH S G4-6-3 1B	E8 2-H 1B			G3		F7	5	1	2	1	0	0	0
Paul Blair, R (1, 8) OBP: 0.358, SLG: 0.531	2B		SH G4-6-3 1-3	F8			HR 1B		BBBB E 1B BB	3	1	2	0	1	0	1
Frank Robinson, R (1, 9) OBP: 0.429, SLG: 0.595	K		G4-6-3 1-2f 3-H		F7		F7		E9 G6-4-3 1-3 1B	5	0	1	0	0	1	3
Boog Powell, L (1, 3) OBP: 0.386, SLG: 0.584	K		1B		4-3		1-H HR		G6-4-3 1-2f	5	1	2	2	0	1	3
Brooks Robinson, R (1, 5) OBP: 0.296, SLG: 0.416		6-3	F8		4-3		F4			4	0	0	0	0	0	1
Davey Johnson, R (1, 4) OBP: 0.367, SLG: 0.392		BB 1B		6-3		6-3		FC6-4 1B		4	0	2	0	0	0	0
Mark Belanger, R (1, 6) OBP: 0.360, SLG: 0.346		BBBB 1-2 BB		1B SF8 1B		F4		SSS K		3	1	1	0	1	1	1
Clay Dalrymple, L (1, 2) OBP: 0.404, SLG: 0.474		F4		SF8 E 1-3 1B		HR		FC6-4 1-2f		4	2	2	1	0	0	3
Mike Cuellar, L (1, 1) OBP: 0.079, SLG: 0.129		L4		SF8 1-2 3-H		SSS K		SSS K		2	0	0	1	0	1	2
Al Severinsen, R (7, 1)										1	0	0	0	0	1	1
Pete Richert, L (9, 1) OBP: 0.200, SLG: 0.200										0	0	0	0	0	0	0
Inning Stats	R: 0 H: 1 E: 0 LOB: 1 K: 2 BB: 0 S: 8 P: 8	R: 0 H: 1 E: 0 LOB: 2 K: 0 BB: 1 S: 4 P: 8	R: 1 H: 2 E: 1 LOB: 1 K: 0 BB: 0 S: 5 P: 5	R: 2 H: 3 E: 1 LOB: 1 K: 0 BB: 0 S: 6 P: 6	R: 0 H: 0 E: 0 LOB: 0 K: 0 BB: 0 S: 3 P: 3	R: 1 H: 1 E: 0 LOB: 0 K: 1 BB: 0 S: 6 P: 6	R: 2 H: 2 E: 0 LOB: 0 K: 0 BB: 0 S: 5 P: 5	R: 0 H: 1 E: 1 LOB: 1 K: 2 BB: 0 S: 8 P: 8	R: 0 H: 1 E: 1 LOB: 1 K: 0 BB: 1 S: 3 P: 7							

AB	36
R	6
H	12
RBI	5
BB	2
SO	5
LOB	15

1B: 9 SF: 1
2B: 1 SAC: 1
3B: 0 DP: 2
HR: 2 HBP: 0

WP: 0 PA: 40
PB: 0
SB: 1
CS: 0

PITCHER		IP	WLS	BF	H	R	ER	SO	BB	IBB	HBP	BLK	WP	HR	S	P	ERA	WHIP
Jim Perry, R ERA: 2.99	(1, 1)	3.2		19	7	3	3	2	1	0	0	0	0	0	22	26	7.36	2.182
Dick Woodson, R ERA: 4.17	(4, 1)	1.1		4	0	0	0	0	0	0	0	0	0	0	4	4	0.00	0.000
Jerry Crider, R ERA: 5.0	(6, 1)	1.0		4	1	1	1	1	0	0	0	0	0	1	6	6	9.00	1.000
Al Worthington, R ERA: 3.48	(7, 1)	2.0	L	9	3	2	2	2	0	0	0	0	0	1	13	13	9.00	1.500
Bob Miller, R ERA: 3.48	(9, 1)	0.1		3	1	0	0	0	1	0	0	0	0	0	2	6	0.00	6.000

PITCHER		IP	WLS	BF	H	R	ER	SO	BB	IBB	HBP	BLK	WP	HR	S	P	ERA	WHIP
Ron Perranoski, L ERA: 1.72	(9, 1)	0.2		1	0	0	0	0	0	0	0	0	0	0	1	1	0.00	0.000

Baltimore Orioles @ Minnesota Twins

Metropolitan Stadium, Bloomington , MI

Sat Aug 02 1969, 4:33 AM EDT

Att. 36,152 - Unknown

BOTTOM

Batter	1	2	3	4	5	6	7	8	9	AB	R	H	RBI	BB	SO	LOB
Cesar Tovar, R (1, 8) OBP: 0.324, SLG: 0.398	SH1-3 1B		F8		E6 SH3-4 E 1-2	F4			F8	5	1	1	0	0	0	2
Rod Carew, L (1, 4) OBP: 0.422, SLG: 0.527	SH1-3 1-2		BBBB G5-4-3 BB		SH3-4 1-2 2-3		L9		4-3	2	0	0	0	1	0	0
Harmon Killebrew, R (1, 3) (9, 5) Ted Uhlaender, L (9, PR) OBP: 0.331, SLG: 0.351	5-3		G5-4-3 1-2f		E6 FC4-6 3-H		HR		BBBB BB	4 0	1 0	1 0	2 0	1 0	0 0	3 0
Tony Oliva, L (1, 9) OBP: 0.386, SLG: 0.515	BBBB BB			SF8 3B	FC4-6 1-2f 2-H 1B		1B		F2	4	2	2	0	1	0	2
Bob Allison, R (1, 7) OBP: 0.351, SLG: 0.403	L7			BBBB BB	2-H 1B		SSS K			3	0	1	1	1	1	3
Leo Cardenas, R (1, 6) OBP: 0.354, SLG: 0.402		1B		SF8 3-H	F8		4-3			3	0	1	1	0	0	2
Rick Renick, R (1, 5) OBP: 0.276, SLG: 0.309 Rich Reese, L (8, PH) (9, 3) OBP: 0.354, SLG: 0.523	SSS K			F9	5-3				F8	3 1	0 0	0 0	0 0	0 0	1 0	2 0
Tom Tischinski, R (1, 2) OBP: 0.250, SLG: 0.143 Graig Nettles, L (8, PH) OBP: 0.309, SLG: 0.355 John Roseboro, L (9, 2) OBP: 0.343, SLG: 0.331	F8		SSS K		5-3				F8	3 1 0	0 0 0	0 0 0	0 0 0	0 0 0	1 0 0	2 0 0
Jim Perry, S (1, 1) OBP: 0.250, SLG: 0.269 Dick Woodson, R (4, 1) OBP: 0.148, SLG: 0.080 Frank Quilici, R (5, PH) OBP: 0.263, SLG: 0.279 Jerry Crider, R (6, 1) OBP: 0.444, SLG: 0.667 Al Worthington, R (7, 1) Charlie Manuel, L (8, PH) OBP: 0.356, SLG: 0.336 Bob Miller, R (9, 1) Ron Perranoski, L (9, 1) OBP: 0.150, SLG: 0.105	SSS K				SH3-4 E E 1B	1B			SSS K	1 0 1 1 0 0 1 0 0	0 0 1 0 0 0 0 0 0	0 0 1 1 0 0 0 0 0	0 0 0 0 0 0 0 0 0	1 0 0 0 0 0 1 0 0	0 0 0 0 0 0 0 0 0	1 0 0 0 0 0 0 0 0
Inning Stats	R: 0 E: 0 K: 0 S: 4 H: 1 LOB: 2 BB: 1 P: 8	R: 0 E: 0 K: 2 S: 8 H: 1 LOB: 1 BB: 0 P: 8	R: 0 E: 0 K: 0 S: 2 H: 0 LOB: 0 BB: 1 P: 6	R: 1 E: 0 K: 1 S: 6 H: 1 LOB: 1 BB: 1 P: 10	R: 3 E: 3 K: 0 S: 7 H: 2 LOB: 1 BB: 0 P: 7	R: 0 E: 0 K: 0 S: 4 H: 1 LOB: 1 BB: 0 P: 4	R: 1 E: 0 K: 1 S: 7 H: 2 LOB: 1 BB: 0 P: 7	R: 0 E: 0 K: 1 S: 5 H: 0 LOB: 0 BB: 0 P: 5	R: 0 E: 0 K: 0 S: 3 H: 0 LOB: 1 BB: 1 P: 7	1B: 6 2B: 0 3B: 1 HR: 1	SF: 1 SAC: 2 DP: 1 HBP: 0	WP: 0 PB: 0 SB: 0 CS: 0	PA: 40			

livebaseballscorecards.com

AB	33
R	5
H	8
RBI	4
BB	4
SO	5
LOB	17

PITCHER		IP	WLS	BF	H	R	ER	SO	BB	IBB	HBP	BLK	WP	HR	S	P	ERA	WHIP
Mike Cuellar, L ERA: 2.44	(1, 1)	6.1	W	31	8	5	2	3	3	0	0	0	0	1	34	46	2.84	1.737
Al Severinsen, R ERA: 2.76	(7, 1)	2.1		8	0	0	0	2	1	0	0	0	0	0	11	15	0.00	0.429
Pete Richert, L ERA: 2.17	(9, 1)	0.1	S	1	0	0	0	0	0	0	0	0	0	0	1	1	0.00	0.000

PITCHER	IP	WLS	BF	H	R	ER	SO	BB	IBB	HBP	BLK	WP	HR	S	P	ERA	WHIP

Batter	1	2	3	4	5	6	7	8	9	AB	R	H	RBI	BB	SO	LOB
Don Buford, S (1, 7) OBP: 0.394, SLG: 0.436	0-0 1B		0-0 F9 ②		0-3 K ①		0-0 L8 ③			4	0	1	0	0	1	0
Paul Blair, R (1, 8) OBP: 0.357, SLG: 0.535	0-0 F7 ①		0-3 K ③		0-0 5-3 ②			0-0 HR		4	1	1	1	0	1	1
Frank Robinson, R (1, 9) OBP: 0.428, SLG: 0.594	0-3 K ②			0-0 1B G6-4-3 1B	0-0 F3 ③			0-0 6-3 ①		1	0	0	0	0	1	1
Merv Rettenmund, R (1, 9) OBP: 0.353, SLG: 0.395										3	1	1	0	0	0	0
Boog Powell, L (1, 3) OBP: 0.387, SLG: 0.582	0-0 6-3 ③			0-0 G6-4-3 1-3 1B		4-0 FC5-4 BB		0-3 K ②		3	0	1	0	1	1	1
Brooks Robinson, R (1, 5) OBP: 0.293, SLG: 0.412		0-0 5-3 ①		0-0 G6-4-3 ② 1-2f 3-H		0-0 FC5-4 ① 1-2f		0-0 F3 ③		4	0	0	0	0	0	2
Davey Johnson, R (1, 4) OBP: 0.365, SLG: 0.388		0-0 F7 ②		4-0 BB 1B BB		0-0 F8 ②			0-0 F9 ①	3	0	0	0	1	0	1
Andy Etchebarren, R (1, 2) OBP: 0.374, SLG: 0.407		0-0 1B		0-0 BB 1-2 1B		0-0 5-3 ③			0-3 K ②	3	0	2	0	0	0	1
Elrod Hendricks, L (9, PH) OBP: 0.305, SLG: 0.357										1	0	0	0	0	1	0
Mark Belanger, R (1, 6) OBP: 0.362, SLG: 0.345		0-0 F8 ③		4-0 BB 1-2 2-3 BB			0-0 F8 ①		0-0 1B	3	0	1	0	1	0	1
Dave McNally, R (1, 1) OBP: 0.125, SLG: 0.067			0-3 K ①	0-0 5-3 ③			0-3 K ②		0-0 F5 ③	3	0	0	0	0	2	3
Eddie Watt, R (8, 1)										0	0	0	0	0	0	0
Dave May, L (9, PH) OBP: 0.262, SLG: 0.259										1	0	0	0	0	0	1
Inning Stats	R: 0 E: 0 K: 1 S: 6 H: 1 LOB: 1 BB: 0 P: 6	R: 0 E: 0 K: 0 S: 4 H: 1 LOB: 1 BB: 0 P: 4	R: 0 E: 0 K: 2 S: 7 H: 0 LOB: 0 BB: 0 P: 7	R: 1 E: 0 K: 0 S: 5 H: 3 LOB: 3 BB: 2 P: 13	R: 0 E: 0 K: 1 S: 5 H: 0 LOB: 0 BB: 0 P: 5	R: 0 E: 0 K: 0 S: 3 H: 0 LOB: 1 BB: 1 P: 7	R: 0 E: 0 K: 1 S: 5 H: 0 LOB: 0 BB: 0 P: 5	R: 1 E: 0 K: 1 S: 6 H: 1 LOB: 0 BB: 0 P: 6	R: 0 E: 0 K: 1 S: 6 H: 1 LOB: 1 BB: 0 P: 6	1B: 6 2B: 0 3B: 0 HR: 1 SF: 0 SAC: 0 DP: 1 HBP: 0						

PITCHER		IP	WLS	BF	H	R	ER	SO	BB	IBB	HBP	BLK	WP	HR	S	P	ERA	WHIP
Jim Kaat, L ERA: 2.86	(1, 1)	7.0	W	28	5	1	1	5	3	0	0	0	0	0	35	47	1.29	1.143
Al Worthington, R ERA: 3.53	(8, 1)	2.0	S	8	2	1	1	2	0	0	0	0	0	1	12	12	4.50	1.000

PITCHER	IP	WLS	BF	H	R	ER	SO	BB	IBB	HBP	BLK	WP	HR	S	P	ERA	WHIP

Baltimore Orioles @ Minnesota Twins

Metropolitan Stadium, Bloomington , MI

Sun Aug 03 1969, 4:33 AM EDT

Att. 40,661 - Unknown

TOP

livebaseballscorecards.com

AB	33
R	2
H	7
RBI	1
BB	3
SO	7
LOB	12

WP: 0 PA: 36
PB: 0
SB: 0
CS: 0

BOTTOM

Baltimore Orioles @ Minnesota Twins

Metropolitan Stadium, Bloomington , MI

Sun Aug 03 1969, 4:33 AM EDT

Att. 40,661 - Unknown

livebaseballscorecards.com

Batter	1	2	3	4	5	6	7	8	9	AB	R	H	RBI	BB	SO	LOB
Cesar Tovar, R (1, 8) OBP: 0.323, SLG: 0.396	5-3		F3			CS 1B	F8			4	0	1	0	0	0	0
Rod Carew, L (1, 4) OBP: 0.420, SLG: 0.524	K			F8		K		5-3 1B 1B		4	1	1	0	0	2	1
Harmon Killebrew, R (1, 3) OBP: 0.414, SLG: 0.580	1B 2B			BB		K 1-2		5-3 1-2		3	0	1	0	1	1	2
Tony Oliva, L (1, 9) OBP: 0.387, SLG: 0.515	2-H 1B			F8			L8	2-H 1B		4	0	2	1	0	0	1
Bob Allison, R (1, 7) OBP: 0.342, SLG: 0.391		K		K			F8	K		4	0	0	0	0	3	2
Ted Uhlaender, L (9, 7) OBP: 0.331, SLG: 0.351										0	0	0	0	0	0	0
Leo Cardenas, R (1, 6) OBP: 0.356, SLG: 0.403		F8			4-3 1B		BB 1B HR 1B	6-3		4	1	2	0	0	0	1
Frank Quilici, R (1, 5) OBP: 0.265, SLG: 0.280		K			F6		BB HR 1B			3	1	1	0	0	1	1
Tom Tischinski, R (1, 2) OBP: 0.231, SLG: 0.130			L6		4-3 1-2					2	0	0	0	0	0	1
Rick Renick, R (7, PH) OBP: 0.286, SLG: 0.309										0	1	0	0	1	0	0
John Roseboro, L (8, 2) OBP: 0.343, SLG: 0.331							4-0 HR BB 1-2 2-3			0	0	0	0	0	0	0
Jim Kaat, L (1, 1) OBP: 0.239, SLG: 0.323			1-3		K					2	0	0	0	0	1	1
Rich Reese, L (7, PH) OBP: 0.356, SLG: 0.537										1	1	1	4	0	0	0
Al Worthington, R (8, 1)							0-0 1-H 2-H 3-H HR			0	0	0	0	0	0	0

Inning Stats										
	R: 0	H: 2	R: 0	H: 0	R: 0	H: 0	R: 0	H: 0	R: 0	H: 1
	E: 0	LOB: 2	E: 0	LOB: 0	K: 0	LOB: 0	E: 0	LOB: 1	E: 0	LOB: 1
	K: 1	BB: 0	K: 2	BB: 0	S: 3	BB: 0	K: 1	BB: 1	K: 1	BB: 0
	S: 6	P: 6	S: 7	P: 7		P: 3	S: 5	P: 9	S: 6	P: 6

Inning Stats									
	R: 0	H: 1	R: 4	H: 3	R: 1	H: 2	1B: 7	SF: 0	WP: 0	PA: 33
	E: 0	LOB: 1	E: 0	LOB: 0	E: 0	LOB: 1	2B: 2	SAC: 0	PB: 0	
	K: 2	BB: 0	K: 0	BB: 1	K: 1	BB: 0	3B: 0	DP: 1	SB: 0	
	S: 7	P: 7	S: 6	P: 10	S: 7	P: 7	HR: 1	HBP: 0	CS: 1	

PITCHER		IP	WLS	BF	H	R	ER	SO	BB	IBB	HBP	BLK	WP	HR	S	P	ERA	WHIP
Dave McNally, L ERA: 2.97	(1, 1)	7.1	L	31	9	5	5	7	2	0	0	0	0	1	43	51	6.14	1.500
Eddie Watt, R ERA: 1.81	(8, 1)	0.2		2	0	0	0	1	0	0	0	0	0	0	4	4	0.00	0.000

PITCHER	IP	WLS	BF	H	R	ER	SO	BB	IBB	HBP	BLK	WP	HR	S	P	ERA	WHIP

AB	31
R	5
H	9
RBI	5
BB	2
SO	8
LOB	10

Batter	1	2	3	4	5	6	7	8	9	AB	R	H	RBI	BB	SO	LOB
Cesar Tovar, R (1, 8) OBP: 0.324, SLG: 0.394	BBBB 4-0 E 1B G3 BB	0-0 ① F8			0-0 ① 4-3		0-0 ① S 1B 1B		0-0 ② L9	4	2	1	0	1	0	0
Rod Carew, L (1, 4) OBP: 0.420, SLG: 0.520	0-0 E5 G3 BB 1-3 2B 1B	0-0 ② 5-3			BBBB 4-0 WP 1B BB		SSS 0-3 ① K 1-2		SSS 0-3 ③ K	4	2	1	0	1	2	1
Harmon Killebrew, R (1, 3) OBP: 0.415, SLG: 0.579 Ted Uhlaender, L (7, 7) OBP: 0.331, SLG: 0.351	BBBB 4-0 G3 1-2 2B BB	0-0 ③ L9			0-0 1B 1-H 1B		0-0 ② L7			3 0	1 0	1 0	1 0	1 0	0 0	1 0
Tony Oliva, L (1, 9) OBP: 0.390, SLG: 0.517	0-0 ① G3 1-2 2-3 3-H		0-0 G5-4-3 1B		0-0 1-2 1B		0-0 2-H 1B			4	0	3	2	0	0	2
Bob Allison, R (1, 7) OBP: 0.338, SLG: 0.385 Rich Reese, L (5, PH) (5, 7) (7, 3) OBP: 0.354, SLG: 0.533	SSS 0-3 ② K	0-0 ①② G5-4-3 1-2f			SSS 0-3 ② K		0-0 ③ F7			2 2	0 0	0 0	0 0	0 0	1 1	3 3
Leo Cardenas, R (1, 6) OBP: 0.355, SLG: 0.400	BBBB 4-0 2B 1B BB	0-0 ③ 6-3			0-0 ③ F3			0-0 ① 6-3		3	1	0	0	1	0	2
Rick Renick, R (1, 5) OBP: 0.284, SLG: 0.319 Frank Quilici, R (8, 5) OBP: 0.265, SLG: 0.280	0-0 1-3 2-H 3-H 1B 2B			0-0 ① F4		0-0 ① 6-3		0-0 ② 5-3		4 0	1 0	1 0	2 0	0 0	0 0	0 0
Tom Tischinski, R (1, 2) OBP: 0.233, SLG: 0.148	0-0 2-H 3-H 1B			0-0 ② 5-3		0-0 ② 4-3		0-0 ③ 6-3		4	0	1	2	0	0	0
Bob Miller, R (1, 1) Ron Perranoski, L (8, 1) OBP: 0.143, SLG: 0.100	SSS 0-3 ③ K			SSS 0-3 ③ K		0-0 ③ 4-3			SSS 0-3 ① K	3 1	0 0	0 0	0 0	0 0	2 1	1 0
Inning Stats	R: 5 H: 3 E: 1 LOB: 1 K: 2 BB: 3 S: 10 P: 22	R: 0 H: 0 E: 0 LOB: 0 K: 0 BB: 0 S: 3 P: 3	R: 0 H: 1 E: 0 LOB: 0 K: 0 BB: 0 S: 3 P: 3	R: 0 H: 0 E: 0 LOB: 0 K: 1 BB: 0 S: 5 P: 5	R: 1 H: 2 E: 0 LOB: 2 K: 1 BB: 1 S: 7 P: 11	R: 0 H: 0 E: 0 LOB: 0 K: 0 BB: 0 S: 3 P: 3	R: 1 H: 2 E: 0 LOB: 1 K: 1 BB: 0 S: 7 P: 7	R: 0 H: 0 E: 0 LOB: 0 K: 0 BB: 0 S: 3 P: 3	R: 0 H: 0 E: 0 LOB: 0 K: 2 BB: 0 S: 7 P: 7	1B: 7 2B: 1 3B: 0 HR: 0	SF: 0 SAC: 0 DP: 1 HBP: 0			WP: 1 PB: 0 SB: 1 CS: 0	PA: 38		

TOP

Minnesota Twins @ Detroit Tigers

Tiger Stadium, Detroit, MI

Mon Aug 04 1969, 7:05 PM EDT

Att. 12,040 - Unknown

livebaseballscorecards.com

AB	34
R	7
H	8
RBI	7
BB	4
SO	7
LOB	13

PITCHER		IP	WLS	BF	H	R	ER	SO	BB	IBB	HBP	BLK	WP	HR	S	P	ERA	WHIP
Mike Kilkenny, L ERA: 4.46	(1, 1)	3.0	L	15	4	5	5	2	3	0	0	0	0	0	16	28	15.00	2.333
Tom Timmermann, R ERA: 2.75	(4, 1)	2.0		9	2	1	1	2	1	0	0	0	1	0	12	16	4.50	1.500
Joe Sparma, R ERA: 4.59	(6, 1)	3.0		11	2	1	1	1	0	0	0	0	0	0	13	13	3.00	0.667
Daryl Patterson, R ERA: 2.65	(9, 1)	1.0		3	0	0	0	2	0	0	0	0	0	0	7	7	0.00	0.000

PITCHER	IP	WLS	BF	H	R	ER	SO	BB	IBB	HBP	BLK	WP	HR	S	P	ERA	WHIP

Batter	1	2	3	4	5	6	7	8	9	AB	R	H	RBI	BB	SO	LOB
Mickey Stanley, R (1, 8) OBP: 0.302, SLG: 0.328	4-3		2B (2-H)			F7		5-3		4	0	1	1	0	0	1
Tom Tresh, S (1, 6) OBP: 0.294, SLG: 0.347	2B		6-3			4-3			F9	4	0	1	0	0	0	1
Al Kaline, R (1, 9) OBP: 0.340, SLG: 0.419	BB (G4-6-3)		K			F7			BB	2	0	0	0	2	1	1
Norm Cash, L (1, 3) OBP: 0.364, SLG: 0.432	G4-6-3 (1-2f)			3-1			G3		F9	4	0	0	0	0	0	3
Willie Horton, R (1, 7) OBP: 0.308, SLG: 0.429		3-1		3-1			F4		4-3	4	0	0	0	0	0	1
Jim Price, R (1, 2) OBP: 0.338, SLG: 0.540		4-3		5-3			F7			3	0	0	0	0	0	0
Tom Matchick, L (1, 4) OBP: 0.295, SLG: 0.305		G3			5-3			K		3	0	0	0	0	1	0
Don Wert, R (1, 5) OBP: 0.295, SLG: 0.348			1-3 (2B) 1B		F7			6-3 1B		3	1	2	0	0	0	0
Mike Kilkenny, R (1, 1)			1-3 (1-2)		3-1			6-3 (1-2)		0	0	0	0	0	0	0
Ike Brown, R (3, PH) OBP: 0.311, SLG: 0.278										1	0	0	0	0	0	1
Tom Timmermann, R (4, 1)										0	0	0	0	0	0	0
Dave Campbell, R (5, PH) OBP: 0.161, SLG: 0.071										1	0	0	0	0	0	0
Joe Sparma, R (6, 1) OBP: 0.154, SLG: 0.120										0	0	0	0	0	0	0
Gates Brown, L (8, PH) OBP: 0.257, SLG: 0.261										1	0	0	0	0	0	1
Daryl Patterson, L (9, 1)										0	0	0	0	0	0	0
Inning Stats	R: 0 E: 0 K: 0 S: 3 H: 1 LOB: 1 BB: 1 P: 7	R: 0 E: 0 K: 0 S: 3 H: 0 LOB: 0 BB: 0 P: 3	R: 1 E: 0 K: 1 S: 7 H: 2 LOB: 1 BB: 0 P: 7	R: 0 E: 0 K: 0 S: 3 H: 0 LOB: 0 BB: 0 P: 3	R: 0 E: 0 K: 0 S: 3 H: 0 LOB: 0 BB: 0 P: 3	R: 0 E: 0 K: 0 S: 3 H: 0 LOB: 0 BB: 0 P: 3	R: 0 E: 0 K: 0 S: 3 H: 0 LOB: 0 BB: 0 P: 3	R: 0 E: 0 K: 1 S: 6 H: 1 LOB: 1 BB: 0 P: 6	R: 0 E: 0 K: 0 S: 3 H: 0 LOB: 1 BB: 1 P: 7	1B: 2 2B: 2 3B: 0 HR: 0 SF: 0 SAC: 0 DP: 1 HBP: 0						

PITCHER		IP	WLS	BF	H	R	ER	SO	BB	IBB	HBP	BLK	WP	HR	S	P	ERA	WHIP
Bob Miller, R ERA: 3.3	(1, 1)	7.1	W	26	4	1	1	2	1	0	0	0	0	0	29	33	1.23	0.682
Ron Perranoski, L ERA: 1.69	(8, 1)	1.2	S	6	0	0	0	0	1	0	0	0	0	0	5	9	0.00	0.600

PITCHER	IP	WLS	BF	H	R	ER	SO	BB	IBB	HBP	BLK	WP	HR	S	P	ERA	WHIP

BOTTOM

Minnesota Twins @ Detroit Tigers

Tiger Stadium, Detroit, MI

Mon Aug 04 1969, 7:05 PM EDT

Att. 12,040 - Unknown

livebaseballscorecards.com

AB	30
R	1
H	4
RBI	1
BB	2
SO	2
LOB	9

Batter	1	2	3	4	5	6	7	8	9	10	11	12	13	AB	R	H	RBI	BB	SO	LOB
Ted Uhlaender, L OBP: 0.333, SLG: 0.359 (1, 7)	L8	4-3			HR		4-3 1B 1B		G3		4-3 PB BB		L9	6	1	2	1	1	0	1
Rod Carew, L OBP: 0.418, SLG: 0.514 (1, 4)	1B E 1B		4-3		F8		L9		K		1-2 K		4-3 FC4-6 BB	6	1	1	0	1	2	2
Tony Oliva, L OBP: 0.391, SLG: 0.516 (1, 9)	F8		F7		1B 1B		1-2 4-3 1B		BB 1B		2-3 4-3		1-2f FC4-6	7	0	3	0	0	0	3
Harmon Killebrew, R OBP: 0.418, SLG: 0.577 (1, 5)	E 1-3 1B 1B		BB		F8		1-2 2-3 4-3		1-2 BB		BB			3	0	1	0	3	0	3
Rich Reese, L OBP: 0.357, SLG: 0.530 (1, 3)	E6 1-3 3-H 1B		6-3		1-3 1B		4-0 IBB		K		5-3			5	0	2	1	1	1	5
John Roseboro, L OBP: 0.339, SLG: 0.326 (1, 2)	F3			F8	K		L8			F8		L9-3 1B		6	0	1	0	0	1	7
Cesar Tovar, R OBP: 0.322, SLG: 0.390 (1, 8)		L5		E7 1B 1B	K			5-3		E3 5-3		L9-3 1-2		6	1	1	0	0	1	1
Leo Cardenas, R OBP: 0.354, SLG: 0.399 (1, 6)		SH5-4 1B		CS 2-H 1B		F8		K		5-3 1-2		4-3		6	0	2	1	0	1	1
Dean Chance, R OBP: 0.188, SLG: 0.071 (1, 1) Al Worthington, R (7, 1) Graig Nettles, L (8, PH) OBP: 0.307, SLG: 0.353 Ron Perranoski, L (8, 1) OBP: 0.143, SLG: 0.100 Charlie Manuel, L (10, PH) OBP: 0.354, SLG: 0.333 Dick Woodson, R (10, 1) OBP: 0.143, SLG: 0.077		SH5-4 1-2		K 1-2		K		K		F5			6-3	2 0 1 0 1 1	0 0 0 0 0 0	0 0 0 0 0 0	0 0 0 0 0 0	0 0 1 0 0 0	2 0 0 0 0 0	1 0 0 0 1 0
Inning Stats	R: 1 E: 1 K: 0 S: 6 H: 3 LOB: 2 BB: 0 P: 6	R: 0 E: 0 K: 0 S: 4 H: 1 LOB: 1 BB: 0 P: 4	R: 0 E: 0 K: 0 S: 3 H: 0 LOB: 1 BB: 1 P: 7	R: 1 E: 1 K: 1 S: 6 H: 2 LOB: 0 BB: 0 P: 6	R: 1 E: 0 K: 1 S: 8 H: 3 LOB: 2 BB: 0 P: 8	R: 0 E: 0 K: 2 S: 7 H: 0 LOB: 0 BB: 0 P: 7	R: 0 E: 0 K: 0 S: 5 H: 2 LOB: 3 BB: 1 P: 9	R: 0 E: 0 K: 2 S: 7 H: 0 LOB: 0 BB: 0 P: 7	R: 0 E: 0 K: 2 S: 8 H: 1 LOB: 2 BB: 1 P: 12	R: 0 E: 1 K: 0 S: 4 H: 0 LOB: 1 BB: 0 P: 4	R: 0 E: 0 K: 1 S: 5 H: 0 LOB: 2 BB: 2 P: 13	R: 0 E: 0 K: 0 S: 3 H: 1 LOB: 0 BB: 0 P: 3	R: 0 E: 0 K: 0 S: 3 H: 0 LOB: 1 BB: 1 P: 7	1B: 12 2B: 1 3B: 0 HR: 1 SF: 0 SAC: 1 DP: 1 HBP: 0						

PITCHER		IP	WLS	BF	H	R	ER	SO	BB	IBB	HBP	BLK	WP	HR	S	P	ERA	WHIP
Denny McLain, R ERA: 2.61	(1, 1)	7.0		33	11	3	2	4	1	1	0	0	0	1	39	47	2.57	1.714
Don McMahon, R ERA: 4.04	(8, 1)	2.0		8	1	0	0	4	1	0	0	0	0	0	15	19	0.00	1.000
Pat Dobson, R ERA: 4.14	(10, 1)	3.0		12	1	0	0	1	2	0	0	0	0	0	12	20	0.00	1.000
John Hiller, L ERA: 4.9	(13, 1)	1.0	W	4	0	0	0	0	1	0	0	0	0	0	3	7	0.00	1.000

PITCHER	IP	WLS	BF	H	R	ER	SO	BB	IBB	HBP	BLK	WP	HR	S	P	ERA	WHIP

TOP

Minnesota Twins @ Detroit Tigers

Tiger Stadium, Detroit, MI

Tue Aug 05 1969, 7:05 PM EDT

Att. 21,680 - Unknown

livebaseballscorecards.com

AB	50
R	3
H	13
RBI	3
BB	6
SO	9
LOB	25

WP: 0 PB: 1 SB: 0 CS: 1 PA: 57

Batter	1	2	3	4	5	6	7	8	9	10	11	12	13	AB	R	H	RBI	BB	SO	LOB
Mickey Stanley, R (1, 8) OBP: 0.304, SLG: 0.331	0-0 1B E 1B 1B		0-0 F8 ①		0-0 F9 ②		0-0 1B		0-0 F7 ③			0-0 1B		6	1	3	0	0	0	1
Tom Tresh, S (1, 6) OBP: 0.291, SLG: 0.344	0-0 1B 1-2 1B		0-0 F6 ②		0-0 F5 ③		0-0 4-3 ③			0-0 F5 ①		SSS 0-3 K ③		6	0	1	0	0	1	3
Gates Brown, L (1, 7) SSS OBP: 0.260, SLG: 0.306 Al Kaline, R (8, PH) OBP: 0.342, SLG: 0.419 (9, 9)	0-3 K ①		0-0 L8 ③			0-0 HR		0-0 SH1-4 1B		0-0 L9 ②			BBBB 4-0 1B 1B BB	3 2	1 1	1 1	1 0	0 1	1 0	2 0
Norm Cash, L (1, 3) OBP: 0.367, SLG: 0.435	0-0 E2 1-3 2-H 1B			0-0 FC6-4 1B		0-0 L4 ①		0-0 SH1-4 ① 1-2		0-0 L8 ③			4-0 1B IBB 1-3 1B	5	0	3	0	0	0	0
Willie Horton, R (1, 9) OBP: 0.311, SLG: 0.424 (9, 7)	0-0 F6 ②			0-0 FC6-4 ① 1-2f		BBBB 4-0 E WP BB		IIII 4-0 IBB			0-0 F9 ①		IIII 4-0 1B 1-2 IBB	3	1	0	0	3	0	3
Bill Freehan, R (1, 2) OBP: 0.335, SLG: 0.403	0-0 4-3 ③			0-0 F7 ②		0-0 F8 ② 1-3		0-0 L8 ②			0-0 G1-6-3 1B		SSS 0-3 K ①	6	0	1	0	0	1	9
Tom Matchick, L (1, 4) OBP: 0.296, SLG: 0.305 Jim Price, R (8, PH) OBP: 0.336, SLG: 0.535 Dick Tracewski, R (9, 4) OBP: 0.298, SLG: 0.174		0-0 F8 ①		0-0 6-3 ③		0-0 PO 1B 3-H		0-0 F6 ③			SSS 0-0 G1-6-3 ② ③ 1-2f		SSS 0-3 K ②	3 1 2	0 0 0	1 0 0	0 0 0	0 0 1	0 2 4	1 2 4
Don Wert, R (1, 5) OBP: 0.295, SLG: 0.348		0-0 L7 ②			0-0 SH1-4 1B	0-0 PO ③ 1-2	0-0 5-3 ①		0-0 F7 ①			0-0 F7 ①	0-0 1B 1-2 2-3 3-H	6	0	2	1	0	0	0
Denny McLain, R (1, 1) OBP: 0.210, SLG: 0.184 Jim Northrup, L (7, PH) OBP: 0.346, SLG: 0.475 Don McMahon, R (8, 1) Ike Brown, R (9, PH) OBP: 0.308, SLG: 0.275 Pat Dobson, R (10, 1) OBP: 0.100, SLG: 0.158 Dave Campbell, R (12, PH) OBP: 0.156, SLG: 0.069 John Hiller, R (13, 1) OBP: 0.333, SLG: 0.286	SSS 0-3 K ③				0-0 SH1-4 ① 1-2		SSS 0-3 K ②		SSS 0-3 K ②			0-0 1-3 ②		1 1 0 1 0 1 0	0 0 0 0 0 0 0	0 0 0 0 0 0 0	0 0 0 0 0 0 0	1 1 0 0 0 0 0	0 0 0 0 0 0 0	0 0 0 0 0 0 0
Inning Stats	R: 1 H: 3 E: 1 LOB: 2 K: 1 BB: 0 S: 8 P: 8	R: 0 H: 0 E: 0 LOB: 0 K: 1 BB: 0 S: 5 P: 5	R: 0 H: 0 E: 0 LOB: 0 K: 0 BB: 0 S: 3 P: 3	R: 0 H: 1 E: 0 LOB: 1 K: 0 BB: 0 S: 4 P: 4	R: 0 H: 1 E: 0 LOB: 1 K: 0 BB: 0 S: 4 P: 4	R: 2 H: 2 E: 1 LOB: 0 K: 0 BB: 1 S: 4 P: 8	R: 0 H: 1 E: 0 LOB: 1 K: 1 BB: 0 S: 6 P: 6	R: 0 H: 1 E: 0 LOB: 2 K: 0 BB: 1 S: 4 P: 8	R: 0 H: 0 E: 0 LOB: 0 K: 1 BB: 0 S: 5 P: 5	R: 0 H: 0 E: 0 LOB: 0 K: 0 BB: 0 S: 3 P: 3	R: 0 H: 1 E: 0 LOB: 0 K: 0 BB: 0 S: 3 P: 3	R: 0 H: 1 E: 0 LOB: 1 K: 1 BB: 0 S: 6 P: 6	R: 1 H: 2 E: 0 LOB: 3 K: 2 BB: 2 S: 8 P: 16	1B: 12 2B: 0 3B: 0 HR: 1	SF: 0 SAC: 2 DP: 1 HBP: 0	WP: 1 PB: 0 SB: 0 CS: 0	PA: 54		

PITCHER		IP	WLS	BF	H	R	ER	SO	BB	IBB	HBP	BLK	WP	HR	S	P	ERA	WHIP
Dean Chance, R ERA: 2.51	(1, 1)	6.2		27	7	3	1	3	1	0	0	0	1	1	32	36	1.35	1.200
Al Worthington, R ERA: 3.5	(7, 1)	0.1		2	1	0	0	0	0	0	0	0	0	0	2	2	0.00	3.000
Ron Perranoski, L ERA: 1.65	(8, 1)	2.0		8	1	0	0	1	0	1	0	0	0	0	9	13	0.00	0.500
Dick Woodson, R ERA: 4.1	(10, 1)	3.2	L	16	4	1	1	3	1	1	0	0	0	0	20	28	2.46	1.364

PITCHER		IP	WLS	BF	H	R	ER	SO	BB	IBB	HBP	BLK	WP	HR	S	P	ERA	WHIP

BOTTOM

Minnesota Twins @ Detroit Tigers

Tiger Stadium, Detroit, MI

Tue Aug 05 1969, 7:05 PM EDT

Att. 21,680 - Unknown

livebaseballscorecards.com

AB	47
R	4
H	13
RBI	2
BB	4
SO	7
LOB	25

Minnesota Twins @ Detroit Tigers

Tiger Stadium, Detroit, MI

Wed Aug 06 1969, 7:05 PM EDT

Att. 21,996 - Unknown

TOP

livebaseballscorecards.com

Batter	1	2	3	4	5	6	7	8	9	AB	R	H	RBI	BB	SO	LOB
Cesar Tovar, R (1, 8) OBP: 0.325, SLG: 0.390	0-0 1-3 S 2B 1B	4-0 S BB		0-0 6-3 ③			4-0 S SH1-3 SF8 BB	0-0 1-3 ③		3	2	1	0	2	0	2
Rod Carew, L (1, 4) OBP: 0.413, SLG: 0.508	0-0 F7 ① 1-2	0-3 K ③ 1-2			0-0 F9 ①		0-0 SH1-3 ① 1-2		0-0 F6 ①	4	0	0	0	0	1	3
Harmon Killebrew, R (1, 3) OBP: 0.418, SLG: 0.572 Rich Reese, L (9, 3) OBP: 0.357, SLG: 0.530	0-0 1-3 ② 2-3		0-3 K ①		4-0 BB		4-0 BB 2-3 BB		0-0 F2 ②	3 0	0 0	0 0	0 0	2 0	1 0	1 0
Tony Oliva, L (1, 9) OBP: 0.389, SLG: 0.516	0-0 3-H 2B		0-0 F8 ②		0-0 L7 ②		0-0 SF8 ② 3-H		0-3 K ③	4	0	1	2	0	1	1
Bob Allison, R (1, 7) OBP: 0.342, SLG: 0.383 Ted Uhlaender, L (8, 7) OBP: 0.333, SLG: 0.359	0-0 L9 ③		0-0 1B		0-0 L7 ③		4-0 1-2 BB			3 0	0 0	1 0	0 0	1 0	0 0	2 0
Leo Cardenas, R (1, 6) OBP: 0.356, SLG: 0.402		0-0 BB HBP G6-3 1B	0-0 5-3 ③			0-0 2B	0-3 K ③			4	1	2	0	0	1	3
Rick Renick, R (1, 5) OBP: 0.306, SLG: 0.324 Frank Quilici, R (8, 5) OBP: 0.265, SLG: 0.280	1-0 G6-3 BB 1-2 HBP		0-0 SH1-3 1B			0-0 L8 ①		4-0 BB		2 0	0 0	1 0	0 0	1 0	0 0	1 0
Tom Tischinski, R (1, 2) OBP: 0.242, SLG: 0.138	4-0 G6-3 1-2 2-3 BB		0-0 SH1-3 ① 1-2			0-0 F6 ②		0-0 F9 ①		2	0	0	0	1	0	2
Jim Perry, S (1, 1) OBP: 0.233, SLG: 0.250	0-0 G6-3 ① ② 1-2f 2-3 3-H		0-0 F6 ②			0-3 K ③		0-0 F4 ②		4	0	0	0	0	1	5

Inning Stats																								
	R: 1	H: 2		R: 1	H: 1		R: 0	H: 1		R: 0	H: 1		R: 0	H: 1		R: 0	H: 0		R: 1	H: 0		R: 0	H: 0	
	E: 0	LOB: 1		E: 0	LOB: 2		E: 0	LOB: 1		E: 0	LOB: 1		E: 0	LOB: 2		E: 0	LOB: 1		E: 0	LOB: 0		E: 0	LOB: 0	
	K: 0	BB: 0		K: 1	BB: 2		K: 1	BB: 1		K: 0	BB: 0		K: 1	BB: 0		K: 0	BB: 1		K: 1	BB: 3		K: 1	BB: 0	
	S: 5	P: 5		S: 5	P: 14		S: 6	P: 6		S: 4	P: 4		S: 6	P: 6		S: 3	P: 7		S: 5	P: 17		S: 5	P: 5	

1B: 4	SF: 1		WP: 0	PA: 40
2B: 2	SAC: 2		PB: 0
3B: 0	DP: 1		SB: 3
HR: 0	HBP: 1		CS: 0

PITCHER		IP	WLS	BF	H	R	ER	SO	BB	IBB	HBP	BLK	WP	HR	S	P	ERA	WHIP
Mickey Lolich, L ERA: 2.84	(1, 1)	8.0	L	37	6	3	3	4	7	0	1	0	0	0	37	66	3.38	1.625
John Hiller, L ERA: 4.82	(9, 1)	1.0		3	0	0	0	1	0	0	0	0	0	0	5	5	0.00	0.000

PITCHER	IP	WLS	BF	H	R	ER	SO	BB	IBB	HBP	BLK	WP	HR	S	P	ERA	WHIP

AB	29
R	3
H	6
RBI	2
BB	7
SO	5
LOB	20

Minnesota Twins @ Detroit Tigers

Tiger Stadium, Detroit, MI

Wed Aug 06 1969, 7:05 PM EDT

Att. 21,996 - Unknown

BOTTOM

Batter	1	2	3	4	5	6	7	8	9	AB	R	H	RBI	BB	SO	LOB
Mickey Stanley, R (1, 8) OBP: 0.302, SLG: 0.328	6-3		6-3			F3		F8		4	0	0	0	0	0	0
Tom Tresh, S (1, 6) OBP: 0.291, SLG: 0.342	6-3		F7			1B			F2	4	0	1	0	0	0	0
Gates Brown, L (1, 7) OBP: 0.247, SLG: 0.289	4-3		4-3			F8			L3	4	0	0	0	0	0	1
Norm Cash, L (1, 3) OBP: 0.363, SLG: 0.429		L9		4-3		4-3			F8	4	0	0	0	0	0	1
Willie Horton, R (1, 9) OBP: 0.311, SLG: 0.427		1B 2B		F5			L8			3	1	1	0	0	0	0
Tom Matchick, L (1, 4) OBP: 0.297, SLG: 0.306		IBB 1B 2-H		F6			4-3			3	0	1	1	0	0	0
Jim Price, R (1, 2) OBP: 0.329, SLG: 0.523		F9			F3		F4			3	0	0	0	0	0	1
Don Wert, R (1, 5) OBP: 0.296, SLG: 0.345		IBB 1-2			L8			F4		2	0	0	0	1	0	0
Mickey Lolich, S (1, 1) OBP: 0.167, SLG: 0.109 Jim Northrup, L (8, PH) OBP: 0.345, SLG: 0.473 John Hiller, R (9, 1) OBP: 0.333, SLG: 0.286		K			K			G3		2 1 0	0 0 0	0 0 0	0 0 0	0 0 0	2 0 0	2 0 0
Inning Stats	R: 0 E: 0 K: 0 S: 3 H: 0 LOB: 0 BB: 0 P: 3	R: 1 E: 0 K: 1 S: 7 H: 2 LOB: 2 BB: 1 P: 11	R: 0 E: 0 K: 0 S: 3 H: 0 LOB: 0 BB: 0 P: 3	R: 0 E: 0 K: 0 S: 3 H: 0 LOB: 0 BB: 0 P: 3	R: 0 E: 0 K: 1 S: 5 H: 0 LOB: 0 BB: 0 P: 5	R: 0 E: 0 K: 0 S: 4 H: 1 LOB: 1 BB: 0 P: 4	R: 0 E: 0 K: 0 S: 3 H: 0 LOB: 0 BB: 0 P: 3	R: 0 E: 0 K: 0 S: 3 H: 0 LOB: 0 BB: 0 P: 3	R: 0 E: 0 K: 0 S: 3 H: 0 LOB: 0 BB: 0 P: 3	1B: 2 2B: 1 3B: 0 HR: 0 SF: 0 SAC: 0 DP: 0 HBP: 0						

livebaseballscorecards.com

	AB	30
	R	1
	H	3
	RBI	1
	BB	1
	SO	2
	LOB	5

PITCHER	IP	WLS	BF	H	R	ER	SO	BB	IBB	HBP	BLK	WP	HR	S	P	ERA	WHIP
Jim Perry, R (1, 1) ERA: 2.89	9.0	W	31	3	1	1	2	0	1	0	0	0	0	34	38	1.00	0.333

PITCHER	IP	WLS	BF	H	R	ER	SO	BB	IBB	HBP	BLK	WP	HR	S	P	ERA	WHIP

Minnesota Twins @ Detroit Tigers

Tiger Stadium, Detroit, MI

Thu Aug 07 1969, 7:05 PM EDT

Att. 17,160 - Unknown

TOP

Batter	1	2	3	4	5	6	7	8	9	AB	R	H	RBI	BB	SO	LOB
Ted Uhlaender, L (1, 7) OBP: 0.331, SLG: 0.357	FC4-6 1B		4-3		5-3		F7		4-3	5	0	1	0	0	0	0
Rod Carew, L (1, 4) OBP: 0.410, SLG: 0.504	L7		3-1		G3		F5		K	3	0	0	0	0	0	1
Frank Quilici, R (6, 4) OBP: 0.261, SLG: 0.275										2	0	0	0	0	1	0
Tony Oliva, L (1, 9) OBP: 0.387, SLG: 0.512	FC4-6 1-2f			BB HR 1B	6-3			G3	6-3	5	1	1	0	0	0	1
Harmon Killebrew, R (1, 5) OBP: 0.416, SLG: 0.568	F7			BBBB 1-2 HR BB	6-3			F8		3	1	0	0	1	0	1
Rich Reese, L (1, 3) OBP: 0.366, SLG: 0.548		1B 1B		1-H 2-H HR		FC4-6 1B		1B 1B		4	2	4	3	0	0	0
John Roseboro, L (1, 2) OBP: 0.349, SLG: 0.335		1-3 G6-3 1B		BBBB SH5-3 BB		1-2 FC4-6 1B		1-2 1B 1B		3	0	3	0	1	0	0
Cesar Tovar, R (1, 8) OBP: 0.325, SLG: 0.389		F7		SH5-3 1-2		1-2f 2-3 FC4-6		1-3 2-H BB 1B		3	0	1	1	0	0	4
Leo Cardenas, R (1, 6) OBP: 0.355, SLG: 0.399		1-2f G6-3		SSS K		4-3		BBBB 1-2 BB		3	0	0	0	1	1	5
Jim Kaat, L (1, 1) OBP: 0.236, SLG: 0.318			4-3	F7			SSS K	SSS K		1	0	0	0	0	0	0
Jerry Crider, R (3, 1) OBP: 0.444, SLG: 0.667										0	0	0	0	0	0	0
Graig Nettles, L (4, PH) OBP: 0.305, SLG: 0.351										1	0	0	0	0	0	1
Tom Hall, L (4, 1) OBP: 0.174, SLG: 0.217										0	0	0	0	0	0	0
Rick Renick, R (7, PH) OBP: 0.302, SLG: 0.320										1	0	0	0	0	1	0
Al Worthington, R (7, 1)										0	0	0	0	0	0	0
Charlie Manuel, L (8, PH) OBP: 0.352, SLG: 0.331										1	0	0	0	0	1	3
Ron Perranoski, L (8, 1) OBP: 0.143, SLG: 0.100										0	0	0	0	0	0	0
Inning Stats	R: 0 E: 0 K: 0 S: 4 H: 1 LOB: 1 BB: 0 P: 4	R: 0 E: 0 K: 0 S: 4 H: 2 LOB: 1 BB: 0 P: 4	R: 0 E: 0 K: 0 S: 3 H: 0 LOB: 0 BB: 0 P: 3	R: 3 E: 0 K: 1 S: 7 H: 2 LOB: 1 BB: 2 P: 15	R: 0 E: 0 K: 0 S: 3 H: 0 LOB: 0 BB: 0 P: 3	R: 0 E: 0 K: 0 S: 5 H: 2 LOB: 2 BB: 0 P: 5	R: 0 E: 0 K: 1 S: 5 H: 0 LOB: 0 BB: 0 P: 5	R: 1 E: 0 K: 1 S: 8 H: 3 LOB: 3 BB: 1 P: 12	R: 0 E: 0 K: 1 S: 5 H: 0 LOB: 0 BB: 0 P: 5	1B: 9 2B: 0 3B: 0 HR: 1	SF: 0 SAC: 1 DP: 1 HBP: 0						

	AB	35
	R	4
	H	10
	RBI	4
	BB	3
	SO	4
	LOB	16

WP: 0 PB: 0 SB: 0 CS: 0 PA: 39

livebaseballscorecards.com

PITCHER		IP	WLS	BF	H	R	ER	SO	BB	IBB	HBP	BLK	WP	HR	S	P	ERA	WHIP
Earl Wilson, R ERA: 3.06	(1, 1)	3.0		15	5	3	3	0	2	0	0	0	0	1	13	21	9.00	2.333
Tom Timmermann, R ERA: 2.59	(4, 1)	4.2	W	19	5	1	1	2	0	0	0	0	0	0	23	23	1.93	1.071
Don McMahon, R ERA: 3.89	(8, 1)	1.1	S	5	0	0	0	2	1	0	0	0	0	0	8	12	0.00	0.750

PITCHER	IP	WLS	BF	H	R	ER	SO	BB	IBB	HBP	BLK	WP	HR	S	P	ERA	WHIP

Minnesota Twins @ Detroit Tigers

Tiger Stadium, Detroit, MI

Thu Aug 07 1969, 7:05 PM EDT

Att. 17,160 - Unknown

BOTTOM

Batter	1	2	3	4	5	6	7	8	9	AB	R	H	RBI	BB	SO	LOB
Mickey Stanley, R (1, 8) OBP: 0.301, SLG: 0.326	F8	F8		F2		K		1B		5	0	1	1	0	1	2
Tom Tresh, S (1, 6) OBP: 0.287, SLG: 0.337	F8		K	K		F7		F9		5	0	0	0	0	2	3
Al Kaline, R (1, 9) OBP: 0.346, SLG: 0.430	1B		HR		BB		K			3	2	2	1	1	1	0
Willie Horton, R (1, 7) OBP: 0.313, SLG: 0.428	1B		PB 1B		L7		L8			4	1	2	0	0	0	1
Bill Freehan, R (1, 2) OBP: 0.340, SLG: 0.407	1B		PB 1B		FC6-4		1B			4	0	3	1	0	0	1
Norm Cash, L (1, 3) OBP: 0.362, SLG: 0.427	F8		2B		L4		G3			4	1	1	1	0	0	4
Don Wert, R (1, 5) OBP: 0.299, SLG: 0.351		5-3	2B			6-3		SH3-4 1B		4	1	2	1	0	0	0
Ike Brown, R (1, 4) OBP: 0.308, SLG: 0.309		HR	K			E4 1B		SH3-4		3	1	1	1	0	1	1
Earl Wilson, R (1, 1) OBP: 0.215, SLG: 0.123		K		K		1B		K		1	0	0	0	0	1	0
Tom Timmermann, R (4, 1) OBP: 0.333, SLG: 0.333										2	0	1	0	0	1	0
Don McMahon, R (8, 1)										1	0	0	0	0	1	1
Inning Stats	R: 1 E: 0 K: 0 S: 6 H: 3 LOB: 2 BB: 0 P: 6	R: 1 E: 0 K: 1 S: 6 H: 1 LOB: 0 BB: 0 P: 6	R: 3 E: 0 K: 2 S: 11 H: 5 LOB: 1 BB: 0 P: 11	R: 0 E: 0 K: 2 S: 7 H: 0 LOB: 0 BB: 0 P: 7	R: 0 E: 0 K: 0 S: 3 H: 0 LOB: 1 BB: 1 P: 7	R: 0 E: 1 K: 1 S: 7 H: 1 LOB: 2 BB: 0 P: 7	R: 0 E: 0 K: 1 S: 6 H: 1 LOB: 1 BB: 0 P: 6	R: 1 E: 0 K: 1 S: 7 H: 2 LOB: 1 BB: 0 P: 7		1B: 10 2B: 1 3B: 0 HR: 2	SF: 0 SAC: 1 DP: 0 HBP: 0						

livebaseballscorecards.com

AB	36
R	6
H	13
RBI	6
BB	1
SO	8
LOB	13

PITCHER		IP	WLS	BF	H	R	ER	SO	BB	IBB	HBP	BLK	WP	HR	S	P	ERA	WHIP
Jim Kaat, L ERA: 3.06	(1, 1)	2.2	L	15	8	5	5	2	0	0	0	0	0	2	19	19	16.88	3.000
Jerry Crider, R ERA: 4.94	(3, 1)	0.1		2	1	0	0	1	0	0	0	0	0	0	4	4	0.00	3.000
Tom Hall, L ERA: 4.13	(4, 1)	3.0		12	1	0	0	3	1	0	0	0	0	0	17	21	0.00	0.667
Al Worthington, R ERA: 3.43	(7, 1)	1.0		4	1	0	0	1	0	0	0	0	0	0	6	6	0.00	1.000
Ron Perranoski, L ERA: 1.73	(8, 1)	1.0		5	2	1	1	1	0	0	0	0	0	0	7	7	9.00	2.000

PITCHER	IP	WLS	BF	H	R	ER	SO	BB	IBB	HBP	BLK	WP	HR	S	P	ERA	WHIP

Batter	1	2	3	4	5	6	7	8	9	AB	R	H	RBI	BB	SO	LOB
Ted Uhlaender, L (1, 8) OBP: 0.334, SLG: 0.358	F7		6-3 1B		6-3		G5-4-3 1B		BB	4	2	2	0	1	0	0
Cesar Tovar, R (1, 4) OBP: 0.326, SLG: 0.390	5-3		6-3 1-2			BB	G5-4-3 1-2f		1-H 2B	4	1	1	1	1	0	2
Tony Oliva, L (1, 9) OBP: 0.389, SLG: 0.519	BB		CS 1B 2-H			F9		HR	4-3	4	1	2	2	1	0	2
Harmon Killebrew, R (1, 5) OBP: 0.417, SLG: 0.567 Frank Quilici, R (8, PR) OBP: 0.261, SLG: 0.275 (8, 5)	4-3		CS 1-2	G6-4-3 1B		FC4 1B 1-3		E4		4 0	1 0	2 0	0 0	0 0	0 0	1 0
Rich Reese, L (1, 3) OBP: 0.368, SLG: 0.547 Bob Allison, R (8, 3) OBP: 0.342, SLG: 0.383		F9		G6-4-3 1-2		FC4 1-2 3-H		K		4 0	0 0	2 0	1 0	0 0	1 0	1 0
John Roseboro, L (1, 2) OBP: 0.344, SLG: 0.329		G3		G6-4-3 1-2f 2-3		FC4 1B 1-2f 2-3		K		4	0	0	0	0	1	5
Graig Nettles, L (1, 7) OBP: 0.309, SLG: 0.354		1B		F7		1B 1-2 3-H		4-3		4	0	2	1	0	0	2
Leo Cardenas, R (1, 6) OBP: 0.352, SLG: 0.395		K	5-3	L9					F8	4	0	0	0	0	1	3
Bob Miller, R (1, 1) Tom Hall, L (3, 1) OBP: 0.160, SLG: 0.200 Al Worthington, R (7, 1) Ron Perranoski, L (9, 1) OBP: 0.143, SLG: 0.100			F8	F9			K		K	1 2 1 0	0 0 0 0	0 0 0 0	0 0 0 0	0 0 0 0	0 1 1 0	0 0 0 0

Inning Stats									
	R: 0 E: 0 K: 0 S: 3	H: 0 LOB: 1 BB: 1 P: 7	R: 0 E: 0 K: 1 S: 6	H: 1 LOB: 1 BB: 0 P: 6	R: 1 E: 0 K: 0 S: 4	H: 2 LOB: 0 BB: 0 P: 4	R: 0 E: 0 K: 0 S: 4	H: 2 LOB: 1 BB: 0 P: 4	R: 0 E: 0 K: 0 S: 3	H: 0 LOB: 0 BB: 0 P: 3
	R: 2 E: 0 K: 0 S: 6	H: 3 LOB: 2 BB: 1 P: 10	R: 0 E: 0 K: 1 S: 5	H: 1 LOB: 0 BB: 0 P: 5	R: 1 E: 1 K: 2 S: 9	H: 1 LOB: 1 BB: 0 P: 9	R: 1 E: 0 K: 1 S: 6	H: 1 LOB: 1 BB: 1 P: 10	1B: 9 2B: 1 3B: 0 HR: 1	SF: 0 SAC: 0 DP: 2 HBP: 0	WP: 0 PB: 0 SB: 0 CS: 1	PA: 40

PITCHER		IP	WLS	BF	H	R	ER	SO	BB	IBB	HBP	BLK	WP	HR	S	P	ERA	WHIP
Tom Phoebus, R ERA: 3.38	(1, 1)	5.2		25	8	3	3	1	2	0	0	0	0	0	25	33	4.76	1.765
Dave Leonhard, R ERA: 2.79	(6, 1)	1.1		4	1	0	0	1	0	0	0	0	0	0	6	6	0.00	0.750
Marcelino Lopez, L ERA: 4.47	(8, 1)	2.0	W	10	2	2	2	3	1	0	0	0	0	1	15	19	9.00	1.500

PITCHER	IP	WLS	BF	H	R	ER	SO	BB	IBB	HBP	BLK	WP	HR	S	P	ERA	WHIP

TOP

Minnesota Twins @ Baltimore Orioles

Memorial Stadium, Baltimore, MD

Fri Aug 08 1969, 7:05 PM EDT

Att. 20,487 - Unknown

livebaseballscorecards.com

AB	36
R	5
H	11
RBI	5
BB	3
SO	5
LOB	16

BOTTOM

Minnesota Twins @ Baltimore Orioles

Memorial Stadium, Baltimore, MD

Fri Aug 08 1969, 7:05 PM EDT

Att. 20,487 - Unknown

livebaseballscorecards.com

Batter	1	2	3	4	5	6	7	8	9	AB	R	H	RBI	BB	SO	LOB
Don Buford, S (1, 7) OBP: 0.387, SLG: 0.422	4-3		K		F9		G6-3 1-2f		BB 1-2 1B	5	1	1	0	0	1	1
Paul Blair, R (1, 8) OBP: 0.354, SLG: 0.534	IHR		S		F6		FC4-6		1B 1-2 2-3 BB	4	2	3	1	1	0	0
Frank Robinson, R (1, 9) OBP: 0.435, SLG: 0.605	F3		1-2 BB		BB		FC4-6 1-2f		1B 1-3 2-H 3-H SF9	3	1	1	2	2	0	1
Boog Powell, L (1, 3) OBP: 0.384, SLG: 0.579	G3		L6		F7			4-3	S 1-3 3-H	5	0	1	1	0	0	3
Brooks Robinson, R (1, 5) OBP: 0.291, SLG: 0.423		F4	1-3			F7		HR	IBB 1-2	4	1	1	1	1	0	2
Davey Johnson, R (1, 4) OBP: 0.370, SLG: 0.392		1B 1B		2B		1B		F7	SF9 3-H	4	0	3	1	0	0	0
Mark Belanger, R (1, 6) OBP: 0.359, SLG: 0.341		K		F7		F6		6-3		4	0	0	0	0	1	3
Clay Dalrymple, L (1, 2) OBP: 0.364, SLG: 0.422 Andy Etchebarren, R (6, PH) OBP: 0.375, SLG: 0.407 (7, 2)	1-3 1B		K		F8				BB 1B 1B	2 2	0 1	1 1	0 0	0 0	1 0	1 1
Tom Phoebus, R (1, 1) OBP: 0.254, SLG: 0.263 Dave Leonhard, R (6, 1) Chico Salmon, R (7, PH) OBP: 0.356, SLG: 0.316 Marcelino Lopez, R (8, 1) OBP: 0.286, SLG: 0.091 Elrod Hendricks, L (9, PH) OBP: 0.308, SLG: 0.357		4-3	L7				E4 G6-3		F9	2 0 1 0 1	0 0 0 0 0	0 0 0 0 0	0 0 0 0 0	0 0 0 0 0	0 0 0 0 0	3 0 0 0 1
Inning Stats	R: 1 E: 0 K: 0 S: 4 H: 1 LOB: 0 BB: 0 P: 4	R: 0 E: 0 K: 1 S: 7 H: 2 LOB: 2 BB: 0 P: 7	R: 0 E: 0 K: 1 S: 6 H: 1 LOB: 2 BB: 1 P: 10	R: 0 E: 0 K: 1 S: 6 H: 1 LOB: 1 BB: 0 P: 6	R: 0 E: 0 K: 0 S: 3 H: 0 LOB: 1 BB: 1 P: 7	R: 0 E: 0 K: 0 S: 4 H: 1 LOB: 1 BB: 0 P: 4	R: 0 E: 1 K: 0 S: 4 H: 1 LOB: 1 BB: 0 P: 4	R: 1 E: 0 K: 0 S: 4 H: 1 LOB: 0 BB: 0 P: 4	R: 4 E: 0 K: 0 S: 6 H: 4 LOB: 2 BB: 2 P: 14	1B: 9 2B: 1 3B: 0 HR: 2 SF: 1 SAC: 0 DP: 1 HBP: 0						

	AB	37
	R	6
	H	12
	RBI	6
	BB	4
	SO	3
	LOB	16

	WP: 0	PA: 42
	PB: 0	
	SB: 2	
	CS: 0	

PITCHER		IP	WLS	BF	H	R	ER	SO	BB	IBB	HBP	BLK	WP	HR	S	P	ERA	WHIP
Bob Miller, R ERA: 3.31	(1, 1)	2.1		12	4	1	1	2	1	0	0	0	0	0	15	19	3.86	2.143
Tom Hall, L ERA: 3.89	(3, 1)	4.1		17	3	0	0	1	1	0	0	0	0	0	18	22	0.00	0.923
Al Worthington, R ERA: 4.08	(7, 1)	1.2		9	3	4	4	0	1	0	0	0	0	1	8	12	21.60	2.400
Ron Perranoski, L ERA: 1.83	(9, 1)	0.1	L	4	2	1	1	0	0	1	0	0	0	0	3	7	27.00	6.000

PITCHER		IP	WLS	BF	H	R	ER	SO	BB	IBB	HBP	BLK	WP	HR	S	P	ERA	WHIP

Batter	1	2	3	4	5	6	7	8	9	AB	R	H	RBI	BB	SO	LOB
Ted Uhlaender, L (1, 8) OBP: 0.333, SLG: 0.355	F7	BB		FC6-4 1-2f			K		K	4	0	0	0	1	2	1
Cesar Tovar, R (1, 4) OBP: 0.323, SLG: 0.386	F8	F8			F8		6-3			4	0	0	0	0	0	1
Tony Oliva, L (1, 9) OBP: 0.388, SLG: 0.519	1B 2B		F8		K		6-3			4	1	1	0	0	1	0
Harmon Killebrew, R (1, 5) OBP: 0.418, SLG: 0.564	E 1B BB		BB		6-3			F8		2	0	0	0	2	0	0
Rich Reese, L (1, 3) OBP: 0.369, SLG: 0.550	E8 1-3 2-H 1B		F7			G3		2B		4	0	2	1	0	0	1
Graig Nettles, L (1, 7) OBP: 0.314, SLG: 0.354	BB		4-3			1B		K		3	0	1	0	1	1	2
John Roseboro, L (1, 2) OBP: 0.339, SLG: 0.324	F7			F7		F8		K		4	0	0	0	0	1	5
Leo Cardenas, R (1, 6) OBP: 0.353, SLG: 0.395		K		FC6-4 BB		1-2 1B			4-3	3	0	1	0	1	1	0
Dean Chance, R (1, 1) OBP: 0.176, SLG: 0.067		K		K		L8			6-3	1	0	0	0	0	1	0
Bob Allison, R (4, PH) OBP: 0.340, SLG: 0.381										1	0	0	0	0	1	1
Dick Woodson, R (4, 1) OBP: 0.143, SLG: 0.077										0	0	0	0	0	0	0
Rick Renick, R (6, PH) OBP: 0.299, SLG: 0.316										1	0	0	0	0	0	2
Jerry Crider, R (6, 1) OBP: 0.444, SLG: 0.667										0	0	0	0	0	0	0
Joe Grzenda, R (6, 1)										0	0	0	0	0	0	0
Frank Quilici, R (9, PH) OBP: 0.258, SLG: 0.273										1	0	0	0	0	0	0
Inning Stats	R: 1 E: 1 K: 0 S: 5 H: 2 LOB: 3 BB: 2 P: 13	R: 0 E: 0 K: 2 S: 7 H: 0 LOB: 1 BB: 1 P: 11	R: 0 E: 0 K: 0 S: 3 H: 0 LOB: 1 BB: 1 P: 7	R: 0 E: 0 K: 1 S: 5 H: 0 LOB: 1 BB: 1 P: 9	R: 0 E: 0 K: 1 S: 5 H: 0 LOB: 0 BB: 0 P: 5	R: 0 E: 0 K: 0 S: 5 H: 2 LOB: 2 BB: 0 P: 5	R: 0 E: 0 K: 1 S: 5 H: 0 LOB: 0 BB: 0 P: 5	R: 0 E: 0 K: 2 S: 8 H: 1 LOB: 1 BB: 0 P: 8	R: 0 E: 0 K: 1 S: 5 H: 0 LOB: 0 BB: 0 P: 5	1B: 3 2B: 2 3B: 0 HR: 0 SF: 0 SAC: 0 DP: 0 HBP: 0						

PITCHER	IP	WLS	BF	H	R	ER	SO	BB	IBB	HBP	BLK	WP	HR	S	P	ERA	WHIP
Jim Palmer, R (1, 1) ERA: 1.94	6.0	W	27	4	1	1	4	5	0	0	0	0	0	30	50	1.50	1.500
Pete Richert, L (7, 1) ERA: 1.96	3.0	S	10	1	0	0	4	0	0	0	0	0	0	18	18	0.00	0.333

PITCHER	IP	WLS	BF	H	R	ER	SO	BB	IBB	HBP	BLK	WP	HR	S	P	ERA	WHIP

TOP

Minnesota Twins @ Baltimore Orioles

Memorial Stadium, Baltimore, MD

Sat Aug 09 1969, 7:05 PM EDT

Att. 26,873 - Unknown

livebaseballscorecards.com

AB	32
R	1
H	5
RBI	1
BB	5
SO	8
LOB	13

WP: 0	PA: 37		
PB: 0			
SB: 0			
CS: 0			

BOTTOM

Minnesota Twins @ Baltimore Orioles

Memorial Stadium, Baltimore, MD

Sat Aug 09 1969, 7:05 PM EDT

Att. 26,873 - Unknown

Batter	1	2	3	4	5	6	7	8	9	AB	R	H	RBI	BB	SO	LOB
Don Buford, S (1, 7) OBP: 0.388, SLG: 0.422	S S S 0-3 ① K		x 0-0 ① F7		x 0-0 1B 1B		B B B B 4-0 E S 6-3 BB			3	1	1	0	1	1	0
Paul Blair, R (1, 8) OBP: 0.355, SLG: 0.540	S S S 0-3 ② K		x 0-0 HR		x 0-0 1-2 G4-6-3 1B		x 0-0 ① F8			4	1	2	1	0	1	1
Frank Robinson, R (1, 9) OBP: 0.431, SLG: 0.598	S S S 0-3 ③ K		S S S 0-3 ② K		x 0-0 ① F9		x 0-0 ② 6-3 1-H			4	0	0	1	0	2	2
Boog Powell, L (1, 3) OBP: 0.383, SLG: 0.579		x 0-0 ① F7	x 0-0 1B 2B		x 0-0 ② ③ G4-6-3 1-2f		x 0-0 ③ F8			4	1	1	0	0	0	2
Brooks Robinson, R (1, 5) OBP: 0.293, SLG: 0.424		x 0-0 1B 1B 1B	x 0-0 2-H 1B			x 0-0 ① 5-3		x 0-0 ① 5-3		4	1	2	1	0	0	0
Davey Johnson, R (1, 4) OBP: 0.371, SLG: 0.397		x 0-0 1B 1-3 1B	x 0-0 ③ F7			x 0-0 ② F9		x 0-0 1B 2B		4	1	2	0	0	0	1
Elrod Hendricks, L (1, 2) OBP: 0.316, SLG: 0.364		x 0-0 1-3 3-H 1B		x 0-0 ① 6-3		x 0-0 1B 1B		x 0-0 FC5-4 2-H 1B		4	0	3	2	0	0	0
Mark Belanger, R (1, 6) OBP: 0.358, SLG: 0.340		x 0-0 ② B3		x 0-0 ② F7		x 0-0 1-3 1B		x 0-0 ② FC5-4 1-2f		4	0	1	0	0	0	3
Jim Palmer, R (1, 1) OBP: 0.167, SLG: 0.147 Dave May, L (6, PH) OBP: 0.265, SLG: 0.267 Curt Motton, R (6, PH) OBP: 0.356, SLG: 0.525 Pete Richert, L (7, 1) OBP: 0.167, SLG: 0.167		x 0-0 ③ 6-3		x 0-0 ③ F7		x 0-0 ③ F3		x 0-0 ③ 1-3		2 0 1 1	0 0 0 0	0 0 0 0	0 0 0 0	0 0 0 0	0 0 0 0	2 0 2 1
Inning Stats	R: 0 E: 0 K: 3 S: 9 H: 0 LOB: 0 BB: 0 P: 9	R: 1 E: 0 K: 0 S: 6 H: 3 LOB: 2 BB: 0 P: 6	R: 2 E: 0 K: 1 S: 8 H: 3 LOB: 1 BB: 0 P: 8	R: 0 E: 0 K: 0 S: 3 H: 0 LOB: 0 BB: 0 P: 3	R: 0 E: 0 K: 0 S: 4 H: 2 LOB: 1 BB: 0 P: 4	R: 0 E: 0 K: 0 S: 5 H: 2 LOB: 2 BB: 0 P: 5	R: 1 E: 0 K: 0 S: 3 H: 0 LOB: 0 BB: 1 P: 7	R: 1 E: 0 K: 0 S: 5 H: 2 LOB: 1 BB: 0 P: 5		1B: 9 2B: 2 3B: 0 HR: 1	SF: 0 SAC: 0 DP: 1 HBP: 0			WP: 0 PB: 0 SB: 1 CS: 0	PA: 36	

	AB	35
	R	5
	H	12
	RBI	5
	BB	1
	SO	4
	LOB	14

PITCHER		IP	WLS	BF	H	R	ER	SO	BB	IBB	HBP	BLK	WP	HR	S	P	ERA	WHIP
Dean Chance, R ERA: 2.93	(1, 1)	3.0	L	15	6	3	3	4	0	0	0	0	0	1	23	23	9.00	2.000
Dick Woodson, R ERA: 4.0	(4, 1)	2.0		7	2	0	0	0	0	0	0	0	0	0	7	7	0.00	1.000
Jerry Crider, R ERA: 4.82	(6, 1)	0.2		4	2	0	0	0	0	0	0	0	0	0	4	4	0.00	3.000
Joe Grzenda, L ERA: 4.25	(6, 1)	2.1		10	2	2	1	0	1	0	0	0	0	0	9	13	3.86	1.286

PITCHER	IP	WLS	BF	H	R	ER	SO	BB	IBB	HBP	BLK	WP	HR	S	P	ERA	WHIP

livebaseballscorecards.com

Batter	1	2	3	4	5	6	7	8	9	AB	R	H	RBI	BB	SO	LOB
Cesar Tovar, R (1, 4) OBP: 0.322, SLG: 0.385	F9		F7			K			1B	4	0	1	0	0	1	0
Rich Reese, L (1, 3) OBP: 0.365, SLG: 0.543	5-3			F8		K2-3			F8	4	0	0	0	0	1	1
Harmon Killebrew, R (1, 5) OBP: 0.418, SLG: 0.561	BB			BB		6-3			L6	2	0	0	0	2	0	1
Tony Oliva, L (1, 9) OBP: 0.384, SLG: 0.514	F4			F9			G3		F4	4	0	0	0	0	0	3
Bob Allison, R (1, 7) OBP: 0.340, SLG: 0.375		5-3		BB			L7			2	0	0	0	1	0	0
Leo Cardenas, R (1, 6) OBP: 0.351, SLG: 0.392		F8		K			K			3	0	0	0	0	2	2
Ted Uhlaender, L (1, 8) OBP: 0.330, SLG: 0.352		F8			4-3			K		3	0	0	0	0	1	0
Tom Tischinski, R (1, 2) OBP: 0.229, SLG: 0.129 Frank Quilici, R (8, PH) OBP: 0.256, SLG: 0.270 John Roseboro, L (8, 2) OBP: 0.339, SLG: 0.324			K		F2			5-3		2 1 0	0 0 0	0 0 0	0 0 0	0 0 0	1 0 0	0 0 0
Jim Perry, S (1, 1) OBP: 0.226, SLG: 0.241 Rick Renick, R (8, PH) OBP: 0.295, SLG: 0.312 Dick Woodson, R (8, 1) OBP: 0.143, SLG: 0.077			K		F9			K		2 1 0	0 0 0	0 0 0	0 0 0	0 0 0	1 1 0	0 0 0
Inning Stats	R: 0 E: 0 K: 0 S: 3 H: 0 LOB: 1 BB: 1 P: 7	R: 0 E: 0 K: 0 S: 3 H: 0 LOB: 0 BB: 0 P: 3	R: 0 E: 0 K: 2 S: 7 H: 0 LOB: 0 BB: 0 P: 7	R: 0 E: 0 K: 1 S: 5 H: 0 LOB: 2 BB: 2 P: 13	R: 0 E: 0 K: 0 S: 3 H: 0 LOB: 0 BB: 0 P: 3	R: 0 E: 0 K: 2 S: 7 H: 0 LOB: 0 BB: 0 P: 7	R: 0 E: 0 K: 1 S: 5 H: 0 LOB: 0 BB: 0 P: 5	R: 0 E: 0 K: 2 S: 7 H: 0 LOB: 0 BB: 0 P: 7	R: 0 E: 0 K: 0 S: 4 H: 1 LOB: 1 BB: 0 P: 4	1B: 1 2B: 0 3B: 0 HR: 0 SF: 0 SAC: 0 DP: 0 HBP: 0						

PITCHER		IP	WLS	BF	H	R	ER	SO	BB	IBB	HBP	BLK	WP	HR	S	P	ERA	WHIP
Mike Cuellar, L ERA: 2.28	(1, 1)	9.0	W	31	1	0	0	8	3	0	0	0	0	0	44	56	0.00	0.444

PITCHER	IP	WLS	BF	H	R	ER	SO	BB	IBB	HBP	BLK	WP	HR	S	P	ERA	WHIP

TOP

Minnesota Twins @ Baltimore Orioles

Memorial Stadium, Baltimore, MD

Sun Aug 10 1969, 7:05 PM EDT

Att. 22,263 - Unknown

livebaseballscorecards.com

AB	28
R	0
H	1
RBI	0
BB	3
SO	8
LOB	7

WP: 0 PA: 31
PB: 0
SB: 0
CS: 0

Batter	1	2	3	4	5	6	7	8	9	AB	R	H	RBI	BB	SO	LOB
Don Buford, S (1, 7) OBP: 0.387, SLG: 0.418	1-3		K			BB		F7		3	0	0	0	1	1	0
Paul Blair, R (1, 8) OBP: 0.352, SLG: 0.535	F4		6-3			L7		4-3		4	0	0	0	0	0	1
Frank Robinson, R (1, 9) OBP: 0.428, SLG: 0.594	E6			F6		F9				3	0	0	0	0	0	1
Boog Powell, L (1, 3) OBP: 0.383, SLG: 0.584	F8			HR		G3				3	1	1	1	0	0	2
Brooks Robinson, R (1, 5) OBP: 0.291, SLG: 0.421		5-3		6-3			K			3	0	0	0	0	1	0
Davey Johnson, R (1, 4) OBP: 0.368, SLG: 0.393		F5		K			F8			3	0	0	0	0	1	0
Elrod Hendricks, L (1, 2) OBP: 0.324, SLG: 0.386		1B			G4-6-3 1B		HR			3	1	3	1	0	0	0
Mark Belanger, R (1, 6) OBP: 0.355, SLG: 0.337		F8			G4-6-3 1-2f		F7			3	0	0	0	0	0	2
Mike Cuellar, L (1, 1) OBP: 0.074, SLG: 0.119			K		F9			6-3		3	0	0	0	0	1	0
Inning Stats	R: 0 E: 1 K: 0 S: 4 H: 0 LOB: 1 BB: 0 P: 4	R: 0 E: 0 K: 0 S: 4 H: 1 LOB: 1 BB: 0 P: 4	R: 0 E: 0 K: 2 S: 7 H: 0 LOB: 0 BB: 0 P: 7	R: 1 E: 0 K: 1 S: 6 H: 1 LOB: 0 BB: 0 P: 6	R: 0 E: 0 K: 0 S: 3 H: 1 LOB: 0 BB: 0 P: 3	R: 0 E: 0 K: 0 S: 3 H: 0 LOB: 1 BB: 1 P: 7	R: 1 E: 0 K: 1 S: 6 H: 1 LOB: 0 BB: 0 P: 6	R: 0 E: 0 K: 0 S: 3 H: 0 LOB: 0 BB: 0 P: 3		1B: 2 2B: 0 3B: 0 HR: 2 SF: 0 SAC: 0 DP: 1 HBP: 0						

PITCHER		IP	WLS	BF	H	R	ER	SO	BB	IBB	HBP	BLK	WP	HR	S	P	ERA	WHIP
Jim Perry, R ERA: 2.87	(1, 1)	7.0	L	26	4	2	2	4	1	0	0	0	0	2	33	37	2.57	0.714
Dick Woodson, R ERA: 3.96	(8, 1)	1.0		3	0	0	0	0	0	0	0	0	0	0	3	3	0.00	0.000

PITCHER	IP	WLS	BF	H	R	ER	SO	BB	IBB	HBP	BLK	WP	HR	S	P	ERA	WHIP

BOTTOM

Minnesota Twins @ Baltimore Orioles

Memorial Stadium, Baltimore, MD

Sun Aug 10 1969, 7:05 PM EDT

Att. 22,263 - Unknown

livebaseballscorecards.com

AB	28
R	2
H	4
RBI	2
BB	1
SO	4
LOB	6

Batter	1	2	3	4	5	6	7	8	9	AB	R	H	RBI	BB	SO	LOB
Ted Uhlaender, L (1, 7) OBP: 0.329, SLG: 0.349	6-3		6-3		4-3		BB			3	0	0	0	1	0	0
Rod Carew, L (1, 4) OBP: 0.406, SLG: 0.499	B3-1		F7			G3	K2-3			4	0	0	0	0	1	2
Tony Oliva, L (1, 9) OBP: 0.381, SLG: 0.509	4-3			F8		F8		4-3		4	0	0	0	0	0	0
Harmon Killebrew, R (1, 5) OBP: 0.419, SLG: 0.561		F9		1B / 1B		1B		1-3		4	0	2	0	0	0	0
Rich Reese, L (1, 3) OBP: 0.363, SLG: 0.538		F8		1-2 / 1B		K		K		4	0	1	0	0	2	1
Cesar Tovar, R (1, 8) OBP: 0.319, SLG: 0.380		F8		L7			4-3		L7	4	0	0	0	0	0	2
John Roseboro, L (1, 2) OBP: 0.341, SLG: 0.328			B2-3 / K				BB / CS		2B	3	0	1	0	1	1	2
Leo Cardenas, R (1, 6) OBP: 0.352, SLG: 0.399			BB / HR		6-3		HR / 1-2		5-3	3	2	1	1	1	0	1
Jim Kaat, L (1, 1) OBP: 0.253, SLG: 0.391			HR / 1-H		6-3		2B		K	3	1	2	2	0	0	0
Al Worthington, R (7, 1)										0	0	0	0	0	0	0
Ron Perranoski, L (7, 1) OBP: 0.143, SLG: 0.100										0	0	0	0	0	0	0
Bill Zepp, R (7, 1)										0	0	0	0	0	0	0
Charlie Manuel, L (9, PH) OBP: 0.349, SLG: 0.329										1	0	0	0	0	1	1
Inning Stats	R: 0 E: 0 K: 0 S: 3 H: 0 LOB: 0 BB: 0 P: 3	R: 0 E: 0 K: 0 S: 3 H: 0 LOB: 0 BB: 0 P: 3	R: 2 E: 0 K: 0 S: 4 H: 1 LOB: 0 BB: 1 P: 8	R: 0 E: 0 K: 1 S: 7 H: 2 LOB: 2 BB: 0 P: 7	R: 0 E: 0 K: 0 S: 3 H: 0 LOB: 0 BB: 0 P: 3	R: 0 E: 0 K: 1 S: 6 H: 1 LOB: 1 BB: 0 P: 6	R: 1 E: 0 K: 1 S: 6 H: 2 LOB: 2 BB: 2 P: 14	R: 0 E: 0 K: 1 S: 5 H: 0 LOB: 0 BB: 0 P: 5	R: 0 E: 0 K: 1 S: 6 H: 1 LOB: 1 BB: 0 P: 6	1B: 3 2B: 2 3B: 0 HR: 2 SF: 0 SAC: 0 DP: 0 HBP: 0						

PITCHER		IP	WLS	BF	H	R	ER	SO	BB	IBB	HBP	BLK	WP	HR	S	P	ERA	WHIP
Stan Bahnsen, R ERA: 3.98	(1, 1)	6.2		28	6	3	3	2	3	0	0	0	0	2	29	41	4.05	1.350
Steve Hamilton, L ERA: 3.0	(7, 1)	0.1	W	1	0	0	0	1	0	0	0	0	0	0	3	3	0.00	0.000
Lindy McDaniel, R ERA: 3.92	(8, 1)	2.0	S	7	1	0	0	2	0	0	0	0	0	0	11	11	0.00	0.500

PITCHER	IP	WLS	BF	H	R	ER	SO	BB	IBB	HBP	BLK	WP	HR	S	P	ERA	WHIP

TOP

Minnesota Twins @ New York Yankees

Yankee Stadium, Bronx, NY

Tue Aug 12 1969, 7:05 PM EDT
Att. 17,016 - Unknown - 77 F

livebaseballscorecards.com

AB	33
R	3
H	7
RBI	3
BB	3
SO	5
LOB	9

Batter	1	2	3	4	5	6	7	8	9	AB	R	H	RBI	BB	SO	LOB
Horace Clarke, S (1, 4) OBP: 0.350, SLG: 0.364	0-0 2B SF9 1B	0-0 ③ 6-3		0-0 1-2 1B			4-0 BBBB 3B BB 0-0 1-H 2-H 3B			4	2	3	2	1	0	0
Gene Michael, S (1, 6) OBP: 0.355, SLG: 0.400	0-0 SF9 1-3 E 2B		0-0 ① 4-3	0-0 ③ 1-3			0-0 1-H BB 3B 6-3			5	2	2	1	0	0	3
Roy White, S (1, 7) OBP: 0.419, SLG: 0.464	0-0 ① SF9 2-3 3-H		0-0 ② 6-3		0-0 ① F8		IIII 4-0 BB BB BB IBB	0-0 ① 3-1		3	1	0	1	1	0	0
Frank Fernandez, R (1, 9) OBP: 0.394, SLG: 0.450 Bobby Murcer, L (7, PH) OBP: 0.324, SLG: 0.443 (8, 9)	IIII 4-0 E IBB		0-0 BB 1B		0-0 ② F8		BBBB 4-0 BB BB 1B 1-2 BB	0-0 ② G3		2 1	0 1	1 0	0 0	1 1	0 0	0 0
Thurman Munson, R (1, 2) OBP: 0.538, SLG: 0.667	0-0 ② F4		BBBB 4-0 1-2 BB		0-0 ③ F4		BBBB 4-0 1B BB 1B 1-2 2-3 3-H BB	SSS 0-3 ③ K		3	1	0	1	2	1	2
Ron Woods, R (1, 8) OBP: 0.303, SLG: 0.299	0-0 E5 1-2 3-H		0-0 ③ L6			0-0 ① G3	BBBB 4-0 1B 1B 1-2 2-3 3-H BB			3	1	0	1	1	0	3
Bobby Cox, R (1, 5) OBP: 0.327, SLG: 0.281	SSS 0-3 ③ K			BBBB 4-0 G4-3-6 BB		0-0 ② 5-3	SSS 0-3 ② K			3	0	0	0	1	2	5
Len Boehmer, R (1, 3) OBP: 0.216, SLG: 0.170		0-0 B2-6-4 1B	0-0 ①② G4-3-6 1-2f		0-0 ③ F4		0-0 1B 3B 1B 1-2 2-3 3-H			4	1	2	1	0	0	1
Stan Bahnsen, R (1, 1) OBP: 0.098, SLG: 0.080 Steve Hamilton, L (7, 1) Bill Robinson, R (7, PH) OBP: 0.245, SLG: 0.307 Lindy McDaniel, R (8, 1)		0-0 ①② B2-6-4 1-2f	0-0 1B 1B				0-0 1-3 0-0 1-2 3-H 3B 1B			2 0 2 0	0 0 1 0	1 0 1 0	0 0 2 0	0 0 0 0	0 0 0 0	1 0 0 0
Inning Stats	R: 2 E: 1 K: 1 S: 8 H: 2 LOB: 2 BB: 1 P: 12	R: 0 E: 0 K: 0 S: 3 H: 1 LOB: 0 BB: 0 P: 3	R: 0 E: 0 K: 0 S: 4 H: 1 LOB: 2 BB: 1 P: 8	R: 0 E: 0 K: 0 S: 4 H: 2 LOB: 2 BB: 1 P: 8	R: 0 E: 0 K: 0 S: 3 H: 0 LOB: 0 BB: 0 P: 3	R: 0 E: 0 K: 0 S: 3 H: 0 LOB: 0 BB: 0 P: 3	R: 8 E: 0 K: 1 S: 9 H: 4 LOB: 1 BB: 5 P: 29	R: 0 E: 0 K: 1 S: 5 H: 0 LOB: 0 BB: 0 P: 5		1B: 7 2B: 1 3B: 2 HR: 0	SF: 1 SAC: 0 DP: 2 HBP: 0			WP: 0 PB: 0 SB: 0 CS: 0	PA: 41	

PITCHER		IP	WLS	BF	H	R	ER	SO	BB	IBB	HBP	BLK	WP	HR	S	P	ERA	WHIP
Jim Kaat, L ERA: 3.14	(1, 1)	6.1	L	30	7	5	4	1	3	2	0	0	0	0	27	47	5.68	1.579
Al Worthington, R ERA: 4.66	(7, 1)	0.0		3	0	0	0	0	3	0	0	0	0	0	0	12	∞	∞
Ron Perranoski, L ERA: 2.02	(7, 1)	0.1		4	3	5	5	1	0	0	0	0	0	0	6	6	135.00	9.000
Bill Zepp, R ERA:	(7, 1)	1.1		4	0	0	0	1	0	0	0	0	0	0	6	6	0.00	0.000

PITCHER	IP	WLS	BF	H	R	ER	SO	BB	IBB	HBP	BLK	WP	HR	S	P	ERA	WHIP

BOTTOM

Minnesota Twins @ New York Yankees

Yankee Stadium, Bronx, NY

Tue Aug 12 1969, 7:05 PM EDT
Att. 17,016 - Unknown - 77 F

livebaseballscorecards.com

AB	32
R	10
H	10
RBI	9
BB	8
SO	3
LOB	15

Batter	1	2	3	4	5	6	7	8	9	AB	R	H	RBI	BB	SO	LOB
Cesar Tovar, R (1, 8) OBP: 0.318, SLG: 0.379	x 0-0 ① F6		x 0-0 1-3 1B		x 0-0 ② SF7 2-3 3-H		x 0-0 ③ F4		x 0-0 ③ F8	4	0	1	1	0	0	1
Rod Carew, L (1, 4) OBP: 0.407, SLG: 0.497	H 1-0 4-3 HBP		x 0-0 ② 1-3 1-2		x 0-0 3-H 1B			x 0-0 ① G3		3	0	1	1	0	0	1
Tony Oliva, L (1, 9) OBP: 0.378, SLG: 0.505	x 0-0 ② 4-3 1-2		x 0-0 ③ F9		x 0-0 ③ 4-3			x 0-0 ② F7		4	0	0	0	0	0	3
Harmon Killebrew, R (1, 5) OBP: 0.420, SLG: 0.562 Frank Quilici, R (8, PR) OBP: 0.256, SLG: 0.270 (8, 5)	x 0-0 ③ F4			x 0-0 ① F7		B 4-0 G4-6-3 1B BB		x 0-0 HR 2B		3 0	0 1	1 0	0 0	1 0	0 0	1 0
Rich Reese, L (1, 3) OBP: 0.371, SLG: 0.566		x 0-0 HR		x 0-0 E9 L6 1B		x 0-0 1-2 G4-6-3 1B		x 0-0 2-H HR		4	2	4	3	0	0	0
Ted Uhlaender, L (1, 7) OBP: 0.329, SLG: 0.348		x 0-0 CS 1B		x 0-0 ②③ L6 2-3		x 0-0 ①② G4-6-3 1-2f 2-3		S 0-3 ③ K		4	0	1	0	0	1	4
Leo Cardenas, R (1, 6) OBP: 0.351, SLG: 0.397		S 0-3 ①② K 1-2			x 0-0 SH1-4 1B SF7 1B	x 0-0 ③ 6-3			S 0-3 ① K	4	1	1	0	0	2	2
John Roseboro, L (1, 2) OBP: 0.340, SLG: 0.327		x 0-0 ③ F7			x 0-0 SF7 SH1-4 1-2 1B 1B		x 0-0 ① 4-3		x 0-0 ② F8	4	1	1	0	0	0	0
Tom Hall, L (1, 1) OBP: 0.179, SLG: 0.214			x 0-0 ① F4		x 0-0 ① SH1-4 1-2 2-3		x 0-0 ② F8		x 0-0 1B	3	0	1	0	0	0	0
Inning Stats	R: 0 E: 0 K: 0 S: 3 H: 0 LOB: 1 BB: 0 P: 4	R: 1 E: 0 K: 1 S: 6 H: 2 LOB: 0 BB: 0 P: 6	R: 0 E: 0 K: 0 S: 4 H: 1 LOB: 1 BB: 0 P: 4	R: 0 E: 1 K: 0 S: 3 H: 1 LOB: 0 BB: 0 P: 3	R: 2 E: 0 K: 0 S: 6 H: 3 LOB: 1 BB: 0 P: 6	R: 0 E: 0 K: 0 S: 3 H: 1 LOB: 1 BB: 1 P: 7	R: 0 E: 0 K: 0 S: 3 H: 0 LOB: 0 BB: 0 P: 3	R: 2 E: 0 K: 1 S: 7 H: 2 LOB: 1 BB: 0 P: 7	R: 0 E: 0 K: 1 S: 6 H: 1 LOB: 1 BB: 0 P: 6	1B: 8 2B: 2 3B: 0 HR: 2	SF: 1 SAC: 1 DP: 2 HBP: 1						

PITCHER		IP	WLS	BF	H	R	ER	SO	BB	IBB	HBP	BLK	WP	HR	S	P	ERA	WHIP
Mel Stottlemyre, R ERA: 2.56	(1, 1)	8.0	L	33	10	5	5	2	1	0	1	0	0	2	35	40	5.62	1.375
Mike Kekich, L ERA: 5.89	(9, 1)	1.0		4	1	0	0	1	0	0	0	0	0	0	6	6	0.00	1.000

PITCHER	IP	WLS	BF	H	R	ER	SO	BB	IBB	HBP	BLK	WP	HR	S	P	ERA	WHIP

TOP

Minnesota Twins @ New York Yankees

Yankee Stadium, Bronx, NY

Wed Aug 13 1969, 3:33 AM EDT

Att. 15,453 - Unknown - 83 F

livebaseballscorecards.com

AB	33
R	5
H	11
RBI	5
BB	1
SO	3
LOB	12

1B: 8	SF: 1	WP: 0	PA: 37
2B: 2	SAC: 1	PB: 0	
3B: 0	DP: 2	SB: 0	
HR: 2	HBP: 1	CS: 1	

BOTTOM

Minnesota Twins @ New York Yankees

Yankee Stadium, Bronx, NY

Wed Aug 13 1969, 3:33 AM EDT
Att. 15,453 - Unknown - 83 F

livebaseballscorecards.com

Batter	1	2	3	4	5	6	7	8	9	AB	R	H	RBI	BB	SO	LOB
Horace Clarke, S (1, 4) OBP: 0.352, SLG: 0.367	4-3 1B		6-3		5-3			2B 2B		4	1	2	0	0	0	0
Gene Michael, S (1, 6) OBP: 0.353, SLG: 0.396	4-3 1-2		F8			2B BB		5-3		3	0	0	0	1	0	2
Roy White, S (1, 7) OBP: 0.422, SLG: 0.475	1B 1B		5-3			F9 1-H 2B		2B 2-H 2B		4	1	3	1	0	0	0
Frank Fernandez, R (1, 2) OBP: 0.396, SLG: 0.457	1-2 1B			F3		F9 2-3		2-H 2B		4	0	2	1	0	0	1
Bill Robinson, R (1, 9) OBP: 0.241, SLG: 0.300	F9			F4		6-3		L7		4	0	0	0	0	0	4
Ron Woods, R (1, 8) OBP: 0.302, SLG: 0.293		F4		BB			F7		1-3	3	0	0	0	1	0	0
Bobby Cox, R (1, 5) OBP: 0.320, SLG: 0.273		5-3		K			K		L8	4	0	0	0	0	2	1
Len Boehmer, R (1, 3) OBP: 0.218, SLG: 0.160		BB			F7		L8		F8	3	0	0	0	1	0	0
Mel Stottlemyre, R (1, 1) OBP: 0.258, SLG: 0.228		F5			K			K		2	0	0	0	0	1	1
Tom Shopay, L (8, PH) OBP: 0.118, SLG: 0.235										1	0	0	0	0	1	0
Mike Kekich, R (9, 1) OBP: 0.091, SLG: 0.182										0	0	0	0	0	0	0
Inning Stats	R: 0 H: 3 E: 0 LOB: 2 K: 0 BB: 0 S: 5 P: 5	R: 0 H: 0 E: 0 LOB: 1 K: 0 BB: 1 S: 3 P: 7	R: 0 H: 0 E: 0 LOB: 0 K: 0 BB: 0 S: 3 P: 3	R: 0 H: 0 E: 0 LOB: 1 K: 1 BB: 1 S: 5 P: 9	R: 0 H: 0 E: 0 LOB: 0 K: 1 BB: 0 S: 5 P: 5	R: 0 H: 1 E: 0 LOB: 1 K: 0 BB: 1 S: 3 P: 7	R: 0 H: 0 E: 0 LOB: 0 K: 1 BB: 0 S: 5 P: 5	R: 2 H: 3 E: 0 LOB: 1 K: 1 BB: 0 S: 8 P: 8	R: 0 H: 0 E: 0 LOB: 0 K: 0 BB: 0 S: 3 P: 3	1B: 3 SF: 0 2B: 4 SAC: 0 3B: 0 DP: 0 HR: 0 HBP: 0						

	AB	32
	R	2
	H	7
	RBI	2
	BB	3
	SO	4
	LOB	9

WP: 0 PA: 35
PB: 0
SB: 0
CS: 0

PITCHER	IP	WLS	BF	H	R	ER	SO	BB	IBB	HBP	BLK	WP	HR	S	P	ERA	WHIP
Tom Hall, L (1, 1) ERA: 3.69	9.0	W	35	7	2	2	4	3	0	0	0	0	0	40	52	2.00	1.111

PITCHER	IP	WLS	BF	H	R	ER	SO	BB	IBB	HBP	BLK	WP	HR	S	P	ERA	WHIP

Batter	1	2	3	4	5	6	7	8	9	AB	R	H	RBI	BB	SO	LOB
Cesar Tovar, R (1, 8) OBP: 0.317, SLG: 0.378	0-0 1B FC5-4 1B	0-0 ③ F9		0-0 ② G2 1-2			0-0 ① F5			4	1	1	0	0	0	3
Rich Reese, L (1, 3) OBP: 0.376, SLG: 0.568	0-0 1-3 FC5-4 1B		0-0 1B 1B	0-0 2-3 1B			0-0 ② F8			4	1	3	0	0	0	0
Harmon Killebrew, R (1, 5) OBP: 0.416, SLG: 0.556	S S S 0-3 ① K		0-0 ① F9	0-0 ③ F8			0-0 ③ 5-3			4	0	0	0	0	1	5
Tony Oliva, L (1, 9) OBP: 0.377, SLG: 0.502	0-0 ② FC5-4 1-2f 3-H		0-0 1B 1-2 1B		0-0 ① 4-3			0-0 ① F7		4	0	1	1	0	0	1
Bob Allison, R (1, 7) OBP: 0.331, SLG: 0.364 Ron Perranoski, L (8, 1) OBP: 0.143, SLG: 0.100	0-0 ③ 5-3		S S S 0-3 ② K		0-0 ② F7			S S S 0-3 ② K		4 0	0 0	0 0	0 0	0 0	2 0	3 0
Leo Cardenas, R (1, 6) OBP: 0.352, SLG: 0.398		0-0 BB 1B	0-0 1-3 2-H 1B		0-0 ③ 5-3			0-0 ③ F9		4	0	2	1	0	0	0
Frank Quilici, R (1, 4) OBP: 0.248, SLG: 0.261		0-0 ① F9	0-0 ③ 5-3			0-0 ① 6-3			0-0 ① 6-3	4	0	0	0	0	0	3
Tom Tischinski, R (1, 2) OBP: 0.256, SLG: 0.121		B B B B 4-0 1-2 BB		B B B B 4-0 FC1-6 BB		0-0 ② F9			0-0 ② 5-3	2	0	0	0	2	0	0
Jim Perry, S (1, 1) OBP: 0.215, SLG: 0.230 Ted Uhlaender, L (8, 7) OBP: 0.328, SLG: 0.348		S S S 0-3 ② K		0-0 ① FC1-6 1B G2 1-2f		S S S 0-3 ③ K			0-0 ③ 4-3	3 1	0 0	0 0	0 0	0 0	2 0	3 0
Inning Stats	R: 1 H: 2 E: 0 LOB: 1 K: 1 BB: 0 S: 7 P: 7	R: 0 H: 1 E: 0 LOB: 2 K: 1 BB: 1 S: 6 P: 10	R: 1 H: 3 E: 0 LOB: 2 K: 1 BB: 0 S: 8 P: 8	R: 0 H: 1 E: 0 LOB: 2 K: 0 BB: 1 S: 4 P: 8	R: 0 H: 0 E: 0 LOB: 0 K: 0 BB: 0 S: 3 P: 3	R: 0 H: 0 E: 0 LOB: 0 K: 1 BB: 0 S: 5 P: 5	R: 0 H: 0 E: 0 LOB: 0 K: 0 BB: 0 S: 3 P: 3	R: 0 H: 0 E: 0 LOB: 0 K: 1 BB: 0 S: 5 P: 5	R: 0 H: 0 E: 0 LOB: 0 K: 0 BB: 0 S: 3 P: 3	1B: 7 SF: 0 2B: 0 SAC: 0 3B: 0 DP: 0 HR: 0 HBP: 0						

PITCHER		IP	WLS	BF	H	R	ER	SO	BB	IBB	HBP	BLK	WP	HR	S	P	ERA	WHIP
Jim Shellenback, L ERA: 4.15	(1, 1)	3.0	L	16	6	2	2	3	1	0	0	0	0	0	21	25	6.00	2.333
Casey Cox, R ERA: 2.42	(4, 1)	4.0		14	1	0	0	1	1	0	0	0	0	0	15	19	0.00	0.500
Dennis Higgins, R ERA: 3.67	(8, 1)	2.0		6	0	0	0	1	0	0	0	0	0	0	8	8	0.00	0.000

PITCHER	IP	WLS	BF	H	R	ER	SO	BB	IBB	HBP	BLK	WP	HR	S	P	ERA	WHIP

TOP

Minnesota Twins @ Washington Senators

Robert F. Kennedy Memorial Stadium, Washington, DC

Fri Aug 15 1969, 7:05 PM EDT
Att. 14,364 - Unknown

livebaseballscorecards.com

AB	34
R	2
H	7
RBI	2
BB	2
SO	5
LOB	18

WP	0
PB	0
SB	0
CS	0
PA	36

Batter	1	2	3	4	5	6	7	8	9	AB	R	H	RBI	BB	SO	LOB
Del Unser, L (1, 8) OBP: 0.338, SLG: 0.336	F7		1-3 1-2		2B		L5			4	0	1	0	0	0	2
Lee Maye, L (1, 9) OBP: 0.333, SLG: 0.392	F7		F2 2-3		F6			G4-6-3 1B		3	0	0	0	0	0	3
Hank Allen, R (8, PH) OBP: 0.312, SLG: 0.344										1	0	1	0	0	0	0
(9, 9)																
Frank Howard, R (1, 7) OBP: 0.399, SLG: 0.580	F3		BB			PB 1B		G4-6-3 1-2f		3	0	1	0	1	0	1
(9, 3)																
Mike Epstein, L (1, 3) OBP: 0.413, SLG: 0.534		FC6-4 BB 1B	F5			K 1-2		K		3	0	1	0	0	1	3
Brant Alyea, R (8, PH) OBP: 0.346, SLG: 0.469										1	0	0	0	0	1	0
(9, 7)																
Ken McMullen, R (1, 5) OBP: 0.339, SLG: 0.386		F8		G4-6-3 1B		6-3			K	4	0	1	0	0	1	2
Bernie Allen, L (1, 4) OBP: 0.356, SLG: 0.416		FC6-4 1-2 BB		F7		G3			6-3	2	0	0	0	1	0	2
Tim Cullen, R (9, PH) OBP: 0.259, SLG: 0.243										1	0	0	0	0	0	0
Ed Brinkman, R (1, 6) OBP: 0.337, SLG: 0.344		FC6-4 1-2f 2-3		G4-6-3 1-2f			G6-4-3 1B		FC5-4 1B	4	0	2	0	0	0	3
Jim French, L (1, 2) OBP: 0.359, SLG: 0.348		G3			F8		G6-4-3 1-2f		FC5-4 1-2f	1	0	0	0	0	0	2
Paul Casanova, R (3, 2) OBP: 0.245, SLG: 0.279										3	0	0	0	0	0	2
Jim Shellenback, L (1, 1) OBP: 0.200, SLG: 0.200			WP 1-3 1B		4-3		1B			1	0	1	0	0	0	0
Jim Miles, R (3, PR) OBP: 0.333, SLG: 0.333										0	0	0	0	0	0	0
Casey Cox, R (4, 1) OBP: 0.125, SLG: 0.067										1	0	0	0	0	0	0
Ed Stroud, L (7, PH) OBP: 0.348, SLG: 0.354										1	0	1	0	0	0	0
Dennis Higgins, R (8, 1) OBP: 0.100, SLG: 0.100										0	0	0	0	0	0	0
Inning Stats	R: 0 E: 0 K: 0 S: 3 H: 0 LOB: 0 BB: 0 P: 3	R: 0 E: 0 K: 0 S: 4 H: 1 LOB: 2 BB: 1 P: 8	R: 0 E: 0 K: 0 S: 4 H: 1 LOB: 2 BB: 1 P: 8	R: 0 E: 0 K: 0 S: 3 H: 1 LOB: 0 BB: 0 P: 3	R: 0 E: 0 K: 0 S: 4 H: 1 LOB: 1 BB: 0 P: 4	R: 0 E: 0 K: 1 S: 6 H: 1 LOB: 1 BB: 0 P: 6	R: 0 E: 0 K: 0 S: 4 H: 2 LOB: 1 BB: 0 P: 4	R: 0 E: 0 K: 1 S: 5 H: 1 LOB: 0 BB: 0 P: 5	R: 0 E: 0 K: 1 S: 6 H: 1 LOB: 1 BB: 0 P: 6	1B: 8 2B: 1 3B: 0 HR: 0	SF: 0 SAC: 0 DP: 3 HBP: 0						

PITCHER	IP	WLS	BF	H	R	ER	SO	BB	IBB	HBP	BLK	WP	HR	S	P	ERA	WHIP
Jim Perry, R (1, 1) ERA: 2.76	7.0	W	28	7	0	0	1	2	0	0	0	1	0	28	36	0.00	1.286
Ron Perranoski, L (8, 1) ERA: 1.98	2.0	S	7	2	0	0	2	0	0	0	0	0	0	11	11	0.00	1.000

PITCHER	IP	WLS	BF	H	R	ER	SO	BB	IBB	HBP	BLK	WP	HR	S	P	ERA	WHIP

BOTTOM

Minnesota Twins @ Washington Senators

Robert F. Kennedy Memorial Stadium, Washington, DC

Fri Aug 15 1969, 7:05 PM EDT

Att. 14,364 - Unknown

livebaseballscorecards.com

AB	33
R	0
H	9
RBI	0
BB	2
SO	3
LOB	20

WP: 1 PA: 35
PB: 1
SB: 0
CS: 0

Batter	1	2	3	4	5	6	7	8	9	AB	R	H	RBI	BB	SO	LOB
Cesar Tovar, R (1, 4) OBP: 0.316, SLG: 0.378	F8		F7		1-3		WP 2B		F7	5	0	1	0	0	0	2
Ted Uhlaender, L (1, 8) OBP: 0.327, SLG: 0.349	F7			E7 1B 2B		1-3	F6 2-3			4	1	1	0	0	0	1
Tony Oliva, L (1, 9) OBP: 0.376, SLG: 0.500	F8			K		BB 1B 1B		F6		4	1	1	0	0	1	1
Harmon Killebrew, R (1, 5) OBP: 0.419, SLG: 0.557		F7		G1-6-3 3-H 1B		1B 1-2 BB		HR 1B		3	1	2	1	1	0	0
Rich Reese, L (1, 3) OBP: 0.375, SLG: 0.574		F8		G1-6-3 1-2f		F4		1-H HR		4	1	1	2	0	0	3
Graig Nettles, L (1, 7) OBP: 0.316, SLG: 0.374 Rick Renick, R (6, PH) OBP: 0.300, SLG: 0.316 (6, 7)	4-3				HR	1-2 2-H 1B		3-1		2	1	1	1	0	0	0
										2	0	1	1	0	0	0
John Roseboro, L (1, 2) OBP: 0.339, SLG: 0.326			FC2-4 1B		K	F5		F8		4	0	1	0	0	1	2
Leo Cardenas, R (1, 6) OBP: 0.352, SLG: 0.397			FC2-4 1-2f		6-3		F5		G5-4-3 1B	4	0	1	0	0	0	1
Jim Kaat, L (1, 1) OBP: 0.256, SLG: 0.403 Bob Allison, R (9, PH) OBP: 0.329, SLG: 0.362			K		2B		3-1		G5-4-3 1-2f	3	0	1	0	0	1	1
										1	0	0	0	0	0	1
Inning Stats	R: 0 E: 0 K: 0 S: 3 H: 0 LOB: 0 BB: 0 P: 3	R: 0 E: 0 K: 0 S: 3 H: 0 LOB: 0 BB: 0 P: 3	R: 0 E: 0 K: 1 S: 6 H: 1 LOB: 1 BB: 0 P: 6	R: 1 E: 1 K: 1 S: 6 H: 2 LOB: 0 BB: 0 P: 6	R: 1 E: 0 K: 1 S: 7 H: 2 LOB: 1 BB: 0 P: 7	R: 1 E: 0 K: 0 S: 5 H: 2 LOB: 2 BB: 1 P: 9	R: 0 E: 0 K: 0 S: 4 H: 1 LOB: 1 BB: 0 P: 4	R: 2 E: 0 K: 0 S: 5 H: 2 LOB: 0 BB: 0 P: 5	R: 0 E: 0 K: 0 S: 3 H: 1 LOB: 0 BB: 0 P: 3	1B: 6 2B: 3 3B: 0 HR: 2 SF: 0 SAC: 0 DP: 2 HBP: 0							

TOP

Minnesota Twins @ Washington Senators

Robert F. Kennedy Memorial Stadium, Washington, DC

Sat Aug 16 1969, 3:33 AM EDT

Att. 10,866 - Unknown

livebaseballscorecards.com

AB	36
R	5
H	11
RBI	5
BB	1
SO	3
LOB	12

WP: 1 PB: 0 SB: 0 CS: 0 PA: 37

PITCHER		IP	WLS	BF	H	R	ER	SO	BB	IBB	HBP	BLK	WP	HR	S	P	ERA	WHIP
Dick Bosman, R ERA: 2.04	(1, 1)	5.1		22	6	3	2	3	1	0	0	0	0	1	27	31	3.38	1.312
Darold Knowles, L ERA: 2.47	(6, 1)	3.2	W	15	5	2	2	0	0	0	0	0	1	1	15	15	4.91	1.364

PITCHER	IP	WLS	BF	H	R	ER	SO	BB	IBB	HBP	BLK	WP	HR	S	P	ERA	WHIP

Batter	1	2	3	4	5	6	7	8	9	AB	R	H	RBI	BB	SO	LOB
Del Unser, L (1, 8) OBP: 0.337, SLG: 0.336	S S S 0-3 ① K		x 0-0 ① F6		x 0-0 1B HR 1B		S S S 0-3 ① K			4	1	1	0	0	2	0
Ed Brinkman, R (1, 6) OBP: 0.338, SLG: 0.345	x 0-0 ② 5-3		x 0-0 ② F9		x 0-0 1-2 HR 1B		x 0-0 G1-4-3 1B			4	1	2	0	0	0	0
Frank Howard, R (1, 3) OBP: 0.400, SLG: 0.586	B B B B 4-0 FC6-4 BB		x 0-0 ③ 6-3		x 0-0 1-H 2-H HR		x 0-0 ② ③ G1-4-3 1-2f			3	1	1	3	1	0	1
Ken McMullen, R (1, 5) OBP: 0.338, SLG: 0.385	x 0-0 ③ FC6-4 1-2f			x 0-0 1B 1B	x 0-0 ② 5-3			x 0-0 ① 6-3		4	0	1	0	0	0	1
Brant Alyea, R (1, 7) OBP: 0.349, SLG: 0.470		x 0-0 ① F8		x 0-0 FC6-4 1-2 1B	x 0-0 E5 FC5-4			x 0-0 1B 3B 1B		4	1	2	0	0	0	0
Tim Cullen, R (1, 4) OBP: 0.263, SLG: 0.254		x 0-0 2B		x 0-0 ① F4	x 0-0 ③ FC5-4 1-2f			x 0-0 1-2 3B 1B		4	1	2	0	0	0	3
Ed Stroud, L (1, 9) OBP: 0.351, SLG: 0.366		B B B B 4-0 BB		S S S 0-3 ② K		x 0-0 ① 5-3		x 0-0 1-H 2-H SF7 3B		3	1	1	2	1	1	2
Paul Casanova, R (1, 2) OBP: 0.242, SLG: 0.276		x 0-0 ② L9		x 0-0 ③ FC6-4 1-2f		x 0-0 ② F3		x 0-0 ② SF7 3-H		3	0	0	1	0	0	4
Dick Bosman, R (1, 1) OBP: 0.209, SLG: 0.081 Darold Knowles, L (6, 1) OBP: 0.167, SLG: 0.091		x 0-0 ③ L1			x 0-0 ① 4-3	S S S 0-3 ③ K		x 0-0 ③ 4-3		2 2	0 0	0 0	0 0	0 0	0 1	2 0
Inning Stats	R: 0 H: 0 E: 0 LOB: 1 K: 1 BB: 1 S: 5 P: 9	R: 0 H: 1 E: 0 LOB: 2 K: 0 BB: 1 S: 4 P: 8	R: 0 H: 0 E: 0 LOB: 0 K: 0 BB: 0 S: 3 P: 3	R: 0 H: 2 E: 0 LOB: 2 K: 1 BB: 0 S: 7 P: 7	R: 3 H: 3 E: 1 LOB: 1 K: 0 BB: 0 S: 7 P: 7	R: 0 H: 0 E: 0 LOB: 0 K: 1 BB: 0 S: 5 P: 5	R: 0 H: 1 E: 0 LOB: 0 K: 1 BB: 0 S: 5 P: 5	R: 3 H: 3 E: 0 LOB: 0 K: 0 BB: 0 S: 6 P: 6		1B: 7 SF: 1 2B: 1 SAC: 0 3B: 1 DP: 1 HR: 1 HBP: 0				WP: 0 PA: 36 PB: 0 SB: 0 CS: 0		

PITCHER		IP	WLS	BF	H	R	ER	SO	BB	IBB	HBP	BLK	WP	HR	S	P	ERA	WHIP
Jim Kaat, L ERA: 3.29	(1, 1)	8.0	L	36	10	6	6	4	2	0	0	0	0	1	42	50	6.75	1.500

PITCHER	IP	WLS	BF	H	R	ER	SO	BB	IBB	HBP	BLK	WP	HR	S	P	ERA	WHIP

BOTTOM

Minnesota Twins @ Washington Senators

Robert F. Kennedy Memorial Stadium, Washington, DC

Sat Aug 16 1969, 3:33 AM EDT

Att. 10,866 - Unknown

livebaseballscorecards.com

AB	33
R	6
H	10
RBI	6
BB	2
SO	4
LOB	13

Minnesota Twins @ Washington Senators

Robert F. Kennedy Memorial Stadium, Washington, DC

Sun Aug 17 1969, 3:33 AM EDT

Att. 14,090 - Cloudy

livebaseballscorecards.com

TOP

Batter	1	2	3	4	5	6	7	8	9	10	11	12	13	AB	R	H	RBI	BB	SO	LOB
Cesar Tovar, R (1, 4) OBP: 0.317, SLG: 0.378	F3		4-3		SH3			3-1 SH1-4 1B		5-3			1B 1B	5	1	2	0	0	0	1
Ted Uhlaender, L (1, 8) OBP: 0.328, SLG: 0.350	F2		S 1B 3-H		4-3			SH1-4			4-3		1B 1-3	5	0	2	1	0	0	1
Tony Oliva, L (1, 9) OBP: 0.376, SLG: 0.498	4-3		F8		K			3-1			HR 1B		BB 1B 1-3 3-H	6	1	2	1	0	1	3
Harmon Killebrew, R (1, 5) (11, 3) OBP: 0.420, SLG: 0.561		4-3		1B BB		4-3		F8			HR 1-H		BB 1-2	4	1	1	2	2	0	1
Rich Reese, L (1, 3) (11, 7) OBP: 0.371, SLG: 0.564		G1 BB		L4		F7			3-1		F8		K	5	0	0	0	1	1	4
Graig Nettles, L (1, 7) OBP: 0.307, SLG: 0.363		G1 1-2		F9		4-3			K		F7		F3	5	0	0	0	0	1	2
Frank Quilici, R (11, 5) OBP: 0.246, SLG: 0.259														1	0	0	0	0	0	3
Leo Cardenas, R (1, 6) OBP: 0.351, SLG: 0.395		K		1B 1-2			G1-6-3 BB		5-3			5-3	5-3	5	0	1	0	1	1	4
John Roseboro, L (1, 2) OBP: 0.340, SLG: 0.322			4-3 SH1-3 1B BB	K			G1-6-3 1-2f			5-3		K BB		3	1	0	0	2	1	3
Dean Chance, R (1, 1) OBP: 0.176, SLG: 0.067			SH1-3 1-2		4-3 SH3 BB		F8			K		K 1-2		0	0	0	0	0	0	0
Bob Allison, R (3, PH) OBP: 0.329, SLG: 0.362														0	0	0	0	0	0	0
Tom Hall, L (3, 1) OBP: 0.194, SLG: 0.200														2	0	0	0	1	1	0
Ron Perranoski, L (11, 1) OBP: 0.136, SLG: 0.095														1	0	0	0	0	1	1
Inning Stats	R: 0 E: 0 K: 0 S: 3 H: 0 LOB: 0 BB: 0 P: 3	R: 0 E: 0 K: 1 S: 5 H: 0 LOB: 1 BB: 1 P: 9	R: 1 E: 0 K: 0 S: 4 H: 1 LOB: 1 BB: 1 P: 8	R: 0 E: 0 K: 1 S: 6 H: 1 LOB: 2 BB: 1 P: 10	R: 0 E: 0 K: 1 S: 5 H: 0 LOB: 1 BB: 1 P: 9	R: 0 E: 0 K: 0 S: 3 H: 0 LOB: 0 BB: 0 P: 3	R: 0 E: 0 K: 0 S: 2 H: 0 LOB: 0 BB: 1 P: 6	R: 0 E: 0 K: 0 S: 4 H: 1 LOB: 1 BB: 0 P: 4	R: 0 E: 0 K: 0 S: 5 H: 0 LOB: 0 BB: 0 P: 5	R: 0 E: 0 K: 1 S: 5 H: 0 LOB: 0 BB: 0 P: 5	R: 2 E: 0 K: 0 S: 5 H: 2 LOB: 0 BB: 0 P: 5	R: 0 E: 0 K: 1 S: 4 H: 0 LOB: 1 BB: 1 P: 8	R: 1 E: 0 K: 1 S: 8 H: 3 LOB: 3 BB: 1 P: 12	1B: 7 2B: 0 3B: 0 HR: 1	SF: 0 SAC: 3 DP: 1 HBP: 0	WP: 0 PB: 0 SB: 1 CS: 0	PA: 52

PITCHER	IP	WLS	BF	H	R	ER	SO	BB	IBB	HBP	BLK	WP	HR	S	P	ERA	WHIP
Joe Coleman, R (1, 1) ERA: 3.29	11.0		42	5	3	3	5	5	0	0	0	0	1	47	67	2.46	0.909
Dennis Higgins, R (12, 1) ERA: 3.75	1.0	L	7	3	1	1	1	2	0	0	0	0	0	7	15	9.00	5.000
Jim Shellenback, L (13, 1) ERA: 4.14	0.1		1	0	0	0	1	0	0	0	0	0	0	3	3	0.00	0.000
Bob Humphreys, R (13, 1) ERA: 3.08	0.2		2	0	0	0	0	0	0	0	0	0	0	2	2	0.00	0.000

PITCHER	IP	WLS	BF	H	R	ER	SO	BB	IBB	HBP	BLK	WP	HR	S	P	ERA	WHIP

AB	42
R	4
H	8
RBI	4
BB	7
SO	7
LOB	23

Batter	1	2	3	4	5	6	7	8	9	10	11	12	13	AB	R	H	RBI	BB	SO	LOB
Del Unser, L (1, 8) OBP: 0.335, SLG: 0.333	5-3		FC3-6 E 1B		F8		6-3			K		4-3		6	0	1	0	0	1	0
Lee Maye, L (1, 9) OBP: 0.329, SLG: 0.384	BB		E4 FC3-6 1-2		1-3		F9			F8		K		5	0	0	0	1	1	1
Frank Howard, R (1, 7) OBP: 0.401, SLG: 0.583	F9		F9		BB			F7			1B BB G5-4-3 1B		IBB	4	1	1	0	2	0	3
Mike Epstein, L (1, 3) OBP: 0.412, SLG: 0.527	K		FC3-6 BB 1-2f 2-3		BB 1-2			3-1			G5-4-3 1B BB 1-2		K	4	1	0	0	2	2	4
Ken McMullen, R (1, 5) OBP: 0.340, SLG: 0.383		1B FC6-4 BB	BB 1-2		F9			K			G5-4-3 1-2 2-3 1B		F9	4	1	1	0	2	1	2
Bernie Allen, L (1, 4) OBP: 0.356, SLG: 0.415		FC6-4 1B 1-3	K			F5			4-3		G5-4-3 1-2f 2-3 3-H		FC6 1B	3	0	1	0	0	1	3
Brant Alyea, R (9, PH) OBP: 0.347, SLG: 0.467														1	0	0	0	0	0	0
Tim Cullen, R (10, 4) OBP: 0.266, SLG: 0.257														2	0	1	0	0	0	2
Ed Brinkman, R (1, 6) OBP: 0.336, SLG: 0.343	F8			F9		1-3			F8		1B 1B 3-H		FC6 FC6-4 1-2f	6	0	1	1	0	0	3
Paul Casanova, R (1, 2) OBP: 0.241, SLG: 0.274	FC6-4 1-2f 3-H			F7		F8			K		1-3 1B		FC6-4 1-2f	6	0	1	1	0	1	2
Joe Coleman, R (1, 1) OBP: 0.182, SLG: 0.138	1-3			5-3			K			2-3	F7			4	0	0	0	0	1	1
Zoilo Versalles, R (11, PH) OBP: 0.287, SLG: 0.282														1	0	0	0	0	0	2
Dennis Higgins, R (12, 1) OBP: 0.100, SLG: 0.100														0	0	0	0	0	0	0
Jim Shellenback, L (13, 1) OBP: 0.200, SLG: 0.200														0	0	0	0	0	0	0
Bob Humphreys, R (13, 1) OBP: 0.154, SLG: 0.083														0	0	0	0	0	0	0
Inning Stats	R: 0 E: 0 K: 1 S: 5 H: 0 LOB: 1 BB: 1 P: 9	R: 1 E: 0 K: 0 S: 4 H: 1 LOB: 1 BB: 1 P: 8	R: 0 E: 1 K: 1 S: 7 H: 1 LOB: 3 BB: 1 P: 11	R: 0 E: 0 K: 0 S: 3 H: 0 LOB: 0 BB: 0 P: 3	R: 0 E: 0 K: 0 S: 3 H: 0 LOB: 2 BB: 2 P: 11	R: 0 E: 0 K: 0 S: 3 H: 0 LOB: 0 BB: 0 P: 3	R: 0 E: 0 K: 1 S: 5 H: 0 LOB: 0 BB: 0 P: 5	R: 0 E: 0 K: 1 S: 5 H: 0 LOB: 0 BB: 0 P: 5	R: 0 E: 0 K: 1 S: 5 H: 0 LOB: 0 BB: 0 P: 5	R: 0 E: 0 K: 1 S: 5 H: 0 LOB: 0 BB: 0 P: 5	R: 2 E: 0 K: 0 S: 6 H: 4 LOB: 2 BB: 1 P: 10	R: 0 E: 0 K: 2 S: 7 H: 0 LOB: 1 BB: 1 P: 11	R: 0 E: 0 K: 0 S: 4 H: 1 LOB: 1 BB: 0 P: 4	1B: 7 2B: 0 3B: 0 HR: 0	SF: 0 SAC: 0 DP: 1 HBP: 0	WP: 0 PB: 0 SB: 0 CS: 0	PA: 53			

PITCHER		IP	WLS	BF	H	R	ER	SO	BB	IBB	HBP	BLK	WP	HR	S	P	ERA	WHIP
Dean Chance, R ERA: 3.0	(1, 1)	2.0		9	1	1	1	1	2	0	0	0	0	0	0	17	4.50	1.500
Tom Hall, L ERA: 3.46	(3, 1)	8.0		30	2	1	1	5	3	0	0	0	0	0	9	37	1.12	0.625
Ron Perranoski, L ERA: 2.01	(11, 1)	3.0	W	14	4	1	1	2	1	1	0	0	0	0	37	49	3.00	1.667

PITCHER	IP	WLS	BF	H	R	ER	SO	BB	IBB	HBP	BLK	WP	HR	S	P	ERA	WHIP

BOTTOM

Minnesota Twins @ Washington Senators

Robert F. Kennedy Memorial Stadium, Washington, DC

Sun Aug 17 1969, 3:33 AM EDT
Att. 14,090 - Cloudy

livebaseballscorecards.com

AB	46
R	3
H	7
RBI	2
BB	7
SO	8
LOB	23

Batter	1	2	3	4	5	6	7	8	9	10	AB	R	H	RBI	BB	SO	LOB
Cesar Tovar, R (1, 4) OBP: 0.318, SLG: 0.379	5-3			2B BB		F7			F8 2-3		4	1	1	0	1	0	2
Ted Uhlaender, L (1, 8) OBP: 0.327, SLG: 0.348	4-3			HR 1B F6			4-3		6-3		5	1	1	0	0	0	3
Tony Oliva, L (1, 9) OBP: 0.376, SLG: 0.497	K			HR 1-2 3-H 1B	G6-4-3 1B		F4			6-3	5	1	2	1	0	1	0
Harmon Killebrew, R (1, 5) OBP: 0.418, SLG: 0.564		F7		HR 1-H 2-H	G6-4-3 1-2f		6-3			K	5	1	1	3	0	1	1
Rich Reese, L (1, 3) OBP: 0.371, SLG: 0.562		4-3		F3	1B			K		1B	5	0	2	0	0	1	0
Graig Nettles, L (1, 7) OBP: 0.308, SLG: 0.380		1-3		HR	G3			5-3		5-3	3	1	1	1	0	0	1
Bob Allison, R (8, PH) OBP: 0.325, SLG: 0.357 (8, 7)											2	0	0	0	0	0	1
Leo Cardenas, R (1, 6) OBP: 0.350, SLG: 0.392			K	F3		2-3 BB		K			3	0	0	0	1	2	0
George Mitterwald, R (1, 2) OBP: 0.320, SLG: 0.384			1-3	1B 2B		2-3 1-2			E SH3-4 1B		4	1	2	0	0	0	1
Dave Boswell, R (1, 1) OBP: 0.179, SLG: 0.262			L7	BB 2-H 1B		1-3			SH3-4 1-2		3	0	1	1	0	0	1
Bill Zepp, R (8, 1)											0	0	0	0	0	0	0
Rick Renick, R (9, PH) OBP: 0.300, SLG: 0.316											0	0	0	0	0	0	0
Dick Woodson, R (9, 1) OBP: 0.143, SLG: 0.077											0	0	0	0	0	0	0
Ron Perranoski, L (9, 1) OBP: 0.136, SLG: 0.095											0	0	0	0	0	0	0
Inning Stats	R: 0 E: 0 K: 1 S: 5 H: 0 LOB: 0 BB: 0 P: 5	R: 0 E: 0 K: 0 S: 3 H: 0 LOB: 0 BB: 0 P: 3	R: 0 E: 0 K: 1 S: 5 H: 0 LOB: 0 BB: 0 P: 5	R: 6 E: 0 K: 0 S: 10 H: 7 LOB: 2 BB: 1 P: 14	R: 0 E: 0 K: 0 S: 4 H: 2 LOB: 1 BB: 0 P: 4	R: 0 E: 0 K: 0 S: 3 H: 0 LOB: 1 BB: 1 P: 7	R: 0 E: 0 K: 0 S: 3 H: 0 LOB: 0 BB: 0 P: 3	R: 0 E: 0 K: 2 S: 7 H: 0 LOB: 0 BB: 0 P: 7	R: 0 E: 1 K: 0 S: 4 H: 1 LOB: 1 BB: 0 P: 4	R: 0 E: 0 K: 1 S: 6 H: 1 LOB: 1 BB: 0 P: 6	1B: 7 2B: 2 3B: 0 HR: 2 SF: 0 SAC: 1 DP: 1 HBP: 0						

PITCHER	IP	WLS	BF	H	R	ER	SO	BB	IBB	HBP	BLK	WP	HR	S	P	ERA	WHIP
Ray Culp, R (1, 1) ERA: 3.83	3.2		18	7	6	6	2	0	0	0	0	0	2	22	22	14.73	1.909
Lee Stange, R (4, 1) ERA: 3.45	3.1		13	2	0	0	0	2	0	0	0	0	0	11	19	0.00	1.200
Bill Lee, L (8, 1) ERA: 5.0	1.0		4	1	0	0	2	0	0	0	0	0	0	8	8	0.00	1.000
Sonny Siebert, R (9, 1) ERA: 4.07	0.2		2	0	0	0	0	0	0	0	0	0	0	2	2	0.00	0.000
Sparky Lyle, L (9, 1) ERA: 2.55	1.1	W	5	1	0	0	1	0	0	0	0	0	0	7	7	0.00	0.750

PITCHER	IP	WLS	BF	H	R	ER	SO	BB	IBB	HBP	BLK	WP	HR	S	P	ERA	WHIP

TOP

Minnesota Twins @ Boston Red Sox

Fenway Park, Boston, MA

Mon Aug 18 1969, 7:05 PM EDT

Att. 28,062 - Unknown - 87 F

livebaseballscorecards.com

AB	39
R	6
H	11
RBI	6
BB	2
SO	5
LOB	10

PA: 42

WP: 0
PB: 0
SB: 0
CS: 0

Minnesota Twins @ Boston Red Sox

Fenway Park, Boston, MA

Mon Aug 18 1969, 7:05 PM EDT

Att. 28,062 - Unknown - 87 F

livebaseballscorecards.com

BOTTOM

Batter	1	2	3	4	5	6	7	8	9	10	AB	R	H	RBI	BB	SO	LOB
Mike Andrews, R (1, 4) OBP: 0.391, SLG: 0.450	BBBB 4-0 3B BB	SSS 0-3 ② K			x 0-0 2B 1B		x 0-0 1B		BBBB 4-0 FC1-6-5-2-3 BB		3	1	2	0	2	1	0
Dalton Jones, L (1, 3) OBP: 0.310, SLG: 0.333 Syd O'Brien, R (9, PH) OBP: 0.309, SLG: 0.400 (10, 5)	x 0-0 1-H 1B 3B	SSS 0-3 ③ K			SSS 0-3 ① K		x 0-0 ③ 4-3		BBBB 4-0 1-2 FC1-6-5-2-3 BB		4 0	1 0	1 0	1 0	0 1	2 0	2 0
Carl Yastrzemski, L (1, 7) OBP: 0.352, SLG: 0.505	x 0-0 ① F7		x 0-0 ① 4-3		x 0-0 ② 1-H 2B			x 0-0 BB HR 1B	x 0-0 ② ③ FC1-6-5-2-5 1-2 2-3		5	1	2	0	0	0	3
Reggie Smith, S (1, 8) OBP: 0.382, SLG: 0.572	x 0-0 ② 1-3		x 0-0 ② L7		SSS 0-3 ③ K			BBBB 4-0 1-2 HR BB		BBBB 4-0 SH1-4 2B BB	3	2	0	0	2	1	2
Rico Petrocelli, R (1, 6) OBP: 0.429, SLG: 0.612	BBBB 4-0 1B E BB		BBBB 4-0 BB			x 0-0 ① 5-3		SSS 0-3 ① K		x 0-0 ① SH1-4 1-2	2	1	0	0	2	1	2
Tony Conigliaro, R (1, 9) OBP: 0.324, SLG: 0.436	x 0-0 E 1-2 3-H 1B		SSS 0-3 ③ K			x 0-0 ② F4		x 0-0 1-H 2-H HR		4-0 2B IBB	4	1	2	4	1	1	1
George Scott, R (1, 5) OBP: 0.328, SLG: 0.380 (10, 3)	x 0-0 E5 1-2 2-H			x 0-0 ① F5		x 0-0 ③ 5-3		x 0-0 ② F4		x 0-0 1-3 2-H 2B	5	0	1	1	0	0	1
Russ Gibson, R (1, 2) OBP: 0.293, SLG: 0.321	x 0-0 ③ F6			x 0-0 ② F9			x 0-0 ① 6-3	x 0-0 ③ 6-3			4	0	0	0	0	0	2
Ray Culp, R (1, 1) OBP: 0.205, SLG: 0.257 Lee Stange, R (4, 1) OBP: 0.154, SLG: 0.083 Dick Schofield, S (7, PH) OBP: 0.346, SLG: 0.356 Bill Lee, L (8, 1) Sonny Siebert, R (9, 1) OBP: 0.240, SLG: 0.261 Sparky Lyle, L (9, 1) OBP: 0.167, SLG: 0.091		SSS 0-3 ① K		x 0-0 ③ 6-3			x 0-0 ② F4		x 0-0 ① 1-3		1 1 1 0 0 1	0 0 0 0 0 0	0 0 0 0 0 0	0 0 0 0 0 0	0 0 0 0 0 0	1 0 0 0 0 0	0 0 0 0 0 0
Inning Stats	R: 3 H: 2 E: 1 LOB: 2 K: 0 BB: 2 S: 6 P: 14	R: 0 H: 0 E: 0 LOB: 0 K: 3 BB: 0 S: 9 P: 9	R: 0 H: 0 E: 0 LOB: 1 K: 1 BB: 1 S: 5 P: 9	R: 0 H: 0 E: 0 LOB: 0 K: 0 BB: 0 S: 3 P: 3	R: 0 H: 2 E: 0 LOB: 1 K: 2 BB: 0 S: 8 P: 8	R: 0 H: 0 E: 0 LOB: 0 K: 0 BB: 0 S: 3 P: 3	R: 0 H: 1 E: 0 LOB: 1 K: 0 BB: 0 S: 4 P: 4	R: 3 H: 2 E: 0 LOB: 0 K: 1 BB: 1 S: 7 P: 11	R: 0 H: 0 E: 0 LOB: 1 K: 0 BB: 2 S: 2 P: 10	R: 1 H: 1 E: 0 LOB: 2 K: 0 BB: 2 S: 2 P: 10	1B: 4 SF: 0 2B: 3 SAC: 1 3B: 1 DP: 1 HR: 1 HBP: 0						

	AB	34
	R	7
	H	8
	RBI	6
	BB	8
	SO	7
	LOB	13

WP: 0 PA: 43
PB: 0
SB: 0
CS: 0

PITCHER		IP	WLS	BF	H	R	ER	SO	BB	IBB	HBP	BLK	WP	HR	S	P	ERA	WHIP
Dave Boswell, R ERA: 3.41	(1, 1)	7.0		29	5	3	2	6	3	0	0	0	0	0	38	50	2.57	1.143
Bill Zepp, R ERA: 11.57	(8, 1)	1.0		6	2	3	3	1	1	0	0	0	0	1	7	11	27.00	3.000
Dick Woodson, R ERA: 3.94	(9, 1)	0.1		3	0	0	0	0	2	0	0	0	0	0	1	9	0.00	6.000
Ron Perranoski, L ERA: 2.08	(9, 1)	1.0	L	5	1	1	1	0	1	1	0	0	0	0	3	11	9.00	2.000

PITCHER	IP	WLS	BF	H	R	ER	SO	BB	IBB	HBP	BLK	WP	HR	S	P	ERA	WHIP

Batter	1	2	3	4	5	6	7	8	9	AB	R	H	RBI	BB	SO	LOB
Ted Uhlaender, L (1, 8) OBP: 0.327, SLG: 0.347	SSS 0-3 ① K		x 0-0 2B 1B	H 1-0 E HBP 1-2 2-3		x 0-0 ② L8			x 0-0 E4 CS	4	2	1	0	0	1	0
Cesar Tovar, R (1, 4) (9, 7) OBP: 0.319, SLG: 0.381	SSS 0-3 ② K		x 0-0 S 2B 2B 1-H	x 0-0 ② FC5-2 1-H 2-H 3-Hf		x 0-0 ③ 4-3			BBBB 4-0 ① HR BB 1-2	4	2	1	1	1	1	1
Harmon Killebrew, R (1, 5) OBP: 0.419, SLG: 0.569	BBBB 4-0 BB		SSS 0-3 ① K 2-3	BBBB 4-0 BB			x 0-0 ① F8		x 0-0 HR 1-H	3	1	1	2	2	1	1
Tony Oliva, L (1, 9) OBP: 0.374, SLG: 0.496	x 0-0 ③ F7		x 0-0 E 2B 3-H	x 0-0 4-3			x 0-0 ② 4-3		x 0-0 ② F8	5	1	1	1	0	0	3
Rich Reese, L (1, 3) OBP: 0.372, SLG: 0.562		x 0-0 1B 2B	x 0-0 E1 CS 2-H		x 0-0 E3 FC1-5-6		x 0-0 WP 1B		x 0-0 ③ 4-3	5	1	2	0	0	0	0
Charlie Manuel, L (1, 7) OBP: 0.343, SLG: 0.322 Rick Renick, R (7, PH) OBP: 0.297, SLG: 0.313 (7, 7) Frank Quilici, R (9, 4) OBP: 0.246, SLG: 0.259		SSS 0-3 ① K	SSS 0-3 ②③ K 1-2		x 0-0 ① FC1-5-6 2-3		SSS 0-3 ③ K 1-2			3 1 0	0 0 0	0 0 0	0 0 0	0 1 0	2 1 0	3 1 0
Leo Cardenas, R (1, 6) OBP: 0.348, SLG: 0.389		SSS 0-3 ② K		x 0-0 ① F9	SSS 0-3 ② K			x 0-0 ① 5-3		4	0	0	0	0	2	2
John Roseboro, L (1, 2) OBP: 0.342, SLG: 0.320		BBBB 4-0 1B 1B BB		BBBB 4-0 HBP BB FC5-2 BB	x 0-0 ③ L3			SSS 0-3 ② K		2	0	0	0	2	1	1
Jim Perry, S (1, 1) OBP: 0.235, SLG: 0.238 Tom Hall, L (7, 1) OBP: 0.194, SLG: 0.200 Dean Chance, R (7, 1) OBP: 0.167, SLG: 0.063		x 0-0 ③ E8 1-H 2-H 1B		BBBB 4-0 HBP E BB 1-2		x 0-0 ① G3		x 0-0 ③ 1-3		2 0 1	1 0 0	1 0 0	1 0 0	1 0 0	0 0 0	0 0 0
Inning Stats	R: 0 E: 0 K: 2 S: 7 H: 0 LOB: 1 BB: 1 P: 11	R: 1 E: 1 K: 2 S: 8 H: 2 LOB: 2 BB: 1 P: 12	R: 3 E: 1 K: 2 S: 10 H: 3 LOB: 0 BB: 0 P: 10	R: 2 E: 1 K: 0 S: 3 H: 0 LOB: 2 BB: 3 P: 16	R: 0 E: 1 K: 1 S: 6 H: 0 LOB: 1 BB: 0 P: 6	R: 0 E: 0 K: 0 S: 3 H: 0 LOB: 0 BB: 0 P: 3	R: 0 E: 0 K: 1 S: 6 H: 1 LOB: 1 BB: 0 P: 6	R: 0 E: 0 K: 1 S: 5 H: 0 LOB: 0 BB: 0 P: 5	R: 2 E: 1 K: 0 S: 4 H: 1 LOB: 0 BB: 1 P: 8	1B: 3 2B: 3 3B: 0 HR: 1 SF: 0 SAC: 0 DP: 0 HBP: 1						

TOP

Minnesota Twins @ Boston Red Sox

Fenway Park, Boston, MA

Tue Aug 19 1969, 7:05 PM EDT
Att. 29,296 - Unknown - 83 F

livebaseballscorecards.com

AB	34
R	8
H	7
RBI	5
BB	6
SO	9
LOB	12

WP: 1 PA: 41
PB: 0
SB: 1
CS: 2

PITCHER		IP	WLS	BF	H	R	ER	SO	BB	IBB	HBP	BLK	WP	HR	S	P	ERA	WHIP
Jim Lonborg, R ERA: 3.97	(1, 1)	3.0		15	5	4	3	6	2	0	0	0	0	0	25	33	9.00	2.333
Bill Landis, L ERA: 6.0	(4, 1)	0.1		3	0	2	1	0	2	0	0	0	0	0	1	9	27.00	6.000
Bill Lee, L ERA: 4.88	(4, 1)	0.2		4	0	0	0	0	1	0	1	0	0	0	2	7	0.00	1.500
Lee Stange, R ERA: 3.39	(5, 1)	2.0		7	0	0	0	1	0	0	0	0	0	0	9	9	0.00	0.000
Sparky Lyle, L ERA: 2.68	(7, 1)	3.0	L	12	2	2	2	2	1	0	0	0	1	1	15	19	6.00	1.000

PITCHER	IP	WLS	BF	H	R	ER	SO	BB	IBB	HBP	BLK	WP	HR	S	P	ERA	WHIP

BOTTOM

Minnesota Twins @ Boston Red Sox

Fenway Park, Boston, MA

Tue Aug 19 1969, 7:05 PM EDT
Att. 29,296 - Unknown - 83 F

livebaseballscorecards.com

Batter	1	2	3	4	5	6	7	8	9	AB	R	H	RBI	BB	SO	LOB
Mike Andrews, R (1, 4) OBP: 0.389, SLG: 0.444	5-3		BBBB 4-0 HR 1B 1-2 BB		SSS 0-3 K	6-3			F2	4	1	0	0	1	1	1
Dalton Jones, L (1, 3) OBP: 0.311, SLG: 0.334	SSS 0-3 K		0-0 HR 1B 1-2 2-3		SSS 0-3 K		3B 1B		F9	5	2	2	0	0	2	0
Carl Yastrzemski, L (1, 7) OBP: 0.352, SLG: 0.511	F8		0-0 HR 1-H 2-H 3-H		0-0 1B 2B 1B		L8		L8	5	2	2	4	0	0	1
Reggie Smith, S (1, 8) OBP: 0.383, SLG: 0.576		F7	F4		2B 1-2 1B		1-H 3B			4	0	2	1	0	0	0
Rico Petrocelli, R (1, 6) OBP: 0.428, SLG: 0.611		F4	1-3		1-3 2-H 2B		SSS 0-3 K			4	0	1	1	0	1	1
Tony Conigliaro, R (1, 9) OBP: 0.323, SLG: 0.433		BBBB 4-0 BB		SSS 0-3 K	F4		6-3			3	0	0	0	1	1	3
George Scott, R (1, 5) OBP: 0.327, SLG: 0.379		SSS 0-3 K		E6		FC5-6 1B		5-3		4	0	1	0	0	1	1
Russ Gibson, R (1, 2) OBP: 0.288, SLG: 0.316			4-3	SSS 0-3 K		F2		F8		4	0	0	0	0	1	2
Jim Lonborg, R (1, 1) OBP: 0.273, SLG: 0.185 Don Lock, R (3, PH) OBP: 0.339, SLG: 0.275 Bill Landis, L (4, 1) Bill Lee, L (4, 1) Dick Schofield, S (4, PH) OBP: 0.344, SLG: 0.354 Lee Stange, R (5, 1) OBP: 0.154, SLG: 0.083 Joe Lahoud, L (6, PH) OBP: 0.333, SLG: 0.369 Sparky Lyle, L (7, 1) OBP: 0.154, SLG: 0.083			BBBB 4-0 1B BB HR BB	SSS 0-3 K		FC5-6 1-2f		SSS 0-3 K		0 0 0 0 1 0 1	0 1 0 0 0 0 0	0 0 0 0 0 0 0	0 0 0 0 1 0 0	0 0 0 0 0 0 0	0 0 0 0 1 0 1	0 0 0 0 1 0 1
Inning Stats	R: 0 E: 0 K: 1 S: 5 H: 0 LOB: 0 BB: 0 P: 5	R: 0 E: 0 K: 1 S: 5 H: 0 LOB: 1 BB: 1 P: 9	R: 4 E: 0 K: 0 S: 5 H: 2 LOB: 0 BB: 2 P: 13	R: 0 E: 1 K: 3 S: 10 H: 0 LOB: 1 BB: 0 P: 10	R: 1 E: 0 K: 2 S: 10 H: 3 LOB: 2 BB: 0 P: 10	R: 0 E: 0 K: 0 S: 4 H: 1 LOB: 1 BB: 0 P: 4	R: 1 E: 0 K: 1 S: 7 H: 2 LOB: 1 BB: 0 P: 7	R: 0 E: 0 K: 1 S: 5 H: 0 LOB: 0 BB: 0 P: 5	R: 0 E: 0 K: 0 S: 3 H: 0 LOB: 0 BB: 0 P: 3	1B: 5 2B: 1 3B: 1 HR: 1	SF: 0 SAC: 0 DP: 0 HBP: 0					

AB	36
R	6
H	8
RBI	6
BB	3
SO	9
LOB	11

PITCHER		IP	WLS	BF	H	R	ER	SO	BB	IBB	HBP	BLK	WP	HR	S	P	ERA	WHIP
Jim Perry, R ERA: 2.96	(1, 1)	6.0		29	7	6	6	7	3	0	0	0	0	1	40	52	9.00	1.667
Tom Hall, L ERA: 3.45	(7, 1)	0.1		2	1	0	0	0	0	0	0	0	0	0	2	2	0.00	3.000
Dean Chance, R ERA: 2.84	(7, 1)	2.2	W	8	0	0	0	2	0	0	0	0	0	0	12	12	0.00	0.000

PITCHER	IP	WLS	BF	H	R	ER	SO	BB	IBB	HBP	BLK	WP	HR	S	P	ERA	WHIP

WP: 0 PB: 0 SB: 0 CS: 0 PA: 39

Batter	1	2	3	4	5	6	7	8	9	AB	R	H	RBI	BB	SO	LOB
Cesar Tovar, R (1, 4) (9, 7) OBP: 0.322, SLG: 0.388	5-3		F3		BBBB S BB		BBBB G3 HR BB	1-H HR		3	2	1	2	2	0	0
Ted Uhlaender, L (1, 8) OBP: 0.328, SLG: 0.346	6-3		SSS K		BBBB 1-2 BB		G3 1-2	1B		4	0	1	0	1	1	1
Harmon Killebrew, R (1, 5) OBP: 0.419, SLG: 0.573	E1		BBBB BB		SSS K		2-H HR	4-3		4	1	1	2	1	1	3
Tony Oliva, L (1, 9) OBP: 0.372, SLG: 0.495	F7		SSS K			F7	E 2B		4-3	5	1	1	0	0	1	2
Rich Reese, L (1, 3) OBP: 0.369, SLG: 0.557		F6		F8		2B 1B 1B	2-H E3		G3	5	1	1	0	0	0	0
Graig Nettles, L (1, 7) OBP: 0.308, SLG: 0.385 Rick Renick, R (7, PH) (7, 7) OBP: 0.290, SLG: 0.305 Dean Chance, R (9, 1) OBP: 0.167, SLG: 0.063		F3		F5		1-3 1B 2B SSS	K		6-3	3 2 0	0 0 0	1 0 0	0 0 0	0 0 0	0 1 0	0 1 0
John Roseboro, L (1, 2) OBP: 0.339, SLG: 0.316 George Mitterwald, R (8, PH) (8, 2) OBP: 0.318, SLG: 0.381		E4 E		F2		F6	SSS K			3 1	0 0	0 0	0 0	0 0	0 1	2 0
Leo Cardenas, R (1, 6) OBP: 0.349, SLG: 0.389		E6 1-2			L1-3 1B	2-H 3-H 1B	SSS K			4	0	2	1	0	1	1
Jim Kaat, L (1, 1) OBP: 0.203, SLG: 0.397 Bill Zepp, R (4, 1) Dick Woodson, R (8, 1) OBP: 0.000, SLG: 0.077 Charlie Manuel, L (7, PH) OBP: 0.341, SLG: 0.318 Al Worthington, R (7, 1) Bob Allison, R (8, PH) OBP: 0.324, SLG: 0.361 Jerry Crider, R (8, 1) OBP: 0.444, SLG: 0.667 Ron Perranoski, L (8, 1) OBP: 0.185, SLG: 0.296 Frank Quilici, R (8, 4) OBP: 0.240, SLG: 0.259		SSS K			L1-3 1-2		4-3	HR 1B		1 1 0 1 0 1 0 0 0	0 0 0 0 0 1 0 0 0	0 0 0 0 0 1 0 0 0	0 0 0 0 0 0 0 0 0	0 0 0 0 0 0 0 0 0	1 0 0 0 0 0 0 0 0	2 1 0 0 0 0 0 0 0
Inning Stats	R: 0 E: 1 K: 0 S: 4 H: 0 LOB: 1 BB: 0 P: 4	R: 0 E: 2 K: 1 S: 7 H: 0 LOB: 2 BB: 0 P: 7	R: 0 E: 0 K: 2 S: 7 H: 0 LOB: 1 BB: 1 P: 11	R: 0 E: 0 K: 0 S: 3 H: 0 LOB: 0 BB: 0 P: 3	R: 0 E: 0 K: 1 S: 5 H: 1 LOB: 2 BB: 2 P: 13	R: 1 E: 0 K: 0 S: 5 H: 3 LOB: 3 BB: 0 P: 5	R: 3 E: 1 K: 1 S: 8 H: 2 LOB: 1 BB: 1 P: 12	R: 2 E: 0 K: 2 S: 10 H: 3 LOB: 1 BB: 0 P: 10	R: 0 E: 0 K: 0 S: 3 H: 0 LOB: 0 BB: 0 P: 3	1B: 5 2B: 3 3B: 0 HR: 2 SF: 0 SAC: 0 DP: 1 HBP: 0						

PITCHER		IP	WLS	BF	H	R	ER	SO	BB	IBB	HBP	BLK	WP	HR	S	P	ERA	WHIP
Mike Nagy, R ERA: 3.14	(1, 1)	6.2		31	6	4	3	4	4	0	0	0	0	1	35	51	4.05	1.500
Bill Lee, L ERA: 5.34	(7, 1)	1.0		7	3	2	2	3	0	0	0	0	0	1	13	13	18.00	3.000
Sonny Siebert, R ERA: 4.06	(8, 1)	0.1		1	0	0	0	0	0	0	0	0	0	0	1	1	0.00	0.000
Sparky Lyle, L ERA: 2.64	(9, 1)	1.0	W	3	0	0	0	0	0	0	0	0	0	0	3	3	0.00	0.000

PITCHER	IP	WLS	BF	H	R	ER	SO	BB	IBB	HBP	BLK	WP	HR	S	P	ERA	WHIP

TOP

Minnesota Twins @ Boston Red Sox

Fenway Park, Boston, MA

Wed Aug 20 1969, 3:33 AM EDT

Att. 30,003 - Unknown - 75 F

livebaseballscorecards.com

AB	38
R	6
H	9
RBI	5
BB	4
SO	7
LOB	13

WP: 0	PA: 42		
PB: 0			
SB: 1			
CS: 0			

BOTTOM

Minnesota Twins @ Boston Red Sox

Fenway Park, Boston, MA

Wed Aug 20 1969, 3:33 AM EDT

Att. 30,003 - Unknown - 75 F

Batter	1	2	3	4	5	6	7	8	9	AB	R	H	RBI	BB	SO	LOB
Syd O'Brien, R (1, 5) OBP: 0.307, SLG: 0.416 Dick Schofield, S (8, PH) OBP: 0.343, SLG: 0.352 (9, 5)	K		F9		E6, SH5-3 1-2 1B	1-H HR		G3		4 1	2 0	1 0	2 0	0 0	1 0	2 2
Mike Andrews, R (1, 4) OBP: 0.387, SLG: 0.440	F7		F4		SH5-3 1-2 2-3	F2			SH1-4 1B BB	3	1	0	0	1	0	1
Carl Yastrzemski, L (1, 7) OBP: 0.353, SLG: 0.510 Don Lock, R (7, PR) OBP: 0.339, SLG: 0.275 (8, 7)	4-3			L4	1B IBB		G6-4-3 1B		SH1-4 1-2	3 0	0 0	1 0	0 0	1 0	0 0	0 0
Reggie Smith, S (1, 8) OBP: 0.384, SLG: 0.575		6-3		FC5-4 1B	SF9 3-H		F6		1B IBB	3	0	1	1	1	0	1
Rico Petrocelli, R (1, 6) OBP: 0.425, SLG: 0.606		F5		FC5-4 WP 1-2f 1B	1-2 2-H 1B		G6-4-3 1-2f		K	5	1	1	1	0	1	4
Tony Conigliaro, R (1, 9) OBP: 0.324, SLG: 0.432		F8		1B 1-2 1B	F9			F7	1-2 2-H 1B	5	0	2	1	0	0	2
George Scott, R (1, 3) OBP: 0.328, SLG: 0.388			HR	FC5-6 1-2 2-H 1B		F8		6-3		4	1	2	2	0	0	0
Jerry Moses, R (1, 2) OBP: 0.314, SLG: 0.448			6-3	FC5-6 1-2f		FC1-6 1B		2B		4	0	2	0	0	0	2
Mike Nagy, R (1, 1) OBP: 0.143, SLG: 0.113 Bill Lee, L (7, 1) Sonny Siebert, R (8, 1) OBP: 0.240, SLG: 0.261 Dalton Jones, L (8, PH) OBP: 0.313, SLG: 0.334 Sparky Lyle, L (9, 1) OBP: 0.154, SLG: 0.083			1B		SH5-3 E SF9 BB	1-2f HR			IBB	2 0 0 0 0	2 0 0 0 0	1 0 0 0 0	0 0 0 1 0	1 0 0 0 0	0 0 0 0 0	1 0 0 0 0
Inning Stats	R: 0 E: 0 K: 1 S: 5 H: 0 LOB: 0 BB: 0 P: 5	R: 0 E: 0 K: 0 S: 3 H: 0 LOB: 0 BB: 0 P: 3	R: 1 E: 0 K: 0 S: 5 H: 2 LOB: 1 BB: 0 P: 5	R: 1 E: 0 K: 0 S: 6 H: 3 LOB: 2 BB: 0 P: 6	R: 2 E: 1 K: 0 S: 5 H: 1 LOB: 2 BB: 2 P: 13	R: 2 E: 0 K: 0 S: 5 H: 2 LOB: 0 BB: 0 P: 5	R: 0 E: 0 K: 0 S: 3 H: 1 LOB: 1 BB: 0 P: 3	R: 0 E: 0 K: 0 S: 4 H: 1 LOB: 2 BB: 1 P: 8	R: 1 E: 0 K: 1 S: 5 H: 1 LOB: 2 BB: 2 P: 13	1B: 8 2B: 1 3B: 0 HR: 2 SF: 1 SAC: 2 DP: 1 HBP: 0						

AB	34
R	7
H	11
RBI	7
BB	5
SO	2
LOB	15

WP: 1 PA: 42
PB: 0
SB: 0
CS: 0

livebaseballscorecards.com

PITCHER		IP	WLS	BF	H	R	ER	SO	BB	IBB	HBP	BLK	WP	HR	S	P	ERA	WHIP
Jim Kaat, L ERA: 3.32	(1, 1)	3.2		16	5	2	2	1	0	0	0	0	1	1	18	18	4.91	1.364
Bill Zepp, R ERA: 8.1	(4, 1)	1.0		7	1	2	0	0	1	1	0	0	0	0	5	13	0.00	2.000
Dick Woodson, R ERA: 4.08	(5, 1)	1.1		6	2	2	2	0	0	0	0	0	0	1	6	6	13.50	1.500
Al Worthington, R ERA: 4.56	(7, 1)	1.0		3	1	0	0	0	0	0	0	0	0	0	3	3	0.00	1.000
Jerry Crider, R ERA: 4.71	(8, 1)	0.2		4	1	0	0	0	0	1	0	0	0	0	3	7	0.00	1.500

PITCHER		IP	WLS	BF	H	R	ER	SO	BB	IBB	HBP	BLK	WP	HR	S	P	ERA	WHIP
Ron Perranoski, L ERA: 2.16	(8, 1)	0.2	L	4	0	1	1	0	1	1	0	0	0	0	2	10	13.50	1.500
Dean Chance, R ERA: 2.82	(9, 1)	0.1		2	1	0	0	1	0	0	0	0	0	0	4	4	0.00	3.000

Batter	1	2	3	4	5	6	7	8	9	AB	R	H	RBI	BB	SO	LOB
Horace Clarke, S (1, 4) OBP: 0.354, SLG: 0.377	F6		1-2 1B			F9	6-3			4	0	1	0	0	0	4
Gene Michael, S (1, 6) OBP: 0.351, SLG: 0.391	K		F4			FC1-2 1-3 2B		4-3		4	0	1	0	0	1	2
Roy White, S (1, 7) OBP: 0.409, SLG: 0.457	G3			F9		FC1-2 2-3 3-H		4-3		4	0	0	0	0	0	2
Joe Pepitone, L (1, 3) OBP: 0.289, SLG: 0.465		F5		F9		F9		L9		4	0	0	0	0	0	2
Bobby Murcer, L (1, 9) OBP: 0.316, SLG: 0.433		G6-4-3 1B		F7			F9		K	4	0	1	0	0	1	0
Ron Woods, R (1, 8) OBP: 0.290, SLG: 0.288		G6-4-3 1-2f			F8		WP 1B 1B		F8	4	0	1	0	0	0	1
Jerry Kenney, L (1, 5) OBP: 0.318, SLG: 0.299			F9		4-3		WP 1-2 1B		6-3	4	0	1	0	0	0	0
Jake Gibbs, L (1, 2) OBP: 0.303, SLG: 0.278			FC1-6 1B		6-3		K			3	0	1	0	0	1	2
Stan Bahnsen, R (1, 1) OBP: 0.094, SLG: 0.077			FC1-6 1B 1-2f			2B FC1-2 1B	BB 1-2 2-3			1	0	0	0	0	0	1
Tom Shopay, L (6, PH) OBP: 0.200, SLG: 0.263										1	0	1	0	0	0	0
Mike Kekich, R (6, 1) OBP: 0.091, SLG: 0.182										0	0	0	0	0	0	0
Jimmie Hall, L (7, PH) OBP: 0.283, SLG: 0.337										0	0	0	0	1	0	0
Bill Burbach, R (7, 1) OBP: 0.146, SLG: 0.128										0	0	0	0	0	0	0
Inning Stats	R: 0 E: 0 K: 1 S: 5 H: 0 LOB: 0 BB: 0 P: 5	R: 0 E: 0 K: 0 S: 3 H: 1 LOB: 0 BB: 0 P: 3	R: 0 E: 0 K: 0 S: 5 H: 2 LOB: 2 BB: 0 P: 5	R: 0 E: 0 K: 0 S: 3 H: 0 LOB: 0 BB: 0 P: 3	R: 0 E: 0 K: 0 S: 3 H: 0 LOB: 0 BB: 0 P: 3	R: 0 E: 0 K: 0 S: 5 H: 2 LOB: 2 BB: 0 P: 5	R: 0 E: 0 K: 1 S: 7 H: 2 LOB: 3 BB: 1 P: 11	R: 0 E: 0 K: 0 S: 3 H: 0 LOB: 0 BB: 0 P: 3	R: 0 E: 0 K: 1 S: 5 H: 0 LOB: 0 BB: 0 P: 5	1B: 6 2B: 1 3B: 0 HR: 0 SF: 0 SAC: 0 DP: 1 HBP: 0						

TOP

New York Yankees @ Minnesota Twins

Metropolitan Stadium, Bloomington , MI

Fri Aug 22 1969, 8:05 PM EDT

Att. 38,710 - Unknown - 76 F

livebaseballscorecards.com

AB	33
R	0
H	7
RBI	0
BB	1
SO	3
LOB	14

WP: 1 PB: 0 SB: 0 CS: 0 PA: 34

PITCHER		IP	WLS	BF	H	R	ER	SO	BB	IBB	HBP	BLK	WP	HR	S	P	ERA	WHIP
Dave Boswell, R ERA: 3.27	(1, 1)	8.0	W	31	7	0	0	2	1	0	0	0	1	0	34	38	0.00	1.000
Ron Perranoski, L ERA: 2.14	(9, 1)	1.0	S	3	0	0	0	1	0	0	0	0	0	0	5	5	0.00	0.000

PITCHER	IP	WLS	BF	H	R	ER	SO	BB	IBB	HBP	BLK	WP	HR	S	P	ERA	WHIP

Batter	1	2	3	4	5	6	7	8	9	AB	R	H	RBI	BB	SO	LOB
Ted Uhlaender, L (1, 8) OBP: 0.329, SLG: 0.347	L5-4 1B 1B		SH1-3 HR 1B	4-3			3-1 1-2	F6		5	1	2	0	0	0	4
Cesar Tovar, R (1, 4) OBP: 0.324, SLG: 0.388	E S 1B 1-2 1B		SH1-3 1-2		L7		HR BB			2	2	1	0	1	0	0
Tony Oliva, L (1, 9) OBP: 0.373, SLG: 0.507	L5-4 2-3		HR 2-H		1-5-3		HR 1-H 2-H			4	2	2	5	0	0	2
Harmon Killebrew, R (1, 5) OBP: 0.420, SLG: 0.571 Frank Quilici, R (7, PR) OBP: 0.246, SLG: 0.259 (8, 5)	1B 1-3 BB		F2		F3		BB			2 0	0 0	0 0	0 0	2 0	0 0	0 0
Rich Reese, L (1, 3) OBP: 0.371, SLG: 0.555	1-2 3-H 1B		BB			5-3	F5			3	0	1	1	1	0	1
Graig Nettles, L (1, 7) OBP: 0.305, SLG: 0.381 Bob Allison, R (6, PH) OBP: 0.326, SLG: 0.356 (7, 7)	F8		K			K		F5		2 2	0 0	0 0	0 0	0 0	1 1	3 0
John Roseboro, L (1, 2) OBP: 0.334, SLG: 0.312		6-3		L8		K		4-3		4	0	0	0	0	1	0
Leo Cardenas, R (1, 6) OBP: 0.352, SLG: 0.391		6-3		B1 1B			HR 3-1 1B	HBP BB		3	1	2	0	1	0	0
Dave Boswell, R (1, 1) OBP: 0.183, SLG: 0.250 Tom Hall, L (8, PR) OBP: 0.194, SLG: 0.200 Ron Perranoski, L (9, 1) OBP: 0.136, SLG: 0.095		5-3		B1 1-2			K	HBP 1-2		3 0 0	0 0 0	0 0 0	0 0 0	0 0 0	1 0 0	2 0 0
Inning Stats	R: 1 E: 0 K: 0 S: 5 H: 3 LOB: 2 BB: 1 P: 9	R: 0 E: 0 K: 0 S: 3 H: 0 LOB: 0 BB: 0 P: 3	R: 2 E: 0 K: 1 S: 7 H: 2 LOB: 1 BB: 1 P: 11	R: 0 E: 0 K: 0 S: 4 H: 1 LOB: 1 BB: 0 P: 4	R: 0 E: 0 K: 0 S: 3 H: 0 LOB: 0 BB: 0 P: 3	R: 0 E: 0 K: 2 S: 7 H: 0 LOB: 0 BB: 0 P: 7	R: 3 E: 0 K: 1 S: 7 H: 2 LOB: 1 BB: 2 P: 15	R: 0 E: 0 K: 0 S: 3 H: 0 LOB: 2 BB: 1 P: 8		1B: 6 2B: 1 3B: 0 HR: 2 SF: 0 SAC: 1 DP: 1 HBP: 1						WP: 0 PB: 0 SB: 1 CS: 0 PA: 37	

PITCHER		IP	WLS	BF	H	R	ER	SO	BB	IBB	HBP	BLK	WP	HR	S	P	ERA	WHIP
Stan Bahnsen, R ERA: 4.01	(1, 1)	5.0	L	22	6	3	3	1	2	0	0	0	0	1	22	30	5.40	1.600
Mike Kekich, L ERA: 5.68	(6, 1)	1.0		3	0	0	0	2	0	0	0	0	0	0	7	7	0.00	0.000
Bill Burbach, R ERA: 3.88	(7, 1)	2.0		12	2	3	3	1	3	0	1	0	0	1	10	23	13.50	2.500

PITCHER	IP	WLS	BF	H	R	ER	SO	BB	IBB	HBP	BLK	WP	HR	S	P	ERA	WHIP

BOTTOM

New York Yankees @ Minnesota Twins

Metropolitan Stadium, Bloomington , MI

Fri Aug 22 1969, 8:05 PM EDT
Att. 38,710 - Unknown - 76 F

livebaseballscorecards.com

AB	30
R	6
H	8
RBI	6
BB	5
SO	4
LOB	12

Batter	1	2	3	4	5	6	7	8	9	AB	R	H	RBI	BB	SO	LOB
Horace Clarke, S (1, 4) OBP: 0.351, SLG: 0.373	F8		FC1-6 1-2f		4-3		F6			4	0	0	0	0	0	1
Gene Michael, S (1, 6) OBP: 0.350, SLG: 0.389	1B		K			F9	L7			4	0	1	0	0	1	1
Roy White, S (1, 7) OBP: 0.410, SLG: 0.461	F8			BB 1B		L9		2B		4	0	2	0	0	0	1
Joe Pepitone, L (1, 3) OBP: 0.289, SLG: 0.463	F8			F5		1B 3B 1B		L8		4	1	1	0	0	0	3
Bobby Murcer, L (1, 9) OBP: 0.317, SLG: 0.432		F8		FC6-4 1-2 BB		1-3 3B 1B		L9		3	1	1	0	1	0	1
Jimmie Hall, L (1, 8) OBP: 0.282, SLG: 0.345		6-3		L9		1-H 1B 3-H 3B		L9		4	1	1	2	0	0	3
Jerry Kenney, L (1, 5) OBP: 0.318, SLG: 0.298		L7		FC6-4 1-2f		3-H 1B			L7	4	0	1	1	0	0	2
Jake Gibbs, L (1, 2) OBP: 0.302, SLG: 0.277			FC1-6 1B		4-3	4-3		L4		4	0	1	0	0	0	1
Mel Stottlemyre, R (1, 1) OBP: 0.253, SLG: 0.222 Mike Kekich, R (1, 1) OBP: 0.083, SLG: 0.167 Tom Shopay, L (5, PH) OBP: 0.190, SLG: 0.250 Lindy McDaniel, R (5, 1) Bill Robinson, R (7, PH) OBP: 0.233, SLG: 0.290 Steve Hamilton, L (7, 1) Frank Fernandez, R (9, PH) OBP: 0.388, SLG: 0.437			K		K		F9	K		0 1 1 0 1 0 0 1	0 0 0 0 0 0 0 0	0 0 0 0 0 0 0 0	0 1 0 0 0 0 0 0	0 0 0 0 0 0 0 0	0 1 1 0 0 0 0 0	0 1 0 0 0 0 0 0
Inning Stats	R: 0 E: 0 K: 0 S: 4 H: 1 LOB: 1 BB: 0 P: 4	R: 0 E: 0 K: 0 S: 3 H: 0 LOB: 0 BB: 0 P: 3	R: 0 E: 0 K: 2 S: 8 H: 1 LOB: 1 BB: 0 P: 8	R: 0 E: 0 K: 0 S: 4 H: 1 LOB: 2 BB: 1 P: 8	R: 0 E: 0 K: 1 S: 5 H: 0 LOB: 0 BB: 0 P: 5	R: 3 E: 0 K: 0 S: 7 H: 4 LOB: 1 BB: 0 P: 7	R: 0 E: 0 K: 0 S: 3 H: 0 LOB: 0 BB: 0 P: 3	R: 0 E: 0 K: 0 S: 4 H: 1 LOB: 1 BB: 0 P: 4	R: 0 E: 0 K: 1 S: 5 H: 0 LOB: 0 BB: 0 P: 5	1B: 6 2B: 1 3B: 1 HR: 0 SF: 0 SAC: 0 DP: 0 HBP: 0						

PITCHER	IP	WLS	BF	H	R	ER	SO	BB	IBB	HBP	BLK	WP	HR	S	P	ERA	WHIP
Jim Perry, R (1, 1) ERA: 2.96	9.0	W	36	8	3	3	4	1	0	0	0	0	0	43	47	3.00	1.000

PITCHER	IP	WLS	BF	H	R	ER	SO	BB	IBB	HBP	BLK	WP	HR	S	P	ERA	WHIP

TOP

New York Yankees @ Minnesota Twins

Metropolitan Stadium, Bloomington , MI

Sat Aug 23 1969, 4:33 AM EDT

Att. 32,478 - Unknown - 81 F

livebaseballscorecards.com

AB	35
R	3
H	8
RBI	3
BB	1
SO	4
LOB	14

WP: 0 PA: 36
PB: 0
SB: 0
CS: 0

Batter	1	2	3	4	5	6	7	8	9	AB	R	H	RBI	BB	SO	LOB
Ted Uhlaender, L (1, 8) OBP: 0.330, SLG: 0.347	0-0 SH1-3 2B 1B	0-0 ① 4-3	0-0 FC4-6 2-H 3-H 1B		0-0 ① 1-3			0-0 ① 4-3		5	1	2	2	0	0	0
Cesar Tovar, R (1, 4) OBP: 0.323, SLG: 0.387	0-0 ① SH1-3 1-2	0-0 ② 1B S 1B	0-0 ② FC4-6 1-2f		0-0 ② F4			0-0 ② L7		4	1	1	0	0	0	1
Tony Oliva, L (1, 9) OBP: 0.374, SLG: 0.508	0-0 HR 2-H 2B	0-0 S 1-3 1B	0-0 ③ F3		S S S 0-3 ③ K			0-0 ③ L4		5	1	2	1	0	1	1
Harmon Killebrew, R (1, 5) OBP: 0.420, SLG: 0.576 Frank Quilici, R (7, 5) OBP: 0.246, SLG: 0.259	0-0 2-H HR	4-0 S IBBB		0-0 ① 6-3		0-0 ① 4-3				3 0	1 0	1 0	2 0	1 0	0 0	0 0
Rich Reese, L (1, 3) OBP: 0.369, SLG: 0.554	0-0 2B 2B	0-0 ② F5		0-0 ② 3-1		0-0 ② 1-3				4	1	1	0	0	0	3
Graig Nettles, L (1, 7) OBP: 0.309, SLG: 0.389	0-0 2-H 1B 2B	0-0 ③ F9 1-2 2-3 3-H		0-0 1B 1B		0-0 ③ F5				4	1	2	1	0	0	2
John Roseboro, L (1, 2) OBP: 0.336, SLG: 0.312	0-0 ② F7		B B B 4-0 SH1-4 BB 1B BB	0-0 BB 1-3 1B			S S S 0-3 ① K			3	1	1	0	1	1	1
Leo Cardenas, R (1, 6) OBP: 0.355, SLG: 0.392	0-0 2-H 1B		B B B 4-0 SH1-4 1-2 1B BB	B B B 4-0 1-2 BB			0-0 ② 5-3			2	1	1	1	2	0	0
Jim Perry, S (1, 1) OBP: 0.225, SLG: 0.227	S S S 0-3 ③ K		0-0 ① S S S SH1-4 1-2 2-3	0-3 ③ K			0-0 ③ 5-3			3	0	0	0	0	2	4
Inning Stats	R: 5 H: 6 E: 0 LOB: 1 K: 1 BB: 0 S: 11 P: 11	R: 1 H: 2 E: 0 LOB: 2 K: 0 BB: 1 S: 5 P: 9	R: 2 H: 1 E: 0 LOB: 1 K: 0 BB: 2 S: 4 P: 12	R: 0 H: 2 E: 0 LOB: 3 K: 1 BB: 1 S: 7 P: 11	R: 0 H: 0 E: 0 LOB: 0 K: 1 BB: 0 S: 5 P: 5	R: 0 H: 0 E: 0 LOB: 0 K: 0 BB: 0 S: 3 P: 3	R: 0 H: 0 E: 0 LOB: 0 K: 1 BB: 0 S: 5 P: 5	R: 0 H: 0 E: 0 LOB: 0 K: 0 BB: 0 S: 3 P: 3		1B: 7 SF: 0 2B: 3 SAC: 2 3B: 0 DP: 0 HR: 1 HBP: 0						WP: 0 PA: 39 PB: 0 SB: 3 CS: 0

BOTTOM

New York Yankees @ Minnesota Twins

Metropolitan Stadium, Bloomington , MI

Sat Aug 23 1969, 4:33 AM EDT
Att. 32,478 - Unknown - 81 F

livebaseballscorecards.com

AB	33
R	8
H	11
RBI	7
BB	4
SO	4
LOB	12

PITCHER		IP	WLS	BF	H	R	ER	SO	BB	IBB	HBP	BLK	WP	HR	S	P	ERA	WHIP
Mel Stottlemyre, R ERA: 2.79	(1, 1)	0.2	L	8	6	5	5	0	0	0	0	0	0	1	8	8	67.50	9.000
Mike Kekich, L ERA: 5.82	(1, 1)	3.1		19	5	3	3	2	3	1	0	0	0	0	19	35	8.10	2.400
Lindy McDaniel, R ERA: 3.61	(5, 1)	2.0		6	0	0	0	1	0	0	0	0	0	0	8	8	0.00	0.000
Steve Hamilton, L ERA: 2.92	(7, 1)	2.0		6	0	0	0	1	0	0	0	0	0	0	8	8	0.00	0.000

PITCHER	IP	WLS	BF	H	R	ER	SO	BB	IBB	HBP	BLK	WP	HR	S	P	ERA	WHIP

Batter	1	2	3	4	5	6	7	8	9	AB	R	H	RBI	BB	SO	LOB
Horace Clarke, S (1, 4) OBP: 0.351, SLG: 0.372	5-3		F6			1B		6-3		4	0	1	0	0	0	1
Gene Michael, S (1, 6) OBP: 0.349, SLG: 0.388	F4			F8		1-2 1B		K		4	0	1	0	0	1	1
Bobby Murcer, L (1, 9) OBP: 0.315, SLG: 0.428	L3			F9		K			F8	4	0	0	0	0	1	2
Frank Fernandez, R (1, 2) OBP: 0.386, SLG: 0.433		K		5-3		K			G6-4-3 1B	4	0	1	0	0	2	2
Bill Robinson, R (1, 7) OBP: 0.229, SLG: 0.285		5-3			5-3		6-3		G6-4-3 1-2f	4	0	0	0	0	0	1
Ron Woods, R (1, 8) OBP: 0.291, SLG: 0.285		BB			6-3		K			2	0	0	0	1	1	0
Bobby Cox, R (1, 5) OBP: 0.337, SLG: 0.298		K			BB		L9			2	0	0	0	1	1	1
Len Boehmer, R (1, 3) OBP: 0.224, SLG: 0.170			F9		F6			SH1-4 1B		3	0	1	0	0	0	1
Al Downing, R (1, 1) OBP: 0.043, SLG: 0.043			K			K		SH1-4 1-2		2	0	0	0	0	2	0
Inning Stats	R: 0 E: 0 K: 0 S: 3 H: 0 LOB: 0 BB: 0 P: 3	R: 0 E: 0 K: 2 S: 7 H: 0 LOB: 1 BB: 1 P: 11	R: 0 E: 0 K: 1 S: 5 H: 0 LOB: 0 BB: 0 P: 5	R: 0 E: 0 K: 0 S: 3 H: 0 LOB: 0 BB: 0 P: 3	R: 0 E: 0 K: 0 S: 3 H: 0 LOB: 1 BB: 1 P: 7	R: 0 E: 0 K: 3 S: 11 H: 2 LOB: 2 BB: 0 P: 11	R: 0 E: 0 K: 1 S: 5 H: 0 LOB: 0 BB: 0 P: 5	R: 0 E: 0 K: 1 S: 6 H: 1 LOB: 1 BB: 0 P: 6	R: 0 E: 0 K: 0 S: 3 H: 1 LOB: 0 BB: 0 P: 3	1B: 4 2B: 0 3B: 0 HR: 0 SF: 0 SAC: 1 DP: 1 HBP: 0						

PITCHER	IP	WLS	BF	H	R	ER	SO	BB	IBB	HBP	BLK	WP	HR	S	P	ERA	WHIP
Tom Hall, L (1, 1) ERA: 3.14	9.0	W	32	4	0	0	8	2	0	0	0	0	0	46	54	0.00	0.667

PITCHER	IP	WLS	BF	H	R	ER	SO	BB	IBB	HBP	BLK	WP	HR	S	P	ERA	WHIP

TOP

New York Yankees @ Minnesota Twins

Metropolitan Stadium, Bloomington , MI

Sun Aug 24 1969, 4:33 AM EDT

Att. 31,441 - Unknown - 84 F

livebaseballscorecards.com

AB	29
R	0
H	4
RBI	0
BB	2
SO	8
LOB	9

PA: 32

WP: 0 PB: 0 SB: 0 CS: 0

BOTTOM

New York Yankees @ Minnesota Twins

Metropolitan Stadium, Bloomington , MI

Sun Aug 24 1969, 4:33 AM EDT
Att. 31,441 - Unknown - 84 F

livebaseballscorecards.com

Batter	1	2	3	4	5	6	7	8	9	AB	R	H	RBI	BB	SO	LOB
Rick Renick, R (1, 5) OBP: 0.299, SLG: 0.314	6-3		K			SH1-3 1B		1B		4	0	2	0	0	1	1
Cesar Tovar, R (1, 8) OBP: 0.324, SLG: 0.387	G5-4-3 1B			K		SH1-3 1-2		F8		3	0	1	0	0	1	1
Harmon Killebrew, R (1, 3) OBP: 0.419, SLG: 0.572	G5-4-3 1-2f			F3		IBB		L6		3	0	0	0	1	0	2
Tony Oliva, L (1, 9) OBP: 0.371, SLG: 0.504		G3		F7		F9			E7 1B	4	1	0	0	0	0	2
Bob Allison, R (1, 7) OBP: 0.324, SLG: 0.349		F8			F9	L5			1B IBB IBB	3	0	0	0	1	0	2
Leo Cardenas, R (1, 6) OBP: 0.356, SLG: 0.390		6-3			FC6-4 BB		F9		1B 1-2 IBB	2	0	0	0	2	0	0
George Mitterwald, R (1, 2) OBP: 0.316, SLG: 0.378			K		FC6-4 1-2f E		K		1-2 1B 2-3 3-H	4	0	1	1	0	2	1
Frank Quilici, R (1, 4) OBP: 0.240, SLG: 0.252			F6		E5 1-2		F8			3	0	0	0	0	0	1
Tom Hall, L (1, 1) OBP: 0.206, SLG: 0.188			BB		G3			K		2	0	0	0	1	1	2

	AB	28
	R	1
	H	4
	RBI	1
	BB	5
	SO	5
	LOB	12

Inning Stats	1	2	3	4	5	6	7	8	9
	R: 0 H: 1 E: 0 LOB: 0 K: 0 BB: 0 S: 3 P: 3	R: 0 H: 0 E: 0 LOB: 0 K: 0 BB: 0 S: 3 P: 3	R: 0 H: 0 E: 0 LOB: 1 K: 2 BB: 1 S: 7 P: 11	R: 0 H: 0 E: 0 LOB: 0 K: 1 BB: 0 S: 5 P: 5	R: 0 H: 0 E: 1 LOB: 2 K: 0 BB: 1 S: 4 P: 8	R: 0 H: 1 E: 0 LOB: 2 K: 0 BB: 1 S: 4 P: 8	R: 0 H: 0 E: 0 LOB: 0 K: 1 BB: 0 S: 5 P: 5	R: 0 H: 1 E: 0 LOB: 1 K: 1 BB: 0 S: 6 P: 6	R: 1 H: 1 E: 1 LOB: 3 K: 0 BB: 2 S: 2 P: 10

1B: 4	SF: 0	WP: 0	PA: 34
2B: 0	SAC: 1	PB: 0	
3B: 0	DP: 1	SB: 0	
HR: 0	HBP: 0	CS: 0	

PITCHER	IP	WLS	BF	H	R	ER	SO	BB	IBB	HBP	BLK	WP	HR	S	P	ERA	WHIP
Al Downing, L (1, 1) ERA: 3.0	8.0	L	34	4	1	0	5	2	3	0	0	0	0	39	59	0.00	0.750

PITCHER	IP	WLS	BF	H	R	ER	SO	BB	IBB	HBP	BLK	WP	HR	S	P	ERA	WHIP

Washington Senators @ Minnesota Twins

Metropolitan Stadium, Bloomington , MI

Mon Aug 25 1969, 8:05 PM EDT

Att. 17,107 - Unknown - 80 F

TOP

livebaseballscorecards.com

Batter	1	2	3	4	5	6	7	8	9	AB	R	H	RBI	BB	SO	LOB
Tim Cullen, R (1, 4) OBP: 0.262, SLG: 0.259	5-3	FC5 2-3		5-3 1B		6-3		G6-3 2-3f		5	0	1	0	0	0	3
Zoilo Versalles, R (1, 6) OBP: 0.292, SLG: 0.289	F7		1B 1B HBP	5-3 1-2			6-3		1B 1B	4	2	1	0	0	0	1
Frank Howard, R (1, 3) OBP: 0.405, SLG: 0.599	HR		WP 1B 1-3	IBB			1B		G3 1B 1-2	4	3	4	1	1	0	0
Ken McMullen, R (1, 5) OBP: 0.347, SLG: 0.387	1B		WP BB E 1-H 3-H	K			K		F7	5	1	2	2	0	2	5
Brant Alyea, R (1, 9) OBP: 0.345, SLG: 0.453 (7, 7) Ed Stroud, L (9, PH) OBP: 0.364, SLG: 0.387 (9, 7)	1B 1-2		E WP 9-2 1-2 BB		F5		1B 1-3		G3 1B 1-2 2-H	3 1	0 1	2 1	0 1	1 0	0 0	0 0
Dick Smith, R (1, 7) OBP: 0.091, SLG: 0.091 Lee Maye, L (7, PH) OBP: 0.332, SLG: 0.397 (7, 9)	F7		K 1-2 2-3		6-3		4-3		G3 1-2 2-3	3 2	0 0	0 0	0 0	0 0	1 0	4 4
Del Unser, L (1, 8) OBP: 0.344, SLG: 0.347		K2-3	E3 2-3 3-H		5-3			E1 FC2-5 1B	CS 2-H 3-H	5	0	1	3	0	1	1
Paul Casanova, R (1, 2) OBP: 0.251, SLG: 0.291		5-3	9-2 3-Hf			5-3		G6-3 FC2-5 1-2	CS 1-2	4	0	1	0	0	0	2
Dick Bosman, R (1, 1) OBP: 0.200, SLG: 0.114 Darold Knowles, L (8, 1) OBP: 0.231, SLG: 0.091		FC5 2B		K		F3		FC2-5 1-2 2-3f		4 0	0 0	1 0	0 0	0 0	1 0	2 0

	AB	40
	R	7
	H	14
	RBI	7
	BB	2
	SO	5
	LOB	22

Inning Stats	1	2	3	4	5	6	7	8	9
	R: 1 E: 0 K: 0 S: 6	R: 0 E: 0 K: 1 S: 6	R: 3 E: 1 K: 1 S: 7	R: 0 E: 0 K: 2 S: 8	R: 0 E: 0 K: 0 S: 3	R: 0 E: 0 K: 0 S: 3	R: 0 E: 0 K: 1 S: 7	R: 0 E: 1 K: 0 S: 4	R: 3 E: 0 K: 0 S: 6
	H: 3 LOB: 2 BB: 0 P: 6	H: 1 LOB: 1 BB: 0 P: 6	H: 2 LOB: 1 BB: 1 P: 12	H: 1 LOB: 2 BB: 1 P: 12	H: 0 LOB: 0 BB: 0 P: 3	H: 0 LOB: 0 BB: 0 P: 3	H: 2 LOB: 2 BB: 0 P: 7	H: 1 LOB: 1 BB: 0 P: 4	H: 4 LOB: 0 BB: 0 P: 6

PITCHER		IP	WLS	BF	H	R	ER	SO	BB	IBB	HBP	BLK	WP	HR	S	P	ERA	WHIP	PITCHER		IP	WLS	BF	H	R	ER	SO	BB	IBB	HBP	BLK	WP	HR	S	P	ERA	WHIP
Jim Kaat, L ERA: 3.46	(1, 1)	2.0	L	13	6	4	4	1	0	0	1	0	1	1	14	15	18.00	3.000	Joe Grzenda, L ERA: 4.4	(9, 1)	0.2		3	2	1	1	0	0	0	0	0	0	0	3	3	13.50	3.000
Dean Chance, R ERA: 2.62	(3, 1)	4.0		15	1	0	0	3	1	1	0	0	1	0	19	27	0.00	0.500																			
Dick Woodson, R ERA: 4.05	(7, 1)	0.2		4	2	0	0	1	0	0	0	0	0	0	6	6	0.00	3.000																			
Ron Perranoski, L ERA: 2.11	(7, 1)	1.1		5	1	0	0	0	0	0	0	0	0	0	5	5	0.00	0.750																			
Al Worthington, R ERA: 4.91	(9, 1)	0.1		3	2	2	2	0	0	0	0	0	0	0	3	3	54.00	6.000																			

1B: 12	SF: 0
2B: 2	SAC: 0
3B: 0	DP: 2
HR: 1	HBP: 1

WP: 2	PA:	44
PB: 0		
SB: 0		
CS: 1		

Batter	1	2	3	4	5	6	7	8	9	AB	R	H	RBI	BB	SO	LOB
Ted Uhlaender, L (1, 8) OBP: 0.331, SLG: 0.349	SH5-3 1B 1B		1-3			6-3 1-3 2-H 1B		F5		4	1	2	1	0	0	1
Cesar Tovar, R (1, 4) OBP: 0.321, SLG: 0.384	SH5-3 1-2			K		6-3 1-2 3-H		K		3	0	0	1	0	2	2
Tony Oliva, L (1, 9) OBP: 0.370, SLG: 0.502	CS 2-H 1B			3-1		F8			F8	4	0	1	1	0	0	1
Harmon Killebrew, R (1, 5) OBP: 0.416, SLG: 0.567	F3 1-2			L7		5-3			5-3	4	0	0	0	0	0	2
Rich Reese, L (1, 3) OBP: 0.368, SLG: 0.549		K			F9		3-1		1B BB	3	0	0	0	1	1	0
Graig Nettles, L (1, 7) OBP: 0.309, SLG: 0.388 George Mitterwald, R (9, 7) OBP: 0.321, SLG: 0.382		K			4-3		L4-3 1B		FC6-4 1-2 1B	3 1	0 0	1 1	0 0	0 0	1 0	0 0
John Roseboro, L (1, 2) OBP: 0.333, SLG: 0.309 Bob Allison, R (9, PH) OBP: 0.322, SLG: 0.347		F8			F7		L4-3 1-2		FC6-4 1-2f	3 1	0 0	0 0	0 0	0 0	0 0	1 2
Leo Cardenas, R (1, 6) OBP: 0.358, SLG: 0.391			6-3			1B 1B 1B		SH1-4 BB		2	1	1	0	1	0	0
Jim Kaat, L (1, 1) OBP: 0.253, SLG: 0.397 Dean Chance, R (3, 1) OBP: 0.158, SLG: 0.059 Rick Renick, R (6, PH) OBP: 0.306, SLG: 0.322 Dick Woodson, R (7, 1) OBP: 0.143, SLG: 0.077 Ron Perranoski, L (7, 1) OBP: 0.136, SLG: 0.095 Frank Quilici, R (8, PH) OBP: 0.240, SLG: 0.252 Al Worthington, R (9, 1) Joe Grzenda, R (9, 1)			K			1B 1-2 6-3 1B		SH1-4 1-2		0 1 1 0 0 0 0 0 0	0 0 1 0 0 0 0 0 0	0 0 1 0 0 0 0 0 0	0 0 0 0 0 0 0 0 0	0 1 0 0 0 0 0 0 0	0 0 0 0 0 0 0 0 0	0 0 0 0 0 0 0 0 0
Inning Stats	R: 1 H: 2 E: 0 LOB: 0 K: 0 BB: 0 S: 4 P: 4	R: 0 H: 0 E: 0 LOB: 0 K: 2 BB: 0 S: 7 P: 7	R: 0 H: 0 E: 0 LOB: 0 K: 1 BB: 0 S: 5 P: 5	R: 0 H: 0 E: 0 LOB: 0 K: 1 BB: 0 S: 5 P: 5	R: 0 H: 0 E: 0 LOB: 0 K: 0 BB: 0 S: 3 P: 3	R: 2 H: 3 E: 0 LOB: 1 K: 0 BB: 0 S: 6 P: 6	R: 0 H: 1 E: 0 LOB: 0 K: 0 BB: 0 S: 3 P: 3	R: 0 H: 0 E: 0 LOB: 1 K: 1 BB: 1 S: 5 P: 9	R: 0 H: 1 E: 0 LOB: 2 K: 0 BB: 1 S: 4 P: 8	1B: 7 2B: 1 3B: 0 HR: 0	SF: 0 SAC: 2 DP: 1 HBP: 0			WP: 0 PB: 0 SB: 0 CS: 1	PA: 34		

PITCHER		IP	WLS	BF	H	R	ER	SO	BB	IBB	HBP	BLK	WP	HR	S	P	ERA	WHIP
Dick Bosman, R ERA: 2.09	(1, 1)	7.0	W	26	6	3	3	4	1	0	0	0	0	0	33	37	3.86	1.000
Darold Knowles, L ERA: 2.3	(8, 1)	2.0	S	8	1	0	0	1	1	0	0	0	0	0	9	13	0.00	1.000

PITCHER		IP	WLS	BF	H	R	ER	SO	BB	IBB	HBP	BLK	WP	HR	S	P	ERA	WHIP

BOTTOM

Washington Senators @ Minnesota Twins

Metropolitan Stadium, Bloomington , MI

Mon Aug 25 1969, 8:05 PM EDT

Att. 17,107 - Unknown - 80 F

livebaseballscorecards.com

AB	30
R	3
H	7
RBI	3
BB	2
SO	5
LOB	9

Batter	1	2	3	4	5	6	7	8	9	AB	R	H	RBI	BB	SO	LOB
Del Unser, L (1, 8) OBP: 0.346, SLG: 0.353	0-0 1B 3B	0-3 K			4-0 FC4-6 BB		0-0 1-3		0-0 1B	4	1	2	0	1	1	1
Lee Maye, L (1, 9) OBP: 0.333, SLG: 0.397	0-0 1B WP FC6 1B 3-H	0-0 F9			0-0 FC4-6 E 1-2f		0-0 BB 1B		0-3 K	5	2	2	1	0	1	3
Frank Howard, R (1, 3) OBP: 0.405, SLG: 0.596	0-0 FC6 1B 1-3		0-0 5-3		0-0 E4 1-H		4-0 1-2 BB		0-0 F8	4	0	1	0	1	0	1
Ken McMullen, R (1, 5) OBP: 0.345, SLG: 0.383	0-0 L5		0-3 K		4-0 BB		0-0 F6		0-3 K	4	0	0	0	1	2	5
Bernie Allen, L (1, 4) OBP: 0.350, SLG: 0.405	0-0 FC6 1B 1-2f 3-H		0-0 F8		0-0 F3			0-0 F5		3	0	0	1	0	0	3
Tim Cullen, R (8, PH) OBP: 0.261, SLG: 0.257 (8, 4)										1	0	0	0	0	0	0
Ed Stroud, L (1, 7) OBP: 0.364, SLG: 0.386	0-0 1-2 1B			0-0 4-3		0-0 F5		0-0 1B 2B		3	0	1	0	0	0	0
Brant Alyea, R (8, PH) OBP: 0.348, SLG: 0.461 (8, 7)										1	1	1	0	0	0	0
Zoilo Versalles, R (1, 6) OBP: 0.292, SLG: 0.289	0-3 K			0-3 K		0-3 K		0-0 2-H 1B		4	0	1	1	0	3	2
Jim French, L (1, 2) OBP: 0.352, SLG: 0.339		0-0 L6		0-0 G3		0-0 G3		0-3 K		3	0	0	0	0	0	0
Paul Casanova, R (8, PH) OBP: 0.251, SLG: 0.290 (8, 2)										1	0	0	0	0	1	1
Barry Moore, L (1, 1) OBP: 0.279, SLG: 0.225		0-0 1B			0-0 5-3		0-0 F8	0-3 K		1	0	1	0	0	0	0
Dave Baldwin, R (3, 1)										0	0	0	0	0	0	0
Dick Smith, R (5, PH) OBP: 0.083, SLG: 0.083										1	0	0	0	0	0	0
Jim Shellenback, L (5, 1) OBP: 0.192, SLG: 0.192										1	0	0	0	0	0	0
Bob Humphreys, R (7, 1) OBP: 0.154, SLG: 0.083										0	0	0	0	0	0	0
Mike Epstein, L (8, PH) OBP: 0.406, SLG: 0.519										1	0	0	0	0	1	1
Dennis Higgins, R (8, 1) OBP: 0.100, SLG: 0.100										0	0	0	0	0	0	0
Inning Stats	R: 2 E: 0 K: 1 S: 9 H: 4 LOB: 2 BB: 0 P: 9	R: 0 E: 0 K: 1 S: 6 H: 1 LOB: 1 BB: 0 P: 6	R: 0 E: 0 K: 1 S: 5 H: 0 LOB: 0 BB: 0 P: 5	R: 0 E: 0 K: 1 S: 5 H: 0 LOB: 0 BB: 0 P: 5	R: 1 E: 1 K: 0 S: 4 H: 0 LOB: 2 BB: 2 P: 12	R: 0 E: 0 K: 1 S: 5 H: 0 LOB: 0 BB: 0 P: 5	R: 0 E: 0 K: 0 S: 4 H: 1 LOB: 2 BB: 1 P: 8	R: 1 E: 0 K: 2 S: 9 H: 2 LOB: 1 BB: 0 P: 9	R: 0 E: 0 K: 2 S: 8 H: 1 LOB: 1 BB: 0 P: 8	1B: 7 2B: 1 3B: 1 HR: 0	SF: 0 SAC: 0 DP: 0 HBP: 0						

Washington Senators @ Minnesota Twins

Metropolitan Stadium, Bloomington , MI

Tue Aug 26 1969, 8:05 PM EDT

Att. 18,340 - Unknown - 81 F

TOP

livebaseballscorecards.com

AB	37
R	4
H	9
RBI	3
BB	3
SO	9
LOB	17

WP: 1 PA: 40
PB: 0
SB: 0
CS: 0

PITCHER		IP	WLS	BF	H	R	ER	SO	BB	IBB	HBP	BLK	WP	HR	S	P	ERA	WHIP
Dave Boswell, R ERA: 3.25	(1, 1)	6.2	W	30	6	3	2	5	3	0	0	0	1	0	37	49	2.70	1.350
Al Worthington, R ERA: 4.88	(7, 1)	0.1		1	0	0	0	0	0	0	0	0	0	0	1	1	0.00	0.000
Ron Perranoski, L ERA: 2.16	(8, 1)	2.0	S	9	3	1	1	4	0	0	0	0	0	0	17	17	4.50	1.500

PITCHER	IP	WLS	BF	H	R	ER	SO	BB	IBB	HBP	BLK	WP	HR	S	P	ERA	WHIP

Batter	1	2	3	4	5	6	7	8	9	AB	R	H	RBI	BB	SO	LOB
Rick Renick, R (1, 5) (4, 7) OBP: 0.311, SLG: 0.319	WP BB 6-3 1B		BB 1B SF8 BB	F3		6-3		K		4	2	1	0	1	1	1
Cesar Tovar, R (1, 8) (4, 4) OBP: 0.320, SLG: 0.382	F7		SF8 BB SF7 1-2 1B	4-3		1-3		4-3		5	1	1	0	0	0	2
Harmon Killebrew, R (1, 3) (4, 5) OBP: 0.418, SLG: 0.564	6-3 WP 1-2 BB		BB HBP 1B 1-2 2-3 BB	HBP			F9	4-3		2	1	0	0	2	0	0
Tony Oliva, L (1, 9) OBP: 0.369, SLG: 0.500	6-3 1-3 2-H		SF8 2-3 3-H	F5			G3 BB BB BB			2	1	0	2	1	0	2
Bob Allison, R (1, 7) OBP: 0.320, SLG: 0.344 Rich Reese, L (3, PH) OBP: 0.370, SLG: 0.547 (4, 3)	K		1B BB 1-2 HBP		3-1		BB G3 1-2 BB			1 1	0 0	0 0	0 0	0 1	1 0	1 0
Leo Cardenas, R (1, 6) OBP: 0.355, SLG: 0.388		4-3	SF7 3-H		5-3		G3 1-2 2-3			3	0	0	1	0	0	2
George Mitterwald, R (1, 2) OBP: 0.325, SLG: 0.377		6-3	1B 1-2 2-3 BB		K		BB IBB			2	0	0	0	2	1	0
Frank Quilici, R (1, 4) OBP: 0.238, SLG: 0.250 Ted Uhlaender, L (3, PH) OBP: 0.335, SLG: 0.350 (4, 8)		6-3	1B 1-2 2-3 3-H			SH3-4	1-2 2-3 3-H BB			1 1	0 0	0 1	0 2	0 2	0 0	0 0
Dave Boswell, R (1, 1) OBP: 0.192, SLG: 0.300 Al Worthington, R (7, 1) Graig Nettles, L (7, PH) OBP: 0.308, SLG: 0.386 Ron Perranoski, L (8, 1) OBP: 0.136, SLG: 0.095		HR 3-1				SH3-4 1-2	K			2 0 1 0	1 0 0 0	1 0 0 0	1 0 0 0	0 0 0 0	0 0 1 0	3 0 3 0
Inning Stats	R: 1 E: 0 K: 1 S: 6 H: 1 LOB: 1 BB: 1 P: 10	R: 0 E: 0 K: 0 S: 3 H: 0 LOB: 0 BB: 0 P: 3	R: 4 E: 0 K: 0 S: 6 H: 3 LOB: 3 BB: 3 P: 19	R: 0 E: 0 K: 0 S: 3 H: 0 LOB: 1 BB: 0 P: 4	R: 0 E: 0 K: 1 S: 5 H: 0 LOB: 0 BB: 0 P: 5	R: 0 E: 0 K: 0 S: 3 H: 0 LOB: 1 BB: 1 P: 7	R: 1 E: 0 K: 1 S: 5 H: 0 LOB: 3 BB: 4 P: 21	R: 0 E: 0 K: 1 S: 5 H: 0 LOB: 0 BB: 0 P: 5		1B: 3 2B: 0 3B: 0 HR: 1	SF: 2 SAC: 1 DP: 0 HBP: 2					

BOTTOM

Washington Senators @ Minnesota Twins

Metropolitan Stadium, Bloomington , MI

Tue Aug 26 1969, 8:05 PM EDT

Att. 18,340 - Unknown - 81 F

livebaseballscorecards.com

AB	25
R	6
H	4
RBI	6
BB	9
SO	4
LOB	14

WP: 1 PB: 0 SB: 0 CS: 0 PA: 39

PITCHER		IP	WLS	BF	H	R	ER	SO	BB	IBB	HBP	BLK	WP	HR	S	P	ERA	WHIP
Barry Moore, L ERA: 4.22	(1, 1)	2.0	L	12	3	5	5	1	3	0	0	0	1	1	11	23	22.50	3.000
Dave Baldwin, R ERA: 3.9	(3, 1)	2.0		10	1	0	0	0	1	0	2	0	0	0	7	13	0.00	1.000
Jim Shellenback, L ERA: 4.12	(5, 1)	2.2		13	0	1	1	1	4	1	0	0	0	0	10	30	3.38	1.500
Bob Humphreys, R ERA: 3.06	(7, 1)	0.1		1	0	0	0	1	0	0	0	0	0	0	3	3	0.00	0.000
Dennis Higgins, R ERA: 3.54	(8, 1)	1.0		3	0	0	0	1	0	0	0	0	0	0	5	5	0.00	0.000

PITCHER	IP	WLS	BF	H	R	ER	SO	BB	IBB	HBP	BLK	WP	HR	S	P	ERA	WHIP

Batter	1	2	3	4	5	6	7	8	9	AB	R	H	RBI	BB	SO	LOB
Del Unser, L (1, 8) OBP: 0.344, SLG: 0.350	SSS 0-3 ① K	x 0-0 ③ 4-3	SSS 0-3 ③ K					x 0-0 ① 6-3		4	0	0	0	0	2	1
Lee Maye, L (1, 9) OBP: 0.336, SLG: 0.414	x 0-0 ② 6-3			x 0-0 2B		x 0-0 HR		SSS 0-3 ② K		4	1	2	1	0	1	0
Frank Howard, R (1, 3) OBP: 0.404, SLG: 0.592	BBB 4-0 FC6 BB			SSS 0-3 ① K		x 0-0 ① F9		x 0-0 ③ F9		3	0	0	0	1	1	1
Ken McMullen, R (1, 5) OBP: 0.343, SLG: 0.380	x 0-0 ③ FC6 1-2f			x 0-0 ② F6		x 0-0 E5			x 0-0 ① F3	4	0	0	0	0	0	2
Bernie Allen, L (1, 4) OBP: 0.346, SLG: 0.399		x 0-0 ① 3-1		x 0-0 ③ F9		x 0-0 ② F7			x 0-0 ② F3	4	0	0	0	0	0	2
Ed Stroud, L (1, 7) OBP: 0.356, SLG: 0.377		x 0-0 ② 4-3			x 0-0 ① G3	SSS 0-3 ③ K			x 0-0 ③ F7	4	0	0	0	0	1	1
Zoilo Versalles, R (1, 6) OBP: 0.292, SLG: 0.289		SSS 0-3 ③ K			x 0-0 2B 1B		x 0-0 ① G3			3	1	1	0	0	1	0
Paul Casanova, R (1, 2) OBP: 0.249, SLG: 0.287			x 0-0 ① F7		x 0-0 ② F9		x 0-0 ② F4			3	0	0	0	0	0	1
Joe Coleman, R (1, 1) OBP: 0.167, SLG: 0.145			x 0-0 ② 4-3		x 0-0 1-H 2B		x 0-0 ③ 6-3			1	0	0	0	0	0	0
Mike Epstein, L (5, PH) OBP: 0.408, SLG: 0.523										1	0	1	1	0	0	0
Casey Cox, R (5, 1) OBP: 0.105, SLG: 0.056										0	0	0	0	0	0	0
Dick Smith, R (7, PH) OBP: 0.077, SLG: 0.077										1	0	0	0	0	0	0
Darold Knowles, L (7, 1) OBP: 0.231, SLG: 0.091										0	0	0	0	0	0	0
Inning Stats	R: 0 E: 0 K: 1 S: 5 H: 0 LOB: 1 BB: 1 P: 9	R: 0 E: 0 K: 1 S: 5 H: 0 LOB: 0 BB: 0 P: 5	R: 0 E: 0 K: 0 S: 3 H: 0 LOB: 0 BB: 0 P: 3	R: 0 E: 0 K: 1 S: 6 H: 1 LOB: 1 BB: 0 P: 6	R: 1 E: 0 K: 1 S: 7 H: 2 LOB: 1 BB: 0 P: 7	R: 1 E: 1 K: 1 S: 7 H: 1 LOB: 1 BB: 0 P: 7	R: 0 E: 0 K: 0 S: 3 H: 0 LOB: 0 BB: 0 P: 3	R: 0 E: 0 K: 1 S: 5 H: 0 LOB: 0 BB: 0 P: 5	R: 0 E: 0 K: 0 S: 3 H: 0 LOB: 0 BB: 0 P: 3	1B: 1 2B: 2 3B: 0 HR: 1 SF: 0 SAC: 0 DP: 0 HBP: 0						

PITCHER		IP	W/L/S	BF	H	R	ER	SO	BB	IBB	HBP	BLK	WP	HR	S	P	ERA	WHIP
Jim Perry, R ERA: 2.92	(1, 1)	9.0	W	33	4	2	2	6	1	0	0	0	0	1	44	48	2.00	0.556

PITCHER		IP	W/L/S	BF	H	R	ER	SO	BB	IBB	HBP	BLK	WP	HR	S	P	ERA	WHIP

TOP

Washington Senators @ Minnesota Twins

Metropolitan Stadium, Bloomington , MI

Wed Aug 27 1969, 8:05 PM EDT

Att. 16,749 - Unknown - 83 F

livebaseballscorecards.com

AB	32
R	2
H	4
RBI	2
BB	1
SO	6
LOB	8

WASHINGTON SENATORS

WP: 0	PA: 33																	
PB: 0																		
SB: 0																		
CS: 0																		

BOTTOM

Washington Senators @ Minnesota Twins

Metropolitan Stadium, Bloomington , MI

Wed Aug 27 1969, 8:05 PM EDT
Att. 16,749 - Unknown - 83 F

livebaseballscorecards.com

Batter	1	2	3	4	5	6	7	8	9	AB	R	H	RBI	BB	SO	LOB
Ted Uhlaender, L (1, 8) (8, 7) OBP: 0.336, SLG: 0.353	0-0 4-3 1B 2B	0-0 ① 6-3		0-0 ② 6-3		0-0 ③ 6-3		0-0 1B		5	1	2	0	0	0	0
Cesar Tovar, R (1, 4) (8, 8) OBP: 0.319, SLG: 0.379	0-0 ① 4-3 2-3	0-0 4-3 S 1B		0-0 ③ 1-3			0-0 ① F7	0-0 ③ 5-3		5	0	1	0	0	0	2
Tony Oliva, L (1, 9) OBP: 0.368, SLG: 0.498	0-0 HBP WP BB 1B 3-H	0-0 ② 4-3 1-3			0-0 ① F8		S S S 0-3 ② K			4	1	1	1	0	1	1
Harmon Killebrew, R (1, 5) OBP: 0.420, SLG: 0.564	B B B B 4-0 BB HBP 1B 1-2 BB	0-0 ③ F5			0-0 FC4-6 1B		B B B B 4-0 BB 1B BB			2	1	1	0	2	0	1
Rich Reese, L (1, 3) OBP: 0.372, SLG: 0.545	H 1-0 BB 1B 1-2 2-3 HBP		0-0 ① F1		0-0 ② FC4-6 E 1-2f		0-0 BB 1B 1-2			3	1	1	0	0	0	1
Charlie Manuel, L (1, 7) OBP: 0.341, SLG: 0.315 Rick Renick, R (7, PH) OBP: 0.317, SLG: 0.319 Frank Quilici, R (8, 4) OBP: 0.238, SLG: 0.250	B B B B 4-0 FC4-6 1B 1-2 2-3 3-H BB		S S S 0-3 K 5-3		0-0 E6 FC6-4 1-2		B B B B 4-0 1-2 2-3 BB			2	0	0	1	1	1	1
										0	0	0	0	1	0	0
										0	0	0	0	0	0	0
John Roseboro, L (1, 2) OBP: 0.332, SLG: 0.308	0-0 FC4-6 1-2 2-H 3-H 1B		0-0 ② 5-3 1-2		0-0 ③ FC6-4 1-2f		0-0 ③ 3-1			4	0	1	2	0	0	6
Leo Cardenas, R (1, 6) OBP: 0.353, SLG: 0.385	0-0 ② FC4-6 1-2f 2-3		0-0 ③ L7			0-0 ① F8		S S S 0-3 ① K		4	0	0	0	0	1	3
Jim Perry, S (1, 1) OBP: 0.213, SLG: 0.214	0-0 ③ 4-3			0-0 ① F7		0-0 ② 5-3		0-0 ② 5-3		4	0	0	0	0	0	2

	AB	33
	R	4
	H	7
	RBI	4
	BB	4
	SO	3
	LOB	17

Inning Stats	1	2	3	4	5	6	7	8	9
	R: 4 E: 0 K: 0 S: 6 H: 3 LOB: 2 BB: 2 P: 15	R: 0 E: 0 K: 0 S: 4 H: 1 LOB: 1 BB: 0 P: 4	R: 0 E: 0 K: 1 S: 6 H: 0 LOB: 1 BB: 0 P: 6	R: 0 E: 0 K: 0 S: 3 H: 0 LOB: 0 BB: 0 P: 3	R: 0 E: 1 K: 0 S: 5 H: 1 LOB: 2 BB: 0 P: 5	R: 0 E: 0 K: 0 S: 3 H: 0 LOB: 0 BB: 0 P: 3	R: 0 E: 0 K: 1 S: 6 H: 1 LOB: 3 BB: 2 P: 14	R: 0 E: 0 K: 1 S: 6 H: 1 LOB: 1 BB: 0 P: 6	

	1B	6	SF	0	WP	1	PA	38
	2B	1	SAC	0	PB	1		
	3B	0	DP	0	SB	1		
	HR	0	HBP	1	CS	0		

PITCHER		IP	WLS	BF	H	R	ER	SO	BB	IBB	HBP	BLK	WP	HR	S	P	ERA	WHIP
Joe Coleman, R ERA: 3.41	(1, 1)	4.0	L	20	4	4	4	1	2	0	1	0	1	0	19	28	9.00	1.500
Casey Cox, R ERA: 2.28	(5, 1)	2.0		8	1	0	0	0	0	0	0	0	0	0	8	8	0.00	0.500
Darold Knowles, L ERA: 2.23	(7, 1)	2.0		10	2	0	0	2	2	0	0	0	0	0	12	20	0.00	2.000

PITCHER	IP	WLS	BF	H	R	ER	SO	BB	IBB	HBP	BLK	WP	HR	S	P	ERA	WHIP

Batter	1	2	3	4	5	6	7	8	9	AB	R	H	RBI	BB	SO	LOB
Syd O'Brien, R (1, 5) OBP: 0.294, SLG: 0.406	5-3		K		F9		F6			4	0	0	0	0	1	2
Mike Andrews, R (1, 4) OBP: 0.388, SLG: 0.449	F6		L5-3, 1B			5-3		HR		4	1	2	1	0	0	0
Carl Yastrzemski, L (1, 7) OBP: 0.350, SLG: 0.509	K		L5-3 1-2			K		4-3		3	0	0	0	0	2	1
Dalton Jones, L (7, 3) OBP: 0.309, SLG: 0.329										1	0	0	0	0	0	0
Reggie Smith, S (1, 8) OBP: 0.386, SLG: 0.562		HR, 1B		K		F6		F8		4	1	1	0	0	1	0
Rico Petrocelli, R (1, 6) OBP: 0.421, SLG: 0.622		1-H, HR		FC5-4, BB			G5-4-3, BB	K		1	1	1	2	2	0	0
Ron Kline, R (7, 1)										0	0	0	0	0	0	0
Jerry Moses, R (8, PH) OBP: 0.329, SLG: 0.468										1	0	0	0	0	1	0
Jose Santiago, R (8, 1)										0	0	0	0	0	0	0
Tony Conigliaro, R (1, 9) OBP: 0.315, SLG: 0.420		F7		K			G5-4-3 1-2f		K	4	0	0	0	0	2	2
George Scott, R (1, 3) OBP: 0.337, SLG: 0.399		F9, BB		FC5-4 1-2f			1B 1B, 1B		K	0	0	0	0	1	0	0
Don Lock, R (4, PH) OBP: 0.333, SLG: 0.273										3	1	1	0	0	1	1
(4, 3)																
(7, 7)																
Russ Gibson, R (1, 2) OBP: 0.290, SLG: 0.320		F9 1-2			6-3		1B 1-2, 1B		F3	4	0	1	0	0	0	1
Jim Lonborg, R (1, 1) OBP: 0.250, SLG: 0.167		K			F9		1-2 2-H, 1B			1	0	0	0	0	1	1
Bill Lee, L (4, 1)										1	0	0	0	0	0	0
Dick Schofield, S (7, PH) OBP: 0.347, SLG: 0.354										1	0	1	1	0	0	0
(7, 6)																
Inning Stats	R: 0 E: 0 K: 1 S: 5 H: 0 LOB: 0 BB: 0 P: 5	R: 2 E: 0 K: 1 S: 7 H: 2 LOB: 1 BB: 1 P: 11	R: 0 E: 0 K: 1 S: 5 H: 1 LOB: 0 BB: 0 P: 5	R: 0 E: 0 K: 2 S: 7 H: 0 LOB: 1 BB: 1 P: 11	R: 0 E: 0 K: 0 S: 3 H: 0 LOB: 0 BB: 0 P: 3	R: 0 E: 0 K: 1 S: 5 H: 0 LOB: 0 BB: 0 P: 5	R: 1 E: 0 K: 0 S: 5 H: 3 LOB: 2 BB: 1 P: 9	R: 1 E: 0 K: 1 S: 6 H: 1 LOB: 0 BB: 0 P: 6	R: 0 E: 0 K: 2 S: 7 H: 0 LOB: 0 BB: 0 P: 7	1B: 5 2B: 1 3B: 0 HR: 2 SF: 0 SAC: 0 DP: 2 HBP: 0						

PITCHER		IP	WLS	BF	H	R	ER	SO	BB	IBB	HBP	BLK	WP	HR	S	P	ERA	WHIP
Tom Hall, L ERA: 3.21	(1, 1)	9.0	W	35	7	4	4	9	3	0	0	0	0	2	50	62	4.00	1.111

PITCHER	IP	WLS	BF	H	R	ER	SO	BB	IBB	HBP	BLK	WP	HR	S	P	ERA	WHIP

Boston Red Sox @ Minnesota Twins

Metropolitan Stadium, Bloomington , MI

Fri Aug 29 1969, 8:05 PM EDT

Att. 24,913 - Unknown - 86 F

TOP

livebaseballscorecards.com

AB	32
R	4
H	7
RBI	4
BB	3
SO	9
LOB	8

WP: 0 PB: 0 SB: 0 CS: 0 PA: 35

Batter	1	2	3	4	5	6	7	8	9	AB	R	H	RBI	BB	SO	LOB
Ted Uhlaender, L (1, 8) OBP: 0.337, SLG: 0.354	4-3 HBP SF9-3-6 1B		6-3	SH3-4 1-2	K		1B			4	1	2	0	0	1	2
Cesar Tovar, R (1, 4) OBP: 0.322, SLG: 0.379	1-2 4-3 HBP		S 1B BB	1B SF9 2-3 1B	6-3		K			3	2	1	0	1	1	3
Tony Oliva, L (1, 9) OBP: 0.368, SLG: 0.503	4-3 1-2 2-3		K 1-2	1-3 3-H 1B		HR	F4			5	1	2	2	0	1	4
Harmon Killebrew, R (1, 5) OBP: 0.423, SLG: 0.572 Frank Quilici, R (7, 5) OBP: 0.237, SLG: 0.248	SF9-3-6 BB		1B HR BB	SF9 3-H		HR	4-3			1 1	2 0	1 0	2 0	2 0	0 0	0 1
Rich Reese, L (1, 3) OBP: 0.372, SLG: 0.545	SF9-3-6 1-2 3-H		1-3 2-H HR 1B	4-3		BB 1B		F4		4	1	2	2	0	0	1
Graig Nettles, L (1, 7) OBP: 0.315, SLG: 0.404		1B	1-H 3-H HR		E 1B BB	K		4-3		4	2	2	3	1	1	1
John Roseboro, L (1, 2) OBP: 0.330, SLG: 0.309		F7	2B		E2 SH1-4 1B 1-3	K		L3		5	0	1	0	0	1	3
Leo Cardenas, R (1, 6) OBP: 0.354, SLG: 0.384		F7	F7		SH1-4 1-2 3-H 1B		4-0 1-2 BB			3	0	1	1	1	0	2
Tom Hall, L (1, 1) OBP: 0.216, SLG: 0.200		5-3		1B SH3-4 1B 1B	SH1-4 1-2 2-3	K				3	1	1	0	0	1	3
Inning Stats	R: 1 H: 1 E: 0 LOB: 1 K: 0 BB: 1 S: 3 P: 8	R: 0 H: 1 E: 0 LOB: 1 K: 0 BB: 0 S: 4 P: 4	R: 4 H: 3 E: 0 LOB: 1 K: 1 BB: 2 S: 8 P: 16	R: 2 H: 3 E: 0 LOB: 1 K: 0 BB: 0 S: 6 P: 6	R: 1 H: 1 E: 1 LOB: 2 K: 1 BB: 1 S: 7 P: 11	R: 2 H: 3 E: 0 LOB: 2 K: 3 BB: 1 S: 12 P: 16	R: 0 H: 1 E: 0 LOB: 1 K: 1 BB: 0 S: 6 P: 6	R: 0 H: 0 E: 0 LOB: 0 K: 0 BB: 0 S: 3 P: 3		1B: 9 SF: 2 2B: 2 SAC: 2 3B: 0 DP: 1 HR: 3 HBP: 1						

PITCHER		IP	WLS	BF	H	R	ER	SO	BB	IBB	HBP	BLK	WP	HR	S	P	ERA	WHIP
Jim Lonborg, R ERA: 4.42	(1, 1)	3.1	L	21	8	7	7	1	3	0	1	0	0	1	19	32	18.90	3.300
Bill Lee, L ERA: 5.74	(4, 1)	2.2		15	4	3	3	4	2	0	0	0	0	2	21	29	10.12	2.250
Ron Kline, R ERA: 5.6	(7, 1)	1.0		4	1	0	0	1	0	0	0	0	0	0	6	6	0.00	1.000
Jose Santiago, R ERA:	(8, 1)	1.0		3	0	0	0	0	0	0	0	0	0	0	3	3	0.00	0.000

PITCHER	IP	WLS	BF	H	R	ER	SO	BB	IBB	HBP	BLK	WP	HR	S	P	ERA	WHIP

BOTTOM

Boston Red Sox @ Minnesota Twins

Metropolitan Stadium, Bloomington , MI

Fri Aug 29 1969, 8:05 PM EDT

Att. 24,913 - Unknown - 86 F

livebaseballscorecards.com

AB	33
R	10
H	13
RBI	10
BB	5
SO	6
LOB	20

WP: 0 PA: 43
PB: 0
SB: 1
CS: 0

Batter	1	2	3	4	5	6	7	8	9	AB	R	H	RBI	BB	SO	LOB
Syd O'Brien, R (1, 5) OBP: 0.297, SLG: 0.419	5-3		HR		BB 1-2 HR		6-3		6-3	4	2	1	1	1	0	0
Mike Andrews, R (1, 4) OBP: 0.393, SLG: 0.461	4-3 1B		6-3		1-H 2-H HR		E4 FC6 E 1B		BB 1B PB	4	2	3	3	1	0	0
Carl Yastrzemski, L (1, 7) OBP: 0.351, SLG: 0.507	4-3 1-2		K		L9		FC6 BB		1-3 1B	4	0	1	0	1	1	1
Reggie Smith, S (1, 8) OBP: 0.384, SLG: 0.557	FC6-4 BB		K		F9		FC6 E 1-2f 2-3		G3	4	0	0	0	1	1	4
Rico Petrocelli, R (1, 6) OBP: 0.420, SLG: 0.618	FC6-4 1-2f			F8		3B 1B	5-3 1-2 3-H			4	1	1	0	0	0	3
Tony Conigliaro, R (1, 9) OBP: 0.317, SLG: 0.426		HR		G3-6-3 BB		F2		6-3		3	1	1	1	1	0	1
Dalton Jones, L (1, 3) OBP: 0.305, SLG: 0.325		F5		G3-6-3 1-2f		F7		F6		4	0	0	0	0	0	2
Jerry Moses, R (1, 2) OBP: 0.326, SLG: 0.482		F3			F8	1-H 3B		F9		4	0	1	1	0	0	0
Mike Nagy, R (1, 1) OBP: 0.159, SLG: 0.103 Sparky Lyle, L (7, 1) OBP: 0.143, SLG: 0.077		L7			E HR HBP	4-3			F3	2 1	1 0	0 0	0 0	0 0	0 0	1 0
Inning Stats	R: 0 H: 1 E: 0 LOB: 2 K: 0 BB: 1 S: 4 P: 8	R: 1 H: 1 E: 0 LOB: 0 K: 0 BB: 0 S: 4 P: 4	R: 1 H: 1 E: 0 LOB: 0 K: 2 BB: 0 S: 8 P: 8	R: 0 H: 0 E: 0 LOB: 0 K: 0 BB: 1 S: 2 P: 6	R: 3 H: 1 E: 1 LOB: 0 K: 0 BB: 1 S: 4 P: 9	R: 1 H: 2 E: 0 LOB: 1 K: 0 BB: 0 S: 5 P: 5	R: 1 H: 1 E: 2 LOB: 1 K: 0 BB: 1 S: 4 P: 8	R: 0 H: 0 E: 0 LOB: 0 K: 0 BB: 0 S: 3 P: 3	R: 0 H: 1 E: 0 LOB: 2 K: 0 BB: 1 S: 4 P: 8	1B: 4 SF: 0 2B: 0 SAC: 0 3B: 1 DP: 1 HR: 3 HBP: 1						

TOP

Boston Red Sox @ Minnesota Twins

Metropolitan Stadium, Bloomington , MI

Sat Aug 30 1969, 4:33 AM EDT

Att. 19,917 - Unknown - 88 F

livebaseballscorecards.com

AB	34
R	7
H	8
RBI	6
BB	5
SO	2
LOB	12

WP: 0 PA: 40
PB: 1
SB: 0
CS: 0

PITCHER		IP	WLS	BF	H	R	ER	SO	BB	IBB	HBP	BLK	WP	HR	S	P	ERA	WHIP
Dave Boswell, R ERA: 3.39	(1, 1)	5.0	L	22	4	5	5	2	3	0	1	0	0	3	22	35	9.00	1.400
Bill Zepp, R ERA: 6.75	(6, 1)	2.0		10	3	2	1	0	1	0	0	0	0	0	9	13	4.50	2.000
Dick Woodson, R ERA: 3.97	(8, 1)	2.0		8	1	0	0	0	1	0	0	0	0	0	7	11	0.00	1.000

PITCHER	IP	WLS	BF	H	R	ER	SO	BB	IBB	HBP	BLK	WP	HR	S	P	ERA	WHIP

Boston Red Sox @ Minnesota Twins

Metropolitan Stadium, Bloomington , MI

Sat Aug 30 1969, 4:33 AM EDT

Att. 19,917 - Unknown - 88 F

BOTTOM

livebaseballscorecards.com

Batter	1	2	3	4	5	6	7	8	9	AB	R	H	RBI	BB	SO	LOB
Ted Uhlaender, L (1, 8) OBP: 0.336, SLG: 0.355	4-3			G3	4-3		HR 2B 1-H 2-H		F6	5	1	1	2	0	0	3
Cesar Tovar, R (1, 4) OBP: 0.323, SLG: 0.390	F8			2B		6-3	HR 2-H			4	1	2	2	0	0	0
Tony Oliva, L (1, 9) OBP: 0.366, SLG: 0.499	4-3			4-3		L8	G3			4	0	0	0	0	0	1
Harmon Killebrew, R (1, 5) OBP: 0.421, SLG: 0.568		F8		HBP		6-3		F7		3	0	0	0	0	0	0
Rich Reese, L (1, 3) OBP: 0.371, SLG: 0.544		F3		4-3			1B 2B	K		4	1	1	0	0	1	2
Graig Nettles, L (1, 7) OBP: 0.313, SLG: 0.401		5-3			G1-6-3 1B		F2	K		4	0	1	0	0	1	1
John Roseboro, L (1, 2) OBP: 0.328, SLG: 0.307 George Mitterwald, R (7, 2) OBP: 0.327, SLG: 0.378	F8				G1-6-3 1-2f		BB 2B 1B 2-H		K	2 2	0 1	0 1	0 1	0 0	0 1	1 0
Leo Cardenas, R (1, 6) OBP: 0.357, SLG: 0.385	F3				1B		2B BB 1-2		FC5-4 BB	2	1	1	0	2	0	0
Dave Boswell, R (1, 1) OBP: 0.189, SLG: 0.296 Rick Renick, R (5, PH) OBP: 0.324, SLG: 0.326 Bill Zepp, R (6, 1) Charlie Manuel, L (7, PH) OBP: 0.339, SLG: 0.313 Dick Woodson, R (8, 1) OBP: 0.143, SLG: 0.077 Bob Allison, R (9, PH) OBP: 0.318, SLG: 0.342	5-3				1-2 1B		F7		FC5-4 1-2f	1 1 0 1 0 0 1	0 0 0 0 0 0 0	0 1 0 0 0 0 0	0 0 0 0 0 0 0	0 0 0 0 0 0 0	0 0 0 0 0 0 0	0 0 0 2 0 0 1
Inning Stats	R: 0 E: 0 K: 0 S: 3 H: 0 LOB: 0 BB: 0 P: 3	R: 0 E: 0 K: 0 S: 3 H: 0 LOB: 0 BB: 0 P: 3	R: 0 E: 0 K: 0 S: 3 H: 0 LOB: 0 BB: 0 P: 3	R: 0 E: 0 K: 0 S: 4 H: 1 LOB: 2 BB: 0 P: 5	R: 0 E: 0 K: 0 S: 5 H: 3 LOB: 2 BB: 0 P: 5	R: 0 E: 0 K: 0 S: 3 H: 0 LOB: 0 BB: 0 P: 3	R: 5 E: 0 K: 0 S: 7 H: 4 LOB: 0 BB: 1 P: 11	R: 0 E: 0 K: 2 S: 7 H: 0 LOB: 0 BB: 0 P: 7	R: 0 E: 0 K: 1 S: 5 H: 0 LOB: 1 BB: 1 P: 9	1B: 4 2B: 3 3B: 0 HR: 1	SF: 0 SAC: 0 DP: 1 HBP: 1		WP: 0 PB: 0 SB: 0 CS: 0		PA: 37		

	AB	34
	R	5
	H	8
	RBI	5
	BB	2
	SO	3
	LOB	11

PITCHER		IP	WLS	BF	H	R	ER	SO	BB	IBB	HBP	BLK	WP	HR	S	P	ERA	WHIP
Mike Nagy, R ERA: 3.17	(1, 1)	6.2	W	29	8	5	5	0	1	0	1	0	0	1	27	32	6.75	1.350
Sparky Lyle, L ERA: 2.51	(7, 1)	2.1	S	8	0	0	0	3	1	0	0	0	0	0	13	17	0.00	0.429

PITCHER	IP	WLS	BF	H	R	ER	SO	BB	IBB	HBP	BLK	WP	HR	S	P	ERA	WHIP

Batter	1	2	3	4	5	6	7	8	9	AB	R	H	RBI	BB	SO	LOB
Syd O'Brien, R (1, 5) OBP: 0.296, SLG: 0.415	F9		K			L6		1B 1-3 2-H		4	0	1	1	0	1	1
Mike Andrews, R (1, 4) OBP: 0.391, SLG: 0.459	F2		6-3			4-3		G6-3 1-2 3-H		4	0	1	1	0	0	1
Carl Yastrzemski, L (1, 7) OBP: 0.350, SLG: 0.505	1B			4-3		4-3		G6-3 1-2f		4	0	1	0	0	0	2
Reggie Smith, S (1, 8) OBP: 0.381, SLG: 0.552	G3			F8			G3		6-3	4	0	0	0	0	0	1
Rico Petrocelli, R (1, 6) OBP: 0.418, SLG: 0.615		L6		L7			K		5-3	4	0	1	0	0	1	0
Tony Conigliaro, R (1, 9) OBP: 0.316, SLG: 0.424		F4			4-3		F8		5-3 1-2	4	0	1	0	0	0	1
Dalton Jones, L (1, 3) OBP: 0.304, SLG: 0.324		F8			4-3 1-2			1B	3-1	4	1	1	0	0	0	2
Russ Gibson, R (1, 2) OBP: 0.294, SLG: 0.324			SH1-4		6-3			1B 1-2		3	1	2	0	0	0	1
Vicente Romo, R (1, 1) OBP: 0.136, SLG: 0.182 Joe Lahoud, L (5, PH) OBP: 0.335, SLG: 0.370 Bill Landis, L (5, 1) Dick Schofield, S (8, PH) OBP: 0.346, SLG: 0.352 Jose Santiago, R (8, 1) Sparky Lyle, L (8, 1) OBP: 0.143, SLG: 0.077			SH1-4 1-2		4-3			K		0 1 0 1 0 0	0 0 0 0 0 0	0 0 0 1 0 0	0 0 0 0 0 0	0 1 0 0 0 0	0 0 0 1 0 0	0 1 0 2 0 0
Inning Stats	R: 0 E: 0 K: 0 S: 4 H: 1 LOB: 1 BB: 0 P: 4	R: 0 E: 0 K: 0 S: 3 H: 0 LOB: 0 BB: 0 P: 3	R: 0 E: 0 K: 1 S: 6 H: 1 LOB: 1 BB: 0 P: 6	R: 0 E: 0 K: 0 S: 3 H: 0 LOB: 0 BB: 0 P: 3	R: 0 E: 0 K: 0 S: 4 H: 1 LOB: 1 BB: 0 P: 4	R: 0 E: 0 K: 0 S: 3 H: 0 LOB: 0 BB: 0 P: 3	R: 0 E: 0 K: 1 S: 5 H: 0 LOB: 0 BB: 0 P: 5	R: 2 E: 0 K: 1 S: 8 H: 4 LOB: 1 BB: 0 P: 8	R: 0 E: 0 K: 0 S: 4 H: 1 LOB: 1 BB: 0 P: 4	1B: 8 2B: 0 3B: 0 HR: 0 SF: 0 SAC: 1 DP: 1 HBP: 0						

PITCHER		IP	WLS	BF	H	R	ER	SO	BB	IBB	HBP	BLK	WP	HR	S	P	ERA	WHIP
Jim Perry, R ERA: 2.91	(1, 1)	7.1	W	29	7	2	2	3	0	0	0	0	0	0	35	35	2.46	0.955
Ron Perranoski, L ERA: 2.12	(8, 1)	1.2	S	5	1	0	0	0	0	0	0	0	0	0	5	5	0.00	0.600

PITCHER		IP	WLS	BF	H	R	ER	SO	BB	IBB	HBP	BLK	WP	HR	S	P	ERA	WHIP

TOP

Boston Red Sox @ Minnesota Twins

Metropolitan Stadium, Bloomington , MI

Sun Aug 31 1969, 4:33 AM EDT

Att. 25,371 - Unknown - 74 F

livebaseballscorecards.com

AB	33
R	2
H	8
RBI	2
BB	0
SO	3
LOB	12

WP: 0	PA: 34
PB: 0	
SB: 0	
CS: 0	

BOTTOM

Boston Red Sox @ Minnesota Twins

Metropolitan Stadium, Bloomington , MI

Sun Aug 31 1969, 4:33 AM EDT

Att. 25,371 - Unknown - 74 F

livebaseballscorecards.com

Batter	1	2	3	4	5	6	7	8	9	AB	R	H	RBI	BB	SO	LOB
Ted Uhlaender, L (1, 8) OBP: 0.335, SLG: 0.360	L7		HR 1-H 2-H		FC1-6 CS 1-2f		L8			4	1	1	3	0	0	2
Cesar Tovar, R (1, 4) OBP: 0.323, SLG: 0.387	K		F4		CS BB 1-2			E6 FC8-4 BB 1B		3	1	0	0	1	1	0
Tony Oliva, L (1, 9) OBP: 0.365, SLG: 0.496	BB		K		CS 1-2	4-3		L9		3	0	0	0	1	1	1
Harmon Killebrew, R (1, 5) OBP: 0.422, SLG: 0.573 Frank Quilici, R (8, PR) OBP: 0.237, SLG: 0.248 (9, 5)	F7		HR			5-3		FC8-4 BB 1-2		3 0	1 0	1 0	1 0	1 0	0 0	1 0
Rich Reese, L (1, 3) OBP: 0.370, SLG: 0.541		F4	F8			1B		FC8-4 1B 1-2f 2-3		4	1	1	0	0	0	2
Graig Nettles, L (1, 7) OBP: 0.314, SLG: 0.397 Rick Renick, R (8, PH) OBP: 0.330, SLG: 0.333 (9, 7)		F9		5-3-5 BB		G3		1B 1-3 3-H		2 1	0 0	0 1	0 1	1 0	0 0	1 0
John Roseboro, L (1, 2) OBP: 0.330, SLG: 0.310		F4		5-3-5 1-2f			F8 SH1-3 1B	1B 1-2 3-H		4	0	2	1	0	0	1
Leo Cardenas, R (1, 6) OBP: 0.356, SLG: 0.383			1B HR BB	L7			SH1-3 1-2	F7		2	1	0	0	1	0	2
Jim Perry, S (1, 1) OBP: 0.231, SLG: 0.233 Ron Perranoski, L (8, 1) OBP: 0.136, SLG: 0.095			HR 1B 1-2		FC1-6 1B		F8 2-3			3 0	1 0	2 0	0 0	0 0	0 0	1 0
Inning Stats	R: 0 H: 0 E: 0 LOB: 1 K: 1 BB: 1 S: 5 P: 9	R: 0 H: 0 E: 0 LOB: 0 K: 0 BB: 0 S: 3 P: 3	R: 4 H: 3 E: 0 LOB: 0 K: 1 BB: 1 S: 8 P: 12	R: 0 H: 0 E: 0 LOB: 0 K: 0 BB: 1 S: 2 P: 6	R: 0 H: 1 E: 0 LOB: 0 K: 0 BB: 1 S: 2 P: 6	R: 0 H: 1 E: 0 LOB: 1 K: 0 BB: 0 S: 4 P: 4	R: 0 H: 1 E: 0 LOB: 1 K: 0 BB: 0 S: 4 P: 4	R: 2 H: 2 E: 1 LOB: 2 K: 0 BB: 1 S: 6 P: 10		1B: 6 SF: 0 2B: 1 SAC: 1 3B: 0 DP: 1 HR: 2 HBP: 0						

	AB	29
	R	6
	H	8
	RBI	6
	BB	5
	SO	2
	LOB	11

WP: 0 PA: 36
PB: 0
SB: 0
CS: 2

PITCHER		IP	WLS	BF	H	R	ER	SO	BB	IBB	HBP	BLK	WP	HR	S	P	ERA	WHIP
Vicente Romo, R ERA: 3.5	(1, 1)	4.0	L	17	3	4	4	2	3	0	0	0	0	2	18	30	9.00	1.500
Bill Landis, L ERA: 5.55	(5, 1)	3.0		11	3	0	0	0	1	0	0	0	0	0	10	14	0.00	1.333
Jose Santiago, R ERA:	(8, 1)	0.1		3	0	2	0	0	1	0	0	0	0	0	2	6	0.00	3.000
Sparky Lyle, L ERA: 2.49	(8, 1)	0.2		4	2	0	0	0	0	0	0	0	0	0	4	4	0.00	3.000

PITCHER	IP	WLS	BF	H	R	ER	SO	BB	IBB	HBP	BLK	WP	HR	S	P	ERA	WHIP

Batter	1	2	3	4	5	6	7	8	9	AB	R	H	RBI	BB	SO	LOB
Russ Snyder, L (1, 8) OBP: 0.307, SLG: 0.310	S S S 0-3 ① K		0-0 ① 6-3	0-0 2-H 3-H 1B			0-0 1-3		0-0 ① F8	3	0	1	2	0	1	0
Jose Cardenal, R (7, PH) OBP: 0.312, SLG: 0.357 (7, 8)										2	0	0	0	0	0	0
Lou Klimchock, L (1, 5) OBP: 0.338, SLG: 0.443	0-0 E 1B 1B		0-0 1B E 2B	0-0 ② F7			0-0 1B 1B 1B		0-0 ② F9	3	2	2	0	0	0	1
Larry Brown, R (7, PH) OBP: 0.293, SLG: 0.292 (7, 5)										2	1	1	0	0	0	0
Frank Baker, L (1, 7) OBP: 0.355, SLG: 0.540	0-0 E4 1-2 1B		S S S 0-3 ② K	0-0 ③ 4-3			0-0 1B 1-2 1B		B B B B 4-0 1B BB	3	0	1	0	0	1	2
Chuck Hinton, R (7, PH) OBP: 0.299, SLG: 0.370 (7, 7)										1	0	1	0	1	0	0
Tony Horton, R (1, 3) OBP: 0.336, SLG: 0.485	0-0 ② E4 FC5-4 1-2 2-H		0-0 E 2-3 1B		0-0 ① F5		0-0 1-2 2-H 1B		0-0 1-2 1B	5	0	3	1	0	0	1
Ken Harrelson, R (1, 9) OBP: 0.338, SLG: 0.432	0-0 ③ FC5-4 1-2f		0-0 E5 1-2 3-H		S S S 0-3 ② K		0-0 ② F8		0-0 ③ F8	5	0	0	0	0	1	6
Duke Sims, L (1, 2) OBP: 0.386, SLG: 0.419		0-0 G6-4-3 1B	0-0 ③ 4-3		0-0 ③ F8		0-0 ③ G3			3	0	1	0	0	0	2
Cap Peterson, R (7, PH) OBP: 0.372, SLG: 0.288										1	0	0	0	0	0	2
Ken Suarez, R (7, 2) OBP: 0.379, SLG: 0.358										0	0	0	0	0	0	0
Eddie Leon, R (1, 6) OBP: 0.331, SLG: 0.363		0-0 ① ② G6-4-3 1-2f		0-0 SH3 1B 1B		0-0 ① 4-3		0-0 ① 5-3		4	1	1	0	0	0	1
Vern Fuller, R (1, 4) OBP: 0.302, SLG: 0.342		0-0 2B		0-0 SH3 1-2 1B 1B		0-0 ② F4		0-0 ② 4-3		4	1	2	0	0	0	0
Sam McDowell, L (1, 1) OBP: 0.163, SLG: 0.190	S S S 0-3 ③ K			0-0 ① SH3 1-2 2-3		0-0 ③ 4-3		0-0 ③ 6-3		1	0	0	0	0	1	1
Stan Williams, R (3, 1) OBP: 0.200, SLG: 0.097										1	0	0	0	0	0	0
Davey Nelson, R (8, PH) OBP: 0.250, SLG: 0.191										1	0	0	0	0	0	0
Ron Law, R (8, 1) OBP: 0.143, SLG: 0.143										0	0	0	0	0	0	0
Inning Stats	R: 1 H: 2 E: 1 LOB: 1 K: 1 BB: 0 S: 7 P: 7	R: 0 H: 2 E: 0 LOB: 1 K: 1 BB: 0 S: 6 P: 6	R: 1 H: 2 E: 1 LOB: 2 K: 1 BB: 0 S: 8 P: 8	R: 2 H: 3 E: 0 LOB: 1 K: 0 BB: 0 S: 6 P: 6	R: 0 H: 0 E: 0 LOB: 0 K: 1 BB: 0 S: 5 P: 5	R: 0 H: 0 E: 0 LOB: 2 K: 0 BB: 0 S: 3 P: 3	R: 1 H: 3 E: 0 LOB: 2 K: 0 BB: 0 S: 6 P: 6	R: 0 H: 0 E: 0 LOB: 0 K: 0 BB: 0 S: 3 P: 3	R: 0 H: 1 E: 0 LOB: 2 K: 0 BB: 1 S: 4 P: 8	1B: 11 SF: 0 2B: 2 SAC: 1 3B: 0 DP: 1 HR: 0 HBP: 0						

TOP

Cleveland Indians @ Minnesota Twins

Metropolitan Stadium, Bloomington , MI

Mon Sep 01 1969, 4:33 AM EDT

Att. 22,863 - Unknown - 67 F

livebaseballscorecards.com

AB	39
R	5
H	13
RBI	3
BB	1
SO	4
LOB	16

PITCHER		IP	WLS	BF	H	R	ER	SO	BB	IBB	HBP	BLK	WP	HR	S	P	ERA	WHIP	PITCHER	IP	WLS	BF	H	R	ER	SO	BB	IBB	HBP	BLK	WP	HR	S	P	ERA	WHIP
Dean Chance, R ERA: 2.66	(1, 1)	6.0	W	27	9	4	2	4	0	0	0	0	0	0	35	35	3.00	1.500																	
Jim Kaat, L ERA: 3.49	(7, 1)	0.1		3	2	1	1	0	0	0	0	0	0	0	3	3	27.00	6.000																	
Al Worthington, R ERA: 4.84	(7, 1)	0.1		2	1	0	0	0	0	0	0	0	0	0	2	2	0.00	3.000																	
Ron Perranoski, L ERA: 2.08	(7, 1)	2.1	S	9	1	0	0	0	1	0	0	0	0	0	8	12	0.00	0.857																	

™

BOTTOM

Cleveland Indians @ Minnesota Twins

Metropolitan Stadium, Bloomington , MI

Mon Sep 01 1969, 4:33 AM EDT

Att. 22,863 - Unknown - 67 F

livebaseballscorecards.com

Batter	1	2	3	4	5	6	7	8	9	AB	R	H	RBI	BB	SO	LOB
Cesar Tovar, R (1, 4) (9, 8) OBP: 0.321, SLG: 0.387	0-0 1B 3B 2B	0-0 F6 ①		0-0 6-3 ②		0-0 G6-4-3 ②③ 1-2f		0-0 G6-4-3 ②③ 1-2f		5	1	1	0	0	0	5
Tony Oliva, L (1, 9) OBP: 0.366, SLG: 0.500	0-0 BB 3B 1B 2-3	0-0 1B 3B		0-0 6-3 ③			0-0 F8 ①			4	2	2	0	0	0	0
Harmon Killebrew, R (1, 3) OBP: 0.422, SLG: 0.571	B B B B 4-0 3B BB 1-2	0-0 1-3 ②			S S S 0-3 K ①		0-0 1B			3	1	1	0	1	1	1
Bob Allison, R (1, 7) OBP: 0.322, SLG: 0.359 John Roseboro, L (9, 2) OBP: 0.330, SLG: 0.310	0-0 1B 3B 1-H 2-H 3-H	0-0 WP 1B 3-H			S S S 0-3 K ②		S S S 0-3 K ②			4	1	2	4	0	2	1
										0	0	0	0	0	0	0
Leo Cardenas, R (1, 6) OBP: 0.358, SLG: 0.384	0-0 HR 1B 3-H	0-0 F6 ③ 1-2			0-0 1B		0-0 F8 ③			4	1	2	1	0	0	2
Rick Renick, R (1, 5) OBP: 0.327, SLG: 0.361 Frank Quilici, R (9, 5) OBP: 0.237, SLG: 0.248	0-0 HR 1-H		S S S 0-3 K ①		S S S 0-3 K ③			0-0 F7 ①		4	1	1	2	0	2	1
										0	0	0	0	0	0	0
George Mitterwald, R (1, 2) OBP: 0.325, SLG: 0.375 Rod Carew, L (8, PR) (9, 4) OBP: 0.407, SLG: 0.497	S S S 0-3 K ①		0-0 F8 ②			0-0 F6 ①		0-0 BB BB 1B		4	0	1	0	0	1	0
										0	0	0	0	0	0	0
Ted Uhlaender, L (1, 8) (9, 7) OBP: 0.337, SLG: 0.362	0-0 6-3 ②		0-0 F7 ③			0-0 2B		B B B B 4-0 BB 1-2 BB		3	0	1	0	1	0	0
Dean Chance, R (1, 1) OBP: 0.143, SLG: 0.053 Graig Nettles, L (6, PH) OBP: 0.317, SLG: 0.397 Jim Kaat, L (7, 1) OBP: 0.253, SLG: 0.397 Al Worthington, R (7, 1) Ron Perranoski, L (7, 1) OBP: 0.174, SLG: 0.095	S S S 0-3 K ③			S S S 0-3 K ①		B B B B 4-0 G6-4-3 BB		B B B B 4-0 G6-4-3 BB 1-2 2-3		2	0	0	0	0	2	0
										0	0	0	0	1	0	0
										0	0	0	0	0	0	0
										0	0	0	0	0	0	0
										0	0	0	0	1	0	0
Inning Stats	R: 6 E: 0 K: 2 S: 12 H: 5 LOB: 0 BB: 1 P: 16	R: 1 E: 0 K: 0 S: 5 H: 2 LOB: 1 BB: 0 P: 5	R: 0 E: 0 K: 1 S: 5 H: 0 LOB: 0 BB: 0 P: 5	R: 0 E: 0 K: 1 S: 5 H: 0 LOB: 0 BB: 0 P: 5	R: 0 E: 0 K: 3 S: 10 H: 1 LOB: 1 BB: 0 P: 10	R: 0 E: 0 K: 0 S: 3 H: 1 LOB: 1 BB: 1 P: 7	R: 0 E: 0 K: 1 S: 6 H: 1 LOB: 1 BB: 0 P: 6	R: 0 E: 0 K: 0 S: 3 H: 1 LOB: 3 BB: 2 P: 11		1B: 6 2B: 2 3B: 2 HR: 1	SF: 0 SAC: 0 DP: 2 HBP: 0					

	AB	33
	R	7
	H	11
	RBI	7
	BB	4
	SO	8
	LOB	10

WP: 1 PB: 0 SB: 0 CS: 0 PA: 37

PITCHER		IP	WLS	BF	H	R	ER	SO	BB	IBB	HBP	BLK	WP	HR	S	P	ERA	WHIP
Sam McDowell, L ERA: 2.99	(1, 1)	2.0	L	14	7	7	7	2	1	0	0	0	1	1	17	21	31.50	4.000
Stan Williams, R ERA: 4.09	(3, 1)	5.0		18	3	0	0	6	1	0	0	0	0	0	29	33	0.00	0.800
Ron Law, R ERA: 4.85	(8, 1)	1.0		5	1	0	0	0	2	0	0	0	0	0	3	11	0.00	3.000

PITCHER	IP	WLS	BF	H	R	ER	SO	BB	IBB	HBP	BLK	WP	HR	S	P	ERA	WHIP

Cleveland Indians @ Minnesota Twins

Metropolitan Stadium, Bloomington , MI

Tue Sep 02 1969, 8:05 PM EDT

Att. 11,496 - Unknown - 73 F

TOP

livebaseballscorecards.com

Batter	1	2	3	4	5	6	7	8	9	AB	R	H	RBI	BB	SO	LOB
Eddie Leon, R (1, 6) OBP: 0.342, SLG: 0.377	0-0 1-4-3		4-0 G6-4-3 BB		0-0 1-3 2-H 2B		0-0 BB 1B 1-2 1B		0-0 4-3	3	0	2	1	1	0	0
Frank Baker, L (9, PH) OBP: 0.351, SLG: 0.534										1	0	0	0	0	0	0
Larry Brown, R (1, 5) OBP: 0.295, SLG: 0.292	4-0 G3 1B BB		0-0 G6-4-3 1-2f		0-0 5-3		0-0 BB 1-2 2-H 1B			3	0	1	1	1	0	3
Ken Harrelson, R (1, 9) OBP: 0.339, SLG: 0.432	0-0 G3 1-2 1B		0-3 K		0-3 K		4-0 FC6-4 1-2 2-3 BB			3	0	1	0	1	2	2
Tony Horton, R (1, 3) OBP: 0.333, SLG: 0.481	0-0 G3 1-2 2-3			0-0 6-3		0-0 4-3	0-0 FC6-4 1-2f			4	0	0	0	0	0	5
Jose Cardenal, R (1, 8) OBP: 0.309, SLG: 0.354	0-0 F6			0-0 F3		0-0 F8		0-0 F5		4	0	0	0	0	0	2
Richie Scheinblum, S (1, 7) OBP: 0.255, SLG: 0.247		0-0 FC6-4 1B		0-0 G3		0-0 F8		0-0 F8		4	0	1	0	0	0	0
Vern Fuller, R (1, 4) OBP: 0.296, SLG: 0.335		0-3 K			0-0 5-3		0-0 L6	0-0 F7		4	0	0	0	0	1	1
Ken Suarez, R (1, 2) OBP: 0.388, SLG: 0.361		0-3 K			0-0 1B 2B 1B		4-0 1B 1B BB		0-3 K	2	2	1	0	1	1	1
Russ Snyder, L (9, PH) OBP: 0.306, SLG: 0.309										1	0	0	0	0	1	0
Luis Tiant, R (1, 1) OBP: 0.292, SLG: 0.412		0-0 FC6-4 1-2f			0-0 2B 1-2 1B		0-0 L5		0-3 K	2	0	1	0	0	0	1
Phil Hennigan, R (6, 1)										0	0	0	0	0	0	0
Chuck Hinton, R (7, PH) OBP: 0.296, SLG: 0.366										1	0	0	0	0	0	1
Mike Paul, L (7, 1)										0	0	0	0	0	0	0
Lou Klimchock, L (9, PH) OBP: 0.336, SLG: 0.441										1	0	0	0	0	1	0
Inning Stats	R: 0 E: 0 K: 0 S: 4 H: 1 LOB: 2 BB: 1 P: 8	R: 0 E: 0 K: 2 S: 8 H: 1 LOB: 1 BB: 0 P: 8	R: 0 E: 0 K: 1 S: 4 H: 0 LOB: 0 BB: 1 P: 8	R: 0 E: 0 K: 0 S: 3 H: 0 LOB: 0 BB: 0 P: 3	R: 1 E: 0 K: 1 S: 8 H: 3 LOB: 2 BB: 0 P: 8	R: 0 E: 0 K: 0 S: 3 H: 0 LOB: 0 BB: 0 P: 3	R: 1 E: 0 K: 0 S: 5 H: 2 LOB: 3 BB: 2 P: 13	R: 0 E: 0 K: 0 S: 3 H: 0 LOB: 0 BB: 0 P: 3	R: 0 E: 0 K: 2 S: 7 H: 0 LOB: 0 BB: 0 P: 7	1B: 6 2B: 1 3B: 0 HR: 0	SF: 0 SAC: 0 DP: 1 HBP: 0						

AB	33
R	2
H	7
RBI	2
BB	4
SO	6
LOB	16

WP: 0 PB: 0 SB: 0 CS: 0 PA: 37

PITCHER		IP	WLS	BF	H	R	ER	SO	BB	IBB	HBP	BLK	WP	HR	S	P	ERA	WHIP
Tom Hall, L ERA: 3.18	(1, 1)	6.2	W	29	7	2	2	4	3	0	0	0	0	0	34	46	2.70	1.500
Dick Woodson, R ERA: 3.87	(7, 1)	2.1	S	8	0	0	0	2	1	0	0	0	0	0	11	15	0.00	0.429

PITCHER	IP	WLS	BF	H	R	ER	SO	BB	IBB	HBP	BLK	WP	HR	S	P	ERA	WHIP

Cleveland Indians @ Minnesota Twins

Metropolitan Stadium, Bloomington , MI

Tue Sep 02 1969, 8:05 PM EDT

Att. 11,496 - Unknown - 73 F

livebaseballscorecards.com

BOTTOM

Batter	1	2	3	4	5	6	7	8	9	AB	R	H	RBI	BB	SO	LOB
Ted Uhlaender, L (1, 7) OBP: 0.336, SLG: 0.362	4-3		F8		SF7 3-H	2-H 1B				3	0	1	2	0	0	0
Rod Carew, L (1, 4) OBP: 0.405, SLG: 0.495	F7			F8	FC4-6 1-2 2-3 1B	F8				4	0	1	0	0	0	1
Tony Oliva, L (1, 9) OBP: 0.365, SLG: 0.500	5-3			1B 2B	FC4-6 BB 1-2f 2-3 3-H		F7			4	1	1	1	0	0	2
Harmon Killebrew, R (1, 5) OBP: 0.425, SLG: 0.571 Herman Hill, L (7, PR) Frank Quilici, R (8, 5) OBP: 0.237, SLG: 0.248		F8		FC6-4 2-H 1B	B B B B 4-0 1-2 BB		B B B B 4-0 CS BB			2 0 0	0 0 0	1 0 0	1 0 0	2 0 0	0 0 0	0 0 0
Rich Reese, L (1, 3) OBP: 0.366, SLG: 0.534		F3		F9	S S S 0-3 K		S S S 0-3 1-2 K			4	0	0	0	0	2	5
Cesar Tovar, R (1, 8) OBP: 0.323, SLG: 0.388		S 1B		FC6-4 1-2f		1B SF8 1B		F8		4	1	2	0	0	0	1
John Roseboro, L (1, 2) OBP: 0.332, SLG: 0.312		F7 1-2			BB 1B SF7 1B	SH2-4 1-3 1B 1B		S S S 0-3 K		4	2	2	0	0	1	1
Leo Cardenas, R (1, 6) OBP: 0.357, SLG: 0.384			S S S 0-3 K		1B BB 1-2 FC4-6 1B	SF8 3-H		F8		3	1	1	1	0	1	0
Tom Hall, L (1, 1) OBP: 0.231, SLG: 0.194 Dick Woodson, R (7, 1) OBP: 0.143, SLG: 0.077			F4		B B B 4-0 FC4-6 1B 1-2 2-3 BB	SH2-4 1-2				1 0	0 0	0 0	0 0	1 0	0 0	0 0
Inning Stats	R: 0 H: 0 E: 0 LOB: 0 K: 0 BB: 0 S: 3 P: 3	R: 0 H: 1 E: 0 LOB: 1 K: 0 BB: 0 S: 4 P: 4	R: 0 H: 0 E: 0 LOB: 0 K: 1 BB: 0 S: 5 P: 5	R: 1 H: 2 E: 0 LOB: 1 K: 0 BB: 0 S: 5 P: 5	R: 2 H: 3 E: 0 LOB: 3 K: 1 BB: 2 S: 8 P: 16	R: 2 H: 3 E: 0 LOB: 1 K: 0 BB: 0 S: 6 P: 6	R: 0 H: 0 E: 0 LOB: 1 K: 1 BB: 1 S: 4 P: 8	R: 0 H: 0 E: 0 LOB: 0 K: 1 BB: 0 S: 5 P: 5		1B: 8 SF: 2 2B: 1 SAC: 1 3B: 0 DP: 0 HR: 0 HBP: 0						

	AB	29
	R	5
	H	9
	RBI	5
	BB	3
	SO	4
	LOB	10

WP: 0 PA: 35
PB: 0
SB: 1
CS: 1

PITCHER		IP	WLS	BF	H	R	ER	SO	BB	IBB	HBP	BLK	WP	HR	S	P	ERA	WHIP
Luis Tiant, R ERA: 3.97	(1, 1)	5.2	L	28	9	5	5	2	2	0	0	0	0	0	30	38	7.94	1.941
Phil Hennigan, R ERA:	(6, 1)	0.1		1	0	0	0	0	0	0	0	0	0	0	1	1	0.00	0.000
Mike Paul, L ERA: 3.79	(7, 1)	2.0		6	0	0	0	2	1	0	0	0	0	0	9	13	0.00	0.500

PITCHER	IP	WLS	BF	H	R	ER	SO	BB	IBB	HBP	BLK	WP	HR	S	P	ERA	WHIP

Batter	1	2	3	4	5	6	7	8	9	AB	R	H	RBI	BB	SO	LOB
Russ Snyder, L (1, 8) OBP: 0.309, SLG: 0.316	4-3		1-2 2-H 1B			2B		5-3		4	0	2	0	0	0	0
Lou Klimchock, L (1, 5) OBP: 0.330, SLG: 0.433	F8		F8			4-3			F3	4	0	0	0	0	0	3
Frank Baker, L (1, 7) OBP: 0.337, SLG: 0.511	F8			F9		K			4-3	4	0	0	0	0	1	1
Tony Horton, R (1, 3) OBP: 0.331, SLG: 0.477		F6		F8			F9		F2	4	0	0	0	0	0	0
Ken Harrelson, R (1, 9) OBP: 0.339, SLG: 0.437		F3		L6			HR			3	1	1	1	0	0	0
Duke Sims, L (1, 2) OBP: 0.383, SLG: 0.415		F3			F8		K			3	0	0	0	0	1	0
Eddie Leon, R (1, 6) OBP: 0.342, SLG: 0.376			BB 1B 1B		6-3		6-3			3	0	1	0	0	0	0
Vern Fuller, R (1, 4) OBP: 0.297, SLG: 0.332			B B B B 4-0 1B 1-2 BB		5-3			5-3		2	0	0	0	1	0	0
Steve Hargan, R (1, 1) OBP: 0.186, SLG: 0.167			F3			F8		F9		2	0	0	0	0	0	2
Juan Pizarro, L (6, 1) OBP: 0.250, SLG: 0.222										0	0	0	0	0	0	0
Russ Nagelson, L (8, PH)										1	0	0	0	0	0	0
Phil Hennigan, R (8, 1)										0	0	0	0	0	0	0
Mike Paul, L (8, 1)										0	0	0	0	0	0	0
Inning Stats	R: 0 E: 0 K: 0 S: 3 H: 0 LOB: 0 BB: 0 P: 3	R: 0 E: 0 K: 0 S: 3 H: 0 LOB: 0 BB: 0 P: 3	R: 0 E: 0 K: 0 S: 4 H: 2 LOB: 2 BB: 1 P: 8	R: 0 E: 0 K: 0 S: 3 H: 0 LOB: 0 BB: 0 P: 3	R: 0 E: 0 K: 0 S: 3 H: 0 LOB: 0 BB: 0 P: 3	R: 0 E: 0 K: 1 S: 6 H: 1 LOB: 0 BB: 0 P: 6	R: 1 E: 0 K: 1 S: 6 H: 1 LOB: 1 BB: 0 P: 6	R: 0 E: 0 K: 0 S: 3 H: 0 LOB: 0 BB: 0 P: 3	R: 0 E: 0 K: 0 S: 3 H: 0 LOB: 0 BB: 0 P: 3	1B: 2 2B: 1 3B: 0 HR: 1	SF: 0 SAC: 0 DP: 0 HBP: 0						

PITCHER	IP	WLS	BF	H	R	ER	SO	BB	IBB	HBP	BLK	WP	HR	S	P	ERA	WHIP
Dave Boswell, R (1, 1) ERA: 3.29	9.0	W	31	4	1	1	2	1	0	0	0	0	1	34	38	1.00	0.556

PITCHER	IP	WLS	BF	H	R	ER	SO	BB	IBB	HBP	BLK	WP	HR	S	P	ERA	WHIP

TOP

Cleveland Indians @ Minnesota Twins

Metropolitan Stadium, Bloomington , MI

Wed Sep 03 1969, 4:33 AM EDT

Att. 7,012 - Unknown - 79 F

livebaseballscorecards.com

AB	30
R	1
H	4
RBI	1
BB	1
SO	2
LOB	6

WP: 0 PB: 0 SB: 0 CS: 0 PA: 31

BOTTOM

Cleveland Indians @ Minnesota Twins

Metropolitan Stadium, Bloomington , MI

Wed Sep 03 1969, 4:33 AM EDT

Att. 7,012 - Unknown - 79 F

livebaseballscorecards.com

Batter	1	2	3	4	5	6	7	8	9	AB	R	H	RBI	BB	SO	LOB
Ted Uhlaender, L (1, 7) OBP: 0.335, SLG: 0.361	E6 G6-3 1B		1B		F8 ③	F5 ②		SF7 ① 3-H		4	0	1	1	0	0	2
Rod Carew, L (1, 4) OBP: 0.405, SLG: 0.496	G6-3 1-2 1B		G3 ③			1B 2B K		F8 ②		5	1	2	0	0	1	5
Tony Oliva, L (1, 9) OBP: 0.365, SLG: 0.499	G6-3 ① ② 1-2f 2-3			BB 1B		HR 2-H 1B	F8 ①	1-3 ③		5	1	2	1	0	0	4
Harmon Killebrew, R (1, 5) OBP: 0.423, SLG: 0.575 Frank Quilici, R (8, 5) OBP: 0.237, SLG: 0.248	5-3 ③			F6 ①		HR 1-H	6-3 ②			4 0	1 0	1 0	2 0	0 0	0 0	2 0
Rich Reese, L (1, 3) OBP: 0.364, SLG: 0.531		F2 ①		F8 ②		1B BB 1B	F4 ③			4	1	1	0	0	0	1
Cesar Tovar, R (1, 8) OBP: 0.326, SLG: 0.390		CS 1B		B B B 4-0 1-2 BB		F9 ①		1B 1B 1B		3	1	2	0	1	0	1
John Roseboro, L (1, 2) OBP: 0.331, SLG: 0.311 George Mitterwald, R (3, 2) OBP: 0.331, SLG: 0.377	L9 ② ③ 1-2			S S S 0-3 ③ K		B B B 4-0 1B SH 1-2 BB		1B 1B 1-2 SF7 1B		1 2	0 2	0 1	0 0	0 1	0 1	1 2
Leo Cardenas, R (1, 6) OBP: 0.358, SLG: 0.385			S S S 0-3 ① K		6-3 ①	SH 1-3 2-H 1B		1B 1-2 2-3 1B		4	0	2	1	0	1	0
Dave Boswell, R (1, 1) OBP: 0.195, SLG: 0.297			4-3 ②		6-3 ②	SH 1-2 3-H		1-2 2-3 3-H 1B		3	0	1	2	0	0	0
Inning Stats	R: 0 E: 1 K: 0 S: 4 H: 1 LOB: 1 BB: 0 P: 4	R: 0 E: 0 K: 0 S: 3 H: 1 LOB: 0 BB: 0 P: 3	R: 0 E: 0 K: 1 S: 6 H: 1 LOB: 1 BB: 0 P: 6	R: 0 E: 0 K: 1 S: 6 H: 1 LOB: 2 BB: 1 P: 10	R: 0 E: 0 K: 0 S: 3 H: 0 LOB: 0 BB: 0 P: 3	R: 5 E: 0 K: 1 S: 11 H: 5 LOB: 2 BB: 1 P: 15	R: 0 E: 0 K: 0 S: 3 H: 0 LOB: 0 BB: 0 P: 3	R: 2 E: 0 K: 0 S: 7 H: 4 LOB: 2 BB: 0 P: 7		1B: 11 2B: 1 3B: 0 HR: 1 SF: 1 SAC: 1 DP: 1 HBP: 0					

	AB	35
	R	7
	H	13
	RBI	7
	BB	2
	SO	3
	LOB	18

WP: 0 PB: 0 SB: 0 CS: 1 PA: 39

PITCHER		IP	WLS	BF	H	R	ER	SO	BB	IBB	HBP	BLK	WP	HR	S	P	ERA	WHIP
Steve Hargan, R ERA: 5.57	(1, 1)	5.0	L	22	7	3	3	2	1	0	0	0	0	1	25	29	5.40	1.600
Juan Pizarro, L ERA: 3.57	(6, 1)	2.0		10	2	2	2	1	1	0	0	0	0	0	11	15	9.00	1.500
Phil Hennigan, R ERA: 54.0	(8, 1)	0.0		4	4	2	2	0	0	0	0	0	0	0	4	4	∞	∞
Mike Paul, L ERA: 3.75	(8, 1)	1.0		3	0	0	0	0	0	0	0	0	0	0	3	3	0.00	0.000

PITCHER	IP	WLS	BF	H	R	ER	SO	BB	IBB	HBP	BLK	WP	HR	S	P	ERA	WHIP

Batter	1	2	3	4	5	6	7	8	9	10	AB	R	H	RBI	BB	SO	LOB
Ted Uhlaender, L (1, 7) OBP: 0.333, SLG: 0.359	L7		L7		F8			2B 1B	6-3	4-3 1-2 2-3 3-H	6	1	1	1	0	0	2
Rod Carew, L (1, 4) OBP: 0.402, SLG: 0.493	L8		1-3			F7		1-H E 2B	L7	1-3 3-H	6	1	1	1	0	0	3
Tony Oliva, L (1, 9) OBP: 0.369, SLG: 0.503	K			S 1B		G5-4-3 BB		E4 HR 2-H 1B		BB HR 2B	4	2	3	0	1	1	0
Harmon Killebrew, R (1, 5) OBP: 0.423, SLG: 0.578 (8, 3)		F8		K 1-2		G5-4-3 1-2f		1-H HR		BB HR IBB	4	2	1	2	1	1	2
Rich Reese, L (1, 3) OBP: 0.366, SLG: 0.530		2B BB		L9			4-3	1B		1-2 2-3 HR BB	3	1	1	0	1	0	1
Frank Quilici, R (8, 5) OBP: 0.237, SLG: 0.248											0	0	0	0	0	0	0
Charlie Manuel, L (10, PH) OBP: 0.343, SLG: 0.313											0	0	0	0	1	0	0
Jim Holt, L (10, PR)											0	1	0	0	0	0	0
Rick Renick, R (10, 5) OBP: 0.327, SLG: 0.361											0	0	0	0	0	0	0
Cesar Tovar, R (1, 8) OBP: 0.331, SLG: 0.402		1-H 2B		BB			BB 1B	L7		1-H 2-H 3-H HR	4	1	3	5	1	0	1
John Roseboro, L (1, 2) OBP: 0.329, SLG: 0.309		K		K			1-2 BB	K		SH 1B 4-3 1B	2	0	0	0	0	2	3
George Mitterwald, R (7, PH) OBP: 0.335, SLG: 0.377											0	0	0	0	1	0	0
Herman Hill, L (7, PR)											0	0	0	0	0	0	0
Tom Tischinski, R (7, 2) OBP: 0.268, SLG: 0.143											2	1	1	0	0	1	1
Leo Cardenas, R (1, 6) OBP: 0.356, SLG: 0.383		K			6-3		F6	K		4-3 SH 1-2 1-3 1B	5	0	1	0	0	2	4
Jim Perry, S (1, 1) OBP: 0.228, SLG: 0.230			K		F4		F5		K	SH 4-3 1-2 2-3	1	0	0	0	0	1	0
Dick Woodson, R (4, 1) OBP: 0.138, SLG: 0.074											1	0	0	0	0	0	0
Graig Nettles, L (7, PH) OBP: 0.315, SLG: 0.395											1	0	0	0	0	0	2
Al Worthington, R (7, 1)											0	0	0	0	0	0	0
Ron Perranoski, L (8, 1) OBP: 0.167, SLG: 0.091											1	0	0	0	0	1	0
Inning Stats	R: 0 E: 0 K: 1 S: 5 H: 0 LOB: 0 BB: 0 P: 5	R: 1 E: 0 K: 2 S: 8 H: 1 LOB: 1 BB: 1 P: 12	R: 0 E: 0 K: 1 S: 5 H: 0 LOB: 0 BB: 0 P: 5	R: 0 E: 0 K: 2 S: 8 H: 1 LOB: 2 BB: 1 P: 12	R: 0 E: 0 K: 0 S: 3 H: 0 LOB: 0 BB: 0 P: 3	R: 0 E: 0 K: 0 S: 2 H: 0 LOB: 0 BB: 1 P: 6	R: 0 E: 0 K: 0 S: 4 H: 1 LOB: 2 BB: 1 P: 8	R: 4 E: 1 K: 2 S: 12 H: 5 LOB: 1 BB: 0 P: 12	R: 0 E: 0 K: 1 S: 5 H: 0 LOB: 0 BB: 0 P: 5	R: 5 E: 0 K: 0 S: 7 H: 4 LOB: 2 BB: 2 P: 15	1B: 7 2B: 3 3B: 0 HR: 2 SF: 0 SAC: 1 DP: 1 HBP: 0						

PITCHER		IP	WLS	BF	H	R	ER	SO	BB	IBB	HBP	BLK	WP	HR	S	P	ERA	WHIP
Jim Nash, R ERA: 3.19	(1, 1)	4.0		16	2	1	1	6	2	0	0	0	0	0	26	34	2.25	1.000
Jim Roland, L ERA: 1.94	(5, 1)	2.1		9	1	0	0	0	2	0	0	0	0	0	7	15	0.00	1.286
Rollie Fingers, R ERA: 3.04	(7, 1)	0.2		6	4	4	4	0	0	0	0	0	0	1	6	6	54.00	6.000
Paul Lindblad, L ERA: 3.93	(8, 1)	1.0		4	1	0	0	2	0	0	0	0	0	0	8	8	0.00	1.000
Marcel Lachemann, R ERA: 3.07	(9, 1)	1.0		3	0	0	0	1	0	0	0	0	0	0	5	5	0.00	0.000

PITCHER		IP	WLS	BF	H	R	ER	SO	BB	IBB	HBP	BLK	WP	HR	S	P	ERA	WHIP
Ed Sprague, R ERA: 5.04	(10, 1)	0.0	L	3	1	3	3	0	1	1	0	0	0	0	1	9	∞	∞
Lew Krausse, R ERA: 4.61	(10, 1)	1.0		6	3	2	2	0	0	0	0	0	0	1	6	6	18.00	3.000

TOP

Minnesota Twins @ Oakland Athletics

Oakland-Alameda County Coliseum, Oakland, CA

Thu Sep 04 1969, 7:05 PM PDT

Att. 11,476 - Unknown - 61 F

livebaseballscorecards.com

AB	40
R	10
H	12
RBI	9
BB	6
SO	9
LOB	19

WP: 0	PA: 47		
PB: 0			
SB: 2			
CS: 0			

Minnesota Twins @ Oakland Athletics

Oakland-Alameda County Coliseum, Oakland, CA

Thu Sep 04 1969, 7:05 PM PDT

Att. 11,476 - Unknown - 61 F

livebaseballscorecards.com

Batter	1	2	3	4	5	6	7	8	9	10	AB	R	H	RBI	BB	SO	LOB
Bert Campaneris, R (1, 6) OBP: 0.287, SLG: 0.292	K		6-3 1B 1B	E6 1B 1-2 3-H		F7		F3	L8		6	0	1	1	0	1	5
Jose Tartabull, L (1, 8) OBP: 0.285, SLG: 0.303	E6 CS		6-3 1-2 1B	HBP 1-3 2-H 1B		1B		1B		1-3	6	0	4	1	0	0	0
Reggie Jackson, L (1, 9) OBP: 0.418, SLG: 0.640	K 1-2		F6	G6-4-3 1-2 HBP		F3		L6		K	5	0	0	0	0	2	6
Sal Bando, R (1, 5) OBP: 0.388, SLG: 0.463		E6 4-3	6-3 1-2 2-3	G6-4-3 1-2f			HR		SH5-4 E 1B	L8	6	2	2	1	0	0	5
Tito Francona, L (1, 3) OBP: 0.368, SLG: 0.375 Tommie Reynolds, R (8, 7) OBP: 0.345, SLG: 0.316		4-3 BB	K		F9		K		SH5-4 1-2		3 0	0 0	0 0	0 0	1 0	2 0	2 0
Dick Green, R (1, 4) OBP: 0.360, SLG: 0.429	4-3 1-2 2-3			1B SF9 2B	F8	F5			E BB		4	1	1	0	1	0	2
Danny Cater, R (1, 7) OBP: 0.302, SLG: 0.377 (8, 3)	F4			SF9 BB E 2-3 1B	BB	F7			E5 IBB 1-3 2-H		4	1	1	0	1	0	3
Phil Roof, R (1, 2) OBP: 0.337, SLG: 0.302 Bob Johnson, R (8, PH) OBP: 0.300, SLG: 0.310 Larry Haney, R (9, 2) OBP: 0.267, SLG: 0.311 Ted Kubiak, S (9, PH) OBP: 0.328, SLG: 0.313 Ed Sprague, R (10, 1) OBP: 0.333, SLG: 0.667 Lew Krausse, R (10, 1) OBP: 0.205, SLG: 0.476	IBB			E 1B 1-2 BB	1-3			F8	IBB 1-2		1 1 0 0 0 0	1 0 0 0 0 0	0 0 0 0 0 0	0 0 0 0 0 0	2 0 0 1 0 0	0 0 0 0 0 0	1 0 0 0 0 0
Jim Nash, R (1, 1) OBP: 0.143, SLG: 0.182 Ray Webster, L (4, PH) OBP: 0.375, SLG: 0.400 Jim Roland, R (5, 1) Rollie Fingers, R (7, 1) OBP: 0.250, SLG: 0.250 Paul Lindblad, L (8, 1) OBP: 0.000, SLG: 0.000 Bobby Brooks, R (8, PH) OBP: 0.571, SLG: 0.857 Marcel Lachemann, R (9, 1) Gene Tenace, R (9, PH) OBP: 0.231, SLG: 0.286	K			SF9 2-3 3-H		K		1B BB	K		1 0 1 0 0 0 0 0 1	0 0 0 0 0 0 0 0 0	0 0 0 1 0 0 0 1 0	0 0 0 0 0 0 0 0 0	0 1 0 0 0 0 0 0 0	1 0 0 0 0 0 0 0 0	3 0 0 0 0 0 0 0 1
Inning Stats	R: 0 H: 0 E: 1 LOB: 1 K: 2 BB: 0 S: 7 P: 7	R: 0 H: 0 E: 1 LOB: 3 K: 1 BB: 2 S: 6 P: 14	R: 0 H: 2 E: 0 LOB: 2 K: 1 BB: 0 S: 7 P: 7	R: 3 H: 3 E: 1 LOB: 2 K: 0 BB: 1 S: 6 P: 11	R: 0 H: 0 E: 0 LOB: 1 K: 0 BB: 1 S: 3 P: 7	R: 0 H: 1 E: 0 LOB: 1 K: 1 BB: 0 S: 6 P: 6	R: 1 H: 1 E: 0 LOB: 0 K: 1 BB: 0 S: 6 P: 6	R: 0 H: 1 E: 0 LOB: 2 K: 0 BB: 1 S: 4 P: 8	R: 1 H: 1 E: 1 LOB: 3 K: 1 BB: 2 S: 7 P: 15	R: 0 H: 0 E: 0 LOB: 0 K: 1 BB: 0 S: 5 P: 5	1B: 7 SF: 1 2B: 2 SAC: 1 3B: 0 DP: 2 HR: 1 HBP: 1						

PITCHER		IP	WLS	BF	H	R	ER	SO	BB	IBB	HBP	BLK	WP	HR	S	P	ERA	WHIP
Jim Perry, R ERA: 2.94	(1, 1)	3.1		21	5	3	2	4	2	1	1	0	0	0	25	38	5.40	2.100
Dick Woodson, R ERA: 3.77	(4, 1)	2.2		9	1	0	0	1	1	0	0	0	0	0	10	14	0.00	0.750
Al Worthington, R ERA: 4.93	(7, 1)	1.0		4	1	1	1	1	0	0	0	0	0	1	6	6	9.00	1.000
Ron Perranoski, L ERA: 2.02	(8, 1)	3.0	W	15	2	1	0	2	2	1	0	0	0	0	16	28	0.00	1.333

PITCHER	IP	WLS	BF	H	R	ER	SO	BB	IBB	HBP	BLK	WP	HR	S	P	ERA	WHIP

AB	39
R	5
H	9
RBI	4
BB	7
SO	8
LOB	30

WP: 0 PA: 49
PB: 0
SB: 0
CS: 1

Minnesota Twins @ Oakland Athletics

Oakland-Alameda County Coliseum, Oakland, CA

Fri Sep 05 1969, 7:05 PM PDT

Att. 17,316 - Unknown - 64 F

TOP

livebaseballscorecards.com

Batter	1	2	3	4	5	6	7	8	9	AB	R	H	RBI	BB	SO	LOB
Ted Uhlaender, L (1, 8) OBP: 0.331, SLG: 0.359	3-1		2B		6-3 2-3 3-H	5-3			K	5	0	1	1	0	1	3
Cesar Tovar, R (1, 4) OBP: 0.330, SLG: 0.399	6-3		BB		F5		1-3		1-3	4	0	0	0	1	0	1
Tony Oliva, L (1, 9) OBP: 0.368, SLG: 0.506	L8		F4			HR	K2-3		G3	5	1	1	1	0	1	2
Harmon Killebrew, R (1, 5) OBP: 0.422, SLG: 0.575		1-3		6-3		K	BB 1B			3	0	0	0	1	1	0
Rich Reese, L (1, 3) OBP: 0.370, SLG: 0.535		1-3 1B		4-3		1B 2B	1-2 1B			4	1	3	0	0	0	0
Graig Nettles, L (1, 7) OBP: 0.314, SLG: 0.389		1-3 1-2		F6		1B SF7 BB	F9			3	1	0	0	1	0	3
John Roseboro, L (1, 2) OBP: 0.331, SLG: 0.312		1-3			SH 6-3 1B	1-3 2-H HBP 1B		4-3		4	1	2	1	0	0	1
Leo Cardenas, R (1, 6) OBP: 0.354, SLG: 0.381			F8		F8	SF7 3-H		1-3		3	0	0	1	0	0	1
Dean Chance, R (1, 1) OBP: 0.167, SLG: 0.048			4-3		SH 6-3 1-3	1-2 HBP		K		2	0	0	0	0	1	0
Ron Perranoski, L (8, 1) OBP: 0.167, SLG: 0.091										0	0	0	0	0	0	0
Inning Stats	R: 0 E: 0 K: 0 S: 3 H: 0 LOB: 0 BB: 0 P: 3	R: 0 E: 0 K: 0 S: 4 H: 1 LOB: 1 BB: 0 P: 4	R: 0 E: 0 K: 0 S: 4 H: 1 LOB: 2 BB: 1 P: 8	R: 0 E: 0 K: 0 S: 3 H: 0 LOB: 0 BB: 0 P: 3	R: 1 E: 1 K: 0 S: 5 H: 1 LOB: 1 BB: 0 P: 5	R: 3 E: 0 K: 1 S: 8 H: 3 LOB: 2 BB: 1 P: 13	R: 0 E: 0 K: 1 S: 6 H: 1 LOB: 2 BB: 1 P: 10	R: 0 E: 0 K: 1 S: 5 H: 0 LOB: 0 BB: 0 P: 5	R: 0 E: 0 K: 1 S: 5 H: 0 LOB: 0 BB: 0 P: 5	1B: 4 2B: 2 3B: 0 HR: 1 SF: 1 SAC: 1 DP: 0 HBP: 1						

AB	33
R	4
H	7
RBI	4
BB	3
SO	4
LOB	11

WP: 0 PB: 0 SB: 0 CS: 0 PA: 39

PITCHER		IP	WLS	BF	H	R	ER	SO	BB	IBB	HBP	BLK	WP	HR	S	P	ERA	WHIP
Catfish Hunter, R ERA: 3.53	(1, 1)	5.2		27	6	4	3	1	2	0	1	0	0	1	26	35	4.76	1.412
Jim Roland, L ERA: 1.93	(6, 1)	0.1		1	0	0	0	0	0	0	0	0	0	0	1	1	0.00	0.000
Paul Lindblad, L ERA: 3.82	(7, 1)	2.0	W	8	1	0	0	2	1	0	0	0	0	0	11	15	0.00	1.000
Marcel Lachemann, R ERA: 2.97	(9, 1)	1.0	S	3	0	0	0	1	0	0	0	0	0	0	5	5	0.00	0.000

PITCHER	IP	WLS	BF	H	R	ER	SO	BB	IBB	HBP	BLK	WP	HR	S	P	ERA	WHIP

BOTTOM

Batter	1	2	3	4	5	6	7	8	9	AB	R	H	RBI	BB	SO	LOB
Bert Campaneris, R (1, 6) OBP: 0.288, SLG: 0.293	5-3	6-3			S 1B		6-3	1-2 2-H FC6 1B		5	0	2	1	0	0	1
Jose Tartabull, L (1, 8) OBP: 0.288, SLG: 0.302	S 1B		F6		B B B 1-3 HBP BB		6-3	1-2f FC6		4	0	1	0	1	0	2
Reggie Jackson, L (1, 9) OBP: 0.415, SLG: 0.635	S S S 1-2 K		4-3		S S S K		F2			4	0	0	0	0	2	3
Sal Bando, R (1, 5) OBP: 0.390, SLG: 0.462	B B B B BB		S S S K		H 1-2 HBP			H E BB HBP		1	1	0	0	1	1	0
Tito Francona, L (1, 3) OBP: 0.372, SLG: 0.397 Bobby Brooks, R (8, PR) OBP: 0.571, SLG: 0.500 Dave Duncan, R (9, 2) OBP: 0.205, SLG: 0.115	F7			HR	4-3			B B B B 1-2 FC3-6 BB		3 0 0	1 0 0	1 0 0	1 0 0	1 0 0	0 0 0	5 0 0
Dick Green, R (1, 4) OBP: 0.359, SLG: 0.429		1B 2B	F8			F6		L1		4	1	1	0	0	0	2
Danny Cater, R (1, 7) OBP: 0.302, SLG: 0.376 (9, 3)		2-H 5-3 1B	1-3			F9		1-2f 2-H FC3-6 IBB 1B		4	1	1	1	0	0	1
Phil Roof, R (1, 2) OBP: 0.337, SLG: 0.300 Allan Lewis, S (6, PR) Larry Haney, R (7, 2) OBP: 0.267, SLG: 0.311 Bob Johnson, R (8, PH) OBP: 0.312, SLG: 0.310 Marcel Lachemann, R (9, 1)	1-2 5-3		S S S K			B B B BB		1-2 1B 1B IBB		2 0 0 0 0	0 0 0 1 0	0 0 0 0 0	0 0 0 0 0	1 0 0 1 0	1 0 0 0 0	1 0 0 0 0
Catfish Hunter, R (1, 1) OBP: 0.240, SLG: 0.306 Jim Roland, R (6, 1) Ray Webster, L (6, PH) OBP: 0.365, SLG: 0.295 Paul Lindblad, L (7, 1) OBP: 0.357, SLG: 0.333 Tommie Reynolds, R (8, PH) OBP: 0.347, SLG: 0.318 (9, 7)	6-3				S S S K	F9		1-2 2-H 1B 1B		2 0 1 0 1	0 0 0 0 0	0 0 0 0 1	0 0 0 0 1	0 0 0 0 0	1 0 0 0 0	1 0 1 0 0
Inning Stats	R: 0 E: 0 K: 1 S: 6 H: 1 LOB: 2 BB: 1 P: 10	R: 1 E: 0 K: 0 S: 5 H: 2 LOB: 1 BB: 0 P: 5	R: 0 E: 0 K: 1 S: 5 H: 0 LOB: 0 BB: 0 P: 5	R: 1 E: 0 K: 1 S: 6 H: 1 LOB: 0 BB: 0 P: 6	R: 0 E: 0 K: 2 S: 8 H: 1 LOB: 3 BB: 1 P: 13	R: 0 E: 0 K: 0 S: 3 H: 0 LOB: 1 BB: 1 P: 7	R: 0 E: 0 K: 0 S: 3 H: 0 LOB: 0 BB: 0 P: 3	R: 3 E: 1 K: 0 S: 5 H: 2 LOB: 2 BB: 2 P: 14		1B: 5 2B: 1 3B: 0 HR: 1	SF: 0 SAC: 0 DP: 0 HBP: 2			WP: 0 PB: 0 SB: 3 CS: 0	PA: 38	

PITCHER		IP	WLS	BF	H	R	ER	SO	BB	IBB	HBP	BLK	WP	HR	S	P	ERA	WHIP
Dean Chance, R ERA: 2.78	(1, 1)	7.0		31	5	3	3	5	3	0	2	0	0	1	36	50	3.86	1.143
Ron Perranoski, L ERA: 2.17	(8, 1)	1.0	L	7	2	2	2	0	1	1	0	0	0	0	5	13	18.00	3.000

PITCHER	IP	WLS	BF	H	R	ER	SO	BB	IBB	HBP	BLK	WP	HR	S	P	ERA	WHIP

Minnesota Twins @ Oakland Athletics

Oakland-Alameda County Coliseum, Oakland, CA

Fri Sep 05 1969, 7:05 PM PDT

Att. 17,316 - Unknown - 64 F

livebaseballscorecards.com

AB	31
R	5
H	7
RBI	4
BB	5
SO	5
LOB	17

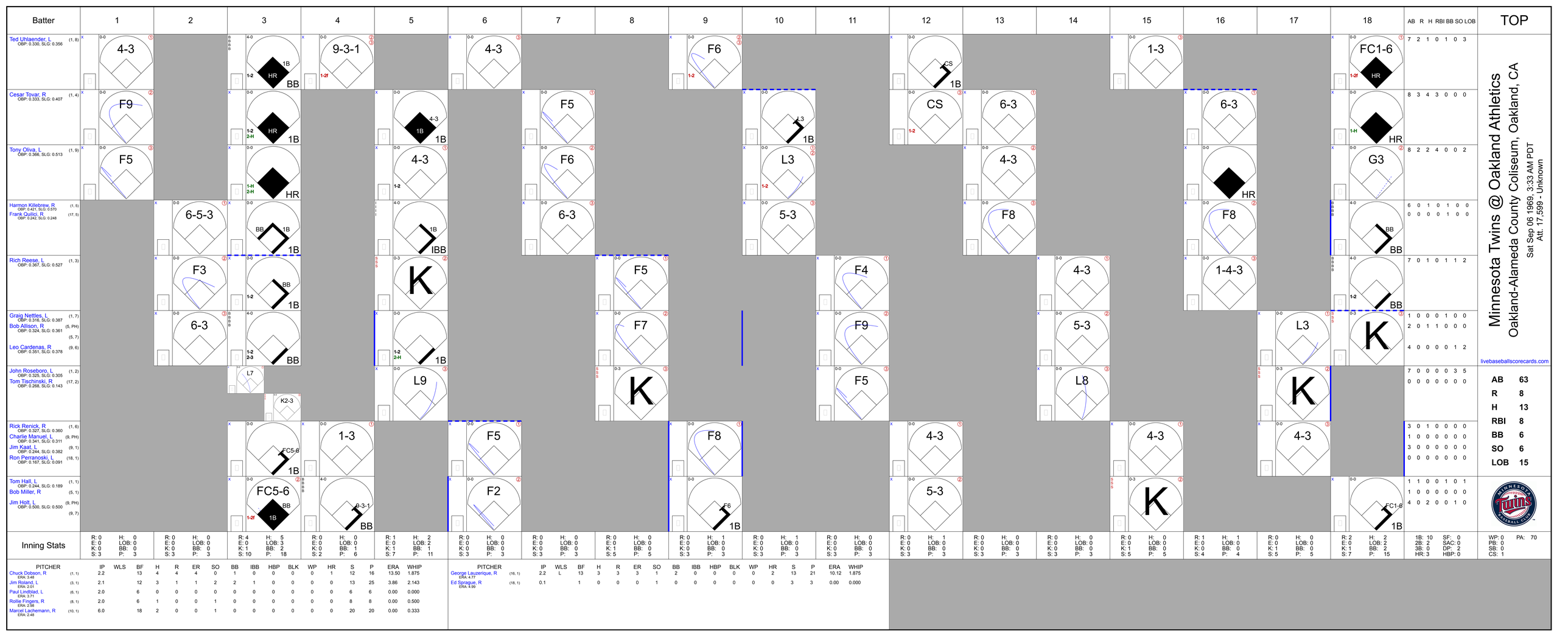
Batter
1
2
3
4
5
6
7
8
9
10
11
12
13
14
15
16
17
18
AB R H RBI BB SO LOB
TOP
Ted Uhlaender, L (1, 8) OBP: 0.330, SLG: 0.356
4-3
F9
F5
9-3-1
4-3
F6
1-3
FC1-6
Cesar Tovar, R (1, 4) OBP: 0.333, SLG: 0.407
F5
4-3
L3
CS
6-3
6-3
HR
Tony Oliva, L (1, 9) OBP: 0.366, SLG: 0.513
F6
4-3
L3
4-3
F8
HR
G3
Harmon Killebrew, R (1, 5) OBP: 0.421, SLG: 0.570
Frank Quilici, R (17, 5) OBP: 0.242, SLG: 0.248
6-5-3
6-3
5-3
F8
F8
Rich Reese, L (1, 3) OBP: 0.367, SLG: 0.527
F3
K
F5
F4
4-3
1-4-3
Graig Nettles, L (1, 7) OBP: 0.316, SLG: 0.387
Bob Allison, R (5, PH) OBP: 0.324, SLG: 0.361
(5, 7)
Leo Cardenas, R (9, 6) OBP: 0.351, SLG: 0.378
6-3
F7
F9
5-3
L3
K
John Roseboro, L (1, 2) OBP: 0.325, SLG: 0.305
Tom Tischinski, R (17, 2) OBP: 0.268, SLG: 0.143
L7
K2-3
L9
K
F5
L8
K
Rick Renick, R (1, 6) OBP: 0.327, SLG: 0.360
Charlie Manuel, L (9, PH) OBP: 0.341, SLG: 0.311
Jim Kaat, L (9, 1) OBP: 0.244, SLG: 0.382
Ron Perranoski, L (18, 1) OBP: 0.167, SLG: 0.091
FC5-6
1-3
F5
F8
4-3
4-3
4-3
Tom Hall, L (1, 1) OBP: 0.244, SLG: 0.189
Bob Miller, R (5, 1)
Jim Holt, L (9, PH) OBP: 0.500, SLG: 0.500
(9, 7)
FC5-6
9-3-1
F2
F6
5-3
K
FC1-6
Inning Stats
R: 0 H: 0 E: 0 LOB: 0 K: 0 BB: 0 S: 3 P: 3
R: 0 H: 0 E: 0 LOB: 0 K: 0 BB: 0 S: 3 P: 3
R: 4 H: 5 E: 0 LOB: 3 K: 1 BB: 2 S: 10 P: 18
R: 0 H: 0 E: 0 LOB: 1 K: 0 BB: 1 S: 2 P: 6
R: 1 H: 2 E: 0 LOB: 2 K: 1 BB: 1 S: 7 P: 11
R: 0 H: 0 E: 0 LOB: 0 K: 0 BB: 0 S: 3 P: 3
R: 0 H: 0 E: 0 LOB: 0 K: 0 BB: 0 S: 3 P: 3
R: 0 H: 0 E: 0 LOB: 0 K: 0 BB: 0 S: 5 P: 5
R: 0 H: 1 E: 0 LOB: 0 K: 0 BB: 0 S: 3 P: 3
R: 0 H: 1 E: 0 LOB: 0 K: 0 BB: 0 S: 3 P: 3
R: 0 H: 0 E: 0 LOB: 0 K: 0 BB: 0 S: 3 P: 3
R: 0 H: 1 E: 0 LOB: 0 K: 0 BB: 0 S: 3 P: 3
R: 0 H: 0 E: 0 LOB: 0 K: 0 BB: 0 S: 3 P: 3
R: 0 H: 0 E: 0 LOB: 0 K: 0 BB: 0 S: 3 P: 3
R: 0 H: 0 E: 0 LOB: 0 K: 1 BB: 0 S: 5 P: 5
R: 1 H: 1 E: 0 LOB: 0 K: 0 BB: 0 S: 4 P: 4
R: 0 H: 0 E: 0 LOB: 0 K: 1 BB: 0 S: 5 P: 5
R: 2 H: 2 E: 0 LOB: 2 K: 1 BB: 2 S: 7 P: 15
1B: 10 SF: 0 2B: 2 SAC: 0 3B: 0 DP: 2 HR: 3 HBP: 0
WP: 0 PA: 70 PB: 0 SB: 0 CS: 1
7 2 1 0 1 0 3
8 3 4 3 0 0 0
8 2 2 4 0 0 2
6 0 1 0 1 0 0
0 0 0 0 1 0 0
7 0 1 0 1 1 2
1 0 0 0 1 0 0
2 0 1 1 0 0 0
4 0 0 0 0 1 2
7 0 0 0 0 3 5
0 0 0 0 0 0 0
3 0 1 0 0 0 0
1 0 0 0 0 0 0
3 0 0 0 0 0 0
0 0 0 0 0 0 0
1 1 0 0 1 0 1
1 0 0 0 0 0 0
4 0 2 0 0 1 0
Minnesota Twins @ Oakland Athletics
Oakland-Alameda County Coliseum, Oakland, CA
Sat Sep 06 1969, 3:33 AM PDT
Att. 17,599 - Unknown
livebaseballscorecards.com
AB 63
R 8
H 13
RBI 8
BB 6
SO 6
LOB 15
PITCHER IP WLS BF H R ER SO BB IBB HBP BLK WP HR S P ERA WHIP
Chuck Dobson, R (1, 1) ERA: 3.48 2.2 13 4 4 4 0 1 0 0 0 0 1 12 16 13.50 1.875
Jim Roland, L (3, 1) ERA: 2.01 2.1 12 3 1 1 2 2 1 0 0 0 0 13 25 3.86 2.143
Paul Lindblad, L (6, 1) ERA: 3.71 2.0 6 0 0 0 0 0 0 0 0 0 0 6 6 0.00 0.000
Rollie Fingers, R (8, 1) ERA: 2.36 2.0 6 1 0 0 1 0 0 0 0 0 0 8 8 0.00 0.500
Marcel Lachemann, R (10, 1) ERA: 2.48 6.0 18 2 0 0 1 0 0 0 0 0 0 20 20 0.00 0.333
PITCHER IP WLS BF H R ER SO BB IBB HBP BLK WP HR S P ERA WHIP
George Lauzerique, R (16, 1) ERA: 4.77 2.2 L 13 3 3 3 1 2 0 0 0 0 2 13 21 10.12 1.875
Ed Sprague, R (18, 1) ERA: 4.99 0.1 1 0 0 0 1 0 0 0 0 0 0 3 3 0.00 0.000

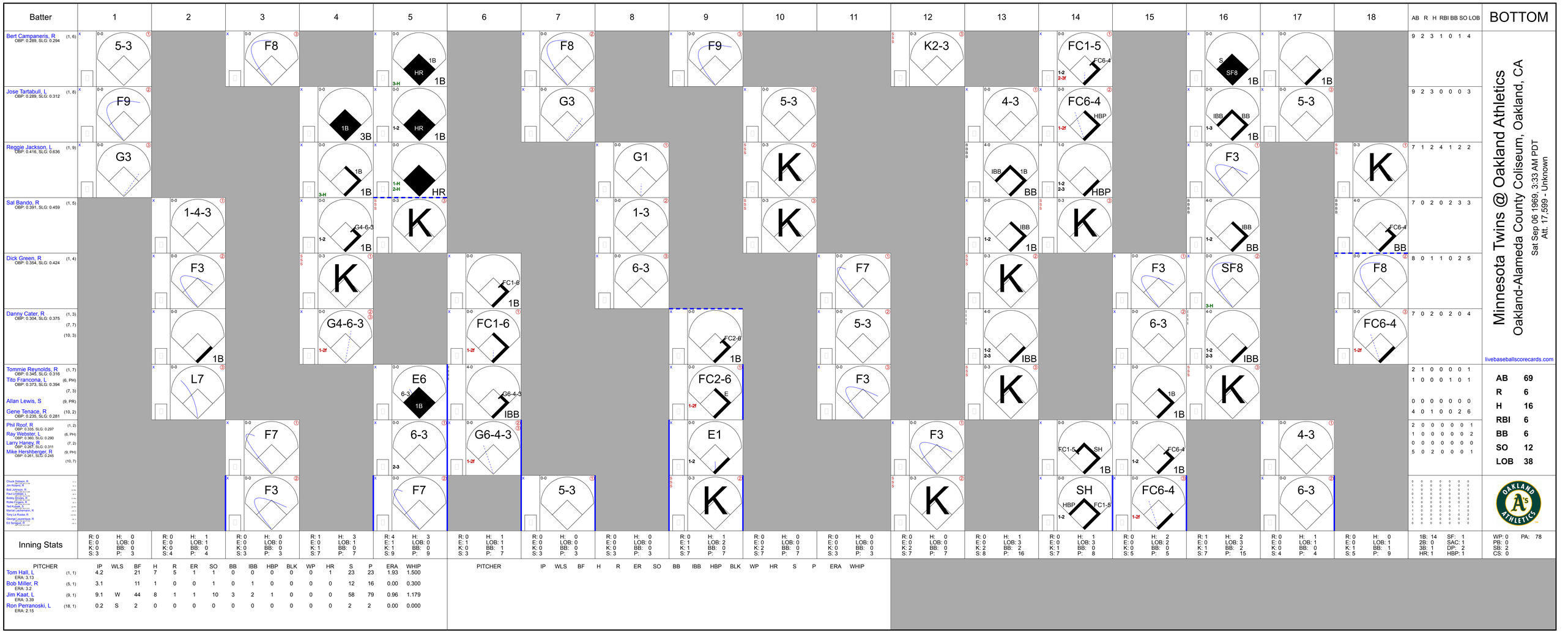
Batter
1
2
3
4
5
6
7
8
9
10
11
12
13
14
15
16
17
18
AB R H RBI BB SO LOB
BOTTOM
Bert Campaneris, R (1, 6) OBP: 0.289, SLG: 0.294
9 2 3 1 0 1 4
Jose Tartabull, L (1, 8) OBP: 0.289, SLG: 0.312
9 2 3 0 0 0 3
Reggie Jackson, L (1, 9) OBP: 0.416, SLG: 0.636
7 1 2 4 1 2 2
Sal Bando, R (1, 5) OBP: 0.391, SLG: 0.459
7 0 2 0 2 3 3
Dick Green, R (1, 4) OBP: 0.354, SLG: 0.424
8 0 1 1 0 2 5
Danny Cater, R (1, 3) (7, 7) (10, 3) OBP: 0.304, SLG: 0.375
7 0 2 0 2 0 4
Tommie Reynolds, R (1, 7) OBP: 0.345, SLG: 0.316
2 1 0 0 0 0 1
Tito Francona, L (6, PH) (7, 3) OBP: 0.373, SLG: 0.394
1 0 0 0 1 0 1
Allan Lewis, S (9, PR)
0 0 0 0 0 0 0
Gene Tenace, R (10, 2) OBP: 0.235, SLG: 0.281
4 0 1 0 0 2 6
Phil Roof, R (1, 2) OBP: 0.335, SLG: 0.297
2 0 0 0 0 0 1
Ray Webster, L (6, PH) OBP: 0.360, SLG: 0.290
1 0 0 0 0 0 2
Larry Haney, R (7, 2) OBP: 0.267, SLG: 0.311
0 0 0 0 0 0 0
Mike Hershberger, R (9, PH) (10, 7) OBP: 0.261, SLG: 0.245
5 0 2 0 0 0 1
Chuck Dobson, R
Jim Rollins, R
Bob Johnson, R
Paul Lindblad, L
Bobby Brown, R
Rollie Fingers, R
Ted Kubiak, S
Marcel Lachemann, R
Tony La Russa, R
George Lauzerique, R
Ed Sprague, R
Inning Stats
R: 0 H: 0 E: 0 LOB: 0 K: 0 BB: 0 S: 3 P: 3
R: 0 H: 1 E: 0 LOB: 1 K: 0 BB: 0 S: 4 P: 4
R: 0 H: 0 E: 0 LOB: 0 K: 0 BB: 0 S: 3 P: 3
R: 1 H: 3 E: 0 LOB: 1 K: 1 BB: 0 S: 7 P: 7
R: 4 H: 3 E: 1 LOB: 0 K: 1 BB: 0 S: 9 P: 9
R: 0 H: 1 E: 1 LOB: 1 K: 0 BB: 1 S: 3 P: 7
R: 0 H: 0 E: 0 LOB: 0 K: 0 BB: 0 S: 3 P: 3
R: 0 H: 0 E: 0 LOB: 0 K: 0 BB: 0 S: 3 P: 3
R: 0 H: 2 E: 1 LOB: 2 K: 1 BB: 0 S: 7 P: 7
R: 0 H: 0 E: 0 LOB: 0 K: 2 BB: 0 S: 7 P: 7
R: 0 H: 0 E: 0 LOB: 0 K: 2 BB: 0 S: 3 P: 3
R: 0 H: 0 E: 0 LOB: 0 K: 2 BB: 0 S: 7 P: 7
R: 0 H: 1 E: 0 LOB: 3 K: 2 BB: 2 S: 8 P: 16
R: 0 H: 1 E: 0 LOB: 3 K: 1 BB: 0 S: 7 P: 8
R: 0 H: 2 E: 0 LOB: 2 K: 0 BB: 0 S: 5 P: 5
R: 1 H: 2 E: 0 LOB: 3 K: 1 BB: 2 S: 7 P: 15
R: 0 H: 1 E: 0 LOB: 1 K: 0 BB: 0 S: 4 P: 4
R: 0 H: 0 E: 0 LOB: 1 K: 1 BB: 1 S: 5 P: 9
1B: 14 2B: 0 3B: 1 HR: 1 SF: 1 SAC: 1 DP: 2 HBP: 1
WP: 0 PB: 0 SB: 2 CS: 0 PA: 78
Minnesota Twins @ Oakland Athletics
Oakland-Alameda County Coliseum, Oakland, CA
Sat Sep 06 1969, 3:33 AM PDT
Att. 17,599 - Unknown
livebaseballscorecards.com
AB 69
R 6
H 16
RBI 6
BB 6
SO 12
LOB 38
OAKLAND ATHLETICS
PITCHER IP WLS BF H R ER SO BB IBB HBP BLK WP HR S P ERA WHIP
Tom Hall, L (1, 1) ERA: 3.13 4.2 21 7 5 1 1 0 0 0 0 0 1 23 23 1.93 1.500
Bob Miller, R (5, 1) ERA: 3.2 3.1 11 1 0 0 1 0 1 0 0 0 0 12 16 0.00 0.300
Jim Kaat, L (9, 1) ERA: 3.39 9.1 W 44 8 1 1 10 3 2 1 0 0 0 58 79 0.96 1.179
Ron Perranoski, L (18, 1) ERA: 2.15 0.2 S 2 0 0 0 0 0 0 0 0 0 0 2 2 0.00 0.000
PITCHER IP WLS BF H R ER SO BB IBB HBP BLK WP HR S P ERA WHIP

Minnesota Twins @ Oakland Athletics

Oakland-Alameda County Coliseum, Oakland, CA

Sun Sep 07 1969, 3:33 AM PDT

Att. 19,262 - Unknown - 76 F

TOP

livebaseballscorecards.com

Batter	1	2	3	4	5	6	7	8	9	AB	R	H	RBI	BB	SO	LOB
Ted Uhlaender, L (1, 8) OBP: 0.332, SLG: 0.357	F7	BB HR BB 1-2	4-3	4-3			S 1B		G3 1B 1-2	5	2	2	0	1	0	4
Cesar Tovar, R (1, 4) OBP: 0.336, SLG: 0.409 Charlie Manuel, L (5, 7) OBP: 0.337, SLG: 0.307	S HR 1B	HR BB 1-2 2-3		BB 1B HBP 1B	F3		K 1-2		G3 1-2 2-3	3 2	3 0	2 0	0 0	1 0	0 1	0 3
Tony Oliva, L (1, 9) OBP: 0.371, SLG: 0.521 Jim Holt, L (7, 9) OBP: 0.400, SLG: 0.400	HR BB 1-2	HR BB 1-2 2-3 3-H		HBP BB 1B 1-2	HR		IBB		K	2 1	4 0	2 0	2 0	3 0	0 1	0 2
Harmon Killebrew, R (1, 5) OBP: 0.423, SLG: 0.584 George Mitterwald, R (4, 2) OBP: 0.335, SLG: 0.372	HR 1-H 2-H	HR 1-H 2-H 3-H		HBP 1B BB 1-2 2-3	K		F7		1B BB	2 2	2 0	2 0	7 0	1 1	0 1	0 2
Rich Reese, L (1, 3) OBP: 0.367, SLG: 0.524 Frank Quilici, R (4, PR) (4, 5) (5, 4) OBP: 0.252, SLG: 0.282	F5	4-3		1B 1B HBP 1-2 2-3 3-H	HR		1-3		1B 1-2 2-H 3-H	2 3	0 2	0 2	1 3	0 0	0 0	0 2
Graig Nettles, L (1, 7) OBP: 0.313, SLG: 0.383 Rick Renick, R (4, PH) (4, 7) (5, 5) OBP: 0.325, SLG: 0.356	F9		K	1B 1B 1-2 2-H 3-H	4-3			F9	G3	2 4	0 1	0 1	0 1	0 0	1 0	0 2
John Roseboro, L (1, 2) OBP: 0.325, SLG: 0.305 Cotton Nash, R (4, 3)	FC6-4 1B	G3	F9		4-3			4-3		3 2	0 0	1 0	0 0	0 0	0 0	2 0
Leo Cardenas, R (1, 6) OBP: 0.352, SLG: 0.377	FC6-4 FC4 1-2f	1B BB 1-2		1B 1-2 2-H	K			F9		4	0	1	1	1	1	1
Dave Boswell, R (1, 1) OBP: 0.210, SLG: 0.308 Joe Grzenda, R (7, 1)	FC4 BB BB 1-2f BB	1B 1-2		1B 1-2 2-H	5-3				G3 1B 1B BB	4 0	1 1	2 0	1 0	0 1	0 0	1 0
Inning Stats	R: 3 H: 2 E: 0 LOB: 0 K: 0 BB: 1 S: 5 P: 9	R: 5 H: 2 E: 0 LOB: 0 K: 0 BB: 3 S: 5 P: 17	R: 0 H: 1 E: 0 LOB: 2 K: 1 BB: 1 S: 6 P: 10	R: 4 H: 5 E: 0 LOB: 2 K: 0 BB: 1 S: 7 P: 12	R: 2 H: 2 E: 0 LOB: 0 K: 1 BB: 0 S: 7 P: 7	R: 0 H: 0 E: 0 LOB: 0 K: 1 BB: 0 S: 5 P: 5	R: 0 H: 1 E: 0 LOB: 2 K: 1 BB: 1 S: 6 P: 10	R: 0 H: 0 E: 0 LOB: 0 K: 0 BB: 0 S: 3 P: 3	R: 2 H: 2 E: 0 LOB: 2 K: 1 BB: 2 S: 7 P: 15	1B: 11 SF: 0 2B: 0 SAC: 0 3B: 0 DP: 0 HR: 4 HBP: 1						

AB	41
R	16
H	15
RBI	16
BB	9
SO	5
LOB	19

WP: 0 PA: 51
PB: 0
SB: 2
CS: 0

PITCHER		IP	WLS	BF	H	R	ER	SO	BB	IBB	HBP	BLK	WP	HR	S	P	ERA	WHIP
Fred Talbot, R ERA: 4.66	(1, 1)	1.2	L	11	3	6	6	0	3	0	0	0	0	1	8	20	32.40	3.600
Vida Blue, L ERA: 6.81	(2, 1)	0.1		3	1	2	2	0	1	0	0	0	0	1	2	6	54.00	6.000
Paul Lindblad, L ERA: 4.11	(3, 1)	2.0		14	6	4	4	1	2	0	1	0	0	0	13	22	18.00	4.000
Jim Nash, R ERA: 3.33	(5, 1)	1.0		5	2	2	2	1	0	0	0	0	0	2	7	7	18.00	2.000
Ed Sprague, R ERA: 4.93	(6, 1)	4.0		18	3	2	2	3	2	1	0	0	0	0	21	33	4.50	1.250

PITCHER	IP	WLS	BF	H	R	ER	SO	BB	IBB	HBP	BLK	WP	HR	S	P	ERA	WHIP

BOTTOM

Minnesota Twins @ Oakland Athletics

Oakland-Alameda County Coliseum, Oakland, CA

Sun Sep 07 1969, 3:33 AM PDT

Att. 19,262 - Unknown - 76 F

livebaseballscorecards.com

Batter	1	2	3	4	5	6	7	8	9	AB	R	H	RBI	BB	SO	LOB
Bert Campaneris, R (1, 6) OBP: 0.292, SLG: 0.299	0-0 S 2B 1B	0-0 1-3 2B		0-0 F4 ③			0-0 FC3-6 1B		0-0 6-3 ①	5	1	3	0	0	0	1
Jose Tartabull, L (1, 8) OBP: 0.287, SLG: 0.310	0-0 F5 ① 1-3	0-0 F7 ②			0-0 F9 ①		0-0 FC3-6 ① 1-2f		0-0 WP 1B	5	0	1	0	0	0	4
Reggie Jackson, L (1, 9) OBP: 0.414, SLG: 0.631	B B B B 4-0 BB 2B BB	S S S 0-3 K ③			0-0 4-3 ②		S S S 0-3 K ②		0-0 F6 ② 1-2	4	1	0	0	1	2	4
Sal Bando, R (1, 5) OBP: 0.391, SLG: 0.457	B B B B 4-0 1-2 2B BB		0-0 F8 ①		B B B 4-0 3B BB		S S S 0-3 K ③		0-0 5-3 ③	3	2	0	0	2	1	2
Tito Francona, L (1, 3) OBP: 0.383, SLG: 0.426	0-0 1-H 2-H 3-H 2B		0-0 F5 ②		0-0 1-H 3B			0-0 G3 1B		4	0	3	4	0	0	0
Dick Green, R (1, 4) OBP: 0.352, SLG: 0.421 Ed Sprague, R (6, 1) OBP: 0.250, SLG: 0.500	S S S 0-3 K ②	S S S 0-3 K ③			0-0 F6 ③			0-0 G3 ① 1-2		3 1	0 0	0 0	0 0	0 0	2 0	2 1
Danny Cater, R (1, 7) OBP: 0.302, SLG: 0.372	0-0 F8 ③			0-0 6-3 ①		0-0 F9 ①		0-0 6-3 ②		4	0	0	0	0	0	2
Phil Roof, R (1, 2) OBP: 0.333, SLG: 0.293		S S S 0-3 K ①		0-0 F1 ②		S S S 0-3 K ②		B B B B 4-0 FC4 BB		3	0	0	0	1	2	0
Fred Talbot, R (1, 1) OBP: 0.214, SLG: 0.308 Vida Blue, S (2, 1) Bobby Brooks, R (2, PH) OBP: 0.556, SLG: 0.400 Paul Lindblad, L (3, 1) OBP: 0.357, SLG: 0.333 Mike Hershberger, R (4, PH) OBP: 0.267, SLG: 0.252 Jim Nash, R (5, 1) OBP: 0.147, SLG: 0.182 Ted Kubiak, S (6, 4) OBP: 0.324, SLG: 0.308		B B B B 4-0 2B BB		0-0 1B		0-0 F8 ③		0-0 FC4 ③ 1-2f		0 0 0 0 1 0 2	0 0 0 0 0 0 0	0 0 0 0 0 0 0	0 0 0 0 0 0 0	0 0 0 0 0 0 0	0 0 0 0 0 0 0	0 0 0 0 0 0 2
Inning Stats	R: 3 E: 0 K: 1 S: 7 H: 2 LOB: 1 BB: 2 P: 15	R: 0 E: 0 K: 2 S: 8 H: 1 LOB: 2 BB: 1 P: 12	R: 0 E: 0 K: 1 S: 5 H: 0 LOB: 0 BB: 0 P: 5	R: 0 E: 0 K: 0 S: 4 H: 1 LOB: 1 BB: 0 P: 4	R: 1 E: 0 K: 0 S: 4 H: 1 LOB: 1 BB: 1 P: 8	R: 0 E: 0 K: 1 S: 5 H: 0 LOB: 0 BB: 0 P: 5	R: 0 E: 0 K: 2 S: 8 H: 1 LOB: 1 BB: 0 P: 8	R: 0 E: 0 K: 0 S: 4 H: 1 LOB: 2 BB: 1 P: 8	R: 0 E: 0 K: 0 S: 4 H: 1 LOB: 1 BB: 0 P: 4	1B: 5 2B: 2 3B: 1 HR: 0	SF: 0 SAC: 0 DP: 0 HBP: 0						

	AB	35
	R	4
	H	8
	RBI	4
	BB	5
	SO	7
	LOB	18

WP: 1 PB: 0 SB: 2 CS: 0 PA: 40

PITCHER		IP	WLS	BF	H	R	ER	SO	BB	IBB	HBP	BLK	WP	HR	S	P	ERA	WHIP
Dave Boswell, R ERA: 3.36	(1, 1)	6.1	W	29	6	4	4	5	4	0	0	0	0	0	35	51	5.68	1.579
Joe Grzenda, L ERA: 4.14	(7, 1)	2.2	S	11	2	0	0	2	1	0	0	0	1	0	14	18	0.00	1.125

PITCHER	IP	WLS	BF	H	R	ER	SO	BB	IBB	HBP	BLK	WP	HR	S	P	ERA	WHIP

Minnesota Twins @ California Angels

Anaheim Stadium, Anaheim, CA

Mon Sep 08 1969, 10:05 PM EDT

Att. 9,762 - Unknown - 80 F

livebaseballscorecards.com

TOP

Batter	1	2	3	4	5	6	7	8	9	AB	R	H	RBI	BB	SO	LOB
Cesar Tovar, R (1, 4) OBP: 0.335, SLG: 0.406	F8		F8			HR BB 1B	5-3		F4	5	1	1	0	0	0	2
Tony Oliva, L (1, 9) OBP: 0.369, SLG: 0.517	F7		6-3			K		4-3		4	0	0	0	0	1	2
Harmon Killebrew, R (1, 3) (8, 5) OBP: 0.424, SLG: 0.582	K			F7		1-2 HR BB		2B WP BB		2	2	0	0	2	1	0
Bob Allison, R (1, 7) OBP: 0.330, SLG: 0.391		CS CS 2B		F6		1-H 2-H HR		F4		3	1	2	3	0	0	0
Rich Reese, L (8, PH) (8, 3) OBP: 0.366, SLG: 0.523										1	0	0	0	0	0	1
Rick Renick, R (1, 5) OBP: 0.317, SLG: 0.346		5-3 2-3		K		1-3		1-3 2B		3	0	0	0	0	1	1
Graig Nettles, L (8, PH) (8, 7) OBP: 0.316, SLG: 0.391										1	0	1	0	0	0	0
George Mitterwald, R (1, 2) OBP: 0.330, SLG: 0.365		K2-3			6-3	K		3-H BB		3	0	0	0	0	2	1
Charlie Manuel, L (8, PH) OBP: 0.341, SLG: 0.307										0	0	0	0	1	0	0
Herman Hill, L (8, PR)										0	0	0	0	0	0	0
Tom Tischinski, R (8, 2) OBP: 0.268, SLG: 0.143										0	0	0	0	0	0	0
Ted Uhlaender, L (1, 8) OBP: 0.331, SLG: 0.354		BB			1-3		G3	F7		3	0	0	0	1	0	2
Leo Cardenas, R (1, 6) OBP: 0.355, SLG: 0.380		CS 3-H	2B		FC6-4 BB		PB 1B		F3	3	0	2	0	1	0	0
Jim Perry, S (1, 1) OBP: 0.222, SLG: 0.224			L1		FC6-4 1-2f		5-3 1-2		2-3	2	0	0	0	0	0	2
Joe Grzenda, R (5, 1)										0	0	0	0	0	0	0
Dick Woodson, R (5, 1) OBP: 0.138, SLG: 0.074										0	0	0	0	0	0	0
Frank Kostro, R (7, PH)										1	0	0	0	0	0	1
Al Worthington, R (7, 1)										0	0	0	0	0	0	0
Rod Carew, L (9, PH) OBP: 0.401, SLG: 0.492										1	0	0	0	0	0	0
Inning Stats	R: 0 E: 0 K: 1 S: 5 H: 0 LOB: 0 BB: 0 P: 5	R: 0 E: 0 K: 1 S: 5 H: 1 LOB: 1 BB: 1 P: 9	R: 0 E: 0 K: 0 S: 4 H: 1 LOB: 1 BB: 0 P: 4	R: 0 E: 0 K: 1 S: 5 H: 0 LOB: 0 BB: 0 P: 5	R: 0 E: 0 K: 0 S: 3 H: 0 LOB: 1 BB: 1 P: 7	R: 3 E: 0 K: 2 S: 9 H: 2 LOB: 0 BB: 1 P: 13	R: 0 E: 0 K: 0 S: 4 H: 1 LOB: 1 BB: 0 P: 4	R: 1 E: 0 K: 0 S: 4 H: 1 LOB: 2 BB: 2 P: 12	R: 0 E: 0 K: 0 S: 3 H: 0 LOB: 0 BB: 0 P: 3	1B: 2 2B: 3 3B: 0 HR: 1 SF: 0 SAC: 0 DP: 0 HBP: 0	WP: 1 PB: 1 SB: 0 CS: 2 PA: 38					

PITCHER		IP	WLS	BF	H	R	ER	SO	BB	IBB	HBP	BLK	WP	HR	S	P	ERA	WHIP
Rudy May, L ERA: 3.44	(1, 1)	7.1	W	30	5	4	4	5	4	0	0	0	0	1	36	52	4.91	1.227
Ken Tatum, R ERA: 1.32	(8, 1)	1.2	S	7	1	0	0	0	1	0	0	0	1	0	6	10	0.00	1.200

PITCHER	IP	WLS	BF	H	R	ER	SO	BB	IBB	HBP	BLK	WP	HR	S	P	ERA	WHIP

AB	32
R	4
H	6
RBI	3
BB	5
SO	5
LOB	12

Batter	1	2	3	4	5	6	7	8	9	AB	R	H	RBI	BB	SO	LOB
Sandy Alomar Sr., S (1, 4) OBP: 0.288, SLG: 0.277	4-3		PB, 1B SF9 1B		1B, S E 1B	4-3		4-3		5	2	2	0	0	0	0
Jim Spencer, L (1, 3) OBP: 0.310, SLG: 0.382	K		PB 1-2 1B		1-3 1B	4-3		BBBB 4-0 BB		4	2	2	0	1	1	0
Jim Fregosi, R (1, 6) OBP: 0.354, SLG: 0.379	1B		SF9 1-2 2-H		L6 3-H	3B		6-3		4	0	2	1	0	0	2
Jay Johnstone, L (1, 8) OBP: 0.305, SLG: 0.369	1-3 1B		FC4-6 2-H 1B		1B 1B IBB	IBB				2	1	2	1	2	0	0
Rick Reichardt, R (1, 7) OBP: 0.317, SLG: 0.380	K		FC4-6 1-2f		WP, 1B 1-3 2-H 1B	F7				4	1	1	1	0	1	5
Bill Voss, L (1, 9) OBP: 0.321, SLG: 0.328		F8	K		1B, WP 1-2 3-H 1B		BBBB G6-4-3 BB			3	0	1	1	1	1	1
Aurelio Rodriguez, R (1, 5) OBP: 0.277, SLG: 0.311		L6	F8		1-3 2-H 1B		F9			4	0	1	1	0	0	1
Joe Azcue, R (1, 2) OBP: 0.301, SLG: 0.263		1B	5-3		K		G6-4-3 1-2f			4	0	1	0	0	1	3
Rudy May, L (1, 1) OBP: 0.146, SLG: 0.079 Ken Tatum, R (8, 1) OBP: 0.412, SLG: 0.813		1-3	F7		K			K		3 1	0 0	0 0	0 0	0 0	1 1	3 0
Inning Stats	R: 0 E: 0 K: 2 S: 9 H: 2 LOB: 2 BB: 0 P: 9	R: 0 E: 0 K: 0 S: 4 H: 1 LOB: 1 BB: 0 P: 4	R: 2 E: 0 K: 1 S: 8 H: 3 LOB: 1 BB: 0 P: 8	R: 0 E: 0 K: 0 S: 3 H: 0 LOB: 0 BB: 0 P: 3	R: 4 E: 1 K: 2 S: 12 H: 5 LOB: 2 BB: 1 P: 16	R: 0 E: 0 K: 0 S: 4 H: 1 LOB: 2 BB: 1 P: 8	R: 0 E: 0 K: 0 S: 2 H: 0 LOB: 0 BB: 1 P: 6	R: 0 E: 0 K: 1 S: 5 H: 0 LOB: 1 BB: 1 P: 9		1B: 11 2B: 0 3B: 1 HR: 0 SF: 1 SAC: 0 DP: 1 HBP: 0						

PITCHER	IP	WLS	BF	H	R	ER	SO	BB	IBB	HBP	BLK	WP	HR	S	P	ERA	WHIP
Jim Perry, R (1, 1) ERA: 3.05	4.1	L	23	9	6	4	3	0	1	0	0	0	0	28	32	8.31	2.077
Joe Grzenda, L (5, 1) ERA: 4.14	0.0		1	1	0	0	0	0	0	0	0	0	0	1	1	∞	∞
Dick Woodson, R (5, 1) ERA: 3.7	1.2		8	2	0	0	2	0	1	0	0	1	0	11	15	0.00	1.200
Al Worthington, R (7, 1) ERA: 4.73	2.0		7	0	0	0	1	2	0	0	0	0	0	7	15	0.00	1.000

PITCHER	IP	WLS	BF	H	R	ER	SO	BB	IBB	HBP	BLK	WP	HR	S	P	ERA	WHIP

BOTTOM

Minnesota Twins @ California Angels

Anaheim Stadium, Anaheim, CA

Mon Sep 08 1969, 10:05 PM EDT

Att. 9,762 - Unknown - 80 F

livebaseballscorecards.com

AB	34
R	6
H	12
RBI	5
BB	4
SO	6
LOB	15

WP: 1 PB: 1 SB: 1 CS: 0 PA: 39

Minnesota Twins @ California Angels

Anaheim Stadium, Anaheim, CA

Tue Sep 09 1969, 6:33 AM EDT

Att. 6,512 - Unknown

TOP

livebaseballscorecards.com

Batter	1	2	3	4	5	6	7	8	9	AB	R	H	RBI	BB	SO	LOB
Ted Uhlaender, L (1, 7) OBP: 0.333, SLG: 0.358	G3		F7		1B 2B	E 2B 1B	3-H 1B		G3	6	2	3	1	0	0	1
Rod Carew, L (1, 4) OBP: 0.399, SLG: 0.488	F8		E 1B		F8	E6 1-2 2B	K			5	1	1	0	0	1	3
Tony Oliva, L (1, 9) OBP: 0.369, SLG: 0.517	G3		E4 FC6-4 1-2		K	WP E 1-H 2-H 2B		WP 1B		5	1	2	2	0	1	2
Harmon Killebrew, R (1, 5) OBP: 0.425, SLG: 0.583 Frank Quilici, R (8, 5) OBP: 0.252, SLG: 0.282		1B 1B 2B	FC6-4 1-2f		2-H 1B	BBB E 2-3 BB		K 1-2		4 0	2 0	2 0	1 0	1 0	1 0	3 0
Rich Reese, L (1, 3) OBP: 0.369, SLG: 0.529		2-3 1B		F9 2B 1B	F6	E2 1-H 3-H 3B		K2-3		5	2	3	2	0	1	2
Cesar Tovar, R (1, 8) OBP: 0.335, SLG: 0.406		F2		CS 1-2 1B		HR 1-4-3 1B F6		F4		5	1	2	0	0	0	3
John Roseboro, L (1, 2) OBP: 0.326, SLG: 0.307		G6-4-3 1-2 3-H 1B		F9 2-3	1-4-3 1-2		1B SH2-3 1B		F8	5	1	2	1	0	0	3
Leo Cardenas, R (1, 6) OBP: 0.357, SLG: 0.391		G6-4-3 1-2f		1-2 3-H 2B		2-H HR	SH2-3 1-2		1B	4	1	3	3	0	0	2
Dean Chance, R (1, 1) OBP: 0.160, SLG: 0.045 Graig Nettles, L (4, PH) OBP: 0.315, SLG: 0.389 Dick Woodson, R (4, 1) OBP: 0.138, SLG: 0.074 Jim Kaat, L (5, 1) OBP: 0.247, SLG: 0.380			K	F5		K	2-3 1B		F6	1 1 0 3	0 0 0 0	0 0 0 1	0 0 0 1	0 0 0 0	1 0 0 1	0 1 0 1

Inning Stats									
	R: 0 E: 0 K: 0 S: 3	H: 0 LOB: 0 BB: 0 P: 3	R: 1 E: 0 K: 0 S: 5	H: 3 LOB: 1 BB: 0 P: 5	R: 0 E: 1 K: 1 S: 7	H: 1 LOB: 2 BB: 0 P: 7	R: 1 E: 0 K: 0 S: 5	H: 3 LOB: 1 BB: 0 P: 5	R: 1 E: 0 K: 1 S: 7	H: 2 LOB: 1 BB: 0 P: 7
	R: 7 E: 2 K: 1 S: 11	H: 5 LOB: 0 BB: 1 P: 15	R: 1 E: 0 K: 1 S: 7	H: 3 LOB: 1 BB: 0 P: 7	R: 0 E: 0 K: 2 S: 8	H: 1 LOB: 1 BB: 0 P: 8	R: 0 E: 0 K: 0 S: 4	H: 1 LOB: 1 BB: 0 P: 4	1B: 13 2B: 4 3B: 1 HR: 1	SF: 0 SAC: 1 DP: 1 HBP: 0	WP: 2 PB: 0 SB: 0 CS: 1	PA: 46

PITCHER		IP	WLS	BF	H	R	ER	SO	BB	IBB	HBP	BLK	WP	HR	S	P	ERA	WHIP
Vern Geishert, R ERA: 6.46	(1, 1)	5.0		23	9	3	3	2	0	0	0	0	0	0	27	27	5.40	1.800
Tom Bradley, R ERA: 27.0	(6, 1)	0.2	L	7	4	5	3	1	0	0	0	0	0	1	9	9	40.50	6.000
Steve Kealey, R ERA: 4.33	(6, 1)	2.1		12	5	3	1	3	1	0	0	0	2	0	17	21	3.86	2.571
Eddie Fisher, R ERA: 3.71	(9, 1)	1.0		4	1	0	0	0	0	0	0	0	0	0	4	4	0.00	1.000

PITCHER	IP	WLS	BF	H	R	ER	SO	BB	IBB	HBP	BLK	WP	HR	S	P	ERA	WHIP

AB	44
R	11
H	19
RBI	10
BB	1
SO	6
LOB	21

BOTTOM

Minnesota Twins @ California Angels

Anaheim Stadium, Anaheim, CA

Tue Sep 09 1969, 6:33 AM EDT

Att. 6,512 - Unknown

Batter	1	2	3	4	5	6	7	8	9	AB	R	H	RBI	BB	SO	LOB
Sandy Alomar Sr., S (1, 4) OBP: 0.291, SLG: 0.279	BBBB 4-0 F8 S 1B BB	x 0-0 ② 1-3		x 0-0 S 2-H 1B	x 0-0 ③ 4-3			x 0-0 E 1B		4	1	2	1	1	0	1
Jim Spencer, L (1, 3) OBP: 0.305, SLG: 0.375	x 0-0 ① F8 1-2	x 0-0 ③ 4-3		x 0-0 ② F3 1-2		x 0-0 ① 4-3		x 0-0 E6 1-2		5	0	0	0	0	0	3
Jim Fregosi, R (1, 6) OBP: 0.351, SLG: 0.375 Marty Perez, R (9, 6)	x 0-0 ② F8 2-3		x 0-0 ① F7	x 0-0 ③ 1-3		x 0-0 ② 6-3		x 0-0 ② F8		5 0	0 0	0 0	0 0	0 0	0 0	4 0
Jay Johnstone, L (1, 8) OBP: 0.306, SLG: 0.370	x 0-0 1B 2B 3-H 1B		x 0-0 ② 4-3		x 0-0 1B E 1B	x 0-0 ③ G3		x 0-0 ③ F5		5	2	2	1	0	0	2
Rick Reichardt, R (1, 7) OBP: 0.322, SLG: 0.382	x 0-0 1-3 2B 1B	H 1-0 S HBP		x 0-0 E 1-3 1B 1B	B B B B 4-0 FC6-4 BB		x 0-0 ① 6-3		3	2	2	0	1	0	0
Bill Voss, L (1, 9) OBP: 0.325, SLG: 0.333 Billy Cowan, R (5, PH) OBP: 0.289, SLG: 0.403 (6, 9)	x 0-0 E 1-H 3-H 2B	I I I 4-0 1-2 IBB	S S S 0-3 ① K 1-2 3-H	x 0-0 ① F3		x 0-0 ① 2B	1 0 1 3	2 1 0 1	1 0 0 0	0 1 0 0	0 2 0 1	0 2 0 2
Aurelio Rodriguez, R (1, 5) OBP: 0.279, SLG: 0.311	x 0-0 E6 2-3	x 0-0 ③ F7		4-0 1B SF8 IBB		x 0-0 ② FC6-4 FC6 1-2f		x 0-0 G6-3 2-3 1B		4	1	1	0	1	0	4
Joe Azcue, R (1, 2) OBP: 0.303, SLG: 0.266	S S S 0-3 ③ K			x 0-0 FC3-6 1B	x 0-0 1-3 2-H 1B	x 0-0 ③ FC6 1-2f		x 0-0 ② ③ G6-3 1-2f		5	0	2	1	0	1	5
Vern Geishert, R (1, 1) Bubba Morton, R (5, PH) OBP: 0.359, SLG: 0.440 Tom Bradley, R (6, 1) Steve Kealey, R (6, 1) Jarvis Tatum, R (8, PH) Eddie Fisher, R (9, 1)		x 0-0 ① 1-3		x 0-0 ① FC3-6 1-2f 1B	x 0-0 ② SF8 3-H		S S S 0-3 ① K			2 0 0 0 1 0	1 0 0 0 0 0	0 0 0 0 0 0	0 1 0 0 0 0	0 0 0 0 1 0	0 0 0 0 0 0	1 0 0 0 0 0
Inning Stats	R: 3 H: 3 E: 1 LOB: 2 K: 1 BB: 1 S: 9 P: 13	R: 0 H: 0 E: 0 LOB: 0 K: 0 BB: 0 S: 3 P: 3	R: 0 H: 0 E: 0 LOB: 2 K: 0 BB: 1 S: 3 P: 8	R: 1 H: 2 E: 1 LOB: 1 K: 0 BB: 0 S: 5 P: 5	R: 3 H: 3 E: 1 LOB: 1 K: 1 BB: 1 S: 8 P: 12	R: 0 H: 0 E: 0 LOB: 0 K: 0 BB: 0 S: 3 P: 3	R: 0 H: 0 E: 0 LOB: 1 K: 0 BB: 1 S: 3 P: 7	R: 0 H: 1 E: 1 LOB: 2 K: 1 BB: 0 S: 7 P: 7	R: 0 H: 2 E: 0 LOB: 1 K: 0 BB: 0 S: 4 P: 4	1B: 9 2B: 2 3B: 0 HR: 0	SF: 1 SAC: 0 DP: 1 HBP: 1					

livebaseballscorecards.com

AB	38
R	7
H	11
RBI	6
BB	4
SO	3
LOB	22

PITCHER		IP	WLS	BF	H	R	ER	SO	BB	IBB	HBP	BLK	WP	HR	S	P	ERA	WHIP
Dean Chance, R ERA: 3.04	(1, 1)	3.0		16	3	3	3	1	1	1	1	0	0	0	15	24	9.00	1.333
Dick Woodson, R ERA: 3.84	(4, 1)	1.0		7	4	3	2	0	0	0	0	0	0	0	7	7	18.00	4.000
Jim Kaat, L ERA: 3.35	(5, 1)	5.0	W	21	4	1	1	2	1	1	0	0	0	0	23	31	1.80	1.000

PITCHER	IP	WLS	BF	H	R	ER	SO	BB	IBB	HBP	BLK	WP	HR	S	P	ERA	WHIP

Minnesota Twins @ Chicago White Sox

Comiskey Park, Chicago, IL

Wed Sep 10 1969, 8:05 PM EDT

Att. 3,989 - Unknown

TOP

livebaseballscorecards.com

Batter	1	2	3	4	5	6	7	8	9	AB	R	H	RBI	BB	SO	LOB
Cesar Tovar, R (1, 8) OBP: 0.334, SLG: 0.404	F8	G3		FC6-4 1-2f			F8		E3 1B 1-2	5	0	1	0	0	0	4
Rod Carew, L (1, 4) OBP: 0.399, SLG: 0.487	5-3		2-3 S CS 1B		6-3		WP BB 1B		E3 S 1-H 2-H	5	1	2	1	0	0	1
Harmon Killebrew, R (1, 3) OBP: 0.428, SLG: 0.583	BB		2-3 BB 1-2		1B 1B 1B		WP BB 1-2		K 2-3	2	0	1	0	3	1	2
Tony Oliva, L (1, 9) OBP: 0.368, SLG: 0.515	K		2-3 1-2 2-3		1B 1-2 1B		F2 1-3 2-H		1-3	5	0	1	0	0	1	6
Bob Allison, R (1, 7) OBP: 0.333, SLG: 0.390		6-3	IBB		G6-4-3 1-2 2-3 1B		4-3			3	0	1	0	1	0	1
Rick Renick, R (1, 5) OBP: 0.315, SLG: 0.342		1B 5-3 1B	K 3-H		G6-4-3 1-2f			5-3		4	0	1	0	0	1	6
Leo Cardenas, R (1, 6) OBP: 0.357, SLG: 0.390		5-3 1-2	K			CS 1B		K		4	0	1	0	0	2	1
Tom Tischinski, R (1, 2) OBP: 0.267, SLG: 0.132		1B BB	K			K 1-2		4-3		3	0	0	0	1	2	1
Tom Hall, L (1, 1) OBP: 0.273, SLG: 0.225		1-2 2-3 1B	FC6-4 1B			K			PB 1B E 1B	3	0	2	0	0	1	0
Al Worthington, R (8, 1)										0	0	0	0	0	0	0
George Mitterwald, R (9, PH) OBP: 0.333, SLG: 0.369										1	0	1	0	0	0	0
Herman Hill, L (9, PR)										0	1	0	0	0	0	0
Inning Stats	R: 0 E: 0 K: 1 S: 5 H: 0 LOB: 1 BB: 1 P: 9	R: 0 E: 0 K: 0 S: 5 H: 2 LOB: 3 BB: 1 P: 9	R: 0 E: 0 K: 1 S: 5 H: 1 LOB: 2 BB: 2 P: 13	R: 0 E: 0 K: 2 S: 8 H: 1 LOB: 1 BB: 0 P: 8	R: 0 E: 0 K: 0 S: 5 H: 3 LOB: 2 BB: 0 P: 5	R: 0 E: 0 K: 2 S: 7 H: 1 LOB: 0 BB: 0 P: 7	R: 1 E: 0 K: 0 S: 4 H: 1 LOB: 1 BB: 1 P: 8	R: 0 E: 0 K: 1 S: 5 H: 0 LOB: 0 BB: 0 P: 5	R: 1 E: 1 K: 1 S: 7 H: 2 LOB: 2 BB: 0 P: 7	1B: 11 2B: 0 3B: 0 HR: 0 SF: 0 SAC: 0 DP: 1 HBP: 0							

	AB	35
	R	2
	H	11
	RBI	1
	BB	5
	SO	8
	LOB	22

WP: 2 PB: 1 SB: 2 CS: 2 PA: 40

PITCHER	IP	WLS	BF	H	R	ER	SO	BB	IBB	HBP	BLK	WP	HR	S	P	ERA	WHIP
Tommy John, L (1, 1) ERA: 3.48	8.0	W	37	11	2	1	7	4	1	0	0	1	0	46	66	1.12	1.875
Wilbur Wood, L (9, 1) ERA: 2.97	1.0	S	3	0	0	0	1	0	0	0	0	0	0	5	5	0.00	0.000

PITCHER	IP	WLS	BF	H	R	ER	SO	BB	IBB	HBP	BLK	WP	HR	S	P	ERA	WHIP

Batter	1	2	3	4	5	6	7	8	9	AB	R	H	RBI	BB	SO	LOB
Walt Williams, R (1, 9) OBP: 0.343, SLG: 0.373	FC4-6 1B	FC6-4 1-2f		1-3			F6			4	0	1	0	0	0	2
Luis Aparicio, R (1, 6) OBP: 0.345, SLG: 0.359	F9		F5		F9		BBBBB 4-0 K BB			3	0	0	0	1	0	1
Ron Hansen, R (1, 3) OBP: 0.319, SLG: 0.329	FC4-6 1B 1-2f 1B		BBBBB 4-0 BB		BBBBB 4-0 2-6 BB		SSS 0-3 K 1-2			2	1	0	0	2	1	2
Tom McCraw, L (8, 3) OBP: 0.304, SLG: 0.327										0	0	0	0	0	0	0
Bill Melton, R (1, 5) OBP: 0.319, SLG: 0.430	1B 1-2 1B		F7		2-6 1-2f			5-3		4	0	1	0	0	0	2
Don Pavletich, R (1, 2) OBP: 0.338, SLG: 0.414	1-2 2-H 1B		BBBBB 4-0 1-2 BB			HR		SSS 0-3 K		2	1	2	2	1	0	0
Ed Herrmann, L (7, 2) OBP: 0.308, SLG: 0.331										1	0	0	0	0	1	0
Bob Christian, R (1, 7) OBP: 0.211, SLG: 0.226	F8		6-3			1-3		E 1B 1B		4	1	1	0	0	0	4
Bobby Knoop, R (1, 4) OBP: 0.298, SLG: 0.314		5-3		6-3		2B		E8 1-H 1B		4	0	2	0	0	0	0
Ken Berry, R (1, 8) OBP: 0.285, SLG: 0.315		5-3		2B		F2		6-3		4	0	1	0	0	0	2
Tommy John, R (1, 1) OBP: 0.187, SLG: 0.132		BBBBB 4-0 FC6-4 BB		SSS 0-3 K		1-3				2	0	0	0	1	1	2
Wilbur Wood, R (9, 1)										0	0	0	0	0	0	0
Inning Stats	R: 1 E: 0 K: 0 S: 6 H: 3 LOB: 2 BB: 0 P: 6	R: 0 E: 0 K: 0 S: 3 H: 0 LOB: 1 BB: 1 P: 7	R: 0 E: 0 K: 0 S: 3 H: 0 LOB: 2 BB: 2 P: 11	R: 0 E: 0 K: 1 S: 6 H: 1 LOB: 1 BB: 0 P: 6	R: 0 E: 0 K: 0 S: 2 H: 0 LOB: 0 BB: 1 P: 6	R: 1 E: 0 K: 0 S: 5 H: 2 LOB: 1 BB: 0 P: 5	R: 0 E: 0 K: 1 S: 4 H: 0 LOB: 0 BB: 1 P: 8	R: 1 E: 1 K: 1 S: 7 H: 2 LOB: 1 BB: 0 P: 7		1B: 5 2B: 3 3B: 0 HR: 1	SF: 0 SAC: 0 DP: 1 HBP: 0					

PITCHER	IP	WLS	BF	H	R	ER	SO	BB	IBB	HBP	BLK	WP	HR	S	P	ERA	WHIP
Tom Hall, L (1, 1) ERA: 3.09	7.2	L	34	8	3	2	3	5	0	0	0	0	1	35	55	2.35	1.696
Al Worthington, R (8, 1) ERA: 4.7	0.1		1	0	0	0	0	0	0	0	0	0	0	1	1	0.00	0.000

PITCHER	IP	WLS	BF	H	R	ER	SO	BB	IBB	HBP	BLK	WP	HR	S	P	ERA	WHIP

BOTTOM

Minnesota Twins @ Chicago White Sox

Comiskey Park, Chicago, IL

Wed Sep 10 1969, 8:05 PM EDT

Att. 3,989 - Unknown

livebaseballscorecards.com

AB	30
R	3
H	8
RBI	2
BB	5
SO	3
LOB	15

Batter	1	2	3	4	5	6	7	8	9	AB	R	H	RBI	BB	SO	LOB
Ted Uhlaender, L (1, 7) OBP: 0.333, SLG: 0.356	1-3		6-3			1-3			BB	3	0	0	0	1	0	0
Rod Carew, L (1, 4) OBP: 0.395, SLG: 0.482	F6		4-3			K			K	4	0	0	0	0	2	1
Tony Oliva, L (1, 9) OBP: 0.367, SLG: 0.513	E8, 1B			F8			F8		5-3	4	0	1	0	0	0	1
Harmon Killebrew, R (1, 5) OBP: 0.426, SLG: 0.579	6-3			K			F8			3	0	0	0	0	1	1
Rich Reese, L (1, 3) OBP: 0.366, SLG: 0.525		6-3		4-3			4-3			3	0	0	0	0	0	0
Cesar Tovar, R (1, 8) OBP: 0.334, SLG: 0.404		4-3, 1B			F9			5-3		3	0	1	0	0	0	0
John Roseboro, L (1, 2) OBP: 0.326, SLG: 0.307		4-3, 1-2			G5-4-3, 1B			F7		3	0	1	0	0	0	1
Leo Cardenas, R (1, 6) OBP: 0.355, SLG: 0.388		6-3			G5-4-3, 1-2f			5-3		3	0	0	0	0	0	2
Dave Boswell, R (1, 1) OBP: 0.207, SLG: 0.304			K			K			F7	1	0	0	0	0	1	0
Jim Holt, L (6, PH) OBP: 0.333, SLG: 0.333										1	0	0	0	0	1	0
Bob Miller, R (6, 1)										0	0	0	0	0	0	0
Charlie Manuel, L (9, PH) OBP: 0.339, SLG: 0.305										1	0	0	0	0	0	0
Inning Stats	R: 0 E: 1 K: 0 S: 4 H: 1 LOB: 1 BB: 0 P: 4	R: 0 E: 0 K: 0 S: 4 H: 1 LOB: 1 BB: 0 P: 4	R: 0 E: 0 K: 1 S: 5 H: 0 LOB: 0 BB: 0 P: 5	R: 0 E: 0 K: 1 S: 5 H: 0 LOB: 0 BB: 0 P: 5	R: 0 E: 0 K: 0 S: 3 H: 1 LOB: 0 BB: 0 P: 3	R: 0 E: 0 K: 2 S: 7 H: 0 LOB: 0 BB: 0 P: 7	R: 0 E: 0 K: 0 S: 3 H: 0 LOB: 0 BB: 0 P: 3	R: 0 E: 0 K: 0 S: 3 H: 0 LOB: 0 BB: 0 P: 3	R: 0 E: 0 K: 1 S: 5 H: 0 LOB: 1 BB: 1 P: 9	1B: 3 2B: 0 3B: 0 HR: 0 SF: 0 SAC: 0 DP: 1 HBP: 0						

PITCHER	IP	WLS	BF	H	R	ER	SO	BB	IBB	HBP	BLK	WP	HR	S	P	ERA	WHIP
Joe Horlen, R (1, 1) ERA: 3.83	9.0	W	30	3	0	0	5	1	0	0	0	0	0	39	43	0.00	0.444

PITCHER	IP	WLS	BF	H	R	ER	SO	BB	IBB	HBP	BLK	WP	HR	S	P	ERA	WHIP

TOP

Minnesota Twins @ Chicago White Sox

Comiskey Park, Chicago, IL

Thu Sep 11 1969, 8:05 PM EDT

Att. 3,762 - Unknown

livebaseballscorecards.com

AB	29
R	0
H	3
RBI	0
BB	1
SO	5
LOB	6

PA: 30

WP: 0
PB: 0
SB: 0
CS: 0

Batter	1	2	3	4	5	6	7	8	9	AB	R	H	RBI	BB	SO	LOB
Angel Bravo, L (1, 8) (7, 7) OBP: 0.305, SLG: 0.386	6-3		F2	4-3			1-3			4	0	0	0	0	0	0
Luis Aparicio, R (1, 6) OBP: 0.344, SLG: 0.357	6-3		BB	F9			1-3			3	1	0	0	1	0	0
Walt Williams, R (1, 9) OBP: 0.343, SLG: 0.372	F8		E 1-3		K			F9		4	1	1	0	0	1	0
Bill Melton, R (1, 5) OBP: 0.319, SLG: 0.429		F3	K		K			4-3		4	0	1	0	0	2	2
Tom McCraw, L (1, 3) OBP: 0.308, SLG: 0.330		1B	E 1-2 3-H		6-3			4-3 1-2		4	2	2	1	0	0	1
Ed Herrmann, L (1, 2) OBP: 0.314, SLG: 0.332		1B 1-2	E4 1-2 2-3			BB G4-3		BB		2	0	1	0	2	0	2
Bob Christian, R (1, 7) OBP: 0.217, SLG: 0.232 Ken Berry, R (7, 8) OBP: 0.284, SLG: 0.314	K		1-2 2-H 3-H			F8		K		3 1	0 0	1 0	2 0	0 0	1 1	3 2
Bobby Knoop, R (1, 4) OBP: 0.299, SLG: 0.314	1-2 2-H		F8			G4-3 1-2f				3	0	1	1	0	0	3
Joe Horlen, R (1, 1) OBP: 0.164, SLG: 0.179	5-3			5-3			K			3	0	0	0	0	1	2
Inning Stats	R: 0 E: 0 K: 0 S: 3 H: 0 LOB: 0 BB: 0 P: 3	R: 1 E: 0 K: 1 S: 8 H: 3 LOB: 2 BB: 0 P: 8	R: 3 E: 1 K: 1 S: 9 H: 3 LOB: 2 BB: 1 P: 13	R: 0 E: 0 K: 0 S: 3 H: 0 LOB: 0 BB: 0 P: 3	R: 0 E: 0 K: 2 S: 7 H: 0 LOB: 0 BB: 0 P: 7	R: 0 E: 0 K: 0 S: 2 H: 0 LOB: 0 BB: 1 P: 6	R: 0 E: 0 K: 1 S: 5 H: 0 LOB: 0 BB: 0 P: 5	R: 0 E: 0 K: 1 S: 6 H: 1 LOB: 2 BB: 1 P: 10		1B: 7 2B: 0 3B: 0 HR: 0	SF: 0 SAC: 0 DP: 1 HBP: 0					

PITCHER		IP	WLS	BF	H	R	ER	SO	BB	IBB	HBP	BLK	WP	HR	S	P	ERA	WHIP
Dave Boswell, R ERA: 3.36	(1, 1)	5.0	L	23	6	4	2	4	1	0	0	0	0	0	30	34	3.60	1.400
Bob Miller, R ERA: 3.1	(6, 1)	3.0		11	1	0	0	2	2	0	0	0	0	0	13	21	0.00	1.000

PITCHER	IP	WLS	BF	H	R	ER	SO	BB	IBB	HBP	BLK	WP	HR	S	P	ERA	WHIP

BOTTOM

Minnesota Twins @ Chicago White Sox

Comiskey Park, Chicago, IL

Thu Sep 11 1969, 8:05 PM EDT

Att. 3,762 - Unknown

livebaseballscorecards.com

AB	31
R	4
H	7
RBI	4
BB	3
SO	6
LOB	15

Batter	1	2	3	4	5	6	7	8	9	AB	R	H	RBI	BB	SO	LOB
Pat Kelly, L (1, 9) OBP: 0.354, SLG: 0.403	B1-3		F7		G4-3			K		4	0	0	0	0	1	1
Mike Fiore, L (1, 3) OBP: 0.414, SLG: 0.419	P4		K		P4			FC4-6 1-2f		4	0	0	0	0	1	1
Ed Kirkpatrick, L (1, 8) OBP: 0.342, SLG: 0.399	1B		1B FC5-2	1B	G3-1			K		4	0	2	0	0	1	1
Joe Foy, R (1, 5) OBP: 0.361, SLG: 0.369	1-2 1B		BB FC5-2 1-3	1B	F9				F9	4	0	2	0	0	0	0
Lou Piniella, R (1, 7) OBP: 0.325, SLG: 0.426	G6-3		FC5-2 BB 1-2 3-H		L8				G4-6-3 1B	4	0	1	0	0	0	4
Jerry Adair, R (1, 4) OBP: 0.276, SLG: 0.293		K	K				L8		G4-6-3 1-2f	4	0	0	0	0	2	3
Ellie Rodriguez, R (1, 2) OBP: 0.339, SLG: 0.304		L8	1-2 2-3 BB				G4-3			2	0	0	0	1	0	0
Jackie Hernandez, R (1, 6) OBP: 0.281, SLG: 0.288		G4-3	F8				F6			3	0	0	0	0	0	3
Jim Rooker, R (1, 1) OBP: 0.327, SLG: 0.600			K		F9			FC4-6 1B		3	0	1	0	0	1	0
Inning Stats	R: 0 H: 2 E: 0 LOB: 2 K: 0 BB: 0 S: 5 P: 5	R: 0 H: 0 E: 0 LOB: 0 K: 1 BB: 0 S: 5 P: 5	R: 0 H: 0 E: 0 LOB: 0 K: 2 BB: 0 S: 7 P: 7	R: 0 H: 2 E: 0 LOB: 3 K: 1 BB: 1 S: 7 P: 11	R: 0 H: 0 E: 0 LOB: 0 K: 0 BB: 0 S: 3 P: 3	R: 0 H: 0 E: 0 LOB: 0 K: 0 BB: 0 S: 3 P: 3	R: 0 H: 0 E: 0 LOB: 0 K: 0 BB: 0 S: 3 P: 3	R: 0 H: 1 E: 0 LOB: 1 K: 2 BB: 0 S: 8 P: 8	R: 0 H: 1 E: 0 LOB: 0 K: 0 BB: 0 S: 3 P: 3	1B: 6 SF: 0 2B: 0 SAC: 0 3B: 0 DP: 1 HR: 0 HBP: 0						

PITCHER		IP	WLS	BF	H	R	ER	SO	BB	IBB	HBP	BLK	WP	HR	S	P	ERA	WHIP
Jim Perry, R ERA: 2.93	(1, 1)	9.0	W	33	6	0	0	6	1	0	0	0	0	0	44	48	0.00	0.778

PITCHER	IP	WLS	BF	H	R	ER	SO	BB	IBB	HBP	BLK	WP	HR	S	P	ERA	WHIP

TOP

Kansas City Royals @ Minnesota Twins

Metropolitan Stadium, Bloomington , MI

Fri Sep 12 1969, 8:05 PM EDT

Att. 13,366 - Unknown - 76 F

livebaseballscorecards.com

AB	32
R	0
H	6
RBI	0
BB	1
SO	6
LOB	13

PA: 33

Kansas City Royals @ Minnesota Twins

Metropolitan Stadium, Bloomington , MI

Fri Sep 12 1969, 8:05 PM EDT
Att. 13,366 - Unknown - 76 F

livebaseballscorecards.com

Batter	1	2	3	4	5	6	7	8	9	AB	R	H	RBI	BB	SO	LOB
Cesar Tovar, R (1, 8) OBP: 0.335, SLG: 0.410	HR		E6		BB		G5-3			3	1	1	1	1	0	0
Rod Carew, L (1, 4) OBP: 0.391, SLG: 0.477	G4-3		4-3		F8			G3		4	0	0	0	0	0	2
Harmon Killebrew, R (1, 3) OBP: 0.428, SLG: 0.579	G1-6-3			HR BB		1B S 1B		FC6-4 BB		2	1	1	0	2	0	0
Herman Hill, L (8, PR)										0	0	0	0	0	0	0
Rich Reese, L (9, 3) OBP: 0.366, SLG: 0.525										0	0	0	0	0	0	0
Tony Oliva, L (1, 9) OBP: 0.365, SLG: 0.509	P6			F8		K		FC6-4		4	0	0	0	0	1	3
Bob Allison, R (1, 7) OBP: 0.337, SLG: 0.411		K		HR		WP 1B		F8		4	1	2	2	0	1	1
Ted Uhlaender, L (9, 7) OBP: 0.333, SLG: 0.356										0	0	0	0	0	0	0
Leo Cardenas, R (1, 6) OBP: 0.353, SLG: 0.385		G6-3		K		FC1-2-5				3	0	0	0	0	1	2
Rick Renick, R (1, 5) OBP: 0.307, SLG: 0.333		K		K		K				3	0	0	0	0	3	2
Frank Quilici, R (7, 5) OBP: 0.252, SLG: 0.282										0	0	0	0	0	0	0
George Mitterwald, R (1, 2) OBP: 0.328, SLG: 0.362			K		G3-1		G3-1			3	0	0	0	0	1	0
Jim Perry, S (1, 1) OBP: 0.214, SLG: 0.215			4-3		K		P6			3	0	0	0	0	1	0

Inning Stats	R	H	E	LOB	K	BB	S	P
	R: 1	H: 1	E: 0	LOB: 0	K: 0	BB: 0	S: 4	P: 4
	R: 0	H: 0	E: 0	LOB: 0	K: 2	BB: 0	S: 7	P: 7
	R: 0	H: 0	E: 2	LOB: 1	K: 1	BB: 0	S: 6	P: 6
	R: 2	H: 1	E: 0	LOB: 0	K: 2	BB: 1	S: 8	P: 12
	R: 0	H: 0	E: 0	LOB: 1	K: 1	BB: 1	S: 5	P: 9
	R: 0	H: 2	E: 0	LOB: 2	K: 2	BB: 0	S: 9	P: 9
	R: 0	H: 0	E: 0	LOB: 0	K: 0	BB: 0	S: 3	P: 3
	R: 0	H: 0	E: 0	LOB: 1	K: 0	BB: 1	S: 3	P: 7

PITCHER		IP	WLS	BF	H	R	ER	SO	BB	IBB	HBP	BLK	WP	HR	S	P	ERA	WHIP	PITCHER		IP	WLS	BF	H	R	ER	SO	BB	IBB	HBP	BLK	WP	HR	S	P	ERA	WHIP
Jim Rooker, L (1, 1) ERA: 3.83		8.0	L	32	4	3	3	8	3	0	0	0	1	2	45	57	3.38	0.875																			

AB	29
R	3
H	4
RBI	3
BB	3
SO	8
LOB	10

1B: 2	SF: 0	WP: 1	PA: 32																													
2B: 0	SAC: 0	PB: 0																														
3B: 0	DP: 0	SB: 1																														
HR: 2	HBP: 0	CS: 0																														

Batter	1	2	3	4	5	6	7	8	9	AB	R	H	RBI	BB	SO	LOB
Pat Kelly, L (1, 9) OBP: 0.353, SLG: 0.399	B B B B 4-0 G3-6-3 BB		S S S 0-3 ③ K			x 0-0 ① G4-3			S S S 0-3 ① K	3	0	0	0	1	2	0
Mike Fiore, L (1, 3) OBP: 0.412, SLG: 0.423	x 0-0 ① ② G3-6-3 1-2f			S S S 0-3 ① K		x 0-0 ② L8			x 0-0 1B 3B	4	1	1	0	0	1	1
Ed Kirkpatrick, L (1, 8) OBP: 0.344, SLG: 0.401	x 0-0 ③ G3			x 0-0 FC5-4 1B		x 0-0 ③ G3-1			x 0-0 3-H 1B	4	0	2	1	0	0	0
Joe Foy, R (1, 5) OBP: 0.358, SLG: 0.366		x 0-0 ① L9		x 0-0 ② FC5-4 FC5 HBP 1-2f			x 0-0 ① F7		x 0-0 ② F7	4	0	0	0	0	0	2
Lou Piniella, R (1, 7) OBP: 0.326, SLG: 0.425		x 0-0 1B		H 1-0 1-2 HBP			x 0-0 ② P3		x 0-0 ③ G5-3	3	0	1	0	0	0	1
Luis Alcaraz, R (1, 4) OBP: 0.308, SLG: 0.217		x 0-0 ② F9		x 0-0 ③ FC5 2-3f			x 0-0 ③ G5-3			3	0	0	0	0	0	3
Buck Martinez, R (1, 2) OBP: 0.264, SLG: 0.349		x 0-0 ③ G6-3			x 0-0 ① F7			x 0-0 ① P4		3	0	0	0	0	0	1
Jackie Hernandez, R (1, 6) OBP: 0.280, SLG: 0.286			x 0-0 ① G6-3		x 0-0 ② L7			x 0-0 ② G3		3	0	0	0	0	0	0
Roger Nelson, R (1, 1) OBP: 0.164, SLG: 0.172			x 0-0 ② G4-3		S S S 0-3 ③ K			x 0-0 ③ L7		0	0	0	0	0	0	0
Mike Hedlund, R (2, 1) OBP: 0.192, SLG: 0.192										2	0	0	0	0	1	0
Chuck Harrison, R (8, PH) OBP: 0.274, SLG: 0.287										1	0	0	0	0	0	0
Moe Drabowsky, R (8, 1) OBP: 0.308, SLG: 0.385										0	0	0	0	0	0	0
Inning Stats	R: 0 E: 0 K: 0 S: 2	H: 0 LOB: 0 BB: 1 P: 6	R: 0 E: 0 K: 0 S: 4	H: 1 LOB: 1 BB: 0 P: 4	R: 0 E: 0 K: 1 S: 5	H: 0 LOB: 0 BB: 0 P: 5	R: 0 E: 0 K: 1 S: 6	H: 1 LOB: 2 BB: 0 P: 7	R: 0 E: 0 K: 1 S: 5	H: 0 LOB: 0 BB: 0 P: 5	R: 0 E: 0 K: 0 S: 3	H: 0 LOB: 0 BB: 0 P: 3	R: 0 E: 0 K: 0 S: 3	H: 0 LOB: 0 BB: 0 P: 3	R: 0 E: 0 K: 0 S: 3	H: 0 LOB: 0 BB: 0 P: 3	R: 1 E: 0 K: 1 S: 7	H: 2 LOB: 1 BB: 0 P: 7	1B: 3 2B: 0 3B: 1 HR: 0	SF: 0 SAC: 0 DP: 1 HBP: 1	WP: 0 PB: 0 SB: 0 CS: 0	PA: 32

PITCHER		IP	WLS	BF	H	R	ER	SO	BB	IBB	HBP	BLK	WP	HR	S	P	ERA	WHIP
Dean Chance, R ERA: 2.81	(1, 1)	9.0	L	32	4	1	1	4	1	0	1	0	0	0	38	43	1.00	0.556

PITCHER	IP	WLS	BF	H	R	ER	SO	BB	IBB	HBP	BLK	WP	HR	S	P	ERA	WHIP

TOP

Kansas City Royals @ Minnesota Twins

Metropolitan Stadium, Bloomington , MI

Sat Sep 13 1969, 4:33 AM EDT

Att. 15,372 - Unknown - 83 F

livebaseballscorecards.com

AB	30
R	1
H	4
RBI	1
BB	1
SO	4
LOB	8

Kansas City Royals @ Minnesota Twins

Metropolitan Stadium, Bloomington , MI

Sat Sep 13 1969, 4:33 AM EDT

Att. 15,372 - Unknown - 83 F

livebaseballscorecards.com

BOTTOM

Batter	1	2	3	4	5	6	7	8	9	AB	R	H	RBI	BB	SO	LOB
Ted Uhlaender, L (1, 8) OBP: 0.330, SLG: 0.353	L6		G6-3 2-3		K			G4-3		4	0	0	0	0	1	2
Rod Carew, L (1, 4) OBP: 0.392, SLG: 0.475	G4-6-3 BB		BB		G3			F7		2	0	0	0	2	0	1
Tony Oliva, L (1, 9) OBP: 0.362, SLG: 0.505	G4-6-3 1-2f		F7			G4-3		F9		4	0	0	0	0	0	3
Harmon Killebrew, R (1, 5) OBP: 0.427, SLG: 0.575		K		F7		BB			F8	3	0	0	0	1	1	0
Rich Reese, L (1, 3) OBP: 0.365, SLG: 0.521 Cesar Tovar, R (9, PR) OBP: 0.335, SLG: 0.410		G4-3		L4		K			BB BB	3 0	0 0	0 0	0 0	1 0	1 0	1 0
Graig Nettles, L (1, 7) OBP: 0.322, SLG: 0.387 Herman Hill, L (9, PR)		BB		BB		K			BB 1-2 BB	1 0	0 0	0 0	0 0	3 0	1 0	1 0
John Roseboro, L (1, 2) OBP: 0.322, SLG: 0.303		K		K			G4-3		F5	4	0	0	0	0	2	4
Leo Cardenas, R (1, 6) OBP: 0.354, SLG: 0.386			G6-3 SH1-4 1B		SH3 1B		K		K	4	0	2	0	0	2	2
Dean Chance, R (1, 1) OBP: 0.154, SLG: 0.043			SH1-4 1-2		SH3 1-2		K			1	0	0	0	0	1	0

AB	26	1B:	2	SF:	0	WP:	0	PA:	35
R	0	2B:	0	SAC:	2	PB:	0		
H	2	3B:	0	DP:	1	SB:	0		
RBI	0	HR:	0	HBP:	0	CS:	0		
BB	7								
SO	9								
LOB	14								

Inning Stats	1	2	3	4	5	6	7	8	9
R	0	0	0	0	0	0	0	0	0
E	0	0	0	0	0	0	0	0	0
K	0	2	0	1	1	2	2	0	1
S	2	7	4	5	6	7	7	3	5
H	0	0	1	0	1	0	0	0	0
LOB	0	1	2	1	1	1	1	0	2
BB	1	1	1	1	0	1	0	0	2
P	6	11	8	9	6	11	7	3	13

PITCHER		IP	WLS	BF	H	R	ER	SO	BB	IBB	HBP	BLK	WP	HR	S	P	ERA	WHIP
Roger Nelson, R ERA: 3.31	(1, 1)	1.0		3	0	0	0	0	1	0	0	0	0	0	2	6	0.00	1.000
Mike Hedlund, R ERA: 3.45	(2, 1)	6.0		24	2	0	0	8	4	0	0	0	0	0	36	52	0.00	1.000
Moe Drabowsky, R ERA: 2.95	(8, 1)	2.0	W	8	0	0	0	1	2	0	0	0	0	0	8	16	0.00	1.000

PITCHER	IP	WLS	BF	H	R	ER	SO	BB	IBB	HBP	BLK	WP	HR	S	P	ERA	WHIP

Kansas City Royals @ Minnesota Twins

Metropolitan Stadium, Bloomington , MI

Sun Sep 14 1969, 4:33 AM EDT

Att. 18,308 - Unknown - 82 F

TOP

livebaseballscorecards.com

Batter	1	2	3	4	5	6	7	8	9	AB	R	H	RBI	BB	SO	LOB
Scott Northey, R (1, 8) OBP: 0.258, SLG: 0.179	S S S 0-3 ① K		B B B B 4-0 1-2 BB	S S S 0-3 ③ K			S S S 0-3 ③ K		S S S 0-3 ③ K	4	0	0	0	1	4	4
Luis Alcaraz, R (1, 4) OBP: 0.300, SLG: 0.333	x 0-0 HR		x 0-0 ② F9		x 0-0 ① G5-3			x 0-0 ① G6-3		4	1	1	1	0	0	2
Fred Rico, R (1, 9) OBP: 0.533, SLG: 0.300 Ed Kirkpatrick, L (8, PH) OBP: 0.343, SLG: 0.399 (8, 9) (9, 7)	x 0-0 ② P6		B B B B 4-0 1-2 2-3 BB		S S S 0-3 ② K			x 0-0 ② L9		2 1	0 0	0 0	0 0	1 0	1 0	0 0
Joe Foy, R (1, 5) OBP: 0.355, SLG: 0.363	x 0-0 ③ L5-3		x 0-0 ③ G5-3		x 0-0 ③ G1-6-3			x 0-0 ③ G5-3		4	0	0	0	0	0	3
Lou Piniella, R (1, 7) OBP: 0.326, SLG: 0.422 George Spriggs, L (9, PR) OBP: 0.258, SLG: 0.296 Joe Keough, L (9, 9) OBP: 0.266, SLG: 0.209		x 0-0 ① G4-3		x 0-0 ① G5-3		x 0-0 ① F8			B B B B 4-0 2B BB	3 0 0	0 1 0	0 0 0	0 0 0	1 0 0	0 0 0	0 0 0
Chuck Harrison, R (1, 3) OBP: 0.274, SLG: 0.293 Mike Fiore, L (9, PH) OBP: 0.412, SLG: 0.423 Hawk Taylor, R (9, PH) OBP: 0.319, SLG: 0.437 Bob Oliver, R (9, PR) OBP: 0.295, SLG: 0.402 (9, 3)		x 0-0 ② L7		x 0-0 1B 2B		S S S 0-3 ② K			x 0-0 SH3-4 1-H 1B 2B	3 0 1 0	1 0 0 1	1 0 1 0	0 0 1 0	0 0 0 0	1 0 0 0	0 0 0 0
Ellie Rodriguez, R (1, 2) OBP: 0.339, SLG: 0.302		x 0-0 ③ F7		4-0 1B IBB		x 0-0 ③ L9			x 0-0 ① SH3-4 2-3	2	0	0	0	1	0	0
Jackie Hernandez, R (1, 6) OBP: 0.280, SLG: 0.287 Jerry Adair, R (9, PH) OBP: 0.278, SLG: 0.294 Juan Rios, R (9, PR) OBP: 0.261, SLG: 0.278 (9, 6)			x 0-0 ① F9	x 0-0 1-2 2-H 1B			x 0-0 ① G4-3		x 0-0 CS 3-H 1B	3 1 0	0 0 0	1 1 0	1 1 0	0 0 0	0 0 0	0 0 0
Dick Drago, R (1, 1) OBP: 0.109, SLG: 0.070			x 0-0 BB BB 1B	S S S 0-3 ② K			x 0-0 ② L5-3		B B B B 4-0 1-2 ② BB	3	0	1	0	1	1	2
Inning Stats	R: 1 E: 0 K: 1 S: 6 H: 1 LOB: 0 BB: 0 P: 6	R: 0 E: 0 K: 0 S: 3 H: 0 LOB: 0 BB: 0 P: 3	R: 0 E: 0 K: 0 S: 4 H: 1 LOB: 3 BB: 2 P: 12	R: 1 E: 0 K: 2 S: 9 H: 2 LOB: 2 BB: 1 P: 13	R: 0 E: 0 K: 1 S: 5 H: 0 LOB: 0 BB: 0 P: 5	R: 0 E: 0 K: 1 S: 5 H: 0 LOB: 0 BB: 0 P: 5	R: 0 E: 0 K: 1 S: 5 H: 0 LOB: 0 BB: 0 P: 5	R: 0 E: 0 K: 0 S: 3 H: 0 LOB: 0 BB: 0 P: 3	R: 2 E: 0 K: 1 S: 6 H: 2 LOB: 2 BB: 2 P: 14	1B: 3 2B: 2 3B: 0 HR: 1 SF: 0 SAC: 1 DP: 0 HBP: 0						

	AB	31
	R	4
	H	6
	RBI	4
	BB	5
	SO	7
	LOB	11

WP: 0 PB: 0 SB: 0 CS: 1 PA: 37

PITCHER		IP	WLS	BF	H	R	ER	SO	BB	IBB	HBP	BLK	WP	HR	S	P	ERA	WHIP
Tom Hall, L ERA: 3.14	(1, 1)	3.1		17	4	2	2	1	2	1	0	0	0	1	16	28	5.40	1.800
Bob Miller, R ERA: 3.05	(4, 1)	4.2		15	0	1	1	5	1	0	0	0	0	0	24	28	1.93	0.214
Ron Perranoski, L ERA: 2.22	(9, 1)	1.0	L	5	2	1	1	1	1	0	0	0	0	0	6	10	9.00	3.000

PITCHER	IP	WLS	BF	H	R	ER	SO	BB	IBB	HBP	BLK	WP	HR	S	P	ERA	WHIP

Batter	1	2	3	4	5	6	7	8	9	AB	R	H	RBI	BB	SO	LOB
Cesar Tovar, R (1, 8) OBP: 0.335, SLG: 0.408	K		P4		G4-6-3 1B		F7			4	0	1	0	0	1	0
Rod Carew, L (1, 4) OBP: 0.391, SLG: 0.473	G6-3		1B 1B		G4-6-3 1-2f		G4-3			4	0	1	0	0	0	1
Tony Oliva, L (1, 9) OBP: 0.363, SLG: 0.511	F7		1-2 1B			F7		HR		4	1	2	1	0	0	0
Harmon Killebrew, R (1, 5) OBP: 0.426, SLG: 0.573 Frank Quilici, R (9, 5) OBP: 0.252, SLG: 0.282		P4	K			G3-1 1B 2B 1B		F9		4 0	1 0	1 0	0 0	0 0	1 0	2 0
Rich Reese, L (1, 3) OBP: 0.364, SLG: 0.518		G4-3		L9		G3-1 1-2 2B 1B		G3-1		4	1	1	0	0	0	0
Ted Uhlaender, L (1, 7) OBP: 0.330, SLG: 0.352		1B 1B		G1		G3-1 1-2 2-3		G4-3		4	0	1	0	0	0	2
John Roseboro, L (1, 2) OBP: 0.327, SLG: 0.306		FC5-4 1-3 1B		FC5-4 1B		2B IBB			F7	3	0	2	0	1	0	0
Leo Cardenas, R (1, 6) OBP: 0.353, SLG: 0.387		FC5-4 1-2f		FC5-4 1-2f		1-H 2-H 3-H 2B			K	4	0	1	2	0	1	3
Tom Hall, L (1, 1) OBP: 0.267, SLG: 0.220 Bob Miller, R (4, 1) Ron Perranoski, L (9, 1) OBP: 0.167, SLG: 0.091 Charlie Manuel, L (9, PH) OBP: 0.337, SLG: 0.303			P5		K		K		G4-3	1 2 0 1	0 0 0 0	0 0 0 0	0 0 0 0	0 2 0 0	0 0 0 0	0 0 0 0
Inning Stats	R: 0 E: 0 K: 1 S: 5 H: 0 LOB: 0 BB: 0 P: 5	R: 0 E: 0 K: 0 S: 5 H: 2 LOB: 2 BB: 0 P: 5	R: 0 E: 0 K: 1 S: 7 H: 2 LOB: 2 BB: 0 P: 7	R: 0 E: 0 K: 0 S: 4 H: 1 LOB: 1 BB: 0 P: 4	R: 0 E: 0 K: 1 S: 5 H: 1 LOB: 0 BB: 0 P: 5	R: 2 E: 0 K: 0 S: 5 H: 3 LOB: 2 BB: 1 P: 9	R: 0 E: 0 K: 1 S: 5 H: 0 LOB: 0 BB: 0 P: 5	R: 1 E: 0 K: 0 S: 4 H: 1 LOB: 0 BB: 0 P: 4	R: 0 E: 0 K: 1 S: 5 H: 0 LOB: 0 BB: 0 P: 5	1B: 8 2B: 1 3B: 0 HR: 1	SF: 0 SAC: 0 DP: 1 HBP: 0						

PITCHER	IP	WLS	BF	H	R	ER	SO	BB	IBB	HBP	BLK	WP	HR	S	P	ERA	WHIP
Dick Drago, R (1, 1) ERA: 3.85	9.0	W	36	10	3	3	5	0	1	0	0	0	1	45	49	3.00	1.111

PITCHER	IP	WLS	BF	H	R	ER	SO	BB	IBB	HBP	BLK	WP	HR	S	P	ERA	WHIP

BOTTOM

Kansas City Royals @ Minnesota Twins

Metropolitan Stadium, Bloomington , MI

Sun Sep 14 1969, 4:33 AM EDT

Att. 18,308 - Unknown - 82 F

livebaseballscorecards.com

AB	35
R	3
H	10
RBI	3
BB	1
SO	5
LOB	8

Oakland Athletics @ Minnesota Twins

Metropolitan Stadium, Bloomington , MI

Mon Sep 15 1969, 8:05 PM EDT

Att. 26,497 - Unknown - 70 F

TOP

livebaseballscorecards.com

Batter	1	2	3	4	5	6	7	8	9	AB	R	H	RBI	BB	SO	LOB
Bert Campaneris, R (1, 6) OBP: 0.288, SLG: 0.297	F3		E 1B		F9		F9			4	0	1	0	0	0	1
Jose Tartabull, L (1, 7) OBP: 0.282, SLG: 0.304	F5		6-3 1-2		2-H 1B			L3		4	0	1	1	0	0	1
Bobby Brooks, R (1, 9) OBP: 0.436, SLG: 0.464	K		BB		F3			6-3		3	0	0	0	1	1	1
Sal Bando, R (1, 5) OBP: 0.391, SLG: 0.459		F8	F3		6-3			BB		3	0	0	0	1	0	3
Tito Francona, L (1, 3) OBP: 0.399, SLG: 0.456		HR 1B		K		K		L1		4	1	1	0	0	2	1
Dick Green, R (1, 4) OBP: 0.352, SLG: 0.421		F7		1B		K			F7	4	0	1	0	0	1	1
Rick Monday, L (1, 8) OBP: 0.374, SLG: 0.413		1-H HR		K		4-3			BB	3	1	1	2	1	1	1
Dave Duncan, R (1, 2) OBP: 0.212, SLG: 0.157 Bob Johnson, R (7, PH) OBP: 0.347, SLG: 0.386 Phil Roof, R (7, 2) OBP: 0.335, SLG: 0.295 Danny Cater, R (9, PH) OBP: 0.300, SLG: 0.372		K		K			L8		F8	2 1 0 1	0 0 0 0	0 0 0 0	0 0 0 0	0 0 0 0	2 0 0 0	1 0 0 1
Rollie Fingers, R (1, 1) OBP: 0.263, SLG: 0.263 Ray Webster, L (7, PH) OBP: 0.357, SLG: 0.338 Jim Roland, R (7, 1) Ted Kubiak, S (9, PH) OBP: 0.317, SLG: 0.302			F3		E6 1B		F9		K	2 1 0 1	1 0 0 0	1 0 0 1	0 0 0 1	0 0 0 1	0 0 0 1	0 0 0 1

	AB	33
	R	3
	H	6
	RBI	3
	BB	3
	SO	8
	LOB	12

Inning Stats																		
	R: 0	H: 0	R: 2	H: 2	R: 0	H: 1	R: 0	H: 1	R: 1	H: 2	R: 0	H: 0	R: 0	H: 0	R: 0	H: 0	R: 0	H: 0
	E: 0	LOB: 0	E: 0	LOB: 0	E: 0	LOB: 2	E: 0	LOB: 1	E: 1	LOB: 1	E: 0	LOB: 0	E: 0	LOB: 0	E: 0	LOB: 1	E: 0	LOB: 1
	K: 1	BB: 0	K: 1	BB: 0	K: 0	BB: 1	K: 3	BB: 0	K: 0	BB: 0	K: 2	BB: 0	K: 0	BB: 0	K: 0	BB: 1	K: 1	BB: 1
	S: 5	P: 5	S: 7	P: 7	S: 4	P: 8	S: 10	P: 10	S: 5	P: 5	S: 7	P: 7	S: 3	P: 3	S: 3	P: 7	S: 5	P: 9

	1B: 5	SF: 0	WP: 0	PA: 36
	2B: 0	SAC: 0	PB: 0	
	3B: 0	DP: 0	SB: 0	
	HR: 1	HBP: 0	CS: 0	

PITCHER	IP	WLS	BF	H	R	ER	SO	BB	IBB	HBP	BLK	WP	HR	S	P	ERA	WHIP
Dave Boswell, R (1, 1) ERA: 3.31	9.0	W	36	6	3	2	8	3	0	0	0	0	1	49	61	2.00	1.000

PITCHER	IP	WLS	BF	H	R	ER	SO	BB	IBB	HBP	BLK	WP	HR	S	P	ERA	WHIP

Batter	1	2	3	4	5	6	7	8	9	AB	R	H	RBI	BB	SO	LOB
Ted Uhlaender, L (1, 7) OBP: 0.329, SLG: 0.350	BBBB 4-0 G4-6-3 BB		x 0-0 ② L7		x 0-0 ① 4-3		x 0-0 ① 4-3 SSS 0-3 ③ K			4	0	0	0	1	1	2
Rod Carew, L (1, 4) OBP: 0.392, SLG: 0.472	x 0-0 ①② G4-6-3 1-2f		x 0-0 2B 1B		x 0-0 ② F8		BBBB 4-0 G4-6-3 BB			3	1	1	0	1	0	1
Tony Oliva, L (1, 9) OBP: 0.364, SLG: 0.514	x 0-0 2B		x 0-0 1-H HR 2B		x 0-0 ③ F8		x 0-0 ②③ G4-6-3 1-2f			4	1	2	1	0	0	1
Harmon Killebrew, R (1, 5) OBP: 0.430, SLG: 0.580 Herman Hill, L (8, PR) Frank Quilici, R (9, 5) OBP: 0.252, SLG: 0.282	BBBB 4-0 BB		x 0-0 2-H HR			x 0-0 2B SF8 1B		BBBB 4-0 SH WP 1B BB		2 0 0	2 1 0	2 0 0	2 0 0	2 0 0	0 0 0	0 0 0
Rich Reese, L (1, 3) OBP: 0.361, SLG: 0.514	x 0-0 ③ F2		x 0-0 ③ 5-3			x 0-0 ① F9		x 0-0 SH G4-6-3 1B 1-3 1B		3	1	0	0	0	0	3
Cesar Tovar, R (1, 8) OBP: 0.338, SLG: 0.413		x 0-0 ① L6		x 0-0 S 1B		x 0-0 1-3 2B		x 0-0 G4-6-3 1-2 3-H 1B		4	0	3	1	0	0	0
John Roseboro, L (1, 2) OBP: 0.329, SLG: 0.307		x 0-0 G4-6-3 1B		x 0-0 ① L8 1-2		4-0 IBB		x 0-0 ①② G4-6-3 1-2f 2-3		3	0	1	0	1	0	3
Leo Cardenas, R (1, 6) OBP: 0.353, SLG: 0.386		x 0-0 ②③ G4-6-3 1-2f		SSS 0-3 ② K		x 0-0 ② SF8 3-H		4-0 1B IBB		2	0	0	1	1	1	2
Dave Boswell, R (1, 1) OBP: 0.209, SLG: 0.301			x 0-0 ① F7	SSS 0-3 ③ K		x 0-0 ③ F7		x 0-0 1-2 3-H 1B		4	0	1	1	0	1	3
Inning Stats	R: 0 H: 1 E: 0 LOB: 2 K: 0 BB: 2 S: 3 P: 11	R: 0 H: 1 E: 0 LOB: 0 K: 0 BB: 0 S: 3 P: 3	R: 3 H: 3 E: 0 LOB: 0 K: 0 BB: 0 S: 6 P: 6	R: 0 H: 1 E: 0 LOB: 1 K: 2 BB: 0 S: 8 P: 8	R: 0 H: 0 E: 0 LOB: 0 K: 0 BB: 0 S: 3 P: 3	R: 1 H: 2 E: 0 LOB: 2 K: 0 BB: 1 S: 5 P: 9	R: 0 H: 0 E: 0 LOB: 0 K: 0 BB: 1 S: 2 P: 6	R: 2 H: 2 E: 0 LOB: 2 K: 1 BB: 2 S: 7 P: 15		1B: 6 SF: 1 2B: 3 SAC: 1 3B: 0 DP: 4 HR: 1 HBP: 0						

PITCHER		IP	WLS	BF	H	R	ER	SO	BB	IBB	HBP	BLK	WP	HR	S	P	ERA	WHIP
Rollie Fingers, R ERA: 3.38	(1, 1)	6.0	L	27	8	4	4	2	2	1	0	0	0	1	28	40	6.00	1.667
Jim Roland, L ERA: 2.82	(7, 1)	2.0		10	2	2	2	1	2	1	0	0	1	0	9	21	9.00	2.000

PITCHER	IP	WLS	BF	H	R	ER	SO	BB	IBB	HBP	BLK	WP	HR	S	P	ERA	WHIP

BOTTOM

Oakland Athletics @ Minnesota Twins

Metropolitan Stadium, Bloomington , MI

Mon Sep 15 1969, 8:05 PM EDT

Att. 26,497 - Unknown - 70 F

livebaseballscorecards.com

AB	29
R	6
H	10
RBI	6
BB	6
SO	3
LOB	15

WP: 1 PA: 37
PB: 0
SB: 1
CS: 0

Batter	1	2	3	4	5	6	7	8	9	AB	R	H	RBI	BB	SO	LOB
Bert Campaneris, R (1, 6) OBP: 0.293, SLG: 0.302	E S 1B		BB 1B		FC4-6 1B		BB 1B 1B	FC6-4 1-2f		5	1	4	0	0	0	1
Jose Tartabull, L (1, 7) OBP: 0.284, SLG: 0.303	F4 1-3		BBBB 4-0 1-2 BB		F9		BB 1B 1-2 1B		L7	4	1	1	0	1	0	2
Bobby Brooks, R (1, 9) OBP: 0.432, SLG: 0.419	BBBB 4-0 G4-6-3 BB		SSS 0-3 K		SSS 0-3 K		BBBB 4-0 1B 1-2 2-3 BB		6-3	3	0	0	0	2	2	3
Sal Bando, R (1, 5) OBP: 0.388, SLG: 0.455	G4-6-3 1-2f		F3		FC4-6 1-2f		SSS 0-3 K		F1	5	0	0	0	0	1	8
Tito Francona, L (1, 3) OBP: 0.401, SLG: 0.454		4-3		1-3		BBBB 4-0 1B BB	G6-4-3 1-2 2-H 3-H 1B			3	0	1	2	1	0	0
Dick Green, R (1, 4) OBP: 0.353, SLG: 0.426		6-3 3B		5-3		1-3 1B	G6-4-3 1-2f			4	1	2	0	0	0	2
Rick Monday, L (1, 8) OBP: 0.373, SLG: 0.411		6-3 3-H		E 1B		SSS 0-3 K		6-3		4	0	1	1	0	1	2
Dave Duncan, R (1, 2) OBP: 0.205, SLG: 0.151		4-3		E5 1-2		F9		L7		4	0	0	0	0	0	3
Jim Nash, R (1, 1) OBP: 0.135, SLG: 0.167			1-3	K		4-3		FC6-4 1B		2	0	0	0	0	1	2
Marcel Lachemann, R (5, 1)										0	0	0	0	0	0	0
Ed Sprague, R (5, 1) OBP: 0.200, SLG: 0.400										0	0	0	0	0	0	0
Ray Webster, L (6, PH) OBP: 0.333, SLG: 0.333										1	0	0	0	0	0	2
Fred Talbot, R (6, 1) OBP: 0.227, SLG: 0.317										0	0	0	0	0	0	0
Bob Johnson, R (8, PH) OBP: 0.354, SLG: 0.393										1	0	1	0	0	0	0
Lew Krausse, R (8, 1) OBP: 0.188, SLG: 0.435										0	0	0	0	0	0	0
Inning Stats	R: 0 E: 0 K: 0 S: 3 H: 1 LOB: 1 BB: 1 P: 7	R: 1 E: 0 K: 0 S: 4 H: 1 LOB: 0 BB: 0 P: 4	R: 0 E: 0 K: 1 S: 6 H: 1 LOB: 2 BB: 1 P: 10	R: 0 E: 1 K: 1 S: 7 H: 1 LOB: 2 BB: 0 P: 7	R: 0 E: 0 K: 1 S: 6 H: 1 LOB: 1 BB: 0 P: 6	R: 0 E: 0 K: 1 S: 6 H: 1 LOB: 2 BB: 1 P: 10	R: 2 E: 0 K: 1 S: 7 H: 3 LOB: 1 BB: 1 P: 11	R: 0 E: 0 K: 0 S: 4 H: 1 LOB: 1 BB: 0 P: 4	R: 0 E: 0 K: 0 S: 3 H: 0 LOB: 0 BB: 0 P: 3	1B: 9 2B: 0 3B: 1 HR: 0	SF: 0 SAC: 0 DP: 2 HBP: 0					

TOP

Oakland Athletics @ Minnesota Twins

Metropolitan Stadium, Bloomington , MI

Tue Sep 16 1969, 4:33 AM EDT
Att. 12,241 - Unknown - 70 F

livebaseballscorecards.com

AB	36
R	3
H	10
RBI	3
BB	4
SO	5
LOB	25

WP: 0 PB: 0 SB: 1 CS: 0 PA: 40

PITCHER	IP	WLS	BF	H	R	ER	SO	BB	IBB	HBP	BLK	WP	HR	S	P	ERA	WHIP
Jim Perry, R (1, 1) ERA: 2.93	9.0	W	40	10	3	3	5	4	0	0	0	0	0	46	62	3.00	1.556

PITCHER	IP	WLS	BF	H	R	ER	SO	BB	IBB	HBP	BLK	WP	HR	S	P	ERA	WHIP

Batter	1	2	3	4	5	6	7	8	9	AB	R	H	RBI	BB	SO	LOB
Ted Uhlaender, L (1, 7) OBP: 0.327, SLG: 0.347	F8	4-3		F6	3B BB			5-3		4	1	0	0	1	0	1
Rod Carew, L (1, 4) OBP: 0.392, SLG: 0.474	1B HR BB		F6	4-3	1-H 2-H 3B			K		4	1	1	2	1	1	0
Tony Oliva, L (1, 9) OBP: 0.363, SLG: 0.511	1-2 HR 1B		F7		5-3			5-3		5	1	1	0	0	0	1
Harmon Killebrew, R (1, 5) OBP: 0.432, SLG: 0.587	1-H 2-H HR		1B 1B		F8 2B 1B BB			K		3	2	2	3	1	1	0
Frank Quilici, R (7, 5) OBP: 0.252, SLG: 0.282										0	0	0	0	0	0	0
Rich Reese, L (1, 3) OBP: 0.365, SLG: 0.519	F4		1-2 1B		1-3 1B 2B	G5-4-3 1B				4	1	3	0	0	0	0
Cesar Tovar, R (1, 8) OBP: 0.337, SLG: 0.412	F4		L6		E S 2B 2-H 3-H 1B	1-2f G5-4-3				4	1	1	2	0	0	3
John Roseboro, L (1, 2) OBP: 0.331, SLG: 0.318		F5		HR	G3 1-3		G1-6-3 1B			4	1	2	1	0	0	1
Herman Hill, L (7, PR)										0	0	0	0	0	0	0
Tom Tischinski, R (8, 2) OBP: 0.267, SLG: 0.132										0	0	0	0	0	0	0
Leo Cardenas, R (1, 6) OBP: 0.354, SLG: 0.394		F4		HR	1B 3-H 2B		K			4	2	2	2	0	1	1
Jim Perry, S (1, 1) OBP: 0.216, SLG: 0.217		E4		F6	BB 3B 2-H 1B		1-2f G1-6-3			4	1	1	1	0	0	1
Inning Stats	R: 3 H: 2 E: 0 LOB: 0 K: 0 BB: 1 S: 5 P: 9	R: 0 H: 0 E: 1 LOB: 1 K: 0 BB: 0 S: 4 P: 4	R: 0 H: 2 E: 0 LOB: 2 K: 0 BB: 0 S: 5 P: 5	R: 2 H: 2 E: 0 LOB: 0 K: 0 BB: 0 S: 5 P: 5	R: 6 H: 5 E: 0 LOB: 1 K: 0 BB: 2 S: 8 P: 16	R: 0 H: 1 E: 0 LOB: 0 K: 1 BB: 0 S: 5 P: 5	R: 0 H: 1 E: 0 LOB: 1 K: 1 BB: 0 S: 5 P: 5	R: 0 H: 0 E: 0 LOB: 0 K: 1 BB: 0 S: 5 P: 5		1B: 7 SF: 0 2B: 2 SAC: 0 3B: 1 DP: 2 HR: 3 HBP: 0						WP: 0 PA: 39 PB: 0 SB: 1 CS: 0

PITCHER		IP	WLS	BF	H	R	ER	SO	BB	IBB	HBP	BLK	WP	HR	S	P	ERA	WHIP
Jim Nash, R ERA: 3.67	(1, 1)	4.0	L	20	6	5	5	0	1	0	0	0	0	3	19	23	11.25	1.750
Marcel Lachemann, R ERA: 4.01	(5, 1)	0.2		7	4	5	5	0	1	0	0	0	0	0	6	10	67.50	7.500
Ed Sprague, R ERA: 4.46	(5, 1)	0.1		3	1	1	1	0	1	0	0	0	0	0	2	6	27.00	6.000
Fred Talbot, R ERA: 4.46	(6, 1)	2.0		6	2	0	0	2	0	0	0	0	0	0	10	10	0.00	1.000
Lew Krausse, R ERA: 4.69	(8, 1)	1.0		3	0	0	0	1	0	0	0	0	0	0	5	5	0.00	0.000

PITCHER	IP	WLS	BF	H	R	ER	SO	BB	IBB	HBP	BLK	WP	HR	S	P	ERA	WHIP

BOTTOM

Oakland Athletics @ Minnesota Twins

Metropolitan Stadium, Bloomington , MI

Tue Sep 16 1969, 4:33 AM EDT
Att. 12,241 - Unknown - 70 F

livebaseballscorecards.com

AB	36
R	11
H	13
RBI	11
BB	3
SO	3
LOB	8

California Angels @ Minnesota Twins

Metropolitan Stadium, Bloomington , MI

Wed Sep 17 1969, 8:05 PM EDT

Att. 10,746 - Unknown - 71 F

TOP

livebaseballscorecards.com

Batter	1	2	3	4	5	6	7	8	9	AB	R	H	RBI	BB	SO	LOB
Sandy Alomar Sr., S (1, 4) OBP: 0.298, SLG: 0.281	0-0 FC6-4 1B	0-0 6-3		0-0 4-3		0-0 E5 SH 1B	0-3 K		0-0 4-3	6	1	1	0	0	1	0
Bill Voss, L (1, 9) OBP: 0.324, SLG: 0.336	0-0 FC6-4 E 1B 1-2f		0-0 FC5-6 BB 1B 1B	0-0 BB 1B 1B		0-0 SH 1B 1B 1-2		0-0 G3		4	2	2	0	0	0	1
Jim Fregosi, R (1, 6) OBP: 0.360, SLG: 0.378	0-0 E2 BB 1B BB 2-3		4-0 FC5-6 1-2 BB	0-3 K		0-0 F7		4-0 S 1B BB		3	2	0	0	2	1	4
Jay Johnstone, L (1, 8) OBP: 0.312, SLG: 0.372	0-0 BB BB 1-2 1B 3-H		0-0 FC5-6 WP 1B SF9 1-2f 2-3	0-0 BB 1-2 1B		0-0 1B 1-2 1B 2-H		0-3 K 1-2		5	1	3	1	0	1	3
Rick Reichardt, R (1, 7) OBP: 0.318, SLG: 0.369	4-0 FC5 BB 1-2 BB 2-3		0-0 SF9 WP 1-2 1B 3-H	4-0 1-2 BB 2-3		0-0 F3		4-0 FC5 1B BB		2	0	1	1	3	0	2
Roger Repoz, L (1, 3) OBP: 0.268, SLG: 0.275 Billy Cowan, R (4, PH) OBP: 0.284, SLG: 0.382 (4, 3) Ruben Amaro, R (9, 3) OBP: 0.300, SLG: 0.222	4-0 1-2 BB 2-3 3-H		4-0 BB 1-2 BB 2-3	0-3 K		0-0 1-2 1B 2-H		0-0 1-2 1B 2-H		0 3 0	0 0 0	0 2 0	1 2 0	2 0 0	0 1 0	0 3 0
Aurelio Rodriguez, R (1, 5) OBP: 0.274, SLG: 0.312	0-0 FC5 2-3f		0-0 SF9 2-3 BB 3-H		0-0 F8	0-0 F2		0-0 FC5 2-3f		4	0	0	1	0	0	7
Joe Azcue, R (1, 2) OBP: 0.307, SLG: 0.273		0-0 4-3	4-0 1-2 BB		0-0 F9		0-3 K		0-0 F3	4	0	0	0	1	1	0
Tom Murphy, R (1, 1) OBP: 0.169, SLG: 0.162 Rudy May, L (7, 1) OBP: 0.140, SLG: 0.075 Ken Tatum, R (7, 1) OBP: 0.350, SLG: 0.684		0-3 K	0-0 3-1		0-3 K		0-3 K		0-0 F4	4 0 1	0 0 0	0 0 0	0 0 0	0 0 0	3 0 0	3 0 0
Inning Stats	R: 1 H: 2 E: 2 LOB: 3 K: 0 BB: 2 S: 5 P: 13	R: 0 H: 0 E: 0 LOB: 0 K: 1 BB: 0 S: 5 P: 5	R: 2 H: 2 E: 0 LOB: 3 K: 0 BB: 3 S: 5 P: 17	R: 0 H: 2 E: 0 LOB: 3 K: 2 BB: 1 S: 9 P: 13	R: 0 H: 0 E: 0 LOB: 0 K: 1 BB: 0 S: 5 P: 5	R: 2 H: 2 E: 2 LOB: 2 K: 0 BB: 0 S: 7 P: 7	R: 0 H: 0 E: 0 LOB: 0 K: 3 BB: 0 S: 9 P: 9	R: 1 H: 1 E: 0 LOB: 2 K: 1 BB: 2 S: 6 P: 14	R: 0 H: 0 E: 0 LOB: 0 K: 0 BB: 0 S: 3 P: 3	1B: 9 SF: 1 2B: 0 SAC: 1 3B: 0 DP: 0 HR: 0 HBP: 0						

AB	36
R	6
H	9
RBI	6
BB	8
SO	8
LOB	23

WP: 1 PA: 46
PB: 0
SB: 1
CS: 0

PITCHER		IP	WLS	BF	H	R	ER	SO	BB	IBB	HBP	BLK	WP	HR	S	P	ERA	WHIP
Dean Chance, R ERA: 2.95	(1, 1)	2.1	L	15	4	3	2	1	4	0	0	0	1	0	13	29	7.71	3.429
Jim Kaat, L ERA: 3.3	(3, 1)	3.1		18	4	2	0	3	2	0	0	0	0	0	22	30	0.00	1.800
Dick Woodson, R ERA: 3.79	(6, 1)	1.1		4	0	0	0	3	0	0	0	0	0	0	10	10	0.00	0.000
Ron Perranoski, L ERA: 2.28	(8, 1)	1.0		6	1	1	1	1	2	0	0	0	0	0	6	14	9.00	3.000
Al Worthington, R ERA: 4.61	(9, 1)	1.0		3	0	0	0	0	0	0	0	0	0	0	3	3	0.00	0.000

PITCHER	IP	WLS	BF	H	R	ER	SO	BB	IBB	HBP	BLK	WP	HR	S	P	ERA	WHIP

BOTTOM

California Angels @ Minnesota Twins

Metropolitan Stadium, Bloomington , MI

Wed Sep 17 1969, 8:05 PM EDT

Att. 10,746 - Unknown - 71 F

livebaseballscorecards.com

Batter	1	2	3	4	5	6	7	8	9	AB	R	H	RBI	BB	SO	LOB
Ted Uhlaender, L (1, 7) OBP: 0.326, SLG: 0.345	F7		K		F8		BB 1-2 2-3		F7	3	0	0	0	0	1	1
Bob Allison, R (7, PH) OBP: 0.340, SLG: 0.411										0	0	0	0	1	0	0
Frank Quilici, R (8, 4) OBP: 0.250, SLG: 0.280										1	0	0	0	0	0	0
Rod Carew, L (1, 4) OBP: 0.389, SLG: 0.471	G3		G3		F7		K		FC4-6 BB	3	0	0	0	0	0	1
Rick Renick, R (7, PH) OBP: 0.307, SLG: 0.333										0	0	0	0	0	0	0
Graig Nettles, L (7, PH) OBP: 0.324, SLG: 0.385										1	0	0	0	1	1	3
(8, 7)																
Tony Oliva, L (1, 9) OBP: 0.360, SLG: 0.508	F8			G3		4-3	SF8 3-H		FC4-6 1-2f	4	0	0	1	0	0	1
Harmon Killebrew, R (1, 5) OBP: 0.431, SLG: 0.584		HBP 1B		2B SF7 BB		6-3	F7		K	4	1	1	0	1	1	3
Rich Reese, L (1, 3) OBP: 0.366, SLG: 0.520		HBP 1-2		2B 1-3		4-3		4-3		3	0	1	0	0	0	0
Cesar Tovar, R (1, 8) OBP: 0.336, SLG: 0.411		F7		SF7 3-H			1B 1B 1B	F4		3	1	1	1	0	0	2
John Roseboro, L (1, 2) OBP: 0.332, SLG: 0.320		F7		G3			1B 1B 1B 1-2	BB 1B		4	1	2	0	0	0	3
Leo Cardenas, R (1, 6) OBP: 0.356, SLG: 0.394		F8			WP BB		BB 1B SF8 1-2 2-H 1B	BB 1B 1-2		2	1	1	1	2	0	2
Dean Chance, R (1, 1) OBP: 0.154, SLG: 0.043			G3		F8 1-2		BB 1-2 2-H 1B	F3		0	0	0	0	0	0	0
Jim Kaat, L (3, 1) OBP: 0.241, SLG: 0.370										2	0	0	0	0	0	1
Dick Woodson, R (6, 1) OBP: 0.138, SLG: 0.074										0	0	0	0	0	0	0
Jim Holt, L (7, PH) OBP: 0.429, SLG: 0.429										1	0	1	1	0	0	0
Herman Hill, L (7, PR)										0	0	0	0	0	0	0
Ron Perranoski, L (8, 1) OBP: 0.167, SLG: 0.091										0	0	0	0	0	0	0
Charlie Manuel, L (8, PH) OBP: 0.335, SLG: 0.301										1	0	0	0	0	0	2
Al Worthington, R (9, 1)										0	0	0	0	0	0	0

Inning Stats	1	2	3	4	5	6	7	8	9
	R: 0 E: 0 K: 0 S: 3	H: 0 LOB: 0 BB: 0 P: 3	R: 0 E: 0 K: 0 S: 4	H: 1 LOB: 2 BB: 0 P: 5	R: 0 E: 0 K: 1 S: 5	H: 0 LOB: 0 BB: 0 P: 5	R: 1 E: 0 K: 0 S: 4	H: 1 LOB: 1 BB: 1 P: 8	R: 0 E: 0 K: 0 S: 3	H: 0 LOB: 1 BB: 1 P: 7	R: 0 E: 0 K: 0 S: 3	H: 0 LOB: 0 BB: 0 P: 3	R: 3 E: 0 K: 1 S: 9	H: 4 LOB: 2 BB: 1 P: 13	R: 0 E: 0 K: 0 S: 4	H: 1 LOB: 2 BB: 1 P: 8	R: 0 E: 0 K: 1 S: 5	H: 0 LOB: 1 BB: 1 P: 9

1B: 6	SF: 2	WP: 1
2B: 1	SAC: 0	PB: 0
3B: 0	DP: 0	SB: 0
HR: 0	HBP: 1	CS: 0

PA: 40

PITCHER		IP	WLS	BF	H	R	ER	SO	BB	IBB	HBP	BLK	WP	HR	S	P	ERA	WHIP
Tom Murphy, R ERA: 3.79	(1, 1)	6.0	W	27	6	4	4	1	2	0	1	0	1	0	26	35	6.00	1.333
Rudy May, L ERA: 3.58	(7, 1)	0.0		1	0	0	0	0	1	0	0	0	0	0	0	4	∞	∞
Ken Tatum, R ERA: 1.26	(7, 1)	3.0	S	12	1	0	0	2	2	0	0	0	0	0	14	22	0.00	1.000

PITCHER		IP	WLS	BF	H	R	ER	SO	BB	IBB	HBP	BLK	WP	HR	S	P	ERA	WHIP

AB	32
R	4
H	7
RBI	4
BB	5
SO	3
LOB	19

Batter	1	2	3	4	5	6	7	8	9	AB	R	H	RBI	BB	SO	LOB
Sandy Alomar Sr., S (1, 4) OBP: 0.296, SLG: 0.278	F9		8-3 1-2f		F8		F7	6-3		5	0	0	0	0	0	1
Jay Johnstone, L (1, 8) OBP: 0.313, SLG: 0.372	4-3		1B		4-3		F8		1B FC6-2 1B	5	0	2	0	0	0	0
Jim Fregosi, R (1, 6) OBP: 0.362, SLG: 0.380	K		K		1B		BB BB 1B 1B		8-4 FC6-2 1-3 1B	5	1	3	0	0	2	1
Rick Reichardt, R (1, 7) OBP: 0.320, SLG: 0.369		FC5-4 1B 1B		1B 1B 5-3 BB	K		1-2 1B BB		FC6-2 1-2 3-H	3	2	1	0	2	1	3
Billy Cowan, R (1, 3) OBP: 0.299, SLG: 0.396		FC5-4 1-2 1B		5-3 1B 1-2 1B		G6-4-3 BB	E 1B 1-2 2-3 BB		8-4 2-3f	2	1	2	0	0	0	0
Roger Repoz, L (4, 3) OBP: 0.273, SLG: 0.274										1	0	0	0	2	0	2
Jarvis Tatum, R (1, 9) OBP: 0.200, SLG: 0.200		F8		5-3 1B 1-2 2-3 1B		G6-4-3 1-2 BB	E2 1-3 2-H 3-H 1B			2	1	1	0	0	0	2
Bill Voss, L (6, PH) (6, 9) OBP: 0.328, SLG: 0.339										1	0	1	2	1	0	0
Joe Azcue, R (1, 2) OBP: 0.303, SLG: 0.269		FC5-4 1-2f 2-3		5-3 1-2 2-3 3-H		G6-4-3 1-2f 2-3	5-3			4	0	0	1	0	0	8
Aurelio Rodriguez, R (1, 5) OBP: 0.276, SLG: 0.313		5-3		B2-6-4 2-H 3-H 1B		IBB		F9		3	0	1	2	1	0	2
Andy Messersmith, R (1, 1) OBP: 0.247, SLG: 0.192			8-3 BB	B2-6-4 1-2f		F3		K		2	0	0	0	1	0	3
Vern Geishert, R (7, 1)										1	0	0	0	0	1	0
Inning Stats	R: 0 E: 0 K: 1 S: 5 H: 0 LOB: 0 BB: 0 P: 5	R: 0 E: 0 K: 0 S: 5 H: 2 LOB: 2 BB: 0 P: 5	R: 0 E: 0 K: 1 S: 5 H: 1 LOB: 1 BB: 1 P: 9	R: 3 E: 0 K: 0 S: 5 H: 3 LOB: 0 BB: 1 P: 9	R: 0 E: 0 K: 1 S: 6 H: 1 LOB: 1 BB: 0 P: 6	R: 0 E: 0 K: 0 S: 2 H: 0 LOB: 2 BB: 3 P: 14	R: 2 E: 1 K: 0 S: 5 H: 2 LOB: 2 BB: 2 P: 13	R: 0 E: 0 K: 1 S: 5 H: 0 LOB: 0 BB: 0 P: 5	R: 0 E: 0 K: 0 S: 4 H: 2 LOB: 1 BB: 0 P: 4	1B: 11 2B: 2 3B: 0 HR: 0 SF: 0 SAC: 0 DP: 4 HBP: 0						

PITCHER	IP	WLS	BF	H	R	ER	SO	BB	IBB	HBP	BLK	WP	HR	S	P	ERA	WHIP
Tom Hall, L (1, 1) ERA: 3.27	3.0	L	15	5	3	3	2	2	0	0	0	0	0	17	25	9.00	2.333
Bob Miller, R (4, 1) ERA: 2.99	2.0		7	2	0	0	1	0	0	0	0	0	0	9	9	0.00	1.000
Dick Woodson, R (6, 1) ERA: 3.91	1.2		10	1	2	2	0	4	1	0	0	0	0	5	25	10.80	3.000
Ron Perranoski, L (7, 1) ERA: 2.27	0.1		2	1	0	0	0	0	0	0	0	0	0	2	2	0.00	3.000
Al Worthington, R (8, 1) ERA: 4.45	2.0		7	2	0	0	1	0	0	0	0	0	0	9	9	0.00	1.000

PITCHER	IP	WLS	BF	H	R	ER	SO	BB	IBB	HBP	BLK	WP	HR	S	P	ERA	WHIP

TOP

California Angels @ Minnesota Twins

Metropolitan Stadium, Bloomington , MI

Thu Sep 18 1969, 4:33 AM EDT

Att. 6,940 - Unknown - 62 F

livebaseballscorecards.com

AB	34
R	5
H	11
RBI	5
BB	7
SO	4
LOB	22

PA: 41

WP: 0 PB: 0 SB: 0 CS: 0

BOTTOM

California Angels @ Minnesota Twins

Metropolitan Stadium, Bloomington , MI

Thu Sep 18 1969, 4:33 AM EDT

Att. 6,940 - Unknown - 62 F

livebaseballscorecards.com

Batter	1	2	3	4	5	6	7	8	9	AB	R	H	RBI	BB	SO	LOB
Ted Uhlaender, L (1, 7) OBP: 0.325, SLG: 0.344	S 1B		4-3			F6		4-3		4	0	1	0	0	0	0
Rod Carew, L (1, 4) OBP: 0.386, SLG: 0.467	K 1-2			K		L4		4-3		4	0	0	0	0	2	1
Tony Oliva, L (1, 9) OBP: 0.359, SLG: 0.506	F8			G5-4-3 1B		F3		K		4	0	1	0	0	1	1
Harmon Killebrew, R (1, 5) OBP: 0.430, SLG: 0.582	K			G5-4-3 1-2f			FC6-4 BB 1B 1B		F9	4	1	1	0	0	1	2
Rich Reese, L (1, 3) OBP: 0.365, SLG: 0.516		4-3			3-1		BBBB FC6-4 1-2 BB		F5	3	0	0	0	1	0	0
Cesar Tovar, R (1, 8) OBP: 0.338, SLG: 0.418		F5			E BLK 1B		FC6-4 1B 1-2f 2-3 L5		HR	4	1	2	1	0	0	2
John Roseboro, L (1, 2) OBP: 0.332, SLG: 0.320 George Mitterwald, R (8, 2) OBP: 0.326, SLG: 0.360		F9			SSS K 1-2		BB 1-3 3-H 1B		F8	3 1	0 0	1 0	1 0	0 0	1 0	1 0
Leo Cardenas, R (1, 6) OBP: 0.356, SLG: 0.393			E5		E5 2-3		BBBB 1-2 BB			2	0	0	0	1	0	1
Tom Hall, L (1, 1) OBP: 0.261, SLG: 0.214 Bob Miller, R (4, 1) Charlie Manuel, L (5, PH) OBP: 0.333, SLG: 0.299 Dick Woodson, R (6, 1) OBP: 0.138, SLG: 0.074 Ron Perranoski, L (7, 1) OBP: 0.167, SLG: 0.091 Graig Nettles, L (7, PH) OBP: 0.332, SLG: 0.383 Al Worthington, R (8, 1)			F6		SSS K		3-H L5			1 0 1 0 0 1 0	0 0 0 0 0 0 0	0 0 0 0 0 0 0	0 0 0 0 0 0 0	0 0 1 0 0 0 0	0 0 0 0 0 0 0	0 0 2 0 0 0 3
Inning Stats	R: 0 E: 0 K: 2 S: 8 H: 1 LOB: 1 BB: 0 P: 8	R: 0 E: 0 K: 0 S: 3 H: 0 LOB: 0 BB: 0 P: 3	R: 0 E: 1 K: 0 S: 3 H: 0 LOB: 0 BB: 0 P: 3	R: 0 E: 0 K: 1 S: 5 H: 1 LOB: 0 BB: 0 P: 5	R: 0 E: 1 K: 2 S: 9 H: 1 LOB: 2 BB: 0 P: 9	R: 0 E: 0 K: 0 S: 3 H: 0 LOB: 0 BB: 0 P: 3	R: 1 E: 0 K: 0 S: 4 H: 2 LOB: 2 BB: 2 P: 12	R: 0 E: 0 K: 1 S: 5 H: 0 LOB: 0 BB: 0 P: 5	R: 1 E: 0 K: 0 S: 4 H: 1 LOB: 0 BB: 0 P: 4	1B: 5 2B: 1 3B: 0 HR: 1	SF: 0 SAC: 0 DP: 2 HBP: 0			WP: 0 PB: 0 SB: 1 CS: 0		PA: 34	

	AB	32
	R	2
	H	6
	RBI	2
	BB	2
	SO	6
	LOB	13

PITCHER		IP	WLS	BF	H	R	ER	SO	BB	IBB	HBP	BLK	WP	HR	S	P	ERA	WHIP
Andy Messersmith, R ERA: 2.5	(1, 1)	6.1	W	26	5	1	1	5	2	0	0	1	0	0	34	42	1.42	1.105
Vern Geishert, R ERA: 5.95	(7, 1)	2.2	S	8	1	1	1	1	0	0	0	0	0	1	10	10	3.38	0.375

PITCHER	IP	WLS	BF	H	R	ER	SO	BB	IBB	HBP	BLK	WP	HR	S	P	ERA	WHIP

Batter	1	2	3	4	5	6	7	8	9	AB	R	H	RBI	BB	SO	LOB
Tommy Harper, R (1, 5) OBP: 0.349, SLG: 0.309	K		6-3			6-3		BB		3	0	0	0	1	1	0
John Donaldson, L (1, 4) OBP: 0.312, SLG: 0.291	G3			3B		K		G3		4	0	1	0	0	1	1
Steve Hovley, L (1, 8) OBP: 0.353, SLG: 0.384	1B			K			K		4-3	4	0	1	0	0	2	1
Danny Walton, R (1, 7) OBP: 0.267, SLG: 0.333	F8			K			1B		K	4	1	1	0	0	2	2
Don Mincher, L (1, 3) OBP: 0.364, SLG: 0.441		G6-4-3		4-3			L9		K	4	0	1	0	0	1	2
Jerry McNertney, R (1, 2) OBP: 0.291, SLG: 0.360		G6-4-3			K		1B			3	0	1	1	0	1	1
Steve Whitaker, L (1, 9) OBP: 0.340, SLG: 0.402		K			4-3		K			3	0	0	0	0	2	1
Ray Oyler, R (1, 6) OBP: 0.258, SLG: 0.265			K		F8			K		2	0	0	0	0	1	0
Greg Goossen, R (8, PH) OBP: 0.400, SLG: 0.537										1	0	0	0	0	1	0
Diego Segui, R (8, 1) OBP: 0.207, SLG: 0.148										0	0	0	0	0	0	0
Steve Barber, L (1, 1) OBP: 0.261, SLG: 0.318			K			4-3		K		1	0	0	0	0	1	0
Sandy Valdespino, L (6, PH) OBP: 0.312, SLG: 0.265										1	0	0	0	0	0	0
John Gelnar, R (6, 1) OBP: 0.100, SLG: 0.053										0	0	0	0	0	0	0
Gus Gil, R (8, PH) OBP: 0.274, SLG: 0.258										1	0	0	0	0	1	0
Ron Clark, R (8, 6) OBP: 0.260, SLG: 0.233										0	0	0	0	0	0	0
Inning Stats	R: 0 E: 0 K: 1 S: 6	H: 1 LOB: 1 BB: 0 P: 6	R: 0 E: 0 K: 1 S: 5	H: 1 LOB: 0 BB: 0 P: 5	R: 0 E: 0 K: 2 S: 7	H: 0 LOB: 0 BB: 0 P: 7	R: 0 E: 0 K: 2 S: 8	H: 1 LOB: 1 BB: 0 P: 8	R: 0 E: 0 K: 1 S: 5	H: 0 LOB: 0 BB: 0 P: 5	R: 0 E: 0 K: 1 S: 5	H: 0 LOB: 0 BB: 0 P: 5	R: 1 E: 0 K: 2 S: 9	H: 2 LOB: 1 BB: 0 P: 9	R: 0 E: 0 K: 2 S: 7	H: 0 LOB: 1 BB: 1 P: 11	R: 0 E: 0 K: 2 S: 7	H: 0 LOB: 0 BB: 0 P: 7	1B: 3 2B: 1 3B: 1 HR: 0	SF: 0 SAC: 0 DP: 1 HBP: 0	WP: 1 PB: 0 SB: 1 CS: 0	PA: 32

PITCHER	IP	WLS	BF	H	R	ER	SO	BB	IBB	HBP	BLK	WP	HR	S	P	ERA	WHIP
Dave Boswell, R (1, 1) ERA: 3.22	9.0	W	32	5	1	1	14	1	0	0	0	1	0	59	63	1.00	0.667

PITCHER	IP	WLS	BF	H	R	ER	SO	BB	IBB	HBP	BLK	WP	HR	S	P	ERA	WHIP

Seattle Pilots @ Minnesota Twins

Metropolitan Stadium, Bloomington , MI

Fri Sep 19 1969, 8:05 PM EDT

Att. 23,700 - Unknown - 64 F

TOP

livebaseballscorecards.com

AB	31
R	1
H	5
RBI	1
BB	1
SO	14
LOB	8

Seattle Pilots @ Minnesota Twins

Metropolitan Stadium, Bloomington , MI

Fri Sep 19 1969, 8:05 PM EDT

Att. 23,700 - Unknown - 64 F

BOTTOM

livebaseballscorecards.com

Batter	1	2	3	4	5	6	7	8	9	AB	R	H	RBI	BB	SO	LOB
Cesar Tovar, R (1, 8) OBP: 0.335, SLG: 0.415	4-3		6-3		L8		4-3			4	0	0	0	0	0	0
Tony Oliva, L (1, 9) OBP: 0.360, SLG: 0.506	1B		6-3		1-3			S		4	0	2	0	0	0	0
Harmon Killebrew, R (1, 3) (9, 5) OBP: 0.429, SLG: 0.579	G6-4-3 1-2		1-3		E5			K 1-2		4	0	1	0	0	1	1
Bob Allison, R (1, 7) OBP: 0.340, SLG: 0.409	G6-4-3 1-2f			FC6-4	K			K		3	0	1	0	0	1	3
Rich Reese, L (8, PH) (9, 3) OBP: 0.364, SLG: 0.515										1	0	0	0	0	1	1
Rick Renick, R (1, 5) OBP: 0.308, SLG: 0.333		1B E G6-4-3		FC6-4 1-2f		6-3		K		3	2	1	0	0	0	1
Ted Uhlaender, L (8, PH) (9, 7) OBP: 0.325, SLG: 0.344		1B		FC6-4						1	0	0	0	0	1	1
Leo Cardenas, R (1, 6) OBP: 0.356, SLG: 0.393		E4 G6-4-3 1B 1-2		FC6-4 1-3		K				3	0	1	0	0	1	1
Rod Carew, L (1, 4) OBP: 0.386, SLG: 0.466		G6-4-3 1-2 2-3		FC6-4 1-2f 3-H		F8				3	0	1	1	0	0	1
George Mitterwald, R (1, 2) OBP: 0.326, SLG: 0.359		G6-4-3 1-2f 2-3 3-H		1-2			F7			3	0	1	0	0	0	2
Dave Boswell, R (1, 1) OBP: 0.202, SLG: 0.291		K		F7			6-3			3	0	0	0	0	1	3
Inning Stats	R: 0 H: 2 E: 0 LOB: 1 K: 0 BB: 0 S: 4 P: 4	R: 1 H: 2 E: 1 LOB: 1 K: 1 BB: 0 S: 7 P: 7	R: 0 H: 0 E: 0 LOB: 0 K: 0 BB: 0 S: 3 P: 3	R: 1 H: 3 E: 0 LOB: 2 K: 0 BB: 0 S: 6 P: 6	R: 0 H: 0 E: 1 LOB: 1 K: 1 BB: 0 S: 6 P: 6	R: 0 H: 0 E: 0 LOB: 0 K: 1 BB: 0 S: 5 P: 5	R: 0 H: 0 E: 0 LOB: 0 K: 0 BB: 0 S: 3 P: 3	R: 0 H: 1 E: 0 LOB: 1 K: 3 BB: 0 S: 10 P: 10		1B: 8 SF: 0 2B: 0 SAC: 0 3B: 0 DP: 2 HR: 0 HBP: 0						

AB	32
R	2
H	8
RBI	1
BB	0
SO	6
LOB	14

WP: 0 PA: 32
PB: 0
SB: 1
CS: 0

PITCHER		IP	WLS	BF	H	R	ER	SO	BB	IBB	HBP	BLK	WP	HR	S	P	ERA	WHIP
Steve Barber, L ERA: 5.07	(1, 1)	5.0	L	22	7	2	1	2	0	0	0	0	0	0	26	26	1.80	1.400
John Gelnar, R ERA: 3.38	(6, 1)	2.0		6	0	0	0	1	0	0	0	0	0	0	8	8	0.00	0.000
Diego Segui, R ERA: 3.4	(8, 1)	1.0		4	1	0	0	3	0	0	0	0	0	0	10	10	0.00	1.000

PITCHER	IP	WLS	BF	H	R	ER	SO	BB	IBB	HBP	BLK	WP	HR	S	P	ERA	WHIP

Batter	1	2	3	4	5	6	7	8	9	AB	R	H	RBI	BB	SO	LOB
John Donaldson, L (1, 4) OBP: 0.312, SLG: 0.290	1B	G1-6-3 1-2f			4-3			6-3		4	0	1	0	0	0	1
Steve Whitaker, L (1, 9) OBP: 0.346, SLG: 0.407	1-2 1B		FC5-6 1B		G3			3-1		4	0	2	0	0	0	0
Danny Walton, R (1, 7) OBP: 0.256, SLG: 0.317	K		F7		K			F8		4	0	0	0	0	2	3
Steve Hovley, L (1, 8) OBP: 0.348, SLG: 0.379	K		FC5-6 CS 1-2f			4-3			4-3	4	0	0	0	0	1	3
Greg Goossen, R (1, 3) OBP: 0.388, SLG: 0.518	K		CS 1-2	K		1-3			K	4	0	0	0	0	3	2
Jerry McNertney, R (1, 2) OBP: 0.293, SLG: 0.360		HR BB		1B 1B		1-3			F7	3	1	1	0	1	0	0
John Kennedy, R (1, 5) OBP: 0.316, SLG: 0.350		HR 1-H		1B 1-3			F5			3	1	2	2	0	0	0
Ron Clark, R (1, 6) OBP: 0.261, SLG: 0.230		FC5-6 BB		F9			L8			2	0	0	0	1	0	2
Gene Brabender, R (1, 1) OBP: 0.157, SLG: 0.176 Diego Segui, R (7, 1) OBP: 0.207, SLG: 0.148		FC5-6 G1-6-3 1-2f		K			K			3 0	0 0	0 0	0 0	0 0	2 0	3 0
Inning Stats	R: 0 E: 0 K: 3 S: 11 H: 2 LOB: 2 BB: 0 P: 11	R: 2 E: 0 K: 0 S: 3 H: 1 LOB: 0 BB: 2 P: 11	R: 0 E: 0 K: 0 S: 3 H: 1 LOB: 0 BB: 0 P: 3	R: 0 E: 0 K: 2 S: 9 H: 2 LOB: 2 BB: 0 P: 9	R: 0 E: 0 K: 1 S: 5 H: 0 LOB: 0 BB: 0 P: 5	R: 0 E: 0 K: 0 S: 3 H: 0 LOB: 0 BB: 0 P: 3	R: 0 E: 0 K: 1 S: 5 H: 0 LOB: 0 BB: 0 P: 5	R: 0 E: 0 K: 0 S: 3 H: 0 LOB: 0 BB: 0 P: 3	R: 0 E: 0 K: 1 S: 5 H: 0 LOB: 0 BB: 0 P: 5	1B: 5 2B: 0 3B: 0 HR: 1	SF: 0 SAC: 0 DP: 1 HBP: 0					

PITCHER	IP	WLS	BF	H	R	ER	SO	BB	IBB	HBP	BLK	WP	HR	S	P	ERA	WHIP
Jim Perry, R (1, 1) ERA: 2.9	9.0	W	33	6	2	2	8	2	0	0	0	0	1	47	55	2.00	0.889

PITCHER	IP	WLS	BF	H	R	ER	SO	BB	IBB	HBP	BLK	WP	HR	S	P	ERA	WHIP

TOP

Seattle Pilots @ Minnesota Twins

Metropolitan Stadium, Bloomington , MI

Sat Sep 20 1969, 4:33 AM EDT

Att. 12,797 - Unknown - 73 F

livebaseballscorecards.com

AB	31
R	2
H	6
RBI	2
BB	2
SO	8
LOB	14

PA: 34

WP: 0
PB: 0
SB: 0
CS: 1

Seattle Pilots @ Minnesota Twins

Metropolitan Stadium, Bloomington , MI

Sat Sep 20 1969, 4:33 AM EDT

Att. 12,797 - Unknown - 73 F

BOTTOM

Batter	1	2	3	4	5	6	7	8	9	AB	R	H	RBI	BB	SO	LOB
Ted Uhlaender, L (1, 7) OBP: 0.327, SLG: 0.350	1-3 ①		FC6-4 1B 1B		BB 1B		1B 3B		K ① SSS	5	1	3	0	0	1	0
Rod Carew, L (1, 4) OBP: 0.390, SLG: 0.468	K ② SSS		FC6-4 1-2 1B		L3 1-2 BB BBBB		1B 1B 3-H 1B		2B 1B	4	2	3	1	1	1	0
Tony Oliva, L (1, 9) OBP: 0.360, SLG: 0.507	F6 ③		FC6-4 ② 1-2f 2-3		L3 ②③ 1-2		1B FC5-2 1-2 1B		1-H 2B	5	0	2	1	0	0	4
Harmon Killebrew, R (1, 5) OBP: 0.428, SLG: 0.576		6-3 ① SSS	K ③ SSS			FC3-6 BB BBBB	K ② SSS			3	0	0	0	1	2	4
Rich Reese, L (1, 3) OBP: 0.363, SLG: 0.512		F4 ②		L7 ①		FC3-6 ① 1-2f 1B	FC5-2 1-3 2-H 1B			4	0	1	1	0	0	1
Cesar Tovar, R (1, 8) OBP: 0.338, SLG: 0.416		1B 1B		FC3-6 BB BBBB		1-2 1B	FC5-2 ③ 1-2 3-H			3	0	2	0	1	0	2
John Roseboro, L (1, 2) OBP: 0.334, SLG: 0.320 Herman Hill, L (8, PR) George Mitterwald, R (9, 2) OBP: 0.326, SLG: 0.359		1-3 1B	FC3-6 ② FC5-4 1-2f			F8 ②		CS BB BBBB		3 0 0	0 0 0	1 0 0	0 0 0	1 0 0	0 0 0	3 0 0
Leo Cardenas, R (1, 6) OBP: 0.354, SLG: 0.390		5-3 ③	FC5-4 ③ 1-2f			K ③ SSS		L9 ① 1-2		4	0	0	0	0	1	6
Jim Perry, S (1, 1) OBP: 0.207, SLG: 0.207			K ① SSS		1-3 ①		4-3 ① SSS	K ②③ SSS 1-2		4	0	0	0	0	2	1

Inning Stats	R: 0 E: 0 K: 1 S: 5	H: 0 LOB: 0 BB: 0 P: 5	R: 0 E: 0 K: 0 S: 5	H: 2 LOB: 2 BB: 0 P: 5	R: 0 E: 0 K: 2 S: 9	H: 2 LOB: 2 BB: 0 P: 9	R: 0 E: 0 K: 0 S: 3	H: 0 LOB: 1 BB: 1 P: 7	R: 0 E: 0 K: 0 S: 3	H: 1 LOB: 1 BB: 1 P: 7
	R: 0 E: 0 K: 1 S: 6	H: 1 LOB: 2 BB: 1 P: 10	R: 2 E: 0 K: 1 S: 9	H: 4 LOB: 2 BB: 0 P: 9	R: 0 E: 0 K: 1 S: 4	H: 0 LOB: 1 BB: 1 P: 8	R: 1 E: 0 K: 1 S: 5	H: 2 LOB: 1 BB: 0 P: 5	1B: 10 2B: 2 3B: 1 HR: 0	SF: 0 SAC: 0 DP: 1 HBP: 0	WP: 0 PB: 0 SB: 0 CS: 1	PA: 39

livebaseballscorecards.com

	AB	35
	R	3
	H	12
	RBI	3
	BB	4
	SO	7
	LOB	21

PITCHER		IP	WLS	BF	H	R	ER	SO	BB	IBB	HBP	BLK	WP	HR	S	P	ERA	WHIP
Gene Brabender, R ERA: 4.21	(1, 1)	6.1		30	9	2	2	4	3	0	0	0	0	0	35	47	2.84	1.895
Diego Segui, R ERA: 3.42	(7, 1)	2.0	L	9	3	1	1	3	1	0	0	0	0	0	14	18	4.50	2.000

PITCHER	IP	WLS	BF	H	R	ER	SO	BB	IBB	HBP	BLK	WP	HR	S	P	ERA	WHIP

Seattle Pilots @ Minnesota Twins

Metropolitan Stadium, Bloomington , MI

Sun Sep 21 1969, 4:33 AM EDT

Att. 15,443 - Unknown - 76 F

TOP

livebaseballscorecards.com

Batter	1	2	3	4	5	6	7	8	9	AB	R	H	RBI	BB	SO	LOB
Tommy Harper, R (1, 5) OBP: 0.350, SLG: 0.311	S S 1B		F8		FC4-6 1B		L3			4	0	2	0	0	0	0
Steve Whitaker, L (1, 9) OBP: 0.333, SLG: 0.389	F7 1-2			S S S K	FC4-6 1-2f		4-3			4	0	0	0	0	1	2
Danny Walton, R (1, 7) OBP: 0.266, SLG: 0.318	L6 S 1B			B B B B 1B FC6-4 BB	5-3			S S S K		3	1	1	0	1	1	1
Steve Hovley, L (1, 8) OBP: 0.350, SLG: 0.381	L6 1-3 2-3			FC6-4 BB 1-3 1B		1B FC5-2 1B		6-3		4	1	2	0	0	0	2
Don Mincher, L (1, 3) OBP: 0.365, SLG: 0.440		S S S K		B B B B FC6-4 1-2 BB		FC5-2 1-3 1B		S S S K		3	0	1	0	1	2	0
Jerry McNertney, R (1, 2) OBP: 0.290, SLG: 0.356		F6		FC6-4 1B 1-2f 2-3 3-H		FC5-2 1B E 1-3 3-H			F3	4	1	0	1	0	0	4
John Donaldson, L (1, 4) OBP: 0.314, SLG: 0.293		5-3		S 1-3 3-H 1B		E5 1-H 1B			3-1	4	0	2	1	0	0	0
John Kennedy, R (1, 6) OBP: 0.314, SLG: 0.374			5-3	S S S K 1-2		5-3			HR	4	1	1	1	0	1	3
Bob Meyer, R (1, 1) OBP: 0.091, SLG: 0.091			3-1		F3		F7		S S S K	2	0	0	0	0	0	0
Greg Goossen, R (7, PH) OBP: 0.385, SLG: 0.513										1	0	0	0	0	0	0
Bob Locker, S (7, 1) OBP: 0.143, SLG: 0.077										0	0	0	0	0	0	0
John O'Donoghue, R (8, 1) OBP: 0.083, SLG: 0.167										1	0	0	0	0	1	0

Inning Stats	1	2	3	4	5	6	7	8	9
	R: 0 E: 0 K: 0 S: 4	H: 2 LOB: 1 BB: 0 P: 4	R: 0 E: 0 K: 1 S: 5	H: 0 LOB: 0 BB: 0 P: 5	R: 0 E: 0 K: 0 S: 3	H: 0 LOB: 0 BB: 0 P: 3	R: 2 E: 0 K: 2 S: 9	H: 2 LOB: 2 BB: 2 P: 17	R: 0 E: 0 K: 0 S: 4	H: 1 LOB: 1 BB: 0 P: 4	R: 1 E: 1 K: 0 S: 5	H: 3 LOB: 1 BB: 0 P: 5	R: 0 E: 0 K: 0 S: 3	H: 0 LOB: 0 BB: 0 P: 3	R: 0 E: 0 K: 2 S: 7	H: 0 LOB: 0 BB: 0 P: 7	R: 1 E: 0 K: 1 S: 6	H: 1 LOB: 0 BB: 0 P: 6

AB	34	
R	4	
H	9	
RBI	3	
BB	2	
SO	6	
LOB	12	
1B: 8	SF: 0	
2B: 2	SAC: 0	
3B: 0	DP: 2	
HR: 1	HBP: 0	
WP: 0	PA: 36	
PB: 0		
SB: 4		
CS: 0		

PITCHER		IP	WLS	BF	H	R	ER	SO	BB	IBB	HBP	BLK	WP	HR	S	P	ERA	WHIP
Dean Chance, R ERA: 2.95	(1, 1)	6.0		26	8	3	2	3	2	0	0	0	0	0	30	38	3.00	1.667
Jim Kaat, L ERA: 3.3	(7, 1)	3.0	L	10	1	1	1	3	0	0	0	0	0	1	16	16	3.00	0.333

PITCHER	IP	WLS	BF	H	R	ER	SO	BB	IBB	HBP	BLK	WP	HR	S	P	ERA	WHIP

BOTTOM

Seattle Pilots @ Minnesota Twins

Metropolitan Stadium, Bloomington , MI

Sun Sep 21 1969, 4:33 AM EDT

Att. 15,443 - Unknown - 76 F

livebaseballscorecards.com

Batter	1	2	3	4	5	6	7	8	9	AB	R	H	RBI	BB	SO	LOB
Cesar Tovar, R (1, 8) OBP: 0.338, SLG: 0.415	6-3		F9			HBP		SH, 4-3		2	1	0	0	0	0	0
Rod Carew, L (1, 4) OBP: 0.389, SLG: 0.466	K			K		CS, 1B		4-3		4	0	1	1	0	2	2
Harmon Killebrew, R (1, 3) (8, 5) OBP: 0.432, SLG: 0.590	HR			HR		1B		IBB		3	2	3	2	1	0	0
Tony Oliva, L (1, 9) OBP: 0.358, SLG: 0.503	F9			6-3		K		G1-2-3		4	0	0	0	0	1	5
Bob Allison, R (1, 7) OBP: 0.337, SLG: 0.405 Ted Uhlaender, L (7, PH) OBP: 0.326, SLG: 0.348 (8, 7)		K		K			4-3		1-3	2 2	0 0	0 0	0 0	0 0	2 0	0 0
Rick Renick, R (1, 5) OBP: 0.303, SLG: 0.328 Rich Reese, L (7, PH) OBP: 0.362, SLG: 0.510 (8, 3)		F3			L8		G3		G3	2 2	0 0	0 0	0 0	0 0	0 0	0 0
George Mitterwald, R (1, 2) OBP: 0.335, SLG: 0.368		PO, 1B			G6-4-3, 1B		1B		F9	4	0	3	0	0	0	0
Leo Cardenas, R (1, 6) OBP: 0.352, SLG: 0.388		PO	F8		G6-4-3		K			3	0	0	0	0	1	2
Dean Chance, R (1, 1) OBP: 0.148, SLG: 0.042 Frank Kostro, R (6, PH) Jim Kaat, L (7, 1) OBP: 0.250, SLG: 0.378			K			K		SH, G1-2-3, 1B		1 1 1	0 0 0	0 0 1	0 0 0	0 0 0	1 1 0	0 0 0
Inning Stats	R: 1 E: 0 K: 1 S: 6 H: 1 LOB: 0 BB: 0 P: 6	R: 0 E: 0 K: 1 S: 5 H: 1 LOB: 0 BB: 0 P: 5	R: 0 E: 0 K: 1 S: 5 H: 0 LOB: 0 BB: 0 P: 5	R: 1 E: 0 K: 2 S: 8 H: 1 LOB: 0 BB: 0 P: 8	R: 0 E: 0 K: 0 S: 3 H: 1 LOB: 0 BB: 0 P: 3	R: 1 E: 0 K: 2 S: 8 H: 2 LOB: 2 BB: 0 P: 9	R: 0 E: 0 K: 1 S: 6 H: 1 LOB: 1 BB: 0 P: 6	R: 0 E: 1 K: 0 S: 4 H: 1 LOB: 2 BB: 1 P: 8	R: 0 E: 0 K: 0 S: 3 H: 0 LOB: 0 BB: 0 P: 3	1B: 6 2B: 1 3B: 0 HR: 2	SF: 0 SAC: 1 DP: 3 HBP: 1			WP: 0 PB: 0 SB: 2 CS: 1	PA: 35			

	AB	31
	R	3
	H	8
	RBI	3
	BB	1
	SO	8
	LOB	9

PITCHER		IP	WLS	BF	H	R	ER	SO	BB	IBB	HBP	BLK	WP	HR	S	P	ERA	WHIP
Bob Meyer, L ERA: 3.31	(1, 1)	6.0		22	6	3	3	7	0	0	1	0	0	2	35	36	4.50	1.000
Bob Locker, R ERA: 3.19	(7, 1)	1.0		6	2	0	0	1	0	0	0	0	0	0	8	8	0.00	2.000
John O'Donoghue, L ERA: 3.32	(8, 1)	2.0	W	6	0	0	0	0	0	1	0	0	0	0	5	9	0.00	0.000

PITCHER	IP	WLS	BF	H	R	ER	SO	BB	IBB	HBP	BLK	WP	HR	S	P	ERA	WHIP

Batter	1	2	3	4	5	6	7	8	9	AB	R	H	RBI	BB	SO	LOB
Cesar Tovar, R (1, 8) OBP: 0.340, SLG: 0.416	F3		F9		WP S 1B 3-H			CS 1B	1B 1B 2-H	5	0	3	2	0	0	0
Tony Oliva, L (1, 9) OBP: 0.358, SLG: 0.502	F8		K		F5			BB BB 1B 1-2	1-3 1B	5	0	2	0	0	1	1
Harmon Killebrew, R (1, 3) OBP: 0.431, SLG: 0.593	K			HR	G5-3 1-3			FC5 BB 1-2	G6-3	4	1	1	1	1	1	3
Bob Allison, R (1, 7) OBP: 0.335, SLG: 0.407 Ted Uhlaender, L (8, 7) OBP: 0.326, SLG: 0.348		F7		F9 SF8 2B		G5-3		P3		4 0	1 0	1 0	0 0	0 0	0 0	2 0
Rick Renick, R (1, 5) OBP: 0.296, SLG: 0.320 Rod Carew, L (7, 4) OBP: 0.390, SLG: 0.466		F2		F9 2-3		K		1-2 BB 2-3		3 0	0 0	0 0	0 0	0 1	1 0	1 0
George Mitterwald, R (1, 2) OBP: 0.333, SLG: 0.368		BB 1B		SF8 3-H		G4-3		FC5 2-3f		3	0	1	1	0	0	3
Frank Quilici, R (1, 4) OBP: 0.257, SLG: 0.276 (7, 5)		1-2 BB		G5-3			F7		SH3-4 1B BB	2	1	0	0	2	0	0
Leo Cardenas, R (1, 6) OBP: 0.351, SLG: 0.388		K			SH5-4 1B 2-3		G6-3		F3	4	1	1	0	0	1	3
Bob Miller, R (1, 1) Al Worthington, R (9, 1)			K		SH5-4		P3		SH3-4 1-2	2 0	0 0	0 0	0 0	0 0	1 0	0 0
Inning Stats	R: 0 E: 0 K: 1 S: 5 H: 0 LOB: 0 BB: 0 P: 5	R: 0 E: 0 K: 1 S: 6 H: 1 LOB: 2 BB: 1 P: 10	R: 0 E: 0 K: 2 S: 7 H: 0 LOB: 0 BB: 0 P: 7	R: 2 E: 0 K: 0 S: 5 H: 2 LOB: 0 BB: 0 P: 5	R: 1 E: 0 K: 0 S: 5 H: 2 LOB: 1 BB: 0 P: 5	R: 0 E: 0 K: 1 S: 5 H: 0 LOB: 0 BB: 0 P: 5	R: 0 E: 0 K: 0 S: 3 H: 0 LOB: 0 BB: 0 P: 3	R: 0 E: 0 K: 0 S: 4 H: 2 LOB: 3 BB: 2 P: 12	R: 1 E: 0 K: 0 S: 5 H: 2 LOB: 2 BB: 1 P: 9	1B: 6 2B: 2 3B: 0 HR: 1 SF: 1 SAC: 2 DP: 0 HBP: 0						

PITCHER		IP	WLS	BF	H	R	ER	SO	BB	IBB	HBP	BLK	WP	HR	S	P	ERA	WHIP
Jim Rooker, L ERA: 3.75	(1, 1)	8.0	L	33	7	3	3	5	3	0	0	0	1	1	40	52	3.38	1.250
Al Fitzmorris, R ERA: 5.14	(9, 1)	1.0		6	2	1	1	0	1	0	0	0	0	0	5	9	9.00	3.000

PITCHER	IP	WLS	BF	H	R	ER	SO	BB	IBB	HBP	BLK	WP	HR	S	P	ERA	WHIP

TOP

Minnesota Twins @ Kansas City Royals

Municipal Stadium, Kansas City, MO

Mon Sep 22 1969, 8:05 PM EDT

Att. 7,727 - Unknown - 75 F

livebaseballscorecards.com

AB	32
R	4
H	9
RBI	4
BB	4
SO	5
LOB	13

WP: 1	PA: 39		
PB: 0			
SB: 1			
CS: 1			

Batter	1	2	3	4	5	6	7	8	9	AB	R	H	RBI	BB	SO	LOB
Pat Kelly, L (1, 9) OBP: 0.357, SLG: 0.400	F7		1B SF8 1B		G5-3			K		4	1	1	0	0	1	1
Mike Fiore, L (1, 3) OBP: 0.412, SLG: 0.423	WP 2B		1-3 FC6-4 1B			F7		G4-3		4	0	2	0	0	0	1
Ed Kirkpatrick, L (1, 8) OBP: 0.340, SLG: 0.395	K		SF8 3-H			F9			2B 1B	3	1	1	1	0	1	1
Lou Piniella, R (1, 7) OBP: 0.331, SLG: 0.428	G4-3 2-3		FC6-4 1-2f			G6-3			1-H 1B 2B	4	1	1	1	0	0	2
Joe Foy, R (1, 5) OBP: 0.353, SLG: 0.372		K		G2-3			F8		F8	4	0	0	0	0	1	1
Jerry Adair, R (1, 4) OBP: 0.283, SLG: 0.294 Scott Northey, R (9, PR) OBP: 0.292, SLG: 0.333	G6-3			G5-3			F8		1B BB	3 0	0 0	0 0	0 0	1 0	0 0	0 0
Buck Martinez, R (1, 2) OBP: 0.260, SLG: 0.339 Fred Rico, R (9, PR) OBP: 0.500, SLG: 0.273	1B			F9			F8		1-2 2-H 1B	4 0	0 0	2 0	1 0	0 0	0 0	0 0
Jackie Hernandez, R (1, 6) OBP: 0.279, SLG: 0.281 Joe Keough, L (8, PH) OBP: 0.257, SLG: 0.201 Paul Schaal, R (9, 6) OBP: 0.340, SLG: 0.314		K			G1-3			P4	G3	2 1 1	0 0 0	0 0 0	0 0 0	0 0 0	1 0 0	1 0 1
Jim Rooker, R (1, 1) OBP: 0.316, SLG: 0.564 Bob Oliver, R (8, PH) OBP: 0.294, SLG: 0.396 Al Fitzmorris, S (9, 1)			K		K			1B		2 1 0	0 0 0	0 1 0	0 0 0	0 0 0	2 0 0	0 0 0
Inning Stats	R: 0 E: 0 K: 1 S: 6 H: 1 LOB: 1 BB: 0 P: 6	R: 0 E: 0 K: 2 S: 8 H: 1 LOB: 1 BB: 0 P: 8	R: 1 E: 0 K: 1 S: 7 H: 2 LOB: 1 BB: 0 P: 7	R: 0 E: 0 K: 0 S: 3 H: 0 LOB: 0 BB: 0 P: 3	R: 0 E: 0 K: 1 S: 5 H: 0 LOB: 0 BB: 0 P: 5	R: 0 E: 0 K: 0 S: 3 H: 0 LOB: 0 BB: 0 P: 3	R: 0 E: 0 K: 0 S: 3 H: 0 LOB: 0 BB: 0 P: 3	R: 0 E: 0 K: 1 S: 6 H: 1 LOB: 1 BB: 0 P: 6	R: 2 E: 0 K: 0 S: 5 H: 3 LOB: 1 BB: 1 P: 9	1B: 6 2B: 2 3B: 0 HR: 0	SF: 1 SAC: 0 DP: 0 HBP: 0						

PITCHER		IP	WLS	BF	H	R	ER	SO	BB	IBB	HBP	BLK	WP	HR	S	P	ERA	WHIP
Bob Miller, R ERA: 3.02	(1, 1)	8.0	W	31	7	3	3	6	0	0	0	0	1	0	43	43	3.38	0.875
Al Worthington, R ERA: 4.37	(9, 1)	1.0	S	4	1	0	0	0	1	0	0	0	0	0	3	7	0.00	2.000

PITCHER	IP	WLS	BF	H	R	ER	SO	BB	IBB	HBP	BLK	WP	HR	S	P	ERA	WHIP

BOTTOM

Minnesota Twins @ Kansas City Royals

Municipal Stadium, Kansas City, MO

Mon Sep 22 1969, 8:05 PM EDT

Att. 7,727 - Unknown - 75 F

livebaseballscorecards.com

AB	33
R	3
H	8
RBI	3
BB	1
SO	6
LOB	8

WP: 1	PA: 35		
PB: 0			
SB: 0			
CS: 0			

Minnesota Twins @ Kansas City Royals

Municipal Stadium, Kansas City, MO

Tue Sep 23 1969, 8:05 PM EDT

Att. 8,293 - Unknown - 71 F

livebaseballscorecards.com

TOP

Batter	1	2	3	4	5	6	7	8	9	AB	R	H	RBI	BB	SO	LOB
Ted Uhlaender, L (1, 8) OBP: 0.323, SLG: 0.346	E5	F7			G4-3		G4-3		SF7 3-H	4	1	0	1	0	0	0
Rod Carew, L (1, 4) OBP: 0.390, SLG: 0.465	L8		E S 1B		G3		G6-3		G1-3 1-2	5	0	2	0	0	0	1
Tony Oliva, L (1, 9) OBP: 0.359, SLG: 0.502	BB 1B 1-2		K 1-3			1B	P3		G1-3 1-2 2-3	5	2	2	0	0	1	3
Harmon Killebrew, R (1, 5) OBP: 0.432, SLG: 0.591 Tom Hall, L (8, 1) OBP: 0.261, SLG: 0.214 Jim Holt, L (9, PH) OBP: 0.375, SLG: 0.375 Ron Perranoski, L (9, 1) OBP: 0.167, SLG: 0.091	B B B B 1B 1-2 2-3 BB	F5				FC3-6 1B 1-2 1B		G5-3	K	3 0 1 0	1 0 0 0	1 0 0 0	0 0 0 0	1 0 0 0	0 0 1 0	1 0 3 0
Rich Reese, L (1, 3) OBP: 0.363, SLG: 0.510	1-3 2-H 3-H 1B		G1-3			FC3-6 1-2 2-H 1B		F8		4	0	2	3	0	0	1
Graig Nettles, L (1, 7) OBP: 0.321, SLG: 0.381	K			L4-3 1B		FC3-6 1B 1-2f 2-3		G1-3		4	0	1	0	0	1	4
John Roseboro, L (1, 2) OBP: 0.332, SLG: 0.318 Rick Dempsey, R (4, 2) OBP: 0.500, SLG: 0.500 Herman Hill, L (9, PR) Tom Tischinski, R (9, 2) OBP: 0.267, SLG: 0.132	F8			L4-3 1-2		F4			E S E 1B	2 2 0 0	0 0 1 0	0 1 0 0	0 0 0 0	0 0 0 0	0 0 0 0	3 2 0 0
Rick Renick, R (1, 6) OBP: 0.302, SLG: 0.320		F7		G6-3		1-3 3-H 1B			E SF7 1-3 BB	3	1	1	1	1	0	0
Dave Boswell, R (1, 1) OBP: 0.196, SLG: 0.281 Frank Quilici, R (8, 5) OBP: 0.255, SLG: 0.273		G6-3			K	P3			E5 G1-3 1B 1-3 3-H	3 1	0 0	0 0	0 0	0 0	1 0	2 1
Inning Stats	R: 2 E: 1 K: 1 S: 8 H: 2 LOB: 2 BB: 1 P: 12	R: 0 E: 0 K: 0 S: 3 H: 0 LOB: 0 BB: 0 P: 3	R: 0 E: 0 K: 1 S: 6 H: 1 LOB: 1 BB: 0 P: 6	R: 0 E: 0 K: 0 S: 3 H: 1 LOB: 0 BB: 0 P: 3	R: 0 E: 0 K: 1 S: 5 H: 0 LOB: 0 BB: 0 P: 5	R: 2 E: 0 K: 0 S: 7 H: 4 LOB: 2 BB: 0 P: 7	R: 0 E: 0 K: 0 S: 3 H: 0 LOB: 0 BB: 0 P: 3	R: 0 E: 0 K: 0 S: 3 H: 0 LOB: 0 BB: 0 P: 3	R: 2 E: 1 K: 1 S: 8 H: 2 LOB: 3 BB: 1 P: 12	1B: 10 2B: 1 3B: 0 HR: 0 SF: 1 SAC: 0 DP: 1 HBP: 0						

AB	37
R	6
H	10
RBI	5
BB	2
SO	4
LOB	21

WP: 0 PB: 0 SB: 2 CS: 0 PA: 40

PITCHER

PITCHER		IP	WLS	BF	H	R	ER	SO	BB	IBB	HBP	BLK	WP	HR	S	P	ERA	WHIP
Mike Hedlund, R ERA: 3.29	(1, 1)	7.0	L	30	8	4	3	3	1	0	0	0	0	0	35	39	3.86	1.286
Chris Zachary, R ERA: 7.85	(8, 1)	2.0		10	2	2	1	1	1	0	0	0	0	0	11	15	4.50	1.500

PITCHER

PITCHER	IP	WLS	BF	H	R	ER	SO	BB	IBB	HBP	BLK	WP	HR	S	P	ERA	WHIP

Batter	1	2	3	4	5	6	7	8	9	AB	R	H	RBI	BB	SO	LOB
Luis Alcaraz, R (1, 4) OBP: 0.266, SLG: 0.305	BBBB 4-0 FC4-6 BB		x 0-0 FC3-6 1B G3 1B		x 0-0 ① F2		x 0-0 ③ F7			3	1	1	0	1	0	0
Mike Fiore, L (1, 3) OBP: 0.413, SLG: 0.422	SSS 0-3 ① K		x 0-0 1-2 FC3-6 1B		BBBB 4-0 BB			x 0-0 ① F7		3	0	1	0	1	1	1
Ed Kirkpatrick, L (1, 8) OBP: 0.336, SLG: 0.390	x 0-0 ② FC4-6 FC6-4 1-2f		x 0-0 ① FC3-6 G3 1B 1-2f 2-3		SSS 0-3 ② K			x 0-0 ② G4-3		4	1	0	0	0	1	4
Lou Piniella, R (1, 7) OBP: 0.330, SLG: 0.426	x 0-0 ③ FC6-4 1-2f		x 0-0 ② G3 1-2 3-H		x 0-0 ③ L7			x 0-0 FC6 1B		4	0	1	1	0	0	3
Joe Foy, R (1, 5) OBP: 0.353, SLG: 0.371		x 0-0 ① F8	x 0-0 CS 1B 2-H			x 0-0 ① F8		x 0-0 ③ FC6 1-2f		4	0	1	1	0	0	1
Bob Oliver, R (1, 9) OBP: 0.294, SLG: 0.393		BBBB 4-0 FC6-4 BB BB	0-0 ③ CS 1-2	x 0-0 ① G5-3		SSS 0-3 ② K			x 0-0 ① G6-3	3	0	0	0	1	1	0
Buck Martinez, R (1, 2) OBP: 0.260, SLG: 0.333		BBBB 4-0 FC6-4 BB 1-2		x 0-0 ② P3		x 0-0 ③ G6-3			x 0-0 ② F4	3	0	0	0	1	0	0
Paul Schaal, R (1, 6) OBP: 0.338, SLG: 0.313		x 0-0 ② FC6-4 1-2f 2-3		x 0-0 1B			x 0-0 ① G5-3		x 0-0 ③ F7	4	0	1	0	0	0	2
Mike Hedlund, R (1, 1) OBP: 0.188, SLG: 0.161 Joe Keough, L (7, PH) OBP: 0.256, SLG: 0.200 Chris Zachary, L (8, 1) OBP: 0.500, SLG: 0.500		SSS 0-3 ③ K		SSS 0-3 ③ K			SSS 0-3 ② K			2 1 0	0 0 0	0 0 0	0 0 0	0 0 0	2 1 0	3 0 0
Inning Stats	R: 0 H: 0 E: 0 LOB: 1 K: 1 BB: 1 S: 5 P: 9	R: 0 H: 0 E: 0 LOB: 2 K: 1 BB: 2 S: 5 P: 13	R: 2 H: 3 E: 0 LOB: 0 K: 0 BB: 0 S: 5 P: 5	R: 0 H: 1 E: 0 LOB: 1 K: 1 BB: 0 S: 6 P: 6	R: 0 H: 0 E: 0 LOB: 1 K: 1 BB: 1 S: 5 P: 9	R: 0 H: 0 E: 0 LOB: 0 K: 1 BB: 0 S: 5 P: 5	R: 0 H: 0 E: 0 LOB: 0 K: 1 BB: 0 S: 5 P: 5	R: 0 H: 1 E: 0 LOB: 1 K: 0 BB: 0 S: 4 P: 4	R: 0 H: 0 E: 0 LOB: 0 K: 0 BB: 0 S: 3 P: 3	1B: 5 2B: 0 3B: 0 HR: 0	SF: 0 SAC: 0 DP: 0 HBP: 0					

BOTTOM

Minnesota Twins @ Kansas City Royals

Municipal Stadium, Kansas City, MO

Tue Sep 23 1969, 8:05 PM EDT

Att. 8,293 - Unknown - 71 F

livebaseballscorecards.com

AB	31
R	2
H	5
RBI	2
BB	4
SO	6
LOB	14

WP: 0 PA: 36
PB: 0
SB: 0
CS: 1

PITCHER		IP	WLS	BF	H	R	ER	SO	BB	IBB	HBP	BLK	WP	HR	S	P	ERA	WHIP
Dave Boswell, R ERA: 3.2	(1, 1)	7.0	W	28	4	2	2	6	4	0	0	0	0	0	36	52	2.57	1.143
Tom Hall, L ERA: 3.25	(8, 1)	1.0		4	1	0	0	0	0	0	0	0	0	0	4	4	0.00	1.000
Ron Perranoski, L ERA: 2.25	(9, 1)	1.0	S	3	0	0	0	0	0	0	0	0	0	0	3	3	0.00	0.000

PITCHER		IP	WLS	BF	H	R	ER	SO	BB	IBB	HBP	BLK	WP	HR	S	P	ERA	WHIP

Batter	1	2	3	4	5	6	7	8	9	10	AB	R	H	RBI	BB	SO	LOB
Ted Uhlaender, L (1, 8) OBP: 0.324, SLG: 0.346	G3			G6-3		G6-3		1B		1-H 2-3 1B	5	0	2	0	0	0	1
Rod Carew, L (1, 4) OBP: 0.389, SLG: 0.463	G6-3			L1-3 1B		L5		L7			4	0	1	0	0	0	2
Tony Oliva, L (1, 9) OBP: 0.356, SLG: 0.498	F9			L1-3 1-2			G4-3		L7		4	0	0	0	0	0	1
Harmon Killebrew, R (1, 5) OBP: 0.429, SLG: 0.587 Frank Quilici, R (10, 5) OBP: 0.255, SLG: 0.273		K			L7		G1-3		F8		4 0	0 0	0 0	0 0	0 0	1 0	0 0
Rich Reese, L (1, 3) OBP: 0.362, SLG: 0.507		G4-3			K		1B		F8		4	0	1	0	0	1	0
Charlie Manuel, L (1, 7) OBP: 0.332, SLG: 0.293		F8			BB		F8			F2	3	0	0	0	1	0	1
Rick Renick, R (1, 6) OBP: 0.308, SLG: 0.349		L5						HR		1B 1B	4	2	2	1	0	1	1
George Mitterwald, R (1, 2) OBP: 0.332, SLG: 0.365 Cesar Tovar, R (10, PR) OBP: 0.340, SLG: 0.416 Tom Tischinski, R (10, 2) OBP: 0.267, SLG: 0.132		F7				G6-3		K		CS 1-2 1B	4 0 0	0 0 0	1 0 0	0 0 0	0 0 0	1 0 0	0 0 0
Jim Perry, S (1, 1) OBP: 0.211, SLG: 0.233 Dick Woodson, R (8, 1) OBP: 0.138, SLG: 0.074 Graig Nettles, L (10, PH) OBP: 0.324, SLG: 0.384 Ron Perranoski, L (10, 1) OBP: 0.167, SLG: 0.091		G1-3				3B		G4-3		CS 1-2 2-H 1B	3 0 1 0	0 0 0 0	1 0 1 0	0 0 1 0	0 0 1 0	0 0 0 0	0 0 0 0
Inning Stats	R: 0 H: 0 E: 0 LOB: 0 K: 0 BB: 0 S: 3 P: 3	R: 0 H: 0 E: 0 LOB: 0 K: 1 BB: 0 S: 5 P: 5	R: 0 H: 0 E: 0 LOB: 0 K: 0 BB: 0 S: 3 P: 3	R: 0 H: 1 E: 0 LOB: 0 K: 0 BB: 0 S: 3 P: 3	R: 0 H: 0 E: 0 LOB: 1 K: 2 BB: 1 S: 7 P: 11	R: 0 H: 1 E: 0 LOB: 1 K: 0 BB: 0 S: 4 P: 4	R: 0 H: 1 E: 0 LOB: 1 K: 0 BB: 0 S: 4 P: 4	R: 1 H: 2 E: 0 LOB: 1 K: 1 BB: 0 S: 7 P: 7	R: 0 H: 0 E: 0 LOB: 0 K: 0 BB: 0 S: 3 P: 3	R: 1 H: 4 E: 0 LOB: 2 K: 0 BB: 0 S: 5 P: 5	1B: 7 SF: 0 2B: 1 SAC: 0 3B: 1 DP: 1 HR: 1 HBP: 0						

PITCHER	IP	WLS	BF	H	R	ER	SO	BB	IBB	HBP	BLK	WP	HR	S	P	ERA	WHIP
Dick Drago, R (1, 1) ERA: 3.78	10.0	L	37	9	2	2	4	1	0	0	0	0	1	44	48	1.80	1.000

PITCHER	IP	WLS	BF	H	R	ER	SO	BB	IBB	HBP	BLK	WP	HR	S	P	ERA	WHIP

TOP

Minnesota Twins @ Kansas City Royals

Municipal Stadium, Kansas City, MO

Wed Sep 24 1969, 4:33 AM EDT
Att. 7,429 - Sunny - 70 F

livebaseballscorecards.com

AB	36
R	2
H	9
RBI	2
BB	1
SO	4
LOB	6

WP: 0 PA: 37
PB: 0
SB: 0
CS: 2

Minnesota Twins @ Kansas City Royals

Municipal Stadium, Kansas City, MO

Wed Sep 24 1969, 4:33 AM EDT

Att. 7,429 - Sunny - 70 F

livebaseballscorecards.com

BOTTOM

Batter	1	2	3	4	5	6	7	8	9	10	AB	R	H	RBI	BB	SO	LOB
Pat Kelly, L (1, 9) OBP: 0.355, SLG: 0.397	G6-3		1B			L4-3		L9		G4-3	5	0	1	0	0	0	0
Mike Fiore, L (1, 3) OBP: 0.413, SLG: 0.422	1B 1B		F8			P6		2B FC6 1B		F5	5	1	2	0	0	0	1
Ed Kirkpatrick, L (1, 8) OBP: 0.337, SLG: 0.393	G4-3 1-2 1B		G4-3			K		G4-3 1-3 2B		F9	5	0	2	0	0	1	1
Lou Piniella, R (1, 7) OBP: 0.330, SLG: 0.423	G4-3 1-2f			G4-3			FC3-5 BB	FC6 3-H			3	0	0	1	1	0	3
Joe Foy, R (1, 5) OBP: 0.354, SLG: 0.371		G3 1B		K			FC3-5 1-2 1B BB	G4-3 2-3			3	0	1	0	1	1	2
Jerry Adair, R (1, 4) OBP: 0.281, SLG: 0.291		G3 1-2		K			FC3-5 1B 1-2 2-3f			G5-3	4	0	0	0	0	1	3
Paul Schaal, R (1, 6) OBP: 0.336, SLG: 0.311		G6-3			G4-3		1-3 2-H 1B			F8	4	0	1	0	0	0	1
Ellie Rodriguez, R (1, 2) OBP: 0.339, SLG: 0.304		F8			G1-3		IBB			2B	3	0	1	0	1	0	1
Dick Drago, R (1, 1) OBP: 0.118, SLG: 0.083			K		F7		K			F2	4	0	0	0	0	2	4
Inning Stats	R: 0 H: 2 E: 0 LOB: 1 K: 0 BB: 0 S: 4 P: 4	R: 0 H: 1 E: 0 LOB: 1 K: 0 BB: 0 S: 4 P: 4	R: 0 H: 1 E: 0 LOB: 1 K: 1 BB: 0 S: 6 P: 6	R: 0 H: 0 E: 0 LOB: 0 K: 2 BB: 0 S: 7 P: 7	R: 0 H: 0 E: 0 LOB: 0 K: 0 BB: 0 S: 3 P: 3	R: 0 H: 0 E: 0 LOB: 0 K: 1 BB: 0 S: 5 P: 5	R: 0 H: 1 E: 0 LOB: 3 K: 1 BB: 3 S: 5 P: 17	R: 1 H: 2 E: 0 LOB: 2 K: 0 BB: 0 S: 5 P: 5	R: 0 H: 1 E: 0 LOB: 1 K: 0 BB: 0 S: 4 P: 4	R: 0 H: 0 E: 0 LOB: 0 K: 0 BB: 0 S: 3 P: 3	1B: 6 SF: 0 2B: 2 SAC: 0 3B: 0 DP: 1 HR: 0 HBP: 0						

	AB	36
	R	1
	H	8
	RBI	1
	BB	3
	SO	5
	LOB	16

WP: 0 PA: 39
PB: 0
SB: 0
CS: 0

PITCHER		IP	WLS	BF	H	R	ER	SO	BB	IBB	HBP	BLK	WP	HR	S	P	ERA	WHIP
Jim Perry, R ERA: 2.85	(1, 1)	7.1		29	6	1	1	5	2	1	0	0	0	0	36	48	1.23	1.091
Dick Woodson, R ERA: 3.84	(8, 1)	1.2	W	7	2	0	0	0	0	0	0	0	0	0	7	7	0.00	1.200
Ron Perranoski, L ERA: 2.23	(10, 1)	1.0	S	3	0	0	0	0	0	0	0	0	0	0	3	3	0.00	0.000

PITCHER		IP	WLS	BF	H	R	ER	SO	BB	IBB	HBP	BLK	WP	HR	S	P	ERA	WHIP

Minnesota Twins @ Seattle Pilots

Sicks Stadium, Boston, MA

Thu Sep 25 1969, 10:05 PM EDT

Att. 3,642 - Unknown - 61 F

TOP

livebaseballscorecards.com

Batter	1	2	3	4	5	6	7	8	9	AB	R	H	RBI	BB	SO	LOB
Cesar Tovar, R (1, 8) OBP: 0.340, SLG: 0.414 Graig Nettles, L (7, 8) OBP: 0.322, SLG: 0.382 (8, 5)	BBBB 4-0 1B BB		x 0-0 ① 6-3		x 0-0 ① F7		x 0-0 ① F9		x 0-0 ① F9	3	0	0	0	1	0	0
										1	0	0	0	0	0	2
Frank Quilici, R (1, 5) OBP: 0.253, SLG: 0.271 (8, 4)	SSS 0-3 ① K		x 0-0 1B		SSS 0-3 ② K		SSS 0-3 ② K		SSS 0-3 ② K	5	0	1	0	0	4	3
Harmon Killebrew, R (1, 3) OBP: 0.430, SLG: 0.585 Jim Holt, L (8, 9) OBP: 0.333, SLG: 0.333	x 0-0 1-2 1B		SSS 0-3 ② K		BBBB 4-0 BB		SSS 0-3 ③ K		x 0-0 ③ F3	3	0	1	0	1	2	1
										1	0	0	0	0	0	2
Bob Allison, R (1, 9) OBP: 0.329, SLG: 0.398 (8, 7)	SSS 0-3 ② K		SSS 0-3 ③ K		x 0-0 ③ F9			x 0-0 ① 5-3		4	0	0	0	0	2	4
Rick Renick, R (1, 7) OBP: 0.313, SLG: 0.376 (5, 6)	SSS 0-3 ③ K			SSS 0-3 ① K		x 0-0 1B		x 0-0 HR		4	1	2	1	0	2	2
Leo Cardenas, R (1, 6) OBP: 0.352, SLG: 0.389 Cotton Nash, R (5, 7) OBP: 0.250, SLG: 0.250 (8, 3)		x 0-0 ① G3		x 0-0 1B		x 0-0 1-3 G3 1B		x 0-0 ② G3		2	0	1	0	0	0	0
										2	0	1	0	0	0	0
Rod Carew, L (1, 4) OBP: 0.388, SLG: 0.462 Herman Hill, L (8, 8)		x 0-0 FC4-6 1B		x 0-0 ② P6		x 0-0 ① G3 1-2		x 0-0 ③ 4-3		4	0	1	0	0	0	3
										0	0	0	0	0	0	0
Tom Tischinski, R (1, 2) OBP: 0.286, SLG: 0.167		x 0-0 ② F7		x 0-0 1-2 1B		x 0-0 ② P4			x 0-0 BB 1B	4	0	2	0	0	0	3
Jim Kaat, L (1, 1) OBP: 0.244, SLG: 0.369 Tony Oliva, L (6, PH) OBP: 0.356, SLG: 0.498 Tom Hall, L (6, 1) OBP: 0.261, SLG: 0.214 Rick Dempsey, R (9, PH) OBP: 0.667, SLG: 0.500		x 0-0 ③ FC4-6 1-2f		SSS 0-3 ③ K		x 0-0 ③ 4-3			BBBB 4-0 1-2 BB	2	0	0	0	0	1	3
										1	0	0	0	0	0	2
										0	0	0	0	0	0	0
										0	0	0	0	1	0	0

	AB	36
	R	1
	H	9
	RBI	1
	BB	3
	SO	11
	LOB	25

Inning Stats																		
	R: 0	H: 1	R: 0	H: 1	R: 0	H: 1	R: 0	H: 2	R: 0	H: 0	R: 0	H: 2	R: 0	H: 0	R: 1	H: 1	R: 0	H: 1
	E: 0	LOB: 2	E: 0	LOB: 1	E: 0	LOB: 0	E: 0	LOB: 2	E: 0	LOB: 1	E: 0	LOB: 2	E: 0	LOB: 0	E: 0	LOB: 0	E: 0	LOB: 2
	K: 3	BB: 1	K: 0	BB: 0	K: 2	BB: 0	K: 2	BB: 0	K: 1	BB: 1	K: 0	BB: 0	K: 2	BB: 0	K: 0	BB: 0	K: 1	BB: 1
	S: 10	P: 14	S: 4	P: 4	S: 8	P: 8	S: 9	P: 9	S: 5	P: 9	S: 5	P: 5	S: 7	P: 7	S: 4	P: 4	S: 6	P: 10

	1B: 8	SF: 0	WP: 0	PA: 39
	2B: 0	SAC: 0	PB: 0	
	3B: 0	DP: 0	SB: 0	
	HR: 1	HBP: 0	CS: 0	

PITCHER		IP	WLS	BF	H	R	ER	SO	BB	IBB	HBP	BLK	WP	HR	S	P	ERA	WHIP
Steve Barber, L ERA: 4.7	(1, 1)	8.0	W	36	9	1	1	10	3	0	0	0	0	1	53	65	1.12	1.500
John O'Donoghue, L ERA: 3.27	(9, 1)	1.0	S	3	0	0	0	1	0	0	0	0	0	0	5	5	0.00	0.000

PITCHER	IP	WLS	BF	H	R	ER	SO	BB	IBB	HBP	BLK	WP	HR	S	P	ERA	WHIP

Batter	1	2	3	4	5	6	7	8	9	AB	R	H	RBI	BB	SO	LOB
John Kennedy, R (1, 5) OBP: 0.305, SLG: 0.364	BBBB 4-0 HR BB		x 0-0 ② 6-3		x 0-0 ① 4-3		x 0-0 1-H 3B			3	1	1	1	1	0	0
Steve Hovley, L (1, 8) OBP: 0.336, SLG: 0.364	SSS 0-3 ① K		x 0-0 ③ 6-3		x 0-0 ② 1-3		x 0-0 ③ 6-3			4	0	0	0	0	1	2
Wayne Comer, R (1, 9) OBP: 0.355, SLG: 0.376	x 0-0 ② F3			SSS 0-3 ① K	SSS 0-3 ③ K			x 0-0 ① 1B		4	0	1	0	0	2	1
Greg Goossen, R (1, 3) OBP: 0.394, SLG: 0.575	x 0-0 1-H HR			x 0-0 1B SF7 2B		x 0-0 ① 5-3		x 0-0 HR		4	3	3	3	0	0	0
Jerry McNertney, R (1, 2) OBP: 0.291, SLG: 0.354	x 0-0 ③ F7			4-0 BB 1B IBB		x 0-0 ② F9		x 0-0 ② F9		3	0	0	0	1	0	0
John Donaldson, L (1, 4) OBP: 0.304, SLG: 0.283		x 0-0 ① 6-3		x 0-0 BB 1-2 2-3 1B		x 0-0 ③ 6-3		x 0-0 ③ P5		4	0	1	0	0	0	0
Steve Whitaker, L (1, 7) OBP: 0.325, SLG: 0.398		SSS 0-3 ② K		x 0-0 ② SF7 3-H			x 0-0 FC6-2 3B			2	0	1	1	0	1	0
Fred Stanley, R (1, 6) OBP: 0.429, SLG: 0.542		SSS 0-3 ③ K		BBBB 4-0 1-2 2-3 BB			x 0-0 ① FC6-2 3B 3-H			2	1	0	0	1	1	1
Steve Barber, L (1, 1) John O'Donoghue, R (9, 1) OBP: 0.231, SLG: 0.280 OBP: 0.083, SLG: 0.167			x 0-0 ① 3-1	SSS 0-3 ③ K			SSS 0-3 ② K			3 0	0 0	0 0	0 0	0 0	2 0	4 0
Inning Stats	R: 2 H: 1 E: 0 LOB: 0 K: 1 BB: 1 S: 6 P: 10	R: 0 H: 0 E: 0 LOB: 0 K: 2 BB: 0 S: 7 P: 7	R: 0 H: 0 E: 0 LOB: 0 K: 0 BB: 0 S: 3 P: 3	R: 1 H: 2 E: 0 LOB: 3 K: 2 BB: 2 S: 9 P: 17	R: 0 H: 0 E: 0 LOB: 0 K: 1 BB: 0 S: 5 P: 5	R: 0 H: 0 E: 0 LOB: 0 K: 0 BB: 0 S: 3 P: 3	R: 1 H: 2 E: 0 LOB: 1 K: 1 BB: 0 S: 7 P: 7	R: 1 H: 2 E: 0 LOB: 0 K: 0 BB: 0 S: 4 P: 4		1B: 2 SF: 1 2B: 1 SAC: 0 3B: 2 DP: 0 HR: 2 HBP: 0				WP: 0 PA: 33 PB: 0 SB: 0 CS: 0		

PITCHER		IP	WLS	BF	H	R	ER	SO	BB	IBB	HBP	BLK	WP	HR	S	P	ERA	WHIP
Jim Kaat, L ERA: 3.34	(1, 1)	5.0	L	21	3	3	3	6	2	1	0	0	0	1	30	42	5.40	1.000
Tom Hall, L ERA: 3.31	(6, 1)	3.0		12	4	2	2	1	0	0	0	0	0	1	14	14	6.00	1.333

PITCHER	IP	WLS	BF	H	R	ER	SO	BB	IBB	HBP	BLK	WP	HR	S	P	ERA	WHIP

Minnesota Twins @ Seattle Pilots

Sicks Stadium, Boston, MA

Thu Sep 25 1969, 10:05 PM EDT

Att. 3,642 - Unknown - 61 F

BOTTOM

livebaseballscorecards.com

AB	29
R	5
H	7
RBI	5
BB	3
SO	7
LOB	8

Minnesota Twins @ Seattle Pilots

Sicks Stadium, Boston, MA

Fri Sep 26 1969, 10:05 PM EDT

Att. 6,586 - Unknown - 57 F

TOP

livebaseballscorecards.com

Batter	1	2	3	4	5	6	7	8	9	10	11	12	13	14	AB	R	H	RBI	BB	SO	LOB
Ted Uhlaender, L (1, 7) (7, 8) OBP: 0.326, SLG: 0.347	6-3 9-2-5 2B		BB 2B 1B		L8		4-3			E6 FC1-4 1-2		IBB			4	1	1	0	2	0	1
Rod Carew, L (1, 4) OBP: 0.388, SLG: 0.462 Frank Quilici, R (3, 4) OBP: 0.247, SLG: 0.263	6-3 2-3		F7 2B CS 1-2 1B		F7			F8		FC1-4 1-2f 2-3		K			2 4	0 0	1 0	0 0	0 0	0 1	1 4
Tony Oliva, L (1, 9) OBP: 0.353, SLG: 0.494 Jim Holt, L (11, 9) OBP: 0.300, SLG: 0.300	9-2-5 3-Hf		F7		4-3			G3		L7			4-3		5 1	0 0	0 0	0 0	0 0	0 0	4 0
Harmon Killebrew, R (1, 3) OBP: 0.429, SLG: 0.588 Cotton Nash, R (11, 3) OBP: 0.200, SLG: 0.200		HR	F2		F7			BB			6-3		F8		4 1	1 0	1 0	1 0	1 0	0 0	2 0
Graig Nettles, L (1, 5) OBP: 0.327, SLG: 0.384	1-3		1-3 2-H 2B				FC6-4 BB	3-1			K		FC6 BB		4	0	1	1	2	1	1
Cesar Tovar, R (1, 8) OBP: 0.340, SLG: 0.413 Charlie Manuel, L (7, 7) OBP: 0.326, SLG: 0.288	S 1B 1B		CS 3-H	F4		FC6-4 1-2f			F7		K		FC6 1-2f		3 3	1 0	1 0	0 0	0 0	0 1	1 1
John Roseboro, L (1, 2) OBP: 0.332, SLG: 0.318 Al Worthington, R (6, 1) Ron Perranoski, L (7, 1) OBP: 0.160, SLG: 0.087 Rick Dempsey, R (10, 2) OBP: 0.600, SLG: 0.750	1-H 1B			4-3			K		K			2B		5-3	3 0 1 2	0 0 0 1	1 0 0 0	1 0 0 0	0 0 1 0	1 0 0 0	1 0 0 0
Leo Cardenas, R (1, 6) OBP: 0.352, SLG: 0.389 Rick Renick, R (7, 6) OBP: 0.313, SLG: 0.382	F7			1B			F9		F8			K		2B	3 3	0 0	1 1	0 0	0 1	0 1	1 1
Jim Perry, S (1, 4) SIP: 5.00, ELG: 0.231 Hermann Hill, L (4, 5) Dick Woodson, R (9, 1) Tom Tischinski, R (5, 4) Bob Allison, R (10, 1) Joe Grzenda, R (12, 1) Jim Kaat, L (13, 1) SIP: 3.00, ELG: 0.333 Darrell Brandon, R (15, 1) Tom Hall, L (14, 1) SIP: 3.00, ELG: 0.200		K		4-3			L5			FC1-4 E BB		F2		K	1 1 0 1 0 0 0 0 0 1	0 1 0 0 1 0 0 0 0 0	0 0 0 0 0 0 0 0 0 0	0 0 0 0 0 0 0 0 0 0	1 0 1 0 0 0 0 0 0 0	1 0 0 0 0 0 0 0 0 0	1 0 0 0 0 0 0 0 0 0

	AB	R	H	RBI	BB	SO	LOB
	48	3	9	3	6	8	21

Inning Stats	1	2	3	4	5	6	7	8	9	10	11	12	13	14
	R: 0 E: 0 K: 0 S: 3	R: 2 E: 0 K: 1 S: 8	R: 1 E: 0 K: 0 S: 4	R: 0 E: 0 K: 0 S: 4	R: 0 E: 0 K: 0 S: 3	R: 0 E: 0 K: 1 S: 5	R: 0 E: 0 K: 0 S: 3	R: 0 E: 0 K: 0 S: 3	R: 0 E: 0 K: 1 S: 5	R: 0 E: 1 K: 0 S: 3	R: 0 E: 0 K: 2 S: 7	R: 0 E: 0 K: 2 S: 8	R: 0 E: 0 K: 0 S: 3	R: 0 E: 0 K: 1 S: 5
	H: 1 LOB: 0 BB: 0 P: 3	H: 3 LOB: 1 BB: 0 P: 8	H: 2 LOB: 1 BB: 1 P: 8	H: 1 LOB: 1 BB: 0 P: 4	H: 0 LOB: 0 BB: 0 P: 3	H: 0 LOB: 1 BB: 1 P: 9	H: 0 LOB: 0 BB: 0 P: 3	H: 0 LOB: 1 BB: 1 P: 7	H: 0 LOB: 0 BB: 0 P: 5	H: 0 LOB: 1 BB: 1 P: 7	H: 0 LOB: 0 BB: 0 P: 7	H: 1 LOB: 2 BB: 1 P: 12	H: 0 LOB: 1 BB: 1 P: 7	H: 1 LOB: 0 BB: 0 P: 5

	1B	SF	PA	55
	2B: 5	SAC: 0		
	3B: 0	DP: 1		
	HR: 1	HBP: 0		

	WP	0
	PB	0
	SB	2
	CS	1

PITCHER		IP	WLS	BF	H	R	ER	SO	BB	IBB	HBP	BLK	WP	HR	S	P	ERA	WHIP
Skip Lockwood, R ERA: 3.27	(1, 1)	7.0		28	7	3	3	2	2	0	0	0	0	1	30	38	3.86	1.286
Diego Segui, R ERA: 3.33	(8, 1)	2.0		7	0	0	0	1	1	0	0	0	0	0	8	12	0.00	0.500
Bob Locker, R ERA: 3.86	(10, 1)	3.0		12	1	0	0	4	1	1	0	0	0	0	18	26	0.00	0.667
John O'Donoghue, L ERA: 3.22	(13, 1)	1.0		4	0	0	0	0	1	0	0	0	0	0	3	7	0.00	1.000
John Gelnar, R ERA: 3.27	(14, 1)	1.0	W	3	1	0	0	1	0	0	0	0	0	0	5	5	0.00	1.000

PITCHER	IP	WLS	BF	H	R	ER	SO	BB	IBB	HBP	BLK	WP	HR	S	P	ERA	WHIP

BOTTOM

Minnesota Twins @ Seattle Pilots

Sicks Stadium, Boston, MA

Fri Sep 26 1969, 10:05 PM EDT

Att. 6,586 - Unknown - 57 F

livebaseballscorecards.com

	AB	R	H	RBI	BB	SO	LOB
John Kennedy, R (1, 5) OBP: 0.307, SLG: 0.363	6	0	2	0	0	0	2
John Donaldson, L (1, 4) OBP: 0.306, SLG: 0.282	5	0	1	0	2	1	1
Wayne Comer, R (1, 9) OBP: 0.357, SLG: 0.384	6	1	3	1	1	0	4
Steve Hovley, L (1, 8) OBP: 0.330, SLG: 0.357	6	0	0	0	0	0	8
Greg Goossen, R (1, 3) OBP: 0.392, SLG: 0.595	6	1	2	1	0	1	4
Ron Clark, R (13, PR) OBP: 0.261, SLG: 0.230	0	0	0	0	0	0	0
(14, 3)							
Jerry McNertney, R (1, 2) OBP: 0.292, SLG: 0.353	5	1	1	0	1	0	0
Sandy Valdespino, L (1, 7) OBP: 0.311, SLG: 0.266	6	1	2	0	0	1	2
Fred Stanley, R (1, 6) OBP: 0.382, SLG: 0.467	6	0	1	1	0	0	5
Skip Lockwood, R (2, 9)							
Don Mincher, L (7, PH) OBP: 0.333, SLG: 0.444							
Tommy Harper, R (7, PH) OBP: 0.333, SLG: 0.444							
Diego Segui, R (8, 9) OBP: 0.333, SLG: 0.444							
Gus Gil, R (9, PH) OBP: 0.333, SLG: 0.444							
Bob Locker, R (10, 1) OBP: 0.333, SLG: 0.444							
Steve Whitaker, LHP (10, PH) OBP: 0.333, SLG: 0.444							
John O'Donoghue, R (10, 1) OBP: 0.333, SLG: 0.444							
Jim Pagliaroni, R (10, PH) OBP: 0.333, SLG: 0.444							
John Gelnar, R (10, 1) OBP: 0.333, SLG: 0.444							
	2	0	0	0	0	1	1
	0	0	0	0	0	0	0
	0	0	0	1	0	0	0
	0	0	0	0	0	0	0
	0	0	0	1	0	0	0
	1	0	1	0	0	0	0
	0	0	0	0	0	0	0
	1	0	0	0	0	0	2
	0	0	0	0	0	0	0

AB	50
R	4
H	13
RBI	4
BB	5
SO	4
LOB	29

Inning Stats	1	2	3	4	5	6	7	8	9	10	11	12	13	14
	R: 0 E: 0 K: 0 S: 3 H: 0 LOB: 1 BB: 1 P: 7	R: 1 E: 0 K: 1 S: 7 H: 2 LOB: 1 BB: 0 P: 7	R: 0 E: 0 K: 1 S: 6 H: 1 LOB: 1 BB: 0 P: 6	R: 0 E: 0 K: 0 S: 3 H: 0 LOB: 0 BB: 0 P: 3	R: 0 E: 0 K: 1 S: 5 H: 0 LOB: 0 BB: 0 P: 5	R: 0 E: 0 K: 1 S: 5 H: 0 LOB: 1 BB: 1 P: 9	R: 2 E: 1 K: 0 S: 5 H: 3 LOB: 1 BB: 0 P: 5	R: 0 E: 0 K: 0 S: 4 H: 2 LOB: 1 BB: 0 P: 4	R: 0 E: 1 K: 0 S: 4 H: 1 LOB: 2 BB: 1 P: 8	R: 0 E: 0 K: 0 S: 4 H: 1 LOB: 1 BB: 0 P: 4	R: 0 E: 0 K: 0 S: 3 H: 0 LOB: 0 BB: 0 P: 3	R: 0 E: 0 K: 0 S: 4 H: 1 LOB: 2 BB: 1 P: 8	R: 0 E: 0 K: 0 S: 4 H: 1 LOB: 2 BB: 1 P: 8	R: 1 E: 0 K: 0 S: 3 H: 1 LOB: 0 BB: 0 P: 3

1B: 10	SF: 1	WP: 0	PA: 57
2B: 1	SAC: 1	PB: 0	
3B: 0	DP: 1	SB: 1	
HR: 2	HBP: 0	CS: 1	

PITCHER		IP	WLS	BF	H	R	ER	SO	BB	IBB	HBP	BLK	WP	HR	S	P	ERA	WHIP
Jim Perry, R	(1, 1)	3.0		13	3	1	1	2	1	0	0	0	0	1	16	20	3.00	1.333
ERA: 2.85																		
Dick Woodson, R	(4, 1)	2.0		6	0	0	0	1	0	0	0	0	0	0	8	8	0.00	0.000
ERA: 3.77																		
Al Worthington, R	(6, 1)	1.1		7	2	2	2	1	1	0	0	0	0	0	8	12	13.50	2.250
ERA: 4.58																		
Ron Perranoski, L	(7, 1)	2.2		11	4	0	0	0	1	0	0	0	0	0	10	14	0.00	1.875
ERA: 2.18																		
Joe Grzenda, L	(10, 1)	2.0		7	1	0	0	0	0	0	0	0	0	0	7	7	0.00	0.500
ERA: 3.97																		

PITCHER		IP	WLS	BF	H	R	ER	SO	BB	IBB	HBP	BLK	WP	HR	S	P	ERA	WHIP
Darrell Brandon, R	(12, 1)	0.2		4	1	0	0	0	0	1	0	0	0	0	3	7	0.00	1.500
ERA: 7.36																		
Tom Hall, L	(12, 1)	2.0	L	9	2	1	1	0	0	1	0	0	0	1	8	12	4.50	1.000
ERA: 3.33																		

Minnesota Twins @ Seattle Pilots

Sicks Stadium, Boston, MA

Sun Sep 28 1969, 6:33 AM EDT

Unknown - 56 F

TOP

livebaseballscorecards.com

Batter	1	2	3	4	5	6	7	8	9	AB	R	H	RBI	BB	SO	LOB
Ted Uhlaender, L (1, 7) OBP: 0.326, SLG: 0.353	HR	F7		K			5-3		K	3	1	1	1	0	1	3
(5, 8)										1	0	0	0	0	0	0
Rick Renick, R (6, 5) OBP: 0.311, SLG: 0.380																
Frank Quilici, R (7, 5) OBP: 0.245, SLG: 0.261										1	0	0	0	0	1	1
Rod Carew, L (1, 4) OBP: 0.389, SLG: 0.463	K	FC4-6 1-3 2-H 3-H			5-3		F7		2B 2-H	5	0	2	3	0	1	0
Tony Oliva, L (1, 9) OBP: 0.354, SLG: 0.494	BB	FC4-6 1-2f			2B		K		F7	4	0	1	0	1	1	3
Harmon Killebrew, R (1, 3) OBP: 0.428, SLG: 0.585	G4-6-3 1-2	F8			F2			5-3		3	0	0	0	1	0	1
Graig Nettles, L (1, 5) OBP: 0.324, SLG: 0.381	G4-6-3 1-2f	K			FC4-6			5-3		2	0	0	0	0	1	2
Bob Allison, R (5, PH) OBP: 0.330, SLG: 0.396					BB					1	0	0	0	1	0	0
(5, 7)																
Cesar Tovar, R (1, 8) OBP: 0.341, SLG: 0.414		BB 1B 1B 1B			FC4-6 1-2f			5-3		4	1	2	0	0	0	2
(5, 5)																
(6, 8)		S 1B														
John Roseboro, L (1, 2) OBP: 0.334, SLG: 0.323		BB 1B 1-2 1B	K 1-2			3-1			2B 2B	4	1	2	0	0	1	1
Herman Hill, L (9, PR)										0	1	0	0	0	0	0
Tom Tischinski, R (9, 2) OBP: 0.294, SLG: 0.163										0	0	0	0	0	0	0
Leo Cardenas, R (1, 6) OBP: 0.353, SLG: 0.390		1B 1-2 2-3 BB		K		F8			2B 2-H	3	1	1	1	1	1	0
Dave Boswell, R (1, 1) OBP: 0.189, SLG: 0.272		K		G3		K			K	3	0	0	0	0	2	3
Ron Perranoski, L (8, 1) OBP: 0.154, SLG: 0.083										1	0	0	0	0	1	1

	AB	35
	R	5
	H	9
	RBI	5
	BB	4
	SO	10
	LOB	17

Inning Stats																								
	R: 1	H: 1	R: 2	H: 3	R: 0	H: 1	R: 0	H: 0	R: 0	H: 1	R: 0	H: 0	R: 0	H: 0	R: 0	H: 0	R: 2	H: 3	1B: 4	SF: 0	WP: 0	PA: 39		
	E: 0	LOB: 1	E: 0	LOB: 2	E: 0	LOB: 1	E: 0	LOB: 0	E: 0	LOB: 2	E: 0	LOB: 0	E: 0	LOB: 0	E: 0	LOB: 0	E: 0	LOB: 1	2B: 4	SAC: 0	PB: 0			
	K: 1	BB: 2	K: 1	BB: 1	K: 2	BB: 0	K: 2	BB: 0	K: 0	BB: 1	K: 1	BB: 0	K: 1	BB: 0	K: 0	BB: 0	K: 2	BB: 0	3B: 0	DP: 1	SB: 1			
	S: 5	P: 13	S: 8	P: 12	S: 8	P: 8	S: 7	P: 7	S: 4	P: 8	S: 5	P: 5	S: 5	P: 5	S: 3	P: 3	S: 10	P: 10	HR: 1	HBP: 0	CS: 0			

PITCHER		IP	WLS	BF	H	R	ER	SO	BB	IBB	HBP	BLK	WP	HR	S	P	ERA	WHIP
Miguel Fuentes, R ERA: 5.4	(1, 1)	1.2	L	11	4	3	3	2	3	0	0	0	0	1	12	24	16.20	4.200
John O'Donoghue, L ERA: 2.97	(2, 1)	5.1		19	2	0	0	6	1	0	0	0	0	0	30	34	0.00	0.562
Bob Locker, R ERA: 3.19	(8, 1)	1.2		8	3	2	2	2	0	0	0	0	0	0	12	12	10.80	1.800
Dooley Womack, R ERA: 3.25	(9, 1)	0.1		1	0	0	0	0	0	0	0	0	0	0	1	1	0.00	0.000

PITCHER	IP	WLS	BF	H	R	ER	SO	BB	IBB	HBP	BLK	WP	HR	S	P	ERA	WHIP

Minnesota Twins @ Seattle Pilots

Sicks Stadium, Boston, MA

Sun Sep 28 1969, 6:33 AM EDT

Unknown - 56 F

BOTTOM

livebaseballscorecards.com

Batter	1	2	3	4	5	6	7	8	9	AB	R	H	RBI	BB	SO	LOB
Tommy Harper, R (1, 5) OBP: 0.348, SLG: 0.312	6-3	F8			F4		6-3			4	0	0	0	0	0	2
John Donaldson, L (1, 4) OBP: 0.306, SLG: 0.280	FC4-6, 1B, BB		P6		3-1			F8		2	1	0	0	1	0	0
Greg Goossen, R (8, PH) OBP: 0.389, SLG: 0.591										1	0	0	0	0	0	0
Ron Clark, R (9, 4) OBP: 0.261, SLG: 0.230	BB									0	0	0	0	0	0	0
Wayne Comer, R (1, 9) OBP: 0.357, SLG: 0.381	FC4-6, 1-2, BB		P4			F9		K		3	0	0	0	1	1	0
Steve Hovley, L (1, 8) OBP: 0.329, SLG: 0.354	FC4-6, 1B, 1-2f, 2-3		BB			1-3		K		3	0	0	0	1	1	2
Don Mincher, L (1, 3) OBP: 0.362, SLG: 0.442	FC5-4, 1-3, 3-H, 1B		L8			F7			1-3	4	0	1	1	0	0	1
Jerry McNertney, R (1, 2) OBP: 0.289, SLG: 0.349	FC5-4, 1-2f			3-1			5-3		1-3	4	0	0	0	0	0	2
Sandy Valdespino, L (1, 7) OBP: 0.311, SLG: 0.267		5-3		K			2B, E, 1B		6-3	3	1	1	0	0	1	0
Gus Gil, R (9, PH) OBP: 0.274, SLG: 0.256										1	0	0	0	0	0	0
John Kennedy, R (1, 6) OBP: 0.314, SLG: 0.373		BB, SH1-4		K			E9, 1-H, 2B			2	0	1	0	1	1	0
Miguel Fuentes, R (1, 1) OBP: 0.333, SLG: 0.333		SH1-4, 1-2			F7		K			0	0	0	0	0	0	0
John O'Donoghue, R (2, 1) OBP: 0.077, SLG: 0.154										1	0	0	0	0	0	0
Steve Whitaker, L (7, PH) OBP: 0.328, SLG: 0.400										1	0	0	0	0	1	1
Bob Locker, S (8, 1) OBP: 0.143, SLG: 0.077										0	0	0	0	0	0	0
Dooley Womack, L (9, 1) OBP: 0.143, SLG: 0.143										0	0	0	0	0	0	0
Inning Stats	R: 1 H: 1 E: 0 LOB: 2 K: 0 BB: 2 S: 4 P: 12	R: 0 H: 0 E: 0 LOB: 1 K: 0 BB: 1 S: 3 P: 7	R: 0 H: 0 E: 0 LOB: 1 K: 0 BB: 1 S: 3 P: 7	R: 0 H: 0 E: 0 LOB: 0 K: 2 BB: 0 S: 7 P: 7	R: 0 H: 0 E: 0 LOB: 0 K: 0 BB: 0 S: 3 P: 3	R: 0 H: 0 E: 0 LOB: 0 K: 0 BB: 0 S: 3 P: 3	R: 1 H: 2 E: 1 LOB: 1 K: 1 BB: 0 S: 7 P: 7	R: 0 H: 0 E: 0 LOB: 0 K: 2 BB: 0 S: 7 P: 7	R: 0 H: 0 E: 0 LOB: 0 K: 0 BB: 0 S: 3 P: 3	1B: 2 SF: 0 2B: 1 SAC: 1 3B: 0 DP: 0 HR: 0 HBP: 0						

	AB	29
	R	2
	H	3
	RBI	1
	BB	4
	SO	5
	LOB	8

WP: 0 PA: 34
PB: 0
SB: 0
CS: 0

PITCHER		IP	WLS	BF	H	R	ER	SO	BB	IBB	HBP	BLK	WP	HR	S	P	ERA	WHIP
Dave Boswell, R ERA: 3.15	(1, 1)	7.0	W	28	3	2	1	3	4	0	0	0	0	0	30	46	1.29	1.000
Ron Perranoski, L ERA: 2.14	(8, 1)	2.0	S	6	0	0	0	2	0	0	0	0	0	0	10	10	0.00	0.000

PITCHER	IP	WLS	BF	H	R	ER	SO	BB	IBB	HBP	BLK	WP	HR	S	P	ERA	WHIP

Minnesota Twins @ Seattle Pilots

Sicks Stadium, Boston, MA

Sun Sep 28 1969, 6:38 AM EDT

Att. 8,096 - Unknown

TOP

livebaseballscorecards.com

Batter	1	2	3	4	5	6	7	8	9	AB	R	H	RBI	BB	SO	LOB
Ted Uhlaender, L (1, 7) (2, 8) OBP: 0.327, SLG: 0.354	F6		1B		1B		L8			4	0	2	0	0	0	1
Rod Carew, L (1, 4) OBP: 0.387, SLG: 0.468	HR		F8		F7			F7		4	1	1	1	0	0	2
Harmon Killebrew, R (1, 3) (5, 5) OBP: 0.429, SLG: 0.586	2B		F8			FC3-6 1B		F8		4	0	2	0	0	0	1
Tony Oliva, L (1, 9) OBP: 0.352, SLG: 0.490	K		F6			FC3-6 1-2f		K		4	0	0	0	0	2	3
Graig Nettles, L (1, 5) OBP: 0.322, SLG: 0.377	K			4-3		K			L3-6 1-3 BB	2	0	0	0	0	1	1
Cotton Nash, R (5, 3) OBP: 0.286, SLG: 0.167										1	0	0	0	1	1	1
Herman Hill, L (9, PR)										0	0	0	0	0	0	0
Cesar Tovar, R (1, 8) OBP: 0.340, SLG: 0.413		F9		K		4-3			1-3 1-2	1	0	0	0	0	0	0
Charlie Manuel, L (2, 7) OBP: 0.321, SLG: 0.282										3	0	0	0	0	1	2
Leo Cardenas, R (1, 6) OBP: 0.352, SLG: 0.389		1B 1B		F8			F3		L3-6 2-3	4	0	1	0	0	0	2
Tom Tischinski, R (1, 2) OBP: 0.296, SLG: 0.174		G4-6-3 1-2 1B			F8		F5			3	0	1	0	0	0	0
Bob Miller, R (1, 1)		G4-6-3 1-2f			3-1		1B			2	0	0	0	0	0	2
Jim Holt, L (7, PH) OBP: 0.364, SLG: 0.364										1	0	1	0	0	0	0
Al Worthington, R (7, 1)										0	0	0	0	0	0	0

AB	33
R	1
H	8
RBI	1
BB	1
SO	5
LOB	15

Inning Stats	1	2	3	4	5	6	7	8	9
	R: 1 E: 0 K: 2 S: 9	H: 2 LOB: 1 BB: 0 P: 9	R: 0 E: 0 K: 0 S: 4	H: 2 LOB: 1 BB: 0 P: 4	R: 0 E: 0 K: 0 S: 4	H: 1 LOB: 1 BB: 0 P: 4	R: 0 E: 0 K: 1 S: 5	H: 0 LOB: 0 BB: 0 P: 5	R: 0 E: 0 K: 1 S: 6	H: 1 LOB: 1 BB: 0 P: 6	R: 0 E: 0 K: 0 S: 4	H: 1 LOB: 1 BB: 0 P: 4	R: 0 E: 0 K: 1 S: 5	H: 0 LOB: 0 BB: 0 P: 5	R: 0 E: 0 K: 0 S: 2	H: 0 LOB: 1 BB: 1 P: 6

| | | | | | | | | | |

Batter	1	2	3	4	5	6	7	8	9	AB	R	H	RBI	BB	SO	LOB
Tommy Harper, R (1, 5) OBP: 0.349, SLG: 0.313	6-3 1B		CS 1B	F2			F7			4	0	2	0	0	0	2
John Donaldson, L (1, 4) OBP: 0.303, SLG: 0.277	K		L9 1-2		G3			L7		4	0	0	0	0	1	2
Wayne Comer, R (1, 9) OBP: 0.358, SLG: 0.384	6-3 1-2		HR 2B		5-3			2B 1B		4	2	2	0	0	0	1
Don Mincher, L (1, 3) OBP: 0.365, SLG: 0.454 Mike Hegan, L (8, PR) OBP: 0.427, SLG: 0.461 (9, 3)		FC5-2 1B 1B 1B	2-H HR		F5			1-H 2B 2B		4 0	1 1	3 0	3 0	0 0	0 0	0 0
Steve Hovley, L (1, 8) OBP: 0.331, SLG: 0.358		FC5-2 1B 1-2 1B	4-3			4-3		K2-5-2 2-H 2B		4	0	2	1	0	0	0
Jim Pagliaroni, R (1, 2) OBP: 0.323, SLG: 0.425		FC5-2 1-2 2-3 1B	5-3			G3		BBBB 4-0 BB		3	0	1	0	1	0	0
Sandy Valdespino, L (1, 7) OBP: 0.310, SLG: 0.267		FC5-2 1-2 2-3 3-Hf	SH1-4 1B 1B			3-1		SSS 0-3 K2-5-2 2-3f		4	0	1	0	0	1	5
Fred Stanley, R (1, 6) OBP: 0.378, SLG: 0.455		SSS 0-3 K	0-0 SH1-4 1-2 1B				L8			3	0	1	0	0	1	3
Dick Baney, R (1, 1) Diego Segui, R (9, 1) OBP: 0.207, SLG: 0.148		SSS 0-3 K	SH1-4 1-2 2-3				5-3			2 0	0 0	0 0	0 0	0 0	1 0	3 0
Inning Stats	R: 0 H: 1 E: 0 LOB: 0 K: 1 BB: 0 S: 5 P: 5	R: 0 H: 3 E: 0 LOB: 3 K: 2 BB: 0 S: 10 P: 10	R: 2 H: 3 E: 0 LOB: 0 K: 0 BB: 0 S: 5 P: 5	R: 0 H: 2 E: 0 LOB: 2 K: 0 BB: 0 S: 5 P: 5	R: 0 H: 0 E: 0 LOB: 0 K: 0 BB: 0 S: 3 P: 3	R: 0 H: 0 E: 0 LOB: 0 K: 0 BB: 0 S: 3 P: 3	R: 0 H: 0 E: 0 LOB: 0 K: 0 BB: 0 S: 3 P: 3	R: 2 H: 3 E: 0 LOB: 2 K: 1 BB: 1 S: 7 P: 11		1B: 8 SF: 0 2B: 4 SAC: 1 3B: 0 DP: 1 HR: 1 HBP: 0					WP: 0 PA: 34 PB: 0 SB: 0 CS: 1	

Minnesota Twins @ Seattle Pilots

Sicks Stadium, Boston, MA

Sun Sep 28 1969, 6:38 AM EDT

Att. 8,096 - Unknown

BOTTOM

livebaseballscorecards.com

AB	32
R	4
H	12
RBI	4
BB	1
SO	4
LOB	16

PITCHER		IP	WLS	BF	H	R	ER	SO	BB	IBB	HBP	BLK	WP	HR	S	P	ERA	WHIP
Bob Miller, R ERA: 3.02	(1, 1)	6.0	L	25	9	2	2	3	0	0	0	0	0	1	31	31	3.00	1.500
Al Worthington, R ERA: 4.73	(7, 1)	2.0		9	3	2	2	1	1	0	0	0	0	0	10	14	9.00	2.000

PITCHER	IP	WLS	BF	H	R	ER	SO	BB	IBB	HBP	BLK	WP	HR	S	P	ERA	WHIP

Chicago White Sox @ Minnesota Twins

Metropolitan Stadium, Bloomington , MI

Tue Sep 30 1969, 4:33 AM EDT

Att. 4,817 - Unknown - 59 F

TOP

livebaseballscorecards.com

Batter	1	2	3	4	5	6	7	8	9	AB	R	H	RBI	BB	SO	LOB
Walt Williams, R (1, 9) OBP: 0.341, SLG: 0.375	L8			FC6-4 1B		4-3 4-3 1B	1-3 2-H 3-H 1B			4	0	3	2	0	0	0
Luis Aparicio, R (1, 6) OBP: 0.352, SLG: 0.364	1-4-3			FC6-4 3-1 1B 1-2f		4-3 1-2	F8			4	1	0	0	0	0	4
Tom McCraw, L (1, 3) OBP: 0.325, SLG: 0.349	4-3			3-1 1-2		4-3 2-3		F7		4	0	0	0	0	0	2
Bill Melton, R (1, 5) OBP: 0.324, SLG: 0.428		1-3		1B 2-H 1B		F9		5-3		4	0	1	1	0	0	1
Ed Herrmann, L (1, 2) OBP: 0.320, SLG: 0.343		F2		1-3 1B			S S S K	G3		4	0	1	0	0	1	0
Bob Christian, R (1, 7) OBP: 0.259, SLG: 0.295		F4		F8			3-1		B B B B G6-4-3 BB	3	0	0	0	1	0	2
Ken Berry, R (1, 8) OBP: 0.297, SLG: 0.328			4-3		F3		1B 1B 1B 1B		G6-4-3 1-2f	4	1	1	0	0	0	1
Bobby Knoop, R (1, 4) OBP: 0.301, SLG: 0.315			F9		6-3		1B 1B 1B 1-2 1B		6-3	4	1	1	0	0	0	0
Tommy John, R (1, 1) OBP: 0.184, SLG: 0.139			S S S K		S S S K		1B 1-2 2-3 1B			2	0	0	0	0	2	0
Ron Hansen, R (7, PH) OBP: 0.327, SLG: 0.324										1	0	1	0	0	0	0
Jose Ortiz, R (7, PR) OBP: 0.250, SLG: 0.143										0	0	0	0	0	0	0
Danny Murphy, L (7, 1)										0	0	0	0	0	0	0

Inning Stats	1	2	3	4	5	6	7	8	9
	R: 0 E: 0 K: 0 S: 3	H: 0 LOB: 0 BB: 0 P: 3	R: 0 E: 0 K: 0 S: 3	H: 0 LOB: 0 BB: 0 P: 3	R: 0 E: 0 K: 1 S: 5	H: 0 LOB: 0 BB: 0 P: 5	R: 1 E: 0 K: 0 S: 6	H: 3 LOB: 2 BB: 0 P: 6	R: 0 E: 0 K: 1 S: 5	H: 0 LOB: 0 BB: 0 P: 5	R: 0 E: 0 K: 0 S: 4	H: 1 LOB: 1 BB: 0 P: 4	R: 2 E: 0 K: 1 S: 9	H: 4 LOB: 2 BB: 0 P: 9	R: 0 E: 0 K: 0 S: 3	H: 0 LOB: 0 BB: 0 P: 3	R: 0 E: 0 K: 0 S: 2	H: 0 LOB: 0 BB: 1 P: 6

AB	34
R	3
H	8
RBI	3
BB	1
SO	3
LOB	10

1B: 8 SF: 0 WP: 0 PA: 35
2B: 0 SAC: 0 PB: 0
3B: 0 DP: 1 SB: 0
HR: 0 HBP: 0 CS: 0

PITCHER		IP	WLS	BF	H	R	ER	SO	BB	IBB	HBP	BLK	WP	HR	S	P	ERA	WHIP
Jim Perry, R ERA: 2.82	(1, 1)	6.0		22	4	1	1	2	0	0	0	0	0	0	26	26	1.50	0.667
Jim Kaat, L ERA: 3.38	(7, 1)	3.0	W	13	4	2	2	1	1	0	0	0	0	0	14	18	6.00	1.667

PITCHER		IP	WLS	BF	H	R	ER	SO	BB	IBB	HBP	BLK	WP	HR	S	P	ERA	WHIP

BOTTOM

Chicago White Sox @ Minnesota Twins

Metropolitan Stadium, Bloomington , MI

Tue Sep 30 1969, 4:33 AM EDT

Att. 4,817 - Unknown - 59 F

Batter	1	2	3	4	5	6	7	8	9	AB	R	H	RBI	BB	SO	LOB
Cesar Tovar, R (1, 8) OBP: 0.340, SLG: 0.412	F8		1B		6-3		F5		BB, 1B	4	0	1	0	0	0	0
Rick Dempsey, R (9, 2) OBP: 0.667, SLG: 0.800										1	1	1	0	0	0	0
Tony Oliva, L (1, 9) OBP: 0.352, SLG: 0.490	K		1-3, 1B		1B		L9		L9	5	0	2	0	0	1	1
Harmon Killebrew, R (1, 5) OBP: 0.429, SLG: 0.584	K		6-3		1-2, 1B		F9		1-2, 1B, BB	4	0	1	0	1	1	2
Bob Allison, R (1, 7) OBP: 0.330, SLG: 0.395		6-3		F8, 1B	6-3			G4-6-3, 1B	1-2, 2-H, 1B	3	1	1	0	0	0	2
Ted Uhlaender, L (8, PH) OBP: 0.329, SLG: 0.356										2	0	2	1	0	0	0
(9, 8)																
George Mitterwald, R (1, 2) OBP: 0.332, SLG: 0.381	K			F8, 1-2		HR		G4-6-3, 1-2f		3	1	1	1	0	1	1
Graig Nettles, L (8, PH) OBP: 0.320, SLG: 0.376										1	0	0	0	0	0	1
(9, 7)																
Cotton Nash, R (1, 3) OBP: 0.300, SLG: 0.222	1B			K		6-3		HR		3	0	1	0	0	1	1
Jim Holt, L (8, PH) OBP: 0.417, SLG: 0.667										1	1	1	1	0	0	0
(9, 3)																
Leo Cardenas, R (1, 6) OBP: 0.354, SLG: 0.392	6-3			FC4-6, 2-H, 1B		1B		FC5-4, 1B		4	0	3	1	0	0	1
Frank Quilici, R (1, 4) OBP: 0.239, SLG: 0.254			F8	FC4-6, 1-2f		L4		FC5-4, 1-2f		4	0	0	0	0	0	3
Jim Perry, S (1, 1) OBP: 0.204, SLG: 0.226			5-3		F8	F9			4-3	2	0	0	0	0	0	0
Rick Renick, R (6, PH) OBP: 0.309, SLG: 0.377										1	0	0	0	0	0	1
Jim Kaat, L (7, 1) OBP: 0.239, SLG: 0.360										1	0	0	0	0	0	0
Inning Stats	R: 0 E: 0 K: 2 S: 7 H: 0 LOB: 0 BB: 0 P: 7	R: 0 E: 0 K: 1 S: 6 H: 1 LOB: 1 BB: 0 P: 6	R: 0 E: 0 K: 0 S: 5 H: 2 LOB: 2 BB: 0 P: 5	R: 1 E: 0 K: 1 S: 7 H: 2 LOB: 1 BB: 0 P: 7	R: 0 E: 0 K: 0 S: 5 H: 2 LOB: 2 BB: 0 P: 5	R: 1 E: 0 K: 0 S: 5 H: 2 LOB: 1 BB: 0 P: 5	R: 0 E: 0 K: 0 S: 3 H: 0 LOB: 0 BB: 0 P: 3	R: 1 E: 0 K: 0 S: 5 H: 3 LOB: 1 BB: 0 P: 5	R: 1 E: 0 K: 0 S: 4 H: 2 LOB: 2 BB: 1 P: 8	1B: 12 2B: 0 3B: 0 HR: 2 SF: 0 SAC: 0 DP: 1 HBP: 0						

livebaseballscorecards.com

AB	39
R	4
H	14
RBI	4
BB	1
SO	4
LOB	13

PITCHER		IP	WLS	BF	H	R	ER	SO	BB	IBB	HBP	BLK	WP	HR	S	P	ERA	WHIP
Tommy John, L ERA: 3.26	(1, 1)	6.0		27	9	2	2	4	0	0	0	0	0	1	35	35	3.00	1.500
Danny Murphy, R ERA: 2.01	(7, 1)	2.2	L	13	5	2	2	0	1	0	0	0	0	1	12	16	6.75	2.250

PITCHER	IP	WLS	BF	H	R	ER	SO	BB	IBB	HBP	BLK	WP	HR	S	P	ERA	WHIP

Batter	1	2	3	4	5	6	7	8	9	AB	R	H	RBI	BB	SO	LOB
Walt Williams, R (1, 9) OBP: 0.341, SLG: 0.374	H 1-0 G4-3 HBP		x 0-0 FC6-4 1B		x 0-0 ① F6	x 0-0 ③ 6-3			x 0-0 ① 5-3	4	0	1	0	0	0	1
Luis Aparicio, R (1, 6) OBP: 0.352, SLG: 0.363	x 0-0 ①② G4-3 1-2f		x 0-0 ③ FC6-4 1-2f		x 0-0 FC6 1B		BBBB 4-0 BB		x 0-0 ② 2-3	4	0	1	0	1	0	2
Gail Hopkins, L (1, 3) OBP: 0.352, SLG: 0.382	x 0-0 ③ L9			x 0-0 HR 1B	x 0-0 ② FC6 BB 1-2f 2B		x 0-0 ① F7		x 0-0 ③ F5	5	2	1	0	0	0	2
Bill Melton, R (1, 5) OBP: 0.325, SLG: 0.432		x 0-0 ① F8		x 0-0 1-H HR	BBBB 4-0 1-2 2B BB		x 0-0 ② F9			3	2	1	2	1	0	1
Bob Christian, R (1, 7) OBP: 0.273, SLG: 0.325		x 0-0 1B 2B		x 0-0 1B 1B	x 0-0 1-H 2-H 2B		x 0-0 ③ 4-3			4	0	3	2	0	0	1
Doug Adams, L (1, 2) OBP: 0.267, SLG: 0.214 Ed Herrmann, L (7, 2) OBP: 0.319, SLG: 0.341		x 0-0 G6-4-3 2-3 1B		x 0-0 ① L8	SSS 0-3 ③ K			x 0-0 ① 6-3		3 1	0 0	1 0	0 0	0 0	1 0	2 0
Angel Bravo, L (1, 8) OBP: 0.319, SLG: 0.411		x 0-0 ②③ G6-4-3 1-2f		x 0-0 ② F7		x 0-0 ① L4		x 0-0 1B 1B		4	0	1	0	0	0	3
Bobby Knoop, R (1, 4) OBP: 0.305, SLG: 0.317			x 0-0 ① 6-3	x 0-0 1-2 1B		BBBB 4-0 SH1-4 BB		x 0-0 ② 1-2 1B		3	0	2	0	1	0	0
Billy Wynne, L (1, 1) OBP: 0.163, SLG: 0.171 Wilbur Wood, R (7, 1)			x 0-0 ② G3	x 0-0 ③ F9		x 0-0 ② SH1-4 1-2		x 0-0 ③ 4-3		2 1	0 0	0 0	0 0	0 0	0 0	2 1
Inning Stats	R: 0 E: 0 K: 0 S: 2 H: 0 LOB: 0 BB: 0 P: 3	R: 0 E: 0 K: 0 S: 4 H: 2 LOB: 1 BB: 0 P: 4	R: 0 E: 0 K: 0 S: 4 H: 1 LOB: 1 BB: 0 P: 4	R: 2 E: 0 K: 0 S: 7 H: 4 LOB: 2 BB: 0 P: 7	R: 2 E: 0 K: 1 S: 7 H: 2 LOB: 1 BB: 1 P: 11	R: 0 E: 0 K: 0 S: 3 H: 0 LOB: 1 BB: 1 P: 7	R: 0 E: 0 K: 0 S: 3 H: 0 LOB: 1 BB: 1 P: 7	R: 0 E: 0 K: 0 S: 4 H: 2 LOB: 1 BB: 0 P: 4	R: 0 E: 0 K: 0 S: 3 H: 0 LOB: 0 BB: 0 P: 3	1B: 8 2B: 2 3B: 0 HR: 1	SF: 0 SAC: 1 DP: 2 HBP: 1					

Chicago White Sox @ Minnesota Twins

Metropolitan Stadium, Bloomington , MI

Wed Oct 01 1969, 4:33 AM EDT

Att. 4,615 - Unknown - 75 F

TOP

livebaseballscorecards.com

AB	34
R	4
H	11
RBI	4
BB	3
SO	1
LOB	15

WP: 0 PB: 0 SB: 0 CS: 0 PA: 39

PITCHER		IP	WLS	BF	H	R	ER	SO	BB	IBB	HBP	BLK	WP	HR	S	P	ERA	WHIP
Dave Boswell, R ERA: 3.23	(1, 1)	5.0	L	24	9	4	4	1	1	0	1	0	0	1	24	29	7.20	2.000
Dick Woodson, R ERA: 3.7	(6, 1)	2.0		8	0	0	0	0	2	0	0	0	0	0	6	14	0.00	1.000
Al Worthington, R ERA: 4.65	(8, 1)	1.0		4	2	0	0	0	0	0	0	0	0	0	4	4	0.00	2.000
Ron Perranoski, L ERA: 2.12	(9, 1)	1.0		3	0	0	0	0	0	0	0	0	0	0	3	3	0.00	0.000

PITCHER	IP	WLS	BF	H	R	ER	SO	BB	IBB	HBP	BLK	WP	HR	S	P	ERA	WHIP

BOTTOM

Chicago White Sox @ Minnesota Twins

Metropolitan Stadium, Bloomington , MI

Wed Oct 01 1969, 4:33 AM EDT

Att. 4,615 - Unknown - 75 F

livebaseballscorecards.com

Batter	1	2	3	4	5	6	7	8	9	AB	R	H	RBI	BB	SO	LOB
Ted Uhlaender, L (1, 7) OBP: 0.328, SLG: 0.356	G3	F8		K			2B 1B	F6		1	0	0	0	0	0	0
Graig Nettles, L (2, 7) OBP: 0.319, SLG: 0.373							1B			4	1	1	0	0	1	3
Rod Carew, L (1, 4) OBP: 0.386, SLG: 0.467	1-3		L6		4-3		1B 1-3 2B		F6	5	0	1	0	0	0	0
Tony Oliva, L (1, 9) OBP: 0.354, SLG: 0.491	HR 1B		BB 1B		F4		IBB 2-3 3-H 1B		F4	5	1	3	1	0	0	0
Harmon Killebrew, R (1, 5) OBP: 0.430, SLG: 0.588	1-H HR		BBBB G4-6-3 1-2 BB		F8		1-2 IBB		K	3	1	1	2	2	1	0
Rich Reese, L (1, 3) OBP: 0.361, SLG: 0.505	1B 1B		G4-6-3 1-2f			F9	F6			4	0	1	0	0	0	5
Cesar Tovar, R (1, 8) OBP: 0.341, SLG: 0.412	1-2 1B			6-3		BBBB 4-0 FC6-4 BB	4-1			2	0	1	0	1	0	0
Charlie Manuel, L (7, 8) OBP: 0.320, SLG: 0.280										1	0	0	0	0	0	3
John Roseboro, L (1, 2) OBP: 0.333, SLG: 0.321	4-3			L9	F7			E6 2B		2	0	0	0	0	0	2
George Mitterwald, R (6, 2) OBP: 0.333, SLG: 0.388										2	0	1	0	0	0	1
Leo Cardenas, R (1, 6) OBP: 0.354, SLG: 0.390		1-3		BBBB 4-0 1B BB	1-2f FC6-4			1-3		3	0	0	0	1	0	2
Dave Boswell, R (1, 1) OBP: 0.186, SLG: 0.277		F9		1-2			6-3	L6		2	0	1	0	0	0	0
Dick Woodson, R (6, 1) OBP: 0.138, SLG: 0.074										0	0	0	0	0	0	0
Jim Holt, L (7, PH) OBP: 0.385, SLG: 0.615										1	0	0	0	0	0	0
Al Worthington, R (8, 1)										0	0	0	0	0	0	0
Bob Allison, R (8, PH) OBP: 0.329, SLG: 0.392										1	0	0	0	0	0	1
Ron Perranoski, L (9, 1) OBP: 0.154, SLG: 0.083										0	0	0	0	0	0	0
Inning Stats	R: 2 E: 0 K: 0 S: 7 H: 4 LOB: 2 BB: 0 P: 7	R: 0 E: 0 K: 0 S: 3 H: 0 LOB: 0 BB: 0 P: 3	R: 0 E: 0 K: 0 S: 3 H: 1 LOB: 1 BB: 1 P: 7	R: 0 E: 0 K: 1 S: 6 H: 1 LOB: 2 BB: 1 P: 10	R: 0 E: 0 K: 0 S: 3 H: 0 LOB: 0 BB: 0 P: 3	R: 0 E: 0 K: 0 S: 3 H: 0 LOB: 1 BB: 1 P: 7	R: 1 E: 0 K: 0 S: 6 H: 3 LOB: 3 BB: 1 P: 10	R: 0 E: 1 K: 0 S: 4 H: 1 LOB: 1 BB: 0 P: 4	R: 0 E: 0 K: 1 S: 5 H: 0 LOB: 0 BB: 0 P: 5	1B: 7 2B: 2 3B: 0 HR: 1	SF: 0 SAC: 0 DP: 1 HBP: 0			WP: 0 PB: 0 SB: 0 CS: 0	PA: 40		

	AB	36
	R	3
	H	10
	RBI	3
	BB	4
	SO	2
	LOB	17

PITCHER		IP	WLS	BF	H	R	ER	SO	BB	IBB	HBP	BLK	WP	HR	S	P	ERA	WHIP
Billy Wynne, R ERA: 4.06	(1, 1)	6.1	W	31	9	3	3	1	3	1	0	0	0	1	29	45	4.26	1.895
Wilbur Wood, L ERA: 3.0	(7, 1)	2.2	S	9	1	0	0	1	0	0	0	0	0	0	11	11	0.00	0.375

PITCHER	IP	WLS	BF	H	R	ER	SO	BB	IBB	HBP	BLK	WP	HR	S	P	ERA	WHIP

Batter	1	2	3	4	5	6	7	8	9	AB	R	H	RBI	BB	SO	LOB
Walt Williams, R (1, 9) OBP: 0.343, SLG: 0.374	F9		1-3		E WP 1B 1B	1-2 HBP			1-3	3	1	1	0	0	0	0
Ken Berry, R (6, 8) OBP: 0.296, SLG: 0.327										1	0	0	0	0	0	0
Rich Morales, R (1, 6) OBP: 0.269, SLG: 0.231	6-3		3B 3B		E1 WP 4-3 1-3 1B	4-3			5-3	4	1	2	0	0	0	2
Luis Aparicio, R (9, PH) OBP: 0.352, SLG: 0.362										1	0	0	0	0	0	0
Duane Josephson, R (1, 2) OBP: 0.296, SLG: 0.321	F9		BBBB 3B BB		4-3 1-2		G6-4-3 1B			3	1	1	0	1	0	2
Bart Johnson, R (7, 1) OBP: 0.375, SLG: 0.167										0	0	0	0	0	0	0
Bill Melton, R (1, 5) OBP: 0.326, SLG: 0.433		FC6-4 1B	1-H 3-H 3B		5-3 2-3 3-H		G6-4-3 1-2f			1	0	1	0	0	0	0
Ron Hansen, R (2, 5) OBP: 0.327, SLG: 0.335										3	0	1	2	0	0	2
Bob Christian, R (1, 7) OBP: 0.273, SLG: 0.318		FC6-4 1-2f 1B 2B	SSS K		IBB		6-3			3	1	0	0	1	1	2
Gail Hopkins, L (1, 3) OBP: 0.351, SLG: 0.381		1-2 2B 1B	4-3		4-3			SSS K		4	1	1	0	0	1	3
Bobby Knoop, R (1, 4) OBP: 0.304, SLG: 0.315		F9	SSS K			BBBB FC3-5-4 1B BB		6-3		3	0	0	0	1	1	2
Jose Ortiz, R (1, 8) OBP: 0.333, SLG: 0.364		1-H 2-H 2B	F3			1-2 FC3-5-4 1B		F5		4	0	2	2	0	0	0
(6, 9)																
Danny Lazar, L (1, 1)		SSS K	SSS K			FC3-5-4 1-2 2-3 HBP			F4	3	0	0	0	0	2	3
Ed Herrmann, L (7, 2) OBP: 0.319, SLG: 0.341										0	0	0	0	0	0	0
Don Pavletich, R (9, PH) OBP: 0.338, SLG: 0.404										1	0	0	0	0	0	0
Inning Stats	R: 0 E: 0 K: 0 S: 3 H: 0 LOB: 0 BB: 0 P: 3	R: 2 E: 0 K: 1 S: 8 H: 3 LOB: 1 BB: 0 P: 8	R: 2 E: 0 K: 1 S: 7 H: 2 LOB: 1 BB: 1 P: 11	R: 0 E: 0 K: 2 S: 7 H: 0 LOB: 0 BB: 0 P: 7	R: 1 E: 1 K: 0 S: 5 H: 2 LOB: 2 BB: 1 P: 9	R: 0 E: 0 K: 0 S: 3 H: 1 LOB: 2 BB: 1 P: 8	R: 0 E: 0 K: 0 S: 3 H: 1 LOB: 0 BB: 0 P: 3	R: 0 E: 0 K: 1 S: 5 H: 0 LOB: 0 BB: 0 P: 5	R: 0 E: 0 K: 0 S: 3 H: 0 LOB: 0 BB: 0 P: 3	1B: 6 2B: 1 3B: 2 HR: 0 SF: 0 SAC: 0 DP: 2 HBP: 1						

PITCHER		IP	WLS	BF	H	R	ER	SO	BB	IBB	HBP	BLK	WP	HR	S	P	ERA	WHIP
Jim Kaat, L ERA: 3.49	(1, 1)	5.0		24	7	5	5	4	1	1	0	0	1	0	30	38	9.00	1.600
Dick Woodson, R ERA: 3.67	(6, 1)	1.0		5	1	0	0	0	1	0	1	0	0	0	3	8	0.00	2.000
Joe Grzenda, L ERA: 3.88	(7, 1)	1.0	W	3	1	0	0	0	0	0	0	0	0	0	3	3	0.00	1.000
Al Worthington, R ERA: 4.57	(8, 1)	1.0		3	0	0	0	1	0	0	0	0	0	0	5	5	0.00	0.000
Ron Perranoski, L ERA: 2.11	(9, 1)	1.0	S	3	0	0	0	0	0	0	0	0	0	0	3	3	0.00	0.000

PITCHER	IP	WLS	BF	H	R	ER	SO	BB	IBB	HBP	BLK	WP	HR	S	P	ERA	WHIP

TOP

Chicago White Sox @ Minnesota Twins

Metropolitan Stadium, Bloomington , MI

Thu Oct 02 1969, 4:33 AM EDT

Att. 7,171 - Unknown - 67 F

livebaseballscorecards.com

AB	34
R	5
H	9
RBI	4
BB	3
SO	5
LOB	16

WP: 1 PA: 38
PB: 0
SB: 0
CS: 0

Chicago White Sox @ Minnesota Twins

Metropolitan Stadium, Bloomington , MI

Thu Oct 02 1969, 4:33 AM EDT

Att. 7,171 - Unknown - 67 F

BOTTOM

livebaseballscorecards.com

Batter	1	2	3	4	5	6	7	8	9	AB	R	H	RBI	BB	SO	LOB
Cesar Tovar, R (1, 8) (6, 4) OBP: 0.342, SLG: 0.415	F3		SF9 1-3 2B		5-3		1B PB 1B			4	1	2	0	0	0	0
Rich Reese, L (1, 3) OBP: 0.362, SLG: 0.513	HR		SF9 2-3 3-H		F9		F3 1-3 1B			3	1	2	2	0	0	0
Cotton Nash, R (8, 3) OBP: 0.300, SLG: 0.222										0	0	0	0	0	0	0
Harmon Killebrew, R (1, 5) OBP: 0.427, SLG: 0.584	F8		F8			F6	F3 1-2 3-H			4	0	0	0	0	0	2
Tony Oliva, L (1, 9) OBP: 0.355, SLG: 0.496	F3			HR		HR 1B		F7		3	1	2	1	0	0	0
Jim Holt, L (6, PR) (7, 9) OBP: 0.357, SLG: 0.571										1	1	0	0	0	0	0
Bob Allison, R (1, 7) OBP: 0.333, SLG: 0.418		1-3		2B		1-H HR		FC5-4 1B		3	1	2	2	0	0	0
Tom Tischinski, R (7, 2) OBP: 0.309, SLG: 0.191										1	0	1	0	0	0	0
George Mitterwald, R (1, 2) (7, 7) OBP: 0.327, SLG: 0.380		L7		6-3		6-3		FC5-4 1-2f		4	0	0	0	0	0	3
Leo Cardenas, R (1, 6) OBP: 0.353, SLG: 0.388		6-3		6-3		BB		K		3	0	0	0	1	1	2
Frank Quilici, R (1, 4) OBP: 0.236, SLG: 0.250			4-3	6-3		K				2	0	0	0	0	0	1
Herman Hill, L (6, 8)										1	0	0	0	0	1	1
Jim Kaat, L (1, 1) OBP: 0.247, SLG: 0.368										1	1	1	0	0	0	0
Rick Dempsey, R (5, PH) OBP: 0.571, SLG: 0.667										1	0	0	0	0	0	0
Dick Woodson, R (6, 1) OBP: 0.138, SLG: 0.074										0	0	0	0	0	0	0
Joe Grzenda, R (7, 1)										0	0	0	0	0	0	0
Rick Renick, R (7, PH) OBP: 0.307, SLG: 0.374										1	0	0	0	0	1	0
Al Worthington, R (8, 1)										0	0	0	0	0	0	0
Ron Perranoski, L (9, 1) OBP: 0.154, SLG: 0.083			2B SF9 1B		4-3		K			0	0	0	0	0	0	0
Inning Stats	R: 1 E: 0 K: 0 S: 4 H: 1 LOB: 0 BB: 0 P: 4	R: 0 E: 0 K: 0 S: 3 H: 0 LOB: 0 BB: 0 P: 3	R: 1 E: 0 K: 0 S: 5 H: 2 LOB: 1 BB: 0 P: 5	R: 1 E: 0 K: 0 S: 5 H: 2 LOB: 1 BB: 0 P: 5	R: 0 E: 0 K: 0 S: 3 H: 0 LOB: 0 BB: 0 P: 3	R: 2 E: 0 K: 1 S: 7 H: 2 LOB: 1 BB: 1 P: 11	R: 1 E: 0 K: 1 S: 6 H: 2 LOB: 1 BB: 0 P: 6	R: 0 E: 0 K: 1 S: 6 H: 1 LOB: 1 BB: 0 P: 6		1B: 5 2B: 2 3B: 0 HR: 3 SF: 1 SAC: 0 DP: 0 HBP: 0						

	AB	32
	R	6
	H	10
	RBI	5
	BB	1
	SO	3
	LOB	9

WP: 0 PB: 1 SB: 0 CS: 0 PA: 34

PITCHER		IP	WLS	BF	H	R	ER	SO	BB	IBB	HBP	BLK	WP	HR	S	P	ERA	WHIP
Danny Lazar, L ERA: 6.53	(1, 1)	6.0		26	7	5	5	1	1	0	0	0	0	3	27	31	7.50	1.333
Bart Johnson, R ERA: 3.22	(7, 1)	2.0	L	8	3	1	0	2	0	0	0	0	0	0	12	12	0.00	1.500

PITCHER	IP	WLS	BF	H	R	ER	SO	BB	IBB	HBP	BLK	WP	HR	S	P	ERA	WHIP

Batter	1	2	3	4	5	6	7	8	9	10	11	12	AB	R	H	RBI	BB	SO	LOB
Cesar Tovar, R (1, 8)	K			B3		K			BB		P4		4	0	0	0	1	2	0
Rod Carew, L (1, 4) OBP: 0.200, SLG: 0.200	G4-3 1B			K			K		K 1-2		G3		5	0	1	0	0	3	1
Harmon Killebrew, R (1, 5)	G4-3 1-2f			5-3			HR		IBB			WP 1B BB	2	1	0	0	3	0	1
Tony Oliva, L (1, 9) OBP: 0.400, SLG: 1.200		F5			E9 SF7 2B		HR 1-H		K			F9	5	2	2	2	0	1	3
Bob Allison, R (1, 7) Ted Uhlaender, L (9, 7) OBP: 1.000, SLG: 1.000		L7			SF7 3-H		P6		P3			WP 1-2 1B	3 1	0 0	0 1	1 0	0 0	0 0	2 0
Rich Reese, L (1, 3)		K			F5		4-3			4-3		WP 1-2 2-3 IBB	4	0	0	0	1	1	0
Leo Cardenas, R (1, 6)			5-3		5-3			P4		K		K	5	0	0	0	0	2	3
George Mitterwald, R (1, 2) John Roseboro, L (12, PH) (12, 2)			F8			6-3		K		K		F7	4 1	0 0	0 0	0 0	0 0	2 0	0 3
Jim Perry, S (1, 1) Ron Perranoski, L (9, 1)			K			5-3		F3			6-3		3 1	0 0	0 0	0 0	0 0	1 0	0 0
Inning Stats	R: 0 E: 0 K: 1 S: 5 H: 1 LOB: 0 BB: 0 P: 5	R: 0 E: 0 K: 1 S: 5 H: 0 LOB: 0 BB: 0 P: 5	R: 0 E: 0 K: 1 S: 5 H: 0 LOB: 0 BB: 0 P: 5	R: 0 E: 0 K: 1 S: 5 H: 0 LOB: 0 BB: 0 P: 5	R: 1 E: 1 K: 0 S: 4 H: 1 LOB: 0 BB: 0 P: 4	R: 0 E: 0 K: 1 S: 5 H: 0 LOB: 0 BB: 0 P: 5	R: 2 E: 0 K: 1 S: 6 H: 1 LOB: 0 BB: 1 P: 10	R: 0 E: 0 K: 1 S: 5 H: 0 LOB: 0 BB: 0 P: 5	R: 0 E: 0 K: 2 S: 7 H: 0 LOB: 2 BB: 2 P: 15	R: 0 E: 0 K: 2 S: 7 H: 0 LOB: 0 BB: 0 P: 7	R: 0 E: 0 K: 0 S: 3 H: 0 LOB: 0 BB: 0 P: 3	R: 0 E: 0 K: 1 S: 6 H: 1 LOB: 3 BB: 2 P: 14	1B: 2 2B: 1 3B: 0 HR: 1 SF: 1 SAC: 0 DP: 1 HBP: 0				WP: 1 PB: 0 SB: 1 CS: 0		PA: 44	

PITCHER		IP	WLS	BF	H	R	ER	SO	BB	IBB	HBP	BLK	WP	HR	S	P	ERA	WHIP
Mike Cuellar, L ERA: 2.25	(1, 1)	8.0		27	3	3	2	7	1	0	0	0	0	1	40	44	2.25	0.500
Pete Richert, L ERA:	(9, 1)	1.0		5	0	0	0	2	1	1	0	0	0	0	7	15	0.00	1.000
Eddie Watt, R ERA:	(10, 1)	2.0		6	0	0	0	2	0	0	0	0	0	0	10	10	0.00	0.000
Marcelino Lopez, L ERA:	(12, 1)	0.1		4	1	0	0	0	1	1	0	0	1	0	2	10	0.00	6.000
Dick Hall, R ERA:	(12, 1)	0.2	W	2	0	0	0	1	0	0	0	0	0	0	4	4	0.00	0.000

PITCHER	IP	WLS	BF	H	R	ER	SO	BB	IBB	HBP	BLK	WP	HR	S	P	ERA	WHIP

TOP

Minnesota Twins @ Baltimore Orioles

Memorial Stadium, Baltimore, MD

Sat Oct 04 1969, 3:33 AM EDT

Att. 39,324 - Unknown - 71 F

livebaseballscorecards.com

AB	38
R	3
H	4
RBI	3
BB	5
SO	12
LOB	13

Batter	1	2	3	4	5	6	7	8	9	10	11	12	AB	R	H	RBI	BB	SO	LOB
Don Buford, S (1, 7)	L6		F3			F2		P5		F3		6-3 2-3	6	0	0	0	0	0	1
Paul Blair, R (1, 8) OBP: 0.333, SLG: 0.200	F9			L5		F8		BB		L9		1B 3-H	5	0	1	1	1	0	0
Frank Robinson, R (1, 9) OBP: 0.600, SLG: 1.333	FC6 BB			HR		BB		K			K		3	1	1	1	2	2	1
Boog Powell, L (1, 3) OBP: 0.400, SLG: 1.000	FC6 1-2f			F7		F8			HR		L9 1B	1B	5	1	2	1	0	0	2
Brooks Robinson, R (1, 5) OBP: 0.800, SLG: 0.800		CS 1B		5-3			1B		E7 FC6-4 CS		FC6-4 1-2	1B	5	0	4	0	0	0	0
Elrod Hendricks, L (1, 2) Curt Motton, R (9, PH) Eddie Watt, R (10, 1) Chico Salmon, R (11, PH) Marcelino Lopez, R (12, 1) Dick Hall, R (12, 1)		F7 1-2			P3	P6			E4 FC6-4		L9 2-3		3 1 0 1 0 0	0 0 0 0 0 0	0 0 0 0 0 0	0 0 0 0 0 0	0 0 0 0 0 0	0 0 0 0 0 0	2 1 0 2 0 0
Davey Johnson, R (1, 4)	K				5-3		P6		F2		FC6-4 1-2f		5	0	0	0	0	1	5
Mark Belanger, R (1, 6) OBP: 0.400, SLG: 1.000			F7		HR		F8		FC6-4 1-2f 2-3			6-3 SH3-4 1B 1B	5	2	2	1	0	0	3
Mike Cuellar, L (1, 1) Dave May, L (8, PH) Pete Richert, L (9, 1) Merv Rettenmund, R (9, PH) Andy Etchebarren, R (10, 2)			F3		K			1-3	CS 3-H	4-3		SH3-4 1-2	2 1 0 0 1	0 0 0 0 0	0 0 0 0 0	0 0 0 0 0	1 0 0 0 0	0 0 0 0 0	0 0 0 0 0
Inning Stats	R: 0 E: 0 K: 0 S: 3 H: 0 LOB: 1 BB: 1 P: 7	R: 0 E: 0 K: 1 S: 5 H: 1 LOB: 0 BB: 0 P: 5	R: 0 E: 0 K: 0 S: 3 H: 0 LOB: 0 BB: 0 P: 3	R: 1 E: 0 K: 0 S: 4 H: 1 LOB: 0 BB: 0 P: 4	R: 1 E: 0 K: 1 S: 6 H: 1 LOB: 0 BB: 0 P: 6	R: 0 E: 0 K: 0 S: 3 H: 0 LOB: 1 BB: 1 P: 7	R: 0 E: 0 K: 0 S: 4 H: 1 LOB: 1 BB: 0 P: 4	R: 0 E: 0 K: 1 S: 5 H: 0 LOB: 1 BB: 1 P: 9	R: 1 E: 2 K: 0 S: 5 H: 2 LOB: 1 BB: 0 P: 5	R: 0 E: 0 K: 0 S: 3 H: 0 LOB: 0 BB: 0 P: 3	R: 0 E: 0 K: 1 S: 7 H: 2 LOB: 2 BB: 0 P: 7	R: 1 E: 0 K: 0 S: 4 H: 2 LOB: 1 BB: 0 P: 4	1B: 7 2B: 0 3B: 0 HR: 3	SF: 0 SAC: 1 DP: 0 HBP: 0			WP: 0 PB: 0 SB: 0 CS: 2		PA: 48

PITCHER		IP	WLS	BF	H	R	ER	SO	BB	IBB	HBP	BLK	WP	HR	S	P	ERA	WHIP
Jim Perry, R ERA: 3.38	(1, 1)	8.0		32	6	3	3	3	3	0	0	0	0	3	35	47	3.38	1.125
Ron Perranoski, L ERA: 2.45	(9, 1)	3.2	L	15	4	1	1	1	0	0	0	0	0	0	17	17	2.46	1.091

PITCHER	IP	WLS	BF	H	R	ER	SO	BB	IBB	HBP	BLK	WP	HR	S	P	ERA	WHIP

BOTTOM

Minnesota Twins @ Baltimore Orioles

Memorial Stadium, Baltimore, MD

Sat Oct 04 1969, 3:33 AM EDT

Att. 39,324 - Unknown - 71 F

livebaseballscorecards.com

AB	43
R	4
H	10
RBI	4
BB	3
SO	4
LOB	17

Batter	1	2	3	4	5	6	7	8	9	10	11	AB	R	H	RBI	BB	SO	LOB
Cesar Tovar, R (1, 8) OBP: 0.200, SLG: 0.111	5-3		1B		F3			F5			F8	5	0	1	0	0	0	0
Rod Carew, L (1, 4) OBP: 0.200, SLG: 0.111	6-3		F9		K			BB			4-3	4	0	0	0	1	1	1
Harmon Killebrew, R (1, 5)	BB		5-3			K		F8			BB	3	0	0	0	2	1	2
Tony Oliva, L (1, 9) OBP: 0.400, SLG: 0.778	F8			F8 S 1B		K			6-3		1-2 BB	4	0	1	0	1	1	1
Bob Allison, R (1, 7)		6-3		F8 1-3		5-3			F8		L7	5	0	0	0	0	0	3
Rich Reese, L (1, 3)		F8		P5			4-3		F5			4	0	0	0	0	0	1
George Mitterwald, R (1, 2) OBP: 0.250, SLG: 0.143		1B		BB			P4			K		3	0	1	0	1	1	0
Leo Cardenas, R (1, 6)		K		K			6-3			K		4	0	0	0	0	3	3
Dave Boswell, R (1, 1)			K		K			K		K		4	0	0	0	0	4	0
Ron Perranoski, L (11, 1)												0	0	0	0	0	0	0
Inning Stats	R: 0 E: 0 K: 0 S: 3	H: 0 LOB: 1 BB: 1 P: 7	R: 0 E: 0 K: 1 S: 6	H: 1 LOB: 1 BB: 0 P: 6	R: 0 E: 0 K: 1 S: 6	H: 1 LOB: 1 BB: 0 P: 6	R: 0 E: 0 K: 1 S: 6	H: 1 LOB: 2 BB: 1 P: 10	R: 0 E: 0 K: 2 S: 7	H: 0 LOB: 0 BB: 0 P: 7	R: 0 E: 0 K: 2 S: 7	H: 0 LOB: 0 BB: 0 P: 7	R: 0 E: 0 K: 0 S: 3	H: 0 LOB: 0 BB: 0 P: 3	R: 0 E: 0 K: 1 S: 5	H: 0 LOB: 1 BB: 1 P: 9	R: 0 E: 0 K: 0 S: 3	H: 0 LOB: 0 BB: 0 P: 3	R: 0 E: 0 K: 3 S: 9	H: 0 LOB: 0 BB: 0 P: 9	R: 0 E: 0 K: 0 S: 3	H: 0 LOB: 2 BB: 2 P: 11	1B: 3 2B: 0 3B: 0 HR: 0	SF: 0 SAC: 0 DP: 0 HBP: 0	WP: 0 PB: 0 SB: 1 CS: 0	PA: 41

PITCHER	IP	WLS	BF	H	R	ER	SO	BB	IBB	HBP	BLK	WP	HR	S	P	ERA	WHIP
Dave McNally, L (1, 1) ERA:	11.0	W	41	3	0	0	11	5	0	0	0	0	0	58	78	0.00	0.727

PITCHER	IP	WLS	BF	H	R	ER	SO	BB	IBB	HBP	BLK	WP	HR	S	P	ERA	WHIP

TOP

Minnesota Twins @ Baltimore Orioles

Memorial Stadium, Baltimore, MD

Sun Oct 05 1969, 3:33 AM EDT
Att. 41,704 - Unknown - 68 F

livebaseballscorecards.com

AB	36
R	0
H	3
RBI	0
BB	5
SO	11
LOB	11

Minnesota Twins @ Baltimore Orioles

Memorial Stadium, Baltimore, MD

Sun Oct 05 1969, 3:33 AM EDT

Att. 41,704 - Unknown - 68 F

livebaseballscorecards.com

BOTTOM

Batter	1	2	3	4	5	6	7	8	9	10	11	AB	R	H	RBI	BB	SO	LOB
Don Buford, S (1, 7)	BBBB 4-0 CS BB		BBBB 4-0 L6-3 BB		x 0-0 ② P6			x 0-0 ① 6-3		x 0-0 ① G3		3	0	0	0	2	0	0
Paul Blair, R (1, 8) OBP: 0.273, SLG: 0.111	x 0-0 ①② F8 1-2		x 0-0 ①② L6-3 1-2		BBBB 4-0 CS BB			SSS 0-3 ② K		x 0-0 ② F9		4	0	0	0	1	1	2
Frank Robinson, R (1, 9) OBP: 0.500, SLG: 1.000	x 0-0 ③ 4-3		x 0-0 WP 2B		x 0-0 ③ 6-3 1-2			x 0-0 2B		SSS 0-3 ③ K		5	0	2	0	0	1	1
Boog Powell, L (1, 3) OBP: 0.500, SLG: 0.750		x 0-0 1B 1B 1B	BBBB 4-0 2-3 BB			x 0-0 ① 1-3		x 0-0 ③ 3-1			BBBB 4-0 SH3-4 1B BB	3	1	1	0	2	0	1
Brooks Robinson, R (1, 5) OBP: 0.667, SLG: 0.667		x 0-0 1B 1-2 1B	x 0-0 ③ F3			x 0-0 ② 6-3			x 0-0 FC3-6 1B		x 0-0 ① SH3-4 1-2	4	0	2	0	0	0	2
Davey Johnson, R (1, 4) OBP: 0.300, SLG: 0.222		x 0-0 1B 1-2 2-3		x 0-0 G1-6-3 1B		x 0-0 ③ F8			x 0-0 ① FC3-6 FC1-6 1-2f		4-0 1B IBB	4	0	2	0	1	0	1
Mark Belanger, R (1, 6) OBP: 0.200, SLG: 0.500		x 0-0 ① P6		x 0-0 ① F2			x 0-0 ① G3		x 0-0 ② FC1-6 BB 1-2f		x 0-0 ② F5	5	0	0	0	0	0	7
Andy Etchebarren, R (1, 2) Elrod Hendricks, L (9, PH) (10, 2) Curt Motton, R (11, PH) OBP: 0.500, SLG: 0.500		x 0-0 ② F7		x 0-0 ②③ G1-6-3 1-2f			x 0-0 ② L7		BBBB 4-0 1-2 BB		x 0-0 1-3 2-H 1B	3 0 1	0 0 0	0 0 1	0 0 1	0 1 0	0 0 0	4 0 0
Dave McNally, R (1, 1)		SSS 0-3 ③ K			x 0-0 ① 1-3		SSS 0-3 ③ K		x 0-0 ③ F7			4	0	0	0	0	2	5
Inning Stats	R: 0 E: 0 K: 0 S: 2 H: 0 LOB: 0 BB: 1 P: 6	R: 0 E: 0 K: 1 S: 8 H: 3 LOB: 3 BB: 0 P: 8	R: 0 E: 0 K: 0 S: 3 H: 1 LOB: 2 BB: 2 P: 11	R: 0 E: 0 K: 0 S: 3 H: 1 LOB: 0 BB: 0 P: 3	R: 0 E: 0 K: 0 S: 3 H: 0 LOB: 1 BB: 1 P: 7	R: 0 E: 0 K: 0 S: 3 H: 0 LOB: 0 BB: 0 P: 3	R: 0 E: 0 K: 1 S: 5 H: 0 LOB: 0 BB: 0 P: 5	R: 0 E: 0 K: 1 S: 6 H: 1 LOB: 1 BB: 0 P: 6	R: 0 E: 0 K: 0 S: 4 H: 1 LOB: 2 BB: 1 P: 8	R: 0 E: 0 K: 1 S: 5 H: 0 LOB: 0 BB: 0 P: 5	R: 1 E: 0 K: 0 S: 3 H: 1 LOB: 2 BB: 2 P: 11	1B: 6 2B: 3 3B: 0 HR: 0	SF: 0 SAC: 1 DP: 2 HBP: 0					

	AB	36
	R	1
	H	8
	RBI	1
	BB	7
	SO	4
	LOB	23

WP: 1 PA: 44
PB: 0
SB: 0
CS: 2

PITCHER	IP	WLS	BF	H	R	ER	SO	BB	IBB	HBP	BLK	WP	HR	S	P	ERA	WHIP
Dave Boswell, R (1, 1) ERA: 0.84	10.2	L	43	7	1	1	4	6	1	0	0	1	0	44	72	0.84	1.219
Ron Perranoski, L (11, 1) ERA: 2.45	0.0		1	1	0	0	0	0	0	0	0	0	0	1	1	∞	∞

PITCHER	IP	WLS	BF	H	R	ER	SO	BB	IBB	HBP	BLK	WP	HR	S	P	ERA	WHIP

Batter	1	2	3	4	5	6	7	8	9	AB	R	H	RBI	BB	SO	LOB
Don Buford, S (1, 7) OBP: 0.412, SLG: 0.357	FC6-4 1B 1B	3-H 1B		BBBB 2B BB		1B 1B 2B		HR 1B	F8 ②	5	3	4	1	1	0	1
Paul Blair, R (1, 8) OBP: 0.471, SLG: 0.733	1-2 FC6-4 1B	SSS 0-3 ③ K		1-H 3-H 2B		2-3 1B 1B		1-H HR	1-H 2B	6	1	5	5	0	1	1
Frank Robinson, R (1, 9) OBP: 0.467, SLG: 0.750	0-0 ① FC6-4 1-2f 2-3 G4-6-3		0-0 ① 6-3	BBBB BB		1-2 3-H 1B		0-0 ② L9		4	0	1	1	1	0	2
Boog Powell, L (1, 3) OBP: 0.467, SLG: 0.615	0-0 ② ③ G4-6-3 1-2f		0-0 ② BB 1B	0-0 ② P3		0-0 ② F7		0-0 1B		5	0	2	0	0	0	6
Brooks Robinson, R (1, 5) OBP: 0.500, SLG: 0.571		0-0 E 2B 2B	0-0 ② L7	0-0 ③ P6		0-0 ③ F8		0-0 ③ L8		5	1	1	0	0	0	6
Davey Johnson, R (1, 4) OBP: 0.333, SLG: 0.231		0-0 E9 2-3 2B	BBBB 4-0 1-2 BB		0-0 ① 5-3		0-0 ① F7		0-0 E 1B	4	2	1	0	1	0	1
Elrod Hendricks, L (1, 2) OBP: 0.333, SLG: 0.500		0-0 1-H 3-H 1B 2B	0-0 ③ F8		SSS 0-3 ② K		SSS 0-3 ② K		0-0 E9 1-H 2B	5	2	2	3	0	2	2
Mark Belanger, R (1, 6) OBP: 0.267, SLG: 0.600	0-0 ① F5			0-0 2B 3B	0-0 ③ F7		0-0 ③ 6-3		0-0 2B 1B	5	2	2	0	0	0	1
Jim Palmer, R (1, 1)	0-0 ② F9			SSS 0-3 ① K		0-0 ① F8		SSS 0-3 ① K	SSS 0-3 ① K	5	0	0	0	0	3	3
Inning Stats	R: 0 H: 2 E: 0 LOB: 1 K: 0 BB: 0 S: 4 P: 4	R: 3 H: 3 E: 1 LOB: 1 K: 1 BB: 0 S: 9 P: 9	R: 0 H: 1 E: 0 LOB: 2 K: 0 BB: 1 S: 4 P: 8	R: 2 H: 2 E: 0 LOB: 2 K: 1 BB: 2 S: 7 P: 15	R: 0 H: 0 E: 0 LOB: 0 K: 1 BB: 0 S: 5 P: 5	R: 1 H: 3 E: 0 LOB: 2 K: 0 BB: 0 S: 6 P: 6	R: 0 H: 0 E: 0 LOB: 0 K: 1 BB: 0 S: 5 P: 5	R: 2 H: 3 E: 0 LOB: 1 K: 1 BB: 0 S: 8 P: 8	R: 3 H: 4 E: 1 LOB: 1 K: 1 BB: 0 S: 8 P: 8	1B: 10 SF: 0 2B: 6 SAC: 0 3B: 1 DP: 1 HR: 1 HBP: 0						WP: 0 PA: 47 PB: 0 SB: 0 CS: 0	

PITCHER		IP	WLS	BF	H	R	ER	SO	BB	IBB	HBP	BLK	WP	HR	S	P	ERA	WHIP
Bob Miller, R ERA: 5.4	(1, 1)	1.2	L	10	5	3	1	0	0	0	0	0	0	0	10	10	5.40	3.000
Dick Woodson, R ERA: 10.8	(2, 1)	1.2		11	3	2	2	2	3	0	0	0	0	0	12	24	10.80	3.600
Tom Hall, L ERA:	(4, 1)	0.2		2	0	0	0	0	0	0	0	0	0	0	2	2	0.00	0.000
Al Worthington, R ERA: 6.75	(5, 1)	1.1		7	3	1	1	1	0	0	0	0	0	0	9	9	6.75	2.250
Joe Grzenda, L ERA:	(6, 1)	0.2		2	0	0	0	0	0	0	0	0	0	0	2	2	0.00	0.000

PITCHER		IP	WLS	BF	H	R	ER	SO	BB	IBB	HBP	BLK	WP	HR	S	P	ERA	WHIP
Dean Chance, R ERA: 13.5	(7, 1)	2.0		10	4	3	3	2	0	0	0	0	0	1	14	14	13.50	2.000
Ron Perranoski, L ERA: 5.79	(9, 1)	1.0		5	3	2	2	1	0	0	0	0	0	0	7	7	18.00	3.000

TOP

Baltimore Orioles @ Minnesota Twins

Metropolitan Stadium, Bloomington , MI

Mon Oct 06 1969, 4:33 AM EDT

Att. 32,735 - Unknown - 62 F

livebaseballscorecards.com

AB	44
R	11
H	18
RBI	10
BB	3
SO	6
LOB	23

Baltimore Orioles @ Minnesota Twins

Metropolitan Stadium, Bloomington , MI

Mon Oct 06 1969, 4:33 AM EDT

Att. 32,735 - Unknown - 62 F

livebaseballscorecards.com

BOTTOM

Batter	1	2	3	4	5	6	7	8	9	AB	R	H	RBI	BB	SO	LOB
Ted Uhlaender, L (1, 7) OBP: 0.167, SLG: 0.167	4-3	FC4-6 1-2f		F7			4-3		L7	5	0	0	0	0	0	5
Rod Carew, L (1, 4) OBP: 0.133, SLG: 0.071	5-3		F7		4-3		5-3		4-3	5	0	0	0	0	0	2
Tony Oliva, L (1, 9) OBP: 0.429, SLG: 0.769	WP 1B 2B		1B		K		L7			4	1	2	0	0	1	0
Harmon Killebrew, R (1, 5) OBP: 0.500, SLG: 0.250	1B 2-3 IBB		K		1B 2B			F6		3	1	1	0	1	1	1
Rich Reese, L (1, 3) OBP: 0.231, SLG: 0.167	1-2 3-H 1B		P6		2-H 1B			1-3		4	0	2	2	0	0	1
Cesar Tovar, R (1, 8) OBP: 0.143, SLG: 0.077	6-3			5-3	F2			6-3		4	0	0	0	0	0	3
John Roseboro, L (1, 2) OBP: 0.200, SLG: 0.200		F2		F8	F5				1B 1B	4	0	1	0	0	0	0
Leo Cardenas, R (1, 6) OBP: 0.154, SLG: 0.308		K		3B	G6-4-3 1B				K	4	0	2	0	0	2	1
Bob Miller, R (1, 1) Dick Woodson, R (2, 1) OBP: 1.000, SLG: 1.000 Tom Hall, L (4, 1) Charlie Manuel, L (4, PH) Al Worthington, R (5, 1) Joe Grzenda, R (6, 1) Rick Renick, R (6, PH) Dean Chance, R (7, 1) Ron Perranoski, L (8, 1) Graig Nettles, L (9, PH) OBP: 1.000, SLG: 1.000		FC4-6 1B		BB	G6-4-3 1-2f				1-2 1B	0 1 0 0 0 0 1 0 1	0 0 0 0 0 0 0 0 0	0 1 0 0 0 0 0 0 1	0 0 0 0 1 0 0 0 0	0 0 0 0 0 0 0 0 0	0 0 0 0 0 0 0 0 0	0 0 0 0 0 0 1 0 0
Inning Stats	R: 1 E: 0 K: 0 S: 5 H: 2 LOB: 2 BB: 1 P: 9	R: 0 E: 0 K: 1 S: 6 H: 1 LOB: 1 BB: 0 P: 6	R: 0 E: 0 K: 1 S: 6 H: 1 LOB: 1 BB: 0 P: 6	R: 0 E: 0 K: 0 S: 4 H: 1 LOB: 2 BB: 1 P: 8	R: 1 E: 0 K: 1 S: 7 H: 2 LOB: 1 BB: 0 P: 7	R: 0 E: 0 K: 0 S: 3 H: 1 LOB: 0 BB: 0 P: 3	R: 0 E: 0 K: 0 S: 3 H: 0 LOB: 0 BB: 0 P: 3	R: 0 E: 0 K: 0 S: 3 H: 0 LOB: 0 BB: 0 P: 3	R: 0 E: 0 K: 1 S: 7 H: 2 LOB: 2 BB: 0 P: 7	1B: 7 2B: 2 3B: 1 HR: 0	SF: 0 SAC: 0 DP: 1 HBP: 0					

AB	36
R	2
H	10
RBI	2
BB	2
SO	4
LOB	14

WP: 1 PB: 0 SB: 0 CS: 0 PA: 38

PITCHER	IP	WLS	BF	H	R	ER	SO	BB	IBB	HBP	BLK	WP	HR	S	P	ERA	WHIP
Jim Palmer, R (1, 1) ERA: 2.0	9.0	W	38	10	2	2	4	1	1	0	0	1	0	44	52	2.00	1.222

PITCHER	IP	WLS	BF	H	R	ER	SO	BB	IBB	HBP	BLK	WP	HR	S	P	ERA	WHIP