


Minnesota Twins - 1969

Batter	1	2	3	4	5	6	7	8	9	10	11	12	AB	R	H	RBI	BB	SO	LOB									
Ted Uhlhaender, L (1.8)	F9		G3		4-3		F9			K		F5	6	0	0	0	0	1	3									
Rod Carew, L (1.4) OBP: 0.400, SLG: 0.400	4-3			5-3 S		1B 5-3		4-3		F8			5	1	2	0	0	0	0									
Tony Oliva, L (1.9) OBP: 0.400, SLG: 0.400	F5			L9		CS 5-3		L6		FC6-4			5	0	2	0	0	0	1									
Harmon Killebrew, R (1.5) OBP: 0.200, SLG: 0.200		5-3		5-3		5-3				FC6-4			5	0	1	1	0	0	3									
Graig Nettles, L (1.7) OBP: 0.500, SLG: 2.000 Cesar Tovar, R (6. PH) OBP: 0.333, SLG: 0.333				L3				F3				F8	2	1	1	1	0	0	1									
Rich Reese, L (1.3) OBP: 0.400, SLG: 0.600		HR											3	1	1	0	0	0	1									
Leo Cardenas, R (1.6) OBP: 0.400, SLG: 0.250		6-3											5	0	2	1	0	1	0									
John Roseboro, L (1.2) OBP: 0.400, SLG: 0.400													4	0	1	0	1	0	0									
Tom Hall, L (1.1) Bob Miller, R (6.1) Ron Perranoski, L (6. PH) Charlie Manuel, L (12. PH) Joe Grzenda, R (12.1) Dick Woodson, R (12.1)				3-1									2	0	0	0	0	0	2									
Inning Stats	R: 0 E: 0 K: 0 S: 3	H: 0 LOB: 0 BB: 0 P: 3	R: 1 E: 0 K: 0 S: 4	H: 1 LOB: 0 BB: 0 P: 4	R: 0 E: 0 K: 0 S: 3	H: 0 LOB: 0 BB: 0 P: 3	R: 0 E: 0 K: 0 S: 4	H: 1 LOB: 1 BB: 0 P: 4	R: 0 E: 0 K: 0 S: 4	H: 2 LOB: 2 BB: 0 P: 6	R: 2 E: 0 K: 0 S: 5	H: 4 LOB: 1 BB: 0 P: 5	R: 0 E: 0 K: 0 S: 4	H: 1 LOB: 1 BB: 0 P: 4	R: 0 E: 0 K: 0 S: 4	H: 1 LOB: 1 BB: 0 P: 4	R: 0 E: 0 K: 1 S: 6	H: 1 LOB: 1 BB: 0 P: 6	R: 0 E: 0 K: 1 S: 5	H: 0 LOB: 0 BB: 0 P: 5	R: 0 E: 0 K: 0 S: 3	H: 0 LOB: 0 BB: 0 P: 3	1B: 10 2B: 1 3B: 0 HR: 1	SF: 0 SAC: 1 DP: 0 HBP: 0	WP: 0 PB: 0 SB: 1 CS: 2	PA: 46		
PITCHER	IP	WLS	BF	H	R	ER	SO	BB	IBB	HBP	BLK	WP	HR	S	P	ERA	WHIP											
Wally Bunker, R (1.1) ERA: 3.6	5.0		20	5	2	2	0	0	0	0	0	0	0	1	19	23	3.60	1.200										
Tom Burgmeier, L (6.1) ERA: 9.0	1.0		4	3	1	1	0	0	0	0	0	0	0	4	4	9.00	3.000											
Dave Wickersham, R (7.1) ERA:	5.0		19	4	0	0	3	0	0	0	0	0	0	25	25	0.00	0.800											
Moe Drabowsky, R (12.1) ERA:	1.0	W	3	0	0	0	0	0	0	0	0	0	0	3	3	0.00	0.000											

Minnesota Twins @ Kansas City Royals
Municipal Stadium, Kansas City, MO
Tue Apr 08 1969, 4:33 AM EST
Alt. 17,688 - Cloudy - 68 F


AB 44
R 3
H 12
RBI 3
BB 1
SO 3
LOB 13



Batter	1	2	3	4	5	6	7	8	9	10	11	12	AB	R	H	RBI	BB	SO	LOB								
Lou Piniella, R (1.8) OBP: 0.833, SLG: 1.000	1B 2B		K2-3 SH3		F8	1B				F9			5	1	4	1	1	0	0								
Jerry Adair, R (1.4) OBP: 0.400, SLG: 0.400	PB		SH3		F8					6-3			5	0	2	1	0	0	3								
Ed Kirkpatrick, L (1.7)	2H 1B		K2-3		L3					6-3			6	0	0	0	0	1	7								
Joe Foy, R (1.5) OBP: 0.167, SLG: 0.167	F9		6-3		5-3					5-3			6	1	1	0	0	1	4								
Chuck Harrison, R (1.3) OBP: 0.333, SLG: 0.200	6-3				F9					L5			5	0	1	0	1	0	1								
Bob Oliver, R (1.9) OBP: 0.333, SLG: 0.200		6-3								6-3			5	0	1	0	1	0	1								
Elie Rodriguez, R (1.2) OBP: 0.200, SLG: 0.400 Joe Kerough, L (12. PH) OBP: 1.000, SLG: 1.000					F3					5-3			5	1	1	0	0	0	2								
Jackie Hernandez, R (1.6) OBP: 0.200, SLG: 0.200										FC5-4			1	0	1	1	0	0	0								
Wally Bunker, R (1.1) ERA: 1.59 Jim Campanis, R (6. PH) Pat Kelly, L (6. PH) Dave Wickersham, R (7.1) Hawk Taylor, R (11. PH) Moe Drabowsky, R (12.1)										FC6-4			1	0	1	1	0	0	0								
Inning Stats	R: 1 E: 0 K: 0 S: 5	H: 2 LOB: 1 BB: 0 P: 5	R: 0 E: 0 K: 1 S: 6	H: 1 LOB: 1 BB: 0 P: 6	R: 0 E: 0 K: 1 S: 4	H: 1 LOB: 1 BB: 0 P: 6	R: 0 E: 0 K: 0 S: 4	H: 1 LOB: 1 BB: 0 P: 4	R: 0 E: 0 K: 0 S: 5	H: 2 LOB: 2 BB: 0 P: 5	R: 2 E: 1 K: 0 S: 8	H: 4 LOB: 3 BB: 0 P: 8	R: 0 E: 0 K: 0 S: 3	H: 0 LOB: 0 BB: 0 P: 3	R: 0 E: 0 K: 0 S: 3	H: 0 LOB: 0 BB: 0 P: 3	R: 0 E: 0 K: 1 S: 6	H: 1 LOB: 1 BB: 0 P: 6	R: 0 E: 0 K: 0 S: 3	H: 0 LOB: 1 BB: 1 P: 7	R: 1 E: 0 K: 0 S: 3	H: 2 LOB: 3 BB: 2 P: 11	1B: 11 2B: 3 3B: 0 HR: 0	SF: 0 SAC: 1 DP: 0 HBP: 0	WP: 1 PB: 2 SB: 0 CS: 0	PA: 52	
PITCHER	IP	WLS	BF	H	R	ER	SO	BB	IBB	HBP	BLK	WP	HR	S	P	ERA	WHIP										
Tom Hall, L (1.1) ERA: 1.59	5.2		27	9	3	1	2	0	0	0	0	0	0	31	31	1.59	1.588										
Bob Miller, R (6.1) ERA:	0.0		2	2	0	0	0	0	0	0	0	0	0	2	2												
Ron Perranoski, L (6.1) ERA:	5.1		18	1	0	0	1	1	0	0	0	0	0	19	23	0.00	0.375										
Joe Grzenda, L (12.1) ERA: 27.0	0.1	L	4	1	1	1	0	0	2	0	0	1	0	2	10	27.00	3.000										
Dick Woodson, R (12.1) ERA:	0.0		1	1	0	0	0	0	0	0	0	0	0	1	1												

Minnesota Twins @ Kansas City Royals
Municipal Stadium, Kansas City, MO
Tue Apr 08 1969, 4:33 AM EST
Alt. 17,688 - Cloudy - 68 F

AB 48
R 4
H 14
RBI 4
BB 3
SO 3
LOB 21



Batter	1	2	3	4	5	6	7	8	9	AB	R	H	RBI	BB	SO	LOB	TOP																			
Cesar Tovar, R OBP: 0.100, SLG: 0.100	5-3		G3		FC6-4			F9		4	0	0	0	0	0	2	Minnesota Twins @ California Angels Anaheim Stadium, Anaheim, CA Fri Apr 11 1969, 9:05 PM EST Att: 9,174 - Cloudy - 62 F																			
Leo Cardenas, R OBP: 0.250, SLG: 0.143	F9		FC5-4 1B		P4			P4		4	0	1	0	0	0	2																				
Harmon Killebrew, R OBP: 0.250, SLG: 0.143	BB		FC5-4		WP 1B			P6		3	0	1	0	1	0	1																				
Tony Oliva, L OBP: 0.188, SLG: 0.375	K				P5			K		4	1	1	1	0	2	2																				
Bob Allison, R OBP: 0.250, SLG: 1.000		K			K			HR		4	1	1	1	0	2	1																				
George Mittenwald, R OBP: 0.273, SLG: 0.500		HR			F3			K		4	1	1	1	0	2	1																				
Frank Quilici, R OBP: 0.286, SLG: 0.167 Rich Reese, L OBP: 0.333, SLG: 0.556	K				F9			G3		3	0	0	0	0	1	0																				
Ted Uhlaender, L OBP: 0.222, SLG: 0.125	4-3				FC6-4 1B HBP			L3		3	0	0	0	0	0	0																				
Jim Perry, S Joe Grzenda, R Ron Clark, R Tom Hall, L Tom Tischinski, R Charlie Walters, R	5-3				FC6-4 1B			F9		1	0	0	0	0	0	0																				
Inning Stats	R: 0 E: 0 K: 1 S: 5	H: 0 LOB: 1 BB: 1 P: 9	R: 1 E: 0 K: 2 S: 8	H: 1 LOB: 0 BB: 0 P: 8	R: 0 E: 0 K: 0 S: 4	H: 1 LOB: 1 BB: 0 P: 4	R: 0 E: 0 K: 1 S: 5	H: 0 LOB: 0 BB: 0 P: 5	R: 0 E: 0 K: 2 S: 4	H: 1 LOB: 2 BB: 0 P: 5	R: 0 E: 0 K: 0 S: 3	H: 0 LOB: 0 BB: 0 P: 3	R: 0 E: 0 K: 1 S: 7	H: 2 LOB: 0 BB: 0 P: 7	R: 2 E: 0 K: 1 S: 7	H: 2 LOB: 0 BB: 0 P: 7		1B: 3 2B: 0 3B: 0 HR: 3	SF: 0 SAC: 0 DP: 0 HBP: 1	WP: 1 PB: 0 CS: 0	PA: 35															
PITCHER	IP	WLS	BF	H	R	ER	SO	BB	IBB	HBP	BLK	WP	HR	S	P	ERA	WHIP	PITCHER		IP	WLS	BF	H	R	ER	SO	BB	IBB	HBP	BLK	WP	HR	S	P	ERA	WHIP
George Brunet, L ERA: 3.38	8.0	W	32	6	3	3	6	1	0	1	0	1	3	42	47	3.38	0.875																			
Hoyt Wilhelm, R ERA:	1.0	S	3	0	0	0	1	0	0	0	0	0	0	5	5	0.00	0.000																			

livebaseballscores.com



Batter	1	2	3	4	5	6	7	8	9	AB	R	H	RBI	BB	SO	LOB	BOTTOM																			
Vic Davallo, L OBP: 0.357, SLG: 0.714	4-3		F7		L7			F9		4	0	0	0	0	0	1	Minnesota Twins @ California Angels Anaheim Stadium, Anaheim, CA Fri Apr 11 1969, 9:05 PM EST Att: 9,174 - Cloudy - 62 F																			
Jim Fregosi, R OBP: 0.385, SLG: 0.615	G3		HR 1B		K			F8		4	1	1	0	0	1	1																				
Jay Johnstone, L OBP: 0.357, SLG: 0.714	3-1		HR		K			CS 1B		4	1	2	2	0	1	0																				
Rick Reichardt, R OBP: 0.571, SLG: 0.545	6-3		F9		FC1-5 1B			F4		4	0	1	0	0	0	1																				
Roger Repoz, L OBP: 0.375, SLG: 0.167 Ruben Amaro, R	K				1B WP BB			FC1-5 1B		2	1	1	0	1	1	0																				
Aurelio Rodriguez, R OBP: 0.500, SLG: 0.636	HR 2B				5-3 WP 1B			4-3		4	1	2	0	0	0	3																				
Tom Satriano, L OBP: 0.545, SLG: 0.800	HR				F7			G4-6-3		3	1	1	2	0	0	4																				
Bobby Knoop, R OBP: 0.364, SLG: 0.364	F9				5-3			E6 SH1-4		3	0	0	0	0	0	1																				
George Brunet, R Hoyt Wilhelm, R			K		1-6-3			SH1-4		2	0	0	0	0	1	1																				
Inning Stats	R: 0 E: 0 K: 0 S: 3	H: 0 LOB: 0 BB: 0 P: 3	R: 2 E: 0 K: 1 S: 7	H: 2 LOB: 0 BB: 0 P: 7	R: 2 E: 0 K: 1 S: 7	H: 2 LOB: 0 BB: 0 P: 7	R: 1 E: 0 K: 0 S: 4	H: 1 LOB: 1 BB: 1 P: 8	R: 0 E: 0 K: 2 S: 7	H: 0 LOB: 0 BB: 0 P: 7	R: 0 E: 0 K: 0 S: 4	H: 2 LOB: 1 BB: 0 P: 4	R: 0 E: 1 K: 0 S: 4	H: 0 LOB: 1 BB: 0 P: 4	R: 0 E: 0 K: 0 S: 3	H: 1 LOB: 1 BB: 1 P: 7		1B: 5 2B: 1 3B: 0 HR: 2	SF: 0 SAC: 1 DP: 1 HBP: 0	WP: 1 PB: 0 CS: 1	PA: 33															
PITCHER	IP	WLS	BF	H	R	ER	SO	BB	IBB	HBP	BLK	WP	HR	S	P	ERA	WHIP	PITCHER		IP	WLS	BF	H	R	ER	SO	BB	IBB	HBP	BLK	WP	HR	S	P	ERA	WHIP
Jim Perry, R ERA: 15.0	3.0	L	15	5	5	5	2	1	0	0	0	0	2	18	22	15.00	2.000																			
Joe Grzenda, L ERA: 2.7	1.0		3	0	0	0	0	0	0	0	0	1	0	3	3	0.00	0.000																			
Tom Hall, L ERA: 1.17	2.0		7	2	0	0	2	0	0	0	0	0	0	11	11	0.00	1.000																			
Charlie Walters, R ERA:	2.0		8	1	0	0	0	1	0	0	0	0	0	7	11	0.00	1.000																			

livebaseballscores.com



Batter	1	2	3	4	5	6	7	8	9	AB	R	H	RBI	BB	SO	LOB	TOP					
Bob Allison, R (1, 7) OBP: 0.375, SLG: 1.143										3	2	1	1	1	1	1						
Tony Oliva, L (1, 9) OBP: 0.200, SLG: 0.350										4	0	1	1	0	0	0						
Harmon Killebrew, R (1, 3) OBP: 0.250, SLG: 0.118										3	0	0	0	1	2	0						
George Mitterwald, R (1, 2) OBP: 0.357, SLG: 0.769										3	1	2	1	0	0	1						
John Roseboro, L (9, PH) OBP: 0.571, SLG: 0.400										0	0	0	0	1	0	0						
Leo Cardenas, R (1, 6) OBP: 0.250, SLG: 0.118										3	0	0	0	1	1	1						
Ron Clark, R (1, 5) OBP: 0.333, SLG: 0.333										2	0	0	0	0	0	2						
Graig Nettles, L (7, PH) OBP: 0.429, SLG: 0.833										1	0	0	0	0	0	0						
Cesar Tovar, R (1, 8) OBP: 0.077, SLG: 0.077										3	0	0	0	0	0	0						
Frank Quilici, R (1, 4) OBP: 0.222, SLG: 0.125										2	0	0	0	0	0	0						
Rich Reese, L (8, PH) OBP: 0.400, SLG: 0.600										1	0	1	0	0	0	0						
Ted Uhlhaender, L (8, PH) OBP: 0.222, SLG: 0.125										0	0	0	0	0	0	0						
Dave Boswell, R (1, 1)										2	0	0	0	0	1	0						
Joe Grzenda, R (6, 1)										0	0	0	0	0	0	0						
Bob Miller, R (6, 1)										0	0	0	0	0	0	0						
Charlie Manuel, L (8, PH)										1	0	0	0	0	1	0						
Ron Perranoski, L (8, 1)										0	0	0	0	0	0	0						
Inning Stats	R: 0 E: 0 K: 2 S: 7	H: 0 LOB: 0 BB: 0 P: 7	R: 1 E: 0 K: 0 S: 4	H: 1 LOB: 0 BB: 0 P: 4	R: 1 E: 0 K: 1 S: 5	H: 1 LOB: 0 BB: 1 P: 9	R: 0 E: 0 K: 1 S: 5	H: 1 LOB: 1 BB: 1 P: 9	R: 0 E: 0 K: 0 S: 3	H: 0 LOB: 0 BB: 0 P: 3	R: 1 E: 0 K: 0 S: 3	H: 1 LOB: 0 BB: 1 P: 7	R: 0 E: 0 K: 0 S: 3	H: 0 LOB: 0 BB: 0 P: 3	R: 0 E: 0 K: 0 S: 3	H: 1 LOB: 1 BB: 0 P: 3	R: 0 E: 0 K: 1 S: 5	H: 0 LOB: 1 BB: 1 P: 9	1B: 3 2B: 0 3B: 0 HR: 2	SF: 0 SAC: 0 DP: 3 HBP: 0	WP: 0 PB: 0 CS: 1	PA: 33
PITCHER	IP WLS BF H R ER SO BB IBB HBP BLK WP HR S P ERA WHIP																					
Rudy May, L (1, 1) ERA: 3.0	6.0 W 22 4 3 3 4 3 0 0 0 1 0 2 27 39 4.50 1.167																					
Eddie Fisher, R (7, 1) ERA:	2.0 6 1 0 0 0 0 0 0 0 0 0 0 6 6 0.00 0.500																					
Hoyt Wilhelm, R (9, 1) ERA:	1.0 S 4 0 0 0 1 1 0 0 0 0 0 0 5 9 0.00 1.000																					

Minnesota Twins @ California Angels
Anaheim Stadium, Anaheim, CA
Sat Apr 12 1969, 9:05 PM EST
Att: 10,609 - Unknown - 63 F

AB 28
R 3
H 5
RBI 3
BB 4
SO 5
LOB 6





Batter	1	2	3	4	5	6	7	8	9	AB	R	H	RBI	BB	SO	LOB	BOTTOM			
Vic Davallo, L (1, 9)										1	0	0	0	1	0	0				
Lou Johnson, R (6, PH) OBP: 0.286, SLG: 0.500										1	0	0	1	0	0	1				
Jim Fregosi, R (1, 6) OBP: 0.412, SLG: 0.625										3	2	1	0	1	0	2				
Jay Johnstone, L (1, 8) OBP: 0.389, SLG: 0.667										4	1	2	0	0	0	1				
Rick Reichardt, R (1, 7) OBP: 0.533, SLG: 0.500										1	0	0	0	0	1	3				
Bill Voss, L (2, 7) OBP: 0.286, SLG: 0.500										2	0	1	2	1	0	0				
Roger Repoz, L (1, 3) OBP: 0.333, SLG: 0.200										4	0	1	1	0	2	4				
Aurelio Rodriguez, R (1, 5) OBP: 0.375, SLG: 0.467										4	0	0	0	0	0	6				
Tom Satriano, L (1, 2) OBP: 0.467, SLG: 0.615										3	1	0	0	1	1	0				
Bobby Knoop, R (1, 4) OBP: 0.467, SLG: 0.385										2	0	1	0	2	0	0				
Rudy May, L (1, 1)										2	0	0	0	0	2	2				
Ruben Amaro, R (6, PH)										0	0	0	0	0	0	0				
Eddie Fisher, R (7, 1)										0	0	0	0	0	0	0				
Hoyt Wilhelm, R (9, 1)										0	0	0	0	0	0	0				
Inning Stats	R: 0 E: 0 K: 2 S: 8	H: 1 LOB: 3 BB: 1 P: 13	R: 0 E: 0 K: 1 S: 5	H: 1 LOB: 0 BB: 0 P: 5	R: 2 E: 0 K: 1 S: 7	H: 2 LOB: 1 BB: 1 P: 11	R: 0 E: 0 K: 1 S: 4	H: 0 LOB: 0 BB: 1 P: 8	R: 1 E: 0 K: 0 S: 5	H: 2 LOB: 2 BB: 1 P: 9	R: 1 E: 0 K: 0 S: 3	H: 0 LOB: 1 BB: 2 P: 11	R: 0 E: 0 K: 0 S: 3	H: 0 LOB: 0 BB: 0 P: 3	R: 0 E: 0 K: 1 S: 5	H: 0 LOB: 0 BB: 0 P: 5	1B: 4 2B: 1 3B: 1 HR: 0	SF: 0 SAC: 1 DP: 0 HBP: 1	WP: 0 PB: 0 CS: 2	PA: 35
PITCHER	IP WLS BF H R ER SO BB IBB HBP BLK WP HR S P ERA WHIP																			
Dave Boswell, R (1, 1) ERA: 6.35	5.0 L 26 6 4 4 4 6 0 1 0 0 0 0 1 1 7.20 2.400																			
Joe Grzenda, L (6, 1) ERA: 2.45	0.1 1 0 0 0 0 0 0 0 0 0 0 0 1 1 0.00 0.000																			
Bob Miller, R (6, 1) ERA: 3.86	1.2 5 0 0 0 0 0 0 0 0 0 0 0 5 5 0.00 0.000																			
Ron Perranoski, L (8, 1) ERA:	1.0 3 0 0 0 1 0 0 0 0 0 0 0 5 5 0.00 0.000																			

Minnesota Twins @ California Angels
Anaheim Stadium, Anaheim, CA
Sat Apr 12 1969, 9:05 PM EST
Att: 10,609 - Unknown - 63 F

AB 27
R 4
H 6
RBI 4
BB 6
SO 6
LOB 19



Batter	1	2	3	4	5	6	7	8	9	AB	R	H	RBI	BB	SO	LOB	TOP											
Ted Uhlhaender, L (1, 8) OBP: 0.250, SLG: 0.200	L7 2B		P6			F8	BB		CS 1B	4	0	2	0	1	0	0	Minnesota Twins @ Oakland Athletics Oakland-Alameda County Coliseum, Oakland, CA Tue Apr 15 1969, 3:33 AM PST Att: 2,381 - Unknown 											
Rod Carew, L (1, 4) OBP: 0.353, SLG: 0.471	K			FC1-6 2B		K	F8		K	5	0	1	0	0	3	5												
Tony Oliva, L (1, 9) OBP: 0.333, SLG: 0.533	L7 2-3			FC1-6-5 FC4-6 WP 2-3						5	1	3	2	0	0	2												
Harmon Killebrew, R (1, 5) OBP: 0.321, SLG: 0.458 Frank Quilici, R (8, 5) OBP: 0.200, SLG: 0.111	K			FC4-6 BB		F5		HR	CS	3	1	1	1	1	1	2												
Graig Nettles, L (1, 7) OBP: 0.429, SLG: 0.583 Cesar Tovar, R (8, PH) OBP: 0.167, SLG: 0.167		L9		FC4-6 1-2 2-3			HR	1B	FC1-6 1B	3	1	1	0	0	0	2												
Rich Reese, L (1, 3) OBP: 0.316, SLG: 0.579	4-3			G3				HR	FC1-6 L5-3	4	1	1	2	0	0	3												
Leo Cardenas, R (1, 6) OBP: 0.250, SLG: 0.167	4-3				F8			BB 1B	L5-3	4	0	1	0	0	0	1												
George Mitterwald, R (1, 2) OBP: 0.318, SLG: 0.550			K		F9				1B SH5-4 1B HBP	3	1	0	0	0	1	1												
Jim Kaat, L (1, 1) Bob Miller, R (9, 1) Ron Perranoski, L (9, 1)			F5		4-3				L8 SH5-4	3	0	0	0	0	0	1												
										0	0	0	0	0	0	0												
										0	0	0	0	0	0	0												
Inning Stats	R: 0 E: 0 K: 2 S: 8	H: 1 LOB: 1 BB: 0 P: 8	R: 0 E: 0 K: 0 S: 3	H: 0 LOB: 0 BB: 0 P: 3	R: 0 E: 0 K: 1 S: 5	H: 0 LOB: 0 BB: 0 P: 5	R: 0 E: 0 K: 0 S: 4	H: 1 LOB: 2 BB: 1 P: 8	R: 0 E: 0 K: 0 S: 3	H: 0 LOB: 0 BB: 0 P: 3	R: 0 E: 0 K: 1 S: 6	H: 1 LOB: 1 BB: 0 P: 6	R: 2 E: 0 K: 0 S: 6	H: 3 LOB: 2 BB: 1 P: 10	R: 2 E: 0 K: 0 S: 5	H: 3 LOB: 3 BB: 0 P: 5	R: 1 E: 0 K: 1 S: 6	H: 2 LOB: 1 BB: 0 P: 7	1B: 6 2B: 3 3B: 0 HR: 3	SF: 0 SAC: 1 DP: 1 HBP: 1	WP: 1 PB: 0 SB: 0 CS: 1	PA: 40						
PITCHER	IP WLS BF H R ER SO BB IBB HBP BLK WP HR S P ERA WHIP	7.0 L 31 8 4 4 4 2 0 0 0 1 3 37 45 5.14 1.429	1.0 3 1 0 0 0 0 0 0 0 0 0 3 3 0.00 1.000	1.0 5 2 1 1 1 0 0 1 0 0 0 6 7 9.00 2.000	PITCHER										IP WLS BF H R ER SO BB IBB HBP BLK WP HR S P ERA WHIP													
Caffish Hunter, R (1, 1) ERA: 2.25											7.0	L	31	8	4	4	4	2	0	0	0	1	3	37	45	5.14	1.429	
Paul Lindblad, L (8, 1) ERA											1.0	3	1	0	0	0	0	0	0	0	0	0	0	3	3	0.00	1.000	
Ed Sprague, R (9, 1) ERA: 3.86											1.0	5	2	1	1	1	0	0	1	0	0	0	6	7	9.00	2.000		
Batter	1	2	3	4	5	6	7	8	9	AB	R	H	RBI	BB	SO	LOB	BOTTOM											
Bert Campaneris, R (1, 6) OBP: 0.100, SLG: 0.133	1B 2B	6-3			F5				FC6-4	5	1	2	0	0	0	4	Minnesota Twins @ Oakland Athletics Oakland-Alameda County Coliseum, Oakland, CA Tue Apr 15 1969, 3:33 AM PST Att: 2,381 - Unknown 											
Reggie Jackson, L (1, 9) OBP: 0.138, SLG: 0.250	K		K			L8			K	4	0	0	0	0	3	2												
Mike Hershberger, R (1, 7) OBP: 0.289, SLG: 0.291			F7			E5 CS			BB 1B 1B	4	1	2	1	0	0	0												
Sal Bando, R (1, 5) OBP: 0.464, SLG: 0.478	2H 1B		F9			K			BB 1B	4	1	1	0	0	1	2												
Danny Cater, R (1, 3) OBP: 0.407, SLG: 0.538	P6				6-3				F8	4	0	0	0	0	0	3												
Dick Green, R (1, 4) OBP: 0.333, SLG: 0.615		1-3			4-3				F7	4	0	0	0	0	1	2												
Rick Monday, L (1, 8) OBP: 0.200, SLG: 0.077 Jim Pagliaroni, R (9, PH) OBP: 0.400, SLG: 0.625 Joe Nosske, R (9, PR)		E7 2B			K				1B BB	3	1	0	0	0	2	0												
Dave Duncan, R (1, 2) OBP: 0.083, SLG: 0.091 Ray Webster, L (9, PH) OBP: 0.500, SLG: 0.500		F8			5-3				BB 1B	3	0	0	0	0	1	1												
Caffish Hunter, R (1, 1) OBP: 0.200, SLG: 0.400 Paul Lindblad, L (8, 1)					L8				BB 1B	2	0	1	1	0	0	0												
Tommie Reynolds, R (8, PH) Ed Sprague, R (9, 1) Ted Kubiak, S (9, PH) OBP: 0.067, SLG: 1.000									FC6-4 BB	1	0	0	0	0	1	0												
										0	0	0	0	0	0	0												
										0	0	0	0	0	0	0												
Inning Stats	R: 1 E: 0 K: 1 S: 7	H: 2 LOB: 1 BB: 0 P: 7	R: 1 E: 1 K: 0 S: 5	H: 1 LOB: 1 BB: 0 P: 5	R: 0 E: 0 K: 1 S: 5	H: 0 LOB: 0 BB: 0 P: 5	R: 0 E: 0 K: 1 S: 5	H: 0 LOB: 0 BB: 0 P: 5	R: 0 E: 1 K: 2 S: 10	H: 0 LOB: 1 BB: 0 P: 10	R: 0 E: 0 K: 3 S: 10	H: 1 LOB: 3 BB: 2 P: 14	R: 2 E: 0 K: 0 S: 6	H: 3 LOB: 3 BB: 2 P: 14	1B: 5 2B: 3 3B: 0 HR: 0	SF: 0 SAC: 0 DP: 1 HBP: 0	WP: 0 PB: 0 SB: 0 CS: 1	PA: 37										
PITCHER	IP WLS BF H R ER SO BB IBB HBP BLK WP HR S P ERA WHIP	8.2 W 34 6 4 3 9 1 0 0 0 0 0 51 55 3.12 0.808	0.0 1 1 0 0 0 0 0 0 0 0 0 1 1	0.1 S 2 0 0 0 0 1 0 0 0 0 0 0 1 5 0.00 3.000	PITCHER										IP WLS BF H R ER SO BB IBB HBP BLK WP HR S P ERA WHIP													
Jim Kaat, L (1, 1) ERA: 2.29											8.2	W	34	6	4	3	9	1	0	0	0	0	0	0	51	55	3.12	0.808
Bob Miller, R (9, 1) ERA: 3.38											0.0	1	1	0	0	0	0	0	0	0	0	0	1	1				
Ron Perranoski, L (9, 1) ERA											0.1	S	2	0	0	0	0	1	0	0	0	0	0	1	5	0.00	3.000	

Batter	1	2	3	4	5	6	7	8	9	AB	R	H	RBI	BB	SO	LOB	TOP					
Jay Johnstone, L OBP: 0.294, SLG: 0.424 (1, 8)	F8		F8			FC3-6		4-3		4	0	0	0	0	0	2						
Jim Fregosi, R OBP: 0.384, SLG: 0.517 (1, 6)	3B			BB		G4-6-3		F5		3	0	1	0	1	0	2						
Lou Johnson, R OBP: 0.333, SLG: 0.200 (1, 9)	K			7-3				6-3		4	0	1	0	0	1	2						
Rick Reichardt, R OBP: 0.355, SLG: 0.296 (1, 7)	P6			5-3				F9		4	0	0	0	0	1	2						
Dick Stuart, R OBP: 0.308, SLG: 0.455 (1, 3)		K								2	0	0	0	1	2	0						
Aurelio Rodriguez, R OBP: 0.310, SLG: 0.333 (1, 5)	L8							F9		3	0	0	0	0	0	2						
Tom Egan, R (1, 2)								F9		3	0	0	0	0	2	2						
Bobby Knoop, R OBP: 0.370, SLG: 0.261 (1, 4)			F8			FC3-6		L8		2	0	0	0	1	0	0						
Rudy May, L Bill Voss, L Eddie Fisher, R Bubba Morton, R Clyde Wright, R Pedro Borbon, R (1, 1) (6, PH) (6, 1) (6, PH) (8, 1) (8, 1)			2-3					P4		1	0	0	0	0	0	0						
Inning Stats	R: 0 E: 0 K: 1 S: 6	H: 1 LOB: 1 BB: 0 P: 6	R: 0 E: 0 K: 2 S: 7	H: 0 LOB: 0 BB: 0 P: 7	R: 0 E: 0 K: 0 S: 3	H: 0 LOB: 0 BB: 1 P: 3	R: 0 E: 0 K: 0 S: 2	H: 0 LOB: 0 BB: 1 P: 6	R: 0 E: 0 K: 2 S: 7	H: 0 LOB: 0 BB: 0 P: 7	R: 0 E: 0 K: 0 S: 2	H: 0 LOB: 1 BB: 2 P: 10	R: 0 E: 0 K: 1 S: 6	H: 1 LOB: 2 BB: 1 P: 10	R: 0 E: 0 K: 0 S: 3	H: 0 LOB: 0 BB: 0 P: 3	R: 0 E: 0 K: 0 S: 3	H: 0 LOB: 0 BB: 0 P: 3	1B: 1 2B: 1 3B: 1 HR: 0	SF: 0 SAC: 0 DP: 2 HBP: 0	WP: 2 PB: 0 SB: 0 CS: 0	PA: 31
PITCHER Tom Hall, L ERA: 0.42 (1, 1)	IP: 9.0 WLS: W BF: 31 H: 2 R: 0 ER: 0 SO: 6 BB: 4 IBB: 0 HBP: 0 BLK: 0 WP: 1 HR: 0 S: 39 P: 55 ERA: 0.00 WHIP: 0.667															PITCHER						

California Angels @ Minnesota Twins
Metropolitan Stadium, Bloomington, MI
Fri Apr 18 1969, 4:33 AM EST
Att: 22,857 - Unknown - 59 F

AB 27
R 0
H 2
RBI 0
BB 4
SO 6
LOB 12



Batter	1	2	3	4	5	6	7	8	9	AB	R	H	RBI	BB	SO	LOB	BOTTOM			
Cesar Tovar, R OBP: 0.227, SLG: 0.227 (1, 8) (9, 7)	S					6-3		K		4	0	2	0	0	1	0				
Rod Carew, L OBP: 0.385, SLG: 0.538 (1, 4)	K					P6		4-3		4	0	0	0	0	2	2				
Harmon Killebrew, R OBP: 0.495, SLG: 0.467 Rich Reese, L OBP: 0.292, SLG: 0.542 (1, 3) (6, PR) (9, 3)	F8			G3		E5		E6		3	2	2	0	1	0	1				
Tony Oliva, L OBP: 0.410, SLG: 0.553 (1, 9)	P6			G3		1B		E7		4	2	2	0	0	0	2				
Bob Allison, R OBP: 0.500, SLG: 1.000 Ted Uhaender, L OBP: 0.235, SLG: 0.194 (1, 7) (8, PH) (9, 8)	P4			1B		1B		4-3		2	1	1	1	1	0	0				
George Mitterwald, R OBP: 0.286, SLG: 0.462 (1, 2)	2-3			1B		1B		K		1	0	0	0	0	0	2				
Leo Cardenas, R OBP: 0.297, SLG: 0.250 (1, 6)	4-3			1B		FC5-4		K		4	0	1	1	0	1	3				
Frank Quilici, R OBP: 0.231, SLG: 0.167 (1, 5)				6-3		FC5-4		K		3	0	1	1	0	0	1				
Tom Hall, L (1, 1)				K		FC5-4		K		3	0	0	0	0	2	0				
Inning Stats	R: 0 E: 0 K: 1 S: 6	H: 1 LOB: 0 BB: 0 P: 6	R: 0 E: 0 K: 0 S: 3	H: 0 LOB: 0 BB: 0 P: 3	R: 0 E: 0 K: 2 S: 8	H: 1 LOB: 1 BB: 0 P: 8	R: 2 E: 0 K: 0 S: 4	H: 2 LOB: 2 BB: 2 P: 12	R: 0 E: 0 K: 0 S: 3	H: 0 LOB: 0 BB: 0 P: 3	R: 2 E: 1 K: 0 S: 6	H: 4 LOB: 1 BB: 0 P: 6	R: 0 E: 0 K: 2 S: 7	H: 0 LOB: 0 BB: 0 P: 7	R: 2 E: 2 K: 2 S: 9	H: 2 LOB: 1 BB: 0 P: 9	1B: 10 2B: 0 3B: 0 HR: 0	SF: 0 SAC: 0 DP: 0 HBP: 0	WP: 1 PB: 0 SB: 2 CS: 0	PA: 34
PITCHER Rudy May, L ERA: 3.21 Eddie Fisher, R ERA: 2.0 Clyde Wright, L ERA: 3.0 Pedro Borbon, R ERA: 3.18 (1, 1) (6, 1) (8, 1) (8, 1)	IP: 5.0 WLS: L BF: 20 H: 4 R: 2 ER: 2 SO: 3 BB: 2 IBB: 0 HBP: 0 BLK: 0 WP: 0 HR: 0 S: 24 P: 32 ERA: 3.60 WHIP: 1.200															PITCHER				

California Angels @ Minnesota Twins
Metropolitan Stadium, Bloomington, MI
Fri Apr 18 1969, 4:33 AM EST
Att: 22,857 - Unknown - 59 F


AB 32
R 6
H 10
RBI 4
BB 2
SO 7
LOB 13



Batter	1	2	3	4	5	6	7	8	9	AB	R	H	RBI	BB	SO	LOB	TOP																
Jay Johnstone, L (1, 8) OBP: 0.282, SLG: 0.395	K		F9		5-3	P6			1B	5	0	1	0	0	1	1	California Angels @ Minnesota Twins Metropolitan Stadium, Bloomington, MI Sat Apr 19 1969, 4:33 AM EST Att: 13,038 - Unknown - 63 F																
Jim Fregosi, R (1, 6) OBP: 0.316, SLG: 0.441	K		K		1-3		F9		F9	5	0	0	0	0	2	1																	
Lou Johnson, R (1, 9) OBP: 0.294, SLG: 0.200	6-3		6-3		E6 2B				F7	5	1	1	0	0	0	1																	
Rick Reichardt, R (1, 7) OBP: 0.371, SLG: 0.355		6-3		G6-4-3 1B	WP 1-H 2B				K	4	0	2	1	0	1	1																	
Dick Stuart, R (1, 3) OBP: 0.235, SLG: 0.333		E6 1B SF9		G6-4-3 1-2					K	4	1	0	0	0	2	3																	
Ruben Amaro, R (7, 3) OBP: 1.000, SLG: 1.000					K				K	0	0	0	0	0	0	0																	
Aurelio Rodriguez, R (1, 5) OBP: 0.364, SLG: 0.484										4	2	3	1	0	0	0																	
Tom Egan, R (1, 2) OBP: 0.200, SLG: 0.111										3	1	1	0	1	0	0																	
Bobby Knoop, R (1, 4) OBP: 0.387, SLG: 0.250										1	0	0	1	2	0	0																	
Tom Murphy, R (1, 1) OBP: 0.400, SLG: 0.400										3	0	1	2	0	2	3																	
Hoyt Wilhelm, R (7, 1)										0	0	0	0	0	0	0																	
Bubba Morton, R (9, PH)										1	0	0	0	0	0	0																	
Eddie Fisher, R (9, 1)										0	0	0	0	0	0	0																	
Inning Stats	R: 0 E: 0 K: 2 S: 7	H: 0 LOB: 0 BB: 0 P: 7	R: 1 E: 1 K: 1 S: 8	H: 2 LOB: 2 BB: 0 P: 8	R: 0 E: 0 K: 1 S: 5	H: 0 LOB: 0 BB: 0 P: 5	R: 2 E: 1 K: 0 S: 4	H: 3 LOB: 2 BB: 2 P: 12	R: 1 E: 0 K: 1 S: 6	H: 1 LOB: 1 BB: 1 P: 10	R: 0 E: 0 K: 2 S: 8	H: 1 LOB: 1 BB: 0 P: 8	R: 0 E: 0 K: 0 S: 3	H: 0 LOB: 0 BB: 0 P: 3	R: 0 E: 0 K: 0 S: 4	H: 1 LOB: 1 BB: 0 P: 4	1B: 7 2B: 1 3B: 0 HR: 1	SF: 1 SAC: 0 DP: 1 HBP: 0	WP: 1 PB: 0 SB: 1 CS: 0	PA: 39													
PITCHER	IP WLS BF H R ER SO BB IBB HBP BLK WP HR S P ERA WHIP																																
Jim Kaat, L (1, 1) ERA: 2.55	5.0	23	6	4	2	5	2	0	0	0	0	1	0	31	39	3.60	1.600																
Jim Perry, R (6, 1) ERA: 10.8	2.0	9	2	1	1	3	1	0	0	0	0	0	1	14	18	4.50	1.500																
Dick Woodson, R (8, 1) ERA: 13.5	1.0	3	0	0	0	0	0	0	0	0	0	0	0	3	3	0.00	0.000																
Ron Perranoski, L (9, 1) ERA:	1.0	W	4	1	0	0	0	0	0	0	0	0	0	4	4	0.00	1.000																


Batter	1	2	3	4	5	6	7	8	9	AB	R	H	RBI	BB	SO	LOB	BOTTOM																
Ted Uhlhaender, L (1, 8) OBP: 0.308, SLG: 0.257	L6		FC6-4 1B						S 1B BB	4	2	3	0	1	0	0	California Angels @ Minnesota Twins Metropolitan Stadium, Bloomington, MI Sat Apr 19 1969, 4:33 AM EST Att: 13,038 - Unknown - 63 F																
Rod Carew, L (1, 4) OBP: 0.355, SLG: 0.484	4-3		FC6-4 1-2		4-3				F3	5	1	1	0	0	0	3																	
Tony Oliva, L (1, 9) OBP: 0.409, SLG: 0.548	F5									4	1	1	1	1	0	1																	
Harmon Killebrew, R (1, 3) OBP: 0.405, SLG: 0.457		5-3		G4-6-3 2B						5	0	2	1	0	2	0																	
Graig Nettles, L (1, 5) OBP: 0.348, SLG: 0.476				G4-6-3 2-3 1B						4	1	1	0	0	0	1																	
Charlie Manuel, L (1, 7) OBP: 0.250, SLG: 0.286										3	0	1	1	1	0	0																	
Leo Cardenas, R (1, 6) OBP: 0.341, SLG: 0.389										4	1	3	1	0	0	1																	
John Roseboro, L (1, 2) OBP: 0.500, SLG: 0.364										4	0	1	0	0	1	2																	
George Mitterwald, R (9, 2) OBP: 0.286, SLG: 0.462										0	0	0	0	0	0	0																	
Jim Kaat, L (1, 1) ERA: 2.55										1	0	0	0	0	0	0																	
Bob Allison, R (5, PH) OBP: 0.462, SLG: 0.800										1	0	0	0	0	0	0																	
Jim Perry, R (6, 1) ERA: 10.8										0	0	0	0	0	0	0																	
Ron Clark, R (7, PH) OBP: 0.250, SLG: 0.250										0	0	0	0	0	0	0																	
Dick Woodson, R (8, 1) ERA: 13.5										0	0	0	0	0	0	0																	
Cesar Tovar, R (8, PH) OBP: 0.217, SLG: 0.217										1	0	0	0	0	0	2																	
Ron Perranoski, L (9, 1) ERA:										0	0	0	0	0	0	0																	
Inning Stats	R: 0 E: 0 K: 0 S: 3	H: 0 LOB: 0 BB: 0 P: 3	R: 0 E: 0 K: 0 S: 3	H: 0 LOB: 1 BB: 1 P: 7	R: 0 E: 0 K: 0 S: 4	H: 1 LOB: 1 BB: 0 P: 4	R: 1 E: 0 K: 0 S: 4	H: 2 LOB: 0 BB: 0 P: 4	R: 1 E: 0 K: 2 S: 10	H: 3 LOB: 2 BB: 0 P: 10	R: 2 E: 0 K: 1 S: 7	H: 2 LOB: 0 BB: 0 P: 7	R: 0 E: 1 K: 0 S: 5	H: 2 LOB: 2 BB: 0 P: 5	R: 1 E: 0 K: 0 S: 2	H: 1 LOB: 2 BB: 2 P: 10	1B: 9 2B: 3 3B: 0 HR: 1	SF: 0 SAC: 0 DP: 1 HBP: 0	WP: 0 PB: 0 SB: 2 CS: 0	PA: 40													
PITCHER	IP WLS BF H R ER SO BB IBB HBP BLK WP HR S P ERA WHIP																																
Tom Murphy, R (1, 1) ERA: 5.11	6.1	29	10	5	2	2	1	0	0	0	0	0	0	32	36	7.11	1.737																
Hoyt Wilhelm, R (7, 1) ERA: 1.35	1.2	7	2	0	0	1	0	0	0	0	0	0	0	9	9	0.00	1.200																
Eddie Fisher, R (9, 1) ERA: 2.89	0.1	L	4	1	1	1	0	1	1	0	0	0	0	2	10	27.00	6.000																

AB 35
R 5
H 9
RBI 5
BB 3
SO 8
LOB 10

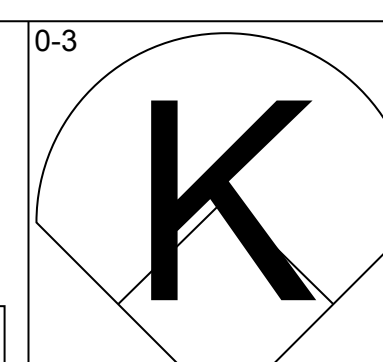
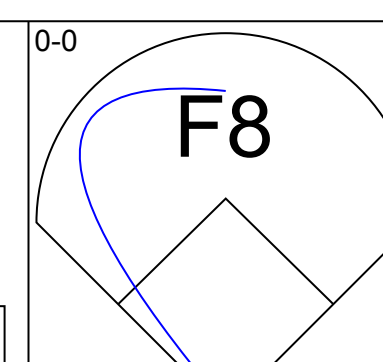
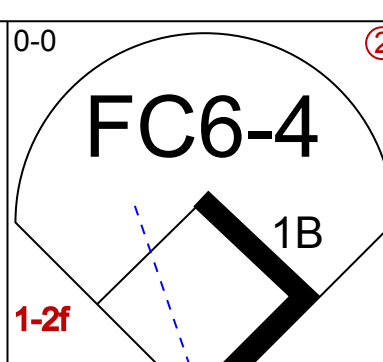
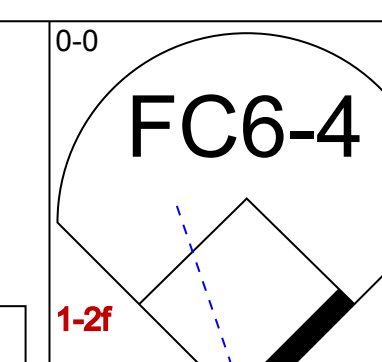
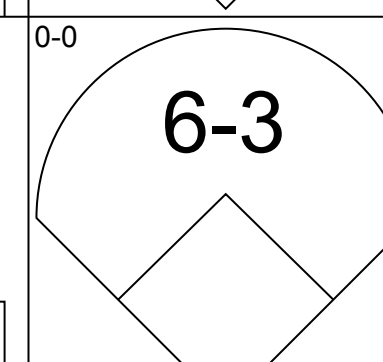
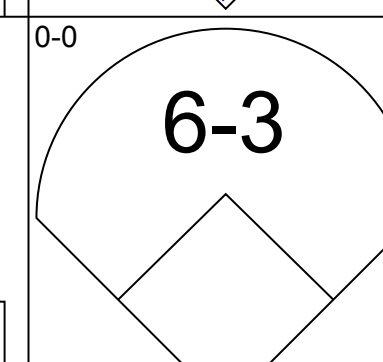
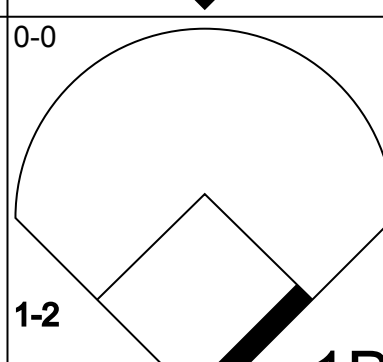
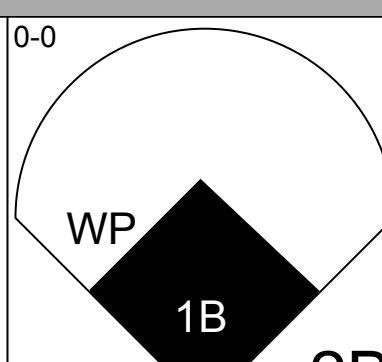
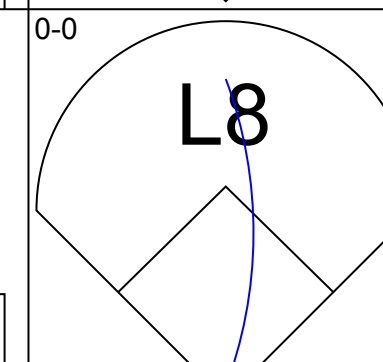
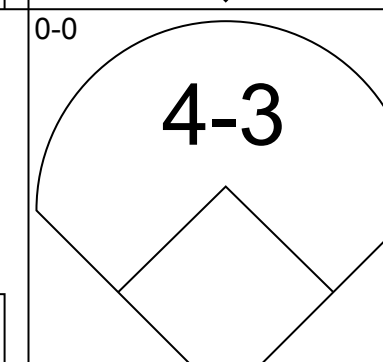
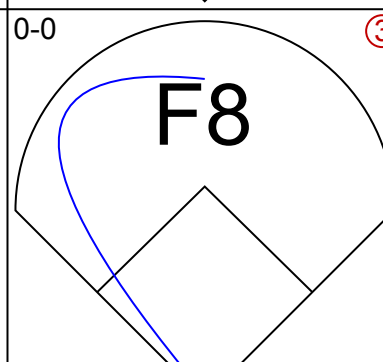
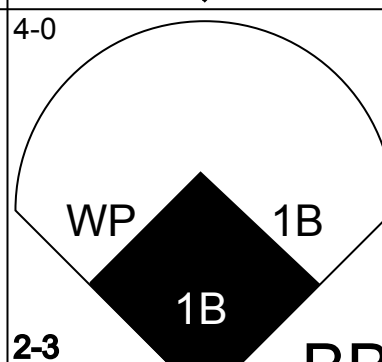
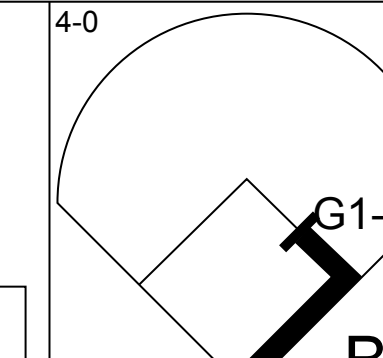
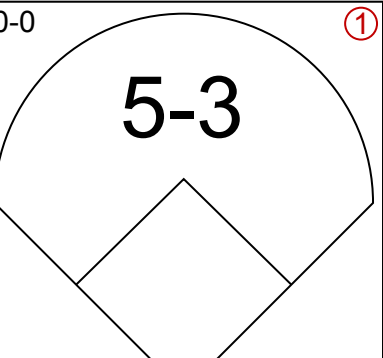
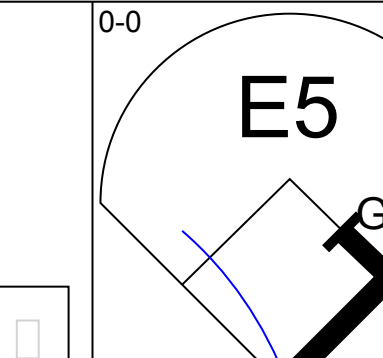
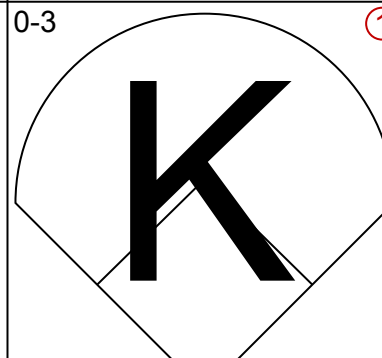
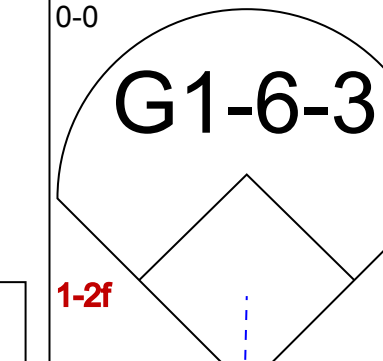
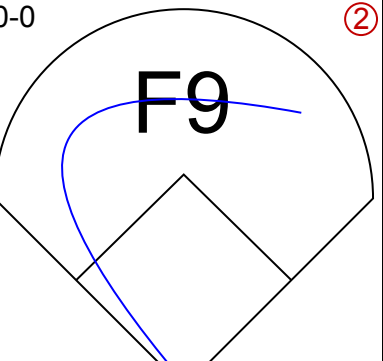
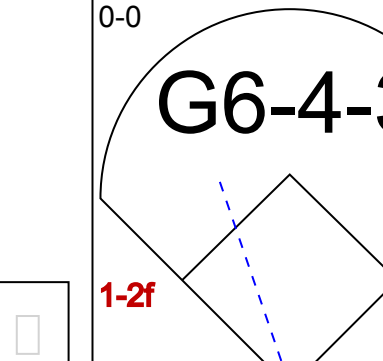
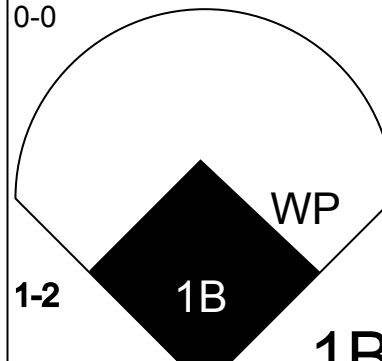

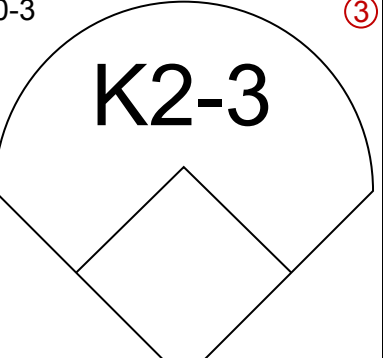
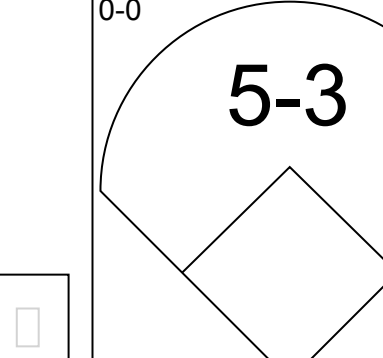
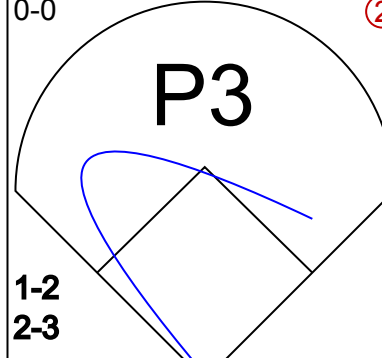
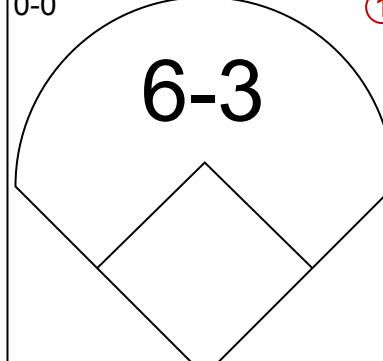
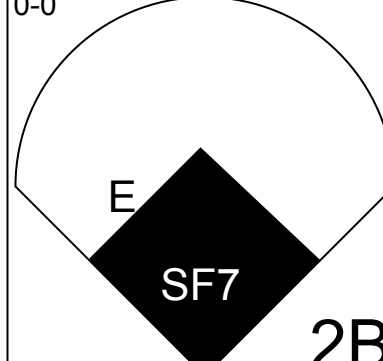
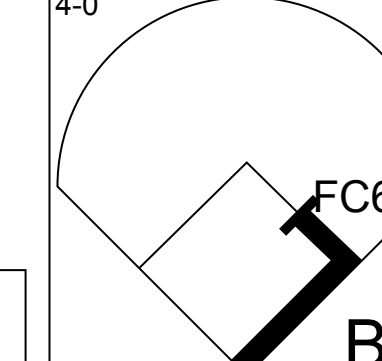
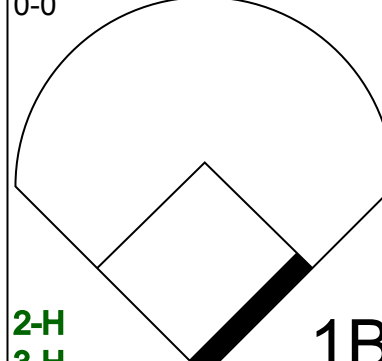
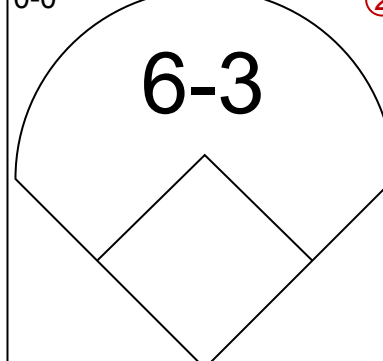
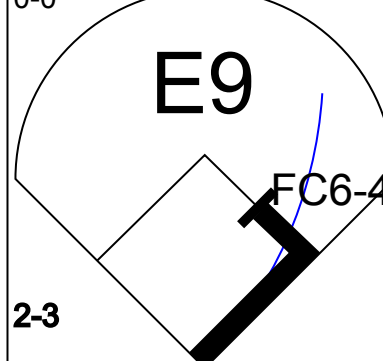
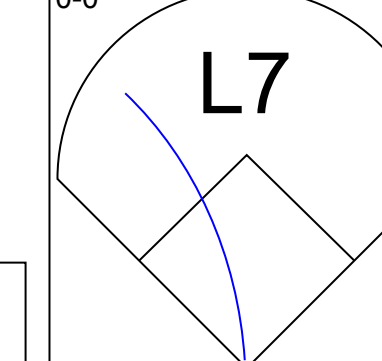
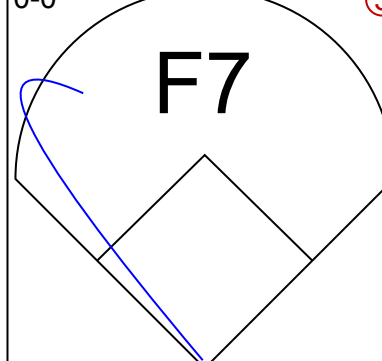
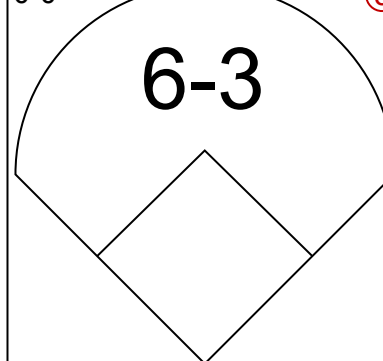
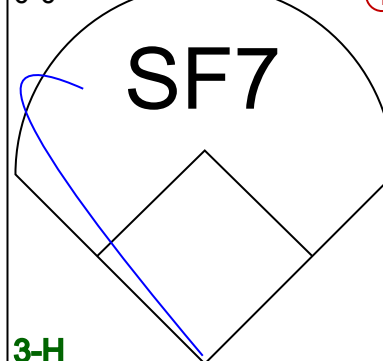
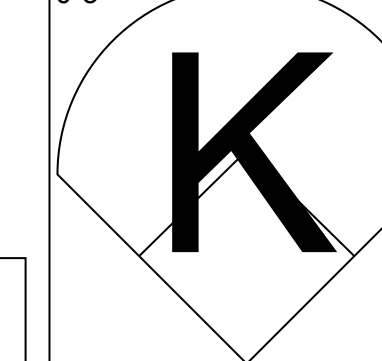


AB 37
R 6
H 13
RBI 4
BB 3
SO 3
LOB 10



Batter	1	2	3	4	5	6	7	8	9	AB	R	H	RBI	BB	SO	LOB	TOP			
Bill Voss, L OBP: 0.286, SLG: 0.278 (1, 9)	0-0 4-3		0-0 6-3		0-0 1-2 1B		0-0 4-3		0-0 L5	5	0	1	0	0	0	0	California Angels @ Minnesota Twins Metropolitan Stadium, Bloomington, MI Sun Apr 20 1969, 4:33 AM EST Att: 9,715 - Cloudy - 64 F			
Jim Fregosi, R OBP: 0.302, SLG: 0.395 (1, 6)	0-3 K		0-0 F3		0-0 F4		0-3 K		4-0 BB	4	0	0	0	1	2	2				
Jay Johnstone, L OBP: 0.250, SLG: 0.349 (1, 8)	0-3 K		0-0 F8		0-0 L9		0-0 4-3		0-0 L9	5	0	0	0	0	1	1				
Rick Reichardt, R OBP: 0.385, SLG: 0.333 (1, 7)		0-0 F4		0-3 K		4-0 1B BB E BB		4-0 FC4-6 1B BB		2	1	0	0	2	1	0				
Roger Repoz, L OBP: 0.350, SLG: 0.188 (1, 3)		4-0 2B BB		0-0 4-3		4-0 E 1B BB		0-0 FC4-6 1B		2	0	1	0	2	0	0				
Aurelio Rodriguez, R OBP: 0.376, SLG: 0.514 (1, 5)		0-0 2B		0-0 P3		0-0 E 1B		0-0 P3		4	0	2	0	0	0	2				
Tom Satriano, L OBP: 0.440, SLG: 0.476 (1, 4)		4-0 2B BB		0-0 L9		0-0 P4		0-0 FC4-6		3	0	0	0	1	0	5				
Tom Egan, R OBP: 0.214, SLG: 0.154 (1, 2)		0-0 F5		0-0 1B 1B		0-0 E5		0-0 G3		4	0	1	0	0	0	7				
Andy Messersmith, R Clyde Wright, R Vic Davallo, L Phil Ortega, R Bob Chappo, L Pedro Borbon, R Dick Stuart, R Eddie Fisher, R Leo Cardenas, R (1, 1)	0-0 F6		0-0 F7		0-0 F7		0-0 F7		0-0 F7	0	0	0	0	0	0	0				
Inning Stats	R: 0 E: 0 K: 2 S: 7	H: 0 LOB: 0 BB: 7	R: 0 E: 0 K: 0 S: 4	H: 1 LOB: 3 BB: 2 P: 12	R: 0 E: 0 K: 1 S: 3	H: 0 LOB: 0 BB: 0 P: 3	R: 0 E: 0 K: 1 S: 5	H: 2 LOB: 2 BB: 0 P: 5	R: 1 E: 1 K: 0 S: 5	H: 1 LOB: 3 BB: 2 P: 13	R: 0 E: 0 K: 1 S: 5	H: 0 LOB: 0 BB: 0 P: 5	R: 0 E: 0 K: 0 S: 4	H: 1 LOB: 2 BB: 1 P: 8	R: 0 E: 0 K: 0 S: 3	H: 0 LOB: 1 BB: 1 P: 7	1B: 4 2B: 1 3B: 0 HR: 0	SF: 0 SAC: 0 DP: 0 HBP: 0	WP: 0 PB: 0 SB: 0 CS: 0	PA: 39
PITCHER Dave Boswell, R ERA: 2.45 (1, 1)	IP: 9.0 WLS: W BF: 39 H: 5 R: 1 ER: 0 SO: 4 BB: 6 IBB: 0 HBP: 0 BLK: 0 WP: 0 HR: 0 S: 41 P: 65 ERA: 0.00 WHIP: 1.222															PITCHER				

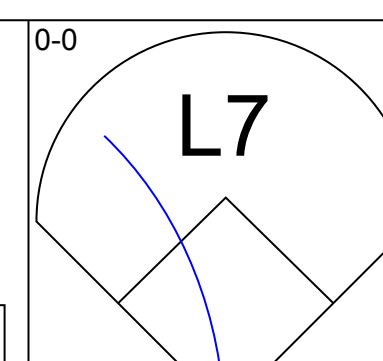
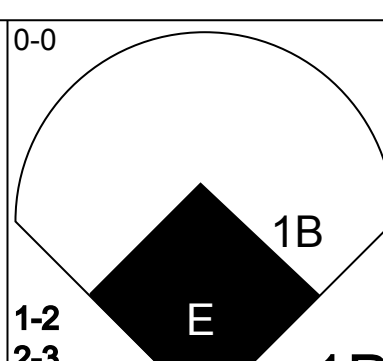
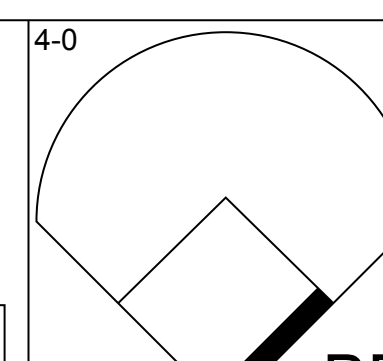
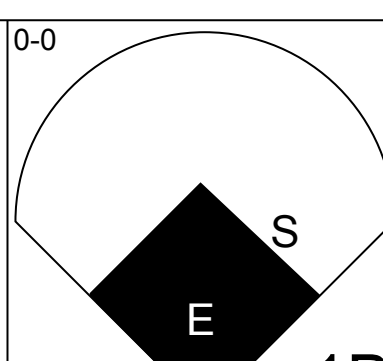
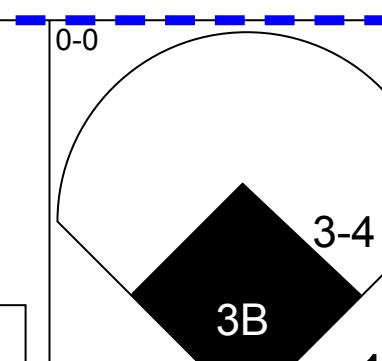
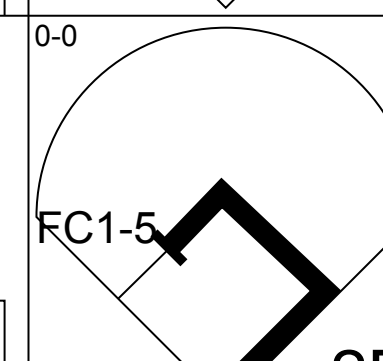
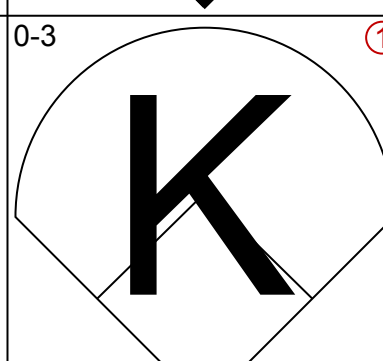
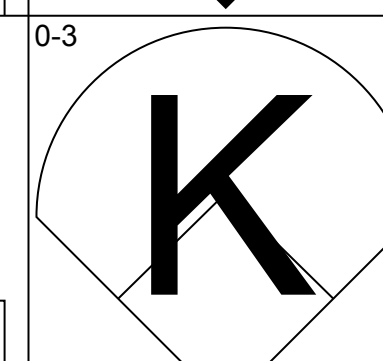
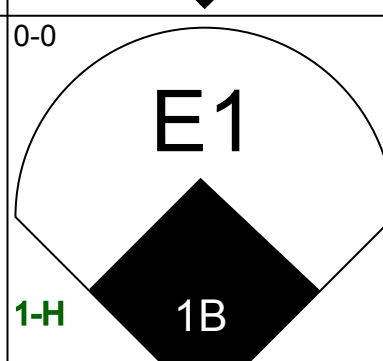
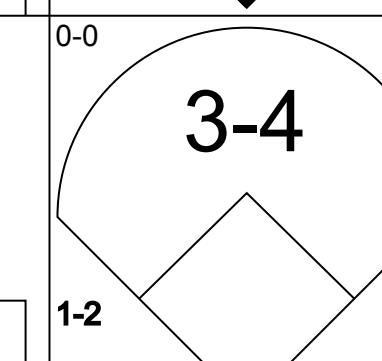
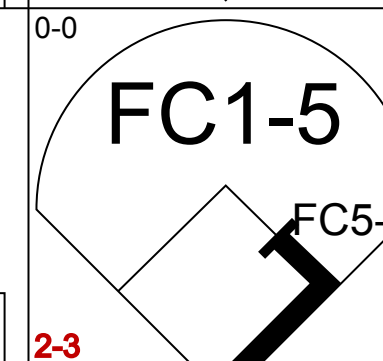
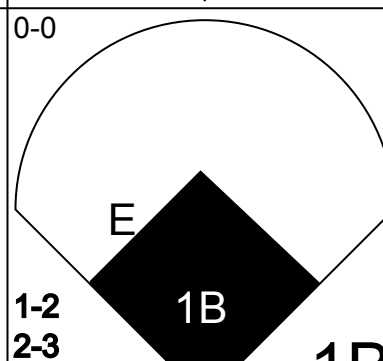
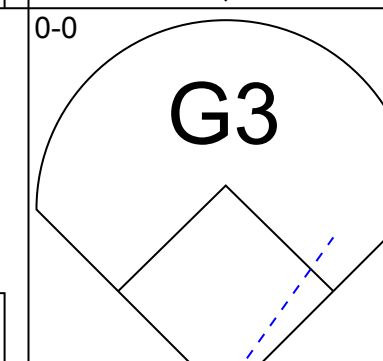
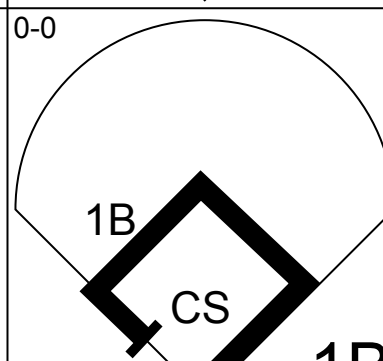
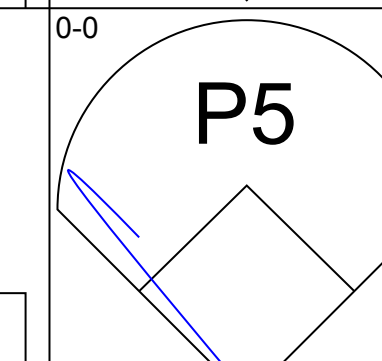
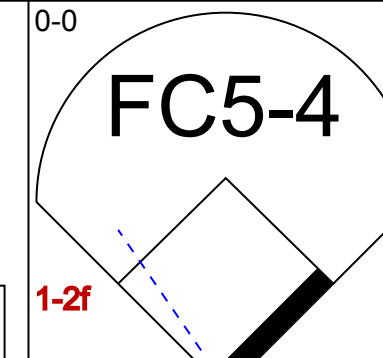
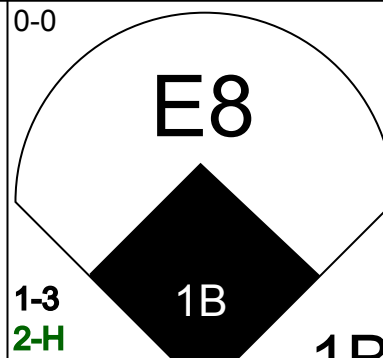
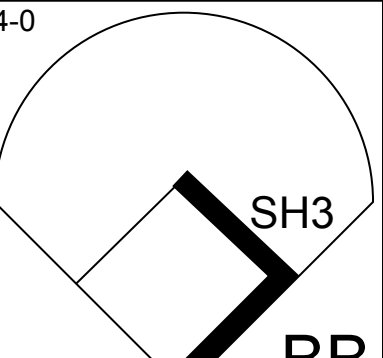
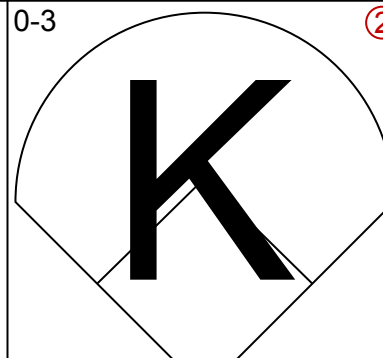
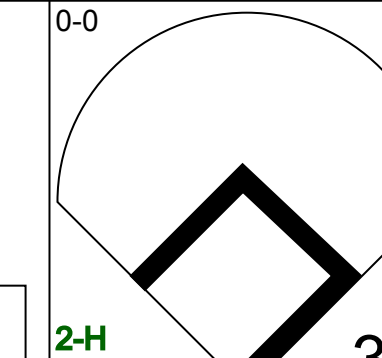
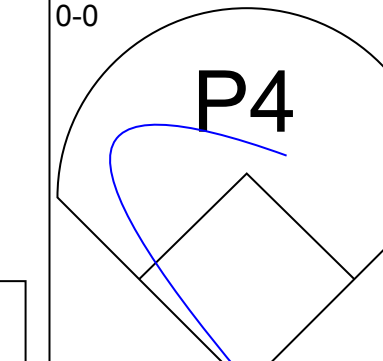
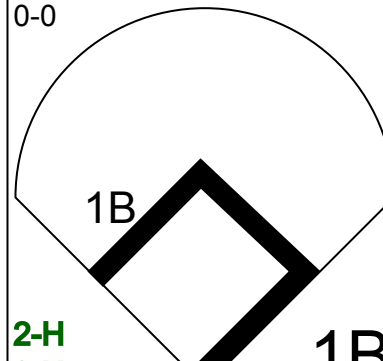

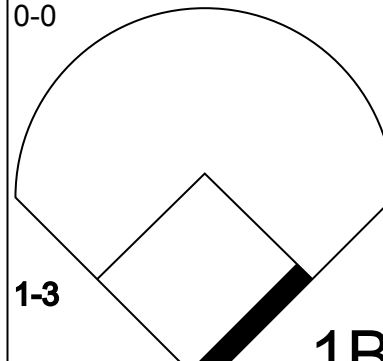
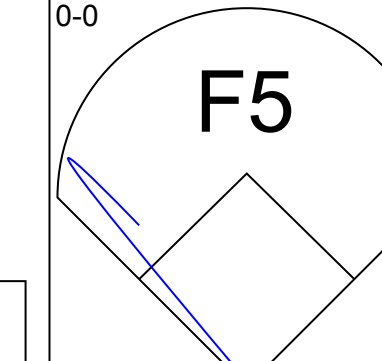
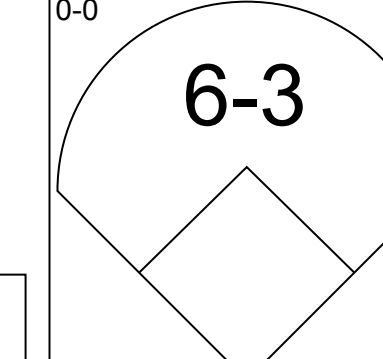
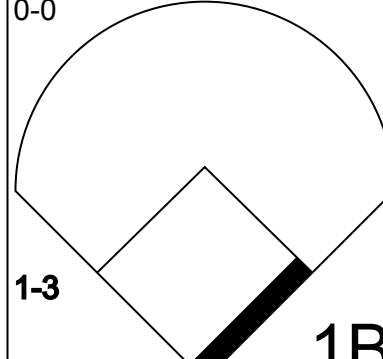
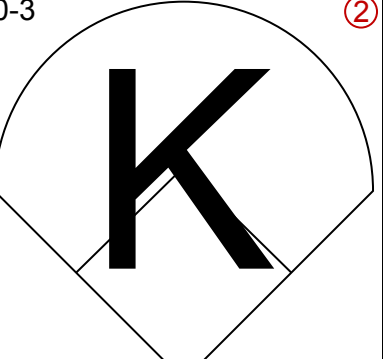
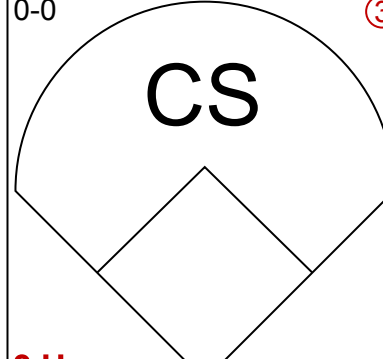

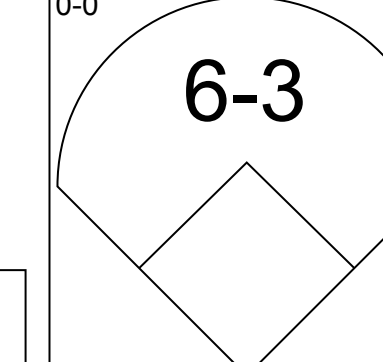
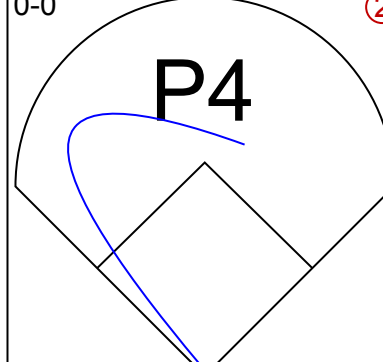
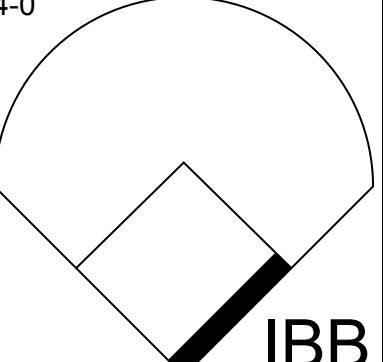
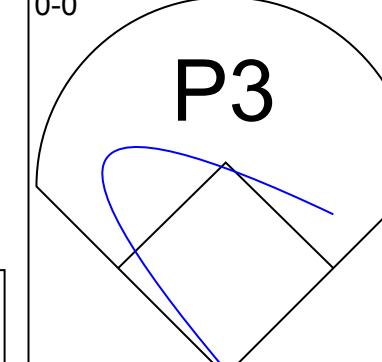
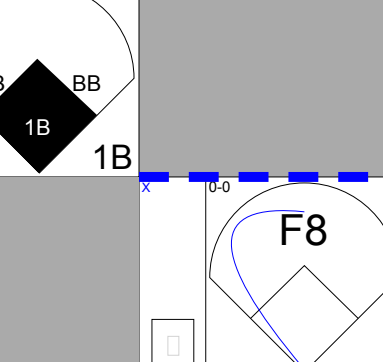
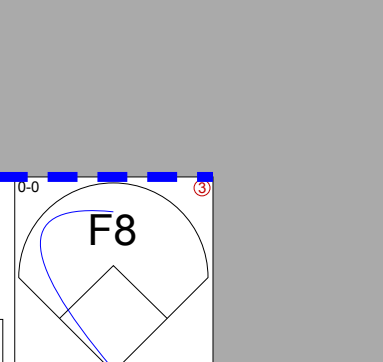
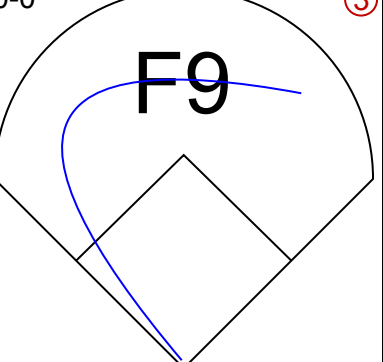
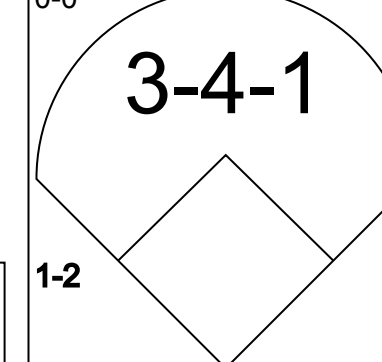
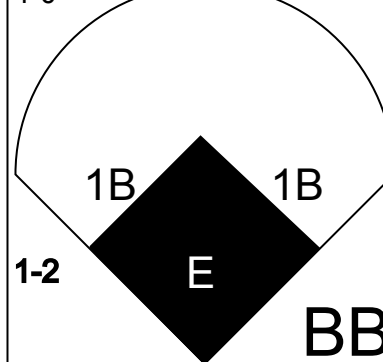
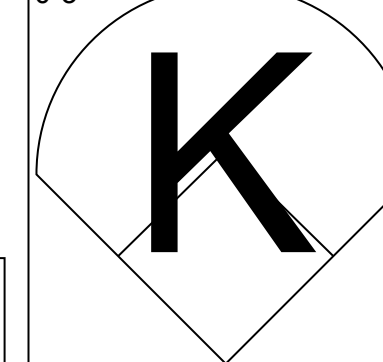
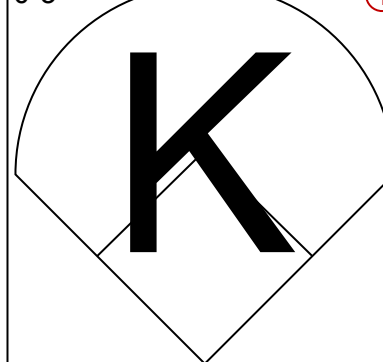
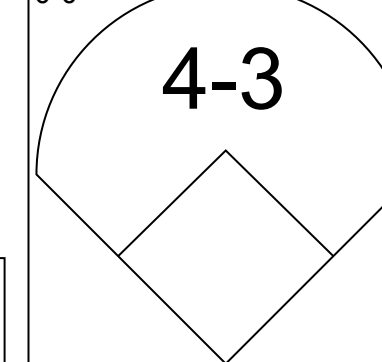
Batter	1	2	3	4	5	6	7	8	9	AB	R	H	RBI	BB	SO	LOB	BOTTOM			
Ted Uhlhaender, L OBP: 0.341, SLG: 0.282 (1, 8)	4-0 1B BB	0-0 G3	0-0 E8		0-0 1B 1B		0-0 F8			4	2	2	2	1	0	1	California Angels @ Minnesota Twins Metropolitan Stadium, Bloomington, MI Sun Apr 20 1969, 4:33 AM EST Att: 9,715 - Cloudy - 64 F			
Rod Carew, L OBP: 0.388, SLG: 0.528 (1, 4)	0-0 1B 2B	0-0 3-1	0-0 5-3		0-0 1B BB 1B		0-0 E6			5	2	3	1	0	0	2				
Tony Oliva, L OBP: 0.429, SLG: 0.609 (1, 9)	0-0 2B 1B	0-0 HR		0-0 F7	4-0 1B BB		0-0 F5			4	2	2	2	1	0	0				
Harmon Killebrew, R OBP: 0.435, SLG: 0.500 Frank Quilici, R OBP: 0.214, SLG: 0.154 (6, 5)	0-0 BB 1B 2B	4-0 BB		0-0 5-3	0-0 1B		0-0 F2			3	1	2	3	1	0	0				
Graig Nettles, L OBP: 0.333, SLG: 0.417 Cesar Tovar, R OBP: 0.208, SLG: 0.208 (7, 7)	4-0 1B BB E BB	0-0 G3		0-0 F9	0-0 1B		0-0 F8		0-0 1-3	3	1	0	0	1	0	1				
Rich Reese, L OBP: 0.241, SLG: 0.448 (1, 3)	0-3 K		0-0 F7		0-3 K		0-0 4-3		0-0 4-3	5	0	0	0	0	2	2				
Leo Cardenas, R OBP: 0.356, SLG: 0.385 (1, 6)	4-0 F8 E BB		0-0 E6 1B		0-0 3B 1B		0-3 K			3	2	1	0	1	1	0				
John Roseboro, L OBP: 0.500, SLG: 0.467 (1, 2)	0-0 E2 1B		0-0 L8		0-0 F8		0-0 FC5-6 2B			4	0	2	1	0	0	2				
Dave Boswell, R OBP: 0.333, SLG: 0.667 (1, 1)	0-0 F8		0-0 E 1B		0-0 1B 3B		0-0 FC5-6 E			4	2	2	1	0	0	3				
Inning Stats	R: 5 E: 1 K: 1 S: 8	H: 4 LOB: 1 BB: 3 P: 20	R: 1 E: 0 K: 0 S: 4	H: 1 LOB: 1 BB: 1 P: 8	R: 1 E: 2 K: 0 S: 6	H: 2 LOB: 2 BB: 0 P: 6	R: 0 E: 0 K: 0 S: 3	H: 0 LOB: 0 BB: 0 P: 3	R: 3 E: 0 K: 1 S: 9	H: 5 LOB: 2 BB: 1 P: 13	R: 0 E: 0 K: 1 S: 5	H: 0 LOB: 0 BB: 0 P: 5	R: 2 E: 1 K: 0 S: 5	H: 2 LOB: 0 BB: 0 P: 5	R: 0 E: 0 K: 0 S: 3	H: 0 LOB: 0 BB: 0 P: 3	1B: 9 2B: 3 3B: 1 HR: 1	SF: 0 SAC: 0 DP: 0 HBP: 0	WP: 0 PB: 0 SB: 0 CS: 0	PA: 42
PITCHER Andy Messersmith, R ERA: 10.5 Clyde Wright, L ERA: 2.25 Phil Ortega, R ERA: 4.5 Pedro Borbon, R ERA: 6.75 Eddie Fisher, R ERA: 3.25 (1, 1)	IP: 0.0 WLS: L BF: 5 H: 3 R: 5 ER: 4 SO: 0 BB: 2 IBB: 0 HBP: 0 BLK: 0 WP: 0 HR: 0 S: 3 P: 11 ERA: ∞ WHIP: ∞															PITCHER				

Batter	1	2	3	4	5	6	7	8	9	AB	R	H	RBI	BB	SO	LOB	TOP				
Bert Campaneris, R (1, 6) OBP: 0.096, SLG: 0.135										4	0	0	0	0	1	2					
Tommie Reynolds, R (1, 7) OBP: 0.476, SLG: 0.526										4	1	2	0	0	0	0					
Reggie Jackson, L (1, 9) OBP: 0.227, SLG: 0.308										3	1	0	0	1	0	2					
Sal Bando, R (1, 5) OBP: 0.400, SLG: 0.476										3	0	0	0	1	1	2					
Danny Cater, R (1, 3) OBP: 0.367, SLG: 0.422										4	1	1	1	0	0	2					
Dick Green, R (1, 4) OBP: 0.367, SLG: 0.625										4	0	0	0	0	2	2					
Rick Monday, L (1, 8) OBP: 0.306, SLG: 0.300										3	1	2	2	1	0	0					
Jim Pagliaroni, R (1, 2) OBP: 0.308, SLG: 0.333										4	0	0	0	0	0	3					
Chuck Dobson, R (1, 1) Jim Roland, L (3, 1) Ray Webster, L (6, PH) Ed Sprague, R (6, 1) Mike Hershberger, R (8, PH) Paul Lindblad, L (8, 1)										1	0	0	0	0	0	0					
Inning Stats	R: 0 E: 0 K: 1 S: 5	H: 0 LOB: 0 BB: 0 P: 5	R: 0 E: 0 K: 1 S: 4	H: 0 LOB: 0 BB: 1 P: 8	R: 0 E: 0 K: 0 S: 3	H: 0 LOB: 0 BB: 0 P: 3	R: 0 E: 0 K: 0 S: 3	H: 0 LOB: 0 BB: 0 P: 3	R: 0 E: 0 K: 1 S: 5	H: 0 LOB: 0 BB: 0 P: 5	R: 0 E: 1 K: 0 S: 6	H: 2 LOB: 2 BB: 0 P: 6	R: 0 E: 1 K: 0 S: 3	H: 0 LOB: 0 BB: 0 P: 3	R: 0 E: 0 K: 1 S: 5	H: 0 LOB: 1 BB: 1 P: 9	R: 3 E: 0 K: 1 S: 8	H: 3 LOB: 1 BB: 1 P: 12	1B: 3 2B: 2 3B: 0 HR: 0	SF: 1 SAC: 0 DP: 2 HBP: 0	WP: 2 PA: 35
PITCHER	IP WLS BF H R ER SO BB IBB HBP BLK WP HR S P ERA WHIP																				
Dean Chance, R (1, 1) ERA: 1.5	7.0 W 24 2 1 0 3 1 0 0 0 0 0 0 29 33 0.00 0.429																				
Joe Grzenda, L (8, 1) ERA: 5.14	1.1 8 2 3 3 2 2 0 0 0 1 0 10 18 20.25 3.000																				
Bob Miller, R (9, 1) ERA: 4.91	0.2 S 3 1 0 0 0 0 0 0 0 0 1 0 3 3 0.00 1.500																				

Oakland Athletics @ Minnesota Twins
 Metropolitan Stadium, Bloomington, MI
 Mon Apr 21 1969, 4:33 AM EST
 Att. 4,130 - Unknown - 64 F

AB 31
 R 4
 H 5
 RBI 4
 BB 3
 SO 5
 LOB 14



Batter	1	2	3	4	5	6	7	8	9	AB	R	H	RBI	BB	SO	LOB	BOTTOM			
Ted Uhlhaender, L (1, 8) OBP: 0.388, SLG: 0.326										4	3	3	0	1	0	0				
Rod Carew, L (1, 4) OBP: 0.366, SLG: 0.512										5	1	1	0	0	2	5				
Tony Oliva, L (1, 9) OBP: 0.426, SLG: 0.588										5	1	2	2	0	0	3				
Harmon Killebrew, R (1, 5) OBP: 0.440, SLG: 0.488 Caesar Tovar, R (8, 7) OBP: 0.240, SLG: 0.320										3	1	1	2	1	1	2				
Graig Nettles, L (1, 7) OBP: 0.367, SLG: 0.444 Frank Quilici, R (8, 5) OBP: 0.200, SLG: 0.143										3	0	2	2	0	0	0				
Rich Reese, L (1, 3) OBP: 0.273, SLG: 0.455										4	0	2	0	0	1	1				
Leo Cardenas, R (1, 6) OBP: 0.347, SLG: 0.357										3	0	0	0	1	0	3				
John Roseboro, L (1, 2) OBP: 0.455, SLG: 0.421										4	1	1	0	0	0	5				
Dean Chance, R (1, 1) Charlie Manuel, L (7, PH) OBP: 0.222, SLG: 0.250 Joe Grzenda, R (8, 1) Bob Miller, R (9, 1)										2	1	0	0	1	2	0				
Inning Stats	R: 0 E: 0 K: 0 S: 4	H: 1 LOB: 1 BB: 0 P: 4	R: 0 E: 0 K: 0 S: 3	H: 0 LOB: 0 BB: 0 P: 3	R: 5 E: 1 K: 1 S: 11	H: 6 LOB: 2 BB: 1 P: 15	R: 0 E: 0 K: 2 S: 7	H: 0 LOB: 1 BB: 1 P: 11	R: 0 E: 0 K: 1 S: 5	H: 0 LOB: 2 BB: 2 P: 13	R: 2 E: 1 K: 2 S: 10	H: 3 LOB: 1 BB: 0 P: 10	R: 0 E: 0 K: 0 S: 4	H: 1 LOB: 1 BB: 0 P: 4	R: 1 E: 0 K: 0 S: 5	H: 2 LOB: 1 BB: 0 P: 5	1B: 11 2B: 1 3B: 1 HR: 0	SF: 0 SAC: 1 DP: 0 HBP: 0	WP: 0 PA: 42	
PITCHER	IP WLS BF H R ER SO BB IBB HBP BLK WP HR S P ERA WHIP																			
Chuck Dobson, R (1, 1) ERA: 5.63	2.2 L 16 7 5 5 1 1 0 0 0 0 0 0 17 21 16.88 3.000																			
Jim Roland, L (3, 1) ERA: 8.1	2.1 10 0 0 0 3 2 1 0 0 0 0 0 13 25 0.00 0.857																			
Ed Sprague, R (6, 1) ERA: 3.86	2.0 10 4 2 1 2 0 0 0 0 0 0 0 14 14 4.50 2.000																			
Paul Lindblad, L (8, 1) ERA: 3.86	1.0 5 2 1 1 0 0 0 0 0 0 0 0 5 5 9.00 2.000																			

Oakland Athletics @ Minnesota Twins
 Metropolitan Stadium, Bloomington, MI
 Mon Apr 21 1969, 4:33 AM EST
 Att. 4,130 - Unknown - 64 F

AB 36
 R 8
 H 13
 RBI 7
 BB 4
 SO 6
 LOB 21



Batter	1	2	3	4	5	6	7	8	9	AB	R	H	RBI	BB	SO	LOB	TOP										
Bert Campaneris, R OBP: 0.158, SLG: 0.196 (1, 6)										4	3	3	0	1	0	0	Oakland Athletics @ Minnesota Twins Metropolitan Stadium, Bloomington, MI Tue Apr 22 1969, 4:33 AM EST Alt. 4,445 - Unknown - 59 F										
Mike Hershberger, R OBP: 0.233, SLG: 0.175 Reggie Jackson, L OBP: 0.261, SLG: 0.350 (1, 9) (7, PH) (7, 9)										3	0	0	0	0	0	2											
Tommie Reynolds, R OBP: 0.440, SLG: 0.478 Joe Nosske, R (1, 7) (9, 7)										4	0	1	0	0	0	3											
Sal Bando, R OBP: 0.436, SLG: 0.523 (1, 5)										2	2	1	1	3	0	1											
Danny Cater, R OBP: 0.370, SLG: 0.420 (1, 3)										5	1	2	2	0	0	6											
Dick Green, R OBP: 0.352, SLG: 0.585 (1, 4)										5	1	1	1	0	2	7											
Rick Monday, L OBP: 0.325, SLG: 0.303 (1, 8)										3	0	1	1	1	0	0											
Phil Roof, R OBP: 0.286, SLG: 0.333 (1, 2)										4	0	1	1	0	2	1											
Rollie Fingers, R (1, 1)										4	0	0	0	0	1	0											
Inning Stats	R: 2 E: 0 K: 0 S: 6	H: 3 LOB: 1 BB: 0 P: 6	R: 0 E: 0 K: 1 S: 5	H: 0 LOB: 0 BB: 0 P: 5	R: 4 E: 1 K: 0 S: 7	H: 5 LOB: 2 BB: 1 P: 11	R: 0 E: 0 K: 0 S: 3	H: 0 LOB: 0 BB: 0 P: 3	R: 0 E: 0 K: 2 S: 4	H: 1 LOB: 1 BB: 0 P: 4	R: 0 E: 0 K: 0 S: 7	H: 0 LOB: 0 BB: 0 P: 7	R: 0 E: 0 K: 1 S: 6	H: 1 LOB: 3 BB: 2 P: 14	R: 0 E: 0 K: 0 S: 2	H: 0 LOB: 0 BB: 1 P: 6		R: 1 E: 0 K: 1 S: 6	H: 1 LOB: 2 BB: 2 P: 14	1B: 7 2B: 3 3B: 1 HR: 0	SF: 0 SAC: 1 DP: 1 HBP: 0	WP: 0 PB: 0 SB: 1 CS: 0	PA: 42				
PITCHER	IP	WLS	BF	H	R	ER	SO	BB	IBB	HBP	BLK	WP	HR	S	P	ERA	WHIP										
Tom Hall, L ERA: 2.22 (1, 1)	2.2	L	14	5	5	5	1	1	0	0	0	0	0	15	19	16.88	2.250										
Dick Woodson, R ERA: 15.43 (3, 1)	0.1		3	3	1	1	0	0	0	0	0	0	0	3	3	27.00	9.000										
Charlie Walters, R ERA: (4, 1)	2.0		7	1	0	0	0	0	0	0	0	0	0	7	7	0.00	0.500										
Jim Perry, R ERA: 6.75 (6, 1)	3.0		12	1	0	0	3	3	0	0	0	0	0	15	27	0.00	1.333										
Bob Miller, R ERA: 5.79 (9, 1)	1.0		6	1	1	1	1	2	0	0	0	0	0	6	14	9.00	3.000										
Batter	1	2	3	4	5	6	7	8	9	AB	R	H	RBI	BB	SO	LOB	BOTTOM										
Ted Uhlaender, L OBP: 0.358, SLG: 0.298 (1, 8)										4	0	0	0	0	1	1	Oakland Athletics @ Minnesota Twins Metropolitan Stadium, Bloomington, MI Tue Apr 22 1969, 4:33 AM EST Alt. 4,445 - Unknown - 59 F										
Rod Carew, L OBP: 0.356, SLG: 0.477 (1, 4)										3	0	0	0	1	0	1											
Tony Oliva, L OBP: 0.414, SLG: 0.564 (1, 9)										4	0	1	0	0	0	1											
Harmon Killebrew, R OBP: 0.426, SLG: 0.489 (1, 5)										4	0	1	0	0	0	1											
Graig Nettles, L OBP: 0.353, SLG: 0.484 (1, 7)										4	0	1	0	0	1	2											
Rich Reese, L OBP: 0.250, SLG: 0.417 (1, 3)										3	0	0	0	0	0	3											
John Roseboro, L OBP: 0.400, SLG: 0.364 Tom Tischinski, R (1, 2) (8, 2)										3	0	0	0	0	0	1											
Leo Cardenas, R OBP: 0.365, SLG: 0.378 (1, 6)										3	0	2	0	0	0	0											
Tom Hall, L Dick Woodson, R Ron Clark, R Charlie Walters, R Bob Allison, R Jim Perry, S Charlie Manuel, L Bob Miller, R (1, 1) (3, 1) (3, PH) (4, 1) (5, PH) (6, 1) (8, PH) (9, 1)										0	0	0	0	0	0	0											
Inning Stats	R: 0 E: 0 K: 1 S: 5	H: 0 LOB: 0 BB: 0 P: 9	R: 0 E: 0 K: 1 S: 5	H: 0 LOB: 0 BB: 0 P: 5	R: 0 E: 0 K: 0 S: 3	H: 0 LOB: 0 BB: 0 P: 3	R: 0 E: 0 K: 0 S: 3	H: 2 LOB: 0 BB: 0 P: 5	R: 0 E: 0 K: 0 S: 3	H: 1 LOB: 1 BB: 0 P: 3	R: 0 E: 0 K: 0 S: 4	H: 0 LOB: 0 BB: 0 P: 3	R: 0 E: 0 K: 0 S: 4	H: 1 LOB: 1 BB: 0 P: 4	R: 0 E: 0 K: 0 S: 3	H: 0 LOB: 0 BB: 0 P: 3		1B: 3 2B: 1 3B: 1 HR: 0	SF: 0 SAC: 0 DP: 1 HBP: 0	WP: 0 PB: 0 SB: 0 CS: 0	PA: 32						
PITCHER	IP	WLS	BF	H	R	ER	SO	BB	IBB	HBP	BLK	WP	HR	S	P	ERA	WHIP										
Rollie Fingers, R ERA: (1, 1)	9.0	W	32	5	0	0	2	1	0	0	0	0	0	35	39	0.00	0.667										

Batter	1	2	3	4	5	6	7	8	9	AB	R	H	RBI	BB	SO	LOB	TOP										
Bert Campaneris, R OBP: 0.167, SLG: 0.200	E6 HR	K		P4		F4			5-3	5	1	0	0	0	1	2											
Tommy Reynolds, R OBP: 0.343, SLG: 0.364 Joe Nossek, R (9.7)	4-3		F9	F9			F9		5-3	5	0	0	0	0	0	2											
Reggie Jackson, L OBP: 0.300, SLG: 0.512 Mike Hershberger, R OBP: 0.265, SLG: 0.217	HR		HR		1B 2B		K		6-3	2	2	2	3	0	0	0											
Sal Bando, R OBP: 0.422, SLG: 0.538	HR		L9		F8		K			4	1	1	1	0	1	1											
Danny Cater, R OBP: 0.397, SLG: 0.458	F9			2B	1B			L9		4	1	2	0	0	0	0											
Rick Monday, L OBP: 0.367, SLG: 0.429	F5			1B	2B					4	0	3	2	0	0	0											
Dick Green, R OBP: 0.333, SLG: 0.525			6-3		FC1-2-3-1			K		4	0	1	0	0	1	4											
Dave Duncan, R OBP: 0.227, SLG: 0.211		F7		SH2-4	1B		6-3		FC6-4	3	0	1	0	1	0	1											
Blue Moon Odom, R Paul Lindblad, L Ray Webster, L OBP: 0.333, SLG: 0.400 Jim Pagliaroni, R OBP: 0.286, SLG: 0.304 Lew Krausse, R (8.1)	FC1-6			SH2-4		K		FC6-4		2	0	0	0	0	1	1											
Inning Stats	R: 3 E: 1 K: 0 S: 6	H: 2 LOB: 0 BB: 0 P: 6	R: 0 E: 0 K: 1 S: 6	H: 1 LOB: 1 BB: 0 P: 6	R: 2 E: 0 K: 0 S: 6	H: 3 LOB: 1 BB: 0 P: 6	R: 0 E: 0 K: 0 S: 4	H: 1 LOB: 1 BB: 0 P: 4	R: 1 E: 0 K: 0 S: 5	H: 3 LOB: 1 BB: 0 P: 5	R: 0 E: 0 K: 1 S: 5	H: 0 LOB: 0 BB: 0 P: 5	R: 0 E: 0 K: 2 S: 7	H: 0 LOB: 0 BB: 0 P: 7	R: 0 E: 0 K: 1 S: 6	H: 1 LOB: 2 BB: 1 P: 10	R: 0 E: 0 K: 0 S: 3	H: 0 LOB: 0 BB: 0 P: 3	1B: 5 2B: 4 3B: 0 HR: 3	SF: 0 SAC: 1 DP: 1 HBP: 0	WP: 0 PB: 0 SB: 1 CS: 0	PA: 39					
PITCHER	IP	WLS	BF	H	R	ER	SO	BB	IBB	HBP	BLK	WP	HR	S	P	ERA	WHIP										
Dave Boswell, R ERA: 4.15	2.2	L	15	6	5	4	1	0	0	0	0	0	3	17	17	13.50	2.250										
Dick Woodson, R ERA: 9.0	3.1		10	4	1	1	0	0	0	0	0	0	0	10	10	3.86	1.714										
Charlie Walters, R ERA:	1.0		3	0	0	0	1	0	0	0	0	0	0	5	5	0.00	0.000										
Bob Miller, R ERA: 4.26	7.1		7	1	0	0	3	0	1	0	0	0	0	12	16	0.00	0.600										
Ron Perranoski, L ERA:	8.1		1	0	0	0	0	0	0	0	0	0	0	1	1	0.00	0.000										
PITCHER	IP	WLS	BF	H	R	ER	SO	BB	IBB	HBP	BLK	WP	HR	S	P	ERA	WHIP										
Jim Perry, R ERA: 4.63	9.1		1.0	3	0	0	0	0	0	0	0	0	0	3	3	0.00	0.000										
Batter	1	2	3	4	5	6	7	8	9	AB	R	H	RBI	BB	SO	LOB	BOTTOM										
Ted Uhlhaender, L OBP: 0.381, SLG: 0.351	P4	K			K			G1		5	1	1	0	0	2	3											
Rod Carew, L OBP: 0.388, SLG: 0.547	BB		G3		HR	1B		1-3		5	1	3	0	0	0	0											
Tony Oliva, L OBP: 0.412, SLG: 0.571	F7		P6		HR		L7	K		5	1	1	2	0	1	3											
Harmon Killebrew, R OBP: 0.429, SLG: 0.462	BB				6-3		K	F7		4	0	1	0	1	1	2											
Graig Nettles, L OBP: 0.333, SLG: 0.436	1-3		K			1B				4	1	2	1	0	1	3											
Charlie Manuel, L OBP: 0.287, SLG: 0.308		2B		3-1		1B		F7		4	0	2	0	0	0	2											
Leo Cardenas, R OBP: 0.383, SLG: 0.434				K				F9		4	0	2	1	0	1	0											
John Roseboro, L OBP: 0.355, SLG: 0.429 George Mitterwald, R OBP: 0.300, SLG: 0.444				K				BB		2	0	0	0	0	2	2											
Dave Boswell, R ERA: 4.15 Dick Woodson, R ERA: 9.0 Charlie Walters, R ERA: Bob Miller, R ERA: 4.26 Ron Perranoski, L ERA:										1	0	0	0	0	0	0	0										
Dave Boswell, R ERA: 4.15	5.0	W	25	9	3	3	6	1	0	0	0	0	0	0	0	0	0										
Paul Lindblad, L ERA: 3.89	2.0		8	3	1	1	1	0	0	0	0	0	0	0	0	0	0										
Lew Krausse, R ERA: 1.42	2.0	S	7	0	0	0	1	1	0	0	0	0	0	0	0	0	0										
PITCHER	IP	WLS	BF	H	R	ER	SO	BB	IBB	HBP	BLK	WP	HR	S	P	ERA	WHIP										
Blue Moon Odom, R ERA: 2.15	2.0		8	3	1	1	1	0	0	0	0	0	0	0	0	0	0										
Paul Lindblad, L ERA: 3.89	2.0		8	3	1	1	1	0	0	0	0	0	0	0	0	0	0										
Lew Krausse, R ERA: 1.42	2.0	S	7	0	0	0	1	1	0	0	0	0	0	0	0	0	0										
PITCHER	IP	WLS	BF	H	R	ER	SO	BB	IBB	HBP	BLK	WP	HR	S	P	ERA	WHIP										
Jim Perry, R ERA: 4.63	9.1		1.0	3	0	0	0	0	0	0	0	0	0	3	3	0.00	0.000										
PITCHER	IP	WLS	BF	H	R	ER	SO	BB	IBB	HBP	BLK	WP	HR	S	P	ERA	WHIP										
Blue Moon Odom, R ERA: 2.15	2.0		8	3	1	1	1	0	0	0	0	0	0	0	0	0	0										
Paul Lindblad, L ERA: 3.89	2.0		8	3	1	1	1	0	0	0	0	0	0	0	0	0	0										
Lew Krausse, R ERA: 1.42	2.0	S	7	0	0	0	1	1	0	0	0	0	0	0	0	0	0										
PITCHER	IP	WLS	BF	H	R	ER	SO	BB	IBB	HBP	BLK	WP	HR	S	P	ERA	WHIP										
Jim Perry, R ERA: 4.63	9.1		1.0	3	0	0	0	0	0	0	0	0	0	3	3	0.00	0.000										

Oakland Athletics @ Minnesota Twins
Metropolitan Stadium, Bloomington, MI
Thu Apr 24 1969, 4:33 AM EST
Att. 7,085 - Unknown - 63 F

AB 37
R 6
H 11
RBI 6
BB 1
SO 5
LOB 13



Oakland Athletics @ Minnesota Twins
Metropolitan Stadium, Bloomington, MI
Thu Apr 24 1969, 4:33 AM EST
Att. 7,085 - Unknown - 63 F

AB 38
R 4
H 12
RBI 4
BB 2
SO 8
LOB 22



Batter	1	2	3	4	5	6	7	8	9	AB	R	H	RBI	BB	SO	LOB	TOP								
Cesar Tovar, R OBP: 0.250, SLG: 0.313 (1, 8)										5	1	2	0	0	0	0	Minnesota Twins @ Chicago White Sox Comiskey Park, Chicago, IL Fri Apr 25 1969, 7:05 PM EST Att: 9,336 - Unknown livebaseballscores.com								
Leo Cardenas, R OBP: 0.400, SLG: 0.483 (1, 6)										5	0	3	2	0	1	0									
Harmon Killebrew, R OBP: 0.397, SLG: 0.421 (1, 3)										5	0	0	0	0	1	3									
Tony Oliva, L OBP: 0.431, SLG: 0.582 (1, 9)										4	1	3	0	0	0	1									
Bob Allison, R OBP: 0.421, SLG: 0.733 John Roseboro, L OBP: 0.355, SLG: 0.429 (1, 7) (8, 2)										3	1	1	0	1	0	2									
George Mitterwald, R OBP: 0.303, SLG: 0.433 Graig Nettles, L OBP: 0.349, SLG: 0.525 (1, 2) (8, PH) (8, 7)										3	0	1	0	0	0	3									
Frank Quilici, R OBP: 0.158, SLG: 0.111 (1, 4) (8, 5)										4	0	0	0	0	0	3									
Ron Clark, R OBP: 0.125, SLG: 0.125 Rod Carew, L OBP: 0.400, SLG: 0.556 (1, 5) (8, PH) (8, 4)										3	0	0	0	0	0	2									
Tom Hall, L Tom Tischinski, R Dick Woodson, R Charlie Manuel, L Jim Perry, S Ron Perranoski, L OBP: 0.333, SLG: 0.333 (1, 1) (2, PH) (2, 1) (7, PH) (7, 1) (9, 1)										0	0	0	0	0	0	0									
Inning Stats	R: 1 E: 0 K: 0 S: 5	H: 2 LOB: 2 BB: 1 P: 9	R: 0 E: 0 K: 0 S: 3	H: 0 LOB: 0 BB: 0 P: 3	R: 0 E: 0 K: 2 S: 7	H: 0 LOB: 0 BB: 0 P: 7	R: 0 E: 0 K: 0 S: 4	H: 1 LOB: 1 BB: 0 P: 4	R: 1 E: 0 K: 0 S: 4	H: 2 LOB: 1 BB: 1 P: 8	R: 0 E: 1 K: 0 S: 5	H: 2 LOB: 2 BB: 0 P: 5	R: 0 E: 0 K: 0 S: 4	H: 1 LOB: 1 BB: 0 P: 4	R: 3 E: 0 K: 0 S: 6	H: 4 LOB: 0 BB: 0 P: 6		R: 0 E: 0 K: 0 S: 3	H: 0 LOB: 0 BB: 0 P: 3	1B: 9 2B: 1 3B: 1 HR: 1	SF: 0 SAC: 0 DP: 0 HBP: 0	WP: 0 PB: 0 SB: 0 CS: 0	PA: 39		
PITCHER	IP	WLS	BF	H	R	ER	SO	BB	IBB	HBP	BLK	WP	HR	S	P	ERA	WHIP								
Tommy John, L ERA: 2.53 Bob Locker, R ERA: 6.75	(1, 1) (8, 1)	7.0 W	32 7	10 2	4 1	4 1	2 0	2 0	0 0	0 0	0 0	0 0	0 1	34 7	42 7	5.14 4.50	1.714 1.000								

Batter	1	2	3	4	5	6	7	8	9	AB	R	H	RBI	BB	SO	LOB	BOTTOM								
Carlos May, L OBP: 0.422, SLG: 0.756 (1, 7)										4	0	1	1	0	0	0	Minnesota Twins @ Chicago White Sox Comiskey Park, Chicago, IL Fri Apr 25 1969, 7:05 PM EST Att: 9,336 - Unknown livebaseballscores.com								
Luis Aparicio, R OBP: 0.259, SLG: 0.188 (1, 6)										3	1	1	0	1	1	1									
Bill Melton, R OBP: 0.400, SLG: 0.622 (1, 5)										4	1	1	0	0	0	2									
Don Pavletich, R OBP: 0.233, SLG: 0.345 (1, 3)										4	1	1	2	0	1	2									
Duane Josephson, R OBP: 0.231, SLG: 0.250 Gail Hopkins, L OBP: 0.333, SLG: 0.343 (1, 2) (9, PH)										3	0	0	0	0	0	2									
Buddy Bradford, R OBP: 0.479, SLG: 0.780 (1, 9)										4	1	1	2	0	0	1									
Ken Berry, R OBP: 0.167, SLG: 0.138 Pete Ward, L OBP: 0.310, SLG: 0.400 Walt Williams, R OBP: 0.273, SLG: 0.364 (1, 8) (9, PH) (9, PH)										3	0	1	0	0	0	1									
Sandy Alomar Sr., S OBP: 0.194, SLG: 0.172 Ron Hansen, R OBP: 0.333, SLG: 0.571 (1, 4) (9, PH)										3	0	0	0	0	0	1									
Tommy John, R Bob Locker, S Woodie Held, R OBP: 0.455, SLG: 0.750 (1, 1) (8, 1) (9, PH)										3	0	0	0	0	0	1									
Inning Stats	R: 4 E: 0 K: 0 S: 6	H: 3 LOB: 0 BB: 1 P: 10	R: 0 E: 0 K: 0 S: 3	H: 0 LOB: 0 BB: 0 P: 3	R: 0 E: 0 K: 0 S: 4	H: 1 LOB: 1 BB: 0 P: 4	R: 0 E: 0 K: 0 S: 4	H: 1 LOB: 1 BB: 0 P: 4	R: 0 E: 0 K: 1 S: 5	H: 0 LOB: 0 BB: 0 P: 5	R: 0 E: 0 K: 1 S: 5	H: 0 LOB: 0 BB: 0 P: 5	R: 0 E: 0 K: 2 S: 7	H: 0 LOB: 0 BB: 0 P: 7	R: 2 E: 0 K: 0 S: 4	H: 3 LOB: 3 BB: 2 P: 12		1B: 7 2B: 0 3B: 0 HR: 1	SF: 0 SAC: 0 DP: 0 HBP: 1	WP: 1 PB: 1 SB: 0 CS: 0	PA: 37				
PITCHER	IP	WLS	BF	H	R	ER	SO	BB	IBB	HBP	BLK	WP	HR	S	P	ERA	WHIP								
Tom Hall, L ERA: 3.55 Dick Woodson, R ERA: 4.5 Jim Perry, R ERA: 4.5 Ron Perranoski, L ERA: 0.54	(1, 1) (2, 1) (7, 1) (9, 1)	1.0 5.0 2.1 0.0	18 8 4	7 2 0 3	4 0 1 1	4 0 1 1	0 0 1 0	1 0 3 0	0 0 1 0	0 0 0 1	0 0 0 0	0 0 0 0	0 0 0 0	19 13 6 3	20 17 6 7	0.00 3.86 ∞	0.400 0.429 ∞								

Batter	1	2	3	4	5	6	7	8	9	AB	R	H	RBI	BB	SO	LOB	TOP										
Cesar Tovar, R OBP: 0.283, SLG: 0.316 (1, 8)	0-0 6-3		0-3 K		0-0 FC4-6 1B		0-0 HR 1B		0-0 F8	5	1	2	0	0	1	0											
Rod Carew, L OBP: 0.422, SLG: 0.619 (1, 4)	0-0 F7		0-3 K		0-0 FC4-6 FC5-4 1-2		0-0 HR			4	1	1	2	0	1	1											
Harmon Killebrew, R OBP: 0.421, SLG: 0.484 (1, 3)	0-0 HR		4-0 BB		0-0 F7		1-0 HBP			2	1	1	1	1	0	1											
Tony Oliva, L OBP: 0.407, SLG: 0.527 (1, 9)	0-0 6-3		0-3 K		0-0 FC5-4 1-2		0-0 F7			4	0	0	0	0	1	3											
Bob Allison, R OBP: 0.391, SLG: 0.684 Ted Uhlhaender, L OBP: 0.397, SLG: 0.419 (1, 7) (8, 8)		0-0 F9		0-0 1B 2B		0-3 K		0-0 5-3		4	1	1	0	0	1	0											
Leo Cardenas, R OBP: 0.392, SLG: 0.522 (1, 6)		0-3 K		0-0 CS 1B		0-0 F2		0-0 6-3		4	0	1	1	0	1	0											
George Mitterwald, R OBP: 0.297, SLG: 0.412 (1, 2)		0-0 1B 1B		0-0 F6		0-0 6-3		0-3 K		4	0	1	0	0	1	1											
Frank Quilici, R OBP: 0.208, SLG: 0.174 (1, 5)		0-0 1-2 1B		0-0 1-2 1B		0-0 F7		0-0 5-3		4	0	2	0	0	0	0											
Dave Boswell, R OBP: 0.182, SLG: 0.364 (1, 1)		0-3 K		0-0 F5		0-3 K		0-0 6-3		4	0	0	0	0	2	3											
Inning Stats	R: 1 E: 0 K: 0 S: 4	H: 1 LOB: 0 BB: 4	R: 0 E: 0 K: 2 S: 9	H: 2 LOB: 2 BB: 0 P: 9	R: 0 E: 0 K: 3 S: 9	H: 0 LOB: 1 BB: 1 P: 13	R: 1 E: 0 K: 0 S: 5	H: 3 LOB: 1 BB: 0 P: 5	R: 0 E: 0 K: 1 S: 5	H: 0 LOB: 0 BB: 0 P: 5	R: 2 E: 0 K: 1 S: 7	H: 2 LOB: 1 BB: 0 P: 8	R: 0 E: 0 K: 1 S: 5	H: 0 LOB: 0 BB: 0 P: 5	R: 0 E: 0 K: 0 S: 3	H: 0 LOB: 0 BB: 0 P: 3	1B: 6 2B: 1 3B: 0 HR: 2	SF: 0 SAC: 0 DP: 0 HBP: 1	WP: 0 PB: 0 SB: 0 CS: 1	PA: 37							
PITCHER	IP	WLS	BF	H	R	ER	SO	BB	IBB	HBP	BLK	WP	HR	S	P	ERA	WHIP										
Gary Peters, L ERA: 4.45 Wilbur Wood, L ERA: 2.13	(1, 1) (8, 1)	7.0 6	L 31	9 0	4 0	4 0	7 1	0 0	0 0	1 0	0 0	0 0	2 0	43 8	48 8	5.14 0.00	1.429 0.000										

Minnesota Twins @ Chicago White Sox
Comiskey Park, Chicago, IL
Sun Apr 27 1969, 4:33 AM EDT
Att: 12,891 - Cloudy - 68 F

AB 35
R 4
H 9
RBI 4
BB 1
SO 8
LOB 9



Batter	1	2	3	4	5	6	7	8	9	AB	R	H	RBI	BB	SO	LOB	BOTTOM										
Carlos May, L OBP: 0.396, SLG: 0.660 (1, 7)	1-0 FC4-6 HBP		0-0 4-3		0-0 F7		0-0 F9			3	0	0	0	0	0	0											
Luis Aparicio, R OBP: 0.290, SLG: 0.208 (1, 6)	0-0 FC4-6 1B		4-0 FC4-6 BB		0-0 5-3		0-0 F7			3	1	0	0	1	0	1											
Gail Hopkins, L OBP: 0.340, SLG: 0.349 (1, 3)	0-0 FC4-6 1B		0-0 FC4-6 WP		0-0 2B 1B		0-0 F9			4	1	2	1	0	0	1											
Pete Ward, L OBP: 0.297, SLG: 0.394 (1, 5)	0-0 FC4-6 1-2		0-0 F8		0-0 F8		0-0 BB 1B			4	0	1	0	0	0	3											
Duane Josephson, R OBP: 0.233, SLG: 0.250 (1, 2)	0-0 FC6-4		0-3 K		0-0 2B 1B		0-0 F6			4	1	1	0	0	1	2											
Buddy Bradford, R OBP: 0.518, SLG: 0.813 (1, 9)		0-0 L6-4 SH1-3 1B		0-3 K		0-0 2B		4-0 BB		3	0	2	2	1	1	0											
Ron Hansen, R OBP: 0.368, SLG: 0.529 Sandy Alomar Sr., S OBP: 0.182, SLG: 0.161 (1, 4) (6, PR) (7, 4)		0-0 SH1-3		0-0 F3		4-0 BB		0-3 K		1	0	0	0	1	0	0											
Don Pavletich, R OBP: 0.212, SLG: 0.313 Rich Morales, R (8, PH) (9, 4)		1-2								1	0	0	0	0	1	2											
Woodie Held, R OBP: 0.400, SLG: 0.545 (1, 8)		4-0 BB		0-0 6-3		0-0 F8				2	0	0	0	1	0	2											
Gary Peters, L OBP: 0.200, SLG: 0.500 Walt Williams, R OBP: 0.231, SLG: 0.308 Wilbur Wood, R (7, PH) (8, 1)		0-0 L6-4		0-0 2-3		0-0 L8				2	0	0	0	0	0	2											
Inning Stats	R: 1 E: 0 K: 0 S: 4	H: 1 LOB: 1 BB: 0 P: 5	R: 0 E: 0 K: 0 S: 3	H: 1 LOB: 1 BB: 1 P: 7	R: 0 E: 0 K: 2 S: 7	H: 0 LOB: 0 BB: 0 P: 7	R: 0 E: 0 K: 0 S: 3	H: 0 LOB: 0 BB: 0 P: 3	R: 2 E: 0 K: 0 S: 6	H: 3 LOB: 2 BB: 1 P: 10	R: 0 E: 0 K: 0 S: 3	H: 0 LOB: 0 BB: 0 P: 3	R: 0 E: 0 K: 1 S: 6	H: 1 LOB: 1 BB: 1 P: 10	1B: 5 2B: 2 3B: 0 HR: 0	SF: 0 SAC: 1 DP: 1 HBP: 1	WP: 1 PB: 0 SB: 1 CS: 0	PA: 34									
PITCHER	IP	WLS	BF	H	R	ER	SO	BB	IBB	HBP	BLK	WP	HR	S	P	ERA	WHIP										
Dave Boswell, R ERA: 3.91	(1, 1)	8.0 W	34 34	6 3	3 3	3 3	3 3	4 0	0 0	1 1	0 0	1 0	0 35	52 52	3.38 1.250												

Minnesota Twins @ Chicago White Sox
Comiskey Park, Chicago, IL
Sun Apr 27 1969, 4:33 AM EDT
Att: 12,891 - Cloudy - 68 F

AB 28
R 3
H 6
RBI 3
BB 4
SO 3
LOB 13



Batter	1	2	3	4	5	6	7	8	9	AB	R	H	RBI	BB	SO	LOB	TOP					
Pat Kelly, L (1, 8) OBP: 0.294, SLG: 0.267										4	0	1	0	0	1	2	Kansas City Royals @ Minnesota Twins Metropolitan Stadium, Bloomington, MI Mon Apr 28 1969, 4:33 AM EDT Att: 3,425 - Cloudy - 46 F					
Mike Fiore, L (1, 3) OBP: 0.417, SLG: 0.340										4	0	2	0	0	0	0						
Lou Piniella, R (1, 7) Dave Morehead, R (8, 1)										4	0	1	0	0	0	2						
Joe Foy, R (1, 5) OBP: 0.342, SLG: 0.369										4	0	0	0	0	1	2						
Jerry Adair, R (1, 4) OBP: 0.379, SLG: 0.400										3	0	0	0	1	0	1						
Bob Oliver, R (1, 9) OBP: 0.194, SLG: 0.074										4	0	1	0	0	0	1						
Ellie Rodriguez, R (1, 2) OBP: 0.276, SLG: 0.240										3	0	1	0	0	1	1						
Juan Rios, R (1, 6) OBP: 0.333, SLG: 0.231										3	0	1	0	0	1	1						
Mike Hedlund, R (1, 1) OBP: 0.250, SLG: 0.250										1	0	0	0	0	1	0						
Ed Kirkpatrick, L (5, PH) Tom Burgmeier, L (5, PH) Joe Keough, L (8, PH)										1	0	0	0	0	1	2						
Inning Stats	R: 0 E: 0 K: 2 S: 8	H: 1 LOB: 1 BB: 0 P: 8	R: 0 E: 0 K: 0 S: 2	H: 0 LOB: 0 BB: 1 P: 6	R: 0 E: 0 K: 2 S: 7	H: 1 LOB: 0 BB: 0 P: 7	R: 0 E: 0 K: 0 S: 4	H: 1 LOB: 1 BB: 0 P: 4	R: 0 E: 0 K: 1 S: 7	H: 2 LOB: 2 BB: 0 P: 7	R: 0 E: 0 K: 0 S: 3	H: 0 LOB: 0 BB: 0 P: 3	R: 0 E: 0 K: 1 S: 6	H: 1 LOB: 1 BB: 0 P: 6	R: 0 E: 0 K: 0 S: 4	H: 1 LOB: 1 BB: 0 P: 4	R: 0 E: 0 K: 0 S: 3	H: 0 LOB: 0 BB: 0 P: 3	1B: 4 2B: 3 3B: 0 HR: 0	SF: 0 SAC: 0 DP: 1 HBP: 0	WP: 0 PB: 0 SB: 1 CS: 0	PA: 34
PITCHER Jim Perry, R (1, 1) ERA: 2.74	IP: 9.0 WLS: W BF: 33 H: 7 R: 0 ER: 0 SO: 6 BB: 1 IBB: 0 HBP: 0 BLK: 0 WP: 0 HR: 0 S: 44 P: 48 ERA: 0.00 WHIP: 0.889															PITCHER						

Batter	1	2	3	4	5	6	7	8	9	AB	R	H	RBI	BB	SO	LOB	BOTTOM					
Ted Uhlhaender, L (1, 8) OBP: 0.375, SLG: 0.394										4	1	0	0	0	0	2	Kansas City Royals @ Minnesota Twins Metropolitan Stadium, Bloomington, MI Mon Apr 28 1969, 4:33 AM EDT Att: 3,425 - Cloudy - 46 F					
Rod Carew, L (1, 4) OBP: 0.426, SLG: 0.606										3	0	1	0	1	0	0						
Tony Oliva, L (1, 9) OBP: 0.405, SLG: 0.519										3	0	1	0	0	0	0						
Harmon Killebrew, R (1, 5) Frank Quilici, R (7, PR)										0	1	0	1	3	0	0						
Graig Nettles, L (1, 7) Cesar Tovar, R (5, PH)										1	1	0	0	1	0	2						
Rich Reese, L (1, 3) OBP: 0.260, SLG: 0.460										4	1	2	3	0	1	2						
Leo Cardenas, R (1, 6) OBP: 0.385, SLG: 0.500										3	0	0	0	1	1	1						
John Roseboro, L (1, 2) OBP: 0.350, SLG: 0.432										4	0	2	0	0	0	1						
Jim Perry, S (1, 1)										3	0	0	0	0	1	3						
Inning Stats	R: 1 E: 1 K: 1 S: 7	H: 1 LOB: 2 BB: 1 P: 11	R: 0 E: 0 K: 0 S: 3	H: 1 LOB: 0 BB: 0 P: 3	R: 0 E: 0 K: 0 S: 3	H: 0 LOB: 0 BB: 0 P: 3	R: 3 E: 0 K: 0 S: 4	H: 1 LOB: 0 BB: 2 P: 12	R: 0 E: 0 K: 1 S: 4	H: 1 LOB: 2 BB: 1 P: 8	R: 0 E: 0 K: 1 S: 6	H: 1 LOB: 1 BB: 1 P: 10	R: 0 E: 0 K: 0 S: 3	H: 0 LOB: 1 BB: 1 P: 7	R: 0 E: 0 K: 1 S: 5	H: 1 LOB: 0 BB: 0 P: 5		R: 0 E: 0 K: 0 S: 5	H: 1 LOB: 0 BB: 0 P: 5	1B: 4 2B: 2 3B: 0 HR: 1	SF: 1 SAC: 1 DP: 1 HBP: 0	WP: 0 PB: 0 SB: 0 CS: 1
PITCHER Mike Hedlund, R (1, 1) Tom Burgmeier, L (5, 1) Dave Morehead, R (8, 1)	IP: 4.0 WLS: L BF: 18 H: 2 R: 0 ER: 0 SO: 1 BB: 2 IBB: 1 HBP: 0 BLK: 0 WP: 0 HR: 1 S: 17 P: 29 ERA: 6.75 WHIP: 1.500															PITCHER						

Batter	1	2	3	4	5	6	7	8	9	AB	R	H	RBI	BB	SO	LOB	TOP						
Pat Kelly, L OBP: 0.309, SLG: 0.286 (1, 8)										4	0	2	0	0	0	3	Kansas City Royals @ Minnesota Twins Metropolitan Stadium, Bloomington, MI Tue Apr 29 1969, 4:33 AM EDT Att. 4,300 - Unknown - 58 F livebaseballscorecards.com						
Mike Fiorsi, L OBP: 0.391, SLG: 0.314 Steve Jones, L (7, 1) Dick Drago, R (8, 1)										4	0	0	0	0	1	3							
Lou Piniella, R OBP: 0.318, SLG: 0.475 (1, 7)										4	0	1	0	0	1	2							
Joe Foy, R OBP: 0.338, SLG: 0.377 (1, 5)										4	0	1	0	0	2	3							
Jerry Adair, R OBP: 0.387, SLG: 0.407 (1, 4)										4	0	2	0	0	0	1							
Elie Rodriguez, R OBP: 0.242, SLG: 0.207 (1, 2)										4	0	0	0	0	1	3							
Bob Oliver, R OBP: 0.229, SLG: 0.226 (1, 9)										4	1	2	1	0	0	0							
Juan Rios, R OBP: 0.333, SLG: 0.241 Ed Kirkpatrick, L OBP: 0.129, SLG: 0.103 (9, PH)									3	0	1	0	0	0	0	1							
Roger Nelson, R OBP: 0.222, SLG: 0.125 Dave Wickersham, R (6, 1) Joe Keough, L OBP: 0.183, SLG: 0.190 (7, 3)									1	0	0	0	1	0	1	0							
Inning Stats	R: 0 E: 0 K: 3 S: 10	H: 1 LOB: 1 BB: 0 P: 10	R: 1 E: 0 K: 1 S: 7	H: 3 LOB: 2 BB: 1 P: 11	R: 0 E: 0 K: 0 S: 4	H: 1 LOB: 1 BB: 0 P: 4	R: 0 E: 0 K: 0 S: 6	H: 0 LOB: 0 BB: 0 P: 3	R: 0 E: 0 K: 0 S: 3	H: 0 LOB: 1 BB: 1 P: 7	R: 0 E: 0 K: 0 S: 4	H: 2 LOB: 1 BB: 0 P: 4	R: 0 E: 0 K: 0 S: 3	H: 0 LOB: 0 BB: 0 P: 3	1B: 7 2B: 2 3B: 0 HR: 1	SF: 0 SAC: 0 DP: 2 HBP: 0		WP: 0 PB: 0 SB: 1 CS: 1	PA: 36				
PITCHER Dick Woodson, R ERA: 2.84 (1, 1)	IP: 9.0 WLS: W BF: 36 H: 9 R: 1 ER: 1 SO: 5 BB: 2 IBB: 0 HBP: 0 BLK: 0 WP: 0 HR: 1 S: 44 P: 52 ERA: 1.00 WHIP: 1.222											PITCHER	IP: 9.0 WLS: W BF: 36 H: 9 R: 1 ER: 1 SO: 5 BB: 2 IBB: 0 HBP: 0 BLK: 0 WP: 0 HR: 1 S: 44 P: 52 ERA: 1.00 WHIP: 1.222										

Batter	1	2	3	4	5	6	7	8	9	AB	R	H	RBI	BB	SO	LOB	BOTTOM						
Ted Uhlhaender, L OBP: 0.390, SLG: 0.400 (1, 8)										4	3	2	0	1	0	1	Kansas City Royals @ Minnesota Twins Metropolitan Stadium, Bloomington, MI Tue Apr 29 1969, 4:33 AM EDT Att. 4,300 - Unknown - 58 F livebaseballscorecards.com						
Rod Carew, L OBP: 0.438, SLG: 0.600 (1, 4)										4	1	2	1	1	1	0							
Tony Oliva, L OBP: 0.416, SLG: 0.513 (1, 9)										3	1	1	1	1	0	4							
Harmon Killebrew, R OBP: 0.452, SLG: 0.538 Frank Quilici, R OBP: 0.200, SLG: 0.167 (8, 5)										3	1	2	4	1	0	2							
Graig Nettles, L OBP: 0.347, SLG: 0.489 Cesar Tovar, R OBP: 0.238, SLG: 0.286 (5, PR) (6, 7)										3	0	1	0	0	0	2							
Rich Reese, L OBP: 0.273, SLG: 0.455 (1, 3)										5	0	2	0	0	1	3							
Leo Cardenas, R OBP: 0.361, SLG: 0.467 (1, 6)										5	1	0	1	0	1	4							
John Roseboro, L OBP: 0.409, SLG: 0.488 Tom Tschinski, R (9, 2)										4	1	4	0	0	0	0							
Dick Woodson, R (1, 1)										4	0	0	0	0	3	5							
Inning Stats	R: 0 E: 0 K: 1 S: 5	H: 0 LOB: 2 BB: 2 P: 13	R: 0 E: 0 K: 2 S: 8	H: 1 LOB: 1 BB: 0 P: 8	R: 4 E: 0 K: 0 S: 6	H: 4 LOB: 0 BB: 0 P: 7	R: 1 E: 1 K: 1 S: 7	H: 1 LOB: 1 BB: 0 P: 7	R: 0 E: 0 K: 0 S: 4	H: 2 LOB: 2 BB: 0 P: 4	R: 2 E: 0 K: 0 S: 6	H: 4 LOB: 1 BB: 0 P: 6	R: 2 E: 2 K: 1 S: 8	H: 1 LOB: 3 BB: 2 P: 16	R: 0 E: 0 K: 2 S: 8	H: 1 LOB: 1 BB: 0 P: 8		1B: 13 2B: 0 3B: 0 HR: 1	SF: 0 SAC: 0 DP: 2 HBP: 1	WP: 3 PB: 0 SB: 0 CS: 0	PA: 43		
PITCHER Roger Nelson, R ERA: 3.82 Dave Wickersham, R ERA: 2.03 Steve Jones, L ERA: 2.18 Dick Drago, R ERA: 3.86 (1, 1)	IP: 5.1 WLS: L BF: 30 H: 12 R: 7 ER: 6 SO: 4 BB: 2 IBB: 0 HBP: 0 BLK: 0 WP: 0 HR: 1 S: 35 P: 44 ERA: 10.12 WHIP: 2.625											PITCHER	IP: 5.1 WLS: L BF: 30 H: 12 R: 7 ER: 6 SO: 4 BB: 2 IBB: 0 HBP: 0 BLK: 0 WP: 0 HR: 1 S: 35 P: 44 ERA: 10.12 WHIP: 2.625										

Batter	1	2	3	4	5	6	7	8	9	AB	R	H	RBI	BB	SO	LOB	TOP								
Tommy Harper, R OBP: 0.390, SLG: 0.273	K		F7		F3		SF7		G6-3	5	1	1	0	0	1	2									
Wayne Comer, R OBP: 0.400, SLG: 0.375	FC6-4 BB		5-3			F3			4-3	4	0	1	1	1	0	0									
Tommy Davis, R OBP: 0.250, SLG: 0.319	FC6-4			E6		K			F9	4	0	0	0	0	1	3									
Don Mincher, L OBP: 0.292, SLG: 0.438	K			K					SF7	3	1	1	1	0	2	2									
Jose Vidal, R OBP: 0.333, SLG: 0.389		K		K					5-3	4	1	1	0	0	2	2									
Gus Gil, R OBP: 0.462, SLG: 0.462	K								F9	4	0	2	1	0	1	0									
Larry Haney, R OBP: 0.407, SLG: 0.560						F6			F7	4	0	1	0	0	1	1									
Ray Oyler, R OBP: 0.304, SLG: 0.280						F8			K	1	0	0	0	0	0	1									
John Kennedy, R OBP: 0.273, SLG: 0.200	F3								K	3	0	0	0	0	2	2									
Gene Brabender, R				L9						1	0	0	0	1	0	0									
Darrell Brandon, R										0	0	0	0	0	0	0									
Jerry McNertney, R OBP: 0.371, SLG: 0.382										1	1	1	0	0	0	0									
Jim Bouton, R										0	0	0	0	0	0	0									
Rich Rollins, R OBP: 0.338, SLG: 0.367										1	0	1	0	0	0	0									
Inning Stats	R: 0 E: 0 K: 2 S: 7	H: 0 LOB: 1 BB: 1 P: 11	R: 0 E: 0 K: 2 S: 8	H: 1 LOB: 1 BB: 0 P: 8	R: 0 E: 0 K: 0 S: 3	H: 0 LOB: 0 BB: 0 P: 3	R: 0 E: 1 K: 2 S: 8	H: 1 LOB: 2 BB: 0 P: 8	R: 0 E: 0 K: 0 S: 3	H: 0 LOB: 1 BB: 1 P: 7	R: 2 E: 0 K: 3 S: 13	H: 3 LOB: 2 BB: 0 P: 13	R: 2 E: 0 K: 0 S: 6	H: 3 LOB: 1 BB: 0 P: 6	R: 0 E: 0 K: 1 S: 5	H: 0 LOB: 0 BB: 0 P: 5	R: 0 E: 0 K: 0 S: 3	H: 1 LOB: 0 BB: 0 P: 3	1B: 9 2B: 0 3B: 0 HR: 0	SF: 1 SAC: 0 DP: 1 HBP: 0	WP: 0 PB: 2 SB: 2 CS: 0	PA: 38			
PITCHER	IP	WLS	BF	H	R	ER	SO	BB	IBB	HBP	BLK	WP	HR	S	P	ERA	WHIP								
Tom Hall, L ERA: 3.73	6.0	W	29	8	4	3	9	2	0	0	0	0	0	45	53	4.50	1.667								
Bob Miller, R ERA: 4.05	0.1		1	0	0	0	0	0	0	0	0	0	0	1	1	0.00	0.000								
Ron Perranoski, L ERA: 0.47	2.2	S	8	1	0	0	1	0	0	0	0	0	0	10	10	0.00	0.375								

Seattle Pilots @ Minnesota Twins
Metropolitan Stadium, Bloomington, MI
Wed Apr 30 1969, 4:33 AM EDT
Att. 4,087 - Unknown - 57 F

AB 35
R 4
H 9
RBI 3
BB 2
SO 10
LOB 13



Batter	1	2	3	4	5	6	7	8	9	AB	R	H	RBI	BB	SO	LOB	BOTTOM								
Ted Uhlhaender, L OBP: 0.378, SLG: 0.387	K		3-1			4-3		F5		5	0	1	2	0	1	1									
Rod Carew, L OBP: 0.436, SLG: 0.587	F9			4-3	FC4-6			4-3		5	2	2	2	0	0	1									
Tony Oliva, L OBP: 0.419, SLG: 0.500				4-3	BB	G3				2	0	0	0	2	0	2									
Harmon Killebrew, R OBP: 0.455, SLG: 0.544	1-3							F4		3	0	1	1	1	0	1									
Frank Quilici, R OBP: 0.200, SLG: 0.167										0	0	0	0	0	0	0									
Graig Nettles, L OBP: 0.346, SLG: 0.468										2	0	0	0	1	1	3									
Cesar Tovar, R OBP: 0.233, SLG: 0.279										1	0	0	0	0	1	0									
Rich Reese, L OBP: 0.271, SLG: 0.431										3	0	0	0	1	0	3									
Leo Cardenas, R OBP: 0.368, SLG: 0.462										3	1	1	0	1	0	3									
John Roseboro, L OBP: 0.396, SLG: 0.455										3	1	0	0	1	0	2									
Tom Hall, L OBP: 0.200, SLG: 0.300										3	2	2	0	0	0	0									
Bob Miller, R										0	0	0	0	0	0	0									
Ron Perranoski, L OBP: 0.250, SLG: 0.250										1	0	0	0	0	0	0									
Inning Stats	R: 0 E: 0 K: 1 S: 5	H: 0 LOB: 0 BB: 1 P: 9	R: 0 E: 0 K: 0 S: 2	H: 0 LOB: 0 BB: 1 P: 6	R: 0 E: 0 K: 0 S: 3	H: 0 LOB: 0 BB: 0 P: 3	R: 1 E: 0 K: 0 S: 5	H: 2 LOB: 1 BB: 0 P: 5	R: 4 E: 1 K: 1 S: 8	H: 3 LOB: 3 BB: 4 P: 24	R: 1 E: 0 K: 0 S: 5	H: 2 LOB: 1 BB: 0 P: 5	R: 0 E: 0 K: 1 S: 6	H: 0 LOB: 2 BB: 1 P: 10	R: 0 E: 0 K: 0 S: 3	H: 0 LOB: 0 BB: 0 P: 3	1B: 5 2B: 2 3B: 0 HR: 0	SF: 0 SAC: 0 DP: 1 HBP: 0	WP: 0 PB: 1 SB: 4 CS: 0	PA: 38					
PITCHER	IP	WLS	BF	H	R	ER	SO	BB	IBB	HBP	BLK	WP	HR	S	P	ERA	WHIP								
Gene Brabender, R ERA: 14.29	4.0	L	19	5	5	5	1	3	0	0	0	0	0	18	30	11.25	2.000								
Darrell Brandon, R ERA: 4.5	2.0		11	2	1	1	1	3	0	0	0	0	0	10	22	4.50	2.500								
Jim Bouton, R ERA: 7.36	2.0		8	0	0	0	1	1	0	0	0	0	0	9	13	0.00	0.500								

Seattle Pilots @ Minnesota Twins
Metropolitan Stadium, Bloomington, MI
Wed Apr 30 1969, 4:33 AM EDT
Att. 4,087 - Unknown - 57 F

AB 31
R 6
H 7
RBI 5
BB 7
SO 3
LOB 16



Batter	1	2	3	4	5	6	7	8	9	AB	R	H	RBI	BB	SO	LOB	TOP				
Tommy Harper, R OBP: 0.395, SLG: 0.300 (1, 4)	F2		K														4 0 2 0 0 1 0				
Steve Whitaker, L OBP: 0.294, SLG: 0.313 Tommy Davis, R OBP: 0.244, SLG: 0.310 (6, PH) (6, 7)	F7					F7		G4-6-3									2 0 1 0 0 0 0 2 0 0 0 0 0 3				
Mike Hegan, L OBP: 0.415, SLG: 0.405 (1, 9)				L3		F7											3 0 0 0 1 0 2				
Don Mincher, L OBP: 0.276, SLG: 0.412 (1, 3)				4-3		F9											4 0 0 0 0 1 2				
Rich Rollins, R OBP: 0.333, SLG: 0.359 (1, 5)						5-3											4 0 1 0 0 0 0				
Wayne Comer, R OBP: 0.386, SLG: 0.444 (1, 8)						HR											4 1 1 1 0 1 1				
Jerry McNertney, R OBP: 0.342, SLG: 0.351 (1, 2)						4-3											3 0 0 0 0 1 0				
Gus Gil, R OBP: 0.438, SLG: 0.400 (1, 6)																	2 0 0 0 1 0 0				
Gary Bell, R OBP: 0.100, SLG: 0.200 Jim Bouton, R (5, 1) Jose Vidal, R OBP: 0.364, SLG: 0.389 Jack Aker, R (8, 1)																	2 0 0 0 0 1 1 0 0 0 0 0 0 0 0 0 0 0 1 0 0 0 0 0 0 0 0 0				
Inning Stats	R: 0 E: 0 K: 1 S: 5	H: 0 LOB: 1 BB: 1 P: 9	R: 0 E: 0 K: 1 S: 5	H: 0 LOB: 0 BB: 0 P: 5	R: 0 E: 0 K: 2 S: 7	H: 0 LOB: 0 BB: 0 P: 7	R: 0 E: 0 K: 0 S: 3	H: 1 LOB: 0 BB: 0 P: 3	R: 1 E: 0 K: 0 S: 4	H: 1 LOB: 1 BB: 1 P: 8	R: 0 E: 0 K: 0 S: 4	H: 0 LOB: 0 BB: 0 P: 3	R: 0 E: 0 K: 0 S: 3	H: 1 LOB: 1 BB: 1 P: 7	R: 0 E: 0 K: 1 S: 6	H: 1 LOB: 1 BB: 0 P: 6	1B: 3 2B: 2 3B: 0 HR: 1	SF: 0 SAC: 0 DP: 2 HBP: 0	WP: 0 PB: 0 SB: 0 CS: 0	PA: 33	
PITCHER	IP	WLS	BF	H	R	ER	SO	BB	IBB	HBP	BLK	WP	HR	S	P	ERA	WHIP				
Dave Boswell, R ERA: 3.56 Joe Grzenda, L ERA: 3.21	5.0	W	19	3	1	1	4	2	0	0	0	0	1	25	33	1.80	1.000				
	4.0	S	14	2	0	0	1	1	0	0	0	0	0	15	19	0.00	0.750				

Seattle Pilots @ Minnesota Twins
Metropolitan Stadium, Bloomington, MI
Thu May 01 1969, 4:33 AM EDT
Att. 6,485 - Unknown - 63 F

AB 30
R 1
H 5
RBI 1
BB 3
SO 5
LOB 9



Batter	1	2	3	4	5	6	7	8	9	AB	R	H	RBI	BB	SO	LOB	BOTTOM				
Ted Uhlhaender, L OBP: 0.379, SLG: 0.388 (1, 8)	F5					FC4-6		G3									5 2 2 0 0 0 5				
Rod Carew, L OBP: 0.422, SLG: 0.563 (1, 4)	F5					L3											5 0 1 0 0 0 3				
Tony Oliva, L OBP: 0.418, SLG: 0.494 (1, 9)						F8											5 0 2 1 0 0 3				
Harmon Killebrew, R OBP: 0.473, SLG: 0.543 Frank Quilici, R OBP: 0.200, SLG: 0.167 (8, PR) (9, 5)	F6																2 0 1 0 3 0 1 0 0 0 0 0 0 0				
Charlie Manuel, L OBP: 0.458, SLG: 0.650 Cesar Tovar, R OBP: 0.227, SLG: 0.273 (7, PR) (8, 7)																	3 0 2 2 1 1 0 1 0 0 0 0 0 1				
Rich Reese, L OBP: 0.286, SLG: 0.452 (1, 3)																	4 1 2 0 0 1 3				
Leo Cardenas, R OBP: 0.378, SLG: 0.481 (1, 6)																	3 0 2 1 0 1 3				
John Roseboro, L OBP: 0.423, SLG: 0.457 (1, 2)																	2 1 1 0 2 0 1				
Dave Boswell, R OBP: 0.154, SLG: 0.308 Joe Grzenda, R (6, 1)																	2 0 0 0 0 1 2 1 0 0 0 1 1 3				
Inning Stats	R: 0 E: 0 K: 0 S: 4	H: 1 LOB: 1 BB: 0 P: 4	R: 0 E: 0 K: 3 S: 10	H: 1 LOB: 2 BB: 1 P: 14	R: 1 E: 0 K: 0 S: 4	H: 2 LOB: 2 BB: 1 P: 8	R: 1 E: 0 K: 0 S: 4	H: 2 LOB: 0 BB: 0 P: 4	R: 1 E: 0 K: 1 S: 7	H: 2 LOB: 3 BB: 2 P: 15	R: 1 E: 0 K: 0 S: 5	H: 3 LOB: 2 BB: 1 P: 9	R: 0 E: 0 K: 1 S: 7	H: 2 LOB: 3 BB: 1 P: 11	R: 0 E: 0 K: 0 S: 3	H: 0 LOB: 1 BB: 1 P: 7	1B: 11 2B: 2 3B: 0 HR: 0	SF: 0 SAC: 1 DP: 1 HBP: 0	WP: 0 PB: 0 SB: 0 CS: 0	PA: 41	
PITCHER	IP	WLS	BF	H	R	ER	SO	BB	IBB	HBP	BLK	WP	HR	S	P	ERA	WHIP				
Gary Bell, R ERA: 3.33 Jim Bouton, R ERA: 5.69 Jack Aker, R ERA: 3.24	4.1	L	23	8	3	3	3	2	2	0	0	0	0	16	24	3.38	2.250				
	1.0		4	0	0	0	0	1	0	0	0	0	0	3	7	0.00	1.000				

Seattle Pilots @ Minnesota Twins
Metropolitan Stadium, Bloomington, MI
Thu May 01 1969, 4:33 AM EDT
Att. 6,485 - Unknown - 63 F

AB 33
R 4
H 13
RBI 4
BB 7
SO 5
LOB 25



Batter	1	2	3	4	5	6	7	8	9	AB	R	H	RBI	BB	SO	LOB	TOP										
Carlos May, L OBP: 0.384, SLG: 0.641 (1, 7)										4	1	1	1	1	0	2	Chicago White Sox @ Minnesota Twins Metropolitan Stadium, Bloomington, MI Sun May 04 1969, 4:33 AM EDT Att: 14,184 - Unknown - 79 F AB 34 R 3 H 9 RBI 3 BB 4 SO 0 LOB 18 										
Luis Aparicio, R OBP: 0.346, SLG: 0.362 (1, 6)										4	1	2	1	1	0	0											
Bill Melton, R OBP: 0.360, SLG: 0.508 (1, 9) (7, 5)										4	0	2	1	0	0	2											
Pete Ward, L OBP: 0.289, SLG: 0.366 (7, PH) Woodie Held, R OBP: 0.333, SLG: 0.333 Bob Locker, S (7, 1)										3	0	1	0	0	0	2											
Gail Hopkins, L OBP: 0.351, SLG: 0.333 (1, 3)										4	0	1	0	0	0	5											
Buddy Bradford, R OBP: 0.452, SLG: 0.639 (1, 8) (7, 9)										4	0	0	0	0	0	3											
Duane Josephson, R OBP: 0.276, SLG: 0.269 (1, 2)										3	1	1	0	1	0	0											
Sandy Alomar Sr., S OBP: 0.237, SLG: 0.222 (7, PH) Ron Hansen, R OBP: 0.333, SLG: 0.407 (7, 4)										2	0	1	0	0	0	0											
Tommy John, R OBP: 0.067, SLG: 0.067 Walt Williams, R OBP: 0.222, SLG: 0.278 Sammy Ellis, L (5, 1) Don Pavletich, R OBP: 0.196, SLG: 0.318 Ken Berry, R OBP: 0.152, SLG: 0.125 (7, 8)										1	0	0	0	0	0	0											
Inning Stats	R: 0 E: 0 K: 0 S: 2	H: 0 LOB: 1 BB: 2 P: 10	R: 0 E: 0 K: 0 S: 3	H: 1 LOB: 0 BB: 0 P: 3	R: 0 E: 0 K: 0 S: 3	H: 0 LOB: 0 BB: 0 P: 3	R: 0 E: 0 K: 0 S: 4	H: 1 LOB: 1 BB: 0 P: 4	R: 0 E: 0 K: 0 S: 4	H: 2 LOB: 2 BB: 0 P: 5	R: 3 E: 0 K: 0 S: 7	H: 4 LOB: 2 BB: 1 P: 11	R: 0 E: 0 K: 0 S: 3	H: 0 LOB: 0 BB: 0 P: 3	R: 0 E: 0 K: 0 S: 3	H: 0 LOB: 0 BB: 0 P: 3		1B: 6 2B: 2 3B: 1 HR: 0	SF: 0 SAC: 0 DP: 1 HBP: 0	WP: 0 PB: 0 SB: 1 CS: 1	PA: 38						
PITCHER	IP	WLS	BF	H	R	ER	SO	BB	IBB	HBP	BLK	WP	HR	S	P	ERA	WHIP										
Dick Woodson, R ERA: 3.16 Charlie Walters, R ERA: Joe Grzenda, L ERA: 2.93 Ron Perranoski, L ERA: 0.37	(1, 1) (7, 1) (7, 1) (9, 1)	6.2 0.0 1.1 1.0	29 1 5 3	8 1 0 0	3 0 0 0	3 0 0 0	0 0 0 0	3 0 0 0	0 0 1 0	0 0 0 0	0 0 0 0	0 0 0 0	0 0 4 3	26 1 8 3	38 1 8 3	4.05 ∞ 0.00 0.00	1.650 ∞ 0.000 0.000										

Batter	1	2	3	4	5	6	7	8	9	AB	R	H	RBI	BB	SO	LOB	BOTTOM										
Cesar Tovar, R OBP: 0.245, SLG: 0.308 (1, 5) (7, 7) (9, 5)										5	1	2	1	0	0	0	Chicago White Sox @ Minnesota Twins Metropolitan Stadium, Bloomington, MI Sun May 04 1969, 4:33 AM EDT Att: 14,184 - Unknown - 79 F AB 29 R 4 H 8 RBI 3 BB 8 SO 7 LOB 16 										
Leo Cardenas, R OBP: 0.374, SLG: 0.472 (1, 6)										4	0	0	1	0	1	2											
Harmon Killebrew, R OBP: 0.475, SLG: 0.566 (1, 3)										2	0	1	0	2	0	0											
Tony Oliva, L OBP: 0.387, SLG: 0.453 (1, 9)										4	0	0	0	0	0	3											
Bob Allison, R OBP: 0.379, SLG: 0.583 Rod Carew, L OBP: 0.417, SLG: 0.556 (7, 4)										2	0	0	0	1	0	0											
George Mitterwald, R OBP: 0.349, SLG: 0.475 Graig Nettles, L OBP: 0.358, SLG: 0.542 (8, PH) (9, 7)										3	0	3	0	0	0	0											
Frank Quilici, R OBP: 0.226, SLG: 0.172 (7, 5) Charlie Manuel, L OBP: 0.480, SLG: 0.650 John Roseboro, L OBP: 0.423, SLG: 0.457 (9, 2)										0	1	0	0	1	0	0											
Ted Uhlhaender, L OBP: 0.394, SLG: 0.381 (1, 8)										2	0	0	0	2	1	4											
Dick Woodson, R Charlie Walters, R Joe Grzenda, R Rich Reese, L OBP: 0.297, SLG: 0.452 Ron Perranoski, L OBP: 0.200, SLG: 0.200 (9, 1)										3	0	0	0	0	3	6											
Inning Stats	R: 0 E: 0 K: 0 S: 4	H: 1 LOB: 1 BB: 0 P: 4	R: 1 E: 0 K: 0 S: 5	H: 1 LOB: 1 BB: 2 P: 13	R: 1 E: 0 K: 0 S: 4	H: 1 LOB: 0 BB: 0 P: 4	R: 0 E: 0 K: 2 S: 8	H: 2 LOB: 2 BB: 1 P: 12	R: 0 E: 0 K: 1 S: 5	H: 0 LOB: 1 BB: 1 P: 9	R: 0 E: 1 K: 2 S: 8	H: 1 LOB: 2 BB: 1 P: 12	R: 0 E: 0 K: 0 S: 3	H: 0 LOB: 1 BB: 1 P: 7	R: 2 E: 1 K: 1 S: 7	H: 2 LOB: 2 BB: 2 P: 15		1B: 5 2B: 1 3B: 1 HR: 1	SF: 1 SAC: 0 DP: 0 HBP: 0	WP: 2 PB: 0 SB: 2 CS: 1	PA: 38						
PITCHER	IP	WLS	BF	H	R	ER	SO	BB	IBB	HBP	BLK	WP	HR	S	P	ERA	WHIP										
Tommy John, L ERA: 2.66 Sammy Ellis, R ERA: 6.39 Bob Locker, R ERA: 6.0	(1, 1) (5, 1) (7, 1)	4.0 2.0 2.0	18 9 11	5 1 2	2 0 2	2 0 1	3 3 1	3 1 2	0 1 0	0 0 0	0 0 0	0 0 0	0 0 1	21 13 10	33 21 22	4.50 0.00 4.50	2.000 1.000 2.000										

Batter	1	2	3	4	5	6	7	8	9	AB	R	H	RBI	BB	SO	LOB	TOP					
Cesar Tovar, R (1, 5) OBP: 0.283, SLG: 0.321	G5-4-3 1B			F3			SH3-4 1B		P4	4	0	2	0	0	0	0						
Leo Cardenas, R (1, 6) OBP: 0.366, SLG: 0.462	K			1-3			SH3-4 1-2			2	0	0	0	0	1	1						
Harmon Killebrew, R (1, 3) OBP: 0.462, SLG: 0.544	G5-4-3 1-2			P4			F8			3	0	0	0	0	0	2						
Bob Allison, R (1, 7) OBP: 0.344, SLG: 0.519		K		L7			F7			3	0	0	0	0	1	1						
Tony Oliva, L (1, 9) OBP: 0.376, SLG: 0.439		P5							P6	3	0	0	0	0	1	0						
George Mitterwald, R (1, 2) OBP: 0.359, SLG: 0.442		K							K	3	0	0	0	0	2	0						
Frank Quilici, R (1, 4) OBP: 0.235, SLG: 0.188							F7 1B		3-1	3	0	1	0	0	0	0						
Ted Uhlhaender, L (1, 8) OBP: 0.381, SLG: 0.368							FC4-6 1B		6-3	3	0	0	0	0	0	1						
Dave Boswell, R (1, 1) OBP: 0.133, SLG: 0.267										2	0	0	0	0	1	1						
Graig Nettles, L (9, PH) OBP: 0.352, SLG: 0.531				K			1-3		F3	1	0	0	0	0	0	0						
Inning Stats	R: 0 E: 0 K: 1 S: 5	H: 1 LOB: 0 BB: 0 P: 5	R: 0 E: 0 K: 2 S: 7	H: 0 LOB: 0 BB: 0 P: 7	R: 0 E: 0 K: 1 S: 5	H: 1 LOB: 0 BB: 0 P: 5	R: 0 E: 0 K: 0 S: 3	H: 0 LOB: 0 BB: 0 P: 3	R: 0 E: 0 K: 1 S: 5	H: 0 LOB: 0 BB: 0 P: 5	R: 0 E: 0 K: 0 S: 3	H: 0 LOB: 0 BB: 0 P: 3	R: 0 E: 0 K: 0 S: 4	H: 1 LOB: 1 BB: 0 P: 4	R: 0 E: 0 K: 1 S: 5	H: 0 LOB: 0 BB: 0 P: 5	R: 0 E: 0 K: 0 S: 3	H: 0 LOB: 0 BB: 0 P: 3	1B: 3 2B: 0 3B: 0 HR: 0	SF: 0 SAC: 1 DP: 1 HBP: 0	WP: 0 PB: 0 SB: 0 CS: 1	PA: 28
PITCHER Sam McDowell, L (1, 1) ERA: 3.23	IP: 9.0 WLS: W BF: 28 H: 3 R: 0 ER: 0 SO: 6 BB: 0 IBB: 0 HBP: 0 BLK: 0 WP: 0 HR: 0 S: 40 P: 40 ERA: 0.00 WHIP: 0.333															PITCHER						

Minnesota Twins @ Cleveland Indians
Cleveland Municipal Stadium, Cleveland, OH
Tue May 06 1969, 7:05 PM EDT
Att. 5,464 - Unknown - 76 F

AB 27
R 0
H 3
RBI 0
BB 0
SO 6
LOB 6



Batter	1	2	3	4	5	6	7	8	9	AB	R	H	RBI	BB	SO	LOB	BOTTOM			
Jose Cardenal, R (1, 8) OBP: 0.231, SLG: 0.280	F7		5-3			6-3		F9		4	0	0	0	0	0	2				
Richie Scheinblum, S (1, 7) OBP: 0.152, SLG: 0.073	L4		K			FC6-4 1B		G3-6-3 1-2		4	0	1	0	0	1	2				
Ken Harrelson, R (1, 9) OBP: 0.256, SLG: 0.367	P6					FC6-4 1B				3	0	1	0	0	0	1				
Duke Sims, L (1, 2) OBP: 0.375, SLG: 0.596		4-3				K		G3		3	0	0	0	0	1	1				
Tony Horton, R (1, 3) OBP: 0.286, SLG: 0.442		L8				K		HR		3	1	1	1	0	1	0				
Max Alvis, R (1, 5) OBP: 0.203, SLG: 0.200		BB				P5		F5		2	0	0	0	1	0	0				
Larry Brown, R (1, 6) OBP: 0.381, SLG: 0.390		L8				5-3		1B		3	0	1	0	0	0	1				
Vern Fuller, R (1, 4) OBP: 0.250, SLG: 0.147				E5 SH1-4		F7		F3		3	0	0	0	0	0	1				
Sam McDowell, L (1, 1) OBP: 0.167, SLG: 0.167				SH1-4		1-3				2	0	1	0	0	0	0				
Inning Stats	R: 0 E: 0 K: 0 S: 3	H: 0 LOB: 0 BB: 1 P: 3	R: 0 E: 0 K: 0 S: 3	H: 0 LOB: 1 BB: 1 P: 7	R: 0 E: 1 K: 1 S: 6	H: 0 LOB: 1 BB: 0 P: 6	R: 0 E: 0 K: 2 S: 7	H: 1 LOB: 0 BB: 0 P: 7	R: 0 E: 0 K: 0 S: 3	H: 0 LOB: 0 BB: 0 P: 3	R: 0 E: 0 K: 0 S: 4	H: 1 LOB: 1 BB: 0 P: 4	R: 1 E: 0 K: 0 S: 5	H: 2 LOB: 1 BB: 0 P: 5	R: 0 E: 0 K: 0 S: 3	H: 1 LOB: 0 BB: 0 P: 3	1B: 4 2B: 0 3B: 0 HR: 1	SF: 0 SAC: 1 DP: 1 HBP: 0	WP: 0 PB: 0 SB: 0 CS: 1	PA: 29
PITCHER Dave Boswell, R (1, 1) ERA: 3.05	IP: 8.0 WLS: L BF: 29 H: 5 R: 1 ER: 1 SO: 3 BB: 1 IBB: 0 HBP: 0 BLK: 0 WP: 0 HR: 1 S: 34 P: 38 ERA: 1.12 WHIP: 0.750															PITCHER				

Minnesota Twins @ Cleveland Indians
Cleveland Municipal Stadium, Cleveland, OH
Tue May 06 1969, 7:05 PM EDT
Att. 5,464 - Unknown - 76 F

AB 27
R 1
H 5
RBI 1
BB 1
SO 3
LOB 8



Batter	1	2	3	4	5	6	7	8	9	AB	R	H	RBI	BB	SO	LOB	TOP										
Ted Uhlhaender, L (1, 8) OBP: 0.373, SLG: 0.359	P4	3-1			FC1-6 3-1 1B	1B		3-1		5	2	1	2	0	0	2	Minnesota Twins @ Cleveland Indians Cleveland Municipal Stadium, Cleveland, OH Wed May 07 1969, 7:05 PM EDT Att: 4,579 - Cloudy - 72 F										
Rod Carow, L (1, 4) OBP: 0.416, SLG: 0.547	K		5-3		3-1	1B		BB	BB	5	0	2	1	0	1	1											
Tony Oliva, L (1, 9) OBP: 0.386, SLG: 0.441	4-3		K		HR	1B		BB	BB	4	1	2	2	1	1	0											
Harmon Killebrew, R (1, 5) OBP: 0.468, SLG: 0.614		HR	6-3		HR	HR		BB	BB	4	2	2	3	1	1	2											
Frank Quilici, R (8, PR) OBP: 0.235, SLG: 0.188					HR			BB	BB	0	0	0	0	0	0	0											
Charlie Manuel, L (1, 7) OBP: 0.483, SLG: 0.609		E 2B		FC5-4 1B	F9	K		6-3		3	1	1	0	1	1	2											
Cesar Tovar, R (7, 7) OBP: 0.259, SLG: 0.316		BB								1	0	0	0	0	0	3											
Rich Reese, L (1, 3) OBP: 0.290, SLG: 0.448	K			F9		BB				5	1	1	0	0	1	2											
Leo Cardenas, R (1, 6) OBP: 0.358, SLG: 0.442	F2			FC5-4 1B		BB		K		4	1	0	0	1	1	2											
John Roseboro, L (1, 2) OBP: 0.404, SLG: 0.420	E4 2B			P6		BB		K		4	2	0	0	1	1	2											
Jim Kaat, L (1, 1) OBP: 0.214, SLG: 0.286					FC1-6 1B	K		F9		4	0	2	2	0	1	3											
Inning Stats	R: 0 E: 0 K: 1 S: 5	H: 0 LOB: 0 BB: 0 P: 5	R: 3 E: 1 K: 1 S: 8	H: 2 LOB: 1 BB: 1 P: 12	R: 0 E: 0 K: 1 S: 5	H: 0 LOB: 0 BB: 0 P: 5	R: 0 E: 0 K: 0 S: 4	H: 1 LOB: 1 BB: 0 P: 4	R: 3 E: 0 K: 0 S: 6	H: 3 LOB: 0 BB: 0 P: 6	R: 4 E: 0 K: 3 S: 13	H: 4 LOB: 2 BB: 2 P: 21	R: 0 E: 0 K: 2 S: 7	H: 0 LOB: 0 BB: 0 P: 7	R: 0 E: 0 K: 0 S: 4	H: 1 LOB: 3 BB: 2 P: 12	R: 0 E: 0 K: 0 S: 3	H: 0 LOB: 0 BB: 0 P: 3	1B: 7 2B: 2 3B: 0 HR: 2	SF: 0 SAC: 0 DP: 0 HBP: 0	WP: 0 PB: 0 SB: 1 CS: 0	PA: 44					
PITCHER	IP	WLS	BF	H	R	ER	SO	BB	IBB	HBP	BLK	WP	HR	S	P	ERA	WHIP										
Luis Tiant, R (1, 1) ERA: 8.29	5.0	L	23	6	6	4	3	1	0	0	0	0	2	28	32	7.20	1.400										
Mike Paul, L (6, 1) ERA: 6.52	0.1		7	4	4	4	1	2	0	0	0	0	0	7	15	108.00	18.000										
Stan Williams, R (6, 1) ERA: 5.46	1.2		5	0	0	0	4	0	0	0	0	0	0	13	13	0.00	0.000										
Juan Pizarro, L (8, 1) ERA: 6.46	1.0		6	1	0	0	0	2	0	0	0	0	0	4	12	0.00	3.000										
Gary Kroll, R (9, 1) ERA: 2.45	1.0		3	0	0	0	0	0	0	0	0	0	0	3	3	0.00	0.000										
Batter	1	2	3	4	5	6	7	8	9	AB	R	H	RBI	BB	SO	LOB	BOTTOM										
Jose Cardenal, R (1, 8) OBP: 0.242, SLG: 0.326	G6-4-3 1B		6-3		HR			G6-4-3		4	1	2	2	0	0	1	Minnesota Twins @ Cleveland Indians Cleveland Municipal Stadium, Cleveland, OH Wed May 07 1969, 7:05 PM EDT Att: 4,579 - Cloudy - 72 F										
Richie Scheinblum, S (1, 7) OBP: 0.160, SLG: 0.089	G6-4-3			FC5-4 1B	F9			6-3		4	0	1	0	0	0	1											
Duke Sims, L (1, 2) OBP: 0.368, SLG: 0.583				FC5-4 FC6-4 1B WP				G6-4-3 1B		1	0	0	0	0	1	0											
Ray Fosse, R (4, PH) OBP: 0.333, SLG: 0.111	K			FC6-4 1B WP						2	1	1	0	1	0	1											
Ken Harrelson, R (1, 9) OBP: 0.255, SLG: 0.361		E5 F9 PB		FC6-4 1B	F2			G6-4-3 1B		4	0	1	0	0	0	2											
Gary Kroll, R (9, 1)										0	0	0	0	0	0	0											
Tony Horton, R (1, 3) OBP: 0.274, SLG: 0.422	F9			FC6-4 WP				5-3		4	0	0	0	0	0	3											
Max Alvis, R (1, 5) OBP: 0.206, SLG: 0.190	K			FC6-4 WP				6-3		3	0	0	0	1	1	1											
Larry Brown, R (1, 6) OBP: 0.376, SLG: 0.384	K			FC6-4 WP						4	0	1	0	0	1	4											
Vern Fuller, R (1, 4) OBP: 0.227, SLG: 0.132			F8		6-3			L7		4	0	0	0	0	0	2											
Luis Tiant, R (1, 1) OBP: 0.273, SLG: 0.364										1	0	0	0	0	0	0											
Cap Patterson, R (5, PH) OBP: 0.200, SLG: 0.385										1	1	0	0	0	0	0											
Mike Paul, L (6, 1)										0	0	0	0	0	0	0											
Stan Williams, R (6, 1)										0	0	0	0	0	0	0											
Zolo Versalles, R (7, PH) OBP: 0.328, SLG: 0.352										1	0	1	0	0	0	0											
Juan Pizarro, L (8, 1) OBP: 0.250, SLG: 0.250										0	0	0	0	0	0	0											
Chuck Hinton, R (9, 9) OBP: 0.324, SLG: 0.406					HR			G6-4-3 1B		1	0	0	0	0	0	1											
Inning Stats	R: 0 E: 0 K: 1 S: 5	H: 1 LOB: 0 BB: 0 P: 5	R: 0 E: 1 K: 2 S: 8	H: 0 LOB: 1 BB: 0 P: 8	R: 0 E: 0 K: 0 S: 3	H: 0 LOB: 0 BB: 0 P: 3	R: 1 E: 0 K: 0 S: 5	H: 2 LOB: 2 BB: 1 P: 9	R: 2 E: 0 K: 0 S: 5	H: 2 LOB: 1 BB: 1 P: 9	R: 0 E: 0 K: 0 S: 4	H: 1 LOB: 0 BB: 0 P: 4	R: 0 E: 0 K: 0 S: 3	H: 1 LOB: 0 BB: 0 P: 3	R: 0 E: 1 K: 0 S: 3	H: 0 LOB: 1 BB: 0 P: 4	R: 0 E: 0 K: 0 S: 4	H: 0 LOB: 0 BB: 0 P: 4	1B: 7 2B: 0 3B: 0 HR: 1	SF: 0 SAC: 0 DP: 3 HBP: 0	WP: 1 PB: 1 SB: 0 CS: 0	PA: 36					
PITCHER	IP	WLS	BF	H	R	ER	SO	BB	IBB	HBP	BLK	WP	HR	S	P	ERA	WHIP										
Jim Kaat, L (1, 1) ERA: 3.13	9.0	W	36	8	3	3	3	2	0	0	0	1	1	40	48	3.00	1.111										

AB	39
R	10
H	11
RBI	10
BB	5
SO	8
LOB	19

AB	34
R	3
H	8
RBI	2
BB	2
SO	3
LOB	16



Batter	1	2	3	4	5	6	7	8	9	AB	R	H	RBI	BB	SO	LOB	TOP					
Ted Uhlhaender, L (1, 8) OBP: 0.397, SLG: 0.343	0-0 1B		0-0 F7		0-0 4-3		0-0 FC4-6		0-0 1B	5	0	2	1	0	0	3						
Rod Carew, L (1, 4) OBP: 0.424, SLG: 0.543	0-0 1B		0-3 K		0-0 2B		0-0 4-3		0-3 K	5	0	2	0	0	2	3						
Tony Oliva, L (1, 9) OBP: 0.382, SLG: 0.464	0-0 L9		0-0 F7		0-0 E3				0-0 HR	4	1	1	1	0	0	2						
Harmon Killebrew, R (1, 5) (8, 3)	0-3 K		0-0 P6		0-0 P4				0-0 6-3	4	0	0	0	0	1	3						
Graig Nettles, L (1, 7) Dick Woodson, R (5, 1) Rick Renick, R (5, 1) Jim Perry, S (8, 1) Cesar Tovar, R (8, 5)	0-3 K		0-0 3-1		0-0 4-3				0-0 F8	2	0	0	0	0	1	2						
Rich Reese, L (1, 3) Bob Miller, R (8, 1)		0-0 2B		0-0 2-3					0-0 2B	4	1	3	0	0	0	0						
Leo Cardenas, R (1, 6)		0-0 6-3			0-0 1B				0-0 K	4	0	1	0	0	1	3						
John Roseboro, L (1, 2)		0-0 F5			0-3 K				0-3 K	4	0	0	0	0	2	4						
Jim Kaat, L (1, 1) Charlie Manuel, L (5, PH)		0-0 F7			0-0 F2				0-0 G3	1	0	0	0	0	0	1						
										3	0	1	0	0	0	1						
Inning Stats	R: 0 E: 0 K: 2 S: 9	H: 2 LOB: 2 BB: 0 P: 9	R: 0 E: 0 K: 0 S: 4	H: 1 LOB: 1 BB: 0 P: 4	R: 0 E: 0 K: 1 S: 5	H: 0 LOB: 0 BB: 0 P: 5	R: 0 E: 0 K: 0 S: 3	H: 0 LOB: 0 BB: 0 P: 3	R: 0 E: 0 K: 1 S: 6	H: 1 LOB: 1 BB: 0 P: 6	R: 0 E: 1 K: 0 S: 4	H: 1 LOB: 1 BB: 0 P: 4	R: 1 E: 0 K: 0 S: 6	H: 2 LOB: 2 BB: 0 P: 6	R: 1 E: 0 K: 1 S: 7	H: 2 LOB: 1 BB: 0 P: 7	R: 0 E: 0 K: 2 S: 8	H: 1 LOB: 1 BB: 0 P: 8	1B: 5 2B: 4 3B: 0 HR: 1	SF: 0 SAC: 0 DP: 0 HBP: 0	WP: 0 PB: 0 SB: 0 CS: 0	PA: 38
PITCHER	IP WLS BF H R ER SO BB IBB HBP BLK WP HR S P ERA WHIP																					
Denny McLain, R (1, 1) ERA: 2.65	7.2 W 33 9 2 1 4 0 0 0 0 0 1 41 41 1.17 1.174																					
Pat Dobson, R (8, 1) ERA: 2.97	1.1 S 5 1 0 0 3 0 0 0 0 0 0 0 11 11 0.00 0.750																					

Minnesota Twins @ Detroit Tigers
Tiger Stadium, Detroit, MI
Sun May 11, 1969, 4:33 AM EDT
Att: 28,505 - Unknown - 51 F

AB	38
R	2
H	10
RBI	2
BB	0
SO	7
LOB	23



Batter	1	2	3	4	5	6	7	8	9	AB	R	H	RBI	BB	SO	LOB	BOTTOM					
Mickey Stanley, R (1, 6) OBP: 0.250, SLG: 0.347	0-3 K		0-0 F7		0-0 1-3		0-0 F9			4	0	0	0	0	1	2						
Dick Tracewski, R (1, 4) OBP: 0.387, SLG: 0.217	0-0 2B		0-0 6-3		4-0 BB		0-0 6-3			3	0	1	0	1	0	0						
Al Kaline, R (1, 9) OBP: 0.380, SLG: 0.538	4-0 BB		0-0 HR		0-0 L6		0-0 1B			3	1	2	1	1	0	1						
Bill Freehan, R (1, 3) OBP: 0.372, SLG: 0.495	0-0 F9		0-0 1B		0-0 P3		0-0 F9			4	0	1	0	0	0	3						
Willie Horton, R (1, 7) OBP: 0.312, SLG: 0.392	0-3 K		0-0 F7		4-0 BB		0-0 5-3			3	1	0	0	1	1	3						
Jim Northrup, L (1, 8) OBP: 0.288, SLG: 0.394		0-0 4-3		0-3 K		0-0 F7		0-0 4-3		4	0	0	0	0	1	1						
Dick McAuliffe, L (9, 4) OBP: 0.412, SLG: 0.526										0	0	0	0	0	0	0						
Jim Price, R (1, 2) OBP: 0.200, SLG: 0.737		0-0 HR		0-0 6-3		0-3 K		0-0 2B		4	1	2	1	0	1	1						
Don Wert, R (1, 5) OBP: 0.229, SLG: 0.178		0-0 F9		0-0 1B		4-0 1B		4-0 IBB		2	0	1	0	2	0	0						
Denny McLain, R (1, 1) OBP: 0.250, SLG: 0.250		0-3 K		0-3 K		0-0 1B		0-0 F8		3	0	1	1	0	2	1						
Pat Dobson, R (8, 1) OBP: 0.100, SLG: 0.100						1-3 2H				1	0	0	0	0	0	2						
Inning Stats	R: 0 E: 0 K: 2 S: 8	H: 1 LOB: 2 BB: 1 P: 12	R: 1 E: 0 K: 1 S: 6	H: 1 LOB: 0 BB: 0 P: 6	R: 1 E: 0 K: 0 S: 5	H: 2 LOB: 1 BB: 0 P: 5	R: 0 E: 0 K: 2 S: 8	H: 1 LOB: 1 BB: 0 P: 8	R: 0 E: 0 K: 0 S: 3	H: 0 LOB: 1 BB: 1 P: 7	R: 1 E: 0 K: 1 S: 6	H: 1 LOB: 2 BB: 2 P: 14	R: 0 E: 0 K: 0 S: 3	H: 1 LOB: 0 BB: 0 P: 3	R: 0 E: 0 K: 0 S: 4	H: 1 LOB: 2 BB: 1 P: 8	R: 0 E: 0 K: 0 S: 8	H: 1 LOB: 2 BB: 1 P: 8	1B: 4 2B: 2 3B: 0 HR: 2	SF: 0 SAC: 0 DP: 0 HBP: 0	WP: 0 PB: 0 SB: 0 CS: 0	PA: 36
PITCHER	IP WLS BF H R ER SO BB IBB HBP BLK WP HR S P ERA WHIP																					
Jim Kaat, L (1, 1) ERA: 3.27	4.0 L 18 5 2 2 2 1 0 0 0 0 0 0 3 7 0.00 1.000																					
Dick Woodson, R (5, 1) ERA: 3.04	1.0 4 0 0 0 0 0 1 0 0 0 0 0 0 3 7 0.00 1.000																					
Jim Perry, R (6, 1) ERA: 2.7	2.0 9 2 1 1 1 2 0 0 0 0 0 0 9 17 4.50 2.000																					
Bob Miller, R (8, 1) ERA: 2.89	1.0 5 1 0 0 0 0 0 1 0 0 0 0 0 4 8 0.00 1.000																					

Minnesota Twins @ Detroit Tigers
Tiger Stadium, Detroit, MI
Sun May 11, 1969, 4:33 AM EDT
Att: 28,505 - Unknown - 51 F

AB	31
R	3
H	8
RBI	3
BB	5
SO	6
LOB	14



Batter	1	2	3	4	5	6	7	8	9	AB	R	H	RBI	BB	SO	LOB	TOP				
Don Buford, S OBP: 0.369, SLG: 0.345										3	1	0	0	1	2	2	Baltimore Orioles @ Minnesota Twins Metropolitan Stadium, Bloomington, MI Tue May 13 1969, 8:05 PM EDT Att: 13,737 - Unknown				
Paul Blair, R OBP: 0.364, SLG: 0.489										4	0	1	0	0	2	0					
Frank Robinson, R OBP: 0.432, SLG: 0.675										2	1	0	0	1	1	2					
Boog Powell, L OBP: 0.408, SLG: 0.420										4	0	1	1	0	2	2					
Brooks Robinson, R OBP: 0.279, SLG: 0.359										4	0	0	0	0	2	2					
Eliot Hendricks, L OBP: 0.351, SLG: 0.398										4	0	1	0	0	2	2					
Davey Johnson, R OBP: 0.291, SLG: 0.336										4	0	2	0	0	0	0					
Mark Belanger, R OBP: 0.372, SLG: 0.327										2	0	0	0	1	0	1					
Mike Cuellar, L Eddie Watt, R										3	0	0	0	0	2	2					
Dave May, L Merv Rettenmund, R										0	0	0	0	0	0	0					
Inning Stats	R: 1 E: 0 K: 1 S: 7	H: 2 LOB: 2 BB: 1 P: 11	R: 0 E: 0 K: 1 S: 5	H: 0 LOB: 0 BB: 0 P: 5	R: 0 E: 0 K: 2 S: 7	H: 0 LOB: 1 BB: 1 P: 11	R: 0 E: 0 K: 1 S: 6	H: 1 LOB: 0 BB: 0 P: 6	R: 0 E: 0 K: 2 S: 7	H: 0 LOB: 0 BB: 0 P: 7	R: 0 E: 0 K: 2 S: 9	H: 2 LOB: 2 BB: 0 P: 9	R: 1 E: 0 K: 1 S: 5	H: 0 LOB: 1 BB: 1 P: 6	R: 0 E: 0 K: 1 S: 5	H: 0 LOB: 1 BB: 1 P: 9	1B: 5 2B: 0 3B: 0 HR: 0	SF: 0 SAC: 1 DP: 0 HBP: 1	WP: 1 PB: 0 SB: 1 CS: 0	PA: 36	
PITCHER	IP WLS BF H R ER SO BB IBB HBP BLK WP HR S P ERA WHIP	IP WLS BF H R ER SO BB IBB HBP BLK WP HR S P ERA WHIP	IP WLS BF H R ER SO BB IBB HBP BLK WP HR S P ERA WHIP	IP WLS BF H R ER SO BB IBB HBP BLK WP HR S P ERA WHIP	IP WLS BF H R ER SO BB IBB HBP BLK WP HR S P ERA WHIP	IP WLS BF H R ER SO BB IBB HBP BLK WP HR S P ERA WHIP	IP WLS BF H R ER SO BB IBB HBP BLK WP HR S P ERA WHIP	IP WLS BF H R ER SO BB IBB HBP BLK WP HR S P ERA WHIP	IP WLS BF H R ER SO BB IBB HBP BLK WP HR S P ERA WHIP	IP WLS BF H R ER SO BB IBB HBP BLK WP HR S P ERA WHIP	IP WLS BF H R ER SO BB IBB HBP BLK WP HR S P ERA WHIP	IP WLS BF H R ER SO BB IBB HBP BLK WP HR S P ERA WHIP	IP WLS BF H R ER SO BB IBB HBP BLK WP HR S P ERA WHIP	IP WLS BF H R ER SO BB IBB HBP BLK WP HR S P ERA WHIP	IP WLS BF H R ER SO BB IBB HBP BLK WP HR S P ERA WHIP	IP WLS BF H R ER SO BB IBB HBP BLK WP HR S P ERA WHIP	IP WLS BF H R ER SO BB IBB HBP BLK WP HR S P ERA WHIP	IP WLS BF H R ER SO BB IBB HBP BLK WP HR S P ERA WHIP	IP WLS BF H R ER SO BB IBB HBP BLK WP HR S P ERA WHIP	IP WLS BF H R ER SO BB IBB HBP BLK WP HR S P ERA WHIP	IP WLS BF H R ER SO BB IBB HBP BLK WP HR S P ERA WHIP

AB 31
R 2
H 5
RBI 1
BB 3
SO 13
LOB 14



Batter	1	2	3	4	5	6	7	8	9	AB	R	H	RBI	BB	SO	LOB	BOTTOM				
Cesar Tovar, R OBP: 0.266, SLG: 0.317										4	1	1	0	0	0	0	Baltimore Orioles @ Minnesota Twins Metropolitan Stadium, Bloomington, MI Tue May 13 1969, 8:05 PM EDT Att: 13,737 - Unknown				
Rod Carew, L OBP: 0.437, SLG: 0.582										4	2	3	2	0	0	0					
Harmon Killebrew, R OBP: 0.443, SLG: 0.599										3	0	1	0	1	1	0					
Rich Reese, L OBP: 0.308, SLG: 0.487										0	0	0	0	0	0	0					
Tony Oliva, L OBP: 0.378, SLG: 0.456										4	0	1	0	0	0	4					
Bob Allison, R OBP: 0.389, SLG: 0.533										3	0	2	1	1	0	0					
Ted Uhaender, L OBP: 0.357, SLG: 0.343										0	1	0	0	0	0	0					
George Mitterwald, R OBP: 0.300, SLG: 0.464										4	0	0	0	0	1	5					
Leo Cardenas, R OBP: 0.359, SLG: 0.443										4	0	1	1	0	1	0					
Rick Renick, R Frank Quilici, R										3	0	0	0	0	1	0					
Dave Boswell, R Ron Perranoski, L										0	0	0	0	0	0	0					
Inning Stats	R: 0 E: 0 K: 0 S: 4	H: 2 LOB: 1 BB: 0 P: 4	R: 0 E: 0 K: 2 S: 7	H: 0 LOB: 0 BB: 0 P: 7	R: 0 E: 0 K: 0 S: 3	H: 0 LOB: 0 BB: 0 P: 3	R: 0 E: 0 K: 1 S: 7	H: 2 LOB: 2 BB: 0 P: 7	R: 0 E: 0 K: 1 S: 5	H: 0 LOB: 0 BB: 0 P: 5	R: 1 E: 0 K: 0 S: 5	H: 2 LOB: 2 BB: 1 P: 9	R: 0 E: 0 K: 1 S: 5	H: 0 LOB: 0 BB: 0 P: 5	R: 3 E: 1 K: 0 S: 6	H: 3 LOB: 1 BB: 1 P: 10	1B: 8 2B: 0 3B: 0 HR: 1	SF: 0 SAC: 0 DP: 1 HBP: 0	WP: 0 PB: 0 SB: 1 CS: 0	PA: 34	
PITCHER	IP WLS BF H R ER SO BB IBB HBP BLK WP HR S P ERA WHIP	IP WLS BF H R ER SO BB IBB HBP BLK WP HR S P ERA WHIP	IP WLS BF H R ER SO BB IBB HBP BLK WP HR S P ERA WHIP	IP WLS BF H R ER SO BB IBB HBP BLK WP HR S P ERA WHIP	IP WLS BF H R ER SO BB IBB HBP BLK WP HR S P ERA WHIP	IP WLS BF H R ER SO BB IBB HBP BLK WP HR S P ERA WHIP	IP WLS BF H R ER SO BB IBB HBP BLK WP HR S P ERA WHIP	IP WLS BF H R ER SO BB IBB HBP BLK WP HR S P ERA WHIP	IP WLS BF H R ER SO BB IBB HBP BLK WP HR S P ERA WHIP	IP WLS BF H R ER SO BB IBB HBP BLK WP HR S P ERA WHIP	IP WLS BF H R ER SO BB IBB HBP BLK WP HR S P ERA WHIP	IP WLS BF H R ER SO BB IBB HBP BLK WP HR S P ERA WHIP	IP WLS BF H R ER SO BB IBB HBP BLK WP HR S P ERA WHIP	IP WLS BF H R ER SO BB IBB HBP BLK WP HR S P ERA WHIP	IP WLS BF H R ER SO BB IBB HBP BLK WP HR S P ERA WHIP	IP WLS BF H R ER SO BB IBB HBP BLK WP HR S P ERA WHIP	IP WLS BF H R ER SO BB IBB HBP BLK WP HR S P ERA WHIP	IP WLS BF H R ER SO BB IBB HBP BLK WP HR S P ERA WHIP	IP WLS BF H R ER SO BB IBB HBP BLK WP HR S P ERA WHIP	IP WLS BF H R ER SO BB IBB HBP BLK WP HR S P ERA WHIP	IP WLS BF H R ER SO BB IBB HBP BLK WP HR S P ERA WHIP



Batter	1	2	3	4	5	6	7	8	9	AB	R	H	RBI	BB	SO	LOB	TOP										
Mark Belanger, R OBP: 0.366, SLG: 0.322	F8	4-3		F8	1B		G6-3			5	0	1	1	0	0	2	Baltimore Orioles @ Minnesota Twins Metropolitan Stadium, Bloomington, MI Wed May 14 1969, 8:05 PM EDT Att: 17,696 - Unknown										
Paul Blair, R OBP: 0.372, SLG: 0.535	5-3	HR		HR	1B		F9			5	2	3	5	0	0	0											
Frank Robinson, R OBP: 0.424, SLG: 0.656	E5	6-3			5-3			6-3		5	0	1	0	0	0	2											
Dave May, L OBP: 0.182, SLG: 0.300										0	0	0	0	0	0	0											
Boog Powell, L OBP: 0.408, SLG: 0.419	P6			F8				6-3		5	0	2	0	0	0	2											
Merv Rettenmund, R OBP: 0.438, SLG: 0.595		E		F9			FC1-4	5-3		3	2	0	0	2	0	2											
Eliot Handricks, L OBP: 0.351, SLG: 0.395	E4	BB			BB		E5	6-3		3	2	1	0	0	1	2											
Andy Etchebarren, R OBP: 0.389, SLG: 0.475	2B			K	1B					2	0	0	0	0	0	1											
Brooks Robinson, R OBP: 0.283, SLG: 0.368	4-3	2B			P6		K	5-3		5	1	2	2	0	1	4											
Davey Johnson, R OBP: 0.288, SLG: 0.325	4-3			P4	1B		F2	P5		4	1	0	0	1	0	5											
Tom Phoebus, R OBP: 0.389, SLG: 0.375										4	1	2	1	0	2	3											
Pete Richert, L				K	K					0	0	0	0	0	0	0											
Dick Hall, R OBP: 0.333, SLG: 0.333	4-3	HR					G6-3			0	0	0	0	0	0	0											
Marcelino Lopez, R	3H	2B								0	0	0	0	0	0	0											
Eddie Watt, R										0	0	0	0	0	0	0											
Inning Stats	R: 0 E: 1 K: 0 S: 4	H: 0 LOB: 1 BB: 0 P: 4	R: 5 E: 1 K: 0 S: 7	H: 3 LOB: 0 BB: 1 P: 11	R: 0 E: 0 K: 1 S: 7	H: 2 LOB: 2 BB: 0 P: 7	R: 1 E: 0 K: 1 S: 7	H: 2 LOB: 1 BB: 0 P: 7	R: 3 E: 0 K: 1 S: 8	H: 3 LOB: 2 BB: 2 P: 16	R: 0 E: 0 K: 1 S: 7	H: 1 LOB: 2 BB: 0 P: 7	R: 0 E: 0 K: 0 S: 3	H: 0 LOB: 0 BB: 0 P: 3	R: 0 E: 0 K: 0 S: 3	H: 0 LOB: 0 BB: 0 P: 3	R: 0 E: 0 K: 0 S: 3	H: 0 LOB: 0 BB: 0 P: 3	1B: 8 2B: 2 3B: 0 HR: 2	SF: 0 SAC: 0 DP: 1 HBP: 0	WP: 0 PB: 0 SB: 0 CS: 0	PA: 44					
PITCHER	IP	WLS	BF	H	R	ER	SO	BB	IBB	HBP	BLK	WP	HR	S	P	ERA	WHIP	PITCHER									
Dick Woodson, R ERA: 3.34	3.0	L	17	5	5	2	1	1	0	0	0	0	1	18	22	6.00	2.000										
Charlie Walters, R ERA: 5.4	1.1		9	3	4	4	1	2	0	0	0	0	1	9	17	27.00	3.750										
Bob Miller, R ERA: 2.7	0.2		4	2	0	0	1	0	0	0	0	0	0	6	6	0.00	3.000										
Joe Grzenda, L ERA: 2.45	3.0		11	2	0	0	1	0	0	0	0	0	0	13	13	0.00	0.667										
Ron Ferranoski, L ERA: 0.34	1.0		3	0	0	0	0	0	0	0	0	0	0	3	3	0.00	0.000										
Batter	1	2	3	4	5	6	7	8	9	AB	R	H	RBI	BB	SO	LOB	BOTTOM										
Ted Uhlhaender, L OBP: 0.368, SLG: 0.355	6-3			FC6-4			P6			5	1	3	0	0	0	0	Baltimore Orioles @ Minnesota Twins Metropolitan Stadium, Bloomington, MI Wed May 14 1969, 8:05 PM EDT Att: 17,696 - Unknown										
Rod Carew, L OBP: 0.426, SLG: 0.573	F8			HR			1-4-3			5	2	1	0	0	0	2											
Tony Oliva, L OBP: 0.394, SLG: 0.492	L8			HR						4	2	3	2	1	0	0											
Harmon Killebrew, R OBP: 0.433, SLG: 0.570		K		5-3						5	0	1	0	0	2	5											
Charlie Manuel, L OBP: 0.432, SLG: 0.516		K		4-3						5	1	1	2	0	2	4											
Rich Reese, L OBP: 0.313, SLG: 0.500							G3			2	1	1	0	0	0	0											
Graig Nettles, L OBP: 0.371, SLG: 0.561	6-3									2	1	1	1	0	0	0											
Leo Cardenas, R OBP: 0.356, SLG: 0.436				K						4	0	1	2	0	2	1											
John Roseboro, L OBP: 0.368, SLG: 0.367				K						3	0	0	1	0	1	0											
Tom Tschinski, R OBP: 0.333, SLG: 0.333				K						1	0	1	0	0	0	0											
Dick Woodson, R ERA: 2.83				K						0	0	0	0	0	0	0											
Rick Renick, R										1	0	0	0	0	1	0											
Charlie Walters, R										0	0	0	0	0	0	0											
Bob Miller, R										0	0	0	0	0	0	0											
Bob Allison, R OBP: 0.376, SLG: 0.598										1	0	0	0	0	0	0											
Joe Grzenda, R										0	0	0	0	0	0	0											
Cesar Tovar, R OBP: 0.266, SLG: 0.308										2	0	0	0	0	0	2											
Ron Ferranoski, L OBP: 0.266, SLG: 0.200										0	0	0	0	0	0	0											
Inning Stats	R: 0 E: 0 K: 0 S: 3	H: 0 LOB: 0 BB: 0 P: 3	R: 0 E: 0 K: 2 S: 7	H: 0 LOB: 0 BB: 0 P: 7	R: 0 E: 0 K: 3 S: 9	H: 0 LOB: 0 BB: 0 P: 9	R: 0 E: 0 K: 0 S: 5	H: 0 LOB: 0 BB: 0 P: 5	R: 1 E: 1 K: 0 S: 4	H: 1 LOB: 0 BB: 0 P: 4	R: 0 E: 0 K: 1 S: 7	H: 2 LOB: 2 BB: 0 P: 7	R: 0 E: 0 K: 1 S: 5	H: 0 LOB: 0 BB: 0 P: 5	R: 5 E: 0 K: 1 S: 11	H: 6 LOB: 2 BB: 1 P: 15	R: 0 E: 0 K: 0 S: 5	H: 2 LOB: 2 BB: 0 P: 5	R: 0 E: 0 K: 0 S: 5	H: 2 LOB: 2 BB: 0 P: 5	1B: 9 2B: 3 3B: 0 HR: 1	SF: 0 SAC: 0 DP: 0 HBP: 0	WP: 0 PB: 0 SB: 0 CS: 0	PA: 41			
PITCHER	IP	WLS	BF	H	R	ER	SO	BB	IBB	HBP	BLK	WP	HR	S	P	ERA	WHIP	PITCHER									
Tom Phoebus, R ERA: 2.83	7.2		32	8	7	6	8	1	0	0	0	0	0	1	1	7.04	1.174										
Pete Richert, L ERA: 3.0	0.0		1	1	0	0	0	0	0	0	0	0	0	1	1	∞	∞										
Dick Hall, R ERA: 2.41	0.1		3	2	1	1	0	0	0	0	0	0	0	3	3	27.00	6.000										
Marcelino Lopez, L ERA	0.1		3	2	0	0	0	0	0	0	0	0	0	3	3	0.00	6.000										
Eddie Watt, R ERA: 2.51	0.2	S	2	0	0	0	0	0	0	0	0	0	0	2	2	0.00	0.000										

Batter	1	2	3	4	5	6	7	8	9	AB	R	H	RBI	BB	SO	LOB	TOP			
Mark Belanger, R (1, 6) OBP: 0.391, SLG: 0.317	6-3		6-3	F7			6-3 SH3-4 1B	1-3		5	1	1	0	0	0	3				
Paul Blair, R (1, 8) OBP: 0.375, SLG: 0.531	F3		1B HBP		G4-3 1B		SH3-4	6-3		3	1	1	0	0	0	0				
Frank Robinson, R (1, 9) OBP: 0.417, SLG: 0.654	4-3		F8		G4-3 1-2		6-3			5	1	1	0	0	0	3				
Boog Powell, L (1, 3) OBP: 0.415, SLG: 0.426		1B 3B		FC6-4 1B		K		1B BB		3	1	2	2	1	1	0				
Merv Rettenmund, R (1, 7) OBP: 0.434, SLG: 0.571	F8		FC6-4 1-2			S 1B		1-2 1B		5	0	2	1	0	1	2				
Brooks Robinson, R (1, 5) OBP: 0.276, SLG: 0.357	F9				F8		F2	6-3		4	0	0	0	0	0	4				
Davey Johnson, R (1, 4) OBP: 0.294, SLG: 0.331		3B 1B		FC5-4 1B		K		F9		4	1	2	0	0	1	1				
Andy Etchebarren, R (1, 2) OBP: 0.415, SLG: 0.535		1-2 3B		FC5-4 1B			4-0 IBB		SH3 1B	3	0	2	2	1	0	1				
Dave McNally, R (1, 1) OBP: 0.150, SLG: 0.105	F8					K		SH3		3	0	1	0	0	1	3				
Inning Stats	R: 0 E: 0 K: 0 S: 3	H: 0 LOB: 0 BB: 0 P: 3	R: 2 E: 0 K: 0 S: 6	H: 3 LOB: 1 BB: 0 P: 6	R: 1 E: 0 K: 0 S: 4	H: 1 LOB: 1 BB: 0 P: 5	R: 0 E: 0 K: 0 S: 5	H: 2 LOB: 0 BB: 0 P: 5	R: 0 E: 0 K: 2 S: 8	H: 1 LOB: 2 BB: 1 P: 12	R: 1 E: 0 K: 0 S: 5	H: 2 LOB: 2 BB: 1 P: 9	R: 0 E: 0 K: 0 S: 4	H: 1 LOB: 1 BB: 0 P: 4	R: 1 E: 0 K: 1 S: 6	H: 1 LOB: 0 BB: 0 P: 6	1B: 10 2B: 0 3B: 2 HR: 0	SF: 1 SAC: 2 DP: 1 HBP: 1	WP: 0 PB: 0 SB: 2 CS: 0	PA: 41
PITCHER	IP WLS BF H R ER SO BB IBB HBP BLK WP HR S P ERA WHIP																			
Jim Kaat, L (1, 1) ERA: 3.42	6.0 L 27 8 3 3 3 0 1 1 0 0 0 0 31 36 4.50 1.333																			
Jim Perry, R (7, 1) ERA: 3.0	3.0 14 4 2 2 1 1 0 0 0 0 0 0 15 19 6.00 1.667																			

Baltimore Orioles @ Minnesota Twins
Metropolitan Stadium, Bloomington, MI
Thu May 15 1969, 8:05 PM EDT
Att: 11,423 - Unknown

AB 35
R 5
H 12
RBI 5
BB 2
SO 4
LOB 17



Batter	1	2	3	4	5	6	7	8	9	AB	R	H	RBI	BB	SO	LOB	BOTTOM			
Cesar Tovar, R (1, 8) OBP: 0.257, SLG: 0.304	F3			K					G4-6-3 1B	4	0	1	0	0	1	0				
Rod Carew, L (1, 4) OBP: 0.411, SLG: 0.551	K			3-1					G4-6-3 1-2	4	0	0	0	0	2	1				
Harmon Killebrew, R (1, 3) OBP: 0.423, SLG: 0.553	K			P6						3	0	0	0	0	1	0				
Tony Oliva, L (1, 9) OBP: 0.393, SLG: 0.483		6-3			L1					2	0	0	0	1	0	0				
Bob Allison, R (1, 7) OBP: 0.350, SLG: 0.471		P6			F7					3	0	0	0	0	0	1				
Leo Cardenas, R (1, 6) OBP: 0.355, SLG: 0.429		P3								2	0	0	0	1	0	0				
Rick Renick, R (1, 5) OBP: 0.294, SLG: 0.396				K						3	0	0	0	0	1	1				
Tom Tischinski, R (1, 2) OBP: 0.167, SLG: 0.167					F8					3	0	0	0	0	0	0				
Jim Kaat, L (1, 1) OBP: 0.188, SLG: 0.250										1	0	0	0	0	0	0				
Frank Quilici, R (6, PH) OBP: 0.223, SLG: 0.182										1	0	0	0	0	0	0				
Jim Perry, S (7, 1)										0	0	0	0	0	0	0				
George Mitterwald, R (9, PH) OBP: 0.294, SLG: 0.396									K	1	0	0	0	0	1	0				
Inning Stats	R: 0 E: 0 K: 2 S: 7	H: 0 LOB: 0 BB: 0 P: 7	R: 0 E: 0 K: 0 S: 3	H: 0 LOB: 0 BB: 0 P: 3	R: 0 E: 0 K: 1 S: 5	H: 0 LOB: 0 BB: 0 P: 5	R: 0 E: 0 K: 1 S: 3	H: 0 LOB: 0 BB: 1 P: 7	R: 0 E: 0 K: 0 S: 3	H: 0 LOB: 0 BB: 0 P: 3	R: 0 E: 0 K: 1 S: 5	H: 1 LOB: 0 BB: 0 P: 5	R: 0 E: 0 K: 0 S: 3	H: 0 LOB: 0 BB: 0 P: 3	R: 0 E: 0 K: 1 S: 5	H: 1 LOB: 0 BB: 0 P: 5	1B: 1 2B: 0 3B: 0 HR: 0	SF: 0 SAC: 0 DP: 1 HBP: 0	WP: 0 PB: 0 SB: 0 CS: 0	PA: 29
PITCHER	IP WLS BF H R ER SO BB IBB HBP BLK WP HR S P ERA WHIP																			
Dave McNally, L (1, 1) ERA: 2.59	9.0 W 29 1 0 0 6 2 0 0 0 0 0 0 39 47 0.00 0.333																			

Baltimore Orioles @ Minnesota Twins
Metropolitan Stadium, Bloomington, MI
Thu May 15 1969, 8:05 PM EDT
Att: 11,423 - Unknown

AB 27
R 0
H 1
RBI 0
BB 2
SO 6
LOB 3



Batter	1	2	3	4	5	6	7	8	9	AB	R	H	RBI	BB	SO	LOB	TOP										
Mickey Stanley, R OBP: 0.246, SLG: 0.316			L8	FC5-2		K		IBB		3	1	0	0	2	1	3											
Dick McAuliffe, L OBP: 0.383, SLG: 0.489	K		F9	FC4-6			G3	F9		5	0	0	1	0	1	6											
Al Kaline, R OBP: 0.370, SLG: 0.492	L7		L7	L7			L6-3		L3	5	0	1	0	0	0	3											
Norm Cash, L OBP: 0.364, SLG: 0.411	E2		4-3				F9		F8	5	1	2	1	0	0	1											
Gates Brown, L OBP: 0.409, SLG: 0.350	L3			1B					P6	4	2	2	0	0	1	1											
Dick Tracewski, R OBP: 0.375, SLG: 0.208				1B		K		1B		1	0	0	0	0	0	0											
Jim Northrup, L OBP: 0.317, SLG: 0.464		F8		1B		K		SH1-3		4	1	2	0	0	1	0											
Tom Matchick, L OBP: 0.438, SLG: 0.153				1B		4-3		1B		3	0	2	1	0	0	0											
Don Wert, R OBP: 0.198, SLG: 0.153				1B				SF7		0	0	0	0	1	0	0											
Bill Freehan, R OBP: 0.380, SLG: 0.477		F8		FC5-2		5-3		SH1-3		3	1	1	0	1	0	1											
Denny McLain, R OBP: 0.258, SLG: 0.258		6-3		FC4-6		K		SH1-3		3	0	1	1	0	1	1											
Inning Stats	R: 1 E: 1 K: 1 S: 6	H: 1 LOB: 1 BB: 1 P: 10	R: 0 E: 0 K: 0 S: 4	H: 1 LOB: 1 BB: 0 P: 4	R: 0 E: 0 K: 0 S: 4	H: 1 LOB: 1 BB: 0 P: 4	R: 3 E: 0 K: 0 S: 8	H: 5 LOB: 2 BB: 0 P: 8	R: 1 E: 0 K: 2 S: 8	H: 1 LOB: 0 BB: 0 P: 8	R: 0 E: 0 K: 2 S: 7	H: 0 LOB: 0 BB: 0 P: 7	R: 0 E: 0 K: 0 S: 3	H: 0 LOB: 0 BB: 0 P: 3	R: 1 E: 0 K: 0 S: 5	H: 2 LOB: 2 BB: 2 P: 13	R: 0 E: 0 K: 0 S: 3	H: 0 LOB: 0 BB: 0 P: 3	1B: 10 2B: 0 3B: 0 HR: 1	SF: 1 SAC: 1 DP: 0 HBP: 0	WP: 0 PB: 0 SB: 1 CS: 0	PA: 41					
PITCHER	IP	WLS	BF	H	R	ER	SO	BB	IBB	HBP	BLK	WP	HR	S	P	ERA	WHIP										
Dean Chance, R ERA: 2.28	3.0	L	18	8	4	3	1	1	0	0	0	0	0	19	23	9.00	3.000										
Joe Grzenda, L ERA: 2.66	2.0		7	1	1	1	2	0	0	0	0	0	1	11	11	4.50	0.500										
Dick Woodson, R ERA: 3.41	2.0		8	2	1	1	2	0	0	0	0	0	0	12	12	4.50	1.000										
Ron Perranoski, L ERA: 0.33	1.0		5	0	0	0	0	1	1	0	0	0	0	3	11	0.00	1.000										
Bob Miller, R ERA: 2.45	1.0		3	0	0	0	0	0	0	0	0	0	0	3	3	0.00	0.000										

Detroit Tigers @ Minnesota Twins
Metropolitan Stadium, Bloomington, MI
Sat May 17 1969, 4:33 AM EDT
Att: 17,803 - Unknown - 56 F

AB 36
R 6
H 11
RBI 5
BB 3
SO 5
LOB 16



Batter	1	2	3	4	5	6	7	8	9	AB	R	H	RBI	BB	SO	LOB	BOTTOM										
Ted Uhlhaender, L OBP: 0.364, SLG: 0.345	P3				G4-6-3			K		3	0	0	0	1	1	1											
Rod Carew, L OBP: 0.414, SLG: 0.559	F8		P5			G4-6-3				4	0	2	0	0	0	1											
Tony Oliva, L OBP: 0.381, SLG: 0.468	F5				K	G4-6-3		F8		4	0	0	0	0	1	2											
Harmon Killebrew, R OBP: 0.418, SLG: 0.542		L9		2B		F8			K	4	0	1	0	0	1	0											
Charlie Manuel, L OBP: 0.439, SLG: 0.543			FC4-6				P6		F8	4	0	2	0	0	0	0											
Graig Nettles, L OBP: 0.394, SLG: 0.541		FC4-6							4-3	4	0	1	0	0	1	3											
Leo Cardenas, R OBP: 0.346, SLG: 0.417		L6			F2			L8		3	0	0	0	0	0	4											
John Roseboro, L OBP: 0.366, SLG: 0.365						F7		L9		3	0	1	0	0	0	1											
Dean Chance, R OBP: 0.154, SLG: 0.083										1	0	0	0	0	0	1											
Joe Grzenda, R OBP: 0.366, SLG: 0.486										0	0	0	0	0	0	0											
Bob Allison, R OBP: 0.366, SLG: 0.486										1	0	1	0	0	0	0											
Dick Woodson, R OBP: 0.366, SLG: 0.486										0	0	0	0	0	0	0											
Ron Perranoski, L OBP: 0.366, SLG: 0.486										0	0	0	0	0	0	0											
Cesar Tovar, R OBP: 0.366, SLG: 0.486										1	0	0	0	0	0	0											
Bob Miller, R OBP: 0.366, SLG: 0.486										0	0	0	0	0	0	0											
Inning Stats	R: 0 E: 0 K: 0 S: 3	H: 0 LOB: 0 BB: 0 P: 3	R: 0 E: 0 K: 0 S: 4	H: 1 LOB: 1 BB: 0 P: 4	R: 0 E: 0 K: 0 S: 3	H: 1 LOB: 1 BB: 1 P: 7	R: 0 E: 0 K: 2 S: 9	H: 2 LOB: 2 BB: 0 P: 9	R: 0 E: 0 K: 0 S: 3	H: 1 LOB: 0 BB: 0 P: 3	R: 0 E: 0 K: 0 S: 3	H: 1 LOB: 0 BB: 0 P: 3	R: 0 E: 0 K: 0 S: 4	H: 1 LOB: 1 BB: 0 P: 4	R: 0 E: 0 K: 1 S: 6	H: 1 LOB: 1 BB: 0 P: 6	R: 0 E: 0 K: 1 S: 5	H: 0 LOB: 0 BB: 0 P: 5	1B: 6 2B: 2 3B: 0 HR: 0	SF: 0 SAC: 0 DP: 2 HBP: 0	WP: 0 PB: 0 SB: 0 CS: 1	PA: 33					
PITCHER	IP	WLS	BF	H	R	ER	SO	BB	IBB	HBP	BLK	WP	HR	S	P	ERA	WHIP										
Denny McLain, R ERA: 2.38	9.0	W	33	8	0	0	4	1	0	0	0	0	0	40	44	0.00	1.000										

Detroit Tigers @ Minnesota Twins
Metropolitan Stadium, Bloomington, MI
Sat May 17 1969, 4:33 AM EDT
Att: 17,803 - Unknown - 56 F

AB 32
R 0
H 8
RBI 0
BB 1
SO 4
LOB 13



Batter	1	2	3	4	5	6	7	8	9	AB	R	H	RBI	BB	SO	LOB	TOP					
Mickey Stanley, R OBP: 0.257, SLG: 0.331 (1, 6)										6	1	3	2	0	2	3						
Dick McAuliffe, L OBP: 0.392, SLG: 0.525 (1, 4)										5	4	3	1	0	1	3						
Al Kaline, R OBP: 0.378, SLG: 0.500 (1, 9)										4	0	2	1	1	1	1						
Norm Cash, L OBP: 0.365, SLG: 0.398 (1, 3)										3	0	0	1	2	1	2						
Gates Brown, L OBP: 0.346, SLG: 0.292 Dick Tracewski, R OBP: 0.364, SLG: 0.200 (1, 7)										4	0	0	0	0	4	4						
Dick Tracewski, R OBP: 0.364, SLG: 0.200 (6, 6)										1	0	0	0	0	0	2						
Jim Northrup, L OBP: 0.320, SLG: 0.470 (1, 8)										5	1	2	1	0	0	1						
Tom Matchick, L OBP: 0.400, SLG: 0.432 (1, 5)										5	1	2	0	0	0	3						
Bill Freehan, R OBP: 0.381, SLG: 0.474 (1, 2)										5	1	2	0	0	0	2						
Mickey Lolich, S OBP: 0.174, SLG: 0.095 (1, 1)										5	0	2	1	0	0	3						
Inning Stats	R: 1 E: 0 K: 1 S: 7	H: 2 LOB: 1 BB: 0 P: 7	R: 0 E: 1 K: 1 S: 7	H: 2 LOB: 2 BB: 0 P: 7	R: 1 E: 0 K: 1 S: 7	H: 2 LOB: 1 BB: 0 P: 7	R: 0 E: 0 K: 1 S: 7	H: 2 LOB: 2 BB: 0 P: 7	R: 0 E: 0 K: 2 S: 7	H: 0 LOB: 0 BB: 0 P: 7	R: 4 E: 0 K: 1 S: 9	H: 4 LOB: 2 BB: 2 P: 17	R: 1 E: 0 K: 1 S: 7	H: 2 LOB: 1 BB: 0 P: 7	R: 1 E: 0 K: 1 S: 7	H: 2 LOB: 2 BB: 1 P: 11	R: 0 E: 0 K: 0 S: 3	H: 0 LOB: 0 BB: 0 P: 3	1B: 11 2B: 4 3B: 1 HR: 0	SF: 0 SAC: 0 DP: 0 HBP: 0	WP: 0 PB: 0 SB: 0 CS: 0	PA: 46
PITCHER	IP WLS BF H R ER SO BB IBB HBP BLK WP HR S P ERA WHIP	5.2 L 30 12 6 6 6 6 1 0 0 0 0 0 0 41 45 9.53 2.294	0.0 1 0 0 0 0 0 1 0 0 0 0 0 0 0 4 ∞ ∞	1.1 6 2 1 1 2 0 0 0 0 1 0 0 10 10 6.75 1.500	2.0 9 2 1 1 1 0 1 0 0 0 0 0 10 14 4.50 1.000																	

Detroit Tigers @ Minnesota Twins
Metropolitan Stadium, Bloomington, MI
Sun May 18 1969, 4:33 AM EDT
Att: 20,778 - Unknown - 59 F

AB 43
R 8
H 16
RBI 7
BB 3
SO 9
LOB 24



Batter	1	2	3	4	5	6	7	8	9	AB	R	H	RBI	BB	SO	LOB	BOTTOM					
Cesar Tovar, R OBP: 0.280, SLG: 0.329 (1, 7)										3	1	2	0	0	0	0						
Rod Carew, L OBP: 0.408, SLG: 0.544 (1, 4)										3	1	0	0	1	1	3						
Harmon Killebrew, R OBP: 0.413, SLG: 0.527 (1, 3)										3	0	0	0	1	1	1						
Tony Oliva, L OBP: 0.373, SLG: 0.457 Charlie Manuel, L OBP: 0.429, SLG: 0.528 (1, 9)										3	0	0	0	0	0	1						
Charlie Manuel, L OBP: 0.429, SLG: 0.528 (6, 9)										1	0	0	0	0	0	1						
Leo Cardenas, R OBP: 0.351, SLG: 0.415 (1, 6)										3	0	1	0	1	0	1						
George Mitterwald, R OBP: 0.291, SLG: 0.385 (1, 2)										4	0	1	0	0	1	2						
Ted Uhlaender, L OBP: 0.360, SLG: 0.336 (1, 8)										3	0	0	0	1	1	2						
Rick Renick, R (1, 5)										2	0	0	0	2	0	1						
Dave Boswell, R OBP: 0.188, SLG: 0.200 Joe Grzenda, R OBP: 0.200, SLG: 0.200 Ron Perranoski, L OBP: 0.200, SLG: 0.200 Bob Allison, R OBP: 0.150, SLG: 0.472 Jim Perry, S OBP: 0.222, SLG: 0.170 (1, 1)										2	0	0	0	0	1	4						
Inning Stats	R: 0 E: 0 K: 1 S: 6	H: 1 LOB: 1 BB: 0 P: 6	R: 0 E: 0 K: 1 S: 6	H: 2 LOB: 2 BB: 1 P: 10	R: 2 E: 0 K: 1 S: 6	H: 1 LOB: 1 BB: 2 P: 14	R: 0 E: 0 K: 1 S: 5	H: 0 LOB: 2 BB: 1 P: 10	R: 0 E: 0 K: 0 S: 3	H: 0 LOB: 0 BB: 0 P: 3	R: 0 E: 0 K: 0 S: 3	H: 0 LOB: 0 BB: 0 P: 3	R: 0 E: 0 K: 1 S: 5	H: 0 LOB: 1 BB: 0 P: 5	R: 0 E: 0 K: 1 S: 5	H: 0 LOB: 1 BB: 1 P: 9	R: 0 E: 0 K: 0 S: 2	H: 0 LOB: 0 BB: 1 P: 6	1B: 3 2B: 1 3B: 0 HR: 0	SF: 0 SAC: 0 DP: 2 HBP: 1	WP: 0 PB: 0 SB: 5 CS: 0	PA: 36
PITCHER	IP WLS BF H R ER SO BB IBB HBP BLK WP HR S P ERA WHIP	9.0 W 36 4 2 2 2 6 6 0 1 1 0 0 41 66 2.00 1.111																				

Detroit Tigers @ Minnesota Twins
Metropolitan Stadium, Bloomington, MI
Sun May 18 1969, 4:33 AM EDT
Att: 20,778 - Unknown - 59 F

AB 29
R 2
H 4
RBI 0
BB 6
SO 6
LOB 17



Batter	1	2	3	4	5	6	7	8	9	10	11	12	13	AB	R	H	RBI	BB	SO	LOB	TOP
Cesar Tovar, R OBP: 0.272, SLG: 0.308 (1, 9)	F3			K		6-3			P6				F8	5	0	0	0	1	1	1	
Leo Cardenas, R OBP: 0.345, SLG: 0.407 (1, 6)	4-3			F9					L7		CS	4-3		5	0	1	0	0	0	0	
Harmon Killebrew, R OBP: 0.406, SLG: 0.539 (1, 3)	P4			HR					F8		1-2	L6		5	1	1	1	0	0	1	
Bob Allison, R OBP: 0.362, SLG: 0.450 (1, 7)		P3							F9		FC1-6		K	4	0	1	0	1	1	0	
George Mitterwald, R OBP: 0.276, SLG: 0.354 (10, PH) John Roseboro, L OBP: 0.356, SLG: 0.354 (10, 2)		K2-3		K					6-3		1-2	FC1-6		3	0	0	0	0	2	1	
Frank Quilici, R OBP: 0.220, SLG: 0.179 (13, 5)									6-3					5	1	1	0	0	0	1	
Rick Renick, R (1, 5)																					
Grig Nettles, L OBP: 0.362, SLG: 0.531 (8, 5)			1-3						K					2	0	0	0	0	0	0	
Rod Carew, L OBP: 0.408, SLG: 0.544 (13, 4)														3	1	1	0	0	2	1	
Ted Uhlaender, L OBP: 0.354, SLG: 0.331 (1, 8)			K						P5					0	0	0	0	0	0	0	
Jim Kaat, L OBP: 0.143, SLG: 0.200 Ron Ferranski, L OBP: 0.200, SLG: 0.200 (13, 1)			6-3						G3					5	0	1	1	0	1	0	
														4	0	0	1	0	1	0	
														2	0	0	0	0	0	0	
														0	0	0	0	0	0	0	
														5	0	1	1	0	1	0	
														4	0	0	1	0	1	0	
														0	0	0	0	0	0	0	
														2	0	0	0	0	0	0	
														0	0	0	0	0	0	0	
														4	0	0	1	0	1	0	
														0	0	0	0	0	0	0	
														2	0	0	0	0	0	0	
														0	0	0	0	0	0	0	
														5	0	1	1	0	1	0	
														2	0	0	0	0	0	0	
														3	1	1	0	0	2	1	
														0	0	0	0	0	0	0	
														5	0	1	1	0	1	0	
														4	0	0	1	0	1	0	
														0	0	0	0	0	0	0	
														2	0	0	0	0	0	0	
														0	0	0	0	0	0	0	
														5	0	1	1	0	1	0	
														4	0	0	1	0	1	0	
														0	0	0	0	0	0	0	
														2	0	0	0	0	0	0	
														0	0	0	0	0	0	0	
														5	0	1	1	0	1	0	
														4	0	0	1	0	1	0	
														0	0	0	0	0	0	0	
														2	0	0	0	0	0	0	
														0	0	0	0	0	0	0	
														5	0	1	1	0	1	0	
														4	0	0	0	1	1	1	
														5	0	0	0	1	2	3	
														5	1	0	0	0	0	1	
														5	0	1	0	0	0	0	
														5	0	2	0	0	0	0	
														4	0	0	0	1	1	1	
														2	0	0	0	0	0	0	
														1	0	0	0	0	0	0	
														1	0	0	0	0	0	0	
														2	0	0	0	0	0	0	
														1	0	0	0	0	0	0	
														1	0	0	0	0	0	0	
														2	0	0	0	0	0	0	
														1	0	0	0	0	0	0	
														1	0	0	0	0	0	0	
														2	0	0	0	0	0	0	
														1	0	0	0	0	0	0	
														1	0	0	0	0	0	0	
														2	0	0	0	0	0	0	
														1	0	0	0	0	0	0	
														1	0	0	0	0	0	0	
														2	0	0	0	0	0	0	
														1	0	0	0	0	0	0	
														1	0	0	0	0	0	0	
														2	0	0	0	0	0	0	
														1	0	0	0	0	0	0	
														1	0	0	0	0	0	0	
														2	0	0	0	0	0	0	
														1	0	0	0	0	0	0	
														1	0	0	0	0	0	0	
														2	0	0	0	0	0	0	
														1	0	0	0	0	0	0	
														1	0	0	0	0	0	0	
														2	0	0	0	0	0	0	
														1	0	0	0	0	0	0	
														1	0	0	0	0	0	0	
														2	0	0	0	0	0	0	
														1	0	0	0	0	0	0	
														1	0	0	0	0	0	0	
														2	0	0	0	0	0	0	
														1	0	0	0	0	0	0	
														1	0	0	0	0	0	0	
														2	0	0	0	0	0	0	
														1	0	0	0	0	0	0	
														1	0	0	0	0	0	0	
														2	0	0	0	0	0	0	

Batter	1	2	3	4	5	6	7	8	9	AB	R	H	RBI	BB	SO	LOB	TOP																						
Ted Uhlhaender, L OBP: 0.356, SLG: 0.328 (1, 8)	F9	IBB		6-3		FC3-2 1B 1-2 2-H		K		4	0	1	1	1	1	2																							
Cesar Tovar, R OBP: 0.275, SLG: 0.313 (1, 4)	E3 1B FC6-4	F6			2B SF8	FC3-2 1B 1-2 2-3		G4-6-3		5	2	2	0	0	0	5																							
Tony Oliva, L OBP: 0.367, SLG: 0.447 (1, 9)	FC6-4 1B	F7			K	FC3-2		K		5	0	1	0	0	2	7																							
Harmon Killebrew, R OBP: 0.405, SLG: 0.550 (1, 3)	FC6-4 BB 1-2 3-H			F8 2B		K		L6		5	0	2	1	0	1	4																							
Charlie Manuel, L OBP: 0.404, SLG: 0.487 (1, 7)	1-2 BB			F8		SF8		F8		3	0	0	1	1	1	1																							
Graig Nettles, L OBP: 0.356, SLG: 0.507 (1, 5)	K			G3		G3		G6-4-3 BB		3	0	0	0	1	1	4																							
Leo Cardenas, R OBP: 0.343, SLG: 0.402 (1, 6)		1B		L8		5-3		G6-4-3		4	0	1	0	0	0	2																							
John Roseboro, L OBP: 0.377, SLG: 0.382 (1, 2)		SH1-4 1B		3-4-1		1B 2B		1B BB		3	1	2	0	1	0	0																							
Dave Boswell, R OBP: 0.265, SLG: 0.190 (5, 1) Joe Girardi, R (5, 1) Jerry Crider, R (5, 1) Rod Carew, L OBP: 0.343, SLG: 0.544 (6, PH) Dick Woodson, R (6, 1) Ron Parranoski, L OBP: 0.206, SLG: 0.220 (7, 1) Rich Reese, L OBP: 0.343, SLG: 0.506 (8, PH) Bob Miller, R (8, 1)		SH1-4		K		1B FC3-2 BB		G4-6-3 1B		1	0	0	0	0	1	0																							
Inning Stats	R: 1 E: 1 K: 1 S: 7	H: 1 LOB: 2 BB: 1 P: 11	R: 0 E: 0 K: 0 S: 5	H: 2 LOB: 3 BB: 1 P: 9	R: 0 E: 0 K: 0 S: 4	H: 1 LOB: 1 BB: 0 P: 4	R: 0 E: 0 K: 1 S: 5	H: 0 LOB: 0 BB: 0 P: 5	R: 1 E: 0 K: 1 S: 7	H: 2 LOB: 1 BB: 0 P: 7	R: 1 E: 0 K: 1 S: 8	H: 3 LOB: 3 BB: 1 P: 12	R: 0 E: 0 K: 0 S: 2	H: 0 LOB: 0 BB: 1 P: 6	R: 0 E: 0 K: 1 S: 5	H: 1 LOB: 1 BB: 1 P: 9	R: 0 E: 0 K: 2 S: 7	H: 0 LOB: 0 BB: 0 P: 7	1B: 7 2B: 3 3B: 0 HR: 0	SF: 1 SAC: 1 DP: 2 HBP: 0	WP: 0 PA: 41																		
PITCHER	IP	WLS	BF	H	R	ER	SO	BB	IBB	HBP	BLK	WP	HR	S	P	ERA	WHIP	PITCHER				IP	WLS	BF	H	R	ER	SO	BB	IBB	HBP	BLK	WP	HR	S	P	ERA	WHIP	
Tom Phoebus, R ERA: 2.89 (1, 1)	5.1	W	28	8	3	2	3	2	1	0	0	0	0	31	43	3.38	1.875																						
Dave Leonhard, R ERA: 1.57 (6, 1)	1.2		8	2	0	0	1	2	0	0	0	0	0	8	16	0.00	2.400																						
Pete Richert, L ERA: 2.4 (8, 1)	2.0	S	5	0	0	0	3	0	0	0	0	0	0	11	11	0.00	0.000																						

Minnesota Twins @ Baltimore Orioles
Memorial Stadium, Baltimore, MD
Wed May 21 1969, 7:05 PM EDT
Att: 8,076 - Unknown

AB 34
R 3
H 10
RBI 3
BB 5
SO 7
LOB 25



Batter	1	2	3	4	5	6	7	8	9	AB	R	H	RBI	BB	SO	LOB	BOTTOM																						
Don Buford, S OBP: 0.377, SLG: 0.345 (1, 7)	5-3 BB	1-3 2-H 3-H 1B			K			1B BB		2	0	1	2	2	1	0																							
Paul Blair, R OBP: 0.359, SLG: 0.518 (1, 8)	5-3 1-2	CS		K	S 1B 2B			B2		4	1	1	0	0	1	2																							
Frank Robinson, R OBP: 0.428, SLG: 0.643 (1, 9)	P4			1B 2B				G6-3 1B		4	1	3	1	0	0	1																							
Boog Powell, L OBP: 0.405, SLG: 0.442 (1, 3)	K			2H 1B				G6-3		4	0	2	1	0	1	3																							
Eliud Hendricks, L OBP: 0.330, SLG: 0.370 (1, 2) Andy Etchebarren, R OBP: 0.352, SLG: 0.453 (6, 2)		F2		F9				K		2	0	0	0	0	0	1																							
Brooks Robinson, R OBP: 0.281, SLG: 0.346 (1, 5)		1B BB		F5				L7		2	1	0	0	2	0	3																							
Davey Johnson, R OBP: 0.315, SLG: 0.331 (1, 4)		1B BB		P6				F9		4	1	1	0	0	0	1																							
Mark Belanger, R OBP: 0.343, SLG: 0.315 (1, 6)		1B CS BB		F8				K		2	0	0	0	1	1	0																							
Tom Phoebus, R OBP: 0.350, SLG: 0.333 (1, 1) Dave Leonhard, R (6, 1) Pete Richert, L (8, 1)		K		5-3				K		2	0	0	0	0	1	3																							
Inning Stats	R: 0 E: 0 K: 1 S: 5	H: 0 LOB: 1 BB: 1 P: 9	R: 2 E: 0 K: 1 S: 6	H: 2 LOB: 2 BB: 2 P: 14	R: 1 E: 0 K: 1 S: 7	H: 2 LOB: 1 BB: 0 P: 7	R: 0 E: 0 K: 0 S: 3	H: 0 LOB: 0 BB: 0 P: 3	R: 1 E: 0 K: 2 S: 10	H: 3 LOB: 2 BB: 0 P: 10	R: 0 E: 0 K: 2 S: 7	H: 0 LOB: 0 BB: 0 P: 7	R: 0 E: 0 K: 0 S: 3	H: 1 LOB: 1 BB: 1 P: 7	R: 0 E: 0 K: 1 S: 4	H: 0 LOB: 0 BB: 1 P: 8	R: 0 E: 0 K: 1 S: 5	H: 0 LOB: 0 BB: 0 P: 7	1B: 6 2B: 2 3B: 0 HR: 0	SF: 0 SAC: 0 DP: 1 HBP: 0	WP: 0 PA: 36																		
PITCHER	IP	WLS	BF	H	R	ER	SO	BB	IBB	HBP	BLK	WP	HR	S	P	ERA	WHIP	PITCHER				IP	WLS	BF	H	R	ER	SO	BB	IBB	HBP	BLK	WP	HR	S	P	ERA	WHIP	
Dave Boswell, R ERA: 3.79 (1, 1)	4.1	L	21	6	4	4	4	3	0	0	0	0	0	1	1	8.31	2.077																						
Joe Grzenda, L ERA: 2.66 (5, 1)	0.0		1	1	0	0	0	0	0	0	0	0	0	1	1	∞	∞																						
Jerry Crider, R ERA: (5, 1)	0.2		2	0	0	0	1	0	0	0	0	0	0	4	4	0.00	0.000																						
Dick Woodson, R ERA: 3.27 (6, 1)	1.1		6	1	0	0	2	1	0	0	0	0	0	9	13	0.00	1.500																						
Ron Parranoski, L ERA: 0.59 (7, 1)	0.2		1	0	0	0	0	0	0	0	0	0	0	1	1	0.00	0.000																						

Minnesota Twins @ Baltimore Orioles
Memorial Stadium, Baltimore, MD
Wed May 21 1969, 7:05 PM EDT
Att: 8,076 - Unknown

AB 29
R 4
H 8
RBI 4
BB 5
SO 8
LOB 16



Batter	1	2	3	4	5	6	7	8	9	AB	R	H	RBI	BB	SO	LOB	TOP		
Ted Uhlhaender, L OBP: 0.397, SLG: 0.331 (1, 8)										5	1	2	0	0	0	2	Minnesota Twins @ Baltimore Orioles Memorial Stadium, Baltimore, MD Thu May 22 1969, 7:05 PM EDT Att: 8,493 - Unknown		
Rod Carew, L OBP: 0.421, SLG: 0.542 (1, 4)										4	1	2	0	1	0	2			
Tony Oliva, L OBP: 0.375, SLG: 0.456 (1, 9)										4	0	2	1	1	0	1			
Harmon Killebrew, R OBP: 0.401, SLG: 0.540 (1, 3)										4	0	1	1	0	0	3			
Charlie Manuel, L OBP: 0.412, SLG: 0.476 (1, 7)										3	0	1	0	1	1	2			
Graig Nettles, L OBP: 0.351, SLG: 0.500 Cesar Tovar, R OBP: 0.270, SLG: 0.302 (1, 5) (3, PH)										1	0	0	0	0	1	3			
Leo Cardenas, R OBP: 0.333, SLG: 0.389 (1, 6)										4	0	0	0	0	0	6			
John Roseboro, L OBP: 0.380, SLG: 0.368 George Mitterwald, R OBP: 0.283, SLG: 0.368 (1, 2) (4, 2)										2	0	1	0	0	0	0			
Jim Perry, S OBP: 0.100, SLG: 0.100 Ron Perranoski, L OBP: 0.200, SLG: 0.200 Bob Miller, R OBP: 0.200, SLG: 0.200 Rich Reese, L OBP: 0.317, SLG: 0.500 (1, 1) (7, 1) (7, PH) (9, PH)										3	0	1	0	0	0	2			
Inning Stats	R: 2 E: 0 K: 1 S: 7	H: 3 LOB: 2 BB: 2 P: 15	R: 0 E: 0 K: 0 S: 4	H: 1 LOB: 1 BB: 0 P: 4	R: 0 E: 1 K: 2 S: 9	H: 1 LOB: 2 BB: 0 P: 9	R: 0 E: 0 K: 0 S: 4	H: 1 LOB: 1 BB: 0 P: 4	R: 0 E: 0 K: 0 S: 3	H: 0 LOB: 0 BB: 0 P: 3	R: 0 E: 0 K: 0 S: 4	H: 1 LOB: 1 BB: 0 P: 4	R: 0 E: 0 K: 1 S: 6	H: 1 LOB: 1 BB: 0 P: 6	R: 0 E: 0 K: 0 S: 4	H: 1 LOB: 1 BB: 0 P: 4		1B: 10 2B: 1 3B: 0 HR: 0	SF: 0 SAC: 0 DP: 2 HBP: 0
PITCHER	IP WLS BF H R ER SO BB IBB HBP BLK WP HR S P ERA WHIP	IP WLS BF H R ER SO BB IBB HBP BLK WP HR S P ERA WHIP																	
Jim Hardin, R ERA: 4.35	0.0	4	3	2	2	0	1	0	0	0	0	0	0	0	3	28	∞	∞	
Marcelino Lopez, L ERA: 2.16	5.0	19	3	0	0	3	1	0	0	0	0	0	0	24	28	0.00	0.800		
Dick Hall, R ERA: 2.18	2.0	W	8	3	0	0	0	1	0	0	0	0	0	7	11	0.00	1.500		
Eddie Watt, R ERA: 1.74	2.0	S	8	2	0	0	1	0	0	0	0	0	0	10	10	0.00	1.000		

AB	36
R	2
H	11
RBI	2
BB	3
SO	4
LOB	25



Batter	1	2	3	4	5	6	7	8	9	AB	R	H	RBI	BB	SO	LOB	BOTTOM		
Don Buford, S OBP: 0.371, SLG: 0.339 (1, 7)										5	1	1	1	0	0	0	Minnesota Twins @ Baltimore Orioles Memorial Stadium, Baltimore, MD Thu May 22 1969, 7:05 PM EDT Att: 8,493 - Unknown		
Paul Blair, R OBP: 0.354, SLG: 0.509 (1, 8)										5	1	1	0	0	1	0			
Frank Robinson, R OBP: 0.435, SLG: 0.665 (1, 9)										4	2	3	2	0	0	0			
Boog Powell, L OBP: 0.401, SLG: 0.444 (1, 3)										4	0	1	1	0	2	2			
Eliud Hendricks, L OBP: 0.327, SLG: 0.358 (1, 2)										3	1	0	0	1	0	2			
Brooks Robinson, R OBP: 0.291, SLG: 0.348 (1, 5)										2	0	1	0	1	0	1			
Davey Johnson, R OBP: 0.320, SLG: 0.331 (1, 4)										3	0	1	2	1	0	2			
Mark Belanger, R OBP: 0.341, SLG: 0.320 (1, 6)										4	1	1	0	0	0	7			
Jim Hardin, R OBP: 0.283, SLG: 0.467 Marcelino Lopez, R OBP: 0.200, SLG: 0.200 Curt Minton, L OBP: 0.288, SLG: 0.133 Dick Hall, R OBP: 0.283, SLG: 0.333 Dave May, L OBP: 0.172, SLG: 0.238 Eddie Watt, R (1, 1) (1, 1) (5, PH) (8, 1) (7, PH) (8, 1)										0	0	0	0	0	0	0			
Inning Stats	R: 0 E: 0 K: 1 S: 5	H: 0 LOB: 0 BB: 0 P: 5	R: 0 E: 1 K: 1 S: 7	H: 1 LOB: 2 BB: 0 P: 7	R: 0 E: 0 K: 1 S: 5	H: 0 LOB: 0 BB: 0 P: 5	R: 0 E: 0 K: 1 S: 6	H: 1 LOB: 3 BB: 1 P: 11	R: 0 E: 0 K: 0 S: 5	H: 0 LOB: 0 BB: 0 P: 5	R: 1 E: 0 K: 0 S: 5	H: 2 LOB: 1 BB: 0 P: 5	R: 5 E: 0 K: 0 S: 8	H: 5 LOB: 2 BB: 2 P: 16	R: 0 E: 0 K: 0 S: 3	H: 0 LOB: 0 BB: 0 P: 3		1B: 6 2B: 2 3B: 0 HR: 1	SF: 0 SAC: 0 DP: 0 HBP: 1
PITCHER	IP WLS BF H R ER SO BB IBB HBP BLK WP HR S P ERA WHIP	IP WLS BF H R ER SO BB IBB HBP BLK WP HR S P ERA WHIP																	
Jim Perry, R ERA: 3.07	6.0	L	26	5	2	2	5	1	0	1	0	0	0	34	39	3.00	1.000		
Ron Perranoski, L ERA: 1.74	0.2	L	8	4	4	4	0	2	0	0	0	0	0	6	14	54.00	9.000		
Bob Miller, R ERA: 2.03	1.1		4	0	0	0	0	0	0	0	0	0	0	4	4	0.00	0.000		



Batter	1	2	3	4	5	6	7	8	9	AB	R	H	RBI	BB	SO	LOB	TOP			
Cesar Tovar, R OBP: 0.258, SLG: 0.289 (1, 5)	6-3		K		1-3		L7			4	0	0	0	0	1	3	Minnesota Twins @ New York Yankees Yankee Stadium, Bronx, NY Fri May 23 1969, 7:05 PM EDT Att: 18,729 - Cloudy - 64 F			
Rod Carew, L OBP: 0.431, SLG: 0.557 (1, 4)	5-3					1B G6-4-3 2B		1B FC4-6		4	1	3	0	0	0	0				
Tony Oliva, L OBP: 0.372, SLG: 0.450 (1, 9)	1-3		4-3			1B G6-4-3		1B FC4-6 G5-4-3		4	0	1	0	0	0	3				
Harmon Killebrew, R OBP: 0.391, SLG: 0.523 (1, 3)		P4		6-3		1B G6-4-3		1B G5-4-3		4	0	0	0	0	0	2				
Ted Uhlhaender, L OBP: 0.361, SLG: 0.336 (1, 8)		1B 1B		1-4-3		1B S		1B 1-3		4	0	2	0	0	0	0				
Charlie Manuel, L OBP: 0.400, SLG: 0.457 (1, 7)		1B G6-4-3		4-3		1B 1-3		1B 4-3		4	0	1	0	0	0	1				
Leo Cardenas, R OBP: 0.348, SLG: 0.396 (1, 6)		1B G6-4-3				1B FC4-6 BB		1B 4-1		3	0	2	0	1	0	2				
John Roseboro, L OBP: 0.361, SLG: 0.365 (1, 2)			E6 1B		FC4-6		4-1	L7		4	0	0	0	0	0	3				
Tom Hall, L OBP: 0.154, SLG: 0.231 Bob Miller, R (7, 1)			K		K		6-3			3	0	0	0	0	2	3				
										0	0	0	0	0	0	0				
Inning Stats	R: 0 E: 0 K: 0 S: 3	H: 0 LOB: 0 BB: 0 P: 3	R: 0 E: 0 K: 0 S: 4	H: 2 LOB: 1 BB: 0 P: 4	R: 0 E: 1 K: 2 S: 9	H: 1 LOB: 2 BB: 0 P: 9	R: 0 E: 0 K: 0 S: 3	H: 0 LOB: 0 BB: 0 P: 3	R: 0 E: 0 K: 1 S: 5	H: 3 LOB: 1 BB: 0 P: 5	R: 0 E: 0 K: 0 S: 4	H: 1 LOB: 1 BB: 0 P: 4	R: 0 E: 0 K: 0 S: 3	H: 1 LOB: 1 BB: 0 P: 3	R: 0 E: 0 K: 0 S: 4	H: 1 LOB: 1 BB: 0 P: 4	1B: 8 2B: 1 3B: 0 HR: 0	SF: 0 SAC: 0 DP: 3 HBP: 0	WP: 0 PB: 0 CS: 1	PA: 35
PITCHER Mel Stottlemyre, R ERA: 2.62 (1, 1)	IP: 9.0 WLS: W BF: 35 H: 9 R: 1 ER: 1 SO: 3 BB: 1 IBB: 0 HBP: 0 BLK: 0 WP: 0 HR: 0 S: 40 P: 44 ERA: 1.00 WHIP: 1.111															PITCHER IP: 9.0 WLS: W BF: 35 H: 9 R: 1 ER: 1 SO: 3 BB: 1 IBB: 0 HBP: 0 BLK: 0 WP: 0 HR: 0 S: 40 P: 44 ERA: 1.00 WHIP: 1.111				

AB	34
R	1
H	9
RBI	0
BB	1
SO	3
LOB	17



Batter	1	2	3	4	5	6	7	8	9	AB	R	H	RBI	BB	SO	LOB	BOTTOM
Horace Clarke, S OBP: 0.337, SLG: 0.325 (1, 4)	5-3		CS 1B			L9	F7			4	0	1	0	0	0	2	Minnesota Twins @ New York Yankees Yankee Stadium, Bronx, NY Fri May 23 1969, 7:05 PM EDT Att: 18,729 - Cloudy - 64 F
Tom Tresh, S OBP: 0.279, SLG: 0.280 (1, 6)	F3		CS	F7		F8		1-3		4	0	0	0	0	0	0	
Bobby Murcer, L OBP: 0.343, SLG: 0.558 (1, 9)				E9 6-3 1B		K		1-3		4	1	2	0	0	1	0	
Roy White, S OBP: 0.400, SLG: 0.373 Billy Cowan, R OBP: 0.290, SLG: 0.217 (7, 7)	6-3			6-3		2B G3		5-3		2	0	0	0	0	0	2	
										2	1	1	0	0	0	0	
Joe Pepitone, L OBP: 0.279, SLG: 0.567 (1, 3)		P5				G3				3	0	1	1	0	0	1	
Frank Fernandez, R OBP: 0.412, SLG: 0.431 (1, 2)		F7		F6		2B SF8	BB			2	1	0	0	1	0	1	
Bill Robinson, R OBP: 0.227, SLG: 0.227 (1, 8)		L8				SF8	2B			3	0	1	1	0	1	0	
Bobby Cox, R OBP: 0.179, SLG: 0.083 (1, 5)				L3		SF8	2B			2	0	0	0	1	1	0	
Mel Stottlemyre, R OBP: 0.265, SLG: 0.207 (1, 1)			K2-3		F6		SF8			2	0	0	1	0	1	0	
										1B: 5 2B: 1 3B: 0 HR: 0	SF: 1 SAC: 0 DP: 0 HBP: 0	WP: 0 PB: 0 CS: 1	PA: 32				
Inning Stats	R: 0 E: 0 K: 0 S: 4	H: 1 LOB: 1 BB: 0 P: 4	R: 0 E: 0 K: 0 S: 3	H: 0 LOB: 0 BB: 0 P: 3	R: 0 E: 1 K: 1 S: 5	H: 1 LOB: 0 BB: 0 P: 5	R: 1 E: 1 K: 0 S: 5	H: 2 LOB: 1 BB: 0 P: 5	R: 0 E: 0 K: 2 S: 7	H: 0 LOB: 0 BB: 0 P: 7	R: 0 E: 0 K: 1 S: 5	H: 0 LOB: 0 BB: 0 P: 5	R: 2 E: 0 K: 0 S: 5	H: 2 LOB: 2 BB: 2 P: 13	R: 0 E: 0 K: 0 S: 3	H: 0 LOB: 0 BB: 0 P: 3	
PITCHER Tom Hall, L ERA: 3.82 Bob Miller, R ERA: 1.6 (7, 1)	IP: 6.1 WLS: L BF: 25 H: 6 R: 3 ER: 3 SO: 4 BB: 1 IBB: 0 HBP: 0 BLK: 0 WP: 0 HR: 0 S: 32 P: 36 ERA: 4.26 WHIP: 1.105															PITCHER IP: 1.2 WLS: L BF: 6 H: 0 R: 0 ER: 0 SO: 0 BB: 1 IBB: 0 HBP: 0 BLK: 0 WP: 0 HR: 0 S: 9 P: 9 ERA: 0.00 WHIP: 0.000	



Batter	1	2	3	4	5	6	7	8	9	AB	R	H	RBI	BB	SO	LOB	TOP				
Cesar Tovar, R OBP: 0.247, SLG: 0.277 (1, 5)										4	0	0	0	0	0	1	Minnesota Twins @ New York Yankees Yankee Stadium, Bronx, NY Sat May 24 1969, 3:33 AM EDT Att. 10,482 - Cloudy				
Rod Carew, L OBP: 0.425, SLG: 0.544 (1, 4)										3	1	0	0	1	0	0					
Tony Oliva, L OBP: 0.375, SLG: 0.451 (1, 9)										4	0	2	1	0	0	0					
Harmon Killebrew, R OBP: 0.388, SLG: 0.515 (1, 3)										4	1	1	0	0	1	0					
Graig Nettles, L OBP: 0.351, SLG: 0.493 Frank Quilici, R OBP: 0.220, SLG: 0.179 (8, 5)										3	0	1	0	0	2	0					
Ted Uhlhaender, L OBP: 0.354, SLG: 0.328 (1, 8)										3	0	0	0	0	1	2					
Leo Cardenas, R OBP: 0.351, SLG: 0.401 (1, 6)										3	0	2	1	0	0	0					
John Roseboro, L OBP: 0.349, SLG: 0.351 (1, 2)										3	0	0	0	0	1	3					
Jim Kaat, L OBP: 0.130, SLG: 0.182 (1, 1)										2	0	0	0	0	0	0					
Inning Stats	R: 0 E: 0 K: 0 S: 3	H: 0 LOB: 0 BB: 0 P: 3	R: 1 E: 0 K: 1 S: 7	H: 3 LOB: 1 BB: 0 P: 7	R: 1 E: 0 K: 0 S: 3	H: 1 LOB: 0 BB: 1 P: 7	R: 0 E: 0 K: 2 S: 7	H: 0 LOB: 0 BB: 0 P: 7	R: 0 E: 0 K: 0 S: 3	H: 1 LOB: 0 BB: 0 P: 3	R: 0 E: 0 K: 1 S: 5	H: 0 LOB: 0 BB: 0 P: 5	R: 0 E: 0 K: 0 S: 4	H: 1 LOB: 1 BB: 0 P: 4	R: 0 E: 0 K: 1 S: 5	H: 0 LOB: 0 BB: 0 P: 5		1B: 6 2B: 0 3B: 0 HR: 0	SF: 0 SAC: 1 DP: 0 HBP: 0	WP: 0 PB: 0 CS: 1	PA: 33
PITCHER	IP	WLS	BF	H	R	ER	SO	BB	IBB	HBP	BLK	WP	HR	S	P	ERA	WHIP				
Bill Burbach, R ERA: 2.35 (1, 1)	7.0	L	24	5	2	2	4	1	0	0	0	0	0	31	35	2.57	0.857				
Jack Aker, R ERA: 7.13 (8, 1)	1.0		4	1	0	0	0	0	0	0	0	0	0	4	4	0.00	1.000				
Steve Hamilton, L ERA: 3.79 (9, 1)	1.0		3	0	0	0	1	0	0	0	0	0	0	5	5	0.00	0.000				
Batter	1	2	3	4	5	6	7	8	9	AB	R	H	RBI	BB	SO	LOB	BOTTOM				
Jerry Kenney, L OBP: 0.296, SLG: 0.304 (1, 5)										4	0	0	0	0	0	2	Minnesota Twins @ New York Yankees Yankee Stadium, Bronx, NY Sat May 24 1969, 3:33 AM EDT Att. 10,482 - Cloudy				
Tom Tresh, S OBP: 0.278, SLG: 0.287 (1, 6)										4	0	1	0	0	1	0					
Bobby Murcer, L OBP: 0.347, SLG: 0.557 (1, 9)										4	0	2	0	0	0	1					
Joe Pepitone, L OBP: 0.272, SLG: 0.552 (1, 3)										4	0	0	0	0	0	3					
Frank Fernandez, R OBP: 0.389, SLG: 0.400 (1, 2)										4	0	0	0	0	1	2					
Bill Robinson, R OBP: 0.228, SLG: 0.229 (1, 8)										4	0	1	0	0	1	1					
Billy Cowan, R OBP: 0.310, SLG: 0.231 (1, 7)										3	1	1	0	1	1	1					
Bobby Cox, R OBP: 0.188, SLG: 0.074 (1, 4)										3	0	0	0	1	0	3					
Bill Burbach, R OBP: 0.067, SLG: 0.067 (7, PH)										1	0	0	0	0	0	0					
John Ellis, R OBP: 0.273, SLG: 0.556 (7, PR)										1	0	0	0	0	0	0					
Jake Gibbs, L OBP: 0.284, SLG: 0.257 (7, PR)										0	0	0	0	0	0	0					
Jack Aker, R (8, 1)										0	0	0	0	0	0	0					
Steve Hamilton, L (9, 1)										0	0	0	0	0	0	0					
Inning Stats	R: 0 E: 0 K: 0 S: 4	H: 1 LOB: 1 BB: 0 P: 4	R: 0 E: 0 K: 1 S: 6	H: 1 LOB: 1 BB: 0 P: 6	R: 0 E: 0 K: 1 S: 5	H: 0 LOB: 0 BB: 0 P: 5	R: 0 E: 0 K: 0 S: 4	H: 1 LOB: 1 BB: 0 P: 4	R: 0 E: 0 K: 0 S: 3	H: 0 LOB: 0 BB: 0 P: 3	R: 1 E: 1 K: 1 S: 7	H: 1 LOB: 1 BB: 0 P: 7	R: 0 E: 0 K: 0 S: 3	H: 0 LOB: 0 BB: 0 P: 9	R: 0 E: 0 K: 1 S: 5	H: 0 LOB: 1 BB: 1 P: 9	1B: 4 2B: 1 3B: 0 HR: 0	SF: 0 SAC: 1 DP: 0 HBP: 0	WP: 0 PB: 0 CS: 0	PA: 35	
PITCHER	IP	WLS	BF	H	R	ER	SO	BB	IBB	HBP	BLK	WP	HR	S	P	ERA	WHIP				
Jim Kaat, L ERA: 2.5 (1, 1)	9.0	W	35	5	1	0	4	2	0	0	0	0	0	41	49	0.00	0.778				

Batter	1	2	3	4	5	6	7	8	9	AB	R	H	RBI	BB	SO	LOB	TOP																					
Ted Uhlhaender, L (1, 8) OBP: 0.340, SLG: 0.314	L7		F7		FC1-6 2B 1-2	L8		4-3		5	0	0	0	0	0	3	Minnesota Twins @ New York Yankees Yankee Stadium, Bronx, NY Sun May 25 1969, 3:38 AM EDT Att: 57,445 - Unknown - 73 F																					
Rod Carew, L (1, 4) OBP: 0.438, SLG: 0.555	K			FC4-6 BB			SH5-3 1B	L4-6 S BB	3	1	2	0	2	1	0																							
Tony Oliva, L (1, 9) OBP: 0.369, SLG: 0.433	K			FC4-6 2B FC6-4 1-2			SH5-3 1-2	K	3	1	0	0	1	2	2																							
Harmon Killebrew, R (1, 3) OBP: 0.391, SLG: 0.518		BB		FC6-4 2B 1-3	F8		1B 1B 2H	1B	4	0	3	1	1	0	3																							
Charlie Manuel, L (1, 7) OBP: 0.424, SLG: 0.531 Frank Quilici, R (7, 5) OBP: 0.205, SLG: 0.167	K			FC6-4 IBB		HR	1B 1-2	L4-6 2-3	3	1	2	1	1	1	1																							
Leo Cardenas, R (1, 6) OBP: 0.340, SLG: 0.386	F6			FC6-4 IBB 1-2 2-3 3-H 0-0	F2		F9		4	0	0	1	0	0	5																							
Cesar Tovar, R (1, 5) OBP: 0.248, SLG: 0.284 (7, 7)	K			FC6-4 1-2		S 2B	L6		4	0	1	0	0	1	5																							
John Roseboro, L (1, 2) OBP: 0.344, SLG: 0.338			F8		6-3	S IBB	F6		3	0	0	0	1	0	0																							
Dick Woodson, R (1, 1) OBP: 0.167, SLG: 0.091 Ron Perranoski, L (9, 1) OBP: 0.200, SLG: 0.200	K		K		FC1-6 1B 1-2 2-3	K	K		4	0	1	0	0	3	2																							
Inning Stats	R: 0 E: 0 K: 2 S: 7	H: 0 LOB: 0 BB: 0 P: 7	R: 0 E: 0 K: 2 S: 7	H: 0 LOB: 1 BB: 1 P: 11	R: 0 E: 0 K: 1 S: 5	H: 0 LOB: 0 BB: 0 P: 5	R: 1 E: 0 K: 0 S: 4	H: 1 LOB: 2 BB: 2 P: 12	R: 0 E: 0 K: 0 S: 5	H: 2 LOB: 3 BB: 1 P: 9	R: 1 E: 0 K: 1 S: 7	H: 2 LOB: 2 BB: 1 P: 11	R: 1 E: 0 K: 0 S: 6	H: 3 LOB: 2 BB: 0 P: 6	R: 0 E: 0 K: 1 S: 5	H: 0 LOB: 0 BB: 0 P: 5		R: 0 E: 0 K: 1 S: 5	H: 1 LOB: 1 BB: 1 P: 9	1B: 5 2B: 4 3B: 0 HR: 1	SF: 0 SAC: 1 DP: 1 HBP: 0	WP: 0 PB: 0 CS: 3	PA: 41															
PITCHER	IP	WLS	BF	H	R	ER	SO	BB	IBB	HBP	BLK	WP	HR	S	P	ERA	WHIP	PITCHER				IP	WLS	BF	H	R	ER	SO	BB	IBB	HBP	BLK	WP	HR	S	P	ERA	WHIP
Stan Bahnsen, R (1, 1) ERA: 4.33	5.2	L	27	5	2	2	6	2	3	0	0	0	1	34	54	3.18	1.235																					
Mike Kekich, L (6, 1) ERA: 7.29	2.1		10	3	1	1	1	0	0	0	0	0	0	12	12	3.86	1.286																					
Jack Aker, R (9, 1) ERA: 6.75	1.0		4	1	0	0	1	1	0	0	0	0	0	5	9	0.00	2.000																					

AB	34
R	3
H	9
RBI	3
BB	6
SO	8
LOB	23



Batter	1	2	3	4	5	6	7	8	9	AB	R	H	RBI	BB	SO	LOB	BOTTOM																					
Horace Clarke, S (1, 4) OBP: 0.328, SLG: 0.314	K					1-3		K2-3		3	0	0	0	1	2	0	Minnesota Twins @ New York Yankees Yankee Stadium, Bronx, NY Sun May 25 1969, 3:38 AM EDT Att: 57,445 - Unknown - 73 F																					
Jerry Kenney, L (1, 5) OBP: 0.300, SLG: 0.299	6-3		BB		1-3	4-3		1-3 BB 1B BB	3	1	0	0	1	0	2																							
Bobby Murcer, L (1, 9) OBP: 0.342, SLG: 0.538	P6					P6		1-3 BB 1B BB	3	1	0	0	1	1	0																							
Joe Pepitone, L (1, 3) OBP: 0.265, SLG: 0.531		G6-4-3 1B			F7		F8	1-3	4	0	1	0	0	0	2																							
Jimmie Hall, L (1, 7) OBP: 0.313, SLG: 0.362 John Ellis, R (9, PH) OBP: 0.333, SLG: 0.600 Jake Gibbs, L (9, PR) OBP: 0.284, SLG: 0.257	F7				K			1B 1B	3	0	1	0	0	1	1																							
Frank Fernandez, R (1, 2) OBP: 0.375, SLG: 0.397	G6-4-3 1-2					FC4-6 1B		K	4	0	1	0	0	2	3																							
Tom Tresh, S (1, 6) OBP: 0.283, SLG: 0.281						FC4-6 1B 1-2		P4	4	0	1	0	0	0	3																							
Jim Lyttle, L (1, 8) OBP: 0.150, SLG: 0.105			L8			K		5-3	3	0	0	0	0	1	2																							
Stan Bahnsen, R (1, 1) OBP: 0.118, SLG: 0.063 Mike Kekich, R (6, 1)	K					K		K	2	0	0	0	0	0	0																							
Roy White, S (9, PH) OBP: 0.394, SLG: 0.365 Jack Aker, R (9, 1)	K					K		K	1	0	0	0	0	1	0																							
Inning Stats	R: 0 E: 0 K: 1 S: 5	H: 0 LOB: 0 BB: 0 P: 5	R: 0 E: 0 K: 0 S: 3	H: 1 LOB: 0 BB: 0 P: 3	R: 0 E: 0 K: 1 S: 6	H: 1 LOB: 2 BB: 1 P: 10	R: 0 E: 0 K: 2 S: 7	H: 0 LOB: 0 BB: 0 P: 7	R: 0 E: 0 K: 2 S: 8	H: 1 LOB: 1 BB: 0 P: 8	R: 0 E: 0 K: 0 S: 3	H: 0 LOB: 0 BB: 0 P: 3	R: 0 E: 0 K: 1 S: 6	H: 1 LOB: 1 BB: 0 P: 6	R: 0 E: 0 K: 2 S: 7	H: 0 LOB: 0 BB: 0 P: 7	R: 2 E: 0 K: 1 S: 6	H: 1 LOB: 1 BB: 2 P: 14	1B: 5 2B: 0 3B: 0 HR: 0	SF: 0 SAC: 0 DP: 1 HBP: 0	WP: 0 PB: 0 CS: 0	PA: 34																
PITCHER	IP	WLS	BF	H	R	ER	SO	BB	IBB	HBP	BLK	WP	HR	S	P	ERA	WHIP	PITCHER				IP	WLS	BF	H	R	ER	SO	BB	IBB	HBP	BLK	WP	HR	S	P	ERA	WHIP
Dick Woodson, R (1, 1) ERA: 2.85	8.0	W	29	4	1	1	9	2	0	0	0	0	0	45	53	1.12	0.750																					
Ron Perranoski, L (9, 1) ERA: 1.97	1.0	S	5	1	1	1	1	1	0	0	0	0	0	6	10	9.00	2.000																					



Batter	1	2	3	4	5	6	7	8	9	AB	R	H	RBI	BB	SO	LOB	TOP				
Ted Uhlhaender, L OBP: 0.348, SLG: 0.315 (1, 8)	4-0 L6-3 BB		4-0 HR BB	0-0 HR 1B		0-0 P6		0-0 FC4-6 1B CS		3	2	1	1	2	0	1					
Rod Carew, L OBP: 0.444, SLG: 0.598 (1, 4)	0-0 L6-3		0-0 HR	0-0 HR		4-0 BB		0-0 P6		4	2	2	4	1	0	2					
Tony Oliva, L OBP: 0.376, SLG: 0.445 (1, 9)	0-0 BB 1B		0-3 K	0-0 BLK 2B		0-3 K		0-0 BB 1B		5	0	3	0	0	2	1					
Harmon Killebrew, R OBP: 0.391, SLG: 0.507 (1, 3)	4-0 BB		0-3 K	4-0 G3-6-3 BB		0-3 K		0-0 CS		3	0	0	0	2	2	0					
Charlie Manuel, L OBP: 0.397, SLG: 0.491 Frank Quilici, R OBP: 0.200, SLG: 0.163 (1, 7) (7, 5)	0-0 P6		0-0 4-3	0-0 G3-6-3 BB		0-0 P6		0-0 L6		4	0	0	0	0	0	4					
Leo Cardenas, R OBP: 0.348, SLG: 0.389 (1, 6)		4-0 5-3 BB		0-0 WP 1B 1B	0-3 K		0-0 FC5 1B		0-0 L6	4	1	2	0	1	1	0					
John Roseboro, L OBP: 0.362, SLG: 0.349 (1, 2)	0-0 P6		0-0 WP 1B	4-0 CS BB		0-0 1-2 1B		0-0 1-2 1B		3	1	2	0	1	0	1	AB 34				
Cesar Tovar, R OBP: 0.248, SLG: 0.283 (1, 5) (7, 7)	0-0 5-3		0-0 1-2 1B	0-3 K		0-0 FC5		0-0 FC4-6 BB		4	1	1	2	0	1	4	R 7				
Jim Perry, S OBP: 0.143, SLG: 0.077 (1, 1)	0-3 K		0-0 F2	0-0 1-3		0-0 1-3		4-0 FC4-6 BB		3	0	0	0	1	1	2	H 11				
Inning Stats	R: 0 E: 0 K: 0 S: 3	H: 1 LOB: 2 BB: 2 P: 11	R: 0 E: 0 K: 1 S: 5	H: 0 LOB: 1 BB: 1 P: 9	R: 2 E: 0 K: 2 S: 8	H: 1 LOB: 0 BB: 1 P: 12	R: 5 E: 0 K: 0 S: 8	H: 6 LOB: 1 BB: 1 P: 12	R: 0 E: 0 K: 2 S: 6	H: 0 LOB: 1 BB: 1 P: 10	R: 0 E: 0 K: 1 S: 5	H: 2 LOB: 2 BB: 0 P: 7	R: 0 E: 0 K: 0 S: 3	H: 1 LOB: 1 BB: 1 P: 7	R: 0 E: 0 K: 0 S: 3	H: 0 LOB: 0 BB: 0 P: 3	1B: 8 2B: 3 3B: 0 HR: 2	SF: 0 SAC: 0 DP: 3 HBP: 0	WP: 1 PB: 0 SB: 2 CS: 2	PA: 43	
PITCHER	IP	WLS	BF	H	R	ER	SO	BB	IBB	HBP	BLK	WP	HR	S	P	ERA	WHIP				
Joe Coleman, R ERA: 4.67 (1, 1)	3.0	L	17	5	5	5	3	4	0	0	0	1	1	19	35	15.00	3.000				
Dave Baldwin, R ERA: 3.29 (4, 1)	2.0		9	3	2	2	2	2	0	0	1	0	1	11	19	9.00	2.500				
Casey Cox, R ERA: 2.45 (6, 1)	3.0		13	3	0	0	2	2	0	0	0	0	0	15	23	0.00	1.667				
Darold Knowles, L ERA: (9, 1)	1.0		3	0	0	0	0	0	0	0	0	0	0	3	3	0.00	0.000				

Minnesota Twins @ Washington Senators
 Robert F. Kennedy Memorial Stadium, Washington, DC
 Mon May 26 1969, 7:05 PM EDT
 Att: 4,734 - Unknown

AB	34
R	7
H	11
RBI	7
BB	8
SO	7
LOB	15





Batter	1	2	3	4	5	6	7	8	9	AB	R	H	RBI	BB	SO	LOB	BOTTOM				
Del Unser, L OBP: 0.314, SLG: 0.283 (1, 8)	0-0 1B CS		0-0 6-3			0-0 G4-3 1B		0-0 G3		4	0	2	0	0	0	2					
Ed Brinkman, R OBP: 0.333, SLG: 0.357 (1, 6)	0-0 L8		0-0 F4			0-0 G4-3		0-0 4-3		4	0	0	0	0	0	4					
Frank Howard, R OBP: 0.360, SLG: 0.565 (1, 7)	0-0 1-3 1B			0-0 HR		0-0 P4		0-0 4-3		4	1	2	1	0	0	0					
Mike Epstein, L OBP: 0.424, SLG: 0.640 (1, 3)	0-3 K			0-0 P4		0-0 F9		0-3 K		4	0	0	0	0	2	2					
Hank Allen, R OBP: 0.312, SLG: 0.353 (1, 9)		0-0 1-3		0-0 4-3		0-0 F8		0-0 6-3		4	0	0	0	0	0	0					
Bernie Allen, L OBP: 0.327, SLG: 0.384 (1, 4)		0-0 1B 1B		0-0 L8		0-0 1-6-3				3	0	1	0	0	0	0					
Ken McMullen, R OBP: 0.297, SLG: 0.320 (1, 5)		0-0 G4-6-3 1B			0-0 FC6-4 1B		0-0 FC4-6 1B			3	0	3	0	0	0	0	AB 32				
Paul Casanova, R OBP: 0.230, SLG: 0.248 (1, 2)		0-0 G4-6-3			0-0 FC6-4 G6-4-3		0-0 FC4-6 G3 1B			3	0	0	0	0	0	4	R 1				
Joe Coleman, R OBP: 0.100, SLG: 0.053 (1, 1) Dave Salvo, R OBP: 0.118, SLG: 0.118 (4, 1) Dick Billings, R OBP: 0.118, SLG: 0.118 (5, PH) Casey Cox, R OBP: 0.376, SLG: 0.376 (6, 1) Ed Stroud, L OBP: 0.376, SLG: 0.376 (8, PH) Darold Knowles, L (9, 1)			0-3 K		0-0 G6-4-3		0-0 G3 1B			1	0	0	0	0	0	0	H 9				
Inning Stats	R: 0 E: 0 K: 1 S: 6	H: 2 LOB: 2 BB: 0 P: 6	R: 0 E: 0 K: 0 S: 4	H: 2 LOB: 0 BB: 0 P: 4	R: 0 E: 0 K: 1 S: 5	H: 0 LOB: 0 BB: 0 P: 5	R: 1 E: 0 K: 0 S: 4	H: 1 LOB: 0 BB: 0 P: 4	R: 0 E: 0 K: 0 S: 3	H: 1 LOB: 0 BB: 0 P: 3	R: 0 E: 0 K: 0 S: 3	H: 0 LOB: 0 BB: 0 P: 3	R: 0 E: 0 K: 0 S: 5	H: 2 LOB: 2 BB: 0 P: 5	R: 0 E: 0 K: 1 S: 5	H: 0 LOB: 0 BB: 0 P: 5	1B: 8 2B: 1 3B: 0 HR: 1	SF: 0 SAC: 0 DP: 4 HBP: 0	WP: 0 PB: 0 SB: 0 CS: 1	PA: 32	
PITCHER	IP	WLS	BF	H	R	ER	SO	BB	IBB	HBP	BLK	WP	HR	S	P	ERA	WHIP				
Jim Perry, R ERA: 2.7 (1, 1)	9.0	W	32	9	1	1	3	0	0	0	0	0	1	38	38	1.00	1.000				

Minnesota Twins @ Washington Senators
 Robert F. Kennedy Memorial Stadium, Washington, DC
 Mon May 26 1969, 7:05 PM EDT
 Att: 4,734 - Unknown

AB	32
R	1
H	9
RBI	1
BB	0
SO	3
LOB	13



Batter	1	2	3	4	5	6	7	8	9	AB	R	H	RBI	BB	SO	LOB	TOP							
Cesar Tovar, R OBP: 0.239, SLG: 0.273 (1, 8)	F8		F2		5-3		6-3			4	0	0	0	0	0	1	Minnesota Twins @ Washington Senators Robert F. Kennedy Memorial Stadium, Washington, DC Tue May 27 1969, 7:05 PM EDT Att: 5,982 - Unknown 							
Leo Cardenas, R OBP: 0.351, SLG: 0.392 (1, 6)	F7							K		4	0	2	0	0	1	0								
Harmon Killebrew, R OBP: 0.393, SLG: 0.593 (1, 3)	5-3		P6							3	0	1	0	1	0	2								
Tony Oliva, L OBP: 0.373, SLG: 0.437 (1, 9)		F9		G6-4-3	F8			F9		3	0	0	0	1	0	3								
Bob Allison, R OBP: 0.315, SLG: 0.383 (1, 7)	F9		E5				F7			4	0	0	0	0	0	2								
George Mitterwald, R OBP: 0.294, SLG: 0.385 (1, 2)			G6-4-3				P6			4	0	1	0	0	0	2								
Frank Quilici, R OBP: 0.184, SLG: 0.149 (1, 4)	5-3		F7				6-3			4	0	0	0	0	0	2								
Rick Renick, R OBP: 0.190, SLG: 0.263 (1, 5)			F7				F9			4	1	1	1	0	0	0								
Tom Hall, L OBP: 0.214, SLG: 0.286 (1, 1)										1	0	1	0	0	0	0								
Jerry Crider, R (4, 1)										1	0	0	0	0	1	0								
Tom Tischinski, R OBP: 0.143, SLG: 0.143 (7, PH)										1	0	0	0	0	1	0								
Dean Chance, R OBP: 0.154, SLG: 0.083 (7, 1)										0	0	0	0	0	0	0								
Inning Stats	R: 0 E: 0 K: 0 S: 3	H: 0 LOB: 0 BB: 0 P: 3	R: 0 E: 0 K: 0 S: 4	H: 1 LOB: 1 BB: 0 P: 4	R: 0 E: 0 K: 0 S: 5	H: 2 LOB: 2 BB: 0 P: 5	R: 0 E: 1 K: 0 S: 3	H: 0 LOB: 1 BB: 1 P: 7	R: 1 E: 0 K: 1 S: 7	H: 2 LOB: 2 BB: 1 P: 11	R: 0 E: 0 K: 0 S: 3	H: 0 LOB: 0 BB: 0 P: 3	R: 0 E: 0 K: 1 S: 5	H: 0 LOB: 0 BB: 0 P: 5	R: 0 E: 0 K: 1 S: 6	H: 1 LOB: 1 BB: 0 P: 6		R: 0 E: 0 K: 0 S: 3	H: 0 LOB: 0 BB: 0 P: 3	1B: 4 2B: 1 3B: 0 HR: 1	SF: 0 SAC: 0 DP: 1 HBP: 0	WP: 0 PB: 0 SB: 0 CS: 0	PA: 35	
PITCHER Barry Moore, L ERA: 2.02 (1, 1)	IP: 9.0 WLS: W BF: 35 H: 6 R: 1 ER: 1 SO: 3 BB: 2 IBB: 0 HBP: 0 BLK: 0 WP: 0 HR: 1 S: 39 P: 47 ERA: 1.00 WHIP: 0.889											PITCHER	IP: 9.0 WLS: W BF: 35 H: 6 R: 1 ER: 1 SO: 3 BB: 2 IBB: 0 HBP: 0 BLK: 0 WP: 0 HR: 1 S: 39 P: 47 ERA: 1.00 WHIP: 0.889											

Batter	1	2	3	4	5	6	7	8	9	AB	R	H	RBI	BB	SO	LOB	BOTTOM									
Ed Brinkman, R OBP: 0.332, SLG: 0.354 (1, 6)	F7	G5-4-3					6-3			4	0	1	2	0	0	1	Minnesota Twins @ Washington Senators Robert F. Kennedy Memorial Stadium, Washington, DC Tue May 27 1969, 7:05 PM EDT Att: 5,982 - Unknown 									
Hank Allen, R OBP: 0.310, SLG: 0.350 (1, 8)	K		F7	L7						4	1	1	0	0	1	1										
Frank Howard, R OBP: 0.363, SLG: 0.559 (1, 3)	E6						F8			2	1	0	0	2	0	0										
Brant Alyea, R OBP: 0.467, SLG: 0.673 (1, 9)			P6							4	1	3	3	0	0	1										
Del Unser, L OBP: 0.314, SLG: 0.283 (7, PR)										0	0	0	0	0	0	0										
Ken McMullen, R OBP: 0.295, SLG: 0.318 (1, 5)			F7							4	0	1	0	0	1	4										
Dick Billings, R OBP: 0.182, SLG: 0.100 (1, 7)										3	0	0	0	1	0	1										
Tim Cullen, R OBP: 0.301, SLG: 0.271 (1, 4)	F9									4	1	1	0	0	0	2										
Paul Casanova, R OBP: 0.238, SLG: 0.256 (1, 2)		F7								4	1	2	0	0	0	0										
Barry Moore, L OBP: 0.412, SLG: 0.286 (1, 1)										3	0	1	0	0	1	1										
Inning Stats	R: 2 E: 1 K: 1 S: 8	H: 2 LOB: 2 BB: 1 P: 12	R: 0 E: 0 K: 0 S: 3	H: 1 LOB: 0 BB: 0 P: 3	R: 0 E: 0 K: 0 S: 3	H: 0 LOB: 1 BB: 1 P: 7	R: 2 E: 0 K: 0 S: 6	H: 3 LOB: 1 BB: 0 P: 6	R: 0 E: 0 K: 0 S: 3	H: 0 LOB: 0 BB: 0 P: 3	R: 1 E: 0 K: 0 S: 4	H: 2 LOB: 2 BB: 1 P: 8	R: 0 E: 0 K: 1 S: 6	H: 1 LOB: 1 BB: 0 P: 6	R: 0 E: 0 K: 1 S: 6	H: 1 LOB: 1 BB: 0 P: 6		1B: 9 2B: 0 3B: 0 HR: 1	SF: 0 SAC: 1 DP: 1 HBP: 0	WP: 0 PB: 0 SB: 1 CS: 1	PA: 36					
PITCHER Tom Hall, L ERA: 3.92 (1, 1)	IP: 3.2 WLS: L BF: 19 H: 6 R: 4 ER: 2 SO: 1 BB: 2 IBB: 0 HBP: 0 BLK: 0 WP: 0 HR: 1 S: 19 P: 27 ERA: 4.91 WHIP: 2.182											PITCHER	IP: 3.2 WLS: L BF: 19 H: 6 R: 4 ER: 2 SO: 1 BB: 2 IBB: 0 HBP: 0 BLK: 0 WP: 0 HR: 1 S: 19 P: 27 ERA: 4.91 WHIP: 2.182													
Jerry Crider, R ERA: 2.43 (4, 1)	2.1	8	1	0	0	1	0	0	0	0	0	10	10	0.00	0.429											
Dean Chance, R ERA: 2.43 (7, 1)	2.0	9	3	1	1	1	0	1	0	0	0	10	14	4.50	1.500											

Batter	1	2	3	4	5	6	7	8	9	AB	R	H	RBI	BB	SO	LOB	TOP					
Leo Cardenas, R OBP: 0.347, SLG: 0.382 (1, 6)	6-3		G6-4-3				F8		6-3	4	0	0	0	1	0	1	Minnesota Twins @ Washington Senators Robert F. Kennedy Memorial Stadium, Washington, DC Wed May 28 1969, 7:05 PM EDT Att: 4,372 - Unknown livebaseballscorecards.com					
Rod Carew, L OBP: 0.456, SLG: 0.607 (1, 4)	BB			1B	2B	1B	1-2	BB	6-3	3	1	2	0	2	1	0						
Harmon Killebrew, R OBP: 0.393, SLG: 0.497 (1, 3)	F9			2B	1B	F8			6-3	4	0	1	0	1	0	4						
Tony Oliva, L OBP: 0.374, SLG: 0.438 (1, 9)	F7			1B			6-3			4	0	1	1	1	1	2						
George Mitterwald, R OBP: 0.292, SLG: 0.377 Charlie Manuel, L OBP: 0.391, SLG: 0.481 Tom Tischinski, R OBP: 0.143, SLG: 0.143 (1, 2)	6-3			K		2B			K	4	1	1	0	0	2	2						
Cesar Tovar, R OBP: 0.239, SLG: 0.281 (1, 5)	K			L5		2B			P3	4	1	1	0	0	1	2						
Bob Allison, R OBP: 0.328, SLG: 0.412 (1, 7)	6-3			6-3		2B			WP	4	0	2	2	0	0	2						
Ted Uhlaender, L OBP: 0.352, SLG: 0.315 (1, 8)			G6-4-3			L1	F3		WP	3	0	1	0	1	0	1						
Jim Kaat, L OBP: 0.111, SLG: 0.154 (1, 1)			K			G2	4-3		K	4	0	0	0	0	2	4						
Inning Stats	R: 0 E: 0 K: 0 S: 3	H: 0 LOB: 1 BB: 1 P: 7	R: 0 E: 0 K: 1 S: 5	H: 0 LOB: 0 BB: 0 P: 5	R: 0 E: 0 K: 1 S: 4	H: 0 LOB: 0 BB: 1 P: 8	R: 1 E: 0 K: 1 S: 8	H: 3 LOB: 2 BB: 0 P: 8	R: 0 E: 0 K: 0 S: 3	H: 0 LOB: 1 BB: 2 P: 11	R: 2 E: 0 K: 0 S: 6	H: 3 LOB: 1 BB: 0 P: 6	R: 0 E: 0 K: 2 S: 7	H: 0 LOB: 1 BB: 1 P: 11	R: 0 E: 0 K: 2 S: 9	H: 2 LOB: 2 BB: 0 P: 9		R: 0 E: 0 K: 0 S: 4	H: 1 LOB: 2 BB: 1 P: 8	1B: 5 2B: 4 3B: 0 HR: 0	SF: 0 SAC: 0 DP: 1 HBP: 0	WP: 1 PB: 0 SB: 0 CS: 0
PITCHER	IP	WLS	BF	H	R	ER	SO	BB	IBB	HBP	BLK	WP	HR	S	P	ERA	WHIP					
Frank Bertina, L ERA: 4.91 (1, 1)	5.1		25	6	3	3	3	4	0	0	0	0	0	27	43	5.06	1.875					
Jim Shellenback, L ERA: 2.35 (6, 1)	0.2		2	0	0	0	0	0	0	0	0	0	0	2	2	0.00	0.000					
Dennis Higgins, R ERA: 1.95 (7, 1)	3.0	W	14	3	0	0	4	1	1	0	0	1	0	20	28	0.00	1.333					

Batter	1	2	3	4	5	6	7	8	9	AB	R	H	RBI	BB	SO	LOB	BOTTOM					
Ed Brinkman, R OBP: 0.329, SLG: 0.351 (1, 6)	WP	F8		G6-4-3			L7		K	5	1	1	0	0	1	3	Minnesota Twins @ Washington Senators Robert F. Kennedy Memorial Stadium, Washington, DC Wed May 28 1969, 7:05 PM EDT Att: 4,372 - Unknown livebaseballscorecards.com					
Hank Allen, R OBP: 0.313, SLG: 0.359 (1, 8)	G3			E		6-3	P4		1B	5	1	2	0	0	0	1						
Frank Howard, R OBP: 0.368, SLG: 0.557 (1, 3)	2B			K		4-3			1B	4	1	2	1	1	1	0						
Brant Alyea, R OBP: 0.453, SLG: 0.660 (1, 9)	2B			K		F8			K	4	0	1	1	0	2	1						
Ken McMullen, R OBP: 0.294, SLG: 0.319 (1, 5)	SF7			BB		6-3			1-3	3	0	1	1	0	0	0						
Dick Billings, R OBP: 0.192, SLG: 0.087 (1, 7)	5-3			BB		K			1-3	3	0	0	0	1	1	1						
Tim Cullen, R OBP: 0.299, SLG: 0.270 (1, 4)			F5	L8			WP		6-3	4	0	1	0	0	0	2						
Paul Casanova, R OBP: 0.246, SLG: 0.258 (1, 2)	PB			K			1B		F8	3	0	1	0	1	1	0						
Frank Bertina, L OBP: 0.420, SLG: 0.800 Jim Shellenback, L OBP: 0.687, SLG: 0.887 Bernie Allen, R OBP: 0.326, SLG: 0.380 Dennis Higgins, R OBP: 0.429, SLG: 0.640 Mike Epstein, L OBP: 0.319, SLG: 0.319 (1, 1)	L6			G6-4-3			1B		1B	2	0	1	0	0	0	1						
Inning Stats	R: 2 E: 0 K: 0 S: 5	H: 2 LOB: 1 BB: 1 P: 9	R: 0 E: 0 K: 0 S: 4	H: 1 LOB: 1 BB: 0 P: 4	R: 1 E: 1 K: 2 S: 9	H: 2 LOB: 2 BB: 1 P: 13	R: 0 E: 0 K: 1 S: 5	H: 1 LOB: 0 BB: 0 P: 5	R: 0 E: 0 K: 1 S: 3	H: 0 LOB: 0 BB: 0 P: 3	R: 0 E: 0 K: 1 S: 6	H: 1 LOB: 2 BB: 1 P: 10	R: 0 E: 0 K: 1 S: 6	H: 1 LOB: 1 BB: 0 P: 6	R: 0 E: 0 K: 0 S: 3	H: 0 LOB: 0 BB: 0 P: 3		R: 1 E: 0 K: 1 S: 6	H: 2 LOB: 2 BB: 1 P: 10	1B: 8 2B: 2 3B: 0 HR: 0	SF: 1 SAC: 0 DP: 1 HBP: 0	WP: 2 PB: 1 SB: 0 CS: 0
PITCHER	IP	WLS	BF	H	R	ER	SO	BB	IBB	HBP	BLK	WP	HR	S	P	ERA	WHIP					
Jim Kaat, L ERA: 2.69 (1, 1)	8.2	L	39	10	4	4	6	3	1	0	0	2	0	47	63	4.15	1.500					

Batter	1	2	3	4	5	6	7	8	9	AB	R	H	RBI	BB	SO	LOB	TOP			
Ted Uhlhaender, L (1.8) OBP: 0.341, SLG: 0.305	F8		K		K	4-3		K		5	0	0	0	0	3	3	Minnesota Twins @ Boston Red Sox Fenway Park, Boston, MA Fri May 30 1969, 7:05 PM EDT Att: 35,434 - Unknown - 61 F			
Rod Carew, L (1.4) OBP: 0.461, SLG: 0.614	2B		G3		FC6-4		G3	WP		5	0	3	0	0	0	0				
Tony Oliva, L (1.9) OBP: 0.385, SLG: 0.448					FC6-4			HR		3	1	2	0	1	1	2				
Harmon Killebrew, R (1.3) OBP: 0.394, SLG: 0.510										4	1	1	2	1	1	5				
Jim Perry, S (9. PR) OBP: 0.143, SLG: 0.077	K		F5		FC6-4					0	0	0	0	0	0	0				
Charlie Manuel, L (1.7) OBP: 0.377, SLG: 0.448	K									4	0	0	0	1	1	5				
Cesar Tovar, R (1.5) OBP: 0.238, SLG: 0.277										5	0	1	0	0	0	3				
Leo Cardenas, R (1.6) OBP: 0.339, SLG: 0.373										4	0	0	0	0	2	2				
Rich Reese, L (9. PH) OBP: 0.313, SLG: 0.494	5-3				6-3		K	K		1	0	0	0	0	1	2				
John Roseboro, L (1.2) OBP: 0.381, SLG: 0.357										1	0	1	0	2	0	0				
George Mitterwald, R (8. PH) OBP: 0.288, SLG: 0.371										1	0	0	0	0	1	0				
Dave Boswell, R (11.1) OBP: 0.118, SLG: 0.231										2	0	0	0	0	2	3				
Graig Nettles, L (5. PH) OBP: 0.306, SLG: 0.493										0	0	0	0	0	0	0				
Dean Chance, R (6.1) OBP: 0.154, SLG: 0.083										0	0	0	0	0	0	0				
Ron Perranoski, L (7.1) OBP: 0.154, SLG: 0.083										0	0	0	0	0	0	0				
Rick Renick, R (8. PH) OBP: 0.227, SLG: 0.293										0	0	0	0	1	0	0				
Joe Grzenda, R (8.1) OBP: 0.187, SLG: 0.167										0	0	0	0	0	0	0				
Bob Miller, R (8.1)										0	0	0	0	0	0	0				
Inning Stats	R: 0 E: 0 K: 2 S: 9	H: 2 LOB: 2 P: 9	R: 0 E: 0 K: 1 S: 6	H: 1 LOB: 1 BB: 0 P: 6	R: 0 E: 0 K: 1 S: 5	H: 0 LOB: 1 BB: 0 P: 6	R: 0 E: 0 K: 1 S: 5	H: 0 LOB: 2 BB: 2 P: 13	R: 0 E: 0 K: 1 S: 6	H: 0 LOB: 2 BB: 1 P: 10	R: 2 E: 0 K: 1 S: 8	H: 3 LOB: 1 BB: 0 P: 8	R: 0 E: 0 K: 3 S: 10	H: 1 LOB: 2 BB: 1 P: 14	R: 0 E: 0 K: 1 S: 5	H: 0 LOB: 2 BB: 1 P: 9	1B: 5 2B: 2 3B: 0 HR: 1	SF: 0 SAC: 0 DP: 0 HBP: 2	WP: 2 PB: 1 SB: 0 CS: 0	PA: 43
PITCHER	IP WLS BF H R ER SO BB IBB HBP BLK WP HR S P ERA WHIP																			
Jim Lonborg, R (1.1) ERA: 2.94	6.1 W 31 6 2 2 7 3 1 2 0 1 1 39 57 2.84 1.421																			
Sparky Lyle, L (7.1) ERA: 2.4	1.2 8 2 0 0 4 1 0 0 0 1 0 15 19 0.00 1.800																			
Ray Jarvis, R (9.1) ERA: 2.81	0.0 1 0 0 0 0 1 0 0 0 0 0 0 4 ∞ ∞																			
Garry Roggenburk, L (9.1) ERA:	0.1 1 0 0 0 0 0 0 0 0 0 0 1 1 0.00 0.000																			
Vicente Romo, R (9.1) ERA: 2.75	0.2 S 2 0 0 0 1 0 0 0 0 0 0 4 4 0.00 0.000																			

Batter	1	2	3	4	5	6	7	8	9	AB	R	H	RBI	BB	SO	LOB	BOTTOM			
Mike Andrews, R (1.4) OBP: 0.381, SLG: 0.443	1B		1B		F8					0	1	0	0	0	0	0	Minnesota Twins @ Boston Red Sox Fenway Park, Boston, MA Fri May 30 1969, 7:05 PM EDT Att: 35,434 - Unknown - 61 F			
Dick Schofield, S (2.4) OBP: 0.481, SLG: 0.364	2B									2	0	1	0	1	0	0				
Dalton Jones, L (1.3) OBP: 0.344, SLG: 0.368	L9				K					4	0	1	0	0	1	3				
Carl Yastrzemski, L (1.7) OBP: 0.389, SLG: 0.599	F2		K		4-3					3	0	0	0	0	1	3				
Reggie Smith, S (1.8) OBP: 0.356, SLG: 0.500										3	2	2	0	0	0	2				
Don Lock, R (7.8) OBP: 0.250, SLG: 0.286	2B		P5							1	0	0	0	0	0	1				
Rico Petrocelli, R (1.6) OBP: 0.453, SLG: 0.689			K		4-3					4	0	1	2	0	2	3				
Tony Conigliaro, R (1.9) OBP: 0.335, SLG: 0.469	K				F3					3	0	1	1	0	1	1				
George Scott, R (1.5) OBP: 0.256, SLG: 0.296			K		E6					3	0	0	0	0	1	1				
Russ Gibson, R (1.2) OBP: 0.281, SLG: 0.284	K				5-3					3	0	1	0	0	1	1				
Jim Lonborg, R (1.1) ERA: 3.42										2	0	0	0	0	2	1				
Sparky Lyle, L (7.1) OBP: 0.687, SLG: 0.500										0	0	0	0	0	0	0				
Ray Jarvis, R (9.1)										0	0	0	0	0	0	0				
Garry Roggenburk, R (9.1)										0	0	0	0	0	0	0				
Vicente Romo, R (9.1) OBP: 0.187, SLG: 0.167										0	0	0	0	0	0	0				
Inning Stats	R: 2 E: 0 K: 1 S: 7	H: 2 LOB: 1 BB: 0 P: 8	R: 0 E: 0 K: 3 S: 9	H: 0 LOB: 0 BB: 0 P: 9	R: 0 E: 0 K: 2 S: 9	H: 2 LOB: 0 BB: 0 P: 9	R: 0 E: 1 K: 1 S: 6	H: 0 LOB: 1 BB: 0 P: 6	R: 0 E: 0 K: 1 S: 5	H: 0 LOB: 0 BB: 0 P: 5	R: 1 E: 1 K: 0 S: 4	H: 2 LOB: 0 BB: 0 P: 4	R: 0 E: 0 K: 0 S: 3	H: 1 LOB: 1 BB: 1 P: 7	R: 0 E: 0 K: 1 S: 4	H: 0 LOB: 0 BB: 0 P: 5	1B: 6 2B: 2 3B: 0 HR: 0	SF: 0 SAC: 1 DP: 3 HBP: 2	WP: 0 PB: 0 SB: 0 CS: 0	PA: 32
PITCHER	IP WLS BF H R ER SO BB IBB HBP BLK WP HR S P ERA WHIP																			
Dave Boswell, R (6.1) ERA: 2.32	1.1 7 3 1 0 0 1 0 0 0 0 0 6 10 0.00 3.000																			
Ron Perranoski, L (7.1) ERA: 1.93	0.2 1 0 0 0 0 0 0 0 0 0 0 1 1 0.00 0.000																			
Joe Grzenda, L (8.1) ERA: 2.66	0.0 1 0 0 0 0 0 0 0 1 0 0 0 1 ∞ ∞																			
Bob Miller, R (8.1) ERA: 1.69	1.0 2 0 0 0 1 0 0 0 0 0 0 4 4 0.00 0.000																			

Batter	1	2	3	4	5	6	7	8	9	AB	R	H	RBI	BB	SO	LOB	TOP											
Ted Uhlhaender, L OBP: 0.337, SLG: 0.301 (1, 8)	F8	FC6-4 E 1-2 2-H 2B 1B		1-3	F7		1-3			5	1	1	1	0	0	1	Minnesota Twins @ Boston Red Sox Fenway Park, Boston, MA Sat May 31 1969, 3:33 AM EDT Att: 25,540 - Unknown - 83 F											
Rod Carew, L OBP: 0.456, SLG: 0.604 (1, 4)	K	E3 FC6-4 1-2 2-3		F8		BLK 1B 1B		CS 1B HBP		4	1	1	0	0	1	2												
Tony Oliva, L OBP: 0.391, SLG: 0.453 (1, 9)	F4	FC6-4 2B		WP 1B		1B BLK 1B		CS 1B		5	1	3	1	0	0	2												
Harmon Killebrew, R OBP: 0.399, SLG: 0.513 Rich Reese, L OBP: 0.313, SLG: 0.494 (8, 3)		BB		6-3		1B BB		K		3	1	1	2	2	1	3												
Charlie Manuel, L OBP: 0.397, SLG: 0.459 Cesar Tovar, R OBP: 0.236, SLG: 0.275 (7, 7)		BB				2B WP BB		F8		3	2	2	1	1	1	1												
Graig Nettles, L OBP: 0.354, SLG: 0.480 Frank Quilici, R OBP: 0.180, SLG: 0.146 (7, 5)		K2-3		4-3		F8		K		4	1	1	1	0	1	4												
Leo Cardenas, R OBP: 0.335, SLG: 0.373 (1, 6)		E6 FC1-5 1B 2-3 3-H		K		E 2B		G6-4-3		5	1	1	1	0	1	4												
John Roseboro, L OBP: 0.392, SLG: 0.371 Tom Tischinski, R OBP: 0.143, SLG: 0.143 (9, 2)		FC1-5 1B 1B 1-2 3-H		1-3		1-3		G3		5	1	3	1	0	0	0												
Dick Woodson, R OBP: 0.188, SLG: 0.071 Bob Allison, R OBP: 0.322, SLG: 0.404 Ron Perranoski, L OBP: 0.200, SLG: 0.200 (9, 1)		FC1-5 E 1B FC6-4 1-2 2-3		K		BB		K		3	1	0	0	1	2	3												
Inning Stats	R: 0 E: 0 K: 1 S: 5	H: 0 LOB: 0 BB: 0 P: 5	R: 7 E: 2 K: 1 S: 12	H: 5 LOB: 1 BB: 1 P: 16	R: 0 E: 0 K: 2 S: 8	H: 1 LOB: 1 BB: 0 P: 8	R: 0 E: 0 K: 0 S: 4	H: 1 LOB: 1 BB: 0 P: 4	R: 2 E: 0 K: 0 S: 4	H: 1 LOB: 2 BB: 2 P: 12	R: 1 E: 0 K: 1 S: 7	H: 3 LOB: 2 BB: 1 P: 11	R: 0 E: 0 K: 1 S: 5	H: 0 LOB: 0 BB: 0 P: 5	R: 0 E: 0 K: 1 S: 5	H: 1 LOB: 1 BB: 0 P: 6		R: 0 E: 0 K: 0 S: 4	H: 1 LOB: 1 BB: 0 P: 4	1B: 11 2B: 2 3B: 0 HR: 0	SF: 0 SAC: 0 DP: 1 HBP: 1	WP: 2 PB: 0 SB: 0 CS: 2	PA: 45					
PITCHER	IP	WLS	BF	H	R	ER	SO	BB	IBB	HBP	BLK	WP	HR	S	P	ERA		WHIP										
Sonny Siebert, R ERA: 4.08 Lee Stange, R ERA: 3.46 Bill Landis, L ERA: 6.75 Garry Roggenburk, L ERA: Ray Jarvis, R ERA: 2.75	1.1	L	10	4	6	3	1	1	0	0	0	0	0	11	15	20.25		3.750										

Batter	1	2	3	4	5	6	7	8	9	AB	R	H	RBI	BB	SO	LOB	BOTTOM											
Dick Schofield, S OBP: 0.438, SLG: 0.333 (1, 4)	BB 1B 1B		F8	L8		E3		F9		5	0	1	0	0	0	2	Minnesota Twins @ Boston Red Sox Fenway Park, Boston, MA Sat May 31 1969, 3:33 AM EDT Att: 25,540 - Unknown - 83 F											
Joe Lahoud, L OBP: 0.286, SLG: 0.079 (1, 8)	F5		K		G3	F8		F8		5	0	0	0	0	1	2												
Carl Yastrzemski, L OBP: 0.490, SLG: 0.524 George Thomas, R OBP: 0.343, SLG: 0.406 (8, 7)	F2		HR		FC5-4 BB	F8		K2-3		3	1	1	1	1	0	1												
Rico Petrocelli, R OBP: 0.457, SLG: 0.687 Syd O'Brien, R OBP: 0.333, SLG: 0.500 (7, 6)	BB 1B		1B BB		FC5-4 BB HR	1B		K		2	1	1	0	1	0	1												
Dalton Jones, L OBP: 0.356, SLG: 0.370 (1, 3)	1-2 2-3 BB		1B		HR BB	F2				2	1	1	0	2	0	1												
Tony Conigliaro, R OBP: 0.333, SLG: 0.482 (1, 9)	K		K		HR	B5-3				4	1	1	3	0	2	6												
George Scott, R OBP: 0.256, SLG: 0.295 (1, 5)		F3		6-3	F9			4-3 1B		4	0	1	0	0	0	0												
Joe Azcue, R OBP: 0.313, SLG: 0.307 (1, 2)		1-3		1B		6-3		F7		4	0	1	0	0	0	1												
Sonny Siebert, R ERA: 4.08 Lee Stange, R ERA: 3.46 Don Lock, R OBP: 0.222, SLG: 0.250 Bill Landis, L ERA: 6.75 Garry Roggenburk, R Reggie Smith, S ERA: 3.00, SLG: 0.490 Ray Jarvis, R ERA: 2.75 (1, 1) (2, 1) (4, PH) (5, 1) (8, PH) (9, 1)		K		K		F9		4-3		0	0	0	0	0	0	0												
Inning Stats	R: 0 E: 0 K: 1 S: 7	H: 2 LOB: 3 BB: 1 P: 11	R: 0 E: 0 K: 1 S: 5	H: 0 LOB: 0 BB: 0 P: 5	R: 1 E: 0 K: 2 S: 9	H: 2 LOB: 2 BB: 1 P: 13	R: 0 E: 0 K: 1 S: 6	H: 1 LOB: 1 BB: 0 P: 6	R: 3 E: 0 K: 0 S: 4	H: 1 LOB: 0 BB: 2 P: 12	R: 0 E: 1 K: 0 S: 4	H: 0 LOB: 1 BB: 0 P: 4	R: 0 E: 0 K: 0 S: 4	H: 1 LOB: 1 BB: 0 P: 4	R: 0 E: 0 K: 0 S: 4	H: 1 LOB: 1 BB: 0 P: 4		R: 0 E: 0 K: 2 S: 7	H: 0 LOB: 0 BB: 0 P: 7	1B: 6 2B: 0 3B: 0 HR: 2	SF: 0 SAC: 0 DP: 0 HBP: 0	WP: 0 PB: 0 SB: 0 CS: 0	PA: 40					
PITCHER	IP	WLS	BF	H	R	ER	SO	BB	IBB	HBP	BLK	WP	HR	S	P	ERA		WHIP										
Dick Woodson, R ERA: 3.12 Ron Perranoski, L ERA: 1.87	8.0	W	37	8	4	4	5	4	0	0	0	0	2	43	59	4.50		1.500										



Batter	1	2	3	4	5	6	7	8	9	AB	R	H	RBI	BB	SO	LOB	TOP				
Ted Uhlhaender, L OBP: 0.331, SLG: 0.296 Bob Allison, R OBP: 0.333, SLG: 0.404 Cesar Tovar, R OBP: 0.236, SLG: 0.275	0-0 4-3			0-0 G3		0-3 K		4-0 G6-4-3 BB		3	0	0	0	0	1	0					
Rod Carew, L OBP: 0.448, SLG: 0.588	0-0 4-3			0-0 5-3			0-0 F8	0-0 G6-4-3 1-2		4	0	0	0	0	0	3					
Tony Oliva, L OBP: 0.383, SLG: 0.443	0-0 F8			0-0 F8			0-3 K		0-0 5-3	4	0	0	0	0	1	0					
Harmon Killebrew, R OBP: 0.401, SLG: 0.509		0-0 6-3			0-3 K		0-0 1B		4-0 BB	3	0	1	0	1	1	0					
Charlie Manuel, L OBP: 0.382, SLG: 0.438 George Mittenwald, R OBP: 0.284, SLG: 0.369		0-3 K			0-0 1-4-3		0-3 K		0-0 F6	3	0	0	0	0	2	1					
Graig Nettles, L OBP: 0.353, SLG: 0.468 Frank Quilici, R OBP: 0.176, SLG: 0.143		0-0 L3			0-0 F7			4-0 1B BB	0-0 F3	2	1	0	0	1	0	0					
Leo Cardenas, R OBP: 0.346, SLG: 0.408			0-0 2B			0-0 HR		0-0 1B 1-2		3	1	3	1	0	0	0					
John Roseboro, L OBP: 0.390, SLG: 0.370			0-0 G3			0-0 F7		0-0 1B 1-3 2-H		3	0	1	1	0	0	0					
Jim Perry, S OBP: 0.135, SLG: 0.071 Rick Nietz, R OBP: 0.217, SLG: 0.250 Joe Grzenda, R OBP: 0.165, SLG: 0.143 Bob Miller, R OBP: 0.165, SLG: 0.143 Rich Reese, L OBP: 0.165, SLG: 0.143 Jerry Crider, R OBP: 0.165, SLG: 0.143			0-3 K			0-3 K		0-3 K 1-2		1	0	0	0	0	1	0					
Inning Stats	R: 0 E: 0 K: 0 S: 3	H: 0 LOB: 0 BB: 0 P: 3	R: 0 E: 0 K: 1 S: 5	H: 0 LOB: 0 BB: 0 P: 5	R: 0 E: 0 K: 1 S: 5	H: 1 LOB: 0 BB: 0 P: 5	R: 0 E: 0 K: 0 S: 3	H: 0 LOB: 0 BB: 0 P: 3	R: 0 E: 0 K: 1 S: 5	H: 0 LOB: 0 BB: 0 P: 5	R: 1 E: 0 K: 2 S: 8	H: 1 LOB: 0 BB: 0 P: 8	R: 0 E: 0 K: 2 S: 8	H: 1 LOB: 1 BB: 0 P: 8	R: 1 E: 0 K: 1 S: 6	H: 2 LOB: 2 BB: 2 P: 14	R: 0 E: 0 K: 0 S: 3	H: 0 LOB: 1 BB: 1 P: 7	1B: 3 2B: 1 3B: 0 HR: 1	SF: 0 SAC: 0 DP: 1 HBP: 0	WP: 1 PA: 33 PB: 0 SB: 0 CS: 0
PITCHER	IP WLS BF H R ER SO BB IBB HBP BLK WP HR S P ERA WHIP	IP WLS BF H R ER SO BB IBB HBP BLK WP HR S P ERA WHIP																			
Ray Culp, R ERA: 3.56 Sparky Lyle, L ERA: 2.25	(1, 1) 7.0 W 26 5 2 2 7 1 0 0 0 0 1 39 43 2.57 0.857	(8, 1) 2.0 S 7 0 0 0 1 2 0 0 0 1 0 7 15 0.00 1.000																			

Minnesota Twins @ Boston Red Sox
Fenway Park, Boston, MA
Sun Jun 01 1969, 3:33 AM EDT
Att: 29,207 - Unknown - 69 F

AB	30
R	2
H	5
RBI	2
BB	3
SO	8
LOB	8



Batter	1	2	3	4	5	6	7	8	9	AB	R	H	RBI	BB	SO	LOB	BOTTOM			
Dick Schofield, S OBP: 0.405, SLG: 0.290	0-0 4-3		1-0 2B FC5-4 HBP	0-0 G1		0-0 5-3		0-3 K		4	1	0	0	0	1	1				
Dalton Jones, L OBP: 0.360, SLG: 0.390	0-0 4-3		0-0 FC5-4 1-3 2B	0-0 2B			0-0 4-3			4	1	2	0	0	0	0				
Carl Yastrzemski, L OBP: 0.392, SLG: 0.512	0-0 5-3		0-3 K	0-0 4-3			0-3 K			4	0	0	0	0	2	3				
Reggie Smith, S OBP: 0.357, SLG: 0.493		0-0 3-1	4-0 FC5-4 BB		0-0 4-3		0-0 HR 1B			3	1	1	0	1	0	0				
Rico Petrocelli, R OBP: 0.457, SLG: 0.699		4-0 2B BB	0-0 FC5-4 2B	0-0 F7		0-0 HR				3	1	1	3	1	0	2				
Tony Conigliaro, R OBP: 0.347, SLG: 0.524 Don Lock, R OBP: 0.222, SLG: 0.250		0-0 BB	0-0 1-2 2-3 3-H 2B	0-0 2B		0-0 HR		0-0 1B		4	1	4	2	0	0	0				
George Scott, R OBP: 0.261, SLG: 0.292		4-0 IBB	4-0 IBB		0-0 L8		0-3 K2-3			2	0	0	0	2	1	1				
Russ Gibson, R OBP: 0.270, SLG: 0.272		0-0 F2	0-3 K			0-0 F3		0-0 L7		4	0	0	0	0	1	6				
Ray Culp, R ERA: 2.95 Sparky Lyle, L ERA: 3.27 Bob Miller, R ERA: 1.65 Jerry Crider, R ERA:	(1, 1) 5.0 L 25 6 3 2 1 0 0 0 0 0 1 10 10 5.40 1.600	(8, 1) 1.2 8 3 2 2 1 0 0 0 0 0 0 3 3 0.00 0.000	(7, 1) 0.1 1 0 0 0 1 0 0 0 0 0 0 3 3 0.00 0.000	(8, 1) 1.0 3 0 0 0 2 0 0 0 0 0 0 7 7 0.00 0.000																
Inning Stats	R: 0 E: 0 K: 0 S: 3	H: 0 LOB: 0 BB: 0 P: 3	R: 0 E: 0 K: 1 S: 6	H: 1 LOB: 3 BB: 2 P: 14	R: 2 E: 0 K: 2 S: 9	H: 2 LOB: 3 BB: 2 P: 18	R: 0 E: 0 K: 0 S: 4	H: 2 LOB: 1 BB: 0 P: 4	R: 1 E: 0 K: 0 S: 4	H: 1 LOB: 0 BB: 0 P: 4	R: 0 E: 0 K: 0 S: 3	H: 0 LOB: 0 BB: 0 P: 3	R: 2 E: 0 K: 2 S: 10	H: 3 LOB: 1 BB: 0 P: 10	R: 0 E: 0 K: 2 S: 7	H: 0 LOB: 0 BB: 0 P: 7	1B: 3 2B: 4 3B: 0 HR: 2	SF: 0 SAC: 0 DP: 0 HBP: 1	WP: 0 PA: 37 PB: 0 SB: 0 CS: 1	
PITCHER	IP WLS BF H R ER SO BB IBB HBP BLK WP HR S P ERA WHIP	IP WLS BF H R ER SO BB IBB HBP BLK WP HR S P ERA WHIP																		

Minnesota Twins @ Boston Red Sox
Fenway Park, Boston, MA
Sun Jun 01 1969, 3:33 AM EDT
Att: 29,207 - Unknown - 69 F


AB	32
R	5
H	9
RBI	5
BB	4
SO	7
LOB	16



Batter	1	2	3	4	5	6	7	8	9	AB	R	H	RBI	BB	SO	LOB	TOP					
Horace Clarke, S OBP: 0.313, SLG: 0.305	0-0 BB 1B		0-0 HR 1B	5-3			0-0 F8			4	1	2	0	0	0	1						
Bobby Cox, R OBP: 0.277, SLG: 0.231	4-0 BB		0-0 HR		0-0 F9			4-0 F9 HBP BB		2	1	1	2	2	0	0						
Roy White, S OBP: 0.376, SLG: 0.378	0-0 L8		0-0 5-3		0-0 6-3			0-0 F6		4	0	0	0	0	0	3						
Joe Pepitone, L OBP: 0.285, SLG: 0.524	0-0 F7		4-0 FC1-6 BB		0-0 F9			1-0 F9 HBP		2	0	0	0	1	0	2						
John Ellis, R OBP: 0.333, SLG: 0.464	0-0 F7		0-0 FC1-6 1-2		0-3 K			0-0 F9 HBP		4	0	0	0	0	1	5						
Billy Cowan, R OBP: 0.270, SLG: 0.206		0-0 P6	0-3 K		0-0 5-3			0-0 6-3		4	0	0	0	0	1	3						
Bill Robinson, R OBP: 0.202, SLG: 0.200		0-0 6-3		0-0 F9		0-0 6-3			0-0 F7	4	0	0	0	0	0	0						
Gene Michael, S OBP: 0.354, SLG: 0.341		0-0 2B		0-0 FC1-6 1B			0-0 L3 1B		0-0 5-3	4	0	3	0	0	0	0						
Mike Kekich, R OBP: 0.105, SLG: 0.056	0-0 3-1			0-0 FC1-6 1-2			0-0 L3 1-2		0-3 K	2	0	0	0	0	0	2						
Stan Bahnsen, R OBP: 0.173, SLG: 0.140										0	0	0	0	0	0	0						
Len Boehmer, R OBP: 0.372, SLG: 0.424										1	0	0	0	0	0	1						
Lindy McDaniel, R OBP: 0.301, SLG: 0.364										1	0	0	0	0	0	0						
Jimmie Hall, L OBP: 0.129, SLG: 0.167										1	0	0	0	0	1	0						
Inning Stats	R: 0 E: 0 K: 0 S: 4	H: 1 LOB: 2 BB: 1 P: 8	R: 0 E: 0 K: 0 S: 4	H: 1 LOB: 1 BB: 0 P: 4	R: 2 E: 0 K: 1 S: 7	H: 2 LOB: 1 BB: 1 P: 11	R: 0 E: 0 K: 0 S: 4	H: 1 LOB: 1 BB: 0 P: 4	R: 0 E: 0 K: 1 S: 3	H: 0 LOB: 0 BB: 0 P: 3	R: 0 E: 0 K: 1 S: 5	H: 0 LOB: 0 BB: 0 P: 5	R: 0 E: 0 K: 0 S: 3	H: 1 LOB: 0 BB: 1 P: 3	R: 0 E: 0 K: 0 S: 3	H: 0 LOB: 2 BB: 1 P: 8	R: 0 E: 0 K: 1 S: 5	H: 0 LOB: 0 BB: 0 P: 5	1B: 4 2B: 2 3B: 0 HR: 1	SF: 0 SAC: 0 DP: 1 HBP: 1	WP: 0 PB: 0 CS: 0	PA: 36
PITCHER Jim Kaat, L ERA: 2.62	IP: 9.0 WLS: W BF: 36 H: 6 R: 2 ER: 2 SO: 3 BB: 3 IBB: 0 HBP: 1 BLK: 0 WP: 0 HR: 1 S: 38 P: 51 ERA: 2.00 WHIP: 1.000															PITCHER	IP: 9.0 WLS: W BF: 36 H: 6 R: 2 ER: 2 SO: 3 BB: 3 IBB: 0 HBP: 1 BLK: 0 WP: 0 HR: 1 S: 38 P: 51 ERA: 2.00 WHIP: 1.000					

New York Yankees @ Minnesota Twins
Metropolitan Stadium, Bloomington, MI
Mon Jun 02 1969, 8:05 PM EDT
Att. 9,316 - Unknown - 53 F

AB 32
R 2
H 6
RBI 2
BB 3
SO 3
LOB 17



Batter	1	2	3	4	5	6	7	8	9	AB	R	H	RBI	BB	SO	LOB	BOTTOM			
Cesar Tovar, R OBP: 0.228, SLG: 0.266	0-3 K		0-0 4-3		0-0 F2	0-3 K2-3				4	0	0	0	0	2	4				
Rod Carew, L OBP: 0.445, SLG: 0.584	0-0 B3-1		0-0 F8		0-3 K		0-3 K			1	0	0	0	0	0	0				
Frank Quilici, R OBP: 0.173, SLG: 0.140										1	0	0	0	0	0	0				
Charlie Manuel, L OBP: 0.372, SLG: 0.424										2	0	0	0	0	2	2				
Harmon Killebrew, R OBP: 0.493, SLG: 0.525	0-0 F8			4-0 L8 BB BB	0-0 E1	0-0 HR		0-0 5-3		3	1	1	3	1	0	0				
Tony Oliva, L OBP: 0.380, SLG: 0.435		0-0 4-3		4-0 BB BB	0-0 E1		0-0 6-3			3	0	0	0	1	0	0				
Leo Cardenas, R OBP: 0.344, SLG: 0.405		0-0 S 1B		0-0 L8 2-3	0-3 K			0-0 6-3		4	0	1	0	0	1	3				
Bob Allison, R OBP: 0.323, SLG: 0.389		0-0 F7		0-0 F3		0-0 4-3		0-0 E 1B		2	0	0	0	0	0	3				
Graig Nettles, L OBP: 0.356, SLG: 0.468										2	0	1	0	0	0	0				
Tom Tischinski, R OBP: 0.273, SLG: 0.111		4-0 FC4-6 BB		0-0 5-3		4-0 1B BB		0-0 FC1 1-2		2	0	0	0	2	0	3				
Ted Uhlhaender, L OBP: 0.335, SLG: 0.296		0-0 FC4-6 1-2			4-0 1B HR BB	0-0 1B		0-3 K		3	1	1	0	1	1	4				
Jim Kaat, L OBP: 0.129, SLG: 0.167			0-0 L4		0-0 HR 1B	0-0 L9		0-0 6-3		4	1	1	0	0	0	4				
Inning Stats	R: 0 E: 0 K: 1 S: 5	H: 0 LOB: 0 BB: 0 P: 5	R: 0 E: 0 K: 0 S: 4	H: 1 LOB: 2 BB: 1 P: 8	R: 0 E: 0 K: 0 S: 3	H: 0 LOB: 0 BB: 0 P: 3	R: 0 E: 0 K: 0 S: 3	H: 0 LOB: 2 BB: 2 P: 11	R: 3 E: 1 K: 2 S: 10	H: 2 LOB: 1 BB: 1 P: 14	R: 0 E: 0 K: 1 S: 6	H: 1 LOB: 2 BB: 1 P: 10	R: 0 E: 0 K: 1 S: 5	H: 0 LOB: 0 BB: 0 P: 5	R: 0 E: 1 K: 1 S: 7	H: 1 LOB: 2 BB: 0 P: 7	1B: 4 2B: 0 3B: 0 HR: 1	SF: 0 SAC: 0 DP: 0 HBP: 0	WP: 0 PB: 0 CS: 0	PA: 36
PITCHER Mike Kekich, L ERA: 6.43	IP: 4.0 WLS: L BF: 18 H: 2 R: 2 ER: 2 SO: 1 BB: 4 IBB: 0 HBP: 0 BLK: 0 WP: 0 HR: 1 S: 16 P: 32 ERA: 4.50 WHIP: 1.500															PITCHER	IP: 4.0 WLS: L BF: 18 H: 2 R: 2 ER: 2 SO: 1 BB: 4 IBB: 0 HBP: 0 BLK: 0 WP: 0 HR: 1 S: 16 P: 32 ERA: 4.50 WHIP: 1.500			
Stan Bahnsen, R ERA: 4.06	2.0 L 10 2 1 1 3 1 0 0 0 0 0 1 15 19 4.50 1.500															PITCHER	2.0 L 10 2 1 1 3 1 0 0 0 0 0 1 15 19 4.50 1.500			
Lindy McDaniel, R ERA: 4.02	2.0 8 1 0 0 2 0 0 0 0 0 0 0 12 12 0.00 0.500															PITCHER	2.0 8 1 0 0 2 0 0 0 0 0 0 0 12 12 0.00 0.500			

New York Yankees @ Minnesota Twins
Metropolitan Stadium, Bloomington, MI
Mon Jun 02 1969, 8:05 PM EDT
Att. 9,316 - Unknown - 53 F

AB 31
R 3
H 5
RBI 3
BB 5
SO 6
LOB 23



Batter	1	2	3	4	5	6	7	8	9	AB	R	H	RBI	BB	SO	LOB	TOP										
Horace Clarke, S OBP: 0.307, SLG: 0.299	F7			K		F7			5-3	4	0	0	0	0	1	0											
Jerry Kenney, L OBP: 0.318, SLG: 0.328	F8			F6			1B		G6-4-3 1B	4	0	2	0	0	0	0											
Jimmie Hall, L OBP: 0.292, SLG: 0.352	L9			F8			K		G6-4-3 1-2	4	0	0	0	0	1	2											
Roy White, S OBP: 0.369, SLG: 0.370		3-1			F9		L7			3	0	0	0	0	0	1											
Joe Peppone, L OBP: 0.281, SLG: 0.515		4-3			F4		4-3			3	0	0	0	0	0	1											
John Ellis, R OBP: 0.364, SLG: 0.516				K					G6-4-3 2B	3	0	2	0	0	1	0											
Jim Lyttle, L OBP: 0.216, SLG: 0.257			K		FC8-4 1B				G6-4-3 BB	2	0	0	0	1	1	1											
Gene Michael, S OBP: 0.333, SLG: 0.318			K			F9			G6-4-3 1-2 2-3	3	0	0	0	0	1	2											
Fritz Peterson, S OBP: 0.235, SLG: 0.107							1-3			2	0	0	0	0	0	0											
Bobby Murcer, L OBP: 0.352, SLG: 0.551							1-3			1	0	0	0	0	0	1											
Steve Hamilton, L										0	0	0	0	0	0	0											
Inning Stats	R: 0 E: 0 K: 0 S: 3	H: 0 LOB: 0 BB: 0 P: 3	R: 0 E: 0 K: 1 S: 5	H: 0 LOB: 0 BB: 0 P: 5	R: 0 E: 0 K: 2 S: 7	H: 0 LOB: 0 BB: 0 P: 7	R: 0 E: 0 K: 1 S: 5	H: 0 LOB: 0 BB: 0 P: 5	R: 0 E: 0 K: 0 S: 4	H: 1 LOB: 1 BB: 0 P: 4	R: 0 E: 0 K: 0 S: 3	H: 0 LOB: 0 BB: 0 P: 3	R: 0 E: 0 K: 1 S: 6	H: 1 LOB: 1 BB: 0 P: 6	R: 0 E: 0 K: 0 S: 3	H: 1 LOB: 1 BB: 0 P: 7	R: 0 E: 0 K: 0 S: 3	H: 1 LOB: 0 BB: 0 P: 3	1B: 3 2B: 1 3B: 0 HR: 0	SF: 0 SAC: 0 DP: 2 HBP: 0	WP: 0 PB: 0 CS: 0	PA: 30					
PITCHER	IP	WLS	BF	H	R	ER	SO	BB	IBB	HBP	BLK	WP	HR	S	P	ERA	WHIP										
Dave Boswell, R ERA: 3.12	7.0	W	25	3	0	0	5	1	0	0	0	0	0	34	38	0.00	0.571										
Ron Perranoski, L ERA: 1.77	2.0	S	5	1	0	0	0	0	0	0	0	0	0	5	5	0.00	0.500										

New York Yankees @ Minnesota Twins
 Metropolitan Stadium, Bloomington, MI
 Tue Jun 03 1969, 8:05 PM EDT
 Att: 13,182 - Unknown - 63 F

AB 29
R 0
H 4
RBI 0
BB 1
SO 5
LOB 8



Batter	1	2	3	4	5	6	7	8	9	AB	R	H	RBI	BB	SO	LOB	BOTTOM										
Cesar Tovar, R OBP: 0.229, SLG: 0.266	L7		G1-6-3 1B		K			5-3		4	0	1	0	0	1	0											
Leo Cardenas, R OBP: 0.347, SLG: 0.403	HR 1B		G1-6-3 1-2		F6			G6-4-3 BB		3	1	1	0	1	0	1											
Harmon Killebrew, R OBP: 0.465, SLG: 0.539										3	2	1	2	1	0	1											
Rich Reese, L OBP: 0.310, SLG: 0.488	HR 1H							8-6-3 1-2		0	0	0	0	0	0	0											
Tony Oliva, L OBP: 0.384, SLG: 0.467	3-1									3	1	2	2	0	0	0											
George Mitterwald, R OBP: 0.273, SLG: 0.351	5-3									3	0	0	0	0	1	1											
Bob Allison, R OBP: 0.338, SLG: 0.411		L6-4 2B								2	0	1	0	1	1	0											
Rick Renick, R OBP: 0.192, SLG: 0.217										3	0	0	0	0	1	3											
Frank Quilici, R OBP: 0.173, SLG: 0.140										0	0	0	0	0	0	0											
Ted Uhaeander, L OBP: 0.330, SLG: 0.291		L6-4 2-3								3	0	0	0	0	1	3											
Dave Boswell, R OBP: 0.103, SLG: 0.207										3	0	0	0	0	1	0											
Ron Perranoski, L OBP: 0.200, SLG: 0.200										0	0	0	0	0	0	0											
Inning Stats	R: 2 E: 0 K: 0 S: 5	H: 2 LOB: 0 BB: 0 P: 5	R: 0 E: 0 K: 0 S: 3	H: 1 LOB: 0 BB: 0 P: 3	R: 0 E: 0 K: 1 S: 5	H: 1 LOB: 0 BB: 0 P: 5	R: 1 E: 0 K: 2 S: 8	H: 1 LOB: 2 BB: 2 P: 16	R: 0 E: 0 K: 1 S: 5	H: 0 LOB: 0 BB: 0 P: 5	R: 1 E: 0 K: 1 S: 6	H: 1 LOB: 0 BB: 0 P: 6	R: 0 E: 0 K: 1 S: 5	H: 0 LOB: 0 BB: 0 P: 5	R: 0 E: 0 K: 0 S: 2	H: 0 LOB: 0 BB: 1 P: 6	R: 0 E: 0 K: 0 S: 2	H: 0 LOB: 0 BB: 1 P: 6	1B: 2 2B: 3 3B: 1 HR: 2	SF: 0 SAC: 0 DP: 3 HBP: 0	WP: 0 PB: 0 CS: 0	PA: 30					
PITCHER	IP	WLS	BF	H	R	ER	SO	BB	IBB	HBP	BLK	WP	HR	S	P	ERA	WHIP										
Fritz Peterson, L ERA: 2.35	7.0	L	27	6	4	4	6	1	1	0	0	0	2	37	45	5.14	1.000										
Steve Hamilton, L ERA: 3.35	1.0		3	0	0	0	0	1	0	0	0	0	0	2	6	0.00	1.000										

New York Yankees @ Minnesota Twins
 Metropolitan Stadium, Bloomington, MI
 Tue Jun 03 1969, 8:05 PM EDT
 Att: 13,182 - Unknown - 63 F


AB 27
R 4
H 6
RBI 4
BB 3
SO 6
LOB 9




Batter	1	2	3	4	5	6	7	8	9	AB	R	H	RBI	BB	SO	LOB	TOP				
Horace Clarke, S (1,4) OBP: 0.319, SLG: 0.309	4-0 BB			0-0 CS 1B		0-0 2H 1B		0-0 1-2 1B		3	0	3	1	1	0	0	New York Yankees @ Minnesota Twins Metropolitan Stadium, Bloomington, MI Wed Jun 04 1969, 8:05 PM EDT Att: 11,110 - Unknown - 74 F				
Bobby Cox, R (1,5) OBP: 0.275, SLG: 0.233	0-3 K			0-0 F8		0-0 FC5-4		0-0 FC6-4 1B		4	0	1	0	0	1	3					
Roy White, S (1,7) OBP: 0.360, SLG: 0.359	0-0 G4-6-3 1-2			0-0 L9 1-2			0-0 6-3	0-0 FC6-4 1B		4	0	0	0	0	0	5					
Joe Pepitone, L (1,3) OBP: 0.275, SLG: 0.505		0-0 4-3			0-0 L4		0-0 F2		0-0 4-3	4	0	0	0	0	0	0					
John Ellis, R (1,2) OBP: 0.324, SLG: 0.457		0-0 4-3			0-3 K		0-0 F7		0-3 K	4	0	0	0	0	2	0					
Bill Robinson, R (1,9) OBP: 0.204, SLG: 0.236		0-0 F9			0-0 6-3			0-0 HR	0-0 4-3	4	1	1	1	0	0	0					
Billy Cowan, R (1,8) OBP: 0.250, SLG: 0.189			0-0 6-3			0-0 F9		0-3 K		3	0	0	0	0	1	0					
Gene Michael, S (1,6) OBP: 0.352, SLG: 0.348			0-0 F3			0-0 1B 2B		4-0 1B 1B BB		2	1	1	0	1	0	0					
Mel Stottlemyre, R (1,1) OBP: 0.279, SLG: 0.316			0-3 K			0-0 P6		0-0 F8		2	0	0	0	0	1	1					
Bobby Murcer, L (8,PH) OBP: 0.350, SLG: 0.548										1	0	0	0	0	0	1					
Lindy McDaniel, R (8,1)										0	0	0	0	0	0	0					
Inning Stats	R: 0 E: 0 K: 1 S: 4	H: 0 LOB: 0 BB: 1 P: 8	R: 0 E: 0 K: 0 S: 3	H: 0 LOB: 0 BB: 0 P: 3	R: 0 E: 0 K: 1 S: 5	H: 0 LOB: 0 BB: 0 P: 5	R: 0 E: 0 K: 0 S: 3	H: 1 LOB: 0 BB: 0 P: 3	R: 0 E: 0 K: 1 S: 5	H: 0 LOB: 0 BB: 0 P: 5	R: 1 E: 0 K: 0 S: 5	H: 2 LOB: 1 BB: 0 P: 5	R: 0 E: 0 K: 0 S: 3	H: 0 LOB: 0 BB: 0 P: 3	R: 1 E: 0 K: 1 S: 8	H: 3 LOB: 3 BB: 1 P: 12	R: 0 E: 0 K: 1 S: 5	H: 0 LOB: 0 BB: 0 P: 5	1B: 4 2B: 1 3B: 0 HR: 1	SF: 0 SAC: 0 DP: 1 HBP: 0	WP: 0 PA: 33 SB: 0 CS: 1
PITCHER	IP WLS BF H R ER SO BB IBB HBP BLK WP HR S P ERA WHIP	7.2 W 28 5 2 2 4 2 0 0 0 0 1 34 42 2.35 0.913	1.1 S 5 1 0 0 1 0 0 0 0 0 0 7 7 0.00 0.750	PITCHER																	
Tom Hall, L (1,1) ERA: 3.67																					
Ron Perranoski, L (8,1) ERA: 1.7																					

Batter	1	2	3	4	5	6	7	8	9	AB	R	H	RBI	BB	SO	LOB	BOTTOM		
Ted Uhlhaender, L (1,8) OBP: 0.328, SLG: 0.290	0-0 4-3		0-0 L7		0-0 1B		0-0 L7			4	0	1	1	0	0	2	New York Yankees @ Minnesota Twins Metropolitan Stadium, Bloomington, MI Wed Jun 04 1969, 8:05 PM EDT Att: 11,110 - Unknown - 74 F		
Rod Carew, L (1,4) OBP: 0.452, SLG: 0.595	0-0 G6-3 WP 1B			0-0 1-3		0-0 4-3 SF7 2B		0-0 F8 4-3 S 1B		4	2	3	0	0	0	0			
Tony Oliva, L (1,9) OBP: 0.382, SLG: 0.459	0-0 G6-3 1-3			4-0 G5-4-3 BB		0-0 4-3		0-0 4-3		3	0	0	0	1	0	3			
Harmon Killebrew, R (1,3) OBP: 0.407, SLG: 0.533	0-0 L8			0-0 G5-4-3 1-2		4-0 FC4-6 IBB		4-0 S S IBB		2	0	0	0	2	0	2			
Graig Nettles, L (1,7) OBP: 0.344, SLG: 0.457		0-0 L3			0-3 K		0-0 SF7		0-0 F8	2	0	0	1	0	1	0			
Frank Quilici, R (8,5) OBP: 0.170, SLG: 0.137					0-0 K		3H F8		2-3 F8	1	0	0	0	0	0	2			
John Roseboro, L (1,2) OBP: 0.394, SLG: 0.379		0-0 6-3			0-0 1B 2B		0-0 FC4-6 1-2	4-0 1B S BB		3	1	1	0	1	0	1			
Leo Cardenas, R (1,6) OBP: 0.355, SLG: 0.411		0-0 6-3			0-0 HBP 1B 1B		0-0 1-3 1B CS 1B	0-0 1-3 2-3 3H 1B		4	1	3	1	0	0	0			
Cesar Tovar, R (1,5) OBP: 0.239, SLG: 0.269			0-0 5-3		1-0 1B 1B HBP		0-0 CS 1-3 1B			2	0	1	0	0	0	0			
Tom Hall, L (1,1) OBP: 0.176, SLG: 0.235			0-3 K				0-0 1-3			3	0	0	0	0	2	4			
Ron Perranoski, L (8,1) OBP: 0.200, SLG: 0.200							1-2 K			0	0	0	0	0	0	0			
Inning Stats	R: 0 E: 0 K: 0 S: 4	H: 1 LOB: 1 BB: 0 P: 4	R: 0 E: 0 K: 0 S: 3	H: 0 LOB: 0 BB: 0 P: 3	R: 0 E: 0 K: 1 S: 5	H: 0 LOB: 0 BB: 0 P: 5	R: 0 E: 0 K: 0 S: 2	H: 0 LOB: 1 BB: 1 P: 6	R: 2 E: 0 K: 2 S: 9	H: 3 LOB: 2 BB: 0 P: 10	R: 1 E: 0 K: 0 S: 4	H: 1 LOB: 1 BB: 1 P: 8	R: 0 E: 0 K: 0 S: 4	H: 2 LOB: 1 BB: 0 P: 4	R: 1 E: 0 K: 0 S: 4	H: 2 LOB: 3 BB: 2 P: 12	1B: 7 2B: 2 3B: 0 HR: 0	SF: 1 SAC: 0 DP: 1 HBP: 1	WP: 1 PA: 34 SB: 0 CS: 2
PITCHER	IP WLS BF H R ER SO BB IBB HBP BLK WP HR S P ERA WHIP	7.0 L 28 7 3 3 3 1 1 0 0 0 0 31 40 3.86 1.143	1.0 6 2 1 1 0 1 1 0 0 0 0 4 12 9.00 3.000	PITCHER															
Mel Stottlemyre, R (1,1) ERA: 2.64																			
Lindy McDaniel, R (8,1) ERA: 4.18																			

AB 31
R 2
H 6
RBI 2
BB 2
SO 5
LOB 10



AB 28
R 4
H 9
RBI 3
BB 4
SO 3
LOB 14



Batter	1	2	3	4	5	6	7	8	9	AB	R	H	RBI	BB	SO	LOB	TOP										
Dick Schofield, S OBP: 0.437, SLG: 0.444										5	1	2	0	0	0	2											
Dalton Jones, L OBP: 0.337, SLG: 0.410										4	0	1	0	0	0	2											
Carl Yastrzemski, L OBP: 0.491, SLG: 0.562										3	1	1	2	1	1	2											
Reggie Smith, S OBP: 0.366, SLG: 0.525										4	0	0	0	0	1	1											
Rico Petrocelli, R OBP: 0.458, SLG: 0.757										4	1	1	1	0	1	0											
Joe Lahoud, L OBP: 0.302, SLG: 0.083										3	1	0	0	1	2	0											
George Scott, R OBP: 0.280, SLG: 0.323										3	1	1	0	1	1	0											
Russ Gibson, R OBP: 0.273, SLG: 0.286										4	0	1	1	0	0	1											
Ray Jarvis, R										3	0	0	0	0	2	2											
Sparky Lyle, L Vicente Romo, R										0	0	0	0	0	0	0											
										1	0	0	0	0	0	0											
Inning Stats	R: 2 E: 0 K: 1 S: 7	H: 2 LOB: 0 BB: 0 P: 7	R: 0 E: 0 K: 2 S: 7	H: 0 LOB: 1 BB: 1 P: 11	R: 0 E: 0 K: 0 S: 3	H: 0 LOB: 1 BB: 1 P: 7	R: 3 E: 0 K: 2 S: 10	H: 3 LOB: 1 BB: 1 P: 14	R: 0 E: 0 K: 3 S: 9	H: 0 LOB: 0 BB: 0 P: 9	R: 0 E: 0 K: 1 S: 5	H: 0 LOB: 0 BB: 0 P: 5	R: 0 E: 0 K: 0 S: 4	H: 2 LOB: 1 BB: 0 P: 4	R: 0 E: 0 K: 1 S: 5	H: 0 LOB: 0 BB: 0 P: 5	R: 0 E: 1 K: 0 S: 4	H: 0 LOB: 1 BB: 0 P: 4	1B: 5 2B: 0 3B: 0 HR: 2	SF: 0 SAC: 0 DP: 1 HBP: 0	WP: 1 PB: 0 SB: 0 CS: 0	PA: 37					
PITCHER	IP	WLS	BF	H	R	ER	SO	BB	IBB	HBP	BLK	WP	HR	S	P	ERA	WHIP										
Dick Woodson, R	3.0	L	16	4	5	5	3	3	0	0	0	0	2	19	31	15.00	2.333										
Jerry Crider, R	0.1		2	1	0	0	1	0	0	0	0	1	0	4	4	0.00	3.000										
Tom Hall, L	1.2		5	0	0	0	4	0	0	0	0	0	0	13	13	0.00	0.000										
Joe Grzenda, L	2.0		7	2	0	0	1	0	0	0	0	0	0	9	9	0.00	1.000										
Bob Miller, R	2.0		7	0	0	0	1	0	0	0	0	0	0	9	9	0.00	0.000										

Boston Red Sox @ Minnesota Twins
 Metropolitan Stadium, Bloomington, MI
 Mon Jun 09 1969, 8:05 PM EDT
 Att: 14,233 - Unknown - 77 F

AB 34
 R 5
 H 7
 RBI 4
 BB 3
 SO 10
 LOB 10



Batter	1	2	3	4	5	6	7	8	9	AB	R	H	RBI	BB	SO	LOB	BOTTOM										
Ted Uhlhaender, L OBP: 0.316, SLG: 0.277										5	0	0	0	0	1	1											
Rod Carew, L Bob Miller, R										3	1	1	0	1	0	0											
Charlie Manuel, L (9, PH)										1	0	0	0	0	0	0											
Tony Oliva, L OBP: 0.388, SLG: 0.458										4	1	2	0	1	0	1											
Harmon Killebrew, R OBP: 0.410, SLG: 0.552										3	0	0	0	2	1	1											
Rich Reese, L OBP: 0.308, SLG: 0.494										5	1	2	2	0	1	2											
Graig Nettles, L OBP: 0.352, SLG: 0.446										4	0	1	0	1	1	2											
Leo Cardenas, R OBP: 0.338, SLG: 0.381										2	0	0	0	2	0	4											
John Roseboro, L OBP: 0.395, SLG: 0.408										3	0	0	0	1	0	3											
Dick Woodson, R Jerry Crider, R										1	0	0	0	0	0	2											
Tom Hall, L Rick Renick, R										0	0	0	0	0	0	0											
Joe Grzenda, R Cesar Tovar, R										0	0	0	0	0	0	0											
										2	0	1	0	0	1	0											
Inning Stats	R: 0 E: 0 K: 1 S: 5	H: 0 LOB: 0 BB: 0 P: 5	R: 1 E: 1 K: 0 S: 5	H: 1 LOB: 2 BB: 1 P: 9	R: 0 E: 0 K: 1 S: 6	H: 1 LOB: 0 BB: 0 P: 6	R: 0 E: 0 K: 0 S: 3	H: 0 LOB: 1 BB: 1 P: 7	R: 0 E: 0 K: 1 S: 5	H: 0 LOB: 1 BB: 1 P: 9	R: 0 E: 0 K: 0 S: 4	H: 1 LOB: 2 BB: 1 P: 8	R: 2 E: 0 K: 0 S: 6	H: 4 LOB: 3 BB: 2 P: 14	R: 0 E: 0 K: 1 S: 5	H: 0 LOB: 0 BB: 0 P: 5	R: 0 E: 0 K: 2 S: 7	H: 0 LOB: 2 BB: 2 P: 15	1B: 5 2B: 0 3B: 2 HR: 0	SF: 0 SAC: 0 DP: 1 HBP: 0	WP: 1 PB: 0 SB: 1 CS: 0	PA: 42					
PITCHER	IP	WLS	BF	H	R	ER	SO	BB	IBB	HBP	BLK	WP	HR	S	P	ERA	WHIP										
Ray Jarvis, R	6.2	W	31	6	3	2	3	5	0	0	0	0	0	32	52	2.70	1.650										
Sparky Lyle, L	0.0		2	1	0	0	0	1	0	0	0	0	0	1	5	∞	∞										
Vicente Romo, R	2.1	S	9	0	0	0	3	2	0	0	0	0	0	13	21	0.00	0.857										

Boston Red Sox @ Minnesota Twins
 Metropolitan Stadium, Bloomington, MI
 Mon Jun 09 1969, 8:05 PM EDT
 Att: 14,233 - Unknown - 77 F

AB 34
 R 3
 H 7
 RBI 2
 BB 8
 SO 6
 LOB 16



Batter	1	2	3	4	5	6	7	8	9	AB	R	H	RBI	BB	SO	LOB	TOP				
Dick Schofield, S OBP: 0.427, SLG: 0.448 (1, 4)	0-0 6-3		0-0 G5-3			0-0 L8		0-0 2B		4	0	1	0	0	0	3	Boston Red Sox @ Minnesota Twins Metropolitan Stadium, Bloomington, MI Tue Jun 10 1969, 8:05 PM EDT Att: 14,663 - Unknown - 70 F				
Dalton Jones, L OBP: 0.330, SLG: 0.400 (1, 3)	0-0 4-3			0-0 4-3		0-0 FC9-6 HR		0-3 K		4	1	0	0	0	1	2					
Carl Yastrzemski, L OBP: 0.389, SLG: 0.571 (1, 7)	0-0 F9			0-0 F8		0-0 HR		0-3 K		4	1	1	2	0	1	1					
Reggie Smith, S OBP: 0.369, SLG: 0.524 (1, 8)		0-0 6-3		0-0 1B		0-0 1B		0-0 5-3		4	0	2	0	0	0	1					
Rico Petrocelli, R OBP: 0.450, SLG: 0.740 (1, 6)	0-0 F3			0-0 5-3		0-0 L6			0-0 6-3	4	0	0	0	0	0	2					
Don Lock, R OBP: 0.353, SLG: 0.286 (1, 9)	0-0 F7				0-0 F4		0-0 FC6-4 1B		4-0 BB	3	0	1	0	1	0	0					
George Scott, R OBP: 0.280, SLG: 0.317 (1, 5)			4-0 G5-3 1B BB		0-0 5-3		0-0 F8		0-0 F9	3	0	0	0	1	0	2					
Russ Gibson, R OBP: 0.265, SLG: 0.276 (1, 2)			0-0 F9		0-0 L8		0-0 F4		0-0 L7	4	0	0	0	0	0	3					
Ray Culp, R OBP: 0.241, SLG: 0.286 (3, 1)			0-0 1-2 1B			0-0 FC9-6 1B		0-0 FC6-4 1B		1	0	1	0	0	0	0					
Bill Landis, L OBP: 0.226, SLG: 0.267 (6, PH)										0	0	0	0	0	0	0					
Jerry Moses, R OBP: 0.226, SLG: 0.267 (6, PH)										0	0	0	0	0	0	0					
Lee Stange, R OBP: 0.226, SLG: 0.267 (6, PH)										0	0	0	0	0	0	0					
Syd O'Brien, R OBP: 0.226, SLG: 0.267 (7, PH)										0	0	0	0	0	0	0					
Garry Roggenburk, R OBP: 0.226, SLG: 0.267 (7, PH)										0	0	0	0	0	0	0					
Inning Stats	R: 0 E: 0 K: 0 S: 3	H: 0 LOB: 0 BB: 0 P: 3	R: 0 E: 0 K: 0 S: 3	H: 0 LOB: 0 BB: 0 P: 3	R: 0 E: 0 K: 0 S: 3	H: 1 LOB: 1 BB: 1 P: 7	R: 0 E: 0 K: 0 S: 4	H: 1 LOB: 1 BB: 0 P: 4	R: 0 E: 0 K: 0 S: 3	H: 0 LOB: 0 BB: 0 P: 3	R: 2 E: 0 K: 0 S: 6	H: 3 LOB: 1 BB: 0 P: 6	R: 0 E: 0 K: 0 S: 4	H: 1 LOB: 1 BB: 0 P: 4	R: 0 E: 0 K: 2 S: 8	H: 1 LOB: 1 BB: 0 P: 8	R: 0 E: 0 K: 0 S: 3	H: 0 LOB: 1 BB: 1 P: 7	1B: 5 2B: 1 3B: 0 HR: 1	SF: 0 SAC: 0 DP: 1 HBP: 0	WP: 0 PA: 35 PB: 0 SB: 0 CS: 0
PITCHER Jim Kaat, L ERA: 2.48 (1, 1)	IP: 9.0 WLS: W BF: 35 H: 7 R: 2 ER: 2 SO: 2 BB: 2 IBB: 0 HBP: 0 BLK: 0 WP: 0 HR: 1 S: 37 P: 45 ERA: 2.00 WHIP: 1.000																				

Batter	1	2	3	4	5	6	7	8	9	AB	R	H	RBI	BB	SO	LOB	BOTTOM		
Ted Uhlhaender, L OBP: 0.314, SLG: 0.276 (1, 8)	0-0 F8		0-0 1B WP 3B 1B		0-0 F5		0-3 K			4	1	1	1	0	1	0	Boston Red Sox @ Minnesota Twins Metropolitan Stadium, Bloomington, MI Tue Jun 10 1969, 8:05 PM EDT Att: 14,663 - Unknown - 70 F		
Rod Carew, L OBP: 0.444, SLG: 0.571 (1, 4)	0-0 6-3		0-0 3B 1B		0-3 K		0-3 K			4	1	1	0	0	2	0			
Tony Oliva, L OBP: 0.385, SLG: 0.454 (1, 9)	0-0 4-3		0-0 F4		0-0 4-3			0-0 CS 1B		4	0	1	0	0	0	2			
Harmon Killebrew, R OBP: 0.416, SLG: 0.563 (8, PR)		0-0 6-3	0-0 1B 3B		4-0 2-3 1B BB		0-0 K	4-0 FC3-6 BB		2	2	1	2	2	0	0			
Cesar Tovar, R OBP: 0.242, SLG: 0.266 (9, 7)			1-1 3-1 3-1 1B 3B		0-3 K		0-0 FC3-6		0-0 BB	0	0	0	0	0	0	0			
Rich Reese, L OBP: 0.305, SLG: 0.484 (9, 3)	0-0 F4		0-0 WP 1B		0-3 K		1-2 K		0-0 FC3-6	4	0	1	1	0	1	2			
Graig Nettles, L OBP: 0.343, SLG: 0.432 (1, 5)			3-1 3-1 1B		0-0 2-3		0-0 F7			3	0	0	0	0	1	2			
Frank Quilici, R OBP: 0.167, SLG: 0.135 (7, 5)	0-0 4-3		0-0 K		0-0 2-3			0-0 F7		1	0	0	0	0	0	1			
Leo Cardenas, R OBP: 0.342, SLG: 0.385 (1, 6)			0-0 4-3 2B 1B		0-0 F5		0-0 1B			3	1	2	1	0	0	0			
John Roseboro, L OBP: 0.385, SLG: 0.396 (1, 2)			0-0 4-3		0-0 F7		0-0 L9			3	0	0	0	0	0	2			
Jim Kaat, L OBP: 0.167, SLG: 0.206 (1, 1)			0-0 WP 1B 2B		0-3 K		0-0 F8			3	1	1	1	0	1	0			
Inning Stats	R: 0 E: 0 K: 0 S: 3	H: 0 LOB: 0 BB: 0 P: 3	R: 0 E: 0 K: 0 S: 3	H: 0 LOB: 0 BB: 0 P: 3	R: 5 E: 0 K: 1 S: 11	H: 6 LOB: 1 BB: 0 P: 11	R: 0 E: 0 K: 1 S: 5	H: 0 LOB: 0 BB: 0 P: 5	R: 0 E: 0 K: 2 S: 7	H: 0 LOB: 0 BB: 0 P: 7	R: 1 E: 0 K: 1 S: 6	H: 1 LOB: 1 BB: 1 P: 10	R: 0 E: 0 K: 2 S: 7	H: 0 LOB: 0 BB: 0 P: 7	R: 0 E: 0 K: 0 S: 3	H: 1 LOB: 1 BB: 1 P: 7	1B: 6 2B: 1 3B: 1 HR: 0	SF: 0 SAC: 0 DP: 0 HBP: 0	WP: 3 PA: 33 PB: 0 SB: 1 CS: 1
PITCHER Ray Culp, R ERA: 3.75 Bill Landis, L ERA: 5.82 Lee Stange, R ERA: 0.98 Garry Roggenburk, L ERA: 0.98	IP: 2.2 WLS: L BF: 14 H: 6 R: 5 ER: 5 SO: 0 BB: 0 IBB: 0 HBP: 0 BLK: 0 WP: 2 HR: 0 S: 14 P: 14 ERA: 16.88 WHIP: 2.250																		

Batter	1	2	3	4	5	6	7	8	9	AB R H RBI BB SO LOB	TOP											
Russ Snyder, L (1.7) OBP: 0.371, SLG: 0.355	F5		K			BB 1B	IBB		IBB	3 1 1 0 2 1 1	Cleveland Indians @ Minnesota Twins Metropolitan Stadium, Bloomington, MI Fri Jun 13 1969, 8:05 PM EDT Att: 14,218 - Unknown - 58 F											
Lary Brown, R (1.6) OBP: 0.356, SLG: 0.361	P3			5-3		BB 1B	F2		SF7	3 1 0 1 1 0 3												
Ken Harrelson, R (1.9) OBP: 0.293, SLG: 0.365	F7			F9		BB		E2	P5	4 1 0 0 1 0 2												
Tony Horton, R (1.3) OBP: 0.284, SLG: 0.463		L9		F9		BB		F8		4 0 1 2 0 0 1												
Jose Cardenal, R (1.8) OBP: 0.276, SLG: 0.352					1-3	SF9-3-6-3-4			G6-3	3 0 1 1 0 0 1												
Zoilo Versalles, R (1.5) OBP: 0.329, SLG: 0.348		L9			F6		6-3		1B	4 1 1 0 0 0 1												
Davey Nelson, R (1.4) Chuck Hinton, R (7, PR) Vern Fuller, R (7, 4) OBP: 0.289, SLG: 0.349			K		K		FC4-6		SH1-4 SF7	3 0 1 0 0 2 1 0 0 0 0 0 0 0 1 1 1 0 0 0 0												
Ken Suarez, R (1.2) OBP: 0.286, SLG: 0.714			K			HR	FC4-6		SH1-4	4 1 2 2 0 1 1												
Sam McDowell, L (1.1) OBP: 0.257, SLG: 0.286						K			SH1-4	3 0 2 0 0 1 0												
Inning Stats	R: 0 E: 0 K: 0 S: 3	H: 0 LOB: 0 BB: 0 P: 3	R: 0 E: 0 K: 1 S: 6	H: 1 LOB: 1 BB: 0 P: 6	R: 0 E: 0 K: 2 S: 7	H: 1 LOB: 1 BB: 0 P: 7	R: 0 E: 0 K: 0 S: 3	H: 0 LOB: 0 BB: 0 P: 3	R: 0 E: 0 K: 1 S: 5	H: 0 LOB: 0 BB: 0 P: 5		R: 4 E: 0 K: 1 S: 7	H: 3 LOB: 0 BB: 2 P: 15	R: 0 E: 0 K: 0 S: 5	H: 2 LOB: 3 BB: 1 P: 9	R: 0 E: 1 K: 0 S: 3	H: 0 LOB: 0 BB: 0 P: 3	R: 2 E: 0 K: 0 S: 6	H: 3 LOB: 2 BB: 1 P: 10	1B: 8 2B: 3 3B: 0 HR: 1	SF: 2 SAC: 1 DP: 3 HBP: 0	WP: 0 PB: 0 SB: 0 CS: 1
PITCHER	IP WLS BF H R ER SO BB IBB HBP BLK WP HR S P ERA WHIP											IP WLS BF H R ER SO BB IBB HBP BLK WP HR S P ERA WHIP										
Jim Perry, R (1.1) ERA: 3.56	5.1 L 21 4 4 4 5 2 0 0 0 0 0 1 29 37 6.75 1.125																					
Al Worthington, R (6.1) ERA	0.2 2 1 0 0 0 0 0 0 0 0 0 0 2 2 0.00 1.500																					
Bob Miller, R (7.1) ERA: 2.81	2.0 12 5 2 2 0 0 0 1 0 0 0 0 0 11 15 9.00 2.500																					
Jerry Crider, R (9.1) ERA	1.0 4 0 0 0 0 0 0 1 0 0 0 0 0 3 7 0.00 0.000																					

Batter	1	2	3	4	5	6	7	8	9	AB R H RBI BB SO LOB	BOTTOM											
Cesar Tovar, R (1.5) OBP: 0.231, SLG: 0.253	F2		F5		FC6-4		L6		F9	5 0 0 0 0 0 3	Cleveland Indians @ Minnesota Twins Metropolitan Stadium, Bloomington, MI Fri Jun 13 1969, 8:05 PM EDT Att: 14,218 - Unknown - 58 F											
Rod Carew, L (1.4) Frank Quilici, R (9, PR) OBP: 0.447, SLG: 0.570	FC5-4		K		PB		K		E6	4 0 1 0 1 2 1 0 1 0 0 0 0 0												
Harmon Killebrew, R (1.3) OBP: 0.415, SLG: 0.565			6-3		F9		F8		HR	4 1 1 3 0 0 2												
Bob Allison, R (1.7) OBP: 0.316, SLG: 0.379	FC5-4					1B		P6	K	4 0 1 0 1 1 3												
Tony Oliva, L (1.9) OBP: 0.379, SLG: 0.444	1-3				F8					4 0 2 0 0 0 5												
Leo Cardenas, R (1.6) OBP: 0.339, SLG: 0.386		4-3		K		E4		K		4 0 0 0 0 2 2												
George Mitterwald, R (1.2) OBP: 0.294, SLG: 0.361		F7		K		1-3		P4		4 0 0 0 0 1 3												
Ted Uhlhaender, L (1.8) OBP: 0.315, SLG: 0.275		E1			FC6-4	F8			4-3	3 1 1 0 1 0 1												
Jim Perry, S (1.1) Al Worthington, R (6.1) Graig Nettles, L (6, PH) Bob Miller, R (7.1) Jerry Crider, R (9.1) Rick Rantick, R (9, PH) OBP: 0.258, SLG: 0.259		F8			FC6-4	K			HR	1 0 0 0 1 0 1 0 0 0 0 0 0 0 1 0 0 0 0 0 1 0 0 0 0 0 0 0 0 0 0 0 0 0 0 1 1 1 0 0 0 0												
Inning Stats	R: 0 E: 0 K: 0 S: 4	H: 1 LOB: 2 BB: 0 P: 5	R: 0 E: 1 K: 0 S: 4	H: 1 LOB: 1 BB: 0 P: 4	R: 0 E: 0 K: 1 S: 5	H: 0 LOB: 0 BB: 0 P: 5	R: 0 E: 0 K: 2 S: 8	H: 2 LOB: 1 BB: 0 P: 8	R: 1 E: 0 K: 0 S: 3	H: 0 LOB: 3 BB: 4 P: 19		R: 0 E: 1 K: 1 S: 6	H: 0 LOB: 1 BB: 0 P: 6	R: 0 E: 0 K: 1 S: 5	H: 0 LOB: 0 BB: 0 P: 5	R: 0 E: 0 K: 1 S: 6	H: 1 LOB: 1 BB: 0 P: 6	R: 3 E: 1 K: 1 S: 8	H: 2 LOB: 1 BB: 0 P: 8	1B: 5 2B: 1 3B: 0 HR: 1	SF: 0 SAC: 0 DP: 0 HBP: 1	WP: 0 PB: 1 SB: 2 CS: 0
PITCHER	IP WLS BF H R ER SO BB IBB HBP BLK WP HR S P ERA WHIP											IP WLS BF H R ER SO BB IBB HBP BLK WP HR S P ERA WHIP										
Sam McDowell, L (1.1) ERA: 2.59	9.0 W 40 7 4 0 7 3 1 1 0 0 0 1 49 66 0.00 1.111																					



Batter	1	2	3	4	5	6	7	8	9	AB	R	H	RBI	BB	SO	LOB	TOP			
Russ Snyder, L (1, 8) OBP: 0.369, SLG: 0.347										4	0	1	0	0	0	3				
Lary Brown, R (1, 6) OBP: 0.351, SLG: 0.355										4	1	1	0	0	1	1				
Ken Harrelson, R (1, 9) OBP: 0.294, SLG: 0.357										4	1	0	0	0	1	2				
Tony Horton, R (1, 3) OBP: 0.298, SLG: 0.469										4	0	2	1	0	1	0				
Lee Mays, L (1, 7) OBP: 0.302, SLG: 0.321										4	0	0	1	0	0	2				
Zoilo Versalles, R (1, 4) OBP: 0.335, SLG: 0.345										2	0	0	0	1	1	3				
Riche Scheinblum, S (9, PH) OBP: 0.213, SLG: 0.160										1	0	0	0	0	1	0				
Lou Klimchok, L (1, 5) OBP: 0.381, SLG: 0.513										4	0	0	0	0	2	3				
Ken Suarez, R (1, 2) OBP: 0.333, SLG: 0.571										2	0	0	0	1	0	2				
Steve Hargan, R (1, 1) OBP: 0.286, SLG: 0.286										3	0	1	0	0	0	2				
Juan Pizarro, L (7, 1) OBP: 0.143, SLG: 0.143										0	0	0	0	0	0	0				
Inning Stats	R: 0 E: 0 K: 2 S: 7	H: 1 LOB: 0 BB: 0 P: 7	R: 0 E: 0 K: 0 S: 3	H: 1 LOB: 0 BB: 0 P: 3	R: 0 E: 0 K: 0 S: 3	H: 0 LOB: 1 BB: 1 P: 7	R: 2 E: 2 K: 2 S: 11	H: 2 LOB: 2 BB: 0 P: 11	R: 0 E: 1 K: 0 S: 4	H: 1 LOB: 1 BB: 0 P: 4	R: 0 E: 0 K: 1 S: 5	H: 0 LOB: 1 BB: 1 P: 9	R: 0 E: 1 K: 0 S: 3	H: 0 LOB: 0 BB: 0 P: 3	R: 0 E: 0 K: 2 S: 7	H: 0 LOB: 0 BB: 0 P: 7	1B: 5 2B: 0 3B: 0 HR: 0	SF: 0 SAC: 0 DP: 2 HBP: 0	WP: 0 PB: 0 SB: 0 CS: 1	PA: 34
PITCHER Dave Boswell, R (1, 1) ERA: 2.93	IP: 9.0 WLS: W BF: 34 H: 5 R: 2 ER: 1 SO: 7 BB: 2 IBB: 0 HBP: 0 BLK: 0 WP: 0 HR: 0 S: 46 P: 54 ERA: 1.00 WHIP: 0.778															PITCHER				

Cleveland Indians @ Minnesota Twins
Metropolitan Stadium, Bloomington, MI
Sun Jun 15 1969, 4:33 AM EDT
Att: 20,712 - Unknown - 70 F

AB 32
R 2
H 5
RBI 2
BB 2
SO 7
LOB 18

Batter	1	2	3	4	5	6	7	8	9	AB	R	H	RBI	BB	SO	LOB	BOTTOM			
Ted Uhlhaender, L (1, 8) OBP: 0.313, SLG: 0.273										5	1	1	0	0	0	2				
Rod Carew, L (1, 4) OBP: 0.454, SLG: 0.569										2	2	1	0	2	0	0				
Tony Oliva, L (1, 9) OBP: 0.371, SLG: 0.432										4	0	1	0	0	2	5				
Harmon Killebrew, R (1, 5) OBP: 0.414, SLG: 0.563										2	0	1	2	2	0	0				
Rich Reese, L (1, 3) OBP: 0.301, SLG: 0.460										4	0	0	0	0	0	5				
Cesar Tovar, R (9, 7) OBP: 0.233, SLG: 0.255										0	0	0	0	0	0	0				
Graig Nettles, L (1, 7) OBP: 0.339, SLG: 0.416										3	0	1	1	1	0	2				
Frank Quilici, R (9, 5) OBP: 0.175, SLG: 0.145										0	0	0	0	0	0	0				
Leo Cardenas, R (1, 6) OBP: 0.332, SLG: 0.377										4	0	0	0	0	0	6				
John Roseboro, L (1, 2) OBP: 0.392, SLG: 0.393										3	0	0	0	1	0	0				
Dave Boswell, R (1, 1) OBP: 0.132, SLG: 0.216										3	0	0	0	1	2	1				
Inning Stats	R: 2 E: 0 K: 0 S: 5	H: 2 LOB: 1 BB: 1 P: 9	R: 0 E: 0 K: 1 S: 5	H: 0 LOB: 1 BB: 1 P: 9	R: 0 E: 0 K: 0 S: 4	H: 1 LOB: 3 BB: 2 P: 12	R: 0 E: 0 K: 1 S: 6	H: 1 LOB: 2 BB: 1 P: 10	R: 0 E: 1 K: 0 S: 4	H: 0 LOB: 1 BB: 0 P: 4	R: 0 E: 0 K: 1 S: 5	H: 0 LOB: 0 BB: 0 P: 5	R: 1 E: 0 K: 1 S: 6	H: 1 LOB: 2 BB: 2 P: 14	R: 0 E: 0 K: 0 S: 3	H: 0 LOB: 0 BB: 0 P: 3	1B: 4 2B: 0 3B: 1 HR: 0	SF: 0 SAC: 0 DP: 0 HBP: 0	WP: 0 PB: 0 SB: 0 CS: 0	PA: 37
PITCHER Steve Hargan, R (1, 1) ERA: 8.2	IP: 6.1 WLS: L BF: 31 H: 4 R: 3 ER: 3 SO: 4 BB: 6 IBB: 1 HBP: 0 BLK: 0 WP: 0 HR: 0 S: 32 P: 60 ERA: 4.26 WHIP: 1.579															PITCHER				
Juan Pizarro, L (7, 1) ERA: 3.67	IP: 1.2 WLS: 6 BF: 1 H: 0 R: 0 ER: 0 SO: 0 BB: 0 IBB: 0 HBP: 0 BLK: 0 WP: 0 HR: 0 S: 6 P: 6 ERA: 0.00 WHIP: 0.600															PITCHER				

Cleveland Indians @ Minnesota Twins
Metropolitan Stadium, Bloomington, MI
Sun Jun 15 1969, 4:33 AM EDT
Att: 20,712 - Unknown - 70 F

AB 30
R 3
H 5
RBI 3
BB 7
SO 4
LOB 21

Batter	1	2	3	4	5	6	7	8	9	AB	R	H	RBI	BB	SO	LOB	TOP			
Sandy Alomar Sr. S OBP: 0.265, SLG: 0.257 (1.4)										5	0	1	0	0	1	3	California Angels @ Minnesota Twins Metropolitan Stadium, Bloomington, MI Mon Jun 16 1969, 8:05 PM EDT Att: 10,588 - Unknown - 77 F			
Bill Voss L OBP: 0.301, SLG: 0.259 (1.9)										4	0	1	0	0	1	3				
Jim Fregosi R OBP: 0.340, SLG: 0.372 (1.6)										4	1	1	0	0	0	1				
Rick Reichardt R OBP: 0.374, SLG: 0.417 (1.7)										4	0	1	0	0	1	1				
Jay Johnstone L OBP: 0.247, SLG: 0.322 (1.8)										4	0	0	0	0	0	2				
Aurelio Rodriguez R OBP: 0.307, SLG: 0.361 (1.5)										3	1	2	1	0	0	0				
Jim Spencer L OBP: 0.324, SLG: 0.303 (1.3)										4	0	1	0	0	3	2				
Joe Azcue R OBP: 0.322, SLG: 0.312 (1.2)										2	0	1	1	1	0	0				
Tom Murphy R OBP: 0.187, SLG: 0.138 (5. PH) Roger Reynolds L OBP: 0.379, SLG: 0.300 (5.1) Greg Washburn R OBP: 0.300, SLG: 0.250 (5.1) Eddie Fisher R OBP: 0.300, SLG: 0.250 (6.1) Lou Johnson R OBP: 0.322, SLG: 0.231 (7.1) Pedro Borbon R OBP: 0.300, SLG: 0.250 (7.1) Bubba Morton R OBP: 0.300, SLG: 0.250 (9. PH)										1	0	0	0	0	1	2				
Inning Stats	R: 0 E: 0 K: 0 S: 4	H: 2 LOB: 1 BB: 0 P: 4	R: 0 E: 0 K: 2 S: 8	H: 1 LOB: 2 BB: 1 P: 12	R: 0 E: 0 K: 0 S: 3	H: 0 LOB: 0 BB: 0 P: 3	R: 0 E: 0 K: 0 S: 3	H: 0 LOB: 0 BB: 0 P: 3	R: 1 E: 0 K: 1 S: 7	H: 2 LOB: 1 BB: 0 P: 7	R: 0 E: 0 K: 1 S: 5	H: 0 LOB: 1 BB: 1 P: 9	R: 0 E: 0 K: 1 S: 5	H: 0 LOB: 0 BB: 0 P: 5	R: 1 E: 0 K: 1 S: 7	H: 2 LOB: 1 BB: 0 P: 7		1B: 7 2B: 1 3B: 0 HR: 0	SF: 2 SAC: 0 DP: 0 HBP: 0	WP: 0 PB: 0 SB: 0 CS: 1
PITCHER Jim Perry, R ERA: 3.38 (1.1)	IP: 9.0 WLS: W BF: 37 H: 8 R: 2 ER: 2 SO: 9 BB: 2 IBB: 0 HBP: 0 BLK: 0 WP: 0 HR: 0 S: 53 P: 61 ERA: 2.00 WHIP: 1.111															PITCHER				

Batter	1	2	3	4	5	6	7	8	9	AB	R	H	RBI	BB	SO	LOB	BOTTOM			
Ted Uhlhaender L OBP: 0.310, SLG: 0.268 (1.8)										4	1	0	0	1	0	4	California Angels @ Minnesota Twins Metropolitan Stadium, Bloomington, MI Mon Jun 16 1969, 8:05 PM EDT Att: 10,588 - Unknown - 77 F			
Rod Carew L OBP: 0.447, SLG: 0.556 (1.4)										4	1	0	0	1	1	3				
Tony Oliva L OBP: 0.369, SLG: 0.429 (1.9)										4	2	1	1	0	0	1				
Harmon Killebrew R OBP: 0.419, SLG: 0.580 (1.5) (7.3)										3	2	2	2	1	0	0				
Rich Reese L OBP: 0.302, SLG: 0.456 (1.3) Frank Quilici R OBP: 0.190, SLG: 0.179 (7.5)										3	0	1	1	0	0	1				
Graig Nettles L OBP: 0.339, SLG: 0.412 (1.7) Cesar Tovar R OBP: 0.238, SLG: 0.266 (6, FR) (7.7)										1	0	0	1	1	0	1				
Leo Cardenas R OBP: 0.331, SLG: 0.374 (1.6)										1	1	1	1	0	0	0				
John Roseboro L OBP: 0.388, SLG: 0.383 (1.2) Tom Tischenki R OBP: 0.333, SLG: 0.200 (9.2)										3	0	0	0	1	0	0				
Jim Perry S OBP: 0.261, SLG: 0.250 (1.1)										4	0	3	1	0	0	2				
Inning Stats	R: 3 E: 1 K: 0 S: 6	H: 2 LOB: 1 BB: 1 P: 10	R: 0 E: 0 K: 0 S: 3	H: 1 LOB: 0 BB: 0 P: 3	R: 2 E: 0 K: 0 S: 4	H: 1 LOB: 1 BB: 2 P: 12	R: 0 E: 0 K: 1 S: 6	H: 1 LOB: 1 BB: 0 P: 6	R: 0 E: 0 K: 0 S: 3	H: 0 LOB: 0 BB: 0 P: 3	R: 1 E: 0 K: 0 S: 3	H: 1 LOB: 1 BB: 2 P: 11	R: 2 E: 0 K: 0 S: 6	H: 3 LOB: 1 BB: 0 P: 6	R: 0 E: 0 K: 0 S: 4	H: 1 LOB: 1 BB: 0 P: 4		1B: 6 2B: 5 3B: 0 HR: 1	SF: 2 SAC: 0 DP: 2 HBP: 0	WP: 1 PB: 0 SB: 4 CS: 0
PITCHER Tom Murphy R ERA: 4.69 Greg Washburn R ERA: 3.0 Eddie Fisher R ERA: 3.99 Pedro Borbon R ERA: 5.48	IP: 4.0 WLS: L BF: 20 H: 5 R: 5 ER: 4 SO: 4 BB: 5 IBB: 0 HBP: 0 BLK: 0 WP: 0 HR: 0 S: 19 P: 31 ERA: 9.00 WHIP: 2.000															PITCHER				

Batter	1	2	3	4	5	6	7	8	9	AB	R	H	RBI	BB	SO	LOB	TOP							
Sandy Alomar Sr. S OBP: 0.273, SLG: 0.261 (1, 4)	FC1-6 BB	4-3			3-1	HR	5-3			5	1	2	2	1	0	2								
Bill Voos L OBP: 0.313, SLG: 0.310 (1, 9)	FC1-6 BB		5-3 HR		6-3	HR		1B	F8	6	3	3	3	0	0	2								
Jim Fregosi R OBP: 0.346, SLG: 0.374 Ruben Amaro R OBP: 0.348, SLG: 0.250 (8, PR) (8, 6)	1-2 BB		5-3		1-3			1B	SF8	4	0	2	0	1	0	1								
Rick Reichardt R OBP: 0.379, SLG: 0.437 (1, 7)	F3		HR					1B	FC6-4	4	2	2	3	1	0	3								
Jay Johnstone L OBP: 0.247, SLG: 0.322 (1, 8)	P6		L7		SH2-4		PB	SF8		3	1	1	1	0	0	2								
Aurelio Rodriguez R OBP: 0.309, SLG: 0.369 (1, 5)		E5 3B	F3		BB	1B	2B	K		4	3	1	1	1	1	1								
Joe Azcue R OBP: 0.315, SLG: 0.317 (1, 2)		F8		6-3	F8		FC6-4			5	0	1	1	0	0	4								
Jim Spencer L OBP: 0.333, SLG: 0.351 (1, 3)	1-H 3B			F5		BB	F2		K	4	1	1	1	1	1	1								
Andy Messersmith R OBP: 0.211, SLG: 0.063 (1, 1)	P4			K		HR	K		K	4	1	0	1	1	3	2								
Inning Stats	R: 0 E: 0 K: 0 S: 3	H: 0 LOB: 2 BB: 2 P: 11	R: 1 E: 1 K: 0 S: 5	H: 1 LOB: 1 BB: 0 P: 5	R: 2 E: 0 K: 0 S: 5	H: 2 LOB: 0 BB: 0 P: 5	R: 0 E: 0 K: 1 S: 5	H: 0 LOB: 0 BB: 0 P: 5	R: 0 E: 0 K: 0 S: 3	H: 0 LOB: 0 BB: 0 P: 3	R: 6 E: 0 K: 0 S: 6	H: 3 LOB: 1 BB: 4 P: 22	R: 2 E: 0 K: 1 S: 8	H: 3 LOB: 1 BB: 0 P: 8	R: 2 E: 0 K: 1 S: 8	H: 3 LOB: 1 BB: 0 P: 8	R: 0 E: 0 K: 2 S: 8	H: 1 LOB: 1 BB: 0 P: 8	1B: 8 2B: 1 3B: 2 HR: 2	SF: 1 SAC: 1 DP: 0 HBP: 0	WP: 0 PB: 1 SB: 0 CS: 0	PA: 47		
PITCHER	IP	WLS	BF	H	R	ER	SO	BB	IBB	HBP	BLK	WP	HR	S	P	ERA	WHIP							
Danny Morris R ERA: 8.1 (1, 1)	3.0	L	15	3	3	2	0	2	0	0	0	0	1	13	21	6.00	1.667							
Bob Miller R ERA: 2.51 (4, 1)	2.0		6	0	0	0	1	0	0	0	0	0	0	8	8	0.00	0.000							
Jerry Crider R ERA: 7.36 (6, 1)	0.1		3	0	2	2	0	1	1	0	0	0	0	1	9	54.00	3.000							
Al Worthington R ERA: 17.18 (6, 1)	0.2		10	6	6	6	0	1	1	0	0	0	1	8	16	81.00	10.500							
Joe Grzenda L ERA: 4.03 (7, 1)	3.0		13	4	2	2	4	0	0	0	0	0	0	21	21	6.00	1.333							

California Angels @ Minnesota Twins
Metropolitan Stadium, Bloomington, MI
Tue Jun 17 1969, 8:05 PM EDT
Att: 12,836 - Unknown - 72 F

AB 39
R 13
H 13
RBI 13
BB 6
SO 5
LOB 18





Batter	1	2	3	4	5	6	7	8	9	AB	R	H	RBI	BB	SO	LOB	BOTTOM							
Cesar Tovar R OBP: 0.232, SLG: 0.259 (1, 4)	F9		K		L8			P4		4	0	0	0	0	1	2								
Rich Reese L OBP: 0.309, SLG: 0.495 (1, 3)	2B			HR	P6			F8		4	1	2	1	0	0	2								
Tony Oliva L OBP: 0.363, SLG: 0.422 (1, 9)	F5			K		4-3			4-3	4	0	0	0	0	1	1								
Harmon Killebrew R OBP: 0.412, SLG: 0.569 (1, 5)	L8			F3		K		K		4	0	0	0	0	2	1								
Graig Nettles L OBP: 0.336, SLG: 0.400 (1, 7)	F7			BB		F8		F8		3	0	0	0	1	0	0								
John Roseboro L OBP: 0.380, SLG: 0.373 Tom Tischinski R OBP: 0.333, SLG: 0.200 (8, 2)	K			P4				F9		3	0	0	0	0	1	1								
Leo Cardenas R OBP: 0.332, SLG: 0.373 Frank Quilici R OBP: 0.186, SLG: 0.175 (7, 6)	K				1B			K		1	0	0	0	0	1	0								
Ted Uhlhaender L OBP: 0.310, SLG: 0.269 (1, 8)				4-3				P6		3	0	1	0	0	0	0								
Danny Morris R Rick Renick R Bob Miller R Rod Carew L Jerry Crider R Al Worthington R Joe Grzenda R (1, 1) (3, PR) (4, 1) (5, PR) (6, 1) (8, 1) (7, 1)				K				K		0	0	0	0	0	0	0								
Inning Stats	R: 0 E: 0 K: 0 S: 4	H: 1 LOB: 0 BB: 0 P: 4	R: 0 E: 0 K: 2 S: 7	H: 0 LOB: 0 BB: 0 P: 7	R: 0 E: 0 K: 2 S: 7	H: 0 LOB: 0 BB: 0 P: 7	R: 1 E: 0 K: 1 S: 6	H: 1 LOB: 1 BB: 1 P: 10	R: 0 E: 0 K: 0 S: 4	H: 1 LOB: 2 BB: 1 P: 8	R: 0 E: 0 K: 1 S: 5	H: 0 LOB: 0 BB: 0 P: 5	R: 0 E: 0 K: 1 S: 5	H: 0 LOB: 0 BB: 0 P: 5	R: 0 E: 0 K: 1 S: 5	H: 0 LOB: 0 BB: 0 P: 5	R: 0 E: 0 K: 1 S: 5	H: 0 LOB: 0 BB: 0 P: 5	1B: 1 2B: 1 3B: 0 HR: 1	SF: 0 SAC: 0 DP: 0 HBP: 0	WP: 0 PB: 0 SB: 0 CS: 0	PA: 32		
PITCHER	IP	WLS	BF	H	R	ER	SO	BB	IBB	HBP	BLK	WP	HR	S	P	ERA	WHIP							
Andy Messersmith R ERA: 3.21 (1, 1)	9.0	W	32	3	1	1	9	2	0	0	0	0	1	48	56	1.00	0.556							

California Angels @ Minnesota Twins
Metropolitan Stadium, Bloomington, MI
Tue Jun 17 1969, 8:05 PM EDT
Att: 12,836 - Unknown - 72 F

AB 30
R 1
H 3
RBI 1
BB 2
SO 9
LOB 9




Batter	1	2	3	4	5	6	7	8	9	AB	R	H	RBI	BB	SO	LOB	TOP					
Sandy Alomar Sr. S OBP: 0.277, SLG: 0.267 (1,4)	0-0 1B L6-5 1B		0-0 6-3			0-0 6-3		0-0 1B		4	0	2	1	0	0	0	California Angels @ Minnesota Twins Metropolitan Stadium, Bloomington, MI Wed Jun 18 1969, 8:05 PM EDT Att: 13,014 - Unknown - 78 F AB 32 R 1 H 8 RBI 1 BB 0 SO 5 LOB 10 					
Aurelio Rodriguez R OBP: 0.304, SLG: 0.362 (1,5)	0-3 K			0-0 F5		0-3 K		0-0 F8		4	0	0	0	0	2	4						
Jim Fregosi R OBP: 0.348, SLG: 0.377 (1,6)	0-0 1B			0-0 4-3			0-0 1B		0-0 6-3	4	0	2	0	0	0	0						
Rick Reichardt R OBP: 0.372, SLG: 0.427 (1,7)	0-0 L6-5			0-0 5-3			0-0 F8		0-0 6-3	4	0	0	0	0	0	3						
Joe Azcue R OBP: 0.302, SLG: 0.302 (1,2)		0-0 F7			0-0 5-3		0-0 G3-6-1-4		0-0 P6	4	0	0	0	0	0	1						
Bubba Morton R OBP: 0.382, SLG: 0.429 (1,9)		0-0 6-3			0-0 1B G3-2 1B			0-0 F3		3	0	1	0	0	0	0						
Jim Hicks R OBP: 0.286, SLG: 0.393 (1,3)		0-3 K			0-0 1B			0-3 K		3	0	1	0	0	2	0						
Jay Johnstone L OBP: 0.244, SLG: 0.319 (8, PH)			0-0 6-3		0-0 G3-2			0-0 1B 1B 1B		2	0	0	0	0	0	2						
Winston Lianas R OBP: 0.250, SLG: 0.250 (8, PR)				0-0 6-3				0-0 1B 1B 1B		1	0	1	0	0	0	0						
Roger Repoz L OBP: 0.278, SLG: 0.303 (8,8)					0-3 K			0-0 1B 1-3 1B		0	1	0	0	0	0	0						
Jim McGlothlin R OBP: 0.160, SLG: 0.125 (8, PH)						0-0 F9				2	0	0	0	0	1	0						
Lou Johnson R OBP: 0.279, SLG: 0.239 (8, PH)										1	0	1	0	0	0	0						
Hoyt Wilhelm R (8,1)										0	0	0	0	0	0	0						
Inning Stats	R: 0 E: 0 K: 1 S: 6	H: 2 LOB: 1 BB: 0 P: 6	R: 0 E: 0 K: 1 S: 5	H: 0 LOB: 0 BB: 0 P: 5	R: 0 E: 0 K: 1 S: 5	H: 0 LOB: 0 BB: 0 P: 5	R: 0 E: 0 K: 0 S: 3	H: 0 LOB: 0 BB: 0 P: 3	R: 0 E: 0 K: 0 S: 4	H: 2 LOB: 1 BB: 0 P: 4	R: 0 E: 0 K: 1 S: 5	H: 0 LOB: 0 BB: 0 P: 5	R: 0 E: 0 K: 0 S: 3	H: 1 LOB: 0 BB: 0 P: 3	R: 1 E: 0 K: 1 S: 8	H: 3 LOB: 3 BB: 0 P: 8	R: 0 E: 0 K: 0 S: 3	H: 0 LOB: 0 BB: 0 P: 3	1B: 8 2B: 2 3B: 0 HR: 0	SF: 0 SAC: 0 DP: 3 HBP: 0	WP: 0 PB: 0 SB: 0 CS: 0	PA: 32
PITCHER Jim Kaat L ERA: 2.31 (1,1)	IP: 9.0 WLS: W BF: 32 H: 8 R: 1 ER: 1 SO: 5 BB: 0 IBB: 0 HBP: 0 BLK: 0 WP: 0 HR: 0 S: 42 P: 42 ERA: 1.00 WHIP: 0.889															PITCHER						

Batter	1	2	3	4	5	6	7	8	9	AB	R	H	RBI	BB	SO	LOB	BOTTOM					
Ted Uhlhaender L OBP: 0.314, SLG: 0.270 (1,8)	4-0 4-3 BB		0-0 4-3		0-0 6-3			0-0 S 2B 1B		3	1	1	0	1	0	0	California Angels @ Minnesota Twins Metropolitan Stadium, Bloomington, MI Wed Jun 18 1969, 8:05 PM EDT Att: 13,014 - Unknown - 78 F AB 29 R 3 H 5 RBI 3 BB 3 SO 6 LOB 11 					
Rod Carew L OBP: 0.436, SLG: 0.541 (1,4)	0-0 4-3 1-2		0-0 1-3			0-0 1-3		0-3 K		4	0	0	0	0	1	3						
Tony Oliva L OBP: 0.362, SLG: 0.416 (1,9)	0-3 K			0-3 K		0-3 K		4-0 2B IBB		3	0	0	0	1	3	1						
Harmon Killebrew R OBP: 0.410, SLG: 0.567 (8, PR)	0-0 5-3			0-0 4-3		0-0 5-3		0-0 1-3 2H 3H 2B		4	0	1	2	0	0	1						
Frank Quilici R OBP: 0.186, SLG: 0.175 (9,5)					0-0 4-3			0-0 1-3 2H 3H 2B		0	0	0	0	0	0	0						
Rich Reese L OBP: 0.307, SLG: 0.482 (1,3)		0-0 4-3		4-0 BB			0-0 4-3	0-0 G3		3	0	0	0	1	0	3						
Charlie Manuel L OBP: 0.383, SLG: 0.397 (8, PR)		0-3 K		0-0 4-3			0-0 F7			3	0	0	0	0	1	1						
Rick Renick R OBP: 0.250, SLG: 0.250 (9,6)					0-0 4-3			0-0 F8		0	0	0	0	0	0	0						
John Roseboro L OBP: 0.379, SLG: 0.380 (1,2)		0-0 2B			0-0 3-1			0-0 F8		3	0	1	0	0	0	0						
Leo Cardenas R OBP: 0.332, SLG: 0.372 (8, PR)		0-0 5-3			0-0 1-3			0-0 1B 2B 1B		3	0	1	0	0	0	1						
Cesar Tovar R OBP: 0.232, SLG: 0.259 (9,7)								0-3 K		0	1	0	0	0	0	0						
Jim Kaat L OBP: 0.175, SLG: 0.289 (1,1)			0-0 4-3							3	1	1	1	0	1	1						
Inning Stats	R: 0 E: 0 K: 1 S: 5	H: 0 LOB: 1 BB: 1 P: 9	R: 0 E: 0 K: 1 S: 6	H: 1 LOB: 1 BB: 0 P: 6	R: 0 E: 0 K: 0 S: 3	H: 0 LOB: 0 BB: 0 P: 3	R: 0 E: 0 K: 1 S: 5	H: 0 LOB: 0 BB: 1 P: 9	R: 1 E: 0 K: 0 S: 4	H: 1 LOB: 0 BB: 0 P: 4	R: 0 E: 0 K: 1 S: 5	H: 0 LOB: 0 BB: 0 P: 5	R: 0 E: 0 K: 0 S: 3	H: 0 LOB: 0 BB: 0 P: 3	R: 2 E: 0 K: 2 S: 10	H: 3 LOB: 3 BB: 1 P: 14		R: 0 E: 0 K: 0 S: 3	H: 0 LOB: 0 BB: 0 P: 3	1B: 2 2B: 2 3B: 0 HR: 1	SF: 0 SAC: 0 DP: 0 HBP: 0	WP: 0 PB: 0 SB: 1 CS: 0
PITCHER Jim McGlothlin R ERA: 2.7 Hoyt Wilhelm R ERA: 2.89 (8,1)	IP: 7.0 WLS: L BF: 25 H: 2 R: 1 ER: 1 SO: 4 BB: 2 IBB: 0 HBP: 0 BLK: 0 WP: 0 HR: 1 S: 31 P: 39 ERA: 1.29 WHIP: 0.571															PITCHER						

Batter	1	2	3	4	5	6	7	8	9	AB	R	H	RBI	BB	SO	LOB	TOP					
Sandy Alomar Sr. S OBP: 0.272, SLG: 0.261 (1, 4)	6-3			F7		1-3		FC4-6		4	0	0	0	0	0	1						
Bill Voos L OBP: 0.301, SLG: 0.297 (1, 9)	6-3			P6			F5		3-1	4	0	0	0	0	0	0						
Jim Fregosi R OBP: 0.347, SLG: 0.388 (1, 6)	F9			L8			HR		L8	4	1	1	1	0	0	0						
Rick Reichardt R OBP: 0.369, SLG: 0.423 (1, 7)		F8			K		K			4	0	1	0	0	2	0						
Jay Johnstone L OBP: 0.249, SLG: 0.319 (1, 8)		K					WP		K	3	0	1	0	1	2	1						
Aurelio Rodriguez R OBP: 0.300, SLG: 0.357 (1, 5)		F8			F8		BB			3	0	0	0	0	0	2						
Joe Azcue R OBP: 0.293, SLG: 0.292 (1, 2)			L8						6-3	3	0	0	0	0	1	1						
Jim Spencer L OBP: 0.311, SLG: 0.325 (1, 3)			F7						F7	3	0	0	0	0	1	0						
George Brunet R Pedro Borbon R Lou Johnson R Bob Priddy R Roger Repoz L Eddie Fisher R (1, 1) (3, 1) (6, PH) (6, 1) (8, PH) (8, 1)				K					FC4-6	1	0	0	0	0	1	0						
Inning Stats	R: 0 E: 0 K: 0 S: 3	H: 0 LOB: 0 BB: 0 P: 3	R: 0 E: 0 K: 1 S: 5	H: 0 LOB: 0 BB: 0 P: 5	R: 0 E: 0 K: 1 S: 5	H: 0 LOB: 0 BB: 0 P: 5	R: 0 E: 0 K: 0 S: 3	H: 0 LOB: 0 BB: 0 P: 3	R: 0 E: 0 K: 2 S: 8	H: 1 LOB: 1 BB: 0 P: 8	R: 0 E: 0 K: 0 S: 7	H: 0 LOB: 0 BB: 0 P: 7	R: 1 E: 0 K: 1 S: 6	H: 1 LOB: 1 BB: 1 P: 10	R: 0 E: 0 K: 0 S: 3	H: 0 LOB: 1 BB: 1 P: 7	R: 0 E: 0 K: 1 S: 6	H: 1 LOB: 1 BB: 0 P: 6	1B: 2 2B: 0 3B: 0 HR: 1	SF: 0 SAC: 0 DP: 0 HBP: 0	WP: 1 PB: 0 SB: 0 CS: 0	PA: 32
PITCHER Dick Woodson R ERA: 3.69 (1, 1)	IP: 9.0 WLS: W BF: 32 H: 3 R: 1 ER: 1 SO: 8 BB: 2 IBB: 0 HBP: 0 BLK: 0 WP: 1 HR: 1 S: 46 P: 54 ERA: 1.00 WHIP: 0.556											PITCHER IP: WLS: BF: H: R: ER: SO: BB: IBB: HBP: BLK: WP: HR: S: P: ERA: WHIP										

California Angels @ Minnesota Twins
Metropolitan Stadium, Bloomington, MI
Thu Jun 19 1969, 4:33 AM EDT
Att: 14,050 - Unknown - 56 F

AB	30
R	1
H	3
RBI	1
BB	2
SO	8
LOB	5



Batter	1	2	3	4	5	6	7	8	9	AB	R	H	RBI	BB	SO	LOB	BOTTOM			
Cesar Tovar R OBP: 0.237, SLG: 0.272 (1, 8)	E2	6-3		6-3		6-3		1-3		4	2	1	0	1	0	4				
Rod Carew L OBP: 0.440, SLG: 0.545 (1, 4)	S		E	1B		1-3		1-3		4	2	2	2	1	0	1				
Harmon Killebrew R Rich Reese L OBP: 0.469, SLG: 0.591 OBP: 0.313, SLG: 0.486 (1, 3) (7, 3)	P6		E5	1B		L8				4	1	1	0	0	1	2				
Bob Allison R OBP: 0.310, SLG: 0.365 (1, 7)	5-3		4-3	1B				5-3		5	0	2	3	0	0	2				
Leo Cardenas R OBP: 0.331, SLG: 0.370 (1, 6)	K		4-3	1B		6-3				4	0	1	0	0	1	2				
Rick Renick R Ted Uhlhaender L OBP: 0.250, SLG: 0.250 OBP: 0.314, SLG: 0.270 (1, 9) (7, PR) (8, 9)		5-3	1-3	FC4-6				2B		4	0	1	0	0	0	3				
Frank Quilici R OBP: 0.206, SLG: 0.200 (1, 5)		1B	K			L8		2B		3	0	1	1	1	1	1				
Tom Tischinski R OBP: 0.313, SLG: 0.214 (1, 2)		F9		E		P3		G3		4	1	1	0	0	0	3				
Dick Woodson R OBP: 0.190, SLG: 0.105 (1, 1)		1B	E4			5-3				4	1	1	0	0	1	1				
Inning Stats	R: 1 E: 1 K: 1 S: 6	H: 1 LOB: 1 BB: 1 P: 10	R: 0 E: 0 K: 0 S: 4	H: 1 LOB: 2 BB: 1 P: 8	R: 2 E: 1 K: 1 S: 8	H: 3 LOB: 1 BB: 0 P: 8	R: 3 E: 2 K: 1 S: 10	H: 4 LOB: 2 BB: 0 P: 10	R: 0 E: 0 K: 1 S: 5	H: 0 LOB: 0 BB: 0 P: 5	R: 0 E: 0 K: 0 S: 3	H: 0 LOB: 0 BB: 0 P: 3	R: 1 E: 0 K: 0 S: 5	H: 2 LOB: 2 BB: 0 P: 5	R: 1 E: 0 K: 0 S: 4	H: 1 LOB: 1 BB: 1 P: 8	1B: 9 2B: 2 3B: 1 HR: 0	SF: 0 SAC: 0 DP: 0 HBP: 0	WP: 0 PB: 0 SB: 1 CS: 0	PA: 40
PITCHER George Brunet L Pedro Borbon R Bob Priddy R Eddie Fisher R ERA: 4.47 ERA: 4.65 ERA: 5.68 ERA: 4.12 (1, 1) (3, 1) (6, 1) (8, 1)	IP: 2.0 WLS: L BF: 13 H: 5 R: 3 ER: 3 SO: 3 BB: 0 IBB: 0 HBP: 0 BLK: 0 WP: 0 HR: 0 S: 13 P: 21 ERA: 4.50 WHIP: 3.500											PITCHER IP: WLS: BF: H: R: ER: SO: BB: IBB: HBP: BLK: WP: HR: S: P: ERA: WHIP								

California Angels @ Minnesota Twins
Metropolitan Stadium, Bloomington, MI
Thu Jun 19 1969, 4:33 AM EDT
Att: 14,050 - Unknown - 56 F

AB	37
R	8
H	12
RBI	7
BB	3
SO	4
LOB	19



Batter	1	2	3	4	5	6	7	8	9	10	AB	R	H	RBI	BB	SO	LOB	TOP							
Ted Uhlhaender, L OBP: 0.313, SLG: 0.276	4-3			1B	F7		F7				6	3	2	0	0	0	3								
Rod Carew, L OBP: 0.432, SLG: 0.530	K			K		1B		K			6	3	3	1	0	3	1								
Harmon Killebrew, R OBP: 0.421, SLG: 0.577	F9					1B		K			4	3	2	4	2	1	0								
Tony Oliva, L OBP: 0.355, SLG: 0.402		L8		F3		F6		F3			5	1	0	1	1	0	4								
Rich Reese, L OBP: 0.341, SLG: 0.475		F9				F6					3	0	0	0	0	1	3								
Cesar Tovar, R OBP: 0.240, SLG: 0.269				K					6-3		2	1	1	0	1	0	0								
Graig Nettles, L OBP: 0.341, SLG: 0.405									F8		2	0	1	1	1	1	0								
Frank Quilici, R OBP: 0.227, SLG: 0.210		K			1B	1B					2	1	1	1	1	0	0								
Leo Cardenas, R OBP: 0.333, SLG: 0.363				F9		F7					5	1	2	2	1	0	4								
John Roseboro, L OBP: 0.378, SLG: 0.375				L9							4	1	2	1	1	0	0								
Jim Perry, S OBP: 0.340, SLG: 0.227											2	0	0	0	0	0	2								
Ron Parranoski, L OBP: 0.302, SLG: 0.295											1	0	0	0	0	1	0								
George Mitterwald, R OBP: 0.302, SLG: 0.295											0	0	0	0	0	0	0								
Charlie Manuel, L OBP: 0.198, SLG: 0.140											1	0	0	0	0	0	0								
Al Worthington, R OBP: 0.198, SLG: 0.140											0	0	0	0	0	0	0								
Joe Grzenda, R OBP: 0.198, SLG: 0.140											1	0	0	0	0	1	2								
Inning Stats	R: 0 E: 0 K: 1 S: 5	H: 0 LOB: 0 BB: 0 P: 5	R: 0 E: 0 K: 1 S: 5	H: 0 LOB: 0 BB: 0 P: 5	R: 0 E: 0 K: 0 S: 3	H: 0 LOB: 0 BB: 0 P: 3	R: 1 E: 0 K: 2 S: 9	H: 2 LOB: 1 BB: 0 P: 9	R: 0 E: 0 K: 0 S: 4	H: 1 LOB: 2 BB: 1 P: 8	R: 2 E: 0 K: 0 S: 5	H: 3 LOB: 2 BB: 1 P: 9	R: 0 E: 0 K: 1 S: 5	H: 0 LOB: 0 BB: 0 P: 5	R: 0 E: 0 K: 2 S: 7	H: 0 LOB: 0 BB: 0 P: 7	R: 0 E: 0 K: 0 S: 3	H: 0 LOB: 2 BB: 2 P: 11	R: 11 E: 2 K: 1 S: 14	H: 8 LOB: 2 BB: 4 P: 30	1B: 12 2B: 2 3B: 0 HR: 1	SF: 0 SAC: 0 DP: 1 HBP: 0	WP: 0 PB: 0 SB: 1 CS: 0	PA: 52	
PITCHER	IP	WLS	BF	H	R	ER	SO	BB	IBB	HBP	BLK	WP	HR	S	P	ERA	WHIP								
Catfish Hunter, R ERA: 4.0	6.0		25	6	3	3	4	2	0	0	0	0	0	14	22	4.50	1.333								
Jim Roland, L ERA: 2.16	7.1	2.2	10	0	0	0	3	2	0	0	0	0	0	1	1	0.00	0.000								
Rolie Fingers, R ERA: 2.76	9.1	0.1	1	0	0	0	0	0	0	0	0	0	0	1	1	0.00	0.000								
Paul Lindblad, L ERA: 3.56	10.1	0.0	L	2	2	2	0	0	0	0	0	0	0	2	2	∞	∞								
Lew Krausse, R ERA: 6.00	10.1	0.0	5	3	3	3	0	2	0	0	0	0	1	3	11	∞	∞								

Minnesota Twins @ Oakland Athletics
Oakland-Alameda County Coliseum, Oakland, CA

AB	44
R	14
H	14
RBI	11
BB	8
SO	8
LOB	21



WP: 0	PA: 52
PB: 0	
SB: 1	
CS: 0	

Batter	1	2	3	4	5	6	7	8	9	10	AB	R	H	RBI	BB	SO	LOB	BOTTOM							
Bert Campaneris, R OBP: 0.307, SLG: 0.324	L8	P4			F8	L7					4	0	0	0	1	0	5								
Ted Kubiak, S OBP: 0.444, SLG: 0.414					F7						4	1	2	0	1	0	1								
Reggie Jackson, L OBP: 0.391, SLG: 0.705											5	0	1	0	0	3	4								
Sal Bando, R OBP: 0.405, SLG: 0.473											4	1	1	1	1	0	3								
Danny Cater, R OBP: 0.336, SLG: 0.402											5	2	3	1	0	0	1								
Rick Monday, L OBP: 0.367, SLG: 0.457											4	0	1	0	1	2	2								
Joe Rudi, R OBP: 0.196, SLG: 0.240											5	0	1	0	0	1	4								
Larry Haney, R OBP: 0.310, SLG: 0.413											1	0	1	1	0	0	0								
Phil Roof, R OBP: 0.277, SLG: 0.276											2	0	1	1	0	0	0								
Calvin Schiraldi, R ERA: 3.38											1	0	0	0	0	0	1								
Ray Webster, L ERA: 1.97											0	0	0	0	0	0	0								
Mike Hershberger, R ERA: 1.97											0	0	0	0	0	0	0								
Jim Ruzicki, R ERA: 1.97											0	0	0	0	0	0	0								
Rolie Fingers, R ERA: 1.97											0	0	0	0	0	0	0								
Alvin Lewis, R ERA: 1.97											0	0	0	0	0	0	0								
Paul Lightcap, L ERA: 1.97											0	0	0	0	0	0	0								
Low Hildebrand, R ERA: 1.97											0	0	0	0	0	0	0								
Marcel Lachemann, R ERA: 1.8											1	0	0	0	0	0	0								
Tommy Reynolds, R ERA: 1.8											0	0	0	0	0	0	0								
Inning Stats	R: 0 E: 0 K: 1 S: 6	H: 1 LOB: 1 BB: 0 P: 6	R: 1 E: 0 K: 0 S: 5	H: 2 LOB: 2 BB: 1 P: 9	R: 1 E: 0 K: 0 S: 4	H: 2 LOB: 0 BB: 0 P: 4	R: 0 E: 0 K: 2 S: 8	H: 1 LOB: 1 BB: 0 P: 8	R: 0 E: 0 K: 0 S: 4	H: 1 LOB: 3 BB: 1 P: 9	R: 0 E: 0 K: 1 S: 4	H: 0 LOB: 0 BB: 0 P: 8	R: 1 E: 0 K: 0 S: 4	H: 1 LOB: 0 BB: 0 P: 4	R: 0 E: 0 K: 1 S: 5	H: 0 LOB: 1 BB: 1 P: 9	R: 1 E: 0 K: 1 S: 7	H: 2 LOB: 2 BB: 1 P: 11	1B: 10 2B: 1 3B: 0 HR: 1	SF: 1 SAC: 0 DP: 2 HBP: 1	WP: 0 PB: 0 SB: 2 CS: 0	PA: 45			
PITCHER	IP	WLS	BF	H	R	ER	SO	BB	IBB	HBP	BLK	WP	HR	S	P	ERA	WHIP								
Jim Perry, R ERA: 3.38	5.1		26	8	2	2	3	2	0	0	0	0	0	29	38	3.38	1.875								
Ron Perranoski, L ERA: 1.97	6.1	2.2	9	1	1	1	1	1	0	0	0	0	1	10	14	3.38	0.750								
Al Worthington, R ERA: 14.54	9.1	0.2	3	0	0	0	0	1	0	0	0	0	0	2	6	0.00	1.500								
Joe Grzenda, L ERA: 4.15	9.1	1.1	W	7	2	1	2	1	0	0	0	0	0	10	14	6.75	2.250								

Minnesota Twins @ Oakland Athletics
Oakland-Alameda County Coliseum, Oakland, CA

AB	38
R	4
H	11
RBI	4
BB	5
SO	6
LOB	26



WP: 0	PA: 45
PB: 0	
SB: 2	
CS: 0	

Batter	1	2	3	4	5	6	7	8	9	AB	R	H	RBI	BB	SO	LOB	TOP					
Ted Uhlhaender, L (1, 8) OBP: 0.315, SLG: 0.288										5	1	2	0	0	1	0	Minnesota Twins @ Oakland Athletics Oakland-Alameda County Coliseum, Oakland, CA Sun Jun 22 1969, 3:33 AM PDT Unknown livebaseballscorecards.com					
Rod Carew, L (1, 4) OBP: 0.436, SLG: 0.532										5	2	3	0	0	0	0						
Harmon Killebrew, R (1, 5) OBP: 0.419, SLG: 0.575										4	0	1	2	0	0	2						
Tony Oliva, L (1, 9) OBP: 0.361, SLG: 0.411										4	0	3	1	0	0	0						
Rich Reese, L (1, 3) OBP: 0.317, SLG: 0.471										3	0	1	0	1	0	4						
Graig Nettles, L (1, 7) OBP: 0.331, SLG: 0.391										4	0	0	0	0	0	5						
Leo Cardenas, R (1, 6) OBP: 0.332, SLG: 0.361										4	0	1	0	0	0	2						
John Roseboro, L (1, 2) OBP: 0.368, SLG: 0.364										4	0	0	0	0	0	2						
Jim Kaat, L (1, 1) OBP: 0.167, SLG: 0.275										2	0	0	0	0	1	2						
Jerry Crider, R (4, 1)										1	0	0	0	0	1	0						
Joe Grzenda, R (6, 1)										0	0	0	0	0	0	0						
Al Worthington, R (7, 1)										0	0	0	0	0	0	0						
Charlie Manuel, L (9, PH) OBP: 0.384, SLG: 0.390										1	0	0	0	0	0	0						
Inning Stats	R: 2 E: 0 K: 0 S: 7	H: 4 LOB: 2 BB: 0 P: 7	R: 0 E: 0 K: 2 S: 7	H: 0 LOB: 0 BB: 0 P: 7	R: 0 E: 0 K: 0 S: 3	H: 0 LOB: 0 BB: 0 P: 3	R: 0 E: 0 K: 0 S: 5	H: 2 LOB: 2 BB: 0 P: 5	R: 1 E: 0 K: 0 S: 5	H: 3 LOB: 2 BB: 1 P: 9	R: 0 E: 0 K: 1 S: 5	H: 0 LOB: 0 BB: 0 P: 5	R: 0 E: 0 K: 0 S: 5	H: 2 LOB: 2 BB: 0 P: 5	R: 0 E: 0 K: 0 S: 3	H: 0 LOB: 0 BB: 0 P: 3	R: 0 E: 0 K: 0 S: 3	H: 0 LOB: 0 BB: 0 P: 3	1B: 7 2B: 4 3B: 0 HR: 0	SF: 0 SAC: 0 DP: 0 HBP: 0	WP: 1 PB: 0 SB: 0 CS: 0	PA: 38
PITCHER Chuck Dobson, R (1, 1) ERA: 3.12	IP: 9.0 WLS: W BF: 38 H: 11 R: 3 ER: 3 SO: 3 BB: 1 IBB: 0 HBP: 0 BLK: 0 WP: 1 HR: 0 S: 43 P: 47 ERA: 3.00 WHIP: 1.333															PITCHER	IP: WLS: BF: H: R: ER: SO: BB: IBB: HBP: BLK: WP: HR: S: P: ERA: WHIP:					

Batter	1	2	3	4	5	6	7	8	9	AB	R	H	RBI	BB	SO	LOB	BOTTOM			
Bert Campaneris, R (1, 6) OBP: 0.303, SLG: 0.319										4	0	0	0	0	0	4	Minnesota Twins @ Oakland Athletics Oakland-Alameda County Coliseum, Oakland, CA Sun Jun 22 1969, 3:33 AM PDT Unknown livebaseballscorecards.com			
Ted Kubiak, S (1, 4) OBP: 0.475, SLG: 0.545										4	2	3	1	0	0	0				
Reggie Jackson, L (1, 9) OBP: 0.392, SLG: 0.715										4	2	2	3	0	0	1				
Sal Bando, R (1, 5) OBP: 0.410, SLG: 0.502										3	2	2	3	1	0	0				
Danny Cater, R (1, 3) OBP: 0.337, SLG: 0.399										4	0	1	0	0	0	0				
Rick Monday, L (1, 8) OBP: 0.389, SLG: 0.455										3	0	1	0	1	1	0				
Joe Rudi, R (1, 7) OBP: 0.200, SLG: 0.241										4	0	1	0	0	2	3				
Tommie Reynolds, R (9, 7) OBP: 0.350, SLG: 0.340										0	0	0	0	0	0	0				
Phil Roof, R (1, 2) OBP: 0.293, SLG: 0.287										3	0	2	0	0	0	0				
Chuck Dobson, R (1, 1) OBP: 0.205, SLG: 0.162										4	1	0	0	0	0	4				
Inning Stats	R: 2 E: 0 K: 0 S: 5	H: 2 LOB: 0 BB: 0 P: 5	R: 0 E: 0 K: 1 S: 5	H: 0 LOB: 0 BB: 0 P: 5	R: 3 E: 0 K: 0 S: 6	H: 3 LOB: 0 BB: 0 P: 6	R: 0 E: 0 K: 0 S: 4	H: 2 LOB: 2 BB: 0 P: 5	R: 0 E: 0 K: 1 S: 6	H: 1 LOB: 3 BB: 2 P: 14	R: 2 E: 0 K: 0 S: 5	H: 3 LOB: 0 BB: 0 P: 5	R: 0 E: 0 K: 1 S: 5	H: 0 LOB: 0 BB: 0 P: 5	R: 0 E: 0 K: 0 S: 3	H: 1 LOB: 0 BB: 0 P: 3	1B: 8 2B: 0 3B: 0 HR: 4	SF: 0 SAC: 0 DP: 1 HBP: 1	WP: 1 PB: 0 SB: 0 CS: 1	PA: 37
PITCHER Jim Kaat, L (1, 1) ERA: 2.63 Jery Crider, R (4, 1) ERA: 7.2 Joe Grzenda, L (6, 1) ERA: 4.11 Al Worthington, R (7, 1) ERA: 9.95	IP: 3.0 WLS: L BF: 17 H: 7 R: 5 ER: 5 SO: 1 BB: 0 IBB: 0 HBP: 1 BLK: 0 WP: 0 HR: 4 S: 18 P: 19 ERA: 15.00 WHIP: 2.333															PITCHER	IP: WLS: BF: H: R: ER: SO: BB: IBB: HBP: BLK: WP: HR: S: P: ERA: WHIP:			

Batter	1	2	3	4	5	6	7	8	9	10	11	12	13	AB	R	H	RBI	BB	SO	LOB	TOP							
Ted Uhlhaender, L OBP: 0.319, SLG: 0.293 (1, 8)			F5		4-3				F7					6	1	3	0	0	0	0								
Rod Carew, L OBP: 0.439, SLG: 0.534 Cesar Tovar, R OBP: 0.236, SLG: 0.265 (6, PR) (6, 4)			L3				5-3			1-3				3	0	2	1	0	0	0								
Harmon Killebrew, R OBP: 0.417, SLG: 0.569 (1, 3)	F7		5-3				F9							6	1	2	0	0	1	3								
Tony Oliva, L OBP: 0.364, SLG: 0.425 (1, 9)	K			4-3										6	1	3	1	0	1	2								
Graig Nettles, L OBP: 0.331, SLG: 0.378 Frank Quiroz, F OBP: 0.227, SLG: 0.210 (1, 5) (13, 9)						P5	L9							4	0	0	0	2	0	5								
Charlie Manuel, L OBP: 0.390, SLG: 0.391 (1, 7)	L7			F8			P6							5	0	2	1	1	0	4								
George Mitterwald, R OBP: 0.263, SLG: 0.333 Rich Reese, L OBP: 0.316, SLG: 0.467 Jim Perry, S OBP: 0.240, SLG: 0.227 Jim Kaat, R OBP: 0.167, SLG: 0.275 (1, 2) (11, PR) (11, 1) (13, 1)	4-3			L7		P5	5-3							4	0	0	0	0	0	4								
Leo Cardenas, R OBP: 0.336, SLG: 0.362 (1, 6)	L7				P3	F7								5	0	2	0	1	0	2								
Bob Miller, R Al Worthington, R Rick Benick, R Joe Grzenda, L Ron Ferranoski, L Jim Roland, R OBP: 0.306, SLG: 0.361 (1, 1) (4, 1) (5, PR) (5, 1) (7, 1) (11, PR) (11, 2)	K			L8			5-3							1	0	0	0	0	1	0								
Inning Stats	R: 1 E: 0 K: 1 S: 7	H: 2 LOB: 2 BB: 1 P: 11	R: 0 E: 0 K: 1 S: 5	H: 0 LOB: 0 BB: 0 P: 5	R: 0 E: 0 K: 1 S: 3	H: 0 LOB: 0 BB: 0 P: 3	R: 0 E: 0 K: 0 S: 3	H: 0 LOB: 1 BB: 0 P: 7	R: 0 E: 0 K: 0 S: 4	H: 1 LOB: 1 BB: 0 P: 4	R: 0 E: 0 K: 0 S: 3	H: 1 LOB: 0 BB: 0 P: 3	R: 0 E: 0 K: 1 S: 5	H: 1 LOB: 0 BB: 0 P: 5	R: 1 E: 0 K: 0 S: 4	H: 2 LOB: 2 BB: 1 P: 8	R: 0 E: 0 K: 0 S: 5	H: 1 LOB: 0 BB: 0 P: 5	R: 1 E: 0 K: 0 S: 4	H: 2 LOB: 2 BB: 1 P: 8	1B: 11 2B: 3 3B: 0 HR: 0	SF: 0 SAC: 1 DP: 1 HBP: 0	W/P: 2 PB: 0 SB: 0 CS: 1	PA: 53				
PITCHER	IP 7.0	WLS 30	BF 7	H 3	ER 3	SO 2	BB 2	IBB 0	HBP 0	BLK 0	WP 2	HR 0	R 32	ER 40	SO 32	P 40	ERA 3.86	WHIP 1.286										
Blue Moon Odom, R ERA: 2.66 Jim Roland, L ERA: 1.99 Rollie Fingers, R ERA: 2.72 (1, 1) (8, 1) (10, 1)																												

Minnesota Twins @ Oakland Athletics
Oakland-Alameda County Coliseum, Oakland, CA
Sun Jun 22 1969, 3:38 AM PDT
Att. 31,715 - Unknown

AB	48
R	4
H	14
RBI	4
BB	4
SO	3
LOB	26



Batter	1	2	3	4	5	6	7	8	9	10	11	12	13	AB	R	H	RBI	BB	SO	LOB	BOTTOM							
Bert Campaneris, R OBP: 0.300, SLG: 0.316 (1, 6)	1-3				F9		6-3			6-3		F8		6	0	1	0	0	0	3								
Ted Kubiak, S OBP: 0.460, SLG: 0.529 Ray Webster, L OBP: 0.278, SLG: 0.250 Dave Duncan, R OBP: 0.169, SLG: 0.121 (1, 4) (3, 3) (13, PR)	6-3					4-3		L4		4-3				1	0	0	0	0	0	0								
Reggie Jackson, L OBP: 0.391, SLG: 0.709 (1, 9)	4-3					K				5-3				6	1	2	0	0	2	0								
Sal Bando, R OBP: 0.405, SLG: 0.494 (1, 5)				K		6-3		K				F2		6	1	1	0	0	2	2								
Danny Cater, R OBP: 0.335, SLG: 0.395 (1, 3) (3, 4)		F9		L4-6 2H		6-3		1-3				F7		5	0	1	1	0	0	2								
Rick Monday, L OBP: 0.394, SLG: 0.459 (1, 8)						L7						K		5	0	3	0	0	1	0								
Tommie Reynolds, R OBP: 0.356, SLG: 0.348 (1, 7)				L4-6				F2						5	1	3	1	0	0	3								
Larry Haney, R OBP: 0.310, SLG: 0.403 Allan Lewis, S OBP: 0.297, SLG: 0.284 (1, 2) (7, PR) (8, 2)		G6-4-3			6-3							F3		2	0	0	0	1	0	2								
Blue Moon Odom, R OBP: 0.300, SLG: 0.395 Mike Hershberger, R OBP: 0.259, SLG: 0.243 Jim Roland, R OBP: 0.196, SLG: 0.236 Rollie Fingers, R OBP: 0.267, SLG: 0.267 (1, 1) (7, PR) (8, 1) (9, PR) (10, 1)			K		1-3					G6-3		SH5-4		2	0	0	0	0	1	0								
Inning Stats	R: 0 E: 0 K: 3 S: 3	H: 0 LOB: 0 BB: 0 P: 3	R: 1 E: 0 K: 1 S: 5	H: 3 LOB: 1 BB: 0 P: 5	R: 0 E: 0 K: 1 S: 5	H: 2 LOB: 2 BB: 0 P: 5	R: 1 E: 0 K: 1 S: 7	H: 3 LOB: 1 BB: 0 P: 7	R: 0 E: 0 K: 0 S: 3	H: 0 LOB: 0 BB: 0 P: 3	R: 0 E: 0 K: 1 S: 5	H: 1 LOB: 1 BB: 0 P: 6	R: 0 E: 0 K: 0 S: 4	H: 1 LOB: 1 BB: 0 P: 4	R: 0 E: 0 K: 1 S: 5	H: 0 LOB: 0 BB: 0 P: 5	R: 0 E: 0 K: 0 S: 5	H: 1 LOB: 1 BB: 0 P: 4	R: 0 E: 0 K: 1 S: 5	H: 0 LOB: 0 BB: 0 P: 5	1B: 12 2B: 2 3B: 0 HR: 0	SF: 0 SAC: 1 DP: 3 HBP: 0	W/P: 0 PB: 0 SB: 0 CS: 0	PA: 49				
PITCHER	IP 3.1	WLS 15	BF 8	H 2	ER 2	SO 2	BB 0	IBB 0	HBP 0	BLK 0	WP 0	HR 0	R 19	ER 19	SO 19	P 19	ERA 5.40	WHIP 2.400										
Bob Miller, R ERA: 2.7 Al Worthington, R ERA: 9.0 Joe Grzenda, L ERA: 4.05 Ron Ferranoski, L ERA: 1.46 Jim Perry, R ERA: 3.29 (1, 1) (4, 1) (5, 1) (7, 1) (11, 1)																												
PITCHER	IP 13.1	WLS 10	BF 3	H 0	ER 0	SO 1	BB 0	IBB 0	HBP 0	BLK 0	WP 0	HR 0	R 5	ER 5	SO 5	P 5	ERA 0.00	WHIP 0.000										
Jim Kaat, L ERA: 2.61 (13, 1)																												

Minnesota Twins @ Oakland Athletics
Oakland-Alameda County Coliseum, Oakland, CA
Sun Jun 22 1969, 3:38 AM PDT
Att. 31,715 - Unknown

AB	46
R	3
H	13
RBI	3
BB	2
SO	6
LOB	15



Batter	1	2	3	4	5	6	7	8	9	AB	R	H	RBI	BB	SO	LOB	TOP						
Cesar Tovar, R OBP: 0.236, SLG: 0.264 (1, 8)										4	1	1	0	0	1	0	Minnesota Twins @ California Angels Anaheim Stadium, Anaheim, CA Mon Jun 23 1969, 10:05 PM EDT Att: 9,566 - Unknown livebaseballscorecards.com						
Tony Oliva, L OBP: 0.373, SLG: 0.453 (1, 9)										4	1	4	1	0	0	0							
Harmon Killebrew, R OBP: 0.414, SLG: 0.564 (1, 3) (8, 5)										2	0	0	1	1	0	2							
Bob Allison, R OBP: 0.310, SLG: 0.355 (9, PH)										2	0	0	0	1	2	1							
Leo Cardenas, R OBP: 0.332, SLG: 0.357 (9, PH)										1	0	0	0	0	0	0							
George Mitterwald, R OBP: 0.255, SLG: 0.328 (9, PH)										2	0	0	0	1	0	0							
Frank Quijici, R OBP: 0.217, SLG: 0.200 (9, PH)										3	0	0	0	0	1	1							
Rod Carew, L OBP: 0.437, SLG: 0.531 (8, 1)										1	0	0	0	0	1	1							
Rick Renick, R OBP: 0.227, SLG: 0.225 (8, 1)										3	0	0	0	0	1	1							
Dick Woodson, R OBP: 0.199, SLG: 0.195 (2, 1)										0	0	0	0	0	0	0							
Tom Tschinski, R OBP: 0.240, SLG: 0.176 (5, 1)										1	0	0	0	0	1	0							
Jerry Crider, R OBP: 0.313, SLG: 0.493 (8, 3)										0	0	0	0	0	0	0							
Rich Reese, L OBP: 0.313, SLG: 0.493 (8, 3)										1	0	0	0	0	0	0							
Inning Stats	R: 1 E: 0 K: 0 S: 4	H: 2 LOB: 1 BB: 1 P: 8	R: 0 E: 0 K: 2 S: 7	H: 0 LOB: 0 BB: 0 P: 7	R: 1 E: 0 K: 1 S: 6	H: 1 LOB: 1 BB: 1 P: 10	R: 0 E: 0 K: 0 S: 3	H: 0 LOB: 0 BB: 0 P: 3	R: 0 E: 0 K: 2 S: 7	H: 0 LOB: 0 BB: 0 P: 7	R: 0 E: 0 K: 1 S: 5	H: 1 LOB: 1 BB: 0 P: 5	R: 0 E: 0 K: 0 S: 3	H: 0 LOB: 1 BB: 1 P: 7	R: 0 E: 0 K: 0 S: 4	H: 1 LOB: 1 BB: 0 P: 4		R: 0 E: 0 K: 1 S: 6	H: 1 LOB: 1 BB: 0 P: 6	1B: 3 2B: 2 3B: 0 HR: 1	SF: 1 SAC: 0 DP: 2 HBP: 0	WP: 1 PB: 0 CS: 0	PA: 34
PITCHER	IP	WLS	BF	H	R	ER	SO	BB	IBB	HBP	BLK	WP	HR	S	P	ERA		WHIP					
George Brunet, L ERA: 4.27	(1, 1)	7.0	W	26	4	2	2	6	3	0	0	0	1	35	47	2.57		1.000					
Ken Tatum, R ERA: 0.44	(8, 1)	2.0	S	8	2	0	0	1	0	0	0	1	0	10	10	0.00	1.000						

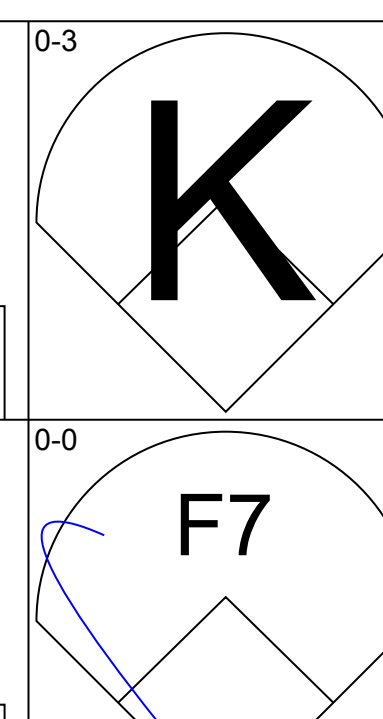
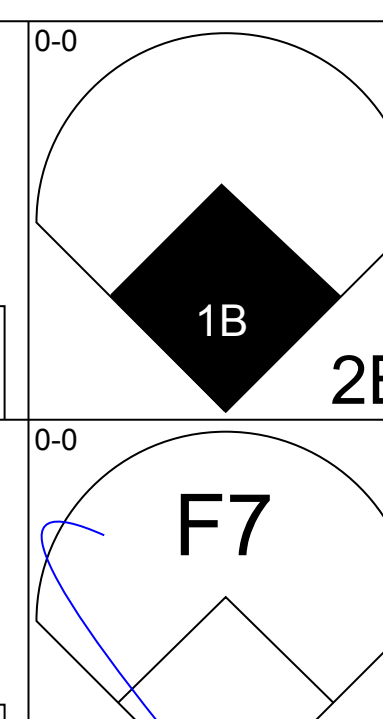
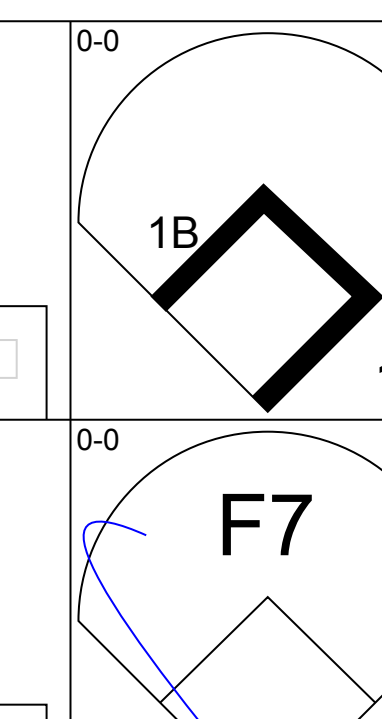
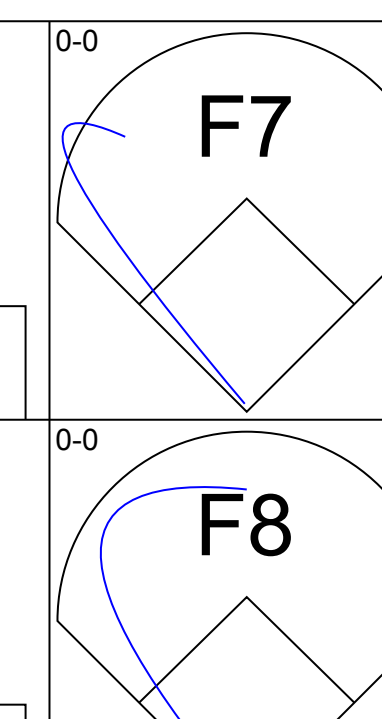
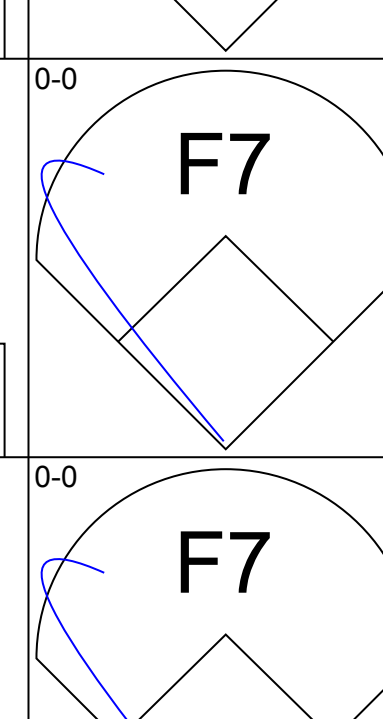
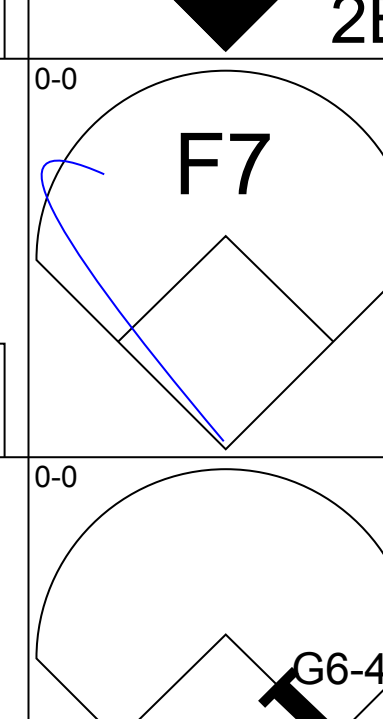
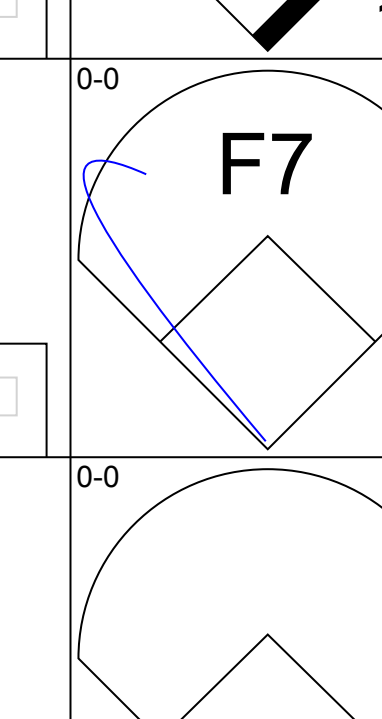
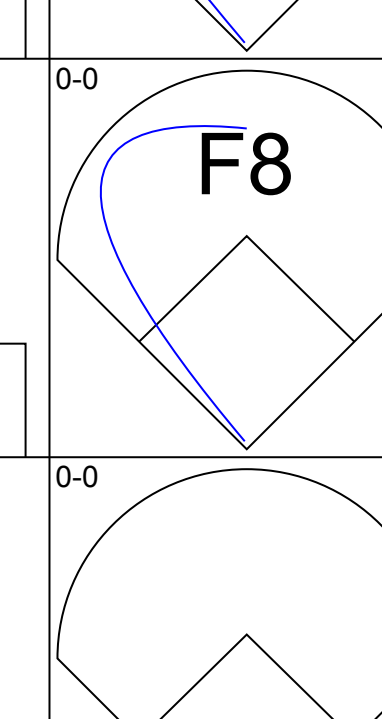
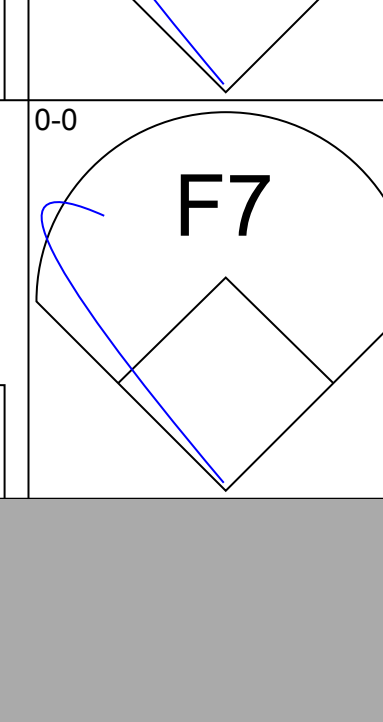
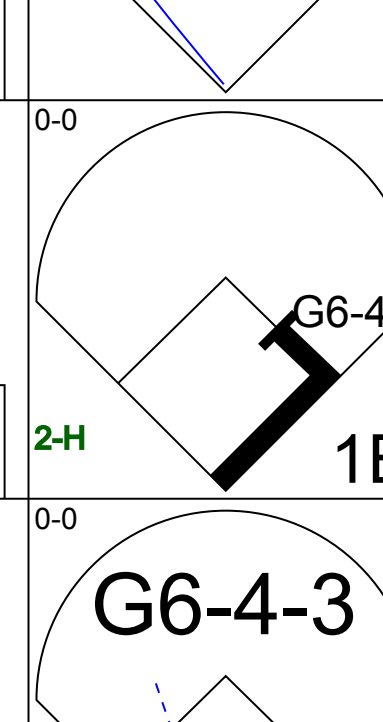
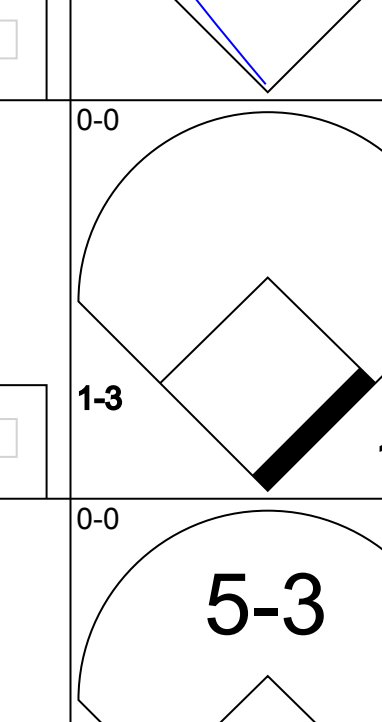
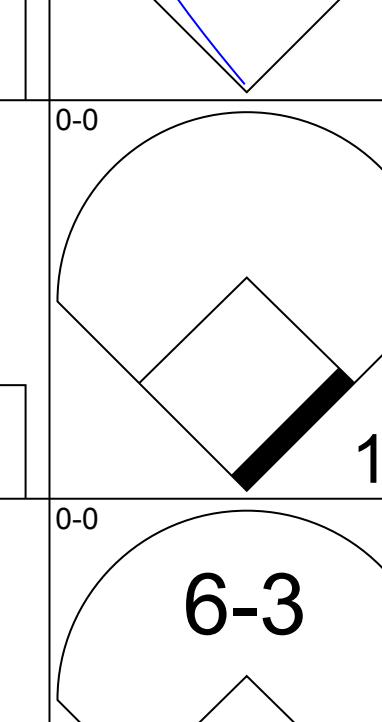
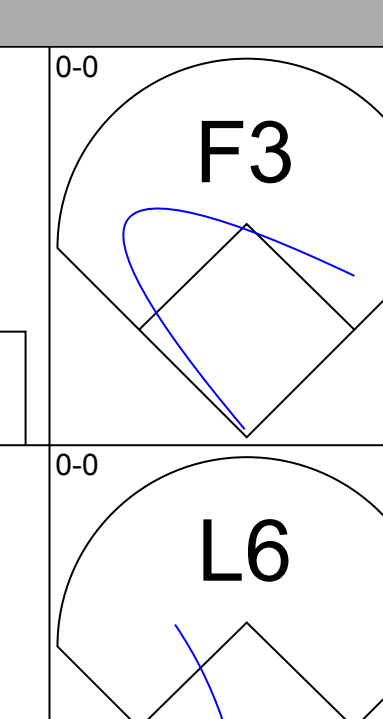
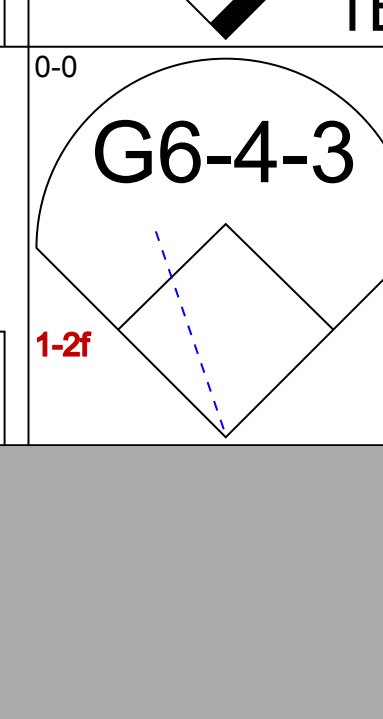
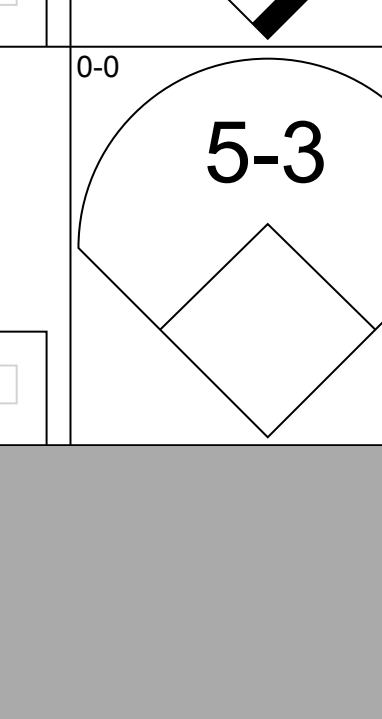
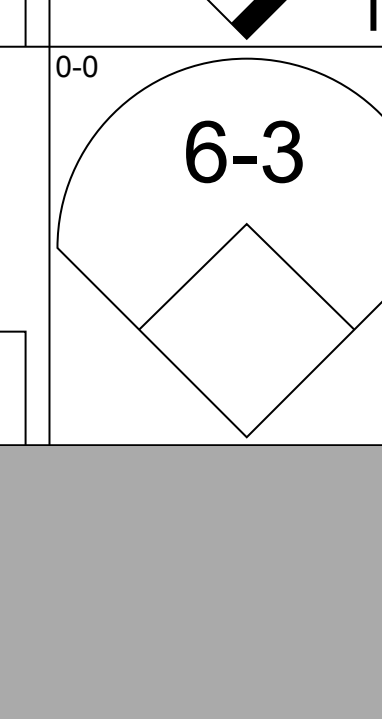
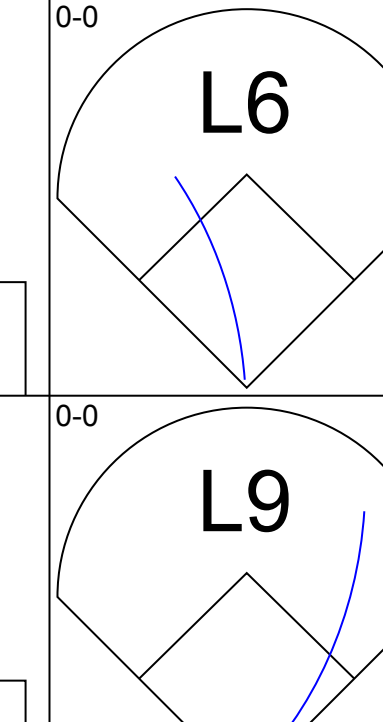
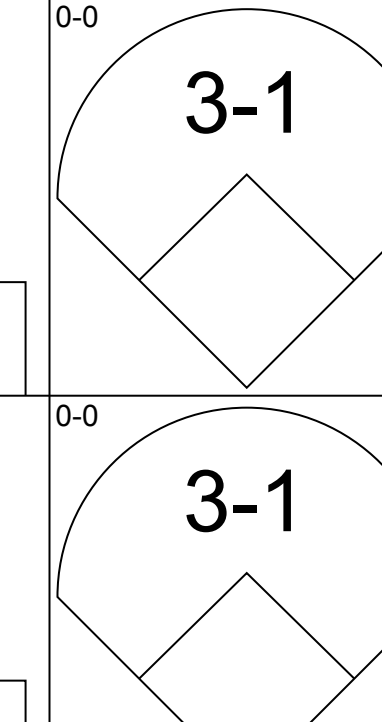
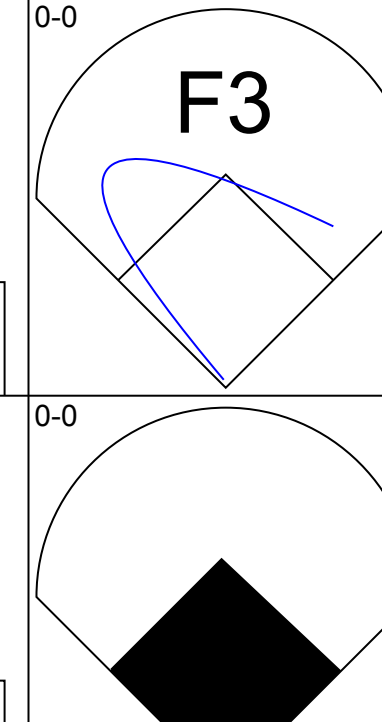
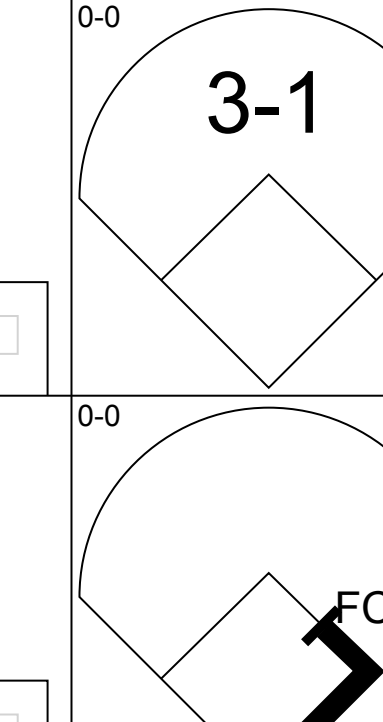
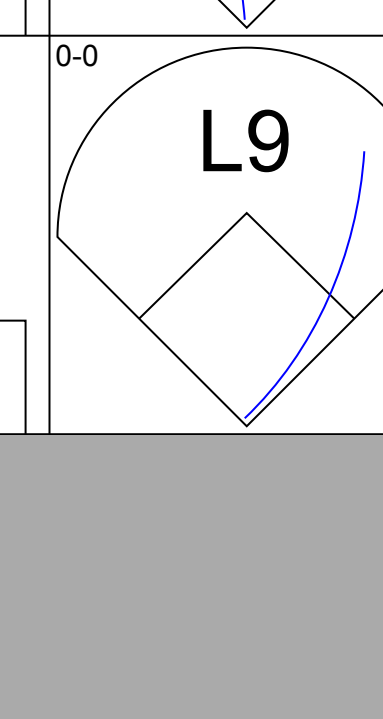
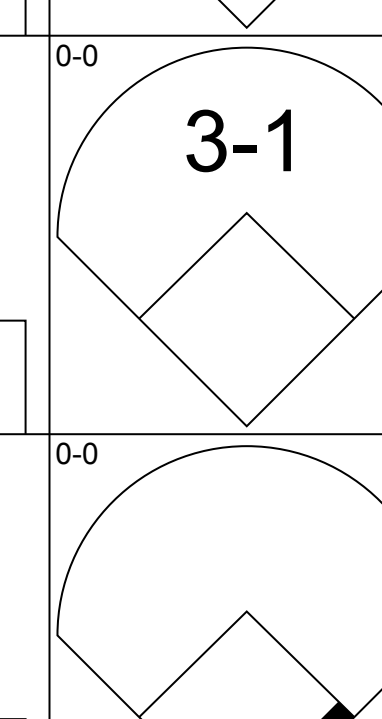
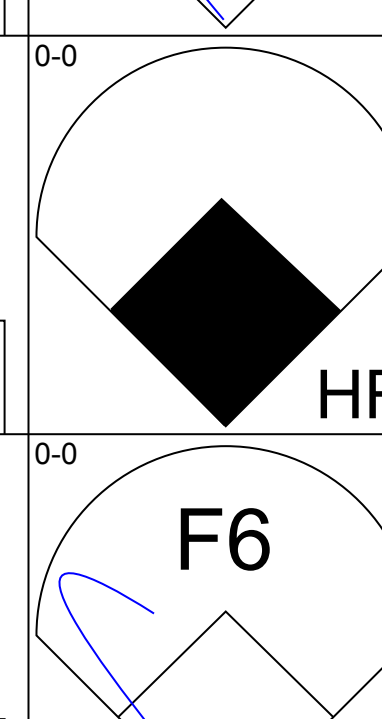
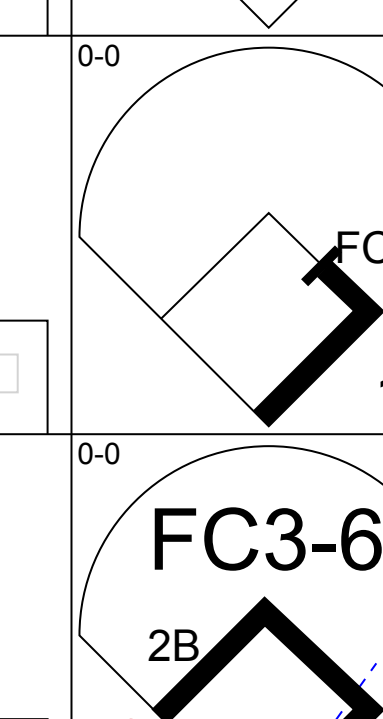
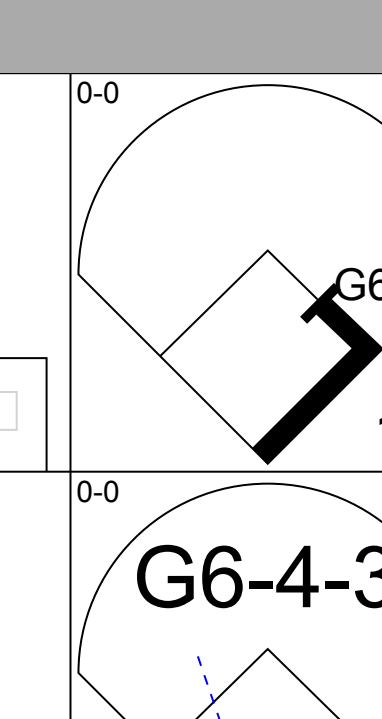
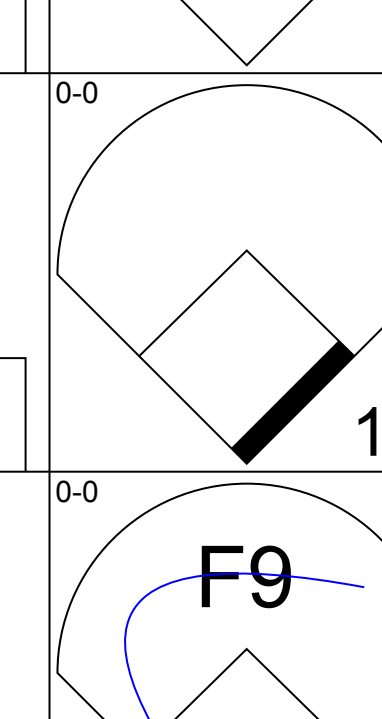
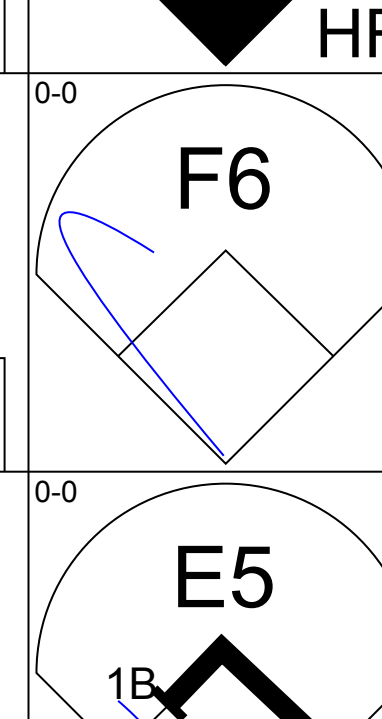
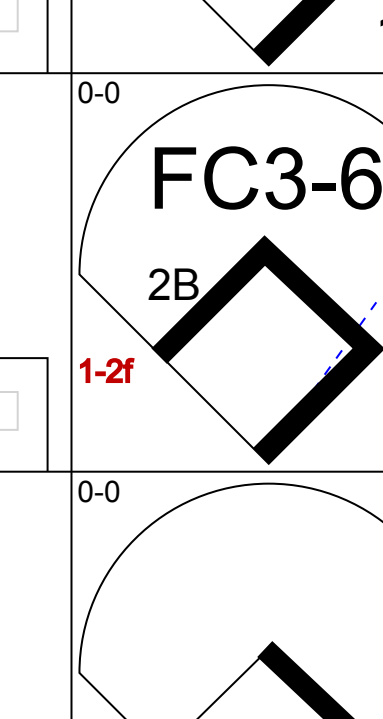
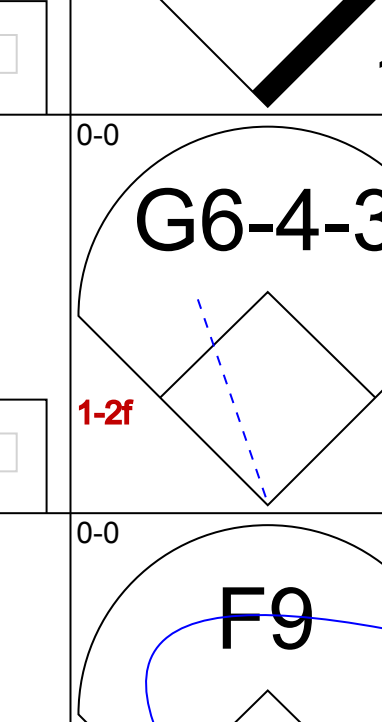
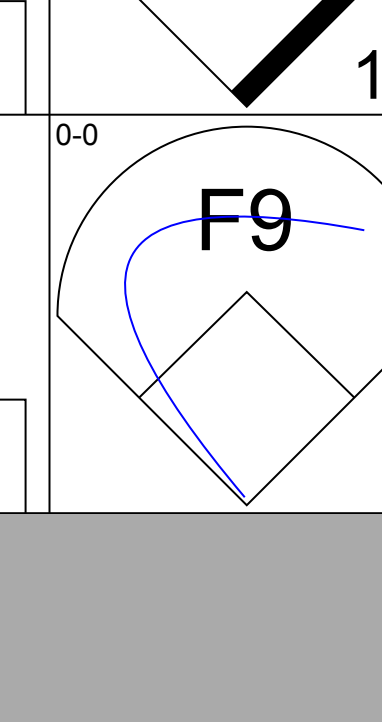
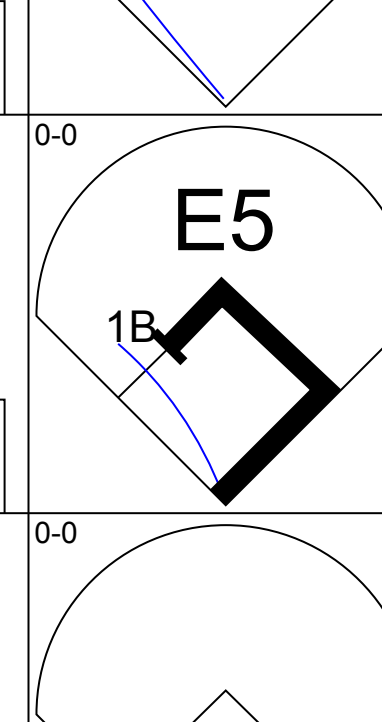
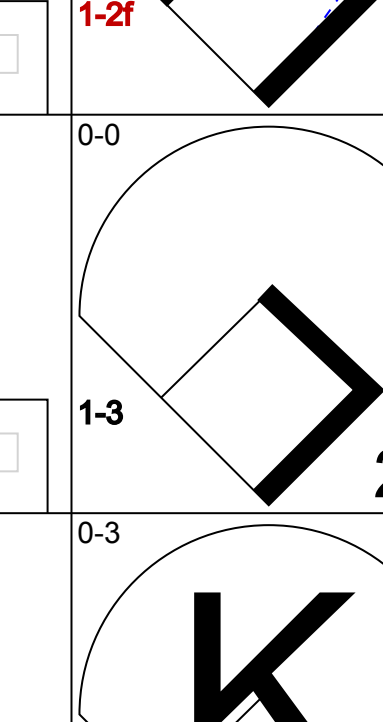

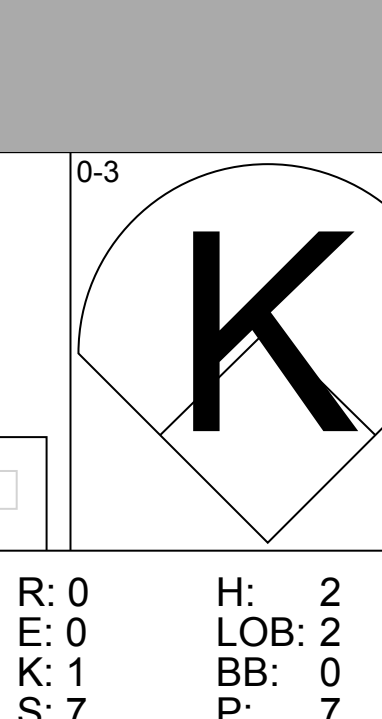
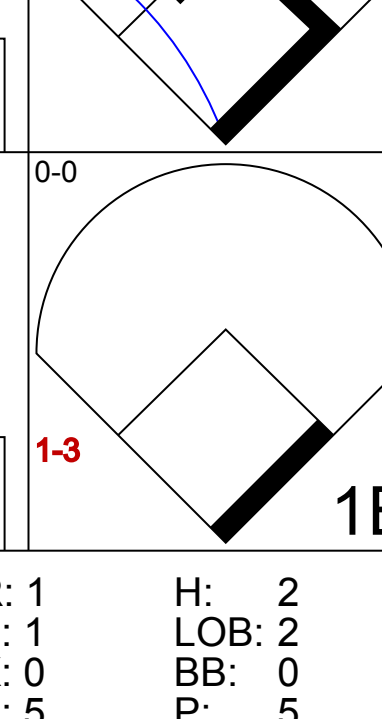
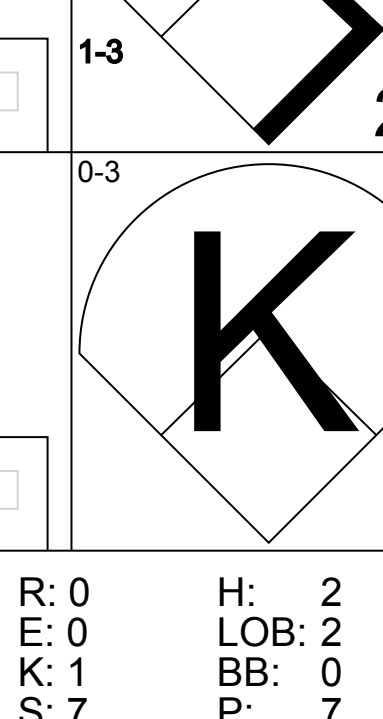
Batter	1	2	3	4	5	6	7	8	9	AB	R	H	RBI	BB	SO	LOB	BOTTOM					
Sandy Alomar Sr., S OBP: 0.275, SLG: 0.273 (1, 4)										5	1	2	2	0	0	4	Minnesota Twins @ California Angels Anaheim Stadium, Anaheim, CA Mon Jun 23 1969, 10:05 PM EDT Att: 9,566 - Unknown livebaseballscorecards.com					
Bill Voess, L OBP: 0.308, SLG: 0.292 (1, 9)										5	1	1	0	0	1	1						
Jim Fregosi, R OBP: 0.348, SLG: 0.381 (1, 6)										4	1	0	0	1	0	3						
Rick Reichardt, R OBP: 0.365, SLG: 0.412 (8, 7)										4	0	3	1	0	0	2						
Lou Johnson, R OBP: 0.277, SLG: 0.250 (8, 7)										1	0	0	0	0	1	0						
Roger Repoz, L OBP: 0.276, SLG: 0.280 (1, 8)										4	0	0	0	0	0	4						
Aurelio Rodriguez, R OBP: 0.292, SLG: 0.341 (1, 5)										4	1	2	1	0	0	0						
Jim Spencer, L OBP: 0.333, SLG: 0.333 (1, 3)										4	0	3	0	0	0	2						
Joe Azcue, R OBP: 0.304, SLG: 0.301 (1, 2)										4	1	3	1	0	0	1						
George Brunet, R ERA: 4.04	(1, 1)	1.1	L	11	5	3	3	0	0	0	0	0	0	10	14	20.25		4.500				
Bob Miller, R ERA: 3.0	(2, 1)	2.2		12	5	2	2	0	0	0	0	0	0	12	12	6.75		1.875				
Jerry Crider, R ERA: 5.54	(5, 1)	3.0		14	4	0	0	0	1	0	0	0	0	13	17	0.00		1.667				
Al Worthington, R ERA: 7.88	(8, 1)	1.0		3	0	0	0	2	0	0	0	0	0	7	7	0.00		0.000				
Inning Stats	R: 2 E: 0 K: 0 S: 6	H: 3 LOB: 2 BB: 1 P: 10	R: 1 E: 1 K: 0 S: 6	H: 2 LOB: 2 BB: 0 P: 6	R: 1 E: 0 K: 0 S: 5	H: 3 LOB: 1 BB: 0 P: 5	R: 1 E: 0 K: 0 S: 5	H: 2 LOB: 1 BB: 0 P: 5	R: 0 E: 0 K: 0 S: 4	H: 1 LOB: 1 BB: 0 P: 4	R: 0 E: 0 K: 0 S: 4	H: 1 LOB: 2 BB: 1 P: 8	R: 0 E: 0 K: 2 S: 7	H: 0 LOB: 0 BB: 0 P: 7	R: 0 E: 0 K: 2 S: 7	H: 0 LOB: 0 BB: 0 P: 7		1B: 13 2B: 0 3B: 0 HR: 1	SF: 0 SAC: 1 DP: 1 HBP: 0	WP: 1 PB: 0 CS: 0	PA: 40	
PITCHER	IP	WLS	BF	H	R	ER	SO	BB	IBB	HBP	BLK	WP	HR	S	P	ERA		WHIP				
Dick Woodson, R ERA: 4.04	(1, 1)	1.1	L	11	5	3	3	0	0	0	0	0	0	10	14	20.25		4.500				
Bob Miller, R ERA: 3.0	(2, 1)	2.2		12	5	2	2	0	0	0	0	0	0	12	12	6.75	1.875					
Jerry Crider, R ERA: 5.54	(5, 1)	3.0		14	4	0	0	0	1	0	0	0	0	13	17	0.00	1.667					
Al Worthington, R ERA: 7.88	(8, 1)	1.0		3	0	0	0	2	0	0	0	0	0	7	7	0.00	0.000					

Batter	1	2	3	4	5	6	7	8	9	AB	R	H	RBI	BB	SO	LOB	TOP			
Ted Uhlhaender, L (1,8) OBP: 0.326, SLG: 0.305 Rod Carew, L (6,4) OBP: 0.438, SLG: 0.531	L3		HR 1B		1B 2B		E3 1B		1-2 1B	3	2	2	0	0	0	0	Minnesota Twins @ California Angels Anaheim Stadium, Anaheim, CA Tue Jun 24 1969, 10:05 PM EDT Att: 8,647 - Unknown livebaseballscorecards.com			
Cesar Tovar, R (1,4) OBP: 0.241, SLG: 0.268	4-3		P4		CS 1B		FC4-6 1B		1-2 2-3 1B	5	0	2	0	0	0	3				
Tony Oliva, L (1,9) OBP: 0.370, SLG: 0.460	6-3		HR		G3		FC4-6		4-3	5	1	1	2	0	0	5				
Harmon Killebrew, R (1,5) OBP: 0.419, SLG: 0.565		FC5-4 1B		HBP		1B		F8		3	0	2	1	0	0	1				
Charlie Manuel, L (1,7) OBP: 0.373, SLG: 0.370		FC5-4 2B		F2		F7		K		4	1	0	0	0	1	3				
Rich Reese, L (1,3) OBP: 0.333, SLG: 0.488		2B								4	1	4	1	0	0	0				
John Roseboro, L (1,2) OBP: 0.357, SLG: 0.350		G3		G4-6-3 1B		F7		K		4	0	0	0	0	1	4				
Leo Cardenas, R (1,6) OBP: 0.336, SLG: 0.369		K				SH1-4				3	0	2	1	0	1	1				
Dave Boswell, R (1,1) OBP: 0.174, SLG: 0.295				6-3		F7		5-3		4	0	0	0	0	0	2				
Inning Stats	R: 0 E: 0 K: 0 S: 3	H: 0 LOB: 0 BB: 0 P: 3	R: 1 E: 0 K: 1 S: 7	H: 2 LOB: 1 BB: 0 P: 7	R: 2 E: 0 K: 0 S: 5	H: 2 LOB: 1 BB: 0 P: 6	R: 0 E: 0 K: 0 S: 4	H: 2 LOB: 1 BB: 0 P: 4	R: 1 E: 0 K: 0 S: 5	H: 3 LOB: 1 BB: 0 P: 5	R: 0 E: 1 K: 2 S: 4	H: 1 LOB: 1 BB: 0 P: 4	R: 0 E: 0 K: 2 S: 7	H: 1 LOB: 0 BB: 0 P: 7	R: 0 E: 1 K: 0 S: 5	H: 2 LOB: 2 BB: 0 P: 5	1B: 10 2B: 2 3B: 1 HR: 1	SF: 0 SAC: 1 DP: 1 HBP: 1	WP: 2 PB: 2 SB: 0 CS: 2	PA: 39
PITCHER	IP WLS BF H R ER SO BB IBB HBP BLK WP HR S P ERA WHIP																			
Tom Murphy, R (1,1) ERA: 4.5	5.1 L 25 10 5 5 1 0 0 0 0 0 1 1 26 27 8.44 1.875																			
Bob Priddy, R (6,1) ERA: 4.97	1.2 6 1 0 0 0 0 0 0 0 0 0 0 6 6 0.00 0.600																			
Eddie Fisher, R (8,1) ERA: 3.65	2.0 8 3 0 0 2 0 0 0 0 0 0 0 12 12 0.00 1.500																			

Batter	1	2	3	4	5	6	7	8	9	AB	R	H	RBI	BB	SO	LOB	BOTTOM			
Sandy Alomar Sr., S (1,4) OBP: 0.275, SLG: 0.269	3-1		BB		P6		4-3			3	0	0	0	1	0	2	Minnesota Twins @ California Angels Anaheim Stadium, Anaheim, CA Tue Jun 24 1969, 10:05 PM EDT Att: 8,647 - Unknown livebaseballscorecards.com			
Bill Voos, L (1,9) OBP: 0.298, SLG: 0.282	1-3		1-3		4-3		K			4	0	0	0	0	1	2				
Jim Fregosi, R (1,6) OBP: 0.350, SLG: 0.388	F2				1B 3B		K			3	1	1	0	1	1	0				
Rick Reichardt, R (1,7) OBP: 0.363, SLG: 0.409		K			BB 1B		K			4	1	1	1	0	2	1				
Roger Repoz, L (1,8) OBP: 0.282, SLG: 0.281		CS 1B			1B BB		L3			3	1	1	0	1	1	0				
Aurelio Rodriguez, R (1,5) OBP: 0.291, SLG: 0.343		L6			K		L4-6 2B			4	0	1	0	0	1	3				
Jim Spencer, L (1,3) OBP: 0.328, SLG: 0.328					F9		L4-6			4	0	1	1	0	0	1				
Joe Azcue, R (1,2) OBP: 0.305, SLG: 0.302					5-3		F8			3	0	1	1	0	0	0				
Tom Murphy, R (1,1) OBP: 0.176, SLG: 0.182 Bob Priddy, R (6,1)					SH3-4 1B		F8			1	0	1	0	0	0	0				
Jay Johnstone, L (7,PH) OBP: 0.249, SLG: 0.315 Eddie Fisher, R (8,1)					SH3-4 1B		F8			1	0	0	0	0	0	0				
Inning Stats	R: 0 E: 0 K: 0 S: 3	H: 0 LOB: 0 BB: 0 P: 3	R: 0 E: 0 K: 1 S: 5	H: 1 LOB: 0 BB: 0 P: 5	R: 0 E: 0 K: 0 S: 4	H: 1 LOB: 2 BB: 1 P: 8	R: 3 E: 0 K: 1 S: 9	H: 4 LOB: 2 BB: 1 P: 13	R: 0 E: 0 K: 2 S: 7	H: 0 LOB: 0 BB: 0 P: 7	R: 0 E: 0 K: 0 S: 3	H: 1 LOB: 0 BB: 0 P: 3	R: 0 E: 0 K: 1 S: 4	H: 0 LOB: 0 BB: 1 P: 8	R: 0 E: 0 K: 1 S: 5	H: 0 LOB: 0 BB: 0 P: 5	1B: 4 2B: 3 3B: 1 HR: 0	SF: 0 SAC: 1 DP: 2 HBP: 0	WP: 0 PB: 0 SB: 0 CS: 1	PA: 34
PITCHER	IP WLS BF H R ER SO BB IBB HBP BLK WP HR S P ERA WHIP																			
Dave Boswell, R (1,1) ERA: 2.88	9.0 W 34 7 3 3 6 3 0 0 0 0 0 0 43 55 3.00 1.111																			

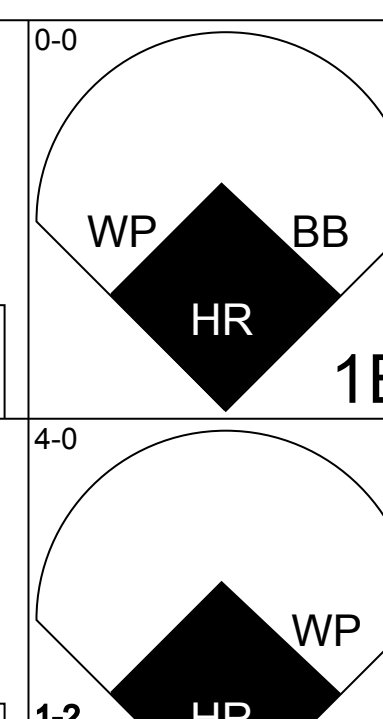
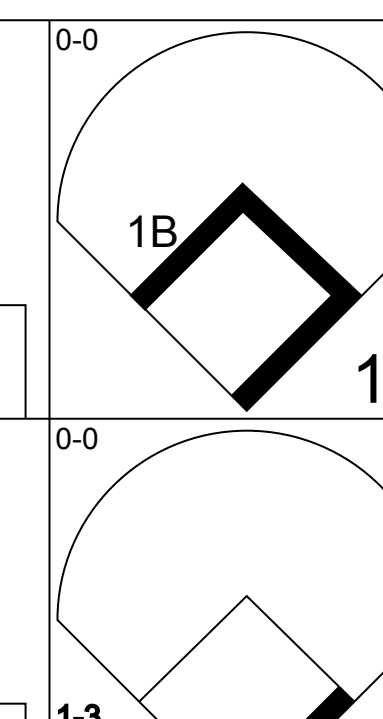
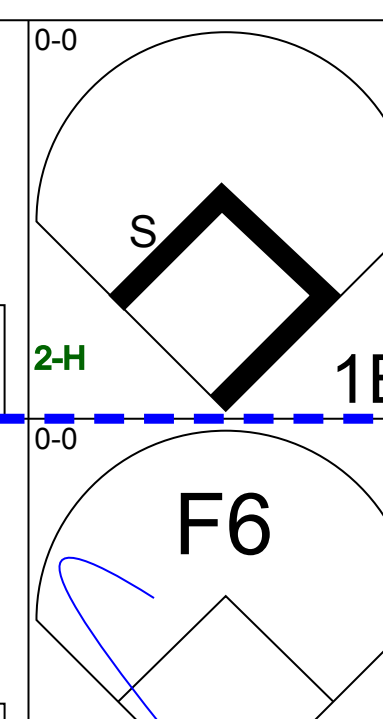
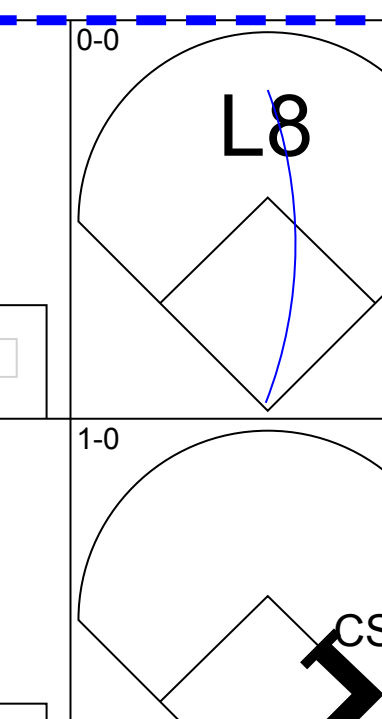
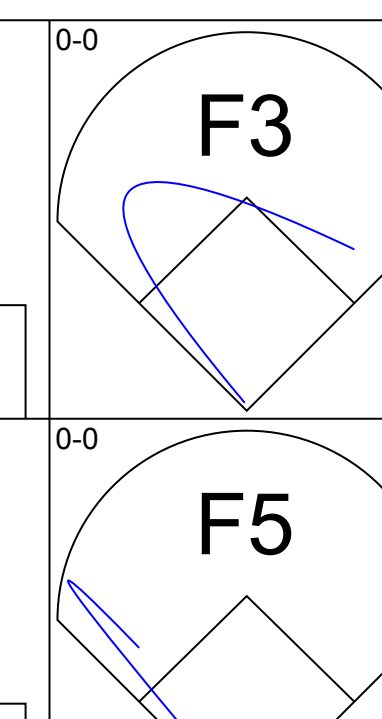
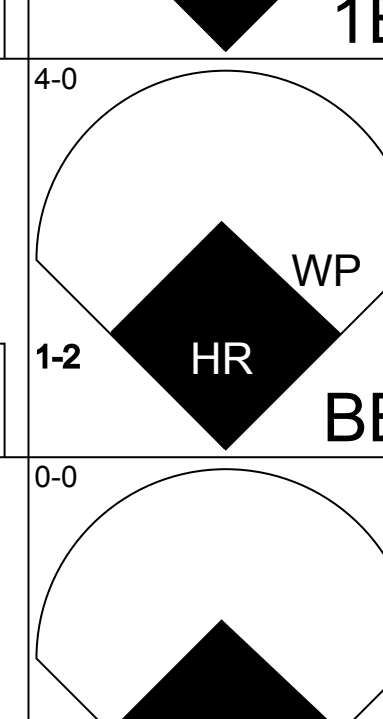
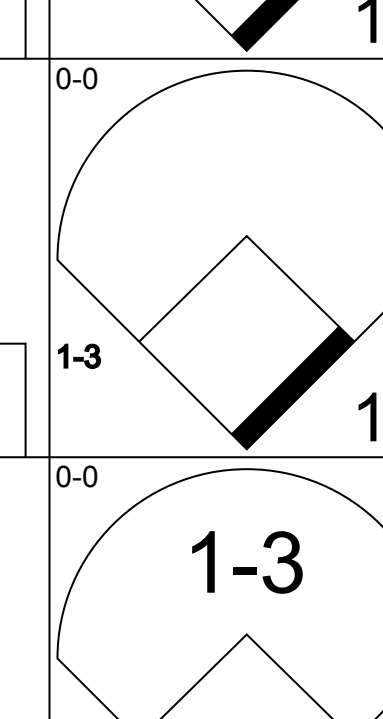
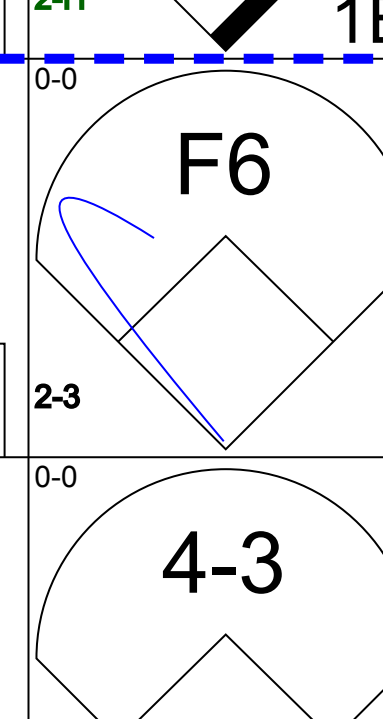
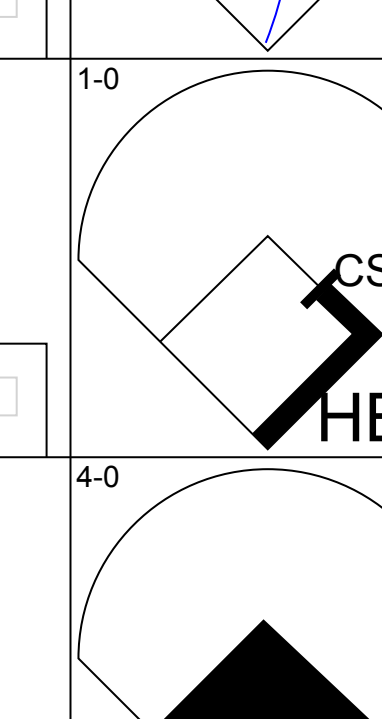
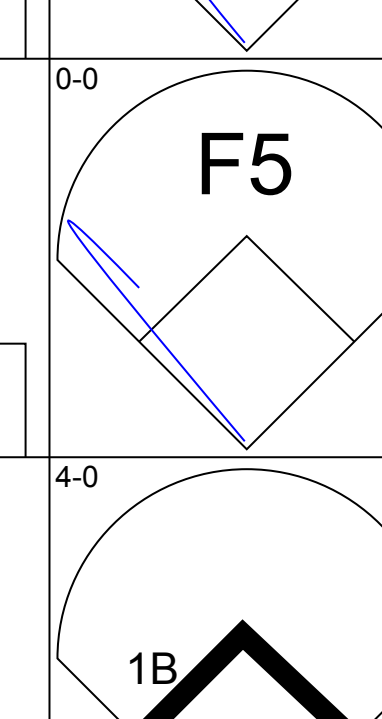
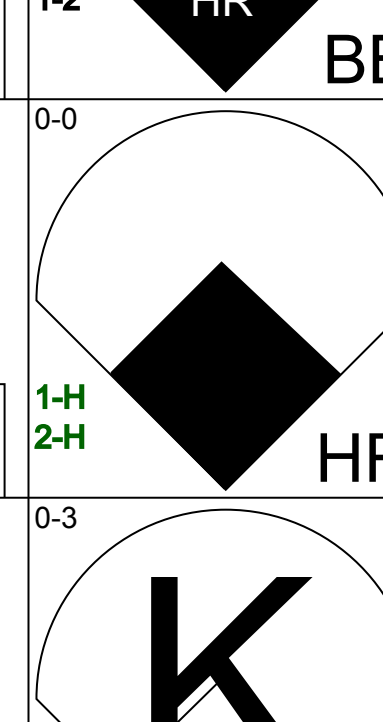
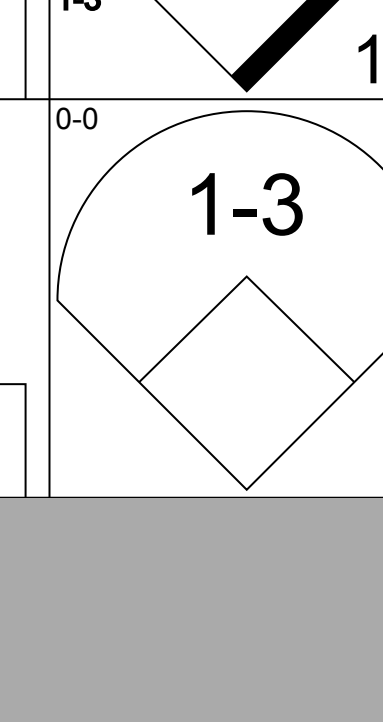
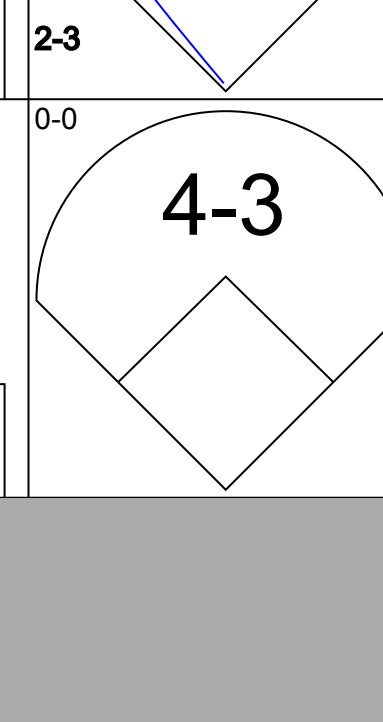
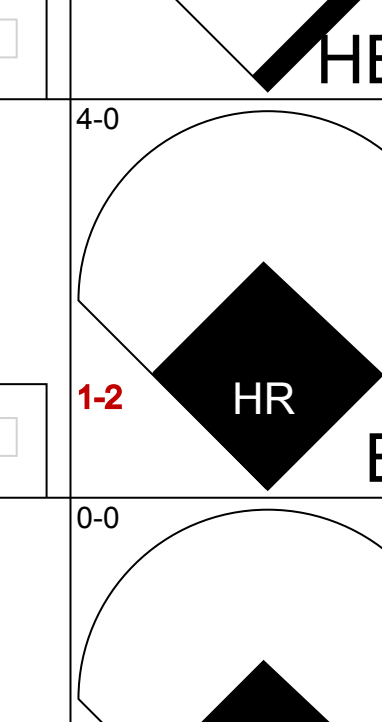
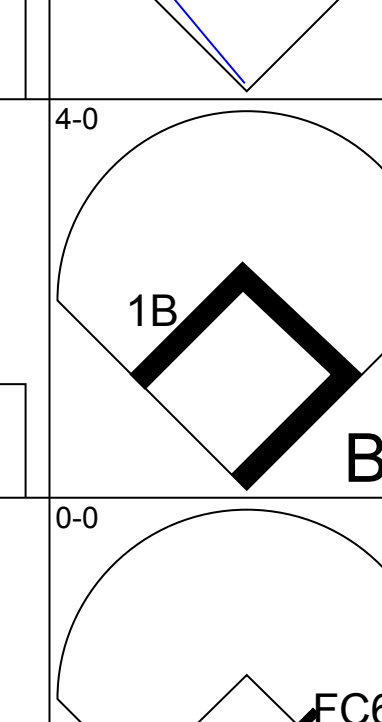
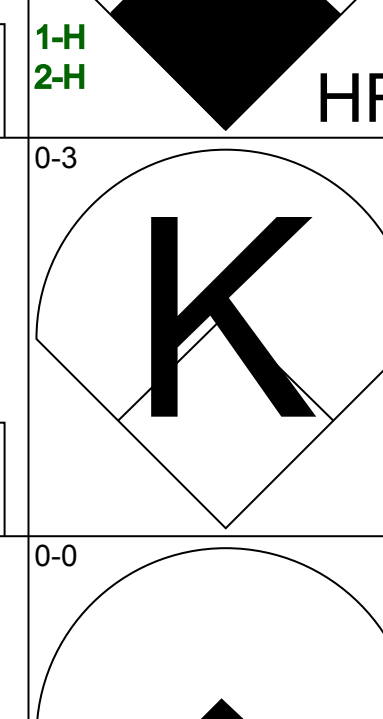
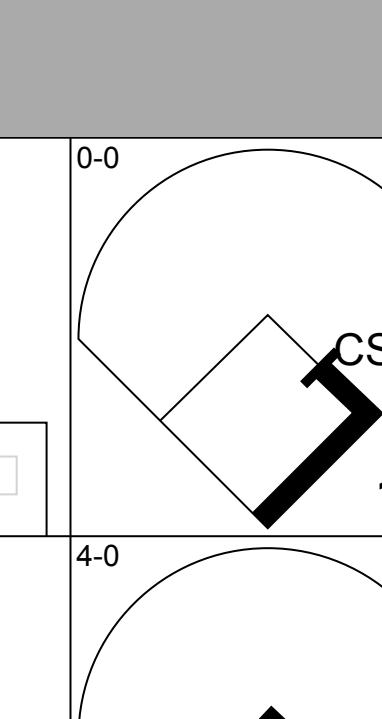
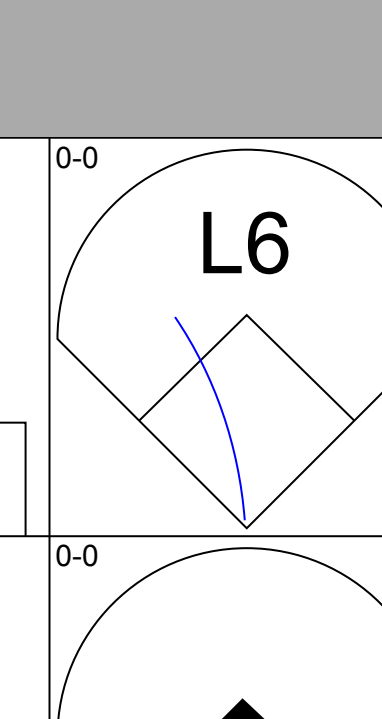
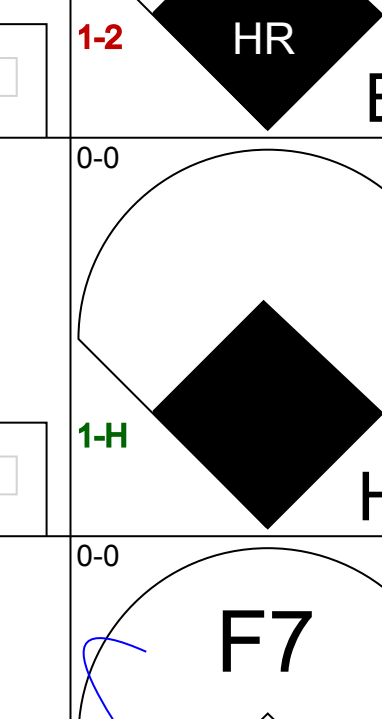
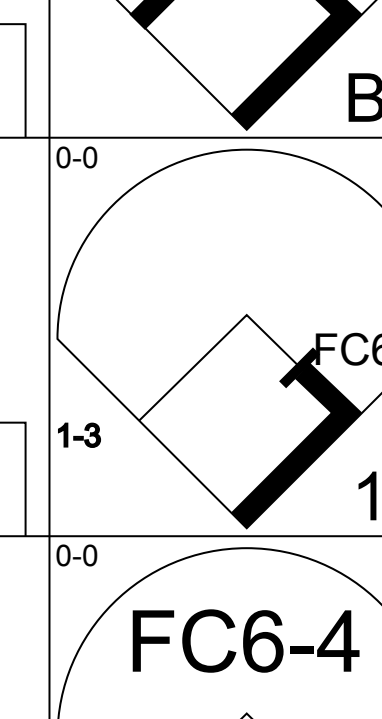
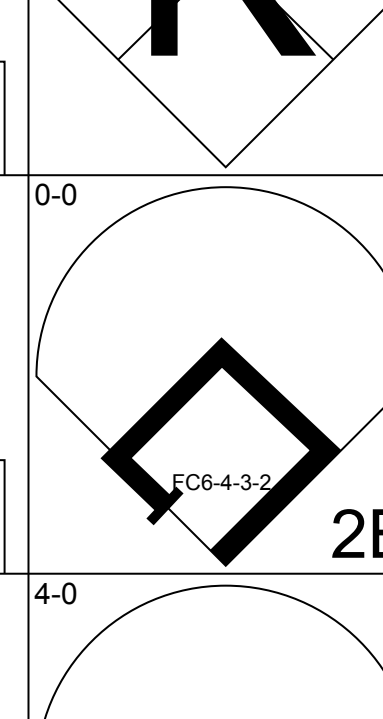
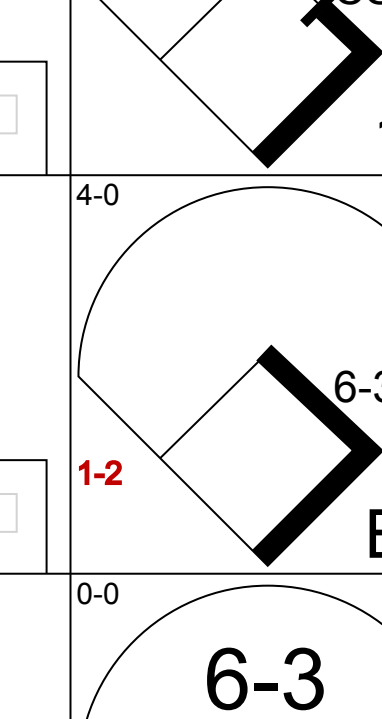
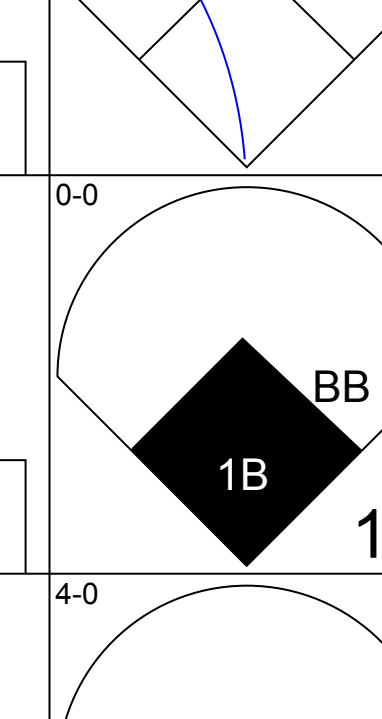
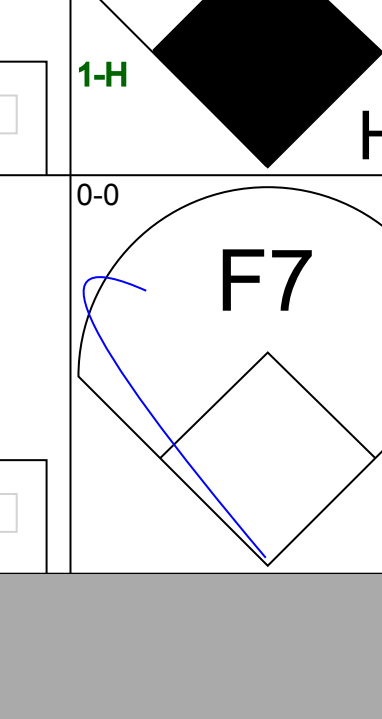
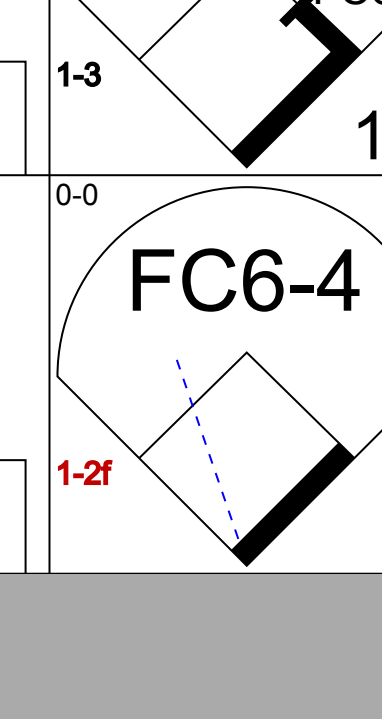
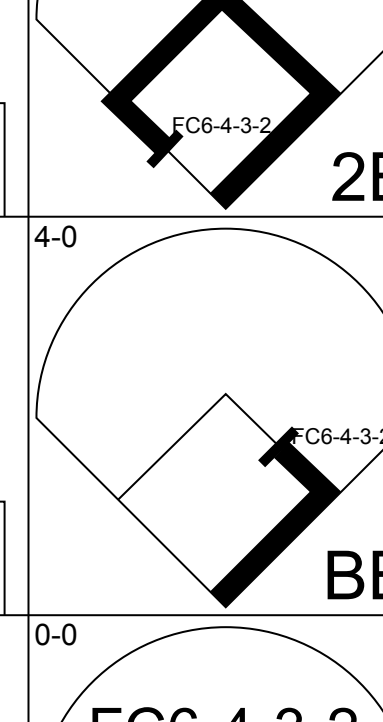
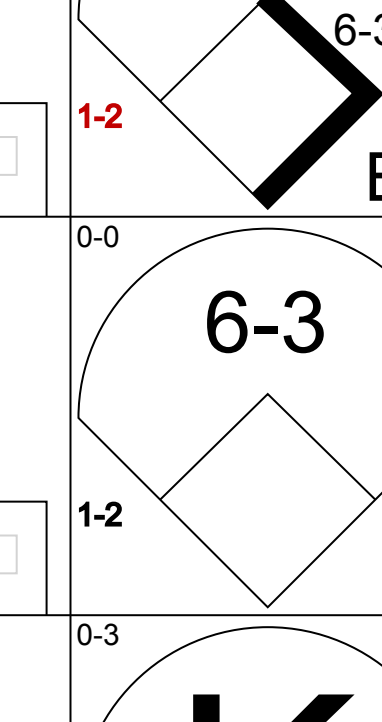
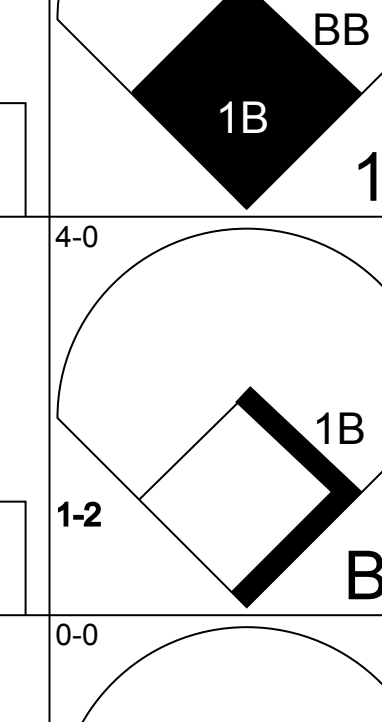
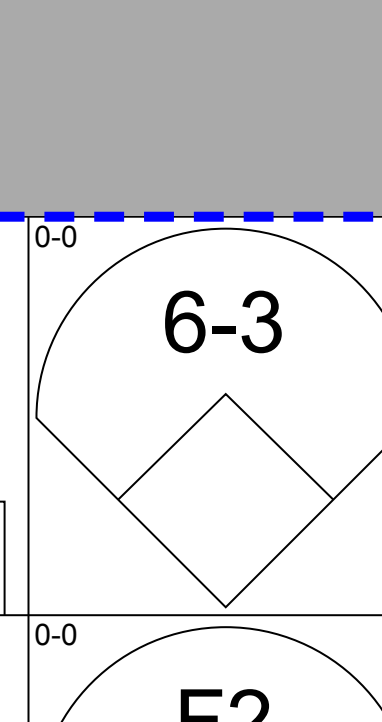
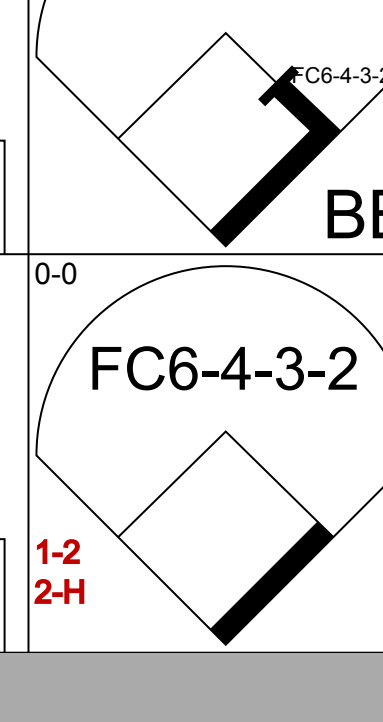
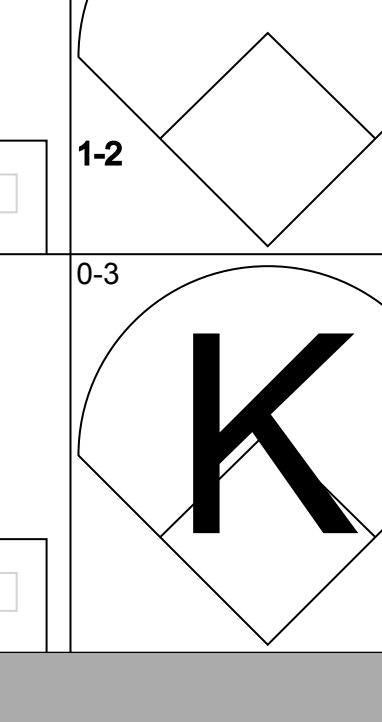
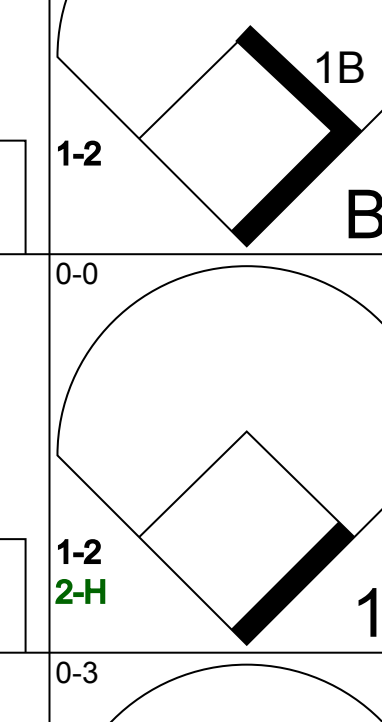
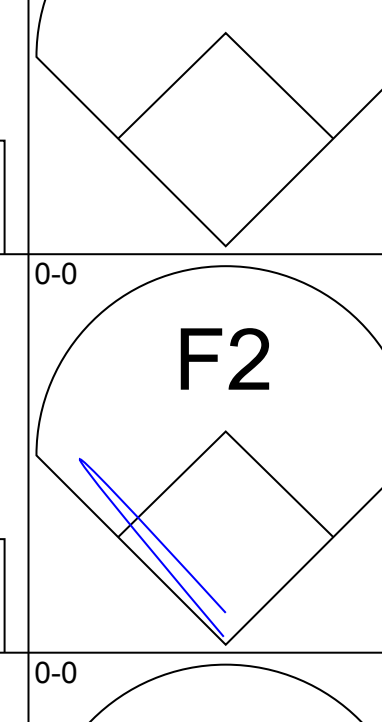
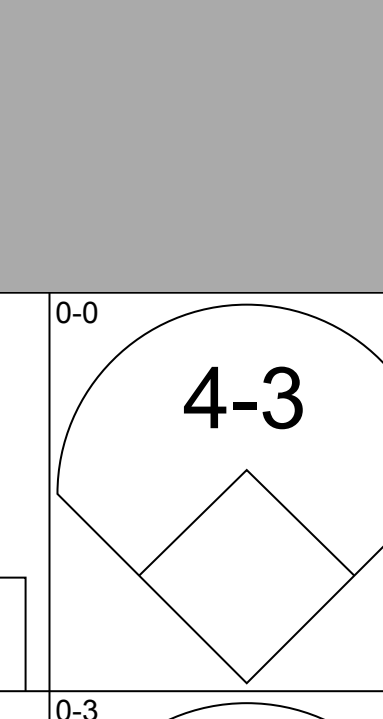
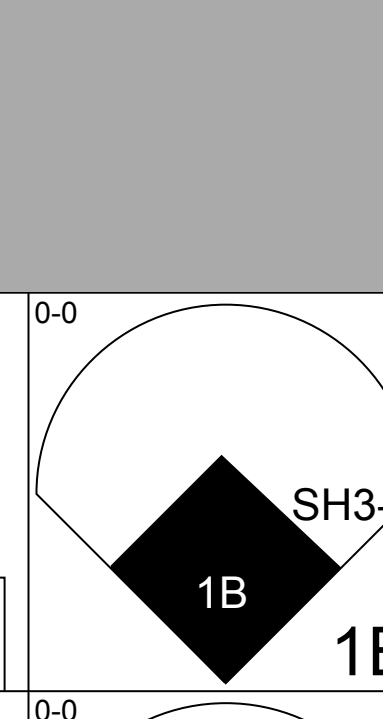



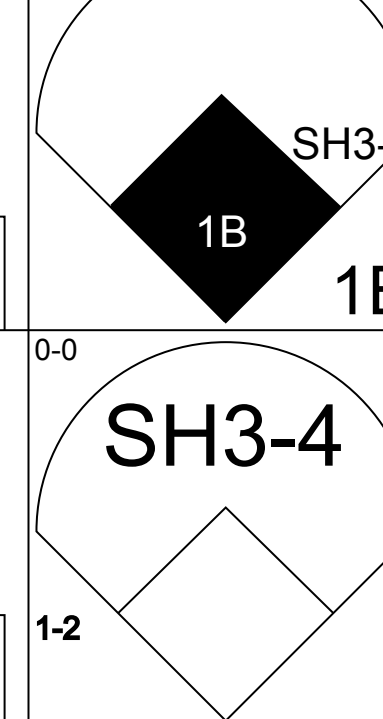
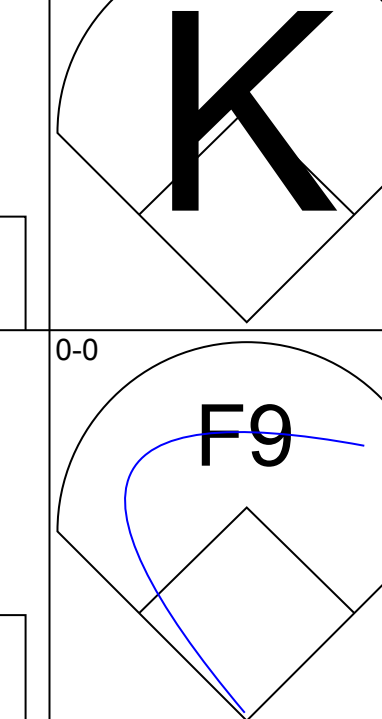
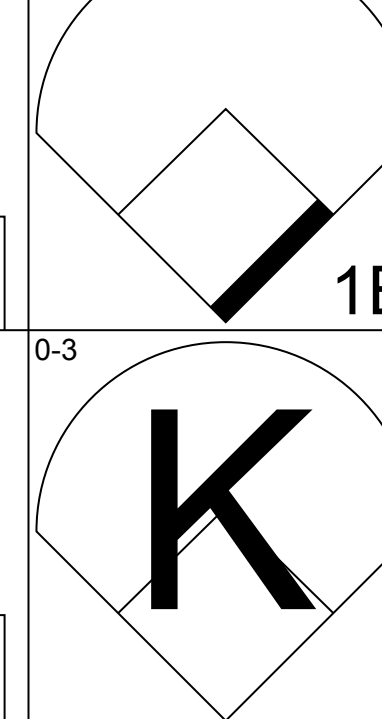
Batter	1	2	3	4	5	6	7	8	9	AB	R	H	RBI	BB	SO	LOB	TOP								
Ted Uhlhaender, L OBP: 0.327, SLG: 0.304 (1, 8)										4	1	1	0	1	2	1	Minnesota Twins @ California Angels Anaheim Stadium, Anaheim, CA Wed Jun 25 1969, 10:05 PM EDT Att: 9,605 - Unknown								
Cesar Tovar, R OBP: 0.241, SLG: 0.268 (1, 4) (9, 7)										4	1	1	0	0	0	1									
Tony Oliva, L OBP: 0.372, SLG: 0.464 (1, 9)										4	1	2	1	0	1	0									
Harmon Killebrew, R OBP: 0.420, SLG: 0.561 (1, 5)										2	0	0	0	2	0	0									
Rich Reese, L OBP: 0.331, SLG: 0.485 (1, 3)										3	0	1	2	0	1	0									
Charlie Manuel, L OBP: 0.377, SLG: 0.375 Frank Quilici, R OBP: 0.217, SLG: 0.200 (1, 7) (9, 4)										4	0	2	0	0	0	2									
John Roseboro, L OBP: 0.363, SLG: 0.364 (1, 2)										3	0	2	0	0	0	3									
Leo Cardenas, R OBP: 0.331, SLG: 0.363 (1, 6)										4	0	0	0	0	2	3									
Jim Perry, S OBP: 0.214, SLG: 0.200 Ron Perranoski, L OBP: 0.182, SLG: 0.182 (1, 1) (7, 1)										3	0	0	0	0	1	1									
Inning Stats	R: 2 E: 0 K: 0 S: 5	H: 3 LOB: 2 BB: 2 P: 13	R: 0 E: 0 K: 1 S: 6	H: 1 LOB: 1 BB: 0 P: 6	R: 0 E: 0 K: 1 S: 5	H: 0 LOB: 0 BB: 0 P: 5	R: 0 E: 0 K: 0 S: 4	H: 1 LOB: 1 BB: 0 P: 4	R: 0 E: 0 K: 1 S: 5	H: 0 LOB: 0 BB: 0 P: 5	R: 0 E: 0 K: 0 S: 3	H: 0 LOB: 0 BB: 0 P: 3	R: 0 E: 0 K: 1 S: 5	H: 1 LOB: 0 BB: 0 P: 5	R: 1 E: 0 K: 1 S: 7	H: 2 LOB: 2 BB: 1 P: 11		R: 0 E: 0 K: 3 S: 10	H: 1 LOB: 1 BB: 0 P: 10	1B: 7 2B: 3 3B: 0 HR: 0	SF: 1 SAC: 1 DP: 2 HBP: 0	WP: 2 PB: 0 CS: 0	PA: 37		
PITCHER	IP	WLS	BF	H	R	ER	SO	BB	IBB	HBP	BLK	WP	HR	S	P	ERA	WHIP								
Andy Messersmith, R ERA: 3.08 Ken Tatum, R ERA: 0.42 (1, 1) (8, 1)	7.2	L	32	8	3	3	5	1	2	0	0	2	0	39	51	3.52	1.174								

Batter	1	2	3	4	5	6	7	8	9	AB	R	H	RBI	BB	SO	LOB	BOTTOM								
Sandy Alomar Sr., S OBP: 0.274, SLG: 0.269 (1, 4)										4	1	1	0	0	0	3	Minnesota Twins @ California Angels Anaheim Stadium, Anaheim, CA Wed Jun 25 1969, 10:05 PM EDT Att: 9,605 - Unknown								
Bill Voos, L OBP: 0.299, SLG: 0.283 Jim Hicks, R OBP: 0.280, SLG: 0.369 (1, 9) (8, PH) (9, 9)										3	0	1	0	0	0	0									
Jim Fregosi, R OBP: 0.349, SLG: 0.384 (1, 6)										3	0	0	0	1	0	0									
Rick Reichardt, R OBP: 0.362, SLG: 0.410 Lou Johnson, R OBP: 0.274, SLG: 0.248 (1, 7) (8, 7)										2	0	1	1	0	0	0									
Roger Repoz, L OBP: 0.276, SLG: 0.275 Winston Llenas, R OBP: 0.333, SLG: 0.500 (1, 8) (9, PH)										3	0	0	0	0	0	3									
Aurelio Rodriguez, R OBP: 0.291, SLG: 0.342 (1, 5)										4	1	1	0	0	1	4									
Jim Spencer, L OBP: 0.358, SLG: 0.350 Bubba Morton, R OBP: 0.392, SLG: 0.467 (1, 3) (9, PH)										2	0	2	0	1	0	0									
Joe Azcue, R OBP: 0.303, SLG: 0.294 (1, 2)										3	0	0	0	1	1	3									
Andy Messersmith, R OBP: 0.200, SLG: 0.048 Ken Tatum, R ERA: 1.39 (1, 1) (8, 1)										2	0	0	0	1	1	0									
Inning Stats	R: 0 E: 0 K: 0 S: 3	H: 0 LOB: 0 BB: 0 P: 3	R: 0 E: 0 K: 1 S: 3	H: 1 LOB: 0 BB: 0 P: 3	R: 0 E: 0 K: 1 S: 4	H: 0 LOB: 1 BB: 1 P: 8	R: 1 E: 0 K: 0 S: 5	H: 2 LOB: 2 BB: 1 P: 9	R: 0 E: 0 K: 0 S: 3	H: 0 LOB: 0 BB: 0 P: 3	R: 0 E: 0 K: 0 S: 3	H: 0 LOB: 0 BB: 0 P: 3	R: 1 E: 1 K: 0 S: 5	H: 2 LOB: 3 BB: 2 P: 13	R: 0 E: 0 K: 2 S: 8	H: 0 LOB: 1 BB: 0 P: 8		1B: 6 2B: 1 3B: 0 HR: 0	SF: 1 SAC: 0 DP: 3 HBP: 0	WP: 0 PB: 0 CS: 0	PA: 35				
PITCHER	IP	WLS	BF	H	R	ER	SO	BB	IBB	HBP	BLK	WP	HR	S	P	ERA	WHIP								
Jim Perry, R ERA: 3.25 Ron Perranoski, L ERA: 1.39 (1, 1) (7, 1)	6.2	W	8	1	0	0	2	0	0	0	0	0	0	12	12	0.00	0.429								

Batter	1	2	3	4	5	6	7	8	9	AB	R	H	RBI	BB	SO	LOB	TOP					
Ted Uhlhaender, L (1, 8) OBP: 0.325, SLG: 0.310										4	1	2	0	0	1	0	Minnesota Twins @ Kansas City Royals Municipal Stadium, Kansas City, MO Sun Jun 29 1969, 4:33 AM EDT Unknown - 88 F					
Rod Carew, L (1, 4) OBP: 0.433, SLG: 0.523										4	0	0	0	0	2							
Tony Oliva, L (1, 9) OBP: 0.378, SLG: 0.482										4	0	3	1	0	0							
Harmon Killebrew, R (1, 5) OBP: 0.412, SLG: 0.549										4	0	0	0	0	4							
Rich Reese, L (1, 3) OBP: 0.333, SLG: 0.490										4	0	0	0	0	0							
Graig Nettles, L (1, 7) OBP: 0.329, SLG: 0.395									4	1	2	1	0	0	0							
John Roseboro, L (1, 2) OBP: 0.360, SLG: 0.358									4	0	2	0	0	0	1							
Leo Cardenas, R (1, 6) OBP: 0.334, SLG: 0.372									4	0	1	0	0	0	2							
Jim Perry, S (1, 1) Joe Grzenda, R (4, 1) Rick Renick, R (6, PH) Jerry Crider, R (6, PH) Charlie Manuel, L (7, PH) Danny Morris, R (7, 1) Bob Allison, R (9, PH)									1	0	0	0	0	0	0							
Inning Stats	R: 0 E: 0 K: 1 S: 5	H: 0 LOB: 0 BB: 0 P: 5	R: 0 E: 0 K: 0 S: 3	H: 0 LOB: 0 BB: 0 P: 3	R: 0 E: 0 K: 0 S: 3	H: 1 LOB: 0 BB: 0 P: 3	R: 1 E: 0 K: 0 S: 4	H: 2 LOB: 0 BB: 0 P: 4	R: 0 E: 0 K: 0 S: 4	H: 1 LOB: 1 BB: 0 P: 4	R: 0 E: 0 K: 1 S: 7	H: 2 LOB: 2 BB: 0 P: 7	R: 1 E: 1 K: 0 S: 5	H: 2 LOB: 2 BB: 0 P: 5	R: 0 E: 0 K: 0 S: 4	H: 1 LOB: 1 BB: 0 P: 4		R: 0 E: 0 K: 1 S: 7	H: 2 LOB: 2 BB: 0 P: 7	1B: 8 2B: 2 3B: 0 HR: 1	SF: 0 SAC: 0 DP: 2 HBP: 0	WP: 0 PB: 0 SB: 0 CS: 0
PITCHER Wally Bunker, R (1, 1) ERA: 3.11	IP: 9.0 WLS: W BF: 36 H: 11 R: 2 ER: 2 SO: 3 BB: 0 IBB: 0 HBP: 0 BLK: 0 WP: 0 HR: 1 S: 42 P: 42 ERA: 2.00 WHIP: 1.222															PITCHER						

AB	36
R	2
H	11
RBI	2
BB	0
SO	3
LOB	11



Batter	1	2	3	4	5	6	7	8	9	AB	R	H	RBI	BB	SO	LOB	BOTTOM			
Joe Foy, R (1, 5) OBP: 0.353, SLG: 0.345										5	1	3	1	0	0	0	Minnesota Twins @ Kansas City Royals Municipal Stadium, Kansas City, MO Sun Jun 29 1969, 4:33 AM EDT Unknown - 88 F			
Pat Kelly, L (1, 9) OBP: 0.372, SLG: 0.408										3	1	1	0	1	0					
Mike Fiore, L (1, 3) OBP: 0.397, SLG: 0.420										3	2	1	3	2	0					
Bob Oliver, R (1, 8) OBP: 0.284, SLG: 0.411										5	1	3	2	0	1					
Lou Piniella, R (1, 7) OBP: 0.306, SLG: 0.424										4	1	2	0	1	0					
Elie Rodriguez, R (1, 2) OBP: 0.350, SLG: 0.362									2	0	0	0	2	0	1					
Jerry Adair, R (1, 4) OBP: 0.290, SLG: 0.282									4	0	1	1	0	1	3					
Jackie Hernandez, R (1, 6) OBP: 0.299, SLG: 0.317										4	1	2	0	0	2					
Wally Bunker, R (1, 1) OBP: 0.107, SLG: 0.143										3	0	0	0	2	3					
Inning Stats	R: 3 E: 0 K: 1 S: 7	H: 3 LOB: 1 BB: 2 P: 15	R: 0 E: 0 K: 1 S: 7	H: 2 LOB: 0 BB: 0 P: 7	R: 0 E: 0 K: 1 S: 5	H: 1 LOB: 1 BB: 1 P: 9	R: 1 E: 0 K: 0 S: 5	H: 2 LOB: 1 BB: 0 P: 5	R: 1 E: 0 K: 1 S: 7	H: 2 LOB: 2 BB: 1 P: 11	R: 2 E: 0 K: 0 S: 3	H: 1 LOB: 1 BB: 1 P: 8	R: 0 E: 0 K: 1 S: 6	H: 1 LOB: 1 BB: 0 P: 6	R: 0 E: 0 K: 0 S: 4	H: 1 LOB: 2 BB: 1 P: 8		1B: 10 2B: 2 3B: 0 HR: 2	SF: 0 SAC: 1 DP: 1 HBP: 1	WP: 1 PB: 0 SB: 1 CS: 2
PITCHER Jim Perry, R (1, 1) ERA: 3.52 Joe Grzenda, L (4, 1) ERA: 4.37 Jerry Crider, R (6, 1) ERA: 6.43 Danny Morris, R (7, 1) ERA: 5.06	IP: 3.1 WLS: L BF: 19 H: 8 R: 4 ER: 4 SO: 3 BB: 3 IBB: 0 HBP: 0 BLK: 0 WP: 1 HR: 1 S: 22 P: 34 ERA: 10.80 WHIP: 3.300															PITCHER				

AB	33
R	7
H	13
RBI	7
BB	6
SO	5
LOB	15



Batter	1	2	3	4	5	6	7	8	9	AB	R	H	RBI	BB	SO	LOB	TOP								
Cesar Tovar, R OBP: 0.259, SLG: 0.305 (1, 8)	4-0 WP G4-3 1B	0-0 HR 2B	0-0 G1-6-3			0-0 HR 2B		0-0 F7	0-0 1B	5	3	3	3	1	0	2									
Tony Oliva, L OBP: 0.388, SLG: 0.516 (1, 9)	0-0 G4-3 WP 1B	0-0 HR 2B				0-0 HR 2B		0-0 1B	0-0 F8	5	2	5	5	0	0	0									
Charlie Manuel, L OBP: 0.380, SLG: 0.366 (8, 7)	0-0 G4-3 WP 1B	0-0 HR 2B				0-0 HR 2B		0-0 1B	0-0 F8	1	0	0	0	0	0	1									
Harmon Killebrew, R OBP: 0.410, SLG: 0.543 (1, 5)	4-0 G4-3 1B	0-0 F6				0-0 5-3		0-0 F6		3	0	0	0	1	0	1									
Ted Uhlaender, L OBP: 0.324, SLG: 0.309 (6, 8)	1-2 2-3 3-H BB	0-0 F6				0-0 5-3		0-0 F6		1	0	0	0	0	0	1									
Bob Allison, R OBP: 0.323, SLG: 0.341 (1, 7)	0-0 G4-3 1B	4-0 S BB				0-0 G4-3		0-0 F8		4	0	0	0	1	1	4									
Rich Reese, L OBP: 0.323, SLG: 0.473 (1, 3)	0-0 4-3	0-3 K				0-0 4-3		0-0 3-1		5	0	0	0	0	1	2									
Leo Cardenas, R OBP: 0.342, SLG: 0.375 (1, 6)		0-0 F6				0-0 1B		4-0 1B BB		3	2	2	0	2	0	1									
George Mitterwald, R OBP: 0.292, SLG: 0.367 (1, 2)		4-0 1B 2B BB				0-3 K		0-0 F3		3	2	1	2	2	1	2									
Frank Quilici, R OBP: 0.247, SLG: 0.222 (1, 4)		0-0 2B 1B				0-3 K		0-0 1B		4	2	3	1	1	1	1									
Jim Kaat, L OBP: 0.163, SLG: 0.239 (1, 1)		4-0 2B HR BB				0-0 F7		0-0 6-3		4	1	0	0	1	0	5									
Inning Stats	R: 1 E: 0 K: 0 S: 3	H: 1 LOB: 1 BB: 2 P: 11	R: 6 E: 0 K: 1 S: 8	H: 3 LOB: 1 BB: 4 P: 24	R: 0 E: 0 K: 0 S: 3	H: 1 LOB: 0 BB: 1 P: 7	R: 0 E: 0 K: 0 S: 3	H: 1 LOB: 0 BB: 0 P: 3	R: 0 E: 0 K: 2 S: 8	H: 1 LOB: 1 BB: 0 P: 8	R: 2 E: 0 K: 1 S: 7	H: 2 LOB: 0 BB: 0 P: 7	R: 0 E: 0 K: 0 S: 4	H: 1 LOB: 2 BB: 1 P: 8	R: 0 E: 0 K: 0 S: 4	H: 1 LOB: 1 BB: 0 P: 4	R: 3 E: 0 K: 0 S: 6	H: 3 LOB: 1 BB: 1 P: 10	1B: 8 2B: 3 3B: 0 HR: 3	SF: 0 SAC: 0 DP: 3 HBP: 0	WP: 1 PB: 0 SB: 1 CS: 0	PA: 47			
PITCHER	IP	WLS	BF	H	R	ER	SO	BB	IBB	HBP	BLK	WP	HR	S	P	ERA	WHIP								
Jim Rooker, L ERA: 7.06	1.0	L	7	1	3	3	0	4	0	0	0	1	0	3	19	27.00	5.000								
Don O'Riley, R ERA: 7.11	0.0		3	2	1	1	0	1	0	0	0	0	0	2	6	∞	∞								
Dave Wickersham, R ERA: 3.69	1.0		5	1	3	3	1	1	0	0	0	0	1	6	10	27.00	2.000								
Mike Hedlund, R ERA: 3.94	3.0		11	3	0	0	2	1	0	0	0	0	0	14	18	0.00	1.333								
Dick Drago, R ERA: 4.59	2.0		10	3	2	2	1	1	0	0	0	0	1	11	15	9.00	2.000								

Minnesota Twins @ Kansas City Royals
Municipal Stadium, Kansas City, MO
Sun Jun 29 1969, 4:38 AM EDT
Att: 16,738 - Unknown - 90 F

AB	38
R	12
H	14
RBI	11
BB	9
SO	4
LOB	20



Batter	1	2	3	4	5	6	7	8	9	AB	R	H	RBI	BB	SO	LOB	BOTTOM								
Joe Foy, R OBP: 0.348, SLG: 0.340 (1, 5)	0-0 6-3		0-0 6-3			0-0 5-3		0-3 K		4	0	0	0	0	1	1									
Pat Kelly, L OBP: 0.374, SLG: 0.404 (1, 9)	4-0 S 2B BB		0-0 4-3			0-0 4-3		4-0 G6-4-3 BB		2	1	0	0	2	0	0									
Lou Piniella, R OBP: 0.305, SLG: 0.421 (1, 7)	0-0 F3		0-0 6-3			0-0 1B		0-0 G6-4-3		4	0	1	0	0	0	2									
Bob Oliver, R OBP: 0.284, SLG: 0.412 (1, 8)	0-0 1B 2B		0-3 K			0-0 FC5-4		0-0 E6		4	1	1	1	0	1	1									
Buck Martinez, R OBP: 0.500, SLG: 0.727 (1, 2)	0-0 FC5-4		0-0 1B			0-0 F8		0-0 1B		4	0	3	1	0	0	1									
Chuck Harrison, R OBP: 0.278, SLG: 0.301 (1, 3)	0-0 FC5-4		0-0 F4			0-0 FC6-4		0-0 F8		4	0	0	0	0	0	5									
Juan Rios, R OBP: 0.313, SLG: 0.325 (1, 4)			0-0 F8			0-0 1B		0-0 F7		4	0	1	0	0	0	0									
Jackie Hernandez, R OBP: 0.298, SLG: 0.316 (1, 6)			0-0 6-3			0-0 5-3		0-0 6-3		4	0	1	0	0	0	2									
Inning Stats	R: 2 E: 0 K: 0 S: 5	H: 2 LOB: 1 BB: 1 P: 9	R: 0 E: 0 K: 0 S: 3	H: 0 LOB: 0 BB: 0 P: 3	R: 0 E: 0 K: 1 S: 7	H: 2 LOB: 2 BB: 0 P: 7	R: 0 E: 0 K: 0 S: 3	H: 0 LOB: 0 BB: 0 P: 3	R: 0 E: 0 K: 0 S: 4	H: 1 LOB: 1 BB: 0 P: 4	R: 0 E: 0 K: 1 S: 6	H: 1 LOB: 1 BB: 0 P: 6	R: 0 E: 1 K: 0 S: 4	H: 1 LOB: 2 BB: 1 P: 8	R: 0 E: 0 K: 1 S: 5	H: 0 LOB: 0 BB: 0 P: 5	1B: 6 2B: 1 3B: 0 HR: 0	SF: 0 SAC: 0 DP: 1 HBP: 0	WP: 0 PB: 0 SB: 1 CS: 0	PA: 36					
PITCHER	IP	WLS	BF	H	R	ER	SO	BB	IBB	HBP	BLK	WP	HR	S	P	ERA	WHIP								
Jim Kaat, L ERA: 2.65	9.0	W	36	7	2	2	3	2	0	0	0	0	0	40	48	2.00	1.000								
PITCHER	IP	WLS	BF	H	R	ER	SO	BB	IBB	HBP	BLK	WP	HR	S	P	ERA	WHIP								
Tom Burgmeier, L ERA: 3.22	2.0		11	4	3	3	0	1	0	0	0	0	1	10	14	13.50	2.500								

Minnesota Twins @ Kansas City Royals
Municipal Stadium, Kansas City, MO
Sun Jun 29 1969, 4:38 AM EDT
Att: 16,738 - Unknown - 90 F

AB	34
R	2
H	7
RBI	2
BB	2
SO	3
LOB	13



Batter	1	2	3	4	5	6	7	8	9	AB	R	H	RBI	BB	SO	LOB	TOP					
Ted Uhlhaender, L OBP: 0.325, SLG: 0.312										4	2	1	0	1	0	3	Minnesota Twins @ Chicago White Sox Comiskey Park, Chicago, IL Mon Jun 30 1969, 8:05 PM EDT Att: 8,259 - Unknown					
Rod Carew, L OBP: 0.428, SLG: 0.520										5	1	1	2	0	0	1						
Tony Oliva, L OBP: 0.385, SLG: 0.509										4	0	0	0	1	0	1						
Harmon Killebrew, R OBP: 0.413, SLG: 0.544										5	1	3	3	0	0	0						
Charlie Manuel, L OBP: 0.365, SLG: 0.349										5	0	0	0	0	2	4						
Frank Quilici, R OBP: 0.247, SLG: 0.222										0	0	0	0	0	0	0						
Rich Reese, L OBP: 0.327, SLG: 0.474										4	0	2	0	0	0	0						
Cesar Tovar, R OBP: 0.259, SLG: 0.305										0	1	0	0	0	0	0						
John Roseboro, L OBP: 0.369, SLG: 0.374										4	1	3	1	0	0	0						
Leo Cardenas, R OBP: 0.344, SLG: 0.375										3	1	1	1	1	0	1						
Bob Miller, R										3	0	0	0	0	2	4						
Ron Ferranoski, L OBP: 0.167, SLG: 0.167										1	0	0	0	0	0	2						
Inning Stats	R: 1 E: 0 K: 0 S: 5	H: 2 LOB: 1 BB: 0 P: 5	R: 0 E: 0 K: 0 S: 4	H: 1 LOB: 1 BB: 0 P: 4	R: 0 E: 0 K: 0 S: 3	H: 0 LOB: 0 BB: 0 P: 3	R: 0 E: 0 K: 1 S: 5	H: 0 LOB: 0 BB: 0 P: 5	R: 0 E: 0 K: 0 S: 3	H: 0 LOB: 0 BB: 0 P: 3	R: 1 E: 0 K: 1 S: 8	H: 3 LOB: 3 BB: 1 P: 12	R: 0 E: 0 K: 0 S: 3	H: 0 LOB: 0 BB: 0 P: 3	R: 5 E: 0 K: 2 S: 12	H: 5 LOB: 2 BB: 2 P: 20	1B: 8 2B: 3 3B: 0 HR: 0	SF: 0 SAC: 0 DP: 0 HBP: 0	WP: 1 PB: 0 CS: 0	PA: 41		
PITCHER	IP WLS BF H R ER SO BB IBB HBP BLK WP HR S P ERA WHIP																					
Joe Horlen, R ERA: 3.85	(1, 1) 7.0 L 28 6 2 2 2 0 1 0 0 0 1 0 31 35 2.57 0.857																					
Dan Osinski, R ERA: 3.74	(8, 1) 1.2 10 4 5 5 1 0 1 0 0 0 0 0 11 15 27.00 2.400																					
Gary Bell, R ERA: 5.18	(9, 1) 0.1 3 1 0 0 1 0 1 0 0 0 0 0 4 8 0.00 3.000																					
Batter	1	2	3	4	5	6	7	8	9	AB	R	H	RBI	BB	SO	LOB	BOTTOM					
Ken Berry, R OBP: 0.262, SLG: 0.268										5	0	0	0	0	1	2	Minnesota Twins @ Chicago White Sox Comiskey Park, Chicago, IL Mon Jun 30 1969, 8:05 PM EDT Att: 8,259 - Unknown					
Luis Aparicio, R OBP: 0.354, SLG: 0.351										3	0	1	0	0	0	0						
Gail Hopkins, L OBP: 0.401, SLG: 0.492										3	0	0	0	1	0	2						
Ed Herrmann, L OBP: 0.356, SLG: 0.452										2	0	0	0	1	0	2						
Don Pavletich, R OBP: 0.275, SLG: 0.324										0	0	0	0	1	0	0						
Carlos May, L OBP: 0.368, SLG: 0.514										4	1	1	0	0	1	4						
Bill Melton, R OBP: 0.314, SLG: 0.449										4	1	2	1	0	1	1						
Buddy Bradford, R OBP: 0.368, SLG: 0.462										4	1	3	0	0	1	0						
Rich Morales, R OBP: 0.154, SLG: 0.154										4	1	3	0	0	1	0						
Pete Ward, L OBP: 0.366, SLG: 0.384										2	0	1	1	0	0	0						
Bobby Knoop, R OBP: 0.280, SLG: 0.285										1	0	0	0	0	0	1						
Joe Horlen, R OBP: 0.200, SLG: 0.229										2	0	0	0	0	1	3						
Tom McCraw, L OBP: 0.252, SLG: 0.258										1	0	0	0	0	0	1						
Dan Osinski, R										0	0	0	0	0	0	0						
Gary Bell, R OBP: 0.250, SLG: 0.278										0	0	0	0	0	0	0						
Walt Williams, R OBP: 0.307, SLG: 0.344										0	0	0	1	0	0	0						
Inning Stats	R: 0 E: 0 K: 0 S: 3	H: 0 LOB: 0 BB: 0 P: 3	R: 0 E: 0 K: 1 S: 4	H: 0 LOB: 0 BB: 1 P: 8	R: 0 E: 0 K: 2 S: 7	H: 0 LOB: 0 BB: 0 P: 7	R: 0 E: 0 K: 0 S: 4	H: 1 LOB: 1 BB: 0 P: 4	R: 0 E: 0 K: 0 S: 6	H: 4 LOB: 2 BB: 0 P: 6	R: 0 E: 0 K: 0 S: 3	H: 0 LOB: 1 BB: 1 P: 7	R: 0 E: 0 K: 1 S: 6	H: 1 LOB: 1 BB: 0 P: 6	R: 0 E: 1 K: 0 S: 4	H: 0 LOB: 2 BB: 1 P: 8	R: 2 E: 0 K: 1 S: 7	H: 2 LOB: 0 BB: 0 P: 7	1B: 6 2B: 0 3B: 1 HR: 1	SF: 1 SAC: 1 DP: 2 HBP: 0	WP: 0 PB: 0 CS: 0	PA: 37
PITCHER	IP WLS BF H R ER SO BB IBB HBP BLK WP HR S P ERA WHIP																					
Bob Miller, R ERA: 2.68	(1, 1) 7.1 W 29 6 1 1 4 0 2 0 0 0 0 0 35 43 1.23 1.091																					
Ron Ferranoski, L ERA: 2.09	(8, 1) 1.2 S 8 2 2 2 1 0 1 0 0 0 0 1 9 13 10.80 1.200																					

Batter	1	2	3	4	5	6	7	8	9	AB	R	H	RBI	BB	SO	LOB	TOP					
Ted Uhlhaender, L OBP: 0.324, SLG: 0.322	F5		4-3		HR	F9		SH5-3		4	1	1	2	0	0	0	Minnesota Twins @ Chicago White Sox Comiskey Park, Chicago, IL Tue Jul 01 1969, 8:05 PM EDT Att: 7,609 - Unknown					
Rod Carew, L OBP: 0.427, SLG: 0.531	4-3				FC	G3		4-3		5	1	2	0	0	0							
Tony Oliva, L OBP: 0.379, SLG: 0.500	4-3		F7		F6	K				5	0	0	0	0	1	2						
Harmon Killebrew, R OBP: 0.407, SLG: 0.534					F9	FC				5	1	0	1	0	1	0						
Frank Quilici, R OBP: 0.247, SLG: 0.222					HR	HR				0	0	0	0	0	0	0						
Rich Reese, L OBP: 0.341, SLG: 0.529										5	3	4	3	0	0	0						
Graig Nettles, L OBP: 0.329, SLG: 0.389					HR	HR				2	0	0	0	1	2	1						
Cesar Tovar, R OBP: 0.262, SLG: 0.307					K	BB				2	0	1	1	0	0	0						
John Roseboro, L OBP: 0.376, SLG: 0.381					F5					5	2	3	0	0	0	2						
Leo Cardenas, R OBP: 0.350, SLG: 0.388					HR					3	2	2	2	0	0	2						
Jim Perry, S OBP: 0.194, SLG: 0.179					HR					2	0	0	0	0	1	0						
Dick Woodson, R OBP: 0.160, SLG: 0.087					K	K2-3				2	0	0	0	0	1	4						
Inning Stats	R: 0 E: 0 K: 0 S: 3	H: 0 LOB: 0 BB: 0 P: 3	R: 0 E: 0 K: 2 S: 9	H: 2 LOB: 2 BB: 0 P: 9	R: 0 E: 0 K: 0 S: 4	H: 1 LOB: 1 BB: 0 P: 4	R: 3 E: 0 K: 2 S: 10	H: 3 LOB: 0 BB: 0 P: 10	R: 4 E: 0 K: 1 S: 9	H: 3 LOB: 2 BB: 1 P: 14	R: 0 E: 0 K: 0 S: 5	H: 0 LOB: 0 BB: 0 P: 5	R: 0 E: 0 K: 0 S: 3	H: 0 LOB: 0 BB: 0 P: 3	R: 2 E: 1 K: 0 S: 5	H: 2 LOB: 0 BB: 0 P: 5	R: 1 E: 0 K: 0 S: 5	H: 2 LOB: 1 BB: 0 P: 5	1B: 6 2B: 2 3B: 1 HR: 4	SF: 0 SAC: 1 DP: 0 HBP: 1	WP: 0 PB: 0 SB: 3 CS: 0	PA: 43
PITCHER	IP WLS BF H R ER SO BB IBB HBP BLK WP HR S P ERA WHIP																					
Billy Wynne, R ERA: 2.4	(1, 1) 4.0 0 20 8 5 5 4 0 0 0 0 0 3 28 28 11.25 2.000																					
Wilbur Wood, L ERA: 3.2	(5, 1) 1.0 L 7 1 2 2 1 1 1 0 1 0 0 0 1 7 12 18.00 2.000																					
Cisco Carlos, R ERA: 5.1	(6, 1) 3.0 0 11 2 2 1 1 0 0 0 0 0 0 0 13 13 3.00 0.667																					
Don Secrist, L ERA: 7.5	(9, 1) 1.0 0 5 2 1 1 0 0 0 0 0 0 0 0 5 5 9.00 2.000																					

Batter	1	2	3	4	5	6	7	8	9	AB	R	H	RBI	BB	SO	LOB	BOTTOM					
Tom McCraw, L OBP: 0.241, SLG: 0.245	F9	FC1-6		F7		G3		F9		5	0	0	0	0	0	2	Minnesota Twins @ Chicago White Sox Comiskey Park, Chicago, IL Tue Jul 01 1969, 8:05 PM EDT Att: 7,609 - Unknown					
Luis Aparicio, R OBP: 0.355, SLG: 0.352		G4-6-3				K		F5		5	1	2	0	0	1	2						
Gail Hopkins, L OBP: 0.401, SLG: 0.488	E2			F6		F9				5	1	2	0	0	0	0						
Don Pavletich, R OBP: 0.268, SLG: 0.315	5-3			F9		K		F8		5	1	1	0	0	1	3						
Carlos May, L OBP: 0.369, SLG: 0.510				F3		F8		G3		4	2	1	0	1	0	2						
Buddy Bradford, R OBP: 0.371, SLG: 0.463				E5						4	0	2	1	0	1	0						
Bill Melton, R OBP: 0.320, SLG: 0.449				FC5-2		F4				2	0	1	1	2	0	1						
Rich Morales, R OBP: 0.176, SLG: 0.176	F3			FC5-2		F2				4	0	1	0	0	0	5						
Billy Wynne, L OBP: 0.182, SLG: 0.182										2	0	1	0	0	0	2						
Ron Hansen, R OBP: 0.265, SLG: 0.275				F9		K				0	0	0	0	0	0	0						
Pete Ward, L OBP: 0.341, SLG: 0.381										0	0	0	0	0	0	0						
Don Secrist, L OBP: 0.500, SLG: 0.333										0	0	0	0	0	0	0						
Inning Stats	R: 3 E: 1 K: 0 S: 7	H: 4 LOB: 2 BB: 1 P: 11	R: 0 E: 0 K: 0 S: 3	H: 1 LOB: 0 BB: 0 P: 3	R: 2 E: 1 K: 0 S: 6	H: 2 LOB: 2 BB: 1 P: 10	R: 0 E: 0 K: 0 S: 5	H: 2 LOB: 2 BB: 0 P: 5	R: 0 E: 0 K: 2 S: 7	H: 0 LOB: 1 BB: 1 P: 11	R: 0 E: 0 K: 1 S: 5	H: 0 LOB: 0 BB: 0 P: 5	R: 0 E: 0 K: 1 S: 6	H: 1 LOB: 1 BB: 0 P: 6	R: 0 E: 0 K: 1 S: 6	H: 1 LOB: 0 BB: 0 P: 6	R: 0 E: 0 K: 0 S: 3	H: 0 LOB: 0 BB: 0 P: 3	1B: 11 2B: 0 3B: 0 HR: 0	SF: 0 SAC: 0 DP: 1 HBP: 0	WP: 0 PB: 0 SB: 0 CS: 0	PA: 41
PITCHER	IP WLS BF H R ER SO BB IBB HBP BLK WP HR S P ERA WHIP																					
Jim Perry, R ERA: 3.68	(1, 1) 3.1 0 21 9 5 3 0 1 0 0 0 0 0 0 29 33 8.10 3.000																					
Dick Woodson, R ERA: 4.03	(4, 1) 5.2 W 20 2 0 0 5 1 0 0 0 0 0 0 29 33 0.00 0.529																					



Batter	1	2	3	4	5	6	7	8	9	AB	R	H	RBI	BB	SO	LOB	TOP										
Cesar Tovar, R OBP: 0.289, SLG: 0.316 (1, 8)	4-0 G1-6-3 BB		0-0 6-3		0-0 G6-4-3 1-2 1B		0-0 1-H 2B		0-0 6-3	4	0	2	1	1	0	0											
Rod Carew, L OBP: 0.423, SLG: 0.524 (1, 4)	0-0 G1-6-3 1-2		0-0 1B		0-3 K		0-0 6-3		0-0 F9	5	0	1	0	0	1	4											
Harmon Killebrew, R OBP: 0.465, SLG: 0.540 (1, 3)	0-0 6-3		0-0 4-3		0-0 G6-4-3 1-2				0-0 HR	4	1	1	1	0	0	3											
Bob Allison, R OBP: 0.320, SLG: 0.360 (1, 7)		0-0 6-3		0-0 6-3		0-0 CS 3B		0-0 F9		4	0	1	0	0	0	0											
Ted Uhlhaender, L OBP: 0.324, SLG: 0.322 (8, 7)										0	0	0	0	0	0	0											
Tony Oliva, L OBP: 0.380, SLG: 0.503 (1, 9)		0-0 1B 2B		0-0 F7 PB WP 1B		0-0 1-3		0-3 K		4	2	2	0	0	1	1											
Leo Cardenas, R OBP: 0.348, SLG: 0.387 (1, 6)		0-3 K		0-0 F7		0-0 1-3		0-0 1B		4	0	1	0	0	1	3											
George Mitterwald, R OBP: 0.319, SLG: 0.390 (1, 2)		0-0 1B		4-0 FC6-4 BB		0-0 CS 3-H		4-0 FC1-6 BB		2	0	2	1	2	0	0											
Frank Quilici, R OBP: 0.235, SLG: 0.211 (1, 5)	0-0 F3		0-0 FC6-4 1-2		0-0 FC1-6 2B		0-0 FC1-6 2B		0-3 K	4	1	0	0	0	1	5											
Dave Boswell, R OBP: 0.170, SLG: 0.275 (1, 1)			0-0 F3		0-0 1B		0-0 F8		0-3 K	3	0	1	0	0	0	1											
Ron Perranoski, L OBP: 0.154, SLG: 0.154 (8, 1)					0-0 1B					1	0	0	0	0	1	0											
Inning Stats	R: 0 E: 0 K: 0 S: 2	H: 0 LOB: 0 BB: 1 P: 6	R: 1 E: 0 K: 1 S: 7	H: 2 LOB: 1 BB: 0 P: 7	R: 0 E: 0 K: 0 S: 4	H: 1 LOB: 1 BB: 0 P: 4	R: 1 E: 0 K: 0 S: 4	H: 1 LOB: 1 BB: 0 P: 8	R: 0 E: 0 K: 1 S: 6	H: 2 LOB: 1 BB: 0 P: 6	R: 1 E: 0 K: 0 S: 4	H: 1 LOB: 1 BB: 1 P: 8	R: 1 E: 0 K: 2 S: 10	H: 3 LOB: 2 BB: 0 P: 10	R: 0 E: 0 K: 1 S: 5	H: 0 LOB: 0 BB: 0 P: 5	1B: 7 2B: 2 3B: 1 HR: 1	SF: 0 SAC: 0 DP: 2 HBP: 0	WP: 1 PB: 1 SB: 0 CS: 0	PA: 39							
PITCHER	IP	WLS	BF	H	R	ER	SO	BB	IBB	HBP	BLK	WP	HR	S	P	ERA	WHIP										
Tommy John, L ERA: 3.42 (1, 1)	7.2	L	34	11	4	3	3	3	0	0	0	1	1	37	49	3.52	1.826										
Gary Bell, R ERA: 5.15 (8, 1)	0.1		1	0	0	0	1	0	0	0	0	0	0	3	3	0.00	0.000										
Don Secrist, L ERA: 7.2 (9, 1)	1.0		3	0	0	0	1	0	0	0	0	0	0	5	5	0.00	0.000										

Minnesota Twins @ Chicago White Sox
Milwaukee County Stadium, Milwaukee, WI
Wed Jul 02 1969, 8:05 PM EDT
Att: 23,525 - Unknown

AB 35
R 4
H 11
RBI 3
BB 3
SO 5
LOB 17



Batter	1	2	3	4	5	6	7	8	9	AB	R	H	RBI	BB	SO	LOB	BOTTOM										
Tom McCraw, L OBP: 0.250, SLG: 0.248 (1, 9)	0-3 K2-3			0-0 4-3		0-0 1B		4-0 1B BB		3	0	1	0	1	1	0											
Luis Aparicio, R OBP: 0.354, SLG: 0.350 (1, 6)	0-0 F7			0-0 6-3		0-0 5-3		0-0 1-2 2-H 1B		4	0	1	1	0	0	1											
Gail Hopkins, L OBP: 0.398, SLG: 0.481 (1, 3)	0-0 F8			0-0 1B		0-0 3-1		0-0 4-3		4	0	1	0	0	0	2											
Carlos May, L OBP: 0.365, SLG: 0.504 (1, 7)		0-3 K		0-0 F9		0-3 K				3	0	0	0	0	2	1											
Ed Herrmann, L OBP: 0.347, SLG: 0.439 (1, 2)		0-0 3-1			0-3 K		0-0 F8			3	0	0	0	0	1	0											
Buddy Bradford, R OBP: 0.364, SLG: 0.452 (1, 8)		0-3 K			0-3 K			0-0 6-3		3	0	0	0	0	2	0											
Bill Melton, R OBP: 0.320, SLG: 0.452 (1, 5)			0-0 F8		0-0 5-3			0-0 1B 2B		3	1	1	0	0	0	0											
Rich Morales, R OBP: 0.150, SLG: 0.150 (1, 4)			0-0 F4		0-0 6-3			0-0 5-3		3	0	0	0	0	0	1											
Tommy John, R OBP: 0.149, SLG: 0.070 (1, 1)			0-0 F9		0-0 F3			0-0 2-H 1B 1B		2	0	0	0	0	0	0											
Gary Bell, R OBP: 0.250, SLG: 0.278 (8, 1)										0	0	0	0	0	0	0											
Pete Ward, L OBP: 0.368, SLG: 0.386 (6, PH)										1	1	1	1	0	0	0											
Don Secrist, L OBP: 0.500, SLG: 0.333 (9, 1)										0	0	0	0	0	0	0											
Inning Stats	R: 0 E: 0 K: 1 S: 5	H: 0 LOB: 0 BB: 0 P: 5	R: 0 E: 0 K: 2 S: 7	H: 0 LOB: 0 BB: 0 P: 7	R: 0 E: 0 K: 0 S: 3	H: 0 LOB: 0 BB: 0 P: 3	R: 0 E: 0 K: 0 S: 4	H: 1 LOB: 1 BB: 0 P: 4	R: 0 E: 0 K: 2 S: 7	H: 0 LOB: 0 BB: 0 P: 7	R: 0 E: 0 K: 0 S: 4	H: 1 LOB: 1 BB: 0 P: 4	R: 0 E: 0 K: 1 S: 5	H: 0 LOB: 0 BB: 0 P: 5	R: 2 E: 0 K: 0 S: 6	H: 3 LOB: 2 BB: 1 P: 10	1B: 4 2B: 1 3B: 0 HR: 0	SF: 0 SAC: 0 DP: 0 HBP: 0	WP: 0 PB: 0 SB: 0 CS: 0	PA: 30							
PITCHER	IP	WLS	BF	H	R	ER	SO	BB	IBB	HBP	BLK	WP	HR	S	P	ERA	WHIP										
Dave Boswell, R ERA: 3.09 (1, 1)	7.2	W	29	5	2	2	6	1	0	0	0	0	0	40	44	2.35	0.783										
Ron Perranoski, L ERA: 2.09 (8, 1)	0.1	S	1	0	0	0	0	0	0	0	0	0	0	1	1	0.00	0.000										

Minnesota Twins @ Chicago White Sox
Milwaukee County Stadium, Milwaukee, WI
Wed Jul 02 1969, 8:05 PM EDT
Att: 23,525 - Unknown

AB 29
R 2
H 5
RBI 2
BB 1
SO 6
LOB 5



Batter	1	2	3	4	5	6	7	8	9	10	11	AB	R	H	RBI	BB	SO	LOB	TOP						
Cesar Tovar, R OBP: 0.274, SLG: 0.324 Rich Reese, L OBP: 0.345, SLG: 0.532	(1, 5) X 0-0 E 2B		(1, 2) X 0-0 F6			(1, 1) X 0-0 F9		(1, 1) X 0-0 1B	(1, 3) X 0-0 1B			4	0	2	1	0	0	0	0						
Rod Carew, L OBP: 0.413, SLG: 0.515 Joe Grzenda, R OBP: 0.227, SLG: 0.386	(1, 4) X 0-3 K		(1, 3) X 0-3 K			(1, 2) X 0-3 K		(1, 2) X 0-3 K	(1, 3) X 0-3 K2-3			4	0	0	0	0	4	2	0						
Graig Nettles, L OBP: 0.370, SLG: 0.349 Ron Perranoski, L OBP: 0.154, SLG: 0.154	(1, 3) X 4-0 L6-4 BB				(1, 1) X 0-0 F8			(1, 2) X 0-3 K		(1, 1) X 0-0 L5		3	0	0	0	2	1	1	0						
Harmon Killebrew, R OBP: 0.405, SLG: 0.635	(1, 3) X 0-0 E3				(1, 2) X 0-0 4-3			(1, 3) X 0-0 6-3				5	0	1	0	0	0	4	0						
Tony Oliva, L OBP: 0.378, SLG: 0.498	(1, 9) X 1-2 2-3				(1, 3) X 0-0 6-3			(1, 3) X 0-0 1B		(1, 3) X 0-0 F4		5	0	0	0	0	0	4	0						
Bob Allison, R OBP: 0.317, SLG: 0.356 Charlie Manuel, L OBP: 0.370, SLG: 0.349	(1, 7) X 0-0 L6-4				(1, 3) X 0-0 6-3			(1, 3) X 0-0 1B		(1, 3) X 0-0 5-3	(1, 2) X 4-0 BB	4	0	1	0	0	0	3	0						
Leo Cardenas, R OBP: 0.349, SLG: 0.394	(1, 6) X 0-0 L4				(1, 3) X 0-0 G3 3B			(1, 1) X 0-0 F4		(1, 3) X 0-0 1B 1B	(1, 2) X 4-0 BB	5	2	2	0	0	0	2	0						
George Mitterwald, R OBP: 0.304, SLG: 0.362	(1, 2) X 0-3 K				(1, 1) X 0-0 5-3			(1, 2) X 0-0 F6		(1, 2) X 0-0 F4		5	0	0	0	0	2	3	0						
Ted Uhlaender, L OBP: 0.322, SLG: 0.320	(1, 8) X 0-0 6-3				(1, 3) X 0-0 G3			(1, 3) X 0-0 3-1		(1, 3) X 0-0 1B 1B	(1, 2) X 4-0 BB	5	1	1	1	0	0	1	0						
Jim Kaat, L OBP: 0.250, SLG: 0.253 Jerry Crider, R OBP: 0.241, SLG: 0.229 Al Worthington, R OBP: 0.250, SLG: 0.253	(1, 1) X 0-0 6-3				(1, 3) X 0-0 K			(1, 3) X 0-0 1B 3B		(1, 3) X 0-0 1B 1B	(1, 2) X 4-0 BB	1	0	0	0	0	0	0	0						
Inning Stats	R: 0 E: 1 K: 1 S: 6	H: 1 LOB: 2 BB: 1 P: 10	R: 0 E: 0 K: 1 S: 5	H: 0 LOB: 0 BB: 0 P: 5	R: 0 E: 0 K: 1 S: 5	H: 0 LOB: 0 BB: 0 P: 5	R: 0 E: 0 K: 0 S: 3	H: 0 LOB: 0 BB: 0 P: 3	R: 1 E: 0 K: 1 S: 6	H: 1 LOB: 0 BB: 0 P: 6	R: 0 E: 0 K: 1 S: 5	H: 0 LOB: 1 BB: 0 P: 9	R: 0 E: 0 K: 2 S: 9	H: 1 LOB: 1 BB: 0 P: 9	R: 2 E: 0 K: 1 S: 9	H: 4 LOB: 2 BB: 0 P: 9	R: 0 E: 0 K: 0 S: 3	H: 1 LOB: 1 BB: 1 P: 7	R: 0 E: 0 K: 1 S: 5	H: 0 LOB: 0 BB: 0 P: 5	1B: 7 2B: 2 3B: 2 HR: 0	SF: 0 SAC: 0 DP: 1 HBP: 0	WP: 0 PB: 0 SB: 0 CS: 1	PA: 45	
PITCHER	IP 8.2	WLS 36	BF 36	H 8	R 4	ER 4	SO 7	BB 2	IBB 0	HBP 0	BLK 0	WP 0	HR 0	S 48	P 56	ERA 4.15	WHIP 1.154								
Gary Peters, L ERA: 4.21	(1, 1)																								
Cisco Carlos, R ERA: 5.1	(9, 1)																								
Wilbur Wood, L ERA: 3.19	(9, 1)																								
Dan Osinski, R ERA: 3.53	(10, 1)																								

Minnesota Twins @ Chicago White Sox
Comiskey Park, Chicago, IL
Thu Jul 03 1969, 4:33 AM EDT
Att: 2,946 - Unknown

AB 42
R 4
H 10
RBI 4
BB 3
SO 9
LOB 18



Batter	1	2	3	4	5	6	7	8	9	10	11	AB	R	H	RBI	BB	SO	LOB	BOTTOM					
Walt Williams, R OBP: 0.322, SLG: 0.360 Ken Berry, R OBP: 0.260, SLG: 0.266	(1, 9) X 0-0 2B											4	1	3	0	1	0	1	0					
Luis Aparicio, R OBP: 0.356, SLG: 0.355	(1, 6) X 0-0 1B											5	2	2	2	1	0	6	0					
Buddy Bradford, R OBP: 0.358, SLG: 0.438	(1, 8) X 0-3 K											4	0	0	0	1	3	3	0					
Gail Hopkins, L OBP: 0.389, SLG: 0.468	(1, 3) X 0-0 F4											6	0	1	1	0	0	4	0					
Don Pavletich, R OBP: 0.284, SLG: 0.321	(1, 2) X 0-0 BB 1B											5	0	2	1	1	1	1	0					
Bill Melton, R OBP: 0.321, SLG: 0.461	(1, 5) X 0-0 1B											6	1	2	1	0	2	4	0					
Carlos May, L OBP: 0.362, SLG: 0.496	(1, 7) X 4-0 1B											4	0	0	0	1	0	0	0					
Rich Morales, R OBP: 0.240, SLG: 0.208	(1, 4) X 0-0 6-3											4	0	2	0	1	0	3	0					
Gary Peters, L ERA: 2.84 Jerry Crider, R ERA: 6.28 Al Worthington, R ERA: 4.4 Joe Grzenda, L ERA: 4.25 Ron Perranoski, L ERA: 2.16	(1, 1) X 0-0 E3											2	1	0	0	0	0	1	0					
Inning Stats	R: 2 E: 0 K: 1 S: 9	H: 4 LOB: 3 BB: 1 P: 13	R: 0 E: 1 K: 1 S: 7	H: 1 LOB: 2 BB: 0 P: 7	R: 0 E: 0 K: 0 S: 3	H: 0 LOB: 0 BB: 0 P: 3	R: 2 E: 0 K: 0 S: 5	H: 2 LOB: 3 BB: 2 P: 14	R: 0 E: 0 K: 0 S: 4	H: 1 LOB: 2 BB: 1 P: 8	R: 0 E: 0 K: 2 S: 8	H: 1 LOB: 2 BB: 1 P: 8	R: 0 E: 0 K: 1 S: 5	H: 0 LOB: 0 BB: 0 P: 5	R: 0 E: 0 K: 2 S: 9	H: 2 LOB: 2 BB: 0 P: 9	R: 0 E: 0 K: 0 S: 3	H: 0 LOB: 1 BB: 1 P: 7	R: 1 E: 0 K: 0 S: 1	H: 1 LOB: 0 BB: 0 P: 1	1B: 10 2B: 2 3B: 0 HR: 1	SF: 0 SAC: 2 DP: 0 HBP: 1	WP: 0 PB: 0 SB: 0 CS: 0	PA: 51
PITCHER	IP 3.2	WLS 22	BF 22	H 7	R 0	ER 0	SO 2	BB 0	IBB 0	HBP 0	BLK 0	WP 0	HR 0	S 23	P 32	ERA 9.82	WHIP 2.455							
Jim Kaat, L ERA: 2.84	(1, 1)																							
Jerry Crider, R ERA: 6.28	(4, 1)																							
Al Worthington, R ERA: 4.4	(5, 1)																							
Joe Grzenda, L ERA: 4.25	(8, 1)																							
Ron Perranoski, L ERA: 2.16	(9, 1)																							

Minnesota Twins @ Chicago White Sox
Comiskey Park, Chicago, IL
Thu Jul 03 1969, 4:33 AM EDT
Att: 2,946 - Unknown


AB 42
R 5
H 13
RBI 5
BB 6
SO 7
LOB 25



Batter	1	2	3	4	5	6	7	8	9	AB	R	H	RBI	BB	SO	LOB	TOP			
Ted Kubiak, S OBP: 0.356, SLG: 0.355 (1, 6)	1-3		G4-6-3			F4			1B BB	3	1	0	0	1	0	1				
Dick Green, R OBP: 0.351, SLG: 0.430 (1, 4)	1-3			F2		G6-3 1B			F8	4	0	1	0	0	0	1				
Reggie Jackson, L OBP: 0.414, SLG: 0.757 (1, 9)	1-3					G6-3 1-2			F8	4	0	1	0	0	0	2				
Sal Bando, R OBP: 0.402, SLG: 0.482 (1, 5)		WP 1B		G5-4-3 BB		F9			1B HR 1B	3	1	2	0	1	0	0				
Danny Cater, R OBP: 0.325, SLG: 0.387 (1, 3)	5-3			G5-4-3 1-2		F4			HR 1B	4	1	1	1	0	0	3				
Rick Monday, L OBP: 0.388, SLG: 0.440 (1, 8)	F7					4-3 1B			HR	4	1	2	3	0	0	1				
Tommie Reynolds, R OBP: 0.341, SLG: 0.320 (1, 7)	4-3					6-3 1B			5-3	4	0	0	0	0	0	2				
Phil Roof, R OBP: 0.299, SLG: 0.295 (1, 2)										2	0	0	0	0	0	1				
Jim Nash, R OBP: 0.154, SLG: 0.200 (5, PH)			K							0	0	0	0	0	0	0				
Jose Tartabull, L (8, PH)										1	0	0	0	0	0	0				
George Lauzerique, R OBP: 0.154, SLG: 0.154 (8, 1)										0	0	0	0	0	0	0				
Caffish Hunter, R OBP: 0.256, SLG: 0.297 (1, 1)										1	0	1	0	0	0	0				
Jim Roland, R (4, 1)										0	0	0	0	0	0	0				
Dave Duncan, R OBP: 0.164, SLG: 0.117 (5, PH) (5, 2)			G4-6-3 1B							2	0	0	0	0	0	1				
Inning Stats	R: 0 E: 0 K: 0 S: 3	H: 0 LOB: 0 BB: 0 P: 3	R: 0 E: 0 K: 0 S: 4	H: 1 LOB: 1 BB: 0 P: 4	R: 0 E: 0 K: 1 S: 5	H: 1 LOB: 0 BB: 0 P: 5	R: 0 E: 0 K: 0 S: 3	H: 1 LOB: 1 BB: 1 P: 7	R: 0 E: 0 K: 0 S: 4	H: 1 LOB: 1 BB: 0 P: 4	R: 0 E: 0 K: 0 S: 3	H: 0 LOB: 0 BB: 0 P: 3	R: 0 E: 0 K: 0 S: 3	H: 0 LOB: 0 BB: 0 P: 3	R: 4 E: 0 K: 0 S: 6	H: 3 LOB: 0 BB: 1 P: 10	1B: 6 2B: 1 3B: 0 HR: 1	SF: 0 SAC: 0 DP: 3 HBP: 0	WP: 2 PB: 2 SB: 0 CS: 0	PA: 34
PITCHER Bob Miller, R ERA: 2.91 (1, 1)	IP: 9.0 WLS: W BF: 34 H: 8 R: 4 ER: 4 SO: 1 BB: 2 IBB: 0 HBP: 0 BLK: 0 WP: 1 HR: 1 S: 34 P: 42 ERA: 4.00 WHIP: 1.111																			

Oakland Athletics @ Minnesota Twins
Metropolitan Stadium, Bloomington, MI
Fri Jul 04 1969, 4:33 AM EDT
Att: 30,654 - Overcast - 73 F


AB	32
R	4
H	8
RBI	4
BB	2
SO	1
LOB	12



Batter	1	2	3	4	5	6	7	8	9	AB	R	H	RBI	BB	SO	LOB	BOTTOM			
Ted Uhlaender, L OBP: 0.327, SLG: 0.332 (1, 8)	3-1 2B	P6		HR 1B	5-3				2B	5	3	3	1	0	0	1				
Rod Carew, L OBP: 0.420, SLG: 0.538 (1, 4)	3-1 2-3		2B	1-H HR		F7			3-H 2B	5	2	3	3	0	0	1				
Tony Oliva, L OBP: 0.381, SLG: 0.506 (1, 9)	HR 2B		WP 2B	1B PB		F5			F7	5	2	3	2	0	0	1				
Harmon Killebrew, R OBP: 0.408, SLG: 0.545 (1, 5)	3-H 2B		2-H 2B	1B						4	1	2	2	1	1	1				
Frank Quilici, R OBP: 0.250, SLG: 0.253 (9, 5)	2-H HR		K	E 1B					L7	0	0	0	0	0	0	0				
Rich Reese, L OBP: 0.353, SLG: 0.531 (1, 3)	BB		F6	E7 BB					F5	4	0	2	1	1	0	1				
John Roseboro, L OBP: 0.396, SLG: 0.370 (1, 2)	F9		F6	1-3 2-H 1B					P4	5	0	0	0	0	0	6				
Leo Cardenas, R OBP: 0.348, SLG: 0.402 (1, 6)	F7			HR					K	4	1	1	1	0	2	1				
Cesar Tovar, R OBP: 0.278, SLG: 0.327 (1, 7)		F9		K					K	4	1	2	0	0	1	0				
Bob Miller, R (1, 1)		K		K					K	4	0	0	0	0	4	2				
Inning Stats	R: 3 E: 0 K: 0 S: 6	H: 3 LOB: 1 BB: 1 P: 10	R: 0 E: 0 K: 1 S: 5	H: 0 LOB: 0 BB: 0 P: 5	R: 1 E: 0 K: 1 S: 7	H: 2 LOB: 1 BB: 0 P: 7	R: 4 E: 1 K: 2 S: 12	H: 5 LOB: 2 BB: 1 P: 16	R: 0 E: 0 K: 2 S: 8	H: 1 LOB: 1 BB: 0 P: 8	R: 0 E: 0 K: 0 S: 5	H: 2 LOB: 2 BB: 0 P: 5	R: 2 E: 1 K: 2 S: 10	H: 3 LOB: 1 BB: 0 P: 10	R: 0 E: 0 K: 0 S: 3	H: 0 LOB: 0 BB: 0 P: 3	1B: 7 2B: 6 3B: 0 HR: 3	SF: 0 SAC: 0 DP: 0 HBP: 0	WP: 1 PB: 1 SB: 2 CS: 0	PA: 42
PITCHER Caffish Hunter, R ERA: 4.08 Jim Roland, L ERA: 2.4 Jim Nash, R ERA: 3.35 George Lauzerique, R ERA: 3.93 (1, 1) (4, 1) (5, 1) (8, 1)	IP: 3.2 WLS: L BF: 20 H: 8 R: 7 ER: 7 SO: 4 BB: 1 IBB: 0 HBP: 0 BLK: 0 WP: 0 HR: 3 S: 27 P: 31 ERA: 17.18 WHIP: 2.455																			

Oakland Athletics @ Minnesota Twins
Metropolitan Stadium, Bloomington, MI
Fri Jul 04 1969, 4:33 AM EDT
Att: 30,654 - Overcast - 73 F

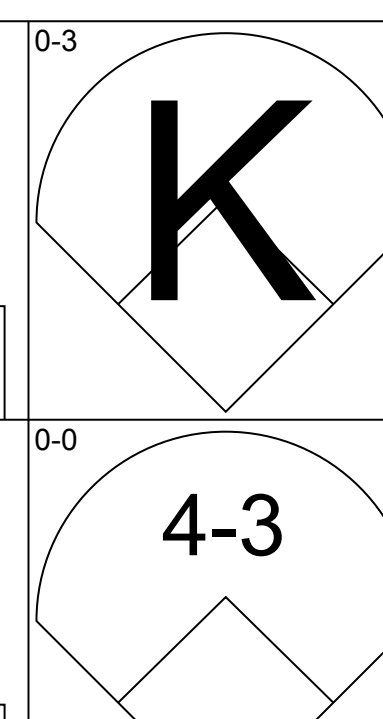
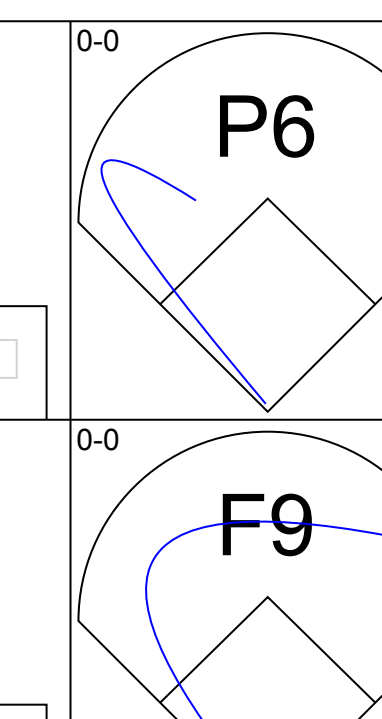
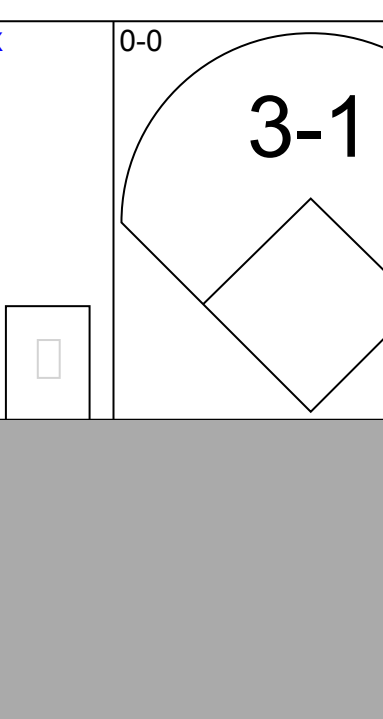
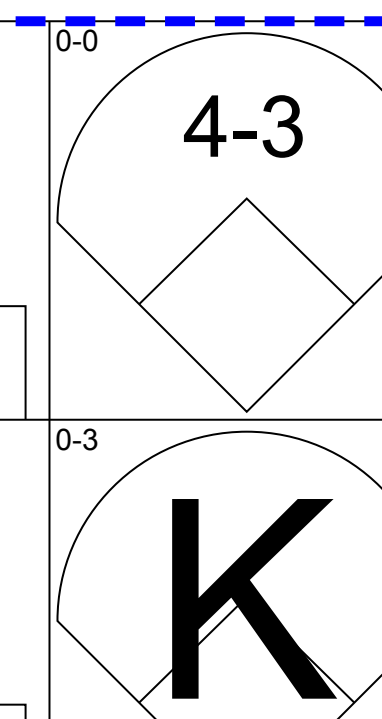
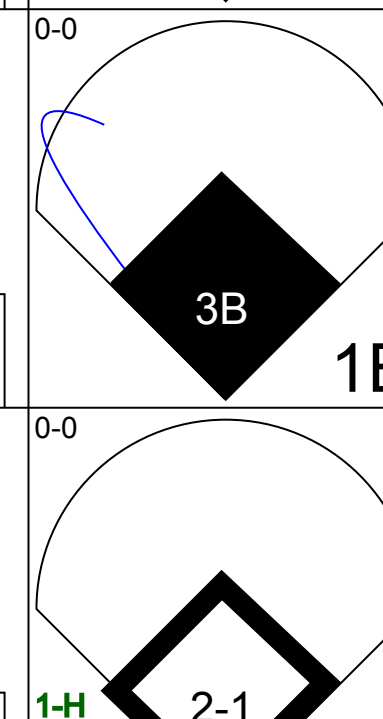

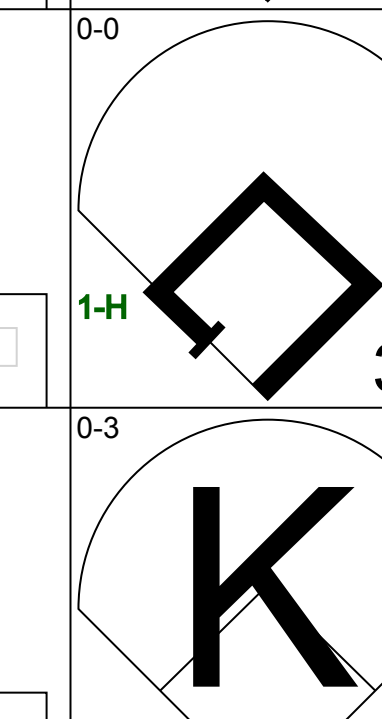
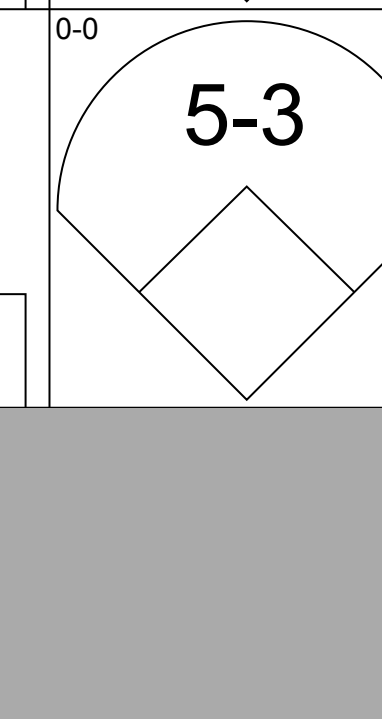
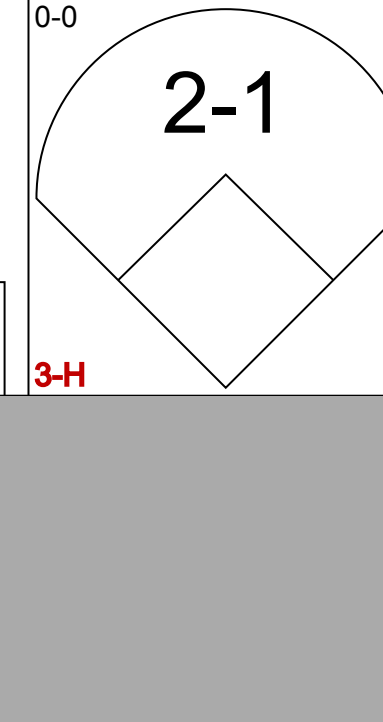
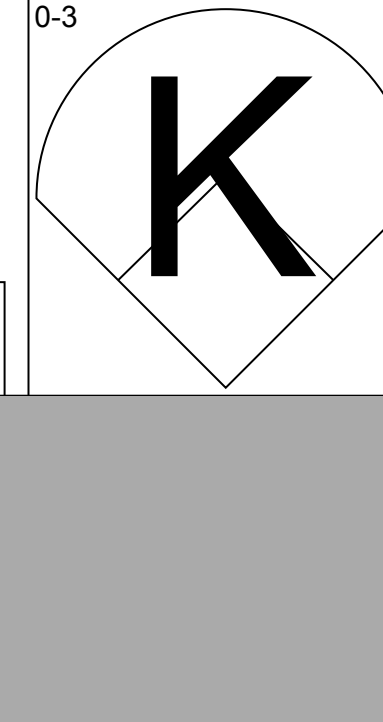
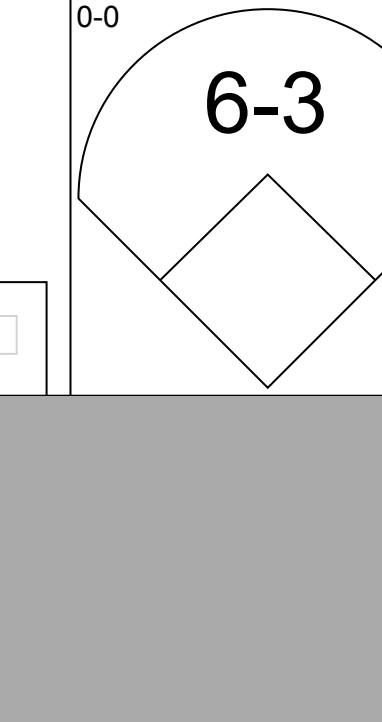








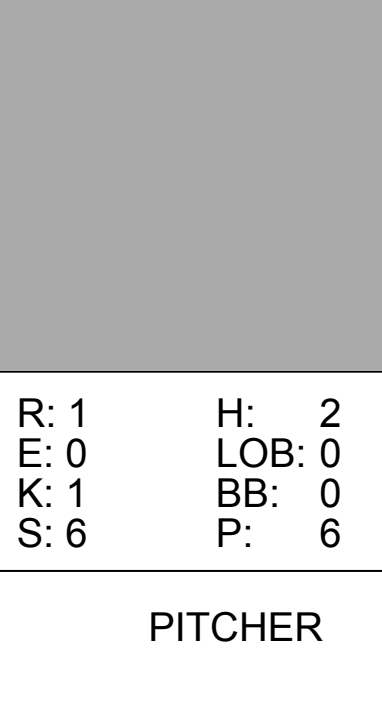
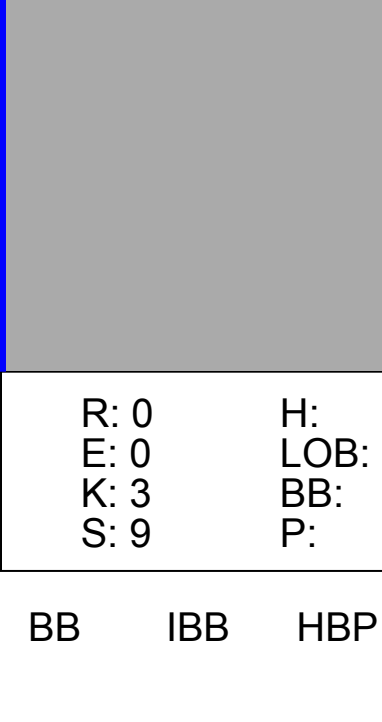
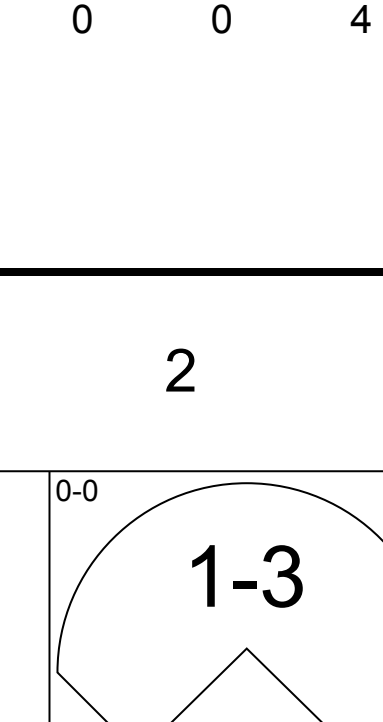
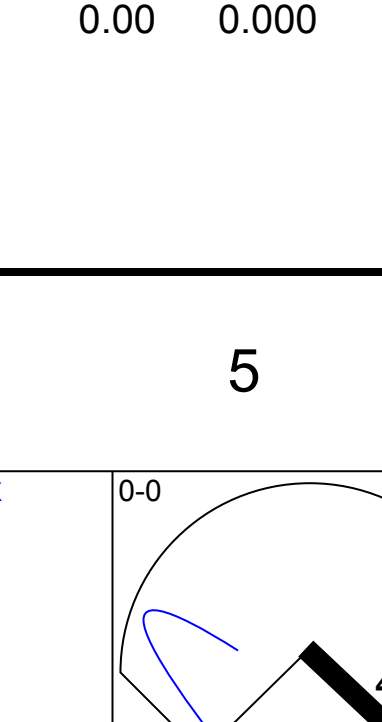
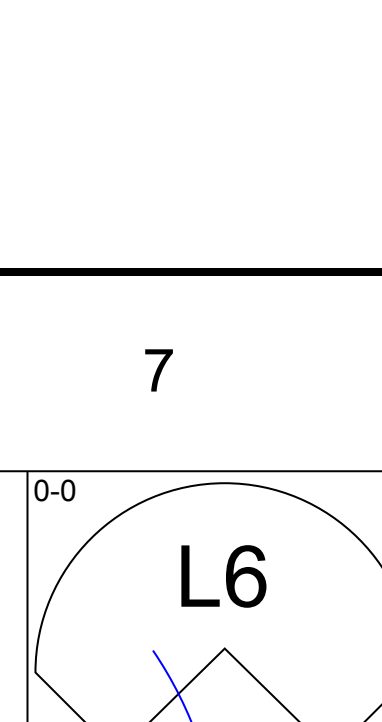
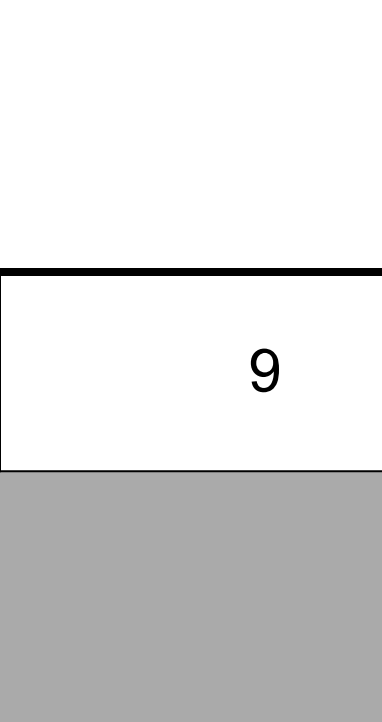

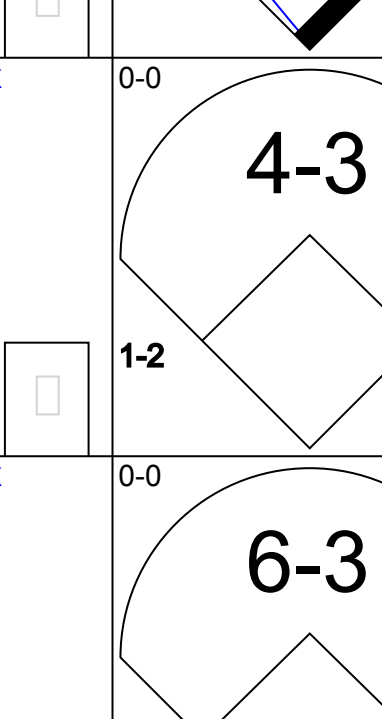

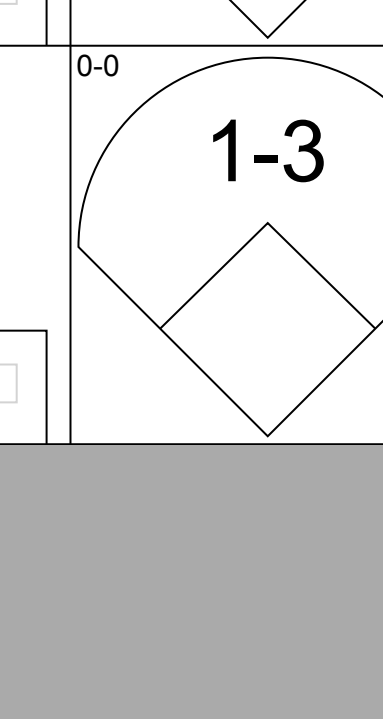





AB	40
R	10
H	16
RBI	10
BB	2
SO	8
LOB	14



Batter	1	2	3	4	5	6	7	8	9	AB	R	H	RBI	BB	SO	LOB	TOP			
Ted Kubiak, S OBP: 0.341, SLG: 0.338 (1, 6)	4-3		L4		L8		G6-4-3			4	0	0	0	0	0	3	<p>Oakland Athletics @ Minnesota Twins Metropolitan Stadium, Bloomington, MI</p> <p>Sat Jul 05 1969, 4:33 AM EDT Att: 21,673 - Unknown - 75 F</p> <p>livebaseballscores.com</p>			
Dick Green, R OBP: 0.348, SLG: 0.425 (1, 4)	F7		1-3			P6		HBP		3	0	0	0	0	0	0				
Reggie Jackson, L OBP: 0.415, SLG: 0.763 (1, 9)	HR		4-3			1B		6-3		3	1	1	1	1	0	1				
Sal Bando, R OBP: 0.400, SLG: 0.477 (1, 5)	HBP				6-3	K		5-3		3	0	0	0	0	1	2				
Danny Cater, R OBP: 0.324, SLG: 0.386 (1, 3)	K2-3				L7			K		4	0	1	0	0	2	2				
Rick Monday, L OBP: 0.382, SLG: 0.432 (1, 8)			L7		4-3					4	0	0	0	0	1	2				
Joe Rudi, R OBP: 0.222, SLG: 0.233 (1, 7)			4-3			L7		1B		3	0	1	0	1	0	0				
Phil Roof, R OBP: 0.312, SLG: 0.304 (1, 2)								1B		3	0	2	0	1	0	1				
Chuck Dobson, R Jim Roland, R Marcel Lachemann, R George Lauzerique, R Ray Webster, L Paul Lindblad, L (1, 1) (2, 1) (3, 1) (6, 1) (7, PR) (7, 1)			6-3			K		F9		1	0	0	0	0	0	1				
Inning Stats	R: 1 E: 0 K: 1 S: 6	H: 1 LOB: 1 BB: 0 P: 7	R: 0 E: 1 K: 0 S: 4	H: 1 LOB: 1 BB: 0 P: 4	R: 0 E: 0 K: 0 S: 3	H: 0 LOB: 0 BB: 0 P: 3	R: 0 E: 0 K: 0 S: 3	H: 0 LOB: 0 BB: 0 P: 3	R: 0 E: 0 K: 2 S: 5	H: 1 LOB: 2 BB: 1 P: 12	R: 0 E: 0 K: 0 S: 4	H: 2 LOB: 1 BB: 0 P: 4	R: 0 E: 0 K: 1 S: 5	H: 0 LOB: 1 BB: 1 P: 6	R: 0 E: 0 K: 0 S: 2	H: 0 LOB: 0 BB: 1 P: 6	1B: 4 2B: 0 3B: 0 HR: 1	SF: 0 SAC: 0 DP: 2 HBP: 2	WP: 0 PB: 0 SB: 0 CS: 0	PA: 35
PITCHER Jim Perry, R ERA: 3.45 (1, 1)	IP: 9.0 WLS: W BF: 35 H: 5 R: 1 ER: 1 SO: 5 BB: 3 IBB: 0 HBP: 2 BLK: 0 WP: 0 HR: 1 S: 40 P: 54 ERA: 1.00 WHIP: 0.889																			


Batter	1	2	3	4	5	6	7	8	9	AB	R	H	RBI	BB	SO	LOB	BOTTOM			
Ted Uhlhaender, L OBP: 0.333, SLG: 0.335 (1, 8)	3B	HR	FC3-6		1B	L4		K		4	3	2	0	1	1	2	<p>Oakland Athletics @ Minnesota Twins Metropolitan Stadium, Bloomington, MI</p> <p>Sat Jul 05 1969, 4:33 AM EDT Att: 21,673 - Unknown - 75 F</p> <p>livebaseballscores.com</p>			
Rod Carew, L OBP: 0.418, SLG: 0.539 (1, 4)	HBP	F7	FC3-6		1B	F7		P6		5	2	1	2	1	0	4				
Tony Oliva, L Charlie Manuel, L (1, 9) (7, PR) (8, 9)	HR	HR	FC5-4		1B	1B		G3		4	2	4	1	1	0	0				
Harmon Killebrew, R Frank Quilici, R (1, 5) (7, PR) (8, 5)	HR	HR	FC5-4		1B	1B		G3		4	2	3	6	1	0	2				
Rich Reese, L OBP: 0.343, SLG: 0.515 (1, 3)	P4	G3			L7	L9		K		5	0	0	0	0	1	5				
John Roseboro, L Tom Tischinski, R (1, 2) (8, 2)	6-3		F5		F8			G3		5	1	1	1	0	0	2				
Leo Cardenas, R OBP: 0.355, SLG: 0.409 (1, 6)	1B		1B		1B	1B		K		5	1	4	0	0	1	3				
Cesar Tovar, R OBP: 0.280, SLG: 0.323 (1, 7)	L7		E		5-3			E5		3	1	0	0	1	0	2				
Jim Perry, S OBP: 0.194, SLG: 0.182 (1, 1)			K		1-6-3	G4-3		P6		5	1	1	0	0	1	3				
Inning Stats	R: 4 E: 0 K: 0 S: 7	H: 4 LOB: 1 BB: 0 P: 8	R: 3 E: 0 K: 1 S: 7	H: 2 LOB: 1 BB: 1 P: 11	R: 3 E: 1 K: 0 S: 6	H: 3 LOB: 2 BB: 1 P: 11	R: 0 E: 0 K: 0 S: 4	H: 1 LOB: 1 BB: 0 P: 4	R: 1 E: 0 K: 0 S: 6	H: 3 LOB: 2 BB: 0 P: 6	R: 1 E: 0 K: 0 S: 4	H: 2 LOB: 1 BB: 1 P: 8	R: 1 E: 0 K: 2 S: 8	H: 1 LOB: 3 BB: 2 P: 16	R: 0 E: 1 K: 1 S: 6	H: 0 LOB: 1 BB: 0 P: 6	1B: 13 2B: 0 3B: 1 HR: 2	SF: 0 SAC: 0 DP: 1 HBP: 2	WP: 0 PB: 0 SB: 0 CS: 0	PA: 47
PITCHER Chuck Dobson, R Jim Roland, L Marcel Lachemann, R George Lauzerique, R Paul Lindblad, L (1, 1) (2, 1) (3, 1) (6, 1) (7, 1)	IP: 1.2 WLS: L BF: 13 H: 6 R: 7 ER: 7 SO: 7 BB: 1 IBB: 0 HBP: 1 BLK: 0 WP: 0 HR: 2 S: 13 P: 18 ERA: 3.57 WHIP: 4.200																			

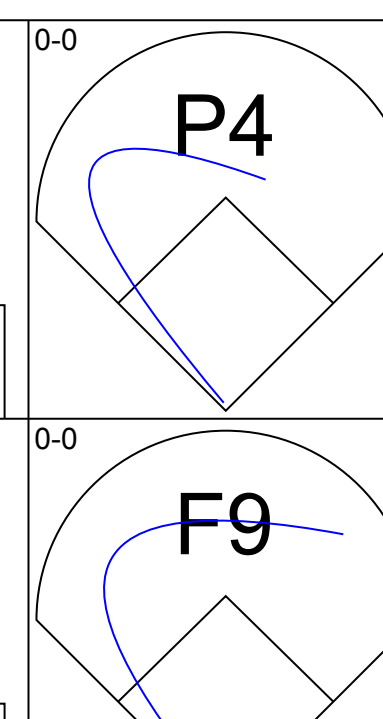
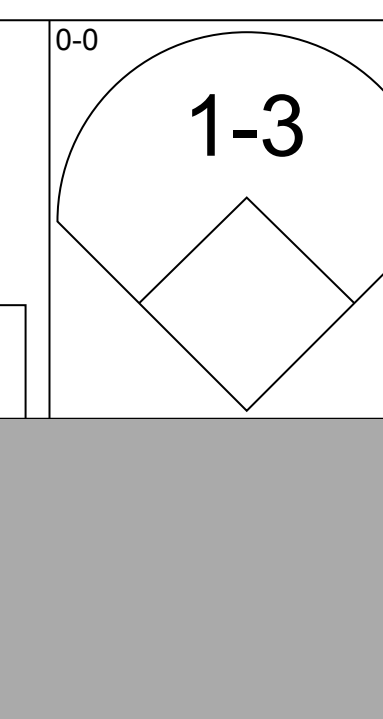
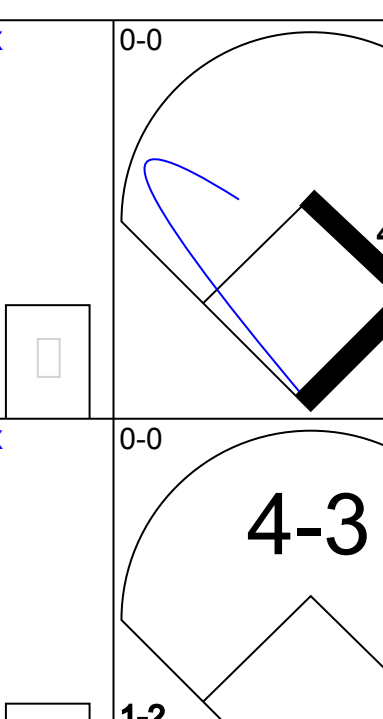
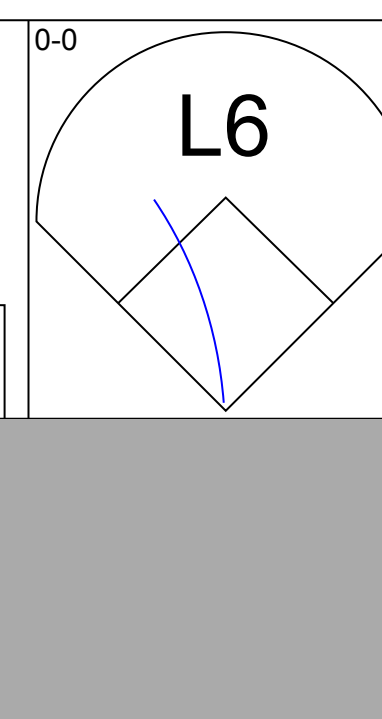
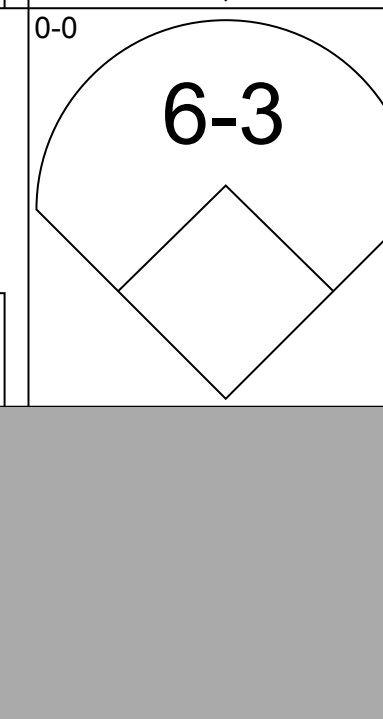
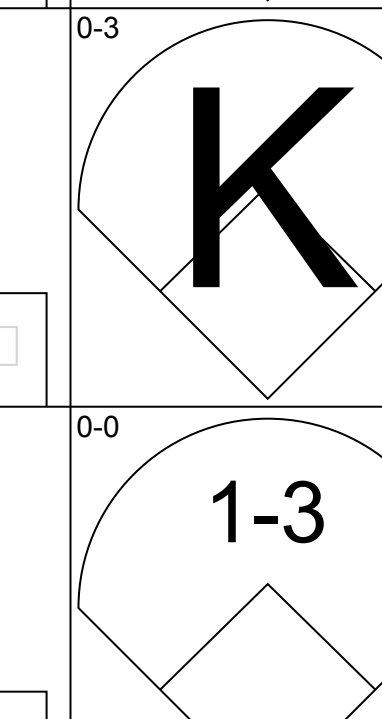
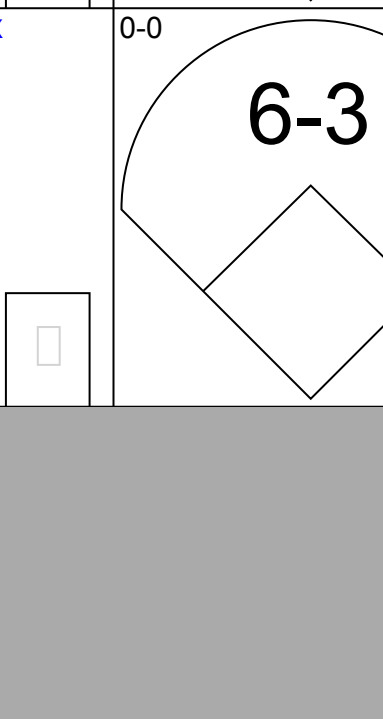
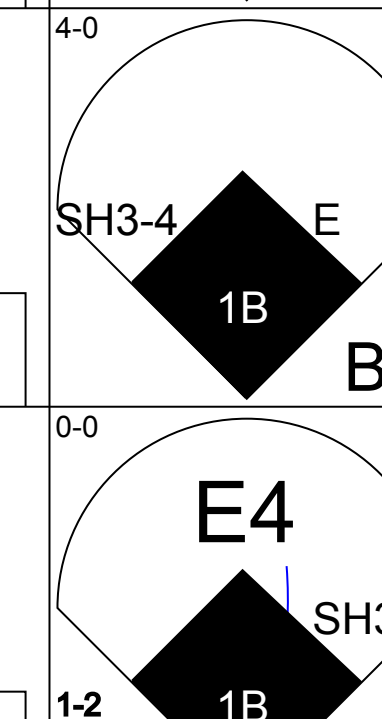

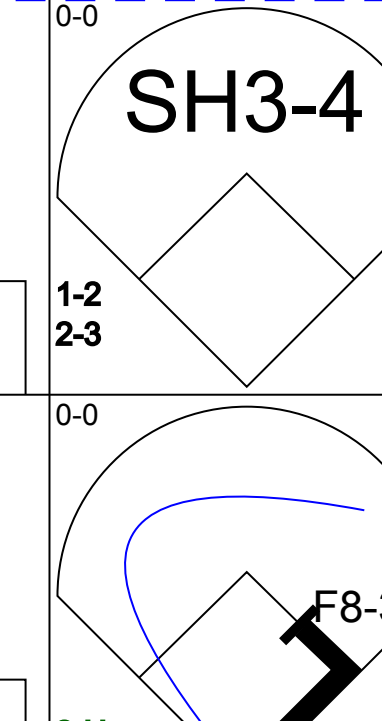



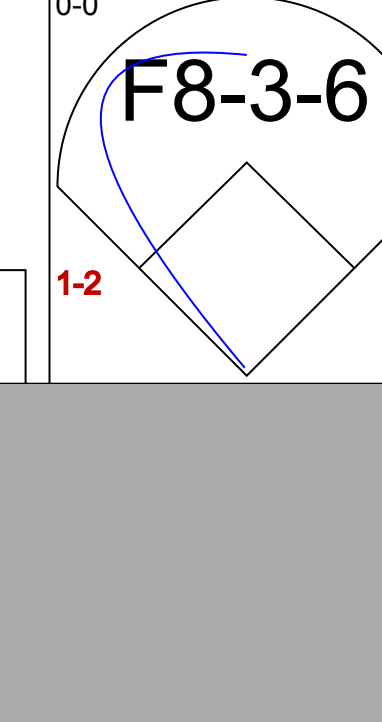
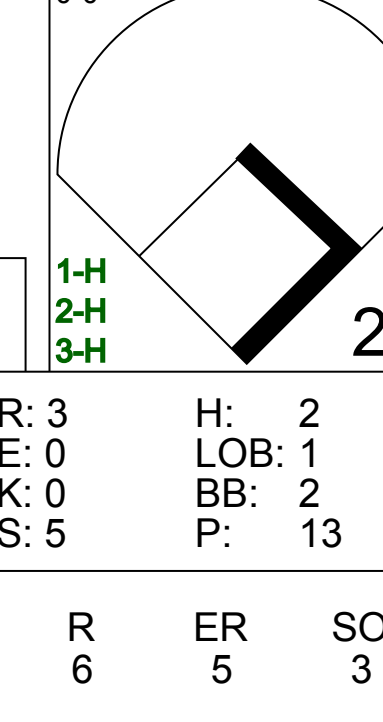
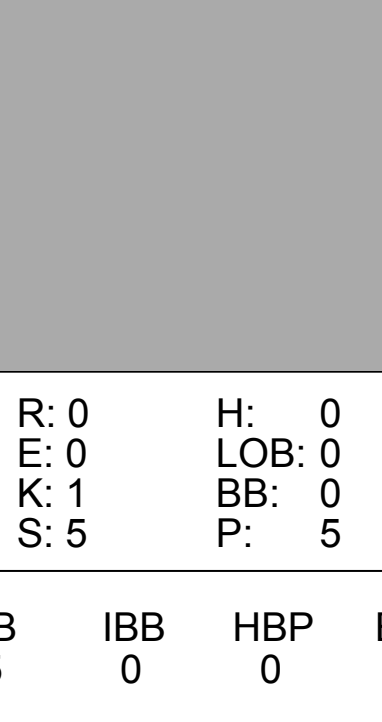
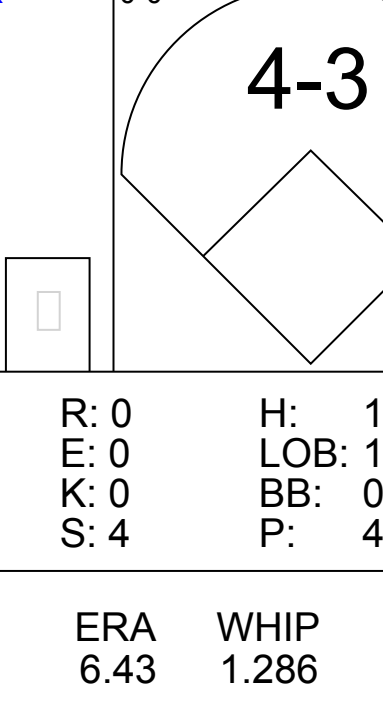
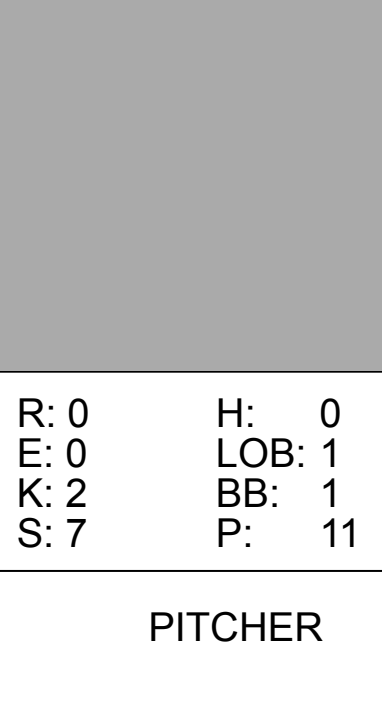
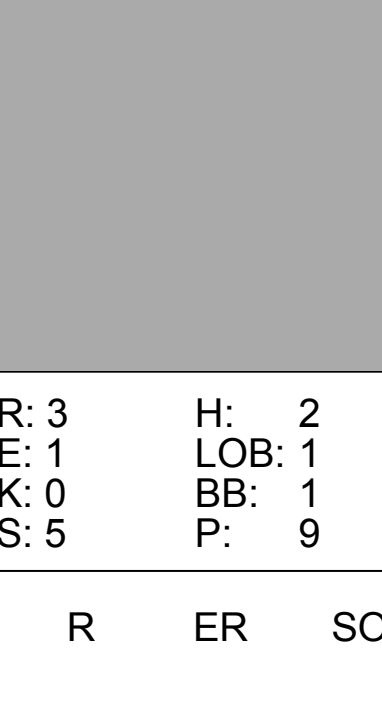






Batter	1	2	3	4	5	6	7	8	9	AB	R	H	RBI	BB	SO	LOB	TOP							
Pat Kelly, L OBP: 0.375, SLG: 0.403 (1,9)										4	0	0	0	0	1	0								
Paul Schaaf, R OBP: 0.438, SLG: 0.429 (1,5)										4	1	1	0	0	1	0								
Lou Piniella, R OBP: 0.322, SLG: 0.462 (1,7)										4	1	2	1	0	0	0								
Bob Oliver, R OBP: 0.291, SLG: 0.420 (1,8)										4	0	1	1	0	3	0								
Buck Martinez, R OBP: 0.306, SLG: 0.371 (1,2)										4	0	0	0	0	2	0								
Joe Foy, R OBP: 0.340, SLG: 0.330 (1,4)										4	0	1	0	0	2	0								
Chuck Harrison, R OBP: 0.281, SLG: 0.298 (1,3)										3	1	2	0	0	0	0								
Jackie Hernandez, R OBP: 0.288, SLG: 0.301 (1,6)										3	0	0	0	0	0	3								
Jim Rooker, R OBP: 0.222, SLG: 0.889 (1,1)										3	2	2	3	0	1	2								
Moe Drabowsky, R OBP: 0.111, SLG: 0.111 (8,1)										0	0	0	0	0	0	0								
Inning Stats	R: 1 E: 0 K: 1 S: 6	H: 2 LOB: 1 BB: 0 P: 6	R: 0 E: 0 K: 0 S: 3	H: 0 LOB: 0 BB: 0 P: 3	R: 1 E: 0 K: 0 S: 4	H: 1 LOB: 0 BB: 0 P: 4	R: 0 E: 0 K: 2 S: 7	H: 0 LOB: 0 BB: 0 P: 7	R: 2 E: 1 K: 1 S: 7	H: 2 LOB: 0 BB: 0 P: 7	R: 1 E: 0 K: 1 S: 6	H: 2 LOB: 0 BB: 0 P: 6	R: 0 E: 0 K: 1 S: 6	H: 2 LOB: 2 BB: 0 P: 6	R: 0 E: 0 K: 3 S: 5	H: 0 LOB: 0 BB: 0 P: 9	R: 0 E: 0 K: 3 S: 9	H: 0 LOB: 0 BB: 0 P: 9	1B: 5 2B: 1 3B: 2 HR: 2	SF: 0 SAC: 0 DP: 1 HBP: 0	WP: 0 PB: 0 SB: 0 CS: 0	PA: 33		
PITCHER	IP	WLS	BF	H	R	ER	SO	BB	IBB	HBP	BLK	WP	HR	S	P	ERA	WHIP							
Jim Kaat, L ERA: 2.91 (1,1)	6.0		26	9	5	3	5	0	0	0	0	0	2	35	35	4.50	1.500							
AJ Worthington, R ERA: 4.11 (7,1)	1.0		2	0	0	0	1	0	0	0	0	0	0	4	4	0.00	0.000							
Dick Woodson, R ERA: 3.92 (8,1)	2.0	W	6	0	0	0	4	0	0	0	0	0	0	14	14	0.00	0.000							

Kansas City Royals @ Minnesota Twins
 Metropolitan Stadium, Bloomington, MI
 Mon Jul 07 1969, 8:05 PM EDT
 Att: 9,052 - Unknown


AB 33
 R 5
 H 9
 RBI 5
 BB 0
 SO 10
 LOB 5





Batter	1	2	3	4	5	6	7	8	9	AB	R	H	RBI	BB	SO	LOB	BOTTOM							
Cesar Tovar, R OBP: 0.288, SLG: 0.330 (1,8)										4	0	1	0	0	0	1								
Rich Reese, L OBP: 0.318, SLG: 0.520 (1,3)										4	1	1	1	0	0	1								
Harmon Killebrew, R OBP: 0.415, SLG: 0.576 (1,5)										3	0	0	0	1	1	1								
Ted Uhlaender, L OBP: 0.329, SLG: 0.330 (8,7)										0	1	0	0	0	0	0								
Tony Oliva, L OBP: 0.389, SLG: 0.512 (1,9)										4	2	1	0	0	1	1								
Leo Cardenas, R OBP: 0.350, SLG: 0.401 (1,6)										3	0	0	0	0	0	1								
Bob Allison, R OBP: 0.318, SLG: 0.348 (1,7)										2	0	0	0	1	0	1								
Charlie Manuel, L OBP: 0.372, SLG: 0.352 (8,PH)										1	0	1	2	0	0	0								
Rod Carew, L OBP: 0.412, SLG: 0.530 (9,4)										0	0	0	0	0	0	0								
Frank Quilici, R OBP: 0.258, SLG: 0.244 (1,4)										2	1	0	0	2	1	2								
George Mitterwald, R OBP: 0.305, SLG: 0.355 (1,2)										2	1	0	0	1	0	1								
Jim Kaat, L OBP: 0.173, SLG: 0.265 (1,1)										2	0	1	3	0	0	0								
AJ Worthington, R OBP: 0.235, SLG: 0.234 (7,PH)										0	0	0	0	0	0	0								
Dick Woodson, R OBP: 0.160, SLG: 0.087 (8,1)										0	0	0	0	0	0	0								
Inning Stats	R: 0 E: 0 K: 0 S: 3	H: 0 LOB: 0 BB: 0 P: 3	R: 3 E: 0 K: 0 S: 5	H: 2 LOB: 1 BB: 2 P: 13	R: 0 E: 0 K: 1 S: 5	H: 0 LOB: 0 BB: 0 P: 5	R: 0 E: 0 K: 0 S: 3	H: 0 LOB: 1 BB: 1 P: 7	R: 0 E: 0 K: 2 S: 7	H: 0 LOB: 1 BB: 1 P: 11	R: 0 E: 0 K: 0 S: 3	H: 0 LOB: 0 BB: 0 P: 3	R: 3 E: 1 K: 0 S: 5	H: 2 LOB: 1 BB: 1 P: 9	R: 0 E: 0 K: 0 S: 9	H: 0 LOB: 0 BB: 0 P: 9	1B: 3 2B: 2 3B: 0 HR: 1	SF: 0 SAC: 1 DP: 1 HBP: 0	WP: 1 PB: 0 SB: 1 CS: 0	PA: 34				
PITCHER	IP	WLS	BF	H	R	ER	SO	BB	IBB	HBP	BLK	WP	HR	S	P	ERA	WHIP							
Jim Rooker, L ERA: 6.94 (1,1)	7.0	L	31	4	6	5	3	5	0	0	0	0	1	32	52	6.43	1.286							
Moe Drabowsky, R ERA: 2.34 (8,1)	1.0		3	1	0	0	0	0	0	0	0	0	0	3	3	0.00	1.000							


Kansas City Royals @ Minnesota Twins
 Metropolitan Stadium, Bloomington, MI
 Mon Jul 07 1969, 8:05 PM EDT
 Att: 9,052 - Unknown


AB 28
 R 6
 H 5
 RBI 6
 BB 5
 SO 3
 LOB 9



Batter	1	2	3	4	5	6	7	8	9	AB	R	H	RBI	BB	SO	LOB	TOP								
Pat Kelly, L OBP: 0.376, SLG: 0.403 (1,9)	F7		G1-6-3 1B		L1-3		FC4-6		1-3 2-H 1B	5	0	2	1	0	0	2	Kansas City Royals @ Minnesota Twins Metropolitan Stadium, Bloomington, MI Tue Jul 08 1969, 8:05 PM EDT Att: 13,407 - Unknown - 74 F AB 35 R 3 H 11 RBI 2 BB 3 SO 6 LOB 15 								
Paul Schaaf, R OBP: 0.405, SLG: 0.394 (1,5)	L6-4 BB 1B		G1-6-3		6-3			K	6-3	5	0	1	0	0	1	3									
Mike Fiore, L OBP: 0.407, SLG: 0.411 (1,3)	4-0 1-2 BB			4-3		F7		BB		2	0	0	0	2	0	0									
Bob Oliver, R OBP: 0.290, SLG: 0.415 (1,8)	L6-4			4-0 1B BB		K		K		3	1	0	0	1	2	3									
Moe Drabowsky, R OBP: 0.111, SLG: 0.111 (8,1)	L6-4			1B BB		K		K		0	0	0	0	0	0	0									
Lou Piniella, R OBP: 0.321, SLG: 0.459 (1,7)		6-3		1-3 1B		6-3		K		4	0	1	0	0	1	1									
Ellie Rodriguez, R OBP: 0.349, SLG: 0.355 (1,2)		4-3 WP 1B		1-2 3-H 1B			G6-3 1B		K	4	1	3	1	0	1	0									
Juan Rios, R OBP: 0.304, SLG: 0.317 (1,4)		4-3		F8		G6-3		P3		3	0	0	0	0	0	4									
Buck Martinez, R OBP: 0.297, SLG: 0.361 (9, PH)	4-3			F8		1-2				1	0	0	0	0	0	0									
Jackie Hernandez, R OBP: 0.274, SLG: 0.302 (1,6)	6-3			4-3			1B		1B	3	0	1	0	0	0	2									
Hawk Taylor, R OBP: 0.417, SLG: 0.600 (9, PH)	6-3			4-3			1B		1B	1	1	1	0	0	0	0									
Wally Bunker, R OBP: 0.121, SLG: 0.152 (1,1)									1B	3	0	1	0	0	1	0									
Ed Kirkpatrick, L OBP: 0.274, SLG: 0.338 (8,8)									1B	1	0	1	0	0	0	0									
Tom Burgmeier, L OBP: 0.154, SLG: 0.154 (9, PR)							FC4-6 1B		1B	0	0	0	0	0	0	0									
Inning Stats	R: 0 E: 0 K: 0 S: 3	H: 1 LOB: 1 BB: 1 P: 7	R: 1 E: 0 K: 0 S: 4	H: 1 LOB: 0 BB: 0 P: 4	R: 0 E: 0 K: 1 S: 5	H: 1 LOB: 0 BB: 0 P: 5	R: 1 E: 0 K: 0 S: 5	H: 2 LOB: 2 BB: 1 P: 9	R: 0 E: 0 K: 0 S: 3	H: 0 LOB: 0 BB: 0 P: 3	R: 0 E: 0 K: 1 S: 5	H: 0 LOB: 0 BB: 0 P: 5	R: 0 E: 0 K: 0 S: 5	H: 3 LOB: 3 BB: 0 P: 5	R: 0 E: 0 K: 3 S: 9	H: 0 LOB: 1 BB: 1 P: 13	R: 1 E: 0 K: 1 S: 8	H: 3 LOB: 2 BB: 0 P: 8	1B: 11 2B: 1 3B: 0 HR: 0	SF: 0 SAC: 0 DP: 3 HBP: 0	WP: 2 PB: 2 SB: 0 CS: 0	PA: 38			
PITCHER	IP	WLS	BF	H	R	ER	SO	BB	IBB	HBP	BLK	WP	HR	S	P	ERA	WHIP								
Bob Miller, R ERA: 2.87 (1,1)	7.0		28	8	2	2	2	2	0	0	0	1	0	30	38	2.57	1.429								
Al Worthington, R ERA: 4.24 (8,1)	1.2	W	8	2	1	1	4	1	0	0	0	0	0	15	19	5.40	1.800								
Ron Perranoski, L ERA: 2.08 (9,1)	0.1	S	2	1	0	0	0	0	0	0	0	0	0	2	2	0.00	3.000								

Batter	1	2	3	4	5	6	7	8	9	AB	R	H	RBI	BB	SO	LOB	BOTTOM								
Ted Uhlhaender, L OBP: 0.330, SLG: 0.331 (1,7)	F6		K					F7		5	0	2	1	0	1	0	Kansas City Royals @ Minnesota Twins Metropolitan Stadium, Bloomington, MI Tue Jul 08 1969, 8:05 PM EDT Att: 13,407 - Unknown - 74 F AB 36 R 4 H 12 RBI 4 BB 1 SO 7 LOB 21 								
Rod Carew, L OBP: 0.408, SLG: 0.530 (1,4)	F7		6-3		F7		2B			4	0	1	0	0	0	1									
Tony Oliva, L OBP: 0.393, SLG: 0.523 (1,9)	HR		1B		F7		IBB			3	1	2	1	1	0	1									
Harmon Killebrew, R OBP: 0.410, SLG: 0.588 (1,5)	F8		F8		K		K			4	0	0	0	0	2	5									
Rich Reese, L OBP: 0.337, SLG: 0.514 (1,3)		F9				P6		4-3		4	0	1	0	0	0	3									
Frank Quilici, R OBP: 0.258, SLG: 0.244 (9,5)				1B FC5-2 1B						0	0	0	0	0	0	0									
John Roseboro, L OBP: 0.397, SLG: 0.371 (1,2)	1B			1-3 1B		F7		P6		4	0	2	0	0	0	0									
Leo Cardenas, R OBP: 0.352, SLG: 0.405 (1,6)	1-3 1B			FC5-2		P3		HR		4	1	2	0	0	0	2									
Cesar Tovar, R OBP: 0.291, SLG: 0.346 (1,8)	P4			3-H	F8					4	2	2	2	0	0	4									
Bob Miller, R (1,1)							S 1B			2	0	0	0	0	2	4									
Graig Nettles, L OBP: 0.329, SLG: 0.383 (7, PH)							K			1	0	0	0	0	1	1									
Al Worthington, R (8,1)							K			1	0	0	0	0	1	0									
Ron Perranoski, L (9,1)							1-2 K			0	0	0	0	0	0	0									
Inning Stats	R: 1 E: 0 K: 0 S: 4	H: 1 LOB: 0 BB: 0 P: 4	R: 0 E: 0 K: 1 S: 7	H: 2 LOB: 2 BB: 0 P: 7	R: 0 E: 0 K: 1 S: 6	H: 1 LOB: 1 BB: 0 P: 6	R: 0 E: 0 K: 1 S: 7	H: 2 LOB: 2 BB: 0 P: 7	R: 0 E: 0 K: 0 S: 3	H: 0 LOB: 0 BB: 0 P: 3	R: 1 E: 0 K: 2 S: 10	H: 3 LOB: 3 BB: 1 P: 14	R: 2 E: 0 K: 1 S: 7	H: 2 LOB: 0 BB: 0 P: 7	1B: 8 2B: 2 3B: 0 HR: 2	SF: 0 SAC: 0 DP: 0 HBP: 0	WP: 0 PB: 1 SB: 0 CS: 0	PA: 37							
PITCHER	IP	WLS	BF	H	R	ER	SO	BB	IBB	HBP	BLK	WP	HR	S	P	ERA	WHIP								
Wally Bunker, R ERA: 3.21 (1,1)	7.0		32	10	2	2	6	0	0	0	0	0	1	43	47	2.57	1.429								
Moe Drabowsky, R ERA: 2.65 (8,1)	1.0	L	5	2	2	2	1	0	0	0	0	0	1	7	7	18.00	2.000								

Batter	1	2	3	4	5	6	7	8	9	AB	R	H	RBI	BB	SO	LOB	TOP										
Pat Kelly, L OBP: 0.376, SLG: 0.401 (1,9)	L4		4-3		HR		P6		CS 1B	4	1	1	0	1	0	0	Kansas City Royals @ Minnesota Twins Metropolitan Stadium, Bloomington, MI Wed Jul 09 1969, 8:05 PM EDT Att: 15,211 - Unknown - 83 F AB 36 R 4 H 10 RBI 4 BB 2 SO 5 LOB 16 										
Joe Foy, R OBP: 0.346, SLG: 0.346 (1,5)	1B		1B		HR		2B FC		L7 1-2	4	2	3	2	1	0	1											
Mike Fiore, L OBP: 0.409, SLG: 0.422 (1,3)	F8		L8		1B		FC 1-3		FC 2B	4	1	2	0	0	0	2											
Lou Piniella, R OBP: 0.320, SLG: 0.456 (1,7)	K			5-3	FC5-4 1B		FC		FC	4	0	1	2	0	1	2											
Bob Oliver, R OBP: 0.293, SLG: 0.416 (1,8)		1B		6-3 1B	FC5-4 1B		P4-3-6-2		P4-3-6-2	4	0	2	0	0	0	3											
Jerry Adair, R OBP: 0.285, SLG: 0.278 (1,4)	L9			6-3			FC6 1B		P6	4	0	1	0	0	0	2											
Elie Rodriguez, R OBP: 0.341, SLG: 0.346 (1,2)	G2			4-3			F9		F9	4	0	0	0	0	0	3											
Jackie Hernandez, R OBP: 0.284, SLG: 0.298 (1,6)	4-3			6-3			F7		K	4	0	0	0	0	1	2											
Roger Nelson, R OBP: 0.143, SLG: 0.103 (1,1)			K		K		FC6		K	4	0	0	0	0	3	1											
Inning Stats	R: 0 E: 0 K: 1 S: 6	H: 1 LOB: 1 BB: 0 P: 6	R: 0 E: 0 K: 0 S: 4	H: 1 LOB: 1 BB: 0 P: 4	R: 0 E: 0 K: 1 S: 6	H: 1 LOB: 1 BB: 0 P: 6	R: 0 E: 0 K: 0 S: 4	H: 1 LOB: 1 BB: 0 P: 4	R: 3 E: 0 K: 1 S: 8	H: 3 LOB: 1 BB: 1 P: 12	R: 0 E: 0 K: 0 S: 4	H: 1 LOB: 1 BB: 0 P: 4	R: 1 E: 0 K: 0 S: 4	H: 1 LOB: 1 BB: 1 P: 8	R: 0 E: 0 K: 1 S: 5	H: 0 LOB: 0 BB: 0 P: 5	R: 0 E: 0 K: 1 S: 5	H: 1 LOB: 0 BB: 0 P: 5	1B: 7 2B: 3 3B: 0 HR: 1	SF: 0 SAC: 0 DP: 1 HBP: 0	WP: 0 PB: 0 SB: 0 CS: 1	PA: 38					
PITCHER	IP	WLS	BF	H	R	ER	SO	BB	IBB	HBP	BLK	WP	HR	S	P	ERA	WHIP										
Jim Perry, R ERA: 3.54 (1,1)	5.0		24	8	3	3	3	1	0	0	0	0	1	29	33	5.40	1.800										
Dick Woodson, R ERA: 3.97 (6,1)	1.1	L	6	1	1	1	0	1	0	0	0	0	0	5	9	6.75	1.500										
Al Worthington, R ERA: 3.66 (7,1)	2.2		8	1	0	0	2	0	0	0	0	0	0	12	12	0.00	0.375										

Batter	1	2	3	4	5	6	7	8	9	AB	R	H	RBI	BB	SO	LOB	BOTTOM										
Ted Uhlhaender, L OBP: 0.325, SLG: 0.326 (1,7)	5-3	6-3			F7		F7		3-1	5	0	0	0	0	0	1	Kansas City Royals @ Minnesota Twins Metropolitan Stadium, Bloomington, MI Wed Jul 09 1969, 8:05 PM EDT Att: 15,211 - Unknown - 83 F AB 34 R 3 H 9 RBI 3 BB 5 SO 2 LOB 13 										
Rod Carew, L OBP: 0.408, SLG: 0.525 (1,4)	1B 4-3		4-3		G3		G3		FC4-6 BB	4	1	1	0	1	0	0											
Tony Oliva, L OBP: 0.396, SLG: 0.523 (1,9)	4-3 1B		K		BB 1B		BB		FC4-6	4	0	2	0	1	1	1											
Harmon Killebrew, R OBP: 0.411, SLG: 0.576 (1,5)	4-3		HR		BB		F7			3	1	1	2	1	0	2											
Rich Reese, L OBP: 0.330, SLG: 0.503 (1,3)	L3		F8		2-3				3-1	4	0	0	0	0	0	3											
John Roseboro, L OBP: 0.369, SLG: 0.370 (1,2)		F9 2B BB	5-3		CS 1B		F8		4-3	3	1	1	0	1	0	0											
Leo Cardenas, R OBP: 0.357, SLG: 0.408 (1,6)		5-3		1-3 1B		WP CS 1B				3	0	2	0	1	0	1											
Cesar Tovar, R OBP: 0.290, SLG: 0.345 (1,8)		F9		1-3 1B					L8	4	0	1	0	0	0	3											
Jim Perry, S OBP: 0.211, SLG: 0.229 (1,1)				4-3					L4	2	0	1	1	0	0	1											
Dick Woodson, R OBP: 0.154, SLG: 0.083 (6,1)										1	0	0	0	0	1	1											
Al Worthington, R OBP: 0.369, SLG: 0.349 (8, PH)										0	0	0	0	0	0	0											
Charlie Manuel, L OBP: 0.369, SLG: 0.349 (8, PH)										1	0	0	0	0	0	0											
Inning Stats	R: 1 E: 0 K: 0 S: 5	H: 2 LOB: 1 BB: 0 P: 5	R: 1 E: 0 K: 0 S: 4	H: 1 LOB: 1 BB: 1 P: 8	R: 1 E: 0 K: 1 S: 6	H: 1 LOB: 0 BB: 0 P: 6	R: 0 E: 0 K: 0 S: 4	H: 2 LOB: 1 BB: 0 P: 4	R: 0 E: 0 K: 0 S: 4	H: 1 LOB: 2 BB: 1 P: 8	R: 0 E: 0 K: 1 S: 6	H: 2 LOB: 1 BB: 0 P: 6	R: 0 E: 0 K: 0 S: 3	H: 0 LOB: 1 BB: 1 P: 7	R: 0 E: 0 K: 0 S: 3	H: 0 LOB: 1 BB: 1 P: 7	R: 0 E: 0 K: 0 S: 3	H: 0 LOB: 1 BB: 1 P: 7	1B: 7 2B: 1 3B: 0 HR: 1	SF: 0 SAC: 0 DP: 0 HBP: 0	WP: 2 PB: 0 SB: 0 CS: 2	PA: 39					
PITCHER	IP	WLS	BF	H	R	ER	SO	BB	IBB	HBP	BLK	WP	HR	S	P	ERA	WHIP										
Roger Nelson, R ERA: 2.97 (1,1)	9.0	W	39	9	3	3	2	5	0	0	0	1	1	38	58	3.00	1.556										

Batter	1	2	3	4	5	6	7	8	9	AB	R	H	RBI	BB	SO	LOB	TOP					
Pat Kelly, L OBP: 0.373, SLG: 0.401 (1, 9)										5	0	1	0	0	0	1	Kansas City Royals @ Minnesota Twins Metropolitan Stadium, Bloomington, MI Thu Jul 10 1969, 4:33 AM EDT Att: 23,920 - Sunny - 86 F					
Joe Foy, R OBP: 0.344, SLG: 0.342 (1, 5)										3	0	0	0	0	3	1						
Juan Rios, R OBP: 0.302, SLG: 0.314 (6, 5)										1	0	0	0	0	0	0						
Jim Rooker, R OBP: 0.200, SLG: 0.800 (9, PH)										1	0	0	0	0	1	0						
Mike Fiore, L OBP: 0.410, SLG: 0.435 (1, 3)										3	2	1	1	1	1	1						
Hawk Taylor, R OBP: 0.408, SLG: 0.587 (9, PH)										1	0	0	0	0	0	0						
Lou Piniella, R OBP: 0.323, SLG: 0.467 (1, 7)										4	1	2	2	0	1	1						
Bob Oliver, R OBP: 0.296, SLG: 0.415 Don O'Riley, R (7, 1)										3	0	1	0	1	1	0						
Buck Martinez, R OBP: 0.288, SLG: 0.325 (1, 2)										4	0	0	0	0	0	4						
Paul Schaal, R OBP: 0.415, SLG: 0.389 (1, 4)										3	0	1	0	1	0	2						
Jackie Hernandez, R OBP: 0.284, SLG: 0.297 (1, 6)										4	1	1	0	0	0	2						
Dick Drago, R OBP: 0.284, SLG: 0.276 (3, PH)										0	0	0	0	0	0	0						
Jerry Adair, R OBP: 0.284, SLG: 0.276 (3, PH)										1	0	0	0	0	0	0						
Galen Cisco, R OBP: 0.272, SLG: 0.336 (5, PH)										0	0	0	0	0	0	0						
Ed Kirkpatrick, L OBP: 0.260, SLG: 0.320 (5, PH)										1	0	0	0	0	1	1						
Mike Hedlund, R OBP: 0.260, SLG: 0.320 (5, PH)										0	0	0	0	0	0	0						
Chuck Harrison, R OBP: 0.254, SLG: 0.322 (7, 3)										2	1	1	2	0	0	1						
Inning Stats	R: 0 E: 0 K: 3 S: 10	H: 1 LOB: 1 BB: 0 P: 10	R: 0 E: 0 K: 0 S: 3	H: 0 LOB: 0 BB: 0 P: 3	R: 0 E: 0 K: 0 S: 3	H: 0 LOB: 0 BB: 0 P: 3	R: 0 E: 0 K: 1 S: 6	H: 1 LOB: 2 BB: 1 P: 10	R: 0 E: 0 K: 1 S: 6	H: 1 LOB: 1 BB: 0 P: 6	R: 1 E: 1 K: 1 S: 8	H: 2 LOB: 2 BB: 0 P: 8	R: 4 E: 0 K: 1 S: 8	H: 3 LOB: 0 BB: 1 P: 12	R: 0 E: 0 K: 0 S: 3	H: 0 LOB: 1 BB: 1 P: 7	R: 0 E: 0 K: 1 S: 5	H: 0 LOB: 0 BB: 0 P: 5	1B: 4 2B: 1 3B: 0 HR: 3	SF: 0 SAC: 0 DP: 0 HBP: 0	WP: 0 PB: 0 SB: 1 CS: 0	PA: 39
PITCHER	IP WLS BF H R ER SO BB IBB HBP BLK WP HR S P ERA WHIP																					
Dave Boswell, R ERA: 3.25 (1, 1)	5.1 W 23 5 1 1 6 1 0 0 0 0 1 34 38 1.69 1.125																					
Dick Woodson, R ERA: 4.24 (6, 1)	1.1 7 2 3 3 0 1 0 0 0 0 0 1 6 10 20.25 2.250																					
Ron Perranoski, L ERA: 2.14 (7, 1)	2.1 S 9 1 1 1 2 1 0 0 0 0 0 1 12 16 3.86 0.857																					

Batter	1	2	3	4	5	6	7	8	9	AB	R	H	RBI	BB	SO	LOB	BOTTOM			
Ted Uhlhaender, L OBP: 0.327, SLG: 0.326 (1, 7)										3	1	1	0	1	1	1	Kansas City Royals @ Minnesota Twins Metropolitan Stadium, Bloomington, MI Thu Jul 10 1969, 4:33 AM EDT Att: 23,920 - Sunny - 86 F			
Rod Carew, L OBP: 0.411, SLG: 0.536 (1, 4)										4	1	2	2	0	0	1				
Tony Oliva, L OBP: 0.395, SLG: 0.519 (1, 9)										4	1	1	0	0	0	1				
Harmon Killebrew, R OBP: 0.412, SLG: 0.585 (1, 5)										4	1	2	2	0	0	1				
Rich Reese, L OBP: 0.338, SLG: 0.505 Frank Quilici, R OBP: 0.258, SLG: 0.244 (1, 3)										3	0	2	0	1	0	0				
John Roseboro, L OBP: 0.369, SLG: 0.370 (1, 2)										0	0	0	0	0	0	0				
Leo Cardenas, R OBP: 0.353, SLG: 0.403 (1, 6)										3	0	1	1	0	0	3				
Cesar Tovar, R OBP: 0.290, SLG: 0.343 (1, 8)										4	0	0	0	0	0	4				
Dave Boswell, R OBP: 0.185, SLG: 0.288 Dick Woodson, R OBP: 0.148, SLG: 0.080 Ron Perranoski, L OBP: 0.143, SLG: 0.143 (1, 1)										4	2	1	0	0	0	0				
Dick Drago, R ERA: 4.62 (3, 1)										0	0	0	0	0	0	0				
Galen Cisco, R ERA: 2.0 (3, 1)										1	0	0	0	0	1	0				
Mike Hedlund, R ERA: 3.98 Don O'Riley, R ERA: 6.39 (7, 1)										1	0	0	0	0	0	0				
Inning Stats	R: 2 E: 0 K: 0 S: 5	H: 2 LOB: 2 BB: 2 P: 13	R: 1 E: 0 K: 1 S: 6	H: 2 LOB: 0 BB: 0 P: 6	R: 1 E: 0 K: 0 S: 5	H: 2 LOB: 1 BB: 0 P: 5	R: 1 E: 2 K: 0 S: 4	H: 0 LOB: 0 BB: 0 P: 4	R: 1 E: 0 K: 0 S: 5	H: 2 LOB: 1 BB: 0 P: 5	R: 0 E: 0 K: 1 S: 6	H: 1 LOB: 1 BB: 0 P: 6	R: 0 E: 0 K: 0 S: 4	H: 1 LOB: 1 BB: 0 P: 4	R: 0 E: 0 K: 0 S: 3	H: 0 LOB: 0 BB: 0 P: 3	1B: 7 2B: 1 3B: 1 HR: 1	SF: 0 SAC: 3 DP: 0 HBP: 0	WP: 0 PB: 0 SB: 0 CS: 0	PA: 37
PITCHER	IP WLS BF H R ER SO BB IBB HBP BLK WP HR S P ERA WHIP																			
Dick Drago, R ERA: 4.62 (3, 1)	2.0 L 11 4 3 3 0 2 0 0 0 0 0 0 1 9 9 4.50 1.000																			
Mike Hedlund, R ERA: 3.98 Don O'Riley, R ERA: 6.39 (7, 1)	2.0 9 3 1 1 1 0 0 0 0 0 0 0 11 11 4.50 1.500																			

Batter	1	2	3	4	5	6	7	8	9	AB	R	H	RBI	BB	SO	LOB	TOP					
Steve Hovley, L (1,9) OBP: 0.341, SLG: 0.465	0-0 4-3		0-0 L3		0-0 F4			0-0 F8		4	0	0	0	0	0	1						
Gus Gil, R (1,4) OBP: 0.302, SLG: 0.274	0-0 5-3		0-0 6-3			0-0 6-3		0-0 F9		4	0	0	0	0	0	1						
Wayne Comer, R (1,8) OBP: 0.348, SLG: 0.391	0-0 F3			4-0 1B WP 1B BB		0-0 5-3			0-0 5-3	3	1	0	0	1	0	0						
Tommy Davis, R (1,7) OBP: 0.275, SLG: 0.338		0-0 WP G6-4-3 2B		0-0 WP G4-6-3 1B		0-0 L9			4-0 BB	3	2	2	0	1	0	0						
Don Mincher, L (1,3) OBP: 0.375, SLG: 0.462		4-0 G6-4-3 BB		0-0 G4-6-3 1B			4-0 BB		0-3 K	2	0	1	0	2	1	1						
Jerry McNettney, R (1,2) OBP: 0.296, SLG: 0.389		0-0 G6-4-3 1-2 2-3 3-H		0-0 G4-6-3 1-2 2-3			0-0 F2		0-0 5-3	4	0	0	0	0	0	4						
Ron Clark, R (1,5) OBP: 0.091, SLG: 0.091		0-0 5-6-3		0-0 L7			0-0 F3			3	0	0	0	0	0	1						
Gordy Lund, R (1,6) OBP: 0.320, SLG: 0.227			0-0 1B		0-3 K			0-0 F8		3	0	1	0	0	1	1						
Gene Brabender, R (1,1) OBP: 0.167, SLG: 0.118			0-3 K		0-0 2-3			0-3 K		2	0	0	0	0	1	1						
John O'Donoghue, R (5,1)										0	0	0	0	0	0	0						
Tommy Harper, R (8, PH) OBP: 0.355, SLG: 0.313										1	0	0	0	0	1	0						
Dick Baney, R (8,1)										0	0	0	0	0	0	0						
Inning Stats	R: 0 E: 0 K: 0 S: 3	H: 0 LOB: 0 BB: 0 P: 3	R: 1 E: 0 K: 0 S: 3	H: 1 LOB: 0 BB: 1 P: 7	R: 0 E: 0 K: 1 S: 6	H: 1 LOB: 1 BB: 0 P: 6	R: 2 E: 0 K: 0 S: 4	H: 2 LOB: 0 BB: 1 P: 8	R: 0 E: 0 K: 0 S: 5	H: 0 LOB: 0 BB: 0 P: 5	R: 0 E: 0 K: 0 S: 3	H: 0 LOB: 0 BB: 0 P: 3	R: 0 E: 0 K: 0 S: 3	H: 0 LOB: 1 BB: 1 P: 7	R: 0 E: 0 K: 1 S: 5	H: 0 LOB: 0 BB: 0 P: 5	R: 0 E: 0 K: 1 S: 5	H: 0 LOB: 1 BB: 1 P: 9	1B: 3 2B: 1 3B: 0 HR: 0	SF: 0 SAC: 0 DP: 2 HBP: 0	WP: 2 PB: 0 SB: 0 CS: 0	PA: 33
PITCHER Tom Hall, L (1,1) ERA: 4.15	IP: 9.0 WLS: W BF: 33 H: 4 R: 3 ER: 3 SO: 4 BB: 4 IBB: 0 HBP: 0 BLK: 0 WP: 2 HR: 0 S: 37 P: 53 ERA: 3.00 WHIP: 0.889															PITCHER						

Seattle Pilots @ Minnesota Twins
Metropolitan Stadium, Bloomington, MI
Fri Jul 11 1969, 8:05 PM EDT
Att: 19,221 - Unknown - 86 F

AB 29
R 3
H 4
RBI 0
BB 4
SO 4
LOB 10



Batter	1	2	3	4	5	6	7	8	9	AB	R	H	RBI	BB	SO	LOB	BOTTOM			
Ted Uhlaender, L (1,7) OBP: 0.334, SLG: 0.339	0-0 5-3	0-0 1-H HR			0-0 CS 1B		1-0 G3 HBP	4-0 FC6-4 BB		3	1	2	2	1	0	0				
Rod Carew, L (1,4) OBP: 0.407, SLG: 0.530	0-0 F9	0-3 K			0-0 1-2 3B 1B		0-0 G3 1-2	0-0 FC6-4 1-2		5	1	1	0	0	1	4				
Tony Oliva, L (1,9) OBP: 0.396, SLG: 0.524	4-0 HR BB		0-0 3-1		0-0 1-H 2B 3B		0-0 L7			3	2	1	1	1	0	0				
Harmon Killebrew, R (1,5) OBP: 0.416, SLG: 0.610	0-0 1-H HR		0-0 5-3		0-0 1B 2B			0-0 HR		4	3	3	4	0	0	0				
Frank Quilici, R (9,5) OBP: 0.259, SLG: 0.244					0-0 3-H 2B			0-0 HR		0	0	0	0	0	0	0				
Rich Reese, L (1,3) OBP: 0.347, SLG: 0.526	0-0 2B		0-3 K		0-0 2-H 1B			0-0 1B 3B		4	1	3	1	0	1	0				
John Roseboro, L (1,2) OBP: 0.367, SLG: 0.367	0-0 4-3			0-0 F8	0-0 L8			0-0 BB 1B 1B		4	0	1	1	0	0	2				
Leo Cardenas, R (1,6) OBP: 0.349, SLG: 0.397		0-0 F7		0-0 6-3		0-3 K		0-0 F9		4	0	0	0	0	1	1				
Cesar Tovar, R (1,8) OBP: 0.293, SLG: 0.343		1-0 S HR HBP		0-0 6-3		0-0 4-3		0-0 BB 1B		3	1	1	0	0	0	0				
Tom Hall, L (1,1) OBP: 0.143, SLG: 0.190		0-3 K			0-0 F2	0-3 K		0-0 F7		4	0	0	0	0	2	3				
Inning Stats	R: 2 E: 0 K: 0 S: 5	H: 2 LOB: 1 BB: 1 P: 9	R: 2 E: 0 K: 2 S: 8	H: 1 LOB: 0 BB: 0 P: 9	R: 0 E: 0 K: 1 S: 5	H: 0 LOB: 0 BB: 0 P: 5	R: 0 E: 0 K: 0 S: 3	H: 0 LOB: 0 BB: 0 P: 3	R: 3 E: 0 K: 0 S: 7	H: 5 LOB: 1 BB: 0 P: 7	R: 0 E: 0 K: 2 S: 7	H: 0 LOB: 0 BB: 0 P: 7	R: 0 E: 0 K: 0 S: 2	H: 0 LOB: 0 BB: 0 P: 3	R: 2 E: 0 K: 0 S: 7	H: 4 LOB: 3 BB: 1 P: 11	1B: 5 2B: 2 3B: 2 HR: 3	SF: 0 SAC: 0 DP: 1 HBP: 2	WP: 0 PB: 0 SB: 1 CS: 1	PA: 38
PITCHER Gene Brabender, R (1,1) ERA: 4.74	IP: 4.2 WLS: L BF: 22 H: 7 R: 7 ER: 7 SO: 3 BB: 1 IBB: 1 HBP: 1 BLK: 0 WP: 0 HR: 2 S: 26 P: 31 ERA: 13.50 WHIP: 1.714															PITCHER				
John O'Donoghue, L (5,1) ERA: 2.59	2.1 8 1 0 0 2 0 0 1 0 0 0 11 12 0.00 0.429																			
Dick Baney, R (8,1) ERA: 18.0	1.0 8 4 2 2 0 1 0 0 0 0 1 7 11 18.00 5.000																			

Seattle Pilots @ Minnesota Twins
Metropolitan Stadium, Bloomington, MI
Fri Jul 11 1969, 8:05 PM EDT
Att: 19,221 - Unknown - 86 F

AB 34
R 9
H 12
RBI 9
BB 2
SO 5
LOB 10



Batter	1	2	3	4	5	6	7	8	9	AB	R	H	RBI	BB	SO	LOB	TOP			
Steve Hovley, L (1, 9) OBP: 0.333, SLG: 0.447	0-0 1B 4-1		0-0 G3			0-0 F9		0-0 F5		4	1	1	0	0	0	0				
Gus Gil, R (1, 4) OBP: 0.301, SLG: 0.273	0-0 4-1		0-0 5-3			0-0 6-3		0-0 1B		4	0	1	0	0	0	1				
Tommy Davis, R (1, 7) OBP: 0.278, SLG: 0.340	0-0 1B G4-6-3 2-H			0-0 6-3		0-0 1B		0-0 L9		4	0	2	1	0	0	1				
Don Mincher, L (1, 3) OBP: 0.374, SLG: 0.456	0-0 G4-6-3			4-0 1B BB		0-0 L9			0-0 F9	3	0	0	0	1	0	2				
Wayne Comer, R (1, 8) OBP: 0.346, SLG: 0.388		0-0 L1		0-0 G6-3 1B			0-3 K		0-0 F3	4	0	1	0	0	1	0				
Merritt Ranew, L (1, 5) OBP: 0.367, SLG: 0.286		0-0 4-3		0-0 G6-3			4-0 BB		0-0 F8	3	0	0	0	1	0	2				
Jim Pagliaroni, R (1, 2) OBP: 0.288, SLG: 0.286					0-0 F2		0-3 K			3	0	0	0	0	1	1				
Ron Clark, R (1, 6) OBP: 0.071, SLG: 0.071					0-0 F4		0-0 6-3			3	0	0	0	0	0	2				
Marty Pattin, R (1, 1) OBP: 0.208, SLG: 0.191						0-0 6-3				2	0	0	0	0	1	0				
John O'Donoghue, R (5, 1)										0	0	0	0	0	0	0				
Jim Bouton, R (5, 1)										0	0	0	0	0	0	0				
Jerry McNertney, R (8, PH) OBP: 0.295, SLG: 0.387										1	0	0	0	0	0	0				
Jerry Stephenson, L (8, 1)										0	0	0	0	0	0	0				
Inning Stats	R: 1 E: 0 K: 0 S: 4	H: 2 LOB: 0 BB: 0 P: 4	R: 0 E: 1 K: 0 S: 4	H: 0 LOB: 1 BB: 0 P: 4	R: 0 E: 0 K: 1 S: 5	H: 0 LOB: 0 BB: 0 P: 5	R: 0 E: 0 K: 0 S: 3	H: 1 LOB: 1 BB: 1 P: 7	R: 0 E: 0 K: 0 S: 3	H: 0 LOB: 0 BB: 0 P: 3	R: 0 E: 0 K: 2 S: 4	H: 1 LOB: 1 BB: 0 P: 4	R: 0 E: 0 K: 2 S: 7	H: 0 LOB: 1 BB: 1 P: 11	R: 0 E: 0 K: 0 S: 4	H: 1 LOB: 0 BB: 0 P: 3	1B: 5 2B: 0 3B: 0 HR: 0	SF: 0 SAC: 0 DP: 2 HBP: 0	WP: 0 PB: 0 SB: 0 CS: 0	PA: 33
PITCHER Jim Perry, R (1, 1) ERA: 3.35	IP: 9.0 WLS: W BF: 33 H: 5 R: 1 ER: 1 SO: 3 BB: 2 IBB: 0 HBP: 0 BLK: 0 WP: 0 HR: 0 S: 37 P: 45 ERA: 1.00 WHIP: 0.778																			

Seattle Pilots @ Minnesota Twins
Metropolitan Stadium, Bloomington, MI
Sat Jul 12 1969, 4:33 AM EDT
Att: 17,616 - Unknown - 90 F

AB 31
R 1
H 5
RBI 1
BB 2
SO 3
LOB 9



Batter	1	2	3	4	5	6	7	8	9	AB	R	H	RBI	BB	SO	LOB	BOTTOM			
Ted Uhlhaender, L (1, 8) OBP: 0.332, SLG: 0.337	0-0 F8		0-0 F7	0-0 L9	0-0 1B 1-2 2-H		0-3 K			5	0	1	1	0	1	2				
Graig Nettles, L (1, 7) OBP: 0.325, SLG: 0.377	0-3 K		0-0 F9		0-0 1B WP F9		0-3 K			5	1	1	0	0	2	3				
Tony Oliva, L (1, 9) OBP: 0.399, SLG: 0.529	0-0 L7		0-0 BB 1B		0-0 WP SF9 2B	0-0 2B 1B		0-0 E8 1B 1B		4	3	3	0	0	0	0				
Charlie Manuel, L (7, 9) OBP: 0.374, SLG: 0.355			1-2 1B 1B		1-3 SF9 2B	0-0 2B 1B		0-0 E8 1B 1B		1	1	1	0	0	0	0				
Harmon Killebrew, R (1, 5) OBP: 0.418, SLG: 0.608		0-3 K	4-0 1B BB		4-0 BB FC3-2 BB	0-0 2B 1B		0-0 6-3		1	0	0	0	2	1	0				
Frank Quilici, R (6, 5) OBP: 0.264, SLG: 0.262			1-2 2-3 BB		2-3 3-H 4-0 FC3-2 BB	1-H 2B 2B		0-0 6-3		2	1	1	1	0	0	1				
Rich Reese, L (1, 3) OBP: 0.358, SLG: 0.546			0-0 FC4 1B		0-0 FC3-2 1B BB	0-0 F9		0-0 1-3 1B		4	2	3	4	1	0	1				
John Roseboro, L (1, 2) OBP: 0.383, SLG: 0.361		4-0 BB	0-0 FC4		0-0 SF9	0-0 5-3		0-0 1-3 1B		3	0	0	1	1	0	4				
Leo Cardenas, R (1, 6) OBP: 0.352, SLG: 0.400		0-3 K		0-3 K	1-2 2-3 1B BB	0-0 2B		4-0 BB		3	1	1	1	2	2	1				
Cesar Tovar, R (1, 4) OBP: 0.291, SLG: 0.344			0-0 F9		0-0 FC3-2 1B	0-0 6-3		0-0 L6		5	1	1	0	0	0	7				
Jim Perry, S (1, 1) OBP: 0.238, SLG: 0.256			0-0 BB 1B 1B	0-0 4-3 2B	0-0 1B 1B		0-0 3-1			4	1	2	2	0	0	1				
Inning Stats	R: 0 E: 0 K: 1 S: 5	H: 0 LOB: 0 BB: 0 P: 5	R: 1 E: 0 K: 2 S: 8	H: 1 LOB: 1 BB: 1 P: 12	R: 2 E: 0 K: 0 S: 6	H: 3 LOB: 2 BB: 1 P: 10	R: 0 E: 0 K: 1 S: 6	H: 1 LOB: 0 BB: 0 P: 6	R: 5 E: 0 K: 0 S: 7	H: 4 LOB: 2 BB: 3 P: 19	R: 2 E: 0 K: 0 S: 6	H: 3 LOB: 1 BB: 0 P: 6	R: 0 E: 0 K: 2 S: 7	H: 0 LOB: 0 BB: 0 P: 7	R: 1 E: 1 K: 0 S: 5	H: 2 LOB: 2 BB: 1 P: 9	1B: 9 2B: 4 3B: 0 HR: 1	SF: 1 SAC: 0 DP: 0 HBP: 0	WP: 1 PB: 0 SB: 0 CS: 0	PA: 44
PITCHER Marty Pattin, R (1, 1) ERA: 5.05 John O'Donoghue, L (5, 1) ERA: 3.09 Jim Bouton, R (5, 1) ERA: 3.63 Jerry Stephenson, R (8, 1) ERA: 10.13	IP: 4.0 WLS: L BF: 22 H: 7 R: 0 ER: 6 SO: 4 BB: 3 IBB: 0 HBP: 0 BLK: 0 WP: 1 HR: 1 S: 27 P: 39 ERA: 13.50 WHIP: 2.500																			

Seattle Pilots @ Minnesota Twins
Metropolitan Stadium, Bloomington, MI
Sat Jul 12 1969, 4:33 AM EDT
Att: 17,616 - Unknown - 90 F

AB 37
R 11
H 14
RBI 10
BB 6
SO 6
LOB 20



Batter	1	2	3	4	5	6	7	8	9	AB	R	H	RBI	BB	SO	LOB	TOP			
Steve Hovley, L (1.9) OBP: 0.327, SLG: 0.431	0-0 4-3		0-0 CS 1B			0-3 K		0-0 G1-6-3		4	0	1	0	0	1	1				
Gus Gil, R (1.5) OBP: 0.299, SLG: 0.273	0-0 F9		0-0 L4			0-0 F3		0-0 1B		4	0	1	0	0	0	1				
Wayne Comer, R (1.8) OBP: 0.345, SLG: 0.390	0-0 S 2B			0-0 F4		0-0 5-3		0-0 F8		4	0	1	0	0	0	1				
Tommy Davis, R (1.7) OBP: 0.278, SLG: 0.339	0-0 5-3			0-0 L7			0-0 FC5-4 1B SF8	0-0 F9		4	1	1	0	0	0	1				
Don Mincher, L (1.3) OBP: 0.372, SLG: 0.453		0-0 F5		0-0 E3			0-0 FC5-4 1B	0-0 3-1		4	0	1	0	0	0	0				
Jerry McNettney, R (1.2) OBP: 0.299, SLG: 0.404		0-0 1B		0-0 L9			0-0 FC5-4 1B 1-2 2-3	0-0 HR		4	1	2	1	0	0	3				
Ron Clark, R (1.4) OBP: 0.056, SLG: 0.059		0-0 L8			0-0 5-3		0-0 SF8	0-0 5-3		3	0	0	1	0	0	1				
Ray Oyler, R (1.6) OBP: 0.289, SLG: 0.320		0-0 L7			0-3 K		0-0 1B 1-3			3	0	1	0	0	1	1				
Garry Roggenburk, R (1.1) OBP: 0.100, SLG: 0.100			0-0 4-3			0-0 F8		0-0 G1-6-3 1B		1	0	0	0	0	0	0				
Merritt Ranew, L (5. PH) OBP: 0.300, SLG: 0.279										1	0	0	0	0	0	0				
Diego Segui, R (5.1) OBP: 0.133, SLG: 0.071										0	0	0	0	0	0	0				
Tommy Harper, R (8. PH) OBP: 0.357, SLG: 0.315										1	0	1	0	0	0	0				
Dick Baney, R (8.1)										0	0	0	0	0	0	0				
Inning Stats	R: 0 E: 0 K: 0 S: 4	H: 1 LOB: 1 BB: 0 P: 4	R: 0 E: 0 K: 0 S: 4	H: 1 LOB: 1 BB: 0 P: 4	R: 0 E: 0 K: 0 S: 3	H: 1 LOB: 0 BB: 0 P: 3	R: 0 E: 1 K: 0 S: 4	H: 0 LOB: 1 BB: 0 P: 4	R: 0 E: 0 K: 1 S: 5	H: 0 LOB: 0 BB: 0 P: 5	R: 1 E: 0 K: 0 S: 5	H: 3 LOB: 2 BB: 0 P: 5	R: 0 E: 0 K: 0 S: 4	H: 2 LOB: 1 BB: 0 P: 4	R: 1 E: 0 K: 0 S: 4	H: 1 LOB: 0 BB: 0 P: 4	1B: 7 2B: 1 3B: 0 HR: 1	SF: 1 SAC: 0 DP: 1 HBP: 0	WP: 0 PB: 0 SB: 1 CS: 1	PA: 34
PITCHER Jim Kaat, L (1.1) ERA: 2.86	IP: 9.0 WLS: W BF: 34 H: 9 R: 2 ER: 2 SO: 2 BB: 0 IBB: 0 HBP: 0 BLK: 0 WP: 0 HR: 1 S: 38 P: 38 ERA: 2.00 WHIP: 1.000															PITCHER	IP: 9.0 WLS: W BF: 34 H: 9 R: 2 ER: 2 SO: 2 BB: 0 IBB: 0 HBP: 0 BLK: 0 WP: 0 HR: 1 S: 38 P: 38 ERA: 2.00 WHIP: 1.000			

Seattle Pilots @ Minnesota Twins
Metropolitan Stadium, Bloomington, MI
Sun Jul 13 1969, 4:33 AM EDT
Cloudy - 80 F

AB 33
R 2
H 9
RBI 2
BB 0
SO 2
LOB 9



Batter	1	2	3	4	5	6	7	8	9	AB	R	H	RBI	BB	SO	LOB	BOTTOM			
Cesar Tovar, R (1.8) OBP: 0.293, SLG: 0.357	0-0 1B 1B	0-0 5-3		0-0 HR		0-3 K		0-0 F8		5	2	2	1	0	1	2				
Rich Reese, L (1.3) OBP: 0.356, SLG: 0.543	0-3 K	0-0 F4		0-0 BB 1B		0-0 4-3		0-0 1B 1-3		5	1	2	0	0	1	2				
Harmon Killebrew, R (1.5) OBP: 0.421, SLG: 0.697	0-0 1B 1B 1-2		0-0 F7	4-0 1B 1-2	4-0 BB BB		4-0 1B S BB	0-0 F9		2	0	1	0	2	0	0				
Ted Uhlender, L (7. PR) OBP: 0.331, SLG: 0.335										1	1	0	0	0	0	2				
Tony Oliva, L (1.9) OBP: 0.398, SLG: 0.526	0-0 F9		0-0 3-1	0-0 1B 1-3 2-H			0-0 F6			4	0	1	1	0	0	3				
Bob Allison, R (1.7) OBP: 0.327, SLG: 0.351	0-0 1B		4-0 BB BB		0-0 F9		0-3 K			2	0	1	1	1	0	0				
Graig Nettles, L (7. PH) OBP: 0.323, SLG: 0.374	1-2 2-H 1B									1	0	0	0	0	1	2				
Leo Cardenas, R (1.6) OBP: 0.357, SLG: 0.406	0-0 1B 1-2 2-3		0-0 F6		0-0 2B		4-0 1B IBB			3	0	2	0	1	0	1				
Frank Quilici, R (1.4) OBP: 0.274, SLG: 0.307	0-0 F6			0-0 HR	0-3 K		0-0 1B 1-3 2-H			4	1	2	2	0	1	4				
John Roseboro, L (1.2) OBP: 0.356, SLG: 0.354		0-3 K		0-0 F9	0-0 F8			0-0 F8		4	0	0	0	0	1	1				
Jim Kaat, L (1.1) OBP: 0.196, SLG: 0.302		0-0 2B		0-0 4-3		0-3 K		0-0 1B		4	0	2	0	0	1	0				
Inning Stats	R: 1 E: 0 K: 1 S: 9	H: 4 LOB: 3 BB: 0 P: 9	R: 0 E: 0 K: 1 S: 6	H: 1 LOB: 1 BB: 0 P: 6	R: 0 E: 0 K: 0 S: 3	H: 0 LOB: 1 BB: 1 P: 7	R: 3 E: 0 K: 0 S: 6	H: 4 LOB: 2 BB: 1 P: 10	R: 0 E: 0 K: 1 S: 6	H: 1 LOB: 1 BB: 0 P: 6	R: 0 E: 0 K: 2 S: 7	H: 0 LOB: 0 BB: 0 P: 7	R: 1 E: 0 K: 1 S: 5	H: 1 LOB: 2 BB: 2 P: 13	R: 0 E: 0 K: 0 S: 5	H: 2 LOB: 2 BB: 0 P: 5	1B: 9 2B: 2 3B: 0 HR: 2	SF: 0 SAC: 0 DP: 0 HBP: 0	WP: 0 PB: 0 SB: 1 CS: 0	PA: 39
PITCHER Garry Roggenburk, L (1.1) ERA: 5.78	IP: 4.0 WLS: L BF: 22 H: 9 R: 4 ER: 4 SO: 4 BB: 2 IBB: 1 HBP: 0 BLK: 0 WP: 0 HR: 2 S: 24 P: 32 ERA: 9.00 WHIP: 2.750															PITCHER	IP: 4.0 WLS: L BF: 22 H: 9 R: 4 ER: 4 SO: 4 BB: 2 IBB: 1 HBP: 0 BLK: 0 WP: 0 HR: 2 S: 24 P: 32 ERA: 9.00 WHIP: 2.750			
Diego Segui, R (5.1) ERA: 3.45	IP: 3.0 WLS: L BF: 12 H: 2 R: 1 ER: 1 SO: 4 BB: 1 IBB: 0 HBP: 0 BLK: 0 WP: 0 HR: 0 S: 18 P: 26 ERA: 3.00 WHIP: 1.000															PITCHER	IP: 3.0 WLS: L BF: 12 H: 2 R: 1 ER: 1 SO: 4 BB: 1 IBB: 0 HBP: 0 BLK: 0 WP: 0 HR: 0 S: 18 P: 26 ERA: 3.00 WHIP: 1.000			
Dick Baney, R (8.1) ERA: 9.6	IP: 1.0 WLS: L BF: 5 H: 2 R: 0 ER: 0 SO: 0 BB: 0 IBB: 0 HBP: 0 BLK: 0 WP: 0 HR: 0 S: 5 P: 5 ERA: 0.00 WHIP: 2.000															PITCHER	IP: 1.0 WLS: L BF: 5 H: 2 R: 0 ER: 0 SO: 0 BB: 0 IBB: 0 HBP: 0 BLK: 0 WP: 0 HR: 0 S: 5 P: 5 ERA: 0.00 WHIP: 2.000			

Seattle Pilots @ Minnesota Twins
Metropolitan Stadium, Bloomington, MI
Sun Jul 13 1969, 4:33 AM EDT
Cloudy - 80 F

AB 35
R 5
H 13
RBI 5
BB 4
SO 6
LOB 17



Batter	1	2	3	4	5	6	7	8	9	AB	R	H	RBI	BB	SO	LOB	TOP								
Steve Howley, L OBP: 0.298, SLG: 0.393 (1, 9)	F7		4-3		F9			E1 SH3-4 BB	F2	5	1	0	0	0	0	2									
Gus Gil, R OBP: 0.292, SLG: 0.265 (1, 5)	F5			6-3	1-3			SH3-4	F8	4	0	0	0	0	0	2									
Tommy Davis, R OBP: 0.278, SLG: 0.336 Tommy Harner, R OBP: 0.357, SLG: 0.315 (1, 7) (9, 7)	F8			4-3		K		BB S IBB		3	0	0	0	1	1	0									
Don Mincher, L OBP: 0.367, SLG: 0.446 (1, 3)		F3		F6		F8		K		4	0	0	0	0	1	2									
Wayne Comer, R OBP: 0.350, SLG: 0.395 (1, 8)						F8 1B 2B BB		F8 BB IBB		2	1	1	0	2	0	0									
Merritt Ranew, L OBP: 0.358, SLG: 0.283 Jerry McNertney, R OBP: 0.302, SLG: 0.404 (8, PH) (8, 2)			6-3			2B 1B		F8	BB IBB	3	1	1	0	0	0	1									
Ron Clark, R OBP: 0.136, SLG: 0.238 (1, 4)			5-3			1B			BB	4	1	2	1	0	0	4									
Ray Oyler, R OBP: 0.284, SLG: 0.315 Gordy Lund, R OBP: 0.306, SLG: 0.217 (1, 6) (8, 6)			F8		6-3			K	K	3	0	0	0	0	1	3									
Fred Talbot, R OBP: 0.292, SLG: 0.333 Bob Locker, S John O'Donoghue, R Diego Segui, R OBP: 0.133, SLG: 0.071 (1, 1) (8, 1) (9, 1) (9, 1)			5-3			1B		G3	BB	3	0	1	2	0	0	1									
Inning Stats	R: 0 E: 0 K: 0 S: 3	H: 0 LOB: 0 BB: 0 P: 3	R: 0 E: 0 K: 0 S: 4	H: 1 LOB: 1 BB: 0 P: 4	R: 0 E: 0 K: 0 S: 3	H: 0 LOB: 0 BB: 0 P: 3	R: 0 E: 0 K: 0 S: 3	H: 0 LOB: 0 BB: 0 P: 3	R: 3 E: 0 K: 0 S: 6	H: 3 LOB: 1 BB: 1 P: 10	R: 0 E: 0 K: 1 S: 5	H: 0 LOB: 0 BB: 0 P: 5	R: 0 E: 0 K: 1 S: 6	H: 1 LOB: 1 BB: 0 P: 6	R: 1 E: 1 K: 1 S: 6	H: 0 LOB: 3 BB: 3 P: 18	R: 0 E: 0 K: 1 S: 5	H: 0 LOB: 1 BB: 1 P: 9	1B: 2 2B: 3 3B: 0 HR: 0	SF: 0 SAC: 1 DP: 0 HBP: 0	WP: 0 PB: 0 SB: 1 CS: 0	PA: 38			
PITCHER	IP	WLS	BF	H	R	ER	SO	BB	IBB	HBP	BLK	WP	HR	S	P	ERA	WHIP								
Bob Miller, R ERA: 3.09 Joe Grzenda, L ERA: 4.19 Al Worthington, R ERA: 3.32 Darrell Brandon, R ERA: 8.22 Ron Ferranoski, L ERA: 2.09	4.1		18	4	3	3	0	1	0	0	0	0	0	17	21	6.23	1.154								

Seattle Pilots @ Minnesota Twins
Metropolitan Stadium, Bloomington, MI
Sun Jul 13 1969, 4:38 AM EDT
Att: 26,123 - Unknown

AB 32
R 4
H 5
RBI 4
BB 5
SO 4
LOB 15



Batter	1	2	3	4	5	6	7	8	9	AB	R	H	RBI	BB	SO	LOB	BOTTOM								
Ted Uhlhaender, L OBP: 0.330, SLG: 0.332 (1, 8)			E6 FC3-5		K		K		SH1-4	3	0	0	0	1	2	2									
Cesar Tovar, R OBP: 0.285, SLG: 0.350 (1, 4)	K		FC3-5 2B		6-3			F7	E6 1B	5	1	0	0	0	1	4									
Tony Oliva, L OBP: 0.401, SLG: 0.530 (1, 9)	6-3				6-3			FC6-4 1B	1B IBB	5	1	3	1	0	0	2									
Harmon Killebrew, R OBP: 0.424, SLG: 0.605 (1, 5)	6-3				5-3			FC6-4 1B	1B IBB	3	0	1	0	2	0	1									
Rich Reese, L OBP: 0.350, SLG: 0.529 (1, 3)		1-3	G6-3		F5			FC6-4 2B	F6	5	1	0	0	0	0	8									
Charlie Manuel, L OBP: 0.375, SLG: 0.365 (1, 7)		F8			F8					5	0	2	3	0	0	0									
John Roseboro, L OBP: 0.359, SLG: 0.354 (1, 2)					K			6-3		3	0	1	0	1	1	1									
Leo Cardenas, R OBP: 0.358, SLG: 0.410 (1, 6)					5-3			G1-4-3 1B		4	1	2	0	0	0	1									
Bob Miller, R Joe Grzenda, R Jim Kaat, L Al Worthington, R Graig Nettles, L Darrell Brandon, R Ron Ferranoski, R Rod Carew, R (1, 1) (5, 1) (5, PH) (8, 1) (7, PH) (8, 1) (8, 1) (9, PH) (9, PH)										1	0	0	0	0	1	2									
Inning Stats	R: 0 E: 0 K: 1 S: 5	H: 0 LOB: 1 BB: 1 P: 9	R: 0 E: 0 K: 1 S: 6	H: 1 LOB: 2 BB: 1 P: 10	R: 0 E: 1 K: 0 S: 4	H: 1 LOB: 2 BB: 1 P: 8	R: 0 E: 0 K: 1 S: 5	H: 0 LOB: 0 BB: 0 P: 5	R: 0 E: 0 K: 1 S: 5	H: 0 LOB: 1 BB: 0 P: 6	R: 0 E: 0 K: 0 S: 3	H: 0 LOB: 0 BB: 0 P: 3	R: 0 E: 0 K: 1 S: 5	H: 1 LOB: 1 BB: 1 P: 9	R: 2 E: 0 K: 0 S: 6	H: 3 LOB: 1 BB: 0 P: 6	R: 3 E: 1 K: 0 S: 7	H: 4 LOB: 3 BB: 1 P: 11	1B: 7 2B: 3 3B: 0 HR: 0	SF: 0 SAC: 1 DP: 2 HBP: 1	WP: 0 PB: 0 SB: 0 CS: 0	PA: 42			
PITCHER	IP	WLS	BF	H	R	ER	SO	BB	IBB	HBP	BLK	WP	HR	S	P	ERA	WHIP								
Fred Talbot, R ERA: 3.29 Bob Locker, R ERA: 4.44 John O'Donoghue, L ERA: 3.06 Diego Segui, R ERA: 3.44	30		4	4	3	2	0	0	0	0	0	0	0	6	6	27.00	6.000								

Seattle Pilots @ Minnesota Twins
Metropolitan Stadium, Bloomington, MI
Sun Jul 13 1969, 4:38 AM EDT
Att: 26,123 - Unknown

AB 35
R 5
H 10
RBI 5
BB 5
SO 5
LOB 21



Batter	1	2	3	4	5	6	7	8	9	10	11	12	13	AB R H RBI BB SO LOB	TOP																	
Tom McCraw, L OBP: 0.268, SLG: 0.279 (8, 3)			4-3		F7			6-3		G3		4-3		5 0 0 0 0 0 1	<p>Chicago White Sox @ Minnesota Twins Metropolitan Stadium, Bloomington, MI Mon Jul 14 1969, 8:05 PM EDT Att. 15,143 - Unknown - 85 F</p> <p>livebaseballscores.com</p> <p>AB 48 R 3 H 10 RBI 3 BB 1 SO 9 LOB 19</p>																	
Luis Aparicio, R OBP: 0.347, SLG: 0.350 (1, 6)	F8				F8					F9			K	6 1 2 0 0 1 1																		
Carlos May, L OBP: 0.371, SLG: 0.512 (1, 7)					4-3			G3				4-3		6 0 1 0 0 1 1																		
Gail Hopkins, L OBP: 0.372, SLG: 0.438 Bill Melton, R OBP: 0.308, SLG: 0.428 (8, 5)	K							F6				F8		4 1 2 1 0 1 2 1 0 0 0 1 0 0																		
Pete Ward, L OBP: 0.373, SLG: 0.405 Ken Berry, R OBP: 0.267, SLG: 0.281 (8, 6)	1-3							1-3		G3			BB	4 0 1 0 0 0 3 2 0 0 0 0 1 1																		
Ed Herrmann, L OBP: 0.358, SLG: 0.414 Rich Morales, R OBP: 0.200, SLG: 0.152 Don Pavletich, R OBP: 0.310, SLG: 0.306 (12, 2)		K						L8		F5				5 0 2 1 0 1 0 0 1 0 0 0 0 0 0 0 0 0 0 0 0																		
Buddy Bradford, R OBP: 0.352, SLG: 0.411 (8, 9)					4-3			6-3		F9			F8	5 0 1 0 0 0 3																		
Bobby Knoop, R OBP: 0.279, SLG: 0.286 (1, 4)	K				FC4-2			5-3		F9				5 0 1 1 0 1 3																		
Tommy John, R OBP: 0.151, SLG: 0.102 Walt Williams, R OBP: 0.330, SLG: 0.366 Wilbur Wood, R OBP: 0.279, SLG: 0.286 Dan Osinski, R (13, 1)	FC6				K			L8					K	3 0 0 0 0 1 3 1 0 0 0 0 1 0 1 0 0 0 0 1 1 0 0 0 0 0 0 0																		
Inning Stats	R: 0 E: 0 K: 1 S: 6	H: 1 LOB: 2 BB: 0 P: 7	R: 0 E: 0 K: 2 S: 8	H: 1 LOB: 1 BB: 0 P: 8	R: 0 E: 0 K: 1 S: 5	H: 1 LOB: 0 BB: 0 P: 5	R: 0 E: 0 K: 0 S: 3	H: 0 LOB: 0 BB: 0 P: 3	R: 0 E: 0 K: 0 S: 3	H: 0 LOB: 0 BB: 0 P: 3	R: 0 E: 0 K: 1 S: 5	H: 0 LOB: 0 BB: 0 P: 5	R: 0 E: 0 K: 1 S: 7	H: 0 LOB: 0 BB: 0 P: 3		R: 1 E: 0 K: 1 S: 7	H: 2 LOB: 1 BB: 0 P: 7	R: 0 E: 0 K: 2 S: 7	H: 0 LOB: 1 BB: 1 P: 11	1B: 9 2B: 1 3B: 0 HR: 0	SF: 0 SAC: 0 DP: 0 HBP: 1	W/P: 0 PB: 1 SB: 1 CS: 0	PA: 50									
PITCHER	IP WLS BF H R ER SO BB IBB HBP BLK WP HR S P ERA WHIP																															
Dave Boswell, R ERA: 3.11 Al Worthington, R ERA: 3.16	(1, 1) (13, 1)	12.0 1.0	WLS W	46 4	H 0	R 0	ER 0	SO 7	BB 1	IBB 0	HBP 0	BLK 0	WP 0	HR 0		S 59	P 60	ERA 1.50	WHIP 0.833													

Batter	1	2	3	4	5	6	7	8	9	10	11	12	13	AB R H RBI BB SO LOB	BOTTOM																	
Cesar Tovar, R OBP: 0.289, SLG: 0.354 (1, 8)			K		FC1-6			F9		FC1-6				6 0 2 1 0 1 2	<p>Chicago White Sox @ Minnesota Twins Metropolitan Stadium, Bloomington, MI Mon Jul 14 1969, 8:05 PM EDT Att. 15,143 - Unknown - 85 F</p> <p>livebaseballscores.com</p> <p>AB 49 R 4 H 15 RBI 4 BB 2 SO 8 LOB 18</p>																	
Rich Reese, L OBP: 0.340, SLG: 0.522 Rick Renick, R OBP: 0.241, SLG: 0.224 Al Worthington, R (8, 5)	K2-3		K		F5			F9		F7				3 0 0 0 0 2 2 2 0 0 0 1 0 1 0 0 0 0 0 0 0																		
Harmon Killebrew, R OBP: 0.422, SLG: 0.600 Ted Uhlaender, L OBP: 0.328, SLG: 0.330 (8, 7)	6-3		K					F8		4-3		G3		4 0 1 0 0 1 1 2 0 0 0 0 0 3																		
Tony Oliva, L OBP: 0.399, SLG: 0.527 (1, 9)	3-1							4-3		4-3				6 1 2 0 0 0 2																		
Bob Allison, R OBP: 0.353, SLG: 0.434 (8, 3)					K									5 2 4 2 1 1 1																		
Leo Cardenas, R OBP: 0.358, SLG: 0.408 (1, 6)		K								F3				6 0 2 1 0 1 2																		
Frank Quilici, R OBP: 0.260, SLG: 0.290 (13, 5)	F9				G6-4-3			6-3		1-3				5 0 0 0 0 0 2																		
George Mitterwald, R OBP: 0.309, SLG: 0.367 (1, 2)								K		6-3			F3	5 0 2 0 0 1 0																		
Dave Boswell, R OBP: 0.190, SLG: 0.286 Rod Carew, L OBP: 0.411, SLG: 0.534 (13, 4)								F8						4 0 1 0 0 1 2 1 1 1 0 0 0 0																		
Inning Stats	R: 0 E: 0 K: 1 S: 6	H: 1 LOB: 1 BB: 0 P: 6	R: 1 E: 0 K: 2 S: 9	H: 2 LOB: 1 BB: 0 P: 9	R: 0 E: 0 K: 3 S: 9	H: 2 LOB: 1 BB: 0 P: 6	R: 0 E: 0 K: 0 S: 4	H: 1 LOB: 1 BB: 0 P: 4	R: 0 E: 0 K: 1 S: 5	H: 0 LOB: 0 BB: 0 P: 5	R: 0 E: 0 K: 0 S: 4	H: 1 LOB: 1 BB: 0 P: 4	R: 1 E: 0 K: 0 S: 4	H: 1 LOB: 1 BB: 0 P: 4		R: 0 E: 0 K: 0 S: 4	H: 1 LOB: 1 BB: 0 P: 4	R: 0 E: 0 K: 0 S: 2	H: 0 LOB: 0 BB: 1 P: 6	R: 1 E: 0 K: 0 S: 5	H: 2 LOB: 2 BB: 1 P: 9	R: 1 E: 0 K: 0 S: 3	H: 3 LOB: 2 BB: 0 P: 3	1B: 12 2B: 1 3B: 0 HR: 2	SF: 0 SAC: 0 DP: 2 HBP: 0	W/P: 0 PB: 0 SB: 1 CS: 0	PA: 51					
PITCHER	IP WLS BF H R ER SO BB IBB HBP BLK WP HR S P ERA WHIP																															
Tommy John, L ERA: 3.59 Wilbur Wood, L ERA: 3.24 Dan Osinski, R ERA: 3.38	(1, 1) (10, 1) (13, 1)	9.0 3.0 0.0	WLS L	35 15	H 5	R 2	ER 2	SO 8	BB 1	IBB 1	HBP 0	BLK 0	WP 0	HR 0		S 51	P 51	ERA 2.00	WHIP 1.000													

Batter	1	2	3	4	5	6	7	8	9	AB	R	H	RBI	BB	SO	LOB	TOP		
Tom McCraw, L (1, 7) OBP: 0.266, SLG: 0.277 Don Pavletich, R (9, PH) OBP: 0.319, SLG: 0.327	K		4-3			F8	F8		5-3	4	0	0	0	0	1	4			
Luis Aparicio, R (1, 6) OBP: 0.341, SLG: 0.343	F6		F5			5-3			G3-6 1B	4	0	1	0	0	0	2			
Carlos May, L (1, 9) OBP: 0.372, SLG: 0.518	K		G3						G3-6 1-2 2B	4	0	1	0	0	1	3			
Pete Ward, L (1, 3) OBP: 0.368, SLG: 0.395									F5 K	3	0	0	0	0	2	1			
Ed Herrmann, L (1, 2) OBP: 0.353, SLG: 0.406			4-3			F9			4-3 L9	4	0	0	0	0	0	1			
Ron Hansen, R (1, 5) OBP: 0.293, SLG: 0.333			6-3			4-3			F8 1B 2B	4	1	1	0	0	0	1			
Buddy Bradford, R (1, 8) OBP: 0.356, SLG: 0.406			6-3						1B 2B 1B	3	1	1	1	1	1	1			
Bobby Knoop, R (1, 4) OBP: 0.294, SLG: 0.306						6-3			1B 2B BB	4	1	3	0	0	0	0			
Gary Peters, L (1, 1) OBP: 0.216, SLG: 0.313 Gail Hopkins, L (7, PH) OBP: 0.372, SLG: 0.437 Gary Bell, R (7, 1) OBP: 0.286, SLG: 0.278 Bill Melton, R (9, PH) OBP: 0.310, SLG: 0.433			4-3 1B			L6			F2 1B 2B	2	0	1	0	0	0	0			
Inning Stats	R: 0 E: 0 K: 2 S: 7	H: 0 LOB: 0 BB: 0 P: 7	R: 0 E: 0 K: 0 S: 3	H: 0 LOB: 1 BB: 0 P: 4	R: 0 E: 0 K: 0 S: 5	H: 2 LOB: 2 BB: 0 P: 5	R: 0 E: 0 K: 1 S: 5	H: 0 LOB: 0 BB: 0 P: 5	R: 0 E: 0 K: 1 S: 5	H: 1 LOB: 1 BB: 0 P: 4	R: 1 E: 0 K: 0 S: 6	H: 3 LOB: 2 BB: 0 P: 6	R: 0 E: 0 K: 1 S: 5	H: 1 LOB: 0 BB: 1 P: 5	R: 2 E: 0 K: 0 S: 5	H: 2 LOB: 1 BB: 1 P: 9	1B: 6 2B: 3 3B: 0 HR: 0	SF: 0 SAC: 0 DP: 1 HBP: 1	WP: 0 PA: 37 CS: 0
PITCHER	IP WLS BF H R ER SO BB IBB HBP BLK WP HR S P ERA WHIP	IP WLS BF H R ER SO BB IBB HBP BLK WP HR S P ERA WHIP	IP WLS BF H R ER SO BB IBB HBP BLK WP HR S P ERA WHIP	IP WLS BF H R ER SO BB IBB HBP BLK WP HR S P ERA WHIP	IP WLS BF H R ER SO BB IBB HBP BLK WP HR S P ERA WHIP	IP WLS BF H R ER SO BB IBB HBP BLK WP HR S P ERA WHIP	IP WLS BF H R ER SO BB IBB HBP BLK WP HR S P ERA WHIP	IP WLS BF H R ER SO BB IBB HBP BLK WP HR S P ERA WHIP	IP WLS BF H R ER SO BB IBB HBP BLK WP HR S P ERA WHIP	IP WLS BF H R ER SO BB IBB HBP BLK WP HR S P ERA WHIP	IP WLS BF H R ER SO BB IBB HBP BLK WP HR S P ERA WHIP	IP WLS BF H R ER SO BB IBB HBP BLK WP HR S P ERA WHIP	IP WLS BF H R ER SO BB IBB HBP BLK WP HR S P ERA WHIP	IP WLS BF H R ER SO BB IBB HBP BLK WP HR S P ERA WHIP	IP WLS BF H R ER SO BB IBB HBP BLK WP HR S P ERA WHIP	IP WLS BF H R ER SO BB IBB HBP BLK WP HR S P ERA WHIP	IP WLS BF H R ER SO BB IBB HBP BLK WP HR S P ERA WHIP	IP WLS BF H R ER SO BB IBB HBP BLK WP HR S P ERA WHIP	IP WLS BF H R ER SO BB IBB HBP BLK WP HR S P ERA WHIP

Chicago White Sox @ Minnesota Twins
Metropolitan Stadium, Bloomington, MI
Wed Jul 16 1969, 8:05 PM EDT
Att: 25,776 - Unknown

livebaseballscorecards.com

AB 35
R 3
H 9
RBI 3
BB 1
SO 5
LOB 16




Batter	1	2	3	4	5	6	7	8	9	AB	R	H	RBI	BB	SO	LOB	BOTTOM		
Cesar Tovar, R (1, 9) OBP: 0.295, SLG: 0.361	1-3 BB	5-3				SF8 3B	E S HBP			2	1	1	1	1	0	1			
Frank Quilici, R (1, 4) OBP: 0.280, SLG: 0.284 (8, 5)	1-3	5-3				SF8	S BB			2	0	0	1	1	0	2			
Harmon Killebrew, R (1, 3) OBP: 0.423, SLG: 0.591 Rich Reese, L (8, 3) OBP: 0.356, SLG: 0.555	G5-4-3 BB		5-3			S BB	F5			2	0	0	0	0	2	0			
Bob Allison, R (1, 7) OBP: 0.342, SLG: 0.417	G5-4-3 1-2		F8			F5	K			4	0	0	0	0	1	5			
Leo Cardenas, R (1, 6) OBP: 0.358, SLG: 0.404		1B BB	L4			F9			SH5-3 1B	3	2	1	0	1	0	1			
George Mitterwald, R (1, 2) OBP: 0.315, SLG: 0.357		1B 1B				K2-3	K		SH5-3	3	1	1	0	0	2	0			
Rick Renick, R (1, 5) OBP: 0.281, SLG: 0.275 Rod Carew, L (8, 4) OBP: 0.413, SLG: 0.533		1B 5-3 1B				WP 1B	CS BB		F5	2	2	2	1	1	0	0			
Ted Uhlhaender, L (1, 8) OBP: 0.334, SLG: 0.336							K			4	0	3	3	0	1	1			
Jim Perry, S (1, 1) OBP: 0.217, SLG: 0.233 Ron Perranoski, L (9, 1) OBP: 0.143, SLG: 0.143						G6-4-3 1-2	F8		2-3	4	0	0	0	0	1	4			
Inning Stats	R: 0 E: 0 K: 0 S: 2	H: 0 LOB: 1 BB: 2 P: 10	R: 3 E: 0 K: 1 S: 8	H: 3 LOB: 1 BB: 1 P: 12	R: 0 E: 0 K: 0 S: 3	H: 0 LOB: 0 BB: 0 P: 3	R: 1 E: 0 K: 1 S: 6	H: 2 LOB: 0 BB: 0 P: 6	R: 1 E: 0 K: 0 S: 4	H: 1 LOB: 1 BB: 1 P: 8	R: 0 E: 0 K: 2 S: 6	H: 0 LOB: 1 BB: 1 P: 10	R: 0 E: 0 K: 1 S: 5	H: 0 LOB: 2 BB: 1 P: 10	R: 1 E: 0 K: 0 S: 5	H: 2 LOB: 1 BB: 0 P: 5	1B: 6 2B: 2 3B: 1 HR: 0	SF: 1 SAC: 1 DP: 3 HBP: 1	WP: 1 PA: 36 CS: 1
PITCHER	IP WLS BF H R ER SO BB IBB HBP BLK WP HR S P ERA WHIP	IP WLS BF H R ER SO BB IBB HBP BLK WP HR S P ERA WHIP	IP WLS BF H R ER SO BB IBB HBP BLK WP HR S P ERA WHIP	IP WLS BF H R ER SO BB IBB HBP BLK WP HR S P ERA WHIP	IP WLS BF H R ER SO BB IBB HBP BLK WP HR S P ERA WHIP	IP WLS BF H R ER SO BB IBB HBP BLK WP HR S P ERA WHIP	IP WLS BF H R ER SO BB IBB HBP BLK WP HR S P ERA WHIP	IP WLS BF H R ER SO BB IBB HBP BLK WP HR S P ERA WHIP	IP WLS BF H R ER SO BB IBB HBP BLK WP HR S P ERA WHIP	IP WLS BF H R ER SO BB IBB HBP BLK WP HR S P ERA WHIP	IP WLS BF H R ER SO BB IBB HBP BLK WP HR S P ERA WHIP	IP WLS BF H R ER SO BB IBB HBP BLK WP HR S P ERA WHIP	IP WLS BF H R ER SO BB IBB HBP BLK WP HR S P ERA WHIP	IP WLS BF H R ER SO BB IBB HBP BLK WP HR S P ERA WHIP	IP WLS BF H R ER SO BB IBB HBP BLK WP HR S P ERA WHIP	IP WLS BF H R ER SO BB IBB HBP BLK WP HR S P ERA WHIP	IP WLS BF H R ER SO BB IBB HBP BLK WP HR S P ERA WHIP	IP WLS BF H R ER SO BB IBB HBP BLK WP HR S P ERA WHIP	IP WLS BF H R ER SO BB IBB HBP BLK WP HR S P ERA WHIP


Chicago White Sox @ Minnesota Twins
Metropolitan Stadium, Bloomington, MI
Wed Jul 16 1969, 8:05 PM EDT
Att: 25,776 - Unknown

livebaseballscorecards.com

AB 27
R 6
H 8
RBI 6
BB 6
SO 5
LOB 17



Batter	1	2	3	4	5	6	7	8	9	AB	R	H	RBI	BB	SO	LOB	TOP					
Walt Williams, R OBP: 0.333, SLG: 0.365	F9	E1		1B		F9		4-3		5	0	2	0	0	0	2	Chicago White Sox @ Minnesota Twins Metropolitan Stadium, Bloomington, MI Thu Jul 17 1969, 8:05 PM EDT Att: 18,383 - Unknown - 75 F livebaseballscorecards.com AB 39 R 5 H 10 RBI 4 BB 2 SO 7 LOB 22 					
Luis Aparicio, R OBP: 0.342, SLG: 0.344	4-3	E1		1B		1B		F9		5	0	2	0	0	0	2						
Carlos May, L OBP: 0.372, SLG: 0.514	2B	F5		K		1B		F8		4	1	1	2	1	1	5						
Ron Hansen, R OBP: 0.294, SLG: 0.344	1B	4-3				L7		1B		3	0	1	1	0	0	3						
Gail Hopkins, L OBP: 0.373, SLG: 0.437	2B					K				2	0	1	0	0	1	2						
Bill Melton, R OBP: 0.306, SLG: 0.426	F7					L6		F2		5	0	0	0	0	0	2						
Don Pavletich, R OBP: 0.315, SLG: 0.349		HR				6-3		K		5	1	1	1	0	1	1						
Bobby Knoop, R OBP: 0.297, SLG: 0.306		1B				E1		BB		3	2	1	0	1	1	0						
Ken Berry, R OBP: 0.273, SLG: 0.282		1B				1B		6-3		3	1	1	0	0	0	1						
Joe Horlen, R OBP: 0.190, SLG: 0.214		F3				K		K		0	0	0	0	0	0	0						
Jerry Nymman, L OBP: 0.077, SLG: 0.154										0	0	0	0	0	0	0						
Rich Secrist, L OBP: 0.146, SLG: 0.139										1	0	0	0	0	0	2						
Don Secrist, L OBP: 0.352, SLG: 0.448										1	0	0	0	0	1	0						
Buddy Bradford, R OBP: 0.352, SLG: 0.448										1	0	0	0	0	1	2						
Dan Osinski, R OBP: 0.269, SLG: 0.284										0	0	0	0	0	0	0						
Tom McCraw, L OBP: 0.275, SLG: 0.275										1	0	0	0	0	1	0						
Wilbur Wood, L OBP: 0.275, SLG: 0.275										0	0	0	0	0	0	0						
Inning Stats	R: 1 E: 0 K: 0 S: 4	H: 1 LOB: 1 BB: 1 P: 8	R: 2 E: 2 K: 0 S: 8	H: 4 LOB: 3 BB: 0 P: 8	R: 0 E: 0 K: 1 S: 5	H: 0 LOB: 0 BB: 0 P: 5	R: 0 E: 0 K: 2 S: 9	H: 2 LOB: 2 BB: 0 P: 9	R: 0 E: 0 K: 0 S: 3	H: 0 LOB: 0 BB: 0 P: 3	R: 2 E: 1 K: 2 S: 10	H: 2 LOB: 2 BB: 0 P: 11	R: 0 E: 0 K: 1 S: 5	H: 0 LOB: 1 BB: 1 P: 9	R: 0 E: 0 K: 1 S: 5	H: 0 LOB: 0 BB: 0 P: 5	R: 0 E: 0 K: 0 S: 4	H: 1 LOB: 1 BB: 0 P: 4	1B: 8 2B: 1 3B: 0 HR: 1	SF: 0 SAC: 0 DP: 0 HBP: 1	WP: 0 PB: 0 SB: 0 CS: 0	PA: 42
PITCHER	IP WLS BF H R ER SO BB IBB HBP BLK WP HR S P ERA WHIP																					
Jim Kaat, L ERA: 2.87	(1, 1) 5.2 W 30 9 5 2 4 1 0 1 0 0 1 36 41 3.18 1.765																					
Jerry Crider, R ERA: 5.09	(6, 1) 3.1 S 12 1 0 0 3 1 0 0 0 0 0 0 17 21 0.00 0.600																					

Batter	1	2	3	4	5	6	7	8	9	AB	R	H	RBI	BB	SO	LOB	BOTTOM					
Cesar Tovar, R OBP: 0.297, SLG: 0.359	1B		1-6-3			5-3		4-3		4	1	1	1	1	0	0	Chicago White Sox @ Minnesota Twins Metropolitan Stadium, Bloomington, MI Thu Jul 17 1969, 8:05 PM EDT Att: 18,383 - Unknown - 75 F livebaseballscorecards.com AB 32 R 8 H 8 RBI 8 BB 5 SO 6 LOB 13 					
Rod Carew, L OBP: 0.414, SLG: 0.531	BB			2B		L9				3	2	1	0	1	1	3						
Rich Reese, L OBP: 0.363, SLG: 0.563	1B			1B		FC5-4				4	1	3	2	0	0	3						
Harmon Killebrew, R OBP: 0.421, SLG: 0.596	K			HR		FC5-4				4	1	1	1	0	1	4						
Frank Quilici, R OBP: 0.260, SLG: 0.284						FC1-5-6-5-4-2-8				0	0	0	0	0	0	0						
Charlie Manuel, L OBP: 0.372, SLG: 0.361	BB			1B		4-3				3	1	0	0	1	0	1						
Ted Uhlhaender, L OBP: 0.333, SLG: 0.335	2B			1B		L9		F5		4	1	1	1	0	0	1						
Leo Cardenas, R OBP: 0.357, SLG: 0.401	2B					F8		K		3	1	0	1	1	1	1						
George Mitterwald, R OBP: 0.313, SLG: 0.361	BB			L4		K		K		4	0	1	2	0	2	0						
Jim Kaat, L OBP: 0.217, SLG: 0.291	2B					4-3				2	0	0	0	1	1	0						
Jerry Crider, R	BB			K				6-3		1	0	0	0	0	0	0						
Inning Stats	R: 6 E: 0 K: 2 S: 11	H: 4 LOB: 3 BB: 5 P: 31	R: 1 E: 1 K: 0 S: 4	H: 1 LOB: 0 BB: 0 P: 4	R: 0 E: 0 K: 1 S: 5	H: 0 LOB: 0 BB: 0 P: 5	R: 1 E: 0 K: 0 S: 5	H: 2 LOB: 1 BB: 0 P: 5	R: 0 E: 0 K: 1 S: 5	H: 0 LOB: 0 BB: 0 P: 5	R: 0 E: 0 K: 0 S: 4	H: 1 LOB: 1 BB: 0 P: 4	R: 0 E: 0 K: 1 S: 5	H: 0 LOB: 0 BB: 0 P: 5	R: 0 E: 0 K: 1 S: 5	H: 0 LOB: 0 BB: 0 P: 5	R: 0 E: 0 K: 1 S: 5	H: 0 LOB: 0 BB: 0 P: 5	1B: 5 2B: 2 3B: 0 HR: 1	SF: 0 SAC: 0 DP: 1 HBP: 0	WP: 0 PB: 0 SB: 1 CS: 0	PA: 37
PITCHER	IP WLS BF H R ER SO BB IBB HBP BLK WP HR S P ERA WHIP																					
Joe Horlen, R ERA: 4.28	(1, 1) 0.1 L 8 4 6 6 1 3 0 0 0 0 0 0 4 12 0.00 3.000																					
Jerry Nymman, L ERA: 6.07	(1, 1) 0.2 4 0 0 0 1 2 0 0 0 0 0 0 4 12 0.00 3.000																					
Don Secrist, L ERA: 6.08	(2, 1) 4.0 15 3 2 2 2 0 0 0 0 0 1 19 19 4.50 0.750																					
Dan Osinski, R ERA: 3.22	(6, 1) 2.0 7 1 0 0 1 0 0 0 0 0 0 9 9 0.00 0.500																					
Wilbur Wood, L ERA: 3.19	(8, 1) 1.0 3 0 0 0 1 0 0 0 0 0 0 5 5 0.00 0.000																					

Batter	1	2	3	4	5	6	7	8	9	AB	R	H	RBI	BB	SO	LOB	TOP			
Ted Uhlhaender, L (1, 8) OBP: 0.332, SLG: 0.334	L4		F8			4-3		1B		4	0	1	0	0	0	0	<p>Minnesota Twins @ Seattle Pilots</p> <p>Sicks Stadium, Boston, MA</p> <p>Fri Jul 18 1969, 10:05 PM EDT</p> <p>Unknown - 79 F</p>			
Rod Carew, L (1, 4) OBP: 0.415, SLG: 0.530	1B		1B			4-3		K		4	0	2	0	0	1	1				
Rich Reese, L (1, 3) OBP: 0.357, SLG: 0.553	K		K			K			P3	4	0	0	0	0	3	2				
Harmon Killebrew, R (1, 5) OBP: 0.424, SLG: 0.596	1B			4-3			3-1	1B	2B	3	1	2	0	1	0	0				
Graig Nettles, L (1, 7) OBP: 0.325, SLG: 0.378	K			K			3-1	1B	2B	4	0	1	0	0	2	3				
John Roseboro, L (1, 2)		F7		F7			L4	1B	2B	3	0	1	1	1	0	0				
Cesar Tovar, R (1, 9) OBP: 0.293, SLG: 0.354	G1				4-3		L4	1B	FC6-2	4	0	0	0	0	0	4				
Leo Cardenas, R (1, 6) OBP: 0.353, SLG: 0.396	K			P4				G2	F6	4	0	0	0	0	1	3				
Bob Miller, R (1, 1)			1-3					5-3		3	0	0	0	0	0	0				
Ron Perranoski, L (8, 1) OBP: 0.143, SLG: 0.143				2-3						0	0	0	0	0	0	0				
Inning Stats	R: 0 E: 0 K: 2 S: 9	H: 2 LOB: 2 BB: 0 P: 9	R: 0 E: 0 K: 1 S: 5	H: 0 LOB: 0 BB: 0 P: 5	R: 0 E: 0 K: 1 S: 6	H: 1 LOB: 1 BB: 0 P: 6	R: 0 E: 0 K: 1 S: 5	H: 0 LOB: 0 BB: 0 P: 5	R: 0 E: 0 K: 0 S: 3	H: 0 LOB: 0 BB: 0 P: 3	R: 0 E: 0 K: 1 S: 5	H: 1 LOB: 0 BB: 1 P: 7	R: 0 E: 0 K: 1 S: 6	H: 1 LOB: 3 BB: 1 P: 6	R: 0 E: 0 K: 0 S: 5	H: 2 LOB: 3 BB: 1 P: 9	1B: 6 2B: 2 3B: 0 HR: 0	SF: 0 SAC: 0 DP: 1 HBP: 0	WP: 0 PB: 0 SB: 0 CS: 0	PA: 35
PITCHER Diego Segui, R (1, 1) ERA: 3.23	IP: 9.0 WLS: W BF: 35 H: 7 R: 1 ER: 1 SO: 7 BB: 1 IBB: 1 HBP: 0 BLK: 0 WP: 0 HR: 0 S: 47 P: 55 ERA: 1.00 WHIP: 0.889																			

AB	33
R	1
H	7
RBI	1
BB	2
SO	7
LOB	13



Batter	1	2	3	4	5	6	7	8	9	AB	R	H	RBI	BB	SO	LOB	BOTTOM			
Steve Hovley, L (1, 9) OBP: 0.352, SLG: 0.418	F7		S					P6		2	0	0	1	3	0	0	<p>Minnesota Twins @ Seattle Pilots</p> <p>Sicks Stadium, Boston, MA</p> <p>Fri Jul 18 1969, 10:05 PM EDT</p> <p>Unknown - 79 F</p>			
Gus Gil, R (1, 4) OBP: 0.277, SLG: 0.247	K		5-3					F8		4	0	0	0	0	1	2				
Tommy Davis, R (1, 7) OBP: 0.279, SLG: 0.332	P4			1B				G3		4	0	2	0	0	0	0				
Don Mincher, L (1, 3) OBP: 0.375, SLG: 0.478		1B		L3-4				F7		3	1	0	0	1	1	2				
Wayne Comer, R (1, 8) OBP: 0.353, SLG: 0.391		1B		1B				F4		3	1	2	0	1	0	0				
Jerry McNettney, R (1, 2) OBP: 0.292, SLG: 0.385	1-3							L6		3	0	1	0	0	0	2				
Ron Clark, R (1, 5) OBP: 0.162, SLG: 0.200	4-3			P4				2B	1B	3	0	1	1	1	0	3				
Ray Oyler, R (1, 6) OBP: 0.282, SLG: 0.299	1-2									2	0	0	0	0	0	0				
Merritt Ranney, L (7, PH) OBP: 0.351, SLG: 0.300			P4					F9		1	0	1	0	0	0	0				
Gordy Lund, R (7, PR) OBP: 0.296, SLG: 0.208										1	0	0	0	0	0	2				
Diego Segui, R (1, 1) OBP: 0.111, SLG: 0.059										3	0	0	0	0	3	1				
Tommy Harper, R (8, PH) OBP: 0.360, SLG: 0.314			K							0	0	0	0	1	0	0				
Marty Pattin, R (8, PR) OBP: 0.200, SLG: 0.184										0	0	0	0	0	0	0				
Inning Stats	R: 0 E: 0 K: 1 S: 5	H: 0 LOB: 0 BB: 0 P: 5	R: 1 E: 0 K: 0 S: 3	H: 1 LOB: 1 BB: 1 P: 7	R: 0 E: 0 K: 1 S: 5	H: 0 LOB: 1 BB: 1 P: 9	R: 0 E: 0 K: 0 S: 4	H: 2 LOB: 2 BB: 1 P: 8	R: 0 E: 0 K: 1 S: 5	H: 0 LOB: 1 BB: 1 P: 9	R: 0 E: 0 K: 0 S: 3	H: 2 LOB: 1 BB: 0 P: 6	R: 0 E: 0 K: 1 S: 6	H: 1 LOB: 1 BB: 0 P: 6	R: 1 E: 0 K: 0 S: 3	H: 1 LOB: 3 BB: 3 P: 15	1B: 6 2B: 2 3B: 0 HR: 0	SF: 0 SAC: 1 DP: 1 HBP: 0	WP: 0 PB: 0 SB: 2 CS: 0	PA: 37
PITCHER Bob Miller, R (1, 1) ERA: 2.89	IP: 7.2 WLS: L BF: 31 H: 6 R: 1 ER: 1 SO: 4 BB: 4 IBB: 0 HBP: 0 BLK: 0 WP: 0 HR: 0 S: 34 P: 50 ERA: 1.17 WHIP: 1.304																			
PITCHER Ron Perranoski, L (8, 1) ERA: 2.16	IP: 1.0 WLS: L BF: 7 H: 1 R: 1 ER: 1 SO: 1 BB: 2 IBB: 1 HBP: 0 BLK: 0 WP: 0 HR: 0 S: 6 P: 18 ERA: 9.00 WHIP: 3.000																			

AB	29
R	2
H	7
RBI	2
BB	7
SO	5
LOB	12



Batter	1	2	3	4	5	6	7	8	9	AB	R	H	RBI	BB	SO	LOB	TOP										
Ted Uhlhaender, L (1, 8) OBP: 0.333, SLG: 0.344	0-0 FC3-6 5-3 1B		0-0 G3		0-0 1-3		0-0 HR		0-0 1-3	5	2	2	1	0	0	1											
Rod Carew, L (1, 4) OBP: 0.418, SLG: 0.531	0-0 FC3-6 1-2 1B		0-0 CS 1B		0-0 1B		0-0 6-3		0-0 4-3	5	0	3	0	0	0	1											
Rich Reese, L (1, 3) OBP: 0.355, SLG: 0.547	0-0 FC3-6 5-3 1-2 2-3 2-3		0-3 K		0-0 1B		0-0 4-3		0-0 4-3	4	0	1	0	0	1	3											
Harmon Killebrew, R (1, 5) OBP: 0.422, SLG: 0.591	4-0 5-3 1-2 BB				0-0 F9		0-0 5-3		0-0 5-3	3	0	0	0	1	0	2											
Charlie Manuel, L (1, 7) OBP: 0.369, SLG: 0.352	0-0 5-3		0-0 F3		0-0 1-3		0-0 1-3		4-0 L4-3 BB	3	0	0	1	1	0	2											
John Roseboro, L (1, 2) OBP: 0.359, SLG: 0.351	0-0 F8		0-0 1B		0-0 WP 1B		0-0 L4-3		0-0 L4-3	4	0	2	0	0	0	3											
Cesar Tovar, R (1, 9)		0-0 CS 2B	0-0 1B		0-0 1B		4-0 1-2 BB		0-0 5-3	3	0	2	0	1	0	0											
Leo Cardenas, R (1, 6) OBP: 0.352, SLG: 0.393		0-3 K	0-3 K		0-0 F7		0-0 1-3 BB		4-0 1-3 BB	3	0	0	0	1	2	5											
Dave Boswell, R (1, 1) OBP: 0.183, SLG: 0.276		0-3 K	0-3 K		0-0 F7		0-0 3-1		0-3 K	2	0	0	0	0	1	1											
Graig Nettles, L (6, PH) OBP: 0.323, SLG: 0.375										1	0	0	0	0	0	2											
Joe Grzenda, R (6, 1)										0	0	0	0	0	0	0											
Al Worthington, R (6, 1)										0	0	0	0	0	0	0											
Jim Kaat, L (9, PH) OBP: 0.213, SLG: 0.286		2-3								1	0	0	0	0	1	1											
Inning Stats	R: 1 E: 0 K: 0 S: 5	H: 2 LOB: 2 BB: 1 P: 9	R: 0 E: 0 K: 2 S: 7	H: 1 LOB: 0 BB: 0 P: 7	R: 0 E: 0 K: 1 S: 5	H: 1 LOB: 0 BB: 0 P: 5	R: 0 E: 0 K: 1 S: 7	H: 2 LOB: 2 BB: 0 P: 7	R: 0 E: 0 K: 0 S: 4	H: 1 LOB: 2 BB: 1 P: 8	R: 1 E: 0 K: 0 S: 4	H: 1 LOB: 0 BB: 0 P: 4	R: 0 E: 0 K: 0 S: 2	H: 0 LOB: 0 BB: 1 P: 6	R: 0 E: 0 K: 1 S: 5	H: 0 LOB: 1 BB: 1 P: 9	1B: 8 2B: 2 3B: 0 HR: 1	SF: 0 SAC: 0 DP: 1 HBP: 0	WP: 1 PB: 0 SB: 0 CS: 2	PA: 38							
PITCHER	IP	WLS	BF	H	R	ER	SO	BB	IBB	HBP	BLK	WP	HR	S	P	ERA	WHIP										
Fred Talbot, R (1, 1) ERA: 3.23	7.0	W	32	10	2	2	4	3	0	0	0	1	1	37	49	2.57	1.857										
Bob Locker, R (8, 1) ERA: 4.56	1.2		5	0	0	0	1	1	0	0	0	0	0	6	10	0.00	0.600										
John O'Donoghue, L (9, 1) ERA: 2.86	0.1	S	1	0	0	0	0	0	0	0	0	0	0	1	1	0.00	0.000										

Minnesota Twins @ Seattle Pilots
Sicks Stadium, Boston, MA
Fri Jul 18 1969, 10:05 PM EDT
Att: 14,134 - Unknown

AB	34
R	2
H	10
RBI	2
BB	4
SO	5
LOB	21



Batter	1	2	3	4	5	6	7	8	9	AB	R	H	RBI	BB	SO	LOB	BOTTOM										
Steve Hovley, L (1, 8) OBP: 0.365, SLG: 0.464	4-0 G4-6-3 BB		0-0 1-H HR			0-0 SH1-4		0-0 F3		2	1	1	2	1	0	0											
Gus Gil, R (1, 4) OBP: 0.273, SLG: 0.242	0-0 G4-6-3 1-2		0-0 P3			0-0 F8		0-0 F8		3	0	0	0	0	0	2											
Tommy Davis, R (1, 7) OBP: 0.275, SLG: 0.335	0-0 5-3				0-0 L4 1B		0-0 2-H 1B			3	0	2	1	0	0	0											
Wayne Comer, R (9, 8) OBP: 0.353, SLG: 0.391										0	0	0	0	0	0	0											
Don Mincher, L (1, 3) OBP: 0.372, SLG: 0.473		0-3 K	0-0 L4		0-0 1-2 F8		0-0 F8			3	0	0	0	0	1	2											
Steve Whitaker, L (1, 9) OBP: 0.342, SLG: 0.385		0-0 F8	0-0 4-3		0-0 4-3		0-0 P4			3	0	0	0	0	0	0											
Ron Clark, R (1, 5) OBP: 0.150, SLG: 0.184		0-0 1-3			0-0 6-3		0-0 1-3			3	0	0	0	0	0	0											
Jim Pagliaroni, R (1, 2) OBP: 0.275, SLG: 0.271			0-3 K		0-0 6-3		0-0 6-3			3	0	0	0	0	1	0											
Jerry McNertney, R (9, 2) OBP: 0.292, SLG: 0.385										0	0	0	0	0	0	0											
Gordy Lund, R (1, 6) OBP: 0.300, SLG: 0.222			0-0 HR 1B		0-0 P4		0-0 4-3			3	1	1	0	0	0	0											
Fred Talbot, R (1, 1) OBP: 0.308, SLG: 0.348			0-3 K		0-0 SH1-4 1B		0-3 K			2	1	1	0	0	1	1											
Bob Locker, S (8, 1)										1	0	0	0	0	1	0											
John O'Donoghue, R (9, 1)										0	0	0	0	0	0	0											
Inning Stats	R: 0 E: 0 K: 0 S: 2	H: 0 LOB: 0 BB: 1 P: 6	R: 0 E: 0 K: 1 S: 5	H: 0 LOB: 0 BB: 0 P: 5	R: 2 E: 0 K: 2 S: 9	H: 2 LOB: 0 BB: 0 P: 9	R: 0 E: 0 K: 0 S: 3	H: 1 LOB: 0 BB: 0 P: 3	R: 0 E: 0 K: 0 S: 3	H: 0 LOB: 0 BB: 0 P: 3	R: 1 E: 0 K: 0 S: 5	H: 2 LOB: 1 BB: 0 P: 5	R: 0 E: 0 K: 0 S: 3	H: 0 LOB: 0 BB: 0 P: 3	R: 0 E: 0 K: 1 S: 5	H: 0 LOB: 0 BB: 0 P: 5	1B: 4 2B: 1 3B: 0 HR: 1	SF: 0 SAC: 1 DP: 2 HBP: 0	WP: 0 PB: 0 SB: 0 CS: 0	PA: 28							
PITCHER	IP	WLS	BF	H	R	ER	SO	BB	IBB	HBP	BLK	WP	HR	S	P	ERA	WHIP										
Dave Boswell, R (1, 1) ERA: 3.13	5.0	L	17	3	2	2	3	1	0	0	0	0	0	22	26	3.60	0.800										
Joe Grzenda, L (6, 1) ERA: 4.35	0.2		3	1	1	1	0	0	0	0	0	0	0	3	3	13.50	1.500										
Al Worthington, R (6, 1) ERA: 2.79	2.1		8	1	0	0	1	0	0	0	0	0	0	10	10	0.00	0.429										

Minnesota Twins @ Seattle Pilots
Sicks Stadium, Boston, MA
Fri Jul 18 1969, 10:05 PM EDT
Att: 14,134 - Unknown

AB	26
R	3
H	5
RBI	3
BB	1
SO	4
LOB	5



Batter	1	2	3	4	5	6	7	8	9	10	11	12	13	14	15	16	17	18	AB	R	H	RBI	BB	SO	LOB	TOP											
Ted Uhllander, L OBP: 0.340, SLG: 0.358	6-3			HR		SF7				FC6			SH3-4	4-3		BB		BLK 2B	7	2	4	5	2	0	3												
Rod Carew, L OBP: 0.419, SLG: 0.529	3-1	F7						K			6-3		SH3-4		F8	BB		BLK 2B	7	1	2	0	2	1	2												
Harrison Killebrew, R OBP: 0.417, SLG: 0.582	E6		5-3	F3		F8		6-3			1-3		F8		1B FC4-6	BB		BB	5	0	0	0	0	0	3												
Frank Quilley, R OBP: 0.257, SLG: 0.281	BB 1B																	BLK 2B	5	0	0	0	0	0	0												
Charlie Marrero, L OBP: 0.391, SLG: 0.359																		BB	3	2	1	2	1	1	4												
Rich Reese, L OBP: 0.366, SLG: 0.550	BB	1B	5-3						F2									BB	8	0	4	0	2	1	0												
John Roseboro, L OBP: 0.336, SLG: 0.341	1-2	BB																BB	6	0	0	1	2	2	3												
George Mitterwald, R OBP: 0.218, SLG: 0.351	1-2	BB																FC4-6	0	0	0	0	1	0	0												
Bob Allison, R OBP: 0.344, SLG: 0.408	K																	SH3	3	0	0	0	2	1	3												
Grain Verries, L OBP: 0.316, SLG: 0.365				6-3		FC6		1-3										BB	4	0	0	0	0	4	4												
Rick Renick, R OBP: 0.276, SLG: 0.275																		SF7	0	0	0	1	0	0	0												
Leo Cardenas, R OBP: 0.351, SLG: 0.397		2B		HR		FC6												BB	9	2	2	1	1	3	4												
Cesar Tovar, R OBP: 0.300, SLG: 0.353		F7																BB	6	1	0	0	3	0	3												
Jerry Corder, R OBP: 0.303, SLG: 0.407																		BB	3	2	2	0	0	0	1												
Al Worthington, R OBP: 0.303, SLG: 0.407																		BB	1	0	0	0	0	1	0												
Ron Ferranski, L OBP: 0.254, SLG: 0.294																		BB	1	0	0	0	1	0	0												
Jim Kaat, L OBP: 0.279, SLG: 0.295																		BB	1	0	0	0	1	0	1												
Jim Perry, S OBP: 0.258, SLG: 0.275																		BLK 2B	1	1	1	0	0	0	0												
Inning Stats	R: 0 E: 0 K: 0 S: 7	H: 1 LOB: 3 BB: 1 P: 11	R: 2 E: 0 K: 0 S: 5	H: 2 LOB: 0 BB: 1 P: 8	R: 0 E: 0 K: 1 S: 5	H: 0 LOB: 0 BB: 0 P: 5	R: 3 E: 0 K: 0 S: 7	H: 4 LOB: 1 BB: 0 P: 7	R: 0 E: 0 K: 0 S: 5	H: 0 LOB: 1 BB: 1 P: 9	R: 1 E: 0 K: 0 S: 4	H: 1 LOB: 1 BB: 1 P: 8	R: 0 E: 0 K: 2 S: 4	H: 1 LOB: 2 BB: 0 P: 8	R: 0 E: 0 K: 0 S: 8	H: 1 LOB: 1 BB: 0 P: 3	R: 0 E: 0 K: 0 S: 3	H: 0 LOB: 0 BB: 0 P: 3	R: 0 E: 0 K: 1 S: 6	H: 1 LOB: 2 BB: 1 P: 10	R: 0 E: 0 K: 1 S: 5	H: 0 LOB: 0 BB: 2 P: 13	R: 0 E: 0 K: 0 S: 7	H: 0 LOB: 2 BB: 2 P: 15	R: 1 E: 0 K: 1 S: 6	H: 1 LOB: 1 BB: 1 P: 10	R: 0 E: 0 K: 2 S: 7	H: 0 LOB: 3 BB: 3 P: 19	R: 0 E: 0 K: 1 S: 6	H: 1 LOB: 1 BB: 0 P: 6	R: 4 E: 0 K: 0 S: 6	H: 3 LOB: 2 BB: 3 P: 18	1B: 8 2B: 6 3B: 0 HR: 2	SF: 2 SAC: 2 DF: 1 HBP: 0	WP: 0 PB: 4 CS: 1	PA: 88	
PITCHER	IP 3.2	WLS 19	BF 6	H 5	R 2	ER 5	SO 2	BB 2	IBB 0	HBP 0	BLK 0	WP 0	HR 2	S 21	P 29	ERA 12.27	WHIP 2.182																				
Jim Bouton, R ERA: 3.99	(1, 1)																																				
John O'Donoghue, L ERA: 2.75	(4, 1)	1.1	6	1	0	0	1	1	0	0	0	0	0	0	7	11	0.00	1.500																			
Dick Barney, R ERA: 13.5	(6, 1)	2.0	5	1	1	1	0	1	0	0	0	0	0	4	8	9.00	2.000																				
Bob Locker, R ERA: 4.39	(7, 1)	1.0	9	2	0	0	2	1	0	0	0	0	0	12	16	0.00	1.500																				
Gene Grabender, R ERA: 4.58	(9, 1)	7.0	30	2	1	1	6	5	2	0	0	0	0	35	63	1.29	1.000																				
PITCHER	IP 10.0	WLS 1	BF 9	H 4	R 0	ER 0	SO 2	BB 3	IBB 0	HBP 0	BLK 0	WP 0	HR 1	S 7	P 10	ERA 27.00	WHIP 3.750																				
Mary Patin, R ERA: 3.99	(16, 1)																																				
John Getzer, R ERA: 3.99	(17, 1)	1.1	9	4	4	4	1	1	0	0	1	0	0	10	14	27.00	3.750																				
Gary Roggenbuck, L ERA: 5.67	(18, 1)	0.2	4	0	0	0	0	2	0	0	0	0	0	2	10	0.00	3.000																				

Minnesota Twins @ Seattle Pilots
Sicks Stadium, Boston, MA
Sat Jul 19 1969, Postponed
Att: 12,069 - Unknown - 78 F

AB 66
R 11
H 16
RBI 10
BB 18
SO 14
LOB 31



Batter	1	2	3	4	5	6	7	8	9	10	11	12	13	14	15	16	17	18	AB	R	H	RBI	BB	SO	LOB	BOTTOM												
Steve Hovley, L OBP: 0.369, SLG: 0.456	4-3		G3							5-3				FC2-6		E3		F4	10	1	4	0	0	0	1													
Gus Gil, R OBP: 0.270, SLG: 0.241	6-3																			9	0	2	0	0	5													
Tommy Davis, R OBP: 0.288, SLG: 0.333																				5	2	1	0	2	0	4												
Don Mincher, L OBP: 0.360, SLG: 0.458																				9	0	0	1	0	1	10												
Steve Whitaker, L OBP: 0.350, SLG: 0.391																				4	1	2	0	0	1	0												
Jim Papparoni, R OBP: 0.297, SLG: 0.333																				4	2	2	2	1	0	0												
Jerry McNertney, R OBP: 0.294, SLG: 0.391																				9	1	3	1	0	1	4												
Ron Clark, R OBP: 0.204, SLG: 0.217																				8	0	3	2	1	1	4												
Gordy Lund, R OBP: 0.313, SLG: 0.241																				2	0	1	0	0	0	0												
Merritt Raney, L OBP: 0.245, SLG: 0.294																				1	0	0	0	0	1	2												
Ray Oyles, R OBP: 0.279, SLG: 0.295																				6	0	1	1	0	1	7												
Jan Stevan, R OBP: 0.258, SLG: 0.275																				1	1	0	0	0	0	0												
Al Worthington, R ERA: 3.38	(8, 1)	3.0	14	5	3	3	4	0	0	0	0	0	0	22	22	9.00	1.667																					
Ron Ferranski, L ERA: 2.04	(9, 1)	4.2	23	3	1	0	2	1	2	0	0	0	0	24	36	0.00	0.857																					
Jim Kaat, L ERA: 2.07	(14, 1)	3.0	14	3	1	1	0	0	1	0	0	0	1	13	17	3.00	1.000																					
Jim Perry, R ERA: 3.28	(17, 1)	2.0	W	6	0	0	0	2	0	0	0	0	0	10	10	0.00	0.000																					
Inning Stats	R: 0 E: 0 K: 0 S: 3	H: 0 LOB: 1 BB: 0 P: 4	R: 0 E: 0 K: 1 S: 5	H: 2 LOB: 2 BB: 0 P: 5	R: 0 E: 0 K: 1 S: 6	H: 1 LOB: 1 BB: 0 P: 6	R: 0 E: 0 K: 0 S: 3	H: 1 LOB: 0 BB: 0 P: 3	R: 0 E: 0 K: 0 S: 4	H: 1 LOB: 1 BB: 0 P: 4	R: 2 E: 0 K: 2 S: 11	H: 4 LOB: 2 BB: 0 P: 11	R: 0 E: 0 K: 0 S: 4	H: 1 LOB: 1 BB: 0 P: 4	R: 1 E: 0 K: 2 S: 9	H: 2 LOB: 1 BB: 0 P: 9	R: 3 E: 1 K: 0 S: 8	H: 4 LOB: 2 BB: 0 P: 8	R: 0 E: 0 K: 0 S: 3	H: 0 LOB: 0 BB: 0 P: 3	R: 0 E: 2 K: 0 S: 5	H: 0 LOB: 3 BB: 1 P: 9	R: 0 E: 0 K: 0 S: 4	H: 1 LOB: 1 BB: 1 P: 8	R: 0 E: 0 K: 0 S: 7	H: 0 LOB: 1 BB: 1 P: 11	R: 0 E: 0 K: 0 S: 4	H: 1 LOB: 1 BB: 1 P: 4	R: 1 E: 0 K: 1 S: 5	H: 2 LOB: 1 BB: 0 P: 5	R: 0 E: 1 K: 0 S: 4	H: 0 LOB: 2 BB: 1 P: 8	R: 0 E: 0 K: 1 S: 5	H: 0 LOB: 0 BB: 0 P: 5	1B: 17 2B: 2 3B: 0 HR: 1	SF: 0 SAC: 1 DF: 1 HBP: 1	WP: 0 PB: 1 CS: 0	PA: 82
PITCHER	IP 5.1	WLS 25	BF 25	H 9	R 2	ER 2	SO 2	BB 0	IBB 0	HBP 0	BLK 0	WP 0	HR 0	S 26	P 27	ERA 3.38	WHIP 1.688																					
Al Worthington, R ERA: 3.38	(8, 1)																																					
Ron Ferranski, L ERA: 2.04	(9, 1)																																					
Jim Kaat, L ERA: 2.07	(14, 1)																																					
Jim Perry, R ERA: 3.28	(17, 1)																																					

Minnesota Twins @ Seattle Pilots
Sicks Stadium, Boston, MA
Sat Jul 19 1969, Postponed
Att: 12,069 - Unknown - 78 F

AB 76
R 7
H 20
RBI 7
BB 4
SO 9
LOB 42



Batter	1	2	3	4	5	6	7	8	9	AB	R	H	RBI	BB	SO	LOB	TOP										
Ted Uhlhaender, L (1, 8) OBP: 0.337, SLG: 0.353	0-0 P5		0-0 F7			0-0 1-3		0-0 4-3		4	0	0	0	0	0	2											
Rod Carew, L (1, 4) OBP: 0.417, SLG: 0.525 Frank Quilici, R (8, FR) OBP: 0.257, SLG: 0.281	0-0 4-3			0-0 G6-4-3 1B		0-0 G3		0-0 E5 E WP		4	0	1	0	0	0	1											
Harmon Killebrew, R (1, 5) OBP: 0.416, SLG: 0.577	0-0 6-3			0-0 G6-4-3 1-2			0-0 F7	0-0 1-3 BB		3	0	0	0	1	0	1											
Rich Reese, L (1, 3) OBP: 0.359, SLG: 0.540		0-0 3-1		0-0 4-3			0-0 F9	0-0 F9		4	0	0	0	0	0	2											
Charlie Manuel, L (1, 7) OBP: 0.363, SLG: 0.348		0-3 K			0-0 F8		0-0 P6		0-0 F9	4	0	0	0	0	1	0											
Cesar Tovar, R (1, 9) OBP: 0.295, SLG: 0.362		0-0 F8			0-3 K			0-0 HR	0-0 F3	4	1	1	1	0	1	0											
George Mitterwald, R (1, 2) OBP: 0.324, SLG: 0.390			0-0 HR		0-3 K			0-0 1B 1B WP BLK	0-0 F5	4	2	2	1	0	1	0											
Leo Cardenas, R (1, 6) OBP: 0.351, SLG: 0.396			0-0 5-3		0-0 1-3 SH1-3 1B			0-0 5-3		3	0	1	0	0	0	1											
Jim Perry, S (1, 1) OBP: 0.245, SLG: 0.283			0-3 K		0-0 SH1-3			0-0 4-3 BLK E 1B		2	1	1	0	0	1	0											
Inning Stats	R: 0 E: 0 K: 0 S: 3	H: 0 LOB: 0 BB: 0 P: 3	R: 0 E: 0 K: 1 S: 5	H: 0 LOB: 0 BB: 0 P: 5	R: 1 E: 0 K: 1 S: 6	H: 1 LOB: 0 BB: 0 P: 6	R: 0 E: 0 K: 0 S: 3	H: 1 LOB: 0 BB: 0 P: 3	R: 0 E: 0 K: 2 S: 7	H: 0 LOB: 0 BB: 0 P: 7	R: 0 E: 0 K: 0 S: 4	H: 1 LOB: 1 BB: 0 P: 4	R: 0 E: 0 K: 0 S: 3	H: 0 LOB: 0 BB: 0 P: 3	R: 3 E: 2 K: 0 S: 7	H: 3 LOB: 2 BB: 1 P: 11	R: 0 E: 0 K: 0 S: 3	H: 0 LOB: 0 BB: 0 P: 3	1B: 4 2B: 0 3B: 0 HR: 2	SF: 0 SAC: 1 DP: 1 HBP: 0	WP: 2 PB: 0 SB: 0 CS: 0	PA: 34					
PITCHER	IP	WLS	BF	H	R	ER	SO	BB	IBB	HBP	BLK	WP	HR	S	P	ERA	WHIP										
John Gelnar, R (1, 1) ERA: 3.75	7.0	L	25	5	3	3	4	0	0	0	0	0	2	33	33	3.86	0.714										
Jim Bouton, R (8, 1) ERA: 3.92	0.2		5	1	1	0	0	1	0	0	1	2	0	4	8	0.00	3.000										
John O'Donoghue, L (8, 1) ERA: 2.72	0.1		1	0	0	0	0	0	0	0	0	0	0	1	1	0.00	0.000										
Fred Talbot, R (9, 1) ERA: 3.19	1.0		3	0	0	0	0	0	0	0	0	0	0	3	3	0.00	0.000										

Minnesota Twins @ Seattle Pilots
Sicks Stadium, Boston, MA
Sun Jul 20 1969, 6:33 AM EDT
Att: 8,287 - Unknown

AB 32
R 4
H 6
RBI 2
BB 1
SO 4
LOB 7



Batter	1	2	3	4	5	6	7	8	9	AB	R	H	RBI	BB	SO	LOB	BOTTOM										
Steve Hovley, L (1, 9) OBP: 0.375, SLG: 0.458	0-0 F9		0-0 1B		0-0 1B			0-0 F3		4	0	2	0	0	0	0											
Gus Gil, R (1, 4) OBP: 0.275, SLG: 0.253	0-0 F8		0-0 1-2 G6-4-3 1B		0-0 F9			0-0 1-3 2B		4	0	2	0	0	0	1											
Tommy Davis, R (1, 7) OBP: 0.284, SLG: 0.329	0-0 F6		0-0 G6-4-3 1-2		0-0 5-3			0-0 1-3		4	0	0	0	0	0	4											
Don Mincher, L (1, 3) OBP: 0.360, SLG: 0.455		0-0 FC5-4 1B		0-0 F7		0-0 4-3		0-0 F8		4	0	1	0	0	0	1											
Wayne Comer, R (1, 8) OBP: 0.347, SLG: 0.384		0-3 K		0-0 F2		0-0 5-3		0-0 F4		4	0	0	0	0	1	1											
Jerry McNertney, R (1, 2) OBP: 0.293, SLG: 0.389		0-0 FC5-4 1B		0-0 1B		0-0 K		0-0 F7		4	0	1	0	0	1	1											
Ron Clark, R (1, 5) OBP: 0.245, SLG: 0.260		0-0 1-2 1B		0-0 1B			0-0 6-3		0-0 1B	4	0	3	0	0	0	0											
Gordy Lund, R (1, 6) OBP: 0.294, SLG: 0.226 Steve Whitsker, L (7, PH) OBP: 0.346, SLG: 0.386 Ray Oyler, R (8, 6) OBP: 0.279, SLG: 0.295 Merritt Ranew, L (9, PH) OBP: 0.339, SLG: 0.288	0-0 P3			0-0 L4			0-3 K		0-0 F4	2	0	0	0	0	0	4											
John Gelnar, R (1, 1) Jim Bouton, R (8, 1) John O'Donoghue, R (8, 1) Fred Talbot, R (9, 1) OBP: 0.296, SLG: 0.333			0-0 F2		0-0 6-3		0-0 P3			3	0	0	0	0	0	0											
Inning Stats	R: 0 E: 0 K: 0 S: 3	H: 0 LOB: 0 BB: 0 P: 3	R: 0 E: 0 K: 1 S: 7	H: 2 LOB: 2 BB: 0 P: 7	R: 0 E: 0 K: 0 S: 4	H: 2 LOB: 1 BB: 0 P: 4	R: 0 E: 0 K: 0 S: 5	H: 2 LOB: 2 BB: 0 P: 5	R: 0 E: 0 K: 1 S: 5	H: 1 LOB: 1 BB: 0 P: 4	R: 0 E: 0 K: 1 S: 5	H: 0 LOB: 0 BB: 0 P: 5	R: 0 E: 0 K: 1 S: 5	H: 0 LOB: 0 BB: 0 P: 5	R: 0 E: 0 K: 0 S: 4	H: 1 LOB: 1 BB: 0 P: 4	R: 0 E: 0 K: 0 S: 4	H: 1 LOB: 1 BB: 0 P: 4	1B: 8 2B: 1 3B: 0 HR: 0	SF: 0 SAC: 0 DP: 1 HBP: 0	WP: 0 PB: 0 SB: 0 CS: 0	PA: 35					
PITCHER	IP	WLS	BF	H	R	ER	SO	BB	IBB	HBP	BLK	WP	HR	S	P	ERA	WHIP										
Jim Perry, R (1, 1) ERA: 3.07	9.0	W	35	9	0	0	3	0	0	0	0	0	0	41	41	0.00	1.000										

Minnesota Twins @ Seattle Pilots
Sicks Stadium, Boston, MA
Sun Jul 20 1969, 6:33 AM EDT
Att: 8,287 - Unknown

AB 35
R 0
H 9
RBI 0
BB 0
SO 3
LOB 13



Batter	1	2	3	4	5	6	7	8	9	AB	R	H	RBI	BB	SO	LOB	TOP								
Ted Uhlhaender, L (1, 7) OBP: 0.340, SLG: 0.357										5	1	3	2	0	1	2									
Rod Carew, L (1, 4) OBP: 0.421, SLG: 0.528										4	1	3	0	0	0	1									
Tony Oliva, L (1, 9) OBP: 0.397, SLG: 0.526										4	0	1	1	0	0	4									
Harmon Killebrew, R (1, 5) OBP: 0.415, SLG: 0.582										4	1	1	2	1	1	3									
Rich Reese, L (1, 3) OBP: 0.353, SLG: 0.531										4	0	0	0	0	1	3									
John Roseboro, L (1, 2) OBP: 0.354, SLG: 0.339										4	0	1	0	0	0	0									
Cesar Tovar, R (1, 8) OBP: 0.302, SLG: 0.371										4	1	2	0	0	0	1									
Leo Cardenas, R (1, 6) OBP: 0.352, SLG: 0.394										2	1	0	0	2	0	0									
Dave Boswell, R (1, 1) Joe Grzenda, R (4, 1) Charlie Manuel, L (5, PH) Bob Miller, R (5, 1) Ron Perranoski, L (7, 1) Graig Nettles, L (8, PH) Al Worthington, R (8, 1)										1	0	0	0	0	1	2									
Inning Stats	R: 0 E: 0 K: 2 S: 9	H: 2 LOB: 2 BB: 0 P: 9	R: 0 E: 0 K: 1 S: 6	H: 1 LOB: 2 BB: 1 P: 10	R: 0 E: 0 K: 0 S: 3	H: 1 LOB: 1 BB: 1 P: 7	R: 0 E: 0 K: 0 S: 3	H: 0 LOB: 0 BB: 0 P: 3	R: 3 E: 0 K: 0 S: 6	H: 3 LOB: 0 BB: 0 P: 6	R: 2 E: 0 K: 0 S: 5	H: 2 LOB: 2 BB: 2 P: 13	R: 0 E: 1 K: 0 S: 4	H: 1 LOB: 2 BB: 0 P: 4	R: 0 E: 0 K: 1 S: 5	H: 0 LOB: 0 BB: 0 P: 5	R: 0 E: 0 K: 0 S: 3	H: 1 LOB: 0 BB: 0 P: 3	1B: 8 2B: 1 3B: 1 HR: 1	SF: 1 SAC: 1 DP: 2 HBP: 0	WP: 0 PB: 0 SB: 2 CS: 0	PA: 40			
PITCHER	IP WLS BF H R ER SO BB IBB HBP BLK WP HR S P ERA WHIP	IP WLS BF H R ER SO BB IBB HBP BLK WP HR S P ERA WHIP	IP WLS BF H R ER SO BB IBB HBP BLK WP HR S P ERA WHIP	IP WLS BF H R ER SO BB IBB HBP BLK WP HR S P ERA WHIP	IP WLS BF H R ER SO BB IBB HBP BLK WP HR S P ERA WHIP	IP WLS BF H R ER SO BB IBB HBP BLK WP HR S P ERA WHIP	IP WLS BF H R ER SO BB IBB HBP BLK WP HR S P ERA WHIP	IP WLS BF H R ER SO BB IBB HBP BLK WP HR S P ERA WHIP	IP WLS BF H R ER SO BB IBB HBP BLK WP HR S P ERA WHIP	IP WLS BF H R ER SO BB IBB HBP BLK WP HR S P ERA WHIP	IP WLS BF H R ER SO BB IBB HBP BLK WP HR S P ERA WHIP	IP WLS BF H R ER SO BB IBB HBP BLK WP HR S P ERA WHIP	IP WLS BF H R ER SO BB IBB HBP BLK WP HR S P ERA WHIP	IP WLS BF H R ER SO BB IBB HBP BLK WP HR S P ERA WHIP	IP WLS BF H R ER SO BB IBB HBP BLK WP HR S P ERA WHIP	IP WLS BF H R ER SO BB IBB HBP BLK WP HR S P ERA WHIP	IP WLS BF H R ER SO BB IBB HBP BLK WP HR S P ERA WHIP	IP WLS BF H R ER SO BB IBB HBP BLK WP HR S P ERA WHIP	IP WLS BF H R ER SO BB IBB HBP BLK WP HR S P ERA WHIP	IP WLS BF H R ER SO BB IBB HBP BLK WP HR S P ERA WHIP	IP WLS BF H R ER SO BB IBB HBP BLK WP HR S P ERA WHIP	IP WLS BF H R ER SO BB IBB HBP BLK WP HR S P ERA WHIP	IP WLS BF H R ER SO BB IBB HBP BLK WP HR S P ERA WHIP	IP WLS BF H R ER SO BB IBB HBP BLK WP HR S P ERA WHIP	
Luis Tiant, R (1, 1) ERA: 4.0	5.0	23	7	3	3	3	2	0	0	0	0	0	0	1	27	35	5.40	1.800							
Mike Paul, L (6, 1) ERA: 3.79	1.0	7	2	2	2	0	1	1	0	0	0	0	0	0	5	13	18.00	3.000							
Ron Law, R (7, 1) ERA: 4.91	3.0	W 10	2	0	0	1	0	0	0	0	0	0	0	0	12	12	0.00	0.667							

Minnesota Twins @ Cleveland Indians
Cleveland Municipal Stadium, Cleveland, OH
Thu Jul 24 1969, 7:05 PM EDT
Att: 5,636 - Cloudy

AB	34
R	5
H	11
RBI	5
BB	4
SO	4
LOB	16

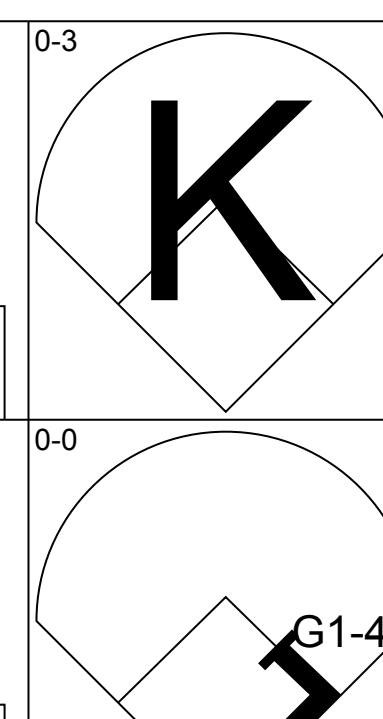
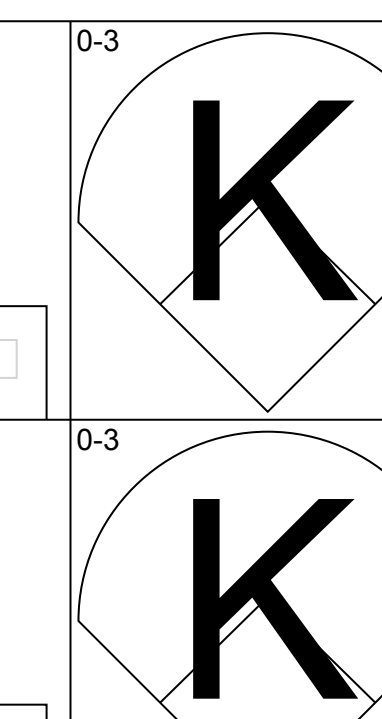
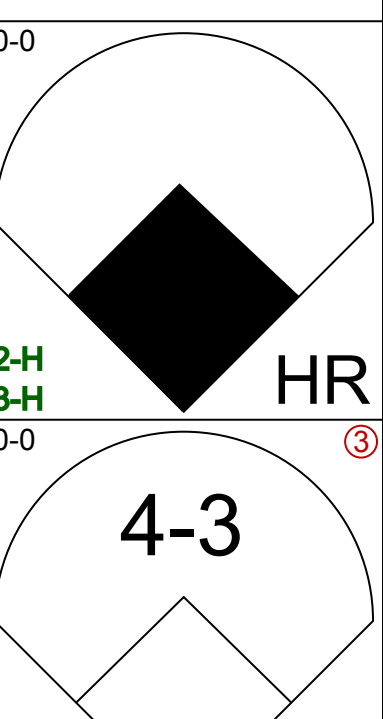
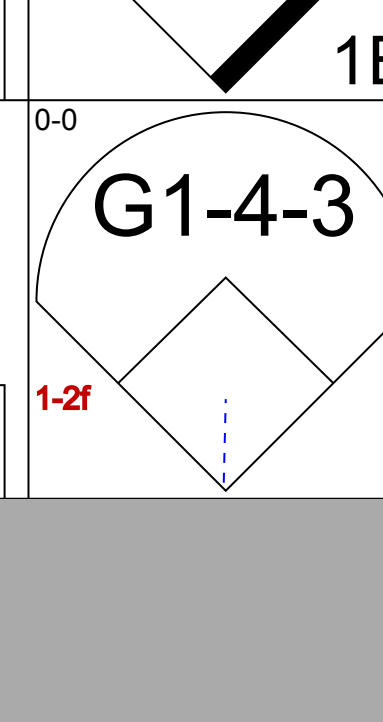



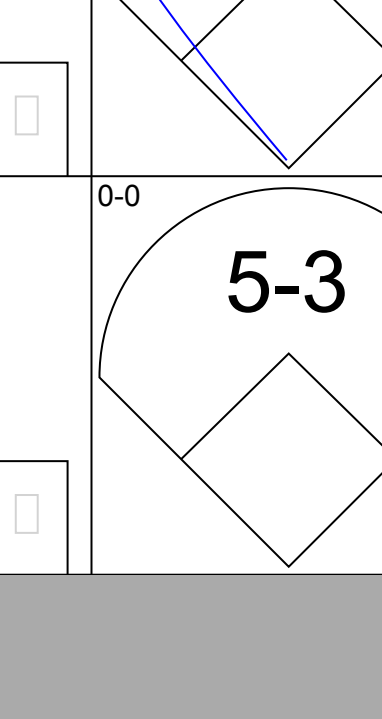
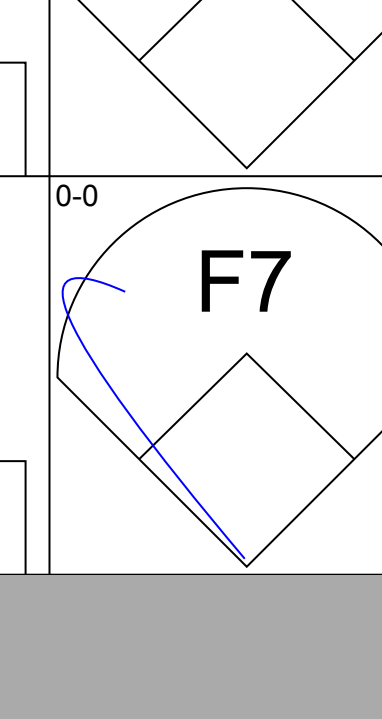
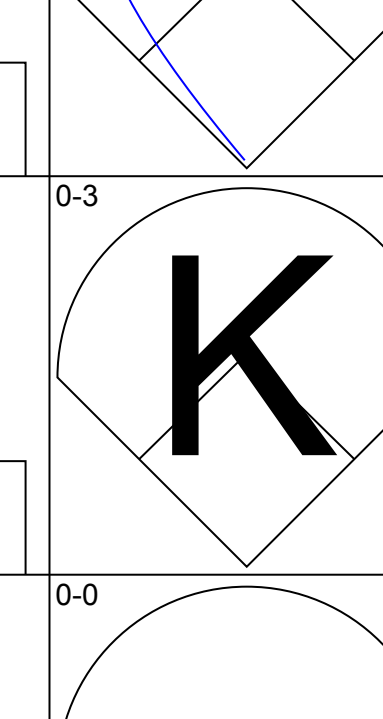

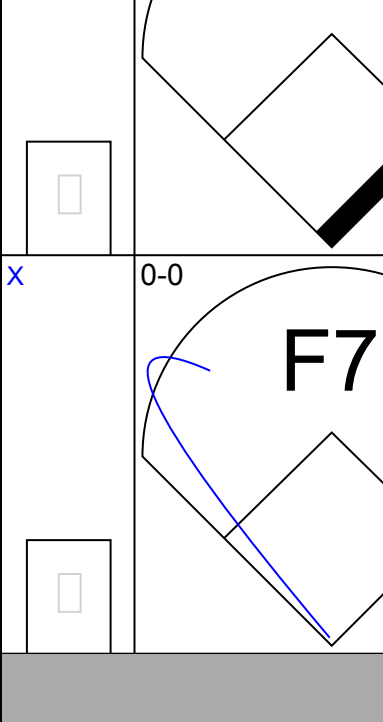





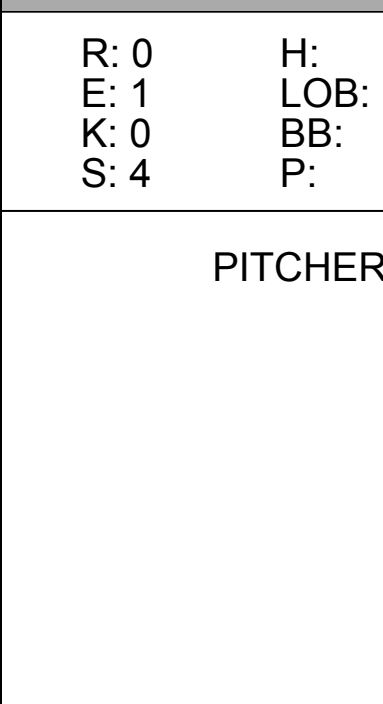
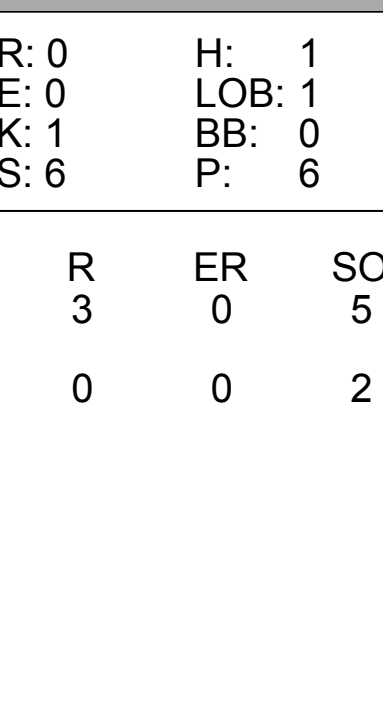
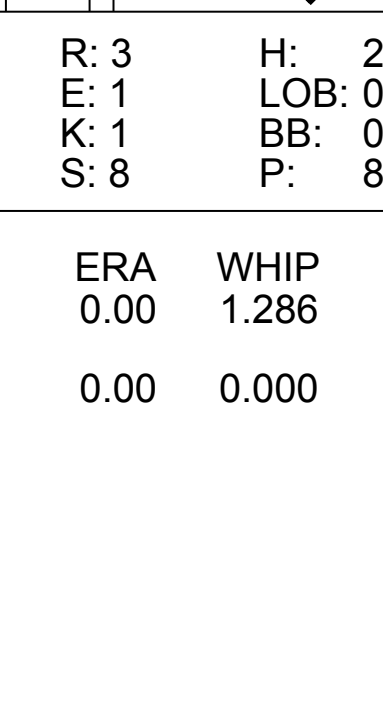

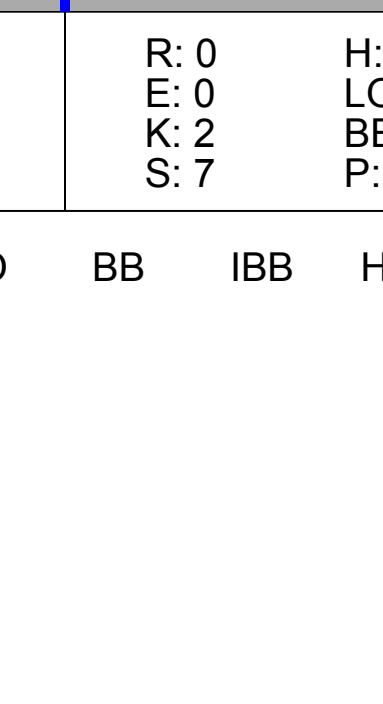

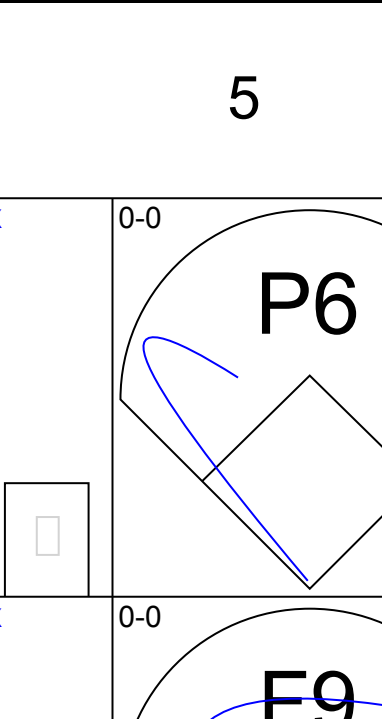
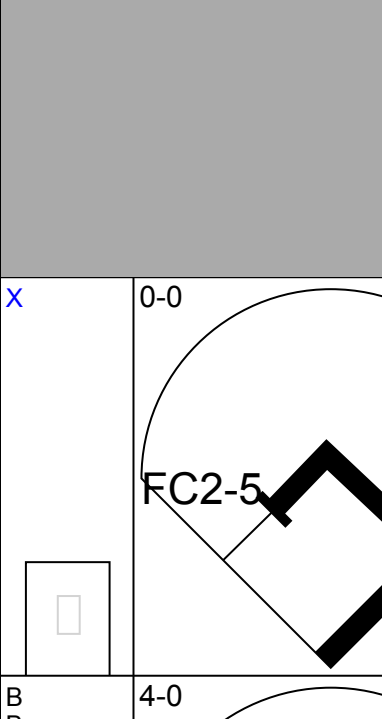

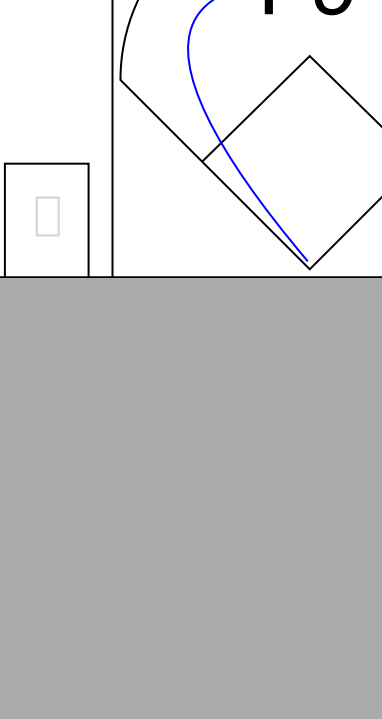
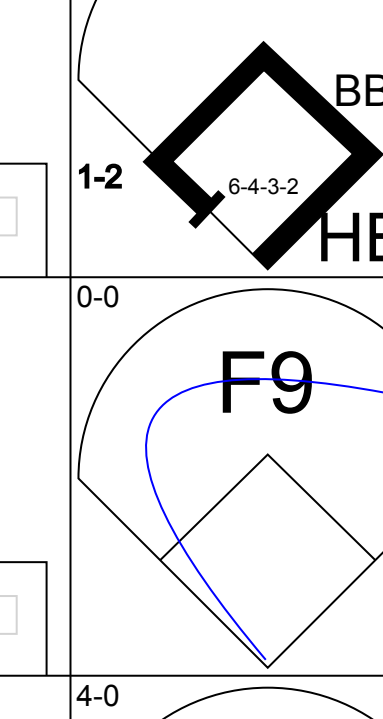


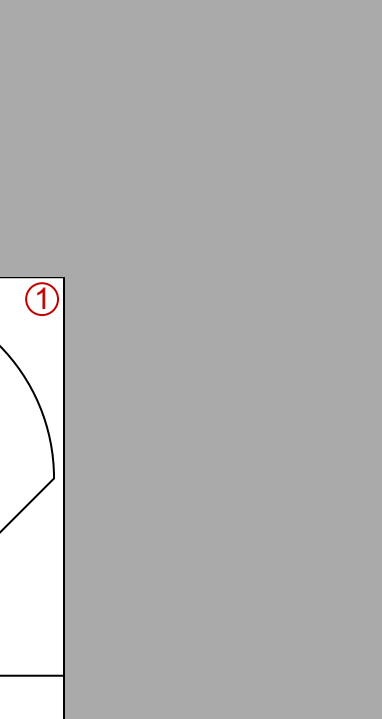
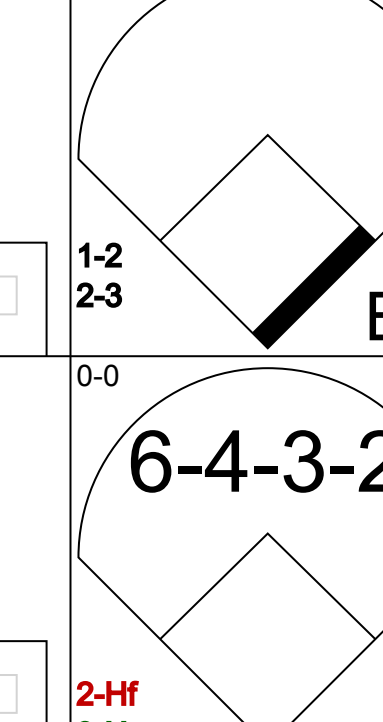

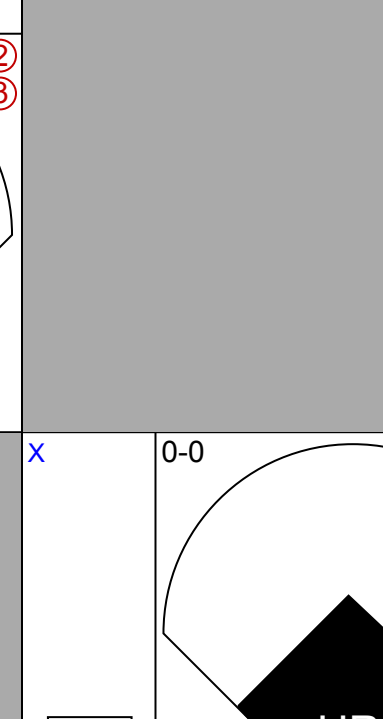


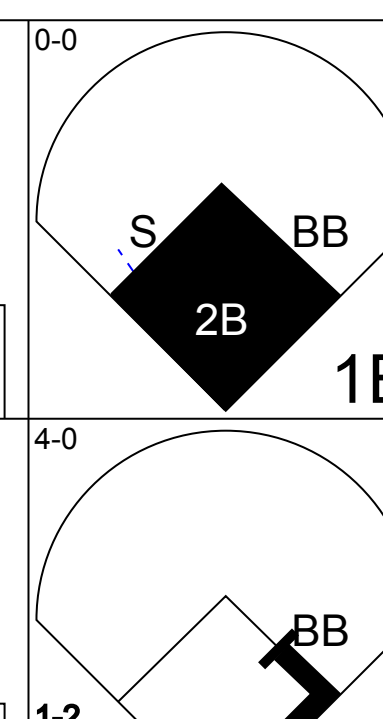
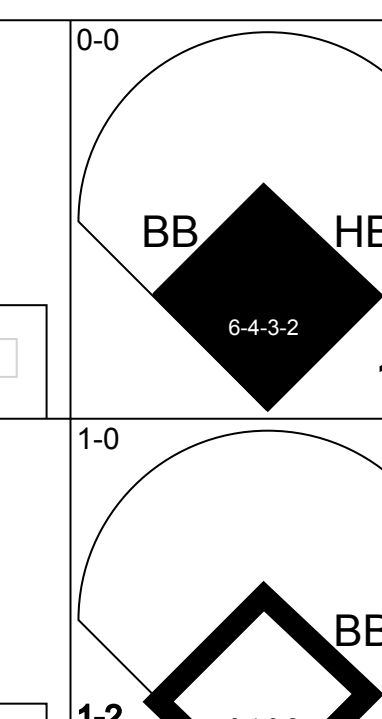
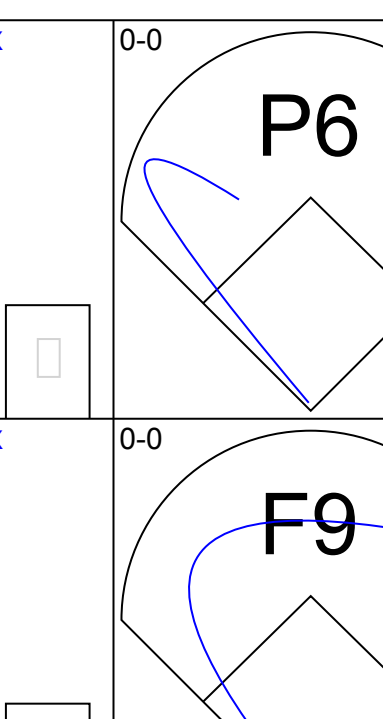
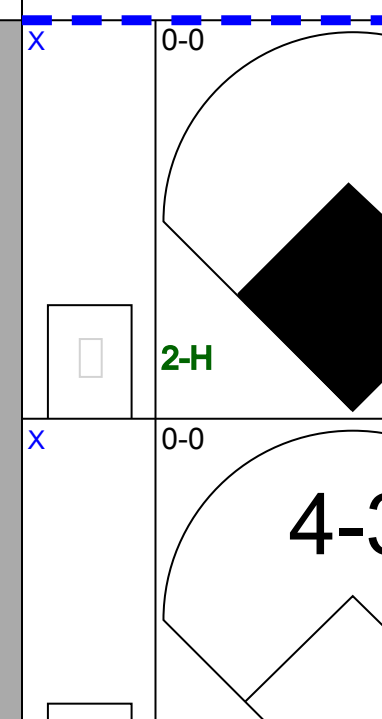
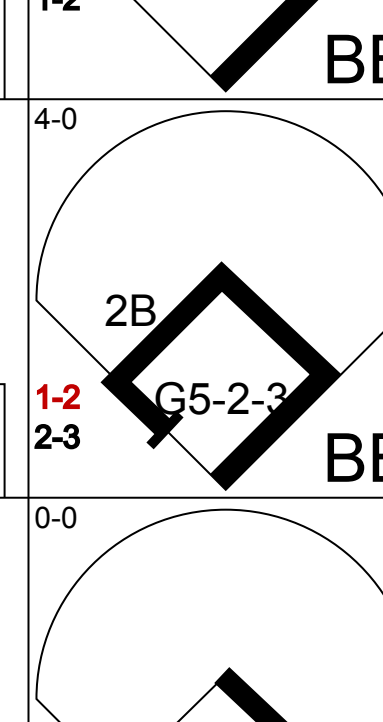
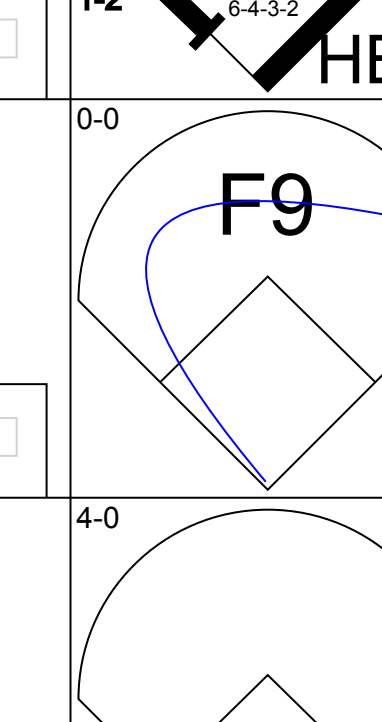


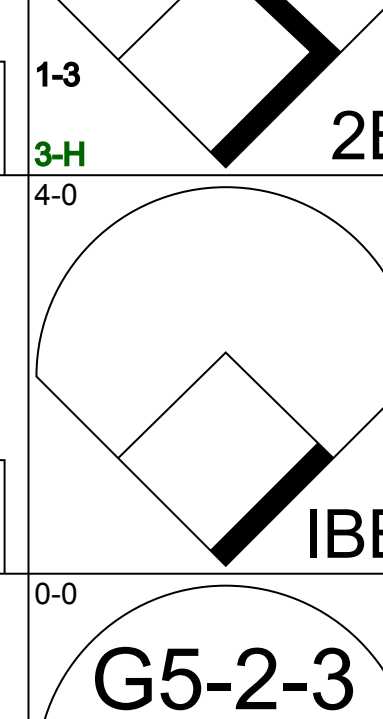
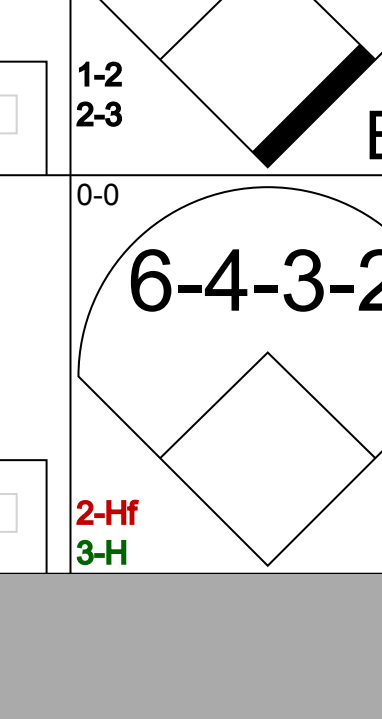
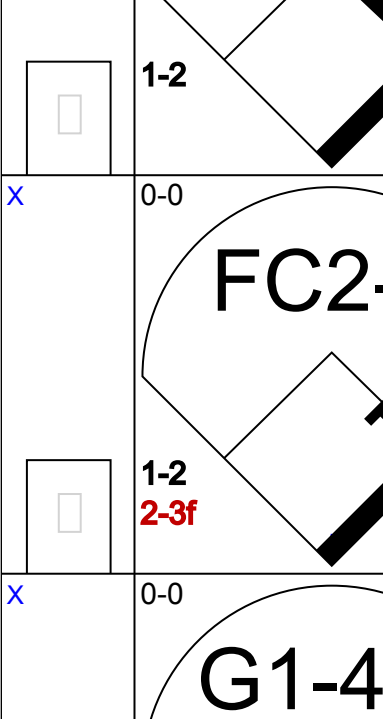
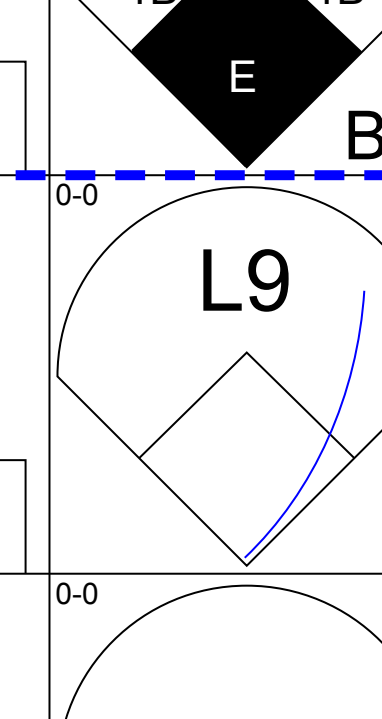
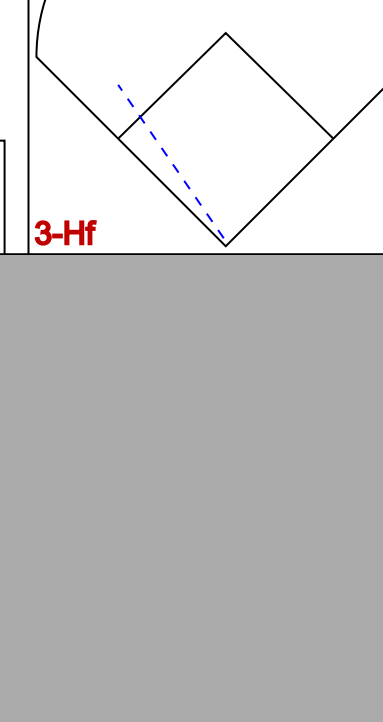

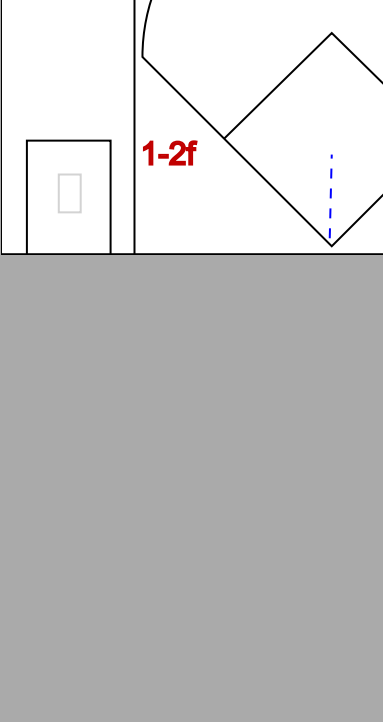
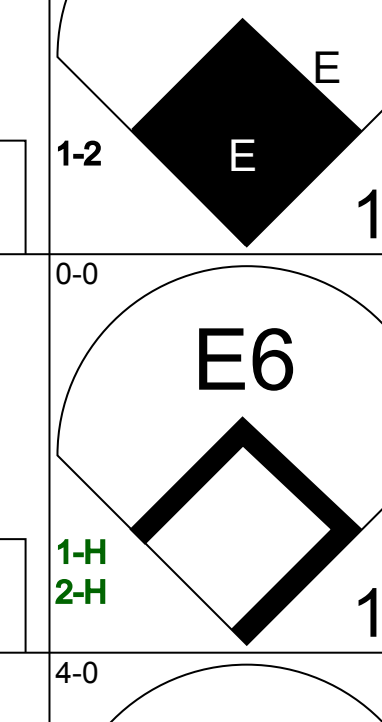


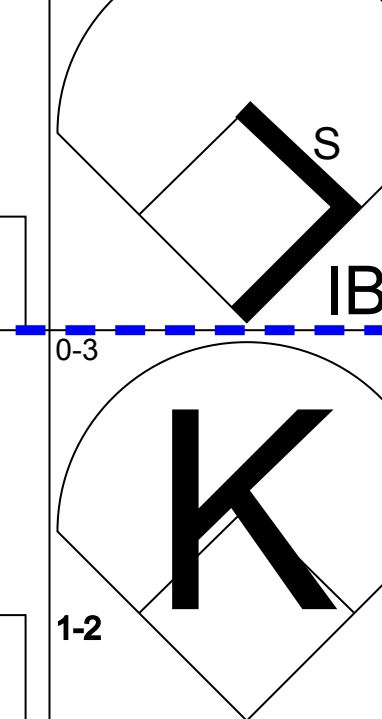
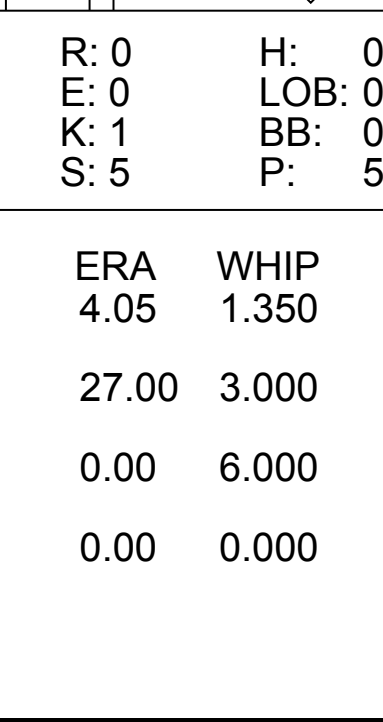
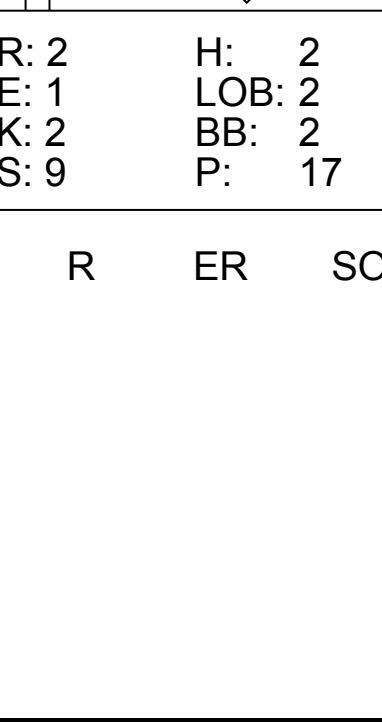
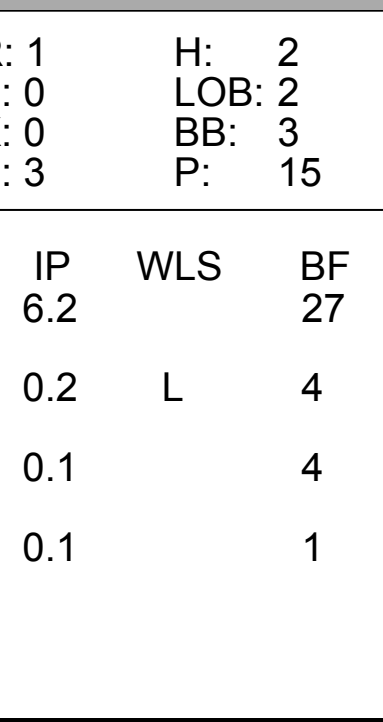
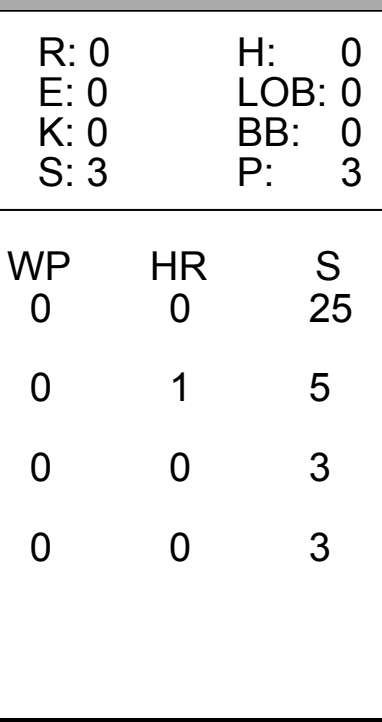
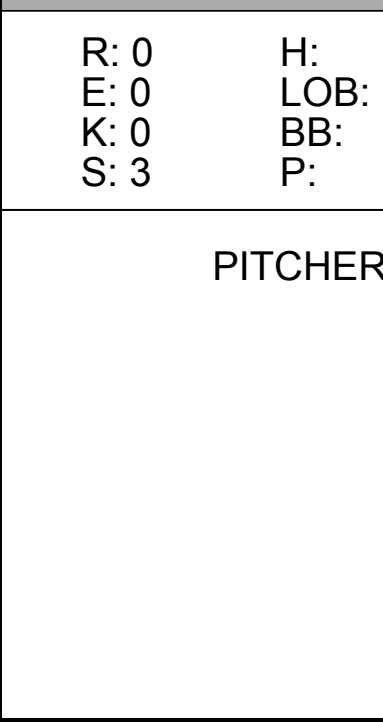
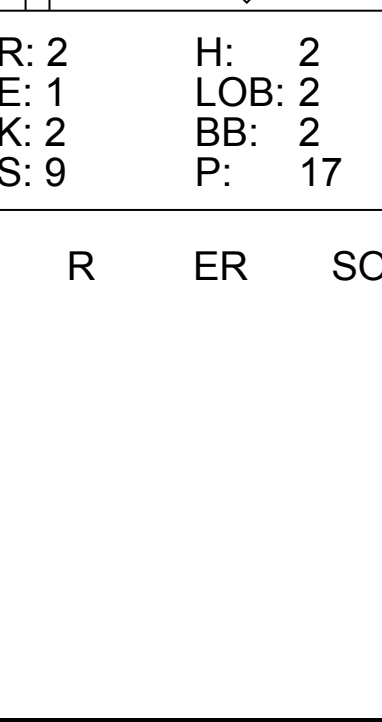
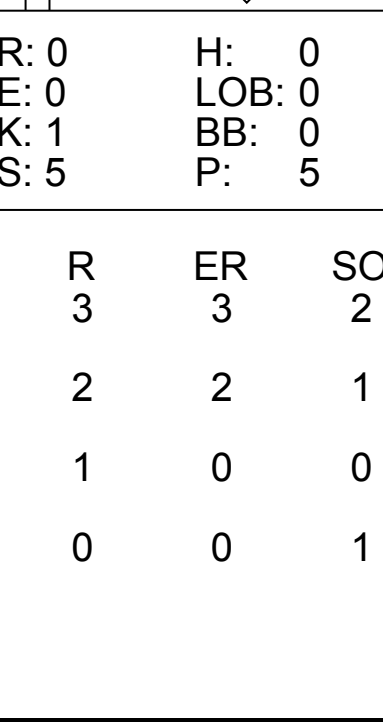
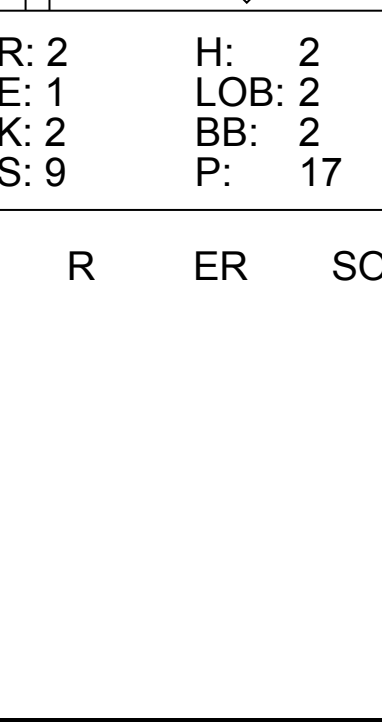
Batter	1	2	3	4	5	6	7	8	9	AB	R	H	RBI	BB	SO	LOB	BOTTOM							
Jose Cardenal, R (1, 8) OBP: 0.292, SLG: 0.313										5	1	1	0	0	0	3								
Russ Snyder, L (1, 7) OBP: 0.317, SLG: 0.309										4	1	2	0	0	1	1								
Ken Harrelson, R (1, 9) OBP: 0.314, SLG: 0.429										4	2	2	2	0	1	1								
Tony Horton, R (1, 3) OBP: 0.318, SLG: 0.474										4	1	3	0	0	0	0								
Duke Sims, L (1, 2) OBP: 0.420, SLG: 0.459										3	0	0	0	1	1	4								
Lou Klimchok, L (1, 5) OBP: 0.311, SLG: 0.412										4	1	2	1	0	0	1								
Davey Nelson, R (1, 4) OBP: 0.125, SLG: 0.125										4	0	0	0	0	1	3								
Vern Fuller, R (9, 4) OBP: 0.292, SLG: 0.333										0	0	0	0	0	0	0								
Eddie Leon, R (1, 6) OBP: 0.292, SLG: 0.238										3	0	1	0	1	1	0								
Luis Tiant, R (1, 1) OBP: 0.302, SLG: 0.480										2	0	1	0	0	0	1								
Richie Scheinblum, S (6, PH) OBP: 0.252, SLG: 0.248										0	0	0	0	0	0	0								
Ron Law, R (7, 1) ERA: 3.27										1	0	0	0	0	0	0								
Inning Stats	R: 0 E: 0 K: 1 S: 7	H: 2 LOB: 2 BB: 0 P: 7	R: 0 E: 0 K: 0 S: 3	H: 0 LOB: 1 BB: 1 P: 7	R: 3 E: 0 K: 1 S: 8	H: 3 LOB: 1 BB: 1 P: 12	R: 0 E: 0 K: 0 S: 4	H: 1 LOB: 1 BB: 0 P: 4	R: 0 E: 0 K: 0 S: 3	H: 1 LOB: 0 BB: 0 P: 3	R: 1 E: 1 K: 0 S: 5	H: 2 LOB: 1 BB: 0 P: 5	R: 2 E: 0 K: 2 S: 10	H: 3 LOB: 1 BB: 0 P: 10	R: 0 E: 0 K: 1 S: 5	H: 0 LOB: 0 BB: 0 P: 5	R: 0 E: 0 K: 1 S: 5	H: 0 LOB: 0 BB: 0 P: 5	1B: 8 2B: 1 3B: 1 HR: 2	SF: 1 SAC: 0 DP: 1 HBP: 0	WP: 2 PB: 0 SB: 0 CS: 1	PA: 38		
PITCHER	IP WLS BF H R ER SO BB IBB HBP BLK WP HR S P ERA WHIP	IP WLS BF H R ER SO BB IBB HBP BLK WP HR S P ERA WHIP	IP WLS BF H R ER SO BB IBB HBP BLK WP HR S P ERA WHIP	IP WLS BF H R ER SO BB IBB HBP BLK WP HR S P ERA WHIP	IP WLS BF H R ER SO BB IBB HBP BLK WP HR S P ERA WHIP	IP WLS BF H R ER SO BB IBB HBP BLK WP HR S P ERA WHIP	IP WLS BF H R ER SO BB IBB HBP BLK WP HR S P ERA WHIP	IP WLS BF H R ER SO BB IBB HBP BLK WP HR S P ERA WHIP	IP WLS BF H R ER SO BB IBB HBP BLK WP HR S P ERA WHIP	IP WLS BF H R ER SO BB IBB HBP BLK WP HR S P ERA WHIP	IP WLS BF H R ER SO BB IBB HBP BLK WP HR S P ERA WHIP	IP WLS BF H R ER SO BB IBB HBP BLK WP HR S P ERA WHIP	IP WLS BF H R ER SO BB IBB HBP BLK WP HR S P ERA WHIP	IP WLS BF H R ER SO BB IBB HBP BLK WP HR S P ERA WHIP	IP WLS BF H R ER SO BB IBB HBP BLK WP HR S P ERA WHIP	IP WLS BF H R ER SO BB IBB HBP BLK WP HR S P ERA WHIP	IP WLS BF H R ER SO BB IBB HBP BLK WP HR S P ERA WHIP	IP WLS BF H R ER SO BB IBB HBP BLK WP HR S P ERA WHIP	IP WLS BF H R ER SO BB IBB HBP BLK WP HR S P ERA WHIP	IP WLS BF H R ER SO BB IBB HBP BLK WP HR S P ERA WHIP	IP WLS BF H R ER SO BB IBB HBP BLK WP HR S P ERA WHIP	IP WLS BF H R ER SO BB IBB HBP BLK WP HR S P ERA WHIP	IP WLS BF H R ER SO BB IBB HBP BLK WP HR S P ERA WHIP	
Dave Boswell, R (1, 1) ERA: 3.22	3.2	19	6	3	3	2	2	0	0	0	0	0	0	0	1	1	7.36	2.182						
Joe Grzenda, L (4, 1) ERA: 4.31	0.1	1	0	0	0	0	0	0	0	0	0	0	0	0	1	1	0.00	0.000						
Bob Miller, R (5, 1) ERA: 3.04	2.1	L 11	5	3	2	1	0	0	0	0	0	0	0	1	13	13	7.71	2.143						
Ron Perranoski, L (7, 1) ERA: 2.02	0.2	3	1	0	0	1	0	0	0	0	0	0	0	5	5	0.00	1.500							
Al Worthington, R (8, 1) ERA: 3.27	1.0	3	0	0	0	1	0	0	0	0	0	0	0	5	5	0.00	0.000							



Minnesota Twins @ Cleveland Indians
Cleveland Municipal Stadium, Cleveland, OH
Thu Jul 24 1969, 7:05 PM EDT
Att: 5,636 - Cloudy

AB	34
R	6
H	12
RBI	4
BB	2
SO	5
LOB	14



Batter	1	2	3	4	5	6	7	8	9	AB	R	H	RBI	BB	SO	LOB	TOP					
Cesar Tovar, R OBP: 0.310, SLG: 0.383 (1, 8)										4	1	2	3	0	2	1	Minnesota Twins @ Cleveland Indians Cleveland Municipal Stadium, Cleveland, OH Sat Jul 26 1969, 3:33 AM EDT Att: 19,044 - Unknown					
Rod Carew, L OBP: 0.420, SLG: 0.528 (1, 4)										4	0	1	0	0	1	2						
Harmon Killebrew, R OBP: 0.410, SLG: 0.566 (1, 3)										4	0	1	0	0	0	1						
Tony Oliva, L OBP: 0.389, SLG: 0.515 (1, 9)										4	0	0	0	0	0	1						
Bob Allison, R OBP: 0.336, SLG: 0.393 (8, PH)										3	0	1	0	0	1	0						
Graig Nettles, L OBP: 0.312, SLG: 0.360 (8, 7)										1	0	0	0	0	0	0						
Leo Cardenas, R OBP: 0.353, SLG: 0.392 (1, 6)										3	0	1	0	1	0	0						
Rick Renick, R OBP: 0.266, SLG: 0.263 (9, PH)										3	1	0	0	0	0	3						
Rich Reese, L OBP: 0.346, SLG: 0.520 (9, PH)										1	0	0	0	0	1	0						
John Roseboro, L OBP: 0.354, SLG: 0.335 (1, 2)										3	0	0	0	1	2	1						
Jim Kaat, L OBP: 0.227, SLG: 0.300 (7, 1)										3	1	1	0	0	0	1						
Bob Miller, R (7, 1)										0	0	0	0	0	0	0						
Joe Grzenda, R (8, 1)										0	0	0	0	0	0	0						
Jerry Crider, R OBP: 0.333, SLG: 0.667 (8, 1)										0	0	0	0	0	0	0						
Inning Stats	R: 0 E: 0 K: 1 S: 5	H: 1 LOB: 0 BB: 0 P: 5	R: 0 E: 0 K: 1 S: 6	H: 1 LOB: 1 BB: 0 P: 6	R: 0 E: 0 K: 2 S: 7	H: 0 LOB: 1 BB: 1 P: 11	R: 0 E: 0 K: 0 S: 3	H: 0 LOB: 0 BB: 0 P: 3	R: 3 E: 1 K: 1 S: 8	H: 2 LOB: 0 BB: 0 P: 8	R: 0 E: 1 K: 0 S: 4	H: 2 LOB: 2 BB: 1 P: 8	R: 0 E: 0 K: 0 S: 4	H: 1 LOB: 0 BB: 0 P: 4	R: 0 E: 0 K: 2 S: 3	H: 0 LOB: 0 BB: 0 P: 3		R: 0 E: 0 K: 2 S: 7	H: 0 LOB: 0 BB: 0 P: 7	1B: 5 2B: 1 3B: 0 HR: 1	SF: 0 SAC: 0 DP: 1 HBP: 0	WP: 0 PB: 0 SB: 0 CS: 1
PITCHER	IP WLS BF H R ER SO BB IBB HBP BLK WP HR S P ERA WHIP																					
Dick Ellsworth, L ERA: 4.42	(1, 1)	7.0 W 29 7 3 0 5 2 0 0 0 0 0 1 37 45 0.00 1.286																				
Stan Williams, R ERA: 4.25	(8, 1)	2.0 S 6 0 0 0 2 0 0 0 0 0 0 0 10 10 0.00 0.000																				

Batter	1	2	3	4	5	6	7	8	9	AB	R	H	RBI	BB	SO	LOB	BOTTOM				
Jose Cardenal, R OBP: 0.299, SLG: 0.329 (1, 8)										4	3	3	2	0	0	0	Minnesota Twins @ Cleveland Indians Cleveland Municipal Stadium, Cleveland, OH Sat Jul 26 1969, 3:33 AM EDT Att: 19,044 - Unknown				
Davey Nelson, R OBP: 0.192, SLG: 0.125 (1, 4)										2	0	0	0	1	0	0					
Ken Harrelson, R OBP: 0.317, SLG: 0.425 (1, 9)										3	0	1	0	1	1	2					
Tony Horton, R OBP: 0.320, SLG: 0.470 (1, 3)										1	1	1	1	3	0	0					
Cap Peterson, R OBP: 0.371, SLG: 0.310 (8, PH)										2	0	0	1	1	0	4					
Russ Snyder, L OBP: 0.307, SLG: 0.297 (8, PH)										0	0	0	0	0	0	0					
Chuck Hinton, R OBP: 0.275, SLG: 0.347 (9, 7)										1	0	0	0	0	0	1					
Larry Brown, R OBP: 0.308, SLG: 0.309 (1, 5)										4	1	1	0	0	0	5					
Eddie Leon, R OBP: 0.300, SLG: 0.259 (1, 6)										4	1	2	0	0	1	0					
Ken Suarez, R OBP: 0.352, SLG: 0.355 (1, 2)										2	0	0	0	1	0	0					
Dick Ellsworth, L OBP: 0.171, SLG: 0.128 (7, PH)										2	0	0	0	0	1	0					
Stan Williams, R OBP: 0.214, SLG: 0.120 (8, 1)										1	0	0	0	0	1	2					
Inning Stats	R: 1 E: 0 K: 0 S: 3	H: 2 LOB: 2 BB: 3 P: 15	R: 0 E: 0 K: 1 S: 5	H: 0 LOB: 0 BB: 0 P: 5	R: 1 E: 0 K: 0 S: 3	H: 1 LOB: 1 BB: 1 P: 8	R: 0 E: 0 K: 0 S: 3	H: 0 LOB: 0 BB: 0 P: 3	R: 0 E: 0 K: 1 S: 5	H: 0 LOB: 0 BB: 0 P: 5	R: 0 E: 0 K: 0 S: 3	H: 1 LOB: 1 BB: 1 P: 7	R: 2 E: 0 K: 0 S: 5	H: 2 LOB: 0 BB: 0 P: 5	R: 2 E: 1 K: 2 S: 9	H: 2 LOB: 2 BB: 2 P: 17		1B: 6 2B: 2 3B: 0 HR: 1	SF: 0 SAC: 1 DP: 3 HBP: 1	WP: 0 PB: 0 SB: 0 CS: 0	PA: 36
PITCHER	IP WLS BF H R ER SO BB IBB HBP BLK WP HR S P ERA WHIP																				
Jim Kaat, L ERA: 2.92	(1, 1)	6.2 L 27 5 3 3 2 4 1 1 0 0 0 1 25 46 27.00 3.000																			
Bob Miller, R ERA: 3.25	(7, 1)	0.2 L 4 1 2 2 1 1 0 0 0 0 0 1 5 9 0.00 6.000																			
Joe Grzenda, L ERA: 4.28	(8, 1)	0.1 4 2 1 0 0 0 1 0 0 0 0 0 3 7 0.00 0.000																			
Jerry Crider, R ERA: 4.63	(8, 1)	0.1 1 0 0 0 1 0 0 0 0 0 0 0 3 3 0.00 0.000																			

Batter	1	2	3	4	5	6	7	8	9	AB	R	H	RBI	BB	SO	LOB	TOP											
Cesar Tovar, R OBP: 0.317, SLG: 0.388 (1, 8) (7, 5) (9, 7)	4-0 BB		0-0 1B SF8		0-0 1B		0-0 1B 2B	4-3		4	2	3	0	1	0	0	Minnesota Twins @ Cleveland Indians Cleveland Municipal Stadium, Cleveland, OH Sun Jul 27 1969, 3:33 AM EDT Att: 11,822 - Unknown AB 35 R 8 H 10 RBI 8 BB 4 SO 5 LOB 18 											
Rod Carew, L OBP: 0.422, SLG: 0.532 (1, 4)	0-0 F8		0-0 1B CS		0-3 K		0-0 1B 2B			5	1	3	1	0	1	2												
Harmon Killebrew, R OBP: 0.410, SLG: 0.569 Ted Uhlaender, L OBP: 0.337, SLG: 0.353 (1, 3) (7, PR) (7, 8)	0-0 F5		0-0 F8			4-0 BB HR	0-0 F8 2B	6-3		3	1	1	2	1	0	3												
Tony Oliva, L OBP: 0.384, SLG: 0.509 (1, 9)	0-0 4-3		0-0 SF8			0-0 P5	0-0 F8		0-0 F7	4	0	0	1	0	0	3												
Bob Allison, R OBP: 0.348, SLG: 0.389 Charlie Manuel, L OBP: 0.356, SLG: 0.341 Frank Quilici, R OBP: 0.261, SLG: 0.277 (1, 7) (9, PH) (9, 5)		0-0 6-3	0-0 CS	4-0 BB G6-4-3		4-0 HR BB	1-0 HBP		0-0 F2	1	1	0	0	2	0	0												
Leo Cardenas, R OBP: 0.353, SLG: 0.399 (1, 6)		0-0 1-3		0-0 F4		0-0 HR	1-0 HBP		0-3 K	4	1	1	3	0	1	1												
George Mitterwald, R OBP: 0.312, SLG: 0.361 Rich Reese, L OBP: 0.345, SLG: 0.518 (1, 2) (7, PH) (7, 3)		0-0 E7 1B		0-0 G6-4-3		0-3 K	0-3 K			3	1	0	0	0	1	1												
Rick Renick, R OBP: 0.269, SLG: 0.267 John Roseboro, L OBP: 0.353, SLG: 0.333 (1, 5) (7, PH) (7, 2)		0-0			0-0 P6	0-3 K	0-0 4-3			3	0	1	1	0	1	0												
Dave Boswell, R OBP: 0.177, SLG: 0.267 Tom Hall, L OBP: 0.174, SLG: 0.217 Jerry Crider, R OBP: 0.375, SLG: 0.625 Al Worthington, R OBP: 0.156, SLG: 0.111 (1, 1) (2, 1) (5, 1) (8, 1) (9, 1)		0-0 5-3			0-0 P1		0-0 1B 1B	0-0 6-3		1	0	0	0	0	0	1												
Inning Stats	R: 0 E: 0 K: 0 S: 3	H: 0 LOB: 1 BB: 1 P: 7	R: 1 E: 1 K: 0 S: 5	H: 1 LOB: 1 BB: 0 P: 5	R: 1 E: 0 K: 0 S: 4	H: 2 LOB: 0 BB: 0 P: 4	R: 0 E: 0 K: 0 S: 2	H: 0 LOB: 0 BB: 1 P: 6	R: 0 E: 0 K: 1 S: 6	H: 1 LOB: 1 BB: 0 P: 6	R: 3 E: 0 K: 2 S: 8	H: 1 LOB: 3 BB: 0 P: 16	R: 3 E: 0 K: 1 S: 9	H: 4 LOB: 3 BB: 0 P: 11	R: 0 E: 0 K: 0 S: 4	H: 1 LOB: 0 BB: 0 P: 4		R: 0 E: 0 K: 1 S: 5	H: 0 LOB: 0 BB: 0 P: 5	1B: 7 2B: 2 3B: 0 HR: 1	SF: 1 SAC: 0 DP: 1 HBP: 2	WP: 0 PB: 0 SB: 1 CS: 1	PA: 43					
PITCHER	IP	WLS	BF	H	R	ER	SO	BB	IBB	HBP	BLK	WP	HR	S	P	ERA		WHIP										
Juan Pizarro, L ERA: 3.35 (1, 1)	5.1		23	4	4	3	1	4	0	0	0	0	0	21	37	5.06		1.500										
Ron Law, R ERA: 6.63 (6, 1)	0.2	L	7	5	4	4	2	0	0	0	0	0	1	11	11	54.00		7.500										
Stan Williams, R ERA: 4.17 (7, 1)	2.0		9	1	0	0	1	0	0	2	0	0	0	9	11	0.00		0.500										
Horacio Pina, R ERA: 4.73 (9, 1)	1.0		3	0	0	0	1	0	0	0	0	0	0	5	5	0.00		0.000										
Batter	1	2	3	4	5	6	7	8	9	AB	R	H	RBI	BB	SO	LOB		BOTTOM										
Jose Cardenal, R OBP: 0.301, SLG: 0.330 (1, 8) (8, 5)	0-0 E6 1B	0-0 1B SF9		0-3 K		0-0 P4		0-0 S 1B		5	1	2	1	0	1	0	Minnesota Twins @ Cleveland Indians Cleveland Municipal Stadium, Cleveland, OH Sun Jul 27 1969, 3:33 AM EDT Att: 11,822 - Unknown AB 37 R 7 H 12 RBI 7 BB 5 SO 12 LOB 18 											
Dave Nelson, R OBP: 0.226, SLG: 0.172 (1, 4)	0-0 1B	0-0 SF9 S 1B		0-3 K		0-0 F2		0-3 K		5	1	2	1	0	2	1												
Ken Harrelson, R OBP: 0.316, SLG: 0.423 (1, 9)	0-3 K	0-0 SF9			0-0 1B K 1B		0-3 K	0-3 K		4	0	1	1	0	3	3												
Tony Horton, R OBP: 0.323, SLG: 0.471 (1, 3)	0-3 K	0-0 K2-6-2 1B			0-0 BB S 1B		4-0 BB		0-3 K	4	0	2	1	1	2	2												
Duke Sims, L OBP: 0.410, SLG: 0.459 Vern Fuller, R OBP: 0.290, SLG: 0.331 (1, 2) (9, PH)	4-0 FC6-4 BB	0-3 K2-6-2			0-3 K		0-0 F2		0-0 6-3	3	0	0	0	1	2	4												
Lou Klimchok, L OBP: 0.302, SLG: 0.397 Larry Brown, R OBP: 0.309, SLG: 0.308 (1, 5) (3, PH)	0-0 FC6-4		0-3 K		4-0 BB		0-0 F8		4-0 FC6-4 BB	1	0	0	0	0	3													
Frank Baker, L (7, PH) (8, 8)	1-2				4-0 IBB					1	0	0	0	1	0	1												
Russ Snyder, L OBP: 0.298, SLG: 0.299 Cap Peterson, R OBP: 0.371, SLG: 0.310 Riche Scheinblum, S OBP: 0.259, SLG: 0.248 (1, 7) (5, PH) (5, PH) (6, 7)		0-0 1B 1B	0-0 5-3		4-0 1B 2-3 BB			0-0 5-3	0-0 FC6-4	2	1	1	0	0	0	0												
Eddie Leon, R OBP: 0.324, SLG: 0.290 (1, 6)		0-0 1B 1B	0-3 K		0-0 F9			0-0 HR 1B		4	2	2	0	0	1	3												
Juan Pizarro, L OBP: 0.263, SLG: 0.235 Ron Law, R (1, 1) (6, 1)		0-0 1B 1B		0-0 F9		0-0 F8		0-0 HR		2	1	1	1	0	0	0												
Stan Williams, R OBP: 0.214, SLG: 0.120 Chuck Hinton, R OBP: 0.284, SLG: 0.395 Horacio Pina, R OBP: 0.500, SLG: 0.500 (7, 1) (8, PH) (9, 1)		1-2 1B 1B								0	0	0	0	0	0	0												
Inning Stats	R: 0 E: 1 K: 2 S: 9	H: 1 LOB: 3 BB: 1 P: 13	R: 5 E: 0 K: 1 S: 10	H: 6 LOB: 1 BB: 0 P: 10	R: 0 E: 0 K: 2 S: 7	H: 0 LOB: 0 BB: 0 P: 7	R: 0 E: 0 K: 2 S: 7	H: 0 LOB: 3 BB: 2 P: 14	R: 0 E: 0 K: 0 S: 3	H: 0 LOB: 0 BB: 0 P: 3	R: 0 E: 0 K: 1 S: 5	H: 0 LOB: 1 BB: 1 P: 9	R: 0 E: 0 K: 2 S: 10	H: 3 LOB: 1 BB: 0 P: 10	R: 0 E: 0 K: 1 S: 5	H: 0 LOB: 1 BB: 1 P: 9		1B: 11 2B: 1 3B: 0 HR: 1	SF: 1 SAC: 0 DP: 1 HBP: 0	WP: 0 PB: 0 SB: 3 CS: 0	PA: 43							
PITCHER	IP	WLS	BF	H	R	ER	SO	BB	IBB	HBP	BLK	WP	HR	S	P	ERA		WHIP										
Dave Boswell, R ERA: 3.47 (1, 1)	1.1		13	7	5	5	2	1	0	0	0	0	0	16	20	33.75		6.000										
Tom Hall, L ERA: 4.32 (2, 1)	3.1		11	2	0	0	6	0	1	0	0	0	0	22	26	0.00		0.600										
Jerry Crider, R ERA: 4.85 (5, 1)	2.2	W	12	2	2	2	1	2	0	0	0	0	1	12	20	6.75		1.500										
Al Worthington, R ERA: 3.35 (8, 1)	1.0		4	1	0	0	3	0	0	0	0	0	0	10	10	0.00	1.000											
Ron Perranoski, L ERA: 1.65 (9, 1)	0.2	S	3	0	0	0	0	1	0	0	0	0	0	2	6	0.00	1.500											

Batter	1	2	3	4	5	6	7	8	9	AB	R	H	RBI	BB	SO	LOB	TOP									
Mickey Stanley, R OBP: 0.296, SLG: 0.329 (1, 6)	F9		4-3		F8			1B	FC5 1B 1-2 BB	4	0	1	0	1	0	1										
Jim Northrup, L OBP: 0.347, SLG: 0.476 Dick Tracewski, R OBP: 0.338, SLG: 0.196 (3, 6)	4-3		2B		P6			1B	1B	2	0	1	0	0	0	0										
Al Kaline, R OBP: 0.344, SLG: 0.433 (1, 9)	K		L9		HBP			L7	FC5 2-3	4	0	0	0	0	1	6										
Norm Cash, L OBP: 0.361, SLG: 0.423 (1, 3)		E4 1B		F8				3-1		4	0	0	0	0	0	3										
Willie Horton, R OBP: 0.320, SLG: 0.444 (1, 7)	P4			F8					1B 1B	4	1	1	0	0	0	2										
Tom Matchick, L OBP: 0.291, SLG: 0.292 (1, 4)	K			F7				L9	F8 1B FC4-6 1B	4	1	1	0	0	1	1										
Jim Price, R OBP: 0.348, SLG: 0.578 (1, 2)		1B						5-3	FC4-6 1B 1-2 2-H	4	0	3	1	0	0	0										
Don Wert, R OBP: 0.284, SLG: 0.338 (1, 5)	F9			L7				4-3	F8 2-3	4	0	0	0	0	0	5										
Mickey Lolich, S OBP: 0.175, SLG: 0.115 Ike Brown, R OBP: 0.310, SLG: 0.284 Daryl Patterson, L OBP: 0.310, SLG: 0.284 Gates Brown, L OBP: 0.238, SLG: 0.254 (8, PH)			K		K			F9	FC4-6 1B BB 1-2 3-H	2	0	0	0	0	2	1										
Inning Stats	R: 0 E: 0 K: 1 S: 5	H: 0 LOB: 0 BB: 0 P: 5	R: 0 E: 1 K: 1 S: 7	H: 1 LOB: 2 BB: 0 P: 7	R: 0 E: 0 K: 1 S: 6	H: 1 LOB: 1 BB: 0 P: 6	R: 0 E: 0 K: 0 S: 3	H: 0 LOB: 0 BB: 0 P: 3	R: 0 E: 0 K: 1 S: 6	H: 1 LOB: 1 BB: 0 P: 6	R: 0 E: 0 K: 0 S: 3	H: 0 LOB: 1 BB: 0 P: 4	R: 0 E: 0 K: 0 S: 3	H: 0 LOB: 0 BB: 0 P: 3	R: 0 E: 0 K: 0 S: 5	H: 2 LOB: 2 BB: 0 P: 5	R: 2 E: 0 K: 0 S: 7	H: 4 LOB: 3 BB: 1 P: 11	1B: 8 2B: 1 3B: 0 HR: 0	SF: 0 SAC: 0 DP: 0 HBP: 1	WP: 0 PB: 0 SB: 0 CS: 0	PA: 39				
PITCHER	IP	WLS	BF	H	R	ER	SO	BB	IBB	HBP	BLK	WP	HR	S	P	ERA	WHIP									
Jim Perry, R ERA: 2.89 Al Worthington, R ERA: 3.25	(1, 1)	8.0	W	34	8	2	2	4	0	0	1	0	0	0	41	42	2.25	1.000								

Detroit Tigers @ Minnesota Twins
Metropolitan Stadium, Bloomington, MI
Tue Jul 29 1969, 8:05 PM EDT
Unknown - 56 F

AB 37
R 2
H 9
RBI 2
BB 1
SO 4
LOB 20



Batter	1	2	3	4	5	6	7	8	9	AB	R	H	RBI	BB	SO	LOB	BOTTOM									
Cesar Tovar, R OBP: 0.319, SLG: 0.389 (1, 8)	4-3		1-3 2B 1B		HR 1B			L8		4	2	2	0	0	0	1										
Rod Carew, L OBP: 0.420, SLG: 0.538 (1, 4)	4-3		1-3 1-2 2-3		HR			G4-6-3 1-2		4	1	1	2	0	0	3										
Harmon Killebrew, R OBP: 0.411, SLG: 0.566 Ted Uhlender, L OBP: 0.337, SLG: 0.353 (9, 7)	CS BB		2B 4-3 IBB		6-3			P3		2	1	0	0	2	0	0										
Tony Oliva, L OBP: 0.386, SLG: 0.511 (1, 9)	CS	1-3	4-3 1-3 2-H 3-H		K			BB BB		3	0	1	2	1	1	0										
Bob Allison, R OBP: 0.341, SLG: 0.379 Rich Reese, L OBP: 0.347, SLG: 0.518 (8, PH)		F7	4-3		F2			BB BB		3	0	0	1	0	0	1										
Leo Cardenas, R OBP: 0.352, SLG: 0.396 (1, 6)		HBP	K		1-3			L7		3	0	0	0	0	1	3										
George Mitterwald, R OBP: 0.322, SLG: 0.375 (1, 2)		BB BB		L9		G6-3 BB		F3		2	0	0	0	2	0	2										
Rick Renick, R OBP: 0.257, SLG: 0.254 (1, 5)		F8		5-3		G6-3 1-2				3	0	0	0	0	0	3										
Jim Perry, S OBP: 0.255, SLG: 0.275 Al Worthington, R ERA: 2.81 (9, 1)			1-3 2B 1B		K			G4-6-3 HBP		2	1	1	0	0	1	0										
Inning Stats	R: 0 E: 0 K: 0 S: 2	H: 0 LOB: 1 BB: 1 P: 6	R: 0 E: 0 K: 0 S: 3	H: 0 LOB: 2 BB: 1 P: 8	R: 3 E: 0 K: 1 S: 8	H: 3 LOB: 1 BB: 1 P: 12	R: 0 E: 0 K: 1 S: 5	H: 0 LOB: 0 BB: 0 P: 5	R: 2 E: 0 K: 1 S: 7	H: 2 LOB: 0 BB: 0 P: 7	R: 0 E: 0 K: 0 S: 2	H: 0 LOB: 1 BB: 1 P: 6	R: 0 E: 0 K: 0 S: 2	H: 0 LOB: 0 BB: 0 P: 3	R: 0 E: 0 K: 0 S: 3	H: 0 LOB: 2 BB: 2 P: 11	1B: 3 2B: 1 3B: 0 HR: 1	SF: 0 SAC: 0 DP: 2 HBP: 2	WP: 0 PB: 0 SB: 0 CS: 1	PA: 35						
PITCHER	IP	WLS	BF	H	R	ER	SO	BB	IBB	HBP	BLK	WP	HR	S	P	ERA	WHIP									
Mickey Lolich, L ERA: 2.77 Daryl Patterson, R ERA: 2.81	(1, 1)	7.0	L	29	5	5	5	3	3	1	2	0	0	0	3	11	0.00	2.000								

Detroit Tigers @ Minnesota Twins
Metropolitan Stadium, Bloomington, MI
Tue Jul 29 1969, 8:05 PM EDT
Unknown - 56 F

AB 26
R 5
H 5
RBI 5
BB 6
SO 3
LOB 13



Batter	1	2	3	4	5	6	7	8	9	AB	R	H	RBI	BB	SO	LOB	TOP										
Mickey Stanley, R (1, 8) OBP: 0.297, SLG: 0.330	4-3		2B		6-3		1B		F9	5	1	2	0	0	0	1											
Tom Matchick, L (1, 4) OBP: 0.294, SLG: 0.303	4-3		4-3			K	4-3		FC6-4	5	0	2	1	0	1	2											
Gates Brown, L (1, 7) OBP: 0.265, SLG: 0.270	4-3		4-3			1B	FC5-4	1B	HR	4	2	2	0	1	1	2											
Norm Cash, L (1, 3) OBP: 0.363, SLG: 0.434	4-3		4-3			FC5-4	1B		HR	4	1	2	2	0	0	3											
Willie Horton, R (1, 9) OBP: 0.319, SLG: 0.442	1-3				K		FC5-4		F9	4	0	1	0	0	1	2											
Jim Price, R (1, 2) OBP: 0.345, SLG: 0.566					K		FC5-4		5-3	4	0	1	1	0	1	2											
Don Wert, R (1, 5) OBP: 0.284, SLG: 0.351			8-3		5-3		F8		HR	4	1	1	1	0	0	3											
Dick Tracewski, R (1, 6) OBP: 0.320, SLG: 0.183			K				F9		5-3	4	0	0	0	0	1	0											
Denny McLain, R (1, 1) OBP: 0.213, SLG: 0.181							6-3			2	0	0	0	0	1	0											
John Hiller, R (5, 1) OBP: 0.333, SLG: 0.286										0	0	0	0	0	0	0											
Ike Brown, R (7, PH) OBP: 0.307, SLG: 0.281										1	0	0	0	0	0	0											
Pat Dobson, R (7, 1) OBP: 0.105, SLG: 0.158										0	0	0	0	0	0	0											
Dave Campbell, R (9, PH) OBP: 0.167, SLG: 0.074									FC6-4	1	0	1	0	0	0	0											
Inning Stats	R: 0 E: 0 K: 0 S: 5	H: 2 LOB: 2 BB: 0 P: 5	R: 0 E: 0 K: 1 S: 5	H: 1 LOB: 0 BB: 0 P: 5	R: 1 E: 0 K: 1 S: 7	H: 2 LOB: 1 BB: 0 P: 7	R: 0 E: 0 K: 2 S: 7	H: 0 LOB: 0 BB: 0 P: 7	R: 0 E: 0 K: 0 S: 3	H: 0 LOB: 0 BB: 0 P: 3	R: 1 E: 0 K: 1 S: 8	H: 3 LOB: 2 BB: 0 P: 8	R: 0 E: 0 K: 0 S: 4	H: 1 LOB: 1 BB: 0 P: 4	R: 3 E: 0 K: 0 S: 5	H: 2 LOB: 0 BB: 1 P: 9	R: 0 E: 0 K: 1 S: 6	H: 1 LOB: 1 BB: 0 P: 6	1B: 9 2B: 2 3B: 0 HR: 2	SF: 0 SAC: 0 DP: 1 HBP: 0	WP: 0 PA: 39 PB: 0 SB: 0 CS: 0						
PITCHER	IP	WLS	BF	H	R	ER	SO	BB	IBB	HBP	BLK	WP	HR	S	P	ERA	WHIP										
Bob Miller, R (1, 1) ERA: 3.5	7.2	W	34	11	5	5	5	1	0	0	0	0	2	43	47	5.87	1.565										
Ron Perranoski, L (8, 1) ERA: 1.82	1.1	S	5	1	0	0	1	0	0	0	0	0	0	7	7	0.00	0.750										

Detroit Tigers @ Minnesota Twins
Metropolitan Stadium, Bloomington, MI
Tue Jul 29 1969, 8:05 PM EDT
Att: 38,441 - Unknown

AB 38
R 5
H 12
RBI 5
BB 1
SO 6
LOB 15



Batter	1	2	3	4	5	6	7	8	9	AB	R	H	RBI	BB	SO	LOB	BOTTOM										
Ted Uhlhaender, L (1, 7) OBP: 0.338, SLG: 0.359	E7	FC1-2		4-3			L8			5	2	2	2	0	0	3											
Rod Carew, L (1, 4) OBP: 0.423, SLG: 0.539	F6	F9								5	1	3	1	0	0	3											
Tony Oliva, L (1, 9) OBP: 0.386, SLG: 0.516	4-3									4	1	1	2	1	0	2											
Harmon Killebrew, R (1, 5) OBP: 0.414, SLG: 0.578										3	3	2	2	1	1	0											
Frank Quilici, R (7, 5) OBP: 0.259, SLG: 0.275										1	0	0	0	0	0	2											
Rich Reese, L (1, 3) OBP: 0.352, SLG: 0.524	E7									5	1	3	1	0	0	0											
John Roseboro, L (1, 2) OBP: 0.350, SLG: 0.335	G3									5	1	1	0	0	3	4											
Cesar Tovar, R (1, 8) OBP: 0.324, SLG: 0.390										4	1	2	1	1	0	1											
Leo Cardenas, R (1, 6) OBP: 0.356, SLG: 0.399										4	1	3	2	0	0	1											
Bob Miller, R (1, 1) ERA: 2.72										4	0	0	0	0	2	5											
Ron Perranoski, L (8, 1) ERA: 4.54										0	0	0	0	0	0	0											
Inning Stats	R: 2 E: 2 K: 0 S: 6	H: 3 LOB: 1 BB: 0 P: 6	R: 0 E: 0 K: 1 S: 7	H: 2 LOB: 2 BB: 0 P: 7	R: 0 E: 0 K: 1 S: 5	H: 0 LOB: 0 BB: 0 P: 5	R: 1 E: 0 K: 0 S: 5	H: 2 LOB: 1 BB: 0 P: 5	R: 1 E: 0 K: 2 S: 13	H: 6 LOB: 1 BB: 2 P: 21	R: 1 E: 1 K: 1 S: 7	H: 3 LOB: 2 BB: 0 P: 7	R: 0 E: 0 K: 0 S: 4	H: 1 LOB: 2 BB: 1 P: 8	R: 0 E: 0 K: 1 S: 5	H: 0 LOB: 0 BB: 0 P: 5	1B: 11 2B: 3 3B: 1 HR: 2	SF: 0 SAC: 0 DP: 0 HBP: 0	WP: 1 PA: 43 PB: 0 SB: 0 CS: 0								
PITCHER	IP	WLS	BF	H	R	ER	SO	BB	IBB	HBP	BLK	WP	HR	S	P	ERA	WHIP										
Denny McLain, R (1, 1) ERA: 4.35	4.1	L	26	11	9	9	3	1	1	0	0	1	1	13	13	10.80	3.000										
John Hiller, L (5, 1) ERA: 4.54	1.2		9	5	2	2	2	0	0	0	0	0	0	9	13	0.00	1.000										
Pat Dobson, R (7, 1) ERA: 4.35	2.0		8	1	0	0	1	1	0	0	0	0	0	9	13	0.00	1.000										

Detroit Tigers @ Minnesota Twins
Metropolitan Stadium, Bloomington, MI
Tue Jul 29 1969, 8:05 PM EDT
Att: 38,441 - Unknown

AB 40
R 11
H 17
RBI 11
BB 3
SO 6
LOB 21



Batter	1	2	3	4	5	6	7	8	9	AB	R	H	RBI	BB	SO	LOB	TOP			
Mickey Stanley, R (1, 8) OBP: 0.299, SLG: 0.329	5-3	K						FC3-6 1B	5-3	4	0	1	0	1	1	3				
Tom Matchick, L (1, 4) OBP: 0.293, SLG: 0.297	K2-4-2 BB		F6					FC3-6 1B E		3	1	0	0	1	1	2				
Al Kaline, R (1, 9) OBP: 0.345, SLG: 0.434	K2-4-2 1-2		K					E 1B		4	1	2	0	0	2	1				
Willie Horton, R (1, 7) OBP: 0.319, SLG: 0.439		K	K					E5 1B		4	0	1	0	0	2	1				
Norm Cash, L (1, 3) OBP: 0.364, SLG: 0.431		2B E HBP						4-3 1B		2	1	0	0	1	1	1				
Jim Price, R (1, 2) OBP: 0.341, SLG: 0.564		E 1-3 2B						BB		4	0	1	0	0	1	3				
Don Wert, R (1, 5) OBP: 0.283, SLG: 0.346		E BB						L8		3	0	0	0	1	0	2				
Dick Tracewski, R (1, 6) OBP: 0.304, SLG: 0.172		E5 1-2 2-3 3-H						L9		4	0	0	1	0	0	2				
Earl Wilson, R (1, 1) OBP: 0.213, SLG: 0.113								L1		3	0	0	0	0	2	3				
Don McMahon, R (8, 1)								K		1	0	0	0	0	1	0				
Inning Stats	R: 0 E: 0 K: 1 S: 4	H: 0 LOB: 1 BB: 1 P: 8	R: 1 E: 1 K: 2 S: 9	H: 1 LOB: 3 BB: 1 P: 14	R: 0 E: 0 K: 2 S: 7	H: 0 LOB: 0 BB: 0 P: 7	R: 0 E: 0 K: 2 S: 7	H: 0 LOB: 0 BB: 0 P: 7	R: 0 E: 0 K: 0 S: 4	H: 1 LOB: 1 BB: 0 P: 4	R: 0 E: 0 K: 1 S: 5	H: 0 LOB: 0 BB: 0 P: 5	R: 2 E: 1 K: 0 S: 6	H: 3 LOB: 2 BB: 1 P: 10	R: 0 E: 0 K: 1 S: 5	H: 0 LOB: 0 BB: 0 P: 5	1B: 4 2B: 2 3B: 0 HR: 0	SF: 0 SAC: 0 DP: 1 HBP: 1	WP: 0 PB: 0 SB: 0 CS: 0	PA: 37
PITCHER Jim Kaat, L (1, 1) ERA: 2.92	IP: 9.0 WLS: L BF: 37 H: 5 R: 3 ER: 3 SO: 11 BB: 4 IBB: 0 HBP: 1 BLK: 0 WP: 0 HR: 0 S: 54 P: 71 ERA: 3.00 WHIP: 1.000																			

Detroit Tigers @ Minnesota Twins
Metropolitan Stadium, Bloomington, MI
Wed Jul 30 1969, 8:05 PM EDT
Att: 18,867 - Cloudy - 75 F

AB	32
R	3
H	5
RBI	1
BB	4
SO	11
LOB	18



Batter	1	2	3	4	5	6	7	8	9	AB	R	H	RBI	BB	SO	LOB	BOTTOM			
Ted Uhlhaender, L (1, 7) OBP: 0.334, SLG: 0.355	1-3		1-3							4	0	0	0	0	0	3				
Rod Carew, L (1, 4) OBP: 0.424, SLG: 0.537	G6-3 1B		L4					E6 2B		3	1	1	0	1	0	1				
Tony Oliva, L (1, 9) OBP: 0.387, SLG: 0.518	G6-3 1-2							FC4-6 WP 2B		4	0	2	1	0	0	2				
Harmon Killebrew, R (1, 5) OBP: 0.413, SLG: 0.577		4-3 2B						F8		4	0	1	0	0	0	3				
Rich Reese, L (1, 3) OBP: 0.351, SLG: 0.518		4-3 2-3						L4		3	0	0	0	1	0	3				
Cesar Tovar, R (1, 8) OBP: 0.320, SLG: 0.386		5-3						L4		4	0	0	0	0	0	5				
Leo Cardenas, R (1, 6) OBP: 0.353, SLG: 0.395		6-3						5-3		4	0	0	0	0	1	1				
George Mitterwald, R (1, 2) OBP: 0.322, SLG: 0.382										3	0	1	0	0	0	0				
Charlie Manuel (8, PH) OBP: 0.354, SLG: 0.338			P5							1	0	0	0	0	1	0				
Jim Kaat, L (1, 1) OBP: 0.246, SLG: 0.333										3	0	2	0	0	1	1				
Graig Nettles, L (8, PH) OBP: 0.310, SLG: 0.358										1	0	0	0	0	0	0				
Inning Stats	R: 0 E: 0 K: 0 S: 3	H: 1 LOB: 0 BB: 0 P: 3	R: 0 E: 0 K: 0 S: 4	H: 1 LOB: 1 BB: 0 P: 4	R: 0 E: 0 K: 0 S: 4	H: 1 LOB: 1 BB: 0 P: 4	R: 0 E: 0 K: 0 S: 4	H: 1 LOB: 1 BB: 0 P: 4	R: 0 E: 0 K: 1 S: 6	H: 0 LOB: 2 BB: 2 P: 11	R: 0 E: 0 K: 0 S: 4	H: 1 LOB: 1 BB: 0 P: 4	R: 1 E: 1 K: 0 S: 5	H: 1 LOB: 1 BB: 0 P: 5	R: 0 E: 0 K: 2 S: 7	H: 0 LOB: 0 BB: 0 P: 7	1B: 3 2B: 4 3B: 0 HR: 0	SF: 0 SAC: 0 DP: 1 HBP: 0	WP: 2 PB: 0 SB: 0 CS: 0	PA: 36
PITCHER Earl Wilson, R (1, 1) ERA: 3.01	IP: 7.0 WLS: W BF: 30 H: 7 R: 1 ER: 0 SO: 1 BB: 2 IBB: 0 HBP: 0 BLK: 0 WP: 1 HR: 0 S: 30 P: 38 ERA: 0.00 WHIP: 1.286																			
PITCHER Don McMahon, R (8, 1) ERA: 4.41	IP: 2.0 WLS: S BF: 6 H: 0 R: 0 ER: 0 SO: 2 BB: 0 IBB: 0 HBP: 0 BLK: 0 WP: 1 HR: 0 S: 10 P: 10 ERA: 0.00 WHIP: 0.000																			

Detroit Tigers @ Minnesota Twins
Metropolitan Stadium, Bloomington, MI
Wed Jul 30 1969, 8:05 PM EDT
Att: 18,867 - Cloudy - 75 F


AB	34
R	1
H	7
RBI	1
BB	2
SO	3
LOB	19



Batter	1	2	3	4	5	6	7	8	9	AB	R	H	RBI	BB	SO	LOB	TOP			
Tom Matchick, L (1,4) OBP: 0.286, SLG: 0.289	F7		1-3			G3		K		4	0	0	0	0	1	3				
Mickey Stanley, R (1,8) OBP: 0.298, SLG: 0.328	F2			6-3		P6				4	0	1	2	0	0	0				
Al Kaline, R (1,9) OBP: 0.342, SLG: 0.428	K			L6-3			K	L5-3		4	0	0	0	0	2	2				
Norm Cash, L (1,3) OBP: 0.366, SLG: 0.442		HR			1B		L8		K	4	1	2	1	0	1	0				
Willie Horton, R (1,7) OBP: 0.315, SLG: 0.433	F7			F8			6-3		K	4	0	0	0	0	1	1				
Jim Price, R (1,2) OBP: 0.339, SLG: 0.553	K				F8			1B	F3	4	1	1	0	0	1	0				
Don Wert, R (1,5) OBP: 0.284, SLG: 0.346	F7				6-3			1B		3	1	1	0	0	0	0				
Dick Tracewski, R (1,6) OBP: 0.296, SLG: 0.167			K			F8		L9		2	0	0	0	0	1	0				
Gates Brown, L (8, PH) OBP: 0.291, SLG: 0.266										1	0	0	0	0	0	2				
Pat Dobson, R (8, 1) OBP: 0.105, SLG: 0.158										0	0	0	0	0	0	0				
Mike Kilkenny, R (1,1) OBP: 0.314, SLG: 0.281			K			F2		1B		2	0	0	0	0	1	0				
Fred Lasher, R (6, 1) OBP: 0.314, SLG: 0.281								1B		0	0	0	0	0	0	0				
Ike Brown, R (8, 6) OBP: 0.314, SLG: 0.281								BB		0	0	0	0	1	0	0				
Inning Stats	R: 0 E: 0 K: 1 S: 5	H: 0 LOB: 0 BB: 0 P: 5	R: 1 E: 0 K: 1 S: 6	H: 1 LOB: 0 BB: 0 P: 6	R: 0 E: 0 K: 2 S: 7	H: 0 LOB: 0 BB: 0 P: 7	R: 0 E: 0 K: 0 S: 4	H: 1 LOB: 1 BB: 0 P: 4	R: 0 E: 0 K: 0 S: 3	H: 0 LOB: 0 BB: 0 P: 3	R: 0 E: 0 K: 1 S: 5	H: 0 LOB: 0 BB: 0 P: 5	R: 0 E: 0 K: 1 S: 8	H: 3 LOB: 2 BB: 1 P: 12	R: 0 E: 0 K: 2 S: 7	H: 0 LOB: 0 BB: 0 P: 7	1B: 4 2B: 0 3B: 0 HR: 1	SF: 0 SAC: 0 DP: 0 HBP: 0	WP: 0 PB: 0 SB: 0 CS: 0	PA: 33
PITCHER Dave Boswell, R (1,1) ERA: 3.45	IP: 9.0 WLS: W BF: 33 H: 5 R: 3 ER: 3 SO: 8 BB: 1 IBB: 0 HBP: 0 BLK: 0 WP: 0 HR: 1 S: 48 P: 52 ERA: 3.00 WHIP: 0.667																			

Detroit Tigers @ Minnesota Twins
Metropolitan Stadium, Bloomington, MI
Thu Jul 31 1969, 8:05 PM EDT
Att: 25,792 - Unknown - 74 F


AB 32
R 3
H 5
RBI 3
BB 1
SO 8
LOB 8



Batter	1	2	3	4	5	6	7	8	9	AB	R	H	RBI	BB	SO	LOB	BOTTOM			
Cesar Tovar, R (1,8) OBP: 0.325, SLG: 0.398	HR		G6-3			1B	L9			3	2	2	1	1	0	2				
Rod Carew, L (1,4) OBP: 0.422, SLG: 0.533	4-3		G6-3			1B		K		4	1	1	0	0	1	3				
Harmon Killebrew, R (1,3) OBP: 0.411, SLG: 0.573	P6			P4		1B		K		4	1	1	1	0	1	0				
Rich Reese, L (9, 3) OBP: 0.351, SLG: 0.518						SF9				0	0	0	0	0	0	0				
Tony Oliva, L (1,9) OBP: 0.386, SLG: 0.515	5-3			3-1		1B		F7		4	0	1	1	0	0	0				
Bob Allison, R (1,7) OBP: 0.340, SLG: 0.378	P4			F6		CS		K		3	0	1	0	0	0	0				
Frank Quilici, R (8, 5) OBP: 0.257, SLG: 0.272						CS				1	0	0	0	0	1	0				
Leo Cardenas, R (1,6) OBP: 0.352, SLG: 0.396	6-3				G4-6-3	SF9				2	0	1	1	0	0	0				
George Mitterwald, R (1,2) OBP: 0.315, SLG: 0.373	6-3				G4-6-3	K				3	0	0	0	0	1	3				
Rick Renick, R (1,5) OBP: 0.288, SLG: 0.323										2	1	2	1	1	0	0				
Ted Uhlaender, L (7, PR) OBP: 0.334, SLG: 0.355				HR		FC6-4		SH1-4		0	0	0	0	0	0	0				
Dave Boswell, R (1,1) OBP: 0.172, SLG: 0.258			K		FC6-4		SH1-4			2	0	0	0	0	1	1				
Inning Stats	R: 1 E: 0 K: 0 S: 4	H: 1 LOB: 0 BB: 0 P: 4	R: 0 E: 0 K: 0 S: 3	H: 0 LOB: 0 BB: 0 P: 3	R: 1 E: 0 K: 1 S: 5	H: 1 LOB: 0 BB: 1 P: 9	R: 0 E: 0 K: 0 S: 3	H: 0 LOB: 0 BB: 0 P: 3	R: 0 E: 0 K: 0 S: 3	H: 1 LOB: 1 BB: 1 P: 7	R: 3 E: 0 K: 1 S: 9	H: 5 LOB: 1 BB: 0 P: 9	R: 0 E: 0 K: 1 S: 6	H: 1 LOB: 2 BB: 0 P: 6	R: 0 E: 0 K: 2 S: 7	H: 0 LOB: 0 BB: 0 P: 7	1B: 7 2B: 0 3B: 0 HR: 2	SF: 1 SAC: 1 DP: 2 HBP: 0	WP: 0 PB: 0 SB: 0 CS: 2	PA: 32
PITCHER Mike Kilkenny, L (1,1) ERA: 3.45	IP: 5.0 WLS: L BF: 22 H: 7 R: 5 ER: 5 SO: 1 BB: 2 IBB: 0 HBP: 0 BLK: 0 WP: 0 HR: 2 S: 22 P: 30 ERA: 9.00 WHIP: 1.800																			
Fred Lasher, R (6, 1) ERA: 1.65	IP: 2.0 WLS: 7 BF: 7 H: 2 R: 0 ER: 0 SO: 2 BB: 0 IBB: 0 HBP: 0 BLK: 0 WP: 0 HR: 11 S: 11 P: 11 ERA: 0.00 WHIP: 1.000																			
Pat Dobson, R (8, 1) ERA: 4.29	IP: 1.0 WLS: 3 BF: 0 H: 0 R: 0 ER: 0 SO: 2 BB: 0 IBB: 0 HBP: 0 BLK: 0 WP: 0 HR: 7 S: 7 P: 7 ERA: 0.00 WHIP: 0.000																			

Detroit Tigers @ Minnesota Twins
Metropolitan Stadium, Bloomington, MI
Thu Jul 31 1969, 8:05 PM EDT
Att: 25,792 - Unknown - 74 F

AB 28
R 5
H 9
RBI 5
BB 2
SO 5
LOB 9



Batter	1	2	3	4	5	6	7	8	9	10	AB	R	H	RBI	BB	SO	LOB	TOP							
Don Buford, S OBP: 0.395, SLG: 0.439 Merv Rettenmund, R OBP: 0.353, SLG: 0.396	(1, 7) X 0-0 4-3		(0, 3) K			(1, 2) X 0-0 SH5-3		(0, 0) E4		(0, 0) X 0-0 1B	4	0	1	0	0	1	1								
Paul Blair, R OBP: 0.355, SLG: 0.528	(1, 8) X 0-0 L7			(0, 3) K		(2, 1) X 0-0 HR		(0, 0) F9		(0, 0) X 0-0 1B	5	1	2	2	0	1	1								
Frank Robinson, R OBP: 0.432, SLG: 0.601	(1, 9) X 0-0 6-3			(0, 0) F4		(0, 0) X 0-0 F3		(0, 0) 1-3		(0, 0) X 0-0 L9	5	0	0	0	0	0	3								
Boog Powell, L OBP: 0.386, SLG: 0.579		(4, 0) G4-6-3 BB		(0, 0) 3-1		(4, 0) X 0-0 BB				(0, 3) X 0-0 K	2	0	0	0	2	1	0								
Brooks Robinson, R OBP: 0.298, SLG: 0.420	(1, 5) X 0-0 F9				(0, 0) X 0-0 HR	(0, 0) F7				(0, 0) X 0-0 5-3	4	1	1	1	0	0	2								
Davey Johnson, R OBP: 0.355, SLG: 0.391	(1, 4) X 0-0 G4-6-3			(4, 0) G3-6-3 BB		(0, 0) X 0-0 5-3				(0, 0) X 0-0 1B	3	0	1	0	1	0	1								
Eliot Hendricks, L OBP: 0.306, SLG: 0.359 Clay Dalrymple, L OBP: 0.395, SLG: 0.382 Andy Etchebarren, R OBP: 0.369, SLG: 0.401	(1, 2) X 0-0 4-3		(0, 0) 4-3		(1, 2) X 0-0 G3-6-3	(0, 0) 4-3				(0, 0) X 0-0 4-3	0	0	0	0	0	0	0								
Mark Belanger, R OBP: 0.359, SLG: 0.346	(1, 6) X 0-0 SH5-3 BB		(4, 0) F9		(0, 0) X 0-0 6-3					(0, 0) X 0-0 G3	3	0	0	0	1	0	0								
Jim Hardin, R OBP: 0.228, SLG: 0.384 Marcelino Lopez, L OBP: 0.348, SLG: 0.501 Al Severinsen, R OBP: 0.345, SLG: 0.447 Eddie Watt, R OBP: 0.353, SLG: 0.353 Dave Leonhard, R OBP: 0.200, SLG: 0.200	(1, 11) X 0-0 SH5-3		(0, 0) SH5-3		(4, 0) HR BB	(0, 0) 6-3				(0, 0) X 0-0 F8	0	0	0	0	0	0	0								
Inning Stats	R: 0 E: 0 K: 0 S: 3	H: 0 LOB: 0 BB: 0 P: 3	R: 0 E: 0 K: 0 S: 2	H: 0 LOB: 0 BB: 1 P: 6	R: 0 E: 0 K: 1 S: 5	H: 0 LOB: 0 BB: 1 P: 9	R: 0 E: 0 K: 1 S: 5	H: 0 LOB: 0 BB: 0 P: 5	R: 1 E: 0 K: 0 S: 3	H: 1 LOB: 0 BB: 1 P: 7	R: 2 E: 0 K: 0 S: 4	H: 1 LOB: 1 BB: 2 P: 12	R: 0 E: 0 K: 0 S: 3	H: 0 LOB: 0 BB: 0 P: 3	R: 0 E: 0 K: 0 S: 4	H: 0 LOB: 1 BB: 0 P: 4	R: 0 E: 0 K: 1 S: 6	H: 1 LOB: 1 BB: 0 P: 6	R: 0 E: 0 K: 0 S: 5	H: 2 LOB: 2 BB: 0 P: 5	1B: 3 2B: 0 3B: 0 HR: 2	SF: 0 SAC: 2 DP: 2 HBP: 0	WP: 0 PB: 0 SB: 0 CS: 0	PA: 39	
PITCHER	IP	WLS	BF	H	R	ER	SO	BB	IBB	HBP	BLK	WP	HR	S	P	ERA	WHIP								
Dean Chance, R ERA: 2.72	(1, 1)	5.1	20	2	3	3	2	4	0	0	0	0	0	2	36	5.06	1.125								
Al Worthington, R ERA: 3.2	(6, 1)	0.2	3	0	0	0	0	1	0	0	0	0	0	2	6	0.00	1.500								
Ron Perranoski, L ERA: 1.73	(7, 1)	4.0	16	3	0	0	1	0	0	0	0	0	0	18	18	0.00	0.750								

Baltimore Orioles @ Minnesota Twins
Metropolitan Stadium, Bloomington, MI
Fri Aug 01 1969, 8:05 PM EDT
Att: 35,725 - Unknown

AB 32
R 3
H 5
RBI 3
BB 5
SO 3
LOB 10



Batter	1	2	3	4	5	6	7	8	9	10	AB	R	H	RBI	BB	SO	LOB	BOTTOM							
Ted Uhlaender, L OBP: 0.331, SLG: 0.351 Ron Perranoski, L OBP: 0.159, SLG: 0.105 Charlie Manuel, L OBP: 0.358, SLG: 0.338 Frank Quilici, R OBP: 0.257, SLG: 0.272	(1, 7) X 0-0 3-1	(0, 0) F5	(0, 0) F9			(0, 0) X 0-0 F6		(0, 3) K		(4, 0) X 0-0 1B	4	0	0	0	0	5									
Rod Carew, L OBP: 0.423, SLG: 0.530	(1, 4) X 0-0 CS HBP	(4, 0) 1-2 2-3 BB		(0, 3) K		(0, 0) X 0-0 L3		(0, 3) K		(0, 0) X 0-0 1B	4	0	1	1	1	2	0								
Tony Oliva, L OBP: 0.383, SLG: 0.510	(1, 9) X 0-0 BB BB	(0, 0) F8		(0, 0) F5		(0, 3) K				(0, 0) X 0-0 4-3	4	0	0	0	1	3									
Harmon Killebrew, R OBP: 0.413, SLG: 0.575	(1, 5) X 0-0 BB BB		(0, 0) F9 SF7	(0, 0) 6-3		(0, 0) X 0-0 1B		(0, 0) 5-3		(0, 0) X 0-0 5-3	4	1	2	0	1	0	0								
Rich Reese, L OBP: 0.355, SLG: 0.525	(1, 3) X 0-0 BB		(0, 0) F9		(0, 0) X 0-0 SF8	(0, 0) L5		(0, 0) 1B		(0, 0) X 0-0 1B	4	1	2	0	1	0	2								
John Roseboro, L OBP: 0.343, SLG: 0.331	(1, 2) X 0-0 F7		(0, 0) SF7		(0, 0) X 0-0 SF8	(0, 0) L9		(0, 0) F5		(0, 0) X 0-0 F5	3	0	0	2	0	0	5								
Cesar Tovar, R OBP: 0.326, SLG: 0.401		(0, 0) 5-3	(0, 0) S	(0, 0) 4-3		(0, 0) X 0-0 1B		(0, 0) FC6-4		(0, 0) X 0-0 F4	5	0	2	0	0	0	0								
Leo Cardenas, R OBP: 0.355, SLG: 0.402		(0, 0) BB SH	(4, 0) BB	(0, 0) 4-3		(0, 0) X 0-0 FC6-4		(0, 0) 1B		(0, 0) X 0-0 1B	4	1	2	0	1	0	2								
Dean Chance, R OBP: 0.214, SLG: 0.083 Al Worthington, R OBP: 0.347, SLG: 0.405	(1, 1) X 0-0 SH	(0, 0) BB	(4, 0) BB	(0, 0) 4-3		(0, 0) X 0-0 HR		(0, 0) 4-3		(4, 0) X 0-0 1B	0	0	0	0	1	0	0								
Bob Allison, R OBP: 0.347, SLG: 0.405	(6, PH) X 0-0 1-2 BB		(0, 0) 1-2 BB							(0, 0) X 0-0 1B	2	1	1	1	1	0	0								
Inning Stats	R: 0 E: 0 K: 0 S: 2	H: 0 LOB: 3 BB: 3 P: 15	R: 0 E: 1 K: 0 S: 5	H: 1 LOB: 3 BB: 1 P: 9	R: 1 E: 0 K: 0 S: 5	H: 2 LOB: 3 BB: 13	R: 0 E: 0 K: 1 S: 5	H: 1 LOB: 0 BB: 0 P: 5	R: 1 E: 0 K: 1 S: 6	H: 1 LOB: 0 BB: 2 P: 6	R: 0 E: 0 K: 0 S: 5	H: 2 LOB: 2 BB: 0 P: 5	R: 0 E: 0 K: 2 S: 7	H: 0 LOB: 0 BB: 0 P: 7	R: 0 E: 0 K: 0 S: 4	H: 1 LOB: 1 BB: 0 P: 4	R: 1 E: 0 K: 0 S: 3	H: 2 LOB: 3 BB: 2 P: 11	1B: 5 2B: 2 3B: 2 HR: 1	SF: 2 SAC: 1 DP: 0 HBP: 1	WP: 0 PB: 0 SB: 1 CS: 1	PA: 47			
PITCHER	IP	WLS	BF	H	R	ER	SO	BB	IBB	HBP	BLK	WP	HR	S	P	ERA	WHIP								
Jim Hardin, R ERA: 3.48	(1, 1)	2.2	18	3	1	1	0	5	0	0	0	0	0	11	36	3.38	3.000								
Marcelino Lopez, L ERA: 4.3	(3, 1)	4.0	16	4	2	2	2	0	0	0	0	0	1	20	20	4.50	1.000								
Al Severinsen, R ERA: 3.21	(7, 1)	0.1	1	0	0	0	0	0	0	0	0	0	0	1	1	0.00	0.000								
Eddie Watt, R ERA: 1.84	(8, 1)	2.0	7	1	0	0	2	0	0	0	0	0	0	11	11	0.00	0.500								
Dave Leonhard, R ERA: 2.94	(10, 1)	0.1	4	1	1	1	0	0	2	0	0	0	0	2	10	27.00	3.000								
PITCHER	IP	WLS	BF	H	R	ER	SO	BB	IBB	HBP	BLK	WP	HR	S	P	ERA	WHIP								
Pete Richert, L ERA: 2.19	(10, 1)	0.0	1	1	0	0	0	0	0	0	0	0	0	1	1	∞	∞								

Baltimore Orioles @ Minnesota Twins
Metropolitan Stadium, Bloomington, MI
Fri Aug 01 1969, 8:05 PM EDT
Att: 35,725 - Unknown

AB 35
R 4
H 10
RBI 4
BB 8
SO 4
LOB 17



Batter	1	2	3	4	5	6	7	8	9	AB	R	H	RBI	BB	SO	LOB	TOP			
Don Buford, S OBP: 0.394, SLG: 0.436 (1, 7)										4	0	1	0	0	1	0				
Paul Blair, R OBP: 0.357, SLG: 0.535 (1, 8)										4	1	1	1	0	1	1				
Frank Robinson, R OBP: 0.428, SLG: 0.594 Merv Rettenmund, R OBP: 0.353, SLG: 0.395 (1, 9)										1	0	0	0	0	1	1				
Boog Powell, L OBP: 0.387, SLG: 0.582 (1, 3)										3	0	1	0	1	1	1				
Brooks Robinson, R OBP: 0.293, SLG: 0.412 (1, 5)										4	0	0	0	0	0	2				
Davey Johnson, R OBP: 0.385, SLG: 0.388 (1, 4)										3	0	0	0	1	0	1				
Andy Etchebarren, R OBP: 0.374, SLG: 0.497 Elrod Hendricks, L OBP: 0.305, SLG: 0.357 (1, 2)										3	0	2	0	0	0	1				
Mark Belanger, R OBP: 0.362, SLG: 0.345 (1, 6)										3	0	1	0	1	0	1				
Dave McNally, R OBP: 0.125, SLG: 0.067 Eddie Watt, R (8, 1)										3	0	0	0	0	2	3				
Dave May, L OBP: 0.262, SLG: 0.259 (9, PH)										0	0	0	0	0	0	0				
										1	0	0	0	0	0	1				
Inning Stats	R: 0 E: 0 K: 1 S: 6	H: 1 LOB: 1 P: 6	R: 0 E: 0 K: 0 S: 4	H: 1 LOB: 1 BB: 0 P: 4	R: 0 E: 0 K: 2 S: 7	H: 0 LOB: 0 BB: 0 P: 7	R: 1 E: 0 K: 0 S: 5	H: 3 LOB: 3 BB: 2 P: 13	R: 0 E: 0 K: 1 S: 5	H: 0 LOB: 0 BB: 0 P: 5	R: 0 E: 0 K: 1 S: 5	H: 0 LOB: 0 BB: 0 P: 5	R: 1 E: 0 K: 1 S: 6	H: 1 LOB: 1 BB: 0 P: 6	R: 0 E: 0 K: 1 S: 6	H: 1 LOB: 1 BB: 0 P: 6	1B: 6 2B: 0 3B: 0 HR: 1	SF: 0 SAC: 0 DP: 1 HBP: 0	WP: 0 PB: 0 SB: 0 CS: 0	PA: 36
PITCHER	IP WLS BF H R ER SO BB IBB HBP BLK WP HR S P ERA WHIP																			
Jim Kaat, L ERA: 2.86 Al Worthington, R ERA: 3.53 (1, 1)	7.0 W 28 5 1 1 5 3 0 0 0 0 0 0 35 47 1.29 1.143																			
(8, 1)	2.0 S 8 2 1 1 2 0 0 0 0 0 0 1 12 12 4.50 1.000																			

Baltimore Orioles @ Minnesota Twins
Metropolitan Stadium, Bloomington, MI
Sun Aug 03 1969, 4:33 AM EDT
Att: 40,661 - Unknown

AB 33
R 2
H 7
RBI 1
BB 3
SO 7
LOB 12



Batter	1	2	3	4	5	6	7	8	9	AB	R	H	RBI	BB	SO	LOB	BOTTOM														
Cesar Tovar, R OBP: 0.323, SLG: 0.396 (1, 8)										4	0	1	0	0	0	0															
Rod Carew, L OBP: 0.420, SLG: 0.524 (1, 4)										4	1	1	0	0	2	1															
Harmon Killebrew, R OBP: 0.414, SLG: 0.590 (1, 3)										3	0	1	0	1	1	2															
Tony Oliva, L OBP: 0.387, SLG: 0.515 (1, 9)										4	0	2	1	0	0	1															
Bob Allison, R OBP: 0.342, SLG: 0.391 Ted Uhlhaender, L OBP: 0.331, SLG: 0.351 (1, 7)										4	0	0	0	0	3	2															
Leo Cardenas, R OBP: 0.356, SLG: 0.403 (1, 6)										4	1	2	0	0	0	1															
Frank Quilici, R OBP: 0.265, SLG: 0.280 (1, 5)										3	1	1	0	0	1	1															
Tom Tischinski, R OBP: 0.231, SLG: 0.130 Rick Renick, R OBP: 0.266, SLG: 0.309 John Roseboro, L OBP: 0.343, SLG: 0.331 (1, 2)										2	0	0	0	0	0	1															
Jim Kaat, L OBP: 0.239, SLG: 0.323 Rich Reese, L OBP: 0.356, SLG: 0.537 Al Worthington, R ERA: 1.81 (1, 1)										2	0	0	0	0	1	1															
(8, 1)	0.2	2	0	0	0	1	0	0	0	0	0	0	0	0	0	0															
Inning Stats	R: 0 E: 0 K: 1 S: 6	H: 2 LOB: 2 P: 6	R: 0 E: 0 K: 2 S: 7	H: 0 LOB: 0 BB: 0 P: 7	R: 0 E: 0 K: 0 S: 3	H: 0 LOB: 0 BB: 0 P: 3	R: 0 E: 0 K: 1 S: 5	H: 0 LOB: 1 BB: 1 P: 9	R: 0 E: 0 K: 1 S: 6	H: 1 LOB: 1 BB: 0 P: 6	R: 0 E: 0 K: 2 S: 7	H: 1 LOB: 1 BB: 0 P: 7	R: 4 E: 0 K: 0 S: 6	H: 3 LOB: 3 BB: 1 P: 10	R: 1 E: 0 K: 1 S: 7	H: 2 LOB: 1 BB: 0 P: 7	1B: 7 2B: 2 3B: 0 HR: 1	SF: 0 SAC: 0 DP: 1 HBP: 0	WP: 0 PB: 0 SB: 0 CS: 1	PA: 33											
PITCHER	IP WLS BF H R ER SO BB IBB HBP BLK WP HR S P ERA WHIP																														
Dave McNally, L ERA: 2.97 Eddie Watt, R ERA: 1.81 (1, 1)	7.1 L 31 9 5 5 7 2 0 0 0 0 0 0 43 51 6.14 1.500																														
(8, 1)	0.2	2	0	0	0	1	0	0	0	0	0	4	4	0.00	0.000																

Baltimore Orioles @ Minnesota Twins
Metropolitan Stadium, Bloomington, MI
Sun Aug 03 1969, 4:33 AM EDT
Att: 40,661 - Unknown

AB 31
R 5
H 9
RBI 5
BB 2
SO 8
LOB 10



Batter	1	2	3	4	5	6	7	8	9	AB	R	H	RBI	BB	SO	LOB	TOP										
Cesar Tovar, R OBP: 0.324, SLG: 0.394 (1, 8)										4	2	1	0	1	0	0											
Rod Carew, L OBP: 0.420, SLG: 0.520 (1, 4)										4	2	1	0	1	2	1											
Harmon Killebrew, R OBP: 0.419, SLG: 0.579 Ted Uhlender, L OBP: 0.331, SLG: 0.351 (1, 3) (7, 7)										3	1	1	1	1	0	1											
Tony Oliva, L OBP: 0.390, SLG: 0.517 (1, 9)										4	0	3	2	0	0	2											
Bob Allison, R OBP: 0.338, SLG: 0.385 Rich Reese, L OBP: 0.354, SLG: 0.533 (5, PH) (5, 7) (7, 3)										2	0	0	0	0	1	3											
Leo Cardenas, R OBP: 0.355, SLG: 0.400 (1, 6)										3	1	0	0	1	0	2											
Rick Renick, R OBP: 0.319 Frank Quiñi, R OBP: 0.265, SLG: 0.280 (8, 5)										4	1	1	2	0	0	0											
Tom Tischinski, R OBP: 0.233, SLG: 0.148 (1, 2)										4	0	1	2	0	0	0											
Bob Miller, R Ron Perranoski, L OBP: 0.143, SLG: 0.100 (8, 1)										3	0	0	0	0	2	1											
Inning Stats	R: 5 E: 1 K: 2 S: 10	H: 3 LOB: 1 BB: 3 P: 22	R: 0 E: 0 K: 0 S: 3	H: 0 LOB: 0 BB: 0 P: 3	R: 0 E: 0 K: 0 S: 3	H: 1 LOB: 0 BB: 0 P: 3	R: 0 E: 0 K: 1 S: 5	H: 0 LOB: 0 BB: 0 P: 5	R: 1 E: 0 K: 1 S: 7	H: 2 LOB: 2 BB: 1 P: 11	R: 0 E: 0 K: 0 S: 3	H: 0 LOB: 0 BB: 0 P: 3	R: 1 E: 0 K: 1 S: 7	H: 2 LOB: 1 BB: 0 P: 7	R: 0 E: 0 K: 0 S: 3	H: 0 LOB: 0 BB: 0 P: 3	R: 0 E: 0 K: 2 S: 7	H: 0 LOB: 0 BB: 0 P: 7	1B: 7 2B: 1 3B: 0 HR: 0	SF: 0 SAC: 0 DP: 1 HBP: 0	WP: 1 PB: 0 SB: 1 CS: 0	PA: 38					
PITCHER	IP	WLS	BF	H	R	ER	SO	BB	IBB	HBP	BLK	WP	HR	S	P	ERA	WHIP										
Mike Kilkenny, L ERA: 4.46 (1, 1)	3.0	L	15	4	5	5	2	3	0	0	0	0	0	16	28	15.00	2.333										
Tom Timmermann, R ERA: 2.75 (4, 1)	2.0		9	2	1	1	2	1	0	0	0	1	0	12	16	4.50	1.500										
Joe Sparna, R ERA: 4.59 (6, 1)	3.0		11	2	1	1	1	0	0	0	0	0	0	13	13	3.00	0.667										
Daryl Patterson, R ERA: 2.65 (9, 1)	1.0		3	0	0	0	2	0	0	0	0	0	0	7	7	0.00	0.000										

Minnesota Twins @ Detroit Tigers
Tiger Stadium, Detroit, MI
Mon Aug 04 1969, 7:05 PM EDT
Att: 12,040 - Unknown

AB	34
R	7
H	8
RBI	7
BB	4
SO	7
LOB	13





Batter	1	2	3	4	5	6	7	8	9	AB	R	H	RBI	BB	SO	LOB	BOTTOM										
Mickey Stanley, R OBP: 0.302, SLG: 0.328 (1, 8)										4	0	1	1	0	0	1											
Tom Tresh, S OBP: 0.294, SLG: 0.347 (1, 6)											4	0	1	0	0	0	1										
Al Kaline, R OBP: 0.340, SLG: 0.419 (1, 9)										2	0	0	0	2	1	1											
Norm Cash, L OBP: 0.364, SLG: 0.432 (1, 3)										4	0	0	0	0	0	3											
Willie Horton, R OBP: 0.308, SLG: 0.429 (1, 7)										4	0	0	0	0	0	1											
Jim Price, R OBP: 0.338, SLG: 0.540 (1, 2)										3	0	0	0	0	0	0											
Tom Matchick, L OBP: 0.295, SLG: 0.305 (1, 4)										3	0	0	0	0	1	0											
Don Wert, R OBP: 0.295, SLG: 0.348 (1, 5)										3	1	2	0	0	0	0											
Mike Kilkenny, R Ike Brown, R Tom Timmermann, R Dave Campbell, R Joe Sparna, R Gates Brown, L Daryl Patterson, L (1, 1) (3, PH) (4, 1) (5, PH) (6, 1) (8, PH) (9, 1)										0	0	0	0	0	0	0											
Inning Stats	R: 0 E: 0 K: 0 S: 3	H: 1 LOB: 1 BB: 1 P: 7	R: 0 E: 0 K: 0 S: 3	H: 0 LOB: 0 BB: 0 P: 3	R: 1 E: 0 K: 1 S: 7	H: 2 LOB: 1 BB: 0 P: 7	R: 0 E: 0 K: 0 S: 3	H: 0 LOB: 0 BB: 0 P: 3	R: 0 E: 0 K: 0 S: 3	H: 0 LOB: 0 BB: 0 P: 3	R: 0 E: 0 K: 0 S: 3	H: 0 LOB: 0 BB: 0 P: 3	R: 0 E: 0 K: 1 S: 6	H: 1 LOB: 1 BB: 0 P: 6	R: 0 E: 0 K: 0 S: 3	H: 0 LOB: 1 BB: 1 P: 7	1B: 2 2B: 2 3B: 0 HR: 0	SF: 0 SAC: 0 DP: 1 HBP: 0	WP: 0 PB: 0 SB: 0 CS: 0	PA: 32							
PITCHER	IP	WLS	BF	H	R	ER	SO	BB	IBB	HBP	BLK	WP	HR	S	P	ERA	WHIP										
Bob Miller, R ERA: 3.3 (1, 1)	7.1	W	26	4	1	1	2	1	0	0	0	0	0	29	33	1.23	0.682										
Ron Perranoski, L ERA: 1.69 (8, 1)	1.2	S	6	0	0	0	0	1	0	0	0	0	0	5	9	0.00	0.600										

Minnesota Twins @ Detroit Tigers
Tiger Stadium, Detroit, MI
Mon Aug 04 1969, 7:05 PM EDT
Att: 12,040 - Unknown

AB	30
R	1
H	4
RBI	1
BB	2
SO	2
LOB	9



Batter	1	2	3	4	5	6	7	8	9	10	11	12	13	AB R H RBI BB SO LOB	TOP								
Ted Lightholder, L OBP: 0.353, SLG: 0.359 (1, 7)	L8	4-3			HR		4-3 1B		G3		4-3 PB		L9	6 1 2 1 1 0 1	Minnesota Twins @ Detroit Tigers Tiger Stadium, Detroit, MI Tue Aug 05 1969, 7:05 PM EDT Att. 21,680 - Unknown AB 50 R 3 H 13 RBI 3 BB 6 SO 9 LOB 25 								
Rod Carew, L OBP: 0.418, SLG: 0.514 (1, 4)	1B E		4-3		F8		L9		K		K		FC4-6 BB	6 1 1 0 1 2 2									
Tony Oliva, L OBP: 0.391, SLG: 0.516 (1, 9)	F8		F7		1B		4-3 1B				4-3		FC4-6	7 0 3 0 0 0 3									
Harmon Killebrew, R OBP: 0.418, SLG: 0.577 (1, 5)	E 1B		BB		F8		4-3				BB		BB	3 0 1 0 3 0 3									
Rich Reese, L OBP: 0.357, SLG: 0.530 (1, 3)	E6		6-3				1-2 2-3				BB		5-3	5 0 2 1 1 1 5									
John Roseboro, L OBP: 0.339, SLG: 0.326 (1, 2)	F3				F8		L8						L9-3 1B	6 0 1 0 0 1 7									
Cesar Tovar, R OBP: 0.322, SLG: 0.390 (1, 8)		L5			E7 1B		K		5-3		E3		L9-3	6 1 1 0 0 1 1									
Leo Cardenas, R OBP: 0.354, SLG: 0.399 (1, 6)		SH5-4 1B			CS 1B		F8		K		5-3		4-3	6 0 2 1 0 1 1									
Dean Chance, R Al Worthington, R Graig Nettles, L Ron Perranoski, L Oswald Robinson, L Dick Woodson, L OBP: 0.344, SLG: 0.333 OBP: 0.354, SLG: 0.333 OBP: 0.354, SLG: 0.333 OBP: 0.354, SLG: 0.333 OBP: 0.354, SLG: 0.333 (7, 1) (8, PH) (8, PH) (8, PH) (8, PH) (8, PH) (8, PH) (8, PH)		SH5-4			K		K		K		F5		6-3	2 0 0 0 0 0 2 1 0 0 0 0 0 0 0 0 1 0 0 0 0 0 0 0 1 0 0 0 0 0 0 0 1 0 0 0 0 0 0 0 1 0 0 0 0 0 0 0									
Inning Stats	R: 1 E: 1 K: 0 S: 6	H: 3 LOB: 2 BB: 0 P: 6	R: 0 E: 0 K: 0 S: 4	H: 1 LOB: 1 BB: 0 P: 4	R: 0 E: 0 K: 0 S: 3	H: 0 LOB: 1 BB: 1 P: 7	R: 1 E: 1 K: 1 S: 6	H: 2 LOB: 0 BB: 0 P: 6	R: 1 E: 0 K: 1 S: 7	H: 0 LOB: 0 BB: 0 P: 7	R: 0 E: 0 K: 2 S: 7	H: 1 LOB: 2 BB: 1 P: 12	R: 0 E: 1 K: 0 S: 4	H: 0 LOB: 1 BB: 0 P: 4		R: 0 E: 0 K: 0 S: 3	H: 1 LOB: 0 BB: 0 P: 3	R: 0 E: 0 K: 0 S: 3	H: 0 LOB: 1 BB: 1 P: 7	1B: 12 2B: 1 3B: 0 HR: 1	SF: 0 SAC: 1 DP: 1 HBP: 0	WP: 0 PB: 1 SB: 0 CS: 1	PA: 57
PITCHER	IP WLS BF H R ER SO BB IBB HBP BLK WP HR S P ERA WHIP																						
Denny McLain, R ERA: 2.61 (1, 1)	7.0	33	11	3	2	4	1	1	0	0	0	0	0	0		15	19	0.00	1.000				
Don McMahon, R ERA: 4.04 (8, 1)	2.0	8	1	0	0	4	1	0	0	0	0	0	0	0		12	20	0.00	1.000				
Pat Dobson, R ERA: 4.14 (10, 1)	3.0	12	1	0	0	1	2	0	0	0	0	0	0	0	3	7	0.00	1.000					
John Hiller, L ERA: 4.9 (13, 1)	1.0	W 4	0	0	0	0	1	0	0	0	0	0	0	0	3	7	0.00	1.000					

Batter	1	2	3	4	5	6	7	8	9	10	11	12	13	AB R H RBI BB SO LOB	BOTTOM								
Mickey Stanley, R OBP: 0.304, SLG: 0.331 (1, 8)	1B E		F8		F9		1B		F7					6 1 3 0 0 0 1	Minnesota Twins @ Detroit Tigers Tiger Stadium, Detroit, MI Tue Aug 05 1969, 7:05 PM EDT Att. 21,680 - Unknown AB 47 R 4 H 13 RBI 2 BB 4 SO 7 LOB 25 								
Tom Tresh, S OBP: 0.291, SLG: 0.344 (1, 6)	1B		F6		F5		4-3				F5		K	6 0 1 0 0 1 3									
Gates Brown, L Al Kaline, R OBP: 0.280, SLG: 0.306 OBP: 0.342, SLG: 0.419 (8, PH) (8, PH) (8, PH)	1B		L8				HR		SH1-4 1B		L9		1B BB	3 1 1 1 0 1 2 2 1 1 0 1 0 0									
Norm Cash, L OBP: 0.307, SLG: 0.435 (1, 3)	E2				FC6-4 1B		L4		SH1-4		L8		1B IBB	5 0 3 0 0 0 0									
Willie Horton, R OBP: 0.311, SLG: 0.424 (8, 7)	F6		FC6-4		1-2r		E WP BB				F9		1B IBB	3 1 0 0 3 0 3									
Bill Freehan, R OBP: 0.335, SLG: 0.403 (1, 2)	4-3		F7				F8		L8				K	6 0 1 0 0 1 9									
Tom Matchick, L Jim Price, R Dick Tracewski, R OBP: 0.296, SLG: 0.305 OBP: 0.336, SLG: 0.536 OBP: 0.298, SLG: 0.174 (1, 4) (8, PH) (8, PH) (8, PH)		F8			6-3		PO 1B		F6		G1-6-3		K	3 0 1 0 0 0 1 1 0 0 0 0 0 2 2 0 0 0 0 1 4									
Don Wert, R OBP: 0.295, SLG: 0.348 (1, 5)	L7				SH1-4 1B		PO		5-3		F7			6 0 2 1 0 0 0									
Denny McLain, R Al Worthington, R Ron Perranoski, L Dick Woodson, R OBP: 0.344, SLG: 0.333 OBP: 0.354, SLG: 0.333 OBP: 0.354, SLG: 0.333 OBP: 0.354, SLG: 0.333 (7, 1) (8, PH) (8, PH) (8, PH) (8, PH)		K			SH1-4		SH1-4 1B		K		K		1-3	1 0 0 0 0 0 1 1 0 0 0 0 0 1 1 0 0 0 0 0 0 1 0 0 0 0 0 0 1 0 0 0 0 0 0 1 0 0 0 0 0 0 1 0 0 0 0 0 0									
Inning Stats	R: 1 E: 1 K: 1 S: 8	H: 3 LOB: 2 BB: 0 P: 8	R: 0 E: 0 K: 1 S: 5	H: 0 LOB: 0 BB: 0 P: 5	R: 0 E: 0 K: 0 S: 4	H: 1 LOB: 1 BB: 0 P: 4	R: 0 E: 1 K: 0 S: 4	H: 2 LOB: 1 BB: 0 P: 8	R: 0 E: 0 K: 1 S: 6	H: 1 LOB: 1 BB: 0 P: 6	R: 0 E: 0 K: 1 S: 5	H: 0 LOB: 0 BB: 0 P: 5	R: 0 E: 0 K: 0 S: 3	H: 1 LOB: 0 BB: 0 P: 3		R: 0 E: 0 K: 1 S: 6	H: 1 LOB: 1 BB: 0 P: 6	R: 0 E: 0 K: 2 S: 8	H: 2 LOB: 3 BB: 1 P: 16	1B: 12 2B: 0 3B: 0 HR: 1	SF: 0 SAC: 2 DP: 1 HBP: 0	WP: 1 PB: 0 SB: 0 CS: 0	PA: 54
PITCHER	IP WLS BF H R ER SO BB IBB HBP BLK WP HR S P ERA WHIP																						
Dean Chance, R ERA: 2.51 (1, 1)	6.2	27	7	3	1	3	1	0	0	0	0	0	0	2		2	0.00	3.000					
Al Worthington, R ERA: 3.5 (7, 1)	0.1	2	1	0	0	0	0	0	0	0	0	0	0	2		3	0.00	0.500					
Ron Perranoski, L ERA: 1.69 (8, 1)	2.0	8	1	0	0	1	0	1	0	0	0	0	0	9	13	0.00	0.500						
Dick Woodson, R ERA: 4.1 (10, 1)	3.2	L 16	4	1	1	3	1	1	0	0	0	0	0	20	28	2.46	1.364						

Batter	1	2	3	4	5	6	7	8	9	AB	R	H	RBI	BB	SO	LOB	TOP										
Cesar Tovar, R OBP: 0.325, SLG: 0.390 (1, 8)	0-0 1-3 S 2B 1B	4-0 S BB		0-0 6-3			4-0 S SH1-3 SF8 BB	0-0 1-3		3	2	1	0	2	0	2											
Rod Carew, L OBP: 0.413, SLG: 0.508 (1, 4)	0-0 F7	0-3 K			0-0 F9		0-0 SH1-3	0-0 F6		4	0	0	0	0	1	3											
Harmon Killebrew, R OBP: 0.418, SLG: 0.572 Rich Reese, L OBP: 0.357, SLG: 0.530 (9, 3)	0-0 1-3 2-3		0-3 K		4-0 BB BB		4-0 BB BB	0-0 F2		3	0	0	0	2	1	1											
Tony Oliva, L OBP: 0.389, SLG: 0.516 (1, 9)	0-0 2B		0-0 F8		0-0 L7		0-0 SF8	0-3 K		4	0	1	2	0	1	1											
Bob Allison, R OBP: 0.306, SLG: 0.383 Ted Uhlender, L OBP: 0.333, SLG: 0.359 (8, 7)	0-0 L9		0-0 1B		0-0 L7		0-0 BB			3	0	1	0	1	0	2											
Leo Cardenas, R OBP: 0.356, SLG: 0.402 (1, 6)		0-0 BB HBP G6-3 1B		0-0 5-3		0-0 2B				4	1	2	0	0	1	3											
Rick Renick, R OBP: 0.342, SLG: 0.324 Frank Quilici, R OBP: 0.265, SLG: 0.280 (8, 5)		1-0 G6-3 BB HBP		0-0 SH1-3 1B		0-0 L8		4-0 BB		2	0	1	0	1	0	1											
Tom Tischinski, R OBP: 0.242, SLG: 0.138 (1, 2)		4-0 G6-3 BB		0-0 SH1-3		0-0 F6		0-0 F9		2	0	0	0	1	0	2											
Jim Perry, S OBP: 0.233, SLG: 0.250 (1, 1)		0-0 G6-3		0-0 F6		0-3 K		0-0 F4		4	0	0	0	0	1	5											
Inning Stats	R: 1 E: 0 K: 0 S: 5	H: 2 LOB: 1 BB: 0 P: 5	R: 1 E: 0 K: 1 S: 5	H: 1 LOB: 2 BB: 2 P: 14	R: 0 E: 0 K: 1 S: 6	H: 1 LOB: 1 BB: 0 P: 6	R: 0 E: 0 K: 0 S: 4	H: 1 LOB: 1 BB: 0 P: 4	R: 0 E: 0 K: 1 S: 6	H: 1 LOB: 1 BB: 3 P: 6	R: 1 E: 0 K: 1 S: 5	H: 0 LOB: 2 BB: 3 P: 17	R: 0 E: 0 K: 0 S: 3	H: 0 LOB: 1 BB: 1 P: 7	R: 0 E: 0 K: 1 S: 5	H: 0 LOB: 0 BB: 0 P: 5	1B: 4 2B: 2 3B: 0 HR: 0	SF: 1 SAC: 2 DP: 1 HBP: 1	WP: 0 PB: 0 SB: 3 CS: 0	PA: 40							
PITCHER	IP	WLS	BF	H	R	ER	SO	BB	IBB	HBP	BLK	WP	HR	S	P	ERA	WHIP										
Mickey Lolich, L ERA: 2.84 (1, 1)	8.0	L	37	6	3	3	4	7	0	1	0	0	0	37	66	3.38	1.625										
John Hiller, L ERA: 4.82 (9, 1)	1.0		3	0	0	0	1	0	0	0	0	0	0	5	5	0.00	0.000										

Minnesota Twins @ Detroit Tigers
Tiger Stadium, Detroit, MI
Wed Aug 06 1969, 7:05 PM EDT
Att: 21,996 - Unknown

AB 29
R 3
H 6
RBI 2
BB 7
SO 5
LOB 20



Batter	1	2	3	4	5	6	7	8	9	AB	R	H	RBI	BB	SO	LOB	BOTTOM										
Mickey Stanley, R OBP: 0.302, SLG: 0.328 (1, 8)	0-0 6-3		0-0 6-3			0-0 F3		0-0 F8		4	0	0	0	0	0	0											
Tom Tresh, S OBP: 0.291, SLG: 0.342 (1, 6)	0-0 6-3		0-0 F7			0-0 1B			0-0 F2	4	0	1	0	0	0	0											
Gates Brown, L OBP: 0.247, SLG: 0.289 (1, 7)	0-0 4-3		0-0 4-3			0-0 F8			0-0 L3	4	0	0	0	0	0	1											
Norm Cash, L OBP: 0.363, SLG: 0.429 (1, 3)		0-0 L9		0-0 4-3		0-0 4-3			0-0 F8	4	0	0	0	0	0	1											
Willie Horton, R OBP: 0.311, SLG: 0.427 (1, 9)		0-0 1B 2B		0-0 F5			0-0 L8			3	1	1	0	0	0	0											
Tom Matchick, L OBP: 0.297, SLG: 0.306 (1, 4)		0-0 IBB 1B		0-0 F6			0-0 4-3			3	0	1	1	0	0	0											
Jim Price, R OBP: 0.329, SLG: 0.523 (1, 2)		0-0 F9			0-0 F3		0-0 F4			3	0	0	0	0	0	1											
Don Wert, R OBP: 0.296, SLG: 0.345 (1, 5)		4-0 1B IBB			0-0 L8			0-0 F4		2	0	0	0	1	0	0											
Mickey Lolich, S OBP: 0.167, SLG: 0.109 Jim Northrup, L OBP: 0.345, SLG: 0.473 John Hiller, R OBP: 0.333, SLG: 0.286 (8, PH) (9, 1)		0-3 K			0-3 K			0-0 G3		2	0	0	0	0	2	2											
Inning Stats	R: 0 E: 0 K: 0 S: 3	H: 0 LOB: 0 BB: 0 P: 3	R: 1 E: 0 K: 1 S: 7	H: 2 LOB: 2 BB: 1 P: 11	R: 0 E: 0 K: 0 S: 3	H: 0 LOB: 0 BB: 0 P: 3	R: 0 E: 0 K: 0 S: 3	H: 0 LOB: 0 BB: 0 P: 3	R: 0 E: 0 K: 0 S: 3	H: 1 LOB: 1 BB: 0 P: 4	R: 0 E: 0 K: 0 S: 3	H: 0 LOB: 0 BB: 0 P: 3	R: 0 E: 0 K: 0 S: 3	H: 0 LOB: 0 BB: 0 P: 3	R: 0 E: 0 K: 0 S: 3	H: 0 LOB: 0 BB: 0 P: 3	1B: 2 2B: 1 3B: 0 HR: 0	SF: 0 SAC: 0 DP: 0 HBP: 0	WP: 0 PB: 0 SB: 0 CS: 0	PA: 31							
PITCHER	IP	WLS	BF	H	R	ER	SO	BB	IBB	HBP	BLK	WP	HR	S	P	ERA	WHIP										
Jim Perry, R ERA: 2.89 (1, 1)	9.0	W	31	3	1	1	2	0	1	0	0	0	0	34	38	1.00	0.333										

Minnesota Twins @ Detroit Tigers
Tiger Stadium, Detroit, MI
Wed Aug 06 1969, 7:05 PM EDT
Att: 21,996 - Unknown

AB 30
R 1
H 3
RBI 1
BB 1
SO 2
LOB 5



Batter	1	2	3	4	5	6	7	8	9	AB	R	H	RBI	BB	SO	LOB	TOP				
Ted Uhlhaender, L OBP: 0.331, SLG: 0.357 (1, 7)										5	0	1	0	0	0	0	Minnesota Twins @ Detroit Tigers Tiger Stadium, Detroit, MI Thu Aug 07 1969, 7:05 PM EDT Att: 17,160 - Unknown				
Rod Carew, L OBP: 0.410, SLG: 0.504 Frank Quilici, R OBP: 0.261, SLG: 0.275 (1, 4) (6, 4)										3	0	0	0	0	0	1					
Tony Oliva, L OBP: 0.387, SLG: 0.512 (1, 9)										5	1	1	0	0	0	1					
Harmon Killebrew, R OBP: 0.416, SLG: 0.568 (1, 5)										3	1	0	0	1	0	1					
Rich Reese, L OBP: 0.366, SLG: 0.548 (1, 3)										4	2	4	3	0	0	0					
John Roseboro, L OBP: 0.343, SLG: 0.335 (1, 2)										3	0	3	0	1	0	0					
Cesar Tovar, R OBP: 0.325, SLG: 0.389 (1, 8)										3	0	1	1	0	0	4					
Leo Cardenas, R OBP: 0.355, SLG: 0.399 (1, 6)										3	0	0	0	1	1	5					
Jim Kaat, L OBP: 0.236, SLG: 0.318 Jery Crider, R OBP: 0.444, SLG: 0.667 Craig Nettles OBP: 0.174, SLG: 0.251 Tom Hall, L OBP: 0.352, SLG: 0.320 Rick Renick, R OBP: 0.352, SLG: 0.320 Al Worthington, R OBP: 0.352, SLG: 0.320 Charlie Manuel, L OBP: 0.352, SLG: 0.320 Ron Perranoski, L OBP: 0.352, SLG: 0.320 (1, 1) (3, 1) (4, PH) (4, 1) (7, PH) (7, 1) (8, PH) (8, 1)											1	0	0	0	0	0		0			
Inning Stats	R: 0 E: 0 K: 0 S: 4	H: 1 LOB: 1 BB: 0 P: 4	R: 0 E: 0 K: 0 S: 4	H: 2 LOB: 1 BB: 0 P: 4	R: 0 E: 0 K: 0 S: 3	H: 0 LOB: 0 BB: 0 P: 3	R: 3 E: 0 K: 1 S: 7	H: 2 LOB: 1 BB: 2 P: 15	R: 0 E: 0 K: 0 S: 3	H: 0 LOB: 0 BB: 0 P: 3	R: 0 E: 0 K: 0 S: 5	H: 2 LOB: 2 BB: 0 P: 5	R: 0 E: 0 K: 1 S: 5	H: 0 LOB: 0 BB: 0 P: 5	R: 1 E: 0 K: 1 S: 8	H: 3 LOB: 3 BB: 1 P: 12		R: 0 E: 0 K: 1 S: 5	H: 0 LOB: 0 BB: 0 P: 5	1B: 9 2B: 0 3B: 0 HR: 1	SF: 0 SAC: 1 DP: 1 HBP: 0
PITCHER	IP WLS BF H R ER SO BB IBB HBP BLK WP HR S P ERA WHIP																				
Earl Wilson, R ERA: 3.06 (1, 1)	3.0	L	15	5	3	3	0	2	0	0	0	0	0	0	1	13	21	9.00	2.333		
Tom Timmermann, R ERA: 2.59 (4, 1)	4.2	W	19	5	1	1	2	0	0	0	0	0	0	0	0	23	23	1.93	1.071		
Don McMahon, R ERA: 3.89 (8, 1)	1.1	S	5	0	0	0	2	1	0	0	0	0	0	0	0	8	12	0.00	0.750		

Batter	1	2	3	4	5	6	7	8	9	AB	R	H	RBI	BB	SO	LOB	BOTTOM		
Mickey Stanley, R OBP: 0.301, SLG: 0.326 (1, 8)										5	0	1	1	0	1	2	Minnesota Twins @ Detroit Tigers Tiger Stadium, Detroit, MI Thu Aug 07 1969, 7:05 PM EDT Att: 17,160 - Unknown		
Tom Tresh, S OBP: 0.287, SLG: 0.337 (1, 6)										5	0	0	0	0	2	3			
Al Kaline, R OBP: 0.346, SLG: 0.430 (1, 9)										3	2	2	1	1	1	0			
Willie Horton, R OBP: 0.313, SLG: 0.428 (1, 7)										4	1	2	0	0	0	1			
Bill Freehan, R OBP: 0.340, SLG: 0.407 (1, 2)										4	0	3	1	0	0	1			
Norm Cash, L OBP: 0.362, SLG: 0.427 (1, 3)										4	1	1	1	0	0	4			
Don Wert, R OBP: 0.299, SLG: 0.351 (1, 5)										4	1	2	1	0	0	0			
Ike Brown, R OBP: 0.308, SLG: 0.309 (1, 4)										3	1	1	1	0	1	1			
Earl Wilson, R OBP: 0.215, SLG: 0.123 Tom Timmermann, R OBP: 0.333, SLG: 0.333 Don McMahon, R ERA: 3.89 (1, 1) (4, 1) (8, 1)										1	0	0	0	0	1	0			
Inning Stats	R: 1 E: 0 K: 0 S: 6	H: 3 LOB: 2 BB: 0 P: 6	R: 1 E: 0 K: 1 S: 6	H: 1 LOB: 0 BB: 0 P: 6	R: 3 E: 0 K: 2 S: 11	H: 5 LOB: 1 BB: 0 P: 11	R: 0 E: 0 K: 2 S: 7	H: 0 LOB: 0 BB: 0 P: 7	R: 0 E: 1 K: 1 S: 7	H: 1 LOB: 2 BB: 0 P: 7	R: 0 E: 0 K: 1 S: 6	H: 1 LOB: 1 BB: 0 P: 6	R: 0 E: 0 K: 1 S: 7	H: 1 LOB: 1 BB: 0 P: 7	R: 1 E: 0 K: 1 S: 7	H: 2 LOB: 1 BB: 0 P: 7		1B: 10 2B: 1 3B: 0 HR: 2	SF: 0 SAC: 1 DP: 0 HBP: 0
PITCHER	IP WLS BF H R ER SO BB IBB HBP BLK WP HR S P ERA WHIP																		
Jim Kaat, L ERA: 3.06 (1, 1)	2.2	L	15	8	5	5	2	0	0	0	0	0	0	0	4	4	0.00	3.000	
Jery Crider, R ERA: 4.94 (3, 1)	0.1		2	1	0	0	1	0	0	0	0	0	0	0	4	4	0.00	3.000	
Tom Hall, L ERA: 4.13 (4, 1)	3.0		12	1	0	0	3	1	0	0	0	0	0	0	17	21	0.00	0.667	
Al Worthington, R ERA: 3.43 (7, 1)	1.0		4	1	0	0	1	0	0	0	0	0	0	0	6	6	0.00	1.000	
Ron Perranoski, L ERA: 1.73 (8, 1)	1.0		5	2	1	1	1	0	0	0	0	0	0	0	7	7	9.00	2.000	

Batter	1	2	3	4	5	6	7	8	9	AB	R	H	RBI	BB	SO	LOB	TOP																
Ted Uhlhaender, L (1, 8) OBP: 0.334, SLG: 0.358	0-0 F7		0-0 1B 1B		0-0 6-3		0-0 G5-4-3 1B		4-0 2B BB	4	2	2	0	1	0	0	Minnesota Twins @ Baltimore Orioles Memorial Stadium, Baltimore, MD Fri Aug 08 1969, 7:05 PM EDT Att: 20,487 - Unknown																
Cesar Tovar, R (1, 4) OBP: 0.326, SLG: 0.390	0-0 5-3		0-0 6-3 1-2		4-0 1B BB		0-0 G5-4-3 1-2		0-0 1-H 2B	4	1	1	1	1	0	2																	
Tony Oliva, L (1, 9) OBP: 0.389, SLG: 0.519	4-0 BB		0-0 2-H 1B		0-0 F9				0-0 HR	4	1	2	2	1	0	2																	
Harmon Killebrew, R (1, 5) OBP: 0.417, SLG: 0.567	0-0 4-3		0-0 CS 1B		0-0 G6-4-3 1B		0-0 FC4 1B		0-0 E4	4	1	2	0	0	0	1																	
Frank Quilici, R (8, PR) OBP: 0.281, SLG: 0.275			0-0 1-2		0-0 G6-4-3 1B		1-3 1B 1B			0	0	0	0	0	0	0																	
Rich Reese, L (1, 3) OBP: 0.368, SLG: 0.547			0-0 F9		0-0 1-2 1B		0-0 FC4 1B		0-3 K	4	0	2	1	0	1	1																	
Bob Allison, R (8, 3) OBP: 0.342, SLG: 0.383					0-0 1-2 1B		0-0 3-H 1B		0-3 K	0	0	0	0	0	0	0																	
John Roseboro, L (1, 2) OBP: 0.344, SLG: 0.329			0-0 G3		0-0 G6-4-3 1-2 2-3		0-0 FC4 1B		0-3 K	4	0	0	0	0	1	5																	
Graig Nettles, L (1, 7) OBP: 0.309, SLG: 0.354			0-0 1B		0-0 F7		0-0 1-2 1B		0-0 4-3	4	0	2	1	0	0	2																	
Leo Cardenas, R (1, 6) OBP: 0.352, SLG: 0.395			0-3 K		0-0 5-3		0-0 L9		0-0 F8	4	0	0	0	0	1	3																	
Bob Miller, R (1, 1)			0-0 F8		0-0 F9		0-3 K		0-3 K	1	0	0	0	0	0	0																	
Tom Hall, L (3, 1) OBP: 0.160, SLG: 0.200					0-0 F9					2	0	0	0	0	1	0																	
Al Worthington, R (7, 1)										1	0	0	0	0	1	0																	
Ron Perranoski, L (9, 1) OBP: 0.143, SLG: 0.100										0	0	0	0	0	0	0																	
Inning Stats	R: 0 E: 0 K: 0 S: 3	H: 0 LOB: 1 BB: 1 P: 7	R: 0 E: 0 K: 1 S: 6	H: 1 LOB: 1 BB: 0 P: 6	R: 1 E: 0 K: 0 S: 4	H: 2 LOB: 0 BB: 0 P: 4	R: 0 E: 0 K: 0 S: 4	H: 2 LOB: 1 BB: 0 P: 4	R: 0 E: 0 K: 0 S: 3	H: 0 LOB: 0 BB: 0 P: 3	R: 2 E: 0 K: 0 S: 6	H: 3 LOB: 2 BB: 1 P: 10	R: 0 E: 1 K: 2 S: 5	H: 1 LOB: 0 BB: 0 P: 5	R: 1 E: 1 K: 2 S: 9	H: 1 LOB: 1 BB: 0 P: 9	R: 1 E: 0 K: 1 S: 6	H: 1 LOB: 1 BB: 1 P: 10	1B: 9 2B: 1 3B: 0 HR: 1	SF: 0 SAC: 0 DP: 2 HBP: 0	WP: 0 PB: 0 SB: 0 CS: 1	PA: 40											
PITCHER	IP WLS BF H R ER SO BB IBB HBP BLK WP HR S P ERA WHIP																																
Tom Phoebus, R (1, 1) ERA: 3.38	5.2	25	8	3	3	1	2	0	0	0	0	0	0	25	33	4.76	1.765																
Dave Leonhard, R (6, 1) ERA: 2.79	1.1	4	1	0	0	1	0	0	0	0	0	0	0	6	6	0.00	0.750																
Marcelino Lopez, L (8, 1) ERA: 4.47	2.0	W	10	2	2	2	3	1	0	0	0	0	0	1	15	9.00	1.500																

Batter	1	2	3	4	5	6	7	8	9	AB	R	H	RBI	BB	SO	LOB	BOTTOM																
Don Buford, S (1, 7) OBP: 0.387, SLG: 0.422	0-0 4-3		0-3 K		0-0 F9		0-0 G6-3 1-2		0-0 BB 1B	5	1	1	0	0	1	1	Minnesota Twins @ Baltimore Orioles Memorial Stadium, Baltimore, MD Fri Aug 08 1969, 7:05 PM EDT Att: 20,487 - Unknown																
Paul Blair, R (1, 8) OBP: 0.354, SLG: 0.534	0-0 IHR		0-0 S 1B		0-0 F6		0-0 FC4-6 1B		4-0 1B BB	4	2	3	1	1	0	0																	
Frank Robinson, R (1, 9) OBP: 0.435, SLG: 0.605	0-0 F3		4-0 1-2 BB		4-0 BB		0-0 FC4-6 1-2		0-0 SF9 1B	3	1	1	2	2	0	1																	
Boog Powell, L (1, 3) OBP: 0.384, SLG: 0.579	0-0 G3		0-0 L6		0-0 F7				0-0 4-3	5	0	1	1	0	0	3																	
Brooks Robinson, R (1, 5) OBP: 0.291, SLG: 0.423			0-0 F4		0-0 1-3		0-0 F7		0-0 HR	4	1	1	1	1	0	2																	
Davey Johnson, R (1, 4) OBP: 0.370, SLG: 0.392			1B 1B		0-0 2B		0-0 1B		0-0 SF9	4	0	3	1	0	0	0																	
Mark Belanger, R (1, 6) OBP: 0.359, SLG: 0.341			0-3 K		0-0 F7		0-0 F6		0-0 6-3	4	0	0	0	0	1	3																	
Clay Dalrymple, L (1, 2) OBP: 0.354, SLG: 0.422			0-0 1B		0-3 K		0-0 F8		0-0 BB 1B 1B	2	0	1	0	0	1	1																	
Andy Etchebarren, R (6, PH) OBP: 0.375, SLG: 0.407			1-3 1B						0-0 BB 1B 1B	2	1	1	0	0	0	1																	
Tom Phoebus, R (1, 1) OBP: 0.254, SLG: 0.263			0-0 4-3		0-0 L7				0-0 F9	2	0	0	0	0	0	3																	
Dave Leonhard, R (6, 1)										0	0	0	0	0	0	0																	
Chico Salmon, R (7, PH) OBP: 0.356, SLG: 0.316										1	0	0	0	0	0	0																	
Marcelino Lopez, R (8, 1) OBP: 0.286, SLG: 0.091										0	0	0	0	0	0	0																	
Erold Hendricks, L (9, PH) OBP: 0.308, SLG: 0.357										1	0	0	0	0	0	1																	
Inning Stats	R: 1 E: 0 K: 0 S: 4	H: 1 LOB: 0 BB: 0 P: 4	R: 0 E: 0 K: 1 S: 7	H: 2 LOB: 2 BB: 0 P: 7	R: 0 E: 0 K: 1 S: 6	H: 1 LOB: 1 BB: 1 P: 10	R: 0 E: 0 K: 1 S: 6	H: 1 LOB: 1 BB: 0 P: 6	R: 0 E: 0 K: 0 S: 3	H: 0 LOB: 1 BB: 1 P: 7	R: 0 E: 0 K: 0 S: 4	H: 1 LOB: 1 BB: 0 P: 4	R: 0 E: 1 K: 0 S: 4	H: 1 LOB: 1 BB: 0 P: 4	R: 1 E: 0 K: 0 S: 4	H: 1 LOB: 0 BB: 0 P: 4	R: 4 E: 0 K: 0 S: 6	H: 4 LOB: 2 BB: 2 P: 14	1B: 9 2B: 1 3B: 0 HR: 2	SF: 1 SAC: 0 DP: 1 HBP: 0	WP: 0 PB: 0 SB: 2 CS: 0	PA: 42											
PITCHER	IP WLS BF H R ER SO BB IBB HBP BLK WP HR S P ERA WHIP																																
Bob Miller, R (1, 1) ERA: 3.31	2.1	12	4	1	1	2	1	0	0	0	0	0	0	18	22	0.00	0.923																
Tom Hall, L (3, 1) ERA: 3.89	4.1	17	3	0	0	1	1	0	0	0	0	0	0	18	22	0.00	0.923																
Al Worthington, R (7, 1) ERA: 4.08	1.2	9	3	4	4	0	1	0	0	0	0	1	8	12	21.60	2.400																	
Ron Perranoski, L (9, 1) ERA: 1.83	0.1	L	4	2	1	1	0	0	1	0	0	0	3	7	27.00	6.000																	

Batter	1	2	3	4	5	6	7	8	9	AB	R	H	RBI	BB	SO	LOB	TOP										
Ted Uhlhaender, L OBP: 0.333, SLG: 0.355 (1, 8)	F7	BB	FC6-4				K		K	4	0	0	0	1	2	1											
Cesar Tovar, R OBP: 0.323, SLG: 0.386 (1, 4)	F8	F8			F8		6-3			4	0	0	0	0	0	1											
Tony Oliva, L OBP: 0.388, SLG: 0.519 (1, 9)	1B	2B	F8		K		6-3			4	1	1	0	0	1	0											
Harmon Killebrew, R OBP: 0.418, SLG: 0.564 (1, 5)	BB	BB	BB	BB	6-3			F8		2	0	0	0	2	0	0											
Rich Reese, L OBP: 0.369, SLG: 0.550 (1, 3)	E8	1B	F7		G3			2B		4	0	2	1	0	0	1											
Graig Nettles, L OBP: 0.314, SLG: 0.354 (1, 7)	BB	BB	4-3		1B	1B		K		3	0	1	0	1	1	2											
John Roseboro, L OBP: 0.339, SLG: 0.324 (1, 2)	F7		F7		F8			K		4	0	0	0	0	1	5											
Leo Cardenas, R OBP: 0.353, SLG: 0.395 (1, 6)		K	FC6-4	BB		1B		4-3		3	0	1	0	1	1	0											
Dean Chance, R OBP: 0.176, SLG: 0.087 (4, PH)		K						6-3		1	0	0	0	0	1	0											
Bob Allison, R OBP: 0.340, SLG: 0.381 (4, PH)										0	0	0	0	0	0	0											
Dick Woodson, R OBP: 0.141, SLG: 0.077 (6, PH)										0	0	0	0	0	0	0											
Rick Reynolds, R OBP: 0.256, SLG: 0.318 (6, PH)										0	0	0	0	0	0	0											
Jerry Crider, R OBP: 0.444, SLG: 0.687 (6, PH)										0	0	0	0	0	0	0											
Joe Grzenda, R OBP: 0.244, SLG: 0.273 (9, PH)										1	0	0	0	0	0	0											
Frank Quilici, R OBP: 0.208, SLG: 0.273 (9, PH)										1	0	0	0	0	0	0											
Inning Stats	R: 1 E: 1 K: 0 S: 5	H: 2 LOB: 3 BB: 2 P: 13	R: 0 E: 0 K: 2 S: 7	H: 0 LOB: 1 BB: 1 P: 11	R: 0 E: 0 K: 0 S: 3	H: 0 LOB: 1 BB: 1 P: 7	R: 0 E: 0 K: 1 S: 5	H: 0 LOB: 0 BB: 0 P: 9	R: 0 E: 0 K: 1 S: 5	H: 2 LOB: 2 BB: 0 P: 5	R: 0 E: 0 K: 1 S: 5	H: 0 LOB: 0 BB: 0 P: 5	R: 0 E: 0 K: 2 S: 8	H: 1 LOB: 1 BB: 0 P: 8	R: 0 E: 0 K: 1 S: 5	H: 0 LOB: 0 BB: 0 P: 5	1B: 3 2B: 2 3B: 0 HR: 0	SF: 0 SAC: 0 DP: 0 HBP: 0	WP: 0 PA: 37 PB: 0 SB: 0 CS: 0								
PITCHER	IP	WLS	BF	H	R	ER	SO	BB	IBB	HBP	BLK	WP	HR	S	P	ERA	WHIP										
Jim Palmer, R ERA: 1.94 (1, 1)	6.0	W	27	4	1	1	4	5	0	0	0	0	0	30	50	1.50	1.500										
Pete Richert, L ERA: 1.96 (7, 1)	3.0	S	10	1	0	0	4	0	0	0	0	0	0	18	18	0.00	0.333										

Minnesota Twins @ Baltimore Orioles
Memorial Stadium, Baltimore, MD
Sat Aug 09 1969, 7:05 PM EDT
Att: 26,873 - Unknown

AB	32
R	1
H	5
RBI	1
BB	5
SO	8
LOB	13



Batter	1	2	3	4	5	6	7	8	9	AB	R	H	RBI	BB	SO	LOB	BOTTOM										
Don Buford, S OBP: 0.388, SLG: 0.422 (1, 7)	K		F7		1B		E			3	1	1	0	1	1	0											
Paul Blair, R OBP: 0.355, SLG: 0.540 (1, 8)	K		HR		G4-6-3		F8			4	1	2	1	0	1	1											
Frank Robinson, R OBP: 0.431, SLG: 0.598 (1, 9)	K		K		F9		6-3			4	0	0	1	0	2	2											
Boog Powell, L OBP: 0.383, SLG: 0.579 (1, 3)		F7	1B	2B	G4-6-3		F8			4	1	1	0	0	0	2											
Brooks Robinson, R OBP: 0.293, SLG: 0.424 (1, 5)		1B	1B	1B	5-3		5-3			4	1	2	1	0	0	0											
Davey Johnson, R OBP: 0.371, SLG: 0.397 (1, 4)		1B	F7		F9		1B	2B		4	1	2	0	0	0	1											
Eliud Hendricks, L OBP: 0.316, SLG: 0.364 (1, 2)		1B	6-3		1B		1B	1B		4	0	3	2	0	0	0											
Mark Belanger, R OBP: 0.358, SLG: 0.340 (1, 6)		B3	F7		F7		FC5-4			4	0	1	0	0	0	3											
Jim Palmer, R OBP: 0.167, SLG: 0.147 (1, 1)		6-3	F7		F7		1-3			2	0	0	0	0	0	2											
Dave May, L OBP: 0.265, SLG: 0.267 (6, PH)										0	0	0	0	0	0	0											
Curt Motton, R OBP: 0.356, SLG: 0.525 (6, PH)										1	0	0	0	0	0	2											
Pete Richert, L OBP: 0.167, SLG: 0.167 (7, 1)										1	0	0	0	0	0	1											
Inning Stats	R: 0 E: 0 K: 3 S: 9	H: 0 LOB: 0 BB: 0 P: 9	R: 1 E: 0 K: 0 S: 6	H: 3 LOB: 2 BB: 0 P: 6	R: 2 E: 0 K: 1 S: 8	H: 3 LOB: 1 BB: 0 P: 8	R: 0 E: 0 K: 0 S: 3	H: 0 LOB: 0 BB: 0 P: 3	R: 0 E: 0 K: 0 S: 4	H: 2 LOB: 1 BB: 0 P: 4	R: 0 E: 0 K: 0 S: 5	H: 2 LOB: 2 BB: 0 P: 5	R: 1 E: 0 K: 0 S: 3	H: 0 LOB: 0 BB: 1 P: 7	R: 1 E: 0 K: 0 S: 5	H: 2 LOB: 1 BB: 0 P: 5	1B: 9 2B: 2 3B: 0 HR: 1	SF: 0 SAC: 0 DP: 1 HBP: 0	WP: 0 PA: 36 PB: 0 SB: 1 CS: 0								
PITCHER	IP	WLS	BF	H	R	ER	SO	BB	IBB	HBP	BLK	WP	HR	S	P	ERA	WHIP										
Dean Chance, R ERA: 2.93 (1, 1)	3.0	L	15	6	3	3	4	0	0	0	0	0	0	7	7	0.00	1.000										
Dick Woodson, R ERA: 4.0 (4, 1)	2.0		7	2	0	0	0	0	0	0	0	0	0	7	7	0.00	1.000										
Jerry Crider, R ERA: 4.82 (6, 1)	0.2		4	2	0	0	0	0	0	0	0	0	0	4	4	0.00	3.000										
Joe Grzenda, L ERA: 4.25 (6, 1)	2.1		10	2	2	1	0	1	0	0	0	0	0	9	13	3.86	1.286										

Minnesota Twins @ Baltimore Orioles
Memorial Stadium, Baltimore, MD
Sat Aug 09 1969, 7:05 PM EDT
Att: 26,873 - Unknown

AB	35
R	5
H	12
RBI	5
BB	1
SO	4
LOB	14



Batter	1	2	3	4	5	6	7	8	9	AB	R	H	RBI	BB	SO	LOB	TOP					
Cesar Tovar, R (1,4) OBP: 0.322, SLG: 0.385	F9		F7			K			1B	4	0	1	0	0	1	0	Minnesota Twins @ Baltimore Orioles Memorial Stadium, Baltimore, MD Sun Aug 10 1969, 7:05 PM EDT Att: 22,263 - Unknown					
Rich Reese, L (1,3) OBP: 0.365, SLG: 0.543	5-3			F8		K2-3			F8	4	0	0	0	0	1	1						
Harmon Killebrew, R (1,5) OBP: 0.419, SLG: 0.561	BB			BB		6-3			L6	2	0	0	0	2	0	1						
Tony Oliva, L (1,9) OBP: 0.384, SLG: 0.514	F4			F9					F4	4	0	0	0	0	0	3						
Bob Allison, R (1,7) OBP: 0.340, SLG: 0.375		5-3		BB		L7				2	0	0	0	1	0	0						
Leo Cardenas, R (1,6) OBP: 0.351, SLG: 0.392		F8		BB		K				3	0	0	0	0	2	2						
Ted Uhlaender, L (1,8) OBP: 0.330, SLG: 0.352		F8				4-3			K	3	0	0	0	0	1	0						
Tom Tischinski, R (1,2) OBP: 0.229, SLG: 0.129				K		F2			5-3	2	0	0	0	0	1	0						
Frank Quijici, R (8, PH) OBP: 0.256, SLG: 0.270						F9				1	0	0	0	0	0	0						
John Roseboro, L (8,2) OBP: 0.339, SLG: 0.324									K	0	0	0	0	0	0	0						
Jim Perry, S (1,1) OBP: 0.226, SLG: 0.241										2	0	0	0	0	1	0						
Rick Renick, R (8, PH) OBP: 0.295, SLG: 0.312										1	0	0	0	0	1	0						
Dick Woodson, R (8,1) OBP: 0.143, SLG: 0.077										0	0	0	0	0	0	0						
Inning Stats	R: 0 E: 0 K: 0 S: 3	H: 0 LOB: 1 BB: 1 P: 7	R: 0 E: 0 K: 0 S: 3	H: 0 LOB: 0 BB: 0 P: 3	R: 0 E: 0 K: 2 S: 7	H: 0 LOB: 0 BB: 0 P: 7	R: 0 E: 0 K: 1 S: 5	H: 0 LOB: 2 BB: 2 P: 13	R: 0 E: 0 K: 0 S: 3	H: 0 LOB: 0 BB: 0 P: 3	R: 0 E: 0 K: 2 S: 7	H: 0 LOB: 0 BB: 0 P: 7	R: 0 E: 0 K: 1 S: 5	H: 0 LOB: 0 BB: 0 P: 5	R: 0 E: 0 K: 2 S: 7	H: 0 LOB: 0 BB: 0 P: 7	R: 0 E: 0 K: 0 S: 4	H: 1 LOB: 1 BB: 0 P: 4	1B: 1 2B: 0 3B: 0 HR: 0	SF: 0 SAC: 0 DP: 0 HBP: 0	WP: 0 PB: 0 SB: 0 CS: 0	PA: 31
PITCHER Mike Cuellar, L (1,1) ERA: 2.28	IP: 9.0 WLS: W BF: 31 H: 1 R: 0 ER: 0 SO: 8 BB: 3 IBB: 0 HBP: 0 BLK: 0 WP: 0 HR: 0 S: 44 P: 56 ERA: 0.00 WHIP: 0.444																					

Batter	1	2	3	4	5	6	7	8	9	AB	R	H	RBI	BB	SO	LOB	BOTTOM			
Don Buford, S (1,7) OBP: 0.387, SLG: 0.418	1-3		K			BB			F7	3	0	0	0	1	1	0	Minnesota Twins @ Baltimore Orioles Memorial Stadium, Baltimore, MD Sun Aug 10 1969, 7:05 PM EDT Att: 22,263 - Unknown			
Paul Blair, R (1,8) OBP: 0.352, SLG: 0.535	F4		6-3			L7			4-3	4	0	0	0	0	0	1				
Frank Robinson, R (1,9) OBP: 0.428, SLG: 0.594	E6				F6				F9	3	0	0	0	0	0	1				
Boog Powell, L (1,3) OBP: 0.383, SLG: 0.584	F8				HR	G3				3	1	1	1	0	0	2				
Brooks Robinson, R (1,5) OBP: 0.291, SLG: 0.421		5-3			6-3				K	3	0	0	0	0	1	0				
Davey Johnson, R (1,4) OBP: 0.388, SLG: 0.393		F5			K				F8	3	0	0	0	0	1	0				
Eliot Hendricks, L (1,2) OBP: 0.324, SLG: 0.386						G4-6-3			1B	3	1	3	1	0	0	0				
Mark Belanger, R (1,6) OBP: 0.355, SLG: 0.337						1B			HR	3	0	0	0	0	0	2				
Mike Cuellar, L (1,1) OBP: 0.074, SLG: 0.119			K			F9			6-3	3	0	0	0	0	1	0				
Inning Stats	R: 0 E: 1 K: 0 S: 4	H: 0 LOB: 1 BB: 0 P: 4	R: 0 E: 0 K: 0 S: 4	H: 1 LOB: 1 BB: 0 P: 4	R: 0 E: 0 K: 2 S: 7	H: 0 LOB: 0 BB: 0 P: 7	R: 1 E: 0 K: 1 S: 6	H: 1 LOB: 0 BB: 0 P: 6	R: 0 E: 0 K: 0 S: 3	H: 1 LOB: 0 BB: 0 P: 3	R: 0 E: 0 K: 0 S: 3	H: 0 LOB: 1 BB: 1 P: 7	R: 1 E: 0 K: 1 S: 6	H: 1 LOB: 0 BB: 0 P: 6	R: 0 E: 0 K: 0 S: 3	H: 0 LOB: 0 BB: 0 P: 3		1B: 2 2B: 0 3B: 0 HR: 2	SF: 0 SAC: 0 DP: 1 HBP: 0	WP: 0 PB: 0 SB: 0 CS: 0
PITCHER Jim Perry, R (1,1) ERA: 2.87	IP: 7.0 WLS: L BF: 26 H: 4 R: 2 ER: 2 SO: 4 BB: 1 IBB: 0 HBP: 0 BLK: 0 WP: 0 HR: 2 S: 33 P: 37 ERA: 2.57 WHIP: 0.714																			
Dick Woodson, R (8,1) ERA: 3.96	IP: 1.0 WLS: L BF: 3 H: 0 R: 0 ER: 0 SO: 0 BB: 0 IBB: 0 HBP: 0 BLK: 0 WP: 0 HR: 0 S: 3 P: 3 ERA: 0.00 WHIP: 0.000																			



Batter	1	2	3	4	5	6	7	8	9	AB	R	H	RBI	BB	SO	LOB	TOP																		
Ted Uhlhaender, L (1, 7) OBP: 0.329, SLG: 0.349	0-0 6-3		0-0 6-3		0-0 4-3					3	0	0	0	1	0	0	Minnesota Twins @ New York Yankees Yankee Stadium, Bronx, NY Tue Aug 12 1969, 7:05 PM EDT Att: 17,016 - Unknown - 77 F																		
Rod Carew, L (1, 4) OBP: 0.406, SLG: 0.499	0-0 B3-1		0-0 F7			0-0 G3	0-3 K2-3			4	0	0	0	0	1	2																			
Tony Oliva, L (1, 9) OBP: 0.381, SLG: 0.509	0-0 4-3			0-0 F8		0-0 F8		0-0 4-3		4	0	0	0	0	0	0																			
Harmon Killebrew, R (1, 5) OBP: 0.419, SLG: 0.561		0-0 F9		0-0 1B 1B		0-0 1B		0-0 1-3		4	0	2	0	0	0	0																			
Rich Reese, L (1, 3) OBP: 0.363, SLG: 0.538		0-0 F8		0-0 1-2 1B		0-3 K		0-3 K		4	0	1	0	0	2	1																			
Cesar Tovar, R (1, 8) OBP: 0.319, SLG: 0.380		0-0 F8		0-0 L7			0-0 4-3		0-0 L7	4	0	0	0	0	0	2																			
John Roseboro, L (1, 2) OBP: 0.341, SLG: 0.328			0-0 B2-3	0-3 K		4-0 CS BB		0-0 2B		3	0	1	0	1	1	2																			
Leo Cardenas, R (1, 6) OBP: 0.352, SLG: 0.399			4-0 HR BB		0-0 6-3		0-0 1-2 HR		0-0 5-3	3	2	1	1	1	0	1																			
Jim Kaat, L (1, 1) OBP: 0.253, SLG: 0.391			0-0 1-1 HR		0-0 6-3			0-3 K		3	1	2	2	0	0	0																			
Al Worthington, R (7, 1) Ron Perranoski, L (7, 1) Bill Zepp, R (7, 1) Charlie Manuel, L (9, PH) OBP: 0.349, SLG: 0.329										0	0	0	0	0	0	0																			
Inning Stats	R: 0 E: 0 K: 0 S: 3	H: 0 LOB: 0 BB: 0 P: 3	R: 0 E: 0 K: 0 S: 3	H: 0 LOB: 0 BB: 0 P: 3	R: 2 E: 0 K: 0 S: 4	H: 1 LOB: 0 BB: 1 P: 8	R: 0 E: 0 K: 1 S: 7	H: 2 LOB: 2 BB: 0 P: 7	R: 0 E: 0 K: 1 S: 6	H: 1 LOB: 1 BB: 0 P: 6	R: 1 E: 0 K: 1 S: 6	H: 2 LOB: 2 BB: 2 P: 14	R: 0 E: 0 K: 1 S: 5	H: 0 LOB: 0 BB: 0 P: 5	R: 0 E: 0 K: 1 S: 6	H: 1 LOB: 1 BB: 0 P: 6	1B: 3 2B: 2 3B: 0 HR: 2	SF: 0 SAC: 0 DP: 0 HBP: 0	WP: 0 PB: 0 CS: 1	PA: 36															
PITCHER	IP WLS BF H R ER SO BB IBB HBP BLK WP HR S P ERA WHIP																																		
Stan Bahnsen, R (1, 1) ERA: 3.98	6.2		28	6	3	3	2	3	0	0	0	0	0	0	2	29	41	4.05	1.350																
Steve Hamilton, L (7, 1) ERA: 3.0	0.1	W	1	0	0	0	1	0	0	0	0	0	0	0	0	3	3	0.00	0.000																
Lindy McDaniel, R (8, 1) ERA: 3.92	2.0	S	7	1	0	0	2	0	0	0	0	0	0	0	0	11	11	0.00	0.500																

Batter	1	2	3	4	5	6	7	8	9	AB	R	H	RBI	BB	SO	LOB	BOTTOM																		
Horace Clarke, S (1, 4) OBP: 0.350, SLG: 0.364	0-0 2B SF9 1B	0-0 6-3		0-0 1-2 1B						4	2	3	2	1	0	0	Minnesota Twins @ New York Yankees Yankee Stadium, Bronx, NY Tue Aug 12 1969, 7:05 PM EDT Att: 17,016 - Unknown - 77 F																		
Gene Michael, S (1, 6) OBP: 0.355, SLG: 0.400	0-0 SF9 1-3 E 2B		0-0 4-3	0-0 1-3						5	2	2	1	0	0	3																			
Roy White, S (1, 7) OBP: 0.419, SLG: 0.464	0-0 SF9		0-0 6-3		0-0 F8		4-0 BB BB IBB	0-0 3-1		3	1	0	1	1	0	0																			
Frank Fernandez, R (1, 9) OBP: 0.394, SLG: 0.450	4-0 2-3 3-H		0-0 E IBB		0-0 F8		4-0 BB BB 1B BB	0-0 G3		2	0	1	0	1	0	0																			
Bobby Murcer, L (7, PH) OBP: 0.324, SLG: 0.443			0-0 E IBB		0-0 F8		4-0 BB BB 1B BB	0-0 G3		1	1	0	0	1	0	0																			
Thurman Munson, R (1, 2) OBP: 0.538, SLG: 0.667	0-0 F4		4-0 E IBB		0-0 F4		4-0 1B BB 1B BB	0-3 K		3	1	0	1	2	1	2																			
Ron Woods, R (1, 8) OBP: 0.303, SLG: 0.299	0-0 E5		0-0 L6			0-0 G3	4-0 1-2 2-3 3-H			3	1	0	1	1	0	3																			
Bobby Cox, R (1, 5) OBP: 0.327, SLG: 0.281	1-2 3-H K			4-0 G4-3-6 BB		0-0 5-3	0-3 K			3	0	0	0	1	2	5																			
Len Boehmer, R (1, 3) OBP: 0.216, SLG: 0.170		0-0 B2-6-4 1B		0-0 G4-3-6		0-0 F4	0-0 1-2 2-3 3-H	0-0 1B 3B 1B		4	1	2	1	0	0	1																			
Stan Bahnsen, R (1, 1) OBP: 0.098, SLG: 0.080		0-0 B2-6-4		0-0 G4-3-6		0-0 F4	0-0 1-3			2	0	1	0	0	0	1																			
Steve Hamilton, L (7, 1) ERA: 4.66										0	0	0	0	0	0	0																			
Bill Robinson, R (7, PH) OBP: 0.245, SLG: 0.307										2	1	1	2	0	0	0																			
Lindy McDaniel, R (8, 1) ERA:										0	0	0	0	0	0	0																			
Inning Stats	R: 2 E: 1 K: 1 S: 8	H: 2 LOB: 2 BB: 1 P: 12	R: 0 E: 0 K: 0 S: 3	H: 1 LOB: 0 BB: 0 P: 3	R: 0 E: 0 K: 0 S: 4	H: 1 LOB: 2 BB: 1 P: 8	R: 0 E: 0 K: 0 S: 4	H: 2 LOB: 2 BB: 1 P: 8	R: 0 E: 0 K: 0 S: 3	H: 0 LOB: 0 BB: 0 P: 3	R: 0 E: 0 K: 1 S: 9	H: 4 LOB: 1 BB: 5 P: 29	R: 0 E: 0 K: 1 S: 5	H: 0 LOB: 0 BB: 0 P: 5	R: 0 E: 0 K: 1 S: 5	H: 0 LOB: 0 BB: 0 P: 5	1B: 7 2B: 1 3B: 2 HR: 0	SF: 1 SAC: 0 DP: 2 HBP: 0	WP: 0 PB: 0 CS: 0	PA: 41															
PITCHER	IP WLS BF H R ER SO BB IBB HBP BLK WP HR S P ERA WHIP																																		
Jim Kaat, L (1, 1) ERA: 3.14	6.1	L	30	7	5	4	1	3	2	0	0	0	0	0	0	12	12	5.68	1.579																
Al Worthington, R (7, 1) ERA: 4.66	0.0		3	0	0	0	0	3	0	0	0	0	0	0	0	0	0	0.00	0.000																
Ron Perranoski, L (7, 1) ERA: 2.02	0.1		4	3	5	5	1	0	0	0	0	0	0	0	6	6	135.00	9.000																	
Bill Zepp, R (7, 1) ERA:	1.1		4	0	0	0	1	0	0	0	0	0	0	0	6	6	0.00	0.000																	


Batter	1	2	3	4	5	6	7	8	9	AB	R	H	RBI	BB	SO	LOB	TOP		
Cesar Tovar, R OBP: 0.318, SLG: 0.379	F6		1-3 1B		SF7		F4		F8	4	0	1	1	0	0	1	Minnesota Twins @ New York Yankees Yankee Stadium, Bronx, NY Wed Aug 13 1969, 3:33 AM EDT Att: 15,453 - Unknown - 83 F		
Rod Carew, L OBP: 0.407, SLG: 0.497	4-3 HBP		1-3					G3		3	0	1	1	0	0	1			
Tony Oliva, L OBP: 0.378, SLG: 0.505	4-3		F9		4-3			F7		4	0	0	0	0	0	3			
Harmon Killebrew, R OBP: 0.420, SLG: 0.562 Frank Quijici, R OBP: 0.256, SLG: 0.270	F4				F7					3	0	1	0	1	0	1			
Rich Reese, L OBP: 0.371, SLG: 0.566					E9 L6 1B					4	2	4	3	0	0	0			
Ted Uhlhaender, L OBP: 0.325, SLG: 0.348					L6					4	0	1	0	0	1	4			
Leo Cardenas, R OBP: 0.351, SLG: 0.397										4	1	1	0	0	2	2			
John Roseboro, L OBP: 0.340, SLG: 0.327										4	1	1	0	0	0	0			
Tom Hall, L OBP: 0.179, SLG: 0.214					F4					3	0	1	0	0	0	0			
Inning Stats	R: 0 E: 0 K: 0 S: 3	H: 0 LOB: 1 BB: 0 P: 4	R: 1 E: 0 K: 1 S: 6	H: 2 LOB: 0 BB: 0 P: 6	R: 0 E: 0 K: 0 S: 4	H: 1 LOB: 1 BB: 0 P: 4	R: 0 E: 1 K: 0 S: 3	H: 1 LOB: 0 BB: 0 P: 3	R: 2 E: 0 K: 0 S: 6	H: 3 LOB: 1 BB: 0 P: 6	R: 0 E: 0 K: 0 S: 3	H: 0 LOB: 0 BB: 0 P: 3	R: 2 E: 0 K: 1 S: 7	H: 2 LOB: 1 BB: 0 P: 7	R: 0 E: 0 K: 1 S: 6	H: 1 LOB: 1 BB: 0 P: 6	1B: 8 2B: 2 3B: 0 HR: 2	SF: 1 SAC: 1 DP: 2 HBP: 1	WP: 0 PA: 37 CS: 1
PITCHER	IP WLS BF H R ER SO BB IBB HBP BLK WP HR S P ERA WHIP																		
Mel Stottlemyre, R ERA: 2.56	(1, 1) 8.0 L 33 10 5 5 2 1 0 0 1 0 0 2 35 40 5.62 1.375																		
Mike Kekich, L ERA: 5.89	(9, 1) 1.0 4 1 0 0 1 0 0 0 0 0 0 6 6 0.00 1.000																		

AB	33
R	5
H	11
RBI	5
BB	1
SO	3
LOB	12



Batter	1	2	3	4	5	6	7	8	9	AB	R	H	RBI	BB	SO	LOB	BOTTOM		
Horace Clarke, S OBP: 0.352, SLG: 0.367	4-3 1B		6-3		5-3					4	1	2	0	0	0	0	Minnesota Twins @ New York Yankees Yankee Stadium, Bronx, NY Wed Aug 13 1969, 3:33 AM EDT Att: 15,453 - Unknown - 83 F		
Gene Michael, S OBP: 0.353, SLG: 0.396	4-3		F8							3	0	0	0	1	0	2			
Roy White, S OBP: 0.422, SLG: 0.475	1B		5-3							4	1	3	1	0	0	0			
Frank Fernandez, R OBP: 0.396, SLG: 0.457	1B				F3					4	0	2	1	0	0	1			
Bill Robinson, R OBP: 0.241, SLG: 0.300	F9				F4					4	0	0	0	0	0	4			
Ron Woods, R OBP: 0.302, SLG: 0.293										3	0	0	0	1	0	0			
Bobby Cox, R OBP: 0.320, SLG: 0.273										4	0	0	0	0	2	1			
Len Boehmer, R OBP: 0.218, SLG: 0.160										3	0	0	0	1	0	0			
Mel Stottlemyre, R OBP: 0.258, SLG: 0.228 Tom Shopay, L OBP: 0.116, SLG: 0.235 Mike Kekich, R OBP: 0.091, SLG: 0.182										2	0	0	0	0	1	1			
Inning Stats	R: 0 E: 0 K: 0 S: 5	H: 3 LOB: 2 BB: 0 P: 5	R: 0 E: 0 K: 0 S: 3	H: 0 LOB: 1 BB: 1 P: 7	R: 0 E: 0 K: 1 S: 5	H: 0 LOB: 0 BB: 1 P: 9	R: 0 E: 0 K: 1 S: 5	H: 0 LOB: 0 BB: 1 P: 5	R: 0 E: 0 K: 0 S: 3	H: 1 LOB: 1 BB: 1 P: 7	R: 0 E: 0 K: 1 S: 5	H: 0 LOB: 0 BB: 0 P: 5	R: 2 E: 0 K: 1 S: 8	H: 3 LOB: 1 BB: 0 P: 8	R: 0 E: 0 K: 0 S: 3	H: 0 LOB: 0 BB: 0 P: 3	1B: 3 2B: 4 3B: 0 HR: 0	SF: 0 SAC: 0 DP: 0 HBP: 0	WP: 0 PA: 35 CS: 0
PITCHER	IP WLS BF H R ER SO BB IBB HBP BLK WP HR S P ERA WHIP																		
Tom Hall, L ERA: 3.69	(1, 1) 9.0 W 35 7 2 2 4 3 0 0 0 0 0 0 40 52 2.00 1.111																		

AB	32
R	2
H	7
RBI	2
BB	3
SO	4
LOB	9



Batter	1	2	3	4	5	6	7	8	9	AB	R	H	RBI	BB	SO	LOB	TOP										
Cesar Tovar, R OBP: 0.317, SLG: 0.378 (1, 8)										4	1	1	0	0	0	3	Minnesota Twins @ Washington Senators Robert F. Kennedy Memorial Stadium, Washington, DC Fri Aug 15 1969, 7:05 PM EDT Att: 14,364 - Unknown livebaseballscorecards.com										
Rich Reese, L OBP: 0.376, SLG: 0.568 (1, 3)										4	1	3	0	0	0	0											
Harmon Killebrew, R OBP: 0.416, SLG: 0.556 (1, 5)										4	0	0	0	0	1	5											
Tony Oliva, L OBP: 0.377, SLG: 0.502 (1, 9)										4	0	1	1	0	0	1											
Bob Allison, R OBP: 0.331, SLG: 0.364 Ron Perranoski, L OBP: 0.143, SLG: 0.100 (8, 1)										4	0	0	0	0	2	3											
Leo Cardenas, R OBP: 0.352, SLG: 0.398 (1, 6)										4	0	2	1	0	0	0											
Frank Quilici, R OBP: 0.248, SLG: 0.261 (1, 4)										4	0	0	0	0	0	3											
Tom Tischinski, R OBP: 0.256, SLG: 0.121 (1, 2)										2	0	0	0	2	0	0											
Jim Perry, S OBP: 0.215, SLG: 0.230 Ted Uhlhaender, L OBP: 0.328, SLG: 0.348 (8, 7)										3	0	0	0	0	2	3											
Inning Stats	R: 1 E: 0 K: 1 S: 7	H: 2 LOB: 1 BB: 0 P: 7	R: 0 E: 0 K: 1 S: 6	H: 1 LOB: 2 BB: 1 P: 10	R: 1 E: 0 K: 1 S: 8	H: 3 LOB: 2 BB: 0 P: 8	R: 0 E: 0 K: 0 S: 4	H: 1 LOB: 2 BB: 1 P: 8	R: 0 E: 0 K: 0 S: 3	H: 0 LOB: 0 BB: 0 P: 3	R: 0 E: 0 K: 1 S: 5	H: 0 LOB: 0 BB: 0 P: 5	R: 0 E: 0 K: 0 S: 3	H: 0 LOB: 0 BB: 0 P: 3	R: 0 E: 0 K: 1 S: 5	H: 0 LOB: 0 BB: 0 P: 5		R: 0 E: 0 K: 0 S: 3	H: 0 LOB: 0 BB: 0 P: 3	1B: 7 2B: 0 3B: 0 HR: 0	SF: 0 SAC: 0 DP: 0 HBP: 0	WP: 0 PB: 0 CS: 0	PA: 36				
PITCHER	IP	WLS	BF	H	R	ER	SO	BB	IBB	HBP	BLK	WP	HR	S	P	ERA	WHIP										
Jim Shellenback, L ERA: 4.15 Casey Cox, R ERA: 2.42 Dennis Higgins, R ERA: 3.67	(1, 1) (4, 1) (8, 1)	3.0 4.0 2.0	L 14 6	16 1 0	6 0 0	2 0 0	2 1 0	3 1 0	3 0 0	0 0 0	0 0 0	0 0 0	0 0 0	21 15 8	25 19 8	6.00 0.00 0.00	2.333 0.500 0.000										

Batter	1	2	3	4	5	6	7	8	9	AB	R	H	RBI	BB	SO	LOB	BOTTOM										
Del Unser, L OBP: 0.338, SLG: 0.336 (1, 8)										4	0	1	0	0	0	2	Minnesota Twins @ Washington Senators Robert F. Kennedy Memorial Stadium, Washington, DC Fri Aug 15 1969, 7:05 PM EDT Att: 14,364 - Unknown livebaseballscorecards.com										
Lee Maye, L OBP: 0.333, SLG: 0.392 Hank Allen, R OBP: 0.312, SLG: 0.344 (8, PH) (9, 9)										3	0	0	0	0	0	3											
Frank Howard, R OBP: 0.399, SLG: 0.580 (1, 7) (9, 3)										3	0	1	0	1	0	1											
Mike Epstein, L OBP: 0.413, SLG: 0.534 Brant Aiyee, R OBP: 0.346, SLG: 0.469 (8, PH) (9, 7)										3	0	1	0	0	1	3											
Ken McMullen, R OBP: 0.339, SLG: 0.386 (1, 5)										4	0	1	0	0	1	2											
Bernie Allen, L OBP: 0.396, SLG: 0.416 Tim Cullen, R OBP: 0.259, SLG: 0.243 (1, 4) (9, PH)										2	0	0	0	1	0	2											
Ed Brinkman, R OBP: 0.337, SLG: 0.344 (1, 6)										4	0	2	0	0	0	3											
Jim French, L OBP: 0.359, SLG: 0.348 Paul Casanova, R OBP: 0.245, SLG: 0.279 (1, 2) (3, 2)										1	0	0	0	0	0	2											
Jim Shellenback, L OBP: 0.200, SLG: 0.200 Jim Miles, R OBP: 0.333, SLG: 0.333 Casey Cox, R OBP: 0.125, SLG: 0.067 Ed Stroud, L OBP: 0.348, SLG: 0.354 Dennis Higgins, R OBP: 0.100, SLG: 0.100 (1, 1) (3, PR) (4, 1) (7, PH) (8, 1)										1	0	1	0	0	0	0											
Inning Stats	R: 0 E: 0 K: 0 S: 3	H: 0 LOB: 0 BB: 0 P: 3	R: 0 E: 0 K: 0 S: 4	H: 1 LOB: 2 BB: 1 P: 8	R: 0 E: 0 K: 0 S: 4	H: 1 LOB: 1 BB: 0 P: 8	R: 0 E: 0 K: 0 S: 3	H: 1 LOB: 1 BB: 0 P: 3	R: 0 E: 0 K: 0 S: 4	H: 1 LOB: 1 BB: 0 P: 4	R: 0 E: 0 K: 1 S: 6	H: 1 LOB: 1 BB: 0 P: 6	R: 0 E: 0 K: 0 S: 4	H: 2 LOB: 1 BB: 0 P: 4	R: 0 E: 0 K: 1 S: 5	H: 1 LOB: 1 BB: 0 P: 5		R: 0 E: 0 K: 1 S: 6	H: 1 LOB: 1 BB: 0 P: 6	1B: 8 2B: 1 3B: 0 HR: 0	SF: 0 SAC: 0 DP: 3 HBP: 0	WP: 1 PB: 1 CS: 0	PA: 35				
PITCHER	IP	WLS	BF	H	R	ER	SO	BB	IBB	HBP	BLK	WP	HR	S	P	ERA	WHIP										
Jim Perry, R ERA: 2.76 Ron Perranoski, L ERA: 1.99	(1, 1) (8, 1)	7.0 2.0	W S	28 7	7 2	0 0	0 0	2 2	0 0	0 0	0 0	0 0	0 0	11 11	11 11	0.00 0.00	1.286 1.000										

Batter	1	2	3	4	5	6	7	8	9	10	11	12	13	AB R H RBI BB SO LOB	TOP							
Cesar Tovar, R OBP: 0.317, SLG: 0.378 (1, 4)	F3		4-3		SH3			3-1 SH1-4 1B		5-3			1B 1B	5 1 2 0 0 0 1	Minnesota Twins @ Washington Senators Robert F. Kennedy Memorial Stadium, Washington, DC Sun Aug 17 1969, 3:33 AM EDT Att. 14,090 - Cloudy livebaseballscorecards.com							
Ted Uhlhaender, L OBP: 0.326, SLG: 0.350 (1, 8)	F2				4-3			SH1-4			4-3		1B 1B	5 0 2 1 0 0 1								
Tony Oliva, L OBP: 0.376, SLG: 0.498 (1, 9)	4-3				K			3-1			HR 1B		BB 1B	6 1 2 1 0 1 3								
Harmon Killebrew, R OBP: 0.420, SLG: 0.561 (11, 3)		4-3				4-3		F8			HR HR		BB BB	4 1 1 2 2 0 1								
Rich Reese, L OBP: 0.371, SLG: 0.564 (11, 7)					L4				3-1		F8		K	5 0 0 0 1 1 4								
Graig Nettles, L OBP: 0.307, SLG: 0.363 (1, 7)					F9				K		F7		F3	5 0 0 0 0 1 2								
Frank Quiñoz, R OBP: 0.246, SLG: 0.259 (11, 5)		G1				4-3								1 0 0 0 0 0 3								
Leo Cardenas, R OBP: 0.351, SLG: 0.395 (1, 6)									5-3				5-3	5 0 1 0 1 1 4								
John Roseboro, L OBP: 0.340, SLG: 0.322 (1, 2)								G1-6-3 BB					5-3	3 1 0 0 2 1 3								
Dean Chance, R OBP: 0.176, SLG: 0.067 (1, 1)														0 0 0 0 0 0 0								
Bob Allison, R OBP: 0.329, SLG: 0.362 (3, PH)					SH1-3									0 0 0 0 0 0 0								
Tom Hall, L OBP: 0.194, SLG: 0.200 (3, 1)								F8						2 0 0 0 1 1 0								
Ron Perranoski, L OBP: 0.136, SLG: 0.095 (11, 1)														1 0 0 0 0 1 1								
Inning Stats	R: 0 E: 0 K: 0 S: 3	H: 0 LOB: 0 BB: 0 P: 3	R: 0 E: 0 K: 1 S: 5	H: 0 LOB: 1 BB: 1 P: 9	R: 1 E: 0 K: 1 S: 4	H: 1 LOB: 1 BB: 1 P: 8	R: 0 E: 0 K: 1 S: 6	H: 1 LOB: 2 BB: 1 P: 10	R: 0 E: 0 K: 0 S: 5	H: 0 LOB: 0 BB: 1 P: 6	R: 0 E: 0 K: 1 S: 5	H: 0 LOB: 0 BB: 0 P: 5	R: 2 E: 0 K: 1 S: 5	H: 2 LOB: 0 BB: 0 P: 5	R: 0 E: 0 K: 1 S: 4	H: 0 LOB: 1 BB: 1 P: 8	R: 1 E: 0 K: 1 S: 8	H: 3 LOB: 3 BB: 1 P: 12	1B: 7 2B: 0 3B: 0 HR: 1	SF: 0 SAC: 3 DP: 1 HBP: 0	WIP: 0 PB: 0 SB: 1 CS: 0	PA: 52
PITCHER	IP	WLS	BF	H	R	ER	SO	BB	IBB	HBP	BLK	WP	HR	S	P	ERA	WHIP					
Joe Coleman, R ERA: 3.29 (1, 1)	11.0		42	5	3	3	5	5	0	0	0	0	1	47	67	2.46	0.909					
Dennis Higgins, R ERA: 3.75 (12, 1)	1.0	L	7	3	1	1	1	2	0	0	0	0	0	7	15	9.00	5.000					
Jim Shellenback, L ERA: 4.14 (13, 1)	0.1		1	0	0	0	1	0	0	0	0	0	0	3	3	0.00	0.000					
Bob Humphreys, R ERA: 3.08 (13, 1)	0.2		2	0	0	0	0	0	0	0	0	0	0	2	2	0.00	0.000					

Batter	1	2	3	4	5	6	7	8	9	10	11	12	13	AB R H RBI BB SO LOB	BOTTOM							
Del Unser, L OBP: 0.335, SLG: 0.333 (1, 8)	5-3							F8					4-3	6 0 1 0 0 1 0	Minnesota Twins @ Washington Senators Robert F. Kennedy Memorial Stadium, Washington, DC Sun Aug 17 1969, 3:33 AM EDT Att. 14,090 - Cloudy livebaseballscorecards.com							
Lee Maye, L OBP: 0.326, SLG: 0.384 (1, 9)								6-3						5 0 0 0 1 1 1								
Frank Howard, R OBP: 0.401, SLG: 0.583 (1, 7)								F9						4 1 1 1 0 2 0 3								
Mike Epstein, L OBP: 0.412, SLG: 0.527 (1, 3)								F7						4 1 0 0 2 2 4								
Ken McMullen, R OBP: 0.340, SLG: 0.383 (1, 5)								3-1						4 1 1 0 2 1 2								
Bernie Allen, L OBP: 0.356, SLG: 0.415 (1, 4)								F9						4 1 1 0 2 1 2								
Brant Alices, R OBP: 0.347, SLG: 0.467 (8, PH)								K						3 0 1 0 0 1 3								
Tim Cullen, R OBP: 0.266, SLG: 0.257 (10, 4)								1-3						1 0 0 0 0 0 0								
Ed Brinkman, R OBP: 0.336, SLG: 0.343 (1, 6)								F5						2 0 1 0 0 0 2								
Paul Casanova, R OBP: 0.241, SLG: 0.274 (1, 2)								4-3						6 0 1 1 0 0 3								
Joe Coleman, R OBP: 0.162, SLG: 0.138 (1, 1)								1-3						6 0 1 1 0 0 3								
Zolio Versailles, R OBP: 0.287, SLG: 0.282 (11, PH)								F8						6 0 1 1 0 0 3								
Dennis Higgins, R OBP: 0.100, SLG: 0.100 (12, 1)								1-3						6 0 1 1 0 1 2								
Jim Shellenback, L OBP: 0.200, SLG: 0.200 (13, 1)								F7						6 0 1 1 0 1 2								
Bob Humphreys, R ERA: 3.08 (13, 1)														6 0 1 1 0 1 2								
Inning Stats	R: 0 E: 0 K: 1 S: 5	H: 0 LOB: 1 BB: 1 P: 9	R: 1 E: 0 K: 0 S: 4	H: 1 LOB: 1 BB: 1 P: 8	R: 0 E: 0 K: 0 S: 3	H: 0 LOB: 0 BB: 0 P: 3	R: 0 E: 0 K: 0 S: 3	H: 0 LOB: 0 BB: 0 P: 3	R: 0 E: 0 K: 1 S: 5	H: 0 LOB: 0 BB: 0 P: 5	R: 0 E: 0 K: 1 S: 5	H: 0 LOB: 0 BB: 0 P: 5	R: 2 E: 0 K: 0 S: 6	H: 4 LOB: 2 BB: 1 P: 10	R: 0 E: 0 K: 2 S: 7	H: 0 LOB: 1 BB: 1 P: 11	R: 0 E: 0 K: 0 S: 4	H: 1 LOB: 1 BB: 0 P: 4	1B: 7 2B: 0 3B: 0 HR: 0	SF: 0 SAC: 0 DP: 1 HBP: 0	WIP: 0 PB: 0 SB: 0 CS: 0	PA: 53
PITCHER	IP	WLS	BF	H	R	ER	SO	BB	IBB	HBP	BLK	WP	HR	S	P	ERA	WHIP					
Dean Chance, R ERA: 3.0 (1, 1)	2.0		9	1	1	1	1	2	0	0	0	0	0	9	17	4.50	1.500					
Tom Hall, L ERA: 3.46 (3, 1)	8.0		30	2	1	1	5	3	0	0	0	0	0	37	49	1.12	0.625					
Ron Perranoski, L ERA: 2.01 (11, 1)	3.0	W	14	4	1	1	2	1	1	0	0	0	0	16	24	3.00	1.667					

Batter	1	2	3	4	5	6	7	8	9	10	AB	R	H	RBI	BB	SO	LOB	TOP			
Cesar Tovar, R OBP: 0.318, SLG: 0.379 (1, 4)	5-3					F7			F8		4	1	1	0	1	0	2				
Ted Uhlhaender, L OBP: 0.327, SLG: 0.348 (1, 8)	4-3								6-3		5	1	1	0	0	0	3				
Tony Oliva, L OBP: 0.376, SLG: 0.497 (1, 9)	K					HR			F4		5	1	2	1	0	1	0				
Harmon Killebrew, R OBP: 0.418, SLG: 0.564 (1, 5)		F7				HR			6-3		5	1	1	3	0	1	1				
Rich Reese, L OBP: 0.371, SLG: 0.562 (1, 3)	4-3					F3			K		5	0	2	0	0	1	0				
Graig Nettles, L OBP: 0.308, SLG: 0.380 (1, 7)																					
Bob Allison, R OBP: 0.325, SLG: 0.357 (8, PH) (8, 7)	1-3								5-3		3	1	1	1	0	0	1				
Leo Cardenas, R OBP: 0.350, SLG: 0.392 (1, 6)						HR			K		3	0	0	0	1	2	0				
George Mittenwald, R OBP: 0.320, SLG: 0.384 (1, 2)		1-3									4	1	2	0	0	0	1				
Dave Boswell, R OBP: 0.179, SLG: 0.262 (8, 1)											3	0	1	1	0	0	1				
Bill Zepp, R (8, 1)											0	0	0	0	0	0	0				
Rick Renick, R OBP: 0.300, SLG: 0.316 (9, PH)											0	0	0	0	0	0	0				
Dick Woodson, R OBP: 0.143, SLG: 0.077 (9, 1)											0	0	0	0	0	0	0				
Ron Perranoski, L OBP: 0.136, SLG: 0.095 (9, 1)											0	0	0	0	0	0	0				
Inning Stats	R: 0 E: 0 K: 1 S: 5	H: 0 LOB: 0 BB: 0 P: 5	R: 0 E: 0 K: 0 S: 3	H: 0 LOB: 0 BB: 0 P: 3	R: 0 E: 0 K: 1 S: 5	H: 0 LOB: 0 BB: 1 P: 5	R: 6 E: 0 K: 0 S: 10	H: 7 LOB: 2 BB: 1 P: 14	R: 0 E: 0 K: 0 S: 4	H: 2 LOB: 1 BB: 0 P: 4	R: 0 E: 0 K: 0 S: 3	H: 0 LOB: 0 BB: 1 P: 7	R: 0 E: 0 K: 2 S: 7	H: 0 LOB: 0 BB: 0 P: 7	R: 0 E: 1 K: 0 S: 4	H: 1 LOB: 1 BB: 0 P: 4	R: 0 E: 0 K: 1 S: 6	H: 1 LOB: 1 BB: 0 P: 6	1B: 7 2B: 2 3B: 0 HR: 2	SF: 0 SAC: 1 DP: 1 HBP: 0	WP: 0 PA: 42 PB: 0 SB: 0 CS: 0
PITCHER	IP WLS BF H R ER SO BB IBB HBP BLK WP HR S P ERA WHIP	IP WLS BF H R ER SO BB IBB HBP BLK WP HR S P ERA WHIP	IP WLS BF H R ER SO BB IBB HBP BLK WP HR S P ERA WHIP	IP WLS BF H R ER SO BB IBB HBP BLK WP HR S P ERA WHIP	IP WLS BF H R ER SO BB IBB HBP BLK WP HR S P ERA WHIP	IP WLS BF H R ER SO BB IBB HBP BLK WP HR S P ERA WHIP	IP WLS BF H R ER SO BB IBB HBP BLK WP HR S P ERA WHIP	IP WLS BF H R ER SO BB IBB HBP BLK WP HR S P ERA WHIP	IP WLS BF H R ER SO BB IBB HBP BLK WP HR S P ERA WHIP	IP WLS BF H R ER SO BB IBB HBP BLK WP HR S P ERA WHIP	IP WLS BF H R ER SO BB IBB HBP BLK WP HR S P ERA WHIP	IP WLS BF H R ER SO BB IBB HBP BLK WP HR S P ERA WHIP	IP WLS BF H R ER SO BB IBB HBP BLK WP HR S P ERA WHIP	IP WLS BF H R ER SO BB IBB HBP BLK WP HR S P ERA WHIP	IP WLS BF H R ER SO BB IBB HBP BLK WP HR S P ERA WHIP	IP WLS BF H R ER SO BB IBB HBP BLK WP HR S P ERA WHIP	IP WLS BF H R ER SO BB IBB HBP BLK WP HR S P ERA WHIP	IP WLS BF H R ER SO BB IBB HBP BLK WP HR S P ERA WHIP	IP WLS BF H R ER SO BB IBB HBP BLK WP HR S P ERA WHIP	IP WLS BF H R ER SO BB IBB HBP BLK WP HR S P ERA WHIP	
Ray Culp, R ERA: 3.83 (1, 1)	3.2	18	7	6	6	2	0	0	0	0	0	0	0	0	0	0	0	14.73	1.909		
Lee Stange, R ERA: 3.45 (4, 1)	3.1	13	2	0	0	0	2	0	0	0	0	0	0	0	0	0	0	0.00	1.200		
Bill Lee, L ERA: 5.0 (8, 1)	1.0	4	1	0	0	2	0	0	0	0	0	0	0	0	0	0	0	0.00	1.000		
Sonny Siebert, R ERA: 4.07 (9, 1)	0.2	2	0	0	0	0	0	0	0	0	0	0	0	0	0	0	0	0.00	0.000		
Sparky Lyle, L ERA: 2.55 (9, 1)	1.1	W	5	1	0	0	1	0	0	0	0	0	0	0	0	0	0	0.00	0.750		
Batter	1	2	3	4	5	6	7	8	9	10	AB	R	H	RBI	BB	SO	LOB	BOTTOM			
Mike Andrews, R OBP: 0.391, SLG: 0.450 (1, 4)	3B BB	K									3	1	2	0	2	1	0				
Dalton Jones, L OBP: 0.310, SLG: 0.333 (1, 3)											4	1	1	1	0	2	2				
Syd O'Brien, R OBP: 0.309, SLG: 0.400 (9, PH) (10, 5)	1B 3B	K									0	0	0	0	1	0	0				
Carl Yastrzemski, L OBP: 0.352, SLG: 0.505 (1, 7)	F7										5	1	2	0	0	0	3				
Reggie Smith, S OBP: 0.362, SLG: 0.572 (1, 8)	1-3										3	2	0	0	2	1	2				
Rico Petrocelli, R OBP: 0.429, SLG: 0.612 (1, 6)	1B BB										2	1	0	0	2	1	2				
Tony Conigliaro, R OBP: 0.324, SLG: 0.436 (1, 9)	E BB										4	1	2	4	1	1	1				
George Scott, R OBP: 0.328, SLG: 0.380 (1, 5) (10, 3)	E5										5	0	1	1	0	0	1				
Russ Gibson, R OBP: 0.283, SLG: 0.321 (1, 2)	F6										4	0	0	0	0	0	2				
Ray Culp, R OBP: 0.296, SLG: 0.287 (4, 1)											1	0	0	0	0	1	0				
Lee Stange, R ERA: 11.57 (7, PH)											0	0	0	0	0	0	0				
Dick Schofield, S OBP: 0.246, SLG: 0.286 (8, 1)											0	0	0	0	0	0	0				
Bill Lee, L (8, 1)											0	0	0	0	0	0	0				
Sonny Siebert, R OBP: 0.265, SLG: 0.261 (9, 1)											0	0	0	0	0	0	0				
Sparky Lyle, L OBP: 0.197, SLG: 0.091 (9, 1)											1	0	0	0	0	0	0				
Inning Stats	R: 3 E: 1 K: 0 S: 6	H: 2 LOB: 2 BB: 2 P: 14	R: 0 E: 0 K: 3 S: 9	H: 0 LOB: 0 BB: 0 P: 9	R: 0 E: 0 K: 1 S: 5	H: 0 LOB: 1 BB: 1 P: 9	R: 0 E: 0 K: 0 S: 3	H: 0 LOB: 0 BB: 0 P: 3	R: 0 E: 0 K: 2 S: 8	H: 2 LOB: 1 BB: 0 P: 8	R: 0 E: 0 K: 0 S: 3	H: 1 LOB: 1 BB: 0 P: 4	R: 3 E: 0 K: 1 S: 7	H: 2 LOB: 0 BB: 1 P: 11	R: 0 E: 0 K: 0 S: 2	H: 0 LOB: 1 BB: 2 P: 10	R: 1 E: 0 K: 0 S: 2	H: 1 LOB: 2 BB: 2 P: 10	1B: 4 2B: 3 3B: 1 HR: 1	SF: 0 SAC: 1 DP: 1 HBP: 0	WP: 0 PA: 43 PB: 0 SB: 0 CS: 0
PITCHER	IP WLS BF H R ER SO BB IBB HBP BLK WP HR S P ERA WHIP	IP WLS BF H R ER SO BB IBB HBP BLK WP HR S P ERA WHIP	IP WLS BF H R ER SO BB IBB HBP BLK WP HR S P ERA WHIP	IP WLS BF H R ER SO BB IBB HBP BLK WP HR S P ERA WHIP	IP WLS BF H R ER SO BB IBB HBP BLK WP HR S P ERA WHIP	IP WLS BF H R ER SO BB IBB HBP BLK WP HR S P ERA WHIP	IP WLS BF H R ER SO BB IBB HBP BLK WP HR S P ERA WHIP	IP WLS BF H R ER SO BB IBB HBP BLK WP HR S P ERA WHIP	IP WLS BF H R ER SO BB IBB HBP BLK WP HR S P ERA WHIP	IP WLS BF H R ER SO BB IBB HBP BLK WP HR S P ERA WHIP	IP WLS BF H R ER SO BB IBB HBP BLK WP HR S P ERA WHIP	IP WLS BF H R ER SO BB IBB HBP BLK WP HR S P ERA WHIP	IP WLS BF H R ER SO BB IBB HBP BLK WP HR S P ERA WHIP	IP WLS BF H R ER SO BB IBB HBP BLK WP HR S P ERA WHIP	IP WLS BF H R ER SO BB IBB HBP BLK WP HR S P ERA WHIP	IP WLS BF H R ER SO BB IBB HBP BLK WP HR S P ERA WHIP	IP WLS BF H R ER SO BB IBB HBP BLK WP HR S P ERA WHIP	IP WLS BF H R ER SO BB IBB HBP BLK WP HR S P ERA WHIP	IP WLS BF H R ER SO BB IBB HBP BLK WP HR S P ERA WHIP	IP WLS BF H R ER SO BB IBB HBP BLK WP HR S P ERA WHIP	
Dave Boswell, R ERA: 3.41 (8, 1)	7.0	29	5	3	3	6	3	0	0	0	0	0	0	0	0	0	0	2.57	1.143		
Bill Zepp, R ERA: 11.57 (9, 1)	1.0	6	2	3	3	1	0	0	0	0	0	0	0	0	0	0	0	27.00	3.000		
Dick Woodson, R ERA: 3.94 (9, 1)	0.1	3	0	0	0	0	2	0	0	0	0	0	0	0	0	0	0	0.00	6.000		
Ron Perranoski, L ERA: 2.08 (9, 1)	1.0	L	5	1	1	1	0	1	1	0	0	0	0	0	0	0	0	9.00	2.000		

Minnesota Twins @ Boston Red Sox
Fenway Park, Boston, MA
Mon Aug 18 1969, 7:05 PM EDT
Att: 28,062 - Unknown - 87 F

AB 39
R 6
H 11
RBI 6
BB 2
SO 5
LOB 10



Minnesota Twins @ Boston Red Sox
Fenway Park, Boston, MA
Mon Aug 18 1969, 7:05 PM EDT
Att: 28,062 - Unknown - 87 F

AB 34
R 7
H 8
RBI 6
BB 8
SO 7
LOB 13



Batter	1	2	3	4	5	6	7	8	9	AB	R	H	RBI	BB	SO	LOB	TOP										
Ted Uhlhaender, L OBP: 0.327, SLG: 0.347	0-3 K		0-0 2B	1-0 E		0-0 L8			0-0 E4	4	2	1	0	0	1	0											
Cesar Tovar, R OBP: 0.319, SLG: 0.381	0-3 K		0-0 2B	0-0 FC5-2		0-0 4-3			4-0 HR	4	2	1	1	1	1	1											
Harmon Killebrew, R OBP: 0.419, SLG: 0.569	4-0 BB		0-3 K	0-0 BB					0-0 HR	3	1	1	2	2	1	1											
Tony Oliva, L OBP: 0.374, SLG: 0.496	0-0 F7		0-0 E	0-0 4-3					0-0 F8	5	1	1	1	0	0	3											
Rich Reese, L OBP: 0.372, SLG: 0.562		0-0 1B	0-0 E1	0-0 E3					0-0 4-3	5	1	2	0	0	0	0											
Charlie Manuel, L OBP: 0.343, SLG: 0.322	0-3 K		0-3 K	0-0 FC1-5-6					0-3 K	3	0	0	0	0	2	3											
Rick Renick, R OBP: 0.297, SLG: 0.313			0-3 K	0-3 K					0-3 K	1	0	0	0	0	1	1											
Frank Quijici, R OBP: 0.246, SLG: 0.259			1-2 K	2-3 K					1-2 K	0	0	0	0	0	0	0											
Leo Cardenas, R OBP: 0.348, SLG: 0.389	0-3 K			0-0 F9		0-3 K			0-0 5-3	4	0	0	0	0	2	2											
John Roseboro, L OBP: 0.342, SLG: 0.320	4-0 1B		4-0 1B	0-0 L3					0-3 K	2	0	0	0	2	1	1											
Jim Perry, S OBP: 0.235, SLG: 0.238	0-0 E8		0-0 E8	4-0 HBP		0-0 G3			0-0 1-3	2	1	1	1	1	0	0											
Tom Hall, L OBP: 0.194, SLG: 0.200			1-2 E	1-2 E						0	0	0	0	0	0	0											
Dean Chance, R OBP: 0.167, SLG: 0.063	1-2 1B		1-2 E	1-2 E						1	0	0	0	0	0	0											
Inning Stats	R: 0 E: 0 K: 2 S: 7	H: 0 LOB: 1 BB: 1 P: 11	R: 1 E: 1 K: 2 S: 8	H: 2 LOB: 2 BB: 1 P: 12	R: 3 E: 1 K: 2 S: 10	H: 3 LOB: 0 BB: 0 P: 10	R: 2 E: 1 K: 0 S: 3	H: 0 LOB: 2 BB: 3 P: 16	R: 0 E: 0 K: 1 S: 6	H: 0 LOB: 1 BB: 0 P: 6	R: 0 E: 0 K: 1 S: 6	H: 1 LOB: 1 BB: 0 P: 6	R: 0 E: 0 K: 1 S: 5	H: 0 LOB: 0 BB: 0 P: 5	R: 2 E: 1 K: 0 S: 4	H: 1 LOB: 0 BB: 1 P: 8	1B: 3 2B: 3 3B: 0 HR: 1	SF: 0 SAC: 0 DP: 0 HBP: 1	WP: 1 PB: 0 SB: 1 CS: 2	PA: 41							
PITCHER	IP	WLS	BF	H	R	ER	SO	BB	IBB	HBP	BLK	WP	HR	S	P	ERA	WHIP										
Jim Lonborg, R ERA: 3.97	3.0		15	5	4	3	6	2	0	0	0	0	0	25	33	9.00	2.333										
Bill Landis, L ERA: 5.0	0.1		3	0	2	1	0	2	0	0	0	0	0	1	9	27.00	6.000										
Bill Lee, L ERA: 4.88	0.2		4	0	0	0	0	1	0	1	0	0	0	2	7	0.00	1.500										
Lee Stange, R ERA: 3.39	2.0		7	0	0	0	1	0	0	0	0	0	0	9	9	0.00	0.000										
Sparky Lyle, L ERA: 2.69	3.0	L	12	2	2	2	2	1	0	0	0	1	1	15	19	6.00	1.000										
Batter	1	2	3	4	5	6	7	8	9	AB	R	H	RBI	BB	SO	LOB	BOTTOM										
Mike Andrews, R OBP: 0.389, SLG: 0.444	0-0 5-3		4-0 1B	1-2 HR		0-3 K			0-0 F2	4	1	0	0	1	1	1											
Dalton Jones, L OBP: 0.311, SLG: 0.334	0-3 K		0-0 HR	1-2 2-3		0-3 K			0-0 F9	5	2	2	0	0	2	0											
Carl Yastrzemski, L OBP: 0.352, SLG: 0.511	0-0 F8		0-0 HR	1-2 2-3		0-0 1B			0-0 L8	5	2	2	4	0	0	1											
Reggie Smith, S OBP: 0.383, SLG: 0.576		0-0 F7	0-0 F4	0-0 2B		0-0 1B			0-0 L8	4	0	2	1	0	0	0											
Rico Petrocelli, R OBP: 0.428, SLG: 0.611		0-0 F4	0-0 1-3	0-0 2B		0-0 K			0-3 K	4	0	1	1	0	1	1											
Tony Conigliaro, R OBP: 0.323, SLG: 0.433	4-0 BB		0-3 K	0-0 F4		0-0 6-3			0-0 6-3	3	0	0	0	1	1	3											
George Scott, R OBP: 0.327, SLG: 0.379	0-3 K		0-0 E6	0-0 FC5-6		0-0 5-3			0-0 5-3	4	0	1	0	0	1	1											
Russ Gibson, R OBP: 0.288, SLG: 0.316			0-0 4-3	0-3 K		0-0 F2			0-0 F8	4	0	0	0	0	1	2											
Jim Lonborg, R OBP: 0.223, SLG: 0.185			4-0 1B	0-3 K		0-0 FC5-6			0-3 K	0	0	0	0	0	0	0											
Don Lock, R OBP: 0.379, SLG: 0.275			0-0 HR	0-0 BB		1-2 K			0-0 K	0	0	0	0	0	0	0											
Bill Landis, L OBP: 0.339, SLG: 0.275			0-0 HR	0-0 BB		0-0 FC5-6			0-0 K	0	0	0	0	0	0	0											
Bill Lee, L OBP: 0.354, SLG: 0.354			0-0 HR	0-0 BB		0-0 FC5-6			0-0 K	0	0	0	0	0	0	0											
Dick Schofield, S OBP: 0.154, SLG: 0.083			0-0 HR	0-0 BB		0-0 FC5-6			0-0 K	0	0	0	0	0	0	0											
Lee Stange, R OBP: 0.283, SLG: 0.369			0-0 HR	0-0 BB		0-0 FC5-6			0-0 K	0	0	0	0	0	0	0											
Joe Lahoud, R OBP: 0.333, SLG: 0.369			0-0 HR	0-0 BB		0-0 FC5-6			0-0 K	0	0	0	0	0	0	0											
Sparky Lyle, L OBP: 0.154, SLG: 0.083			0-0 HR	0-0 BB		0-0 FC5-6			0-0 K	0	0	0	0	0	0	0											
Inning Stats	R: 0 E: 0 K: 1 S: 5	H: 0 LOB: 0 BB: 0 P: 5	R: 0 E: 0 K: 1 S: 5	H: 0 LOB: 1 BB: 1 P: 9	R: 4 E: 0 K: 0 S: 5	H: 2 LOB: 0 BB: 2 P: 13	R: 0 E: 0 K: 3 S: 10	H: 0 LOB: 1 BB: 0 P: 10	R: 1 E: 0 K: 2 S: 10	H: 3 LOB: 2 BB: 0 P: 10	R: 0 E: 0 K: 0 S: 4	H: 1 LOB: 1 BB: 0 P: 4	R: 1 E: 0 K: 1 S: 7	H: 2 LOB: 1 BB: 0 P: 7	R: 0 E: 0 K: 1 S: 5	H: 0 LOB: 0 BB: 0 P: 5	R: 0 E: 0 K: 0 S: 3	H: 0 LOB: 0 BB: 0 P: 3	1B: 5 2B: 1 3B: 1 HR: 1	SF: 0 SAC: 0 DP: 0 HBP: 0	WP: 0 PB: 0 SB: 0 CS: 0	PA: 39					
PITCHER	IP	WLS	BF	H	R	ER	SO	BB	IBB	HBP	BLK	WP	HR	S	P	ERA	WHIP										
Jim Perry, R ERA: 2.96	6.0		29	7	6	6	7	3	0	0	0	0	0	40	52	9.00	1.667										
Tom Hall, L ERA: 3.45	0.1		2	1	0	0	0	0	0	0	0	0	0	2	2	0.00	3.000										
Dean Chance, R ERA: 2.84	2.2	W	8	0	0	0	2	0	0	0	0	0	0	12	12	0.00	0.000										

Minnesota Twins @ Boston Red Sox
Fenway Park, Boston, MA
Tue Aug 19 1969, 7:05 PM EDT
Att: 29,296 - Unknown - 83 F

AB 34
R 8
H 7
RBI 5
BB 6
SO 9
LOB 12



Minnesota Twins @ Boston Red Sox
Fenway Park, Boston, MA
Tue Aug 19 1969, 7:05 PM EDT
Att: 29,296 - Unknown - 83 F

AB 36
R 6
H 8
RBI 6
BB 3
SO 9
LOB 11



Batter	1	2	3	4	5	6	7	8	9	AB	R	H	RBI	BB	SO	LOB	TOP										
Cesar Tovar, R OBP: 0.322, SLG: 0.388 (1, 4)	5-3		F3														3 2 1 2 2 0 0										
Ted Uhlhaender, L OBP: 0.326, SLG: 0.346 (1, 8)	6-3		K														4 0 1 0 1 1 1										
Harmon Killebrew, R OBP: 0.419, SLG: 0.573 (1, 5)	E1																4 1 1 2 1 1 3										
Tony Oliva, L OBP: 0.372, SLG: 0.495 (1, 9)	F7		K														5 1 1 0 0 1 2										
Rich Reese, L OBP: 0.369, SLG: 0.557 (1, 3)																	5 1 1 0 0 0 0										
Graig Nettles, L OBP: 0.308, SLG: 0.385 (7, PH)	F3																3 0 1 0 0 0 0										
Rick Renick, R OBP: 0.290, SLG: 0.305 (7, 7)																	2 0 0 0 0 1 1										
Dean Chance, R OBP: 0.167, SLG: 0.063 (9, 1)																	0 0 0 0 0 0 0										
John Roseboro, L OBP: 0.339, SLG: 0.316 (8, PH)	E4																3 0 0 0 0 0 2										
George Mitterwald, R OBP: 0.318, SLG: 0.381 (8, 2)																	1 0 0 0 0 1 0										
Leo Cardenas, R OBP: 0.349, SLG: 0.389 (1, 6)	E6																4 0 2 1 0 1 1										
Jim Kaat, L OBP: 0.300, SLG: 0.300 (1, 1)																	1 0 0 0 0 0 1										
Bill Zapp, R OBP: 0.280, SLG: 0.280 (1, 1)																	0 0 0 0 0 0 0										
Dick Woodson, R OBP: 0.280, SLG: 0.280 (1, 1)																	0 0 0 0 0 0 0										
Al Worthington, R OBP: 0.280, SLG: 0.280 (1, 1)																	0 0 0 0 0 0 0										
Bob Murray, R OBP: 0.280, SLG: 0.280 (1, 1)																	0 0 0 0 0 0 0										
Jerry Corder, R OBP: 0.280, SLG: 0.280 (1, 1)																	0 0 0 0 0 0 0										
Ron Petrocelli, L OBP: 0.280, SLG: 0.280 (1, 1)																	0 0 0 0 0 0 0										
Frank Robinson, R OBP: 0.280, SLG: 0.280 (1, 1)																	0 0 0 0 0 0 0										
Inning Stats	R: 0 E: 1 K: 0 S: 4	H: 0 LOB: 1 BB: 0 P: 4	R: 0 E: 2 K: 1 S: 7	H: 0 LOB: 2 BB: 0 P: 7	R: 0 E: 0 K: 2 S: 7	H: 0 LOB: 1 BB: 1 P: 11	R: 0 E: 0 K: 0 S: 3	H: 0 LOB: 0 BB: 0 P: 3	R: 0 E: 0 K: 1 S: 5	H: 1 LOB: 2 BB: 2 P: 13	R: 1 E: 0 K: 0 S: 5	H: 3 LOB: 3 BB: 0 P: 5	R: 3 E: 1 K: 1 S: 8	H: 2 LOB: 1 BB: 1 P: 12	R: 2 E: 0 K: 2 S: 10	H: 3 LOB: 1 BB: 0 P: 10	R: 0 E: 0 K: 0 S: 3	H: 0 LOB: 0 BB: 0 P: 3	1B: 5 2B: 3 3B: 0 HR: 2	SF: 0 SAC: 0 DP: 1 HBP: 0	WP: 0 PB: 0 SB: 1 CS: 0	PA: 42					
PITCHER	IP	WLS	BF	H	R	ER	SO	BB	IBB	HBP	BLK	WP	HR	S	P	ERA	WHIP										
Mike Nagy, R ERA: 3.14 (1, 1)	6.2		31	6	4	3	4	4	0	0	0	0	1	35	13	4.05	1.500										
Bill Lee, L ERA: 5.34 (7, 1)	1.0		7	3	2	2	3	0	0	0	0	0	1	13	13	18.00	3.000										
Sonny Siebert, R ERA: 4.06 (8, 1)	0.1		1	0	0	0	0	0	0	0	0	0	0	1	1	0.00	0.000										
Sparky Lyle, L ERA: 2.64 (9, 1)	1.0	W	3	0	0	0	0	0	0	0	0	0	0	3	3	0.00	0.000										

Minnesota Twins @ Boston Red Sox
Fenway Park, Boston, MA
Wed Aug 20 1969, 3:33 AM EDT
Att: 30,003 - Unknown - 75 F

AB	38
R	6
H	9
RBI	5
BB	4
SO	7
LOB	13





Batter	1	2	3	4	5	6	7	8	9	AB	R	H	RBI	BB	SO	LOB	BOTTOM										
Syd O'Brien, R OBP: 0.307, SLG: 0.416 (1, 5)	K																4 2 1 2 0 1 2										
Dick Schofield, S OBP: 0.343, SLG: 0.352 (8, PH)																	1 0 0 0 0 0 2										
Mike Andrews, R OBP: 0.387, SLG: 0.440 (1, 4)	F7																3 1 0 0 1 0 1										
Carl Yastrzemski, L OBP: 0.353, SLG: 0.510 (7, PR)																	3 0 1 0 1 0 0										
Don Lock, R OBP: 0.339, SLG: 0.275 (8, 7)	4-3																0 0 0 0 0 0 0										
Reggie Smith, S OBP: 0.384, SLG: 0.575 (1, 8)																	3 0 1 1 1 0 1										
Rico Petrocelli, R OBP: 0.425, SLG: 0.606 (1, 6)	F5																5 1 1 1 0 1 4										
Tony Conigliaro, R OBP: 0.324, SLG: 0.432 (1, 9)	F8																5 0 2 1 0 0 2										
George Scott, R OBP: 0.328, SLG: 0.388 (1, 3)																	4 1 2 2 0 0 0										
Jerry Moses, R OBP: 0.314, SLG: 0.448 (1, 2)																	4 0 2 0 0 0 2										
Mike Nagy, R OBP: 0.143, SLG: 0.113 (7, 1)																	2 2 1 0 1 0 1										
Bill Lee, L ERA: 5.1 (7, 1)																	0 0 0 0 0 0 0										
Sonny Siebert, R OBP: 0.240, SLG: 0.261 (8, PH)																	0 0 0 0 0 0 0										
Dalton Jones, L OBP: 0.313, SLG: 0.334 (9, 1)																	0 0 0 0 1 0 0										
Sparky Lyle, L OBP: 0.154, SLG: 0.083 (9, 1)																	0 0 0 0 0 0 0										
Inning Stats	R: 0 E: 0 K: 1 S: 5	H: 0 LOB: 0 BB: 0 P: 5	R: 0 E: 0 K: 0 S: 3	H: 0 LOB: 0 BB: 0 P: 3	R: 1 E: 0 K: 0 S: 5	H: 2 LOB: 1 BB: 0 P: 5	R: 1 E: 0 K: 0 S: 6	H: 3 LOB: 2 BB: 0 P: 6	R: 2 E: 1 K: 0 S: 5	H: 1 LOB: 2 BB: 2 P: 13	R: 2 E: 0 K: 0 S: 5	H: 2 LOB: 0 BB: 0 P: 5	R: 0 E: 0 K: 0 S: 3	H: 1 LOB: 1 BB: 0 P: 3	R: 0 E: 0 K: 0 S: 4	H: 1 LOB: 2 BB: 1 P: 8	R: 1 E: 0 K: 1 S: 5	H: 1 LOB: 2 BB: 2 P: 13	1B: 8 2B: 1 3B: 0 HR: 2	SF: 1 SAC: 2 DP: 1 HBP: 0	WP: 1 PB: 0 SB: 0 CS: 0	PA: 42					
PITCHER	IP	WLS	BF	H	R	ER	SO	BB	IBB	HBP	BLK	WP	HR	S	P	ERA	WHIP										
Jim Kaat, L ERA: 3.32 (4, 1)	1.0		7	1	2	0	0	1	1	0	0	0	0	5	13	0.00	2.000										
Dick Woodson, R ERA: 4.08 (5, 1)	1.1		6	2	2	2	0	0	0	0	0	0	1	6	6	13.50	1.500										
Al Worthington, R ERA: 4.56 (7, 1)	1.0		3	1	0	0	0	0	0	0	0	0	0	3	3	0.00	1.000										
Jerry Corder, R ERA: 4.71 (8, 1)	0.2		4	1	0	0	0	0	1	0	0	0	0	3	7	0.00	1.500										
Ron Perranoski, L ERA: 2.16 (8, 1)	0.2	L	4	0	1	1	0	0	0	0	0	0	0	0	0	0.00	3.000										
Dean Chance, R ERA: 2.62 (9, 1)	0.1		2	1	0	0	1	0	0	0	0	0	0	0	0	0.00	3.000										

Minnesota Twins @ Boston Red Sox
Fenway Park, Boston, MA
Wed Aug 20 1969, 3:33 AM EDT
Att: 30,003 - Unknown - 75 F

AB	34
R	7
H	11
RBI	7
BB	5
SO	2
LOB	15



Batter	1	2	3	4	5	6	7	8	9	AB	R	H	RBI	BB	SO	LOB	TOP				
Horace Clarke, S OBP: 0.354, SLG: 0.377 (1, 4)	F6		1-2 1B			F9	6-3			4	0	1	0	0	0	4	New York Yankees @ Minnesota Twins Metropolitan Stadium, Bloomington, MI Fri Aug 22 1969, 8:05 PM EDT Att: 38,710 - Unknown - 76 F AB 33 R 0 H 7 RBI 0 BB 1 SO 3 LOB 14 				
Gene Michael, S OBP: 0.391, SLG: 0.391 (1, 6)	K		F4			FC1-2 1-3 2B		4-3		4	0	1	0	0	1	2					
Roy White, S OBP: 0.409, SLG: 0.457 (1, 7)	G3			F9		FC1-2 2-3 3-H		4-3		4	0	0	0	0	0	2					
Joe Peppone, L OBP: 0.289, SLG: 0.465 (1, 3)		F5		F9		F9		L9		4	0	0	0	0	0	2					
Bobby Murcer, L OBP: 0.316, SLG: 0.433 (1, 9)		G6-4-3 1B		F7			F9		K	4	0	1	0	0	1	0					
Ron Woods, R OBP: 0.290, SLG: 0.288 (1, 8)		G6-4-3 1-2			F8		WP 1B	F8		4	0	1	0	0	0	1					
Jerry Kenney, L OBP: 0.318, SLG: 0.299 (1, 5)			F9		4-3		WP 1B		6-3	4	0	1	0	0	0	0					
Jake Gibbs, L OBP: 0.303, SLG: 0.278 (1, 2)					6-3					3	0	1	0	0	1	2					
Stan Bahnsen, R OBP: 0.094, SLG: 0.077 (6, PH)					FC1-6 1B					1	0	0	0	0	0	1					
Tom Shopay, L OBP: 0.206, SLG: 0.263 (6, PH)					FC1-6 1B					1	0	1	0	0	0	0					
Mike Kekich, R OBP: 0.091, SLG: 0.182 (6, PH)						2B FC1-2 1B				0	0	0	0	0	0	0					
Jimmie Hall, L OBP: 0.283, SLG: 0.337 (7, PH)							1-2 2-3 BB			0	0	0	0	1	0	0					
Bill Burbach, R OBP: 0.146, SLG: 0.128 (7, 1)										0	0	0	0	0	0	0					
Inning Stats	R: 0 E: 0 K: 1 S: 5	H: 0 LOB: 0 BB: 0 P: 5	R: 0 E: 0 K: 0 S: 3	H: 1 LOB: 0 BB: 0 P: 3	R: 0 E: 0 K: 0 S: 5	H: 2 LOB: 2 BB: 0 P: 5	R: 0 E: 0 K: 0 S: 3	H: 0 LOB: 0 BB: 0 P: 3	R: 0 E: 0 K: 0 S: 3	H: 0 LOB: 0 BB: 0 P: 3	R: 0 E: 0 K: 0 S: 5	H: 2 LOB: 2 BB: 0 P: 5	R: 0 E: 0 K: 1 S: 7	H: 2 LOB: 1 BB: 0 P: 11	R: 0 E: 0 K: 0 S: 3	H: 0 LOB: 0 BB: 0 P: 3		1B: 6 2B: 1 3B: 0 HR: 0	SF: 0 SAC: 0 DP: 1 HBP: 0	WP: 1 PB: 0 CS: 0	PA: 34
PITCHER	IP WLS BF H R ER SO BB IBB HBP BLK WP HR S P ERA WHIP																				
Dave Boswell, R ERA: 3.27 (1, 1)	8.0 W 31 7 0 0 2 1 0 0 0 0 1 0 0 34 38 0.00 1.000																				
Ron Perranoski, L ERA: 2.14 (9, 1)	1.0 S 3 0 0 0 1 0 0 0 0 0 0 0 5 5 0.00 0.000																				

Batter	1	2	3	4	5	6	7	8	9	AB	R	H	RBI	BB	SO	LOB	BOTTOM		
Ted Uhlhaender, L OBP: 0.329, SLG: 0.347 (1, 8)	L5-4 1B		SH1-3 HR 1B	4-3			3-1	F6		5	1	2	0	0	0	4	New York Yankees @ Minnesota Twins Metropolitan Stadium, Bloomington, MI Fri Aug 22 1969, 8:05 PM EDT Att: 38,710 - Unknown - 76 F AB 30 R 6 H 8 RBI 6 BB 5 SO 4 LOB 12 		
Cesar Tovar, R OBP: 0.324, SLG: 0.388 (1, 4)	E S 1B		SH1-3		L7		HR BB			2	2	1	0	1	0	0			
Tony Oliva, L OBP: 0.373, SLG: 0.507 (1, 9)	L5-4				1-5-3		HR			4	2	2	5	0	0	2			
Harmon Killebrew, R OBP: 0.420, SLG: 0.571 (7, PR)	2-3		2-H HR				HR			2	0	0	0	2	0	0			
Frank Quilici, R OBP: 0.246, SLG: 0.259 (8, 5)	1-3 BB		F2		F3		BB			0	0	0	0	0	0	0			
Rich Reese, L OBP: 0.371, SLG: 0.555 (1, 3)	1-2 BB					5-3	F5			3	0	1	1	1	0	1			
Graig Nettles, L OBP: 0.305, SLG: 0.381 (1, 7)	3-H 1B									2	0	0	0	0	1	3			
Bob Allison, R OBP: 0.326, SLG: 0.356 (7, 7)	F8		K			K		F5		2	0	0	0	0	1	0			
John Roseboro, L OBP: 0.334, SLG: 0.312 (1, 2)						K				4	0	0	0	0	1	0			
Leo Cardenas, R OBP: 0.352, SLG: 0.391 (1, 6)		6-3						4-3		3	1	2	0	1	0	0			
Dave Boswell, R OBP: 0.183, SLG: 0.250 (8, PR)							HR 1B	HBP BB		3	0	0	0	0	1	2			
Tom Hall, L OBP: 0.194, SLG: 0.200 (8, PR)					B1 1B					0	0	0	0	0	0	0			
Ron Perranoski, L OBP: 0.136, SLG: 0.095 (9, 1)					B1		K			0	0	0	0	0	0	0			
Inning Stats	R: 1 E: 0 K: 0 S: 5	H: 3 LOB: 2 BB: 1 P: 9	R: 0 E: 0 K: 0 S: 3	H: 0 LOB: 0 BB: 0 P: 3	R: 2 E: 0 K: 1 S: 7	H: 2 LOB: 1 BB: 1 P: 11	R: 0 E: 0 K: 0 S: 4	H: 1 LOB: 1 BB: 0 P: 4	R: 0 E: 0 K: 2 S: 7	H: 0 LOB: 0 BB: 0 P: 7	R: 3 E: 0 K: 1 S: 7	H: 2 LOB: 1 BB: 2 P: 15	R: 0 E: 0 K: 0 S: 3	H: 0 LOB: 2 BB: 1 P: 8	1B: 6 2B: 1 3B: 0 HR: 2	SF: 0 SAC: 1 DP: 1 HBP: 1		WP: 0 PB: 0 CS: 0	PA: 37
PITCHER	IP WLS BF H R ER SO BB IBB HBP BLK WP HR S P ERA WHIP																		
Stan Bahnsen, R ERA: 4.01 (1, 1)	5.0 L 22 6 3 3 1 2 0 0 0 0 0 0 7 7 5.40 1.600																		
Mike Kekich, L ERA: 5.68 (6, 1)	1.0 3 0 0 0 2 0 0 0 0 0 0 7 7 0.00 0.000																		
Bill Burbach, R ERA: 3.88 (7, 1)	2.0 12 2 3 3 1 3 0 1 0 0 1 10 23 13.50 2.500																		

Batter	1	2	3	4	5	6	7	8	9	AB	R	H	RBI	BB	SO	LOB	TOP					
Horace Clarke, S OBP: 0.351, SLG: 0.373 (1, 4)										4	0	0	0	0	0	1						
Gene Michael, S OBP: 0.350, SLG: 0.389 (1, 6)										4	0	1	0	0	1	1						
Roy White, S OBP: 0.410, SLG: 0.461 (1, 7)										4	0	2	0	0	0	1						
Joe Peppone, L OBP: 0.289, SLG: 0.463 (1, 3)										4	1	1	0	0	0	3						
Bobby Murcer, L OBP: 0.317, SLG: 0.432 (1, 9)										3	1	1	0	1	0	1						
Jimmie Hall, L OBP: 0.282, SLG: 0.345 (1, 8)										4	1	1	2	0	0	3						
Jerry Kenney, L OBP: 0.318, SLG: 0.298 (1, 5)										4	0	1	1	0	0	2						
Jake Gibbs, L OBP: 0.302, SLG: 0.277 (1, 2)										4	0	1	0	0	0	1						
Mel Stottlemyre, R OBP: 0.281, SLG: 0.322 (1, 1)										0	0	0	0	0	0	0						
Mike Kekich, L OBP: 0.285, SLG: 0.167 (1, 1)										1	0	0	0	0	1	1						
Tom Shroyer, R OBP: 0.126, SLG: 0.250 (5, PH)										1	0	0	0	0	0	0						
Lindy McDaniel, R OBP: 0.126, SLG: 0.250 (5, PH)										0	0	0	0	0	0	0						
Bill Robinson, R OBP: 0.220, SLG: 0.230 (7, PH)										0	0	0	0	0	0	0						
Steve Hamilton, L OBP: 0.220, SLG: 0.230 (7, PH)										0	0	0	0	0	0	0						
Frank Fernandez, R OBP: 0.288, SLG: 0.427 (9, PH)										1	0	0	0	0	1	0						
Inning Stats	R: 0 E: 0 K: 0 S: 4	H: 1 LOB: 1 BB: 0 P: 4	R: 0 E: 0 K: 0 S: 3	H: 0 LOB: 0 BB: 0 P: 3	R: 0 E: 0 K: 2 S: 8	H: 1 LOB: 1 BB: 0 P: 8	R: 0 E: 0 K: 0 S: 4	H: 1 LOB: 2 BB: 1 P: 8	R: 0 E: 0 K: 1 S: 5	H: 0 LOB: 0 BB: 0 P: 5	R: 3 E: 0 K: 0 S: 7	H: 4 LOB: 1 BB: 0 P: 7	R: 0 E: 0 K: 0 S: 3	H: 0 LOB: 0 BB: 0 P: 3	R: 0 E: 0 K: 0 S: 4	H: 1 LOB: 1 BB: 0 P: 4	R: 0 E: 0 K: 1 S: 5	H: 0 LOB: 0 BB: 0 P: 5	1B: 6 2B: 1 3B: 1 HR: 0	SF: 0 SAC: 0 DP: 0 HBP: 0	WP: 0 PB: 0 CS: 0	PA: 36
PITCHER Jim Perry, R ERA: 2.96 (1, 1)	IP: 9.0 WLS: W BF: 36 H: 8 R: 3 ER: 3 SO: 4 BB: 1 IBB: 0 HBP: 0 BLK: 0 WP: 0 HR: 0 S: 43 P: 47 ERA: 3.00 WHIP: 1.000															PITCHER	IP: 9.0 WLS: W BF: 36 H: 8 R: 3 ER: 3 SO: 4 BB: 1 IBB: 0 HBP: 0 BLK: 0 WP: 0 HR: 0 S: 43 P: 47 ERA: 3.00 WHIP: 1.000					

New York Yankees @ Minnesota Twins
Metropolitan Stadium, Bloomington, MI
Sat Aug 23 1969, 4:33 AM EDT
Att: 32,478 - Unknown - 81 F

AB 35
R 3
H 8
RBI 3
BB 1
SO 4
LOB 14





Batter	1	2	3	4	5	6	7	8	9	AB	R	H	RBI	BB	SO	LOB	BOTTOM			
Ted Uhlhaender, L OBP: 0.330, SLG: 0.347 (1, 8)										5	1	2	2	0	0	0				
Cesar Tovar, R OBP: 0.323, SLG: 0.387 (1, 4)										4	1	1	0	0	0	1				
Tony Oliva, L OBP: 0.374, SLG: 0.508 (1, 9)										5	1	2	1	0	1	1				
Harmon Killebrew, R OBP: 0.420, SLG: 0.576 (1, 5)										3	1	1	2	1	0	0				
Frank Quilici, R OBP: 0.246, SLG: 0.259 (7, 5)										0	0	0	0	0	0	0				
Rich Reese, L OBP: 0.369, SLG: 0.554 (1, 3)										4	1	1	0	0	0	3				
Graig Nettles, L OBP: 0.309, SLG: 0.389 (1, 7)										4	1	2	1	0	0	2				
John Roseboro, L OBP: 0.336, SLG: 0.312 (1, 2)										3	1	1	0	1	1	1				
Leo Cardenas, R OBP: 0.355, SLG: 0.392 (1, 6)										2	1	1	1	2	0	0				
Jim Perry, S OBP: 0.225, SLG: 0.227 (1, 1)										3	0	0	0	0	2	4				
Inning Stats	R: 5 E: 0 K: 1 S: 11	H: 6 LOB: 1 BB: 0 P: 11	R: 1 E: 0 K: 0 S: 5	H: 2 LOB: 2 BB: 1 P: 9	R: 2 E: 0 K: 0 S: 4	H: 1 LOB: 1 BB: 2 P: 12	R: 0 E: 0 K: 1 S: 7	H: 2 LOB: 3 BB: 1 P: 11	R: 0 E: 0 K: 1 S: 5	H: 0 LOB: 0 BB: 0 P: 5	R: 0 E: 0 K: 0 S: 3	H: 0 LOB: 0 BB: 0 P: 3	R: 0 E: 0 K: 1 S: 5	H: 0 LOB: 0 BB: 0 P: 5	R: 0 E: 0 K: 0 S: 3	H: 0 LOB: 0 BB: 0 P: 3	1B: 7 2B: 3 3B: 0 HR: 1	SF: 0 SAC: 2 DP: 0 HBP: 0	WP: 0 PB: 0 CS: 0	PA: 39
PITCHER Mel Stottlemyre, R ERA: 2.79 (1, 1)	IP: 0.2 WLS: L BF: 19 H: 5 R: 3 ER: 3 SO: 2 BB: 3 IBB: 1 HBP: 0 BLK: 0 WP: 0 HR: 0 S: 19 P: 35 ERA: 8.10 WHIP: 2.400															PITCHER	IP: 0.2 WLS: L BF: 19 H: 5 R: 3 ER: 3 SO: 2 BB: 3 IBB: 1 HBP: 0 BLK: 0 WP: 0 HR: 0 S: 19 P: 35 ERA: 8.10 WHIP: 2.400			
Mike Kekich, L ERA: 5.02 (1, 1)	IP: 3.1 WLS: 0 BF: 19 H: 5 R: 3 ER: 3 SO: 2 BB: 3 IBB: 1 HBP: 0 BLK: 0 WP: 0 HR: 0 S: 19 P: 35 ERA: 8.10 WHIP: 2.400															PITCHER	IP: 3.1 WLS: 0 BF: 19 H: 5 R: 3 ER: 3 SO: 2 BB: 3 IBB: 1 HBP: 0 BLK: 0 WP: 0 HR: 0 S: 19 P: 35 ERA: 8.10 WHIP: 2.400			
Lindy McDaniel, R ERA: 3.61 (5, 1)	IP: 2.0 WLS: 0 BF: 6 H: 0 R: 0 ER: 0 SO: 1 BB: 0 IBB: 0 HBP: 0 BLK: 0 WP: 0 HR: 0 S: 8 P: 8 ERA: 0.00 WHIP: 0.000															PITCHER	IP: 2.0 WLS: 0 BF: 6 H: 0 R: 0 ER: 0 SO: 1 BB: 0 IBB: 0 HBP: 0 BLK: 0 WP: 0 HR: 0 S: 8 P: 8 ERA: 0.00 WHIP: 0.000			
Steve Hamilton, L ERA: 2.92 (7, 1)	IP: 2.0 WLS: 0 BF: 6 H: 0 R: 0 ER: 0 SO: 1 BB: 0 IBB: 0 HBP: 0 BLK: 0 WP: 0 HR: 0 S: 8 P: 8 ERA: 0.00 WHIP: 0.000															PITCHER	IP: 2.0 WLS: 0 BF: 6 H: 0 R: 0 ER: 0 SO: 1 BB: 0 IBB: 0 HBP: 0 BLK: 0 WP: 0 HR: 0 S: 8 P: 8 ERA: 0.00 WHIP: 0.000			

New York Yankees @ Minnesota Twins
Metropolitan Stadium, Bloomington, MI
Sat Aug 23 1969, 4:33 AM EDT
Att: 32,478 - Unknown - 81 F

AB 33
R 8
H 11
RBI 7
BB 4
SO 4
LOB 12



Batter	1	2	3	4	5	6	7	8	9	AB	R	H	RBI	BB	SO	LOB	TOP			
Horace Clarke, S OBP: 0.391, SLG: 0.372	0-0 5-3		0-0 F6			0-0 1B		0-0 6-3		4	0	1	0	0	0	1	<p>New York Yankees @ Minnesota Twins Metropolitan Stadium, Bloomington, MI</p> <p>Sun Aug 24 1969, 4:33 AM EDT Att: 31,441 - Unknown - 84 F</p> <p>livebaseballscores.com</p> <p>AB 29 R 0 H 4 RBI 0 BB 2 SO 8 LOB 9</p> 			
Gene Michael, S OBP: 0.348, SLG: 0.388	0-0 F4			0-0 F8		0-0 1B		0-3 K		4	0	1	0	0	1					
Bobby Murcer, L OBP: 0.315, SLG: 0.428	0-0 L3			0-0 F9		0-3 K			0-0 F8	4	0	0	0	0	1	2				
Frank Fernandez, R OBP: 0.386, SLG: 0.433		0-3 K		0-0 5-3		0-3 K			0-0 G6-4-3 1B	4	0	1	0	0	2	2				
Bill Robinson, R OBP: 0.229, SLG: 0.285	0-0 5-3				0-0 5-3		0-0 6-3		0-0 G6-4-3 1B	4	0	0	0	0	0	1				
Ron Woods, R OBP: 0.291, SLG: 0.285	4-0 BB				0-0 6-3		0-3 K			2	0	0	0	1	1	0				
Bobby Cox, R OBP: 0.337, SLG: 0.298	0-3 K				4-0 BB		0-0 L9			2	0	0	0	1	1					
Len Boehmer, R OBP: 0.224, SLG: 0.170			0-0 F9		0-0 F6			0-0 SH1-4 1B		3	0	1	0	0	0	1				
Al Downing, R OBP: 0.043, SLG: 0.043			0-3 K			0-3 K		0-0 SH1-4		2	0	0	0	0	2	0				
Inning Stats	R: 0 E: 0 K: 0 S: 3	H: 0 LOB: 0 BB: 0 P: 3	R: 0 E: 0 K: 2 S: 7	H: 0 LOB: 1 BB: 1 P: 11	R: 0 E: 0 K: 1 S: 5	H: 0 LOB: 0 BB: 0 P: 5	R: 0 E: 0 K: 0 S: 3	H: 0 LOB: 1 BB: 1 P: 3	R: 0 E: 0 K: 0 S: 3	H: 2 LOB: 2 BB: 0 P: 11	R: 0 E: 0 K: 1 S: 5	H: 0 LOB: 0 BB: 0 P: 5	R: 0 E: 0 K: 1 S: 6	H: 1 LOB: 1 BB: 0 P: 6	R: 0 E: 0 K: 0 S: 3	H: 1 LOB: 0 BB: 0 P: 3	1B: 4 2B: 0 3B: 0 HR: 0	SF: 0 SAC: 1 DP: 1 HBP: 0	WP: 0 PB: 0 CS: 0	PA: 32
PITCHER Tom Hall, L ERA: 3.14	IP: 9.0 WLS: W BF: 32 H: 4 R: 0 ER: 0 SO: 8 BB: 2 IBB: 0 HBP: 0 BLK: 0 WP: 0 HR: 0 S: 46 P: 54 ERA: 0.00 WHIP: 0.667															PITCHER Tom Hall, L ERA: 3.14				

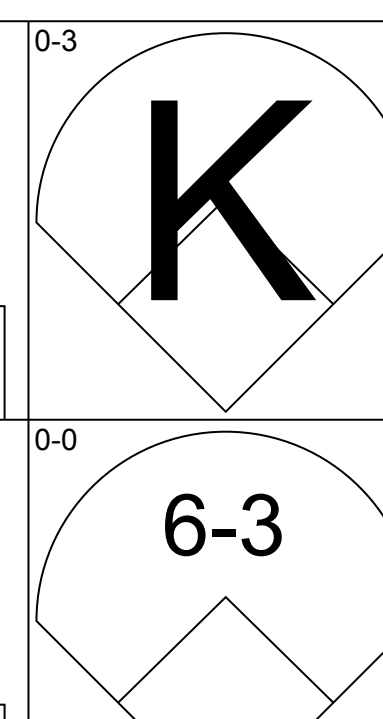
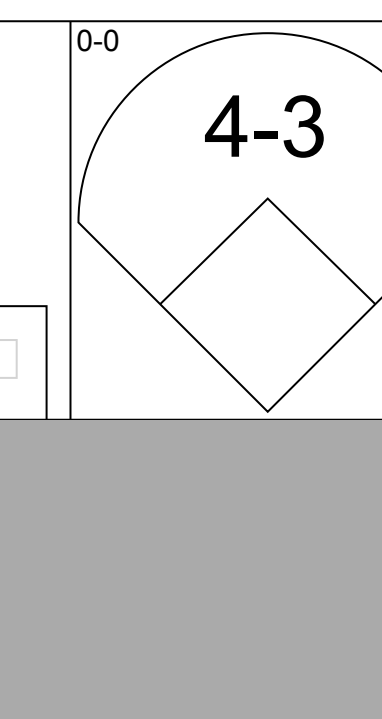
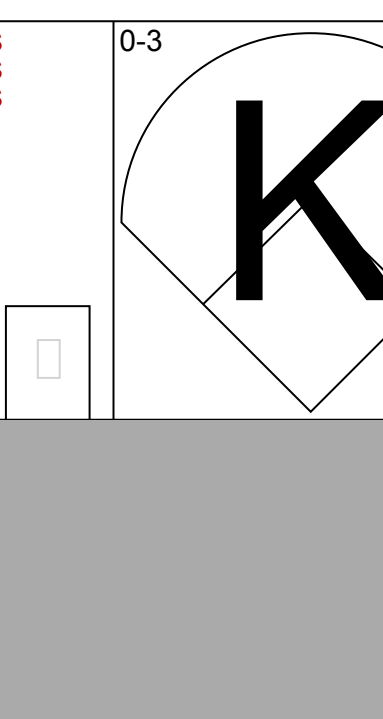
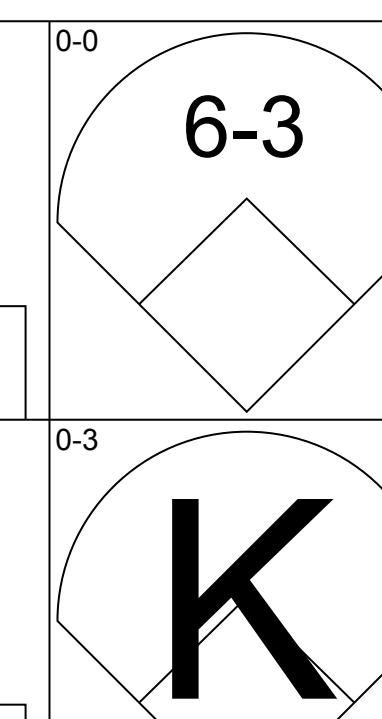

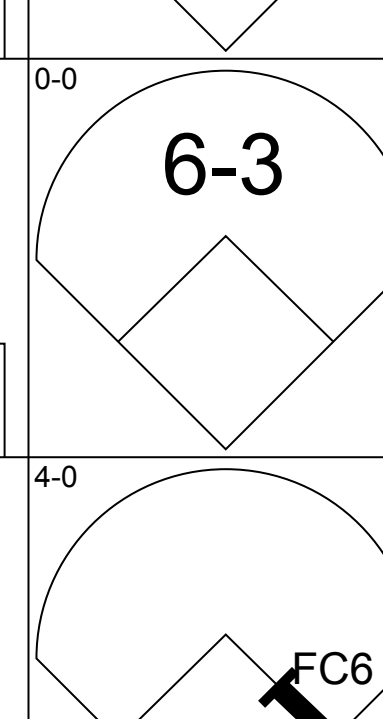
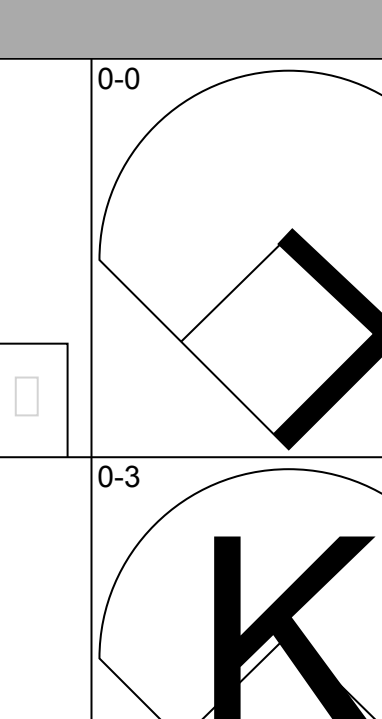
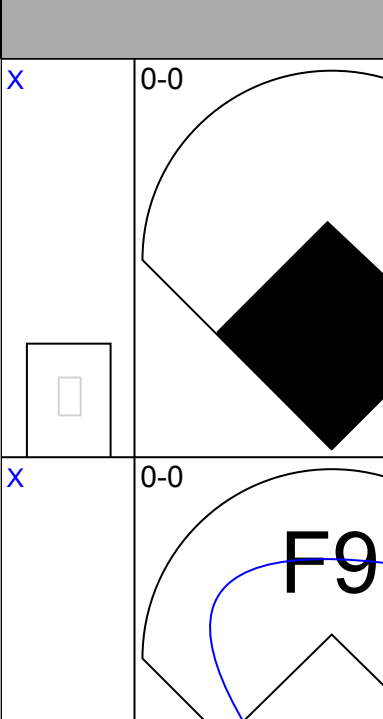
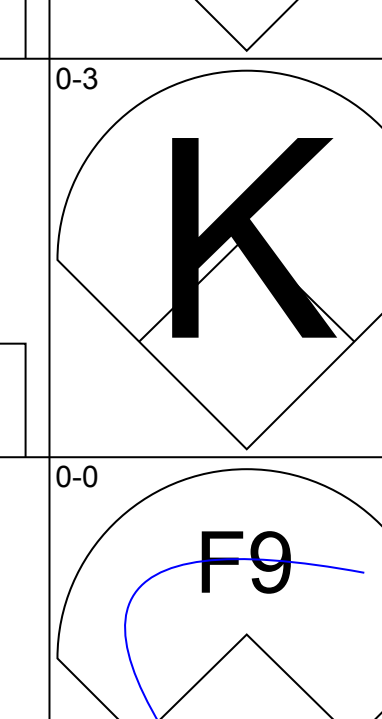
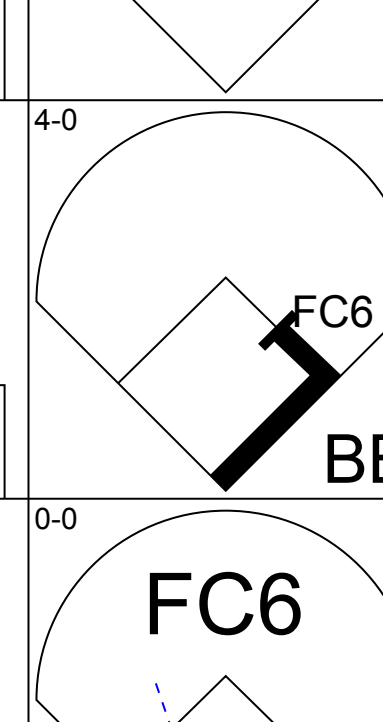
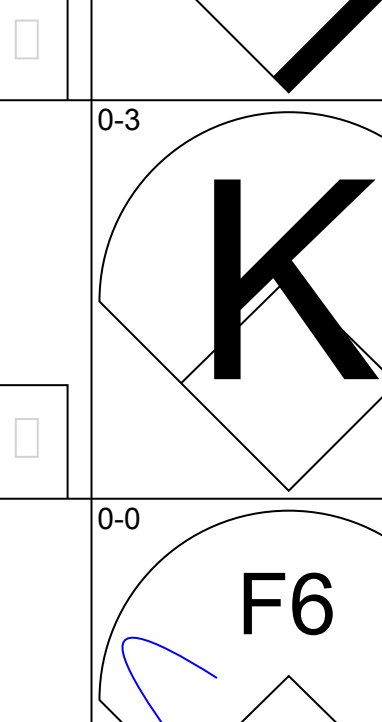
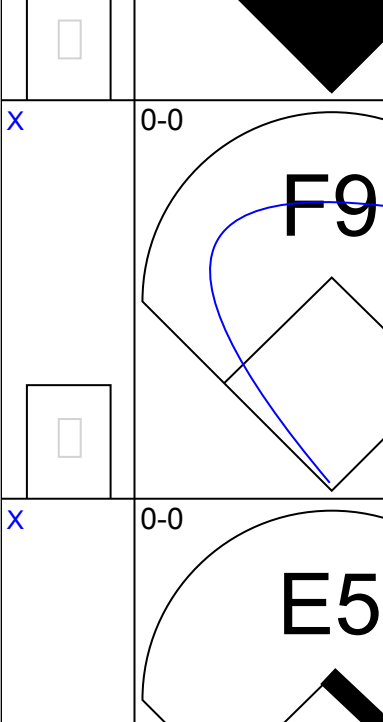
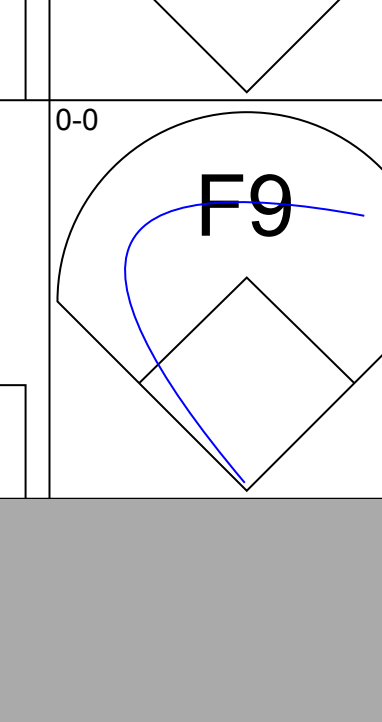
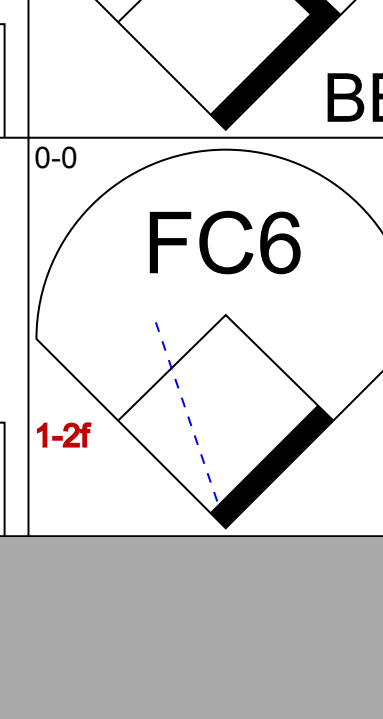
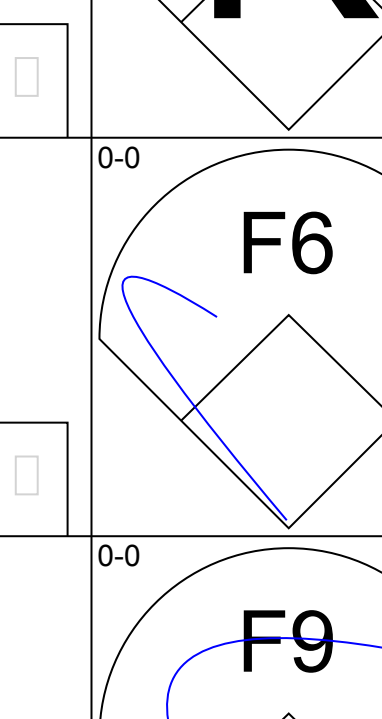
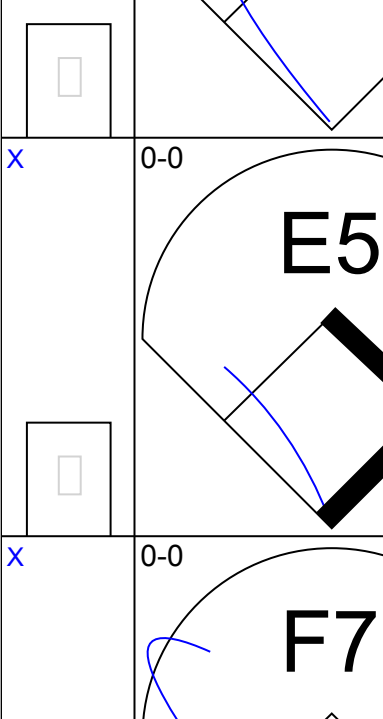
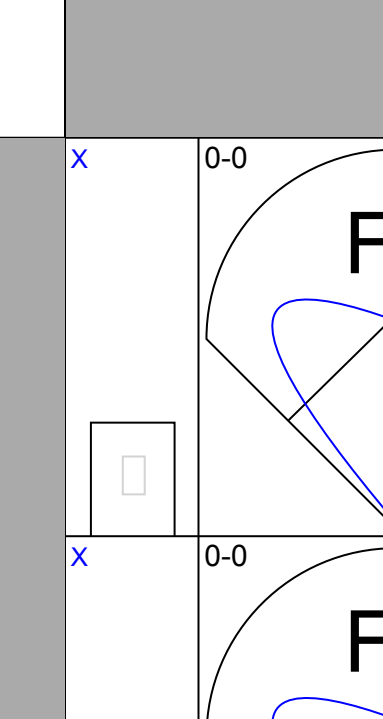
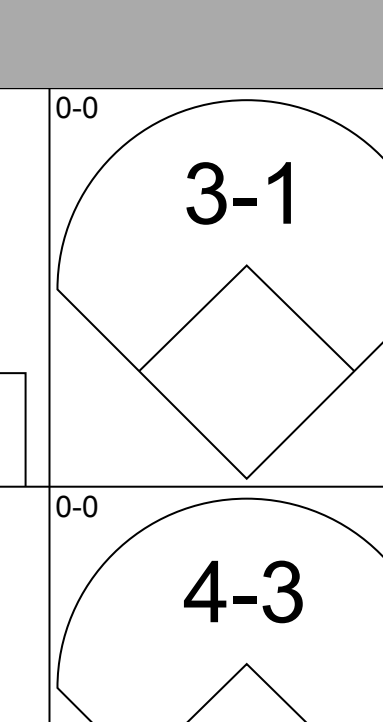
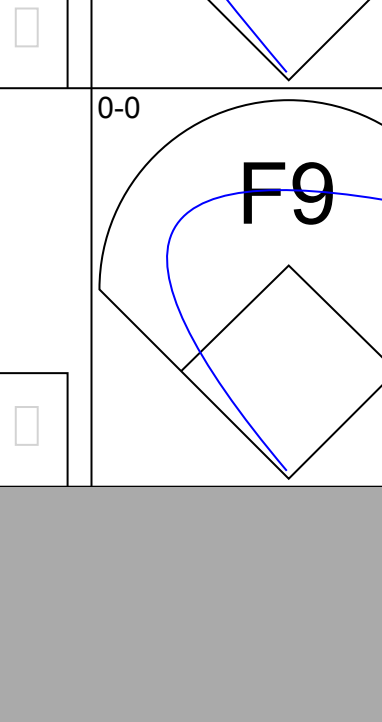
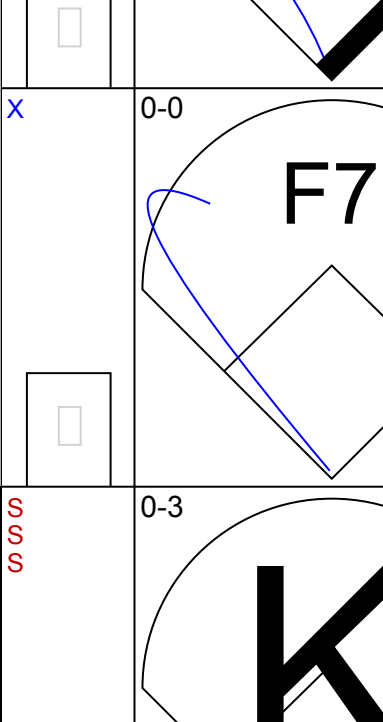
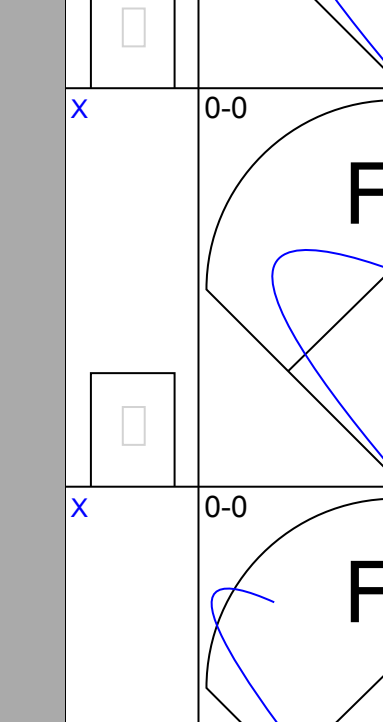
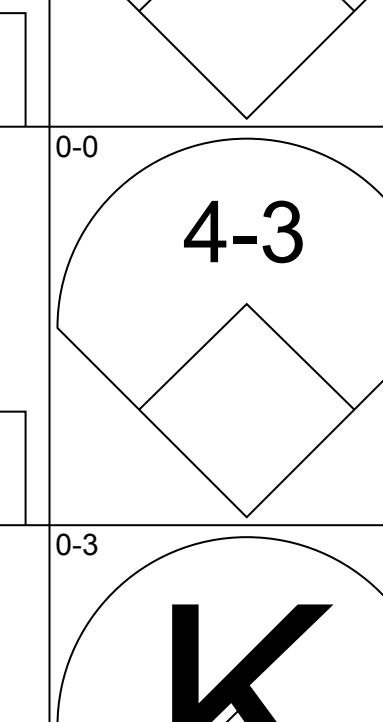
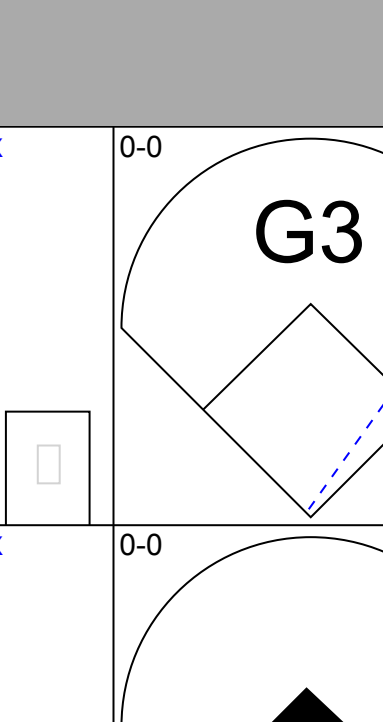
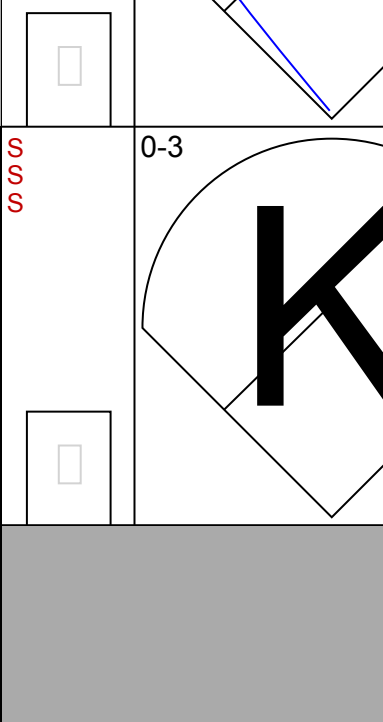
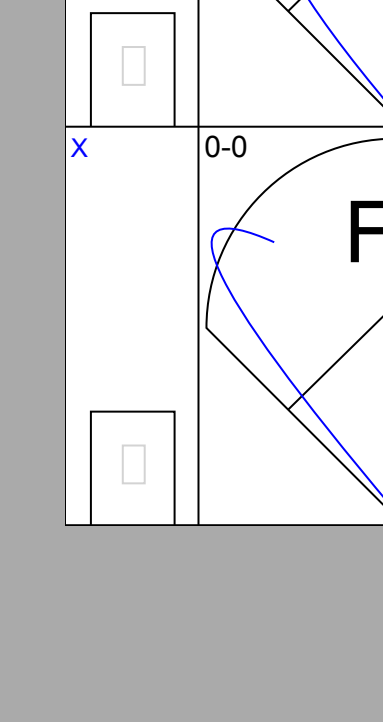
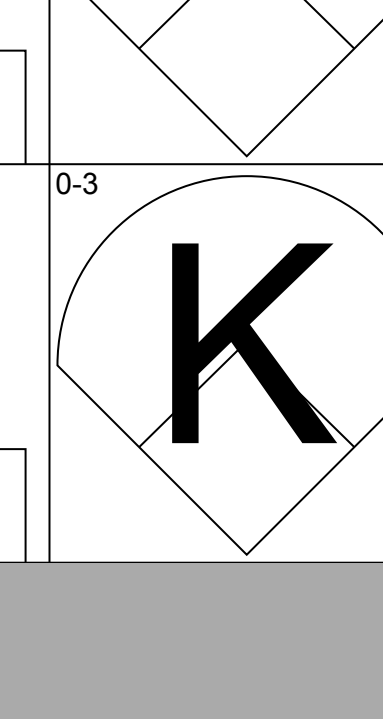
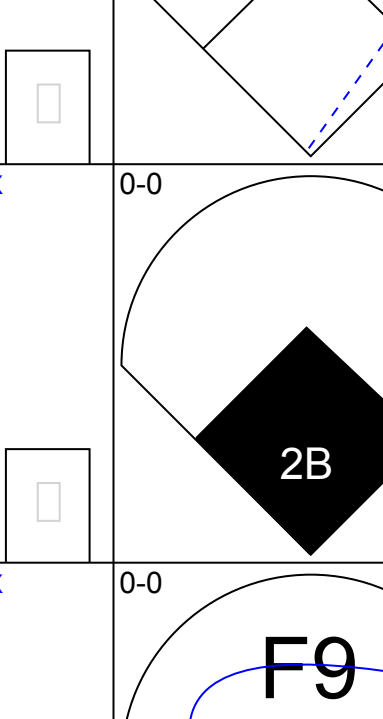
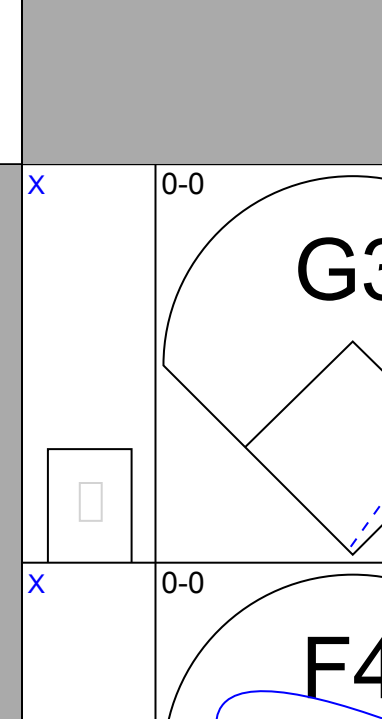
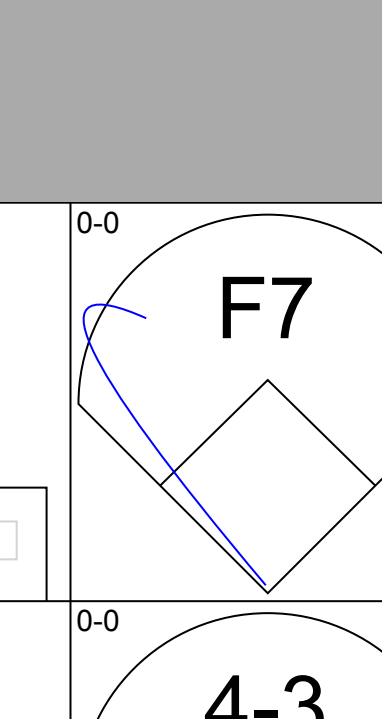
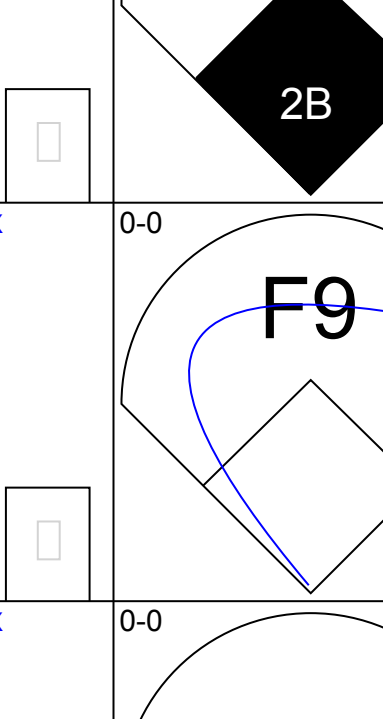
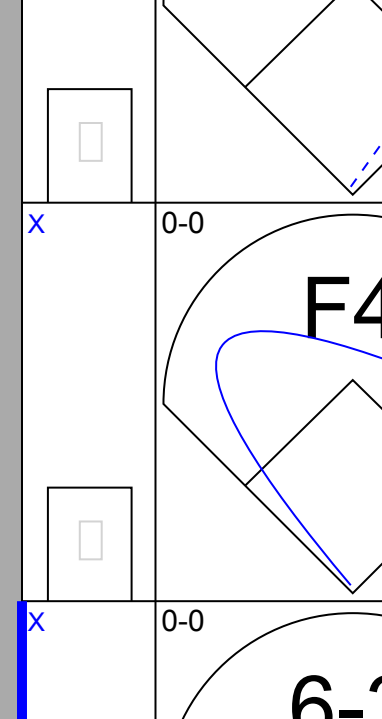
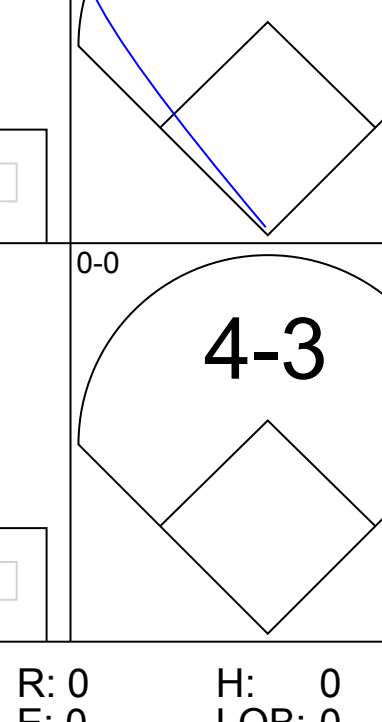
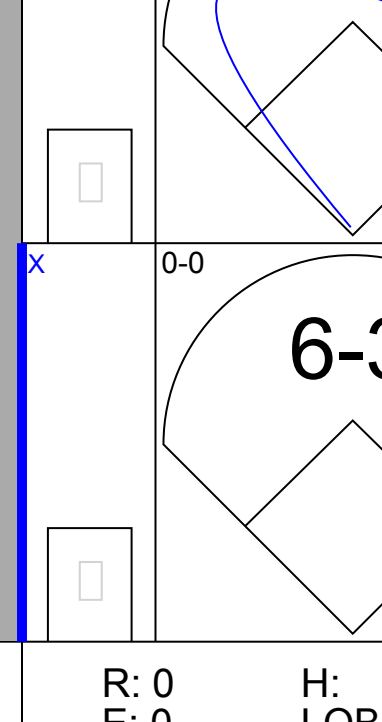
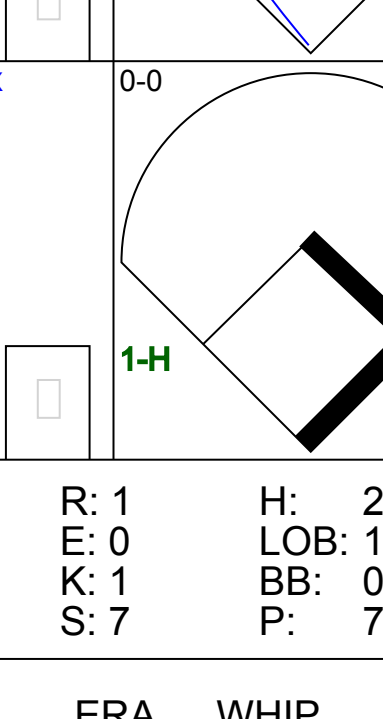
Batter	1	2	3	4	5	6	7	8	9	AB	R	H	RBI	BB	SO	LOB	BOTTOM
Rick Renick, R OBP: 0.299, SLG: 0.314	0-0 6-3		0-3 K			0-0 SH1-3 1B		0-0 1B		4	0	2	0	0	1	1	<p>New York Yankees @ Minnesota Twins Metropolitan Stadium, Bloomington, MI</p> <p>Sun Aug 24 1969, 4:33 AM EDT Att: 31,441 - Unknown - 84 F</p> <p>livebaseballscores.com</p> <p>AB 28 R 1 H 4 RBI 1 BB 5 SO 5 LOB 12</p> 
Cesar Tovar, R OBP: 0.324, SLG: 0.387	0-0 G5-4-3 1B			0-3 K		0-0 SH1-3		0-0 F8		3	0	1	0	0	1	1	
Harmon Killebrew, R OBP: 0.419, SLG: 0.572	0-0 G5-4-3			0-0 F3		4-0 IBB		0-0 L6		3	0	0	0	1	0	2	
Tony Oliva, L OBP: 0.371, SLG: 0.504		0-0 G3		0-0 F7		0-0 F9			0-0 E7 1B	4	1	0	0	0	0	2	
Bob Allison, R OBP: 0.324, SLG: 0.349		0-0 F8			0-0 F9	0-0 L5			4-0 1B IBB	3	0	0	0	1	0	2	
Leo Cardenas, R OBP: 0.356, SLG: 0.390		0-0 6-3			4-0 FC6-4 BB		0-0 F9		4-0 1B IBB	2	0	0	0	2	0	0	
George Mitterwald, R OBP: 0.316, SLG: 0.378			0-3 K		0-0 FC6-4 E		0-3 K		0-0 1B	4	0	1	1	0	2	1	
Frank Quilici, R OBP: 0.240, SLG: 0.252			0-0 F6		0-0 E5		0-0 F8		1-2 2-3 3-H 1B	3	0	0	0	0	0	1	
Tom Hall, L OBP: 0.206, SLG: 0.188			4-0 BB		0-0 G3			0-3 K		2	0	0	0	1	1	2	
Inning Stats	R: 0 E: 0 K: 0 S: 3	H: 1 LOB: 0 BB: 0 P: 3	R: 0 E: 0 K: 0 S: 3	H: 0 LOB: 0 BB: 0 P: 3	R: 0 E: 0 K: 2 S: 7	H: 0 LOB: 1 BB: 1 P: 11	R: 0 E: 0 K: 1 S: 5	H: 0 LOB: 0 BB: 0 P: 5	R: 0 E: 0 K: 1 S: 6	H: 1 LOB: 1 BB: 0 P: 6	R: 1 E: 1 K: 0 S: 2	H: 1 LOB: 3 BB: 2 P: 10	1B: 4 2B: 0 3B: 0 HR: 0	SF: 0 SAC: 1 DP: 1 HBP: 0	WP: 0 PB: 0 CS: 0	PA: 34	
PITCHER Al Downing, L ERA: 3.0	IP: 8.0 WLS: L BF: 34 H: 4 R: 1 ER: 0 SO: 5 BB: 2 IBB: 3 HBP: 0 BLK: 0 WP: 0 HR: 0 S: 39 P: 59 ERA: 0.00 WHIP: 0.750															PITCHER Al Downing, L ERA: 3.0	

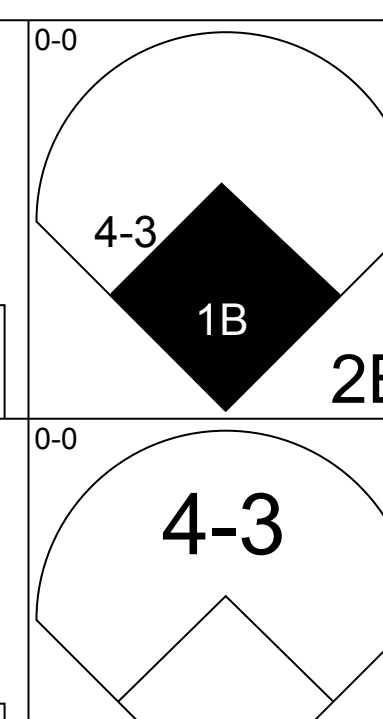
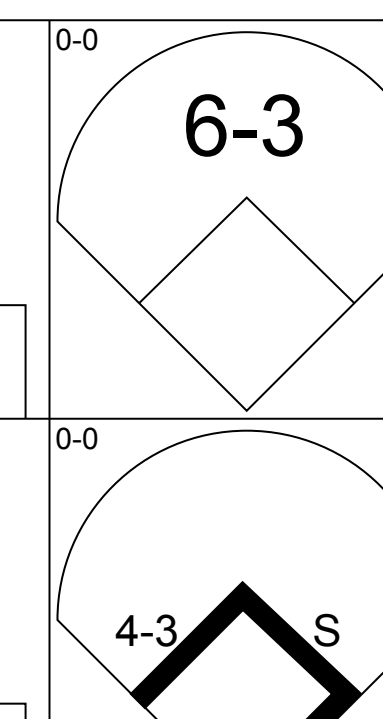
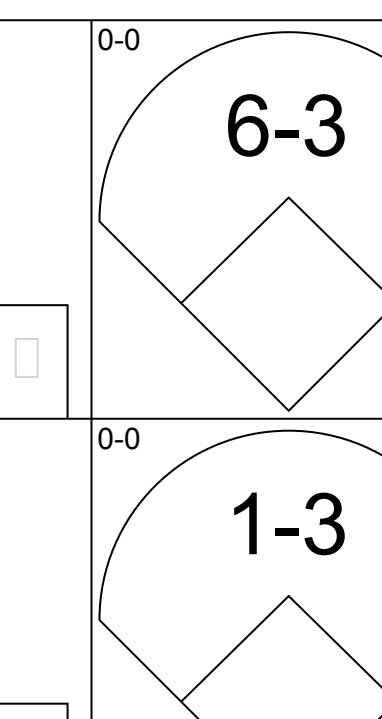
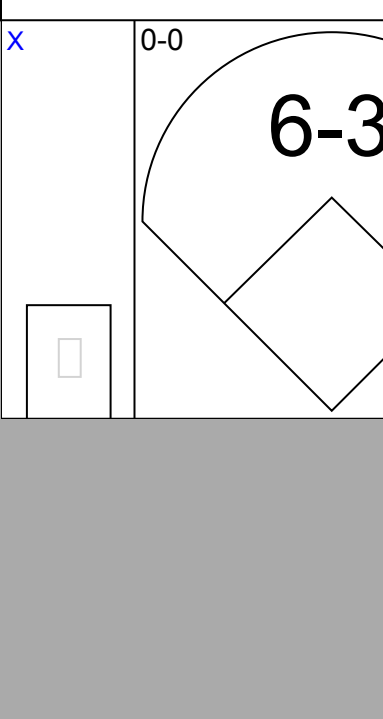
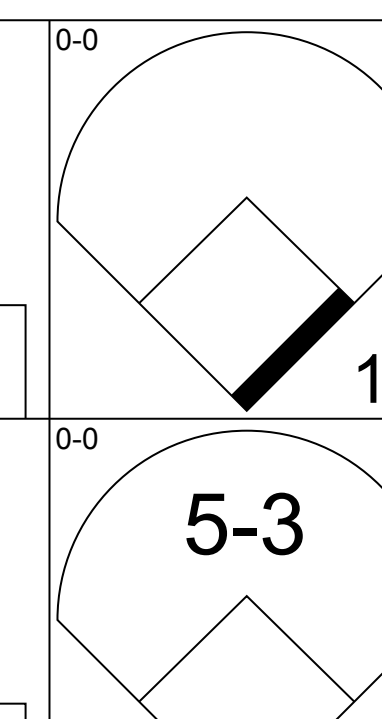

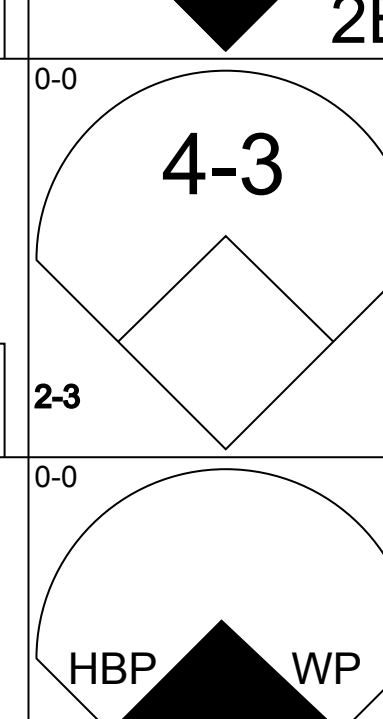
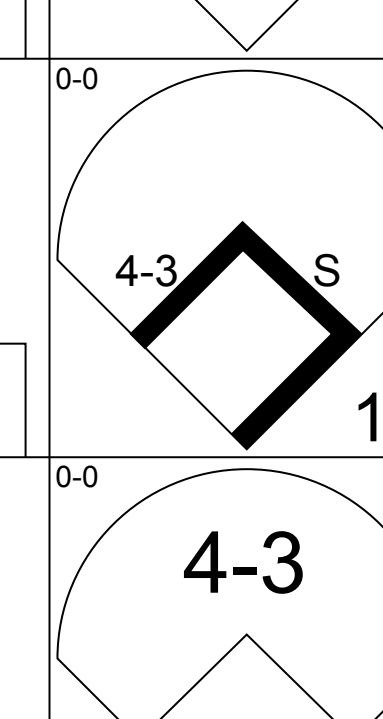
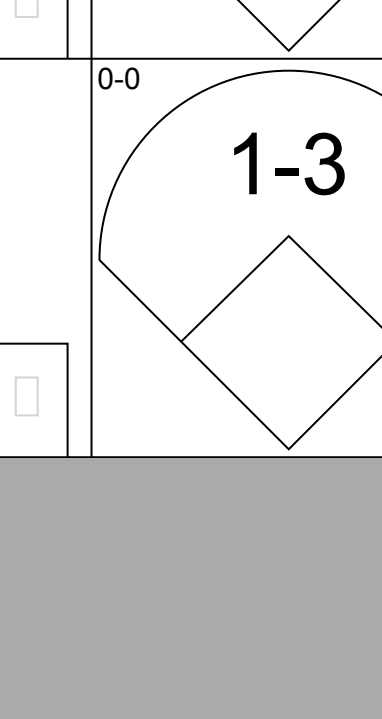
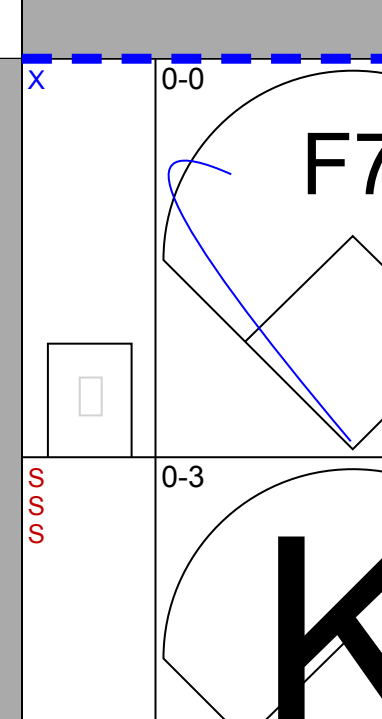
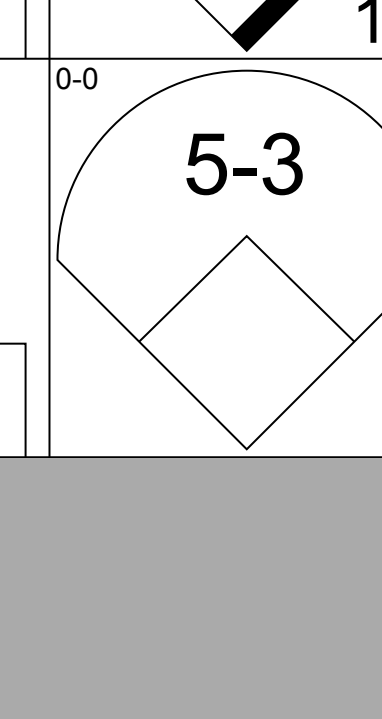
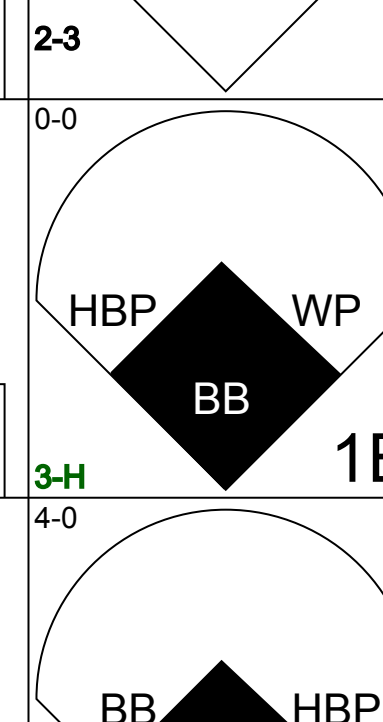
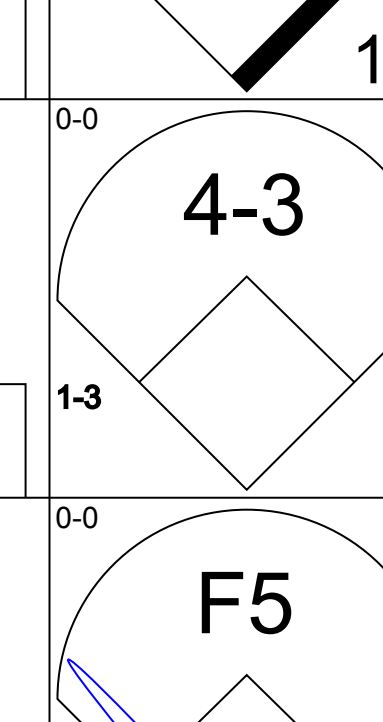
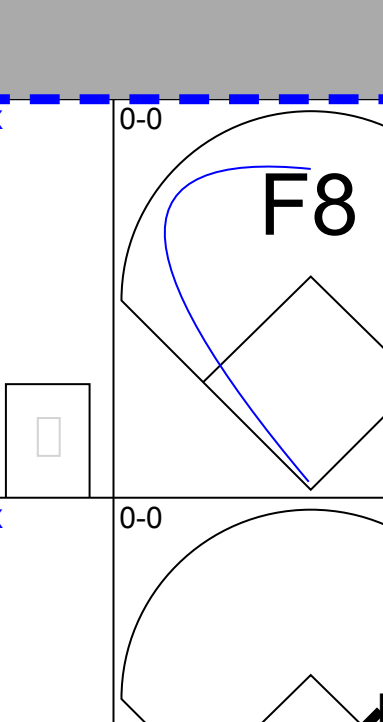
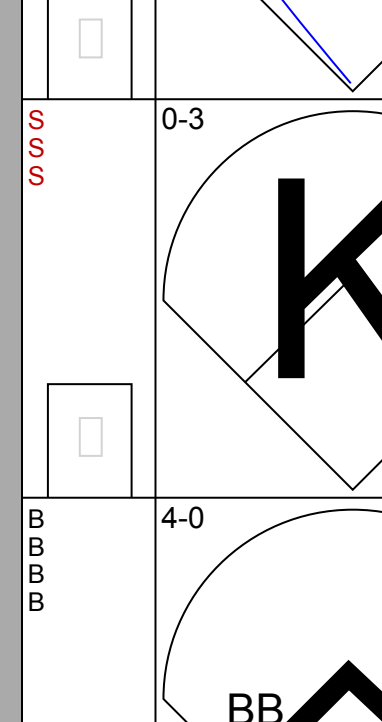
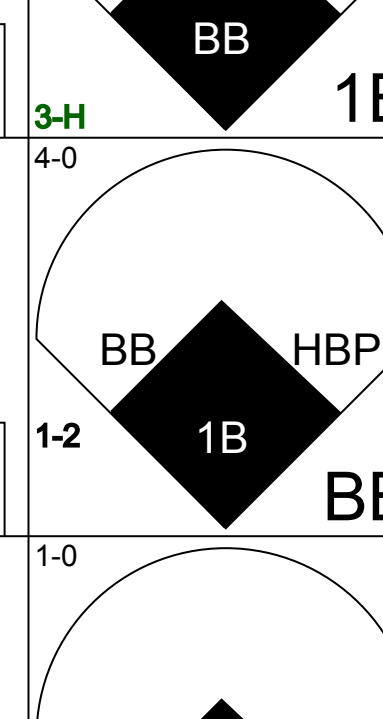
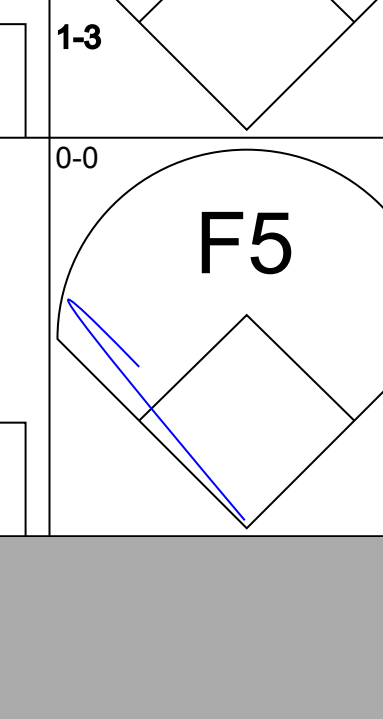
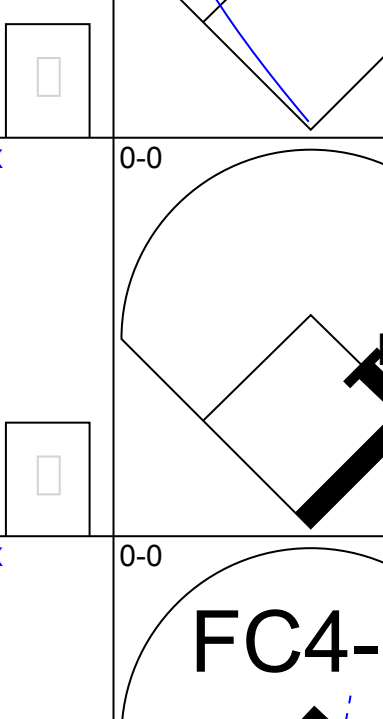
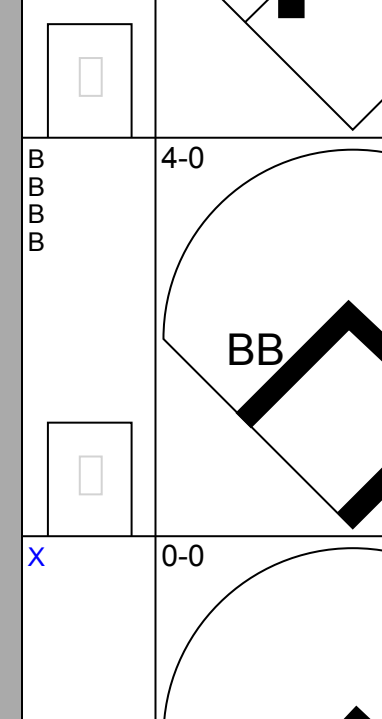
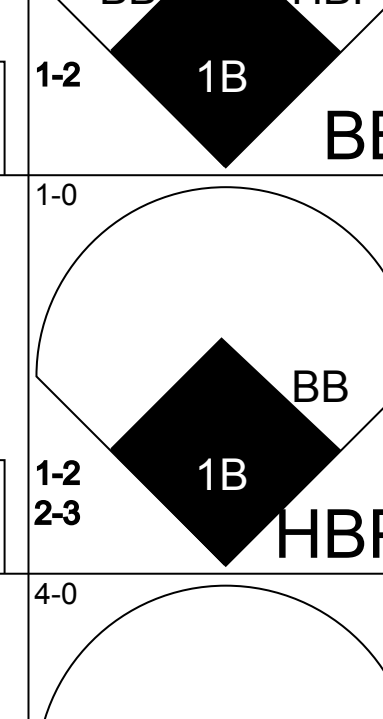
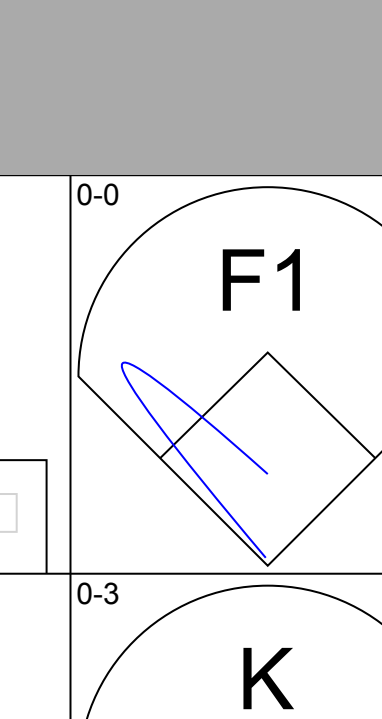
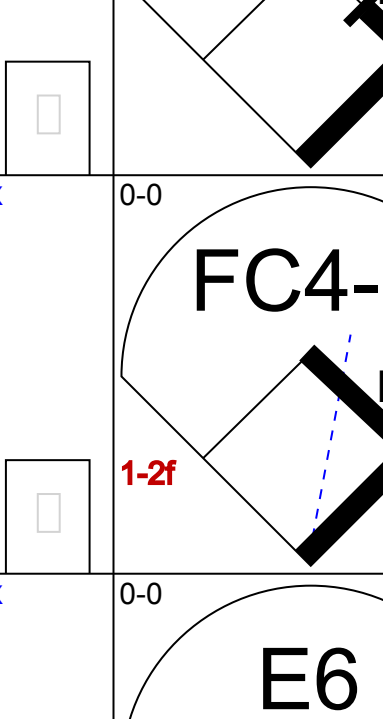
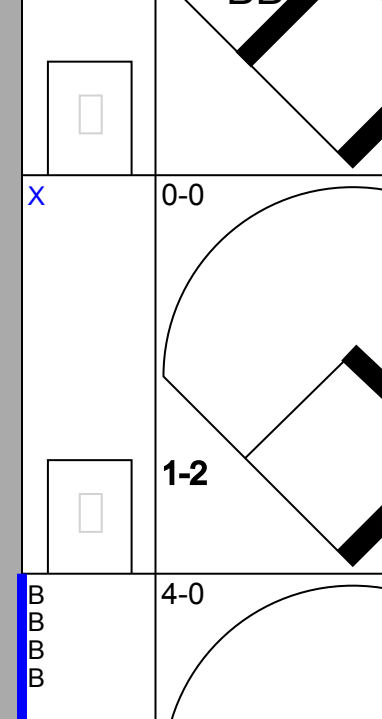
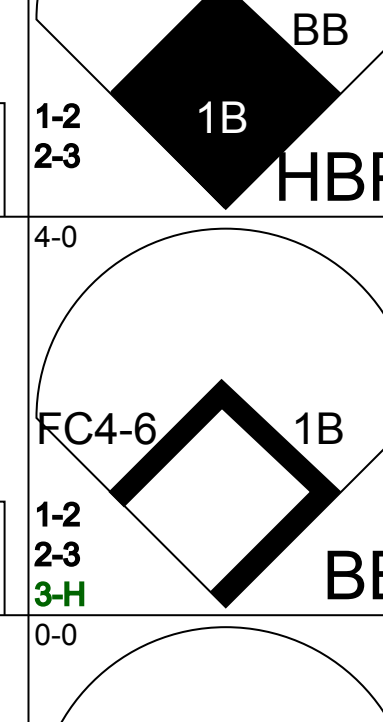
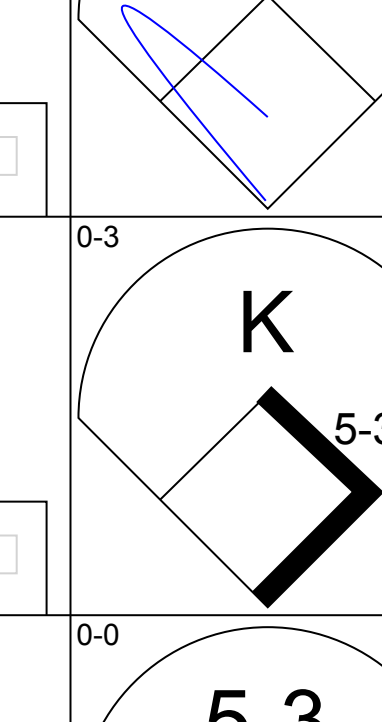
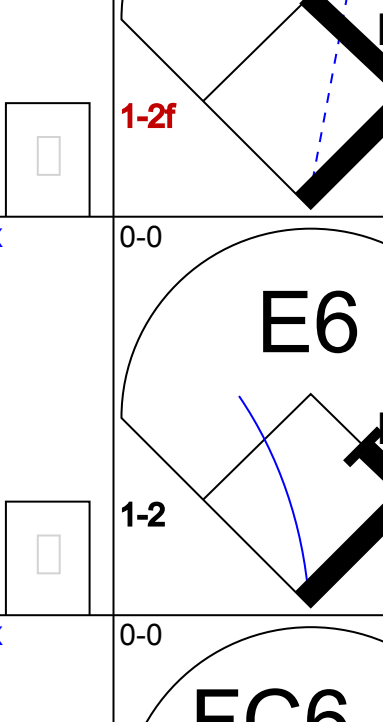
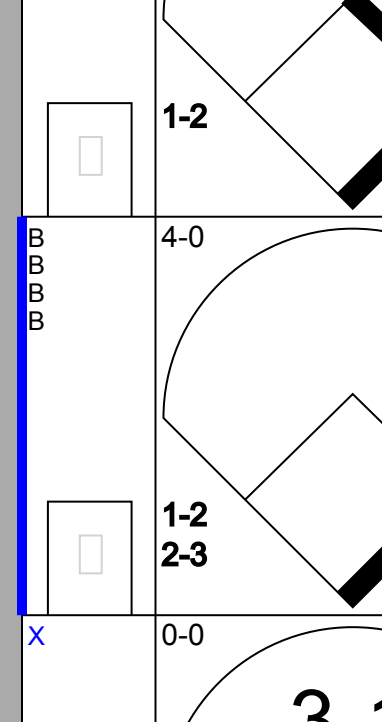
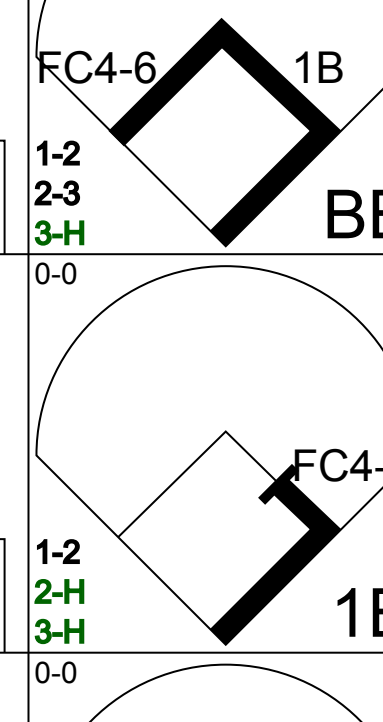
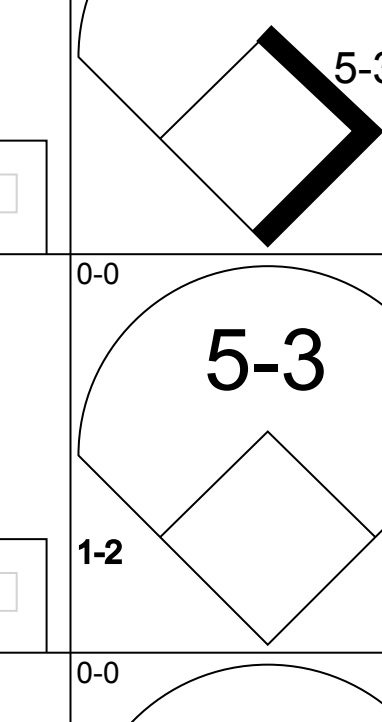
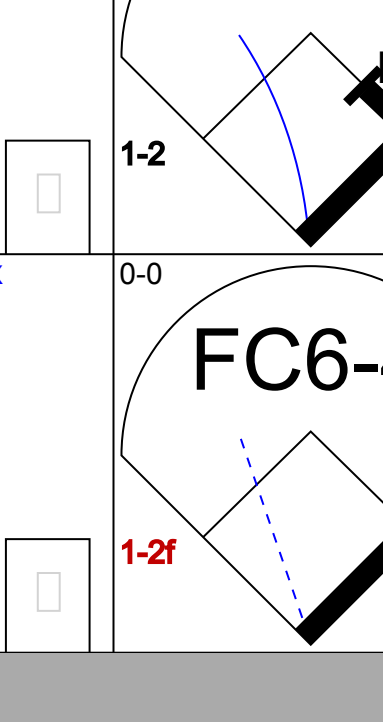
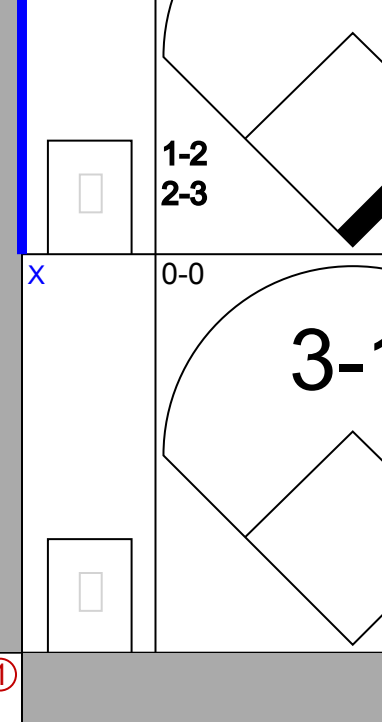
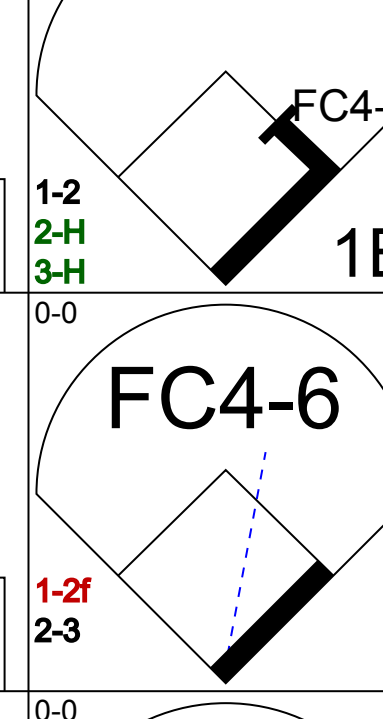
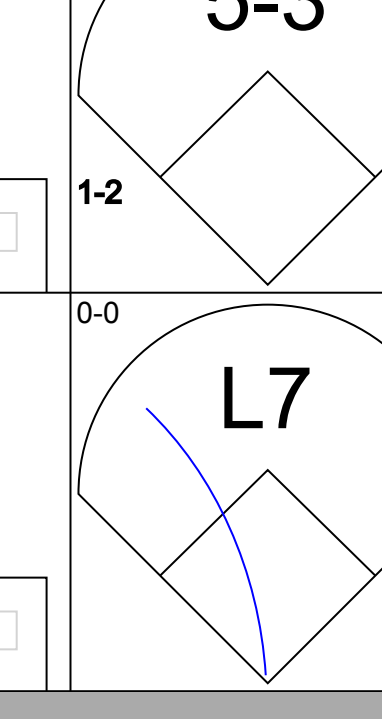
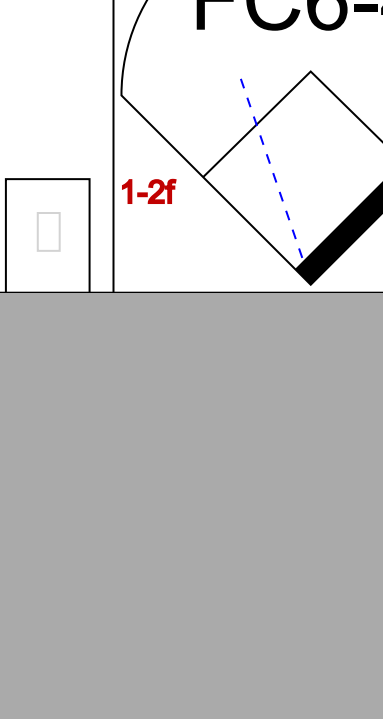
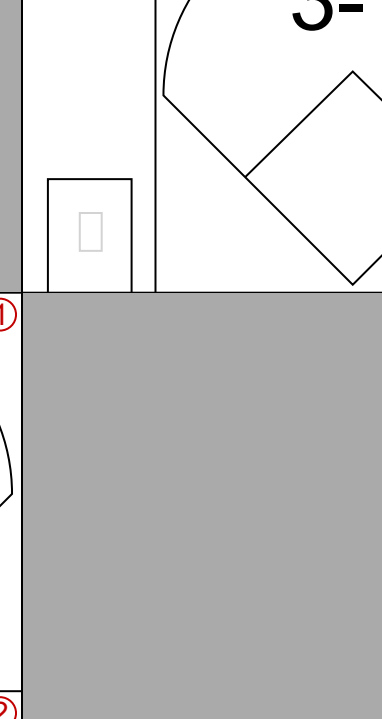
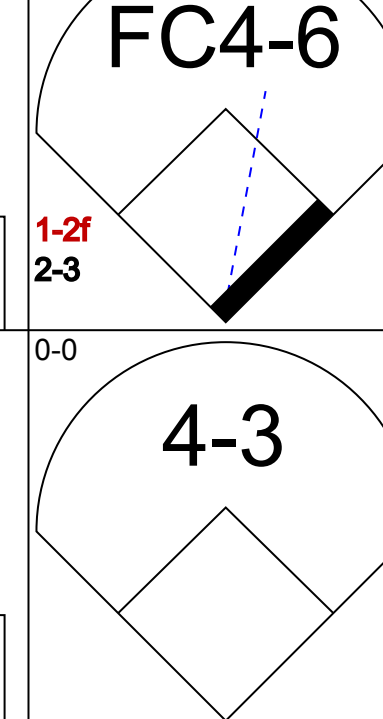
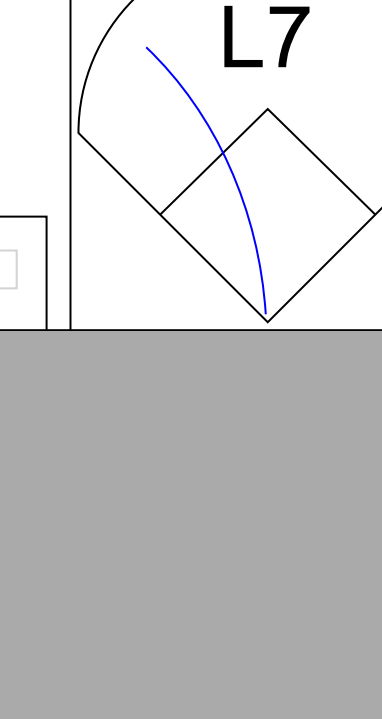
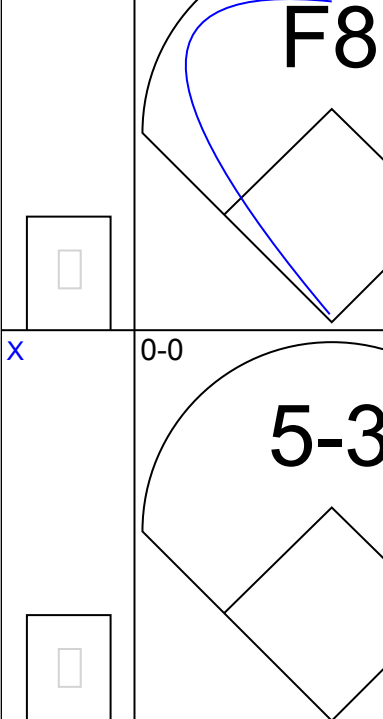
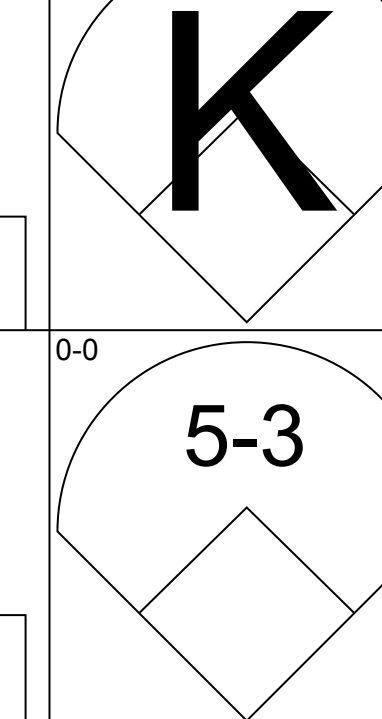
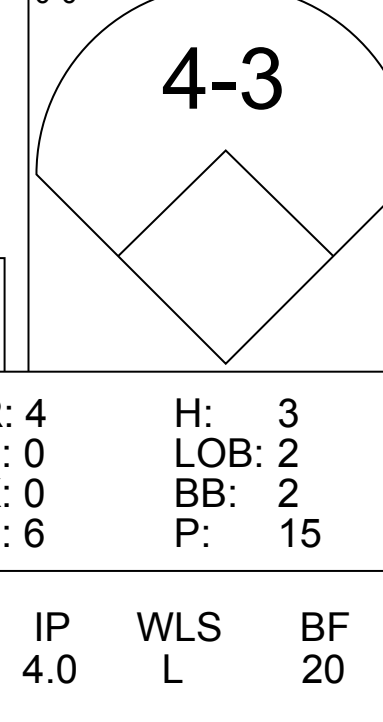
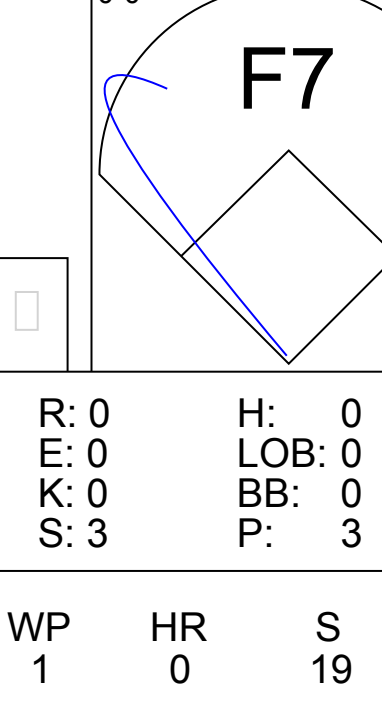
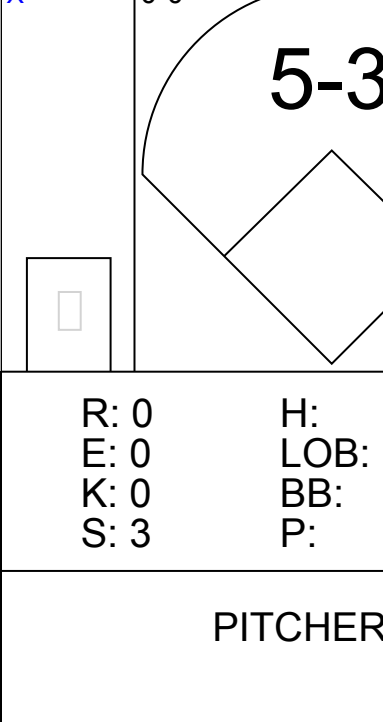
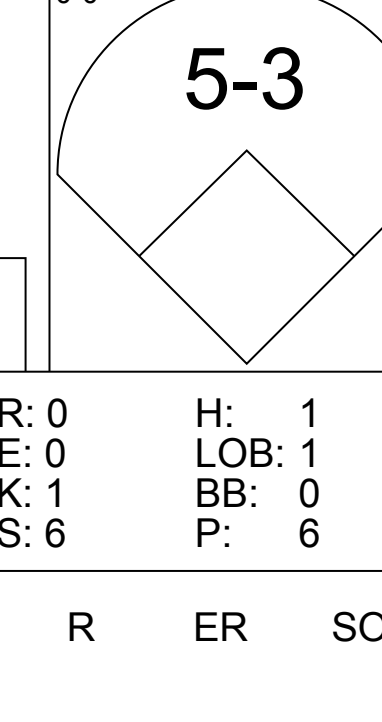
Batter	1	2	3	4	5	6	7	8	9	AB	R	H	RBI	BB	SO	LOB	TOP			
Del Unser, L OBP: 0.346, SLG: 0.353 (1, 8)										4	1	2	0	1	1	1	Washington Senators @ Minnesota Twins Metropolitan Stadium, Bloomington, MI Tue Aug 26 1969, 8:05 PM EDT Att: 18,340 - Unknown - 81 F			
Lee Maye, L OBP: 0.333, SLG: 0.397 (1, 9)										5	2	2	1	0	1	3				
Frank Howard, R OBP: 0.405, SLG: 0.596 (1, 3)										4	0	1	0	1	0	1				
Ken McMullen, R OBP: 0.345, SLG: 0.383 (1, 5)										4	0	0	0	1	2	5				
Bernie Allen, L OBP: 0.350, SLG: 0.405 (8, PH)										3	0	0	1	0	0	3				
Ed Stroud, L OBP: 0.364, SLG: 0.386 (8, PH)										3	0	1	0	0	0	0				
Brant Aleya, R OBP: 0.348, SLG: 0.461 (8, 7)										1	1	1	0	0	0	0				
Zolio Versailles, R OBP: 0.292, SLG: 0.289 (1, 6)										4	0	1	1	0	3	2				
Jim French, L OBP: 0.352, SLG: 0.339 (8, PH)										3	0	0	0	0	0	0				
Paul Casanova, R OBP: 0.251, SLG: 0.290 (8, 2)										1	0	0	0	0	1	1				
Barry Moore, L OBP: 0.279, SLG: 0.225 (3, 1)										1	0	1	0	0	0	0				
Dave Baldwin, R OBP: 0.325, SLG: 0.325 (5, PH)										0	0	0	0	0	0	0				
Dick Smith, R OBP: 0.282, SLG: 0.185 (5, 1)										1	0	0	0	0	0	0				
Jim Shellenback, L OBP: 0.192, SLG: 0.252 (7, 1)										0	0	0	0	0	0	0				
Bob Humphreys, R OBP: 0.306, SLG: 0.386 (8, PH)										1	0	0	0	0	1	1				
Mike Epstein, L OBP: 0.188, SLG: 0.159 (8, 1)										0	0	0	0	0	0	0				
Dennis Higgins, R OBP: 0.166, SLG: 0.100 (8, 1)										0	0	0	0	0	0	0				
Inning Stats	R: 2 E: 0 K: 1 S: 9	H: 4 LOB: 2 BB: 0 P: 9	R: 0 E: 0 K: 1 S: 6	H: 1 LOB: 1 BB: 0 P: 6	R: 0 E: 0 K: 1 S: 5	H: 0 LOB: 0 BB: 0 P: 5	R: 0 E: 0 K: 1 S: 5	H: 0 LOB: 0 BB: 0 P: 5	R: 1 E: 1 K: 0 S: 4	H: 0 LOB: 2 BB: 2 P: 12	R: 0 E: 0 K: 1 S: 4	H: 1 LOB: 2 BB: 1 P: 8	R: 1 E: 0 K: 2 S: 9	H: 2 LOB: 1 BB: 0 P: 9	R: 0 E: 0 K: 2 S: 8	H: 1 LOB: 1 BB: 0 P: 8	1B: 7 2B: 1 3B: 1 HR: 0	SF: 0 SAC: 0 DP: 0 HBP: 0	WP: 1 PB: 0 SB: 0 CS: 0	PA: 40
PITCHER	IP WLS BF H R ER SO BB IBB HBP BLK WP HR S P ERA WHIP																			
Dave Boswell, R ERA: 3.25 (1, 1)	6.2 W 30 6 3 2 5 3 0 0 0 1 0 37 49 2.70 1.350																			
Al Worthington, R ERA: 4.89 (7, 1)	0.1 1 0 0 0 0 0 0 0 0 0 0 1 1 0.00 0.000																			
Ron Perranoski, L ERA: 2.16 (8, 1)	2.0 S 9 3 1 1 4 0 0 0 0 0 0 17 17 4.50 1.500																			

Batter	1	2	3	4	5	6	7	8	9	AB	R	H	RBI	BB	SO	LOB	BOTTOM			
Rick Renick, R OBP: 0.311, SLG: 0.319 (1, 5)										4	2	1	0	1	1	1	Washington Senators @ Minnesota Twins Metropolitan Stadium, Bloomington, MI Tue Aug 26 1969, 8:05 PM EDT Att: 18,340 - Unknown - 81 F			
Cesar Tovar, R OBP: 0.320, SLG: 0.382 (1, 8)										5	1	1	0	0	2					
Harmon Killebrew, R OBP: 0.419, SLG: 0.564 (1, 3)										2	1	0	0	2	0					
Tony Oliva, L OBP: 0.369, SLG: 0.500 (1, 9)										2	1	0	2	1	0	2				
Bob Allison, R OBP: 0.320, SLG: 0.344 (3, PH)										1	0	0	0	1	1					
Rich Reese, L OBP: 0.370, SLG: 0.547 (4, 3)										1	0	0	1	0	0					
Leo Cardenas, R OBP: 0.355, SLG: 0.388 (1, 6)										3	0	0	1	0	2					
George Mitterwald, R OBP: 0.325, SLG: 0.377 (1, 2)										2	0	0	0	2	1	0				
Frank Quilici, R OBP: 0.238, SLG: 0.250 (3, PH)										1	0	0	0	0	0	0				
Ted Uhlaender, L OBP: 0.335, SLG: 0.350 (4, 8)										1	0	1	2	2	0	0				
Dave Boswell, R OBP: 0.192, SLG: 0.300 (7, 1)										2	1	1	1	0	0	3				
Al Worthington, R ERA: 3.3 (7, 1)										0	0	0	0	0	0	0				
Graig Nettles, L OBP: 0.308, SLG: 0.386 (7, PH)										1	0	0	0	1	3					
Ron Perranoski, L OBP: 0.136, SLG: 0.095 (8, 1)										0	0	0	0	0	0					
Inning Stats	R: 1 E: 0 K: 1 S: 6	H: 1 LOB: 1 BB: 1 P: 10	R: 0 E: 0 K: 0 S: 3	H: 0 LOB: 0 BB: 0 P: 3	R: 4 E: 0 K: 0 S: 6	H: 3 LOB: 3 BB: 3 P: 19	R: 0 E: 0 K: 0 S: 3	H: 0 LOB: 1 BB: 0 P: 4	R: 0 E: 0 K: 1 S: 5	H: 0 LOB: 0 BB: 0 P: 5	R: 0 E: 0 K: 0 S: 3	H: 0 LOB: 1 BB: 1 P: 7	R: 1 E: 0 K: 1 S: 5	H: 0 LOB: 4 BB: 4 P: 21	R: 0 E: 0 K: 1 S: 5	H: 0 LOB: 0 BB: 0 P: 5	1B: 3 2B: 0 3B: 0 HR: 1	SF: 2 SAC: 1 DP: 0 HBP: 2	WP: 1 PB: 0 SB: 0 CS: 0	PA: 39
PITCHER	IP WLS BF H R ER SO BB IBB HBP BLK WP HR S P ERA WHIP																			
Barry Moore, L ERA: 4.22 (1, 1)	2.0 L 12 3 5 5 1 3 0 0 0 0 0 7 13 0.00 1.000																			
Dave Baldwin, R ERA: 3.3 (3, 1)	2.0 10 1 0 0 0 1 0 2 0 0 0 7 13 0.00 1.000																			
Jim Shellenback, L ERA: 4.12 (5, 1)	2.2 13 0 1 1 1 4 1 0 0 0 0 10 30 3.38 1.500																			
Bob Humphreys, R ERA: 3.06 (7, 1)	0.1 1 0 0 0 1 0 0 0 0 0 0 3 3 0.00 0.000																			
Dennis Higgins, R ERA: 3.54 (8, 1)	1.0 3 0 0 0 1 0 0 0 0 0 0 5 5 0.00 0.000																			

AB	37
R	4
H	9
RBI	3
BB	3
SO	9
LOB	17



Batter	1	2	3	4	5	6	7	8	9	AB	R	H	RBI	BB	SO	LOB	TOP			
Del Unser, L OBP: 0.344, SLG: 0.350 (1, 8)										4	0	0	0	0	2	1	Washington Senators @ Minnesota Twins Metropolitan Stadium, Bloomington, MI Wed Aug 27 1969, 8:05 PM EDT Att: 16,749 - Unknown - 83 F 			
Lee Maye, L OBP: 0.336, SLG: 0.414 (1, 9)										4	1	2	1	0	1	0				
Frank Howard, R OBP: 0.404, SLG: 0.592 (1, 3)										3	0	0	0	1	1	1				
Ken McMullen, R OBP: 0.343, SLG: 0.380 (1, 5)										4	0	0	0	0	2	2				
Bernie Allen, L OBP: 0.346, SLG: 0.399 (1, 4)										4	0	0	0	0	2	2				
Ed Stroud, L OBP: 0.356, SLG: 0.377 (1, 7)										4	0	0	0	0	1	1				
Zolo Versailles, R OBP: 0.292, SLG: 0.289 (1, 6)										3	1	1	0	0	1	0				
Paul Casanova, R OBP: 0.249, SLG: 0.287 (1, 2)										3	0	0	0	0	0	1				
Joe Coleman, R OBP: 0.167, SLG: 0.145 (1, 1)										1	0	0	0	0	0	0				
Mike Epstein, L OBP: 0.408, SLG: 0.523 (5, PH)										1	0	1	1	0	0	0				
Casey Cox, R OBP: 0.105, SLG: 0.056 (5, 1)										0	0	0	0	0	0	0				
Dick Smith, R OBP: 0.077, SLG: 0.077 (7, PH)										1	0	0	0	0	0	0				
Darold Knowles, L OBP: 0.231, SLG: 0.091 (7, 1)										0	0	0	0	0	0	0				
Inning Stats	R: 0 E: 0 K: 1 S: 5	H: 0 LOB: 1 BB: 1 P: 9	R: 0 E: 0 K: 1 S: 5	H: 0 LOB: 0 BB: 0 P: 5	R: 0 E: 0 K: 0 S: 3	H: 0 LOB: 0 BB: 0 P: 3	R: 0 E: 0 K: 1 S: 6	H: 1 LOB: 1 BB: 0 P: 6	R: 1 E: 0 K: 1 S: 7	H: 2 LOB: 1 BB: 0 P: 7	R: 1 E: 1 K: 1 S: 7	H: 1 LOB: 1 BB: 0 P: 7	R: 0 E: 0 K: 0 S: 3	H: 0 LOB: 0 BB: 0 P: 3	R: 0 E: 0 K: 0 S: 3	H: 0 LOB: 0 BB: 0 P: 3	1B: 1 2B: 2 3B: 0 HR: 1	SF: 0 SAC: 0 DP: 0 HBP: 0	WP: 0 PB: 0 SB: 0 CS: 0	PA: 33
PITCHER Jim Perry, R ERA: 2.92 (1, 1)	IP: 9.0 WLS: W BF: 33 H: 4 R: 2 ER: 2 SO: 6 BB: 1 IBB: 0 HBP: 0 BLK: 0 WP: 0 HR: 1 S: 44 P: 48 ERA: 2.00 WHIP: 0.556																			


Batter	1	2	3	4	5	6	7	8	9	AB	R	H	RBI	BB	SO	LOB	BOTTOM			
Ted Uhlhaender, L OBP: 0.336, SLG: 0.353 (1, 8)										5	1	2	0	0	0	0	Washington Senators @ Minnesota Twins Metropolitan Stadium, Bloomington, MI Wed Aug 27 1969, 8:05 PM EDT Att: 16,749 - Unknown - 83 F 			
Cesar Tovar, R OBP: 0.319, SLG: 0.379 (1, 4)										5	0	1	0	0	0	2				
Tony Oliva, L OBP: 0.368, SLG: 0.498 (1, 9)										4	1	1	1	0	1	1				
Harmon Killebrew, R OBP: 0.420, SLG: 0.564 (1, 5)										2	1	1	0	2	0	1				
Rich Reese, L OBP: 0.372, SLG: 0.545 (1, 3)										3	1	1	0	0	0	1				
Charlie Manuel, L OBP: 0.341, SLG: 0.315 (1, 7)										2	0	0	1	1	1	1				
Rick Renick, R OBP: 0.317, SLG: 0.319 (7, PH)										0	0	0	0	1	0	0				
Frank Quilici, R OBP: 0.236, SLG: 0.250 (8, 4)										0	0	0	0	0	0	0				
John Roseboro, L OBP: 0.332, SLG: 0.308 (1, 2)										4	0	1	2	0	0	6				
Leo Cardenas, R OBP: 0.353, SLG: 0.385 (1, 6)										4	0	0	0	0	1	3				
Jim Perry, S OBP: 0.213, SLG: 0.214 (1, 1)										4	0	0	0	0	0	2				
Inning Stats	R: 4 E: 0 K: 0 S: 6	H: 3 LOB: 2 BB: 2 P: 15	R: 0 E: 0 K: 0 S: 4	H: 1 LOB: 1 BB: 0 P: 4	R: 0 E: 0 K: 1 S: 6	H: 0 LOB: 1 BB: 0 P: 6	R: 0 E: 0 K: 0 S: 3	H: 0 LOB: 0 BB: 0 P: 3	R: 0 E: 1 K: 0 S: 5	H: 1 LOB: 2 BB: 0 P: 5	R: 0 E: 0 K: 0 S: 3	H: 0 LOB: 0 BB: 0 P: 3	R: 0 E: 0 K: 1 S: 6	H: 1 LOB: 3 BB: 2 P: 14	R: 0 E: 0 K: 1 S: 6	H: 1 LOB: 1 BB: 0 P: 6		1B: 6 2B: 1 3B: 0 HR: 0	SF: 0 SAC: 0 DP: 0 HBP: 1	WP: 1 PB: 1 SB: 1 CS: 0
PITCHER Joe Coleman, R ERA: 3.41 (1, 1)	IP: 4.0 WLS: L BF: 20 H: 4 R: 4 ER: 4 SO: 4 BB: 2 IBB: 0 HBP: 1 BLK: 0 WP: 1 HR: 0 S: 19 P: 28 ERA: 9.00 WHIP: 1.500																			
Casey Cox, R ERA: 2.28 (5, 1)	IP: 2.0 WLS: 8 BF: 1 H: 0 R: 0 ER: 0 SO: 0 BB: 0 IBB: 0 HBP: 0 BLK: 0 WP: 0 HR: 8 S: 8 P: 8 ERA: 0.00 WHIP: 0.500																			
Darold Knowles, L ERA: 2.23 (7, 1)	IP: 2.0 WLS: 10 BF: 2 H: 0 R: 0 ER: 0 SO: 2 BB: 2 IBB: 0 HBP: 0 BLK: 0 WP: 0 HR: 12 S: 20 P: 20 ERA: 0.00 WHIP: 2.000																			

Batter	1	2	3	4	5	6	7	8	9	AB	R	H	RBI	BB	SO	LOB	TOP					
Syd O'Brien, R OBP: 0.297, SLG: 0.419 (1, 5)	5-3		HR		1-2 HR BB		6-3		6-3	4	2	1	1	1	0	0						
Mike Andrews, R OBP: 0.393, SLG: 0.461 (1, 4)	4-3 1B		6-3		1-H 2-H HR		E4 FC6 E 1B		1B PB BB	4	2	3	3	1	0	0						
Carl Yastrzemski, L OBP: 0.351, SLG: 0.507 (1, 7)	4-3 1-2		K		L9		FC6 BB		1-3 1B	4	0	1	0	1	1	1						
Reggie Smith, S OBP: 0.384, SLG: 0.557 (1, 8)	FC6-4 BB		K		F9		FC6 E 1-2 2-3		G3	4	0	0	0	1	1	4						
Rico Petrocelli, R OBP: 0.420, SLG: 0.618 (1, 6)	FC6-4 1-2				F8		5-3 3B 1B 1-2 3-H			4	1	1	0	0	0	3						
Tony Conigliaro, R OBP: 0.317, SLG: 0.426 (1, 9)		HR			G3-6-3 BB		F2		6-3	3	1	1	1	1	0	1						
Dalton Jones, L OBP: 0.305, SLG: 0.325 (1, 3)	F5		G3-6-3 1-2		F7		F6		F6	4	0	0	0	0	0	2						
Jerry Moses, R OBP: 0.326, SLG: 0.482 (1, 2)	F3				F8		F9		F9	4	0	1	1	0	0	0						
Mike Nagy, R OBP: 0.159, SLG: 0.103 Sparky Lyle, L OBP: 0.143, SLG: 0.077 (7, 1)	L7				HR HBP		4-3		F3	2	1	0	0	0	0	1						
										1	0	0	0	0	0	0						
Inning Stats	R: 0 E: 0 K: 0 S: 4	H: 1 LOB: 2 BB: 1 P: 8	R: 1 E: 0 K: 0 S: 4	H: 1 LOB: 0 BB: 0 P: 4	R: 1 E: 0 K: 2 S: 8	H: 1 LOB: 0 BB: 0 P: 8	R: 0 E: 0 K: 0 S: 2	H: 0 LOB: 0 BB: 1 P: 6	R: 3 E: 1 K: 0 S: 4	H: 1 LOB: 0 BB: 1 P: 9	R: 1 E: 0 K: 0 S: 5	H: 2 LOB: 1 BB: 0 P: 5	R: 1 E: 2 K: 0 S: 4	H: 1 LOB: 1 BB: 1 P: 8	R: 0 E: 0 K: 0 S: 3	H: 0 LOB: 0 BB: 0 P: 3	R: 0 E: 0 K: 0 S: 4	H: 1 LOB: 2 BB: 1 P: 8	1B: 4 2B: 0 3B: 1 HR: 3	SF: 0 SAC: 0 DP: 1 HBP: 1	WP: 0 PB: 1 SB: 0 CS: 0	PA: 40
PITCHER	IP WLS BF H R ER SO BB IBB HBP BLK WP HR S P ERA WHIP																					
Dave Boswell, R ERA: 3.39 Bill Zepp, R ERA: 6.75 Dick Woodson, R ERA: 3.97	(1, 1) (6, 1) (8, 1)	5.0 2.0 2.0	L 10 8	22 3 1	4 2 0	5 1 0	5 0 0	2 0 0	3 1 1	0 0 0	0 0 0	0 0 0	0 9 7	22 13 11	35 13 11	9.00 4.50 0.00	1.400 2.000 1.000					

Boston Red Sox @ Minnesota Twins
Metropolitan Stadium, Bloomington, MI
Sat Aug 30 1969, 4:33 AM EDT
Att: 19,917 - Unknown - 88 F

livebaseballscorecards.com

AB 34
R 7
H 8
RBI 6
BB 5
SO 2
LOB 12




Batter	1	2	3	4	5	6	7	8	9	AB	R	H	RBI	BB	SO	LOB	BOTTOM					
Ted Uhlhaender, L OBP: 0.336, SLG: 0.355 (1, 8)	4-3			G3	4-3		HR 2B		F6	5	1	1	2	0	0	3						
Cesar Tovar, R OBP: 0.323, SLG: 0.390 (1, 4)	F8			2B		6-3	HR 2B			4	1	2	2	0	0	0						
Tony Oliva, L OBP: 0.366, SLG: 0.499 (1, 9)	4-3			4-3		L8	G3			4	0	0	0	0	0	1						
Harmon Killebrew, R OBP: 0.421, SLG: 0.568 (1, 5)		F8			HBP	6-3			F7	3	0	0	0	0	0	0						
Rich Reese, L OBP: 0.371, SLG: 0.544 (1, 3)	F3			4-3			1B 2B		K	4	1	1	0	0	1	2						
Graig Nettles, L OBP: 0.313, SLG: 0.401 (1, 7)	5-3				G1-6-3 1B		F2		K	4	0	1	0	0	1	1						
John Roseboro, L OBP: 0.329, SLG: 0.307 George Mitterwald, R OBP: 0.327, SLG: 0.378 (1, 2) (7, 2)			F8		G1-6-3 1-2		BB 2B 1B		K	2	0	0	0	0	0	1						
Leo Cardenas, R OBP: 0.357, SLG: 0.385 (1, 6)			F3		1B 1B		2B BB		FC5-4 BB	2	1	1	0	2	0	0						
Dave Boswell, R Rick Nietzsch, R Bill Zepp, R Charlie Manuel, L Dick Woodson, R Bob Allison, R (1, 1) (5, PH) (6, 1) (7, PH) (8, 1) (9, PH)	5-3				1-2 1B		F7		FC5-4	1	0	0	0	0	0	0						
Inning Stats	R: 0 E: 0 K: 0 S: 3	H: 0 LOB: 0 BB: 0 P: 3	R: 0 E: 0 K: 0 S: 3	H: 0 LOB: 0 BB: 0 P: 3	R: 0 E: 0 K: 0 S: 3	H: 0 LOB: 0 BB: 0 P: 3	R: 0 E: 0 K: 0 S: 4	H: 1 LOB: 2 BB: 0 P: 5	R: 0 E: 0 K: 0 S: 5	H: 3 LOB: 2 BB: 0 P: 5	R: 0 E: 0 K: 0 S: 3	H: 0 LOB: 0 BB: 0 P: 3	R: 5 E: 0 K: 0 S: 7	H: 4 LOB: 0 BB: 1 P: 11	R: 0 E: 0 K: 2 S: 7	H: 0 LOB: 0 BB: 0 P: 7	R: 0 E: 0 K: 1 S: 5	H: 0 LOB: 1 BB: 1 P: 9	1B: 4 2B: 3 3B: 0 HR: 1	SF: 0 SAC: 0 DP: 1 HBP: 1	WP: 0 PB: 0 SB: 0 CS: 0	PA: 37
PITCHER	IP WLS BF H R ER SO BB IBB HBP BLK WP HR S P ERA WHIP																					
Mike Nagy, R Sparky Lyle, L (1, 1) (7, 1)	6.2 2.1	W S	29 8	8 0	5 0	5 0	3 3	1 1	0 0	0 0	0 0	0 0	0 13	27 17	32 17	6.75 0.00	1.350 0.429					

Boston Red Sox @ Minnesota Twins
Metropolitan Stadium, Bloomington, MI
Sat Aug 30 1969, 4:33 AM EDT
Att: 19,917 - Unknown - 88 F

livebaseballscorecards.com

AB 34
R 5
H 8
RBI 5
BB 2
SO 3
LOB 11



Batter	1	2	3	4	5	6	7	8	9	AB	R	H	RBI	BB	SO	LOB	TOP										
Syd O'Brien, R OBP: 0.296, SLG: 0.415 (1, 5)	F9		K			L6		1B		4	0	1	1	0	1	1	Boston Red Sox @ Minnesota Twins Metropolitan Stadium, Bloomington, MI Sun Aug 31 1969, 4:33 AM EDT Att: 25,371 - Unknown - 74 F										
Mike Andrews, R OBP: 0.391, SLG: 0.459 (1, 4)	F2		6-3			4-3		1B		4	0	1	1	0	0	1											
Carl Yastrzemski, L OBP: 0.350, SLG: 0.505 (1, 7)	1B				4-3	4-3		G6-3		4	0	1	0	0	0	2											
Reggie Smith, S OBP: 0.381, SLG: 0.552 (1, 8)	G3				F8			G3		4	0	0	0	0	0	1											
Rico Petrocelli, R OBP: 0.418, SLG: 0.615 (1, 6)		L6			L7			K		4	0	1	0	0	1	0											
Tony Conigliaro, R OBP: 0.316, SLG: 0.424 (1, 9)	F4					4-3		F8		4	0	1	0	0	0	1											
Dalton Jones, L OBP: 0.304, SLG: 0.324 (1, 3)	F8					4-3		1B		4	1	1	0	0	0	2											
Russ Gibson, R OBP: 0.294, SLG: 0.324 (1, 2)					6-3			1B		3	1	2	0	0	0	1											
Vicente Romo, R OBP: 0.136, SLG: 0.152 (5, PH)			SH1-4					1B		0	0	0	0	0	0	0											
Joe Mauer, L OBP: 0.379, SLG: 0.370 (5, 1)								1B		1	0	0	0	0	0	1											
Bill Landis, L OBP: 0.330, SLG: 0.352 (8, PH)			SH1-4					1B		0	0	0	0	0	0	0											
Dick Schofield, S OBP: 0.296, SLG: 0.352 (8, 1)								1B		1	0	0	0	0	0	1											
Jose Santiago, R OBP: 0.143, SLG: 0.077 (8, 1)								K		0	0	0	0	0	0	0											
Sparky Lyle, L OBP: 0.143, SLG: 0.077 (8, 1)										0	0	0	0	0	0	0											
Inning Stats	R: 0 E: 0 K: 0 S: 4	H: 1 LOB: 1 BB: 0 P: 4	R: 0 E: 0 K: 0 S: 3	H: 0 LOB: 0 BB: 0 P: 3	R: 0 E: 0 K: 1 S: 6	H: 1 LOB: 1 BB: 0 P: 6	R: 0 E: 0 K: 0 S: 3	H: 0 LOB: 0 BB: 0 P: 3	R: 0 E: 0 K: 0 S: 4	H: 1 LOB: 1 BB: 0 P: 4	R: 0 E: 0 K: 0 S: 3	H: 0 LOB: 0 BB: 0 P: 3	R: 0 E: 0 K: 1 S: 5	H: 0 LOB: 0 BB: 0 P: 5	R: 2 E: 0 K: 1 S: 8	H: 4 LOB: 1 BB: 0 P: 8	R: 0 E: 0 K: 0 S: 4	H: 1 LOB: 1 BB: 0 P: 4	1B: 8 2B: 0 3B: 0 HR: 0	SF: 0 SAC: 1 DP: 1 HBP: 0	WP: 0 PB: 0 SB: 0 CS: 0	PA: 34					
PITCHER	IP	WLS	BF	H	R	ER	SO	BB	IBB	HBP	BLK	WP	HR	S	P	ERA	WHIP										
Jim Perry, R ERA: 2.91 (1, 1)	7.1	W	29	7	2	2	3	0	0	0	0	0	0	35	35	2.46	0.955										
Ron Perranoski, L ERA: 2.12 (8, 1)	1.2	S	5	1	0	0	0	0	0	0	0	0	0	5	5	0.00	0.600										

Batter	1	2	3	4	5	6	7	8	9	AB	R	H	RBI	BB	SO	LOB	BOTTOM										
Ted Uhlhaender, L OBP: 0.335, SLG: 0.360 (1, 8)	L7		HR			FC1-6		L8		4	1	1	3	0	0	2	Boston Red Sox @ Minnesota Twins Metropolitan Stadium, Bloomington, MI Sun Aug 31 1969, 4:33 AM EDT Att: 25,371 - Unknown - 74 F										
Cesar Tovar, R OBP: 0.323, SLG: 0.387 (1, 4)	K		F4			CS		E6		3	1	0	0	1	1	0											
Tony Oliva, L OBP: 0.365, SLG: 0.496 (1, 9)	BB		K			CS		L9		3	0	0	0	1	1	1											
Harmon Killebrew, R OBP: 0.422, SLG: 0.573 (8, PH)	F7		HR			BB		5-3		3	1	1	1	1	0	1											
Frank Quilici, R OBP: 0.237, SLG: 0.248 (9, 5)								FC8-4		0	0	0	0	0	0	0											
Rich Reese, L OBP: 0.370, SLG: 0.541 (1, 3)		F4	F8					FC8-4		4	1	1	0	0	0	2											
Graig Nettles, L OBP: 0.314, SLG: 0.397 (1, 7)	F9							1B		2	0	0	0	1	0	1											
Rick Renick, R OBP: 0.330, SLG: 0.333 (8, PH)								G3		1	0	1	1	0	0	0											
John Roseboro, L OBP: 0.330, SLG: 0.310 (1, 2)	F4							1B		4	0	2	1	0	0	1											
Leo Cardenas, R OBP: 0.356, SLG: 0.383 (1, 6)			HR					SH1-3		2	1	0	0	1	0	2											
Jim Perry, S OBP: 0.231, SLG: 0.233 (1, 1)								F7		3	1	2	0	0	0	1											
Ron Perranoski, L OBP: 0.136, SLG: 0.095 (8, 1)								FC1-6		0	0	0	0	0	0	0											
Inning Stats	R: 0 E: 0 K: 1 S: 5	H: 0 LOB: 1 BB: 1 P: 9	R: 0 E: 0 K: 0 S: 3	H: 0 LOB: 0 BB: 0 P: 3	R: 4 E: 0 K: 1 S: 8	H: 3 LOB: 0 BB: 1 P: 12	R: 0 E: 0 K: 0 S: 2	H: 0 LOB: 0 BB: 1 P: 6	R: 0 E: 0 K: 0 S: 4	H: 1 LOB: 1 BB: 0 P: 4	R: 0 E: 0 K: 0 S: 4	H: 1 LOB: 1 BB: 0 P: 4	R: 2 E: 1 K: 0 S: 6	H: 2 LOB: 2 BB: 1 P: 10	R: 0 E: 0 K: 0 S: 4	H: 0 LOB: 0 BB: 0 P: 4	1B: 6 2B: 1 3B: 0 HR: 2	SF: 0 SAC: 1 DP: 1 HBP: 0	WP: 0 PB: 0 SB: 0 CS: 2	PA: 36							
PITCHER	IP	WLS	BF	H	R	ER	SO	BB	IBB	HBP	BLK	WP	HR	S	P	ERA	WHIP										
Vicente Romo, R ERA: 3.5 (5, 1)	3.0	L	11	3	0	0	0	1	0	0	0	0	0	10	14	0.00	1.333										
Jose Santiago, R ERA: (8, 1)	0.1		3	0	2	0	0	1	0	0	0	0	0	2	6	0.00	3.000										
Sparky Lyle, L ERA: 2.49 (8, 1)	0.2		4	2	0	0	0	0	0	0	0	0	0	4	4	0.00	3.000										



Batter	1	2	3	4	5	6	7	8	9	AB	R	H	RBI	BB	SO	LOB	TOP					
Russ Snyder, L (1, 8) OBP: 0.307, SLG: 0.310 Jose Cardenal, R (7, PH) OBP: 0.312, SLG: 0.357 (7, 8)	0-3 K		0-0 6-3	0-0 1B		0-0 1-3		0-0 F8	3 0 1 2 0 1 0 2 0 0 0 0 0 0													
Lou Klimchuck, L (1, 5) OBP: 0.338, SLG: 0.443 Larry Brown, R (7, PH) OBP: 0.293, SLG: 0.292 (7, 5)	0-0 1B E		0-0 1B E	0-0 2B		0-0 F7	0-0 1B	0-0 F9	3 2 2 0 0 0 1 2 1 1 0 0 0 0													
Frank Baker, L (1, 7) OBP: 0.355, SLG: 0.540 Chuck Hinton, R (7, PH) OBP: 0.299, SLG: 0.370 (7, 7)	0-0 1B E4		0-3 K	0-0 4-3		0-0 1B	0-0 1B	4-0 1B	3 0 1 0 0 1 2 1 0 1 0 1 0 0													
Tony Horton, R (1, 3) OBP: 0.336, SLG: 0.485	0-0 E4 FC5-4		0-0 1B		0-0 F5	0-0 1B	0-0 1B	0-0 1B	5 0 3 1 0 0 1													
Ken Harrelson, R (1, 9) OBP: 0.338, SLG: 0.432	0-0 FC5-4		0-0 E5		0-3 K	0-0 F8	0-0 F8	0-0 F8	5 0 0 0 0 1 6													
Duke Sims, L (1, 2) OBP: 0.386, SLG: 0.419 Cap Peterson, R (7, PH) OBP: 0.372, SLG: 0.288 Ken Suarez, R (7, 2) OBP: 0.379, SLG: 0.358		0-0 G6-4-3 1B	0-0 4-3		0-0 F8	0-0 G3			3 0 1 0 0 0 2 1 0 0 0 0 0 2 0 0 0 0 0 0 0													
Eddie Leon, R (1, 6) OBP: 0.331, SLG: 0.363		0-0 G6-4-3 1B		0-0 SH3 1B		0-0 4-3		0-0 5-3	4 1 1 0 0 0 1								AB 39 R 5 H 13 RBI 3 BB 1 SO 4 LOB 16					
Vern Fuller, R (1, 4) OBP: 0.302, SLG: 0.342		0-0 2B		0-0 SH3 1B		0-0 F4		0-0 4-3	4 1 2 0 0 0 0													
Sam McDowell, L (1, 1) OBP: 0.163, SLG: 0.190 Stan Williams, R (3, 1) OBP: 0.200, SLG: 0.097 Davey Nelson, R (6, PH) OBP: 0.250, SLG: 0.191 Ron Law, R (8, 1) OBP: 0.143, SLG: 0.143	0-3 K		0-0 SH3		0-0 4-3		0-0 6-3		1 0 0 0 0 1 1 1 0 0 0 0 0 0 1 0 0 0 0 0 0 0 0 0 0 0 0 0													
Inning Stats	R: 1 E: 1 K: 1 S: 7	H: 2 LOB: 1 BB: 0 P: 7	R: 0 E: 0 K: 1 S: 6	H: 2 LOB: 1 BB: 0 P: 6	R: 1 E: 1 K: 1 S: 8	H: 2 LOB: 2 BB: 0 P: 8	R: 2 E: 0 K: 0 S: 6	H: 3 LOB: 1 BB: 0 P: 6	R: 0 E: 0 K: 0 S: 5	H: 0 LOB: 0 BB: 0 P: 5	R: 0 E: 0 K: 0 S: 3	H: 0 LOB: 0 BB: 0 P: 3	R: 1 E: 0 K: 0 S: 6	H: 3 LOB: 2 BB: 0 P: 6	R: 0 E: 0 K: 0 S: 3	H: 0 LOB: 0 BB: 0 P: 3	R: 0 E: 0 K: 0 S: 4	H: 1 LOB: 2 BB: 1 P: 8	1B: 11 2B: 2 3B: 0 HR: 0	SF: 0 SAC: 1 DP: 1 HBP: 0	WP: 0 PB: 0 SB: 0 CS: 0	PA: 41
PITCHER	IP WLS BF H R ER SO BB IBB HBP BLK WP HR S P ERA WHIP	IP WLS BF H R ER SO BB IBB HBP BLK WP HR S P ERA WHIP	IP WLS BF H R ER SO BB IBB HBP BLK WP HR S P ERA WHIP	IP WLS BF H R ER SO BB IBB HBP BLK WP HR S P ERA WHIP	IP WLS BF H R ER SO BB IBB HBP BLK WP HR S P ERA WHIP	IP WLS BF H R ER SO BB IBB HBP BLK WP HR S P ERA WHIP	IP WLS BF H R ER SO BB IBB HBP BLK WP HR S P ERA WHIP	IP WLS BF H R ER SO BB IBB HBP BLK WP HR S P ERA WHIP	IP WLS BF H R ER SO BB IBB HBP BLK WP HR S P ERA WHIP	IP WLS BF H R ER SO BB IBB HBP BLK WP HR S P ERA WHIP	IP WLS BF H R ER SO BB IBB HBP BLK WP HR S P ERA WHIP	IP WLS BF H R ER SO BB IBB HBP BLK WP HR S P ERA WHIP	IP WLS BF H R ER SO BB IBB HBP BLK WP HR S P ERA WHIP	IP WLS BF H R ER SO BB IBB HBP BLK WP HR S P ERA WHIP	IP WLS BF H R ER SO BB IBB HBP BLK WP HR S P ERA WHIP	IP WLS BF H R ER SO BB IBB HBP BLK WP HR S P ERA WHIP	IP WLS BF H R ER SO BB IBB HBP BLK WP HR S P ERA WHIP	IP WLS BF H R ER SO BB IBB HBP BLK WP HR S P ERA WHIP	IP WLS BF H R ER SO BB IBB HBP BLK WP HR S P ERA WHIP			
Dean Chance, R (1, 1) ERA: 2.66 Jim Kaat, L (7, 1) ERA: 3.49 Al Worthington, R (7, 1) ERA: 4.84 Ron Perranoski, L (7, 1) ERA: 2.08	6.0 0.1 0.1 2.1	W 3 2 S	27 2 1 9	H 4 1 0	R 4 0 0	ER 2 0 0	SO 4 0 0	BB 0 0 1	IBB 0 0 0	HBP 0 0 0	BLK 0 0 0	WP 0 0 0	HR 0 3 2	S 35 3 8	P 35 2 12	ERA 3.00 27.00 0.00 0.00	WHIP 1.500 6.000 3.000 0.857					

Cleveland Indians @ Minnesota Twins
Metropolitan Stadium, Bloomington, MI
Mon Sep 01 1969, 4:33 AM EDT
Att: 22,863 - Unknown - 67 F

AB 39
R 5
H 13
RBI 3
BB 1
SO 4
LOB 16



Batter	1	2	3	4	5	6	7	8	9	AB	R	H	RBI	BB	SO	LOB	BOTTOM					
Cesar Tovar, R (1, 4) OBP: 0.321, SLG: 0.387 (9, 8)	0-0 1B 3B	0-0 F6		0-0 6-3		0-0 G6-4-3		0-0 G6-4-3	5 1 1 0 0 0 5													
Tony Oliva, L (1, 9) OBP: 0.366, SLG: 0.500	0-0 3B 2B	0-0 1B		0-0 6-3		0-0 F8			4 2 2 0 0 0 0													
Harmon Killebrew, R (1, 3) OBP: 0.422, SLG: 0.571	4-0 3B 1B	0-0 1-3			0-3 K	0-0 1B			3 1 1 0 1 1 1													
Bob Allison, R (1, 7) OBP: 0.322, SLG: 0.359 John Roseboro, L (9, 2) OBP: 0.330, SLG: 0.310	0-0 1B 3B	0-0 WP 1B			0-3 K	0-3 K			4 1 2 4 0 2 1 0 0 0 0 0 0 0													
Leo Cardenas, R (1, 6) OBP: 0.358, SLG: 0.384	0-0 HR 1B	0-0 F6			0-0 1B	0-0 F8			4 1 2 1 0 0 2													
Rick Renick, R (1, 5) OBP: 0.327, SLG: 0.361 Frank Quilici, R (9, 5) OBP: 0.237, SLG: 0.248	0-0 HR		0-3 K		0-3 K		0-0 F7		4 1 1 2 0 2 1 0 0 0 0 0 0 0													
George Mitterwald, R (1, 2) OBP: 0.325, SLG: 0.375 Rod Carew, L (8, PH) OBP: 0.407, SLG: 0.497 (9, 4)	0-3 K	0-0 F8			0-0 F6	0-0 BB 1B			4 0 1 0 0 1 0 0 0 0 0 0 0 0								AB 33 R 7 H 11 RBI 7 BB 4 SO 8 LOB 10					
Ted Uhlhaender, L (1, 8) OBP: 0.337, SLG: 0.362 (9, 7)	0-0 6-3		0-0 F7		0-0 2B	0-0 BB			3 0 1 0 1 0 0													
Dean Chance, R (1, 1) OBP: 0.143, SLG: 0.053 Graig Nettles, L (6, PH) OBP: 0.317, SLG: 0.397 Jim Kaat, L (7, 1) OBP: 0.253, SLG: 0.397 Al Worthington, R (7, 1) OBP: 0.174, SLG: 0.095	0-3 K		0-0 F8		0-3 K	0-0 G6-4-3 BB			2 0 0 0 0 2 0 0 0 0 0 1 0 1 0													
Inning Stats	R: 6 E: 0 K: 2 S: 12	H: 5 LOB: 0 BB: 1 P: 16	R: 1 E: 0 K: 0 S: 5	H: 2 LOB: 1 BB: 0 P: 5	R: 0 E: 0 K: 1 S: 5	H: 0 LOB: 0 BB: 0 P: 5	R: 0 E: 0 K: 1 S: 5	H: 0 LOB: 0 BB: 0 P: 5	R: 0 E: 0 K: 3 S: 10	H: 1 LOB: 1 BB: 0 P: 10	R: 0 E: 0 K: 0 S: 3	H: 1 LOB: 1 BB: 1 P: 7	R: 0 E: 0 K: 1 S: 6	H: 1 LOB: 1 BB: 0 P: 6	R: 0 E: 0 K: 0 S: 3	H: 1 LOB: 3 BB: 2 P: 11	1B: 6 2B: 2 3B: 2 HR: 1	SF: 0 SAC: 0 DP: 2 HBP: 0	WP: 1 PB: 0 SB: 0 CS: 0	PA: 37		
PITCHER	IP WLS BF H R ER SO BB IBB HBP BLK WP HR S P ERA WHIP	IP WLS BF H R ER SO BB IBB HBP BLK WP HR S P ERA WHIP	IP WLS BF H R ER SO BB IBB HBP BLK WP HR S P ERA WHIP	IP WLS BF H R ER SO BB IBB HBP BLK WP HR S P ERA WHIP	IP WLS BF H R ER SO BB IBB HBP BLK WP HR S P ERA WHIP	IP WLS BF H R ER SO BB IBB HBP BLK WP HR S P ERA WHIP	IP WLS BF H R ER SO BB IBB HBP BLK WP HR S P ERA WHIP	IP WLS BF H R ER SO BB IBB HBP BLK WP HR S P ERA WHIP	IP WLS BF H R ER SO BB IBB HBP BLK WP HR S P ERA WHIP	IP WLS BF H R ER SO BB IBB HBP BLK WP HR S P ERA WHIP	IP WLS BF H R ER SO BB IBB HBP BLK WP HR S P ERA WHIP	IP WLS BF H R ER SO BB IBB HBP BLK WP HR S P ERA WHIP	IP WLS BF H R ER SO BB IBB HBP BLK WP HR S P ERA WHIP	IP WLS BF H R ER SO BB IBB HBP BLK WP HR S P ERA WHIP	IP WLS BF H R ER SO BB IBB HBP BLK WP HR S P ERA WHIP	IP WLS BF H R ER SO BB IBB HBP BLK WP HR S P ERA WHIP	IP WLS BF H R ER SO BB IBB HBP BLK WP HR S P ERA WHIP	IP WLS BF H R ER SO BB IBB HBP BLK WP HR S P ERA WHIP	IP WLS BF H R ER SO BB IBB HBP BLK WP HR S P ERA WHIP			
Sam McDowell, L (1, 1) ERA: 2.99 Stan Williams, R (3, 1) ERA: 4.09 Ron Law, R (8, 1) ERA: 4.85	2.0 5.0 1.0	L 18 5	14 3 1	H 3 0	R 0 0	ER 7 0	SO 7 6	BB 1 2	IBB 0 0	HBP 0 0	BLK 0 0	WP 0 0	HR 1 3	S 17 29	P 21 33	ERA 31.50 0.00 0.00	WHIP 4.000 0.800 3.000					

Cleveland Indians @ Minnesota Twins
Metropolitan Stadium, Bloomington, MI
Mon Sep 01 1969, 4:33 AM EDT
Att: 22,863 - Unknown - 67 F



Batter	1	2	3	4	5	6	7	8	9	AB	R	H	RBI	BB	SO	LOB	TOP			
Russ Snyder, L (1, 8) OBP: 0.309, SLG: 0.316	0-0 4-3		0-0 1-2 2H 1B			0-0 2B		0-0 5-3		4	0	2	0	0	0	0				
Lou Klimchuck, L (1, 5) OBP: 0.330, SLG: 0.433	0-0 F8		0-0 F8			0-0 4-3			0-0 F3	4	0	0	0	0	0	3				
Frank Baker, L (1, 7) OBP: 0.337, SLG: 0.511	0-0 F8			0-0 F9		0-3 K			0-0 4-3	4	0	0	0	0	1	1				
Tony Horton, R (1, 3) OBP: 0.331, SLG: 0.477		0-0 F6		0-0 F8				0-0 F9		4	0	0	0	0	0	0				
Ken Harrelson, R (1, 9) OBP: 0.339, SLG: 0.437		0-0 F3		0-0 L6						3	1	1	1	0	0	0				
Duke Sims, L (1, 2) OBP: 0.383, SLG: 0.415		0-0 F3			0-0 F8		0-3 K			3	0	0	0	0	1	0				
Eddie Leon, R (1, 6) OBP: 0.342, SLG: 0.376			0-0 BB 1B		0-0 6-3			0-0 6-3		3	0	1	0	0	0	0				
Vern Fuller, R (1, 4) OBP: 0.297, SLG: 0.332			4-0 1B BB		0-0 5-3			0-0 5-3		2	0	0	0	1	0	0				
Steve Hargan, R (1, 1) OBP: 0.186, SLG: 0.167			0-0 F3			0-0 F8		0-0 F9		2	0	0	0	0	0	2				
Juan Pizarro, L (6, 1) OBP: 0.250, SLG: 0.222										0	0	0	0	0	0	0				
Russ Nagelson, L (8, PH)										1	0	0	0	0	0	0				
Phil Hennigan, R (8, 1)										0	0	0	0	0	0	0				
Mike Paul, L (8, 1)										0	0	0	0	0	0	0				
Inning Stats	R: 0 E: 0 K: 0 S: 3	H: 0 LOB: 0 BB: 0 P: 3	R: 0 E: 0 K: 0 S: 3	H: 0 LOB: 0 BB: 0 P: 3	R: 0 E: 0 K: 0 S: 4	H: 2 LOB: 2 BB: 1 P: 8	R: 0 E: 0 K: 0 S: 3	H: 0 LOB: 0 BB: 0 P: 3	R: 0 E: 0 K: 1 S: 6	H: 1 LOB: 1 BB: 0 P: 6	R: 1 E: 0 K: 0 S: 6	H: 1 LOB: 0 BB: 0 P: 6	R: 0 E: 0 K: 0 S: 3	H: 0 LOB: 0 BB: 0 P: 3	R: 0 E: 0 K: 0 S: 3	H: 0 LOB: 0 BB: 0 P: 3	1B: 2 2B: 1 3B: 0 HR: 1	SF: 0 SAC: 0 DP: 0 HBP: 0	WP: 0 PB: 0 SB: 0 CS: 0	PA: 31
PITCHER Dave Boswell, R (1, 1) ERA: 3.29	IP: 9.0 WLS: W BF: 31 H: 4 R: 1 ER: 1 SO: 2 BB: 1 IBB: 0 HBP: 0 BLK: 0 WP: 0 HR: 1 S: 34 P: 38 ERA: 1.00 WHIP: 0.556															PITCHER				

Cleveland Indians @ Minnesota Twins
Metropolitan Stadium, Bloomington, MI
Wed Sep 03 1969, 4:33 AM EDT
Att. 7,012 - Unknown - 79 F

AB	30
R	1
H	4
RBI	1
BB	1
SO	2
LOB	6



Batter	1	2	3	4	5	6	7	8	9	AB	R	H	RBI	BB	SO	LOB	BOTTOM			
Ted Uhlhaender, L (1, 7) OBP: 0.335, SLG: 0.361	0-0 E6 G6-3 1B		0-0 1B		0-0 F8	0-0 F5		0-0 SF7		4	0	1	1	0	0	2				
Rod Carew, L (1, 4) OBP: 0.405, SLG: 0.496	0-0 G6-3 1B		0-0 G3			0-0 K		0-0 F8		5	1	2	0	0	1	5				
Tony Oliva, L (1, 9) OBP: 0.365, SLG: 0.499	0-0 G6-3			0-0 BB 1B		0-0 HR 1B		0-0 F8	0-0 1-3	5	1	2	1	0	0	4				
Harmon Killebrew, R (1, 5) OBP: 0.423, SLG: 0.575	0-0 5-3			0-0 F6		0-0 HR 1B		0-0 6-3		4	1	1	2	0	0	2				
Frank Quilici, R (8, 5) OBP: 0.237, SLG: 0.248										0	0	0	0	0	0	0				
Rich Reese, L (1, 3) OBP: 0.364, SLG: 0.531		0-0 F2		0-0 F8		0-0 BB 1B		0-0 F4		4	1	1	0	0	0	1				
Cesar Tovar, R (1, 8) OBP: 0.326, SLG: 0.390		0-0 CS 1B		4-0 1B BB		0-0 F9		0-0 1B 1B		3	1	2	0	1	0	1				
John Roseboro, L (1, 2) OBP: 0.331, SLG: 0.311			0-0 L9		0-3 K	4-0 1B SH BB		0-0 1B 1B		1	0	0	0	0	0	1				
George Mitterwald, R (3, 2) OBP: 0.331, SLG: 0.377			1-2			1-2 SH BB		1-2 SF7 1B		2	2	1	0	1	1	2				
Leo Cardenas, R (1, 6) OBP: 0.358, SLG: 0.385			0-3 K			0-0 SH 1B		0-0 1B 1B		4	0	2	1	0	1	0				
Dave Boswell, R (1, 1) OBP: 0.195, SLG: 0.297			0-0 4-3			0-0 SH		0-0 1B		3	0	1	2	0	0	0				
Inning Stats	R: 0 E: 1 K: 0 S: 4	H: 1 LOB: 1 BB: 0 P: 4	R: 0 E: 0 K: 0 S: 3	H: 1 LOB: 0 BB: 0 P: 3	R: 0 E: 0 K: 1 S: 6	H: 1 LOB: 1 BB: 0 P: 6	R: 0 E: 0 K: 1 S: 6	H: 1 LOB: 2 BB: 1 P: 10	R: 0 E: 0 K: 1 S: 6	H: 1 LOB: 2 BB: 1 P: 3	R: 5 E: 0 K: 1 S: 11	H: 5 LOB: 2 BB: 1 P: 15	R: 0 E: 0 K: 0 S: 3	H: 0 LOB: 0 BB: 0 P: 3	R: 2 E: 0 K: 0 S: 7	H: 4 LOB: 2 BB: 0 P: 7	1B: 11 2B: 1 3B: 0 HR: 1	SF: 1 SAC: 1 DP: 1 HBP: 0	WP: 0 PB: 0 SB: 0 CS: 1	PA: 39
PITCHER Steve Hargan, R (1, 1) ERA: 5.57	IP: 5.0 WLS: L BF: 22 H: 7 R: 3 ER: 3 SO: 2 BB: 1 IBB: 0 HBP: 0 BLK: 0 WP: 0 HR: 1 S: 25 P: 29 ERA: 5.40 WHIP: 1.600															PITCHER				
Juan Pizarro, L (6, 1) ERA: 3.57	IP: 2.0 WLS: L BF: 10 H: 2 R: 2 ER: 2 SO: 1 BB: 1 IBB: 0 HBP: 0 BLK: 0 WP: 0 HR: 0 S: 11 P: 15 ERA: 9.00 WHIP: 1.500															PITCHER				
Phil Hennigan, R (8, 1) ERA: 54.0	IP: 0.0 WLS: L BF: 4 H: 4 R: 2 ER: 2 SO: 0 BB: 0 IBB: 0 HBP: 0 BLK: 0 WP: 0 HR: 0 S: 4 P: 4 ERA: ∞ WHIP: ∞															PITCHER				
Mike Paul, L (8, 1) ERA: 3.75	IP: 1.0 WLS: L BF: 3 H: 0 R: 0 ER: 0 SO: 0 BB: 0 IBB: 0 HBP: 0 BLK: 0 WP: 0 HR: 0 S: 3 P: 3 ERA: 0.00 WHIP: 0.000															PITCHER				

Cleveland Indians @ Minnesota Twins
Metropolitan Stadium, Bloomington, MI
Wed Sep 03 1969, 4:33 AM EDT
Att. 7,012 - Unknown - 79 F

AB	35
R	7
H	13
RBI	7
BB	2
SO	3
LOB	18




Batter	1	2	3	4	5	6	7	8	9	10	AB	R	H	RBI	BB	SO	LOB	TOP							
Ted Uhaender, L OBP: 0.333, SLG: 0.359 (1, 7)	L7		L7		F8			2B 1B	6-3	4-3	6	1	1	1	0	0	2	Minnesota Twins @ Oakland Athletics Oakland-Alameda County Coliseum, Oakland, CA Thu Sep 04 1969, 7:05 PM PDT Att: 11,476 - Unknown - 61 F							
Rod Carew, L OBP: 0.402, SLG: 0.493 (1, 4)	L8		1-3		F7			E 2B	L7	1-3	6	1	1	1	0	0	3								
Tony Oliva, L OBP: 0.369, SLG: 0.503 (1, 9)	K							E4 HR 2B			4	2	3	0	1	1	0								
Harmon Killebrew, R OBP: 0.423, SLG: 0.578 (8, 3)		F8		K				HR			4	2	1	2	1	1	2								
Rich Reese, L OBP: 0.266, SLG: 0.530 Frank Quilici, R OBP: 0.237, SLG: 0.248 Charlie Manuel, L OBP: 0.243, SLG: 0.313 Jim Holt, L (10, PR)				L9					4-3		3	1	1	0	1	0	1								
Rick Renick, R OBP: 0.327, SLG: 0.361 Cesar Tovar, R OBP: 0.331, SLG: 0.402 (1, 8)											0	0	0	0	0	0	0								
John Roseboro, L OBP: 0.329, SLG: 0.309 George Mitterwald, R OBP: 0.335, SLG: 0.377 Herman Hill, L (7, PR)											0	0	0	0	1	0	0								
Tom Tischinski, R OBP: 0.268, SLG: 0.143 (7, 2)											0	1	0	0	0	0	0								
Leo Cardenas, R OBP: 0.356, SLG: 0.383 (1, 6)											2	0	0	0	0	2	3								
Jim Perry, S OBP: 0.228, SLG: 0.230 Dick Woodson, R OBP: 0.158, SLG: 0.074 Graig Nettles, L OBP: 0.315, SLG: 0.395 Al Worthington, R (7, 1)											0	0	0	0	0	0	0								
Ron Perranoski, L OBP: 0.167, SLG: 0.091 (8, 1)											1	0	0	0	0	1	0								
Inning Stats	R: 0 E: 0 K: 1 S: 5	H: 0 LOB: 0 BB: 0 P: 5	R: 1 E: 0 K: 2 S: 8	H: 1 LOB: 1 BB: 1 P: 12	R: 0 E: 0 K: 1 S: 5	H: 0 LOB: 0 BB: 0 P: 5	R: 0 E: 0 K: 2 S: 8	H: 1 LOB: 2 BB: 1 P: 12	R: 0 E: 0 K: 0 S: 2	H: 1 LOB: 2 BB: 1 P: 6	R: 0 E: 0 K: 0 S: 4	H: 1 LOB: 2 BB: 1 P: 8	R: 4 E: 1 K: 2 S: 12	H: 5 LOB: 1 BB: 0 P: 12	R: 0 E: 0 K: 1 S: 5	H: 0 LOB: 0 BB: 0 P: 5	R: 5 E: 0 K: 0 S: 7	H: 4 LOB: 2 BB: 2 P: 15	1B: 7 2B: 3 3B: 0 HR: 2	SF: 0 SAC: 1 DP: 1 HBP: 0	WP: 0 PB: 0 SB: 2 CS: 0	PA: 47			
PITCHER	IP WLS BF H R ER SO BB IBB HBP BLK WP HR S P ERA WHIP	IP WLS BF H R ER SO BB IBB HBP BLK WP HR S P ERA WHIP	IP WLS BF H R ER SO BB IBB HBP BLK WP HR S P ERA WHIP	IP WLS BF H R ER SO BB IBB HBP BLK WP HR S P ERA WHIP	IP WLS BF H R ER SO BB IBB HBP BLK WP HR S P ERA WHIP	IP WLS BF H R ER SO BB IBB HBP BLK WP HR S P ERA WHIP	IP WLS BF H R ER SO BB IBB HBP BLK WP HR S P ERA WHIP	IP WLS BF H R ER SO BB IBB HBP BLK WP HR S P ERA WHIP	IP WLS BF H R ER SO BB IBB HBP BLK WP HR S P ERA WHIP	IP WLS BF H R ER SO BB IBB HBP BLK WP HR S P ERA WHIP	IP WLS BF H R ER SO BB IBB HBP BLK WP HR S P ERA WHIP	IP WLS BF H R ER SO BB IBB HBP BLK WP HR S P ERA WHIP	IP WLS BF H R ER SO BB IBB HBP BLK WP HR S P ERA WHIP	IP WLS BF H R ER SO BB IBB HBP BLK WP HR S P ERA WHIP	IP WLS BF H R ER SO BB IBB HBP BLK WP HR S P ERA WHIP	IP WLS BF H R ER SO BB IBB HBP BLK WP HR S P ERA WHIP	IP WLS BF H R ER SO BB IBB HBP BLK WP HR S P ERA WHIP	IP WLS BF H R ER SO BB IBB HBP BLK WP HR S P ERA WHIP	IP WLS BF H R ER SO BB IBB HBP BLK WP HR S P ERA WHIP	IP WLS BF H R ER SO BB IBB HBP BLK WP HR S P ERA WHIP	IP WLS BF H R ER SO BB IBB HBP BLK WP HR S P ERA WHIP	IP WLS BF H R ER SO BB IBB HBP BLK WP HR S P ERA WHIP	IP WLS BF H R ER SO BB IBB HBP BLK WP HR S P ERA WHIP	IP WLS BF H R ER SO BB IBB HBP BLK WP HR S P ERA WHIP	IP WLS BF H R ER SO BB IBB HBP BLK WP HR S P ERA WHIP


AB	40
R	10
H	12
RBI	9
BB	6
SO	9
LOB	19



Batter	1	2	3	4	5	6	7	8	9	10	AB	R	H	RBI	BB	SO	LOB	BOTTOM							
Bert Campaneris, R OBP: 0.287, SLG: 0.292 (1, 6)	K			E6		F7		F3	L8		6	0	1	1	0	1	5	Minnesota Twins @ Oakland Athletics Oakland-Alameda County Coliseum, Oakland, CA Thu Sep 04 1969, 7:05 PM PDT Att: 11,476 - Unknown - 61 F							
Jose Tartabull, L OBP: 0.285, SLG: 0.303 (1, 8)	E6									1-3	6	0	4	1	0	0	0								
Reggie Jackson, L OBP: 0.418, SLG: 0.640 (1, 9)	K										5	0	0	0	0	2	6								
Sal Bando, R OBP: 0.388, SLG: 0.463 (1, 5)		E6		6-3		G6-4-3		HR		L8	6	2	2	1	0	0	5								
Tito Francona, L OBP: 0.368, SLG: 0.375 Tommy Reynolds, R OBP: 0.345, SLG: 0.316 (8, 7)											3	0	0	0	1	2	2								
Dick Green, R OBP: 0.380, SLG: 0.429 (1, 4)											4	1	1	0	1	0	2								
Danny Cater, R OBP: 0.302, SLG: 0.377 (1, 7)											4	1	1	0	1	0	3								
Phil Roof, R OBP: 0.237, SLG: 0.302 Bob Johnson, R OBP: 0.200, SLG: 0.310 Larry Haney, L OBP: 0.285, SLG: 0.391 Ted Kubiak, S OBP: 0.285, SLG: 0.313 Ed Sprague, R OBP: 0.267, SLG: 0.476 (10, 1)											1	1	0	0	2	0	1								
Jim Nease, R OBP: 0.267, SLG: 0.302 Ray Woodard, L OBP: 0.267, SLG: 0.302 Jim Holmbeck, R OBP: 0.267, SLG: 0.302 Rolie Fingers, R OBP: 0.267, SLG: 0.302 Paul Lindblad, L OBP: 0.267, SLG: 0.302 Marcel Lachemann, R OBP: 0.267, SLG: 0.302 Dante Tartabull, R OBP: 0.267, SLG: 0.302 (8, 3)											1	0	0	0	0	1	3								
Inning Stats	R: 0 E: 1 K: 2 S: 7	H: 0 LOB: 1 BB: 0 P: 7	R: 0 E: 1 K: 1 S: 6	H: 0 LOB: 3 BB: 2 P: 14	R: 0 E: 0 K: 1 S: 7	H: 2 LOB: 2 BB: 0 P: 7	R: 3 E: 1 K: 0 S: 6	H: 3 LOB: 2 BB: 1 P: 11	R: 0 E: 0 K: 0 S: 3	H: 0 LOB: 1 BB: 1 P: 7	R: 1 E: 0 K: 1 S: 6	H: 1 LOB: 0 BB: 0 P: 6	R: 0 E: 0 K: 0 S: 4	H: 1 LOB: 2 BB: 1 P: 8	R: 1 E: 1 K: 1 S: 7	H: 1 LOB: 3 BB: 2 P: 15	R: 0 E: 0 K: 1 S: 5		H: 0 LOB: 0 BB: 0 P: 5	1B: 7 2B: 2 3B: 0 HR: 1	SF: 1 SAC: 1 DP: 2 HBP: 1	WP: 0 PB: 0 SB: 0 CS: 1	PA: 49		
PITCHER	IP WLS BF H R ER SO BB IBB HBP BLK WP HR S P ERA WHIP	IP WLS BF H R ER SO BB IBB HBP BLK WP HR S P ERA WHIP	IP WLS BF H R ER SO BB IBB HBP BLK WP HR S P ERA WHIP	IP WLS BF H R ER SO BB IBB HBP BLK WP HR S P ERA WHIP	IP WLS BF H R ER SO BB IBB HBP BLK WP HR S P ERA WHIP	IP WLS BF H R ER SO BB IBB HBP BLK WP HR S P ERA WHIP	IP WLS BF H R ER SO BB IBB HBP BLK WP HR S P ERA WHIP	IP WLS BF H R ER SO BB IBB HBP BLK WP HR S P ERA WHIP	IP WLS BF H R ER SO BB IBB HBP BLK WP HR S P ERA WHIP	IP WLS BF H R ER SO BB IBB HBP BLK WP HR S P ERA WHIP	IP WLS BF H R ER SO BB IBB HBP BLK WP HR S P ERA WHIP	IP WLS BF H R ER SO BB IBB HBP BLK WP HR S P ERA WHIP	IP WLS BF H R ER SO BB IBB HBP BLK WP HR S P ERA WHIP	IP WLS BF H R ER SO BB IBB HBP BLK WP HR S P ERA WHIP	IP WLS BF H R ER SO BB IBB HBP BLK WP HR S P ERA WHIP	IP WLS BF H R ER SO BB IBB HBP BLK WP HR S P ERA WHIP	IP WLS BF H R ER SO BB IBB HBP BLK WP HR S P ERA WHIP	IP WLS BF H R ER SO BB IBB HBP BLK WP HR S P ERA WHIP	IP WLS BF H R ER SO BB IBB HBP BLK WP HR S P ERA WHIP	IP WLS BF H R ER SO BB IBB HBP BLK WP HR S P ERA WHIP	IP WLS BF H R ER SO BB IBB HBP BLK WP HR S P ERA WHIP	IP WLS BF H R ER SO BB IBB HBP BLK WP HR S P ERA WHIP	IP WLS BF H R ER SO BB IBB HBP BLK WP HR S P ERA WHIP	IP WLS BF H R ER SO BB IBB HBP BLK WP HR S P ERA WHIP	IP WLS BF H R ER SO BB IBB HBP BLK WP HR S P ERA WHIP



Batter	1	2	3	4	5	6	7	8	9	AB	R	H	RBI	BB	SO	LOB	TOP	
Ted Uhlhaender, L OBP: 0.331, SLG: 0.359 (1, 8)	0-0 3-1		0-0 2B		0-0 6-3	0-0 5-3			0-3 K	5	0	1	1	0	1	3	Minnesota Twins @ Oakland Athletics Oakland-Alameda County Coliseum, Oakland, CA Fri Sep 05 1969, 7:05 PM PDT Att: 17,316 - Unknown - 64 F livebaseballscorecards.com	
Cesar Tovar, R OBP: 0.330, SLG: 0.399 (1, 4)	0-0 6-3		4-0 BB		0-0 F5		0-0 1-3		0-0 1-3	4	0	0	0	1	0	1		
Tony Oliva, L OBP: 0.368, SLG: 0.506 (1, 9)	0-0 L8		0-0 F4			0-0 HR	0-3 K2-3		0-0 G3	5	1	1	1	0	1	2		
Harmon Killebrew, R OBP: 0.422, SLG: 0.575 (1, 5)		0-0 1-3		0-0 6-3		0-3 K	4-0 1B BB			3	0	0	0	1	1	0		
Rich Reese, L OBP: 0.370, SLG: 0.535 (1, 3)		0-0 1-3 1B		0-0 4-3		0-0 1B 2B	0-0 1-2 1B			4	1	3	0	0	0	0		
Graig Nettles, L OBP: 0.314, SLG: 0.389 (1, 7)		0-0 1-3 1-2		0-0 F6		4-0 1B SF7 BB	0-0 F9			3	1	0	0	1	0	3		
John Roseboro, L OBP: 0.331, SLG: 0.312 (1, 2)		0-0 1-3			0-0 SH 6-3 1B	0-0 1-3 2-H 1B		0-0 4-3		4	1	2	1	0	0	1		
Leo Cardenas, R OBP: 0.354, SLG: 0.381 (1, 6)			0-0 F8		0-0 F8	0-0 SF7		0-0 1-3		3	0	0	1	0	0	1		
Dean Chance, R OBP: 0.167, SLG: 0.048 Ron Perranoski, L OBP: 0.167, SLG: 0.091 (8, 1)			0-0 4-3		0-0 SH 6-3 1-3	1-0 1-2 HBP		0-3 K		2	0	0	0	0	1	0		
																		AB 33 R 4 H 7 RBI 4 BB 3 SO 4 LOB 11 
Inning Stats	R: 0 E: 0 K: 0 S: 3	H: 0 LOB: 0 BB: 0 P: 3	R: 0 E: 0 K: 0 S: 4	H: 1 LOB: 1 BB: 0 P: 4	R: 0 E: 0 K: 0 S: 4	H: 1 LOB: 2 BB: 1 P: 8	R: 0 E: 0 K: 0 S: 3	H: 0 LOB: 0 BB: 0 P: 3	R: 1 E: 1 K: 0 S: 5	H: 1 LOB: 3 BB: 0 P: 5	R: 3 E: 0 K: 1 S: 8	H: 3 LOB: 2 BB: 1 P: 13	R: 0 E: 0 K: 1 S: 6	H: 1 LOB: 2 BB: 1 P: 10	R: 0 E: 0 K: 1 S: 5	H: 0 LOB: 0 BB: 0 P: 5	1B: 4 SF: 1 2B: 2 3B: 0 HR: 1	WP: 0 PA: 39 SB: 0 CS: 0
PITCHER	IP WLS BF H R ER SO BB IBB HBP BLK WP HR S P ERA WHIP	IP WLS BF H R ER SO BB IBB HBP BLK WP HR S P ERA WHIP	IP WLS BF H R ER SO BB IBB HBP BLK WP HR S P ERA WHIP	IP WLS BF H R ER SO BB IBB HBP BLK WP HR S P ERA WHIP	IP WLS BF H R ER SO BB IBB HBP BLK WP HR S P ERA WHIP	IP WLS BF H R ER SO BB IBB HBP BLK WP HR S P ERA WHIP	IP WLS BF H R ER SO BB IBB HBP BLK WP HR S P ERA WHIP	IP WLS BF H R ER SO BB IBB HBP BLK WP HR S P ERA WHIP	IP WLS BF H R ER SO BB IBB HBP BLK WP HR S P ERA WHIP	IP WLS BF H R ER SO BB IBB HBP BLK WP HR S P ERA WHIP	IP WLS BF H R ER SO BB IBB HBP BLK WP HR S P ERA WHIP	IP WLS BF H R ER SO BB IBB HBP BLK WP HR S P ERA WHIP	IP WLS BF H R ER SO BB IBB HBP BLK WP HR S P ERA WHIP	IP WLS BF H R ER SO BB IBB HBP BLK WP HR S P ERA WHIP	IP WLS BF H R ER SO BB IBB HBP BLK WP HR S P ERA WHIP	IP WLS BF H R ER SO BB IBB HBP BLK WP HR S P ERA WHIP	IP WLS BF H R ER SO BB IBB HBP BLK WP HR S P ERA WHIP	
Calfish Hunter, R ERA: 3.53 Jim Roland, L ERA: 1.93 Paul Lindblad, L ERA: 3.82 Marcel Lachemann, R ERA: 2.97 (1, 1)	5.2 0.1 2.0 1.0	27 1 W S	6 0 8 3	4 0 1 0	3 0 0 1	35 1 15 5	4.76 0.00 0.00 0.00	1.412 0.000 1.000 0.000										

Batter	1	2	3	4	5	6	7	8	9	AB	R	H	RBI	BB	SO	LOB	BOTTOM	
Bert Campaneris, R OBP: 0.288, SLG: 0.293 (1, 6)	0-0 5-3	0-0 6-3			0-0 S 1B		0-0 6-3	0-0 FC6 1B		5	0	2	1	0	0	1	Minnesota Twins @ Oakland Athletics Oakland-Alameda County Coliseum, Oakland, CA Fri Sep 05 1969, 7:05 PM PDT Att: 17,316 - Unknown - 64 F livebaseballscorecards.com	
Jose Tartabull, L OBP: 0.288, SLG: 0.302 (1, 8)	0-0 S 1B		0-0 F6		4-0 HBP BB		0-0 6-3	0-0 FC6 1-2 2-H		4	0	1	0	1	0	2		
Reggie Jackson, L OBP: 0.415, SLG: 0.635 (1, 9)	0-3 K 1-2		0-0 4-3		0-3 K		0-0 F2			4	0	0	0	0	2	3		
Sal Bando, R OBP: 0.390, SLG: 0.462 (1, 5)	4-0 BB		0-3 K		1-0 HBP		1-0 BB E HBP			1	1	0	0	1	1	0		
Tito Francona, L OBP: 0.372, SLG: 0.397 Bobby Brooks, R OBP: 0.371, SLG: 0.500 Dave Duncan, R OBP: 0.205, SLG: 0.115 (8, PR) (9, 2)	0-0 F7			0-0 HR	0-0 4-3		4-0 FC3-6 BB		3	1	1	1	1	0	5			
Dick Green, R OBP: 0.356, SLG: 0.429 (1, 4)		0-0 1B 2B		0-0 F8		0-0 F6		0-0 L1		4	1	1	0	0	0	2		
Danny Cater, R OBP: 0.302, SLG: 0.376 (9, 3)		0-0 2-H 5-3 1B		0-0 1-3		0-0 F9		0-0 FC3-6 1B 1-2 2-H		4	1	1	1	0	0	1		
Phil Roof, R OBP: 0.337, SLG: 0.300 Alan Lewis, S (6, PR) Larry Haney, R OBP: 0.257, SLG: 0.311 Bob Johnson, R OBP: 0.312, SLG: 0.310 Marcel Lachemann, R OBP: 0.247, SLG: 0.310 (1, 2) (6, PR) (7, 2) (8, PH) (9, 1)	0-0 5-3		0-3 K		4-0 BB		4-0 1B 1B IBB		2	0	0	0	0	1	1	1		
Calfish Hunter, R Jim Roland, L Ray Webster, L Paul Lindblad, L Tommie Reynolds, R (1, 1) (6, 1) (6, PH) (7, 1) (8, PH) (9, 7)	7.0 1.0	31 L	5 2	3 2	3 2	5 0	3.86 18.00	1.143 3.000										
Inning Stats	R: 0 E: 0 K: 1 S: 6	H: 1 LOB: 2 BB: 1 P: 10	R: 1 E: 0 K: 0 S: 5	H: 2 LOB: 1 BB: 0 P: 5	R: 0 E: 0 K: 1 S: 5	H: 0 LOB: 0 BB: 0 P: 5	R: 1 E: 0 K: 1 S: 6	H: 1 LOB: 0 BB: 0 P: 6	R: 0 E: 0 K: 2 S: 8	H: 0 LOB: 3 BB: 1 P: 13	R: 0 E: 0 K: 0 S: 3	H: 0 LOB: 1 BB: 1 P: 7	R: 0 E: 0 K: 0 S: 3	H: 0 LOB: 0 BB: 0 P: 3	R: 3 E: 1 K: 0 S: 5	H: 2 LOB: 2 BB: 2 P: 14		1B: 5 SF: 0 2B: 1 3B: 0 HR: 1
PITCHER	IP WLS BF H R ER SO BB IBB HBP BLK WP HR S P ERA WHIP	IP WLS BF H R ER SO BB IBB HBP BLK WP HR S P ERA WHIP	IP WLS BF H R ER SO BB IBB HBP BLK WP HR S P ERA WHIP	IP WLS BF H R ER SO BB IBB HBP BLK WP HR S P ERA WHIP	IP WLS BF H R ER SO BB IBB HBP BLK WP HR S P ERA WHIP	IP WLS BF H R ER SO BB IBB HBP BLK WP HR S P ERA WHIP	IP WLS BF H R ER SO BB IBB HBP BLK WP HR S P ERA WHIP	IP WLS BF H R ER SO BB IBB HBP BLK WP HR S P ERA WHIP	IP WLS BF H R ER SO BB IBB HBP BLK WP HR S P ERA WHIP	IP WLS BF H R ER SO BB IBB HBP BLK WP HR S P ERA WHIP	IP WLS BF H R ER SO BB IBB HBP BLK WP HR S P ERA WHIP	IP WLS BF H R ER SO BB IBB HBP BLK WP HR S P ERA WHIP	IP WLS BF H R ER SO BB IBB HBP BLK WP HR S P ERA WHIP	IP WLS BF H R ER SO BB IBB HBP BLK WP HR S P ERA WHIP	IP WLS BF H R ER SO BB IBB HBP BLK WP HR S P ERA WHIP	IP WLS BF H R ER SO BB IBB HBP BLK WP HR S P ERA WHIP	IP WLS BF H R ER SO BB IBB HBP BLK WP HR S P ERA WHIP	
Dean Chance, R ERA: 2.78 Ron Perranoski, L ERA: 2.17 (1, 1)	7.0 1.0	31 L	5 2	3 2	3 2	5 0	3.86 18.00	1.143 3.000										

Batter	1	2	3	4	5	6	7	8	9	10	11	12	13	14	15	16	17	18	AB	R	H	RBI	BB	SO	LOB	TOP						
Ted Uhlander, L OBP: 0.336, SLG: 0.356	4-3		1B HR	9-3-1		4-3			F6			CS 1B			1-3			FC1-6 HR	7	2	1	0	1	0	3							
Cesar Tovar, R OBP: 0.333, SLG: 0.407	F9		1B HR		4-3 1B				F5			CS 1B	6-3			6-3		HR	8	3	4	3	0	0	0							
Tony Oliva, L OBP: 0.366, SLG: 0.513	F5		HR		4-3 1B				F6			L3 1B	4-3			HR		G3	8	2	2	4	0	0	2							
Harmon Killebrew, R Frank Quilico, R OBP: 0.372, SLG: 0.248		6-5-3	1B BB		1B IBB				6-3			F8				HR		BB BB	6	0	1	0	1	0	0							
Rich Reese, L OBP: 0.367, SLG: 0.527	F3		1B BB		K				F5			F4			4-3			1-4-3	7	0	1	0	1	1	2							
Graig Nettles, L OBP: 0.316, SLG: 0.387	6-3		1B						F7			F9			5-3			L3	1	0	0	0	1	0	0							
Bob Allison, R OBP: 0.324, SLG: 0.361																		K	2	0	1	1	0	0	0							
Leo Cardenas, R OBP: 0.351, SLG: 0.378			1B BB		1B														4	0	0	0	0	1	2							
John Roseboro, L OBP: 0.325, SLG: 0.305			L7		L9														7	0	0	0	0	3	5							
Tom Trabasso, L OBP: 0.288, SLG: 0.143									K			F5						K	0	0	0	0	0	0	0							
Rick Renick, R OBP: 0.327, SLG: 0.360																			3	0	1	0	0	0	0							
Charlie Manuel, L OBP: 0.341, SLG: 0.331			FC5-6 1B		1-3				F5										1	0	0	0	0	0	0							
Jim Kaat, L OBP: 0.294, SLG: 0.382																			3	0	0	0	0	0	0							
Ron Ferranoski, L OBP: 0.167, SLG: 0.091																			0	0	0	0	0	0	0							
Tom Hall, L OBP: 0.244, SLG: 0.189																			1	1	0	0	1	0	1							
Bob Miller, R OBP: 0.500, SLG: 0.500	FC5-6 1B		BB		0-3-1 BB				F2										1	0	0	0	1	0	0							
Jim Holt, L																			4	0	2	0	0	1	0							
Inning Stats	R: 0 E: 0 K: 0 S: 3	H: 0 LOB: 0 BB: 0 P: 3	R: 0 E: 0 K: 0 S: 3	H: 0 LOB: 0 BB: 0 P: 3	R: 4 E: 0 K: 1 S: 10	H: 5 LOB: 3 BB: 2 P: 18	R: 0 E: 0 K: 0 S: 2	H: 0 LOB: 0 BB: 1 P: 6	R: 1 E: 0 K: 0 S: 7	H: 2 LOB: 2 BB: 1 P: 11	R: 0 E: 0 K: 0 S: 3	H: 0 LOB: 0 BB: 0 P: 3	R: 0 E: 0 K: 1 S: 5	H: 0 LOB: 0 BB: 0 P: 5	R: 0 E: 0 K: 0 S: 3	H: 1 LOB: 0 BB: 0 P: 3	R: 0 E: 0 K: 0 S: 3	H: 1 LOB: 0 BB: 0 P: 3	R: 0 E: 0 K: 0 S: 3	H: 0 LOB: 0 BB: 0 P: 3	R: 0 E: 0 K: 1 S: 5	H: 0 LOB: 0 BB: 0 P: 5	R: 1 E: 0 K: 1 S: 4	H: 1 LOB: 0 BB: 0 P: 4	R: 0 E: 0 K: 1 S: 5	H: 0 LOB: 0 BB: 0 P: 5	R: 2 E: 0 K: 1 S: 7	H: 2 LOB: 2 BB: 2 P: 15	18: 10 28: 2 HR: 3	SF: 0 SAC: 0 HBP: 2	WP: 0 PB: 0 CS: 1	PA: 70
PITCHER	IP WLS BF H R ER SO BB IBB HBP BLK WP HR S P ERA WHIP	IP WLS BF H R ER SO BB IBB HBP BLK WP HR S P ERA WHIP	IP WLS BF H R ER SO BB IBB HBP BLK WP HR S P ERA WHIP	IP WLS BF H R ER SO BB IBB HBP BLK WP HR S P ERA WHIP	IP WLS BF H R ER SO BB IBB HBP BLK WP HR S P ERA WHIP	IP WLS BF H R ER SO BB IBB HBP BLK WP HR S P ERA WHIP	IP WLS BF H R ER SO BB IBB HBP BLK WP HR S P ERA WHIP	IP WLS BF H R ER SO BB IBB HBP BLK WP HR S P ERA WHIP	IP WLS BF H R ER SO BB IBB HBP BLK WP HR S P ERA WHIP	IP WLS BF H R ER SO BB IBB HBP BLK WP HR S P ERA WHIP	IP WLS BF H R ER SO BB IBB HBP BLK WP HR S P ERA WHIP	IP WLS BF H R ER SO BB IBB HBP BLK WP HR S P ERA WHIP	IP WLS BF H R ER SO BB IBB HBP BLK WP HR S P ERA WHIP	IP WLS BF H R ER SO BB IBB HBP BLK WP HR S P ERA WHIP	IP WLS BF H R ER SO BB IBB HBP BLK WP HR S P ERA WHIP	IP WLS BF H R ER SO BB IBB HBP BLK WP HR S P ERA WHIP	IP WLS BF H R ER SO BB IBB HBP BLK WP HR S P ERA WHIP	IP WLS BF H R ER SO BB IBB HBP BLK WP HR S P ERA WHIP	IP WLS BF H R ER SO BB IBB HBP BLK WP HR S P ERA WHIP	IP WLS BF H R ER SO BB IBB HBP BLK WP HR S P ERA WHIP	IP WLS BF H R ER SO BB IBB HBP BLK WP HR S P ERA WHIP	IP WLS BF H R ER SO BB IBB HBP BLK WP HR S P ERA WHIP	IP WLS BF H R ER SO BB IBB HBP BLK WP HR S P ERA WHIP	IP WLS BF H R ER SO BB IBB HBP BLK WP HR S P ERA WHIP	IP WLS BF H R ER SO BB IBB HBP BLK WP HR S P ERA WHIP							

Minnesota Twins @ Oakland Athletics
Oakland-Alameda County Coliseum, Oakland, CA
Sat Sep 06 1969, 3:33 AM PDT
Alt: 17,599 - Unknown

AB 63
R 8
H 13
RBI 8
BB 6
SO 6
LOB 15



Batter	1	2	3	4	5	6	7	8	9	10	11	12	13	14	15	16	17	18	AB	R	H	RBI	BB	SO	LOB	BOTTOM				
Bert Campaneris, R OBP: 0.289, SLG: 0.294	5-3		F8		1B HR				F8			K2-3			FC1-5			SF8	9	2	3	1	0	1	4					
Jose Tartabull, L OBP: 0.289, SLG: 0.312	F9				1B HR				G3					4-3	FC6-4			1B	9	2	3	0	0	3						
Reggie Jackson, L OBP: 0.416, SLG: 0.636	G3				1B HR									4-3	HBP			1B	7	1	2	4	1	2	2					
Sal Bando, R OBP: 0.381, SLG: 0.459		1-4-3			1B HR				K					4-3	HBP			1B	7	0	2	0	2	3	3					
Dick Green, R OBP: 0.354, SLG: 0.424	F3				1B				K					4-3				1B	8	0	1	1	0	2	5					
Danny Cater, R OBP: 0.304, SLG: 0.375					1B				FC1-6					4-3				1B	7	0	2	0	2	0	4					
Tommy Reynolds, R OBP: 0.345, SLG: 0.316					1B				FC2-6					4-3				1B	2	1	0	0	0	1						
Tito Francona, L OBP: 0.373, SLG: 0.394	L7				E6				FC2-6					4-3				1B	1	0	0	0	1	0	1					
Allan Lewis, S Gene Tenace, R OBP: 0.235, SLG: 0.281					1B				IBB					4-3				1B	0	0	0	0	0	0	0					
Phil Roof, R OBP: 0.335, SLG: 0.287					6-3				6-4-3					4-3				1B	4	0	1	0	2	6						
Ray Washburn, R OBP: 0.360, SLG: 0.290					6-3				G6-4-3					4-3				1B	2	0	0	0	0	1						
Larry Murray, R OBP: 0.287, SLG: 0.311					6-3				E1					4-3				1B	1	0	0	0	0	2						
Mike Hershberger, R OBP: 0.261, SLG: 0.245					6-3				F7					4-3				1B	5	0	2	0	0	1						
Chuck Gotsis, R OBP: 0.287, SLG: 0.287					F7				F7					4-3				1B	1	0	0	0	0	1						
Bob Miller, R OBP: 0.304, SLG: 0.375					F7				5-3					4-3				1B	1	0	0	0	0	1						
Jim Kaat, L OBP: 0.294, SLG: 0.382					F7				5-3					4-3				1B	1	0	0	0	0	1						
Ron Ferranoski, L OBP: 0.167, SLG: 0.091					F7				5-3					4-3				1B	1	0	0	0	0	1						
Inning Stats	R: 0 E: 0 K: 0 S: 3	H: 0 LOB: 0 BB: 0 P: 3	R: 0 E: 0 K: 0 S: 4	H: 1 LOB: 0 BB: 0 P: 4	R: 0 E: 0 K: 0 S: 3	H: 0 LOB: 0 BB: 0 P: 3	R: 1 E: 0 K: 1 S: 7	H: 3 LOB: 1 BB: 0 P: 7	R: 4 E: 1 K: 1 S: 9	H: 3 LOB: 0 BB: 0 P: 9	R: 0 E: 0 K: 0 S: 3	H: 0 LOB: 0 BB: 0 P: 3	R: 0 E: 0 K: 0 S: 3	H: 0 LOB: 0 BB: 0 P: 3	R: 0 E: 0 K: 2 S: 7	H: 0 LOB: 0 BB: 0 P: 7	R: 0 E: 0 K: 2 S: 7	H: 0 LOB: 0 BB: 0 P: 7	R: 0 E: 0 K: 1 S: 5	H: 1 LOB: 3 BB: 0 P: 8	R: 0 E: 0 K: 1 S: 4	H: 2 LOB: 2 BB: 0 P: 5	R: 1 E: 0 K: 1 S: 7	H: 2 LOB: 3 BB: 2 P: 15	R: 0 E: 0 K: 0 S: 4	H: 1 LOB: 1 BB: 1 P: 9	18: 14 28: 0 HR: 1	SF: 1 SAC: 1 HBP: 1	WP: 0 PB: 0 CS: 0	PA: 78
PITCHER	IP WLS BF H R ER SO BB IBB HBP BLK WP HR S P ERA WHIP	IP WLS BF H R ER SO BB IBB HBP BLK WP HR S P ERA WHIP	IP WLS BF H R ER SO BB IBB HBP BLK WP HR S P ERA WHIP	IP WLS BF H R ER SO BB IBB HBP BLK WP HR S P ERA WHIP	IP WLS BF H R ER SO BB IBB HBP BLK WP HR S P ERA WHIP	IP WLS BF H R ER SO BB IBB HBP BLK WP HR S P ERA WHIP	IP WLS BF H R ER SO BB IBB HBP BLK WP HR S P ERA WHIP	IP WLS BF H R ER SO BB IBB HBP BLK WP HR S P ERA WHIP	IP WLS BF H R ER SO BB IBB HBP BLK WP HR S P ERA WHIP	IP WLS BF H R ER SO BB IBB HBP BLK WP HR S P ERA WHIP	IP WLS BF H R ER SO BB IBB HBP BLK WP HR S P ERA WHIP	IP WLS BF H R ER SO BB IBB HBP BLK WP HR S P ERA WHIP	IP WLS BF H R ER SO BB IBB HBP BLK WP HR S P ERA WHIP	IP WLS BF H R ER SO BB IBB HBP BLK WP HR S P ERA WHIP	IP WLS BF H R ER SO BB IBB HBP BLK WP HR S P ERA WHIP	IP WLS BF H R ER SO BB IBB HBP BLK WP HR S P ERA WHIP	IP WLS BF H R ER SO BB IBB HBP BLK WP HR S P ERA WHIP	IP WLS BF H R ER SO BB IBB HBP BLK WP HR S P ERA WHIP	IP WLS BF H R ER SO BB IBB HBP BLK WP HR S P ERA WHIP	IP WLS BF H R ER SO BB IBB HBP BLK WP HR S P ERA WHIP	IP WLS BF H R ER SO BB IBB HBP BLK WP HR S P ERA WHIP	IP WLS BF H R ER SO BB IBB HBP BLK WP HR S P ERA WHIP	IP WLS BF H R ER SO BB IBB HBP BLK WP HR S P ERA WHIP	IP WLS BF H R ER SO BB IBB HBP BLK WP HR S P ERA WHIP	IP WLS BF H R ER SO BB IBB HBP BLK WP HR S P ERA WHIP					

Minnesota Twins @ Oakland Athletics
Oakland-Alameda County Coliseum, Oakland, CA
Sat Sep 06 1969, 3:33 AM PDT
Alt: 17,599 - Unknown

AB 69
R 6
H 16
RBI 6
SO 12
LOB 38



Batter	1	2	3	4	5	6	7	8	9	AB	R	H	RBI	BB	SO	LOB	TOP					
Ted Uhlhaender, L OBP: 0.332, SLG: 0.357 (1, 8)	F7	BB HR BB	4-3	4-3			S 1B		G3 1B	5	2	2	0	1	0	4						
Cesar Tovar, R OBP: 0.336, SLG: 0.409 Charlie Manuel, L OBP: 0.337, SLG: 0.307 (1, 4) (5, 7)	S HR	BB HR BB		BB HBP 1B	F3		K		G3	3	3	2	0	1	0	0						
Tony Oliva, L OBP: 0.371, SLG: 0.521 Jim Holt, L OBP: 0.400, SLG: 0.400 (1, 9) (7, 9)	HR BB	HR BB		HBP BB 1B	HR				K	2	4	2	2	3	0	0						
Harmon Killebrew, R OBP: 0.423, SLG: 0.584 George Mitterwald, R OBP: 0.335, SLG: 0.372 (1, 5) (4, 2)	HR	HR		HBP 1B BB	K		F7		1B BB	2	2	2	7	1	0	0						
Rich Reese, L OBP: 0.367, SLG: 0.524 Frank Quilici, R OBP: 0.252, SLG: 0.282 (1, 3) (4, PR) (5, 4)	F5	4-3		1B HBP BB	HR		1-3			2	0	0	1	0	0	0						
Graig Nettles, L OBP: 0.313, SLG: 0.383 Rick Renick, R OBP: 0.325, SLG: 0.356 (1, 7) (4, PH) (4, 7) (5, 5)	F9			1B HBP BB	4-3			F9	G3	2	0	0	0	0	1	0						
John Roseboro, L OBP: 0.325, SLG: 0.305 Cotton Nash, R (1, 2) (4, 3)		FC6-4 1B	G3	F9			4-3		4-3	3	0	1	0	0	0	2						
Leo Cardenas, R OBP: 0.352, SLG: 0.377 (1, 6)		FC6-4 FC4	1B BB	1B	1B		K		F9	4	0	1	1	1	1	1						
Dave Boswell, R OBP: 0.210, SLG: 0.308 Joe Grzenda, R (1, 1) (7, 1)		FC4 BB BB	1B	1B	1B		5-3		G3 1B BB	4	1	2	1	0	0	1						
Inning Stats	R: 3 E: 0 K: 0 S: 5	H: 2 LOB: 0 BB: 1 P: 9	R: 5 E: 0 K: 0 S: 5	H: 2 LOB: 3 BB: 17	R: 0 E: 0 K: 1 S: 6	H: 1 LOB: 2 BB: 1 P: 10	R: 4 E: 0 K: 0 S: 7	H: 5 LOB: 2 BB: 1 P: 12	R: 2 E: 0 K: 1 S: 7	H: 2 LOB: 0 BB: 0 P: 7	R: 0 E: 0 K: 1 S: 6	H: 1 LOB: 2 BB: 1 P: 10	R: 0 E: 0 K: 0 S: 3	H: 0 LOB: 0 BB: 0 P: 3	R: 2 E: 0 K: 1 S: 7	H: 2 LOB: 2 BB: 2 P: 15	1B: 11 2B: 0 3B: 0 HR: 4	SF: 0 SAC: 0 DP: 0 HBP: 1	WP: 0 PB: 0 SB: 2 CS: 0	PA: 51		
PITCHER	IP WLS BF H R ER SO BB IBB HBP BLK WP HR S P ERA WHIP	IP WLS BF H R ER SO BB IBB HBP BLK WP HR S P ERA WHIP	IP WLS BF H R ER SO BB IBB HBP BLK WP HR S P ERA WHIP	IP WLS BF H R ER SO BB IBB HBP BLK WP HR S P ERA WHIP	IP WLS BF H R ER SO BB IBB HBP BLK WP HR S P ERA WHIP	IP WLS BF H R ER SO BB IBB HBP BLK WP HR S P ERA WHIP	IP WLS BF H R ER SO BB IBB HBP BLK WP HR S P ERA WHIP	IP WLS BF H R ER SO BB IBB HBP BLK WP HR S P ERA WHIP	IP WLS BF H R ER SO BB IBB HBP BLK WP HR S P ERA WHIP	IP WLS BF H R ER SO BB IBB HBP BLK WP HR S P ERA WHIP	IP WLS BF H R ER SO BB IBB HBP BLK WP HR S P ERA WHIP	IP WLS BF H R ER SO BB IBB HBP BLK WP HR S P ERA WHIP	IP WLS BF H R ER SO BB IBB HBP BLK WP HR S P ERA WHIP	IP WLS BF H R ER SO BB IBB HBP BLK WP HR S P ERA WHIP	IP WLS BF H R ER SO BB IBB HBP BLK WP HR S P ERA WHIP	IP WLS BF H R ER SO BB IBB HBP BLK WP HR S P ERA WHIP	IP WLS BF H R ER SO BB IBB HBP BLK WP HR S P ERA WHIP	IP WLS BF H R ER SO BB IBB HBP BLK WP HR S P ERA WHIP	IP WLS BF H R ER SO BB IBB HBP BLK WP HR S P ERA WHIP	IP WLS BF H R ER SO BB IBB HBP BLK WP HR S P ERA WHIP	IP WLS BF H R ER SO BB IBB HBP BLK WP HR S P ERA WHIP	IP WLS BF H R ER SO BB IBB HBP BLK WP HR S P ERA WHIP

Minnesota Twins @ Oakland Athletics
Oakland-Alameda County Coliseum, Oakland, CA

AB 41
R 16
H 15
RBI 16
BB 9
SO 5
LOB 19



WP: 0 PA: 51
PB: 0
SB: 2
CS: 0

Sun Sep 07 1969, 3:33 AM PDT
Att: 19,262 - Unknown - 76 F

livebaseballscores.com

Batter	1	2	3	4	5	6	7	8	9	AB	R	H	RBI	BB	SO	LOB	BOTTOM						
Bert Campaneris, R OBP: 0.292, SLG: 0.299 (1, 6)	S 2B	1-3 2B		F4			FC3-6 1B		6-3	5	1	3	0	0	0	1							
Jose Tartabull, L OBP: 0.287, SLG: 0.310 (1, 8)	F5	F7			F9		FC3-6 1B		WP 1B	5	0	1	0	0	0	4							
Reggie Jackson, L OBP: 0.414, SLG: 0.631 (1, 9)	BB 2B BB	K			4-3		K		F6	4	1	0	0	1	2	4							
Sal Bando, R OBP: 0.391, SLG: 0.457 (1, 5)	2B BB			F8	3B BB		K		5-3	3	2	0	0	2	1	2							
Tito Francona, L OBP: 0.383, SLG: 0.426 (1, 3)	1-H 2-H 3-H 2B			F5	1-H 3B				G3 1B	4	0	3	4	0	0	0							
Dick Green, R OBP: 0.352, SLG: 0.421 Ed Sprague, R OBP: 0.250, SLG: 0.500 (1, 4) (6, 1)	K			K	F6				G3	3	0	0	0	0	2	2							
Danny Cater, R OBP: 0.302, SLG: 0.372 (1, 7)	F8			6-3			F9		6-3	4	0	0	0	0	0	2							
Phil Roof, R OBP: 0.333, SLG: 0.293 (1, 2)		K		F1			K		FC4 BB	3	0	0	0	1	2	0							
Fred Talbot, R OBP: 0.274, SLG: 0.308 Vida Blue, S OBP: 0.297, SLG: 0.430 Bobby Brooks, R OBP: 0.307, SLG: 0.430 Paul Lindblad, L OBP: 0.297, SLG: 0.399 Mike Harshbarger, R OBP: 0.287, SLG: 0.322 Jim Nash, R OBP: 0.287, SLG: 0.322 Ted Kubak, L OBP: 0.287, SLG: 0.322 (1, 1) (2, 1) (2, PH) (3, 1) (4, PH) (5, 1) (6, 4)		2B BB			1B		F8		FC4	0	0	0	0	0	0	0							
Inning Stats	R: 3 E: 1 K: 1 S: 7	H: 2 LOB: 1 BB: 2 P: 15	R: 0 E: 0 K: 2 S: 8	H: 1 LOB: 1 BB: 1 P: 12	R: 0 E: 0 K: 1 S: 5	H: 0 LOB: 0 BB: 0 P: 5	R: 0 E: 0 K: 0 S: 4	H: 1 LOB: 1 BB: 0 P: 4	R: 1 E: 0 K: 0 S: 4	H: 1 LOB: 1 BB: 1 P: 8	R: 0 E: 0 K: 1 S: 5	H: 0 LOB: 0 BB: 0 P: 5	R: 0 E: 0 K: 2 S: 8	H: 1 LOB: 1 BB: 0 P: 8	R: 0 E: 0 K: 0 S: 4	H: 1 LOB: 2 BB: 2 P: 8	R: 0 E: 0 K: 0 S: 4	H: 1 LOB: 1 BB: 0 P: 4	1B: 5 2B: 2 3B: 1 HR: 0	SF: 0 SAC: 0 DP: 0 HBP: 0	WP: 1 PB: 0 SB: 2 CS: 0	PA: 40	
PITCHER	IP WLS BF H R ER SO BB IBB HBP BLK WP HR S P ERA WHIP	IP WLS BF H R ER SO BB IBB HBP BLK WP HR S P ERA WHIP	IP WLS BF H R ER SO BB IBB HBP BLK WP HR S P ERA WHIP	IP WLS BF H R ER SO BB IBB HBP BLK WP HR S P ERA WHIP	IP WLS BF H R ER SO BB IBB HBP BLK WP HR S P ERA WHIP	IP WLS BF H R ER SO BB IBB HBP BLK WP HR S P ERA WHIP	IP WLS BF H R ER SO BB IBB HBP BLK WP HR S P ERA WHIP	IP WLS BF H R ER SO BB IBB HBP BLK WP HR S P ERA WHIP	IP WLS BF H R ER SO BB IBB HBP BLK WP HR S P ERA WHIP	IP WLS BF H R ER SO BB IBB HBP BLK WP HR S P ERA WHIP	IP WLS BF H R ER SO BB IBB HBP BLK WP HR S P ERA WHIP	IP WLS BF H R ER SO BB IBB HBP BLK WP HR S P ERA WHIP	IP WLS BF H R ER SO BB IBB HBP BLK WP HR S P ERA WHIP	IP WLS BF H R ER SO BB IBB HBP BLK WP HR S P ERA WHIP	IP WLS BF H R ER SO BB IBB HBP BLK WP HR S P ERA WHIP	IP WLS BF H R ER SO BB IBB HBP BLK WP HR S P ERA WHIP	IP WLS BF H R ER SO BB IBB HBP BLK WP HR S P ERA WHIP	IP WLS BF H R ER SO BB IBB HBP BLK WP HR S P ERA WHIP	IP WLS BF H R ER SO BB IBB HBP BLK WP HR S P ERA WHIP	IP WLS BF H R ER SO BB IBB HBP BLK WP HR S P ERA WHIP	IP WLS BF H R ER SO BB IBB HBP BLK WP HR S P ERA WHIP	IP WLS BF H R ER SO BB IBB HBP BLK WP HR S P ERA WHIP	IP WLS BF H R ER SO BB IBB HBP BLK WP HR S P ERA WHIP

Minnesota Twins @ Oakland Athletics
Oakland-Alameda County Coliseum, Oakland, CA

AB 35
R 4
H 8
RBI 4
BB 5
SO 7
LOB 18



WP: 1 PA: 40
PB: 0
SB: 2
CS: 0

Sun Sep 07 1969, 3:33 AM PDT
Att: 19,262 - Unknown - 76 F

livebaseballscores.com

Batter	1	2	3	4	5	6	7	8	9	AB	R	H	RBI	BB	SO	LOB	TOP								
Ted Uhlhaender, L OBP: 0.333, SLG: 0.358	G3		F7		1B 2B	2B E	1B		G3	6	2	3	1	0	0	1									
Rod Carew, L OBP: 0.399, SLG: 0.488	F8		E		F8	E6	K			5	1	1	0	0	1	3									
Tony Oliva, L OBP: 0.369, SLG: 0.517	G3		E4		K	WP E				5	1	2	2	0	1	2									
Harmon Killebrew, R OBP: 0.425, SLG: 0.583		1B 2B	FC6-4						K	4	2	2	1	1	1	3									
Frank Quilici, R OBP: 0.252, SLG: 0.282		1B	FC6-4						K	0	0	0	0	0	0	0									
Rich Reese, L OBP: 0.369, SLG: 0.529		1B			F9	1B			K2-3	5	2	3	2	0	1	2									
Cesar Tovar, R OBP: 0.335, SLG: 0.406	F2								F4	5	1	2	0	0	0	3									
John Roseboro, L OBP: 0.326, SLG: 0.307					F9				F8	5	1	2	1	0	0	3									
Leo Cardenas, R OBP: 0.357, SLG: 0.391	G6-4-3									4	1	3	3	0	0	2									
Dean Chance, R OBP: 0.160, SLG: 0.045										1	0	0	0	0	1	0									
Graig Nettles, L OBP: 0.315, SLG: 0.389										1	0	0	0	0	0	1									
Dick Woodson, R OBP: 0.138, SLG: 0.074										0	0	0	0	0	0	0									
Jim Kaat, L OBP: 0.247, SLG: 0.380										3	0	1	0	0	1	1									
Inning Stats	R: 0 E: 0 K: 0 S: 3	H: 0 LOB: 0 BB: 0 P: 3	R: 1 E: 0 K: 0 S: 5	H: 3 LOB: 1 BB: 0 P: 5	R: 0 E: 1 K: 1 S: 7	H: 1 LOB: 2 BB: 0 P: 7	R: 1 E: 0 K: 0 S: 5	H: 3 LOB: 1 BB: 0 P: 5	R: 1 E: 0 K: 1 S: 7	H: 2 LOB: 1 BB: 0 P: 7	R: 7 E: 2 K: 1 S: 11	H: 5 LOB: 0 BB: 1 P: 15	R: 1 E: 0 K: 1 S: 7	H: 3 LOB: 1 BB: 0 P: 7	R: 0 E: 0 K: 2 S: 8	H: 1 LOB: 1 BB: 0 P: 8	R: 0 E: 0 K: 0 S: 4	H: 1 LOB: 1 BB: 0 P: 4	1B: 13 2B: 4 3B: 1 HR: 1	SF: 0 SAC: 1 DP: 1 HBP: 0	WP: 2 PB: 0 CS: 1	PA: 46			
PITCHER	IP WLS BF H R ER SO BB IBB HBP BLK WP HR S P ERA WHIP	IP WLS BF H R ER SO BB IBB HBP BLK WP HR S P ERA WHIP	IP WLS BF H R ER SO BB IBB HBP BLK WP HR S P ERA WHIP	IP WLS BF H R ER SO BB IBB HBP BLK WP HR S P ERA WHIP	IP WLS BF H R ER SO BB IBB HBP BLK WP HR S P ERA WHIP	IP WLS BF H R ER SO BB IBB HBP BLK WP HR S P ERA WHIP	IP WLS BF H R ER SO BB IBB HBP BLK WP HR S P ERA WHIP	IP WLS BF H R ER SO BB IBB HBP BLK WP HR S P ERA WHIP	IP WLS BF H R ER SO BB IBB HBP BLK WP HR S P ERA WHIP	IP WLS BF H R ER SO BB IBB HBP BLK WP HR S P ERA WHIP	IP WLS BF H R ER SO BB IBB HBP BLK WP HR S P ERA WHIP	IP WLS BF H R ER SO BB IBB HBP BLK WP HR S P ERA WHIP	IP WLS BF H R ER SO BB IBB HBP BLK WP HR S P ERA WHIP	IP WLS BF H R ER SO BB IBB HBP BLK WP HR S P ERA WHIP	IP WLS BF H R ER SO BB IBB HBP BLK WP HR S P ERA WHIP	IP WLS BF H R ER SO BB IBB HBP BLK WP HR S P ERA WHIP	IP WLS BF H R ER SO BB IBB HBP BLK WP HR S P ERA WHIP	IP WLS BF H R ER SO BB IBB HBP BLK WP HR S P ERA WHIP	IP WLS BF H R ER SO BB IBB HBP BLK WP HR S P ERA WHIP	IP WLS BF H R ER SO BB IBB HBP BLK WP HR S P ERA WHIP	IP WLS BF H R ER SO BB IBB HBP BLK WP HR S P ERA WHIP	IP WLS BF H R ER SO BB IBB HBP BLK WP HR S P ERA WHIP	IP WLS BF H R ER SO BB IBB HBP BLK WP HR S P ERA WHIP	IP WLS BF H R ER SO BB IBB HBP BLK WP HR S P ERA WHIP	IP WLS BF H R ER SO BB IBB HBP BLK WP HR S P ERA WHIP

Minnesota Twins @ California Angels
Anaheim Stadium, Anaheim, CA
Tue Sep 09 1969, 6:33 AM EDT
Att: 6,512 - Unknown

AB 44
R 11
H 19
RBI 10
BB 1
SO 6
LOB 21



Batter	1	2	3	4	5	6	7	8	9	AB	R	H	RBI	BB	SO	LOB	BOTTOM								
Sandy Alomar Sr., S OBP: 0.291, SLG: 0.279	F8	1-3			4-3					4	1	2	1	1	0	1									
Jim Spencer, L OBP: 0.305, SLG: 0.375	F8	4-3			F3				E6	5	0	0	0	0	0	3									
Jim Fregosi, R OBP: 0.351, SLG: 0.375	F8				F7				F8	5	0	0	0	0	0	4									
Marty Perez, R OBP: 0.306, SLG: 0.370					1-3					0	0	0	0	0	0	0									
Jay Johnstone, L OBP: 0.306, SLG: 0.370	1B 2B		4-3						F5	5	2	2	1	0	0	2									
Rick Reichardt, R OBP: 0.322, SLG: 0.382	2B								6-3	3	2	2	0	1	0	0									
Bill Voss, L OBP: 0.325, SLG: 0.333										1	0	1	2	1	0	0									
Billy Cowan, R OBP: 0.289, SLG: 0.403	E								1B	3	0	1	0	0	1	2									
Aurelio Rodriguez, R OBP: 0.279, SLG: 0.311	E6								FC6-4	4	1	1	0	1	0	4									
Joe Azcue, R OBP: 0.303, SLG: 0.266	K								FC6	5	0	2	1	0	1	5									
Vern Geisbert, R OBP: 0.269, SLG: 0.440										2	1	0	0	0	0	1									
Bubba Morton, R OBP: 0.299, SLG: 0.440										0	0	0	1	0	0	0									
Tom Bradley, R OBP: 0.299, SLG: 0.440										0	0	0	0	0	0	0									
Steve Kealey, R OBP: 0.299, SLG: 0.440										1	0	0	0	0	0	1									
Jarvis Tatum, R OBP: 0.299, SLG: 0.440										0	0	0	0	0	0	0									
Eddie Fisher, R OBP: 0.299, SLG: 0.440										0	0	0	0	0	0	0									
Inning Stats	R: 3 E: 1 K: 1 S: 9	H: 3 LOB: 2 BB: 1 P: 13	R: 0 E: 0 K: 0 S: 3	H: 0 LOB: 0 BB: 0 P: 3	R: 0 E: 0 K: 0 S: 3	H: 0 LOB: 2 BB: 1 P: 8	R: 1 E: 1 K: 0 S: 5	H: 2 LOB: 1 BB: 0 P: 5	R: 3 E: 1 K: 1 S: 8	H: 3 LOB: 1 BB: 1 P: 12	R: 0 E: 0 K: 0 S: 3	H: 0 LOB: 0 BB: 0 P: 3	R: 0 E: 1 K: 1 S: 7	H: 1 LOB: 2 BB: 0 P: 7	R: 0 E: 0 K: 0 S: 4	H: 2 LOB: 1 BB: 0 P: 4	1B: 9 2B: 2 3B: 0 HR: 0	SF: 1 SAC: 0 DP: 1 HBP: 1	WP: 0 PB: 0 CS: 0	PA: 44					
PITCHER	IP WLS BF H R ER SO BB IBB HBP BLK WP HR S P ERA WHIP	IP WLS BF H R ER SO BB IBB HBP BLK WP HR S P ERA WHIP	IP WLS BF H R ER SO BB IBB HBP BLK WP HR S P ERA WHIP	IP WLS BF H R ER SO BB IBB HBP BLK WP HR S P ERA WHIP	IP WLS BF H R ER SO BB IBB HBP BLK WP HR S P ERA WHIP	IP WLS BF H R ER SO BB IBB HBP BLK WP HR S P ERA WHIP	IP WLS BF H R ER SO BB IBB HBP BLK WP HR S P ERA WHIP	IP WLS BF H R ER SO BB IBB HBP BLK WP HR S P ERA WHIP	IP WLS BF H R ER SO BB IBB HBP BLK WP HR S P ERA WHIP	IP WLS BF H R ER SO BB IBB HBP BLK WP HR S P ERA WHIP	IP WLS BF H R ER SO BB IBB HBP BLK WP HR S P ERA WHIP	IP WLS BF H R ER SO BB IBB HBP BLK WP HR S P ERA WHIP	IP WLS BF H R ER SO BB IBB HBP BLK WP HR S P ERA WHIP	IP WLS BF H R ER SO BB IBB HBP BLK WP HR S P ERA WHIP	IP WLS BF H R ER SO BB IBB HBP BLK WP HR S P ERA WHIP	IP WLS BF H R ER SO BB IBB HBP BLK WP HR S P ERA WHIP	IP WLS BF H R ER SO BB IBB HBP BLK WP HR S P ERA WHIP	IP WLS BF H R ER SO BB IBB HBP BLK WP HR S P ERA WHIP	IP WLS BF H R ER SO BB IBB HBP BLK WP HR S P ERA WHIP	IP WLS BF H R ER SO BB IBB HBP BLK WP HR S P ERA WHIP	IP WLS BF H R ER SO BB IBB HBP BLK WP HR S P ERA WHIP	IP WLS BF H R ER SO BB IBB HBP BLK WP HR S P ERA WHIP	IP WLS BF H R ER SO BB IBB HBP BLK WP HR S P ERA WHIP	IP WLS BF H R ER SO BB IBB HBP BLK WP HR S P ERA WHIP	IP WLS BF H R ER SO BB IBB HBP BLK WP HR S P ERA WHIP

Minnesota Twins @ California Angels
Anaheim Stadium, Anaheim, CA
Tue Sep 09 1969, 6:33 AM EDT
Att: 6,512 - Unknown

AB 38
R 7
H 11
RBI 6
BB 4
SO 3
LOB 22



Batter	1	2	3	4	5	6	7	8	9	AB	R	H	RBI	BB	SO	LOB	TOP				
Cesar Tovar, R OBP: 0.334, SLG: 0.404	F8	G3		FC6-4			F8		E3	5	0	1	0	0	0	4	Minnesota Twins @ Chicago White Sox Comiskey Park, Chicago, IL Wed Sep 10 1969, 8:05 PM EDT Att: 3,989 - Unknown				
Rod Carew, L OBP: 0.399, SLG: 0.487	5-3				6-3				E3	5	1	2	1	0	0	1					
Harmon Killebrew, R OBP: 0.429, SLG: 0.583									K	2	0	1	0	3	1	2					
Tony Oliva, L OBP: 0.368, SLG: 0.515	K								1-3	5	0	1	0	0	1	6					
Bob Allison, R OBP: 0.333, SLG: 0.390		6-3								3	0	1	0	1	0	1					
Rick Renick, R OBP: 0.315, SLG: 0.342										4	0	1	0	0	1	6					
Leo Cardenas, R OBP: 0.357, SLG: 0.390		5-3							K	4	0	1	0	0	2	1					
Tom Tischinski, R OBP: 0.267, SLG: 0.132									4-3	3	0	0	0	1	2	1					
Tom Hall, L OBP: 0.273, SLG: 0.225										3	0	2	0	0	1	0					
Al Worthington, R George Mitterwald, R Herman Hill, L									PB	0	0	0	0	0	0	0					
Inning Stats	R: 0 E: 0 K: 1 S: 5	H: 0 LOB: 1 BB: 1 P: 9	R: 0 E: 0 K: 0 S: 5	H: 2 LOB: 3 BB: 1 P: 9	R: 0 E: 0 K: 1 S: 5	H: 1 LOB: 2 BB: 2 P: 13	R: 0 E: 0 K: 2 S: 8	H: 1 LOB: 1 BB: 0 P: 8	R: 0 E: 0 K: 0 S: 5	H: 3 LOB: 2 BB: 0 P: 5	R: 1 E: 0 K: 0 S: 4	H: 1 LOB: 1 BB: 1 P: 8	R: 0 E: 0 K: 1 S: 5	H: 0 LOB: 0 BB: 0 P: 5	R: 1 E: 1 K: 1 S: 7	H: 2 LOB: 2 BB: 0 P: 7	1B: 11 2B: 0 3B: 0 HR: 0	SF: 0 SAC: 0 DP: 1 HBP: 0	WP: 2 PB: 1 CS: 2	PA: 40	
PITCHER	IP	WLS	BF	H	R	ER	SO	BB	IBB	HBP	BLK	WP	HR	S	P	ERA	WHIP				
Tommy John, L ERA: 3.48	8.0	W	37	11	2	1	7	4	1	0	0	1	0	46	66	1.12	1.875				
Wilbur Wood, L ERA: 2.97	1.0	S	3	0	0	0	1	0	0	0	0	0	0	5	5	0.00	0.000				

Batter	1	2	3	4	5	6	7	8	9	AB	R	H	RBI	BB	SO	LOB	BOTTOM				
Walt Williams, R OBP: 0.343, SLG: 0.373		FC6-4		1-3			F6			4	0	1	0	0	0	2	Minnesota Twins @ Chicago White Sox Comiskey Park, Chicago, IL Wed Sep 10 1969, 8:05 PM EDT Att: 3,989 - Unknown				
Luis Aparicio, R OBP: 0.345, SLG: 0.359	F9						F9			3	0	0	0	1	0	1					
Ron Hansen, R OBP: 0.319, SLG: 0.329										2	1	0	0	2	1	2					
Tom McCraw, L OBP: 0.304, SLG: 0.327										0	0	0	0	0	0	0					
Bill Melton, R OBP: 0.319, SLG: 0.430										4	0	1	0	0	0	2					
Don Pavletich, R OBP: 0.338, SLG: 0.414										2	1	2	2	1	0	0					
Ed Herrmann, L OBP: 0.308, SLG: 0.331										1	0	0	0	0	1	0					
Bob Christian, R OBP: 0.211, SLG: 0.226										4	1	1	0	0	0	4					
Bobby Knoop, R OBP: 0.298, SLG: 0.314										4	0	2	0	0	0	0					
Ken Berry, R OBP: 0.285, SLG: 0.315										4	0	1	0	0	0	2					
Tommy John, R OBP: 0.187, SLG: 0.132										2	0	0	0	1	1	2					
Inning Stats	R: 1 E: 0 K: 0 S: 6	H: 3 LOB: 2 BB: 0 P: 6	R: 0 E: 0 K: 0 S: 3	H: 0 LOB: 1 BB: 1 P: 7	R: 0 E: 0 K: 0 S: 3	H: 0 LOB: 2 BB: 2 P: 11	R: 0 E: 0 K: 1 S: 6	H: 1 LOB: 1 BB: 0 P: 6	R: 0 E: 0 K: 0 S: 2	H: 0 LOB: 0 BB: 1 P: 6	R: 1 E: 0 K: 0 S: 5	H: 2 LOB: 1 BB: 0 P: 5	R: 0 E: 0 K: 1 S: 4	H: 0 LOB: 0 BB: 1 P: 8	R: 1 E: 1 K: 1 S: 7	H: 2 LOB: 1 BB: 0 P: 7	1B: 5 2B: 3 3B: 0 HR: 1	SF: 0 SAC: 0 DP: 1 HBP: 0	WP: 0 PB: 0 SB: 0 CS: 0	PA: 35	
PITCHER	IP	WLS	BF	H	R	ER	SO	BB	IBB	HBP	BLK	WP	HR	S	P	ERA	WHIP				
Tom Hall, L ERA: 3.09	7.2	L	34	8	3	2	3	5	0	0	0	0	1	35	55	2.35	1.696				
Al Worthington, R ERA: 4.7	0.1		1	0	0	0	0	0	0	0	0	0	0	1	1	0.00	0.000				

AB	35
R	2
H	11
RBI	1
BB	5
SO	8
LOB	22



AB	30
R	3
H	8
RBI	2
BB	5
SO	3
LOB	15



Batter	1	2	3	4	5	6	7	8	9	AB	R	H	RBI	BB	SO	LOB	TOP			
Ted Uhlhaender, L (1, 7) OBP: 0.333, SLG: 0.356	0-0 1-3		0-0 6-3			0-0 1-3			4-0 BB	3	0	0	0	1	0	0				
Rod Carew, L (1, 4) OBP: 0.395, SLG: 0.482	0-0 F6		0-0 4-3			0-3 K			0-3 K	4	0	0	0	0	2	1				
Tony Oliva, L (1, 9) OBP: 0.367, SLG: 0.513	0-0 E8 1B			0-0 F8			0-0 F8		0-0 5-3	4	0	1	0	0	0	1				
Harmon Killebrew, R (1, 5) OBP: 0.426, SLG: 0.579	0-0 6-3			0-3 K			0-0 F8			3	0	0	0	0	1	1				
Rich Reese, L (1, 3) OBP: 0.366, SLG: 0.525		0-0 6-3		0-0 4-3			0-0 4-3			3	0	0	0	0	0	0				
Cesar Tovar, R (1, 8) OBP: 0.334, SLG: 0.404		0-0 4-3 1B			0-0 F9			0-0 5-3		3	0	1	0	0	0	0				
John Roseboro, L (1, 2) OBP: 0.326, SLG: 0.307		0-0 4-3 1-2 1B			0-0 G5-4-3 1B			0-0 F7		3	0	1	0	0	0	1				
Leo Cardenas, R (1, 6) OBP: 0.355, SLG: 0.388		0-0 6-3			0-0 G5-4-3 1-2			0-0 5-3		3	0	0	0	0	0	2				
Dave Boswell, R (1, 1) OBP: 0.207, SLG: 0.304			0-3 K			0-3 K			0-0 F7	1	0	0	0	0	1	0				
Jim Holt, L (6, PH) OBP: 0.333, SLG: 0.333										1	0	0	0	0	1	0				
Bob Miller, R (6, PH) OBP: 0.339, SLG: 0.305										0	0	0	0	0	0	0				
Charlie Manuel, L (9, PH) OBP: 0.339, SLG: 0.305										1	0	0	0	0	0	0				
Inning Stats	R: 0 E: 1 K: 0 S: 4	H: 1 LOB: 1 BB: 0 P: 4	R: 0 E: 0 K: 0 S: 4	H: 1 LOB: 1 BB: 0 P: 4	R: 0 E: 0 K: 1 S: 5	H: 0 LOB: 0 BB: 0 P: 5	R: 0 E: 0 K: 1 S: 5	H: 0 LOB: 0 BB: 0 P: 5	R: 0 E: 0 K: 2 S: 7	H: 0 LOB: 0 BB: 0 P: 7	R: 0 E: 0 K: 0 S: 3	H: 0 LOB: 0 BB: 0 P: 3	R: 0 E: 0 K: 0 S: 3	H: 0 LOB: 0 BB: 0 P: 3	R: 0 E: 0 K: 1 S: 5	H: 0 LOB: 1 BB: 1 P: 9	1B: 3 2B: 0 3B: 0 HR: 0	SF: 0 SAC: 0 DP: 1 HBP: 0	WP: 0 PB: 0 SB: 0 CS: 0	PA: 30
PITCHER Joe Horlen, R (1, 1) ERA: 3.83	IP: 9.0 WLS: W BF: 30 H: 3 R: 0 ER: 0 SO: 5 BB: 1 IBB: 0 HBP: 0 BLK: 0 WP: 0 HR: 0 S: 39 P: 43 ERA: 0.00 WHIP: 0.444															PITCHER				

Minnesota Twins @ Chicago White Sox
Comiskey Park, Chicago, IL
Thu Sep 11 1969, 8:05 PM EDT
Att: 3,762 - Unknown

AB 29
R 0
H 3
RBI 0
BB 1
SO 5
LOB 6



Batter	1	2	3	4	5	6	7	8	9	AB	R	H	RBI	BB	SO	LOB	BOTTOM			
Angel Bravo, L (1, 8) OBP: 0.305, SLG: 0.386	0-0 6-3		0-0 F2	0-0 4-3			0-0 1-3			4	0	0	0	0	0	0				
Luis Aparicio, R (1, 6) OBP: 0.344, SLG: 0.357	0-0 6-3		4-0 1B BB	0-0 F9			0-0 1-3			3	1	0	0	1	0	0				
Walt Williams, R (1, 9) OBP: 0.343, SLG: 0.372	0-0 F8		0-0 E 1B 1-3 1B		0-3 K			0-0 F9		4	1	1	0	0	1	0				
Bill Melton, R (1, 5) OBP: 0.319, SLG: 0.429		0-0 F3	0-3 K		0-3 K			0-0 4-3 1B		4	0	1	0	0	2	2				
Tom McCraw, L (1, 3) OBP: 0.308, SLG: 0.330		0-0 1B 1B	0-0 E 1B 1B		0-0 6-3			0-0 4-3		4	2	2	1	0	0	1				
Ed Herrmann, L (1, 2) OBP: 0.314, SLG: 0.332		0-0 1B 1-2 1B	0-0 E4 1B			4-0 G4-3 BB		4-0 BB		2	0	1	0	2	0	2				
Bob Christian, R (1, 7) OBP: 0.232, SLG: 0.232		0-3 K	0-0 1-2 2-3 1B			0-0 F8		0-3 K		3	0	1	2	0	1	3				
Ken Berry, R (7, 8) OBP: 0.284, SLG: 0.314		0-0 K	0-0 1-2 2-3 1B				0-0 F8			1	0	0	0	0	1	2				
Bobby Knoop, R (1, 4) OBP: 0.299, SLG: 0.314		0-0 1-2 2-3 1B	0-0 F8			0-0 G4-3				3	0	1	1	0	0	3				
Joe Horlen, R (1, 1) OBP: 0.164, SLG: 0.179		0-0 5-3		0-0 5-3			0-3 K			3	0	0	0	0	1	2				
Inning Stats	R: 0 E: 0 K: 0 S: 3	H: 0 LOB: 0 BB: 0 P: 3	R: 1 E: 0 K: 1 S: 8	H: 3 LOB: 2 BB: 0 P: 8	R: 3 E: 1 K: 1 S: 9	H: 3 LOB: 2 BB: 1 P: 13	R: 0 E: 0 K: 0 S: 3	H: 0 LOB: 0 BB: 0 P: 3	R: 0 E: 0 K: 2 S: 7	H: 0 LOB: 0 BB: 0 P: 7	R: 0 E: 0 K: 0 S: 2	H: 0 LOB: 0 BB: 1 P: 6	R: 0 E: 0 K: 1 S: 5	H: 0 LOB: 0 BB: 0 P: 5	R: 0 E: 0 K: 1 S: 6	H: 1 LOB: 2 BB: 1 P: 10	1B: 7 2B: 0 3B: 0 HR: 0	SF: 0 SAC: 0 DP: 1 HBP: 0	WP: 0 PB: 0 SB: 0 CS: 0	PA: 34
PITCHER Dave Boswell, R (1, 1) ERA: 3.36	IP: 5.0 WLS: L BF: 23 H: 6 R: 4 ER: 2 SO: 4 BB: 1 IBB: 0 HBP: 0 BLK: 0 WP: 0 HR: 0 S: 30 P: 34 ERA: 3.60 WHIP: 1.400															PITCHER				
PITCHER Bob Miller, R (6, 1) ERA: 3.1	IP: 3.0 WLS: L BF: 11 H: 1 R: 0 ER: 0 SO: 2 BB: 2 IBB: 0 HBP: 0 BLK: 0 WP: 0 HR: 0 S: 13 P: 21 ERA: 0.00 WHIP: 1.000															PITCHER				

Minnesota Twins @ Chicago White Sox
Comiskey Park, Chicago, IL
Thu Sep 11 1969, 8:05 PM EDT
Att: 3,762 - Unknown

AB 31
R 4
H 7
RBI 4
BB 3
SO 6
LOB 15



Batter	1	2	3	4	5	6	7	8	9	AB	R	H	RBI	BB	SO	LOB	TOP			
Pat Kelly, L OBP: 0.354, SLG: 0.403 (1, 9)	B1-3		F7		G4-3			K		4	0	0	0	0	1	1	Kansas City Royals @ Minnesota Twins Metropolitan Stadium, Bloomington, MI Fri Sep 12, 1969, 8:05 PM EDT Att: 13,366 - Unknown - 76 F livebaseballscorecards.com			
Mike Fiore, L OBP: 0.414, SLG: 0.419 (1, 3)	P4		K		P4			FC4-6		4	0	0	0	0	1	1				
Ed Kirkpatrick, L OBP: 0.342, SLG: 0.399 (1, 8)	1B				1B			K		4	0	2	0	0	1	1				
Joe Foy, R OBP: 0.361, SLG: 0.369 (1, 5)	1B				1B			F9		4	0	2	0	0	0	0				
Lou Piniella, R OBP: 0.325, SLG: 0.426 (1, 7)	G6-3				1B			L8		4	0	1	0	0	0	4				
Jerry Adair, R OBP: 0.276, SLG: 0.293 (1, 4)			K		K			L8		4	0	0	0	0	2	3				
Elie Rodriguez, R OBP: 0.339, SLG: 0.304 (1, 2)	L8							G4-3		2	0	0	0	1	0	0				
Jackie Hernandez, R OBP: 0.281, SLG: 0.288 (1, 6)	G4-3				F8			F6		3	0	0	0	0	0	3				
Jim Rooker, R OBP: 0.327, SLG: 0.600 (1, 1)			K					FC4-6		3	0	1	0	0	1	0				
Inning Stats	R: 0 E: 0 K: 0 S: 5	H: 2 LOB: 2 BB: 0 P: 5	R: 0 E: 0 K: 1 S: 5	H: 0 LOB: 0 BB: 0 P: 5	R: 0 E: 0 K: 2 S: 7	H: 0 LOB: 0 BB: 0 P: 7	R: 0 E: 0 K: 1 S: 7	H: 2 LOB: 3 BB: 1 P: 11	R: 0 E: 0 K: 0 S: 3	H: 0 LOB: 0 BB: 0 P: 3	R: 0 E: 0 K: 0 S: 3	H: 0 LOB: 0 BB: 0 P: 3	R: 0 E: 0 K: 2 S: 8	H: 1 LOB: 1 BB: 0 P: 8	R: 0 E: 0 K: 0 S: 3	H: 1 LOB: 0 BB: 0 P: 3	1B: 6 2B: 0 3B: 0 HR: 0	SF: 0 SAC: 0 DP: 1 HBP: 0	WP: 0 PB: 0 SB: 0 CS: 0	PA: 33
PITCHER Jim Perry, R ERA: 2.93 (1, 1)	IP: 9.0 WLS: W BF: 33 H: 6 R: 0 ER: 0 SO: 6 BB: 1 IBB: 0 HBP: 0 BLK: 0 WP: 0 HR: 0 S: 44 P: 48 ERA: 0.00 WHIP: 0.778															PITCHER				

Batter	1	2	3	4	5	6	7	8	9	AB	R	H	RBI	BB	SO	LOB	BOTTOM				
Cesar Tovar, R OBP: 0.335, SLG: 0.410 (1, 8)	HR		E6				G5-3			3	1	1	1	1	0	0	Kansas City Royals @ Minnesota Twins Metropolitan Stadium, Bloomington, MI Fri Sep 12, 1969, 8:05 PM EDT Att: 13,366 - Unknown - 76 F livebaseballscorecards.com				
Rod Carew, L OBP: 0.391, SLG: 0.477 (1, 4)	G4-3		4-3		F8			G3		4	0	0	0	0	0	2					
Harmon Killebrew, R OBP: 0.423, SLG: 0.579 (8, PR)	G1-6-3									2	1	1	0	2	0	0					
Rich Reese, L OBP: 0.366, SLG: 0.525 (9, 3)								FC6-4		0	0	0	0	0	0	0					
Tony Oliva, L OBP: 0.365, SLG: 0.509 (1, 9)	P6				F8			FC6-4		4	0	0	0	0	1	3					
Bob Allison, R OBP: 0.337, SLG: 0.411 (1, 7)			K					F8		4	1	2	2	0	1	1					
Ted Uhlhaender, L OBP: 0.333, SLG: 0.356 (9, 7)										0	0	0	0	0	0	0					
Leo Cardenas, R OBP: 0.353, SLG: 0.385 (1, 6)	G6-3				K			FC1-2-5		3	0	0	0	0	1	2					
Rick Renick, R OBP: 0.307, SLG: 0.333 (1, 5)			K							3	0	0	0	0	3	2					
Frank Quilici, R OBP: 0.252, SLG: 0.282 (7, 5)					K					0	0	0	0	0	0	0					
George Mitterwald, R OBP: 0.328, SLG: 0.362 (1, 2)			K					G3-1		3	0	0	0	0	1	0					
Jim Perry, S OBP: 0.214, SLG: 0.215 (1, 1)			4-3		K			P6		3	0	0	0	0	1	0					
Inning Stats	R: 1 E: 0 K: 0 S: 4	H: 1 LOB: 0 BB: 0 P: 4	R: 0 E: 0 K: 2 S: 7	H: 0 LOB: 0 BB: 0 P: 7	R: 0 E: 2 K: 1 S: 6	H: 0 LOB: 1 BB: 0 P: 6	R: 2 E: 0 K: 2 S: 8	H: 1 LOB: 0 BB: 1 P: 12	R: 0 E: 0 K: 1 S: 5	H: 0 LOB: 1 BB: 1 P: 9	R: 0 E: 0 K: 2 S: 9	H: 2 LOB: 2 BB: 0 P: 9	R: 0 E: 0 K: 0 S: 3	H: 0 LOB: 0 BB: 0 P: 3	R: 0 E: 0 K: 0 S: 3	H: 0 LOB: 1 BB: 1 P: 7		1B: 2 2B: 0 3B: 0 HR: 2	SF: 0 SAC: 0 DP: 0 HBP: 0	WP: 1 PB: 0 SB: 1 CS: 0	PA: 32
PITCHER Jim Rooker, L ERA: 3.83 (1, 1)	IP: 8.0 WLS: L BF: 32 H: 4 R: 3 ER: 3 SO: 8 BB: 3 IBB: 0 HBP: 0 BLK: 0 WP: 1 HR: 2 S: 45 P: 57 ERA: 3.38 WHIP: 0.875															PITCHER					

Batter	1	2	3	4	5	6	7	8	9	AB	R	H	RBI	BB	SO	LOB	TOP			
Pat Kelly, L (1,9) OBP: 0.353, SLG: 0.399										3	0	0	0	1	2	0	Kansas City Royals @ Minnesota Twins Metropolitan Stadium, Bloomington, MI Sat Sep 13 1969, 4:33 AM EDT Att: 15,372 - Unknown - 83 F AB 30 R 1 H 4 RBI 1 BB 1 SO 4 LOB 8 			
Mike Fiore, L (1,3) OBP: 0.412, SLG: 0.423										4	1	1	0	0	1	1				
Ed Kirkpatrick, L (1,8) OBP: 0.344, SLG: 0.401										4	0	2	1	0	0	0				
Joe Foy, R (1,5) OBP: 0.358, SLG: 0.366										4	0	0	0	0	0	2				
Lou Piniella, R (1,7) OBP: 0.326, SLG: 0.425										3	0	1	0	0	0	1				
Luis Alcaraz, R (1,4) OBP: 0.308, SLG: 0.217										3	0	0	0	0	0	3				
Buck Martinez, R (1,2) OBP: 0.264, SLG: 0.349										3	0	0	0	0	0	1				
Jackie Hernandez, R (1,6) OBP: 0.280, SLG: 0.286										3	0	0	0	0	0	0				
Roger Nelson, R (1,1) OBP: 0.164, SLG: 0.172										0	0	0	0	0	0	0				
Mike Hedlund, R (2,1) OBP: 0.192, SLG: 0.192										2	0	0	0	0	1	0				
Chuck Harrison, R (6, PH) OBP: 0.274, SLG: 0.287										1	0	0	0	0	0	0				
Moe Drabowsky, R (8,1) OBP: 0.308, SLG: 0.385										0	0	0	0	0	0	0				
Inning Stats	R: 0 E: 0 K: 0 S: 2	H: 0 LOB: 0 BB: 1 P: 6	R: 0 E: 0 K: 0 S: 4	H: 1 LOB: 1 BB: 0 P: 4	R: 0 E: 0 K: 1 S: 5	H: 0 LOB: 0 BB: 0 P: 5	R: 0 E: 0 K: 1 S: 6	H: 1 LOB: 2 BB: 0 P: 7	R: 0 E: 0 K: 1 S: 5	H: 0 LOB: 0 BB: 0 P: 5	R: 0 E: 0 K: 0 S: 3	H: 0 LOB: 0 BB: 0 P: 3	R: 0 E: 0 K: 0 S: 3	H: 0 LOB: 0 BB: 0 P: 3	R: 1 E: 0 K: 1 S: 7	H: 2 LOB: 1 BB: 0 P: 7	1B: 3 2B: 0 3B: 1 HR: 0	SF: 0 SAC: 0 DP: 1 HBP: 1	WP: 0 PB: 0 SB: 0 CS: 0	PA: 32
PITCHER Dean Chance, R (1,1) ERA: 2.81	IP: 9.0 WLS: L BF: 32	H: 4 R: 1 ER: 1 SO: 4	BB: 1 IBB: 0 HBP: 1 BLK: 0	WP: 0 HR: 0 S: 38 P: 43	ERA: 1.00 WHIP: 0.556	PITCHER														

Batter	1	2	3	4	5	6	7	8	9	AB	R	H	RBI	BB	SO	LOB	BOTTOM			
Ted Uhlhaender, L (1,8) OBP: 0.330, SLG: 0.353										4	0	0	0	0	1	2	Kansas City Royals @ Minnesota Twins Metropolitan Stadium, Bloomington, MI Sat Sep 13 1969, 4:33 AM EDT Att: 15,372 - Unknown - 83 F AB 26 R 0 H 2 RBI 0 BB 7 SO 9 LOB 14 			
Rod Carew, L (1,4) OBP: 0.392, SLG: 0.475										2	0	0	0	2	0	1				
Tony Oliva, L (1,9) OBP: 0.362, SLG: 0.505										4	0	0	0	0	0	3				
Harmon Killebrew, R (1,5) OBP: 0.427, SLG: 0.575										3	0	0	0	1	1	0				
Rich Reese, L (1,3) OBP: 0.365, SLG: 0.521										3	0	0	0	1	1	1				
Cesar Tovar, R (9, PR) OBP: 0.335, SLG: 0.410										0	0	0	0	0	0	0				
Graig Nettles, L (1,7) OBP: 0.322, SLG: 0.387										1	0	0	0	3	1	1				
Herman Hill, L (9, PR)										0	0	0	0	0	0	0				
John Roseboro, L (1,2) OBP: 0.322, SLG: 0.303										4	0	0	0	0	2	4				
Leo Cardenas, R (1,6) OBP: 0.354, SLG: 0.386										4	0	2	0	0	2	2				
Dean Chance, R (1,1) OBP: 0.154, SLG: 0.043										1	0	0	0	0	1	0				
Inning Stats	R: 0 E: 0 K: 0 S: 2	H: 0 LOB: 0 BB: 1 P: 6	R: 0 E: 0 K: 2 S: 7	H: 0 LOB: 1 BB: 1 P: 11	R: 0 E: 0 K: 0 S: 4	H: 1 LOB: 2 BB: 1 P: 8	R: 0 E: 0 K: 1 S: 5	H: 0 LOB: 1 BB: 1 P: 9	R: 0 E: 0 K: 1 S: 6	H: 1 LOB: 0 BB: 0 P: 6	R: 0 E: 0 K: 2 S: 7	H: 0 LOB: 0 BB: 0 P: 7	R: 0 E: 0 K: 0 S: 3	H: 0 LOB: 0 BB: 0 P: 3	R: 0 E: 0 K: 1 S: 5	H: 0 LOB: 2 BB: 2 P: 13	1B: 2 2B: 0 3B: 0 HR: 0	SF: 0 SAC: 2 DP: 1 HBP: 0	WP: 0 PB: 0 SB: 0 CS: 0	PA: 35
PITCHER Roger Nelson, R (1,1) ERA: 3.31	IP: 1.0 WLS: 3 BF: 24	H: 2 R: 0 ER: 0 SO: 8	BB: 1 IBB: 0 HBP: 0 BLK: 0	WP: 0 HR: 0 S: 36 P: 52	ERA: 0.00 WHIP: 1.000	PITCHER														
PITCHER Mike Hedlund, R (2,1) ERA: 3.45	IP: 6.0 WLS: W BF: 8	H: 0 R: 0 ER: 0 SO: 1	BB: 2 IBB: 0 HBP: 0 BLK: 0	WP: 0 HR: 0 S: 8 P: 16	ERA: 0.00 WHIP: 1.000	PITCHER														
PITCHER Moe Drabowsky, R (8,1) ERA: 2.95	IP: 2.0 WLS: W BF: 8	H: 0 R: 0 ER: 0 SO: 1	BB: 2 IBB: 0 HBP: 0 BLK: 0	WP: 0 HR: 0 S: 8 P: 16	ERA: 0.00 WHIP: 1.000	PITCHER														

Batter	1	2	3	4	5	6	7	8	9	AB	R	H	RBI	BB	SO	LOB	TOP			
Scott Northey, R (1, 8) OBP: 0.258, SLG: 0.179										4	0	0	0	1	4	4	Kansas City Royals @ Minnesota Twins Metropolitan Stadium, Bloomington, MI Sun Sep 14 1969, 4:33 AM EDT Att: 18,308 - Unknown - 82 F livebaseballscores.com			
Luis Alcaraz, R (1, 4) OBP: 0.300, SLG: 0.333										4	1	1	1	0	0	2				
Fred Rico, R (1, 9) OBP: 0.333, SLG: 0.300										2	0	0	0	1	1	0				
Ed Kirkpatrick, L (8, PH) OBP: 0.343, SLG: 0.399										1	0	0	0	0	0	0				
Joe Foy, R (1, 5) OBP: 0.355, SLG: 0.363										4	0	0	0	0	0	3				
Lou Piniella, R (1, 7) OBP: 0.326, SLG: 0.422										3	0	0	0	1	0	0				
George Spriggs, L (9, PR) OBP: 0.258, SLG: 0.296										0	1	0	0	0	0	0				
Joe Keough, L (9, 9) OBP: 0.266, SLG: 0.209										0	0	0	0	0	0	0				
Chuck Harrison, R (1, 3) OBP: 0.274, SLG: 0.293										3	1	1	0	0	1	0				
Mike Fiore, L (9, PH) OBP: 0.412, SLG: 0.423										0	0	0	0	0	0	0				
Hawk Taylor, R (9, PH) OBP: 0.319, SLG: 0.437										1	0	1	1	0	0	0				
Bob Oliver, R (9, PR) OBP: 0.295, SLG: 0.402										0	1	0	0	0	0	0				
Elie Rodriguez, R (1, 2) OBP: 0.339, SLG: 0.302										2	0	0	0	1	0	0				
Jackie Hernandez, R (1, 6) OBP: 0.280, SLG: 0.287										3	0	1	1	0	0	0				
Jerry Adair, R (9, PH) OBP: 0.278, SLG: 0.294										1	0	1	1	0	0	0				
Juan Rios, R (9, PR) OBP: 0.261, SLG: 0.278										0	0	0	0	0	0	0				
Dick Drago, R (1, 1) OBP: 0.109, SLG: 0.070										3	0	1	0	1	1	2				
Inning Stats	R: 1 E: 0 K: 1 S: 6	H: 1 LOB: 0 BB: 0 P: 6	R: 0 E: 0 K: 0 S: 3	H: 0 LOB: 0 BB: 0 P: 3	R: 0 E: 0 K: 0 S: 4	H: 1 LOB: 3 BB: 2 P: 12	R: 1 E: 0 K: 2 S: 9	H: 2 LOB: 2 BB: 1 P: 13	R: 0 E: 0 K: 1 S: 5	H: 0 LOB: 0 BB: 0 P: 5	R: 0 E: 0 K: 1 S: 5	H: 0 LOB: 0 BB: 0 P: 5	R: 0 E: 0 K: 0 S: 3	H: 0 LOB: 0 BB: 0 P: 3	R: 2 E: 0 K: 1 S: 6	H: 2 LOB: 2 BB: 2 P: 14	1B: 3 2B: 2 3B: 0 HR: 1	SF: 0 SAC: 1 DP: 0 HBP: 0	WP: 0 PB: 0 SB: 0 CS: 1	PA: 37
PITCHER	IP WLS BF H R ER SO BB IBB HBP BLK WP HR S P ERA WHIP																			
Tom Hall, L (1, 1) ERA: 3.14	3.1	17	4	2	2	1	2	1	0	0	0	0	0	1	16	28	5.40	1.800		
Bob Miller, R (4, 1) ERA: 3.05	4.2	15	0	1	1	5	1	0	0	0	0	0	0	24	28	1.93	0.214			
Ron Perranoski, L (9, 1) ERA: 2.22	1.0	L 5	2	1	1	1	1	0	0	0	0	0	0	6	10	9.00	3.000			

Batter	1	2	3	4	5	6	7	8	9	AB	R	H	RBI	BB	SO	LOB	BOTTOM						
Cesar Tovar, R (1, 8) OBP: 0.335, SLG: 0.408										4	0	1	0	0	1	0	Kansas City Royals @ Minnesota Twins Metropolitan Stadium, Bloomington, MI Sun Sep 14 1969, 4:33 AM EDT Att: 18,308 - Unknown - 82 F livebaseballscores.com						
Rod Carew, L (1, 4) OBP: 0.391, SLG: 0.473										4	0	1	0	0	0	1							
Tony Oliva, L (1, 9) OBP: 0.363, SLG: 0.511										4	1	2	1	0	0	0							
Harmon Killebrew, R (1, 5) OBP: 0.426, SLG: 0.573										4	1	1	0	0	1	2							
Frank Quilici, R (9, 5) OBP: 0.252, SLG: 0.282										0	0	0	0	0	0	0							
Rich Reese, L (1, 3) OBP: 0.364, SLG: 0.518										4	1	1	0	0	0	0							
Ted Uhlhaender, L (1, 7) OBP: 0.330, SLG: 0.352										4	0	1	0	0	0	2							
John Roseboro, L (1, 2) OBP: 0.327, SLG: 0.306										3	0	2	0	1	0	0							
Leo Cardenas, R (1, 6) OBP: 0.353, SLG: 0.387										4	0	1	2	0	1	3							
Tom Hall, L (1, 1) OBP: 0.267, SLG: 0.220										1	0	0	0	0	0	0							
Bob Miller, R (4, 1) ERA: 3.05										2	0	0	0	0	2	0							
Ron Perranoski, L (9, 1) OBP: 0.167, SLG: 0.091										0	0	0	0	0	0	0							
Charlie Manuel, L (9, PH) OBP: 0.337, SLG: 0.303										1	0	0	0	0	0	0							
Inning Stats	R: 0 E: 0 K: 1 S: 5	H: 0 LOB: 0 BB: 0 P: 5	R: 0 E: 0 K: 0 S: 5	H: 2 LOB: 0 BB: 0 P: 5	R: 0 E: 0 K: 0 S: 7	H: 2 LOB: 2 BB: 0 P: 7	R: 0 E: 0 K: 0 S: 4	H: 1 LOB: 1 BB: 0 P: 4	R: 0 E: 0 K: 1 S: 5	H: 1 LOB: 0 BB: 0 P: 5	R: 2 E: 0 K: 0 S: 5	H: 3 LOB: 2 BB: 1 P: 9	R: 0 E: 0 K: 1 S: 5	H: 0 LOB: 0 BB: 0 P: 5	R: 1 E: 0 K: 0 S: 4	H: 1 LOB: 0 BB: 0 P: 4		R: 0 E: 0 K: 1 S: 5	H: 0 LOB: 0 BB: 0 P: 5	1B: 8 2B: 1 3B: 0 HR: 1	SF: 0 SAC: 0 DP: 1 HBP: 0	WP: 0 PB: 0 SB: 0 CS: 0	PA: 36
PITCHER	IP WLS BF H R ER SO BB IBB HBP BLK WP HR S P ERA WHIP																						
Dick Drago, R (1, 1) ERA: 3.85	9.0	W 36	10	3	3	5	0	1	0	0	0	1	45	49	3.00	1.111							

Batter	1	2	3	4	5	6	7	8	9	AB	R	H	RBI	BB	SO	LOB	TOP					
Bert Campaneris, R OBP: 0.288, SLG: 0.297	F3		E 1B		F9		F9			4	0	1	0	0	0	1	Oakland Athletics @ Minnesota Twins Metropolitan Stadium, Bloomington, MI Mon Sep 15 1969, 8:05 PM EDT Att: 26,497 - Unknown - 70 F					
Jose Tartabull, L OBP: 0.282, SLG: 0.304	F5		6-3					L3		4	0	1	1	0	0	1						
Bobby Brooks, R OBP: 0.436, SLG: 0.464	K				F3			6-3		3	0	0	0	1	1	1						
Sal Bando, R OBP: 0.391, SLG: 0.459		F8	F3		6-3					3	0	0	0	1	0	3						
Tito Francona, L OBP: 0.399, SLG: 0.456				K		K			L1	4	1	1	0	0	2	1						
Dick Green, R OBP: 0.352, SLG: 0.421		F7				K			F7	4	0	1	0	0	1	1						
Rick Monday, L OBP: 0.374, SLG: 0.413				K		4-3				3	1	1	2	1	1	1						
Dave Duncan, R OBP: 0.212, SLG: 0.157							L8		F8	2	0	0	0	0	2	1						
Bob Johnson, R OBP: 0.347, SLG: 0.386										1	0	0	0	0	0	0						
Phil Roof, R OBP: 0.335, SLG: 0.295										0	0	0	0	0	0	0						
Danny Cater, R OBP: 0.300, SLG: 0.372										1	0	0	0	0	0	1						
Rollie Fingers, R OBP: 0.263, SLG: 0.263							F9			2	1	1	0	0	0	0						
Ray Webster, L OBP: 0.357, SLG: 0.338										1	0	0	0	0	0	0						
Jim Roland, R OBP: 0.317, SLG: 0.302					E6 1B				K	0	0	0	0	0	0	0						
Ted Kubiak, S OBP: 0.317, SLG: 0.302										1	0	0	0	0	1	1						
Inning Stats	R: 0 E: 0 K: 1 S: 5	H: 0 LOB: 0 BB: 0 P: 5	R: 2 E: 0 K: 1 S: 7	H: 2 LOB: 0 BB: 0 P: 7	R: 0 E: 0 K: 0 S: 4	H: 1 LOB: 2 BB: 1 P: 8	R: 0 E: 0 K: 3 S: 10	H: 1 LOB: 1 BB: 0 P: 10	R: 1 E: 1 K: 0 S: 5	H: 2 LOB: 1 BB: 0 P: 5	R: 0 E: 0 K: 2 S: 7	H: 0 LOB: 0 BB: 0 P: 7	R: 0 E: 0 K: 0 S: 3	H: 0 LOB: 0 BB: 0 P: 3	R: 0 E: 0 K: 0 S: 3	H: 0 LOB: 1 BB: 1 P: 7	R: 0 E: 0 K: 1 S: 5	H: 0 LOB: 1 BB: 1 P: 9	1B: 5 2B: 0 3B: 0 HR: 1	SF: 0 SAC: 0 DP: 0 HBP: 0	WP: 0 PB: 0 SB: 0 CS: 0	PA: 36
PITCHER Dave Boswell, R ERA: 3.31	IP: 9.0 WLS: W BF: 36 H: 6 R: 3 ER: 2 SO: 8 BB: 3 IBB: 0 HBP: 0 BLK: 0 WP: 0 HR: 1 S: 49 P: 61 ERA: 2.00 WHIP: 1.000															IP: 9.0 WLS: W BF: 36 H: 6 R: 3 ER: 2 SO: 8 BB: 3 IBB: 0 HBP: 0 BLK: 0 WP: 0 HR: 1 S: 49 P: 61 ERA: 2.00 WHIP: 1.000						

AB	33
R	3
H	6
RBI	3
BB	3
SO	8
LOB	12



Batter	1	2	3	4	5	6	7	8	9	AB	R	H	RBI	BB	SO	LOB	BOTTOM			
Ted Uhlhaender, L OBP: 0.329, SLG: 0.350	G4-6-3 BB		L7		4-3		4-3	K		4	0	0	0	1	1	2	Oakland Athletics @ Minnesota Twins Metropolitan Stadium, Bloomington, MI Mon Sep 15 1969, 8:05 PM EDT Att: 26,497 - Unknown - 70 F			
Rod Carew, L OBP: 0.392, SLG: 0.472	G4-6-3				F8		G4-6-3 BB			3	1	1	0	1	0	1				
Tony Oliva, L OBP: 0.364, SLG: 0.514					F8		G4-6-3			4	1	2	1	0	0	1				
Harmon Killebrew, R OBP: 0.430, SLG: 0.580										2	2	2	2	2	0	0				
Herman Hill, L OBP: 0.252, SLG: 0.282										0	1	0	0	0	0	0				
Frank Quilici, R OBP: 0.252, SLG: 0.282										0	0	0	0	0	0	0				
Rich Reese, L OBP: 0.361, SLG: 0.514	F2		5-3							3	1	0	0	0	0	3				
Cesar Tovar, R OBP: 0.338, SLG: 0.413		L6								4	0	3	1	0	0	0				
John Roseboro, L OBP: 0.329, SLG: 0.307					L8					3	0	1	0	1	0	3				
Leo Cardenas, R OBP: 0.353, SLG: 0.386		G4-6-3								2	0	0	1	1	1	2				
Dave Boswell, R OBP: 0.209, SLG: 0.301					F7					4	0	1	1	0	1	3				
Inning Stats	R: 0 E: 0 K: 0 S: 3	H: 1 LOB: 2 BB: 2 P: 11	R: 0 E: 0 K: 0 S: 3	H: 1 LOB: 0 BB: 0 P: 3	R: 3 E: 0 K: 0 S: 6	H: 3 LOB: 0 BB: 0 P: 6	R: 0 E: 0 K: 2 S: 8	H: 1 LOB: 1 BB: 0 P: 8	R: 0 E: 0 K: 0 S: 3	H: 0 LOB: 0 BB: 0 P: 3	R: 1 E: 0 K: 0 S: 5	H: 2 LOB: 2 BB: 1 P: 9	R: 0 E: 0 K: 0 S: 2	H: 0 LOB: 0 BB: 1 P: 6	R: 2 E: 0 K: 1 S: 7	H: 2 LOB: 2 BB: 2 P: 15	1B: 6 2B: 3 3B: 0 HR: 1	SF: 1 SAC: 1 DP: 4 HBP: 0	WP: 1 PB: 0 SB: 1 CS: 0	PA: 37
PITCHER Rollie Fingers, R ERA: 3.38	IP: 6.0 WLS: L BF: 27 H: 8 R: 4 ER: 4 SO: 2 BB: 2 IBB: 1 HBP: 0 BLK: 0 WP: 0 HR: 1 S: 28 P: 40 ERA: 6.00 WHIP: 1.667															IP: 6.0 WLS: L BF: 27 H: 8 R: 4 ER: 4 SO: 2 BB: 2 IBB: 1 HBP: 0 BLK: 0 WP: 0 HR: 1 S: 28 P: 40 ERA: 6.00 WHIP: 1.667				
PITCHER Jim Roland, L ERA: 2.82	IP: 2.0 WLS: L BF: 10 H: 2 R: 2 ER: 2 SO: 1 BB: 2 IBB: 1 HBP: 0 BLK: 0 WP: 1 HR: 0 S: 9 P: 21 ERA: 9.00 WHIP: 2.000															IP: 2.0 WLS: L BF: 10 H: 2 R: 2 ER: 2 SO: 1 BB: 2 IBB: 1 HBP: 0 BLK: 0 WP: 1 HR: 0 S: 9 P: 21 ERA: 9.00 WHIP: 2.000				

AB	29
R	6
H	10
RBI	6
BB	6
SO	3
LOB	15



Batter	1	2	3	4	5	6	7	8	9	AB	R	H	RBI	BB	SO	LOB	TOP			
Bert Campaneris, R OBP: 0.293, SLG: 0.302										5	1	4	0	0	0	1				
Jose Tartabull, L OBP: 0.284, SLG: 0.303										4	1	1	0	1	0	2				
Bobby Brooks, R OBP: 0.432, SLG: 0.419										3	0	0	0	2	2	3				
Sal Bando, R OBP: 0.388, SLG: 0.455										5	0	0	0	0	1	8				
Tito Francona, L OBP: 0.401, SLG: 0.454										3	0	1	2	1	0	0				
Dick Green, R OBP: 0.353, SLG: 0.426										4	1	2	0	0	0	2				
Rick Monday, L OBP: 0.373, SLG: 0.411										4	0	1	1	0	1	2				
Dave Duncan, R OBP: 0.205, SLG: 0.151										4	0	0	0	0	0	3				
Jim Nash, R Marcel Lachemann, R Ed Sprague, R Ray Webster, R Fred Talbot, R Bob Johnson, R Lew Krausse, R										2	0	0	0	0	1	2				
Inning Stats	R: 0 E: 0 K: 0 S: 3	H: 1 LOB: 1 BB: 1 P: 7	R: 1 E: 0 K: 0 S: 4	H: 1 LOB: 0 BB: 0 P: 4	R: 0 E: 0 K: 1 S: 6	H: 1 LOB: 2 BB: 1 P: 10	R: 0 E: 1 K: 1 S: 7	H: 1 LOB: 2 BB: 0 P: 7	R: 0 E: 0 K: 1 S: 6	H: 1 LOB: 1 BB: 1 P: 10	R: 2 E: 0 K: 1 S: 7	H: 3 LOB: 1 BB: 1 P: 11	R: 0 E: 0 K: 0 S: 4	H: 1 LOB: 1 BB: 0 P: 4	R: 0 E: 0 K: 0 S: 3	H: 0 LOB: 0 BB: 0 P: 3	1B: 9 2B: 0 3B: 1 HR: 0	SF: 0 SAC: 0 DP: 2 HBP: 0	WP: 0 PB: 0 SB: 1 CS: 0	PA: 40
PITCHER Jim Perry, R ERA: 2.93	IP: 9.0 WLS: W BF: 40 H: 10 R: 3 ER: 3 SO: 5 BB: 4 IBB: 0 HBP: 0 BLK: 0 WP: 0 HR: 0 S: 46 P: 62 ERA: 3.00 WHIP: 1.556															PITCHER				

Oakland Athletics @ Minnesota Twins
Metropolitan Stadium, Bloomington, MI
Tue Sep 16 1969, 4:33 AM EDT
Att: 12,241 - Unknown - 70 F

livebaseballscorecards.com

AB	36
R	3
H	10
RBI	3
BB	4
SO	5
LOB	25

Batter	1	2	3	4	5	6	7	8	9	AB	R	H	RBI	BB	SO	LOB	BOTTOM			
Ted Uhlhaender, L OBP: 0.327, SLG: 0.347										4	1	0	0	1	0	1				
Rod Carew, L OBP: 0.392, SLG: 0.474										4	1	1	2	1	1	0				
Tony Oliva, L OBP: 0.363, SLG: 0.511										5	1	1	0	0	0	1				
Harmon Killebrew, R Frank Quilici, R										3	2	2	3	1	1	0				
Rich Reese, L OBP: 0.365, SLG: 0.519										4	1	3	0	0	0	0				
Cesar Tovar, R OBP: 0.337, SLG: 0.412										4	1	1	2	0	0	3				
John Roseboro, L Herman Hill, L Tom Tischinski, R										4	1	2	1	0	0	1				
Leo Cardenas, R OBP: 0.354, SLG: 0.394										4	2	2	2	0	1	1				
Jim Perry, S OBP: 0.216, SLG: 0.217										4	1	1	1	0	0	1				
Inning Stats	R: 3 E: 0 K: 0 S: 5	H: 2 LOB: 0 BB: 1 P: 9	R: 0 E: 1 K: 0 S: 4	H: 0 LOB: 1 BB: 0 P: 4	R: 0 E: 0 K: 0 S: 5	H: 2 LOB: 0 BB: 0 P: 5	R: 2 E: 0 K: 0 S: 5	H: 2 LOB: 0 BB: 0 P: 5	R: 6 E: 0 K: 0 S: 8	H: 5 LOB: 1 BB: 2 P: 16	R: 0 E: 0 K: 1 S: 5	H: 1 LOB: 0 BB: 0 P: 5	R: 0 E: 0 K: 1 S: 5	H: 0 LOB: 0 BB: 0 P: 5	R: 0 E: 0 K: 1 S: 5	H: 0 LOB: 0 BB: 0 P: 5	1B: 7 2B: 2 3B: 1 HR: 3	SF: 0 SAC: 0 DP: 2 HBP: 0	WP: 0 PB: 0 SB: 1 CS: 0	PA: 39
PITCHER Jim Nash, R Marcel Lachemann, R Ed Sprague, R Fred Talbot, R Lew Krausse, R	IP: 4.0 WLS: L BF: 20 H: 6 R: 5 ER: 5 SO: 0 BB: 1 IBB: 0 HBP: 0 BLK: 0 WP: 0 HR: 3 S: 19 P: 23 ERA: 67.50 WHIP: 7.500															PITCHER				

Oakland Athletics @ Minnesota Twins
Metropolitan Stadium, Bloomington, MI
Tue Sep 16 1969, 4:33 AM EDT
Att: 12,241 - Unknown - 70 F

livebaseballscorecards.com

AB	36
R	11
H	13
RBI	11
BB	3
SO	3
LOB	8

Batter	1	2	3	4	5	6	7	8	9	AB	R	H	RBI	BB	SO	LOB	TOP					
Sandy Alomar Sr. S OBP: 0.298, SLG: 0.281 (1, 4)										6	1	1	0	0	1	0						
Bill Voss L OBP: 0.324, SLG: 0.336 (1, 9)										4	2	2	0	0	0	1						
Jim Fregosi R OBP: 0.360, SLG: 0.378 (1, 6)										3	2	0	0	2	1	4						
Jay Johnstone L OBP: 0.312, SLG: 0.372 (1, 8)										5	1	3	1	0	1	3						
Rick Reichardt R OBP: 0.318, SLG: 0.369 (1, 7)										2	0	1	1	3	0	2						
Roger Repoz L OBP: 0.288, SLG: 0.275 Billy Cowan R OBP: 0.284, SLG: 0.382 (4, 3)										0	0	0	1	2	0	0						
Ruben Amaro R OBP: 0.300, SLG: 0.222 (9, 3)										0	0	0	0	0	0	0						
Aurelio Rodriguez R OBP: 0.274, SLG: 0.312 (1, 5)										4	0	0	1	0	0	7						
Joe Azcue R OBP: 0.307, SLG: 0.273 (1, 2)										4	0	0	0	1	1	0						
Tom Murphy R OBP: 0.169, SLG: 0.162 Rudy May L OBP: 0.140, SLG: 0.075 Ken Tatum R OBP: 0.350, SLG: 0.684 (7, 1)										4	0	0	0	0	3	3						
Inning Stats	R: 1 E: 2 K: 0 S: 5	H: 2 LOB: 3 BB: 2 P: 13	R: 0 E: 0 K: 1 S: 5	H: 0 LOB: 0 BB: 0 P: 5	R: 2 E: 0 K: 0 S: 5	H: 2 LOB: 3 BB: 3 P: 17	R: 0 E: 0 K: 2 S: 9	H: 2 LOB: 0 BB: 1 P: 13	R: 0 E: 0 K: 1 S: 5	H: 0 LOB: 0 BB: 0 P: 5	R: 2 E: 2 K: 0 S: 7	H: 2 LOB: 2 BB: 0 P: 7	R: 0 E: 0 K: 3 S: 9	H: 0 LOB: 0 BB: 0 P: 9	R: 1 E: 0 K: 1 S: 6	H: 1 LOB: 2 BB: 2 P: 14	R: 0 E: 0 K: 0 S: 3	H: 0 LOB: 0 BB: 0 P: 3	1B: 9 2B: 0 3B: 0 HR: 0	SF: 1 SAC: 1 DP: 0 HBP: 0	WP: 1 PB: 0 SB: 1 CS: 0	PA: 46
PITCHER	IP WLS BF H R ER SO BB IBB HBP BLK WP HR S P ERA WHIP															PITCHER	IP WLS BF H R ER SO BB IBB HBP BLK WP HR S P ERA WHIP					
Dean Chance R ERA: 2.95 (1, 1)	2.1 L 15 4 3 2 1 4 0 0 0 0 1 0 13 29 7.71 3.429																					
Jim Kaat L ERA: 3.3 (3, 1)	3.1 18 4 2 0 3 2 0 0 0 0 0 0 22 30 0.00 1.800																					
Dick Woodson R ERA: 3.79 (6, 1)	1.1 4 0 0 0 3 0 0 0 0 0 0 0 10 10 0.00 0.000																					
Ron Perranoski L ERA: 2.28 (8, 1)	1.0 6 1 1 1 1 2 0 0 0 0 0 0 6 14 9.00 3.000																					
Al Worthington R ERA: 4.61 (9, 1)	1.0 3 0 0 0 0 0 0 0 0 0 0 0 3 3 0.00 0.000																					

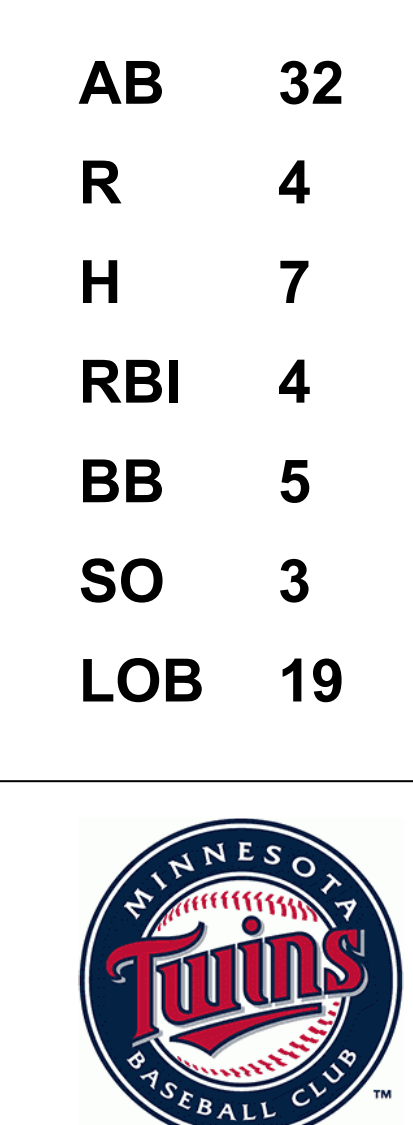
California Angels @ Minnesota Twins
Metropolitan Stadium, Bloomington, MI
Wed Sep 17 1969, 8:05 PM EDT
Att: 10,746 - Unknown - 71 F

AB	36
R	6
H	9
RBI	6
BB	8
SO	8
LOB	23



Batter	1	2	3	4	5	6	7	8	9	AB	R	H	RBI	BB	SO	LOB	BOTTOM					
Ted Uhlhaender L OBP: 0.326, SLG: 0.345 (1, 7)										3	0	0	0	0	1	1						
Bob Allison R OBP: 0.340, SLG: 0.411 Frank Quilici R OBP: 0.250, SLG: 0.280 (8, 4)										0	0	0	0	1	0	0						
Rod Carew L OBP: 0.388, SLG: 0.471 Rick Renick R OBP: 0.307, SLG: 0.333 Graig Nettles L OBP: 0.324, SLG: 0.385 (8, 7)										3	0	0	0	0	0	1						
Tony Oliva L OBP: 0.360, SLG: 0.508 (1, 9)										4	0	0	1	0	0	1						
Harmon Killebrew R OBP: 0.431, SLG: 0.584 (1, 5)										4	1	1	0	1	1	3						
Rich Reese L OBP: 0.366, SLG: 0.520 (1, 3)										3	0	1	0	0	0	0						
Cesar Tovar R OBP: 0.336, SLG: 0.411 (1, 8)										3	1	1	1	0	0	2						
John Roseboro L OBP: 0.332, SLG: 0.320 (1, 2)										4	1	2	0	0	0	3						
Leo Cardenas R OBP: 0.356, SLG: 0.394 (1, 6)										2	1	1	1	2	0	2						
Dean Chance R OBP: 0.154, SLG: 0.043 Jim Kaat L OBP: 0.241, SLG: 0.370 Dick Woodson R OBP: 0.136, SLG: 0.074 Jim Holt L OBP: 0.107, SLG: 0.029 Herman Hill L OBP: 0.042 Ron Perranoski L OBP: 0.057, SLG: 0.093 Charlie Manuel R OBP: 0.035, SLG: 0.301 Al Worthington R ERA: 1.26 (8, 1)										0	0	0	0	0	0	0						
Inning Stats	R: 0 E: 0 K: 0 S: 3	H: 0 LOB: 0 BB: 0 P: 3	R: 0 E: 0 K: 0 S: 4	H: 1 LOB: 2 BB: 0 P: 5	R: 0 E: 0 K: 1 S: 5	H: 0 LOB: 0 BB: 0 P: 5	R: 1 E: 0 K: 0 S: 4	H: 1 LOB: 1 BB: 1 P: 8	R: 0 E: 0 K: 0 S: 3	H: 0 LOB: 1 BB: 1 P: 7	R: 0 E: 0 K: 0 S: 3	H: 0 LOB: 0 BB: 0 P: 3	R: 3 E: 0 K: 1 S: 9	H: 4 LOB: 2 BB: 1 P: 13	R: 0 E: 0 K: 0 S: 4	H: 1 LOB: 2 BB: 1 P: 8	R: 0 E: 0 K: 1 S: 5	H: 0 LOB: 1 BB: 1 P: 9	1B: 6 2B: 1 3B: 0 HR: 0	SF: 2 SAC: 0 DP: 0 HBP: 1	WP: 1 PB: 0 SB: 0 CS: 0	PA: 40
PITCHER	IP WLS BF H R ER SO BB IBB HBP BLK WP HR S P ERA WHIP															PITCHER	IP WLS BF H R ER SO BB IBB HBP BLK WP HR S P ERA WHIP					
Tom Murphy R ERA: 3.79 (1, 1)	6.0 W 27 6 4 4 4 2 0 1 0 0 1 0 26 35 6.00 1.333																					
Rudy May L ERA: 3.58 (7, 1)	0.0 1 0 0 0 0 1 0 0 0 0 0 0 4 4 0.00 0.000																					
Ken Tatum R ERA: 1.26 (7, 1)	3.0 S 12 1 0 0 2 2 0 0 0 0 0 0 14 22 0.00 1.000																					

California Angels @ Minnesota Twins
Metropolitan Stadium, Bloomington, MI
Wed Sep 17 1969, 8:05 PM EDT
Att: 10,746 - Unknown - 71 F



AB	32
R	4
H	7
RBI	4
BB	5
SO	3
LOB	19

Batter	1	2	3	4	5	6	7	8	9	AB	R	H	RBI	BB	SO	LOB	TOP					
Sandy Alomar Sr. S OBP: 0.299, SLG: 0.278 (1.4)	F9		8-3		F8		F7	6-3		5	0	0	0	0	0	1						
Jay Johnstone L OBP: 0.313, SLG: 0.372 (1.8)	4-3				4-3		F8		1B FC6-2	5	0	2	0	0	0	0						
Jim Fregosi R OBP: 0.362, SLG: 0.380 (1.6)	K		K				BB 1B		8-4 FC6-2	5	1	3	0	0	2	1						
Rick Reichardt R OBP: 0.320, SLG: 0.369 (1.7)		FC5-4 1B		1B 5-3	K		BB 1B		FC6-2	3	2	1	0	2	1	3						
Billy Cowan R OBP: 0.299, SLG: 0.396 Roger Repoz L OBP: 0.273, SLG: 0.274 (4.3)		FC5-4 1B		5-3 1B		G6-4-3 BB	E 1B		8-4	2	1	2	0	0	0	0						
Jarvis Tatum R OBP: 0.200, SLG: 0.200 Bill Voss L OBP: 0.328, SLG: 0.339 (6.9)	F8			5-3 1B		G6-4-3 BB	E2			2	1	1	0	0	0	2						
Joe Azcue R OBP: 0.303, SLG: 0.269 (1.2)	FC5-4			5-3		G6-4-3	5-3			4	0	0	1	0	0	8						
Aurelio Rodriguez R OBP: 0.276, SLG: 0.313 (1.5)	5-3			B2-6-4 1B		IBB	F9			3	0	1	2	1	0	2						
Andy Messersmith R OBP: 0.247, SLG: 0.192 Vern Geisbert R (7.1)				B2-6-4 1B		F3	K			2	0	0	0	1	0	3						
Inning Stats	R: 0 E: 0 K: 1 S: 5	H: 0 LOB: 0 BB: 0 P: 5	R: 0 E: 0 K: 0 S: 5	H: 2 LOB: 2 BB: 0 P: 5	R: 0 E: 0 K: 1 S: 5	H: 1 LOB: 1 BB: 1 P: 9	R: 3 E: 0 K: 0 S: 5	H: 3 LOB: 0 BB: 1 P: 9	R: 0 E: 0 K: 1 S: 6	H: 1 LOB: 1 BB: 0 P: 6	R: 0 E: 0 K: 0 S: 2	H: 0 LOB: 2 BB: 3 P: 14	R: 2 E: 1 K: 0 S: 5	H: 2 LOB: 2 BB: 2 P: 13	R: 0 E: 0 K: 1 S: 5	H: 0 LOB: 0 BB: 0 P: 5	R: 0 E: 0 K: 0 S: 4	H: 2 LOB: 1 BB: 0 P: 4	1B: 11 2B: 2 3B: 0 HR: 0	SF: 0 SAC: 0 DP: 4 HBP: 0	WP: 0 PB: 0 SB: 0 CS: 0	PA: 41
PITCHER	IP	WLS	BF	H	R	ER	SO	BB	IBB	HBP	BLK	WP	HR	S	P	ERA	WHIP					
Tom Hall L ERA: 3.27 (1.1)	3.0	L	15	5	3	3	2	2	0	0	0	0	0	17	25	9.00	2.333					
Bob Miller R ERA: 2.99 (4.1)	2.0		7	2	0	0	1	0	0	0	0	0	0	9	9	0.00	1.000					
Dick Woodson R ERA: 3.91 (6.1)	1.2		10	1	2	2	0	4	1	0	0	0	0	5	25	10.80	3.000					
Ron Perranoski L ERA: 2.27 (7.1)	0.1		2	1	0	0	0	0	0	0	0	0	0	2	2	0.00	3.000					
Al Worthington R ERA: 4.45 (8.1)	2.0		7	2	0	0	1	0	0	0	0	0	0	9	9	0.00	1.000					

California Angels @ Minnesota Twins
Metropolitan Stadium, Bloomington, MI
Thu Sep 18 1969, 4:33 AM EDT
Att. 6,940 - Unknown - 62 F

AB	34
R	5
H	11
RBI	5
BB	7
SO	4
LOB	22



Batter	1	2	3	4	5	6	7	8	9	AB	R	H	RBI	BB	SO	LOB	BOTTOM					
Ted Uhlhaender L OBP: 0.325, SLG: 0.344 (1.7)	S 1B		4-3			F6		4-3		4	0	1	0	0	0	0						
Rod Carew L OBP: 0.386, SLG: 0.467 (1.4)	K			K		L4		4-3		4	0	0	0	0	2	1						
Tony Oliva L OBP: 0.359, SLG: 0.506 (1.9)	F8			G5-4-3 1B		F3		K		4	0	1	0	0	1	1						
Harmon Killebrew R OBP: 0.430, SLG: 0.582 (1.5)	K			G5-4-3		FC6-4 1B		F9		4	1	1	0	0	1	2						
Rich Reese L OBP: 0.365, SLG: 0.516 (1.3)		4-3			3-1	FC6-4 BB		F5		3	0	0	0	1	0	0						
Cesar Tovar R OBP: 0.338, SLG: 0.418 (1.8)		F5			E BLK 1B	FC6-4 L5		HR		4	1	2	1	0	0	2						
John Roseboro L OBP: 0.332, SLG: 0.320 George Mitterwald R OBP: 0.326, SLG: 0.360 (8.2)		F9			K			F8		3	0	1	1	0	1	1						
Leo Cardenas R OBP: 0.356, SLG: 0.393 (1.6)				E5		E5				2	0	0	0	1	0	1						
Tom Hall L OBP: 0.285, SLG: 0.214 Bob Miller R OBP: 0.333, SLG: 0.299 Charlie Manuel L OBP: 0.300, SLG: 0.304 Dick Woodson R OBP: 0.273, SLG: 0.274 Ron Perranoski L OBP: 0.247, SLG: 0.192 Graig Nettles L OBP: 0.322, SLG: 0.303 Al Worthington R (8.1)				F6		K		L5		1	0	0	0	0	0	0						
Inning Stats	R: 0 E: 0 K: 2 S: 8	H: 1 LOB: 1 BB: 0 P: 8	R: 0 E: 0 K: 0 S: 3	H: 0 LOB: 0 BB: 0 P: 3	R: 0 E: 1 K: 0 S: 3	H: 0 LOB: 0 BB: 0 P: 3	R: 0 E: 0 K: 1 S: 5	H: 1 LOB: 0 BB: 0 P: 5	R: 0 E: 0 K: 2 S: 9	H: 1 LOB: 2 BB: 0 P: 9	R: 0 E: 0 K: 0 S: 3	H: 0 LOB: 0 BB: 0 P: 3	R: 1 E: 0 K: 0 S: 4	H: 2 LOB: 2 BB: 2 P: 12	R: 0 E: 0 K: 1 S: 5	H: 0 LOB: 0 BB: 0 P: 5	R: 1 E: 0 K: 0 S: 4	H: 1 LOB: 0 BB: 0 P: 4	1B: 5 2B: 1 3B: 0 HR: 1	SF: 0 SAC: 0 DP: 2 HBP: 0	WP: 0 PB: 0 SB: 1 CS: 0	PA: 34
PITCHER	IP	WLS	BF	H	R	ER	SO	BB	IBB	HBP	BLK	WP	HR	S	P	ERA	WHIP					
Andy Messersmith R ERA: 2.5 (1.1)	6.1	W	26	5	1	1	5	2	0	0	1	0	1	10	10	1.42	1.105					
Vern Geisbert R ERA: 5.95 (7.1)	2.2	S	8	1	1	1	1	0	0	0	0	0	1	10	10	3.38	0.375					

California Angels @ Minnesota Twins
Metropolitan Stadium, Bloomington, MI
Thu Sep 18 1969, 4:33 AM EDT
Att. 6,940 - Unknown - 62 F

AB	32
R	2
H	6
RBI	2
BB	2
SO	6
LOB	13



Batter	1	2	3	4	5	6	7	8	9	AB	R	H	RBI	BB	SO	LOB	TOP					
Tommy Harper, R OBP: 0.348, SLG: 0.309 (1, 5)	0-3 K		0-0 6-3			0-0 6-3		4-0 WP S BB		3	0	0	0	1	1	0						
John Donaldson, L OBP: 0.312, SLG: 0.291 (1, 4)	0-0 G3			0-0 3B		0-3 K		0-0 G3		4	0	1	0	0	1	1						
Steve Hovley, L OBP: 0.353, SLG: 0.384 (1, 8)	0-0 1B			0-3 K			0-3 K		0-0 4-3	4	0	1	0	0	2	1						
Danny Walton, R OBP: 0.267, SLG: 0.333 (1, 7)	0-0 F8			0-3 K			0-0 1B 2B		0-3 K	4	1	1	0	0	2	2						
Don Mincher, L OBP: 0.364, SLG: 0.441 (1, 3)		0-0 G6-4-3 1B		0-0 4-3			0-0 L9		0-3 K	4	0	1	0	0	1	2						
Jerry McNettney, R OBP: 0.291, SLG: 0.360 (1, 2)		0-0 G6-4-3 1-2			0-3 K		0-0 1B			3	0	1	1	0	1	1						
Steve Whitaker, L OBP: 0.340, SLG: 0.402 (1, 9)		0-3 K			0-0 4-3		0-3 K			3	0	0	0	0	2	1						
Ray Oyler, R OBP: 0.258, SLG: 0.265 (8, PH)			0-3 K			0-0 F8		0-3 K		2	0	0	0	0	1	0						
Greg Goossen, R OBP: 0.400, SLG: 0.537 (8, PH)										1	0	0	0	0	1	0						
Diego Segui, R OBP: 0.207, SLG: 0.148 (8, 1)										0	0	0	0	0	0	0						
Steve Barber, L OBP: 0.261, SLG: 0.318 (8, PH)										1	0	0	0	0	1	0						
Sandy Valdespino, L OBP: 0.312, SLG: 0.265 (6, 1)										1	0	0	0	0	0	0						
John Geinar, R OBP: 0.180, SLG: 0.053 (8, PH)										0	0	0	0	0	0	0						
Gus Gil, R OBP: 0.274, SLG: 0.258 (8, PH)										1	0	0	0	0	1	0						
Ron Clark, R OBP: 0.260, SLG: 0.233 (8, 6)										0	0	0	0	0	0	0						
Inning Stats	R: 0 E: 0 K: 1 S: 6	H: 1 LOB: 1 BB: 0 P: 6	R: 0 E: 0 K: 1 S: 5	H: 1 LOB: 0 BB: 0 P: 5	R: 0 E: 0 K: 2 S: 7	H: 0 LOB: 0 BB: 0 P: 7	R: 0 E: 0 K: 2 S: 8	H: 1 LOB: 1 BB: 0 P: 8	R: 0 E: 0 K: 1 S: 5	H: 0 LOB: 0 BB: 0 P: 5	R: 0 E: 0 K: 1 S: 5	H: 0 LOB: 0 BB: 0 P: 5	R: 1 E: 0 K: 2 S: 9	H: 2 LOB: 1 BB: 0 P: 9	R: 0 E: 0 K: 2 S: 7	H: 0 LOB: 0 BB: 1 P: 11	R: 0 E: 0 K: 2 S: 7	H: 0 LOB: 0 BB: 0 P: 7	1B: 3 2B: 1 3B: 1 HR: 0	SF: 0 SAC: 0 DP: 1 HBP: 0	WP: 1 PB: 0 SB: 1 CS: 0	PA: 32
PITCHER Dave Boswell, R ERA: 3.22 (1, 1)	IP: 9.0 WLS: W BF: 32	H: 5 R: 1 ER: 1 SO: 14	BB: 1 IBB: 0 HBP: 0 BLK: 0	WP: 1 HR: 0 S: 59 P: 63	ERA: 1.00 WHIP: 0.667											IP: 9.0 WLS: W BF: 32	H: 5 R: 1 ER: 1 SO: 14	BB: 1 IBB: 0 HBP: 0 BLK: 0	WP: 1 HR: 0 S: 59 P: 63	ERA: 1.00 WHIP: 0.667		

Seattle Pilots @ Minnesota Twins
Metropolitan Stadium, Bloomington, MI
Fri Sep 19 1969, 8:05 PM EDT
Att: 23,700 - Unknown - 64 F

AB 31
R 1
H 5
RBI 1
BB 1
SO 14
LOB 8



Batter	1	2	3	4	5	6	7	8	9	AB	R	H	RBI	BB	SO	LOB	BOTTOM					
Cesar Tovar, R OBP: 0.335, SLG: 0.415 (1, 8)	0-0 4-3		0-0 6-3		0-0 L8		0-0 4-3			4	0	0	0	0	0	0						
Tony Oliva, L OBP: 0.360, SLG: 0.506 (1, 9)	0-0 1B		0-0 6-3		0-0 1-3			0-0 S 1B		4	0	2	0	0	0	0						
Harmon Killebrew, R OBP: 0.429, SLG: 0.579 (1, 3) (9, 5)	0-0 G6-4-3 1-2 1B		0-0 1-3		0-0 E5			0-3 K		4	0	1	0	0	1	1						
Bob Allison, R OBP: 0.340, SLG: 0.409 (1, 7)	0-0 G6-4-3			0-0 FC6-4 1B		0-3 K		0-3 K		3	0	1	0	0	1	3						
Rich Reese, L OBP: 0.364, SLG: 0.515 (8, PH) (9, 3)	0-0 G6-4-3 1-2				0-0 K			0-3 K		1	0	0	0	0	1	1						
Rick Renick, R OBP: 0.308, SLG: 0.333 (8, PH)		0-0 1B E G6-4-3 1B		0-0 FC6-4 1-2 FC6-4		0-0 6-3		0-3 K		3	2	1	0	0	0	1						
Ted Uhaender, L OBP: 0.325, SLG: 0.344 (9, 7)								0-3 K		1	0	0	0	0	1	1						
Leo Cardenas, R OBP: 0.356, SLG: 0.393 (1, 6)		0-0 E4 G6-4-3 1-2 1B		0-0 FC6-4 1-3 1B		0-3 K				3	0	1	0	0	1	1						
Rod Carew, L OBP: 0.386, SLG: 0.466 (1, 4)		0-0 G6-4-3 1-2 2-3 1B		0-0 FC6-4 1-2 1B		0-0 F8				3	0	1	1	0	0	1						
George Mitterwald, R OBP: 0.326, SLG: 0.359 (1, 2)		0-0 G6-4-3 1-2 2-3 3-H		0-0 FC6-4 1-2 1B			0-0 F7			3	0	1	0	0	0	2						
Dave Boswell, R OBP: 0.202, SLG: 0.291 (1, 1)		0-3 K		0-0 F7			0-0 6-3			3	0	0	0	0	1	3						
Inning Stats	R: 0 E: 0 K: 0 S: 4	H: 2 LOB: 1 BB: 0 P: 4	R: 1 E: 1 K: 1 S: 7	H: 2 LOB: 1 BB: 0 P: 7	R: 0 E: 0 K: 0 S: 3	H: 0 LOB: 0 BB: 0 P: 3	R: 1 E: 0 K: 0 S: 6	H: 3 LOB: 2 BB: 0 P: 6	R: 0 E: 0 K: 1 S: 6	H: 0 LOB: 1 BB: 0 P: 6	R: 0 E: 0 K: 1 S: 5	H: 0 LOB: 0 BB: 0 P: 5	R: 0 E: 0 K: 0 S: 3	H: 0 LOB: 0 BB: 0 P: 3	R: 0 E: 0 K: 3 S: 10	H: 1 LOB: 1 BB: 0 P: 10	R: 0 E: 0 K: 3 S: 10	H: 1 LOB: 1 BB: 0 P: 10	1B: 8 2B: 0 3B: 0 HR: 0	SF: 0 SAC: 0 DP: 2 HBP: 0	WP: 0 PB: 0 SB: 1 CS: 0	PA: 32
PITCHER Steve Barber, L ERA: 5.07 (1, 1)	IP: 5.0 WLS: L BF: 22	H: 7 R: 2 ER: 1 SO: 2	BB: 0 IBB: 0 HBP: 0 BLK: 0	WP: 0 HR: 0 S: 26 P: 26	ERA: 1.80 WHIP: 1.400											IP: 5.0 WLS: L BF: 22	H: 7 R: 2 ER: 1 SO: 2	BB: 0 IBB: 0 HBP: 0 BLK: 0	WP: 0 HR: 0 S: 26 P: 26	ERA: 1.80 WHIP: 1.400		
John Geinar, R ERA: 3.38 (6, 1)	IP: 2.0 WLS: L BF: 6	H: 0 R: 0 ER: 0 SO: 1	BB: 0 IBB: 0 HBP: 0 BLK: 0	WP: 0 HR: 0 S: 8 P: 8	ERA: 0.00 WHIP: 0.000											IP: 2.0 WLS: L BF: 6	H: 0 R: 0 ER: 0 SO: 1	BB: 0 IBB: 0 HBP: 0 BLK: 0	WP: 0 HR: 0 S: 8 P: 8	ERA: 0.00 WHIP: 0.000		
Diego Segui, R ERA: 3.4 (8, 1)	IP: 1.0 WLS: L BF: 4	H: 1 R: 0 ER: 0 SO: 3	BB: 0 IBB: 0 HBP: 0 BLK: 0	WP: 0 HR: 0 S: 10 P: 10	ERA: 0.00 WHIP: 1.000											IP: 1.0 WLS: L BF: 4	H: 1 R: 0 ER: 0 SO: 3	BB: 0 IBB: 0 HBP: 0 BLK: 0	WP: 0 HR: 0 S: 10 P: 10	ERA: 0.00 WHIP: 1.000		

Seattle Pilots @ Minnesota Twins
Metropolitan Stadium, Bloomington, MI
Fri Sep 19 1969, 8:05 PM EDT
Att: 23,700 - Unknown - 64 F

AB 32
R 2
H 8
RBI 1
BB 0
SO 6
LOB 14



Batter	1	2	3	4	5	6	7	8	9	AB	R	H	RBI	BB	SO	LOB	TOP					
John Donaldson, L (1, 4) OBP: 0.312, SLG: 0.290										4	0	1	0	0	0	1						
Steve Whitaker, L (1, 9) OBP: 0.348, SLG: 0.407										4	0	2	0	0	0	0						
Danny Walton, R (1, 7) OBP: 0.256, SLG: 0.317										4	0	0	0	0	2	3						
Steve Hovley, L (1, 8) OBP: 0.348, SLG: 0.379										4	0	0	0	0	1	3						
Greg Goossen, R (1, 3) OBP: 0.388, SLG: 0.518										4	0	0	0	0	3	2						
Jerry McNetney, R (1, 2) OBP: 0.293, SLG: 0.360										3	1	1	0	1	0	0						
John Kennedy, R (1, 5) OBP: 0.316, SLG: 0.350										3	1	2	2	0	0	0						
Ron Clark, R (1, 6) OBP: 0.261, SLG: 0.230										2	0	0	0	1	0	2						
Gene Brabender, R (1, 1) OBP: 0.157, SLG: 0.176										3	0	0	0	0	2	3						
Diego Segui, R (7, 1) OBP: 0.207, SLG: 0.148										0	0	0	0	0	0	0						
Inning Stats	R: 0 E: 0 K: 3 S: 11	H: 2 LOB: 2 BB: 0 P: 11	R: 2 E: 0 K: 0 S: 3	H: 1 LOB: 0 BB: 2 P: 11	R: 0 E: 0 K: 0 S: 3	H: 1 LOB: 0 BB: 0 P: 3	R: 0 E: 0 K: 2 S: 9	H: 2 LOB: 2 BB: 0 P: 9	R: 0 E: 0 K: 1 S: 5	H: 0 LOB: 0 BB: 0 P: 5	R: 0 E: 0 K: 1 S: 5	H: 0 LOB: 0 BB: 0 P: 5	R: 0 E: 0 K: 0 S: 3	H: 0 LOB: 0 BB: 0 P: 3	R: 0 E: 0 K: 1 S: 5	H: 0 LOB: 0 BB: 0 P: 5	R: 0 E: 0 K: 1 S: 5	H: 0 LOB: 0 BB: 0 P: 5	1B: 5 2B: 2 3B: 0 HR: 1	SF: 0 SAC: 0 DP: 1 HBP: 0	WP: 0 PB: 0 SB: 0 CS: 1	PA: 34
PITCHER Jim Perry, R (1, 1) ERA: 2.9	IP: 9.0 WLS: W BF: 33 H: 6 R: 2 ER: 2 SO: 8 BB: 2 IBB: 0 HBP: 0 BLK: 0 WP: 0 HR: 1 S: 47 P: 55 ERA: 2.00 WHIP: 0.889															PITCHER						

Seattle Pilots @ Minnesota Twins
Metropolitan Stadium, Bloomington, MI
Sat Sep 20 1969, 4:33 AM EDT
Att: 12,797 - Unknown - 73 F

AB 31
R 2
H 6
RBI 2
BB 2
SO 8
LOB 14



Batter	1	2	3	4	5	6	7	8	9	AB	R	H	RBI	BB	SO	LOB	BOTTOM			
Ted Uhlhaender, L (1, 7) OBP: 0.327, SLG: 0.350										5	1	3	0	0	1	0				
Rod Carew, L (1, 4) OBP: 0.390, SLG: 0.468										4	2	3	1	1	1	0				
Tony Oliva, L (1, 9) OBP: 0.360, SLG: 0.507										5	0	2	1	0	0	4				
Harmon Killebrew, R (1, 5) OBP: 0.428, SLG: 0.576										3	0	0	0	1	2	4				
Rich Reese, L (1, 3) OBP: 0.363, SLG: 0.512										4	0	1	1	0	0	1				
Cesar Tovar, R (1, 8) OBP: 0.338, SLG: 0.416										3	0	2	0	1	0	2				
John Roseboro, L (1, 2) OBP: 0.334, SLG: 0.320										3	0	1	0	1	0	3				
Herman Hill, L (8, PR)										0	0	0	0	0	0	0				
George Mitterwald, R (9, 2) OBP: 0.328, SLG: 0.359										0	0	0	0	0	0	0				
Leo Cardenas, R (1, 6) OBP: 0.354, SLG: 0.390										4	0	0	0	0	1	6				
Jim Perry, S (1, 1) OBP: 0.207, SLG: 0.207										4	0	0	0	0	2	1				
Inning Stats	R: 0 E: 0 K: 1 S: 5	H: 0 LOB: 0 BB: 0 P: 5	R: 0 E: 0 K: 0 S: 5	H: 2 LOB: 2 BB: 0 P: 5	R: 0 E: 0 K: 2 S: 9	H: 2 LOB: 2 BB: 0 P: 9	R: 0 E: 0 K: 0 S: 3	H: 0 LOB: 1 BB: 1 P: 7	R: 0 E: 0 K: 1 S: 6	H: 1 LOB: 2 BB: 1 P: 10	R: 2 E: 0 K: 1 S: 9	H: 4 LOB: 2 BB: 0 P: 9	R: 0 E: 0 K: 1 S: 4	H: 0 LOB: 1 BB: 1 P: 8	R: 1 E: 0 K: 1 S: 5	H: 2 LOB: 1 BB: 0 P: 5	1B: 10 2B: 2 3B: 1 HR: 0	SF: 0 SAC: 0 DP: 1 HBP: 0	WP: 0 PB: 0 SB: 0 CS: 1	PA: 39
PITCHER Gene Brabender, R (1, 1) ERA: 4.21	IP: 6.1 WLS: L BF: 9 H: 3 R: 2 ER: 2 SO: 4 BB: 3 IBB: 0 HBP: 0 BLK: 0 WP: 0 HR: 0 S: 35 P: 47 ERA: 2.84 WHIP: 1.895															PITCHER				
Diego Segui, R (7, 1) ERA: 3.42	IP: 2.0 WLS: L BF: 9 H: 3 R: 1 ER: 1 SO: 3 BB: 1 IBB: 0 HBP: 0 BLK: 0 WP: 0 HR: 0 S: 14 P: 18 ERA: 4.50 WHIP: 2.000															PITCHER				

Seattle Pilots @ Minnesota Twins
Metropolitan Stadium, Bloomington, MI
Sat Sep 20 1969, 4:33 AM EDT
Att: 12,797 - Unknown - 73 F

AB 35
R 3
H 12
RBI 3
BB 4
SO 7
LOB 21



Batter	1	2	3	4	5	6	7	8	9	AB	R	H	RBI	BB	SO	LOB	TOP																			
Tommy Harper, R OBP: 0.350, SLG: 0.311 (1.5)										4	0	2	0	0	0	0																				
Steve Whitaker, L OBP: 0.333, SLG: 0.389 (1.9)										4	0	0	0	0	1	2																				
Danny Walton, R OBP: 0.266, SLG: 0.318 (1.7)										3	1	1	0	1	1	1																				
Steve Hovley, L OBP: 0.350, SLG: 0.381 (1.8)										4	1	2	0	0	0	2																				
Don Mincher, L OBP: 0.365, SLG: 0.440 (1.3)										3	0	1	0	1	2	0																				
Jerry McNettney, R OBP: 0.290, SLG: 0.356 (1.2)										4	1	0	1	0	0	4																				
John Donaldson, L OBP: 0.314, SLG: 0.293 (1.4)										4	0	2	1	0	0	0																				
John Kennedy, R OBP: 0.314, SLG: 0.374 (1.6)										4	1	1	1	0	1	3																				
Bob Meyer, R OBP: 0.091, SLG: 0.091 (1.1)										2	0	0	0	0	0	0																				
Greg Goossen, R OBP: 0.385, SLG: 0.513 (7, PH)										1	0	0	0	0	0	0																				
Bob Locker, S OBP: 0.143, SLG: 0.077 (7.1)										0	0	0	0	0	0	0																				
John O'Donoghue, R OBP: 0.083, SLG: 0.167 (8.1)										1	0	0	0	0	1	0																				
Inning Stats	R: 0 E: 0 K: 0 S: 4	H: 2 LOB: 1 BB: 0 P: 4	R: 0 E: 0 K: 1 S: 5	H: 0 LOB: 0 BB: 0 P: 5	R: 0 E: 0 K: 0 S: 3	H: 0 LOB: 0 BB: 0 P: 3	R: 2 E: 0 K: 2 S: 9	H: 2 LOB: 2 BB: 2 P: 17	R: 0 E: 0 K: 0 S: 4	H: 1 LOB: 1 BB: 0 P: 4	R: 1 E: 0 K: 0 S: 5	H: 3 LOB: 1 BB: 0 P: 5	R: 0 E: 0 K: 0 S: 3	H: 0 LOB: 0 BB: 0 P: 3	R: 0 E: 0 K: 2 S: 7	H: 0 LOB: 0 BB: 0 P: 7	R: 1 E: 0 K: 1 S: 6	H: 1 LOB: 0 BB: 0 P: 6	1B: 8 2B: 2 3B: 0 HR: 1	SF: 0 SAC: 0 DP: 2 HBP: 0	WP: 0 PB: 0 SB: 4 CS: 0	PA: 36														
PITCHER	IP WLS BF H R ER SO BB IBB HBP BLK WP HR S P ERA WHIP																																			
Dean Chance, R ERA: 2.95 (1.1)	6.0	26	8	3	2	3	2	0	0	0	0	0	0	30	38	3.00	1.667																			
Jim Kaat, L ERA: 3.3 (7.1)	3.0	L 10	1	1	1	3	0	0	0	0	0	0	1	16	16	3.00	0.333																			

Seattle Pilots @ Minnesota Twins
Metropolitan Stadium, Bloomington, MI
Sun Sep 21 1969, 4:33 AM EDT
Att: 15,443 - Unknown - 76 F

AB 34
R 4
H 9
RBI 3
BB 2
SO 6
LOB 12



Batter	1	2	3	4	5	6	7	8	9	AB	R	H	RBI	BB	SO	LOB	BOTTOM																				
Cesar Tovar, R OBP: 0.338, SLG: 0.415 (1.8)										2	1	0	0	0	0	0																					
Rod Carew, L OBP: 0.388, SLG: 0.466 (1.4)										4	0	1	1	0	2	2																					
Harmon Killebrew, R OBP: 0.432, SLG: 0.590 (8.5)										3	2	3	2	1	0	0																					
Tony Oliva, L OBP: 0.358, SLG: 0.503 (1.9)										4	0	0	0	0	1	5																					
Bob Allison, R OBP: 0.337, SLG: 0.405 (1.7)										2	0	0	0	0	2	0																					
Ted Uhlhaender, L OBP: 0.326, SLG: 0.348 (7, PH)										2	0	0	0	0	0	0																					
Rich Reese, L OBP: 0.362, SLG: 0.510 (8.3)										2	0	0	0	0	0	0																					
George Mitterwald, R OBP: 0.335, SLG: 0.368 (1.2)										4	0	3	0	0	0	0																					
Leo Cardenas, R OBP: 0.352, SLG: 0.388 (1.6)										3	0	0	0	0	1	2																					
Dean Chance, R OBP: 0.148, SLG: 0.042 (1.1)										1	0	0	0	0	1	0																					
Frank Kostro, R ERA: 3.19 (6, PH)										1	0	0	0	0	1	0																					
Jim Kaat, L OBP: 0.250, SLG: 0.378 (7.1)										1	0	1	0	0	0	0																					
Inning Stats	R: 1 E: 0 K: 1 S: 6	H: 1 LOB: 0 BB: 0 P: 6	R: 0 E: 0 K: 1 S: 5	H: 1 LOB: 0 BB: 0 P: 5	R: 0 E: 0 K: 1 S: 5	H: 0 LOB: 0 BB: 0 P: 5	R: 1 E: 0 K: 2 S: 8	H: 1 LOB: 0 BB: 0 P: 8	R: 0 E: 0 K: 0 S: 3	H: 1 LOB: 0 BB: 0 P: 3	R: 1 E: 0 K: 2 S: 8	H: 2 LOB: 2 BB: 0 P: 9	R: 0 E: 0 K: 1 S: 6	H: 1 LOB: 1 BB: 0 P: 6	R: 0 E: 1 K: 0 S: 4	H: 1 LOB: 2 BB: 1 P: 8	R: 0 E: 0 K: 0 S: 3	H: 0 LOB: 0 BB: 0 P: 3	1B: 6 2B: 1 3B: 0 HR: 2	SF: 0 SAC: 1 DP: 3 HBP: 1	WP: 0 PB: 0 SB: 2 CS: 1	PA: 35															
PITCHER	IP WLS BF H R ER SO BB IBB HBP BLK WP HR S P ERA WHIP																																				
Bob Meyer, L ERA: 3.31 (1.1)	6.0	22	6	3	3	7	6	3	3	7	0	1	0	0	0	0	4.50	1.000																			
Bob Locker, R ERA: 3.19 (7.1)	1.0	6	2	0	0	1	0	0	0	0	0	8	8	0.00	2.000																						
John O'Donoghue, L ERA: 3.32 (8.1)	2.0	W 6	0	0	0	0	0	1	0	0	0	0	5	9	0.00	0.000																					

Seattle Pilots @ Minnesota Twins
Metropolitan Stadium, Bloomington, MI
Sun Sep 21 1969, 4:33 AM EDT
Att: 15,443 - Unknown - 76 F

AB 31
R 3
H 8
RBI 3
BB 1
SO 8
LOB 9



Batter	1	2	3	4	5	6	7	8	9	AB	R	H	RBI	BB	SO	LOB	TOP				
Cesar Tovar, R OBP: 0.340, SLG: 0.416 (1, 8)	F3		F9		WP S 1B			CS 1B	1B	5	0	3	2	0	0	0	Minnesota Twins @ Kansas City Royals Municipal Stadium, Kansas City, MO Mon Sep 22 1969, 8:05 PM EDT Att. 7,727 - Unknown - 75 F				
Tony Oliva, L OBP: 0.358, SLG: 0.502 (1, 9)	F8		K		F5			BB 1B	1B	5	0	2	0	0	1	1					
Harmon Killebrew, R OBP: 0.431, SLG: 0.593 (1, 3)	K				G5-3			FC5 BB 1B	G6-3	4	1	1	1	1	1	3					
Bob Allison, R OBP: 0.335, SLG: 0.407 (1, 7)		F7			G5-3			P3		4	1	1	0	0	0	2					
Ted Uhlhaender, L OBP: 0.326, SLG: 0.348 (8, 7)					F9 SF8 2B					0	0	0	0	0	0	0					
Rick Renick, R OBP: 0.296, SLG: 0.320 (1, 5)		F2			F9					3	0	0	0	0	1	1					
Rod Carew, L OBP: 0.390, SLG: 0.466 (7, 4)					2-3			BB		0	0	0	0	1	0	0					
George Mitterwald, R OBP: 0.333, SLG: 0.388 (1, 2)		BB 1B			SF8			FC5		3	0	1	1	0	0	3					
Frank Quilici, R OBP: 0.257, SLG: 0.276 (1, 4)		1-2 BB			G5-3			F7		2	1	0	0	2	0	0					
Leo Cardenas, R OBP: 0.351, SLG: 0.388 (1, 6)		K						G6-3		4	1	1	0	0	1	3					
Bob Miller, R OBP: 0.375 (1, 1)					SH5-4 1B 2B				F3												
Al Worthington, R OBP: 0.375 (9, 1)			K		SH5-4 1B 2B			P3	SH3-4	0	0	0	0	0	0	0					
Inning Stats	R: 0 E: 0 K: 1 S: 5	H: 0 LOB: 0 BB: 0 P: 5	R: 0 E: 0 K: 1 S: 6	H: 1 LOB: 2 BB: 1 P: 10	R: 0 E: 0 K: 2 S: 7	H: 0 LOB: 0 BB: 0 P: 7	R: 2 E: 0 K: 0 S: 5	H: 2 LOB: 0 BB: 0 P: 5	R: 1 E: 0 K: 0 S: 5	H: 2 LOB: 1 BB: 0 P: 5	R: 0 E: 0 K: 0 S: 5	H: 0 LOB: 0 BB: 0 P: 3	R: 0 E: 0 K: 0 S: 4	H: 2 LOB: 2 BB: 2 P: 12	R: 1 E: 0 K: 0 S: 5	H: 2 LOB: 2 BB: 1 P: 9	1B: 6 2B: 2 3B: 0 HR: 1	SF: 1 SAC: 2 DP: 0 HBP: 0	WP: 1 PB: 0 SB: 1 CS: 1	PA: 39	
PITCHER	IP	WLS	BF	H	R	ER	SO	BB	IBB	HBP	BLK	WP	HR	S	P	ERA	WHIP				
Jim Rooker, L ERA: 3.75 (1, 1)	8.0	L	33	7	3	3	5	3	0	0	0	1	1	40	52	3.38	1.250				
Al Fitzmorris, R ERA: 5.14 (9, 1)	1.0	S	6	2	1	1	0	1	0	0	0	0	0	5	9	9.00	3.000				

AB	32
R	4
H	9
RBI	4
BB	4
SO	5
LOB	13



Batter	1	2	3	4	5	6	7	8	9	AB	R	H	RBI	BB	SO	LOB	BOTTOM				
Pat Kelly, L OBP: 0.357, SLG: 0.400 (1, 9)	F7		1B SF8 1B		G5-3			K		4	1	1	0	0	1	1	Minnesota Twins @ Kansas City Royals Municipal Stadium, Kansas City, MO Mon Sep 22 1969, 8:05 PM EDT Att. 7,727 - Unknown - 75 F				
Mike Fiore, L OBP: 0.412, SLG: 0.423 (1, 3)	WP 2B		FC6-4 1B					G4-3		4	0	2	0	0	0	1					
Ed Kirkpatrick, L OBP: 0.340, SLG: 0.395 (1, 8)	K		SF8		F9				2B 1B	3	1	1	1	0	1	1					
Lou Piniella, R OBP: 0.331, SLG: 0.428 (1, 7)	G4-3		3-H FC6-4		G6-3				1-H 1B 2B	4	1	1	1	0	0	2					
Joe Foy, R OBP: 0.353, SLG: 0.372 (1, 5)			K		G2-3			F8	F8	4	0	0	0	0	1	1					
Jerry Adair, R OBP: 0.283, SLG: 0.294 (1, 4)					G6-3			F8		3	0	0	0	1	0	0					
Scott Northey, R OBP: 0.292, SLG: 0.333 (9, PR)					G5-3			F8	1B BB	0	0	0	0	0	0	0					
Buck Martinez, R OBP: 0.260, SLG: 0.339 (1, 2)					F9			F8		4	0	2	1	0	0	0					
Fred Rico, R OBP: 0.500, SLG: 0.273 (9, PR)								F8	1-2 2-H 1B	0	0	0	0	0	0	0					
Jackie Hernandez, R OBP: 0.279, SLG: 0.281 (1, 6)										2	0	0	0	0	1	1					
Joe Keough, L OBP: 0.257, SLG: 0.201 (8, PH)					G1-3			P4	G3	1	0	0	0	0	0	0					
Paul Schaaf, R OBP: 0.340, SLG: 0.314 (9, 6)										1	0	0	0	0	0	1					
Jim Rooker, R OBP: 0.316, SLG: 0.564 (1, 1)										2	0	0	0	0	2	0					
Bob Oliver, R OBP: 0.294, SLG: 0.396 (8, PH)					K					1	0	1	0	0	0	0					
Al Fitzmorris, S OBP: 0.375 (9, 1)					K					0	0	0	0	0	0	0					
Inning Stats	R: 0 E: 0 K: 1 S: 6	H: 1 LOB: 1 BB: 0 P: 6	R: 0 E: 0 K: 2 S: 8	H: 1 LOB: 0 BB: 0 P: 8	R: 1 E: 0 K: 1 S: 7	H: 2 LOB: 1 BB: 0 P: 7	R: 0 E: 0 K: 0 S: 3	H: 0 LOB: 0 BB: 0 P: 3	R: 0 E: 0 K: 0 S: 3	H: 0 LOB: 0 BB: 0 P: 3	R: 0 E: 0 K: 0 S: 3	H: 0 LOB: 0 BB: 0 P: 3	R: 0 E: 0 K: 1 S: 6	H: 1 LOB: 1 BB: 0 P: 6	R: 2 E: 0 K: 0 S: 5	H: 3 LOB: 1 BB: 1 P: 9	1B: 6 2B: 2 3B: 0 HR: 0	SF: 1 SAC: 0 DP: 0 HBP: 0	WP: 1 PB: 0 SB: 0 CS: 0	PA: 35	
PITCHER	IP	WLS	BF	H	R	ER	SO	BB	IBB	HBP	BLK	WP	HR	S	P	ERA	WHIP				
Bob Miller, R ERA: 3.02 (1, 1)	8.0	W	31	7	3	3	6	0	0	0	0	1	0	43	43	3.38	0.875				
Al Worthington, R ERA: 4.37 (9, 1)	1.0	S	4	1	0	0	0	1	0	0	0	0	0	3	7	0.00	2.000				



Batter	1	2	3	4	5	6	7	8	9	AB	R	H	RBI	BB	SO	LOB	TOP								
Ted Uhlhaender, L (1, 8) OBP: 0.323, SLG: 0.346	E5 BB 1B 1B	F7			G4-3		G4-3		SF7	4	1	0	1	0	0	0	Minnesota Twins @ Kansas City Royals Municipal Stadium, Kansas City, MO Tue Sep 23 1969, 8:05 PM EDT Att: 8,293 - Unknown - 71 F livebaseballscorecards.com								
Rod Carew, L (1, 4) OBP: 0.390, SLG: 0.465	L8				G3		G6-3		G1-3 1B	5	0	2	0	0	0	1									
Tony Oliva, L (1, 9) OBP: 0.359, SLG: 0.502	BB 1B 1B				K		P3		G1-3	5	2	2	0	0	1	3									
Harmon Killebrew, R (1, 5) OBP: 0.432, SLG: 0.591	1B BB				F5		FC3-6 1B 1B		K	3	1	1	0	1	0	1									
Tom Hall, L (8, 1) OBP: 0.261, SLG: 0.214	1B BB									0	0	0	0	0	0	0									
Jim Holt, L (9, PH) OBP: 0.375, SLG: 0.375	1B BB									0	1	0	0	0	1	3									
Ron Perranoski, L (9, 1) OBP: 0.167, SLG: 0.091	1-2 2-3									0	0	0	0	0	0	0									
Rich Reese, L (1, 3) OBP: 0.363, SLG: 0.510	1-3 2-H 3-H				G1-3		FC3-6 1B		F8	4	0	2	3	0	0	1									
Graig Nettles, L (1, 7) OBP: 0.321, SLG: 0.381	K				L4-3 1B		FC3-6 1B		G1-3	4	0	1	0	0	1	4									
John Roseboro, L (1, 2) OBP: 0.332, SLG: 0.318	F8				L4-3		F4		E S 1B	2	0	0	0	0	0	3									
Rick Dempsey, R (4, 2) OBP: 0.500, SLG: 0.500										2	0	1	0	0	0	2									
Herman Hill, L (9, PR)										0	1	0	0	0	0	0									
Tom Tietchinski, R (9, 2) OBP: 0.267, SLG: 0.132										0	0	0	0	0	0	0									
Rick Renick, R (1, 6) OBP: 0.302, SLG: 0.320		F7			G6-3				E SF7 BB	3	1	1	1	1	0	0									
Dave Boswell, R (1, 1) OBP: 0.196, SLG: 0.281										3	0	0	0	0	1	2									
Frank Quilici, R (8, 5) OBP: 0.255, SLG: 0.273	G6-3				K		P3		E5 G1-3 1B	1	0	0	0	0	0	1									
Inning Stats	R: 2 E: 1 K: 1 S: 8	H: 2 LOB: 2 BB: 1 P: 12	R: 0 E: 0 K: 0 S: 3	H: 0 LOB: 0 BB: 0 P: 3	R: 0 E: 0 K: 1 S: 6	H: 1 LOB: 1 BB: 0 P: 6	R: 0 E: 0 K: 0 S: 3	H: 1 LOB: 0 BB: 0 P: 3	R: 0 E: 0 K: 1 S: 5	H: 0 LOB: 0 BB: 0 P: 5	R: 2 E: 0 K: 0 S: 7	H: 4 LOB: 2 BB: 0 P: 7	R: 0 E: 0 K: 0 S: 3	H: 0 LOB: 0 BB: 0 P: 3	R: 0 E: 0 K: 0 S: 3	H: 0 LOB: 0 BB: 0 P: 3	R: 2 E: 1 K: 1 S: 8	H: 2 LOB: 3 BB: 1 P: 12	1B: 10 2B: 1 3B: 0 HR: 0	SF: 1 SAC: 0 DP: 1 HBP: 0	WP: 0 PB: 0 SB: 2 CS: 0	PA: 40			
PITCHER	IP	WLS	BF	H	R	ER	SO	BB	IBB	HBP	BLK	WP	HR	S	P	ERA	WHIP	PITCHER							
Mike Hedlund, R (1, 1) ERA: 3.29	7.0	L	30	8	4	3	3	1	0	0	0	0	0	35	39	3.86	1.286								
Chris Zachary, R (8, 1) ERA: 7.95	2.0		10	2	2	1	1	1	0	0	0	0	0	11	15	4.50	1.500								

Batter	1	2	3	4	5	6	7	8	9	AB	R	H	RBI	BB	SO	LOB	BOTTOM									
Luis Alcaraz, R (1, 4) OBP: 0.266, SLG: 0.305	FC4-6 BB				F2		F7			3	1	1	0	1	0	0	Minnesota Twins @ Kansas City Royals Municipal Stadium, Kansas City, MO Tue Sep 23 1969, 8:05 PM EDT Att: 8,293 - Unknown - 71 F livebaseballscorecards.com									
Mike Fiore, L (1, 3) OBP: 0.413, SLG: 0.422	K								F7	3	0	1	0	1	1	1										
Ed Kirkpatrick, L (1, 8) OBP: 0.336, SLG: 0.390	FC4-6 FC6-4				FC3-6 1B		K		G4-3	4	1	0	0	0	1	4										
Lou Piniella, R (1, 7) OBP: 0.330, SLG: 0.426	FC6-4				G3		L7		FC6 1B	4	0	1	1	0	0	3										
Joe Foy, R (1, 5) OBP: 0.353, SLG: 0.371					F8		F8		FC6	4	0	1	1	0	0	1										
Bob Oliver, R (1, 9) OBP: 0.294, SLG: 0.393	FC6-4 BB				CS		G5-3		G6-3	3	0	0	0	1	1	0										
Buck Martinez, R (1, 2) OBP: 0.260, SLG: 0.333	FC6-4 BB				P3		G6-3		F4	3	0	0	0	1	0	0										
Paul Schaaf, R (1, 6) OBP: 0.338, SLG: 0.313	FC6-4						G5-3		F7	4	0	1	0	0	0	2										
Mike Hedlund, R (1, 1) OBP: 0.188, SLG: 0.161										2	0	0	0	0	2	3										
Joe Keough, L (7, PH) OBP: 0.256, SLG: 0.200										1	0	0	0	0	1	0										
Chris Zachary, L (8, 1) OBP: 0.500, SLG: 0.500	K				K		K			0	0	0	0	0	0	0										
Inning Stats	R: 0 E: 0 K: 1 S: 5	H: 0 LOB: 1 BB: 1 P: 9	R: 0 E: 0 K: 1 S: 5	H: 0 LOB: 2 BB: 2 P: 13	R: 2 E: 0 K: 0 S: 5	H: 3 LOB: 0 BB: 0 P: 5	R: 0 E: 0 K: 1 S: 6	H: 1 LOB: 1 BB: 0 P: 6	R: 0 E: 0 K: 1 S: 5	H: 0 LOB: 0 BB: 0 P: 5	R: 0 E: 0 K: 1 S: 5	H: 0 LOB: 0 BB: 0 P: 5	R: 0 E: 0 K: 0 S: 4	H: 1 LOB: 1 BB: 0 P: 4	R: 0 E: 0 K: 0 S: 3	H: 0 LOB: 0 BB: 0 P: 3		1B: 5 2B: 0 3B: 0 HR: 0	SF: 0 SAC: 0 DP: 0 HBP: 0	WP: 0 PB: 0 SB: 0 CS: 1	PA: 36					
PITCHER	IP	WLS	BF	H	R	ER	SO	BB	IBB	HBP	BLK	WP	HR	S	P	ERA		WHIP	PITCHER							
Dave Boswell, R (1, 1) ERA: 3.2	7.0	W	28	4	2	2	6	4	0	0	0	0	0	36	52	2.57		1.143								
Tom Hall, L (8, 1) ERA: 3.25	1.0		4	1	0	0	0	0	0	0	0	0	0	4	4	0.00	1.000									
Ron Perranoski, L (9, 1) ERA: 2.25	1.0	S	3	0	0	0	0	0	0	0	0	0	0	3	3	0.00	0.000									



Batter	1	2	3	4	5	6	7	8	9	10	11	12	13	14	AB	R	H	RBI	BB	SO	LOB	TOP
Ted Uhlender, L OBP: 0.328, SLG: 0.347 (1.7)	6-3 9-2-5 2B		1B 2B BB		L8		4-3			E6 FC1-4		IBB			4	1	1	0	2	0	1	
Rod Carew, L OBP: 0.388, SLG: 0.462 (1.4)	6-3		2B CS 1B		F7			F8		FC1-4		K			2	0	1	0	0	0	1	
Frank Quilici, R OBP: 0.247, SLG: 0.263 (3.4)	6-3		2B CS 1B		F7			F8		FC1-4		K			4	0	0	0	0	1	4	
Tony Oliva, L OBP: 0.353, SLG: 0.494 (1.9)	9-2-5		F7		4-3			G3		L7					5	0	0	0	0	0	4	
Jim Holt, L OBP: 0.300, SLG: 0.300 (11.9)	9-2-5		F7		4-3			G3		L7					1	0	0	0	0	0	0	
Harmon Killebrew, R OBP: 0.429, SLG: 0.566 (1.3)			F2												4	1	1	1	1	0	2	
Colton Nash, R OBP: 0.200, SLG: 0.200 (11.3)			F2												1	0	0	0	0	0	0	
Graig Nettles, L OBP: 0.327, SLG: 0.384 (1.5)		HR	1-3 2B		F7			3-1		6-3		K			4	0	1	1	2	1	1	
Cesar Tovar, R OBP: 0.340, SLG: 0.413 (1.8)			CS		F4			FC6-4 BB		K		K			3	1	1	0	0	0	1	
Charlie Manuel, L OBP: 0.326, SLG: 0.288 (7.7)	S 1B		CS		F4			FC6-4 BB		K		K			3	0	0	0	0	1	1	
John Roseboro, L OBP: 0.352, SLG: 0.318 (6.1)			1B		4-3			K		F7					3	0	1	1	0	1	1	
Ron Ferranoski, L OBP: 0.087 (7.1)			1B		4-3			K		F7					0	0	0	0	0	1	0	
Rick Dempsey, R OBP: 0.600, SLG: 0.750 (10.2)			1B		4-3			K		F7					2	0	1	0	0	0	0	
Leo Cardenas, R OBP: 0.352, SLG: 0.389 (1.6)			F7					F9		F8					3	0	1	0	0	0	1	
Rick Renick, R OBP: 0.313, SLG: 0.382 (7.6)			F7					F9		F8					3	0	1	0	0	1	1	
Jim Pugh, L OBP: 0.200, SLG: 0.200 (11.3)			K		4-3			L5		FC1-4 E BB					1	0	0	0	0	0	0	
John Roseboro, L OBP: 0.352, SLG: 0.318 (6.1)			K		4-3			L5		FC1-4 E BB					1	0	0	0	0	0	0	
John Roseboro, L OBP: 0.352, SLG: 0.318 (6.1)			K		4-3			L5		FC1-4 E BB					1	0	0	0	0	0	0	
John Roseboro, L OBP: 0.352, SLG: 0.318 (6.1)			K		4-3			L5		FC1-4 E BB					1	0	0	0	0	0	0	
John Roseboro, L OBP: 0.352, SLG: 0.318 (6.1)			K		4-3			L5		FC1-4 E BB					1	0	0	0	0	0	0	
John Roseboro, L OBP: 0.352, SLG: 0.318 (6.1)			K		4-3			L5		FC1-4 E BB					1	0	0	0	0	0	0	
John Roseboro, L OBP: 0.352, SLG: 0.318 (6.1)			K		4-3			L5		FC1-4 E BB					1	0	0	0	0	0	0	
John Roseboro, L OBP: 0.352, SLG: 0.318 (6.1)			K		4-3			L5		FC1-4 E BB					1	0	0	0	0	0	0	
John Roseboro, L OBP: 0.352, SLG: 0.318 (6.1)			K		4-3			L5		FC1-4 E BB					1	0	0	0	0	0	0	
John Roseboro, L OBP: 0.352, SLG: 0.318 (6.1)			K		4-3			L5		FC1-4 E BB					1	0	0	0	0	0	0	
John Roseboro, L OBP: 0.352, SLG: 0.318 (6.1)			K		4-3			L5		FC1-4 E BB					1	0	0	0	0	0	0	
John Roseboro, L OBP: 0.352, SLG: 0.318 (6.1)			K		4-3			L5		FC1-4 E BB					1	0	0	0	0	0	0	
John Roseboro, L OBP: 0.352, SLG: 0.318 (6.1)			K		4-3			L5		FC1-4 E BB					1	0	0	0	0	0	0	
John Roseboro, L OBP: 0.352, SLG: 0.318 (6.1)			K		4-3			L5		FC1-4 E BB					1	0	0	0	0	0	0	
John Roseboro, L OBP: 0.352, SLG: 0.318 (6.1)			K		4-3			L5		FC1-4 E BB					1	0	0	0	0	0	0	
John Roseboro, L OBP: 0.352, SLG: 0.318 (6.1)			K		4-3			L5		FC1-4 E BB					1	0	0	0	0	0	0	
John Roseboro, L OBP: 0.352, SLG: 0.318 (6.1)			K		4-3			L5		FC1-4 E BB					1	0	0	0	0	0	0	
John Roseboro, L OBP: 0.352, SLG: 0.318 (6.1)			K		4-3			L5		FC1-4 E BB					1	0	0	0	0	0	0	
John Roseboro, L OBP: 0.352, SLG: 0.318 (6.1)			K		4-3			L5		FC1-4 E BB					1	0	0	0	0	0	0	
John Roseboro, L OBP: 0.352, SLG: 0.318 (6.1)			K		4-3			L5		FC1-4 E BB					1	0	0	0	0	0	0	
John Roseboro, L OBP: 0.352, SLG: 0.318 (6.1)			K		4-3			L5		FC1-4 E BB					1	0	0	0	0	0	0	
John Roseboro, L OBP: 0.352, SLG: 0.318 (6.1)			K		4-3			L5		FC1-4 E BB					1	0	0	0	0	0	0	
John Roseboro, L OBP: 0.352, SLG: 0.318 (6.1)			K		4-3			L5		FC1-4 E BB					1	0	0	0	0	0	0	
John Roseboro, L OBP: 0.352, SLG: 0.318 (6.1)			K		4-3			L5		FC1-4 E BB					1	0	0	0	0	0	0	
John Roseboro, L OBP: 0.352, SLG: 0.318 (6.1)			K		4-3			L5		FC1-4 E BB					1	0	0	0	0	0	0	
John Roseboro, L OBP: 0.352, SLG: 0.318 (6.1)			K		4-3			L5		FC1-4 E BB					1	0	0	0	0	0	0	
John Roseboro, L OBP: 0.352, SLG: 0.318 (6.1)			K		4-3			L5		FC1-4 E BB					1	0	0	0	0	0	0	
John Roseboro, L OBP: 0.352, SLG: 0.318 (6.1)			K		4-3			L5		FC1-4 E BB					1	0	0	0	0	0	0	
John Roseboro, L OBP: 0.352, SLG: 0.318 (6.1)			K		4-3			L5		FC1-4 E BB					1	0	0	0	0	0	0	
John Roseboro, L OBP: 0.352, SLG: 0.318 (6.1)			K		4-3			L5		FC1-4 E BB					1	0	0	0	0	0	0	
John Roseboro, L OBP: 0.352, SLG: 0.318 (6.1)			K		4-3			L5		FC1-4 E BB					1	0	0	0	0	0	0	
John Roseboro, L OBP: 0.352, SLG: 0.318 (6.1)			K		4-3			L5		FC1-4 E BB					1	0	0	0	0	0	0	
John Roseboro, L OBP: 0.352, SLG: 0.318 (6.1)			K		4-3			L5		FC1-4 E BB					1	0	0	0	0	0	0	
John Roseboro, L OBP: 0.352, SLG: 0.318 (6.1)			K		4-3			L5		FC1-4 E BB					1	0	0	0	0	0	0	
John Roseboro, L OBP: 0.352, SLG: 0.318 (6.1)			K		4-3			L5		FC1-4 E BB					1	0	0	0	0	0	0	
John Roseboro, L OBP: 0.352, SLG: 0.318 (6.1)			K		4-3			L5		FC1-4 E BB					1	0	0	0	0	0	0	
John Roseboro, L OBP: 0.352, SLG: 0.318 (6.1)			K		4-3			L5		FC1-4 E BB					1	0	0	0	0	0	0	
John Roseboro, L OBP: 0.352, SLG: 0.318 (6.1)			K		4-3			L5		FC1-4 E BB					1	0	0	0	0	0	0	
John Roseboro, L OBP: 0.352, SLG: 0.318 (6.1)			K		4-3			L5		FC1-4 E BB					1	0	0	0	0	0	0	
John Roseboro, L OBP: 0.352, SLG: 0.318 (6.1)			K		4-3			L5		FC1-4 E BB					1	0	0	0	0	0	0	
John Roseboro, L OBP: 0.352, SLG: 0.318 (6.1)			K		4-3			L5		FC1-4 E BB					1	0	0	0	0	0	0	
John Roseboro, L OBP: 0.352, SLG: 0.318 (6.1)			K		4-3			L5		FC1-4 E BB					1	0	0	0	0	0	0	
John Roseboro, L OBP: 0.352, SLG: 0.318 (6.1)			K		4-3			L5		FC1-4 E BB					1	0	0	0	0	0	0	
John Roseboro, L OBP: 0.352, SLG: 0.318 (6.1)			K		4-3			L5		FC1-4 E BB					1	0	0	0	0	0	0	
John Roseboro, L OBP: 0.352, SLG: 0.318 (6.1)			K		4-3			L5		FC1-4 E BB					1	0	0	0	0	0	0	
John Roseboro, L OBP: 0.352, SLG: 0.318 (6.1)			K		4-3			L5		FC1-4 E BB					1	0	0	0	0	0	0	
John Roseboro, L OBP: 0.352, SLG: 0.318 (6.1)			K		4-3			L5		FC1-4 E BB					1	0	0	0	0	0	0	
John Roseboro, L OBP: 0.352, SLG: 0.318 (6.1)			K		4-3			L5		FC1-4 E BB					1	0	0	0	0	0	0	
John Roseboro, L OBP: 0.352, SLG: 0.318 (6.1)			K		4-3			L5		FC1-4 E BB					1	0	0	0	0	0	0	
John Roseboro, L OBP: 0.352, SLG: 0.318 (6.1)			K		4-3			L5		FC1-4 E BB					1	0	0	0	0	0	0	
John Roseboro, L OBP: 0.352, SLG: 0.318 (6.1)			K		4																	

Batter	1	2	3	4	5	6	7	8	9	AB	R	H	RBI	BB	SO	LOB	TOP										
Ted Uhlhaender, L (1, 7) OBP: 0.326, SLG: 0.353	0-0 K	0-0 F7		0-3 K			0-0 5-3		0-3 K	3	1	1	1	0	1	3	Minnesota Twins @ Seattle Pilots Sicks Stadium, Boston, MA Sun Sep 28 1969, 6:33 AM EDT Unknown - 56 F										
Rick Renick, R (6, 5) OBP: 0.311, SLG: 0.380	HR									1	0	0	0	0	0	0											
Frank Quilici, R (7, 5) OBP: 0.245, SLG: 0.261										1	0	0	0	0	1	1											
Rod Carew, L (1, 4) OBP: 0.388, SLG: 0.463	0-3 K	0-0 FC4-6 1B			0-0 5-3		0-0 F7		0-0 2B	5	0	2	3	0	1	0											
Tony Oliva, L (1, 9) OBP: 0.354, SLG: 0.494	4-0 BB	0-0 FC4-6 1-2			0-0 2B		0-3 K		0-0 F7	4	0	1	0	1	1	3											
Harmon Killebrew, R (1, 3) OBP: 0.428, SLG: 0.585	4-0 BB			0-0 F8		0-0 F2		0-0 5-3		3	0	0	0	1	0	1											
Graig Nettles, L (1, 5) OBP: 0.324, SLG: 0.381	0-0 BB			0-3 K		4-0 FC4-6 BB		0-0 5-3		2	0	0	0	0	1	2											
Bob Allison, R (5, PH) OBP: 0.330, SLG: 0.396	G4-6-3 1-2									1	0	0	0	1	0	0											
Cesar Tovar, R (1, 8) OBP: 0.341, SLG: 0.414		0-0 BB		0-0 S		0-0 FC4-6 1-2		0-0 5-3		4	1	2	0	0	0	2											
John Roseboro, L (1, 2) OBP: 0.324, SLG: 0.323		0-0 1B		0-3 K		0-0 3-1		0-0 2B		4	1	2	0	0	1	1											
Herman Hill, L (9, PR)										0	1	0	0	0	0	0											
Tom Tischinski, R (9, 2) OBP: 0.294, SLG: 0.163	1-2 BB	1-2 1B		1-2 K					0-0 2B	0	0	0	0	0	0	0											
Leo Cardenas, R (1, 6) OBP: 0.353, SLG: 0.390	4-0 1B			0-3 K		0-0 F8		0-0 2B		3	1	1	1	1	1	0											
Dave Boswell, R (1, 1) OBP: 0.189, SLG: 0.272	0-3 K	1-2 BB		0-0 G3		0-3 K		0-3 K		3	0	0	0	0	2	3											
Ron Perranoski, L (8, 1) OBP: 0.154, SLG: 0.083									0-3 K	1	0	0	0	0	1	1											
Inning Stats	R: 1 E: 0 K: 1 S: 5	H: 1 LOB: 1 BB: 2 P: 13	R: 2 E: 0 K: 1 S: 8	H: 3 LOB: 2 BB: 1 P: 12	R: 0 E: 0 K: 2 S: 8	H: 1 LOB: 1 BB: 0 P: 8	R: 0 E: 0 K: 2 S: 7	H: 0 LOB: 0 BB: 0 P: 7	R: 0 E: 0 K: 0 S: 4	H: 1 LOB: 2 BB: 1 P: 8	R: 0 E: 0 K: 1 S: 5	H: 0 LOB: 0 BB: 0 P: 5	R: 0 E: 0 K: 0 S: 3	H: 0 LOB: 0 BB: 0 P: 3	R: 0 E: 0 K: 2 S: 10	H: 3 LOB: 1 BB: 0 P: 10	1B: 4 2B: 4 3B: 0 HR: 1	SF: 0 SAC: 0 DP: 1 HBP: 0	WP: 0 PB: 0 SB: 1 CS: 0	PA: 39							
PITCHER	IP	WLS	BF	H	R	ER	SO	BB	IBB	HBP	BLK	WP	HR	S	P	ERA	WHIP										
Miguel Fuentes, R (1, 1) ERA: 5.4	1.2	L	11	4	3	3	2	3	0	0	0	0	1	12	24	16.20	4.200										
John O'Donoghue, L (2, 1) ERA: 2.97	5.1		19	2	0	0	6	1	0	0	0	0	0	30	34	0.00	0.562										
Bob Locker, R (8, 1) ERA: 3.19	1.2		8	3	2	2	2	0	0	0	0	0	0	12	12	10.80	1.800										
Dooley Womack, R (9, 1) ERA: 3.25	0.1		1	0	0	0	0	0	0	0	0	0	0	1	1	0.00	0.000										
Batter	1	2	3	4	5	6	7	8	9	AB	R	H	RBI	BB	SO	LOB	BOTTOM										
Tommy Harper, R (1, 5) OBP: 0.348, SLG: 0.312	0-0 6-3	0-0 F8			0-0 F4		0-0 6-3			4	0	0	0	0	0	2	Minnesota Twins @ Seattle Pilots Sicks Stadium, Boston, MA Sun Sep 28 1969, 6:33 AM EDT Unknown - 56 F										
John Donaldson, L (1, 4) OBP: 0.306, SLG: 0.280	4-0 BB			0-0 P6		0-0 3-1		0-0 F8		2	1	0	0	1	0	0											
Greg Goossen, R (8, PH) OBP: 0.389, SLG: 0.591	FC4-6 BB									1	0	0	0	0	0	0											
Ron Clark, R (9, 4) OBP: 0.261, SLG: 0.230	FC4-6 BB									0	0	0	0	0	0	0											
Wayne Comer, R (1, 9) OBP: 0.357, SLG: 0.381	4-0 FC4-6 BB			0-0 P4		0-0 F9		0-3 K		3	0	0	0	1	1	0											
Steve Hovley, L (1, 8) OBP: 0.329, SLG: 0.354	0-0 FC4-6 1B			4-0 BB		0-0 1-3		0-3 K		3	0	0	0	1	1	2											
Don Mincher, L (1, 3) OBP: 0.362, SLG: 0.442	0-0 FC5-4 1B			0-0 L8		0-0 F7				4	0	1	1	0	0	1											
Jerry McNettney, R (1, 2) OBP: 0.289, SLG: 0.349	0-0 FC5-4			0-0 3-1		0-0 5-3		0-0 1-3		4	0	0	0	0	0	2											
Sandy Valdespino, L (1, 7) OBP: 0.311, SLG: 0.267		0-0 5-3		0-3 K		0-0 2B		0-0 6-3		3	1	1	0	0	1	0											
Gus Gil, R (9, PH) OBP: 0.274, SLG: 0.256										1	0	0	0	0	0	0											
John Kennedy, R (1, 6) OBP: 0.314, SLG: 0.373	4-0 SH1-4 BB			0-3 K		0-0 E9		0-0 1-3		2	0	1	0	1	1	0											
Miguel Fuentes, R (1, 1) OBP: 0.333, SLG: 0.333		0-0 SH1-4				0-0 F7				0	0	0	0	0	0	0											
John O'Donoghue, R (2, 1) OBP: 0.377, SLG: 0.154										1	0	0	0	0	0	0											
Steve Whitaker, L (7, PH) OBP: 0.328, SLG: 0.400										1	0	0	0	1	1	1											
Bob Locker, S (8, 1) OBP: 0.143, SLG: 0.077		1-2								0	0	0	0	0	0	0											
Dooley Womack, L (9, 1) OBP: 0.143, SLG: 0.143										0	0	0	0	0	0	0											
Inning Stats	R: 1 E: 0 K: 0 S: 4	H: 1 LOB: 2 BB: 2 P: 12	R: 0 E: 0 K: 0 S: 3	H: 0 LOB: 1 BB: 1 P: 7	R: 0 E: 0 K: 0 S: 3	H: 0 LOB: 1 BB: 1 P: 7	R: 0 E: 0 K: 2 S: 7	H: 0 LOB: 0 BB: 0 P: 7	R: 0 E: 0 K: 0 S: 3	H: 0 LOB: 0 BB: 0 P: 3	R: 1 E: 1 K: 1 S: 7	H: 2 LOB: 1 BB: 0 P: 7	R: 0 E: 0 K: 2 S: 7	H: 0 LOB: 0 BB: 0 P: 7	R: 0 E: 0 K: 0 S: 3	H: 0 LOB: 0 BB: 0 P: 3	1B: 2 2B: 1 3B: 0 HR: 0	SF: 0 SAC: 1 DP: 0 HBP: 0	WP: 0 PB: 0 SB: 0 CS: 0	PA: 34							
PITCHER	IP	WLS	BF	H	R	ER	SO	BB	IBB	HBP	BLK	WP	HR	S	P	ERA	WHIP										
Dave Boswell, R (1, 1) ERA: 3.15	7.0	W	28	3	2	1	3	4	0	0	0	0	0	30	46	1.29	1.000										
Ron Perranoski, L (8, 1) ERA: 2.14	2.0	S	6	0	0	0	2	0	0	0	0	0	0	10	10	0.00	0.000										

Batter	1	2	3	4	5	6	7	8	9	AB	R	H	RBI	BB	SO	LOB	TOP										
Ted Uhlhaender, L (1, 7) OBP: 0.327, SLG: 0.354	F6		1B		1B		L8			4	0	2	0	0	0	1											
Rod Carew, L (1, 4) OBP: 0.387, SLG: 0.468	HR		F8		F7			F7		4	1	1	1	0	0	2											
Harmon Killebrew, R (1, 3) OBP: 0.429, SLG: 0.586	2B		F8		FC3-6 1B			F8		4	0	2	0	0	0	1											
Tony Oliva, L (1, 9) OBP: 0.352, SLG: 0.490	K		F6		FC3-6 1-2			K		4	0	0	0	0	2	3											
Graig Nettles, L (1, 5) OBP: 0.322, SLG: 0.377	K			4-3				L3-6 1-3 BB		2	0	0	0	0	1	1											
Cotton Nash, R (5, 3) OBP: 0.286, SLG: 0.167					K			1-3		1	0	0	0	1	1												
Herman Hill, L (9, PR)								1-2		3	0	0	0	0	1	2											
Cesar Tovar, R (1, 8) OBP: 0.340, SLG: 0.413		F9		K				1-2		1	0	0	0	0	0												
Charlie Manuel, L (2, 7) OBP: 0.321, SLG: 0.282										3	0	0	0	0	1	2											
Leo Cardenas, R (1, 6) OBP: 0.352, SLG: 0.389			F8				F3			4	0	1	0	0	0	2											
Tom Tischinski, R (1, 2) OBP: 0.296, SLG: 0.174					F8		F5			3	0	1	0	0	0	0											
Bob Miller, R (1, 1)										2	0	0	0	0	0	2											
Jim Holt, L (7, PH) OBP: 0.364, SLG: 0.364		G4-6-3			3-1					1	0	1	0	0	0	0											
Al Worthington, R (7, 1)										0	0	0	0	0	0	0											
Inning Stats	R: 1 E: 0 K: 2 S: 9	H: 2 LOB: 1 BB: 0 P: 9	R: 0 E: 0 K: 0 S: 4	H: 2 LOB: 1 BB: 0 P: 4	R: 0 E: 0 K: 0 S: 4	H: 1 LOB: 1 BB: 0 P: 4	R: 0 E: 0 K: 1 S: 5	H: 0 LOB: 0 BB: 0 P: 5	R: 0 E: 0 K: 1 S: 6	H: 1 LOB: 1 BB: 0 P: 6	R: 0 E: 0 K: 0 S: 4	H: 1 LOB: 1 BB: 0 P: 4	R: 0 E: 0 K: 1 S: 5	H: 0 LOB: 0 BB: 1 P: 5	R: 0 E: 0 K: 0 S: 2	H: 0 LOB: 0 BB: 1 P: 6	1B: 6 2B: 2 3B: 0 HR: 1	SF: 0 SAC: 0 DP: 2 HBP: 0	WP: 0 PB: 0 SB: 0 CS: 0	PA: 34							
PITCHER	IP	WLS	BF	H	R	ER	SO	BB	IBB	HBP	BLK	WP	HR	S	P	ERA	WHIP										
Dick Baney, R (1, 1) ERA: 4.6	8.0	W	32	8	1	1	5	1	0	0	0	0	1	41	45	1.12	1.125										
Diego Segui, R (9, 1) ERA: 3.31	1.0	S	2	0	0	0	0	0	0	0	0	0	0	2	2	0.00	0.000										

Minnesota Twins @ Seattle Pilots
Sicks Stadium, Boston, MA
Sun Sep 28 1969, 6:38 AM EDT
Att: 8,096 - Unknown

AB	33
R	1
H	8
RBI	1
BB	1
SO	5
LOB	15






Batter	1	2	3	4	5	6	7	8	9	AB	R	H	RBI	BB	SO	LOB	BOTTOM										
Tommy Harper, R (1, 5) OBP: 0.349, SLG: 0.313	6-3 1B		CS 1B	F2			F7			4	0	2	0	0	0	2											
John Donaldson, L (1, 4) OBP: 0.303, SLG: 0.277	K		L9 1-2		G3			L7		4	0	0	0	0	1	2											
Wayne Comer, R (1, 9) OBP: 0.358, SLG: 0.384	6-3 1-2		HR 2B		5-3			2B 1B		4	2	2	0	0	0	1											
Don Mincher, L (1, 3) OBP: 0.365, SLG: 0.454		1B FC5-2 1B	2H HR		F5			2B 1H 2B		4	1	3	3	0	0	0											
Mike Hegan, L (8, PR) OBP: 0.427, SLG: 0.461								2B 2H 2B		0	1	0	0	0	0	0											
Steve Hovley, L (1, 8) OBP: 0.331, SLG: 0.358		FC5-2 1B 1-2	4-3				4-3	K2-5-2 2H 2B		4	0	2	1	0	0	0											
Jim Pagliaroni, R (1, 2) OBP: 0.323, SLG: 0.425					5-3		G3	BB		3	0	1	0	1	0	0											
Sandy Valdespino, L (1, 7) OBP: 0.310, SLG: 0.267		FC5-2 1-2 2-3 3-H		SH1-4 1B			3-1	K2-5-2 2-3		4	0	1	0	0	1	5											
Fred Stanley, R (1, 6) OBP: 0.378, SLG: 0.455		K		SH1-4 1B				L8		3	0	1	0	0	1	3											
Dick Baney, R (1, 1)										2	0	0	0	0	1	3											
Diego Segui, R (9, 1) OBP: 0.207, SLG: 0.148		K		SH1-4			5-3			0	0	0	0	0	0	0											
Inning Stats	R: 0 E: 0 K: 1 S: 5	H: 3 LOB: 3 BB: 0 P: 10	R: 2 E: 0 K: 0 S: 5	H: 3 LOB: 0 BB: 0 P: 5	R: 0 E: 0 K: 0 S: 5	H: 2 LOB: 2 BB: 0 P: 5	R: 0 E: 0 K: 0 S: 3	H: 0 LOB: 0 BB: 0 P: 3	R: 0 E: 0 K: 1 S: 7	H: 3 LOB: 2 BB: 1 P: 11	1B: 8 2B: 4 3B: 0 HR: 1	SF: 0 SAC: 1 DP: 1 HBP: 0	WP: 0 PB: 0 SB: 0 CS: 1	PA: 34													
PITCHER	IP	WLS	BF	H	R	ER	SO	BB	IBB	HBP	BLK	WP	HR	S	P	ERA	WHIP										
Bob Miller, R (1, 1) ERA: 3.02	6.0	L	25	9	2	2	3	0	0	0	0	0	1	31	31	3.00	1.500										
Al Worthington, R (7, 1) ERA: 4.73	2.0		9	3	2	2	1	1	0	0	0	0	0	10	14	9.00	2.000										

Minnesota Twins @ Seattle Pilots
Sicks Stadium, Boston, MA
Sun Sep 28 1969, 6:38 AM EDT
Att: 8,096 - Unknown

AB	32
R	4
H	12
RBI	4
BB	1
SO	4
LOB	16




Batter	1	2	3	4	5	6	7	8	9	AB	R	H	RBI	BB	SO	LOB	TOP															
Walt Williams, R (1.9)	L8			FC6-4 1B		4-3 1B	4-3 1B			4	0	3	2	0	0	0	Chicago White Sox @ Minnesota Twins Metropolitan Stadium, Bloomington, MI Tue Sep 30 1969, 4:33 AM EDT Att. 4,817 - Unknown - 59 F															
Luis Aparicio, R (1.6)	1-4-3			FC6-4 1B		4-3 1B	F8			4	1	0	0	0	4																	
Tom McCraw, L (1.3)	4-3			3-1 1B		4-3 1B				4	0	0	0	0	2																	
Bill Melton, R (1.5)		1-3		1B 2H 1B		F9				4	0	1	1	0	1																	
Ed Herrmann, L (1.2)		F2		1B			K			4	0	1	0	0	1																	
Bob Christian, R (1.7)		F4		F8			3-1			3	0	0	0	1	2																	
Ken Berry, R (1.8)			4-3		F3		1B 1B 1B			4	1	1	0	0	1																	
Bobby Knoop, R (1.4)			F9		6-3		1B 1B 1B			4	1	1	0	0	0																	
Tommy John, R (1.1)										2	0	0	0	0	2																	
Ron Hansen, R (7, PH)										1	0	1	0	0	0																	
Jose Ortiz, R (7, PR)										0	0	0	0	0	0																	
Danny Murphy, L (7.1)										0	0	0	0	0	0																	
Inning Stats	R: 0 E: 0 K: 0 S: 3	H: 0 LOB: 0 BB: 0 P: 3	R: 0 E: 0 K: 0 S: 3	H: 0 LOB: 0 BB: 0 P: 3	R: 0 E: 0 K: 1 S: 5	H: 3 LOB: 2 BB: 0 P: 6	R: 0 E: 0 K: 1 S: 5	H: 0 LOB: 0 BB: 0 P: 5	R: 0 E: 0 K: 0 S: 4	H: 1 LOB: 1 BB: 0 P: 4	R: 2 E: 0 K: 1 S: 9	H: 4 LOB: 2 BB: 0 P: 9	R: 0 E: 0 K: 0 S: 3	H: 0 LOB: 0 BB: 0 P: 3	R: 0 E: 0 K: 0 S: 2	H: 0 LOB: 0 BB: 1 P: 6	1B: 8 2B: 0 3B: 0 HR: 0	SF: 0 SAC: 0 DP: 1 HBP: 0	WP: 0 PB: 0 SB: 0 CS: 0	PA: 35												
PITCHER	IP WLS BF H R ER SO BB IBB HBP BLK WP HR S P ERA WHIP																															
Jim Perry, R (1.1)	6.0	22	4	1	1	2	0	0	0	0	0	0	26	26	1.50	0.667																
Jim Kaat, L (7.1)	3.0	13	4	2	2	1	1	0	0	0	0	0	14	18	6.00	1.667																

Batter	1	2	3	4	5	6	7	8	9	AB	R	H	RBI	BB	SO	LOB	BOTTOM														
Cesar Tovar, R (1.8)	F8			1B						4	0	1	0	0	0	0	Chicago White Sox @ Minnesota Twins Metropolitan Stadium, Bloomington, MI Tue Sep 30 1969, 4:33 AM EDT Att. 4,817 - Unknown - 59 F														
Rick Dempsey, R (9.2)				1B						1	1	1	0	0	0																
Tony Oliva, L (1.9)	K			1B						5	0	2	0	0	1																
Harmon Killebrew, R (1.5)	K			6-3						4	0	1	0	1	2																
Bob Allison, R (1.7)		6-3								3	1	1	0	0	2																
Ted Uhlaender, L (8, PH)				F8 1B						2	0	2	1	0	0																
George Mitterwald, R (1.2)										3	1	1	1	0	1																
Graig Nettles, L (8, PH)		K		F8 1B						1	0	0	0	0	1																
Cotton Nash, R (1.3)										3	0	1	0	0	1																
Jim Holt, L (8, PH)										1	1	1	1	0	0																
Leo Cardenas, R (1.6)										4	0	3	1	0	1																
Frank Quilici, R (1.4)										4	0	0	0	0	3																
Jim Perry, S (1.1)										2	0	0	0	0	0																
Rick Renick, R (6, PH)										1	0	0	0	0	1																
Jim Kaat, L (7.1)										1	0	0	0	0	0																
Inning Stats	R: 0 E: 0 K: 2 S: 7	H: 0 LOB: 0 BB: 0 P: 7	R: 0 E: 0 K: 1 S: 6	H: 1 LOB: 0 BB: 0 P: 6	R: 0 E: 0 K: 0 S: 5	H: 2 LOB: 2 BB: 0 P: 5	R: 1 E: 0 K: 1 S: 7	H: 2 LOB: 1 BB: 0 P: 7	R: 0 E: 0 K: 0 S: 5	H: 2 LOB: 2 BB: 0 P: 5	R: 1 E: 0 K: 0 S: 3	H: 0 LOB: 0 BB: 0 P: 3	R: 1 E: 0 K: 0 S: 5	H: 3 LOB: 1 BB: 0 P: 5	R: 1 E: 0 K: 0 S: 4		H: 2 LOB: 2 BB: 1 P: 8	1B: 12 2B: 0 3B: 0 HR: 2	SF: 0 SAC: 0 DP: 1 HBP: 0	WP: 0 PB: 0 SB: 0 CS: 0	PA: 40										
PITCHER	IP WLS BF H R ER SO BB IBB HBP BLK WP HR S P ERA WHIP																														
Tommy John, L (1.1)	6.0	27	9	2	2	4	0	0	0	0	1	35	35	3.00	1.500																
Danny Murphy, R (7.1)	2.2	13	5	2	2	0	1	0	0	0	1	12	16	6.75	2.250																

Batter	1	2	3	4	5	6	7	8	9	AB	R	H	RBI	BB	SO	LOB	TOP										
Walt Williams, R OBP: 0.341, SLG: 0.374	1-0 G4-3 HBP		0-0 FC6-4 1B		0-0 F6	0-0 6-3			0-0 5-3	4	0	1	0	0	0	1											
Luis Aparicio, R OBP: 0.352, SLG: 0.363	0-0 G4-3		0-0 FC6-4		0-0 FC6 1B				0-0 2-3	4	0	1	0	1	0	2											
Gail Hopkins, L OBP: 0.352, SLG: 0.382	0-0 L9				0-0 FC6 2B				0-0 F5	5	2	1	0	0	0	2											
Bill Melton, R OBP: 0.325, SLG: 0.432					0-0 HR 1B				0-0 F9	3	2	1	2	1	0	1											
Bob Christian, R OBP: 0.273, SLG: 0.325					0-0 HR 1B				0-0 4-3	4	0	3	2	0	0	1											
Doug Adams, L OBP: 0.287, SLG: 0.214					0-0 1B 1B																						
Ed Herrmann, L OBP: 0.319, SLG: 0.341					0-0 L8																						
Angel Bravo, L OBP: 0.319, SLG: 0.411					0-0 G6-4-3 1B				0-0 6-3	3	0	1	0	0	1	2											
Bobby Knoop, R OBP: 0.305, SLG: 0.317					0-0 G3				0-0 F7	4	0	1	0	0	0	3											
Billy Wynne, L OBP: 0.163, SLG: 0.171					0-0 F9				0-0 L4																		
Wilbur Wood, R OBP: 0.319, SLG: 0.411					0-0 G3				0-0 SH1-4 BB	3	0	2	0	1	0	0											
					0-0 F9				0-0 4-3	2	0	0	0	0	0	2											
					0-0 F9				0-0 4-3	1	0	0	0	0	0	1											
Inning Stats	R: 0 E: 0 K: 0 S: 2	H: 0 LOB: 0 BB: 0 P: 3	R: 0 E: 0 K: 0 S: 4	H: 2 LOB: 1 BB: 0 P: 4	R: 0 E: 0 K: 0 S: 4	H: 1 LOB: 1 BB: 0 P: 4	R: 2 E: 0 K: 0 S: 7	H: 4 LOB: 2 BB: 0 P: 7	R: 2 E: 0 K: 1 S: 7	H: 2 LOB: 1 BB: 1 P: 11	R: 0 E: 0 K: 0 S: 3	H: 0 LOB: 1 BB: 1 P: 7	R: 0 E: 0 K: 0 S: 3	H: 0 LOB: 1 BB: 1 P: 7	R: 0 E: 0 K: 0 S: 4	H: 2 LOB: 1 BB: 0 P: 4	R: 0 E: 0 K: 0 S: 3	H: 0 LOB: 0 BB: 0 P: 3	1B: 8 2B: 2 3B: 0 HR: 1	SF: 0 SAC: 1 DP: 2 HBP: 1	WP: 0 PB: 0 SB: 0 CS: 0	PA: 39					
PITCHER	IP	WLS	BF	H	R	ER	SO	BB	IBB	HBP	BLK	WP	HR	S	P	ERA	WHIP										
Dave Boswell, R ERA: 3.23	5.0	L	24	9	4	4	1	1	0	1	0	0	1	24	29	7.20	2.000										
Dick Woodson, R ERA: 3.7	2.0		8	0	0	0	0	2	0	0	0	0	0	6	14	0.00	1.000										
Al Worthington, R ERA: 4.65	1.0		4	2	0	0	0	0	0	0	0	0	0	4	4	0.00	2.000										
Ron Perranoski, L ERA: 2.12	1.0		3	0	0	0	0	0	0	0	0	0	0	3	3	0.00	0.000										

Chicago White Sox @ Minnesota Twins
 Metropolitan Stadium, Bloomington, MI
 Wed Oct 01 1969, 4:33 AM EDT
 Att. 4,615 - Unknown - 75 F


AB	34
R	4
H	11
RBI	4
BB	3
SO	1
LOB	15



Batter	1	2	3	4	5	6	7	8	9	AB	R	H	RBI	BB	SO	LOB	BOTTOM										
Ted Uhlhaender, L OBP: 0.328, SLG: 0.356	0-0 G3								0-0 F6	1	0	0	0	0	0	0											
Graig Nettles, L OBP: 0.319, SLG: 0.373									0-0 F6	4	1	1	0	0	1	3											
Rod Carew, L OBP: 0.386, SLG: 0.467									0-0 F6	5	0	1	0	0	0	0											
Tony Oliva, L OBP: 0.354, SLG: 0.491									0-0 F4	5	1	3	1	0	0	0											
Harmon Killebrew, R OBP: 0.430, SLG: 0.588									0-0 K	3	1	1	2	2	1	0											
Rich Reese, L OBP: 0.361, SLG: 0.505									0-0 F6	4	0	1	0	0	0	5											
Cesar Tovar, R OBP: 0.341, SLG: 0.412									0-0 F6	2	0	1	0	1	0	0											
Charlie Manuel, L OBP: 0.320, SLG: 0.280									0-0 F6	1	0	0	0	0	0	3											
John Roseboro, L OBP: 0.333, SLG: 0.388									0-0 F7	2	0	0	0	0	0	2											
George Mitterwald, R OBP: 0.333, SLG: 0.388									0-0 E6	2	0	1	0	0	0	1											
Leo Cardenas, R OBP: 0.354, SLG: 0.390									0-0 E6	3	0	0	0	1	0	2											
Dave Boswell, R OBP: 0.196, SLG: 0.277									0-0 L6	2	0	1	0	0	0	0											
Dick Woodson, R OBP: 0.136, SLG: 0.074									0-0 L6	0	0	0	0	0	0	0											
Jim Hall, R OBP: 0.386, SLG: 0.615									0-0 L6	1	0	0	0	0	0	0											
Al Worthington, R OBP: 0.320, SLG: 0.280									0-0 L6	0	0	0	0	0	0	0											
Bob Allison, R OBP: 0.320, SLG: 0.392									0-0 L6	1	0	0	0	0	0	1											
Ron Perranoski, L OBP: 0.104, SLG: 0.093									0-0 L6	0	0	0	0	0	0	0											
Inning Stats	R: 2 E: 0 K: 0 S: 7	H: 4 LOB: 2 BB: 0 P: 7	R: 0 E: 0 K: 0 S: 3	H: 0 LOB: 0 BB: 0 P: 3	R: 0 E: 0 K: 0 S: 3	H: 1 LOB: 1 BB: 1 P: 7	R: 0 E: 0 K: 1 S: 6	H: 1 LOB: 2 BB: 1 P: 10	R: 0 E: 0 K: 0 S: 3	H: 0 LOB: 0 BB: 0 P: 3	R: 1 E: 0 K: 0 S: 6	H: 3 LOB: 3 BB: 1 P: 10	R: 0 E: 1 K: 0 S: 4	H: 1 LOB: 1 BB: 0 P: 4	R: 0 E: 0 K: 1 S: 5	H: 0 LOB: 0 BB: 0 P: 5	1B: 7 2B: 2 3B: 0 HR: 1	SF: 0 SAC: 0 DP: 1 HBP: 0	WP: 0 PB: 0 SB: 0 CS: 0	PA: 40							
PITCHER	IP	WLS	BF	H	R	ER	SO	BB	IBB	HBP	BLK	WP	HR	S	P	ERA	WHIP										
Billy Wynne, R ERA: 4.06	6.1	W	31	9	3	3	1	0	0	0	0	0	0	11	11	4.26	1.895										
Wilbur Wood, L ERA: 3.0	2.2	S	9	1	0	0	1	0	0	0	0	0	0	11	11	0.00	0.375										

Chicago White Sox @ Minnesota Twins
 Metropolitan Stadium, Bloomington, MI
 Wed Oct 01 1969, 4:33 AM EDT
 Att. 4,615 - Unknown - 75 F

AB	36
R	3
H	10
RBI	3
BB	4
SO	2
LOB	17



Batter	1	2	3	4	5	6	7	8	9	AB	R	H	RBI	BB	SO	LOB	TOP										
Walt Williams, R (1,9) OBP: 0.343, SLG: 0.374 Ken Berry, R (6,8) OBP: 0.296, SLG: 0.327	F9		1-3			E 1B WP 1B			1-3	3	1	1	0	0	0	0											
Rich Morales, R (1,6) OBP: 0.289, SLG: 0.231 Luis Aparicio, R (9,PH) OBP: 0.352, SLG: 0.362	6-3					E1 WP 4-3 1B			5-3	4	1	2	0	0	0	2											
Duane Josephson, R (1,2) OBP: 0.299, SLG: 0.321 Bart Johnson, R (7,1) OBP: 0.375, SLG: 0.167	F9					4-3				3	1	1	0	1	0	2											
Bill Melton, R (1,5) OBP: 0.326, SLG: 0.433 Ron Hansen, R (2,5) OBP: 0.327, SLG: 0.335						5-3				1	0	1	0	0	0	0											
Bob Christian, R (1,7) OBP: 0.273, SLG: 0.318										3	0	1	0	0	1	2											
Gail Hopkins, L (1,3) OBP: 0.351, SLG: 0.381										4	1	1	0	0	1	3											
Bobby Knoop, R (1,4) OBP: 0.304, SLG: 0.315										3	0	0	0	1	1	2											
Jose Ortiz, R (1,8) OBP: 0.333, SLG: 0.364										4	0	2	2	0	0	0											
Danny Lazar, L (1,1) Ed Herrmann, L (7,2) OBP: 0.319, SLG: 0.341 Don Pavletich, R (9,PH) OBP: 0.338, SLG: 0.404										3	0	0	0	0	2	3											
Inning Stats	R: 0 E: 0 K: 0 S: 3	H: 0 LOB: 0 BB: 0 P: 3	R: 2 E: 0 K: 1 S: 8	H: 3 LOB: 1 BB: 0 P: 8	R: 2 E: 0 K: 1 S: 7	H: 2 LOB: 1 BB: 1 P: 11	R: 0 E: 0 K: 2 S: 7	H: 0 LOB: 0 BB: 0 P: 7	R: 1 E: 1 K: 0 S: 5	H: 2 LOB: 2 BB: 1 P: 9	R: 0 E: 0 K: 0 S: 3	H: 1 LOB: 0 BB: 0 P: 3	R: 0 E: 0 K: 1 S: 5	H: 0 LOB: 0 BB: 0 P: 5	R: 0 E: 0 K: 0 S: 3	H: 0 LOB: 0 BB: 0 P: 3	1B: 6 2B: 1 3B: 2 HR: 0	SF: 0 SAC: 0 DP: 2 HBP: 1	WP: 1 PB: 0 SB: 0 CS: 0	PA: 38							
PITCHER	IP	WLS	BF	H	R	ER	SO	BB	IBB	HBP	BLK	WP	HR	S	P	ERA	WHIP										
Jim Kaat, L (1,1) ERA: 3.49	5.0		24	7	5	5	4	1	1	0	0	1	0	30	38	9.00	1.600										
Dick Woodson, R (6,1) ERA: 3.57	1.0	W	5	1	0	0	0	1	0	1	0	0	0	3	8	0.00	2.000										
Joe Grzenda, L (7,1) ERA: 3.88	1.0		3	1	0	0	0	0	0	0	0	0	0	3	3	0.00	1.000										
Al Worthington, R (8,1) ERA: 4.57	1.0		3	0	0	0	1	0	0	0	0	0	0	5	5	0.00	0.000										
Ron Perranoski, L (9,1) ERA: 2.11	1.0	S	3	0	0	0	0	0	0	0	0	0	0	3	3	0.00	0.000										

Chicago White Sox @ Minnesota Twins
Metropolitan Stadium, Bloomington, MI
Thu Oct 02 1969, 4:33 AM EDT
Att. 7,171 - Unknown - 67 F

livebaseballscorecards.com

AB 34
R 5
H 9
RBI 4
BB 3
SO 5
LOB 16



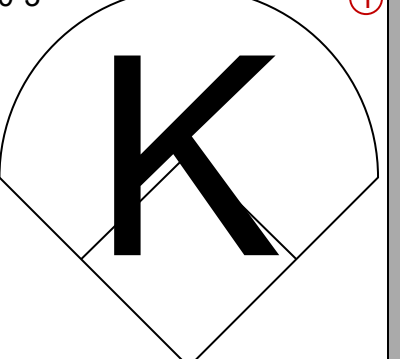
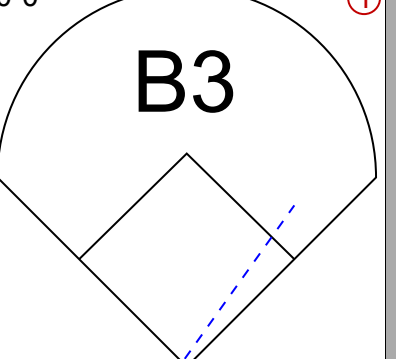
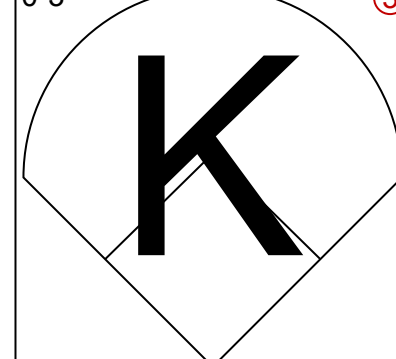
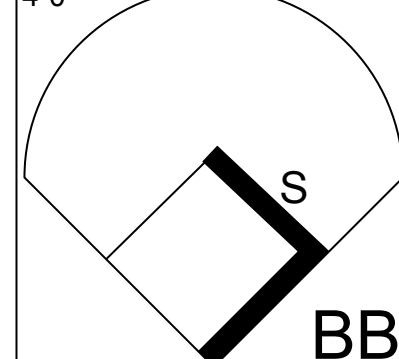
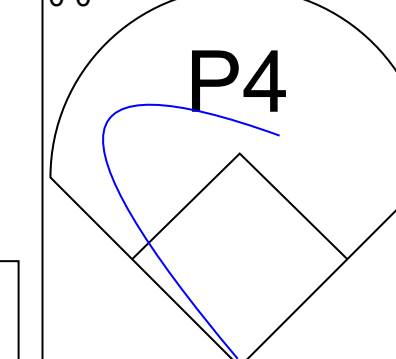
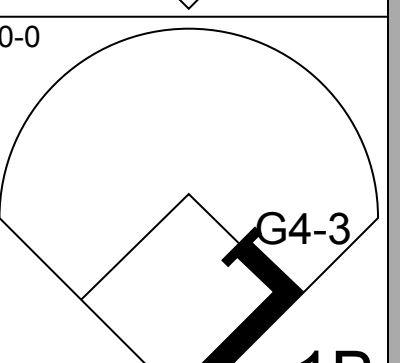
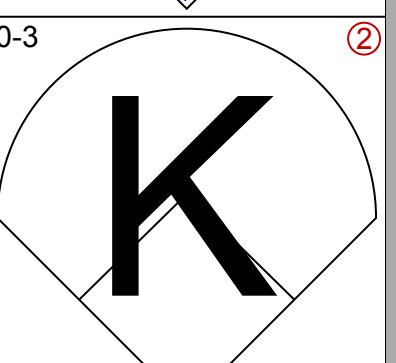
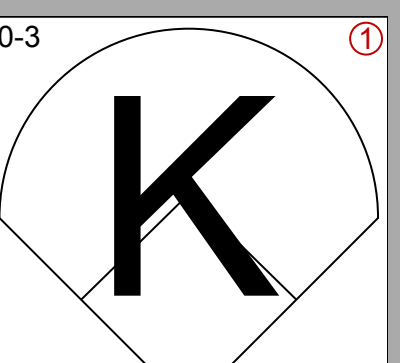
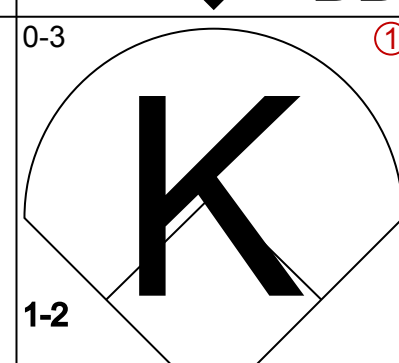
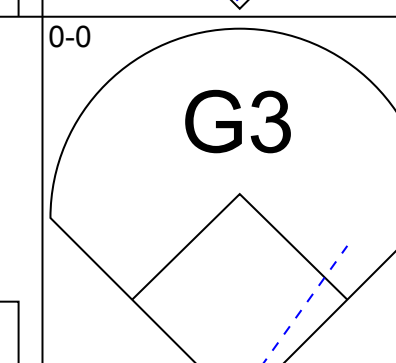
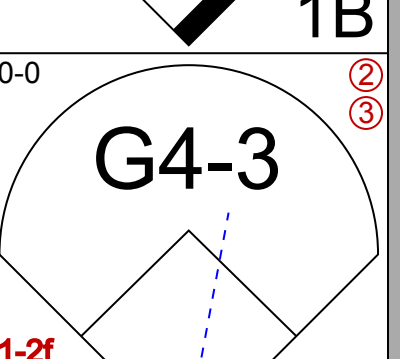
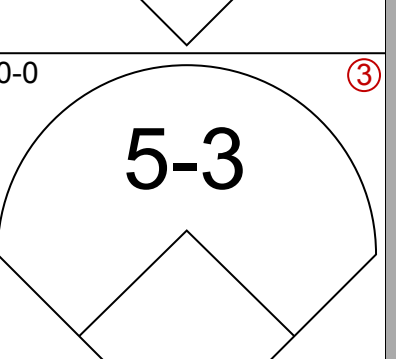
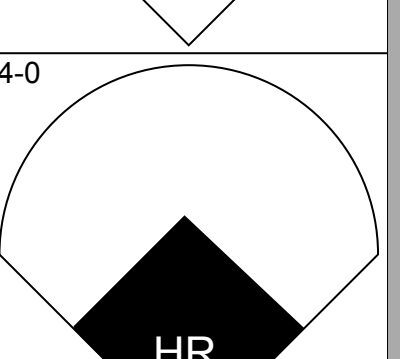
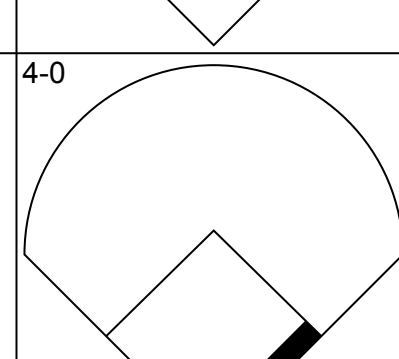
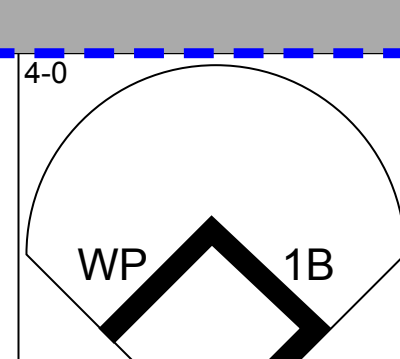
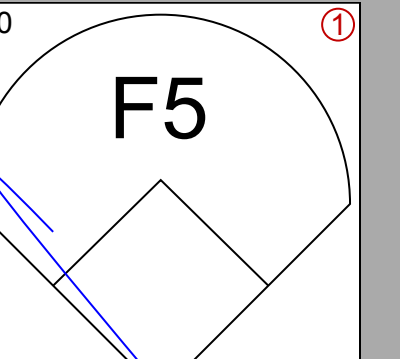
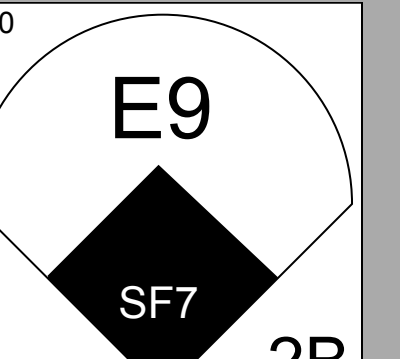
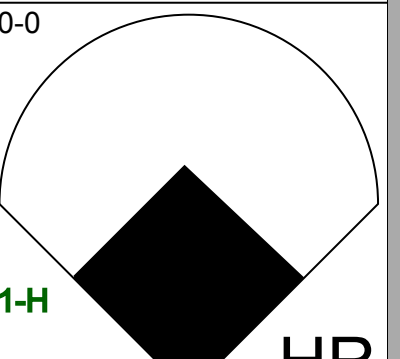
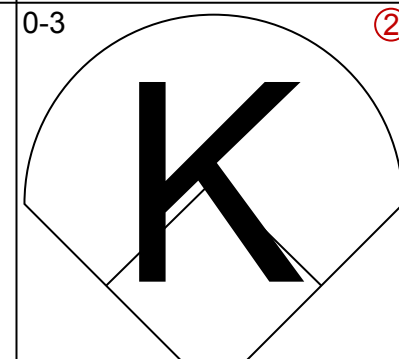
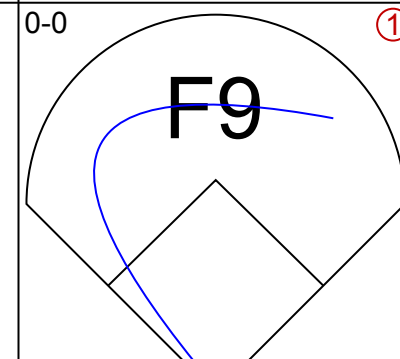
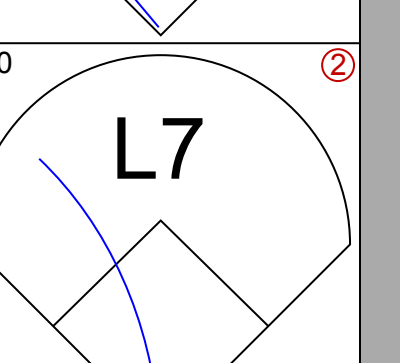
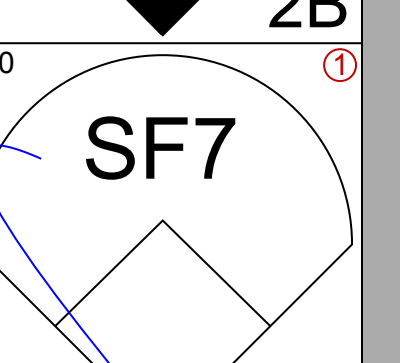
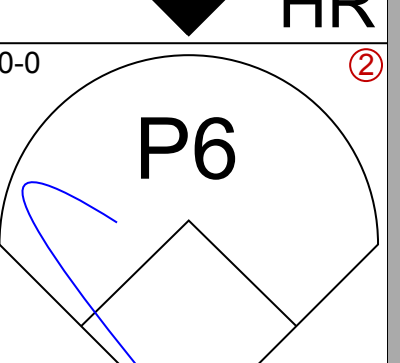
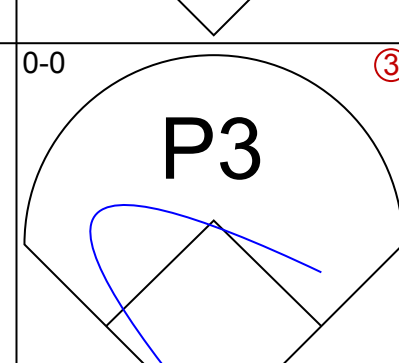
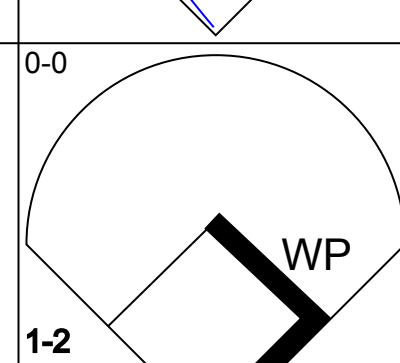
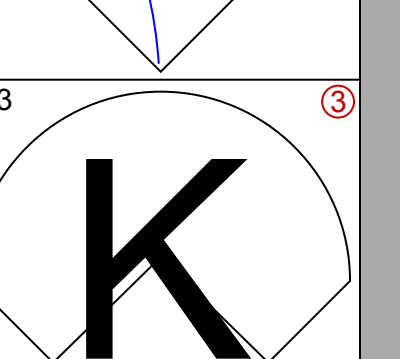
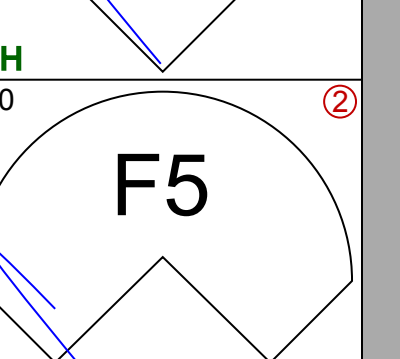
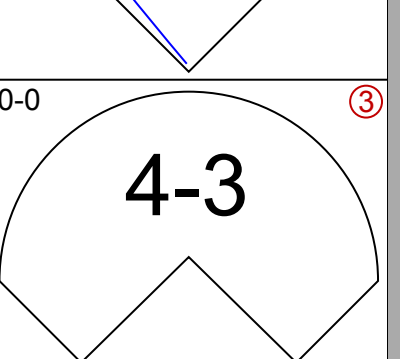
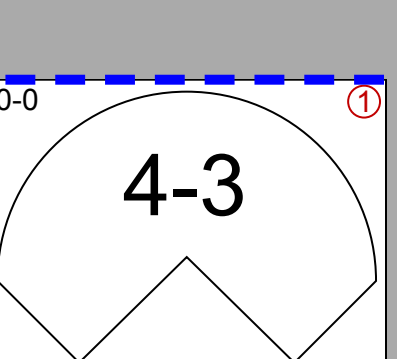
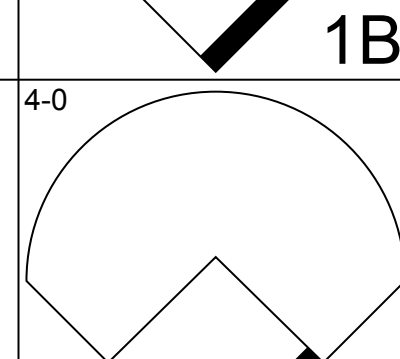
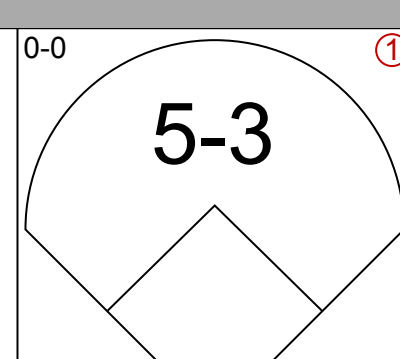
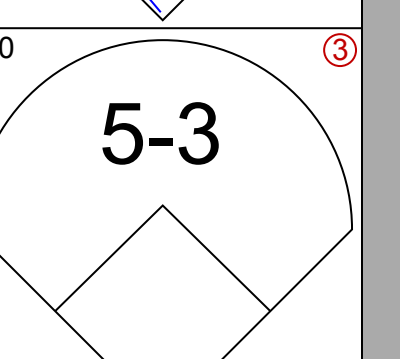
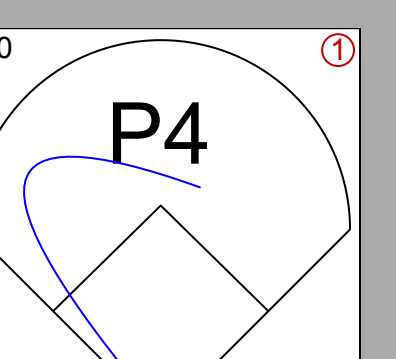
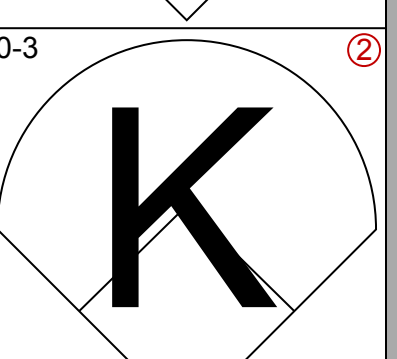
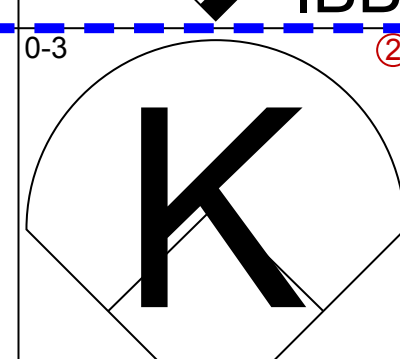
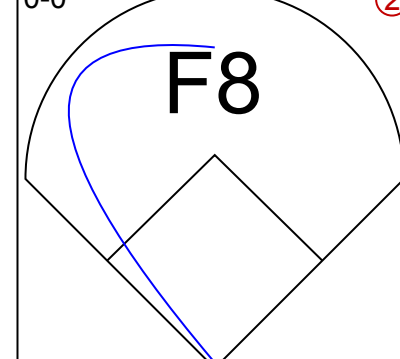
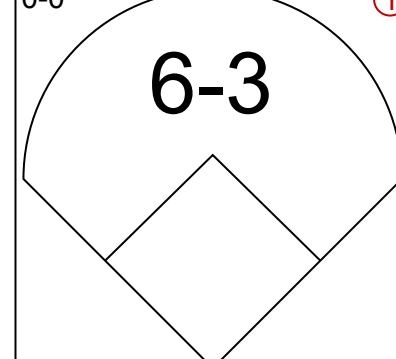
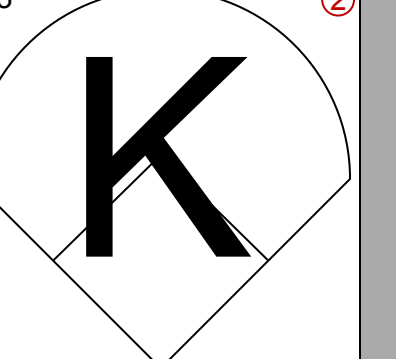
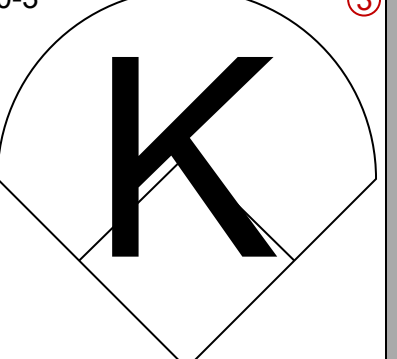
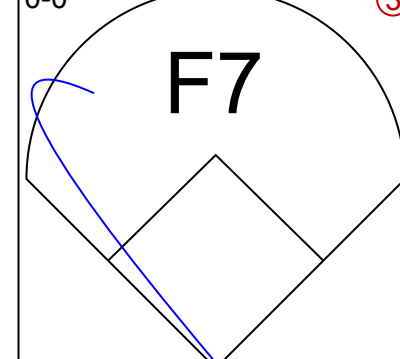
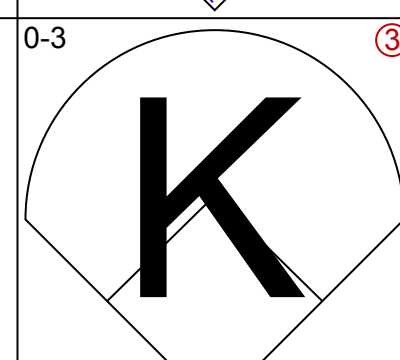
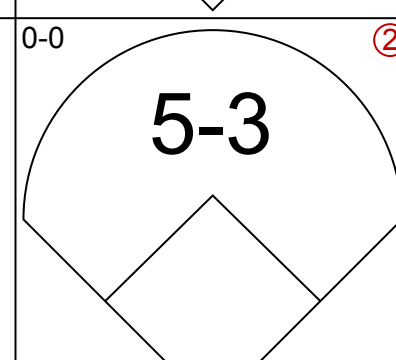
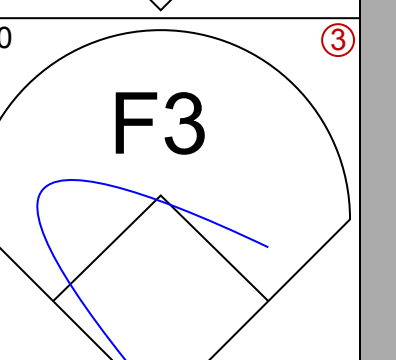
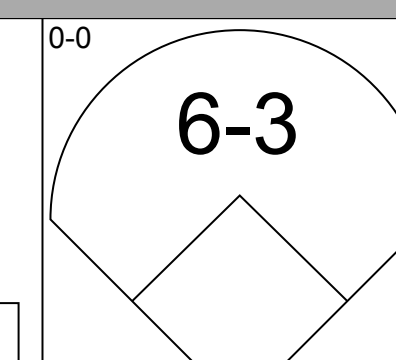
Batter	1	2	3	4	5	6	7	8	9	AB	R	H	RBI	BB	SO	LOB	BOTTOM										
Cesar Tovar, R (1,8) OBP: 0.342, SLG: 0.415	F3									4	1	2	0	0	0	0											
Rich Reese, L (1,3) OBP: 0.362, SLG: 0.513 Cotton Nash, R (8,3) OBP: 0.300, SLG: 0.222										3	1	2	2	0	0	0											
Harmon Killebrew, R (1,5) OBP: 0.427, SLG: 0.594	F8									4	0	0	0	0	0	2											
Tony Oliva, L (1,9) OBP: 0.355, SLG: 0.496 Jim Holt, L (6,PR) OBP: 0.357, SLG: 0.571	F3									3	1	2	1	0	0	0											
Bob Allison, R (1,7) OBP: 0.333, SLG: 0.418 Tom Tschinski, R (7,2) OBP: 0.309, SLG: 0.191										3	1	2	2	0	0	0											
George Mitterwald, R (1,2) OBP: 0.327, SLG: 0.380										1	0	1	0	0	0	0											
Leo Cardenas, R (1,6) OBP: 0.353, SLG: 0.388										4	0	0	0	0	0	3											
Frank Quilici, R (1,4) OBP: 0.236, SLG: 0.250 Herman Hill, L (6,8)										3	0	0	0	1	1	2											
Jim Kaat, L (1,1) OBP: 0.247, SLG: 0.366 Rick Dermody, R (5,PH) OBP: 0.371, SLG: 0.607 Dick Woodson, R (6,1) OBP: 0.326, SLG: 0.674 Joe Grzenda, R (7,1) OBP: 0.307, SLG: 0.374 Rick Renick, R (8,1) OBP: 0.337, SLG: 0.283 Al Worthington, R (9,1) OBP: 0.346, SLG: 0.283										1	1	1	0	0	0	0											
Inning Stats	R: 1 E: 0 K: 0 S: 4	H: 1 LOB: 0 BB: 0 P: 4	R: 0 E: 0 K: 0 S: 3	H: 0 LOB: 0 BB: 0 P: 3	R: 1 E: 0 K: 0 S: 5	H: 2 LOB: 1 BB: 0 P: 5	R: 0 E: 0 K: 0 S: 5	H: 0 LOB: 1 BB: 0 P: 5	R: 0 E: 0 K: 1 S: 7	H: 0 LOB: 0 BB: 0 P: 3	R: 2 E: 0 K: 1 S: 6	H: 2 LOB: 1 BB: 0 P: 6	R: 0 E: 0 K: 1 S: 6	H: 1 LOB: 1 BB: 0 P: 6	R: 0 E: 0 K: 1 S: 6	H: 0 LOB: 0 BB: 0 P: 6	1B: 5 2B: 2 3B: 0 HR: 3	SF: 1 SAC: 0 DP: 0 HBP: 0	WP: 0 PB: 1 SB: 0 CS: 0	PA: 34							
PITCHER	IP	WLS	BF	H	R	ER	SO	BB	IBB	HBP	BLK	WP	HR	S	P	ERA	WHIP										
Danny Lazar, L (1,1) ERA: 6.53	6.0		26	7	5	5	1	1	0	0	0	0	0	27	31	7.50	1.333										
Bart Johnson, R (7,1) ERA: 3.22	2.0	L	8	3	1	0	2	0	0	0	0	0	0	12	12	0.00	1.500										

Chicago White Sox @ Minnesota Twins
Metropolitan Stadium, Bloomington, MI
Thu Oct 02 1969, 4:33 AM EDT
Att. 7,171 - Unknown - 67 F

livebaseballscorecards.com

AB 32
R 6
H 10
RBI 5
BB 1
SO 3
LOB 9

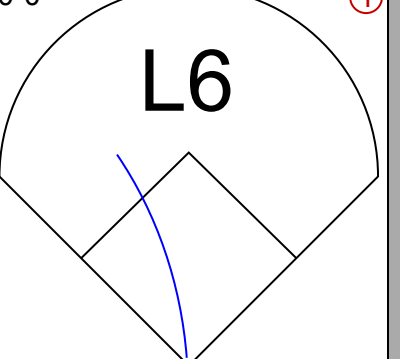
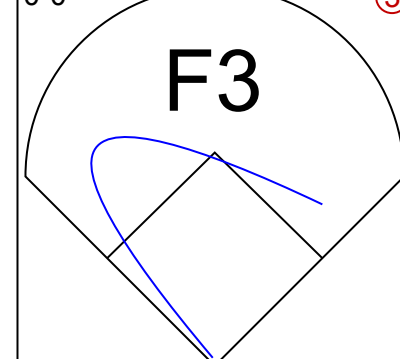
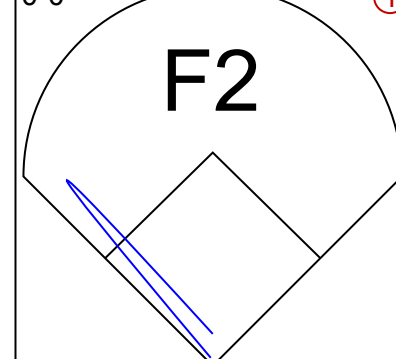
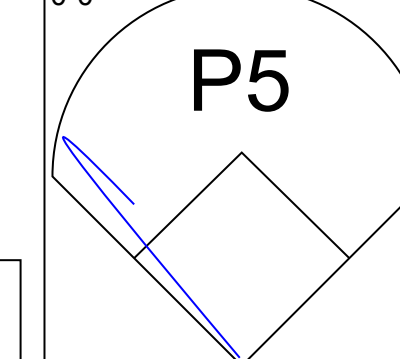
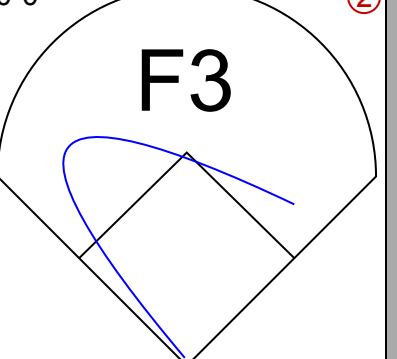
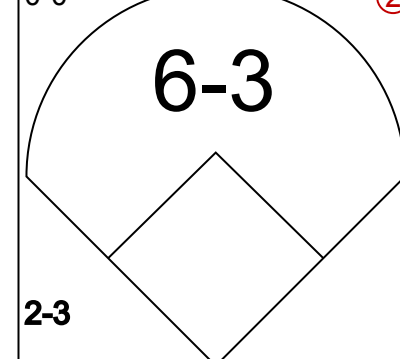
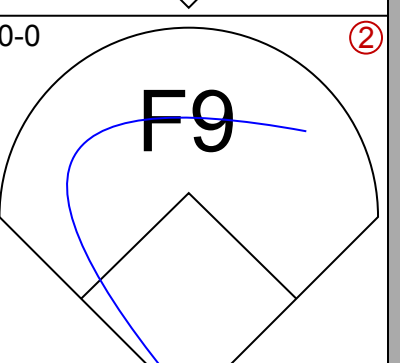
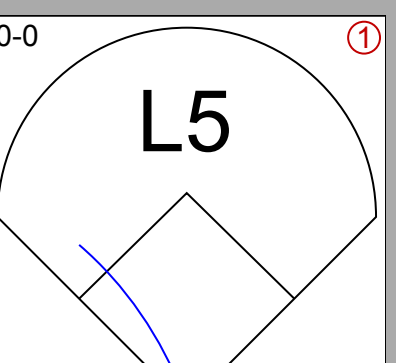
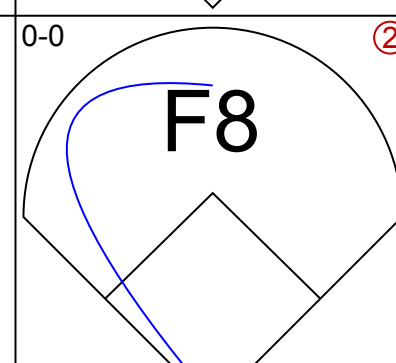
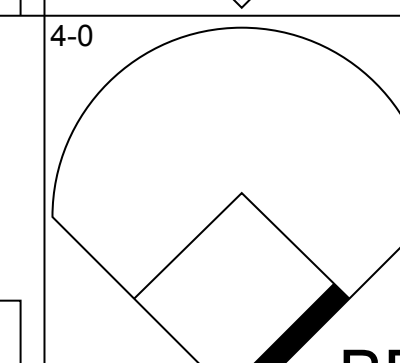
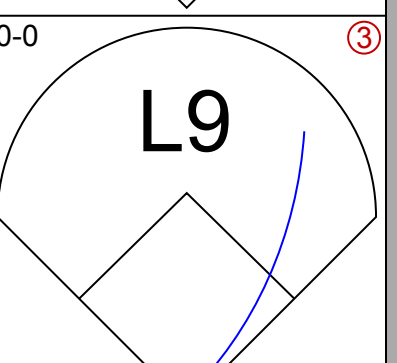
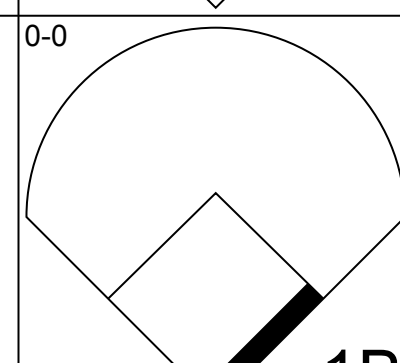
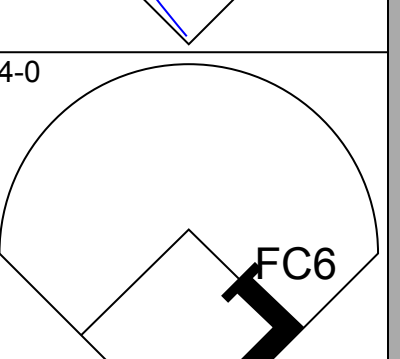
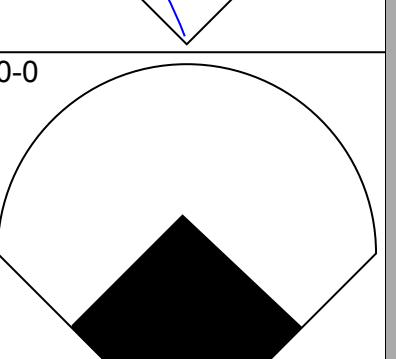
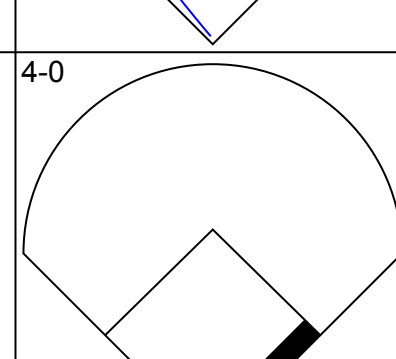
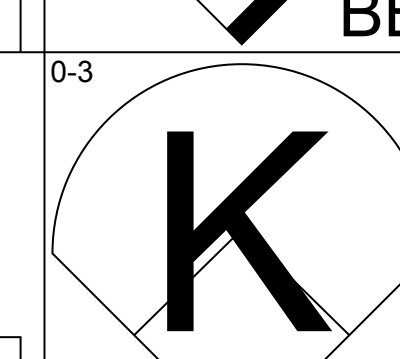
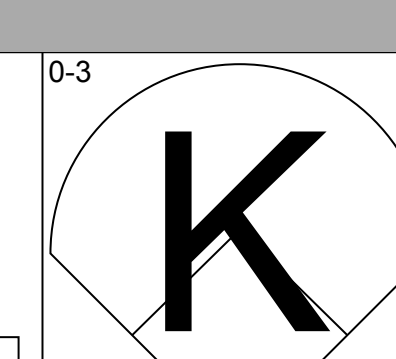
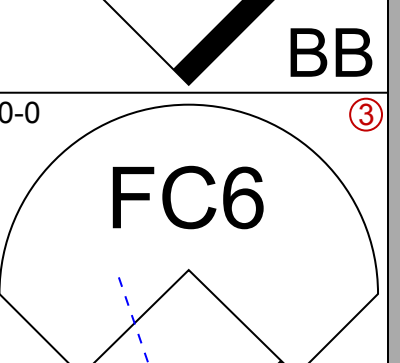
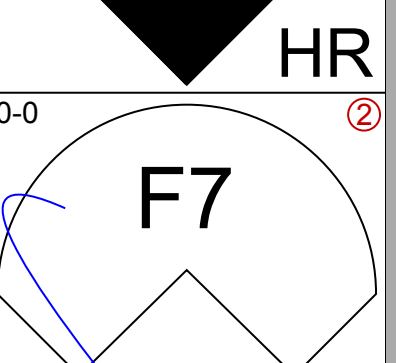
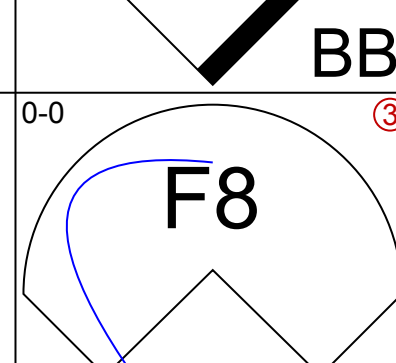
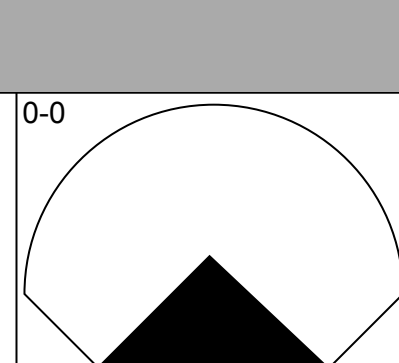
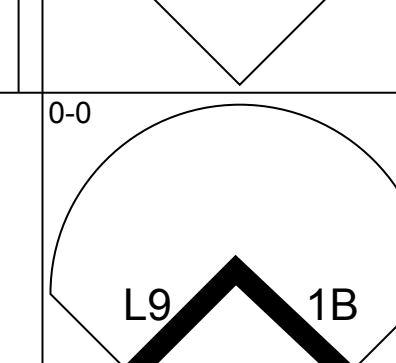
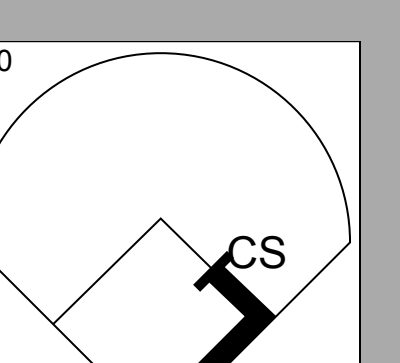
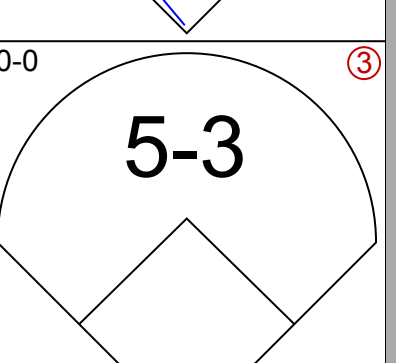
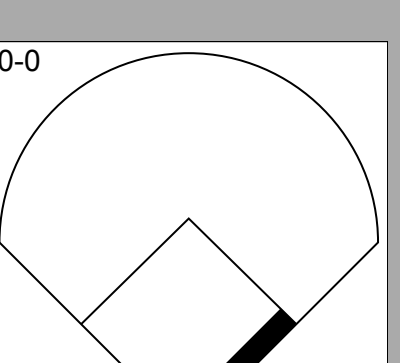
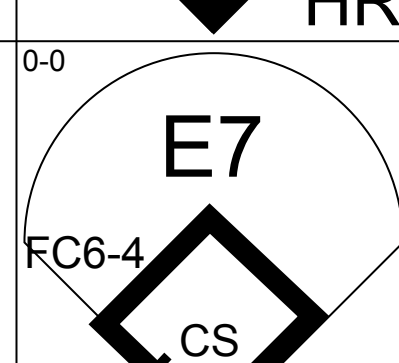
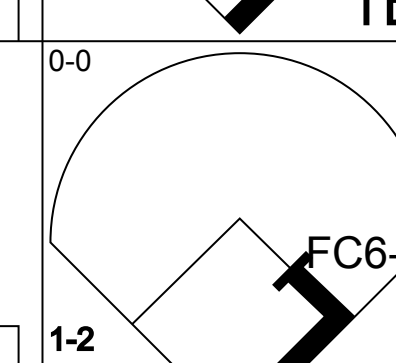
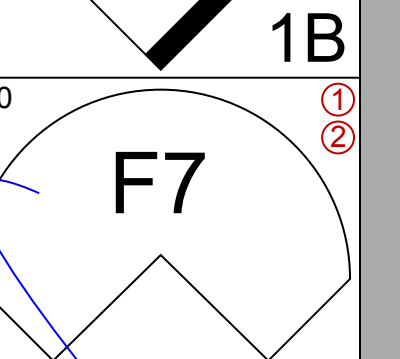
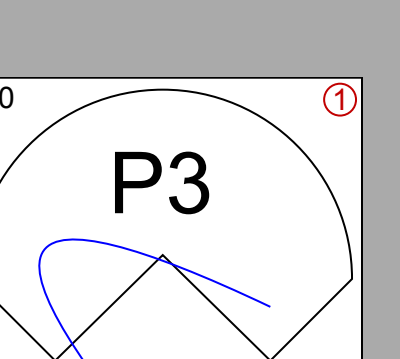
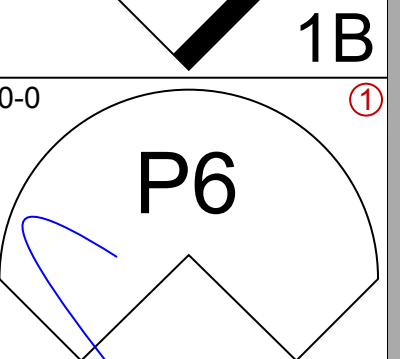
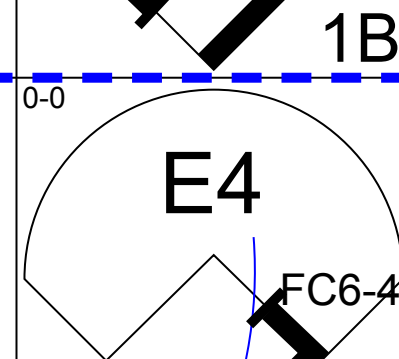
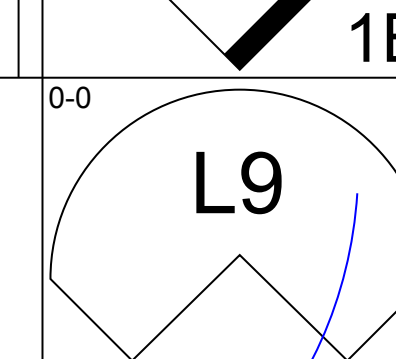
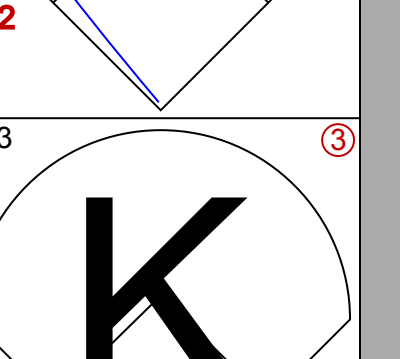
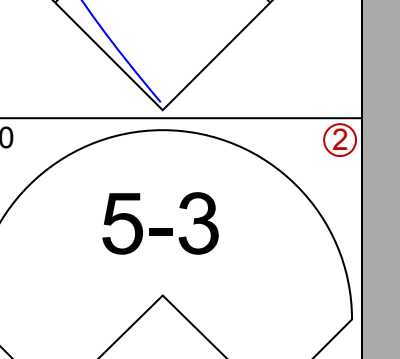
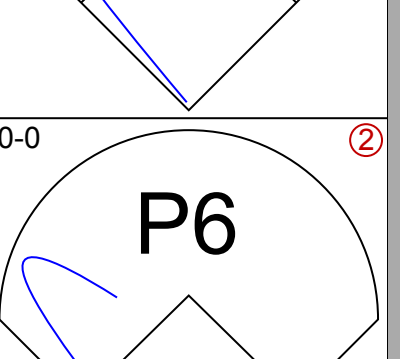
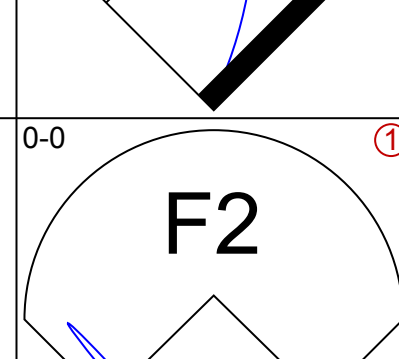
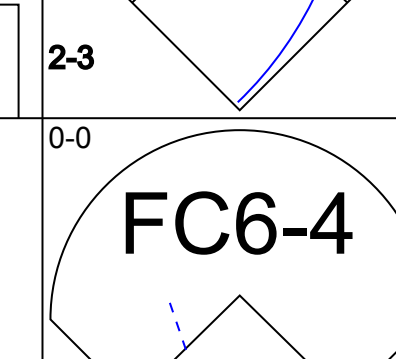
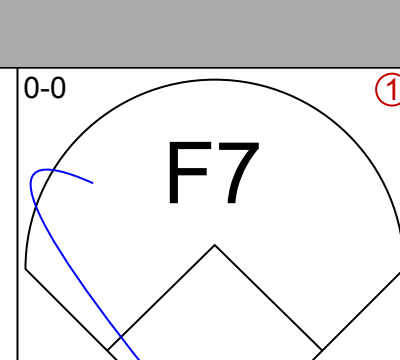
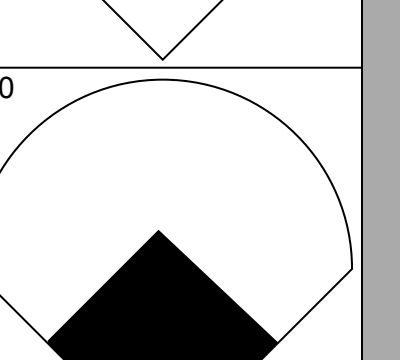
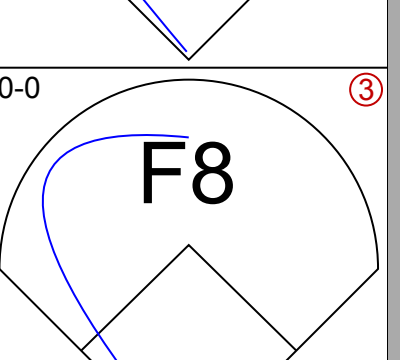
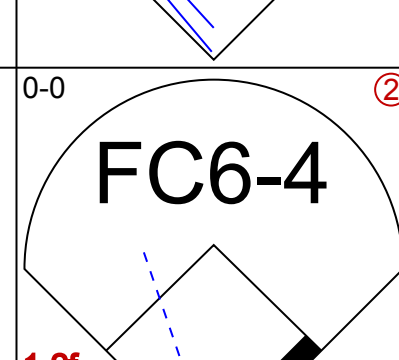
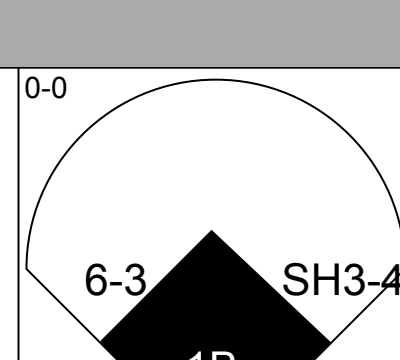
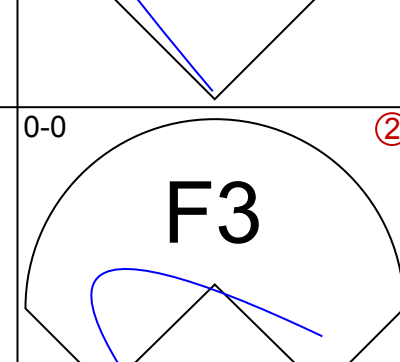
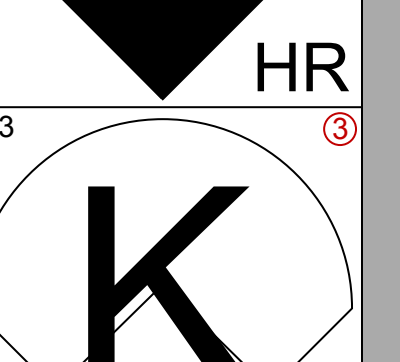
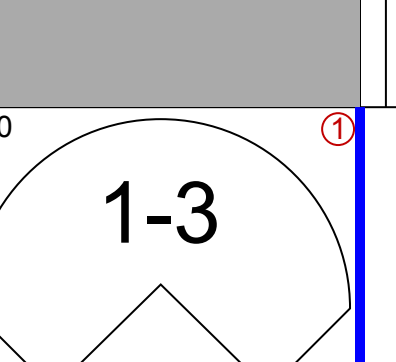
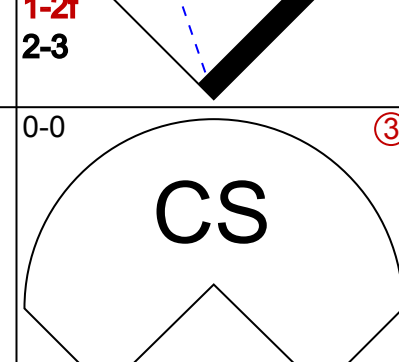
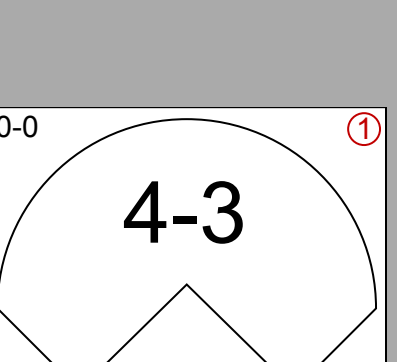


Batter	1	2	3	4	5	6	7	8	9	10	11	12	AB	R	H	RBI	BB	SO	LOB	TOP				
Cesar Tovar, R (1.8)													4	0	0	0	1	2	0					
Rod Carew, L (1.4) OBP: 0.200, SLG: 0.200													5	0	1	0	0	3	1					
Harmon Killebrew, R (1.5)													2	1	0	0	3	0	1					
Tony Oliva, L (1.9) OBP: 0.400, SLG: 1.200														5	2	2	2	0	1	3				
Bob Allison, R (1.7)														3	0	0	1	0	0	2				
Ted Uhllander, L (9.7) OBP: 1.000, SLG: 1.000														4	0	0	0	1	1	0				
Rich Reese, L (1.3)														5	0	0	0	2	3					
Leo Cardenas, R (1.6)															4	0	0	0	2	0				
George Mittenwald, R (1.2) John Roseboro, L (12.2) OBP: 1.000, SLG: 1.000														3	0	0	0	1	0					
Jim Perry, S (1.1) Ron Perranoski, L (9.1)														1	0	0	0	0	0					
Inning Stats	R: 0 E: 0 K: 5	H: 1 LOB: 0 BB: 5	R: 0 E: 0 K: 1	H: 0 LOB: 0 BB: 0	R: 0 E: 0 K: 1	H: 0 LOB: 0 BB: 0	R: 0 E: 0 K: 1	H: 0 LOB: 0 BB: 6	R: 1 E: 1 K: 0	H: 1 LOB: 0 BB: 4	R: 0 E: 0 K: 5	H: 0 LOB: 0 BB: 5	R: 0 E: 0 K: 7	H: 0 LOB: 2 BB: 15	R: 0 E: 0 K: 2	H: 0 LOB: 0 BB: 7	R: 0 E: 0 K: 3	H: 0 LOB: 0 BB: 3	R: 0 E: 0 K: 6	H: 1 LOB: 3 BB: 14	1B: 2 2B: 1 3B: 0 HR: 1	SF: 1 SAC: 0 DP: 1 HBP: 0	WP: 1 PB: 0 SB: 0 CS: 0	PA: 44
PITCHER	IP WLS BF H R ER SO BB IBB HBP BLK WP HR S P ERA WHIP																							
Mike Cuellar, L (1.1) ERA: 2.25	8.0 27 3 3 2 7 1 1 0 0 0 0 7 15 0.00 1.000																							
Pete Richert, L (9.1) ERA:	1.0 5 0 0 0 2 1 1 0 0 0 0 0 7 15 0.00 1.000																							
Eddie Watt, R (10.1) ERA:	2.0 6 0 0 0 2 0 0 0 0 0 0 0 10 10 0.00 0.000																							
Marcelino Lopez, L (12.1) ERA:	0.1 4 1 0 0 0 1 1 0 0 0 1 0 2 10 0.00 6.000																							
Dick Hall, R (12.1) ERA:	0.2 W 2 0 0 0 1 0 0 0 0 0 0 0 4 4 0.00 0.000																							

Minnesota Twins @ Baltimore Orioles
Memorial Stadium, Baltimore, MD
Sat Oct 04 1969, 3:33 AM EDT
Att. 39,324 - Unknown - 71 F

AB 38
R 3
H 4
RBI 3
BB 5
SO 12
LOB 13



Batter	1	2	3	4	5	6	7	8	9	10	11	12	AB	R	H	RBI	BB	SO	LOB	BOTTOM				
Don Buford, S (1.7)														6	0	0	0	0	1					
Paul Blair, R (1.8) OBP: 0.333, SLG: 0.200														5	0	1	1	1	0	0				
Frank Robinson, R (1.9) OBP: 0.600, SLG: 1.333														3	1	1	1	2	2	1				
Boog Powell, L (1.3) OBP: 0.400, SLG: 1.000													5	1	2	1	0	0	2					
Brooks Robinson, R (1.5) OBP: 0.800, SLG: 0.800													5	0	4	0	0	0	0					
Eliot Hendricks, L (1.2) Curt Motton, R (9.9) Eddie Watt, R (10.1) Chico Salmon, R (11.9) Marcelino Lopez, R (12.1) Dick Hall, R (12.1)													3	0	0	0	0	0	2					
Davey Johnson, R (1.4)													5	0	0	0	0	1	5					
Mark Belanger, R (1.6) OBP: 0.400, SLG: 1.000														5	2	2	1	0	0	3				
Mike Cuellar, L (1.1) Dave May, L (8.9) Pete Richert, L (9.1) Merv Rettenmund, R (9.9) Andy Etchebarren, R (10.2)														2	0	0	0	0	1	0				
Inning Stats	R: 0 E: 0 K: 3	H: 0 LOB: 1 BB: 1	R: 0 E: 0 K: 1	H: 1 LOB: 0 BB: 0	R: 0 E: 0 K: 0	H: 0 LOB: 0 BB: 0	R: 1 E: 0 K: 0	H: 1 LOB: 0 BB: 4	R: 1 E: 0 K: 6	H: 1 LOB: 0 BB: 6	R: 0 E: 0 K: 3	H: 0 LOB: 1 BB: 7	R: 0 E: 0 K: 4	H: 0 LOB: 0 BB: 3	R: 0 E: 0 K: 7	H: 2 LOB: 2 BB: 0	R: 0 E: 0 K: 1	H: 2 LOB: 0 BB: 0	R: 0 E: 0 K: 4	H: 2 LOB: 1 BB: 4	1B: 7 2B: 0 3B: 0 HR: 3	SF: 0 SAC: 1 DP: 0 HBP: 0	WP: 0 PB: 0 SB: 0 CS: 2	PA: 48
PITCHER	IP WLS BF H R ER SO BB IBB HBP BLK WP HR S P ERA WHIP																							
Jim Perry, R (1.1) ERA: 3.38	8.0 32 6 3 3 3 3 0 0 0 0 0 3 35 47 3.38 1.125																							
Ron Perranoski, L (9.1) ERA: 2.45	3.2 L 15 4 1 1 1 0 0 0 0 0 0 0 17 17 2.46 1.091																							

Minnesota Twins @ Baltimore Orioles
Memorial Stadium, Baltimore, MD
Sat Oct 04 1969, 3:33 AM EDT
Att. 39,324 - Unknown - 71 F

AB 43
R 4
H 10
RBI 4
BB 3
SO 4
LOB 17



Batter	1	2	3	4	5	6	7	8	9	10	11	AB	R	H	RBI	BB	SO	LOB	TOP				
Cesar Tovar, R OBP: 0.200, SLG: 0.111	(1, 8) X 0-0 5-3		X 0-0 1B		X 0-0 F3			X 0-0 F5		X 0-0 F8		5	0	1	0	0	0	0					
Rod Carew, L OBP: 0.200, SLG: 0.111	(1, 4) X 0-0 6-3		X 0-0 F9		X 0-3 K			X 4-0 BB		X 0-0 4-3		4	0	0	0	1	1	1					
Harmon Killebrew, R (1, 5) B B B	4-0 BB		X 0-0 5-3		X 0-3 K			X 0-0 F8		X 4-0 BB BB		3	0	0	0	2	1	2					
Tony Oliva, L OBP: 0.400, SLG: 0.778	(1, 9) X 0-0 F8		X 0-0 F8 S 1B		X 0-3 K			X 0-0 6-3		X 4-0 BB BB		4	0	1	0	1	1	1					
Bob Allison, R (1, 7)		X 0-0 6-3		X 0-0 F8		X 0-0 5-3		X 0-0 F8		X 0-0 L7		5	0	0	0	0	0	3					
Rich Reese, L (1, 3)		X 0-0 F8		X 0-0 P5		X 0-0 4-3		X 0-0 F5				4	0	0	0	0	0	1					
George Mitterwald, R OBP: 0.250, SLG: 0.143	(1, 2) X 0-0 1B		X 0-0 BB		X 0-0 P4			X 0-3 K				3	0	1	0	1	1	0					
Leo Cardenas, R (1, 6)		X 0-3 K		X 0-3 K		X 0-0 6-3		X 0-3 K		X 0-3 K		4	0	0	0	0	3	3					
Dave Boswell, R (1, 1)			X 0-3 K		X 0-3 K			X 0-3 K		X 0-3 K		4	0	0	0	0	4	0					
Ron Perranoski, L (11, 1)												0	0	0	0	0	0	0					
Inning Stats	R: 0 E: 0 K: 0 S: 3	H: 0 LOB: 1 BB: 1 P: 7	R: 0 E: 0 K: 1 S: 6	H: 1 LOB: 1 BB: 0 P: 6	R: 0 E: 0 K: 1 S: 6	H: 1 LOB: 2 BB: 1 P: 10	R: 0 E: 0 K: 2 S: 7	H: 0 LOB: 0 BB: 0 P: 7	R: 0 E: 0 K: 0 S: 3	H: 0 LOB: 0 BB: 0 P: 3	R: 0 E: 0 K: 1 S: 5	H: 0 LOB: 1 BB: 1 P: 9	R: 0 E: 0 K: 0 S: 3	H: 0 LOB: 0 BB: 0 P: 3	R: 0 E: 0 K: 3 S: 9	H: 0 LOB: 2 BB: 0 P: 9	R: 0 E: 0 K: 0 S: 3	H: 0 LOB: 2 BB: 2 P: 11	1B: 3 2B: 0 3B: 0 HR: 0	SF: 0 SAC: 0 DP: 0 HBP: 0	WP: 0 PB: 0 SB: 1 CS: 0	PA: 41	
PITCHER Dave McNally, L ERA:	(1, 1)	IP 11.0	WLS W 41	BF 41	H 3	R 0	ER 0	SO 11	BB 5	IBB 0	HBP 0	BLK 0	WP 0	HR 0	S 58	P 78	ERA 0.00	WHIP 0.727					

Minnesota Twins @ Baltimore Orioles
Memorial Stadium, Baltimore, MD
 Sun Oct 05 1969, 3:33 AM EDT
 Att: 41,704 - Unknown - 68 F

livebaseballscorecards.com

AB 36
 R 0
 H 3
 RBI 0
 BB 5
 SO 11
 LOB 11



Batter	1	2	3	4	5	6	7	8	9	10	11	AB	R	H	RBI	BB	SO	LOB	BOTTOM				
Don Buford, S (1, 7) B B B	4-0 CS BB		X 4-0 L6-3 BB		X 0-0 P6			X 0-0 6-3		X 0-0 G3		3	0	0	0	2	0	0					
Paul Blair, R OBP: 0.273, SLG: 0.111	(1, 8) X 0-0 F8		X 0-0 L6-3		X 4-0 CS BB			X 0-3 K		X 0-0 F9		4	0	0	0	1	1	2					
Frank Robinson, R OBP: 0.500, SLG: 1.000	(1, 9) X 0-0 4-3		X 0-0 WP 2B		X 0-0 6-3			X 0-0 2B		X 0-3 K		5	0	2	0	0	1	1					
Boog Powell, L OBP: 0.500, SLG: 0.750	(1, 3) X 0-0 1B 1B		X 4-0 1B BB		X 0-0 1-3			X 0-0 3-1		X 4-0 SH3-4 BB		3	1	1	0	2	0	1					
Brooks Robinson, R OBP: 0.667, SLG: 0.667	(1, 5) X 0-0 1B 1B		X 0-0 F3		X 0-0 6-3			X 0-0 FC3-6 1B		X 0-0 SH3-4		4	0	2	0	0	0	2					
Davey Johnson, R OBP: 0.300, SLG: 0.222	(1, 4) X 0-0 1B		X 0-0 G1-6-3 1B		X 0-0 F8			X 0-0 FC3-6 FC1-6		X 4-0 1B IBB		4	0	2	0	1	0	1					
Mark Belanger, R OBP: 0.200, SLG: 0.500	(1, 6) X 0-0 P6		X 0-0 F2		X 0-0 G3			X 0-0 FC1-6 BB		X 0-0 F5		5	0	0	0	0	0	7					
Andy Etchebarren, R Elrod Hendricks, L (9, PH) (10, 2)	(1, 2) X 0-0 F7		X 0-0 G1-6-3		X 0-0 L7			X 4-0 BB		X 0-0 1B		3	0	0	0	0	0	4					
Curt Motton, R OBP: 0.500, SLG: 0.500	(11, PH) X 0-0 1-2		X 0-0 1-2		X 0-3 K			X 0-0 F7		X 1-3 2-H 1B		1	0	1	1	0	0	0					
Dave McNally, R (1, 1)		X 0-3 K		X 0-0 1-3		X 0-3 K		X 0-0 F7				4	0	0	0	0	2	5					
Inning Stats	R: 0 E: 0 K: 0 S: 2	H: 0 LOB: 0 BB: 1 P: 6	R: 0 E: 0 K: 1 S: 8	H: 3 LOB: 3 BB: 0 P: 8	R: 0 E: 0 K: 0 S: 3	H: 1 LOB: 2 BB: 0 P: 11	R: 0 E: 0 K: 0 S: 3	H: 0 LOB: 0 BB: 0 P: 3	R: 0 E: 0 K: 1 S: 5	H: 0 LOB: 0 BB: 0 P: 5	R: 0 E: 0 K: 1 S: 6	H: 1 LOB: 1 BB: 0 P: 6	R: 0 E: 0 K: 0 S: 4	H: 0 LOB: 2 BB: 1 P: 8	R: 0 E: 0 K: 1 S: 5	H: 0 LOB: 0 BB: 0 P: 5	R: 1 E: 0 K: 0 S: 3	H: 1 LOB: 2 BB: 2 P: 11	1B: 6 2B: 3 3B: 0 HR: 0	SF: 0 SAC: 1 DP: 2 HBP: 0	WP: 1 PB: 0 SB: 0 CS: 2	PA: 44	
PITCHER Dave Boswell, R ERA: 0.84	(1, 1)	IP 10.2	WLS L 43	BF 43	H 7	R 1	ER 1	SO 4	BB 6	IBB 1	HBP 0	BLK 0	WP 1	HR 0	S 44	P 72	ERA 0.84	WHIP 1.219					
PITCHER Ron Perranoski, L ERA: 2.45	(11, 1)	0.0	1	1	0	0	0	0	0	0	0	0	0	0	1	1	∞	∞					

Minnesota Twins @ Baltimore Orioles
Memorial Stadium, Baltimore, MD
 Sun Oct 05 1969, 3:33 AM EDT
 Att: 41,704 - Unknown - 68 F

livebaseballscorecards.com

AB 36
 R 1
 H 8
 RBI 1
 BB 7
 SO 4
 LOB 23



