

Minnesota Twins - 1970

Minnesota Twins @ Chicago White Sox
 Comiskey Park, Chicago, IL
 Tue Apr 07 1970, 4:33 AM EST
 Att. 11,473 - Unknown - 58 F

AB	41
R	12
H	15
RBI	11
BB	2
SO	4
LOB	12



WP:	0	PA:	44
PB:	0		
SB:	1		
CS:	0		

AB	R	H	RBI	BB	SO	LOB
5	1	1	0	0	2	1
5	2	2	1	0	0	0
2	1	1	0	2	1	1
1	1	0	0	0	0	0
5	3	2	1	0	0	2
4	2	4	7	0	0	0
1	0	1	0	0	0	0
5	1	1	0	0	0	2
5	1	2	0	0	1	1
5	0	1	1	0	0	3
3	0	0	1	0	0	2
1B:	10	SF:	1			
2B:	2	SAC:	0			
3B:	1	DP:	0			
HR:	2	HBP:	0			

Batter	1	2	3	4	5	6	7	8	9	
Cesar Tovar, R (1, 8) OBP: 0.200, SLG: 0.600	0-0 1B 3B		0-3 K		0-3 K		G3 L5			
Rod Carew, L (1, 4) OBP: 0.400, SLG: 0.400	0-0 E S E 1B		0-0 4-3		0-0 F7		0-0 BB 2B 1B	0-0 1-3		
Harmon Killebrew, R (1, 5) OBP: 0.750, SLG: 0.500 Frank Quilici, R (7, PR) (7, 5)	0-3 3-H K 1-2		4-0 BB		0-0 1B HR 1B		4-0 2B HR BB 1-2	0-0 F9		
Tony Oliva, L (1, 9) OBP: 0.400, SLG: 0.600	0-0 E1 1B		0-0 F3		0-0 HR 1B		0-0 HR 2B	0-0 4-3		
Brant Alyea, R (1, 7) OBP: 1.000, SLG: 2.500 Jim Holt, L (8, 7) OBP: 1.000, SLG: 1.000	0-0 1-H 3-H 1B		0-0 FC5-6 1B		0-0 HR		0-0 HR	0-0 FC3-6 1B		
Rich Reese, L (1, 3) OBP: 0.200, SLG: 0.200	0-0 4-3		0-0 FC5-6 FC1-6 1B 1-2f		0-0 3-1		0-0 2B 1B	0-0 FC3-6		
George Mitterwald, R (1, 2) OBP: 0.400, SLG: 0.600		0-0 5-3		0-0 FC1-6 1B		0-0 F7	0-0 1B SF7 2B	0-3 K		
Leo Cardenas, R (1, 6) OBP: 0.200, SLG: 0.200		0-0 1-3		0-0 FC1-6 1-2f 2-3		0-0 L4	0-0 2-3 3-H 1B	0-0 5-3		
Jim Perry, S (1, 1)		0-0 5-3		0-0 5-3		0-0 1-3	0-0 SF7			
Inning Stats	R: 3 E: 2 K: 1 S: 8 H: 3 LOB: 0 BB: 0 P: 8	R: 0 E: 0 K: 1 S: 3 H: 0 LOB: 0 BB: 0 P: 3	R: 0 E: 0 K: 1 S: 5 H: 0 LOB: 1 BB: 1 P: 9	R: 0 E: 0 K: 0 S: 5 H: 2 LOB: 2 BB: 0 P: 5	R: 3 E: 0 K: 1 S: 8 H: 3 LOB: 0 BB: 0 P: 8	R: 0 E: 0 K: 0 S: 3 H: 0 LOB: 0 BB: 0 P: 3	R: 6 E: 0 K: 0 S: 9 H: 6 LOB: 1 BB: 1 P: 13	R: 0 E: 0 K: 0 S: 3 H: 0 LOB: 0 BB: 0 P: 3	R: 0 E: 0 K: 1 S: 6 H: 1 LOB: 1 BB: 0 P: 6	1B: 10 2B: 2 3B: 1 HR: 2 SF: 1 SAC: 0 DP: 0 HBP: 0
PITCHER	IP WLS BF H R ER SO BB IBB HBP BLK WP HR S P ERA WHIP	IP WLS BF H R ER SO BB IBB HBP BLK WP HR S P ERA WHIP	IP WLS BF H R ER SO BB IBB HBP BLK WP HR S P ERA WHIP	IP WLS BF H R ER SO BB IBB HBP BLK WP HR S P ERA WHIP	IP WLS BF H R ER SO BB IBB HBP BLK WP HR S P ERA WHIP	IP WLS BF H R ER SO BB IBB HBP BLK WP HR S P ERA WHIP	IP WLS BF H R ER SO BB IBB HBP BLK WP HR S P ERA WHIP	IP WLS BF H R ER SO BB IBB HBP BLK WP HR S P ERA WHIP	IP WLS BF H R ER SO BB IBB HBP BLK WP HR S P ERA WHIP	
Tommy John, L (1, 1) ERA: 9.64	4.2 L 23 8 6 5 3 1 0 0 0 0 1 28 32 9.64 1.929									
Tommie Sisk, R (5, 1) ERA: 16.2	1.2 8 2 4 4 0 1 0 0 0 0 0 0 7 11 21.60 1.800									
Danny Murphy, R (7, 1) ERA:	0.0 4 4 1 1 0 0 0 0 0 0 0 1 4 4 ∞ ∞									
Don Secrist, L (7, 1) ERA:	1.2 5 0 1 1 0 0 0 0 0 0 0 0 5 5 5.40 0.000									
Gene Rounsaville, R (9, 1) ERA:	1.0 4 1 0 0 0 1 0 0 0 0 0 0 6 6 0.00 1.000									

livebaseballscorecards.com

Batter	1	2	3	4	5	6	7	8	9	AB R H RBI BB SO LOB
Walt Williams, R (1, 9) BBB	4-0 PB BB BB		0-0 6-3			0-0 6-3	0-0 1-3			3 0 0 0 1 0 2
Luis Aparicio, R (1, 6) OBP: 0.500, SLG: 0.667 Rich Morales, R (9, 6) BBB	4-0 PB BB 1-2		0-0 1-3			0-0 1B 2B		0-0 F2		3 0 1 0 1 0 0 0 0 0 0 0 0 0
Carlos May, L (1, 7) OBP: 0.250, SLG: 0.250 X	0-0 F7			0-0 1B 1B		0-0 F8		0-0 F9		4 0 1 0 0 0 3
Bill Melton, R (1, 5) OBP: 0.750, SLG: 1.000 SSS	0-3 K 1-2 2-3			0-0 1-2 1B G6-4-3		0-0 1B 2-3		0-0 2B		4 0 3 0 0 1 2
John Matias, L (1, 3) Danny Murphy, L (7, 1) Don Sechrist, L (7, 1) Gail Hopkins, L (8, PH) Gene Rounsaville, R (9, 1) X	0-0 F3			0-3 K SSS		0-0 4-3		0-0 F8		3 0 0 0 0 1 6 0 0 0 0 0 0 0 0 0 0 0 0 0 0 1 0 0 0 0 0 1 0 0 0 0 0 0 0
Buddy Bradford, R (1, 8) SSS		0-3 K		0-0 G6-4-3 1-2f		4-0 BB BB		0-0 F3		3 0 0 0 1 1 2
Syd O'Brien, R (1, 4) OBP: 0.250, SLG: 0.500 X		0-0 F8			0-0 5-3	0-3 K		0-0 2B		4 0 1 0 0 1 1
Duane Josephson, R (1, 2) X		0-0 F9			0-3 K	0-0 F8		0-0 F5		4 0 0 0 0 1 2
Tommy John, R (1, 1) Tommie Sisk, R (5, 1) Tom McCraw, L (7, 3) X			0-0 2-3		0-3 K	4-0 1-2 BB		0-0 L6		1 0 0 0 0 0 0 1 0 0 0 0 1 0 1 0 0 0 1 0 1

BOTTOM

Minnesota Twins @ Chicago White Sox
Comiskey Park, Chicago, IL
Tue Apr 07 1970, 4:33 AM EST
Att. 11,473 - Unknown - 58 F

livebaseballscorecards.com

AB	32
R	0
H	6
RBI	0
BB	4
SO	6
LOB	20



Inning Stats	R: 0 H: 0 E: 0 LOB: 2 K: 1 BB: 2 S: 5 P: 13	R: 0 H: 0 E: 0 LOB: 0 K: 1 BB: 0 S: 5 P: 5	R: 0 H: 0 E: 0 LOB: 0 K: 0 BB: 0 S: 3 P: 3	R: 0 H: 2 E: 0 LOB: 1 K: 1 BB: 0 S: 6 P: 6	R: 0 H: 0 E: 0 LOB: 0 K: 2 BB: 0 S: 7 P: 7	R: 0 H: 2 E: 0 LOB: 2 K: 0 BB: 0 S: 5 P: 5	R: 0 H: 0 E: 0 LOB: 2 K: 1 BB: 2 S: 5 P: 13	R: 0 H: 1 E: 0 LOB: 1 K: 0 BB: 0 S: 4 P: 4	R: 0 H: 1 E: 0 LOB: 1 K: 0 BB: 0 S: 4 P: 4	1B: 3 SF: 0 2B: 3 SAC: 0 3B: 0 DP: 1 HR: 0 HBP: 0
--------------	--	---	---	---	---	---	--	---	---	--

WP: 0 PA: 36
PB: 1
SB: 0
CS: 0

PITCHER	IP WLS BF H R ER SO BB IBB HBP BLK WP HR S P ERA WHIP	IP WLS BF H R ER SO BB IBB HBP BLK WP HR S P ERA WHIP
Jim Perry, R (1, 1) ERA:	9.0 W 36 H 6 R 0 ER 0 SO 6 BB 4 IBB 0 HBP 0 BLK 0 WP 0 HR 0 S 44 P 60 ERA 0.00 WHIP 1.111	

Batter	1	2	3	4	5	6	7	8	9	AB R H RBI BB SO LOB	TOP											
Cesar Tovar, R (1, 8) OBP: 0.100, SLG: 0.300	0-0 F8	0-0 G4-6-3		0-0 1-3		0-0 G1-2-3		0-0 F9		5 0 0 0 0 0 7												
Rod Carew, L (1, 4) Frank Quilici, R (4, 4) OBP: 0.429, SLG: 0.571 OBP: 0.500, SLG: 0.500	0-0 G3 HR 2B		0-0 1-3		0-0 2B 1B	0-0 2B 1B		0-0 L1		2 1 1 0 0 0 0 3 0 2 2 0 0 0												
Tony Oliva, L (1, 9) OBP: 0.500, SLG: 1.000	0-0 G3 2-3		0-0 1B 1B		0-0 1B 2B	0-0 G3		0-0 HR		5 1 3 1 0 0 2												
Harmon Killebrew, R (1, 5) Minnie Mendoza, R (9, 5) OBP: 0.556, SLG: 0.857	0-0 HR 3-H		0-0 G6-4-3 1B		0-0 F3		0-0 F8	0-0 F8		5 1 2 2 0 0 2 0 0 0 0 0 0 0												
Rich Reese, L (1, 3) OBP: 0.300, SLG: 0.222	0-0 4-3		0-0 G6-4-3		4-0 G5-4-3 IBB		0-0 1B 1B	0-3 K		4 0 1 0 1 1 2												
Brant Alyea, R (1, 7) Jim Holt, L (7, PR) OBP: 0.625, SLG: 1.375 OBP: 1.000, SLG: 1.000		0-0 E6 1B E		0-0 1-3	0-0 G5-4-3		0-0 G5-4-3 1B			4 1 1 0 0 0 3 0 0 0 0 0 0 0												
George Mitterwald, R (1, 2) OBP: 0.556, SLG: 0.667		0-0 E8 1B 1B		0-0 SH5-4 E 1B		0-0 2B G1-2-3 1B	0-0 G5-4-3			4 0 3 0 0 0 2												
Leo Cardenas, R (1, 6) OBP: 0.222, SLG: 0.333		0-0 F9		0-0 E4 SH5-4		0-0 G1-2-3 1B 2B		0-0 5-3		4 1 1 0 0 0 2												
Luis Tiant, R (1, 1) Stan Williams, R (5, 1) Charlie Manuel, L (6, PH) Ron Perranoski, L (6, 1) Steve Barber, R (8, 1) OBP: 1.000, SLG: 1.000		0-0 G4-6-3 1B		0-0 SH5-4		4-0 G1-2-3 1B IBB		0-0 1-3		1 0 1 0 0 0 0 0 0 0 0 0 0 0 0 1 0 0 1 0 0 1 0 0 0 0 0 0 0 0 0 0 0 0 0												
Inning Stats	R: 2 E: 0 K: 0 S: 5	H: 2 LOB: 0 BB: 0 P: 5	R: 1 E: 2 K: 0 S: 5	H: 2 LOB: 1 BB: 0 P: 5	R: 0 E: 0 K: 0 S: 4	H: 2 LOB: 1 BB: 0 P: 4	R: 0 E: 1 K: 0 S: 5	H: 1 LOB: 2 BB: 0 P: 5	R: 0 E: 0 K: 0 S: 4	H: 2 LOB: 2 BB: 1 P: 8	R: 2 E: 0 K: 0 S: 5	H: 3 LOB: 1 BB: 1 P: 9	R: 0 E: 0 K: 0 S: 4	H: 2 LOB: 2 BB: 0 P: 4	R: 0 E: 0 K: 0 S: 3	H: 0 LOB: 0 BB: 0 P: 3	R: 1 E: 0 K: 1 S: 6	H: 1 LOB: 0 BB: 0 P: 6	1B: 10 2B: 3 3B: 0 HR: 2	SF: 0 SAC: 1 DP: 5 HBP: 0	WP: 0 PB: 0 SB: 0 CS: 0	PA: 41
PITCHER	IP WLS BF H R ER SO BB IBB HBP BLK WP HR S P ERA WHIP																				PITCHER	IP WLS BF H R ER SO BB IBB HBP BLK WP HR S P ERA WHIP
Joe Horlen, R (1, 1) ERA: 7.2	5.0 L 26 11 5 4 0 0 0 0 0 0 1 25 29 7.20 2.200																					
Tommie Sisk, R (6, 1) ERA: 10.13	1.0 4 1 0 0 0 0 0 0 0 0 0 0 3 7 0.00 1.000																					
Gene Rounsaville, R (7, 1) ERA:	2.0 7 2 0 0 0 0 0 0 0 0 0 0 7 7 0.00 1.000																					
Wilbur Wood, L (9, 1) ERA: 9.0	1.0 4 1 1 1 1 0 0 0 0 0 0 1 6 6 9.00 1.000																					

Minnesota Twins @ Chicago White Sox
Comiskey Park, Chicago, IL
Thu Apr 09 1970, 4:33 AM EST
Att: 1,474 - Unknown - 58 F

livebaseballscorecards.com

AB	38
R	6
H	15
RBI	5
BB	2
SO	1
LOB	20



BOTTOM

Minnesota Twins @ Chicago White Sox
Comiskey Park, Chicago, IL
Thu Apr 09 1970, 4:33 AM EST
Att. 1,474 - Unknown - 58 F

livebaseballscorecards.com

AB 34
R 4
H 10
RBI 4
BB 8
SO 6
LOB 28



WP: 0 PA: 44
PB: 0
SB: 0
CS: 0

AB R H RBI BB SO LOB

3 1 1 0 1 0 2

4 2 2 0 1 0 2

3 0 1 1 2 0 3

5 0 4 3 0 1 2

5 0 1 0 0 1 6

4 0 0 0 1 2 6

4 0 1 0 1 1 4

3 0 0 0 0 1 2

1 1 0 0 1 0 1

1B: 8 SF: 0
2B: 2 SAC: 2
3B: 0 DP: 0
HR: 0 HBP: 0

Batter	1	2	3	4	5	6	7	8	9
Walt Williams, R OBP: 0.375, SLG: 0.167 (1, 9)	0-0 FC6-4 BB 1B	0-0 F4			4-0 2B 6-3 BB	0-0 F4		0-0 SH5-4 1-2 2-3	
Luis Aparicio, R OBP: 0.556, SLG: 0.714 (1, 6)	4-0 FC6-4 BB 1-2		0-0 4-3		0-0 6-3 1-3 2B 2B		0-0 1B 1B	0-0 F8	
Carlos May, L OBP: 0.444, SLG: 0.286 (1, 7)	0-0 FC6-4 1-2f 2-3		4-0 1B BB		0-0 6-3 2-3 3-H		0-0 FC6-4 1B 1-3 1B	4-0 1B IBB	
Bill Melton, R OBP: 0.778, SLG: 1.000 (1, 5)	0-3 K		0-0 1-2 1B		0-0 1B 2B 3-H		0-0 FC6-4 1B 1-2 1B 3-H	0-0 1B 1-2 2-H 3-H	
John Matias, L OBP: 0.125, SLG: 0.125 (1, 3)	0-3 K		0-0 F9		0-0 2-3 1B		0-0 F9		0-0 F5
Buddy Bradford, R (1, 8)		4-0 SH5-4 1B BB	0-3 K		0-3 K		0-0 FC6-4 1-2f 2-3 FC4-6	0-0 6-3	
Syd O'Brien, R OBP: 0.333, SLG: 0.375 (1, 4)		0-0 SH5-4 1-2 1B		0-0 F3	0-3 K		0-0 FC4-6 1-2f		4-0 BB
Ed Herrmann, L Duane Josephson, R (8, PH) (9, 2)		0-3 K		0-0 F8		0-0 F9		4-0 SH5-4 BB 1B BB	0-0 F8
Joe Horlen, R Tommie Sisk, R Bob Christian, R Gene Rounsaville, R Bobby Knoop, R Wilbur Wood, R (1, 1) (6, 1) (6, PH) (7, 1) (8, PH) (9, 1)		0-0 SH5-4 1-2 2-3		0-0 5-3		0-0 F8			

Inning Stats	R: 0	H: 1	E: 0	K: 2	S: 8	LOB: 2	BB: 1	P: 12
	R: 0	H: 1	E: 0	K: 1	S: 6	LOB: 2	BB: 1	P: 10
	R: 0	H: 1	E: 0	K: 1	S: 6	LOB: 2	BB: 1	P: 10
	R: 0	H: 0	E: 0	K: 0	S: 3	LOB: 0	BB: 0	P: 3
	R: 2	H: 3	E: 0	K: 2	S: 10	LOB: 2	BB: 1	P: 14
	R: 0	H: 0	E: 0	K: 0	S: 3	LOB: 0	BB: 0	P: 3
	R: 1	H: 3	E: 0	K: 0	S: 6	LOB: 2	BB: 0	P: 6
	R: 1	H: 1	E: 0	K: 0	S: 3	LOB: 2	BB: 3	P: 15
	R: 0	H: 0	E: 0	K: 0	S: 3	LOB: 1	BB: 1	P: 7

PITCHER	IP	WLS	BF	H	R	ER	SO	BB	IBB	HBP	BLK	WP	HR	S	P	ERA	WHIP
Luis Tiant, R ERA: 4.15 (1, 1)	4.1		22	5	2	2	4	4	0	0	0	0	0	26	42	4.15	2.077
Stan Williams, R ERA: (5, 1)	0.2	W	3	1	0	0	2	0	0	0	0	0	0	7	7	0.00	1.500
Ron Perranoski, L ERA: 9.0 (6, 1)	2.0		11	3	2	2	0	2	0	0	0	0	0	9	17	9.00	2.500
Steve Barber, R ERA: (8, 1)	2.0	S	8	1	0	0	0	1	1	0	0	0	0	6	14	0.00	1.000

Batter	1	2	3	4	5	6	7	8	9	AB R H RBI BB SO LOB	TOP																								
Bert Campaneris, R (1, 6) OBP: 0.222, SLG: 0.389	0-0 F9		0-0 F2			0-0 G4-6-3 1-2 1B		0-0 1-3		4 0 1 0 0 0 0																									
Rick Monday, L (1, 8) OBP: 0.444, SLG: 0.571	0-3 K			0-0 F1		0-0 G4-6-3 1-2f 2-3		0-0 6-3		4 0 0 0 0 1 2																									
Felipe Alou, R (1, 7) OBP: 0.222, SLG: 0.278	0-0 1B			0-3 K		0-3 K		0-0 F9		4 0 1 0 0 2 1																									
Reggie Jackson, L (1, 9) OBP: 0.333, SLG: 0.357	0-3 K			0-0 4-1			0-3 K	0-0 HR		4 1 1 1 0 2 1																									
Sal Bando, R (1, 5) OBP: 0.353, SLG: 0.667		0-0 6-3			0-0 F8		0-0 HR	4-0 FC6 BB		3 1 1 1 1 0 0																									
Dick Green, R (1, 4) OBP: 0.294, SLG: 0.250		0-3 K			0-0 F7		0-0 G5-4-3 1B	0-0 FC6 1-2f		4 0 1 0 0 1 1																									
Joe Rudi, R (1, 3) OBP: 0.167, SLG: 0.167		0-0 5-3			0-0 1B		0-0 G5-4-3 1-2f			3 0 1 0 0 0 1																									
Dave Duncan, R (1, 2)			0-0 5-3		0-0 F7			0-0 6-3		3 0 0 0 0 0 1																									
Blue Moon Odom, R (1, 1) Jim Roland, R (3, 1) Bob Johnson, R (6, PH) Roberto Rodriguez, R (6, 1) Tito Francona, L (8, PH) Paul Lindblad, L (8, 1)			0-0 2-3			0-0 G4-6-3 1B 1B		0-3 K		1 0 0 0 0 0 0 0 0 0 0 0 0 0 1 0 1 0 0 0 0 0 0 0 0 0 0 0 1 0 0 0 0 1 0 0 0 0 0 0 0 0																									
Inning Stats	R: 0 E: 0 K: 2 S: 8 H: 1 LOB: 1 BB: 0 P: 8	R: 0 E: 0 K: 1 S: 5 H: 0 LOB: 0 BB: 0 P: 5	R: 0 E: 0 K: 0 S: 3 H: 0 LOB: 0 BB: 0 P: 3	R: 0 E: 0 K: 1 S: 5 H: 0 LOB: 0 BB: 0 P: 5	R: 0 E: 0 K: 0 S: 4 H: 1 LOB: 1 BB: 0 P: 4	R: 0 E: 0 K: 1 S: 6 H: 2 LOB: 1 BB: 0 P: 6	R: 1 E: 0 K: 1 S: 6 H: 2 LOB: 0 BB: 0 P: 6	R: 0 E: 0 K: 1 S: 5 H: 0 LOB: 0 BB: 0 P: 5	R: 1 E: 0 K: 0 S: 4 H: 1 LOB: 1 BB: 1 P: 8	1B: 5 2B: 0 3B: 0 HR: 2 SF: 0 SAC: 0 DP: 2 HBP: 0	WP: 0 PB: 0 SB: 0 CS: 0 PA: 33																								
PITCHER Jim Kaat, L (1, 1) ERA: 2.0	IP 9.0	WLS W	BF 33	H 7	R 2	ER 2	SO 7	BB 1	IBB 0	HBP 0	BLK 0	WP 0	HR 2	S 46	P 50	ERA 2.00	WHIP 0.889	PITCHER	IP 9.0	WLS W	BF 33	H 7	R 2	ER 2	SO 7	BB 1	IBB 0	HBP 0	BLK 0	WP 0	HR 2	S 46	P 50	ERA 2.00	WHIP 0.889

Oakland Athletics @ Minnesota Twins
Metropolitan Stadium, Bloomington, MI

AB	32
R	2
H	7
RBI	2
BB	1
SO	7
LOB	7



Sat Apr 11 1970, 4:33 AM EST
Att. 21,653 - Unknown - 49 F

livebaseballscorecards.com

Batter	1	2	3	4	5	6	7	8	9	AB	R	H	RBI	BB	SO	LOB	TOP								
Cesar Tovar, R (1, 8) OBP: 0.200, SLG: 0.450	0-3 K		0-0 FC6-4			0-0 HR		0-0 P6		5	1	1	1	0	2	1									
Rod Carew, L (1, 4) OBP: 0.412, SLG: 0.500	0-0 F7			0-0 F8		0-0 E7			0-0 F7	5	1	1	0	0	0	0									
Tony Oliva, L (1, 9) OBP: 0.350, SLG: 0.600	0-3 K			0-0 4-3		0-0 HBP			0-0 F7	5	1	1	1	0	1	1									
Harmon Killebrew, R (1, 5) OBP: 0.471, SLG: 0.538 Frank Quilici, R (7, PR) OBP: 0.333, SLG: 0.333		0-0 6-3		0-0 E4		4-0 HBP		0-0 FC3-6	0-3 K	3	1	1	0	1	0	0									
Rich Reese, L (1, 3) OBP: 0.278, SLG: 0.133		0-0 F8		0-0 1-3		1-0 HR		0-0 F8		3	1	0	0	0	0	2									
Brant Alyea, R (1, 7) OBP: 0.636, SLG: 1.500 Jim Holt, L (6, 7) OBP: 0.333, SLG: 0.333		0-3 K				4-0 BB		0-0 FC3-6		2	1	1	4	1	1	0									
George Mitterwald, R (1, 2) OBP: 0.412, SLG: 0.438			0-3 K		0-3 K	0-0 HR		0-0 4-3		4	1	1	0	0	2	2									
Leo Cardenas, R (1, 6) OBP: 0.313, SLG: 0.533			0-0 L6		0-3 K	0-0 HR		0-3 K		4	1	1	2	0	2	1									
Jim Perry, S (1, 1) OBP: 0.125, SLG: 0.143			0-0 FC6-4		0-0 G3	0-3 K		0-3 K		4	0	1	0	0	2	1									
Inning Stats	R: 0 E: 0 K: 2 S: 7	H: 0 LOB: 0 BB: 0 P: 7	R: 0 E: 0 K: 1 S: 5	H: 0 LOB: 0 BB: 0 P: 5	R: 0 E: 0 K: 1 S: 6	H: 1 LOB: 1 BB: 0 P: 6	R: 0 E: 1 K: 0 S: 4	H: 0 LOB: 1 BB: 0 P: 4	R: 0 E: 0 K: 2 S: 7	H: 0 LOB: 1 BB: 1 P: 11	R: 8 E: 1 K: 2 S: 14	H: 6 LOB: 1 BB: 1 P: 19	R: 0 E: 0 K: 0 S: 4	H: 1 LOB: 1 BB: 0 P: 4	R: 0 E: 0 K: 2 S: 7	H: 0 LOB: 0 BB: 0 P: 7	R: 0 E: 0 K: 1 S: 5	H: 0 LOB: 0 BB: 0 P: 5	1B: 4 2B: 1 3B: 0 HR: 3	SF: 0 SAC: 0 DP: 0 HBP: 1	WP: 0 PB: 0 SB: 0 CS: 0	PA: 40			
PITCHER	IP	WLS	BF	H	R	ER	SO	BB	IBB	HBP	BLK	WP	HR	S	P	ERA	WHIP								
Andy Messersmith, R (1, 1) ERA: 3.43	5.0	L	24	4	6	5	6	2	0	1	0	0	2	33	42	9.00	1.200								
Mel Queen, R (6, 1) ERA: 3.38	3.0		13	4	2	2	4	0	0	0	0	0	1	21	21	6.00	1.333								
Wally Wolf, R (9, 1) ERA:	1.0		3	0	0	0	1	0	0	0	0	0	0	5	5	0.00	0.000								

Minnesota Twins @ California Angels
Anaheim Stadium, Anaheim, CA

Wed Apr 15 1970, 9:05 PM EST
Att: 8,770 - Unknown - 62 F

livebaseballscorecards.com

AB	37
R	8
H	8
RBI	8
BB	2
SO	11
LOB	9



Batter	1	2	3	4	5	6	7	8	9	AB	R	H	RBI	BB	SO	LOB	BOTTOM
--------	---	---	---	---	---	---	---	---	---	----	---	---	-----	----	----	-----	--------

Sandy Alomar Sr., S (1, 4) OBP: 0.394, SLG: 0.406	0-3 K		0-0 1-3			0-0 4-3		0-0 5-3		4	0	0	0	0	1	0	
---	----------	--	------------	--	--	------------	--	------------	--	---	---	---	---	---	---	---	--

Jim Fregosi, R (1, 6) OBP: 0.469, SLG: 0.621 Giraldo Ruiz, S (6, PR) (7, 6)	0-0 F9		0-0 F2			0-0 2B		0-0 4-3		3	0	1	0	0	0	0	
										1	0	0	0	0	0	0	

Bill Voss, L (1, 9) OBP: 0.455, SLG: 0.577	0-0 E4 1B			0-3 K		0-0 P4		0-0 F8		4	0	0	0	0	1	1	
--	-----------------	--	--	----------	--	-----------	--	-----------	--	---	---	---	---	---	---	---	--

Alex Johnson, R (1, 7) OBP: 0.379, SLG: 0.667	0-0 1-2 1B			0-0 1B FC3-6 1B		0-3 K		0-0 6-3		4	1	2	0	0	1	1	
---	------------------	--	--	--------------------------	--	----------	--	------------	--	---	---	---	---	---	---	---	--

Jay Johnstone, L (1, 8) OBP: 0.583, SLG: 0.917	0-0 F8			0-0 1-3 1B FC3-6			0-0 HR		0-0 P4		4	1	2	1	0	0	2
--	-----------	--	--	---------------------------	--	--	-----------	--	-----------	--	---	---	---	---	---	---	---

Roger Repoz, L (1, 3) OBP: 0.321, SLG: 0.654		0-3 K		0-0 FC3-6 PO		0-3 K				3	0	0	1	0	2	1	
--	--	----------	--	--------------------	--	----------	--	--	--	---	---	---	---	---	---	---	--

Joe Azcue, R (1, 2) OBP: 0.172, SLG: 0.207		0-0 4-3		0-0 PO 1-2		0-0 P4		0-0 P6		3	0	0	0	0	0	0	
--	--	------------	--	------------------	--	-----------	--	-----------	--	---	---	---	---	---	---	---	--

Aurelio Rodriguez, R (1, 5) OBP: 0.379, SLG: 0.481		0-0 F8				0-0 4-3		0-0 P4		3	0	0	0	0	0	0	
--	--	-----------	--	--	--	------------	--	-----------	--	---	---	---	---	---	---	---	--

Andy Messersmith, R (1, 1) OBP: 0.125, SLG: 0.125 Mel Queen, L (6, 1) Jim Hicks, R (8, PH) Wally Wolf, R (9, 1)			0-0 1-3			0-0 3-1		0-0 F8		2	0	0	0	0	0	0	
										0	0	0	0	0	0	0	
										1	0	0	0	0	0	0	
										0	0	0	0	0	0	0	

Inning Stats	R: 0 E: 1 K: 1 S: 7	H: 1 LOB: 2 BB: 0 P: 7	R: 0 E: 0 K: 1 S: 5	H: 0 LOB: 0 BB: 0 P: 5	R: 0 E: 0 K: 0 S: 3	H: 0 LOB: 0 BB: 0 P: 3	R: 1 E: 0 K: 1 S: 6	H: 2 LOB: 0 BB: 0 P: 6	R: 0 E: 0 K: 0 S: 3	H: 0 LOB: 0 BB: 0 P: 3	R: 0 E: 0 K: 1 S: 6	H: 1 LOB: 1 BB: 0 P: 6	R: 1 E: 0 K: 1 S: 6	H: 1 LOB: 0 BB: 0 P: 6	R: 0 E: 0 K: 0 S: 3	H: 0 LOB: 0 BB: 0 P: 3	R: 0 E: 0 K: 0 S: 3	H: 0 LOB: 0 BB: 0 P: 3	1B: 3 2B: 1 3B: 0 HR: 1	SF: 0 SAC: 0 DP: 0 HBP: 0	WP: 0 PB: 0 SB: 1 CS: 0	PA: 33 ERA WHIP
--------------	------------------------------	---------------------------------	------------------------------	---------------------------------	------------------------------	---------------------------------	------------------------------	---------------------------------	------------------------------	---------------------------------	------------------------------	---------------------------------	------------------------------	---------------------------------	------------------------------	---------------------------------	------------------------------	---------------------------------	----------------------------------	------------------------------------	----------------------------------	-----------------------

PITCHER Jim Perry, R ERA: 1.0 (1, 1)	IP 9.0	WLS W	BF 32	H 5	R 2	ER 2	SO 5	BB 0	IBB 0	HBP 0	BLK 0	WP 0	HR 1	S 42	P 42	ERA 2.00	WHIP 0.556													
---	-----------	----------	----------	--------	--------	---------	---------	---------	----------	----------	----------	---------	---------	---------	---------	-------------	---------------	--	--	--	--	--	--	--	--	--	--	--	--	--

Minnesota Twins @ California Angels
Anaheim Stadium, Anaheim, CA
Wed Apr 15 1970, 9:05 PM EST
Att. 8,770 - Unknown - 62 F

livebaseballscorecards.com

AB	32
R	2
H	5
RBI	2
BB	0
SO	5
LOB	5



Minnesota Twins @ California Angels
 Anaheim Stadium, Anaheim, CA

Thu Apr 16 1970, 9:05 PM EST
 Att: 5,558 - Unknown - 61 F

livebaseballscorecards.com

AB	33
R	2
H	7
RBI	1
BB	5
SO	8
LOB	16



Batter	1	2	3	4	5	6	7	8	9	AB	R	H	RBI	BB	SO	LOB						
Cesar Tovar, R (1, 8) OBP: 0.200, SLG: 0.440	0-0 F8		0-0 2B		0-0 F9		0-0 F9		0-3 K	5	0	1	0	0	1	1						
Rod Carew, L (1, 4) OBP: 0.318, SLG: 0.381	0-3 K		0-3 K		0-0 6-3		0-0 5-3		0-0 1-3	5	0	0	0	0	2	2						
Harmon Killebrew, R (1, 5) OBP: 0.571, SLG: 0.667	4-0 BB		4-0 BB		0-0 2B			0-0 3B		2	1	2	0	2	0	0						
Tony Oliva, L (1, 9) OBP: 0.375, SLG: 0.652	4-0 BB		0-0 1-3		0-0 G3			0-0 3B		3	1	1	1	1	0	3						
Brant Alyea, R (1, 7) OBP: 0.600, SLG: 1.231	0-0 F9			0-0 WP		0-3 K		4-0 BB		3	0	1	0	1	1	2						
Jim Holt, L (8, PR) OBP: 0.333, SLG: 0.333									0-3 BB	0	0	0	0	0	0	0						
Leo Cardenas, R (1, 6) OBP: 0.300, SLG: 0.474		0-0 6-3		0-0 5-3		0-0 WP		0-0 G5-4-3		4	0	1	0	0	0	2						
George Mitterwald, R (1, 2) OBP: 0.333, SLG: 0.350		0-0 5-3		0-0 5-3		0-3 K		0-3 K		4	0	0	0	0	0	3						
Rich Reese, L (1, 3) OBP: 0.273, SLG: 0.111		0-0 F8		4-0 BB		0-0 4-3			0-0 P4	3	0	0	0	1	0	1						
Dave Boswell, R (1, 1)			0-3 K		0-3 K		0-0 F9		0-0 1B	2	0	0	0	0	2	2						
Tom Hall, L (4, 1)										0	0	0	0	0	0	0						
Rick Renick, R (7, PH)										1	0	0	0	0	0	0						
Stan Williams, R (7, 1)										0	0	0	0	0	0	0						
Charlie Manuel, L (9, PH)										1	0	1	0	0	0	0						
Jim Kast, L (9, PR)										0	0	0	0	0	0	0						
Inning Stats	R: 0 E: 0 K: 1 S: 5	H: 0 LOB: 2 BB: 2 P: 13	R: 0 E: 0 K: 0 S: 3	H: 0 LOB: 0 BB: 0 P: 3	R: 0 E: 0 K: 2 S: 8	H: 1 LOB: 2 BB: 1 P: 12	R: 0 E: 0 K: 1 S: 6	H: 1 LOB: 2 BB: 1 P: 10	R: 0 E: 0 K: 0 S: 4	H: 1 LOB: 1 BB: 0 P: 4	R: 0 E: 0 K: 2 S: 8	H: 1 LOB: 1 BB: 0 P: 8	R: 0 E: 0 K: 0 S: 3	H: 0 LOB: 0 BB: 0 P: 3	R: 2 E: 0 K: 1 S: 6	H: 2 LOB: 1 BB: 1 P: 10	R: 0 E: 0 K: 1 S: 6	H: 1 LOB: 1 BB: 0 P: 6	1B: 4 2B: 2 3B: 1 HR: 0	SF: 0 SAC: 0 DP: 1 HBP: 0	WP: 2 PB: 0 SB: 0 CS: 0	PA: 38
PITCHER	IP	WLS	BF	H	R	ER	SO	BB	IBB	HBP	BLK	WP	HR	S	P	ERA	WHIP					
Rudy May, L (1, 1) ERA: 2.08	7.0	W	32	6	2	2	6	5	0	0	0	2	0	39	59	2.57	1.571					
Ken Tatum, R (8, 1) ERA:	2.0	S	6	1	0	0	2	0	0	0	0	0	0	10	10	0.00	0.500					

Batter	1	2	3	4	5	6	7	8	9	AB R H RBI BB SO LOB	TOP	
Cesar Tovar, R (1, 8) OBP: 0.241, SLG: 0.429	0-0 HR 1B		0-0 F7		4-0 BB		0-3 K			3 1 1 0 1 1 2		
Rod Carew, L (1, 4) OBP: 0.308, SLG: 0.360	0-0 F7		0-0 6-3		0-0 4-3			0-0 1B		4 0 1 0 0 0 2		
Tony Oliva, L (1, 9) OBP: 0.393, SLG: 0.741	0-0 HR			0-0 SH1-3 BB FC6-2 1B		0-0 F7		0-0 F2		4 1 2 2 0 0 1		
Harmon Killebrew, R (1, 5) OBP: 0.520, SLG: 0.556	0-3 K			4-0 SH1-3 1-2 BB		0-0 F8		0-0 F4		3 0 0 0 1 1 1		
Rich Reese, L (1, 3) OBP: 0.240, SLG: 0.095	0-3 K			0-0 SH1-3 1-2 2-3		0-0 F6		0-0 1-3		3 0 0 0 0 1 1		
Brant Alyea, R (1, 7) OBP: 0.474, SLG: 0.941		0-3 K		0-0 FC6-2 3-H		0-0 E5 1B		0-0 4-3		4 0 0 0 0 1 2		
George Mitterwald, R (1, 2) OBP: 0.304, SLG: 0.318 Paul Ratliff, L (7, PH) (7, 2)		0-0 5-3		0-3 K		0-3 K		0-3 K		2 0 0 0 0 1 2 2 0 0 0 0 2 1		
Leo Cardenas, R (1, 6) OBP: 0.292, SLG: 0.435		0-3 K			0-3 K		0-0 1B		0-0 F8	4 0 1 0 0 2 0		
Jim Kaat, L (1, 1) OBP: 0.250, SLG: 0.250 Steve Barber, R (4, 1) Bill Zepp, R (5, 1) Tom Hall, L (6, 1) Charlie Manuel, L (7, PH) Stan Williams, R (7, 1)			0-0 4-3		0-0 1-3		0-0 F7			1 0 0 0 0 0 0 1 0 1 0 0 0 0 0 2 0 0 0 0 0 0 0		
Inning Stats	R: 2 H: 2 E: 0 LOB: 0 K: 2 BB: 0 S: 9 P: 9	R: 0 H: 0 E: 0 LOB: 0 K: 2 BB: 0 S: 7 P: 7	R: 0 H: 0 E: 0 LOB: 0 K: 0 BB: 0 S: 3 P: 3	R: 0 H: 1 E: 0 LOB: 2 K: 1 BB: 1 S: 6 P: 10	R: 0 H: 0 E: 0 LOB: 1 K: 1 BB: 1 S: 5 P: 9	R: 0 H: 0 E: 0 LOB: 0 K: 0 BB: 0 S: 3 P: 3	R: 0 H: 1 E: 1 LOB: 2 K: 2 BB: 0 S: 9 P: 9	R: 0 H: 1 E: 0 LOB: 1 K: 0 BB: 0 S: 4 P: 4	R: 0 H: 0 E: 0 LOB: 0 K: 1 BB: 0 S: 5 P: 5	1B: 4 SF: 0 2B: 0 SAC: 1 3B: 0 DP: 0 HR: 1 HBP: 0	WP: 0 PA: 35 PB: 0 SB: 1 CS: 0	
PITCHER Catfish Hunter, R (1, 1) ERA: 1.23	IP WLS BF H R ER SO BB IBB HBP BLK WP HR S P ERA WHIP	9.0 W 35 5 2 2 9 2 0 0 0 0 0 1 51 59 2.00 0.778										

Minnesota Twins @ Oakland Athletics
Oakland-Alameda County Coliseum, Oakland, CA
Fri Apr 17 1970, 6:05 PM PST
Att: 9,186 - Unknown - 58 F

livebaseballscorecards.com

AB	32
R	2
H	5
RBI	2
BB	2
SO	9
LOB	14



Batter	1	2	3	4	5	6	7	8	9
Bert Campaneris, R OBP: 0.216, SLG: 0.278 Don Mincher, L OBP: 0.320, SLG: 0.429	0-0 S 1B	0-3 K		4-0 BB		0-0 1B 2B		0-0 F7	
Rick Monday, L OBP: 0.513, SLG: 0.697	0-0 BB 1B		0-3 K	0-0 G3		0-0 2-3 1B			
Felipe Alou, R OBP: 0.359, SLG: 0.333	4-0 1-2 BB		0-0 K2-6-2 1B		0-0 WP SF9 1B	0-3 K			
Reggie Jackson, L OBP: 0.256, SLG: 0.188	0-3 K		0-3 K2-6-2 1-2f		0-3 K	0-0 F2			
Bob Johnson, R OBP: 0.364, SLG: 0.600	0-0 F8			0-0 HR	0-0 WP 1B 1B		0-0 3-1		
Dick Green, R OBP: 0.306, SLG: 0.226		0-0 F8		0-0 1-3	0-0 SF9	0-0 1-2 2-H	0-0 F4		
Roberto Pena, R OBP: 0.350, SLG: 0.400		0-0 FC1-6 1B		0-0 HR 1B	0-0 2-H 1B		0-0 F9		
Dave Duncan, R OBP: 0.200, SLG: 0.400		0-0 FC1-6 1B 1-2f		0-0 1-H HR	0-0 F7		0-0 F7		
Catfish Hunter, R OBP: 0.143, SLG: 0.143		0-0 1-2 1B		0-0 5-3		0-3 K		0-0 5-3	

Inning Stats	R: 0	H: 2	E: 0	LOB: 2	K: 1	BB: 1	S: 6	R: 0	H: 2	E: 0	LOB: 2	K: 1	BB: 0	S: 7	R: 0	H: 1	E: 0	LOB: 1	K: 2	BB: 0	S: 7	R: 3	H: 3	E: 0	LOB: 1	K: 0	BB: 1	S: 6	R: 2	H: 3	E: 0	LOB: 1	K: 1	BB: 0	S: 8	R: 0	H: 2	E: 0	LOB: 2	K: 2	BB: 0	S: 9	R: 0	H: 0	E: 0	LOB: 0	K: 0	BB: 0	S: 3	R: 0	H: 0	E: 0	LOB: 0	K: 0	BB: 0	S: 3	R: 0	H: 0	E: 0	LOB: 0	K: 0	BB: 0	S: 3
--------------	------	------	------	--------	------	-------	------	------	------	------	--------	------	-------	------	------	------	------	--------	------	-------	------	------	------	------	--------	------	-------	------	------	------	------	--------	------	-------	------	------	------	------	--------	------	-------	------	------	------	------	--------	------	-------	------	------	------	------	--------	------	-------	------	------	------	------	--------	------	-------	------

AB	R	H	RBI	BB	SO	LOB
1	0	1	0	0	0	0
3	0	1	0	1	1	2
4	0	2	0	0	1	1
3	1	2	0	1	1	2
4	0	0	0	0	3	6
4	2	2	1	0	0	2
3	0	0	1	0	0	0
4	1	3	1	0	0	0
4	1	1	2	0	0	2
4	0	1	0	0	1	0

WP	HR	S	P	ERA	WHIP
1	0	3	3	8.10	2.700
0	0	0	0	13.50	3.000
0	0	0	0	0.00	2.000
0	0	0	0	0.00	0.000
0	0	0	0	0.00	0.000

1B	2B	3B	HR	SF	SAC	DP	HBP
10	2	0	2	1	0	1	0
1	0	0	0	0	0	0	0
1	0	0	0	0	0	0	0
1	0	0	0	0	0	0	0

BOTTOM

Minnesota Twins @ Oakland Athletics
Oakland-Alameda County Coliseum, Oakland, CA

livebaseballscorecards.com

AB	34
R	5
H	13
RBI	5
BB	2
SO	7
LOB	15



WP: 1	PA: 37
PB: 0	
SB: 1	
CS: 0	

PITCHER	IP	WLS	BF	H	R	ER	SO	BB	IBB	HBP	BLK	WP	HR	S	P	ERA	WHIP
Jim Kaat, L ERA: 3.65	(1, 1)	3.1	17	8	3	3	4	1	0	0	0	0	2	24	28	8.10	2.700
Steve Barber, R ERA: 5.4	(4, 1)	1.1	8	3	2	2	1	1	0	0	0	1	0	9	13	13.50	3.000
Bill Zepp, R ERA:	(5, 1)	1.0	5	2	0	0	2	0	0	0	0	0	0	9	9	0.00	2.000
Tom Hall, L ERA:	(6, 1)	0.1	1	0	0	0	0	0	0	0	0	0	0	1	1	0.00	0.000
Stan Williams, R ERA:	(7, 1)	2.0	6	0	0	0	0	0	0	0	0	0	0	6	6	0.00	0.000

Fri Apr 17 1970, 6:05 PM PST
Att. 9,186 - Unknown - 58 F

Batter	1	2	3	4	5	6	7	8	9	AB R H RBI BB SO LOB	TOP										
Cesar Tovar, R (1, 8) OBP: 0.286, SLG: 0.500	0-0 1B SF9 2B		0-0 1-3	0-0 1-2 1B		0-0 1B SF8-2-5 2B		0-0 5-3	0-0 F4	6 2 3 0 0 0 1											
Rod Carew, L (1, 4) OBP: 0.419, SLG: 0.467	0-0 CS 2-3 1B		0-0 1B	0-0 2-3 1B 1B		0-0 2-3 1B		0-0 1B 1B		5 2 5 0 0 0 0											
Harmon Killebrew, R (1, 3) OBP: 0.467, SLG: 0.500 Rich Reese, L (8, 3) OBP: 0.240, SLG: 0.095	0-0 SF9 1-2 3-H		0-3 K	4-0 1B 1B BB		0-0 SF8-2-5		0-3 K		2 1 0 2 1 2 2 0 0 0 0 0 0 0											
Tony Oliva, L (1, 9) OBP: 0.455, SLG: 0.781	0-0 E3			0-0 1B HR 2B		0-0 E 1B		0-0 1B 1B		5 2 4 2 0 0 0											
Brant Alyea, R (1, 7) OBP: 0.478, SLG: 0.857 Jim Holt, L (6, 7) OBP: 0.429, SLG: 0.429	0-0 F7			0-0 BB HR 1B		0-0 E7		0-0 1B 1B		4 1 2 1 0 0 1 1 0 1 1 0 0 0											
Leo Cardenas, R (1, 6) OBP: 0.276, SLG: 0.370		0-3 K		4-0 HR BB		0-3 K		0-3 K		4 1 0 0 1 3 5											
George Mitterwald, R (1, 2) OBP: 0.250, SLG: 0.259		0-0 F8		0-3 K		0-0 5-3		0-0 F8		5 0 0 0 0 1 3											
Rick Renick, R (1, 5) OBP: 0.333, SLG: 1.000		0-3 K		0-0 1-H 2-H 3-H HR		0-3 K		0-0 6-3		5 1 2 4 0 2 0											
Luis Tiant, R (1, 1) OBP: 0.500, SLG: 0.500 Ron Perranoski, L (6, 1)		0-3 K		0-0 1B 1B 1B		0-0 F8		0-3 K		3 1 1 0 0 1 0 2 0 0 0 0 2 1											
Inning Stats	R: 1 E: 1 K: 0 S: 5	H: 2 LOB: 1 BB: 0 P: 5	R: 0 E: 0 K: 2 S: 7	H: 0 LOB: 0 BB: 0 P: 7	R: 0 E: 0 K: 2 S: 8	H: 1 LOB: 1 BB: 0 P: 8	R: 7 E: 0 K: 1 S: 12	H: 8 LOB: 2 BB: 2 P: 20	R: 0 E: 0 K: 1 S: 5	H: 0 LOB: 0 BB: 0 P: 5	R: 2 E: 1 K: 1 S: 8	H: 3 LOB: 1 BB: 0 P: 8	R: 0 E: 0 K: 1 S: 5	H: 0 LOB: 0 BB: 0 P: 5	R: 1 E: 0 K: 2 S: 10	H: 3 LOB: 2 BB: 0 P: 10	R: 0 E: 0 K: 1 S: 6	H: 1 LOB: 1 BB: 0 P: 6	1B: 13 2B: 5 3B: 0 HR: 1	SF: 2 SAC: 0 DP: 1 HBP: 0	WP: 1 PA: 46 PB: 0 SB: 0 CS: 1
PITCHER	IP WLS BF H R ER SO BB IBB HBP BLK WP HR S P ERA WHIP																				
AI Downing, L (1, 1) ERA: 4.5	3.1 L 17 6 5 5 5 1 0 0 0 0 1 26 30 13.50 2.100																				
Rollie Fingers, R (4, 1) ERA: 4.26	0.1 5 4 2 2 0 1 0 0 0 0 0 4 8 54.00 15.000																				
Mudcat Grant, R (4, 1) ERA:	0.1 2 1 1 1 0 0 0 0 0 0 0 2 2 27.00 3.000																				
Roberto Rodriguez, R (5, 1) ERA: 3.86	2.0 9 3 2 1 2 0 0 0 0 0 0 13 13 4.50 1.500																				
Diego Segui, R (7, 1) ERA: 2.25	3.0 13 4 1 1 4 0 0 0 0 1 0 21 21 3.00 1.333																				

Minnesota Twins @ Oakland Athletics
Oakland-Alameda County Coliseum, Oakland, CA
 Sat Apr 18 1970, 3:33 AM PST
 Att: 11,266 - Unknown

livebaseballscorecards.com

AB	42
R	11
H	18
RBI	10
BB	2
SO	11
LOB	13



Batter	1	2	3	4	5	6	7	8	9	AB	R	H	RBI	BB	SO	LOB
Felipe Alou, R OBP: 0.341, SLG: 0.341 (1, 7)	0-0 HR 2B	0-0 F6		0-0 FC5-4 1-2f		0-0 F7			0-0 5-3	5	1	1	0	0	0	5
Rick Monday, L OBP: 0.477, SLG: 0.632 (1, 8)	0-3 K	0-3 K			0-0 2B 1B	0-0 F5			0-3 K	5	0	1	0	0	3	5
Bob Johnson, R OBP: 0.400, SLG: 0.615 (1, 5)	4-0 HR BB	0-0 FC5 2-3f			0-0 1-H HR 2B				0-0 5-3	3	2	1	0	1	0	2
Reggie Jackson, L OBP: 0.233, SLG: 0.167 (1, 9)	0-3 K		0-0 1-3		0-0 F8	0-0 F9				4	0	0	0	0	1	3
Don Mincher, L OBP: 0.345, SLG: 0.680 (1, 3)	0-0 1-H 2-H HR		0-3 K		0-0 2-H HR				0-3 K	4	2	2	5	0	2	0
Dick Green, R OBP: 0.300, SLG: 0.206 (1, 4)	1-0 HBP		0-0 F7		0-0 F5			0-0 F7		3	0	0	0	0	0	0
Roberto Pena, R OBP: 0.417, SLG: 0.458 (1, 6)	0-0 F4			0-0 FC5-4 1B		0-0 BB 1B		0-0 G5-4-3 1B		4	0	3	0	0	0	1
Dave Duncan, R OBP: 0.263, SLG: 0.389 (1, 2)		0-0 FC5 1B 1B		0-0 F6		4-0 1-2 BB		0-0 G5-4-3 1-2f		3	0	1	0	1	0	2
Al Downing, R OBP: 0.060, SLG: 0.500 (1, 1)		0-0		0-0 F5		0-3 K			0-0 F6	1	0	1	0	0	0	0
Rollie Fingers, R (4, 1)										0	0	0	0	0	0	0
Mudcat Grant, R (4, 1)										0	0	0	0	0	0	0
Tito Francona, L OBP: 0.286, SLG: 0.286 (4, PH)										1	0	0	0	0	0	1
Roberto Rodriguez, R (5, 1)										0	0	0	0	0	0	0
Joe Rudi, R OBP: 0.125, SLG: 0.125 (6, PH)										1	0	0	0	0	1	2
Diego Segui, R (7, 1)										0	0	0	0	0	0	0
Frank Fernandez, R OBP: 0.412, SLG: 0.091 (9, PH)										1	0	0	0	0	0	0

Inning Stats	R: 3	H: 2	E: 0	K: 2	S: 9	LOB: 1	BB: 1	P: 14	R: 0	H: 2	E: 0	K: 1	S: 7	LOB: 2	BB: 0	P: 7	R: 0	H: 0	E: 0	K: 1	S: 5	LOB: 0	BB: 0	P: 5	R: 2	H: 3	E: 0	K: 0	S: 5	LOB: 0	BB: 0	P: 5	R: 0	H: 1	E: 0	K: 1	S: 6	LOB: 2	BB: 1	P: 10	R: 0	H: 0	E: 0	K: 1	S: 5	LOB: 0	BB: 0	P: 5	R: 0	H: 1	E: 0	K: 0	S: 3	LOB: 0	BB: 0	P: 3	R: 0	H: 0	E: 0	K: 1	S: 5	LOB: 0	BB: 0	P: 5	R: 0	H: 1	E: 0	K: 0	S: 3	LOB: 0	BB: 0	P: 5	R: 0	H: 0	E: 0	K: 1	S: 5	LOB: 0	BB: 0	P: 5
--------------	------	------	------	------	------	--------	-------	-------	------	------	------	------	------	--------	-------	------	------	------	------	------	------	--------	-------	------	------	------	------	------	------	--------	-------	------	------	------	------	------	------	--------	-------	-------	------	------	------	------	------	--------	-------	------	------	------	------	------	------	--------	-------	------	------	------	------	------	------	--------	-------	------	------	------	------	------	------	--------	-------	------	------	------	------	------	------	--------	-------	------

PITCHER	IP	WLS	BF	H	R	ER	SO	BB	IBB	HBP	BLK	WP	HR	S	P	ERA	WHIP
Luis Tiant, R ERA: 6.75 (1, 1)	5.0	W	24	8	5	5	4	1	0	1	0	0	2	30	35	9.00	1.800
Ron Perranoski, L ERA: 3.0 (6, 1)	4.0	S	14	2	0	0	3	1	0	0	0	0	0	19	23	0.00	0.750

BOTTOM

Minnesota Twins @ Oakland Athletics
Oakland-Alameda County Coliseum, Oakland, CA
 Sat Apr 18 1970, 3:33 AM PST
 Att. 11,266 - Unknown

AB	35
R	5
H	10
RBI	5
BB	2
SO	7
LOB	21



WP	PA	CS
0	38	0

Batter	1	2	3	4	5	6	7	8	9	AB R H RBI BB SO LOB	TOP											
Cesar Tovar, R (1, 8) OBP: 0.375, SLG: 0.541	0-0 S 1B		4-0 1B SF8 BB		0-0 FC3-6 1B	4-0 IBB			0-0 CS 1B	3 1 3 0 2 0 0	Minnesota Twins @ Oakland Athletics Oakland-Alameda County Coliseum, Oakland, CA Sun Apr 19 1970, 3:33 AM PST Att. 14,187 - Unknown livebaseballscorecards.com											
Rod Carew, L (1, 4) OBP: 0.389, SLG: 0.429	0-0 F4		0-0 CS 1B		0-0 FC3-6 G6-4-3	0-0 3-1		0-0 1-3	5 0 1 1 0 0 6													
Tony Oliva, L (1, 9) OBP: 0.405, SLG: 0.714	0-0 F4		0-0 SF8		0-0 G6-4-3			0-0 4-3	3 0 0 1 0 0 2													
Harmon Killebrew, R (1, 5) OBP: 0.441, SLG: 0.458 Frank Quilici, R (7, 5) OBP: 0.333, SLG: 0.333	0-3 K		0-3 K		0-0 2B 2B 1B	0-0 5-3		0-0 5-3	4 1 1 0 0 2 1 0 0 0 0 0 0 0													
Rich Reese, L (1, 3) OBP: 0.276, SLG: 0.200		0-0 F3		0-0 HR 1B	0-0 2B 2B	0-0 4-3		0-0 4-3	4 2 2 0 0 0 0													
Brant Alyea, R (1, 7) OBP: 0.500, SLG: 1.000 Jim Holt, L (6, PR) OBP: 0.375, SLG: 0.375		0-3 K		0-0 HR	0-0 SH1-4 2B	0-0 4-3		0-0 4-3	3 1 2 4 0 1 0 1 0 0 0 0 0 0													
Leo Cardenas, R (1, 6) OBP: 0.273, SLG: 0.387		0-0 2B		0-3 K	0-0 F9	0-0 F8		0-0 F8	4 0 1 0 0 1 1													
George Mitterwald, R (1, 2) OBP: 0.250, SLG: 0.233		0-0 5-3		0-3 K	4-0 SH1-4 BB	0-0 F3		0-0 F3	3 0 0 0 1 1 1													
Jim Perry, S (1, 1) OBP: 0.200, SLG: 0.222 Ron Perranoski, L (8, 1)			0-0 BB 1B		0-0 F6	0-0 SH1-4		0-3 K	2 1 1 0 0 0 0 1 0 0 0 0 1 0													
Inning Stats	R: 0 E: 0 K: 1 S: 6	H: 1 LOB: 1 BB: 0 P: 6	R: 0 E: 0 K: 1 S: 6	H: 1 LOB: 1 BB: 0 P: 6	R: 2 E: 0 K: 1 S: 6	H: 2 LOB: 0 BB: 1 P: 10	R: 2 E: 0 K: 2 S: 9	H: 2 LOB: 0 BB: 0 P: 9	R: 0 E: 0 K: 0 S: 3	H: 1 LOB: 0 BB: 0 P: 3		R: 2 E: 0 K: 0 S: 6	H: 3 LOB: 3 BB: 2 P: 14	R: 0 E: 0 K: 0 S: 3	H: 0 LOB: 0 BB: 0 P: 3	R: 0 E: 0 K: 0 S: 3	H: 0 LOB: 0 BB: 0 P: 3	R: 0 E: 0 K: 1 S: 5	H: 1 LOB: 0 BB: 0 P: 5	1B: 7 2B: 3 3B: 0 HR: 1	SF: 1 SAC: 1 DP: 1 HBP: 0	WP: 0 PB: 0 SB: 1 CS: 2
PITCHER	IP WLS BF H R ER SO BB IBB HBP BLK WP HR S P ERA WHIP																					
Chuck Dobson, R (1, 1) ERA: 9.22	5.0 L 24 10 6 6 5 1 0 0 0 0 0 1 33 37 10.80 2.200																					
Jim Roland, L (6, 1) ERA:	1.0 5 0 0 0 0 0 1 1 0 0 0 0 3 11 0.00 1.000																					
Paul Lindblad, L (7, 1) ERA:	1.0 3 0 0 0 0 0 0 0 0 0 0 0 3 3 0.00 0.000																					
Mudcat Grant, R (8, 1) ERA:	2.0 6 1 0 0 0 1 0 0 0 0 0 0 8 8 0.00 0.500																					

Minnesota Twins @ Oakland Athletics
Oakland-Alameda County Coliseum, Oakland, CA
 Sun Apr 19 1970, 3:33 AM PST
 Att. 14,187 - Unknown

livebaseballscorecards.com

AB	33
R	6
H	11
RBI	6
BB	3
SO	6
LOB	11



Batter	1	2	3	4	5	6	7	8	9	AB	R	H	RBI	BB	SO	LOB
Felipe Alou, R OBP: 0.333, SLG: 0.333 (1, 7) X	0-0 1-3			X 0-0 F7		X 0-0 BB 1-2 1B	X 0-0 1-3			4	0	1	0	0	0	0
Rick Monday, L OBP: 0.479, SLG: 0.643 (1, 8) SSS	0-3 K			X 0-0 PB 4-3 2B		X 0-0 F7		X 0-0 G3-6-3 1B		4	1	2	0	0	1	2
Roberto Pena, R OBP: 0.393, SLG: 0.407 (1, 6) BBB	4-0 PO BB			X 0-0 4-3 2-H		X 0-0 F8		SSS 0-3 K		3	0	0	1	1	1	3
Don Mincher, L OBP: 0.333, SLG: 0.607 (1, 3)	0-0 PO 1-2	X 0-0 6-3		SSS 0-3 K		SSS 4-0 1-2 2-3 BB		X 0-0 G3-6-3 1-2f		3	0	0	0	1	1	1
Bob Johnson, R OBP: 0.333, SLG: 0.500 (1, 5)		X 0-0 F8		X 0-0 6-3		X 0-0 6-3		X 0-0 F4		3	0	0	0	0	0	3
Mudcat Grant, R (8, 1)										0	0	0	0	0	0	0
Frank Fernandez, R OBP: 0.389, SLG: 0.083 (9, PH)										1	0	0	0	0	0	0
Dick Green, R OBP: 0.318, SLG: 0.237 (1, 4)		X 0-0 6-3		X 0-0 1B		X 0-0 HR 1B		SSS 0-3 K		4	1	2	0	0	1	0
Reggie Jackson, L OBP: 0.234, SLG: 0.250 (1, 9) SSS			X 0-3 K	SSS 0-3 K		X 0-0 1-H HR		X 0-0 4-3		4	1	1	2	0	2	1
Dave Duncan, R OBP: 0.227, SLG: 0.333 (1, 2)			X 0-0 5-3	X 0-0 F9		X 0-0 F3		SSS 0-0 1		3	0	0	0	0	0	1
Chuck Dobson, R (1, 1)			X 0-0 6-3	X 0-0 F9		H 1-0 BB 1B HBP		X 0-0 F9		1	0	0	0	0	0	0
Jim Roland, R (6, 1)										0	0	0	0	0	0	0
Tito Francona, L OBP: 0.375, SLG: 0.286 (6, PH)										0	0	0	0	0	0	0
Blue Moon Odum, R OBP: 0.125, SLG: 0.125 (6, PR)										0	0	0	0	0	0	0
Paul Lindblad, L (7, 1)										0	0	0	0	0	0	0
Sal Bando, R OBP: 0.333, SLG: 0.625 (7, PH) (8, 5)										1	0	0	0	0	0	0


Inning Stats	R: 0	H: 0	E: 0	K: 1	S: 4	LOB: 0	BB: 1	P: 8	R: 0	H: 0	E: 0	K: 0	S: 3	LOB: 0	BB: 0	P: 3	R: 0	H: 0	E: 0	K: 1	S: 5	LOB: 0	BB: 0	P: 5	R: 1	H: 1	E: 0	K: 1	S: 6	LOB: 0	BB: 0	P: 6	R: 0	H: 1	E: 0	K: 1	S: 6	LOB: 1	BB: 0	P: 6	R: 0	H: 1	E: 0	K: 0	S: 4	LOB: 3	BB: 1	P: 9	R: 2	H: 2	E: 0	K: 0	S: 5	LOB: 0	BB: 0	P: 5	R: 0	H: 1	E: 0	K: 1	S: 5	LOB: 0	BB: 0	P: 5	R: 0	H: 0	E: 0	K: 1	S: 5	LOB: 0	BB: 0	P: 5	1B: 4	SF: 0	2B: 1	SAC: 0	3B: 0	DP: 1	HR: 1	HBP: 1	WP: 0	PA: 35
--------------	------	------	------	------	------	--------	-------	------	------	------	------	------	------	--------	-------	------	------	------	------	------	------	--------	-------	------	------	------	------	------	------	--------	-------	------	------	------	------	------	------	--------	-------	------	------	------	------	------	------	--------	-------	------	------	------	------	------	------	--------	-------	------	------	------	------	------	------	--------	-------	------	------	------	------	------	------	--------	-------	------	-------	-------	-------	--------	-------	-------	-------	--------	-------	--------

PITCHER	IP	WLS	BF	H	R	ER	SO	BB	IBB	HBP	BLK	WP	HR	S	P	ERA	WHIP
Jim Perry, R ERA: 1.44 (1, 1)	7.0	W	29	6	3	2	4	2	0	1	0	0	1	34	43	2.57	1.143
Ron Perranoski, L ERA: 2.25 (8, 1)	2.0	S	5	0	0	0	2	0	0	0	0	0	0	9	9	0.00	0.000

MINNESOTA TWINS @ OAKLAND ATHLETICS
Oakland-Alameda County Coliseum, Oakland, CA

Sun Apr 19 1970, 3:33 AM PST
Att. 14,187 - Unknown

AB	31
R	3
H	6
RBI	3
BB	2
SO	6
LOB	11



Batter	1	2	3	4	5	6	7	8	9	AB	R	H	RBI	BB	SO	LOB
--------	---	---	---	---	---	---	---	---	---	----	---	---	-----	----	----	-----

Cesar Tovar, R OBP: 0.409, SLG: 0.600 (1, 8)	0-0 FC4-6 1B		0-0 FC5-4 1-2f			4-0 2B HR BB	0-0 1-H 3B			3	1	2	1	1	0	1
Rod Carew, L OBP: 0.375, SLG: 0.436 (1, 4)	0-0 FC4-6 1-2f FC5-4		0-0 4-3 1-2			0-0 1-3 HR 2B	0-0 L5			4	1	1	0	0	0	3
Harmon Killebrew, R OBP: 0.447, SLG: 0.571 (1, 3)	0-0 FC5-4 1-2f FC6-4			0-0 G5-4-3 1B		0-0 2-H 3-H HR	0-0 G3			4	1	2	3	0	0	1
Rich Reese, L OBP: 0.276, SLG: 0.200 (9, 3)										0	0	0	0	0	0	0
Tony Oliva, L OBP: 0.366, SLG: 0.641 (1, 9)	0-0 FC6-4 1-2f			0-0 F8		0-0 4-3	0-0 F7			4	0	0	0	0	0	2
Brant Alyea, R OBP: 0.483, SLG: 0.926 (1, 7)		0-0 6-3		0-0 G5-4-3 1-2f		0-0 G6-4-3 1B	0-3 K			3	0	1	0	0	0	1
Jim Holt, L OBP: 0.333, SLG: 0.333 (8, 7)										1	0	0	0	0	1	0
Rick Renick, R OBP: 0.333, SLG: 0.778 (1, 5)		0-3 K				0-0 BB 1B	0-0 G6-4-3 1-2f			3	0	1	0	0	1	1
Frank Quilici, R OBP: 0.333, SLG: 0.333 (8, 5)										0	0	0	0	0	0	0
Leo Cardenas, R OBP: 0.250, SLG: 0.353 (1, 6)		0-0 5-3				0-0 F8	0-0 F9			3	0	0	0	0	0	1
George Mitterwald, R OBP: 0.257, SLG: 0.219 (1, 2)			0-0 1-3			4-0 1-2 G4-6-3 BB	0-0 F8			2	0	0	0	1	0	0
Jim Kaat, L OBP: 0.286, SLG: 0.286 (1, 1)				0-0 1-3		0-0 G4-6-3 1-2f	0-0 E6 3B			3	1	1	0	0	0	2
Stan Williams, R (8, 1)										0	0	0	0	0	0	0
Ron Perranoski, L (9, 1)										0	0	0	0	0	0	0

Inning Stats	R: 0	H: 1	E: 0	LOB: 1	K: 0	BB: 0	S: 4	P: 4	R: 0	H: 0	E: 0	LOB: 0	K: 1	BB: 0	S: 5	P: 5	R: 0	H: 1	E: 0	LOB: 1	K: 0	BB: 0	S: 4	P: 4	R: 0	H: 1	E: 0	LOB: 0	K: 0	BB: 0	S: 3	P: 3	R: 0	H: 1	E: 0	LOB: 1	K: 0	BB: 1	S: 3	P: 7	R: 3	H: 3	E: 0	LOB: 0	K: 0	BB: 1	S: 5	P: 9	R: 1	H: 1	E: 1	LOB: 1	K: 0	BB: 0	S: 5	P: 5	R: 0	H: 0	E: 0	LOB: 0	K: 1	BB: 0	S: 5	P: 5
--------------	------	------	------	--------	------	-------	------	------	------	------	------	--------	------	-------	------	------	------	------	------	--------	------	-------	------	------	------	------	------	--------	------	-------	------	------	------	------	------	--------	------	-------	------	------	------	------	------	--------	------	-------	------	------	------	------	------	--------	------	-------	------	------	------	------	------	--------	------	-------	------	------

PITCHER	IP	WLS	BF	H	R	ER	SO	BB	IBB	HBP	BLK	WP	HR	S	P	ERA	WHIP
Tommy John, L ERA: 5.55 (1, 1)	6.0	L	24	7	3	3	1	2	0	0	0	0	1	24	32	4.50	1.500
Tommie Sisk, R ERA: 5.91 (7, 1)	2.0		8	1	1	0	1	0	0	0	0	0	0	10	10	0.00	0.500

BOTTOM

Chicago White Sox @ Minnesota Twins
 Metropolitan Stadium, Bloomington, MI
 Tue Apr 21 1970, 4:33 AM EST
 Att. 3,333 - Unknown - 42 F

AB	30
R	4
H	8
RBI	4
BB	2
SO	2
LOB	12



WP	PA	CS
0	32	1

Batter	1	2	3	4	5	6	7	8	9	AB R H RBI BB SO LOB	TOP
Walt Williams, R (1, 9) x OBP: 0.240, SLG: 0.182	0-0 F7 ①			x 0-0 4-3 ① x	0-0 2-3 1B ③					3 0 1 0 0 0 0	
Luis Aparicio, R (1, 6) x OBP: 0.426, SLG: 0.463	0-0 4-3 ②			x 0-0 2B 1B						2 1 1 0 0 0 0	
Carlos May, L (1, 7) x OBP: 0.362, SLG: 0.523	0-0 F8 ③			x 0-0 4-3 1-H 2B						2 0 1 1 0 0 0	
Bill Melton, R (1, 5) OBP: 0.449, SLG: 0.548		B B B B 4-0 CS BB		x 0-0 4-3 ② 2-3						1 0 0 0 1 0 1	
Gail Hopkins, L (1, 3) OBP: 0.333, SLG: 0.200		x 0-0 F5 ① ② 1-2		B B B B 4-0 BB						1 0 0 0 1 0 1	
Ken Berry, R (1, 8) OBP: 0.350, SLG: 0.351		x 0-0 F8 ③		x 0-0 F4 ③						2 0 0 0 0 0 2	
Bobby Knoop, R (1, 4) OBP: 0.227, SLG: 0.350			x 0-0 F3 ①		S S S 0-3 K ①					2 0 0 0 0 1 0	
Ed Herrmann, L (1, 2) OBP: 0.308, SLG: 0.385			S S S 0-3 K ②		x 0-0 1B SH3-4 1B					2 0 1 0 0 1 0	
Joe Horlen, R (1, 1) OBP: 0.308, SLG: 0.385			x 0-0 F7 ③		x 0-0 SH3-4 ② 1-2					1 0 0 0 0 0 0	
Inning Stats	R: 0 H: 0 E: 0 LOB: 0 K: 0 BB: 0 S: 3 P: 3	R: 0 H: 0 E: 0 LOB: 0 K: 0 BB: 1 S: 2 P: 6	R: 0 H: 0 E: 0 LOB: 0 K: 1 BB: 0 S: 5 P: 5	R: 1 H: 2 E: 0 LOB: 2 K: 0 BB: 1 S: 5 P: 9	R: 0 H: 2 E: 0 LOB: 1 K: 1 BB: 0 S: 6 P: 6					1B: 3 SF: 0 2B: 1 SAC: 1 3B: 0 DP: 0 HR: 0 HBP: 0	WP: 0 PA: 19 PB: 0 SB: 0 CS: 1
PITCHER Luis Tiant, R (1, 1) ERA: 5.02	IP WLS BF H R ER SO BB IBB HBP BLK WP HR S P ERA WHIP	5.0 W 19 4 1 1 2 2 0 0 0 0 0 0 21 29 1.80 1.200									
PITCHER	IP WLS BF H R ER SO BB IBB HBP BLK WP HR S P ERA WHIP										

Chicago White Sox @ Minnesota Twins
Metropolitan Stadium, Bloomington, MI
Wed Apr 22 1970, 4:33 AM EST
Att. 3,248 - Unknown - 46 F

AB	16
R	1
H	4
RBI	1
BB	2
SO	2
LOB	4



Batter	1	2	3	4	5	6	7	8	9
Cesar Tovar, R OBP: 0.426, SLG: 0.674 (1, 8) X	0-0 6-3 1B		0-3 K		0-0 2-H HR				
Rod Carew, L OBP: 0.372, SLG: 0.452 (1, 4) X	0-0 6-3 1-2		0-0 4-3		0-0 2B				
Tony Oliva, L OBP: 0.364, SLG: 0.619 (1, 9) X	0-0 G5-4-3 2-H 1B			0-0 G3	0-0 4-3				
Harmon Killebrew, R OBP: 0.450, SLG: 0.567 (1, 5) X	0-0 G5-4-3 1-2f			0-0 1B					
Rich Reese, L OBP: 0.256, SLG: 0.185 (1, 3) X		0-0 1-3		0-0 F8					
Brant Alyea, R OBP: 0.484, SLG: 0.897 (1, 7) X		0-0 CS 1B		0-0 1-3					
Paul Ratliff, L (1, 2) X		4-0 BB 1-2			0-0 L4				
Leo Cardenas, R OBP: 0.263, SLG: 0.361 (1, 6) X		0-0 L6			0-0 SH3 HR 1B				
Luis Tiant, R OBP: 0.400, SLG: 0.400 (1, 1) X			0-0 6-3		0-0 SH3 1-2				

Inning Stats	R: 1	H: 2	E: 0	K: 0	S: 4	LOB: 0	BB: 0	P: 4
	R: 0	H: 1	E: 0	K: 0	S: 3	LOB: 1	BB: 1	P: 7
	R: 0	H: 0	E: 0	K: 1	S: 5	LOB: 0	BB: 0	P: 5
	R: 0	H: 1	E: 0	K: 0	S: 4	LOB: 1	BB: 0	P: 4
	R: 2	H: 3	E: 0	K: 0	S: 6	LOB: 1	BB: 0	P: 6


PITCHER	IP	WLS	BF	H	R	ER	SO	BB	IBB	HBP	BLK	WP	HR	S	P	ERA	WHIP
Joe Horlen, R ERA: 4.08 (1, 1)	5.0	L	21	7	3	3	1	1	0	0	0	0	1	22	26	5.40	1.600

AB R H RBI BB SO LOB

3	2	2	2	0	1	0
3	0	1	0	0	0	1
3	0	1	1	0	0	1
2	0	1	0	0	0	1
2	0	0	0	0	0	1
2	0	1	0	0	0	1
1	0	0	0	1	0	0
2	1	1	0	0	0	1
1	0	0	0	0	0	0

AB	R	H	RBI	BB	SO	LOB
19	3	7	3	1	1	6

WP: 0 PA: 21
PB: 0
SB: 0
CS: 1



Chicago White Sox @ Minnesota Twins
Metropolitan Stadium, Bloomington, MI
Wed Apr 22 1970, 4:33 AM EST
Att. 3,248 - Unknown - 46 F

livebaseballscorecards.com

Batter	1	2	3	4	5	6	7	8	9	AB	R	H	RBI	BB	SO	LOB	TOP								
Walt Williams, R (1, 9) OBP: 0.241, SLG: 0.192	0-0 CS 1B	0-0 5-3		0-0 F9 1-2		0-0 F3		0-0 SH E		4	1	1	0	0	0	4									
Luis Aparicio, R (1, 6) OBP: 0.462, SLG: 0.489	0-0 FC5 FC 1-2 1B		4-0 FC4-6 BB	0-0 1B		0-0 1B		0-0 E1 SF8		4	1	3	2	1	0	0									
Carlos May, L (1, 7) OBP: 0.327, SLG: 0.479	0-3 K		0-0 FC4-6 FC6-4 1-2f	0-0 L6		0-3 K		0-0 SF8		4	0	0	1	0	2	5									
Bill Melton, R (1, 5) OBP: 0.407, SLG: 0.489	0-0 FC 1-2		0-0 FC6-4 1B 1-2f		0-0 F8		0-0 L7	0-0 F5		5	0	0	0	0	0	2									
Duane Josephson, R (1, 2) OBP: 0.333, SLG: 0.382	0-0 FC5 2-3f		0-0 1B		4-0 CS BB		4-0 FC6-4 BB	0-0 F5		3	0	1	0	2	0	2									
Gail Hopkins, L (1, 3) OBP: 0.400, SLG: 0.385		0-0 1B 2B		0-0 G3		0-0 1B 1-2		0-0 F9		3	1	2	0	0	0	2									
Bob Christian, R (7, PH) OBP: 0.400, SLG: 0.250										1	0	0	0	0	0	1									
Tom McCraw, L (7, 3) OBP: 0.158, SLG: 0.059										1	0	1	0	0	0	0									
Buddy Bradford, R (1, 8) OBP: 0.361, SLG: 0.500		0-0 SH2-4 1B 2-H		0-0 1B 1B		0-0 K		0-0 FC6-4 1-2f		5	1	2	1	0	2	3									
Bobby Knoop, R (1, 4) OBP: 0.296, SLG: 0.520		0-0 F8		0-0 E8 1B F9 1-3		0-0 SH1-4 1B 1B		0-0 HR		5	2	3	1	0	0	2									
Gerry Janeski, R (1, 1) OBP: 0.125, SLG: 0.125																									
Tommie Sisk, R (6, 1) OBP: 0.333, SLG: 0.348		0-0 SH2-4		0-3 K		0-0 SH1-4		0-0 SH E 1B		1	0	0	0	0	1	2									
Syd O'Brien, R (8, PH) OBP: 0.333, SLG: 0.348										0	0	0	0	0	0	0									
Wilbur Wood, R (8, 1) OBP: 0.333, SLG: 0.348		1-2								1	1	1	0	0	0	0									
										1	0	0	0	0	1	1									
Inning Stats	R: 0 E: 0 K: 1 S: 7	H: 2 LOB: 2 BB: 0 P: 7	R: 1 E: 0 K: 0 S: 5	H: 2 LOB: 1 BB: 0 P: 5	R: 0 E: 0 K: 0 S: 4	H: 1 LOB: 2 BB: 1 P: 8	R: 1 E: 1 K: 1 S: 8	H: 3 LOB: 2 BB: 0 P: 8	R: 0 E: 0 K: 1 S: 5	H: 1 LOB: 1 BB: 1 P: 9	R: 1 E: 0 K: 1 S: 7	H: 2 LOB: 1 BB: 0 P: 7	R: 0 E: 0 K: 0 S: 3	H: 0 LOB: 1 BB: 1 P: 7	R: 4 E: 1 K: 0 S: 7	H: 2 LOB: 0 BB: 0 P: 7	R: 0 E: 0 K: 2 S: 8	H: 1 LOB: 1 BB: 0 P: 8	1B: 12 2B: 1 3B: 0 HR: 1	SF: 1 SAC: 3 DP: 0 HBP: 0	WP: 0 PB: 0 SB: 1 CS: 2	PA: 45			
PITCHER	IP	WLS	BF	H	R	ER	SO	BB	IBB	HBP	BLK	WP	HR	S	P	ERA	WHIP								
Bill Zepp, R (1, 1) ERA: 2.25	3.0		17	7	2	1	1	1	0	0	0	0	0	18	22	3.00	2.667								
Steve Barber, R (4, 1) ERA: 4.5	2.2		12	4	1	1	2	1	0	0	0	0	0	15	19	3.38	1.875								
Tom Hall, L (6, 1) ERA:	0.1		1	0	0	0	1	0	0	0	0	0	0	3	3	0.00	0.000								
Ron Perranoski, L (7, 1) ERA: 2.53	2.0	L	11	2	4	1	0	1	0	0	0	0	1	10	14	4.50	1.500								
Stan Williams, R (9, 1) ERA:	1.0		4	1	0	0	2	0	0	0	0	0	0	8	8	0.00	1.000								

Chicago White Sox @ Minnesota Twins
Metropolitan Stadium, Bloomington, MI

Thu Apr 23 1970, 4:33 AM EST
Att: 4,372 - Unknown - 57 F

AB	38
R	7
H	14
RBI	5
BB	3
SO	6
LOB	24



Batter	1	2	3	4	5	6	7	8	9	AB R H RBI BB SO LOB
Cesar Tovar, R (1, 8) OBP: 0.423, SLG: 0.660	0-0 1B		0-0 F6		0-0 SF7		0-0 F4		0-0 WP E 1B	4 1 2 1 0 0 0
Rod Carew, L (1, 4) Minnie Mendoza, R (1, PH) (2, 4)	0-0 6-3 1-2		0-0 1-3		0-0 5-3		0-0 E5 FC5-4 1B		0-0 L7 1-2	0 0 0 0 0 0 0 5 0 0 0 0 0 3
Tony Oliva, L (1, 9) OBP: 0.347, SLG: 0.574	0-0 L8			0-0 F6		0-0 F4	0-0 FC5-4 1B		0-3 K	5 0 1 0 0 1 2
Harmon Killebrew, R (1, 5) OBP: 0.444, SLG: 0.529	0-3 K			0-0 FC6-4 1B		4-0 1B BB	0-0 FC5-4		0-0 E5 2-H	4 1 1 0 1 1 3
Rich Reese, L (1, 3) Rick Renick, R (9, PH) OBP: 0.300, SLG: 0.700		0-0 4-3		0-0 L7		0-0 1B 2B 1B	0-0 G3		0-0 F8	4 1 1 0 0 0 3 1 0 0 0 0 0 1
Brant Alyea, R (1, 7) Jim Holt, L (7, 7) OBP: 0.300, SLG: 0.300		4-0 BB		0-0 FC6-4 1-2f		0-0 F3		0-0 5-3		2 0 0 0 1 0 3 1 0 0 0 0 0 0
Paul Ratliff, L (1, 2) George Mittenwald, R (8, PH) OBP: 0.278, SLG: 0.219		0-3 K			0-0 SH3-4 SF7 1B	0-0 1-2 2-H 2B 1B		4-0 BB		3 2 2 1 0 1 1 0 0 0 0 1 0 0
Leo Cardenas, R (1, 6) OBP: 0.286, SLG: 0.385		0-3 K			4-0 SH3-4 BB	0-0 1-H 2-H 2B		0-3 K		3 0 1 2 1 2 2
Bill Zepp, R (1, 1) Steve Barber, R (4, 1) Tom Hall, L (6, 1) Charlie Manuel, L (8, PH) Ron Perranoski, L (7, 1) Bob Allison, R (8, PH) Stan Williams, R (9, 1)			0-3 K		0-0 SH3-4	0-3 K		0-3 K		1 0 0 0 0 0 1 0 0 0 0 0 0 0 0 0 0 0 0 0 0 0 0 0 1 0 0 0 0 0 1 1 0 0 0 0 0 0 0 0 1 0 0 0 0 0 1 1 0 0 0 0 0 0 0 0

Inning Stats	R: 0 E: 0 K: 1 S: 6	H: 1 LOB: 1 BB: 0 P: 6	R: 0 E: 0 K: 2 S: 7	H: 0 LOB: 1 BB: 11 P: 11	R: 0 E: 0 K: 1 S: 5	H: 0 LOB: 0 BB: 0 P: 5	R: 0 E: 0 K: 0 S: 4	H: 1 LOB: 1 BB: 0 P: 4	R: 1 E: 0 K: 0 S: 4	H: 1 LOB: 1 BB: 1 P: 8	R: 3 E: 0 K: 1 S: 8	H: 3 LOB: 1 BB: 1 P: 12	R: 0 E: 1 K: 0 S: 5	H: 1 LOB: 2 BB: 0 P: 5	R: 0 E: 0 K: 2 S: 7	H: 0 LOB: 1 BB: 1 P: 11	R: 1 E: 1 K: 1 S: 7	H: 1 LOB: 1 BB: 0 P: 7	1B: 7 2B: 1 3B: 0 HR: 0	SF: 1 SAC: 1 DP: 0 HBP: 0	WP: 1 PB: 0 SB: 1 CS: 0	PA: 41
--------------	------------------------------	---------------------------------	------------------------------	-----------------------------------	------------------------------	---------------------------------	------------------------------	---------------------------------	------------------------------	---------------------------------	------------------------------	----------------------------------	------------------------------	---------------------------------	------------------------------	----------------------------------	------------------------------	---------------------------------	----------------------------------	------------------------------------	----------------------------------	--------

PITCHER	IP	WLS	BF	H	R	ER	SO	BB	IBB	HBP	BLK	WP	HR	S	P	ERA	WHIP
Gerry Janeski, R (1, 1) ERA: 2.86	5.2		25	5	4	4	4	3	0	0	0	0	0	30	42	6.35	1.412
Tommie Sisk, R (6, 1) ERA: 5.25	1.1	W	7	2	0	0	1	0	0	0	0	0	0	9	9	0.00	1.500
Wilbur Wood, L (8, 1) ERA: 2.25	2.0	S	9	1	1	0	3	1	0	0	0	1	0	14	18	0.00	1.000

BOTTOM

Chicago White Sox @ Minnesota Twins
Metropolitan Stadium, Bloomington, MI
Thu Apr 23 1970, 4:33 AM EST
Att. 4,372 - Unknown - 57 F

livebaseballscorecards.com

AB	35
R	5
H	8
RBI	4
BB	4
SO	8
LOB	20



Batter	1	2	3	4	5	6	7	8	9	AB R H RBI BB SO LOB	TOP																									
Dick McAuliffe, L (1, 4) OBP: 0.431, SLG: 0.480	0-0 HR	0-0 L7		0-0 G3		0-0 1-3		0-0 F7		5 1 1 1 0 0 1																										
Cesar Gutierrez, R (1, 6) OBP: 0.351, SLG: 0.389	0-0 2B 1B		0-0 1B E 1B	0-3 K		0-0 F2		0-0 1-3		5 2 2 0 0 1 0																										
Al Kaline, R (1, 9) OBP: 0.468, SLG: 0.490	0-0 1-H 2B		0-0 1B E 1B	0-0 BB 1B		0-0 2B		0-0 1B		5 1 5 1 0 0 0																										
Norm Cash, L (1, 3) OBP: 0.333, SLG: 0.469	0-3 K		0-0 1B E 1B	4-0 BB 1B		0-0 L4		0-0 4-3		4 1 1 0 1 1 3																										
Willie Horton, R (1, 7) OBP: 0.390, SLG: 0.360	0-3 K		0-3 K	0-0 F7		0-0 F5		4-0 SH1-4 BB		4 0 0 0 1 2 6																										
Jim Northrup, L (1, 8) OBP: 0.414, SLG: 0.471	0-0 L4		0-0 E4 1B	0-0 F9		4-0 HR BB		0-0 SH1-4		3 2 0 1 1 0 1																										
Bill Freehan, R (1, 2) OBP: 0.458, SLG: 0.522		0-0 F8	0-0 2-H 3-H 1B	4-0 BB		0-0 1-H HR		4-0 G6-4-3 IBB		3 1 2 3 2 0 0																										
Elliott Maddox, R (1, 5) OBP: 0.304, SLG: 0.211		0-3 K	0-0 F8	0-0 F9		0-3 K		0-0 G6-4-3		5 0 0 0 0 2 4																										
Joe Niekro, R (1, 1) OBP: 0.200, SLG: 0.400		0-0 1B	0-3 K	0-0 F5		0-3 K				2 0 1 0 0 1 1																										
John Hiller, R (4, 1)										2 0 0 0 0 1 1																										
Inning Stats	R: 2 E: 0 K: 2 S: 10	H: 3 LOB: 1 BB: 0 P: 10	R: 0 E: 0 K: 1 S: 6	H: 1 LOB: 1 BB: 0 P: 6	R: 4 E: 1 K: 2 S: 12	H: 4 LOB: 1 BB: 0 P: 12	R: 0 E: 0 K: 1 S: 6	H: 1 LOB: 2 BB: 1 P: 10	R: 0 E: 0 K: 0 S: 4	H: 1 LOB: 1 BB: 0 P: 4	R: 2 E: 0 K: 2 S: 8	H: 1 LOB: 0 BB: 1 P: 12	R: 0 E: 0 K: 0 S: 4	H: 1 LOB: 1 BB: 0 P: 4	R: 0 E: 0 K: 0 S: 2	H: 0 LOB: 1 BB: 2 P: 10	1B: 8 2B: 2 3B: 0 HR: 2	SF: 0 SAC: 1 DP: 1 HBP: 0	WP: 0 PB: 0 SB: 0 CS: 0	PA: 44																
PITCHER	IP WLS BF H R ER SO BB IBB HBP BLK WP HR S P ERA WHIP																																			
Jim Perry, R (1, 1) ERA: 2.57	3.0		18	8	6	4	5	0	0	0	0	0	1	28	28	12.00	2.667																			
Tom Hall, L (4, 1) ERA: 2.84	3.1	L	16	3	2	2	1	3	0	0	0	0	1	15	27	5.40	1.800																			
Stan Williams, R (7, 1) ERA:	1.2		6	1	0	0	2	0	0	0	0	0	0	10	10	0.00	0.600																			
Ron Perranoski, L (9, 1) ERA: 2.31	1.0		4	0	0	0	0	1	1	0	0	0	0	2	10	0.00	1.000																			

Detroit Tigers @ Minnesota Twins
Metropolitan Stadium, Bloomington, MI

Fri Apr 24 1970, 4:33 AM EST
Att: 5,368 - Unknown - 63 F

livebaseballscorecards.com

AB	38
R	8
H	12
RBI	6
BB	5
SO	8
LOB	17



Batter	1	2	3	4	5	6	7	8	9	AB	R	H	RBI	BB	SO	LOB
Cesar Tovar, R OBP: 0.421, SLG: 0.692 (1, 4) (8, 8)	0-0 BB 2B	0-0 6-3		0-0 1-H 3B		0-0 L8		0-0 FC4-6 1-2f		5	1	2	1	0	0	1
Jim Holt, L OBP: 0.308, SLG: 0.250 Minnie Mendoza, R (7, PH) (8, 4)	4-0 BB 2B BB		0-0 G3	0-0 F3			0-3 K		0-0 5-3	2	1	0	0	1	0	1
Tony Oliva, L OBP: 0.333, SLG: 0.558 (1, 9)	0-0 F7		0-0 2B	0-0 4-3			0-3 K		0-3 K	5	1	1	0	0	2	3
Harmon Killebrew, R OBP: 0.500, SLG: 0.629 Frank Quilici, R OBP: 0.333, SLG: 0.333 (1, 5) (9, PR)	4-0 2B 1-2 2-3 BB		4-0 2B BB		0-0 HR		4-0 1B BB		4-0 BB	1	2	1	1	4	0	0
Rich Reese, L OBP: 0.275, SLG: 0.222 (1, 3)	0-0 L6		0-0 F8		0-0 G5-4-3 1B		0-0 1-2 1B		0-0 L9	5	0	2	0	0	0	6
Brant Alyea, R OBP: 0.474, SLG: 0.857 (1, 7)	0-0 1-3 2-H 3-H 2B		0-0 1-H 2-H 2B		0-0 G5-4-3 1-2f		0-0 L6			4	0	2	4	0	0	3
Leo Cardenas, R OBP: 0.261, SLG: 0.349 (1, 6)	0-0 1-4-3		0-0 1-3		0-0 6-3			0-0 6-3		4	0	0	0	0	0	3
George Mitterwald, R OBP: 0.250, SLG: 0.194 (1, 2)		0-0 F8		0-0 F2		0-0 5-3		0-0 6-5-3		4	0	0	0	0	0	0
Jim Perry, S OBP: 0.182, SLG: 0.200 Tom Hall, L OBP: 0.500, SLG: 0.500 Stan Williams, R (7, 1) Bob Allison, R (8, PH) Ron Perranoski, L (9, 1)		0-0 6-3		0-0 3B 1B		0-0 F5		4-0 FC4-6 BB		1	0	0	0	0	0	0

Inning Stats	R: 2	H: 2	E: 0	K: 0	S: 5	LOB: 2	BB: 2	P: 13	R: 0	H: 0	E: 0	K: 0	S: 3	LOB: 0	BB: 0	P: 3	R: 2	H: 2	E: 0	K: 0	S: 5	LOB: 1	BB: 1	P: 9	R: 1	H: 2	E: 0	K: 0	S: 5	LOB: 2	BB: 0	P: 4	R: 0	H: 0	E: 0	K: 2	S: 8	LOB: 2	BB: 1	P: 12	R: 0	H: 0	E: 0	K: 0	S: 3	LOB: 0	BB: 0	P: 3	R: 0	H: 0	E: 0	K: 0	S: 3	LOB: 1	BB: 1	P: 7	R: 0	H: 0	E: 0	K: 1	S: 5	LOB: 1	BB: 1	P: 9
1B: 3	2B: 4	3B: 1	HR: 1	SF: 0	SAC: 0	DP: 1	HBP: 0	WP: 0	PA: 41	1B: 3	2B: 4	3B: 1	HR: 1	SF: 0	SAC: 0	DP: 1	HBP: 0	WP: 0	PA: 41	1B: 3	2B: 4	3B: 1	HR: 1	SF: 0	SAC: 0	DP: 1	HBP: 0	WP: 0	PA: 41	1B: 3	2B: 4	3B: 1	HR: 1	SF: 0	SAC: 0	DP: 1	HBP: 0	WP: 0	PA: 41	1B: 3	2B: 4	3B: 1	HR: 1	SF: 0	SAC: 0	DP: 1	HBP: 0	WP: 0	PA: 41															

PITCHER	IP	WLS	BF	H	R	ER	SO	BB	IBB	HBP	BLK	WP	HR	S	P	ERA	WHIP
Joe Niekro, R ERA: 2.79 (1, 1)	3.1		19	6	5	5	0	3	0	0	0	0	0	16	28	13.50	2.700
John Hiller, L ERA: 3.18 (4, 1)	5.2	W	22	3	1	1	3	3	0	0	0	0	1	25	37	1.59	1.059

BOTTOM

Detroit Tigers @ Minnesota Twins
Metropolitan Stadium, Bloomington, MI
Fri Apr 24 1970, 4:33 AM EST
Att. 5,368 - Unknown - 63 F

livebaseballscores.com

AB	35
R	6
H	9
RBI	6
BB	6
SO	3
LOB	17



Batter	1	2	3	4	5	6	7	8	9	AB R H RBI BB SO LOB	TOP	
Mickey Stanley, R (1, 3) OBP: 0.353, SLG: 0.452	0-0 L6-4-3 1B		4-0 G6-4-3 BB			0-0 HR		0-0 5-3		3 1 2 1 1 0 0		
Dick McAuliffe, L (1, 4) OBP: 0.406, SLG: 0.444	0-3 K		0-0 G6-4-3 1-2f			0-0 E9 L9		0-0 F9		4 0 0 0 0 1 4		
Al Kaline, R (1, 9) OBP: 0.439, SLG: 0.455	0-0 L6-4-3 1-2				0-0 L5-3		0-0 L9 2-3	0-0 L6-3		4 0 0 0 0 0 2		
Willie Horton, R (1, 7) OBP: 0.397, SLG: 0.370		0-0 G1-6-3 1B			0-0 L9		0-3 K	0-0 3B 1B		4 1 2 0 0 1 1		
Bill Freehan, R (1, 2) OBP: 0.444, SLG: 0.490		0-0 F9			0-3 K		4-0 BB	0-0 F9		3 0 0 0 1 1 2		
Jim Northrup, L (1, 8) OBP: 0.403, SLG: 0.491		0-0 G1-6-3 1-2f			0-0 G3		0-0 L3	0-0 SF9 3B		4 1 1 1 0 0 3		
Elliott Maddox, R (1, 5) OBP: 0.346, SLG: 0.273			0-0 2B SH5-4 1B		0-0 1B		0-0 6-3	0-0 SF9 3B		3 0 2 0 0 0 0		
Norm Cash, L (9, PH) OBP: 0.324, SLG: 0.469										0 0 0 1 0 0 0	AB 31	
Don Wert, R (9, 5) OBP: 0.407, SLG: 0.300										0 0 0 0 0 0 0	R 3	
Cesar Gutierrez, R (1, 6) OBP: 0.333, SLG: 0.368		0-0 SH5-4 1-2			0-0 F8		0-0 6-3	0-0 6-3		3 0 0 0 0 0 1	H 8	
Earl Wilson, R (1, 1) OBP: 0.308, SLG: 0.333			0-0 2B		0-3 K		0-3 K7-6-7			3 0 1 0 0 2 1	RBI 3	
Tom Timmermann, R (7, 1)										0 0 0 0 0 0 0	BB 2	
Inning Stats	R: 0 H: 1 E: 0 LOB: 0 K: 1 BB: 0 S: 5 P: 5	R: 0 H: 1 E: 0 LOB: 0 K: 0 BB: 0 S: 3 P: 3	R: 0 H: 2 E: 0 LOB: 2 K: 0 BB: 1 S: 4 P: 8	R: 0 H: 0 E: 0 LOB: 0 K: 1 BB: 0 S: 5 P: 5	R: 0 H: 1 E: 0 LOB: 1 K: 1 BB: 0 S: 6 P: 6	R: 1 H: 1 E: 1 LOB: 2 K: 1 BB: 1 S: 7 P: 11	R: 0 H: 0 E: 1 LOB: 0 K: 1 BB: 0 S: 5 P: 5	R: 0 H: 0 E: 0 LOB: 0 K: 0 BB: 0 S: 3 P: 3	R: 2 H: 2 E: 0 LOB: 0 K: 0 BB: 0 S: 5 P: 5	1B: 5 SF: 1 2B: 1 SAC: 1 3B: 1 DP: 3 HR: 1 HBP: 0	WP: 0 PA: 35 PB: 0 SB: 0 CS: 0	
PITCHER	IP WLS BF H R ER SO BB IBB HBP BLK WP HR S P ERA WHIP											
Jim Kaat, L (1, 1) ERA: 2.86	8.1 33 8 3 3 5 2 0 0 0 0 0 1 41 49 3.24 1.200											
Stan Williams, R (9, 1) ERA:	0.2 W 2 0 0 0 0 0 0 0 0 0 0 0 2 2 0.00 0.000											

Detroit Tigers @ Minnesota Twins
Metropolitan Stadium, Bloomington, MI

Sat Apr 25 1970, 4:33 AM EST
Att. 11,095 - Unknown - 73 F

livebaseballscorecards.com



Batter	1	2	3	4	5	6	7	8	9	AB	R	H	RBI	BB	SO	LOB
Cesar Tovar, R (1, 8) OBP: 0.393, SLG: 0.643	0-0 F6		0-0 G3			0-0 5-3		0-3 K		4	0	0	0	0	1	1
Leo Cardenas, R (1, 6) OBP: 0.240, SLG: 0.319	0-0 6-3			0-0 F2		0-0 F5			0-0 4-3	4	0	0	0	0	0	0
Tony Oliva, L (1, 9) OBP: 0.345, SLG: 0.607	0-0 F5			0-0 HR		0-0 F7			0-0 E9 1B	4	2	2	1	0	0	0
Harmon Killebrew, R (1, 5) OBP: 0.461, SLG: 0.590		0-0 5-3		0-0 5-3			0-0 F8		0-0 1B	4	0	1	1	0	0	0
Rich Reese, L (1, 3) OBP: 0.279, SLG: 0.308		0-0 L9		0-0 HR			0-0 6-3			3	1	1	1	0	0	0
Brant Alyea, R (1, 7) OBP: 0.463, SLG: 0.842		0-0 2B		0-3 K			0-0 5-3			3	0	1	0	0	1	0
Jim Holt, L (8, 7) OBP: 0.308, SLG: 0.250										0	0	0	0	0	0	0
Paul Ratliff, L (1, 2) OBP: 0.400, SLG: 0.444		0-0 F6				0-0 L9			0-0 1B SF8 2B	3	1	1	0	0	0	1
Frank Quilici, R (1, 4) OBP: 0.333, SLG: 0.333			0-0 F3			0-0 L8			0-0 CS 1B	3	0	1	0	0	0	0
Jim Kaat, L (1, 1) OBP: 0.200, SLG: 0.222			0-0 L9			0-3 K			0-0 SF8	2	0	0	1	0	1	0
Stan Williams, R (9, 1)									0-0 3-H	0	0	0	0	0	0	0

Inning Stats	R: 0	H: 0	E: 0	K: 0	S: 3	R: 0	H: 1	E: 0	K: 0	S: 4	R: 0	H: 0	E: 0	K: 0	S: 3	R: 2	H: 2	E: 0	K: 1	S: 7	R: 0	H: 0	E: 0	K: 1	S: 5	R: 0	H: 0	E: 0	K: 0	S: 3	R: 1	H: 2	E: 0	K: 1	S: 6	R: 1	H: 2	E: 1	K: 0	S: 3	1B: 3	SF: 1	2B: 2	3B: 0	HR: 2
	0	0	0	0	3	0	1	0	0	4	0	0	0	0	3	0	2	0	0	7	0	0	0	0	0	5	0	0	0	0	3	1	2	0	6	1	2	0	3	3	1	0	0	2	

PITCHER	IP	WLS	BF	H	R	ER	SO	BB	IBB	HBP	BLK	WP	HR	S	P	ERA	WHIP
Earl Wilson, R (1, 1) ERA: 4.41	6.0		21	3	2	2	2	0	0	0	0	0	0	25	25	3.00	0.500
Tom Timmermann, R (7, 1) ERA: 2.08	2.1	L	10	4	2	1	1	0	0	0	0	0	0	12	12	3.86	1.714


BOTTOM

Detroit Tigers @ Minnesota Twins
Metropolitan Stadium, Bloomington, MI

Sat Apr 25 1970, 4:33 AM EST
Att. 11,095 - Unknown - 73 F

livebaseballscorecards.com

AB	30
R	4
H	7
RBI	4
BB	0
SO	3
LOB	2



WP: 0	PA: 31
PB: 0	
SB: 0	
CS: 1	

Batter	1	2	3	4	5	6	7	8	9	AB R H RBI BB SO LOB	TOP																								
Dick McAuliffe, L (1, 4) OBP: 0.411, SLG: 0.448	0-3 K		0-0 1-3			0-0 1B			0-0 1B	4 0 2 0 0 1 1																									
Cesar Gutierrez, R (1, 6) OBP: 0.317, SLG: 0.350 Gates Brown, L (9, PH)	0-0 F5			0-0 2-3		0-0 F4			0-0 F3	3 0 0 0 0 0 1 1 0 0 0 0 0 1																									
Al Kaline, R (1, 9) OBP: 0.414, SLG: 0.424	0-0 L6-3			0-0 L6-3			0-0 L3		0-0 L9	4 0 0 0 0 0 1																									
Norm Cash, L (1, 3) OBP: 0.325, SLG: 0.441		4-0 CS BB		0-3 K			0-3 K			2 0 0 0 1 2 0																									
Willie Horton, R (1, 7) OBP: 0.379, SLG: 0.351		0-3 K			0-3 K		0-0 5-3			3 0 0 0 0 2 1																									
Jim Northrup, L (1, 8) OBP: 0.385, SLG: 0.466		0-3 K 1-2			0-0 F9			0-0 1-3		3 0 0 0 0 1 1																									
Bill Freehan, R (1, 2) OBP: 0.424, SLG: 0.462			0-0 F5		0-0 5-3			0-0 5-3		3 0 0 0 0 0 0																									
Elliott Maddox, R (1, 5) OBP: 0.321, SLG: 0.250 Dalton Jones, L (8, PH) (8, 5)			0-0 F8			0-0 6-3		0-0 F3		2 0 0 0 0 0 0 1 0 0 0 0 0 0																									
Mickey Lolich, S (1, 1) OBP: 0.286, SLG: 0.167 Jerry Robertson, S (6, 1) Ken Szotkiewicz, L (9, PH)			0-0 1B			0-0 4-3			0-0 L6	2 0 1 0 0 0 0 0 0 0 0 0 0 0 1 0 0 0 0 0 0																									
Inning Stats	R: 0 E: 0 K: 1 S: 5	H: 0 LOB: 0 BB: 0 P: 5	R: 0 E: 0 K: 2 S: 6	H: 0 LOB: 1 BB: 1 P: 10	R: 0 E: 0 K: 0 S: 4	H: 1 LOB: 1 BB: 0 P: 4	R: 0 E: 0 K: 1 S: 5	H: 0 LOB: 0 BB: 0 P: 5	R: 0 E: 0 K: 1 S: 5	H: 0 LOB: 0 BB: 0 P: 5	R: 0 E: 0 K: 1 S: 4	H: 1 LOB: 1 BB: 0 P: 4	R: 0 E: 0 K: 1 S: 5	H: 0 LOB: 0 BB: 0 P: 5	R: 0 E: 0 K: 0 S: 3	H: 0 LOB: 0 BB: 0 P: 3	R: 0 E: 0 K: 0 S: 4	H: 1 LOB: 1 BB: 0 P: 4	1B: 3 2B: 1 3B: 0 HR: 0	SF: 0 SAC: 0 DP: 1 HBP: 0	WP: 0 PB: 0 SB: 0 CS: 1	PA: 30													
PITCHER Luis Tiant, R (1, 1) ERA: 3.09	IP 9.0	WLS W	BF 30	H 3	R 0	ER 0	SO 6	BB 1	IBB 0	HBP 0	BLK 0	WP 0	HR 0	S 41	P 45	ERA 0.00	WHIP 0.444	PITCHER	IP	WLS	BF	H	R	ER	SO	BB	IBB	HBP	BLK	WP	HR	S	P	ERA	WHIP

Detroit Tigers @ Minnesota Twins
Metropolitan Stadium, Bloomington, MI

Sun Apr 26 1970, 4:33 AM EDT
Att. 26,847 - Unknown - 78 F

livebaseballscorecards.com

AB	29
R	0
H	3
RBI	0
BB	1
SO	6
LOB	6



Batter	1	2	3	4	5	6	7	8	9
Cesar Tovar, R OBP: 0.400, SLG: 0.633 (1, 8)	0-3 K		0-0 1B		0-0 6-3	0-0 3B 1B		0-0 SH5-3	
Leo Cardenas, R OBP: 0.236, SLG: 0.346 (1, 6)	0-3 K		0-0 L9		0-0 E6 1B	0-0 1B 3B		0-0 F4	
Harmon Killebrew, R OBP: 0.475, SLG: 0.568 (1, 5)	0-0 L9			0-0 F3	0-3 K	0-0 1B		0-0 1B	
Minnie Mendoza, R (8, PR) (9, 5)									
Tony Oliva, L OBP: 0.349, SLG: 0.590 (1, 9)		0-0 F7		0-0 1B 1B	0-0 1B	0-0 1-3		0-0 G3	
Brant Alyea, R OBP: 0.444, SLG: 0.780 (1, 7)		0-0 5-3		4-0 1B 1B	0-3 K		0-0 F3		
Jim Holt, L OBP: 0.308, SLG: 0.250 (8, 7)				1-2 FC5-2 BB					
Rich Reese, L OBP: 0.298, SLG: 0.326 (1, 3)		0-0 F4		0-0 FC5-2 1B		0-3 K	0-0 1B		
George Mitterwald, R OBP: 0.250, SLG: 0.200 (1, 2)			0-3 K	0-0 FC5-2 1B		0-0 5-3	0-3 K		
Frank Quilici, R OBP: 0.308, SLG: 0.308 (1, 4)			0-0 L9	0-0 FC5-2		0-0 2B 1B	0-3 K		
Luis Tiant, R OBP: 0.556, SLG: 0.667 (1, 1)			0-0 WP 1B	0-0 6-3		0-0 3B 2B	0-0 SH5-3 WP		

AB R H RBI BB SO LOB		Inning Stats										Inning Stats									
4	1	2	0	0	1	0	R: 0 H: 0 E: 0 LOB: 0 K: 2 BB: 0 S: 7 P: 7	R: 0 H: 0 E: 0 LOB: 0 K: 0 BB: 0 S: 3 P: 3	R: 0 H: 2 E: 0 LOB: 2 K: 1 BB: 0 S: 7 P: 7	R: 1 H: 3 E: 0 LOB: 3 K: 0 BB: 1 S: 6 P: 10	R: 0 H: 1 E: 1 LOB: 2 K: 2 BB: 0 S: 9 P: 9	R: 4 H: 5 E: 0 LOB: 1 K: 1 BB: 0 S: 10 P: 10	R: 0 H: 1 E: 0 LOB: 1 K: 2 BB: 0 S: 8 P: 8	R: 1 H: 2 E: 0 LOB: 1 K: 0 BB: 0 S: 5 P: 5	1B: 12 SF: 0 2B: 1 SAC: 1 3B: 1 DP: 0 HR: 0 HBP: 0						
5	1	1	2	0	1	3	R: 0 H: 0 E: 0 LOB: 0 K: 2 BB: 0 S: 7 P: 7	R: 0 H: 0 E: 0 LOB: 0 K: 0 BB: 0 S: 3 P: 3	R: 0 H: 2 E: 0 LOB: 2 K: 1 BB: 0 S: 7 P: 7	R: 1 H: 3 E: 0 LOB: 3 K: 0 BB: 1 S: 6 P: 10	R: 0 H: 1 E: 1 LOB: 2 K: 2 BB: 0 S: 9 P: 9	R: 4 H: 5 E: 0 LOB: 1 K: 1 BB: 0 S: 10 P: 10	R: 0 H: 1 E: 0 LOB: 1 K: 2 BB: 0 S: 8 P: 8	R: 1 H: 2 E: 0 LOB: 1 K: 0 BB: 0 S: 5 P: 5	WP: 2 PA: 40 PB: 0 SB: 2 CS: 0						
5	0	2	2	0	1	1	R: 0 H: 0 E: 0 LOB: 0 K: 2 BB: 0 S: 7 P: 7	R: 0 H: 0 E: 0 LOB: 0 K: 0 BB: 0 S: 3 P: 3	R: 0 H: 2 E: 0 LOB: 2 K: 1 BB: 0 S: 7 P: 7	R: 1 H: 3 E: 0 LOB: 3 K: 0 BB: 1 S: 6 P: 10	R: 0 H: 1 E: 1 LOB: 2 K: 2 BB: 0 S: 9 P: 9	R: 4 H: 5 E: 0 LOB: 1 K: 1 BB: 0 S: 10 P: 10	R: 0 H: 1 E: 0 LOB: 1 K: 2 BB: 0 S: 8 P: 8	R: 1 H: 2 E: 0 LOB: 1 K: 0 BB: 0 S: 5 P: 5	ERA: 2.1 WHIP: 1.941						
5	1	2	0	0	0	2	R: 0 H: 0 E: 0 LOB: 0 K: 2 BB: 0 S: 7 P: 7	R: 0 H: 0 E: 0 LOB: 0 K: 0 BB: 0 S: 3 P: 3	R: 0 H: 2 E: 0 LOB: 2 K: 1 BB: 0 S: 7 P: 7	R: 1 H: 3 E: 0 LOB: 3 K: 0 BB: 1 S: 6 P: 10	R: 0 H: 1 E: 1 LOB: 2 K: 2 BB: 0 S: 9 P: 9	R: 4 H: 5 E: 0 LOB: 1 K: 1 BB: 0 S: 10 P: 10	R: 0 H: 1 E: 0 LOB: 1 K: 2 BB: 0 S: 8 P: 8	R: 1 H: 2 E: 0 LOB: 1 K: 0 BB: 0 S: 5 P: 5	ERA: 3.38 WHIP: 1.714						

DETROIT TIGERS @ MINNESOTA TWINS
Metropolitan Stadium, Bloomington, MI
 Sun Apr 26 1970, 4:33 AM EDT
 Att: 26,847 - Unknown - 78 F

AB	38
R	6
H	14
RBI	6
BB	1
SO	8
LOB	16



WP	HR	S	P	ERA	WHIP
2	0	40			

Batter	1	2	3	4	5	6	7	8	9	AB R H RBI BB SO LOB	TOP											
Ted Uhlaender, L (1, 8) OBP: 0.286, SLG: 0.347	0-0 4-3		0-0 3-1 2B 1B	0-0 F7			0-0 1B 3B		0-0 BB 1B	5 2 3 0 0 0 0												
Graig Nettles, L (1, 5) OBP: 0.360, SLG: 0.086	0-0 F8		0-0 3-1		4-0 BB		0-0 4-3		4-0 BB	3 0 0 0 2 0 3												
Vada Pinson, L (1, 9) OBP: 0.375, SLG: 0.460	0-0 1B		0-0 SF7		0-0 G4-6-3 1-2f		0-0 1B		0-0 SF8	3 0 2 3 0 0 1												
Tony Horton, R (1, 3) OBP: 0.298, SLG: 0.477	0-3 K		0-0 2B		0-3 K		0-0 F7		0-3 K	5 1 1 1 0 3 4												
Roy Foster, R (1, 7) OBP: 0.333, SLG: 0.419		0-3 K	0-0 2B		0-3 K			0-0 F8		4 0 1 1 0 2 0												
Ray Fosse, R (1, 2) OBP: 0.500, SLG: 0.560		0-0 1B	4-0 IBB		0-0 4-3 1B			0-3 K		3 0 2 0 1 1 0												
Eddie Leon, R (1, 4) OBP: 0.298, SLG: 0.385		0-0 F8	0-0 F4		0-0 4-3 1-2			0-3 K		4 0 0 0 0 1 4												
Jack Heidemann, R (1, 6) OBP: 0.212, SLG: 0.204		0-0 1-3		0-0 5-3		0-3 K			0-0 F2	4 0 0 0 0 1 2												
Sam McDowell, L (1, 1) OBP: 0.313, SLG: 0.313			0-0 3-1 SF7 1B	0-0 F2			0-0 1-3		0-0 BB SF8 1B	4 2 2 0 0 0 0												
Inning Stats	R: 0 E: 0 K: 1 S: 6	H: 1 LOB: 1 BB: 0 P: 6	R: 0 E: 0 K: 1 S: 6	H: 1 LOB: 1 BB: 0 P: 6	R: 3 E: 0 K: 0 S: 7	H: 4 LOB: 2 BB: 1 P: 11	R: 0 E: 0 K: 0 S: 3	H: 0 LOB: 0 BB: 0 P: 3	R: 0 E: 0 K: 1 S: 4	H: 0 LOB: 0 BB: 1 P: 8	R: 0 E: 0 K: 2 S: 8	H: 1 LOB: 1 BB: 0 P: 8	R: 1 E: 0 K: 0 S: 5	H: 2 LOB: 1 BB: 0 P: 5	R: 0 E: 0 K: 2 S: 7	H: 0 LOB: 0 BB: 0 P: 7	R: 1 E: 0 K: 1 S: 7	H: 2 LOB: 2 BB: 1 P: 11	1B: 8 2B: 2 3B: 1 HR: 0	SF: 2 SAC: 0 DP: 1 HBP: 0	WP: 0 PB: 0 SB: 0 CS: 0	PA: 40
PITCHER	IP WLS BF H R ER SO BB IBB HBP BLK WP HR S P ERA WHIP																					
Dave Boswell, R (1, 1) ERA: 5.4	3.0 L 16 6 3 3 2 0 1 0 0 0 0 0 19 23 9.00 2.000																					
Bill Zepp, R (4, 1) ERA: 2.25	4.0 15 3 1 1 3 1 0 0 0 0 0 0 20 24 2.25 1.000																					
Steve Barber, R (8, 1) ERA: 4.91	1.1 6 2 1 1 2 0 0 0 0 0 0 0 10 10 6.75 1.500																					
Tom Hall, L (9, 1) ERA: 2.57	0.2 3 0 0 0 1 1 0 0 0 0 0 0 4 8 0.00 1.500																					

Cleveland Indians @ Minnesota Twins
Metropolitan Stadium, Bloomington, MI

Mon Apr 27 1970, 4:33 AM EDT
Att: 4,167 - Unknown - 77 F

livebaseballscorecards.com

AB	35
R	5
H	11
RBI	5
BB	3
SO	8
LOB	14



Batter	1	2	3	4	5	6	7	8	9	AB R H RBI BB SO LOB
Cesar Tovar, R OBP: 0.371, SLG: 0.585 (1, 8) X	0-0 5-3 ①		0-3 K ②		0-0 F8 ②		0-0 F3 ②		0-0 F8 ②	5 0 0 0 0 1 2
Leo Cardenas, R OBP: 0.233, SLG: 0.333 (1, 6) X	0-0 E5 1B		0-0 4-3 ③		0-0 F7 ③		0-0 L5 ③		0-0 1-2 1B	5 0 1 0 0 0 1
Harmon Killebrew, R OBP: 0.469, SLG: 0.542 (1, 5) X	0-0 G4-6-3 1-2 1B			0-0 F4 ①		0-0 F5 ①		4-0 E BB	0-0 F8 ③	4 0 1 0 1 0 2
Tony Oliva, L OBP: 0.343, SLG: 0.600 (1, 9) X	0-0 G4-6-3 1-2f			0-0 1B 3B		0-0 F9 ②		0-0 E5 1-2		4 1 1 0 0 0 3
Brant Aleya, R OBP: 0.469, SLG: 0.767 (1, 7)		4-0 BB BB		0-0 1B 1B		4-0 BB BB		0-3 K ①		2 0 1 1 2 1 2
Rich Reese, L OBP: 0.314, SLG: 0.326 (1, 3) X		0-0 L8 ①		0-0 1-2 1B		4-0 1-2 BB		0-3 K ②		3 0 1 0 1 1 3
George Mitterwald, R OBP: 0.229, SLG: 0.182 (1, 2)		0-3 K ②		0-3 K ②		0-0 F8 ③		0-3 K ③		4 0 0 0 0 3 7
Frank Quilici, R OBP: 0.294, SLG: 0.250 (1, 4) X			0-0 F8 ③		0-0 F4 ③		0-3 K ①		4-0 FC6-4 BB	3 0 0 0 1 1 3
Dave Boswell, R (1, 1) Minnie Mendoza, R (3, PH) Bill Zepp, R (4, 1) Bob Allison, R (7, PH) Steve Barber, R (8, 1) Tom Hall, L (9, 1) Rick Renick, R (9, PH)			0-0 1-4-3 ①		0-3 K ①		0-0 1B		0-0 1-2f 1B	0 0 0 0 0 0 0 1 0 0 0 0 0 0 1 0 0 0 0 1 0 1 0 1 0 0 0 0 0 0 0 0 0 0 0 0 0 0 0 0 0 0 1 0 0 0 0 0 1

Inning Stats	R: 0 E: 1 K: 0 S: 4	H: 1 LOB: 1 BB: 0 P: 4	R: 0 E: 0 K: 1 S: 5	H: 0 LOB: 1 BB: 1 P: 9	R: 0 E: 0 K: 1 S: 5	H: 0 LOB: 0 BB: 0 P: 5	R: 1 E: 0 K: 1 S: 8	H: 3 LOB: 2 BB: 0 P: 8	R: 0 E: 0 K: 1 S: 5	H: 0 LOB: 0 BB: 0 P: 5	R: 0 E: 0 K: 0 S: 3	H: 0 LOB: 2 BB: 2 P: 11	R: 0 E: 0 K: 1 S: 6	H: 1 LOB: 1 BB: 0 P: 6	R: 0 E: 1 K: 3 S: 10	H: 0 LOB: 2 BB: 1 P: 14	R: 0 E: 0 K: 0 S: 4	H: 1 LOB: 2 BB: 1 P: 8	1B: 5 2B: 0 3B: 1 HR: 0	SF: 0 SAC: 0 DP: 1 HBP: 0	WP: 0 PB: 0 SB: 0 CS: 0	PA: 39
PITCHER Sam McDowell, L (1, 1) ERA: 2.52	IP 9.0 WLS W BF 39 H 6 R 1 ER 1 SO 8 BB 5 IBB 0 HBP 0 BLK 0 WP 0 HR 0 S 50 P 70 ERA 1.00 WHIP 1.222																					

MINNESOTA
Twins
BASEBALL CLUB

Cleveland Indians @ Minnesota Twins
Metropolitan Stadium, Bloomington, MI

Mon Apr 27 1970, 4:33 AM EDT
Att. 4,167 - Unknown - 77 F

livebaseballscores.com

AB	34
R	1
H	6
RBI	1
BB	5
SO	8
LOB	24



Batter	1	2	3	4	5	6	7	8	9	AB R H RBI BB SO LOB	TOP											
Ted Uhlaender, L (1, 8) OBP: 0.283, SLG: 0.340	0-0 6-3			0-0 F3		0-0 4-3			0-0 FC3-6 1B	4 0 1 0 0 0 0												
Graig Nettles, L (1, 5) OBP: 0.333, SLG: 0.077	0-0 F9			0-0 L4			0-0 F9		0-0 FC3-6 1B 2B	4 1 0 0 0 0 1												
Vada Pinson, L (1, 9) OBP: 0.383, SLG: 0.481	0-0 3-1			0-3 K			0-0 4-3 2B		0-0 2B 1B	4 1 2 0 0 1 0												
Tony Horton, R (1, 3) OBP: 0.314, SLG: 0.500		0-0 6-3			0-0 1B G6-4-3		0-0 4-3		0-0 2B	4 1 2 2 0 0 1												
Roy Foster, R (1, 7) OBP: 0.346, SLG: 0.426		0-0 1B G4-3			0-0 1B G6-4-3		0-0 F4		0-3 K	4 0 2 0 0 1 2												
Ray Fosse, R (1, 2) OBP: 0.457, SLG: 0.500		0-0 1-2f G4-3			0-0 1-2f 2-H G6-4-3			0-0 L9		3 0 0 0 0 0 2												
Eddie Leon, R (1, 4) OBP: 0.283, SLG: 0.364			0-0 4-3		0-0 6-3			0-0 5-3		3 0 0 0 0 0 0												
Jack Heidemann, R (1, 6) OBP: 0.200, SLG: 0.192			0-0 4-3		0-3 K			0-3 K		3 0 0 0 0 2 0												
Barry Moore, L (1, 1) Russ Nagelson, L (9, PH) Phil Hennigan, R (9, 1)			0-0 6-3		0-0 4-3			0-3 K		2 0 0 0 0 0 0 1 0 0 0 0 1 0 0 0 0 0 0 0 0												
Inning Stats	R: 0 E: 0 K: 0 S: 3	H: 0 LOB: 0 BB: 0 P: 3	R: 0 E: 0 K: 0 S: 3	H: 1 LOB: 0 BB: 0 P: 3	R: 0 E: 0 K: 0 S: 3	H: 0 LOB: 0 BB: 0 P: 3	R: 0 E: 0 K: 1 S: 5	H: 0 LOB: 0 BB: 0 P: 5	R: 1 E: 0 K: 0 S: 4	H: 2 LOB: 0 BB: 0 P: 4	R: 0 E: 0 K: 1 S: 5	H: 0 LOB: 0 BB: 0 P: 5	R: 0 E: 0 K: 0 S: 4	H: 1 LOB: 1 BB: 0 P: 4	R: 0 E: 0 K: 1 S: 5	H: 0 LOB: 0 BB: 0 P: 5	R: 2 E: 0 K: 2 S: 10	H: 3 LOB: 1 BB: 0 P: 10	1B: 5 2B: 2 3B: 0 HR: 0	SF: 0 SAC: 0 DP: 2 HBP: 0	WP: 0 PB: 0 SB: 0 CS: 0	PA: 32
PITCHER Jim Perry, R (1, 1) ERA: 2.19	IP 9.0	WLS L	BF 32	H 7	R 3	ER 1	SO 5	BB 0	IBB 0	HBP 0	BLK 0	WP 0	HR 0	S 42	P 42	ERA 1.00	WHIP 0.778					

Cleveland Indians @ Minnesota Twins
Metropolitan Stadium, Bloomington, MI

Tue Apr 28 1970, 4:33 AM EDT
Att: 4,118 - Unknown - 66 F

livebaseballscorecards.com

AB	32
R	3
H	7
RBI	2
BB	0
SO	5
LOB	6



Batter	1	2	3	4	5	6	7	8	9	AB	R	H	RBI	BB	SO	LOB
Cesar Tovar, R OBP: 0.360, SLG: 0.586 (1, 8)	0-0 4-3		0-0 1B 3B		0-0 F4			0-0 5-3	0-0 F9	5	1	1	0	0	0	1
Leo Cardenas, R OBP: 0.250, SLG: 0.344 (1, 6)	0-0 5-3		0-0 1B			0-0 5-3		0-0 FC5-4 1B		4	0	2	1	0	0	0
Harmon Killebrew, R OBP: 0.441, SLG: 0.500 (1, 5)	0-0 6-3		0-3 K			0-0 4-3		0-0 FC5-4 BB 1-2f		4	0	0	0	0	1	2
Tony Oliva, L OBP: 0.338, SLG: 0.574 (1, 9)		0-0 5-3	0-0 F9			0-0 L3		4-0 BB 1-2 BB		3	0	0	0	1	0	1
Brant Aleya, R OBP: 0.491, SLG: 0.761 (1, 7)		0-0 FC5 1B 1B		0-0 5-3			0-0 E4 1B	4-0 BB 1-2 2-3 BB		3	0	2	0	1	0	0
Rich Reese, L OBP: 0.291, SLG: 0.300 (1, 3)		0-3 K		0-0 2-3			0-0 F3	0-0 F5		4	0	0	0	0	1	5
George Mitterwald, R OBP: 0.235, SLG: 0.191 (1, 2)		0-0 1B		0-3 K			0-3 K			3	0	1	0	0	2	1
Paul Ratliff, L OBP: 0.455, SLG: 0.444 (9, PH)		1-2 1B							1-0 HBP	0	0	0	0	0	0	0
Frank Quilici, R OBP: 0.300, SLG: 0.222 (1, 4)		0-0 FC5			0-0 L9		4-0 E4 IBB		0-0 F7	2	0	0	0	1	0	2
Jim Holt, L OBP: 0.286, SLG: 0.231 (9, PH)		2-3f								1	0	0	0	0	0	1
Jim Perry, S OBP: 0.143, SLG: 0.154 (1, 1)			0-0 F7			0-0 F2		0-0 E4 1-2 2-H		3	0	0	0	0	0	2
Charlie Manuel, L OBP: 0.400, SLG: 0.250 (9, PH)									0-0 F7	1	0	0	0	0	0	1

BOTTOM

Cleveland Indians @ Minnesota Twins
Metropolitan Stadium, Bloomington, MI

Tue Apr 28 1970, 4:33 AM EDT
Att. 4,118 - Unknown - 66 F

livebaseballscores.com

AB	33
R	1
H	6
RBI	1
BB	3
SO	4
LOB	16



Inning Stats	R	H	E	K	S	P	IP	WLS	BF	H	R	ER	SO	BB	IBB	HBP	BLK	WP	HR	S	P	ERA	WHIP
Barry Moore, L ERA: 2.77 (1, 1)	0	0	0	0	3	3	8.0	W	33	6	1	1	4	2	1	0	0	0	0	38	50	1.12	1.000
Phil Hennigan, R ERA: 9.64 (9, 1)	0	2	0	1	7	7	1.0	S	4	0	0	0	0	0	0	1	0	0	0	3	4	0.00	0.000

WP	0	PA	37
PB	0	ERA	WHIP
SB	1		
CS	0		

Batter	1	2	3	4	5	6	7	8	9	AB R H RBI BB SO LOB	TOP									
Ted Uhlaender, L (1, 8) OBP: 0.266, SLG: 0.316	0-0 3-1		0-0 4-3			0-0 6-3		0-3 K		4 0 0 0 0 1 0										
Graig Nettles, L (1, 5) OBP: 0.310, SLG: 0.070	0-0 5-3			0-0 4-3		0-0 G3		0-0 F8		4 0 0 0 0 0 0										
Ted Ford, R (1, 9) OBP: 0.238, SLG: 0.368	0-0 5-3			0-0 F7		0-0 1B		0-3 K		4 0 1 0 0 1 0										
Tony Horton, R (1, 3) OBP: 0.309, SLG: 0.500		0-3 K		0-0 4-3		0-0 5-3		0-0 PO 2B		4 0 1 0 0 1 1										
Roy Foster, R (1, 7) OBP: 0.339, SLG: 0.400		0-3 K			0-0 6-3		0-0 5-3		4-0 BB	3 0 0 0 1 1 0										
Ray Fosse, R (1, 2) OBP: 0.474, SLG: 0.548 Vada Pinson, L (9, PH) OBP: 0.383, SLG: 0.481		0-0 2B			0-0 1B 1B		0-0 6-3		0-0 PO 2-3	3 0 2 0 0 0 0 0 0 0 0 0 0 0										
Eddie Leon, R (1, 4) OBP: 0.286, SLG: 0.362		0-3 K			0-0 1B 1-H		0-0 5-3			3 0 1 0 0 1 1										
Jack Heidemann, R (1, 6) OBP: 0.207, SLG: 0.200			0-0 1-3		0-0 FC6-4 1B		0-0 F9			3 0 1 0 0 0 0										
Rich Hand, R (1, 1) Chuck Hinton, R (8, PH) OBP: 0.286, SLG: 0.167 Dennis Higgins, R (8, 1)			0-0 F4		0-0 FC6-4 1-2f		0-0 5-3			2 0 0 0 0 0 2 1 0 0 0 0 0 0 0 0 0 0 0 0 0										
Inning Stats	R: 0 E: 0 K: 0 S: 3	H: 0 LOB: 0 BB: 0 P: 3	R: 0 E: 0 K: 3 S: 10	H: 1 LOB: 1 BB: 0 P: 10	R: 0 E: 0 K: 0 S: 3	H: 0 LOB: 0 BB: 0 P: 3	R: 0 E: 0 K: 0 S: 5	H: 3 LOB: 2 BB: 0 P: 5	R: 0 E: 0 K: 0 S: 4	H: 1 LOB: 1 BB: 0 P: 4	R: 0 E: 0 K: 0 S: 3	H: 0 LOB: 0 BB: 0 P: 3	R: 0 E: 0 K: 1 S: 5	H: 0 LOB: 0 BB: 0 P: 5	R: 0 E: 0 K: 1 S: 5	H: 1 LOB: 1 BB: 1 P: 9	1B: 4 2B: 2 3B: 0 HR: 0	SF: 0 SAC: 0 DP: 0 HBP: 0	WP: 0 PB: 0 SB: 0 CS: 0	PA: 33
PITCHER	IP WLS BF H R ER SO BB IBB HBP BLK WP HR S P ERA WHIP																			
Jim Kaat, L (1, 1) ERA: 2.19	8.2 W 32 6 0 0 5 1 0 0 0 0 0 0 41 45 0.00 0.808																			
Stan Williams, R (9, 1) ERA:	0.1 S 0 0 0 0 0 0 0 0 0 0 0 0 0 0 0.00 0.000																			

Cleveland Indians @ Minnesota Twins
Metropolitan Stadium, Bloomington, MI


Wed Apr 29 1970, 4:33 AM EDT
Att: 4,241 - Unknown - 86 F

AB	31
R	0
H	6
RBI	0
BB	1
SO	5
LOB	4



WP	0	PA	33
PB	0		
SB	0		
CS	0		

IP	WLS	BF	H	R	ER	SO	BB	IBB	HBP	BLK	WP	HR	S	P	ERA	WHIP
----	-----	----	---	---	----	----	----	-----	-----	-----	----	----	---	---	-----	------

Batter	1	2	3	4	5	6	7	8	9	AB	R	H	RBI	BB	SO	LOB	BOTTOM			
Cesar Tovar, R OBP: 0.342, SLG: 0.554 (1, 8)	0-0 6-3 ①		0-0 5-3 ①		0-0 L8 ①		0-0 FC5-4 HBP 1-2f ②			4	0	0	0	0	0	1	<p>Cleveland Indians @ Minnesota Twins Metropolitan Stadium, Bloomington, MI</p> <p>Wed Apr 29 1970, 4:33 AM EDT Att. 4,241 - Unknown - 86 F</p> <p>livebaseballscorecards.com</p> <p>AB 30 R 1 H 6 RBI 0 BB 1 SO 0 LOB 14</p> 			
Leo Cardenas, R OBP: 0.265, SLG: 0.344 (1, 6)	0-0 6-3 ②		0-0 FC5-4 1B ②		0-0 5-3 ②		1-0 1-2 HBP ②			3	0	1	0	0	0	0				
Tony Oliva, L OBP: 0.333, SLG: 0.556 (1, 9)	0-0 1B ③		0-0 FC5-4 1B E 1-2f ③		0-0 F8 ③		0-0 F6 ③			4	1	1	0	0	0	3				
Harmon Killebrew, R OBP: 0.431, SLG: 0.482 (1, 5) Minnie Mendoza, R (9, 5)	0-0 F7 ③		0-0 E 1B 1-2 ③		0-0 5-3 ①		0-0 5-3 ①			4	0	1	0	0	0	1				
Rich Reese, L OBP: 0.271, SLG: 0.278 (1, 3)		0-0 1-3 ①	0-0 E5 1-3 2-H ②		0-0 F9 ②		0-0 L9 ②			4	0	0	0	0	0	1				
Brant Alyea, R OBP: 0.482, SLG: 0.735 (1, 7) Jim Holt, L OBP: 0.267, SLG: 0.214 (8, 7)		0-0 6-3 ②	0-0 4-3 ③		0-0 1B ③		0-0 F8 ③			3	0	1	0	0	0	2				
Paul Ratliff, L OBP: 0.500, SLG: 0.400 (1, 2)		1-0 1B HBP ②		4-0 FC1-6 BB ①		0-0 L9 ③				1	0	0	0	1	0	1				
Frank Quilici, R OBP: 0.348, SLG: 0.286 (1, 4)		0-0 1-3 1B ③		0-0 FC1-6 G4-6-3 1-2f ②		0-0 FC5-6 1B ①				3	0	2	0	0	0	1				
Jim Kaat, L OBP: 0.154, SLG: 0.167 (1, 1) Stan Williams, R (9, 1)		0-0 F5 ③		0-0 G4-6-3 1-2f ③		0-0 FC5-6 FC5-4 1-2f ①				3	0	0	0	0	0	4				
										0	0	0	0	0	0	0				
Inning Stats	R: 0 E: 0 K: 0 S: 4	H: 1 LOB: 1 BB: 0 P: 4	R: 0 E: 0 K: 0 S: 4	H: 1 LOB: 2 BB: 0 P: 5	R: 1 E: 1 K: 0 S: 6	H: 2 LOB: 2 BB: 0 P: 6	R: 0 E: 0 K: 0 S: 2	H: 0 LOB: 0 BB: 1 P: 6	R: 0 E: 0 K: 0 S: 3	H: 0 LOB: 0 BB: 0 P: 3	R: 0 E: 0 K: 0 S: 4	H: 1 LOB: 1 BB: 0 P: 4	R: 0 E: 0 K: 0 S: 4	H: 1 LOB: 2 BB: 0 P: 5	R: 0 E: 0 K: 0 S: 3	H: 0 LOB: 0 BB: 0 P: 3	1B: 6 2B: 0 3B: 0 HR: 0	SF: 0 SAC: 0 DP: 1 HBP: 2	WP: 0 PB: 0 SB: 0 CS: 0	PA: 33
PITCHER	IP WLS BF H R ER SO	IP WLS BF H R ER SO	IP WLS BF H R ER SO	IP WLS BF H R ER SO	IP WLS BF H R ER SO	IP WLS BF H R ER SO	IP WLS BF H R ER SO	IP WLS BF H R ER SO	IP WLS BF H R ER SO	IP WLS BF H R ER SO	IP WLS BF H R ER SO	IP WLS BF H R ER SO	IP WLS BF H R ER SO	IP WLS BF H R ER SO	IP WLS BF H R ER SO	IP WLS BF H R ER SO	ERA WHIP	ERA WHIP		
Rich Hand, R ERA: 6.91 (1, 1)	7.0 L	30	6	1	0	0	0	0	0	0	0	0	0	0	0	0	0.00	1.000		
Dennis Higgins, R ERA: 5.91 (8, 1)	1.0	3	0	0	0	0	0	0	0	0	0	3	3	0.00	0.000					

Batter	1	2	3	4	5	6	7	8	9	AB R H RBI BB SO LOB	TOP											
Ted Uhlaender, L (1, 8) OBP: 0.279, SLG: 0.344	0-0 F3			0-0 F8		0-0 1B 2B		0-0 BB 1B		4 0 2 0 0 0 0	Cleveland Indians @ Minnesota Twins Metropolitan Stadium, Bloomington, MI Thu Apr 30 1970, 4:33 AM EDT Att: 5,485 - Unknown - 54 F livebaseballscorecards.com											
Graig Nettles, L (1, 5) OBP: 0.323, SLG: 0.152	0-0 1-3			0-0 HR		0-0 F8		4-0 1-2 BB		3 1 1 1 1 0 1												
Vada Pinson, L (1, 9) OBP: 0.359, SLG: 0.448	0-3 K			0-0 G3		0-0 F8		0-0 F4		4 0 0 0 0 1 3												
Tony Horton, R (1, 3) OBP: 0.322, SLG: 0.491		0-0 L8		0-0 1B		4-0 1B BB		0-0 L7		3 0 1 0 1 0 2												
Roy Foster, R (1, 7) OBP: 0.333, SLG: 0.389		0-3 K		0-0 F8		0-0 FC4-6 1B		0-0 F7		4 0 1 0 0 1 3												
Ray Fosse, R (1, 2) OBP: 0.429, SLG: 0.486		0-0 F8			0-0 F3	0-0 FC4-6 1-2 2-3 1B			0-0 6-3	4 0 0 0 0 0 3												
Eddie Leon, R (1, 4) OBP: 0.269, SLG: 0.339			0-0 6-3		0-0 F8		0-0 F4		0-0 F8	4 0 0 0 0 0 0												
Jack Heidemann, R (1, 6) OBP: 0.210, SLG: 0.220			0-0 L3		0-0 S 2B		0-0 5-3		0-0 5-3	4 0 1 0 0 0 0												
Steve Hargan, R (1, 1) Russ Nagelson, L (5, PH) Phil Hennigan, R (5, 1) Lou Klimchuck, L (7, PH) Bob Miller, R (7, 1)			0-0 6-3		0-3 K 2-3		0-0 F8			1 0 0 0 0 0 0 1 0 0 0 0 1 1 0 0 0 0 0 0 0 1 0 0 0 0 0 0 0 0 0 0 0 0 0												
Inning Stats	R: 0 E: 0 K: 1 S: 5	H: 0 LOB: 0 BB: 0 P: 5	R: 0 E: 0 K: 1 S: 5	H: 0 LOB: 0 BB: 0 P: 5	R: 0 E: 0 K: 0 S: 3	H: 0 LOB: 0 BB: 0 P: 3	R: 1 E: 0 K: 0 S: 5	H: 2 LOB: 1 BB: 0 P: 5	R: 0 E: 0 K: 1 S: 6	H: 1 LOB: 1 BB: 0 P: 6	R: 0 E: 0 K: 0 S: 5	H: 2 LOB: 3 BB: 1 P: 9	R: 0 E: 0 K: 0 S: 3	H: 0 LOB: 0 BB: 0 P: 3	R: 0 E: 0 K: 0 S: 4	H: 1 LOB: 2 BB: 1 P: 8	R: 0 E: 0 K: 0 S: 3	H: 0 LOB: 0 BB: 0 P: 3	1B: 3 2B: 2 3B: 0 HR: 1	SF: 0 SAC: 0 DP: 0 HBP: 0	WP: 0 PB: 0 SB: 1 CS: 0	PA: 35
PITCHER	IP WLS BF H R ER SO BB IBB HBP BLK WP HR S P ERA WHIP																					
Luis Tiant, R (1, 1) ERA: 2.79	5.2 W 22 4 1 1 3 1 0 0 0 0 1 27 31 1.59 0.882																					
Stan Williams, R (6, 1) ERA:	1.1 7 2 0 0 0 1 0 0 0 0 0 6 10 0.00 2.250																					
Ron Perranoski, L (8, 1) ERA: 1.98	2.0 S 6 0 0 0 0 0 0 0 0 0 0 6 6 0.00 0.000																					



Batter	1	2	3	4	5	6	7	8	9
Cesar Tovar, R OBP: 0.325, SLG: 0.526 (1, 8)	0-0 5-3 ①		0-0 F5 ②		0-0 F4 ①		0-0 F4 ②		
Leo Cardenas, R OBP: 0.292, SLG: 0.426 (1, 6)	0-0 1B 1B		0-0 6-3 ③		0-0 HR		0-0 1B 2B		
Tony Oliva, L OBP: 0.329, SLG: 0.539 (1, 9)	0-3 K ②			0-0 F8 ①	0-0 F9 ②		0-0 2-H 1B ③		
Harmon Killebrew, R OBP: 0.434, SLG: 0.533 Minnie Mendoza, R (1, 5) (9, 5)	0-0 1-2 1B			0-0 HR	0-0 L6 ③		0-0 F8 ①		
Rich Reese, L OBP: 0.270, SLG: 0.276 (1, 3)	0-0 4-3 ③			0-0 HR 1B		0-0 F6 ①	0-0 F7 ②		
Brant Alyea, R OBP: 0.483, SLG: 0.774 Jim Holt, L OBP: 0.267, SLG: 0.214 (1, 7) (8, PR) (9, 7)		0-0 G6-4-3 1B		0-0 1-H HR		0-0 F4 ②	0-0 E3		
Paul Ratliff, L OBP: 0.500, SLG: 0.429 (1, 2)		0-3 K ①		0-0 3-1 1B		0-0 1B	0-3 K ③		
Frank Quilici, R OBP: 0.308, SLG: 0.250 (1, 4)			0-0 G6-4-3 1-2f		0-0 3-1 ②		0-0 F3 ③		
Luis Tiant, R OBP: 0.455, SLG: 0.545 Stan Williams, R Ron Perranoski, L (1, 1) (6, 1) (8, 1)			0-0 F8 ①	0-0 4-3 ③			0-0 4-3 ①		

Inning Stats	R: 0 E: 0 K: 1 S: 7	H: 2 LOB: 2 BB: 0 P: 7	R: 0 E: 0 K: 1 S: 5	H: 1 LOB: 0 BB: 0 P: 5	R: 0 E: 0 K: 0 S: 3	H: 0 LOB: 0 BB: 0 P: 3	R: 3 E: 0 K: 0 S: 7	H: 4 LOB: 1 BB: 0 P: 7	R: 1 E: 0 K: 0 S: 4	H: 1 LOB: 0 BB: 0 P: 4	R: 0 E: 0 K: 0 S: 4	H: 1 LOB: 1 BB: 0 P: 4	R: 0 E: 0 K: 0 S: 4	H: 2 LOB: 2 BB: 0 P: 4	R: 0 E: 1 K: 1 S: 6	H: 0 LOB: 1 BB: 0 P: 6
1B: 7 2B: 1 3B: 0 HR: 3	SF: 0 SAC: 0 DP: 1 HBP: 0	WP: 0 PB: 0 SB: 0 CS: 0	PA: 34													

PITCHER	IP	WLS	BF	H	R	ER	SO	BB	IBB	HBP	BLK	WP	HR	S	P	ERA	WHIP
Steve Hargan, R ERA: 4.5 (1, 1)	4.0	L	18	7	3	3	2	0	0	0	0	0	2	22	22	6.75	1.750
Phil Hennigan, R ERA: 8.1 (5, 1)	2.0		8	2	1	1	0	0	0	0	0	0	1	8	8	4.50	1.000
Bob Miller, R ERA: 3.6 (7, 1)	2.0		8	2	0	0	1	0	0	0	0	0	0	10	10	0.00	1.000

BOTTOM

Cleveland Indians @ Minnesota Twins
Metropolitan Stadium, Bloomington, MI

Thu Apr 30 1970, 4:33 AM EDT
Att. 5,485 - Unknown - 54 F

livebaseballscorecards.com

AB	34
R	4
H	11
RBI	4
BB	0
SO	3
LOB	9



Batter	1	2	3	4	5	6	7	8	9	AB R H RBI BB SO LOB	TOP																						
Cesar Tovar, R (1, 8) OBP: 0.356, SLG: 0.593	0-0 2B 1B 1B		0-0 HR			4-0 BB 1B BB	0-0 2B			3 3 3 1 1 0 0																							
Leo Cardenas, R (1, 6) OBP: 0.276, SLG: 0.403	0-0 F2		0-0 6-3			0-3 K	0-0 F3			4 0 0 0 0 1 3																							
Harmon Killebrew, R (1, 5) OBP: 0.450, SLG: 0.556	0-0 1-3 2B		0-3 K			4-0 FC6-4 1-2 1B BB		0-0 G6-3 1B		3 0 2 0 1 1 0																							
Tony Oliva, L (1, 9) OBP: 0.337, SLG: 0.538	0-0 G6-4-3 1B			0-0 4-3		0-0 FC6-4 1-2 2-H 1B		0-0 G6-3 1-2f		4 0 2 2 0 0 1																							
Brant Alyea, R (1, 7) OBP: 0.453, SLG: 0.719 Steve Barber, R (8, 1)	0-0 G6-4-3 1-2f			0-0 F8		0-0 FC6-4 1-2f 2-3 HBP		0-0 4-3		4 0 0 0 0 0 4 0 0 0 0 0 0 0																							
Rich Reese, L (1, 3) OBP: 0.269, SLG: 0.262		0-0 3-1		0-0 F3		1-0 1-2 HBP		0-0 F6		3 0 0 0 0 0 0																							
George Mitterwald, R (1, 2) OBP: 0.226, SLG: 0.184 Charlie Manuel, L (6, PH) OBP: 0.333, SLG: 0.200 Tom Tischinski, R (6, 2) Paul Rattliff, L (9, PH) OBP: 0.474, SLG: 0.400		0-3 K		0-3 K		0-3 K		0-0 4-3		2 0 0 0 0 2 0 1 0 0 0 0 1 3 0 0 0 0 0 0 0 1 0 0 0 0 0 0																							
Frank Quilici, R (1, 4) OBP: 0.276, SLG: 0.222 Minnie Mendoza, R (9, PH)		0-3 K		0-0 5-3			0-0 F8		0-0 F3	3 0 0 0 0 1 0 1 0 0 0 0 0 0																							
Dave Boswell, R (1, 1) Bill Zepp, R (5, 1) Jim Holt, L (7, PH) OBP: 0.250, SLG: 0.200 Stan Williams, R (7, 1) Bob Allison, R (8, 7) OBP: 0.667, SLG: 0.500			0-3 K		0-3 K		0-3 K			2 0 0 0 0 2 0 0 0 0 0 0 0 0 1 0 0 0 0 1 0 0 0 0 0 0 0 0 0 0 0 0 0 0 0																							
Inning Stats	R: 1 E: 0 K: 0 S: 5	H: 3 LOB: 1 BB: 0 P: 5	R: 0 E: 0 K: 2 S: 7	H: 0 LOB: 0 BB: 0 P: 7	R: 1 E: 0 K: 2 S: 8	H: 1 LOB: 0 BB: 0 P: 8	R: 0 E: 0 K: 0 S: 3	H: 0 LOB: 0 BB: 0 P: 3	R: 0 E: 0 K: 2 S: 7	H: 0 LOB: 0 BB: 0 P: 7	R: 1 E: 0 K: 2 S: 8	H: 1 LOB: 3 BB: 2 P: 17	R: 0 E: 0 K: 1 S: 6	H: 1 LOB: 1 BB: 0 P: 6	R: 0 E: 0 K: 0 S: 3	H: 1 LOB: 0 BB: 0 P: 3	R: 0 E: 0 K: 0 S: 3	H: 0 LOB: 0 BB: 0 P: 3	1B: 4 2B: 2 3B: 0 HR: 1	SF: 0 SAC: 0 DP: 2 HBP: 1	WP: 0 PB: 0 SB: 0 CS: 0	PA: 35											
PITCHER Dave McNally, L (1, 1) ERA: 4.58 Dick Hall, R (6, 1) ERA: 2.92	IP 5.2	WLS W	BF 24	H 5	R 3	ER 3	SO 7	BB 2	IBB 0	HBP 1	BLK 0	WP 0	HR 1	S 35	P 44	ERA 4.76	WHIP 1.235																
											PITCHER	IP	WLS	BF	H	R	ER	SO	BB	IBB	HBP	BLK	WP	HR	S	P	ERA	WHIP					

Minnesota Twins @ Baltimore Orioles
Memorial Stadium, Baltimore, MD
 Fri May 01 1970, 7:05 PM EDT
 Att: 12,813 - Unknown

livebaseballscorecards.com

AB	32
R	3
H	7
RBI	3
BB	2
SO	9
LOB	11



Batter	1	2	3	4	5	6	7	8	9	AB	R	H	RBI	BB	SO	LOB
Don Buford, S (1, 7) OBP: 0.333, SLG: 0.370 Dave May, L (3, 9) OBP: 0.400, SLG: 0.556	4-0 BB BB BB	0-0 F6		0-0 FC4-2 HR		0-0 6-3	0-0 3B			1	0	0	0	1	0	1
Mark Belanger, R (1, 6) OBP: 0.273, SLG: 0.238	4-0 BB BB BB		0-0 B2	0-3 K		0-0 F9	0-3 K			4	0	0	0	1	2	3
Terry Crowley, L (1, 9) OBP: 0.316, SLG: 0.500 Merv Rettenmund, R (7, 7) OBP: 0.389, SLG: 0.313	0-3 K		0-0 G3 WP 1B	0-0 HR		0-0 6-3		0-0 L6		4	2	2	3	0	1	2
Boog Powell, L (1, 3) OBP: 0.349, SLG: 0.457	4-0 BB BB BB		0-0 G3	0-3 K				0-0 1B		1	0	0	0	0	0	0
Paul Blair, R (1, 8) OBP: 0.375, SLG: 0.480	0-3 K		4-0 1B BB		4-0 CS BB		0-0 E7 2B	0-0 F8		4	0	1	0	1	2	1
Brooks Robinson, R (1, 5) OBP: 0.365, SLG: 0.513	0-0 F8		0-0 1B	0-0 SF8 1B		0-0 1B 3B HBP		0-0 5-3		3	1	0	0	2	1	4
Davey Johnson, R (1, 4) OBP: 0.494, SLG: 0.632		4-0 SH3-4 BB		0-0 F6		0-0 1B		0-0 3B 2B		4	2	2	1	0	0	4
Clay Dalrymple, L (1, 2) OBP: 0.500, SLG: 0.250		0-3 K		4-0 2B FC4-2 BB		0-0 SF8		4-0 3B IBB		3	1	2	1	1	0	2
Dave McNally, R (1, 1) OBP: 0.333, SLG: 0.385 Dick Hall, R (6, 1)		0-0 SH3-4		0-0 FC4-2 HR 2B		0-3 K		0-0 F3		1	1	0	1	0	1	1

Inning Stats	R: 0	H: 0	E: 0	K: 2	S: 7	LOB: 3	BB: 3	P: 19	R: 0	H: 0	E: 0	K: 1	S: 5	LOB: 1	BB: 1	P: 9	R: 1	H: 2	E: 0	K: 0	S: 5	LOB: 2	BB: 1	P: 9	R: 3	H: 2	E: 0	K: 2	S: 9	LOB: 0	BB: 1	P: 13	R: 1	H: 2	E: 0	K: 1	S: 6	LOB: 1	BB: 1	P: 10	R: 0	H: 0	E: 0	K: 0	S: 3	LOB: 0	BB: 0	P: 3	R: 4	H: 2	E: 1	K: 2	S: 10	LOB: 1	BB: 1	P: 15	R: 0	H: 1	E: 0	K: 0	S: 4	LOB: 1	BB: 0	P: 4
--------------	------	------	------	------	------	--------	-------	-------	------	------	------	------	------	--------	-------	------	------	------	------	------	------	--------	-------	------	------	------	------	------	------	--------	-------	-------	------	------	------	------	------	--------	-------	-------	------	------	------	------	------	--------	-------	------	------	------	------	------	-------	--------	-------	-------	------	------	------	------	------	--------	-------	------


PITCHER	IP	WLS	BF	H	R	ER	SO	BB	IBB	HBP	BLK	WP	HR	S	P	ERA	WHIP
Dave Boswell, R (1, 1) ERA: 6.75	4.0	L	23	4	5	5	5	7	0	0	0	1	1	26	54	11.25	2.750
Bill Zepp, R (5, 1) ERA: 2.7	2.0		7	2	0	0	1	0	0	0	0	0	0	9	9	0.00	1.000
Stan Williams, R (7, 1) ERA:	1.0		8	2	4	0	2	0	1	1	0	0	0	10	15	0.00	2.000
Steve Barber, R (8, 1) ERA: 4.32	1.0		4	1	0	0	0	0	0	0	0	0	0	4	4	0.00	1.000

BOTTOM

Minnesota Twins @ Baltimore Orioles
Memorial Stadium, Baltimore, MD
 Fri May 01 1970, 7:05 PM EDT
 Att. 12,813 - Unknown

AB	31
R	9
H	9
RBI	9
BB	8
SO	8
LOB	24

WP: 1 PA: 42
 PB: 0 SB: 0 CS: 1
 1B: 5 SF: 1
 2B: 2 SAC: 1
 3B: 1 DP: 0
 HR: 1 HBP: 1



PITCHER	IP	WLS	BF	H	R	ER	SO	BB	IBB	HBP	BLK	WP	HR	S	P	ERA	WHIP
---------	----	-----	----	---	---	----	----	----	-----	-----	-----	----	----	---	---	-----	------

Batter	1	2	3	4	5	6	7	8	9	AB R H RBI BB SO LOB	TOP									
Cesar Tovar, R (1, 8) OBP: 0.356, SLG: 0.583	0-3 K		0-0 SH5-3			0-0 PB SH5-3 1B		0-0 F2		3 0 1 0 0 1 1										
Leo Cardenas, R (1, 6) OBP: 0.278, SLG: 0.400	0-0 F2		0-0 6-3			0-0 SH5-3		0-0 2B HBP 1B		3 1 1 0 0 0 1										
Harmon Killebrew, R (1, 5) OBP: 0.440, SLG: 0.552	0-0 5-3		0-0 6-3			0-0 6-3		0-0 HBP 1-3 2-H 2B		4 0 1 1 0 0 2										
Tony Oliva, L (1, 9) OBP: 0.345, SLG: 0.530		0-0 FC6-5 6-3 1B		0-0 3-1		0-0 4-3		4-0 HBP IBB		3 0 1 0 1 0 1										
Brant Alyea, R (1, 7) OBP: 0.441, SLG: 0.683		0-0 6-3		0-0 F7			0-3 K	1-0 HBP		3 0 0 1 0 1 1										
Ron Perranoski, L (8, 1)		1-2		1-2				1-2 2-3 3-H HBP		0 0 0 0 0 0 0										
Bob Allison, R (1, 3) OBP: 0.333, SLG: 0.200		0-0 FC6-5 HR		0-0 F9			0-0 F8	0-0 F7		3 1 0 0 0 0 1										
Jim Holt, L (8, PH) OBP: 0.235, SLG: 0.188		2-3		2-3						1 0 0 0 0 0 3										
George Mitterwald, R (1, 2) OBP: 0.246, SLG: 0.264		0-0 1-H HR		0-0 5-3			0-3 K		0-0 G1-6-3 1B	4 1 2 2 0 1 0	AB 32									
Frank Quilici, R (1, 4) OBP: 0.242, SLG: 0.194		0-0 F4		0-0 F3				0-0 F4	0-0 L6	4 0 0 0 0 0 1	R 4									
Jim Perry, S (1, 1) OBP: 0.188, SLG: 0.200			0-0 SH5-3 1B		0-0 5-3			0-0 2B 1B	0-0 G1-6-3	2 0 1 0 0 0 0	H 8									
Minnie Mendoza, R (8, PH) OBP: 0.100, SLG: 0.100									1-2	1 1 1 0 0 0 0	RBI 4									
Rich Reese, L (8, 3) OBP: 0.265, SLG: 0.258										1 0 0 0 0 0 1	BB 1									
Inning Stats	R: 0 E: 0 K: 1 S: 5	H: 0 LOB: 0 BB: 0 P: 5	R: 2 E: 0 K: 0 S: 5	H: 2 LOB: 0 BB: 0 P: 5	R: 0 E: 0 K: 0 S: 4	H: 1 LOB: 1 BB: 0 P: 4	R: 0 E: 0 K: 0 S: 3	H: 0 LOB: 0 BB: 0 P: 3	R: 0 E: 0 K: 2 S: 7	H: 0 LOB: 0 BB: 0 P: 7	R: 2 E: 0 K: 0 S: 6	H: 3 LOB: 3 BB: 1 P: 11	R: 0 E: 0 K: 0 S: 3	H: 1 LOB: 0 BB: 0 P: 3	1B: 6 2B: 1 3B: 0 HR: 1	SF: 0 SAC: 2 DP: 1 HBP: 1	WP: 0 PB: 1 SB: 0 CS: 0	PA: 36		
PITCHER	IP WLS BF H R ER SO BB IBB HBP BLK WP HR S P ERA WHIP																			
Mike Cuellar, L (1, 1) ERA: 3.8	7.2 L 31 7 4 4 3 0 0 0 0 0 0 1 36 40 4.70 0.913																			
Eddie Watt, R (8, 1) ERA: 1.29	1.1 5 1 0 0 0 0 0 0 1 0 0 0 4 5 0.00 0.750																			

Minnesota Twins @ Baltimore Orioles
Memorial Stadium, Baltimore, MD
 Sat May 02 1970, 3:33 AM EDT
 Att: 26,229 - Unknown

livebaseballscorecards.com



Batter	1	2	3	4	5	6	7	8	9	AB R H RBI BB SO LOB	BOTTOM
Mark Belanger, R (1, 6) <small>OBP: 0.261, SLG: 0.226</small> Merv Rettenmund, R (9, PH) <small>OBP: 0.368, SLG: 0.294</small>	0-0 6-3		0-0 F4		0-0 F9		0-3 K		0-0 1-3	4 0 0 0 0 1 1 1 0 0 0 0 0 2	Minnesota Twins @ Baltimore Orioles Memorial Stadium, Baltimore, MD Sat May 02 1970, 3:33 AM EDT Att. 26,229 - Unknown
Terry Crowley, L (1, 7) <small>OBP: 0.304, SLG: 0.429</small>	4-0 BB 1B SF7 BB		0-0 F9		0-3 K		0-0 F7			3 1 0 0 0 1 1 1	
Frank Robinson, R (1, 9) <small>OBP: 0.474, SLG: 0.682</small>	0-0 BB 1-2 1B		0-0 1B 1B		0-0 F4		4-0 FC5-4 BB			3 0 2 0 0 1 0 0	
Boog Powell, L (1, 3) <small>OBP: 0.367, SLG: 0.507</small>	4-0 1-2 2-3 BB		0-0 FC6-4 1B		0-0 HR		0-0 F7			3 1 2 1 1 0 1	
Paul Blair, R (1, 8) <small>OBP: 0.359, SLG: 0.462</small>	0-0 SF7		0-0 FC6-4 1-2f		0-0 F8		0-0 FC5-4 FC6-4 1-2f			3 0 0 1 0 0 3	
Brooks Robinson, R (1, 5) <small>OBP: 0.360, SLG: 0.500</small>	0-0 1-3		0-0 5-3		0-0 1B		0-0 FC6-4 1-2f			4 0 1 0 0 0 3	
Davey Johnson, R (1, 4) <small>OBP: 0.471, SLG: 0.597</small>		0-0 5-3		0-0 F4		0-0 F7		0-0 F7		4 0 0 0 0 0 1	
Elrod Hendricks, L (1, 2) <small>OBP: 0.333, SLG: 0.415</small> Don Buford, S (9, PH) <small>OBP: 0.341, SLG: 0.370</small> Dave Leonhard, R (9, PR)		0-0 4-3		0-3 K		0-0 1B		4-0 4-3 BB		3 0 1 0 0 0 1 0 0 0 0 0 0 1 0 0 0 0 0 0 0 0 0 0	
Mike Cuellar, L (1, 1) <small>OBP: 0.059, SLG: 0.235</small> Eddie Watt, R (8, 1) <small>OBP: 1.000, SLG: 1.000</small> Curt Motton, R (9, PH)		0-3 K		0-3 K		0-3 K		0-0 4-3 1-2		3 0 0 0 0 0 3 1 0 0 0 0 0 0 0 0 1 0 0 0 0 0 0 1	
Inning Stats	R: 1 H: 1 E: 0 LOB: 2 K: 0 BB: 2 S: 4 P: 12	R: 0 H: 0 E: 0 LOB: 0 K: 1 BB: 0 S: 5 P: 5	R: 0 H: 2 E: 0 LOB: 2 K: 0 BB: 0 S: 5 P: 5	R: 0 H: 0 E: 0 LOB: 0 K: 1 BB: 0 S: 5 P: 5	R: 0 H: 0 E: 0 LOB: 0 K: 2 BB: 0 S: 7 P: 7	R: 1 H: 2 E: 0 LOB: 1 K: 0 BB: 0 S: 5 P: 5	R: 0 H: 1 E: 0 LOB: 1 K: 2 BB: 0 S: 8 P: 8	R: 0 H: 0 E: 0 LOB: 1 K: 0 BB: 1 S: 3 P: 7	R: 0 H: 0 E: 0 LOB: 2 K: 0 BB: 1 S: 3 P: 7	1B: 5 SF: 1 2B: 0 SAC: 0 3B: 0 DP: 0 HR: 1 HBP: 0	
PITCHER	IP WLS BF H R ER SO BB IBB HBP BLK WP HR S P ERA WHIP										
Jim Perry, R (1, 1) <small>ERA: 2.25</small> Ron Perranoski, L (8, 1) <small>ERA: 1.72</small>	7.0 W 29 H 6 R 2 ER 2 SO 6 BB 2 IBB 0 HBP 0 BLK 0 WP 0 HR 1 S 39 P 47 ERA 2.57 WHIP 1.143										
	2.0 S 8 H 0 R 0 ER 0 SO 0 BB 2 IBB 0 HBP 0 BLK 0 WP 0 HR 0 S 6 P 14 ERA 0.00 WHIP 1.000										

livebaseballscorecards.com

AB	32
R	2
H	6
RBI	2
BB	4
SO	6
LOB	14



Batter	1	2	3	4	5	6	7	8	9	AB R H RBI BB SO LOB	TOP
--------	---	---	---	---	---	---	---	---	---	----------------------	-----

Cesar Tovar, R (1, 8) <small>OBP: 0.351, SLG: 0.580</small>	0-0 F7			0-0 F8		0-0 E <small>1-3</small> 2B		0-0 F9		4 1 1 0 0 0 0	
---	------------------	--	--	------------------	--	--	--	------------------	--	---------------	--

Leo Cardenas, R (1, 6) <small>OBP: 0.265, SLG: 0.380</small>	0-3 K			0-0 1-3		0-3 K		0-0 5-3		4 0 0 0 0 2 2	
--	-----------------	--	--	-------------------	--	-----------------	--	-------------------	--	---------------	--

Tony Oliva, L (1, 9) <small>OBP: 0.352, SLG: 0.529</small>	0-0 F7			0-0 1B		0-0 E4 <small>2-H 3-H</small>		0-0 HR 1B		4 1 2 0 0 0 0	
--	------------------	--	--	------------------	--	--	--	-------------------------------	--	---------------	--

Harmon Killebrew, R (1, 5) <small>OBP: 0.432, SLG: 0.577</small>		0-3 K		0-3 K		0-0 F5		0-0 HR <small>1-H</small>		4 1 1 2 0 2 2	
--	--	-----------------	--	-----------------	--	------------------	--	--	--	---------------	--

Rich Reese, L (1, 3) <small>OBP: 0.250, SLG: 0.242</small>		0-0 1-3		0-0 4-3		0-3 K		0-0 1-3		4 0 0 0 0 1 0	
--	--	-------------------	--	-------------------	--	-----------------	--	-------------------	--	---------------	--

Brant Aylva, R (1, 7) <small>OBP: 0.431, SLG: 0.651</small> Steve Barber, R (9, PR) George Mitterwald, R (9, 2) <small>OBP: 0.246, SLG: 0.264</small>		0-3 K		0-3 K		0-0 6-3		4-0 BB		3 0 0 0 0 1 2 0 0 0 0 0 0 0 0 0 0 0 0 0 0 0 0 0	
--	--	-----------------	--	-----------------	--	-------------------	--	------------------	--	---	--

Paul Ratliff, L (1, 2) <small>OBP: 0.391, SLG: 0.316</small> Ron Perranoski, L (9, 1)		0-3 K		0-3 K		0-3 K		0-0 F8		4 0 0 0 0 3 1 0 0 0 0 0 0 0 0	
---	--	-----------------	--	-----------------	--	-----------------	--	------------------	--	----------------------------------	--

Frank Quilici, R (1, 4) <small>OBP: 0.250, SLG: 0.206</small>		0-0 6-3		0-0 2B E 1B		0-0 4-3				3 1 1 0 0 0 0 0	
---	--	-------------------	--	---	--	-------------------	--	--	--	-----------------	--

Jim Kaat, L (1, 1) <small>OBP: 0.125, SLG: 0.133</small> Jim Holt, L (9, 7) <small>OBP: 0.235, SLG: 0.188</small>	0-0 F8		0-0 F8		0-0 F9		0-3 K			3 0 0 0 0 1 1 0 0 0 0 0 0 0 0	
--	------------------	--	------------------	--	------------------	--	-----------------	--	--	----------------------------------	--

Inning Stats	R: 0 H: 0 E: 0 LOB: 0 K: 1 BB: 0 S: 5 P: 5	R: 0 H: 0 E: 0 LOB: 0 K: 2 BB: 0 S: 7 P: 7	R: 0 H: 0 E: 0 LOB: 0 K: 1 BB: 0 S: 5 P: 5	R: 0 H: 1 E: 0 LOB: 1 K: 1 BB: 0 S: 6 P: 6	R: 0 H: 0 E: 0 LOB: 0 K: 2 BB: 0 S: 7 P: 7	R: 2 H: 2 E: 1 LOB: 1 K: 1 BB: 0 S: 8 P: 8	R: 0 H: 0 E: 0 LOB: 0 K: 2 BB: 0 S: 7 P: 7	R: 0 H: 0 E: 0 LOB: 0 K: 1 BB: 0 S: 5 P: 5	R: 2 H: 2 E: 0 LOB: 1 K: 0 BB: 1 S: 5 P: 9	1B: 3 SF: 0 2B: 1 SAC: 0 3B: 0 DP: 0 HR: 1 HBP: 0	WP: 0 PA: 34 PB: 0 SB: 0 CS: 0
---------------------	---	---	---	---	---	---	---	---	---	--	---

PITCHER Jim Palmer, R (1, 1) <small>ERA: 3.09</small>	IP: 9.0 WLS: L BF: 34 H: 5 R: 4 ER: 2 SO: 11 BB: 1 IBB: 0 HBP: 0 BLK: 0 WP: 0 HR: 1 S: 55 P: 59 ERA: 2.00 WHIP: 0.667	PITCHER	IP: WLS: BF: H: R: ER: SO: BB: IBB: HBP: BLK: WP: HR: S: P: ERA: WHIP
---	---	----------------	---

Minnesota Twins @ Baltimore Orioles
 Memorial Stadium, Baltimore, MD
 Sun May 03 1970, 3:33 AM EDT
 Att. 9,632 - Unknown

livebaseballscorecards.com

AB	33
R	4
H	5
RBI	2
BB	1
SO	11
LOB	6



Batter	1	2	3	4	5	6	7	8	9
Merv Rettenmund, R OBP: 0.391, SLG: 0.524 (1, 7)	F4		1B 2B		5-3			HR	
Mark Belanger, R OBP: 0.260, SLG: 0.227 (1, 6)	1-3		1B			F9		F8	
Frank Robinson, R OBP: 0.463, SLG: 0.652 (1, 9)	F6		6-3			6-3		BB	
Boog Powell, L OBP: 0.351, SLG: 0.481 (1, 3)		F6		G3		G3		F5	
Paul Blair, R OBP: 0.365, SLG: 0.463 (1, 8)		5-3		F9 S 1B		FC5-4 4-3 1B		F3	
Brooks Robinson, R OBP: 0.344, SLG: 0.477 (1, 5)		F8		F9 1-3		4-3		F9	
Davey Johnson, R OBP: 0.472, SLG: 0.581 (1, 4)			2B BB	4-3		FC5-4 IBB		6-3	
Andy Etchebarren, R OBP: 0.333, SLG: 0.379 (1, 2)			F9		6-3	FC5-4 S 1-2f 2-3		5-3	
Jim Palmer, R OBP: 0.263, SLG: 0.222 (1, 1)			F9		F3	K 1-2			

Inning Stats		R: 0	H: 0	E: 0	LOB: 0	K: 0	BB: 0	S: 3	P: 3
Inning Stats		R: 0	H: 0	E: 0	LOB: 0	K: 0	BB: 0	S: 3	P: 3
Inning Stats		R: 0	H: 0	E: 0	LOB: 0	K: 0	BB: 0	S: 3	P: 3
Inning Stats		R: 2	H: 2	E: 0	LOB: 1	K: 0	BB: 1	S: 5	P: 9
Inning Stats		R: 0	H: 1	E: 0	LOB: 1	K: 0	BB: 0	S: 4	P: 4
Inning Stats		R: 0	H: 0	E: 0	LOB: 0	K: 0	BB: 0	S: 3	P: 3
Inning Stats		R: 0	H: 1	E: 0	LOB: 2	K: 1	BB: 1	S: 6	P: 10
Inning Stats		R: 1	H: 1	E: 0	LOB: 1	K: 0	BB: 1	S: 4	P: 8
Inning Stats		R: 0	H: 0	E: 0	LOB: 0	K: 0	BB: 0	S: 3	P: 3
Inning Stats		1B: 3	SF: 0	2B: 1	SAC: 0	3B: 0	DP: 0	HR: 1	HBP: 0

BOTTOM

Minnesota Twins @ Baltimore Orioles
Memorial Stadium, Baltimore, MD
 Sun May 03 1970, 3:33 AM EDT
 Att. 9,632 - Unknown

AB	32
R	3
H	5
RBI	3
BB	3
SO	1
LOB	12

WP: 0 PA: 35
 PB: 0
 SB: 2
 CS: 0



PITCHER	IP	WLS	BF	H	R	ER	SO	BB	IBB	HBP	BLK	WP	HR	S	P	ERA	WHIP
Jim Kaat, L ERA: 2.4 (1, 1)	8.0	W	32	5	3	3	1	2	1	0	0	0	1	31	43	3.38	0.875
Ron Perranoski, L ERA: 1.62 (9, 1)	1.0	S	3	0	0	0	0	0	0	0	0	0	0	3	3	0.00	0.000

Batter	1	2	3	4	5	6	7	8	9	AB R H RBI BB SO LOB	TOP		
Cesar Tovar, R (1, 8) OBP: 0.354, SLG: 0.565	4-0 S HR BB		x 0-0 L9		x 0-0 BB 1B 3B 1B	x 0-0 FC6-4		x 0-0 F4	4 2 1 0 1 0 1				
Leo Cardenas, R (1, 6) OBP: 0.273, SLG: 0.393	0-0 L9		x 0-0 1B 2B		x 0-0 BB 3B 1B	x 0-0 1-3		x 0-0 6-3	5 2 2 0 0 0 2				
Harmon Killebrew, R (1, 5) OBP: 0.430, SLG: 0.600 Minnie Mendoza, R (9, 5) OBP: 0.100, SLG: 0.100	0-3 K		x 0-0 F4		BB BB 1-2 2-3 3B BB		x 0-0 HR	0-3 K	4 2 1 1 1 2 2 0 0 0 0 0 0 0				
Tony Oliva, L (1, 9) OBP: 0.368, SLG: 0.593	0-0 HR		x 0-0 1B		x 0-0 1B 3B		x 0-0 4-3		4 2 3 6 0 0 0				
Brant Alyea, R (1, 7) OBP: 0.408, SLG: 0.612 Jim Holt, L (7, 7) OBP: 0.235, SLG: 0.188	0-0 L9		x 0-0 F4		x 0-0 4-3		x 0-0 F7		4 0 0 0 0 0 2 0 0 0 0 0 0 0				
Bob Allison, R (1, 3) OBP: 0.375, SLG: 0.167 Rich Reese, L (5, PH) OBP: 0.257, SLG: 0.250 (5, 3)		4-0 WP BB		x 0-0 F6	x 0-0 1B		0-3 K	0-3 K	1 0 0 0 1 0 0 2 0 1 1 0 1 0				
George Mitterwald, R (1, 2) OBP: 0.246, SLG: 0.263		0-0 F5		0-3 K	x 0-0 F8		x 0-0 CS 1B		4 0 1 0 0 1 2				
Frank Quilici, R (1, 4) OBP: 0.225, SLG: 0.184		0-0 L9		x 0-0 F7		x 0-0 F8	x 0-0 F3		4 0 0 0 0 0 2				
Luis Tiant, R (1, 1) OBP: 0.429, SLG: 0.500 Tom Hall, L (6, 1) OBP: 0.500, SLG: 0.500 Stan Williams, R (7, 1) Ron Perranoski, L (8, 1)		0-3 K		0-3 K	x 0-3 K	x 0-0 FC6-4 1B	x 0-3 K		3 0 1 0 0 2 1 0 0 0 0 0 0 0 1 0 0 0 0 1 0 0 0 0 0 0 0 0				
Inning Stats	R: 2 H: 1 E: 0 LOB: 0 K: 1 BB: 1 S: 6 P: 10	R: 0 H: 0 E: 0 LOB: 1 K: 1 BB: 1 S: 5 P: 9	R: 1 H: 2 E: 0 LOB: 1 K: 0 BB: 0 S: 5 P: 5	R: 0 H: 0 E: 0 LOB: 0 K: 1 BB: 0 S: 5 P: 5	R: 4 H: 4 E: 0 LOB: 1 K: 1 BB: 1 S: 9 P: 13	R: 0 H: 1 E: 0 LOB: 1 K: 0 BB: 0 S: 4 P: 4	R: 1 H: 1 E: 0 LOB: 0 K: 1 BB: 0 S: 6 P: 6	R: 0 H: 1 E: 0 LOB: 0 K: 1 BB: 0 S: 5 P: 5	R: 0 H: 0 E: 0 LOB: 0 K: 1 BB: 0 S: 5 P: 5	1B: 6 SF: 0 2B: 1 SAC: 0 3B: 1 DP: 0 HR: 2 HBP: 0	WP: 1 PA: 39 PB: 0 SB: 1 CS: 1		
PITCHER	IP WLS BF H R ER SO BB IBB HBP BLK WP HR S P ERA WHIP											PITCHER	IP WLS BF H R ER SO BB IBB HBP BLK WP HR S P ERA WHIP
Mickey Lolich, L (1, 1) ERA: 3.02	4.1 L 22 6 7 7 4 3 0 0 0 1 1 27 39 14.54 2.077												
Tom Timmermann, R (5, 1) ERA: 6.48	1.2 7 2 0 0 0 0 0 0 0 0 0 7 7 0.00 1.200												
John Hiller, L (7, 1) ERA: 3.52	1.0 4 1 1 1 1 0 0 0 0 0 1 6 6 9.00 1.000												
Jerry Robertson, R (8, 1) ERA: 3.18	2.0 6 1 0 0 0 2 0 0 0 0 0 0 10 10 0.00 0.500												

Minnesota Twins @ Detroit Tigers
Tiger Stadium, Detroit, MI
 Tue May 05 1970, 4:33 AM EDT
 Att. 15,747 - Unknown - 47 F

livebaseballscorecards.com

AB	36
R	8
H	10
RBI	8
BB	3
SO	7
LOB	12



BOTTOM

Minnesota Twins @ Detroit Tigers
Tiger Stadium, Detroit, MI
Tue May 05 1970, 4:33 AM EDT
Att: 15,747 - Unknown - 47 F

livebaseballscorecards.com

AB 34
R 5
H 7
RBI 5
BB 13
SO 8
LOB 29



WP: 0 PA: 47
PB: 0
SB: 0
CS: 0

AB R H RBI BB SO LOB

3 1 1 2 3 1 2
1 0 0 0 2 0 1
3 0 0 0 0 1 4

5 1 1 1 0 1 5

2 1 0 0 3 0 0

3 1 1 0 2 0 0

5 0 1 0 0 3 5

3 0 1 0 2 0 3

3 1 2 2 1 1 1
1 0 0 0 0 0 1

2 0 0 0 0 0 3
0 0 0 0 0 0 0
1 0 0 0 0 0 1
0 0 0 0 0 0 0
1 0 0 0 0 0 1
0 0 0 0 0 0 0
1 0 0 0 0 0 1

1B: 5 SF: 0
2B: 0 SAC: 0
3B: 0 DP: 0
HR: 2 HBP: 0

Batter	1	2	3	4	5	6	7	8	9
Dick McAuliffe, L OBP: 0.448, SLG: 0.481 (1, 4)	4-0 FC6-4 BB	0-0 F5		0-0 1-H HR		4-0 1-2 BB		0-3 K	4-0 1-2 BB
Dalton Jones, L OBP: 0.273, SLG: 0.211 Don Wert, R OBP: 0.340, SLG: 0.263 (1, 5) (6, PH) (7, 5)	0-0 F8	4-0 1-2 2-3 BB		4-0 BB		0-0 6-3		0-3 K	0-0 F9
Al Kaline, R OBP: 0.417, SLG: 0.580 (1, 9)	0-0 FC6-4 BB 1-2f	0-0 L4		0-3 K			0-0 L4	0-0 HR	
Norm Cash, L OBP: 0.353, SLG: 0.364 (1, 3)	4-0 1-2 BB		0-0 1-3		0-0 F9		4-0 1B BB	4-0 1B BB	
Willie Horton, R OBP: 0.398, SLG: 0.434 (1, 7)	4-0 1-2 2-3 BB		0-0 F5		0-0 4-3		4-0 1-2 1B BB	0-0 1-2 1B	
Jim Northrup, L OBP: 0.371, SLG: 0.444 (1, 8)	0-3 K		0-0 4-3		0-3 K		0-0 1-2 2-3 1B	0-3 K	
Bill Freehan, R OBP: 0.386, SLG: 0.403 (1, 2)		4-0 FC1-5 BB		0-0 F2		4-0 BB	0-0 F4		0-0 FC5-3 1B
Ken Szotkiewicz, L OBP: 0.500, SLG: 0.273 Ike Brown, R OBP: 0.667, SLG: 0.750 (1, 6) (9, PH)		4-0 BB FC1-5 BB		0-0 HR 1B		0-3 K	0-0 1-3 2-H 3-H 1B		0-0 FC5-3 BB
Mickey Lolich, S OBP: 0.240, SLG: 0.138 Tom Timmermann, R Gates Brown, L John Hiller, R Elliott Maddox, R OBP: 0.330, SLG: 0.355 Jerry Robertson, S Jim Price, R OBP: 0.200, SLG: 0.111 (1, 1) (5, 1) (6, PH) (7, 1) (7, PH) (8, 1) (9, PH)		0-0 FC1-5 BB		0-0 F3		0-0 F4	0-3 K		0-0 F7

Inning Stats	R: 0	H: 0	E: 0	K: 1	S: 5	LOB: 3	BB: 3	P: 17
	R: 0	H: 0	E: 0	K: 0	S: 3	LOB: 0	BB: 0	P: 3
	R: 2	H: 2	E: 0	K: 1	S: 7	LOB: 1	BB: 1	P: 11
	R: 0	H: 0	E: 0	K: 1	S: 5	LOB: 0	BB: 0	P: 5
	R: 0	H: 0	E: 0	K: 1	S: 5	LOB: 2	BB: 2	P: 13
	R: 2	H: 2	E: 0	K: 1	S: 7	LOB: 2	BB: 2	P: 15
	R: 1	H: 2	E: 0	K: 3	S: 11	LOB: 2	BB: 1	P: 15
	R: 0	H: 1	E: 0	K: 0	S: 4	LOB: 2	BB: 1	P: 8

PITCHER	IP	WLS	BF	H	R	ER	SO	BB	IBB	HBP	BLK	WP	HR	S	P	ERA	WHIP
Luis Tiant, R ERA: 2.86 (1, 1)	5.2	W	28	2	2	2	4	9	0	0	0	0	1	27	63	3.18	1.941
Tom Hall, L ERA: 4.7 (6, 1)	0.2		5	1	2	2	0	2	0	0	0	0	0	3	11	27.00	4.500
Stan Williams, R ERA: 0.71 (7, 1)	1.1		8	3	1	1	3	1	0	0	0	0	1	13	17	6.75	3.000
Ron Perranoski, L ERA: 1.5 (8, 1)	1.1	S	6	1	0	0	1	1	0	0	0	0	0	7	11	0.00	1.500

Batter	1	2	3	4	5	6	7	8	9	AB R H RBI BB SO LOB
--------	---	---	---	---	---	---	---	---	---	----------------------

Cesar Tovar, R (1, 8) <small>OBP: 0.340, SLG: 0.542</small>	0-0 6-3		0-3 K		0-0 G4-3			0-0 6-3		4 0 0 0 0 1 3
Leo Cardenas, R (1, 6) <small>OBP: 0.304, SLG: 0.407</small>	0-0 1B		0-0 1B		4-0 G5-4-3 BB			4-0 HR BB		2 1 2 0 2 0 0
Harmon Killebrew, R (1, 5) <small>OBP: 0.423, SLG: 0.620</small>	0-0 F8		0-0 G5-3		0-0 G5-4-3			0-0 HR		4 1 1 2 0 0 4
Tony Oliva, L (1, 9) <small>OBP: 0.364, SLG: 0.579</small>	0-0 G3			0-0 G6-4-3 1B		0-0 6-3		0-0 F8		4 0 1 0 0 0 1
Brant Alyea, R (1, 7) <small>OBP: 0.413, SLG: 0.600</small>		4-0 BB BB		0-0 G6-4-3		0-0 FC6-4 1B		0-0 6-3		3 0 1 0 1 0 1
Bob Allison, R (1, 3) <small>OBP: 0.250, SLG: 0.100</small>		0-0 L9		0-0 F8		0-0 FC6-4 1B		0-0 5-3		4 0 0 0 0 0 2
George Mitterwald, R (1, 2) <small>OBP: 0.277, SLG: 0.271</small>		4-0 BB BB			4-0 BB BB		0-0 1-3 1B		0-0 5-3	2 0 1 0 2 0 0
Frank Quilici, R (1, 4) <small>OBP: 0.238, SLG: 0.179</small> Rick Renick, R (7, PH) <small>OBP: 0.250, SLG: 0.583</small> Steve Barber, R (7, 1) Rod Carew, L (9, PH) <small>OBP: 0.364, SLG: 0.442</small>		0-0 G6-4-3			4-0 BB BB		0-0 L9		0-0 F6	1 0 0 0 1 0 2 1 0 0 0 0 0 2 0 0 0 0 0 0 0 1 0 0 0 0 0 0
Dave Boswell, R (1, 1) <small>OBP: 0.167, SLG: 0.167</small> Minnie Mendoza, R (7, PH) <small>OBP: 0.091, SLG: 0.091</small> (7, 4)			0-0 G5-3 1B 1B		0-3 K		0-0 1-3			2 0 1 0 0 1 2 1 0 0 0 0 0 2

Minnesota Twins @ Detroit Tigers
Tiger Stadium, Detroit, MI
 Wed May 06 1970, 7:05 PM EDT
 Att: 10,368 - Unknown

livebaseballscorecards.com

AB	29
R	2
H	7
RBI	2
BB	6
SO	2
LOB	19



Inning Stats	R: 0 H: 1 E: 0 K: 0 S: 4	H: 1 LOB: 1 BB: 0 P: 4	R: 0 H: 0 E: 0 K: 0 S: 2	H: 0 LOB: 1 BB: 2 P: 10	R: 0 H: 2 E: 0 K: 1 S: 6	H: 2 LOB: 1 BB: 0 P: 6	R: 0 H: 1 E: 0 K: 0 S: 3	H: 1 LOB: 0 BB: 0 P: 3	R: 0 H: 0 E: 0 K: 1 S: 4	H: 0 LOB: 1 BB: 2 P: 12	R: 0 H: 0 E: 0 K: 0 S: 2	H: 0 LOB: 0 BB: 1 P: 6	R: 0 H: 2 E: 0 K: 0 S: 5	H: 2 LOB: 2 BB: 0 P: 5	R: 2 H: 1 E: 0 K: 0 S: 4	H: 1 LOB: 0 BB: 1 P: 8	R: 0 H: 0 E: 0 K: 0 S: 3	H: 0 LOB: 0 BB: 0 P: 3	1B: 6 SF: 0 2B: 0 SAC: 0 3B: 0 DP: 5 HR: 1 HBP: 0	WP: 0 PA: 35 PB: 0 SB: 0 CS: 0
--------------	--------------------------	------------------------	--------------------------	-------------------------	--------------------------	------------------------	--------------------------	------------------------	--------------------------	-------------------------	--------------------------	------------------------	--------------------------	------------------------	--------------------------	------------------------	--------------------------	------------------------	--	---

PITCHER	Les Cain, L (1, 1) <small>ERA: 5.14</small>	IP: 9.0 WLS: W BF: 35 H: 7 R: 2 ER: 2 SO: 2 BB: 6 IBB: 0 HBP: 0 BLK: 0 WP: 0 HR: 1 S: 33 P: 57 ERA: 2.00 WHIP: 1.444
PITCHER		IP WLS BF H R ER SO BB IBB HBP BLK WP HR S P ERA WHIP

Batter	1	2	3	4	5	6	7	8	9
Dick McAuliffe, L (1, 4) OBP: 0.436, SLG: 0.465	0-0 FC3-6 1B	0-0 F2		0-3 K		0-0 F9		0-0 F7	
Dalton Jones, L (1, 5) OBP: 0.296, SLG: 0.182 Don Wert, R (9, 5) OBP: 0.340, SLG: 0.263	0-0 FC3-6 1B	4-0 1B BB		4-0 1B BB		0-0 F7		0-0 F3	
Al Kaline, R (1, 9) OBP: 0.439, SLG: 0.589	4-0 1B BB	0-0 1B BB		0-0 1-2 1B		4-0 2B BB			
Norm Cash, L (1, 3) OBP: 0.347, SLG: 0.356	0-0 1B 1B	0-0 G3		0-0 4-3		0-0 F8			
Willie Horton, R (1, 7) OBP: 0.392, SLG: 0.437	0-0 F2		0-0 F7		0-0 F7		0-0 2B		
Jim Northrup, L (1, 8) OBP: 0.392, SLG: 0.455	0-0 1B 1B		0-0 F8		0-0 G6-4-3 1B		4-0 BB		
Bill Freehan, R (1, 2) OBP: 0.391, SLG: 0.400	0-0 1B		4-0 BB		0-0 G6-4-3		0-0 F2		
Ken Szotkiewicz, L (1, 6) OBP: 0.450, SLG: 0.467	0-3 K		0-0 G3			0-0 HR	0-3 K		
Les Cain, L (1, 1) OBP: 0.167, SLG: 0.167		0-3 K		0-3 K		0-0 4-3		0-0 F9	

Inning Stats	R: 3	H: 4	E: 0	LOB: 2	K: 1	P: 13	R: 0	H: 1	E: 0	LOB: 2	K: 1	P: 10	R: 0	H: 0	E: 0	LOB: 1	K: 0	P: 7	R: 0	H: 1	E: 0	LOB: 2	K: 2	P: 12	R: 0	H: 1	E: 0	LOB: 0	K: 0	P: 3	R: 1	H: 1	E: 0	LOB: 0	K: 0	P: 4	R: 1	H: 1	E: 0	LOB: 2	K: 1	P: 14	R: 0	H: 0	E: 0	LOB: 0	K: 0	P: 3	
	1B: 7	SF: 0	2B: 1	SAC: 0	3B: 0	DP: 1	HR: 1	HBP: 0	CS: 0																																								

PITCHER	IP	WLS	BF	H	R	ER	SO	BB	IBB	HBP	BLK	WP	HR	S	P	ERA	WHIP
Dave Boswell, R (1, 1) ERA: 6.48	6.0	L	29	8	4	4	4	4	4	0	0	0	1	33	49	6.00	2.000
Steve Barber, R (7, 1) ERA: 4.35	2.0		9	1	1	1	1	2	0	0	0	0	0	9	17	4.50	1.500

BOTTOM

AB	R	H	RBI	BB	SO	LOB
5	0	1	0	0	1	0
3	1	0	0	2	0	1
0	0	0	0	0	0	0
2	2	2	0	2	0	0
4	1	1	1	0	0	5
4	0	1	1	0	0	2
3	0	2	1	1	0	0
3	0	1	1	1	0	3
4	1	1	1	0	2	5
4	0	0	0	0	2	0

AB	32
R	5
H	9
RBI	5
BB	6
SO	5
LOB	16



WP	PA	ERA	WHIP
0	38		

Minnesota Twins @ Detroit Tigers
Tiger Stadium, Detroit, MI
 Wed May 06 1970, 7:05 PM EDT
 Att. 10,368 - Unknown

livebaseballscores.com

Batter	1	2	3	4	5	6	7	8	9	AB R H RBI BB SO LOB	TOP											
Cesar Tovar, R (1, 8) OBP: 0.352, SLG: 0.535	0-0 HR 1B	0-3 K		4-0 WP BB		0-0 F7		4-0 2B BB		3 2 1 0 2 1 1												
Rod Carew, L (1, 4) OBP: 0.388, SLG: 0.489	0-3 K		0-0 FC1-6 2B	0-3 K			4-0 BB HR BB	0-0 1B S 2B		4 2 2 1 1 2 2												
Tony Oliva, L (1, 9) OBP: 0.375, SLG: 0.606	0-0 1-H HR		0-0 FC1-6 1B 1B		0-0 F7		4-0 1-2 HR BB	0-0 S 1B		4 3 2 2 1 0 1												
Harmon Killebrew, R (1, 5) OBP: 0.436, SLG: 0.663 Frank Quilici, R (7, 5) OBP: 0.256, SLG: 0.179	0-0 F3		0-0 1B 1-2 1B		0-0 BB 1B		0-0 1-H 2-H HR	4-0 1-2 BB		4 1 3 3 0 0 0 0 0 0 0 1 0 0												
Rich Reese, L (1, 3) OBP: 0.278, SLG: 0.264	0-3 K		0-0 1-3 2-H 1B		4-0 1-2 BB		0-0 G1-3-6 1B	0-0 L9		4 0 2 1 1 1 2												
Jim Holt, L (1, 7) OBP: 0.227, SLG: 0.190		0-0 1B E 1B	0-0 F8		0-0 F5		0-0 G1-3-6 1-2f	0-0 1-3		5 1 1 0 0 0 5												
Paul Rattiff, L (1, 2) OBP: 0.400, SLG: 0.333 George Mitterwald, R (5, PH) OBP: 0.265, SLG: 0.258 (5, 2)		0-0 FC6-4 1-2 1B	0-3 K		0-3 K		0-3 K	0-3 K		2 0 1 0 0 1 2 3 0 0 0 0 3 2												
Leo Cardenas, R (1, 6) OBP: 0.299, SLG: 0.396		0-0 FC6-4 1-2f 2-H		0-0 5-3		0-0 6-3		0-3 K	0-0 1B	5 0 1 0 0 1 1												
Jim Perry, S (1, 1) OBP: 0.158, SLG: 0.167 Ron Perranoski, L (7, 1)		0-3 K	0-3 K		0-0 F8		0-3 K	0-0 3-1		3 0 0 0 0 2 1 2 0 0 0 0 1 1												
Inning Stats	R: 2 E: 0 K: 2 S: 9	H: 2 LOB: 0 BB: 0 P: 9	R: 1 E: 1 K: 2 S: 9	H: 2 LOB: 1 BB: 0 P: 9	R: 1 E: 0 K: 1 S: 8	H: 3 LOB: 2 BB: 0 P: 8	R: 0 E: 0 K: 2 S: 7	H: 0 LOB: 1 BB: 1 P: 11	R: 0 E: 0 K: 1 S: 6	H: 1 LOB: 2 BB: 1 P: 10	R: 0 E: 0 K: 0 S: 3	H: 0 LOB: 0 BB: 0 P: 3	R: 3 E: 0 K: 1 S: 6	H: 2 LOB: 0 BB: 2 P: 14	R: 2 E: 0 K: 2 S: 9	H: 2 LOB: 2 BB: 2 P: 17	R: 0 E: 0 K: 1 S: 6	H: 1 LOB: 1 BB: 0 P: 6	1B: 9 2B: 2 3B: 0 HR: 2	SF: 0 SAC: 0 DP: 1 HBP: 0	WP: 1 PB: 0 SB: 2 CS: 0	PA: 45
PITCHER	IP WLS BF H R ER SO BB IBB HBP BLK WP HR S P ERA WHIP												PITCHER	IP WLS BF H R ER SO BB IBB HBP BLK WP HR S P ERA WHIP								
Joe Niekro, R (1, 1) ERA: 2.63	2.1 L 14 7 4 3 4 0 0 0 0 0 1 22 22 11.57 3.000																					
John Hiller, L (3, 1) ERA: 3.97	3.2 16 1 2 2 4 4 0 0 0 1 0 20 36 4.91 1.364																					
Jerry Robertson, R (7, 1) ERA: 4.76	0.0 2 2 1 1 0 0 0 0 0 0 1 2 2 ∞ ∞																					
Fred Scherman, L (7, 1) ERA: 5.4	2.0 9 2 2 2 3 2 0 0 0 0 0 13 21 9.00 2.000																					
Tom Timmermann, R (9, 1) ERA: 5.79	1.0 4 1 0 0 1 0 0 0 0 0 0 6 6 0.00 1.000																					

Minnesota Twins @ Detroit Tigers
Tiger Stadium, Detroit, MI
 Thu May 07 1970, 7:05 PM EDT
 Att. 11,591 - Unknown - 62 F

livebaseballscorecards.com

AB 39
R 9
H 13
RBI 7
BB 6
SO 12
LOB 18



Batter	1	2	3	4	5	6	7	8	9	AB	R	H	RBI	BB	SO	LOB
Dick McAuliffe, L (1, 4) OBP: 0.443, SLG: 0.467	0-0 L6-4-3 1B			0-0 F7			4-0 2B BB	0-0 1B	0-0 F8	4	2	2	0	1	0	0
Dalton Jones, L (1, 5) OBP: 0.300, SLG: 0.200 Don Wert, R (8, PH) OBP: 0.333, SLG: 0.256	0-3 K			0-0 G3			0-0 2B 3B 1-2 1B	0-3 K		3	1	1	0	0	1	1
Al Kaline, R (1, 9) OBP: 0.423, SLG: 0.564	0-0 L6-4-3 1-2			0-0 F3			0-0 L7	0-0 L5 1B 1-2		4	0	0	0	0	0	4
Norm Cash, L (1, 3) OBP: 0.347, SLG: 0.371 Mickey Stanley, R (7, PR) OBP: 0.354, SLG: 0.400				0-0 G3			0-0 3B 2B 1-3 2-H	0-0 1B 1-2 2-H		3	0	1	1	0	0	0
Willie Horton, R (1, 7) OBP: 0.396, SLG: 0.462				0-0 F3			0-0 E 3B 2-H 3-H	0-0 1B 1-2 2-3		4	1	2	2	0	0	0
Jim Northrup, L (1, 8) OBP: 0.372, SLG: 0.429				0-3 K			0-0 F6	0-0 4-3		4	0	0	0	0	2	5
Bill Freehan, R (1, 2) OBP: 0.385, SLG: 0.430				0-0 F8			0-0 6-3	0-0 E5 3-H		4	1	1	1	0	0	1
Ken Szotkiewicz, L (1, 6) OBP: 0.409, SLG: 0.412 Elliott Maddox, R (7, PH) OBP: 0.324, SLG: 0.344 Cesar Gutierrez, R (8, 6) OBP: 0.333, SLG: 0.377				0-3 K			0-3 K	0-0 F9		2	0	0	0	0	2	0
Joe Niekro, R (1, 1) OBP: 0.276, SLG: 0.375 John Hillier, R (3, 1) Jerry Robertson, S (7, 1) Fred Scherman, L (7, 1) Jim Price, R (8, PH) OBP: 0.182, SLG: 0.100 Tom Timmermann, R (9, 1) Ike Brown, R (9, PH) OBP: 0.571, SLG: 0.600				0-0 4-3			0-0 6-3	0-0 5-3		0	0	0	0	0	0	0

Inning Stats	R: 0	H: 1	E: 0	K: 1	S: 5	R: 0	H: 0	E: 0	K: 1	S: 5	R: 0	H: 0	E: 0	K: 1	S: 5	R: 0	H: 0	E: 0	K: 1	S: 5	R: 0	H: 0	E: 0	K: 1	S: 5	R: 4	H: 3	E: 1	K: 0	S: 7	R: 1	H: 3	E: 1	K: 1	S: 9	R: 1	H: 2	E: 0	K: 0	S: 4	1B: 6	2B: 1	3B: 1	SF: 0	SAC: 0	DP: 2	HBP: 0	WP: 0	PA: 37																	
PITCHER	IP	WLS	BF	H	R	ER	SO	BB	IBB	HBP	BLK	WP	HR	S	P	ERA	WHIP																			IP	WLS	BF	H	R	ER	SO	BB	IBB	HBP	BLK	WP	HR	S	P	ERA	WHIP														
Jim Perry, R (1, 1) ERA: 2.5	6.1	W	23	4	4	3	5	1	0	0	0	0	0	32	36	4.26	0.789																																																	
Ron Perranoski, L (7, 1) ERA: 1.74	2.2	S	14	5	2	1	1	0	0	0	0	0	1	16	16	3.38	1.875																																																	

BOTTOM

Minnesota Twins @ Detroit Tigers
Tiger Stadium, Detroit, MI
Thu May 07 1970, 7:05 PM EDT
Att. 11,591 - Unknown - 62 F

livebaseballscorecards.com

AB	36
R	6
H	9
RBI	5
BB	1
SO	6
LOB	15



Batter	1	2	3	4	5	6	7	8	9	AB	R	H	RBI	BB	SO	LOB	TOP																		
Cesar Tovar, R (1, 8) OBP: 0.363, SLG: 0.534	0-0 6-3		0-0 1B E 1B		0-0 4-3	4-0 IBB		0-0 5-3 1B 1B		4	2	2	0	1	0	0																			
Rod Carew, L (1, 4) OBP: 0.389, SLG: 0.481	0-0 4-3		0-0 E4 BB 1B		0-0 HR 1B	0-0 1-3		0-0 5-3 1B		5	1	2	1	0	0	4																			
Harmon Killebrew, R (1, 5) OBP: 0.443, SLG: 0.686	0-3 K		4-0 BB BB BB		0-0 HR 1B	0-3 K		4-0 1B IBB		3	1	1	2	2	2	0																			
Tony Oliva, L (1, 9) OBP: 0.367, SLG: 0.587		0-0 F6	0-0 F7		0-0 F7	0-3 K		0-0 1B		5	0	1	1	0	1	2																			
Brant Alyea, R (1, 7) OBP: 0.412, SLG: 0.581		0-0 F5	4-0 BB BB BB		0-0 F9	0-0 FC6-4 1B		0-0 F8		4	0	1	0	1	0	2																			
Jim Holt, L (9, 7) OBP: 0.227, SLG: 0.190			1-2 2-3 BB							0	0	0	0	0	0	0																			
Leo Cardenas, R (1, 6) OBP: 0.314, SLG: 0.411		4-0 FC5-4 BB	0-0 F4			0-0 SH1-4 2B		0-0 FC6-4 1B		4	0	2	0	1	0	4																			
Bob Allison, R (1, 3) OBP: 0.313, SLG: 0.154					0-0 6-3			0-0 HR 1B		3	1	1	0	1	0	1																			
Rich Reese, L (8, 3) OBP: 0.275, SLG: 0.260			FC5-4			4-0 SH1-4 BB		0-0 FC3-6 FC5-4		1	0	0	0	0	0	1	AB 38																		
George Mitterwald, R (1, 2) OBP: 0.264, SLG: 0.303					0-0 K	0-0 F9		0-0 FC5-4		4	1	1	2	0	1	1	R 7																		
Jim Kaat, L (1, 1) OBP: 0.158, SLG: 0.167					0-0 K	1-2 2-3 SH1-4		0-0 HR									H 12																		
Stan Williams, R (6, 1)					0-0 1B 1B	0-3 K		0-3 K									RBI 6																		
Inning Stats	R: 0 E: 0 K: 1 S: 5	H: 0 LOB: 0 BB: 0 P: 5	R: 0 E: 0 K: 0 S: 3	H: 0 LOB: 1 BB: 1 P: 7	R: 2 E: 1 K: 1 S: 8	H: 3 LOB: 3 BB: 2 P: 16	R: 0 E: 0 K: 1 S: 5	H: 0 LOB: 0 BB: 0 P: 5	R: 2 E: 0 K: 0 S: 5	H: 2 LOB: 0 BB: 0 P: 5	R: 0 E: 0 K: 1 S: 6	H: 1 LOB: 3 BB: 2 P: 14	R: 0 E: 0 K: 2 S: 8	H: 1 LOB: 1 BB: 0 P: 8	R: 3 E: 0 K: 1 S: 9	H: 4 LOB: 2 BB: 1 P: 13	R: 0 E: 0 K: 1 S: 6	H: 1 LOB: 1 BB: 0 P: 6	1B: 9 2B: 1 3B: 0 HR: 2	SF: 0 SAC: 1 DP: 0 HBP: 0	WP: 0 PB: 0 SB: 1 CS: 0	PA: 45													
PITCHER	IP	WLS	BF	H	R	ER	SO	BB	IBB	HBP	BLK	WP	HR	S	P	ERA	WHIP																		
Barry Moore, L (1, 1) ERA: 3.98	7.2	L	40	11	7	7	7	4	2	0	0	0	2	48	72	8.22	1.957																		
Phil Hennigan, R (8, 1) ERA: 3.45	1.1		5	1	0	0	1	0	0	0	0	0	0	7	7	0.00	0.750																		

Minnesota Twins @ Cleveland Indians
Cleveland Municipal Stadium, Cleveland, OH

AB	38
R	7
H	12
RBI	6
BB	6
SO	8
LOB	18



Fri May 08 1970, 7:05 PM EDT
Att. 6,233 - Unknown

Batter	1	2	3	4	5	6	7	8	9	AB	R	H	RBI	BB	SO	LOB	BOTTOM	
Ted Uhlaender, L (1, 8) OBP: 0.296, SLG: 0.341	0-0 4-3 ①		0-0 1B 1-2 1B		0-0 F8 ②		0-0 F7 ①			4	0	1	0	0	0	0		
Larry Brown, R (1, 4) OBP: 0.474, SLG: 0.667	0-0 3B 1B		0-0 FC6-4 1-2 2-3 1B		0-3 K ③		0-0 6-3 ②			4	1	2	0	0	1	0		
Vada Pinson, L (1, 9) OBP: 0.372, SLG: 0.529	0-0 1-H 3B		0-3 K ①			0-0 1B 2B	0-0 F3 ③			4	1	2	1	0	1	3		
Tony Horton, R (1, 3) OBP: 0.333, SLG: 0.417	0-0 5-3 ②		0-0 SF8 ②			0-0 E HR 1B 2-H		0-0 G3 ①		3	1	1	2	0	0	1		
Ray Fosse, R (1, 2) OBP: 0.391, SLG: 0.390	0-0 F6 ③		0-0 FC6-4 3-H 1-2f ③			0-0 E4 HR 1B 1-3		0-0 6-3 ②		4	1	1	0	0	0	3		
Graig Nettles, L (1, 5) OBP: 0.311, SLG: 0.264		0-0 P6 ①		0-3 K ①		0-0 F7 ①		0-0 F8 ③		4	0	0	0	0	1	2		
Roy Foster, R (1, 7) OBP: 0.295, SLG: 0.350		0-0 F8 ②		0-0 F8 ②		0-0 2-H 3-H HR		0-0 F9 ①		4	1	1	3	0	0	0		
Jack Heidemann, R (1, 6) OBP: 0.198, SLG: 0.218 Lou Klimchock, L (9, PH) OBP: 0.158, SLG: 0.278		0-0 3-1 ③		0-0 4-3 ③		0-0 6-3 ②		0-0 F5 ②		3	0	0	0	0	0	0		
Barry Moore, L (1, 1) OBP: 0.154, SLG: 0.154 Phil Hennigan, R (8, 1) Russ Nagelson, L (9, PH) OBP: 0.227, SLG: 0.350			0-0 1B 1B SF8 1B		0-0 F7 ①	0-0 G3 ③		0-3 K ③		3	1	1	0	0	0	0		
										0	0	0	0	0	0	0		
										1	0	0	0	0	1	0		
Inning Stats	R: 1 H: 2 E: 0 K: 5	H: 2 LOB: 1 BB: 0 P: 5	R: 0 H: 0 E: 0 K: 3	LOB: 0 BB: 0 P: 3	R: 1 H: 3 E: 0 K: 1 S: 8	LOB: 2 BB: 0 P: 8	R: 0 H: 0 E: 0 K: 1 S: 5	LOB: 0 BB: 0 P: 5	R: 0 H: 0 E: 0 K: 3 S: 3	H: 0 LOB: 0 BB: 0 P: 3	R: 4 H: 4 E: 1 K: 0 S: 7	H: 4 LOB: 0 BB: 0 P: 7	R: 0 H: 0 E: 0 K: 3 S: 3	H: 0 LOB: 0 BB: 0 P: 3	R: 0 H: 0 E: 0 K: 1 S: 5	H: 0 LOB: 0 BB: 0 P: 5	1B: 6 SF: 1 2B: 1 SAC: 0 3B: 1 DP: 0 HR: 1 HBP: 0	WP: 0 PA: 36 PB: 0 SB: 0 CS: 0
PITCHER	IP WLS BF H R ER SO BB IBB HBP BLK WP HR S P ERA WHIP															ERA WHIP		
Jim Kaat, L (1, 1) ERA: 2.86	5.1	24	8	5	5	3	0	0	0	0	0	0	0	0	0	0	8.44	1.500
Stan Williams, R (6, 1) ERA: 1.1	3.2	12	1	1	0	1	0	0	0	0	0	0	1	14	14	0.00	0.273	

Minnesota Twins @ Cleveland Indians
Cleveland Municipal Stadium, Cleveland, OH

Fri May 08 1970, 7:05 PM EDT
Att. 6,233 - Unknown

livebaseballscorecards.com

AB 35
R 6
H 9
RBI 6
BB 0
SO 4
LOB 9



Batter	1	2	3	4	5	6	7	8	9	AB R H RBI BB SO LOB	TOP											
Cesar Tovar, R (1, 8) OBP: 0.373, SLG: 0.528	0-0 F9		4-0 CS S BB			0-0 F1	4-0 BB BB BB		0-0 1B	3 0 1 1 2 0 1												
Rod Carew, L (1, 4) OBP: 0.356, SLG: 0.439	0-0 4-3		0-3 K			0-0 G3	0-0 1-3		0-3 K	5 0 0 0 0 2 6												
Tony Oliva, L (1, 9) OBP: 0.372, SLG: 0.607	4-0 S BB					0-0 HR			0-3 K	3 1 1 2 1 2 0												
Harmon Killebrew, R (1, 5) OBP: 0.427, SLG: 0.656 Frank Quilici, R (9, 5) OBP: 0.256, SLG: 0.179	0-3 K					0-0 F8			0-0 6-3	4 0 0 0 0 2 1 0 0 0 0 0 0 0												
Rich Reese, L (1, 3) OBP: 0.286, SLG: 0.263						0-0 4-3			0-3 K	3 0 1 0 1 1 0												
Jim Holt, L (1, 7) OBP: 0.192, SLG: 0.160						0-3 K			0-0 1-3	4 0 0 0 0 2 2												
Leo Cardenas, R (1, 6) OBP: 0.311, SLG: 0.398						0-3 K			4-0 HR BB	3 2 0 0 1 2 2												
Paul Ratliff, L (1, 2) OBP: 0.414, SLG: 0.458						0-0 F8			0-0 HR	3 1 1 2 1 0 1												
Luis Tiant, R (1, 1) OBP: 0.471, SLG: 0.563 Ron Perranoski, L (8, 1)						0-3 K			0-3 K	2 1 1 0 1 1 0 1 0 0 0 0 1 0												
Inning Stats	R: 0 E: 0 K: 1 S: 5	H: 0 LOB: 1 BB: 1 P: 9	R: 0 E: 0 K: 2 S: 8	H: 1 LOB: 1 BB: 0 P: 8	R: 0 E: 0 K: 2 S: 6	H: 0 LOB: 0 BB: 1 P: 10	R: 0 E: 0 K: 1 S: 5	H: 0 LOB: 0 BB: 0 P: 5	R: 0 E: 0 K: 1 S: 7	H: 0 LOB: 0 BB: 0 P: 7	R: 2 E: 0 K: 1 S: 7	H: 2 LOB: 0 BB: 0 P: 7	R: 1 E: 0 K: 0 S: 3	H: 0 LOB: 3 BB: 4 P: 19	R: 0 E: 0 K: 2 S: 7	H: 0 LOB: 0 BB: 0 P: 7	R: 2 E: 0 K: 2 S: 9	H: 2 LOB: 1 BB: 1 P: 13	1B: 2 2B: 1 3B: 0 HR: 2	SF: 0 SAC: 0 DP: 0 HBP: 0	WP: 1 PB: 0 SB: 3 CS: 1	PA: 38
PITCHER	IP WLS BF H R ER SO BB IBB HBP BLK WP HR S P ERA WHIP																					
Dean Chance, R (1, 1) ERA: 3.77	6.2		28	3	3	3	9	6	0	0	0	1	1	40	64	4.05	1.350					
Mike Paul, L (7, 1) ERA: 4.26	1.1		4	0	0	0	2	0	0	0	0	0	0	8	8	0.00	0.000					
Dennis Higgins, R (9, 1) ERA: 5.65	1.0	L	6	2	2	2	2	1	0	0	0	0	1	9	13	18.00	3.000					

Minnesota Twins @ Cleveland Indians
Cleveland Municipal Stadium, Cleveland, OH
Sat May 09 1970, 3:33 AM EDT
Att. 5,485 - Unknown - 79 F

livebaseballscorecards.com

AB 31
R 5
H 5
RBI 5
BB 7
SO 13
LOB 13



Batter	1	2	3	4	5	6	7	8	9	AB R H RBI BB SO LOB
Ted Uhlaender, L (1, 8) OBP: 0.314, SLG: 0.396	0-0 HR		0-0 1B			0-0 1B		0-0 SF9		3 1 3 2 0 0 0
Larry Brown, R (1, 4) OBP: 0.435, SLG: 0.591	0-0 F6		0-0 5-3			0-0 F5		0-0 1B		4 0 1 0 0 0 2
Vada Pinson, L (1, 9) OBP: 0.367, SLG: 0.527	0-0 4-3			0-0 9-2 2B		0-0 F8		0-3 K		4 0 1 0 0 1 2
Tony Horton, R (1, 3) OBP: 0.330, SLG: 0.408	0-0 F7			0-0 E5 2-3			0-0 4-3		0-0 PB 1B	4 0 1 0 0 0 1
Graig Nettles, L (1, 5) OBP: 0.298, SLG: 0.250		0-0 4-3		0-0 9-2 3-Hr			0-0 1-3		0-3 K 1-2	4 0 0 0 0 1 2
Ray Fosse, R (1, 2) OBP: 0.370, SLG: 0.365		0-0 F2			0-0 F7		0-3 K		0-0 6-3	4 0 0 0 0 1 1
Roy Foster, R (1, 7) OBP: 0.293, SLG: 0.381		0-0 F5			0-0 F7			0-0 HR	0-0 F8	4 1 1 1 0 0 1
Jack Heidemann, R (1, 6) OBP: 0.202, SLG: 0.247			0-0 F5		0-0 F7			0-0 SF9 3B		3 1 1 0 0 0 0
Dean Chance, R (1, 1)			0-3 K			0-3 K		0-0 F9		2 0 0 0 0 2 0
Mike Paul, L (7, 1)										0 0 0 0 0 0 0
Chuck Hinton, R (8, PH) OBP: 0.400, SLG: 0.333										1 0 0 0 0 0 1
Dennis Higgins, R (9, 1)										0 0 0 0 0 0 0

Inning Stats	R: 1	H: 1	E: 0	K: 0	S: 4	LOB: 0	BB: 0	P: 4	R: 0	H: 0	E: 0	K: 0	S: 3	LOB: 0	BB: 0	P: 3	R: 0	H: 1	E: 0	K: 1	S: 6	LOB: 1	BB: 0	P: 6	R: 0	H: 0	E: 0	K: 0	S: 3	LOB: 0	BB: 0	P: 3	R: 0	H: 1	E: 0	K: 1	S: 6	LOB: 1	BB: 0	P: 6	R: 0	H: 0	E: 0	K: 1	S: 5	LOB: 0	BB: 0	P: 5	R: 2	H: 3	E: 0	K: 1	S: 8	LOB: 1	BB: 0	P: 8	R: 0	H: 1	E: 0	K: 1	S: 6	LOB: 1	BB: 0	P: 6
1B: 4	SF: 1	2B: 2	SAC: 0	3B: 1	DP: 1	HR: 2	HBP: 0	WP: 0	PA: 34																																																							

PITCHER	IP	WLS	BF	H	R	ER	SO	BB	IBB	HBP	BLK	WP	HR	S	P	ERA	WHIP
Luis Tiant, R (1, 1) ERA: 2.81	7.0		25	5	2	2	3	0	0	0	0	0	2	31	31	2.57	0.714
Ron Perranoski, L (8, 1) ERA: 1.99	2.0	W	9	3	1	1	2	0	0	0	0	0	0	13	13	4.50	1.500

BOTTOM

Minnesota Twins @ Cleveland Indians
Cleveland Municipal Stadium, Cleveland, OH

Sat May 09 1970, 3:33 AM EDT
Att. 5,485 - Unknown - 79 F

livebaseballscores.com

AB	33
R	3
H	8
RBI	3
BB	0
SO	5
LOB	10



Batter	1	2	3	4	5	6	7	8	9	AB R H RBI BB SO LOB	TOP														
Cesar Tovar, R (1, 8) OBP: 0.361, SLG: 0.509 Rod Carew, L (9, PH) OBP: 0.350, SLG: 0.431	0-0 F4		0-0 F8			0-0 F8		0-0 F9	0-3 K	4 0 0 0 0 0 1 1 0 0 0 0 1 1															
Leo Cardenas, R (1, 6) OBP: 0.315, SLG: 0.422	0-3 K		0-3 K			0-0 HR		4-0 1B 1B	0-0 6-3	4 2 1 1 1 2 2															
Harmon Killebrew, R (1, 5) OBP: 0.430, SLG: 0.660	0-0 6-3			0-0 5-3		0-0 2B		0-0 1B 1-2		4 0 2 0 0 0 0															
Tony Oliva, L (1, 9) OBP: 0.376, SLG: 0.600		4-0 FC6-5 5-4-3 BB		0-3 K		0-0 F7		0-0 1B 1-2 2-H		3 0 1 1 1 1 1															
Brant Alyea, R (1, 7) OBP: 0.393, SLG: 0.551		0-0 5-4-3 1-2		0-3 K		0-0 6-3		0-0 F5		4 0 0 0 0 1 4															
Bob Allison, R (1, 3) OBP: 0.350, SLG: 0.235		0-0 FC6-5 2-3			0-0 FC5-4 1B		0-3 K		0-0 2B 1B	4 1 2 0 0 1 1															
George Mitterwald, R (1, 2) OBP: 0.250, SLG: 0.286		0-3 K			0-0 FC5-4 1-2f		0-0 F7		0-3 K	4 0 0 0 0 2 3															
Frank Quilici, R (1, 4) OBP: 0.239, SLG: 0.167 Tom Hall, L (7, 1) OBP: 0.500, SLG: 0.500 Rick Renick, R (9, PH) OBP: 0.308, SLG: 0.692			0-0 F4		0-3 K		0-0 5-3		0-0 1B 1-3 2B	3 0 0 0 0 1 1 0 0 0 0 0 0 0 1 1 1 0 0 0 0															
Dave Boswell, R (1, 1) OBP: 0.250, SLG: 0.250 Minnie Mendoza, R (7, 4) OBP: 0.154, SLG: 0.154 Jim Holt, L (9, PR) OBP: 0.192, SLG: 0.160			0-0 1B		0-0 F9			0-0 F8	0-0 2-H 3-H 1B	2 0 1 0 0 0 1 2 0 1 2 0 0 0 0 0 0 0 0 0 0															
Inning Stats	R: 0 E: 0 K: 1 S: 5	H: 0 LOB: 0 BB: 0 P: 5	R: 0 E: 0 K: 1 S: 5	H: 0 LOB: 1 BB: 1 P: 9	R: 0 E: 0 K: 1 S: 6	H: 1 LOB: 1 BB: 0 P: 6	R: 0 E: 0 K: 2 S: 7	H: 0 LOB: 0 BB: 0 P: 7	R: 0 E: 0 K: 1 S: 6	H: 1 LOB: 1 BB: 0 P: 6	R: 1 E: 0 K: 0 S: 5	H: 2 LOB: 1 BB: 0 P: 5	R: 0 E: 0 K: 1 S: 5	H: 0 LOB: 0 BB: 0 P: 5	R: 1 E: 0 K: 0 S: 5	H: 2 LOB: 2 BB: 1 P: 9	R: 2 E: 0 K: 2 S: 10	H: 3 LOB: 1 BB: 0 P: 10	1B: 6 2B: 2 3B: 0 HR: 1	SF: 0 SAC: 0 DP: 0 HBP: 0	WP: 0 PB: 0 SB: 0 CS: 0	PA: 38			
PITCHER Sam McDowell, L (1, 1) ERA: 2.66 Rich Hand, R (9, 1) ERA: 5.5	IP	WLS	BF	H	R	ER	SO	BB	IBB	HBP	BLK	WP	HR	S	P	ERA	WHIP								
	8.1	W	36	9	4	4	8	2	0	0	0	0	1	50	58	4.32	1.320								
	0.2	S	2	0	0	0	1	0	0	0	0	0	0	4	4	0.00	0.000								

Minnesota Twins @ Cleveland Indians
Cleveland Municipal Stadium, Cleveland, OH
Sun May 10 1970, 3:33 AM EDT
Att. 14,397 - Unknown


livebaseballscorecards.com

AB	36
R	4
H	9
RBI	4
BB	2
SO	9
LOB	15




Batter	1	2	3	4	5	6	7	8	9
Larry Brown, R OBP: 0.407, SLG: 0.520 (1, 4)	0-0 E3 2B		0-0 F9		0-0 G4-6-3		4-0 BB 1-2 BB		
Ted Uhlaender, L OBP: 0.330, SLG: 0.409 (1, 8)	0-0 1-H 2B		4-0 K2-4-2 BB			0-0 F8	4-0 1-2 2-3 BB		
Tony Horton, R OBP: 0.315, SLG: 0.388 (1, 3)	0-0 F7		0-3 K2-4-2			0-0 1-3	0-3 K		
Chuck Hinton, R OBP: 0.400, SLG: 0.333 (8, 3)									
Vada Pinson, L OBP: 0.363, SLG: 0.516 (1, 9)	0-0 F8			0-3 K		0-0 HR 1B		0-0 F7	
Duke Sims, L OBP: 0.294, SLG: 0.429 (1, 2)	0-0 F2			0-0 HR		0-0 1-H HR		0-0 4-3	
Graig Nettles, L OBP: 0.286, SLG: 0.238 (1, 5)		0-0 F8		0-0 F6		0-3 K		0-0 E1 2B	
Roy Foster, R OBP: 0.292, SLG: 0.386 (1, 7)		0-0 2-3		0-0 F7			0-0 6-3	0-0 1-3 2B	
Jack Heidemann, R OBP: 0.227, SLG: 0.244 (1, 6)		0-0 F2			4-0 FC4-6 BB		4-0 BB BB BB	4-0 IBB	
Sam McDowell, L OBP: 0.259, SLG: 0.370 (1, 1)			0-0 HR		0-0 FC4-6 G4-6-3		0-3 K	0-3 K	
Rich Hand, R (9, 1)									

AB	R	H	RBI	BB	SO	LOB
3	1	0	0	1	0	1
2	0	1	1	2	0	0
4	0	0	0	0	2	5
0	0	0	0	0	0	0
4	1	1	0	0	1	1
4	2	2	3	0	0	1
4	0	0	0	0	1	0
4	0	1	0	0	0	0
1	0	0	0	3	0	0
4	1	1	1	0	2	5
0	0	0	0	0	0	0

BOTTOM	
Minnesota Twins @ Cleveland Indians Cleveland Municipal Stadium, Cleveland, OH Sun May 10 1970, 3:33 AM EDT Att. 14,397 - Unknown	
AB 30 R 5 H 6 RBI 5 BB 6 SO 6 LOB 13	

Inning Stats		R: 1	H: 1	R: 0	H: 0	R: 1	H: 1	R: 0	H: 0	R: 2	H: 2	R: 0	H: 0	R: 0	H: 1			
IP WLS BF H R ER SO BB IBB HBP BLK WP HR S P ERA WHIP		6.2	L	28	5	5	4	4	4	4	4	0	0	0	0	0	5.40	1.350
PITCHER		IP WLS BF H R ER SO BB IBB HBP BLK WP HR S P ERA WHIP																
Dave Boswell, R (1, 1) ERA: 6.17		6.2 L 28 5 5 4 4 4 4 0 0 0 0 0 0 0 0 5.40 1.350																
Tom Hall, L (7, 1) ERA: 4.0		1.1 8 1 0 0 2 1 1 0 0 0 0 0 0 10 18 0.00 1.500																

1B:	SF:	WP:	PA:
1	0	0	36
3	0	PB:	0
0	0	SB:	0
0	2	CS:	0
3	0		

Batter	1	2	3	4	5	6	7	8	9	AB R H RBI BB SO LOB	TOP														
Don Buford, S (1, 7) OBP: 0.377, SLG: 0.447	0-0 4-3 SH5-3 1B		0-0 4-3		0-0 1-3 2B 1B	0-0 1-H 2-H 3B		4-0 IBB		4 1 3 2 1 0 0	<p>Baltimore Orioles @ Minnesota Twins Metropolitan Stadium, Bloomington, MI</p> <p>Tue May 12 1970, 8:05 PM EDT Att: 11,760 - Unknown</p> <p>livebaseballscorecards.com</p> <table border="1"> <tr><td>AB</td><td>38</td></tr> <tr><td>R</td><td>5</td></tr> <tr><td>H</td><td>14</td></tr> <tr><td>RBI</td><td>5</td></tr> <tr><td>BB</td><td>3</td></tr> <tr><td>SO</td><td>9</td></tr> <tr><td>LOB</td><td>20</td></tr> </table> 	AB	38	R	5	H	14	RBI	5	BB	3	SO	9	LOB	20
AB	38																								
R	5																								
H	14																								
RBI	5																								
BB	3																								
SO	9																								
LOB	20																								
Mark Belanger, R (1, 6) OBP: 0.281, SLG: 0.265	0-0 SH5-3 1-2		0-3 K		0-3 K	0-0 F7		0-0 F8		4 0 0 0 0 2 5															
Frank Robinson, R (1, 9) OBP: 0.425, SLG: 0.649	0-0 4-3 2-3		0-0 1-3		0-0 1-H 3-H 2B		0-3 K		0-0 F6	5 0 1 2 0 1 1															
Boog Powell, L (1, 3) OBP: 0.417, SLG: 0.635	0-0 F4			0-0 PB 1B 2B	0-3 K		0-0 E9 2B		0-0 1B	5 1 3 0 0 1 2															
Paul Blair, R (1, 8) OBP: 0.333, SLG: 0.404		0-0 F9		0-0 F9	0-0 F9		4-0 CS BB		0-0 F3	4 0 0 0 1 0 3															
Brooks Robinson, R (1, 5) OBP: 0.336, SLG: 0.492		0-0 F2		0-3 K		0-0 F5	0-3 K		0-3 K	5 0 0 0 0 3 4															
Davey Johnson, R (1, 4) OBP: 0.440, SLG: 0.556		0-0 1B 1B		0-0 1B CS 1B	4-0 1B 3B BB		0-0 F8			3 1 2 1 1 0 0															
Elrod Hendricks, L (1, 2) OBP: 0.333, SLG: 0.464		0-0 1-3 1B		0-0 1-3 1B	0-0 1-2 3B 1B		0-0 2B			4 1 4 0 0 0 0															
Mike Cuellar, L (1, 1) OBP: 0.100, SLG: 0.250		0-3 K		0-0 CS	0-0 1B 2B 1B	0-3 K		0-0 F7		3 1 1 0 0 2 4															
Eddie Watt, R (7, 1) OBP: 0.500, SLG: 0.500				3-H						1 0 0 0 0 0 1															
Pete Richert, L (9, 1)										0 0 0 0 0 0 0															
Inning Stats	R: 0 E: 0 K: 0 S: 4	H: 1 LOB: 1 BB: 0 P: 4	R: 0 E: 0 K: 1 S: 7	H: 2 LOB: 2 BB: 0 P: 7	R: 0 E: 0 K: 1 S: 5	H: 0 LOB: 0 BB: 0 P: 5	R: 1 E: 0 K: 1 S: 7	H: 3 LOB: 1 BB: 0 P: 7	R: 2 E: 0 K: 2 S: 10	H: 3 LOB: 1 BB: 0 P: 10	R: 2 E: 0 K: 1 S: 7	H: 2 LOB: 1 BB: 1 P: 11	R: 0 E: 1 K: 2 S: 7	H: 1 LOB: 1 BB: 1 P: 11	R: 0 E: 0 K: 0 S: 4	H: 1 LOB: 2 BB: 1 P: 8	R: 0 E: 0 K: 1 S: 6	H: 1 LOB: 1 BB: 0 P: 6	1B: 9 2B: 4 3B: 1 HR: 0	SF: 0 SAC: 1 DP: 0 HBP: 0	WP: 0 PB: 1 SB: 0 CS: 2	PA: 43			
PITCHER	IP WLS BF H R ER SO BB IBB HBP BLK WP HR S P ERA WHIP																								
Jim Perry, R (1, 1) ERA: 2.8	4.1 L 21 9 3 3 4 0 0 0 0 0 0 0 29 29 6.23 2.077																								
Tom Hall, L (5, 1) ERA: 4.63	2.2 12 3 2 2 4 2 0 0 0 0 0 0 18 26 6.75 1.875																								
Stan Williams, R (8, 1) ERA: 0.98	2.0 9 2 0 0 1 0 1 0 0 0 0 0 10 14 0.00 1.000																								

BOTTOM

Baltimore Orioles @ Minnesota Twins
Metropolitan Stadium, Bloomington, MI
Tue May 12 1970, 8:05 PM EDT
Att. 11,760 - Unknown

livebaseballscorecards.com

AB	33
R	4
H	9
RBI	4
BB	4
SO	7
LOB	13



WP:	0	PA:	39
PB:	0	SB:	0
CS:	2		

AB R H RBI BB SO LOB

3	2	1	0	1	0	2
5	0	2	1	0	1	3
4	0	1	2	0	1	3
3	0	0	0	1	0	2
4	1	1	1	0	1	1
3	0	0	0	1	1	0
4	0	1	0	0	1	1
3	0	1	0	0	1	0
1	0	0	0	0	0	1
0	0	0	0	0	0	0
1	0	1	0	0	0	0
1	0	0	0	0	1	0
1	1	1	0	0	0	0
0	0	0	0	0	0	0
0	0	0	0	1	0	0

Batter	1	2	3	4	5	6	7	8	9
Cesar Tovar, R OBP: 0.365, SLG: 0.522 (1, 8)	0-0 SF3 3B	0-0 F8			0-0 L5		4-0 1B BB		0-0 SH FC6-4
Rod Carew, L OBP: 0.354, SLG: 0.429 (1, 4)	0-0 L4		0-3 K		0-0 1B		0-0 1B CS 1B		0-0 FC6-4 CS
Harmon Killebrew, R OBP: 0.420, SLG: 0.643 (1, 5)	0-0 SF3		0-0 6-3		0-0 F2		0-0 1B		0-3 K
Tony Oliva, L OBP: 0.372, SLG: 0.584 (1, 9)	0-0 F9		4-0 BB			0-0 F9	0-0 F5		
Brant Aleya, R OBP: 0.387, SLG: 0.573 (1, 7)		0-0 HR	0-3 K			0-0 5-3		0-0 1-3	
Leo Cardenas, R OBP: 0.313, SLG: 0.410 (1, 6)		0-0 6-3		0-0 6-3		4-0 BB		0-3 K	
Rich Reese, L OBP: 0.284, SLG: 0.263 (1, 3)		0-3 K		0-0 6-3		0-0 F8		0-0 1B	
George Mitterwald, R OBP: 0.253, SLG: 0.288 (1, 2)		0-0 1B 1B		0-3 K		0-0 6-3	0-0 6-3	0-0 G3	
Charlie Manuel, L OBP: 0.286, SLG: 0.167 (8, PH)									
Paul Ratliff, L OBP: 0.414, SLG: 0.458 (9, 2)									
Jim Perry, S OBP: 0.200, SLG: 0.211 (1, 1)		0-0 1B			0-3 K		0-0 1B BB		4-0 FC6-4 SH BB
Tom Hall, L OBP: 0.333, SLG: 0.333 (5, 1)									
Minnie Mendoza, R OBP: 0.214, SLG: 0.214 (7, PH)									
Stan Williams, R (8, 1)									
Jim Holt, L OBP: 0.222, SLG: 0.160 (9, PH)		1-2 1B							

Inning Stats	R: 1	H: 1	E: 0	K: 0	S: 4	H: 3	LOB: 2	BB: 0	P: 8	R: 0	H: 0	E: 0	K: 2	S: 7	H: 0	LOB: 1	BB: 1	P: 11	R: 0	H: 0	E: 0	K: 1	S: 5	H: 0	LOB: 0	BB: 0	P: 5	R: 0	H: 1	E: 0	K: 1	S: 6	H: 0	LOB: 1	BB: 0	P: 6	R: 0	H: 0	E: 0	K: 0	S: 3	H: 0	LOB: 1	BB: 1	P: 7	R: 2	H: 3	E: 0	K: 0	S: 5	H: 1	LOB: 1	BB: 1	P: 9	R: 0	H: 1	E: 0	K: 1	S: 6	H: 0	LOB: 1	BB: 0	P: 6	R: 0	H: 0	E: 0	K: 1	S: 5	H: 0	LOB: 2	BB: 1	P: 9	1B: 7	SF: 1	2B: 1	SAC: 1	3B: 1	DP: 1	HR: 1	HBP: 0
--------------	------	------	------	------	------	------	--------	-------	------	------	------	------	------	------	------	--------	-------	-------	------	------	------	------	------	------	--------	-------	------	------	------	------	------	------	------	--------	-------	------	------	------	------	------	------	------	--------	-------	------	------	------	------	------	------	------	--------	-------	------	------	------	------	------	------	------	--------	-------	------	------	------	------	------	------	------	--------	-------	------	-------	-------	-------	--------	-------	-------	-------	--------

PITCHER	IP	WLS	BF	H	R	ER	SO	BB	IBB	HBP	BLK	WP	HR	S	P	ERA	WHIP
Mike Cuellar, L ERA: 4.42 (1, 1)	6.1	W	29	7	4	4	5	3	0	0	0	0	1	36	48	5.68	1.579
Eddie Watt, R ERA: 0.79 (7, 1)	1.2		8	2	0	0	1	1	0	0	0	0	0	9	13	0.00	1.800
Pete Richert, L ERA: (9, 1)	1.0	S	2	0	0	0	1	0	0	0	0	0	0	4	4	0.00	0.000

Baltimore Orioles @ Minnesota Twins
 Metropolitan Stadium, Bloomington, MI
 Wed May 13 1970, 8:05 PM EDT
 Att. 13,829 - Unknown

AB	39
R	4
H	12
RBI	3
BB	5
SO	2
LOB	21



Batter	1	2	3	4	5	6	7	8	9	10	AB	R	H	RBI	BB	SO	LOB
Don Buford, S (1, 7) OBP: 0.387, SLG: 0.449	F9		S 1B		1B E 1B		6-3		BB BB BB 4-0 BB BB		4	1	2	0	1	0	0
Mark Belanger, R (1, 6) OBP: 0.293, SLG: 0.267	1B 2B BB		B2		E 1B 1B		4-3		4-0 BB		3	2	1	0	2	0	1
Frank Robinson, R (1, 9) OBP: 0.423, SLG: 0.636	1-2 2B 1B		K		E9 G1-6-3 1B 1B		F7		0-0 L4		5	1	2	0	0	1	3
Boog Powell, L (1, 3) OBP: 0.424, SLG: 0.630	K		F1		G1-6-3 1-2 3-H 1B		L5-4 1B 1B		4-0 BB BB BB FC5-6 BB		4	0	2	1	1	1	3
Paul Blair, R (1, 8) OBP: 0.336, SLG: 0.412	1-H 2-H 2B		F8		G1-6-3 1-2 2-3 1B		L5-4 1B		0-0 FC5-6 2B 1-2f		5	0	2	2	0	0	3
Brooks Robinson, R (1, 5) OBP: 0.338, SLG: 0.504	F8		2B		6-3		L5-4 2-3		0-0 2B 1-3		5	0	2	0	0	0	4
Davey Johnson, R (1, 4) OBP: 0.430, SLG: 0.534	5-3		6-3		6-3		L7		4-0 G4-3 IBB		4	0	0	0	1	0	2
Andy Etchebarren, R (1, 2) OBP: 0.286, SLG: 0.302	F8		1B		F9		F8		0-0 G4-3 1-2f		5	0	1	0	0	0	3
Jim Palmer, R (1, 1) OBP: 0.200, SLG: 0.167	F8		5-3		5-3		F7		0-0		3	0	0	0	0	0	2
Dick Hall, R (6, 1)											0	0	0	0	0	0	0
Pete Richert, L (8, 1)											0	0	0	0	0	0	0
Curt Motton, R (9, PH) OBP: 0.300, SLG: 0.125											1	0	0	0	0	0	0
Eddie Watt, R (9, 1) OBP: 0.500, SLG: 0.500											0	0	0	0	0	0	0

Inning Stats	R: 2 E: 0 K: 1 S: 7	H: 2 LOB: 1 BB: 1 P: 11	R: 0 E: 0 K: 0 S: 3	H: 0 LOB: 0 BB: 0 P: 3	R: 0 E: 0 K: 1 S: 6	H: 1 LOB: 1 BB: 0 P: 6	R: 0 E: 0 K: 0 S: 5	H: 2 LOB: 2 BB: 0 P: 5	R: 2 E: 1 K: 0 S: 6	H: 4 LOB: 1 BB: 0 P: 6	R: 0 E: 0 K: 0 S: 3	H: 0 LOB: 0 BB: 0 P: 3	R: 0 E: 0 K: 0 S: 4	H: 2 LOB: 1 BB: 0 P: 4	R: 0 E: 0 K: 0 S: 3	H: 0 LOB: 2 BB: 2 P: 11	R: 0 E: 0 K: 0 S: 3	H: 1 LOB: 2 BB: 2 P: 11	1B: 9 2B: 4 3B: 0 HR: 0	SF: 0 SAC: 0 DP: 3 HBP: 0	WP: 0 PB: 0 SB: 1 CS: 0	PA: 44
PITCHER	IP	WLS	BF	H	R	ER	SO	BB	IBB	HBP	BLK	WP	HR	S	P	ERA	WHIP					
Jim Kaat, L (1, 1) ERA: 3.31	4.0		22	9	4	4	2	1	0	0	0	0	0	25	29	9.00	2.500					
Bill Zepp, R (5, 1) ERA: 2.08	3.0		8	0	0	0	0	0	0	0	0	0	0	8	8	0.00	0.000					
Ron Perranoski, L (8, 1) ERA: 1.75	3.0	W	14	3	0	0	0	3	1	0	0	0	0	10	26	0.00	2.000					

Batter	1	2	3	4	5	6	7	8	9	AB R H RBI BB SO LOB	TOP						
Pat Kelly, L (1, 9) OBP: 0.392, SLG: 0.320	0-0 CS 1B		0-3 K		0-0 4-3			0-0 4-3 1B		4 0 2 0 0 1 0							
Mike Fiore, L (1, 3) OBP: 0.275, SLG: 0.143	4-0 1-2 BB		0-0 F9		0-3 K			0-0 4-3 1-2		3 0 0 0 1 1 1							
Amos Otis, R (1, 8) OBP: 0.353, SLG: 0.458	0-0 F7		0-0 1-3		0-3 K			0-0 F7		4 0 0 0 0 1 2							
Bob Oliver, R (1, 5) OBP: 0.342, SLG: 0.577	0-3 K			0-0 3B 1B				0-3 K		4 1 1 0 0 2 2							
Joe Keough, L (1, 7) OBP: 0.409, SLG: 0.526		0-0 FC4 1B		0-0 1-H SF7 3B				0-3 K		4 1 2 1 0 1 0							
Paul Schaal, R (1, 6) OBP: 0.371, SLG: 0.421		0-0 FC4 BB 1-2f		0-0 SF7 3-H				0-0 F7		3 0 0 1 0 0 1							
Rich Severson, R (1, 4) OBP: 0.286, SLG: 0.300		4-0 1-2 BB		0-0 5-3				0-3 K		2 0 0 0 2 1 0	AB 30 R 2 H 5 RBI 2 BB 4 SO 10 LOB 12						
Ed Kirkpatrick, L (1, 2) OBP: 0.296, SLG: 0.432		0-0 F9		4-0 BB				0-0 F8		3 0 0 0 1 1 3							
Dave Morehead, R (1, 1) OBP: 0.214, SLG: 0.154		0-0 4-3		0-3 K				0-3 K		2 0 0 0 0 1 3							
Jim Rooker, R (4, 1) OBP: 0.167, SLG: 0.091										1 0 0 0 0 1 0							
Inning Stats	R: 0 H: 1 E: 0 LOB: 1 K: 1 BB: 1 S: 5 P: 9	R: 0 H: 1 E: 0 LOB: 2 K: 0 BB: 1 S: 4 P: 8	R: 0 H: 0 E: 0 LOB: 0 K: 1 BB: 0 S: 5 P: 5	R: 2 H: 2 E: 0 LOB: 1 K: 1 BB: 1 S: 7 P: 11	R: 0 H: 0 E: 0 LOB: 0 K: 2 BB: 0 S: 7 P: 7	R: 0 H: 0 E: 0 LOB: 0 K: 0 BB: 0 S: 3 P: 3	R: 0 H: 0 E: 0 LOB: 0 K: 2 BB: 0 S: 7 P: 7	R: 0 H: 1 E: 0 LOB: 1 K: 1 BB: 0 S: 6 P: 6	R: 0 H: 0 E: 0 LOB: 1 K: 2 BB: 1 S: 7 P: 11	1B: 4 SF: 1 2B: 0 SAC: 0 3B: 1 DP: 0 HR: 0 HBP: 0	WP: 1 PA: 35 PB: 0 SB: 0 CS: 1						
PITCHER	IP WLS BF H R ER SO BB IBB HBP BLK WP HR S P ERA WHIP																
Luis Tiant, R (1, 1) ERA: 2.96	4.0	18	4	2	2	3	3	0	0	0	0	0	0	21	33	4.50	1.750
Tom Hall, L (5, 1) ERA: 3.24	5.0	17	1	0	0	7	1	0	0	0	1	0	0	30	34	0.00	0.400

Kansas City Royals @ Minnesota Twins
Metropolitan Stadium, Bloomington, MI

Thu May 14 1970, 8:05 PM EDT
Att. 2,121 - Cloudy - 48 F

livebaseballscorecards.com



Batter	1	2	3	4	5	6	7	8	9	AB	R	H	RBI	BB	SO	LOB
Cesar Tovar, R OBP: 0.353, SLG: 0.492 (1, 8)	0-0 S 1B		0-0 6-3	0-0 F8		0-0 6-3		0-0 F8		5	1	1	0	0	0	4
Rod Carew, L OBP: 0.405, SLG: 0.472 (1, 4)	0-3 K 1-2		0-0 BB 1B	0-0 CS 1B			0-0 1B			4	0	3	2	0	1	1
Tony Oliva, L OBP: 0.369, SLG: 0.570 (1, 9)	0-0 BB 1B		4-0 BB 1-2	0-0 CS 1-2	0-3 K		0-3 K			3	1	1	1	1	2	1
Harmon Killebrew, R OBP: 0.430, SLG: 0.654 (1, 5)	4-0 1B 1-2		0-3 K		4-0 FC6-4 1B BB		0-0 F3			2	0	0	0	2	1	3
Rich Reese, L OBP: 0.309, SLG: 0.295 (1, 3)	0-0 G4-6-3 1-3 2-H 1B		0-0 F8		0-0 FC6-4 1-2 1B		0-0 G3			4	0	2	1	0	0	3
Jim Holt, L OBP: 0.200, SLG: 0.152 (1, 7)	0-0 G4-6-3 1-2f			0-0 1B 2B 1B		0-0 FC6-4 1-2f 2-3		0-0 F9		4	1	1	0	0	0	4
Leo Cardenas, R OBP: 0.333, SLG: 0.414 (1, 6)		4-0 CS BB		0-0 2B 1-3 1B 1B		0-0 F9		0-0 1B 1B		3	1	2	0	1	0	2
Paul Ratliff, L OBP: 0.378, SLG: 0.438 (1, 2)		0-3 K 1-2		0-0 1-3 1B 2B		0-0 F9		0-0 SH1-3 1-3 1B		4	1	2	1	0	1	1
Luis Tiant, R OBP: 0.444, SLG: 0.529 (1, 1)		0-0 F7		0-3 K		0-0 6-3		0-0 SH1-3 1-2		1	0	0	0	0	0	0
Charlie Manuel, L OBP: 0.375, SLG: 0.286 (4, PH)										0	0	0	0	0	0	0
Rick Renick, R OBP: 0.286, SLG: 0.643 (4, PH)										1	0	0	0	0	1	2
Tom Hall, L OBP: 0.250, SLG: 0.250 (5, 1)										1	0	0	0	0	0	0

Inning Stats	R: 2	H: 3	E: 0	LOB: 1	K: 1	S: 7	R: 0	H: 0	E: 0	LOB: 0	K: 1	S: 4	R: 0	H: 1	E: 0	LOB: 2	K: 1	S: 6	R: 3	H: 4	E: 0	LOB: 0	K: 1	S: 8	R: 0	H: 1	E: 0	LOB: 2	K: 1	S: 6	R: 0	H: 0	E: 0	LOB: 0	K: 0	S: 3	R: 0	H: 2	E: 0	LOB: 2	K: 0	S: 5
PITCHER	IP	WLS	BF	H	R	ER	SO	BB	IBB	HBP	BLK	WP	HR	S	P	ERA	WHIP																									
Dave Morehead, R ERA: 4.42 (1, 1)	3.0	L	17	7	5	5	3	3	0	0	0	0	0	20	32	15.00	3.333																									
Jim Rooker, L ERA: 4.58 (4, 1)	5.0		20	5	0	0	3	1	0	0	0	0	0	25	29	0.00	1.200																									


BOTTOM

Kansas City Royals @ Minnesota Twins
Metropolitan Stadium, Bloomington, MI

Thu May 14 1970, 8:05 PM EDT
Att. 2,121 - Cloudy - 48 F

livebaseballscores.com

AB	32
R	5
H	12
RBI	5
BB	4
SO	6
LOB	21



WP	PA	3B	SF	SAC	DP	HBP	1B	2B	3B	HR	ER	SO	P
0	38	0	0	1	1	0	11	1	0	0	0	0	
0		0	0	0	0	0							
0		0	0	0	0	0							
0		0	0	0	0	0							

Batter	1	2	3	4	5	6	7	8	9	AB	R	H	RBI	BB	SO	LOB	TOP										
Cesar Tovar, R (1, 8) OBP: 0.369, SLG: 0.512	4-0 4-3 S 6-3 BB		0-0 1B 2B	4-0 HR BB		0-0 1B 2B	0-0 6-3			3	4	2	0	2	0	0											
Rod Carew, L (1, 4) OBP: 0.430, SLG: 0.526	0-0 4-3		0-0 HR 1B	0-0 HR		1-0 1B SF8 HBP		0-0 FC1-6 1B		4	3	3	3	0	0	1											
Tony Oliva, L (1, 9) OBP: 0.370, SLG: 0.587	0-0 6-3		0-0 HR	0-0 E4 1B		0-0 HR 1B		0-0 FC1-6 G1-4-3		5	2	2	4	0	0	1											
Harmon Killebrew, R (1, 5) OBP: 0.429, SLG: 0.670 Frank Quilici, R (8, 5) OBP: 0.239, SLG: 0.167	0-3 K		0-0 HR	0-0 1B		0-3 K		0-0 G1-4-3		5	1	2	1	0	2	3											
Rich Reese, L (1, 3) OBP: 0.294, SLG: 0.283		0-3 K	0-0 4-3	0-3 K		0-0 SF8		0-0 1-3		4	0	0	1	0	2	2											
Brant Alyea, R (1, 7) OBP: 0.381, SLG: 0.593 Jim Holt, L (6, 7) OBP: 0.222, SLG: 0.152		0-0 5-3	0-0 F9	0-3 K		0-0 HR		4-0 FC4 BB		4	1	1	2	0	1	2											
Leo Cardenas, R (1, 6) OBP: 0.336, SLG: 0.417		0-0 WP 2B	4-0 BB		0-0 6-3	0-0 F9		0-0 F9		4	0	1	0	1	0	1											
Paul Ratliff, L (1, 2) OBP: 0.357, SLG: 0.389		4-0 BB	0-3 K		0-3 K		0-0 F6		0-0 FC4	4	0	0	0	1	2	2											
Dave Boswell, R (1, 1) OBP: 0.167, SLG: 0.167 Stan Williams, R (7, 1) Ron Perranoski, L (9, 1)		0-0 F2		0-3 K	0-3 K		0-3 K			4	0	0	0	0	3	2											
Inning Stats	R: 1 E: 0 K: 1 S: 5	H: 0 LOB: 0 BB: 1 P: 9	R: 0 E: 0 K: 1 S: 6	H: 1 LOB: 2 BB: 1 P: 10	R: 4 E: 0 K: 3 S: 9	H: 4 LOB: 1 BB: 1 P: 13	R: 2 E: 1 K: 3 S: 12	H: 2 LOB: 2 BB: 1 P: 16	R: 0 E: 0 K: 2 S: 7	H: 0 LOB: 0 BB: 0 P: 7	R: 4 E: 0 K: 1 S: 8	H: 3 LOB: 0 BB: 0 P: 9	R: 0 E: 0 K: 1 S: 5	H: 0 LOB: 0 BB: 0 P: 5	R: 0 E: 0 K: 0 S: 3	H: 1 LOB: 0 BB: 0 P: 3	R: 0 E: 0 K: 0 S: 3	H: 0 LOB: 1 BB: 1 P: 7	1B: 4 2B: 3 3B: 0 HR: 4	SF: 1 SAC: 0 DP: 1 HBP: 1	WP: 1 PB: 0 SB: 1 CS: 0	PA: 44					
PITCHER	IP	WLS	BF	H	R	ER	SO	BB	IBB	HBP	BLK	WP	HR	S	P	ERA	WHIP										
Gene Brabender, R (1, 1) ERA: 5.36	2.0	L	13	5	5	5	2	2	0	0	0	1	2	15	23	22.50	3.500										
Bob Meyer, L (3, 1) ERA: 7.2	3.0		14	2	2	2	6	2	0	0	0	0	1	24	32	6.00	1.333										
George Lauzerique, R (6, 1) ERA: 5.91	2.0		10	3	4	4	2	0	0	1	0	0	1	13	14	18.00	1.500										
John O'Donoghue, L (8, 1) ERA: 4.11	1.0		3	1	0	0	0	0	0	0	0	0	0	3	3	0.00	1.000										
Bob Locker, R (9, 1) ERA: 2.75	1.0		4	0	0	0	0	1	0	0	0	0	0	3	7	0.00	1.000										

Minnesota Twins @ Milwaukee Brewers
Milwaukee County Stadium, Milwaukee, WI
 Sat May 16 1970, 8:05 PM EDT
 Att: 9,145 - Unknown - 53 F

livebaseballscorecards.com

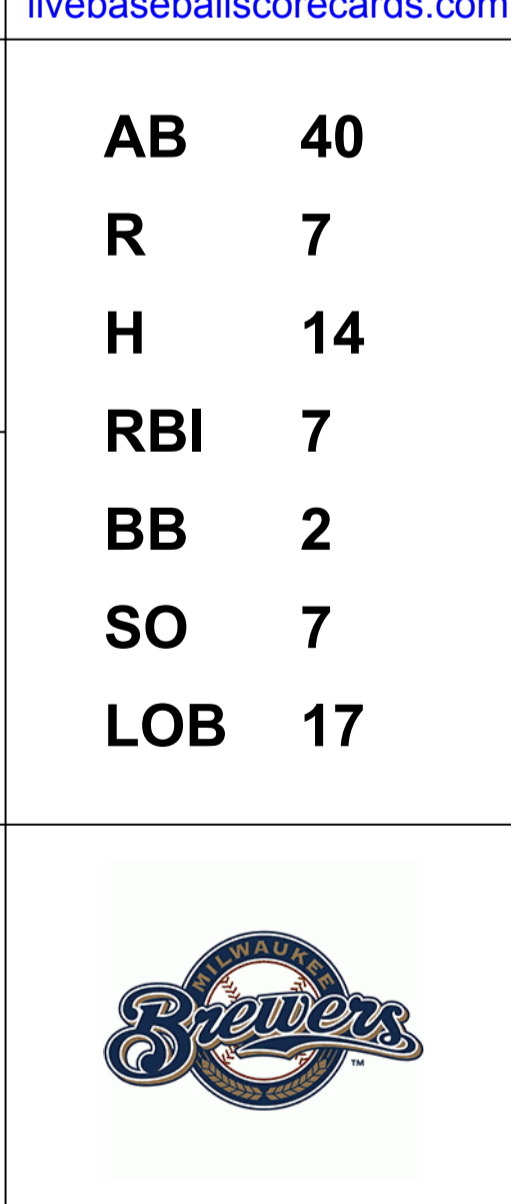
AB	37
R	11
H	11
RBI	11
BB	5
SO	10
LOB	14



Batter	1	2	3	4	5	6	7	8	9	AB	R	H	RBI	BB	SO	LOB
Ted Kubiak, S OBP: 0.367, SLG: 0.350 (1, 6)	0-0 F5		0-0 G4-6-3		0-0 1B		0-0 HR 1B	0-0 6-3		5	1	2	0	0	0	1
Russ Snyder, L OBP: 0.347, SLG: 0.371 (1, 8) Bob Locker, S (9, 1)	0-3 K			0-0 3-1	0-0 F6		0-0 HR	0-0 F5		5	1	1	3	0	1	2
Mike Hegan, L OBP: 0.341, SLG: 0.346 (1, 3) (9, 9)	0-0 F5			0-0 3B		0-3 K	0-0 1B 2B		0-0 F4	5	1	2	0	0	1	0
Danny Walton, R OBP: 0.405, SLG: 0.574 (1, 7)		0-0 F8		4-0 BB		0-0 5-3	0-0 1B 1B		0-3 K	4	0	1	1	1	1	0
Steve Hovley, L OBP: 0.374, SLG: 0.379 (1, 9) (9, 8)		0-0 G3		0-0 F5		0-0 1B 2B	0-0 1B		4-0 BB	4	1	2	0	0	0	2
Ted Savage, R OBP: 0.377, SLG: 0.542 (9, PH)							1-2 1B			0	0	0	0	1	0	0
Max Alvis, R OBP: 0.217, SLG: 0.231 (1, 5)		0-0 F8		0-0 5-3		0-0 WP 1B	0-3 K		0-3 K	5	0	1	1	0	2	5
John Kennedy, R OBP: 0.333, SLG: 0.423 (1, 4) Hank Allen, R OBP: 0.283, SLG: 0.255 (7, PH) (8, 4)			0-0 HR		0-0 1B 1B	0-0 6-3	0-0 F4			3	1	2	1	0	0	1
Phil Roof, R OBP: 0.267, SLG: 0.390 (1, 2)			0-0 G4-6-3 1B		0-3 K		0-0 1B HR 2B	0-0 HR		4	2	3	1	0	1	1
Gene Brabender, R OBP: 0.154, SLG: 0.231 (1, 1) Bob Meyer, R (3, 1) Greg Goossen, R OBP: 0.407, SLG: 0.383 (5, PH) George Lauzerique, R OBP: 0.222, SLG: 0.559 (6, 1) Mike Hershberger, R (7, PH) John O'Donoghue, R (8, 1) Jerry McNertney, R OBP: 0.323, SLG: 0.357 (8, PH) (9, 3)			0-0 F2		0-0 F7		0-0 6-3	0-3 K		0	0	0	0	0	0	0

BOTTOM	
AB	40
R	7
H	14
RBI	7
BB	2
SO	7
LOB	17
WP	1
PA	42

Minnesota Twins @ Milwaukee Brewers
Milwaukee County Stadium, Milwaukee, WI
Sat May 16 1970, 8:05 PM EDT
Att. 9,145 - Unknown - 53 F



Inning Stats																																		
R: 0		H: 0		R: 0		H: 0		R: 1		H: 2		R: 0		H: 2		R: 1		H: 2		R: 4		H: 6		R: 1		H: 1		R: 0		H: 0				
E: 0		LOB: 0		E: 0		LOB: 0		E: 0		LOB: 0		E: 0		LOB: 2		E: 0		LOB: 1		E: 0		LOB: 2		E: 0		LOB: 0		E: 0		LOB: 1				
K: 1		BB: 0		K: 0		BB: 0		K: 0		BB: 0		K: 1		BB: 1		K: 1		BB: 0		K: 1		BB: 0		K: 1		BB: 0		K: 2		BB: 1				
S: 5		P: 5		S: 3		P: 3		S: 4		P: 4		S: 4		P: 8		S: 7		P: 7		S: 11		P: 11		S: 6		P: 6		S: 7		P: 11				
PITCHER		IP	WLS	BF	H	R	ER	SO	BB	IBB	HBP	BLK	WP	HR	S	P	ERA	WHIP																
Dave Boswell, R ERA: 6.37 (1, 1)		6.1	W	29	10	5	5	3	1	0	0	0	1	2	34	38	7.11	1.737																
Stan Williams, R ERA: 1.8 (7, 1)		1.2		9	4	2	2	2	0	0	0	0	0	1	13	13	10.80	2.400																
Ron Perranoski, L ERA: 1.69 (9, 1)		1.0	S	4	0	0	0	2	1	0	0	0	0	0	7	11	0.00	1.000																

Batter	1	2	3	4	5	6	7	8	9	AB R H RBI BB SO LOB	TOP		
Cesar Tovar, R (1, 8) OBP: 0.363, SLG: 0.500	0-0 L3-6 G3 1B		0-0 5-3			0-0 FC1-6 1B 2B	0-0 E5 1B		0-0 F8	5 2 1 0 0 0 2	Minnesota Twins @ Milwaukee Brewers Milwaukee County Stadium, Milwaukee, WI Sun May 17 1970, 4:33 AM EDT Att. 16,393 - Unknown - 53 F AB 35 R 6 H 9 RBI 4 BB 2 SO 7 LOB 15		
Rod Carew, L (1, 4) OBP: 0.429, SLG: 0.519	0-0 G3 1-2		0-0 3-1			0-0 2B 1-2 FC7-5 1B	0-0 FC3-6 2-H 1B		0-3 K	5 1 2 1 0 1 2			
Tony Oliva, L (1, 9) OBP: 0.367, SLG: 0.585	0-0 L3-6 2-3			0-0 F4		0-0 FC7-5 1-3 2-H 2B	0-0 FC3-6 1-2f			4 0 1 1 0 0 2			
Harmon Killebrew, R (1, 5) OBP: 0.423, SLG: 0.652 Frank Quilici, R (9, 5) OBP: 0.239, SLG: 0.167		0-0 6-3		0-0 F7		4-0 FC7-5 E IBB	0-0 F8			3 1 0 0 1 0 1 0 0 0 0 0 0 0			
Rich Reese, L (1, 3) OBP: 0.292, SLG: 0.281		0-0 5-3 1B		0-3 K		0-0 FC7-5 1-2 2-3f 3-H E	0-0 4-3			4 1 1 1 0 1 3			
Brant Alyea, R (1, 7) OBP: 0.390, SLG: 0.584 Jim Holt, L (6, PR) OBP: 0.216, SLG: 0.147		0-0 5-3 1-2			0-0 CS 1B	0-0 E4 1-H 2-H 2B		0-0 4-3		3 0 1 0 0 0 1 1 1 0 0 0 0 0			
Leo Cardenas, R (1, 6) OBP: 0.333, SLG: 0.420		0-3 K			0-3 K 1-2	0-0 2B 2-H		0-0 6-3		4 0 1 1 0 2 2			
Paul Ratliff, L (1, 2) OBP: 0.370, SLG: 0.410			0-0 SH1-4 2B		0-3 K BB BB	4-0 BB		0-3 K		3 0 1 0 1 2 0			
Jim Perry, S (1, 1) OBP: 0.217, SLG: 0.227			0-0 SH1-4 2-3			0-0 FC1-6 1B K		0-0 F7		3 0 1 0 0 1 2			
Inning Stats	R: 0 E: 0 K: 0 S: 3 H: 1 LOB: 0 BB: 0 P: 3	R: 0 E: 0 K: 1 S: 6 H: 1 LOB: 1 BB: 0 P: 6	R: 0 E: 0 K: 0 S: 4 H: 1 LOB: 1 BB: 0 P: 4	R: 0 E: 0 K: 1 S: 5 H: 0 LOB: 0 BB: 0 P: 5	R: 0 E: 0 K: 2 S: 7 H: 1 LOB: 0 BB: 0 P: 7	R: 5 E: 1 K: 1 S: 10 H: 4 LOB: 2 BB: 2 P: 18	R: 1 E: 1 K: 0 S: 5 H: 1 LOB: 1 BB: 0 P: 5	R: 0 E: 0 K: 1 S: 5 H: 0 LOB: 0 BB: 0 P: 5	R: 0 E: 0 K: 1 S: 5 H: 0 LOB: 0 BB: 0 P: 5	1B: 6 2B: 4 3B: 0 HR: 0 SF: 0 SAC: 1 DP: 1 HBP: 0		WP: 0 PB: 0 SB: 0 CS: 1 PA: 38	
PITCHER	IP WLS BF H R ER SO BB IBB HBP BLK WP HR S P ERA WHIP											PITCHER	IP WLS BF H R ER SO BB IBB HBP BLK WP HR S P ERA WHIP
Lew Krausse, R (1, 1) ERA: 4.59	5.2 L 25 8 5 2 4 0 1 0 0 0 0 0 32 36 3.18 1.412												
John Gelnar, R (6, 1) ERA: 4.91	1.1 7 1 1 0 1 1 0 0 0 0 0 0 8 12 0.00 1.500												
Bobby Bolin, R (8, 1) ERA: 4.78	2.0 6 0 0 0 2 0 0 0 0 0 0 0 10 10 0.00 0.000												

livebaseballscorecards.com



BOTTOM

Minnesota Twins @ Milwaukee Brewers
Milwaukee County Stadium, Milwaukee, WI

Sun May 17 1970, 4:33 AM EDT
Att: 16,393 - Unknown - 53 F

livebaseballscorecards.com

AB	34
R	1
H	6
RBI	1
BB	2
SO	4
LOB	13



WP:	0	PA:	36
PB:	0	SB:	0
CS:	0		

AB R H RBI BB SO LOB

4	0	1	0	0	0	3
4	0	0	0	0	1	1
4	0	0	0	0	1	1
4	0	0	0	0	2	1
4	1	1	0	0	0	0
4	0	0	0	0	0	1
3	0	0	0	0	0	2
1	0	1	0	0	0	0
3	0	2	0	1	0	0
2	0	1	1	0	0	2
0	0	0	0	0	0	0
0	0	0	0	1	0	0
0	0	0	0	0	0	0
1	0	0	0	0	0	2

Batter	1	2	3	4	5	6	7	8	9
Ted Kubiak, S OBP: 0.364, SLG: 0.347 (1, 6)	0-0 4-3 1B	0-0 4-3			0-0 F8		0-0 G3		
Russ Snyder, L OBP: 0.333, SLG: 0.355 (1, 8)	0-3 K		0-0 1-3		0-0 F8			0-0 F7	
Mike Hegan, L OBP: 0.326, SLG: 0.329 (1, 3)	0-0 4-3 1-2		0-0 F8		0-3 K			0-0 4-3	
Danny Walton, R OBP: 0.395, SLG: 0.556 (1, 7)	0-0 F6		0-0 5-3		0-3 K			0-3 K	
Steve Hovley, L OBP: 0.370, SLG: 0.374 (1, 9)		0-0 1B 1B		0-0 4-3		0-0 F5		0-0 F8	
Max Alvis, R OBP: 0.205, SLG: 0.217 (1, 5)		0-0 F9		0-0 E7		0-0 5-3		0-0 F7	
John Kennedy, R OBP: 0.317, SLG: 0.400 (1, 4)		0-0 F9		0-0 1-3			0-0 F2		0-0 1B 1B
Hank Allen, R OBP: 0.296, SLG: 0.271 (9, PH)									
Phil Roof, R OBP: 0.306, SLG: 0.409 (1, 2)		0-0 1B 1-2 1B		4-0 FC4-6 IBB			0-0 6-3		0-0 1-2 1B
Lew Krausse, R OBP: 0.267, SLG: 0.214 (1, 1)		0-0 1B		0-0 FC4-6			4-0 BB		0-0 F7
John Gelnar, R (6, 1)									
Mike Hershberger, R OBP: 0.257, SLG: 0.250 (7, PH)									
Bobby Bolin, R OBP: 0.333, SLG: 0.500 (8, 1)									
Ted Savage, R OBP: 0.370, SLG: 0.531 (9, PH)		1-3 2-H 1B		1-2f					

Inning Stats	R: 0	H: 1	E: 0	K: 1	S: 6	LOB: 1	BB: 0	P: 6	R: 1	H: 3	E: 0	K: 0	S: 6	LOB: 2	BB: 0	P: 6	R: 0	H: 0	E: 0	K: 0	S: 3	LOB: 0	BB: 0	P: 3	R: 0	H: 0	E: 1	K: 0	S: 4	LOB: 2	BB: 1	P: 8	R: 0	H: 0	E: 0	K: 1	S: 5	LOB: 0	BB: 0	P: 5	R: 0	H: 0	E: 0	K: 0	S: 3	LOB: 1	BB: 1	P: 7	R: 0	H: 0	E: 0	K: 1	S: 5	LOB: 0	BB: 0	P: 5	R: 0	H: 0	E: 0	K: 0	S: 3	LOB: 0	BB: 0	P: 5	R: 0	H: 2	E: 0	K: 0	S: 5	LOB: 2	BB: 0	P: 5	1B: 6	SF: 0	2B: 0	SAC: 0	3B: 0	DP: 0	HR: 0	HBP: 0	WP: 0	PA: 36
--------------	------	------	------	------	------	--------	-------	------	------	------	------	------	------	--------	-------	------	------	------	------	------	------	--------	-------	------	------	------	------	------	------	--------	-------	------	------	------	------	------	------	--------	-------	------	------	------	------	------	------	--------	-------	------	------	------	------	------	------	--------	-------	------	------	------	------	------	------	--------	-------	------	------	------	------	------	------	--------	-------	------	-------	-------	-------	--------	-------	-------	-------	--------	-------	--------

PITCHER	IP	WLS	BF	H	R	ER	SO	BB	IBB	HBP	BLK	WP	HR	S	P	ERA	WHIP
Jim Perry, R ERA: 2.54 (1, 1)	9.0	W	36	6	1	1	4	1	1	0	0	0	0	42	50	1.00	0.778

Batter	1	2	3	4	5	6	7	8	9	AB R H RBI BB SO LOB	TOP																	
Cesar Tovar, R (1, 8) OBP: 0.377, SLG: 0.500	4-0 CS BB	0-0 1-3 1B			4-0 S HR BB		4-0 1B 1B BB		0-0 6-3	2 2 1 0 3 0 0																		
Rod Carew, L (1, 4) OBP: 0.438, SLG: 0.558	0-0 1-2 1B	0-0 F8			0-0 1-H HR		0-0 1-3 1B 1B		0-0 L7	5 1 3 2 0 0 2																		
Harmon Killebrew, R (1, 3) OBP: 0.423, SLG: 0.664	0-0 F3		0-0 F3		4-0 BB BB BB		0-3 K		0-0 HR	4 1 1 1 1 1 3																		
Frank Quilici, R (9, 5) OBP: 0.239, SLG: 0.167					0-0 BB					0 0 0 0 0 0 0																		
Tony Oliva, L (1, 9) OBP: 0.361, SLG: 0.570	0-0 F7		0-0 F8		0-0 F9		0-0 1-2 3-H 1B		0-0 F5	5 0 1 1 0 0 2																		
Brant Alyea, R (1, 7) OBP: 0.365, SLG: 0.559		0-0 F3	0-0 F3		0-0 F9		0-0 G6-4-3			4 0 0 0 0 0 3																		
Jim Holt, L (7, 7) OBP: 0.216, SLG: 0.147							0-0 G6-4-3			0 0 0 0 0 0 0																		
Rick Renick, R (1, 5) OBP: 0.353, SLG: 0.625		0-0 HR 1B		4-0 FC5-4 BB	0-0 F6		4-0 WP SF7 BB			2 1 1 0 1 0 1																		
Rich Reese, L (8, PH) OBP: 0.299, SLG: 0.281										0 1 0 0 1 0 0																		
Leo Cardenas, R (1, 6) OBP: 0.338, SLG: 0.443		0-0 1-H HR	0-0 FC5-4	0-0 FC5-4	0-0 F8		4-0 G3 WP BB			3 1 1 2 1 0 1																		
George Mitterwald, R (1, 2) OBP: 0.244, SLG: 0.276		0-3 K	0-0 F8	0-0 F8	0-0 F5		0-0 SF7			3 0 0 0 0 1 1																		
Charlie Manuel, L (8, PH) OBP: 0.333, SLG: 0.286							1-2 3-H			0 0 0 1 0 0 0																		
Ron Perranoski, L (8, 1)							0-0 G3			0 0 0 0 0 0 0																		
Jim Kaat, L (1, 1) OBP: 0.217, SLG: 0.150		4-0 1B BB	0-0 5-3	0-0 5-3	0-0 F8		0-0 G3			2 0 0 0 1 0 1																		
Bill Zepp, R (7, 1)										0 0 0 0 0 0 0																		
Paul Ratliff, L (8, PH) OBP: 0.362, SLG: 0.400										1 0 0 0 0 0 1																		
Inning Stats	R: 0 E: 0 K: 0 S: 3	H: 1 LOB: 1 BB: 1 P: 7	R: 2 E: 0 K: 1 S: 8	H: 3 LOB: 2 BB: 1 P: 12	R: 0 E: 0 K: 0 S: 3	H: 0 LOB: 0 BB: 1 P: 7	R: 0 E: 0 K: 0 S: 3	H: 0 LOB: 1 BB: 1 P: 7	R: 2 E: 0 K: 0 S: 4	H: 1 LOB: 1 BB: 2 P: 12	R: 0 E: 0 K: 0 S: 3	H: 0 LOB: 0 BB: 0 P: 3	R: 1 E: 0 K: 1 S: 6	H: 2 LOB: 1 BB: 1 P: 10	R: 1 E: 0 K: 0 S: 2	H: 0 LOB: 1 BB: 2 P: 10	R: 1 E: 0 K: 0 S: 4	H: 1 LOB: 0 BB: 0 P: 4	1B: 5 2B: 0 3B: 0 HR: 3	SF: 1 SAC: 0 DP: 1 HBP: 0	WP: 2 PB: 0 SB: 1 CS: 1	PA: 40						
PITCHER	IP WLS BF H R ER SO BB IBB HBP BLK WP HR S P ERA WHIP																											
Bill Butler, L (1, 1) ERA: 3.65	6.0		29	6	5	5	1	6	0	0	0	0	0	2	25	49	7.50	2.000										
Ken Wright, R (7, 1) ERA: 3.38	1.0		3	1	0	0	1	0	0	0	0	0	0	0	5	5	0.00	1.000										
Mike Hedlund, R (8, 1) ERA: 7.2	0.0	L	2	0	1	0	0	2	0	0	0	1	0	0	8	∞	∞											
Al Fitzmorris, R (8, 1) ERA: 3.08	2.0		6	1	1	1	0	0	0	0	0	1	1	6	6	4.50	0.500											

Minnesota Twins @ Kansas City Royals
Municipal Stadium, Kansas City, MO
 Mon May 18 1970, 8:05 PM EDT
 Att: 8,560 - Unknown - 81 F

AB	31
R	7
H	8
RBI	7
BB	8
SO	2
LOB	15



WP: 2	PA: 40
-------	--------

Batter	1	2	3	4	5	6	7	8	9	AB	R	H	RBI	BB	SO	LOB
Pat Kelly, L OBP: 0.379, SLG: 0.328 (1, 9)	0-0 4-3	0-0 G3			0-0 F8		0-3 K		0-3 K	5	0	0	0	0	2	3
Mike Fiore, L OBP: 0.290, SLG: 0.186 (1, 3)	0-0 1-3	0-3 K			0-0 4-3		0-0 F7		0-0 1B	5	0	1	0	0	1	3
Amos Otis, R OBP: 0.348, SLG: 0.455 (1, 8)	0-0 1B		0-0 F8		0-0 6-3		0-0 HR		0-0 6-3	5	1	2	2	0	0	1
Bob Oliver, R OBP: 0.331, SLG: 0.527 (1, 5)	0-0 1-4-3		0-0 6-3		0-0 6-3		0-3 K			4	0	0	0	0	1	1
Joe Keough, L OBP: 0.424, SLG: 0.508 (1, 7)		0-0 2B	0-0 1B		0-0 WP 4-3 1B			0-0 5-3		4	2	3	0	0	0	0
Rich Severson, R OBP: 0.267, SLG: 0.281 (1, 4)		0-0 E 1B 2B		0-0 L6		0-0 4-3		0-0 4-3		4	1	1	1	0	0	1
Jackie Hernandez, R OBP: 0.309, SLG: 0.310 (1, 6)		0-0 1B 2-H		0-0 1-3		0-0 2-H 1B		1-0 HBP		3	0	2	2	0	0	0
Ellie Rodriguez, R OBP: 0.325, SLG: 0.270 (1, 2)		0-0 1-3 1B		4-0 BB		0-0 F9		0-0 6-3		3	0	1	0	1	0	2
Bill Butler, L Ken Wright, R Paul Schaal, R Mike Hedlund, R Al Fitzmorris, S Hawk Taylor, R	0-0 1-3	0-0 1-3		0-3 K		0-0 E6 HR		0-3 K		2	0	0	0	0	1	3

BOTTOM

Minnesota Twins @ Kansas City Royals
Municipal Stadium, Kansas City, MO
Mon May 18 1970, 8:05 PM EDT
Att. 8,560 - Unknown - 81 F

livebaseballscores.com

AB	37
R	5
H	10
RBI	5
BB	1
SO	6
LOB	14



Inning Stats	R: 0	H: 1	E: 0	K: 0	S: 4	H: 1	LOB: 1	BB: 0	P: 4	R: 2	H: 4	E: 1	K: 1	S: 9	H: 1	LOB: 1	BB: 0	P: 9	R: 0	H: 0	E: 0	K: 0	S: 3	H: 0	LOB: 0	BB: 0	P: 3	R: 0	H: 0	E: 0	K: 0	S: 3	R: 1	H: 2	E: 0	K: 0	S: 5	H: 2	LOB: 1	BB: 0	P: 5	R: 2	H: 1	E: 1	K: 2	S: 9	H: 0	LOB: 0	BB: 0	P: 9	R: 0	H: 0	E: 0	K: 0	S: 3	H: 0	LOB: 1	BB: 0	P: 4	R: 0	H: 0	E: 0	K: 0	S: 3	R: 0	H: 1	E: 0	K: 2	S: 8	H: 1	LOB: 1	BB: 0	P: 8	1B: 8	SF: 0	2B: 1	SAC: 0	3B: 0	DP: 0	HR: 1	HBP: 1	WP: 1	PA: 39
--------------	------	------	------	------	------	------	--------	-------	------	------	------	------	------	------	------	--------	-------	------	------	------	------	------	------	------	--------	-------	------	------	------	------	------	------	------	------	------	------	------	------	--------	-------	------	------	------	------	------	------	------	--------	-------	------	------	------	------	------	------	------	--------	-------	------	------	------	------	------	------	------	------	------	------	------	------	--------	-------	------	-------	-------	-------	--------	-------	-------	-------	--------	-------	--------

PITCHER	IP	WLS	BF	H	R	ER	SO	BB	IBB	HBP	BLK	WP	HR	S	P	ERA	WHIP
Jim Kaat, L ERA: 3.39 (1, 1)	6.2		30	9	5	3	3	1	0	0	0	1	1	35	39	4.05	1.500
Bill Zepp, R ERA: 2.03 (7, 1)	0.1	W	1	0	0	0	1	0	0	0	0	0	0	3	3	0.00	0.000
Ron Perranoski, L ERA: 1.57 (8, 1)	2.0	S	8	1	0	0	2	0	0	1	0	0	0	11	12	0.00	0.500

PITCHER	IP	WLS	BF	H	R	ER	SO	BB	IBB	HBP	BLK	WP	HR	S	P	ERA	WHIP
---------	----	-----	----	---	---	----	----	----	-----	-----	-----	----	----	---	---	-----	------

Batter	1	2	3	4	5	6	7	8	9	10	AB R H RBI BB SO LOB	TOP											
Cesar Tovar, R (1, 8) OBP: 0.385, SLG: 0.500	0-0 6-3		0-0 G4-6-3 BB 2B 1B		0-0 F9		4-0 G4-6-3 BB		0-0 CS 1B		4 1 2 1 1 0 0	Minnesota Twins @ Kansas City Royals Municipal Stadium, Kansas City, MO Tue May 19 1970, 8:05 PM EDT Att. 7,766 - Unknown - 82 F											
Rod Carew, L (1, 4) OBP: 0.436, SLG: 0.544	0-3 K		4-0 G4-6-3 BB		0-0 1-3		0-0 G4-6-3 1-2f		0-0 CS 1B	0-0 L8 1B WP 1B	4 1 1 0 1 1 2												
Tony Oliva, L (1, 9) OBP: 0.362, SLG: 0.561	0-3 K		0-0 G4-6-3 1-2f 2-3		4-0 BB			0-0 G3		0-0 WP 1B	4 0 1 0 1 1 2												
Harmon Killebrew, R (1, 5) OBP: 0.422, SLG: 0.658		4-0 FC3-6 BB FC6-4	0-0 1B		0-3 K			0-0 F7		0-3 K	4 2 1 1 1 2 3 0 0 0 0 0 0 0												
Bob Allison, R (10, 7) OBP: 0.350, SLG: 0.235																							
Rich Reese, L (1, 3) OBP: 0.313, SLG: 0.290		0-0 FC3-6 1B	0-0 CS 1B		0-0 4-3			4-0 FC4-6 BB		0-0 L8	4 0 2 1 1 0 2												
Jim Holt, L (1, 7) OBP: 0.220, SLG: 0.158		0-0 FC3-6 1B	0-0 CS	0-0 WP 1B			0-0 F8		0-0 FC4-6 1-2f	4-0 BB	4 0 1 0 0 0 3 0 0 0 0 1 0 0 0 0 0 0 0 0 0												
Rick Renick, R (10, PH) OBP: 0.389, SLG: 0.625																							
Frank Quilici, R (10, 5) OBP: 0.239, SLG: 0.167																							
Leo Cardenas, R (1, 6) OBP: 0.333, SLG: 0.433		0-0 FC6-4 1B			0-0 F9		0-0 F4		0-0 6-3 WP 1B	0-0 5-3	5 1 1 1 0 0 4												
Paul Ratliff, L (1, 2) OBP: 0.373, SLG: 0.409		0-0 2-3 1B			0-0 F8			0-0 SH3-4 1B	0-0 F9		4 0 2 0 0 0 2												
Luis Tiant, R (1, 1) OBP: 0.400, SLG: 0.474		0-0 6-3			0-0 6-3			0-0 6-3			2 0 0 0 0 0 3 0 0 0 0 0 0 0 0 0 0 0 0 0 0 1 0 0 0 0 0 1 0 0 0 0 0 0 0												
Tom Hall, L (8, 1) OBP: 0.250, SLG: 0.250																							
Bill Zepp, R (8, 1) OBP: 0.300, SLG: 0.250																							
Charlie Manuel, L (9, PH) OBP: 0.300, SLG: 0.250																							
Ron Perranoski, L (9, 1) OBP: 0.300, SLG: 0.250																							
Inning Stats	R: 0 H: 0 E: 0 K: 2 S: 7	H: 0 LOB: 0 BB: 0 P: 7	R: 1 H: 2 E: 1 K: 0 S: 5	H: 2 LOB: 2 BB: 1 P: 9	R: 2 H: 3 E: 0 K: 0 S: 4	H: 3 LOB: 0 BB: 1 P: 8	R: 0 H: 1 E: 0 K: 0 S: 4	H: 1 LOB: 1 BB: 0 P: 4	R: 0 H: 0 E: 0 K: 1 S: 5	H: 0 LOB: 1 BB: 1 P: 9	R: 0 H: 0 E: 0 K: 0 S: 3	H: 0 LOB: 0 BB: 0 P: 3	R: 0 H: 1 E: 0 K: 0 S: 3	H: 1 LOB: 1 BB: 1 P: 7	R: 0 H: 0 E: 0 K: 0 S: 3	H: 0 LOB: 1 BB: 1 P: 7	R: 1 H: 2 E: 0 K: 0 S: 4	H: 2 LOB: 0 BB: 0 P: 4	R: 1 H: 2 E: 0 K: 1 S: 7	H: 2 LOB: 2 BB: 1 P: 11	1B: 10 SF: 0 2B: 1 SAC: 1 3B: 0 DP: 2 HR: 0 HBP: 0	WP: 3 PA: 45 PB: 0 SB: 0 CS: 2	
PITCHER	IP WLS BF H R ER SO BB IBB HBP BLK WP HR S P ERA WHIP	IP WLS BF H R ER SO BB IBB HBP BLK WP HR S P ERA WHIP	IP WLS BF H R ER SO BB IBB HBP BLK WP HR S P ERA WHIP	IP WLS BF H R ER SO BB IBB HBP BLK WP HR S P ERA WHIP	IP WLS BF H R ER SO BB IBB HBP BLK WP HR S P ERA WHIP	IP WLS BF H R ER SO BB IBB HBP BLK WP HR S P ERA WHIP	IP WLS BF H R ER SO BB IBB HBP BLK WP HR S P ERA WHIP	IP WLS BF H R ER SO BB IBB HBP BLK WP HR S P ERA WHIP	IP WLS BF H R ER SO BB IBB HBP BLK WP HR S P ERA WHIP	IP WLS BF H R ER SO BB IBB HBP BLK WP HR S P ERA WHIP	IP WLS BF H R ER SO BB IBB HBP BLK WP HR S P ERA WHIP	IP WLS BF H R ER SO BB IBB HBP BLK WP HR S P ERA WHIP	IP WLS BF H R ER SO BB IBB HBP BLK WP HR S P ERA WHIP	IP WLS BF H R ER SO BB IBB HBP BLK WP HR S P ERA WHIP	IP WLS BF H R ER SO BB IBB HBP BLK WP HR S P ERA WHIP	IP WLS BF H R ER SO BB IBB HBP BLK WP HR S P ERA WHIP	IP WLS BF H R ER SO BB IBB HBP BLK WP HR S P ERA WHIP	IP WLS BF H R ER SO BB IBB HBP BLK WP HR S P ERA WHIP	IP WLS BF H R ER SO BB IBB HBP BLK WP HR S P ERA WHIP	IP WLS BF H R ER SO BB IBB HBP BLK WP HR S P ERA WHIP	IP WLS BF H R ER SO BB IBB HBP BLK WP HR S P ERA WHIP	IP WLS BF H R ER SO BB IBB HBP BLK WP HR S P ERA WHIP	
Dave Morehead, R (1, 1) ERA: 4.34	9.0																						
Tom Burgmeier, L (10, 1) ERA: 9.0	1.0	L	6	2	1	1	1	1	0	0	0	0	1	0	7	11	9.00	3.000					

livebaseballscores.com



BOTTOM

Minnesota Twins @ Kansas City Royals
Municipal Stadium, Kansas City, MO
Tue May 19 1970, 8:05 PM EDT
Att. 7,766 - Unknown - 82 F

livebaseballscorecards.com

AB 36
R 4
H 10
RBI 4
BB 5
SO 3
LOB 17



WP: 0 PA: 41
PB: 0
SB: 1
CS: 0

AB R H RBI BB SO LOB

5 0 0 0 0 2 3

4 2 1 0 1 0 2

4 1 1 0 1 0 1

5 1 2 4 0 0 1

4 0 1 0 0 1 4

3 0 2 0 1 0 0

3 0 0 0 1 0 3

3 0 1 0 0 0 0

1 0 0 0 0 0 2

0 0 0 0 0 0 0

1B: 9 SF: 0
2B: 0 SAC: 0
3B: 0 DP: 3
HR: 1 HBP: 0

Batter	1	2	3	4	5	6	7	8	9	10
Pat Kelly, L (1, 9) OBP: 0.367, SLG: 0.315	0-3 K	0-3 K			0-0 F8			0-0 L8	0-0 F7	
Mike Fiore, L (1, 3) OBP: 0.297, SLG: 0.190	0-0 1B HR				0-0 F9			4-0 1B 6-3 BB	0-0 4-3	
Amos Otis, R (1, 8) OBP: 0.349, SLG: 0.449	0-0 1-2 HR				0-0 F9			0-0 1-2 6-3		0-0 F3
Bob Oliver, R (1, 5) OBP: 0.333, SLG: 0.544	0-0 1-H 2-H HR				0-0 F3			0-0 1-2 F8 BB		0-0 F2
Joe Keough, L (1, 7) OBP: 0.327, SLG: 0.508	0-0 G5-4-3 1B				0-0 G3			0-0 1-2 F6 BB		0-0 FC4-6 BB
Luis Alcaraz, R (1, 4) OBP: 0.148, SLG: 0.225	0-0 G5-4-3 1-2f				0-0 1B 1B			0-3 K		0-0 FC4-6 1-2f
Jackie Hernandez, R (1, 6) OBP: 0.327, SLG: 0.322					0-0 G1-6-3 1B			4-0 G4-6-3 BB		0-0 1-3 BB 1B
Ed Kirkpatrick, L (1, 2) OBP: 0.297, SLG: 0.420					0-0 G1-6-3 1-2f			0-0 1-2f G4-6-3		4-0 1-2 1-3 BB
Dave Morehead, R (1, 1) OBP: 0.235, SLG: 0.188					0-0 5-3			0-0 F2		0-0 1-3 1-2 2-3
Hawk Taylor, R (9, PH) OBP: 0.357, SLG: 0.417										
Tom Burgmeier, L (10, 1)										

Inning Stats	R: 3	H: 4	E: 0	K: 1	S: 8	LOB: 0	BB: 0	P: 8	R: 0	H: 1	E: 0	K: 1	S: 6	LOB: 1	BB: 0	P: 6	R: 0	H: 0	E: 0	K: 0	S: 3	LOB: 0	BB: 0	P: 3	R: 0	H: 2	E: 0	K: 0	S: 4	LOB: 1	BB: 0	P: 4	R: 0	H: 0	E: 0	K: 0	S: 3	LOB: 0	BB: 0	P: 3	R: 0	H: 0	E: 0	K: 1	S: 5	LOB: 1	BB: 1	P: 9	R: 0	H: 0	E: 0	K: 0	S: 2	LOB: 0	BB: 1	P: 6	R: 1	H: 1	E: 0	K: 0	S: 4	LOB: 2	BB: 2	P: 12	R: 0	H: 1	E: 0	K: 0	S: 4	LOB: 2	BB: 1	P: 8	R: 0	H: 1	E: 0	K: 0	S: 3	LOB: 1	BB: 0	P: 3
--------------	------	------	------	------	------	--------	-------	------	------	------	------	------	------	--------	-------	------	------	------	------	------	------	--------	-------	------	------	------	------	------	------	--------	-------	------	------	------	------	------	------	--------	-------	------	------	------	------	------	------	--------	-------	------	------	------	------	------	------	--------	-------	------	------	------	------	------	------	--------	-------	-------	------	------	------	------	------	--------	-------	------	------	------	------	------	------	--------	-------	------

PITCHER	IP	WLS	BF	H	R	ER	SO	BB	IBB	HBP	BLK	WP	HR	S	P	ERA	WHIP
Luis Tiant, R (1, 1) ERA: 3.21	7.2		31	8	4	4	3	3	0	0	0	0	1	34	46	4.70	1.435
Tom Hall, L (8, 1) ERA: 3.24	0.0		1	0	0	0	0	1	0	0	0	0	0	4		∞	∞
Bill Zepp, R (8, 1) ERA: 1.98	0.1		1	0	0	0	0	0	0	0	0	0	0	1	1	0.00	0.000
Ron Perranoski, L (9, 1) ERA: 1.47	2.0	W	8	2	0	0	0	1	0	0	0	0	0	7	11	0.00	1.500

Batter	1	2	3	4	5	6	7	8	9	AB R H RBI BB SO LOB	TOP											
Cesar Tovar, R (1, 8) OBP: 0.385, SLG: 0.500	0-0 5-3	0-0 F8		0-3 K		0-0 2B		4-0 3B BB		4 1 1 0 1 1 4												
Rod Carew, L (1, 4) OBP: 0.455, SLG: 0.621	0-0 1B 1B		0-0 HR		0-0 2B	0-0 4-3		0-0 1B 3B		5 2 4 2 0 0 1												
Tony Oliva, L (1, 9) OBP: 0.357, SLG: 0.549	0-0 1B		0-0 4-3		0-3 K		0-0 4-3	0-3 K		5 0 1 0 0 2 2												
Harmon Killebrew, R (1, 5) OBP: 0.421, SLG: 0.645 Frank Quilici, R (8, PR) OBP: 0.239, SLG: 0.167	4-0 1-2 BB		0-0 6-3		0-3 K		0-0 F9	0-0 HR 1B		4 0 1 1 1 1 1 0 1 0 0 0 0 0												
Rich Reese, L (1, 3) OBP: 0.316, SLG: 0.317	0-3 K		0-0 F2		0-0 1-3		4-0 1B HR BB	0-0 1-H HR		4 2 1 2 1 1 3												
Jim Holt, L (1, 7) OBP: 0.261, SLG: 0.233		0-0 L9		0-0 2B		0-0 HR 1B	0-0 HR 1B	0-0 1-3		5 2 3 0 0 0 1												
Leo Cardenas, R (1, 6) OBP: 0.329, SLG: 0.447		0-0 L1		0-0 1-3		0-3 K	0-0 1-H HR		0-0 F9	5 1 1 3 0 1 2												
Paul Ratliff, L (1, 2) OBP: 0.400, SLG: 0.478 Tom Hall, L (7, 1) OBP: 0.200, SLG: 0.200		4-0 BB		4-0 BB		0-0 1-H HR	0-3 K		0-0 F6	2 1 1 2 2 1 0 1 0 0 0 0 0 0												
Dave Boswell, R (1, 1) OBP: 0.133, SLG: 0.133 George Mitterwald, R (7, 2) OBP: 0.238, SLG: 0.269		0-0 E5		0-3 K		0-0 F2		0-0 F6	0-3 K	3 0 0 0 0 1 3 2 0 0 0 0 1 0												
Inning Stats	R: 0 E: 0 K: 1 S: 6	H: 2 LOB: 2 BB: 1 P: 10	R: 0 E: 1 K: 0 S: 4	H: 0 LOB: 2 BB: 1 P: 8	R: 1 E: 0 K: 0 S: 4	H: 1 LOB: 0 BB: 0 P: 4	R: 0 E: 0 K: 2 S: 8	H: 1 LOB: 2 BB: 1 P: 12	R: 0 E: 0 K: 1 S: 8	H: 1 LOB: 1 BB: 0 P: 8	R: 2 E: 0 K: 1 S: 8	H: 3 LOB: 1 BB: 0 P: 8	R: 3 E: 0 K: 1 S: 7	H: 2 LOB: 0 BB: 1 P: 11	R: 4 E: 0 K: 1 S: 8	H: 3 LOB: 1 BB: 1 P: 12	R: 0 E: 0 K: 1 S: 5	H: 0 LOB: 0 BB: 0 P: 5	1B: 5 2B: 3 3B: 1 HR: 4	SF: 0 SAC: 0 DP: 0 HBP: 0	WP: 0 PB: 0 SB: 1 CS: 0	PA: 45
PITCHER	IP WLS BF H R ER SO BB IBB HBP BLK WP HR S P ERA WHIP																					
Bob Johnson, R (1, 1) ERA: 2.95	7.0 L 35 10 6 6 7 4 0 0 0 0 0 3 45 61 7.71 2.000																					
Al Fitzmorris, R (8, 1) ERA: 3.71	0.1 3 1 2 2 0 1 0 0 0 0 0 0 2 6 54.00 6.000																					
Tom Burgmeier, L (8, 1) ERA: 10.13	1.2 7 2 2 2 2 0 0 0 0 0 0 1 11 11 10.80 1.200																					

Minnesota Twins @ Kansas City Royals
Municipal Stadium, Kansas City, MO
 Wed May 20 1970, 8:05 PM EDT
 Att: 7,710 - Unknown - 85 F

livebaseballscorecards.com

AB 40
R 10
H 13
RBI 10
BB 5
SO 9
LOB 17



BOTTOM

Minnesota Twins @ Kansas City Royals
Municipal Stadium, Kansas City, MO

Wed May 20 1970, 8:05 PM EDT
Att. 7,710 - Unknown - 85 F

livebaseballscorecards.com

AB 36
R 5
H 10
RBI 5
BB 3
SO 9
LOB 12



WP: 0 PA: 40
PB: 0
SB: 1
CS: 0

AB R H RBI BB SO LOB

4 1 2 0 1 1 0

5 0 2 2 0 2 2

5 1 2 1 0 1 1

5 0 0 0 0 1 2

3 1 2 1 1 0 0

3 0 0 0 1 0 2

4 0 0 0 0 2 3

4 2 2 0 0 1 1

2 0 0 0 0 1 1

1 0 0 0 0 0 0

0 0 0 0 0 0 0

0 0 0 0 0 0 0

0 0 0 1 0 0 0

1B: 4 SF: 1
2B: 4 SAC: 0
3B: 1 DP: 1
HR: 2 HBP: 0

Batter	1	2	3	4	5	6	7	8	9
Pat Kelly, L OBP: 0.374, SLG: 0.321 (1, 9)	0-0 F9		0-0 K2-5-2 S 1B		4-0 2B BB		0-0 1B		0-3 K
Mike Fiore, L OBP: 0.304, SLG: 0.221 (1, 3)	0-0 F8		0-3 K2-5-2 1-3f		0-0 2B		0-3 K		0-0 2B 1B
Amos Otis, R OBP: 0.351, SLG: 0.474 (1, 8)	0-0 HR			0-0 F7	0-3 K			0-0 F7	0-0 2B
Bob Oliver, R OBP: 0.322, SLG: 0.525 (1, 5)	0-0 6-3			0-0 F4		0-0 F9		0-0 F9	0-3 K
Joe Keough, L OBP: 0.453, SLG: 0.561 (1, 7)		0-0 E4 4-3		0-0 1B		0-0 HR		4-0 BB BB	
Luis Alcaraz, R OBP: 0.153, SLG: 0.217 (1, 4)		0-0 4-3		0-0 5-3		0-0 G3		4-0 1-2 BB	
Jackie Hernandez, R OBP: 0.314, SLG: 0.308 (1, 6)		0-0 6-3			0-3 K	0-0 F3		0-3 K	
Elie Rodriguez, R OBP: 0.333, SLG: 0.328 (1, 2)		0-0 5-3			0-0 2B 2B		0-3 K		0-0 SF9 3B
Bob Johnson, L (1, 1)			0-0 F9		0-3 K		0-0 F7		0-0 SF9
Paul Schaal, R OBP: 0.357, SLG: 0.391 (7, PH)									3-H
Al Fitzmorris, S OBP: 0.500, SLG: 0.500 (8, 1)									
Tom Burgmeier, L (8, 1)									
Lou Piniella, R OBP: 0.380, SLG: 0.561 (9, PH)									

Inning Stats	R: 1	H: 1	E: 0	K: 0	S: 4	H: 1	LOB: 0	BB: 0	P: 4	R: 0	H: 0	E: 1	K: 0	S: 4	R: 0	H: 1	E: 0	K: 1	S: 5	R: 0	H: 1	E: 0	K: 0	S: 4	R: 2	H: 2	E: 0	K: 3	S: 11	R: 1	H: 1	E: 0	K: 0	S: 4	R: 0	H: 1	E: 0	K: 2	S: 8	R: 0	H: 0	E: 0	K: 1	S: 5	R: 1	H: 3	E: 0	K: 2	S: 10
	1	1	0	0	4	0	0	0	4	0	0	1	0	4	0	1	0	0	5	0	2	0	0	4	0	2	2	1	0	1	1	0	0	4	0	0	0	8	0	0	0	0	13	1	3	0	2	10	

PITCHER	IP	WLS	BF	H	R	ER	SO	BB	IBB	HBP	BLK	WP	HR	S	P	ERA	WHIP
Dave Boswell, R ERA: 6.31 (1, 1)	6.0	W	25	6	4	4	4	1	0	0	0	0	2	32	36	6.00	1.167
Tom Hall, L ERA: 3.2 (7, 1)	3.0	S	15	4	1	1	5	2	0	0	0	0	0	23	31	3.00	2.000

Batter	1	2	3	4	5	6	7	8	9	AB R H RBI BB SO LOB	TOP											
Sandy Alomar Sr., S OBP: 0.300, SLG: 0.276 (1, 4)	0-0 G3		0-0 E4 F9		0-0 F8		0-0 FC6-4 FC5-4			4 0 0 0 0 0 2												
Jim Fregosi, R OBP: 0.358, SLG: 0.429 (1, 6)	4-0 BB		0-0 F9			0-0 F3	0-0 FC5-4			3 0 0 0 1 0 3												
Roger Repoz, L OBP: 0.377, SLG: 0.550 (1, 8)	0-0 F9		4-0 BB			0-3 K		0-0 4-3		3 0 0 0 1 1 1												
Alex Johnson, R OBP: 0.388, SLG: 0.484 (1, 7)	0-0 G3		0-0 4-3			0-0 F9		0-3 K		4 0 0 0 0 1 3												
Jim Spencer, L OBP: 0.349, SLG: 0.458 (1, 3)		0-0 F6		0-0 F9			0-0 HR	0-0 F6		4 1 1 1 0 0 0												
Ken McMullen, R OBP: 0.302, SLG: 0.343 (1, 5)		0-0 HR		0-0 F9			0-0 F9		4-0 BB	3 1 1 1 1 0 0												
Bill Voss, L OBP: 0.369, SLG: 0.395 (1, 9)		0-0 4-1		0-0 4-3			0-0 1B 1B		0-0 F9	4 1 1 0 0 0 1												
Joe Azcue, R OBP: 0.288, SLG: 0.323 (1, 2)		0-0 6-3			0-0 6-3		0-0 1B 1B		0-3 K	4 0 1 0 0 1 1												
Clyde Wright, R OBP: 0.143, SLG: 0.111 (1, 1)			0-3 K		0-3 K		0-0 FC6-4 1B		0-3 K	3 0 1 1 0 2 0												
Paul Doyle, L (8, 1)										1 0 0 0 0 1 1												
Ken Tatum, R (9, 1)										0 0 0 0 0 0 0												
Inning Stats	R: 0 E: 0 K: 0 S: 3	H: 0 LOB: 1 BB: 1 P: 7	R: 1 E: 0 K: 0 S: 4	H: 1 LOB: 0 BB: 0 P: 4	R: 0 E: 1 K: 1 S: 6	H: 0 LOB: 2 BB: 1 P: 10	R: 0 E: 0 K: 0 S: 3	H: 0 LOB: 0 BB: 0 P: 3	R: 0 E: 0 K: 1 S: 5	H: 0 LOB: 0 BB: 0 P: 5	R: 0 E: 0 K: 1 S: 5	H: 0 LOB: 0 BB: 0 P: 5	R: 2 E: 0 K: 0 S: 7	H: 4 LOB: 2 BB: 0 P: 7	R: 0 E: 0 K: 1 S: 5	H: 0 LOB: 0 BB: 0 P: 5	R: 0 E: 0 K: 2 S: 7	H: 0 LOB: 1 BB: 1 P: 11	1B: 3 2B: 0 3B: 0 HR: 2	SF: 0 SAC: 0 DP: 0 HBP: 0	WP: 0 PB: 0 SB: 0 CS: 0	PA: 36
PITCHER	IP WLS BF H R ER SO BB IBB HBP BLK WP HR S P ERA WHIP																					
Jim Perry, R (1, 1) ERA: 2.7	6.1 L 27 5 3 3 3 2 0 0 0 0 0 2 31 39 4.26 1.105																					
Tom Hall, L (7, 1) ERA: 3.1	0.2 2 0 0 0 0 0 0 0 0 0 0 0 2 2 0.00 0.000																					
Stan Williams, R (8, 1) ERA: 1.64	2.0 7 0 0 0 0 3 1 0 0 0 0 0 0 12 16 0.00 0.500																					

California Angels @ Minnesota Twins
Metropolitan Stadium, Bloomington, MI

Fri May 22 1970, 8:05 PM EDT
Att. 16,923 - Unknown

livebaseballscorecards.com

AB	33
R	3
H	5
RBI	3
BB	3
SO	6
LOB	12



Batter	1	2	3	4	5	6	7	8	9	AB	R	H	RBI	BB	SO	LOB
Cesar Tovar, R OBP: 0.382, SLG: 0.493 (1, 8)	0-0 FC4-2 1B		0-0 6-3		0-0 4-3			0-0 F9		4	0	1	0	0	0	2
Rod Carew, L OBP: 0.447, SLG: 0.602 (1, 4)	0-0 FC4-2 1-H			0-0 6-3		0-0 F8		4-0 BB BB		3	0	0	0	1	0	1
Harmon Killebrew, R OBP: 0.423, SLG: 0.638 (1, 3)	0-0 F8			0-3 K		0-0 1B 1B		4-0 BB BB		3	1	1	0	1	1	1
Tony Oliva, L OBP: 0.361, SLG: 0.547 (1, 9)	0-0 FC6 1-2f			0-0 1B		0-0 1B 1-3		0-0 G4-6-3 BB 1-2f		4	0	2	0	0	0	3
Brant Alyea, R OBP: 0.361, SLG: 0.546 (1, 7)		0-0 F8		0-3 K		0-0 1B 1-3 3-H			0-0 1-3	4	0	1	1	0	1	1
Rick Renick, R OBP: 0.364, SLG: 0.700 (1, 5)		0-0 5-3			0-0 5-3	0-0 L5			0-0 HR	4	1	1	1	0	0	1
Leo Cardenas, R OBP: 0.327, SLG: 0.441 (1, 6)		0-0 5-3			0-0 SH3-1 1B 1B		0-3 K		0-0 6-3	4	0	1	0	0	1	0
George Mitterwald, R OBP: 0.241, SLG: 0.272 (1, 2)			0-0 4-3		0-0 SH3-1 1B		0-3 K		0-0 F4	3	0	1	0	0	1	0
Rich Reese, L OBP: 0.314, SLG: 0.314 (9, PH)				0-0 4-3		1-2 1B				1	0	0	0	0	0	0
Jim Perry, S OBP: 0.208, SLG: 0.217 (1, 1)			0-3 K		0-0 SH3-1		0-0 F4			1	0	0	0	0	1	0
Tom Hall, L OBP: 0.200, SLG: 0.200 (7, 1)					1-2 2-3					0	0	0	0	0	0	0
Minnie Mendoza, R OBP: 0.200, SLG: 0.200 (7, PH)										1	0	0	0	0	0	0
Stan Williams, R (8, 1)										0	0	0	0	0	0	0

Inning Stats	R: 0	H: 1	E: 1	LOB: 1	K: 0	BB: 0	S: 4	P: 4	R: 0	H: 0	E: 0	LOB: 0	K: 0	BB: 0	S: 3	P: 3	R: 0	H: 0	E: 0	LOB: 0	K: 1	BB: 0	S: 5	P: 5	R: 0	H: 1	E: 0	LOB: 1	K: 2	BB: 0	S: 8	P: 8	R: 0	H: 2	E: 0	LOB: 2	K: 0	BB: 0	S: 5	P: 5	R: 1	H: 3	E: 0	LOB: 1	K: 0	BB: 0	S: 5	P: 5	R: 0	H: 0	E: 0	LOB: 0	K: 2	BB: 0	S: 7	P: 7	R: 0	H: 0	E: 0	LOB: 1	K: 0	BB: 2	S: 2	P: 10	R: 1	H: 1	E: 0	LOB: 0	K: 0	BB: 0	S: 4	P: 4	1B: 7	SF: 0	2B: 0	SAC: 1	3B: 0	DP: 1	HR: 1	HBP: 0	WP: 0	PA: 35
--------------	------	------	------	--------	------	-------	------	------	------	------	------	--------	------	-------	------	------	------	------	------	--------	------	-------	------	------	------	------	------	--------	------	-------	------	------	------	------	------	--------	------	-------	------	------	------	------	------	--------	------	-------	------	------	------	------	------	--------	------	-------	------	------	------	------	------	--------	------	-------	------	-------	------	------	------	--------	------	-------	------	------	-------	-------	-------	--------	-------	-------	-------	--------	-------	--------

PITCHER	IP	WLS	BF	H	R	ER	SO	BB	IBB	HBP	BLK	WP	HR	S	P	ERA	WHIP
Clyde Wright, L ERA: 3.14 (1, 1)	7.1	W	30	7	1	1	5	2	0	0	0	0	0	38	46	1.23	1.227
Paul Doyle, L ERA: 2.6 (8, 1)	1.0		3	1	1	1	0	0	0	0	0	0	1	3	3	9.00	1.000
Ken Tatum, R ERA: 0.86 (9, 1)	0.2	S	2	0	0	0	0	0	0	0	0	0	0	2	2	0.00	0.000


BOTTOM

California Angels @ Minnesota Twins
Metropolitan Stadium, Bloomington, MI

Fri May 22 1970, 8:05 PM EDT
Att. 16,923 - Unknown

AB	32
R	2
H	8
RBI	2
BB	2
SO	5
LOB	9

livebaseballscorecards.com



Batter	1	2	3	4	5	6	7	8	9	AB	R	H	RBI	BB	SO	LOB	TOP										
Sandy Alomar Sr., S OBP: 0.293, SLG: 0.270 (1, 4)	0-0 F9	0-0 6-3		0-0 FC6-5 1B			0-0 6-3			4	0	0	0	0	0	3											
Jarvis Tatum, R OBP: 0.421, SLG: 0.412 (1, 8)	0-0 F8		0-0 E6 1B	0-0			0-3 K			3	1	1	0	0	0	0											
Roger Repoz, L OBP: 0.374, SLG: 0.545 (7, PH)				1-3						1	0	0	0	0	1	0											
Jim Fregosi, R OBP: 0.356, SLG: 0.425 (1, 6)	0-3 K		0-0	0-0 5-3			0-0 F8			4	1	1	0	0	1	2											
Alex Johnson, R OBP: 0.385, SLG: 0.488 (1, 7)		0-0 E 2B	0-0 SF7		0-0 4-3			0-0 F8		3	1	1	1	0	0	0											
Ken McMullen, R OBP: 0.307, SLG: 0.361 (1, 5)		0-0 E2 WP 5-3 1B	0-0	1-3	0-0 6-3			0-3 K		4	1	2	1	0	1	0											
Billy Cowan, R OBP: 0.412, SLG: 0.375 (1, 9)		0-0 F7	0-0 1-3		0-0 F6			0-0 F8		4	0	0	0	0	0	2											
Ken Tatum, R (8, 1)		2-3								0	0	0	0	0	0	0											
Jim Spencer, L OBP: 0.353, SLG: 0.455 (1, 3)		4-0 5-3 BB	0-3 K		0-0 F7				0-0	3	0	1	0	1	1	1											
Giraldo Ruiz, S OBP: 0.250, SLG: 0.375 (9, PR)										0	0	0	0	0	0	0											
Tom Egan, R OBP: 0.235, SLG: 0.277 (1, 2)		4-0 5-3 BB		0-0 F9					0-0	2	0	0	0	1	0	0											
Jay Johnstone, L OBP: 0.273, SLG: 0.391 (9, PH)		1-2			0-0 6-3				0-0	0	0	0	0	0	0	0											
Tommie Reynolds, R (9, PH)										1	0	0	0	0	0	1											
Andy Messersmith, R OBP: 0.200, SLG: 0.367 (1, 1)		0-0 5-3		0-0 FC6-5 2B					0-0	3	0	1	1	0	0	2											
Bill Voss, L OBP: 0.369, SLG: 0.395 (8, 9)		1-2								0	0	0	0	0	0	0											
Joe Azcue, R OBP: 0.286, SLG: 0.320 (9, PH)		2-3								1	0	0	0	0	0	1											
Inning Stats	R: 0 E: 0 K: 1 S: 5	H: 0 LOB: 0 BB: 0 P: 5	R: 2 E: 1 K: 0 S: 5	H: 2 LOB: 2 BB: 2 P: 13	R: 2 E: 1 K: 1 S: 8	H: 2 LOB: 1 BB: 0 P: 8	R: 0 E: 0 K: 0 S: 5	H: 2 LOB: 2 BB: 0 P: 5	R: 0 E: 0 K: 0 S: 3	H: 0 LOB: 0 BB: 0 P: 3	R: 0 E: 0 K: 1 S: 5	H: 0 LOB: 0 BB: 0 P: 5	R: 0 E: 0 K: 1 S: 5	H: 0 LOB: 0 BB: 0 P: 5	R: 0 E: 0 K: 0 S: 3	H: 1 LOB: 1 BB: 0 P: 3	1B: 4 2B: 2 3B: 1 HR: 0	SF: 1 SAC: 0 DP: 1 HBP: 0	WP: 1 PB: 0 SB: 0 CS: 0	PA: 36							
PITCHER	IP	WLS	BF	H	R	ER	SO	BB	IBB	HBP	BLK	WP	HR	S	P	ERA	WHIP										
Jim Kaat, L ERA: 3.34 (1, 1)	3.2		20	6	4	1	2	2	0	0	0	1	0	22	30	2.46	2.182										
Bill Zepp, R ERA: 1.69 (4, 1)	2.1		7	0	0	0	0	0	0	0	0	0	0	7	7	0.00	0.000										
Stan Williams, R ERA: 1.5 (7, 1)	2.0	W	7	1	0	0	2	0	0	0	0	0	0	11	11	0.00	0.500										
Ron Perranoski, L ERA: 1.42 (9, 1)	1.0	S	2	0	0	0	0	0	0	0	0	0	0	2	2	0.00	0.000										

California Angels @ Minnesota Twins
Metropolitan Stadium, Bloomington, MI

Sat May 23 1970, 4:33 AM EDT
Att. 16,128 - Unknown - 64 F

livebaseballscorecards.com

AB	33
R	4
H	7
RBI	3
BB	2
SO	4
LOB	12



Batter	1	2	3	4	5	6	7	8	9	AB	R	H	RBI	BB	SO	LOB
Cesar Tovar, R OBP: 0.387, SLG: 0.493 (1, 8) X	0-0 FC4-6 1B		H 1-0 1B HBP		X 0-0 SH1-3		X 0-0 F5			2	0	1	0	0	0	0
Rod Carew, L OBP: 0.430, SLG: 0.578 (1, 4) X	0-0 FC4-6 G4-6-3 1-2f		S S 0-3 K		X 0-0 1-3		S S 0-3 K			4	0	0	0	0	2	3
Tony Oliva, L OBP: 0.364, SLG: 0.546 (1, 9) X	0-0 G4-6-3 1-2f		X 0-0 1-3 1B		X 0-0 2B 1B		X 0-0 G3			4	1	2	1	0	0	1
Harmon Killebrew, R OBP: 0.425, SLG: 0.638 (1, 5) George Mitterwald, R OBP: 0.241, SLG: 0.272 (9, 2)		B B 4-0 E BB	X 0-0 F4		X 0-0 1-H 2B		X 0-0 F8			3	1	1	1	1	0	2
Rich Reese, L OBP: 0.303, SLG: 0.303 (1, 3)		S S 0-3 K	X 0-0 L6		X 0-0 F9		X 0-0 4-3			4	0	0	0	0	1	4
Jim Holt, L OBP: 0.280, SLG: 0.298 (1, 7)		X 0-0 1-4-3		X 0-0 F6		X 0-0 1B 2B		X 0-0 1B 2B		4	1	2	0	0	0	1
Leo Cardenas, R OBP: 0.338, SLG: 0.450 (1, 6)		X 0-0 E7 2B 1B		X 0-0 F7		X 0-0 G4-6-3 2-3 1B		X 0-0 2-H 1B		4	1	3	1	0	0	0
Paul Ratliff, L OBP: 0.390, SLG: 0.480 (1, 2) Frank Quilici, R OBP: 0.239, SLG: 0.167 (9, 5)		X 0-0 2-H 2B		S S 0-3 K		S S 0-3 K		S S 0-3 K		4	0	1	1	0	3	3
Jim Kaat, L OBP: 0.208, SLG: 0.143 (1, 1) Bill Zepp, R (4, 1) Charlie Manuel, L OBP: 0.273, SLG: 0.222 (6, PH) Stan Williams, R (7, 1) Ron Perranoski, L (9, 1)		X 0-0 6-3		X 0-0 E6 1-3 SH1-3 1B		X 0-0 G4-6-3 1-2f				1	0	0	0	0	0	1
Inning Stats	R: 0 H: 1 E: 0 LOB: 0 K: 0 BB: 0 S: 3 P: 3	R: 2 H: 2 E: 1 LOB: 1 K: 1 BB: 1 S: 7 P: 11	R: 0 H: 1 E: 0 LOB: 2 K: 1 BB: 0 S: 6 P: 7	R: 0 H: 0 E: 0 LOB: 0 K: 1 BB: 0 S: 5 P: 5	R: 2 H: 2 E: 1 LOB: 1 K: 0 BB: 0 S: 6 P: 6	R: 0 H: 2 E: 0 LOB: 1 K: 1 BB: 0 S: 6 P: 6	R: 0 H: 0 E: 0 LOB: 0 K: 1 BB: 0 S: 5 P: 5	R: 1 H: 2 E: 0 LOB: 1 K: 1 BB: 0 S: 7 P: 7		1B: 6 SF: 0 2B: 4 SAC: 1 3B: 0 DP: 2 HR: 0 HBP: 1	WP: 0 PA: 35 PB: 0 SB: 0 CS: 0					
PITCHER Andy Messersmith, R ERA: 2.92 (1, 1) Ken Tatum, R ERA: 1.23 (8, 1)	IP WLS BF H R ER SO BB IBB HBP BLK WP HR S P ERA WHIP	7.0 0 30 8 4 1 5 1 0 1 0 0 0 0 1.29 1.286	1.0 L 5 2 1 1 1 0 0 0 0 0 0 0 7 9.00 2.000													

BOTTOM

California Angels @ Minnesota Twins
Metropolitan Stadium, Bloomington, MI

Sat May 23 1970, 4:33 AM EDT
Att: 16,128 - Unknown - 64 F

livebaseballscorecards.com

AB	32
R	5
H	10
RBI	4
BB	1
SO	6
LOB	17



Batter	1	2	3	4	5	6	7	8	9	AB R H RBI BB SO LOB	TOP					
Sandy Alomar Sr., S OBP: 0.302, SLG: 0.279 (1, 4)	0-0 6-3 HR 1B	0-0 2B 1B		0-0 FC6 1-2f			0-3 K		0-0 1B	5 2 3 2 0 1 1						
Jim Fregosi, R OBP: 0.357, SLG: 0.430 (1, 6)	0-0 6-3 1-2	0-0 2B 1B			0-0 F2		0-0 G4-6-3 1B		0-0 F8	5 0 2 2 0 0 2						
Roger Repoz, L OBP: 0.368, SLG: 0.556 (1, 8) (9, 7)	0-0 HR	F9			0-0 F7		0-0 G4-6-3 1-2f		0-3 K	5 1 1 2 0 1 3						
Alex Johnson, R OBP: 0.393, SLG: 0.491 (1, 7) Jay Johnstone, L OBP: 0.273, SLG: 0.391 (9, 8)	0-0 6-3		4-0 CS BB		0-0 1B			0-0 1B SH1-3 1B		3 0 2 0 1 0 0 0 0 0 0 0 0 0						
Jim Spencer, L OBP: 0.346, SLG: 0.444 (1, 3)	0-0 F4		0-0 F9 1-2		0-3 K			0-0 SH1-3 1-2		3 0 0 0 0 1 2						
Ken McMullen, R OBP: 0.311, SLG: 0.361 (1, 5)		0-0 L5	0-3 K		4-0 BB			0-0 BLK 1B		3 0 1 0 1 1 0						
Bill Voss, L OBP: 0.364, SLG: 0.389 (1, 9)		0-0 4-3 1B 1B		0-0 4-3		0-0 F9		0-0 F8 1-2		4 1 1 0 0 0 2						
Joe Azcue, R OBP: 0.303, SLG: 0.337 (1, 2) Jarvis Tatum, R OBP: 0.421, SLG: 0.412 (9, PR) Tom Egan, R OBP: 0.235, SLG: 0.277 (9, 2)		0-0 1B 4-3 2B 1B		0-0 FC5-6 1B		0-0 F8		0-0 SH3-4 1B 1B		4 1 3 0 0 0 1 0 1 0 0 0 0 0 0 0 0 0 0 0 0						
Rudy May, L OBP: 0.080, SLG: 0.042 (1, 1) Eddie Fisher, R OBP: 0.333, SLG: 0.333 (8, 1) Ken Tatum, R (8, 1) Paul Doyle, L (8, 1) Giraldo Ruiz, S OBP: 0.250, SLG: 0.375 (9, PH) Greg Garrett, S (9, 1) Steve Kealey, R (9, 1)		0-0 4-3	0-0 FC5-6 1-2f		0-0 F8		0-0 F8		0-0 SH3-4 1-3	3 0 0 0 0 0 4 0						
Inning Stats	R: 2 H: 2 E: 0 LOB: 0 K: 0 BB: 0 S: 5 P: 5	R: 3 H: 4 E: 0 LOB: 1 K: 0 BB: 0 S: 7 P: 7	R: 0 H: 0 E: 0 LOB: 0 K: 1 BB: 1 S: 4 P: 8	R: 0 H: 1 E: 0 LOB: 1 K: 0 BB: 0 S: 4 P: 4	R: 0 H: 1 E: 0 LOB: 1 K: 1 BB: 0 S: 6 P: 6	R: 0 H: 0 E: 0 LOB: 1 K: 0 BB: 1 S: 3 P: 7	R: 0 H: 1 E: 0 LOB: 0 K: 1 BB: 0 S: 5 P: 5	R: 0 H: 2 E: 0 LOB: 1 K: 0 BB: 0 S: 4 P: 4	R: 1 H: 2 E: 0 LOB: 1 K: 1 BB: 0 S: 7 P: 7	1B: 11 SF: 0 2B: 1 SAC: 2 3B: 0 DP: 1 HR: 1 HBP: 0	WP: 0 PA: 39 PB: 0 SB: 1 CS: 1					
PITCHER	IP WLS BF H R ER SO BB IBB HBP BLK WP HR S P ERA WHIP															
Dave Boswell, R (1, 1) ERA: 7.23	1.2	11	6	5	5	0	0	0	0	0	0	1	11	11	27.00	3.600
Tom Hall, L (2, 1) ERA: 2.66	3.1	12	2	0	0	2	1	0	0	0	0	0	15	19	0.00	0.900
Steve Barber, R (6, 1) ERA: 3.97	1.0	4	0	0	0	0	1	0	0	0	0	0	3	7	0.00	1.000
Stan Williams, R (7, 1) ERA: 1.38	2.0	7	3	0	0	1	0	0	0	1	0	0	9	9	0.00	1.500
Ron Perranoski, L (9, 1) ERA: 1.65	1.0	L 5	2	1	1	1	0	0	0	0	0	0	7	7	9.00	2.000

California Angels @ Minnesota Twins
Metropolitan Stadium, Bloomington, MI

Sun May 24 1970, 4:33 AM EDT
Att. 27,526 - Unknown - 71 F

livebaseballscorecards.com

AB	35
R	6
H	13
RBI	6
BB	2
SO	4
LOB	15



BOTTOM

California Angels @ Minnesota Twins
Metropolitan Stadium, Bloomington, MI

Sun May 24 1970, 4:33 AM EDT
Att: 27,526 - Unknown - 71 F

AB	38
R	5
H	13
RBI	4
BB	4
SO	4
LOB	20



WP	0	PA	43
PB	1	SB	0
CS	0		

AB R H RBI BB SO LOB

4	1	1	0	1	0	0
5	0	1	0	0	0	3
4	1	3	1	1	0	0
0	0	0	0	0	0	0
5	0	2	1	0	0	4
3	0	1	0	0	1	2
0	0	0	0	0	0	0
1	0	0	0	0	1	1
2	0	0	0	1	0	3
0	0	0	0	0	0	0
1	0	0	0	1	0	0
0	0	0	0	0	0	0
5	2	2	0	0	2	5
4	1	3	2	0	0	0
0	0	0	0	0	0	0
1	0	0	0	0	0	0
1	0	0	0	0	0	0
0	0	0	0	0	0	0
2	0	0	0	0	0	2

Batter	1	2	3	4	5	6	7	8	9
Cesar Tovar, R OBP: 0.387, SLG: 0.493 (1, 8)	0-0 4-3 1B 2B		0-0 F8		0-0 6-3		0-0 5-3	4-0 IBB	
Rod Carew, L OBP: 0.420, SLG: 0.561 (1, 4)	0-0 4-3 2-3		0-0 F8		0-0 1B 1B		0-0 4-3	0-0 4-3	
Harmon Killebrew, R OBP: 0.436, SLG: 0.649 (1, 3) (7, 5) Frank Quilici, R OBP: 0.239, SLG: 0.167 (9, PR)	0-0 FC4-6 1B 3-H			0-0 4-3	0-0 1-2 1B		0-0 1B 2B	4-0 BB BB	
Tony Oliva, L OBP: 0.365, SLG: 0.541 (1, 9)	0-0 FC4-6 1-2f			0-0 1B 1B	0-0 F5		0-0 FC5-4 1B 2-H	0-0 F8	
Brant Alyea, R OBP: 0.366, SLG: 0.540 (1, 7) Ron Perranoski, L (9, 1) Bob Allison, R OBP: 0.333, SLG: 0.222 (9, PH)	0-3 K			0-0 1-2 1B		1-0 G6-4-3 HBP	0-0 FC5-4 1-2f	0-3 K	
Rick Renick, R OBP: 0.360, SLG: 0.636 (1, 5) Stan Williams, R (7, 1) Jim Holt, L OBP: 0.288, SLG: 0.292 (8, PH) (9, 7) Paul Ratliff, L OBP: 0.390, SLG: 0.480 (9, PR)		4-0 BB BB BB		0-0 F2		0-0 G6-4-3 1-2f	0-0 L3	4-0 1-2 BB	
Leo Cardenas, R OBP: 0.340, SLG: 0.448 (1, 6)		0-0 G5-4-3 1-2f		0-3 K		0-0 2B PB 1B	0-0 3B 1B	0-3 K	
George Mitterwald, R OBP: 0.264, SLG: 0.365 (1, 2)			0-0 F3		0-0 HR		0-0 PB 1-3 2B	0-0 1-H 3B	
Dave Boswell, R OBP: 0.133, SLG: 0.133 (2, 1) Tom Hall, L OBP: 0.167, SLG: 0.167 (5, PH) Minnie Mendoza, R OBP: 0.188, SLG: 0.188 (6, 1) Steve Barber, R OBP: 0.296, SLG: 0.297 (7, 3)			0-0 F7		0-0 6-3	0-0 6-3 2-3 3-H	0-0 4-3		

Inning Stats	R: 1 E: 0 K: 1 S: 7	H: 2 LOB: 1 BB: 0 P: 7	R: 0 E: 0 K: 0 S: 2	H: 0 LOB: 0 BB: 1 P: 6	R: 0 E: 0 K: 0 S: 3	H: 0 LOB: 0 BB: 0 P: 3	R: 0 E: 0 K: 1 S: 7	H: 2 LOB: 2 BB: 0 P: 7	R: 1 E: 0 K: 0 S: 6	H: 3 LOB: 2 BB: 0 P: 6	R: 1 E: 0 K: 0 S: 4	H: 2 LOB: 1 BB: 0 P: 5	R: 1 E: 0 K: 0 S: 5	H: 2 LOB: 1 BB: 0 P: 5	R: 1 E: 0 K: 0 S: 5	H: 2 LOB: 2 BB: 1 P: 9	R: 0 E: 0 K: 2 S: 7	H: 0 LOB: 2 BB: 2 P: 15	1B: 8 2B: 3 3B: 1 HR: 1	SF: 0 SAC: 0 DP: 2 HBP: 1
--------------	------------------------------	---------------------------------	------------------------------	---------------------------------	------------------------------	---------------------------------	------------------------------	---------------------------------	------------------------------	---------------------------------	------------------------------	---------------------------------	------------------------------	---------------------------------	------------------------------	---------------------------------	------------------------------	----------------------------------	----------------------------------	------------------------------------

PITCHER	IP	WLS	BF	H	R	ER	SO	BB	IBB	HBP	BLK	WP	HR	S	P	ERA	WHIP
Rudy May, L ERA: 2.63 (1, 1)	5.2		25	8	3	2	2	1	0	1	0	0	1	27	32	3.18	1.588
Eddie Fisher, R ERA: 1.85 (6, 1)	1.2		9	4	2	2	0	0	0	0	0	0	0	9	9	10.80	2.400
Ken Tatum, R ERA: 1.23 (8, 1)	0.0		1	1	0	0	0	0	0	0	0	0	0	1	1	∞	∞
Paul Doyle, L ERA: 2.5 (8, 1)	0.2	W	3	0	0	0	0	0	1	0	0	0	0	2	6	0.00	0.000
Greg Garrett, L ERA: 1.13 (9, 1)	0.2		4	0	0	0	1	2	0	0	0	0	0	4	12	0.00	3.000

PITCHER	IP	WLS	BF	H	R	ER	SO	BB	IBB	HBP	BLK	WP	HR	S	P	ERA	WHIP
Steve Kealey, R ERA: (9, 1)	0.1		1	0	0	0	1	0	0	0	0	0	0	3	3	0.00	0.000

Batter	1	2	3	4	5	6	7	8	9	AB R H RBI BB SO LOB	TOP																	
Tommy Harper, R (1, 5) OBP: 0.356, SLG: 0.494	0-0 F3		4-0 E BB		0-0 L3		0-0 2-H 1B		0-0 1B 2B	4 2 2 1 1 0 0																		
Russ Snyder, L (1, 8) OBP: 0.342, SLG: 0.365	0-0 F8		0-0 E9 1B			0-0 2B 1B	0-0 F5	0-0 2-H 1B	0-0 E 1B	5 1 3 2 0 0 1																		
Mike Hegan, L (1, 3) Roberto Pena, R (8, PH) OBP: 0.257, SLG: 0.239	0-0 2B		0-0 3-1			0-0 1-H 2B		0-0 5-3	0-0 E5	3 0 2 1 0 0 1 2 0 0 0 0 0 1																		
Danny Walton, R (1, 7) OBP: 0.399, SLG: 0.507	0-3 K			0-0 5-3		0-0 5-3		4-0 BB BB	0-0 F9	4 0 0 0 1 1 4																		
Steve Hovley, L (1, 9) Ted Savage, R (8, PH) OBP: 0.364, SLG: 0.483		0-0 CS 1B		0-0 4-3		0-0 4-3		4-0 1-2 BB		3 0 1 0 0 0 1 0 0 0 0 1 0 0																		
Jerry McNertney, R (1, 2) OBP: 0.318, SLG: 0.368		0-0 F6 1-2		0-3 K		0-0 F3		0-0 F7		4 0 0 0 0 1 4																		
Ted Kubiak, S (1, 6) OBP: 0.353, SLG: 0.342		0-3 K			0-0 SF8 3B		0-0 4-3	0-0 3-1		4 1 1 0 0 1 2																		
Gus Gil, R (1, 4) Hank Allen, R (9, PH) OBP: 0.314, SLG: 0.306			0-0 F8		0-0 6-3		0-0 SH1-4 1B 1B		0-0 4-3	3 1 1 0 0 0 1 1 0 0 0 0 0 0																		
Skip Lockwood, R (1, 1) Mike Hershberger, R (9, PH) OBP: 0.243, SLG: 0.235			0-0 6-3		0-0 SF8		0-0 SH1-4		0-0 4-3	1 0 0 1 0 0 0 1 0 0 0 0 0 0																		
Inning Stats	R: 0 E: 0 K: 1 S: 6	H: 1 LOB: 1 BB: 0 P: 6	R: 0 E: 0 K: 1 S: 5	H: 1 LOB: 0 BB: 0 P: 5	R: 1 E: 1 K: 0 S: 4	H: 1 LOB: 1 BB: 1 P: 8	R: 0 E: 0 K: 1 S: 5	H: 0 LOB: 0 BB: 0 P: 5	R: 1 E: 0 K: 0 S: 4	H: 1 LOB: 0 BB: 0 P: 4	R: 1 E: 0 K: 0 S: 5	H: 2 LOB: 1 BB: 0 P: 5	R: 1 E: 0 K: 0 S: 5	H: 2 LOB: 1 BB: 0 P: 5	R: 0 E: 0 K: 0 S: 3	H: 0 LOB: 2 BB: 2 P: 11	R: 1 E: 1 K: 0 S: 6	H: 2 LOB: 2 BB: 0 P: 6	1B: 6 2B: 3 3B: 1 HR: 0	SF: 1 SAC: 1 DP: 0 HBP: 0	WP: 0 PB: 0 SB: 1 CS: 1	PA: 40						
PITCHER	IP WLS BF H R ER SO BB IBB HBP BLK WP HR S P ERA WHIP																											
Bill Zepp, R (1, 1) ERA: 2.78	6.2		28	8	4	4	3	1	0	0	0	0	0	0	33	37	5.40	1.350										
Tom Hall, L (7, 1) ERA: 2.59	0.2	W	4	0	0	0	0	2	0	0	0	0	0	2	10	0.00	3.000											
Stan Williams, R (8, 1) ERA: 1.65	1.1		6	2	1	1	0	0	0	0	0	0	0	6	6	6.75	1.500											
Ron Perranoski, L (9, 1) ERA: 1.64	0.1	S	2	0	0	0	0	0	0	0	0	0	0	2	2	0.00	0.000											

Milwaukee Brewers @ Minnesota Twins
 Metropolitan Stadium, Bloomington, MI
 Mon May 25 1970, 8:05 PM EDT
 Att: 6,787 - Unknown - 55 F

livebaseballscorecards.com

AB	35
R	5
H	10
RBI	5
BB	3
SO	3
LOB	15



Batter	1	2	3	4	5	6	7	8	9
Cesar Tovar, R OBP: 0.384, SLG: 0.487 (1, 8) X	0-0 1B 3-1 1B		0-0 F1		0-0 F3		0-0 E5 BB E 1B		
Rod Carew, L OBP: 0.414, SLG: 0.550 (1, 4) X	0-0 1-3 1B		0-0 G3		0-0 4-3		0-0 F7		
Tony Oliva, L OBP: 0.363, SLG: 0.540 (1, 9) X	0-0 1-2 3-H 1B			0-0 E9 3B		0-0 2B	0-0 E6 BB 1B		
Harmon Killebrew, R OBP: 0.438, SLG: 0.657 (1, 5) S S S	0-3 K			0-0 SF8 3B		0-0 L8	0-0 1-2 2-3 BB 1B		
Rich Reese, L OBP: 0.297, SLG: 0.298 (1, 3) X	0-0 F5			0-0 SF8		0-0 1-3	0-0 1-2 2-3 3-H FC4-6 1B		
Jim Holt, L OBP: 0.286, SLG: 0.288 (1, 7) X		0-0 4-3		0-0 2B 1B		0-0 3-1	0-0 FC4-6 1-2f		
Leo Cardenas, R OBP: 0.337, SLG: 0.450 (1, 6) X		0-0 F4		0-0 1-3 2B		0-3 K		0-0 6-3	
George Mitterwald, R OBP: 0.253, SLG: 0.348 (1, 2) X		0-0 5-3		0-3 K2-3			0-0 E6 E SH5-4	0-0 5-3	
Bill Zepp, R (1, 1) X			0-0 G1		0-3 K		0-0 SH5-4 1-2	0-0 1-3	
Tom Hall, L OBP: 0.167, SLG: 0.167 (7, 1)									
Stan Williams, R (8, 1)									
Ron Perranoski, L (9, 1)									

AB	R	H	RBI	BB	SO	LOB
4	2	1	0	0	0	1
4	0	1	0	0	0	2
4	2	1	1	0	0	2
3	1	1	1	1	1	2
0	0	0	0	0	0	0
3	0	1	3	0	0	1
4	0	1	0	0	0	2
4	0	1	0	0	1	0
4	1	0	0	0	1	2
2	0	0	0	0	1	2
0	0	0	0	0	0	0
1	0	0	0	0	0	0
0	0	0	0	0	0	0

AB	R	H	RBI	BB	SO	LOB
33	6	7	5	1	4	14

Inning Stats	R	H	E	K	S	R	H	E	K	S	R	H	E	K	S	R	H	E	K	S	R	H	E	K	S
	1	2	0	1	7	0	0	0	0	3	0	0	0	0	11	0	1	0	0	4	0	0	0	0	5
	0	LOB: 1	0	BB: 0		0	LOB: 0	0	BB: 0		0	LOB: 2	0	BB: 0		0	LOB: 0	0	BB: 0		0	LOB: 0	0	BB: 0	
	7	BB: 7	0	P: 7		3	BB: 3	0	P: 3		11	BB: 11	0	P: 11		5	BB: 5	0	P: 5		11	BB: 11	0	P: 11	

PITCHER	IP	WLS	BF	H	R	ER	SO	BB	IBB	HBP	BLK	WP	HR	S	P	ERA	WHIP
Skip Lockwood, R ERA: 3.18 (1, 1)	8.0	L	36	7	6	2	4	1	0	0	0	0	0	43	47	2.25	1.000

BOTTOM

Milwaukee Brewers @ Minnesota Twins
Metropolitan Stadium, Bloomington, MI
 Mon May 25 1970, 8:05 PM EDT
 Att. 6,787 - Unknown - 55 F

livebaseballscores.com



Batter	1	2	3	4	5	6	7	8	9	AB R H RBI BB SO LOB	TOP											
Tommy Harper, R (1, 5) OBP: 0.354, SLG: 0.506	0-0 F2		0-0 HR		0-3 K			0-0 F9		4 1 1 1 0 1 1												
Ted Kubiak, S (1, 6) OBP: 0.357, SLG: 0.342	0-0 4-3		0-0 WP 1B			4-0 1B FC5-2 BB		0-0 5-3		3 0 1 0 1 0 0												
Ted Savage, R (1, 9) OBP: 0.343, SLG: 0.452	0-0 L9		0-3 K			0-0 L7		0-3 K		4 0 0 0 0 2 2												
Hank Allen, R (1, 8) OBP: 0.311, SLG: 0.303		0-0 F4		0-0 4-3		0-0 FC5-2 1B		0-0 E4 1B		4 0 1 0 0 0 0												
Jerry McNertney, R (1, 2) OBP: 0.306, SLG: 0.354		0-0 4-3		0-0 3-1		0-0 FC5-2		0-0 L4		4 0 0 0 0 0 3												
Danny Walton, R (1, 7) OBP: 0.396, SLG: 0.519		0-0 HR		0-0 F8		0-3 K		0-3 K		4 1 1 1 0 2 3												
Roberto Pena, R (1, 3) OBP: 0.256, SLG: 0.240		0-0 F4			0-0 L8		0-0 F3		0-0 1B	4 0 1 0 0 0 0												
Gus Gil, R (1, 4) OBP: 0.238, SLG: 0.250			0-0 4-3		0-0 F5		0-0 1-3		0-3 K	0 0 0 0 0 0 0												
Mike Hegan, L (3, PH) OBP: 0.308, SLG: 0.317										4 0 0 0 0 1 2												
Bobby Bolin, R (1, 1) OBP: 0.313, SLG: 0.429			0-0 6-3		0-0 1B		0-0 F8			2 0 1 0 0 0 0												
Mike Hershberger, R (7, PH) OBP: 0.237, SLG: 0.229										1 0 0 0 0 0 0												
John O'Donoghue, R (7, 1)										0 0 0 0 0 0 0												
John Gelnar, R (7, 1)										0 0 0 0 0 0 0												
Inning Stats	R: 0 E: 0 K: 0 S: 3	H: 0 LOB: 0 BB: 0 P: 3	R: 1 E: 0 K: 0 S: 4	H: 1 LOB: 0 BB: 0 P: 4	R: 1 E: 0 K: 1 S: 7	H: 2 LOB: 1 BB: 0 P: 7	R: 0 E: 0 K: 0 S: 3	H: 0 LOB: 0 BB: 0 P: 3	R: 0 E: 0 K: 1 S: 6	H: 1 LOB: 1 BB: 0 P: 6	R: 0 E: 0 K: 1 S: 6	H: 1 LOB: 2 BB: 1 P: 10	R: 0 E: 0 K: 0 S: 3	H: 0 LOB: 0 BB: 0 P: 3	R: 0 E: 0 K: 1 S: 5	H: 0 LOB: 0 BB: 0 P: 5	R: 0 E: 1 K: 2 S: 9	H: 1 LOB: 2 BB: 0 P: 9	1B: 4 2B: 0 3B: 0 HR: 2	SF: 0 SAC: 0 DP: 0 HBP: 0	WP: 1 PB: 0 SB: 0 CS: 0	PA: 35
PITCHER Jim Kaat, L (1, 1) ERA: 3.18	IP: 9.0 WLS: W BF: 35 H: 6 R: 2 ER: 2 SO: 6 BB: 1 IBB: 0 HBP: 0 BLK: 0 WP: 1 HR: 2 S: 46 P: 50 ERA: 2.00 WHIP: 0.778																					

Milwaukee Brewers @ Minnesota Twins
Metropolitan Stadium, Bloomington, MI

Tue May 26 1970, 8:05 PM EDT
Att: 7,542 - Unknown - 60 F

livebaseballscorecards.com

AB	34
R	2
H	6
RBI	2
BB	1
SO	6
LOB	11



Batter	1	2	3	4	5	6	7	8	9
Cesar Tovar, R OBP: 0.381, SLG: 0.500 (1, 8)	0-0 HR	0-0 F7		0-0 F9			0-0 SH1-4	0-0 F9	
Rod Carew, L OBP: 0.433, SLG: 0.579 (1, 4)	0-0 FC6-2 3B	0-0 1-H 1B			4-0 CS BB		0-0 1B 2-3 1B		
Tony Oliva, L OBP: 0.366, SLG: 0.537 (1, 9)	0-3 K	4-0 PO IBB			0-0 F8 1-2		0-0 G5-4-3 1B 1-3 3-H		
Harmon Killebrew, R OBP: 0.428, SLG: 0.638 (1, 5)	0-0 FC6-2 1B	0-0 PO	0-0 F8		0-0 F8		0-0 G5-4-3		
Frank Quilici, R OBP: 0.239, SLG: 0.167 (9, 5)	3-H	1-2					1-2f		
Rich Reese, L OBP: 0.303, SLG: 0.305 (1, 3)	0-0 FC6 1B		0-0 F7			0-0 4-3		0-0 2B 1B	
Jim Holt, L OBP: 0.300, SLG: 0.321 (1, 7)	0-0 FC6		0-3 K2-3			0-0 1B		0-0 SH3 1B 2B	
Leo Cardenas, R OBP: 0.337, SLG: 0.447 (1, 6)		0-0 F3		0-0 FC3-6 1B		0-0 F4		0-0 SH3	
Paul Ratliff, L OBP: 0.397, SLG: 0.500 (1, 2)		0-0 1B 2B		0-3 K		0-3 K		0-0 1-3 1B	
Jim Kaat, L OBP: 0.250, SLG: 0.200 (1, 1)		0-0 1B 1B		0-0 FC3-6			0-0 1B SH1-4 1B	0-0 1-3	

AB	R	H	RBI	BB	SO	LOB
4	1	1	1	0	0	3
3	0	3	1	1	0	0
3	0	1	1	1	1	2
4	0	0	0	0	0	3
0	0	0	0	0	0	0
4	1	2	0	0	0	0
4	1	2	1	0	1	2
3	0	1	0	0	0	1
4	1	2	1	0	2	2
4	2	2	1	0	0	2

AB	R	H	RBI	BB	SO	LOB
33	6	14	6	2	4	15


Inning Stats	R	H	E	K	S	P	IP	WLS	BF	H	R	ER	SO	BB	IBB	HBP	BLK	WP	HR	S	P	ERA	WHIP	
Bobby Bolin, R ERA: 4.91 (1, 1)	1	3	0	1	8	26	6.0	0	26	8	3	4.91	32	1	1	0	0	0	1	40	4	4	4.50	1.500
John O'Donoghue, L ERA: 4.6 (7, 1)	0	1	0	1	3	4	0.1	0	4	3	1	4.6	4	0	0	0	0	0	0	4	4	27.00	9.000	
John Gelnar, R ERA: 4.66 (7, 1)	0	2	0	2	3	7	1.2	0	7	3	2	4.66	7	0	0	0	0	0	0	7	7	10.80	1.800	

Milwaukee Brewers @ Minnesota Twins
Metropolitan Stadium, Bloomington, MI

Tue May 26 1970, 8:05 PM EDT
Att. 7,542 - Unknown - 60 F

livebaseballscorecards.com

AB 33
R 6
H 14
RBI 6
BB 2
SO 4
LOB 15



WP: 0 PA: 38
PB: 0
SB: 0
CS: 1

Batter	1	2	3	4	5	6	7	8	9	AB R H RBI BB SO LOB	TOP											
Tommy Harper, R (1, 5) OBP: 0.355, SLG: 0.518	4-0 BB BB		x 0-0 F6		x 0-0 F7		x 0-0 HR		x 0-0 F3	4 1 1 1 1 0 0												
Russ Snyder, L (1, 8) OBP: 0.361, SLG: 0.413	0-0 L8		x 0-0 1B		x 0-0 HR		x 0-0 BB 1B		x 0-0 1B 1B	5 1 4 1 0 0 1												
Mike Hegan, L (1, 3) OBP: 0.320, SLG: 0.317	4-0 1-2 BB		S S S 0-3 K		x 0-0 F9		B B B B 4-0 1-2 BB		x 0-0 1-3 BB 1B	3 0 1 0 2 1 1												
Danny Walton, R (1, 7) OBP: 0.396, SLG: 0.516	0-3 K			x 0-0 FC4-6 1B		x 0-0 1B		S S S 0-3 K	x 0-0 F8	5 0 2 0 0 2 6												
Steve Hovley, L (1, 9) OBP: 0.376, SLG: 0.360	0-0 4-3			x 0-0 FC4-6 1B 1-2f		x 0-0 L8		x 0-0 1B 1B	B B B B 4-0 1-2 BB	4 0 1 0 1 0 4												
Ted Kubiak, S (1, 6) OBP: 0.347, SLG: 0.331		S S S 0-3 K		x 0-0 F9		S S S 0-3 K		x 0-0 F8	x 0-0 F8	5 0 0 0 0 2 6												
Jerry McNertney, R (1, 2) OBP: 0.313, SLG: 0.359		x 0-0 F9		x 0-0 1-2 1B		x 0-0 F7		x 0-0 1-2 1B		4 0 2 0 0 0 1												
Roberto Pena, R (1, 4) Marty Pattin, R (4, 1) Mike Hershberger, R (7, PH) John O'Donoghue, R (7, 1) Ted Savage, R (8, PH) Bob Locker, S (8, 1)		x 0-0 6-3		x 0-0 4-3			x 0-0 5-3	x 0-0 F8		2 0 0 0 0 0 2 0 0 0 0 0 0 0 1 0 0 0 0 0 0 0 0 0 0 0 0 0 1 0 0 0 0 0 2 0 0 0 0 0 0 0												
John Morris, R (1, 1) George Lauzerique, R (2, 1) Hank Allen, R (4, 4)			x 0-0 L7		x 0-0 5-3		x 0-0 5-3	x 0-0 4-3		0 0 0 0 0 0 0 1 0 0 0 0 0 0 3 0 0 0 0 0 2												
Inning Stats	R: 0 E: 0 K: 1 S: 5	H: 0 LOB: 2 BB: 2 P: 13	R: 0 E: 0 K: 1 S: 5	H: 0 LOB: 0 BB: 0 P: 5	R: 0 E: 0 K: 1 S: 6	H: 1 LOB: 1 BB: 0 P: 6	R: 0 E: 0 K: 0 S: 5	H: 2 LOB: 2 BB: 0 P: 5	R: 1 E: 0 K: 1 S: 4	H: 1 LOB: 0 BB: 0 P: 4	R: 0 E: 0 K: 1 S: 6	H: 1 LOB: 1 BB: 0 P: 6	R: 1 E: 0 K: 1 S: 7	H: 2 LOB: 2 BB: 1 P: 11	R: 0 E: 0 K: 0 S: 5	H: 2 LOB: 2 BB: 0 P: 5	R: 0 E: 0 K: 0 S: 5	H: 2 LOB: 3 BB: 1 P: 9	1B: 9 2B: 0 3B: 0 HR: 2	SF: 0 SAC: 0 DP: 0 HBP: 0	WP: 0 PB: 0 SB: 0 CS: 0	PA: 42
PITCHER	IP WLS BF H R ER SO BB IBB HBP BLK WP HR S P ERA WHIP																					
Luis Tiant, R (1, 1) ERA: 3.12	7.1 W 33 8 2 2 5 3 0 0 0 0 2 40 52 2.46 1.500																					
Stan Williams, R (8, 1) ERA: 1.55	1.2 S 9 3 0 0 0 1 0 0 0 0 0 8 12 0.00 2.400																					

Milwaukee Brewers @ Minnesota Twins
Metropolitan Stadium, Bloomington, MI
Thu May 28 1970, 4:33 AM EDT
Att: 8,100 - Unknown - 71 F

livebaseballscorecards.com

AB	38
R	2
H	11
RBI	2
BB	4
SO	5
LOB	25



BOTTOM

Milwaukee Brewers @ Minnesota Twins
 Metropolitan Stadium, Bloomington, MI

Thu May 28 1970, 4:33 AM EDT
 Att. 8,100 - Unknown - 71 F

livebaseballscores.com

AB	38
R	11
H	16
RBI	11
BB	4
SO	3
LOB	18



WP: 0	PA: 43
PB: 0	
SB: 0	
CS: 1	

AB	R	H	RBI	BB	SO	LOB
4	1	2	3	1	0	1
4	0	1	1	1	0	0
3	1	2	1	1	1	2
0	0	0	0	0	0	0
4	0	1	0	1	1	3
5	2	2	0	0	0	5
5	1	2	1	0	0	2
3	2	1	0	0	1	3
2	0	0	0	0	0	1
4	2	2	2	0	0	1
4	2	3	3	0	0	0
0	0	0	0	0	0	0
1B: 13	SF: 1	WP: 0	PA: 43			
2B: 3	SAC: 0	PB: 0				
3B: 0	DP: 1	SB: 0				
HR: 1	HBP: 0	CS: 1				

Batter	1	2	3	4	5	6	7	8	9
Cesar Tovar, R (1, 8) OBP: 0.387, SLG: 0.519	0-0 F8	4-0 SF8 1B BB	0-0 HR	0-0 F3			0-0 CS BB 1B		
Rod Carew, L (1, 4) OBP: 0.432, SLG: 0.568	0-0 5-3	0-0 IBB 1B	0-0 G3		0-0 6-3		4-0 BB 1B		
Harmon Killebrew, R (1, 3) OBP: 0.433, SLG: 0.646	0-0	0-0 SF8		0-0 1B 1B	4-0		0-3 K BB		
Rich Reese, L (8, 3) OBP: 0.303, SLG: 0.305	0-0 2B	2-3 3-H			FC6-4 BB				
Tony Oliva, L (1, 9) OBP: 0.367, SLG: 0.530	0-3 K	4-0 IBB		0-0 F8	0-0 F5			0-0 5-3 1B	
Brant Aleya, R (1, 7) OBP: 0.366, SLG: 0.533		1-2 1B		0-0 1B 1B	0-0 FC6-4			0-0 F3	
Rick Renick, R (1, 5) OBP: 0.367, SLG: 0.593			0-0 F7	0-0 FC5-4 1B			0-0 F3	0-0 5-3	
Leo Cardenas, R (1, 6) OBP: 0.337, SLG: 0.445				1-2 2-H 1B 1B				1-2	
Frank Quilici, R (5, 6) OBP: 0.229, SLG: 0.159			0-0 FC5-4 1B	0-3 K			0-0 L3	0-0 F9	
George Mitterwald, R (1, 2) OBP: 0.263, SLG: 0.366				1-2 2-H 1B 1B			0-0 F8	0-0 5-3	
Luis Tiant, R (1, 1) OBP: 0.458, SLG: 0.522				BB 1B 1B					
Stan Williams, R (8, 1) OBP: 0.458, SLG: 0.522				1-2 2-H SF8 1B					

Inning	R	H	E	K	S	P	R	H	E	K	S	P	R	H	E	K	S	P	R	H	E	K	S	P
1	0	1	0	6	4	1	4	5	0	8	1	1	3	3	0	6	4	1	0	0	0	10	0	0
2	4	5	0	11	6	3	4	3	0	8	1	1	4	5	0	6	4	1	0	0	0	10	0	0
3	3	3	0	6	4	1	3	3	0	6	1	1	4	5	0	6	4	1	0	0	0	10	0	0
4	4	5	0	10	6	3	4	5	0	10	1	1	4	5	0	10	6	3	0	0	0	10	0	0
5	0	0	0	3	0	1	0	0	0	3	0	0	0	0	0	3	0	1	0	0	0	0	0	0
6	0	0	0	3	0	1	0	0	0	3	0	0	0	0	0	3	0	1	0	0	0	0	0	0
7	0	1	0	9	1	1	0	1	0	9	1	1	0	1	0	9	1	1	0	0	0	0	0	0
8	0	1	0	4	1	1	0	1	0	4	1	1	0	1	0	4	1	1	0	0	0	0	0	0
9	0	0	0	0	0	0	0	0	0	0	0	0	0	0	0	0	0	0	0	0	0	0	0	0

PITCHER	IP	WLS	BF	H	R	ER	SO	BB	IBB	HBP	BLK	WP	HR	S	P	ERA	WHIP
John Morris, L (1, 1) ERA: 3.49	1.1	L	11	6	4	4	1	1	0	0	0	0	0	12	16	27.00	5.250
George Lauzerique, R (2, 1) ERA: 6.94	2.0		13	6	6	6	0	0	1	0	0	0	1	12	16	27.00	3.000
Marty Pattin, R (4, 1) ERA: 5.61	2.2		11	2	1	1	1	1	0	0	0	0	0	12	16	3.38	1.125
John O'Donoghue, L (7, 1) ERA: 4.32	1.0		4	1	0	0	1	1	0	0	0	0	0	5	9	0.00	2.000
Bob Locker, R (8, 1) ERA: 3.63	1.0		4	1	0	0	0	0	0	0	0	0	0	4	4	0.00	1.000

Batter	1	2	3	4	5	6	7	8	9	AB R H RBI BB SO LOB	TOP											
Horace Clarke, S (1, 4) OBP: 0.329, SLG: 0.333	0-0 F8		0-0 F7	0-0 6-3			0-0 5-3	0-0 L7		5 0 0 1 0 0 4												
Jerry Kenney, L (1, 5) OBP: 0.298, SLG: 0.295	0-0 4-3		0-0 E	0-0 FC4-5			0-0 4-3		0-0 F6	5 1 1 0 0 0 1												
Bobby Murcer, L (1, 8) OBP: 0.367, SLG: 0.374	0-0 BB 1B		0-0 FC3	0-0 CS	0-0 9-3		0-0 L3		0-0 F5	5 1 2 0 0 0 0												
Roy White, S (1, 7) OBP: 0.439, SLG: 0.534	4-0 1B 1-2 BB		4-0 WP 1-2 BB		0-0 9-3			0-0 1B 3B	0-0 F4	3 1 1 0 2 0 1												
Danny Cater, R (1, 3) OBP: 0.338, SLG: 0.457	0-0 1-3 2-H 1B		4-0 1-2 2-3 IBB		0-0 1-3			0-0 1-3		3 0 1 1 1 0 1												
Curt Blefary, L (1, 9) OBP: 0.289, SLG: 0.200	0-0 F4		0-0 L8			0-0 F8		0-0 1B 1B 1B		3 0 0 0 0 0 5												
Ron Woods, R (6, 9) OBP: 0.346, SLG: 0.452								3-H 1B 1B		1 0 1 1 0 0 0												
Thurman Munson, R (1, 2) OBP: 0.402, SLG: 0.344		0-3 K	0-0 1-3			0-0 1B		0-0 1B 1B		4 0 2 0 0 1 3												
Gene Michael, S (1, 6) OBP: 0.313, SLG: 0.277		0-0 6-3		0-0 E9		0-0 F8		0-3 K		4 1 1 0 0 1 3												
Mike Kekich, R (1, 1) OBP: 0.222, SLG: 0.222		0-0 4-3		0-0 FC4-5		0-0 4-3		0-0 1B		3 0 1 0 0 0 1												
Lindy McDaniel, R (6, 1) OBP: 0.200, SLG: 0.200				2-3 1B				1-2 2-3 1B		1 0 1 0 0 0 0												
Inning Stats	R: 1 E: 0 K: 0 S: 5	H: 2 LOB: 2 BB: 1 P: 9	R: 0 E: 0 K: 1 S: 5	H: 0 LOB: 0 BB: 0 P: 5	R: 1 E: 1 K: 0 S: 5	H: 1 LOB: 3 BB: 2 P: 13	R: 1 E: 1 K: 0 S: 4	H: 2 LOB: 0 BB: 0 P: 4	R: 0 E: 0 K: 0 S: 3	H: 1 LOB: 0 BB: 0 P: 3	R: 0 E: 0 K: 0 S: 4	H: 1 LOB: 1 BB: 0 P: 4	R: 0 E: 0 K: 0 S: 3	H: 0 LOB: 0 BB: 0 P: 3	R: 1 E: 0 K: 1 S: 9	H: 4 LOB: 3 BB: 0 P: 9	R: 0 E: 0 K: 0 S: 3	H: 0 LOB: 0 BB: 0 P: 3	1B: 9 2B: 1 3B: 2 HR: 0	SF: 0 SAC: 0 DP: 1 HBP: 0	WP: 1 PB: 0 SB: 0 CS: 1	PA: 41
PITCHER	IP WLS BF H R ER SO BB IBB HBP BLK WP HR S P ERA WHIP																					
Jim Perry, R (1, 1) ERA: 2.61	6.0 L 27 7 3 1 1 2 1 0 0 0 1 0 26 38 1.50 1.500																					
Ron Perranoski, L (7, 1) ERA: 1.8	2.0 10 4 1 1 1 0 0 0 0 0 0 0 12 12 4.50 2.000																					
Dick Woodson, R (9, 1) ERA:	1.0 3 0 0 0 0 0 0 0 0 0 0 0 3 3 0.00 0.000																					

New York Yankees @ Minnesota Twins
Metropolitan Stadium, Bloomington, MI

Fri May 29 1970, 8:05 PM EDT
Att. 14,194 - Unknown - 73 F

AB	37
R	4
H	11
RBI	3
BB	3
SO	2
LOB	19



livebaseballscorecards.com

BOTTOM

New York Yankees @ Minnesota Twins
Metropolitan Stadium, Bloomington, MI

Fri May 29 1970, 8:05 PM EDT
Att: 14,194 - Unknown - 73 F

livebaseballscorecards.com

AB	32
R	2
H	7
RBI	2
BB	5
SO	6
LOB	13



WP:	0	PA:	38
PB:	0	SB:	0
CS:	1		

AB R H RBI BB SO LOB

5	0	0	0	0	1	1
4	0	1	0	1	0	1
2	0	0	0	2	0	1
4	0	2	0	0	0	0
3	0	0	0	1	0	5
4	2	2	2	0	1	1
3	0	1	0	1	2	0
2	0	1	0	0	0	2
1	0	0	0	0	1	1
0	0	0	0	0	0	0
1	0	0	0	0	0	0
0	0	0	0	0	0	0
1	0	0	0	0	1	0
2	0	0	0	0	0	1

Batter	1	2	3	4	5	6	7	8	9
Cesar Tovar, R OBP: 0.377, SLG: 0.503 (1, 8)	0-0 F9		0-3 K	0-0 F8			0-0 E3		0-0 4-3
Rod Carew, L OBP: 0.431, SLG: 0.566 (1, 4)	4-0 G6-4-3 BB		0-0 1B 2B		0-0 4-3		0-0 F7		0-0 F7
Harmon Killebrew, R OBP: 0.434, SLG: 0.637 (1, 3)	0-0 G6-4-3 1-2f		4-0 1B BB		0-0 L5		4-0 1B BB		
Tony Oliva, L OBP: 0.370, SLG: 0.529 (1, 9)		0-0 G3	0-0 1-2 2-3 1B		0-0 F8		0-0 1-3 1B		
Brant Aleya, R OBP: 0.364, SLG: 0.519 (1, 7)		4-0 BB BB	0-0 F9		0-0 6-3		0-0 F8		
Rick Renick, R OBP: 0.382, SLG: 0.774 (1, 5)		0-3 K		0-0 HR		0-0 HR		0-0 5-3	
Leo Cardenas, R OBP: 0.341, SLG: 0.449 (1, 6)		4-0 1-2 BB		0-3 K		0-0 2B		0-3 K	
George Mitterwald, R OBP: 0.267, SLG: 0.368 Rich Reese, L OBP: 0.301, SLG: 0.303 Ron Perranoski, L (7, 1) Charlie Manuel, L OBP: 0.250, SLG: 0.200 Dick Woodson, R (9, 1)		0-0 1-3		0-0 SH3-4 1B		0-3 K		0-0 F5	
Jim Perry, S OBP: 0.200, SLG: 0.208 Paul Ratliff, L OBP: 0.385, SLG: 0.482 (7, 2)			0-3 K	0-0 SH3-4		0-0 4-3			0-0 F9

Inning Stats	R: 0	H: 0	E: 0	K: 0	S: 2	R: 0	H: 0	E: 0	K: 1	S: 5	R: 0	H: 2	E: 0	K: 2	S: 9	R: 1	H: 2	E: 0	K: 1	S: 7	R: 0	H: 0	E: 0	K: 0	S: 3	R: 1	H: 2	E: 0	K: 1	S: 7	R: 0	H: 1	E: 1	K: 0	S: 4	R: 0	H: 0	E: 0	K: 1	S: 5	R: 0	H: 0	E: 0	K: 0	S: 3
--------------	------	------	------	------	------	------	------	------	------	------	------	------	------	------	------	------	------	------	------	------	------	------	------	------	------	------	------	------	------	------	------	------	------	------	------	------	------	------	------	------	------	------	------	------	------

PITCHER	IP	WLS	BF	H	R	ER	SO	BB	IBB	HBP	BLK	WP	HR	S	P	ERA	WHIP
Mike Kekich, L ERA: 9.0 (1, 1)	5.1	W	25	6	2	2	4	4	0	0	0	0	0	29	45	3.38	1.875
Lindy McDaniel, R ERA: 1.09 (6, 1)	3.2	S	13	1	0	0	2	1	0	0	0	0	0	16	20	0.00	0.545

New York Yankees @ Minnesota Twins
 Metropolitan Stadium, Bloomington, MI

Sat May 30 1970, 4:33 AM EDT
 Att. 16,119 - Cloudy - 69 F

livebaseballscorecards.com



Batter	1	2	3	4	5	6	7	8	9	AB	R	H	RBI	BB	SO	LOB	TOP						
Horace Clarke, S OBP: 0.326, SLG: 0.335 (1, 4) X	0-0 SH3 FC6-2 2B	0-0 4-3		0-0 F6		0-0 F7	0-0 G5-4-3			5	0	1	0	0	0	8							
Jerry Kenney, L OBP: 0.297, SLG: 0.289 (1, 5) X	0-0 SH3 2-3		0-0 6-3		0-0 4-3	4-0 BB 1-2 2-3		0-0 4-3		3	0	0	0	1	0	0							
Bobby Murcer, L OBP: 0.368, SLG: 0.372 (1, 8) X	0-0 FC6-2 3-H		0-0 4-1		0-0 2B 5-3 1B	4-0 BB 1-2 2-3 3-H		0-0 L6		4	1	1	1	1	0	1							
Roy White, S OBP: 0.433, SLG: 0.531 (1, 7) X	0-0 G3		0-0 4-3		0-0 5-3 1-3 2B	0-0 F4		0-0 F7		5	0	1	0	0	0	4							
Danny Cater, R OBP: 0.340, SLG: 0.461 (1, 3) X		0-0 1-3		0-0 1B 6-3 2B	0-0 5-3		0-0 2B 1B		0-0 5-3	5	2	2	1	0	0	1							
Thurman Munson, R OBP: 0.402, SLG: 0.353 (1, 2) X		0-0 E5 BB 1B		0-0 6-3 HBP 2-3 1B	0-0 F7		0-0 1B 2B		0-0 L5	5	1	2	0	0	0	1							
Curt Blefary, L OBP: 0.297, SLG: 0.205 Ron Woods, R OBP: 0.349, SLG: 0.453 (1, 9) X (7, PH) (7, 9)		0-0 BB 1B		1-0 6-3 HBP 1-2		0-0 F7	0-0 1B 1B		0-0 F5	2	0	1	0	0	0	0							
Gene Michael, S OBP: 0.317, SLG: 0.278 (1, 6) X		4-0 BB 1-2 2-3 BB		0-0 6-3 1-2 2-3 3-H		0-0 BB BB 1B	0-0 F3			3	1	1	1	1	0	3							
Stan Bahnsen, R OBP: 0.167, SLG: 0.182 Pete Ward, L OBP: 0.289, SLG: 0.304 Gary Waslewski, R OBP: 0.304, SLG: 0.304 Jim Lyttle, L OBP: 0.304, SLG: 0.304 Ron Klimek, R OBP: 0.304, SLG: 0.304 John Ellis, R OBP: 0.281, SLG: 0.339 Steve Hamilton, L OBP: 0.281, SLG: 0.339 Jack Aker, R OBP: 0.125, SLG: 0.125 (1, 1) (4, PH) (4, 1) (6, PH) (6, 1) (7, PH) (7, 1) (7, 1)		0-3 K		0-3 K		4-0 BB BB 1B	0-0 G5-4-3 1B			1	0	0	0	0	1	3							
Inning Stats	R: 0 E: 0 K: 0 S: 4	H: 1 LOB: 1 BB: 0 P: 4	R: 0 E: 1 K: 1 S: 7	H: 1 LOB: 3 BB: 1 P: 11	R: 0 E: 0 K: 0 S: 3	H: 0 LOB: 0 BB: 0 P: 3	R: 1 E: 0 K: 1 S: 7	H: 2 LOB: 2 BB: 0 P: 8	R: 1 E: 0 K: 0 S: 5	H: 2 LOB: 1 BB: 0 P: 5	R: 1 E: 0 K: 0 S: 4	H: 1 LOB: 3 BB: 3 P: 16	R: 3 E: 0 K: 0 S: 6	H: 4 LOB: 0 BB: 0 P: 6	R: 0 E: 0 K: 0 S: 3	H: 0 LOB: 0 BB: 0 P: 3	R: 0 E: 0 K: 0 S: 3	H: 0 LOB: 0 BB: 0 P: 3	1B: 7 2B: 4 3B: 0 HR: 0	SF: 0 SAC: 1 DP: 1 HBP: 1	WP: 0 PB: 0 SB: 0 CS: 0	PA: 43	
PITCHER	IP WLS BF H R ER SO BB IBB HBP BLK WP HR S P ERA WHIP	IP WLS BF H R ER SO BB IBB HBP BLK WP HR S P ERA WHIP	IP WLS BF H R ER SO BB IBB HBP BLK WP HR S P ERA WHIP	IP WLS BF H R ER SO BB IBB HBP BLK WP HR S P ERA WHIP	IP WLS BF H R ER SO BB IBB HBP BLK WP HR S P ERA WHIP	IP WLS BF H R ER SO BB IBB HBP BLK WP HR S P ERA WHIP	IP WLS BF H R ER SO BB IBB HBP BLK WP HR S P ERA WHIP	IP WLS BF H R ER SO BB IBB HBP BLK WP HR S P ERA WHIP	IP WLS BF H R ER SO BB IBB HBP BLK WP HR S P ERA WHIP	IP WLS BF H R ER SO BB IBB HBP BLK WP HR S P ERA WHIP	IP WLS BF H R ER SO BB IBB HBP BLK WP HR S P ERA WHIP	IP WLS BF H R ER SO BB IBB HBP BLK WP HR S P ERA WHIP	IP WLS BF H R ER SO BB IBB HBP BLK WP HR S P ERA WHIP	IP WLS BF H R ER SO BB IBB HBP BLK WP HR S P ERA WHIP	IP WLS BF H R ER SO BB IBB HBP BLK WP HR S P ERA WHIP	IP WLS BF H R ER SO BB IBB HBP BLK WP HR S P ERA WHIP	IP WLS BF H R ER SO BB IBB HBP BLK WP HR S P ERA WHIP	IP WLS BF H R ER SO BB IBB HBP BLK WP HR S P ERA WHIP	IP WLS BF H R ER SO BB IBB HBP BLK WP HR S P ERA WHIP	IP WLS BF H R ER SO BB IBB HBP BLK WP HR S P ERA WHIP	IP WLS BF H R ER SO BB IBB HBP BLK WP HR S P ERA WHIP	IP WLS BF H R ER SO BB IBB HBP BLK WP HR S P ERA WHIP	IP WLS BF H R ER SO BB IBB HBP BLK WP HR S P ERA WHIP

AB	37
R	6
H	11
RBI	6
BB	4
SO	2
LOB	23

Batter	1	2	3	4	5	6	7	8	9	AB	R	H	RBI	BB	SO	LOB
Cesar Tovar, R OBP: 0.372, SLG: 0.512 (1, 8)	0-0 6-3	0-0 F2		0-0 5-3			HR			5	1	1	1	0	0	3
Rod Carew, L OBP: 0.430, SLG: 0.567 (1, 4)	0-0 1B		0-0 G3		0-0 F8		F7	1B		5	1	2	0	0	0	0
Tony Oliva, L OBP: 0.370, SLG: 0.531 (1, 9)	0-0 1B		0-0 F4		0-0 4-3		1B	F5		5	1	2	1	0	0	1
Harmon Killebrew, R OBP: 0.444, SLG: 0.635 (1, 5)	4-0 HR		0-0 3B		4-0 1B		1B	F8		2	3	1	0	3	0	1
Frank Quijici, R OBP: 0.229, SLG: 0.159 (9, 5)										0	0	0	0	0	0	0
Rich Reese, L OBP: 0.319, SLG: 0.363 (1, 3)	0-0 HR		0-0 1B		0-0 1B		E6	1B		5	3	4	3	0	0	2
Jim Holt, L OBP: 0.302, SLG: 0.322 (1, 7)	0-0 4-3		0-0 1B		0-0 FC4-6		1B	L7		3	0	1	1	0	0	2
Rick Renick, R OBP: 0.389, SLG: 0.758 (7, PH)			0-0 1B		0-0 FC4-6		1B			2	1	1	2	0	0	2
Leo Cardenas, R OBP: 0.339, SLG: 0.444 (1, 6)		0-0 6-3	0-0 FC6				L6	1B		4	0	1	1	0	0	1
Paul Ratliff, L OBP: 0.391, SLG: 0.483 (1, 2)		0-0 1B		0-0 6-3			6-3	1B		4	0	2	1	0	0	0
Bill Zepp, R (1, 1)		0-0 SH1		0-0 6-3			2-3	FC1-5		1	0	0	0	0	0	0
Dick Woodson, R (6, 1)										1	0	0	0	0	0	0
Ron Perranoski, L (7, 1)										1	0	0	0	0	0	2

Inning Stats	R: 3	H: 3	E: 0	K: 0	S: 5	LOB: 0	BB: 1	P: 9	R: 0	H: 1	E: 0	K: 0	S: 4	LOB: 1	BB: 0	P: 4	R: 2	H: 3	E: 0	K: 0	S: 6	LOB: 0	BB: 0	P: 6	R: 0	H: 0	E: 0	K: 0	S: 3	LOB: 0	BB: 0	P: 3	R: 0	H: 1	E: 0	K: 0	S: 4	LOB: 2	BB: 1	P: 8	R: 0	H: 0	E: 0	K: 0	S: 3	LOB: 0	BB: 0	P: 3	R: 5	H: 5	E: 1	K: 0	S: 9	LOB: 2	BB: 1	P: 13	R: 0	H: 2	E: 0	K: 0	S: 5	LOB: 2	BB: 0	P: 5
--------------	------	------	------	------	------	--------	-------	------	------	------	------	------	------	--------	-------	------	------	------	------	------	------	--------	-------	------	------	------	------	------	------	--------	-------	------	------	------	------	------	------	--------	-------	------	------	------	------	------	------	--------	-------	------	------	------	------	------	------	--------	-------	-------	------	------	------	------	------	--------	-------	------

PITCHER	IP	WLS	BF	H	R	ER	SO	BB	IBB	HBP	BLK	WP	HR	S	P	ERA	WHIP
Stan Bahnsen, R (1, 1)	3.0		16	7	5	5	0	1	0	0	0	1	1	15	19	15.00	2.667
Gary Waslewski, R (4, 1)	2.0		8	1	0	0	0	1	0	0	0	0	0	7	11	0.00	1.000
Ron Klimkowski, R (6, 1)	1.0		3	0	0	0	0	0	0	0	0	0	0	3	3	0.00	0.000
Steve Hamilton, L (7, 1)	0.1	L	5	2	4	4	0	0	1	0	0	0	1	4	8	108.00	6.000
Jack Aker, R (7, 1)	1.2		10	5	1	0	0	0	0	0	0	0	0	10	10	0.00	3.000


BOTTOM

New York Yankees @ Minnesota Twins
Metropolitan Stadium, Bloomington, MI

Sat May 30 1970, 4:33 AM EDT
Att. 16,119 - Cloudy - 69 F

AB	38
R	10
H	15
RBI	10
BB	3
SO	0
LOB	14

livebaseballscorecards.com



WP: 1	PA: 42
PB: 0	
SB: 0	
CS: 0	

New York Yankees @ Minnesota Twins
 Metropolitan Stadium, Bloomington, MI

Sun May 31 1970, 4:33 AM EDT
 Att. 15,752 - Overcast - 73 F

AB	36
R	6
H	7
RBI	6
BB	6
SO	5
LOB	13



AB	R	H	RBI	BB	SO	LOB
5	0	1	2	0	0	2
5	0	0	0	0	0	1
4	1	1	1	1	1	0
4	1	2	0	1	0	0
4	0	0	0	0	0	3
5	1	0	0	0	0	3
2	1	0	0	3	1	1
4	1	1	2	0	2	2
1	0	1	0	1	0	0
0	0	0	0	0	0	0
1	1	1	1	0	0	0
1	0	0	0	0	1	1

Batter	1	2	3	4	5	6	7	8	9	10
Horace Clarke, S (1, 4) OBP: 0.324, SLG: 0.332	0-0 F7	0-0 1B		0-0 6-3			0-0 6-3		0-0 4-3	
Bobby Murcer, L (1, 8) OBP: 0.360, SLG: 0.362	0-0 G3	0-0 F9			0-0 G3		0-0 F7		0-0 F4	
Roy White, S (1, 7) OBP: 0.432, SLG: 0.541	0-3 K			0-0 6-3		0-0 HR	4-0 BB		0-0 3-1	
Danny Cater, R (1, 5) OBP: 0.346, SLG: 0.462		0-0 1B	0-0 4-3		0-0 L8		4-0 IBB		0-0 1B	0-0 SH3-4
Thurman Munson, R (1, 2) OBP: 0.393, SLG: 0.343		0-0 E4	0-0 F3		0-0 5-3		0-0 F6		0-0 SH3-4	0-0 1-2
Ron Woods, R (1, 9) OBP: 0.330, SLG: 0.425		0-0 1B		0-0 F2		0-0 F3		0-0 F4		0-0 6-3
John Ellis, R (1, 3) OBP: 0.304, SLG: 0.328		4-0 1B		4-0 1B		0-3 K		4-0 BB		0-0 F5
Gene Michael, S (1, 6) OBP: 0.316, SLG: 0.277		0-0 1B		0-3 K		0-3 K		0-0 F8		
Mel Stottlemyre, R (1, 1) OBP: 0.226, SLG: 0.250		4-0 1B		0-0 1B			0-0 HR		0-3 K	
Gary Waslewski, R (5, 1)										
Pete Ward, L (7, PH) OBP: 0.286, SLG: 0.458										
Lindy McDaniel, R (7, 1) OBP: 0.167, SLG: 0.167										

Inning Stats	R: 0	H: 0	E: 0	K: 1	S: 5	LOB: 0	BB: 0	P: 5									
Jim Kaat, L (1, 1) ERA: 3.43	5.0	WLS 23	BF 23	H 5	R 5	ER 4	SO 2	BB 3	IBB 0	HBP 0	BLK 0	WP 0	HR 1	S 24	P 36	ERA 7.20	WHIP 1.600
Stan Williams, R (6, 1) ERA: 1.59	5.0	W 20	BF 20	H 2	R 1	ER 1	SO 3	BB 2	IBB 1	HBP 0	BLK 0	WP 0	HR 1	S 23	P 35	ERA 1.80	WHIP 0.800

WP: 0	PA: 43
PB: 0	
SB: 1	
CS: 0	

Batter	1	2	3	4	5	6	7	8	9	10	AB	R	H	RBI	BB	SO	LOB
Cesar Tovar, R OBP: 0.368, SLG: 0.503 (1, 8)	F3	FC6-4			1B 2B 1B	F7			4-3		5	1	1	0	0	0	2
Rod Carew, L OBP: 0.429, SLG: 0.561 (1, 4)	1B		F8		2B 1B 1B	L8			4-3		5	1	2	1	0	0	0
Tony Oliva, L OBP: 0.366, SLG: 0.527 (1, 9)	F8		F8		1B 2B	F7			F8		5	1	1	1	0	0	1
Harmon Killebrew, R OBP: 0.448, SLG: 0.671 (1, 5)	F3		HR		4-3 1B BB	F3			HR		4	2	2	2	1	0	1
Rich Reese, L OBP: 0.317, SLG: 0.359 (1, 3)		F7	F9		4-3 1B	K					4	0	1	2	0	1	0
Jim Holt, L OBP: 0.299, SLG: 0.306 (1, 7)		BB 1B BB		F2	4-3	6-3					3	1	0	0	1	0	2
Leo Cardenas, R OBP: 0.337, SLG: 0.436 (1, 6)		BB 1B BB		F2	E5			1-3			3	0	0	0	1	0	2
Paul Rattliff, L OBP: 0.384, SLG: 0.469 (1, 2)		1-2 2-H 1B		G3	L8			1-3			4	0	1	1	0	0	3
Jim Kaat, L OBP: 0.258, SLG: 0.214 (1, 1) Stan Williams, R (6, 1)		F7			1B 1B K			4-3			3	1	1	0	0	1	5

Inning Stats	R: 0	H: 1	E: 0	K: 0	S: 4	P: 4	R: 1	H: 1	E: 0	K: 0	S: 4	P: 12	R: 1	H: 1	E: 0	K: 0	S: 4	P: 4	R: 0	H: 0	E: 0	K: 0	S: 3	P: 3	R: 4	H: 5	E: 1	K: 1	S: 11	P: 15	R: 0	H: 0	E: 0	K: 0	S: 3	P: 3	R: 0	H: 0	E: 0	K: 1	S: 5	P: 5	R: 0	H: 0	E: 0	K: 0	S: 3	P: 3	R: 0	H: 0	E: 0	K: 0	S: 3	P: 3	R: 1	H: 1	E: 0	K: 0	S: 1	P: 1	1B: 6	SF: 0	2B: 1	SAC: 0	3B: 0	DP: 0	HR: 2	HBP: 0	WP: 0	PA: 40
--------------	------	------	------	------	------	------	------	------	------	------	------	-------	------	------	------	------	------	------	------	------	------	------	------	------	------	------	------	------	-------	-------	------	------	------	------	------	------	------	------	------	------	------	------	------	------	------	------	------	------	------	------	------	------	------	------	------	------	------	------	------	------	-------	-------	-------	--------	-------	-------	-------	--------	-------	--------

PITCHER	IP	WLS	BF	H	R	ER	SO	BB	IBB	HBP	BLK	WP	HR	S	P	ERA	WHIP
Mel Stottlemyre, R ERA: 3.58 (1, 1)	4.0		23	8	6	6	0	3	0	0	0	0	1	20	32	13.50	2.750
Gary Waslewski, R ERA: 4.41 (5, 1)	2.0		7	0	0	0	1	0	0	0	0	0	0	9	9	0.00	0.000
Lindy McDaniel, R ERA: 1.25 (7, 1)	3.0	L	10	1	1	1	1	0	0	0	0	0	1	12	12	3.00	0.333


BOTTOM

New York Yankees @ Minnesota Twins
Metropolitan Stadium, Bloomington, MI

Sun May 31 1970, 4:33 AM EDT
Att. 15,752 - Overcast - 73 F

livebaseballscores.com

AB	37
R	7
H	9
RBI	7
BB	3
SO	2
LOB	16



Batter	1	2	3	4	5	6	7	8	9	AB R H RBI BB SO LOB	TOP											
Cesar Tovar, R (1, 8) OBP: 0.371, SLG: 0.500	0-3 K		0-0 1-2 1B		4-0 2B BB		0-0 F7			3 0 1 0 1 1 0	Minnesota Twins @ Boston Red Sox Fenway Park, Boston, MA Tue Jun 02 1970, 7:05 PM EDT Att. 19,080 - Unknown - 80 F											
Rod Carew, L (1, 4) OBP: 0.424, SLG: 0.559	0-0 G3		0-0 F8		0-0 1-3 3-H 2B		0-0 4-3			4 0 1 1 0 0 2												
Tony Oliva, L (1, 9) OBP: 0.364, SLG: 0.522	0-0 1B		0-3 K		0-0 F7			0-0 5-3		4 0 1 0 0 1 4												
Harmon Killebrew, R (1, 5) OBP: 0.449, SLG: 0.662	0-0 6-3			4-0 L3 BB	0-0 6-3			4-0 BB		2 0 0 0 2 0 3												
Rich Reese, L (1, 3) OBP: 0.322, SLG: 0.379		0-0 WP 2B		0-0 L3 1-2		0-0 6-3 2B		0-3 K		4 0 2 0 0 1 2												
Brant Alyea, R (1, 7) OBP: 0.360, SLG: 0.509		0-0 5-3 2-3		0-0 1B		0-0 F3		0-3 K		4 0 1 0 0 1 3												
Leo Cardenas, R (1, 6) OBP: 0.330, SLG: 0.426		0-0 F4		0-3 K		0-0 6-3 2-3			0-0 F4	4 0 0 0 0 1 2												
Paul Ratliff, L (1, 2) OBP: 0.368, SLG: 0.448			0-3 K		0-3 K	0-0 F3			0-3 K	3 0 0 0 0 2 1												
Jim Perry, S (1, 1) OBP: 0.259, SLG: 0.269			0-0 1B		0-0 E9 2B 1B		0-0 F7		0-3 K	2 1 2 0 0 0 0												
Dick Woodson, R (6, 1)										0 0 0 0 0 0 0												
George Mittenwald, R (6, 2) OBP: 0.262, SLG: 0.361										2 0 0 0 0 1 0												
Charlie Manuel, L (9, PH) OBP: 0.231, SLG: 0.182										1 0 0 0 0 1 0												
Inning Stats	R: 0 E: 0 K: 1 S: 6	H: 1 LOB: 1 BB: 0 P: 6	R: 0 E: 0 K: 0 S: 3	H: 1 LOB: 0 BB: 0 P: 3	R: 0 E: 0 K: 2 S: 9	H: 2 LOB: 2 BB: 0 P: 9	R: 0 E: 0 K: 1 S: 5	H: 1 LOB: 1 BB: 1 P: 9	R: 1 E: 1 K: 1 S: 7	H: 2 LOB: 2 BB: 1 P: 11	R: 0 E: 0 K: 0 S: 4	H: 1 LOB: 1 BB: 0 P: 4	R: 0 E: 0 K: 0 S: 3	H: 0 LOB: 0 BB: 0 P: 3	R: 0 E: 0 K: 2 S: 7	H: 0 LOB: 1 BB: 1 P: 11	R: 0 E: 0 K: 2 S: 7	H: 0 LOB: 0 BB: 0 P: 7	1B: 5 2B: 4 3B: 0 HR: 0	SF: 0 SAC: 0 DP: 1 HBP: 0	WP: 1 PB: 0 SB: 0 CS: 0	PA: 36
PITCHER Ray Culp, R (1, 1) ERA: 2.6	IP: 9.0 WLS: W BF: 36 H: 8 R: 1 ER: 1 SO: 9 BB: 3 IBB: 0 HBP: 0 BLK: 0 WP: 1 HR: 0 S: 51 P: 63 ERA: 1.00 WHIP: 1.222											PITCHER IP: WLS: BF: H: R: ER: SO: BB: IBB: HBP: BLK: WP: HR: S: P: ERA: WHIP:										

livebaseballscorecards.com

AB	33
R	1
H	8
RBI	1
BB	3
SO	9
LOB	17



Batter	1	2	3	4	5	6	7	8	9
Mike Andrews, R OBP: 0.323, SLG: 0.348 (1, 4)	0-0 BB 2B 1B	0-0 F8		0-0 1-3 2-H 2B		0-0 FC4-6 1B		0-0 1B	
Mike Fiore, L OBP: 0.297, SLG: 0.195 (1, 9)	0-0 L8	0-0 F6		0-0 F7		0-0 FC4-6 1B 1-2f		4-0 FC3-6 BB	
Carl Yastrzemski, L OBP: 0.420, SLG: 0.519 (1, 7)	4-0 2B 1-2 BB		0-0 F9	4-0 IBB		0-0 1B 1-3		0-0 FC3-6 WP 1-2f	
Rico Petrocelli, R OBP: 0.268, SLG: 0.406 (1, 5)	0-0 2B		0-0 L7	0-0 F2		0-3 K		0-0 F8 1-2	
George Scott, R OBP: 0.339, SLG: 0.500 (1, 3)	0-3 K		0-0 6-3		0-0 F9	0-0 1B 1-3 3-H			
Billy Conigliaro, R OBP: 0.372, SLG: 0.541 (1, 8)	4-0 BB			0-0 HR	1-0 2B HBP	0-0 F7			
Luis Alvarado, R OBP: 0.282, SLG: 0.315 (1, 6)	0-3 K			0-3 K	0-0 2B 1-H		0-0 5-3		
Tom Satriano, L OBP: 0.371, SLG: 0.400 (1, 2)		0-0 SH3-4 1B		0-0 1B 2B 1B	0-0 F9		4-0 1-3-4 BB		
Ray Culp, R OBP: 0.133, SLG: 0.167 (1, 1)		0-0 SH3-4 1-2		0-0 2B 1B	0-0 4-3		0-0 1-3-4 1-2f		

Inning Stats	R: 1	H: 2	E: 0	K: 2	S: 9	LOB: 3	BB: 2	P: 17
	R: 0	H: 1	E: 0	K: 0	S: 4	LOB: 1	BB: 0	P: 4
	R: 0	H: 0	E: 0	K: 0	S: 3	LOB: 0	BB: 0	P: 3
	R: 2	H: 4	E: 0	K: 1	S: 9	LOB: 3	BB: 1	P: 13
	R: 1	H: 1	E: 0	K: 0	S: 4	LOB: 1	BB: 0	P: 5
	R: 1	H: 3	E: 0	K: 1	S: 8	LOB: 2	BB: 0	P: 8
	R: 0	H: 0	E: 0	K: 0	S: 2	LOB: 0	BB: 1	P: 6
	R: 0	H: 1	E: 0	K: 0	S: 3	LOB: 1	BB: 1	P: 7

PITCHER	IP	WLS	BF	H	R	ER	SO	BB	IBB	HBP	BLK	WP	HR	S	P	ERA	WHIP
Jim Perry, R ERA: 3.0 (1, 1)	5.0	L	28	9	5	5	3	2	1	1	0	0	1	30	43	9.00	2.200
Dick Woodson, R ERA: 3.86 (6, 1)	3.0		12	3	0	0	1	2	0	0	0	1	0	12	20	0.00	1.667

PITCHER	IP	WLS	BF	H	R	ER	SO	BB	IBB	HBP	BLK	WP	HR	S	P	ERA	WHIP

BOTTOM

Minnesota Twins @ Boston Red Sox
 Fenway Park, Boston, MA
 Tue Jun 02 1970, 7:05 PM EDT
 Att: 19,080 - Unknown - 80 F

livebaseballscorecards.com

AB	33
R	5
H	12
RBI	5
BB	5
SO	4
LOB	23



1B: 8	SF: 0	WP: 1	PA: 40
2B: 4	SAC: 1	PB: 0	
3B: 0	DP: 1	SB: 0	
HR: 1	HBP: 1	CS: 0	

Batter	1	2	3	4	5	6	7	8	9	AB R H RBI BB SO LOB	TOP		
Cesar Tovar, R OBP: 0.368, SLG: 0.495 (1, 8) X	0-0 1B 1B		0-3 K		0-0 F8		0-0 F9			4 0 1 0 0 1 1			
Rod Carew, L OBP: 0.426, SLG: 0.557 (1, 4) X	0-0 1-2 1B		0-0 E4 WP		0-0 E8 2-H 1B			0-0 L7		4 0 2 1 0 0 0			
Tony Oliva, L OBP: 0.356, SLG: 0.511 (1, 9) X	0-0 F7		0-0 4-3		0-0 G3			0-0 F9		4 0 0 0 0 0 4			
Harmon Killebrew, R OBP: 0.445, SLG: 0.650 (1, 5) X	0-0 F9			4-0 FC5-4 BB		0-0 5-3		0-0 5-3		3 0 0 0 1 0 2			
Rich Reese, L OBP: 0.313, SLG: 0.368 (1, 3) X	0-0 4-3			0-0 F9		0-0 3-1			0-0 4-3	4 0 0 0 0 0 3			
Rick Renick, R OBP: 0.375, SLG: 0.730 (1, 7) X		0-0 5-3		0-3 K		0-0 2B		0-0 F8		4 0 1 0 0 1 1			
Leo Cardenas, R OBP: 0.323, SLG: 0.416 (1, 6) X		0-0 F9		0-0 FC5-4 1-2		0-0 F9		0-0 6-3		4 0 0 0 0 0 2			
Paul Ratliff, L OBP: 0.367, SLG: 0.443 (1, 2) X		0-3 K			0-0 SH5-4 E 1B		0-3 K			3 1 1 0 0 2 0			
Jim Kaat, L OBP: 0.250, SLG: 0.207 (1, 1) X			0-0 F5		0-0 SH5-4		0-0 6-3			1 0 0 0 0 0 0			
Bill Zepp, R (6, 1)										0 0 0 0 0 0 0			
Brant Alyea, R OBP: 0.357, SLG: 0.504 (7, PH)										1 0 0 0 0 0 0			
Steve Barber, R (7, 1)										0 0 0 0 0 0 0			
Inning Stats	R: 0 E: 0 K: 0 S: 5 H: 2 LOB: 2 BB: 0 P: 5	R: 0 E: 0 K: 1 S: 5 H: 0 LOB: 0 BB: 0 P: 5	R: 0 E: 1 K: 1 S: 6 H: 0 LOB: 1 BB: 0 P: 6	R: 0 E: 0 K: 1 S: 5 H: 0 LOB: 1 BB: 1 P: 9	R: 1 E: 1 K: 0 S: 5 H: 2 LOB: 1 BB: 0 P: 5	R: 0 E: 0 K: 0 S: 4 H: 1 LOB: 1 BB: 0 P: 4	R: 0 E: 0 K: 1 S: 5 H: 0 LOB: 0 BB: 0 P: 5	R: 0 E: 0 K: 0 S: 3 H: 0 LOB: 0 BB: 0 P: 3	R: 0 E: 0 K: 0 S: 3 H: 0 LOB: 0 BB: 0 P: 3	R: 0 E: 0 K: 0 S: 3 H: 0 LOB: 0 BB: 0 P: 3	1B: 4 2B: 1 3B: 0 HR: 0 SF: 0 SAC: 1 DP: 0 HBP: 0	WP: 1 PB: 0 SB: 0 CS: 0 PA: 34	
PITCHER Sonny Siebert, R ERA: 3.5 (1, 1)	IP: 9.0 WLS: W BF: 34 H: 5 R: 1 ER: 1 SO: 4 BB: 1 IBB: 0 HBP: 0 BLK: 0 WP: 1 HR: 0 S: 41 P: 45 ERA: 1.00 WHIP: 0.667											PITCHER	IP: WLS: BF: H: R: ER: SO: BB: IBB: HBP: BLK: WP: HR: S: P: ERA: WHIP:

Minnesota Twins @ Boston Red Sox
Fenway Park, Boston, MA
 Thu Jun 04 1970, 3:33 AM EDT
 Att. 19,098 - Cloudy - 66 F

livebaseballscorecards.com

AB	32
R	1
H	5
RBI	1
BB	1
SO	4
LOB	13



Batter	1	2	3	4	5	6	7	8	9
Mike Andrews, R OBP: 0.335, SLG: 0.373 (1, 4)	0-0 F3		0-0 FC6-4 1B		4-0 E 1B BB	0-0 2-H HR		4-0 BB	
Billy Conigliaro, R OBP: 0.354, SLG: 0.571 (1, 9)	0-3 K		0-0 FC6-4 1B 1-2f		0-0 F8	0-0 HR		0-0 F7	
Carl Yastrzemski, L OBP: 0.431, SLG: 0.527 (1, 7)	4-0 1B BB		0-0 1B 1-2		0-0 E 1B 1-2	0-0 G4-6-3 1B			
Reggie Smith, S OBP: 0.410, SLG: 0.500 (1, 8)	0-0 1-2 1B		0-3 K		0-0 E9 1B 1-3 2-H	0-0 G4-6-3 1-2f			
Rico Petrocelli, R OBP: 0.273, SLG: 0.404 (1, 5)	0-0 F9		0-0 1-2 2-H 1B		0-0 5-3		4-0 G5-4-3 BB		
George Scott, R OBP: 0.342, SLG: 0.494 (1, 3)		4-0 BB 1B BB	0-0 F7		4-0 FC6-4 IBB		0-0 F9		
Luis Alvarado, R OBP: 0.281, SLG: 0.313 (1, 6)		0-0 G4-6-3 1B 1-2		0-0 1-3	0-0 FC6-4 1-2f		0-0 G5-4-3 1-2f		
Tom Satriano, L OBP: 0.359, SLG: 0.364 (1, 2)		0-3 K		0-3 K		1-0 SH3-4 HR HBP		0-0 L9	
Sonny Siebert, R OBP: 0.160, SLG: 0.174 (1, 1)		0-0 G4-6-3 1-2f		0-0 4-3		0-0 SH3-4 1-2		0-0 F2	

AB	R	H	RBI	BB	SO	LOB
3	2	2	2	2	0	0
5	2	1	1	0	1	3
3	0	3	0	1	0	0
4	0	2	1	0	1	3
3	0	1	1	1	0	4
2	0	0	0	2	0	3
4	0	1	0	0	0	4
3	1	0	0	0	2	2
3	0	0	0	0	0	2

Minnesota Twins @ Boston Red Sox
Fenway Park, Boston, MA
 Thu Jun 04 1970, 3:33 AM EDT
 Att. 19,098 - Cloudy - 66 F

AB	30
R	5
H	10
RBI	5
BB	6
SO	4
LOB	21



Inning Stats		R: 0	H: 1	LOB: 2	K: 1	S: 6	R: 0	H: 1	LOB: 1	K: 1	S: 5	R: 1	H: 3	LOB: 2	K: 1	S: 8	R: 0	H: 0	LOB: 0	K: 1	S: 5	R: 1	H: 2	LOB: 3	K: 0	S: 5	R: 3	H: 3	LOB: 0	K: 0	S: 5	R: 0	H: 0	LOB: 0	K: 0	S: 2	R: 0	H: 0	LOB: 0	K: 0	S: 3	R: 0	H: 0	LOB: 1	K: 0	S: 7
Jim Kaat, L ERA: 3.64 (1, 1)	IP	5.1	WLS	L	BF	28	H	8	R	4	ER	4	SO	4	BB	3	IBB	1	HBP	1	BLK	0	WP	0	HR	1	S	31	P	48	ERA	6.75	WHIP	2.062												
Bill Zepp, R ERA: 3.45 (6, 1)	IP	0.2	WLS		BF	3	H	2	R	1	ER	1	SO	0	BB	0	IBB	0	HBP	0	BLK	0	WP	0	HR	1	S	3	P	3	ERA	13.50	WHIP	3.000												
Steve Barber, R ERA: 3.38 (7, 1)	IP	2.0	WLS		BF	7	H	0	R	0	ER	0	SO	0	BB	2	IBB	0	HBP	0	BLK	0	WP	0	HR	0	S	5	P	13	ERA	0.00	WHIP	1.000												

WP	HR	S	P	ERA	WHIP
0	0	0	0	0	0
0	0	0	0	0	0
0	0	0	0	0	0
0	0	0	0	0	0
0	0	0	0	0	0

Batter	1	2	3	4	5	6	7	8	9	AB R H RBI BB SO LOB	TOP											
Cesar Tovar, R (1, 8) OBP: 0.371, SLG: 0.492	4-0 S 1B BB		0-0 6-3		0-0 2-H 1B			0-0 P4		3 1 1 1 1 0 0	Minnesota Twins @ Washington Senators Robert F. Kennedy Memorial Stadium, Washington, DC Fri Jun 05 1970, 7:05 PM EDT Att. 12,818 - Unknown - 80 F livebaseballscorecards.com											
Jim Holt, L (1, 7) OBP: 0.282, SLG: 0.288	0-0 F7 1-2		0-3 K		0-0 F9			0-0 6-3		4 0 0 0 0 1 1												
Tony Oliva, L (1, 9) OBP: 0.359, SLG: 0.510	0-0 CS 2-H 1B			0-0 L8		0-0 G6-4-3 1B		0-0 L7		4 0 2 1 0 0 0												
Harmon Killebrew, R (1, 5) OBP: 0.441, SLG: 0.640	0-0 F7 1-2			0-0 F9		0-0 G6-4-3 1-2f		0-0 L3 1B		4 0 1 0 0 0 2												
Rich Reese, L (1, 3) OBP: 0.312, SLG: 0.360		0-0 4-3		4-0 2B BB		0-3 K		0-0 L3 1-2		3 0 0 0 1 1 1												
Leo Cardenas, R (1, 6) OBP: 0.326, SLG: 0.424		0-0 F9		0-0 1-3 2B		0-0 G6-4-3 1B		0-0 6-3		4 0 2 0 0 0 0												
George Mitterwald, R (1, 2) OBP: 0.264, SLG: 0.354		4-0 FC6-4 BB		0-0 F9		0-0 G6-4-3 1-2f				2 0 0 0 1 0 3												
Frank Quilici, R (1, 4) OBP: 0.255, SLG: 0.191		0-0 FC6-4 1-2f		0-0 SH3-4 1B 1B		0-0 1B				3 1 2 0 0 0 1												
Bert Blyleven, R (1, 1) Ron Perranoski, L (8, 1)			0-0 6-3		0-0 SH3-4 1-2		0-3 K			2 0 0 0 0 1 1 0 0 0 0 0 0 0												
Inning Stats	R: 1 E: 0 K: 0 S: 3	H: 1 LOB: 0 BB: 1 P: 7	R: 0 E: 0 K: 0 S: 3	H: 0 LOB: 1 BB: 1 P: 7	R: 0 E: 0 K: 1 S: 5	H: 0 LOB: 0 BB: 0 P: 5	R: 0 E: 0 K: 0 S: 4	H: 1 LOB: 2 BB: 1 P: 8	R: 1 E: 0 K: 0 S: 4	H: 2 LOB: 0 BB: 0 P: 4	R: 0 E: 0 K: 1 S: 5	H: 1 LOB: 0 BB: 0 P: 5	R: 0 E: 0 K: 1 S: 6	H: 2 LOB: 1 BB: 0 P: 6	R: 0 E: 0 K: 0 S: 3	H: 0 LOB: 0 BB: 0 P: 3	R: 0 E: 0 K: 0 S: 3	H: 1 LOB: 0 BB: 0 P: 3	1B: 7 2B: 1 3B: 0 HR: 0	SF: 0 SAC: 1 DP: 2 HBP: 0	WP: 0 PB: 0 SB: 1 CS: 1	PA: 33
PITCHER	IP WLS BF H R ER SO BB IBB HBP BLK WP HR S P ERA WHIP																					
Casey Cox, R (1, 1) ERA: 4.74	7.0 L 27 7 2 2 3 3 0 0 0 0 0 0 30 42 2.57 1.429																					
Darold Knowles, L (8, 1) ERA: 1.83	2.0 6 1 0 0 0 0 0 0 0 0 0 0 6 6 0.00 0.500																					



Batter	1	2	3	4	5	6	7	8	9
Lee Maye, L (1, 9) Wayne Comer, R (8, PH) OBP: 0.311, SLG: 0.420 OBP: 0.224, SLG: 0.170	0-0 HR		0-0 1-3 1B		0-0 F8			0-0 6-3	
Ed Stroud, L (1, 8) OBP: 0.384, SLG: 0.408	0-3 K		0-0 1-3 1-2		0-3 K			0-0 6-3	
Frank Howard, R (1, 7) OBP: 0.420, SLG: 0.573	0-0 5-3		0-0 F8			0-3 K		0-0 F7	
Mike Epstein, L (1, 3) OBP: 0.368, SLG: 0.434	0-0 1B			0-3 K		0-0 G3		0-0 F7	
Bernie Allen, L (1, 4) Rick Reichardt, R (9, PH) OBP: 0.424, SLG: 0.463 OBP: 0.348, SLG: 0.570	0-0 G3			0-0 1B		0-0 4-3		0-0 F9	
Aurelio Rodriguez, R (1, 5) OBP: 0.318, SLG: 0.407		0-0 6-3		0-0 F2			0-3 K	0-0 F7	
Ed Brinkman, R (1, 6) OBP: 0.335, SLG: 0.285		0-3 K		0-3 K			4-0 4-3 BB		
Jim French, L (1, 2) OBP: 0.333, SLG: 0.235			0-0 F9		0-0 SH3-4 1B		0-0 4-3		
Casey Cox, R (1, 1) John Roseboro, L (7, PH) Darold Knowles, L (8, 1) OBP: 0.190, SLG: 0.150 OBP: 0.366, SLG: 0.232			0-0 F9		0-0 SH3-4		0-0 F8		

AB	R	H	RBI	BB	SO	LOB
3	1	2	1	0	0	1
1	0	0	0	0	0	0
4	0	0	0	0	2	2
4	0	0	0	0	1	1
4	0	1	0	0	1	0
3	0	1	0	0	0	1
1	0	0	0	0	0	0
4	0	0	0	0	1	1
2	0	0	0	1	2	1
3	0	1	0	0	0	1
1	0	0	0	0	0	0
1	0	0	0	0	0	1
0	0	0	0	0	0	0

BOTTOM

Minnesota Twins @ Washington Senators
Robert F. Kennedy Memorial Stadium, Washington, DC
 Fri Jun 05 1970, 7:05 PM EDT
 Att: 12,818 - Unknown - 80 F

AB	31
R	1
H	5
RBI	1
BB	1
SO	7
LOB	9



1B	2B	3B	HR	SF	SAC	DP	HBP	WP	PA
4	0	0	1	0	0	0	0	0	33
0	0	0	0	0	0	0	0	0	0
0	0	0	0	0	0	0	0	0	0

Inning Stats	R	H	E	K	S	R	H	E	K	S	R	H	E	K	S	R	H	E	K	S	R	H	E	K	S
	1	2	0	1	7	0	0	0	1	5	0	0	0	1	7	0	0	0	1	4	0	0	0	0	0
	0	1	0	0	0	0	1	0	0	0	0	1	0	0	0	0	1	0	0	0	0	0	0	0	0
	7	7	5	7	4	8	8	8	6	6	0	0	0	0	0	0	0	0	0	0	0	0	0	0	0

PITCHER	IP	WLS	BF	H	R	ER	SO	BB	IBB	HBP	BLK	WP	HR	S	P	ERA	WHIP
Bert Blyleven, R (1, 1) ERA: 1.29	7.0	W	27	5	1	1	7	1	0	0	0	0	1	40	44	1.29	0.857
Ron Perranoski, L (8, 1) ERA: 1.8	2.0	S	6	0	0	0	0	0	0	0	0	0	0	6	6	0.00	0.000

Batter	1	2	3	4	5	6	7	8	9	AB R H RBI BB SO LOB	TOP		
Cesar Tovar, R (1, 8) OBP: 0.372, SLG: 0.487	0-0 L8		0-0 6-3		1-0 BB 1B HBP		0-0 FC6-2 1B		0-3 K	4 1 1 0 0 1 1	Minnesota Twins @ Washington Senators Robert F. Kennedy Memorial Stadium, Washington, DC Sat Jun 06 1970, 7:05 PM EDT Att. 8,836 - Unknown livebaseballscorecards.com		
Jim Holt, L (1, 7) OBP: 0.274, SLG: 0.279 Rick Renick, R (5, PH) OBP: 0.372, SLG: 0.692 (5, 7)	0-0 G3		0-0 F8		4-0 1B BB		0-0 F2		0-0 F2	2 0 0 0 0 0 0 2 0 0 0 1 0 3			
Tony Oliva, L (1, 9) OBP: 0.362, SLG: 0.510	0-0 HR 1B		0-0 1B		0-3 K		0-0 FC6-2			4 1 2 0 0 1 5			
Harmon Killebrew, R (1, 5) OBP: 0.442, SLG: 0.655	0-0 1-H HR		0-0 5-3		0-0 1B		0-0 3-H F7			4 1 2 4 0 0 3			
Rich Reese, L (1, 3) OBP: 0.310, SLG: 0.357	0-0 4-3			0-0 CS 1B		0-0 3-1		0-0 F2		4 0 1 0 0 0 2			
Leo Cardenas, R (1, 6) OBP: 0.320, SLG: 0.414		0-0 P6		0-3 K		0-0 6-3		0-3 K		4 0 0 0 0 2 1			
Paul Ratliff, L (1, 2) OBP: 0.349, SLG: 0.419		0-3 K		0-3 K 1-2		0-3 K		0-0 P6		4 0 0 0 0 3 1			
Frank Quilici, R (1, 4) OBP: 0.273, SLG: 0.184		4-0 BB			0-0 P6		0-0 4-3		4-0 FC1-6 BB	2 0 0 0 2 0 0			
Jim Perry, S (1, 1) OBP: 0.290, SLG: 0.333		0-0 1-3			0-0 BB HBP 1B		0-0 FC6-2 2B		0-0 FC1-6	4 1 2 0 0 0 2			
Inning Stats	R: 2 E: 0 K: 0 S: 5 H: 2 LOB: 0 BB: 0 P: 5	R: 0 E: 0 K: 1 S: 5 H: 0 LOB: 1 BB: 1 P: 9	R: 0 E: 0 K: 0 S: 4 H: 1 LOB: 1 BB: 0 P: 4	R: 0 E: 0 K: 2 S: 7 H: 1 LOB: 1 BB: 0 P: 7	R: 2 E: 0 K: 1 S: 7 H: 2 LOB: 2 BB: 1 P: 12	R: 0 E: 0 K: 1 S: 5 H: 0 LOB: 0 BB: 0 P: 5	R: 0 E: 0 K: 0 S: 5 H: 2 LOB: 2 BB: 0 P: 5	R: 0 E: 0 K: 1 S: 5 H: 0 LOB: 0 BB: 0 P: 5	R: 0 E: 0 K: 1 S: 5 H: 0 LOB: 1 BB: 1 P: 9	1B: 6 2B: 2 3B: 0 HR: 1 SF: 0 SAC: 0 DP: 1 HBP: 1		WP: 0 PB: 0 SB: 0 CS: 1 PA: 38	
PITCHER	IP WLS BF H R ER SO BB IBB HBP BLK WP HR S P ERA WHIP											PITCHER	IP WLS BF H R ER SO BB IBB HBP BLK WP HR S P ERA WHIP
Jim Hannan, R (1, 1) ERA: 4.66	4.1 L 19 5 4 4 3 1 0 1 0 0 0 1 23 28 8.31 1.385												
Joe Grzenda, L (5, 1) ERA: 2.89	2.1 11 3 0 0 2 1 0 0 0 0 0 0 14 18 0.00 1.714												
Horacio Pina, R (7, 1) ERA: 1.84	2.1 8 0 0 0 2 1 0 0 0 0 0 0 11 15 0.00 0.429												



Batter	1	2	3	4	5	6	7	8	9	AB	R	H	RBI	BB	SO	LOB
--------	---	---	---	---	---	---	---	---	---	----	---	---	-----	----	----	-----

Lee Maye, L <small>OBP: 0.317, SLG: 0.448</small> (1, 9)										4	1	2	2	0	0	2
Ed Stroud, L <small>OBP: 0.381, SLG: 0.400</small> (1, 8)										3	0	0	0	1	0	1
Frank Howard, R <small>OBP: 0.413, SLG: 0.560</small> (1, 7)										4	0	0	0	0	2	4
Mike Epstein, L <small>OBP: 0.365, SLG: 0.430</small> (1, 3)										4	0	1	0	0	0	1
Bernie Allen, L <small>OBP: 0.410, SLG: 0.444</small> (1, 4)										4	0	0	0	0	0	3
Aurelio Rodriguez, R <small>OBP: 0.316, SLG: 0.404</small> (1, 5)										4	0	1	0	0	0	1
Ed Brinkman, R <small>OBP: 0.333, SLG: 0.284</small> (1, 6)										4	1	1	0	0	0	1
Jim French, L <small>OBP: 0.333, SLG: 0.241</small> (1, 2)										3	0	1	0	0	0	0
Horacio Pina, R (7, 1)										0	0	0	0	0	0	0
Wayne Comer, R <small>OBP: 0.220, SLG: 0.167</small> (9, PH)										1	0	0	0	0	0	0
Jim Hannan, R <small>OBP: 0.500, SLG: 0.333</small> (5, 1)										1	0	0	0	0	0	0
Joe Grzenda, R (5, 1)										0	0	0	0	0	0	0
John Roseboro, L <small>OBP: 0.356, SLG: 0.224</small> (7, 2)										2	0	0	0	0	0	0

Inning Stats	R: 0	H: 1	E: 1	K: 1	S: 7	R: 1	H: 2	E: 0	K: 1	S: 7	R: 0	H: 1	E: 0	K: 0	S: 4	R: 1	H: 1	E: 0	K: 0	S: 4	R: 0	H: 0	E: 0	K: 0	S: 3	R: 0	H: 0	E: 0	K: 0	S: 3	R: 0	H: 1	E: 0	K: 0	S: 4	R: 0	H: 0	E: 0	K: 0	S: 3	R: 0	H: 1	E: 0	K: 0	S: 3	1B: 5	2B: 0	3B: 0	HR: 1	SF: 0	SAC: 0	DP: 0	HBP: 1	WP: 0	PB: 1	SB: 0	CS: 0	PA: 36
--------------	------	------	------	------	------	------	------	------	------	------	------	------	------	------	------	------	------	------	------	------	------	------	------	------	------	------	------	------	------	------	------	------	------	------	------	------	------	------	------	------	------	------	------	------	------	-------	-------	-------	-------	-------	--------	-------	--------	-------	-------	-------	-------	--------

PITCHER	IP	WLS	BF	H	R	ER	SO	BB	IBB	HBP	BLK	WP	HR	S	P	ERA	WHIP
Jim Perry, R <small>ERA: 2.9</small> (1, 1)	9.0	W	36	6	2	2	2	1	0	1	0	0	1	38	43	2.00	0.778

BOTTOM

Minnesota Twins @ Washington Senators
 Robert F. Kennedy Memorial Stadium, Washington, DC

AB	34
R	2
H	6
RBI	2
BB	1
SO	2
LOB	13



PITCHER	IP	WLS	BF	H	R	ER	SO	BB	IBB	HBP	BLK	WP	HR	S	P	ERA	WHIP
---------	----	-----	----	---	---	----	----	----	-----	-----	-----	----	----	---	---	-----	------

Sat Jun 06 1970, 7:05 PM EDT
 Att. 8,836 - Unknown

livebaseballscorecards.com

Batter	1	2	3	4	5	6	7	8	9	10	11	AB R H RBI BB SO LOB	TOP										
Cesar Tovar, R OBP: 0.372, SLG: 0.495 (1, 8)	SH3 1B 2B	FC4-6 1-2f			SH4 2-3			4-3			6-3	5 1 2 0 0 0 1	Minnesota Twins @ Washington Senators Robert F. Kennedy Memorial Stadium, Washington, DC Sun Jun 07 1970, 3:33 AM EDT Att: 35,040 - Unknown - 85 F										
Leo Cardenas, R OBP: 0.327, SLG: 0.422 (1, 6)	SH3 2-3	F8			CS BB	L6			4-3 2B		1B 1B	4 1 2 0 1 0 3											
Harmon Killebrew, R OBP: 0.444, SLG: 0.647 (1, 3) (6, 5)	1B 1B				K 1-2		2B BB		F9		1B 1B 1B	5 2 2 1 1 1 3											
Tony Oliva, L OBP: 0.370, SLG: 0.520 (1, 9)	1B 5-3 1B				F7		G5-4-3 1B		4-3		1B 1B	6 2 4 1 0 0 1											
Rick Renick, R Stan Williams, R Ron Perranoski, L Bill Zepp, R Minnie Mendoza, R Charlie Manuel, L Jim Kaat, L Steve Barber, R (1, 5) (6, 1) (8, 1) (8, 1) (11, PH) (11, PH) (11, PH) (11, 1) (11, 1)	5-3 1-3 2-H 1B				F2		G5-4-3 1-2f		K		1B 1B	3 0 1 1 1 0 0 1 1 0 0 0 0 0 1 2 1 0 0 0 0 0 1 1 0 0 0 0 0 0 0 0 0 0 0 0 0 0 0 0 1 0 1 0											
Brant Aiyee, R Jim Holt, L (1, 7) (6, PR) (6, 7)	5-3				G5-4-3 1B		BB HR BB		6-3		1B	2 0 1 1 1 1 0 1 3 1 1 2 0 0 2											
George Mitterwald, R OBP: 0.268, SLG: 0.352 (1, 2)	5-3				F9		1-2 HR 1B		F2		1B	6 1 2 0 0 0 5											
Frank Quijici, R OBP: 0.267, SLG: 0.170 (1, 4)					G5-4-3 1-2f		1-2 2-3 HR BB		F9			4 1 0 0 1 0 2											
Dave Boswell, R Tom Hall, L Bob Allison, R Rich Reese, L (1, 1) (5, 1) (6, PH) (6, PH) (6, 3)					SH4 2B		1-H 2-H 3-H HR		4-3			2 0 2 0 0 0 0 0 0 0 0 0 0 0 0 0 0 0 0 0 0 3 1 1 4 0 0 1											
Inning Stats	R: 3 E: 0 K: 7	H: 4 LOB: 1 BB: 0 P: 7	R: 0 E: 0 K: 0 S: 4	H: 1 LOB: 1 BB: 0 P: 4	R: 0 E: 0 K: 0 S: 3	H: 0 LOB: 0 BB: 0 P: 3	R: 0 E: 0 K: 1 S: 5	H: 1 LOB: 0 BB: 1 P: 9	R: 0 E: 0 K: 1 S: 6	H: 1 LOB: 2 BB: 1 P: 10	R: 0 E: 0 K: 0 S: 3	H: 0 LOB: 0 BB: 0 P: 3		R: 0 E: 0 K: 1 S: 6	H: 1 LOB: 1 BB: 0 P: 6	R: 0 E: 0 K: 0 S: 4	H: 1 LOB: 1 BB: 0 P: 4	R: 3 E: 0 K: 0 S: 7	H: 5 LOB: 1 BB: 0 P: 7	1B: 13 2B: 6 3B: 0 HR: 1	SF: 0 SAC: 2 DP: 3 HBP: 0	WP: 0 PB: 0 SB: 0 CS: 1	PA: 52
PITCHER	IP WLS BF H R ER SO BB IBB HBP BLK WP HR S P ERA WHIP	George Brunet, L ERA: 5.56 (1, 1)	Dick Bosman, R ERA: 3.79 (6, 1)	Horacio Pina, R ERA: 1.84 (7, 1)	Jim Shellenback, L ERA: 4.8 (7, 1)	Darold Knowles, L ERA: 1.79 (9, 1)	PITCHER	IP WLS BF H R ER SO BB IBB HBP BLK WP HR S P ERA WHIP	Joe Grzenda, L ERA: 3.68 (10, 1)	Joe Coleman, R ERA: 3.28 (11, 1)													

livebaseballscores.com

AB	46
R	10
H	19
RBI	10
BB	4
SO	3
LOB	23




Batter	1	2	3	4	5	6	7	8	9	10	11	AB R H RBI BB SO LOB
Lee Maye, L (1, 9) OBP: 0.331, SLG: 0.446	4-0 FC4-6 BB		4-3 ①		4-0 2B SF8 BB		0-0 G3 ①	0-0 G3 1B	0-0 E 1B 1-2 3-H		0-0 4-3 ②	5 1 2 1 2 0 1
Ed Stroud, L (1, 8) OBP: 0.378, SLG: 0.401	0-0 FC4-6 1-2f		0-0 1B 1B		0-0 SF8 1-3 2B		0-3 K ②	0-0 G3 1-2 2-3	0-0 E6 1-2 2-3		0-0 E5 2B	7 2 2 0 0 1 6
Frank Howard, R (1, 3) OBP: 0.426, SLG: 0.567	4-0 G6-4-3 1-2 BB		0-0 1B 6-3 1B		4-0 IBB		4-0 1B BB	4-0 IBB	0-3 K ③		0-0 2B 1-H 2-H	3 1 2 2 4 1 3
Rick Reichardt, R (1, 7) OBP: 0.354, SLG: 0.560	0-0 G6-4-3 1-2f		0-0 1B 3-H		0-0 SF8 2-3 3-H		0-0 1B 1-2	0-3 K ③		0-0 5-3 ①	4-0 IBB	5 0 2 2 1 1 5
Bernie Allen, L (1, 4) Wayne Comer, R (5, PH) Tim Cullen, R (6, 4) Mike Epstein, L (7, PH) Davey Nelson, R (8, 4) Aurelio Rodriguez, R (1, 5) OBP: 0.403, SLG: 0.436 OBP: 0.217, SLG: 0.164 OBP: 0.289, SLG: 0.205 OBP: 0.363, SLG: 0.427 OBP: 0.194, SLG: 0.127 OBP: 0.326, SLG: 0.426		0-0 F8 ①	0-0 6-3 ②		0-3 K ②		0-3 K ③		0-0 4-3 ①	0-0 1-3 ②	0-0 F8 ③	2 0 0 1 0 0 1 1 0 0 0 0 1 2 0 0 0 0 0 0 0 1 0 0 0 0 1 2 3 0 0 0 0 0 2
Ed Brinkman, R (1, 6) OBP: 0.333, SLG: 0.282		0-0 F2 ②		0-0 6-3 ①		0-0 6-3 ②		0-0 2B 1B 2B	0-0 1B BB 1B	0-0 6-3 ③		6 2 4 0 0 0 3
Jim French, L (1, 2) OBP: 0.348, SLG: 0.241		4-0 BB		0-0 P6 ②		0-0 6-3 ②		4-0 PB SF9 1B 2-H	0-0 1B BB	0-0 6-3		5 2 1 1 1 0 2
George Brunet, R Dick Bosman, R John Roseboro, L Honorio Pina, R Jim Sheltonback, L Paul Casanova, R Darold Knowles, L Dell Unger, L Joe Garofalo, R Joe Coleman, R		0-3 K ③		0-3 K ③		0-0 P5 ③		0-0 SF9 1-2 2-H	0-0 L4 ②		0-0 F9 ①	4 0 1 1 2 0 0

Inning Stats	R: 0	H: 0	E: 0	K: 0	S: 2	P: 10	R: 0	H: 1	E: 0	K: 1	S: 6	R: 2	H: 3	E: 0	K: 0	S: 6	R: 0	H: 0	E: 0	K: 1	S: 5	R: 1	H: 1	E: 0	K: 1	S: 6	R: 0	H: 0	E: 0	K: 0	S: 3	R: 0	H: 1	E: 0	K: 2	S: 8	R: 2	H: 3	E: 0	K: 1	S: 8	R: 2	H: 3	E: 1	K: 1	S: 9	R: 0	H: 1	E: 0	K: 0	S: 4	R: 2	H: 1	E: 1	K: 0	S: 5	1B: 9	SF: 2	2B: 5	SAC: 0	3B: 0	DP: 1	HR: 0	HBP: 0	WP: 0	PA: 59
--------------	------	------	------	------	------	-------	------	------	------	------	------	------	------	------	------	------	------	------	------	------	------	------	------	------	------	------	------	------	------	------	------	------	------	------	------	------	------	------	------	------	------	------	------	------	------	------	------	------	------	------	------	------	------	------	------	------	-------	-------	-------	--------	-------	-------	-------	--------	-------	--------

PITCHER	IP	WLS	BF	H	R	ER	SO	BB	IBB	HBP	BLK	WP	HR	S	P	ERA	WHIP
Dave Boswell, R (1, 1) ERA: 7.13	4.1		22	5	3	3	2	4	1	0	0	0	0	21	41	6.23	2.077
Tom Hall, L (5, 1) ERA: 2.52	0.2		2	0	0	0	1	0	0	0	0	0	0	4	4	0.00	0.000
Stan Williams, R (6, 1) ERA: 2.0	2.0		10	3	2	2	2	1	0	0	0	0	0	13	17	9.00	2.000
Ron Perranoski, L (8, 1) ERA: 2.16	1.2		12	4	2	2	1	2	1	0	0	0	0	11	23	10.80	3.600
Bill Zepp, R (9, 1) ERA: 3.3	1.1	W	6	1	0	0	1	0	0	0	0	0	0	8	8	0.00	0.750

MINNESOTA TWINS @ WASHINGTON SENATORS
Robert F. Kennedy Memorial Stadium, Washington, DC
 Sun Jun 07 1970, 3:33 AM EDT
 Att: 35,040 - Unknown - 85 F

AB	46
R	9
H	14
RBI	9
BB	11
SO	7
LOB	31



PITCHER	IP	WLS	BF	H	R	ER	SO	BB	IBB	HBP	BLK	WP	HR	S	P	ERA	WHIP
Jim Kaat, L (11, 1) ERA: 3.61	0.2		6	1	2	0	0	1	1	0	0	0	0	4	12	0.00	3.000
Steve Barber, R (11, 1) ERA: 3.29	0.1	S	1	0	0	0	0	0	0	0	0	0	0	1	1	0.00	0.000

Batter	1	2	3	4	5	6	7	8	9	AB R H RBI BB SO LOB	TOP													
Cesar Tovar, R (1, 8) OBP: 0.370, SLG: 0.490	0-0 6-3		0-0 E8 1B		0-3 K		0-0 F9			4 0 1 0 0 1 0	Minnesota Twins @ New York Yankees Yankee Stadium, Bronx, NY Tue Jun 09 1970, 7:05 PM EDT Att. 21,857 - Unknown - 74 F													
Rod Carew, L (1, 4) OBP: 0.421, SLG: 0.545	0-3 K		0-3 K		0-3 K			4-0 BB G4-6-3	3 0 0 0 1 3 1															
Tony Oliva, L (1, 9) OBP: 0.364, SLG: 0.510	0-3 K		0-0 L8		0-0 G3			0-0 BB G4-6-3 1-2f	4 0 0 0 0 1 2															
Harmon Killebrew, R (1, 5) OBP: 0.445, SLG: 0.640		4-0 BB 2B 1B BB	4-0 BB			0-0 F9		0-0 F7	2 1 0 0 2 0 0															
Rich Reese, L (1, 3) OBP: 0.303, SLG: 0.367		0-0 F7	0-0 F7			0-0 L9		0-0 3-1	4 0 0 0 0 0 3															
Jim Holt, L (1, 7) OBP: 0.288, SLG: 0.297		0-0 BB 1B 2B		0-0 F7		4-0 BB		0-0 1-3	3 1 1 0 1 0 0															
Leo Cardenas, R (1, 6) OBP: 0.325, SLG: 0.418		0-0 BB 1B 2-H 3-H		0-0 4-3		0-3 K		0-0 F8	4 0 1 2 0 1 1															
Paul Ratliff, L (1, 2) OBP: 0.349, SLG: 0.442		0-0 F8		0-0 3B			0-0 L6		3 0 1 0 0 0 1															
Jim Kaat, L (1, 1) OBP: 0.229, SLG: 0.188 Bill Zepp, R (7, 1)		0-0 G3		0-0 F7			0-3 K		3 0 0 0 0 1 2 0 0 0 0 0 0 0															
Inning Stats	R: 0 E: 0 K: 2 S: 7	H: 0 LOB: 0 BB: 0 P: 7	R: 2 E: 0 K: 0 S: 5	H: 2 LOB: 1 BB: 1 P: 9	R: 0 E: 1 K: 1 S: 6	H: 1 LOB: 2 BB: 1 P: 10	R: 0 E: 0 K: 0 S: 4	H: 1 LOB: 1 BB: 0 P: 4	R: 0 E: 0 K: 2 S: 7	H: 0 LOB: 0 BB: 0 P: 7	R: 0 E: 0 K: 1 S: 5	H: 0 LOB: 1 BB: 1 P: 9	R: 0 E: 0 K: 1 S: 5	H: 0 LOB: 0 BB: 0 P: 5	R: 0 E: 0 K: 0 S: 2	H: 0 LOB: 0 BB: 1 P: 6	R: 0 E: 0 K: 0 S: 3	H: 0 LOB: 0 BB: 0 P: 3	R: 0 E: 0 K: 0 S: 3	H: 0 LOB: 0 BB: 0 P: 3	1B: 2 2B: 1 3B: 1 HR: 0	SF: 0 SAC: 0 DP: 1 HBP: 0	WP: 0 PB: 0 SB: 0 CS: 0	PA: 34
PITCHER Stan Bahnsen, R (1, 1) ERA: 2.85	IP: 9.0 WLS: W BF: 34 H: 4 R: 2 ER: 2 SO: 7 BB: 4 IBB: 0 HBP: 0 BLK: 0 WP: 0 HR: 0 S: 44 P: 60 ERA: 2.00 WHIP: 0.889											PITCHER	IP: WLS: BF: H: R: ER: SO: BB: IBB: HBP: BLK: WP: HR: S: P: ERA: WHIP:											

livebaseballscorecards.com

AB	30
R	2
H	4
RBI	2
BB	4
SO	7
LOB	10



Batter	1	2	3	4	5	6	7	8	9
Horace Clarke, S OBP: 0.316, SLG: 0.333 (1, 4)	0-0 6-3 SUS	0-3 K			0-0 F7	0-0 F3		0-0 4-3	
Bobby Murcer, L OBP: 0.372, SLG: 0.416 (1, 8)	0-0 1B	0-0 1B 1-3 2-H 3-H			0-0 FC5-6 1-2f		0-0 G1 E 1B	4-0 S BB	
Roy White, S OBP: 0.427, SLG: 0.533 (1, 7)	0-3 K		0-0 6-3		0-0 1-2 1B		0-0 1-2 E G1 1B	0-0 F9	
Danny Cater, R OBP: 0.346, SLG: 0.455 (1, 5) (8, 3)	0-0 1-3 1B		0-0 G6-4-3 1B		0-0 F3		0-0 G1 1-2 2-3		
Thurman Munson, R OBP: 0.381, SLG: 0.321 (1, 2)	0-0 L9		0-0 G6-4-3 1-2f			0-0 1B SF8 1B	0-0 FC6 E 2-H 3-H		
John Ellis, R OBP: 0.282, SLG: 0.299 Jerry Kenney, L OBP: 0.288, SLG: 0.277 (1, 3) (7, PR) (8, 5)		0-0 5-3		0-0 F7		0-0 1-3 SF8 BB 1B	0-0 E5 1-2		
Ron Woods, R OBP: 0.330, SLG: 0.391 (1, 9)		4-0 1B 1B 1B BB		0-0 L9		4-0 1-2 BB	0-0 F7		
Gene Michael, S OBP: 0.316, SLG: 0.286 (1, 6)		0-0 1-2 1B 1B		0-0 F7		0-0 2-3 3-H SF8	0-0 L9		
Stan Bahnsen, R OBP: 0.200, SLG: 0.214 (1, 1)		0-0 1-2 2-3 1B 1B			0-0 FC5-6 1B	0-0 F6		0-0 F8	

Inning Stats	R: 0	H: 2	E: 0	K: 1	S: 7	R: 2	H: 3	E: 0	K: 1	S: 7	R: 0	H: 1	E: 0	K: 0	S: 3	R: 0	H: 0	E: 0	K: 0	S: 3	R: 0	H: 2	E: 0	K: 0	S: 5	R: 1	H: 2	E: 0	K: 0	S: 5	R: 2	H: 2	E: 2	K: 0	S: 7	R: 0	H: 0	E: 0	K: 0	S: 3
	LOB: 2	BB: 0	P: 7	LOB: 3	BB: 1	LOB: 0	BB: 0	LOB: 2	BB: 0	P: 3	LOB: 0	BB: 0	LOB: 2	BB: 1	P: 5	LOB: 2	BB: 1	LOB: 2	BB: 0	P: 7	LOB: 1	BB: 1	LOB: 0	BB: 0	P: 7	LOB: 0	BB: 0	LOB: 1	BB: 1	LOB: 0	SAC: 0	DP: 1	HBP: 0	1B: 12	SF: 1	2B: 0	3B: 0	HR: 0		

PITCHER	IP	WLS	BF	H	R	ER	SO	BB	IBB	HBP	BLK	WP	HR	S	P	ERA	WHIP
Jim Kaat, L ERA: 3.67 (1, 1)	6.0	L	30	12	5	3	2	2	0	0	0	0	0	32	40	4.50	2.333
Bill Zepp, R ERA: 3.09 (7, 1)	2.0		9	0	0	0	0	1	0	0	0	0	0	8	12	0.00	0.500

AB R H RBI BB SO LOB

BOTTOM

5	0	0	0	0	1	6
4	1	3	2	1	0	1
5	1	2	0	0	1	2
4	0	2	0	0	0	4
4	1	1	0	0	0	3
4	0	1	0	0	0	1
0	0	0	0	0	0	0
2	1	0	0	2	0	2
3	1	1	1	0	0	2
4	0	2	0	0	0	2

AB	35
R	5
H	12
RBI	3
BB	3
SO	2
LOB	23



WP	PA	ERA	WHIP
0	39		
0			
1			
0			

Minnesota Twins @ New York Yankees
 Yankee Stadium, Bronx, NY
 Tue Jun 09 1970, 7:05 PM EDT
 Att: 21,857 - Unknown - 74 F

livebaseballscorecards.com

Batter	1	2	3	4	5	6	7	8	9	AB R H RBI BB SO LOB	TOP											
Cesar Tovar, R (1, 8) OBP: 0.368, SLG: 0.490	0-0 5-3		0-0 1-2 2B			0-0 5-3		0-0 4-3		4 0 1 0 0 0 0	Minnesota Twins @ New York Yankees Yankee Stadium, Bronx, NY Wed Jun 10 1970, 7:05 PM EDT Att. 18,039 - Unknown - 74 F											
Rod Carew, L (1, 4) OBP: 0.417, SLG: 0.534	0-3 K		0-0 1-3			4-0 FC4-6 BB		0-0 F8	3 0 0 0 1 1 1													
Tony Oliva, L (1, 9) OBP: 0.366, SLG: 0.519	0-0 1B			0-0 4-3 3B		0-0 FC4-6 FC6-4 1-2f		0-0 F7	4 1 2 0 0 0 1													
Harmon Killebrew, R (1, 5) OBP: 0.437, SLG: 0.625	0-0 F5			0-3 K		0-0 FC6-4 1-2f		0-0 F8	4 0 0 0 0 1 3													
Rich Reese, L (1, 3) OBP: 0.298, SLG: 0.359		0-0 F4		0-0 4-3			0-3 K		3 0 0 1 0 1 0													
Jim Holt, L (1, 7) OBP: 0.277, SLG: 0.286		0-3 K		0-0 1-3			0-3 K		3 0 0 0 0 2 0													
Leo Cardenas, R (1, 6) OBP: 0.321, SLG: 0.411		0-0 F7			0-0 5-3		0-0 F8		3 0 0 0 0 0 0													
George Mitterwald, R (1, 2) OBP: 0.261, SLG: 0.343			0-0 F8		0-0 L4		0-3 K		3 0 0 0 0 1 0													
Bert Blyleven, R (1, 1) OBP: 0.250, SLG: 0.250			0-0 1B		0-3 K		0-0 6-3		2 0 1 0 0 1 0													
Charlie Manuel, L (8, PH) OBP: 0.267, SLG: 0.231									1 0 0 0 0 0 0													
Ron Perranoski, L (8, 1)									0 0 0 0 0 0 0													
Inning Stats	R: 0 E: 0 K: 1 S: 6	H: 1 LOB: 1 BB: 0 P: 6	R: 0 E: 0 K: 1 S: 5	H: 0 LOB: 0 BB: 0 P: 5	R: 0 E: 0 K: 0 S: 4	H: 2 LOB: 1 BB: 0 P: 4	R: 1 E: 0 K: 1 S: 6	H: 1 LOB: 0 BB: 0 P: 6	R: 0 E: 0 K: 1 S: 5	H: 0 LOB: 0 BB: 0 P: 5	R: 0 E: 0 K: 0 S: 3	H: 0 LOB: 1 BB: 1 P: 7	R: 0 E: 0 K: 2 S: 7	H: 0 LOB: 0 BB: 0 P: 7	R: 0 E: 0 K: 1 S: 5	H: 0 LOB: 0 BB: 0 P: 5	R: 0 E: 0 K: 0 S: 3	H: 0 LOB: 0 BB: 0 P: 3	1B: 2 2B: 1 3B: 1 HR: 0	SF: 0 SAC: 0 DP: 0 HBP: 0	WP: 0 PB: 0 SB: 0 CS: 0	PA: 31
PITCHER Mel Stottlemyre, R (1, 1) ERA: 3.12	IP 9.0	WLS W	BF 31	H 4	R 1	ER 1	SO 7	BB 1	IBB 0	HBP 0	BLK 0	WP 0	HR 0	S 44	P 48	ERA 1.00	WHIP 0.556					

livebaseballscorecards.com

AB	30
R	1
H	4
RBI	1
BB	1
SO	7
LOB	5



Batter	1	2	3	4	5	6	7	8	9	AB R H RBI BB SO LOB	TOP											
Mike Andrews, R (1, 4) OBP: 0.330, SLG: 0.351	0-0 G3-6 1B		0-0 L7			0-0 1B 1B	0-3 K			4 0 2 0 0 1 3												
Dick Schofield, S (1, 5) OBP: 0.279, SLG: 0.158	0-0 G3-6 1-2f			4-0 CS BB		0-0 1B 1B		0-0 6-3		3 0 1 0 1 0 1												
Carl Yastrzemski, L (1, 7) OBP: 0.428, SLG: 0.530	4-0 CS BB			0-0 F7 1-2		0-0 L9		0-3 K		3 0 0 0 1 1 3												
Reggie Smith, S (1, 8) OBP: 0.385, SLG: 0.461	0-0 CS 1-2	0-0 4-3		0-0 F3		0-0 4-3		0-0 6-3		4 0 0 0 0 0 2												
Rico Petrocelli, R (1, 6) OBP: 0.268, SLG: 0.424		0-0 E6 CS			0-0 F8		0-0 1B 1B		0-0 5-3	4 1 1 0 0 0 0												
George Scott, R (1, 3) OBP: 0.333, SLG: 0.469		0-3 K 1-2			0-0 6-3		0-0 L9		0-0 5-3 1B	4 0 1 0 0 1 2												
Billy Conigliaro, R (1, 9) OBP: 0.321, SLG: 0.511			0-3 K		0-0 L6		0-0 F6		0-0 5-3 1-2	4 0 0 0 0 1 2												
Tom Satriano, L (1, 2) OBP: 0.364, SLG: 0.404			0-3 K			0-0 HR			0-0 B1	3 1 2 1 0 1 0												
Jerry Moses, R (9, PH) OBP: 0.336, SLG: 0.436							0-0 1B 1B			1 0 0 0 0 0 1												
Gary Peters, L (1, 1) OBP: 0.320, SLG: 0.333			0-0 1B			0-3 K	0-0 1B			1 0 1 0 0 0 0												
Mike Derrick, L (6, PH) OBP: 0.233, SLG: 0.276										1 0 0 0 0 1 0												
Lee Stange, R (6, 1)										0 0 0 0 0 0 0												
Mike Fiore, L (7, PH) OBP: 0.296, SLG: 0.200										1 0 1 1 0 0 0												
Cal Koonce, R (7, 1)										0 0 0 0 0 0 0												
Sparky Lyle, L (8, 1)										0 0 0 0 0 0 0												
Inning Stats	R: 0 E: 0 K: 0 S: 2	H: 1 LOB: 0 BB: 1 P: 6	R: 0 E: 1 K: 1 S: 5	H: 0 LOB: 1 BB: 0 P: 5	R: 0 E: 0 K: 2 S: 8	H: 1 LOB: 1 BB: 0 P: 8	R: 0 E: 0 K: 0 S: 2	H: 0 LOB: 0 BB: 1 P: 6	R: 0 E: 0 K: 0 S: 3	H: 0 LOB: 0 BB: 0 P: 3	R: 1 E: 0 K: 1 S: 8	H: 3 LOB: 2 BB: 0 P: 8	R: 1 E: 0 K: 1 S: 8	H: 3 LOB: 2 BB: 0 P: 8	R: 0 E: 0 K: 1 S: 5	H: 0 LOB: 0 BB: 0 P: 5	R: 0 E: 0 K: 0 S: 4	H: 1 LOB: 1 BB: 0 P: 4	1B: 8 2B: 1 3B: 0 HR: 1	SF: 0 SAC: 0 DP: 2 HBP: 0	WP: 0 PB: 0 SB: 0 CS: 3	PA: 36
PITCHER	IP WLS BF H R ER SO BB IBB HBP BLK WP HR S P ERA WHIP																					
Jim Perry, R (1, 1) ERA: 2.81	6.0 W 22 5 1 1 4 2 0 0 0 0 0 1 28 36 1.50 1.167																					
Stan Williams, R (7, 1) ERA: 2.21	0.2 5 3 1 1 0 0 0 0 0 0 0 0 5 5 13.50 4.500																					
Ron Perranoski, L (7, 1) ERA: 2.0	2.1 S 8 1 0 0 2 0 0 0 0 0 0 0 12 12 0.00 0.429																					

Boston Red Sox @ Minnesota Twins
Metropolitan Stadium, Bloomington, MI

Fri Jun 12 1970, 8:05 PM EDT
Att. 18,489 - Unknown - 67 F

livebaseballscorecards.com

AB	33
R	2
H	9
RBI	2
BB	2
SO	6
LOB	14



Batter	1	2	3	4	5	6	7	8	9	AB	R	H	RBI	BB	SO	LOB
Cesar Tovar, R (1, 8) OBP: 0.364, SLG: 0.481	0-0 F9	4-0 BB		0-3 K		0-0 6-3		0-0 L7		4	0	0	0	1	1	2
Rod Carew, L (1, 4) OBP: 0.410, SLG: 0.530	0-0 5-3	0-0 F7		0-0 L7		0-0 4-3		0-0 2B		5	0	1	1	0	0	3
Harmon Killebrew, R (1, 3) OBP: 0.445, SLG: 0.624	4-0 BB			4-0 BB		0-0 F4		4-0 IBB		2	0	1	0	3	0	0
Frank Quilici, R (8, 5) OBP: 0.267, SLG: 0.170	BB			BB		L1-3 1B				0	0	0	0	0	0	0
Tony Oliva, L (1, 9) OBP: 0.367, SLG: 0.514	0-0 F9			1-2 BB		0-0 WP 2B 1B		0-0 F8		4	1	1	0	1	0	5
Rick Renick, R (1, 5) OBP: 0.347, SLG: 0.622				0-0 F6		0-0 F7				3	0	0	0	0	0	3
Rich Reese, L (7, PH) OBP: 0.296, SLG: 0.357				0-0 K		0-0 1B 2B				1	0	0	0	0	0	0
Brant Aleya, R (1, 7) OBP: 0.364, SLG: 0.508				0-3 K		0-0 1B 2B				3	1	1	1	0	1	2
Jim Holt, L (5, PR) OBP: 0.286, SLG: 0.286				0-0 BB 1B		1-H 1B 2B				0	2	0	0	1	0	0
Leo Cardenas, R (1, 6) OBP: 0.333, SLG: 0.423				1-2 BB 1B		2-H FC4 1B				4	1	4	1	0	0	0
George Mitterwald, R (1, 2) OBP: 0.261, SLG: 0.339				1-2 BB 1B		1-2 FC4 1B				4	0	1	1	0	0	7
Jim Perry, S (1, 1) OBP: 0.303, SLG: 0.344				0-0 F8		1-2 FC4 1B				2	0	1	1	0	0	0
Charlie Manuel, L (6, PH) OBP: 0.250, SLG: 0.214				0-0 F6		0-0 F6				1	0	0	0	0	0	0
Stan Williams, R (7, 1)				BB						0	0	0	0	0	0	0
Ron Perranoski, L (7, 1)				1-2 BB 1B						1	0	0	0	0	1	2

Inning Stats	R: 0	H: 0	E: 0	K: 0	S: 3	R: 1	H: 2	E: 1	K: 0	S: 6	R: 0	H: 1	E: 0	K: 1	S: 6	R: 0	H: 0	E: 0	K: 1	S: 5	R: 2	H: 3	E: 0	K: 0	S: 6	R: 0	H: 0	E: 0	K: 0	S: 3	R: 0	H: 1	E: 0	K: 0	S: 3	R: 2	H: 3	E: 0	K: 1	S: 8	1B: 8	2B: 3	3B: 0	HR: 0	SF: 0	SAC: 0	DP: 1	HBP: 0	WP: 1	PB: 0	SB: 0	CS: 0	PA: 40
--------------	------	------	------	------	------	------	------	------	------	------	------	------	------	------	------	------	------	------	------	------	------	------	------	------	------	------	------	------	------	------	------	------	------	------	------	------	------	------	------	------	-------	-------	-------	-------	-------	--------	-------	--------	-------	-------	-------	-------	--------

PITCHER	IP	WLS	BF	H	R	ER	SO	BB	IBB	HBP	BLK	WP	HR	S	P	ERA	WHIP
Gary Peters, L (1, 1) ERA: 5.53	5.0	L	26	6	3	2	2	4	0	0	0	1	0	26	42	3.60	2.000
Lee Stange, R (6, 1) ERA: 3.32	1.0		3	0	0	0	0	0	0	0	0	0	0	3	3	0.00	0.000
Cal Koonce, R (7, 1) ERA: 3.6	1.0		6	3	2	2	0	1	0	0	0	0	0	5	9	18.00	4.000
Sparky Lyle, L (8, 1) ERA: 5.11	1.0		5	1	0	0	1	0	1	0	0	0	0	6	10	0.00	1.000

BOTTOM

Boston Red Sox @ Minnesota Twins
Metropolitan Stadium, Bloomington, MI

Fri Jun 12 1970, 8:05 PM EDT
Att: 18,489 - Unknown - 67 F

livebaseballscores.com

AB	34
R	5
H	10
RBI	5
BB	6
SO	3
LOB	24



Batter	1	2	3	4	5	6	7	8	9	AB R H RBI BB SO LOB	TOP											
Mike Andrews, R (1, 4) OBP: 0.327, SLG: 0.347	0-0 F8		0-0 4-3 1B		0-0 6-3	0-0 FC5			0-0 F6	5 0 1 0 0 0 2												
George Thomas, R (1, 5) OBP: 0.800, SLG: 1.250	0-0 G3 WP 2B		0-0 4-3			0-0 1B 2B	0-0 BB 1B		1-0 4-3 HBP	4 3 3 0 0 0 1												
Carl Yastrzemski, L (1, 7) OBP: 0.427, SLG: 0.524	0-0 G3 2-3		0-0 4-3			0-0 2B 1B 2-H	4-0 FC3-6 BB		0-0 4-3	4 1 1 1 1 0 3												
Reggie Smith, S (1, 8) OBP: 0.386, SLG: 0.470	0-0 2B 3-H		0-0 L8			0-0 1B 2B	0-0 FC3-6		0-0 4-3	5 1 2 0 0 0 3												
Rico Petrocelli, R (1, 6) OBP: 0.263, SLG: 0.415	0-0 F7			0-0 F9		0-0 L9	0-0 6-3			4 0 0 0 0 0 4												
George Scott, R (1, 3) OBP: 0.332, SLG: 0.465		0-0 WP 1B		0-0 6-3		0-3 K	0-0 5-3			4 0 1 0 0 1 3												
Billy Conigliaro, R (1, 9) OBP: 0.316, SLG: 0.490		0-0 F3		0-0 6-3		0-0 1B 1B 2-H 3-H		0-3 K		4 1 1 2 0 1 1												
Jerry Moses, R (1, 2) OBP: 0.333, SLG: 0.431		0-0 F5			0-0 F7	0-0 FC5 1B 1-2		0-0 F8		4 0 1 0 0 0 1												
Ray Culp, R (1, 1) OBP: 0.139, SLG: 0.167		0-0 5-3			0-0 L9	0-0 1B 1-2 2-H		0-0 5-3		4 0 1 1 0 0 1												
Vicente Romo, R (9, 1) OBP: 0.167, SLG: 0.364										0 0 0 0 0 0 0												
Sparky Lyle, L (9, 1)										0 0 0 0 0 0 0												
Inning Stats	R: 1 E: 0 K: 0 S: 5	H: 2 LOB: 1 BB: 0 P: 5	R: 0 E: 0 K: 0 S: 4	H: 1 LOB: 1 BB: 0 P: 4	R: 0 E: 0 K: 0 S: 4	H: 1 LOB: 1 BB: 0 P: 4	R: 0 E: 0 K: 0 S: 3	H: 0 LOB: 0 BB: 0 P: 3	R: 0 E: 0 K: 0 S: 3	H: 0 LOB: 0 BB: 0 P: 3	R: 4 E: 0 K: 1 S: 11	H: 6 LOB: 2 BB: 0 P: 11	R: 1 E: 1 K: 0 S: 4	H: 1 LOB: 1 BB: 1 P: 8	R: 0 E: 0 K: 1 S: 5	H: 0 LOB: 0 BB: 0 P: 5	R: 0 E: 0 K: 0 S: 3	H: 0 LOB: 1 BB: 0 P: 4	1B: 7 2B: 4 3B: 0 HR: 0	SF: 0 SAC: 0 DP: 0 HBP: 1	WP: 2 PB: 0 SB: 0 CS: 0	PA: 40
PITCHER	IP WLS BF H R ER SO BB IBB HBP BLK WP HR S P ERA WHIP																					
Jim Kaat, L (1, 1) ERA: 3.86	5.0 L 22 7 4 4 0 0 0 0 0 0 2 0 22 22 7.20 1.400																					
Bill Zepp, R (6, 1) ERA: 3.18	2.0 11 4 2 1 1 1 0 0 0 0 0 0 12 16 4.50 2.500																					
Stan Williams, R (8, 1) ERA: 2.09	2.0 7 0 0 0 0 1 0 0 1 0 0 0 8 9 0.00 0.000																					

Boston Red Sox @ Minnesota Twins
Metropolitan Stadium, Bloomington, MI

Sat Jun 13 1970, 4:33 AM EDT
Att. 19,815 - Cloudy - 74 F

livebaseballscorecards.com

AB	38
R	6
H	11
RBI	4
BB	1
SO	2
LOB	19



BOTTOM

Boston Red Sox @ Minnesota Twins
Metropolitan Stadium, Bloomington, MI

Sat Jun 13 1970, 4:33 AM EDT
Att: 19,815 - Cloudy - 74 F

livebaseballscorecards.com

AB	34
R	4
H	9
RBI	2
BB	4
SO	4
LOB	18



WP	1	PA	39
PB	0		
SB	0		
CS	0		

AB R H RBI BB SO LOB

4	2	2	1	0	0	0
5	0	2	0	0	2	3
5	0	1	1	0	0	4
3	0	1	0	1	0	2
4	0	2	0	0	0	1
3	0	0	0	1	0	2
4	1	0	0	0	1	4
3	0	1	0	1	0	1
2	1	0	0	0	0	1
0	0	0	0	0	0	0
1	0	0	0	0	1	0
0	0	0	0	0	0	0
0	0	0	0	1	0	0

Batter	1	2	3	4	5	6	7	8	9
Cesar Tovar, R OBP: 0.365, SLG: 0.481 (1, 8)	0-0 E1 4-3 WP 1B	0-0 E 1-2 1B 1B		0-0 L7			0-0 5-3		0-0 SF8
Rod Carew, L OBP: 0.410, SLG: 0.538 (1, 4)	0-3 K	0-0 E2 1-3 2-H 1B 1B		0-0 F7			0-0 3B		0-3 K
Tony Oliva, L OBP: 0.363, SLG: 0.507 (1, 9)	0-0 4-3	0-0 G6-4-3 1-3 3-H 1B				0-0 G3	0-0 3-1		0-0 FC4-6 1-2f
Harmon Killebrew, R OBP: 0.446, SLG: 0.619 (1, 5)	4-0 1B 3-H BB	0-0 G6-4-3 1-2f				0-0 L6		0-0 FC3-6 1B	
Rich Reese, L OBP: 0.301, SLG: 0.367 (1, 3)	0-0 1-3 1B		0-0 4-3 2B			0-0 L7		0-0 FC3-6 1-2f G4-6-3	
Jim Holt, L OBP: 0.284, SLG: 0.275 (1, 7)	4-0 FC6-4 BB		0-0 4-3			0-0 1-3		0-0 G4-6-3 1-2f	
Leo Cardenas, R OBP: 0.327, SLG: 0.415 (1, 6)	0-0 FC6-4 1-2f		0-0 F5			0-3 K			0-0 E6 BB 1B SF8
Paul Ratliff, L OBP: 0.356, SLG: 0.438 (1, 2)		4-0 FC4-6 BB	0-0 F9			0-0 F8			0-0 BB 1-2 1B
Jim Kaat, L OBP: 0.216, SLG: 0.176 (1, 1)		0-0 FC4-6		0-0 6-3			0-3 K		4-0 FC4-6 1-2 2-3 BB
Bill Zepp, R (6, 1)									
Charlie Manuel, L (7, PH)									
Stan Williams, R (8, 1)									
Rick Renick, R (9, PH)									

Inning Stats	R: 1	H: 2	E: 1	K: 1	S: 7	H: 3	LOB: 3	BB: 2	P: 15	R: 2	H: 3	E: 1	K: 0	S: 5	R: 0	H: 1	E: 0	K: 0	S: 4	R: 0	H: 0	E: 0	K: 0	S: 3	R: 0	H: 0	E: 0	K: 1	S: 5	R: 0	H: 1	E: 0	K: 1	S: 6	R: 0	H: 1	E: 0	K: 0	S: 3	R: 1	H: 1	E: 1	K: 1	S: 7	1B: 7	2B: 1	3B: 1	HR: 0	SF: 1	SAC: 0	DP: 2	HBP: 0	WP: 1	PA: 39
--------------	------	------	------	------	------	------	--------	-------	-------	------	------	------	------	------	------	------	------	------	------	------	------	------	------	------	------	------	------	------	------	------	------	------	------	------	------	------	------	------	------	------	------	------	------	------	-------	-------	-------	-------	-------	--------	-------	--------	-------	--------

PITCHER	IP	WLS	BF	H	R	ER	SO	BB	IBB	HBP	BLK	WP	HR	S	P	ERA	WHIP
Ray Culp, R ERA: 2.81 (1, 1)	8.0		35	9	4	2	3	3	0	0	0	1	0	38	50	2.25	1.500
Vicente Romo, R ERA: 3.1 (9, 1)	0.1		2	0	0	0	0	1	0	0	0	0	0	1	5	0.00	3.000
Sparky Lyle, L ERA: 4.97 (9, 1)	0.2	S	2	0	0	0	1	0	0	0	0	0	0	4	4	0.00	0.000

Batter	1	2	3	4	5	6	7	8	9	AB R H RBI BB SO LOB	TOP	
Mike Andrews, R (1, 4) OBP: 0.320, SLG: 0.338	0-0 6-3		0-0 5-3	0-3 K		0-0 E3		0-0 F9		5 0 0 0 0 1 6		
George Thomas, R (1, 5) OBP: 0.700, SLG: 1.000	0-0 2B 1B		0-3 K		0-0 F9 2B	0-0 F9			0-0 G3 WP 1B	5 1 3 0 0 1 3		
Carl Yastrzemski, L (1, 7) OBP: 0.427, SLG: 0.523	0-0 1-H 2B		0-0 F6		0-0 L8		4-0 BB		0-0 F5	4 0 1 1 1 0 2		
Reggie Smith, S (1, 8) OBP: 0.377, SLG: 0.458	0-0 L9			0-3 K	0-0 F9		0-0 L4		0-0 G3	5 0 0 0 0 1 4		
Rico Petrocelli, R (1, 6) OBP: 0.266, SLG: 0.412	4-0 BB			0-0 1B 2B 1B	0-3 K		0-0 F8		0-0 F6	4 1 1 0 1 1 3		
George Scott, R (1, 3) OBP: 0.330, SLG: 0.460	0-3 K			0-0 2B 1-3 1B		0-0 F9	0-3 K			4 0 1 0 0 2 3		
Billy Conigliaro, R (1, 9) OBP: 0.328, SLG: 0.545		0-3 K		0-0 1-3 3-H 2B		0-0 F3		0-0 3B		4 0 2 1 0 1 0		
Tom Satriano, L (1, 2) OBP: 0.373, SLG: 0.388		0-0 F8		4-0 IBB		4-0 E BB BB		0-0 G3		2 0 0 0 2 0 1		
Sonny Siebert, R (1, 1) OBP: 0.138, SLG: 0.148 Ken Brett, L (5, 1) OBP: 0.500, SLG: 1.333 Mike Fiore, L (6, PH) OBP: 0.850, SLG: 0.200 Jose Santiago, R (6, 1) OBP: 0.590, SLG: 0.500 Dick Schofield, S (8, PH) OBP: 0.275, SLG: 0.155 Lee Stange, R (8, 1)		0-0 4-3		0-3 K		4-0 1-2 BB		0-3 K		2 0 0 0 0 0 1 3 0 0 0 0 0 0 0 0 0 0 0 0 0 1 0 0 0 0 0 0 0 0 0 0 1 0 0 0 0 0 1 1 0 0 0 0 0 0 0 0		
Inning Stats	R: 1 H: 2 E: 0 LOB: 2 K: 1 BB: 1 S: 7 P: 11	R: 0 H: 0 E: 0 LOB: 0 K: 1 BB: 0 S: 5 P: 5	R: 0 H: 0 E: 0 LOB: 0 K: 1 BB: 0 S: 5 P: 5	R: 1 H: 3 E: 0 LOB: 3 K: 3 BB: 1 S: 12 P: 16	R: 0 H: 1 E: 0 LOB: 1 K: 1 BB: 0 S: 6 P: 6	R: 0 H: 0 E: 1 LOB: 3 K: 0 BB: 2 S: 4 P: 12	R: 0 H: 0 E: 0 LOB: 1 K: 1 BB: 1 S: 5 P: 9	R: 0 H: 1 E: 0 LOB: 1 K: 1 BB: 0 S: 6 P: 6	R: 0 H: 1 E: 0 LOB: 1 K: 0 BB: 0 S: 4 P: 4	1B: 4 SF: 0 2B: 3 SAC: 0 3B: 1 DP: 0 HR: 0 HBP: 0	WP: 1 PA: 41 PB: 0 SB: 0 CS: 0	
PITCHER Bert Blyleven, R (1, 1) ERA: 2.37 Stan Williams, R (6, 1) ERA: 1.9	IP WLS BF H R ER SO BB IBB HBP BLK WP HR S P ERA WHIP											PITCHER IP WLS BF H R ER SO BB IBB HBP BLK WP HR S P ERA WHIP

Boston Red Sox @ Minnesota Twins
Metropolitan Stadium, Bloomington, MI

Sun Jun 14 1970, 4:33 AM EDT
Att. 27,434 - Overcast - 73 F

livebaseballscorecards.com

AB	36
R	2
H	8
RBI	2
BB	5
SO	9
LOB	26



Batter	1	2	3	4	5	6	7	8	9	AB	R	H	RBI	BB	SO	LOB
Cesar Tovar, R OBP: 0.362, SLG: 0.475 (1, 8)	0-0 4-3 S WP 1B	0-0 F7		0-0 F4	0-0 FC1-2 FC4-6 1-2 2-3 3-H		0-0 6-3			5	1	1	0	0	0	5
Rod Carew, L OBP: 0.409, SLG: 0.534 (1, 4)	0-0 L5 1-2		0-0 L7	0-0 1B 1B 2-H	0-0 FC4-6 1-2			0-0 1B 1B		5	2	2	1	0	0	4
Tony Oliva, L OBP: 0.368, SLG: 0.507 (1, 9)	0-0 4-3 2-3		0-0 F7	0-0 1B 2-H		4-0 FC4-6 1B BB		0-0 1B FC6-4 1B		4	1	2	1	1	0	1
Harmon Killebrew, R OBP: 0.453, SLG: 0.627 (1, 5) Frank Quilici, R OBP: 0.267, SLG: 0.170 (8, PR) (9, 5)	4-0 1B WP BB		0-0 2B	0-0 6-3		0-0 1-2 FC4-6 1B		0-0 1-3 FC6-4 1B		4	0	3	1	1	0	1
Rich Reese, L OBP: 0.303, SLG: 0.368 (1, 3)	0-0 1-3 3-H 1B		0-0 4-3		0-0 BB 1B 1B		0-0 1-2 FC4-6 1B		0-0 1-2 HR 3-H	5	2	2	1	0	0	4
Leo Cardenas, R OBP: 0.329, SLG: 0.415 (1, 6)	0-0 6-3			0-0 3B 1B	0-0 BB BB FC1-2 1B	0-3 K		0-0 F8		5	1	2	0	0	1	5
Jim Holt, L OBP: 0.290, SLG: 0.341 (1, 7)		0-0 B1-3		0-0 1B 3B 1-H	0-0 F7	0-0 F8		0-0 1-H HR		5	2	2	3	0	0	4
George Mitterwald, R OBP: 0.274, SLG: 0.345 (1, 2)		0-0 1B		0-0 SH3-4 1B 3-H	4-0 FC1-2 BB 1-2 2-3 BB		0-0 4-3	0-3 K		4	1	2	1	1	1	1
Bert Blyleven, R OBP: 0.200, SLG: 0.200 (1, 1) Rick Renick, R OBP: 0.373, SLG: 0.622 (5, PH) Stan Williams, R (6, 1)		0-3 K		0-0 SH3-4 1-2	4-0 FC1-2 BB 1-2 2-3 3-H		0-3 K			1	0	0	0	0	1	1

Inning Stats	R: 1	H: 2	E: 0	K: 0	S: 5	L: 2	LOB: 2	BB: 1	P: 9	R: 0	H: 1	E: 0	K: 1	S: 6	R: 0	H: 1	E: 0	K: 0	S: 4	R: 4	H: 5	E: 0	K: 0	S: 8	R: 1	H: 2	E: 0	K: 0	S: 5	R: 0	H: 1	E: 0	K: 1	S: 6	R: 0	H: 0	E: 0	K: 1	S: 5	R: 4	H: 4	E: 0	K: 1	S: 9
--------------	------	------	------	------	------	------	--------	-------	------	------	------	------	------	------	------	------	------	------	------	------	------	------	------	------	------	------	------	------	------	------	------	------	------	------	------	------	------	------	------	------	------	------	------	------

PITCHER	IP	WLS	BF	H	R	ER	SO	BB	IBB	HBP	BLK	WP	HR	S	P	ERA	WHIP
Sonny Siebert, R ERA: 4.03 (1, 1)	4.0	L	24	11	6	6	1	1	0	0	0	1	0	25	29	13.50	3.000
Ken Brett, L ERA: 3.21 (5, 1)	1.0		5	0	0	0	0	2	0	0	0	0	0	3	11	0.00	2.000
Jose Santiago, R ERA: 6.75 (6, 1)	2.0		8	1	0	0	2	1	0	0	0	0	0	11	15	0.00	1.000
Lee Stange, R ERA: 4.76 (8, 1)	1.0		7	4	4	4	1	0	0	0	0	0	1	9	9	36.00	4.000


BOTTOM

Boston Red Sox @ Minnesota Twins
Metropolitan Stadium, Bloomington, MI

Sun Jun 14 1970, 4:33 AM EDT
Att. 27,434 - Overcast - 73 F

AB	39
R	10
H	16
RBI	9
BB	4
SO	4
LOB	26

livebaseballscorecards.com



WP	HR	S	P	ERA	WHIP
1	0	0	0	13.50	3.000
0	0	0	1	0.00	2.000
1	0	0	0	0.00	1.000
0	0	0	0	36.00	4.000

Batter	1	2	3	4	5	6	7	8	9	AB R H RBI BB SO LOB	TOP																
Del Unser, L (1, 9) OBP: 0.292, SLG: 0.337	0-3 K		0-0 F7		0-0 5-3	0-0 4-3			4-0 FC6-4 BB	4 0 0 0 1 1 3																	
Ed Stroud, L (1, 8) OBP: 0.391, SLG: 0.419	0-0 S HR 1B		0-3 K		4-0 BB IBB BB		0-0 G6-4-3 1B		0-0 FC6-4 1-2f	4 1 2 0 1 1 1																	
Frank Howard, R (1, 7) OBP: 0.433, SLG: 0.579	0-0 1-H HR		4-0 BB		4-0 BB IBB		0-0 G6-4-3 1-2f		0-0 5-3	3 1 1 2 2 0 2																	
Mike Epstein, L (1, 3) OBP: 0.374, SLG: 0.439	4-0 BB		0-3 K		4-0 BB		0-0 G3			2 0 0 1 2 1 1																	
Bernie Allen, L (1, 4) OBP: 0.383, SLG: 0.424	0-0 F8			0-0 6-3	0-0 6-3			0-0 F8		2 0 0 0 0 0 1																	
Rick Reichardt, R (5, PH) OBP: 0.336, SLG: 0.533										1 0 0 0 0 0 3																	
Tim Cullen, R (5, 4) OBP: 0.268, SLG: 0.167										1 0 0 0 0 0 0																	
Aurelio Rodriguez, R (1, 5) OBP: 0.333, SLG: 0.461	0-0 F7		0-3 K		0-0 6-3			0-0 1B		4 0 1 0 0 1 1																	
Ed Brinkman, R (1, 6) OBP: 0.335, SLG: 0.293		0-0 L6		0-0 F8		0-0 G3 WP 1B		0-0 F8		4 0 1 0 0 0 1																	
Jim French, L (1, 2) OBP: 0.384, SLG: 0.314		0-0 3-1			4-0 IBB 5-3 BB BB		0-0 G3		0-3 K	2 1 0 0 1 0 1																	
Paul Casanova, R (8, PH) OBP: 0.267, SLG: 0.325										1 0 0 0 0 1 1																	
Joe Coleman, R (1, 1) OBP: 0.300, SLG: 0.129		0-3 K			0-3 K		4-0 BB		0-3 K	2 0 0 0 1 2 1																	
Jim Hannan, R (8, 1) OBP: 0.333, SLG: 0.200										0 0 0 0 0 0 0																	
Wayne Comer, R (9, PH) OBP: 0.246, SLG: 0.177										1 0 0 0 0 1 0																	
Inning Stats	R: 2 E: 0 K: 1 S: 7	H: 2 LOB: 1 BB: 1 P: 11	R: 0 E: 0 K: 1 S: 5	H: 0 LOB: 0 BB: 0 P: 5	R: 0 E: 0 K: 2 S: 7	H: 0 LOB: 1 BB: 1 P: 11	R: 0 E: 0 K: 1 S: 5	H: 0 LOB: 0 BB: 0 P: 5	R: 1 E: 0 K: 1 S: 5	H: 0 LOB: 3 BB: 4 P: 21	R: 0 E: 0 K: 0 S: 4	H: 1 LOB: 2 BB: 1 P: 8	R: 0 E: 0 K: 0 S: 3	H: 1 LOB: 0 BB: 0 P: 3	R: 0 E: 0 K: 1 S: 6	H: 1 LOB: 1 BB: 0 P: 6	R: 0 E: 0 K: 1 S: 5	H: 0 LOB: 1 BB: 1 P: 9	1B: 4 2B: 0 3B: 0 HR: 1	SF: 0 SAC: 0 DP: 1 HBP: 0	WP: 1 PB: 0 SB: 1 CS: 0	PA: 39					
PITCHER	IP	WLS	BF	H	R	ER	SO	BB	IBB	HBP	BLK	WP	HR	S	P	ERA	WHIP										
Dave Boswell, R (1, 1) ERA: 7.09	4.0		17	2	3	3	5	3	0	0	0	0	1	24	36	6.75	1.250										
Tom Hall, L (5, 1) ERA: 2.45	0.2		5	0	0	0	1	2	1	0	0	0	0	4	16	0.00	3.000										
Bill Zepp, R (5, 1) ERA: 2.97	2.1	W	9	2	0	0	0	1	0	0	0	1	0	8	12	0.00	1.286										
Ron Perranoski, L (8, 1) ERA: 1.91	2.0	S	8	1	0	0	2	1	0	0	0	0	0	11	15	0.00	1.000										

Washington Senators @ Minnesota Twins
Metropolitan Stadium, Bloomington, MI

Mon Jun 15 1970, 8:05 PM EDT
Att. 12,807 - Overcast - 78 F

AB	31
R	3
H	5
RBI	3
BB	8
SO	8
LOB	16



Batter	1	2	3	4	5	6	7	8	9	AB	R	H	RBI	BB	SO	LOB	
Cesar Tovar, R OBP: 0.363, SLG: 0.480 (1, 8)	0-0 6-3 1B		0-0 1B 3B		0-0 1-3		1-0 1B HR HBP	0-0 FC6-4 1-2f		4	2	1	0	0	0	2	
Rod Carew, L OBP: 0.406, SLG: 0.533 (1, 4)	0-0 3-1 2B		0-3 K		0-0 3-1		0-0 F8			4	0	1	0	0	1	2	
Tony Oliva, L OBP: 0.370, SLG: 0.507 (1, 9)	0-0 3-1 2-3		0-0 1B			0-3 K	0-0 1-2 HR 1B			4	1	2	1	0	1	1	
Harmon Killebrew, R OBP: 0.458, SLG: 0.642 (1, 5) Ron Perranoski, L (8, 1)	4-0 FC6 BB		0-3 K			4-0 2B FC3-6 BB	0-0 1-1 2-H HR			2	2	1	3	2	1	1	
Rich Reese, L OBP: 0.302, SLG: 0.371 (1, 3)	0-0 FC6 1-2f			0-0 L8		0-0 FC3-6 1-3 2B	0-0 3-1			4	0	1	0	0	0	2	
Leo Cardenas, R OBP: 0.332, SLG: 0.413 (1, 6)		0-3 K		0-0 F8		4-0 FC3-6 BB		0-0 1B 1B		3	0	1	0	1	1	0	
Jim Holt, L OBP: 0.289, SLG: 0.337 (1, 7)		0-3 K		0-0 S 1B		0-0 FC3-6 1-2f 2-3 3-H		0-0 F8		4	0	1	1	0	1	3	
George Mitterwald, R OBP: 0.273, SLG: 0.342 (1, 2)		0-3 K		0-3 K 1-2		0-0 4-3		0-0 FC6-4 1-2 1B		4	0	1	0	0	2	3	
Dave Boswell, R OBP: 0.222, SLG: 0.278 (1, 1) Tom Hall, L OBP: 0.167, SLG: 0.167 (5, 1) Bill Zepp, R (5, 1) Charlie Manuel, L OBP: 0.222, SLG: 0.188 (7, PH) Frank Quilici, R OBP: 0.262, SLG: 0.167 (8, 5)			0-0 4-3		0-3 K		0-3 K	0-0 F7		1	0	0	0	0	0	0	
Inning Stats	R: 0 E: 0 K: 0 S: 4	H: 1 LOB: 2 BB: 1 P: 8	R: 0 E: 0 K: 3 S: 9	H: 0 LOB: 0 BB: 0 P: 9	R: 1 E: 0 K: 2 S: 9	H: 2 LOB: 1 BB: 0 P: 9	R: 0 E: 0 K: 1 S: 6	H: 1 LOB: 1 BB: 0 P: 6	R: 0 E: 0 K: 1 S: 5	H: 0 LOB: 0 BB: 0 P: 5	R: 1 E: 0 K: 1 S: 6	H: 1 LOB: 2 BB: 2 P: 14	R: 3 E: 0 K: 1 S: 7	H: 2 LOB: 0 BB: 0 P: 8	R: 0 E: 0 K: 0 S: 5	H: 2 LOB: 2 BB: 0 P: 5	
PITCHER	IP WLS BF H R ER SO	WLS L 2 0 0 0 0	BF 35 5 5 5 9	H 9 5 5 5 9	R 5 5 5 5 9	ER 5 5 5 5 9	SO 9 9 9 9 9	BB 3 3 3 3 3	IBB 0 0 0 0 0	HBP 1 1 1 1 1	BLK 0 0 0 0 0	WP 0 0 0 0 0	HR 1 1 1 1 1	S 49 49 49 49 49	P 62 62 62 62 62	ERA 6.14 6.14 6.14 6.14 6.14	WHIP 1.636 1.636 1.636 1.636 1.636

BOTTOM

Washington Senators @ Minnesota Twins
 Metropolitan Stadium, Bloomington, MI
 Mon Jun 15 1970, 8:05 PM EDT
 Att: 12,807 - Overcast - 78 F

livebaseballscorecards.com

AB	33
R	5
H	9
RBI	5
BB	3
SO	9
LOB	16



WP: 0	PA: 37
PB: 0	SB: 1
CS: 0	

Batter	1	2	3	4	5	6	7	8	9	AB R H RBI BB SO LOB	TOP													
Del Unser, L (1, 9) OBP: 0.282, SLG: 0.324	0-0 4-3		0-0 5-3		0-0 F7		0-0 6-3			4 0 0 0 0 0 1														
Ed Stroud, L (1, 8) OBP: 0.383, SLG: 0.410	0-0 F8		0-3 K		0-0 4-3			0-0 L4		4 0 0 0 0 1 1														
Frank Howard, R (1, 7) OBP: 0.431, SLG: 0.571	0-3 K		4-0 BB		0-0 5-3			0-0 F8		3 0 0 0 1 1 0														
Mike Epstein, L (1, 3) OBP: 0.376, SLG: 0.437		4-0 2B BB	0-0 L7		0-0 G3 1B 1B			0-3 K		3 1 1 0 1 1 1														
Bernie Allen, L (1, 4) OBP: 0.379, SLG: 0.418		0-0 F8		0-0 G3		0-0 G3 1B		0-0 F9		4 0 1 0 0 0 1														
Aurelio Rodriguez, R (1, 5) OBP: 0.338, SLG: 0.479		0-0 1B 2B		0-3 K		0-0 G3 1B 2-3		0-0 HR		4 2 2 2 0 1 2														
Ed Brinkman, R (1, 6) OBP: 0.333, SLG: 0.292		0-0 2-H 1B		0-0 6-3		0-0 F8		0-0 5-3		4 0 1 1 0 0 2														
Jim French, L (1, 2) OBP: 0.367, SLG: 0.297		0-0 P6		0-0 P6		0-0 P6		0-0 P3		4 0 0 0 0 0 1														
Joe Grzenda, R (1, 1) Dick Nen, L (5, PH) Jim Shellenback, L (5, 1) John Roseboro, L (7, PH) Dick Such, L (7, 1)		0-3 K		0-0 1B		0-0 G3				1 0 0 0 0 1 1 1 0 1 0 0 0 0 0 0 0 0 0 0 0 1 0 0 0 0 0 0 0 0 0 0 0 0 0														
Inning Stats	R: 0 E: 0 K: 1 S: 5	H: 0 LOB: 0 BB: 0 P: 5	R: 2 E: 0 K: 1 S: 7	H: 2 LOB: 1 BB: 1 P: 11	R: 0 E: 0 K: 1 S: 5	H: 0 LOB: 1 BB: 1 P: 9	R: 0 E: 0 K: 1 S: 5	H: 0 LOB: 0 BB: 0 P: 5	R: 0 E: 0 K: 0 S: 4	H: 1 LOB: 1 BB: 0 P: 4	R: 0 E: 0 K: 0 S: 5	H: 2 LOB: 2 BB: 0 P: 5	R: 0 E: 0 K: 0 S: 3	H: 0 LOB: 0 BB: 0 P: 3	R: 0 E: 0 K: 1 S: 5	H: 0 LOB: 0 BB: 0 P: 5	R: 1 E: 0 K: 0 S: 4	H: 1 LOB: 0 BB: 0 P: 4	1B: 4 2B: 1 3B: 0 HR: 1	SF: 0 SAC: 0 DP: 0 HBP: 0	WP: 0 PB: 0 SB: 0 CS: 0	PA: 35		
PITCHER Jim Perry, R (1, 1) ERA: 2.83	IP 9.0	WLS W	BF 35	H 6	R 3	ER 3	SO 5	BB 2	IBB 0	HBP 0	BLK 0	WP 0	HR 1	S 43	P 51	ERA 3.00	WHIP 0.889							

Washington Senators @ Minnesota Twins
Metropolitan Stadium, Bloomington, MI

Tue Jun 16 1970, 8:05 PM EDT
Att. 17,108 - Unknown - 82 F

AB	33
R	3
H	6
RBI	3
BB	2
SO	5
LOB	10



Batter	1	2	3	4	5	6	7	8	9
Cesar Tovar, R OBP: 0.359, SLG: 0.482 (1, 8)	0-0 4-3		0-0 3B	0-0 P4		0-0 L4		0-3 K	
Rod Carew, L OBP: 0.406, SLG: 0.527 (1, 4)	0-0 4-3		0-3 K		0-0 1B		4-0 HR	0-0 G3	
Harmon Killebrew, R OBP: 0.453, SLG: 0.628 (1, 3)	0-0 5-3		4-0 IBB		0-0 F7		0-3 K	0-0 F8	
Frank Quijici, R OBP: 0.262, SLG: 0.167 (9, 5)									
Tony Oliva, L OBP: 0.368, SLG: 0.515 (1, 9)		0-0 5-3	0-0 4-3		0-0 G1-6-3		0-0 HR		
Rick Renick, R OBP: 0.370, SLG: 0.596 (1, 5)		0-0 4-3		4-0 BB		0-3 K	0-0 1B		
Rich Reese, L OBP: 0.306, SLG: 0.375 (7, 3)									
Brant Alyea, R OBP: 0.356, SLG: 0.496 (1, 7)		0-0 6-3		0-0 G5-4-3		0-0 1-3	0-0 1B		
Jim Holt, L OBP: 0.286, SLG: 0.333 (7, 7)									
Leo Cardenas, R OBP: 0.343, SLG: 0.429 (1, 6)			0-0 1B	0-0 HR		0-0 1B	0-0 1B		
George Mitterwald, R OBP: 0.288, SLG: 0.369 (1, 2)			0-0 F8	0-0 HR		4-0 1B	4-0 BB		
Jim Perry, S OBP: 0.351, SLG: 0.389 (1, 1)			0-0 3B	0-0 1B		0-0 1B	0-0 G3		

AB	R	H	RBI	BB	SO	LOB
5	0	1	2	0	1	3
4	1	1	0	1	1	1
4	0	0	0	1	1	2
0	0	0	0	0	0	0
4	1	1	2	0	0	3
2	0	0	0	1	1	0
1	0	1	0	0	0	0
3	0	0	0	0	0	1
1	0	0	0	0	0	1
4	3	4	0	0	0	0
2	1	1	2	2	0	1
4	1	3	1	0	0	3


AB	R	H	RBI	BB	SO	LOB
34	7	12	7	5	4	15

Inning Stats	R: 0	H: 0	E: 0	K: 0	S: 3	LOB: 0	BB: 0	P: 3
R: 0 H: 0 E: 0 K: 0 S: 3	R: 0 H: 0 E: 0 K: 0 S: 3	R: 2 H: 3 E: 0 K: 1 S: 8	R: 2 H: 3 E: 0 K: 0 S: 5	R: 0 H: 1 E: 0 K: 0 S: 3	R: 1 H: 2 E: 0 K: 1 S: 7	R: 2 H: 3 E: 0 K: 1 S: 8	R: 0 H: 0 E: 0 K: 1 S: 5	

PITCHER	IP	WLS	BF	H	R	ER	SO	BB	IBB	HBP	BLK	WP	HR	S	P	ERA	WHIP
Joe Grzenda, L ERA: 5.35 (1, 1)	4.0	L	19	6	4	4	1	1	1	0	0	0	1	19	27	9.00	1.750
Jim Shellenback, L ERA: 4.63 (5, 1)	2.0		9	3	1	1	1	0	1	0	0	0	0	10	14	4.50	1.500
Dick Such, R ERA: 5.68 (7, 1)	2.0		11	3	2	2	2	2	0	0	0	1	1	13	21	9.00	2.500

Washington Senators @ Minnesota Twins
 Metropolitan Stadium, Bloomington, MI
 Tue Jun 16 1970, 8:05 PM EDT
 Att: 17,108 - Unknown - 82 F

AB 34
 R 7
 H 12
 RBI 7
 BB 5
 SO 4
 LOB 15



WP: 1 PA: 39
 PB: 0
 SB: 1
 CS: 0

livebaseballscorecards.com

Batter	1	2	3	4	5	6	7	8	9	AB R H RBI BB SO LOB	TOP											
Ed Stroud, L (1, 8) OBP: 0.381, SLG: 0.412	0-0 F8 E 2B	0-3 K			0-0 4-3		0-0 F8			4 1 1 0 0 1 4												
Ed Brinkman, R (1, 6) OBP: 0.329, SLG: 0.289	0-0 F8 2-3		0-3 K			0-0 4-3	0-0 SF9-2-4-2			3 0 0 1 0 1 1												
Frank Howard, R (1, 7) Wayne Comer, R (8, 7) OBP: 0.432, SLG: 0.565 OBP: 0.246, SLG: 0.177	4-0 E IBB		0-0 5-3			4-0 1B FC4-6 BB		0-3 K		2 1 0 0 2 1 0 0 0 0 0 0 0 0												
Rick Reichardt, R (1, 9) Del Unser, L (6, 9) OBP: 0.336, SLG: 0.526 OBP: 0.280, SLG: 0.321	0-0 E6 1-2 3-H		0-3 K			0-0 FC4-6 1B		0-0 F7		3 0 1 1 0 1 1 1 0 0 0 0 0 0												
Aurelio Rodriguez, R (1, 5) OBP: 0.331, SLG: 0.471	0-0 P3			0-3 K		0-0 FC4-6 1-2f 3-H		0-0 4-3		4 0 0 1 0 1 3												
Mike Epstein, L (1, 3) OBP: 0.374, SLG: 0.433	0-0 6-3			0-3 K		0-0 3-1 1-2			0-0 FC3-6 1B	4 0 1 0 0 1 3												
Paul Casanova, R (1, 2) OBP: 0.267, SLG: 0.321		0-0 L8		0-0 F3			0-0 E 1B SF9-2-4-2		0-0 FC3-6 G4-6-3	4 1 1 0 0 0 1												
Tim Cullen, R (1, 4) OBP: 0.283, SLG: 0.192					0-0 1-3		0-0 E 1B SF9-2-4-2		0-0 G4-6-3	4 0 2 0 0 0 1												
George Brunet, R (1, 1) Darold Knowles, L (9, 1) OBP: 0.182, SLG: 0.318 OBP: 0.111, SLG: 0.111			0-3 K		0-3 K		0-0 E1 1-2 2-3			3 0 0 0 0 2 3 0 0 0 0 0 0 0												
Inning Stats	R: 1 E: 1 K: 0 S: 5	H: 1 LOB: 2 BB: 1 P: 9	R: 0 E: 0 K: 2 S: 8	H: 1 LOB: 1 BB: 0 P: 8	R: 0 E: 0 K: 2 S: 7	H: 0 LOB: 0 BB: 0 P: 7	R: 0 E: 0 K: 2 S: 7	H: 0 LOB: 0 BB: 0 P: 7	R: 0 E: 0 K: 1 S: 5	H: 0 LOB: 0 BB: 0 P: 5	R: 1 E: 0 K: 0 S: 4	H: 1 LOB: 1 BB: 1 P: 8	R: 1 E: 1 K: 0 S: 5	H: 2 LOB: 1 BB: 0 P: 5	R: 0 E: 0 K: 1 S: 5	H: 0 LOB: 0 BB: 0 P: 5	R: 0 E: 1 K: 0 S: 3	H: 1 LOB: 0 BB: 0 P: 3	1B: 5 2B: 2 3B: 0 HR: 0	SF: 1 SAC: 0 DP: 2 HBP: 0	WP: 0 PB: 0 SB: 2 CS: 0	PA: 35
PITCHER	IP WLS BF H R ER SO BB IBB HBP BLK WP HR S P ERA WHIP																					
Jim Kaat, L (1, 1) ERA: 3.73	8.0 L 32 5 3 2 8 1 1 0 0 0 0 0 46 54 2.25 0.750																					
Bill Zepp, R (9, 1) ERA: 2.89	1.0 3 1 0 0 0 0 0 0 0 0 0 0 3 3 0.00 1.000																					

Washington Senators @ Minnesota Twins
Metropolitan Stadium, Bloomington, MI
Wed Jun 17 1970, 8:05 PM EDT
Att. 17,476 - Unknown - 83 F

AB	32
R	3
H	6
RBI	3
BB	2
SO	8
LOB	17



Batter	1	2	3	4	5	6	7	8	9	AB	R	H	RBI	BB	SO	LOB
Cesar Tovar, R OBP: 0.358, SLG: 0.483 (1, 8)	0-0 5-3		0-0 F8			0-0 F7		0-0 1B 2B		4	0	1	0	0	0	0
Rod Carew, L OBP: 0.402, SLG: 0.520 (1, 4)	0-0 5-3		0-0 E3 G5-4-3			0-3 K		0-0 2-3 1B		4	0	1	0	0	1	0
Harmon Killebrew, R OBP: 0.454, SLG: 0.622 (1, 3)	4-0 BB		0-0 G5-4-3 1-2f			4-0 BB		0-3 K		2	0	0	0	2	1	3
Tony Oliva, L OBP: 0.363, SLG: 0.506 (1, 9)	0-3 K			0-0 F8		0-3 K		0-3 K		4	0	0	0	0	3	4
Rick Renick, R OBP: 0.362, SLG: 0.569 (1, 5)		0-0 2B 6-3 1B		0-0 5-3			0-0 P6		0-0 4-3	4	1	1	0	0	0	0
Brant Alyea, R OBP: 0.355, SLG: 0.488 (1, 7)		0-3 K		0-3 K			4-0 BB		0-3 K	2	0	0	0	1	2	1
Jim Holt, L OBP: 0.283, SLG: 0.330 (7, PR) (8, 7)										1	0	0	0	0	1	0
Leo Cardenas, R OBP: 0.346, SLG: 0.435 (1, 6)		0-0 1-3 2B			0-0 F8		0-0 L7		0-0 1B	4	0	2	0	0	0	1
George Mitterwald, R OBP: 0.279, SLG: 0.357 (1, 2)		0-0 6-3			0-3 K		0-0 P3		0-3 K	4	0	0	1	0	2	3
Jim Kaat, L OBP: 0.205, SLG: 0.167 (1, 1)		0-3 3-H K			0-3 K			0-0 5-3		2	0	0	0	0	2	1
Bob Allison, R OBP: 0.318, SLG: 0.211 (8, PH)										1	0	0	0	0	0	0
Bill Zepp, R (9, 1)										0	0	0	0	0	0	0

Inning Stats	R: 0	H: 0	E: 0	K: 1	S: 5	R: 1	H: 2	E: 0	K: 2	S: 9	R: 0	H: 0	E: 1	K: 0	S: 3	R: 0	H: 0	E: 0	K: 1	S: 5	R: 0	H: 0	E: 0	K: 2	S: 7	R: 0	H: 0	E: 0	K: 2	S: 7	R: 0	H: 2	E: 0	K: 2	S: 9	R: 0	H: 1	E: 0	K: 2	S: 8	1B: 3	SF: 0	2B: 2	SAC: 0	3B: 0	DP: 1	HR: 0	HBP: 0	WP: 0	PA: 35
--------------	------	------	------	------	------	------	------	------	------	------	------	------	------	------	------	------	------	------	------	------	------	------	------	------	------	------	------	------	------	------	------	------	------	------	------	------	------	------	------	------	-------	-------	-------	--------	-------	-------	-------	--------	-------	--------

PITCHER	IP	WLS	BF	H	R	ER	SO	BB	IBB	HBP	BLK	WP	HR	S	P	ERA	WHIP
George Brunet, L ERA: 5.17 (1, 1)	8.0	W	31	4	1	1	10	3	0	0	0	0	0	48	60	1.12	0.875
Darold Knowles, L ERA: 1.53 (9, 1)	1.0	S	4	1	0	0	2	0	0	0	0	0	0	8	8	0.00	1.000

BOTTOM

Washington Senators @ Minnesota Twins
 Metropolitan Stadium, Bloomington, MI
 Wed Jun 17 1970, 8:05 PM EDT
 Att: 17,476 - Unknown - 83 F

livebaseballscores.com

AB	32
R	1
H	5
RBI	1
BB	3
SO	12
LOB	13



Batter	1	2	3	4	5	6	7	8	9	AB R H RBI BB SO LOB	TOP												
Cesar Tovar, R (1, 8) OBP: 0.352, SLG: 0.474	0-0 F8		0-0 6-3		0-0 FC5-4			0-0 E6 1B		4 1 0 0 0 0 1													
Rod Carew, L (1, 4) OBP: 0.410, SLG: 0.525	0-0 G4-6-3 1B		0-0 1B			0-0 F7		0-0 E 2-H 1B		4 0 3 1 0 0 0													
Tony Oliva, L (1, 9) OBP: 0.357, SLG: 0.498	0-0 G4-6-3 1-2f		0-0 F7			0-0 L4		0-0 F7 1-3		4 0 0 0 0 0 3													
Harmon Killebrew, R (1, 5) OBP: 0.447, SLG: 0.609		0-0 F8		0-3 K		0-0 5-3		0-0 F4		4 0 0 0 0 1 1													
Rich Reese, L (1, 3) OBP: 0.299, SLG: 0.366		0-0 6-3		0-0 L8			0-0 G3	0-0 F8		4 0 0 0 0 0 1													
Leo Cardenas, R (1, 6) OBP: 0.349, SLG: 0.434		4-0 1B BB		0-0 4-3			0-0 1B 1B		0-0 6-3	3 0 1 0 1 0 0													
Jim Holt, L (1, 7) OBP: 0.291, SLG: 0.337		0-0 1-2 1B			0-0 1-3		0-0 1-3 1B		0-0 L7	4 0 2 0 0 0 0													
George Mitterwald, R (1, 2) OBP: 0.273, SLG: 0.349 Paul Ratliff, L (9, PH) OBP: 0.352, SLG: 0.432		0-3 K			0-3 K		0-3 K		0-3 K	3 0 0 0 0 3 4 1 0 0 0 0 1 0													
Bert Blyleven, R (1, 1) OBP: 0.286, SLG: 0.286 Tom Hall, L (5, 1) OBP: 0.167, SLG: 0.167 Charlie Manuel, L (7, PH) OBP: 0.211, SLG: 0.176 Steve Barber, R (7, 1)			0-0 G3			0-0 FC5-4 1B		0-0 G3		2 0 1 0 0 0 0 0 0 0 0 0 0 0 1 0 0 0 0 0 2 0 0 0 0 0 0 0													
Inning Stats	R: 0 E: 0 K: 0 S: 3	H: 1 LOB: 0 BB: 0 P: 3	R: 0 E: 0 K: 1 S: 6	H: 1 LOB: 2 BB: 1 P: 10	R: 0 E: 0 K: 0 S: 4	H: 1 LOB: 1 BB: 0 P: 4	R: 0 E: 0 K: 1 S: 5	H: 0 LOB: 0 BB: 0 P: 5	R: 0 E: 0 K: 1 S: 6	H: 1 LOB: 1 BB: 0 P: 6	R: 0 E: 0 K: 1 S: 3	H: 0 LOB: 0 BB: 0 P: 3	R: 0 E: 0 K: 1 S: 7	H: 2 LOB: 2 BB: 0 P: 7	R: 1 E: 1 K: 0 S: 5	H: 1 LOB: 1 BB: 0 P: 5	R: 0 E: 0 K: 1 S: 5	H: 0 LOB: 0 BB: 0 P: 5	1B: 7 2B: 0 3B: 0 HR: 0	SF: 0 SAC: 0 DP: 1 HBP: 0	WP: 0 PB: 0 SB: 0 CS: 0	PA: 35	
PITCHER Dick Drago, R (1, 1) ERA: 3.87	IP 9.0	WLS W	BF 35	H 7	R 1	ER 0	SO 5	BB 1	IBB 0	HBP 0	BLK 0	WP 0	HR 0	S 44	P 48	ERA 0.00	WHIP 0.889						PITCHER IP WLS BF H R ER SO BB IBB HBP BLK WP HR S P ERA WHIP

Minnesota Twins @ Kansas City Royals
Municipal Stadium, Kansas City, MO
Fri Jun 19 1970, 8:05 PM EDT
Att: 8,571 - Unknown - 77 F

livebaseballscorecards.com

AB 34
R 1
H 7
RBI 1
BB 1
SO 5
LOB 12



Batter	1	2	3	4	5	6	7	8	9	AB	R	H	RBI	BB	SO	LOB
Paul Schaal, R OBP: 0.338, SLG: 0.325 (1, 5)	0-0 4-3		0-0 6-3	0-0 F6		0-3 K				4	0	0	0	0	1	4
Cookie Rojas, R OBP: 0.188, SLG: 0.133 (1, 4)	0-0 1-3		0-0 2-H 1B		0-0 6-3	0-3 K				4	0	1	1	0	1	1
Amos Otis, R OBP: 0.366, SLG: 0.457 (1, 8)	0-0 2B		0-0 L7		0-0 2B 1B		0-0 WP G3 1B			4	1	3	0	0	0	1
Bob Oliver, R OBP: 0.341, SLG: 0.534 (1, 3)	0-0 F8			0-0 1B 2B 1B	0-0 1B FC5-4 2B		0-0 F4			4	2	2	1	0	0	2
Joe Keough, L OBP: 0.401, SLG: 0.437 (1, 9)		0-0 4-3		0-0 2B G3 1B	0-0 FC5-4 1B		0-0 G3			4	1	2	0	0	0	1
Lou Piniella, R OBP: 0.343, SLG: 0.481 (1, 7)		0-3 K		0-0 G3 FC4-2 2B	0-0 FC5-4		0-0 F8			4	0	1	2	0	1	2
Ed Kirkpatrick, L OBP: 0.292, SLG: 0.438 (1, 2)		0-0 F7		4-0 FC4-2 G3 IBB	0-3 K			4-0 CS BB		2	0	0	0	2	1	1
Bobby Floyd, R (1, 6)			4-0 6-3 1B BB	0-0 G3		4-0 FC3-6 BB		0-0 6-3		2	1	0	1	2	0	3
Dick Drago, R OBP: 0.129, SLG: 0.069 (1, 1)			0-3 K	0-0 FC4-2		0-0 FC3-6		0-3 K		4	0	0	0	0	2	4

Inning Stats	R: 0	H: 1	E: 0	K: 0	S: 4	R: 0	H: 0	E: 0	K: 1	S: 5	R: 1	H: 1	E: 0	K: 1	S: 6	R: 2	H: 3	E: 0	K: 1	S: 8	R: 0	H: 0	E: 0	K: 2	S: 7	R: 0	H: 1	E: 0	K: 0	S: 4	R: 0	H: 0	E: 0	K: 1	S: 4	1B: 6	2B: 3	3B: 0	HR: 0	SF: 0	SAC: 0	DP: 0	HBP: 0	WP: 1	PB: 0	SB: 0	CS: 1	PA: 36
--------------	------	------	------	------	------	------	------	------	------	------	------	------	------	------	------	------	------	------	------	------	------	------	------	------	------	------	------	------	------	------	------	------	------	------	------	-------	-------	-------	-------	-------	--------	-------	--------	-------	-------	-------	-------	--------

PITCHER	IP	WLS	BF	H	R	ER	SO	BB	IBB	HBP	BLK	WP	HR	S	P	ERA	WHIP
Bert Blyleven, R ERA: 3.86 (1, 1)	4.1	L	22	7	5	5	2	1	1	0	0	0	0	24	32	10.38	1.846
Tom Hall, L ERA: 2.3 (5, 1)	1.2		7	1	0	0	3	1	0	0	0	0	0	12	16	0.00	1.200
Steve Barber, R ERA: 2.87 (7, 1)	2.0		7	1	0	0	1	1	0	0	0	1	0	8	12	0.00	1.000

BOTTOM

Minnesota Twins @ Kansas City Royals
Municipal Stadium, Kansas City, MO
Fri Jun 19 1970, 8:05 PM EDT
Att. 8,571 - Unknown - 77 F

livebaseballscorecards.com

AB	32
R	5
H	9
RBI	5
BB	4
SO	6
LOB	19



Batter	1	2	3	4	5	6	7	8	9	AB R H RBI BB SO LOB	TOP	
Cesar Tovar, R (1, 8) <small>OBP: 0.348, SLG: 0.468</small> Dick Woodson, R (5, 1) Brant Alyea, R (8, PH) <small>OBP: 0.360, SLG: 0.488</small> Jim Kaat, L (8, PR) <small>OBP: 0.205, SLG: 0.167</small> Stan Williams, R (8, 1)	0-0 <small>1</small>		0-0 <small>1</small>		0-0 <small>3</small>			4-0 <small>BB</small>		3 0 0 0 0 0 1 0 0 0 0 0 0 0 0 0 0 0 1 0 0 0 1 0 0 0 0 0 0 0 0 0 0 0 0		
Rod Carew, L (1, 4) <small>OBP: 0.411, SLG: 0.541</small>	0-0 <small>1B</small>		0-3 <small>2</small>		0-3 <small>1</small>			0-0 <small>1-H 2-H HR</small>		4 1 2 3 0 2 0		
Harmon Killebrew, R (1, 5) <small>OBP: 0.447, SLG: 0.603</small>	4-0 <small>1-2 BB</small>		0-0 <small>3</small>		4-0 <small>BB</small>			0-0 <small>1</small>		2 0 0 0 2 0 1		
Tony Oliva, L (1, 9) <small>OBP: 0.351, SLG: 0.490</small>	0-0 <small>1-2 2-3</small>			0-0 <small>1</small>		0-0 <small>1-2f 2 3</small>		0-0 <small>2</small>		4 0 0 0 0 0 4		
Leo Cardenas, R (1, 6) <small>OBP: 0.343, SLG: 0.426</small>	0-0 <small>1-2f 3</small>			0-0 <small>2</small>			0-3 <small>1 2 3</small>	0-3 <small>3</small>		4 0 0 0 0 2 4		
Rick Renick, R (1, 7) <small>OBP: 0.339, SLG: 0.527</small>		0-3 <small>1</small>		0-0 <small>3</small>			0-0 <small>4-3</small>		0-3 <small>1</small>	4 0 0 0 0 2 0		
Rich Reese, L (1, 3) <small>OBP: 0.304, SLG: 0.375</small>		0-3 <small>2</small>			0-0 <small>4-3 1B</small>		0-0 <small>2-3 2</small>		0-0 <small>2B</small>	4 0 2 0 0 1 1		
George Mitterwald, R (1, 2) <small>OBP: 0.268, SLG: 0.341</small> Charlie Manuel, L (9, PH) <small>OBP: 0.200, SLG: 0.167</small>		0-0 <small>3</small>			0-0 <small>1</small>		0-0 <small>3</small>		0-3 <small>2</small>	3 0 0 0 0 0 2 1 0 0 0 0 1 1		
Dave Boswell, R (1, 1) <small>OBP: 0.211, SLG: 0.263</small> Bob Allison, R (5, PH) <small>OBP: 0.320, SLG: 0.273</small> (5, 8)		0-0 <small>3</small>			0-0 <small>1-2 2</small>			0-0 <small>HR 2B</small>	0-3 <small>3</small>	1 0 0 0 0 0 1 3 1 1 0 0 1 2		
Inning Stats	R: 0 H: 1 E: 1 LOB: 2 K: 0 BB: 1 S: 4 P: 8	R: 0 H: 0 E: 1 LOB: 1 K: 2 BB: 0 S: 8 P: 8	R: 0 H: 0 E: 0 LOB: 0 K: 1 BB: 0 S: 5 P: 5	R: 0 H: 0 E: 0 LOB: 0 K: 0 BB: 0 S: 3 P: 3	R: 0 H: 1 E: 0 LOB: 1 K: 0 BB: 0 S: 4 P: 4	R: 0 H: 0 E: 0 LOB: 0 K: 1 BB: 1 S: 4 P: 8	R: 0 H: 0 E: 1 LOB: 1 K: 1 BB: 0 S: 6 P: 6	R: 3 H: 2 E: 0 LOB: 1 K: 1 BB: 1 S: 7 P: 11	R: 0 H: 1 E: 0 LOB: 1 K: 3 BB: 0 S: 10 P: 10	1B: 2 SF: 0 2B: 2 SAC: 0 3B: 0 DP: 2 HR: 1 HBP: 0	WP: 0 PA: 36 PB: 0 SB: 0 CS: 0	
PITCHER Jim Rooker, L (1, 1) <small>ERA: 3.57</small> Bob Johnson, R (8, 1) <small>ERA: 3.18</small>	IP WLS BF H R ER SO BB IBB HBP BLK WP HR S P ERA WHIP 7.0 W 29 4 3 3 5 3 0 0 0 0 0 1 36 48 3.86 1.000 2.0 S 7 1 0 0 4 0 0 0 0 0 0 0 15 15 0.00 0.500											PITCHER IP WLS BF H R ER SO BB IBB HBP BLK WP HR S P ERA WHIP

Minnesota Twins @ Kansas City Royals
Municipal Stadium, Kansas City, MO
Sat Jun 20 1970, 8:05 PM EDT
Att. 10,016 - Unknown - 74 F

AB	33
R	3
H	5
RBI	3
BB	3
SO	9
LOB	17



Batter	1	2	3	4	5	6	7	8	9	AB	R	H	RBI	BB	SO	LOB
Paul Schaal, R OBP: 0.329, SLG: 0.315 (1, 5)	0-0 F8	0-0 F3		0-0 F6			0-0 6-3			4	0	0	0	0	0	0
Cookie Rojas, R OBP: 0.191, SLG: 0.156 (1, 4)	0-0 1B	0-0 6-3			0-0 F9		0-0 F9			4	1	1	0	0	0	0
Amos Otis, R OBP: 0.368, SLG: 0.458 (1, 8)	0-0 2B		0-0 F2		0-0 1B			0-0 F9		4	1	2	1	0	0	0
Bob Oliver, R OBP: 0.340, SLG: 0.527 (1, 3)	0-0 E8		0-0 1-3		0-0 F9			1-0 SH2-3		3	1	0	0	0	0	2
Joe Keough, L OBP: 0.406, SLG: 0.451 (1, 9)	4-0 2B		0-0 3B		0-0 L8			0-0 SH2-3		2	1	1	0	1	0	1
Lou Piniella, R OBP: 0.341, SLG: 0.478 (1, 7)	0-3 K		0-0 4-3			0-3 K		0-0 6-3		1	0	0	0	0	1	3
Pat Kelly, L OBP: 0.373, SLG: 0.364 (2, 7)										3	0	0	0	0	1	2
Ed Kirkpatrick, L OBP: 0.298, SLG: 0.468 (1, 2)	0-0 2B			0-0 HR		0-3 K				3	1	2	4	0	1	0
Bobby Floyd, R (1, 6)	0-3 K			0-3 K		0-0 4-3				3	0	0	0	0	2	1
Jim Rooker, R OBP: 0.212, SLG: 0.281 (1, 1)			0-0 5-3		0-3 K		0-3 K			3	0	0	0	0	2	0
Bob Johnson, L (8, 1)										0	0	0	0	0	0	0

BOTTOM

Minnesota Twins @ Kansas City Royals
Municipal Stadium, Kansas City, MO
Sat Jun 20 1970, 8:05 PM EDT
Att: 10,016 - Unknown - 74 F

AB	30
R	5
H	6
RBI	5
BB	1
SO	7
LOB	9



Inning Stats	R	H	E	K	S	WLS	BF	H	R	ER	SO	BB	IBB	HBP	BLK	WP	HR	S	P	ERA	WHIP
R: 4 E: 1 K: 2 S: 11	H: 3 LOB: 1 BB: 1 P: 15	R: 0 E: 0 K: 0 S: 3	H: 0 LOB: 0 BB: 0 P: 3	R: 0 E: 0 K: 0 S: 4	H: 1 LOB: 1 BB: 0 P: 4	R: 1 E: 0 K: 2 S: 8	H: 1 LOB: 0 BB: 0 P: 8	R: 0 E: 0 K: 0 S: 4	H: 1 LOB: 1 BB: 0 P: 4	R: 0 E: 0 K: 2 S: 7	H: 0 LOB: 0 BB: 0 P: 7	R: 0 E: 0 K: 1 S: 5	H: 0 LOB: 0 BB: 0 P: 5	R: 0 E: 0 K: 0 S: 3	H: 0 LOB: 1 BB: 0 P: 4	1B: 2 2B: 2 3B: 1 HR: 1	SF: 0 SAC: 1 DP: 0 HBP: 1	WP: 0 PB: 0 SB: 0 CS: 0	PA: 33	ERA	WHIP
PITCHER	IP	WLS	BF	H	R	ER	SO	BB	IBB	HBP	BLK	WP	HR	S	P	ERA	WHIP				
Dave Boswell, R ERA: 6.89 (1, 1)	4.0	L	19	5	5	2	4	1	0	0	0	0	0	26	30	4.50	1.500				
Dick Woodson, R ERA: 2.35 (5, 1)	3.0		10	1	0	0	3	0	0	0	0	0	0	16	16	0.00	0.333				
Stan Williams, R ERA: 1.85 (8, 1)	1.0		4	0	0	0	0	0	0	1	0	0	0	3	4	0.00	0.000				

Batter	1	2	3	4	5	6	7	8	9	AB R H RBI BB SO LOB	TOP											
Cesar Tovar, R (1, 8) OBP: 0.347, SLG: 0.471	0-0 B3		0-0 SH1-3	0-0 SF9		0-0 6-3			0-0 1B	3 1 1 1 0 0 0												
Rod Carew, L (1, 4) OBP: 0.416, SLG: 0.541	0-0 G5-4-3 1B		0-0 BB	0-0 4-3		0-3 K			0-0 HBP E 1B	4 1 2 1 1 1 1												
Harmon Killebrew, R (1, 5) OBP: 0.447, SLG: 0.611 Frank Quiñi, R (9, PR) OBP: 0.262, SLG: 0.167	0-0 G5-4-3 1-2f		0-0 F8		0-0 HR			0-0 F7	4-0 E HBP 2B BB	4 1 1 1 1 0 3 0 1 0 0 0 0 0												
Bob Allison, R (1, 9) OBP: 0.400, SLG: 0.320		0-0 S E E 1B		0-0 E6 1B WP E	4-0 1B BB		0-0 5-3 1B	1-0 E 2B HBP	3 3 2 0 1 0 0													
Rick Renick, R (1, 7) OBP: 0.333, SLG: 0.500 Jim Holt, L (7, 7) OBP: 0.288, SLG: 0.333		0-3 K 1-H		4-0 E BB	0-0 F4		0-0 5-3	0-0 E6 2B	3 1 0 0 1 1 2 1 1 0 1 0 0 2													
Leo Cardenas, R (1, 6) OBP: 0.344, SLG: 0.430		0-0 F8		0-0 E8 1B 1B	0-0 F9		0-0 F4	0-0 2B	5 1 2 3 0 0 2													
Rich Reese, L (1, 3) OBP: 0.306, SLG: 0.376		0-0 F8		0-0 SH3 SF9 1B 1B	1-2 1B			0-0 F7	5 1 2 0 0 0 2													
George Mitterwald, R (1, 2) OBP: 0.265, SLG: 0.336			0-0 F6	0-0 SF9 SH3 1B	0-3 K			0-0 5-3	5 0 1 1 0 1 4													
Jim Perry, S (1, 1) OBP: 0.359, SLG: 0.395 Ron Perranoski, L (7, 1)			0-0 SH1-3 1B	0-0 SH3		0-0 1-3		0-0 5-3	0-3 K	2 0 1 0 0 0 0 2 0 0 0 0 1 2												
Inning Stats	R: 0 E: 0 K: 0 S: 3	H: 1 LOB: 0 P: 3	R: 1 E: 0 K: 1 S: 6	H: 1 LOB: 0 BB: 0 P: 6	R: 0 E: 0 K: 0 S: 4	H: 1 LOB: 2 BB: 1 P: 8	R: 4 E: 2 K: 0 S: 7	H: 3 LOB: 1 BB: 1 P: 11	R: 1 E: 0 K: 1 S: 7	H: 2 LOB: 2 BB: 1 P: 11	R: 0 E: 0 K: 1 S: 5	H: 0 LOB: 0 BB: 0 P: 5	R: 0 E: 0 K: 0 S: 4	H: 1 LOB: 1 BB: 0 P: 4	R: 0 E: 0 K: 0 S: 3	H: 0 LOB: 0 BB: 0 P: 3	R: 5 E: 1 K: 1 S: 9	H: 3 LOB: 2 BB: 1 P: 14	1B: 9 2B: 2 3B: 0 HR: 1	SF: 1 SAC: 2 DP: 1 HBP: 1	WP: 1 PB: 0 SB: 1 CS: 0	PA: 45
PITCHER	IP WLS BF H R ER SO BB IBB HBP BLK WP HR S P ERA WHIP																					
Bill Butler, L (1, 1) ERA: 3.83	6.0 L 29 8 6 3 3 3 0 0 0 0 1 1 32 44 4.50 1.833																					
Al Fitzmorris, R (7, 1) ERA: 3.72	2.0 7 1 0 0 0 0 0 0 0 0 0 0 7 7 0.00 0.500																					
Ken Wright, R (9, 1) ERA: 6.61	0.0 4 2 4 3 0 1 0 1 0 0 0 0 2 7 ∞ ∞																					
Aurelio Monteagudo, R (9, 1) ERA: 5.06	1.0 5 1 1 0 1 0 0 0 0 0 0 0 7 7 0.00 1.000																					

Minnesota Twins @ Kansas City Royals
Municipal Stadium, Kansas City, MO
Sun Jun 21 1970, 4:33 AM EDT
Att. 10,864 - Unknown - 67 F

livebaseballscores.com

AB	37
R	11
H	12
RBI	8
BB	4
SO	4
LOB	18



Batter	1	2	3	4	5	6	7	8	9
Paul Schaal, R (1, 5) OBP: 0.322, SLG: 0.308 Al Fitzmorris, S (7, 1) OBP: 0.333, SLG: 0.333 Jim Campanis, R (8, PH) OBP: 0.250, SLG: 0.333 Ken Wright, R (9, 1) Aurelio Montegudo, R (9, 1)	0-3 K		0-0 F9			0-0 4-3		0-0 F8	
Cookie Rojas, R (1, 4) OBP: 0.194, SLG: 0.162	0-3 K			0-0 F8			0-0 6-3	0-0 1B	
Amos Otis, R (1, 8) OBP: 0.363, SLG: 0.451	0-0 6-3			0-0 L9			0-3 K	0-0 5-3	
Bob Oliver, R (1, 3) OBP: 0.338, SLG: 0.523		0-0 6-3		0-0 4-3			0-0 1B 1B 1B	0-3 K	
Joe Keough, L (1, 9) OBP: 0.408, SLG: 0.459		0-0 2B			0-0 F3		0-0 1B 1B 1B	0-0 L9	
Lou Piniella, R (1, 7) OBP: 0.344, SLG: 0.479		0-0 F9			0-0 F7		0-0 1B 1B 1B	0-0 1B	
Ed Kirkpatrick, L (1, 2) OBP: 0.297, SLG: 0.463		0-3 K			0-3 K		0-0 FC6-4 1B	0-0 4-3	
Bobby Floyd, R (1, 6) Tom Matchick, L (6, PH) OBP: 0.176, SLG: 0.067 Hawk Taylor, R (7, PH) OBP: 0.321, SLG: 0.385 Jackie Hernandez, R (8, 6) OBP: 0.284, SLG: 0.282			0-0 1-3			0-0 L6	0-0 FC6-4		
Bill Butler, L (1, 1) OBP: 0.129, SLG: 0.036 Bill Sorrell, L (6, PH) OBP: 0.250, SLG: 0.143			0-3 K			0-3 K		0-0 F8	

AB	R	H	RBI	BB	SO	LOB
3	0	0	0	0	1	0
0	0	0	0	0	0	0
1	0	0	0	0	0	0
0	0	0	0	0	0	0
0	0	0	0	0	0	0

4	0	1	0	0	1	0
---	---	---	---	---	---	---

4	0	0	0	0	1	1
---	---	---	---	---	---	---

4	1	1	0	0	1	0
---	---	---	---	---	---	---

4	1	2	0	0	0	0
---	---	---	---	---	---	---

4	0	2	1	0	0	1
---	---	---	---	---	---	---

4	0	1	1	0	2	2
---	---	---	---	---	---	---

1	0	0	0	0	0	0
1	0	0	0	0	0	0
1	0	0	0	0	0	2
0	0	0	0	0	0	0

1	0	0	0	0	1	0
2	0	0	0	0	1	0

BOTTOM

Minnesota Twins @ Kansas City Royals
Municipal Stadium, Kansas City, MO
Sun Jun 21 1970, 4:33 AM EDT
Att: 10,864 - Unknown - 67 F

livebaseballscorecards.com

AB	34
R	2
H	7
RBI	2
BB	0
SO	8
LOB	6



Inning Stats	R: 0	H: 0	E: 0	K: 2	S: 7	H: 0	LOB: 0	BB: 0	P: 7	R: 0	H: 1	E: 0	K: 1	S: 6	R: 0	H: 0	E: 0	K: 1	S: 5	R: 0	H: 0	E: 0	K: 0	S: 3	R: 0	H: 0	E: 0	K: 1	S: 5	R: 0	H: 0	E: 0	K: 1	S: 5	R: 2	H: 4	E: 0	K: 1	S: 9	R: 0	H: 1	E: 0	K: 0	S: 4	R: 0	H: 1	E: 0	K: 1	S: 6	1B: 6	SF: 0	2B: 1	3B: 0	HR: 0	SF: 0	SAC: 0	DP: 0	HBP: 0	WP: 0	PA: 34
--------------	------	------	------	------	------	------	--------	-------	------	------	------	------	------	------	------	------	------	------	------	------	------	------	------	------	------	------	------	------	------	------	------	------	------	------	------	------	------	------	------	------	------	------	------	------	------	------	------	------	------	-------	-------	-------	-------	-------	-------	--------	-------	--------	-------	--------

PITCHER	IP	WLS	BF	H	R	ER	SO	BB	IBB	HBP	BLK	WP	HR	S	P	ERA	WHIP
Jim Perry, R (1, 1) ERA: 2.82	6.2	W	25	5	2	2	7	0	0	0	0	0	0	39	39	2.70	0.750
Ron Perranoski, L (7, 1) ERA: 1.82	2.1	S	9	2	0	0	1	0	0	0	0	0	0	11	11	0.00	0.857

Batter	1	2	3	4	5	6	7	8	9	AB R H RBI BB SO LOB	TOP											
Cesar Tovar, R (1, 8) OBP: 0.348, SLG: 0.473	0-0 F8		0-0 2B		0-0 E9 HR 1B		0-0 6-3		0-0 5-3	5 1 2 0 0 0 1												
Rod Carew, L (1, 4) Frank Quilici, R (4, 4) OBP: 0.417, SLG: 0.538 OBP: 0.286, SLG: 0.182	0-0 F7		4-0 G6-4-3 BB		4-0 HR BB		0-0 1B			1 0 0 0 1 0 0 1 1 1 0 1 0 0												
Harmon Killebrew, R (1, 5) OBP: 0.447, SLG: 0.621	4-0 BB BB		0-0 G6-4-3 1-2f		0-0 HR 1-H 2-H		0-3 K			3 1 1 3 1 1 3												
Rich Reese, L (1, 3) OBP: 0.310, SLG: 0.375	4-0 1-2 BB			0-3 K		0-0 G6-4-3 1B		0-0 F7		3 0 1 0 1 1 0												
Bob Allison, R (1, 7) OBP: 0.382, SLG: 0.286	0-3 K			4-0 2B BB		0-0 G6-4-3 1-2f		0-0 F5		3 1 0 0 1 1 3												
Leo Cardenas, R (1, 6) OBP: 0.343, SLG: 0.431		0-0 F8		0-0 1-H 2B		0-3 K		0-0 2-3		4 0 1 1 0 1 0												
Jim Holt, L (1, 9) OBP: 0.287, SLG: 0.330		0-3 K		0-0 G6-4-3 E5		0-0 F8		0-0 SH1-4 1B		4 0 1 0 0 1 1												
George Mitterwald, R (1, 2) OBP: 0.260, SLG: 0.329		0-0 F6		0-0 G6-4-3 1-2f		0-0 6-3		0-0 SH1-4 1-2		3 0 0 0 0 0 2												
Jim Kaat, L (1, 1) Ron Perranoski, L (9, 1) OBP: 0.186, SLG: 0.150			0-0 5-3		0-0 F8		0-0 6-3		0-3 K	4 0 0 0 0 1 1 0 0 0 0 0 0 0												
Inning Stats	R: 0 E: 0 K: 1 S: 5	H: 0 LOB: 2 BB: 2 P: 13	R: 0 E: 0 K: 1 S: 5	H: 0 LOB: 0 BB: 0 P: 5	R: 0 E: 0 K: 0 S: 3	H: 1 LOB: 1 BB: 1 P: 7	R: 1 E: 1 K: 1 S: 6	H: 1 LOB: 1 BB: 1 P: 10	R: 3 E: 1 K: 0 S: 5	H: 3 LOB: 0 BB: 1 P: 9	R: 0 E: 0 K: 1 S: 5	H: 0 LOB: 0 BB: 0 P: 5	R: 0 E: 0 K: 1 S: 6	H: 1 LOB: 1 BB: 0 P: 6	R: 0 E: 0 K: 0 S: 3	H: 0 LOB: 0 BB: 0 P: 3	R: 0 E: 0 K: 1 S: 6	H: 1 LOB: 1 BB: 0 P: 6	1B: 4 2B: 2 3B: 0 HR: 1	SF: 0 SAC: 1 DP: 3 HBP: 0	WP: 0 PB: 0 SB: 0 CS: 0	PA: 37
PITCHER	IP WLS BF H R ER SO BB IBB HBP BLK WP HR S P ERA WHIP																					
Gene Brabender, R (1, 1) ERA: 5.33	4.1 L 22 5 4 4 3 5 0 0 0 0 0 1 23 43 8.31 2.308																					
Ken Sanders, R (5, 1) ERA: 1.2	1.2 4 0 0 0 1 0 0 0 0 0 0 0 6 6 0.00 0.000																					
John Gelnar, R (7, 1) ERA: 5.96	3.0 11 2 0 0 2 0 0 0 0 0 0 0 15 15 0.00 0.667																					

Minnesota Twins @ Milwaukee Brewers
Milwaukee County Stadium, Milwaukee, WI

Mon Jun 22 1970, 8:05 PM EDT
Att. 18,291 - Unknown - 73 F

livebaseballscorecards.com

AB	31
R	4
H	7
RBI	4
BB	5
SO	6
LOB	11



Batter	1	2	3	4	5	6	7	8	9	AB R H RBI BB SO LOB
Tommy Harper, R OBP: 0.375, SLG: 0.541 (1, 5)	0-0 1-3 WP 2B		0-0 6-3			0-3 K			0-0 1-H HR	4 2 2 2 0 1 0
Mike Hegan, L OBP: 0.362, SLG: 0.431 (1, 3)	0-0 1-3 2-3			4-0 G5-4-3 BB			0-0 3-1		0-3 K	3 0 0 0 1 1 2
Mike Hershberger, R OBP: 0.303, SLG: 0.265 (1, 9)	0-0 6-3 3-H			0-0 G5-4-3 1-2f			0-0 F5		0-0 F9	4 0 0 0 0 0 2
Danny Walton, R OBP: 0.359, SLG: 0.471 (1, 7)	0-3 K			0-0 F9			0-0 5-3		0-0 F9	4 0 0 0 0 1 1
Dave May, L OBP: 0.316, SLG: 0.298 (1, 8)		0-3 K			0-0 6-3			0-0 F2		3 0 0 0 0 1 0
Roberto Pena, R OBP: 0.285, SLG: 0.309 (1, 6)		0-0 F4			0-0 G6-4-3 1B			0-0 6-3		3 0 1 0 0 0 0
Ted Kubiak, S OBP: 0.355, SLG: 0.336 (1, 4)		0-0 F9			0-0 G6-4-3 1-2f			0-0 1B		3 0 1 0 0 0 1
Phil Roof, R OBP: 0.270, SLG: 0.409 (1, 2)			0-0 L6			0-0 6-3		0-0 F8		3 0 0 0 0 0 1
Gene Brabender, R OBP: 0.083, SLG: 0.125 Ken Sanders, R (5, 1) Gus Gil, R OBP: 0.304, SLG: 0.184 John Gelnar, R (7, 1) Ted Savage, R OBP: 0.269, SLG: 0.432 Marty Pattin, R OBP: 0.200, SLG: 0.231 (9, PH) (9, PR)			0-3 K			0-3 K			0-0 HR 1B	1 0 0 0 0 0 1 0 0 0 0 0 0 0 0 0 1 0 0 0 0 0 1 0 0 0 0 0 0 0 0 0 1 0 1 0 0 0 0 0 0 1 0 0 0 0 0 0

Inning Stats	R: 1	H: 1	E: 0	K: 1	S: 6	LOB: 0	BB: 0	P: 6	R: 0	H: 0	E: 0	K: 1	S: 5	LOB: 0	BB: 0	P: 5	R: 0	H: 0	E: 0	K: 1	S: 5	LOB: 0	BB: 0	P: 5	R: 0	H: 0	E: 0	K: 0	S: 2	LOB: 0	BB: 1	P: 6	R: 0	H: 1	E: 0	K: 0	S: 3	LOB: 0	BB: 0	P: 3	R: 0	H: 0	E: 0	K: 2	S: 7	LOB: 0	BB: 0	P: 7	R: 0	H: 0	E: 0	K: 0	S: 3	LOB: 0	BB: 0	P: 3	R: 0	H: 1	E: 0	K: 0	S: 4	LOB: 1	BB: 0	P: 4	R: 2	H: 2	E: 0	K: 1	S: 7	LOB: 1	BB: 0	P: 7	1B: 3	SF: 0	2B: 1	SAC: 0	3B: 0	DP: 2	HR: 1	HBP: 0	WP: 1	PA: 31
PITCHER	IP	WLS	BF	H	R	ER	SO	BB	IBB	HBP	BLK	WP	HR	S	P	ERA	WHIP																																																																	
Jim Kaat, L ERA: 3.71 (1, 1)	8.0	W	28	5	3	3	5	1	0	0	0	1	1	37	41	3.38	0.750																																																																	
Ron Perranoski, L ERA: 1.79 (9, 1)	1.0	S	3	0	0	0	1	0	0	0	0	0	0	5	5	0.00	0.000																																																																	


BOTTOM

Minnesota Twins @ Milwaukee Brewers
Milwaukee County Stadium, Milwaukee, WI

Mon Jun 22 1970, 8:05 PM EDT
Att: 18,291 - Unknown - 73 F

livebaseballscorecards.com

AB	30
R	3
H	5
RBI	2
BB	1
SO	6
LOB	7



Batter	1	2	3	4	5	6	7	8	9	AB R H RBI BB SO LOB	TOP																
Cesar Tovar, R (1, 8) OBP: 0.346, SLG: 0.474	0-3 K		0-0 F9		0-0 WP 1B 2B		0-0 F7			4 1 1 0 0 1 0	Minnesota Twins @ Milwaukee Brewers Milwaukee County Stadium, Milwaukee, WI Tue Jun 23 1970, 8:05 PM EDT Att. 13,500 - Unknown - 74 F																
Jim Holt, L (1, 9) OBP: 0.295, SLG: 0.330	0-0 L8		4-0 FC3-6 BB		0-0 G6-4-3 1B		0-0 6-3			3 0 1 1 1 0 0																	
Harmon Killebrew, R (1, 5) OBP: 0.444, SLG: 0.612	0-0 5-3		4-0 FC3-6 BB		0-0 G6-4-3 1-2f		0-0 F4			3 0 0 0 1 0 1																	
Rich Reese, L (1, 3) OBP: 0.304, SLG: 0.367		0-0 F3	0-0 FC3-6 1-2f 2-3		0-0 F9		0-0 3-1			4 0 0 0 0 0 2																	
Bob Allison, R (1, 7) OBP: 0.395, SLG: 0.290		4-0 1B BB	0-0 F7		0-0 4-3 HR 1B		0-3 K			3 1 1 0 1 1 2																	
Leo Cardenas, R (1, 6) OBP: 0.341, SLG: 0.428		0-0 IBB 1-3 1B		0-0 F3		0-0 4-3 1-2		0-0 G3		4 0 1 0 0 0 1																	
George Mitterwald, R (1, 2) OBP: 0.260, SLG: 0.347		0-0 F4		0-3 K		0-0 2-H HR		0-0 6-3		4 1 1 2 0 1 2																	
Frank Quilici, R (1, 4) OBP: 0.284, SLG: 0.172		4-0 1-2 IBB		0-0 5-3		0-0 F8		0-3 K		3 0 0 0 1 1 0																	
Bert Blyleven, R (1, 1) OBP: 0.200, SLG: 0.200		0-0 4-3		0-3 K		0-0 1-3				3 0 0 0 0 1 3																	
Tom Hall, L (7, 1) OBP: 0.167, SLG: 0.167										0 0 0 0 0 0 0																	
Ron Perranoski, L (9, 1)										0 0 0 0 0 0 0																	
Inning Stats	R: 0 E: 0 K: 1 S: 5	H: 0 LOB: 0 BB: 0 P: 5	R: 0 E: 0 K: 0 S: 4	H: 1 LOB: 3 BB: 2 P: 12	R: 0 E: 0 K: 0 S: 3	H: 0 LOB: 2 BB: 2 P: 11	R: 0 E: 0 K: 1 S: 5	H: 0 LOB: 0 BB: 0 P: 5	R: 0 E: 0 K: 1 S: 6	H: 2 LOB: 0 BB: 0 P: 6	R: 2 E: 0 K: 0 S: 5	H: 2 LOB: 0 BB: 0 P: 5	R: 0 E: 0 K: 0 S: 3	H: 0 LOB: 0 BB: 0 P: 3	R: 0 E: 0 K: 1 S: 5	H: 0 LOB: 0 BB: 0 P: 5	R: 0 E: 0 K: 1 S: 5	H: 0 LOB: 0 BB: 0 P: 5	R: 0 E: 0 K: 1 S: 5	H: 0 LOB: 0 BB: 0 P: 5	1B: 3 2B: 1 3B: 0 HR: 1	SF: 0 SAC: 0 DP: 1 HBP: 0	WP: 1 PB: 0 SB: 0 CS: 0	PA: 35			
PITCHER	IP WLS BF H R ER SO BB IBB HBP BLK WP HR S P ERA WHIP																										
Bobby Bolin, R (1, 1) ERA: 4.86	7.0	29	5	3	3	3	3	3	1	0	0	1	1	31	47	3.86	1.143										
Dave Baldwin, R (8, 1) ERA: 0.73	2.0	W	6	0	0	0	2	0	0	0	0	0	0	10	10	0.00	0.000										

livebaseballscorecards.com

AB	31
R	3
H	5
RBI	3
BB	4
SO	5
LOB	11



BOTTOM

Minnesota Twins @ Milwaukee Brewers
Milwaukee County Stadium, Milwaukee, WI

Tue Jun 23 1970, 8:05 PM EDT
Att: 13,500 - Unknown - 74 F

livebaseballscorecards.com

AB	35
R	4
H	10
RBI	4
BB	2
SO	10
LOB	12



WP:	0	PA:	38
PB:	1		
SB:	0		
CS:	0		

AB R H RBI BB SO LOB

3 1 0 0 2 2 2
3 0 0 0 0 1 4
1 0 0 0 0 0 0
0 0 0 0 0 0 0
1 0 1 2 0 0 0

3 0 0 0 0 2 1
1 0 0 0 0 1 0

4 1 1 0 0 0 0

3 0 1 0 0 1 1
1 0 1 0 0 0 0

4 0 1 0 0 0 2

4 0 2 1 0 2 0

3 1 2 1 0 0 1
0 1 0 0 0 0 0

2 0 1 0 0 1 0
1 0 0 0 0 0 0
1 0 0 0 0 0 1

1B: 8 SF: 0
2B: 1 SAC: 0
3B: 0 DP: 0
HR: 1 HBP: 1

Batter	1	2	3	4	5	6	7	8	9
Tommy Harper, R (1, 5) OBP: 0.375, SLG: 0.535	4-0 BB 1-3		0-0 E8		0-3 K		0-3 K		4-0 BB 1-2 2B
Russ Snyder, L (1, 7) OBP: 0.294, SLG: 0.343	0-0 1-3		0-3 K		0-0 FC4-6		0-0 G3		0-0 2B
Ted Savage, R (7, PH) OBP: 0.356, SLG: 0.429									
Dave Baldwin, R (8, 1)									
Gus Gil, R (9, PH) OBP: 0.319, SLG: 0.231	1-2				1-2				1-H 2-H
Mike Hegan, L (1, 3) OBP: 0.356, SLG: 0.424	0-3 K		0-0 4-3			0-3 K		0-3 K	
Danny Walton, R (8, PH) OBP: 0.357, SLG: 0.469									
Dave May, L (1, 8) OBP: 0.311, SLG: 0.294		0-0 PB 1B		0-0 G3		0-0 G3		0-0 5-3	
Bob Burda, L (1, 9) OBP: 0.447, SLG: 0.323		0-0 L8		0-3 K		0-0 1B		0-0 1B	
Mike Hershberger, R (8, PH) OBP: 0.312, SLG: 0.275		1-2				1B		1B	
Ted Kubiak, S (1, 4) OBP: 0.354, SLG: 0.335		0-0 F8		0-0 4-3		0-0 1B		0-0 F3	
Roberto Pena, R (1, 6) OBP: 0.291, SLG: 0.315		0-0 1B			0-3 K	0-0 1B			0-3 K
Phil Roof, R (1, 2) OBP: 0.288, SLG: 0.448		2-H				1-2 2-3			
Max Alvis, R (9, PR) OBP: 0.212, SLG: 0.225		0-0 F7		0-0 1B		0-0 1B		0-0 HR	1-0 BB 2B HBP
Bobby Bolin, R (1, 1) OBP: 0.304, SLG: 0.350			0-3 K		0-0 1B		0-0 4-3		0-0 F9
Tito Francona, L (7, PH) OBP: 0.362, SLG: 0.308					0-0 FC4-6				
Jerry McNertney, R (9, PH) OBP: 0.304, SLG: 0.321					1-2				

Inning Stats	R: 0	H: 0	E: 0	K: 1	S: 4	LOB: 0	BB: 1	P: 8
	R: 1	H: 2	E: 0	K: 0	S: 5	LOB: 1	BB: 0	P: 5
	R: 0	H: 0	E: 1	K: 2	S: 8	LOB: 1	BB: 0	P: 8
	R: 0	H: 0	E: 0	K: 1	S: 5	LOB: 0	BB: 0	P: 5
	R: 0	H: 2	E: 0	K: 2	S: 9	LOB: 2	BB: 0	P: 9
	R: 0	H: 3	E: 0	K: 1	S: 7	LOB: 2	BB: 0	P: 7
	R: 1	H: 1	E: 0	K: 1	S: 6	LOB: 0	BB: 0	P: 6
	R: 0	H: 1	E: 0	K: 1	S: 6	LOB: 1	BB: 0	P: 6
	R: 2	H: 1	E: 0	K: 1	S: 5	LOB: 2	BB: 1	P: 10

PITCHER	IP	WLS	BF	H	R	ER	SO	BB	IBB	HBP	BLK	WP	HR	S	P	ERA	WHIP
Bert Blyleven, R (1, 1) ERA: 3.38	6.0		26	8	2	1	7	1	0	0	0	0	1	39	43	1.50	1.500
Tom Hall, L (7, 1) ERA: 2.7	2.2	L	11	1	2	2	3	1	0	1	0	0	0	15	20	6.75	0.750
Ron Perranoski, L (9, 1) ERA: 1.79	0.0		1	1	0	0	0	0	0	0	0	0	0	1	1	∞	∞

Batter	1	2	3	4	5	6	7	8	9	AB R H RBI BB SO LOB	TOP											
Cesar Tovar, R (1, 4) OBP: 0.349, SLG: 0.472	0-3 K			0-0 E9 SH1-3 WP 1B		0-0 F2		1-0 S 1B HBP		3 2 1 0 0 1 0	Minnesota Twins @ Milwaukee Brewers Milwaukee County Stadium, Milwaukee, WI Wed Jun 24 1970, 8:05 PM EDT Att. 12,041 - Unknown - 56 F											
Herman Hill, L (1, 8) X	0-0 4-3			0-0 SH1-3		0-3 K		0-3 K 1-2		3 0 0 0 0 2 1												
Tony Oliva, L (1, 9) OBP: 0.354, SLG: 0.494	0-3 K			0-0 1B 2B		0-0 5-3		0-0 1B 2-H		4 1 2 1 0 1 0												
Harmon Killebrew, R (1, 5) OBP: 0.445, SLG: 0.608				0-0 F2				0-0 6-3		3 0 1 1 1 0 0												
Rich Reese, L (1, 3) OBP: 0.298, SLG: 0.359				0-0 4-3				0-0 F8 IBB		4 0 0 0 0 1 3												
Leo Cardenas, R (1, 6) OBP: 0.340, SLG: 0.425				0-0 F7				0-0 5-3		4 0 1 0 0 1 1												
Jim Holt, L (1, 7) OBP: 0.293, SLG: 0.327				0-0 1-3				0-0 F7		4 0 1 0 0 1 0												
George Mitterwald, R (1, 2) OBP: 0.253, SLG: 0.338				0-3 K				0-3 K		4 0 0 0 0 2 2												
Dave Boswell, R (1, 1) OBP: 0.182, SLG: 0.227				0-3 K				0-0 F3		3 0 0 0 0 1 0												
Stan Williams, R (9, 1)										0 0 0 0 0 0 0												
Inning Stats	R: 0 E: 0 K: 2 S: 7	H: 0 LOB: 0 BB: 0 P: 7	R: 0 E: 0 K: 0 S: 3	H: 0 LOB: 0 BB: 0 P: 3	R: 0 E: 0 K: 2 S: 7	H: 0 LOB: 0 BB: 0 P: 7	R: 2 E: 1 K: 1 S: 8	H: 3 LOB: 1 BB: 0 P: 8	R: 0 E: 0 K: 1 S: 5	H: 0 LOB: 0 BB: 0 P: 5	R: 0 E: 0 K: 1 S: 5	H: 0 LOB: 0 BB: 0 P: 5	R: 0 E: 0 K: 1 S: 7	H: 2 LOB: 2 BB: 0 P: 7	R: 1 E: 0 K: 1 S: 6	H: 1 LOB: 2 BB: 1 P: 11	R: 0 E: 0 K: 1 S: 5	H: 0 LOB: 0 BB: 0 P: 5	1B: 5 2B: 1 3B: 0 HR: 0	SF: 0 SAC: 1 DP: 0 HBP: 1	WP: 1 PB: 0 SB: 1 CS: 0	PA: 35
PITCHER Marty Pattin, R (1, 1) ERA: 4.48	IP 9.0 WLS L BF 35 H 6 R 3 ER 3 SO 10 BB 0 IBB 1 HBP 1 BLK 0 WP 1 HR 0 S 53 P 58 ERA 3.00 WHIP 0.667											PITCHER	IP WLS BF H R ER SO BB IBB HBP BLK WP HR S P ERA WHIP									

livebaseballscorecards.com

AB	32
R	3
H	6
RBI	2
BB	1
SO	10
LOB	7



Batter	1	2	3	4	5	6	7	8	9	AB R H RBI BB SO LOB
Tommy Harper, R OBP: 0.370, SLG: 0.527 (1, 5)	0-3 K	0-0 F3			0-0 L7		0-3 K			4 0 0 0 0 2 4
Russ Snyder, L OBP: 0.293, SLG: 0.337 (1, 7)	4-0 CS BB		0-0 F7		0-0 F9			0-0 4-3		3 0 0 0 1 0 0
Mike Hegan, L OBP: 0.354, SLG: 0.417 (1, 3)	4-0 1B 1-2 BB		0-0 L3			0-3 K		0-3 K		3 1 0 0 1 2 0
Dave May, L OBP: 0.323, SLG: 0.296 (1, 8)	0-0 1B 1-3 1B		0-3 K			4-0 G3-6-3 BB		0-3 K		3 0 1 0 1 2 0
Bob Burda, L OBP: 0.476, SLG: 0.382 (1, 9)	0-0 1B			0-0 SH1-3 SF8 2B		0-0 G3-6-3 1-2f		4-0 1B BB		3 1 2 1 1 0 1 0 0 0 0 0 0 0
Max Alvis, R OBP: 0.212, SLG: 0.225 (9, PR)	1-3 3-H 1B									
Ted Kubiak, S OBP: 0.350, SLG: 0.331 (1, 4)		0-3 K		0-0 SH1-3 2-3		0-0 4-3		0-3 K		3 0 0 0 0 2 1
Roberto Pena, R OBP: 0.291, SLG: 0.313 (1, 6)		4-0 1B BB		0-0 SF8		0-0 5-3		0-0 F8		1 0 0 1 1 0 0 1 0 0 0 0 0 1
Tito Francona, L OBP: 0.354, SLG: 0.300 (9, PH)				3-H 0-0 F8		1-0 1B HBP		0-0 1B		3 0 2 0 0 0 0 0 0 0 0 0 0 0
Phil Roof, R OBP: 0.306, SLG: 0.455 (1, 2)		0-0 1B						1-2 1B		
Mike Hershberger, R OBP: 0.312, SLG: 0.275 (9, PR)		1-3 1B						0-3 K		3 0 1 0 0 1 2 1 0 0 0 0 1 2
Marty Pattin, R OBP: 0.222, SLG: 0.250 (1, 1)		0-3 K			0-0 5-3		0-0 1B			
Ted Savage, R OBP: 0.354, SLG: 0.425 (9, PH)										

Inning Stats	R: 1	H: 2	E: 0	K: 1	S: 5	LOB: 2	BB: 2	P: 13	R: 0	H: 1	E: 0	K: 2	S: 8	LOB: 2	BB: 1	P: 12	R: 0	H: 0	E: 0	K: 1	S: 5	LOB: 0	BB: 0	P: 5	R: 1	H: 1	E: 0	K: 0	S: 4	LOB: 0	BB: 0	P: 4	R: 0	H: 0	E: 0	K: 0	S: 3	LOB: 0	BB: 0	P: 3	R: 0	H: 0	E: 0	K: 1	S: 4	LOB: 0	BB: 1	P: 8	R: 0	H: 1	E: 0	K: 1	S: 6	LOB: 2	BB: 0	P: 7	R: 0	H: 0	E: 0	K: 2	S: 7	LOB: 0	BB: 0	P: 7	R: 0	H: 1	E: 0	K: 2	S: 8	LOB: 2	BB: 1	P: 12	1B: 5	SF: 1	2B: 1	SAC: 1	3B: 0	DP: 1	HR: 0	HBP: 1	WP: 0	PA: 36
PITCHER	IP	WLS	BF	H	R	ER	SO	BB	IBB	HBP	BLK	WP	HR	S	P	ERA	WHIP																																																																	
Dave Boswell, R ERA: 6.24 (1, 1)	8.0	W	31	5	2	2	8	4	0	1	0	0	0	42	59	2.25	1.125																																																																	
Stan Williams, R ERA: 1.81 (9, 1)	1.0	S	5	1	0	0	2	1	0	0	0	0	0	8	12	0.00	2.000																																																																	

MINNESOTA TWINS @ MILWAUKEE BREWERS
Milwaukee County Stadium, Milwaukee, WI
 Wed Jun 24 1970, 8:05 PM EDT
 Att: 12,041 - Unknown - 56 F

livebaseballscores.com

AB	28
R	2
H	6
RBI	2
BB	5
SO	10
LOB	11



Batter	1	2	3	4	5	6	7	8	9	AB R H RBI BB SO LOB	TOP								
Cesar Tovar, R (1, 8) OBP: 0.344, SLG: 0.465	0-0 F8			x 0-0 F8		x 0-0 5-3		x 0-0 FC5-4 FC6		4 0 0 0 0 0 1									
Danny Thompson, R (1, 4) OBP: 0.352, SLG: 0.494	0-0 F9			x 0-0 4-3			0-3 K	0-0 FC6		4 0 0 0 0 1 1									
Tony Oliva, L (1, 9) OBP: 0.352, SLG: 0.494	0-3 K			x 0-0 4-3			x 0-0 1B 2B		x 0-0 F7	4 1 1 0 0 1 0									
Harmon Killebrew, R (1, 5) OBP: 0.442, SLG: 0.602		x 0-0 5-3			s 0-3 K		x 0-0 1B 2-3		x 0-0 6-3	4 0 1 0 0 1 0									
Rich Reese, L (1, 3) OBP: 0.302, SLG: 0.362		s 0-3 K			x 0-0 1B		x 0-0 1-2 1B		x 0-0 F5	4 0 2 1 0 1 0									
Leo Cardenas, R (1, 6) OBP: 0.336, SLG: 0.420		x 0-0 5-3			x 0-0 F8		x 0-0 F8			3 0 0 0 0 0 3									
Jim Holt, L (1, 7) OBP: 0.286, SLG: 0.318			x 0-0 L8		x 0-0 L7		x 0-0 F8			3 0 0 0 0 0 3									
George Mitterwald, R (1, 2) OBP: 0.248, SLG: 0.331			s 0-3 K			x 0-0 6-3		x 0-0 E5 FC5-4		3 0 0 0 0 1 0									
Jim Perry, S (1, 1) OBP: 0.359, SLG: 0.395			x 0-0 F6			x 0-0 F8		s 0-3 K		0 0 0 0 0 0 0									
Tom Hall, L (2, 1) OBP: 0.143, SLG: 0.143										1 0 0 0 0 0 0									
Herman Hill, L (6, PH)										1 0 0 0 0 0 0									
Bill Zepp, R (6, 1)										0 0 0 0 0 0 0									
Paul Ratliff, L (8, PH)										1 0 0 0 0 1 1									
Steve Barber, R (8, 1)										0 0 0 0 0 0 0									
Inning Stats	R: 0 E: 0 K: 1 S: 5	H: 0 LOB: 0 BB: 0 P: 5	R: 0 E: 0 K: 1 S: 5	H: 0 LOB: 0 BB: 0 P: 5	R: 0 E: 0 K: 1 S: 5	H: 0 LOB: 0 BB: 0 P: 5	R: 0 E: 0 K: 0 S: 3	H: 1 LOB: 1 BB: 0 P: 6	R: 1 E: 0 K: 1 S: 8	H: 3 LOB: 2 BB: 0 P: 8	R: 0 E: 1 K: 1 S: 6	H: 0 LOB: 1 BB: 0 P: 6	R: 0 E: 0 K: 0 S: 3	H: 0 LOB: 0 BB: 0 P: 3	1B: 3 2B: 1 3B: 0 HR: 0	SF: 0 SAC: 0 DP: 0 HBP: 0	WP: 0 PB: 0 SB: 0 CS: 0	PA: 32	
PITCHER Lew Krausse, R (1, 1) ERA: 4.71	IP 9.0	WLS W	BF 32	H 4	R 1	ER 1	SO 6	BB 0	IBB 0	HBP 0	BLK 0	WP 0	HR 0	S 44	P 44	ERA 1.00	WHIP 0.444		
PITCHER	IP	WLS	BF	H	R	ER	SO	BB	IBB	HBP	BLK	WP	HR	S	P	ERA	WHIP		

Minnesota Twins @ Milwaukee Brewers
 Milwaukee County Stadium, Milwaukee, WI

AB	32
R	1
H	4
RBI	1
BB	0
SO	6
LOB	9



Thu Jun 25 1970, 8:05 PM EDT
 Att: 7,055 - Unknown - 54 F

livebaseballscorecards.com

Batter	1	2	3	4	5	6	7	8	9
Tommy Harper, R OBP: 0.369, SLG: 0.521	0-0 1-3	4-0 L4-6 1-2 BB		0-0 F7			0-0 5-3		
Russ Snyder, L OBP: 0.297, SLG: 0.347	0-0 1B	0-0 1-2 2-H 1B			0-3 K			0-0 6-3	
Dave May, L OBP: 0.333, SLG: 0.298	0-0 2-H 1B	0-0 L4-6 2-3			0-3 K			4-0 BB BB	
Tito Francona, L OBP: 0.348, SLG: 0.279 Mike Hershberger, R OBP: 0.312, SLG: 0.275	4-0 1-2 1B FC3-6 BB		0-3 K		0-0 F7			0-0 F8	
Bob Burda, L OBP: 0.478, SLG: 0.378	0-0 1-3 2-H 1B		0-3 K		0-0 F8			4-0 1-2 BB BB	
Ted Kubiak, S OBP: 0.349, SLG: 0.327	0-0 1-2f 3-H FC3-6		4-0 BB		0-0 3-1			0-0 F6	
Roberto Pena, R OBP: 0.286, SLG: 0.306	0-0 F4		0-0 F7		0-0 6-3				
Phil Roof, R OBP: 0.306, SLG: 0.451		0-0 BB 1B		0-3 K			0-0 4-3		
Lew Krausse, R OBP: 0.276, SLG: 0.240		0-3 K		0-3 K			0-0 F4		

Inning Stats	R: 3	H: 3	E: 0	K: 0	S: 6	LOB: 1	BB: 1	P: 10	R: 1	H: 2	E: 0	K: 1	S: 6	LOB: 1	BB: 1	P: 10	R: 0	H: 0	E: 0	K: 2	S: 7	LOB: 0	BB: 0	P: 7	R: 0	H: 0	E: 0	K: 2	S: 7	LOB: 0	BB: 0	P: 7	R: 0	H: 0	E: 0	K: 0	S: 3	LOB: 0	BB: 0	P: 3	R: 0	H: 0	E: 0	K: 0	S: 3	LOB: 0	BB: 2	P: 11	R: 0	H: 0	E: 0	K: 0	S: 3	LOB: 2	BB: 2	P: 11
--------------	------	------	------	------	------	--------	-------	-------	------	------	------	------	------	--------	-------	-------	------	------	------	------	------	--------	-------	------	------	------	------	------	------	--------	-------	------	------	------	------	------	------	--------	-------	------	------	------	------	------	------	--------	-------	-------	------	------	------	------	------	--------	-------	-------

PITCHER	IP	WLS	BF	H	R	ER	SO	BB	IBB	HBP	BLK	WP	HR	S	P	ERA	WHIP
Jim Perry, R ERA: 3.11	1.1	L	10	4	4	4	1	2	0	0	0	0	0	10	18	27.00	4.500
Tom Hall, L ERA: 2.41	3.2		12	1	0	0	6	1	0	0	0	0	0	23	27	0.00	0.545
Bill Zepp, R ERA: 2.75	2.0		6	0	0	0	0	0	0	0	0	0	0	6	6	0.00	0.000
Steve Barber, R ERA: 2.7	1.0		5	0	0	0	0	2	0	0	0	0	0	3	11	0.00	2.000

BOTTOM


Minnesota Twins @ Milwaukee Brewers
Milwaukee County Stadium, Milwaukee, WI

Thu Jun 25 1970, 8:05 PM EDT
Att. 7,055 - Unknown - 54 F

AB	R	H	RBI	BB	SO	LOB
3	0	0	0	1	0	0
4	1	2	1	0	1	0
3	1	1	1	1	1	2
3	1	0	0	1	1	1
0	0	0	0	0	0	0
3	0	1	1	1	1	0
3	0	0	1	1	0	3
3	0	0	0	0	0	2
3	1	1	0	0	1	0
3	0	0	0	0	2	1

AB 28
R 4
H 5
RBI 4
BB 5
SO 7
LOB 9

WP: 0 PA: 33
PB: 0
SB: 0
CS: 0



PITCHER	IP	WLS	BF	H	R	ER	SO	BB	IBB	HBP	BLK	WP	HR	S	P	ERA	WHIP
---------	----	-----	----	---	---	----	----	----	-----	-----	-----	----	----	---	---	-----	------

Batter	1	2	3	4	5	6	7	8	9	AB R H RBI BB SO LOB	TOP											
Cesar Tovar, R (1, 8) OBP: 0.347, SLG: 0.471	0-0 FC1-5 2B		0-0 G4-3 1B		0-0 SH5-3		0-3 K			3 0 2 0 0 1 0												
Jim Holt, L (1, 7) OBP: 0.276, SLG: 0.307	0-0 F7		0-0 G3		0-0 L7		0-3 K			4 0 0 0 0 1 4												
Tony Oliva, L (1, 9) OBP: 0.347, SLG: 0.486	0-0 FC1-5 1B		0-0 G4-3		0-0 F8			0-0 F5		4 0 0 1 0 0 3												
Harmon Killebrew, R (1, 5) OBP: 0.447, SLG: 0.605	0-0 1-3 1B		0-3 K		0-0 BB 1B			0-0 G4-6-3 1B		4 0 3 0 0 1 1												
Rich Reese, L (1, 3) OBP: 0.306, SLG: 0.377	0-0 P6			0-0 HR		4-0 1-2 BB		0-0 G4-6-3		3 1 1 1 1 0 3												
Leo Cardenas, R (1, 6) OBP: 0.331, SLG: 0.413		0-0 L8		0-0 F8		0-0 F8			0-0 G6-3	4 0 0 0 0 0 2												
George Mitterwald, R (1, 2) OBP: 0.244, SLG: 0.325 Paul Ratliff, L (9, PH) OBP: 0.355, SLG: 0.434		0-0 F2		0-0 F7		0-0 F7			0-0 PB 1B	3 0 0 0 0 0 2 1 0 1 0 0 0 0												
Danny Thompson, R (1, 4) Rick Renick, R (9, PH) OBP: 0.328, SLG: 0.492		0-0 F3		0-3 K		0-0 L7			0-0 F8	3 0 0 0 0 1 2 1 0 0 0 0 0 1												
Jim Kaat, L (1, 1) OBP: 0.222, SLG: 0.171 Bill Zepp, R (6, 1) Herman Hill, L (7, PH) Dick Woodson, R (7, 1) Bob Allison, R (9, PH) OBP: 0.385, SLG: 0.281			1-0 G3 1B G4-3 HBP		0-0 SH5-3 1B		0-3 K		0-0 G4-3	1 1 1 0 0 0 0 0 0 0 0 0 0 0 1 0 0 0 0 1 0 0 0 0 0 0 0 0 1 0 0 0 0 0 1												
Inning Stats	R: 0 E: 0 K: 0 S: 5	H: 2 LOB: 2 BB: 0 P: 5	R: 0 E: 0 K: 0 S: 3	H: 0 LOB: 0 BB: 0 P: 3	R: 1 E: 0 K: 1 S: 6	H: 1 LOB: 1 BB: 0 P: 7	R: 1 E: 0 K: 1 S: 6	H: 1 LOB: 0 BB: 0 P: 6	R: 0 E: 0 K: 0 S: 4	H: 1 LOB: 1 BB: 0 P: 4	R: 0 E: 0 K: 0 S: 4	H: 1 LOB: 2 BB: 1 P: 8	R: 0 E: 0 K: 3 S: 9	H: 0 LOB: 0 BB: 0 P: 9	R: 0 E: 0 K: 0 S: 3	H: 1 LOB: 0 BB: 0 P: 3	R: 0 E: 0 K: 0 S: 4	H: 1 LOB: 1 BB: 0 P: 4	1B: 6 2B: 1 3B: 0 HR: 1	SF: 0 SAC: 1 DP: 1 HBP: 1	WP: 0 PB: 1 SB: 0 CS: 0	PA: 36
PITCHER	IP WLS BF H R ER SO BB IBB HBP BLK WP HR S P ERA WHIP																					
Bob Miller, R (1, 1) ERA: 4.5	5.0 W 23 6 2 2 2 1 0 1 0 0 1 25 30 3.60 1.400																					
Jerry Crider, R (6, 1) ERA: 2.63	4.0 S 13 2 0 0 3 0 0 0 0 0 0 0 19 19 0.00 0.500																					

Minnesota Twins @ Chicago White Sox
Comiskey Park, Chicago, IL
Fri Jun 26 1970, 8:05 PM EDT
Att. 9,486 - Unknown

livebaseballscorecards.com

AB 33
R 2
H 8
RBI 2
BB 1
SO 5
LOB 19



Batter	1	2	3	4	5	6	7	8	9	AB	R	H	RBI	BB	SO	LOB
Walt Williams, R OBP: 0.306, SLG: 0.375 (1, 7)	0-0 G4-3	0-0 SF9		0-0 L8		0-0 G6-3				3	0	0	1	0	0	2
Luis Aparicio, R OBP: 0.367, SLG: 0.388 (1, 6)	0-0 2B SF9 1B	0-0 G5-3			4-0 E S SF9 BB	0-0 1B				3	2	2	0	1	0	1
Syd O'Brien, R OBP: 0.324, SLG: 0.369 (1, 4)	0-0 SF9 1-3 2B		0-0 L5		0-0 G5-3		0-0 G6-3			4	0	1	0	0	0	1
Bill Melton, R OBP: 0.333, SLG: 0.496 (1, 9) (8, 5)	0-0 SF9		0-0 FC6-4 1B		4-0 1B IBB		0-0 F8			2	0	1	1	1	0	0
Duane Josephson, R OBP: 0.380, SLG: 0.443 (1, 2)	0-0 G4-3		0-0 FC6-4 WP 1-2f		0-0 SF9		0-0 1B			3	0	1	1	0	0	2
Rich McKinney, R OBP: 0.250, SLG: 0.250 (1, 5) Tom McCraw, L OBP: 0.321, SLG: 0.367 (8, 9)		0-0 E8 1B	0-3 K		0-0 1-3 1B		0-0 F7			4	1	1	0	0	1	2
Bob Spence, L (1, 3)		0-3 K		0-0 F7		0-0 F7		0-3 K		4	0	0	0	0	2	3
Ken Berry, R OBP: 0.340, SLG: 0.380 (1, 8)		4-0 S 1B SF9 BB		0-0 G4-3		0-0 1B SH3-4 1B		0-3 K		3	1	1	0	1	1	0
Bob Miller, R OBP: 0.400, SLG: 0.250 (1, 1) Jerry Crider, R OBP: 0.077, SLG: 0.154 (6, 1)		0-0 1-2 2-H 1B		4-0 BB		0-0 SH3-4		0-0 G3		1	0	1	1	1	0	0
										1	0	0	0	0	0	0


Inning Stats	R: 1	H: 2	E: 0	K: 0	S: 5	R: 2	H: 1	E: 1	K: 1	S: 7	R: 0	H: 1	E: 0	K: 1	S: 6	R: 0	H: 0	E: 0	K: 0	S: 3	R: 1	H: 1	E: 0	K: 0	S: 4	R: 0	H: 2	E: 0	K: 0	S: 4	R: 0	H: 1	E: 0	K: 2	S: 7	R: 0	H: 0	E: 0	K: 2	S: 7
	LOB: 1	BB: 0	P: 5	ER: 2	LOB: 1	BB: 1	P: 11	LOB: 1	BB: 0	P: 6	LOB: 1	BB: 1	P: 7	LOB: 2	BB: 2	P: 12	LOB: 2	BB: 0	P: 4	LOB: 0	BB: 0	P: 7	LOB: 1	BB: 0	P: 4	LOB: 0	BB: 0	P: 7	LOB: 0	BB: 0	P: 7	LOB: 0	BB: 0	P: 7	LOB: 0	BB: 0	P: 7	LOB: 0	BB: 0	P: 7

BOTTOM

Minnesota Twins @ Chicago White Sox
Comiskey Park, Chicago, IL

Fri Jun 26 1970, 8:05 PM EDT
Att. 9,486 - Unknown

AB	28
R	4
H	8
RBI	4
BB	4
SO	4
LOB	11



PITCHER	IP	WLS	BF	H	R	ER	SO	BB	IBB	HBP	BLK	WP	HR	S	P	ERA	WHIP
Jim Kaat, L ERA: 3.69 (1, 1)	5.1	L	27	6	4	2	2	3	1	0	0	1	0	27	43	3.38	1.688
Bill Zepp, R ERA: 2.7 (6, 1)	0.2		2	1	0	0	0	0	0	0	0	0	0	2	2	0.00	1.500
Dick Woodson, R ERA: 1.86 (7, 1)	2.0		7	1	0	0	2	0	0	0	0	0	0	11	11	0.00	0.500

Batter	1	2	3	4	5	6	7	8	9	AB R H RBI BB SO LOB	TOP							
Cesar Tovar, R (1, 8) OBP: 0.351, SLG: 0.485	0-0 E SH HR 1B	0-3 K		0-0 HR		0-0 FC5-4 2-H 1B		0-3 K		5 2 3 2 0 2 3								
Leo Cardenas, R (1, 6) OBP: 0.330, SLG: 0.410	0-0 SH HR 1-3	0-0 FC5-4 1-2f		0-0 G3-6-1 1B		0-0 FC5-4 1-2f		0-0 G5-3		4 1 1 0 0 0 3								
Tony Oliva, L (1, 9) OBP: 0.351, SLG: 0.500	0-0 HR 2-H 3-H		0-0 1B	0-0 G3-6-1 1-2f		0-0 G4-3		0-0 BB 1B		5 3 3 3 0 0 1								
Harmon Killebrew, R (1, 5) OBP: 0.439, SLG: 0.591 Frank Quilici, R (9, 4) OBP: 0.284, SLG: 0.172	0-3 K		0-0 L7		0-0 F9		0-0 P5	0-0 F7		5 0 0 0 0 1 2 0 0 0 0 0 0 0								
Rich Reese, L (1, 3) OBP: 0.317, SLG: 0.384	0-0 G1-4-3 1B		0-0 FC5-4 2-H 1B		0-0 G3		0-0 1B	4-0 BB BB BB 1B 1-2 BB		4 1 3 1 1 0 0								
Bob Allison, R (1, 7) OBP: 0.357, SLG: 0.257 Jim Holt, L (6, 7) OBP: 0.280, SLG: 0.310	0-0 G1-4-3 1-2f		0-0 FC5-4 E 1-2f		0-3 K		0-0 F7	0-0 1B 1-2 2-H 1B		3 0 0 0 0 1 2 2 1 1 1 0 0 1								
George Mitterwald, R (1, 2) OBP: 0.254, SLG: 0.329		0-0 1B G3-1 1B	0-0 E5 1-2		0-3 K		4-0 WP S BB	0-0 1B 1-2 2-H 1B		4 0 2 1 1 1 1	AB 41							
Danny Thompson, R (1, 4) OBP: 0.167, SLG: 0.167		0-0 G3-1 1-2	0-0 F2		0-0 SH1-4 1B		0-3 K	0-0 1B 1-2 2-H 1B		5 1 2 1 0 1 4	R 9							
Bert Blyleven, R (1, 1) OBP: 0.214, SLG: 0.214		0-0 FC5-4 2-3 1B		0-3 K		0-0 SH1-4	0-3 FC	0-3 K		4 0 1 0 0 2 3	H 16							
Inning Stats	R: 3 E: 1 K: 1 S: 8	H: 3 LOB: 0 BB: 0 P: 8	R: 0 E: 0 K: 1 S: 7	H: 2 LOB: 2 BB: 0 P: 7	R: 1 E: 1 K: 0 S: 6	H: 2 LOB: 2 BB: 0 P: 6	R: 1 E: 0 K: 1 S: 6	H: 2 LOB: 1 BB: 0 P: 7	R: 0 E: 0 K: 0 S: 4	H: 1 LOB: 1 BB: 0 P: 4	R: 0 E: 0 K: 2 S: 9	H: 0 LOB: 1 BB: 1 P: 13	R: 3 E: 0 K: 1 S: 9	H: 4 LOB: 2 BB: 1 P: 13	1B: 14 2B: 0 3B: 0 HR: 2	SF: 0 SAC: 2 DP: 2 HBP: 0	WP: 1 PB: 0 SB: 1 CS: 0	PA: 45
PITCHER	IP WLS BF H R ER SO BB IBB HBP BLK WP HR S P ERA WHIP																	
Gerry Janeski, R (1, 1) ERA: 4.2	3.1 L 20 9 5 5 3 0 0 0 0 0 0 2 26 26 13.50 2.700																	
Danny Murphy, R (4, 1) ERA: 5.4	2.2 9 2 1 1 2 0 0 0 0 0 0 0 13 13 3.38 0.750																	
Floyd Weaver, R (7, 1) ERA: 5.71	2.0 8 1 0 0 3 1 0 0 0 1 0 13 17 0.00 1.000																	
Don Secrist, L (9, 1) ERA: 5.52	1.0 8 4 3 3 1 1 0 0 0 0 0 9 13 27.00 5.000																	

Minnesota Twins @ Chicago White Sox
Comiskey Park, Chicago, IL
 Sat Jun 27 1970, 4:33 AM EDT
 Att: 19,113 - Sunny

AB 41
R 9
H 16
RBI 9
BB 2
SO 8
LOB 20



livebaseballscorecards.com

Batter	1	2	3	4	5	6	7	8	9	AB R H RBI BB SO LOB
Tom McCraw, L (1, 7) OBP: 0.320, SLG: 0.364	0-0 1B		0-3 K			0-0 L8			0-0 F9	4 0 1 0 0 1 0
Rich Morales, R (1, 6) OBP: 0.227, SLG: 0.150	0-0 F2			0-3 K2-3		0-0 F7			0-0 F9	4 0 0 0 0 1 1
Syd O'Brien, R (1, 4) OBP: 0.317, SLG: 0.360	0-0 L5			0-0 F3			0-0 G6-3		0-0 G5-3	4 0 0 0 0 0 1
Bill Melton, R (1, 9) OBP: 0.333, SLG: 0.492	0-3 K			4-0 BB			0-0 P5			2 0 0 0 1 1 1
Ed Herrmann, L (1, 2) Don Sechrist, L (9, 1) OBP: 0.356, SLG: 0.441		0-3 K		0-0 F7			0-0 F8			3 0 0 0 0 1 1 0 0 0 0 0 0 0
Rich McKinney, R (1, 5) OBP: 0.143, SLG: 0.143		0-3 K			0-0 G6-3			0-3 K		3 0 0 0 0 2 0
Bob Spence, L (1, 3) OBP: 0.143, SLG: 0.571		0-3 K			0-3 K			0-0 HR		3 1 1 1 0 2 0
Ken Berry, R (1, 8) OBP: 0.335, SLG: 0.374			0-0 F8		0-0 F8			0-0 G1-3		3 0 0 0 0 0 0
Gerry Janeski, R (1, 1) Danny Murphy, L (4, 1) Walt Williams, R (6, PH) Floyd Weaver, R (7, 1) Gail Hopkins, L (8, PH) OBP: 0.083, SLG: 0.083 OBP: 0.333, SLG: 0.333 OBP: 0.305, SLG: 0.373			0-0 G5-3			0-0 G1-3		0-0 G6-3		1 0 0 0 0 0 0 0 0 0 0 0 0 0 1 0 0 0 0 0 0 0 0 0 0 0 0 0 1 0 0 0 0 0 0

Inning Stats	R: 0 E: 0 K: 1 S: 6	H: 1 LOB: 1 BB: 0 P: 6	R: 0 E: 0 K: 3 S: 9	H: 0 LOB: 0 BB: 0 P: 9	R: 0 E: 0 K: 1 S: 5	H: 0 LOB: 0 BB: 0 P: 5	R: 0 E: 0 K: 1 S: 5	H: 0 LOB: 1 BB: 1 P: 9	R: 0 E: 0 K: 1 S: 5	H: 0 LOB: 0 BB: 0 P: 5	R: 0 E: 0 K: 0 S: 3	H: 0 LOB: 0 BB: 0 P: 3	R: 0 E: 0 K: 0 S: 3	H: 0 LOB: 0 BB: 0 P: 3	R: 1 E: 0 K: 1 S: 6	H: 1 LOB: 0 BB: 0 P: 6	R: 0 E: 0 K: 0 S: 3	H: 0 LOB: 0 BB: 0 P: 3	1B: 1 2B: 0 3B: 0 HR: 1	SF: 0 SAC: 0 DP: 0 HBP: 0	WP: 0 PB: 0 SB: 0 CS: 0	PA: 30
--------------	------------------------------	---------------------------------	------------------------------	---------------------------------	------------------------------	---------------------------------	------------------------------	---------------------------------	------------------------------	---------------------------------	------------------------------	---------------------------------	------------------------------	---------------------------------	------------------------------	---------------------------------	------------------------------	---------------------------------	----------------------------------	------------------------------------	----------------------------------	--------

PITCHER	IP	WLS	BF	H	R	ER	SO	BB	IBB	HBP	BLK	WP	HR	S	P	ERA	WHIP	PITCHER	IP	WLS	BF	H	R	ER	SO	BB	IBB	HBP	BLK	WP	HR	S	P	ERA	WHIP		
Bert Blyleven, R (1, 1) ERA: 2.82	9.0	W	30	2	1	1	8	1	0	0	0	0	1	45	49	1.00	0.333																				

MINNESOTA TWINS @ CHICAGO WHITE SOX
 Comiskey Park, Chicago, IL
 Sat Jun 27 1970, 4:33 AM EDT
 Att. 19,113 - Sunny

AB	29
R	1
H	2
RBI	1
BB	1
SO	8
LOB	4



Batter	1	2	3	4	5	6	7	8	9	AB	R	H	RBI	BB	SO	LOB	TOP								
Cesar Tovar, R OBP: 0.355, SLG: 0.487 (1, 8)	0-0 G5-3	0-0 CS	0-0 G6-3 1B	0-0 1B 1B	[Greyed Out]		0-0 F8	[Greyed Out]		0-0 1B FC1 1B	5	1	3	0	0	0									
Leo Cardenas, R OBP: 0.335, SLG: 0.414 (1, 6)	0-0 FC3-6 1B	[Greyed Out]		0-0 G6-3 1-2f	0-0 1-H 3-H 1B	[Greyed Out]		0-3 K	0-0 G6-4-3 FC1 1B	5	0	3	1	0	1	1									
Tony Oliva, L OBP: 0.352, SLG: 0.509 Herman Hill, L (9, PR) (9, 9)	0-0 FC3-6 1-2f	[Greyed Out]		0-0 HR 1B	[Greyed Out]		0-0 HR	0-0 F8	0-0 FC1 G6-4-3	5	2	2	2	0	0	2									
Harmon Killebrew, R OBP: 0.440, SLG: 0.616 Frank Quilici, R OBP: 0.279, SLG: 0.169 (1, 5) (8, 4)	0-0 F9	[Greyed Out]		0-0 1-H HR	0-0 G6-3	[Greyed Out]		0-0 HR	0-0 G6-4-3	4	2	2	3	0	0	1									
Rich Reese, L OBP: 0.314, SLG: 0.377 (1, 3)	[Greyed Out]		0-0 G3-1	0-0 F8	[Greyed Out]		0-0 G4-3	0-0 G3-1	0-0 BB	4	0	0	0	1	0	0									
Paul Ratliff, L OBP: 0.357, SLG: 0.425 (1, 2)	[Greyed Out]		0-0 1B 1B	[Greyed Out]		0-3 K	0-0 F7	0-0 1B SF9 BB	0-3 K	4	2	1	0	1	2	2									
Jim Holt, L OBP: 0.295, SLG: 0.325 (1, 7)	[Greyed Out]		0-0 E CS 1B 1B	[Greyed Out]		0-0 G4-3 1B 1B	0-0 L7	0-0 1B	[Greyed Out]		4	1	3	0	0	0									
Danny Thompson, R OBP: 0.188, SLG: 0.200 (1, 4) (8, 5)	[Greyed Out]		0-0 E8 G3 1B	[Greyed Out]		0-0 G4-3	0-0 F2	0-0 SF9	[Greyed Out]		3	0	1	2	0	0	1								
Tom Hall, L OBP: 0.200, SLG: 0.200 Bill Zepp, R (1, 1) (7, 1)	[Greyed Out]		0-0 G3	[Greyed Out]		0-0 1B 1B	0-0 P6	0-3 K	[Greyed Out]		3	1	1	1	0	0	2								
Inning Stats	R: 0 E: 0 K: 0 S: 4	H: 1 LOB: 1 BB: 0 P: 4	R: 1 E: 1 K: 0 S: 5	H: 3 LOB: 1 BB: 0 P: 5	R: 2 E: 0 K: 0 S: 5	H: 3 LOB: 0 BB: 0 P: 5	R: 2 E: 0 K: 1 S: 8	H: 4 LOB: 2 BB: 0 P: 8	R: 1 E: 0 K: 0 S: 4	H: 1 LOB: 0 BB: 0 P: 4	R: 0 E: 0 K: 0 S: 3	H: 0 LOB: 0 BB: 0 P: 3	R: 0 E: 0 K: 1 S: 5	H: 0 LOB: 0 BB: 0 P: 5	R: 2 E: 0 K: 1 S: 7	H: 2 LOB: 1 BB: 1 P: 11	R: 1 E: 0 K: 1 S: 7	H: 2 LOB: 2 BB: 1 P: 11	1B: 13 2B: 0 3B: 0 HR: 3	SF: 1 SAC: 0 DP: 2 HBP: 0	WP: 0 PB: 0 SB: 0 CS: 1	PA: 43			
PITCHER	IP	WLS	BF	H	R	ER	SO	BB	IBB	HBP	BLK	WP	HR	S	P	ERA	WHIP								
Joe Herten, R ERA: 4.28 (1, 1)	5.0	L	24	12	6	6	1	0	0	0	0	0	2	26	26	10.80	2.400								
Jim Magnuson, L ERA: (6, 1)	2.0		6	0	0	0	1	0	0	0	0	0	0	8	8	0.00	0.000								
Bob Miller, R ERA: 4.95 (8, 1)	2.0		12	4	3	3	2	2	0	0	0	0	1	14	22	13.50	3.000								

Minnesota Twins @ Chicago White Sox
Comiskey Park, Chicago, IL
Sun Jun 28 1970, 4:33 AM EDT
Sunny

AB	39
R	9
H	16
RBI	9
BB	2
SO	4
LOB	12



WP: 0	PA: 43
PB: 0	
SB: 0	
CS: 1	

ERA	WHIP

Batter	1	2	3	4	5	6	7	8	9	AB R H RBI BB SO LOB
Walt Williams, R (1, 7) OBP: 0.307, SLG: 0.373	0-0 1B 1B		0-0 F7		0-0 FC5-4		0-0 2B 1B		0-0 G1-3	5 0 2 0 0 0 3
Luis Aparicio, R (1, 6) OBP: 0.369, SLG: 0.394	0-0 1B		0-3 K		0-3 K		0-0 2B			4 0 2 1 0 2 2
Syd O'Brien, R (1, 4) OBP: 0.316, SLG: 0.358	0-0 P3		0-0 F7			0-0 1B	0-0 L7			4 0 1 0 0 0 4
Bill Melton, R (1, 9) OBP: 0.332, SLG: 0.488	0-0 F9			0-3 K		0-0 F7		0-0 G5-4-3 1B		4 0 1 0 0 1 3
Duane Josephson, R (1, 2) OBP: 0.368, SLG: 0.429	0-3 K			0-0 F7		0-0 F8		0-0 G5-4-3 1-2f		4 0 0 0 0 1 4
Rich McKinney, R (1, 5) OBP: 0.091, SLG: 0.091		0-0 F8		0-0 F3		0-3 K		0-0 F7		4 0 0 0 0 1 1
Bob Spence, L (1, 3) OBP: 0.273, SLG: 0.500		0-0 F9			4-0 FC5-4 1B BB		0-3 K		0-0 G4-3 G3 1B	3 0 1 0 1 1 0
Ken Berry, R (1, 8) OBP: 0.338, SLG: 0.374		4-0 BB			0-0 F7		0-0 2B 1B		0-0 G3	3 1 1 0 1 0 2
Joe Horlen, R (1, 1) OBP: 0.100, SLG: 0.125		0-3 K			0-0 FC5-4 1B		0-0 L8		0-0 G4-3	1 0 0 0 0 0 1 1
Bobby Knoop, R (5, PH) OBP: 0.272, SLG: 0.290										1 0 1 0 0 0 0 0
Jim Magnuson, R (6, 1)										0 0 0 0 0 0 0 0
Tom McCraw, L (7, PH) OBP: 0.318, SLG: 0.362										1 0 0 0 0 0 0 1
Bob Miller, R (8, 1) OBP: 0.440, SLG: 0.250										0 0 0 0 0 0 0 0
Gail Hopkins, L (9, PH) OBP: 0.372, SLG: 0.377										1 0 0 0 0 0 0 1

Inning Stats	R: 0	H: 2	E: 0	LOB: 2	K: 1	BB: 0	S: 7	P: 7
	R: 0	H: 0	E: 0	LOB: 1	K: 1	BB: 1	S: 5	P: 9
	R: 0	H: 0	E: 0	LOB: 0	K: 1	BB: 0	S: 5	P: 5
	R: 0	H: 0	E: 0	LOB: 0	K: 1	BB: 0	S: 5	P: 5
	R: 0	H: 1	E: 0	LOB: 2	K: 1	BB: 1	S: 6	P: 10
	R: 0	H: 1	E: 0	LOB: 1	K: 1	BB: 0	S: 6	P: 6
	R: 1	H: 3	E: 0	LOB: 2	K: 1	BB: 0	S: 8	P: 8
	R: 0	H: 1	E: 0	LOB: 0	K: 0	BB: 0	S: 3	P: 3
	R: 0	H: 1	E: 0	LOB: 1	K: 0	BB: 0	S: 4	P: 4
	R: 0	H: 1	E: 0	LOB: 1	K: 0	BB: 0	S: 4	P: 4
	1B: 8	SF: 0	2B: 1	SAC: 0	3B: 0	DP: 1	HR: 0	HBP: 0

MINNESOTA TWINS @ CHICAGO WHITE SOX
 Comiskey Park, Chicago, IL
 Sun Jun 28 1970, 4:33 AM EDT
 Sunny

AB	35
R	1
H	9
RBI	1
BB	2
SO	7
LOB	22



WP: 0	PA: 37
PB: 0	
SB: 0	
CS: 0	

PITCHER	IP	WLS	BF	H	R	ER	SO	BB	IBB	HBP	BLK	WP	HR	S	P	ERA	WHIP
Tom Hall, L (1, 1) ERA: 2.23	6.2	W	29	7	1	1	7	2	0	0	0	0	0	41	49	1.35	1.350
Bill Zepp, R (7, 1) ERA: 2.55	2.1	S	8	2	0	0	0	0	0	0	0	0	0	8	8	0.00	0.857

Batter	1	2	3	4	5	6	7	8	9	AB	R	H	RBI	BB	SO	LOB	TOP																						
Cesar Tovar, R OBP: 0.358, SLG: 0.485 (1, 8) (7, 4)	0-0 S G2-3 SF9 1B	0-0 F8		H 1-0 FC3-6 HBP		X 0-0 F9	X 0-0 L7		X 0-0 S 1B	5	1	2	0	0	0	3																							
Leo Cardenas, R OBP: 0.331, SLG: 0.408 (1, 6)	0-0 G2-3 1-2	0-3 K		X 0-0 FC3-6 G6-4-3 1-2f		X 0-0 1B		X 0-0 G1-3	0-3 K	6	0	1	0	0	2	3																							
Harmon Killebrew, R OBP: 0.438, SLG: 0.609 (1, 5)	0-0 SF9 2-H		B B B 4-0 HBP 1B G3 BB	X 0-0 G6-4-3 1-2f		X 0-0 F8		X 0-0 HR 1B	0-3 K	4	2	1	1	1	1	4																							
Tony Oliva, L OBP: 0.357, SLG: 0.522 (1, 9)	0-0 WP HR 1B		X 0-0 G3 HBP 1B G6-3		X 0-0 F7	X 0-0 G4-3		X 0-0 HR 1B		5	3	3	2	0	0	2																							
Brant Alyea, R OBP: 0.366, SLG: 0.484 (1, 7) Jim Holt, L OBP: 0.298, SLG: 0.322 (7, PH) (7, 8)	4-0 HR BB		H 1-0 G3 HBP 2B 1B		X 0-0 G5-3		B B B 4-0 E 1B BB	X 0-0 G4-3		1	2	0	0	1	0	0																							
George Mittenwald, R OBP: 0.264, SLG: 0.356 (1, 2)	0-0 HR		X 0-0 G3 1-2 2-3 3-H		X 0-0 BB 1B		X 0-0 L6 1-3	X 0-0 PB 1B		5	1	3	4	0	0	3																							
Rich Reese, L OBP: 0.320, SLG: 0.373 (1, 3)	4-0 BB		X 0-0 G6-3 3-H		B B B 4-0 1-2 BB		X 0-0 P6	4-0 FC6 BB		2	0	0	1	3	0	2																							
Danny Thompson, R OBP: 0.176, SLG: 0.188 (3, PH) Frank Quilici, R OBP: 0.256, SLG: 0.197 (3, 4) Paul Ratliff, L OBP: 0.384, SLG: 0.425 (7, PH) Ron Perranoski, L (7, 1) Tom Tischinski, R (8, PH) Tom Hall, L OBP: 0.200, SLG: 0.200 (8, 1)	0-0 G6-3		X 0-0 2B		X 0-0 F7		B B B 4-0 1B BB	X 0-0 FC6		1	0	0	0	0	0	1																							
Dave Boswell, R OBP: 0.142, SLG: 0.142 (8, PH) Dick Woodson, R (8, PH) Steve Barber, R (8, PH) Bob Allison, R (8, PH) Bill Zepp, R (8, PH) Jim Kapp, L (8, PH) Herman Hill, L (8, PH) Rick Renick, R (8, PH)		X 0-0 G1-3	X 0-0 G6-3		X 0-0 1B		X 0-0 1B	X 0-0 L8		0	0	0	0	0	0	0																							
Inning Stats	R: 4 E: 0 K: 0 S: 6	H: 3 LOB: 1 BB: 2 P: 14	R: 0 E: 0 K: 1 S: 5	H: 0 LOB: 0 BB: 0 P: 5	R: 3 E: 0 K: 0 S: 5	H: 2 LOB: 1 BB: 1 P: 10	R: 0 E: 0 K: 0 S: 2	H: 0 LOB: 0 BB: 0 P: 3	R: 0 E: 0 K: 0 S: 4	H: 1 LOB: 2 BB: 1 P: 8	R: 0 E: 0 K: 0 S: 5	H: 2 LOB: 2 BB: 0 P: 5	R: 1 E: 1 K: 0 S: 4	H: 1 LOB: 2 BB: 2 P: 12	R: 2 E: 0 K: 0 S: 6	H: 3 LOB: 2 BB: 1 P: 10	R: 0 E: 0 K: 2 S: 8	H: 1 LOB: 1 BB: 0 P: 8	1B: 10 2B: 1 3B: 0 HR: 2	SF: 1 SAC: 0 DP: 1 HBP: 2	WP: 1 PB: 1 SB: 2 CS: 0	PA: 48																	
PITCHER	IP	WLS	BF	H	R	ER	SO	BB	IBB	HBP	BLK	WP	HR	S	P	ERA	WHIP					PITCHER	IP	WLS	BF	H	R	ER	SO	BB	IBB	HBP	BLK	WP	HR	S	P	ERA	WHIP
Barry Moore, L ERA: 4.93 (1, 1)	2.2		17	5	7	7	1	3	0	1	0	1	1	15	28	23.62	3.000																						
Danny Murphy, R ERA: 4.87 (3, 1)	4.0	W	18	3	1	0	0	3	0	1	0	0	0	14	27	0.00	1.500																						
Wilbur Wood, L ERA: 2.83 (7, 1)	2.1	S	13	5	2	2	2	1	0	0	0	0	1	16	20	7.71	2.571																						

Minnesota Twins @ Chicago White Sox
Comiskey Park, Chicago, IL
Sun Jun 28 1970, 4:38 AM EDT
Att. 24,288 - Sunny

AB	38
R	10
H	13
RBI	10
BB	7
SO	3
LOB	23



1B	10	SF	1
2B	1	SAC	0
3B	0	DP	1
HR	2	HBP	2

WP	1	PA	48
----	---	----	----

livebaseballscorecards.com

Batter	1	2	3	4	5	6	7	8	9
Syd O'Brien, R OBP: 0.319, SLG: 0.367 Bobby Knoop, R OBP: 0.271, SLG: 0.288									
Luis Aparicio, R OBP: 0.373, SLG: 0.405									
Carlos May, L OBP: 0.356, SLG: 0.438 Tom McCraw, L OBP: 0.317, SLG: 0.360									
Bill Melton, R OBP: 0.333, SLG: 0.498									
Ed Herrmann, L OBP: 0.352, SLG: 0.432									
Bob Spence, L OBP: 0.267, SLG: 0.429									
Rich McKinney, R OBP: 0.133, SLG: 0.200 Walt Williams, R OBP: 0.307, SLG: 0.373									
Ken Berry, R OBP: 0.341, SLG: 0.392									
Barry Moore, L OBP: 0.192, SLG: 0.160 Danny Murphy, L OBP: 0.500, SLG: 1.250 Wilbur Wood, R OBP: 0.100, SLG: 0.200									

Inning Stats	R: 6	H: 5	E: 1	K: 1	S: 10	LOB: 3	BB: 4	P: 26
	R: 2	H: 4	E: 0	K: 0	S: 7	LOB: 2	BB: 0	P: 7
	R: 0	H: 0	E: 0	K: 1	S: 5	LOB: 0	BB: 0	P: 5
	R: 0	H: 0	E: 0	K: 0	S: 3	LOB: 0	BB: 0	P: 3
	R: 2	H: 2	E: 0	K: 1	S: 7	LOB: 0	BB: 0	P: 7
	R: 1	H: 1	E: 0	K: 0	S: 4	LOB: 0	BB: 0	P: 4
	R: 0	H: 1	E: 0	K: 1	S: 6	LOB: 1	BB: 0	P: 6
	R: 0	H: 0	E: 0	K: 0	S: 3	LOB: 0	BB: 0	P: 3

PITCHER	IP	WLS	BF	H	R	ER	SO	BB	IBB	HBP	BLK	WP	HR	S	P	ERA	WHIP
Dave Boswell, R ERA: 6.55	(1, 1)	0.0	2	1	2	2	0	1	0	0	0	0	0	1	5	∞	∞
Dick Woodson, R ERA: 3.48	(1, 1)	0.2	7	3	4	2	0	2	0	0	0	0	1	5	13	27.00	7.500
Steve Barber, R ERA: 3.5	(1, 1)	1.1	10	5	2	2	1	1	0	0	0	0	0	11	15	13.50	4.500
Bill Zepp, R ERA: 2.8	(3, 1)	2.2	10	2	2	2	1	0	0	0	0	0	2	12	12	6.75	0.750
Jim Kaat, L ERA: 3.73	(5, 1)	1.1	5	1	1	1	1	0	0	0	0	0	1	7	7	6.75	0.750

AB	R	H	RBI	BB	SO	LOB
4	1	2	0	0	0	2
1	0	0	0	0	1	1
3	2	1	1	2	0	1
3	1	0	0	1	2	3
1	0	0	0	0	0	0
5	2	2	2	0	1	1
5	1	1	1	0	0	1
4	1	1	0	0	0	2
4	1	1	2	0	0	2
0	0	0	0	0	0	0
4	1	2	2	0	0	0
1	0	1	1	1	0	0
1	1	1	1	0	0	0
1	0	1	0	0	0	0

WP	HR	S	P	ERA	WHIP
0	0	6	6	0.00	1.000
0	0	3	3	0.00	0.000

Minnesota Twins @ Chicago White Sox
 Comiskey Park, Chicago, IL
 Sun Jun 28 1970, 4:38 AM EDT
 Att. 24,288 - Sunny

AB	37
R	11
H	13
RBI	10
BB	4
SO	4
LOB	13



1B	6	SF	0	WP	0	PA	41
2B	3	SAC	0	PB	0		
3B	0	DP	0	SB	0		
HR	4	HBP	0	CS	0		

Batter	1	2	3	4	5	6	7	8	9	AB R H RBI BB SO LOB	TOP									
Pat Kelly, L (1, 9) OBP: 0.376, SLG: 0.365	0-0 F8	0-0 2B	0-0 F8			0-3 K			0-0 1B	5 0 2 0 0 1 2										
Cookie Rojas, R (1, 4) OBP: 0.269, SLG: 0.282	0-0 1B 2B 1B	0-0 F4			0-0 F7		0-0 6-3		0-0 F5	5 1 1 0 0 0 2										
Amos Otis, R (1, 8) OBP: 0.366, SLG: 0.458	0-0 2B 1-2 2B 1B	0-0 F4			0-0 F3		0-0 6-3			4 1 1 0 0 0 1										
Ed Kirkpatrick, L (1, 2) OBP: 0.309, SLG: 0.438	0-0 2B 1-3 2-H	4-0 BB			0-0 L3		0-0 F9			3 1 1 1 1 0 0										
Lou Piniella, R (1, 7) OBP: 0.343, SLG: 0.497	0-0 1B 2B 2-H 3-H	0-0 L9			0-0 L4-3 1B		0-3 K			4 1 2 2 0 1 2										
Bob Oliver, R (1, 3) OBP: 0.334, SLG: 0.496	0-0 F2		0-0 1-3		0-0 L4-3 1-2		0-3 K			4 0 0 0 0 1 2										
Tom Matchick, L (1, 6) OBP: 0.229, SLG: 0.217	0-0 BB 1B 2-H		0-0 F9		0-0 4-3		0-3 K			4 0 1 1 0 1 0										
Paul Schaal, R (1, 5) OBP: 0.328, SLG: 0.312	4-0 BB 1-2 BB		0-0 1B 1B		0-3 K			0-0 F5		3 0 1 0 1 1 0										
Dick Drago, R (1, 1) OBP: 0.135, SLG: 0.086	0-3 K		0-0 1B		0-3 K			0-0 L7		3 0 1 0 0 2 2										
Tom Burgmeier, L (6, 1) OBP: 0.300, SLG: 0.222										0 0 0 0 0 0 0										
Hawk Taylor, R (9, PH) OBP: 0.300, SLG: 0.357			1-3 1B							1 0 0 0 0 0 0										
Inning Stats	R: 4 E: 0 K: 1 S: 10	H: 5 LOB: 2 BB: 1 P: 14	R: 0 E: 0 K: 0 S: 4	H: 1 LOB: 2 BB: 1 P: 8	R: 0 E: 0 K: 0 S: 5	H: 2 LOB: 2 BB: 0 P: 5	R: 0 E: 0 K: 0 S: 3	H: 0 LOB: 0 BB: 0 P: 3	R: 0 E: 0 K: 3 S: 9	H: 0 LOB: 0 BB: 0 P: 9	R: 0 E: 0 K: 0 S: 3	H: 0 LOB: 0 BB: 0 P: 3	R: 0 E: 0 K: 3 S: 9	H: 0 LOB: 0 BB: 0 P: 9	R: 0 E: 0 K: 0 S: 4	H: 1 LOB: 1 BB: 0 P: 4	1B: 7 2B: 4 3B: 0 HR: 0	SF: 0 SAC: 0 DP: 1 HBP: 0	WP: 0 PB: 0 SB: 0 CS: 0	PA: 38
PITCHER	IP WLS BF H R ER SO BB IBB HBP BLK WP HR S P ERA WHIP																			
Jim Perry, R (1, 1) ERA: 3.18	8.2 W 37 10 4 4 7 2 0 0 0 0 0 0 49 57 4.15 1.385																			
Ron Perranoski, L (9, 1) ERA: 1.74	0.1 S 1 0 0 0 0 0 0 0 0 0 0 0 0 1 1 0.00 0.000																			

Kansas City Royals @ Minnesota Twins
Metropolitan Stadium, Bloomington, MI

Mon Jun 29 1970, 8:05 PM EDT
Att. 14,600 - Unknown - 97 F

livebaseballscorecards.com

AB	36
R	4
H	10
RBI	4
BB	2
SO	7
LOB	11



Batter	1	2	3	4	5	6	7	8	9	AB	R	H	RBI	BB	SO	LOB
Cesar Tovar, R OBP: 0.365, SLG: 0.498 (1, 4)	0-0 1B 1B	0-0 CS 1B		0-0 1B		0-0 2-H 3B		0-0 6-3		5	1	4	1	0	0	0
Herman Hill, L OBP: 0.222, SLG: 0.222 (1, 8)	0-0 1B 1-2 1B	0-0 CS 1-2	0-0 FC3-6 1B 1B	0-0 F6		0-0 6-3				4	2	2	0	0	0	2
Tony Oliva, L OBP: 0.359, SLG: 0.522 (1, 9)	0-0 F9 1-3 2-H SF8 1B		0-0 FC3-6 1-2 1B		0-0 3-1		0-0 F8			4	1	2	1	0	0	0
Harmon Killebrew, R OBP: 0.442, SLG: 0.610 (1, 5)	0-0 1-2 3-H 1B		0-0 F4		0-0 1B		4-0 BB BB			3	0	2	1	1	0	2
Rich Reese, L OBP: 0.319, SLG: 0.368 (1, 3)	0-0 F9 2-3		0-0 FC3-6 1-2f 2-3 1B		0-0 F8		4-0 BB BB FC4-6 BB			3	0	0	0	1	0	5
Jim Holt, L OBP: 0.296, SLG: 0.323 (1, 7)	0-0 SF8 3-H		0-0 1-2 3-H 1B		0-0 F2		0-0 FC4-6 1-2f			3	0	1	2	0	0	3
Leo Cardenas, R OBP: 0.330, SLG: 0.404 (1, 6)	0-3 K		0-0 L9		4-0 BB BB BB G6-4-3 BB		0-0 F8			3	0	0	0	1	1	5
George Mitterwald, R OBP: 0.264, SLG: 0.353 (1, 2)		0-0 6-3		0-3 K		0-0 G6-4-3 1-2f		0-0 CS 1B		4	0	1	0	0	1	1
Jim Perry, S OBP: 0.349, SLG: 0.405 (1, 1)		0-0 4-3		0-0 F8		0-0 3B 2B		0-0 5-3		4	1	1	0	0	0	1
Ron Perranoski, L (9, 1)								1-2		0	0	0	0	0	0	0

Inning Stats	R: 3	H: 4	E: 0	LOB: 1	K: 1	S: 9	P: 9	R: 0	H: 1	E: 0	LOB: 0	K: 0	S: 3	R: 1	H: 3	E: 0	LOB: 2	K: 0	S: 6	R: 0	H: 1	E: 0	LOB: 1	K: 1	S: 6	R: 0	H: 1	E: 0	LOB: 1	K: 0	S: 4	R: 1	H: 2	E: 0	LOB: 1	K: 0	S: 4	R: 0	H: 0	E: 0	LOB: 2	K: 0	S: 3	R: 0	H: 1	E: 0	LOB: 0	K: 0	S: 3	1B: 11	SF: 1	2B: 1	SAC: 0	3B: 1	DP: 1	HR: 0	HBP: 0	WP: 0	PA: 38
--------------	------	------	------	--------	------	------	------	------	------	------	--------	------	------	------	------	------	--------	------	------	------	------	------	--------	------	------	------	------	------	--------	------	------	------	------	------	--------	------	------	------	------	------	--------	------	------	------	------	------	--------	------	------	--------	-------	-------	--------	-------	-------	-------	--------	-------	--------

PITCHER	IP	WLS	BF	H	R	ER	SO	BB	IBB	HBP	BLK	WP	HR	S	P	ERA	WHIP
Dick Drago, R ERA: 4.13 (1, 1)	5.2	L	28	12	5	5	2	1	0	0	0	0	0	31	35	7.94	2.294
Tom Burgmeier, L ERA: 2.48 (6, 1)	2.1		9	1	0	0	0	2	0	0	0	0	0	7	15	0.00	1.286

BOTTOM

Kansas City Royals @ Minnesota Twins
 Metropolitan Stadium, Bloomington, MI
 Mon Jun 29 1970, 8:05 PM EDT
 Att: 14,600 - Unknown - 97 F

livebaseballscorecards.com

AB	33
R	5
H	13
RBI	5
BB	3
SO	2
LOB	19



Batter	1	2	3	4	5	6	7	8	9	AB R H RBI BB SO LOB	TOP			
Paul Schaal, R (1, 5) OBP: 0.331, SLG: 0.335	0-0 FC6-4 1B		0-0 F3		0-0 HR		0-0 5-3			4 1 2 1 0 0 0				
Amos Otis, R (1, 8) OBP: 0.368, SLG: 0.458	0-0 FC6-4 1-2f HR		0-0 E1 WP 2B 1B		0-0 1B G6-3 1B		0-3 K			4 3 2 0 0 1 1				
Lou Piniella, R (1, 7) OBP: 0.346, SLG: 0.495	0-0 F9 1-2		4-0 2B 2-3 BB		0-0 1-3 G6-3 1B			0-0 2-3		3 0 1 0 1 0 1				
Bob Oliver, R (1, 3) OBP: 0.337, SLG: 0.511	0-0 HR		0-0 1-3 3-H 2B		0-0 1-2f 3-H G6-3			0-0 F8		4 1 2 3 0 0 1				
Ed Kirkpatrick, L (1, 9) OBP: 0.308, SLG: 0.431	0-0 3-1		0-0 G3		0-0 4-3			4-0 BB		3 0 0 0 1 0 2				
Elie Rodriguez, R (1, 2) OBP: 0.329, SLG: 0.326		0-3 K		0-0 F3		0-0 F6		0-0 G3		3 0 0 0 0 1 0				
Aurelio Montegudo, R (8, 1)										0 0 0 0 0 0 0				
Jackie Hernandez, R (1, 6) OBP: 0.284, SLG: 0.281		0-0 E6 L4-3		0-0 4-3 1B		0-0 6-3		0-0 3-1		3 0 1 0 0 0 0				
Tom Matchick, L (9, PH) OBP: 0.224, SLG: 0.213										1 0 0 0 0 0 0				
Rich Severson, R (1, 4) OBP: 0.287, SLG: 0.289		0-0 L4-3		0-0 4-3		0-0 F9		0-0 5-3		3 0 0 0 0 0 2				
Hawk Taylor, R (9, PH) OBP: 0.290, SLG: 0.345		1-2		1-2						1 0 0 0 0 0 0				
Don O'Riley, R (1, 1)			0-0 6-3		0-0 5-3		0-0 5-3		0-0 F6	2 0 0 0 0 0 1				
Ken Wright, R (6, 1)										0 0 0 0 0 0 0				
Bob Johnson, L (6, 1)										0 0 0 0 0 0 0				
Pat Kelly, L (6, 9) OBP: 0.372, SLG: 0.362										2 0 0 0 0 0 0				
Bill Sorrell, L (8, PH) OBP: 0.273, SLG: 0.200										1 0 0 0 0 0 1				
Inning Stats	R: 2 H: 2 E: 0 LOB: 0 K: 0 BB: 0 S: 5 P: 5	R: 0 H: 0 E: 1 LOB: 0 K: 1 BB: 0 S: 5 P: 5	R: 1 H: 2 E: 1 LOB: 2 K: 0 BB: 1 S: 5 P: 9	R: 0 H: 1 E: 0 LOB: 1 K: 0 BB: 0 S: 4 P: 4	R: 2 H: 3 E: 0 LOB: 0 K: 0 BB: 0 S: 5 P: 5	R: 0 H: 0 E: 0 LOB: 0 K: 0 BB: 0 S: 3 P: 3	R: 0 H: 0 E: 0 LOB: 0 K: 1 BB: 0 S: 5 P: 5	R: 0 H: 0 E: 0 LOB: 1 K: 0 BB: 1 S: 3 P: 7	R: 0 H: 0 E: 0 LOB: 0 K: 0 BB: 0 S: 3 P: 3	1B: 5 SF: 0 2B: 2 SAC: 0 3B: 0 DP: 2 HR: 2 HBP: 0	WP: 1 PA: 36 PB: 0 SB: 1 CS: 0			
PITCHER	IP WLS BF H R ER SO BB IBB HBP BLK WP HR S P ERA WHIP													
Jim Kaat, L (1, 1) ERA: 3.97	4.0		7 5 5 1 1 0 0 0 0 0 1 2 21 25 11.25 2.000											
Bill Zepp, R (5, 1) ERA: 2.74	1.0	3	1 0 0 0 0 0 0 0 0 0 0 0 3 3 0.00 1.000											
Dick Woodson, R (6, 1) ERA: 3.18	1.0	W 3	0 0 0 0 0 0 0 0 0 0 0 0 3 3 0.00 0.000											
Stan Williams, R (7, 1) ERA: 1.7	3.0	S 10	0 0 0 1 1 0 0 0 0 0 0 0 11 15 0.00 0.333											


Kansas City Royals @ Minnesota Twins
Metropolitan Stadium, Bloomington, MI

Tue Jun 30 1970, 8:05 PM EDT
Att. 11,809 - Unknown - 91 F

livebaseballscorecards.com

AB 34
R 5
H 8
RBI 4
BB 2
SO 2
LOB 9



Batter	1	2	3	4	5	6	7	8	9	10	AB R H RBI BB SO LOB	TOP														
Pat Kelly, L (1, 9) OBP: 0.365, SLG: 0.353	0-0 F8		0-0 5-3			0-0 F8		0-3 K		0-3 K	5 0 0 0 0 2 1	Kansas City Royals @ Minnesota Twins Metropolitan Stadium, Bloomington, MI Wed Jul 01 1970, 8:05 PM EDT Att. 15,674 - Unknown - 90 F livebaseballscorecards.com AB 35 R 1 H 8 RBI 1 BB 3 SO 11 LOB 16 														
Amos Otis, R (1, 8) OBP: 0.372, SLG: 0.462	0-0 2B		0-0 FC5-4 1B			0-0 5-3		0-0 5-3		4-0 BB	4 0 2 0 1 0 0															
Lou Piniella, R (1, 7) OBP: 0.342, SLG: 0.488	0-0 1B		0-0 FC5-4 1-2f			0-0 F7			0-0 5-3	0-0 F4	5 0 1 0 0 0 3															
Ed Kirkpatrick, L (1, 2) OBP: 0.307, SLG: 0.427	0-0 L9			0-0 F6			0-0 E8 F8 1B		0-0 BB 1B 1B		4 1 1 0 0 0 2															
Bob Oliver, R (1, 3) OBP: 0.336, SLG: 0.507	0-3 K			0-0 F7			0-0 F8 2-3		0-0 BB 1-2 1B		4 0 1 0 0 1 3															
Paul Schaal, R (1, 5) OBP: 0.341, SLG: 0.337		0-0 CS 1B		4-0 CS BB			0-3 K		4-0 BB 1-2 2-3 BB G5-4-3		2 0 1 0 2 1 1															
Tom Matchick, L (1, 4) OBP: 0.231, SLG: 0.220 Cookie Rojas, R (9, PH) OBP: 0.266, SLG: 0.279		0-3 K		0-0 CS 1-2	0-3 K		0-0 1B 3-H		0-0 G5-4-3 1-2f		3 0 1 1 0 2 1 1 0 0 0 0 0 3															
Jackie Hernandez, R (1, 6) OBP: 0.283, SLG: 0.280		0-3 K 1-2			0-3 K		0-3 K			0-0 SH3-4 1B	4 0 1 0 0 3 2															
Jim Rooker, R (1, 1) OBP: 0.225, SLG: 0.282 Bob Johnson, L (10, 1)			0-3 K		0-3 K			0-0 F2		0-0 SH3-4 1-2	3 0 0 0 0 2 0 0 0 0 0 0 0 0															
Inning Stats	R: 0 E: 0 K: 1 S: 7	H: 2 LOB: 2 BB: 0 P: 7	R: 0 E: 0 K: 2 S: 7	H: 1 LOB: 1 BB: 0 P: 7	R: 0 E: 0 K: 1 S: 6	H: 1 LOB: 1 BB: 0 P: 6	R: 0 E: 0 K: 0 S: 2	H: 0 LOB: 0 BB: 1 P: 6	R: 0 E: 0 K: 3 S: 9	H: 0 LOB: 0 BB: 0 P: 9	R: 0 E: 0 K: 0 S: 3		H: 0 LOB: 0 BB: 0 P: 3	R: 1 E: 1 K: 2 S: 9	H: 1 LOB: 1 BB: 0 P: 9	R: 0 E: 0 K: 1 S: 5	H: 0 LOB: 0 BB: 0 P: 5	R: 0 E: 0 K: 0 S: 4	H: 2 LOB: 2 BB: 1 P: 8	R: 0 E: 0 K: 1 S: 6	H: 1 LOB: 2 BB: 1 P: 10	1B: 7 2B: 2 3B: 0 HR: 0	SF: 0 SAC: 1 DP: 2 HBP: 0	WP: 0 PB: 0 SB: 0 CS: 2	PA: 40	
PITCHER	IP WLS BF H R ER SO BB IBB HBP BLK WP HR S P ERA WHIP																									
Bert Blyleven, R (1, 1) ERA: 2.38 Ron Perranoski, L (8, 1) ERA: 1.65	7.0 3.0	26 13	5 3	1 0	0 0	2 2	9 2	1 0	0 0	0 0	0 0	43 15	47 23	0.00 0.00	0.857 1.667											

BOTTOM

Kansas City Royals @ Minnesota Twins
Metropolitan Stadium, Bloomington, MI

Wed Jul 01 1970, 8:05 PM EDT
Att. 15,674 - Unknown - 90 F

livebaseballscores.com

AB	30
R	2
H	6
RBI	2
BB	5
SO	5
LOB	12



WP:	0	PA:	38
PB:	0		
SB:	0		
CS:	1		

AB R H RBI BB SO LOB

4	0	2	0	1	0	0
---	---	---	---	---	---	---

3	0	1	0	1	1	1
0	0	0	1	0	0	0

4	0	0	0	0	1	2
---	---	---	---	---	---	---

4	0	1	0	0	0	2
---	---	---	---	---	---	---

4	1	1	1	0	0	2
---	---	---	---	---	---	---

2	0	1	0	1	0	0
1	0	0	0	0	0	0


3	0	0	0	0	1	2
---	---	---	---	---	---	---

3	0	0	0	1	0	2
0	1	0	0	0	0	0

2	0	0	0	0	2	1
0	0	0	0	1	0	0
0	0	0	0	0	0	0
0	0	0	0	0	0	0

R:	1	H:	0	1B:	4	SF:	1
E:	2	LOB:	2	2B:	1	SAC:	2
K:	0	BB:	1	3B:	0	DP:	1
S:	3	P:	7	HR:	1	HBP:	0

Batter	1	2	3	4	5	6	7	8	9	10										
Cesar Tovar, R OBP: 0.370, SLG: 0.497 (1, 8) (8, 7)	F6		CS 1B		6-3		1-2 2-H 1B			4-0 1-2 IBB										
Danny Thompson, R OBP: 0.238, SLG: 0.263 Rich Reese, L OBP: 0.321, SLG: 0.367 (1, 4) (10, PH)	BB		L4			6-3 2B		K		SF8										
Harmon Killebrew, R OBP: 0.437, SLG: 0.611 (1, 3)	F9		K			6-3		4-3												
Tony Oliva, L OBP: 0.355, SLG: 0.512 (1, 9)	F4					4-3		4-3												
Rick Renick, R OBP: 0.338, SLG: 0.576 (1, 5)						L9		F4		F6										
Brant Aylea, R OBP: 0.372, SLG: 0.484 Herman Hill, L OBP: 0.133, SLG: 0.133 (7, PR) (8, 8)			5-3			G4-6-3 BB		SH3-4 1B		4-3										
Leo Cardenas, R OBP: 0.332, SLG: 0.400 (1, 6)			F9			G4-6-3		SH3-4		K										
George Mitterwald, R OBP: 0.269, SLG: 0.343 Jim Kaat, L OBP: 0.234, SLG: 0.186 (1, 2) (10, PR)						1-3		5-3		E5 SH SF8										
Bert Blyleven, R OBP: 0.188, SLG: 0.188 Bob Allison, R OBP: 0.364, SLG: 0.250 Ron Perranoski, L OBP: 0.286, SLG: 0.197 (1, 1) (7, PH) (8, 1) (10, PH)			K			K		1B BB		SH IBB										
Inning Stats	R: 0 E: 0 K: 0 S: 3	H: 0 LOB: 1 BB: 1 P: 7	R: 1 E: 0 K: 1 S: 6	H: 1 LOB: 1 BB: 1 P: 10	R: 0 E: 0 K: 1 S: 5	H: 1 LOB: 0 BB: 0 P: 5	R: 0 E: 0 K: 0 S: 3	H: 1 LOB: 1 BB: 1 P: 7	R: 0 E: 0 K: 1 S: 5	H: 0 LOB: 0 BB: 0 P: 5	R: 0 E: 0 K: 1 S: 5	H: 0 LOB: 0 BB: 0 P: 5	R: 0 E: 0 K: 1 S: 5	H: 0 LOB: 0 BB: 0 P: 5	R: 1 E: 2 K: 0 S: 3	H: 0 LOB: 2 BB: 1 P: 7	1B: 4 2B: 1 3B: 0 HR: 1	SF: 1 SAC: 2 DP: 1 HBP: 0	WP: 0 PB: 0 SB: 0 CS: 1	PA: 38
PITCHER	IP	WLS	BF	H	R	ER	SO	BB	IBB	HBP	BLK	WP	HR	S	P	ERA	WHIP			
Jim Rooker, L ERA: 3.39 Bob Johnson, R ERA: 3.27	(1, 1) (10, 1)	9.0 0.1	37 1	6 0	2 0	1 0	5 0	4 0	1 0	0 0	0 0	0 0	0 0	1 1	62 1	1.00 0.00	1.111 0.000			

Batter	1	2	3	4	5	6	7	8	9	AB R H RBI BB SO LOB	TOP	
Pat Kelly, L (1, 9) OBP: 0.363, SLG: 0.349 Ted Abernathy, R (8, 1)	0-3 K			0-0 F7		0-0 F8		4-0 BB		3 0 0 0 1 1 0 0 0 0 0 0 0 0		
Cookie Rojas, R (1, 4) OBP: 0.265, SLG: 0.290	0-0 F8			0-0 F3			0-0 F8 2B	0-0 SF8		3 0 1 1 0 0 0		
Amos Otis, R (1, 8) OBP: 0.370, SLG: 0.458	0-0 4-3			0-0 L7			4-0 FC6-4 BB	0-0 F9		3 0 0 0 1 0 2		
Bob Oliver, R (1, 3) OBP: 0.331, SLG: 0.500		0-0 5-3			0-0 6-3		0-3 K		0-0 4-3	4 0 0 0 0 1 2		
Lou Piniella, R (1, 7) OBP: 0.336, SLG: 0.478		0-3 K			0-0 F5		0-0 F8		0-0 L8	4 0 0 0 0 1 2		
Paul Schaal, R (1, 5) OBP: 0.333, SLG: 0.329		0-3 K			0-0 F8		0-0 FC6-4 1-2f		0-0 L7	4 0 0 0 0 1 2		
Ellie Rodriguez, R (1, 2) OBP: 0.335, SLG: 0.348			0-3 K			0-0 SF8 3B		0-0 1B SF8 1B		3 2 2 0 0 1 0	AB 29 R 2 H 4 RBI 2 BB 2 SO 6 LOB 10	
Jackie Hernandez, R (1, 6) OBP: 0.280, SLG: 0.279 Ed Kirkpatrick, L (8, PH) OBP: 0.310, SLG: 0.430 (8, 9)			0-3 K			0-0 SF8		0-0 FC3-6 1B		1 0 0 1 0 1 0 1 0 1 0 0 0 0		
Al Fitzmorris, S (1, 1) OBP: 0.286, SLG: 0.429 Jim Campanis, R (6, PH) OBP: 0.244, SLG: 0.324 Aurelio Monteagudo, R (6, 1) Hawk Taylor, R (8, PH) OBP: 0.281, SLG: 0.333 Tom Matchick, L (8, 6) OBP: 0.231, SLG: 0.220		0-0 5-3				0-0 4-3		0-0 FC3-6 BB		1 0 0 0 0 0 0 1 0 0 0 0 0 0 0 0 0 0 0 0 0 1 0 0 0 0 0 2 0 0 0 0 0 0 0		
Inning Stats	R: 0 H: 0 E: 0 LOB: 0 K: 1 BB: 0 S: 5 P: 5	R: 0 H: 0 E: 0 LOB: 0 K: 2 BB: 0 S: 7 P: 7	R: 0 H: 0 E: 0 LOB: 0 K: 2 BB: 0 S: 7 P: 7	R: 0 H: 0 E: 0 LOB: 0 K: 0 BB: 0 S: 3 P: 3	R: 0 H: 0 E: 0 LOB: 0 K: 0 BB: 0 S: 3 P: 3	R: 1 H: 1 E: 0 LOB: 0 K: 0 BB: 0 S: 4 P: 4	R: 0 H: 1 E: 0 LOB: 2 K: 1 BB: 1 S: 6 P: 10	R: 1 H: 2 E: 0 LOB: 2 K: 0 BB: 1 S: 5 P: 9	R: 0 H: 0 E: 0 LOB: 0 K: 0 BB: 0 S: 3 P: 3	1B: 2 SF: 2 2B: 1 SAC: 0 3B: 1 DP: 0 HR: 0 HBP: 0	WP: 0 PA: 33 PB: 0 SB: 0 CS: 0	
PITCHER	IP WLS BF H R ER SO BB IBB HBP BLK WP HR S P ERA WHIP											
Tom Hall, L (1, 1) ERA: 2.05 Stan Williams, R (8, 1) ERA: 1.81	7.0 W 24 2 1 1 6 1 0 0 0 0 0 0 35 39 1.29 0.429											
	2.0 S 9 2 1 1 0 1 0 0 0 0 0 0 8 12 4.50 1.500											

Kansas City Royals @ Minnesota Twins
Metropolitan Stadium, Bloomington, MI

Thu Jul 02 1970, 4:33 AM EDT
Att. 20,044 - Unknown - 91 F

livebaseballscorecards.com

Batter	1	2	3	4	5	6	7	8	9	AB	R	H	RBI	BB	SO	LOB
Cesar Tovar, R OBP: 0.368, SLG: 0.503 (1, 8) (8, 7)	0-0 F3		0-0 5-3		0-0 HR			0-0 6-3		4	1	1	1	0	0	0
Danny Thompson, R OBP: 0.200, SLG: 0.217 (1, 4) (9, 5)	0-0 F3		0-0 F8		0-0 F9			0-3 K		4	0	0	0	0	1	0
Tony Oliva, L OBP: 0.351, SLG: 0.507 (1, 9)	0-0 F8		0-0 F5					0-0 L6		3	0	0	0	0	0	0
Harmon Killebrew, R OBP: 0.442, SLG: 0.626 Frank Quilici, R OBP: 0.286, SLG: 0.197 (1, 5) (9, 4)		0-0 HR		4-0 FC3-6 BB		0-0 G4-6-3 1B				2	1	2	1	1	0	0
Rich Reese, L OBP: 0.321, SLG: 0.367 (1, 3)		0-0 SH1-3 HR 1B		0-0 FC3-6 G6-4-3 1-2f		0-0 G4-6-3 1-2f				3	1	1	0	0	0	2
Rick Renick, R OBP: 0.329, SLG: 0.559 Stan Williams, R (1, 7) (8, 1)		0-0 SH1-3		0-0 G6-4-3 1-2f			0-0 5-3			2	0	0	0	0	0	1
Leo Cardenas, R OBP: 0.336, SLG: 0.418 (1, 6)		0-0 2-H HR			0-0 WP G4-6-3 2B		0-0 F9			3	2	2	2	0	0	0
George Mitterwald, R OBP: 0.270, SLG: 0.339 (1, 2)		0-0 4-3		4-0 BB BB BB		0-3 G4-6-3 BB		0-3 K		2	0	0	0	1	1	0
Tom Hall, L OBP: 0.167, SLG: 0.167 Herman Hill, L OBP: 0.125, SLG: 0.125 (1, 1) (8, 8)		0-0 4-3		0-0 G4-6-3 1-2f 3-H			0-0 G4-6-3	0-3 K		2	0	0	0	0	0	1
										1	0	0	0	0	1	0

Inning Stats	R: 0	H: 0	E: 0	K: 0	S: 3	R: 3	H: 3	E: 0	K: 0	S: 6	R: 0	H: 0	E: 0	K: 0	S: 3	R: 0	H: 0	E: 0	K: 0	S: 2	R: 2	H: 2	E: 0	K: 0	S: 4	R: 0	H: 1	E: 0	K: 0	S: 3	R: 0	H: 0	E: 0	K: 1	S: 5	R: 0	H: 0	E: 0	K: 2	S: 7	R: 0	H: 0	E: 0	K: 0	S: 7
	LOB: 0	BB: 0	P: 3	LOB: 0	BB: 0	LOB: 0	BB: 0	LOB: 0	BB: 0	P: 6	LOB: 0	BB: 1	LOB: 0	BB: 1	P: 8	LOB: 0	BB: 0	LOB: 0	BB: 0	P: 3	LOB: 0	BB: 0	LOB: 0	BB: 0	P: 5	LOB: 0	BB: 0	LOB: 0	BB: 0	P: 7	LOB: 0	BB: 0	LOB: 0	BB: 0	P: 7	LOB: 0	BB: 0	LOB: 0	BB: 0	P: 7					


BOTTOM

Kansas City Royals @ Minnesota Twins
Metropolitan Stadium, Bloomington, MI

Thu Jul 02 1970, 4:33 AM EDT
Att: 20,044 - Unknown - 91 F

AB	26
R	5
H	6
RBI	4
BB	2
SO	3
LOB	4

WP: 1 PA: 29
PB: 0
SB: 0
CS: 0



PITCHER	IP	WLS	BF	H	R	ER	SO	BB	IBB	HBP	BLK	WP	HR	S	P	ERA	WHIP
Al Fitzmorris, R ERA: 3.99 (1, 1)	5.0	L	20	5	5	5	0	2	0	0	0	1	3	18	26	9.00	1.400
Aurelio Monteagudo, R ERA: 2.89 (6, 1)	2.0		6	1	0	0	1	0	0	0	0	0	0	8	8	0.00	0.500
Ted Abernathy, R ERA: 2.54 (8, 1)	1.0		3	0	0	0	2	0	0	0	0	0	0	7	7	0.00	0.000

Batter	1	2	3	4	5	6	7	8	9	AB R H RBI BB SO LOB	TOP
Syd O'Brien, R OBP: 0.322, SLG: 0.372 (1, 4) X	0-0 F8 ① X	0-0 F9 ③			X 0-0 FC5-4 1B		X 0-0 P5 ③			4 0 1 0 0 0 2	
Luis Aparicio, R OBP: 0.376, SLG: 0.407 (1, 6) X	0-0 1B PB 1B		X 0-0 G1-3 ①		X 0-0 FC5-4 1-2f			X 0-0 L8 ①		4 1 1 0 0 0 1	
Carlos May, L OBP: 0.352, SLG: 0.453 (1, 7) X	0-0 1B PB 1B		X 0-0 F5 ②			X 0-0 G6-3		X 0-0 L4 ②		4 1 1 0 0 0 0	
Bill Melton, R OBP: 0.327, SLG: 0.484 (1, 9) S S S	0-3 K ② 1-2 3-H		X 0-0 F9 ③			X 0-0 P6 ②		S S S 0-3 K ③		4 0 0 0 0 2 1	
Duane Josephson, R OBP: 0.364, SLG: 0.419 (1, 2) X Floyd Weaver, R (6, 1) Tom McCraw, L (9, PH) OBP: 0.311, SLG: 0.353	0-0 2-H 1B			X 0-0 F8 ①		X 0-0 1B		X 0-0 P6 ①		3 0 2 1 0 0 0 0 0 0 0 0 0 0 1 0 0 0 0 0 0	
Bob Spence, L OBP: 0.233, SLG: 0.286 (1, 3) S S S	0-3 K ③		S S S 0-3 K ②		X 0-0 G3 ③		X 0-0 K ③	S S S 0-3 K ②		4 0 0 0 0 3 2	
Rich McKinney, R OBP: 0.200, SLG: 0.179 (1, 5) X		X 0-0 F9 ①		X 0-0 G4-3 ③		S S S 0-3 K ①		X 0-0 F9 ③		4 0 0 0 0 1 0	
Ken Berry, R OBP: 0.326, SLG: 0.372 (1, 8) X		X 0-0 SH3-4 1B		X 0-0 G5-3		X 0-0 G3 ②				3 0 1 0 0 0 0	
Joe Horlen, R OBP: 0.098, SLG: 0.122 (1, 1) X Gail Hopkins, L (6, 2) OBP: 0.375, SLG: 0.376		X 0-0 SH3-4 1-2		X 0-0 L9 ②		S S S 4-0 BB				1 0 0 0 0 0 0 0 0 0 0 1 0 0	
Inning Stats	R: 2 H: 3 E: 0 LOB: 1 K: 2 BB: 0 S: 10 P: 10	R: 0 H: 1 E: 0 LOB: 1 K: 0 BB: 0 S: 4 P: 4	R: 0 H: 0 E: 0 LOB: 0 K: 0 BB: 0 S: 3 P: 3	R: 0 H: 0 E: 0 LOB: 0 K: 1 BB: 0 S: 5 P: 5	R: 0 H: 1 E: 0 LOB: 1 K: 0 BB: 0 S: 4 P: 4	R: 0 H: 1 E: 0 LOB: 1 K: 0 BB: 0 S: 4 P: 4	R: 0 H: 0 E: 0 LOB: 1 K: 1 BB: 1 S: 5 P: 9	R: 0 H: 0 E: 0 LOB: 0 K: 1 BB: 0 S: 5 P: 5	R: 0 H: 0 E: 0 LOB: 0 K: 1 BB: 0 S: 5 P: 5	1B: 6 SF: 0 2B: 0 SAC: 1 3B: 0 DP: 0 HR: 0 HBP: 0	WP: 0 PA: 34 PB: 1 SB: 0 CS: 0
PITCHER Jim Perry, R (1, 1) ERA: 3.03	IP WLS BF H R ER SO BB IBB HBP BLK WP HR S P ERA WHIP										
	9.0 W 34 6 2 1 6 1 0 0 0 0 0 0 45 49 1.00 0.778										

Chicago White Sox @ Minnesota Twins
Metropolitan Stadium, Bloomington, MI

Fri Jul 03 1970, 8:05 PM EDT
Att. 13,286 - Unknown - 66 F

livebaseballscorecards.com

AB 32
R 2
H 6
RBI 1
BB 1
SO 6
LOB 6



Batter	1	2	3	4	5	6	7	8	9	AB	R	H	RBI	BB	SO	LOB
--------	---	---	---	---	---	---	---	---	---	----	---	---	-----	----	----	-----

Cesar Tovar, R OBP: 0.373, SLG: 0.508 (1, 8)	0-0 WP 1B 1B	0-0 1B 2B		0-0 G1-3		4-0 BB				3	2	2	0	1	0	0
Danny Thompson, R OBP: 0.276, SLG: 0.296 (1, 4) (6, 6)	0-0 WP 2B 1B	0-0 FC5-4 1B			0-0 1B HR 1B	0-3 K				4	2	3	1	0	1	1
Tony Oliva, L OBP: 0.353, SLG: 0.510 (1, 9)	0-0 1B 2B	0-0 F8			0-0 1B HR 1B	0-3 K				4	2	2	1	0	1	1
Harmon Killebrew, R OBP: 0.443, SLG: 0.635 (1, 3)	4-0 1B E BB	0-0 FC5-4			0-0 1B HR	0-0 L5				3	2	1	3	1	0	1
Jim Holt, L OBP: 0.301, SLG: 0.341 (1, 7)	0-0 1B		0-0 G3		0-0 G4-3	0-3 K				4	0	1	1	0	1	0
Rick Renick, R OBP: 0.338, SLG: 0.556 (1, 5)	0-0 G5-4-3		0-0 1B		0-0 F8			0-0 1B		4	0	2	0	0	0	2
Leo Cardenas, R OBP: 0.332, SLG: 0.413 Frank Quilici, R OBP: 0.282, SLG: 0.194 (1, 6) (6, 4)	0-0 E3		0-0 G4-3-6		0-0 G5-3			0-0 G6-4-3		3	0	0	0	0	0	1
George Mitterwald, R OBP: 0.269, SLG: 0.333 (1, 2)	0-3 K			0-0 F8		0-3 K		4-0 BB		3	0	0	0	1	2	1
Jim Perry, S OBP: 0.319, SLG: 0.370 (1, 1)		0-0 G4-3		0-0 G4-1		0-0 F8		0-0 G3-1		4	0	0	0	0	0	1

Inning Stats	R: 4	H: 4	E: 1	LOB: 1	K: 1	BB: 1	S: 9	P: 13	R: 1	H: 2	E: 0	LOB: 1	K: 0	BB: 0	S: 5	P: 5	R: 0	H: 1	E: 0	LOB: 0	K: 0	BB: 0	S: 3	P: 3	R: 0	H: 0	E: 0	LOB: 0	K: 0	BB: 0	S: 3	P: 3	R: 3	H: 3	E: 0	LOB: 0	K: 0	BB: 0	S: 6	P: 6	R: 0	H: 0	E: 0	LOB: 1	K: 2	BB: 1	S: 7	P: 11	R: 0	H: 0	E: 0	LOB: 0	K: 2	BB: 0	S: 7	P: 7	R: 0	H: 1	E: 0	LOB: 1	K: 0	BB: 1	S: 3	P: 7
--------------	------	------	------	--------	------	-------	------	-------	------	------	------	--------	------	-------	------	------	------	------	------	--------	------	-------	------	------	------	------	------	--------	------	-------	------	------	------	------	------	--------	------	-------	------	------	------	------	------	--------	------	-------	------	-------	------	------	------	--------	------	-------	------	------	------	------	------	--------	------	-------	------	------

PITCHER	IP	WLS	BF	H	R	ER	SO	BB	IBB	HBP	BLK	WP	HR	S	P	ERA	WHIP
Joe Horlen, R ERA: 4.61 (1, 1)	5.0	L	25	10	8	7	1	1	0	0	0	1	1	26	30	12.60	2.200
Floyd Weaver, R ERA: 4.57 (6, 1)	3.0		11	1	0	0	4	2	0	0	0	0	0	17	25	0.00	1.000

BOTTOM

Chicago White Sox @ Minnesota Twins
Metropolitan Stadium, Bloomington, MI

Fri Jul 03 1970, 8:05 PM EDT
Att: 13,286 - Unknown - 66 F

AB	33
R	8
H	11
RBI	6
BB	3
SO	5
LOB	9



WP	HR	S	P	ERA	WHIP
1	0	3	7	12.60	2.200
0	0	4	5	0.00	1.000

Batter	1	2	3	4	5	6	7	8	9	10	11	12	AB R H RBI BB SO LOB	TOP														
Walt Williams, R OBP: 0.305, SLG: 0.368 (1, 9)	0-0 1B		0-0 F7		0-0 G6-3			0-0 1B	0-0 F8			0-0 FC5-6 FC1 E	6 1 2 0 0 0 2															
Luis Aparicio, R OBP: 0.372, SLG: 0.402 (1, 6)	0-0 F9		0-0 B1-3		0-0 G5-3			0-0 1B		0-0 P3		0-0 FC1 SF7	6 1 1 0 0 0 1															
Tom McCraw, L OBP: 0.307, SLG: 0.349 (1, 8) (8, 3)	0-0 F8		0-0 P6			0-0 G4-3 1B		0-0 G3	0-0 F8	0-0 F8		0-0 SF7	5 0 1 1 0 0 3															
Carlos May, L OBP: 0.352, SLG: 0.448 (1, 7)	0-0 G4-3			1-0 FC 1B HBP		0-0 G4-3		0-0 F8	0-0 G3	0-0 G3		0-0 1B	5 1 1 0 0 0 4															
Gail Hopkins, L OBP: 0.374, SLG: 0.375 (1, 3)		0-0				0-0					0-0																	
Syd O'Brien, R OBP: 0.321, SLG: 0.371 (8, PH)																												
Ken Berry, R OBP: 0.323, SLG: 0.368 (8, 8)																												
Ed Herrmann, L OBP: 0.347, SLG: 0.442 (1, 2)	0-0 G3			0-0 FC 1B G5-4-3		0-0 F9		0-0 F9			0-0 G1-3	0-0 L8	3 1 1 0 0 0 2 1 0 0 0 0 0 2 2 0 0 0 0 0 1															
Bobby Knoop, R OBP: 0.280, SLG: 0.293 (1, 4)	0-0 G3			0-0 G5-4-3 1B		0-0 F9							5 1 2 2 0 1 2															
Rich Morales, R OBP: 0.250, SLG: 0.125 (1, 5)	0-0 FC5-2-5-1 1B			0-0 G5-4-3 1B		0-0 F9							4 0 2 0 1 0 1															
Tommy John, R OBP: 0.149, SLG: 0.111 (1, 1)		0-0											4 0 0 0 1 3 4															
Danny Murphy, L OBP: 0.500, SLG: 1.250 (9, 1)													4 0 0 0 0 0 0															
Wilbur Wood, R OBP: 0.100, SLG: 0.200 (10, 1)													0 0 0 0 0 0 0															
Bob Spence, L OBP: 0.258, SLG: 0.286 (12, PH)													0 0 0 0 1 0 0															
Jerry Crider, R OBP: 0.077, SLG: 0.154 (12, 1)													0 0 0 0 0 0 0															
Inning Stats	R: 0 E: 0 K: 0 S: 4	H: 1 LOB: 1 BB: 0 P: 4	R: 0 E: 0 K: 0 S: 5	H: 2 LOB: 2 BB: 0 P: 5	R: 0 E: 0 K: 1 S: 3	H: 0 LOB: 0 BB: 0 P: 3	R: 2 E: 0 K: 1 S: 6	H: 1 LOB: 0 BB: 0 P: 7	R: 0 E: 0 K: 0 S: 3	H: 0 LOB: 0 BB: 0 P: 3	R: 0 E: 0 K: 0 S: 4	H: 1 LOB: 1 BB: 0 P: 4	R: 0 E: 0 K: 1 S: 5	H: 1 LOB: 0 BB: 0 P: 5	R: 0 E: 0 K: 0 S: 5	H: 2 LOB: 2 BB: 0 P: 5	R: 1 E: 0 K: 0 S: 4	H: 1 LOB: 1 BB: 1 P: 8	R: 0 E: 0 K: 0 S: 3	H: 0 LOB: 0 BB: 0 P: 3	R: 0 E: 0 K: 2 S: 7	H: 0 LOB: 1 BB: 1 P: 11	R: 2 E: 1 K: 0 S: 5	H: 1 LOB: 1 BB: 1 P: 9	1B: 9 2B: 0 3B: 0 HR: 1	SF: 1 SAC: 0 DP: 1 HBP: 1	WP: 1 PB: 0 SB: 0 CS: 1	PA: 50
PITCHER	IP WLS BF H R ER SO BB IBB HBP BLK WP HR S P ERA WHIP																											
Dave Boswell, R ERA: 6.22 (1, 1)	6.0	24	5	2	2	1	0	0	0	0	0	1	25	26	3.00	0.833												
Bill Zepp, R ERA: 2.68 (7, 1)	1.0	3	1	0	0	1	0	0	0	0	0	0	5	5	0.00	1.000												
Ron Perranoski, L ERA: 1.75 (8, 1)	2.0	10	3	1	1	0	1	0	0	0	0	1	9	13	4.50	2.000												
Stan Williams, R ERA: 1.78 (10, 1)	1.0	3	0	0	0	0	0	0	0	0	0	0	3	3	0.00	0.000												
Dick Woodson, R ERA: 2.7 (11, 1)	2.0	L 10	1	2	0	2	2	0	0	0	0	0	12	20	0.00	1.500												

Chicago White Sox @ Minnesota Twins
Metropolitan Stadium, Bloomington, MI

Sat Jul 04 1970, 4:33 AM EDT
Att. 20,935 - Sunny - 72 F

AB	45
R	5
H	10
RBI	3
BB	3
SO	4
LOB	25



Batter	1	2	3	4	5	6	7	8	9	10	11	12	AB	R	H	RBI	BB	SO	LOB
Cesar Tovar, R OBP: 0.375, SLG: 0.508 (1, 8) (10, 7)	0-0 1B		0-0 1B			0-0 G6-3		0-0 L7		0-0 E1 FC5-2 1B		0-0 G4-3	6	0	3	0	0	0	0
Danny Thompson, R OBP: 0.314, SLG: 0.313 (1, 4) BB	4-0 FC6-4 BB		0-0 G4-3 1B			0-0 1B		0-3 K		0-0 F8		0-0 F8	5	0	2	0	1	1	1
Harmon Killebrew, R OBP: 0.439, SLG: 0.625 (1, 3) (10, 5)	0-0 FC6-4 FC4-6 1-2f		0-0 G4-3			0-0 F8		0-0 L1		4-0 FC5-2 IBB			4	0	0	0	1	0	4
Tony Oliva, L OBP: 0.354, SLG: 0.510 (1, 9)	0-0 FC4-6 1-2f				0-0 F7		0-0 G4-3			0-0 BB 2B		4-0 IBB	4	0	1	0	1	0	2
Rick Renick, R OBP: 0.333, SLG: 0.539 Stan Williams, R Jim Kaat, L OBP: 0.234, SLG: 0.186 Tom Tischinski, R Dick Woodson, R (11, 1)		0-0 G5-3			0-3 K		0-3 K		0-0 BB 1B	0-0 FC5-2			4	1	1	0	0	2	0
Brant Aylea, R OBP: 0.365, SLG: 0.473 Jim Holt, L Bob Allison, R Herman Hill, L OBP: 0.118, SLG: 0.118 (10, 8)		0-3 K			0-3 K		0-0 F8		4-0 BB 1B SF9 BB 1-2 2-3			0-0 G6-3	3	0	0	0	0	2	0
Leo Cardenas, R OBP: 0.337, SLG: 0.420 (1, 6)		0-0 1B				0-0 L8		0-0 1B 2B		0-0 1B		0-0 F2	5	1	3	1	0	0	0
George Mitterwald, R OBP: 0.270, SLG: 0.333 Rich Reese, L OBP: 0.318, SLG: 0.365 (9, PH) (10, 3)		0-0 P4				0-0 F9		0-0 1B		0-0 SF9		0-0 G4-3	3	0	1	1	0	0	1
Dave Boswell, R OBP: 0.197, SLG: 0.208 Bill Leppig, R Frank Quilici, R Ron Ferranski, L Paul Ratliff, L OBP: 0.353, SLG: 0.411 (10, 2)			0-3 K			0-0 L1		0-3 K		0-0 F9			2	0	0	0	0	1	0


Inning Stats	R: 0	H: 1	E: 0	LOB: 1	K: 0	BB: 1	S: 3	R: 0	H: 1	E: 0	LOB: 1	K: 1	BB: 0	S: 6	R: 0	H: 2	E: 0	LOB: 1	K: 1	BB: 0	S: 6	R: 0	H: 0	E: 0	LOB: 0	K: 2	BB: 0	S: 7	R: 0	H: 0	E: 0	LOB: 0	K: 0	BB: 0	S: 3	R: 0	H: 1	E: 0	LOB: 1	K: 0	BB: 0	S: 4	R: 1	H: 2	E: 0	LOB: 1	K: 2	BB: 0	S: 9	R: 0	H: 0	E: 0	LOB: 0	K: 1	BB: 0	S: 5	R: 2	H: 3	E: 0	LOB: 1	K: 0	BB: 1	S: 5	R: 0	H: 1	E: 1	LOB: 1	K: 0	BB: 2	S: 3	R: 0	H: 0	E: 0	LOB: 0	K: 0	BB: 0	S: 3	R: 0	H: 0	E: 0	LOB: 0	K: 0	BB: 0	S: 3	R: 0	H: 0	E: 0	LOB: 0	K: 0	BB: 0	S: 3	1B: 9	2B: 2	3B: 0	HR: 0	SF: 1	SAC: 0	DP: 2	HBP: 0	WP: 0	PA: 47
--------------	------	------	------	--------	------	-------	------	------	------	------	--------	------	-------	------	------	------	------	--------	------	-------	------	------	------	------	--------	------	-------	------	------	------	------	--------	------	-------	------	------	------	------	--------	------	-------	------	------	------	------	--------	------	-------	------	------	------	------	--------	------	-------	------	------	------	------	--------	------	-------	------	------	------	------	--------	------	-------	------	------	------	------	--------	------	-------	------	------	------	------	--------	------	-------	------	------	------	------	--------	------	-------	------	-------	-------	-------	-------	-------	--------	-------	--------	-------	--------

PITCHER	IP	WLS	BF	H	R	ER	SO	BB	IBB	HBP	BLK	WP	HR	S	P	ERA	WHIP
Tommy John, L ERA: 3.7	8.1		33	9	3	3	7	2	0	0	0	0	0	45	53	3.24	1.320
Danny Murphy, R ERA: 4.53	1.0		7	2	0	0	0	0	2	0	0	0	0	5	13	0.00	2.000
Wilbur Wood, L ERA: 3.0	1.2	W	4	0	0	0	0	0	0	0	0	0	0	4	4	0.00	0.000
Jerry Crider, R ERA: 2.51	1.0	S	3	0	0	0	0	0	0	0	0	0	0	3	3	0.00	0.000

Chicago White Sox @ Minnesota Twins
 Metropolitan Stadium, Bloomington, MI
 Sat Jul 04 1970, 4:33 AM EDT
 Att: 20,935 - Sunny - 72 F

livebaseballscorecards.com

AB	42
R	3
H	11
RBI	3
BB	4
SO	7
LOB	13



Batter	1	2	3	4	5	6	7	8	9	AB R H RBI BB SO LOB	TOP									
Walt Williams, R (1, 9) OBP: 0.304, SLG: 0.362	0-0 G4-3			0-0 F9		4-0 2B 2B BB	0-0 F8			3 1 0 0 1 0 0	Chicago White Sox @ Minnesota Twins Metropolitan Stadium, Bloomington, MI Sun Jul 05 1970, 4:33 AM EDT Att. 18,324 - Sunny - 77 F									
Luis Aparicio, R (1, 6) OBP: 0.371, SLG: 0.404	0-0 F8			0-0 G5-3		0-0 2B 1-3 G6-3 2B		0-0 L8		4 1 1 0 0 0 0										
Tom McCraw, L (1, 3) OBP: 0.306, SLG: 0.352	0-0 G4-3			0-0 G6-3		0-0 2-3 3-H 3B 2B		0-0 F8		4 1 1 1 0 0 0										
Carlos May, L (1, 7) OBP: 0.350, SLG: 0.445		0-0 G6-3 1B			0-0 L8	0-0 G6-3		0-0 L9		4 0 1 1 0 0 1										
Duane Josephson, R (1, 2) OBP: 0.367, SLG: 0.436		0-0 G6-3 1-2f			0-0 1B	0-0 1B 2-H 3B		0-3 K		4 0 2 1 0 1 1										
Ken Berry, R (1, 8) OBP: 0.326, SLG: 0.368		0-0 L4			0-0 1B	4-0 1B BB		0-0 G6-3		3 0 1 0 1 0 0										
Bobby Knoop, R (1, 4) OBP: 0.275, SLG: 0.288			0-0 F9		0-0 L9	0-0 L5		0-0 G4-3		3 0 0 0 0 0 4										
Floyd Weaver, R (6, 1)										0 0 0 0 0 0 0										
Bob Spence, L (9, PH) OBP: 0.250, SLG: 0.276										1 0 0 0 0 0 0										
Rich Morales, R (1, 5) OBP: 0.258, SLG: 0.148				0-0 F8			0-0 P6			3 0 1 0 0 0 2										
Bob Miller, R (1, 1) OBP: 0.364, SLG: 0.222			0-0 G6-4-3			0-0 G1-3	0-0 F8			1 0 0 0 0 0 1										
Barry Moore, L (3, 1) OBP: 0.214, SLG: 0.185										0 0 0 0 0 0 0										
Rich McKinney, R (6, PH) OBP: 0.188, SLG: 0.167										2 0 0 0 0 0 0										
Inning Stats	R: 0 E: 0 K: 0 S: 3	H: 0 LOB: 0 BB: 0 P: 3	R: 0 E: 0 K: 0 S: 3	H: 1 LOB: 0 BB: 0 P: 3	R: 0 E: 0 K: 0 S: 3	H: 1 LOB: 0 BB: 0 P: 3	R: 0 E: 0 K: 0 S: 5	H: 2 LOB: 2 BB: 0 P: 5	R: 3 E: 0 K: 0 S: 6	H: 3 LOB: 2 BB: 2 P: 14	R: 0 E: 0 K: 0 S: 3	H: 0 LOB: 0 BB: 0 P: 3	R: 0 E: 0 K: 1 S: 5	H: 0 LOB: 0 BB: 0 P: 5	R: 0 E: 0 K: 1 S: 5	H: 0 LOB: 0 BB: 0 P: 5	1B: 4 2B: 2 3B: 1 HR: 0	SF: 0 SAC: 0 DP: 2 HBP: 0	WP: 0 PB: 0 SB: 0 CS: 0	PA: 34
PITCHER	IP WLS BF H R ER SO BB IBB HBP BLK WP HR S P ERA WHIP																			
Jim Kaat, L (1, 1) ERA: 4.01	5.2 W 24 7 3 3 0 2 0 0 0 0 0 0 22 30 4.76 1.588																			
Stan Williams, R (6, 1) ERA: 1.67	3.1 S 10 0 0 0 1 0 0 0 0 0 0 0 12 12 0.00 0.000																			

livebaseballscorecards.com

AB	32
R	3
H	7
RBI	3
BB	2
SO	1
LOB	9



Batter	1	2	3	4	5	6	7	8	9	AB	R	H	RBI	BB	SO	LOB
Cesar Tovar, R OBP: 0.375, SLG: 0.505 Herman Hill, L OBP: 0.118, SLG: 0.118 (1, 8) (7, PR) (8, 8)	L7		1B S 1B	F9	1B HBP		E5 HBP			4	1	1	0	0	0	0
Jim Holt, L OBP: 0.304, SLG: 0.343 (1, 7)	P4		1B WP 1B	G4-1	1B FC1-6-4		F8			5	1	2	2	0	0	1
Tony Oliva, L OBP: 0.354, SLG: 0.508 (1, 9)	G6-3		1B WP 1B	L1	FC1-6-4		E5 HBP 1B			5	1	2	1	0	0	2
Harmon Killebrew, R OBP: 0.445, SLG: 0.637 Frank Quilici, R OBP: 0.278, SLG: 0.190 (1, 5) (7, PR) (8, 4)		1B SF8 BB	1B FC4-6 1B		HR		G6-3 HBP IBB			3	2	2	2	2	0	0
Rich Reese, L OBP: 0.324, SLG: 0.365 (1, 3)		SF8 HBP FC1-2 1B	FC4-6 1B		1B BB		F3 HBP			3	2	1	1	1	0	1
Paul Ratliff, L OBP: 0.364, SLG: 0.409 (1, 2)		FC1-2 HBP 1B	1B SF8 1B		F9		F8			3	2	1	0	0	0	4
Leo Cardenas, R OBP: 0.341, SLG: 0.426 (1, 6)		SF8	1B		F9 BB		F8			3	1	2	3	1	0	0
Danny Thompson, R OBP: 0.300, SLG: 0.306 (1, 4) (8, 5)		FC1-2	SF8		HBP 1B		G6-3			4	1	1	2	0	0	3
Jim Kaat, L OBP: 0.220, SLG: 0.174 Stan Williams, R (6, 1)		K	G4-3		K		K			3	0	0	0	0	2	5

Inning Stats	R: 0	H: 0	E: 0	K: 0	S: 3	R: 1	H: 1	E: 0	K: 1	S: 6	R: 5	H: 6	E: 0	K: 0	S: 9	R: 0	H: 0	E: 0	K: 0	S: 3	R: 4	H: 3	E: 0	K: 1	S: 8	R: 1	H: 1	E: 0	K: 0	S: 4	R: 1	H: 1	E: 2	K: 1	S: 7	R: 0	H: 0	E: 0	K: 0	S: 3
	LOB: 0	BB: 0	P: 3	LOB: 2	BB: 1	LOB: 1	BB: 1	LOB: 2	BB: 1	LOB: 1	LOB: 0	BB: 0	LOB: 2	BB: 2	LOB: 1	LOB: 0	BB: 0	LOB: 1	BB: 0	LOB: 3	BB: 1	LOB: 3	BB: 3	LOB: 0	BB: 0	LOB: 1	BB: 0	LOB: 3	BB: 1	LOB: 0	BB: 0	LOB: 0	BB: 0	LOB: 0	BB: 0	LOB: 0	BB: 0	LOB: 0	BB: 0	LOB: 0

PITCHER	IP	WLS	BF	H	R	ER	SO	BB	IBB	HBP	BLK	WP	HR	S	P	ERA	WHIP
Bob Miller, R ERA: 5.79 (1, 1)	2.0	L	13	5	5	5	1	1	0	1	0	1	0	13	18	22.50	3.000
Barry Moore, L ERA: 5.52 (3, 1)	3.0		17	5	5	5	1	2	0	1	0	0	1	16	25	15.00	2.333
Floyd Weaver, R ERA: 4.38 (6, 1)	3.0		15	2	2	1	1	0	1	2	0	0	0	14	20	3.00	0.667


BOTTOM

Chicago White Sox @ Minnesota Twins
Metropolitan Stadium, Bloomington, MI

Sun Jul 05 1970, 4:33 AM EDT
Att: 18,324 - Sunny - 77 F

AB	35
R	12
H	12
RBI	11
BB	4
SO	3
LOB	16

livebaseballscorecards.com



1B	2B	3B	HR	SF	SAC	DP	HBP	WP	HR	S	P	ERA	WHIP
10	1	0	1	2	0	0	4	1	0	0	0	4.38	0.667

Batter	1	2	3	4	5	6	7	8	9	AB R H RBI BB SO LOB	TOP		
Cesar Tovar, R (1, 8) OBP: 0.379, SLG: 0.506	0-0 SH1-3 S 1B		0-0 E 1B 1B	0-0 1-3 2-H 1B		0-0 5-3			0-0 F3	5 1 3 1 0 0 2	Minnesota Twins @ Oakland Athletics Oakland-Alameda County Coliseum, Oakland, CA Mon Jul 06 1970, 7:05 PM PDT Att. 15,600 - Unknown livebaseballscorecards.com		
Danny Thompson, R (1, 4) OBP: 0.273, SLG: 0.275	0-0 SH1-3 1-3		0-0 F2	0-0 F9			0-0 6-3	0-3 K	4 0 0 0 0 1 3				
Tony Oliva, L (1, 9) OBP: 0.355, SLG: 0.505	0-0 F8		0-0 E9 1B 1B		4-0 BB BB BB CS BB		0-0 F4	0-3 K	4 0 1 0 1 1 1				
Harmon Killebrew, R (1, 5) OBP: 0.445, SLG: 0.633	4-0 BB		0-0 1-2 3-H 1B		0-0 F7 1-2		0-0 6-3		3 0 1 1 1 0 1				
Rich Reese, L (1, 3) OBP: 0.319, SLG: 0.358	0-0 3-1		0-3 K		0-0 F6		0-0 F8		4 0 0 0 0 1 4				
Jim Holt, L (1, 7) OBP: 0.303, SLG: 0.340		0-0 G3		0-0 P5		0-0 G3		0-0 5-3 1B	4 0 1 0 0 0 0				
Leo Cardenas, R (1, 6) OBP: 0.343, SLG: 0.429		0-3 K		4-0 1B 1B BB		0-0 2B		0-0 5-3 1-2	3 1 1 0 1 1 1				
George Mitterwald, R (1, 2) OBP: 0.275, SLG: 0.330		0-0 F7		0-0 F7		4-0 BB BB BB BB		4-0 IBB	2 0 0 0 2 0 1				
Bill Zepp, R (1, 1) OBP: 0.083, SLG: 0.083 Ron Perranoski, L (7, 1)		0-3 K		0-0 1B 1-2 1B		0-3 K		0-0 6-3	3 0 1 0 0 2 2 1 0 0 0 0 0 2				
Inning Stats	R: 0 E: 0 K: 0 S: 4 H: 1 LOB: 2 BB: 1 P: 8	R: 0 E: 0 K: 1 S: 5 H: 0 LOB: 0 BB: 0 P: 5	R: 1 E: 1 K: 2 S: 10 H: 3 LOB: 2 BB: 0 P: 10	R: 1 E: 0 K: 0 S: 5 H: 2 LOB: 2 BB: 1 P: 9	R: 0 E: 0 K: 0 S: 2 H: 0 LOB: 0 BB: 1 P: 6	R: 0 E: 0 K: 1 S: 6 H: 1 LOB: 2 BB: 1 P: 10	R: 0 E: 0 K: 0 S: 3 H: 0 LOB: 0 BB: 0 P: 3	R: 0 E: 0 K: 0 S: 4 H: 1 LOB: 2 BB: 1 P: 8	R: 0 E: 0 K: 2 S: 7 H: 0 LOB: 0 BB: 0 P: 7	1B: 7 2B: 1 3B: 0 HR: 0 SF: 0 SAC: 1 DP: 0 HBP: 0	WP: 0 PB: 0 SB: 1 CS: 1 PA: 39		
PITCHER	IP WLS BF H R ER SO BB IBB HBP BLK WP HR S P ERA WHIP											PITCHER	IP WLS BF H R ER SO BB IBB HBP BLK WP HR S P ERA WHIP
Diego Segui, R (1, 1) ERA: 3.03	4.0 L 21 6 2 1 3 3 0 0 0 0 0 0 24 36 2.25 2.250												
Marcel Lachemann, R (5, 1) ERA: 2.3	1.0 2 0 0 0 0 0 0 0 0 0 0 0 2 2 0.00 0.000												
Bob Locker, R (6, 1) ERA: 2.76	2.0 8 1 0 0 1 1 0 0 0 0 0 0 9 13 0.00 1.000												
Mudcat Grant, R (8, 1) ERA: 0.87	2.0 8 1 0 0 2 0 1 0 0 0 0 0 11 15 0.00 0.500												

Minnesota Twins @ Oakland Athletics
Oakland-Alameda County Coliseum, Oakland, CA
 Mon Jul 06 1970, 7:05 PM PDT
 Att. 15,600 - Unknown

AB	33
R	2
H	8
RBI	2
BB	5
SO	6
LOB	17



Batter	1	2	3	4	5	6	7	8	9	AB R H RBI BB SO LOB
Bert Campaneris, R OBP: 0.297, SLG: 0.440 (1, 6)	0-3 K		0-0 6-3		0-0 F5		0-0 1-2 1B		0-0 6-3	5 0 1 0 0 1 3
Joe Rudi, R OBP: 0.323, SLG: 0.478 (1, 9) (4, 7)	0-0 6-3		0-0 1B		0-0 F8		0-3 K			4 0 1 0 0 1 4
Reggie Jackson, L OBP: 0.347, SLG: 0.451 (1, 8) (4, 9)	0-0 4-3		0-0 4-3			4-0 G3 SH1-3 BB		0-3 K		3 0 0 0 1 1 1
Sal Bando, R OBP: 0.421, SLG: 0.530 (1, 5)		4-0 G6-3 HBP 1B BB		4-0 FC1-6 BB		0-0 SH1-3 1-2		4-0 FC4-6 BB		0 1 0 0 3 0 0
Tommy Davis, R OBP: 0.314, SLG: 0.392 Steve Hovley, L OBP: 0.355, SLG: 0.341 (1, 7) (4, 8)		1-0 G6-3 HBP 1-2		0-0 FC1-6 CS 1-2f		0-0 G3 2-3		0-0 FC4-6 1-2f		0 0 0 0 0 0 0 3 0 0 0 0 0 3
Don Mincher, L OBP: 0.310, SLG: 0.457 (1, 3)		0-0 G6-3 1-2f 2-3		0-0 4-3 1-2		0-0 G3		0-3 K		4 0 0 0 0 1 5
Dave Duncan, R OBP: 0.310, SLG: 0.429 (1, 2)		0-0 1B 3-H		4-0 1B SH3-4 BB		0-0 5-3		0-3 K		3 0 1 1 1 1 0
Dick Green, R OBP: 0.266, SLG: 0.270 (1, 4)		0-0 F3		0-0 SH3-4 1-2		4-0 1B BB		0-0 1B		2 0 1 0 1 0 1
Diego Segui, R OBP: 0.091, SLG: 0.091 Marcel Lachemann, R OBP: 0.222, SLG: 0.176 Jim Driscoll, L OBP: 0.222, SLG: 0.176 Bob Locker, S OBP: 0.304, SLG: 0.395 John Donaldson, L OBP: 0.342, SLG: 0.449 Frank Fernandez, R OBP: 0.342, SLG: 0.449 Mudcat Grant, R OBP: 0.250, SLG: 0.222 (1, 1) (5, 1) (5, PH) (6, 1) (7, PH) (7, PH) (8, 1) (9, PH)		0-0 F9		0-0 1B 2-3		0-0 F9		0-3 K		1 0 0 0 0 0 0 0 0 0 0 0 0 0 1 0 1 0 0 0 0 0 0 0 0 0 0 0 0 0 0 0 0 0 0 1 0 0 0 0 0 1 0 0 0 0 0 0 0 1 0 0 0 0 0 1

BOTTOM

Minnesota Twins @ Oakland Athletics
Oakland-Alameda County Coliseum, Oakland, CA

Mon Jul 06 1970, 7:05 PM PDT
Att. 15,600 - Unknown

livebaseballscorecards.com

AB	28
R	1
H	5
RBI	1
BB	6
SO	6
LOB	19



Inning Stats	R: 0	H: 0	E: 0	K: 1	S: 5	LOB: 0	BB: 0	P: 5
	R: 1	H: 1	E: 0	K: 0	S: 3	LOB: 1	BB: 1	P: 8
	R: 0	H: 1	E: 0	K: 0	S: 4	LOB: 1	BB: 0	P: 4
	R: 0	H: 0	E: 0	K: 0	S: 2	LOB: 0	BB: 1	P: 6
	R: 0	H: 1	E: 0	K: 0	S: 4	LOB: 2	BB: 1	P: 8
	R: 0	H: 0	E: 0	K: 0	S: 3	LOB: 1	BB: 1	P: 7
	R: 0	H: 1	E: 0	K: 1	S: 6	LOB: 2	BB: 1	P: 10
	R: 0	H: 0	E: 0	K: 2	S: 7	LOB: 1	BB: 1	P: 11
	R: 0	H: 1	E: 0	K: 2	S: 8	LOB: 1	BB: 0	P: 8
	1B: 5	SF: 0	2B: 0	3B: 0	HR: 0	SAC: 2	DP: 1	HBP: 1

WP: 0	PA: 37
PB: 0	
SB: 0	
CS: 1	

PITCHER	IP	WLS	BF	H	R	ER	SO	BB	IBB	HBP	BLK	WP	HR	S	P	ERA	WHIP
Bill Zepp, R ERA: 2.53 (1, 1)	6.1	W	26	3	1	1	1	5	0	1	0	0	0	22	43	1.42	1.263
Ron Perranoski, L ERA: 1.67 (7, 1)	2.2	S	11	2	0	0	5	1	0	0	0	0	0	20	24	0.00	1.125

Batter	1	2	3	4	5	6	7	8	9	AB R H RBI BB SO LOB	TOP											
Cesar Tovar, R (1, 8) OBP: 0.379, SLG: 0.503	0-0 1-3		0-0 5-3		1-0 2B HBP		0-0 1B		0-0 4-1	4 1 1 0 0 0 0												
Jim Holt, L (1, 7) OBP: 0.299, SLG: 0.338	0-0 1-3			0-0 1B	0-0 SF7		0-3 K		0-0 6-3	4 0 1 1 0 1 1												
Tony Oliva, L (1, 9) OBP: 0.357, SLG: 0.502	0-0 F7			0-0 F8	4-0 2B BB		4-0 IBB			2 1 0 0 2 0 1												
Harmon Killebrew, R (1, 5) OBP: 0.449, SLG: 0.637		4-0 FC6-4 BB		0-0 1B	0-0 2B		0-0 F7			3 0 2 3 1 0 2												
Rich Reese, L (1, 3) OBP: 0.318, SLG: 0.354		0-3 K		0-0 F8	4-0 BB		0-0 4-3			3 0 0 0 1 1 5												
Paul Rattiff, L (1, 2) OBP: 0.358, SLG: 0.400		0-0 F9		0-3 K	0-3 K			0-0 G6-4-3 1B		2 0 0 0 0 1 3												
Brant Aylea, R (5, PH) OBP: 0.362, SLG: 0.469										1 0 0 0 0 1 2												
George Mitterwald, R (5, 2) OBP: 0.279, SLG: 0.333										1 0 1 0 0 0 0												
Leo Cardenas, R (1, 6) OBP: 0.342, SLG: 0.426		0-0 FC6-4			0-0 FC1-5 1B		0-0 F9		0-0 G6-4-3	4 0 1 0 0 0 2												
Danny Thompson, R (1, 4) OBP: 0.271, SLG: 0.273			0-0 F7		0-0 HBP SF7 1B		0-0 5-3		0-0 F9	4 1 1 0 0 0 0												
Tom Hall, L (1, 1) OBP: 0.143, SLG: 0.143			0-0 F2		0-0 FC1-5 BB HBP 2B		0-3 K		0-3 K	2 1 0 0 0 0 2												
Stan Williams, R (5, 1)										2 0 0 0 0 2 0												
Inning Stats	R: 0 E: 0 K: 0 S: 3	H: 0 LOB: 0 BB: 0 P: 3	R: 0 E: 0 K: 1 S: 5	H: 0 LOB: 1 BB: 1 P: 9	R: 0 E: 0 K: 0 S: 3	H: 0 LOB: 0 BB: 0 P: 3	R: 0 E: 0 K: 1 S: 7	H: 2 LOB: 2 BB: 0 P: 7	R: 4 E: 0 K: 1 S: 8	H: 3 LOB: 2 BB: 2 P: 17	R: 0 E: 0 K: 1 S: 5	H: 0 LOB: 0 BB: 0 P: 5	R: 0 E: 0 K: 1 S: 6	H: 1 LOB: 2 BB: 1 P: 10	R: 0 E: 0 K: 0 S: 3	H: 1 LOB: 0 BB: 0 P: 3	R: 0 E: 0 K: 1 S: 5	H: 0 LOB: 0 BB: 0 P: 5	1B: 6 2B: 1 3B: 0 HR: 0	SF: 1 SAC: 0 DP: 1 HBP: 1	WP: 1 PB: 0 SB: 1 CS: 0	PA: 38
PITCHER	IP WLS BF H R ER SO BB IBB HBP BLK WP HR S P ERA WHIP																					
Chuck Dobson, R (1, 1) ERA: 4.58	4.2 L 22 5 4 4 2 2 0 1 0 0 0 0 23 32 7.71 1.500																					
Jim Roland, L (5, 1) ERA: 2.38	0.0 1 0 0 0 0 1 0 0 0 0 1 0 0 4 ∞ ∞																					
Marcel Lachemann, R (5, 1) ERA: 2.27	0.1 1 0 0 0 1 0 0 0 0 0 0 0 3 3 0.00 0.000																					
Bob Locker, R (6, 1) ERA: 2.68	1.1 5 1 0 0 2 0 0 0 0 0 0 0 9 9 0.00 0.750																					
Mudcat Grant, R (7, 1) ERA: 0.83	2.2 9 1 0 0 1 0 1 0 0 0 0 0 10 14 0.00 0.375																					

Minnesota Twins @ Oakland Athletics
Oakland-Alameda County Coliseum, Oakland, CA

Tue Jul 07 1970, 7:05 PM PDT
Att. 16,278 - Unknown - 61 F

livebaseballscorecards.com

AB	32
R	4
H	7
RBI	4
BB	4
SO	6
LOB	18




Batter	1	2	3	4	5	6	7	8	9	AB R H RBI BB SO LOB
Bert Campaneris, R OBP: 0.292, SLG: 0.433 (1, 6)	0-0 6-3		0-0 5-3		0-0 F8		0-0 F8		0-0 F2	5 0 0 0 0 0 1
Joe Rudi, R OBP: 0.337, SLG: 0.486 (1, 9)	0-0 G6-3 1B			4-0 HR BB	0-0 FC4-6 1B		0-0 1B			3 1 3 0 1 0 0
Reggie Jackson, L OBP: 0.342, SLG: 0.444 (1, 8)	0-0 G6-3 1-2f			0-3 K	0-0 FC4-6 FC5 BB		0-3 K			4 0 0 0 0 2 5
Sal Bando, R OBP: 0.425, SLG: 0.542 (1, 5)		0-3 K		0-0 HR	4-0 BB		4-0 FC6-4 BB			2 1 1 2 2 1 0
Tommy Davis, R OBP: 0.317, SLG: 0.395 Jose Tartabull, L OBP: 0.231, SLG: 0.385 (8, PR) (9, 7)		4-0 BB		0-0 1B 2B	0-0 FC5 2-3f		0-0 FC6-4			3 0 1 0 1 0 4 0 0 0 0 0 0 0
Don Mincher, L OBP: 0.309, SLG: 0.453 (1, 3)		0-3 K		0-0 2-3 1B		0-0 F8		0-0 F6		4 0 1 0 0 1 2
Frank Fernandez, R OBP: 0.333, SLG: 0.437 (1, 2)		0-3 K		0-3 K		0-0 F8		0-0 F9		4 0 0 0 0 2 4
Dick Green, R OBP: 0.262, SLG: 0.266 Mudcat Grant, R (7, 1) Steve Hovley, L OBP: 0.353, SLG: 0.339 (9, PH)			0-3 K	0-0 5-3		0-3 K			0-0 4-3	3 0 0 0 0 2 2 0 0 0 0 0 0 0 1 0 0 0 0 0 0
Chuck Dobson, R OBP: 0.174, SLG: 0.196 Jim Roland, R (5, 1) Marcel Lachemann, R (5, 1) Tony La Russa, R OBP: 0.262, SLG: 0.236 Bob Locker, S (6, 1) John Donaldson, L OBP: 0.340, SLG: 0.378 (7, 4)			0-0 F6		0-0 FC4-6 1B		0-0 G1		0-0 F6	1 0 1 0 1 0 0 0 0 0 0 0 0 0 0 0 2 0 0 0 0 0 0

Inning Stats	R: 0 E: 0 K: 0 S: 3	H: 1 LOB: 0 BB: 0 P: 3	R: 0 E: 0 K: 3 S: 9	H: 0 LOB: 1 BB: 1 P: 13	R: 0 E: 0 K: 1 S: 5	H: 0 LOB: 0 BB: 0 P: 5	R: 2 E: 0 K: 2 S: 10	H: 3 LOB: 2 BB: 1 P: 14	R: 0 E: 0 K: 0 S: 5	H: 2 LOB: 3 BB: 1 P: 9	R: 0 E: 0 K: 1 S: 5	H: 0 LOB: 0 BB: 0 P: 5	R: 0 E: 0 K: 1 S: 6	H: 1 LOB: 1 BB: 0 P: 6	R: 0 E: 0 K: 0 S: 3	H: 0 LOB: 1 BB: 1 P: 7	R: 0 E: 0 K: 0 S: 3	H: 0 LOB: 0 BB: 0 P: 3	1B: 5 2B: 1 3B: 0 HR: 1	SF: 0 SAC: 0 DP: 1 HBP: 0	WP: 0 PB: 0 SB: 0 CS: 0	PA: 37	
PITCHER	IP	WLS	BF	H	R	ER	SO	BB	IBB	HBP	BLK	WP	HR	S	P	ERA	WHIP						
Tom Hall, L ERA: 2.24 (1, 1)	4.0		18	5	2	2	6	2	0	0	0	0	0	1	28	36	4.50	1.750					
Stan Williams, R ERA: 1.53 (5, 1)	5.0	W	19	2	0	0	2	2	0	0	0	0	0	0	21	29	0.00	0.800					

MINNESOTA TWINS @ OAKLAND ATHLETICS
Oakland-Alameda County Coliseum, Oakland, CA
 Tue Jul 07 1970, 7:05 PM PDT
 Att: 16,278 - Unknown - 61 F

livebaseballscorecards.com

AB	33
R	2
H	7
RBI	2
BB	4
SO	8
LOB	18



Batter	1	2	3	4	5	6	7	8	9	AB	R	H	RBI	BB	SO	LOB	TOP								
Cesar Tovar, R OBP: 0.379, SLG: 0.500 (1, 8)	0-0 FC4-6 1B		0-0 P4		0-0 F8			0-0 F3		4	1	1	0	1	0	3									
Danny Thompson, R OBP: 0.283, SLG: 0.286 (1, 4) (8, 5)	0-0 FC4-6 HR		0-0 5-3			0-0 E1 SF8 1B	0-0 1B		0-3 K	5	2	2	1	0	1	1									
Tony Oliva, L OBP: 0.364, SLG: 0.518 (1, 9)	0-0 HR			0-0 4-3 1B		0-0 SF8	0-0 1B		0-0 4-3 2B 1B	4	2	4	4	0	0	0									
Rich Reese, L OBP: 0.316, SLG: 0.363 (1, 3)	0-0 P6			0-0 4-3		0-0 HR	0-0 4-3		0-0 4-3	5	1	1	1	0	0	4									
Rick Renick, R OBP: 0.318, SLG: 0.513 Frank Quilici, R OBP: 0.288, SLG: 0.219 (1, 5) (8, 4)	0-0 P6			0-0 P5		0-0 F2		0-0 F3	0-0 2B	4	0	0	0	0	0	1									
Jim Holt, L OBP: 0.290, SLG: 0.327 (1, 7)		0-0 6-3		0-3 K		0-0 P4		0-0 F7	0-0 6-3	5	0	0	0	0	1	2									
Leo Cardenas, R OBP: 0.347, SLG: 0.437 (1, 6)		0-3 K			0-0 2B		0-0 4-3 1B 1B	0-0 1B 2B		4	2	3	0	0	1	0									
George Mitterwald, R OBP: 0.278, SLG: 0.328 (1, 2)		0-0 5-3			0-0 F7		0-0 P6	4-0 E 1B IBB		3	0	0	0	1	0	2									
Jim Perry, S OBP: 0.314, SLG: 0.360 Ron Perranoski, L (9, 1)			0-0 1-3		0-0 6-3		0-0 4-3	0-0 E7 1B		4	0	1	1	0	0	2									
										0	0	0	0	0	0	0									
Inning Stats	R: 2 E: 0 K: 0 S: 5	H: 2 LOB: 0 BB: 0 P: 5	R: 0 E: 0 K: 1 S: 5	H: 0 LOB: 0 BB: 0 P: 5	R: 0 E: 0 K: 0 S: 3	H: 0 LOB: 0 BB: 0 P: 3	R: 0 E: 0 K: 1 S: 6	H: 1 LOB: 1 BB: 0 P: 6	R: 0 E: 0 K: 0 S: 4	H: 1 LOB: 1 BB: 0 P: 4	R: 2 E: 1 K: 0 S: 5	H: 2 LOB: 0 BB: 0 P: 5	R: 2 E: 0 K: 0 S: 6	H: 3 LOB: 2 BB: 1 P: 10	R: 1 E: 1 K: 0 S: 5	H: 2 LOB: 2 BB: 1 P: 9	R: 1 E: 0 K: 1 S: 7	H: 2 LOB: 1 BB: 0 P: 7	1B: 8 2B: 3 3B: 0 HR: 2	SF: 1 SAC: 0 DP: 0 HBP: 0	WP: 0 PB: 0 SB: 0 CS: 0	PA: 42			
PITCHER	IP	WLS	BF	H	R	ER	SO	BB	IBB	HBP	BLK	WP	HR	S	P	ERA	WHIP								
Catfish Hunter, R ERA: 3.51 (1, 1)	6.2	L	29	8	6	6	2	1	0	0	0	0	2	32	36	8.10	1.350								
Paul Lindblad, L ERA: 3.93 (7, 1)	1.1		8	3	1	1	0	0	1	0	0	0	0	7	11	6.75	2.250								
Jim Roland, L ERA: 2.66 (9, 1)	1.0		5	2	1	1	1	0	0	0	0	0	0	7	7	9.00	2.000								

Minnesota Twins @ Oakland Athletics
Oakland-Alameda County Coliseum, Oakland, CA
Wed Jul 08 1970, 7:05 PM PDT
Att: 15,731 - Unknown

livebaseballscorecards.com

AB	39
R	8
H	13
RBI	8
BB	2
SO	3
LOB	15



Batter	1	2	3	4	5	6	7	8	9	AB	R	H	RBI	BB	SO	LOB
Bert Campaneris, R (1, 6) OBP: 0.291, SLG: 0.429	0-0 F8		0-0 F7		0-0 5-3			0-0 F7	0-0 1-3 1B	5	0	1	0	0	0	2
Joe Rudi, R (1, 9) OBP: 0.328, SLG: 0.473	0-0 4-3		0-0 P6			0-0 F8		0-0 G5-4-3 1-2f	0-0 1-3	5	0	0	0	0	0	4
Tommy Davis, R (1, 7) OBP: 0.316, SLG: 0.393	0-0 5-3			0-0 CS 1B		0-0 5-3			0-0 F7	4	0	1	0	0	0	0
Sal Bando, R (1, 5) OBP: 0.433, SLG: 0.554		0-0 1B SF4 1B		0-0 1-2 1B 2B		0-0 1B			0-0 1B 1B	4	3	4	0	0	0	0
Don Mincher, L (1, 3) OBP: 0.312, SLG: 0.454		0-0 F8		0-0 2-H 1B		0-0 P5			0-0 1B HR 1B	4	1	2	1	0	0	2
Reggie Jackson, L (1, 8) OBP: 0.344, SLG: 0.444		0-0 PO 1B		0-3 K		0-3 K			0-0 1-3 HR 1B	4	1	2	1	0	2	1
Dave Duncan, R (1, 2) OBP: 0.308, SLG: 0.447		0-0 SF4		0-0 4-3		0-0 6-3			0-0 1-H HR	3	1	1	4	0	0	1
John Donaldson, L (1, 4) OBP: 0.340, SLG: 0.375		0-0 PO			0-0 F7		0-0 F8		4-0 1B BB	3	0	1	0	0	0	0
Felipe Alou, R (9, PH) OBP: 0.344, SLG: 0.428										0	0	0	0	1	0	0
Rick Monday, L (9, PR) OBP: 0.387, SLG: 0.475										0	0	0	0	0	0	0
Catfish Hunter, R (1, 1) OBP: 0.190, SLG: 0.218			0-3 K		0-0 5-3			4-0 G5-4-3 BB		2	0	0	0	0	1	1
Paul Lindblad, L (7, 1)										0	0	0	0	0	0	0
Steve Hovley, L (8, PH) OBP: 0.357, SLG: 0.339										0	0	0	0	1	0	0
Jim Roland, R (9, 1)										0	0	0	0	0	0	0
Frank Fernandez, R (9, PH) OBP: 0.331, SLG: 0.434										1	0	0	0	0	0	1

Inning Stats	R: 0	H: 0	E: 0	K: 0	S: 3	R: 1	H: 2	E: 0	K: 0	S: 4	R: 0	H: 1	E: 0	K: 1	S: 6	R: 1	H: 3	E: 0	K: 1	S: 7	R: 0	H: 0	E: 0	K: 0	S: 3	R: 0	H: 1	E: 0	K: 1	S: 4	R: 0	H: 0	E: 0	K: 1	S: 5	R: 0	H: 0	E: 0	K: 0	S: 2	R: 4	H: 5	E: 0	K: 0	S: 8	1B: 10	SF: 1	2B: 1	SAC: 0	3B: 0	DP: 1	HR: 1	HBP: 0	WP: 0	PA: 39
--------------	------	------	------	------	------	------	------	------	------	------	------	------	------	------	------	------	------	------	------	------	------	------	------	------	------	------	------	------	------	------	------	------	------	------	------	------	------	------	------	------	------	------	------	------	------	--------	-------	-------	--------	-------	-------	-------	--------	-------	--------

PITCHER	IP	WLS	BF	H	R	ER	SO	BB	IBB	HBP	BLK	WP	HR	S	P	ERA	WHIP
Jim Perry, R (1, 1) ERA: 3.24	8.1	W	34	11	6	6	3	1	0	0	0	0	1	39	43	6.48	1.440
Ron Perranoski, L (9, 1) ERA: 1.65	0.2	S	4	1	0	0	0	1	0	0	0	0	0	3	7	0.00	3.000

BOTTOM

Minnesota Twins @ Oakland Athletics
Oakland-Alameda County Coliseum, Oakland, CA

Wed Jul 08 1970, 7:05 PM PDT
Att. 15,731 - Unknown

AB	35
R	6
H	12
RBI	6
BB	2
SO	3
LOB	12



Batter	1	2	3	4	5	6	7	8	9	AB R H RBI BB SO LOB	TOP																	
Cesar Tovar, R OBP: 0.378, SLG: 0.497 (1, 8) (9, 7)	0-0 6-3		0-0 G5-4-3 1B		0-0 FC4-6 1-2f			0-0 4-3		4 0 1 0 0 0 1																		
Danny Thompson, R OBP: 0.263, SLG: 0.264 (1, 4)	0-0 F7		0-0 G5-4-3 1-2f			0-0 5-3		0-3 K		4 0 0 0 0 1 1																		
Jim Perry, S OBP: 0.314, SLG: 0.360 Harmon Killebrew, R OBP: 0.447, SLG: 0.632 (1, 7) (1, PH) (1, 3) (7, 5)	0-3 K			0-0 G1-6-3 1B		0-0 F8		0-0 6-3		0 0 0 0 0 0 0 4 0 1 0 0 1 0																		
Tony Oliva, L OBP: 0.362, SLG: 0.514 (1, 9)		0-0 2B 1B		0-0 G1-6-3 1-2f		0-3 K		0-0 4-3		4 1 1 0 0 1 1																		
Rick Renick, R OBP: 0.337, SLG: 0.524 (1, 5) (7, 7)		0-0 FC6-5 1-H 2B		4-0 BB		4-0 5-3 1B BB		0-3 K		2 1 1 1 2 1 0 0 0 0 0 0 0 0																		
Herman Hill, L OBP: 0.118, SLG: 0.118 (9, 8)		0-3 K		0-0 F7		0-0 5-3 1-2		0-0 HR 1B		3 0 0 0 0 1 3 1 1 1 0 0 0 0																		
Bob Allison, R OBP: 0.354, SLG: 0.231 (1, 3) (1, 7)		0-3 K				4-0 5-3 1B IBB		0-0 HR 1B		3 1 1 2 1 0 1																		
Tom Hall, L OBP: 0.200, SLG: 0.200 (7, 1)		0-0 FC5-4 1-2f				0-0 P4		0-0 F9		2 0 0 0 0 0 1 2 0 1 1 0 0 0																		
Leo Cardenas, R OBP: 0.349, SLG: 0.446 (1, 6)		0-0 FC6-5 FC5-4 2-3			0-0 F7		4-0 5-3 1B IBB		0-0 HR	3 1 1 2 1 0 1	AB 32																	
George Mitterwald, R OBP: 0.275, SLG: 0.324 Rich Reese, L OBP: 0.317, SLG: 0.364 (1, 2) (7, PH) (7, 3)		0-0 FC5-4 1-2f			0-0 P4		0-0 1B 1-H 2-H		0-0 F9	2 0 0 0 0 0 1 2 0 1 1 0 0 0	R 4																	
Bert Blyleven, R OBP: 0.222, SLG: 0.222 Paul Ratliff, L OBP: 0.355, SLG: 0.396 (1, 1) (7, PH) (7, 2)		0-3 K			0-0 FC4-6 1B		0-0 G3			2 0 1 0 0 1 0 1 0 0 0 0 0 1	H 8																	
Inning Stats	R: 0 E: 0 K: 1 S: 5	H: 0 LOB: 0 BB: 0 P: 5	R: 1 E: 0 K: 1 S: 7	H: 2 LOB: 1 BB: 0 P: 7	R: 0 E: 0 K: 1 S: 5	H: 1 LOB: 0 BB: 0 P: 5	R: 0 E: 0 K: 0 S: 3	H: 1 LOB: 1 BB: 1 P: 7	R: 0 E: 0 K: 0 S: 4	H: 1 LOB: 1 BB: 0 P: 4	R: 0 E: 0 K: 1 S: 5	H: 0 LOB: 0 BB: 0 P: 5	R: 1 E: 0 K: 0 S: 3	H: 1 LOB: 1 BB: 2 P: 11	R: 0 E: 0 K: 1 S: 5	H: 0 LOB: 0 BB: 0 P: 5	R: 2 E: 0 K: 1 S: 7	H: 2 LOB: 0 BB: 0 P: 7	1B: 6 2B: 1 3B: 0 HR: 1	SF: 0 SAC: 0 DP: 2 HBP: 0	WP: 0 PB: 0 SB: 0 CS: 0	PA: 35						
PITCHER	IP WLS BF H R ER SO BB IBB HBP BLK WP HR S P ERA WHIP												PITCHER	IP WLS BF H R ER SO BB IBB HBP BLK WP HR S P ERA WHIP														
Rudy May, L ERA: 3.56 (1, 1)	6.1		25	5	2	2	4	2	1	0	0	0	0	30	42	2.84	1.105											
Eddie Fisher, R ERA: 2.34 (7, 1)	2.2	L	10	3	2	2	2	0	0	0	0	0	1	14	14	6.75	1.125											

Minnesota Twins @ California Angels
Anaheim Stadium, Anaheim, CA

Thu Jul 09 1970, 10:05 PM EDT
Att. 20,168 - Unknown

AB	32
R	4
H	8
RBI	4
BB	3
SO	6
LOB	9



Batter	1	2	3	4	5	6	7	8	9	AB	R	H	RBI	BB	SO	LOB	BOTTOM			
Sandy Alomar Sr., S (1, 4) OBP: 0.296, SLG: 0.296	4-0 S 1B BB	0-0 4-3			0-3 K			0-0 F2		3	1	0	0	1	1	0	Minnesota Twins @ California Angels Anaheim Stadium, Anaheim, CA Thu Jul 09 1970, 10:05 PM EDT Att. 20,168 - Unknown			
Roger Repoz, L (1, 9) OBP: 0.335, SLG: 0.463	0-3 K 1-2		0-0 4-3		0-0 4-3			0-3 K		4	0	0	0	0	2	1				
Jim Fregosi, R (1, 6) OBP: 0.363, SLG: 0.485	0-0 1B 2-H 1B		0-0 G1-6-3 1B		0-3 K			0-3 K		4	1	2	1	0	2	0				
Alex Johnson, R (1, 7) OBP: 0.356, SLG: 0.439	0-0 3-1 1-3 1B		0-0 G1-6-3 1-2f		0-0 F9			0-0 P6		4	0	1	0	0	0	1				
Jim Spencer, L (1, 3) OBP: 0.314, SLG: 0.407	0-0 3-1 1-2 1B			0-0 1B				0-0 L4		3	0	2	1	0	0	0				
Jarvis Tatum, R (9, PH) OBP: 0.349, SLG: 0.305	0-0 3-1 3-H 1B			0-0 1B				0-0 6-3		1	0	0	0	0	0	0				
Ken McMullen, R (1, 5) OBP: 0.326, SLG: 0.390	0-0 3-1 1-2 2-3			0-0 1B				0-3 K		4	0	1	0	0	1	2				
Jay Johnstone, L (1, 8) OBP: 0.283, SLG: 0.371	0-3 K			0-0 F9				0-0 4-3		3	0	0	0	0	1	4				
Joe Azcue, R (1, 2) OBP: 0.323, SLG: 0.359		0-0 F8		0-0 F7				0-3 K		2	0	0	0	0	0	2				
Tom Egan, R (7, PH) (8, 2) OBP: 0.260, SLG: 0.278				0-0 F7				0-3 K		1	0	0	0	0	1	0				
Rudy May, L (1, 1) OBP: 0.106, SLG: 0.091		0-3 K		0-0 G3				0-3 K		2	0	0	0	0	1	2				
Eddie Fisher, R (7, 1) OBP: 0.143, SLG: 0.143										1	0	0	0	0	1	0				
Inning Stats	R: 2 E: 0 K: 2 S: 10	H: 3 LOB: 2 BB: 1 P: 14	R: 0 E: 0 K: 1 S: 5	H: 0 LOB: 0 BB: 0 P: 5	R: 0 E: 0 K: 0 S: 3	H: 1 LOB: 0 BB: 0 P: 3	R: 0 E: 0 K: 0 S: 5	H: 2 LOB: 2 BB: 0 P: 5	R: 0 E: 0 K: 2 S: 7	H: 0 LOB: 0 BB: 0 P: 7	R: 0 E: 0 K: 2 S: 7	H: 0 LOB: 0 BB: 0 P: 7	R: 0 E: 0 K: 2 S: 7	H: 0 LOB: 0 BB: 0 P: 7	R: 0 E: 0 K: 1 S: 5	H: 0 LOB: 0 BB: 0 P: 5	1B: 6 2B: 0 3B: 0 HR: 0	SF: 0 SAC: 0 DP: 1 HBP: 0	WP: 0 PB: 0 SB: 1 CS: 0	PA: 33
PITCHER Bert Blyleven, R ERA: 2.45	(1, 1) IP: 6.0 WLS: 2 BF: 24 H: 6 R: 2 ER: 2 SO: 5 BB: 1 IBB: 0 HBP: 0 BLK: 0 WP: 0 HR: 0 S: 33 P: 37 ERA: 3.00 WHIP: 1.167																			
PITCHER Tom Hall, L ERA: 2.11	(7, 1) IP: 3.0 WLS: 1 BF: 9 H: 0 R: 0 ER: 0 SO: 5 BB: 0 IBB: 0 HBP: 0 BLK: 0 WP: 0 HR: 0 S: 19 P: 19 ERA: 0.00 WHIP: 0.000																			

livebaseballscorecards.com

AB 32
R 2
H 6
RBI 2
BB 1
SO 10
LOB 12



Batter	1	2	3	4	5	6	7	8	9	AB R H RBI BB SO LOB	TOP													
Cesar Tovar, R (1, 8) OBP: 0.376, SLG: 0.492	0-0 P4	0-0 6-3			4-0 WP BB		0-3 K			3 0 0 0 1 1 1														
Jim Holt, L (1, 7) OBP: 0.289, SLG: 0.325	0-0 2B 1B		0-0 4-3		0-0 F8 1-2			0-3 K		4 1 1 0 0 1 1														
Tony Oliva, L (1, 9) OBP: 0.358, SLG: 0.508	0-3 K		0-0 F7		0-3 K			0-0 F8		4 0 0 0 0 2 2														
Harmon Killebrew, R (1, 5) OBP: 0.453, SLG: 0.638	0-0 1-H 2B		4-0 BB		0-0 1B			4-0 BB		2 0 2 1 2 0 0														
Rich Reese, L (1, 3) OBP: 0.316, SLG: 0.360	1-0 HBP		0-3 K		0-0 F8			0-0 P4		3 0 0 0 0 1 3														
Paul Ratliff, L (1, 2) OBP: 0.351, SLG: 0.390	0-3 K			0-0 G4-6-3 1B		0-3 K		0-3 K		4 0 1 0 0 3 3														
Leo Cardenas, R (1, 6) OBP: 0.348, SLG: 0.444		0-0 F9		0-0 G4-6-3 1-2f		0-3 K		0-0 1B		4 0 1 0 0 1 2														
Danny Thompson, R (1, 4) OBP: 0.262, SLG: 0.263		0-0 1B		0-3 K			0-0 F8		0-3 K	4 0 1 0 0 2 1														
Jim Kaat, L (1, 1) OBP: 0.212, SLG: 0.167		0-0 F8			0-3 K		0-3 K		0-0 F8	2 0 0 0 0 1 1														
Herman Hill, L (7, PH) OBP: 0.111, SLG: 0.111										1 0 0 0 0 1 0														
Stan Williams, R (7, 1)										0 0 0 0 0 0 0														
Rick Renick, R (9, PH) OBP: 0.333, SLG: 0.518										1 0 0 0 0 0 1														
Inning Stats	R: 1 E: 0 K: 2 S: 9	H: 2 LOB: 2 BB: 0 P: 10	R: 0 E: 0 K: 0 S: 4	H: 1 LOB: 1 BB: 0 P: 4	R: 0 E: 0 K: 1 S: 5	H: 0 LOB: 1 BB: 1 P: 9	R: 0 E: 0 K: 1 S: 5	H: 1 LOB: 0 BB: 0 P: 5	R: 0 E: 0 K: 2 S: 7	H: 0 LOB: 1 BB: 1 P: 11	R: 0 E: 0 K: 2 S: 8	H: 1 LOB: 1 BB: 0 P: 8	R: 0 E: 0 K: 2 S: 7	H: 0 LOB: 0 BB: 0 P: 7	R: 0 E: 0 K: 1 S: 5	H: 0 LOB: 1 BB: 1 P: 9	R: 0 E: 0 K: 2 S: 8	H: 1 LOB: 1 BB: 0 P: 8	R: 0 E: 0 K: 2 S: 8	H: 1 LOB: 1 BB: 0 P: 8	1B: 5 2B: 1 3B: 0 HR: 0	SF: 0 SAC: 0 DP: 1 HBP: 1	WP: 1 PB: 0 SB: 0 CS: 0	PA: 36
PITCHER Andy Messersmith, R (1, 1) ERA: 2.81	IP: 9.0 WLS: W BF: 36 H: 6 R: 1 ER: 1 SO: 13 BB: 3 IBB: 0 HBP: 1 BLK: 0 WP: 1 HR: 0 S: 58 P: 71 ERA: 1.00 WHIP: 1.000																				PITCHER			

Minnesota Twins @ California Angels
Anaheim Stadium, Anaheim, CA

Fri Jul 10 1970, 10:05 PM EDT
Att: 22,106 - Unknown

livebaseballscorecards.com

AB	32
R	1
H	6
RBI	1
BB	3
SO	13
LOB	15



Batter	1	2	3	4	5	6	7	8	9	AB	R	H	RBI	BB	SO	LOB
Sandy Alomar Sr., S <small>OBP: 0.296, SLG: 0.296</small> (1, 4)	0-0 F8		0-0 6-3		0-0 F9		0-0 1-2 1B			4	0	1	0	0	0	0
Jarvis Tatum, R <small>OBP: 0.354, SLG: 0.313</small> (1, 8)	0-0 HR 1B		0-0 1B		0-3 K		0-0 F9			4	1	2	0	0	1	2
Jim Fregosi, R <small>OBP: 0.364, SLG: 0.494</small> (1, 6)	0-0 1-H HR		0-0 F9			0-0 BB 1B G1-2-3	0-0 P6			4	1	2	2	0	0	3
Alex Johnson, R <small>OBP: 0.355, SLG: 0.437</small> (1, 7)	0-0 6-3		0-0 P6			0-0 1-2 BB 1B		0-0 1-3		4	0	1	0	0	0	1
Ken McMullen, R <small>OBP: 0.329, SLG: 0.389</small> (1, 5)	4-0 BB			0-0 8-6 1B 1B		0-0 F7		0-3 K		3	0	1	0	1	1	2
Billy Cowan, R <small>OBP: 0.370, SLG: 0.585</small> Bill Voss, L <small>OBP: 0.353, SLG: 0.382</small> (1, 9) (9, 9)	0-3 K			0-0 1-2 1B		4-0 BB BB	0-0 1-2 2-3 BB	0-3 K		3	0	1	0	1	2	1
Jim Spencer, L <small>OBP: 0.312, SLG: 0.404</small> Tommy Reynolds, R <small>OBP: 0.290, SLG: 0.288</small> Roger Repoz, L <small>OBP: 0.335, SLG: 0.463</small> (1, 3) (6, PH) (7, 3)		0-0 2-3		0-0 F9		0-0 G1-2-3				2	0	0	0	0	0	2
Joe Azcue, R <small>OBP: 0.323, SLG: 0.359</small> (1, 2)		0-0 F9		0-0 8-6				0-0 FC1-6 1B		3	0	1	0	0	0	2
Andy Messersmith, R <small>OBP: 0.145, SLG: 0.236</small> (1, 1)		0-0 F6			0-0 6-3			0-0 FC1-6 1B		3	0	0	0	0	0	1

Inning Stats	R: 2	H: 2	E: 0	LOB: 1	K: 1	P: 11	R: 0	H: 0	E: 0	LOB: 0	K: 0	P: 3	R: 0	H: 1	E: 0	LOB: 1	K: 0	P: 4	R: 0	H: 2	E: 0	LOB: 1	K: 0	P: 4	R: 0	H: 0	E: 0	LOB: 0	K: 1	P: 5	R: 0	H: 2	E: 0	LOB: 2	K: 0	P: 8	R: 0	H: 2	E: 0	LOB: 2	K: 0	P: 5	R: 0	H: 0	E: 0	LOB: 0	K: 2	P: 7																					
PITCHER	IP	WLS	BF	H	R	ER	SO	BB	IBB	HBP	BLK	WP	HR	S	P	ERA	WHIP																			IP	WLS	BF	H	R	ER	SO	BB	IBB	HBP	BLK	WP	HR	S	P	ERA	WHIP																	
Jim Kaat, L <small>ERA: 3.96</small> (1, 1)	6.0	L	25	7	2	2	2	2	2	0	0	0	0	1	27	35	3.00	1.500																																																			
Stan Williams, R <small>ERA: 1.48</small> (7, 1)	2.0		8	2	0	0	2	0	0	0	0	0	0	0	12	12	0.00	1.000																																																			

BOTTOM

Minnesota Twins @ California Angels
Anaheim Stadium, Anaheim, CA

Fri Jul 10 1970, 10:05 PM EDT
Att. 22,106 - Unknown

AB	31
R	2
H	9
RBI	2
BB	2
SO	4
LOB	17

WP: 0 PA: 33
PB: 0 SB: 0
CS: 0



livebaseballscores.com

Batter	1	2	3	4	5	6	7	8	9	AB R H RBI BB SO LOB	TOP											
Cesar Tovar, R OBP: 0.379, SLG: 0.495 (1, 8) X	0-0 5-3		4-0 BB		0-0 6-3	0-0 E7 2B		0-0 BB 1B		4 0 2 0 1 0 1												
Danny Thompson, R OBP: 0.258, SLG: 0.246 (1, 4) X (8, 5)	0-0 F8		0-3 K		0-0 E6 HR	0-0 5-3		4-0 BB		4 1 0 0 1 1 2												
Harmon Killebrew, R OBP: 0.452, SLG: 0.645 (1, 5) X Frank Quilici, R OBP: 0.288, SLG: 0.219 (8, 4)	0-0 3-1			0-0 4-3	0-0 HR		0-0 1B	0-0 F9		5 1 2 2 0 0 3 0 0 0 0 0 0 0												
Tony Oliva, L OBP: 0.356, SLG: 0.502 (1, 9) X		0-0 5-3		0-0 4-3	4-0 BB S BB		0-0 F7	0-0 4-3		4 0 0 0 1 0 4												
Bob Allison, R OBP: 0.365, SLG: 0.220 (1, 7) X Tom Hall, L OBP: 0.188, SLG: 0.188 (7, 1) Ron Perranoski, L (9, 1)		0-0 F8		4-0 BB	4-0 BB 1-2 BB		0-0 P3	0-0 F2		2 0 0 0 2 0 1 1 0 0 0 0 0 0 0 0 0 0 0 0 0												
Rich Reese, L OBP: 0.318, SLG: 0.355 (1, 3) X		4-0 BB		0-0 G3	4-0 1-2 2-3 BB		0-3 K	0-3 K		3 0 0 0 2 2 2												
Leo Cardenas, R OBP: 0.351, SLG: 0.463 (1, 6) X		0-3 K			HR			0-0 SH1-4 1B 2B	0-0 1B CS 2B	5 2 3 1 0 1 4	AB 34 R 5 H 9 RBI 4 BB 8 SO 6 LOB 17											
Tom Tischinski, R OBP: 0.333, SLG: 0.200 (1, 2) X			0-3 K		4-0 6-3 SH2-4 E BB	0-0 1-3		0-0 SH1-4	0-0 1B	3 1 1 0 1 1 0												
Bill Zepp, R OBP: 0.071, SLG: 0.071 (1, 1) X Jim Holt, L OBP: 0.293, SLG: 0.329 (7, 7)			0-0 4-3		0-0 SH2-4	0-3 K		0-0 BB 1B	0-0 CS	2 0 0 0 0 1 0 1 0 1 1 0 0 0												
Inning Stats	R: 0 E: 0 K: 0 S: 3	H: 0 LOB: 0 BB: 0 P: 3	R: 0 E: 0 K: 1 S: 5	H: 0 LOB: 1 BB: 1 P: 9	R: 0 E: 0 K: 2 S: 7	H: 0 LOB: 1 BB: 1 P: 11	R: 0 E: 0 K: 0 S: 3	H: 0 LOB: 1 BB: 1 P: 7	R: 4 E: 1 K: 0 S: 6	H: 2 LOB: 3 BB: 4 P: 22	R: 0 E: 1 K: 1 S: 6	H: 1 LOB: 1 BB: 0 P: 6	R: 0 E: 0 K: 1 S: 6	H: 1 LOB: 1 BB: 0 P: 6	R: 1 E: 0 K: 0 S: 6	H: 3 LOB: 3 BB: 1 P: 10	R: 0 E: 0 K: 1 S: 6	H: 2 LOB: 1 BB: 0 P: 6	1B: 4 2B: 3 3B: 0 HR: 2	SF: 0 SAC: 2 DP: 0 HBP: 0	WP: 0 PB: 0 SB: 1 CS: 1	PA: 45
PITCHER	IP WLS BF H R ER SO BB IBB HBP BLK WP HR S P ERA WHIP												PITCHER	IP WLS BF H R ER SO BB IBB HBP BLK WP HR S P ERA WHIP								
Clyde Wright, L ERA: 2.86 (1, 1)	4.2 L 22 2 4 1 3 5 0 0 0 0 0 2 23 43 1.93 1.500																					
Eddie Fisher, R ERA: 2.33 (5, 1)	0.1 3 0 0 0 0 2 0 0 0 0 0 0 1 9 0.00 6.000																					
Dave LaRoche, L ERA: 6.75 (6, 1)	2.0 8 2 0 0 2 0 0 0 0 0 0 0 12 12 0.00 1.000																					
Ken Tatum, R ERA: 1.94 (8, 1)	0.2 6 3 1 1 0 1 0 0 0 0 0 0 5 9 13.50 6.000																					
Paul Doyle, L ERA: 6.58 (8, 1)	1.1 5 2 0 0 1 0 0 0 0 0 0 0 7 7 0.00 1.500																					

Minnesota Twins @ California Angels
Anaheim Stadium, Anaheim, CA

Sat Jul 11 1970, 10:05 PM EDT
Att: 40,103 - Unknown

livebaseballscorecards.com



Batter	1	2	3	4	5	6	7	8	9	AB	R	H	RBI	BB	SO	LOB
Sandy Alomar Sr., S (1, 4) OBP: 0.295, SLG: 0.298	0-0 6-3 ①		0-0 G4-6-3 ② 1-2f		0-0 2B			0-3 K ①		4	0	1	0	0	1	1
Roger Repoz, L (1, 9) OBP: 0.330, SLG: 0.455	0-0 G3 ②			0-0 P6 ①	0-0 6-3 ③			0-3 K ②		4	0	0	0	0	1	1
Jim Fregosi, R (1, 6) OBP: 0.366, SLG: 0.494	0-0 1B			0-0 1B SF8 ①		0-0 F8 ①		0-0 F5 ③		4	1	2	0	0	0	0
Alex Johnson, R (1, 7) OBP: 0.359, SLG: 0.450	0-0 F9 ③			0-0 HBP 1B ①		0-0 HR		0-0 1B 1B ①		4	1	3	1	0	0	1
Jim Spencer, L (1, 3) OBP: 0.309, SLG: 0.401		0-0 4-3 ①		0-0 SF8 ②		0-0 L4 ②		0-0 F7 ①		2	0	0	1	0	0	0
Billy Cowan, R (9, PH) OBP: 0.365, SLG: 0.576										1	0	0	0	0	0	1
Ken McMullen, R (1, 5) OBP: 0.331, SLG: 0.388		0-3 K ②		1-0 HBP ①		0-3 K ③		0-0 1B ①		3	0	1	0	0	2	0
Jay Johnstone, L (1, 8) OBP: 0.280, SLG: 0.367		0-0 G3 ③		0-0 P3 ③			0-3 K ①	0-0 F8 ②		2	0	0	0	0	0	2
Jarvis Tatum, R (7, PH) OBP: 0.348, SLG: 0.307									0-0 P4 ③	2	0	0	0	0	1	2
Joe Azcue, R (1, 2) OBP: 0.326, SLG: 0.359			1-0 HBP ①		0-0 6-3 ①		0-3 K ②	0-0 P4 ③		0	0	0	0	0	0	0
Tom Egan, R (4, 2) OBP: 0.253, SLG: 0.269										3	0	0	0	0	1	2
Clyde Wright, R (1, 1) OBP: 0.214, SLG: 0.255			0-0 F7 ①		0-0 F9 ②		0-3 K ③			1	0	0	0	0	0	1
Eddie Fisher, R (5, 1) OBP: 0.143, SLG: 0.143										0	0	0	0	0	0	0
Bill Voss, L (5, PH) OBP: 0.350, SLG: 0.379										0	0	0	0	0	0	0
Dave LaRoche, L (6, 1) OBP: 0.286, SLG: 0.283										0	0	0	0	0	1	0
Tommie Reynolds, R (7, PH)										0	0	0	0	0	0	0
Ken Tatum, R (8, 1)										0	0	0	0	0	0	0
Paul Doyle, L (8, 1)										0	0	0	0	0	0	0

Inning Stats	R: 0 E: 0 K: 0 S: 4	H: 1 LOB: 1 BB: 0 P: 4	R: 0 E: 0 K: 1 S: 5	H: 0 LOB: 0 BB: 0 P: 5	R: 0 E: 0 K: 0 S: 2	H: 0 LOB: 0 BB: 0 P: 3	R: 1 E: 0 K: 0 S: 5	H: 2 LOB: 2 BB: 0 P: 6	R: 0 E: 0 K: 0 S: 4	H: 1 LOB: 1 BB: 0 P: 4	R: 1 E: 0 K: 1 S: 6	H: 1 LOB: 0 BB: 0 P: 6	R: 0 E: 0 K: 3 S: 9	H: 0 LOB: 0 BB: 0 P: 9	R: 0 E: 0 K: 2 S: 7	H: 0 LOB: 0 BB: 0 P: 7	R: 0 E: 0 K: 0 S: 5	H: 2 LOB: 2 BB: 0 P: 5	1B: 5 2B: 1 3B: 0 HR: 1	SF: 1 SAC: 0 DP: 1 HBP: 2	WP: 0 PB: 0 SB: 0 CS: 0	PA: 35
--------------	------------------------------	---------------------------------	------------------------------	---------------------------------	------------------------------	---------------------------------	------------------------------	---------------------------------	------------------------------	---------------------------------	------------------------------	---------------------------------	------------------------------	---------------------------------	------------------------------	---------------------------------	------------------------------	---------------------------------	----------------------------------	------------------------------------	----------------------------------	--------

PITCHER	IP	WLS	BF	H	R	ER	SO	BB	IBB	HBP	BLK	WP	HR	S	P	ERA	WHIP
Bill Zepp, R (1, 1) ERA: 2.58	6.0		24	5	2	2	2	0	0	0	0	0	0	26	28	3.00	0.833
Tom Hall, L (7, 1) ERA: 2.03	2.1		9	2	0	0	5	0	0	0	0	0	0	19	19	0.00	0.857
Ron Perranoski, L (9, 1) ERA: 1.63	0.2	S	2	0	0	0	0	0	0	0	0	0	0	2	2	0.00	0.000


BOTTOM

Minnesota Twins @ California Angels
Anaheim Stadium, Anaheim, CA

Sat Jul 11 1970, 10:05 PM EDT
Att. 40,103 - Unknown

livebaseballscorecards.com

AB	R	H	RBI	BB	SO	LOB
32	2	7	2	0	7	11



Batter	1	2	3	4	5	6	7	8	9	AB R H RBI BB SO LOB	TOP
--------	---	---	---	---	---	---	---	---	---	----------------------	-----

Cesar Tovar, R OBP: 0.380, SLG: 0.494 (1, 8)	0-0 F8		0-0 F7		0-0 1B		0-0 FC5-4 1B		0-3 K	5 0 2 0 0 1 2	
Danny Thompson, R OBP: 0.239, SLG: 0.227 (1, 4)	0-0 F9		0-0 F8		0-0 L4		0-0 FC5-4 1-2f		0-0 L6	5 0 0 0 0 0 4	
Tony Oliva, L OBP: 0.362, SLG: 0.505 (1, 9)	4-0 HR BB		0-0 BB 1B		0-0 G5-4-3 1B		0-0 1B 1B		0-3 K	4 1 3 0 1 1 2	
Harmon Killebrew, R OBP: 0.453, SLG: 0.652 (1, 5)	0-0 1-H HR		4-0 BB		0-0 G5-4-3 1-2f		0-3 K			3 1 1 2 1 1 3	
Rich Reese, L OBP: 0.317, SLG: 0.351 (1, 3)	0-0 F8		0-0 F3		4-0 BB BB		0-0 F3			3 0 0 0 1 0 3	
Jim Holt, L OBP: 0.292, SLG: 0.327 (1, 7)		0-0 F7		0-3 K		0-0 G6-4-3 1-2f		0-0 1B		4 0 1 0 0 1 1	
Leo Cardenas, R OBP: 0.350, SLG: 0.460 (1, 6)		0-0 FC4-6 1B		0-0 6-3		0-3 K		0-0 F9		4 0 1 0 0 1 2	
Tom Tischinski, R OBP: 0.375, SLG: 0.167 (1, 2)		0-0 F9		4-0 BB		0-0 4-3		1-0 BB HBP		1 0 0 0 1 0 1	
Paul Ratliff, L OBP: 0.353, SLG: 0.386 (7, PH) (7, 2)		0-0 FC4-6		0-3 K		0-0 6-3		4-0 BB BB		1 0 0 0 0 0 0	
Jim Perry, S OBP: 0.302, SLG: 0.346 (1, 1)		0-0 FC4-6 1-2f		0-3 K						2 0 0 0 0 1 2	
Steve Barber, R (4, 1)										0 0 0 0 0 0 0	
Jim Kaat, L OBP: 0.112, SLG: 0.167 (5, 1)										0 0 0 0 0 0 0	
Herman Hill, L OBP: 0.165, SLG: 0.105 (7, PH)										1 0 0 0 0 0 0	
Dave Boswell, R OBP: 0.167, SLG: 0.208 (7, 1)										0 0 0 0 0 0 0	
Stan Williams, R (7, 1)										0 0 0 0 0 0 0	
Rick Renick, R OBP: 0.340, SLG: 0.518 (9, PH)										0 0 0 0 1 0 0	
Tom Hall, L OBP: 0.188, SLG: 0.198 (9, PR)										0 0 0 0 0 0 0	

Inning Stats	R: 2	H: 1	E: 0	LOB: 0	K: 0	BB: 1	S: 4	P: 8	R: 0	H: 1	E: 0	LOB: 1	K: 0	BB: 0	S: 4	P: 4	R: 0	H: 1	E: 0	LOB: 1	K: 0	BB: 0	S: 4	P: 4	R: 0	H: 2	E: 0	LOB: 0	K: 1	BB: 1	S: 4	P: 8	R: 0	H: 1	E: 0	LOB: 1	K: 0	BB: 0	S: 4	P: 4	R: 0	H: 2	E: 0	LOB: 2	K: 1	BB: 0	S: 7	P: 7	R: 0	H: 0	E: 0	LOB: 2	K: 2	BB: 1	S: 7	P: 12	1B: 7	SF: 0	2B: 0	SAC: 0	3B: 0	DP: 2	HR: 1	HBP: 1	WP: 0	PA: 39
--------------	------	------	------	--------	------	-------	------	------	------	------	------	--------	------	-------	------	------	------	------	------	--------	------	-------	------	------	------	------	------	--------	------	-------	------	------	------	------	------	--------	------	-------	------	------	------	------	------	--------	------	-------	------	------	------	------	------	--------	------	-------	------	-------	-------	-------	-------	--------	-------	-------	-------	--------	-------	--------

PITCHER	IP	WLS	BF	H	R	ER	SO	BB	IBB	HBP	BLK	WP	HR	S	P	ERA	WHIP
Tom Murphy, R ERA: 3.66 (1, 1)	2.2		13	3	2	2	0	2	0	0	0	0	1	11	19	6.75	1.875
Dave LaRoche, L ERA: 5.4 (3, 1)	1.1	W	5	0	0	0	2	1	0	0	0	0	0	8	12	0.00	0.750
Tom Bradley, R ERA: 1.46 (5, 1)	4.0		18	5	0	0	2	2	0	1	0	0	0	19	28	0.00	1.750
Andy Messersmith, R ERA: 2.79 (9, 1)	1.0	S	3	0	0	0	2	0	0	0	0	0	0	7	7	0.00	0.000

Minnesota Twins @ California Angels
Anaheim Stadium, Anaheim, CA
 Sun Jul 12 1970, 6:33 AM EDT
 Att: 20,614 - Unknown

livebaseballscorecards.com

AB	33
R	2
H	8
RBI	2
BB	5
SO	6
LOB	20



BOTTOM

Minnesota Twins @ California Angels
Anaheim Stadium, Anaheim, CA
Sun Jul 12 1970, 6:33 AM EDT
Att. 20,614 - Unknown

livebaseballscorecards.com

AB 31
R 6
H 9
RBI 6
BB 3
SO 6
LOB 12



WP: 0 PA: 34
PB: 0
SB: 1
CS: 0

AB	R	H	RBI	BB	SO	LOB
3	1	0	0	1	1	2
3	1	1	0	1	1	1
4	2	2	2	0	1	2
3	1	2	1	1	0	2
0	0	0	0	0	0	0
4	1	1	1	0	0	2
4	0	1	2	0	1	0
4	0	0	0	0	0	1
3	0	0	0	0	2	1
0	0	0	0	0	0	0
2	0	1	0	0	0	1
1	0	1	0	0	0	0
0	0	0	0	0	0	0
1B: 5	SF: 0	WP: 0	PA: 34			
2B: 2	SAC: 0	PB: 0				
3B: 2	DP: 2	SB: 1				
HR: 0	HBP: 0	CS: 0				

Batter	1	2	3	4	5	6	7	8	9
Sandy Alomar Sr., S (1, 4) OBP: 0.295, SLG: 0.295	0-3 K		0-0 F7		4-0 3B BB		0-0 FC3-6		
Roger Repoz, L (1, 8) OBP: 0.332, SLG: 0.462	0-0 G3			0-0 1B 3B	0-3 K		4-0 1-2 BB		
Jim Fregosi, R (1, 6) OBP: 0.367, SLG: 0.500	0-3 K			0-0 1B BB	0-0 1B 3B		0-0 F7		
Alex Johnson, R (1, 7) OBP: 0.364, SLG: 0.452		0-0 G3-6 1B		4-0 1B BB	0-0 G4-6-3 1B		0-0 F9		
Jarvis Tatum, R (8, 7) OBP: 0.348, SLG: 0.307				1-2 2B BB	3-H 1B				
Jim Spencer, L (1, 3) OBP: 0.308, SLG: 0.398		0-0 G3-6		0-0 2B 1B	0-0 G4-6-3		0-0 F9		
Ken McMullen, R (1, 5) OBP: 0.330, SLG: 0.390		0-0 F7		0-0 4-3 2B	0-0 F7		0-3 K		
Bill Voss, L (1, 9) OBP: 0.339, SLG: 0.364			0-0 F7	0-0 4-3	0-0 F7		0-0 P6		
Tom Egan, R (1, 2) OBP: 0.245, SLG: 0.260			0-0 F8	0-3 K	0-3 K				
Tom Murphy, R (1, 1) OBP: 0.208, SLG: 0.163			0-0 2B	0-0 P6			0-0 FC3-6 1B		
Dave LaRoche, L (3, 1) OBP: 0.500, SLG: 1.000									
Tom Bradley, R (5, 1) OBP: 0.333, SLG: 0.333									
Andy Messersmith, R (9, 1) OBP: 0.145, SLG: 0.236									

Inning	R	H	E	K	S	P	BB	SO
1	0	0	0	2	7	7	3	7
2	0	1	0	0	3	3	0	3
3	0	1	0	0	4	4	0	4
4	0	4	0	1	9	9	1	9
5	2	2	0	1	6	6	1	6
6	0	0	0	1	5	5	0	5
7	0	0	0	1	8	8	0	8
8	0	0	0	1	5	5	0	5
9	0	0	0	0	0	0	0	0

PITCHER	IP	WLS	BF	H	R	ER	SO	BB	IBB	HBP	BLK	WP	HR	S	P	ERA	WHIP
Jim Perry, R (1, 1) ERA: 3.42	3.0	L	15	6	4	4	2	1	0	0	0	0	0	18	22	12.00	2.333
Steve Barber, R (4, 1) ERA: 4.19	1.1		7	2	2	2	2	1	0	0	0	0	0	10	14	13.50	2.250
Jim Kaat, L (5, 1) ERA: 3.91	1.2		4	0	0	0	1	0	0	0	0	0	0	6	6	0.00	0.000
Dave Boswell, R (7, 1) ERA: 6.19	0.1		3	1	0	0	0	1	0	0	0	0	0	2	6	0.00	6.000
Stan Williams, R (7, 1) ERA: 1.44	1.2		5	0	0	0	1	0	0	0	0	0	0	7	7	0.00	0.000

PITCHER	IP	WLS	BF	H	R	ER	SO	BB	IBB	HBP	BLK	WP	HR	S	P	ERA	WHIP
1	3.0	L	15	6	4	4	2	1	0	0	0	0	0	18	22	12.00	2.333
2	1.1		7	2	2	2	2	1	0	0	0	0	0	10	14	13.50	2.250
3	1.2		4	0	0	0	1	0	0	0	0	0	0	6	6	0.00	0.000
4	0.1		3	1	0	0	0	1	0	0	0	0	0	2	6	0.00	6.000
5	1.2		5	0	0	0	1	0	0	0	0	0	0	7	7	0.00	0.000

Batter	1	2	3	4	5	6	7	8	9	AB R H RBI BB SO LOB	TOP																						
Cesar Tovar, R OBP: 0.377, SLG: 0.490 (1, 8) X	0-0 E FC5-2 1B		0-0 L8		0-0 FC6-4 1-2f		0-0 FC6-4 FC4-6 1-2f		0-0 F8	5 0 1 0 0 0 3																							
Danny Thompson, R OBP: 0.240, SLG: 0.229 (1, 4) X	0-0 F7		0-0 G4-3 1B		0-0 L9		0-0 FC4-6 1-2f			4 0 1 0 0 0 3																							
Harmon Killebrew, R OBP: 0.454, SLG: 0.661 (1, 5) X	0-0 E5 FC5-2 1-3 1B		0-0 G4-3 1-2f			0-0 HR	0-3 K			4 1 2 1 0 1 2																							
Tony Oliva, L OBP: 0.361, SLG: 0.500 (1, 9) X	0-0 FC5-2 FC6-4 2-3 3-H			0-0 L9		4-0 1B BB		0-0 F9		3 0 0 0 1 0 2																							
Bob Allison, R OBP: 0.357, SLG: 0.205 (1, 7) X	0-0 FC6-4 1-2f			4-0 BB		0-3 K		0-0 F5		3 0 0 0 1 1 3																							
Rich Reese, L OBP: 0.319, SLG: 0.353 (1, 3) X		0-0 CS BB 1B		0-0 F3		0-0 1-3 1B		0-0 F8		4 0 2 0 0 0 1																							
Leo Cardenas, R OBP: 0.349, SLG: 0.455 (1, 6) X		4-0 1-2 BB		0-0 L5		0-0 L6			0-0 4-3	3 0 0 0 1 0 3																							
George Mitterwald, R OBP: 0.275, SLG: 0.323 (1, 2) X		0-3 K 2-3			0-0 FC2-6 1B	0-0 5-3			0-3 K	4 0 1 0 0 2 4																							
Tom Hall, L OBP: 0.167, SLG: 0.167 (6, 1) X		0-0 6-3			0-0 FC2-6 FC6-4 1-2f		0-0 FC6-4 1B		0-0 1B	2 0 0 0 0 0 0 2																							
Dick Woodson, R OBP: 0.212, SLG: 0.167 (6, 1) X										0 0 0 0 0 0 0 0																							
Jim Kaat, L OBP: 0.367, SLG: 0.473 (7, PH) X										0 0 0 0 0 0 0 0																							
Brant Alyea, R OBP: 0.288, SLG: 0.219 (7, PR) X										1 0 1 0 0 0 0 0																							
Frank Quilici, R OBP: 0.288, SLG: 0.219 (7, 1) X										0 0 0 0 0 0 0 0																							
Stan Williams, R OBP: 0.347, SLG: 0.524 (9, PH) X										1 0 1 0 0 0 0 0																							
Rick Renick, R OBP: 0.292, SLG: 0.327 (9, PR) X										0 0 0 0 0 0 0 0																							
Inning Stats	R: 0 E: 1 K: 0 S: 5	H: 2 LOB: 2 BB: 0 P: 5	R: 0 E: 0 K: 1 S: 5	H: 1 LOB: 1 BB: 1 P: 9	R: 0 E: 0 K: 0 S: 3	H: 1 LOB: 0 BB: 1 P: 3	R: 0 E: 0 K: 0 S: 3	H: 0 LOB: 1 BB: 1 P: 7	R: 0 E: 0 K: 0 S: 4	H: 1 LOB: 1 BB: 0 P: 4	R: 1 E: 0 K: 1 S: 7	H: 2 LOB: 2 BB: 1 P: 11	R: 0 E: 0 K: 1 S: 6	H: 1 LOB: 1 BB: 0 P: 6	R: 0 E: 0 K: 0 S: 3	H: 0 LOB: 0 BB: 0 P: 3	R: 0 E: 0 K: 1 S: 6	H: 1 LOB: 1 BB: 0 P: 6	1B: 8 2B: 1 3B: 0 HR: 1	SF: 0 SAC: 0 DP: 2 HBP: 0	WP: 0 PB: 0 SB: 0 CS: 1	PA: 37											
PITCHER Mike Cuellar, L ERA: 3.86 (1, 1)	IP 9.0	WLS W	BF 37	H 9	R 1	ER 1	SO 4	BB 3	IBB 0	HBP 0	BLK 0	WP 0	HR 1	S 42	P 54	ERA 1.00	WHIP 1.333																
											PITCHER	IP	WLS	BF	H	R	ER	SO	BB	IBB	HBP	BLK	WP	HR	S	P	ERA	WHIP					

Minnesota Twins @ Baltimore Orioles
Memorial Stadium, Baltimore, MD
Thu Jul 16 1970, 7:05 PM EDT
Att. 18,591 - Unknown

livebaseballscorecards.com

AB	34
R	1
H	9
RBI	1
BB	3
SO	4
LOB	23



Batter	1	2	3	4	5	6	7	8	9
Don Buford, S OBP: 0.419, SLG: 0.432 (1, 7)	4-0 FC3-6 1B PB BB	0-0 F9			4-0 BB	0-0 E5		0-0 F2	
Paul Blair, R OBP: 0.319, SLG: 0.395 (1, 8)	0-0 FC3-6 1-2 1B		4-0 1B SF9 BB		0-0 F9	0-0 F8			
Frank Robinson, R OBP: 0.409, SLG: 0.574 (1, 9)	0-0 FC3-6 1-2f 2-3		0-0 1-3 1B		0-0 6-3		0-0 F8		
Boog Powell, L OBP: 0.431, SLG: 0.614 (1, 3)	0-0 FC3-2-5-1-8 PB 1-2		0-0 SF9			0-0 HR	4-0 BB		
Brooks Robinson, R OBP: 0.341, SLG: 0.452 (1, 5)	0-0 5-3 1-3 3-H		0-0 F4			4-0 FC1 2B BB	0-0 F2		
Davey Johnson, R OBP: 0.383, SLG: 0.412 (1, 4)		4-0 BB BB		0-3 K		0-0 FC1 2B	0-0 F2		
Andy Etchebarren, R OBP: 0.307, SLG: 0.309 (1, 2)		0-0 F9		0-0 F8		0-0 E 1-H 2-H 2B	0-0 1-3		
Mark Belanger, R OBP: 0.264, SLG: 0.218 (1, 6)		4-0 BB		0-3 K		0-3 K	0-0 1B		
Mike Cuellar, L OBP: 0.127, SLG: 0.210 (1, 1)		0-3 K		0-3 K		0-3 K	0-3 F2	0-3 K	

Inning Stats	R: 1 E: 0 K: 0 S: 4	H: 1 LOB: 1 BB: 1 P: 8	R: 0 E: 0 K: 1 S: 5	H: 0 LOB: 2 BB: 2 P: 13	R: 1 E: 0 K: 0 S: 3	H: 1 LOB: 0 BB: 1 P: 7	R: 0 E: 0 K: 2 S: 7	H: 0 LOB: 0 BB: 0 P: 7	R: 0 E: 0 K: 1 S: 5	H: 0 LOB: 1 BB: 1 P: 9	R: 3 E: 2 K: 1 S: 9	H: 2 LOB: 2 BB: 1 P: 13	R: 0 E: 0 K: 0 S: 3	H: 0 LOB: 1 BB: 1 P: 7	R: 0 E: 0 K: 1 S: 6	H: 1 LOB: 1 BB: 0 P: 6
--------------	------------------------------	---------------------------------	------------------------------	----------------------------------	------------------------------	---------------------------------	------------------------------	---------------------------------	------------------------------	---------------------------------	------------------------------	----------------------------------	------------------------------	---------------------------------	------------------------------	---------------------------------


BOTTOM	
AB	3
R	1
H	0
RBI	0
BB	2
SO	0
LOB	4
AB	3
R	1
H	1
RBI	0
BB	1
SO	0
LOB	3
AB	4
R	0
H	1
RBI	0
BB	0
SO	0
LOB	3
AB	2
R	1
H	1
RBI	2
BB	1
SO	0
LOB	2
AB	3
R	1
H	0
RBI	0
BB	1
SO	0
LOB	2
AB	3
R	1
H	0
RBI	0
BB	1
SO	1
LOB	2
AB	3
R	1
H	0
RBI	0
BB	1
SO	1
LOB	2
AB	3
R	1
H	0
RBI	0
BB	1
SO	1
LOB	2
AB	3
R	1
H	0
RBI	0
BB	1
SO	1
LOB	2
AB	3
R	1
H	0
RBI	0
BB	1
SO	1
LOB	2
AB	4
R	0
H	0
RBI	0
BB	0
SO	3
LOB	4
AB	29
R	5
H	5
RBI	4
BB	7
SO	6
LOB	22

WP: 0 PA: 37

PB: 2 SB: 0 CS: 0

1B: 3 SF: 1 WP: 0 PA: 37
 2B: 1 SAC: 0 PB: 2 SB: 0
 3B: 0 DP: 0 HR: 1 HBP: 0 CS: 0

livebaseballscorecards.com



Minnesota Twins @ Baltimore Orioles
 Memorial Stadium, Baltimore, MD
 Thu Jul 16 1970, 7:05 PM EDT
 Att. 18,591 - Unknown

PITCHER	IP	WLS	BF	H	R	ER	SO	BB	IBB	HBP	BLK	WP	HR	S	P	ERA	WHIP
Tom Hall, L ERA: 2.3 (1, 1)	5.0	L	23	3	4	3	4	6	0	0	0	0	1	25	49	5.40	1.800
Dick Woodson, R ERA: 2.63 (6, 1)	0.1		3	1	1	0	1	0	0	0	0	0	0	5	5	0.00	3.000
Jim Kaat, L ERA: 3.89 (6, 1)	0.2		3	0	0	0	0	0	0	0	0	0	0	3	3	0.00	0.000
Stan Williams, R ERA: 1.39 (7, 1)	2.0		8	1	0	0	1	1	0	0	0	0	0	9	13	0.00	1.000

PITCHER	IP	WLS	BF	H	R	ER	SO	BB	IBB	HBP	BLK	WP	HR	S	P	ERA	WHIP
Tom Hall, L ERA: 2.3 (1, 1)	5.0	L	23	3	4	3	4	6	0	0	0	0	1	25	49	5.40	1.800

Batter	1	2	3	4	5	6	7	8	9	10	AB	R	H	RBI	BB	SO	LOB	TOP							
Cesar Tovar, R OBP: 0.378, SLG: 0.488 (1, 4) (8, 8)	0-0 5-3		0-0 F7		0-3 K		0-0 HR		0-0 E2		5	1	2	0	0	1	0								
Rich Reese, L OBP: 0.321, SLG: 0.366 (1, 3)	0-0 F5		0-0 F7		0-0 4-3		0-0 HR		0-0 FC5-4		5	1	2	3	0	0	0								
Tony Oliva, L OBP: 0.356, SLG: 0.493 (1, 9)	0-0 4-3		0-0 F7		0-0 F6		0-0 6-3		0-0 FC5-4		5	0	0	0	0	0	1								
Harmon Killebrew, R OBP: 0.453, SLG: 0.667 Frank Quilici, R OBP: 0.288, SLG: 0.219 (1, 5) (10, 4)		0-0 5-3		0-3 K		0-0 6-3		0-0 HR		0-0 SH	5	2	2	1	0	1	0								
Charlie Manuel, L OBP: 0.217, SLG: 0.150 Danny Thompson, R OBP: 0.234, SLG: 0.222 (1, 7) (8, PH) (8, 4) (10, 5)		0-0 F5		4-0 BB		0-0 F7		0-3 K		0-3 K	2	0	0	0	1	0	0								
Jim Holt, L OBP: 0.299, SLG: 0.333 Brant Aylea, R OBP: 0.364, SLG: 0.470 Ron Perranoski, L (1, 8) (8, PH) (8, 1)		0-0 BB		0-0 BB		0-0 4-3		0-3 K		0-0 SH	3	0	2	0	0	0	0								
Leo Cardenas, R OBP: 0.347, SLG: 0.451 (1, 6)		0-0 BB		0-0 F8		0-0 F6		0-0 F3		0-3 K	5	0	1	0	0	1	4								
Tom Tischinski, R OBP: 0.615, SLG: 0.375 (1, 2)		4-0 BB		4-0 BB		0-0 HR		4-0 PB		0-0 FC5-4	2	2	2	1	3	0	0								
Bill Zepp, R OBP: 0.063, SLG: 0.063 Jim Kaat, L OBP: 0.212, SLG: 0.167 Paul Ratliff, L OBP: 0.350, SLG: 0.382 Stan Williams, R Bob Allison, R OBP: 0.345, SLG: 0.196 (1, 1) (6, 1) (7, PH) (7, 1) (8, 7)		0-3 K		0-0 F9		0-0 F7		0-3 K		0-0 FC5-4	2	0	0	0	0	1	6								
Inning Stats	R: 0 E: 0 K: 0 S: 3	H: 0 LOB: 0 BB: 0 P: 3	R: 0 E: 0 K: 1 S: 7	H: 2 LOB: 3 BB: 1 P: 11	R: 0 E: 0 K: 0 S: 3	H: 0 LOB: 0 BB: 0 P: 3	R: 0 E: 0 K: 1 S: 6	H: 1 LOB: 3 BB: 2 P: 14	R: 0 E: 0 K: 1 S: 5	H: 0 LOB: 0 BB: 0 P: 5	R: 3 E: 0 K: 0 S: 6	H: 3 LOB: 0 BB: 0 P: 6	R: 1 E: 0 K: 2 S: 8	H: 1 LOB: 0 BB: 0 P: 8	R: 1 E: 1 K: 1 S: 6	H: 2 LOB: 1 BB: 1 P: 10	R: 1 E: 0 K: 2 S: 10	H: 2 LOB: 2 BB: 0 P: 10	1B: 9 2B: 0 3B: 0 HR: 2	SF: 0 SAC: 1 DP: 0 HBP: 0	WP: 0 PB: 1 SB: 0 CS: 0	PA: 45			
PITCHER	IP WLS BF H R ER SO BB IBB HBP BLK WP HR S P ERA WHIP																								
Jim Hardin, R ERA: 3.87 Pete Richert, L ERA: 2.56 Eddie Watt, R ERA: 3.31 (1, 1) (7, 1) (10, 1)	6.2 2.1 1.0	29 10 6	6 3 2	3 2 1	3 1 1	3 1 2	3 1 2	3 1 2	3 1 2	3 1 2	3 1 2	3 1 2	3 1 2	3 1 2	3 1 2	3 1 2	3 1 2	3 1 2	3 1 2	3 1 2	3 1 2	3 1 2	3 1 2	3 1 2	3 1 2

Minnesota Twins @ Baltimore Orioles
 Memorial Stadium, Baltimore, MD
 Fri Jul 17 1970, 7:05 PM EDT
 Att. 40,169 - Unknown

livebaseballscorecards.com

AB 40
 R 6
 H 11
 RBI 5
 BB 4
 SO 8
 LOB 16



Batter	1	2	3	4	5	6	7	8	9	10	AB	R	H	RBI	BB	SO	LOB	BOTTOM								
Don Buford, S OBP: 0.416, SLG: 0.428 (1, 7)											5	1	1	0	0	0	5	Minnesota Twins @ Baltimore Orioles Memorial Stadium, Baltimore, MD Fri Jul 17 1970, 7:05 PM EDT Att: 40,169 - Unknown livebaseballscorecards.com								
Paul Blair, R OBP: 0.324, SLG: 0.401 (1, 8)											4	0	2	0	1	0	0									
Boog Powell, L OBP: 0.426, SLG: 0.604 (1, 3)											5	0	0	1	0	1	4									
Frank Robinson, R OBP: 0.406, SLG: 0.566 (1, 9)											4	1	0	0	0	0	2									
Brooks Robinson, R OBP: 0.342, SLG: 0.448 (1, 5)											3	0	0	0	2	2	2									
Davey Johnson, R OBP: 0.386, SLG: 0.422 (1, 4)											3	2	1	2	2	0	3									
Elrod Hendricks, L OBP: 0.294, SLG: 0.354 (1, 2)											4	1	2	1	0	1	1									
Curt Motton, R OBP: 0.400, SLG: 0.357 (10, PH)											1	0	0	0	0	1	0									
Mark Belanger, R OBP: 0.269, SLG: 0.225 (1, 6)											5	0	3	0	0	0	0									
Jim Hardin, R Pete Richert, L Eddie Watt, R Merv Rettenmund, R											2	0	0	1	0	1	4									
Inning Stats	R: 1 E: 0 K: 1 S: 7	H: 2 LOB: 1 BB: 0 P: 7	R: 0 E: 0 K: 1 S: 6	H: 1 LOB: 2 BB: 1 P: 10	R: 0 E: 0 K: 0 S: 3	H: 0 LOB: 0 BB: 0 P: 3	R: 1 E: 0 K: 1 S: 7	H: 2 LOB: 2 BB: 1 P: 11	R: 0 E: 0 K: 0 S: 4	H: 1 LOB: 2 BB: 1 P: 8	R: 1 E: 0 K: 1 S: 7	H: 2 LOB: 2 BB: 1 P: 11	R: 2 E: 0 K: 1 S: 6	H: 1 LOB: 0 BB: 0 P: 7	R: 0 E: 0 K: 0 S: 3	H: 0 LOB: 0 BB: 0 P: 3	R: 0 E: 0 K: 0 S: 3	H: 0 LOB: 1 BB: 1 P: 7	R: 0 E: 0 K: 1 S: 5	H: 0 LOB: 0 BB: 0 P: 5	1B: 6 2B: 1 3B: 0 HR: 2	SF: 0 SAC: 1 DP: 0 HBP: 1	WP: 0 PB: 0 SB: 0 CS: 0	PA: 45		
PITCHER	IP	WLS	BF	H	R	ER	SO	BB	IBB	HBP	BLK	WP	HR	S	P	ERA	WHIP									
Bill Zepp, R ERA: 2.8 (1, 1)	5.0		26	8	3	3	3	3	0	0	0	0	1	29	41	5.40	2.200									
Jim Kaat, L ERA: 3.87 (6, 1)	1.0		4	0	0	0	1	1	0	0	0	0	0	5	9	0.00	1.000									
Stan Williams, R ERA: 1.64 (7, 1)	1.0		5	1	2	2	1	0	0	1	0	0	1	6	7	18.00	1.000									
Ron Ferranoski, L ERA: 1.55 (8, 1)	3.0	W	10	0	0	0	1	1	0	0	0	0	0	11	15	0.00	0.333									
AB	R	H	RBI	BB	SO	LOB																				
38	5	9	5	5	6	21																				

Batter	1	2	3	4	5	6	7	8	9	AB R H RBI BB SO LOB	TOP											
Cesar Tovar, R (1, 8) OBP: 0.373, SLG: 0.481	0-0 6-3		0-0 F7		0-0 5-3		0-0 4-3		0-0 1-3	5 0 0 0 0 0 1												
Rich Reese, L (1, 3) OBP: 0.323, SLG: 0.368	0-0 F2		0-0 F3			0-0 HR 1B	0-0 1B			4 1 2 0 0 0 1												
Harmon Killebrew, R (1, 5) OBP: 0.451, SLG: 0.671 Danny Thompson, R (7, 5) OBP: 0.234, SLG: 0.222	0-3 K		0-0 L5			0-0 HR 1-H	0-0 F5			4 1 1 2 0 1 2 0 0 0 0 0 0 0												
Tony Oliva, L (1, 9) OBP: 0.360, SLG: 0.504		0-0 2B E 1B		0-0 4-3		0-0 HR 5-3 1B		0-0 HR		4 3 3 1 0 0 0												
Leo Cardenas, R (1, 6) OBP: 0.343, SLG: 0.446		0-0 F8		0-0 F8		0-0 5-3 1-2		0-0 F5		4 0 0 0 0 0 2												
Brant Alyea, R (1, 7) OBP: 0.370, SLG: 0.478 Jim Holt, L (6, 7) OBP: 0.303, SLG: 0.337		0-0 E 1-3 2B		4-0 FC5-4 BB		0-0 1-3		0-0 G6-3 1B		2 0 1 0 1 0 1 1 0 1 0 0 0 0												
Frank Quilici, R (1, 4) OBP: 0.286, SLG: 0.265		0-0 F6		0-0 FC5-4 1-2f		0-0 HR 2-H		0-0 G6-3 1-2f		4 1 1 2 0 0 3												
Tom Tischinski, R (1, 2) OBP: 0.529, SLG: 0.333		0-0 F4			0-0 B3-6-4 1B	0-0 G3		0-0 F6		4 0 1 0 0 0 1												
Jim Perry, S (1, 1) OBP: 0.304, SLG: 0.345 Ron Perranoski, L (7, 1)			0-0 1B		0-0 B3-6-4 1-2f		0-0 1-3		0-0 4-3	3 0 1 0 0 0 1 1 0 0 0 0 0 0												
Inning Stats	R: 0 E: 0 K: 1 S: 5	H: 0 LOB: 0 BB: 0 P: 5	R: 1 E: 1 K: 0 S: 5	H: 2 LOB: 1 BB: 0 P: 5	R: 0 E: 0 K: 0 S: 4	H: 1 LOB: 1 BB: 0 P: 4	R: 0 E: 0 K: 0 S: 3	H: 0 LOB: 1 BB: 1 P: 7	R: 0 E: 0 K: 0 S: 3	H: 1 LOB: 0 BB: 0 P: 3	R: 4 E: 0 K: 0 S: 7	H: 4 LOB: 0 BB: 0 P: 7	R: 0 E: 0 K: 0 S: 4	H: 1 LOB: 1 BB: 0 P: 4	R: 1 E: 0 K: 0 S: 4	H: 2 LOB: 0 BB: 0 P: 4	R: 0 E: 0 K: 0 S: 3	H: 0 LOB: 0 BB: 0 P: 3	1B: 7 2B: 1 3B: 0 HR: 3	SF: 0 SAC: 0 DP: 2 HBP: 0	WP: 0 PB: 0 SB: 0 CS: 0	PA: 37
PITCHER	IP WLS BF H R ER SO BB IBB HBP BLK WP HR S P ERA WHIP																					
Dave McNally, L (1, 1) ERA: 4.38	6.0 L 26 8 5 4 1 1 0 0 0 0 0 2 27 31 6.00 1.500																					
Moe Drabowsky, R (7, 1) ERA: 3.54	2.0 8 3 1 1 0 0 0 0 0 0 0 1 8 8 4.50 1.500																					
Eddie Watt, R (9, 1) ERA: 3.21	1.0 3 0 0 0 0 0 0 0 0 0 0 0 3 3 0.00 0.000																					

Minnesota Twins @ Baltimore Orioles
 Memorial Stadium, Baltimore, MD
 Sat Jul 18 1970, 3:33 AM EDT
 Att. 16,524 - Unknown

livebaseballscorecards.com

AB	36
R	6
H	11
RBI	5
BB	1
SO	1
LOB	12



BOTTOM

Minnesota Twins @ Baltimore Orioles
Memorial Stadium, Baltimore, MD
Sat Jul 18 1970, 3:33 AM EDT
Att. 16,524 - Unknown

livebaseballscorecards.com

AB 38
R 3
H 13
RBI 3
BB 2
SO 6
LOB 21



WP: 0 PA: 41
PB: 0
SB: 0
CS: 0

AB R H RBI BB SO LOB

5	2	3	1	0	0	0
5	0	2	0	0	1	2
5	0	1	0	0	1	3
5	0	4	1	0	0	0
5	1	1	0	0	0	6
2	0	0	0	2	0	0
3	0	1	0	0	0	2
1	0	0	0	0	0	1
3	0	1	1	0	1	2
2	0	0	0	0	1	3
1	0	0	0	0	1	1
0	0	0	0	0	0	0
1	0	0	0	0	1	1
0	0	0	0	0	0	0

Batter	1	2	3	4	5	6	7	8	9
Don Buford, S (1, 7) OBP: 0.418, SLG: 0.444	0-0 F3		0-0 HR		0-0 F3		0-0 1B 2B		0-0 1B
Paul Blair, R (1, 8) OBP: 0.326, SLG: 0.401	0-0 P4-3 1B		0-3 K		0-0 1B 1B		0-0 F3		0-0 G6-4-3 1B
Boog Powell, L (1, 3) OBP: 0.423, SLG: 0.597	0-0 P4-3 1-2f		0-0 F4		0-3 K		0-0 4-3		0-0 1B 1B
Frank Robinson, R (1, 9) OBP: 0.412, SLG: 0.570		0-0 F4	0-0 1B		0-0 1-2 1B		0-0 1B		0-0 1-2 1B
Brooks Robinson, R (1, 5) OBP: 0.340, SLG: 0.445		0-0 BB 1B	0-0 5-3		0-0 F3		0-0 6-3		0-0 F9
Davey Johnson, R (1, 4) OBP: 0.387, SLG: 0.419		4-0 1B BB		0-0 6-3		0-0 F9		4-0 BB	
Elrod Hendricks, L (1, 2) OBP: 0.294, SLG: 0.353 Andy Etchebarren, R (8, PH) (9, 2) OBP: 0.305, SLG: 0.306		0-0 F9		0-0 1B		0-0 4-3		0-0 F7	
Mark Belanger, R (1, 6) OBP: 0.272, SLG: 0.226		0-0 1B		0-0 F9		1-0 HBP		0-3 K	
Dave McNally, R (1, 1) OBP: 0.288, SLG: 0.280 Terry Crowley, L (6, PH) OBP: 0.367, SLG: 0.391 Moe Drabowsky, R (7, 1) OBP: 0.125, SLG: 0.125 Curt Motton, R (8, PH) OBP: 0.389, SLG: 0.345 Eddie Watt, R (9, 1) OBP: 0.200, SLG: 0.200		0-3 K		0-0 F9		0-3 K		0-3 K	

Inning Stats	R: 0	H: 1	E: 0	K: 0	S: 3	LOB: 0	BB: 0	P: 3
	R: 1	H: 2	E: 0	K: 1	S: 7	LOB: 2	BB: 1	P: 11
	R: 1	H: 2	E: 0	K: 1	S: 7	LOB: 1	BB: 0	P: 7
	R: 0	H: 1	E: 0	K: 0	S: 4	LOB: 1	BB: 0	P: 4
	R: 0	H: 2	E: 0	K: 1	S: 7	LOB: 2	BB: 0	P: 7
	R: 0	H: 0	E: 0	K: 1	S: 5	LOB: 1	BB: 0	P: 6
	R: 1	H: 2	E: 0	K: 0	S: 5	LOB: 1	BB: 0	P: 5
	R: 0	H: 0	E: 0	K: 2	S: 7	LOB: 1	BB: 1	P: 11
	R: 0	H: 3	E: 0	K: 0	S: 5	LOB: 2	BB: 0	P: 5

PITCHER	IP	WLS	BF	H	R	ER	SO	BB	IBB	HBP	BLK	WP	HR	S	P	ERA	WHIP
Jim Perry, R (1, 1) ERA: 3.45	6.2	W	31	10	3	3	4	1	0	1	0	0	1	37	42	4.05	1.650
Ron Perranoski, L (7, 1) ERA: 1.5	2.1	S	10	3	0	0	2	1	0	0	0	0	0	13	17	0.00	1.714

Batter	1	2	3	4	5	6	7	8	9	AB R H RBI BB SO LOB	TOP											
Vada Pinson, L (1, 9) OBP: 0.338, SLG: 0.435	0-0 G3		0-0 G3		0-0 1B FC1-2-5 1B		1-0 HBP		0-0 1B	4 0 2 0 0 0 1												
Graig Nettles, L (1, 5) OBP: 0.342, SLG: 0.390	0-0 F8		0-0 HR		0-0 1B FC1-2-5 1-3 1B		0-0 F8		0-0 F5	5 1 2 2 0 0 2												
Roy Foster, R (1, 7) Buddy Bradford, R (8, 8) OBP: 0.358, SLG: 0.459 OBP: 0.275, SLG: 0.352	0-0 2B		0-0 F7		0-0 FC1-2-5 1-2 3-H			0-0 WP 2B		4 0 2 0 0 0 2 0 0 0 0 0 0 0												
Ray Fosse, R (1, 2) OBP: 0.362, SLG: 0.511	0-0 F7			0-0 1B BLK 1B	0-0 1-3			0-0 F7		4 1 1 0 0 0 4												
Duke Sims, L (1, 3) Chuck Hinton, R (8, 3) OBP: 0.380, SLG: 0.550 OBP: 0.402, SLG: 0.402		0-0 1B		0-0 L9		0-0 F8		0-0 L4		4 0 1 0 0 0 2 0 0 0 0 0 0 0												
Ted Uhlaender, L (1, 8) OBP: 0.295, SLG: 0.343		0-0 F8		0-0 L7		0-0 4-3		4-0 IBB		3 0 0 0 1 0 1												
Eddie Leon, R (1, 4) OBP: 0.290, SLG: 0.331		0-0 F9		0-0 BLK 1-3 1B		0-0 6-3		0-0 F9		4 0 1 0 0 0 2												
Jack Heidemann, R (1, 6) OBP: 0.256, SLG: 0.271			4-0 G3 SH5-4 HR BB	0-3 K			0-0 1-3		0-0 6-3	3 1 0 0 1 1 1												
Sam McDowell, L (1, 1) OBP: 0.174, SLG: 0.206			0-0 SH5-4	0-3 K			0-0 F9		0-0 F6	3 0 0 0 0 1 0												
Inning Stats	R: 0 E: 0 K: 0 S: 4	H: 1 LOB: 1 BB: 0 P: 4	R: 0 E: 0 K: 0 S: 3	H: 1 LOB: 0 BB: 0 P: 3	R: 2 E: 0 K: 0 S: 4	H: 1 LOB: 0 BB: 1 P: 8	R: 1 E: 0 K: 1 S: 7	H: 2 LOB: 1 BB: 0 P: 7	R: 0 E: 0 K: 1 S: 7	H: 2 LOB: 2 BB: 0 P: 7	R: 0 E: 0 K: 0 S: 3	H: 0 LOB: 0 BB: 0 P: 3	R: 0 E: 0 K: 0 S: 3	H: 0 LOB: 1 BB: 0 P: 4	R: 0 E: 0 K: 0 S: 4	H: 1 LOB: 2 BB: 1 P: 8	R: 0 E: 0 K: 0 S: 4	H: 1 LOB: 1 BB: 0 P: 4	1B: 6 2B: 2 3B: 0 HR: 1	SF: 0 SAC: 1 DP: 0 HBP: 1	WP: 1 PB: 0 SB: 0 CS: 0	PA: 38
PITCHER	IP WLS BF H R ER SO BB IBB HBP BLK WP HR S P ERA WHIP																					
Bert Blyleven, R (1, 1) ERA: 2.67	6.0 L 25 7 3 3 2 1 0 0 0 1 0 1 28 32 4.50 1.333																					
Stan Williams, R (7, 1) ERA: 1.63	0.2 2 0 0 0 0 0 0 0 0 0 0 0 2 2 0.00 0.000																					
Steve Barber, R (7, 1) ERA: 3.74	2.1 11 2 0 0 0 0 0 1 1 0 1 0 9 14 0.00 0.857																					

Cleveland Indians @ Minnesota Twins
Metropolitan Stadium, Bloomington, MI

Sun Jul 19 1970, 4:33 AM EDT
Att. 24,925 - Unknown - 62 F

livebaseballscorecards.com

AB	34
R	3
H	9
RBI	2
BB	2
SO	2
LOB	15



Batter	1	2	3	4	5	6	7	8	9	AB R H RBI BB SO LOB
Cesar Tovar, R OBP: 0.372, SLG: 0.482 (1, 8)	0-0 1B 2B		0-0 1-3			0-0 6-3			0-0 5-3	4 1 1 0 0 0 0
Rich Reese, L OBP: 0.322, SLG: 0.366 (1, 3)	0-0 F6		0-3 K			0-3 K			0-0 1B	4 0 1 0 0 2 1
Harmon Killebrew, R OBP: 0.446, SLG: 0.662 (1, 5)	0-3 K			0-0 5-3			0-0 F3		0-3 K	4 0 0 0 0 2 2
Tony Oliva, L OBP: 0.360, SLG: 0.503 (1, 9)	0-0 1B			0-0 F6			0-0 F9			3 0 1 1 0 0 0
Leo Cardenas, R OBP: 0.340, SLG: 0.442 (1, 6)	0-3 K			0-3 K			0-3 K			3 0 0 0 0 3 1
Rick Renick, R OBP: 0.337, SLG: 0.506 (1, 7)		0-3 K			0-3 K			0-0 F4		3 0 0 0 0 2 0
Frank Quilici, R OBP: 0.275, SLG: 0.254 (1, 4)		0-0 5-3			0-0 F2			0-3 K		3 0 0 0 0 1 0
Tom Tischinski, R OBP: 0.450, SLG: 0.267 (1, 2)		0-0 6-3			0-3 K			0-0 1-3		3 0 0 0 0 1 0
Bert Blyleven, R OBP: 0.211, SLG: 0.211 (1, 1)			0-3 K			0-3 K			0-3 K	1 0 0 0 0 1 0
Brant Alyea, R OBP: 0.368, SLG: 0.474 (6, PH)										1 0 0 0 0 1 0
Stan Williams, R (7, 1)										0 0 0 0 0 0 0
Steve Barber, R (7, 1)										0 0 0 0 0 0 0
Bob Allison, R OBP: 0.339, SLG: 0.191 (9, PH)										1 0 0 0 0 1 0

Inning Stats	R: 1	H: 2	E: 0	K: 2	S: 9	LOB: 1	BB: 0	P: 9	R: 0	H: 0	E: 0	K: 1	S: 5	LOB: 0	BB: 0	P: 5	R: 0	H: 0	E: 0	K: 2	S: 7	LOB: 0	BB: 0	P: 7	R: 0	H: 0	E: 0	K: 1	S: 5	LOB: 0	BB: 0	P: 5	R: 0	H: 0	E: 0	K: 2	S: 7	LOB: 0	BB: 0	P: 7	R: 0	H: 0	E: 0	K: 1	S: 5	LOB: 0	BB: 0	P: 5	R: 0	H: 1	E: 0	K: 2	S: 8	LOB: 1	BB: 0	P: 8	1B: 2	2B: 1	3B: 0	HR: 0	SF: 0	SAC: 0	DP: 0	HBP: 0	WP: 0	PB: 0	SB: 0	CS: 0	PA: 30
PITCHER Sam McDowell, L ERA: 2.55 (1, 1)	IP	WLS	BF	H	R	ER	SO	BB	IBB	HBP	BLK	WP	HR	S	P	ERA	WHIP	IP	WLS	BF	H	R	ER	SO	BB	IBB	HBP	BLK	WP	HR	S	P	ERA	WHIP	IP	WLS	BF	H	R	ER	SO	BB	IBB	HBP	BLK	WP	HR	S	P	ERA	WHIP																		

BOTTOM

Cleveland Indians @ Minnesota Twins
Metropolitan Stadium, Bloomington, MI

Sun Jul 19 1970, 4:33 AM EDT
Att: 24,925 - Unknown - 62 F

livebaseballscorecards.com

AB 30
R 1
H 3
RBI 1
BB 0
SO 14
LOB 4



Batter	1	2	3	4	5	6	7	8	9	AB R H RBI BB SO LOB	TOP		
Vada Pinson, L (1, 9) OBP: 0.332, SLG: 0.428	0-0 F2		0-0 6-3		0-0 1-3		0-0 5-3		0-0 F8	5 0 0 0 0 0 3			
Graig Nettles, L (1, 5) OBP: 0.346, SLG: 0.395	0-0 1B 2B		0-0 1-3		0-3 K		0-0 F8	4-0 1B WP 1B BB	0-0 1B	4 2 2 0 1 1 0			
Roy Foster, R (1, 7) OBP: 0.355, SLG: 0.452	4-0 1B BB			0-0 6-3		0-0 F8		0-0 F8	0-0 6-3	4 0 0 0 1 0 2			
Ray Fosse, R (1, 2) OBP: 0.365, SLG: 0.513	0-0 1B			0-0 6-3		0-1 CI		0-0 BB 1B		3 0 2 1 0 0 0			
Tony Horton, R (1, 3) OBP: 0.326, SLG: 0.441	0-0 L8			0-0 1B		0-0 F8		0-0 BB	1-2 1B	4 0 2 1 0 0 2			
Buddy Bradford, R (1, 8) OBP: 0.275, SLG: 0.349		0-3 K		0-3 K		0-0 FC6-4 1B		0-3 K		4 0 1 0 0 3 3			
Eddie Leon, R (1, 4) OBP: 0.293, SLG: 0.331		0-0 4-3			0-3 K		0-0 FC6-4 1B	4-0 FC6-4	1-2 2-3 BB	3 0 1 0 1 1 0			
Jack Heidemann, R (1, 6) OBP: 0.254, SLG: 0.269		0-3 K			0-0 F9		0-3 K	0-0 FC6-4		3 0 0 0 0 2 2			
Rich Rollins, R (8, PH) OBP: 0.281, SLG: 0.333										1 0 0 0 0 0 3			
Dean Chance, R (8, 1) OBP: 0.077, SLG: 0.042										0 0 0 0 0 0 0			
Rick Austin, R (1, 1) OBP: 0.273, SLG: 0.300			0-3 K		0-0 1B		0-0 FC6-4		0-0 6-3	2 0 1 0 0 1 0			
Dennis Higgins, R (5, 1)										0 0 0 0 0 0 0			
Chuck Hinton, R (7, PH) OBP: 0.398, SLG: 0.398										1 0 0 0 0 0 2			
Fred Lasher, R (7, 1)										0 0 0 0 0 0 0			
Larry Brown, R (8, 4) OBP: 0.343, SLG: 0.328										1 0 0 0 0 0 0			
Inning Stats	R: 1 H: 2 E: 0 LOB: 1 K: 0 BB: 1 S: 4 P: 8	R: 0 H: 0 E: 0 LOB: 0 K: 2 BB: 0 S: 7 P: 7	R: 0 H: 0 E: 0 LOB: 0 K: 1 BB: 0 S: 5 P: 5	R: 0 H: 1 E: 0 LOB: 1 K: 1 BB: 0 S: 6 P: 6	R: 0 H: 1 E: 0 LOB: 1 K: 1 BB: 0 S: 6 P: 6	R: 0 H: 0 E: 1 LOB: 1 K: 1 BB: 0 S: 6 P: 6	R: 0 H: 2 E: 0 LOB: 2 K: 1 BB: 0 S: 7 P: 7	R: 1 H: 2 E: 0 LOB: 3 K: 1 BB: 2 S: 7 P: 15	R: 0 H: 1 E: 0 LOB: 1 K: 0 BB: 0 S: 4 P: 4	1B: 8 SF: 0 2B: 1 SAC: 0 3B: 0 DP: 0 HR: 0 HBP: 0	WP: 1 PA: 39 PB: 0 SB: 0 CS: 0		
PITCHER	IP WLS BF H R ER SO BB IBB HBP BLK WP HR S P ERA WHIP											PITCHER	IP WLS BF H R ER SO BB IBB HBP BLK WP HR S P ERA WHIP
Jim Kaat, L (1, 1) ERA: 3.8	7.0 W 29 6 2 2 7 2 0 0 0 0 0 0 41 49 2.57 1.143												
Ron Perranoski, L (8, 1) ERA: 1.46	2.0 S 10 3 0 0 1 1 0 0 0 0 1 0 11 15 0.00 2.000												

Cleveland Indians @ Minnesota Twins
Metropolitan Stadium, Bloomington, MI

Mon Jul 20 1970, 8:05 PM EDT
Att. 15,054 - Unknown - 76 F

livebaseballscorecards.com

AB	35
R	2
H	9
RBI	2
BB	3
SO	8
LOB	17



Batter	1	2	3	4	5	6	7	8	9
Cesar Tovar, R OBP: 0.375, SLG: 0.490 (1, 8) X	0-0 G3 2B		0-0 FC1-6 1B	0-0 CS 3-H	0-0 SH5-4 E 2B	0-0 F8		0-0 SH5-3 1-2	
Rich Reese, L OBP: 0.321, SLG: 0.365 (1, 3) X	0-0 G3 2-3		0-0 FC1-6 1B 1-2f		0-0 SH5-4 2-3	0-0 1B 1-2 2-H		0-0 3-1	
Harmon Killebrew, R OBP: 0.449, SLG: 0.666 (1, 5) X Danny Thompson, R OBP: 0.234, SLG: 0.222 (9, 5)	0-0 2B 3-H		0-0 1B 1-3		4-0 E IBB	0-0 FC5 2-3f			
Tony Oliva, L OBP: 0.356, SLG: 0.497 (1, 9) X	0-0 F2		0-0 4-3		0-0 E6 G5-3 HBP 1-3 3-H		0-0 L8		
Rick Renick, R OBP: 0.343, SLG: 0.511 (1, 7) X	0-0 5-3			0-0 HBP SF8 2B	1-0 HBP 1-2		0-0 E9		
George Mitterwald, R OBP: 0.277, SLG: 0.321 (1, 2) X Jim Holt, L OBP: 0.301, SLG: 0.335 (5, PH) Tom Tischinski, R OBP: 0.429, SLG: 0.250 (6, 2)		0-0 5-3		4-0 SF8 HBP CS BB	0-0 G5-3 2-3f		0-0 F8		
Leo Cardenas, R OBP: 0.339, SLG: 0.438 (1, 6)		0-3 K		1-0 SF8 HBP 1-2 2-3		0-0 F8	0-0 F7		
Frank Quilici, R OBP: 0.274, SLG: 0.257 (1, 4)		0-3 K		0-0 SF8 1-2 2-3 3-H		0-0 1B 1B	0-0 6-3		
Jim Kaat, L OBP: 0.218, SLG: 0.176 (1, 1) Ron Perranoski, L OBP: 0.063, SLG: 0.063 (8, 1)			0-3 K	0-3 K		0-0 FC5 1B 1-2	0-0 SH5-3 1B		

AB	R	H	RBI	BB	SO	LOB
4	2	3	0	0	0	2
4	0	1	1	0	0	3
3	0	2	1	1	0	2
0	0	0	0	0	0	0
4	0	0	1	0	0	4
3	1	1	0	0	0	1
1	0	0	0	1	0	0
1	0	0	0	0	0	3
1	0	0	0	0	0	1
3	0	0	0	0	1	1
3	1	1	1	0	1	0
3	0	1	0	0	2	2
1	0	1	0	0	0	0


BOTTOM

Cleveland Indians @ Minnesota Twins
Metropolitan Stadium, Bloomington, MI

Mon Jul 20 1970, 8:05 PM EDT
Att: 15,054 - Unknown - 76 F

livebaseballscorecards.com

AB	31
R	4
H	10
RBI	4
BB	2
SO	4
LOB	19



Inning Stats	R	H	E	K	S	R	H	E	K	S	R	H	E	K	S	R	H	E	K	S	R	H	E	K	S	R	H	E	K	S
	1	2	0	5		0	0	0	2		0	0	0	7		0	0	0	4		1	1	0	6		0	0	0	9	

PITCHER	IP	WLS	BF	H	R	ER	SO	BB	IBB	HBP	BLK	WP	HR	S	P	ERA	WHIP
Rick Austin, L ERA: 5.9 (1, 1)	4.1	L	23	6	3	3	4	1	1	2	0	0	0	27	37	6.23	1.615
Dennis Higgins, R ERA: 5.19 (5, 1)	1.2		7	3	1	1	0	0	0	0	0	0	0	7	7	5.40	1.800
Fred Lasher, R ERA: 3.54 (7, 1)	1.0		4	0	0	0	0	0	0	0	0	0	0	4	4	0.00	0.000
Dean Chance, R ERA: 4.19 (8, 1)	1.0		4	1	0	0	0	0	0	0	0	0	0	4	4	0.00	1.000

WP	PA	ERA	WHIP
0	39		

Batter	1	2	3	4	5	6	7	8	9	AB R H RBI BB SO LOB	TOP											
Dick McAuliffe, L (1, 4) OBP: 0.391, SLG: 0.393	0-0 K S 1B		0-0 FC5-6 E 1-3 1B		0-0 WP SF7 1B		0-3 K ①		0-0 1B	5 1 4 0 0 1 0												
Mickey Stanley, R (1, 8) OBP: 0.324, SLG: 0.401	0-3 K 1-3 ②		0-0 E4 FC5-6 1-2 3-H 1B		0-0 WP HR 1B 1-2 2-H		0-3 K ②		0-0 F8 ③	5 1 1 2 0 2 3												
Al Kaline, R (1, 9) OBP: 0.378, SLG: 0.476	0-3 K ③		0-0 FC5-6 G6-4-3 1-2 2-3f ①		0-0 SF7 1-2 2-H ②		0-0 L8 ③			3 0 0 1 0 1 2												
Willie Horton, R (1, 7) OBP: 0.365, SLG: 0.517		4-0 1B BB BB BB	0-0 G6-4-3 1-2f ② ③		0-0 HR 2-H			0-0 G3-6-1 1B ① ②		3 1 2 2 1 0 2												
Norm Cash, L (1, 3) OBP: 0.372, SLG: 0.470		0-0 FC6-4 1-2 1B		0-0 G4-6-3 1B				0-0 G3-6-1 1-2f ① ②		3 0 2 0 1 0 1												
Bill Freehan, R (1, 2) OBP: 0.324, SLG: 0.440		0-0 F8 ①		0-0 G4-6-3 1-2f ① ②				4-0 FC6-4 BB ③		3 0 0 0 1 0 4												
Don Wert, R (1, 5) OBP: 0.320, SLG: 0.342		0-0 F4 ②		0-0 6-3 ③		0-0 5-3 ①		0-0 FC6-4 1-2f ③		4 0 0 0 0 0 3												
Cesar Gutierrez, R (1, 6) OBP: 0.257, SLG: 0.282		0-0 FC6-4 1-2f ③			0-0 1B 1B ① ②		0-3 K ②		0-0 F4 ①	4 1 1 0 0 1 2												
Denny McLain, R (1, 1) OBP: 0.143, SLG: 0.214			0-0 1B E 1B ①		0-3 K ① ②		0-0 1-3 ③		0-0 F3 ②	3 1 1 0 0 1 1												
Fred Scherman, L (8, 1) OBP: 0.222, SLG: 0.222										1 0 0 0 0 0 0												
Tom Timmermann, R (9, 1)										0 0 0 0 0 0 0												
Inning Stats	R: 0 E: 0 K: 2 S: 7	H: 1 LOB: 0 BB: 0 P: 7	R: 0 E: 0 K: 0 S: 4	H: 1 LOB: 2 BB: 1 P: 8	R: 1 E: 1 K: 0 S: 5	H: 2 LOB: 1 BB: 0 P: 5	R: 0 E: 0 K: 0 S: 3	H: 1 LOB: 0 BB: 0 P: 3	R: 4 E: 0 K: 1 S: 9	H: 4 LOB: 1 BB: 1 P: 13	R: 0 E: 0 K: 1 S: 5	H: 0 LOB: 0 BB: 0 P: 5	R: 0 E: 0 K: 2 S: 7	H: 0 LOB: 0 BB: 0 P: 7	R: 0 E: 0 K: 0 S: 3	H: 1 LOB: 1 BB: 1 P: 7	R: 0 E: 0 K: 0 S: 4	H: 1 LOB: 1 BB: 0 P: 4	1B: 10 2B: 0 3B: 0 HR: 1	SF: 1 SAC: 0 DP: 3 HBP: 0	WP: 1 PB: 0 SB: 1 CS: 0	PA: 38
PITCHER	IP WLS BF H R ER SO BB IBB HBP BLK WP HR S P ERA WHIP												IP WLS BF H R ER SO BB IBB HBP BLK WP HR S P ERA WHIP									
Bill Zepp, R (1, 1) ERA: 3.15	4.1 L 20 8 4 4 3 1 0 0 0 0 0 0 25 29 8.31 2.077																					
Steve Barber, R (5, 1) ERA: 4.03	0.2 4 1 1 1 0 1 0 0 0 0 1 1 3 7 13.50 3.000																					
Dick Woodson, R (6, 1) ERA: 2.3	2.0 6 0 0 0 3 0 0 0 0 0 0 0 12 12 0.00 0.000																					
Dave Boswell, R (8, 1) ERA: 6.0	2.0 8 2 0 0 0 1 0 0 0 0 0 0 7 11 0.00 1.500																					

Detroit Tigers @ Minnesota Twins
Metropolitan Stadium, Bloomington, MI

Tue Jul 21 1970, 8:05 PM EDT
Att. 28,789 - Unknown - 76 F

livebaseballscorecards.com

AB	34
R	5
H	11
RBI	5
BB	3
SO	6
LOB	18



BOTTOM

Detroit Tigers @ Minnesota Twins
Metropolitan Stadium, Bloomington, MI

Tue Jul 21 1970, 8:05 PM EDT
Att: 28,789 - Unknown - 76 F

livebaseballscores.com

AB	33
R	2
H	8
RBI	2
BB	1
SO	3
LOB	14



AB R H RBI BB SO LOB


4	0	2	0	0	0	0
3	0	1	0	1	0	1
4	0	0	0	0	0	4
3	0	1	0	0	0	2
4	0	0	0	0	0	4
4	1	1	0	0	1	0
4	0	1	0	0	0	1
4	1	2	2	0	0	1
1	0	0	0	0	1	0
0	0	0	0	0	0	0
1	0	0	0	0	0	0
1	0	0	0	0	1	1
0	0	0	0	0	0	0

WP:	0	PA:	35
PB:	0	SB:	1
CS:	0		

Batter	1	2	3	4	5	6	7	8	9
Cesar Tovar, R OBP: 0.377, SLG: 0.490 (1, 4) X	0-0 1B S		0-0 F3 2		0-0 1-3 3			0-0 G6-4-3 1B	
Rich Reese, L OBP: 0.323, SLG: 0.364 (1, 3) X	0-0 6-3 1-2		0-0 F8 3			4-0 BB		0-0 G6-4-3 1B	
Harmon Killebrew, R OBP: 0.444, SLG: 0.657 (1, 5) X	0-0 F2 2			0-0 L6 1		0-0 L9 1		0-0 G6-4-3 1-2f 2-3	
Tony Oliva, L OBP: 0.358, SLG: 0.496 (1, 9) H	1-0 HBP			0-0 L4-3 1B		0-0 F6 2		0-0 L7 3	
Jim Holt, L OBP: 0.294, SLG: 0.327 (1, 8) X	0-0 F7 3			0-0 L4-3 1-2		0-0 F4 3			0-0 6-3 1
Rick Renick, R OBP: 0.340, SLG: 0.500 (1, 7)		0-0 L9 1			0-0 5-3 HR 1B		0-3 K 1		0-0 4-3 2
Leo Cardenas, R OBP: 0.338, SLG: 0.435 (1, 6)		0-0 6-3 2			0-0 5-3 1-2		0-0 5-3 2		0-0 1B 3
George Mitterwald, R OBP: 0.281, SLG: 0.345 (1, 2)		0-0 6-3 3			0-0 HR 2-H		0-0 2B 3		0-0 4-3 3
Bill Zepp, R OBP: 0.099, SLG: 0.059 Steve Barber, R OBP: 0.231, SLG: 0.219 Dick Woodson, R OBP: 0.347, SLG: 0.379 Paul Ratliff, L OBP: 0.167, SLG: 0.208			0-3 K 1		0-0 F2 2		0-3 K 3		

Inning Stats	R: 0	H: 1	E: 0	LOB: 2	K: 0	BB: 0	S: 4	P: 5	R: 0	H: 0	E: 0	LOB: 0	K: 0	BB: 0	S: 3	P: 3	R: 0	H: 0	E: 0	LOB: 0	K: 1	BB: 0	S: 5	P: 5	R: 0	H: 1	E: 0	LOB: 0	K: 0	BB: 0	S: 3	P: 3	R: 2	H: 2	E: 0	LOB: 0	K: 0	BB: 0	S: 5	P: 5	R: 0	H: 0	E: 0	LOB: 1	K: 0	BB: 1	S: 3	P: 7	R: 0	H: 1	E: 0	LOB: 1	K: 2	BB: 0	S: 8	P: 8	R: 0	H: 2	E: 0	LOB: 1	K: 0	BB: 0	S: 4	P: 4	R: 0	H: 1	E: 0	LOB: 1	K: 0	BB: 0	S: 4	P: 4	1B: 6	SF: 0	2B: 2	SAC: 0	3B: 0	DP: 2	HR: 1	HBP: 1	WP: 0	PA: 35
--------------	------	------	------	--------	------	-------	------	------	------	------	------	--------	------	-------	------	------	------	------	------	--------	------	-------	------	------	------	------	------	--------	------	-------	------	------	------	------	------	--------	------	-------	------	------	------	------	------	--------	------	-------	------	------	------	------	------	--------	------	-------	------	------	------	------	------	--------	------	-------	------	------	------	------	------	--------	------	-------	------	------	-------	-------	-------	--------	-------	-------	-------	--------	-------	--------

PITCHER	IP	WLS	BF	H	R	ER	SO	BB	IBB	HBP	BLK	WP	HR	S	P	ERA	WHIP
Denny McLain, R ERA: 4.78 (1, 1)	7.0	W	28	6	2	2	3	1	0	1	0	0	1	32	37	2.57	1.000
Fred Scherman, L ERA: 2.63 (8, 1)	1.2		6	2	0	0	0	0	0	0	0	0	0	6	6	0.00	1.200
Tom Timmermann, R ERA: 2.25 (9, 1)	0.1	S	1	0	0	0	0	0	0	0	0	0	0	1	1	0.00	0.000

Batter	1	2	3	4	5	6	7	8	9	AB R H RBI BB SO LOB	TOP									
Dick McAuliffe, L (1, 4) OBP: 0.387, SLG: 0.388	0-0 F8			0-0 F9		0-0 F9			0-3 K	4 0 0 0 0 1 1	Detroit Tigers @ Minnesota Twins Metropolitan Stadium, Bloomington, MI Wed Jul 22 1970, 8:05 PM EDT Att. 19,990 - Unknown - 77 F livebaseballscorecards.com									
Mickey Stanley, R (1, 8) OBP: 0.320, SLG: 0.396	0-0 F9			0-0 1-3			0-0 6-3		0-0 5-3	4 0 0 0 0 0 0										
Al Kaline, R (1, 9) OBP: 0.374, SLG: 0.469	0-0 L5-3			0-0 L9			0-3 K		0-0 L6	4 0 0 0 0 1 0										
Willie Horton, R (1, 7) OBP: 0.362, SLG: 0.513		0-0 F9			0-0 L8		0-0 F7			3 0 0 0 0 0 0										
Norm Cash, L (1, 3) OBP: 0.367, SLG: 0.463		0-0 F6			0-3 K			0-0 F6		3 0 0 0 0 1 0										
Bill Freehan, R (1, 2) OBP: 0.324, SLG: 0.437		0-0 F9			0-0 5-3			1-0 2B SF9 HBP		2 1 0 0 0 0 0										
Don Wert, R (1, 5) OBP: 0.326, SLG: 0.354			0-0 6-3			0-0 FC1-6 1B		0-0 SF9 1-3 2B		3 0 2 0 0 0 0										
Cesar Gutierrez, R (1, 6) OBP: 0.256, SLG: 0.281			0-0 4-3			0-0 F5		0-0 SF9		1 0 0 0 0 0 0										
Dalton Jones, L (6, PH) OBP: 0.333, SLG: 0.324						0-0 FC1-6 PB		2-3 3-H 0-0 6-3		1 0 0 0 0 0 1										
Elliott Maddox, R (6, 6) OBP: 0.324, SLG: 0.380						1-2f				0 0 0 1 0 0 0										
Mickey Lolich, S (1, 1) OBP: 0.267, SLG: 0.137		0-3 K								2 0 0 0 0 1 1										
Gates Brown, L (8, PH) OBP: 0.273, SLG: 0.308										0 0 0 0 0 0 0										
Jim Price, R (8, PH) OBP: 0.321, SLG: 0.311										1 0 0 0 0 0 1										
John Hiller, R (8, 1)										0 0 0 0 0 0 0										
Inning Stats	R: 0 E: 0 K: 0 S: 3	H: 0 LOB: 0 BB: 0 P: 3	R: 0 E: 0 K: 0 S: 3	H: 0 LOB: 0 BB: 0 P: 3	R: 0 E: 0 K: 1 S: 5	H: 0 LOB: 0 BB: 0 P: 5	R: 0 E: 0 K: 0 S: 3	H: 0 LOB: 0 BB: 0 P: 3	R: 0 E: 0 K: 1 S: 5	H: 0 LOB: 0 BB: 0 P: 5	R: 0 E: 0 K: 1 S: 5	H: 0 LOB: 0 BB: 0 P: 5	R: 1 E: 0 K: 0 S: 4	H: 1 LOB: 1 BB: 0 P: 5	R: 0 E: 0 K: 1 S: 5	H: 0 LOB: 0 BB: 0 P: 5	1B: 1 2B: 1 3B: 0 HR: 0	SF: 1 SAC: 0 DP: 0 HBP: 1	WP: 0 PB: 1 SB: 0 CS: 0	PA: 30
PITCHER	IP WLS BF H R ER SO BB IBB HBP BLK WP HR S P ERA WHIP																			
Jim Perry, R (1, 1) ERA: 3.34	7.2 W 26 2 1 1 3 0 0 1 0 0 0 0 31 32 1.17 0.261																			
Ron Perranoski, L (8, 1) ERA: 1.43	1.1 S 4 0 0 0 1 0 0 0 0 0 0 0 6 6 0.00 0.000																			

Batter	1	2	3	4	5	6	7	8	9	AB	R	H	RBI	BB	SO	LOB
--------	---	---	---	---	---	---	---	---	---	----	---	---	-----	----	----	-----

BOTTOM

Cesar Tovar, R OBP: 0.378, SLG: 0.490 (1, 8) X	0-0 G5-4-3 HBP 1B		0-0 6-3 2-3		0-0 1B 1-2 2-3		0-0 6-3			4	0	2	0	0	0	1
Rich Reese, L OBP: 0.326, SLG: 0.362 (1, 3) H	1-0 G5-4-3 HBP		0-0 G3		0-0 F3			4-0 BB		2	0	0	0	1	0	4
Harmon Killebrew, R OBP: 0.442, SLG: 0.651 Danny Thompson, R OBP: 0.231, SLG: 0.219 (1, 5) X (9, 5)	0-0 G5-4-3 1-2f 2-3			0-0 6-3	0-0 1B			0-3 K		4	0	1	2	0	1	3
Tony Oliva, L OBP: 0.356, SLG: 0.493 (1, 9) X	0-0 F5			0-0 4-3 1B	0-3 K			0-0 L9		4	0	1	0	0	1	4
Rick Renick, R OBP: 0.339, SLG: 0.495 Jim Holt, L OBP: 0.298, SLG: 0.331 (1, 7) X (7, 7)		0-0 F8		0-0 4-3		0-0 CS 1B		0-0 FC6-4 1B		3	0	1	0	0	0	1
George Mitterwald, R OBP: 0.276, SLG: 0.338 (1, 2) X		0-0 5-3		0-0 F2		0-0 4-3		0-0 FC6-4		4	0	0	0	0	0	4
Leo Cardenas, R OBP: 0.335, SLG: 0.432 (1, 6) X		0-0 F7				0-0 L8		0-0 5-3		3	0	0	0	0	0	0
Frank Quilici, R OBP: 0.287, SLG: 0.263 (1, 4) X			0-0 6-3 SH1-3 1B		4-0 1B 1B 1B BB		0-0 6-3			2	1	1	0	1	0	0
Jim Perry, S OBP: 0.310, SLG: 0.351 Ron Perranoski, L OBP: 0.063, SLG: 0.063 (1, 1) X (8, 1)			0-0 SH1-3		0-0 1B 1B		0-3 K			2	1	1	0	0	1	0
										0	0	0	0	0	0	0

Detroit Tigers @ Minnesota Twins
Metropolitan Stadium, Bloomington, MI
Wed Jul 22 1970, 8:05 PM EDT
Att: 19,990 - Unknown - 77 F

livebaseballscorecards.com

AB	29
R	2
H	8
RBI	2
BB	2
SO	3
LOB	17



Inning Stats	R: 0	H: 1	E: 0	LOB: 1	K: 0	BB: 0	S: 3	P: 4	R: 0	H: 0	E: 0	LOB: 0	K: 0	BB: 0	S: 3	P: 3	R: 0	H: 1	E: 0	LOB: 1	K: 0	BB: 0	S: 4	P: 4	R: 2	H: 3	E: 0	LOB: 2	K: 1	BB: 1	S: 8	P: 12	R: 0	H: 1	E: 0	LOB: 0	K: 0	BB: 0	S: 3	P: 3	R: 0	H: 0	E: 0	LOB: 0	K: 1	BB: 0	S: 5	P: 5	R: 0	H: 1	E: 0	LOB: 2	K: 1	BB: 1	S: 6	P: 10
PITCHER	IP	WLS	BF	H	R	ER	SO	BB	IBB	HBP	BLK	WP	HR	S	P	ERA	WHIP	IP	WLS	BF	H	R	ER	SO	BB	IBB	HBP	BLK	WP	HR	S	P	ERA	WHIP	IP	WLS	BF	H	R	ER	SO	BB	IBB	HBP	BLK	WP	HR	S	P	ERA	WHIP					
Mickey Lolich, L ERA: 3.56 (1, 1)	7.0	L	28	7	2	2	2	1	0	0	0	0	0	30	35	2.57	1.143																																							
John Hiller, L ERA: 3.06 (8, 1)	1.0		5	1	0	0	1	1	0	0	0	0	0	6	10	0.00	2.000																																							

WP: 0	PA: 33
PB: 0	
SB: 0	
CS: 1	

Batter	1	2	3	4	5	6	7	8	9	AB R H RBI BB SO LOB	TOP											
Dick McAuliffe, L (1, 4) OBP: 0.386, SLG: 0.385	0-0 F5		0-0 E8		0-0 L8		4-0 1B IBB			3 0 0 0 1 0 0												
Mickey Stanley, R (1, 8) OBP: 0.319, SLG: 0.394	0-3 K		0-0 F9			0-3 K	0-0 1-2 2-3 1B			4 0 1 0 0 2 1												
Jim Northrup, L (1, 9) OBP: 0.341, SLG: 0.520	0-0 F8		0-3 K			0-0 HR	0-0 L9			4 1 1 1 0 1 4												
Willie Horton, R (1, 7) OBP: 0.359, SLG: 0.507		0-0 5-3	0-0 5-3			0-0 F8		0-3 K		4 0 0 0 0 1 1												
Norm Cash, L (1, 3) OBP: 0.369, SLG: 0.459		4-0 1B BB BB		0-3 K		1-0 HBP		0-0 4-3		2 0 0 0 1 1 0												
Bill Freehan, R (1, 2) OBP: 0.323, SLG: 0.433		4-0 1B BB		0-0 F8		0-0 5-3		0-3 K		3 0 0 0 1 1 1												
Don Wert, R (1, 5) OBP: 0.324, SLG: 0.352		0-0 F8		0-0 5-3			0-0 1B SH3 1B		0-0 F9	4 0 1 0 0 0 2												
Cesar Gutierrez, R (1, 6) OBP: 0.257, SLG: 0.282		0-0			0-0 F4		0-3 K		0-3 K	3 0 1 0 0 1 1												
Dalton Jones, L (9, PH) OBP: 0.329, SLG: 0.319		1-2 2-3 1B								1 0 0 0 0 1 0												
Joe Niekro, R (1, 1) OBP: 0.208, SLG: 0.244		0-0 4-3			0-0 6-3		0-0 SH3		0-0 4-1	2 0 0 0 0 0 3												
Daryl Patterson, L (7, 1)										0 0 0 0 0 0 0												
Fred Scherman, L (8, 1)										0 0 0 0 0 0 0												
Gates Brown, L (9, PH) OBP: 0.267, SLG: 0.300							1-2			1 0 0 0 0 0 0												
Inning Stats	R: 0 E: 0 K: 1 S: 5	H: 0 LOB: 0 BB: 0 P: 5	R: 0 E: 0 K: 0 S: 4	H: 1 LOB: 3 BB: 2 P: 12	R: 0 E: 1 K: 1 S: 6	H: 0 LOB: 1 BB: 0 P: 6	R: 0 E: 0 K: 1 S: 5	H: 0 LOB: 0 BB: 0 P: 5	R: 0 E: 0 K: 0 S: 3	H: 0 LOB: 0 BB: 0 P: 3	R: 1 E: 0 K: 1 S: 6	H: 1 LOB: 1 BB: 0 P: 7	R: 0 E: 0 K: 1 S: 7	H: 2 LOB: 3 BB: 1 P: 11	R: 0 E: 0 K: 2 S: 7	H: 0 LOB: 0 BB: 0 P: 7	R: 0 E: 0 K: 1 S: 5	H: 0 LOB: 0 BB: 0 P: 5	1B: 3 2B: 0 3B: 0 HR: 1	SF: 0 SAC: 1 DP: 0 HBP: 1	WP: 0 PB: 0 SB: 0 CS: 0	PA: 36
PITCHER Bert Blyleven, R (1, 1) ERA: 2.44	IP: 9.0 WLS: W BF: 36 H: 4 R: 1 ER: 1 SO: 8 BB: 2 IBB: 1 HBP: 1 BLK: 0 WP: 0 HR: 1 S: 48 P: 61 ERA: 1.00 WHIP: 0.667											PITCHER	IP: WLS: BF: H: R: ER: SO: BB: IBB: HBP: BLK: WP: HR: S: P: ERA: WHIP:									

Detroit Tigers @ Minnesota Twins
Metropolitan Stadium, Bloomington, MI

Thu Jul 23 1970, 8:05 PM EDT
Att. 25,823 - Unknown - 77 F

livebaseballscorecards.com

AB 31
R 1
H 4
RBI 1
BB 3
SO 8
LOB 13



Batter	1	2	3	4	5	6	7	8	9
Cesar Tovar, R (1, 8) OBP: 0.374, SLG: 0.485	0-0 F6		0-0 L7			0-0 6-3		0-0 6-3	
Rich Reese, L (1, 3) OBP: 0.331, SLG: 0.367	0-0 L9			0-0 G6-4-3 1B		0-0 E9 FC 1B		0-0 FC5-4 1B	
Harmon Killebrew, R (1, 5) OBP: 0.438, SLG: 0.643	0-0 5-3			0-0 G6-4-3 1-2f		0-0 FC 3-H		0-0 FC5-4 BLK 1B 1-2f	
Tony Oliva, L (1, 9) OBP: 0.355, SLG: 0.490		0-0 F6		0-0 4-3		0-0 F8		0-0 BLK 1B 1-2	
Jim Holt, L (1, 7) OBP: 0.292, SLG: 0.324		0-0 F7			0-0 4-3	0-0 F8		0-0 4-3 1-2 2-3	
George Mitterwald, R (1, 2) OBP: 0.286, SLG: 0.363		0-0 1B			0-0 1B 1B		0-0 HR		
Leo Cardenas, R (1, 6) OBP: 0.335, SLG: 0.431		0-0 F9			0-0 1B 1-3 1B		0-0 5-3		
Frank Quilici, R (1, 4) OBP: 0.284, SLG: 0.260			0-0 5-3		0-3 K		0-0 5-3		
Paul Ratliff, L (5, PH) OBP: 0.345, SLG: 0.375									
Danny Thompson, R (6, 4) OBP: 0.228, SLG: 0.216									
Bert Blyleven, R (1, 1) OBP: 0.182, SLG: 0.182			0-0 2-3		0-0 6-3		0-3 K		

Inning Stats	R: 0	H: 0	E: 0	K: 0	S: 3	LOB: 0	BB: 0	P: 3	R: 0	H: 1	E: 0	K: 0	S: 4	LOB: 1	BB: 0	P: 4	R: 0	H: 0	E: 0	K: 0	S: 3	LOB: 0	BB: 0	P: 3	R: 0	H: 1	E: 0	K: 1	S: 7	LOB: 2	BB: 0	P: 7	R: 1	H: 1	E: 1	K: 0	S: 5	LOB: 1	BB: 0	P: 5	R: 1	H: 1	E: 0	K: 1	S: 6	LOB: 0	BB: 0	P: 6	R: 0	H: 2	E: 0	K: 0	S: 5	LOB: 2	BB: 0	P: 5
--------------	------	------	------	------	------	--------	-------	------	------	------	------	------	------	--------	-------	------	------	------	------	------	------	--------	-------	------	------	------	------	------	------	--------	-------	------	------	------	------	------	------	--------	-------	------	------	------	------	------	------	--------	-------	------	------	------	------	------	------	--------	-------	------

PITCHER															PITCHER																																	
IP	WLS	BF	H	R	ER	SO	BB	IBB	HBP	BLK	WP	HR	S	P	ERA	WHIP	IP	WLS	BF	H	R	ER	SO	BB	IBB	HBP	BLK	WP	HR	S	P	ERA	WHIP															
Joe Niekro, R (1, 1) ERA: 2.99	6.0	L	24	6	2	1	1	0	0	0	0	1	26	26	1.50	1.000	Daryl Patterson, R (7, 1) ERA: 4.71	1.2	7	2	0	0	1	0	0	0	0	9	9	0.00	1.200	Fred Scherman, L (8, 1) ERA: 2.61	0.1	1	0	0	0	0	0	0	0	1	0	0	1	1	0.00	0.000

BOTTOM


Detroit Tigers @ Minnesota Twins
Metropolitan Stadium, Bloomington, MI

Thu Jul 23 1970, 8:05 PM EDT
Att: 25,823 - Unknown - 77 F

AB	R	H	RBI	BB	SO	LOB
4	0	0	0	0	0	0
4	1	3	0	0	0	0
4	0	0	1	0	0	2
4	0	1	0	0	0	1
4	0	0	0	0	0	3
3	1	3	1	0	0	0
3	0	1	0	0	0	1
1	0	0	0	0	0	0
1	0	0	0	1	2	
1	0	0	0	0	0	
3	0	0	0	0	1	2

AB	32
R	2
H	8
RBI	2
BB	0
SO	2
LOB	11

livebaseballscorecards.com



WP: 0	PA: 32
PB: 0	
SB: 0	
CS: 0	

Batter	1	2	3	4	5	6	7	8	9	AB R H RBI BB SO LOB	TOP	
Don Buford, S (1, 7) OBP: 0.416, SLG: 0.431	0-0 L6		0-0 F8			0-0 6-3		0-0 BB 1B		4 0 1 0 0 0 0	Baltimore Orioles @ Minnesota Twins Metropolitan Stadium, Bloomington, MI Fri Jul 24 1970, 8:05 PM EDT Att: 33,719 - Unknown	
Paul Blair, R (1, 8) OBP: 0.326, SLG: 0.390	0-0 FC5-4 1B		0-0 5-3			0-0 6-3		4-0 BB 1-2 BB		3 0 1 0 1 0 0		
Frank Robinson, R (1, 3) OBP: 0.410, SLG: 0.564	0-0 FC5-4 FC4 1-2f			0-0 5-3		0-0 FC6-4 1B		0-0 F7		4 0 1 0 0 0 3		
Merv Rettenmund, R (1, 9) OBP: 0.347, SLG: 0.525	0-0 FC4 1-2f			0-0 4-3		0-0 FC6-4 1-2f		0-0 FC6-4 1-2f		4 0 0 0 0 0 4		
Brooks Robinson, R (1, 5) OBP: 0.340, SLG: 0.451		0-0 L7		0-0 F8			0-0 F9		0-0 1B	4 0 1 0 0 0 0		
Davey Johnson, R (1, 4) OBP: 0.387, SLG: 0.411		0-3 K			0-0 1B		0-0 F9		0-0 F9	4 0 1 0 0 1 1		
Andy Etchebarren, R (1, 2) OBP: 0.304, SLG: 0.300		0-0 1B			0-0 F9		0-0 1B		0-3 K	4 0 2 0 0 1 2		
Mark Belanger, R (1, 6) OBP: 0.286, SLG: 0.228 Bobby Grich, R (9, PH) OBP: 0.294, SLG: 0.355		0-0 F9			0-3 K		0-0 F8		0-0 F9	3 0 0 0 0 1 3 1 0 0 0 0 0 1		
Mike Cuellar, L (1, 1) OBP: 0.114, SLG: 0.188 Fred Beene, S (5, 1) Chico Salmon, R (8, PH) OBP: 0.353, SLG: 0.430 Moe Drabowsky, R (8, 1) OBP: 0.125, SLG: 0.125		0-3 K		0-3 K				0-0 F5		2 0 0 0 0 2 1 0 0 0 0 0 0 0 1 0 0 0 0 0 0 0 0 0 0 0 0 0		
Inning Stats	R: 0 H: 1 E: 0 LOB: 1 K: 0 BB: 0 S: 4 P: 4	R: 0 H: 1 E: 0 LOB: 1 K: 1 BB: 0 S: 6 P: 6	R: 0 H: 0 E: 0 LOB: 0 K: 1 BB: 0 S: 5 P: 5	R: 0 H: 0 E: 0 LOB: 0 K: 0 BB: 0 S: 3 P: 3	R: 0 H: 1 E: 0 LOB: 1 K: 2 BB: 0 S: 8 P: 8	R: 0 H: 1 E: 0 LOB: 1 K: 0 BB: 0 S: 4 P: 4	R: 0 H: 1 E: 0 LOB: 1 K: 0 BB: 0 S: 4 P: 4	R: 0 H: 1 E: 0 LOB: 2 K: 0 BB: 1 S: 4 P: 8	R: 0 H: 1 E: 0 LOB: 1 K: 1 BB: 0 S: 6 P: 6	1B: 7 SF: 0 2B: 0 SAC: 0 3B: 0 DP: 0 HR: 0 HBP: 0		WP: 0 PA: 35 PB: 0 SB: 0 CS: 0
PITCHER Jim Kaat, L (1, 1) ERA: 3.58	IP WLS BF H R ER SO BB IBB HBP BLK WP HR S P ERA WHIP	9.0 W 35 7 0 0 5 1 0 0 0 0 0 0 44 48 0.00 0.889										

livebaseballscores.com

AB	34
R	0
H	7
RBI	0
BB	1
SO	5
LOB	15



Batter	1	2	3	4	5	6	7	8	9
Cesar Tovar, R OBP: 0.374, SLG: 0.487 (1, 8)	0-0 1B 2B		0-0 F8		0-0 HR 1B	0-0 L9-6		0-0 F8	
Rich Reese, L OBP: 0.332, SLG: 0.368 (1, 3)	0-0 G6-4-3 1B		0-0 1B		0-0 5-3		0-3 K	0-0 L7	
Harmon Killebrew, R OBP: 0.430, SLG: 0.650 (1, 5) Danny Thompson, R OBP: 0.225, SLG: 0.213 (8, 5)	0-0 G6-4-3 1-2f		0-0 F4		4-0 HR IBB		0-0 HR	0-0 F9	
Tony Oliva, L OBP: 0.354, SLG: 0.496 (1, 9)	0-3 K		0-0 4-3		0-0 HR		0-0 E6 1B 1B		
Rick Renick, R OBP: 0.345, SLG: 0.525 (1, 7) Jim Holt, L OBP: 0.292, SLG: 0.324 (7, PR) (8, 7)		0-0 HR		0-3 K	0-0 E6		0-0 1B 1-2 1B		
George Mitterwald, R OBP: 0.285, SLG: 0.361 (1, 2)		0-0 F4		0-3 K	0-3 K		0-0 2B 1-3 2-H 1B		
Leo Cardenas, R OBP: 0.337, SLG: 0.440 (1, 6)		0-0 3B		0-3 K		0-0 5-3	0-0 1-3 2B		
Frank Quilici, R OBP: 0.304, SLG: 0.275 (1, 4)		0-0 L5			0-0 SH2-4 1B	0-0 L9-6 E 1B	4-0 FC4-6 IBB		
Jim Kaat, L OBP: 0.207, SLG: 0.167 (1, 1)		0-0 F7			0-0 SH2-4 1-2	0-0 FC4 1-2	0-0 FC4-6 1-2f		

Inning Stats	R: 1	H: 2	E: 0	K: 1	S: 6	LOB: 0	BB: 0	P: 6
	R: 1	H: 2	E: 0	K: 0	S: 5	LOB: 1	BB: 0	P: 5
	R: 0	H: 1	E: 0	K: 0	S: 4	LOB: 1	BB: 0	P: 4
	R: 0	H: 0	E: 0	K: 3	S: 9	LOB: 0	BB: 0	P: 9
	R: 4	H: 3	E: 1	K: 1	S: 9	LOB: 1	BB: 1	P: 13
	R: 0	H: 1	E: 1	K: 0	S: 4	LOB: 1	BB: 0	P: 4
	R: 2	H: 4	E: 1	K: 1	S: 9	LOB: 3	BB: 1	P: 13
	R: 0	H: 0	E: 0	K: 0	S: 3	LOB: 0	BB: 0	P: 3

PITCHER	IP	WLS	BF	H	R	ER	SO	BB	IBB	HBP	BLK	WP	HR	S	P	ERA	WHIP
Mike Cuellar, L ERA: 3.97 (1, 1)	4.2	L	22	8	6	6	4	0	0	0	0	0	2	29	33	11.57	1.714
Fred Beene, R ERA: 12.0 (5, 1)	2.1		14	5	2	1	2	0	1	0	0	0	1	17	21	3.86	2.143
Moe Drabowsky, R ERA: 3.42 (8, 1)	1.0		3	0	0	0	0	0	0	0	0	0	0	3	3	0.00	0.000

BOTTOM


Baltimore Orioles @ Minnesota Twins
Metropolitan Stadium, Bloomington, MI

Fri Jul 24 1970, 8:05 PM EDT
Att. 33,719 - Unknown

AB	R	H	RBI	BB	SO	LOB
5	2	2	1	0	0	2
5	0	2	1	0	1	1
3	2	1	1	1	0	2
1	0	0	0	0	0	0
4	2	1	3	0	1	1
4	1	2	1	0	1	0
0	0	0	0	0	0	0
4	0	1	1	0	2	1
4	0	2	0	0	1	0
3	1	2	0	1	0	1
3	0	0	0	0	0	5

1B: 7	SF: 0	WP: 0	PA: 39
2B: 3	SAC: 1	PB: 0	
3B: 1	DP: 2	SB: 0	
HR: 3	HBP: 0	CS: 0	

livebaseballscorecards.com



Batter	1	2	3	4	5	6	7	8	9	AB R H RBI BB SO LOB	TOP																									
Don Buford, S (1, 7) OBP: 0.418, SLG: 0.439	1-0 WP E HBP		0-0 4-3		4-0 FC6-4 BB	0-0 F4		0-0 1-H HR		3 2 1 2 1 0 3																										
Paul Blair, R (1, 8) OBP: 0.321, SLG: 0.383	0-0 E1 2B		0-0 4-3		0-0 FC6-4 G6-3	0-3 K		0-3 K		5 1 0 0 0 2 4																										
Boog Powell, L (1, 3) OBP: 0.421, SLG: 0.598	0-0 2B		0-0 G3		0-0 G6-3		4-0 1B BB	0-0 1B		4 0 2 1 1 0 1																										
Frank Robinson, R (1, 9) OBP: 0.407, SLG: 0.558	0-3 K			0-0 6-3		0-0 1B E 1B	0-3 K	0-0 F3		5 1 1 0 0 2 3																										
Brooks Robinson, R (1, 5) OBP: 0.343, SLG: 0.453	0-0 F8			0-0 2B 1B		0-0 E4 1B 1B	0-0 1B	0-0 G4-6-3 1B		5 1 3 0 0 0 2																										
Elrod Hendricks, L (1, 2) OBP: 0.299, SLG: 0.383	0-0 F8			0-0 F8		0-0 1B 1B 1B	0-0 F5	0-0 G4-6-3		5 0 1 0 0 0 5																										
Davey Johnson, R (1, 4) OBP: 0.390, SLG: 0.417		0-0 F3		0-0 2B		0-0 1B 1B	0-3 K	0-0 1B		5 0 3 1 0 1 2																										
Mark Belanger, R (1, 6) OBP: 0.285, SLG: 0.225		0-0 6-3		4-0 IBB		0-0 F2		0-3 K	0-0 F4	4 0 0 0 1 1 4																										
Jim Hardin, R (1, 1) OBP: 0.030, SLG: 0.030		0-3 K		0-0 F7		0-0 1B		0-0 HR 1B		2 0 0 0 0 1 3																										
Tom Phoebus, R (4, 1) OBP: 0.179, SLG: 0.179										0 0 0 0 0 0 0																										
Terry Crowley, L (6, PH) OBP: 0.398, SLG: 0.397										1 0 1 1 0 0 0																										
Marcelino Lopez, R (6, 1) OBP: 0.250, SLG: 0.143										0 0 0 0 0 0 0																										
Dick Hall, R (6, 1) OBP: 0.125, SLG: 0.125										1 1 1 0 0 0 0																										
Inning Stats	R: 2 E: 1 K: 1 S: 7	H: 1 LOB: 1 BB: 0 P: 8	R: 0 E: 0 K: 1 S: 5	H: 0 LOB: 0 BB: 0 P: 5	R: 0 E: 0 K: 0 S: 3	H: 2 LOB: 3 BB: 1 P: 9	R: 0 E: 0 K: 0 S: 2	H: 0 LOB: 0 BB: 1 P: 6	R: 2 E: 1 K: 1 S: 10	H: 4 LOB: 3 BB: 0 P: 10	R: 0 E: 0 K: 2 S: 8	H: 1 LOB: 2 BB: 1 P: 12	R: 2 E: 0 K: 2 S: 10	H: 3 LOB: 1 BB: 0 P: 10	R: 0 E: 0 K: 0 S: 4	H: 2 LOB: 1 BB: 0 P: 4	1B: 10 2B: 2 3B: 0 HR: 1	SF: 0 SAC: 0 DP: 2 HBP: 1	WP: 1 PB: 0 SB: 0 CS: 0	PA: 44																
PITCHER	IP WLS BF H R ER SO BB IBB HBP BLK WP HR S P ERA WHIP																																			
Bill Zepp, R (1, 1) ERA: 3.18	5.0		25	6	4	2	2	1	1	1	0	1	0	26	35	3.60	1.400																			
Dick Woodson, R (6, 1) ERA: 2.25	0.1		2	1	0	0	0	0	0	0	0	0	0	2	2	0.00	3.000																			
Tom Hall, L (6, 1) ERA: 2.48	2.2	L	13	4	2	2	5	1	0	0	0	0	1	22	26	6.75	1.875																			
Ron Perranoski, L (9, 1) ERA: 1.41	1.0		4	2	0	0	0	0	0	0	0	0	0	4	4	0.00	2.000																			

Baltimore Orioles @ Minnesota Twins
 Metropolitan Stadium, Bloomington, MI
 Sat Jul 25 1970, 4:33 AM EDT
 Att. 34,588 - Unknown

livebaseballscorecards.com

AB 40
 R 6
 H 13
 RBI 5
 BB 3
 SO 7
 LOB 27



BOTTOM

Baltimore Orioles @ Minnesota Twins
Metropolitan Stadium, Bloomington, MI
Sat Jul 25 1970, 4:33 AM EDT
Att. 34,588 - Unknown

livebaseballscores.com

AB 34
R 5
H 11
RBI 5
BB 2
SO 6
LOB 15



WP: 0 PA: 37
PB: 0
SB: 0
CS: 1

AB R H RBI BB SO LOB

5 0 0 0 0 0 5

4 1 1 0 0 0 1

4 2 3 1 0 0 0

4 1 2 1 0 1 1

3 0 0 0 1 0 3

0 0 0 0 0 0 0

3 1 0 0 1 1 2

4 0 1 2 0 2 1

3 0 2 1 0 1 0
1 0 0 0 0 0 0

2 0 1 0 0 1 2
0 0 0 0 0 0 0
0 0 0 0 0 0 0
1 0 1 0 0 0 0

Batter	1	2	3	4	5	6	7	8	9
Cesar Tovar, R OBP: 0.370, SLG: 0.480 (1, 8)	F4		FC6-4	FC6-4			F9		G6-4-3
Rich Reese, L OBP: 0.331, SLG: 0.366 (1, 3)	3-1			1B 2B 1B	6-3		F1		
Tony Oliva, L OBP: 0.358, SLG: 0.507 (1, 9)	F8			2B 1B 1B				HR	
Harmon Killebrew, R OBP: 0.439, SLG: 0.651 (1, 5)		F9		1B 2B	K			1B	
Rick Renick, R OBP: 0.342, SLG: 0.510 (1, 7)		F3		6-3		G5-4-3 BB		B3	
Ron Perranoski, L OBP: 0.063, SLG: 0.063 (9, 1)									
George Mitterwald, R OBP: 0.284, SLG: 0.355 (1, 2)				1B 1B IBB		G5-4-3		F8	
Leo Cardenas, R OBP: 0.336, SLG: 0.438 (1, 6)			K	1B 1B		K		F8	
Frank Quilici, R OBP: 0.316, SLG: 0.289 (1, 4)			K	1-2 2-H 3-H 1B					F7
Brant Aleya, R OBP: 0.365, SLG: 0.471 (9, PH)			K	FC6-4 1B			SH1-4 1B		
Bill Zepp, R OBP: 0.105, SLG: 0.105 (1, 1)									
Dick Woodson, R OBP: 0.167, SLG: 0.167 (6, 1)				K			SH1-4		
Tom Hall, L OBP: 0.296, SLG: 0.328 (9, 7)				FC6-4 1B					G6-4-3 1B

Inning Stats	R: 0	H: 0	E: 0	K: 0	S: 3	LOB: 0	BB: 0	P: 3	R: 0	H: 0	E: 0	K: 1	S: 5	LOB: 0	BB: 0	P: 5	R: 0	H: 1	E: 0	K: 2	S: 8	LOB: 1	BB: 0	P: 8	R: 4	H: 5	E: 0	K: 1	S: 10	LOB: 2	BB: 1	P: 14	R: 0	H: 0	E: 0	K: 1	S: 4	LOB: 0	BB: 1	P: 8	R: 0	H: 1	E: 0	K: 0	S: 4	LOB: 1	BB: 0	P: 4	R: 1	H: 2	E: 0	K: 0	S: 5	LOB: 1	BB: 0	P: 5	R: 0	H: 1	E: 0	K: 0	S: 3	LOB: 0	BB: 0	P: 3	1B: 9	SF: 0	2B: 1	SAC: 1	3B: 0	DP: 2	HR: 1	HBP: 0	WP: 0	PA: 37
--------------	------	------	------	------	------	--------	-------	------	------	------	------	------	------	--------	-------	------	------	------	------	------	------	--------	-------	------	------	------	------	------	-------	--------	-------	-------	------	------	------	------	------	--------	-------	------	------	------	------	------	------	--------	-------	------	------	------	------	------	------	--------	-------	------	------	------	------	------	------	--------	-------	------	-------	-------	-------	--------	-------	-------	-------	--------	-------	--------

PITCHER	IP	WLS	BF	H	R	ER	SO	BB	IBB	HBP	BLK	WP	HR	S	P	ERA	WHIP
Jim Hardin, R ERA: 3.93 (1, 1)	3.1		17	6	4	4	3	0	1	0	0	0	0	22	26	10.80	1.800
Tom Phoebus, R ERA: 2.99 (4, 1)	1.2		5	1	0	0	2	0	0	0	0	0	0	9	9	0.00	0.600
Marcelino Lopez, L ERA: 1.95 (6, 1)	0.0		1	0	0	0	0	1	0	0	0	0	0	4			
Dick Hall, R ERA: 2.64 (6, 1)	4.0	W	14	4	1	1	1	0	0	0	0	0	1	16	16	2.25	1.000

<p>Don Buford, S (1, 7) OBP: 0.417, SLG: 0.437</p>			<p>F7 ②</p>		<p>F7 ③</p>		<p>F7</p>	<p>F7</p>	<p>SF7 ②</p>	4 2 1 2 1 0 2
<p>Merv Rettenmund, R (1, 8) OBP: 0.355, SLG: 0.527</p>			<p>F9 ③</p>		<p>F9</p>		<p>G3-6-1</p>	<p>HR BB</p>	<p>6-3 ③</p>	5 1 3 1 1 0 1
<p>Boog Powell, L (1, 3) OBP: 0.421, SLG: 0.604</p>				<p>F5 ①</p>	<p>L4-3</p>		<p>G3-6-1 ① ②</p>	<p>HR</p>		5 1 2 6 0 0 2
<p>Frank Robinson, R (1, 9) Paul Blair, R (9, 8) OBP: 0.321, SLG: 0.383</p>				<p>1B</p>	<p>L4-3 ② ③</p>		<p>F8</p>	<p>HR</p>		4 0 1 0 1 0 3 0 0 0 0 0 0 0
<p>Elrod Hendricks, L (1, 2) OBP: 0.301, SLG: 0.383</p>		<p>F9</p>		<p>F9 ②</p>			<p>1B</p>	<p>K</p>		5 1 2 0 0 1 2
<p>Brooks Robinson, R (1, 5) Chico Salmon, R (9, 5) OBP: 0.353, SLG: 0.430</p>		<p>F9 ①</p>		<p>F9</p>	<p>1B</p>		<p>F9</p>	<p>BB 1B</p>	<p>BB</p>	4 2 2 0 0 0 2 0 0 0 0 0 0 0
<p>Davey Johnson, R (1, 4) OBP: 0.393, SLG: 0.418</p>		<p>F9 ②</p>		<p>F9 ③</p>			<p>FC2-5 1B</p>	<p>BB BB</p>	<p>1B SF7 BB</p>	4 2 2 0 1 0 3
<p>Mark Belanger, R (1, 6) OBP: 0.287, SLG: 0.228</p>		<p>F4 ③</p>		<p>F2</p>	<p>FC2-5 1B</p>		<p>F7</p>	<p>BB BB</p>	<p>1B</p>	5 0 2 2 0 0 3
<p>Dave McNally, R (1, 1) OBP: 0.279, SLG: 0.259</p>			<p>K ①</p>	<p>1B</p>	<p>FC2-5 ②</p>		<p>BB BB</p>	<p>K</p>	4 2 1 0 1 2 4	

Inning Stats	R: 0 H: 1 E: 0 LOB: 1 K: 0 BB: 0 S: 4 P: 4	R: 0 H: 1 E: 0 LOB: 1 K: 0 BB: 0 S: 4 P: 4	R: 0 H: 0 E: 0 LOB: 0 K: 1 BB: 0 S: 5 P: 5	R: 0 H: 2 E: 0 LOB: 2 K: 0 BB: 0 S: 5 P: 5	R: 2 H: 4 E: 0 LOB: 1 K: 0 BB: 0 S: 6 P: 6	R: 1 H: 3 E: 0 LOB: 2 K: 0 BB: 0 S: 6 P: 6	R: 0 H: 1 E: 0 LOB: 0 K: 0 BB: 0 S: 3 P: 3	R: 6 H: 3 E: 0 LOB: 1 K: 1 BB: 4 S: 8 P: 24	R: 2 H: 1 E: 0 LOB: 1 K: 1 BB: 1 S: 6 P: 11	1B: 15 SF: 1 2B: 1 SAC: 0 3B: 0 DP: 2 HR: 1 HBP: 1	WP: 0 PA: 47 PB: 0 SB: 1 CS: 0
---------------------	--	--	--	--	--	--	--	---	---	--	--------------------------------

PITCHER	IP	WLS	BF	H	R	ER	SO	BB	IBB	HBP	BLK	WP	HR	S	P	ERA	WHIP
Jim Perry, R (1, 1) ERA: 3.38	6.0	L	29	12	3	3	1	0	0	0	0	0	0	31	31	4.50	2.000
Tom Hall, L (7, 1) ERA: 2.96	1.2		8	2	4	4	1	2	0	0	0	0	0	8	16	21.60	2.400
Dick Woodson, R (8, 1) ERA: 3.38	0.0		3	1	2	2	0	2	0	0	0	0	1	1	9	∞	∞
Dave Boswell, R (8, 1) ERA: 5.97	0.1		1	0	0	0	0	0	0	0	0	0	0	1	1	0.00	0.000
Steve Barber, R (9, 1) ERA: 4.63	1.0		6	1	2	2	1	1	0	1	0	0	0	6	11	18.00	2.000

Baltimore Orioles @ Minnesota Twins
 Metropolitan Stadium, Bloomington, MI
 Sun Jul 26 1970, 4:33 AM EDT
 Att: 35,294 - Unknown

AB	40
R	11
H	16
RBI	11
BB	5
SO	3
LOB	22



Batter	1	2	3	4	5	6	7	8	9	AB	R	H	RBI	BB	SO	LOB
Cesar Tovar, R OBP: 0.369, SLG: 0.476 (1, 8) X	0-0 F9 ①		0-0 F7 ②		4-0 BB			0-0 E8		3	0	0	0	1	0	1
Rich Reese, L OBP: 0.330, SLG: 0.365 (1, 3) X	0-0 1B		0-3 K ③		0-0 4-3			0-0 F8 ②		4	0	1	0	0	1	3
Harmon Killebrew, R OBP: 0.437, SLG: 0.645 Steve Barber, R (9, 1) X	0-0 F3 ②			4-0 1B BB			0-0 F7 ①	0-3 K ③		3	0	0	0	1	1	2
Tony Oliva, L OBP: 0.357, SLG: 0.504 (1, 9) X	0-0 F9 ③			0-0 1-2 1B			0-0 6-3		0-0 4-3 ①	4	0	1	0	0	0	1
Rick Renick, R OBP: 0.339, SLG: 0.500 (1, 7) X		0-0 5-3 ①		0-3 K ①			0-0 F8 ③		0-0 1B 1B	4	0	1	0	0	1	2
George Mitterwald, R OBP: 0.284, SLG: 0.353 (1, 2) X		0-0 F3 ②		0-0 G6-4-3 ② ③			0-0 5-3 ①		0-0 1-3 1B	4	0	1	0	0	0	2
Leo Cardenas, R OBP: 0.332, SLG: 0.433 (1, 6) X		0-0 F8 ③					0-0 F8 ②		0-3 K ②	4	0	0	0	0	1	2
Frank Quilici, R OBP: 0.303, SLG: 0.276 (1, 4) X			0-0 4-3 ①				0-0 6-3 ②		0-0 F8 ③	4	0	0	0	0	0	2
Jim Perry, S OBP: 0.333, SLG: 0.414 Tom Hall, L OBP: 0.167, SLG: 0.167 Dick Woodson, R OBP: 0.167, SLG: 0.208 Dave Boswell, R OBP: 0.167, SLG: 0.208 Bob Allison, R OBP: 0.333, SLG: 0.188 Danny Thompson, R OBP: 0.225, SLG: 0.213 (1, 1) (7, 1) (8, 1) (8, 1) (8, PH) (9, 5)			4-0 BB		0-0 HR			0-3 K ①		1	1	1	1	1	0	0
Inning Stats	R: 0 E: 0 K: 0 S: 4	H: 1 LOB: 1 BB: 0 P: 4	R: 0 E: 0 K: 0 S: 3	H: 0 LOB: 0 BB: 0 P: 3	R: 0 E: 0 K: 1 S: 5	H: 0 LOB: 1 BB: 1 P: 9	R: 0 E: 0 K: 1 S: 5	H: 1 LOB: 1 BB: 1 P: 8	R: 0 E: 0 K: 0 S: 3	H: 0 LOB: 0 BB: 0 P: 3	R: 0 E: 1 K: 2 S: 8	H: 0 LOB: 1 BB: 0 P: 8	R: 0 E: 0 K: 1 S: 7	H: 2 LOB: 2 BB: 0 P: 7	1B: 4 2B: 0 3B: 0 HR: 1	SF: 0 SAC: 0 DP: 1 HBP: 0

BOTTOM

Baltimore Orioles @ Minnesota Twins
Metropolitan Stadium, Bloomington, MI

livebaseballscores.com

AB	32
R	1
H	5
RBI	1
BB	3
SO	5
LOB	15



WP: 0	PA: 35
PB: 0	
SB: 0	
CS: 0	

Sun Jul 26 1970, 4:33 AM EDT
Att. 35,294 - Unknown

PITCHER Dave McNally, L ERA: 4.17 (1, 1)	IP: 9.0	WLS: 0	BF: 35	H: 5	R: 1	ER: 1	SO: 5	BB: 3	IBB: 0	HBP: 0	BLK: 0	WP: 0	HR: 1	S: 42	P: 54	ERA: 1.00	WHIP: 0.889
---	---------	--------	--------	------	------	-------	-------	-------	--------	--------	--------	-------	-------	-------	-------	-----------	-------------

PITCHER	IP: 0	WLS: 0	BF: 0	H: 0	R: 0	ER: 0	SO: 0	BB: 0	IBB: 0	HBP: 0	BLK: 0	WP: 0	HR: 0	S: 0	P: 0	ERA: 0.00	WHIP: 0.000
----------------	-------	--------	-------	------	------	-------	-------	-------	--------	--------	--------	-------	-------	------	------	-----------	-------------

Batter	1	2	3	4	5	6	7	8	9	AB R H RBI BB SO LOB	TOP											
Don Buford, S (1, 7) OBP: 0.415, SLG: 0.444	0-0 F5		0-0 L4			0-0 HR	0-0 FC4-6			4 1 1 1 0 0 1												
Merv Rettenmund, R (1, 8) OBP: 0.353, SLG: 0.527	0-0 2B			0-0 F9		0-0 5-3		0-0 5-3		4 0 1 0 0 0 0												
Boog Powell, L (1, 3) OBP: 0.419, SLG: 0.600	0-3 K			0-0 1B		0-0 G3		0-3 K		4 0 1 0 0 2 1												
Frank Robinson, R (1, 9) OBP: 0.405, SLG: 0.550	0-3 K			0-0 F9		0-0 1B		0-0 F8		4 0 1 0 0 1 2												
Elrod Hendricks, L (1, 2) OBP: 0.297, SLG: 0.378 Andy Etchebarren, R (9, PH) OBP: 0.309, SLG: 0.306		0-0 4-3		0-0 F8		0-0 F9		0-0 FC1-6 1B		3 0 0 0 0 0 2 1 0 1 0 0 0 0												
Brooks Robinson, R (1, 5) OBP: 0.345, SLG: 0.451		0-0 F5			0-0 F8		0-0 BLK 2B 1B		0-0 F8	4 1 1 0 0 0 1												
Davey Johnson, R (1, 4) OBP: 0.394, SLG: 0.422		0-0 5-3			0-0 3-1 1B		0-0 4-3 FC5-2 2B		0-0 FC1-6	4 0 2 1 0 0 1												
Mark Belanger, R (1, 6) OBP: 0.285, SLG: 0.227 Chico Salmon, R (7, PH) OBP: 0.345, SLG: 0.420			0-0 F8		0-0 3-1		0-0 4-3		0-3 K	2 0 0 0 0 0 1 2 0 0 0 0 1 2												
Jim Palmer, R (1, 1) OBP: 0.194, SLG: 0.214 Tom Phoebus, R (6, 1) OBP: 0.179, SLG: 0.179 Marcelino Lopez, R (6, 1) OBP: 0.250, SLG: 0.143 Curt Motton, R (7, PH) OBP: 0.375, SLG: 0.313 Moe Drabowsky, R (7, 1) OBP: 0.125, SLG: 0.125		0-3 K		0-3 K		0-3 K		0-0 FC5-2 FC4-6		2 0 0 0 0 2 1 0 0 0 0 0 0 0 0 0 0 0 0 0 0 1 0 0 0 0 0 1 0 0 0 0 0 0 0												
Inning Stats	R: 0 E: 0 K: 2 S: 8	H: 1 LOB: 1 BB: 0 P: 8	R: 0 E: 0 K: 0 S: 3	H: 0 LOB: 0 BB: 0 P: 3	R: 0 E: 0 K: 1 S: 5	H: 0 LOB: 0 BB: 0 P: 5	R: 0 E: 0 K: 0 S: 4	H: 1 LOB: 1 BB: 0 P: 4	R: 0 E: 0 K: 1 S: 6	H: 1 LOB: 1 BB: 0 P: 6	R: 1 E: 0 K: 0 S: 5	H: 2 LOB: 1 BB: 0 P: 5	R: 1 E: 0 K: 0 S: 5	H: 2 LOB: 1 BB: 0 P: 5	R: 0 E: 0 K: 1 S: 5	H: 0 LOB: 0 BB: 0 P: 5	R: 0 E: 0 K: 1 S: 6	H: 1 LOB: 1 BB: 0 P: 6	1B: 5 2B: 2 3B: 0 HR: 1	SF: 0 SAC: 0 DP: 0 HBP: 0	WP: 0 PB: 0 SB: 0 CS: 0	PA: 35
PITCHER	IP WLS BF H R ER SO BB IBB HBP BLK WP HR S P ERA WHIP																					
Bert Blyleven, R (1, 1) ERA: 2.49	6.0 W 25 7 2 2 4 0 0 0 0 0 0 1 33 33 3.00 1.167																					
Ron Perranoski, L (7, 1) ERA: 1.35	3.0 S 10 1 0 0 2 0 0 0 0 0 0 0 14 14 0.00 0.333																					

Baltimore Orioles @ Minnesota Twins
 Metropolitan Stadium, Bloomington, MI
 Mon Jul 27 1970, 4:33 AM EDT
 Att: 29,259 - Unknown

livebaseballscorecards.com

AB	35
R	2
H	8
RBI	2
BB	0
SO	6
LOB	13



Batter	1	2	3	4	5	6	7	8	9	AB	R	H	RBI	BB	SO	LOB	BOTTOM		
Cesar Tovar, R OBP: 0.364, SLG: 0.470 (1, 8)	0-0 5-3 3B		0-0 FC5-6 3B	0-0 F8		0-0 FC6-2 1B		0-0 5-3		5	1	0	0	0	0	5	<div style="text-align: center;"> Baltimore Orioles @ Minnesota Twins Metropolitan Stadium, Bloomington, MI Mon Jul 27 1970, 4:33 AM EDT Att. 29,259 - Unknown </div>		
Rich Reese, L OBP: 0.332, SLG: 0.373 (1, 3)	0-0 F9		0-0 2B 3B		0-0 4-3	0-0 1B				4	1	2	2	0	0	0			
Tony Oliva, L OBP: 0.356, SLG: 0.504 (1, 9)	0-0 F8		0-0 2B		0-0 3-1	0-0 F7				4	0	1	1	0	0	3			
Harmon Killebrew, R OBP: 0.435, SLG: 0.639 Danny Thompson, R OBP: 0.225, SLG: 0.213 (1, 5) (8, 5)		0-0 L5	0-0 5-3		4-0 BB		0-0 F8			3	0	0	0	1	0	1			
Jim Holt, L OBP: 0.305, SLG: 0.350 (1, 7)		0-0 HR	4-0 IBB		0-0 F8		0-0 1B			3	1	2	1	1	0	1			
George Mitterwald, R OBP: 0.288, SLG: 0.370 (1, 2)		0-0 CS 1B	0-0 F8			0-0 HR	0-3 K			4	1	2	1	0	1	3			
Leo Cardenas, R OBP: 0.332, SLG: 0.429 (1, 6)		0-3 K		0-0 4-3		4-0 SH1-4 FC6-2 1B BB	0-3 K			3	0	0	0	1	2	2			
Frank Quilici, R OBP: 0.320, SLG: 0.297 (1, 4)			0-0 FC5-6 SH 3B 1B	0-0 SH1 1B		0-0 1B SH1-4 1B	0-3 K			4	1	3	0	0	1	0			
Bert Blyleven, R OBP: 0.182, SLG: 0.182 Ron Perranoski, L OBP: 0.059, SLG: 0.059 (1, 1) (7, 1)			0-0 SH FC5-6	0-0 SH1		0-0 SH1-4	0-3 K			0	0	0	0	0	0	0			
			1-2	1-2		1-2 2-3				1	0	0	0	0	1	0			
Inning Stats	R: 0 E: 0 K: 0 S: 3	H: 0 LOB: 0 BB: 0 P: 3	R: 1 E: 0 K: 1 S: 6	H: 2 LOB: 1 BB: 0 P: 6	R: 3 E: 1 K: 0 S: 7	H: 3 LOB: 2 BB: 1 P: 11	R: 0 E: 0 K: 0 S: 4	H: 1 LOB: 1 BB: 0 P: 4	R: 0 E: 0 K: 0 S: 3	H: 0 LOB: 1 BB: 1 P: 7	R: 1 E: 0 K: 0 S: 6	H: 3 LOB: 3 BB: 1 P: 10	R: 0 E: 0 K: 2 S: 8	H: 1 LOB: 1 BB: 0 P: 8	R: 0 E: 0 K: 2 S: 7	H: 0 LOB: 0 BB: 0 P: 7		1B: 6 SF: 0 2B: 2 SAC: 3 3B: 1 DP: 1 HR: 2 HBP: 0	WP: 0 PA: 37 PB: 0 SB: 0 CS: 1
PITCHER	IP WLS BF H R ER SO BB IBB HBP BLK WP HR S P ERA WHIP																		
Jim Palmer, R ERA: 2.92 (1, 1)	5.0 L 25 7 5 4 1 2 2 1 0 0 0 0 24 36 7.20 1.800																		
Tom Phoebus, R ERA: 2.96 (6, 1)	0.2 4 2 0 0 0 0 0 0 0 0 0 4 4 0.00 3.000																		
Marcelino Lopez, L ERA: 1.93 (6, 1)	0.1 1 0 0 0 0 0 0 0 0 0 0 1 1 0.00 0.000																		
Moe Drabowsky, R ERA: 3.3 (7, 1)	2.0 7 1 0 0 4 0 0 0 0 0 0 0 15 15 0.00 0.500																		

Baltimore Orioles @ Minnesota Twins
 Metropolitan Stadium, Bloomington, MI
 Mon Jul 27 1970, 4:33 AM EDT
 Att. 29,259 - Unknown

livebaseballscores.com

AB 31
 R 5
 H 10
 RBI 5
 BB 3
 SO 5
 LOB 15



Batter	1	2	3	4	5	6	7	8	9	AB R H RBI BB SO LOB	TOP											
Frank Quilici, R (1, 4) <small>OBP: 0.315, SLG: 0.284</small>	0-0 F8		4-0 FC5-2 BB		0-0 F6		0-0 F6	0-0 FC5-2		4 0 0 0 1 0 3												
Rick Renick, R (1, 5) Jim Holt, L (7, 9) <small>OBP: 0.344, SLG: 0.505</small> <small>OBP: 0.304, SLG: 0.348</small>	0-0 F7		0-0 FC5-2		4-0 FC6-4 BB	1-H HR 2B	0-0 L7	1-3 2-H 3-H		3 1 1 1 1 0 3 1 0 0 0 0 0 2												
Harmon Killebrew, R (1, 3) <small>OBP: 0.432, SLG: 0.641</small>	0-0 5-3		0-0 F4		0-0 FC6-4	2-H HR			0-0 L7	5 1 1 2 0 0 4												
Tony Oliva, L (1, 8) <small>OBP: 0.357, SLG: 0.503</small>		0-0 1B	0-0 F4			0-0 4-3	0-0 1B		0-0 3-1	5 0 2 0 0 0 3												
Brant Aleya, R (1, 7) Tom Hall, L (7, 1) <small>OBP: 0.369, SLG: 0.493</small> <small>OBP: 0.211, SLG: 0.211</small>		0-0 F7		0-0 HR		0-0 1B	0-0 F8		0-0 1B	4 1 2 1 0 0 2 1 0 1 0 0 0 0												
George Mittenwald, R (1, 2) <small>OBP: 0.282, SLG: 0.362</small>		0-3 K		0-0 6-3		0-0 F7		0-0 F9	0-0 4-3	5 0 0 0 0 1 3												
Bob Allison, R (1, 9) Rich Reese, L (7, 3) <small>OBP: 0.317, SLG: 0.176</small> <small>OBP: 0.334, SLG: 0.375</small>		0-3 K		0-3 K		0-0 F3		0-0 2B FC5-2 1B		3 0 0 0 0 2 2 1 0 1 0 0 0 0												
Danny Thompson, R (1, 6) <small>OBP: 0.250, SLG: 0.253</small>			0-0 BB SH FC5-2 1B	0-0 F2		0-0 1B	0-0 FC6-4 1B	1-3 E 2B		4 1 3 0 0 0 0												
Jim Kaat, L (1, 1) Cesar Tovar, R (7, PH) <small>OBP: 0.203, SLG: 0.164</small> <small>OBP: 0.385, SLG: 0.469</small>			0-0 SH FC5-2 BB		0-3 K		0-0 FC6-4 2B	4-0 E IBB		1 0 0 0 0 1 0 1 1 0 0 1 0 1												
Inning Stats	R: 0 E: 0 K: 0 S: 3	H: 0 LOB: 0 BB: 0 P: 3	R: 0 E: 0 K: 2 S: 8	H: 1 LOB: 1 BB: 0 P: 8	R: 0 E: 1 K: 0 S: 5	H: 1 LOB: 3 BB: 1 P: 9	R: 1 E: 0 K: 1 S: 6	H: 1 LOB: 0 BB: 0 P: 6	R: 0 E: 0 K: 1 S: 5	H: 0 LOB: 1 BB: 1 P: 9	R: 0 E: 0 K: 0 S: 4	H: 1 LOB: 1 BB: 0 P: 4	R: 3 E: 0 K: 0 S: 7	H: 4 LOB: 1 BB: 0 P: 7	R: 1 E: 1 K: 0 S: 5	H: 2 LOB: 2 BB: 1 P: 9	R: 0 E: 0 K: 0 S: 4	H: 1 LOB: 1 BB: 0 P: 4	1B: 7 2B: 2 3B: 0 HR: 2	SF: 0 SAC: 1 DP: 0 HBP: 0	WP: 0 PB: 0 SB: 0 CS: 0	PA: 42
PITCHER	Sam McDowell, L (1, 1) <small>ERA: 2.62</small>	Dennis Higgins, R (8, 1) <small>ERA: 4.63</small>	PITCHER											ERA	WHIP							
IP	WLS	BF	H	R	ER	SO	BB	IBB	HBP	BLK	WP	HR	S	P	ERA	WHIP						
7.0	L	32	8	4	4	4	2	0	0	0	0	2	38	46	5.14	1.429						
2.0		10	3	1	0	0	0	1	0	0	0	0	9	13	0.00	1.500						

Minnesota Twins @ Cleveland Indians
 Cleveland Municipal Stadium, Cleveland, OH

Tue Jul 28 1970, 7:05 PM EDT
 Att. 16,202 - Unknown - 82 F

livebaseballscorecards.com

AB	38
R	5
H	11
RBI	4
BB	3
SO	4
LOB	23



Batter	1	2	3	4	5	6	7	8	9	AB	R	H	RBI	BB	SO	LOB
Vada Pinson, L OBP: 0.331, SLG: 0.448 (1, 9)	0-0 G3		0-0 1-3		0-0 4-3		0-0 F9			4	0	0	0	0	0	0
Graig Nettles, L OBP: 0.346, SLG: 0.402 (1, 5)	0-0 BB 1B		0-0 G3			0-3 K		0-0 F6		3	1	1	0	0	1	0
Larry Brown, R OBP: 0.350, SLG: 0.329 (8, PH)										1	0	0	0	0	0	0
Roy Foster, R OBP: 0.363, SLG: 0.461 (1, 7)	4-0 1B 1-2 BB		0-0 F5			0-0 1B SF9 1B		0-3 K		3	1	1	0	1	1	0
Ray Fosse, R OBP: 0.362, SLG: 0.497 (1, 2)	0-0 F8			0-0 E5 4-3		0-0 1B 1-2 1B		0-3 K		4	0	1	0	0	1	2
Tony Horton, R OBP: 0.323, SLG: 0.453 (1, 3)	0-0 1-2 2-H 1B			0-0 L8		0-0 1B 1-2 2-3 1B			0-0 F4	4	0	2	1	0	0	1
Buddy Bradford, R OBP: 0.285, SLG: 0.336 (1, 8)	0-0 F9			0-0 4-3		0-0 SF9			0-0 F4	3	0	0	1	0	0	3
Eddie Leon, R OBP: 0.296, SLG: 0.354 (1, 4)				0-0 6-3		0-0 4-3			0-0 F8	4	0	0	0	0	0	3
Jack Heidemann, R OBP: 0.255, SLG: 0.270 (1, 6)					0-0 6-3		0-3 K			3	0	0	0	0	1	0
Sam McDowell, L OBP: 0.164, SLG: 0.194 (1, 1)							0-0 F2		0-3 K	2	0	0	0	0	1	0
Rich Rollins, R OBP: 0.284, SLG: 0.333 (7, PH)										1	0	0	0	0	1	0
Dennis Higgins, R (8, 1)										0	0	0	0	0	0	0

Inning Stats	R: 1	H: 2	E: 0	K: 0	S: 5	H: 2	LOB: 2	BB: 1	P: 9	R: 0	H: 0	E: 0	K: 1	S: 5	H: 0	LOB: 0	BB: 0	P: 5	R: 0	H: 0	E: 1	K: 0	S: 3	H: 0	LOB: 1	BB: 0	P: 4	R: 0	H: 0	E: 0	K: 1	S: 3	H: 3	LOB: 2	BB: 0	P: 8	R: 0	H: 0	E: 0	K: 2	S: 7	H: 0	LOB: 0	BB: 0	P: 7	R: 0	H: 0	E: 0	K: 2	S: 7	H: 0	LOB: 0	BB: 0	P: 7	R: 0	H: 0	E: 0	K: 0	S: 3	H: 0	LOB: 0	BB: 0	P: 3	1B: 5	SF: 1	2B: 0	SAC: 0	3B: 0	DP: 0	HR: 0	HBP: 0	WP: 0	PA: 34
--------------	------	------	------	------	------	------	--------	-------	------	------	------	------	------	------	------	--------	-------	------	------	------	------	------	------	------	--------	-------	------	------	------	------	------	------	------	--------	-------	------	------	------	------	------	------	------	--------	-------	------	------	------	------	------	------	------	--------	-------	------	------	------	------	------	------	------	--------	-------	------	-------	-------	-------	--------	-------	-------	-------	--------	-------	--------


PITCHER	IP	WLS	BF	H	R	ER	SO	BB	IBB	HBP	BLK	WP	HR	S	P	ERA	WHIP
Jim Kaat, L ERA: 3.56 (1, 1)	6.0	W	25	5	2	2	2	1	0	0	0	0	0	28	32	3.00	1.000
Tom Hall, L ERA: 2.83 (7, 1)	3.0	S	9	0	0	0	4	0	0	0	0	0	0	17	17	0.00	0.000

BOTTOM

Minnesota Twins @ Cleveland Indians
Cleveland Municipal Stadium, Cleveland, OH

Tue Jul 28 1970, 7:05 PM EDT
Att: 16,202 - Unknown - 82 F

AB	32
R	2
H	5
RBI	2
BB	1
SO	6
LOB	9



PITCHER	IP	WLS	BF	H	R	ER	SO	BB	IBB	HBP	BLK	WP	HR	S	P	ERA	WHIP
---------	----	-----	----	---	---	----	----	----	-----	-----	-----	----	----	---	---	-----	------

Batter	1	2	3	4	5	6	7	8	9	AB R H RBI BB SO LOB	TOP									
Cesar Tovar, R OBP: 0.366, SLG: 0.467 (1, 8) (7, 4)	0-0 4-3		0-0 F9			0-0 5-3		4-0 1B 1B BB	0-0 SH1-3 1B	4 1 1 1 1 0 0										
Rich Reese, L OBP: 0.339, SLG: 0.380 (1, 3) (7, 8)	0-3 K			0-0 1B 1B		0-0 HR 1B		0-0 1B 1B E	0-0 SH1-3 1B	4 2 3 0 0 1 0										
Tony Oliva, L OBP: 0.360, SLG: 0.513 (1, 9) (7, 8)	0-0 L9			0-0 1B 1B		0-0 HR		0-0 4-3 E 1B 1-3 2-H	0-0 SF8	4 1 3 4 0 0 0										
Harmon Killebrew, R OBP: 0.431, SLG: 0.647 Rick Renick, R OBP: 0.339, SLG: 0.496 (1, 5) (6, 5)		0-0 HR		0-0 F8		0-0 5-3		0-3 K	0-0 5-3	3 1 1 1 0 0 2 2 0 0 0 0 1 2										
Jim Holt, L OBP: 0.303, SLG: 0.346 (1, 7) (7, 8)		0-0 G1-6-3 1B		0-0 F7		0-0 4-3		0-0 4-3		4 0 1 0 0 0 3										
George Mittenwald, R OBP: 0.277, SLG: 0.355 (1, 2) (7, 8)		0-0 F7		0-0 6-3			0-0 6-3	0-0 L7		4 0 0 0 0 0 4										
Danny Thompson, R OBP: 0.261, SLG: 0.277 (1, 6) (7, 8)		0-0 G1-6-3 1-2f			0-0 L6		0-0 2B		0-0 1B 1B	4 1 2 0 0 0 1										
Frank Quilici, R OBP: 0.306, SLG: 0.276 Stan Williams, R (1, 4) (7, 1)			0-0 5-3		0-0 5-3		0-0 5-3		0-0 1B 1B	3 0 0 0 0 0 1 0 0 0 0 0 0 0										
Brant Alyea, R OBP: 0.373, SLG: 0.496 (9, PH) (7, 8)					0-3 K		0-0 F7		0-0 1B 1B SF8	1 1 1 0 0 0 0 2 1 1 1 0 0 1										
Dave Boswell, R OBP: 0.160, SLG: 0.200 Pete Hamm, R (3, 1) Paul Rattini, L OBP: 0.342, SLG: 0.371 (5, PH) Dick Woodson, R (5, 1) Charlie Manuel, L OBP: 0.240, SLG: 0.182 (7, PH) (7, 7)			0-0 5-3							1 0 0 0 0 0 0 0 0 0 0 0 0 0 1 0 0 0 0 1 0 0 0 0 0 0 0 0 2 1 1 1 0 0 1										
Inning Stats	R: 0 E: 0 K: 1 S: 5	H: 0 LOB: 0 BB: 0 P: 5	R: 1 E: 0 K: 0 S: 4	H: 2 LOB: 0 BB: 0 P: 4	R: 0 E: 0 K: 0 S: 3	H: 0 LOB: 0 BB: 0 P: 3	R: 0 E: 0 K: 1 S: 5	H: 0 LOB: 0 BB: 0 P: 5	R: 2 E: 0 K: 0 S: 5	H: 2 LOB: 0 BB: 0 P: 5	R: 0 E: 0 K: 0 S: 4	H: 1 LOB: 1 BB: 0 P: 4	R: 2 E: 1 K: 1 S: 7	H: 2 LOB: 1 BB: 1 P: 11	R: 3 E: 0 K: 0 S: 7	H: 4 LOB: 1 BB: 0 P: 7	1B: 10 2B: 1 3B: 0 HR: 2	SF: 1 SAC: 1 DP: 1 HBP: 0	WP: 0 PB: 0 SB: 0 CS: 0	PA: 40
PITCHER Dean Chance, R ERA: 4.37 Rick Austin, L ERA: 6.06 Fred Lasher, R ERA: 3.96 Rich Hand, R ERA: 4.11 Dick Ellsworth, L ERA: 3.86	IP WLS BF H R ER SO BB IBB HBP BLK WP HR S P ERA WHIP	7.0 W 28 7 4 4 2 1 0 0 0 0 2 31 35 5.14 1.143	0.0 2 2 0 0 0 0 0 0 0 0 0 0 2 2 ∞ ∞	1.0 6 3 4 4 1 0 0 0 0 0 0 0 8 8 36.00 3.000	0.0 1 1 0 0 0 0 0 0 0 0 0 0 1 1 ∞ ∞	0.2 2 0 0 0 0 0 0 0 0 0 0 0 2 2 0.00 0.000		PITCHER Phil Hennigan, R ERA: 3.96	IP WLS BF H R ER SO BB IBB HBP BLK WP HR S P ERA WHIP	0.1 S 1 0 0 0 0 0 0 0 0 0 0 1 1 0.00 0.000										

Minnesota Twins @ Cleveland Indians
Cleveland Municipal Stadium, Cleveland, OH

Wed Jul 29 1970, 7:05 PM EDT
Att: 6,772 - Unknown - 78 F

livebaseballscorecards.com

AB 37
R 8
H 13
RBI 7
BB 1
SO 3
LOB 14



Batter	1	2	3	4	5	6	7	8	9	AB	R	H	RBI	BB	SO	LOB
Vada Pinson, L OBP: 0.329, SLG: 0.454 (1, 9)	0-0 4-3	0-0 2-3	0-0 HR		0-0 F4		0-0 G4-6-3			5	1	1	4	0	0	5
Lou Klimchok, L OBP: 0.200, SLG: 0.214 Buddy Bradford, R OBP: 0.287, SLG: 0.345 (1, 3) (4, 8)	0-3 K	4-0 BB	0-0 F3		0-0 2B			0-3 K		2	0	0	0	1	1	0
Duke Sims, L OBP: 0.374, SLG: 0.512 Chuck Hinton, R OBP: 0.413, SLG: 0.443 (1, 7) (4, 3) (9, 3)	4-0 1B	4-0 BB	0-0 F5		0-0 F9			0-0 3-1		3	0	0	1	2	0	1
Ray Fosse, R OBP: 0.359, SLG: 0.493 (1, 2)	0-0 1B	0-0 F5		0-0 5-3		0-0 F9		0-0 F4		5	0	1	0	0	0	3
Graig Nettles, L OBP: 0.348, SLG: 0.411 (1, 5)	0-0 F2		4-0 1B		0-0 HR		0-0 F6			3	2	1	1	1	0	2
Ted Uhlaender, L OBP: 0.299, SLG: 0.350 (1, 8) (4, 7)		0-0 6-3	0-0 F5		0-0 F7		0-0 L8			4	0	0	0	0	0	1
Larry Brown, R OBP: 0.369, SLG: 0.333 (1, 6)		4-0 1B	4-0 1B		0-0 6-3			0-0 1B		2	2	1	0	2	0	0
Eddie Leon, R OBP: 0.304, SLG: 0.356 (1, 4)		0-0 E8	4-0 1B		4-0 SH1-4		4-0 G4-6-3			1	3	1	0	3	0	0
Dean Chance, R OBP: 0.129, SLG: 0.103 Rick Austin, R OBP: 0.231, SLG: 0.250 Fred Lashier, R OBP: 0.172, SLG: 0.154 Dick Ellsworth, L OBP: 0.444, SLG: 0.333 (1, 1) (8, 1) (8, 1) (9, 1) (9, 1) (9, 1)		0-0 1B	0-0 1B		0-0 SH1-4		0-3 K			3	1	2	2	0	1	2

BOTTOM

Minnesota Twins @ Cleveland Indians
Cleveland Municipal Stadium, Cleveland, OH
 Wed Jul 29 1970, 7:05 PM EDT
 Att. 6,772 - Unknown - 78 F

livebaseballscorecards.com

AB	30
R	9
H	8
RBI	9
BB	9
SO	3
LOB	14



Inning Stats	R: 0	H: 1	E: 0	K: 1	S: 6	LOB: 2	P: 10	R: 2	H: 2	E: 1	K: 0	S: 5	LOB: 3	BB: 3	P: 17	R: 5	H: 2	E: 0	K: 0	S: 5	LOB: 0	BB: 3	P: 17	R: 1	H: 1	E: 0	K: 0	S: 4	R: 1	H: 1	E: 0	K: 0	S: 4	R: 0	H: 0	E: 0	K: 1	S: 5	LOB: 1	BB: 1	P: 8	R: 0	H: 0	E: 0	K: 1	S: 5	LOB: 0	BB: 0	P: 5	R: 0	H: 0	E: 0	K: 1	S: 5	LOB: 0	BB: 0	P: 5
PITCHER	IP	WLS	BF	H	R	ER	SO	BB	IBB	HBP	BLK	WP	HR	S	P	ERA	WHIP																																								
Dave Boswell, R ERA: 6.42 (1, 1)	2.1	L	17	3	5	5	1	7	0	0	0	0	0	12	40	19.29	4.286																																								
Pete Hamm, R ERA: 16.2 (3, 1)	1.2		8	3	3	3	0	0	0	0	0	0	2	8	8	16.20	1.800																																								
Dick Woodson, R ERA: 3.5 (5, 1)	2.0		8	1	1	1	0	1	0	0	0	0	0	7	11	4.50	1.000																																								
Stan Williams, R ERA: 1.58 (7, 1)	2.0		7	1	0	0	2	1	0	0	0	0	0	10	14	0.00	1.000																																								

Batter	1	2	3	4	5	6	7	8	9	AB R H RBI BB SO LOB	TOP																					
Cesar Tovar, R (1, 8) OBP: 0.362, SLG: 0.462	0-0 4-3			0-0 E6 G4-6-3			0-0 1-3	0-0 FC6-4 1-2f		4 0 0 0 0 0 2																						
Rich Reese, L (1, 3) OBP: 0.335, SLG: 0.375	0-3 K			0-0 G4-6-3 1-2f			0-3 K		0-0 3-1	4 0 0 0 0 2 1																						
Tony Oliva, L (1, 9) OBP: 0.356, SLG: 0.508	0-0 4-3			0-0 F7			0-0 G3		0-3 K	4 0 0 0 0 1 0																						
Harmon Killebrew, R (1, 5) OBP: 0.430, SLG: 0.642 Dave Boswell, R (9, PR) OBP: 0.160, SLG: 0.200		0-0 F5			0-0 5-3			0-0 L8	4-0 BB	3 0 0 0 1 0 0 0 0 0 0 0 0 0																						
Jim Holt, L (1, 7) OBP: 0.296, SLG: 0.339		0-0 4-1			0-0 L3			0-0 3-1	0-0 F3	4 0 0 0 0 0 1																						
George Mittenwald, R (1, 2) OBP: 0.278, SLG: 0.355		0-3 K			0-0 F4			0-0 WP 1B 1B		3 1 1 0 0 1 0																						
Leo Cardenas, R (1, 6) OBP: 0.332, SLG: 0.429			0-0 F7			0-3 K		0-0 WP 1B 1B		3 1 1 0 0 1 0																						
Frank Quilici, R (1, 4) OBP: 0.301, SLG: 0.270 Charlie Manuel, L (8, PH) OBP: 0.269, SLG: 0.182 Jim Kaat, L (8, PR) OBP: 0.203, SLG: 0.164 Tom Hall, L (8, 1) OBP: 0.211, SLG: 0.211			0-0 5-3			0-0 6-3		4-0 1B BB		2 0 0 0 0 0 0 0 0 0 0 1 0 0 0 0 0 0 0 0 0 0 0 0 0 0 0 0																						
Jim Perry, S (1, 1) OBP: 0.323, SLG: 0.400 Brant Alyea, R (8, PH) OBP: 0.377, SLG: 0.500 Danny Thompson, R (8, 4) OBP: 0.261, SLG: 0.277			0-0 6-3			0-0 4-3		0-0 FC6-4 1B		2 0 0 0 0 0 0 1 0 1 2 0 0 0 0 0 0 0 0 0 0																						
Inning Stats	R: 0 E: 0 K: 1 S: 5	H: 0 LOB: 0 BB: 0 P: 5	R: 0 E: 0 K: 1 S: 5	H: 0 LOB: 0 BB: 0 P: 5	R: 0 E: 0 K: 0 S: 3	H: 0 LOB: 0 BB: 0 P: 3	R: 0 E: 1 K: 0 S: 3	H: 0 LOB: 0 BB: 0 P: 3	R: 0 E: 0 K: 1 S: 5	H: 0 LOB: 0 BB: 0 P: 5	R: 0 E: 0 K: 1 S: 5	H: 0 LOB: 0 BB: 0 P: 5	R: 0 E: 0 K: 1 S: 6	H: 3 LOB: 2 BB: 1 P: 10	R: 0 E: 0 K: 1 S: 5	H: 0 LOB: 1 BB: 1 P: 9	1B: 3 2B: 0 3B: 0 HR: 0	SF: 0 SAC: 0 DP: 1 HBP: 0	WP: 1 PB: 0 SB: 0 CS: 0	PA: 32												
PITCHER Steve Hargan, R (1, 1) ERA: 2.36	IP 9.0	WLS W	BF 32	H 3	R 2	ER 2	SO 5	BB 2	IBB 0	HBP 0	BLK 0	WP 1	HR 0	S 40	P 48	ERA 2.00	WHIP 0.556															
											PITCHER	IP	WLS	BF	H	R	ER	SO	BB	IBB	HBP	BLK	WP	HR	S	P	ERA	WHIP				

Minnesota Twins @ Cleveland Indians
Cleveland Municipal Stadium, Cleveland, OH

Thu Jul 30 1970, 7:05 PM EDT
Att. 11,346 - Unknown - 75 F

livebaseballscorecards.com

AB 30
R 2
H 3
RBI 2
BB 2
SO 5
LOB 4



Batter	1	2	3	4	5	6	7	8	9
Vada Pinson, L OBP: 0.328, SLG: 0.460 (1, 9)	0-0 L8		0-3 K		0-0 F2		0-0 HR		
Graig Nettles, L OBP: 0.347, SLG: 0.407 (1, 5)	0-0 G3		4-0 1B IBB		0-0 F6		0-0 E3 1B		
Roy Foster, R OBP: 0.364, SLG: 0.462 (1, 7) Buddy Bradford, R OBP: 0.287, SLG: 0.345 (8, 8)	0-3 K		0-0 1B 1-2 2-3 3-H		0-0 L8		0-0 1B 1-2		
Duke Sims, L OBP: 0.372, SLG: 0.511 (1, 2)		0-0 F6	0-3 K		0-0 2B		0-0 F5		
Tony Horton, R OBP: 0.319, SLG: 0.448 (1, 3)		0-0 L9	0-3 K		0-0 F8		0-3 K		
Ted Uhlaender, L OBP: 0.298, SLG: 0.349 (1, 8) (8, 7)		0-3 K		0-0 CS 1B		0-0 F5		0-3 K	
Eddie Leon, R OBP: 0.303, SLG: 0.354 (1, 4)			0-0 1B SH 1B	0-3 K 1-2		0-0 F8		0-0 F9	
Larry Brown, R OBP: 0.368, SLG: 0.333 (1, 6)			0-0 1B SH 1B	0-0 F5			0-0 4-3		
Steve Hargan, R OBP: 0.167, SLG: 0.167 (1, 1)			0-0 SH 1B		0-0 1B		0-3 K		

Inning Stats	R: 0	H: 0	E: 0	K: 1	S: 5	R: 0	H: 0	E: 0	K: 1	S: 5	R: 2	H: 3	E: 1	K: 3	S: 13	R: 0	H: 1	E: 0	K: 1	S: 5	R: 0	H: 1	E: 0	K: 0	S: 4	R: 1	H: 2	E: 1	K: 1	S: 8	R: 0	H: 0	E: 0	K: 2	S: 7
	LOB: 0	BB: 0	P: 5	LOB: 0	BB: 0	P: 5	LOB: 3	BB: 1	P: 17	LOB: 0	BB: 0	P: 5	LOB: 1	BB: 0	P: 4	LOB: 1	BB: 0	P: 4	LOB: 2	BB: 0	P: 8	LOB: 0	BB: 0	P: 7	LOB: 0	BB: 0	P: 7	SF: 0	SAC: 1	DP: 1	HBP: 0	WP: 0	PA: 34		

PITCHER	IP	WLS	BF	H	R	ER	SO	BB	IBB	HBP	BLK	WP	HR	S	P	ERA	WHIP
Jim Perry, R ERA: 3.35 (1, 1)	7.0	L	31	8	3	2	7	0	0	0	0	0	1	44	48	2.57	1.143
Tom Hall, L ERA: 2.79 (8, 1)	1.0		3	0	0	0	2	0	0	0	0	0	0	7	7	0.00	0.000

BOTTOM

Minnesota Twins @ Cleveland Indians
Cleveland Municipal Stadium, Cleveland, OH

Thu Jul 30 1970, 7:05 PM EDT
Att: 11,346 - Unknown - 75 F

livebaseballscores.com

AB	32
R	3
H	8
RBI	2
BB	1
SO	9
LOB	17



WP: 0	PA: 34
PB: 0	
SB: 0	
CS: 1	

Minnesota Twins @ Detroit Tigers
 Tiger Stadium, Detroit, MI
 Fri Jul 31 1970, 7:05 PM EDT
 Att. 35,247 - Unknown - 87 F

livebaseballscorecards.com

AB	41
R	9
H	16
RBI	8
BB	3
SO	2
LOB	16



Batter	1	2	3	4	5	6	7	8	9	AB R H RBI BB SO LOB
Cesar Tovar, R (1, 8) OBP: 0.360, SLG: 0.459	0-0 6-3		0-0 F8		0-0 F7	0-0 1B 2-3 1B		0-0 F6		5 0 1 0 0 0 2
Danny Thompson, R (1, 4) OBP: 0.269, SLG: 0.284	0-3 K			0-0 6-3		HR 1B		0-0 L9		5 1 2 1 0 1 0
Tony Oliva, L (1, 9) OBP: 0.359, SLG: 0.518	0-0 F6			0-0 2B		HR			4-0 L5-3 BB	4 1 2 2 1 0 2
Harmon Killebrew, R (1, 5) OBP: 0.432, SLG: 0.639		0-0 1B 1B		0-0 F8		4-0 1B BB	4-0 FC3-6 BB		0-0 L5-3 1-2	3 1 1 0 2 0 2
Rich Reese, L (1, 3) OBP: 0.336, SLG: 0.376		0-0 F7		0-0 L4		0-0 1B 1-2 E 1B	0-0 FC3-6 FC6-4		0-0 HR 1B	5 2 2 0 0 0 3
Brant Alyea, R (1, 7) OBP: 0.380, SLG: 0.500		0-0 1B 1B			0-0 L4	0-0 E5 1B 1B	0-0 L9		0-0 HR	4 1 2 1 0 0 1 0 0 0 0 0 0 0 1 1 1 2 0 0 0
Jim Holt, L (7, 7) OBP: 0.296, SLG: 0.339										
Bob Allison, R (9, PH) OBP: 0.328, SLG: 0.250		1-2 1B								
Leo Cardenas, R (1, 6) OBP: 0.332, SLG: 0.428		0-0 L1-3			0-0 L9	0-0 1B 1-4-3 1B	0-0 FC6-4		0-0 1B	5 1 2 1 0 0 3
Tom Tischinski, R (1, 2) OBP: 0.417, SLG: 0.263			0-0 L6		0-0 1B 1B			0-0 5-3	0-0 F9	3 0 1 0 0 0 1 1 0 0 0 0 0 0 1 0 0 0 0 0 1
Rick Renick, R (8, PH) OBP: 0.336, SLG: 0.491										
Paul Ratliff, L (8, 2) OBP: 0.339, SLG: 0.368										
Bert Blyleven, R (1, 1) OBP: 0.200, SLG: 0.200			0-0 F9		0-0 1B	0-3 K		0-0 HR		3 0 1 0 0 0 1 0 1 1 1 1 0 0 0 0 0 0 0 0 0 0 0 0 0 0 0 0 0
Ron Perranoski, L (7, 1) OBP: 0.059, SLG: 0.059										
Stan Williams, R (7, 1)										
Tom Hall, L (7, 1) OBP: 0.211, SLG: 0.211										
Charlie Manuel, L (8, PH) OBP: 0.296, SLG: 0.348										
Pete Hatten, R (8, 1)										
Bill Zapp, R (9, 1) OBP: 0.105, SLG: 0.105										

Inning Stats	R: 0	H: 0	E: 0	K: 1	S: 5	P: 5	R: 0	H: 2	E: 0	K: 0	S: 4	P: 4	R: 0	H: 1	E: 0	K: 0	S: 4	P: 4	R: 0	H: 2	E: 0	K: 0	S: 5	P: 5	R: 6	H: 7	E: 1	K: 1	S: 12	P: 16	R: 0	H: 0	E: 0	K: 0	S: 3	P: 7	R: 1	H: 1	E: 0	K: 0	S: 4	P: 4	R: 2	H: 3	E: 0	K: 0	S: 5	P: 9	1B: 12	SF: 0	2B: 3	SAC: 0	3B: 0	DP: 2	HR: 3	HBP: 0	WP: 0	PA: 44
--------------	------	------	------	------	------	------	------	------	------	------	------	------	------	------	------	------	------	------	------	------	------	------	------	------	------	------	------	------	-------	-------	------	------	------	------	------	------	------	------	------	------	------	------	------	------	------	------	------	------	--------	-------	-------	--------	-------	-------	-------	--------	-------	--------

PITCHER	IP	WLS	BF	H	R	ER	SO	BB	IBB	HBP	BLK	WP	HR	S	P	ERA	WHIP
Denny McLain, R (1, 1) ERA: 4.89	5.0		23	8	4	4	1	1	0	0	0	0	1	24	28	7.20	1.800
Daryl Patterson, R (6, 1) ERA: 4.69	0.2		6	4	2	2	1	0	0	0	0	0	0	8	8	27.00	6.000
Fred Scherman, L (6, 1) ERA: 2.83	1.1		5	0	0	0	0	1	0	0	0	0	0	4	8	0.00	0.750
Lerrin LaGrow, R (8, 1) ERA: 5.4	1.2		6	1	1	1	0	1	0	0	0	0	1	5	9	5.40	1.200
John Hiller, L (9, 1) ERA: 3.31	0.0		2	2	2	2	0	0	0	0	0	0	1	2	2	∞	∞

PITCHER	IP	WLS	BF	H	R	ER	SO	BB	IBB	HBP	BLK	WP	HR	S	P	ERA	WHIP
Tom Timmermann, R (9, 1) ERA: 3.44	0.1		2	1	0	0	0	0	0	0	0	0	0	2	2	0.00	3.000

BOTTOM

Minnesota Twins @ Detroit Tigers
Tiger Stadium, Detroit, MI
Fri Jul 31 1970, 7:05 PM EDT
Att: 35,247 - Unknown - 87 F

AB	32
R	10
H	7
RBI	10
BB	11
SO	4
LOB	17



WP:	0	PA:	45
PB:	0		
SB:	0		
CS:	0		

AB	R	H	RBI	BB	SO	LOB
3	1	1	2	2	0	1
4	2	1	0	1	0	2
5	2	2	4	0	0	1
3	0	0	0	0	1	1
0	0	0	0	2	0	0
4	1	0	0	1	1	4
4	0	0	1	0	0	2
4	1	1	0	1	1	3
2	1	1	0	0	0	0
0	1	0	1	2	0	0
0	0	0	0	0	0	0
0	0	0	0	0	0	0
0	0	0	0	0	0	0
0	0	0	0	0	0	0
2	1	1	2	1	1	3

Batter	1	2	3	4	5	6	7	8	9
Dick McAuliffe, L OBP: 0.388, SLG: 0.379 (1, 4)	4-0 BB		0-0 P4		4-0 BB		0-0 1B 1B	0-0 F9	
Mickey Stanley, R OBP: 0.325, SLG: 0.412 (1, 8)	0-0 F5		4-0 HR BB		0-0 F5		0-0 BB 1B HBP 1B	0-0 F3	
Jim Northrup, L OBP: 0.346, SLG: 0.538 (1, 9) (7, 7)	0-0 F8		0-0 HR 1-H 2-H			0-0 4-3	0-0 HBP BB BB 1B	0-0 4-3	
Gates Brown, L OBP: 0.348, SLG: 0.421 Al Kaline, R OBP: 0.385, SLG: 0.475 (1, 7) (7, 9)	0-3 K		0-0 4-3			0-0 F6	4-0 BB HBP BB		4-0 FC4-6 BB
Norm Cash, L OBP: 0.380, SLG: 0.473 (1, 3)		0-0 6-3		0-0 4-3		4-0 FC5-4 BB	0-3 K		0-0 FC4-6 BB 4-3 BB
Bill Freehan, R OBP: 0.326, SLG: 0.430 (1, 2)		0-0 F8		0-0 F8		0-0 FC5-4	1-0 BB HBP		0-0 4-3
Don Wert, R OBP: 0.315, SLG: 0.339 (1, 5)		0-0 F9		0-0 5-3					4-0 BB BB IBB
Cesar Gutierrez, R OBP: 0.272, SLG: 0.307 Russie Napoleon, L OBP: 0.278, SLG: 0.290 Lerrin LaGrow, R John Hiller, R Tom Timmermann, R Ike Brown, R OBP: 0.392, SLG: 0.512 (7, PH) (8, 1) (9, 1) (9, 1) (9, PH)			0-0 SH3-4 HR 1B		0-0 5-3		4-0 BB BB		4-0 BB BB BB
Denny McLain, R OBP: 0.111, SLG: 0.167 Daryl Patterson, L Fred Scherman, L Dalton Jones, L Elliott Maddox, R OBP: 0.353, SLG: 0.316 OBP: 0.337, SLG: 0.390 (1, 1) (6, 1) (6, 1) (7, PH) (7, PH) (8, 8)			0-0 SH3-4		0-0 F9		4-0 BB BB BB		4-0 BB BB

Inning Stats	R: 0	H: 0	E: 0	K: 1	S: 5	LOB: 1	BB: 1	P: 9	R: 0	H: 0	E: 0	K: 0	S: 3	LOB: 0	BB: 0	P: 3	R: 3	H: 2	E: 0	K: 0	S: 5	LOB: 0	BB: 1	P: 9	R: 0	H: 0	E: 0	K: 0	S: 3	LOB: 1	BB: 1	P: 7	R: 0	H: 0	E: 0	K: 0	S: 3	LOB: 1	BB: 1	P: 7	R: 6	H: 5	E: 0	K: 3	S: 14	LOB: 3	BB: 3	P: 27	R: 0	H: 0	E: 0	K: 0	S: 3	LOB: 0	BB: 0	P: 3	R: 1	H: 0	E: 0	K: 0	S: 2	LOB: 3	BB: 4	P: 18	1B: 5	SF: 0	2B: 1	SAC: 1	3B: 0	DP: 0	HR: 1	HBP: 1	WP: 0	PA: 45
--------------	------	------	------	------	------	--------	-------	------	------	------	------	------	------	--------	-------	------	------	------	------	------	------	--------	-------	------	------	------	------	------	------	--------	-------	------	------	------	------	------	------	--------	-------	------	------	------	------	------	-------	--------	-------	-------	------	------	------	------	------	--------	-------	------	------	------	------	------	------	--------	-------	-------	-------	-------	-------	--------	-------	-------	-------	--------	-------	--------

PITCHER	IP	WLS	BF	H	R	ER	SO	BB	IBB	HBP	BLK	WP	HR	S	P	ERA	WHIP
Bert Blyleven, R ERA: 2.87 (1, 1)	6.0		26	3	5	5	1	5	0	0	0	0	1	23	43	7.50	1.333
Ron Perranoski, L ERA: 1.84 (7, 1)	0.0		4	4	2	2	0	0	0	0	0	0	0	4	4	∞	∞
Stan Williams, R ERA: 1.58 (7, 1)	0.0		1	0	0	0	0	1	0	0	0	0	0	0	4	∞	∞
Tom Hall, L ERA: 2.75 (7, 1)	1.0		5	0	2	2	3	1	0	1	0	0	0	9	14	18.00	1.000
Pete Hamm, R ERA: 10.8 (8, 1)	1.2	L	8	0	1	1	0	2	1	0	0	0	0	5	17	5.40	1.200

PITCHER	IP	WLS	BF	H	R	ER	SO	BB	IBB	HBP	BLK	WP	HR	S	P	ERA	WHIP
Bill Zepp, R ERA: 3.18 (9, 1)	0.0		1	0	0	0	0	1	0	0	0	0	0	0	4	∞	∞

Batter	1	2	3	4	5	6	7	8	9	10	AB	R	H	RBI	BB	SO	LOB	TOP									
Cesar Tovar, R OBP: 0.361, SLG: 0.461 (1, 8)	L6-3	SF8		E7		L8		SF7			5	1	3	5	0	0	0										
Danny Thompson, R OBP: 0.300, SLG: 0.319 (1, 4)	1B	BB		L1-3		L6-3		BB			6	1	4	2	1	0	1										
Harmon Killebrew, R OBP: 0.432, SLG: 0.632 (1, 5)	1B	F8		F8		K		FC4-6			5	1	1	0	2	2	5										
Tony Oliva, L OBP: 0.356, SLG: 0.515 (1, 9)	K			L8		F6		F8		FC4-6	6	1	1	1	0	1	5										
Brant Aleya, R OBP: 0.376, SLG: 0.500 Jim Holt, L OBP: 0.296, SLG: 0.339 Rick Renick, R OBP: 0.338, SLG: 0.500 (1, 7) (7, 7) (9, PH) (9, 7)	L5-3			K		1B		K		L8	4	1	1	0	0	2	2										
Rich Reese, L OBP: 0.339, SLG: 0.374 (1, 3)		BB		L1-3		BB		F9		K	0	0	0	0	0	0	0										
Leo Cardenas, R OBP: 0.332, SLG: 0.425 (1, 6)		FC4-6		L6-3		BB		F8		L6-3	5	1	1	0	1	0	3										
Tom Tischinski, R OBP: 0.429, SLG: 0.273 Frank Quilici, R OBP: 0.301, SLG: 0.270 Paul Ratliff, L OBP: 0.341, SLG: 0.364 (1, 2) (8, PR) (8, 2)		BB		K		BB		E6		F5	3	0	1	0	1	1	0										
Jim Kaat, L OBP: 0.226, SLG: 0.175 Stan Williams, R OBP: 0.321, SLG: 0.375 Charlie Manuel, L OBP: 0.089, SLG: 0.059 Ron Ferranski, L OBP: 0.335, SLG: 0.245 Bob Allison, R OBP: 0.335, SLG: 0.245 Dick Woodson, R OBP: 0.335, SLG: 0.245 (1, 1) (7, 1) (8, PH) (8, 1) (10, PH) (10, 1)		BB		WP		F8		BB		BB	2	1	1	0	1	0	3										
Inning Stats	R: 0 E: 0 K: 1 S: 7	H: 2 LOB: 2 BB: 0 P: 7	R: 1 E: 0 K: 0 S: 5	H: 2 LOB: 3 BB: 2 P: 13	R: 0 E: 0 K: 1 S: 5	H: 0 LOB: 0 BB: 0 P: 5	R: 1 E: 1 K: 1 S: 6	H: 1 LOB: 1 BB: 1 P: 10	R: 1 E: 0 K: 0 S: 6	H: 3 LOB: 3 BB: 1 P: 10	R: 0 E: 0 K: 1 S: 5	H: 0 LOB: 0 BB: 0 P: 5	R: 0 E: 0 K: 1 S: 5	H: 0 LOB: 0 BB: 0 P: 5	R: 1 E: 1 K: 0 S: 6	H: 2 LOB: 3 BB: 1 P: 10	R: 0 E: 0 K: 1 S: 5	H: 0 LOB: 1 BB: 1 P: 9	R: 8 E: 0 K: 2 S: 13	H: 6 LOB: 2 BB: 4 P: 29	1B: 12 2B: 4 3B: 0 HR: 0	SF: 2 SAC: 0 DP: 0 HBP: 0	WP: 1 PB: 0 SB: 0 CS: 0	PA: 57			
PITCHER	IP	WLS	BF	H	R	ER	SO	BB	IBB	HBP	BLK	WP	HR	S	P	ERA	WHIP										
Mickey Lolich, L ERA: 3.44 (1, 1)	7.0		33	8	3	3	5	4	0	0	0	1	0	39	55	3.86	1.714										
Lerrin LaGrow, R ERA: 3.86 (8, 1)	0.2		6	2	1	0	0	1	0	0	0	0	0	5	9	0.00	4.500										
Fred Scherman, L ERA: 3.56 (8, 1)	1.2	L	10	3	4	4	2	1	1	0	0	0	0	12	20	21.60	2.400										
Tom Timmermann, R ERA: 4.07 (10, 1)	0.1		6	2	3	3	0	1	2	0	0	0	0	3	15	81.00	9.000										
Mike Kilkeny, L ERA: 4.89 (10, 1)	0.1		2	1	1	1	1	0	0	0	0	0	0	4	4	27.00	3.000										

Minnesota Twins @ Detroit Tigers
Tiger Stadium, Detroit, MI
Sat Aug 01 1970, 7:05 PM EDT
Att: 34,354 - Unknown - 77 F

livebaseballscores.com

AB 45
R 12
H 16
RBI 12
BB 10
SO 8
LOB 20



BOTTOM

Minnesota Twins @ Detroit Tigers
Tiger Stadium, Detroit, MI
Sat Aug 01 1970, 7:05 PM EDT
Att. 34,354 - Unknown - 77 F

livebaseballscorecards.com

AB 38
R 4
H 10
RBI 4
BB 4
SO 3
LOB 15



WP: 1 PA: 42
PB: 0
SB: 0
CS: 2

AB R H RBI BB SO LOB

5	0	1	0	0	0	1
4	1	2	1	0	0	0
0	0	0	0	1	0	0
4	1	2	1	1	1	2
5	0	1	0	0	0	4
4	1	2	1	1	1	2
4	0	1	0	0	1	1
1	0	0	0	0	0	3
3	1	0	0	1	0	1
4	0	1	0	0	0	0
2	0	0	0	0	0	0
0	0	0	1	0	0	1
0	0	0	0	0	0	0
1	0	0	0	0	0	0
0	0	0	0	0	0	0
0	0	0	0	0	0	0
0	0	0	0	0	0	0

Batter	1	2	3	4	5	6	7	8	9	10
Mickey Stanley, R (1, 8) OBP: 0.323, SLG: 0.408	F8		5-3		L8		5-3			BB BB 1B
Ike Brown, R (1, 4) OBP: 0.400, SLG: 0.574 Dick McAuliffe, L (10, PH) OBP: 0.389, SLG: 0.379	HR		WP 1B			1-3		F7		BB BB 1-2 BB
Al Kaline, R (1, 3) OBP: 0.388, SLG: 0.485	CS 1B 1B		BB BB 1-2 BB			L6-3		HR		K
Jim Northrup, L (1, 9) OBP: 0.344, SLG: 0.532	CS 1B		G3			3-1		L9		F7
Don Wert, R (1, 5) OBP: 0.321, SLG: 0.357	K 1-2 2-3				5-3			HR 1B		BB 1-2 2-3 BB
Elliott Maddox, R (1, 7) OBP: 0.335, SLG: 0.387 Norm Cash, L (10, PH) OBP: 0.378, SLG: 0.471			K			G1-6-3 1B		L9		F9
Jim Price, R (1, 2) OBP: 0.317, SLG: 0.296			F6			G1-6-3 1-2f		BB BB 1B FC4-6 BB		5-3
Cesar Gutierrez, R (1, 6) OBP: 0.272, SLG: 0.306			6-3					FC4-6 1B		5-3
Mickey Lolich, S (1, 1) OBP: 0.254, SLG: 0.130 Bill Freehan, R (7, PH) OBP: 0.326, SLG: 0.430 Gates Brown, L (7, PH) OBP: 0.343, SLG: 0.414 Lerrin LaGrew, R (8, 1) Fred Scherman, L (8, 1) OBP: 0.200, SLG: 0.200 Tom Timmermann, R (10, 1) Mike Kilkenny, R (10, 1) OBP: 0.077, SLG: 0.080			F9					FC4-6 1-2f 3-H		F6

Inning Stats	R: 1	H: 3	E: 0	K: 1	S: 7	R: 0	H: 0	E: 0	K: 1	S: 5	R: 0	H: 1	E: 0	K: 0	S: 4	R: 0	H: 1	E: 0	K: 0	S: 3	R: 0	H: 0	E: 0	K: 0	S: 3	R: 2	H: 2	E: 0	K: 0	S: 5	R: 1	H: 2	E: 0	K: 0	S: 5	R: 0	H: 1	E: 0	K: 1	S: 6
	LOB: 1	BB: 0	P: 7			LOB: 0	BB: 0	P: 5			LOB: 2	BB: 1	P: 8			LOB: 0	BB: 0	P: 3			LOB: 0	BB: 0	P: 3			LOB: 1	BB: 1	P: 9			LOB: 1	BB: 0	P: 5			LOB: 3	BB: 2	P: 14		

PITCHER	IP	WLS	BF	H	R	ER	SO	BB	IBB	HBP	BLK	WP	HR	S	P	ERA	WHIP
Jim Kaat, L (1, 1) ERA: 3.59	6.1		26	7	3	3	2	2	0	0	0	1	2	28	36	4.26	1.421
Stan Williams, R (7, 1) ERA: 1.57	0.2		2	0	0	0	0	0	0	0	0	0	0	2	2	0.00	0.000
Ron Perranoski, L (8, 1) ERA: 1.91	2.0	W	8	2	1	1	0	0	0	0	0	0	1	8	8	4.50	1.000
Dick Woodson, R (10, 1) ERA: 3.32	1.0	S	6	1	0	0	1	2	0	0	0	0	0	6	14	0.00	3.000

1B: 7 SF: 0
2B: 0 SAC: 0
3B: 0 DP: 1
HR: 3 HBP: 0

Batter	1	2	3	4	5	6	7	8	9	AB R H RBI BB SO LOB	TOP		
Cesar Tovar, R OBP: 0.362, SLG: 0.460 (1, 8) X	0-0 L4		0-0 F8		0-0 FC1-5 1B		0-0 F2		0-0 CS 1B	5 1 2 0 0 0 0	Minnesota Twins @ Detroit Tigers Tiger Stadium, Detroit, MI Sun Aug 02 1970, 4:33 AM EDT Att. 40,113 - Unknown - 80 F		
Danny Thompson, R OBP: 0.286, SLG: 0.303 (1, 4) X	0-0 F3		0-0 4-3		0-0 FC1-5 1B		0-0 4-3		0-3 K	5 0 0 0 0 1 3			
Tony Oliva, L OBP: 0.359, SLG: 0.524 (1, 9) X	0-0 HR			0-0 HR 1B	0-0	0-0	0-3 K		0-3 K	5 2 3 2 0 2 0			
Harmon Killebrew, R OBP: 0.432, SLG: 0.638 (1, 5) X	0-0 L9			0-0 HR 1B	0-3 K			4-0 SH5-3 E BB		3 1 1 2 1 1 2			
Rich Reese, L OBP: 0.341, SLG: 0.379 (1, 3) X		0-0		0-0	0-0 L9			0-0 E4 SH5-3		4 0 2 0 0 0 3			
Charlie Manuel, L OBP: 0.323, SLG: 0.370 (1, 7) X		0-0 F3		0-0 F7		0-0 G3 1B		0-0 SH5-3		3 0 1 0 0 0 2			
Jim Holt, L OBP: 0.296, SLG: 0.339 (6, PR) (6, 7) X								1-2 2-3		0 0 0 0 0 0 0			
Leo Cardenas, R OBP: 0.332, SLG: 0.422 (1, 6) X		0-0 F8		0-0 6-3		0-0 L8		4-0 BB		3 0 0 0 1 0 3			
George Mitterwald, R OBP: 0.273, SLG: 0.349 (1, 2) X		0-0 L9		0-0 6-3		0-0 G3		0-0 F1		4 0 0 0 0 0 6			
Bill Zepp, R OBP: 0.130, SLG: 0.130 (1, 1) X			0-3 K		0-0	0-3 K		0-3 K		4 0 1 0 0 3 5			
Ron Perranoski, L OBP: 0.059, SLG: 0.059 (9, 1) X					FC1-5 1B					0 0 0 0 0 0 0			
Stan Williams, R (9, 1) X					1B					0 0 0 0 0 0 0			
Inning Stats	R: 1 H: 1 E: 0 LOB: 0 K: 0 BB: 0 S: 4 P: 4	R: 0 H: 1 E: 0 LOB: 1 K: 0 BB: 0 S: 4 P: 4	R: 0 H: 0 E: 0 LOB: 0 K: 1 BB: 0 S: 5 P: 5	R: 2 H: 3 E: 0 LOB: 1 K: 0 BB: 0 S: 6 P: 6	R: 1 H: 3 E: 0 LOB: 2 K: 1 BB: 0 S: 8 P: 8	R: 0 H: 1 E: 0 LOB: 2 K: 1 BB: 0 S: 6 P: 6	R: 0 H: 0 E: 0 LOB: 0 K: 1 BB: 0 S: 5 P: 5	R: 0 H: 0 E: 1 LOB: 3 K: 1 BB: 2 S: 6 P: 14	R: 0 H: 1 E: 0 LOB: 0 K: 2 BB: 0 S: 7 P: 7	1B: 7 SF: 0 2B: 2 SAC: 1 3B: 0 DP: 1 HR: 2 HBP: 0	WP: 0 PA: 39 PB: 0 SB: 0 CS: 1		
PITCHER	IP WLS BF H R ER SO BB IBB HBP BLK WP HR S P ERA WHIP											PITCHER	IP WLS BF H R ER SO BB IBB HBP BLK WP HR S P ERA WHIP
Joe Niekro, R ERA: 3.28 (1, 1)	4.1 L 21 8 4 4 1 0 0 0 0 0 0 2 23 23 8.31 1.846												
Fred Scherman, L ERA: 3.5 (5, 1)	0.2 2 0 0 0 1 0 0 0 0 0 0 0 4 4 0.00 0.000												
Daryl Patterson, R ERA: 4.36 (6, 1)	3.0 13 1 0 0 3 2 0 0 0 0 0 0 17 25 0.00 1.000												
John Hiller, L ERA: 3.24 (9, 1)	1.0 3 1 0 0 2 0 0 0 0 0 0 0 7 7 0.00 1.000												

livebaseballscorecards.com

AB	36
R	4
H	10
RBI	4
BB	2
SO	7
LOB	24



Batter	1	2	3	4	5	6	7	8	9	AB R H RBI BB SO LOB	TOP	
Tommy Harper, R (1, 5) OBP: 0.386, SLG: 0.570	0-3 K		0-0 6-3			0-0 SH1-3 2B		0-0 4-3		4 0 1 0 0 1 0		
Russ Snyder, L (1, 7) OBP: 0.300, SLG: 0.351 Gus Gil, R (9, PH) OBP: 0.293, SLG: 0.238	0-0 4-3			0-0 4-3		0-0 SH1-3		0-3 K	2 0 0 0 0 0 0 1 0 0 0 0 1 0			
Mike Hegan, L (1, 3) OBP: 0.328, SLG: 0.380 Ted Savage, R (9, PH) OBP: 0.409, SLG: 0.497	0-0 1B			0-0 4-3		0-3 K		4-0 BB	3 0 1 0 0 1 1 0 0 0 0 1 0 0			
Bob Burda, L (1, 9) OBP: 0.316, SLG: 0.319 Phil Roof, R (9, PH) OBP: 0.312, SLG: 0.414	0-0 1-3			0-0 L1		0-0 F3		0-3 K	3 0 0 0 0 0 2 1 0 0 0 0 1 1			
Dave May, L (1, 8) OBP: 0.338, SLG: 0.337 Danny Walton, R (9, PH) OBP: 0.345, SLG: 0.442		0-0 4-3			0-0 F5		0-0 F9	0-3 K	3 0 0 0 0 0 0 1 0 0 0 0 1 1			
Roberto Pena, R (1, 6) OBP: 0.286, SLG: 0.292		0-0 6-3			0-0 1B		0-0 4-3		3 1 1 0 0 0 0			
Jerry McNertney, R (1, 2) OBP: 0.317, SLG: 0.388		0-3 K			0-0 1B		0-0 CS 1B		3 0 2 1 0 1 0			
Ted Kubiak, S (1, 4) OBP: 0.339, SLG: 0.319			0-3 K		0-0 F9		0-0 CS	0-0 1-3	3 0 0 0 0 1 1			
Marty Pattin, R (1, 1) OBP: 0.146, SLG: 0.154			0-0 6-3		0-3 K			0-3 K	3 0 0 0 0 2 1			
Inning Stats	R: 0 H: 1 E: 0 LOB: 1 K: 1 BB: 0 S: 6 P: 6	R: 0 H: 0 E: 0 LOB: 0 K: 1 BB: 0 S: 5 P: 5	R: 0 H: 0 E: 0 LOB: 0 K: 1 BB: 0 S: 5 P: 5	R: 0 H: 0 E: 0 LOB: 0 K: 0 BB: 0 S: 3 P: 3	R: 1 H: 2 E: 0 LOB: 1 K: 1 BB: 0 S: 7 P: 7	R: 0 H: 1 E: 0 LOB: 1 K: 1 BB: 0 S: 6 P: 6	R: 0 H: 1 E: 0 LOB: 0 K: 0 BB: 0 S: 3 P: 3	R: 0 H: 0 E: 0 LOB: 0 K: 1 BB: 0 S: 5 P: 5	R: 0 H: 0 E: 0 LOB: 1 K: 3 BB: 1 S: 9 P: 13	1B: 4 SF: 0 2B: 1 SAC: 1 3B: 0 DP: 0 HR: 0 HBP: 0	WP: 0 PA: 33 PB: 0 SB: 1 CS: 1	
PITCHER Jim Perry, R (1, 1) ERA: 3.25 Tom Hall, L (9, 1) ERA: 2.71	IP WLS BF H R ER SO BB IBB HBP BLK WP HR S P ERA WHIP											PITCHER IP WLS BF H R ER SO BB IBB HBP BLK WP HR S P ERA WHIP
	8.0 W 28 5 1 1 6 0 0 0 0 0 0 0 40 40 1.12 0.625											
	1.0 S 4 0 0 0 3 1 0 0 0 0 0 0 9 13 0.00 1.000											

Milwaukee Brewers @ Minnesota Twins
Metropolitan Stadium, Bloomington, MI
Mon Aug 03 1970, 8:05 PM EDT
Unknown - 73 F

AB	30
R	1
H	5
RBI	1
BB	1
SO	9
LOB	7



Batter	1	2	3	4	5	6	7	8	9	AB	R	H	RBI	BB	SO	LOB
--------	---	---	---	---	---	---	---	---	---	----	---	---	-----	----	----	-----

Cesar Tovar, R <small>(1, 8) OBP: 0.359, SLG: 0.455</small>	0-0 F3 		0-3 K 			0-0 F4 	0-0 FC6-5 			4	0	0	0	0	1	2
Danny Thompson, R <small>(1, 4) OBP: 0.303, SLG: 0.330</small>	0-0 G3 1B 			0-3 K 		0-0 FC4-6 1B 	0-0 CS 	0-0 G3 1B 2B 		4	1	3	0	0	1	0
Tony Oliva, L <small>(1, 9) OBP: 0.358, SLG: 0.521</small>	0-0 G3 1-2 			0-0 5-3 1B 		0-0 FC4-6 BB 2B 		0-0 G3 		4	1	1	0	0	0	3
Harmon Killebrew, R <small>(1, 5) OBP: 0.433, SLG: 0.635</small>	0-0 L8 			0-0 5-3 1-2 		4-0 2B BB 		4-0 1B IBB 		2	0	0	0	2	0	2
Rich Reese, L <small>(1, 3) OBP: 0.346, SLG: 0.385</small>		0-0 L4 		4-0 BB 		0-0 2B 		0-0 1B 		3	0	2	2	1	0	0
Jim Holt, L <small>(1, 7) OBP: 0.296, SLG: 0.333</small>		0-0 F7 		0-0 L8 		4-0 IBB 		0-0 F5 		3	0	0	0	1	0	4
Leo Cardenas, R <small>(1, 6) OBP: 0.328, SLG: 0.417</small>		0-3 K 			0-0 F9 	0-3 K 		0-0 F9 		4	0	0	0	0	2	5
George Mitterwald, R <small>(1, 2) OBP: 0.274, SLG: 0.353</small> Jim Kaat, L <small>(7, PR) OBP: 0.226, SLG: 0.175</small> Tom Tschinski, R <small>(8, 2) OBP: 0.429, SLG: 0.273</small>		0-3 K 		0-0 5-3 			0-0 SH5-4 FC6-5 2B 			3	0	1	0	0	1	0
Jim Perry, S <small>(1, 1) OBP: 0.313, SLG: 0.387</small> Tom Hall, L <small>(9, 1) OBP: 0.211, SLG: 0.211</small>		0-0 F6 		0-0 6-3 			0-0 SH5-4 			2	0	0	0	0	0	0

Inning Stats	R: 0 H: 1 E: 0 LOB: 1 K: 0 BB: 0 S: 4 P: 4	R: 0 H: 0 E: 0 LOB: 0 K: 1 BB: 0 S: 5 P: 5	R: 0 H: 0 E: 0 LOB: 0 K: 2 BB: 0 S: 7 P: 7	R: 0 H: 1 E: 0 LOB: 2 K: 1 BB: 1 S: 6 P: 10	R: 0 H: 0 E: 0 LOB: 0 K: 0 BB: 0 S: 3 P: 3	R: 1 H: 2 E: 0 LOB: 3 K: 1 BB: 2 S: 7 P: 15	R: 0 H: 1 E: 0 LOB: 1 K: 0 BB: 0 S: 3 P: 3	R: 1 H: 2 E: 0 LOB: 2 K: 0 BB: 1 S: 5 P: 9	1B: 4 SF: 0 2B: 3 SAC: 1 3B: 0 DP: 0 HR: 0 HBP: 0
---------------------	---	---	---	--	---	--	---	---	--

PITCHER Marty Pattin, R <small>(1, 1) ERA: 3.96</small>	IP 8.0 WLS L BF 34 H 7 R 2 ER 2 SO 5 BB 2 IBB 2 HBP 0 BLK 0 WP 0 HR 0 S 40 P 56 ERA 2.25 WHIP 1.125	PITCHER	IP WLS BF H R ER SO BB IBB HBP BLK WP HR S P ERA WHIP
--	---	----------------	---

BOTTOM

Milwaukee Brewers @ Minnesota Twins
 Metropolitan Stadium, Bloomington, MI
 Mon Aug 03 1970, 8:05 PM EDT
 Unknown - 73 F

livebaseballscores.com

AB	29
R	2
H	7
RBI	2
BB	4
SO	5
LOB	16



WP: 0	PA: 35
PB: 0	
SB: 0	
CS: 1	

Batter	1	2	3	4	5	6	7	8	9	AB R H RBI BB SO LOB	TOP									
Tommy Harper, R (1, 5) OBP: 0.382, SLG: 0.563	0-0 F6		0-0 6-3		0-0 F8			0-0 5-3	0-0 F8	5 0 0 0 0 0 4										
Russ Snyder, L (1, 7) OBP: 0.295, SLG: 0.344	0-0 L9		0-0 F8		0-0 CS	0-0 6-3		0-0 4-3		4 0 0 0 0 0 0										
Mike Hegan, L (1, 3) OBP: 0.333, SLG: 0.381	4-0 BB 1B BB		0-0 L9			4-0 HR BB		0-0 1B		2 2 1 0 2 0 0										
Bob Burda, L (1, 9) OBP: 0.321, SLG: 0.340 Bernie Smith, R (8, 9) OBP: 0.200, SLG: 0.200	4-0 1B 1-2 BB			0-0 F9		0-0 HR 1-H		0-0 4-3		3 1 1 2 1 0 1 0 0 0 0 0 0 0										
Dave May, L (1, 8) OBP: 0.336, SLG: 0.335	0-0 1-H 2-H 1B			0-0 4-3		0-0 4-3			0-0 F7	4 0 1 1 0 0 0										
Roberto Pena, R (1, 6) OBP: 0.286, SLG: 0.292		0-0 F4		0-0 L7		0-0 6-3			0-0 FC4-6 1B 1B	4 1 1 0 0 0 0										
Phil Roof, R (1, 2) OBP: 0.321, SLG: 0.421					0-0 1B CS 1B		0-0 L8		0-0 FC4-6 1-2 1B	4 0 3 0 0 0 0										
Ted Kubiak, S (1, 4) OBP: 0.338, SLG: 0.319					0-0 1B		0-0 4-3		0-0 FC4-6 1B 1-2 2-3	4 0 1 0 0 0 3										
Lew Krausse, R (1, 1) OBP: 0.250, SLG: 0.196 Ken Sanders, R (9, 1)		0-3 K		0-3 K		0-3 K			0-0 1B 1-2 3-H	4 0 1 1 0 3 3 0 0 0 0 0 0 0										
Inning Stats	R: 1 E: 0 K: 0 S: 3	H: 1 LOB: 2 BB: 2 P: 11	R: 0 E: 0 K: 1 S: 6	H: 1 LOB: 1 BB: 0 P: 6	R: 0 E: 0 K: 0 S: 3	H: 0 LOB: 0 BB: 0 P: 3	R: 0 E: 0 K: 1 S: 6	H: 2 LOB: 1 BB: 0 P: 6	R: 2 E: 0 K: 0 S: 4	H: 1 LOB: 0 BB: 1 P: 8	R: 0 E: 0 K: 1 S: 5	H: 0 LOB: 0 BB: 0 P: 5	R: 0 E: 0 K: 0 S: 4	H: 1 LOB: 1 BB: 0 P: 4	R: 1 E: 0 K: 0 S: 6	H: 3 LOB: 2 BB: 0 P: 6	1B: 8 2B: 0 3B: 0 HR: 1	SF: 0 SAC: 0 DP: 0 HBP: 0	WP: 0 PB: 0 SB: 0 CS: 1	PA: 38
PITCHER	IP WLS BF H R ER SO BB IBB HBP BLK WP HR S P ERA WHIP																			
Luis Tiant, R (1, 1) ERA: 3.02	5.0 L 19 4 1 1 2 2 0 0 0 0 0 0 21 29 1.80 1.200																			
Stan Williams, R (6, 1) ERA: 1.79	1.0 5 1 2 2 0 1 0 0 0 0 0 1 4 8 18.00 2.000																			
Pete Hamm, R (7, 1) ERA: 6.75	2.0 7 1 0 0 1 0 0 0 0 0 0 0 9 9 0.00 0.500																			
Dick Woodson, R (9, 1) ERA: 3.6	1.0 6 3 1 1 0 0 0 0 0 0 0 0 6 6 9.00 3.000																			

Milwaukee Brewers @ Minnesota Twins
 Metropolitan Stadium, Bloomington, MI
 Mon Aug 03 1970, 8:05 PM EDT
 Att: 22,822 - Unknown

AB	34
R	4
H	9
RBI	4
BB	3
SO	3
LOB	11



BOTTOM

Milwaukee Brewers @ Minnesota Twins
Metropolitan Stadium, Bloomington, MI
Mon Aug 03 1970, 8:05 PM EDT
Att. 22,822 - Unknown

livebaseballscores.com

AB 32
R 2
H 7
RBI 2
BB 1
SO 4
LOB 10



WP: 0 PA: 34
PB: 0
SB: 0
CS: 0

AB R H RBI BB SO LOB
4 0 0 0 0 1 1
0 0 0 0 0 0 0

4 1 2 0 0 0 0

3 0 1 0 0 0 1

4 1 1 1 0 2 1

4 0 1 0 0 0 1

4 0 2 1 0 0 0

4 0 0 0 0 0 3

2 0 0 0 0 0 2
0 0 0 0 1 0 0

1 0 0 0 0 1 0
0 0 0 0 0 0 0
1 0 0 0 0 0 0
0 0 0 0 0 0 0
1 0 0 0 0 0 1
0 0 0 0 0 0 0

1B: 6 SF: 0
2B: 1 SAC: 1
3B: 0 DP: 1
HR: 0 HBP: 0

Batter	1	2	3	4	5	6	7	8	9
Cesar Tovar, R (1, 8) Dick Woodson, R (9, 1)	0-0 F2		0-0 L4			0-3 K		0-0 FC6-4	
Danny Thompson, R (1, 4)	0-0 F7		0-0 5-3			0-0 1B			0-0 SH1-3 2B 1B
Tony Oliva, L (1, 9)	0-0 F7			0-0 G6-4-3 1B		0-0 L7			0-0 SH1-3 1-2
Harmon Killebrew, R (1, 5)		0-3 K		0-0 G6-4-3 1-2f		0-3 K			0-0 3-1 1B 2B
Rich Reese, L (1, 3)		0-0 FC6-4 1B		0-0 F8		0-0 3-1			0-0 3-1 2-3
Jim Holt, L (1, 7) (9, 8)		0-0 FC6-4 1B			0-0 3-1	0-0 4-3			0-0 FC6-4 1B
Leo Cardenas, R (1, 6)		0-0 FC6-4 1-2f 2-3			0-0 6-3				0-0 FC6-4 1-2f
George Mitterwald, R (1, 2) Rick Renick, R (8, PH) (9, 7)		0-0 5-3			0-0 L3			4-0 FC6-4 BB	
Luis Tiant, R (1, 1) Stan Williams, R (6, 1) Brant Aylva, R (6, PH) Pete Hamm, R (7, 1) Charlie Manuel, L (8, PH) Paul Ratliff, L (9, 2)			0-3 K			0-0 6-3		0-0 L9	

Inning Stats	R: 0	H: 0	E: 0	K: 0	S: 3	H: 0	LOB: 0	BB: 0	P: 3	R: 0	H: 2	E: 0	K: 1	S: 7	H: 0	LOB: 0	BB: 0	P: 7	R: 0	H: 1	E: 0	K: 0	S: 3	H: 0	LOB: 0	BB: 0	P: 3	R: 0	H: 1	E: 0	K: 1	S: 6	H: 0	LOB: 1	BB: 0	P: 6	R: 0	H: 0	E: 0	K: 1	S: 5	H: 0	LOB: 0	BB: 0	P: 5	R: 0	H: 0	E: 0	K: 0	S: 3	H: 0	LOB: 1	BB: 1	P: 7	R: 2	H: 3	E: 0	K: 0	S: 6	H: 3	LOB: 1	BB: 0	P: 6	1B: 6	SF: 0	2B: 1	SAC: 1	3B: 0	DP: 1	HR: 0	HBP: 0	WP: 0	PA: 34
--------------	------	------	------	------	------	------	--------	-------	------	------	------	------	------	------	------	--------	-------	------	------	------	------	------	------	------	--------	-------	------	------	------	------	------	------	------	--------	-------	------	------	------	------	------	------	------	--------	-------	------	------	------	------	------	------	------	--------	-------	------	------	------	------	------	------	------	--------	-------	------	-------	-------	-------	--------	-------	-------	-------	--------	-------	--------

PITCHER	IP	WLS	BF	H	R	ER	SO	BB	IBB	HBP	BLK	WP	HR	S	P	ERA	WHIP
Lew Krausse, R (1, 1) ERA: 4.29	8.2	W	33	7	2	2	4	1	0	0	0	0	0	40	44	2.08	0.923
Ken Sanders, R (9, 1) ERA: 1.71	0.1	S	1	0	0	0	0	0	0	0	0	0	0	1	1	0.00	0.000

Batter	1	2	3	4	5	6	7	8	9	AB R H RBI BB SO LOB	TOP
Tommy Harper, R (1, 5) OBP: 0.383, SLG: 0.562	0-0 FC4-6 1B		0-0 E 1-2 1B		0-3 K			0-3 K		4 0 2 0 0 2 1	Milwaukee Brewers @ Minnesota Twins Metropolitan Stadium, Bloomington, MI Tue Aug 04 1970, 8:05 PM EDT Att. 13,313 - Unknown - 77 F
Russ Snyder, L (1, 7) OBP: 0.294, SLG: 0.343	0-0 FC4-6 1-2f CS		0-0 E8 1-3 2-H 1B			0-0 G3		0-0 E5 BLK		4 0 1 1 0 0 1	
Mike Hegan, L (1, 3) OBP: 0.329, SLG: 0.376	0-0 F5 1-2		0-0 4-1			0-3 K		0-3 K 1-2		4 0 0 0 0 2 4	
Bob Burda, L (1, 9) OBP: 0.313, SLG: 0.331		0-0 F8		0-0 F8		0-0 F9		0-3 K		4 0 0 0 0 1 1	
Dave May, L (1, 8) OBP: 0.335, SLG: 0.333		0-3 K		0-3 K			0-0 2B 1B	0-3 K		4 1 1 0 0 3 0	
Roberto Pena, R (1, 6) OBP: 0.285, SLG: 0.294		0-0 L8		0-0 6-3		0-0 1-H 2B		0-0 6-3		4 0 1 1 0 0 0	
Phil Roof, R (1, 2) OBP: 0.319, SLG: 0.418 Max Alvis, R (9, PR) OBP: 0.213, SLG: 0.258			0-3 K		0-3 K		0-0 F8	0-0 FC4-6 1B		4 0 1 0 0 2 1 0 0 0 0 0 0 0	
Ted Kubiak, S (1, 4) OBP: 0.340, SLG: 0.319			0-0 1B 1B		4-0 SH2-4 BB		0-0 F5	0-0 FC4-6 1-2f		3 1 1 0 1 0 2	
Bobby Bolin, R (1, 1) OBP: 0.265, SLG: 0.290 John Gelnar, R (5, 1) Tito Francona, L (7, PH) OBP: 0.309, SLG: 0.282 Bob Humphreys, R (7, 1)			0-3 K		0-0 SH2-4		0-3 K			1 0 0 0 0 1 1 0 0 0 0 0 0 0 1 0 0 0 0 1 1 0 0 0 0 0 0 0	
Inning Stats	R: 0 H: 1 E: 0 LOB: 0 K: 0 BB: 0 S: 3 P: 3	R: 0 H: 0 E: 0 LOB: 0 K: 1 BB: 0 S: 5 P: 5	R: 1 H: 3 E: 1 LOB: 2 K: 2 BB: 0 S: 10 P: 10	R: 0 H: 0 E: 0 LOB: 0 K: 1 BB: 0 S: 5 P: 5	R: 0 H: 0 E: 0 LOB: 1 K: 2 BB: 1 S: 7 P: 11	R: 0 H: 0 E: 0 LOB: 0 K: 1 BB: 0 S: 5 P: 5	R: 1 H: 2 E: 0 LOB: 1 K: 1 BB: 0 S: 7 P: 7	R: 0 H: 0 E: 1 LOB: 1 K: 3 BB: 0 S: 10 P: 10	R: 0 H: 1 E: 0 LOB: 1 K: 1 BB: 0 S: 6 P: 6	1B: 6 SF: 0 2B: 1 SAC: 1 3B: 0 DP: 0 HR: 0 HBP: 0	
PITCHER Bert Blyleven, R (1, 1) ERA: 2.78	IP WLS BF H R ER SO BB IBB HBP BLK WP HR S P ERA WHIP										
	9.0 W 35 7 2 2 12 1 0 0 1 0 0 58 62 2.00 0.889										

livebaseballscorecards.com

AB 33
R 2
H 7
RBI 2
BB 1
SO 12
LOB 12



Batter	1	2	3	4	5	6	7	8	9
Jim Holt, L OBP: 0.299, SLG: 0.335 (1, 8)	0-0 F9		0-0 1B	0-0 F8			0-0 G3		
Danny Thompson, R OBP: 0.299, SLG: 0.324 (1, 4) (9, 5)	0-0 3-1		0-0 F8		0-0 1-3		0-0 5-3		
Tony Oliva, L OBP: 0.359, SLG: 0.519 (1, 9)	0-0 FC6-4 1B			0-0 F5	0-0 HBP 1B		0-3 K		
Harmon Killebrew, R OBP: 0.432, SLG: 0.634 (1, 5) Frank Quilici, R OBP: 0.301, SLG: 0.270 (9, 4)	0-0 FC6-4 1-2f			0-0 2B	1-0 1B SF7 HBP		0-0 F7		
Rich Reese, L OBP: 0.346, SLG: 0.388 (1, 3)		0-0 F3		0-0 2B	0-0 CS 1B		0-0 L9		
Charlie Manuel, L OBP: 0.286, SLG: 0.333 (1, 7) Cesar Tovar, R OBP: 0.357, SLG: 0.452 (7, 7)		0-0 F5		0-0 F7	0-0 SF7		0-0 1B		
Leo Cardenas, R OBP: 0.324, SLG: 0.414 (1, 6)		0-0 F9		0-0 1B	0-0 CS	0-0 6-3	0-3 K		
George Mitterwald, R OBP: 0.273, SLG: 0.347 (1, 2)			0-0 L7	4-0 1B IBB		0-0 F4			
Bert Blyleven, R OBP: 0.214, SLG: 0.214 (1, 1)			0-0 F6	0-0 1B		0-0 F3			

AB	R	H	RBI	BB	SO	LOB
4	0	1	0	0	0	2
4	0	0	0	0	0	1
4	1	2	0	0	1	0
3	2	1	0	0	0	1
0	0	0	0	0	0	0
4	1	2	2	0	0	0
2	0	0	1	0	0	1
1	0	1	0	0	0	0
4	1	1	1	0	1	1
2	0	0	0	1	0	0
3	0	1	1	0	0	0

Milwaukee Brewers @ Minnesota Twins
Metropolitan Stadium, Bloomington, MI
 Tue Aug 04 1970, 8:05 PM EDT
 Att: 13,313 - Unknown - 77 F

AB	31
R	5
H	9
RBI	5
BB	1
SO	2
LOB	6



Inning Stats	R: 0	H: 1	E: 0	K: 0	S: 4	LOB: 1	BB: 0	P: 4	R: 0	H: 0	E: 0	K: 0	S: 3	LOB: 0	BB: 0	P: 3	R: 0	H: 1	E: 0	K: 0	S: 4	LOB: 1	BB: 0	P: 4	R: 3	H: 4	E: 0	K: 0	S: 7	LOB: 2	BB: 1	P: 11	R: 2	H: 2	E: 0	K: 0	S: 4	LOB: 0	BB: 0	P: 5	R: 0	H: 0	E: 0	K: 1	S: 3	LOB: 0	BB: 0	P: 3	R: 0	H: 0	E: 0	K: 1	S: 5	LOB: 0	BB: 0	P: 5	R: 0	H: 1	E: 0	K: 1	S: 6	LOB: 1	BB: 0	P: 6
PITCHER	IP	WLS	BF	H	R	ER	SO	BB	IBB	HBP	BLK	WP	HR	S	P	ERA	WHIP																																															
Bobby Bolin, R ERA: 4.61 (1, 1)	4.1	L	23	8	5	5	0	0	0	0	0	0	0	21	26	10.38	1.846																																															
John Gelnar, R ERA: 5.14 (5, 1)	1.2		4	0	0	0	0	0	0	0	0	0	0	4	4	0.00	0.000																																															
Bob Humphreys, R ERA: 3.7 (7, 1)	2.0		7	1	0	0	2	0	0	0	0	0	0	11	11	0.00	0.500																																															

WP	PA	ERA	WHIP
0	35		

Batter	1	2	3	4	5	6	7	8	9	AB R H RBI BB SO LOB	TOP																									
Sandy Alomar Sr., S OBP: 0.299, SLG: 0.302 (1, 4)	0-0 5-3	0-0 F9			0-0 G5-4-3 1B		0-0 F7		4-0 1B SH1-3 BB	4 1 1 0 1 0 2																										
Jarvis Tatum, R OBP: 0.333, SLG: 0.296 (1, 8)	0-0 1-3		0-0 FC6-4 1B		0-0 G5-4-3 1-2f		0-0 F9		0-0 SH1-3 1-3 1B	5 0 2 0 0 0 1																										
Jim Fregosi, R OBP: 0.368, SLG: 0.499 (1, 6)	4-0 1B BB		0-0 FC6-4 1-2f G6-4-3		0-0 F8			0-0 G6-4-3 1B 1B	0-0 SH1-3 1-3 3-H	2 0 0 0 1 0 1 1 1 1 1 0 0 0																										
Ken McMullen, R OBP: 0.333, SLG: 0.400 (1, 5)	0-0 1-3 1B		0-0 G6-4-3 1-2f		0-0 5-3			4-0 1-2 G6-4-3 BB	0-3 K	4 0 1 0 1 1 2																										
Billy Cowan, R OBP: 0.350, SLG: 0.511 (1, 7)	0-3 K2-3		0-0 F8		0-3 K			0-0 G6-4-3 1-2f 2-3		4 0 0 0 0 2 4 0 0 0 0 0 0 0																										
Tommy Reynolds, R OBP: 0.293, SLG: 0.292 (1, 9)		0-0 P4		0-0 1B SF9 1B		0-0 HR 1B		0-0 HR 1B		4 3 3 1 0 0 0																										
Jim Spencer, L OBP: 0.324, SLG: 0.420 (1, 3)		0-0 6-3		0-0 1-3 1B		0-0 1-H HR		0-0 1-H HR		4 2 3 4 0 0 0																										
Joe Azcue, R OBP: 0.306, SLG: 0.329 (1, 2)		0-0 1B 1B		0-0 SF9		0-0 F8		0-0 P3		3 0 1 1 0 0 0																										
Tom Murphy, R OBP: 0.224, SLG: 0.170 (1, 1)		0-0 1-2 1B		0-3 K		0-3 K		0-0 L3		1 0 1 0 0 0 0 0 0 0 0 0 0 0 1 0 0 0 0 0 1 1 0 0 0 0 0 0 0 0 1 0 0 0 0 0 1 0 1 0 0 0 0 0 0 0																										
Dave LaRoche, L OBP: 0.500, SLG: 0.600 (2, 1)																																				
Roger Repoz, L OBP: 0.320, SLG: 0.441 (4, PH)																																				
Eddie Fisher, R OBP: 0.143, SLG: 0.143 (4, 1)																																				
Giraldo Ruiz, S OBP: 0.299, SLG: 0.274 (7, PH)																																				
Mel Queen, L OBP: 0.274 (7, 1)																																				
Inning Stats	R: 0 E: 0 K: 1 S: 6	H: 1 LOB: 2 BB: 1 P: 10	R: 0 E: 0 K: 0 S: 5	H: 2 LOB: 2 BB: 0 P: 5	R: 0 E: 0 K: 0 S: 3	H: 1 LOB: 0 BB: 0 P: 3	R: 1 E: 0 K: 1 S: 7	H: 2 LOB: 1 BB: 0 P: 7	R: 0 E: 0 K: 0 S: 3	H: 1 LOB: 0 BB: 0 P: 3	R: 2 E: 0 K: 1 S: 7	H: 2 LOB: 0 BB: 0 P: 7	R: 0 E: 0 K: 1 S: 5	H: 0 LOB: 0 BB: 0 P: 5	R: 3 E: 0 K: 0 S: 5	H: 3 LOB: 0 BB: 1 P: 9	R: 1 E: 0 K: 1 S: 6	H: 1 LOB: 1 BB: 1 P: 10	1B: 11 2B: 0 3B: 0 HR: 2	SF: 1 SAC: 1 DP: 3 HBP: 0	WP: 0 PB: 0 SB: 1 CS: 0	PA: 40														
PITCHER	IP WLS BF H R ER SO BB IBB HBP BLK WP HR S P ERA WHIP																																			
Jim Kaat, L ERA: 3.62 (1, 1)	6.0		26	9	3	3	3	1	0	0	0	0	1	31	35	4.50	1.667																			
Tom Hall, L ERA: 2.8 (7, 1)	1.0		5	1	2	2	1	1	0	0	0	0	0	6	10	18.00	2.000																			
Ron Perranoski, L ERA: 2.22 (8, 1)	1.1	L	7	3	2	2	0	1	0	0	0	0	1	6	10	13.50	3.000																			
Stan Williams, R ERA: 1.77 (9, 1)	0.2		2	0	0	0	1	0	0	0	0	0	0	4	4	0.00	0.000																			

California Angels @ Minnesota Twins
Metropolitan Stadium, Bloomington, MI

Wed Aug 05 1970, 8:05 PM EDT
Att. 23,581 - Unknown - 82 F

livebaseballscorecards.com

AB	35
R	7
H	13
RBI	7
BB	3
SO	5
LOB	11



Batter	1	2	3	4	5	6	7	8	9	AB	R	H	RBI	BB	SO	LOB
Cesar Tovar, R OBP: 0.355, SLG: 0.449 (1, 7) (9, 8)	0-0 F8	0-0 1-3			0-0 5-3		0-0 4-3		0-0 1-2	5	0	1	0	0	0	1
Danny Thompson, R OBP: 0.303, SLG: 0.328 (1, 4)	0-0 F9	0-0 1B			0-0 1B		0-3 K		0-0 F8	5	0	2	1	0	1	2
Tony Oliva, L OBP: 0.360, SLG: 0.520 (1, 9)	0-0 2B	0-0 P6			0-3 K		0-0 1B		0-0 F7	5	0	2	0	0	1	4
Harmon Killebrew, R OBP: 0.428, SLG: 0.626 (1, 5)	0-0 5-3				0-0 F8		0-0 F8		0-0 F8	4	0	0	0	0	0	3
Rich Reese, L OBP: 0.348, SLG: 0.387 (1, 3)		4-0 1B E BB			0-0 4-3		0-0 3B S 1B		0-0 P4	3	2	1	0	1	0	0
Jim Holt, L OBP: 0.298, SLG: 0.333 Stan Williams, R (9, 1)		0-0 E9 6-3 1B			0-0 4-3		0-0 F8 1-2		0-0 4-3	4	1	1	0	0	0	1
Leo Cardenas, R OBP: 0.321, SLG: 0.409 (1, 6)		0-0 6-3			0-0 E5 4-3		0-0 F8		0-0 P4	4	0	0	1	0	0	1
George Mitterwald, R OBP: 0.276, SLG: 0.362 (1, 2)		0-0 1B 2B			0-0 4-3 1-2		0-0 2B 3B		0-3 K	4	1	2	1	0	1	1
Jim Kaat, L OBP: 0.234, SLG: 0.186 Charlie Manuel, L OBP: 0.278, SLG: 0.323 (6, PH) Tom Hall, L OBP: 0.211, SLG: 0.211 Ron Perranoski, L OBP: 0.059, SLG: 0.059 Rick Renick, R OBP: 0.348, SLG: 0.504 (9, 7)		0-0 1B 1B			0-0 F2		0-0 P6		0-0 1B 1B	2	1	1	1	0	0	0

Inning Stats	R: 0	H: 1	E: 0	K: 0	S: 4	H: 1	LOB: 1	BB: 0	P: 4	R: 4	H: 4	E: 1	K: 0	S: 7	L: 0	LOB: 1	BB: 1	P: 11	R: 0	H: 0	E: 0	K: 0	S: 3	R: 0	H: 1	E: 0	K: 1	S: 6	L: 1	LOB: 1	BB: 0	P: 6	R: 1	H: 2	E: 0	K: 0	S: 5	L: 1	LOB: 1	BB: 0	P: 5	R: 0	H: 1	E: 0	K: 1	S: 6	L: 1	LOB: 1	BB: 0	P: 6	R: 0	H: 0	E: 0	K: 0	S: 3	L: 2	LOB: 2	BB: 0	P: 7	1B: 8	2B: 2	3B: 1	HR: 0	SF: 0	SAC: 0	DP: 0	HBP: 0	WP: 0	PB: 0	SB: 1	CS: 0	PA: 39
--------------	------	------	------	------	------	------	--------	-------	------	------	------	------	------	------	------	--------	-------	-------	------	------	------	------	------	------	------	------	------	------	------	--------	-------	------	------	------	------	------	------	------	--------	-------	------	------	------	------	------	------	------	--------	-------	------	------	------	------	------	------	------	--------	-------	------	-------	-------	-------	-------	-------	--------	-------	--------	-------	-------	-------	-------	--------

PITCHER	IP	WLS	BF	H	R	ER	SO	BB	IBB	HBP	BLK	WP	HR	S	P	ERA	WHIP
Tom Murphy, R ERA: 3.83 (1, 1)	1.2		11	5	4	4	0	0	1	0	0	0	0	10	14	21.60	3.600
Dave LaRoche, L ERA: 5.0 (2, 1)	1.1		4	0	0	0	0	0	0	0	0	0	0	4	4	0.00	0.000
Eddie Fisher, R ERA: 3.12 (4, 1)	3.0		12	3	1	1	1	0	0	0	0	0	0	14	14	3.00	1.000
Mel Queen, R ERA: 3.16 (7, 1)	3.0	W	12	3	0	0	2	0	0	0	0	0	0	16	16	0.00	1.000

BOTTOM

California Angels @ Minnesota Twins
Metropolitan Stadium, Bloomington, MI
Wed Aug 05 1970, 8:05 PM EDT
Att: 23,581 - Unknown - 82 F

livebaseballscores.com

AB	38
R	5
H	11
RBI	4
BB	1
SO	3
LOB	14



Batter	1	2	3	4	5	6	7	8	9	10	11	12	13	14	AB	R	H	RBI	BB	SO	LOB	TOP															
Sandy Alomar Sr., S OBP: 0.296, SLG: 0.299	0-0 6-3		0-0 F8			0-0 2-3		0-3 K		0-0 F8		0-0 FC6			6	0	0	0	0	0	1	4															
Bill Voss, L OBP: 0.335, SLG: 0.363	0-0 6-3			0-0 G3		0-0 1B		0-0 HR			0-0 4-3		0-0 P5		6	1	2	1	0	0	0	0															
Jay Johnstone, L OBP: 0.285, SLG: 0.388	0-3 K			0-0 4-3		0-0 4-3		4-0 BB		0-0 BB		0-3 K		0-0 1B	3	0	0	0	1	1	1	1															
Jarvis Tatum, R OBP: 0.335, SLG: 0.299								G5-4-3 BB						1B 1B	2	0	1	0	0	1	0	0															
Ken McMullen, R OBP: 0.331, SLG: 0.394		0-0 F8		0-3 K				0-0 G5-4-3			0-0 6-3		0-0 P4		5	0	0	0	1	1	2	2															
Jim Spencer, L OBP: 0.321, SLG: 0.415		0-0 P6			0-0 4-3			0-0 F8		0-3 K		0-0 4-3		0-0 1B	6	0	1	0	0	1	1	1															
Roger Repoz, L OBP: 0.326, SLG: 0.441		0-3 K			1-0 HBP			0-0 1B		0-3 K		0-0 1B		0-0 4-3	2	0	1	0	0	1	0	0															
Tommie Reynolds, R OBP: 0.295, SLG: 0.307								1-2 1B		0-3 K		0-0 FC4-2		0-0 4-3	3	0	1	0	0	1	2	2															
Joe Azcue, R OBP: 0.307, SLG: 0.327			0-3 K		0-0 F9			1-2 2-3 1B		0-3 K		4-0 FC4-2		0-0 4-3	5	0	1	0	1	2	1	1															
Ray Oyler, R OBP: 0.286, SLG: 0.091			4-0 WP		0-3 K			0-0 P4		0-0 F9		0-0 FC4-2		0-0 F7	1	0	0	0	1	1	1	1															
Jim Fregosi, R OBP: 0.367, SLG: 0.498												1-2 2-3 1B			1	0	0	0	0	0	3	3															
Giraldo Ruiz, S OBP: 0.300, SLG: 0.277												1-2 2-3 1B			3	0	1	0	0	0	0	0															
Andy Messersmith, R OBP: 0.189, SLG: 0.262			0-3 K					0-3 K				0-0 FC4-2		0-3 K	3	0	0	0	0	3	4	0															
Met Queen, L OBP: 0.500, SLG: 0.600												1-2 2-3 3-Hr			0	0	0	0	0	0	0	0															
Dave LaRoche, L OBP: 0.500, SLG: 0.600															0	0	0	0	0	0	0	0															
Billy Cowan, R OBP: 0.347, SLG: 0.505															1	0	0	0	0	0	0	0															
Eddie Shore, R OBP: 0.143, SLG: 0.143															0	0	0	0	0	0	0	0															
Mickey Rivers, L OBP: 0.143, SLG: 0.143															1	0	0	0	0	0	3	1															
Paul Doyle, L OBP: 0.143, SLG: 0.143															1	0	0	0	0	1	0	0															
Inning Stats	R: 0 E: 0 S: 5	H: 0 LOB: 0 BB: 5	R: 0 E: 0 S: 5	H: 0 LOB: 0 BB: 5	R: 0 E: 0 S: 5	H: 0 LOB: 0 BB: 5	R: 0 E: 0 S: 5	H: 0 LOB: 1 BB: 6	R: 0 E: 0 S: 6	H: 1 LOB: 1 BB: 0	R: 0 E: 0 S: 6	H: 2 LOB: 3 BB: 1	R: 1 E: 0 S: 5	H: 1 LOB: 0 BB: 9	R: 0 E: 0 S: 9	H: 0 LOB: 0 BB: 9	R: 0 E: 0 S: 3	H: 0 LOB: 0 BB: 3	R: 0 E: 0 S: 5	H: 0 LOB: 0 BB: 5	R: 0 E: 0 S: 5	H: 2 LOB: 2 BB: 5	R: 0 E: 0 S: 5	H: 0 LOB: 0 BB: 5	R: 0 E: 0 S: 5	H: 0 LOB: 0 BB: 5	1B: 6 2B: 1 3B: 0 HR: 1	SF: 0 SAC: 0 DP: 1 HBP: 1	WP: 1 PB: 0 SB: 0 CS: 0	PA: 54							
PITCHER	IP WLS BF H R ER SO BB IBB HBP BLK WP HR S P ERA WHIP																					IP WLS BF H R ER SO BB IBB HBP BLK WP HR S P ERA WHIP															
Bill Zepp, R ERA: 2.8	(1, 1)	8.0	31	4	1	1	9	3	0	1	0	1	1	45	58	1.12	0.875																				
Tom Hall, L ERA: 2.65	(9, 1)	4.0	15	2	0	0	4	0	1	0	0	0	0	22	26	0.00	0.500																				
Stan Williams, R ERA: 1.73	(13, 1)	2.0	8	2	0	0	1	0	0	0	0	0	0	10	10	0.00	1.000																				

California Angels @ Minnesota Twins
 Metropolitan Stadium, Bloomington, MI
 Thu Aug 06 1970, 8:05 PM EDT
 Att. 24,562 - Unknown - 82 F

livebaseballscorecards.com

AB	49
R	1
H	8
RBI	1
BB	4
SO	14
LOB	22





Batter	1	2	3	4	5	6	7	8	9	10	11	12	13	14	AB	R	H	RBI	BB	SO	LOB	BOTTOM	
Cesar Tovar, R (1, 7) OBP: 0.355, SLG: 0.448 (9, 8)	6-3		K2-3		P6			HBP SH5-4 1B		1-4-3		FC6-4 1B			6	0	2	0	0	1	1		
Danny Thompson, R (1, 4) OBP: 0.315, SLG: 0.347	BB 1B		2B			6-3		SH5-4		FC6-4 1B		FC6-4			5	0	3	0	0	0	1		
Tony Oliva, L (1, 9) OBP: 0.362, SLG: 0.518	1-2 BB		G3			G5-4-3 1B		HBP IBB		FC6-4 1-2f					4	0	1	0	2	0	2		
Harmon Killebrew, R (1, 5) OBP: 0.427, SLG: 0.619	P4				F2	G5-4-3 1-2f		1-2 2-3 3-H HBP		K2-3			4-0 E6 BB		4	0	0	1	1	1	4		
Rich Reese, L (1, 3) OBP: 0.342, SLG: 0.380	4-3				6-3			K		K			6-0 E6 BB 1-2		6	0	0	0	0	3	6		
Jim Holt, L (1, 8) OBP: 0.298, SLG: 0.333 Rick Renick, R (8, PH) OBP: 0.348, SLG: 0.496 (9, 7)		F8			4-3			1B		K			4-0 BB 1-2		3	0	1	0	0	0	0		
Leo Cardenas, R (1, 6) OBP: 0.319, SLG: 0.406		6-3						F8		6-3			5-3 BB		2	0	0	0	1	1	3		
George Mitterwald, R (1, 2) OBP: 0.274, SLG: 0.369		6-3						K		F7			5-3		6	1	1	1	0	1	2		
Bill Zepko, R (1, 1) OBP: 0.120, SLG: 0.120 Charlie Manuel, L (8, PH) OBP: 0.297, SLG: 0.323 Jim Kasal, L (8, PH) OBP: 0.234, SLG: 0.186 Tom Hall, L (8, 1) OBP: 0.200, SLG: 0.200 Brant Alderson, R (12, PH) OBP: 0.372, SLG: 0.493 Stan Williams, R (13, 1)			K					P3		SH5-4 HBP 1B BB			K		2	0	0	0	0	1	1		
Inning Stats	R: 0 E: 0 K: 0 S: 4	H: 1 LOB: 2 BB: 1 P: 8	R: 0 E: 0 K: 0 S: 3	H: 0 LOB: 0 BB: 0 P: 3	R: 0 E: 0 K: 2 S: 8	H: 1 LOB: 1 BB: 0 P: 8	R: 0 E: 0 K: 0 S: 3	H: 0 LOB: 0 BB: 0 P: 3	R: 0 E: 0 K: 2 S: 8	H: 1 LOB: 1 BB: 0 P: 8	R: 1 E: 0 K: 2 S: 8	H: 1 LOB: 3 BB: 2 P: 17	R: 0 E: 0 K: 1 S: 6	H: 0 LOB: 0 BB: 0 P: 3	R: 0 E: 0 K: 1 S: 6	H: 1 LOB: 1 BB: 0 P: 6	R: 0 E: 1 K: 1 S: 5	H: 0 LOB: 2 BB: 2 P: 13	R: 1 E: 0 K: 0 S: 1	H: 1 LOB: 0 BB: 0 P: 1	1B: 7 2B: 1 3B: 0 HR: 1	SF: 0 SAC: 1 DP: 1 HBP: 1	WP: 0 PA: 53 PB: 0 SB: 0 CS: 0
PITCHER	IP WLS BF H R ER SO BB IBB HBP BLK WP HR S P ERA WHIP																						
Andy Messersmith, R (1, 1) ERA: 3.09	7.0																						
Mel Queen, R (8, 1) ERA: 3.38	0.1	5	1	1	1	0	1	1	1	0	0	0	0	0	2	11	27.00	6.000					
Dave LaRoche, L (8, 1) ERA: 4.58	1.2	5	0	0	0	2	0	0	0	0	0	0	0	0	9	9	0.00	0.000					
Eddie Fisher, R (10, 1) ERA: 3.05	2.0	7	1	0	0	2	0	0	0	0	0	0	0	0	11	11	0.00	0.500					
Paul Doyle, L (12, 1) ERA: 5.05	2.0	L 10	2	1	1	2	2	0	0	0	0	0	0	0	1	12	4.50	2.000					

California Angels @ Minnesota Twins
Metropolitan Stadium, Bloomington, MI
Thu Aug 06 1970, 8:05 PM EDT
Att. 24,562 - Unknown - 82 F

livebaseballscorecards.com

AB	46
R	2
H	9
RBI	2
BB	5
SO	10
LOB	23



Batter	1	2	3	4	5	6	7	8	9	10	11	AB R H RBI BB SO LOB	TOP											
Bert Campaneris, R OBP: 0.306, SLG: 0.442 (1, 6)	0-0 HR		0-0 6-3			0-0 F8		0-0 E6		0-0 F8		5 1 1 1 0 0 1												
Rick Monday, L OBP: 0.388, SLG: 0.455 (1, 8)	0-3 K		4-0 BB			0-3 K		0-0 F5		0-3 K		4 0 0 0 1 3 2												
Felipe Alou, R OBP: 0.322, SLG: 0.401 (1, 7) (9, 3)	0-0 6-3		0-0 F7			0-0 L6			0-0 6-3		0-0 F9	5 0 0 0 0 0 1												
Sal Bando, R OBP: 0.403, SLG: 0.477 (1, 5)	0-0 1B					0-0 F8		0-0 L7		0-0 6-3	0-3 K	5 0 1 0 0 1 0												
Don Mincher, L OBP: 0.318, SLG: 0.467 Allan Lewis, S (9, PR) Steve Hovley, L OBP: 0.335, SLG: 0.317 (9, 7)	0-0 L9					0-3 K		0-0 6-3		0-0 S 1B	0-0 1-3	4 0 1 0 0 1 1 0 0 0 0 0 0 0 1 0 0 0 0 0 0												
Reggie Jackson, L OBP: 0.350, SLG: 0.447 (1, 9)		4-0 CS BB				0-0 1-3		0-0 2B		4-0 1-2 IBB		2 0 1 0 2 0 0												
Frank Fernandez, R OBP: 0.329, SLG: 0.434 (1, 2)		0-3 K				0-0 F6		0-0 F8		0-3 K		4 0 0 0 0 2 4	AB 38 R 1 H 5 RBI 1 BB 3 SO 7 LOB 9											
John Donaldson, L OBP: 0.325, SLG: 0.357 Bob Locker, S (10, 1) Paul Lindblad, L (10, 1) Marcel Lachemann, R (10, 1)		0-0 F7				0-0 F5		0-0 F7		0-0 1-3		4 0												
Catfish Hunter, R OBP: 0.186, SLG: 0.224 Tommy Davis, R OBP: 0.305, SLG: 0.372 Mudcat Grant, R (8, 1) Dick Green, R OBP: 0.264, SLG: 0.253 (10, PH) (10, 4)			0-0 6-3			0-0 1-6-3		0-0 6-3		0-0 1B		2 0 0 0 0 0 0 1 0 0 0 0 0 0 0 0 0 0 0 0 0 1 0 1 0 0 0 0												
Inning Stats	R: 1 E: 0 K: 1 S: 7	H: 2 LOB: 1 BB: 0 P: 7	R: 0 E: 0 K: 1 S: 4	H: 0 LOB: 0 BB: 1 P: 8	R: 0 E: 0 K: 0 S: 3	H: 0 LOB: 1 BB: 1 P: 7	R: 0 E: 0 K: 1 S: 5	H: 0 LOB: 0 BB: 0 P: 5	R: 0 E: 0 K: 1 S: 5	H: 0 LOB: 0 BB: 0 P: 5	R: 0 E: 0 K: 0 S: 4	H: 1 LOB: 1 BB: 0 P: 4	R: 0 E: 1 K: 0 S: 4	H: 0 LOB: 1 BB: 0 P: 4	R: 0 E: 0 K: 1 S: 6	H: 1 LOB: 2 BB: 1 P: 10	R: 0 E: 0 K: 1 S: 6	H: 1 LOB: 1 BB: 0 P: 6	R: 0 E: 0 K: 1 S: 5	H: 0 LOB: 0 BB: 0 P: 5	1B: 3 2B: 1 3B: 0 HR: 1	SF: 0 SAC: 0 DP: 0 HBP: 0	WP: 0 PB: 0 SB: 1 CS: 1	PA: 41
PITCHER Jim Perry, R ERA: 3.11 (1, 1)	IP 11.0 WLS W BF 41 H 5 R 1 ER 1 SO 7 BB 2 IBB 1 HBP 0 BLK 0 WP 0 HR 1 S 52 P 64 ERA 0.82 WHIP 0.636											PITCHER IP 11.0 WLS W BF 41 H 5 R 1 ER 1 SO 7 BB 2 IBB 1 HBP 0 BLK 0 WP 0 HR 1 S 52 P 64 ERA 0.82 WHIP 0.636												

Oakland Athletics @ Minnesota Twins
Metropolitan Stadium, Bloomington, MI
Fri Aug 07 1970, 8:05 PM EDT
Att: 20,697 - Unknown - 70 F

livebaseballscores.com

Batter	1	2	3	4	5	6	7	8	9	10	11	AB R H RBI BB SO LOB	BOTTOM												
Cesar Tovar, R OBP: 0.353, SLG: 0.444 (1, 7)	F9		6-3		F3		F3			SH G5-2-3 BB		4 0 0 0 1 0 3	Oakland Athletics @ Minnesota Twins Metropolitan Stadium, Bloomington, MI Fri Aug 07 1970, 8:05 PM EDT Att: 20,697 - Unknown - 70 F												
Danny Thompson, R OBP: 0.305, SLG: 0.336 (1, 6) (10, 4)	L6			F8	F4				F9	SH G5-2-3 IBB 1-3		4 0 0 0 0 0 2													
Tony Oliva, L OBP: 0.364, SLG: 0.520 (1, 9)	F7					FC1-5 BB			F3	G5-2-3 IBB 1-2		4 0 2 0 1 0 0													
Rich Reese, L OBP: 0.349, SLG: 0.391 (1, 3) Harmon Killebrew, R OBP: 0.426, SLG: 0.618 (10, PH) (11, 3)	HR						L3-6 FC1-5 1-2 BB			G5-2-3 1-2 2-3 3-H		1 1 1 1 3 0 0 1 0 0 0 0 0 3													
Rick Renick, R OBP: 0.343, SLG: 0.484 (1, 5)	CS 1B			F1		FC1-5 1-2 2-3f		F8		5-3		5 0 1 0 0 0 7													
Jim Holt, L OBP: 0.300, SLG: 0.349 (1, 8)	L9 1-2		L7			L3-6 2-3					HR	5 1 2 1 0 0 5													
George Mitterwald, R OBP: 0.273, SLG: 0.371 (1, 2)	K				SH FC3-2-5 2B		1-3		FC1-6 1-2f			4 0 1 0 0 1 1													
Frank Quilici, R OBP: 0.296, SLG: 0.265 (1, 4) Charlie Manuel, L OBP: 0.289, SLG: 0.313 (9, PH) Leo Cardenas, R OBP: 0.319, SLG: 0.406 (10, 6)			6-3		SH FC3-2-5 2-3		5-3		F6			2 0 0 0 0 0 0 1 0 0 0 0 0 1 0 0 0 0 0 0 0													
Jim Perry, S OBP: 0.309, SLG: 0.379 (1, 1)	F7				FC3-2-5 1-2 3-H				G3			4 0 1 0 0 0 3													
Inning Stats	R: 0 E: 0 K: 0 S: 3	H: 0 LOB: 0 BB: 0 P: 3	R: 1 E: 0 K: 1 S: 6	H: 2 LOB: 0 BB: 0 P: 6	R: 0 E: 0 K: 0 S: 3	H: 0 LOB: 0 BB: 0 P: 3	R: 0 E: 0 K: 0 S: 4	H: 1 LOB: 2 BB: 1 P: 8	R: 0 E: 0 K: 0 S: 5	H: 1 LOB: 2 BB: 0 P: 5	R: 0 E: 0 K: 0 S: 3	H: 1 LOB: 1 BB: 0 P: 7		R: 0 E: 0 K: 0 S: 4	H: 1 LOB: 1 BB: 0 P: 4	R: 0 E: 0 K: 0 S: 3	H: 0 LOB: 1 BB: 1 P: 7	R: 0 E: 1 K: 0 S: 3	H: 0 LOB: 2 BB: 2 P: 11	R: 1 E: 0 K: 0 S: 1	H: 1 LOB: 0 BB: 0 P: 1	1B: 4 2B: 3 3B: 0 HR: 2	SF: 0 SAC: 2 DP: 2 HBP: 0	WP: 0 PB: 0 SB: 0 CS: 1	PA: 42
PITCHER	IP	WLS	BF	H	R	ER	SO	BB	IBB	HBP	BLK	WP		HR	S	P	ERA	WHIP							
Catfish Hunter, R ERA: 3.61 (1, 1)	7.0		28	6	1	1	1	2	0	0	0	0	1	28	36	1.29	1.143								
Mudcat Grant, R ERA: 1.37 (8, 1)	2.0		8	1	0	0	0	1	0	0	0	0	0	7	11	0.00	1.000								
Bob Locker, R ERA: 3.15 (10, 1)	0.0		2	0	0	0	0	1	0	0	0	0	0	1	5	∞	∞								
Paul Lindblad, L ERA: 3.45 (10, 1)	0.0		1	0	0	0	0	0	1	0	0	0	0	0	4	∞	∞								
Marcel Lachemann, R ERA: 2.6 (10, 1)	1.0	L	3	1	1	1	0	0	0	0	0	0	1	3	3	9.00	1.000								

livebaseballscores.com

AB 35
R 2
H 8
RBI 2
BB 5
SO 1
LOB 25



Batter	1	2	3	4	5	6	7	8	9	AB R H RBI BB SO LOB	TOP
Bert Campaneris, R (1, 6) OBP: 0.308, SLG: 0.443	0-0 FC4-6 1B		0-0 L8		0-0 F8		0-0 BB 1B			4 0 2 0 0 0 0	
Rick Monday, L (1, 8) OBP: 0.390, SLG: 0.453	0-0 FC4-6 CS 1-2f		0-0 FC6-4 1B		0-0 5-3		4-0 FC4-6 BB 1-2			3 0 1 0 1 0 1	
Felipe Alou, R (1, 7) OBP: 0.322, SLG: 0.399	0-0 F5 1-2		0-0 FC6-4 1-2f		0-0 1B		0-0 FC4-6 1-2f			4 0 1 0 0 0 4	
Don Mincher, L (1, 3) OBP: 0.315, SLG: 0.461		0-0 F7	0-0 4-3		0-0 G3		0-0 3-1			4 0 0 0 0 0 2	
Sal Bando, R (1, 5) OBP: 0.401, SLG: 0.484		0-0 HR		0-0 E9 BB		0-3 K	0-0 4-3			4 1 1 1 0 1 0	
Reggie Jackson, L (1, 9) OBP: 0.349, SLG: 0.443		4-0 BB		0-3 K		0-0 4-3	0-3 K			3 0 0 0 1 2 1	
Frank Fernandez, R (1, 2) OBP: 0.332, SLG: 0.433		4-0 BB		0-3 K		0-3 K		0-0 G4-6-3 1B		3 0 1 0 1 2 1	
Allan Lewis, S (9, PR)		1-2 BB								0 0 0 0 0 0 0	AB 32
John Donaldson, L (1, 4) OBP: 0.321, SLG: 0.342	0-0 F4		0-0 5-3		4-0 BB		0-0 6-3		0-0 G4-6-3	3 0 0 0 1 0 3	R 1
Rollie Fingers, R (1, 1) OBP: 0.156, SLG: 0.100		0-0 5-3		0-0 F7		0-0 F9		0-3 K		1 0 0 0 0 0 2	H 6
Jim Roland, R (3, 1) OBP: 0.394, SLG: 0.371										0 0 0 0 0 0 0	RBI 1
Tommy Davis, R (4, PH)										0 0 0 0 0 0 0	BB 4
Bob Locker, S (4, 1)										1 0 0 0 0 0 0	SO 6
Steve Hovley, L (7, PH) OBP: 0.333, SLG: 0.315										0 0 0 0 0 0 0	LOB 17
Mudcat Grant, R (7, 1)										0 0 0 0 0 0 0	
Dick Green, R (9, PH) OBP: 0.263, SLG: 0.252										1 0 0 0 0 1 1	
Inning Stats	R: 0 H: 1 E: 0 LOB: 0 K: 0 BB: 0 S: 3 P: 3	R: 1 H: 1 E: 0 LOB: 2 K: 0 BB: 2 S: 4 P: 12	R: 0 H: 1 E: 0 LOB: 1 K: 0 BB: 0 S: 4 P: 4	R: 0 H: 0 E: 1 LOB: 2 K: 2 BB: 1 S: 8 P: 12	R: 0 H: 1 E: 0 LOB: 1 K: 0 BB: 0 S: 4 P: 4	R: 0 H: 0 E: 0 LOB: 0 K: 2 BB: 0 S: 7 P: 7	R: 0 H: 1 E: 0 LOB: 2 K: 0 BB: 1 S: 4 P: 8	R: 0 H: 0 E: 0 LOB: 0 K: 1 BB: 0 S: 5 P: 5	R: 0 H: 1 E: 0 LOB: 1 K: 1 BB: 0 S: 5 P: 5	1B: 5 SF: 0 2B: 0 SAC: 0 3B: 0 DP: 1 HR: 1 HBP: 0	WP: 0 PA: 36 PB: 0 SB: 1 CS: 1
PITCHER	IP WLS BF H R ER SO BB IBB HBP BLK WP HR S P ERA WHIP										
Luis Tiant, R (1, 1) ERA: 2.86	6.2 W 29 5 1 1 4 4 0 0 0 0 0 1 33 49 1.35 1.350										
Stan Williams, R (7, 1) ERA: 1.67	2.1 S 7 1 0 0 2 0 0 0 0 0 0 0 11 11 0.00 0.429										

Oakland Athletics @ Minnesota Twins
Metropolitan Stadium, Bloomington, MI

Sat Aug 08 1970, 4:33 AM EDT
Att. 29,297 - Unknown - 76 F

livebaseballscorecards.com



Batter	1	2	3	4	5	6	7	8	9
Cesar Tovar, R OBP: 0.353, SLG: 0.442 (1, 8)	0-0 F8		0-0 BB 1B 2-3 1B		0-0 1-3			0-0 5-3	
Danny Thompson, R OBP: 0.311, SLG: 0.341 (1, 4) (9, 5)	0-0 G4-6-3 1B		0-0 BB 1-2 1B 3-H		0-0 4-3			0-3 K	
Tony Oliva, L OBP: 0.363, SLG: 0.517 (1, 9)	0-0 G4-6-3 1-2f		0-3 K		0-0 3-1			0-0 E9 1B	
Harmon Killebrew, R OBP: 0.428, SLG: 0.614 Frank Quilici, R OBP: 0.296, SLG: 0.265 (1, 5) (9, 4)		4-0 HR BB	4-0 BB 1-2 2-3 BB		0-0 5-3			0-0 F3	
Rich Reese, L OBP: 0.349, SLG: 0.399 (1, 3)		0-0 HR	0-3 K		0-0 4-3				
Jim Holt, L OBP: 0.296, SLG: 0.344 (1, 7)		0-3 K	0-0 1-3		0-0 5-3				
Leo Cardenas, R OBP: 0.317, SLG: 0.403 (1, 6)		0-3 K		0-0 6-3			0-0 5-3		
Tom Tischinski, R OBP: 0.387, SLG: 0.240 (1, 2)		0-3 K		0-0 6-3			0-0 F8		
Luis Tiant, R OBP: 0.444, SLG: 0.538 Stan Williams, R (7, 1)			0-0 1B 1B 2B		0-0 5-3		0-3 K		

Inning Stats	R: 0	H: 1	E: 0	LOB: 0	K: 0	P: 3	R: 2	H: 1	E: 0	LOB: 0	K: 3	P: 10	R: 1	H: 3	E: 0	LOB: 3	K: 2	P: 14	R: 0	H: 0	E: 0	LOB: 0	K: 0	P: 3	R: 0	H: 0	E: 0	LOB: 0	K: 0	P: 3	R: 0	H: 0	E: 0	LOB: 0	K: 1	P: 5	R: 0	H: 1	E: 1	LOB: 1	K: 1	P: 6	1B: 4	SF: 0	2B: 1	SAC: 0	3B: 0	DP: 1	HR: 1	HBP: 0
--------------	------	------	------	--------	------	------	------	------	------	--------	------	-------	------	------	------	--------	------	-------	------	------	------	--------	------	------	------	------	------	--------	------	------	------	------	------	--------	------	------	------	------	------	--------	------	------	-------	-------	-------	--------	-------	-------	-------	--------

PITCHER	IP	WLS	BF	H	R	ER	SO	BB	IBB	HBP	BLK	WP	HR	S	P	ERA	WHIP
Rollie Fingers, R ERA: 3.95 (1, 1)	2.0	L	11	5	3	3	3	1	0	0	0	0	1	16	20	13.50	3.000
Jim Roland, L ERA: 2.57 (3, 1)	1.0		4	0	0	0	2	1	0	0	0	0	0	7	11	0.00	1.000
Bob Locker, R ERA: 2.98 (4, 1)	3.0		9	0	0	0	0	0	0	0	0	0	0	9	9	0.00	0.000
Mudcat Grant, R ERA: 1.35 (7, 1)	2.0		7	1	0	0	2	0	0	0	0	0	0	11	11	0.00	0.500

BOTTOM

AB	R	H	RBI	BB	SO	LOB
4	0	1	0	0	0	0
4	0	2	1	0	1	0
4	0	1	0	0	1	3
2	1	0	0	2	0	1
0	0	0	0	0	0	0
3	1	1	2	0	1	3
3	0	0	0	0	1	3
3	0	0	0	0	1	0
3	0	0	0	0	1	0
2	1	1	0	0	0	0
1	0	0	0	0	1	0

AB	29
R	3
H	6
RBI	3
BB	2
SO	7
LOB	10



WP	HR	S	P	ERA	WHIP
0	0	0	0	0	0
0	0	0	0	0	0

Oakland Athletics @ Minnesota Twins
 Metropolitan Stadium, Bloomington, MI
 Sat Aug 08 1970, 4:33 AM EDT
 Att: 29,297 - Unknown - 76 F

livebaseballscorecards.com

Batter	1	2	3	4	5	6	7	8	9	AB R H RBI BB SO LOB	TOP
Bert Campaneris, R (1, 6) OBP: 0.307, SLG: 0.443	0-0 6-3		0-0 1B 2B		0-0 F9			0-3 K		4 1 1 0 0 1 0	
Rick Monday, L (1, 8) OBP: 0.385, SLG: 0.447	0-3 K		0-3 K		0-3 K			0-0 F8		4 0 0 0 0 3 1	
Tommy Davis, R (1, 7) OBP: 0.304, SLG: 0.370 Steve Hovley, L (8, 7) OBP: 0.333, SLG: 0.315	0-0 2B 1B		0-0 6-3				0-0 6-3	0-0 F9		4 1 1 0 0 0 1 0 0 0 0 0 0 0	
Don Mincher, L (1, 3) OBP: 0.320, SLG: 0.467	0-0 1B 2B		0-0 S 1B		0-0 F5			0-0 SH1-4 1B		4 1 3 2 0 0 0	
Sal Bando, R (1, 5) OBP: 0.403, SLG: 0.484	0-0 2-H 1B		0-0 F8		4-0 BB			0-0 SH1-4		2 0 1 1 1 0 1	
Reggie Jackson, L (1, 9) OBP: 0.346, SLG: 0.439 Felipe Alou, R (9, PH) OBP: 0.323, SLG: 0.399	0-0 G3		0-0 4-3		0-3 K			4-0 IBB		3 0 0 0 0 1 2 0 0 0 0 0 1 0 0	
Frank Fernandez, R (1, 2) OBP: 0.326, SLG: 0.424		0-0 6-3		0-3 K			0-3 K	0-3 K		4 0 0 0 0 3 2	
John Donaldson, L (1, 4) OBP: 0.313, SLG: 0.333 Dick Green, R (7, PH) OBP: 0.261, SLG: 0.250		0-0 G3		0-0 F7			0-3 K	0-3 K		2 0 0 0 0 0 0 2 0 0 0 0 2 2	
Chuck Dobson, R (1, 1) OBP: 0.167, SLG: 0.169		0-3 K		0-0 5-3			0-3 K			3 0 0 0 0 2 0	
Inning Stats	R: 2 H: 3 E: 0 LOB: 1 K: 1 BB: 0 S: 8 P: 8	R: 0 H: 0 E: 0 LOB: 0 K: 1 BB: 0 S: 5 P: 5	R: 1 H: 2 E: 0 LOB: 1 K: 1 BB: 0 S: 7 P: 7	R: 0 H: 0 E: 0 LOB: 0 K: 1 BB: 0 S: 5 P: 5	R: 0 H: 0 E: 0 LOB: 0 K: 1 BB: 0 S: 5 P: 5	R: 0 H: 0 E: 0 LOB: 1 K: 1 BB: 1 S: 5 P: 9	R: 0 H: 0 E: 0 LOB: 0 K: 3 BB: 0 S: 9 P: 9	R: 0 H: 0 E: 0 LOB: 0 K: 1 BB: 0 S: 5 P: 5	R: 0 H: 1 E: 0 LOB: 2 K: 2 BB: 1 S: 8 P: 12	1B: 4 SF: 0 2B: 2 SAC: 1 3B: 0 DP: 0 HR: 0 HBP: 0	WP: 0 PA: 35 PB: 0 SB: 1 CS: 0
PITCHER	IP WLS BF H R ER SO BB IBB HBP BLK WP HR S P ERA WHIP										
Bert Blyleven, R (1, 1) ERA: 2.99	3.0 L 14 5 3 3 3 0 0 0 0 0 0 0 20 20 9.00 1.667										
Tom Hall, L (4, 1) ERA: 2.49	5.0 16 0 0 0 7 1 0 0 0 0 0 0 29 33 0.00 0.200										
Ron Perranoski, L (9, 1) ERA: 2.19	1.0 5 1 0 0 2 0 1 0 0 0 0 0 8 12 0.00 1.000										

Oakland Athletics @ Minnesota Twins
Metropolitan Stadium, Bloomington, MI
Sun Aug 09 1970, 4:33 AM EDT
Unknown - 80 F

AB	32
R	3
H	6
RBI	3
BB	2
SO	12
LOB	9



livebaseballscorecards.com

Batter	1	2	3	4	5	6	7	8	9	AB	R	H	RBI	BB	SO	LOB	
Cesar Tovar, R (1, 7) OBP: 0.352, SLG: 0.439	4-0 BB BB		0-0 5-3			0-0 6-3		0-0 E6		3	0	0	0	1	0	0	
Danny Thompson, R (1, 4) OBP: 0.309, SLG: 0.338	0-3 K		0-0 F5			0-0 FC3-6 1B		0-3 K		4	0	1	0	0	2	2	
Tony Oliva, L (1, 9) OBP: 0.360, SLG: 0.513	0-0 F9					0-0 FC3-6 1-2f		0-0 4-3		4	0	0	0	0	1	3	
Harmon Killebrew, R (1, 5) OBP: 0.427, SLG: 0.612 Frank Quilici, R (9, PR) OBP: 0.296, SLG: 0.265	4-0 1-2 BB					0-0 F8		0-0 F9		0-0 4-3 3-4-1 1B	3	0	1	0	1	0	1
Rich Reese, L (1, 3) OBP: 0.345, SLG: 0.395	0-0 F5					0-0 6-3				0-0 3-4-1 1-2	4	0	0	0	0	1	3
Jim Holt, L (1, 8) OBP: 0.296, SLG: 0.343						0-0 4-3		0-0 1B		0-0 4-3 2-3	4	0	1	0	0	2	
Leo Cardenas, R (1, 6) OBP: 0.314, SLG: 0.398						0-0 F8		0-0 F6		0-0 1-3	4	0	0	0	0	3	
George Mitterwald, R (1, 2) OBP: 0.274, SLG: 0.371						0-0 1B		0-0 1-3			3	0	1	0	0	1	
Bert Blyleven, R (1, 1) OBP: 0.214, SLG: 0.214 Paul Ratliff, L (3, PH) OBP: 0.339, SLG: 0.361 Tom Hall, L (4, 1) OBP: 0.190, SLG: 0.190 Charlie Manuel, L (8, PH) OBP: 0.282, SLG: 0.303 Ron Perranoski, L (9, 1) OBP: 0.059, SLG: 0.059						0-3 K				0-0 F7	0	0	0	0	0	0	

Inning Stats	R: 0	H: 0	R: 0	H: 0	R: 0	H: 0	R: 0	H: 1	R: 0	H: 1	R: 0	H: 0	R: 0	H: 1	R: 0	H: 1	1B: 4	SF: 0	WP: 0	PA: 34
	E: 0	LOB: 2	E: 0	LOB: 0	E: 0	LOB: 0	E: 0	LOB: 1	E: 0	LOB: 1	E: 1	LOB: 1	E: 0	LOB: 2	E: 0	LOB: 2	2B: 0	SAC: 0	PB: 0	
	K: 1	BB: 2	K: 0	BB: 0	K: 1	BB: 0	K: 1	BB: 0	K: 0	BB: 0	K: 1	BB: 0	K: 0	BB: 0	K: 0	BB: 0	3B: 0	DP: 0	SB: 0	
	S: 5	P: 13	S: 3	P: 3	S: 5	P: 5	S: 6	P: 6	S: 4	P: 4	S: 6	P: 6	S: 4	P: 4	S: 4	P: 4	HR: 0	HBP: 0	CS: 0	

PITCHER	IP	WLS	BF	H	R	ER	SO	BB	IBB	HBP	BLK	WP	HR	S	P	ERA	WHIP										
Chuck Dobson, R (1, 1) ERA: 3.51	9.0	W	34	4	0	0	6	2	0	0	0	0	0	44	52	0.00	0.667										

BOTTOM

Oakland Athletics @ Minnesota Twins
Metropolitan Stadium, Bloomington, MI

Sun Aug 09 1970, 4:33 AM EDT
Unknown - 80 F

AB	32
R	0
H	4
RBI	0
BB	2
SO	6
LOB	16



livebaseballscores.com

Batter	1	2	3	4	5	6	7	8	9	AB R H RBI BB SO LOB
Bert Campaneris, R (1, 6) OBP: 0.306, SLG: 0.440	0-3 K			0-0 6-3		0-0 1-3		4-0 BB		3 0 0 0 1 1 0
Rick Monday, L (1, 8) OBP: 0.381, SLG: 0.441	0-0 F3			0-3 K		0-0 4-3		0-3 K		4 0 0 0 0 2 1
Tommy Davis, R (1, 7) OBP: 0.303, SLG: 0.368	0-0 6-3			0-0 HR 1B		0-0 F9			0-0 F3	4 1 1 0 0 0 0 0 0 0 0 0 0 0
Reggie Jackson, L (9, 9) OBP: 0.346, SLG: 0.439										
Sal Bando, R (1, 5) OBP: 0.402, SLG: 0.479		0-0 F8		4-0 HR 1B		0-0 F8			0-0 5-3	3 1 0 0 1 0 0
Don Mincher, L (1, 3) OBP: 0.324, SLG: 0.488		0-3 K		0-0 HR		0-0 HR		4-0 1B BB		3 3 2 4 1 1 0
Felipe Alou, R (1, 9) OBP: 0.325, SLG: 0.400		0-0 F9		0-0 HR		0-0 CS 1B		0-0 1B E 1B		4 1 2 0 0 0 0
Frank Fernandez, R (1, 2) OBP: 0.325, SLG: 0.421			0-0 F7		0-3 K		0-0 F7		0-0 E7 1B	4 0 1 1 0 1 1
Dick Green, R (1, 4) OBP: 0.257, SLG: 0.246			0-0 F9		0-0 F8			0-0 G3	0-0 6-3	4 0 0 0 0 0 1
Blue Moon Odom, R (1, 1) OBP: 0.219, SLG: 0.323			0-0 6-3		0-3 K			0-0 G3		2 0 0 0 0 1 0
Jim Roland, R (6, 1)										1 0 0 0 0 0 0
Mudcat Grant, R (8, 1)										0 0 0 0 0 0 0

Oakland Athletics @ Minnesota Twins
Metropolitan Stadium, Bloomington, MI
Sun Aug 09 1970, 4:38 AM EDT
Att: 41,339 - Unknown

AB	32
R	6
H	6
RBI	5
BB	3
SO	6
LOB	3



Inning Stats	R: 0	H: 0	E: 0	K: 1	S: 5	P: 5	R: 0	H: 0	E: 0	K: 1	S: 5	P: 5	R: 0	H: 0	E: 0	K: 0	S: 3	P: 3	R: 3	H: 2	E: 0	K: 1	S: 7	P: 11	R: 0	H: 0	E: 0	K: 2	S: 7	P: 7	R: 0	H: 0	E: 0	K: 0	S: 3	P: 3	R: 1	H: 2	E: 0	K: 0	S: 4	P: 4	R: 0	H: 0	E: 0	K: 1	S: 5	P: 9	R: 2	H: 2	E: 1	K: 0	S: 5	P: 9	1B: 4	SF: 0	2B: 0	SAC: 0	3B: 0	DP: 0	HR: 2	HBP: 0	WP: 0	PA: 35
--------------	------	------	------	------	------	------	------	------	------	------	------	------	------	------	------	------	------	------	------	------	------	------	------	-------	------	------	------	------	------	------	------	------	------	------	------	------	------	------	------	------	------	------	------	------	------	------	------	------	------	------	------	------	------	------	-------	-------	-------	--------	-------	-------	-------	--------	-------	--------

PITCHER	IP	WLS	BF	H	R	ER	SO	BB	IBB	HBP	BLK	WP	HR	S	P	ERA	WHIP
Jim Kaat, L (1, 1) ERA: 3.68	7.0	L	25	4	4	4	5	0	1	0	0	0	2	34	38	5.14	0.571
Stan Williams, R (8, 1) ERA: 1.75	2.0		10	2	2	1	1	2	0	0	0	0	0	10	18	4.50	2.000

PITCHER	IP	WLS	BF	H	R	ER	SO	BB	IBB	HBP	BLK	WP	HR	S	P	ERA	WHIP
---------	----	-----	----	---	---	----	----	----	-----	-----	-----	----	----	---	---	-----	------

Batter	1	2	3	4	5	6	7	8	9	AB	R	H	RBI	BB	SO	LOB
Cesar Tovar, R OBP: 0.355, SLG: 0.445 (1, 7) (7, 8)	0-0 1B 1B		0-0 5-3		0-0 3B 1-H 3-H			4-0 FC4-8 BB		3	0	2	2	1	0	0
Danny Thompson, R OBP: 0.308, SLG: 0.336 (1, 4)	0-0 G5-4-3 1-2 1B			0-0 F8	0-0 4-3			0-0 FC4-6 1-2f		4	0	1	0	0	0	2
Tony Oliva, L OBP: 0.357, SLG: 0.508 (1, 9)	0-3 K			0-0 F8			0-0 6-3	0-3 K		4	0	0	0	0	2	3
Harmon Killebrew, R OBP: 0.428, SLG: 0.619 (1, 5)	0-0 G5-4-3 1-2f			0-0 HR			0-0 1B	0-0 F9		4	1	2	1	0	0	3
Rich Reese, L OBP: 0.342, SLG: 0.390 (1, 3)		0-0 4-3		0-0 4-3			0-3 K		0-0 3-1	4	0	0	0	0	1	1
Jim Holt, L OBP: 0.293, SLG: 0.339 Rick Renick, R OBP: 0.345, SLG: 0.492 (6, PH) (7, 7)		0-0 F8			0-0 1-3		0-0 F9		0-0 WP 2B	2	0	0	0	0	0	0
Leo Cardenas, R OBP: 0.313, SLG: 0.397 (1, 6)		0-0 5-3			0-0 FC4-6 3B 1B			0-0 F3	0-0 F8 2-3	4	1	1	0	0	0	1
George Mitterwald, R OBP: 0.277, SLG: 0.370 Frank Quilici, R OBP: 0.296, SLG: 0.265 (9, PR)			0-0 4-3		0-0 FC4-6 1-2 1B			0-0 4-3	4-0 BB	3	0	1	0	1	0	0
Jim Kaat, L OBP: 0.227, SLG: 0.180 Brant Alyea, R OBP: 0.370, SLG: 0.490 Stan Williams, R Charlie Manuel, L OBP: 0.275, SLG: 0.294 (9, PH)			0-0 4-3		0-0 FC4-6 3B 1-2f 2-3			0-0 G3	0-0 4-3	2	1	0	0	0	0	2

Inning Stats	R: 0	H: 2	E: 0	K: 1	S: 6	LOB: 1	BB: 0	P: 6	R: 0	H: 0	E: 0	K: 0	S: 3	LOB: 0	BB: 0	P: 3	R: 0	H: 0	E: 0	K: 0	S: 3	LOB: 0	BB: 0	P: 3	R: 1	H: 1	E: 0	K: 0	S: 4	LOB: 0	BB: 0	P: 4	R: 2	H: 3	E: 0	K: 0	S: 6	LOB: 1	BB: 0	P: 6	R: 0	H: 1	E: 0	K: 1	S: 6	LOB: 1	BB: 0	P: 6	R: 0	H: 0	E: 0	K: 0	S: 3	LOB: 0	BB: 0	P: 3	R: 0	H: 0	E: 0	K: 1	S: 5	LOB: 1	BB: 1	P: 9	R: 0	H: 1	E: 0	K: 0	S: 4	LOB: 2	BB: 1	P: 8	1B: 5	SF: 0	2B: 1	SAC: 0	3B: 1	DP: 1	HR: 1	HBP: 0	WP: 1	PA: 36
--------------	------	------	------	------	------	--------	-------	------	------	------	------	------	------	--------	-------	------	------	------	------	------	------	--------	-------	------	------	------	------	------	------	--------	-------	------	------	------	------	------	------	--------	-------	------	------	------	------	------	------	--------	-------	------	------	------	------	------	------	--------	-------	------	------	------	------	------	------	--------	-------	------	------	------	------	------	------	--------	-------	------	-------	-------	-------	--------	-------	-------	-------	--------	-------	--------

PITCHER	IP	WLS	BF	H	R	ER	SO	BB	IBB	HBP	BLK	WP	HR	S	P	ERA	WHIP
Blue Moon Odom, R ERA: 4.31 (1, 1)	5.1		22	7	3	3	1	0	0	0	0	0	1	24	24	5.06	1.312
Jim Roland, L ERA: 2.41 (6, 1)	2.1	W	8	0	0	0	2	1	0	0	0	0	0	11	15	0.00	0.429
Mudcat Grant, R ERA: 1.33 (8, 1)	1.1	S	6	1	0	0	0	1	0	0	0	1	0	5	9	0.00	1.500

BOTTOM

Oakland Athletics @ Minnesota Twins
Metropolitan Stadium, Bloomington, MI
Sun Aug 09 1970, 4:38 AM EDT
Att. 41,339 - Unknown

livebaseballscorecards.com

AB	34
R	3
H	8
RBI	3
BB	2
SO	3
LOB	15



Batter	1	2	3	4	5	6	7	8	9	AB R H RBI BB SO LOB	TOP			
Bert Campaneris, R (1, 6) OBP: 0.305, SLG: 0.436	0-0 F7		0-0 6-3	0-0 F7		0-0 F5		0-0 2B 1-3 3-H 1B	0-3 K	6 1 1 1 0 1 5				
Rick Monday, L (1, 8) OBP: 0.387, SLG: 0.464	0-0 L8		HR		0-0 F7 WP 1B		0-0 1B 2B	0-0 1B 2B		5 2 4 2 0 0 0				
Tommy Davis, R (1, 7) OBP: 0.308, SLG: 0.372 Reggie Jackson, L (8, PR) OBP: 0.346, SLG: 0.439	0-0 1B		5-3		0-0 5-3 1-2		0-0 E 1B	0-0 1B 1B		5 1 3 1 0 0 1 0 1 0 0 0 0 0				
Don Mincher, L (1, 3) OBP: 0.328, SLG: 0.489	0-0 4-3		1B		0-0 F7 2-3		0-0 E7 1-3 1B	0-0 1B 1B		5 0 3 1 0 0 2				
Sal Bando, R (1, 5) OBP: 0.402, SLG: 0.480		0-0 G3 1B 2B	0-0 F7		0-0 F4		4-0 1-3 IBB	0-0 F9		4 1 1 0 1 0 4				
Felipe Alou, R (1, 9) OBP: 0.321, SLG: 0.395		0-0 G3 2-3		0-0 F6		0-0 L5	0-0 1-3 1-2 2-3	0-3 K		5 0 0 0 0 1 5				
Frank Fernandez, R (1, 2) OBP: 0.327, SLG: 0.418		0-0 3-H 1B		0-3 K		0-0 L5	0-0 G3		4-0 FC3-6 BB	4 0 1 1 1 1 2				
Tony La Russa, R (1, 4) OBP: 0.271, SLG: 0.269 Allan Lewis, S (8, PR)		0-0 F4		0-0 1B 1B		0-0 1B 1B		0-0 1B 1B 2B	0-0 F4	4 0 3 0 0 0 1 0 1 0 0 0 0 0 1 0 0 0 0 0 1				
Dick Green, R (8, 4) OBP: 0.256, SLG: 0.245		0-0 4-3		0-0 1B 1B		0-0 1B 1B		0-0 1B 1B 2B	0-0 FC3-6 1-2	3 0 2 0 0 0 1 2 0 1 0 0 0 1				
Diego Segui, R (1, 1) OBP: 0.138, SLG: 0.143 Mudcat Grant, R (7, 1) OBP: 0.500, SLG: 0.167														
Inning Stats	R: 0 H: 1 E: 0 LOB: 1 K: 0 BB: 0 S: 4 P: 4	R: 1 H: 2 E: 0 LOB: 1 K: 0 BB: 0 S: 5 P: 5	R: 1 H: 2 E: 0 LOB: 1 K: 0 BB: 0 S: 5 P: 5	R: 0 H: 2 E: 0 LOB: 2 K: 1 BB: 0 S: 7 P: 7	R: 0 H: 1 E: 0 LOB: 1 K: 0 BB: 0 S: 4 P: 4	R: 0 H: 2 E: 0 LOB: 2 K: 0 BB: 0 S: 5 P: 5	R: 1 H: 3 E: 1 LOB: 2 K: 0 BB: 1 S: 5 P: 9	R: 4 H: 6 E: 0 LOB: 2 K: 1 BB: 0 S: 10 P: 10	R: 0 H: 0 E: 0 LOB: 1 K: 1 BB: 1 S: 5 P: 9	1B: 14 SF: 0 2B: 4 SAC: 0 3B: 0 DP: 0 HR: 1 HBP: 0	WP: 1 PA: 46 PB: 0 SB: 0 CS: 0			
PITCHER	IP WLS BF H R ER SO BB IBB HBP BLK WP HR S P ERA WHIP													
Bill Zepp, R (1, 1) ERA: 2.87	4.0		7 2 2 1 0 0 0 0 0 0 0 0 1 21 21 4.50 1.750											
Pete Hamm, R (5, 1) ERA: 4.91	2.0		9 3 0 0 0 0 0 0 0 0 0 0 1 9 9 0.00 1.500											
Ron Perranoski, L (7, 1) ERA: 2.16	1.0	L	6 3 1 0 0 0 0 1 0 0 0 0 5 9 0.00 3.000											
Stan Williams, R (8, 1) ERA: 2.09	0.1		4 4 3 3 0 0 0 0 0 0 0 0 4 4 81.00 12.000											
Dick Woodson, R (8, 1) ERA: 3.74	1.2		8 2 1 1 2 1 0 0 0 0 0 0 11 15 5.40 1.800											

Oakland Athletics @ Minnesota Twins
Metropolitan Stadium, Bloomington, MI

Mon Aug 10 1970, 4:33 AM EDT
Att: 8,083 - Unknown - 84 F

livebaseballscorecards.com

AB	44
R	7
H	19
RBI	6
BB	2
SO	3
LOB	23



Batter	1	2	3	4	5	6	7	8	9	AB	R	H	RBI	BB	SO	LOB
Cesar Tovar, R OBP: 0.354, SLG: 0.444 (1, 7) (8, 4)	0-0 6-3		0-0 G6-4-3 1B	0-0 SF8			0-0 SH1-4		0-0 L4	3	0	1	1	0	0	0
Danny Thompson, R OBP: 0.299, SLG: 0.326 Stan Williams, R Dick Woodson, R Jim Kaat, L OBP: 0.224, SLG: 0.177 (8, 1) (8, 1) (9, PH)	0-0 F9		0-0 G6-4-3 1-2f 3-H	0-0 F3			0-0 4-3		0-3 K	4	0	0	0	0	0	4
Tony Oliva, L OBP: 0.355, SLG: 0.505 (1, 9)	0-3 K		0-0 1B		0-0 5-3		0-0 F6		0-0 F8	5	0	1	0	0	1	1
Harmon Killebrew, R OBP: 0.428, SLG: 0.625 (1, 5)		0-3 K	4-0 1B		0-0 F9			0-0 HR		3	1	1	1	1	1	0
Rich Reese, L OBP: 0.336, SLG: 0.366 (1, 3)		0-0 F9	0-0 G3		0-0 F6			0-0 1-3		4	0	0	0	0	0	2
Jim Holt, L OBP: 0.292, SLG: 0.338 (1, 8)		0-0 1B		0-0 4-3		0-0 3-1		0-3 K		4	0	1	0	0	1	0
Leo Cardenas, R OBP: 0.320, SLG: 0.400 (1, 6)		4-0 1B		0-0 WP SF8 1B		4-0 CS BB		0-0 1B 1B		2	1	2	0	2	0	0
Tom Tischinski, R OBP: 0.382, SLG: 0.222 Brant Alyea, R OBP: 0.374, SLG: 0.494 Paul Ratliff, L OBP: 0.339, SLG: 0.361 (1, 2) (8, PH) (9, 2)		0-3 K		4-0 BB BB		0-0 6-3		0-0 1B		2	0	0	0	1	1	3
Bill Zepp, R OBP: 0.154, SLG: 0.154 Charlie Manuel, L OBP: 0.293, SLG: 0.294 Pete Hamm, R Ron Perranoski, L Rick Renick, R OBP: 0.059, SLG: 0.059 OBP: 0.347, SLG: 0.488 (4, PH) (5, 1) (7, 1) (8, 7)			0-0 E5 1B G6-4-3 1B		4-0 BB BB		4-0 SH1-4 BB		0-0 F3	1	1	1	0	0	0	0
										0	0	0	0	1	0	0
										0	0	0	0	0	0	0
										0	0	0	0	0	0	0
										1	0	0	0	1	0	2

Inning Stats	R: 0	H: 0	E: 0	K: 1	S: 5	LOB: 0	BB: 0	P: 5	R: 0	H: 1	E: 0	K: 2	S: 8	LOB: 2	BB: 1	P: 12	R: 1	H: 3	E: 1	K: 0	S: 5	LOB: 2	BB: 1	P: 9	R: 1	H: 1	E: 0	K: 0	S: 4	LOB: 2	BB: 2	P: 12	R: 0	H: 0	E: 0	K: 0	S: 3	LOB: 0	BB: 0	P: 3	R: 0	H: 0	E: 0	K: 0	S: 2	LOB: 0	BB: 1	P: 6	R: 0	H: 0	E: 0	K: 0	S: 3	LOB: 1	BB: 1	P: 7	R: 1	H: 3	E: 0	K: 1	S: 8	LOB: 2	BB: 0	P: 8	R: 0	H: 0	E: 0	K: 1	S: 5	LOB: 0	BB: 0	P: 5	1B: 7	SF: 1	2B: 0	SAC: 1	3B: 0	DP: 1	HR: 1	HBP: 0	WP: 1	PA: 39
PITCHER	IP	WLS	BF	H	R	ER	SO	BB	IBB	HBP	BLK	WP	HR	S	P	ERA	WHIP																																																																	
Diego Segui, R ERA: 2.62 (1, 1)	6.0	W	27	5	2	2	3	6	0	0	0	1	0	27	51	3.00	1.833																																																																	
Mudcat Grant, R ERA: 1.38 (7, 1)	3.0	S	12	3	1	1	2	0	0	0	0	0	1	16	16	3.00	1.000																																																																	

BOTTOM

Oakland Athletics @ Minnesota Twins
Metropolitan Stadium, Bloomington, MI

Mon Aug 10 1970, 4:33 AM EDT
Att. 8,083 - Unknown - 84 F

livebaseballscores.com

AB	31
R	3
H	8
RBI	2
BB	6
SO	5
LOB	12



Batter	1	2	3	4	5	6	7	8	9	10	11	AB R H RBI BB SO LOB	TOP						
Cesar Tovar, R (1, 7) OBP: 0.353, SLG: 0.442 (10, 8)	0-0 F7		0-0 6-3			0-0 L6			0-0 F5-3 1B		0-0 G6-4-3	5 0 1 0 0 0 1							
Danny Thompson, R (1, 4) OBP: 0.298, SLG: 0.324 (10, 5)	0-0 HR 1B		0-0 F8			0-0 5-3			0-0 F5-3 1-2			4 1 1 0 0 0 1							
Tony Oliva, L (1, 9) OBP: 0.352, SLG: 0.500	0-0 F7			0-0 L6		0-3 K			0-0 F8			4 0 0 0 0 1 1							
Harmon Killebrew, R (1, 5) OBP: 0.429, SLG: 0.630 Jim Kaat, L (10, PR) OBP: 0.224, SLG: 0.177 Frank Quilici, R (10, 4) OBP: 0.296, SLG: 0.265	0-0 HR 1-H			0-0 P4		0-3 K			4-0 1B BB			3 1 1 2 1 1 0 0 0 0 0 0 0 0 0 0 0 0 0 0 0							
Rich Reese, L (1, 3) OBP: 0.338, SLG: 0.384	0-0 4-3			0-0 L7		0-0 F8			0-0 FC5-4 1B 1-2			4 0 1 0 0 0 0							
Jim Holt, L (1, 8) OBP: 0.289, SLG: 0.333 Rick Renick, R (10, PH) OBP: 0.345, SLG: 0.484 (10, 7)		0-0 6-3			0-0 1-3			0-0 F8	0-0 FC5-4 FC4 1-2f			3 0 0 0 0 0 0 1 0 0 0 0 0 1							
Leo Cardenas, R (1, 6) OBP: 0.319, SLG: 0.397		0-0 F7			4-0 BB			0-0 1-6-3	0-0 FC4 1-2f			3 0 0 0 1 0 1							
Tom Tischinski, R (1, 2) OBP: 0.342, SLG: 0.194		0-0 6-3			0-0 F8			0-0 5-3			0-0 G3	4 0 0 0 0 0 1							
Jim Perry, S (1, 1) OBP: 0.296, SLG: 0.362 Tom Hall, L (9, 1) OBP: 0.190, SLG: 0.190 Brant Alyea, R (11, PH) OBP: 0.377, SLG: 0.497 Bert Blyleven, R (11, 1) OBP: 0.214, SLG: 0.214			0-0 4-3		0-0 G3			0-0 4-3			0-0 G6-4-3 1B	3 0 0 0 0 0 1 0 0 0 0 0 0 0 1 0 1 0 0 0 0 0 0 0 0 0 0 0							
Inning Stats	R: 2 H: 2 E: 0 LOB: 0 K: 0 BB: 0 S: 5 P: 5	R: 0 H: 0 E: 0 LOB: 0 K: 0 BB: 0 S: 3 P: 3	R: 0 H: 0 E: 0 LOB: 0 K: 0 BB: 0 S: 3 P: 3	R: 0 H: 0 E: 0 LOB: 0 K: 0 BB: 0 S: 3 P: 3	R: 0 H: 0 E: 0 LOB: 1 K: 0 BB: 1 S: 3 P: 7	R: 0 H: 0 E: 0 LOB: 0 K: 1 BB: 0 S: 5 P: 5	R: 0 H: 0 E: 0 LOB: 0 K: 1 BB: 0 S: 5 P: 5	R: 0 H: 0 E: 0 LOB: 0 K: 0 BB: 0 S: 3 P: 3	R: 0 H: 1 E: 0 LOB: 0 K: 0 BB: 0 S: 3 P: 3	R: 0 H: 1 E: 0 LOB: 1 K: 0 BB: 1 S: 3 P: 7	R: 0 H: 1 E: 0 LOB: 0 K: 0 BB: 0 S: 3 P: 3	1B: 4 SF: 0 2B: 1 SAC: 0 3B: 0 DP: 2 HR: 1 HBP: 0	WP: 0 PA: 37 PB: 0 SB: 0 CS: 0						
PITCHER	IP WLS BF H R ER SO BB IBB HBP BLK WP HR S P ERA WHIP																		
Casey Cox, R (1, 1) ERA: 4.79	7.0		24	2	2	2	2	1	0	0	0	0	0	0	1	27	31	2.57	0.429
Horacio Pina, R (8, 1) ERA: 2.44	2.0		6	1	0	0	0	0	0	0	0	0	0	0	0	6	6	0.00	0.500
Darold Knowles, L (10, 1) ERA: 2.01	2.0	W	7	2	0	0	0	1	0	0	0	0	0	0	0	6	10	0.00	1.500

Minnesota Twins @ Washington Senators
 Robert F. Kennedy Memorial Stadium, Washington, DC
 Tue Aug 11 1970, 7:05 PM EDT
 Att: 9,372 - Unknown

livebaseballscores.com

AB	35
R	2
H	5
RBI	2
BB	2
SO	2
LOB	7



Batter	1	2	3	4	5	6	7	8	9	10	11	AB R H RBI BB SO LOB	BOTTOM																							
Ed Stroud, L (1, 8) OBP: 0.343, SLG: 0.352	0-0 F7		0-0 S 1B		0-0 4-3		0-3 K		4-0 CS BB			4 0 1 0 1 1 0	Minnesota Twins @ Washington Senators Robert F. Kennedy Memorial Stadium, Washington, DC Tue Aug 11 1970, 7:05 PM EDT Att: 9,372 - Unknown livebaseballscorecards.com																							
Lee Maye, L (1, 9) OBP: 0.335, SLG: 0.404 Tom Grieve, R (9, PH) OBP: 0.298, SLG: 0.431 (10, 9)	0-0 E3 BB		4-0 1-2 BB		0-0 F2		0-3 K		0-0 CS	0-0 F7		3 0 0 0 1 1 0 1 0 0 0 0 0 0																								
Frank Howard, R (1, 7) OBP: 0.427, SLG: 0.535	0-3 K		0-3 K		0-0 4-3		0-0 4-3 HR 1B			4-0 IBB		4 1 1 0 1 2 3																								
Mike Epstein, L (1, 3) OBP: 0.360, SLG: 0.437	4-0 1-2 BB		0-0 1-3		1-0 HBP		0-0 4-3			0-0 F9		3 0 0 0 1 0 4																								
Aurelio Rodriguez, R (1, 5) OBP: 0.296, SLG: 0.415	0-0 F9		0-0 4-3 2B		0-0 P6		0-0 2-H HR		0-3 K			5 1 2 2 0 1 4																								
Bernie Allen, L (1, 4) OBP: 0.342, SLG: 0.385		0-0 L4		0-0 4-3 2-3		0-0 P6		4-0 BB			0-0 4-3	4 0 0 0 1 0 2																								
Ed Brinkman, R (1, 6) OBP: 0.339, SLG: 0.320		0-0 6-3		0-0 F9		0-0 F7		0-0 F8			0-0 2B 1B	5 1 1 0 0 0 3																								
Jim French, L (1, 2) OBP: 0.371, SLG: 0.252 Paul Casanova, R (9, PH) OBP: 0.282, SLG: 0.410 (10, 2)		0-3 K		4-0 IBB		0-3 K		0-3 K			0-0 1-H 2B	2 0 0 0 1 2 0 2 0 1 1 0 1 0																								
Casey Cox, R (1, 1) OBP: 0.146, SLG: 0.128 John Roseboro, L (7, PH) OBP: 0.365, SLG: 0.314 Horacio Pina, R (8, 1) Rick Reichardt, R (9, PH) OBP: 0.349, SLG: 0.511 Darold Knowles, L (10, 1) OBP: 0.059, SLG: 0.059			0-3 K		0-0 F9		0-0 4-3		0-0 F9			2 0 0 0 0 1 2 1 0 0 0 0 0 0 0 0 0 0 0 0 0 1 0 0 0 0 0 0 0 0 0 0 0 0 0																								
Inning Stats	R: 0 H: 0 E: 1 K: 1 S: 6	H: 0 LOB: 2 BB: 1 P: 10	R: 0 H: 0 E: 0 K: 1 S: 5	H: 0 LOB: 0 BB: 0 P: 5	R: 0 H: 1 E: 0 K: 2 S: 8	H: 1 LOB: 2 BB: 1 P: 12	R: 0 H: 1 E: 0 K: 0 S: 4	H: 1 LOB: 2 BB: 1 P: 8	R: 0 H: 0 E: 0 K: 0 S: 3	H: 0 LOB: 0 BB: 0 P: 3	R: 0 H: 0 E: 0 K: 1 S: 7	H: 0 LOB: 0 BB: 0 P: 7		R: 2 H: 2 E: 0 K: 1 S: 7	H: 2 LOB: 1 BB: 1 P: 11	R: 0 H: 0 E: 0 K: 1 S: 4	H: 0 LOB: 0 BB: 1 P: 8	R: 0 H: 0 E: 0 K: 1 S: 5	H: 0 LOB: 1 BB: 1 P: 9	R: 1 H: 2 E: 0 K: 0 S: 3	H: 2 LOB: 1 BB: 0 P: 3	1B: 3 SF: 0 2B: 2 SAC: 0 3B: 0 DP: 0 HR: 1 HBP: 1	WP: 0 PA: 45 PB: 0 SB: 1 CS: 1													
PITCHER	IP WLS BF H R ER SO BB IBB HBP BLK WP HR S P ERA WHIP																																			
Jim Perry, R (1, 1) ERA: 3.07	8.0	34	4	2	2	7	3	1	1	0	0	0	1	43	60	2.25	0.875																			
Tom Hall, L (9, 1) ERA: 2.44	2.0	7	0	0	0	2	1	1	0	0	0	0	0	9	17	0.00	0.500																			
Bert Blyleven, R (11, 1) ERA: 3.08	0.1	L	3	2	1	1	0	0	0	0	0	0	0	3	3	27.00	6.000																			



Batter	1	2	3	4	5	6	7	8	9	AB R H RBI BB SO LOB	TOP											
Cesar Tovar, R (1, 8) OBP: 0.351, SLG: 0.439	0-0 F5		0-0 P6		0-0 F7			0-0 BB 1B 1B	0-0 G1-6-3	5 1 1 0 0 0 4												
Leo Cardenas, R (1, 6) OBP: 0.318, SLG: 0.398	0-3 K		0-0 6-3			0-0 E 2B		0-0 F7		4 1 1 1 0 1 2												
Harmon Killebrew, R (1, 3) OBP: 0.427, SLG: 0.625	0-0 P4		0-0 F7			0-0 5-3		4-0 BB 1B 1-2		3 0 0 0 1 0 2												
Charlie Manuel, L (1, 9) OBP: 0.273, SLG: 0.270		0-0 F8		0-3 K		0-3 K		0-0 FC4 1B 1-2 2-H		3 0 0 0 0 2 1												
Tony Oliva, L (8, PH) OBP: 0.354, SLG: 0.501										1 0 1 1 0 0 0												
Brant Alyea, R (1, 7) OBP: 0.374, SLG: 0.487		0-3 K		4-0 FC5-4 BB		0-0 E6 2-H		0-3 K		3 0 0 0 1 2 2												
Rick Renick, R (1, 5) OBP: 0.342, SLG: 0.477		0-0 1B		0-0 FC5-4 1-2f		0-0 F7		0-0 FC4 1-2f		4 0 1 0 0 0 4												
Paul Ratliff, L (1, 2) OBP: 0.331, SLG: 0.351		0-0 G3		0-0 L3			0-0 F8		0-0 FC6-4 1B	3 0 0 0 0 0 2												
Danny Thompson, R (9, PH) OBP: 0.303, SLG: 0.329										1 0 1 0 0 0 0												
Frank Quilici, R (1, 4) OBP: 0.294, SLG: 0.264			0-0 2B 6-3 1B		0-0 4-3		0-0 5-3		0-0 FC6-4 1B 1-2f	4 1 1 0 0 0 1												
Luis Tiant, R (1, 1) OBP: 0.448, SLG: 0.571			0-0 K 2B		0-0 4-3		0-3 K		0-0 G1-6-3 1B 1-2	2 0 1 0 0 0 0												
Stan Williams, R (6, 1) OBP: 0.288, SLG: 0.332										0 0 0 0 0 0 0												
Jim Holt, L (7, PH) OBP: 0.288, SLG: 0.332										1 0 0 0 0 0 1												
Dick Woodson, R (7, 1) OBP: 0.190, SLG: 0.190										0 0 0 0 0 0 0												
Tom Hall, L (8, 1) OBP: 0.190, SLG: 0.190										0 0 0 0 0 0 0												
Bob Allison, R (9, PH) OBP: 0.343, SLG: 0.259										1 0 1 0 0 0 0												
Inning Stats	R: 0 E: 0 K: 1 S: 5	H: 0 LOB: 0 BB: 0 P: 5	R: 0 E: 0 K: 1 S: 6	H: 1 LOB: 1 BB: 0 P: 6	R: 1 E: 0 K: 0 S: 5	H: 2 LOB: 1 BB: 0 P: 5	R: 0 E: 0 K: 1 S: 5	H: 0 LOB: 1 BB: 1 P: 9	R: 0 E: 0 K: 0 S: 3	H: 0 LOB: 0 BB: 0 P: 3	R: 1 E: 1 K: 1 S: 7	H: 1 LOB: 1 BB: 0 P: 7	R: 0 E: 0 K: 1 S: 5	H: 0 LOB: 0 BB: 0 P: 5	R: 1 E: 0 K: 1 S: 7	H: 2 LOB: 2 BB: 1 P: 11	R: 0 E: 0 K: 0 S: 4	H: 2 LOB: 1 BB: 0 P: 4	1B: 6 2B: 2 3B: 0 HR: 0	SF: 0 SAC: 0 DP: 1 HBP: 0	WP: 0 PB: 0 SB: 0 CS: 0	PA: 37
PITCHER	IP WLS BF H R ER SO BB IBB HBP BLK WP HR S P ERA WHIP											PITCHER	IP WLS BF H R ER SO BB IBB HBP BLK WP HR S P ERA WHIP									
Jim Hannan, R (1, 1) ERA: 3.43	7.1 W 30 5 3 2 5 2 0 0 0 0 0 0 38 46 2.46 0.955											Joe Grzenda, L (8, 1) ERA: 4.81	1.2 S 7 3 0 0 1 0 0 0 0 0 0 9 9 0.00 1.800									

Minnesota Twins @ Washington Senators
 Robert F. Kennedy Memorial Stadium, Washington, DC
 Wed Aug 12 1970, 7:05 PM EDT
 Att. 8,811 - Unknown

livebaseballscorecards.com

AB	35
R	3
H	8
RBI	2
BB	2
SO	6
LOB	18



Batter	1	2	3	4	5	6	7	8	9
Ed Stroud, L OBP: 0.342, SLG: 0.351 (1, 8)	0-0 HR 1B		0-0 1-3		0-3 K		0-0 1-3		
Lee Maye, L OBP: 0.333, SLG: 0.406 (1, 9)	0-0 F8		0-0 4-3			0-0 E3 2B		0-0 K2-5-2 2B	
Frank Howard, R OBP: 0.429, SLG: 0.546 Del Unser, L OBP: 0.301, SLG: 0.311 (8, PR) (9, 7)	0-0 1-H HR		0-0 5-3			0-0 1-H HR 2B		4-0 BB BB BB BB	
Mike Epstein, L OBP: 0.359, SLG: 0.444 (1, 3)	0-0 F8			0-3 K		0-0 2-H HR		0-0 F2	
Aurelio Rodriguez, R OBP: 0.295, SLG: 0.412 (1, 5)	0-0 6-3			1-0 FC1-6 HBP		0-0 L7		0-3 K2-5-2 2-3f	
Paul Casanova, R OBP: 0.279, SLG: 0.405 (1, 2)		0-0 L7		0-0 FC1-6 1-2f		0-0 4-3			
Ed Brinkman, R OBP: 0.337, SLG: 0.317 (1, 6)		0-0 L4		0-0 1-3		0-0 5-3			
Tim Cullen, R OBP: 0.290, SLG: 0.266 (1, 4)		0-0 1B			0-0 5-3		0-0 6-3		
Jim Hannan, R OBP: 0.222, SLG: 0.160 Joe Grzenda, R (8, 1)		0-3 K			0-0 G3		0-3 K		

Inning Stats	R: 2	H: 2	E: 0	K: 0	S: 5	LOB: 0	BB: 0	P: 5
	R: 0	H: 1	E: 0	K: 1	S: 6	LOB: 1	BB: 0	P: 6
	R: 0	H: 0	E: 0	K: 0	S: 3	LOB: 0	BB: 0	P: 3
	R: 0	H: 0	E: 0	K: 1	S: 5	LOB: 1	BB: 0	P: 6
	R: 0	H: 0	E: 0	K: 1	S: 5	LOB: 0	BB: 0	P: 5
	R: 3	H: 2	E: 1	K: 0	S: 6	LOB: 0	BB: 0	P: 6
	R: 0	H: 0	E: 0	K: 1	S: 5	LOB: 0	BB: 0	P: 5
	R: 0	H: 1	E: 0	K: 1	S: 5	LOB: 2	BB: 1	P: 9

PITCHER	IP	WLS	BF	H	R	ER	SO	BB	IBB	HBP	BLK	WP	HR	S	P	ERA	WHIP
Luis Tiant, R ERA: 3.14 (1, 1)	5.0	L	22	5	5	4	3	0	0	0	0	0	2	27	28	7.20	1.000
Stan Williams, R ERA: 2.06 (6, 1)	1.0		3	0	0	0	0	0	0	0	0	0	0	3	3	0.00	0.000
Dick Woodson, R ERA: 3.57 (7, 1)	1.0		5	1	0	0	1	1	0	0	0	0	0	6	10	0.00	2.000
Tom Hall, L ERA: 2.41 (8, 1)	1.0		2	0	0	0	1	0	0	0	0	0	0	4	4	0.00	0.000

AB R H RBI BB SO LOB

BOTTOM

4	1	1	0	0	1	0
4	1	1	0	0	0	1
3	2	2	3	1	0	0
0	0	0	0	0	0	0
4	1	1	2	0	1	2
3	0	0	0	0	1	2
3	0	0	0	0	0	1
3	0	0	0	0	0	1
3	0	1	0	0	0	0
3	0	0	0	0	2	1
0	0	0	0	0	0	0

AB	30
R	5
H	6
RBI	5
BB	1
SO	5
LOB	8



1B: 2	SF: 0	WP: 0	PA: 32
2B: 3	SAC: 0	PB: 0	
3B: 0	DP: 1	SB: 0	
HR: 2	HBP: 1	CS: 0	

Minnesota Twins @ Washington Senators
Robert F. Kennedy Memorial Stadium, Washington, DC
 Wed Aug 12 1970, 7:05 PM EDT
 Att: 8,811 - Unknown

livebaseballscorecards.com

Batter	1	2	3	4	5	6	7	8	9	AB R H RBI BB SO LOB	TOP
Cesar Tovar, R (1, 7) OBP: 0.350, SLG: 0.437	0-0 1B		0-0 1-3			0-0 G4-6-3 1-2f			0-0 1-3	4 0 1 0 0 0 1	
Danny Thompson, R (1, 4) OBP: 0.297, SLG: 0.322	0-0 F8			0-3 K			0-0 F7			3 0 0 0 0 1 1	
Tony Oliva, L (1, 9) OBP: 0.351, SLG: 0.498	0-3 K			0-0 5-3			0-3 K			3 0 0 0 0 2 1	
Harmon Killebrew, R (1, 5) OBP: 0.425, SLG: 0.620	0-3 K			0-0 F5			0-0 F3			3 0 0 0 0 1 1	
Rich Reese, L (1, 3) OBP: 0.335, SLG: 0.381		0-0 1-3		0-3 K			0-0 F9			3 0 0 0 0 1 0	
Jim Holt, L (1, 8) OBP: 0.284, SLG: 0.328		0-0 5-3		0-3 K			0-0 1-3			3 0 0 0 0 1 0	
Leo Cardenas, R (1, 6) OBP: 0.316, SLG: 0.395		0-0 L5		0-0 6-3			0-3 K			3 0 0 0 0 1 0	
Tom Tischinski, R (1, 2) OBP: 0.325, SLG: 0.182			0-0 5-3			0-0 6-3			0-0 F2	2 0 0 0 0 0 0	
Rick Renick, R (9, PH) OBP: 0.340, SLG: 0.474										1 0 0 0 0 0 0	
Jim Kaat, L (1, 1) OBP: 0.232, SLG: 0.175			0-0 P6			4-0 BB			0-0 6-3	1 0 0 0 1 0 0	
Charlie Manuel, L (9, PH) OBP: 0.273, SLG: 0.270										0 0 0 0 0 0 0	
Brant Alyea, R (9, PH) OBP: 0.372, SLG: 0.484										1 0 0 0 0 0 0	
Inning Stats	R: 0 E: 0 K: 2 S: 8 H: 1 LOB: 1 BB: 0 P: 8	R: 0 E: 0 K: 0 S: 3 H: 0 LOB: 0 BB: 0 P: 3	R: 0 E: 0 K: 0 S: 3 H: 0 LOB: 0 BB: 0 P: 3	R: 0 E: 0 K: 1 S: 5 H: 0 LOB: 0 BB: 0 P: 5	R: 0 E: 0 K: 2 S: 7 H: 0 LOB: 0 BB: 0 P: 7	R: 0 E: 0 K: 0 S: 2 H: 0 LOB: 0 BB: 1 P: 6	R: 0 E: 0 K: 1 S: 5 H: 0 LOB: 0 BB: 0 P: 5	R: 0 E: 0 K: 1 S: 5 H: 0 LOB: 0 BB: 0 P: 5	R: 0 E: 0 K: 0 S: 3 H: 0 LOB: 0 BB: 0 P: 3	1B: 1 2B: 0 3B: 0 HR: 0 SF: 0 SAC: 0 DP: 1 HBP: 0	WP: 0 PB: 0 SB: 0 CS: 0 PA: 28
PITCHER Dick Bosman, R (1, 1) ERA: 3.03	IP: 9.0 WLS: W BF: 28 H: 1 R: 0 ER: 0 SO: 7 BB: 1 IBB: 0 HBP: 0 BLK: 0 WP: 0 HR: 0 S: 41 P: 45 ERA: 0.00 WHIP: 0.222										

Minnesota Twins @ Washington Senators
Robert F. Kennedy Memorial Stadium, Washington, DC

Thu Aug 13 1970, 7:05 PM EDT
Att: 10,724 - Unknown

livebaseballscorecards.com

AB 27
R 0
H 1
RBI 0
BB 1
SO 7
LOB 4



Batter	1	2	3	4	5	6	7	8	9	AB	R	H	RBI	BB	SO	LOB
Ed Brinkman, R OBP: 0.335, SLG: 0.315 (1, 6)	0-0 6-3		0-0 6-3		0-0 F7			0-0 F8		4	0	0	0	0	0	0
Wayne Comer, R OBP: 0.300, SLG: 0.230 (1, 8)	0-0 E5 FC6-4 1B		0-0 1B 1B			0-0 5-3		0-0 6-3		4	1	2	0	0	0	0
Frank Howard, R OBP: 0.433, SLG: 0.547 (1, 3)	4-0 FC6-4 IBB		0-0 G4-6-3 1B			4-0 L9-3 BB				1	0	1	0	2	0	0
Rick Reichardt, R OBP: 0.344, SLG: 0.503 (1, 7)	0-0 FC6-4 1-2f 3-H		0-0 G4-6-3 1-2f			0-0 L9-3 1-2				3	0	0	1	0	0	4
Aurelio Rodriguez, R OBP: 0.296, SLG: 0.411 (1, 5)	0-3 K			0-0 L4			0-0 CS 1B			3	0	1	0	0	1	1
Tom Grieve, R OBP: 0.283, SLG: 0.407 (1, 9)		0-0 5-3		0-0 F7			0-0 F8 1-2			3	0	0	0	0	0	1
Paul Casanova, R OBP: 0.279, SLG: 0.404 (1, 2)		0-0 E5		0-0 5-3			0-0 1B			3	0	1	0	0	0	0
Tim Cullen, R OBP: 0.285, SLG: 0.261 (1, 4)		0-0 F8			0-0 F9		0-0 F7			3	0	0	0	0	0	2
Dick Bosman, R OBP: 0.111, SLG: 0.111 (1, 1)		0-0 3-1			0-0 F9			0-3 K		3	0	0	0	0	1	1
Inning Stats	R: 1 E: 1 K: 1 S: 6	H: 1 LOB: 1 BB: 1 P: 10	R: 0 E: 1 K: 0 S: 4	H: 0 LOB: 1 BB: 0 P: 4	R: 0 E: 0 K: 0 S: 4	H: 2 LOB: 1 BB: 0 P: 4	R: 0 E: 0 K: 0 S: 3	H: 0 LOB: 0 BB: 0 P: 3	R: 0 E: 0 K: 0 S: 2	H: 0 LOB: 0 BB: 1 P: 6	R: 0 E: 0 K: 0 S: 4	H: 2 LOB: 1 BB: 0 P: 4	R: 0 E: 0 K: 1 S: 5	H: 0 LOB: 0 BB: 0 P: 5	1B: 5 2B: 1 3B: 0 HR: 0	SF: 0 SAC: 0 DP: 2 HBP: 0

MINNESOTA TWINS @ WASHINGTON SENATORS
Robert F. Kennedy Memorial Stadium, Washington, DC

Thu Aug 13 1970, 7:05 PM EDT
Att. 10,724 - Unknown

AB 27	WP : 0 PA : 29
R 1	PB : 0
H 5	SB : 0
RBI 1	CS : 1
BB 2	
SO 2	
LOB 9	

PITCHER	IP	WLS	BF	H	R	ER	SO	BB	IBB	HBP	BLK	WP	HR	S	P	ERA	WHIP
Jim Kaat, L ERA: 3.52 (1, 1)	8.0	L	29	5	1	0	2	1	1	0	0	0	0	31	39	0.00	0.750

Batter	1	2	3	4	5	6	7	8	9	AB R H RBI BB SO LOB	TOP																				
Cesar Tovar, R (1, 8) OBP: 0.351, SLG: 0.437	0-0 4-3 S 1B	0-0 F6			0-3 K		0-0 BB FC5 1B		0-0 F9	5 0 2 0 0 1 2																					
Tony Oliva, L (1, 9) OBP: 0.350, SLG: 0.497	0-0 F5		0-0 4-3		0-0 2B		0-0 F7		0-0 F9	5 0 1 0 0 0 3																					
Harmon Killebrew, R (1, 5) OBP: 0.425, SLG: 0.617	4-0 1-2 BB		0-0 4-3		4-0 BB		0-0 FC5 BB 1-2 2-3f			2 0 0 0 2 0 2																					
Rich Reese, L (1, 3) OBP: 0.334, SLG: 0.378	0-0 4-3 1-2 2-3		0-3 K		0-0 F7		4-0 BB 1-2 2-3			3 0 0 0 1 1 4																					
Brant Alyea, R (1, 7) OBP: 0.375, SLG: 0.503	0-0 6-3			0-0 HR		0-0 1-3 1B	0-3 K			4 1 2 1 0 1 5																					
Leo Cardenas, R (1, 6) OBP: 0.316, SLG: 0.394		0-0 1B 1B		0-0 6-3		0-3 K		0-3 K		4 0 1 0 0 2 1																					
Danny Thompson, R (1, 4) OBP: 0.296, SLG: 0.320		0-0 1-2 1B		0-0 F8		0-0 1-3 1-2		0-0 5-3		4 0 1 0 0 0 1																					
Tom Tischinski, R (1, 2) OBP: 0.302, SLG: 0.167		0-0 F8		0-3 K		0-0 F8		0-0 4-3		3 0 0 0 0 1 3																					
Paul Ratliff, L (8, PH) (8, 2) OBP: 0.328, SLG: 0.348										1 0 0 0 0 0 0																					
Bill Zepp, R (1, 1) OBP: 0.143, SLG: 0.143		0-3 K			0-3 K		0-0 FC5 1B		0-0 1B	2 0 0 0 0 2 2																					
Charlie Manuel, L (7, PH) OBP: 0.289, SLG: 0.289										1 0 1 0 0 0 0																					
Jim Kaat, L (7, PR) OBP: 0.232, SLG: 0.175										0 0 0 0 0 0 0																					
Tom Hall, L (7, 1) OBP: 0.190, SLG: 0.190										0 0 0 0 0 0 0																					
Pete Hamm, R (8, 1)										0 0 0 0 0 0 0																					
Rick Renick, R (8, PH) OBP: 0.344, SLG: 0.478										1 0 1 0 0 0 0																					
Inning Stats	R: 0 E: 0 K: 0 S: 4	H: 1 LOB: 2 BB: 1 P: 8	R: 0 E: 0 K: 1 S: 7	H: 2 LOB: 2 BB: 0 P: 7	R: 0 E: 0 K: 1 S: 5	H: 0 LOB: 0 BB: 0 P: 5	R: 1 E: 0 K: 1 S: 6	H: 1 LOB: 0 BB: 0 P: 6	R: 0 E: 0 K: 2 S: 8	H: 1 LOB: 2 BB: 1 P: 12	R: 0 E: 0 K: 1 S: 6	H: 1 LOB: 1 BB: 0 P: 6	R: 0 E: 0 K: 1 S: 7	H: 2 LOB: 3 BB: 1 P: 11	R: 0 E: 0 K: 1 S: 5	H: 0 LOB: 0 BB: 0 P: 5	R: 0 E: 0 K: 0 S: 3	H: 1 LOB: 0 BB: 0 P: 3	1B: 7 2B: 1 3B: 0 HR: 1	SF: 0 SAC: 0 DP: 0 HBP: 0	WP: 0 PB: 0 SB: 1 CS: 0	PA: 38									
PITCHER Ray Culp, R (1, 1) ERA: 2.97	IP 9.0	WLS W	BF 38	H 9	R 1	ER 1	SO 8	BB 3	IBB 0	HBP 0	BLK 0	WP 0	HR 1	S 51	P 63	ERA 1.00	WHIP 1.333														
											PITCHER	IP	WLS	BF	H	R	ER	SO	BB	IBB	HBP	BLK	WP	HR	S	P	ERA	WHIP			

Minnesota Twins @ Boston Red Sox
Fenway Park, Boston, MA
 Fri Aug 14 1970, 7:05 PM EDT
 Att. 27,962 - Unknown - 88 F

livebaseballscorecards.com

AB	35
R	1
H	9
RBI	1
BB	3
SO	8
LOB	23



Batter	1	2	3	4	5	6	7	8	9
Mike Andrews, R (1, 4) <small>OBP: 0.320, SLG: 0.363</small>	4-0 	0-0 			0-0 		0-0 	0-0 	
Reggie Smith, S (1, 8) <small>OBP: 0.367, SLG: 0.498</small>	0-0 	0-0 			4-0 		0-0 	0-0 	
Carl Yastrzemski, L (1, 3) <small>OBP: 0.457, SLG: 0.622</small> Don Pavletich, R (9, 3) <small>OBP: 0.238, SLG: 0.189</small>	4-0 		4-0 		4-0 		0-0 	0-0 	
Tony Conigliaro, R (1, 9) <small>OBP: 0.329, SLG: 0.465</small>	0-3 		0-0 		0-0 		0-0 	0-0 	
Rico Petrocelli, R (1, 6) <small>OBP: 0.323, SLG: 0.450</small>	0-0 		0-0 			0-0 	4-0 	4-0 	
Billy Conigliaro, R (1, 7) <small>OBP: 0.345, SLG: 0.517</small>		0-3 	0-0 			0-0 	0-0 	0-0 	
John Kennedy, R (1, 5) <small>OBP: 0.303, SLG: 0.448</small>		0-0 		0-0 		0-0 	0-0 		
Jerry Moses, R (1, 2) <small>OBP: 0.313, SLG: 0.388</small>		0-0 		0-0 		0-0 	0-0 		
Ray Culp, R (1, 1) <small>OBP: 0.139, SLG: 0.141</small>		0-0 		0-3 		0-0 		0-3 	

Inning Stats	R: 1	H: 1	E: 0	K: 1	S: 5	H: 1	LOB: 1	BB: 1	P: 7	R: 0	H: 0	E: 0	K: 0	S: 3	R: 0	H: 0	E: 0	K: 0	S: 2	R: 1	H: 2	E: 0	K: 0	S: 5	R: 3	H: 2	E: 2	K: 0	S: 7	R: 2	H: 3	E: 0	K: 1	S: 8
	1	1	0	1	5	3	1	1	7	0	0	0	0	3	0	0	0	0	2	0	2	0	0	5	0	2	2	0	0	0	3	0	1	8

PITCHER	IP	WLS	BF	H	R	ER	SO	BB	IBB	HBP	BLK	WP	HR	S	P	ERA	WHIP
Bill Zepp, R (1, 1) <small>ERA: 2.97</small>	6.0	L	27	7	3	3	3	5	0	0	0	0	1	28	48	4.50	2.000
Tom Hall, L (7, 1) <small>ERA: 2.78</small>	1.1		12	5	5	4	1	1	0	0	0	0	1	13	17	27.00	4.500
Pete Hamm, R (8, 1) <small>ERA: 4.5</small>	0.2		3	0	0	0	0	1	0	0	0	0	0	2	6	0.00	1.500

MINNESOTA TWINS @ BOSTON RED SOX

Fenway Park, Boston, MA

Fri Aug 14 1970, 7:05 PM EDT

Att: 27,962 - Unknown - 88 F

AB	35
R	8
H	12
RBI	7
BB	7
SO	4
LOB	19

1B	2B	3B	HR	SF	SAC	DP	HBP	WP	PB	SB	CS	PA
6	4	0	2	0	0	2	0	0	0	0	1	42

Batter	1	2	3	4	5	6	7	8	9	AB R H RBI BB SO LOB	TOP																					
Cesar Tovar, R (1, 8) OBP: 0.351, SLG: 0.436	0-0 4-3	0-0 1B		0-0 L4			0-0 L7		0-0 L7	5 1 2 1 0 0 0																						
Rich Reese, L (1, 3) OBP: 0.333, SLG: 0.376	0-0 2B	0-0 F2		0-0 L4			0-0 4-3			4 1 1 0 0 0 2																						
Tony Oliva, L (1, 9) OBP: 0.351, SLG: 0.499	0-0 1B	0-0 1B		0-0 G3			0-0 L8			4 0 2 2 0 0 0																						
Brant Alyea, R (1, 7) OBP: 0.378, SLG: 0.500 Jim Holt, L (8, PR) OBP: 0.284, SLG: 0.328	4-0 BB	0-0 4-3			0-0 F2			0-0 1B		3 0 1 0 1 0 1 0 0 0 0 0 0 0																						
Rick Renick, R (1, 5) OBP: 0.342, SLG: 0.467	4-0 BB		0-0 5-3		0-0 F9			0-0 5-3		3 0 0 0 1 0 1																						
Leo Cardenas, R (1, 6) OBP: 0.315, SLG: 0.392	0-3 K		0-0 FC4-2		0-0 6-3			0-0 F9		4 0 1 0 0 1 5																						
George Mitterwald, R (1, 2) OBP: 0.273, SLG: 0.365	0-0 F8		0-0 E8		0-0 G3			0-3 K		4 0 0 0 0 1 6																						
Danny Thompson, R (1, 4) OBP: 0.294, SLG: 0.318		0-0 1B	0-0 FC4-2		0-0 F9			0-0 L7		4 1 1 0 0 0 2																						
Jim Perry, S (1, 1) OBP: 0.288, SLG: 0.352 Stan Williams, R (6, 1) Charlie Manuel, L (9, PH) OBP: 0.283, SLG: 0.282		0-0 SH5-4	0-0 G3		0-3 K			0-0 4-1		2 0 0 0 0 1 2 0 0 0 0 0 0 0 1 0 0 0 0 0 0																						
Inning Stats	R: 1 E: 0 K: 1 S: 7	H: 2 LOB: 3 BB: 2 P: 15	R: 2 E: 0 K: 0 S: 6	H: 3 LOB: 1 BB: 0 P: 6	R: 0 E: 1 K: 0 S: 5	H: 1 LOB: 2 BB: 0 P: 5	R: 0 E: 0 K: 0 S: 3	H: 1 LOB: 0 BB: 0 P: 3	R: 0 E: 0 K: 1 S: 5	H: 0 LOB: 0 BB: 0 P: 5	R: 0 E: 0 K: 0 S: 3	H: 0 LOB: 0 BB: 0 P: 3	R: 0 E: 0 K: 1 S: 6	H: 1 LOB: 2 BB: 0 P: 6	R: 0 E: 0 K: 0 S: 3	H: 0 LOB: 0 BB: 0 P: 3	1B: 7 2B: 2 3B: 0 HR: 0	SF: 0 SAC: 1 DP: 1 HBP: 0	WP: 0 PB: 0 SB: 1 CS: 0	PA: 37												
PITCHER Sonny Siebert, R (1, 1) ERA: 3.49	IP 9.0	WLS W	BF 37	H 8	R 3	ER 3	SO 3	BB 2	IBB 0	HBP 0	BLK 0	WP 0	HR 0	S 41	P 49	ERA 3.00	WHIP 1.111															
											PITCHER	IP	WLS	BF	H	R	ER	SO	BB	IBB	HBP	BLK	WP	HR	S	P	ERA	WHIP				

Minnesota Twins @ Boston Red Sox
Fenway Park, Boston, MA
 Sat Aug 15 1970, 3:33 AM EDT
 Att. 25,270 - Unknown - 98 F

livebaseballscorecards.com

AB	34
R	3
H	8
RBI	3
BB	2
SO	3
LOB	19



Batter	1	2	3	4	5	6	7	8	9
Mike Andrews, R OBP: 0.322, SLG: 0.365 (1, 4)	0-0 1B G4-6-3 1B		0-0 L5			0-0 F9	0-0 IBB 1-3 1B		
Reggie Smith, S OBP: 0.371, SLG: 0.501 (1, 8)	0-0 1-3 G4-6-3 1B		0-0 1B			0-0 1B E	0-0 SF8		
Carl Yastrzemski, L OBP: 0.455, SLG: 0.617 (1, 3)	0-0 1-2f 3-H G4-6-3		0-0 4-3			0-0 1-2 FC 1B	4-0 1-2 IBB		
Tony Conigliaro, R OBP: 0.326, SLG: 0.460 (1, 9)	0-0 1-3			0-0 F9		0-0 F9	0-0 F2		
Rico Petrocelli, R OBP: 0.327, SLG: 0.460 (1, 6)		0-0 HR		0-0 5-3		0-0 1-2 2-H 1B		0-0 1B	
Billy Conigliaro, R OBP: 0.347, SLG: 0.517 (1, 7)		0-0 G3		0-3 K		0-0 1-3 2-H 1B		0-0 1-3 1B	
John Kennedy, R OBP: 0.296, SLG: 0.436 (1, 5)		0-0 F9		0-3 K		0-0 F3		0-0 F8	
Tom Satriano, L OBP: 0.348, SLG: 0.415 (1, 2)		0-0 3-1			0-0 L7		0-0 1B SF8 1B	0-0 1-2 1B	
Sonny Siebert, R OBP: 0.129, SLG: 0.133 (1, 1)			0-3 K		0-0 6-3		0-0 F7	0-0 4-3	

Inning Stats	R: 1	H: 2	E: 0	K: 0	S: 4	LOB: 0	BB: 0	P: 4	R: 1	H: 1	E: 0	K: 0	S: 4	LOB: 0	BB: 0	P: 4	R: 0	H: 1	E: 0	K: 1	S: 6	LOB: 1	BB: 0	P: 6	R: 0	H: 0	E: 0	K: 1	S: 5	LOB: 0	BB: 0	P: 5	R: 0	H: 0	E: 0	K: 1	S: 5	LOB: 0	BB: 0	P: 5	R: 2	H: 3	E: 1	K: 0	S: 7	LOB: 2	BB: 0	P: 7	R: 1	H: 2	E: 0	K: 0	S: 5	LOB: 2	BB: 1	P: 9	R: 0	H: 3	E: 0	K: 0	S: 5	LOB: 2	BB: 0	P: 5
--------------	------	------	------	------	------	--------	-------	------	------	------	------	------	------	--------	-------	------	------	------	------	------	------	--------	-------	------	------	------	------	------	------	--------	-------	------	------	------	------	------	------	--------	-------	------	------	------	------	------	------	--------	-------	------	------	------	------	------	------	--------	-------	------	------	------	------	------	------	--------	-------	------

PITCHER	IP	WLS	BF	H	R	ER	SO	BB	IBB	HBP	BLK	WP	HR	S	P	ERA	WHIP
Jim Perry, R ERA: 3.07 (1, 1)	5.2	L	24	7	4	2	3	0	0	0	0	0	1	30	30	3.18	1.235
Stan Williams, R ERA: 2.11 (6, 1)	2.1		12	5	1	1	0	0	1	0	0	0	0	11	15	3.86	2.143


BOTTOM

Minnesota Twins @ Boston Red Sox
Fenway Park, Boston, MA

Sat Aug 15 1970, 3:33 AM EDT
Att: 25,270 - Unknown - 98 F

AB	R	H	RBI	BB	SO	LOB
4	1	2	0	0	0	0
3	1	3	1	0	0	0
3	1	0	0	1	0	3
4	0	0	0	0	0	4
4	1	3	2	0	0	0
4	0	2	1	0	1	0
4	0	0	0	0	1	3
4	1	2	0	0	0	0
4	0	0	0	0	1	3

AB	34
R	5
H	12
RBI	4
BB	1
SO	3
LOB	13



WP	PA
0	36

1B	2B	3B	HR	SF	SAC	DP	HBP	WP	HR	S	P	ERA	WHIP
11	0	0	1	1	0	1	0	0	0	0	0	3.86	2.143

Batter	1	2	3	4	5	6	7	8	9	AB	R	H	RBI	BB	SO	LOB	TOP										
Cesar Tovar, R OBP: 0.350, SLG: 0.436 (1, 8) X	0-0 F9		0-3 K	0-0 4-3		0-0 2B		0-0 F8		5	0	1	1	0	1	2											
Danny Thompson, R OBP: 0.292, SLG: 0.311 (1, 4) X (7, 5)	0-0 4-3		4-0 WP HR BB	0-0 5-3		0-0 6-3		0-0 5-3		4	1	0	0	1	0	2											
Harmon Killebrew, R OBP: 0.425, SLG: 0.612 (1, 3) B B B	4-0 BB		4-0 HR BB		0-0 4-3		0-0 6-3		0-0 F9	3	1	0	0	2	0	0											
Tony Oliva, L OBP: 0.354, SLG: 0.505 (1, 9) S S	0-3 K		0-0 HR		4-0 HR BB		0-0 FC5-4 1B		0-0 E4	4	2	2	3	1	1	1											
Brant Alyea, R OBP: 0.378, SLG: 0.512 (1, 7) B B B		4-0 FC6-4 BB	0-3 K		0-0 HR		0-0 F2		0-0 F8	4	1	1	2	1	1	2											
Rick Renick, R OBP: 0.333, SLG: 0.454 (1, 5) X		0-0 FC6-4		0-0 F4		0-3 K2-3		0-0 FC5-4		4	0	0	0	0	1	2											
Frank Quilici, R OBP: 0.294, SLG: 0.264 (7, 4)		1-2f						1-2f		0	0	0	0	0	0	0											
Leo Cardenas, R OBP: 0.317, SLG: 0.391 (1, 6) S S		0-3 K		4-0 BB 2B		0-0 6-3		4-0 BB		2	1	0	0	2	1	1											
George Mitterwald, R OBP: 0.274, SLG: 0.362 (1, 2) S S		0-3 K		4-0 2B 4-3 BB		0-0 F6		0-0 F9		2	1	0	0	1	1	1											
Rich Reese, L OBP: 0.333, SLG: 0.375 (8, PH)				0-0 F9		0-3 K		0-0 L9		1	0	0	0	0	0	1											
Pete Hamm, R (8, 1)				0-0 K						0	0	0	0	0	0	0											
Bert Blyleven, R OBP: 0.214, SLG: 0.214 (1, 1)				0-0 F9		0-3 K				0	0	0	0	0	0	0											
Dick Woodson, R (1, 1)										1	0	0	0	0	0	0											
Bob Allison, R OBP: 0.253, SLG: 0.291 (4, PH)										1	0	1	1	0	0	0											
Tom Hall, L OBP: 0.182, SLG: 0.182 (4, 1)										1	0	0	0	0	1	0											
Ron Perranoski, L OBP: 0.059, SLG: 0.059 (7, 1)										0	0	0	0	0	0	0											
Charlie Weis, L OBP: 0.277, SLG: 0.275 (8, PH)										1	0	0	0	0	0	1											
Tom Tischenki, R OBP: 0.302, SLG: 0.167 (8, 2)										0	0	0	0	0	0	0											
Inning Stats	R: 0 E: 0 K: 1 S: 5	H: 0 LOB: 1 BB: 1 P: 9	R: 0 E: 0 K: 2 S: 7	H: 0 LOB: 1 BB: 1 P: 11	R: 3 E: 0 K: 2 S: 8	H: 1 LOB: 0 BB: 2 P: 16	R: 2 E: 0 K: 0 S: 4	H: 1 LOB: 1 BB: 2 P: 12	R: 2 E: 0 K: 1 S: 6	H: 1 LOB: 0 BB: 1 P: 10	R: 0 E: 0 K: 1 S: 6	H: 1 LOB: 1 BB: 0 P: 6	R: 0 E: 0 K: 0 S: 4	H: 1 LOB: 1 BB: 0 P: 4	R: 0 E: 0 K: 0 S: 3	H: 0 LOB: 1 BB: 1 P: 7	R: 0 E: 1 K: 0 S: 4	H: 0 LOB: 1 BB: 0 P: 4	1B: 1 2B: 2 3B: 0 HR: 2	SF: 0 SAC: 0 DP: 0 HBP: 0	WP: 1 PB: 0 SB: 0 CS: 0	PA: 41					
PITCHER	IP	WLS	BF	H	R	ER	SO	BB	IBB	HBP	BLK	WP	HR	S	P	ERA	WHIP										
Ken Brett, L ERA: 4.52 (1, 1)	3.1		18	2	5	5	5	6	0	0	0	1	1	22	46	13.50	2.400										
Chuck Hartenstein, R ERA: 5.59 (4, 1)	2.2		11	2	2	2	2	1	0	0	0	0	1	14	18	6.75	1.125										
Gary Wagner, R ERA: 3.14 (7, 1)	3.0	W	12	1	0	0	0	1	0	0	0	0	0	11	15	0.00	0.667										

Minnesota Twins @ Boston Red Sox
Fenway Park, Boston, MA
 Sat Aug 15 1970, 7:05 PM EDT
 Att. 23,277 - Unknown - 86 F

livebaseballscorecards.com

AB	33
R	7
H	5
RBI	7
BB	8
SO	7
LOB	13



Batter	1	2	3	4	5	6	7	8	9	AB	R	H	RBI	BB	SO	LOB
Mike Andrews, R OBP: 0.325, SLG: 0.363 (1, 4)	4-0 HR BB	0-3 K		4-0 1-2 BB		0-0 F5	4-0 1-2 2-3 3-H BB			2	1	0	1	3	1	0
Reggie Smith, S OBP: 0.371, SLG: 0.509 (1, 8)	0-0 1-H HR	0-0 F8		0-0 1-3			0-0 1B 2B			5	2	2	2	0	0	5
Carl Yastrzemski, L OBP: 0.458, SLG: 0.628 (1, 3)	0-0 HR		0-0 E4 6-3		0-0 G5-4-3 1B		4-0 SH3-4 1B BB	0-0 6-3 2B 2B		4	3	3	1	1	0	0
Rico Petrocelli, R OBP: 0.326, SLG: 0.457 (1, 6)	0-3 K		0-0 6-3		0-0 G5-4-3 1-2f		0-0 1B SH3-4 1B	0-0 6-3		5	1	1	1	0	1	3
Billy Conigliaro, R OBP: 0.350, SLG: 0.529 (1, 9)	0-0 FC5-4 2B		0-0 F8		0-0 HR 3B		0-0 SH3-4 1-2 2-3	0-0 F2		4	1	2	0	0	0	2
George Thomas, R OBP: 0.426, SLG: 0.581 (1, 7)	4-0 FC5-4 BB		0-3 K		0-0 HR		0-0 FC 1B BB 1B	0-0 1B 2B		4	3	2	3	1	1	3
John Kennedy, R OBP: 0.299, SLG: 0.435 (1, 5)	0-0 FC5-4 1-2f 2-3		0-3 K2-3		0-0 F6		0-0 BB 1B 1B	0-0 1B		5	0	2	2	0	1	2
Jerry Moses, R OBP: 0.311, SLG: 0.385 (1, 2)	0-0 F8		0-0 F4			0-0 F2	0-0 BB 1B	0-0 4-3		5	0	1	1	0	0	3
Ken Brett, L OBP: 0.273, SLG: 0.350 (1, 1)		0-3 K		4-0 BB BB		0-0 1-3	0-3 K			1	0	0	0	0	1	0
Chuck Hartenstein, R (4, 1)										0	0	0	0	1	0	0
Carmen Fanzone, R OBP: 0.313, SLG: 0.250 (6, PH)										1	0	0	0	0	0	0
Gary Wagner, R OBP: 0.200, SLG: 0.200 (7, 1)										1	0	0	0	0	1	3

Inning Stats	R: 3	H: 3	E: 0	K: 1	S: 8	LOB: 2	BB: 2	P: 16	R: 0	H: 0	E: 0	K: 2	S: 7	LOB: 0	BB: 0	P: 7	R: 0	H: 0	E: 1	K: 1	S: 6	LOB: 1	BB: 0	P: 6	R: 0	H: 0	E: 0	K: 1	S: 5	LOB: 2	BB: 2	P: 13	R: 2	H: 3	E: 0	K: 0	S: 5	LOB: 0	BB: 0	P: 5	R: 0	H: 0	E: 0	K: 0	S: 3	LOB: 0	BB: 0	P: 3	R: 4	H: 4	E: 0	K: 1	S: 10	LOB: 3	BB: 2	P: 18	R: 2	H: 3	E: 0	K: 0	S: 6	LOB: 1	BB: 0	P: 6
--------------	------	------	------	------	------	--------	-------	-------	------	------	------	------	------	--------	-------	------	------	------	------	------	------	--------	-------	------	------	------	------	------	------	--------	-------	-------	------	------	------	------	------	--------	-------	------	------	------	------	------	------	--------	-------	------	------	------	------	------	-------	--------	-------	-------	------	------	------	------	------	--------	-------	------

PITCHER	IP	WLS	BF	H	R	ER	SO	BB	IBB	HBP	BLK	WP	HR	S	P	ERA	WHIP
Bert Blyleven, R ERA: 3.36 (1, 1)	0.1		5	3	3	3	1	1	0	0	0	0	0	15	19	81.00	12.000
Dick Woodson, R ERA: 3.2 (1, 1)	2.2		10	0	0	0	3	1	0	0	0	0	0	14	19	0.00	0.375
Tom Hall, L ERA: 2.99 (4, 1)	3.0		14	4	3	3	1	2	0	0	0	0	1	14	22	9.00	2.000
Ron Perranoski, L ERA: 2.48 (7, 1)	1.0	L	9	3	3	3	1	2	0	0	0	0	0	9	17	27.00	5.000
Pete Hamm, R ERA: 6.0 (8, 1)	1.0		6	3	2	2	0	0	0	0	0	0	0	6	6	18.00	3.000

BOTTOM

Minnesota Twins @ Boston Red Sox
Fenway Park, Boston, MA
 Sat Aug 15 1970, 7:05 PM EDT
 Att: 23,277 - Unknown - 86 F

AB	37
R	11
H	13
RBI	11
BB	6
SO	6
LOB	21



WP	PA	ERA	WHIP
0	44		

livebaseballscorecards.com

Batter	1	2	3	4	5	6	7	8	9	AB R H RBI BB SO LOB	TOP	
Cesar Tovar, R OBP: 0.352, SLG: 0.442 (1, 8) (7, 7)	4-0 WP 2B BB	0-0 5-3		0-0 G5-4-3 1-2f			1-0 CS HBP	0-0 1-H 2-H HR		3 2 1 3 1 0 2		
Danny Thompson, R OBP: 0.283, SLG: 0.301 (1, 4) (9, 5)	0-3 K		0-0 F3		0-0 F2		0-0 F6 1-2	0-0 5-3		5 0 0 0 0 1 2		
Harmon Killebrew, R OBP: 0.427, SLG: 0.619 Frank Quiñi, R OBP: 0.294, SLG: 0.264 (1, 5) (9, 4)	4-0 WP 2B BB 1-2		0-0 6-3		0-0 L3 1B		0-0 HR		0-3 K	4 2 2 1 1 1 0 0 0 0 0 0 0 0		
Tony Oliva, L OBP: 0.354, SLG: 0.506 (1, 9)	0-0 PB 2B 1-H 2-H		0-3 K		0-0 L3 1-2		0-0 1B		0-0 L7	5 0 2 2 0 1 1		
Brant Alyea, R OBP: 0.376, SLG: 0.523 Jim Holt, L OBP: 0.283, SLG: 0.326 (1, 7) (7, 8)	0-3 K 2-3			0-0 HR		0-3 K	0-3 K		0-3 K	4 1 1 1 0 3 2 1 0 0 0 0 1 0		
Bob Allison, R OBP: 0.366, SLG: 0.316 Rich Reese, L OBP: 0.334, SLG: 0.377 (1, 3) (6, 3)	0-3 K			4-0 HR BB		0-0 2B		0-0 SH1-3 HR 1B		2 1 1 0 1 1 1 1 1 1 0 0 0 0		
Leo Cardenas, R OBP: 0.317, SLG: 0.390 (1, 6)		0-0 G3 5-3 1B		0-0 F7		0-0 6-3		0-0 SH1-3		3 0 1 0 0 0 2		
George Mitterwald, R OBP: 0.277, SLG: 0.373 (1, 2)		0-0 5-3 1-2		0-0 HR 1-H		4-0 IBB		0-0 F8		3 1 1 2 1 0 2		
Luis Tiant, R OBP: 0.433, SLG: 0.552 Bert Blyleven, R OBP: 0.233, SLG: 0.207 Charlie Manuel, L OBP: 0.292, SLG: 0.275 Stan Williams, R (8, 1) (8, 1)		0-0 G3 2-3		4-0 G5-4-3 BB		0-3 K		4-0 HR IBB		1 0 0 0 0 0 1 1 0 0 0 1 1 2 0 1 0 0 1 0 0 0 0 0 0 0 0 0		
Inning Stats	R: 2 H: 1 E: 0 LOB: 1 K: 3 BB: 2 S: 10 P: 18	R: 0 H: 1 E: 0 LOB: 1 K: 0 BB: 0 S: 4 P: 4	R: 0 H: 0 E: 0 LOB: 0 K: 1 BB: 0 S: 5 P: 5	R: 3 H: 2 E: 0 LOB: 0 K: 0 BB: 2 S: 4 P: 12	R: 0 H: 1 E: 0 LOB: 0 K: 0 BB: 0 S: 3 P: 3	R: 0 H: 1 E: 0 LOB: 2 K: 2 BB: 1 S: 8 P: 12	R: 1 H: 2 E: 0 LOB: 1 K: 1 BB: 0 S: 6 P: 7	R: 3 H: 2 E: 0 LOB: 0 K: 0 BB: 1 S: 5 P: 9	R: 0 H: 0 E: 0 LOB: 0 K: 2 BB: 0 S: 7 P: 7	1B: 4 SF: 0 2B: 3 SAC: 1 3B: 0 DP: 2 HR: 4 HBP: 1	WP: 1 PA: 41 PB: 1 SB: 0 CS: 1	
PITCHER	IP WLS BF H R ER SO BB IBB HBP BLK WP HR S P ERA WHIP											
Gary Peters, L ERA: 4.28 (1, 1)	3.1 L 17 4 5 5 4 3 0 0 0 0 1 2 22 34 13.50 2.100											
Ed Phillips, R ERA: 4.05 (4, 1)	2.2 10 2 0 0 2 1 1 0 0 0 0 0 12 20 0.00 1.125											
Chuck Hartenstein, R ERA: 6.1 (7, 1)	2.0 11 4 4 4 1 0 1 1 0 0 2 11 16 18.00 2.000											
Sparky Lyle, L ERA: 4.5 (9, 1)	1.0 3 0 0 0 2 0 0 0 0 0 0 0 7 7 0.00 0.000											

Minnesota Twins @ Boston Red Sox
Fenway Park, Boston, MA
Sun Aug 16 1970, 3:33 AM EDT
Att. 24,670 - Unknown - 97 F

AB	33
R	9
H	10
RBI	9
BB	6
SO	9
LOB	15



livebaseballscorecards.com


Batter	1	2	3	4	5	6	7	8	9	AB	R	H	RBI	BB	SO	LOB
Mike Andrews, R OBP: 0.323, SLG: 0.363 (1, 4)	0-0 3-1 2B	0-0 6-3		0-3 K		0-3 K		0-0 F6		5	1	1	0	0	2	3
Reggie Smith, S OBP: 0.369, SLG: 0.512 (1, 8)	0-0 3-1 2-3	0-0 4-3		0-0 HR		0-0 F8		0-0 6-3		5	1	1	1	0	0	4
Carl Yastrzemski, L OBP: 0.458, SLG: 0.627 (1, 3)	0-0 2B		0-0 G3	0-0 1-3		0-0 G3			4-0 FC6-4 BB	4	0	1	1	1	0	1
Tony Conigliaro, R OBP: 0.326, SLG: 0.470 (1, 9)	0-0 6-3		0-0 2B	0-0 L5			0-0 HR		0-3 K	5	2	2	1	0	1	2
Rico Petrocelli, R OBP: 0.322, SLG: 0.452 (1, 6)	0-0 F9		0-3 K		0-0 F6		0-0 5-3		0-0 FC6-4	5	0	0	0	0	1	3
George Thomas, R OBP: 0.425, SLG: 0.576 (1, 7)		0-0 1B	4-0 2B		0-0 F4		0-0 4-3		0-0 L4	4	1	1	0	1	0	1
John Kennedy, R OBP: 0.304, SLG: 0.443 (1, 5)		0-0 6-3 1B	0-0 1B	0-0 2B	0-0 E3		0-0 L9			4	0	2	2	0	0	0
Tom Satriano, L OBP: 0.345, SLG: 0.405 (1, 2)		0-3 K	4-0 IBB		0-0 4-3			0-3 K		3	0	0	0	1	2	2
Gary Peters, L Ed Phillips, R Dick Schofield, S Chuck Hartenstein, R Jerry Moses, R Sparky Lyle, L	0-0 1-2 1B	0-0 6-3 1B	0-3 K		0-0 1B			0-0 HR		2	0	1	0	0	1	3

Inning Stats	R: 1	H: 2	E: 0	K: 0	S: 5	H: 2	LOB: 1	BB: 0	P: 5	R: 1	H: 3	E: 0	K: 1	S: 8	H: 2	LOB: 2	BB: 0	P: 8	R: 1	H: 2	E: 0	K: 2	S: 9	H: 1	LOB: 3	BB: 2	P: 17	R: 1	H: 1	E: 0	K: 1	S: 6	H: 1	LOB: 0	BB: 0	P: 6	R: 0	H: 0	E: 1	K: 0	S: 4	H: 0	LOB: 1	BB: 0	P: 4	R: 1	H: 1	E: 0	K: 1	S: 6	H: 1	LOB: 1	BB: 0	P: 6	R: 1	H: 1	E: 0	K: 0	S: 4	H: 1	LOB: 0	BB: 0	P: 4	R: 1	H: 1	E: 0	K: 1	S: 6	H: 1	LOB: 0	BB: 0	P: 6	R: 0	H: 0	E: 0	K: 1	S: 5	H: 0	LOB: 1	BB: 1	P: 9	1B: 3	2B: 5	3B: 0	HR: 3	SF: 0	SAC: 0	DP: 0	HBP: 0	WP: 0	PB: 0	SB: 0	CS: 0	PA: 42
--------------	------	------	------	------	------	------	--------	-------	------	------	------	------	------	------	------	--------	-------	------	------	------	------	------	------	------	--------	-------	-------	------	------	------	------	------	------	--------	-------	------	------	------	------	------	------	------	--------	-------	------	------	------	------	------	------	------	--------	-------	------	------	------	------	------	------	------	--------	-------	------	------	------	------	------	------	------	--------	-------	------	------	------	------	------	------	------	--------	-------	------	-------	-------	-------	-------	-------	--------	-------	--------	-------	-------	-------	-------	--------

PITCHER	IP	WLS	BF	H	R	ER	SO	BB	IBB	HBP	BLK	WP	HR	S	P	ERA	WHIP
Luis Tiant, R ERA: 3.32 (1, 1)	1.1		9	5	2	2	1	0	0	0	0	0	0	11	11	13.50	3.750
Bert Blyleven, R ERA: 3.44 (2, 1)	5.2	W	25	5	3	3	4	1	1	0	0	0	2	31	39	4.76	1.059
Stan Williams, R ERA: 2.17 (8, 1)	2.0	S	8	1	1	1	2	1	0	0	0	0	1	11	15	4.50	1.000

MINNESOTA TWINS @ BOSTON RED SOX
Fenway Park, Boston, MA
 Sun Aug 16 1970, 3:33 AM EDT
 Att: 24,670 - Unknown - 97 F

AB	39
R	6
H	11
RBI	6
BB	3
SO	7
LOB	19



PITCHER	IP	WLS	BF	H	R	ER	SO	BB	IBB	HBP	BLK	WP	HR	S	P	ERA	WHIP
Luis Tiant, R ERA: 3.32 (1, 1)	1.1		9	5	2	2	1	0	0	0	0	0	0	11	11	13.50	3.750
Bert Blyleven, R ERA: 3.44 (2, 1)	5.2	W	25	5	3	3	4	1	1	0	0	0	2	31	39	4.76	1.059
Stan Williams, R ERA: 2.17 (8, 1)	2.0	S	8	1	1	1	2	1	0	0	0	0	1	11	15	4.50	1.000

Batter	1	2	3	4	5	6	7	8	9	AB R H RBI BB SO LOB	TOP																				
Horace Clarke, S (1, 4) OBP: 0.291, SLG: 0.316	4-0 BB	0-0 2-H 1B		0-0 4-3		0-0 1B			0-0 1-3	4 0 2 0 1 0 0																					
Gene Michael, S (1, 6) OBP: 0.297, SLG: 0.265	0-3 K		0-0 E3 1-3 HR		0-3 K	0-0 6-3			0-0 6-3	5 1 0 0 0 2 2																					
Roy White, S (1, 7) OBP: 0.397, SLG: 0.487	0-3 K		0-0 1-3		0-0 3B 1B				0-3 K	4 1 1 0 0 2 2																					
Danny Cater, R (1, 5) OBP: 0.343, SLG: 0.419	0-0 P6		0-0 HR		0-0 F9				0-0 5-3	4 1 1 2 0 0 2																					
Bobby Murcer, L (1, 8) OBP: 0.356, SLG: 0.424		0-0 F8	0-0 3-1		0-0 2B 3B				0-3 K	4 1 1 1 0 1 0																					
John Ellis, R (1, 3) OBP: 0.313, SLG: 0.429		0-0 2B 1B	0-0 HR		0-0 2B				0-0 L8	4 2 3 2 0 0 0																					
Jerry Kenney, L (8, 5) OBP: 0.296, SLG: 0.307					0-0 3-H 2B					0 0 0 0 0 0 0																					
Ron Woods, R (1, 9) OBP: 0.325, SLG: 0.365		0-0 1B 2B	0-0 F7		0-3 K				0-0 5-3	4 1 1 0 0 1 1																					
Jake Gibbs, L (1, 2) OBP: 0.330, SLG: 0.553		0-0 2-H 3-H 1B		0-0 4-3		0-0 F9			0-3 K	4 0 1 2 0 1 0																					
Mike Kekich, R (1, 1) OBP: 0.190, SLG: 0.150		0-0 6-3		0-0 F5		0-3 K			0-0 4-3	2 0 0 0 0 0 1																					
Gary Waslewski, R (4, 1) OBP: 0.118, SLG: 0.063										0 0 0 0 0 0 0																					
Steve Hamilton, L (4, 1)										0 0 0 0 0 0 0																					
Ron Klimkowski, R (5, 1)										1 0 0 0 0 1 0																					
Lindy McDaniel, R (8, 1) OBP: 0.150, SLG: 0.150										1 0 0 0 0 0 0																					
Inning Stats	R: 0 E: 0 K: 2 S: 7	H: 0 LOB: 1 BB: 1 P: 11	R: 2 E: 0 K: 0 S: 6	H: 4 LOB: 2 BB: 0 P: 6	R: 3 E: 1 K: 0 S: 6	H: 2 LOB: 0 BB: 0 P: 6	R: 0 E: 0 K: 0 S: 3	H: 0 LOB: 0 BB: 0 P: 3	R: 2 E: 0 K: 2 S: 10	H: 3 LOB: 1 BB: 0 P: 10	R: 0 E: 0 K: 1 S: 6	H: 1 LOB: 1 BB: 0 P: 6	R: 0 E: 0 K: 2 S: 7	H: 0 LOB: 0 BB: 0 P: 7	R: 0 E: 0 K: 1 S: 5	H: 0 LOB: 0 BB: 0 P: 5	R: 0 E: 0 K: 0 S: 3	H: 0 LOB: 0 BB: 0 P: 3	1B: 5 2B: 2 3B: 1 HR: 2	SF: 0 SAC: 0 DP: 0 HBP: 0	WP: 0 PB: 0 SB: 3 CS: 0	PA: 38									
PITCHER	IP WLS BF H R ER SO BB IBB HBP BLK WP HR S P ERA WHIP																														
Jim Kaat, L (1, 1) ERA: 3.61	2.2		15	6	5	3	2	1	0	0	0	0	2	18	22	10.12	2.625														
Pete Hamm, R (3, 1) ERA: 5.23	1.1		4	0	0	0	0	0	0	0	0	0	0	4	4	0.00	0.000														
Dick Woodson, R (5, 1) ERA: 3.81	0.2		5	3	2	2	1	0	0	0	0	0	0	7	7	27.00	4.500														
Stan Williams, R (5, 1) ERA: 2.13	1.1		5	1	0	0	2	0	0	0	0	0	0	9	9	0.00	0.750														
Tom Hall, L (7, 1) ERA: 2.89	3.0	W	9	0	0	0	3	0	0	0	0	0	0	15	15	0.00	0.000														

New York Yankees @ Minnesota Twins
Metropolitan Stadium, Bloomington, MI

Tue Aug 18 1970, 8:05 PM EDT
Att. 23,490 - Unknown - 74 F

livebaseballscorecards.com

AB	37
R	7
H	10
RBI	7
BB	1
SO	8
LOB	8



BOTTOM

New York Yankees @ Minnesota Twins
Metropolitan Stadium, Bloomington, MI

Tue Aug 18 1970, 8:05 PM EDT
Att: 23,490 - Unknown - 74 F

livebaseballscorecards.com

AB	36
R	8
H	11
RBI	8
BB	5
SO	7
LOB	12



WP	1	PA	41
PB	0		
SB	1		
CS	0		

AB R H RBI BB SO LOB

3	2	1	1	2	0	1
5	1	3	2	0	0	1
4	0	0	0	1	1	4
0	1	0	0	0	0	0
5	1	3	3	0	0	0
3	0	0	0	0	2	3
1	0	1	0	0	0	0
1	0	1	2	0	0	0
4	0	0	0	0	0	1
4	0	0	0	0	2	0
2	2	1	0	1	0	0
1	0	1	0	0	0	0
0	0	0	0	0	0	0
0	0	0	0	0	0	0
2	0	0	0	0	1	1

Batter	1	2	3	4	5	6	7	8	9
Cesar Tovar, R OBP: 0.354, SLG: 0.441 (1, 8)	4-0 WP S 1B BB	0-0 1-2 2-H 1B		4-0 1-2 1B BB		0-0 F7		0-0 FC6-4 1-2f	
Danny Thompson, R OBP: 0.292, SLG: 0.310 (1, 4)	0-0 F9 1-2	0-0 FC5-4 1-2 2-H 1B		0-0 1-2 2-H 1B BB		0-0 6-3			0-0 FC6-4 1B
Harmon Killebrew, R OBP: 0.425, SLG: 0.613 (1, 3)	0-3 K	0-0 FC5-4 1-2f		4-0 1-2 2-3 1B BB		0-0 6-3			0-0 FC6-4 2B 1B 1-2f
Bob Allison, R OBP: 0.366, SLG: 0.316 (7, 5)	2-3								
Tony Oliva, L OBP: 0.357, SLG: 0.510 (1, 9)	0-0 3-H 1B		0-0 F7	0-0 1-2 2-H 3-H 1B		0-0 4-3			0-0 1-3 1B 2B
Brant Alyea, R OBP: 0.370, SLG: 0.514 (1, 7)	0-3 K		0-3 K	0-0 FC5-4 1-2f		0-0 1B			0-0 2-H 3-H 1B
Tom Hall, L OBP: 0.217, SLG: 0.217 (7, 1)									
Jim Holt, L OBP: 0.286, SLG: 0.329 (9, PH)									
Rick Renick, R OBP: 0.325, SLG: 0.441 (1, 5)		0-0 F6	0-0 F7		0-0 F8		0-0 6-3		
Leo Cardenas, R OBP: 0.314, SLG: 0.387 (1, 6)		0-3 K		0-0 4-3	0-0 F7		0-3 K		
Tom Tischinski, R OBP: 0.326, SLG: 0.184 (1, 2)		0-0		4-0 BB 1B BB	0-0 5-3		0-0 FC6-4 1B		
Charlie Manuel, L OBP: 0.306, SLG: 0.293 (8, PH)		BB 1B							
Paul Ratliff, L OBP: 0.328, SLG: 0.348 (9, 2)		BB 1B							
Jim Kaat, L OBP: 0.223, SLG: 0.175 (3, 1)		4-0 1B BB		0-3 K		0-0 3-1		0-3 K	
Pete Hatten, R OBP: 0.292, SLG: 0.262 (4, PH)									
Frank Quilici, R OBP: 0.292, SLG: 0.262 (5, 1)									
Dick Woodson, R OBP: 0.292, SLG: 0.262 (5, 1)									
Stan Williams, R OBP: 0.333, SLG: 0.375 (6, PH)		1-2 1B BB							
Rich Reese, L OBP: 0.333, SLG: 0.375 (7, 3)									

Inning Stats	R: 1	H: 1	E: 0	K: 2	S: 8	LOB: 1	BB: 1	P: 12	R: 2	H: 3	E: 0	K: 1	S: 8	LOB: 2	BB: 1	P: 12	R: 0	H: 0	E: 0	K: 1	S: 5	LOB: 0	BB: 0	P: 5	R: 3	H: 2	E: 0	K: 1	S: 7	LOB: 2	BB: 3	P: 19	R: 0	H: 0	E: 0	K: 0	S: 3	LOB: 0	BB: 0	P: 3	R: 0	H: 1	E: 0	K: 0	S: 4	LOB: 1	BB: 0	P: 4	R: 0	H: 1	E: 0	K: 2	S: 8	LOB: 1	BB: 0	P: 8	R: 2	H: 3	E: 0	K: 0	S: 4	LOB: 1	BB: 0	P: 4
--------------	------	------	------	------	------	--------	-------	-------	------	------	------	------	------	--------	-------	-------	------	------	------	------	------	--------	-------	------	------	------	------	------	------	--------	-------	-------	------	------	------	------	------	--------	-------	------	------	------	------	------	------	--------	-------	------	------	------	------	------	------	--------	-------	------	------	------	------	------	------	--------	-------	------

PITCHER	IP	WLS	BF	H	R	ER	SO	BB	IBB	HBP	BLK	WP	HR	S	P	ERA	WHIP
Mike Kekich, L ERA: 6.46 (1, 1)	3.2		19	4	5	5	5	4	0	0	0	1	0	25	41	12.27	2.182
Gary Waslewski, R ERA: 3.93 (4, 1)	0.0		2	1	0	0	0	1	0	0	0	0	0	1	5	∞	∞
Steve Hamilton, L ERA: 2.68 (4, 1)	0.1		2	1	1	1	0	0	0	0	0	0	0	2	2	27.00	3.000
Ron Klimkowski, R ERA: 3.12 (5, 1)	3.1		12	2	0	0	1	0	0	0	0	0	0	14	14	0.00	0.600
Lindy McDaniel, R ERA: 1.79 (8, 1)	1.0	L	6	3	2	2	1	0	0	0	0	0	0	8	8	18.00	3.000

1B	2B	3B	HR	SF	SAC	DP	HBP
10	1	0	0	0	0	0	0

1B	2B	3B	HR	SF	SAC	DP	HBP
10	1	0	0	0	0	0	0

IP	WLS	BF	H	R	ER	SO	BB	IBB	HBP	BLK	WP	HR	S	P	ERA	WHIP
----	-----	----	---	---	----	----	----	-----	-----	-----	----	----	---	---	-----	------

Batter	1	2	3	4	5	6	7	8	9	AB R H RBI BB SO LOB	TOP
Horace Clarke, S (1, 4) OBP: 0.293, SLG: 0.316	4-0 3-1 BB		x 0-0 1-3		x 0-0 6-3			x 0-0 1B		3 0 1 0 1 0 0	
Frank Baker, L (1, 6) OBP: 0.441, SLG: 0.500	0-3 K		x 0-0 4-3		x 0-0 P6			x 0-0 P6		4 0 0 0 0 1 2	
Roy White, S (1, 7) OBP: 0.394, SLG: 0.482	0-0 3-1 1-2			x 0-0 F9		x 0-0 4-3			x 0-0 F8	4 0 0 0 0 0 1	
Bobby Murcer, L (1, 8) OBP: 0.355, SLG: 0.423	0-0 P6			x 0-0 1B 1B		x 0-0 3-1			0-3 K	4 0 1 0 0 1 1	
Danny Cater, R (1, 3) OBP: 0.340, SLG: 0.415		x 0-0 6-3		x 0-0 F9		x 0-0 6-3			x 0-0 1-3	4 0 0 0 0 0 1	
Jim Lyttle, L (1, 9) OBP: 0.390, SLG: 0.472		x 0-0 F8		x 0-0 1-3 1B		0-3 K				3 0 1 0 0 1 0	
Jake Gibbs, L (1, 2) OBP: 0.330, SLG: 0.567		x 0-0 3B		0-3 K		x 0-0 G3				3 0 1 0 0 1 2	
Jerry Kenney, L (1, 5) OBP: 0.294, SLG: 0.305		0-3 K			x 0-0 4-3			x 0-0 1-3		3 0 0 0 0 1 1	
Fritz Peterson, S (1, 1) OBP: 0.206, SLG: 0.303			x 0-0 F9		x 0-0 L7			x 0-0 4-3		2 0 0 0 0 0 0	
Pete Ward, L (8, PH) OBP: 0.338, SLG: 0.400										1 0 0 0 0 0 0	
Gary Waslewski, R (8, 1) OBP: 0.118, SLG: 0.063										0 0 0 0 0 0 0	
Inning Stats	R: 0 E: 0 K: 1 S: 5 H: 0 LOB: 1 BB: 1 P: 9	R: 0 E: 0 K: 1 S: 6 H: 1 LOB: 1 BB: 0 P: 6	R: 0 E: 0 K: 0 S: 3 H: 0 LOB: 0 BB: 0 P: 3	R: 0 E: 0 K: 1 S: 7 H: 2 LOB: 2 BB: 0 P: 7	R: 0 E: 0 K: 0 S: 3 H: 0 LOB: 0 BB: 0 P: 3	R: 0 E: 0 K: 1 S: 5 H: 0 LOB: 0 BB: 0 P: 3	R: 0 E: 0 K: 1 S: 5 H: 0 LOB: 0 BB: 0 P: 5	R: 0 E: 0 K: 0 S: 4 H: 1 LOB: 1 BB: 0 P: 4	R: 0 E: 0 K: 1 S: 5 H: 0 LOB: 0 BB: 0 P: 5	1B: 3 2B: 0 3B: 1 HR: 0 SF: 0 SAC: 0 DP: 0 HBP: 0	WP: 0 PB: 0 SB: 0 CS: 0 PA: 32
PITCHER Jim Perry, R (1, 1) ERA: 2.94	IP: 9.0 WLS: W BF: 32 H: 4 R: 0 ER: 0 SO: 5 BB: 1 IBB: 0 HBP: 0 BLK: 0 WP: 0 HR: 0 S: 41 P: 45 ERA: 0.00 WHIP: 0.556										

New York Yankees @ Minnesota Twins
Metropolitan Stadium, Bloomington, MI

Wed Aug 19 1970, 8:05 PM EDT
Att. 23,271 - Unknown - 76 F

livebaseballscorecards.com

AB	31
R	0
H	4
RBI	0
BB	1
SO	5
LOB	8



Batter	1	2	3	4	5	6	7	8	9	AB	R	H	RBI	BB	SO	LOB
Cesar Tovar, R OBP: 0.352, SLG: 0.437 (1, 8) (7, 7)	0-0 F4		0-0 F8		0-0 F9			0-0 1-3		4	0	0	0	0	0	0
Danny Thompson, R OBP: 0.291, SLG: 0.309 (1, 4) (9, 5)	0-0 F7			0-0 F8	0-0 6-3			0-0 2B		4	1	1	0	0	0	0
Harmon Killebrew, R OBP: 0.425, SLG: 0.614 Frank Quilici, R OBP: 0.292, SLG: 0.262 (1, 5) (8, PR) (9, 4)	0-0 F3			0-0 1B		0-0 6-3		0-0 2B		4	1	2	1	0	0	0
Tony Oliva, L OBP: 0.356, SLG: 0.506 (1, 9)		0-0 4-3		0-0 F7		0-0 F3		4-0 IBB		3	0	0	0	1	0	1
Brant Aiyee, R OBP: 0.369, SLG: 0.511 Jim Holt, L OBP: 0.289, SLG: 0.329 (1, 7) (7, 8)		0-0 5-3		0-0 1B		0-3 K		4-0 BB		3	1	1	0	0	1	0
Rich Reese, L OBP: 0.334, SLG: 0.376 (1, 3)		0-0 1B		0-0 1B		0-0 3-1		0-3 K		4	0	2	1	0	1	3
Leo Cardenas, R OBP: 0.314, SLG: 0.386 (1, 6)		0-0 F9		0-0 FC6-4		0-3 K				3	0	1	1	0	1	1
Tom Tischinski, R OBP: 0.306, SLG: 0.171 (1, 2)			0-0 1-3	0-0 FC6-4		0-0 4-3				3	0	0	0	0	0	2
Jim Perry, S OBP: 0.276, SLG: 0.338 (1, 1)			0-0 4-3		0-0 F8			0-0 F9		3	0	0	0	0	0	0

Inning Stats	R: 0 E: 0 K: 0 S: 3	H: 0 LOB: 0 BB: 0 P: 3	R: 0 E: 0 K: 0 S: 4	H: 1 LOB: 1 BB: 0 P: 4	R: 0 E: 0 K: 0 S: 3	H: 0 LOB: 0 BB: 0 P: 3	R: 2 E: 0 K: 0 S: 7	H: 4 LOB: 2 BB: 0 P: 7	R: 0 E: 0 K: 0 S: 3	H: 0 LOB: 0 BB: 0 P: 3	R: 0 E: 0 K: 1 S: 5	H: 0 LOB: 0 BB: 0 P: 5	R: 0 E: 0 K: 1 S: 5	H: 0 LOB: 0 BB: 0 P: 5	R: 1 E: 0 K: 1 S: 7	H: 2 LOB: 3 BB: 2 P: 15	1B: 6 2B: 1 3B: 0 HR: 0	SF: 0 SAC: 0 DP: 0 HBP: 0	WP: 0 PB: 0 SB: 0 CS: 0	PA: 33	
PITCHER Fritz Peterson, L ERA: 3.36 Gary Waslewski, R ERA: 4.0	IP 7.0 1.0	WLS L	BF 26 7	H 5 2	R 2 1	ER 2 1	SO 2 1	BB 0 1	IBB 0 1	HBP 0 0	BLK 0 0	WP 0 0	HR 0 0	S 30 7	P 30 15	ERA 2.57 9.00	WHIP 0.714 3.000				

BOTTOM

New York Yankees @ Minnesota Twins
Metropolitan Stadium, Bloomington, MI

Wed Aug 19 1970, 8:05 PM EDT
Att: 23,271 - Unknown - 76 F

AB	31
R	3
H	7
RBI	3
BB	2
SO	3
LOB	7



WP: 0	PA: 33
PB: 0	
SB: 0	
CS: 0	

Batter	1	2	3	4	5	6	7	8	9	AB R H RBI BB SO LOB	TOP											
Horace Clarke, S (1, 4) OBP: 0.290, SLG: 0.313	0-0 4-3		0-0 6-3		0-0 F7		0-0 FC5-2		0-0 E3	5 0 0 0 0 0 4												
Frank Baker, L (1, 6) OBP: 0.421, SLG: 0.452	0-0 F6			4-0 FC4-6 BB		0-0 F9	0-3 K		0-3 K	3 0 0 0 1 1 1 1 0 0 0 0 1 2 0 0 0 0 0 0 0												
Ron Woods, R (9, PH) OBP: 0.323, SLG: 0.363																						
Gene Michael, S (9, 6) OBP: 0.297, SLG: 0.265																						
Roy White, S (1, 7) OBP: 0.394, SLG: 0.480	0-0 F8			0-0 FC4-6 2B		0-0 G3		0-0 1B	4-0 IBB	4 1 1 0 1 0 1												
Bobby Murcer, L (1, 8) OBP: 0.353, SLG: 0.423		0-0 3-1		0-0 2B		0-0 F7		0-3 K	0-3 K	5 0 1 1 0 2 4												
John Ellis, R (1, 3) OBP: 0.311, SLG: 0.430		0-0 P4		0-0 F3			0-0 2B 4-3 2B	0-0 F6		4 1 1 0 0 0 2												
Jim Lyttle, L (1, 9) OBP: 0.400, SLG: 0.500		0-0 4-3		0-0 F8			0-0 4-3 2B 3B 2B	0-0 1B		4 1 2 0 0 0 1												
Jake Gibbs, L (1, 2) OBP: 0.318, SLG: 0.545			0-0 1-3		0-0 4-3		0-0 4-3	0-0 F9		4 0 0 1 0 0 3												
Jerry Kenney, L (1, 5) OBP: 0.293, SLG: 0.302			4-0 S BB		0-0 4-3		0-0 FC6 3B		0-0 F9	3 1 0 0 1 0 1												
Mel Stottlemyre, R (1, 1) OBP: 0.308, SLG: 0.348			0-3 K		4-0 BB		0-0 FC5-2 3B		0-0 E 2B	2 0 1 2 1 1 1 1 0 1 0 0 0 0												
Lindy McDaniel, R (8, 1) OBP: 0.190, SLG: 0.238																						
Inning Stats	R: 0 E: 0 K: 0 S: 3	H: 0 LOB: 0 BB: 0 P: 3	R: 0 E: 0 K: 0 S: 3	H: 0 LOB: 0 BB: 0 P: 3	R: 0 E: 0 K: 1 S: 5	H: 0 LOB: 1 BB: 1 P: 9	R: 1 E: 0 K: 0 S: 4	H: 1 LOB: 1 BB: 1 P: 8	R: 0 E: 0 K: 0 S: 3	H: 0 LOB: 1 BB: 1 P: 7	R: 0 E: 0 K: 0 S: 3	H: 0 LOB: 0 BB: 0 P: 3	R: 3 E: 0 K: 1 S: 9	H: 3 LOB: 1 BB: 0 P: 9	R: 0 E: 0 K: 1 S: 7	H: 2 LOB: 2 BB: 0 P: 7	R: 0 E: 1 K: 2 S: 9	H: 1 LOB: 3 BB: 1 P: 13	1B: 2 2B: 4 3B: 1 HR: 0	SF: 0 SAC: 0 DP: 0 HBP: 0	WP: 0 PB: 0 SB: 2 CS: 0	PA: 40
PITCHER	IP WLS BF H R ER SO BB IBB HBP BLK WP HR S P ERA WHIP																					
Bill Zepp, R (1, 1) ERA: 3.13	6.1 L 27 4 4 4 1 3 0 0 0 0 0 0 26 38 5.68 1.105																					
Tom Hall, L (7, 1) ERA: 2.87	0.2 2 0 0 0 1 0 0 0 0 0 0 0 4 4 0.00 0.000																					
Ron Perranoski, L (8, 1) ERA: 2.41	2.0 11 3 0 0 3 0 1 0 0 0 0 0 16 20 0.00 1.500																					

New York Yankees @ Minnesota Twins
Metropolitan Stadium, Bloomington, MI

Thu Aug 20 1970, 8:05 PM EDT
Att. 24,794 - Unknown - 74 F

AB	36
R	4
H	7
RBI	4
BB	4
SO	5
LOB	20



WP: 0	PA: 40
PB: 0	
SB: 2	
CS: 0	

livebaseballscorecards.com

Batter	1	2	3	4	5	6	7	8	9
Cesar Tovar, R (1, 7) OBP: 0.350, SLG: 0.435 Rick Renick, R (7, PH) OBP: 0.323, SLG: 0.438 Ron Perranoski, L (8, 1) OBP: 0.059, SLG: 0.059	0-3 K		0-0 F7		0-0 F7		0-0 F6		
Danny Thompson, R (1, 4) OBP: 0.290, SLG: 0.307	0-0 2-3		0-0 6-3 WP 1B		0-0 F8			0-0 F3	
Tony Oliva, L (1, 9) OBP: 0.355, SLG: 0.506	0-0 2B		0-0 6-3 1-3		0-0 5-3			0-3 K2-3	
Harmon Killebrew, R (1, 5) OBP: 0.428, SLG: 0.613 Frank Quilici, R (8, PR) OBP: 0.292, SLG: 0.262	0-0 5-3		0-0 5-3		0-0 1B			0-0 1B 1B	
Rich Reese, L (1, 3) OBP: 0.338, SLG: 0.386		0-0 SF8 3B		0-0 G6-3 1B		0-0 L8		0-0 1-2 1B	
Jim Holt, L (1, 8) OBP: 0.288, SLG: 0.325		4-0 SF8 BB		0-0 G6-3 1-2f		0-0 4-3		0-3 K	
Leo Cardenas, R (1, 6) OBP: 0.314, SLG: 0.393		0-0 SF8 1-2 3-H		0-0 HR		0-0 6-3		0-0 6-3	
George Mitterwald, R (1, 2) OBP: 0.277, SLG: 0.382		0-0 6-3		0-0 F8		0-0 HR		0-3 K	
Bill Zepp, R (1, 1) OBP: 0.133, SLG: 0.133 Tom Hall, L (7, 1) OBP: 0.217, SLG: 0.217 Charlie Manuel, L (7, PH) OBP: 0.294, SLG: 0.279		0-3 K2-3		0-3 K		0-0 4-3		0-3 K	

AB	R	H	RBI	BB	SO	LOB
3	0	0	0	0	1	0
1	0	0	0	0	0	0
0	0	0	0	0	0	0
4	0	1	0	0	0	0
4	0	1	0	0	1	1
4	0	2	0	0	0	2
0	0	0	0	0	0	0
4	1	3	0	0	0	1
3	0	0	0	1	1	4
3	1	1	2	0	0	0
4	1	1	1	0	1	1
2	0	0	0	0	2	1
0	0	0	0	0	0	0
2	0	0	0	0	1	0

BOTTOM

New York Yankees @ Minnesota Twins
Metropolitan Stadium, Bloomington, MI

Thu Aug 20 1970, 8:05 PM EDT
Att: 24,794 - Unknown - 74 F

livebaseballscores.com

AB	34
R	3
H	9
RBI	3
BB	1
SO	7
LOB	10



1B:	5	SF:	1
2B:	1	SAC:	0
3B:	1	DP:	1
HR:	2	HBP:	0

WP:	1	PA:	36
PB:	0		
SB:	0		
CS:	0		

Inning Stats	R: 0	H: 1	E: 0	K: 1	S: 6	H: 1	LOB: 1	BB: 0	P: 6	R: 1	H: 1	E: 0	K: 1	S: 6	H: 1	LOB: 1	BB: 1	P: 10	R: 0	H: 1	E: 0	K: 0	S: 4	H: 2	LOB: 0	BB: 0	P: 4	R: 1	H: 0	E: 0	K: 1	S: 5	H: 0	LOB: 0	BB: 0	P: 5	R: 0	H: 1	E: 0	K: 0	S: 4	H: 1	LOB: 1	BB: 0	P: 4	R: 1	H: 1	E: 0	K: 0	S: 4	H: 2	LOB: 2	BB: 0	P: 9	R: 0	H: 0	E: 0	K: 2	S: 7	H: 0	LOB: 0	BB: 0	P: 7
PITCHER	IP	WLS	BF	H	R	ER	SO	BB	IBB	HBP	BLK	WP	HR	S	P	ERA	WHIP																																														
Mel Stottliemyre, R (1, 1) ERA: 3.03	7.0	W	28	7	3	3	3	1	0	0	0	1	2	33	37	3.86	1.143																																														
Lindy McDaniel, R (8, 1) ERA: 1.75	2.0	S	8	2	0	0	4	0	0	0	0	0	0	16	16	0.00	1.000																																														

PITCHER	IP	WLS	BF	H	R	ER	SO	BB	IBB	HBP	BLK	WP	HR	S	P	ERA	WHIP				
																		1B:	5	SF:	1
																		2B:	1	SAC:	0
																		3B:	1	DP:	1
																		HR:	2	HBP:	0

Batter	1	2	3	4	5	6	7	8	9	AB R H RBI BB SO LOB	TOP											
Ed Stroud, L (1, 8) OBP: 0.356, SLG: 0.364	0-0 FC4-6 1B	4-0 BB		0-0 2-H 1B			0-0 SH5-3 1B		0-0 6-3	4 0 3 1 1 0 0												
Del Unser, L (1, 9) OBP: 0.313, SLG: 0.316	0-0 FC4-6 1B	0-3 K		0-0 4-3			0-0 SH5-3			3 0 1 0 0 1 3												
Frank Howard, R (1, 7) OBP: 0.430, SLG: 0.544	0-3 K		0-0 F7		0-0 6-3		4-0 G4-6-3 IBB			3 0 0 0 1 1 2												
Mike Epstein, L (1, 3) OBP: 0.358, SLG: 0.448	0-0 FC4-6 1-2f 2-3		0-0 SF7 3B		0-0 4-3		0-0 G4-6-3 1-2f			4 1 1 0 0 0 4												
Aurelio Rodriguez, R (1, 5) OBP: 0.291, SLG: 0.403	0-3 K		0-0 SF7		4-0 BB		0-0 F9			2 0 0 1 1 1 2												
Ed Brinkman, R (1, 6) OBP: 0.337, SLG: 0.314		0-0 3B 1B	0-0 F8		0-0 1-3		0-0 5-3			4 1 1 0 0 0 1												
Paul Casanova, R (1, 2) OBP: 0.271, SLG: 0.396		0-0 1-H 3B		0-0 6-3		0-0 F8		0-3 K		4 0 1 1 0 1 0												
Tim Cullen, R (1, 4) OBP: 0.284, SLG: 0.267		0-3 K		0-0 1B 2B		0-0 L6		0-0 F9		3 1 1 0 0 1 1												
Bernie Allen, L (9, PH) OBP: 0.342, SLG: 0.381										1 0 0 0 0 0 0												
Casey Cox, R (1, 1) OBP: 0.132, SLG: 0.115		0-3 K		0-3 K		0-3 K		0-3 K		3 0 0 0 0 3 2												
Horacio Pina, R (7, 1)										0 0 0 0 0 0 0												
Lee Maye, L (9, PH) OBP: 0.331, SLG: 0.413										1 0 0 0 0 1 0												
Inning Stats	R: 0 E: 0 K: 2 S: 9	H: 2 LOB: 2 BB: 0 P: 9	R: 1 E: 0 K: 3 S: 11	H: 2 LOB: 2 BB: 1 P: 15	R: 1 E: 0 K: 0 S: 4	H: 1 LOB: 0 BB: 0 P: 4	R: 1 E: 0 K: 1 S: 7	H: 2 LOB: 1 BB: 0 P: 7	R: 0 E: 0 K: 0 S: 3	H: 0 LOB: 1 BB: 1 P: 7	R: 0 E: 0 K: 1 S: 5	H: 0 LOB: 0 BB: 0 P: 5	R: 0 E: 0 K: 0 S: 3	H: 1 LOB: 1 BB: 1 P: 7	R: 0 E: 0 K: 1 S: 5	H: 0 LOB: 0 BB: 0 P: 5	R: 0 E: 0 K: 1 S: 5	H: 0 LOB: 0 BB: 0 P: 5	1B: 5 2B: 1 3B: 2 HR: 0	SF: 1 SAC: 1 DP: 1 HBP: 0	WP: 0 PB: 0 SB: 0 CS: 0	PA: 37
PITCHER	IP WLS BF H R ER SO BB IBB HBP BLK WP HR S P ERA WHIP												PITCHER	IP WLS BF H R ER SO BB IBB HBP BLK WP HR S P ERA WHIP								
Bert Blyleven, R (1, 1) ERA: 3.51	6.0 0 27 7 3 3 7 2 0 0 0 0 0 39 47 4.50 1.500																					
Stan Williams, R (7, 1) ERA: 2.06	3.0 1 10 1 0 0 2 0 1 0 0 0 0 13 17 0.00 0.333																					

Washington Senators @ Minnesota Twins
 Metropolitan Stadium, Bloomington, MI
 Fri Aug 21 1970, 8:05 PM EDT
 Att. 23,101 - Unknown - 72 F

AB	32
R	3
H	8
RBI	3
BB	3
SO	9
LOB	15



Batter	1	2	3	4	5	6	7	8	9
Cesar Tovar, R OBP: 0.351, SLG: 0.443 (1, 8) (7, 7)	0-0 5-3			0-0 SF9 3B		0-0 1B 3B	0-0 F9		
Danny Thompson, R OBP: 0.289, SLG: 0.308 (1, 4) (9, 5)	0-0 6-3			0-0 SF9		0-0 G4-3 1B	0-3 K		
Tony Oliva, L OBP: 0.354, SLG: 0.506 (1, 9)	0-0 2-3			0-0 2B		0-0 E6 G4-3 1-2		0-0 6-3	
Harmon Killebrew, R OBP: 0.424, SLG: 0.609 Frank Quilici, R OBP: 0.292, SLG: 0.262 (1, 5) (8, PR) (9, 4)		0-0 6-3		0-0 L8		0-0 G4-3		0-0 FC6 1B	
Rich Reese, L OBP: 0.340, SLG: 0.385 (1, 3)		0-0 G6-4-3 1B		0-0 4-3		4-0 IBB		0-0 FC6 PO	
Brant Alyea, R OBP: 0.364, SLG: 0.503 Stan Williams, R (1, 7) (7, 1)		0-0 G6-4-3			0-0 6-3	0-3 K2-3		0-0 PO	
Leo Cardenas, R OBP: 0.312, SLG: 0.390 (1, 6)			0-0 5-3		0-0 F3		0-3 K		
Tom Tischinski, R OBP: 0.308, SLG: 0.250 (1, 2)			0-0 F8		0-0 P6		0-0 HR		
Bert Blyleven, R OBP: 0.226, SLG: 0.200 Jim Holt, L OBP: 0.294, SLG: 0.331 (1, 1) (6, PH) (7, 8)			0-3 K			0-0 3B 1B	0-0 1B		

AB	R	H	RBI	BB	SO	LOB
4	2	2	1	0	0	1
3	0	1	2	0	1	1
4	0	1	0	0	0	1
4	0	1	0	0	0	3
0	0	0	0	0	0	0
3	0	1	0	1	0	2
3	0	0	0	0	1	3
0	0	0	0	0	0	0
3	0	0	0	0	1	0
3	1	1	1	0	0	0
1	0	0	0	0	1	0
2	1	2	0	0	0	0

BOTTOM

Washington Senators @ Minnesota Twins
Metropolitan Stadium, Bloomington, MI
Fri Aug 21 1970, 8:05 PM EDT
Att: 23,101 - Unknown - 72 F

livebaseballscorecards.com

AB	30
R	4
H	9
RBI	4
BB	1
SO	4
LOB	11



1B: 5	SF: 1	WP: 0	PA: 33
2B: 1	SAC: 0	PB: 0	
3B: 2	DP: 2	SB: 0	
HR: 1	HBP: 0	CS: 0	

Inning Stats		R: 0	H: 0	R: 0	H: 1	R: 0	H: 0	R: 1	H: 2	R: 0	H: 0	R: 2	H: 3	R: 1	H: 2	R: 0	H: 1
		E: 0	LOB: 0	E: 0	LOB: 0	E: 0	LOB: 0	E: 0	LOB: 1	E: 0	LOB: 0	E: 1	LOB: 2	E: 0	LOB: 1	E: 0	LOB: 1
		K: 0	BB: 0	K: 0	BB: 0	K: 1	BB: 0	K: 0	BB: 0	K: 0	BB: 0	K: 1	BB: 1	K: 2	BB: 0	K: 0	BB: 0
		S: 3	P: 3	S: 3	P: 3	S: 5	P: 5	S: 5	P: 5	S: 3	P: 3	S: 8	P: 12	S: 9	P: 9	S: 3	P: 3
PITCHER	IP	WLS	BF	H	R	ER	SO	BB	IBB	HBP	BLK	WP	HR	S	P	ERA	WHIP
Casey Cox, R ERA: 4.64 (1, 1)	6.1	L	27	8	4	4	3	0	1	0	0	0	1	32	36	5.68	1.263
Horacio Pina, R ERA: 2.22 (7, 1)	1.2		5	1	0	0	1	0	0	0	0	0	0	7	7	0.00	0.600

WP	HR	S	P	ERA	WHIP
0	0	0	0		

TOP

Washington Senators @ Minnesota Twins
Metropolitan Stadium, Bloomington, MI

Sat Aug 22 1970, 4:33 AM EDT
Att: 25,556 - Unknown - 76 F

livebaseballscorecards.com

AB	39
R	5
H	11
RBI	5
BB	4
SO	8
LOB	16



WP:	0	PA:	43
PB:	0		
SB:	1		
CS:	1		

AB R H RBI BB SO LOB

5	0	1	0	0	0	2
4	1	0	0	1	0	2
3	2	2	2	2	1	0
5	1	2	1	0	1	1
4	1	1	0	1	1	2
5	0	2	2	0	2	4
5	0	1	0	0	1	3
4	0	2	0	0	1	0
1	0	0	0	0	0	0
1	0	0	0	0	0	1
1	0	0	0	0	0	1
0	0	0	0	0	0	0
0	0	0	0	0	0	0
1	0	0	0	0	1	0
0	0	0	0	0	0	0

1B:	7	SF:	0
2B:	2	SAC:	0
3B:	0	DP:	0
HR:	2	HBP:	0

Batter	1	2	3	4	5	6	7	8	9	10
Ed Brinkman, R (1, 6) OBP: 0.336, SLG: 0.313	0-0 6-3	0-0 F8		0-0 5-3		0-0 4-3			0-0 CS 1B	
Wayne Comer, R (1, 8) OBP: 0.317, SLG: 0.246	4-0 S E FC1-4 BB		0-0 5-3		0-0 P6	0-0 F7			0-0 F8	
Frank Howard, R (1, 3) OBP: 0.433, SLG: 0.559	4-0 FC1-4 BB		4-0 FC3-6 1B BB		0-0 HR		0-3 K		0-0 HR	
Rick Reichardt, R (1, 7) OBP: 0.353, SLG: 0.517	0-0 FC1-4 2B 1B		0-0 FC3-6 1B		0-0 FC6-4 2B		0-0 F7		0-3 K	
Aurelio Rodriguez, R (1, 5) OBP: 0.292, SLG: 0.403	0-0 1B 2B		0-0 FC3-6 1B		4-0 FC6-4 BB		0-3 K		0-0 F7	
Tom Grieve, R (1, 9) OBP: 0.292, SLG: 0.407	0-0 1B 1B		0-3 K		0-0 FC6-4 1B		0-3 K		0-0 1B	
Paul Casanova, R (1, 2) OBP: 0.270, SLG: 0.392	0-0 1B		0-0 1-3		0-0 6-3		0-0 4-3		0-3 K	
Tim Cullen, R (1, 4) OBP: 0.288, SLG: 0.272		0-3 K		0-0 FC2-6 1B		0-0 4-3 1B		0-0 P3		
Jim Hannan, R (1, 1) OBP: 0.200, SLG: 0.143		0-0 6-3		0-0 FC2-6 1B		0-0 P4		0-3 K		
George Brunet, R (3, 1) OBP: 0.211, SLG: 0.278										
Greg Goossen, R (6, PH) OBP: 0.393, SLG: 0.367										
Joe Coleman, R (6, 1) OBP: 0.271, SLG: 0.125										
Darold Knowles, L (7, 1) OBP: 0.059, SLG: 0.059										
Ed Strout, L (9, PH) OBP: 0.355, SLG: 0.363										
Horacio Pina, R (9, 1)										

Inning Stats	R: 3	H: 3	E: 1	LOB: 2	K: 0	BB: 2	S: 5	P: 13	R: 0	H: 0	E: 0	LOB: 0	K: 1	BB: 0	S: 5	P: 5	R: 0	H: 1	E: 0	LOB: 2	K: 1	BB: 1	S: 6	P: 10	R: 0	H: 1	E: 1	LOB: 1	K: 0	BB: 0	S: 4	P: 4	R: 1	H: 2	E: 0	LOB: 2	K: 0	BB: 1	S: 5	P: 9	R: 0	H: 1	E: 0	LOB: 1	K: 0	BB: 0	S: 4	P: 4	R: 0	H: 0	E: 0	LOB: 0	K: 2	BB: 0	S: 7	P: 7	R: 0	H: 0	E: 0	LOB: 0	K: 1	BB: 0	S: 5	P: 5	R: 0	H: 1	E: 0	LOB: 0	K: 1	BB: 0	S: 5	P: 5	R: 1	H: 2	E: 0	LOB: 1	K: 2	BB: 0	S: 9	P: 9	1B: 7	2B: 2	3B: 0	HR: 2	SF: 0	SAC: 0	DP: 0	HBP: 0	WP: 0	PA: 43
--------------	------	------	------	--------	------	-------	------	-------	------	------	------	--------	------	-------	------	------	------	------	------	--------	------	-------	------	-------	------	------	------	--------	------	-------	------	------	------	------	------	--------	------	-------	------	------	------	------	------	--------	------	-------	------	------	------	------	------	--------	------	-------	------	------	------	------	------	--------	------	-------	------	------	------	------	------	--------	------	-------	------	------	------	------	------	--------	------	-------	------	------	-------	-------	-------	-------	-------	--------	-------	--------	-------	--------

PITCHER	IP	WLS	BF	H	R	ER	SO	BB	IBB	HBP	BLK	WP	HR	S	P	ERA	WHIP
Jim Kaat, L (1, 1) ERA: 3.69	6.0		29	8	4	4	2	4	0	0	0	0	1	29	45	6.00	2.000
Tom Hall, L (7, 1) ERA: 2.85	4.0	L	14	3	1	1	6	0	0	0	0	0	1	26	26	2.25	0.750

BOTTOM

Washington Senators @ Minnesota Twins
Metropolitan Stadium, Bloomington, MI

Sat Aug 22 1970, 4:33 AM EDT
Att. 25,556 - Unknown - 76 F

livebaseballscorecards.com

AB 38
R 4
H 10
RBI 4
BB 4
SO 2
LOB 16



WP: 0 PA: 42
PB: 0
SB: 0
CS: 0

AB R H RBI BB SO LOB

5 0 1 0 0 0 3

5 0 2 0 0 0 4

5 1 1 0 0 0 2

3 1 1 2 2 0 1
0 0 0 0 0 0 0

5 0 1 0 0 0 2

3 1 1 2 1 0 2

4 0 0 0 0 0 1

2 0 2 0 0 0 0
2 0 0 0 0 2 0

1B: 5 SF: 0
2B: 4 SAC: 0
3B: 0 DP: 4
HR: 2 HBP: 0

Batter	1	2	3	4	5	6	7	8	9	10
Cesar Tovar, R (1, 7) OBP: 0.350, SLG: 0.443 (9, 8)	F7	F8		E4 G6-4-3 1-2			1-3		2B	
Danny Thompson, R (1, 4) OBP: 0.292, SLG: 0.310	FC5-4 1B		F2	G6-4-3 1-2f			1B		6-3	
Tony Oliva, L (1, 9) OBP: 0.353, SLG: 0.503	F7		HR 1B		4-3		F8		6-3	
Harmon Killebrew, R (1, 5) OBP: 0.426, SLG: 0.615 Bob Allison, R (10, PR) OBP: 0.366, SLG: 0.316	FC5-4 1-2f		HR		G6-4-3 IBB		F3		FC4-6 BB	
Rich Reese, L (1, 3) OBP: 0.338, SLG: 0.383		5-3	P6		G6-4-3 1-2f		BB 1B		FC4-6 FC6-4 1-2f	
Jim Holt, L (1, 8) OBP: 0.294, SLG: 0.335 Rick Renick, R (8, PH) OBP: 0.325, SLG: 0.435 (9, 7)		HR 2B	6-3			F7	P4-6 BB		FC6-4 1-2f	
Leo Cardenas, R (1, 6) OBP: 0.313, SLG: 0.396		HR 2-H		F8		G1-6-3 BB	P4-6			
George Mitterwald, R (1, 2) OBP: 0.273, SLG: 0.376		F2		E5 1B		G1-6-3 1-2f			6-3	
Jim Kaat, L (1, 1) OBP: 0.264, SLG: 0.215 Tom Hall, L (7, 1) OBP: 0.200, SLG: 0.200							K		K	

Inning Stats	R: 0	H: 1	E: 0	K: 0	S: 4	P: 4	R: 2	H: 3	E: 0	K: 0	S: 6	P: 6	R: 2	H: 2	E: 0	K: 0	S: 5	R: 0	H: 1	E: 2	K: 0	S: 5	P: 5	R: 0	H: 0	E: 0	K: 0	S: 2	R: 0	H: 0	E: 0	K: 0	S: 2	R: 0	H: 1	E: 0	K: 1	S: 6	R: 0	H: 1	E: 0	K: 0	S: 3	R: 0	H: 1	E: 0	K: 1	S: 6	R: 0	H: 1	E: 0	K: 1	S: 6	R: 0	H: 0	E: 0	K: 0	S: 3	R: 0	H: 0	E: 0	K: 0	S: 3
--------------	------	------	------	------	------	------	------	------	------	------	------	------	------	------	------	------	------	------	------	------	------	------	------	------	------	------	------	------	------	------	------	------	------	------	------	------	------	------	------	------	------	------	------	------	------	------	------	------	------	------	------	------	------	------	------	------	------	------	------	------	------	------	------

PITCHER	IP	WLS	BF	H	R	ER	SO	BB	IBB	HBP	BLK	WP	HR	S	P	ERA	WHIP
Jim Hannan, R (1, 1) ERA: 3.4	2.1		13	6	4	4	0	0	0	0	0	0	2	13	13	15.43	2.571
George Brunet, L (3, 1) ERA: 4.53	2.2		10	1	0	0	0	0	1	0	0	0	0	9	13	0.00	0.375
Joe Coleman, R (6, 1) ERA: 3.83	1.0		3	0	0	0	0	1	0	0	0	0	0	2	6	0.00	1.000
Darold Knowles, L (7, 1) ERA: 1.94	2.0		8	2	0	0	1	1	0	0	0	0	0	9	13	0.00	1.500
Horacio Pina, R (9, 1) ERA: 2.15	2.0	W	8	1	0	0	1	1	0	0	0	0	0	9	13	0.00	1.000

Batter	1	2	3	4	5	6	7	8	9	AB R H RBI BB SO LOB	TOP											
Ed Stroud, L (1, 8) X OBP: 0.354, SLG: 0.363	0-0 1B HR 1B	0-0 4-3		0-0 F5		0-0 1-2 HR 1B	0-3 K		0-0 F8	6 2 2 0 0 1 2												
Del Unser, L (1, 9) X OBP: 0.322, SLG: 0.333	0-0 1-2 HR 1B	0-3 K		4-0 G6-4-3 BB		0-0 1-H 2-H HR		4-0 G6-4-3 BB		3 2 2 3 2 1 0												
Frank Howard, R (1, 7) X Wayne Comer, R (8, 7) OBP: 0.431, SLG: 0.562 OBP: 0.317, SLG: 0.246	0-0 1-H 2-H HR	0-0 4-3		0-0 G6-4-3 1-2f		0-0 P6		0-0 G6-4-3 1-2f		5 1 1 3 0 0 2 0 0 0 0 0 0 0												
Mike Epstein, L (1, 3) S OBP: 0.360, SLG: 0.445	0-3 K			4-0 1B 3B BB		0-0 4-1 BB		4-0 FC5-4 BB		2 2 0 0 3 1 0												
Aurelio Rodriguez, R (1, 5) B Lee Mays, L (8, 5) B OBP: 0.297, SLG: 0.410 OBP: 0.331, SLG: 0.413	4-0 6-3 1B BB			0-0 1-2 3B 1B		0-0 S 1B		0-0 FC5-4 1-H 1B 3B		4 2 3 1 1 0 1 0 0 0 0 0 0 0												
Ed Brinkman, R (1, 6) X OBP: 0.336, SLG: 0.314	0-0 6-3 1-2 1B			0-0 P4		0-3 K		0-0 L6		5 0 2 1 0 1 3												
Jim French, L (1, 2) X OBP: 0.348, SLG: 0.250	0-0 6-3 1-2 2-3 1B			0-0 6-3 1-H 2-H 3B		0-0 4-3		0-0 F7		5 1 1 2 0 0 4												
Tim Cullen, R (1, 4) X OBP: 0.291, SLG: 0.271	4-0 IBB			0-0 6-3 3-H		0-0 F8		0-0 BB 1B		4 0 1 1 1 0 0												
Dick Bosman, R (1, 1) X OBP: 0.131, SLG: 0.117	0-0 1-3			0-0 F8		0-0 1B HR 1B		4-0 BB		4 1 1 0 1 0 3												
Inning Stats	R: 3 E: 0 K: 1 S: 9	H: 4 LOB: 3 BB: 2 P: 17	R: 0 E: 0 K: 1 S: 5	H: 0 LOB: 0 BB: 0 P: 5	R: 3 E: 0 K: 0 S: 5	H: 2 LOB: 0 BB: 1 P: 9	R: 0 E: 0 K: 0 S: 2	H: 0 LOB: 0 BB: 1 P: 6	R: 0 E: 0 K: 1 S: 6	H: 1 LOB: 1 BB: 0 P: 6	R: 3 E: 0 K: 0 S: 6	H: 3 LOB: 1 BB: 1 P: 10	R: 0 E: 0 K: 1 S: 6	H: 1 LOB: 2 BB: 1 P: 10	R: 2 E: 0 K: 0 S: 4	H: 2 LOB: 1 BB: 2 P: 12	R: 0 E: 0 K: 0 S: 3	H: 0 LOB: 0 BB: 0 P: 3	1B: 9 2B: 0 3B: 2 HR: 2	SF: 0 SAC: 0 DP: 2 HBP: 0	WP: 0 PB: 0 SB: 1 CS: 0	PA: 46
PITCHER	IP WLS BF H R ER SO BB IBB HBP BLK WP HR S P ERA WHIP																					
Jim Perry, R (1, 1) ERA: 3.16	2.1 L 16 6 6 6 2 2 1 0 0 0 0 1 17 29 23.14 3.429																					
Pete Hamm, R (3, 1) ERA: 6.08	3.0 13 4 3 3 1 1 0 0 0 0 0 1 14 18 9.00 1.667																					
Dick Woodson, R (6, 1) ERA: 3.58	1.2 8 1 0 0 1 2 0 0 0 0 0 0 8 16 0.00 1.800																					
Luis Tiant, R (8, 1) ERA: 3.46	2.0 9 2 2 2 0 2 0 0 0 0 0 0 7 15 9.00 2.000																					

Washington Senators @ Minnesota Twins
 Metropolitan Stadium, Bloomington, MI
 Sun Aug 23 1970, 4:33 AM EDT
 Att. 23,922 - Unknown - 77 F

AB	38
R	11
H	13
RBI	11
BB	8
SO	4
LOB	15



Batter	1	2	3	4	5	6	7	8	9
Cesar Tovar, R (1, 7) OBP: 0.348, SLG: 0.440 Bob Allison, R (7, 7) OBP: 0.361, SLG: 0.310	0-0 F7		0-0 P4			0-0 F8		0-3 K	
Danny Thompson, R (1, 4) OBP: 0.291, SLG: 0.309	0-0 F7			0-3 K		0-0 FC4-6 1B		0-0 5-3	
Tony Oliva, L (1, 9) OBP: 0.352, SLG: 0.502 Charlie Manuel, L (7, 9) OBP: 0.308, SLG: 0.295	0-0 1B			0-3 K		0-0 FC4-6 1-2f		0-0 L6 5-3 1B	
Harmon Killebrew, R (1, 5) OBP: 0.424, SLG: 0.610 Frank Quilici, R (8, 5) OBP: 0.289, SLG: 0.259	0-0 P5			0-0 F8		0-0 F7		0-0 5-3	
Rich Reese, L (1, 3) OBP: 0.337, SLG: 0.381		0-0 G3			0-0 FC3-6 1B	0-0 F9		0-0 L6	
Jim Holt, L (1, 8) OBP: 0.295, SLG: 0.339		0-0 4-3			0-0 FC3-6 1-2f	0-0 1B 2B			
Leo Cardenas, R (1, 6) OBP: 0.313, SLG: 0.396		0-0 6-3			0-0 F8	0-0 FC5-4 1B			
George Mitterwald, R (1, 2) OBP: 0.271, SLG: 0.374 Dick Woodson, R (6, 1)			0-0 F9		0-0 F9	0-0 FC5-4 1-2f			
Rick Renick, R (7, PH) OBP: 0.323, SLG: 0.432 Luis Tiant, R (8, 1) OBP: 0.433, SLG: 0.552									
Jim Perry, S (1, 1) OBP: 0.276, SLG: 0.338 Pete Hamm, R (3, 1)			0-0 6-3			0-0 P6		0-0 L9	
Paul Ratliff, L (6, 2) OBP: 0.323, SLG: 0.342									

AB	R	H	RBI	BB	SO	LOB
3	0	0	0	0	0	0
1	0	0	0	0	1	0
4	0	1	0	0	1	0
3	0	1	0	0	1	1
1	0	1	0	0	0	0
3	0	0	0	0	0	1
1	0	0	0	0	0	1
4	0	1	0	0	0	1
3	1	1	0	0	0	1
3	0	1	1	0	0	1
2	0	0	0	0	0	1
0	0	0	0	0	0	0
1	0	0	0	0	0	1
0	0	0	0	0	0	0
0	0	0	0	0	0	0
1	0	0	0	0	0	0
3	1	0	0	0	0	0
2	0	0	0	0	0	0

BOTTOM

Washington Senators @ Minnesota Twins
Metropolitan Stadium, Bloomington, MI

Sun Aug 23 1970, 4:33 AM EDT
Att: 23,922 - Unknown - 77 F

livebaseballscorecards.com


AB	32
R	1
H	6
RBI	1
BB	0
SO	3
LOB	8



1B: 5	SF: 0
2B: 2	SAC: 0
3B: 0	DP: 1
HR: 0	HBP: 0

WP: 0	PA: 32
PB: 0	
SB: 0	
CS: 0	

Inning Stats	R	H	E	K	S	H	LOB	BB	P	R	H	E	K	S	H	LOB	BB	P	ERA	WHIP	
Dick Bosman, R (1, 1) ERA: 3.09	0	1	0	0	4	0	1	0	3	0	0	0	2	7	0	1	0	38	38	1.00	0.667

Batter	1	2	3	4	5	6	7	8	9	AB R H RBI BB SO LOB	TOP										
Mike Andrews, R (1, 4) OBP: 0.326, SLG: 0.379	0-0 5-3		0-3 K		0-0 5-3		0-0 FC6-4		0-0 1B	5 0 1 0 0 1 3											
Reggie Smith, S (1, 8) George Thomas, R (9, 7) OBP: 0.379, SLG: 0.532 OBP: 0.427, SLG: 0.574	0-0 G3		0-0 L6		0-0 5-3			0-3 K	0-0 F9	5 0 0 0 0 1 3 0 0 0 0 0 0 0											
Carl Yastrzemski, L (1, 3) OBP: 0.448, SLG: 0.605	0-0 6-3			0-0 4-3		0-0 4-3		0-3 K		4 0 0 0 0 1 0											
Tony Conigliaro, R (1, 9) OBP: 0.323, SLG: 0.481		0-0 6-3		0-3 K		0-0 F8		0-0 HR		4 1 1 1 0 1 0											
Rico Petrocelli, R (1, 6) OBP: 0.324, SLG: 0.449		4-0 FC6-4 BB		0-0 BB 1B		0-0 6-3		0-0 3B		3 0 2 0 1 0 0											
George Scott, R (1, 5) OBP: 0.350, SLG: 0.453		0-0 F9		0-0 BB 1B		4-0 SH5-4 FC4-2 BB		0-3 K		3 0 1 0 1 1 2											
Billy Conigliaro, R (1, 7) OBP: 0.355, SLG: 0.508		0-0 FC6-4		4-0 BB		0-0 SH5-4 1B			0-0 CS 1B	3 0 2 0 1 0 1	AB 34 R 1 H 9 RBI 1 BB 3 SO 6 LOB 15										
Tom Satriano, L (1, 2) OBP: 0.329, SLG: 0.383			0-0 F7		0-0 4-3		0-0 SH5-4		0-0 F9	3 0 0 0 0 0 4											
Vicente Romo, R (1, 1) Dick Schofield, S (5, PH) Ken Brett, L (5, 1) Gary Wagner, R (9, 1) OBP: 0.167, SLG: 0.273 OBP: 0.290, SLG: 0.235 OBP: 0.296, SLG: 0.333 OBP: 0.200, SLG: 0.200			0-0 1B		0-3 K		0-0 FC4-2 FC6-4		0-0 1B	1 0 1 0 0 0 0 1 0 0 0 0 1 0 2 0 1 0 0 0 2 0 0 0 0 0 0 0											
Inning Stats	R: 0 E: 0 K: 0 S: 3	H: 0 LOB: 0 BB: 0 P: 3	R: 0 E: 0 K: 0 S: 3	H: 0 LOB: 1 BB: 1 P: 7	R: 0 E: 0 K: 1 S: 6	H: 1 LOB: 1 BB: 0 P: 6	R: 0 E: 0 K: 1 S: 7	H: 2 LOB: 3 BB: 1 P: 11	R: 0 E: 0 K: 1 S: 5	H: 0 LOB: 0 BB: 0 P: 5	R: 0 E: 0 K: 0 S: 3	H: 0 LOB: 0 BB: 0 P: 3	R: 0 E: 0 K: 0 S: 4	H: 1 LOB: 2 BB: 1 P: 8	R: 1 E: 0 K: 3 S: 11	H: 2 LOB: 1 BB: 0 P: 11	R: 0 E: 0 K: 0 S: 5	H: 3 LOB: 2 BB: 0 P: 5	1B: 7 2B: 0 3B: 1 HR: 1	SF: 0 SAC: 1 DP: 0 HBP: 0	WP: 0 PA: 38 PB: 0 SB: 0 CS: 1
PITCHER	IP WLS BF H R ER SO BB IBB HBP BLK WP HR S P ERA WHIP																				
Bill Zepp, R (1, 1) ERA: 2.94	7.0		28	4	0	0	3	3	0	0	0	0	0	0	31	43	0.00	1.000			
Tom Hall, L (8, 1) ERA: 2.92	0.2	L	4	2	1	1	2	0	0	0	0	0	1	8	8	13.50	3.000				
Stan Williams, R (8, 1) ERA: 2.05	0.1		1	0	0	0	1	0	0	0	0	0	0	3	3	0.00	0.000				
Ron Perranoski, L (9, 1) ERA: 2.39	1.0		5	3	0	0	0	0	0	0	0	0	0	5	5	0.00	3.000				

Boston Red Sox @ Minnesota Twins
Metropolitan Stadium, Bloomington, MI

Tue Aug 25 1970, 8:05 PM EDT
Att. 17,697 - Unknown - 81 F

livebaseballscorecards.com

Batter	1	2	3	4	5	6	7	8	9	AB	R	H	RBI	BB	SO	LOB
Cesar Tovar, R OBP: 0.345, SLG: 0.437 (1, 8)	0-0 F8		0-0 FC6-4			0-3 K		0-0 L7		4	0	0	0	0	1	2
Danny Thompson, R OBP: 0.296, SLG: 0.313 (1, 4)	0-0 G3-6-3 1B			0-0 FC6-4 1B		0-3 K		0-0 F8		4	0	2	0	0	1	1
Tony Oliva, L OBP: 0.354, SLG: 0.502 (1, 9)	0-0 G3-6-3 1-2f			0-0 FC6-4 E 1-2f		0-0 1B			0-0 F8 1B	4	0	2	0	0	0	2
Harmon Killebrew, R OBP: 0.420, SLG: 0.604 (1, 5)		0-3 K		0-0 F8		0-0 F2			0-0 F8	4	0	0	0	0	1	3
Rich Reese, L OBP: 0.341, SLG: 0.382 (1, 3)		0-0 F8		4-0 BB			0-0 B1-6 SH 1B		4-0 BB	2	0	1	0	2	0	0
Rick Renick, R OBP: 0.320, SLG: 0.427 (1, 7)		0-3 K		0-3 K			0-0 SH		0-0 FC4-6-5-2-5 BB	2	0	0	0	0	2	2
Jim Holt, L OBP: 0.293, SLG: 0.337 (9, PH)							1-2		1-2 2-H	1	0	0	0	0	0	2
Leo Cardenas, R OBP: 0.311, SLG: 0.393 (1, 6)			0-0 L4		0-0 F8		0-0 B1-6		0-0 2-3f	3	0	0	0	0	0	2
George Mitterwald, R OBP: 0.269, SLG: 0.370 (1, 2)			0-0 6-3		0-3 K		0-3 K			3	0	0	0	0	2	1
Bill Zepp, R OBP: 0.156, SLG: 0.156 (1, 1)			0-0 FC6-4 1B		0-3 K			0-0 CS 1B		2	0	1	0	0	1	0
Tom Hall, L OBP: 0.200, SLG: 0.200 (8, 1)										0	0	0	0	0	0	0
Stan Williams, R OBP: 0.387, SLG: 0.505 (8, PH)										0	0	0	0	0	0	0
Brant Ayles, R OBP: 0.269, SLG: 0.259 (8, PR)										1	0	1	0	0	0	0
Frank Quilici, R OBP: 0.059, SLG: 0.059 (9, 1)										0	0	0	0	0	0	0
Ron Penroski, L										0	0	0	0	0	0	0

Inning Stats	R: 0	H: 1	E: 0	LOB: 0	K: 0	BB: 0	S: 3	P: 3	R: 0	H: 0	E: 0	LOB: 0	K: 2	BB: 0	S: 7	P: 7	R: 0	H: 1	E: 1	LOB: 2	K: 1	BB: 1	S: 6	P: 10	R: 0	H: 0	E: 0	LOB: 0	K: 2	BB: 0	S: 7	P: 7	R: 0	H: 1	E: 0	LOB: 1	K: 2	BB: 0	S: 8	P: 8	R: 0	H: 1	E: 1	LOB: 1	K: 1	BB: 0	S: 6	P: 6	R: 0	H: 1	E: 0	LOB: 1	K: 0	BB: 0	S: 3	P: 3	R: 0	H: 1	E: 0	LOB: 1	K: 0	BB: 1	S: 3	P: 7	1B: 7	SF: 0	2B: 2	SAC: 1	3B: 0	DP: 3	HR: 0	HBP: 0	WP: 0	PA: 33
PITCHER	IP	WLS	BF	H	R	ER	SO	BB	IBB	HBP	BLK	WP	HR	S	P	ERA	WHIP																																																									
Vicente Romo, R ERA: 3.95 (1, 1)	4.0		15	3	0	0	3	1	0	0	0	0	0	20	24	0.00	1.000																																																									
Ken Brett, L ERA: 4.16 (5, 1)	4.0	W	15	4	0	0	5	0	0	0	0	0	0	25	25	0.00	1.000																																																									
Gary Wagner, R ERA: 2.93 (9, 1)	1.0	S	3	0	0	0	0	1	0	0	0	0	0	2	6	0.00	1.000																																																									


BOTTOM

Boston Red Sox @ Minnesota Twins
Metropolitan Stadium, Bloomington, MI

Tue Aug 25 1970, 8:05 PM EDT
Att: 17,697 - Unknown - 81 F

AB	30
R	0
H	7
RBI	0
BB	2
SO	8
LOB	15

livebaseballscorecards.com



Batter	1	2	3	4	5	6	7	8	9	AB R H RBI BB SO LOB	TOP											
Mike Andrews, R (1, 4) OBP: 0.324, SLG: 0.376	0-3 K		0-0 F7			0-0 5-3		0-0 4-3		4 0 0 0 0 1 0												
George Thomas, R (1, 7) OBP: 0.418, SLG: 0.556	0-0 1B			0-0 F8		0-0 L8		0-0 F9		4 0 1 0 0 0 0												
Carl Yastrzemski, L (1, 3) OBP: 0.445, SLG: 0.599	0-0 F8			0-0 4-3		0-0 F8			0-3 K	4 0 0 0 0 1 1												
Tony Conigliaro, R (1, 9) OBP: 0.322, SLG: 0.478	0-3 K			4-0 BB			0-3 K		0-0 5-3	3 0 0 0 1 2 1												
Rico Petrocelli, R (1, 6) OBP: 0.321, SLG: 0.445		0-0 F8		0-0 F7			0-0 6-3		0-0 F8	4 0 0 0 0 0 1												
George Scott, R (1, 5) OBP: 0.352, SLG: 0.455		0-0 5-3			0-0 5-3 1B		0-0 1B 1B			3 0 2 0 0 0 0												
Billy Conigliaro, R (1, 8) OBP: 0.355, SLG: 0.506		0-0 L8			0-0 5-3 1-2		0-0 1B 1B			3 0 1 0 0 0 1												
Tom Satriano, L (1, 2) OBP: 0.322, SLG: 0.374			0-0 L8		0-3 K		0-3 K			3 0 0 0 0 2 3												
Ray Culp, R (1, 1) OBP: 0.128, SLG: 0.130			0-3 K		0-3 K			0-0 4-3		2 0 0 0 0 2 1												
Sparky Lyle, L (6, 1)										0 0 0 0 0 0 0												
Mike Fiore, L (8, PH) OBP: 0.295, SLG: 0.189										1 0 0 0 0 0 0												
Ed Phillips, R (8, 1)										0 0 0 0 0 0 0												
Inning Stats	R: 0 E: 0 K: 2 S: 8	H: 1 LOB: 1 BB: 0 P: 8	R: 0 E: 0 K: 0 S: 3	H: 0 LOB: 0 BB: 0 P: 3	R: 0 E: 0 K: 1 S: 5	H: 0 LOB: 0 BB: 0 P: 5	R: 0 E: 0 K: 0 S: 3	H: 0 LOB: 1 BB: 1 P: 7	R: 0 E: 0 K: 2 S: 8	H: 1 LOB: 1 BB: 0 P: 8	R: 0 E: 0 K: 0 S: 3	H: 0 LOB: 0 BB: 0 P: 3	R: 0 E: 0 K: 2 S: 9	H: 2 LOB: 2 BB: 0 P: 9	R: 0 E: 0 K: 0 S: 3	H: 0 LOB: 0 BB: 0 P: 3	R: 0 E: 0 K: 1 S: 5	H: 0 LOB: 0 BB: 0 P: 5	1B: 4 2B: 0 3B: 0 HR: 0	SF: 0 SAC: 0 DP: 0 HBP: 0	WP: 0 PB: 0 SB: 0 CS: 0	PA: 32
PITCHER Bert Blyleven, R (1, 1) ERA: 3.22	IP: 9.0 WLS: W BF: 32 H: 4 R: 0 ER: 0 SO: 8 BB: 1 IBB: 0 HBP: 0 BLK: 0 WP: 0 HR: 0 S: 47 P: 51 ERA: 0.00 WHIP: 0.556											PITCHER	IP: 9.0 WLS: W BF: 32 H: 4 R: 0 ER: 0 SO: 8 BB: 1 IBB: 0 HBP: 0 BLK: 0 WP: 0 HR: 0 S: 47 P: 51 ERA: 0.00 WHIP: 0.556									

Boston Red Sox @ Minnesota Twins
Metropolitan Stadium, Bloomington, MI

Wed Aug 26 1970, 8:05 PM EDT
Att. 19,993 - Unknown - 82 F

livebaseballscorecards.com

AB 31
R 0
H 4
RBI 0
BB 1
SO 8
LOB 8



Batter	1	2	3	4	5	6	7	8	9
Cesar Tovar, R OBP: 0.349, SLG: 0.440 (1, 7)	4-0 S 1B BB	0-0 2-H 1B		4-0 FC1-5-3-5 1-2 BB		0-0 BB 1B 2B		0-0 L8	
Rich Reese, L OBP: 0.339, SLG: 0.378 (1, 3)	0-3 K 1-2	0-0 4-3		0-0 FC1-5-3-5 1-2 2-3		4-0 BB 1B BB		0-0 F9	
Tony Oliva, L OBP: 0.354, SLG: 0.505 (1, 9)	0-0 L8		0-0 3B		0-0 F6	0-0 L6		0-0 1B	
Harmon Killebrew, R OBP: 0.421, SLG: 0.602 Frank Quilici, R OBP: 0.287, SLG: 0.257 (1, 5) (8, 4)	0-0 2-H 1B		0-0 F3		0-0 6-3	4-0 1-2 2-3 1B BB		0-0 F2	
Jim Holt, L OBP: 0.300, SLG: 0.341 (1, 8)	0-0 F5		4-0 IBB		0-0 1B	0-0 FC6-4 1-2 2-H 3-H 1B			
Danny Thompson, R OBP: 0.290, SLG: 0.307 (1, 4) (8, 5)		0-3 K	0-3 K		0-0 F9	0-0 FC6-4			
Leo Cardenas, R OBP: 0.311, SLG: 0.394 (1, 6)		0-0 E 2B	0-3 K		0-0 F9	0-3 K	0-0 F8		
George Mitterwald, R OBP: 0.272, SLG: 0.369 (1, 2)		0-0 E8 1B 1B		0-0 F6		1-0 E SH 2B HBP	0-3 K		
Bert Blyleven, R OBP: 0.206, SLG: 0.182 (1, 1)		0-0 F3		0-0 E6 FC1-5-3-5 BB		0-0 SH 2B	0-3 K		

AB	R	H	RBI	BB	SO	LOB
3	2	2	3	2	0	0
4	1	0	0	1	1	4
5	0	2	0	0	0	3
3	0	1	1	1	0	1
1	0	0	0	0	0	1
3	0	2	2	1	0	1
4	0	0	0	0	2	5
4	1	1	0	0	2	2
3	2	1	1	0	1	0
3	1	0	0	0	1	1

BOTTOM

Boston Red Sox @ Minnesota Twins
Metropolitan Stadium, Bloomington, MI
Wed Aug 26 1970, 8:05 PM EDT
Att: 19,993 - Unknown - 82 F

livebaseballscorecards.com

AB	33
R	7
H	9
RBI	7
BB	5
SO	7
LOB	18



1B: 6	SF: 0
2B: 3	SAC: 1
3B: 1	DP: 1
HR: 0	HBP: 1

WP: 0	PA: 40
PB: 0	
SB: 1	
CS: 0	

Inning Stats		R: 1	H: 1	E: 0	K: 1	S: 6	R: 2	H: 3	E: 1	K: 1	S: 8	R: 0	H: 1	E: 0	K: 2	S: 8	R: 0	H: 0	E: 1	K: 0	S: 3	R: 0	H: 1	E: 0	K: 0	S: 4	R: 4	H: 2	E: 1	K: 1	S: 8	R: 0	H: 0	E: 0	K: 2	S: 7	R: 0	H: 1	E: 0	K: 0	S: 4											
PITCHER		IP	WLS	BF	H	R	ER	SO	BB	IBB	HBP	BLK	WP	HR	S	P	ERA	WHIP	PITCHER		IP	WLS	BF	H	R	ER	SO	BB	IBB	HBP	BLK	WP	HR	S	P	ERA	WHIP															
Ray Culp, R ERA: 3.31 (1, 1)	5.1	L	29	7	7	6	5	5	3	1	1	0	0	0	34	51	10.12	1.875	Sparky Lyle, L ERA: 4.67 (6, 1)		1.2		7	1	0	0	2	1	0	0	0	0	10	14	0.00	1.200	Ed Phillips, R ERA: 4.15 (8, 1)		1.0		4	1	0	0	0	0	0	0	4	4	0.00	1.000

Batter	1	2	3	4	5	6	7	8	9	AB R H RBI BB SO LOB	TOP
Mike Andrews, R (1, 4) OBP: 0.325, SLG: 0.375	0-0 6-3	0-0 1-2 2-H 1B		4-0 BB BB BB BB			0-0 F7			3 0 1 1 1 0 0	Boston Red Sox @ Minnesota Twins Metropolitan Stadium, Bloomington, MI Thu Aug 27 1970, 4:33 AM EDT Att. 16,042 - Unknown - 89 F livebaseballscorecards.com
George Thomas, R (1, 7) OBP: 0.410, SLG: 0.539	0-0 1B	0-0 F9		0-0 L9			0-0 4-3			4 0 1 0 0 0 5	
Carl Yastrzemski, L (1, 3) OBP: 0.443, SLG: 0.596	0-0 F7		0-0 F7		0-0 G6-4-3 1B			0-0 6-3		4 0 1 0 0 0 1	
Tony Conigliaro, R (1, 9) OBP: 0.319, SLG: 0.473	0-0 F8		0-0 5-3		0-0 F9			0-0 L8		4 0 0 0 0 0 2	
Rico Petrocelli, R (1, 6) OBP: 0.321, SLG: 0.450		0-0 HR		0-0 F3		0-0 G6-4-3 1-2f		0-0 6-3		4 1 1 1 0 0 1	
Billy Conigliaro, R (1, 8) OBP: 0.356, SLG: 0.506		0-0 S 1B		0-0 CS 1B		0-3 K		0-0 6-3		4 1 2 0 0 1 0	
John Kennedy, R (1, 5) OBP: 0.304, SLG: 0.426		4-0 BB BB BB 1B		0-0 E4 BB 1B		0-0 B5-3		0-0 L9		3 0 0 0 1 0 1	
Tom Satriano, L (1, 2) OBP: 0.320, SLG: 0.370		0-0 F7		0-0 BB 1B		0-0 F6		0-0 4-3		4 0 1 0 0 0 2	
Sonny Siebert, R (1, 1) OBP: 0.134, SLG: 0.138 Chuck Hartenstein, R (5, 1) Dick Schofield, S (7, PH) Mike Nagy, R (7, 1) OBP: 0.285, SLG: 0.233 OBP: 0.185, SLG: 0.185		0-0 F3		0-3 K			0-0 F9			2 0 0 0 0 1 4 0 0 0 0 0 0 0 1 0 0 0 0 0 0 0 0 0 0 0 0 0	
Inning Stats	R: 0 E: 0 K: 0 S: 4 H: 1 LOB: 1 BB: 0 P: 4	R: 2 E: 0 K: 0 S: 6 H: 3 LOB: 2 BB: 1 P: 10	R: 0 E: 0 K: 0 S: 3 H: 0 LOB: 0 BB: 0 P: 3	R: 0 E: 1 K: 1 S: 7 H: 2 LOB: 3 BB: 1 P: 11	R: 0 E: 0 K: 0 S: 3 H: 1 LOB: 0 BB: 0 P: 3	R: 0 E: 0 K: 1 S: 5 H: 0 LOB: 0 BB: 0 P: 5	R: 0 E: 0 K: 0 S: 3 H: 0 LOB: 0 BB: 0 P: 3	R: 0 E: 0 K: 0 S: 3 H: 0 LOB: 0 BB: 0 P: 3	R: 0 E: 0 K: 0 S: 3 H: 0 LOB: 0 BB: 0 P: 3	1B: 6 2B: 0 3B: 0 HR: 1 SF: 0 SAC: 0 DP: 1 HBP: 0	WP: 0 PB: 0 SB: 1 CS: 1 PA: 35
PITCHER Jim Perry, R (1, 1) ERA: 3.12	IP 9.0 WLS W BF 35 H 7 R 2 ER 2 SO 2 BB 2 IBB 0 HBP 0 BLK 0 WP 0 HR 1 S 37 P 45 ERA 2.00 WHIP 1.000	PITCHER IP WLS BF H R ER SO BB IBB HBP BLK WP HR S P ERA WHIP									



Batter	1	2	3	4	5	6	7	8	9
Cesar Tovar, R OBP: 0.348, SLG: 0.438 (1, 7) X	0-0 F7		0-0 5-3	0-0 2-H 1B		0-0 L9		0-0 6-3	
Rich Reese, L OBP: 0.338, SLG: 0.376 (1, 3) X	0-0 2B 1B		0-0 G3	0-0 L3		0-0 E6		0-0 4-3	
Tony Oliva, L OBP: 0.357, SLG: 0.508 (1, 9) X	0-0 1-H SF8 2B		4-0 BB		0-0 6-3 1B	0-3 K			
Harmon Killebrew, R OBP: 0.420, SLG: 0.600 (1, 5) X Frank Quilici, R OBP: 0.287, SLG: 0.257 (8, 4) X	0-0 SF8		0-0 1-5-3		0-0 6-3 1B		0-0 6-3		
Jim Holt, L OBP: 0.303, SLG: 0.344 (1, 8) X	0-0 3-H 1B			0-0 E9 HR 1B	0-3 K		0-0 6-3		
Danny Thompson, R OBP: 0.289, SLG: 0.302 (1, 4) X (8, 5) X	0-0 6-3		0-0 6-3	0-0 6-3	0-0 6-3	0-0 1B BB			
Leo Cardenas, R OBP: 0.310, SLG: 0.393 (1, 6) X		0-0 F6		0-0 F8	0-0 6-3		0-0 1-3 1B		
George Mitterwald, R OBP: 0.271, SLG: 0.378 (1, 2) X		0-0 5-3		0-0 HR		0-0 5-3	0-3 K		
Jim Perry, S OBP: 0.288, SLG: 0.372 (1, 1) X		0-0 F7		0-0 WP 1B 2B		0-0 E 2B		0-0 4-3	


Inning Stats	R: 2	H: 3	E: 0	LOB: 1	K: 0	S: 6	P: 6	R: 0	H: 0	E: 0	LOB: 0	K: 0	S: 3	R: 0	H: 0	E: 0	LOB: 1	K: 0	S: 3	R: 3	H: 4	E: 1	LOB: 1	K: 0	S: 7	R: 0	H: 2	E: 0	LOB: 2	K: 1	S: 7	R: 0	H: 1	E: 1	LOB: 2	K: 1	S: 7	R: 0	H: 1	E: 0	LOB: 2	K: 1	S: 6	R: 0	H: 0	E: 0	LOB: 0	K: 0	S: 3
--------------	------	------	------	--------	------	------	------	------	------	------	--------	------	------	------	------	------	--------	------	------	------	------	------	--------	------	------	------	------	------	--------	------	------	------	------	------	--------	------	------	------	------	------	--------	------	------	------	------	------	--------	------	------

PITCHER	IP	WLS	BF	H	R	ER	SO	BB	IBB	HBP	BLK	WP	HR	S	P	ERA	WHIP
Sonny Siebert, R ERA: 3.52 (1, 1)	4.0	L	22	9	5	5	0	1	0	0	0	1	1	21	25	11.25	2.500
Chuck Hartenstein, R ERA: 6.27 (5, 1)	2.0		8	1	0	0	2	0	0	0	0	0	0	12	12	0.00	0.500
Mike Nagy, R ERA: 5.4 (7, 1)	2.0		8	1	0	0	1	1	0	0	0	0	0	9	13	0.00	1.000

BOTTOM

AB	R	H	RBI	BB	SO	LOB
5	0	1	1	0	0	1
5	1	1	0	0	0	2
3	1	2	1	1	1	2
3	0	1	1	0	0	1
0	0	0	0	0	0	0
4	1	2	0	0	1	2
3	0	0	0	1	0	4
4	0	1	0	0	0	3
4	1	1	2	0	1	2
4	1	2	0	0	0	0

AB 35
R 5
H 11
RBI 5
BB 2
SO 3
LOB 17



WP: 1 PA: 38
PB: 0
SB: 1
CS: 0

Boston Red Sox @ Minnesota Twins
Metropolitan Stadium, Bloomington, MI

Thu Aug 27 1970, 4:33 AM EDT
Att: 16,042 - Unknown - 89 F

livebaseballscorecards.com

Batter	1	2	3	4	5	6	7	8	9	AB R H RBI BB SO LOB	TOP										
Cesar Tovar, R (1, 7) OBP: 0.347, SLG: 0.435	4-0 BB G5-4-3 1B		0-0 F8			0-0 F7			0-0 5-3	3 0 0 0 1 0 0											
Rich Reese, L (1, 3) OBP: 0.339, SLG: 0.380	0-0 1B G5-4-3			0-3 K		0-0 G3			0-0 2B	4 0 2 0 0 1 0											
Harmon Killebrew, R (1, 5) OBP: 0.417, SLG: 0.595	0-0 G5-4-3 1-2f 2-3			0-0 F7			0-0 6-3		0-0 4-3	4 0 0 0 0 0 3											
Tony Oliva, L (1, 8) OBP: 0.355, SLG: 0.505	0-0 1-3			0-3 K			0-0 F7			3 0 0 0 0 1 1											
Brant Alyea, R (1, 9) OBP: 0.362, SLG: 0.497		0-0 6-3			0-0 F7			0-0 F8		3 0 0 0 0 0 0											
Danny Thompson, R (1, 4) OBP: 0.285, SLG: 0.298		0-0 L6			0-0 5-3			0-0 5-3		3 0 0 0 0 0 0											
Leo Cardenas, R (1, 6) OBP: 0.311, SLG: 0.393		0-0 F9			0-0 1B			0-0 L7		3 0 1 0 0 0 0											
George Mitterwald, R (1, 2) OBP: 0.269, SLG: 0.374			0-3 K		0-0 F9			0-0 5-3		3 0 0 0 0 1 1											
Jim Kaat, L (1, 1) OBP: 0.260, SLG: 0.212			0-3 K			0-0 F8			0-0 F8	1 0 0 0 0 1 0											
Tom Hall, L (5, 1) OBP: 0.200, SLG: 0.200										0 0 0 0 0 0 0											
Bob Allison, R (6, PH) OBP: 0.356, SLG: 0.305										1 0 0 0 0 0 0											
Dick Woodson, R (6, 1)										0 0 0 0 0 0 0											
Rick Renick, R (9, PH) OBP: 0.318, SLG: 0.424										1 0 0 0 0 0 0											
Inning Stats	R: 0 E: 0 K: 0 S: 3	H: 1 LOB: 1 BB: 1 P: 7	R: 0 E: 0 K: 0 S: 3	H: 0 LOB: 0 BB: 0 P: 3	R: 0 E: 0 K: 2 S: 7	H: 0 LOB: 0 BB: 0 P: 7	R: 0 E: 0 K: 2 S: 7	H: 0 LOB: 0 BB: 0 P: 7	R: 0 E: 0 K: 0 S: 4	H: 1 LOB: 1 BB: 0 P: 4	R: 0 E: 0 K: 0 S: 3	H: 0 LOB: 0 BB: 0 P: 3	R: 0 E: 0 K: 0 S: 3	H: 0 LOB: 0 BB: 0 P: 3	R: 0 E: 0 K: 0 S: 4	H: 1 LOB: 1 BB: 0 P: 4	1B: 2 2B: 1 3B: 0 HR: 0	SF: 0 SAC: 0 DP: 1 HBP: 0	WP: 0 PB: 0 SB: 0 CS: 0	PA: 30	
PITCHER Fritz Peterson, L (1, 1) ERA: 3.07	IP: 9.0 WLS: W BF: 30 H: 3 R: 0 ER: 0 SO: 4 BB: 1 IBB: 0 HBP: 0 BLK: 0 WP: 0 HR: 0 S: 37 P: 41 ERA: 0.00 WHIP: 0.444																			PITCHER	IP: 9.0 WLS: W BF: 30 H: 3 R: 0 ER: 0 SO: 4 BB: 1 IBB: 0 HBP: 0 BLK: 0 WP: 0 HR: 0 S: 37 P: 41 ERA: 0.00 WHIP: 0.444

Minnesota Twins @ New York Yankees
 Yankee Stadium, Bronx, NY
 Fri Aug 28 1970, 7:05 PM EDT
 Unknown - 89 F

livebaseballscorecards.com

AB	29
R	0
H	3
RBI	0
BB	1
SO	4
LOB	5



Batter	1	2	3	4	5	6	7	8	9	AB	R	H	RBI	BB	SO	LOB
Horace Clarke, S (1, 4) OBP: 0.285, SLG: 0.309	0-0 FC5-4 1B		0-0 P6		0-0 FC1-5 1B WP	0-0 P4				4	1	1	0	0	0	4
Thurman Munson, R (1, 2) OBP: 0.385, SLG: 0.408	0-0 FC5-4 G4-6-3 1-2f			0-0 FC4-6 2B	0-0 WP SF8 1B					4	1	3	1	0	0	1
Roy White, S (1, 7) OBP: 0.397, SLG: 0.473	0-0 G4-6-3 1-2f			0-3 K	0-0 SF8					3	0	0	1	0	1	3
Danny Cater, R (1, 5) OBP: 0.337, SLG: 0.406 (7, 3)		0-0 4-3		4-0 FC4-6 BB	0-0 6-3					3	0	0	0	1	1	1
Bobby Murcer, L (1, 8) OBP: 0.352, SLG: 0.432		0-0 4-3		0-0 FC4-6 1-2f 2-3		0-0 SH5-4 1B BB				4	1	1	0	0	0	3
John Ellis, R (1, 3) OBP: 0.301, SLG: 0.409 Jerry Kenney, L (6, PR) OBP: 0.289, SLG: 0.300 (7, 5)		0-0 F9		0-0 L4		4-0 SH5-4 1B BB				2	0	0	0	1	0	2
Ron Woods, R (1, 9) OBP: 0.325, SLG: 0.362			0-0 6-3		0-0 1B 2B	0-0 SH5-4				3	1	1	0	0	0	0
Gene Michael, S (1, 6) OBP: 0.300, SLG: 0.270			0-3 K		0-0 FC1-5 1B	0-0 1B				4	0	2	3	0	1	0
Fritz Peterson, S (1, 1) OBP: 0.219, SLG: 0.324			0-0 2B		0-0 FC1-5 1B	0-0 F5				3	1	2	0	0	0	1

Inning Stats	R: 0 E: 0 K: 0 S: 3	H: 1 LOB: 0 BB: 0 P: 3	R: 0 E: 0 K: 0 S: 3	H: 0 LOB: 0 BB: 0 P: 3	R: 0 E: 0 K: 1 S: 6	H: 1 LOB: 1 BB: 0 P: 6	R: 0 E: 0 K: 1 S: 6	H: 1 LOB: 2 BB: 1 P: 10	R: 4 E: 0 K: 0 S: 7	H: 4 LOB: 0 BB: 0 P: 7	R: 2 E: 0 K: 0 S: 5	H: 2 LOB: 1 BB: 1 P: 9	R: 0 E: 0 K: 1 S: 6	H: 1 LOB: 1 BB: 0 P: 6	R: 0 E: 0 K: 0 S: 3	H: 0 LOB: 0 BB: 0 P: 3
1B: 6 2B: 4 3B: 0 HR: 0	SF: 1 SAC: 1 DP: 1 HBP: 0	WP: 1 PB: 0 SB: 0 CS: 0	PA: 35													

PITCHER	IP	WLS	BF	H	R	ER	SO	BB	IBB	HBP	BLK	WP	HR	S	P	ERA	WHIP
Jim Kaat, L (1, 1) ERA: 3.79	4.1	L	20	7	4	4	2	1	0	0	0	0	0	23	27	8.31	1.846
Tom Hall, L (5, 1) ERA: 2.9	0.2		2	0	0	0	0	0	0	0	0	1	0	2	2	0.00	0.000
Dick Woodson, R (6, 1) ERA: 3.82	3.0		13	3	2	2	1	1	0	0	0	0	0	14	18	6.00	1.333

BOTTOM

Minnesota Twins @ New York Yankees
 Yankee Stadium, Bronx, NY
 Fri Aug 28 1970, 7:05 PM EDT
 Unknown - 89 F

AB	31
R	6
H	10
RBI	5
BB	2
SO	3
LOB	15



PITCHER	IP	WLS	BF	H	R	ER	SO	BB	IBB	HBP	BLK	WP	HR	S	P	ERA	WHIP
Jim Kaat, L (1, 1) ERA: 3.79	4.1	L	20	7	4	4	2	1	0	0	0	0	0	23	27	8.31	1.846
Tom Hall, L (5, 1) ERA: 2.9	0.2		2	0	0	0	0	0	0	0	0	1	0	2	2	0.00	0.000
Dick Woodson, R (6, 1) ERA: 3.82	3.0		13	3	2	2	1	1	0	0	0	0	0	14	18	6.00	1.333

Batter	1	2	3	4	5	6	7	8	9	AB R H RBI BB SO LOB	TOP																						
Cesar Tovar, R (1, 7) OBP: 0.347, SLG: 0.434	0-0 F8		0-3 K		0-0 F9			0-0 1B		4 0 1 0 0 1 2																							
Danny Thompson, R (1, 4) OBP: 0.280, SLG: 0.292	0-0 F3			0-0 6-3		0-0 F7		0-0 P4		4 0 0 0 0 0 1																							
Harmon Killebrew, R (1, 5) OBP: 0.417, SLG: 0.595 Frank Quiñi, R (9, PR) OBP: 0.287, SLG: 0.257	0-0 F4			4-0 CS BB		0-0 F9			0-0 2B	3 0 1 0 1 0 0 0 0 0 0 0 0 0																							
Tony Oliva, L (1, 8) OBP: 0.354, SLG: 0.502		0-0 6-3		0-0 F7		0-0 5-3			4-0 IBB	3 0 0 0 1 0 1																							
Brant Alyea, R (1, 9) OBP: 0.357, SLG: 0.489 Jim Holt, L (7, 8) OBP: 0.302, SLG: 0.343		0-0 5-3		0-0 CS 1-2	0-0 P6		0-0 F5		0-3 K	3 0 0 0 0 0 0 1 0 0 0 0 1 2																							
Rich Reese, L (1, 3) OBP: 0.341, SLG: 0.379		4-0 BB			0-0 6-3 1B		0-0 L9		0-0 F6	3 1 1 0 1 0 2																							
Leo Cardenas, R (1, 6) OBP: 0.308, SLG: 0.389		0-3 K			0-0 6-3 1-2		0-0 5-3		0-0 F7	4 0 0 0 0 1 4																							
George Mitterwald, R (1, 2) OBP: 0.269, SLG: 0.374			0-3 K		0-0 1B 2-H			0-3 K		3 0 1 1 0 2 0																							
Luis Tiant, R (1, 1) OBP: 0.438, SLG: 0.548 Bob Allison, R (8, PH) OBP: 0.351, SLG: 0.300 Ron Perranoski, L (8, 1) OBP: 0.059, SLG: 0.059			0-3 K		0-0 1B			0-3 K		2 0 1 0 0 1 0 1 0 0 0 0 1 0 0 0 0 0 0 0 0																							
Inning Stats	R: 0 E: 0 K: 0 S: 3	H: 0 LOB: 0 BB: 0 P: 3	R: 0 E: 0 K: 1 S: 5	H: 0 LOB: 1 BB: 1 P: 9	R: 0 E: 0 K: 3 S: 9	H: 0 LOB: 0 BB: 0 P: 9	R: 0 E: 0 K: 0 S: 2	H: 0 LOB: 0 BB: 1 P: 6	R: 1 E: 0 K: 0 S: 6	H: 3 LOB: 2 BB: 0 P: 6	R: 0 E: 0 K: 0 S: 3	H: 0 LOB: 0 BB: 0 P: 3	R: 0 E: 0 K: 0 S: 3	H: 0 LOB: 0 BB: 0 P: 3	R: 0 E: 0 K: 2 S: 8	H: 1 LOB: 1 BB: 0 P: 8	R: 0 E: 0 K: 1 S: 6	H: 1 LOB: 2 BB: 1 P: 10	1B: 4 2B: 1 3B: 0 HR: 0	SF: 0 SAC: 0 DP: 0 HBP: 0	WP: 0 PB: 0 SB: 0 CS: 1	PA: 35											
PITCHER Mike Kekich, L (1, 1) ERA: 5.45	IP 9.0	WLS W	BF 34	H 5	R 1	ER 1	SO 7	BB 2	IBB 1	HBP 0	BLK 0	WP 0	HR 0	S 45	P 57	ERA 1.00	WHIP 0.778																
											PITCHER	IP	WLS	BF	H	R	ER	SO	BB	IBB	HBP	BLK	WP	HR	S	P	ERA	WHIP					

Minnesota Twins @ New York Yankees
 Yankee Stadium, Bronx, NY
 Fri Aug 28 1970, 7:05 PM EDT
 Att. 25,824 - Unknown - 85 F

livebaseballscorecards.com

AB 31
 R 1
 H 5
 RBI 1
 BB 3
 SO 7
 LOB 12




Batter	1	2	3	4	5	6	7	8	9	AB	R	H	RBI	BB	SO	LOB
Horace Clarke, S (1, 4) OBP: 0.284, SLG: 0.308	0-0 3-1		0-0 WP S 1B		0-0 F8			0-0 6-3		4	1	1	0	0	0	1
Frank Baker, L (1, 6) OBP: 0.379, SLG: 0.345	0-3 K		0-0 G6-3 1-H 1B		0-0 4-3			0-0 4-3		4	0	1	1	0	1	1
Roy White, S (1, 7) OBP: 0.396, SLG: 0.470	4-0 CS BB		0-0 G6-3 1-2f					0-0 6-3		3	0	0	0	1	0	1
Bobby Murcer, L (1, 8) OBP: 0.352, SLG: 0.433	0-0 CS 1-2	0-0 F2		0-0 P4		0-0 2B		0-0 E3 FC6-4 SH3-4 WP		4	1	1	0	0	0	0
Jim Lyttle, L (1, 9) OBP: 0.417, SLG: 0.484		4-0 BB BB BB		4-0 BB BB BB		4-0 BB BB BB		0-0 SH3-4 1-2		0	0	0	0	3	0	0
Ron Woods, R (9, PH) OBP: 0.325, SLG: 0.362			4-3 BB		4-0 BB		4-0 G3-6-1 BB		0-0 SH3-4 1-2	0	0	0	0	0	0	0
Pete Ward, L (1, 3) OBP: 0.325, SLG: 0.370		0-0 4-3		0-0 F6		0-0 G3-6-1		4-0 FC6-4 IBB		3	0	0	0	0	0	4
Danny Cater, R (9, PH) OBP: 0.339, SLG: 0.406		1-2		0-0 F6		0-0 G3-6-1		0-0 IBB		0	0	0	0	1	0	0
Jake Gibbs, L (1, 2) OBP: 0.325, SLG: 0.526		4-0 BB BB		0-0 G3				0-0 P4		2	0	0	0	1	0	1
Thurman Munson, R (9, PH) OBP: 0.384, SLG: 0.407			4-0 BB		0-0 G3			0-0 P4		1	0	0	0	0	0	2
Jerry Kenney, L (1, 5) OBP: 0.289, SLG: 0.300		0-0 F9		0-0 SH2-4 1B				0-0 F7		3	0	1	0	0	0	2
Gene Michael, S (9, PH) OBP: 0.300, SLG: 0.270			0-0 F9		0-0 SH2-4 1B			0-0 WP		1	0	0	0	0	0	1
Mike Kekich, R (1, 1) OBP: 0.148, SLG: 0.115			0-0 L9		0-0 SH2-4			0-0 6-3		2	0	0	0	0	0	0

Inning Stats	R: 0	H: 0	E: 0	K: 1	S: 4	H: 0	LOB: 0	BB: 1	P: 8	R: 0	H: 0	E: 0	K: 0	S: 3	H: 0	LOB: 2	BB: 2	P: 11	R: 1	H: 2	E: 0	K: 0	S: 4	H: 0	LOB: 0	BB: 0	P: 4	R: 0	H: 0	E: 0	K: 0	S: 3	H: 0	LOB: 1	BB: 1	P: 7	R: 0	H: 1	E: 0	K: 0	S: 4	H: 1	LOB: 1	BB: 0	P: 4	R: 0	H: 1	E: 0	K: 0	S: 3	H: 0	LOB: 1	BB: 1	P: 7	R: 0	H: 0	E: 0	K: 0	S: 3	H: 0	LOB: 0	BB: 0	P: 3	R: 0	H: 0	E: 0	K: 0	S: 3	H: 0	LOB: 0	BB: 0	P: 3	R: 0	H: 0	E: 0	K: 0	S: 3	H: 0	LOB: 0	BB: 0	P: 3	R: 1	H: 0	E: 1	K: 0	S: 3	H: 0	LOB: 1	BB: 1	P: 7	1B: 3	SF: 0	2B: 1	SAC: 2	3B: 0	DP: 2	HR: 0	HBP: 0	WP: 2	PB: 0	SB: 1	CS: 1	PA: 36
--------------	------	------	------	------	------	------	--------	-------	------	------	------	------	------	------	------	--------	-------	-------	------	------	------	------	------	------	--------	-------	------	------	------	------	------	------	------	--------	-------	------	------	------	------	------	------	------	--------	-------	------	------	------	------	------	------	------	--------	-------	------	------	------	------	------	------	------	--------	-------	------	------	------	------	------	------	------	--------	-------	------	------	------	------	------	------	------	--------	-------	------	------	------	------	------	------	------	--------	-------	------	-------	-------	-------	--------	-------	-------	-------	--------	-------	-------	-------	-------	--------

PITCHER	IP	WLS	BF	H	R	ER	SO	BB	IBB	HBP	BLK	WP	HR	S	P	ERA	WHIP
Luis Tiant, R (1, 1) ERA: 3.29	7.0		27	4	1	1	1	5	0	0	0	1	0	24	44	1.29	1.286
Ron Perranoski, L (8, 1) ERA: 2.34	1.2	L	8	0	1	0	0	0	1	0	0	1	0	6	10	0.00	0.000

MINNESOTA TWINS @ NEW YORK YANKEES
 Yankee Stadium, Bronx, NY
 Fri Aug 28 1970, 7:05 PM EDT
 Att: 25,824 - Unknown - 85 F

AB	27
R	2
H	4
RBI	1
BB	6
SO	1
LOB	13



Batter	1	2	3	4	5	6	7	8	9	AB R H RBI BB SO LOB	TOP
Cesar Tovar, R (1, 7) OBP: 0.346, SLG: 0.432	0-0 SF9 1B	0-3 K			0-0 5-3			0-0 5-3		4 1 1 0 0 1 0	Minnesota Twins @ New York Yankees Yankee Stadium, Bronx, NY Sat Aug 29 1970, 7:05 PM EDT Att. 17,344 - Unknown - 77 F
Rich Reese, L (1, 3) OBP: 0.338, SLG: 0.376	0-3 K		0-0 6-3		0-0 3-1			0-3 K		4 0 0 0 0 2 1	
Tony Oliva, L (1, 9) OBP: 0.352, SLG: 0.498	0-0 E4 1B 1-3 1B		0-0 F7		0-0 4-3			0-0 F8		4 1 0 0 0 0 1	
Harmon Killebrew, R (1, 5) OBP: 0.416, SLG: 0.594 Danny Thompson, R (9, 5) OBP: 0.280, SLG: 0.292	0-0 SF9		0-0 FC5-4 1B		0-0 F8			0-0 5-3	3 0 1 1 0 0 0 0 0 0 0 0 0 0		
Jim Holt, L (1, 8) OBP: 0.301, SLG: 0.341	0-0 1B 1-3 1B		0-0 FC5-4 1-2f		0-0 6-3			0-0 4-3	4 0 1 0 0 0 1		
Paul Ratliff, L (1, 2) OBP: 0.328, SLG: 0.373	0-0 1-3 3-H 1B		0-0 F8		0-3 K2-3			0-0 HR	4 1 2 2 0 1 0		
Leo Cardenas, R (1, 6) OBP: 0.308, SLG: 0.388	0-0 L5		0-0 1B K 1B		0-0 5-3			0-0 F8	4 0 1 0 0 0 2		
Frank Quilici, R (1, 4) OBP: 0.288, SLG: 0.259		0-0 5-3		0-0 1-3 1B		0-0 5-3			3 0 1 0 0 0 0		
Bill Zepp, R (1, 1) OBP: 0.147, SLG: 0.147 Bob Allison, R (7, PH) OBP: 0.347, SLG: 0.295 Stan Williams, R (7, 1) Tom Hall, L (7, 1) OBP: 0.200, SLG: 0.200		0-3 K		0-3 K 3-H		0-3 K			2 0 0 0 0 2 2 1 0 0 0 0 1 0 0 0 0 0 0 0 0 0 0 0 0 0 0 0		
Inning Stats	R: 2 H: 3 E: 1 LOB: 2 K: 1 BB: 0 S: 9 P: 9	R: 0 H: 0 E: 0 LOB: 0 K: 2 BB: 0 S: 7 P: 7	R: 0 H: 1 E: 0 LOB: 1 K: 0 BB: 0 S: 4 P: 4	R: 0 H: 2 E: 0 LOB: 2 K: 1 BB: 0 S: 6 P: 6	R: 0 H: 0 E: 0 LOB: 0 K: 0 BB: 0 S: 3 P: 3	R: 0 H: 0 E: 0 LOB: 0 K: 1 BB: 0 S: 5 P: 5	R: 0 H: 0 E: 0 LOB: 0 K: 1 BB: 0 S: 5 P: 5	R: 0 H: 0 E: 0 LOB: 0 K: 1 BB: 0 S: 5 P: 5	R: 1 H: 1 E: 0 LOB: 0 K: 0 BB: 0 S: 4 P: 4	1B: 6 SF: 1 2B: 0 SAC: 0 3B: 0 DP: 0 HR: 1 HBP: 0	
PITCHER Mel Stottlemyre, R (1, 1) ERA: 3.12	IP WLS BF H R ER SO BB IBB HBP BLK WP HR S P ERA WHIP										

livebaseballscorecards.com

AB 33
R 3
H 7
RBI 3
BB 0
SO 7
LOB 7



BOTTOM

Minnesota Twins @ New York Yankees

Yankee Stadium, Bronx, NY

Sat Aug 29 1970, 7:05 PM EDT
Att: 17,344 - Unknown - 77 F

livebaseballscorecards.com

AB	36
R	1
H	12
RBI	1
BB	1
SO	4
LOB	18



WP:	0	PA:	39
PB:	0	SB:	0
CS:	0		

AB R H RBI BB SO LOB

4	0	1	1	0	0	3
5	0	2	0	0	0	1
5	0	2	0	0	0	2
4	0	1	0	0	1	2
4	0	0	0	0	1	2
4	0	2	0	0	1	0
3	0	2	0	0	1	0
3	0	1	0	0	0	4
1	0	0	0	0	0	0
2	0	0	0	1	0	4
1	1	1	0	0	0	0

Batter	1	2	3	4	5	6	7	8	9
Horace Clarke, S OBP: 0.284, SLG: 0.308 (1, 4)	0-0 G6-4-3 1B	0-0 L8			0-0 L5		0-0 F9		0-0 SF8
Thurman Munson, R OBP: 0.384, SLG: 0.407 (1, 2)	0-0 G6-4-3 1-2f		0-0 6-3		0-0 E 1B		0-0 F9		0-0 3-H 1B
Roy White, S OBP: 0.396, SLG: 0.469 (1, 7)	0-0 1B 1B		0-0 G3		0-0 F6 1-2		0-0 1B		0-0 F9
Bobby Murcer, L OBP: 0.351, SLG: 0.431 (1, 8)	0-0 1-3 1B		0-0 P6		0-0 4-3		0-3 K		
Danny Cater, R OBP: 0.336, SLG: 0.403 (1, 3)	0-0 1-3			0-3 K		0-0 F9		0-0 4-3	
Jim Lyttle, L OBP: 0.421, SLG: 0.485 (1, 9)		0-0 BB HBP 1B		0-0 FC5 1B 1B		0-0 F8		0-3 K	
Frank Baker, L OBP: 0.400, SLG: 0.362 (1, 6)		1-0 BB HBP 1B		0-0 FC5 1B 1-2		0-0 1B 1B		0-3 K	
Jerry Kenney, L OBP: 0.290, SLG: 0.301 Gene Michael, S OBP: 0.299, SLG: 0.269 (9, PH)		0-0 L5		0-0 FC5 1-2 2-3f		0-0 1-3 1B		0-0 6-3	
Mel Stottlemyre, R OBP: 0.305, SLG: 0.333 Ron Woods, R OBP: 0.328, SLG: 0.377 (9, PH)		4-0 BB BB BB 1-2 2-3 BB		0-0 F4		0-0 F4		0-0 SF8 3B	

Inning Stats	R: 0	H: 3	E: 0	K: 0	S: 5	LOB: 2	BB: 0	P: 5	R: 0	H: 1	E: 0	K: 0	S: 3	LOB: 3	BB: 1	P: 8	R: 0	H: 0	E: 0	K: 0	S: 3	LOB: 0	BB: 0	P: 3	R: 0	H: 2	E: 0	K: 1	S: 7	LOB: 2	BB: 1	P: 7	R: 0	H: 1	E: 1	K: 0	S: 4	LOB: 1	BB: 0	P: 4	R: 0	H: 2	E: 0	K: 0	S: 5	LOB: 2	BB: 0	P: 5	R: 0	H: 1	E: 0	K: 1	S: 6	LOB: 1	BB: 0	P: 6	R: 0	H: 0	E: 0	K: 2	S: 7	LOB: 0	BB: 0	P: 7	R: 1	H: 2	E: 0	K: 0	S: 5	LOB: 1	BB: 0	P: 5	1B: 11	SF: 1	2B: 0	3B: 1	HR: 0	SAC: 0	DP: 1	HBP: 1	WP: 0	PA: 39
--------------	------	------	------	------	------	--------	-------	------	------	------	------	------	------	--------	-------	------	------	------	------	------	------	--------	-------	------	------	------	------	------	------	--------	-------	------	------	------	------	------	------	--------	-------	------	------	------	------	------	------	--------	-------	------	------	------	------	------	------	--------	-------	------	------	------	------	------	------	--------	-------	------	------	------	------	------	------	--------	-------	------	--------	-------	-------	-------	-------	--------	-------	--------	-------	--------

PITCHER	IP	WLS	BF	H	R	ER	SO	BB	IBB	HBP	BLK	WP	HR	S	P	ERA	WHIP
Bill Zepp, R ERA: 2.79 (1, 1)	6.0		27	9	0	0	1	1	0	1	0	0	0	27	32	0.00	1.667
Stan Williams, R ERA: 2.04 (7, 1)	0.2		3	1	0	0	0	0	0	0	0	0	0	3	3	0.00	1.500
Tom Hall, L ERA: 2.92 (7, 1)	2.1	S	9	2	1	1	3	0	0	0	0	0	0	15	15	3.86	0.857

Batter	1	2	3	4	5	6	7	8	9	AB R H RBI BB SO LOB	TOP							
Cesar Tovar, R (1, 7) OBP: 0.345, SLG: 0.433	0-3 K		0-0 6-3		0-0 L3-1 2B		0-0 F4			4 0 1 0 0 1 0	Minnesota Twins @ New York Yankees Yankee Stadium, Bronx, NY Sun Aug 30 1970, 3:33 AM EDT Att. 20,980 - Overcast - 77 F							
Rich Reese, L (1, 3) OBP: 0.337, SLG: 0.377	0-0 L1-3		0-0 2B		0-0 L3-1			0-0 5-3		4 0 1 0 0 0 1								
Tony Oliva, L (1, 9) OBP: 0.351, SLG: 0.495	0-0 L8		0-0 P6		4-0 G6-4-3 IBB			0-0 F5		3 0 0 0 1 0 1								
Harmon Killebrew, R (1, 5) OBP: 0.415, SLG: 0.590		0-0 1B 2B 1B	0-0 5-3		0-0 G6-4-3 1-2f			0-3 K		4 1 1 0 0 1 3								
Jim Holt, L (1, 8) OBP: 0.304, SLG: 0.344		0-0 1-2 2B 1B		0-0 FC5 BB 1B		0-0 L3-1		0-0 F7		4 1 2 0 0 0 0								
Paul Ratliff, L (1, 2) OBP: 0.341, SLG: 0.388		0-0 SH2-3 1-H 2-H 2B		4-0 FC5 BB		0-0 F8		0-0 1B 1B		3 0 2 2 1 0 0								
Leo Cardenas, R (1, 6) OBP: 0.308, SLG: 0.388		0-0 SH2-3 2-3		0-0 FC5 1-2 2-3f		0-3 K		0-0 1B 1B		3 0 1 0 0 1 2								
Frank Quilici, R (1, 4) OBP: 0.283, SLG: 0.254		0-0 F8		0-0 F7		0-3 K		0-0 F2		2 0 0 0 0 0 3								
Brant Aleya, R (7, PH) OBP: 0.355, SLG: 0.487										1 0 0 0 0 1 0								
Danny Thompson, R (7, 4) OBP: 0.279, SLG: 0.290										1 0 0 0 0 0 2								
Bert Blyleven, R (1, 1) OBP: 0.194, SLG: 0.171		0-3 K		0-0 L1-3			0-0 F7		0-0 1B	2 0 0 0 0 1 3								
Charlie Manuel, L (7, PH) OBP: 0.302, SLG: 0.289										1 0 0 0 0 0 0								
Ron Perranoski, L (7, 1) OBP: 0.059, SLG: 0.059										0 0 0 0 0 0 0								
Rick Renick, R (9, PH) OBP: 0.322, SLG: 0.428									1-2 2-H	1 0 1 0 0 0 0								
Inning Stats	R: 0 E: 0 K: 1 S: 5	H: 0 LOB: 0 BB: 0 P: 5	R: 2 E: 0 K: 1 S: 8	H: 3 LOB: 1 BB: 0 P: 8	R: 0 E: 0 K: 0 S: 4	H: 1 LOB: 1 BB: 1 P: 8	R: 0 E: 0 K: 0 S: 3	H: 1 LOB: 2 BB: 1 P: 7	R: 0 E: 0 K: 1 S: 5	H: 0 LOB: 0 BB: 0 P: 5	R: 0 E: 0 K: 1 S: 5	H: 0 LOB: 0 BB: 0 P: 5	R: 0 E: 0 K: 0 S: 5	H: 3 LOB: 2 BB: 0 P: 5	1B: 6 2B: 3 3B: 0 HR: 0	SF: 0 SAC: 1 DP: 1 HBP: 0	WP: 0 PB: 0 SB: 0 CS: 0	PA: 36
PITCHER	IP WLS BF H R ER SO BB IBB HBP BLK WP HR S P ERA WHIP																	
Steve Kline, R (1, 1) ERA: 4.42	8.1 W 34 8 2 2 5 1 1 0 0 0 0 42 50 2.16 1.080																	
Lindy McDaniel, R (9, 1) ERA: 1.98	0.2 S 2 1 0 0 0 0 0 0 0 0 0 0 2 2 0.00 1.500																	

livebaseballscores.com

AB	33
R	2
H	9
RBI	2
BB	2
SO	5
LOB	15



Batter	1	2	3	4	5	6	7	8	9	AB	R	H	RBI	BB	SO	LOB
Horace Clarke, S (1, 4) OBP: 0.285, SLG: 0.308	0-0 4-3		H 1-0 FC6 HBP		X 0-0 FC3-6 HR 1-2f 2-3		X 0-0 S 1B			3	1	1	0	0	0	2
Frank Baker, L (1, 6) OBP: 0.405, SLG: 0.350	0-3 K		S 0-3 K		B 4-0 HR 1-2 BB		B 4-0 FC6-4 BB 1-2			2	1	0	0	2	2	2
Roy White, S (1, 7) OBP: 0.395, SLG: 0.474	0-3 K		X 0-0 FC6 1-2f		X 0-0 HR 1-H 2-H 3-H		X 0-0 FC6-4 1-2f			4	1	1	4	0	1	4
Bobby Murcer, L (1, 8) OBP: 0.352, SLG: 0.431		X 0-0 L4		B 4-0 BB G6-4-3		X 0-0 K		X 0-0 1B 1B		3	0	1	0	1	1	0
Danny Cater, R (1, 3) OBP: 0.335, SLG: 0.402		X 0-0 F7		X 0-0 G6-4-3 1-2f		X 0-0 G3-6-3 1B		X 0-0 F8		4	0	1	0	0	0	2
Jim Lyttle, L (1, 9) OBP: 0.400, SLG: 0.457		X 0-0 F8		X 0-0 6-3		X 0-0 P6		X 0-3 K		4	0	0	0	0	1	2
Jake Gibbs, L (1, 2) OBP: 0.338, SLG: 0.558			X 0-0 HR		X 0-0 FC1-5 BB 1B 1-2f		X 0-0 G3-6-3 1-2f		X 0-0 1B 1-2	4	1	3	1	0	0	1
Jerry Kenney, L (1, 5) OBP: 0.292, SLG: 0.301			X 0-0 SH3-4 1B		B 4-0 FC3-6 FC1-5 HR 1-2 BB		B 0-3 K 1-2		X 0-0 F7	3	1	1	0	1	1	2
Steve Kline, R (1, 1) OBP: 0.278, SLG: 0.235			X 0-0 SH3-4		X 0-0 FC1-5 FC3-6 1-2 2-3f		X 0-0 L4			2	0	0	0	0	0	2
Lindy McDaniel, R (9, 1) OBP: 0.182, SLG: 0.227										0	0	0	0	0	0	0

Inning Stats	R: 0	H: 0	E: 0	K: 2	S: 7	R: 0	H: 0	E: 0	K: 0	S: 3	R: 1	H: 2	E: 0	K: 1	S: 7	R: 0	H: 0	E: 0	K: 0	S: 2	R: 4	H: 2	E: 0	K: 1	S: 7	R: 0	H: 1	E: 0	K: 0	S: 3	R: 0	H: 2	E: 0	K: 1	S: 7		
	0	0	0	2	7	0	0	0	0	3	1	2	0	1	7	0	0	0	0	2	0	4	2	0	1	7	0	1	0	0	3	0	2	0	1	7	
PITCHER	IP	WLS	BF	H	R	ER	SO	BB	IBB	HBP	BLK	WP	HR	S	P	ERA	WHIP																				
Bert Blyleven, R (1, 1) ERA: 3.44	6.0	L	25	5	5	5	4	3	0	1	0	0	2	29	42	7.50	1.333																				
Ron Perranoski, L (7, 1) ERA: 2.28	2.0		10	3	0	0	2	1	0	0	0	0	0	13	17	0.00	2.000																				

BOTTOM

Minnesota Twins @ New York Yankees
 Yankee Stadium, Bronx, NY

Sun Aug 30 1970, 3:33 AM EDT
 Att. 20,980 - Overcast - 77 F

AB	29
R	5
H	8
RBI	5
BB	4
SO	6
LOB	17



1B: 6	SF: 0	WP: 0	PA: 35
2B: 0	SAC: 1	PB: 0	
3B: 0	DP: 2	SB: 1	
HR: 2	HBP: 1	CS: 0	

Batter	1	2	3	4	5	6	7	8	9	AB R H RBI BB SO LOB	TOP											
Cesar Tovar, R (1, 7) OBP: 0.342, SLG: 0.429	0-0 6-3		0-0 6-3		0-0 5-3	0-0 F8			0-0 6-3	5 0 0 0 0 0 2												
Danny Thompson, R (1, 4) OBP: 0.281, SLG: 0.298	0-0 2B HR 1B		0-0 5-3		0-0 5-3 2B		0-0 F7		0-0 6-3	5 1 2 0 0 0 1												
Tony Oliva, L (1, 9) OBP: 0.354, SLG: 0.498	0-0 1-3 HR 2B		0-0		4-0 5-3 IBB		0-0 F8			3 1 2 0 1 0 0												
Harmon Killebrew, R (1, 5) OBP: 0.413, SLG: 0.594	0-0 2-H 3-H HR		0-0 2-3		0-0 5-3		0-0 5-3			4 1 1 3 0 0 3												
Frank Quilici, R (7, 4) OBP: 0.263, SLG: 0.254					1-2 2-3					0 0 0 0 0 0 0												
Rich Reese, L (1, 3) OBP: 0.338, SLG: 0.379	0-0 F9			0-0 1-3 1B 2B	4-0 IBB			0-0 F6		3 1 1 0 1 0 0												
Jim Holt, L (1, 8) OBP: 0.300, SLG: 0.338	0-0 F8			0-0 1-3 2-3	0-3 K			0-0 G3		4 0 0 0 0 1 4												
Leo Cardenas, R (1, 6) OBP: 0.307, SLG: 0.387		0-0 6-3		0-0 3-H 1B		0-0 F8		0-0 F4		4 0 1 1 0 0 0												
George Mitterwald, R (1, 2) OBP: 0.272, SLG: 0.375		0-3 K		0-0 3-H F7		0-0 S 1B			0-0 SH2-4 1B	4 0 2 0 0 1 1												
Jim Perry, S (1, 1) OBP: 0.277, SLG: 0.358		0-3 K		0-0 1-3		0-3 K			0-0 SH2-4	3 0 0 0 0 2 2												
Inning Stats	R: 3 E: 0 K: 0 S: 6	H: 3 LOB: 0 BB: 0 P: 6	R: 0 E: 0 K: 2 S: 7	H: 0 LOB: 0 BB: 0 P: 7	R: 0 E: 0 K: 0 S: 4	H: 1 LOB: 1 BB: 0 P: 4	R: 1 E: 0 K: 0 S: 5	H: 2 LOB: 1 BB: 0 P: 5	R: 0 E: 0 K: 1 S: 6	H: 1 LOB: 3 BB: 2 P: 14	R: 0 E: 0 K: 1 S: 6	H: 1 LOB: 1 BB: 0 P: 6	R: 0 E: 0 K: 0 S: 3	H: 0 LOB: 0 BB: 0 P: 3	R: 0 E: 0 K: 0 S: 3	H: 0 LOB: 0 BB: 0 P: 3	R: 0 E: 0 K: 0 S: 4	H: 1 LOB: 1 BB: 0 P: 4	1B: 5 2B: 3 3B: 0 HR: 1	SF: 0 SAC: 1 DP: 0 HBP: 0	WP: 0 PB: 0 SB: 1 CS: 0	PA: 38
PITCHER	IP WLS BF H R ER SO BB IBB HBP BLK WP HR S P ERA WHIP																					
Lew Krausse, R (1, 1) ERA: 4.38	6.0 L 28 8 4 4 4 0 0 0 0 0 0 1 34 42 6.00 1.333																					
John Gelnar, R (7, 1) ERA: 4.52	2.0 6 0 0 0 0 0 0 0 0 0 0 0 6 6 0.00 0.000																					
Dave Baldwin, R (9, 1) ERA: 2.93	1.0 4 1 0 0 0 0 0 0 0 0 0 0 4 4 0.00 1.000																					

Minnesota Twins @ Milwaukee Brewers
Milwaukee County Stadium, Milwaukee, WI

AB	35
R	4
H	9
RBI	4
BB	2
SO	4
LOB	13



Tue Sep 01 1970, 8:05 PM EDT
Unknown - 66 F

livebaseballscorecards.com

Batter	1	2	3	4	5	6	7	8	9	AB	R	H	RBI	BB	SO	LOB	BOTTOM					
Tommy Harper, R (1, 5) OBP: 0.373, SLG: 0.526	0-0 F7		0-3 K			0-0 F9		0-0 F5		4	0	0	0	0	1	0						
Russ Snyder, L (1, 7) OBP: 0.288, SLG: 0.339	0-0 G3		0-3 K			0-0 2B			0-3 K	4	0	1	0	0	2	0						
Dave May, L (1, 8) OBP: 0.311, SLG: 0.320	0-0 CS 1B				0-0 F9			0-0 4-3		4	0	1	0	0	0	1						
Bob Burda, L (1, 9) OBP: 0.311, SLG: 0.319	0-0 F5				0-0 F9			0-0 F8		4	0	1	0	0	0	1						
Max Alvis, R (9, PR) OBP: 0.211, SLG: 0.275	1-2 F5								0-0 1B	0	0	0	0	0	0	0						
Mike Hegan, L (1, 3) OBP: 0.326, SLG: 0.379		0-3 K2-3			0-3 K			0-0 4-3		4	0	0	0	0	2	1						
Roberto Pena, R (1, 6) OBP: 0.281, SLG: 0.305		0-0 1B				0-0 4-3		0-0 1B		3	0	2	0	0	0	0						
Phil Roof, R (1, 2) OBP: 0.317, SLG: 0.375		0-0 F7				0-0 6-3		0-3 K		3	0	0	0	0	1	2						
Ted Kubiak, S (1, 4) OBP: 0.339, SLG: 0.324		0-0 3-1				0-0 G3			0-3 K	3	0	0	0	0	1	1						
Lew Krausse, R (1, 1) OBP: 0.266, SLG: 0.196			0-3 K					0-3 K		1	0	0	0	0	1	0						
Pete Koegel, R (6, PH)									0-3 K	1	0	0	0	0	0	0						
John Gelnar, R (7, 1) OBP: 0.167, SLG: 0.091										0	0	0	0	0	0	0						
Bernie Smith, R (8, PH) OBP: 0.341, SLG: 0.463										1	0	0	0	0	1	0						
Dave Baldwin, R (9, 1)										0	0	0	0	0	0	0						
Inning Stats	R: 0 E: 0 K: 0 S: 4	H: 1 LOB: 1 BB: 0 P: 4	R: 0 E: 0 K: 1 S: 6	H: 1 LOB: 1 BB: 0 P: 6	R: 0 E: 0 K: 3 S: 9	H: 0 LOB: 0 BB: 0 P: 9	R: 0 E: 0 K: 1 S: 5	H: 0 LOB: 0 BB: 0 P: 5	R: 0 E: 0 K: 0 S: 3	H: 0 LOB: 0 BB: 0 P: 3	R: 0 E: 0 K: 0 S: 4	H: 1 LOB: 1 BB: 0 P: 4	R: 0 E: 0 K: 1 S: 6	H: 1 LOB: 1 BB: 0 P: 6	R: 0 E: 0 K: 2 S: 7	H: 0 LOB: 0 BB: 0 P: 7	R: 0 E: 0 K: 1 S: 6	H: 1 LOB: 1 BB: 0 P: 6	1B: 4 2B: 1 3B: 0 HR: 0	SF: 0 SAC: 0 DP: 0 HBP: 0	WP: 0 PB: 0 SB: 0 CS: 1	PA: 32
PITCHER Jim Perry, R (1, 1) ERA: 3.0	IP 9.0 WLS W BF 32 H 5 R 0 ER 0 SO 9 BB 0 IBB 0 HBP 0 BLK 0 WP 0 HR 0 S 50 P 50 ERA 0.00 WHIP 0.556																				PITCHER IP WLS BF H R ER SO BB IBB HBP BLK WP HR S P ERA WHIP	

Minnesota Twins @ Milwaukee Brewers
Milwaukee County Stadium, Milwaukee, WI

livebaseballscorecards.com

AB	32
R	0
H	5
RBI	0
BB	0
SO	9
LOB	6



Tue Sep 01 1970, 8:05 PM EDT
Unknown - 66 F

Batter	1	2	3	4	5	6	7	8	9	10	11	AB R H RBI BB SO LOB	TOP																
Cesar Tovar, R OBP: 0.344, SLG: 0.429 (1, 8) X	0-0 SH5-4 1B 1B	0-0 FC5-4 1-2f			4-0 FC2-6 BB	0-0 F6			0-0 5-3		0-0 FC4-6 1B	5 1 2 2 1 0 3	Minnesota Twins @ Milwaukee Brewers Milwaukee County Stadium, Milwaukee, WI Tue Sep 01 1970, 8:05 PM EDT Att. 16,670 - Unknown																
Danny Thompson, R OBP: 0.275, SLG: 0.291 (1, 4) X	0-0 SH5-4 1-2		0-0 G1		0-0 FC2-6 WP 1-2f		0-0 F9		0-0 1-3	0-0 FC4-6 HR 1-2f 2-3	5 1 0 0 0 0 3																		
Harmon Killebrew, R OBP: 0.418, SLG: 0.601 Frank Quilici, R OBP: 0.283, SLG: 0.254 (1, 5) X	0-0 FC4-6 2-H 1B		4-0 1B BB		4-0 FC6-4 1-2 IBB		4-0 CS BB		0-0 F8	0-0 HR 1-H 3-H	3 1 2 4 3 0 0 0 0 0 0 0 0 0																		
Tony Oliva, L OBP: 0.350, SLG: 0.492 (1, 9) X	0-0 FC4-6 1-2f WP		0-0 F5		0-3 K		0-0 F3 1-2		0-0 F8	0-0 4-3	6 0 0 0 0 1 5																		
Brant Alyea, R OBP: 0.359, SLG: 0.487 Jim Holt, L OBP: 0.301, SLG: 0.337 (1, 7) B B B X	4-0 1-2 BB		0-0 1B		0-0 FC6-4 1-2f		0-0 G3			4-0 1B E BB	2 0 1 0 1 0 2 1 1 0 0 1 0 0																		
Rich Reese, L OBP: 0.339, SLG: 0.378 (1, 3) X	0-0 4-3		0-0 4-3			4-0 SH1-4 1B BB		0-0 F2		0-0 SH5-3 1B E 1B	4 1 1 0 1 0 4																		
Leo Cardenas, R OBP: 0.304, SLG: 0.383 (1, 6) X		0-0 F3		0-0 F8		0-0 F5		0-0 F7		0-0 E6 SH5-3 1B 1-2 2-H	5 1 0 0 0 0 2																		
George Mitterwald, R OBP: 0.272, SLG: 0.374 (1, 2) X		0-0 F8		0-3 K		0-0 SH1-4 1B			0-0 1-6-3	0-0 SH5-3 1-2 2-3	4 0 1 0 0 1 0																		
Tom Hall, L OBP: 0.222, SLG: 0.222 Ron Perranoski, L OBP: 0.059, SLG: 0.059 Stan Williams, R Jim Kaat, L OBP: 0.270, SLG: 0.212 (1, 1) X	0-0 FC5-4 1B		0-0 1-3		0-0 SH1-4 1B 1-2 2-3				0-3 K	4-0 FC4-6 1B HR IBB	2 0 1 0 0 0 0 0 0 0 0 0 0 0 1 0 0 0 0 1 0 0 1 0 0 1 0 0																		
Inning Stats	R: 1 E: 0 K: 5	H: 2 LOB: 2 BB: 1 P: 9	R: 0 E: 0 K: 4	H: 1 LOB: 1 BB: 0 P: 4	R: 0 E: 0 K: 4	H: 1 LOB: 2 BB: 1 P: 8	R: 0 E: 0 K: 5	H: 0 LOB: 0 BB: 0 P: 5	R: 0 E: 0 K: 5	H: 0 LOB: 2 BB: 2 P: 13	R: 0 E: 0 K: 3	H: 0 LOB: 0 BB: 0 P: 3		R: 0 E: 0 K: 5	H: 0 LOB: 0 BB: 0 P: 5	R: 0 E: 0 K: 3	H: 0 LOB: 0 BB: 0 P: 3	R: 6 E: 1 K: 7	H: 3 LOB: 0 BB: 2 P: 15	1B: 7 2B: 0 3B: 0 HR: 1	SF: 0 SAC: 3 DP: 0 HBP: 0	WP: 2 PB: 0 SB: 0 CS: 1	PA: 49						
PITCHER	IP WLS BF H R ER SO BB IBB HBP BLK WP HR S P ERA WHIP														PITCHER	IP WLS BF H R ER SO BB IBB HBP BLK WP HR S P ERA WHIP													
Al Downing, L ERA: 3.2 (1, 1)	7.0	31	5	1	1	2	5	1	0	0	2	0	29	53	1.29	1.429													
Ken Sanders, R ERA: 1.69 (8, 1)	2.0	6	0	0	0	1	0	0	0	0	0	0	8	8	0.00	0.000													
Bobby Bolin, R ERA: 4.87 (10, 1)	1.1	L	9	2	5	3	1	1	0	0	0	0	7	15	20.25	2.250													
Dave Baldwin, R ERA: 3.18 (11, 1)	0.2	3	1	1	0	0	0	0	0	0	0	0	3	3	0.00	1.500													

livebaseballscores.com

AB 38
R 7
H 8
RBI 6
BB 8
SO 3
LOB 19



Batter	1	2	3	4	5	6	7	8	9	10	11	AB	R	H	RBI	BB	SO	LOB	BOTTOM		
Bernie Smith, R (1, 8) <small>OBP: 0.354, SLG: 0.455</small> Bob Burda, L (9, PH) <small>OBP: 0.313, SLG: 0.321</small>	4-0 BB		x 0-0 F7		x 0-0 6-3		x 0-0 BB 1B		x 0-0 FC5 1B		x 0-0 F8	3	0	1	0	1	0	1			
Ted Kubiak, S (1, 4) <small>OBP: 0.342, SLG: 0.325</small>	0-3 K		0-3 K			x 0-0 BB 1B	x 0-0 BB 1B		x 0-0 1-2 2-H 1B			4	0	2	1	1	2	1			
Tommy Harper, R (1, 5) <small>OBP: 0.370, SLG: 0.521</small>	0-0 F3				x 0-0 K	x 0-0 F2	x 0-0 6-3		x 0-0 FC5			5	0	0	0	0	1	7			
Ted Savage, R (1, 9) <small>OBP: 0.404, SLG: 0.477</small> Dave May, L (8, PH) <small>OBP: 0.309, SLG: 0.318</small>	0-3 K				x 0-0 BB 1B	x 0-0 F9		x 0-0 6-3		x 0-0 1-3		2	0	0	0	1	1	2			
Pete Koegel, R (1, 7) Russ Snyder, L (8, PH) <small>OBP: 0.286, SLG: 0.336</small>		0-3 K			x 0-0 F3	x 0-0 BB	x 0-0 BB 1B		x 0-0 4-3		x 0-0 1-3	2	0	0	0	1	1	1			
Jerry McNertney, R (1, 2) <small>OBP: 0.317, SLG: 0.368</small>		0-0 FC6-4 1B			x 0-0 CS 1B	x 0-0 F9		x 0-0 6-3		x 0-0 1-3		5	0	2	0	0	0	2			
Roberto Pena, R (1, 6) <small>OBP: 0.280, SLG: 0.306</small>		0-0 FC6-4 1-2f			x 0-0 CS 1-2	x 0-0 F8		x 0-0 4-3		x 0-0 F4		5	0	1	0	0	0	1			
Mike Hegan, L (1, 3) <small>OBP: 0.324, SLG: 0.377</small>		0-3 K			x 0-0 SH3-4 1B	x 0-0 SH3-4 1B		x 0-0 K		x 0-0 F9		5	0	1	0	0	3	2			
Al Downing, R (1, 1) <small>OBP: 0.176, SLG: 0.115</small> Gus Cili, R (7, PH) <small>OBP: 0.293, SLG: 0.241</small> Ken Sanders, R (8, 1) <small>OBP: 0.444, SLG: 0.167</small> Tito Francona, L (9, PH) <small>OBP: 0.340, SLG: 0.310</small> Max Alvis, R (9, PH) <small>OBP: 0.211, SLG: 0.275</small> Bobby Bolin, R (10, 1) <small>OBP: 0.256, SLG: 0.278</small> Dave Baldwin, R (11, 1) Phil Roof, R (11, PH) <small>OBP: 0.315, SLG: 0.373</small>			0-3 K		x 0-0 SH3-4 1-2	x 0-0 SH3-4 1-2		x 0-0 BB 1B BB		x 0-0 1B 1B		1	0	0	0	0	1	0			
Inning Stats	R: 0 E: 0 K: 2 S: 7	H: 0 LOB: 1 BB: 1 P: 11	R: 0 E: 0 K: 2 S: 8	H: 1 LOB: 1 BB: 0 P: 8	R: 0 E: 0 K: 2 S: 7	H: 0 LOB: 0 BB: 0 P: 7	R: 0 E: 0 K: 1 S: 5	H: 1 LOB: 1 BB: 1 P: 9	R: 0 E: 0 K: 0 S: 4	H: 1 LOB: 1 BB: 0 P: 4	R: 0 E: 0 K: 0 S: 4	H: 0 LOB: 0 BB: 0 P: 3	R: 1 E: 0 K: 0 S: 6	H: 3 LOB: 2 BB: 0 P: 6	R: 0 E: 0 K: 0 S: 3	H: 0 LOB: 0 BB: 0 P: 3	R: 0 E: 0 K: 1 S: 6	H: 1 LOB: 1 BB: 0 P: 6	1B: 8 2B: 1 3B: 0 HR: 0	SF: 0 SAC: 1 DP: 0 HBP: 0	WP: 0 PA: 47 PB: 0 SB: 0 CS: 1
PITCHER Tom Hall, L (1, 1) <small>ERA: 2.76</small> Ron Perranoski, L (7, 1) <small>ERA: 2.27</small> Stan Williams, R (7, 1) <small>ERA: 2.09</small> Jim Kaat, L (9, 1) <small>ERA: 3.74</small>	IP	WLS	BF	H	R	ER	SO	BB	IBB	HBP	BLK	WP	HR	S	P	ERA	WHIP				
	6.0		24	4	0	0	7	3	0	0	0	0	0	35	47	0.00	1.167				
	0.2		5	1	0	0	1	2	0	0	0	0	0	5	13	0.00	4.500				
	2.0		8	2	1	1	0	0	0	0	0	0	0	8	8	4.50	1.000				
	2.1	W	9	2	0	0	1	0	0	0	0	0	0	11	11	0.00	0.857				

Minnesota Twins @ Milwaukee Brewers
 Milwaukee County Stadium, Milwaukee, WI
 Tue Sep 01 1970, 8:05 PM EDT
 Att. 16,670 - Unknown

AB	40
R	1
H	9
RBI	1
BB	5
SO	9
LOB	19



Batter	1	2	3	4	5	6	7	8	9	AB R H RBI BB SO LOB	TOP											
Cesar Tovar, R OBP: 0.347, SLG: 0.435 (1, 8) X (5, 7)	0-0 CS 1B		0-0 5-3			0-0 4-3 3B		0-0 1B 1B		4 1 3 0 0 0 0												
Danny Thompson, R OBP: 0.275, SLG: 0.290 (1, 4) X	0-0 F6 1-2			0-0 6-3		0-0 4-3		0-0 1-3 1B		4 0 1 1 0 0 1												
Tony Oliva, L OBP: 0.348, SLG: 0.489 (1, 9) X	0-0 F8			0-0 4-3		0-0 6-3		0-3 K		4 0 0 0 0 1 2												
Harmon Killebrew, R OBP: 0.415, SLG: 0.596 (1, 5)		0-0 F9		0-0 F6		0-0 F7		0-3 K		4 0 0 0 0 1 2												
Rich Reese, L OBP: 0.338, SLG: 0.376 (1, 3)		0-0 G3			0-3 K		0-0 HR 1B		0-0 1-3	4 1 1 0 0 1 0												
Leo Cardenas, R OBP: 0.304, SLG: 0.384 (1, 6)		0-0 2B			0-0 F7		0-0 F8		0-0 F9	4 0 1 0 0 0 1												
Steve Brye, R (1, 7)		0-3 K			4-0 FC6-4 BB		0-0 HR		0-0 F8	1 0 0 0 1 1 1												
Stan Williams, R (5, 1)										0 0 0 0 0 0 0	AB 33											
Brant Alyea, R OBP: 0.362, SLG: 0.505 (7, PH)										1 1 1 2 0 0 0	R 3											
Jim Kaat, L OBP: 0.270, SLG: 0.212 (7, 1)										0 0 0 0 0 0 0	H 7											
Charlie Manuel, L OBP: 0.296, SLG: 0.283 (9, PH)										1 0 0 0 0 0 0	RBI 3											
George Mitterwald, R OBP: 0.269, SLG: 0.370 (1, 2)			0-0 G3		0-0 FC6-4 1-2f		0-0 F6			3 0 0 0 0 0 1	BB 1											
Bill Zepp, R OBP: 0.143, SLG: 0.143 (1, 1)			0-3 K			0-0 3-1		0-0 F9		1 0 0 0 0 1 0	SO 5											
Jim Holt, L OBP: 0.299, SLG: 0.335 (5, 8)										2 0 0 0 0 0 0	LOB 8											
Inning Stats	R: 0 E: 0 K: 0 S: 3	H: 1 LOB: 0 BB: 0 P: 3	R: 0 E: 0 K: 1 S: 6	H: 1 LOB: 1 BB: 0 P: 6	R: 0 E: 0 K: 1 S: 5	H: 0 LOB: 0 BB: 0 P: 5	R: 0 E: 0 K: 0 S: 3	H: 0 LOB: 0 BB: 0 P: 3	R: 0 E: 0 K: 1 S: 5	H: 0 LOB: 1 BB: 1 P: 9	R: 1 E: 0 K: 0 S: 4	H: 1 LOB: 0 BB: 0 P: 4	R: 2 E: 0 K: 0 S: 5	H: 2 LOB: 0 BB: 0 P: 5	R: 0 E: 0 K: 2 S: 9	H: 2 LOB: 2 BB: 0 P: 9	R: 0 E: 0 K: 0 S: 3	H: 0 LOB: 0 BB: 0 P: 3	1B: 4 2B: 1 3B: 1 HR: 1	SF: 0 SAC: 0 DP: 0 HBP: 0	WP: 0 PB: 0 SB: 0 CS: 1	PA: 34
PITCHER	IP WLS BF H R ER SO BB IBB HBP BLK WP HR S P ERA WHIP																					
Marty Pattin, R ERA: 3.56 (1, 1)	7.1 W 29 7 3 3 3 1 0 0 0 0 0 1 34 38 3.68 1.091																					
Ken Sanders, R ERA: 1.64 (8, 1)	1.2 S 5 0 0 0 2 0 0 0 0 0 0 0 9 9 0.00 0.000																					

Minnesota Twins @ Milwaukee Brewers
Milwaukee County Stadium, Milwaukee, WI

Thu Sep 03 1970, 4:33 AM EDT
Att: 6,583 - Cloudy - 77 F

livebaseballscorecards.com



BOTTOM

Minnesota Twins @ Milwaukee Brewers
Milwaukee County Stadium, Milwaukee, WI

Thu Sep 03 1970, 4:33 AM EDT
Att. 6,583 - Cloudy - 77 F

livebaseballscorecards.com

AB	31
R	8
H	9
RBI	8
BB	6
SO	5
LOB	13



WP:	0	PA:	38
PB:	0	SB:	1
CS:	0		

AB R H RBI BB SO LOB

4	1	0	0	1	2	3	
4	0	0	0	0	0	0	
4	1	2	1	0	0	0	
3	0	0	0	0	1	1	
1	0	0	0	0	0	1	
2	3	2	0	2	0	0	
4	2	3	3	0	0	1	
2	1	1	3	2	0	1	
3	0	1	1	1	0	1	
3	0	0	0	0	2	5	
1	0	0	0	0	0	0	
1B:	5	SF:	0	WP:	0	PA:	38
2B:	2	SAC:	1	PB:	0	SB:	1
3B:	0	DP:	1	CS:	0		
HR:	2	HBP:	0				

Batter	1	2	3	4	5	6	7	8	9
Tommy Harper, R OBP: 0.369, SLG: 0.517 (1, 5) X	0-0 5-3 X	0-0 1-3 X			4-0 SH2-4 1B BB S S S	0-3 K X		0-3 K X	
Russ Snyder, L OBP: 0.281, SLG: 0.331 (1, 7) X	0-0 4-3 X		0-0 F7 X		0-0 SH2-4 1-2 X	0-0 6-3 X		0-0 F8 X	
Dave May, L OBP: 0.311, SLG: 0.320 (1, 8) X	0-0 F5 X		0-0 4-3 X		0-0 4-3 2-H 1B X		0-0 G4-6-3 1B X		
Bob Burda, L OBP: 0.308, SLG: 0.316 Bernie Smith, R OBP: 0.347, SLG: 0.444 (7, PH) (8, 9)		0-3 K S S S	0-0 3-1 X		0-0 4-3 2-3 X		0-0 G4-6-3 1-2f X		
Mike Hegan, L OBP: 0.330, SLG: 0.382 (1, 3)		0-0 2B 1B X		4-0 S BB X	4-0 1B HR X		0-0 HR 2B X		
Roberto Pena, R OBP: 0.285, SLG: 0.321 (1, 6)		0-0 1B 1-3 2B X		0-0 F2 1-2 X	0-0 HR 1-2 1B 3-H X		0-0 HR 2-H X		
Phil Roof, R OBP: 0.322, SLG: 0.386 (1, 2)		4-0 1B BB B B B B		0-0 F9 1-2 2-3 3-H X	0-0 HR 1-H 2-H X		4-0 FC5-4 BB B B B B		
Ted Kubiak, S OBP: 0.343, SLG: 0.325 (1, 4)		0-0 1B 1-2 2-3 3-H X		4-0 IBB X	0-0 F4 X		0-0 FC5-4 1-2f X		
Marty Pattin, R OBP: 0.127, SLG: 0.132 Ken Sanders, R OBP: 0.400, SLG: 0.143 (8, 1)		0-3 K S S S		0-0 1-3 X		0-3 K X		0-0 F8 X	

Inning Stats	R: 0	H: 0	E: 0	K: 0	S: 3	LOB: 0	BB: 0	P: 3	R: 1	H: 3	E: 0	K: 2	S: 10	LOB: 3	BB: 1	P: 14	R: 0	H: 0	E: 0	K: 0	S: 3	LOB: 0	BB: 0	P: 3	R: 0	H: 0	E: 0	K: 0	S: 3	LOB: 2	BB: 2	P: 11	R: 5	H: 3	E: 0	K: 0	S: 6	LOB: 0	BB: 2	P: 14	R: 0	H: 0	E: 0	K: 2	S: 7	LOB: 0	BB: 0	P: 7	R: 2	H: 3	E: 0	K: 0	S: 5	LOB: 1	BB: 1	P: 9	R: 0	H: 0	E: 0	K: 1	S: 5	LOB: 0	BB: 0	P: 5
--------------	------	------	------	------	------	--------	-------	------	------	------	------	------	-------	--------	-------	-------	------	------	------	------	------	--------	-------	------	------	------	------	------	------	--------	-------	-------	------	------	------	------	------	--------	-------	-------	------	------	------	------	------	--------	-------	------	------	------	------	------	------	--------	-------	------	------	------	------	------	------	--------	-------	------

PITCHER	IP	WLS	BF	H	R	ER	SO	BB	IBB	HBP	BLK	WP	HR	S	P	ERA	WHIP
Bill Zepp, R ERA: 3.05 (1, 1)	4.2	L	24	5	5	5	2	3	2	0	0	0	0	23	43	9.64	1.714
Stan Williams, R ERA: 2.16 (5, 1)	1.1		5	1	1	1	2	0	0	0	0	0	1	9	9	6.75	0.750
Jim Kaat, L ERA: 3.79 (7, 1)	2.0		9	3	2	2	1	1	0	0	0	0	1	10	14	9.00	2.000

Batter	1	2	3	4	5	6	7	8	9	AB R H RBI BB SO LOB	TOP											
Cesar Tovar, R OBP: 0.349, SLG: 0.435 (1, 8) (6, 7)	0-3 K		4-0 1B BB		0-0 F7		0-0 S 1B		0-0 S 1B	4 0 2 0 1 1 0												
Danny Thompson, R OBP: 0.269, SLG: 0.284 (1, 4) (8, 5)	0-3 K		0-0 F9		0-0 6-3		0-0 4-1		0-3 K	5 0 0 0 0 2 3												
Harmon Killebrew, R OBP: 0.416, SLG: 0.593 Frank Quilici, R OBP: 0.281, SLG: 0.252 (1, 5) (8, PR) (8, 4)	4-0 1B HR BB		0-3 K		0-0 5-3			4-0 1B SF8 BB	0-3 K	2 1 0 0 2 1 1 1 1 0 0 0 1 1												
Tony Oliva, L OBP: 0.352, SLG: 0.493 (1, 9)	0-0 1-3 HR 1B		0-0 1-3 1B			0-0 4-3 1B		0-0 1-3 SF8 1B		4 1 4 0 0 0 0												
Brant Alyea, R OBP: 0.362, SLG: 0.518 Jim Holt, L OBP: 0.298, SLG: 0.335 (1, 7) (6, 8)	0-0 1-H 3-H HR		0-0 F8			0-0 F9		0-0 1-2 SF8		3 1 1 3 0 0 3 0 0 0 1 0 0 0												
Leo Cardenas, R OBP: 0.304, SLG: 0.382 (1, 6)	0-0 F4			0-0 1B 1B		0-0 4-3		0-0 6-3		4 0 1 0 0 0 3												
Rich Reese, L OBP: 0.338, SLG: 0.374 (1, 3)		0-0 4-3		0-3 K 1B		0-3 K		4-0 IBB		3 0 0 0 1 2 2												
George Mitterwald, R OBP: 0.269, SLG: 0.369 (1, 2)		0-0 F2		0-0 1-3 1B			0-0 F3	0-0 F7		4 0 1 0 0 0 2												
Bert Blyleven, R OBP: 0.184, SLG: 0.162 Ron Perranoski, L OBP: 0.053, SLG: 0.053 (1, 1) (6, 1)		0-3 K		0-0 F8			0-0 1-3-1		0-0 4-3	2 0 0 0 0 1 1 2 0 0 0 0 0 0												
Inning Stats	R: 3 E: 0 K: 2 S: 9	H: 2 LOB: 0 BB: 1 P: 13	R: 0 E: 0 K: 1 S: 5	H: 0 LOB: 0 BB: 0 P: 5	R: 0 E: 0 K: 1 S: 6	H: 1 LOB: 2 BB: 1 P: 10	R: 0 E: 0 K: 1 S: 6	H: 2 LOB: 1 BB: 0 P: 6	R: 0 E: 0 K: 0 S: 3	H: 0 LOB: 0 BB: 0 P: 3	R: 0 E: 0 K: 1 S: 6	H: 1 LOB: 1 BB: 0 P: 6	R: 0 E: 0 K: 0 S: 4	H: 1 LOB: 1 BB: 0 P: 4	R: 1 E: 0 K: 0 S: 4	H: 1 LOB: 2 BB: 2 P: 12	R: 0 E: 0 K: 2 S: 8	H: 1 LOB: 1 BB: 0 P: 8	1B: 8 2B: 0 3B: 0 HR: 1	SF: 1 SAC: 0 DP: 0 HBP: 0	WP: 0 PB: 0 SB: 2 CS: 0	PA: 39
PITCHER	IP WLS BF H R ER SO BB IBB HBP BLK WP HR S P ERA WHIP																					
Rudy May, L ERA: 3.86 (1, 1)	5.0 L 21 5 3 3 5 2 0 0 0 0 0 1 29 37 5.40 1.400																					
Eddie Fisher, R ERA: 2.97 (6, 1)	2.0 8 2 0 0 1 0 0 0 0 0 0 0 10 10 0.00 1.000																					
Mel Queen, R ERA: 3.51 (8, 1)	2.0 10 2 1 1 2 1 1 0 0 0 0 0 12 20 4.50 1.500																					

Minnesota Twins @ California Angels
Anaheim Stadium, Anaheim, CA

Fri Sep 04 1970, 10:05 PM EDT
Att. 38,199 - Unknown - 71 F

livebaseballscorecards.com

AB	34
R	4
H	9
RBI	4
BB	4
SO	8
LOB	16



Batter	1	2	3	4	5	6	7	8	9
Sandy Alomar Sr., S (1, 4) OBP: 0.306, SLG: 0.309	0-0 F8			0-0 2-3		0-0 4-3		0-0 5-3	
Tony Gonzalez, L (1, 8) OBP: 0.342, SLG: 0.361	0-0 F7			0-0 4-3		0-0 1B BB 1B		0-0 4-3	
Jim Fregosi, R (1, 6) OBP: 0.357, SLG: 0.467	0-0 5-3			0-0 1B 1B		4-0 1B BB		0-0 3B	
Alex Johnson, R (1, 7) OBP: 0.363, SLG: 0.452		0-0 1-3		0-0 1-3 1B		0-0 1-2 2-3 1B		0-0 F9	
Jim Spencer, L (1, 3) OBP: 0.318, SLG: 0.414		0-3 K		0-0 F3		0-3 K		0-0 6-3	
Billy Cowan, R (6, PH) OBP: 0.347, SLG: 0.509									0-0 6-3
Roger Repoz, L (1, 9) OBP: 0.326, SLG: 0.465		0-3 K			0-0 F9	0-0 FC6-4		0-0 1-3	
Tommie Reynolds, R (6, PH) OBP: 0.305, SLG: 0.324						1-2			0-0 1-3
Ken McMullen, R (1, 5) OBP: 0.324, SLG: 0.362			0-0 6-3		4-0 BB BB BB		0-0 F4		0-0 5-3
Joe Azcue, R (1, 2) OBP: 0.284, SLG: 0.294			0-0 6-3		0-0 F8		0-0 F8		
Rudy May, L (1, 1) OBP: 0.109, SLG: 0.115			0-3 K		0-3 K		0-0 5-3		
Jay Johnstone, L (5, PH) OBP: 0.290, SLG: 0.407									
Eddie Fisher, R (6, 1) OBP: 0.125, SLG: 0.125									
Ray Oyler, R (7, PH) OBP: 0.222, SLG: 0.067									
Mel Queen, L (8, 1)									

Inning Stats	R: 0	H: 0	E: 0	K: 0	S: 3	R: 0	H: 0	E: 0	K: 2	S: 7	R: 0	H: 0	E: 0	K: 1	S: 5	R: 0	H: 2	E: 0	K: 0	S: 5	R: 0	H: 0	E: 0	K: 1	S: 5	R: 0	H: 2	E: 0	K: 1	S: 7	R: 0	H: 1	E: 0	K: 0	S: 4	R: 0	H: 0	E: 0	K: 0	S: 3	R: 0	H: 1	E: 0	K: 0	S: 4	R: 0	H: 0	E: 0	K: 0	S: 3
	LOB: 0	BB: 0	P: 3			LOB: 0	BB: 0	P: 7			LOB: 0	BB: 0	P: 5			LOB: 1	BB: 1	P: 9			LOB: 3	BB: 1	P: 11			LOB: 0	BB: 0	P: 3			LOB: 1	BB: 0	P: 4			LOB: 0	BB: 0	P: 3			LOB: 0	BB: 0	P: 3							

PITCHER	IP	WLS	BF	H	R	ER	SO	BB	IBB	HBP	BLK	WP	HR	S	P	ERA	WHIP
Bert Blyleven, R (1, 1) ERA: 3.29	5.1	W	22	4	0	0	4	2	0	0	0	0	0	28	36	0.00	1.125
Ron Perranoski, L (6, 1) ERA: 2.18	3.2	S	12	1	0	0	1	0	0	0	0	0	0	14	14	0.00	0.273

BOTTOM


Minnesota Twins @ California Angels
Anaheim Stadium, Anaheim, CA

Fri Sep 04 1970, 10:05 PM EDT
Att: 38,199 - Unknown - 71 F

AB	R	H	RBI	BB	SO	LOB
4	0	0	0	0	0	0
4	0	1	0	0	0	0
3	0	2	0	1	0	0
4	0	2	0	0	0	1
2	0	0	0	0	1	2
2	0	0	0	0	1	3
2	0	0	0	0	1	0
2	0	0	0	0	0	3
3	0	0	0	1	0	0
3	0	0	0	0	0	1
1	0	0	0	0	1	0
1	0	0	0	0	1	1
0	0	0	0	0	0	0
1	0	0	0	0	0	0
0	0	0	0	0	0	0

livebaseballscorecards.com

AB	32
R	0
H	5
RBI	0
BB	2
SO	5
LOB	11



WP	PA	ERA	WHIP
0	34		
0			
0			
0			

Batter	1	2	3	4	5	6	7	8	9	AB R H RBI BB SO LOB	TOP					
Cesar Tovar, R OBP: 0.351, SLG: 0.438 (1, 8) (6, 7)	0-0 E7 SF9 2B		0-0 6-3 HR 1B		0-0 S E 1B		0-0 FC3-6 1B S 1-2f		0-3 K	5 3 3 0 0 1 1						
Danny Thompson, R OBP: 0.269, SLG: 0.283 (1, 4)	0-0 1-3		0-0 6-3 1-2		0-0 E8 1B 1-H		0-0 6-3 1-2			4 0 1 1 0 0 3						
Tony Oliva, L OBP: 0.353, SLG: 0.498 (1, 9)	0-0 SF9 3-H		0-0 HR 2-H		0-3 K S		4-0 1B IBB			2 1 1 3 1 1 1						
Harmon Killebrew, R OBP: 0.418, SLG: 0.594 (1, 5)	0-0 1B 1B		0-0 5-3		4-0 IBB		0-0 1B 1-2 2-3			3 0 2 0 1 0 0						
Rich Reese, L OBP: 0.337, SLG: 0.373 (1, 3)	0-0 FC6-4 1B 1-3		0-0 F9		0-0 4-3			0-0 4-1		4 0 1 0 0 0 2						
Brant Alyea, R OBP: 0.357, SLG: 0.510 Jim Holt, L OBP: 0.297, SLG: 0.333 (1, 7) (6, 8)	0-0 FC6-4 1-2f		0-0 F7		0-3 K S			0-0 6-3		3 0 0 0 0 1 2 1 0 0 0 0 0 0						
Leo Cardenas, R OBP: 0.301, SLG: 0.379 (1, 6)		0-0 G3		0-0 F7		0-0 F8		0-3 K		4 0 0 0 0 1 0						
George Mitterwald, R OBP: 0.266, SLG: 0.364 (1, 2)		0-0 5-3		0-0 5-3		0-0 F4			0-0 F9	4 0 0 0 0 0 0						
Jim Perry, S OBP: 0.271, SLG: 0.349 Paul Ratliff, L OBP: 0.345, SLG: 0.393 Steve Brye, R (7, PR) Jim Kaat, L OBP: 0.270, SLG: 0.212 Stan Williams, R (7, 1)		0-0 4-3		0-0 F7		0-0 FC3-6 1B		0-3 K		2 0 0 0 0 0 0 1 0 1 0 0 0 0 0 0 0 0 0 0 0 0 0 0 0 0 0 0 1 0 0 0 0 1 0						
Inning Stats	R: 1 E: 1 K: 0 S: 6 H: 3 LOB: 2 BB: 0 P: 6	R: 0 E: 0 K: 0 S: 3 H: 0 LOB: 0 BB: 0 P: 3	R: 2 E: 0 K: 0 S: 5 H: 2 LOB: 0 BB: 0 P: 5	R: 0 E: 0 K: 0 S: 3 H: 0 LOB: 0 BB: 0 P: 3	R: 1 E: 1 K: 1 S: 7 H: 2 LOB: 2 BB: 1 P: 11	R: 0 E: 0 K: 1 S: 5 H: 0 LOB: 0 BB: 0 P: 5	R: 0 E: 0 K: 0 S: 4 H: 2 LOB: 2 BB: 1 P: 8	R: 0 E: 0 K: 1 S: 5 H: 0 LOB: 0 BB: 0 P: 5	R: 0 E: 0 K: 2 S: 7 H: 0 LOB: 0 BB: 0 P: 7	1B: 7 2B: 1 3B: 0 HR: 1 SF: 1 SAC: 0 DP: 0 HBP: 0	WP: 0 PB: 0 SB: 2 CS: 0 PA: 37					
PITCHER	IP WLS BF H R ER SO BB IBB HBP BLK WP HR S P ERA WHIP											PITCHER	IP WLS BF H R ER SO BB IBB HBP BLK WP HR S P ERA WHIP			
Tom Murphy, R ERA: 4.05 Dave LaRoche, L ERA: 4.01 Andy Messersmith, R ERA: 2.99	(1, 1) (5, 1) (7, 1)	4.1 1.2 3.0	L	20 6 11	7 0 2	4 0 0	4 0 0	0 2 3	0 0 0	0 1 1	0 0 0	0 0 0	0 9 16	20 13 20	8.31 0.00 0.00	1.615 0.000 0.667

Minnesota Twins @ California Angels
Anaheim Stadium, Anaheim, CA

Sat Sep 05 1970, 10:05 PM EDT
Att. 27,301 - Unknown - 76 F

livebaseballscorecards.com

AB 34
R 4
H 9
RBI 4
BB 2
SO 5
LOB 9



BOTTOM

Minnesota Twins @ California Angels
Anaheim Stadium, Anaheim, CA

Sat Sep 05 1970, 10:05 PM EDT
 Att: 27,301 - Unknown - 76 F

livebaseballscorecards.com

AB	36
R	3
H	10
RBI	3
BB	1
SO	7
LOB	19



WP: 0	PA: 38
PB: 0	
SB: 0	
CS: 0	


AB	R	H	RBI	BB	SO	LOB
5	1	1	0	0	0	2
4	1	2	0	0	1	0
4	0	1	1	0	1	2
4	0	1	1	0	0	2
4	0	2	0	0	0	3
0	0	0	0	0	0	0
4	1	1	0	0	1	2
3	0	0	0	1	0	3
1	0	1	0	0	0	0
1	0	1	1	0	0	0
1	0	0	0	0	1	1
1	0	0	0	0	1	1
0	0	0	0	0	0	0
2	0	0	0	0	1	2
0	0	0	0	0	0	0
1	0	0	0	0	0	1
0	0	0	0	0	0	0
1	0	0	0	0	1	0

Batter	1	2	3	4	5	6	7	8	9
Sandy Alomar Sr., S (1, 4) OBP: 0.305, SLG: 0.308	0-0 6-3		0-0 FC3-6 1B	0-0 4-3			0-0 SH1-4 1B		0-0 F4
Tony Gonzalez, L (1, 8) OBP: 0.343, SLG: 0.362	0-0 G3		0-0 1B 1B				0-0 SH1-4 1B		0-3 K
Jim Fregosi, R (1, 6) OBP: 0.356, SLG: 0.465	0-0 1-3		0-0 1B 1B				0-3 K		
Alex Johnson, R (1, 7) OBP: 0.363, SLG: 0.450		0-0 4-3	0-0 1B				0-0 F9		0-0 F9
Jim Spencer, L (1, 3) OBP: 0.319, SLG: 0.415		0-0 FC6-4 1B	0-0 G3				0-0 F5		0-0 1B
Jarvis Tatum, R (8, PR) OBP: 0.311, SLG: 0.279									
Roger Repoz, L (1, 9) OBP: 0.325, SLG: 0.463		0-3 K		0-0 E8 1B			0-0 F1		0-0 F3
Ken McMullen, R (1, 5) OBP: 0.324, SLG: 0.360		0-0 FC6-4		0-0 4-3			4-0 BB		0-0 F4
Joe Azcue, R (1, 2) OBP: 0.287, SLG: 0.297			0-0 FC3-6 1B				0-3 K		0-3 K
Jay Johnstone, L (4, PH) OBP: 0.292, SLG: 0.409				0-0 F3 1B					
Tom Egan, R (5, 2) OBP: 0.283, SLG: 0.320				3-H					
Mickey Rivers, L (8, PH)									
Randy Brown, L (9, 2)									
Tom Murphy, R (1, 1) OBP: 0.205, SLG: 0.149			0-3 K				0-0 4-3		0-3 K
Dave LaRoche, L (5, 1) OBP: 0.429, SLG: 0.500				0-0 F3					
Bill Voss, L (6, PH) OBP: 0.333, SLG: 0.353				1-2					
Andy Messersmith, R (7, 1) OBP: 0.157, SLG: 0.243									
Giraldo Ruiz, S (9, PH) OBP: 0.289, SLG: 0.260									

Inning Stats	R: 0	H: 0	E: 0	K: 0	S: 3	R: 0	H: 1	E: 0	K: 1	S: 6	R: 2	H: 4	E: 0	K: 1	S: 9	R: 1	H: 2	E: 1	K: 0	S: 5	R: 0	H: 1	E: 0	K: 0	S: 4	R: 0	H: 0	E: 0	K: 1	S: 5	R: 0	H: 1	E: 0	K: 1	S: 6	R: 0	H: 1	E: 0	K: 1	S: 6	R: 0	H: 0	E: 0	K: 2	S: 7
	LOB: 0	BB: 0	P: 3	LOB: 1	BB: 0	P: 6	LOB: 2	BB: 0	P: 9	LOB: 1	BB: 0	P: 5	LOB: 1	BB: 0	P: 4	LOB: 1	BB: 1	P: 9	LOB: 1	BB: 0	P: 6	LOB: 1	BB: 0	P: 6	LOB: 1	BB: 0	P: 6	LOB: 1	BB: 0	P: 6	LOB: 0	BB: 0	P: 7	LOB: 0	BB: 0	P: 7	LOB: 0	BB: 0	P: 7	LOB: 0	BB: 0	P: 7			

PITCHER	IP	WLS	BF	H	R	ER	SO	BB	IBB	HBP	BLK	WP	HR	S	P	ERA	WHIP
Jim Perry, R (1, 1) ERA: 3.0	6.0		27	8	3	2	3	1	0	0	0	0	0	32	36	3.00	1.500
Jim Kaat, L (7, 1) ERA: 3.79	0.1		2	1	0	0	0	0	0	0	0	0	0	2	2	0.00	3.000
Stan Williams, R (7, 1) ERA: 2.1	2.2	S	9	1	0	0	4	0	0	0	0	0	0	17	17	0.00	0.375

WP	HR	S	P	ERA	WHIP
0	0	0	0	0.00	1.500
0	0	0	0	0.00	3.000
0	0	0	0	0.00	0.375

Batter	1	2	3	4	5	6	7	8	9	AB R H RBI BB SO LOB	TOP	
Cesar Tovar, R OBP: 0.351, SLG: 0.445 (1, 8) (7, 7)	0-0 F9		0-0 2-H HR		0-0 F9		0-0 3-H 2B		0-0 F8	5 1 2 3 0 0 1		
Danny Thompson, R OBP: 0.263, SLG: 0.277 (1, 4) (9, 5)	0-0 5-3		0-0 6-3		0-0 F8		0-3 K		0-0 5-3	5 0 0 0 0 1 2		
Harmon Killebrew, R OBP: 0.416, SLG: 0.589 Frank Quilici, R OBP: 0.281, SLG: 0.252 (1, 5) (9, 4)	0-0 F3			0-0 F9		0-3 K	4-0 IBB		0-0 F5	4 0 0 0 1 1 0 0 0 0 0 0 0 0		
Tony Oliva, L OBP: 0.352, SLG: 0.496 (1, 9)		0-0 3-1		0-0 F9		0-0 1B 1B	0-0 F8			4 0 1 0 0 0 2		
Brant Alyea, R OBP: 0.357, SLG: 0.512 Jim Holt, L OBP: 0.296, SLG: 0.332 (1, 7) (7, 8)		0-0 6-3		0-0 2B		0-0 F9		0-3 K		3 0 1 0 0 0 1 1 0 0 0 0 1 0		
Leo Cardenas, R OBP: 0.305, SLG: 0.383 (1, 6)		0-0 F9		4-0 IBB		0-0 1-2 1B		0-0 2B		3 0 2 0 1 0 0		
Rich Reese, L OBP: 0.336, SLG: 0.370 (1, 3)			4-0 SH1-4 HR BB	0-0 1-3		0-0 4-3		0-0 F9		3 1 0 0 1 0 5	AB 33 R 3 H 8 RBI 3 BB 4 SO 4 LOB 15	
George Mitterwald, R OBP: 0.270, SLG: 0.370 Steve Brye, R Tom Tischinski, R OBP: 0.321, SLG: 0.250 (1, 2) (7, PR) (7, 2)			0-0 F8		0-0 1B		0-0 SH5-4 2B	4-0 IBB		3 0 2 0 0 0 1 0 1 0 0 0 0 0 0 0 0 0 1 0 0		
Tom Hall, L OBP: 0.207, SLG: 0.207 Ron Perranoski, L OBP: 0.053, SLG: 0.053 (1, 1) (9, 1)			0-0 SH1-4		0-3 K		0-0 SH5-4	0-0 1-3		2 0 0 0 0 1 3 0 0 0 0 0 0 0		
Inning Stats	R: 0 E: 0 K: 0 S: 3 H: 0 LOB: 0 BB: 0 P: 3	R: 0 E: 0 K: 0 S: 3 H: 0 LOB: 0 BB: 0 P: 3	R: 2 E: 0 K: 0 S: 4 H: 1 LOB: 0 BB: 1 P: 8	R: 0 E: 0 K: 0 S: 4 H: 1 LOB: 2 BB: 1 P: 8	R: 0 E: 0 K: 1 S: 6 H: 1 LOB: 1 BB: 0 P: 6	R: 0 E: 0 K: 1 S: 7 H: 2 LOB: 2 BB: 0 P: 7	R: 1 E: 0 K: 1 S: 7 H: 2 LOB: 2 BB: 1 P: 11	R: 0 E: 0 K: 1 S: 6 H: 1 LOB: 2 BB: 1 P: 10	R: 0 E: 0 K: 0 S: 3 H: 0 LOB: 0 BB: 0 P: 3	1B: 3 2B: 4 3B: 0 HR: 1 SF: 0 SAC: 2 DP: 0 HBP: 0	WP: 0 PB: 0 SB: 0 CS: 0 PA: 39	
PITCHER	IP WLS BF H R ER SO BB IBB HBP BLK WP HR S P ERA WHIP											
Clyde Wright, L ERA: 3.0 (1, 1)	6.1 L 28 7 3 3 2 1 1 0 0 0 1 30 38 4.26 1.263											
Steve Kealey, R ERA: 1.84 (7, 1)	0.1 1 0 0 0 1 0 0 0 0 0 0 0 3 3 0.00 0.000											
Dave LaRoche, L ERA: 3.86 (7, 1)	1.1 7 1 0 0 1 0 2 0 0 0 0 0 7 15 0.00 0.750											
Eddie Fisher, R ERA: 2.95 (9, 1)	1.0 3 0 0 0 0 0 0 0 0 0 0 0 0 3 3 0.00 0.000											

Minnesota Twins @ California Angels
Anaheim Stadium, Anaheim, CA

Sun Sep 06 1970, 6:33 AM EDT
Att. 19,641 - Unknown - 91 F

livebaseballscorecards.com

Batter	1	2	3	4	5	6	7	8	9	AB	R	H	RBI	BB	SO	LOB
--------	---	---	---	---	---	---	---	---	---	----	---	---	-----	----	----	-----

BOTTOM

Sandy Alomar Sr., S <small>(1, 4) OBP: 0.305, SLG: 0.307</small>	0-0 F3 		0-0 L5 			0-3 K 			4-0 	3	1	0	0	1	1	1
Jarvis Tatum, R <small>(1, 8) OBP: 0.310, SLG: 0.278</small>	0-3 K 			0-0 F8 		0-3 K 			0-0 	4	0	1	0	0	2	0
Jim Fregosi, R <small>(1, 6) OBP: 0.356, SLG: 0.463</small>	0-0 F5 			0-0 2B 		0-0 F7 			0-0 5-3 	4	0	1	0	0	0	2
Alex Johnson, R <small>(1, 7) OBP: 0.362, SLG: 0.450</small>		0-0 6-3 		0-0 2B 		0-0 F9 			0-0 6-3 	4	0	1	1	0	0	1
Ken McMullen, R <small>(1, 5) OBP: 0.323, SLG: 0.357</small> Mickey Rivers, L <small>(9, PR)</small>		0-0 F8 		0-3 K 		0-0 F9 			4-0 	3	0	0	0	1	1	2
Tommie Reynolds, R <small>(1, 9) OBP: 0.298, SLG: 0.316</small> Billy Cowan, R <small>(9, PH) OBP: 0.344, SLG: 0.505</small>		0-0 6-3 		0-0 1-3 		0-0 6-3 			0-0 F8 	3	0	0	0	0	0	2
Jim Spencer, L <small>(1, 3) OBP: 0.317, SLG: 0.412</small>			0-0 F9 		0-0 F7 			0-0 F9 		3	0	0	0	0	0	0
Joe Azcue, R <small>(1, 2) OBP: 0.287, SLG: 0.297</small>			0-0 		0-0 F9 			0-0 6-3 		3	0	1	0	0	0	0
Clyde Wright, R <small>(1, 1) OBP: 0.209, SLG: 0.303</small> Steve Kealey, R <small>(7, 1) OBP: 0.333, SLG: 0.333</small> Dave LaRoche, L <small>(7, 1) OBP: 0.429, SLG: 0.500</small> Giraldo Ruiz, S <small>(8, PH) OBP: 0.286, SLG: 0.256</small> Eddie Fisher, R <small>(9, 1) OBP: 0.125, SLG: 0.125</small>			0-3 K 		0-3 K 			0-0 5-3 		2	0	0	0	0	2	1

Minnesota Twins @ California Angels
 Anaheim Stadium, Anaheim, CA
 Sun Sep 06 1970, 6:33 AM EDT
 Att: 19,641 - Unknown - 91 F

livebaseballscorecards.com

AB	31
R	1
H	4
RBI	1
BB	2
SO	6
LOB	11



Inning Stats	R: 0	H: 0	E: 0	LOB: 0	K: 1	S: 5	R: 0	H: 0	E: 0	LOB: 0	K: 0	S: 3	R: 0	H: 1	E: 0	LOB: 1	K: 1	S: 6	R: 0	H: 2	E: 0	LOB: 2	K: 1	S: 7	R: 0	H: 0	E: 0	LOB: 0	K: 1	S: 5	R: 0	H: 0	E: 0	LOB: 0	K: 2	S: 7	R: 0	H: 0	E: 0	LOB: 0	K: 0	S: 3	R: 0	H: 0	E: 0	LOB: 0	K: 0	S: 3	R: 1	H: 1	E: 0	LOB: 2	K: 0	S: 4	1B: 3	SF: 0	2B: 1	SAC: 0	3B: 0	DP: 0	HR: 0	HBP: 0	WP: 0	PA: 33
--------------	------	------	------	--------	------	------	------	------	------	--------	------	------	------	------	------	--------	------	------	------	------	------	--------	------	------	------	------	------	--------	------	------	------	------	------	--------	------	------	------	------	------	--------	------	------	------	------	------	--------	------	------	------	------	------	--------	------	------	-------	-------	-------	--------	-------	-------	-------	--------	-------	--------

PITCHER	IP	WLS	BF	H	R	ER	SO	BB	IBB	HBP	BLK	WP	HR	S	P	ERA	WHIP
Tom Hall, L	(1, 1)	8.0	W	29	4	1	1	6	1	0	0	0	0	40	44	1.12	0.625
Ron Perranoski, L	(9, 1)	1.0	S	4	0	0	0	0	1	0	0	0	0	3	7	0.00	1.000

Batter	1	2	3	4	5	6	7	8	9
Cesar Tovar, R OBP: 0.353, SLG: 0.447 (1, 8) (8, 7)	0-0 G3 1B HR 1B	0-3 K		0-0 1B		0-0 FC4-6 1B		0-0 F6	
Rich Reese, L OBP: 0.335, SLG: 0.369 (1, 3)	0-0 G3 HR 1B	0-0 F8		0-3 K		0-0 FC4-6 1-2f			
Tony Oliva, L OBP: 0.352, SLG: 0.494 (1, 9)	0-0 G3 1-2 2-3		1-0 1B HR HBP	0-0 G3		0-3 K			
Harmon Killebrew, R OBP: 0.418, SLG: 0.588 Frank Quilici, R OBP: 0.281, SLG: 0.252 (1, 5) (9, 4)	4-0 HR IBB		0-0 1-2 HR 1B		0-3 K		4-0 G6-4-3 1B BB		
Brant Alyea, R OBP: 0.364, SLG: 0.546 Jim Holt, L OBP: 0.296, SLG: 0.332 (1, 7) (7, PR) (8, 8)	0-0 HR		0-0 1-H 2-H 3-H HR		0-0 E6 BB		0-0 G6-4-3 1-2 1B		
Leo Cardenas, R OBP: 0.304, SLG: 0.382 (1, 6)	0-0 S 1B		0-3 K		0-3 K		0-0 G6-4-3 1-2f 2-3		
Paul Ratliff, L OBP: 0.343, SLG: 0.384 George Mittenwald, R OBP: 0.270, SLG: 0.370 (1, 2) (8, 2)	0-3 K 1-2		0-3 K2-3		4-0 1-2 BB		0-3 K		
Danny Thompson, R OBP: 0.259, SLG: 0.273 (1, 4) (9, 5)	0-0 F5		0-3 K		0-3 K		0-0 6-3		
Bill Zepp, R OBP: 0.135, SLG: 0.135 Stan Williams, R Ron Perranoski, L OBP: 0.050, SLG: 0.050 (1, 1) (5, 1) (8, 1)		0-3 K		0-3 K		0-0 5-3		0-3 K	

AB	R	H	RBI	BB	SO	LOB
5	1	3	0	0	1	0
4	1	1	0	0	1	2
3	1	0	0	0	1	4
2	2	1	0	2	1	0
0	0	0	0	0	0	0
4	2	3	7	0	0	0
0	0	0	0	0	0	0
4	0	1	0	0	2	3
3	0	0	0	1	3	3
0	0	0	0	0	0	0
4	0	0	0	0	2	3
2	0	0	0	0	2	0
1	0	0	0	0	0	0
1	0	0	0	0	1	0

BOTTOM

Milwaukee Brewers @ Minnesota Twins
Metropolitan Stadium, Bloomington, MI

Mon Sep 07 1970, 4:33 AM EDT
Unknown - 84 F

livebaseballscores.com

AB	33
R	7
H	9
RBI	7
BB	3
SO	14
LOB	15



Inning	R	H	E	K	S	WLS	BF	H	R	ER	SO	BB	IBB	HBP	BLK	WP	HR	S	P	ERA	WHIP
1	4	4	0	1	13		14	6	7	7	3	0	0	0	0	0	2	18	23	31.50	3.000
2	0	0	0	2	7		7	0	0	0	5	0	0	0	0	0	0	17	17	0.00	0.500
3	0	0	0	0	13		5	0	0	0	3	1	0	0	0	0	0	10	14	0.00	1.000
4	0	0	0	0	13		6	2	0	0	1	1	0	0	0	0	0	7	11	0.00	3.000
5	0	0	0	0	13		5	0	0	0	2	0	0	0	0	0	0	9	9	0.00	0.000

WP	HR	S	P	ERA	WHIP
0	2	1	37		

Batter	1	2	3	4	5	6	7	8	9	AB R H RBI BB SO LOB	TOP						
Tommy Harper, R (1, 5) OBP: 0.370, SLG: 0.523	0-0 SF7 3B		0-0 HR		0-0 F2			0-0 4-3		4 2 2 1 0 0 0							
Russ Snyder, L (1, 7) OBP: 0.282, SLG: 0.332 Bernie Smith, R (8, PH) OBP: 0.353, SLG: 0.447 (8, 8)	0-0 SF7		0-0 5-3			0-0 SH5-4 1B SF8 1B		0-0 4-3		2 1 1 1 0 0 0 1 0 0 0 0 0 0							
Dave May, L (1, 8) OBP: 0.321, SLG: 0.336 Ted Savage, R (8, PH) OBP: 0.401, SLG: 0.473 (8, 7)	0-0 E S 1B		0-0 1B			0-0 SH5-4 1-2 1B		0-0 F8		3 0 3 0 0 0 0 1 0 0 0 0 0 0							
Bob Burda, L (1, 9) OBP: 0.309, SLG: 0.318 Gus Gil, R (9, PH) OBP: 0.296, SLG: 0.246	0-0 F8 1-3		0-3 K			0-0 SH5-4 1-2 2-3		0-0 G6-4-3 1B		2 0 0 0 0 1 2 1 0 1 0 0 0 0							
Mike Hegan, L (1, 3) OBP: 0.328, SLG: 0.379	0-0 F9			0-0 4-3		0-0 SF8		0-3 K		3 0 0 1 0 1 2							
Jerry McNertney, R (1, 2) OBP: 0.313, SLG: 0.362		0-0 F8		0-0 F7		0-0 L5		0-0 G6-4-3 1-2f		4 0 0 0 0 0 2							
Roberto Pena, R (1, 6) OBP: 0.280, SLG: 0.316		0-0 F4		0-0 6-3			0-0 6-3			3 0 0 0 0 0 0							
Ted Kubiak, S (1, 4) OBP: 0.340, SLG: 0.322		0-0 1-3			0-0 F3		0-0 L8			3 0 0 0 0 0 0							
Al Downing, R (1, 1) OBP: 0.107, SLG: 0.107 Pete Koegel, R (7, PH) OBP: 0.333, SLG: 0.200 Bobby Bolin, R (7, 1) OBP: 0.256, SLG: 0.278 Dave Baldwin, R (7, 1) John Morris, R (8, 1) OBP: 0.273, SLG: 0.364			0-0 F3		0-3 K		0-3 K			2 0 0 0 0 1 0 1 0 0 0 0 1 0							
Inning Stats	R: 1 H: 2 E: 0 LOB: 1 K: 0 BB: 0 S: 5 P: 5	R: 0 H: 0 E: 0 LOB: 0 K: 0 BB: 0 S: 3 P: 3	R: 1 H: 2 E: 0 LOB: 1 K: 1 BB: 0 S: 7 P: 7	R: 0 H: 0 E: 0 LOB: 0 K: 0 BB: 0 S: 3 P: 3	R: 0 H: 0 E: 0 LOB: 0 K: 1 BB: 0 S: 5 P: 5	R: 1 H: 2 E: 0 LOB: 1 K: 0 BB: 0 S: 5 P: 5	R: 0 H: 0 E: 0 LOB: 0 K: 1 BB: 0 S: 5 P: 5	R: 0 H: 0 E: 0 LOB: 0 K: 1 BB: 0 S: 3 P: 3	R: 0 H: 1 E: 0 LOB: 0 K: 1 BB: 0 S: 5 P: 5	1B: 5 SF: 2 2B: 0 SAC: 1 3B: 1 DP: 1 HR: 1 HBP: 0	WP: 0 PA: 33 PB: 0 SB: 1 CS: 0						
PITCHER	IP WLS BF H R ER SO BB IBB HBP BLK WP HR S P ERA WHIP																
Luis Tiant, R (1, 1) ERA: 3.35	1.0	5	2	1	1	0	0	0	0	0	0	0	5	5	9.00	2.000	
Hal Haydel, R (2, 1) ERA: 3.6	5.0	W	19	4	2	2	2	0	0	0	0	0	1	23	23	3.60	0.800
Ron Perranoski, L (7, 1) ERA: 2.05	3.0	S	9	1	0	0	2	0	0	0	0	0	0	13	13	0.00	0.333

Milwaukee Brewers @ Minnesota Twins
 Metropolitan Stadium, Bloomington, MI
 Mon Sep 07 1970, 4:38 AM EDT
 Att: 19,964 - Unknown

AB	30
R	3
H	7
RBI	3
BB	0
SO	4
LOB	6



WP	0	PA	33
PB	0		
SB	1		
CS	0		

ERA	WHIP

BOTTOM

Milwaukee Brewers @ Minnesota Twins
Metropolitan Stadium, Bloomington, MI

Mon Sep 07 1970, 4:38 AM EDT
Att. 19,964 - Unknown

AB	33
R	8
H	10
RBI	8
BB	4
SO	7
LOB	11



WP	2	PA	39
PB	0	SB	0
CS	0		

AB	5	R	1	H	2	RBI	1	BB	0	SO	1	LOB	0
	0	0	0	0	0	0	0	0	0	0	0	0	0

4	1	0	0	0	0	1	1						
---	---	---	---	---	---	---	---	--	--	--	--	--	--

3	2	2	1	1	1	1	0						
1	0	0	0	0	0	1	0						

2	1	1	2	1	0	1							
0	0	0	0	0	0	0	0						

3	0	0	0	1	0	3							
0	0	0	0	0	0	0	0						

3	1	1	1	1	1	3							
---	---	---	---	---	---	---	--	--	--	--	--	--	--

4	0	1	1	0	0	1							
---	---	---	---	---	---	---	--	--	--	--	--	--	--

4	0	1	1	0	0	0							
---	---	---	---	---	---	---	--	--	--	--	--	--	--

0	0	0	0	0	0	0							
3	2	2	1	0	1	0							
1	0	0	0	0	1	2							


1B	6	SF	1	WP	2	PA	39
2B	2	SAC	1	PB	0		
3B	1	DP	0	SB	0		
HR	1	HBP	0	CS	0		

Batter	1	2	3	4	5	6	7	8	9
Cesar Tovar, R OBP: 0.354, SLG: 0.446 Jim Nettles, L	0-0 6-3 1B	0-0 1B		0-0 F8			0-0 SH 1B	0-3 K	
Danny Thompson, R OBP: 0.255, SLG: 0.268	0-0 4-3 1B	0-0 1-3 1B		0-3 K			0-0 SH 1B SF8	0-0 5-3	
Harmon Killebrew, R OBP: 0.421, SLG: 0.591 Rich Reese, L OBP: 0.335, SLG: 0.368	0-0 WP 1B 2B		0-3 K		4-0 BB		0-0 WP 1B	0-3 K	
Brant Alyea, R OBP: 0.366, SLG: 0.545 Jim Holt, L OBP: 0.296, SLG: 0.332	0-0 BB 1B		4-0 3B BB		0-0 F9		0-0 SF8		
Rick Renick, R OBP: 0.320, SLG: 0.419 Frank Quilici, R OBP: 0.281, SLG: 0.252	4-0 1-2 BB		0-0 F3		0-0 F7		0-0 6-3		
Leo Cardenas, R OBP: 0.306, SLG: 0.386	0-3 K		0-0 1-H 3B		0-0 F8		4-0 1B BB		
Steve Brye, R OBP: 0.333, SLG: 0.200		0-0 4-3	0-0 6-3		0-0 F2		0-0 1B 1B		
George Mitterwald, R OBP: 0.269, SLG: 0.368		0-0 5-3		0-0 F5		0-0 F2	0-0 1-3 2-H 1B		
Luis Tiant, R OBP: 0.438, SLG: 0.548 Hal Haydel, R OBP: 0.667, SLG: 2.000 Ron Perranoski, L OBP: 0.048, SLG: 0.048		0-0 1B 2B		0-0 HR		0-3 K2-3	0-3 K		

Inning Stats	R: 1 E: 0 K: 1 S: 7	H: 2 LOB: 2 BB: 1 P: 11	R: 1 E: 0 K: 0 S: 5	H: 2 LOB: 1 BB: 0 P: 5	R: 1 E: 0 K: 1 S: 6	H: 1 LOB: 1 BB: 1 P: 10	R: 1 E: 0 K: 1 S: 6	H: 1 LOB: 0 BB: 0 P: 6	R: 0 E: 0 K: 0 S: 3	H: 0 LOB: 1 BB: 1 P: 7	R: 0 E: 0 K: 1 S: 5	H: 0 LOB: 0 BB: 0 P: 5	R: 4 E: 1 K: 1 S: 10	H: 4 LOB: 2 BB: 1 P: 14	R: 0 E: 0 K: 2 S: 7	H: 0 LOB: 0 BB: 0 P: 7
--------------	------------------------------	----------------------------------	------------------------------	---------------------------------	------------------------------	----------------------------------	------------------------------	---------------------------------	------------------------------	---------------------------------	------------------------------	---------------------------------	-------------------------------	----------------------------------	------------------------------	---------------------------------

PITCHER	IP	WLS	BF	H	R	ER	SO	BB	IBB	HBP	BLK	WP	HR	S	P	ERA	WHIP
Al Downing, L ERA: 3.35	(1, 1)	6.0	L	27	6	4	4	4	3	0	0	1	1	32	44	6.00	1.500
Bobby Bolin, R ERA: 4.91	(7, 1)	0.2		7	3	4	1	0	1	0	0	1	0	6	10	13.50	6.000
Dave Baldwin, R ERA: 3.07	(7, 1)	1.0		4	1	0	0	2	0	0	0	0	0	8	8	0.00	1.000
John Morris, L ERA: 3.47	(8, 1)	0.1		1	0	0	0	1	0	0	0	0	0	3	3	0.00	0.000

Batter	1	2	3	4	5	6	7	8	9	AB R H RBI BB SO LOB	TOP																						
Tommy Harper, R (1, 5) OBP: 0.369, SLG: 0.521	0-3 K		0-0 CS 1B			0-3 K		0-3 K		4 0 1 0 0 3 0	Milwaukee Brewers @ Minnesota Twins Metropolitan Stadium, Bloomington, MI Tue Sep 08 1970, 8:05 PM EDT Att. 6,702 - Unknown livebaseballscorecards.com																						
Floyd Wicker, L (1, 7) OBP: 0.300, SLG: 0.222	0-0 5-3		0-3 K			4-0 FC6-4 BB		0-0 6-3		3 0 0 0 1 1 1																							
Dave May, L (1, 8) OBP: 0.326, SLG: 0.337	4-0 1B CS BB					4-0 1-2 FC6-4 BB		0-0 4-3		2 1 1 0 2 0 0																							
Bob Burda, L (1, 9) OBP: 0.313, SLG: 0.322 Gus Gil, R (9, 4) OBP: 0.296, SLG: 0.246	0-0 1-3 1B					0-0 FC6-4 FC4-6		0-0 F7		4 0 2 0 0 0 2 0 0 0 0 0 0 0																							
Mike Hegan, L (1, 3) OBP: 0.328, SLG: 0.378	0-0 CS 3-H	0-3 K				0-0 G4-6-3 1-2f		0-0 FC4-6 1-2f		4 1 1 0 0 1 3																							
Roberto Pena, R (1, 6) OBP: 0.281, SLG: 0.314 Tito Francona, L (9, PH) OBP: 0.337, SLG: 0.306 Bernie Smith, R (9, PH) OBP: 0.346, SLG: 0.438		4-0 1B 6-3 BB				0-0 F4		0-3 K		2 0 0 0 1 0 0 0 0 0 0 0 0 0 1 0 0 0 0 1 1																							
Phil Roof, R (1, 2) OBP: 0.325, SLG: 0.405		0-0 1-3 1B				0-0 6-3		0-0 F8		4 1 2 2 0 0 0																							
Ted Kubiak, S (1, 4) OBP: 0.341, SLG: 0.322		0-0 6-3				0-3 K		0-0 1B		3 0 1 0 1 1 2																							
Marty Pattin, R (1, 1) OBP: 0.136, SLG: 0.140			0-3 K			0-0 F8		0-3 K		4 0 1 0 0 2 1																							
Inning Stats	R: 0 E: 0 K: 1 S: 5	H: 1 LOB: 1 BB: 1 P: 9	R: 0 E: 0 K: 1 S: 5	H: 1 LOB: 1 BB: 1 P: 9	R: 0 E: 0 K: 2 S: 7	H: 1 LOB: 0 BB: 0 P: 7	R: 1 E: 0 K: 0 S: 4	H: 2 LOB: 0 BB: 0 P: 4	R: 0 E: 0 K: 1 S: 5	H: 0 LOB: 0 BB: 0 P: 5		R: 0 E: 0 K: 1 S: 5	H: 0 LOB: 2 BB: 2 P: 13	R: 0 E: 0 K: 1 S: 6	H: 1 LOB: 1 BB: 0 P: 6	R: 0 E: 0 K: 1 S: 5	H: 0 LOB: 0 BB: 0 P: 5	R: 2 E: 0 K: 1 S: 7	H: 3 LOB: 2 BB: 1 P: 11	1B: 8 2B: 0 3B: 0 HR: 1	SF: 0 SAC: 0 DP: 1 HBP: 0	WP: 0 PB: 0 SB: 0 CS: 2	PA: 37										
PITCHER Bert Blyleven, R (1, 1) ERA: 3.22 Ron Perranoski, L (9, 1) ERA: 2.13	IP 8.1	WLS L	BF 32	H 7	R 2	ER 2	SO 8	BB 4	IBB 0	HBP 0	BLK 0	WP 0	HR 0	S 44	P 60	ERA 2.16	WHIP 1.320																
											PITCHER	IP	WLS	BF	H	R	ER	SO	BB	IBB	HBP	BLK	WP	HR	S	P	ERA	WHIP					



Batter	1	2	3	4	5	6	7	8	9	AB	R	H	RBI	BB	SO	LOB
Cesar Tovar, R OBP: 0.351, SLG: 0.443 (1, 8) (7, 7)	0-0 F9		0-0 6-3			0-0 F5		0-0 F2		4	0	0	0	0	0	0
Rich Reese, L OBP: 0.334, SLG: 0.367 (1, 3)	0-0 6-3			0-3 K		0-0 2B 5-3 1B		0-0 3-1		4	1	1	0	0	1	0
Tony Oliva, L OBP: 0.354, SLG: 0.503 (1, 9)	0-0 F7			0-0 1B		0-0 5-3 1-3 2B		0-0 HR		4	1	3	1	0	0	0
Harmon Killebrew, R OBP: 0.423, SLG: 0.591 (1, 5)		4-0 BB FC3-6 BB		0-0 F8		4-0 5-3 IBB		0-0 1B		2	0	1	0	2	0	1
Brant Alyea, R OBP: 0.361, SLG: 0.538 Jim Holt, L OBP: 0.295, SLG: 0.331 (1, 7) (7, 8)		0-0 FC3-6 4-3 1-2f		0-0 F9		0-0 5-3		0-0 3-1		3	0	0	1	0	0	4
Leo Cardenas, R OBP: 0.303, SLG: 0.383 (1, 6)		0-0 4-3 1-2			0-0 E5 1-3	0-0 4-3			0-3 K	4	0	0	0	0	1	3
George Mitterwald, R OBP: 0.269, SLG: 0.367 Herman Hill, L OBP: 0.105, SLG: 0.105 (1, 2) (9, PH)		0-0 F8			0-0 F6		0-0 F7		0-0 FC6-4 1B	4	0	1	0	0	0	2
Danny Thompson, R OBP: 0.253, SLG: 0.266 Jim Nettles, L (7, PH)			0-0 5-3		0-0 1-3		0-3 K		0-3 K	2	0	0	0	0	0	1
Frank Quilici, R OBP: 0.281, SLG: 0.252 Charlie Manuel, L OBP: 0.291, SLG: 0.277 (8, 4) (9, PH)				0-3 K		0-3 K		0-3 K		1	0	0	0	0	1	0
Bert Blyleven, R OBP: 0.171, SLG: 0.150 Ron Perranoski, L OBP: 0.048, SLG: 0.048 Rick Renick, R OBP: 0.318, SLG: 0.417 (1, 1) (9, 1) (9, PH)					0-3 K		0-3 K		0-0 FC6-4 1-2f	3	0	0	0	0	3	1

Inning Stats	R: 0	H: 0	R: 0	H: 0	R: 0	H: 1	R: 0	H: 0	R: 1	H: 2	R: 0	H: 0	R: 1	H: 2	R: 0	H: 1	1B: 4	SF: 0
	E: 0	LOB: 0	E: 0	LOB: 1	E: 0	LOB: 1	E: 1	LOB: 1	E: 0	LOB: 2	E: 0	LOB: 0	E: 0	LOB: 1	E: 0	LOB: 1	2B: 1	SAC: 0
	K: 0	BB: 0	K: 0	BB: 1	K: 1	BB: 0	K: 1	BB: 0	K: 0	BB: 1	K: 2	BB: 0	K: 0	BB: 0	K: 2	BB: 0	3B: 0	DP: 0
	S: 3	P: 3	S: 3	P: 7	S: 5	P: 5	S: 6	P: 6	S: 5	P: 9	S: 7	P: 7	S: 5	P: 5	S: 8	P: 8	HR: 1	HBP: 0

PITCHER	IP	WLS	BF	H	R	ER	SO	BB	IBB	HBP	BLK	WP	HR	S	P	ERA	WHIP	WP: 0	PA: 36
Marty Pattin, R ERA: 3.49 (1, 1)	9.0	W	36	6	2	2	7	1	1	0	0	0	1	48	56	2.00	0.778	PB: 0	
																		SB: 0	
																		CS: 0	

BOTTOM

Milwaukee Brewers @ Minnesota Twins
Metropolitan Stadium, Bloomington, MI

Tue Sep 08 1970, 8:05 PM EDT
Att. 6,702 - Unknown

livebaseballscores.com

AB	34
R	2
H	6
RBI	2
BB	2
SO	7
LOB	15



Batter	1	2	3	4	5	6	7	8	9	AB R H RBI BB SO LOB	TOP	
Bert Campaneris, R (1, 6) OBP: 0.321, SLG: 0.444	0-0 6-3		0-0 L8			0-0 F9		4-0 WP BB		3 0 0 0 1 0 0		
Rick Monday, L (1, 8) OBP: 0.384, SLG: 0.458	0-0 CS 1B			0-0 4-3		0-0 F7		0-3 K 1-2 2-3		4 0 1 0 0 1 2		
Joe Rudi, R (1, 7) (7, 3) OBP: 0.328, SLG: 0.488	0-0 1-2 1B			0-0 L8		0-0 6-3		0-0 F8		4 0 1 0 0 0 2		
Don Mincher, L (1, 3) Allan Lewis, S (7, PR) Felipe Alou, R (7, 7) OBP: 0.333, SLG: 0.483 OBP: 0.320, SLG: 0.385	0-3 K			0-0 HR		0-0 CS SH1-4 1B		0-0 1-3		3 1 2 1 0 1 1 0 0 0 0 0 0 0 1 0 0 0 0 0 0		
Sal Bando, R (1, 5) OBP: 0.397, SLG: 0.448		0-0 6-3		4-0 WP BB		0-0 SH1-4 1-2		0-0 WP 2B		2 0 1 0 1 0 0		
Reggie Jackson, L (1, 9) OBP: 0.356, SLG: 0.459		0-3 K		0-0 F6 1-2		4-0 IBB		0-3 K 2-3		3 0 0 0 1 2 2		
Gene Tenace, R (1, 2) OBP: 0.425, SLG: 0.651		0-3 K			4-0 G6-3 BB		0-3 K 2-3		0-3 K	3 0 0 0 1 3 3		
Dick Green, R (1, 4) Steve Hovley, L (8, PH) Tony La Russa, R (8, 4) OBP: 0.262, SLG: 0.235 OBP: 0.327, SLG: 0.307 OBP: 0.267, SLG: 0.234			0-0 F3		0-0 G6-3		0-0 WP SH1-4 1B			2 0 0 0 0 0 1 1 0 1 0 0 0 0 0 0 0 0 0 0 0		
Chuck Dobson, R (1, 1) Paul Lindblad, L (8, 1) Mudcat Grant, R (8, 1) OBP: 0.141, SLG: 0.143 OBP: 0.538, SLG: 0.250			0-0 F4		0-0 F8		0-0 SH1-4 1-2			2 0		
Inning Stats	R: 0 E: 0 K: 1 S: 6 H: 2 LOB: 1 BB: 0 P: 6	R: 0 E: 0 K: 2 S: 7 H: 0 LOB: 0 BB: 0 P: 7	R: 0 E: 0 K: 0 S: 3 H: 0 LOB: 0 BB: 0 P: 3	R: 1 E: 0 K: 0 S: 4 H: 1 LOB: 1 BB: 1 P: 8	R: 0 E: 0 K: 0 S: 2 H: 0 LOB: 0 BB: 1 P: 6	R: 0 E: 0 K: 0 S: 3 H: 0 LOB: 0 BB: 0 P: 3	R: 0 E: 0 K: 1 S: 5 H: 1 LOB: 2 BB: 1 P: 9	R: 0 E: 0 K: 1 S: 6 H: 1 LOB: 2 BB: 1 P: 10	R: 0 E: 0 K: 2 S: 8 H: 1 LOB: 1 BB: 0 P: 8	1B: 4 2B: 2 3B: 0 HR: 1 SF: 0 SAC: 2 DP: 2 HBP: 0	WP: 3 PB: 0 SB: 0 CS: 2 PA: 34	
PITCHER	IP WLS BF H R ER SO BB IBB HBP BLK WP HR S P ERA WHIP											
Jim Perry, R (1, 1) ERA: 2.93	8.0 W 30 5 1 1 5 3 1 0 0 2 1 36 52 1.12 1.000											
Stan Williams, R (9, 1) ERA: 2.11	1.0 S 4 1 0 0 2 0 0 0 0 1 0 8 8 0.00 1.000											

Oakland Athletics @ Minnesota Twins
Metropolitan Stadium, Bloomington, MI
Wed Sep 09 1970, 8:05 PM EDT
Att. 14,428 - Unknown - 66 F

livebaseballscorecards.com

AB 28
R 1
H 6
RBI 1
BB 4
SO 7
LOB 11



Batter	1	2	3	4	5	6	7	8	9	AB	R	H	RBI	BB	SO	LOB
--------	---	---	---	---	---	---	---	---	---	----	---	---	-----	----	----	-----

Cesar Tovar, R <small>(1, 8) OBP: 0.349, SLG: 0.440</small>										4	0	0	0	0	0	3
Leo Cardenas, R <small>(1, 6) OBP: 0.301, SLG: 0.380</small>										4	0	0	0	0	0	0
Tony Oliva, L <small>(1, 9) OBP: 0.355, SLG: 0.504</small>										3	1	1	0	1	0	0
Harmon Killebrew, R <small>(1, 5) OBP: 0.423, SLG: 0.593</small>										3	1	2	0	1	0	1
Rich Reese, L <small>(1, 3) OBP: 0.333, SLG: 0.366</small>										4	0	1	1	0	2	3
Brant Aylva, R <small>(1, 7) OBP: 0.365, SLG: 0.544</small> Jim Holt, L <small>(7, PR) OBP: 0.295, SLG: 0.331</small> Rick Renick, R <small>(8, PH) OBP: 0.322, SLG: 0.417</small> Herman Hill, L <small>(8, PR) OBP: 0.105, SLG: 0.105</small>										3	0	2	1	0	1	0
George Mitterwald, R <small>(1, 2) OBP: 0.269, SLG: 0.364</small>										0	1	0	0	0	0	0
Frank Quilici, R <small>(1, 4) OBP: 0.285, SLG: 0.256</small> Charlie Manuel, L <small>(7, PH) OBP: 0.286, SLG: 0.271</small> Danny Thompson, R <small>(7, PR) OBP: 0.253, SLG: 0.266</small>										2	0	1	0	0	0	0
Jim Perry, S <small>(1, 1) OBP: 0.273, SLG: 0.349</small> Stan Williams, R <small>(9, 1)</small>										1	0	0	0	0	0	0

Inning Stats	R: 0	H: 0	R: 0	H: 2	R: 0	H: 0	R: 0	H: 1	R: 0	H: 0	R: 2	H: 3	R: 1	H: 2	1B: 5	SF: 0
	E: 0	LOB: 0	E: 0	LOB: 1	E: 0	LOB: 0	E: 0	LOB: 1	E: 0	LOB: 0	E: 0	LOB: 3	E: 0	LOB: 2	2B: 4	SAC: 0
	K: 0	BB: 0	K: 1	BB: 0	K: 1	BB: 1	K: 2	BB: 1	K: 0	BB: 0	K: 0	BB: 1	K: 0	BB: 2	3B: 0	DP: 2
	S: 3	P: 3	S: 6	P: 6	S: 3	P: 3	S: 8	P: 8	S: 3	P: 3	S: 6	P: 10	S: 4	P: 12	HR: 0	HBP: 0

PITCHER	IP	WLS	BF	H	R	ER	SO	BB	IBB	HBP	BLK	WP	HR	S	P	ERA	WHIP
Chuck Dobson, R <small>(1, 1) ERA: 3.64</small>	7.1	L	31	7	3	3	4	2	1	0	0	0	0	36	48	3.68	1.227
Paul Lindblad, L <small>(8, 1) ERA: 2.93</small>	0.0		1	1	0	0	0	0	0	0	0	0	0	1	1	∞	∞
Mudcat Grant, R <small>(8, 1) ERA: 1.71</small>	0.2		2	0	0	0	0	1	0	0	0	0	0	1	5	0.00	1.500

BOTTOM

Oakland Athletics @ Minnesota Twins
 Metropolitan Stadium, Bloomington, MI
 Wed Sep 09 1970, 8:05 PM EDT
 Att: 14,428 - Unknown - 66 F

AB	30
R	3
H	8
RBI	3
BB	4
SO	4
LOB	14



WP: 0 PB: 0 SB: 0 CS: 1	PA: 34
--	---------------

livebaseballscorecards.com

Batter	1	2	3	4	5	6	7	8	9	AB R H RBI BB SO LOB	TOP											
Bert Campaneris, R (1, 6) OBP: 0.319, SLG: 0.441	0-0 E1 CS		0-0 F8		0-0 L8		0-0 F6			4 0 0 0 0 0 0												
Joe Rudi, R (1, 7) OBP: 0.333, SLG: 0.495	0-0 1B 1-2		0-0 2B		0-0 F7			0-0 1B		4 0 3 0 0 0 0												
Felipe Alou, R (1, 9) OBP: 0.319, SLG: 0.384	0-0 1B 1-2		0-3 K		0-0 5-3			0-0 F6		4 0 1 0 0 1 2												
Don Mincher, L (1, 3) OBP: 0.333, SLG: 0.481	0-3 K		0-0 F8		0-0 E9 1B			0-0 F6		4 0 1 0 0 1 4												
Sal Bando, R (1, 5) OBP: 0.396, SLG: 0.448	0-0 6-3			0-0 1-3 1B 2B		0-0 F6		0-3 K		4 1 1 0 0 1 4												
Reggie Jackson, L (1, 8) OBP: 0.353, SLG: 0.454		0-0 3-1		0-0 1-3 2-3		0-3 K		0-3 K		4 0 0 0 0 2 2												
Gene Tenace, R (1, 2) OBP: 0.416, SLG: 0.621		4-0 BB		0-3 K		0-0 5-3		0-0 F2		3 0 0 0 1 1 2												
Dick Green, R (1, 4) OBP: 0.262, SLG: 0.236		0-3 K		0-0 1B			0-3 K		0-3 K	4 0 1 1 0 3 1												
Catfish Hunter, R (1, 1) OBP: 0.205, SLG: 0.288		0-3 K		0-3 K			0-0 5-3			1 0 0 0 0 0 1 1												
Rollie Fingers, R (3, 1) OBP: 0.139, SLG: 0.088										0 0 0 0 0 0 0 0												
Tommy Davis, R (4, PH) OBP: 0.311, SLG: 0.396										1 0 0 0 0 0 1 1												
Bob Locker, S (4, 1) OBP: 0.143, SLG: 0.143										0 0 0 0 0 0 0 0												
Dave Duncan, R (7, PH) OBP: 0.305, SLG: 0.413										1 0 0 0 0 0 0 0												
Mudcat Grant, R (7, 1) OBP: 0.538, SLG: 0.250										0 0 0 0 0 0 0 0												
Inning Stats	R: 0 E: 1 K: 1 S: 7	H: 2 LOB: 2 BB: 0 P: 7	R: 0 E: 0 K: 2 S: 7	H: 0 LOB: 1 BB: 1 P: 11	R: 0 E: 0 K: 1 S: 6	H: 1 LOB: 1 BB: 0 P: 6	R: 1 E: 0 K: 2 S: 9	H: 2 LOB: 1 BB: 0 P: 9	R: 0 E: 0 K: 0 S: 3	H: 0 LOB: 0 BB: 0 P: 3	R: 0 E: 1 K: 1 S: 6	H: 1 LOB: 1 BB: 0 P: 6	R: 0 E: 0 K: 1 S: 5	H: 0 LOB: 0 BB: 0 P: 5	R: 0 E: 0 K: 1 S: 6	H: 1 LOB: 1 BB: 0 P: 6	R: 0 E: 0 K: 2 S: 7	H: 0 LOB: 0 BB: 0 P: 7	1B: 5 2B: 2 3B: 0 HR: 0	SF: 0 SAC: 0 DP: 0 HBP: 0	WP: 0 PB: 0 SB: 0 CS: 1	PA: 35
PITCHER Tom Hall, L (1, 1) ERA: 2.53	IP: 9.0 WLS: W BF: 35 H: 7 R: 1 ER: 1 SO: 11 BB: 1 IBB: 0 HBP: 0 BLK: 0 WP: 0 HR: 0 S: 56 P: 60 ERA: 1.00 WHIP: 0.889											PITCHER	IP: WLS: BF: H: R: ER: SO: BB: IBB: HBP: BLK: WP: HR: S: P: ERA: WHIP:									

Oakland Athletics @ Minnesota Twins
 Metropolitan Stadium, Bloomington, MI
 Thu Sep 10 1970, 8:05 PM EDT
 Unknown - 61 F

livebaseballscorecards.com

AB 34
 R 1
 H 7
 RBI 1
 BB 1
 SO 11
 LOB 17



Batter	1	2	3	4	5	6	7	8	9	AB R H RBI BB SO LOB
Cesar Tovar, R OBP: 0.351, SLG: 0.443 (1, 8) (7, 7)	0-0 F4		0-0 SH2-4 2B 1B	0-0 F8		0-0 E 2B		0-0 2B 1B		5 3 3 0 0 0 0
Leo Cardenas, R OBP: 0.303, SLG: 0.381 (1, 6) BB BB BB	4-0 BB BB		0-0 SH2-4 1-3	0-3 K		0-0 E7 2-H		0-0 2B		3 0 1 1 1 1 0
Tony Oliva, L OBP: 0.358, SLG: 0.505 (1, 9) BB BB BB	4-0 1-2 BB		0-0 FC4-6 1B 2B 3-H	0-0 4-3		4-0 BB		0-0 4-3		3 1 1 1 2 0 1
Harmon Killebrew, R OBP: 0.424, SLG: 0.589 (1, 5) SS SS	0-3 K		4-0 FC4-6 BB		0-0 5-3	0-0 F8				3 0 0 0 1 1 4
Rich Reese, L OBP: 0.333, SLG: 0.367 (1, 3) X	0-0 6-3		0-0 FC4-6 BB 1B E 1-2f 2-3		0-0 G5-3 2B		0-0 L9			4 1 1 0 0 0 4
Brant Alyea, R OBP: 0.373, SLG: 0.548 (1, 7)		0-0 S 1B	0-0 BB E 1B 1-2 3-H		4-0 BB		0-0 6-3			2 1 2 1 1 0 0
Jim Holt, L OBP: 0.294, SLG: 0.330 (7, 8)										1 0 0 0 0 0 0
George Mitterwald, R OBP: 0.269, SLG: 0.360 (1, 2) BB BB BB		0-3 K	4-0 E BB 1B 1-2 2-3		0-0 G5-3 2-3f		0-0 5-3			3 0 0 0 1 1 3
Frank Quilici, R OBP: 0.282, SLG: 0.254 (1, 4)		0-0 F2	0-0 E8 1B 1-3 2-H 3-H			0-0 6-3		0-0 E3 FC5-6		1 0 0 0 0 0 1
Charlie Manuel, L OBP: 0.298, SLG: 0.286 (3, PH)										1 0 1 2 0 0 0
Danny Thompson, R OBP: 0.251, SLG: 0.264 (4, 4)										2 0 0 0 0 0 0
Tom Hall, L OBP: 0.182, SLG: 0.182 (1, 1) X	0-0 6-3		0-0 1-3			0-0 1-3		0-0 FC5-6 1B 1-2f		4 0 0 0 0 0 4

Inning Stats	R: 0	H: 0	E: 0	K: 1	S: 5	L: 0	LOB: 2	P: 13	R: 0	H: 1	E: 0	K: 1	S: 6	R: 4	H: 4	E: 1	K: 0	S: 7	R: 0	H: 0	E: 0	K: 1	S: 5	R: 0	H: 1	E: 0	K: 0	S: 3	R: 1	H: 1	E: 1	K: 0	S: 5	R: 0	H: 0	E: 0	K: 0	S: 3	R: 1	H: 2	E: 1	K: 0	S: 5	R: 0	H: 0	E: 0	K: 0	S: 3	R: 1	H: 2	E: 1	K: 0	S: 5
--------------	------	------	------	------	------	------	--------	-------	------	------	------	------	------	------	------	------	------	------	------	------	------	------	------	------	------	------	------	------	------	------	------	------	------	------	------	------	------	------	------	------	------	------	------	------	------	------	------	------	------	------	------	------	------

PITCHER	IP	WLS	BF	H	R	ER	SO	BB	IBB	HBP	BLK	WP	HR	S	P	ERA	WHIP
Catfish Hunter, R ERA: 3.73 (1, 1)	2.2	L	16	4	4	4	2	4	0	0	0	0	0	16	32	13.50	3.000
Rollie Fingers, R ERA: 3.8 (3, 1)	0.1		2	1	0	0	0	0	0	0	0	0	0	2	2	0.00	3.000
Bob Locker, R ERA: 3.08 (4, 1)	3.0		13	2	1	0	1	2	0	0	0	0	0	13	21	0.00	1.333
Mudcat Grant, R ERA: 1.75 (7, 1)	2.0		8	2	1	1	0	0	0	0	0	0	0	8	8	4.50	1.000

BOTTOM

Oakland Athletics @ Minnesota Twins
Metropolitan Stadium, Bloomington, MI

Thu Sep 10 1970, 8:05 PM EDT
Unknown - 61 F

AB	32
R	6
H	9
RBI	5
BB	6
SO	3
LOB	17



WP	HR	S	P	ERA	WHIP
0	0	1	39		

Batter	1	2	3	4	5	6	7	8	9	AB R H RBI BB SO LOB	TOP											
Bert Campaneris, R (1, 6) OBP: 0.318, SLG: 0.439	0-0 4-3		0-0 1-3		0-0 L8		0-0 1B		0-0 F7	5 0 1 0 0 0 1												
Joe Rudi, R (1, 9) OBP: 0.336, SLG: 0.495	0-3 K		0-0 1B		0-0 4-3		0-0 1B			4 0 2 2 0 1 0												
Felipe Alou, R (1, 8) OBP: 0.319, SLG: 0.383	0-0 F8		0-0 F9			0-0 FC3-6 1B	0-0 F9			4 0 1 0 0 0 3												
Tommy Davis, R (1, 7) OBP: 0.308, SLG: 0.382		0-3 K		0-0 L7		0-0 FC3-6 1-2f		0-0 L9		4 0 0 0 0 1 1												
Sal Bando, R (1, 5) OBP: 0.396, SLG: 0.449		0-0 E6 WP		0-0 E 1B		0-0 F8		0-0 1B		4 0 2 0 0 0 1												
Don Mincher, L (1, 3) OBP: 0.331, SLG: 0.479		0-3 K		0-0 E5		0-0 6-3		0-3 K		2 0 0 0 0 1 2												
Reggie Jackson, L (4, PR) OBP: 0.351, SLG: 0.452		1-2 K		1-2 K						2 0 0 0 0 1 2												
Dave Duncan, R (1, 2) OBP: 0.299, SLG: 0.405		0-3 K		0-0 F9			0-0 5-3	0-0 F7		4 0 0 0 0 1 4												
Dick Green, R (1, 4) OBP: 0.262, SLG: 0.237			0-0 5-3	0-3 K			0-0 FC5-4 1B		0-0 6-3	3 0 1 0 0 1 2												
Rick Monday, L (9, PH) OBP: 0.383, SLG: 0.457										1 0 0 0 0 0 0												
Blue Moon Odom, R (1, 1) OBP: 0.313, SLG: 0.511			0-0 1B		0-0 4-3		0-0 FC5-4 1B		0-0 L8	2 1 1 0 0 0 0												
Rollie Fingers, R (5, 1) OBP: 0.139, SLG: 0.088										0 0 0 0 0 0 0												
Gene Tenace, R (7, PH) OBP: 0.410, SLG: 0.612										1 1 0 0 0 0 1												
Paul Lindblad, L (7, 1) OBP: 0.410, SLG: 0.612										0 0 0 0 0 0 0												
Marcel Lachemann, R (7, 1) OBP: 0.410, SLG: 0.612										0 0 0 0 0 0 0												
Steve Hovley, L (9, PH) OBP: 0.326, SLG: 0.305										1 0 0 0 0 0 0												
Inning Stats	R: 0 E: 0 K: 1 S: 5	H: 0 LOB: 0 BB: 0 P: 5	R: 0 E: 1 K: 3 S: 10	H: 0 LOB: 1 BB: 0 P: 10	R: 1 E: 0 K: 0 S: 5	H: 2 LOB: 1 BB: 0 P: 5	R: 0 E: 1 K: 1 S: 7	H: 1 LOB: 2 BB: 0 P: 7	R: 0 E: 0 K: 0 S: 3	H: 0 LOB: 0 BB: 0 P: 3	R: 0 E: 0 K: 0 S: 4	H: 1 LOB: 1 BB: 0 P: 4	R: 1 E: 0 K: 0 S: 6	H: 3 LOB: 2 BB: 0 P: 6	R: 0 E: 0 K: 1 S: 6	H: 1 LOB: 1 BB: 0 P: 6	R: 0 E: 0 K: 0 S: 3	H: 0 LOB: 0 BB: 0 P: 3	1B: 8 2B: 0 3B: 0 HR: 0	SF: 0 SAC: 0 DP: 0 HBP: 0	WP: 1 PB: 0 SB: 0 CS: 0	PA: 37
PITCHER	IP WLS BF H R ER SO BB IBB HBP BLK WP HR S P ERA WHIP																					
Jim Kaat, L (1, 1) ERA: 3.75	7.0 W 30 7 2 2 5 0 0 0 0 1 0 40 40 2.57 1.000																					
Stan Williams, R (8, 1) ERA: 2.07	2.0 S 7 1 0 0 1 0 0 0 0 0 0 0 9 9 0.00 0.500																					

Oakland Athletics @ Minnesota Twins
Metropolitan Stadium, Bloomington, MI
Thu Sep 10 1970, 8:05 PM EDT
Att: 10,839 - Unknown

livebaseballscorecards.com

AB	37
R	2
H	8
RBI	2
BB	0
SO	6
LOB	17



Batter	1	2	3	4	5	6	7	8	9	AB	R	H	RBI	BB	SO	LOB
Cesar Tovar, R OBP: 0.350, SLG: 0.440 (1, 8) (6, 7)	0-0 F8	0-0 1-3			4-0 WP SH1-3 WP BB	0-0 5-3	0-0 FC5-4 1-2f			4	1	0	0	1	0	4
Leo Cardenas, R OBP: 0.301, SLG: 0.378 (1, 6)	0-0 L1		0-0 F2		0-0 SH1-3 1-2	0-0 F8		0-0 5-3		4	0	0	0	0	0	0
Tony Oliva, L OBP: 0.358, SLG: 0.508 (1, 9)	0-0 HR		0-0 G3		0-0 F9 2-3	4-0 BB		0-3 K		4	1	1	1	1	1	1
Harmon Killebrew, R OBP: 0.424, SLG: 0.587 Herman Hill, L OBP: 0.100, SLG: 0.100 (1, 5) (8, 8)	0-0 F7		4-0 BB		4-0 WP BB 1B BB	0-0 F7		0-0 1-3		2	1	0	0	2	0	1
Rich Reese, L OBP: 0.336, SLG: 0.372 (1, 3)		1-0 FC5-4 HBP	0-0 6-3		4-0 WP 1B BB		0-0 4-3 3B			2	2	1	0	1	0	1
Brant Alyea, R OBP: 0.377, SLG: 0.550 Jim Holt, L OBP: 0.294, SLG: 0.330 Rick Renick, R OBP: 0.320, SLG: 0.414 Danny Thompson, R OBP: 0.251, SLG: 0.264 (1, 7) (6, 8) (7, PH) (8, 5)		0-0 FC5-4 1B 1-2f		0-0 1-3 1B	0-0 1B 1B		0-0 F9 1-H 2-H 3-H			3	2	2	2	0	0	1
Paul Ratliff, L OBP: 0.349, SLG: 0.386 Cotton Nash, R George Mittenwald, R OBP: 0.269, SLG: 0.360 (1, 2) (7, PH) (8, 2)		1-0 1B 1-2 HBP		0-3 K 1B	0-0 1B 1B 2-H		0-0 4-3 3-H			2	0	1	1	0	1	1
Frank Quilici, R OBP: 0.289, SLG: 0.262 (1, 4)		0-0 F7		0-0 1-3 1-2	0-0 1-2 1B		0-0 E 1B			4	0	2	0	0	0	3
Jim Kaat, L OBP: 0.269, SLG: 0.214 Stan Williams, R (1, 1) (8, 1)		0-0 1-3 2-H 1B		0-0 5-3	0-0 4-3		0-0 E3 FC5-4 1-2			4	0	1	1	0	0	4

Inning Stats	R: 1	H: 1	E: 0	K: 0	S: 4	LOB: 0	BB: 0	P: 4	R: 1	H: 1	E: 0	K: 0	S: 4	LOB: 2	BB: 0	P: 6	R: 0	H: 0	E: 0	K: 0	S: 3	LOB: 1	BB: 1	P: 7	R: 0	H: 1	E: 0	K: 1	S: 6	LOB: 1	BB: 0	P: 6	R: 4	H: 3	E: 0	K: 0	S: 6	LOB: 2	BB: 3	P: 18	R: 0	H: 0	E: 0	K: 0	S: 3	LOB: 1	BB: 1	P: 7	R: 1	H: 2	E: 1	K: 0	S: 6	LOB: 2	BB: 0	P: 6	R: 0	H: 0	E: 0	K: 1	S: 5	LOB: 0	BB: 0	P: 5
--------------	------	------	------	------	------	--------	-------	------	------	------	------	------	------	--------	-------	------	------	------	------	------	------	--------	-------	------	------	------	------	------	------	--------	-------	------	------	------	------	------	------	--------	-------	-------	------	------	------	------	------	--------	-------	------	------	------	------	------	------	--------	-------	------	------	------	------	------	------	--------	-------	------

PITCHER	IP	WLS	BF	H	R	ER	SO	BB	IBB	HBP	BLK	WP	HR	S	P	ERA	WHIP
Blue Moon Odom, R ERA: 4.36 (1, 1)	4.2	L	25	5	6	6	1	4	0	0	0	2	1	21	39	11.57	1.929
Rollie Fingers, R ERA: 3.76 (5, 1)	1.1		6	1	0	0	0	1	0	0	0	0	0	5	9	0.00	1.500
Paul Lindblad, L ERA: 3.05 (7, 1)	0.2		5	2	1	1	0	0	0	0	0	0	0	5	5	13.50	3.000
Marcel Lachemann, R ERA: 2.75 (7, 1)	1.1		4	0	0	0	1	0	0	0	0	0	0	6	6	0.00	0.000

BOTTOM

Oakland Athletics @ Minnesota Twins
Metropolitan Stadium, Bloomington, MI

Thu Sep 10 1970, 8:05 PM EDT
Att. 10,839 - Unknown

AB	32
R	7
H	8
RBI	6
BB	5
SO	2
LOB	17



WP	HR	S	P	ERA	WHIP
2	0	0	40		

Batter	1	2	3	4	5	6	7	8	9	AB	R	H	RBI	BB	SO	LOB
Cesar Tovar, R OBP: 0.350, SLG: 0.440 (1, 8) (6, 9) (8, 7)	0-0 F9 ①		0-0 CS 1B	0-0 1B		0-0 F8 ②		0-0 P3 ③		5	0	2	0	0	0	2
Leo Cardenas, R OBP: 0.300, SLG: 0.379 (1, 6)	0-0 G6-3 ②		0-0 1-2 2B	0-0 F9 ②		0-0 P5 ③				4	0	1	0	0	0	2
Harmon Killebrew, R OBP: 0.423, SLG: 0.590 (1, 3) (6, 5) (8, 9) Jim Nettles, L	0-0 HR		0-0 G5-3 ②	0-0 E6 1-3				0-0 G6-3 ①		4	1	1	1	0	0	2
Tony Oliva, L OBP: 0.359, SLG: 0.507 (1, 9) Jim Holt, L OBP: 0.293, SLG: 0.328 (6, 8)	1-0 2B HBP		4-0 BB	0-0 F7 ③				0-0 G4-3 ②		1	1	0	0	1	0	2
Brant Alyea, R OBP: 0.378, SLG: 0.563 (1, 7) Danny Thompson, R OBP: 0.251, SLG: 0.264 (8, 5)	0-0 1-H 2B		0-3 K ③					0-0 L9 ③		4	0	2	1	0	1	2
Rick Renick, R OBP: 0.322, SLG: 0.415 (1, 5) Rich Reese, L OBP: 0.335, SLG: 0.371 (5, PH) (6, 3)	0-0 G5-3 ③			0-0 BB HR 1B		0-3 K ①		0-0 G6-3 ①		2	1	1	0	0	0	1
George Mitterwald, R OBP: 0.274, SLG: 0.372 (1, 2)				4-0 HR BB 1B		0-3 K ② ③		0-0 HR		3	2	2	1	1	1	1
Frank Quilici, R OBP: 0.295, SLG: 0.288 (1, 4)			0-3 K ① ②			4-0 BB		0-3 K ②		3	1	1	3	1	2	1
Bill Zepp, R OBP: 0.146, SLG: 0.146 (1, 1)			0-3 K ③			0-3 K ①		0-0 1B		4	0	1	0	0	3	1

Inning Stats	R: 2	H: 2	E: 0	K: 0	S: 5	LOB: 1	BB: 0	P: 6	R: 0	H: 1	E: 0	K: 2	S: 7	LOB: 0	BB: 0	P: 7	R: 0	H: 2	E: 0	K: 1	S: 6	LOB: 2	BB: 1	P: 10	R: 3	H: 3	E: 1	K: 1	S: 9	LOB: 2	BB: 1	P: 13	R: 0	H: 1	E: 0	K: 2	S: 7	LOB: 0	BB: 0	P: 7	R: 0	H: 0	E: 0	K: 1	S: 5	LOB: 1	BB: 1	P: 9	R: 0	H: 0	E: 0	K: 0	S: 3	LOB: 0	BB: 0	P: 3	R: 1	H: 2	E: 0	K: 1	S: 7	LOB: 1	BB: 0	P: 7
--------------	------	------	------	------	------	--------	-------	------	------	------	------	------	------	--------	-------	------	------	------	------	------	------	--------	-------	-------	------	------	------	------	------	--------	-------	-------	------	------	------	------	------	--------	-------	------	------	------	------	------	------	--------	-------	------	------	------	------	------	------	--------	-------	------	------	------	------	------	------	--------	-------	------


PITCHER	IP	WLS	BF	H	R	ER	SO	BB	IBB	HBP	BLK	WP	HR	S	P	ERA	WHIP
Barry Moore, L ERA: 5.49 (1, 1)	3.1	L	19	8	5	5	4	2	0	1	0	0	2	24	33	13.50	3.000
Floyd Weaver, R ERA: 3.83 (4, 1)	1.2		6	1	0	0	2	0	0	0	0	0	0	10	10	0.00	0.600
Lee Stange, R ERA: 5.26 (6, 1)	2.0		7	0	0	0	1	1	0	0	0	0	0	8	12	0.00	0.500
Danny Murphy, R ERA: 5.42 (8, 1)	1.0		5	2	1	1	1	0	0	0	0	0	0	7	7	9.00	2.000

BOTTOM

Chicago White Sox @ Minnesota Twins
Metropolitan Stadium, Bloomington, MI

Fri Sep 11 1970, 4:33 AM EDT
Att: 10,575 - Unknown - 69 F

AB	33
R	6
H	11
RBI	6
BB	3
SO	8
LOB	15



1B	2B	3B	HR	SF	SAC	DP	HBP	WP	PA	ERA	WHIP
5	3	1	3	0	0	1	1	0	37	0	0

Batter	1	2	3	4	5	6	7	8	9	AB R H RBI BB SO LOB	TOP											
Syd O'Brien, R OBP: 0.290, SLG: 0.348 Rich Morales, R OBP: 0.253, SLG: 0.185	0-0 G5-3		0-0 HR	4-0 FC6-4 BB			0-0 P4		0-0 G4-3	3 1 1 2 1 0 0 1 0 0 0 0 0 0												
Luis Aparicio, R OBP: 0.373, SLG: 0.399	0-3 K		0-0 G6-3	0-0 FC6-4 1-2f			0-0 F7		4-0 WP S BB	4 0 0 0 1 1 3												
Carlos May, L OBP: 0.380, SLG: 0.439	0-0 E6		0-0 F8				0-0 F7		4-0 BB BB	4 0 1 0 1 0 0												
Bill Melton, R OBP: 0.337, SLG: 0.482	0-0 F8		4-0 FC6-4 BB			0-0 G4-3 2-3		4-0 E 2B BB	4-0 FC6-4 BB	2 1 0 0 3 0 2												
Duane Josephson, R OBP: 0.370, SLG: 0.412		0-3 K	0-0 FC6-4 1-2f			0-3 K		0-3 K	0-0 FC6-4 1-2f	5 0 0 0 0 3 5												
Gail Hopkins, L OBP: 0.345, SLG: 0.383 Ken Berry, R OBP: 0.342, SLG: 0.358		0-0 HR		0-0 F7		0-0 G4-3		0-0 E5 2B		3 1 1 1 0 0 1 1 1 0 0 0 0 1												
Tom McCraw, L OBP: 0.285, SLG: 0.330		0-0 F8		0-0 1B 1B		0-3 K		0-0 F7		4 0 1 0 0 1 2												
Bobby Knoop, R OBP: 0.283, SLG: 0.306		0-0 G5-3		0-0 P6		0-0 L7		0-0 2B 1-H 2-H		4 0 1 2 0 0 1												
Bart Johnson, R OBP: 0.333, SLG: 0.348 Wilbur Wood, R OBP: 0.118, SLG: 0.176			0-0 HR 1B	0-0 BB 1-3 1B		0-0 G6-3		0-0 P4		4 1 2 0 0 0 1 0 0 0 0 0 0 0												
Inning Stats	R: 0 E: 1 K: 1 S: 6	H: 0 LOB: 1 BB: 0 P: 6	R: 1 E: 0 K: 1 S: 6	H: 1 LOB: 0 BB: 0 P: 6	R: 2 E: 0 K: 0 S: 5	H: 2 LOB: 1 BB: 1 P: 9	R: 0 E: 0 K: 0 S: 5	H: 2 LOB: 3 BB: 1 P: 9	R: 0 E: 0 K: 1 S: 6	H: 1 LOB: 1 BB: 0 P: 6	R: 0 E: 0 K: 1 S: 5	H: 0 LOB: 0 BB: 0 P: 5	R: 0 E: 0 K: 0 S: 3	H: 0 LOB: 0 BB: 0 P: 3	R: 2 E: 1 K: 1 S: 7	H: 1 LOB: 1 BB: 1 P: 11	R: 0 E: 0 K: 0 S: 2	H: 0 LOB: 2 BB: 3 P: 14	1B: 3 2B: 2 3B: 0 HR: 2	SF: 0 SAC: 0 DP: 0 HBP: 0	WP: 1 PB: 0 SB: 2 CS: 0	PA: 41
PITCHER	IP WLS BF H R ER SO BB IBB HBP BLK WP HR S P ERA WHIP																					
Bert Blyleven, R ERA: 3.25	(1, 1) 7.0 L 30 6 3 3 4 2 0 0 0 0 0 2 36 44 3.86 1.143																					
Stan Williams, R ERA: 2.05	(8, 1) 1.0 6 1 2 0 1 1 0 0 0 0 0 0 7 11 0.00 2.000																					
Hal Haydel, R ERA: 3.0	(9, 1) 1.0 5 0 0 0 0 3 0 0 0 1 0 0 2 14 0.00 3.000																					

Chicago White Sox @ Minnesota Twins
Metropolitan Stadium, Bloomington, MI

Sat Sep 12 1970, 4:33 AM EDT
Att. 14,181 - Unknown - 55 F

livebaseballscorecards.com

AB	35
R	5
H	7
RBI	5
BB	6
SO	5
LOB	16



Batter	1	2	3	4	5	6	7	8	9	AB R H RBI BB SO LOB
--------	---	---	---	---	---	---	---	---	---	----------------------

Cesar Tovar, R <small>(1, 8) OBP: 0.354, SLG: 0.442</small> <small>(8, 9)</small>	<small>0-0</small> 		<small>4-0</small> 		<small>0-0</small> 		<small>0-0</small> 		<small>0-0</small> 	4 0 3 0 1 0 2
Jim Nettles, L <small>(1, 9) OBP: 0.400, SLG: 0.250</small> Danny Thompson, R <small>(8, 4) OBP: 0.250, SLG: 0.263</small>	<small>0-0</small> 		<small>4-0</small> 		<small>0-3</small> 		<small>0-0</small> 		<small>0-0</small> 	3 0 1 0 1 1 2 1 0 0 0 0 0 1
Harmon Killebrew, R <small>(1, 5) OBP: 0.423, SLG: 0.587</small> Bob Allison, R <small>(9, PR) OBP: 0.347, SLG: 0.295</small>	<small>4-0</small> 		<small>0-3</small> 		<small>0-3</small> 		<small>0-0</small> 		<small>4-0</small> 	3 0 0 0 2 2 5 0 0 0 0 0 0 0
Brant Alyea, R <small>(1, 7) OBP: 0.375, SLG: 0.568</small>	<small>0-0</small> 			<small>0-0</small> 		<small>0-0</small> 		<small>0-3</small> 	<small>0-3</small> 	5 1 1 1 0 2 4
Rich Reese, L <small>(1, 3) OBP: 0.334, SLG: 0.370</small>	<small>0-3</small> 			<small>0-0</small> 		<small>0-0</small> 		<small>0-0</small> 		4 0 1 0 0 1 2
Leo Cardenas, R <small>(1, 6) OBP: 0.300, SLG: 0.378</small>		<small>0-0</small> 		<small>0-0</small> 		<small>0-3</small> 		<small>0-0</small> 		4 0 1 0 0 1 1
Paul Ratliff, L <small>(1, 2) OBP: 0.353, SLG: 0.397</small>		<small>0-0</small> 		<small>0-0</small> 		<small>0-3</small> 			<small>0-0</small> 	4 1 2 0 0 1 2
Frank Quilici, R <small>(1, 4) OBP: 0.291, SLG: 0.283</small> Jim Holt, L <small>(7, PH) OBP: 0.295, SLG: 0.330</small> <small>(8, 8)</small>		<small>0-0</small> 		<small>0-0</small> 		<small>0-0</small> 		<small>0-0</small> 	<small>1-2</small> 	2 0 0 0 0 0 1 2 1 1 0 0 0 0
Bert Blyleven, R <small>(1, 1) OBP: 0.183, SLG: 0.143</small> Charlie Manuel, L <small>(7, PH) OBP: 0.293, SLG: 0.280</small> Stan Williams, R <small>(8, 1) OBP: 0.295, SLG: 0.280</small> Hal Haydel, R <small>(9, 1) OBP: 0.667, SLG: 2.000</small> Herman Hill, L <small>(9, PH) OBP: 0.100, SLG: 0.100</small> Rick Renick, R <small>(9, PH) OBP: 0.320, SLG: 0.413</small>			<small>0-3</small> 		<small>0-3</small> 		<small>0-3</small> 	<small>0-3</small> 	<small>1-2</small> 	2 0 0 0 0 2 0 1 0 0 0 0 1 0 1 0 0 0 0 1 2

BOTTOM

Chicago White Sox @ Minnesota Twins
 Metropolitan Stadium, Bloomington, MI
 Sat Sep 12 1970, 4:33 AM EDT
 Att: 14,181 - Unknown - 55 F

livebaseballscorecards.com

AB	36
R	3
H	10
RBI	1
BB	4
SO	12
LOB	22



Inning Stats	R: 0	H: 1	E: 0	LOB: 2	K: 1	P: 10	R: 0	H: 1	E: 0	LOB: 0	K: 0	P: 3	R: 0	H: 0	E: 0	LOB: 2	K: 2	P: 14	R: 1	H: 2	E: 0	LOB: 1	K: 0	P: 5	R: 0	H: 1	E: 0	LOB: 1	K: 3	P: 10	R: 0	H: 1	E: 0	LOB: 0	K: 1	P: 7	R: 0	H: 0	E: 0	LOB: 0	K: 1	P: 5	R: 2	H: 2	E: 1	LOB: 2	K: 2	P: 14	1B: 8	SF: 0	2B: 2	SAC: 0	3B: 0	DP: 2	HR: 1	HBP: 0	WP: 2	PA: 40	PB: 1	SB: 0	CS: 1
--------------	------	------	------	--------	------	-------	------	------	------	--------	------	------	------	------	------	--------	------	-------	------	------	------	--------	------	------	------	------	------	--------	------	-------	------	------	------	--------	------	------	------	------	------	--------	------	------	------	------	------	--------	------	-------	-------	-------	-------	--------	-------	-------	-------	--------	-------	--------	-------	-------	-------

PITCHER	IP	WLS	BF	H	R	ER	SO	BB	IBB	HBP	BLK	WP	HR	S	P	ERA	WHIP
Bart Johnson, R <small>(1, 1) ERA: 5.51</small>	8.0	W	35	10	3	1	10	3	0	0	0	1	1	52	64	1.12	1.625
Wilbur Wood, L <small>(9, 1) ERA: 3.02</small>	1.0	S	5	0	0	0	2	1	0	0	0	1	0	8	12	0.00	1.000

Chicago White Sox @ Minnesota Twins

Metropolitan Stadium, Bloomington, MI

Sun Sep 13 1970, 4:33 AM EDT
Att. 21,191 - Unknown - 48 F

livebaseballscorecards.com

AB	38
R	8
H	14
RBI	8
BB	2
SO	2
LOB	11



Batter	1	2	3	4	5	6	7	8	9	AB	R	H	RBI	BB	SO	LOB									
Syd O'Brien, R (1, 5) OBP: 0.288, SLG: 0.345 Rich Morales, R (5, 5) OBP: 0.258, SLG: 0.229	G4-3		L9		FC6-4 1B	HR		G6-3		3	1	0	1	0	0	1									
Luis Aparicio, R (1, 6) OBP: 0.375, SLG: 0.401	F7			F8	E9 1B	1B			G4-6-3 1B	5	1	3	0	0	0	0									
Carlos May, L (1, 7) OBP: 0.379, SLG: 0.435 Tom McCraw, L (9, 3) OBP: 0.285, SLG: 0.330	G4-3			K	E SF8 1B	G4-3		G4-6-3	G4-6-3 1B	4	1	0	0	1	1	2									
Bill Melton, R (1, 9) OBP: 0.340, SLG: 0.483 Jose Ortiz, R (9, 9)		F8		G1-3	E5 1B	L1-3 1B			FC6-4 BB	4	0	2	2	1	0	0									
Gail Hopkins, L (1, 3) OBP: 0.346, SLG: 0.384 Ossie Blanco, R (5, PH) OBP: 0.235, SLG: 0.206 John Matias, L (5, 3) OBP: 0.215, SLG: 0.262 Walt Williams, R (9, PH) OBP: 0.304, SLG: 0.348		F9					L1-3		FC6-4	2	1	1	0	0	0	0									
Ed Herrmann, L (1, 2) OBP: 0.361, SLG: 0.513										0	0	0	1	0	0	0									
Ken Berry, R (1, 8) OBP: 0.344, SLG: 0.360										1	0	0	0	0	0	1									
Bobby Knoop, R (1, 4) OBP: 0.283, SLG: 0.306			K							4	1	2	1	0	0	3									
Billy Wynne, L (1, 1) Jerry Crider, R (3, 1) OBP: 0.083, SLG: 0.125 Lee Maye, L (5, PH) OBP: 0.324, SLG: 0.402 Joe Herten, R (5, 1) OBP: 0.137, SLG: 0.140 Wilbur Wood, R (9, 1) OBP: 0.118, SLG: 0.176		F9								4	1	1	1	0	1	1									
Inning Stats	R: 0 E: 0 K: 0 S: 3	H: 0 LOB: 0 BB: 0 P: 3	R: 0 E: 0 K: 0 S: 4	H: 1 LOB: 1 BB: 0 P: 4	R: 0 E: 0 K: 1 S: 5	H: 0 LOB: 0 BB: 0 P: 5	R: 0 E: 0 K: 1 S: 5	H: 0 LOB: 0 BB: 0 P: 5	R: 7 E: 2 K: 0 S: 11	H: 8 LOB: 2 BB: 1 P: 15	R: 1 E: 0 K: 0 S: 5	H: 2 LOB: 1 BB: 0 P: 5	R: 0 E: 0 K: 0 S: 3	H: 1 LOB: 0 BB: 0 P: 3	R: 0 E: 0 K: 0 S: 4	H: 1 LOB: 1 BB: 0 P: 4	R: 0 E: 0 K: 0 S: 3	H: 1 LOB: 1 BB: 1 P: 7	1B: 12 2B: 2 3B: 0 HR: 1	SF: 1 SAC: 0 DP: 2 HBP: 0	WP: 0 PB: 0 SB: 0 CS: 0	PA: 41			
PITCHER	IP	WLS	BF	H	R	ER	SO	BB	IBB	HBP	BLK	WP	HR	S	P	ERA	WHIP								
Jim Perry, R (1, 1) ERA: 3.07	4.0		18	6	5	5	2	0	0	0	0	0	0	22	22	11.25	1.500								
Stan Williams, R (5, 1) ERA: 2.13	0.1	L	4	2	1	1	0	0	1	0	0	0	0	3	7	27.00	6.000								
Jim Kaat, L (5, 1) ERA: 3.74	2.2		11	4	2	1	0	0	0	0	0	0	1	11	11	3.38	1.500								
Ron Perranoski, L (8, 1) ERA: 2.08	2.0		8	2	0	0	0	1	0	0	0	0	0	7	11	0.00	1.500								

BOTTOM

Chicago White Sox @ Minnesota Twins
Metropolitan Stadium, Bloomington, MI

Sun Sep 13 1970, 4:33 AM EDT
Att: 21,191 - Unknown - 48 F

livebaseballscorecards.com

AB	39
R	7
H	13
RBI	6
BB	4
SO	4
LOB	27



WP:	1	PA:	46
PB:	0		
SB:	0		
CS:	1		

AB R H RBI BB SO LOB

6	1	1	0	0	0	6
4	0	2	1	0	0	0
5	0	3	0	0	0	1
3	0	0	0	2	0	3
5	0	0	1	0	2	6
5	2	2	0	0	1	3
4	2	2	2	1	0	3
2	1	2	1	0	0	0
1	0	0	0	0	1	2
0	0	0	0	0	0	0
0	0	0	0	1	0	0
0	0	0	0	0	0	2
0	0	0	0	0	0	0
1	0	1	1	0	0	0

1B:	9	SF:	1
2B:	4	SAC:	2
3B:	1	DP:	2
HR:	0	HBP:	0

IP	WLS	BF	H	R	ER	SO	BB	IBB	HBP	BLK	WP	HR	S	P	ERA	WHIP
2.0		16	6	5	3	0	1	0	0	0	0	0	8	12	0.00	1.000
4.2		20	5	2	2	3	1	0	0	0	1	0	25	29	3.86	1.286
0.1	S	3	1	0	0	0	1	0	0	0	0	0	2	6	0.00	6.000

Batter	1	2	3	4	5	6	7	8	9
Cesar Tovar, R OBP: 0.352, SLG: 0.439 (1, 8)	0-0 SH1-3 1B E 1B	0-0 G4-3 2-3	0-0 P4		0-0 FC5 2-3f			0-0 F3	0-0 G4-3
Leo Cardenas, R OBP: 0.301, SLG: 0.379 (1, 6)	0-0 SH1-3 1-2	0-0 1B 1B		0-0 F9		0-0 G5-4-3 1B		0-0 G1-3	
Tony Oliva, L OBP: 0.361, SLG: 0.510 (1, 9)	0-0 E 2-3 1B	0-0 1-2 1B		0-0 CS 2B		0-0 P5		0-0 F8	
Harmon Killebrew, R OBP: 0.423, SLG: 0.583 (1, 5)	4-0 E BB 1B	0-0 F3		4-0 BB		0-0 G5-4-3 1-2f		0-0 G5-3	
Brant Aleya, R OBP: 0.368, SLG: 0.556 (1, 7)	0-0 E5 1-2 2-3 3-H	0-0 G5-3		0-3 K 2-3		0-0 G6-3		0-3 K	
Rich Reese, L OBP: 0.335, SLG: 0.370 (1, 3)	0-0 F2		0-0 E6 3B		0-3 K	0-0 BB 1B		0-0 WP 1B	
Paul Ratliff, L OBP: 0.361, SLG: 0.415 (1, 2)	0-0 G3		0-0 SF7 3B		0-0 G4-3	4-0 BB 1-2 BB		0-0 BB 2B 1B	
Frank Quilici, R OBP: 0.299, SLG: 0.302 (1, 4)		0-0 SH	0-0 SF7		0-0 FC5 E 1B	0-3 K		4-0 2B 1-2 BB	
Charlie Manuel, L OBP: 0.288, SLG: 0.275 (7, PH)									
Danny Thompson, R OBP: 0.250, SLG: 0.263 (8, 4)									
Rick Renick, R OBP: 0.324, SLG: 0.413 (9, PH)									
Herman Hill, L OBP: 0.100, SLG: 0.100 (9, PR)									
Jim Perry, S OBP: 0.270, SLG: 0.345 (5, 1)		0-0 SH	0-0 F7		0-0 E3			0-0 G3	
Stan Williams, R OBP: 0.266, SLG: 0.211 (5, 1)									
Jim Kaat, L OBP: 0.294, SLG: 0.328 (7, PH)									
Jim Holt, L OBP: 0.048, SLG: 0.048 (8, 1)									
Ron Perranoski, L OBP: 0.355, SLG: 0.323 (9, PH)									

Inning Stats	R: 1	H: 2	E: 1	K: 0	S: 6	LOB: 3	BB: 1	P: 10	R: 2	H: 3	E: 1	K: 0	S: 7	LOB: 2	BB: 0	P: 7	R: 2	H: 1	E: 1	K: 0	S: 5	LOB: 0	BB: 0	P: 5	R: 0	H: 1	E: 0	K: 1	S: 5	LOB: 2	BB: 1	P: 9	R: 0	H: 1	E: 1	K: 1	S: 7	LOB: 2	BB: 0	P: 7	R: 0	H: 1	E: 0	K: 0	S: 3	LOB: 0	BB: 0	P: 3	R: 0	H: 1	E: 0	K: 1	S: 6	LOB: 2	BB: 1	P: 10	R: 0	H: 0	E: 0	K: 0	S: 3	LOB: 0	BB: 0	P: 3	R: 2	H: 3	E: 0	K: 1	S: 8	LOB: 3	BB: 1	P: 12	1B: 9	2B: 4	3B: 1	HR: 0	SF: 1	SAC: 2	DP: 2	HBP: 0	WP: 1	PB: 0	SB: 0	CS: 1
--------------	------	------	------	------	------	--------	-------	-------	------	------	------	------	------	--------	-------	------	------	------	------	------	------	--------	-------	------	------	------	------	------	------	--------	-------	------	------	------	------	------	------	--------	-------	------	------	------	------	------	------	--------	-------	------	------	------	------	------	------	--------	-------	-------	------	------	------	------	------	--------	-------	------	------	------	------	------	------	--------	-------	-------	-------	-------	-------	-------	-------	--------	-------	--------	-------	-------	-------	-------

PITCHER	IP	WLS	BF	H	R	ER	SO	BB	IBB	HBP	BLK	WP	HR	S	P	ERA	WHIP
Billy Wynne, R ERA: 5.19 (1, 1)	2.0		16	6	5	3	0	1	0	0	0	0	0	8	12	0.00	1.000
Jerry Crider, R ERA: 4.3 (3, 1)	2.0	W	7	1	0	0	1	1	0	0	0	0	0	8	12	0.00	1.000
Joe Horlen, R ERA: 4.78 (5, 1)	4.2		20	5	2	2	3	1	0	0	0	1	0	25	29	3.86	1.286
Wilbur Wood, L ERA: 3.01 (9, 1)	0.1	S	3	1	0	0	0	1	0	0	0	0	0	2	6	0.00	6.000

Batter	1	2	3	4	5	6	7	8	9	AB R H RBI BB SO LOB	TOP						
Sandy Alomar Sr., S (1, 6) OBP: 0.305, SLG: 0.302	4-0 G3 HR BB	0-3 K		0-0 S 1B		0-3 K		0-0 4-3		4 1 1 0 1 2 1							
Tony Gonzalez, L (1, 9) OBP: 0.339, SLG: 0.355	0-0 G3		1-0 FC6-4 HBP	0-0 S 1B		0-3 K		0-0 6-3		3 0 1 2 0 1 2 1 0 0 0 0 0 0							
Jarvis Tatum, R (9, PH) OBP: 0.302, SLG: 0.270				1-2 2-H 3-H													
Jim Fregosi, R (1, 3) OBP: 0.356, SLG: 0.470	0-0 HR		0-0 FC6-4 1B 5-3 1B	0-3 K		4-0 FC6 BB		0-0 G6-3 1B		4 2 2 2 1 1 3							
Alex Johnson, R (1, 7) OBP: 0.359, SLG: 0.448	0-0 1B 1B		0-0 5-3	0-3 K		0-0 FC6		0-0 G6-3		5 0 1 0 0 1 6							
Jay Johnstone, L (1, 8) OBP: 0.290, SLG: 0.410	0-3 K		0-0 1B 1B	0-0 L5				0-0 G6-4-3 1B		4 0 2 0 0 1 3							
Ken McMullen, R (1, 5) OBP: 0.320, SLG: 0.351	0-0 1B		0-0 1B 1B		0-0 5-3			0-0 G6-4-3		4 0 2 1 0 0 1							
Joe Azcue, R (1, 2) OBP: 0.277, SLG: 0.287	0-0 F9		0-0 6-3		0-0 6-3			0-0 5-3		4 0 0 0 0 0 4 0 0 0 0 0 0 0							
Greg Garrett, S (7, 1) OBP: 0.182, SLG: 0.100																	
Doug Griffin, R (1, 4) OBP: 0.071, SLG: 0.071		0-0 4-3		0-0 1B E 1B		0-0 F8		0-0 1-3		4 1 1 0 0 0 0							
Tom Bradley, R (1, 1) OBP: 0.211, SLG: 0.222		0-0 6-3		0-0 E4 1B				0-0 5-3		1 0 0 0 0 0 0 1 1 0 0 0 0 1 1 0 1 0 0 0 0 0 0 0 0 0 0 0 1 0 0 0 0 0 0							
Roger Repoz, L (4, PH) OBP: 0.323, SLG: 0.452																	
Mel Queen, L (4, 1) OBP: 0.143, SLG: 0.143																	
Steve Kealey, R (6, 1) OBP: 0.250, SLG: 0.250																	
Tom Egan, R (7, 2) OBP: 0.284, SLG: 0.320																	
Inning Stats	R: 2 H: 3 E: 0 LOB: 2 K: 1 BB: 1 S: 8 P: 12	R: 0 H: 0 E: 0 LOB: 0 K: 1 BB: 0 S: 5 P: 5	R: 1 H: 2 E: 0 LOB: 2 K: 0 BB: 0 S: 5 P: 6	R: 2 H: 3 E: 1 LOB: 2 K: 2 BB: 0 S: 11 P: 11	R: 0 H: 0 E: 0 LOB: 0 K: 0 BB: 0 S: 3 P: 3	R: 0 H: 1 E: 0 LOB: 2 K: 2 BB: 1 S: 8 P: 12	R: 0 H: 1 E: 0 LOB: 0 K: 0 BB: 0 S: 3 P: 3	R: 0 H: 0 E: 0 LOB: 0 K: 0 BB: 0 S: 3 P: 3	R: 0 H: 1 E: 0 LOB: 0 K: 0 BB: 0 S: 3 P: 3	1B: 10 SF: 0 2B: 0 SAC: 0 3B: 0 DP: 2 HR: 1 HBP: 1	WP: 0 PA: 40 PB: 0 SB: 2 CS: 0						
PITCHER	IP WLS BF H R ER SO BB IBB HBP BLK WP HR S P ERA WHIP																
Bill Zepp, R (1, 1) ERA: 3.2	3.0	W	20	8	5	4	2	1	0	1	0	0	1	22	27	12.00	3.000
Stan Williams, R (4, 1) ERA: 2.07	3.0	S	11	1	0	0	4	1	0	0	0	0	0	18	22	0.00	0.667
Ron Perranoski, L (7, 1) ERA: 2.02	3.0	S	9	2	0	0	0	0	0	0	0	0	0	9	9	0.00	0.667

California Angels @ Minnesota Twins
Metropolitan Stadium, Bloomington, MI

Tue Sep 15 1970, 4:33 AM EDT
Att. 699 - Unknown - 55 F

livebaseballscorecards.com

AB	37
R	5
H	11
RBI	5
BB	2
SO	6
LOB	21



Batter	1	2	3	4	5	6	7	8	9
Cesar Tovar, R OBP: 0.353, SLG: 0.439 (1, 8) (7, 7)	0-0 2B 1B	4-0 HR BB		0-0 F3		0-0 F9			
Leo Cardenas, R OBP: 0.301, SLG: 0.384 (1, 6)	0-0 F8	0-0 HR			0-0 F8	0-0 F8			
Tony Oliva, L OBP: 0.361, SLG: 0.510 (1, 9)	0-0 2B	0-0 4-3			0-0 3-1		0-0 5-3		
Harmon Killebrew, R OBP: 0.420, SLG: 0.578 (1, 5)	0-0 L7		0-0 5-3		0-3 K		0-0 F5		
Rich Reese, L OBP: 0.332, SLG: 0.367 (1, 3)	0-0 F7		0-0 E4 L7 BB		0-3 K		0-3 K		
Brant Alyea, R OBP: 0.371, SLG: 0.553 (1, 7)		0-3 K	4-0 BB	4-0 BB	4-0 HBP 1B BB		0-3 K		
Herman Hill, L OBP: 0.100, SLG: 0.100 (6, PR)			1-2 BB						
Ron Perranoski, L OBP: 0.045, SLG: 0.045 (7, 1)									
George Mitterwald, R OBP: 0.276, SLG: 0.372 (1, 2)		4-0 BB HR 5-3 BB	0-0 L7		0-0 1B HBP 1B		0-0 6-3		
Frank Quilici, R OBP: 0.295, SLG: 0.298 (1, 4)		0-0 5-3		0-0 F6		1-0 1B HBP		0-0	
Charlie Manuel, L OBP: 0.300, SLG: 0.275 (6, PH)						1-2 2-3		0-0 2B	
Danny Thompson, R OBP: 0.253, SLG: 0.270 (6, PR)								0-0 F8	
Bill Zepp, R OBP: 0.167, SLG: 0.146 (4, 1)		4-0 BB HR BB		0-3 K		0-0 1B 1-2 2-3 3-H			
Stan Williams, R (4, 1)									
Jim Holt, L OBP: 0.295, SLG: 0.330 (6, PH)									
Jim Holt, L OBP: 0.295, SLG: 0.330 (7, 8)									

Inning Stats	R: 1	H: 2	E: 0	K: 0	S: 5	LOB: 1	BB: 0	P: 5
	R: 4	H: 1	E: 0	K: 1	S: 6	LOB: 0	BB: 3	P: 18
	R: 0	H: 0	E: 1	K: 0	S: 3	LOB: 2	BB: 1	P: 7
	R: 0	H: 0	E: 0	K: 1	S: 5	LOB: 0	BB: 0	P: 5
	R: 0	H: 0	E: 0	K: 1	S: 5	LOB: 0	BB: 0	P: 5
	R: 2	H: 2	E: 0	K: 1	S: 7	LOB: 2	BB: 1	P: 12
	R: 0	H: 0	E: 0	K: 1	S: 5	LOB: 0	BB: 0	P: 5
	R: 0	H: 1	E: 0	K: 1	S: 6	LOB: 1	BB: 0	P: 6

PITCHER	IP	WLS	BF	H	R	ER	SO	BB	IBB	HBP	BLK	WP	HR	S	P	ERA	WHIP
Tom Bradley, R ERA: 3.56 (1, 1)	3.0		16	3	5	5	1	4	0	0	0	0	1	14	30	15.00	2.333
Mel Queen, R ERA: 4.06 (4, 1)	2.1	L	11	2	2	2	3	1	0	1	0	0	0	15	20	7.71	1.286
Steve Kealey, R ERA: 4.19 (6, 1)	0.2		2	0	0	0	0	0	0	0	0	0	0	2	2	0.00	0.000
Greg Garrett, L ERA: 2.75 (7, 1)	2.0		7	1	0	0	2	0	0	0	0	0	0	11	11	0.00	0.500


BOTTOM

California Angels @ Minnesota Twins
Metropolitan Stadium, Bloomington, MI

Tue Sep 15 1970, 4:33 AM EDT
Att: 699 - Unknown - 55 F

AB	R	H	RBI	BB	SO	LOB
3	2	1	0	1	0	2
4	1	1	4	0	0	3
4	0	1	1	0	0	0
4	0	0	0	0	1	1
4	0	0	0	0	2	1
1	0	0	0	2	1	0
0	1	0	0	0	0	0
1	0	0	0	0	1	0
3	2	1	0	1	0	2
2	0	0	0	0	0	1
0	0	0	0	0	0	0
1	0	1	0	0	0	0
0	1	0	0	1	0	0
1	0	0	0	0	1	0
2	0	1	2	0	0	1

AB	30
R	7
H	6
RBI	7
BB	5
SO	6
LOB	11



1B	3	SF	0	WP	0	PA	36
2B	2	SAC	0	PB	0		
3B	0	DP	0	SB	1		
HR	1	HBP	1	CS	0		

PITCHER	IP	WLS	BF	H	R	ER	SO	BB	IBB	HBP	BLK	WP	HR	S	P	ERA	WHIP
Tom Bradley, R ERA: 3.56 (1, 1)	3.0		16	3	5	5	1	4	0	0	0	0	1	14	30	15.00	2.333
Mel Queen, R ERA: 4.06 (4, 1)	2.1	L	11	2	2	2	3	1	0	1	0	0	0	15	20	7.71	1.286
Steve Kealey, R ERA: 4.19 (6, 1)	0.2		2	0	0	0	0	0	0	0	0	0	0	2	2	0.00	0.000
Greg Garrett, L ERA: 2.75 (7, 1)	2.0		7	1	0	0	2	0	0	0	0	0	0	11	11	0.00	0.500

Batter	1	2	3	4	5	6	7	8	9	AB R H RBI BB SO LOB	TOP										
Sandy Alomar Sr., S OBP: 0.307, SLG: 0.302 (1, 6) X	0-0 F3			X 0-0 FC3-6 1B		X 0-0 F8			B B B B 4-0 1B 1-2 FC4-6 BB	3 1 1 0 1 0 0											
Doug Griffin, R OBP: 0.111, SLG: 0.111 (1, 4) X	0-0 F9			X 0-0 FC3-6 1-2f			0-3 K		X 0-0 FC4-6 1-3 2-H 1B	4 0 1 1 0 1 1											
Jim Fregosi, R OBP: 0.354, SLG: 0.467 (1, 3) X	0-0 F4			S S S S 0-3 K			0-0 4-3		X 0-0 FC4-6 1-2f 3-H FC5-4	4 0 0 1 0 1 2											
Alex Johnson, R OBP: 0.358, SLG: 0.446 (1, 7)		S S S S 0-3 K		X 0-0 F8			0-0 1B		X 0-0 FC5-4 1-2f 1B	4 1 1 0 0 1 2											
Billy Cowan, R OBP: 0.338, SLG: 0.479 (1, 9) Ken Tatum, R OBP: 0.182, SLG: 0.455 (9, 1)		S S S S 0-3 K		X 0-0 F6			0-3 K		X 0-0 1B 1-2 2B 1B	4 1 1 0 0 2 1 0 0 0 0 0 0 0											
Ken McMullen, R OBP: 0.320, SLG: 0.350 (1, 5)		S S S S 0-3 K		X 0-0 F8					X 0-0 1B 1-2 2-H 2B 1B	4 1 1 1 0 1 0											
Jay Johnstone, L OBP: 0.288, SLG: 0.405 (1, 8) Tommy Reynolds, R OBP: 0.296, SLG: 0.322 (9, PH) Tony Gonzalez, L OBP: 0.340, SLG: 0.359 (9, 8)		S S S S 0-3 K		S S S S 0-3 K					X 0-0 G3 1-H 2-H 2B	3 0 0 0 0 2 0 0 0 0 0 0 0 0 1 0 1 2 0 0 0											
Tom Egan, R OBP: 0.279, SLG: 0.314 (1, 2)		S S S S 0-3 K		S S S S 0-3 K					S S S S 0-3 K	4 0 0 0 0 4 1											
Eddie Fisher, R OBP: 0.100, SLG: 0.100 (1, 1) Dave LaRoche, L OBP: 0.429, SLG: 0.500 (6, 1) Jarvis Tatum, R OBP: 0.306, SLG: 0.274 (9, PH) Roger Repoz, L OBP: 0.323, SLG: 0.452 (9, 9)		S S S S 0-3 K		X 0-0 6-3					X 0-0 BB 1B	2 0 0 0 0 1 0 0 0 0 0 0 0 0 1 1 1 0 0 0 0 0 0 0 0 0 0 0											
Inning Stats	R: 0 E: 0 K: 0 S: 3	H: 0 LOB: 0 BB: 0 P: 3	R: 0 E: 0 K: 3 S: 9	H: 0 LOB: 0 BB: 0 P: 9	R: 0 E: 0 K: 3 S: 9	H: 0 LOB: 0 BB: 0 P: 9	R: 0 E: 0 K: 1 S: 6	H: 1 LOB: 1 BB: 0 P: 6	R: 0 E: 0 K: 1 S: 5	H: 0 LOB: 0 BB: 0 P: 5	R: 0 E: 0 K: 2 S: 8	H: 1 LOB: 1 BB: 0 P: 8	R: 0 E: 0 K: 1 S: 5	H: 0 LOB: 0 BB: 0 P: 5	R: 5 E: 0 K: 1 S: 10	H: 5 LOB: 1 BB: 1 P: 14	1B: 6 2B: 1 3B: 0 HR: 0	SF: 0 SAC: 0 DP: 0 HBP: 0	WP: 0 PB: 0 SB: 0 CS: 0	PA: 35	
PITCHER	IP WLS BF H R ER SO BB IBB HBP BLK WP HR S P ERA WHIP																				
Tom Hall, L ERA: 2.51 (1, 1)	8.0		28	3	2	2	12	1	0	0	0	0	0	51	55	2.25	0.500				
Ron Perranoski, L ERA: 2.27 (9, 1)	0.2	L	5	3	1	1	0	0	0	0	0	0	0	5	5	13.50	4.500				
Stan Williams, R ERA: 2.06 (9, 1)	0.1		2	1	2	2	1	0	0	0	0	0	0	4	4	54.00	3.000				

California Angels @ Minnesota Twins
Metropolitan Stadium, Bloomington, MI
Tue Sep 15 1970, 8:05 PM EDT
Att. 8,383 - Unknown

livebaseballscorecards.com

AB	34
R	5
H	7
RBI	5
BB	1
SO	13
LOB	7



BOTTOM

California Angels @ Minnesota Twins
Metropolitan Stadium, Bloomington, MI

Tue Sep 15 1970, 8:05 PM EDT
Att. 8,383 - Unknown

livebaseballscorecards.com

AB 31
R 3
H 5
RBI 2
BB 2
SO 3
LOB 9



WP: 0 PA: 34
PB: 1
SB: 1
CS: 1

AB R H RBI BB SO LOB

3 1 2 0 1 0 0

3 0 0 0 0 0 2

3 0 1 0 1 0 1

4 1 0 0 0 0 3

0 0 0 0 0 0 0

4 1 2 2 0 0 1

4 0 0 0 0 1 2

3 0 0 0 0 1 0

1 0 0 0 0 0 0

3 0 0 0 0 0 0

0 0 0 0 0 0 0

0 0 0 0 0 0 0

1B: 1 SF: 0
2B: 3 SAC: 1
3B: 1 DP: 1
HR: 1 HBP: 0

Table with 10 columns (Batter, 1-9) and 10 rows of batter data. Each cell contains a batter's name, statistics, and a baseball diamond diagram showing the play. Batter 1: Cesar Tovar (1,7) 0-0 CS 1B. Batter 2: Leo Cardenas (1,6) 0-0 F7 1-2. Batter 3: Tony Oliva (1,9) 0-0 PB 2B. Batter 4: Harmon Killebrew (1,5) 0-0 4-3 2-3. Batter 5: Frank Quilici (9,4) 0-0 4-3. Batter 6: Rich Reese (1,3) 0-0 HR. Batter 7: Jim Holt (1,8) 0-0 3-1. Batter 8: George Mitterwald (1,2) 0-0 F3. Batter 9: Charlie Manuel (9,PH) 0-0 F3. Batter 10: Danny Thompson (1,4) 0-0 F8. Batter 11: Tom Hall (1,1) 0-0 1-3. Batter 12: Ron Perranoski (9,1) 0-0 1-3. Batter 13: Stan Williams (9,1) 0-0 1-3.

Table with 10 rows of batter data. Each row contains a batter's name, statistics, and a small icon representing the batter's position.

Inning Stats table with columns for R, H, E, K, S and rows for each batter.

Pitcher stats table with columns for IP, WLS, BF, H, R, ER, SO, BB, IBB, HBP, BLK, WP, HR, S, P, ERA, WHIP and rows for Eddie Fisher, Dave LaRoche, and Ken Tatum.

Batter	1	2	3	4	5	6	7	8	9	AB R H RBI BB SO LOB	TOP														
Sandy Alomar Sr., S OBP: 0.306, SLG: 0.301 (1, 6) (6, 4)	0-3 K		0-3 K		0-0 4-3		0-0 4-3		0-0 SH2-4 1B	5 0 1 0 0 2 3															
Tony Gonzalez, L OBP: 0.342, SLG: 0.360 (1, 8)	0-3 K			0-0 F5		0-0 FC5-4 1B	0-0 1B 1B		0-0 SH2-4 1-2	4 1 2 0 0 1 0															
Jim Fregosi, R OBP: 0.353, SLG: 0.465 (1, 3)	0-3 K			0-0 6-3		0-0 FC5-4 1B	0-0 1B 1B		0-0 F9	5 1 1 0 0 1 2															
Alex Johnson, R OBP: 0.359, SLG: 0.450 (1, 7)		0-3 K		0-0 HR		0-0 E6 1B	0-0 F8		4-0 IBB	4 2 1 1 1 1 3															
Ken McMullen, R OBP: 0.320, SLG: 0.350 Giraldo Ruiz, S OBP: 0.292, SLG: 0.265 (1, 5) (6, PR) (6, 5)		0-3 K		0-0 L6		0-0 E 1B	0-0 1B		0-3 K2-3	3 0 1 1 0 1 0 2 1 1 1 0 1 2															
Jay Johnstone, L OBP: 0.291, SLG: 0.406 Billy Cowan, R OBP: 0.336, SLG: 0.475 Roger Repoz, L OBP: 0.323, SLG: 0.452 (1, 9) (7, PH) (7, 9)		0-3 K			0-0 WP BB 1B	4-0 E 1B IBB	0-0 F4			2 0 1 0 1 1 0 1 0 0 0 0 0 2 0 0 0 0 0 0 0															
Doug Griffin, R OBP: 0.100, SLG: 0.100 Jim Spencer, L OBP: 0.314, SLG: 0.408 Ray Oyster, R OBP: 0.227, SLG: 0.105 (1, 4) (6, PH) (6, 6)			0-0 F8		0-3 K	0-0 F4		0-0 4-3		2 0 0 0 0 1 1 1 0 0 0 0 0 3 1 0 0 0 0 0 0															
Tom Egan, R OBP: 0.281, SLG: 0.312 Bill Voss, L OBP: 0.327, SLG: 0.347 Randy Brown, L (1, 2) (6, PH) (6, 2)			0-3 K		4-0 WP BB	0-0 E4		0-0 L6		1 0 0 0 1 1 0 1 0 0 0 0 0 1 1 0 0 0 0 0 0															
Clyde Wright, R OBP: 0.206, SLG: 0.295 (1, 1)			0-0 1B		0-0 F9	0-3 K		0-0 F3		4 0 1 0 0 1 5															
Inning Stats	R: 0 E: 0 K: 3 S: 9	H: 0 LOB: 0 BB: 0 P: 9	R: 0 E: 0 K: 3 S: 9	H: 0 LOB: 0 BB: 0 P: 9	R: 0 E: 0 K: 2 S: 8	H: 1 LOB: 1 BB: 0 P: 8	R: 1 E: 0 K: 0 S: 4	H: 1 LOB: 0 BB: 0 P: 4	R: 0 E: 0 K: 1 S: 6	H: 1 LOB: 2 BB: 1 P: 10	R: 3 E: 2 K: 1 S: 9	H: 2 LOB: 3 BB: 1 P: 13	R: 1 E: 0 K: 0 S: 6	H: 3 LOB: 2 BB: 0 P: 6	R: 0 E: 0 K: 0 S: 3	H: 0 LOB: 0 BB: 0 P: 3	R: 0 E: 0 K: 1 S: 6	H: 1 LOB: 2 BB: 1 P: 10	1B: 8 2B: 0 3B: 0 HR: 1	SF: 0 SAC: 1 DP: 0 HBP: 0	WP: 1 PB: 0 SB: 2 CS: 0	PA: 41			
PITCHER Bert Blyleven, R ERA: 3.23 Jim Kaat, L ERA: 3.7	IP 6.2	WLS L	BF 32	H 8	R 5	ER 2	SO 10	BB 1	IBB 1	HBP 0	BLK 0	WP 1	HR 1	S 50	P 58	ERA 2.70	WHIP 1.350								
	IP 2.1	WLS L	BF 9	H 1	R 0	ER 0	SO 1	BB 0	IBB 1	HBP 0	BLK 0	WP 0	HR 0	S 10	P 14	ERA 0.00	WHIP 0.429								

California Angels @ Minnesota Twins
Metropolitan Stadium, Bloomington, MI

Wed Sep 16 1970, 8:05 PM EDT
Att. 12,386 - Unknown - 56 F

livebaseballscorecards.com

AB	37
R	5
H	9
RBI	3
BB	3
SO	11
LOB	22



Batter	1	2	3	4	5	6	7	8	9	AB	R	H	RBI	BB	SO	LOB
--------	---	---	---	---	---	---	---	---	---	----	---	---	-----	----	----	-----

Cesar Tovar, R OBP: 0.355, SLG: 0.440 (1, 8)	0-0 F3		0-0 5-3			0-0 FC6-4 BB BB 1B	0-0 FC6-4			4	1	1	0	0	0	1
Leo Cardenas, R OBP: 0.299, SLG: 0.380 (1, 6)	0-0 F8		0-0 F6			4-0 FC6-4 BB 1-2 BB		0-3 K		3	0	0	0	1	1	0
Harmon Killebrew, R OBP: 0.418, SLG: 0.571 (1, 3)	4-0 BB			0-0 6-3		4-0 FC6-4 BB 1-2 2-3		0-0 F3		2	0	0	0	2	0	0
Tony Oliva, L OBP: 0.359, SLG: 0.507 (1, 9)	0-0 F7			0-0 F7		0-0 F6		0-0 F6		4	0	0	0	0	0	4
Rick Renick, R OBP: 0.323, SLG: 0.409 (1, 5)		0-0 5-3 1B		0-0 6-3		0-0 FC6-4 FC5-4 1-2f 2-3 3-H		0-0 5-3		4	0	1	1	0	0	2
Bob Allison, R OBP: 0.342, SLG: 0.308 Jim Kaat, L OBP: 0.266, SLG: 0.211 Cotton Nash, R (9, PH)		0-0 F9		0-0 6-3		0-0 FC5-4 1-2f		0-3 K		3	0	0	0	0	0	3
George Mitterwald, R OBP: 0.277, SLG: 0.371 (1, 2)		0-0 5-3 1-2		0-0 F9		0-0 FC6-4 BB		0-0 2B		3	0	1	0	1	0	1
Frank Quilici, R OBP: 0.297, SLG: 0.295 Rick Dempsey, R (7, PH) Danny Thompson, R OBP: 0.249, SLG: 0.266 (8, 4)		0-0 L1		4-0 FC5-4 BB		0-0 F8		0-0 4-3		1	0	0	0	1	0	1
Bert Blyleven, R OBP: 0.156, SLG: 0.136 Steve Brye, R OBP: 0.286, SLG: 0.167 (7, 7)			0-0 6-3		0-0 FC5-4 1-2f		0-3 K			2	0	0	0	0	0	1

Inning Stats	R: 0 E: 0 K: 0 S: 3	H: 0 LOB: 1 BB: 1 P: 7	R: 0 E: 0 K: 0 S: 4	H: 1 LOB: 1 BB: 0 P: 4	R: 0 E: 0 K: 0 S: 3	H: 0 LOB: 0 BB: 0 P: 3	R: 0 E: 0 K: 0 S: 3	H: 0 LOB: 0 BB: 0 P: 3	R: 0 E: 0 K: 0 S: 3	H: 0 LOB: 1 BB: 1 P: 7	R: 1 E: 0 K: 0 S: 4	H: 1 LOB: 2 BB: 2 P: 12	R: 0 E: 0 K: 1 S: 5	H: 0 LOB: 1 BB: 1 P: 9	R: 0 E: 0 K: 1 S: 5	H: 0 LOB: 0 BB: 0 P: 5	R: 0 E: 0 K: 1 S: 6	H: 1 LOB: 1 BB: 0 P: 6	1B: 2 2B: 1 3B: 0 HR: 0	SF: 0 SAC: 0 DP: 0 HBP: 0	WP: 0 PB: 0 SB: 0 CS: 0	PA: 35
---------------------	------------------------------	---------------------------------	------------------------------	---------------------------------	------------------------------	---------------------------------	------------------------------	---------------------------------	------------------------------	---------------------------------	------------------------------	----------------------------------	------------------------------	---------------------------------	------------------------------	---------------------------------	------------------------------	---------------------------------	----------------------------------	------------------------------------	----------------------------------	--------

PITCHER	IP	WLS	BF	H	R	ER	SO	BB	IBB	HBP	BLK	WP	HR	S	P	ERA	WHIP
Clyde Wright, L ERA: 2.93 (1, 1)	9.0	W	35	3	1	1	3	5	0	0	0	0	0	36	56	1.00	0.889

BOTTOM

California Angels @ Minnesota Twins
Metropolitan Stadium, Bloomington, MI
 Wed Sep 16 1970, 8:05 PM EDT
 Att: 12,386 - Unknown - 56 F

livebaseballscorecards.com

AB	30
R	1
H	3
RBI	1
BB	5
SO	3
LOB	16



Batter	1	2	3	4	5	6	7	8	9	AB R H RBI BB SO LOB	TOP									
Sandy Alomar Sr., S OBP: 0.304, SLG: 0.299 (1, 4)	0-0 4-3		0-0 G6-4-3 1-2f			0-0 F8		0-0 F7		4 0 0 0 0 0 3										
Tony Gonzalez, L OBP: 0.343, SLG: 0.361 (1, 8)	0-3 K			0-0 3-1		0-0 1B		0-0 2B SF9 1B		4 1 2 0 0 1 0										
Jim Fregosi, R OBP: 0.352, SLG: 0.465 (1, 6)	0-0 1-3			0-0 6-3		0-0 6-3		0-0 2B		4 0 1 1 0 0 2										
Alex Johnson, R OBP: 0.358, SLG: 0.449 Dave LaRoche, L OBP: 0.429, SLG: 0.500 (1, 7) (8, 1)		0-0 F9		0-0 F4			1-0 2B G3 HBP	0-0 SF9		2 1 0 1 0 0 0 0 0 0 0 0 0 0										
Jim Spencer, L OBP: 0.314, SLG: 0.409 (1, 3)		0-0 4-3			0-0 3-1		0-0 G3 2B	0-0 F9		4 0 1 0 0 0 1										
Jay Johnstone, L OBP: 0.291, SLG: 0.404 (1, 9)		0-0 1B			0-0 F7		0-0 G3		0-0 4-3	4 0 1 1 0 0 1										
Giraldo Ruiz, S OBP: 0.280, SLG: 0.253 (1, 5)		0-0 L4			0-0 F7		0-0 K		0-0 F7	4 0 0 0 0 1 2										
Tom Egan, R OBP: 0.283, SLG: 0.314 Roger Repoz, L OBP: 0.323, SLG: 0.451 Randy Brown, L (7, 2) Mel Queen, L OBP: 0.200, SLG: 0.200 Jarvis Tatum, R OBP: 0.306, SLG: 0.274 (9, PH) (9, PR)			0-0 FC3-6 1B		0-0 6-3		0-0 F2		0-0 1B	2 0 1 0 0 0 0 1 0 0 0 0 0 1 0 0 0 0 0 0 0 1 0 1 0 0 0 0 0 0 0 0 0 0 0										
Tom Murphy, R OBP: 0.195, SLG: 0.141 Steve Kealey, R OBP: 0.250, SLG: 0.250 Mickey Rivers, L OBP: 0.250, SLG: 0.143 Lloyd Allen, R OBP: 0.328, SLG: 0.349 (6, PH) (6, 1) (8, PH) (8, 7)			0-0 FC3-6 G6-4-3 1-2f			4-0 1B BB		0-0 2B 1B	0-0 F7	1 0 0 0 0 0 1 0 0 0 0 0 0 0 0 0 0 0 1 0 0 0 0 0 0 0 0 0 2 1 1 0 0 0 1										
Inning Stats	R: 0 E: 0 K: 1 S: 5	H: 0 LOB: 0 BB: 0 P: 5	R: 0 E: 0 K: 0 S: 4	H: 1 LOB: 1 BB: 0 P: 4	R: 0 E: 0 K: 0 S: 3	H: 1 LOB: 0 BB: 0 P: 3	R: 0 E: 0 K: 0 S: 3	H: 0 LOB: 0 BB: 0 P: 3	R: 0 E: 0 K: 0 S: 4	H: 1 LOB: 2 BB: 1 P: 8	R: 1 E: 0 K: 1 S: 6	H: 1 LOB: 1 BB: 0 P: 7	R: 2 E: 0 K: 0 S: 6	H: 3 LOB: 1 BB: 0 P: 6	R: 0 E: 0 K: 0 S: 4	H: 1 LOB: 1 BB: 0 P: 4	1B: 6 2B: 2 3B: 0 HR: 0	SF: 1 SAC: 0 DP: 1 HBP: 1	WP: 0 PB: 0 SB: 0 CS: 0	PA: 36
PITCHER	IP WLS BF H R ER SO BB IBB HBP BLK WP HR S P ERA WHIP																			
Jim Perry, R ERA: 3.09 (1, 1)	7.1 W 30 7 3 3 2 1 0 1 0 0 0 0 32 37 3.68 1.091																			
Stan Williams, R ERA: 2.03 (8, 1)	1.2 S 6 1 0 0 0 0 0 0 0 0 0 0 6 6 0.00 0.600																			

California Angels @ Minnesota Twins
Metropolitan Stadium, Bloomington, MI

Thu Sep 17 1970, 4:33 AM EDT
Att: 7,179 - Unknown - 56 F

livebaseballscorecards.com

AB	33
R	3
H	8
RBI	3
BB	1
SO	2
LOB	12



Batter	1	2	3	4	5	6	7	8	9	AB	R	H	RBI	BB	SO	LOB
Cesar Tovar, R OBP: 0.357, SLG: 0.444 (1, 5)	0-0 1B 3B		4-0 3B BB	0-0 1B FC6			0-0 F9			3	2	2	0	1	0	0
Leo Cardenas, R OBP: 0.300, SLG: 0.384 (1, 6)	0-0 1B FC3-6		0-0 2B 3B 1-H	0-0 1B FC6			0-0 F9			4	1	2	2	0	0	2
Tony Oliva, L OBP: 0.360, SLG: 0.508 (1, 9)	0-0 1-2f FC3-6 G3		0-0 2B 4-3 3-H		4-0 BB G4-6-3			0-0 4-3		3	0	1	1	1	0	1
Rich Reese, L OBP: 0.331, SLG: 0.375 (1, 3)	0-0 1-2 G3		0-0 2-3 4-3		0-0 1-2f G4-6-3			0-0 F5		4	0	0	0	0	0	3
Jim Holt, L OBP: 0.287, SLG: 0.320 (1, 8)	0-0 4-3		0-3 K		0-0 6-3			0-0 F7		4	0	0	0	0	1	2
Charlie Manuel, L OBP: 0.281, SLG: 0.255 (1, 7)		0-0 F9		0-0 G3		0-3 K				3	0	0	0	0	1	0
Herman Hill, L OBP: 0.100, SLG: 0.100 (7, 7)										0	0	0	0	0	0	0
Jim Nettles, L OBP: 0.400, SLG: 0.250 (9, 7)										0	0	0	0	0	0	0
George Mitterwald, R OBP: 0.277, SLG: 0.374 (1, 2)		0-0 5-3		0-0 1B 2B		0-0 F3				3	1	1	0	0	0	0
Danny Thompson, R OBP: 0.250, SLG: 0.266 (1, 4)		0-3 K		0-0 1B 4-3 1B		0-0 F4				3	0	1	1	0	1	0
Jim Perry, S OBP: 0.261, SLG: 0.333 (1, 1)			0-0 3-1		0-0 4-3					3	0	0	0	0	0	1
Stan Williams, R (8, 1)				1-2				0-0 6-3		0	0	0	0	0	0	0

Inning Stats	R: 1	H: 2	E: 0	K: 0	S: 5	LOB: 1	BB: 0	P: 5	R: 0	H: 0	E: 0	K: 1	S: 5	LOB: 0	BB: 0	P: 5	R: 2	H: 2	E: 0	K: 1	S: 7	LOB: 1	BB: 1	P: 11	R: 1	H: 3	E: 0	K: 0	S: 6	LOB: 2	BB: 0	P: 6	R: 0	H: 0	E: 0	K: 0	S: 2	LOB: 0	BB: 1	P: 6	R: 0	H: 0	E: 0	K: 1	S: 5	LOB: 0	BB: 0	P: 5	R: 0	H: 0	E: 0	K: 0	S: 3	LOB: 0	BB: 0	P: 3	R: 0	H: 0	E: 0	K: 0	S: 3	LOB: 0	BB: 0	P: 3
PITCHER	IP	WLS	BF	H	R	ER	SO	BB	IBB	HBP	BLK	WP	HR	S	P	ERA	WHIP																																															
Tom Murphy, R ERA: 4.23 (1, 1)	3.1	L	17	6	4	4	2	1	0	0	0	0	0	20	24	10.80	2.100																																															
Steve Kealey, R ERA: 3.86 (4, 1)	1.2		6	1	0	0	0	1	0	0	0	0	0	5	9	0.00	1.200																																															
Lloyd Allen, R ERA: 3.65 (6, 1)	2.0		6	0	0	0	1	0	0	0	0	0	0	8	8	0.00	0.000																																															
Dave LaRoche, L ERA: 3.64 (8, 1)	1.0		3	0	0	0	0	0	0	0	0	0	0	3	3	0.00	0.000																																															

BOTTOM

California Angels @ Minnesota Twins
Metropolitan Stadium, Bloomington, MI

Thu Sep 17 1970, 4:33 AM EDT
Att. 7,179 - Unknown - 56 F

livebaseballscores.com

AB 30
R 4
H 7
RBI 4
BB 2
SO 3
LOB 9



WP: 0 PA: 32
PB: 0
SB: 0
CS: 0

Batter	1	2	3	4	5	6	7	8	9	AB	R	H	RBI	BB	SO	LOB	TOP				
Cesar Tovar, R OBP: 0.358, SLG: 0.445 (1, 5)	0-0 BB 1B	0-0 F8		0-0 G6-4-3 1B			0-0 G5-3			4	1	2	0	0	0	0					
Leo Cardenas, R OBP: 0.302, SLG: 0.384 (1, 6)	4-0 1B 3B BB		0-0 CS 1B	0-0 G6-4-3 1-2f			0-0 G4-3			3	1	1	0	1	0	1					
Tony Oliva, L OBP: 0.361, SLG: 0.508 (1, 9)	0-0 3B 1B		0-0 F7			0-0 G6-4-3 1B		0-0 P5		4	1	2	1	0	0	1					
Rich Reese, L OBP: 0.332, SLG: 0.374 (1, 3)	0-3 K		4-0 BB 1B BB		0-0 F3		0-0 BB BB	4-0 BB		2	1	0	0	2	1	3					
Brant Alyea, R OBP: 0.371, SLG: 0.549 Steve Brye, R OBP: 0.250, SLG: 0.143 (1, 7) (7, 7)	0-0 F9		4-0 BB 1B BB		0-0 G6-4-3 1-2f		0-0 BB BB	0-3 K		2	1	0	0	1	0	3					
Jim Holt, L OBP: 0.293, SLG: 0.331 (1, 8)	0-0 1-H 2-H 3B		4-0 1B BB		0-0 G5-4-3 1B		0-0 BB BB	0-3 K		3	0	2	2	1	1	1					
George Mitterwald, R OBP: 0.277, SLG: 0.372 (1, 2)	0-3 K		0-0 1-2 2-H 3-H 1B		0-0 G5-4-3 1-2f		0-0 BB BB	0-0 F7		4	0	1	2	0	1	2					
Danny Thompson, R OBP: 0.246, SLG: 0.262 (1, 4)		0-0 G5-3	0-0 F8		0-0 F9		0-0 BB BB	0-3 K		4	0	0	0	0	1	2					
Bill Zepp, R OBP: 0.156, SLG: 0.136 Ron Perranoski, L OBP: 0.043, SLG: 0.043 (1, 1) (7, 1)		0-3 K		0-3 K		0-0 G6-3		0-3 K		3	0	0	0	0	2	0					
Inning Stats	R: 3 E: 0 K: 2 S: 10	H: 3 LOB: 1 BB: 1 P: 14	R: 0 E: 0 K: 1 S: 5	H: 0 LOB: 0 BB: 0 P: 5	R: 2 E: 0 K: 0 S: 4	H: 2 LOB: 2 BB: 3 P: 16	R: 0 E: 0 K: 1 S: 5	H: 1 LOB: 0 BB: 0 P: 5	R: 0 E: 0 K: 0 S: 3	H: 1 LOB: 0 BB: 0 P: 3	R: 0 E: 0 K: 0 S: 3	H: 0 LOB: 0 BB: 0 P: 3	R: 0 E: 0 K: 2 S: 7	H: 0 LOB: 1 BB: 1 P: 11	R: 0 E: 0 K: 2 S: 7	H: 0 LOB: 0 BB: 0 P: 7	1B: 7 2B: 0 3B: 1 HR: 0	SF: 0 SAC: 0 DP: 3 HBP: 0	WP: 0 PB: 0 SB: 0 CS: 1	PA: 36	
PITCHER Bart Johnson, R ERA: 5.35 Don Eddy, L ERA:	IP 7.0 2.0	WLS L	BF 29 7	H 8 0	R 5 0	ER 3 0	SO 4 4	BB 4 1	IBB 0 0	HBP 0 0	BLK 0 0	WP 0 0	HR 0 0	S 33 14	P 49 18	ERA 3.86 0.00	WHIP 1.714 0.500				

Minnesota Twins @ Chicago White Sox
Comiskey Park, Chicago, IL
Fri Sep 18 1970, 8:05 PM EDT
Att. 5,403 - Unknown

livebaseballscorecards.com

AB	31
R	5
H	8
RBI	5
BB	5
SO	8
LOB	14



Batter	1	2	3	4	5	6	7	8	9	AB	R	H	RBI	BB	SO	LOB
Tom McCraw, L (1, 3) OBP: 0.286, SLG: 0.330 Duane Josephson, R (7, PH) OBP: 0.369, SLG: 0.410 Don Eddy, R (8, 1) Walt Williams, R (9, PH) OBP: 0.307, SLG: 0.350	0-0 G6-3		0-3 K		0-0 1B		0-3 K		0-0 1B	3	0	1	0	0	1	0
Luis Aparicio, R (1, 6) OBP: 0.374, SLG: 0.403	0-0 G1-3		0-0 G3 3B		0-0 F8		0-0 G4-3		0-0 F9	5	1	1	0	0	0	3
Carlos May, L (1, 7) OBP: 0.376, SLG: 0.432	0-0 F7		0-0 G3		0-0 F8			0-3 K		4	0	0	1	0	1	1
Bill Melton, R (1, 9) OBP: 0.341, SLG: 0.488		1-0 2B G3-1 HBP	0-3 K		0-3 K			0-0 HR		3	2	1	1	0	2	1
Ed Herrmann, L (1, 2) OBP: 0.357, SLG: 0.507 Rich McKinney, R (8, PH) OBP: 0.189, SLG: 0.159 Jose Ortiz, R (8, PR) Chuck Brinkman, R (9, 2)		0-0 F8		0-0 F2		0-0 F8		0-0 G4-3 1B		3	0	0	0	0	0	1
Syd O'Brien, R (1, 5) OBP: 0.288, SLG: 0.347		0-0 G3-1 1B 2B		0-0 G6-3		0-0 L9		0-0 G4-3		4	1	1	0	0	0	1
Ken Berry, R (1, 8) OBP: 0.343, SLG: 0.361		0-0 G3-1		0-0 2B		0-0 G1-3		0-0 G1-3		4	0	1	1	0	0	3
Bobby Knoop, R (1, 4) OBP: 0.287, SLG: 0.309		0-0 1B		4-0 IBB		0-0 E5 F9 1B		0-0 F8		3	0	2	1	1	0	0
Bart Johnson, R (1, 1) OBP: 0.308, SLG: 0.320 Lee Maye, L (7, PH) OBP: 0.323, SLG: 0.401 John Matias, L (8, 3) OBP: 0.215, SLG: 0.262 Rich Morales, R (9, PH) OBP: 0.255, SLG: 0.226		0-0 G4-3		0-0 G6-3		0-0 F9		0-0 F9		2	0	0	0	0	0	3

Inning Stats	R: 0	H: 0	E: 0	K: 0	S: 3	R: 2	H: 2	E: 0	K: 0	S: 5	R: 1	H: 1	E: 0	K: 2	S: 8	R: 0	H: 1	E: 0	K: 1	S: 6	R: 0	H: 0	E: 0	K: 0	S: 3	R: 0	H: 1	E: 1	K: 1	S: 6	R: 1	H: 2	E: 0	K: 1	S: 7	R: 0	H: 1	E: 0	K: 0	S: 4	R: 0	H: 0	E: 0	K: 0	S: 3	R: 0	H: 1	E: 0	K: 1	S: 6	R: 0	H: 0	E: 0	K: 0	S: 3	R: 0	H: 1	E: 0	K: 1	S: 6	R: 1	H: 2	E: 0	K: 1	S: 7	R: 0	H: 1	E: 0	K: 0	S: 4	1B: 5	SF: 0	2B: 2	SAC: 0	3B: 1	DP: 0	HR: 1	HBP: 1	WP: 0	PA: 38
--------------	------	------	------	------	------	------	------	------	------	------	------	------	------	------	------	------	------	------	------	------	------	------	------	------	------	------	------	------	------	------	------	------	------	------	------	------	------	------	------	------	------	------	------	------	------	------	------	------	------	------	------	------	------	------	------	------	------	------	------	------	------	------	------	------	------	------	------	------	------	------	-------	-------	-------	--------	-------	-------	-------	--------	-------	--------

PITCHER	IP	WLS	BF	H	R	ER	SO	BB	IBB	HBP	BLK	WP	HR	S	P	ERA	WHIP
Bill Zepp, R (1, 1) ERA: 3.24	6.1	W	27	6	3	3	3	0	0	0	0	0	0	31	36	4.26	0.947
Ron Perranoski, L (7, 1) ERA: 2.3	2.2	S	11	3	1	1	2	0	0	0	0	0	1	15	15	3.38	1.125

BOTTOM

Minnesota Twins @ Chicago White Sox
Comiskey Park, Chicago, IL
Fri Sep 18 1970, 8:05 PM EDT
Att. 5,403 - Unknown

livebaseballscorecards.com

AB	36
R	4
H	9
RBI	4
BB	1
SO	5
LOB	15



Batter	1	2	3	4	5	6	7	8	9	AB R H RBI BB SO LOB	TOP									
Cesar Tovar, R (1, 8) OBP: 0.355, SLG: 0.441	0-0 G1-3		0-0 F8			0-0 G6-3		0-0 FC5 G3 BB 1B	0-3 K	5 1 0 0 0 1 2										
Leo Cardenas, R (1, 6) OBP: 0.301, SLG: 0.382	0-0 G6-3			0-0 G1-3		0-0 L6		4-0 1B G3 1-2 BB		3 0 0 0 1 0 0										
Harmon Killebrew, R (1, 3) OBP: 0.415, SLG: 0.568 Rich Reese, L (8, 3) OBP: 0.332, SLG: 0.374	0-0 F8			0-0 G5-3		0-0 G5-3		0-0 SF8		3 0 0 1 0 0 0 0 0 0 0 0 0 0										
Tony Oliva, L (1, 9) OBP: 0.360, SLG: 0.506		0-0 G4-3		0-0 G6-3			0-0 G4-6-3 1B	0-0 G3		4 0 1 0 0 0 2										
Brant Alyea, R (1, 7) OBP: 0.376, SLG: 0.554 Jim Holt, L (8, PR) OBP: 0.293, SLG: 0.331		0-0 1B 2B			4-0 G1-6-3 BB		0-0 G4-6-3 1-2f	0-0 1B		3 1 2 1 1 0 1 0 0 0 0 0 0 0										
Rick Renick, R (1, 5) OBP: 0.321, SLG: 0.405 Stan Williams, R (8, 1)		0-0 G5-4-3 1B			0-0 G1-6-3 1-2f		0-3 K	0-3 K		4 0 1 1 0 2 3 0 0 0 0 0 0 0										
George Mitterwald, R (1, 2) OBP: 0.280, SLG: 0.371 Rick Dempsey, R (8, PR) Frank Quilici, R (8, 5) OBP: 0.295, SLG: 0.293		0-0 G5-4-3			4-0 1B BB		4-0 1B BB	0-0 F7		1 0 0 0 2 0 1 0 1 0 0 0 0 0 1 0 0 0 0 0 0										
Danny Thompson, R (1, 4) OBP: 0.250, SLG: 0.263			0-0 G6-3		0-0 1B		4-0 FC5 1B 1-2 E BB	0-0 F8		3 1 1 0 1 0 0										
Tom Hall, L (1, 1) OBP: 0.158, SLG: 0.158 Bob Allison, R (8, PH) OBP: 0.350, SLG: 0.318 Herman Hill, L (8, PR) OBP: 0.100, SLG: 0.100 Tom Tischinski, R (8, 2) OBP: 0.333, SLG: 0.267			0-0 G1-4-3		0-0 F8		0-0 E SF8 1-2 2-H 1B	0-0 1B		2 0 0 0 0 0 2 1 0 1 1 0 0 0 0 1 0 0 0 0 0 1 0 1 0 0 0 0										
Inning Stats	R: 0 E: 0 K: 0 S: 3	H: 0 LOB: 0 BB: 0 P: 3	R: 1 E: 0 K: 0 S: 4	H: 2 LOB: 0 BB: 0 P: 4	R: 0 E: 0 K: 0 S: 3	H: 0 LOB: 0 BB: 0 P: 3	R: 0 E: 0 K: 0 S: 3	H: 1 LOB: 2 BB: 2 P: 11	R: 0 E: 0 K: 1 S: 5	H: 0 LOB: 0 BB: 0 P: 3	R: 0 E: 0 K: 1 S: 5	H: 1 LOB: 0 BB: 0 P: 5	R: 4 E: 1 K: 1 S: 8	H: 2 LOB: 2 BB: 3 P: 20	R: 0 E: 0 K: 1 S: 6	H: 1 LOB: 1 BB: 0 P: 6	1B: 6 2B: 1 3B: 0 HR: 0	SF: 1 SAC: 0 DP: 3 HBP: 0	WP: 0 PB: 0 SB: 0 CS: 0	PA: 37
PITCHER	IP WLS BF H R ER SO BB IBB HBP BLK WP HR S P ERA WHIP																			
Tommy John, L (1, 1) ERA: 3.3	7.0 L 27 5 4 3 1 4 0 0 0 0 0 0 25 41 3.86 1.286																			
Wilbur Wood, L (8, 1) ERA: 2.96	2.0 10 2 1 0 2 1 0 0 0 0 0 0 13 17 0.00 1.500																			

Minnesota Twins @ Chicago White Sox
Comiskey Park, Chicago, IL
Sat Sep 19 1970, 8:05 PM EDT
Att. 4,183 - Unknown

livebaseballscorecards.com

AB	31
R	5
H	7
RBI	4
BB	5
SO	3
LOB	11



Batter	1	2	3	4	5	6	7	8	9	AB	R	H	RBI	BB	SO	LOB
Syd O'Brien, R (1, 5) OBP: 0.288, SLG: 0.345 Rich Morales, R (6, 5) OBP: 0.253, SLG: 0.224	0-0 L6		4-0 HR BB		0-0 F2		0-0 L9			2	1	0	0	1	0	0
Luis Aparicio, R (1, 6) OBP: 0.375, SLG: 0.409	0-0 BB 1B		0-0 1-H HR		0-0 F7			0-0 L1		4	1	2	2	0	0	0
Carlos May, L (1, 7) OBP: 0.377, SLG: 0.430	4-0 FC5-4 BB		4-0 WP BB		0-0 G4-3			0-0 F8		2	0	0	0	2	0	0
Bill Melton, R (1, 9) OBP: 0.338, SLG: 0.484	0-3 K		0-3 K		0-0 G6-3			0-0 F8		4	0	0	0	0	2	3
Duane Josephson, R (1, 2) OBP: 0.370, SLG: 0.413 Jose Ortiz, R (9, PR)	0-0 FC5-4		0-3 K		0-0 G6-3			1-0 PB HBP		3	1	1	0	0	1	3
Ossie Blanco, R (1, 3) OBP: 0.225, SLG: 0.197 Tom McCraw, L (7, 3) OBP: 0.285, SLG: 0.329		0-3 K		0-0 F3		0-0 G6-3		0-3 K		3	0	0	0	0	1	1
Ken Berry, R (1, 8) OBP: 0.342, SLG: 0.360		0-3 K		0-0 G4-3		0-0 CS 1B		0-0 L8		4	0	1	1	0	1	1
Bobby Knoop, R (1, 4) OBP: 0.288, SLG: 0.309 Lee Maye, L (9, PH) OBP: 0.321, SLG: 0.399		0-3 K		0-0 CS 1B		0-0 CS		0-0 P6		3	0	1	0	0	2	0
Tommy John, R (1, 1) OBP: 0.198, SLG: 0.179 Wilbur Wood, R (8, 1) OBP: 0.118, SLG: 0.176			0-0 G5-3		0-3 K		0-3 K			1	0	0	0	0	0	0

Inning Stats	R: 0	H: 1	E: 0	K: 1	S: 6	R: 0	H: 0	E: 0	K: 3	S: 9	R: 2	H: 1	E: 0	K: 2	S: 8	R: 0	H: 1	E: 0	K: 1	S: 6	R: 0	H: 0	E: 0	K: 0	S: 3	R: 1	H: 2	E: 0	K: 0	S: 4	R: 0	H: 0	E: 0	K: 2	S: 7	R: 0	H: 0	E: 0	K: 0	S: 3	R: 0	H: 0	E: 0	K: 1	S: 5	1B: 3	2B: 1	3B: 0	HR: 1	SF: 0	SAC: 0	DP: 0	HBP: 1	WP: 2	PB: 1	SB: 0	CS: 1	PA: 36
PITCHER	IP	WLS	BF	H	R	ER	SO	BB	IBB	HBP	BLK	WP	HR	S	P	ERA	WHIP																																									
Tom Hall, L (1, 1) ERA: 2.58	7.0	W	28	5	3	3	9	3	0	0	0	1	1	43	55	3.86	1.143																																									
Stan Williams, R (8, 1) ERA: 1.99	2.0	S	7	0	0	0	1	0	0	1	0	0	0	8	9	0.00	0.000																																									

MINNESOTA TWINS @ CHICAGO WHITE SOX
 Comiskey Park, Chicago, IL
 Sat Sep 19 1970, 8:05 PM EDT
 Att. 4,183 - Unknown

AB	31
R	3
H	5
RBI	3
BB	3
SO	10
LOB	12



Batter	1	2	3	4	5	6	7	8	9	AB R H RBI BB SO LOB	TOP		
Cesar Tovar, R (1, 7) OBP: 0.357, SLG: 0.444	0-0 G5-3		0-0 PB S G6-3 1B		0-0 SH 1B 2B	0-0 1B		0-0 L7		5 2 3 0 0 0 0			
Leo Cardenas, R (1, 6) OBP: 0.299, SLG: 0.379	0-3 K		0-0 G6-3 1-H		0-0 SH 1B FC6-4		0-0 F9	0-0 F7		4 1 0 1 0 1 0			
Tony Oliva, L (1, 9) OBP: 0.362, SLG: 0.507	0-0 1B		0-0 F7		0-0 FC6-4 1B		0-0 G6-3		0-0 1B 1B	5 0 3 1 0 0 0			
Harmon Killebrew, R (1, 5) OBP: 0.416, SLG: 0.566 Frank Quijici, R (7, 5) OBP: 0.300, SLG: 0.299	0-0 F9			0-0 2B FC6-4 1B	0-0 FC6-4 1B		4-0 1B 1B BB		0-0 1B 1B	3 2 1 1 1 0 2 1 0 1 0 0 0 0			
Rich Reese, L (1, 3) OBP: 0.333, SLG: 0.374		0-0 F5		0-3 K	0-0 1B 1B		0-0 1B 1B		0-0 F9	5 1 2 0 0 1 3			
Jim Holt, L (1, 8) OBP: 0.298, SLG: 0.339		0-0 B1		0-0 FC6-4 1-3 2B	0-0 1-2 2-H 1B		0-0 E5 1B 1B		0-3 K	5 1 3 1 0 1 2			
Paul Ratliff, L (1, 2) OBP: 0.369, SLG: 0.439		0-0 HR		4-0 FC6-4 IBB	0-3 K		0-0 2-H 1B		0-0 F8	4 1 2 2 1 1 4			
Danny Thompson, R (1, 4) OBP: 0.246, SLG: 0.259		0-0 G4-3		0-0 FC6-4		0-0 G4-3		0-0 F9		4 0 0 1 0 0 3			
Bert Blyleven, R (1, 1) OBP: 0.143, SLG: 0.125		0-3 K	0-3 K			0-0 G6-3		0-0 G6-3		4 0 0 0 0 2 2			
Inning Stats	R: 0 E: 0 K: 1 S: 6 H: 1 LOB: 1 BB: 0 P: 6	R: 1 E: 0 K: 0 S: 4 H: 1 LOB: 0 BB: 0 P: 4	R: 1 E: 0 K: 1 S: 6 H: 1 LOB: 0 BB: 0 P: 6	R: 1 E: 0 K: 2 S: 9 H: 2 LOB: 2 BB: 1 P: 13	R: 2 E: 0 K: 1 S: 9 H: 4 LOB: 2 BB: 0 P: 9	R: 0 E: 0 K: 0 S: 3 H: 1 LOB: 1 BB: 0 P: 3	R: 3 E: 1 K: 0 S: 6 H: 3 LOB: 1 BB: 1 P: 10	R: 0 E: 0 K: 0 S: 3 H: 0 LOB: 0 BB: 0 P: 3	R: 0 E: 0 K: 1 S: 7 H: 2 LOB: 2 BB: 0 P: 7	1B: 12 2B: 2 3B: 0 HR: 1 SF: 0 SAC: 1 DP: 0 HBP: 0	WP: 0 PB: 1 SB: 1 CS: 0 PA: 43		
PITCHER	IP WLS BF H R ER SO BB IBB HBP BLK WP HR S P ERA WHIP											PITCHER	IP WLS BF H R ER SO BB IBB HBP BLK WP HR S P ERA WHIP
Gerry Janeski, R (1, 1) ERA: 4.88	4.1 L 23 8 5 4 4 0 0 0 0 0 0 1 30 34 8.31 1.846												
Barry Moore, L (5, 1) ERA: 5.43	1.2 5 2 0 0 1 0 0 0 0 0 0 0 7 7 0.00 1.200												
Don Eddy, L (7, 1) ERA: 5.4	2.0 10 3 3 3 0 1 0 0 0 0 0 0 9 13 13.50 2.000												
Richie Moloney, R (9, 1) ERA:	1.0 5 2 0 0 1 0 0 0 0 0 0 0 7 7 0.00 2.000												

Minnesota Twins @ Chicago White Sox
Comiskey Park, Chicago, IL
Sun Sep 20 1970, 4:33 AM EDT
Att. 5,313 - Sunny

livebaseballscorecards.com

AB	40
R	8
H	15
RBI	7
BB	2
SO	6
LOB	16



BOTTOM

Minnesota Twins @ Chicago White Sox
Comiskey Park, Chicago, IL
Sun Sep 20 1970, 4:33 AM EDT
Att: 5,313 - Sunny

livebaseballscorecards.com

AB 27
R 1
H 3
RBI 1
BB 1
SO 4
LOB 6



WP: 0 PA: 29
PB: 0
SB: 0
CS: 0

AB R H RBI BB SO LOB

4 0 0 0 0 0 2

4 0 0 0 0 2 1

3 0 0 0 0 0 0

3 1 1 0 0 0 0

3 0 2 1 0 0 0

3 0 0 0 0 1 2

3 0 0 0 0 0 1

0 0 0 0 0 0 0

1B: 2 SF: 0
2B: 2 SAC: 1
3B: 0 DP: 2
HR: 0 HBP: 0

Batter	1	2	3	4	5	6	7	8	9
Syd O'Brien, R (1, 5) OBP: 0.286, SLG: 0.342	0-0 G5-3		0-0 G5-3-6			0-0 G4-3			0-0 G6-3
Tom McCraw, L (1, 3) OBP: 0.281, SLG: 0.324	0-3 K			0-0 F5		0-0 G4-3			0-3 K
Carlos May, L (1, 7) OBP: 0.375, SLG: 0.427	0-0 G1-4-3			0-0 F7			0-0 G4-3		
Bill Melton, R (1, 9) OBP: 0.338, SLG: 0.485		0-0 1B 2B		0-0 F9			0-0 F8		
Ed Herrmann, L (1, 2) OBP: 0.360, SLG: 0.509		0-0 2-H 1B			0-0 G6-4-3 1B			0-0 F9	
Ken Berry, R (1, 8) OBP: 0.340, SLG: 0.357		0-0 FC6-4 1-6			0-0 G6-4-3 1-2f			0-3 K	
Rich McKinney, R (1, 6) OBP: 0.183, SLG: 0.153		0-0 P4			0-0 P6			0-0 G6-3	
Luis Aparicio, R (9, 6) OBP: 0.375, SLG: 0.409								0-0 F8	
Rich Morales, R (1, 4) OBP: 0.245, SLG: 0.216		0-0 1-6	0-0 E1 SH1-4			0-3 K			0-0 P4
Gerry Janeski, R (1, 1) OBP: 0.084, SLG: 0.079						4-0 BB			
Barry Moore, L (5, 1) OBP: 0.200, SLG: 0.179									
Bob Spence, L (6, PH) OBP: 0.279, SLG: 0.370									
Don Eddy, R (7, 1) OBP: 0.279, SLG: 0.370									
Richie Moloney, R (9, 1) OBP: 0.213, SLG: 0.280									

Inning Stats	R: 0	H: 0	E: 0	K: 1	S: 5	R: 1	H: 2	E: 0	K: 0	S: 4	R: 0	H: 0	E: 1	K: 0	S: 3	R: 0	H: 0	E: 0	K: 0	S: 3	R: 0	H: 1	E: 0	K: 1	S: 5	R: 0	H: 0	E: 0	K: 0	S: 3	R: 0	H: 0	E: 0	K: 1	S: 5	R: 0	H: 0	E: 0	K: 1	S: 5	R: 0	H: 0	E: 0	K: 1	S: 5		
	0	0	0	1	5	1	2	0	0	4	0	0	1	0	3	0	0	0	0	3	0	0	0	1	9	0	0	0	0	3	0	0	0	0	5	0	0	0	5	0	0	0	5	0	0	0	5

PITCHER	IP	WLS	BF	H	R	ER	SO	BB	IBB	HBP	BLK	WP	HR	S	P	ERA	WHIP
Bert Blyleven, R (1, 1) ERA: 3.1	9.0	W	30	3	1	1	4	1	0	0	0	0	0	36	40	1.00	0.444

Batter	1	2	3	4	5	6	7	8	9	AB R H RBI BB SO LOB	TOP											
Cesar Tovar, R (1, 8) OBP: 0.355, SLG: 0.441 (8, 7)	0-3 K2-3			X 0-0 6-3		X 0-0 F2		X 0-0 F3		4 0 0 0 0 1 0	Minnesota Twins @ Oakland Athletics Oakland-Alameda County Coliseum, Oakland, CA Mon Sep 21 1970, 7:05 PM PDT Att. 4,284 - Unknown livebaseballscorecards.com											
Leo Cardenas, R (1, 6) OBP: 0.298, SLG: 0.377	0-0 F9			X 0-0 F9		X 0-0 6-3				3 0 0 0 0 0 0												
Harmon Killebrew, R (1, 3) OBP: 0.415, SLG: 0.564	0-3 K			BB 4-0 BB		0-3 K				2 0 0 0 1 2 0												
Tony Oliva, L (1, 9) OBP: 0.361, SLG: 0.504		X 0-0 4-3		X 0-0 4-3		X 0-0 F5				3 0 0 0 0 0 1												
Brant Alyea, R (1, 7) OBP: 0.372, SLG: 0.547 Jim Holt, L (8, 8) OBP: 0.298, SLG: 0.339		X 0-0 6-3		X 0-0 F9			S 0-3 K			3 0 0 0 0 1 0 0 0 0 0 0 0 0												
Rick Renick, R (1, 5) OBP: 0.316, SLG: 0.398		X 0-0 5-3		S 0-3 K		X 0-0 1-3				3 0 0 0 0 1 0												
George Mitterwald, R (1, 2) OBP: 0.278, SLG: 0.368			S 0-3 K		X 0-0 L6		X 0-0 5-3			3 0 0 0 0 1 0												
Danny Thompson, R (1, 4) OBP: 0.244, SLG: 0.256			X 0-0 1-3		X 0-0 F4		S 0-3 K			3 0 0 0 0 1 0												
Jim Perry, S (1, 1) OBP: 0.255, SLG: 0.326 Bob Allison, R (9, PH) OBP: 0.346, SLG: 0.313			S 0-3 K		X 0-0 6-3		S 0-3 K			2 0 0 0 0 1 0 1 0 0 0 0 1 0												
Inning Stats	R: 0 E: 0 K: 2 S: 7	H: 0 LOB: 0 BB: 0 P: 7	R: 0 E: 0 K: 0 S: 3	H: 0 LOB: 0 BB: 0 P: 3	R: 0 E: 0 K: 2 S: 7	H: 0 LOB: 0 BB: 0 P: 7	R: 0 E: 0 K: 0 S: 3	H: 0 LOB: 1 BB: 1 P: 7	R: 0 E: 0 K: 1 S: 5	H: 0 LOB: 0 BB: 0 P: 5		R: 0 E: 0 K: 1 S: 5	H: 0 LOB: 0 BB: 0 P: 5	R: 0 E: 0 K: 1 S: 5	H: 0 LOB: 0 BB: 0 P: 5	R: 0 E: 0 K: 2 S: 7	H: 0 LOB: 0 BB: 0 P: 7	1B: 0 2B: 0 3B: 0 HR: 0	SF: 0 SAC: 0 DP: 0 HBP: 0	WP: 0 PB: 0 SB: 0 CS: 0	PA: 28	
PITCHER Vida Blue, L (1, 1) ERA: 2.28	IP 9.0	WLS W	BF 28	H 0	R 0	ER 0	SO 9	BB 1	IBB 0	HBP 0	BLK 0	WP 0	HR 0	S 45	P 49	ERA 0.00	WHIP 0.111					



Batter	1	2	3	4	5	6	7	8	9
Bert Campaneris, R OBP: 0.326, SLG: 0.449 (1, 6)	0-0 G4-3 3B		0-0 4-3		0-0 FC6-4 1B		0-0 5-3	0-0 HR	
Joe Rudi, R OBP: 0.335, SLG: 0.487 Steve Hovley, L OBP: 0.314, SLG: 0.288 (1, 7) (7, 8)	4-0 G4-3 BB		0-0 F7		0-0 1B		0-0 FC6-4 1B	0-0 L9	
Felipe Alou, R OBP: 0.311, SLG: 0.375 (1, 9) (7, 7)	0-0 G4-3 1-2f 3-H			0-0 2B		0-0 F8	0-0 FC6-4		
Don Mincher, L OBP: 0.331, SLG: 0.473 (1, 3)	0-0 1B			0-0 F8		1-0 BB HBP		0-0 1B E	
Sal Bando, R OBP: 0.396, SLG: 0.431 (1, 5)	0-0 F8			0-0 F4		1-0 BB HBP		0-0 E4 1B 1B	
Reggie Jackson, L OBP: 0.362, SLG: 0.465 (1, 8) (7, 9)		0-0 L9		4-0 FC6-4 IBB		0-3 K		0-3 K	
Gene Tenace, R OBP: 0.406, SLG: 0.523 (1, 2)		0-0 5-3		0-0 FC6-4		4-0 BB HBP		4-0 SH5-4 HR IBB	
Dick Green, R OBP: 0.270, SLG: 0.245 (1, 4)		0-0 5-3				0-0 F8		0-0 SH5-4 HR 1B	
Vida Blue, S OBP: 0.333, SLG: 0.636 (1, 1)			0-0 1-3		4-0 FC6-4 BB		0-3 K	0-0 SH5-4	

Inning Stats	R: 1	H: 2	E: 0	K: 0	S: 4	LOB: 1	BB: 1	P: 8	R: 0	H: 0	E: 0	K: 0	S: 3	LOB: 0	BB: 0	P: 3	R: 0	H: 0	E: 0	K: 0	S: 3	LOB: 0	BB: 0	P: 3	R: 0	H: 1	E: 0	K: 0	S: 4	LOB: 2	BB: 1	P: 8	R: 0	H: 1	E: 0	K: 1	S: 3	LOB: 2	BB: 1	P: 7	R: 0	H: 0	E: 0	K: 1	S: 5	LOB: 3	BB: 1	P: 11	R: 0	H: 1	E: 0	K: 1	S: 6	LOB: 1	BB: 0	P: 6	R: 5	H: 4	E: 1	K: 1	S: 9	LOB: 0	BB: 1	P: 13	R: 0	H: 0	E: 0	K: 1	S: 9	LOB: 0	BB: 1	P: 13
Jim Perry, R ERA: 3.06 (1, 1)	IP	WLS	BF	H	R	ER	SO	BB	IBB	HBP	BLK	WP	HR	S	P	ERA	WHIP	IP	WLS	BF	H	R	ER	SO	BB	IBB	HBP	BLK	WP	HR	S	P	ERA	WHIP	IP	WLS	BF	H	R	ER	SO	BB	IBB	HBP	BLK	WP	HR	S	P	ERA	WHIP																					

BOTTOM

AB R H RBI BB SO LOB

5 2 2 3 0 0 1

2 0 1 0 1 0 0

2 0 1 0 0 0 0

4 0 1 0 0 0 2

3 1 2 0 0 0 1

3 1 1 0 0 0 2

3 0 0 0 1 2 3

2 1 0 0 2 0 2

4 1 1 1 0 0 3

2 0 0 0 1 1 0

AB 30
R 6
H 9
RBI 4
BB 5
SO 3
LOB 14



WP: 0 PA: 38
PB: 0
SB: 0
CS: 0

Mon Sep 21 1970, 7:05 PM PDT
Att. 4,284 - Unknown

Minnesota Twins @ Oakland Athletics
Oakland-Alameda County Coliseum, Oakland, CA

Batter	1	2	3	4	5	6	7	8	9	AB R H RBI BB SO LOB	TOP			
Cesar Tovar, R (1, 7) OBP: 0.355, SLG: 0.442	4-0 FC5-6 BB		0-0 5-3		0-0 2B		0-0 6-3	0-0 F6		4 0 1 0 1 0 1				
Leo Cardenas, R (1, 6) OBP: 0.297, SLG: 0.374	0-0 FC5-6 WP 1-2f HR		0-0 L4		0-0 F3		0-0 4-3		4-0 BB	4 1 0 0 1 0 2				
Tony Oliva, L (1, 9) OBP: 0.362, SLG: 0.512	0-0 1-H HR		0-0 1-3			0-0 SH 1B	0-0 S 2B		0-0 F7	5 3 3 2 0 0 1				
Harmon Killebrew, R (1, 5) OBP: 0.415, SLG: 0.561 Frank Quilici, R (9, 5) OBP: 0.300, SLG: 0.299	0-0 F2			0-3 K		4-0 SH 1B	4-0 2B IBB		0-0 F5	3 1 0 0 2 1 1 0 0 0 0 0 0 0				
Rich Reese, L (1, 3) OBP: 0.336, SLG: 0.378	0-0 FC5-4 1B			4-0 BB		0-0 SH 1B FC1-2	0-0 1-3 2-H 2B		0-0 4-3	3 0 2 1 1 0 1				
Jim Holt, L (1, 8) OBP: 0.297, SLG: 0.338	0-0 FC5-4 1-2f			0-0 F9		0-0 FC1-2 1B	0-0 F6			4 0 1 2 0 0 4				
Paul Ratliff, L (1, 2) OBP: 0.362, SLG: 0.430 Tom Tischinski, R (7, 2) OBP: 0.327, SLG: 0.261		0-3 K		0-0 F9		0-0 FC1-2		0-0 F4		3 0 0 0 0 1 3 1 0 0 0 0 0 0				
Danny Thompson, R (1, 4) OBP: 0.244, SLG: 0.256		0-0 4-3			0-0 F9	0-0 F4		0-0 1B		4 0 1 0 0 0 2				
Jim Kaat, L (1, 1) OBP: 0.259, SLG: 0.205 Rod Carew, L (6, PH) OBP: 0.415, SLG: 0.535 Stan Williams, R (6, 1) Ron Perranoski, L (6, 1) OBP: 0.042, SLG: 0.042		0-3 K		0-0 F7		0-0 5-3		0-3 K		2 0 0 0 0 1 0 1 0 0 0 0 0 2 0 0 0 0 0 0 0 1 0 0 0 0 1 1				
Inning Stats	R: 2 H: 2 E: 0 LOB: 1 K: 0 BB: 1 S: 5 P: 9	R: 0 H: 0 E: 0 LOB: 0 K: 2 BB: 0 S: 7 P: 7	R: 0 H: 0 E: 0 LOB: 0 K: 0 BB: 0 S: 3 P: 3	R: 0 H: 0 E: 0 LOB: 1 K: 1 BB: 1 S: 5 P: 9	R: 0 H: 1 E: 0 LOB: 1 K: 0 BB: 0 S: 4 P: 4	R: 2 H: 2 E: 1 LOB: 2 K: 0 BB: 1 S: 6 P: 10	R: 1 H: 2 E: 0 LOB: 2 K: 0 BB: 1 S: 5 P: 9	R: 0 H: 1 E: 0 LOB: 1 K: 1 BB: 0 S: 6 P: 6	R: 0 H: 0 E: 0 LOB: 1 K: 0 BB: 1 S: 3 P: 7	1B: 4 SF: 0 2B: 3 SAC: 1 3B: 0 DP: 0 HR: 1 HBP: 0	WP: 1 PA: 41 PB: 0 SB: 1 CS: 0			
PITCHER	IP WLS BF H R ER SO BB IBB HBP BLK WP HR S P ERA WHIP												PITCHER	IP WLS BF H R ER SO BB IBB HBP BLK WP HR S P ERA WHIP
Chuck Dobson, R (1, 1) ERA: 3.71	6.0 L 27 5 4 4 3 3 0 0 0 0 1 1 30 42 6.00 1.333													
Rollie Fingers, R (7, 1) ERA: 3.62	0.2 4 1 1 1 0 0 0 1 0 0 0 0 3 7 13.50 1.500													
Paul Lindblad, L (7, 1) ERA: 2.88	2.1 10 2 0 0 1 1 0 0 0 0 0 0 11 15 0.00 1.286													

Minnesota Twins @ Oakland Athletics
Oakland-Alameda County Coliseum, Oakland, CA

Tue Sep 22 1970, 7:05 PM PDT
Att. 5,915 - Unknown

livebaseballscorecards.com

AB 35
R 5
H 8
RBI 5
BB 5
SO 4
LOB 18



Batter	1	2	3	4	5	6	7	8	9	AB	R	H	RBI	BB	SO	LOB
Bert Campaneris, R OBP: 0.326, SLG: 0.451 (1, 6)	0-3 K		0-0 E 2B	0-0 G5-4-3			0-0 1-3		0-0 E S 1B	5	2	2	0	0	1	2
Joe Rudi, R OBP: 0.345, SLG: 0.502 (1, 7)	0-0 6-3 2B		0-0 E9 BB 1B		0-0 4-6 2B		0-0 G6-4-3 1B		0-0 FC6-4 1B	5	0	5	1	0	0	0
Felipe Alou, R OBP: 0.309, SLG: 0.371 (1, 9)	0-0 6-3		0-0 F9		0-0 4-6		0-0 G6-4-3		0-0 FC6-4	5	0	0	0	0	0	5
Don Mincher, L OBP: 0.331, SLG: 0.470 (1, 3)	1-0 BB HBP		0-0 F9		0-3 K			0-0 F8		3	0	0	0	0	1	1
Sal Bando, R OBP: 0.400, SLG: 0.431 (1, 5)	4-0 1-2 BB		4-0 BB 1-2 BB			4-0 1B SF7 BB		4-0 FC1-4 BB		0	1	0	0	4	0	0
Reggie Jackson, L OBP: 0.360, SLG: 0.463 Steve Hovley, L OBP: 0.311, SLG: 0.285 (1, 8) (5, 8)	0-0 4-3		0-3 K			0-0 F7		0-0 FC1-4		2	0	0	0	0	1	5
Dave Duncan, R OBP: 0.316, SLG: 0.402 (1, 2)										2	0	0	0	0	0	2
Dick Green, R OBP: 0.267, SLG: 0.243 (1, 4)										4	0	3	0	0	0	1
Chuck Dobson, R OBP: 0.130, SLG: 0.132 Gene Tenace, R OBP: 0.402, SLG: 0.517 Rollie Fingers, R OBP: 0.146, SLG: 0.179 Paul Lindblad, L OBP: 0.324, SLG: 0.410 (1, 1) (6, PH) (7, 1) (7, 1) (9, PH)										3	0	0	1	0	0	2
										2	0	0	0	0	0	3
										1	0	0	0	0	0	1
										0	0	0	0	0	0	0
										0	0	0	0	0	0	0
										1	0	0	0	0	0	0

Inning Stats	R: 0	H: 1	E: 0	LOB: 3	K: 1	BB: 1	S: 6	P: 11	R: 0	H: 1	E: 0	LOB: 0	K: 0	BB: 0	S: 3	P: 3	R: 1	H: 2	E: 1	LOB: 2	K: 1	BB: 1	S: 7	P: 11	R: 0	H: 1	E: 1	LOB: 1	K: 0	BB: 0	S: 4	P: 4	R: 0	H: 1	E: 0	LOB: 0	K: 1	BB: 0	S: 5	P: 5	R: 1	H: 1	E: 0	LOB: 1	K: 0	BB: 1	S: 4	P: 8	R: 0	H: 1	E: 0	LOB: 0	K: 0	BB: 0	S: 3	P: 3	R: 0	H: 0	E: 0	LOB: 1	K: 0	BB: 1	S: 3	P: 7	R: 1	H: 2	E: 0	LOB: 1	K: 0	BB: 0	S: 5	P: 5	1B: 7	SF: 1	2B: 4	SAC: 0	3B: 0	DP: 4	HR: 0	HBP: 1	WP: 0	PA: 39
--------------	------	------	------	--------	------	-------	------	-------	------	------	------	--------	------	-------	------	------	------	------	------	--------	------	-------	------	-------	------	------	------	--------	------	-------	------	------	------	------	------	--------	------	-------	------	------	------	------	------	--------	------	-------	------	------	------	------	------	--------	------	-------	------	------	------	------	------	--------	------	-------	------	------	------	------	------	--------	------	-------	------	------	-------	-------	-------	--------	-------	-------	-------	--------	-------	--------

PITCHER	IP	WLS	BF	H	R	ER	SO	BB	IBB	HBP	BLK	WP	HR	S	P	ERA	WHIP
Jim Kaat, L ERA: 3.66 (1, 1)	5.0		22	6	1	1	3	2	0	1	0	0	0	25	34	1.80	1.600
Stan Williams, R ERA: 2.07 (6, 1)	0.1		3	1	1	1	0	1	0	0	0	0	0	2	6	27.00	6.000
Ron Perranoski, L ERA: 2.3 (6, 1)	3.2	S	14	3	1	1	0	1	0	0	0	0	0	13	17	2.46	1.091

BOTTOM

Minnesota Twins @ Oakland Athletics
Oakland-Alameda County Coliseum, Oakland, CA

Tue Sep 22 1970, 7:05 PM PDT
Att. 5,915 - Unknown

livebaseballscores.com

AB	33
R	3
H	10
RBI	2
BB	4
SO	3
LOB	22



Batter	1	2	3	4	5	6	7	8	9	AB R H RBI BB SO LOB	TOP
Jim Nettles, L (1, 7) <small>OBP: 0.400, SLG: 0.333</small>	0-0 	0-0 F7 		0-0 		0-0 F8 		0-0 F6 	5 1 2 0 0 0 1		
Leo Cardenas, R (1, 6) <small>OBP: 0.296, SLG: 0.375</small>	0-0 F5 	0-0 F8 		0-3 K 		0-0 		0-3 K 	5 1 1 0 0 2 3		
Tony Oliva, L (1, 9) <small>OBP: 0.365, SLG: 0.513</small> Herman Hill, L (7, 9) <small>OBP: 0.095, SLG: 0.095</small>	0-0 		0-0 		0-0 4-3 		0-0 	0-0 6-3 	4 3 3 0 0 0 0 1 0 0 0 0 0 0		
Harmon Killebrew, R (1, 5) <small>OBP: 0.416, SLG: 0.558</small> Cesar Tovar, R (7, PR) <small>OBP: 0.355, SLG: 0.442</small> Frank Quilici, R (7, 5) <small>OBP: 0.300, SLG: 0.299</small>	4-0 		0-3 K 		0-0 5-3 		4-0 		2 0 0 0 2 1 1 0 0 0 0 0 0 0 0 0 0 0 0 0 0		
Rich Reese, L (1, 3) <small>OBP: 0.335, SLG: 0.377</small>	0-3 K 		0-0 F8 		0-0 F9 		0-0 	1-3 2-H 3-H 	4 0 1 2 0 1 4		
Jim Holt, L (1, 8) <small>OBP: 0.300, SLG: 0.343</small>	0-0 		0-0 		0-0 F9 		0-0 7-5-3-2 		4 1 2 2 0 0 2		
George Mitterwald, R (1, 2) <small>OBP: 0.280, SLG: 0.378</small>	0-3 K 		0-0 		0-0 		0-0 F5 		4 1 2 3 0 1 2		
Danny Thompson, R (1, 4) <small>OBP: 0.241, SLG: 0.253</small>		0-3 K 	0-0 F3 		0-0 F8 		0-0 5-3 		4 0 0 0 0 1 1		
Tom Hall, L (1, 1) <small>OBP: 0.167, SLG: 0.167</small> Bill Zepp, R (8, 1) <small>OBP: 0.156, SLG: 0.136</small>		0-0 		0-3 K 		0-0 F6 		0-3 K 	4 0 1 0 0 2 1 0 0 0 0 0 0 0		
Inning Stats	R: 2 H: 3 E: 0 LOB: 2 K: 2 BB: 1 S: 10 P: 14	R: 0 H: 1 E: 0 LOB: 1 K: 1 BB: 0 S: 6 P: 6	R: 3 H: 3 E: 0 LOB: 0 K: 1 BB: 0 S: 8 P: 8	R: 0 H: 1 E: 0 LOB: 0 K: 2 BB: 0 S: 7 P: 7	R: 0 H: 0 E: 0 LOB: 0 K: 0 BB: 0 S: 3 P: 3	R: 0 H: 1 E: 0 LOB: 1 K: 0 BB: 0 S: 4 P: 4	R: 2 H: 3 E: 0 LOB: 1 K: 0 BB: 1 S: 5 P: 9	R: 0 H: 0 E: 0 LOB: 0 K: 1 BB: 0 S: 5 P: 5	R: 0 H: 0 E: 0 LOB: 0 K: 1 BB: 0 S: 5 P: 5	1B: 9 SF: 0 2B: 3 SAC: 0 3B: 0 DP: 1 HR: 1 HBP: 0	WP: 0 PA: 39 PB: 0 SB: 0 CS: 1
PITCHER Catfish Hunter, R (1, 1) <small>ERA: 3.84</small> Rollie Fingers, R (7, 1) <small>ERA: 3.6</small> Marcel Lachemann, R (8, 1) <small>ERA: 2.79</small>	IP WLS BF H R ER SO BB IBB HBP BLK WP HR S P ERA WHIP 6.1 L 30 11 7 7 6 1 0 0 0 0 1 41 45 9.95 1.895 0.2 3 1 0 0 0 0 0 1 0 0 0 0 2 6 0.00 1.500 2.0 6 0 0 0 0 2 0 0 0 0 0 0 10 10 0.00 0.000	PITCHER IP WLS BF H R ER SO BB IBB HBP BLK WP HR S P ERA WHIP									

Minnesota Twins @ Oakland Athletics
 Oakland-Alameda County Coliseum, Oakland, CA
 Wed Sep 23 1970, 7:05 PM PDT
 Att. 5,066 - Unknown

livebaseballscorecards.com

AB 37
R 7
H 12
RBI 7
BB 2
SO 8
LOB 15



Batter	1	2	3	4	5	6	7	8	9	AB R H RBI BB SO LOB
Bert Campaneris, R OBP: 0.325, SLG: 0.454 (1, 6)	0-3 K		0-0 5-3		0-0 L8		0-0 HR		0-0 L7	5 1 1 1 0 1 1
Joe Rudi, R OBP: 0.340, SLG: 0.494 (1, 7)	0-3 K		0-0 F9		0-3 K		0-0 F8		0-0 4-3	5 0 0 0 0 2 1
Felipe Alou, R OBP: 0.308, SLG: 0.369 (1, 9)	4-0 BB			0-0 F7		0-0 F4		0-0 L9		3 0 0 0 1 0 0
Don Mincher, L OBP: 0.332, SLG: 0.468 (1, 3)	0-3 K			4-0 FC5 BB BB		0-3 K		4-0 BB HR BB		2 1 0 0 2 2 1
Sal Bando, R OBP: 0.401, SLG: 0.429 (1, 5)		0-0 5-3		0-0 F4		4-0 BB BB		4-0 1-2 HR BB		2 1 0 0 2 0 1
Reggie Jackson, L OBP: 0.361, SLG: 0.460 (1, 8)		0-3 K		4-0 1-2 BB		4-0 1-2 BB		0-3 K		2 0 0 0 2 2 2
Dave Duncan, R OBP: 0.319, SLG: 0.414 (1, 2)		4-0 BB		0-0 FC5 2-3f		0-0 L7		0-0 1-H 2-H HR		3 1 1 3 1 0 4
Dick Green, R OBP: 0.267, SLG: 0.241 (1, 4)		0-0 F7			4-0 BB		0-0 F6		0-0 4-3	3 0 0 0 1 0 1
Catfish Hunter, R OBP: 0.200, SLG: 0.287 (1, 1)			0-0 L8		0-3 K		0-3 K		0-0 4-3	2 0 0 0 0 1 1
Rollie Fingers, R OBP: 0.146, SLG: 0.179 (7, 1)										0 0 0 0 0 0 0
Gene Tenace, R OBP: 0.398, SLG: 0.511 (7, PH)										1 0 0 0 0 1 0
Marcel Lachemann, R (8, 1)										0 0 0 0 0 0 0
Steve Hovley, L OBP: 0.310, SLG: 0.284 (9, PH)										1 0 0 0 0 0 0

BOTTOM

Minnesota Twins @ Oakland Athletics
Oakland-Alameda County Coliseum, Oakland, CA
Wed Sep 23 1970, 7:05 PM PDT
Att. 5,066 - Unknown

livebaseballscorecards.com

AB	29
R	4
H	2
RBI	4
BB	9
SO	9
LOB	12



Inning Stats	R: 0	H: 0	E: 0	K: 3	S: 9	LOB: 1	BB: 1	P: 13	R: 0	H: 0	E: 0	K: 1	S: 5	LOB: 1	BB: 1	P: 9	R: 0	H: 0	E: 0	K: 0	S: 3	LOB: 0	BB: 0	P: 3	R: 0	H: 0	E: 0	K: 0	S: 3	LOB: 2	BB: 2	P: 11	R: 0	H: 0	E: 0	K: 2	S: 7	LOB: 1	BB: 1	P: 11	R: 0	H: 0	E: 0	K: 1	S: 5	LOB: 2	BB: 2	P: 13	R: 1	H: 1	E: 0	K: 1	S: 6	LOB: 0	BB: 0	P: 6	R: 3	H: 1	E: 0	K: 1	S: 6	LOB: 0	BB: 2	P: 14	R: 0	H: 0	E: 0	K: 0	S: 3	LOB: 0	BB: 0	P: 3	1B: 0	SF: 0	2B: 0	SAC: 0	3B: 0	DP: 0	HR: 2	HBP: 0	WP: 0	PA: 38
--------------	------	------	------	------	------	--------	-------	-------	------	------	------	------	------	--------	-------	------	------	------	------	------	------	--------	-------	------	------	------	------	------	------	--------	-------	-------	------	------	------	------	------	--------	-------	-------	------	------	------	------	------	--------	-------	-------	------	------	------	------	------	--------	-------	------	------	------	------	------	------	--------	-------	-------	------	------	------	------	------	--------	-------	------	-------	-------	-------	--------	-------	-------	-------	--------	-------	--------

PITCHER	IP	WLS	BF	H	R	ER	SO	BB	IBB	HBP	BLK	WP	HR	S	P	ERA	WHIP
Tom Hall, L ERA: 2.69 (1, 1)	7.2	W	34	2	4	4	9	9	0	0	0	0	2	43	79	4.70	1.435
Bill Zepp, R ERA: 3.22 (8, 1)	1.1	S	4	0	0	0	0	0	0	0	0	0	0	4	4	0.00	0.000

Batter	1	2	3	4	5	6	7	8	9	AB R H RBI BB SO LOB	TOP																								
Jim Nettles, L (1, 8) OBP: 0.357, SLG: 0.308	0-0 1-3		0-0 3-1		0-0 1B			0-3 K		4 0 1 0 0 1 0																									
Leo Cardenas, R (1, 6) OBP: 0.296, SLG: 0.373 Frank Quilici, R (5, 4) OBP: 0.305, SLG: 0.304	0-0 5-3			4-0 1B 2B BB	0-0 1-3			0-0 1B		2 1 0 0 1 0 1 1 0 1 0 0 0 0																									
Tony Oliva, L (1, 9) OBP: 0.363, SLG: 0.510	0-0 F9			0-0 F7				0-0 F2		4 0 0 0 0 0 2																									
Harmon Killebrew, R (1, 5) OBP: 0.415, SLG: 0.556		0-0 6-3		0-0 2B 1-2 1B				0-0 F8	0-0 4-3	4 0 1 0 0 0 0																									
Rich Reese, L (1, 3) OBP: 0.333, SLG: 0.374		0-0 F3		0-0 F4				0-0 4-3	0-0 G3	4 0 0 0 0 0 2																									
Steve Brye, R (1, 7) OBP: 0.333, SLG: 0.300		4-0 BB		0-0 1-3 2-H 2B				0-0 F8	0-0 6-3	3 0 1 1 1 0 0																									
Rick Dempsey, R (1, 2)		0-0 F9		0-0 F9				0-0 6-3		3 0 0 0 0 0 3																									
Danny Thompson, R (1, 4) OBP: 0.238, SLG: 0.250			0-0 F3		0-0 F7			0-0 F4		3 0 0 0 0 0 0																									
Jim Perry, S (1, 1) OBP: 0.247, SLG: 0.316			0-0 F6		0-0 4-3			0-0 F3		3 0 0 0 0 0 0																									
Inning Stats	R: 0 E: 0 K: 0 S: 3	H: 0 LOB: 0 BB: 0 P: 3	R: 0 E: 0 K: 0 S: 3	H: 0 LOB: 1 BB: 1 P: 7	R: 0 E: 0 K: 0 S: 3	H: 0 LOB: 0 BB: 0 P: 3	R: 1 E: 0 K: 0 S: 5	H: 2 LOB: 2 BB: 1 P: 9	R: 0 E: 0 K: 0 S: 4	H: 1 LOB: 1 BB: 0 P: 4	R: 0 E: 0 K: 0 S: 3	H: 0 LOB: 0 BB: 0 P: 3	R: 0 E: 0 K: 0 S: 3	H: 0 LOB: 0 BB: 0 P: 3	R: 0 E: 0 K: 1 S: 6	H: 1 LOB: 1 BB: 0 P: 6	R: 0 E: 0 K: 0 S: 3	H: 0 LOB: 0 BB: 0 P: 3	R: 0 E: 0 K: 0 S: 3	H: 0 LOB: 0 BB: 0 P: 3	1B: 3 2B: 1 3B: 0 HR: 0	SF: 0 SAC: 0 DP: 0 HBP: 0	WP: 0 PB: 0 SB: 0 CS: 0	PA: 33											
PITCHER Wally Bunker, R (1, 1) ERA: 4.2	IP 9.0	WLS L	BF 33	H 4	R 1	ER 1	SO 1	BB 2	IBB 0	HBP 0	BLK 0	WP 0	HR 0	S 33	P 41	ERA 1.00	WHIP 0.667	PITCHER	IP	WLS	BF	H	R	ER	SO	BB	IBB	HBP	BLK	WP	HR	S	P	ERA	WHIP

Minnesota Twins @ Kansas City Royals
Municipal Stadium, Kansas City, MO

Fri Sep 25 1970, 8:05 PM EDT
Att: 6,663 - Unknown - 59 F

AB	31
R	1
H	4
RBI	1
BB	2
SO	1
LOB	8



WP: 0	PA: 33
PB: 0	
SB: 0	
CS: 0	

Batter	1	2	3	4	5	6	7	8	9	AB R H RBI BB SO LOB
Amos Otis, R OBP: 0.352, SLG: 0.420 (1, 8) X	0-0 5-3 ①			X 0-0 1-3 ①		X 0-0 F7 ③			X 0-0 F9 ②	4 0 0 0 0 0 1
George Spriggs, L OBP: 0.292, SLG: 0.310 (1, 9) X	0-0 F6 ②			X 0-0 4-3 ②			SS 0-3 K ①		X 0-0 F8 ③	4 0 0 0 0 1 0
Lou Piniella, R OBP: 0.339, SLG: 0.425 (1, 7) S S S	0-3 K ③			X 0-0 L9 ③			X 0-0 F4 ②			3 0 0 0 0 1 0
Ed Kirkpatrick, L OBP: 0.325, SLG: 0.416 (1, 2)		X 0-0 F7 ①			X 0-0 F3 ①		X 0-0 5-3 ③			3 0 0 0 0 0 0
Bob Oliver, R OBP: 0.309, SLG: 0.447 (1, 3)		SS 0-3 K ②			SS 0-3 K ②			SS 0-3 K ①		3 0 0 0 0 3 0
Paul Schaal, R OBP: 0.343, SLG: 0.357 (1, 5)		X 0-0 1-3 ③			X 0-0 G3 ③			X 0-0 6-3 ②		3 0 0 0 0 0 0
Cookie Rojas, R OBP: 0.279, SLG: 0.296 (1, 4)			X 0-0 4-3 ①			X 0-0 1B ①		X 0-0 1B ①		3 0 2 0 0 0 0
Tom Matchick, L OBP: 0.228, SLG: 0.234 (1, 6)			X 0-0 5-3 ②			X 0-0 F9 ①		X 0-0 4-3 ③		3 0 0 0 0 0 2
Wally Bunker, R OBP: 0.235, SLG: 0.071 Bill Sorrell, L OBP: 0.311, SLG: 0.373 (9, PH) S S S			SS 0-3 K ③			SS 0-3 K ②			X 0-0 L9 ①	2 0 0 0 0 2 1 1 0 0 0 0 0 0

BOTTOM

Minnesota Twins @ Kansas City Royals
Municipal Stadium, Kansas City, MO

Fri Sep 25 1970, 8:05 PM EDT
Att. 6,663 - Unknown - 59 F

livebaseballscorecards.com

AB 29
R 0
H 2
RBI 0
BB 0
SO 7
LOB 4



Inning Stats	R: 0	H: 0	E: 0	LOB: 0	K: 1	BB: 0	S: 5	P: 5	R: 0	H: 0	E: 0	LOB: 0	K: 1	BB: 0	S: 5	P: 5	R: 0	H: 0	E: 0	LOB: 0	K: 0	BB: 0	S: 3	P: 3	R: 0	H: 0	E: 0	LOB: 0	K: 1	BB: 0	S: 5	P: 5	R: 0	H: 1	E: 0	LOB: 1	K: 1	BB: 0	S: 6	P: 6	R: 0	H: 0	E: 0	LOB: 0	K: 1	BB: 0	S: 5	P: 5	R: 0	H: 1	E: 0	LOB: 1	K: 1	BB: 0	S: 6	P: 6	R: 0	H: 0	E: 0	LOB: 0	K: 0	BB: 0	S: 3	P: 3	1B: 2	SF: 0	2B: 0	SAC: 0	3B: 0	DP: 0	HR: 0	HBP: 0	WP: 0	PA: 29	ERA	WHIP
Jim Perry, R ERA: 2.96 (1, 1)	IP	WLS	BF	H	R	ER	SO	BB	IBB	HBP	BLK	WP	HR	S	P	ERA	WHIP	IP	WLS	BF	H	R	ER	SO	BB	IBB	HBP	BLK	WP	HR	S	P	ERA	WHIP	IP	WLS	BF	H	R	ER	SO	BB	IBB	HBP	BLK	WP	HR	S	P	ERA	WHIP																									

Batter	1	2	3	4	5	6	7	8	9	AB R H RBI BB SO LOB	TOP	
Jim Nettles, L (1, 7) X OBP: 0.294, SLG: 0.250 Frank Quilici, R (5, 4) OBP: 0.303, SLG: 0.301	0-0 F7		0-0 F5		0-0 FC6-4		0-0 6-3			3 0 0 0 0 0 2 1 0 0 0 0 0 2		
Leo Cardenas, R (1, 6) X OBP: 0.298, SLG: 0.375	0-0 2B			4-0 FC6-4 BB		0-3 K		0-3 K		3 0 1 0 1 2 0		
Tony Oliva, L (1, 9) X OBP: 0.362, SLG: 0.508	0-0 F5		0-0 FC6-4		0-0 FC6-4		0-0 F8			4 0 1 0 0 0 2		
Rich Reese, L (1, 3) S S OBP: 0.330, SLG: 0.371	0-3 K		0-0 F6		0-3 K		0-0 F5			4 0 0 0 0 2 3		
Jim Holt, L (1, 8) X OBP: 0.299, SLG: 0.342		0-0 L8		0-0 4-3		0-0 FC6-4			0-0 G4-6-3 1B	4 0 1 0 0 0 2		
Paul Ratliff, L (1, 2) S S Rick Dempsey, R (5, 2)		0-3 K			1-0 BB HBP		4-0 WP 1B BB		0-0 G4-6-3	1 0 0 0 0 1 0 1 0 0 0 1 0 1		
Rick Renick, R (1, 5) X OBP: 0.320, SLG: 0.397		0-0 6-3			4-0 FC6-4 BB		0-0 WP 1B		0-0 F8	3 0 1 0 1 0 0		
Danny Thompson, R (1, 4) X OBP: 0.237, SLG: 0.249 Charlie Manuel, L (5, PH) (5, 7) OBP: 0.273, SLG: 0.246			0-0 F4		0-3 K		0-0 F7			1 0 0 0 0 0 0 2 0 0 0 0 1 4		
Bert Blyleven, R (1, 1) S S OBP: 0.143, SLG: 0.125 Rod Carew, L (3, PH) (3, 1) OBP: 0.413, SLG: 0.532 Hal Haydel, R (5, PH) (5, 1) OBP: 0.355, SLG: 0.441 Pete Hamm, R (7, PH) (7, 1) OBP: 0.371, SLG: 0.545 Steve Barber, R		0-0 G3		0-3 K		0-3 K				0 0 0 0 0 0 0 1 0 0 0 0 0 0 0 0 0 0 0 0 0 1 0 0 0 0 1 2 0 0 0 0 0 0 0 1 0 0 0 0 1 2 0 0 0 0 0 0 0		
Inning Stats	R: 0 H: 1 E: 0 LOB: 1 K: 1 BB: 0 S: 6 P: 6	R: 0 H: 0 E: 0 LOB: 0 K: 1 BB: 0 S: 5 P: 5	R: 0 H: 0 E: 0 LOB: 0 K: 0 BB: 0 S: 3 P: 3	R: 0 H: 0 E: 0 LOB: 1 K: 0 BB: 1 S: 3 P: 7	R: 0 H: 0 E: 0 LOB: 2 K: 2 BB: 1 S: 7 P: 12	R: 0 H: 1 E: 0 LOB: 1 K: 2 BB: 0 S: 8 P: 8	R: 0 H: 1 E: 0 LOB: 2 K: 1 BB: 1 S: 6 P: 10	R: 0 H: 0 E: 0 LOB: 0 K: 1 BB: 0 S: 5 P: 5	R: 0 H: 1 E: 0 LOB: 0 K: 0 BB: 0 S: 3 P: 3	1B: 3 SF: 0 2B: 1 SAC: 0 3B: 0 DP: 1 HR: 0 HBP: 1	WP: 1 PA: 34 PB: 0 SB: 0 CS: 0	
PITCHER Bob Johnson, R (1, 1) ERA: 3.01	IP WLS BF H R ER SO BB IBB HBP BLK WP HR S P ERA WHIP	9.0 W 34 4 0 0 8 3 0 1 0 1 0 46 59 0.00 0.778										

Minnesota Twins @ Kansas City Royals
 Municipal Stadium, Kansas City, MO
 Sat Sep 26 1970, 8:05 PM EDT
 Att: 7,710 - Unknown - 63 F

livebaseballscorecards.com

AB	30
R	0
H	4
RBI	0
BB	3
SO	8
LOB	20



Batter	1	2	3	4	5	6	7	8	9	AB	R	H	RBI	BB	SO	LOB
Amos Otis, R OBP: 0.352, SLG: 0.421 (1, 8)	0-0 BB 1B	0-0 F9		0-0 2B	0-0 F8			0-0 F3		5	1	2	0	0	0	4
George Spriggs, L OBP: 0.299, SLG: 0.311 (1, 9)	4-0 1B 1-2 FC6-4 BB	0-0 2-H 3-H 1B		0-0 5-3		0-0 G3				3	1	1	2	1	0	1
Lou Piniella, R OBP: 0.342, SLG: 0.425 (1, 7)	0-0 1-3 2-H 1B	4-0 1-2 BB		4-0 BB		0-0 6-3				2	0	1	1	2	0	0
Ed Kirkpatrick, L OBP: 0.322, SLG: 0.412 (1, 2)	0-0 F5	0-0 F4		0-0 F3		0-0 L8				4	0	0	0	0	0	6
Bob Oliver, R OBP: 0.308, SLG: 0.451 (1, 3)	0-0 FC6-4 1-2r 3-H		0-0 HR		0-0 F8		0-0 L1			4	1	1	2	0	0	3
Paul Schaal, R OBP: 0.343, SLG: 0.355 Bobby Floyd, R OBP: 0.276, SLG: 0.259 (1, 5) (5, PR) (6, 5)	0-0 F4		0-0 F9		4-0 1B BB		0-0 F8			2	0	0	0	1	0	1
Cookie Rojas, R OBP: 0.283, SLG: 0.301 (1, 4)		0-0 SH2-4 1B 1B		0-0 1B		0-0 1-2 1B		0-0 F5		4	1	3	0	0	0	0
Tom Matchick, L OBP: 0.229, SLG: 0.234 (1, 6)		0-0 SH2-4 1B 1B		0-0 L9		0-0 F7		0-0 4-3		4	1	1	0	0	0	3
Bob Johnson, L OBP: 0.194, SLG: 0.125 (1, 1)		0-0 SH2-4 1-2 2-3		0-0 6-3		0-3 K		0-3 K		3	0	0	0	0	2	3

Inning Stats	R: 2	H: 2	E: 0	K: 0	S: 5	LOB: 1	BB: 1	P: 9	R: 2	H: 3	E: 0	K: 0	S: 6	LOB: 2	BB: 1	P: 10	R: 1	H: 2	E: 0	K: 0	S: 5	LOB: 1	BB: 0	P: 5	R: 0	H: 1	E: 0	K: 0	S: 4	LOB: 2	BB: 1	P: 8	R: 0	H: 1	E: 0	K: 1	S: 6	LOB: 2	BB: 1	P: 10	R: 0	H: 0	E: 0	K: 0	S: 3	LOB: 0	BB: 0	P: 3	R: 0	H: 0	E: 0	K: 0	S: 3	LOB: 0	BB: 0	P: 3	R: 0	H: 0	E: 0	K: 1	S: 5	LOB: 0	BB: 0	P: 5
--------------	------	------	------	------	------	--------	-------	------	------	------	------	------	------	--------	-------	-------	------	------	------	------	------	--------	-------	------	------	------	------	------	------	--------	-------	------	------	------	------	------	------	--------	-------	-------	------	------	------	------	------	--------	-------	------	------	------	------	------	------	--------	-------	------	------	------	------	------	------	--------	-------	------

PITCHER	IP	WLS	BF	H	R	ER	SO	BB	IBB	HBP	BLK	WP	HR	S	P	ERA	WHIP
Bert Blyleven, R ERA: 3.29 (1, 1)	2.0	L	13	5	4	4	0	2	0	0	0	0	0	11	19	18.00	3.500
Hal Haydel, R ERA: 3.38 (3, 1)	2.0		10	3	1	1	0	1	0	0	0	0	1	9	13	4.50	2.000
Pete Hamm, R ERA: 5.28 (5, 1)	2.0		8	1	0	0	1	1	0	0	0	0	0	9	13	0.00	1.000
Steve Barber, R ERA: 4.26 (7, 1)	2.0		6	0	0	0	1	0	0	0	0	0	0	8	8	0.00	0.000

BOTTOM

Minnesota Twins @ Kansas City Royals
Municipal Stadium, Kansas City, MO
Sat Sep 26 1970, 8:05 PM EDT
Att. 7,710 - Unknown - 63 F

AB	32
R	5
H	9
RBI	5
BB	4
SO	2
LOB	21



WP	PA	ERA	WHIP
0	37		

Batter	1	2	3	4	5	6	7	8	9	AB R H RBI BB SO LOB	TOP											
Danny Thompson, R (1, 6) OBP: 0.233, SLG: 0.245 (8, 5)	0-0 F3		0-0 L9		0-0 F8		0-0 F8		0-0 5-3	5 0 0 0 0 0 2												
Frank Quilici, R (1, 4) OBP: 0.301, SLG: 0.295 Charlie Manuel, L (9, PH) OBP: 0.269, SLG: 0.241	0-0 F5		4-0 BB		0-0 5-3			0-0 6-3	0-3 K	3 0 0 0 1 0 0 1 0 0 0 0 1 0												
Harmon Killebrew, R (1, 3) OBP: 0.414, SLG: 0.554	0-3 K		0-3 K			0-0 F3		0-0 1B 2B 1B		4 1 1 0 0 2 2												
Tony Oliva, L (1, 8) OBP: 0.363, SLG: 0.511		0-0 1B		0-0 4-3		0-0 3B		0-3 K		4 0 2 0 0 1 1												
Brant Alyea, R (1, 7) OBP: 0.373, SLG: 0.544 Jim Nettles, L (8, PR) OBP: 0.294, SLG: 0.250 (8, 7)	0-0 F5		0-0 BLK BB 1B		0-3 K			0-0 2B E 1B		4 0 2 0 0 1 2 0 1 0 0 0 0 0												
Bob Allison, R (1, 9) OBP: 0.353, SLG: 0.329	0-0 F4		4-0 BLK BB		0-0 F9			0-0 E9 1B 2B		3 1 1 1 1 0 2												
Rick Renick, R (1, 5) OBP: 0.315, SLG: 0.390 Rich Reese, L (8, PH) OBP: 0.332, SLG: 0.372 Herman Hill, L (8, PR) OBP: 0.095, SLG: 0.095 Leo Cardenas, R (8, 6) OBP: 0.298, SLG: 0.375	0-0 L8		0-3 K		0-3 K		0-0 F3	0-0 FC4-6 1B		3 0 0 0 0 1 3 1 0 1 1 0 0 0 0 0 0 0 0 0 0 0 0 0 0 0 0 0												
George Mitterwald, R (1, 2) OBP: 0.283, SLG: 0.383 Paul Ratliff, L (8, PH) OBP: 0.361, SLG: 0.424 (8, 2)			0-0 BB 1B		0-3 K		0-0 2B	0-0 FC4-6		3 0 2 0 0 1 2 1 0 0 0 0 0 1												
Luis Tiant, R (1, 1) OBP: 0.424, SLG: 0.531 Steve Bnye, R (5, PH) OBP: 0.308, SLG: 0.273 Jim Kaat, L (5, 1) OBP: 0.259, SLG: 0.205 Cesar Tovar, R (7, PH) OBP: 0.394, SLG: 0.440 Bill Zepp, R (7, 1) OBP: 0.156, SLG: 0.136 Jim Holt, L (8, PH) OBP: 0.298, SLG: 0.341	0-0 F3		0-0 K		0-3 K		0-0 F3		0-0 4-3	1 0 0 0 0 0 1 1 0 0 0 0 1 0 0 0 0 0 0 0 0 1 0 0 0 0 0 1 0 0 0 0 0 0 0 1 0 0 0 0 0 0												
Inning Stats	R: 0 E: 0 K: 1 S: 5	H: 0 LOB: 0 BB: 0 P: 5	R: 0 E: 0 K: 0 S: 4	H: 1 LOB: 1 BB: 0 P: 4	R: 0 E: 0 K: 1 S: 6	H: 1 LOB: 2 BB: 1 P: 10	R: 0 E: 0 K: 2 S: 8	H: 1 LOB: 2 BB: 1 P: 12	R: 0 E: 0 K: 1 S: 5	H: 0 LOB: 0 BB: 0 P: 5	R: 0 E: 0 K: 1 S: 6	H: 1 LOB: 1 BB: 0 P: 6	R: 0 E: 0 K: 0 S: 4	H: 1 LOB: 1 BB: 0 P: 4	R: 3 E: 1 K: 1 S: 9	H: 4 LOB: 1 BB: 0 P: 9	R: 0 E: 0 K: 1 S: 5	H: 0 LOB: 0 BB: 0 P: 5	1B: 6 2B: 2 3B: 1 HR: 0	SF: 0 SAC: 0 DP: 0 HBP: 0	WP: 0 PB: 0 SB: 0 CS: 0	PA: 38
PITCHER	IP WLS BF H R ER SO BB IBB HBP BLK WP HR S P ERA WHIP																					
Jim Rooker, L (1, 1) ERA: 3.54	7.2 W 33 8 3 3 7 2 0 0 0 1 0 0 45 53 3.52 1.304																					
Ted Abernathy, R (8, 1) ERA: 2.28	1.1 S 5 1 0 0 1 0 0 0 0 0 0 0 7 7 0.00 0.750																					

Minnesota Twins @ Kansas City Royals
Municipal Stadium, Kansas City, MO

livebaseballscorecards.com

AB	36
R	3
H	9
RBI	2
BB	2
SO	8
LOB	17



Sun Sep 27 1970, 4:33 AM EDT
Att: 9,390 - Unknown - 70 F

Batter	1	2	3	4	5	6	7	8	9
Amos Otis, R OBP: 0.353, SLG: 0.423 (1, 8)	0-0 WP E 1B 1B	0-0 F6			0-0 F4		0-0 4-3 1B 2B		
George Spriggs, L OBP: 0.290, SLG: 0.301 (1, 9)	0-3 K	0-0 F8			0-0 5-3		0-0 4-3 2-3		
Lou Piniella, R OBP: 0.345, SLG: 0.427 (1, 7)	0-0 WP E 1-2 1B				0-0 F9		0-0 3-H 1B		
Ed Kirkpatrick, L OBP: 0.321, SLG: 0.410 (1, 2)	0-0 FC5-4 1-H 2-H 1B				0-0 4-3		0-3 K		
Bob Oliver, R OBP: 0.309, SLG: 0.452 (1, 3)	0-0 F8				4-0 BB		0-3 K		
Cookie Rojas, R OBP: 0.281, SLG: 0.298 (1, 4)	0-0 FC5-4 1-2f				0-0 1-3		0-0 G3 2-3		
Bobby Floyd, R OBP: 0.364, SLG: 0.419 (1, 5)					0-0 CS 1B		0-0 3-H 2B		
Tom Matchick, L OBP: 0.229, SLG: 0.235 (1, 6)					0-0 F9 1-2		0-0 4-3		
Jim Rooker, R OBP: 0.230, SLG: 0.300 Ted Abernathy, R OBP: 0.125, SLG: 0.125 (8, 1)					0-0 F8		0-3 K		


Inning Stats	R: 2 E: 1 K: 1 S: 8	H: 3 LOB: 1 BB: 0 P: 8	R: 0 E: 0 K: 1 S: 7	H: 2 LOB: 2 BB: 0 P: 7	R: 0 E: 0 K: 0 S: 3	H: 0 LOB: 1 BB: 1 P: 7	R: 0 E: 0 K: 0 S: 3	H: 1 LOB: 0 BB: 0 P: 3	R: 0 E: 0 K: 1 S: 6	H: 1 LOB: 1 BB: 0 P: 6	R: 1 E: 0 K: 1 S: 7	H: 2 LOB: 1 BB: 0 P: 7	R: 1 E: 0 K: 2 S: 9	H: 2 LOB: 1 BB: 0 P: 9	R: 0 E: 0 K: 0 S: 4	H: 1 LOB: 1 BB: 0 P: 4
--------------	------------------------------	---------------------------------	------------------------------	---------------------------------	------------------------------	---------------------------------	------------------------------	---------------------------------	------------------------------	---------------------------------	------------------------------	---------------------------------	------------------------------	---------------------------------	------------------------------	---------------------------------

PITCHER	IP	WLS	BF	H	R	ER	SO	BB	IBB	HBP	BLK	WP	HR	S	P	ERA	WHIP
Luis Tiant, R ERA: 3.4 (1, 1)	4.0	L	18	6	2	2	2	1	0	0	0	1	0	21	25	4.50	1.750
Jim Kaat, L ERA: 3.67 (5, 1)	2.0		9	3	1	1	2	0	0	0	0	0	0	13	13	4.50	1.500
Bill Zepp, R ERA: 3.23 (7, 1)	2.0		9	3	1	1	2	0	0	0	0	0	0	13	13	4.50	1.500

BOTTOM

AB	R	H	RBI	BB	SO	LOB
4	2	2	0	0	0	2
4	0	0	0	0	1	4
4	1	3	1	0	0	0
4	0	1	1	0	2	2
3	1	1	0	1	1	2
4	0	0	0	0	0	3
4	0	4	1	0	0	0
4	0	1	0	0	0	3
3	0	0	0	0	2	3
1	0	0	0	0	0	1

AB 35
R 4
H 12
RBI 3
BB 1
SO 6
LOB 20



WP	HR	S	P	ERA	WHIP
1	0	0	36		

Minnesota Twins @ Kansas City Royals
Municipal Stadium, Kansas City, MO
Sun Sep 27 1970, 4:33 AM EDT
Att. 9,390 - Unknown - 70 F

livebaseballscorecards.com

Batter	1	2	3	4	5	6	7	8	9	AB R H RBI BB SO LOB	TOP	
Amos Otis, R OBP: 0.353, SLG: 0.422 (1, 8)	0-0 S 1B		0-0 L8		0-0 F5			0-0 F8		4 0 1 0 0 0 1		
Cookie Rojas, R OBP: 0.283, SLG: 0.300 (1, 4)	0-0 L7 1-2		0-0 1B 1B		0-0 F5			0-0 1B		4 0 2 0 0 0 2		
Lou Piniella, R OBP: 0.344, SLG: 0.426 (1, 7)	0-3 K		0-0 1B 1-2		0-0 F8			0-0 F3		4 0 1 0 0 1 2		
Bob Oliver, R OBP: 0.308, SLG: 0.449 (1, 3)	0-0 5-3		0-0 L7		0-0 F4			0-0 6-3		4 0 0 0 0 0 3		
Ellie Rodriguez, R OBP: 0.310, SLG: 0.294 (1, 2)		0-0 5-3		0-3 K		0-3 K		0-3 K		4 0 0 0 0 3 0		
Bobby Floyd, R OBP: 0.378, SLG: 0.457 (1, 5)		0-0 2B		0-0 F7		0-3 K		0-0 1B		4 0 2 0 0 1 0		
George Spriggs, L OBP: 0.284, SLG: 0.294 (1, 9)		0-3 K		0-3 K		0-0 F2		0-0 4-3		3 0 0 0 0 2 1		
Jackie Hernandez, R OBP: 0.278, SLG: 0.278 (9, PH)										1 0 0 0 0 0 1		
Rich Severson, R OBP: 0.300, SLG: 0.318 (1, 6)		0-0 5-3			4-0 FC2-6 BB		0-3 K			2 0 0 0 1 1 1		
Dick Drago, R OBP: 0.077, SLG: 0.053 (1, 1)			0-0 F8		0-0 FC2-6 1-2f			0-0 F8		2 0 0 0 0 0 1		
Jim Campanis, R OBP: 0.218, SLG: 0.260 (8, PH)										1 0 0 0 0 0 0		
Jim York, R (8, 1)										0 0 0 0 0 0 0		
Inning Stats	R: 0 E: 0 K: 1 S: 6 H: 1 LOB: 1 BB: 0 P: 6	R: 0 E: 0 K: 1 S: 6 H: 1 LOB: 1 BB: 0 P: 6	R: 0 E: 0 K: 0 S: 5 H: 2 LOB: 2 BB: 0 P: 5	R: 0 E: 0 K: 2 S: 7 H: 0 LOB: 0 BB: 0 P: 7	R: 0 E: 0 K: 0 S: 3 H: 0 LOB: 1 BB: 1 P: 7	R: 0 E: 0 K: 1 S: 5 H: 0 LOB: 0 BB: 0 P: 5	R: 0 E: 0 K: 2 S: 7 H: 0 LOB: 0 BB: 0 P: 7	R: 0 E: 0 K: 0 S: 4 H: 1 LOB: 1 BB: 0 P: 4	R: 0 E: 0 K: 1 S: 6 H: 1 LOB: 1 BB: 0 P: 6	1B: 5 2B: 1 3B: 0 HR: 0 SF: 0 SAC: 0 DP: 0 HBP: 0	WP: 0 PB: 0 SB: 1 CS: 0 PA: 34	
PITCHER	IP WLS BF H R ER SO BB IBB HBP BLK WP HR S P ERA WHIP											
Tom Hall, L ERA: 2.55 (1, 1)	8.0 W 30 5 0 0 7 1 0 0 0 0 0 0 43 47 0.00 0.750											
Ron Perranoski, L ERA: 2.28 (9, 1)	1.0 S 4 1 0 0 1 0 0 0 0 0 0 0 6 6 0.00 1.000											

Kansas City Royals @ Minnesota Twins
Metropolitan Stadium, Bloomington, MI

AB	33
R	0
H	6
RBI	0
BB	1
SO	8
LOB	12



Mon Sep 28 1970, 4:33 AM EDT
Att: 1,100 - Unknown - 58 F

livebaseballscorecards.com

Batter	1	2	3	4	5	6	7	8	9	AB	R	H	RBI	BB	SO	LOB
Cesar Tovar, R OBP: 0.353, SLG: 0.438 (1, 5) X	0-0 5-3		0-0 G6-4-3			0-0 5-3				3	0	0	0	0	0	1
Leo Cardenas, R OBP: 0.298, SLG: 0.375 (1, 6) X	0-0 G1-6-3 1B		0-3 K			0-0 E6 G4-3				3	0	1	0	0	1	0
Tony Oliva, L OBP: 0.361, SLG: 0.509 (1, 9) X	0-0 G1-6-3 1-2f				0-0 6-3	0-0 G4-3 1-2f				3	0	0	0	0	0	2
Harmon Killebrew, R OBP: 0.413, SLG: 0.554 (1, 3)		0-0 1B 2B		0-3 K		0-0 5-3				3	0	1	0	0	1	0
Jim Holt, L OBP: 0.299, SLG: 0.341 (1, 8)		0-0 6-3		0-0 L8		0-0 G6-3 1B				3	0	1	0	0	0	1
Brant Alyea, R OBP: 0.372, SLG: 0.546 Jim Nettles, L OBP: 0.294, SLG: 0.250 (1, 7) (8, 7)		0-0 F8			0-0 SH3 SH1-3 2B	0-0 G6-3 1-2f				3	1	1	0	0	0	2
George Mitterwald, R OBP: 0.284, SLG: 0.382 (1, 2)		4-0 BB BB 1B BB			0-0 SH3 2-3			0-0 5-3		1	0	0	0	1	0	0
Danny Thompson, R OBP: 0.235, SLG: 0.247 (1, 4)		0-0 1-2 2-H 1B			0-0 SH1-3			0-0 F8		2	0	1	1	0	0	0
Tom Hall, L OBP: 0.182, SLG: 0.182 Charlie Manuel, L OBP: 0.265, SLG: 0.237 Ron Perranoski, L OBP: 0.042, SLG: 0.042 (1, 1) (8, PH) (9, 1)			0-0 G6-4-3 1B		0-0 6-3			0-0 4-3		2	0	1	0	0	0	0

Inning Stats		R: 0	H: 1	R: 0	H: 2	R: 0	H: 1	R: 0	H: 0	R: 1	H: 1	R: 0	H: 0	R: 0	H: 1	R: 0	H: 0	R: 0	H: 0	R: 0	H: 0	R: 0	H: 0		
E: 0	LOB: 0	E: 0	LOB: 3	E: 0	LOB: 0	E: 0	LOB: 0	E: 1	LOB: 0	E: 0	LOB: 0	E: 0	LOB: 0	E: 0	LOB: 0	E: 0	LOB: 0	E: 0	LOB: 0	E: 0	LOB: 0	E: 0	LOB: 0	E: 0	LOB: 0
K: 0	BB: 0	K: 0	BB: 1	K: 1	BB: 0	K: 1	BB: 0	K: 0	BB: 0	K: 0	BB: 0	K: 0	BB: 0	K: 0	BB: 0	K: 0	BB: 0	K: 0	BB: 0	K: 0	BB: 0	K: 0	BB: 0	K: 0	BB: 0
S: 3	P: 3	S: 4	P: 8	S: 5	P: 5	S: 5	P: 5	S: 4	P: 4	S: 3	P: 3	S: 3	P: 3	S: 3	P: 3	S: 3	P: 3	S: 3	P: 3	S: 3	P: 3	S: 3	P: 3	S: 3	P: 3

PITCHER	IP	WLS	BF	H	R	ER	SO	BB	IBB	HBP	BLK	WP	HR	S	P	ERA	WHIP
Dick Drago, R ERA: 3.75 (1, 1)	7.0	L	24	6	1	1	2	1	0	0	0	0	0	27	31	1.29	1.000
Jim York, R ERA: 1.59 (8, 1)	1.0		3	0	0	0	0	0	0	0	0	0	0	3	3	0.00	0.000

PITCHER	IP	WLS	BF	H	R	ER	SO	BB	IBB	HBP	BLK	WP	HR	S	P	ERA	WHIP

BOTTOM

Kansas City Royals @ Minnesota Twins
Metropolitan Stadium, Bloomington, MI
Mon Sep 28 1970, 4:33 AM EDT
Att. 1,100 - Unknown - 58 F

livebaseballscores.com

AB	24
R	1
H	6
RBI	1
BB	1
SO	2
LOB	6



1B: 4	SF: 0	WP: 0	PA: 27
2B: 2	SAC: 2	PB: 0	
3B: 0	DP: 4	SB: 0	
HR: 0	HBP: 0	CS: 0	

Batter	1	2	3	4	5	6	7	8	9	10	11	12	AB	R	H	RBI	BB	SO	LOB	TOP						
Amos Otis, R OBP: 0.353, SLG: 0.424 Pat Kelly, L OBP: 0.351, SLG: 0.318 Jackie Hernandez, R OBP: 0.281, SLG: 0.282 Ellie Rodriguez, R OBP: 0.312, SLG: 0.293	(1, 8) L6		0-0	0-0	6-3		0-0	G6-4-3	FC6-4		4-0	0-0	F3	2	0	1	0	0	0	0						
George Spriggs, L OBP: 0.288, SLG: 0.295 Tom Burgmeier, L OBP: 0.200, SLG: 0.143 Ken Wright, R OBP: 0.214, SLG: 0.255 Jim Campanis, R OBP: 0.214, SLG: 0.255 Jim York, R OBP: 0.230, SLG: 0.300 Jim Rooker, R OBP: 0.239, SLG: 0.316 Rich Severson, R OBP: 0.239, SLG: 0.316 Ted Abernathy, R OBP: 0.176, SLG: 0.176	0-0		0-3	6-3			0-0	G6-4-3	FC6-4		0-0	0-0	SH1-4	3	0	1	0	0	1	2						
Lou Piniella, R OBP: 0.341, SLG: 0.422	(1, 7) F8		0-0	4-3			0-0	6-3	E5		0-0	0-0	F8	7	2	1	1	0	0	5						
Ed Kirkpatrick, L OBP: 0.321, SLG: 0.411	(1, 2) 4-3		0-0	6-3			0-0	F7	6-3		0-0	0-0	F8	6	1	2	3	0	0	1						
Bob Oliver, R OBP: 0.308, SLG: 0.448	(1, 3)		0-0	6-3			0-0	F3	E5		0-0	0-0	F6	6	1	2	0	0	1	1						
Cookie Rojas, R OBP: 0.286, SLG: 0.303	(1, 4) F4		0-0	6-3			0-0	6-3	E5		0-3	0-3	K	6	2	3	0	0	1	3						
Bobby Floyd, R OBP: 0.395, SLG: 0.450	(1, 5) F8		0-0	6-3			0-0	L7	L6		0-0	0-0	L6	5	3	2	1	1	0	2						
Tom Matchick, L OBP: 0.227, SLG: 0.232	(1, 6) F7		0-0	6-3			0-0	G6-4-3	G3		0-0	0-0	G3	6	1	1	1	0	0	5						
Al Fitzmorris, S OBP: 0.353, SLG: 0.419 Paul Splittorf, L OBP: 0.500, SLG: 0.500 Dave Morehead, R OBP: 0.189, SLG: 0.194 Bill Sorrell, L OBP: 0.321, SLG: 0.382	(1, 1) K		0-3	E9			0-0	F2	F2		0-0	0-0	K	0	0	0	0	0	0	0						
Inning Stats	R: 0 E: 0 K: 0 S: 4	H: 1 LOB: 1 BB: 0 P: 4	R: 0 E: 0 K: 0 S: 4	H: 1 LOB: 1 BB: 0 P: 4	R: 0 E: 0 K: 2 S: 8	H: 1 LOB: 0 BB: 0 P: 8	R: 5 E: 1 K: 0 S: 8	H: 6 LOB: 0 BB: 0 P: 8	R: 0 E: 0 K: 0 S: 3	H: 0 LOB: 0 BB: 0 P: 3	R: 0 E: 0 K: 1 S: 5	H: 1 LOB: 0 BB: 0 P: 3	R: 0 E: 0 K: 1 S: 5	H: 0 LOB: 0 BB: 0 P: 5	R: 6 E: 2 K: 0 S: 10	H: 5 LOB: 1 BB: 0 P: 10	R: 0 E: 0 K: 1 S: 5	H: 0 LOB: 0 BB: 0 P: 5	R: 2 E: 0 K: 1 S: 7	H: 2 LOB: 1 BB: 1 P: 11	R: 1 E: 0 K: 0 S: 5	H: 2 LOB: 2 BB: 1 P: 9	1B: 18 2B: 2 3B: 0 HR: 0	SF: 0 SAC: 1 DP: 2 HBP: 0	WP: 0 PB: 0 SB: 2 CS: 0	PA: 57
PITCHER	IP	WLS	BF	H	R	ER	SO	BB	IBB	HBP	BLK	WP	HR	S	P	ERA	WHIP									
Jim Perry, R ERA: 3.04	(1, 1)	5.0	23	9	5	4	2	0	0	0	0	0	0	27	27	7.20	1.800									
Stan Williams, R ERA: 2.01	(6, 1)	3.0	9	2	0	0	1	0	0	0	0	0	0	11	11	0.00	0.667									
Ron Perranoski, L ERA: 2.44	(9, 1)	0.1	5	4	4	2	0	0	0	0	0	0	0	5	5	54.00	12.000									
Bill Zepp, R ERA: 3.22	(9, 1)	0.2	5	1	2	0	0	0	0	0	0	0	0	5	5	0.00	1.500									
Steve Barber, R ERA: 4.61	(10, 1)	2.0	9	2	2	2	2	1	0	0	0	0	0	12	16	9.00	1.500									
PITCHER	IP	WLS	BF	H	R	ER	SO	BB	IBB	HBP	BLK	WP	HR	S	P	ERA	WHIP									
Pete Hamm, R ERA: 5.51	(12, 1)	1.0	6	2	1	1	0	1	0	0	0	0	0	5	9	9.00	3.000									

Kansas City Royals @ Minnesota Twins
 Metropolitan Stadium, Bloomington, MI
 Tue Sep 29 1970, 8:05 PM EDT
 Att: 5,473 - Unknown

AB	54
R	14
H	20
RBI	12
BB	2
SO	5
LOB	24



Batter	1	2	3	4	5	6	7	8	9	10	11	12	AB	R	H	RBI	BB	SO	LOB	BOTTOM					
Cesar Tovar, R OBP: 0.355, SLG: 0.439 (1, 5)	4-0 1B 1B BB	0-0 1B 1B	4-0 FC4-6 BB		0-0 6-3		0-0 F6		0-3 K		0-0 1B 2B		5	3	2	0	2	1	3						
Leo Cardenas, R OBP: 0.304, SLG: 0.379 Rick Renick, R OBP: 0.315, SLG: 0.390 (1, 6) (12, 6)	0-0 1B 1B	4-0 1B BB	0-0 FC4-6		0-0 1B E 1B		0-0 FC6-4 1B		0-0 1B 1B		0-0 1B		6	2	5	4	1	0	3						
Tony Oliva, L OBP: 0.363, SLG: 0.510 Stan Williams, R OBP: 0.262, SLG: 0.242 Ron Perranoski, L OBP: 0.156, SLG: 0.136 Bill Zapp, R OBP: 0.271, SLG: 0.246 (1, 9) (6, 1) (9, 1) (9, 1) (9, PH) (10, 7)	0-0 G1-6-3 1B 1-2 2-3	0-0 1-3 2-H 3-H		0-0 F2		0-0 E 1B		0-0 FC6-4 1-2f		0-0 1-2 2-H		0-0 K		4	0	3	2	0	0	0					
Harmon Killebrew, R OBP: 0.413, SLG: 0.551 Steve Barber, R OBP: 0.256, SLG: 0.203 Jim Kaat, L OBP: 0.256, SLG: 0.203 Pete Hamm, R (1, 3) (10, 1) (11, PH) (12, 1)	0-0 G1-6-3 1B 1-2 2-H 3-H	0-0 F4		4-0 1B 2B BB		0-0 E8 G6-4-3		0-0 5-3		0-3 K		0-0 L9		5	1	1	2	1	1	5					
Jim Holt, L OBP: 0.301, SLG: 0.343 (1, 8)	0-0 G1-6-3 1-2f 2-3		0-0 G6-4-3 1B		0-0 2B 1B		0-0 G6-4-3 1-2f		0-0 L8		0-0 1-3		0-0 1B	7	1	3	0	0	0	4					
Brant Alyea, R OBP: 0.367, SLG: 0.537 Jim Nettles, L OBP: 0.250, SLG: 0.211 (1, 7) (8, 9)	0-3 K		0-0 G6-4-3 1-2f		0-0 L8		0-0 5-3		0-3 K		0-3 K		0-0 F7	4	0	0	0	0	1	4					
George Mittenwald, R OBP: 0.291, SLG: 0.388 Rod Carew, L OBP: 0.411, SLG: 0.529 Rick Dempsey, R (1, 2) (9, PH) (10, 2)		0-0 FC3-6 1B	4-0 S 1B BB		0-0 1-H 2-H 2B		1-0 G6-4-3 HBP		0-3 K		0-3 K		0-0 F1	2	1	2	2	1	0	0					
Danny Thompson, R OBP: 0.235, SLG: 0.247 Rich Reese, L OBP: 0.333, SLG: 0.372 Frank Quilici, R OBP: 0.297, SLG: 0.291 (1, 4) (9, PH) (9, PR) (10, 4)		0-0 FC3-6 BB 1B 1-2f	0-0 BB 1B 1B 1-H		0-0 L4		0-0 G6-4-3 1-2f		4-0 BB 1B 1B BB		0-0 L4		0-3 K	4	1	1	1	0	0	3					
Jim Perry, S OBP: 0.263, SLG: 0.320 Bob Allison, R OBP: 0.346, SLG: 0.319 (1, 1) (5, PH) (6, 9)		0-3 K	0-0 K		0-0 E8 6-3 1B		0-0 F8		0-0 1B 1B		4-0 BB 1B BB		0-0 2B 1B BB	2	0	1	0	0	1	1					
Steve Bnye, R OBP: 0.198, SLG: 0.273 Paul Ratliff, L OBP: 0.366, SLG: 0.428 Herman Hill, L OBP: 0.096, SLG: 0.095 Cotton Nash, R (8, 7) (9, PH) (9, PR) (10, 3)			0-0 BB 1B 1-2										0	0	0	0	0	0	0	0					
Inning Stats	R: 2 E: 0 K: 1 S: 7	H: 3 LOB: 1 BB: 1 P: 11	R: 2 E: 0 K: 1 S: 8	H: 3 LOB: 2 BB: 1 P: 12	R: 1 E: 0 K: 0 S: 5	H: 3 LOB: 3 BB: 2 P: 13	R: 2 E: 0 K: 0 S: 5	H: 2 LOB: 1 BB: 1 P: 9	R: 2 E: 2 K: 0 S: 6	H: 2 LOB: 1 BB: 0 P: 6	R: 0 E: 0 K: 0 S: 2	H: 0 LOB: 0 BB: 0 P: 3	R: 0 E: 0 K: 1 S: 5	H: 0 LOB: 0 BB: 0 P: 5	R: 2 E: 0 K: 3 S: 12	H: 3 LOB: 2 BB: 1 P: 16	R: 0 E: 0 K: 2 S: 7	H: 0 LOB: 0 BB: 0 P: 7	R: 2 E: 0 K: 1 S: 7	H: 2 LOB: 1 BB: 1 P: 11	1B: 18 2B: 2 3B: 0 HR: 0	SF: 0 SAC: 0 DP: 4 HBP: 1	WP: 0 PB: 0 SB: 1 CS: 0	PA: 62	
PITCHER	IP	WLS	BF	H	R	ER	SO	BB	IBB	HBP	BLK	WP	HR	S	P	ERA	WHIP								
AI Fitzmorris, R ERA: 4.44 (1, 1)	0.0		0	0	0	0	0	0	0	0	0	0	0	0	0	∞	∞								
Paul Spittorff, L ERA: 7.27 (1, 1)	1.2		12	6	4	4	2	2	0	0	0	0	0	14	22	21.60	4.800								
Dave Morehead, R ERA: 3.62 (2, 1)	1.1		8	3	1	1	0	2	0	0	0	0	0	6	14	6.75	3.750								
Tom Burgmeier, L ERA: 3.16 (4, 1)	1.1		10	4	4	2	0	1	0	0	0	0	0	9	13	13.50	3.750								
Ken Wright, R ERA: 5.23 (5, 1)	1.2		5	0	0	0	0	0	0	1	0	0	0	4	5	0.00	0.000								
PITCHER	IP	WLS	BF	H	R	ER	SO	BB	IBB	HBP	BLK	WP	HR	S	P	ERA	WHIP								
Jim York, R ERA: 1.17 (7, 1)	2.0		7	1	0	0	1	0	0	0	0	0	0	9	9	0.00	0.500								
Ted Abernathy, R ERA: 2.6 (9, 1)	4.0	W	20	6	4	4	7	2	0	0	0	0	0	32	40	9.00	2.000								

Kansas City Royals @ Minnesota Twins
 Metropolitan Stadium, Bloomington, MI
 Tue Sep 29 1970, 8:05 PM EDT
 Att. 5,473 - Unknown

AB	54
R	13
H	20
RBI	12
BB	7
SO	10
LOB	29



Kansas City Royals @ Minnesota Twins
 Metropolitan Stadium, Bloomington, MI

Wed Sep 30 1970, 8:05 PM EDT
 Att. 5,219 - Unknown

livebaseballscorecards.com

AB	32
R	4
H	5
RBI	2
BB	4
SO	5
LOB	12



WP	1	PA	38
PB	0		
SB	0		
CS	1		

AB R H RBI BB SO LOB

TOP

Batter	1	2	3	4	5	6	7	8	9
Pat Kelly, L (1, 8) OBP: 0.348, SLG: 0.314	0-0 F8	0-0 F7			0-0 FC4-6		0-0 6-3		0-0 6-3
Cookie Rojas, R (1, 4) OBP: 0.285, SLG: 0.304	0-0 4-3		0-0 6-3		0-0 L6		0-0 1B 2B		
Lou Piniella, R (1, 7) OBP: 0.343, SLG: 0.425	0-0 2B		0-0 5-3			0-0 F6	0-0 CS 1B		
Ed Kirkpatrick, L (1, 2) OBP: 0.321, SLG: 0.409	0-0 4-3		0-0 4-3			4-0 SF8 BB	0-0 CS	0-0 F2	
Bob Oliver, R (1, 3) OBP: 0.309, SLG: 0.452		0-0 E 3B		0-0 F4		0-0 E5		0-0 1B	
Bill Sorrell, L (1, 9) OBP: 0.319, SLG: 0.373		0-3 K		0-0 4-3		4-0 IBB		0-0 F2	
Bobby Floyd, R (1, 5) OBP: 0.383, SLG: 0.429		4-0 WP E BB		0-3 K		0-0 SF8		0-0 F7	
Tom Matchick, L (1, 6) OBP: 0.222, SLG: 0.227		0-0 L6		0-3 K		0-0 4-3		0-3 K	
Wally Bunker, R (1, 1) Jim York, R (9, 1) OBP: 0.237, SLG: 0.065		0-0 E6		4-0 FC4-6 BB		0-0 F4		0-3 K	

5	0	0	0	0	0	0	2
4	1	1	0	0	0	0	1
4	0	2	1	0	0	0	0
3	1	0	0	1	0	1	
4	1	2	0	0	0	1	
3	0	0	0	1	1	2	
2	1	0	1	1	1	1	
4	0	0	0	0	2	4	
3	0	0	0	1	1	0	
0	0	0	0	0	0	0	

Inning Stats	R: 0	H: 1	E: 0	LOB: 1	K: 0	BB: 0	S: 4	P: 4	R: 2	H: 1	E: 1	LOB: 1	K: 1	BB: 1	S: 7	P: 11	R: 0	H: 0	E: 0	LOB: 0	K: 0	BB: 0	S: 3	P: 3	R: 0	H: 0	E: 0	LOB: 0	K: 1	BB: 0	S: 5	P: 5	R: 0	H: 0	E: 0	LOB: 1	K: 1	BB: 1	S: 5	P: 9	R: 1	H: 0	E: 1	LOB: 2	K: 0	BB: 2	S: 4	P: 12	R: 1	H: 2	E: 0	LOB: 0	K: 0	BB: 0	S: 4	P: 4	R: 0	H: 1	E: 0	LOB: 1	K: 0	BB: 0	S: 4	P: 4	R: 0	H: 0	E: 0	LOB: 0	K: 2	BB: 0	S: 7	P: 7	1B: 2	SF: 1	2B: 2	SAC: 0	3B: 1	DP: 0	HR: 0	HBP: 0	WP: 1	PA: 38
--------------	------	------	------	--------	------	-------	------	------	------	------	------	--------	------	-------	------	-------	------	------	------	--------	------	-------	------	------	------	------	------	--------	------	-------	------	------	------	------	------	--------	------	-------	------	------	------	------	------	--------	------	-------	------	-------	------	------	------	--------	------	-------	------	------	------	------	------	--------	------	-------	------	------	------	------	------	--------	------	-------	------	------	-------	-------	-------	--------	-------	-------	-------	--------	-------	--------

PITCHER	IP	WLS	BF	H	R	ER	SO	BB	IBB	HBP	BLK	WP	HR	S	P	ERA	WHIP
Bert Blyleven, R (1, 1) ERA: 3.18	8.0		34	5	4	1	3	3	1	0	0	1	0	36	52	1.12	1.000
Hal Haydel, R (9, 1) ERA: 3.0	1.0	W	3	0	0	0	2	0	0	0	0	0	0	7	7	0.00	0.000

Batter	1	2	3	4	5	6	7	8	9	AB	R	H	RBI	BB	SO	LOB
Cesar Tovar, R OBP: 0.356, SLG: 0.441 (1, 8)	0-0 E WP 1B		0-0 F4		0-0 1-H 2-H 2B			0-0 F8		4	0	2	2	0	0	0
Leo Cardenas, R OBP: 0.302, SLG: 0.377 (1, 6)	0-0 F3 1-2		0-0 4-3		0-3 K			0-3 K		4	0	0	0	0	2	2
Tony Oliva, L OBP: 0.363, SLG: 0.509 (1, 9)	0-0 F8			0-3 K		0-3 K			0-0 PB SF7 1B	4	1	1	0	0	2	1
Harmon Killebrew, R OBP: 0.412, SLG: 0.549 (1, 5)	0-0 E6			0-0 F8		0-0 F3			0-0 PB HR 1B	4	0	1	0	0	0	1
Herman Hill, L OBP: 0.095, SLG: 0.095 (9, PR)	2-3								1-2	0	1	0	0	0	0	0
Rod Carew, L OBP: 0.407, SLG: 0.524 (1, 3)	0-3 K			0-0 6-3		0-0 F7			0-0 SF7	2	0	0	0	0	1	2
Jim Holt, L OBP: 0.300, SLG: 0.342 (6, 3)									1-2 2-H	1	0	0	1	0	0	0
Brant Alyea, R OBP: 0.366, SLG: 0.531 (1, 7)		0-0 5-3			0-0 6-3		0-0 6-3		4-0 HR BB	3	0	0	0	1	0	0
Jim Nettles, L OBP: 0.250, SLG: 0.211 (9, PR)										0	1	0	0	0	0	0
George Mitterwald, R OBP: 0.291, SLG: 0.388 (1, 2)		0-3 K			0-0 1B 2B 1B		0-0 F8		0-0 1-H 2-H HR	3	1	1	0	0	1	0
Paul Ratliff, L OBP: 0.369, SLG: 0.452 (9, PH)										1	1	1	3	0	0	0
Danny Thompson, R OBP: 0.233, SLG: 0.244 (1, 4)		0-0 F6			0-0 F9		0-0 F5			3	0	0	0	0	0	1
Bert Blyleven, R OBP: 0.157, SLG: 0.140 (1, 1)			0-0 6-3		0-0 1-2 2B 1B			0-0 4-3		2	1	1	0	0	0	0
Rich Reese, L OBP: 0.332, SLG: 0.371 (8, PH)										1	0	0	0	0	0	0
Hal Haydel, R OBP: 0.667, SLG: 2.000 (9, 1)										0	0	0	0	0	0	0

BOTTOM

Kansas City Royals @ Minnesota Twins
Metropolitan Stadium, Bloomington, MI

Wed Sep 30 1970, 8:05 PM EDT
Att. 5,219 - Unknown

livebaseballscores.com

AB	32
R	6
H	7
RBI	6
BB	1
SO	6
LOB	7



Inning Stats	R: 0	H: 1	E: 1	K: 1	S: 7	LOB: 2	BB: 0	P: 7
	R: 0	H: 0	E: 0	K: 1	S: 5	LOB: 0	BB: 0	P: 5
	R: 0	H: 0	E: 0	K: 0	S: 3	LOB: 0	BB: 0	P: 3
	R: 0	H: 0	E: 0	K: 1	S: 5	LOB: 0	BB: 0	P: 5
	R: 2	H: 3	E: 0	K: 1	S: 8	LOB: 1	BB: 0	P: 8
	R: 0	H: 0	E: 0	K: 1	S: 5	LOB: 0	BB: 0	P: 5
	R: 0	H: 0	E: 0	K: 0	S: 3	LOB: 0	BB: 0	P: 3
	R: 0	H: 0	E: 0	K: 1	S: 5	LOB: 0	BB: 0	P: 5
	R: 4	H: 3	E: 0	K: 0	S: 4	LOB: 1	BB: 1	P: 8

WP: 1	PA: 34
PB: 1	
SB: 0	
CS: 0	

PITCHER	IP	WLS	BF	H	R	ER	SO	BB	IBB	HBP	BLK	WP	HR	S	P	ERA	WHIP
Wally Bunker, R ERA: 4.22 (1, 1)	8.0		31	6	4	4	6	0	0	0	0	1	0	43	43	4.50	0.750
Jim York, R ERA: 3.38 (9, 1)	0.1	L	3	1	2	2	0	1	0	0	0	0	1	2	6	54.00	6.000

Batter	1	2	3	4	5	6	7	8	9	AB R H RBI BB SO LOB	TOP									
Rich Severson, R (1, 6) OBP: 0.300, SLG: 0.317 Bill Sorrell, L (9, PH) OBP: 0.317, SLG: 0.370	0-0 5-3			0-0 G1-6-3 1B		0-0 6-3			0-0 F8	3 0 1 0 0 0 1 1 0 0 0 0 0 0										
Cookie Rojas, R (1, 4) OBP: 0.283, SLG: 0.302	0-0 5-3			0-3 K		0-0 6-3			0-0 6-3	4 0 0 0 0 1 1										
Lou Piniella, R (1, 7) OBP: 0.342, SLG: 0.424	0-3 K			0-0 G1-6-3 1-2f		0-0 1B 1B				3 0 1 0 0 1 1										
Bob Oliver, R (1, 3) OBP: 0.309, SLG: 0.451		0-3 K		0-3 K		0-0 1-3 1B G6-4-3				3 0 1 0 0 2 0										
Jim Campanis, R (1, 9) OBP: 0.203, SLG: 0.241		0-0 L8		0-3 K		0-0 G6-4-3 1-2f				3 0 0 0 0 1 2										
Ed Kirkpatrick, L (1, 8) OBP: 0.319, SLG: 0.406		0-0 F4		0-3 K				0-0 F3		3 0 0 0 0 1 0										
Bobby Floyd, R (1, 5) OBP: 0.360, SLG: 0.400			0-0 1-3		0-0 5-3			0-0 6-3		3 0 0 0 0 0 0										
Ellie Rodriguez, R (1, 2) OBP: 0.312, SLG: 0.290			0-0 6-3		4-0 SH1-4 BB			0-0 5-3		2 0 0 0 1 0 0										
Bob Johnson, L (1, 1) OBP: 0.190, SLG: 0.123 George Spriggs, L (9, PH) OBP: 0.283, SLG: 0.292			0-3 K		0-0 SH1-4 1-2			0-0 F8		1 0 0 0 0 1 0 1 0 0 0 0 0 0										
Inning Stats	R: 0 E: 0 K: 1 S: 5	H: 0 LOB: 0 BB: 0 P: 5	R: 0 E: 0 K: 1 S: 5	H: 0 LOB: 0 BB: 0 P: 5	R: 0 E: 0 K: 1 S: 5	H: 1 LOB: 0 BB: 0 P: 5	R: 0 E: 0 K: 3 S: 9	H: 0 LOB: 0 BB: 0 P: 9	R: 0 E: 0 K: 0 S: 3	H: 0 LOB: 1 BB: 1 P: 7	R: 0 E: 0 K: 0 S: 4	H: 2 LOB: 1 BB: 0 P: 4	R: 0 E: 0 K: 0 S: 3	H: 0 LOB: 0 BB: 0 P: 3	R: 0 E: 0 K: 0 S: 3	H: 0 LOB: 0 BB: 0 P: 3	1B: 3 2B: 0 3B: 0 HR: 0	SF: 0 SAC: 1 DP: 2 HBP: 0	WP: 0 PB: 0 SB: 0 CS: 0	PA: 29
PITCHER	IP WLS BF H R ER SO BB IBB HBP BLK WP HR S P ERA WHIP																			
Jim Kaat, L (1, 1) ERA: 3.56	7.0 W 23 3 0 0 7 1 0 0 0 0 0 0 36 40 0.00 0.571																			
Stan Williams, R (8, 1) ERA: 1.99	1.2 5 0 0 0 0 0 0 0 0 0 0 0 5 5 0.00 0.000																			
Ron Perranoski, L (9, 1) ERA: 2.43	0.1 S 1 0 0 0 0 0 0 0 0 0 0 0 1 1 0.00 0.000																			

Kansas City Royals @ Minnesota Twins
Metropolitan Stadium, Bloomington, MI

Thu Oct 01 1970, 4:33 AM EDT
Att: 6,008 - Unknown - 73 F

AB	27
R	0
H	3
RBI	0
BB	1
SO	7
LOB	5



Batter	1	2	3	4	5	6	7	8	9
Cesar Tovar, R (1, 8) OBP: 0.356, SLG: 0.442 Rick Renick, R (4, 5) OBP: 0.317, SLG: 0.391	0-0 2B 1B	0-0 F6			0-3 K			0-0 FC5 1B 1B	
Leo Cardenas, R (1, 6) OBP: 0.300, SLG: 0.374	0-3 K		0-0 5-3			0-0 F9		0-3 K	
Tony Oliva, L (1, 9) OBP: 0.364, SLG: 0.514 Jim Nettles, L (7, 9) OBP: 0.286, SLG: 0.250	0-0 1-H 2B		0-3 K			0-0 1B 3B		0-0 1-2 1B	
Harmon Killebrew, R (1, 5) OBP: 0.411, SLG: 0.546 Cotton Nash, R (4, 3) OBP: 0.400, SLG: 0.250	0-0 F5		0-3 K			0-0 3-H 1B		0-0 FC5 2-3f	
Paul Ratliff, L (1, 2) OBP: 0.363, SLG: 0.443	0-3 K			0-0 F7		0-3 K 1-2			
Jim Holt, L (1, 3) OBP: 0.300, SLG: 0.342 (4, 8)		0-0 4-3		0-0 6-3			0-0 FC3-6 1B		
Charlie Manuel, L (1, 7) OBP: 0.260, SLG: 0.234 Stan Williams, R (8, 1) Ron Perranoski, L (9, 1) OBP: 0.042, SLG: 0.042		0-3 K		0-0 F7			0-0 FC3-6 G6-4-3 1-2f		
Danny Thompson, R (1, 4) OBP: 0.234, SLG: 0.248		0-0 HR 2B			0-0 6-3		0-0 G6-4-3 1-2f		
Jim Kaat, L (1, 1) OBP: 0.262, SLG: 0.250 Herman Hill, L (8, 7) OBP: 0.091, SLG: 0.091		0-0 2-H HR			0-3 K			0-3 K	

AB	R	H	RBI	BB	SO	LOB
2	1	1	0	0	0	0
2	0	1	0	0	1	0
4	0	0	0	0	2	2
3	1	2	1	0	1	0
1	0	1	0	0	0	0
2	0	0	0	0	1	1
2	0	1	1	0	0	2
3	0	0	0	0	2	2
3	0	1	0	0	0	0
3	0	0	0	0	1	1
0	0	0	0	0	0	0
0	0	0	0	0	0	0
3	1	1	0	0	0	1
2	1	1	2	0	1	0
1	0	0	0	0	1	0


BOTTOM

Kansas City Royals @ Minnesota Twins
Metropolitan Stadium, Bloomington, MI

Thu Oct 01 1970, 4:33 AM EDT
Att. 6,008 - Unknown - 73 F

livebaseballscores.com

AB	31
R	4
H	9
RBI	4
BB	0
SO	10
LOB	9



Inning Stats	R	H	E	K	S	P	R	H	E	K	S	P	R	H	E	K	S	P	R	H	E	K	S	P	R	H	E	K	S	P	
	1	2	0	2	9	31	2	2	0	1	7	3	0	0	0	2	7	3	0	0	0	0	0	0	0	0	0	0	0	0	0

PITCHER	IP	WLS	BF	H	R	ER	SO	BB	IBB	HBP	BLK	WP	HR	S	P	ERA	WHIP
Bob Johnson, R (1, 1) ERA: 3.07	8.0	L	31	9	4	4	10	0	0	0	0	0	1	51	51	4.50	1.125

WP	PA	ERA	WHIP
0	31		

Batter	1	2	3	4	5	6	7	8	9	AB R H RBI BB SO LOB	TOP		
Mark Belanger, R (1, 6) OBP: 0.556, SLG: 0.500	4-0 F9 BB 2B BB		x 0-0 HR 1B	x 0-0 1-3 1B		x 0-0 P3		x 0-0 2B BB	4 3 3 0 1 0 0				
Paul Blair, R (1, 8) OBP: 0.500, SLG: 0.714	4-0 2B BB 1-2		x 0-0 L5	x 0-0 FC9-2		x 0-0 6-3		x 0-3 K	4 0 0 0 1 1 5				
Frank Robinson, R (1, 9) OBP: 0.500, SLG: 0.714	0-0 F9 2-3		x 0-0 HR		BB BB 4-0 BB 1B BB		x 0-0 F8	BB BB 4-0 2B 1B 1-2 BB	3 2 1 2 2 0 2				
Boog Powell, L (1, 3) OBP: 0.500, SLG: 1.000	0-0 1-3 2B 3-H		S S 0-3 K		x 0-0 BB 1-2 1B		x 0-0 F8	x 0-0 1B E 1-3 2-H 3-H	5 1 3 3 0 1 0				
Merv Rettenmund, R (1, 7) OBP: 0.600, SLG: 0.333	0-3 K		BB BB 4-0 BB		BB BB 4-0 1-2 2-3 BB		x 0-0 5-3	x 0-0 E HR 2-3 3-H	3 1 1 1 2 1 2				
Brooks Robinson, R (1, 5) OBP: 0.444, SLG: 0.625	0-0 5-3		x 0-0 F2		x 0-0 F2		x 0-0 FC9-6 1B	x 0-0 E6 1-2 HR 3-H	5 1 1 1 0 0 7				
Davey Johnson, R (1, 4) OBP: 0.333, SLG: 0.625		x 0-0 5-3		x 0-0 F9	x 0-0 F9		x 0-0 FC9-6 G1-6-3 1-2f	x 0-0 HR 1-H 2-H	5 1 1 3 0 0 4				
Andy Etchebarren, R (1, 2) OBP: 0.200, SLG: 0.200		0-3 K		x 0-0 E6 1B	0-3 K		x 0-0 G1-6-3 1-2f	x 0-0 P6	5 1 1 0 0 2 4				
Dave McNally, R (1, 1) OBP: 0.400, SLG: 0.600		0-3 K		x 0-0 1B FC9-2 2-H		x 0-0 6-3		1B 2B P6	5 1 2 1 0 1 0				
Inning Stats	R: 1 H: 1 E: 0 LOB: 2 K: 1 BB: 2 S: 6 P: 14	R: 0 H: 0 E: 0 LOB: 0 K: 2 BB: 0 S: 7 P: 7	R: 2 H: 2 E: 0 LOB: 1 K: 1 BB: 1 S: 7 P: 11	R: 1 H: 3 E: 1 LOB: 1 K: 0 BB: 0 S: 5 P: 5	R: 0 H: 1 E: 0 LOB: 3 K: 1 BB: 2 S: 6 P: 14	R: 0 H: 0 E: 0 LOB: 0 K: 0 BB: 0 S: 3 P: 3	R: 0 H: 0 E: 0 LOB: 0 K: 0 BB: 0 S: 3 P: 3	R: 0 H: 1 E: 0 LOB: 0 K: 0 BB: 0 S: 3 P: 3	R: 7 H: 5 E: 1 LOB: 0 K: 1 BB: 1 S: 11 P: 15	1B: 8 SF: 0 2B: 4 SAC: 0 3B: 0 DP: 2 HR: 2 HBP: 0	WP: 0 PA: 45 PB: 0 SB: 0 CS: 0		
PITCHER	IP WLS BF H R ER SO BB IBB HBP BLK WP HR S P ERA WHIP											PITCHER	IP WLS BF H R ER SO BB IBB HBP BLK WP HR S P ERA WHIP
Tom Hall, L (1, 1) ERA: 10.8	3.1 L 19 6 4 4 4 3 0 0 0 0 0 1 24 36 10.80 2.700												
Bill Zepp, R (4, 1) ERA: 6.75	0.2 4 1 0 0 0 2 0 0 0 0 0 0 2 10 0.00 4.500												
Stan Williams, R (5, 1) ERA:	3.0 9 0 0 0 1 0 0 0 0 0 0 0 11 11 0.00 0.000												
Ron Perranoski, L (8, 1) ERA: 19.29	1.1 9 5 5 5 1 1 0 0 0 0 0 0 10 14 33.75 4.500												
Luis Tiant, R (9, 1) ERA: 13.5	0.2 4 1 2 1 0 0 0 0 0 0 0 0 1 4 4 13.50 1.500												

Baltimore Orioles @ Minnesota Twins
Metropolitan Stadium, Bloomington, MI

Sun Oct 04 1970, 4:33 AM EDT
Att. 27,490 - Unknown - 73 F

livebaseballscorecards.com

AB	39
R	11
H	13
RBI	11
BB	6
SO	6
LOB	24



Batter	1	2	3	4	5	6	7	8	9	AB	R	H	RBI	BB	SO	LOB
Cesar Tovar, R OBP: 0.333, SLG: 0.333 (1, 8) (9, 7)	0-0 6-3		0-0 5-3			0-0 1B 1-2 1B	0-0 FC6-4 1-2f			4	0	1	0	0	0	1
Leo Cardenas, R OBP: 0.250, SLG: 0.143 (1, 6)	0-0 F7			4-0 HR BB	0-0 1B 1-2 2-H		0-0 6-3			3	1	1	0	1	0	1
Harmon Killebrew, R OBP: 0.444, SLG: 1.125 (1, 3) BB BB BB	4-0 BB			0-0 HR 1-H	0-0 P4			0-3 K		3	1	1	2	1	1	2
Tony Oliva, L OBP: 0.500, SLG: 1.125 (1, 9)	0-0 F9			0-0 HR		0-0 F7		0-0 F7		4	1	1	1	0	0	1
Brant Alyea, R Jim Holt, L (1, 7) (8, PR) (9, 8)		0-3 K		0-0 P4		0-0 5-3		4-0 FC5-4 BB		3	0	0	0	1	1	0
George Mitterwald, R OBP: 0.500, SLG: 0.625 (1, 2)		0-0 P3		0-3 K		0-0 FC5 2B		0-0 FC5-4 1-2f		4	0	1	0	0	1	1
Rick Renick, R OBP: 0.250, SLG: 0.250 (1, 5)		0-0 P4		0-3 K		0-0 FC5 2-3				4	0	1	0	0	1	1
Danny Thompson, R OBP: 0.143, SLG: 0.286 (1, 4)			0-0 6-3		0-0 5-3		0-0 F2		0-0 G4-6-3 1B 1-2f	4	0	0	0	0	0	1
Tom Hall, L Bill Zepp, R Stan Williams, R Bob Allison, R Ron Perranoski, L Luis Tiant, R Frank Quilici, R (1, 1) (4, 1) (5, 1) (7, PH) (8, 1) (9, 1) (9, PH)			0-3 K		4-0 1B 1B BB		4-0 FC6-4 BB		0-0 F3	1	0	0	0	0	1	0

Inning Stats	R: 0	H: 0	E: 0	K: 0	S: 3	LOB: 1	BB: 1	P: 7	R: 0	H: 0	E: 0	K: 1	S: 5	LOB: 0	BB: 0	P: 5	R: 0	H: 0	E: 0	K: 1	S: 5	LOB: 0	BB: 0	P: 5	R: 3	H: 2	E: 0	K: 2	S: 9	LOB: 0	BB: 1	P: 13	R: 0	H: 2	E: 0	K: 0	S: 4	LOB: 2	BB: 1	P: 8	R: 0	H: 1	E: 0	K: 0	S: 4	LOB: 1	BB: 0	P: 4	R: 0	H: 0	E: 0	K: 0	S: 3	LOB: 1	BB: 1	P: 7	R: 0	H: 0	E: 0	K: 1	S: 5	LOB: 1	BB: 1	P: 9	R: 0	H: 1	E: 0	K: 0	S: 3	LOB: 0	BB: 0	P: 3	1B: 3	SF: 0	2B: 1	SAC: 0	3B: 0	DP: 1	HR: 2	HBP: 0	WP: 0	PA: 36	ERA	WHIP
PITCHER Dave McNally, L ERA: 3.0 (1, 1)	IP	WLS	BF	H	R	ER	SO	BB	IBB	HBP	BLK	WP	HR	S	P	ERA	WHIP	IP	WLS	BF	H	R	ER	SO	BB	IBB	HBP	BLK	WP	HR	S	P	ERA	WHIP																																																		

BOTTOM

Baltimore Orioles @ Minnesota Twins
Metropolitan Stadium, Bloomington, MI

Sun Oct 04 1970, 4:33 AM EDT
Att: 27,490 - Unknown - 73 F

livebaseballscorecards.com

AB	31
R	3
H	6
RBI	3
BB	5
SO	5
LOB	8



Batter	1	2	3	4	5	6	7	8	9	AB R H RBI BB SO LOB	TOP												
Cesar Tovar, R (1, 7) OBP: 0.385, SLG: 0.538	1-2 F3		0-0 G6-4-3 1B		0-0 1B 3B		1-1 6-3			4 1 2 0 0 0 0													
Leo Cardenas, R (1, 6) OBP: 0.250, SLG: 0.182	1-1 F9		3-2 G6-4-3 1-2f		0-0 1B 1B		1-3 K			4 0 1 1 0 1 2													
Tony Oliva, L (1, 9) OBP: 0.500, SLG: 0.917	2-3 K			1-2 BB 1B	1-0 1B			1-0 1-3		4 0 2 0 0 1 0													
Harmon Killebrew, R (1, 5) OBP: 0.385, SLG: 0.818		1-3 K		4-2 BB 1-2	1-3 K			0-0 F8		3 0 0 0 1 2 2													
Jim Holt, L (1, 8)		1-1 F7		0-3 K		3-2 F7		1-3 K		4 0 0 0 0 2 2													
Paul Ratliff, L (1, 2) OBP: 0.250, SLG: 0.250		0-1 1B		2-3 K		1-0 L6			1-1 G1	4 0 1 0 0 1 2													
Rich Reese, L (1, 3) OBP: 0.250, SLG: 0.143		1-2 P6		3-3 K		4-2 BB			3-2 FC6-4 1B	3 0 1 0 1 1 3													
Luis Tiant, R (9, PR)										0 0 0 0 0 0 0													
Danny Thompson, R (1, 4) OBP: 0.222, SLG: 0.250			4-1 1B BB		1-0 6-3	1-2 P6			0-3 K	1 0 0 0 1 0 0													
Bob Allison, R (6, PH)										1 0 0 0 0 0 1													
Frank Quilici, R (6, 4)										0 0 0 0 0 0 0													
Brant Aiyea, R (9, PH)										1 0 0 0 0 1 1													
Jim Kaat, L (1, 1)			1-3 K		0-3 K		1-3 K		1-1 FC6-4	1 0 0 0 0 1 1													
Bert Blyleven, R (3, 1)										0 0 0 0 0 0 0													
Charlie Manuel, L (5, PH)										1 0 0 0 0 1 0													
Tom Hall, L (5, 1)										0 0 0 0 0 0 0													
Rod Carew, L (7, PH)										1 0 0 0 0 1 0													
Jim Perry, S (7, 1)										0 0 0 0 0 0 0													
Rick Renick, R (9, PH) OBP: 0.200, SLG: 0.200									1-2f	1 0 0 0 0 0 1													
Inning Stats	R: 0 E: 0 K: 1 S: 10	H: 0 LOB: 0 BB: 0 P: 14	R: 0 E: 0 K: 1 S: 11	H: 1 LOB: 1 BB: 0 P: 14	R: 0 E: 0 K: 1 S: 8	H: 1 LOB: 1 BB: 1 P: 16	R: 0 E: 0 K: 3 S: 18	H: 1 LOB: 2 BB: 1 P: 28	R: 1 E: 0 K: 2 S: 10	H: 3 LOB: 2 BB: 0 P: 13	R: 0 E: 0 K: 0 S: 9	H: 0 LOB: 1 BB: 1 P: 18	R: 0 E: 0 K: 2 S: 8	H: 0 LOB: 0 BB: 0 P: 11	R: 0 E: 0 K: 1 S: 5	H: 0 LOB: 0 BB: 0 P: 7	R: 0 E: 0 K: 1 S: 10	H: 1 LOB: 1 BB: 0 P: 15	1B: 6 2B: 0 3B: 1 HR: 0	SF: 0 SAC: 0 DP: 1 HBP: 0	WP: 0 PB: 0 SB: 0 CS: 0	PA: 36	
PITCHER Jim Palmer, R (1, 1) ERA: 1.0	IP: 9.0 WLS: W BF: 36 H: 7 R: 1 ER: 1 SO: 12 BB: 3 IBB: 0 HBP: 0 BLK: 0 WP: 0 HR: 0 S: 89 P: 136 ERA: 1.00 WHIP: 1.111																						

Minnesota Twins @ Baltimore Orioles
 Memorial Stadium, Baltimore, MD
 Mon Oct 05 1970, 3:33 AM EDT
 Att. 27,608 - Unknown - 66 F

livebaseballscorecards.com

AB	33
R	1
H	7
RBI	1
BB	3
SO	12
LOB	15



Batter	1	2	3	4	5	6	7	8	9
Don Buford, S OBP: 0.500, SLG: 0.857 (1, 7)	1-2 F8 SH5-3 1B	0-0 IBB 1B	1-0 SF7			3-1 6-3		0-0 F8	
Paul Blair, R OBP: 0.143, SLG: 0.077 (1, 8)	0-1 SH5-3	1-3 K	0-3 K			0-0 F9		1-2 1B	
Frank Robinson, R OBP: 0.467, SLG: 0.500 (1, 9)	2-1 F8	4-1 IBB			0-2 3-1	4-1 BB		1-3 K	
Boog Powell, L OBP: 0.429, SLG: 0.786 (1, 3)	1-2 BB 1B 1B	0-0 L7			0-0 5-3	0-3 K			
Brooks Robinson, R OBP: 0.538, SLG: 0.750 (1, 5)	0-0 BB 1B		2-2 1B E 2B		1-1 1B		2-3 K		
Davey Johnson, R OBP: 0.462, SLG: 0.909 (1, 4)	4-1 BB		1-2 FC6-4 E 2B 1B		1-3 K		3-2 HR		
Andy Etchebarren, R OBP: 0.111, SLG: 0.111 (1, 2)	0-0 L8		0-0 FC6 FC6-4		0-3 K		2-1 F3		
Mark Belanger, R OBP: 0.385, SLG: 0.333 (1, 6)		0-1 F9	2-2 FC6-4 2B SF7		0-0 G3		1-0 F9		
Jim Palmer, R OBP: 0.250, SLG: 0.500 (1, 1)		2-2 E8 1B	0-0 SF7 2B		0-1 F7		1-0 5-3		

Inning Stats	R: 1	H: 3	E: 0	K: 0	S: 13	LOB: 3	BB: 1	P: 21	R: 1	H: 1	E: 1	K: 1	S: 11	LOB: 2	BB: 1	P: 18	R: 3	H: 3	E: 1	K: 1	S: 15	LOB: 1	BB: 0	P: 21	R: 0	H: 1	E: 0	K: 1	S: 9	LOB: 1	BB: 0	P: 11	R: 0	H: 0	E: 0	K: 1	S: 6	LOB: 0	BB: 0	P: 6	R: 0	H: 0	E: 0	K: 1	S: 7	LOB: 1	BB: 1	P: 14	R: 1	H: 1	E: 0	K: 1	S: 11	LOB: 0	BB: 0	P: 19	R: 0	H: 1	E: 0	K: 1	S: 8	LOB: 1	BB: 0	P: 11
--------------	------	------	------	------	-------	--------	-------	-------	------	------	------	------	-------	--------	-------	-------	------	------	------	------	-------	--------	-------	-------	------	------	------	------	------	--------	-------	-------	------	------	------	------	------	--------	-------	------	------	------	------	------	------	--------	-------	-------	------	------	------	------	-------	--------	-------	-------	------	------	------	------	------	--------	-------	-------

AB	R	H	RBI	BB	SO	LOB
4	1	2	2	0	0	0
4	0	1	0	0	2	2
3	0	0	0	2	1	2
4	0	1	1	0	1	3
4	1	3	0	0	1	0
3	2	2	1	1	1	1
4	0	0	0	0	1	4
4	1	0	0	0	0	2
4	1	1	1	0	0	0

AB	R	H	RBI	BB	SO	LOB
34	6	10	5	3	7	14

WP	HR	S	P	ERA	WHIP
0	0	0	0	0.00	1.000
0	0	0	0	0.00	0.500
0	1	0	0	4.50	1.000

PITCHER	IP	WLS	BF	H	R	ER	SO	BB	IBB	HBP	BLK	WP	HR	S	P	ERA	WHIP
Jim Kaat, L ERA: 9.0	2.0	L	15	6	4	2	1	1	1	0	0	0	0	30	48	9.00	3.500
Bert Blyleven, R ERA:	2.0		9	2	1	0	2	0	0	0	0	0	0	18	23	0.00	1.000
Tom Hall, L ERA: 6.75	2.0		7	0	0	0	2	1	0	0	0	0	0	13	20	0.00	0.500
Jim Perry, R ERA: 13.5	2.0		8	2	1	1	2	0	0	0	0	0	0	19	30	4.50	1.000

Minnesota Twins @ Baltimore Orioles
Memorial Stadium, Baltimore, MD
 Mon Oct 05 1970, 3:33 AM EDT
 Att: 27,608 - Unknown - 66 F

livebaseballscorecards.com

