

Minnesota Twins - 1970

Batter	1	2	3	4	5	6	7	8	9	AB	R	H	RBI	BB	SO	LOB	TOP					
Cesar Tovar, R OBP: 0.200, SLG: 0.600										5	1	1	0	0	2	1	Minnesota Twins @ Chicago White Sox Comiskey Park, Chicago, IL Tue Apr 07 1970, 4:33 AM EST Att: 11,473 - Unknown - 58 F					
Rod Carew, L OBP: 0.400, SLG: 0.400										5	2	2	1	0	0	0						
Harmon Killebrew, R OBP: 0.750, SLG: 0.950 Frank Quilici, R										2	1	1	0	2	1	1						
Tony Oliva, L OBP: 0.400, SLG: 0.600										5	3	2	1	0	0	2						
Brant Aleya, R OBP: 1.000, SLG: 2.500 Jim Holt, L OBP: 1.000, SLG: 1.000										4	2	4	7	0	0	0						
Rich Reese, L OBP: 0.200, SLG: 0.200										5	1	1	0	0	0	2						
George Mitterwald, R OBP: 0.400, SLG: 0.600										5	1	2	0	0	1	1						
Leo Cardenas, R OBP: 0.200, SLG: 0.200										5	0	1	1	0	0	3						
Jim Perry, S										3	0	0	1	0	0	2						
Inning Stats	R: 3 E: 2 K: 1 S: 8	H: 3 LOB: 0 BB: 0 P: 8	R: 0 E: 0 K: 0 S: 3	H: 0 LOB: 0 BB: 0 P: 3	R: 0 E: 0 K: 1 S: 5	H: 0 LOB: 1 BB: 1 P: 9	R: 0 E: 0 K: 0 S: 5	H: 2 LOB: 2 BB: 0 P: 5	R: 3 E: 0 K: 0 S: 8	H: 3 LOB: 0 BB: 0 P: 8	R: 0 E: 0 K: 0 S: 3	H: 0 LOB: 0 BB: 0 P: 3	R: 6 E: 0 K: 0 S: 9	H: 6 LOB: 1 BB: 1 P: 13	R: 0 E: 0 K: 0 S: 3	H: 0 LOB: 0 BB: 0 P: 3	R: 0 E: 0 K: 1 S: 6	H: 1 LOB: 1 BB: 0 P: 6	1B: 10 2B: 2 3B: 1 HR: 2	SF: 1 SAC: 0 DP: 0 HBP: 0	WP: 0 PB: 0 SB: 1 CS: 0	PA: 44
PITCHER	IP WLS BF H R ER SO BB IBB HBP BLK WP HR S P ERA WHIP																					
Tommy John, L ERA: 9.64	(1, 1) 4.2 L 23 8 2 4 4 0 1 0 0 0 0 0 1 28 32 9.64 1.929																					
Tommie Sisk, R ERA: 16.2	(5, 1) 1.2 8 2 4 4 0 1 0 0 0 0 0 0 7 11 21.60 1.800																					
Danny Murphy, R ERA:	(7, 1) 0.0 4 4 1 1 0 0 0 0 0 0 0 0 1 4 4 ∞ ∞																					
Don Secrist, L ERA:	(7, 1) 1.2 5 0 1 1 0 0 0 0 0 0 0 0 5 5 5.40 0.000																					
Gene Rounsaville, R ERA:	(9, 1) 1.0 4 1 0 0 0 1 0 0 0 0 0 0 0 6 6 0.00 1.000																					


Batter	1	2	3	4	5	6	7	8	9	AB	R	H	RBI	BB	SO	LOB	BOTTOM					
Walt Williams, R OBP: 0.250, SLG: 0.250										3	0	0	0	1	0	2	Minnesota Twins @ Chicago White Sox Comiskey Park, Chicago, IL Tue Apr 07 1970, 4:33 AM EST Att: 11,473 - Unknown - 58 F					
Luis Aparicio, R OBP: 0.500, SLG: 0.667 Rich Morales, R										3	0	1	0	1	0	0						
Carlos May, L OBP: 0.250, SLG: 0.250										4	0	1	0	0	0	3						
Bill Melton, R OBP: 0.750, SLG: 1.000										4	0	3	0	0	1	2						
John Matias, L Danny Murphy, L Don Secrist, L Gail Hopkins, L Gene Rounsaville, R										3	0	0	0	0	1	6						
Buddy Bradford, R										3	0	0	0	1	1	2						
Syd O'Brien, R OBP: 0.250, SLG: 0.500										4	0	1	0	0	1	1						
Duane Josephson, R										4	0	0	0	0	1	2						
Tommy John, R Tommie Sisk, R Tom McCraw, L										1	0	0	0	0	0	0						
										1	0	0	0	1	0	1						
Inning Stats	R: 0 E: 0 K: 1 S: 5	H: 0 LOB: 2 BB: 2 P: 13	R: 0 E: 0 K: 1 S: 5	H: 0 LOB: 0 BB: 0 P: 5	R: 0 E: 0 K: 0 S: 3	H: 2 LOB: 1 BB: 0 P: 3	R: 0 E: 0 K: 1 S: 6	H: 2 LOB: 1 BB: 0 P: 6	R: 0 E: 0 K: 2 S: 7	H: 0 LOB: 0 BB: 0 P: 7	R: 0 E: 0 K: 0 S: 5	H: 2 LOB: 2 BB: 0 P: 5	R: 0 E: 0 K: 1 S: 5	H: 0 LOB: 2 BB: 2 P: 13	R: 0 E: 0 K: 0 S: 4	H: 1 LOB: 1 BB: 0 P: 4	R: 0 E: 0 K: 0 S: 4	H: 1 LOB: 1 BB: 0 P: 4	1B: 3 2B: 3 3B: 0 HR: 0	SF: 0 SAC: 0 DP: 1 HBP: 0	WP: 0 PB: 1 SB: 0 CS: 0	PA: 36
PITCHER	IP WLS BF H R ER SO BB IBB HBP BLK WP HR S P ERA WHIP																					
Jim Perry, R ERA:	(1, 1) 9.0 W 36 6 0 0 0 6 4 0 0 0 0 0 0 44 60 0.00 1.111																					


AB	41
R	12
H	15
RBI	11
BB	2
SO	4
LOB	12



AB	32
R	0
H	6
RBI	0
BB	4
SO	6
LOB	20



Batter	1	2	3	4	5	6	7	8	9	AB	R	H	RBI	BB	SO	LOB	TOP					
Bert Campaneris, R OBP: 0.222, SLG: 0.389	F9		F2			G4-6-3 1B		1-3		4	0	1	0	0	0	0	Oakland Athletics @ Minnesota Twins Metropolitan Stadium, Bloomington, MI Sat Apr 11 1970, 4:33 AM EST Att: 21,653 - Unknown - 49 F 					
Rick Monday, L OBP: 0.444, SLG: 0.571	K			F1		G4-6-3 1B		6-3		4	0	0	0	0	1	2						
Felipe Alou, R OBP: 0.222, SLG: 0.278				K		K		F9		4	0	1	0	0	2	1						
Reggie Jackson, L OBP: 0.333, SLG: 0.357	K			4-1				K		4	1	1	1	0	2	1						
Sal Bando, R OBP: 0.353, SLG: 0.667		6-3				F8		HR		3	1	1	1	1	0	0						
Dick Green, R OBP: 0.294, SLG: 0.250	K					F7		HR		4	0	1	0	0	1	1						
Joe Rudi, R OBP: 0.167, SLG: 0.167								G5-4-3 1B		3	0	1	0	0	0	1						
Dave Duncan, R OBP: 0.167, SLG: 0.167				5-3		F7		6-3		3	0	0	0	0	0	1						
Blue Moon Odom, R Jim Roland, R Bob Johnson, R Roberto Rodriguez, R Tilo Francona, L Paul Lindblad, L				2-3		G4-6-3 1B		K		1	0	0	0	0	0	0						
Inning Stats	R: 0 E: 0 K: 2 S: 8	H: 1 LOB: 1 BB: 0 P: 8	R: 0 E: 0 K: 1 S: 5	H: 0 LOB: 0 BB: 0 P: 5	R: 0 E: 0 K: 0 S: 3	H: 0 LOB: 0 BB: 0 P: 3	R: 0 E: 0 K: 1 S: 5	H: 0 LOB: 0 BB: 0 P: 5	R: 0 E: 0 K: 0 S: 4	H: 1 LOB: 1 BB: 0 P: 4	R: 0 E: 0 K: 1 S: 6	H: 2 LOB: 1 BB: 0 P: 6	R: 1 E: 0 K: 1 S: 6	H: 2 LOB: 0 BB: 0 P: 6	R: 0 E: 0 K: 1 S: 5	H: 0 LOB: 0 BB: 0 P: 5		R: 1 E: 0 K: 0 S: 4	H: 1 LOB: 1 BB: 1 P: 8	1B: 5 2B: 0 3B: 0 HR: 2	SF: 0 SAC: 0 DP: 2 HBP: 0	WP: 0 PB: 0 SB: 0 CS: 0
PITCHER Jim Kaat, L ERA: 2.0	IP: 9.0 WLS: W BF: 33 H: 7 R: 2 ER: 2 SO: 7 BB: 1 IBB: 0 HBP: 0 BLK: 0 WP: 0 HR: 2 S: 46 P: 50 ERA: 2.00 WHIP: 0.889																					

Batter	1	2	3	4	5	6	7	8	9	AB	R	H	RBI	BB	SO	LOB	BOTTOM			
Cesar Tovar, R OBP: 0.200, SLG: 0.333	S E 1B	HBP 1B 1B	6-3		5-3			F9		5	2	2	1	0	0	2	Oakland Athletics @ Minnesota Twins Metropolitan Stadium, Bloomington, MI Sat Apr 11 1970, 4:33 AM EST Att: 21,653 - Unknown - 49 F 			
Rod Carew, L OBP: 0.500, SLG: 0.545	K	IBB 1B HBP			4-3					4	0	2	1	0	1	2				
Tony Oliva, L OBP: 0.400, SLG: 0.733	1-3				3-1			K		5	0	1	2	0	2	4				
Harmon Killebrew, R Frank Quilici, R	E5 E				K			F6		3	1	0	0	1	1	0				
Rich Reese, L OBP: 0.286, SLG: 0.167	E3 PB				K			F8		1	0	0	0	0	0	1				
Jim Holt, L OBP: 0.400, SLG: 0.400	F5				SH1 BB 1B			F9		3	0	0	0	1	1	4				
George Mitterwald, R OBP: 0.462, SLG: 0.500					FC4-6 BB			F8		4	1	1	0	0	0	2				
Leo Cardenas, R OBP: 0.333, SLG: 0.364					SH1 BB 1B			F6		3	1	0	0	1	1	1				
Jim Kaat, L OBP: 0.333, SLG: 0.333					SH 5-3 1B			F7		3	1	1	2	0	1	1				
Inning Stats	R: 2 E: 2 K: 1 S: 8	H: 1 LOB: 1 BB: 0 P: 8	R: 2 E: 0 K: 2 S: 9	H: 2 LOB: 2 BB: 2 P: 18	R: 3 E: 0 K: 1 S: 8	H: 3 LOB: 1 BB: 1 P: 12	R: 0 E: 0 K: 1 S: 5	H: 0 LOB: 1 BB: 1 P: 9	R: 1 E: 0 K: 0 S: 5	H: 1 LOB: 0 BB: 0 P: 5	R: 0 E: 0 K: 0 S: 3	H: 0 LOB: 0 BB: 0 P: 3	R: 0 E: 0 K: 1 S: 5	H: 0 LOB: 0 BB: 0 P: 5	R: 0 E: 0 K: 1 S: 6	H: 1 LOB: 1 BB: 0 P: 6		1B: 8 2B: 0 3B: 0 HR: 0	SF: 0 SAC: 2 DP: 0 HBP: 1	WP: 0 PB: 1 SB: 1 CS: 0
PITCHER Blue Moon Odom, R Jim Roland, L Roberto Rodriguez, R Paul Lindblad, L	IP: 2.1 WLS: L BF: 18 H: 2 R: 1 ER: 0 SO: 3 BB: 2 IBB: 0 HBP: 0 BLK: 0 WP: 0 HR: 0 S: 20 P: 33 ERA: 9.82																			

Batter	1	2	3	4	5	6	7	8	9	AB	R	H	RBI	BB	SO	LOB	TOP
Cesar Tovar, R OBP: 0.200, SLG: 0.440 (1, 8)										5	0	1	0	0	1	1	Minnesota Twins @ California Angels Anaheim Stadium, Anaheim, CA Thu Apr 16 1970, 9:05 PM EST Att. 5,558 - Unknown - 61 F
Rod Carew, L OBP: 0.318, SLG: 0.381 (1, 4)										5	0	0	0	0	2	2	
Harmon Killebrew, R OBP: 0.371, SLG: 0.667 (1, 5)										2	1	2	0	2	0	0	
Tony Oliva, L OBP: 0.375, SLG: 0.652 (1, 9)										3	1	1	1	1	0	3	
Brant Aleya, R OBP: 0.600, SLG: 1.231 Jim Holt, L OBP: 0.333, SLG: 0.333 (8, 7)										3	0	1	0	1	1	2	
Leo Cardenas, R OBP: 0.300, SLG: 0.474 (1, 6)										4	0	1	0	0	0	2	
George Mitterwald, R OBP: 0.333, SLG: 0.350 (1, 2)										4	0	0	0	0	2	3	
Rich Reese, L OBP: 0.273, SLG: 0.111 (1, 3)										3	0	0	0	1	0	1	
Dave Boswell, R Tom Hall, L Rick Renick, R Stan Williams, R Charlie Manuel OBP: 0.100, SLG: 1.000 Jim Kaat, L OBP: 0.333, SLG: 0.333 (9, 7)										2	0	0	0	0	2	2	
Inning Stats	R: 0 E: 0 K: 1 S: 5	H: 0 LOB: 2 BB: 2 P: 13	R: 0 E: 0 K: 0 S: 3	H: 1 LOB: 2 BB: 1 P: 12	R: 0 E: 0 K: 1 S: 6	H: 1 LOB: 1 BB: 0 P: 10	R: 0 E: 0 K: 2 S: 8	H: 1 LOB: 0 BB: 0 P: 8	R: 2 E: 0 K: 1 S: 6	H: 2 LOB: 1 BB: 1 P: 10	R: 0 E: 0 K: 1 S: 6	H: 1 LOB: 1 BB: 0 P: 6	1B: 4 2B: 2 3B: 1 HR: 0	SF: 0 SAC: 0 DP: 1 HBP: 0	WP: 2 PA: 38 CS: 0		
PITCHER	IP WLS BF H R ER SO BB IBB HBP BLK WP HR S P ERA WHIP	7.0 W 32 6 2 2 6 5 0 0 0 0 2 0 39 59 2.57 1.571	2.0 S 6 1 0 0 2 0 0 0 0 0 0 0 10 10 0.00 0.500														

AB 33
R 2
H 7
RBI 1
BB 5
SO 8
LOB 16



Batter	1	2	3	4	5	6	7	8	9	AB	R	H	RBI	BB	SO	LOB	BOTTOM
Sandy Alomar Sr., S OBP: 0.378, SLG: 0.389 (1, 4)										4	0	1	1	0	0	2	Minnesota Twins @ California Angels Anaheim Stadium, Anaheim, CA Thu Apr 16 1970, 9:05 PM EST Att. 5,558 - Unknown - 61 F
Jim Fregosi, R OBP: 0.444, SLG: 0.563 (1, 6)										3	0	0	0	1	1	2	
Bill Voss, L OBP: 0.459, SLG: 0.552 (1, 9)										3	0	1	0	1	0	2	
Alex Johnson, R OBP: 0.364, SLG: 0.613 (1, 7)										4	0	1	0	0	0	1	
Jay Johnstone, L OBP: 0.500, SLG: 0.813 (1, 8)										4	1	1	0	0	0	2	
Roger Repoz, L OBP: 0.344, SLG: 0.607 (1, 3)										2	1	0	0	2	2	0	
Joe Azcue, R OBP: 0.212, SLG: 0.242 (1, 2)										4	1	2	0	0	0	1	
Aurelio Rodriguez, R OBP: 0.394, SLG: 0.548 (1, 5)										4	0	2	1	0	0	3	
Rudy May, L Ken Tatum, R (8, 1)										3	0	0	0	0	2	5	
Inning Stats	R: 0 E: 0 K: 0 S: 5	H: 2 LOB: 0 BB: 0 P: 5	R: 0 E: 0 K: 2 S: 8	H: 1 LOB: 1 BB: 0 P: 8	R: 0 E: 0 K: 0 S: 3	H: 3 LOB: 2 BB: 1 P: 7	R: 3 E: 1 K: 0 S: 6	H: 0 LOB: 0 BB: 2 P: 14	R: 0 E: 0 K: 1 S: 5	H: 0 LOB: 0 BB: 0 P: 5	R: 0 E: 0 K: 2 S: 9	H: 2 LOB: 2 BB: 0 P: 9	R: 0 E: 0 K: 1 S: 5	H: 0 LOB: 1 BB: 1 P: 9	1B: 6 2B: 1 3B: 1 HR: 0	SF: 0 SAC: 0 DP: 1 HBP: 0	
PITCHER	IP WLS BF H R ER SO BB IBB HBP BLK WP HR S P ERA WHIP	3.2 L 20 6 3 1 2 0 0 0 0 0 0 0 15 15 0.00 0.857	2.1 9 2 0 0 3 0 0 0 0 0 0 0 8 12 0.00 0.500														

AB 32
R 3
H 8
RBI 2
BB 4
SO 6
LOB 19



Batter	1	2	3	4	5	6	7	8	9	AB	R	H	RBI	BB	SO	LOB	TOP			
Ken Berry, R OBP: 0.368, SLG: 0.371 (1, 8)										4	1	1	0	0	0	1				
Luis Aparicio, R OBP: 0.422, SLG: 0.462 (1, 6)										4	0	1	0	0	0	2				
Carlos May, L OBP: 0.356, SLG: 0.500 (1, 7)										4	1	2	1	0	0	1				
Bill Melton, R OBP: 0.447, SLG: 0.561 (1, 5)										4	0	1	1	0	1	3				
Duane Josephson, R OBP: 0.294, SLG: 0.387 (1, 2)										4	0	0	0	0	0	2				
Syd O'Brien, R OBP: 0.304, SLG: 0.318 (1, 4)										4	0	1	0	0	0	0				
Buddy Bradford, R OBP: 0.355, SLG: 0.519 (7, 9)										3	0	1	0	0	0	0	AB 34			
John Matias, L OBP: 0.194, SLG: 0.257 (1, 3)										3	0	0	0	0	1	1	R 3			
Tommy John, R OBP: 0.167, SLG: 0.167 (1, 1)										2	1	1	0	0	0	0	H 8			
Walt Williams, R OBP: 0.227, SLG: 0.158 (7, PH)										1	0	0	0	0	0	2	RBI 2			
Tommie Sisk, R OBP: 0.500, SLG: 0.333 (9, PH)										0	0	0	0	0	0	0	BB 0			
Bob Christian, R OBP: 0.500, SLG: 0.333 (9, PH)										1	0	0	0	0	0	1	SO 2			
Inning Stats	R: 1 E: 1 K: 0 S: 5	H: 2 LOB: 1 BB: 0 P: 5	R: 0 E: 0 K: 0 S: 3	H: 0 LOB: 0 BB: 0 P: 3	R: 0 E: 0 K: 0 S: 3	H: 0 LOB: 0 BB: 0 P: 3	R: 0 E: 0 K: 0 S: 3	H: 0 LOB: 0 BB: 0 P: 3	R: 0 E: 1 K: 1 S: 7	H: 2 LOB: 1 BB: 0 P: 7	R: 0 E: 0 K: 0 S: 4	H: 1 LOB: 2 BB: 0 P: 5	R: 1 E: 0 K: 0 S: 5	H: 2 LOB: 1 BB: 0 P: 5	R: 0 E: 0 K: 1 S: 6	H: 1 LOB: 1 BB: 0 P: 6	1B: 7 2B: 1 3B: 0 HR: 0	SF: 0 SAC: 1 DP: 1 HBP: 1	WP: 0 PB: 0 SB: 0 CS: 0	PA: 36
PITCHER	IP WLS BF H R ER SO BB IBB HBP BLK WP HR S P ERA WHIP																			
Jim Kaat, L ERA: 2.7 (1, 1)	7.2 W 31 7 3 1 1 0 0 1 0 0 0 32 33 1.17 0.913																			
Stan Williams, R ERA (8, 1)	0.2 3 1 0 0 0 0 0 0 0 0 0 3 3 0.00 1.500																			
Ron Perranoski, L ERA: 2.08 (9, 1)	0.2 S 2 0 0 0 1 0 0 0 0 0 0 4 4 0.00 0.000																			

Chicago White Sox @ Minnesota Twins
Metropolitan Stadium, Bloomington, MI
Tue Apr 21 1970, 4:33 AM EST
Att. 3,333 - Unknown - 42 F

AB 34
R 3
H 8
RBI 2
BB 0
SO 2
LOB 13





Batter	1	2	3	4	5	6	7	8	9	AB	R	H	RBI	BB	SO	LOB	BOTTOM			
Cesar Tovar, R OBP: 0.409, SLG: 0.600 (1, 8)										3	1	2	1	1	0	1				
Rod Carew, L OBP: 0.375, SLG: 0.436 (1, 4)										4	1	1	0	0	0	3				
Harmon Killebrew, R OBP: 0.447, SLG: 0.571 (1, 3)										4	1	2	3	0	0	1				
Rich Reese, L OBP: 0.276, SLG: 0.200 (9, 3)										0	0	0	0	0	0	0				
Tony Oliva, L OBP: 0.366, SLG: 0.641 (1, 9)										4	0	0	0	0	0	2				
Brant Aylea, R OBP: 0.483, SLG: 0.926 (1, 7)										3	0	1	0	0	0	1				
Jim Holt, L OBP: 0.333, SLG: 0.333 (8, 7)										1	0	0	0	0	1	0				
Rick Renick, R OBP: 0.333, SLG: 0.778 (1, 5)										3	0	1	0	0	1	1				
Frank Quilici, R OBP: 0.333, SLG: 0.333 (8, 5)										0	0	0	0	0	0	0				
Leo Cardenas, R OBP: 0.250, SLG: 0.353 (1, 6)										3	0	0	0	0	0	1	AB 30			
George Mitterwald, R OBP: 0.257, SLG: 0.219 (1, 2)										2	0	0	0	1	0	0	R 4			
Jim Kaat, L OBP: 0.286, SLG: 0.286 (1, 1)										3	1	1	0	0	0	2	H 8			
Stan Williams, R ERA: 5.55 (8, 1)										0	0	0	0	0	0	0	RBI 4			
Ron Perranoski, L ERA: 5.91 (9, 1)										0	0	0	0	0	0	0	BB 2			
Inning Stats	R: 0 E: 0 K: 0 S: 4	H: 1 LOB: 1 BB: 0 P: 4	R: 0 E: 0 K: 1 S: 5	H: 0 LOB: 0 BB: 0 P: 5	R: 0 E: 0 K: 0 S: 4	H: 1 LOB: 1 BB: 0 P: 4	R: 0 E: 0 K: 0 S: 3	H: 1 LOB: 0 BB: 0 P: 3	R: 0 E: 0 K: 0 S: 3	H: 1 LOB: 1 BB: 1 P: 7	R: 3 E: 0 K: 0 S: 5	H: 3 LOB: 0 BB: 1 P: 9	R: 1 E: 1 K: 0 S: 5	H: 1 LOB: 1 BB: 0 P: 5	R: 0 E: 0 K: 1 S: 5	H: 0 LOB: 0 BB: 0 P: 5	1B: 5 2B: 1 3B: 1 HR: 1	SF: 0 SAC: 0 DP: 3 HBP: 0	WP: 0 PB: 0 SB: 1 CS: 0	PA: 32
PITCHER	IP WLS BF H R ER SO BB IBB HBP BLK WP HR S P ERA WHIP																			
Tommy John, L ERA: 5.55 (1, 1)	6.0 L 24 7 3 3 1 2 0 0 0 0 0 0 24 32 4.50 1.500																			
Tommie Sisk, R ERA: 5.91 (7, 1)	2.0 8 1 1 0 1 0 0 0 0 0 0 10 10 0.00 0.500																			

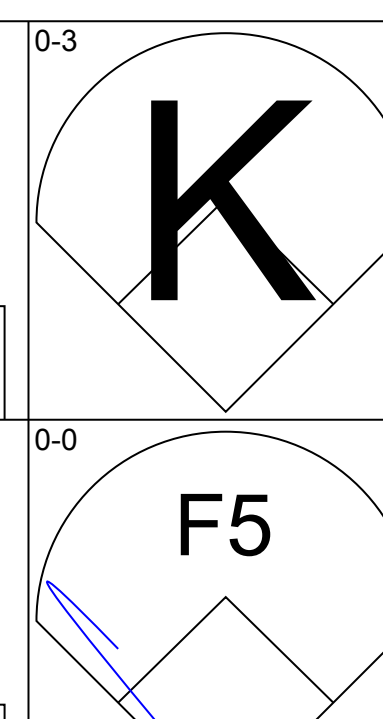
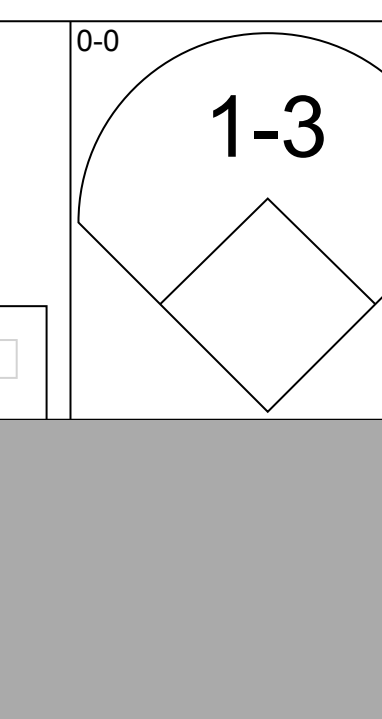
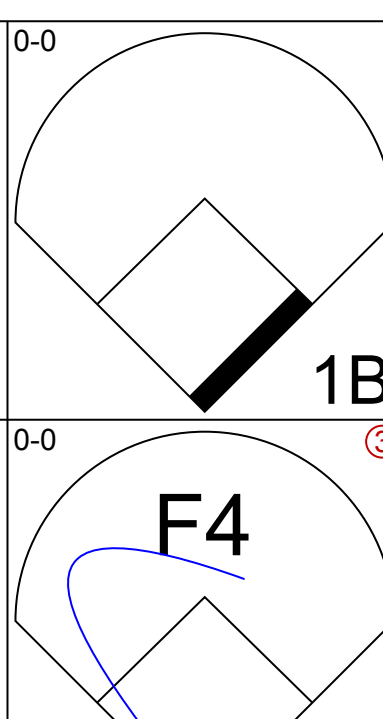
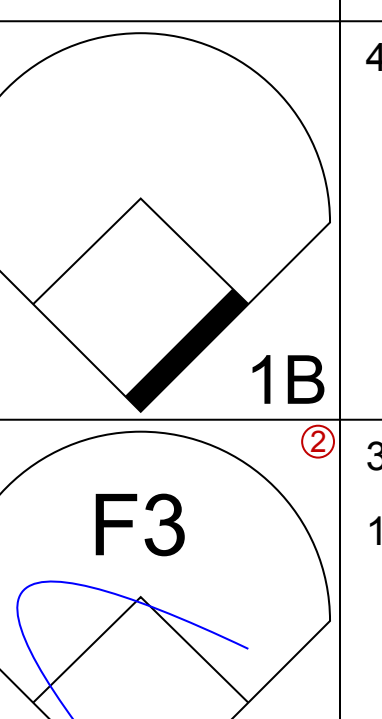
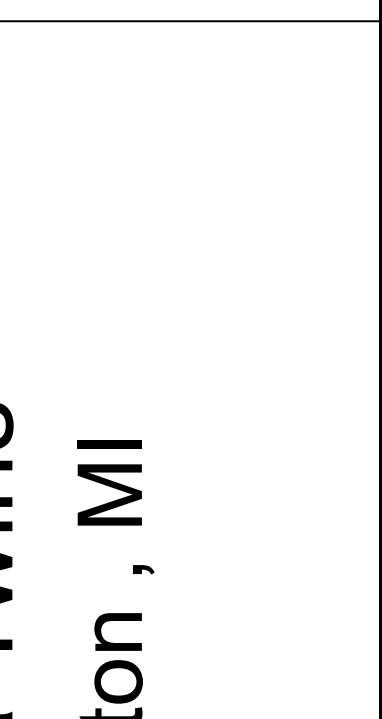
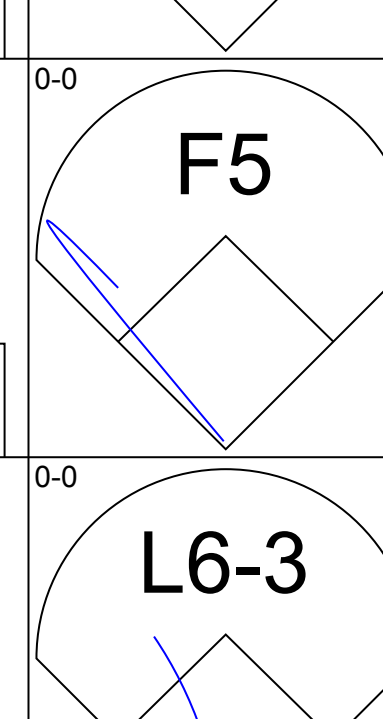
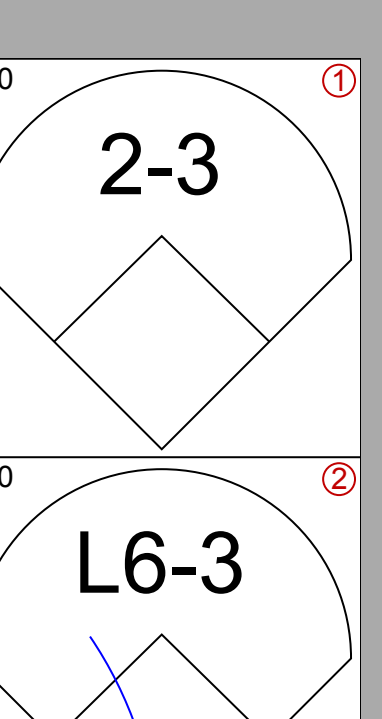
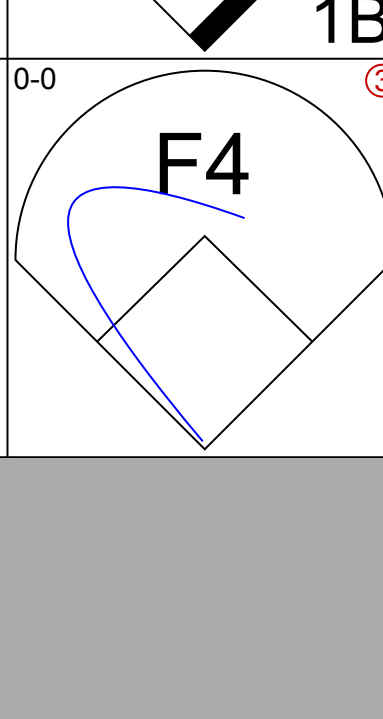
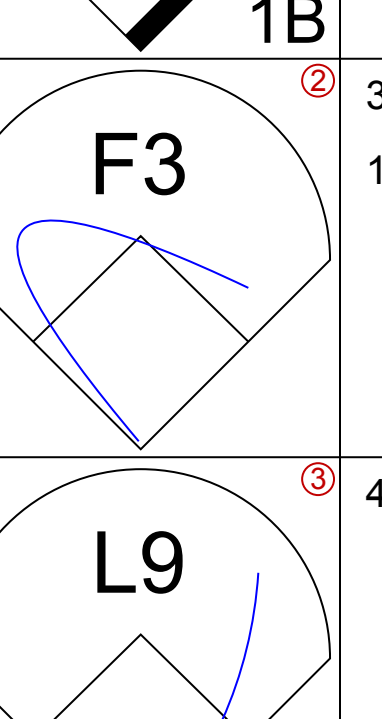
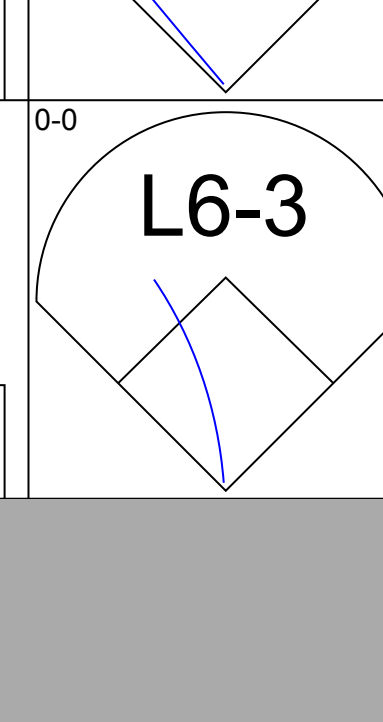
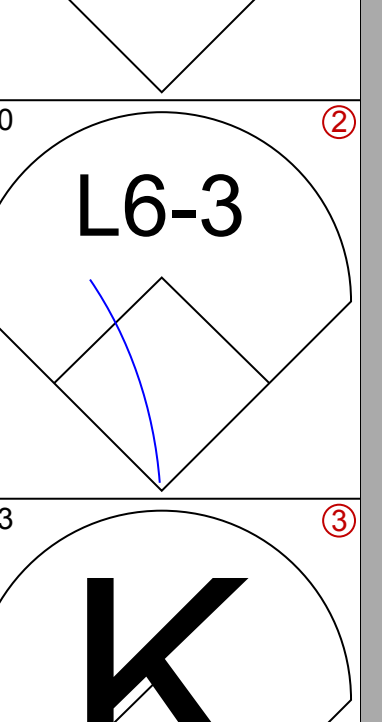
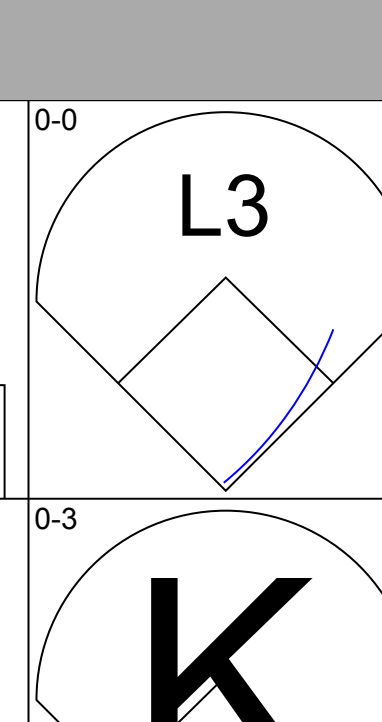
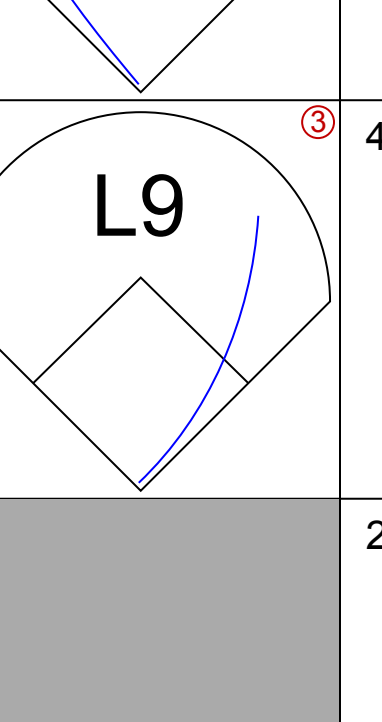
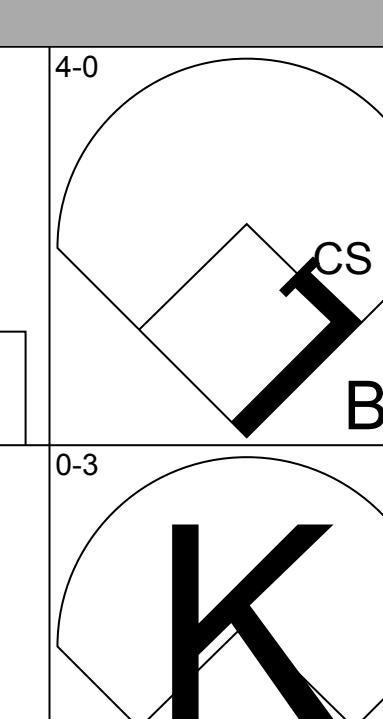

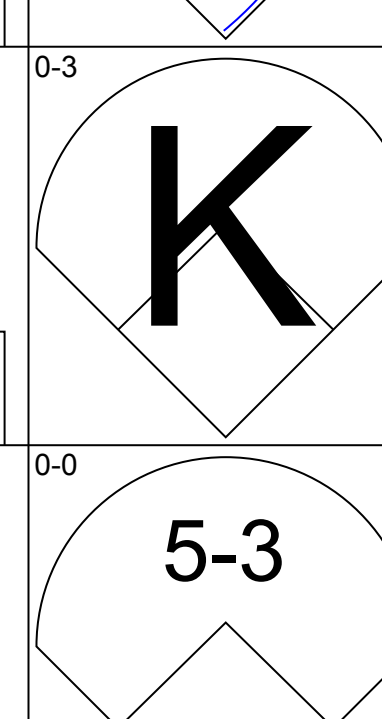
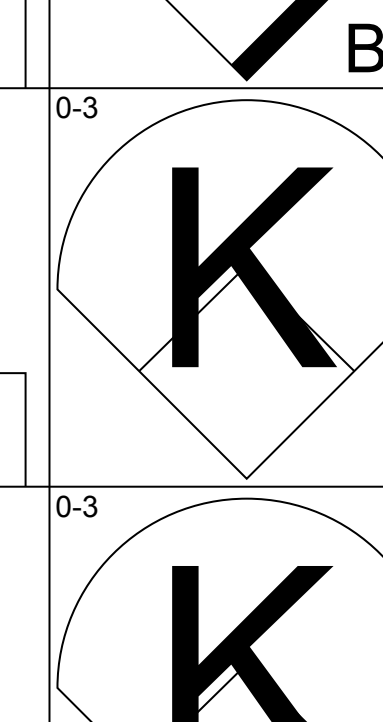
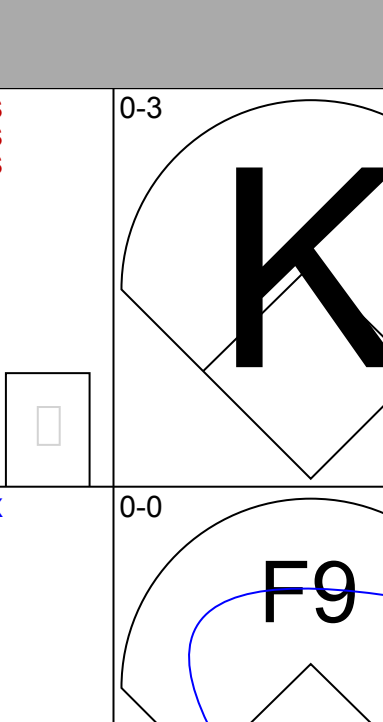
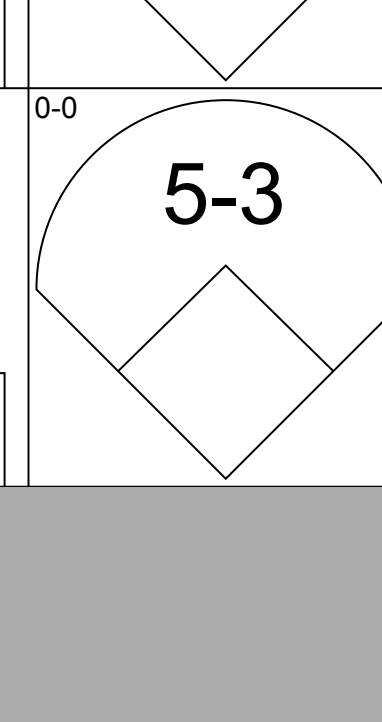
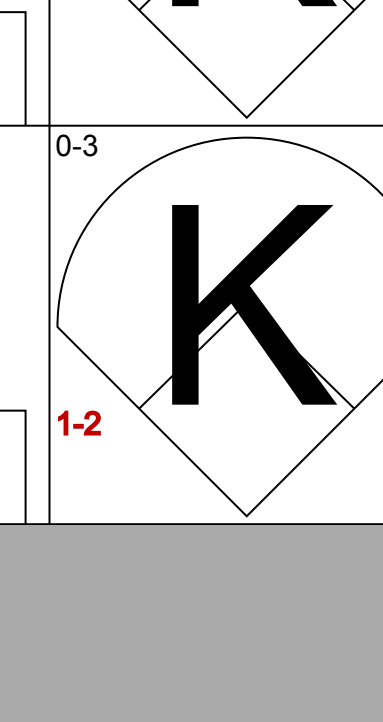
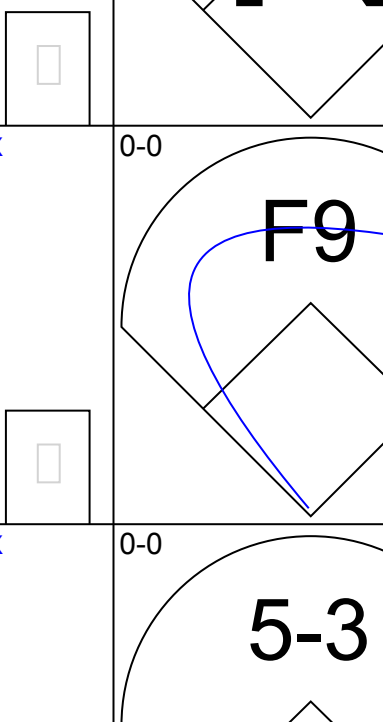
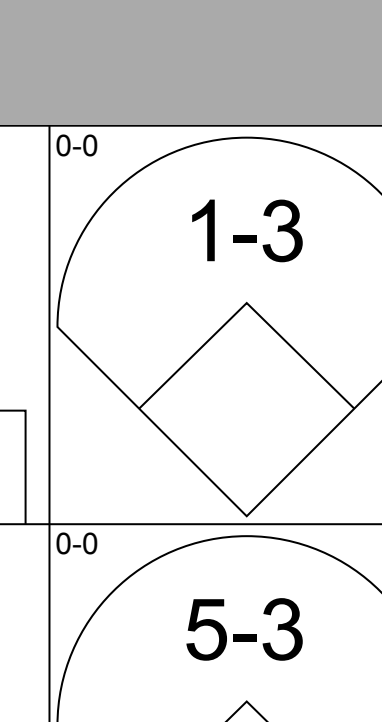
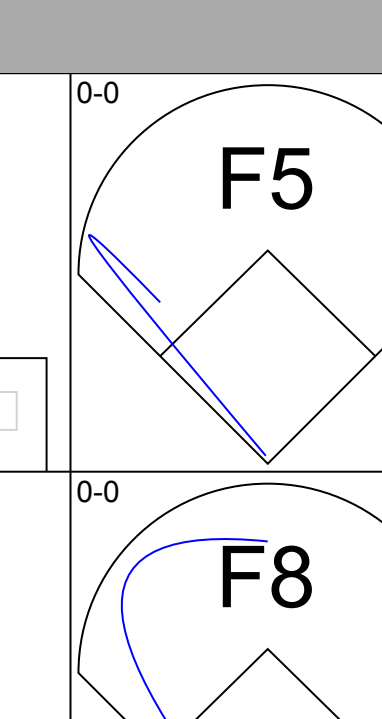
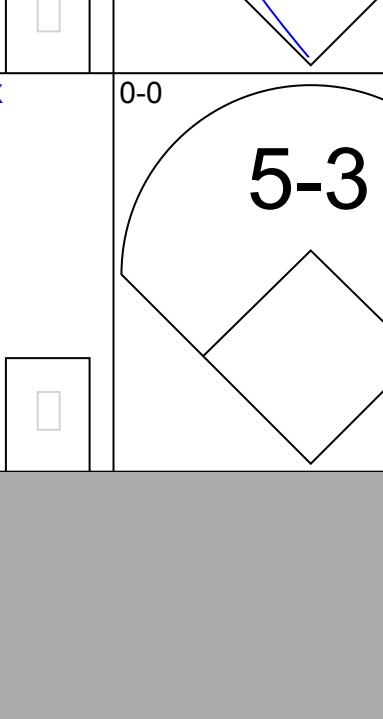
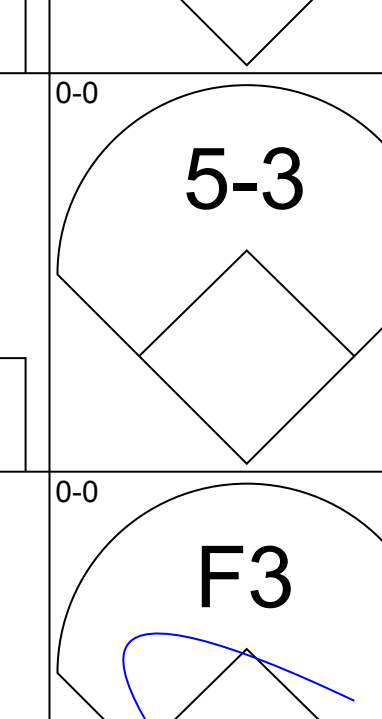
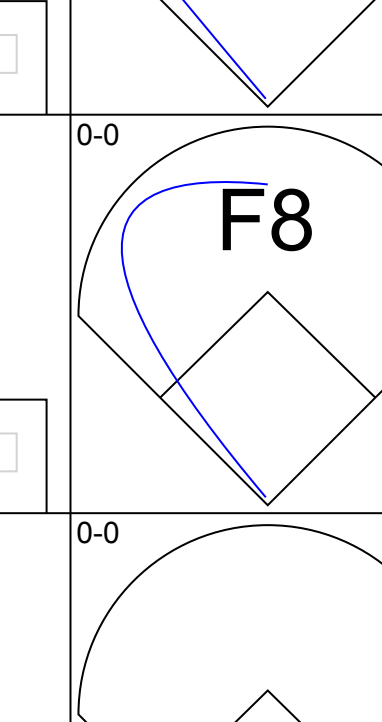
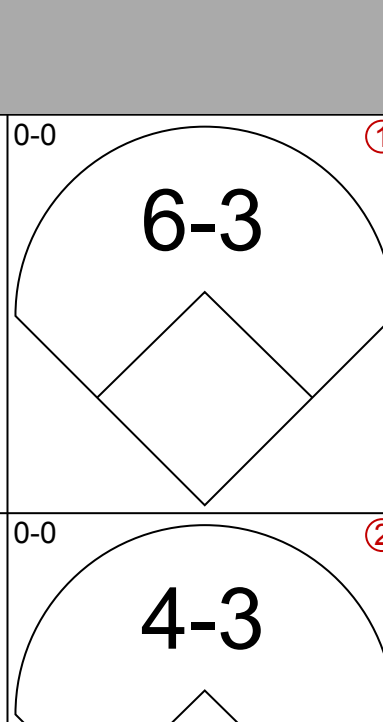
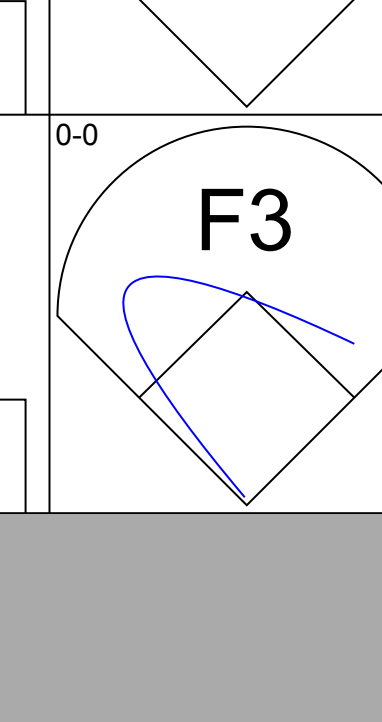
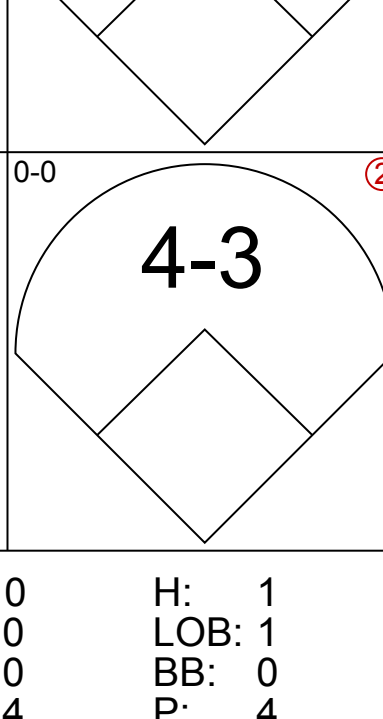
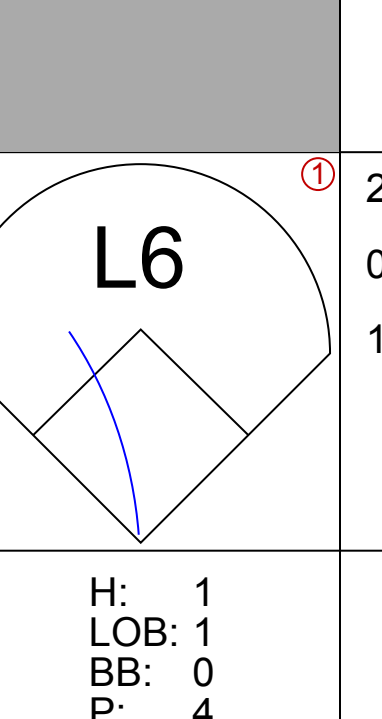
Chicago White Sox @ Minnesota Twins
Metropolitan Stadium, Bloomington, MI
Tue Apr 21 1970, 4:33 AM EST
Att. 3,333 - Unknown - 42 F

AB 30
R 4
H 8
RBI 4
BB 2
SO 2
LOB 12



Batter	1	2	3	4	5	6	7	8	9	AB	R	H	RBI	BB	SO	LOB	TOP		
Walt Williams, R OBP: 0.240, SLG: 0.182	F7			4-3	1B					3	0	1	0	0	0	0	Chicago White Sox @ Minnesota Twins Metropolitan Stadium, Bloomington, MI Wed Apr 22 1970, 4:33 AM EST Att. 3,248 - Unknown - 46 F AB 16 R 1 H 4 RBI 1 BB 2 SO 2 LOB 4 		
Luis Aparicio, R OBP: 0.426, SLG: 0.463	4-3			2B	1B					2	1	1	0	0	0				
Carlos May, L OBP: 0.362, SLG: 0.523	F8			4-3	2B					2	0	1	1	0	0				
Bill Melton, R OBP: 0.449, SLG: 0.548		CS		4-3						1	0	0	0	1	0				
Gail Hopkins, L OBP: 0.333, SLG: 0.200	F5			BB						1	0	0	0	1	0				
Ken Berry, R OBP: 0.350, SLG: 0.351	F8			BB						2	0	0	0	0	2				
Bobby Knoop, R OBP: 0.227, SLG: 0.350			F3					K		2	0	0	0	0	1				
Ed Herrmann, L OBP: 0.308, SLG: 0.385			K					1B	SH3-4	2	0	1	0	0	1				
Joe Horlen, R OBP: 0.350, SLG: 0.351			F7					SH3-4		1	0	0	0	0	0				
Inning Stats	R: 0 E: 0 K: 0 S: 3	H: 0 LOB: 0 BB: 0 P: 3	R: 0 E: 0 K: 0 S: 2	H: 0 LOB: 0 BB: 1 P: 6	R: 0 E: 0 K: 1 S: 5	H: 0 LOB: 0 BB: 0 P: 5	R: 1 E: 0 K: 0 S: 5	H: 2 LOB: 2 BB: 1 P: 9	R: 0 E: 0 K: 1 S: 6	H: 2 LOB: 1 BB: 0 P: 6						1B: 3 2B: 1 3B: 0 HR: 0	SF: 0 SAC: 1 DP: 0 HBP: 0	WP: 0 PB: 0 SB: 0 CS: 1	PA: 19
PITCHER Luis Tiant, R ERA: 5.02	IP: 5.0 WLS: W BF: 19 H: 4 R: 1 ER: 1 SO: 2 BB: 2 IBB: 0 HBP: 0 BLK: 0 WP: 0 HR: 0 S: 21 P: 29 ERA: 1.80 WHIP: 1.200																		

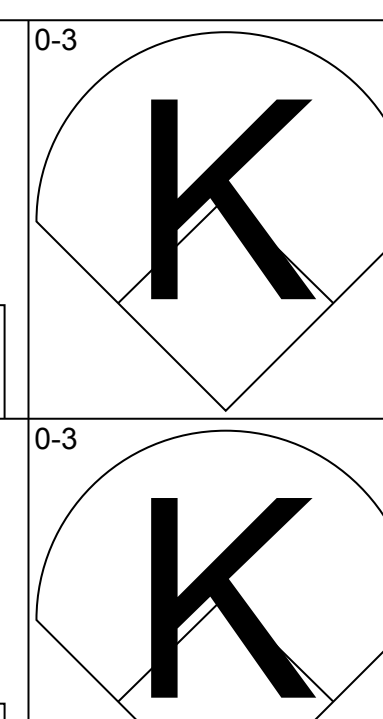
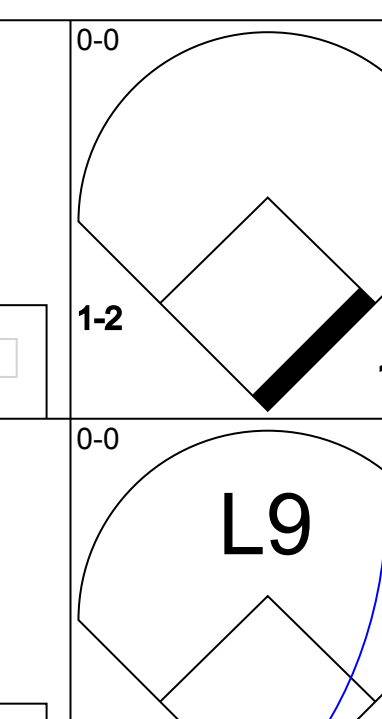
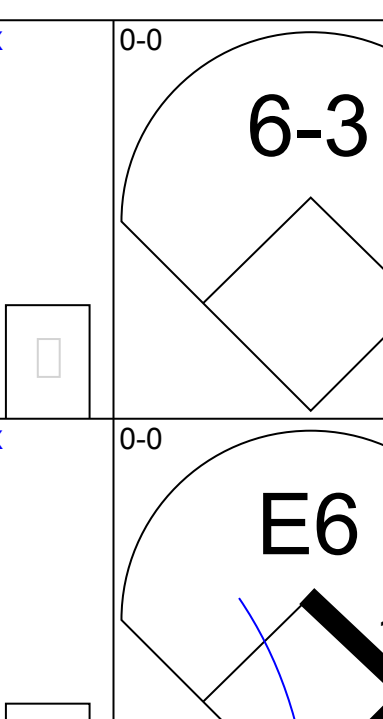
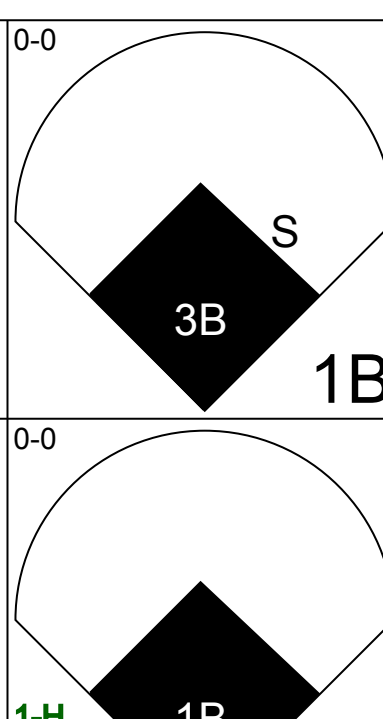
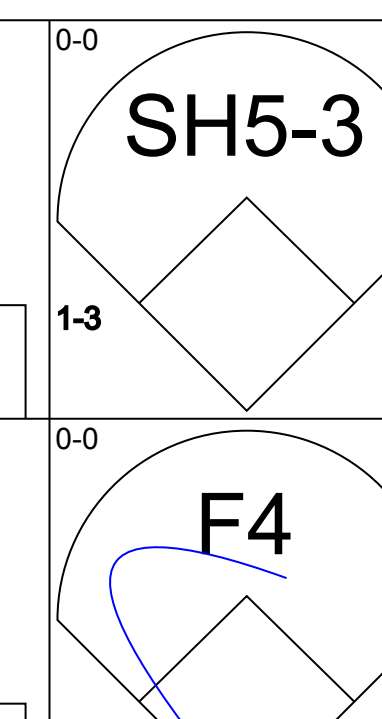
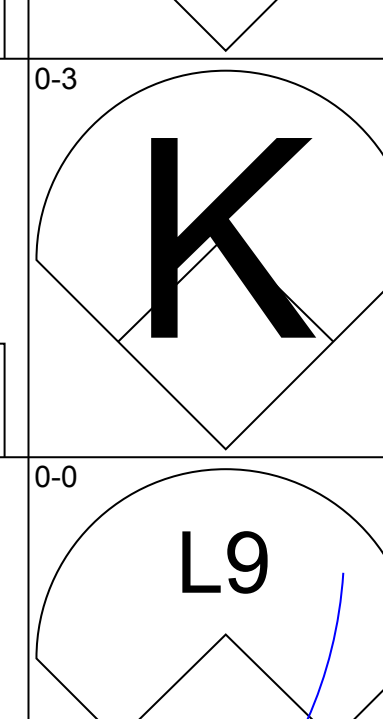
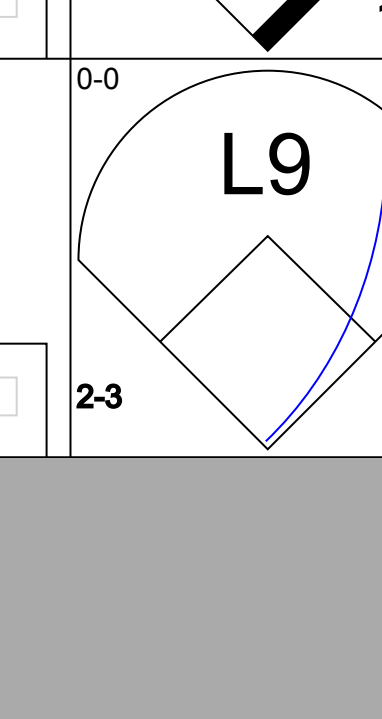
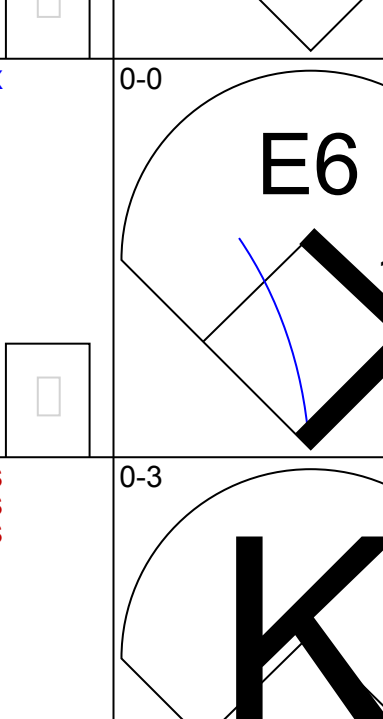
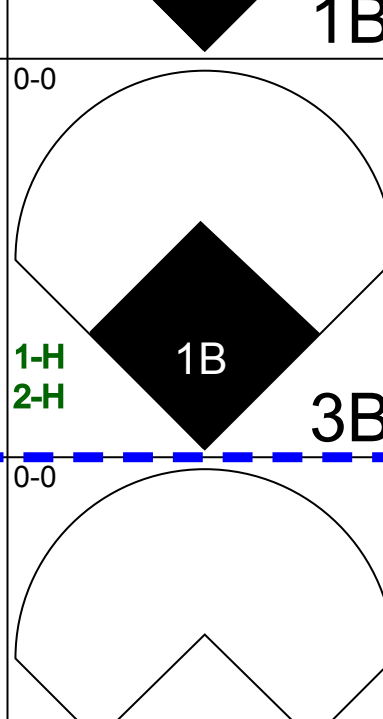
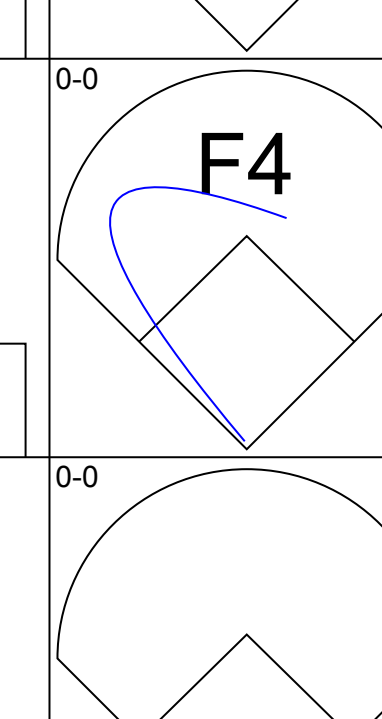
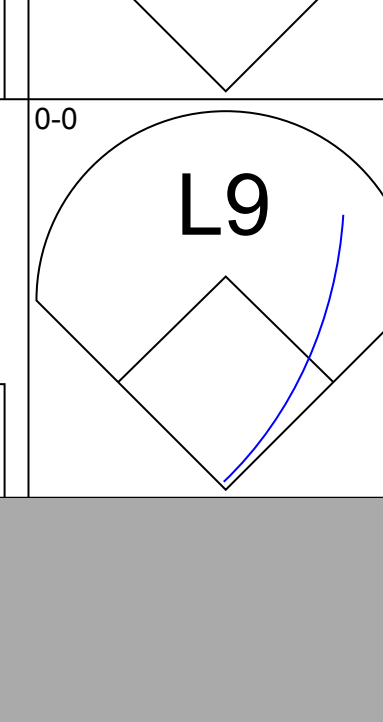
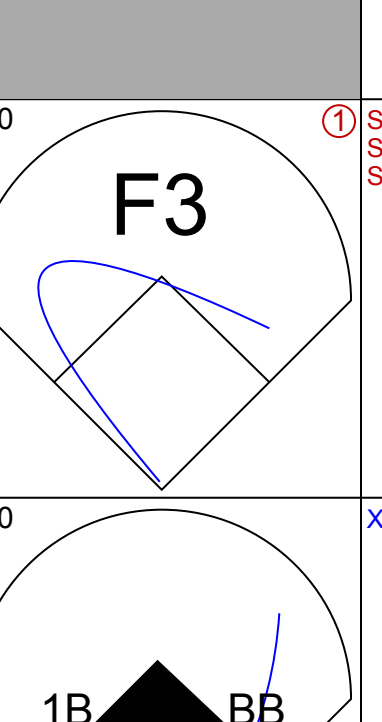
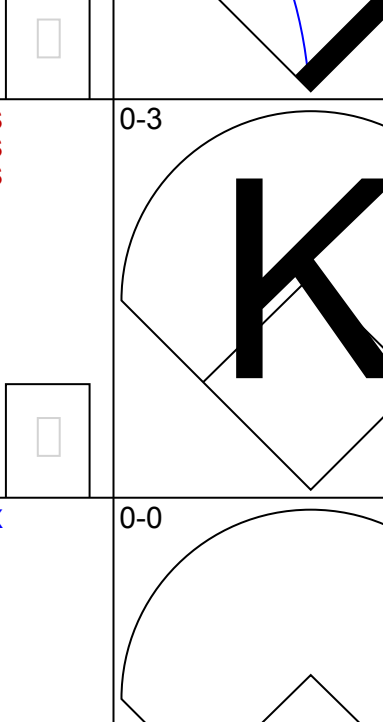
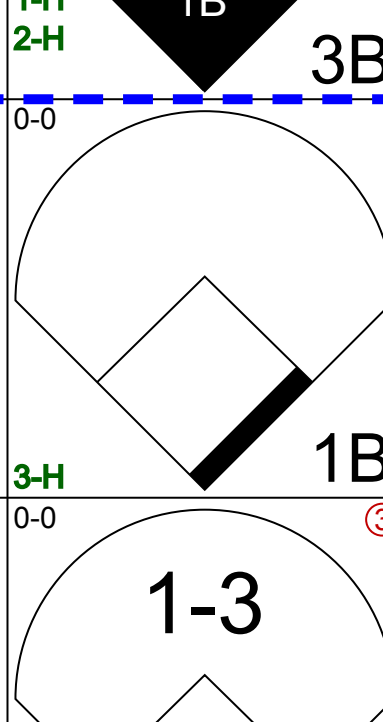
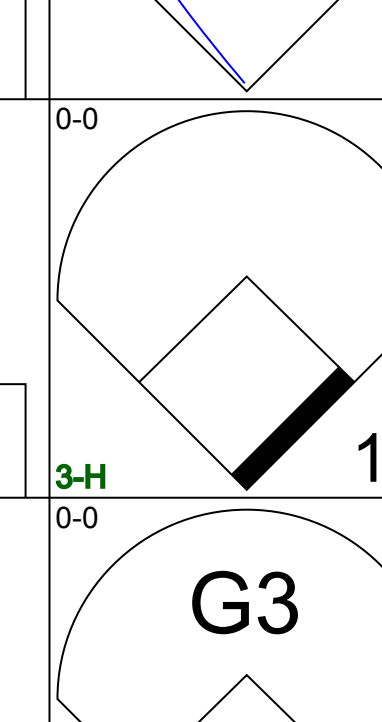
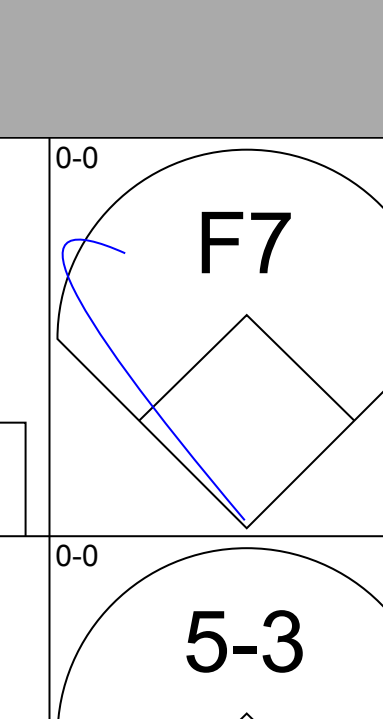
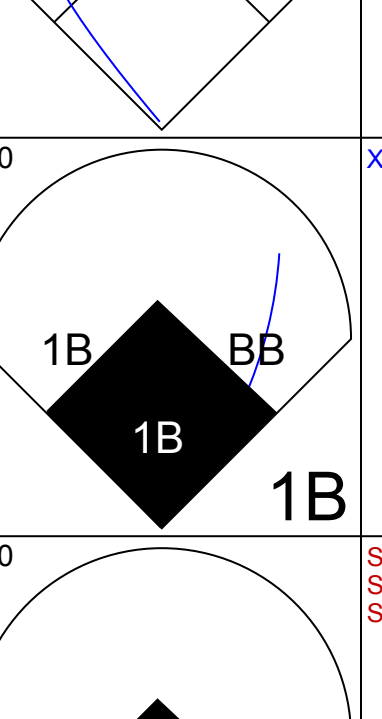
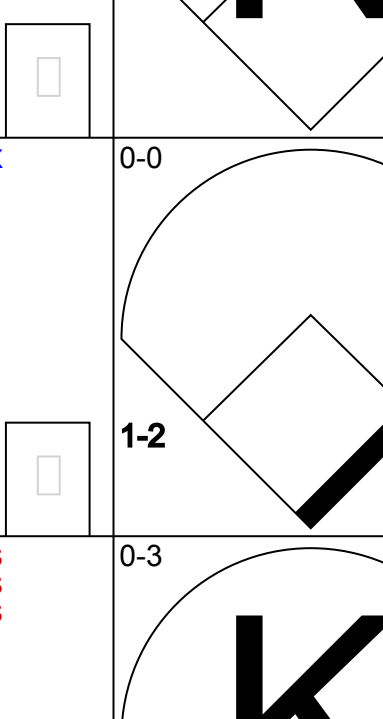
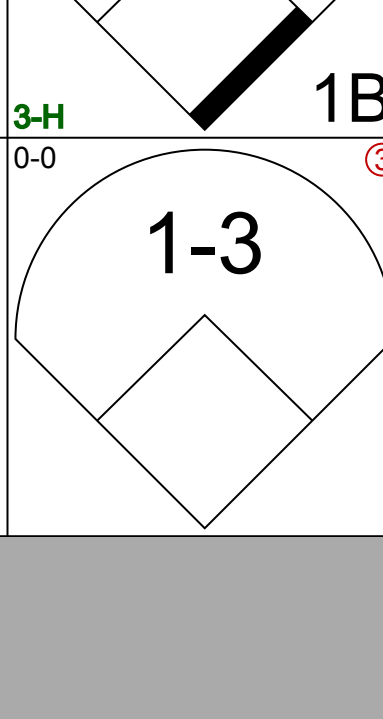
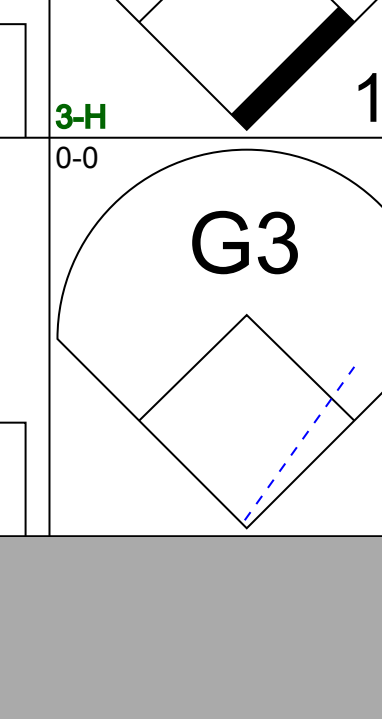
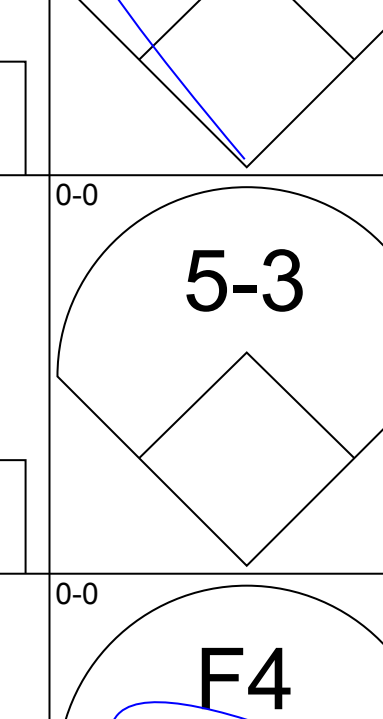
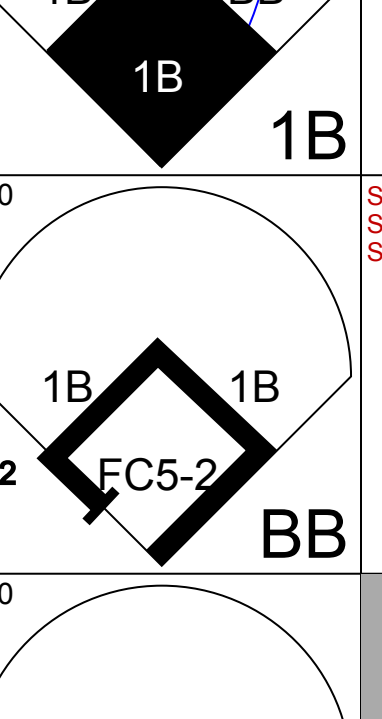
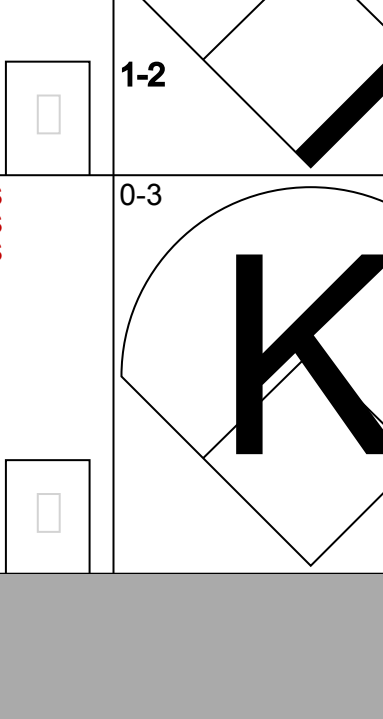
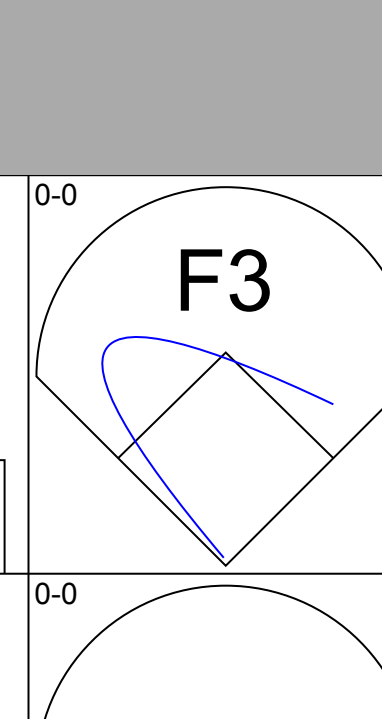
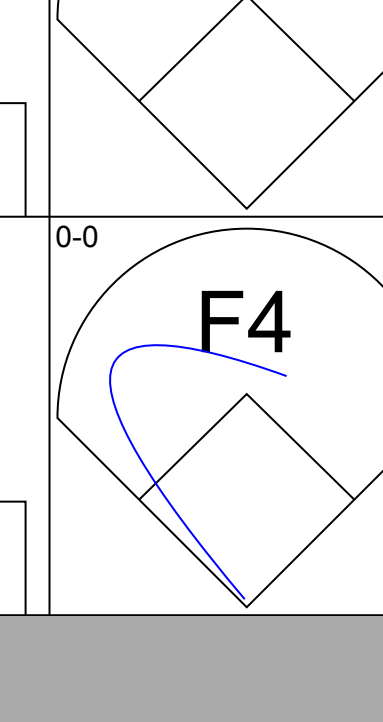
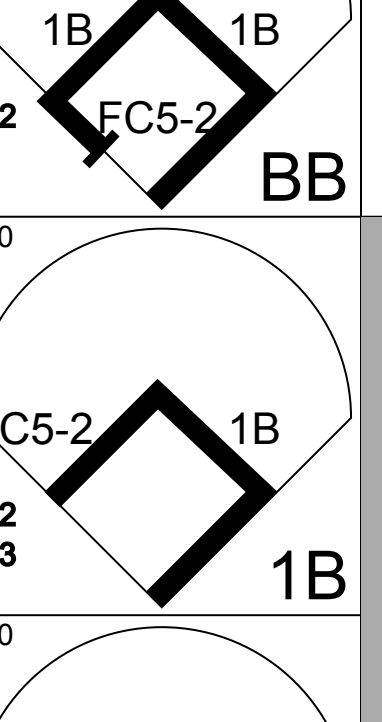
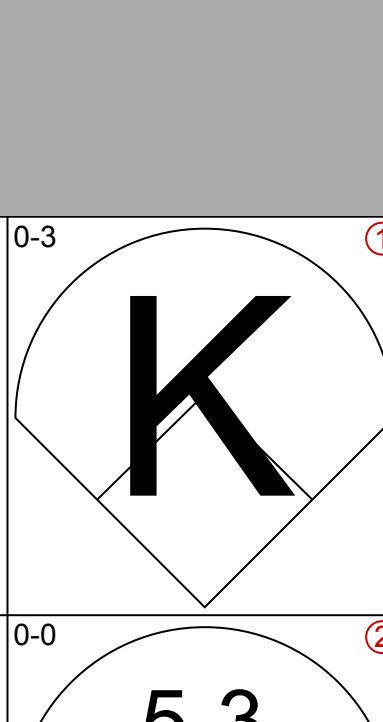

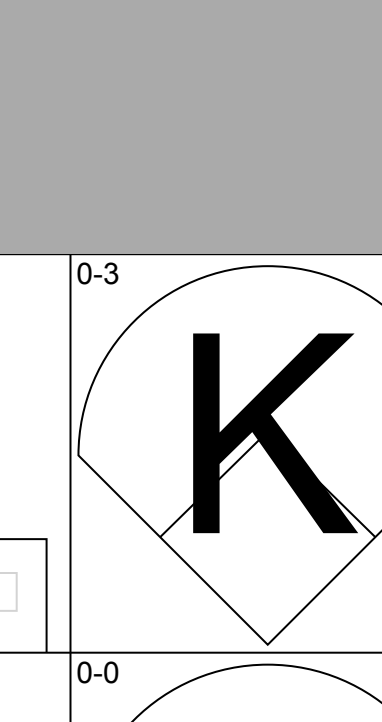
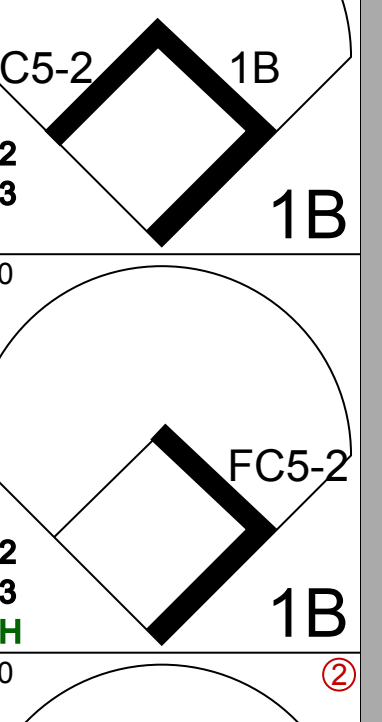

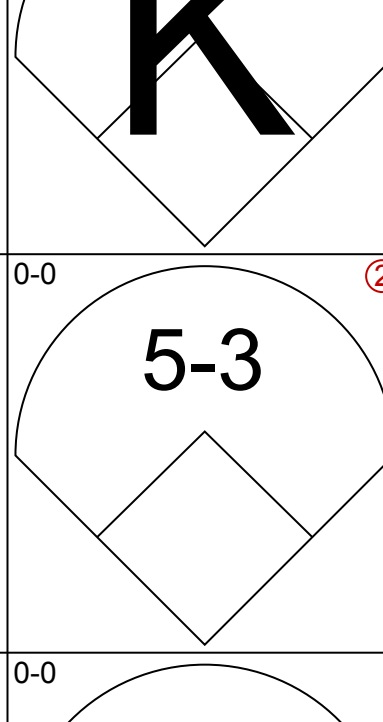
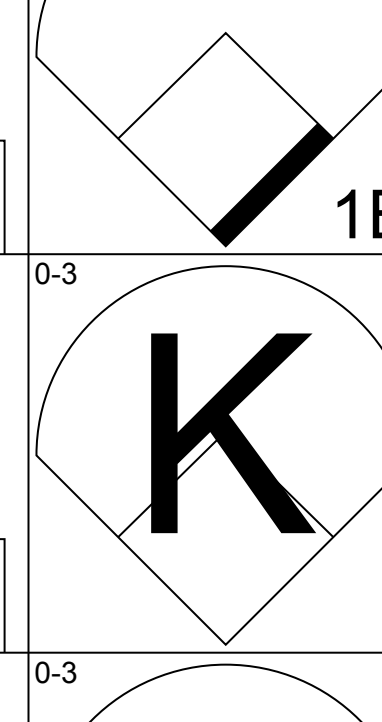
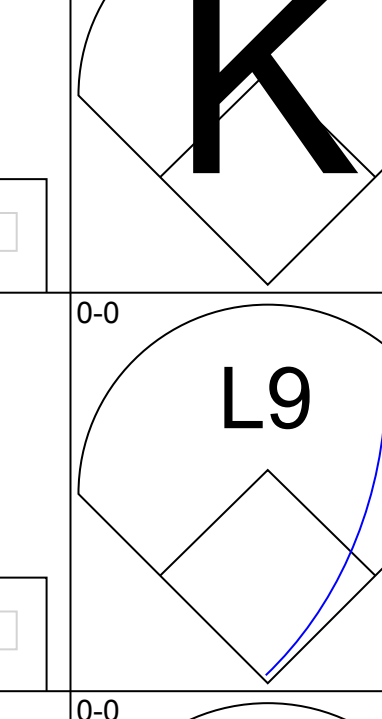
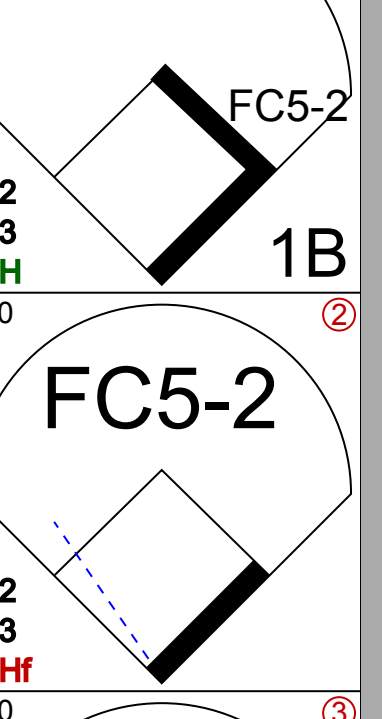

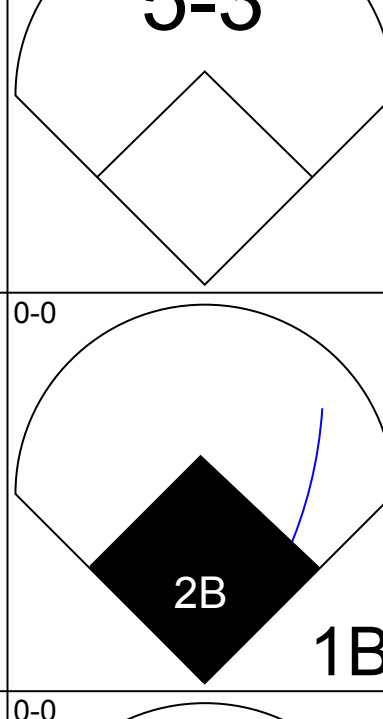
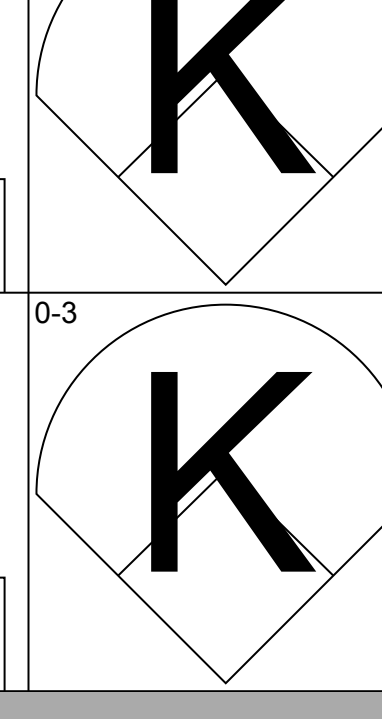
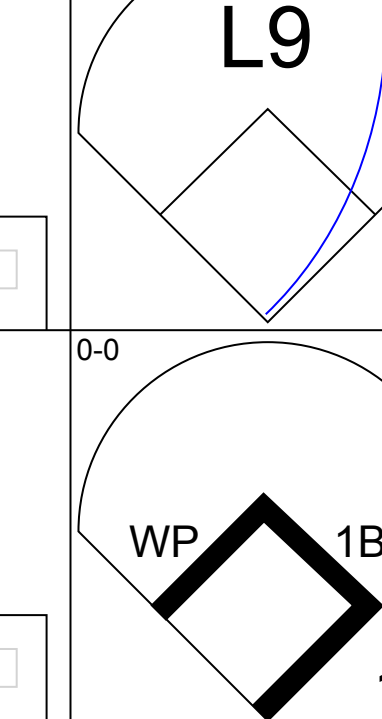
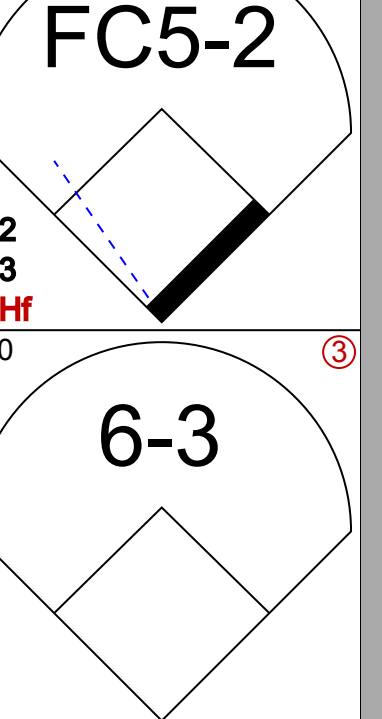
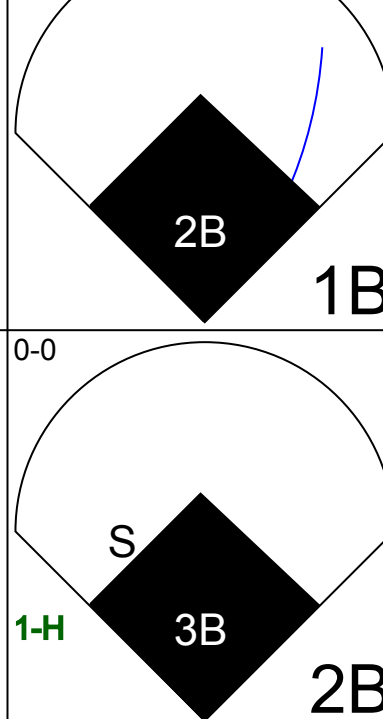
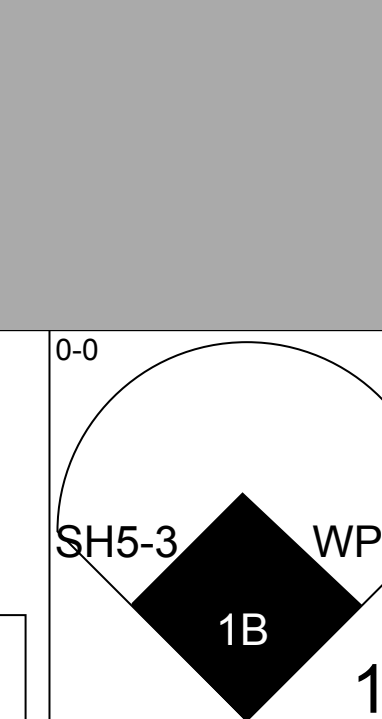
Batter	1	2	3	4	5	6	7	8	9	AB	R	H	RBI	BB	SO	LOB	BOTTOM		
Cesar Tovar, R OBP: 0.426, SLG: 0.674	6-3		K		HR					3	2	2	2	0	1	0	Chicago White Sox @ Minnesota Twins Metropolitan Stadium, Bloomington, MI Wed Apr 22 1970, 4:33 AM EST Att. 3,248 - Unknown - 46 F AB 19 R 3 H 7 RBI 3 BB 1 SO 1 LOB 6 		
Rod Carew, L OBP: 0.372, SLG: 0.452	6-3		4-3		2B					3	0	1	0	0	0	1			
Tony Oliva, L OBP: 0.364, SLG: 0.619	G5-4-3			G3	4-3					3	0	1	1	0	0	1			
Harmon Killebrew, R OBP: 0.450, SLG: 0.567	G5-4-3			1B						2	0	1	0	0	0	1			
Rich Reese, L OBP: 0.258, SLG: 0.185		1-3		F8						2	0	0	0	0	0	1			
Brant Aleva, R OBP: 0.484, SLG: 0.897		CS		1-3						2	0	1	0	0	0	1			
Paul Ratliff, L		BB			L4					1	0	0	0	1	0	0			
Leo Cardenas, R OBP: 0.263, SLG: 0.361		BB			SH3			HR	1B	2	1	1	0	0	0	1			
Luis Tiant, R OBP: 0.400, SLG: 0.400			6-3		SH3					1	0	0	0	0	0	0			
Inning Stats	R: 1 E: 0 K: 0 S: 4	H: 2 LOB: 0 BB: 0 P: 4	R: 0 E: 0 K: 0 S: 3	H: 1 LOB: 1 BB: 1 P: 7	R: 0 E: 0 K: 1 S: 5	H: 0 LOB: 0 BB: 0 P: 5	R: 0 E: 0 K: 0 S: 4	H: 1 LOB: 0 BB: 0 P: 4	R: 2 E: 0 K: 0 S: 6	H: 3 LOB: 1 BB: 0 P: 6						1B: 5 2B: 1 3B: 0 HR: 1	SF: 0 SAC: 1 DP: 1 HBP: 0	WP: 0 PB: 0 SB: 0 CS: 1	PA: 21
PITCHER Joe Horlen, R ERA: 4.08	IP: 5.0 WLS: L BF: 21 H: 7 R: 3 ER: 3 SO: 1 BB: 1 IBB: 0 HBP: 0 BLK: 0 WP: 0 HR: 1 S: 22 P: 26 ERA: 5.40 WHIP: 1.600																		

Batter	1	2	3	4	5	6	7	8	9	AB	R	H	RBI	BB	SO	LOB	TOP			
Dick McAuliffe, L (1,4) OBP: 0.411, SLG: 0.448										4	0	2	0	0	1	1				
Cesar Gutierrez, R (1,6) OBP: 0.317, SLG: 0.350 Gates Brown, L (9,PH)										3	0	0	0	0	0	1				
Al Kaline, R (1,9) OBP: 0.414, SLG: 0.424										4	0	0	0	0	0	1				
Norm Cash, L (1,3) OBP: 0.325, SLG: 0.441										2	0	0	0	1	2	0				
Willie Horton, R (1,7) OBP: 0.379, SLG: 0.351										3	0	0	0	0	2	1				
Jim Northrup, L (1,8) OBP: 0.385, SLG: 0.466										3	0	0	0	0	1	1				
Bill Freehan, R (1,2) OBP: 0.424, SLG: 0.462										3	0	0	0	0	0	0				
Elliott Maddox, R (1,5) OBP: 0.321, SLG: 0.250 Dalton Jones, L (8,PH)										2	0	0	0	0	0	0				
Mickey Lolich, S (1,1) OBP: 0.286, SLG: 0.167 Jerry Robertson, S (6,1) Ken Szotkiewicz, L (9,PH)										2	0	1	0	0	0	0				
Inning Stats	R: 0 E: 0 K: 1 S: 5	H: 0 LOB: 0 BB: 0 P: 5	R: 0 E: 0 K: 2 S: 6	H: 0 LOB: 1 BB: 1 P: 10	R: 0 E: 0 K: 0 S: 4	H: 1 LOB: 1 BB: 0 P: 4	R: 0 E: 0 K: 1 S: 5	H: 0 LOB: 0 BB: 0 P: 5	R: 0 E: 0 K: 1 S: 4	H: 1 LOB: 1 BB: 0 P: 4	R: 0 E: 0 K: 1 S: 5	H: 0 LOB: 0 BB: 0 P: 5	R: 0 E: 0 K: 0 S: 3	H: 0 LOB: 0 BB: 0 P: 3	R: 0 E: 0 K: 0 S: 4	H: 1 LOB: 1 BB: 0 P: 4	1B: 3 2B: 1 3B: 0 HR: 0	SF: 0 SAC: 0 DP: 1 HBP: 0	WP: 0 PB: 0 SB: 0 CS: 1	PA: 30
PITCHER Luis Tiant, R (1,1) ERA: 3.09	IP: 9.0 WLS: W BF: 30 H: 3 R: 0 ER: 0 SO: 6 BB: 1 IBB: 0 HBP: 0 BLK: 0 WP: 0 HR: 0 S: 41 P: 45 ERA: 0.00 WHIP: 0.444															PITCHER				

Detroit Tigers @ Minnesota Twins
Metropolitan Stadium, Bloomington, MI
Sun Apr 26 1970, 4:33 AM EDT
Att: 26,847 - Unknown - 78 F

AB 29
R 0
H 3
RBI 0
BB 1
SO 6
LOB 6



Batter	1	2	3	4	5	6	7	8	9	AB	R	H	RBI	BB	SO	LOB	BOTTOM			
Cesar Tovar, R (1,8) OBP: 0.400, SLG: 0.633										4	1	2	0	0	1	0				
Leo Cardenas, R (1,6) OBP: 0.236, SLG: 0.346										5	1	1	2	0	1	3				
Harmon Killebrew, R (1,5) OBP: 0.475, SLG: 0.568 Minnie Mendoza, R (8,PR)										5	0	2	2	0	1	1				
Tony Oliva, L (1,9) OBP: 0.349, SLG: 0.590										5	1	2	0	0	0	2				
Brant Aylea, R (1,7) OBP: 0.444, SLG: 0.780 Jim Holt, L (8,7) OBP: 0.308, SLG: 0.250										3	0	0	0	1	1	2				
Rich Reese, L (1,3) OBP: 0.296, SLG: 0.326										4	0	2	0	0	1	0				
George Mitterwald, R (1,2) OBP: 0.250, SLG: 0.200										4	0	1	1	0	2	1				
Frank Quilici, R (1,4) OBP: 0.308, SLG: 0.308										4	1	1	0	0	1	4				
Luis Tiant, R (1,1) OBP: 0.556, SLG: 0.667										4	2	3	1	0	0	3				
Inning Stats	R: 0 E: 0 K: 2 S: 7	H: 0 LOB: 0 BB: 0 P: 7	R: 0 E: 0 K: 0 S: 3	H: 0 LOB: 0 BB: 0 P: 3	R: 0 E: 0 K: 1 S: 7	H: 2 LOB: 2 BB: 0 P: 7	R: 1 E: 0 K: 0 S: 6	H: 3 LOB: 3 BB: 1 P: 10	R: 0 E: 1 K: 2 S: 9	H: 1 LOB: 2 BB: 0 P: 9	R: 4 E: 0 K: 1 S: 10	H: 5 LOB: 1 BB: 0 P: 10	R: 0 E: 0 K: 2 S: 8	H: 1 LOB: 1 BB: 0 P: 8	R: 1 E: 0 K: 0 S: 5	H: 2 LOB: 1 BB: 0 P: 5	1B: 12 2B: 1 3B: 1 HR: 0	SF: 0 SAC: 1 DP: 0 HBP: 0	WP: 2 PB: 0 SB: 2 CS: 0	PA: 40
PITCHER Mickey Lolich, L (1,1) ERA: 2.1 Jerry Robertson, R (6,1) ERA: 3.36	IP: 5.2 WLS: L BF: 29 H: 10 R: 5 ER: 5 SO: 6 BB: 1 IBB: 0 HBP: 0 BLK: 0 WP: 1 HR: 0 S: 40 P: 44 ERA: 7.94 WHIP: 1.941															PITCHER				

Detroit Tigers @ Minnesota Twins
Metropolitan Stadium, Bloomington, MI
Sun Apr 26 1970, 4:33 AM EDT
Att: 26,847 - Unknown - 78 F

AB 38
R 6
H 14
RBI 6
BB 1
SO 8
LOB 16



Batter	1	2	3	4	5	6	7	8	9	AB	R	H	RBI	BB	SO	LOB	TOP					
Ted Uhlhaender, L (1, 8) OBP: 0.283, SLG: 0.340	0-0 6-3			0-0 F3		0-0 4-3			0-0 FC3-6 1B	4	0	1	0	0	0	0						
Graig Nettles, L (1, 5) OBP: 0.333, SLG: 0.077	0-0 F9			0-0 L4			0-0 F9		0-0 FC3-6 1B 2B	4	1	0	0	0	0	1						
Vada Pinson, L (1, 9) OBP: 0.383, SLG: 0.481	0-0 3-1			0-3 K			0-0 4-3 2B		0-0 2B 1B	4	1	2	0	0	1	0						
Tony Horton, R (1, 3) OBP: 0.314, SLG: 0.500		0-0 6-3			0-0 1B G6-4-3 1B		0-0 4-3		0-0 2B 1B	4	1	2	2	0	0	1						
Roy Foster, R (1, 7) OBP: 0.346, SLG: 0.426		0-0 G4-3 1B			0-0 1-2 G6-4-3 1B		0-0 F4		0-0 2B K	4	0	2	0	0	1	2						
Ray Fosse, R (1, 2) OBP: 0.457, SLG: 0.500		0-0 G4-3 1-2			0-0 1-2 G6-4-3				0-0 L9	3	0	0	0	0	0	2						
Eddie Leon, R (1, 4) OBP: 0.283, SLG: 0.364			0-0 4-3		0-0 6-3				0-0 5-3	3	0	0	0	0	0	0						
Jack Heidemann, R (1, 6) OBP: 0.200, SLG: 0.192			0-0 4-3		0-3 K				0-3 K	3	0	0	0	0	2	0						
Barry Moore, L (1, 1) Russ Nagelson, L (9, PH) Phil Hennigan, R (9, 1)			0-0 6-3		0-0 4-3				0-3 K	2	0	0	0	0	0	0						
Inning Stats	R: 0 E: 0 K: 0 S: 3	H: 0 LOB: 0 BB: 0 P: 3	R: 0 E: 0 K: 0 S: 3	H: 1 LOB: 0 BB: 0 P: 3	R: 0 E: 0 K: 0 S: 3	H: 0 LOB: 0 BB: 0 P: 3	R: 0 E: 0 K: 1 S: 5	H: 0 LOB: 0 BB: 0 P: 5	R: 1 E: 0 K: 0 S: 4	H: 2 LOB: 0 BB: 0 P: 4	R: 0 E: 0 K: 1 S: 5	H: 0 LOB: 0 BB: 0 P: 5	R: 0 E: 0 K: 0 S: 4	H: 1 LOB: 1 BB: 0 P: 4	R: 0 E: 0 K: 1 S: 5	H: 0 LOB: 0 BB: 0 P: 5	R: 2 E: 0 K: 2 S: 10	H: 3 LOB: 1 BB: 0 P: 10	1B: 5 2B: 2 3B: 0 HR: 0	SF: 0 SAC: 0 DP: 2 HBP: 0	WP: 0 PB: 0 SB: 0 CS: 0	PA: 32
PITCHER Jim Perry, R (1, 1) ERA: 2.19	IP: 9.0 WLS: L BF: 32 H: 7 R: 3 ER: 1 SO: 5 BB: 0 IBB: 0 HBP: 0 BLK: 0 WP: 0 HR: 0 S: 42 P: 42 ERA: 1.00 WHIP: 0.778															PITCHER	IP: 9.0 WLS: L BF: 32 H: 7 R: 3 ER: 1 SO: 5 BB: 0 IBB: 0 HBP: 0 BLK: 0 WP: 0 HR: 0 S: 42 P: 42 ERA: 1.00 WHIP: 0.778					

Cleveland Indians @ Minnesota Twins
Metropolitan Stadium, Bloomington, MI
Tue Apr 28 1970, 4:33 AM EDT
Att. 4,118 - Unknown - 66 F

AB 32
R 3
H 7
RBI 2
BB 0
SO 5
LOB 6





Batter	1	2	3	4	5	6	7	8	9	AB	R	H	RBI	BB	SO	LOB	BOTTOM			
Cesar Tovar, R (1, 8) OBP: 0.360, SLG: 0.586	0-0 4-3		0-0 1B 3B		0-0 F4			0-0 5-3	0-0 F9	5	1	1	0	0	0	1				
Leo Cardenas, R (1, 6) OBP: 0.250, SLG: 0.344	0-0 5-3		0-0 3H 1B			0-0 5-3		0-0 FC5-4 1B		4	0	2	1	0	0	0				
Harmon Killebrew, R (1, 5) OBP: 0.441, SLG: 0.590	0-0 6-3		0-3 K		0-0 F9		0-0 4-3	0-0 FC5-4 BB 1-2	4-0 BB BB	4	0	0	0	0	1	2				
Tony Oliva, L (1, 9) OBP: 0.338, SLG: 0.574		0-0 5-3	0-0 F9			0-0 L3		4-0 BB BB	1-2 BB BB	3	0	0	0	1	0	1				
Brant Aylea, R (1, 7) OBP: 0.491, SLG: 0.761		0-0 FC5 1B 1B		0-0 5-3			0-0 E4 1B	4-0 1-2 2-3 BB		3	0	2	0	1	0	0				
Rich Reese, L (1, 3) OBP: 0.291, SLG: 0.300		0-3 K		0-0 2-3		0-0 F3	0-0 F5			4	0	0	0	0	1	5				
George Mitterwald, R (1, 2) Paul Ratliff, L (9, PH) OBP: 0.455, SLG: 0.444		0-0 1-2 1B		0-3 K		0-3 K		1-0 HBP		3	0	1	0	0	2	1				
Frank Quilici, R (1, 4) Jim Holt, L (9, PH) OBP: 0.300, SLG: 0.222 OBP: 0.286, SLG: 0.231		0-0 FC5 2-3		0-0 L9		0-0 E4 IBB		0-0 F7		2	0	0	0	1	0	2				
Jim Perry, S (1, 1) Charlie Manuel, L (9, PH) OBP: 0.143, SLG: 0.154 OBP: 0.400, SLG: 0.250		0-0 F7		0-0 F2		0-0 E4		0-0 F7		3	0	0	0	0	0	2				
Inning Stats	R: 0 E: 0 K: 0 S: 3	H: 0 LOB: 0 BB: 0 P: 3	R: 0 E: 0 K: 1 S: 7	H: 2 LOB: 2 BB: 0 P: 7	R: 1 E: 0 K: 1 S: 7	H: 2 LOB: 1 BB: 0 P: 7	R: 0 E: 0 K: 1 S: 5	H: 0 LOB: 0 BB: 0 P: 5	R: 0 E: 0 K: 0 S: 3	H: 0 LOB: 0 BB: 0 P: 3	R: 0 E: 0 K: 1 S: 6	H: 1 LOB: 2 BB: 1 P: 10	R: 0 E: 0 K: 0 S: 4	H: 1 LOB: 3 BB: 2 P: 12	R: 0 E: 0 K: 0 S: 3	H: 0 LOB: 1 BB: 0 P: 4	1B: 5 2B: 0 3B: 1 HR: 0	SF: 0 SAC: 0 DP: 0 HBP: 1	WP: 0 PB: 0 SB: 1 CS: 0	PA: 37
PITCHER Barry Moore, L (1, 1) ERA: 2.77 Phil Hennigan, R (9, 1) ERA: 9.64	IP: 8.0 WLS: W BF: 33 H: 6 R: 1 ER: 1 SO: 4 BB: 2 IBB: 0 HBP: 0 BLK: 0 WP: 0 HR: 0 S: 38 P: 50 ERA: 1.12 WHIP: 1.000															PITCHER	IP: 1.0 WLS: S BF: 4 H: 0 R: 0 ER: 0 SO: 0 BB: 0 IBB: 0 HBP: 1 BLK: 0 WP: 0 HR: 0 S: 4 P: 4 ERA: 0.00 WHIP: 0.000			

Cleveland Indians @ Minnesota Twins
Metropolitan Stadium, Bloomington, MI
Tue Apr 28 1970, 4:33 AM EDT
Att. 4,118 - Unknown - 66 F

AB 33
R 1
H 6
RBI 1
BB 3
SO 4
LOB 16



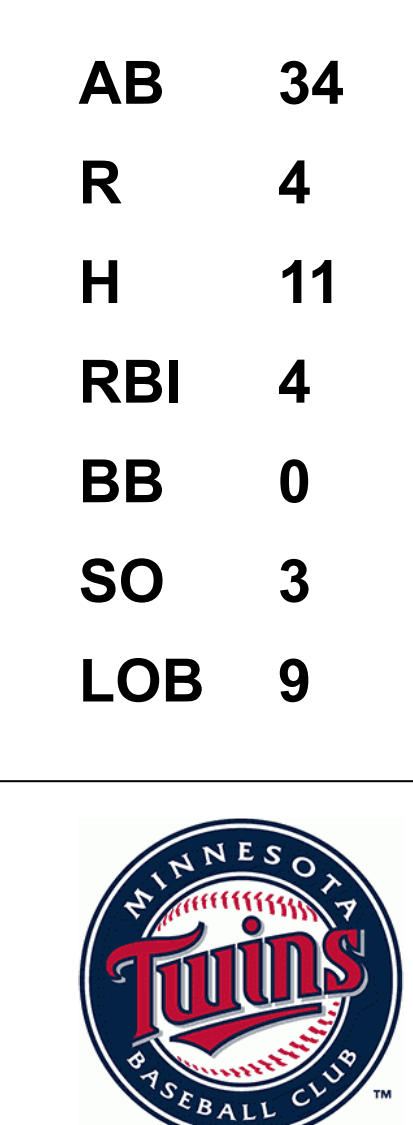
Batter	1	2	3	4	5	6	7	8	9	AB	R	H	RBI	BB	SO	LOB	TOP			
Ted Uhlhaender, L (1,8) OBP: 0.266, SLG: 0.316	3-1		4-3			6-3		K		4	0	0	0	0	1	0	Cleveland Indians @ Minnesota Twins Metropolitan Stadium, Bloomington, MI Wed Apr 29 1970, 4:33 AM EDT Att. 4,241 - Unknown - 86 F AB 31 R 0 H 6 RBI 0 BB 1 SO 5 LOB 4 			
Graig Nettles, L (1,5) OBP: 0.310, SLG: 0.070	5-3			4-3		G3			F8	4	0	0	0	0	0	0				
Ted Ford, R (1,9) OBP: 0.238, SLG: 0.368	5-3			F7					K	4	0	1	0	0	1	0				
Tony Horton, R (1,3) OBP: 0.309, SLG: 0.500		K		4-3		5-3			PO	4	0	1	0	0	1	1				
Roy Foster, R (1,7) OBP: 0.339, SLG: 0.400	K				6-3					3	0	0	0	1	1	0				
Ray Fosse, R (1,2) OBP: 0.474, SLG: 0.548																				
Vada Pinson, L (9, PH) OBP: 0.383, SLG: 0.481									PO	3	0	2	0	0	0	0				
Eddie Leon, R (1,4) OBP: 0.286, SLG: 0.362	K									0	0	0	0	0	0	0				
Jack Heidemann, R (1,6) OBP: 0.207, SLG: 0.200			1-3						F9	3	0	1	0	0	0	0				
Rich Hand, R (1,1) OBP: 0.286, SLG: 0.167			F4							2	0	0	0	0	0	2				
Chuck Hinton, R (8, PH) OBP: 0.286, SLG: 0.167										1	0	0	0	0	0	0				
Dennis Higgins, R (8,1)										0	0	0	0	0	0	0				
Inning Stats	R: 0 E: 0 K: 0 S: 3	H: 0 LOB: 0 BB: 0 P: 3	R: 0 E: 0 K: 3 S: 10	H: 1 LOB: 1 BB: 0 P: 10	R: 0 E: 0 K: 0 S: 3	H: 0 LOB: 0 BB: 0 P: 3	R: 0 E: 0 K: 0 S: 3	H: 3 LOB: 2 BB: 0 P: 5	R: 0 E: 0 K: 0 S: 4	H: 1 LOB: 1 BB: 0 P: 4	R: 0 E: 0 K: 0 S: 3	H: 0 LOB: 0 BB: 0 P: 3	R: 0 E: 0 K: 1 S: 5	H: 0 LOB: 0 BB: 0 P: 5	R: 0 E: 0 K: 1 S: 5	H: 1 LOB: 1 BB: 1 P: 9	1B: 4 2B: 2 3B: 0 HR: 0	SF: 0 SAC: 0 DP: 0 HBP: 0	WP: 0 PB: 0 SB: 0 CS: 0	PA: 33
PITCHER	IP WLS BF H R ER SO BB IBB HBP BLK WP HR S P ERA WHIP																			
Jim Kaat, L (1,1) ERA: 2.19	8.2 W 32 6 0 0 5 1 0 0 0 0 0 0 41 45 0.00 0.808																			
Stan Williams, R (9,1) ERA:	0.1 S 0 0 0 0 0 0 0 0 0 0 0 0 0 0 0.00 0.000																			

Batter	1	2	3	4	5	6	7	8	9	AB	R	H	RBI	BB	SO	LOB	BOTTOM			
Cesar Tovar, R (1,8) OBP: 0.342, SLG: 0.554	6-3		5-3		L8		FC5-4			4	0	0	0	0	0	1	Cleveland Indians @ Minnesota Twins Metropolitan Stadium, Bloomington, MI Wed Apr 29 1970, 4:33 AM EDT Att. 4,241 - Unknown - 86 F AB 30 R 1 H 6 RBI 0 BB 1 SO 0 LOB 14 			
Leo Cardenas, R (1,6) OBP: 0.285, SLG: 0.344	6-3			FC5-4						3	0	1	0	0	0	0				
Tony Oliva, L (1,9) OBP: 0.333, SLG: 0.556					FC5-4					4	1	1	0	0	0	3				
Harmon Killebrew, R (1,5) OBP: 0.431, SLG: 0.482										4	0	1	0	0	0	1				
Minnie Mendoza, R (9,5)	F7									0	0	0	0	0	0	0				
Rich Reese, L (1,3) OBP: 0.271, SLG: 0.278		1-3	E5							4	0	0	0	0	0	1				
Brant Aleva, R (1,7) OBP: 0.482, SLG: 0.735										3	0	1	0	0	0	2				
Jim Holt, L (8,7) OBP: 0.267, SLG: 0.214	6-3		4-3							1	0	0	0	0	0	0				
Paul Ratliff, L (1,2) OBP: 0.500, SLG: 0.400										1	0	0	0	1	0	1				
Frank Quilici, R (1,4) OBP: 0.348, SLG: 0.286										3	0	2	0	0	0	1				
Jim Kaat, L (1,1) OBP: 0.154, SLG: 0.167										3	0	0	0	0	0	4				
Stan Williams, R (9,1) ERA:										0	0	0	0	0	0	0				
Inning Stats	R: 0 E: 0 K: 0 S: 4	H: 1 LOB: 1 BB: 0 P: 4	R: 0 E: 0 K: 0 S: 4	H: 1 LOB: 2 BB: 0 P: 5	R: 1 E: 1 K: 0 S: 6	H: 2 LOB: 2 BB: 0 P: 6	R: 0 E: 0 K: 0 S: 2	H: 0 LOB: 0 BB: 1 P: 6	R: 0 E: 0 K: 0 S: 3	H: 0 LOB: 0 BB: 0 P: 3	R: 0 E: 0 K: 0 S: 4	H: 1 LOB: 1 BB: 0 P: 4	R: 0 E: 0 K: 0 S: 4	H: 1 LOB: 2 BB: 0 P: 5	R: 0 E: 0 K: 0 S: 3	H: 0 LOB: 0 BB: 0 P: 3	1B: 6 2B: 0 3B: 0 HR: 0	SF: 0 SAC: 0 DP: 1 HBP: 2	WP: 0 PB: 0 SB: 0 CS: 0	PA: 33
PITCHER	IP WLS BF H R ER SO BB IBB HBP BLK WP HR S P ERA WHIP																			
Rich Hand, R (1,1) ERA: 6.91	7.0 L 30 6 1 0 2 1 0 2 0 0 0 0 27 33 0.00 1.000																			
Dennis Higgins, R (8,1) ERA: 5.91	1.0 3 0 0 0 0 0 0 0 0 0 0 0 3 3 0.00 0.000																			

Batter	1	2	3	4	5	6	7	8	9	AB	R	H	RBI	BB	SO	LOB	TOP					
Ted Uhlhaender, L (1, 8) OBP: 0.279, SLG: 0.344	F3			F8		1B 2B		BB 1B		4	0	2	0	0	0	0	Cleveland Indians @ Minnesota Twins Metropolitan Stadium, Bloomington, MI Thu Apr 30 1970, 4:33 AM EDT Att. 5,485 - Unknown - 54 F					
Graig Nettles, L (1, 5) OBP: 0.323, SLG: 0.152	1-3			HR		F8		BB 1-2 BB		3	1	1	1	1	0	1						
Vada Pinson, L (1, 9) OBP: 0.359, SLG: 0.448	K			G3		F8		F4		4	0	0	0	0	1	3						
Tony Horton, R (1, 3) OBP: 0.322, SLG: 0.491		L8				1B BB		L7		3	0	1	0	1	0	2						
Roy Foster, R (1, 7) OBP: 0.333, SLG: 0.389	K			F8		FC4-6 1B		F7		4	0	1	0	0	1	3						
Ray Fosse, R (1, 2) OBP: 0.429, SLG: 0.486	F8				F3	FC4-6				4	0	0	0	0	0	3						
Eddie Leon, R (1, 4) OBP: 0.269, SLG: 0.339				6-3		F8		F4		4	0	0	0	0	0	0						
Jack Heidemann, R (1, 6) OBP: 0.210, SLG: 0.220			L3			S 2B		5-3		4	0	1	0	0	0	0						
Steve Hargan, R (1, 1) OBP: 0.167, SLG: 0.353				6-3		K		F8		1	0	0	0	0	0	0						
Phil Hennigan, R (5, 1) OBP: 0.188, SLG: 0.333					2-3					1	0	0	0	0	0	0						
Bob Miller, R (7, 1)										0	0	0	0	0	0	0						
Inning Stats	R: 0 E: 0 K: 1 S: 5	H: 0 LOB: 0 BB: 0 P: 5	R: 0 E: 0 K: 1 S: 5	H: 0 LOB: 0 BB: 0 P: 5	R: 0 E: 0 K: 0 S: 3	H: 0 LOB: 0 BB: 0 P: 3	R: 1 E: 0 K: 0 S: 5	H: 2 LOB: 1 BB: 0 P: 5	R: 0 E: 0 K: 0 S: 5	H: 1 LOB: 1 BB: 0 P: 6	R: 0 E: 0 K: 0 S: 5	H: 2 LOB: 3 BB: 1 P: 9	R: 0 E: 0 K: 0 S: 3	H: 0 LOB: 0 BB: 0 P: 3	R: 0 E: 0 K: 0 S: 4	H: 1 LOB: 2 BB: 1 P: 8	R: 0 E: 0 K: 0 S: 3	H: 0 LOB: 0 BB: 0 P: 3	1B: 3 2B: 2 3B: 0 HR: 1	SF: 0 SAC: 0 DP: 0 HBP: 0	WP: 0 PB: 0 SB: 1 CS: 0	PA: 35
PITCHER	IP WLS BF H R ER SO BB IBB HBP BLK WP HR S P ERA WHIP																					
Luis Tiant, R (1, 1) ERA: 2.79	5.2 W 22 4 1 1 3 1 0 0 0 0 1 27 31 1.59 0.882																					
Stan Williams, R (6, 1) ERA: 1.98	1.1 7 2 0 0 0 1 0 0 0 0 0 6 10 0.00 2.250																					
Ron Perranoski, L (8, 1) ERA: 1.98	2.0 S 6 0 0 0 0 0 0 0 0 0 0 6 6 0.00 0.000																					

Batter	1	2	3	4	5	6	7	8	9	AB	R	H	RBI	BB	SO	LOB	BOTTOM			
Cesar Tovar, R (1, 8) OBP: 0.325, SLG: 0.526	5-3		F5		F4		F4			4	0	0	0	0	0	0	Cleveland Indians @ Minnesota Twins Metropolitan Stadium, Bloomington, MI Thu Apr 30 1970, 4:33 AM EDT Att. 5,485 - Unknown - 54 F			
Leo Cardenas, R (1, 6) OBP: 0.292, SLG: 0.426	1B 1B		6-3		HR		1B 2B			4	1	3	1	0	0	0				
Tony Oliva, L (1, 9) OBP: 0.329, SLG: 0.539	K			F8	F9		2H 1B			4	0	1	0	0	1	1				
Harmon Killebrew, R (1, 5) OBP: 0.434, SLG: 0.533					L6			F8		4	1	2	1	0	0	0				
Minnie Mendoza, R (9, 5)	1-2 1B			HR						0	0	0	0	0	0	0				
Rich Reese, L (1, 3) OBP: 0.270, SLG: 0.276	4-3			HR 1B		F6		F7		4	1	1	0	0	0	2				
Brant Alyea, R (1, 7) OBP: 0.483, SLG: 0.774			G6-4-3 1B		HR		F4		E3	4	1	2	2	0	0	0				
Jim Holt, L (8, 7) OBP: 0.267, SLG: 0.214				1H HR						0	0	0	0	0	0	0				
Paul Ratliff, L (1, 2) OBP: 0.500, SLG: 0.429	K				3-1 1B			1B		4	0	2	0	0	2	2				
Frank Quilici, R (1, 4) OBP: 0.308, SLG: 0.250		G6-4-3			3-1		F3			3	0	0	0	0	0	3				
Luis Tiant, R (1, 1) OBP: 0.455, SLG: 0.545					F8			4-3		2	0	0	0	0	0	1				
Stan Williams, R (6, 1) ERA: 8.1										1	0	0	0	0	0	0				
Ron Perranoski, L (8, 1) ERA: 3.6										0	0	0	0	0	0	0				
Inning Stats	R: 0 E: 0 K: 1 S: 7	H: 2 LOB: 2 BB: 0 P: 7	R: 0 E: 0 K: 1 S: 5	H: 1 LOB: 0 BB: 0 P: 5	R: 0 E: 0 K: 0 S: 3	H: 0 LOB: 0 BB: 0 P: 3	R: 3 E: 0 K: 0 S: 7	H: 4 LOB: 1 BB: 0 P: 7	R: 1 E: 0 K: 0 S: 4	H: 1 LOB: 1 BB: 0 P: 4	R: 0 E: 0 K: 0 S: 4	H: 2 LOB: 2 BB: 0 P: 4	R: 0 E: 1 K: 1 S: 6	H: 0 LOB: 1 BB: 0 P: 6	R: 0 E: 0 K: 0 S: 6	H: 0 LOB: 1 BB: 0 P: 6	1B: 7 2B: 1 3B: 0 HR: 3	SF: 0 SAC: 0 DP: 1 HBP: 0	WP: 0 PB: 0 SB: 0 CS: 0	PA: 34
PITCHER	IP WLS BF H R ER SO BB IBB HBP BLK WP HR S P ERA WHIP																			
Steve Hargan, R (1, 1) ERA: 4.5	4.0 L 18 7 3 3 2 0 0 0 0 0 0 2 22 22 6.75 1.750																			
Phil Hennigan, R (5, 1) ERA: 8.1	2.0 8 2 1 1 0 0 0 0 0 0 0 1 8 8 4.50 1.000																			
Bob Miller, R (7, 1) ERA: 3.6	2.0 8 2 0 0 0 1 0 0 0 0 0 0 10 10 0.00 1.000																			

AB	33
R	1
H	6
RBI	1
BB	2
SO	3
LOB	13



Batter	1	2	3	4	5	6	7	8	9	AB	R	H	RBI	BB	SO	LOB	TOP					
Cesar Tovar, R OBP: 0.356, SLG: 0.593										3	3	3	1	1	0	0	Minnesota Twins @ Baltimore Orioles Memorial Stadium, Baltimore, MD Fri May 01 1970, 7:05 PM EDT Att: 12,813 - Unknown					
Leo Cardenas, R OBP: 0.276, SLG: 0.403										4	0	0	0	0	1	3						
Harmon Killebrew, R OBP: 0.450, SLG: 0.556										3	0	2	0	1	1	0						
Tony Oliva, L OBP: 0.337, SLG: 0.538										4	0	2	2	0	0	1						
Brant Aylea, R OBP: 0.453, SLG: 0.719 Steve Barber, R (8, 1)										4	0	0	0	0	0	4						
Rich Reese, L OBP: 0.269, SLG: 0.262										3	0	0	0	0	0	0						
George Mitterwald, R OBP: 0.229, SLG: 0.184 Charlie Manuel, L OBP: 0.333, SLG: 0.200 Tom Tischinski, R Paul Ratliff, L OBP: 0.474, SLG: 0.400										2	0	0	0	0	2	0						
Frank Quilici, R OBP: 0.276, SLG: 0.222 Minnie Mendoza, R (9, PH)										3	0	0	0	0	1	0						
Dave Boswell, R Bill Zepp, R Jim Holt, L OBP: 0.250, SLG: 0.200 Stan Williams, R Bob Allison, R OBP: 0.697, SLG: 0.500										2	0	0	0	0	2	0						
Inning Stats	R: 1 E: 0 K: 0 S: 5	H: 3 LOB: 1 BB: 0 P: 5	R: 0 E: 0 K: 2 S: 7	H: 0 LOB: 0 BB: 0 P: 7	R: 1 E: 0 K: 2 S: 8	H: 1 LOB: 0 BB: 0 P: 8	R: 0 E: 0 K: 0 S: 3	H: 0 LOB: 0 BB: 0 P: 3	R: 0 E: 0 K: 2 S: 7	H: 0 LOB: 0 BB: 0 P: 7	R: 1 E: 0 K: 2 S: 8	H: 1 LOB: 3 BB: 2 P: 17	R: 0 E: 0 K: 1 S: 6	H: 1 LOB: 1 BB: 0 P: 6	R: 0 E: 0 K: 0 S: 3	H: 1 LOB: 0 BB: 0 P: 3		R: 0 E: 0 K: 0 S: 3	H: 0 LOB: 0 BB: 0 P: 3	1B: 4 2B: 2 3B: 0 HR: 1	SF: 0 SAC: 0 DP: 2 HBP: 1	WP: 0 PB: 0 SB: 0 CS: 0
PITCHER	IP WLS BF H R ER SO BB IBB HBP BLK WP HR S P ERA WHIP																					
Dave McNally, L ERA: 4.58	(1, 1)	5.2 W 24 5 3 3 7 2 0 1 0 0 1 35 44 4.76 1.235																				
Dick Hall, R ERA: 2.92	(6, 1)	3.1 S 11 2 0 0 2 0 0 0 0 0 0 15 15 0.00 0.600																				

Batter	1	2	3	4	5	6	7	8	9	AB	R	H	RBI	BB	SO	LOB	BOTTOM			
Don Buford, S OBP: 0.333, SLG: 0.370 Dave May, L OBP: 0.400, SLG: 0.556										1	0	0	0	1	0	1	Minnesota Twins @ Baltimore Orioles Memorial Stadium, Baltimore, MD Fri May 01 1970, 7:05 PM EDT Att: 12,813 - Unknown			
Mark Belanger, R OBP: 0.275, SLG: 0.238										4	0	0	0	1	2	3				
Terry Crowley, L OBP: 0.316, SLG: 0.500 Merv Rettenmund, R OBP: 0.389, SLG: 0.313										4	2	2	3	0	1	2				
Boog Powell, L OBP: 0.349, SLG: 0.457										4	0	1	0	1	2	1				
Paul Blair, R OBP: 0.375, SLG: 0.480										3	1	0	0	2	1	4				
Brooks Robinson, R OBP: 0.365, SLG: 0.513										4	2	2	1	0	0	4				
Davey Johnson, R OBP: 0.494, SLG: 0.632										3	1	2	1	1	0	2				
Clay Dalrymple, L OBP: 0.500, SLG: 0.250										1	1	0	1	2	1	1				
Dave McNally, R OBP: 0.333, SLG: 0.385 Dick Hall, R										2	1	1	0	0	1	1				
Inning Stats	R: 0 E: 0 K: 2 S: 7	H: 0 LOB: 3 BB: 3 P: 19	R: 0 E: 0 K: 1 S: 5	H: 0 LOB: 1 BB: 1 P: 9	R: 1 E: 0 K: 0 S: 5	H: 2 LOB: 2 BB: 1 P: 9	R: 3 E: 0 K: 2 S: 9	H: 2 LOB: 0 BB: 1 P: 13	R: 1 E: 0 K: 1 S: 6	H: 2 LOB: 1 BB: 1 P: 10	R: 0 E: 0 K: 0 S: 3	H: 0 LOB: 0 BB: 0 P: 3	R: 4 E: 1 K: 2 S: 10	H: 2 LOB: 1 BB: 1 P: 15	R: 0 E: 0 K: 0 S: 4	H: 1 LOB: 1 BB: 0 P: 4		1B: 5 2B: 2 3B: 1 HR: 1	SF: 1 SAC: 1 DP: 0 HBP: 1	WP: 1 PB: 0 SB: 0 CS: 1
PITCHER	IP WLS BF H R ER SO BB IBB HBP BLK WP HR S P ERA WHIP																			
Dave Boswell, R ERA: 6.75	(1, 1)	4.0 L 23 4 5 5 5 7 0 0 0 0 0 1 26 54 11.25 2.750																		
Bill Zepp, R ERA: 2.7	(5, 1)	2.0 7 2 0 0 1 0 0 0 0 0 0 9 9 0.00 1.000																		
Stan Williams, R ERA:	(7, 1)	1.0 8 2 4 0 2 0 1 1 0 0 0 10 15 0.00 2.000																		
Steve Barber, R ERA: 4.32	(8, 1)	1.0 4 1 0 0 0 0 0 0 0 0 0 4 4 0.00 1.000																		

Batter	1	2	3	4	5	6	7	8	9	AB	R	H	RBI	BB	SO	LOB	TOP	
Cesar Tovar, R OBP: 0.356, SLG: 0.583 (1, 8)			SH5-3			SH5-3 PB 1B		F2		3	0	1	0	0	1	1	Minnesota Twins @ Baltimore Orioles Memorial Stadium, Baltimore, MD Sat May 02 1970, 3:33 AM EDT Att: 26,229 - Unknown	
Leo Cardenas, R OBP: 0.278, SLG: 0.400 (1, 6)	F2		6-3			SH5-3		2B HBP 1B		3	1	1	0	0	0	1		
Harmon Killebrew, R OBP: 0.440, SLG: 0.552 (1, 5)	5-3		6-3			6-3		HBP 1-3 2-3 2B		4	0	1	1	0	0	2		
Tony Oliva, L OBP: 0.345, SLG: 0.530 (1, 9)		FC6-5 6-3 1B		3-1		4-3		HBP IBB		3	0	1	0	1	0	1		
Brant Aylea, R OBP: 0.441, SLG: 0.683 Ron Perranoski, L (8, 1)	6-3			F7			K			3	0	0	1	0	1	1		
Bob Allison, R OBP: 0.333, SLG: 0.200 Jim Holt, L OBP: 0.235, SLG: 0.188 (8, 7)	FC6-5 HR			F9			F8	F7		3	1	0	0	0	0	1		
George Mitterwald, R OBP: 0.249, SLG: 0.264 (1, 2)		HR				5-3		K		4	1	2	2	0	1	0		
Frank Quilici, R OBP: 0.242, SLG: 0.194 (1, 4)	F4			F3				F4	L6	4	0	0	0	0	0	1		
Jim Perry, S OBP: 0.188, SLG: 0.200 Minnie Mendoza, R OBP: 0.100, SLG: 0.100 Rich Reese, L OBP: 0.265, SLG: 0.258 (8, 3)			SH5-3 1B			5-3		1B 2B 1B	G1-6-3	2	0	1	0	0	0	0		
Inning Stats	R: 0 E: 0 K: 1 S: 5	H: 0 LOB: 0 BB: 0 P: 5	R: 2 E: 0 K: 0 S: 5	H: 2 LOB: 0 BB: 0 P: 5	R: 0 E: 0 K: 0 S: 4	H: 1 LOB: 1 BB: 0 P: 4	R: 0 E: 0 K: 0 S: 3	H: 0 LOB: 0 BB: 0 P: 3	R: 0 E: 0 K: 2 S: 7	H: 0 LOB: 0 BB: 0 P: 7	R: 2 E: 0 K: 0 S: 6	H: 3 LOB: 3 BB: 1 P: 11	R: 0 E: 0 K: 0 S: 3	H: 1 LOB: 0 BB: 0 P: 3	1B: 6 2B: 1 3B: 0 HR: 1	SF: 0 SAC: 2 DP: 1 HBP: 1		WP: 0 PA: 36 PB: 1 SB: 0 CS: 0
PITCHER	IP	WLS	BF	H	R	ER	SO	BB	IBB	HBP	BLK	WP	HR	S	P	ERA	WHIP	
Mike Cuellar, L ERA: 3.8 Eddie Watt, R ERA: 1.29	(1, 1) 7.2	L 31	7 31	4 7	4 4	4 4	3 3	0 0	1 0	0 0	0 0	0 0	1 0	36 4	40 5	4.70 0.00	0.913 0.750	

AB	32
R	4
H	8
RBI	4
BB	1
SO	3
LOB	12



Batter	1	2	3	4	5	6	7	8	9	AB	R	H	RBI	BB	SO	LOB	BOTTOM				
Mark Belanger, R OBP: 0.261, SLG: 0.226 Merv Rettenmund, R OBP: 0.368, SLG: 0.294 (9, PH)	6-3		F4		F9		K		1-3	4	0	0	0	0	1	1	Minnesota Twins @ Baltimore Orioles Memorial Stadium, Baltimore, MD Sat May 02 1970, 3:33 AM EDT Att: 26,229 - Unknown				
Terry Crowley, L OBP: 0.304, SLG: 0.429 (1, 7)	BB SF7 1B BB		F9		K		F7			3	1	0	0	1	1	1					
Frank Robinson, R OBP: 0.474, SLG: 0.682 (1, 9)	BB 1B		1B			F4		FC5-4 BB		3	0	2	0	1	0	0					
Boog Powell, L OBP: 0.367, SLG: 0.507 (1, 3)	BB 1B		FC6-4 1B			HR		F7		3	1	2	1	1	0	1					
Paul Blair, R OBP: 0.359, SLG: 0.462 (1, 8)	SF7		FC6-4 1-2			F8		FC5-4 FC6-4		3	0	0	1	0	0	3					
Brooks Robinson, R OBP: 0.360, SLG: 0.500 (1, 5)	1-3				5-3			FC6-4		4	0	1	0	0	0	3					
Davey Johnson, R OBP: 0.471, SLG: 0.597 (1, 4)		5-3		F4		F7		F7		4	0	0	0	0	0	1					
Eliot Hendricks, L OBP: 0.333, SLG: 0.415 Don Buford, S OBP: 0.341, SLG: 0.370 Dave Leonhard, R (9, FR)		4-3				K			4-3 BB	3	0	1	0	0	1	0					
Mike Cuellar, L OBP: 0.059, SLG: 0.235 Eddie Watt, R OBP: 1.000, SLG: 1.000 Curt Motton, R (9, PH)		K				K		K	4-3	3	0	0	0	0	3	1					
Inning Stats	R: 1 E: 0 K: 0 S: 4	H: 1 LOB: 2 BB: 2 P: 12	R: 0 E: 0 K: 1 S: 5	H: 0 LOB: 0 BB: 0 P: 5	R: 0 E: 0 K: 0 S: 5	H: 2 LOB: 2 BB: 0 P: 5	R: 0 E: 0 K: 1 S: 5	H: 0 LOB: 0 BB: 0 P: 5	R: 0 E: 0 K: 2 S: 7	H: 0 LOB: 0 BB: 0 P: 7	R: 1 E: 0 K: 0 S: 5	H: 2 LOB: 1 BB: 0 P: 5	R: 0 E: 0 K: 2 S: 8	H: 1 LOB: 1 BB: 0 P: 8	R: 0 E: 0 K: 0 S: 3	H: 0 LOB: 2 BB: 1 P: 7		R: 0 E: 0 K: 0 S: 3	H: 0 LOB: 1 BB: 1 P: 7	1B: 5 2B: 0 3B: 0 HR: 1	SF: 1 SAC: 0 DP: 0 HBP: 0
PITCHER	IP	WLS	BF	H	R	ER	SO	BB	IBB	HBP	BLK	WP	HR	S	P	ERA	WHIP				
Jim Perry, R ERA: 2.25 Ron Perranoski, L ERA: 1.72	(1, 1) 7.0	W 29	6 29	0 6	0 0	0 0	6 6	2 2	0 0	0 0	0 0	0 0	1 6	39 14	47 14	2.57 0.00	1.143 1.000				



Batter	1	2	3	4	5	6	7	8	9	AB	R	H	RBI	BB	SO	LOB	TOP					
Cesar Tovar, R OBP: 0.391, SLG: 0.580 (1, 8)										4	1	1	0	0	0	0						
Leo Cardenas, R OBP: 0.285, SLG: 0.380 (1, 6)										4	0	0	0	0	2	2						
Tony Oliva, L OBP: 0.352, SLG: 0.529 (1, 9)										4	1	2	0	0	0	0						
Harmon Killebrew, R OBP: 0.432, SLG: 0.577 (1, 5)										4	1	1	2	0	2	2						
Rich Reese, L OBP: 0.250, SLG: 0.242 (1, 3)										4	0	0	0	0	1	0						
Brant Ayles, R OBP: 0.431, SLG: 0.651 (9, PR)										3	0	0	0	1	2	0						
George Mitterwald, R OBP: 0.246, SLG: 0.264 (9, 2)										4	0	0	0	0	3	1						
Paul Ratliff, L OBP: 0.391, SLG: 0.316 (9, 1)										4	0	0	0	0	3	1						
Frank Quilici, R OBP: 0.250, SLG: 0.206 (1, 4)										3	1	1	0	0	0	0						
Jim Kaat, L OBP: 0.125, SLG: 0.133 (9, 7)										3	0	0	0	0	1	1						
Jim Holt, L OBP: 0.235, SLG: 0.168 (9, 7)										0	0	0	0	0	0	0						
Inning Stats	R: 0 E: 0 K: 1 S: 5	H: 0 LOB: 0 BB: 0 P: 5	R: 0 E: 0 K: 2 S: 7	H: 0 LOB: 0 BB: 0 P: 7	R: 0 E: 0 K: 1 S: 5	H: 0 LOB: 1 BB: 0 P: 6	R: 0 E: 0 K: 2 S: 6	H: 1 LOB: 1 BB: 0 P: 6	R: 0 E: 0 K: 2 S: 7	H: 0 LOB: 0 BB: 0 P: 7	R: 0 E: 0 K: 2 S: 8	H: 2 LOB: 1 BB: 0 P: 8	R: 0 E: 0 K: 1 S: 7	H: 0 LOB: 0 BB: 0 P: 7	R: 0 E: 0 K: 1 S: 5	H: 0 LOB: 1 BB: 1 P: 5	R: 2 E: 0 K: 0 S: 5	H: 2 LOB: 1 BB: 1 P: 9	1B: 3 2B: 1 3B: 0 HR: 1	SF: 0 SAC: 0 DP: 0 HBP: 0	WP: 0 PB: 0 SB: 0 CS: 0	PA: 34
PITCHER Jim Palmer, R ERA: 3.09 (1, 1)	IP: 9.0 WLS: L BF: 34 H: 5 R: 4 ER: 2 SO: 11 BB: 1 IBB: 0 HBP: 0 BLK: 0 WP: 0 HR: 1 S: 55 P: 59 ERA: 2.00 WHIP: 0.667															PITCHER	IP: 9.0 WLS: L BF: 34 H: 5 R: 4 ER: 2 SO: 11 BB: 1 IBB: 0 HBP: 0 BLK: 0 WP: 0 HR: 1 S: 55 P: 59 ERA: 2.00 WHIP: 0.667					

Minnesota Twins @ Baltimore Orioles
Memorial Stadium, Baltimore, MD
Sun May 03 1970, 3:33 AM EDT
Att: 9,632 - Unknown

AB 33
R 4
H 5
RBI 2
BB 1
SO 11
LOB 6



Batter	1	2	3	4	5	6	7	8	9	AB	R	H	RBI	BB	SO	LOB	BOTTOM			
Merv Rettenmund, R OBP: 0.391, SLG: 0.524 (1, 7)										4	2	2	2	0	0	0				
Mark Belanger, R OBP: 0.200, SLG: 0.227 (1, 6)										4	0	1	1	0	0	0				
Frank Robinson, R OBP: 0.463, SLG: 0.652 (1, 9)										3	0	0	0	1	0	1				
Boog Powell, L OBP: 0.351, SLG: 0.481 (1, 3)										4	0	0	0	0	0	1				
Paul Blair, R OBP: 0.365, SLG: 0.463 (1, 8)										4	0	2	0	0	0	1				
Brooks Robinson, R OBP: 0.344, SLG: 0.477 (1, 5)										4	0	0	0	0	2					
Davey Johnson, R OBP: 0.472, SLG: 0.581 (1, 4)										2	1	0	0	2	0	1				
Andy Etchebarren, R OBP: 0.333, SLG: 0.379 (1, 2)										4	0	0	0	0	3					
Jim Palmer, R OBP: 0.263, SLG: 0.222 (1, 1)										3	0	0	0	0	1	3				
Inning Stats	R: 0 E: 0 K: 0 S: 3	H: 0 LOB: 0 BB: 0 P: 3	R: 0 E: 0 K: 0 S: 3	H: 0 LOB: 0 BB: 0 P: 3	R: 2 E: 0 K: 0 S: 5	H: 2 LOB: 1 BB: 1 P: 9	R: 0 E: 0 K: 0 S: 4	H: 1 LOB: 1 BB: 0 P: 4	R: 0 E: 0 K: 0 S: 3	H: 0 LOB: 0 BB: 0 P: 3	R: 0 E: 0 K: 1 S: 6	H: 1 LOB: 2 BB: 1 P: 10	R: 1 E: 0 K: 0 S: 4	H: 1 LOB: 1 BB: 1 P: 8	R: 0 E: 0 K: 0 S: 3	H: 0 LOB: 0 BB: 0 P: 3	1B: 3 2B: 1 3B: 0 HR: 1	SF: 0 SAC: 0 DP: 0 HBP: 0	WP: 0 PB: 0 SB: 0 CS: 0	PA: 35
PITCHER Jim Kaat, L ERA: 2.4 (9, 1)	IP: 8.0 WLS: W BF: 32 H: 5 R: 3 ER: 3 SO: 3 BB: 2 IBB: 1 HBP: 0 BLK: 0 WP: 0 HR: 1 S: 31 P: 43 ERA: 3.38 WHIP: 0.875															PITCHER	IP: 1.0 WLS: S BF: 3 H: 0 R: 0 ER: 0 SO: 0 BB: 0 IBB: 0 HBP: 0 BLK: 0 WP: 0 HR: 0 S: 3 P: 3 ERA: 0.00 WHIP: 0.000			

Minnesota Twins @ Baltimore Orioles
Memorial Stadium, Baltimore, MD
Sun May 03 1970, 3:33 AM EDT
Att: 9,632 - Unknown

AB 32
R 3
H 5
RBI 3
BB 3
SO 1
LOB 12



Batter	1	2	3	4	5	6	7	8	9	AB	R	H	RBI	BB	SO	LOB	TOP											
Cesar Tovar , R (1, 8) OBP: 0.354, SLG: 0.565										4	2	1	0	1	0	1	Minnesota Twins @ Detroit Tigers Tiger Stadium, Detroit, MI Tue May 05 1970, 4:33 AM EDT Att: 15,747 - Unknown - 47 F											
Leo Cardenas , R (1, 6) OBP: 0.273, SLG: 0.393										5	2	2	0	0	0	2												
Harmon Killebrew , R (1, 5) OBP: 0.430, SLG: 0.680 Minnie Mendoza , R (9, 5) OBP: 0.100, SLG: 0.100										4	2	1	1	1	2	2												
Tony Oliva , L (1, 9) OBP: 0.368, SLG: 0.593										4	2	3	6	0	0	0												
Brant Aylea , R (1, 7) OBP: 0.408, SLG: 0.612 Jim Holt , L (7, 7) OBP: 0.235, SLG: 0.188										4	0	0	0	0	0	2												
Bob Allison , R (1, 3) OBP: 0.375, SLG: 0.167 Rich Reese , L (5, PH) OBP: 0.257, SLG: 0.250										1	0	0	0	1	0	0												
George Mitterwald , R (1, 2) OBP: 0.249, SLG: 0.263										4	0	1	0	0	1	2												
Frank Quilici , R (1, 4) OBP: 0.225, SLG: 0.184										4	0	0	0	0	0	2												
Luis Tiant , R (1, 1) OBP: 0.429, SLG: 0.500 Tom Hall , L (6, 1) OBP: 0.500, SLG: 0.500 Stan Williams , R (7, 1) Ron Perranoski , L (8, 1)										3	0	1	0	0	2	1												
Inning Stats	R: 2 E: 0 K: 1 S: 6	H: 1 LOB: 0 BB: 1 P: 10	R: 0 E: 0 K: 1 S: 5	H: 0 LOB: 1 BB: 1 P: 9	R: 1 E: 0 K: 0 S: 5	H: 2 LOB: 1 BB: 0 P: 5	R: 0 E: 0 K: 1 S: 5	H: 0 LOB: 0 BB: 0 P: 5	R: 4 E: 0 K: 1 S: 9	H: 4 LOB: 1 BB: 1 P: 13	R: 0 E: 0 K: 0 S: 4	H: 1 LOB: 0 BB: 0 P: 4	R: 1 E: 0 K: 1 S: 6	H: 1 LOB: 0 BB: 0 P: 6	R: 0 E: 0 K: 1 S: 5	H: 1 LOB: 0 BB: 0 P: 5		R: 0 E: 0 K: 1 S: 5	H: 0 LOB: 0 BB: 0 P: 5	1B: 6 2B: 1 3B: 1 HR: 2	SF: 0 SAC: 0 DP: 0 HBP: 0	WP: 1 PB: 0 SB: 1 CS: 1	PA: 39					
PITCHER	IP	WLS	BF	H	R	ER	SO	BB	IBB	HBP	BLK	WP	HR	S	P	ERA		WHIP										
Mickey Lolich , L (1, 1) ERA: 3.02	4.1	L	22	6	7	7	4	3	0	0	0	1	1	27	39	14.54		2.077										
Tom Timmermann , R (5, 1) ERA: 8.48	1.2		7	2	0	0	0	0	0	0	0	0	0	7	7	0.00	1.200											
John Hiller , L (7, 1) ERA: 3.52	1.0		4	1	1	1	1	0	0	0	0	0	0	6	6	9.00	1.000											
Jerry Robertson , R (8, 1) ERA: 3.18	2.0		6	1	0	0	2	0	0	0	0	0	0	10	10	0.00	0.500											

Batter	1	2	3	4	5	6	7	8	9	AB	R	H	RBI	BB	SO	LOB	BOTTOM											
Dick McAuliffe , L (1, 4) OBP: 0.448, SLG: 0.481										3	1	1	2	3	1	2	Minnesota Twins @ Detroit Tigers Tiger Stadium, Detroit, MI Tue May 05 1970, 4:33 AM EDT Att: 15,747 - Unknown - 47 F											
Dalton Jones , L (1, 5) OBP: 0.273, SLG: 0.211 Don Wert , R (6, PH) OBP: 0.340, SLG: 0.263										1	0	0	0	2	0	1												
Al Kaline , R (1, 9) OBP: 0.417, SLG: 0.580										5	1	1	1	0	1	5												
Norm Cash , L (1, 3) OBP: 0.353, SLG: 0.364										2	1	0	0	3	0	0												
Willie Horton , R (1, 7) OBP: 0.398, SLG: 0.434										3	1	1	0	2	0	0												
Jim Northrup , L (1, 8) OBP: 0.371, SLG: 0.444										5	0	1	0	0	3	5												
Bill Freehan , R (1, 2) OBP: 0.386, SLG: 0.493										3	0	1	0	2	0	3												
Ken Szotkiewicz , L (1, 6) OBP: 0.500, SLG: 0.273 Ike Brown , R (9, PH) OBP: 0.697, SLG: 0.750										3	1	2	2	1	1	1												
Mickey Lolich , S (1, 1) OBP: 0.240, SLG: 0.198 Tom Timmermann , R (5, 1) OBP: 0.240, SLG: 0.198 Gates Brown , L (6, PH) OBP: 0.240, SLG: 0.198 John Hiller , R (7, 1) OBP: 0.240, SLG: 0.198 Elliott Maddox , R (8, 1) OBP: 0.240, SLG: 0.198 Jerry Robertson , S (8, 1) OBP: 0.240, SLG: 0.198 Jim Price , R (9, PH) OBP: 0.240, SLG: 0.198										2	0	0	0	0	0	3												
Inning Stats	R: 0 E: 0 K: 1 S: 5	H: 0 LOB: 3 BB: 3 P: 17	R: 0 E: 0 K: 0 S: 3	H: 0 LOB: 3 BB: 3 P: 15	R: 0 E: 0 K: 0 S: 3	H: 0 LOB: 0 BB: 0 P: 3	R: 2 E: 0 K: 1 S: 7	H: 2 LOB: 1 BB: 1 P: 11	R: 0 E: 0 K: 1 S: 5	H: 0 LOB: 0 BB: 0 P: 5	R: 0 E: 0 K: 1 S: 5	H: 0 LOB: 2 BB: 2 P: 13	R: 2 E: 0 K: 1 S: 7	H: 2 LOB: 2 BB: 2 P: 15	R: 1 E: 0 K: 3 S: 11	H: 2 LOB: 2 BB: 1 P: 15		R: 0 E: 0 K: 0 S: 4	H: 1 LOB: 2 BB: 1 P: 8	1B: 5 2B: 0 3B: 0 HR: 2	SF: 0 SAC: 0 DP: 0 HBP: 0	WP: 0 PB: 0 SB: 0 CS: 0	PA: 47					
PITCHER	IP	WLS	BF	H	R	ER	SO	BB	IBB	HBP	BLK	WP	HR	S	P	ERA		WHIP										
Luis Tiant , R (1, 1) ERA: 2.86	5.2	W	28	2	2	2	4	9	0	0	0	0	0	3	11	27.00		4.500										
Tom Hall , L (6, 1) ERA: 4.7	0.2		5	1	2	2	0	2	0	0	0	0	0	3	11	27.00	4.500											
Stan Williams , R (7, 1) ERA: 0.71	1.1		8	3	1	1	3	1	0	0	0	0	1	13	17	6.75	3.000											
Ron Perranoski , L (8, 1) ERA: 1.5	1.1	S	6	1	0	0	1	1	0	0	0	0	0	7	11	0.00	1.500											

Batter	1	2	3	4	5	6	7	8	9	AB	R	H	RBI	BB	SO	LOB	TOP					
Cesar Tovar, R (1, 8) OBP: 0.340, SLG: 0.542	0-0 6-3		0-3 K		0-0 G4-3			0-0 6-3		4	0	0	0	0	1	3	Minnesota Twins @ Detroit Tigers Tiger Stadium, Detroit, MI Wed May 06 1970, 7:05 PM EDT Att: 10,368 - Unknown					
Leo Cardenas, R (1, 6) OBP: 0.304, SLG: 0.407	0-0 1B		0-0 1B			4-0 G5-4-3 BB		4-0 HR BB		2	1	2	0	2	0	0						
Harmon Killebrew, R (1, 5) OBP: 0.423, SLG: 0.620	0-0 F8		0-0 G5-3			0-0 G5-4-3		0-0 HR		4	1	1	2	0	0	4						
Tony Oliva, L (1, 9) OBP: 0.364, SLG: 0.579	0-0 G3				0-0 G6-4-3 1B			0-0 F8		4	0	1	0	0	0	1						
Brant Aleya, R (1, 7) OBP: 0.413, SLG: 0.600		4-0 BB BB		0-0 G6-4-3				0-0 6-3		3	0	1	0	1	0	1						
Bob Allison, R (1, 3) OBP: 0.250, SLG: 0.100		0-0 L9		0-0 F8				0-0 5-3		4	0	0	0	0	0	2						
George Mitterwald, R (1, 2) OBP: 0.277, SLG: 0.271		4-0 G6-4-3 BB			4-0 BB BB			0-0 5-3		2	0	1	0	2	0	0						
Frank Quilici, R (1, 4) OBP: 0.238, SLG: 0.179		0-0 G6-4-3			4-0 BB BB			0-0 F6		1	0	0	0	1	0	2						
Rick Renick, R (7, PH) OBP: 0.250, SLG: 0.583		0-0 G6-4-3			4-0 G4-3 BB			0-0 F6		1	0	0	0	0	0	2						
Steve Barber, R (7, 1) OBP: 0.364, SLG: 0.442		0-0 G6-4-3			4-0 G4-3 BB			0-0 F6		1	0	0	0	0	0	0						
Rod Carew, L (9, PH) OBP: 0.167, SLG: 0.167		0-0 G5-3 1B			0-3 K			0-0 1-3		2	0	1	0	0	1	2						
Dave Boswell, R (7, PH) OBP: 0.091, SLG: 0.091		0-0 G5-3 1B			0-3 K			0-0 1-3		1	0	0	0	0	0	2						
Inning Stats	R: 0 E: 0 K: 0 S: 4	H: 1 LOB: 1 BB: 0 P: 4	R: 0 E: 0 K: 0 S: 2	H: 0 LOB: 1 BB: 2 P: 10	R: 0 E: 0 K: 1 S: 6	H: 2 LOB: 1 BB: 0 P: 6	R: 0 E: 0 K: 0 S: 3	H: 1 LOB: 0 BB: 0 P: 3	R: 0 E: 0 K: 1 S: 4	H: 0 LOB: 1 BB: 2 P: 12	R: 0 E: 0 K: 0 S: 2	H: 0 LOB: 0 BB: 0 P: 6	R: 0 E: 0 K: 0 S: 5	H: 2 LOB: 2 BB: 0 P: 5	R: 2 E: 0 K: 0 S: 4	H: 1 LOB: 0 BB: 0 P: 8	R: 0 E: 0 K: 0 S: 3	H: 0 LOB: 0 BB: 0 P: 3	1B: 6 2B: 0 3B: 0 HR: 1	SF: 0 SAC: 0 DP: 5 HBP: 0	WP: 0 PB: 0 SB: 0 CS: 0	PA: 35
PITCHER Les Cain, L (1, 1) ERA: 5.14	IP: 9.0 WLS: W BF: 35 H: 7 R: 2 ER: 2 SO: 2 BB: 6 IBB: 0 HBP: 0 BLK: 0 WP: 0 HR: 1 S: 33 P: 57 ERA: 2.00 WHIP: 1.444															PITCHER	IP: 9.0 WLS: W BF: 35 H: 7 R: 2 ER: 2 SO: 2 BB: 6 IBB: 0 HBP: 0 BLK: 0 WP: 0 HR: 1 S: 33 P: 57 ERA: 2.00 WHIP: 1.444					

AB	29
R	2
H	7
RBI	2
BB	6
SO	2
LOB	19



Batter	1	2	3	4	5	6	7	8	9	AB	R	H	RBI	BB	SO	LOB	BOTTOM			
Dick McAuliffe, L (1, 4) OBP: 0.436, SLG: 0.465	0-0 FC3-6 1B		0-0 F2		0-3 K			0-0 F7		5	0	1	0	0	1	0	Minnesota Twins @ Detroit Tigers Tiger Stadium, Detroit, MI Wed May 06 1970, 7:05 PM EDT Att: 10,368 - Unknown			
Dalton Jones, L (1, 5) OBP: 0.296, SLG: 0.182	0-0 FC3-6 1B		4-0 1B BB		4-0 1B BB			0-0 F3		3	1	0	0	2	0	1				
Don Wert, R (9, 5) OBP: 0.340, SLG: 0.263	0-0 FC3-6 1B		4-0 1B BB		4-0 1B BB			0-0 F3		0	0	0	0	0	0	0				
Al Kaline, R (1, 9) OBP: 0.439, SLG: 0.589	4-0 1B BB		0-0 1B		0-0 1B			4-0 2B BB		2	2	2	0	2	0	0				
Norm Cash, L (1, 3) OBP: 0.347, SLG: 0.356	0-0 1B BB		0-0 G3		0-0 4-3			0-0 F8		4	1	1	1	0	0	5				
Willie Horton, R (1, 7) OBP: 0.392, SLG: 0.437	0-0 F2		0-0 F7		0-0 F7			0-0 2B		4	0	1	1	0	0	2				
Jim Northrup, L (1, 8) OBP: 0.392, SLG: 0.455	0-0 1B		0-0 F8		0-0 G6-4-3 1B			4-0 BB		3	0	2	1	1	0	0				
Bill Freehan, R (1, 2) OBP: 0.391, SLG: 0.490	0-0 1B		4-0 BB		0-0 G6-4-3			0-0 F2		3	0	1	1	1	0	3				
Ken Szotkiewicz, L (1, 6) OBP: 0.450, SLG: 0.467	0-3 K		0-0 G3					0-3 HR		4	1	1	1	0	2	5				
Les Cain, L (1, 1) OBP: 0.167, SLG: 0.167		0-3 K		0-3 K				0-0 F9		4	0	0	0	0	2	0				
Inning Stats	R: 3 E: 0 K: 1 S: 9	H: 4 LOB: 2 BB: 1 P: 13	R: 0 E: 0 K: 1 S: 6	H: 1 LOB: 1 BB: 1 P: 10	R: 0 E: 0 K: 0 S: 3	H: 0 LOB: 1 BB: 1 P: 7	R: 0 E: 0 K: 2 S: 8	H: 1 LOB: 2 BB: 1 P: 12	R: 0 E: 0 K: 0 S: 3	H: 1 LOB: 0 BB: 0 P: 3	R: 1 E: 0 K: 0 S: 4	H: 1 LOB: 0 BB: 0 P: 4	R: 1 E: 0 K: 1 S: 6	H: 1 LOB: 2 BB: 2 P: 14	R: 0 E: 0 K: 0 S: 3	H: 0 LOB: 0 BB: 0 P: 3	1B: 7 2B: 1 3B: 0 HR: 1	SF: 0 SAC: 0 DP: 1 HBP: 0	WP: 0 PB: 0 SB: 0 CS: 0	PA: 38
PITCHER Dave Boswell, R (1, 1) ERA: 6.48	IP: 6.0 WLS: L BF: 29 H: 8 R: 4 ER: 4 SO: 4 BB: 4 IBB: 4 HBP: 0 BLK: 0 WP: 0 HR: 1 S: 33 P: 49 ERA: 6.00 WHIP: 2.000															PITCHER	IP: 6.0 WLS: L BF: 29 H: 8 R: 4 ER: 4 SO: 4 BB: 4 IBB: 4 HBP: 0 BLK: 0 WP: 0 HR: 1 S: 33 P: 49 ERA: 6.00 WHIP: 2.000			
Steve Barber, R (7, 1) ERA: 4.35	IP: 2.0 WLS: 9 BF: 1 H: 1 R: 1 ER: 1 SO: 1 BB: 2 IBB: 0 HBP: 0 BLK: 0 WP: 0 HR: 0 S: 9 P: 17 ERA: 4.50 WHIP: 1.500															PITCHER	IP: 2.0 WLS: 9 BF: 1 H: 1 R: 1 ER: 1 SO: 1 BB: 2 IBB: 0 HBP: 0 BLK: 0 WP: 0 HR: 0 S: 9 P: 17 ERA: 4.50 WHIP: 1.500			



Batter	1	2	3	4	5	6	7	8	9	AB	R	H	RBI	BB	SO	LOB	TOP										
Cesar Tovar, R OBP: 0.352, SLG: 0.535 (1, 8)	 1B			 BB				 BB		3	2	1	0	2	1	1											
Rod Carew, L OBP: 0.388, SLG: 0.489 (1, 4)			 2B				 BB	 S		4	2	2	1	1	2	2											
Tony Oliva, L OBP: 0.375, SLG: 0.606 (1, 9)	 1-H		 1B				 BB	 S		4	3	2	2	1	0	1											
Harmon Killebrew, R OBP: 0.436, SLG: 0.663 Frank Quilici, R OBP: 0.256, SLG: 0.179 (1, 5) (7, 5)			 1-2			 1B	 1-H 2-H	 1-2		4	1	3	3	0	0	0											
Rich Reese, L OBP: 0.278, SLG: 0.264 (1, 3)			 1-3 2-H			 1-2	 G1-3-6			4	0	2	1	1	1	2											
Jim Holt, L OBP: 0.227, SLG: 0.190 (1, 7)		 E				 1-2				5	1	1	0	0	0	5											
Paul Ratliff, L OBP: 0.400, SLG: 0.333 George Mitterwald, R OBP: 0.265, SLG: 0.258 (5, PH) (5, 2)	 1B									2	0	1	0	0	1	2											
Leo Cardenas, R OBP: 0.299, SLG: 0.396 (1, 6)	 1-2 2-H							 1B		5	0	1	0	0	1	1											
Jim Perry, S OBP: 0.158, SLG: 0.167 Ron Perranoski, L (7, 1)								 3-1		3	0	0	0	0	2	1											
Inning Stats	R: 2 E: 0 K: 2 S: 9	H: 2 LOB: 0 BB: 0 P: 9	R: 1 E: 1 K: 2 S: 9	H: 2 LOB: 1 BB: 0 P: 9	R: 1 E: 0 K: 1 S: 8	H: 3 LOB: 2 BB: 0 P: 8	R: 0 E: 0 K: 2 S: 7	H: 0 LOB: 1 BB: 1 P: 11	R: 0 E: 0 K: 1 S: 6	H: 1 LOB: 2 BB: 1 P: 10	R: 0 E: 0 K: 0 S: 3	H: 0 LOB: 0 BB: 0 P: 3	R: 3 E: 0 K: 1 S: 6	H: 2 LOB: 2 BB: 2 P: 14	R: 2 E: 0 K: 2 S: 9	H: 2 LOB: 2 BB: 2 P: 17	R: 0 E: 0 K: 1 S: 6	H: 1 LOB: 1 BB: 0 P: 6	1B: 9 2B: 2 3B: 0 HR: 2	SF: 0 SAC: 0 DP: 1 HBP: 0	WP: 1 PB: 0 SB: 2 CS: 0	PA: 45					
PITCHER	IP	WLS	BF	H	R	ER	SO	BB	IBB	HBP	BLK	WP	HR	S	P	ERA	WHIP										
Joe Niekro, R ERA: 2.63 (1, 1)	2.1	L	14	7	4	3	4	0	0	0	0	0	1	22	22	11.57	3.000										
John Hiller, L ERA: 3.97 (3, 1)	3.2		16	1	2	2	4	4	0	0	0	1	0	20	36	4.91	1.364										
Jerry Robertson, R ERA: 4.76 (7, 1)	0.0		2	2	1	1	0	0	0	0	0	0	1	2	2	∞	∞										
Fred Scherman, L ERA: 5.4 (7, 1)	2.0		9	2	2	2	3	2	0	0	0	0	0	13	21	9.00	2.000										
Tom Timmermann, R ERA: 5.79 (9, 1)	1.0		4	1	0	0	1	0	0	0	0	0	0	6	6	0.00	1.000										
Batter	1	2	3	4	5	6	7	8	9	AB	R	H	RBI	BB	SO	LOB	BOTTOM										
Dick McAuliffe, L OBP: 0.443, SLG: 0.467 (1, 4)	 1B						 BB	 1B		4	2	2	0	1	0	0											
Dalton Jones, L OBP: 0.300, SLG: 0.200 Don Wert, R OBP: 0.333, SLG: 0.256 (8, PH) (9, 5)							 1-2 3B			3	1	1	0	0	1	1											
Al Kaline, R OBP: 0.423, SLG: 0.564 (1, 9)	 1-2							 1B 1B		4	0	0	0	0	0	4											
Norm Cash, L OBP: 0.347, SLG: 0.371 Mickey Stanley, R OBP: 0.354, SLG: 0.400 (7, PR) (8, 3)							 2B	 1-2 2-H		3	0	1	1	0	0	0											
Willie Horton, R OBP: 0.396, SLG: 0.462 (1, 7)							 3B	 1-2 2-3		4	1	2	2	0	0	0											
Jim Northrup, L OBP: 0.372, SLG: 0.429 (1, 8)										4	0	0	0	0	2	5											
Bill Freehan, R OBP: 0.385, SLG: 0.430 (1, 2)							 3-H			4	1	1	1	0	0	1											
Ken Szotkiewicz, L OBP: 0.409, SLG: 0.412 Elliott Madcox, R OBP: 0.324, SLG: 0.344 Cesar Gutierrez, R OBP: 0.333, SLG: 0.377 (8, 6)								 1B		2	0	0	0	0	2	0											
Joe Niekro, R OBP: 0.279, SLG: 0.375 John Hiller, R Jerry Robertson, S Fred Scherman, L Jim Price, R OBP: 0.142, SLG: 0.190 Tom Timmermann, R Ike Brown, R OBP: 0.271, SLG: 0.600 (1, 1) (3, 1) (7, 1) (7, 1) (8, PH) (9, 1) (9, PH)									 1B	0	0	0	0	0	0	0											
Inning Stats	R: 0 E: 0 K: 1 S: 5	H: 1 LOB: 0 BB: 0 P: 5	R: 0 E: 0 K: 1 S: 5	H: 0 LOB: 0 BB: 0 P: 5	R: 0 E: 0 K: 0 S: 3	H: 0 LOB: 0 BB: 0 P: 3	R: 0 E: 0 K: 0 S: 3	H: 0 LOB: 0 BB: 0 P: 3	R: 0 E: 0 K: 1 S: 5	H: 0 LOB: 0 BB: 0 P: 5	R: 4 E: 1 K: 0 S: 7	H: 3 LOB: 2 BB: 1 P: 11	R: 1 E: 1 K: 1 S: 9	H: 3 LOB: 3 BB: 0 P: 9	R: 1 E: 0 K: 0 S: 4	H: 2 LOB: 0 BB: 0 P: 4	1B: 6 2B: 1 3B: 1 HR: 1	SF: 0 SAC: 0 DP: 2 HBP: 0	WP: 0 PB: 0 SB: 0 CS: 0	PA: 37							
PITCHER	IP	WLS	BF	H	R	ER	SO	BB	IBB	HBP	BLK	WP	HR	S	P	ERA	WHIP										
Jim Perry, R ERA: 2.5 (1, 1)	6.1	W	23	4	4	3	5	1	0	0	0	0	1	16	16	3.38	1.875										
Ron Perranoski, L ERA: 1.74 (7, 1)	2.2	S	14	5	2	1	1	0	0	0	0	0	1	16	16	3.38	1.875										

Minnesota Twins @ Detroit Tigers
Tiger Stadium, Detroit, MI
Thu May 07 1970, 7:05 PM EDT
Att: 11,591 - Unknown - 62 F

AB	39
R	9
H	13
RBI	7
BB	6
SO	12
LOB	18



Minnesota Twins @ Detroit Tigers
Tiger Stadium, Detroit, MI
Thu May 07 1970, 7:05 PM EDT
Att: 11,591 - Unknown - 62 F

AB	36
R	6
H	9
RBI	5
BB	1
SO	6
LOB	15



Batter	1	2	3	4	5	6	7	8	9	AB	R	H	RBI	BB	SO	LOB	TOP								
Cesar Tovar, R OBP: 0.373, SLG: 0.528 (1, 8)	F9		CS S BB			F1	BB 1-2 2-3 3H		BB 1B	3	0	1	1	2	0	1	Minnesota Twins @ Cleveland Indians Cleveland Municipal Stadium, Cleveland, OH Sat May 09 1970, 3:33 AM EDT Att. 5,485 - Unknown - 79 F								
Rod Carew, L OBP: 0.356, SLG: 0.439 (1, 4)	4-3		K 1-3			G3	BB 1-3		K	5	0	0	0	0	2	6									
Tony Oliva, L OBP: 0.372, SLG: 0.607 (1, 9)	S BB					K	HR 3H		K	3	1	1	2	1	2	0									
Harmon Killebrew, R OBP: 0.427, SLG: 0.656 Frank Quijici, R OBP: 0.256, SLG: 0.179 (9, 5)	K 1-2					F8			6-3	4	0	0	0	0	2	1									
Rich Reese, L OBP: 0.286, SLG: 0.263 (1, 3)						4-3			K	3	0	1	0	1	1	0									
Jim Holt, L OBP: 0.192, SLG: 0.160 (1, 7)						K			1-3	4	0	0	0	0	2	2									
Leo Cardenas, R OBP: 0.311, SLG: 0.398 (1, 6)						K			HR BB	3	2	0	0	1	2	2									
Paul Ratliff, L OBP: 0.414, SLG: 0.458 (1, 2)						F8			HR 1-H	3	1	1	2	1	0	1									
Luis Tiant, R OBP: 0.471, SLG: 0.563 Ron Perranoski, L (8, 1)			K			G3 HR	BB 1-2 2-3		K	2	1	1	0	1	1	0									
										1	0	0	0	0	1	0									
Inning Stats	R: 0 E: 0 K: 1 S: 5	H: 0 LOB: 1 BB: 1 P: 9	R: 0 E: 0 K: 2 S: 8	H: 1 LOB: 1 BB: 0 P: 8	R: 0 E: 0 K: 2 S: 6	H: 0 LOB: 0 BB: 1 P: 10	R: 0 E: 0 K: 1 S: 5	H: 0 LOB: 0 BB: 0 P: 5	R: 0 E: 0 K: 2 S: 7	H: 0 LOB: 0 BB: 0 P: 7	R: 0 E: 0 K: 1 S: 7	H: 2 LOB: 3 BB: 4 P: 7	R: 1 E: 0 K: 0 S: 3	H: 0 LOB: 3 BB: 4 P: 19	R: 0 E: 0 K: 2 S: 7	H: 0 LOB: 0 BB: 7 P: 7	R: 2 E: 0 K: 2 S: 9	H: 2 LOB: 1 BB: 1 P: 13	1B: 2 2B: 1 3B: 0 HR: 2	SF: 0 SAC: 0 DP: 0 HBP: 0	WP: 1 PB: 0 SB: 3 CS: 1	PA: 38			
PITCHER	IP WLS BF H R ER SO BB IBB HBP BLK WP HR S P ERA WHIP	6.2 28 3 3 3 9 6 0 0 0 1 1 40 64 4.05 1.350	1.1 4 0 0 0 2 0 0 0 0 0 0 8 8 0.00 0.000	1.0 L 6 2 2 2 2 1 0 0 0 0 1 9 13 18.00 3.000																					

AB	31
R	5
H	5
RBI	5
BB	7
SO	13
LOB	13



Batter	1	2	3	4	5	6	7	8	9	AB	R	H	RBI	BB	SO	LOB	BOTTOM								
Ted Uhlhaender, L OBP: 0.314, SLG: 0.396 (1, 8)	HR		1B			1B		SF9		3	1	3	2	0	0	0	Minnesota Twins @ Cleveland Indians Cleveland Municipal Stadium, Cleveland, OH Sat May 09 1970, 3:33 AM EDT Att. 5,485 - Unknown - 79 F								
Larry Brown, R OBP: 0.435, SLG: 0.591 (1, 4)	F6		5-3			F5		1B		4	0	1	0	0	0	2									
Vada Pinson, L OBP: 0.367, SLG: 0.527 (1, 9)	4-3					F8		K		4	0	1	0	0	1	2									
Tony Horton, R OBP: 0.330, SLG: 0.408 (1, 3)	F7					E5 2B		4-3		4	0	1	0	0	0	1									
Graig Nettles, L OBP: 0.298, SLG: 0.250 (1, 5)						9-2 2B		1-3		4	0	0	0	0	1	2									
Ray Fosse, R OBP: 0.370, SLG: 0.365 (1, 2)						9-2 3H		K		4	0	0	0	0	1	1									
Roy Foster, R OBP: 0.293, SLG: 0.381 (1, 7)						F7		6-3		4	0	0	0	0	1	1									
Jack Heidemann, R OBP: 0.202, SLG: 0.247 (1, 6)						F5		HR		3	1	1	0	0	0	0									
Dean Chance, R (1, 1)						F5		SF9 3B		2	0	0	0	0	2	0									
Mike Paul, L (7, 1)						K		F9		0	0	0	0	0	0	0									
Chuck Hinton, R OBP: 0.400, SLG: 0.333 Dennis Higgins, R (9, 1)						K				1	0	0	0	0	0	1									
										0	0	0	0	0	0	0									
Inning Stats	R: 1 E: 0 K: 0 S: 4	H: 1 LOB: 0 BB: 0 P: 4	R: 0 E: 0 K: 0 S: 3	H: 0 LOB: 0 BB: 0 P: 3	R: 0 E: 0 K: 1 S: 6	H: 1 LOB: 1 BB: 0 P: 6	R: 0 E: 1 K: 0 S: 3	H: 1 LOB: 0 BB: 0 P: 3	R: 0 E: 0 K: 0 S: 3	H: 0 LOB: 0 BB: 0 P: 3	R: 0 E: 0 K: 1 S: 6	H: 1 LOB: 1 BB: 0 P: 6	R: 0 E: 0 K: 1 S: 5	H: 0 LOB: 0 BB: 0 P: 5	R: 2 E: 0 K: 1 S: 8	H: 3 LOB: 1 BB: 0 P: 8	R: 0 E: 0 K: 1 S: 6	H: 1 LOB: 1 BB: 0 P: 6	1B: 4 2B: 2 3B: 1 HR: 2	SF: 1 SAC: 0 DP: 1 HBP: 0	WP: 0 PB: 1 SB: 0 CS: 0	PA: 34			
PITCHER	IP WLS BF H R ER SO BB IBB HBP BLK WP HR S P ERA WHIP	7.0 25 5 2 2 3 0 0 0 0 0 0 2 31 31 2.57 0.714	2.0 W 9 3 1 1 2 0 0 0 0 0 0 13 13 4.50 1.500																						



Batter	1	2	3	4	5	6	7	8	9	AB	R	H	RBI	BB	SO	LOB	TOP									
Cesar Tovar, R (1, 8) OBP: 0.361, SLG: 0.509 Rod Carew, L (9, PH) OBP: 0.350, SLG: 0.431	F4		F8			F8		F9	K	4	0	0	0	0	0	1										
Leo Cardenas, R (1, 6) OBP: 0.315, SLG: 0.422	K		K			HR		1B BB	6-3	4	2	1	1	1	2	2										
Harmon Killebrew, R (1, 5) OBP: 0.430, SLG: 0.660	6-3			5-3				1B 1-2		4	0	2	0	0	0	0										
Tony Oliva, L (1, 9) OBP: 0.376, SLG: 0.600		FC6-5 5-4-3 BB		K		F7		1-2 2H		3	0	1	1	1	1	1										
Brant Aylea, R (1, 7) OBP: 0.393, SLG: 0.551	5-4-3			K		6-3		F5		4	0	0	0	0	1	4										
Bob Allison, R (1, 3) OBP: 0.350, SLG: 0.235	FC6-5							2B 1B		4	1	2	0	0	1	1										
George Mitterwald, R (1, 2) OBP: 0.250, SLG: 0.266	K			FC5-4 1B		F7		K		4	0	0	0	0	2	3										
Frank Quilici, R (1, 4) OBP: 0.239, SLG: 0.167 Tom Hall, L (7, 1) OBP: 0.500, SLG: 0.500 Rick Renick, R (9, PH) OBP: 0.308, SLG: 0.692			F4			K		5-3		3	0	0	0	0	1	1										
Dave Boswell, R (1, 1) OBP: 0.250, SLG: 0.250 Minnie Mendoza, R (7, 4) OBP: 0.154, SLG: 0.154 Jim Holt, L (9, PR) OBP: 0.192, SLG: 0.160						F9		F8		2	0	1	0	0	0	1										
Inning Stats	R: 0 E: 0 K: 1 S: 5	H: 0 LOB: 0 BB: 0 P: 5	R: 0 E: 0 K: 1 S: 5	H: 0 LOB: 1 BB: 1 P: 9	R: 0 E: 0 K: 1 S: 6	H: 1 LOB: 0 BB: 0 P: 6	R: 0 E: 0 K: 2 S: 7	H: 0 LOB: 0 BB: 0 P: 7	R: 0 E: 0 K: 1 S: 6	H: 1 LOB: 1 BB: 0 P: 6	R: 1 E: 0 K: 0 S: 5	H: 2 LOB: 1 BB: 0 P: 5	R: 0 E: 0 K: 1 S: 5	H: 0 LOB: 0 BB: 0 P: 5	R: 1 E: 0 K: 0 S: 5	H: 2 LOB: 2 BB: 1 P: 9	R: 2 E: 0 K: 2 S: 10	H: 3 LOB: 1 BB: 0 P: 10	1B: 6 2B: 2 HR: 1	SF: 0 SAC: 0 DP: 0 HBP: 0	WP: 0 PB: 0 SB: 0 CS: 0	PA: 38				
PITCHER	IP	WLS	BF	H	R	ER	SO	BB	IBB	HBP	BLK	WP	HR	S	P	ERA	WHIP									
Sam McDowell, L (1, 1) ERA: 2.66 Rich Hand, R (9, 1) ERA: 5.5	8.1	W	36	9	4	4	8	2	0	0	0	0	0	1	50	58	4.32	1.320								

Minnesota Twins @ Cleveland Indians
Cleveland Municipal Stadium, Cleveland, OH
Sun May 10 1970, 3:33 AM EDT
Att: 14,397 - Unknown

AB 36
R 4
H 9
RBI 4
BB 2
SO 9
LOB 15





Batter	1	2	3	4	5	6	7	8	9	AB	R	H	RBI	BB	SO	LOB	BOTTOM								
Larry Brown, R (1, 4) OBP: 0.407, SLG: 0.520	E3 2B		F9		G4-6-3					3	1	0	0	1	0	1									
Ted Uhlhaender, L (1, 8) OBP: 0.330, SLG: 0.409			K2-4-2 BB			F8		1-2 2-3 BB		2	0	1	1	2	0	0									
Tony Horton, R (1, 3) OBP: 0.315, SLG: 0.388 Chuck Hinton, R (8, 3) OBP: 0.400, SLG: 0.333	F7		K2-4-2			1-3		K		4	0	0	0	0	2	5									
Vada Pinson, L (1, 9) OBP: 0.363, SLG: 0.516	F8			K		HR 1B		F7		4	1	1	0	0	1	1									
Duke Sims, L (1, 2) OBP: 0.294, SLG: 0.429	F2			HR		HR		4-3		4	2	2	3	0	0	1									
Graig Nettles, L (1, 5) OBP: 0.286, SLG: 0.238		F8		F6		K		E1 2B		4	0	0	0	0	1	0									
Roy Foster, R (1, 7) OBP: 0.292, SLG: 0.386		2-3		F7				6-3		4	0	1	0	0	0	0									
Jack Heidemann, R (1, 6) OBP: 0.227, SLG: 0.244		F2				FC4-8 BB		BB BB		1	0	0	0	3	0	0									
Sam McDowell, L (1, 1) OBP: 0.259, SLG: 0.370 Rich Hand, R (9, 1) ERA: 5.5				HR		FC4-6 G4-6-3		K		4	1	1	1	0	2	5									
Inning Stats	R: 1 E: 1 K: 0 S: 5	H: 1 LOB: 1 BB: 0 P: 5	R: 0 E: 0 K: 0 S: 3	H: 0 LOB: 0 BB: 0 P: 3	R: 1 E: 0 K: 1 S: 5	H: 1 LOB: 1 BB: 1 P: 9	R: 1 E: 0 K: 1 S: 6	H: 1 LOB: 0 BB: 0 P: 6	R: 0 E: 0 K: 0 S: 2	H: 0 LOB: 0 BB: 1 P: 6	R: 2 E: 0 K: 1 S: 7	H: 2 LOB: 0 BB: 0 P: 7	R: 0 E: 0 K: 2 S: 7	H: 0 LOB: 3 BB: 3 P: 19	R: 0 E: 1 K: 1 S: 7	H: 1 LOB: 3 BB: 1 P: 11	1B: 1 2B: 3 HR: 3	SF: 0 SAC: 0 DP: 2 HBP: 0	WP: 0 PB: 0 SB: 0 CS: 0	PA: 36					
PITCHER	IP	WLS	BF	H	R	ER	SO	BB	IBB	HBP	BLK	WP	HR	S	P	ERA	WHIP								
Dave Boswell, R (1, 1) ERA: 6.17 Tom Hall, L (7, 1) ERA: 4.0	6.2	L	28	5	5	4	4	4	0	0	0	0	0	10	18	0.00	1.500								

Minnesota Twins @ Cleveland Indians
Cleveland Municipal Stadium, Cleveland, OH
Sun May 10 1970, 3:33 AM EDT
Att: 14,397 - Unknown

AB 30
R 5
H 6
RBI 5
BB 6
SO 6
LOB 13



Batter	1	2	3	4	5	6	7	8	9	AB	R	H	RBI	BB	SO	LOB	TOP										
Don Buford, S OBP: 0.377, SLG: 0.447 (1, 7)	0-0 4-3 SH5-3 1B		0-0 4-3		0-0 2B	0-0 1-3 2B		0-0 1BB		4	1	3	2	1	0	0	Baltimore Orioles @ Minnesota Twins Metropolitan Stadium, Bloomington, MI Tue May 12 1970, 8:05 PM EDT Att: 11,760 - Unknown AB 38 R 5 H 14 RBI 5 BB 3 SO 9 LOB 20 										
Mark Belanger, R OBP: 0.291, SLG: 0.265 (1, 6)	0-0 SH5-3 1-2		0-3 K		0-3 K	0-0 1-H 2-H F7		0-0 F8		4	0	0	0	0	2	5											
Frank Robinson, R OBP: 0.425, SLG: 0.649 (1, 9)	0-0 4-3 2-3		0-0 1-3		0-0 1-H 3-H 2B		0-3 K		0-0 F6	5	0	1	2	0	1	1											
Boog Powell, L OBP: 0.417, SLG: 0.635 (1, 3)	0-0 F4			0-0 PB 1B 2B	0-0 K		0-0 E9 2B		0-0 1B	5	1	3	0	0	1	2											
Paul Blair, R OBP: 0.333, SLG: 0.404 (1, 8)		0-0 F9		0-0 F9 2-3	0-0 F9		4-0 CS BB		0-0 F3	4	0	0	0	1	0	3											
Brooks Robinson, R OBP: 0.336, SLG: 0.492 (1, 5)		0-0 F2		0-3 K		0-0 F5	0-3 K		0-3 K	5	0	0	0	0	3	4											
Davey Johnson, R OBP: 0.440, SLG: 0.556 (1, 4)		0-0 1B		0-0 1B CS 1B		4-0 1B BB		0-0 F8		3	1	2	1	1	0	0											
Eliot Hendricks, L OBP: 0.333, SLG: 0.464 (1, 2)		0-0 1B		0-0 1B		0-0 1B	0-0 1-2 3B 1B		0-0 2B	4	1	4	0	0	0	0											
Mike Cuellar, L OBP: 0.100, SLG: 0.250 Eddie Watt, R OBP: 0.500, SLG: 0.500 Pete Richert, L (9, 1)	0-3 K		0-3 CS		0-0 1B 2B 1B	0-3 K		0-0 F7		3	1	1	0	0	2	4											
Inning Stats	R: 0 E: 0 K: 0 S: 4	H: 1 LOB: 1 BB: 0 P: 4	R: 0 E: 0 K: 1 S: 7	H: 2 LOB: 2 BB: 0 P: 7	R: 0 E: 0 K: 1 S: 5	H: 0 LOB: 0 BB: 0 P: 5	R: 1 E: 0 K: 1 S: 7	H: 3 LOB: 1 BB: 0 P: 7	R: 2 E: 0 K: 2 S: 10	H: 3 LOB: 1 BB: 0 P: 10	R: 2 E: 0 K: 1 S: 7	H: 2 LOB: 1 BB: 1 P: 11	R: 0 E: 1 K: 2 S: 7	H: 1 LOB: 2 BB: 1 P: 11	R: 0 E: 0 K: 1 S: 4	H: 1 LOB: 2 BB: 1 P: 8		R: 0 E: 0 K: 1 S: 6	H: 1 LOB: 1 BB: 0 P: 6	1B: 9 2B: 4 3B: 1 HR: 0	SF: 0 SAC: 1 DP: 0 HBP: 0	WP: 0 PB: 1 SB: 0 CS: 2	PA: 43				
PITCHER	IP	WLS	BF	H	R	ER	SO	BB	IBB	HBP	BLK	WP	HR	S	P	ERA	WHIP										
Jim Perry, R ERA: 2.8 (1, 1)	4.1	L	21	9	3	3	4	0	0	0	0	0	0	29	29	6.23	2.077										
Tom Hall, L ERA: 4.53 (5, 1)	2.2		12	3	2	2	4	2	0	0	0	0	0	18	26	6.75	1.875										
Stan Williams, R ERA: 0.98 (8, 1)	2.0		9	2	0	0	1	0	1	0	0	0	0	10	14	0.00	1.000										

Batter	1	2	3	4	5	6	7	8	9	AB	R	H	RBI	BB	SO	LOB	BOTTOM										
Cesar Tovar, R OBP: 0.365, SLG: 0.522 (1, 8)	0-0 SF3 3B	0-0 F8			0-0 L5		4-0 1B BB		0-0 SH FC6-4	3	2	1	0	1	0	2	Baltimore Orioles @ Minnesota Twins Metropolitan Stadium, Bloomington, MI Tue May 12 1970, 8:05 PM EDT Att: 11,760 - Unknown AB 33 R 4 H 9 RBI 4 BB 4 SO 7 LOB 13 										
Rod Carew, L OBP: 0.354, SLG: 0.429 (1, 4)	0-0 L4		0-3 K		0-0 1B		0-0 1B CS 1B		0-0 FC6-4 CS	5	0	2	1	0	1	3											
Harmon Killebrew, R OBP: 0.420, SLG: 0.643 (1, 5)	0-0 SF3 3-H		0-0 6-3		0-0 F2		0-0 1B		0-3 K	4	0	1	2	0	1	3											
Tony Oliva, L OBP: 0.372, SLG: 0.584 (1, 9)	0-0 F9		4-0 BB		0-0 F9	0-0 F5				3	0	0	0	1	0	2											
Brant Aylea, R OBP: 0.387, SLG: 0.573 (1, 7)		0-0 HR	0-3 K		0-0 5-3		0-0 1-3			4	1	1	1	0	1	1											
Leo Cardenas, R OBP: 0.313, SLG: 0.410 (1, 6)		0-0 6-3		0-0 6-3		4-0 BB		0-3 K		3	0	0	0	1	1	0											
Rich Reese, L OBP: 0.284, SLG: 0.263 (1, 3)		0-3 K		0-0 6-3		0-0 F8				4	0	1	0	0	1	1											
George Mitterwald, R OBP: 0.253, SLG: 0.288 Charlie Manuel OBP: 0.286, SLG: 0.167 Paul Ratliff, L OBP: 0.414, SLG: 0.458 (1, 2) (8, PH) (9, 2)	0-0 1B 1B		0-3 K		0-0 6-3		0-0 6-3 G3			3	0	1	0	0	1	0											
Jim Perry, S OBP: 0.200, SLG: 0.211 Tom Hall, L OBP: 0.333, SLG: 0.333 Minnie Mendoza, R OBP: 0.214, SLG: 0.214 Stan Williams, R (8, 1) Jim Holt, L OBP: 0.222, SLG: 0.160 (9, PH)	0-0 1B		0-0 K		0-3 K		0-0 1B 1B		4-0 FC6-4 SH BB	1	0	1	0	0	0	0											
Inning Stats	R: 1 E: 0 K: 0 S: 4	H: 1 LOB: 0 BB: 0 P: 4	R: 1 E: 0 K: 1 S: 8	H: 3 LOB: 2 BB: 0 P: 8	R: 0 E: 0 K: 2 S: 7	H: 0 LOB: 1 BB: 1 P: 11	R: 0 E: 0 K: 1 S: 5	H: 0 LOB: 0 BB: 0 P: 5	R: 0 E: 0 K: 1 S: 6	H: 1 LOB: 1 BB: 0 P: 6	R: 0 E: 0 K: 0 S: 3	H: 0 LOB: 1 BB: 1 P: 7	R: 2 E: 0 K: 0 S: 5	H: 3 LOB: 1 BB: 1 P: 9	R: 0 E: 0 K: 1 S: 6	H: 1 LOB: 2 BB: 0 P: 6		R: 0 E: 0 K: 1 S: 5	H: 0 LOB: 2 BB: 1 P: 9	1B: 7 2B: 1 3B: 1 HR: 1	SF: 1 SAC: 1 DP: 1 HBP: 0	WP: 0 PB: 0 SB: 0 CS: 2	PA: 39				
PITCHER	IP	WLS	BF	H	R	ER	SO	BB	IBB	HBP	BLK	WP	HR	S	P	ERA	WHIP										
Mike Cuellar, L ERA: 4.42 (1, 1)	6.1	W	29	7	4	4	5	3	0	0	0	0	0	36	48	5.68	1.579										
Eddie Watt, R ERA: 0.79 (7, 1)	1.2		8	2	0	0	1	1	0	0	0	0	0	9	13	0.00	1.800										
Pete Richert, L ERA: (9, 1)	1.0	S	2	0	0	0	1	0	0	0	0	0	0	4	4	0.00	0.000										

Batter	1	2	3	4	5	6	7	8	9	AB	R	H	RBI	BB	SO	LOB	TOP		
Pat Kelly, L OBP: 0.392, SLG: 0.320 (1, 9)										4	0	2	0	0	1	0	Kansas City Royals @ Minnesota Twins Metropolitan Stadium, Bloomington, MI Thu May 14 1970, 8:05 PM EDT Att: 2,121 - Cloudy - 48 F		
Mike Fiore, L OBP: 0.275, SLG: 0.143 (1, 3)										3	0	0	0	1	1				
Amos Otis, R OBP: 0.353, SLG: 0.458 (1, 8)										4	0	0	0	0	1	2			
Bob Oliver, R OBP: 0.342, SLG: 0.577 (1, 5)										4	1	1	0	0	2	2			
Joe Keough, L OBP: 0.409, SLG: 0.526 (1, 7)										4	1	2	1	0	1	0			
Paul Schaaf, R OBP: 0.371, SLG: 0.421 (1, 6)										3	0	0	1	0	0	1			
Rich Severson, R OBP: 0.286, SLG: 0.300 (1, 4)										2	0	0	0	2	1	0			
Ed Kirkpatrick, L OBP: 0.296, SLG: 0.432 (1, 2)										3	0	0	0	1	1	3			
Dave Morehead, R OBP: 0.214, SLG: 0.154 Jim Rooker, R OBP: 0.167, SLG: 0.091 (4, 1)										2	0	0	0	0	1	3			
Inning Stats	R: 0 E: 0 K: 1 S: 5	H: 1 LOB: 1 BB: 1 P: 9	R: 0 E: 0 K: 0 S: 4	H: 1 LOB: 2 BB: 1 P: 8	R: 0 E: 0 K: 1 S: 5	H: 0 LOB: 0 BB: 0 P: 5	R: 2 E: 0 K: 1 S: 7	H: 2 LOB: 1 BB: 1 P: 11	R: 0 E: 0 K: 2 S: 3	H: 0 LOB: 0 BB: 0 P: 3	R: 0 E: 0 K: 2 S: 7	H: 0 LOB: 0 BB: 0 P: 7	R: 0 E: 0 K: 1 S: 6	H: 1 LOB: 1 BB: 0 P: 6	R: 0 E: 0 K: 2 S: 7	H: 0 LOB: 1 BB: 1 P: 11	1B: 4 2B: 0 3B: 1 HR: 0	SF: 1 SAC: 0 DP: 0 HBP: 0	WP: 1 PA: 35 SB: 0 CS: 1
PITCHER	IP WLS BF H R ER SO BB IBB HBP BLK WP HR S P ERA WHIP																		
Luis Tiant, R ERA: 2.96 Tom Hall, L ERA: 3.24	(1, 1) 4.0 W 18 4 2 2 3 3 0 0 0 0 0 0 21 33 4.50 1.750																		
(5, 1) 5.0 W 17 1 0 0 7 1 0 0 0 1 0 30 34 0.00 0.400																			

Batter	1	2	3	4	5	6	7	8	9	AB	R	H	RBI	BB	SO	LOB	BOTTOM		
Cesar Tovar, R OBP: 0.353, SLG: 0.492 (1, 8)										5	1	1	0	0	0	4	Kansas City Royals @ Minnesota Twins Metropolitan Stadium, Bloomington, MI Thu May 14 1970, 8:05 PM EDT Att: 2,121 - Cloudy - 48 F		
Rod Carew, L OBP: 0.405, SLG: 0.472 (1, 4)										4	0	3	2	0	1				
Tony Oliva, L OBP: 0.369, SLG: 0.570 (1, 9)										3	1	1	1	1	2	1			
Harmon Killebrew, R OBP: 0.430, SLG: 0.654 (1, 5)										2	0	0	0	2	1	3			
Rich Reese, L OBP: 0.309, SLG: 0.295 (1, 3)										4	0	2	1	0	0	3			
Jim Holt, L OBP: 0.200, SLG: 0.152 (1, 7)										4	1	1	0	0	0	4			
Leo Cardenas, R OBP: 0.333, SLG: 0.414 (1, 6)										3	1	2	0	1	0	2			
Paul Ratliff, L OBP: 0.378, SLG: 0.438 (1, 2)										4	1	2	1	0	1	1			
Luis Tiant, R OBP: 0.444, SLG: 0.529 Charlie Manuel, L OBP: 0.375, SLG: 0.286 Rick Renick, R OBP: 0.286, SLG: 0.643 Tom Hall, L OBP: 0.250, SLG: 0.250 (4, PH) (4, PH) (5, 1)										1	0	0	0	0	0	0			
Inning Stats	R: 2 E: 0 K: 1 S: 7	H: 3 LOB: 1 BB: 1 P: 11	R: 0 E: 0 K: 1 S: 4	H: 0 LOB: 0 BB: 1 P: 8	R: 0 E: 0 K: 1 S: 6	H: 1 LOB: 2 BB: 1 P: 10	R: 3 E: 0 K: 1 S: 8	H: 4 LOB: 0 BB: 0 P: 8	R: 0 E: 0 K: 1 S: 6	H: 1 LOB: 2 BB: 1 P: 10	R: 0 E: 0 K: 0 S: 3	H: 0 LOB: 0 BB: 0 P: 3	R: 0 E: 0 K: 1 S: 6	H: 1 LOB: 1 BB: 0 P: 6	R: 0 E: 0 K: 0 S: 5	H: 2 LOB: 2 BB: 0 P: 5	1B: 11 2B: 1 3B: 0 HR: 0	SF: 0 SAC: 1 DP: 1 HBP: 0	WP: 0 PA: 38 SB: 1 CS: 2
PITCHER	IP WLS BF H R ER SO BB IBB HBP BLK WP HR S P ERA WHIP																		
Dave Morehead, R ERA: 4.42 Jim Rooker, L ERA: 4.99	(1, 1) 3.0 L 17 7 5 0 0 3 3 0 0 0 0 0 0 20 32 15.00 3.333																		
(4, 1) 5.0 20 5 0 0 3 1 0 0 0 0 0 0 25 29 0.00 1.200																			

Batter	1	2	3	4	5	6	7	8	9	AB	R	H	RBI	BB	SO	LOB	TOP				
Cesar Tovar, R OBP: 0.369, SLG: 0.512 (1, 8)	4-0 6-3 S BB		0-0 1B 2B	4-0 HR BB		0-0 1B 2B	6-3			3	4	2	0	2	0	0	Minnesota Twins @ Milwaukee Brewers Milwaukee County Stadium, Milwaukee, WI Sat May 16 1970, 8:05 PM EDT Alt. 9,145 - Unknown - 53 F				
Rod Carew, L OBP: 0.430, SLG: 0.526 (1, 4)	4-3 1-3		0-0 HR 1B	0-0 HR		1-0 1B SF8 HBP		0-0 FC1-6 1B		4	3	3	3	0	0	1					
Tony Oliva, L OBP: 0.370, SLG: 0.587 (1, 9)	6-3		0-0 HR	E4 1B		0-0 HR 1B		0-0 FC1-6 G1-4-3		5	2	2	4	0	0	1					
Harmon Killebrew, R OBP: 0.429, SLG: 0.670 Frank Quilici, R OBP: 0.239, SLG: 0.167 (8, 5)	0-3 K		0-0 HR	1-3 1B		0-3 K		0-0 G1-4-3		5	1	2	1	0	2	3					
Rich Reese, L OBP: 0.294, SLG: 0.283 (1, 3)		0-3 K	4-3	K		0-0 SF8		0-0 1-3		4	0	0	1	0	2	2					
Brant Aylva, R OBP: 0.381, SLG: 0.593 Jim Holt, L OBP: 0.222, SLG: 0.152 (6, 7)		0-0 5-3	0-0 F9	0-3 K		0-0 HR		4-0 FC4 BB		4	1	1	2	0	1	2					
Leo Cardenas, R OBP: 0.336, SLG: 0.417 (1, 6)		0-0 WP 2B	4-0 BB			0-0 F9		0-0 F9		4	0	1	0	1	0	1					
Paul Ratliff, L OBP: 0.357, SLG: 0.389 (1, 2)		4-0 BB	0-3 K			0-3 K		0-0 FC4		4	0	0	0	1	2	2					
Dave Boswell, R OBP: 0.167, SLG: 0.167 Stan Williams, R Ron Perranoski, L (9, 1)		0-0 F2		0-3 K		0-3 K		0-3 K		4	0	0	0	0	3	2					
Inning Stats	R: 1 E: 0 K: 1 S: 5	H: 0 LOB: 0 BB: 1 P: 9	R: 0 E: 0 K: 1 S: 6	H: 1 LOB: 2 BB: 1 P: 10	R: 4 E: 0 K: 1 S: 9	H: 4 LOB: 1 BB: 1 P: 13	R: 2 E: 1 K: 3 S: 12	H: 2 LOB: 2 BB: 1 P: 16	R: 0 E: 0 K: 2 S: 7	H: 0 LOB: 0 BB: 0 P: 7	R: 4 E: 0 K: 1 S: 8	H: 3 LOB: 0 BB: 0 P: 9	R: 0 E: 0 K: 1 S: 5	H: 0 LOB: 0 BB: 5 P: 5	R: 0 E: 0 K: 0 S: 3	H: 1 LOB: 1 BB: 7 P: 7		1B: 4 2B: 3 3B: 0 HR: 4	SF: 1 SAC: 0 DP: 1 HBP: 1	WP: 1 PB: 0 SB: 1 CS: 0	PA: 44
PITCHER	IP	WLS	BF	H	R	ER	SO	BB	IBB	HBP	BLK	WP	HR	S	P	ERA	WHIP				
Gene Brabender, R ERA: 5.36 Bob Meyers, L ERA: 7.2 George Lauzerique, R ERA: 5.91 John O'Donoghue, L ERA: 4.11 Bob Locker, R ERA: 2.75	(1, 1)	2.0	L	13	5	5	2	2	0	0	0	1	2	15	23	22.50	3.500				
	(3, 1)	3.0		14	2	2	6	2	0	0	0	0	1	24	32	6.00	1.333				
	(6, 1)	2.0		10	3	4	2	0	0	1	0	0	1	13	14	18.00	1.500				
	(8, 1)	1.0		3	1	0	0	0	0	0	0	0	0	3	3	0.00	1.000				
	(9, 1)	1.0		4	0	0	0	1	0	0	0	0	0	3	7	0.00	1.000				

AB	37
R	11
H	11
RBI	11
BB	5
SO	10
LOB	14



Batter	1	2	3	4	5	6	7	8	9	AB	R	H	RBI	BB	SO	LOB	BOTTOM					
Ted Kubiak, S OBP: 0.367, SLG: 0.350 (1, 6)	0-0 F5		0-0 G4-6-3 1-2		0-0 1B		0-0 HR 1B	6-3		5	1	2	0	0	0	1	Minnesota Twins @ Milwaukee Brewers Milwaukee County Stadium, Milwaukee, WI Sat May 16 1970, 8:05 PM EDT Alt. 9,145 - Unknown - 53 F					
Russ Snyder, L OBP: 0.347, SLG: 0.371 Bob Locker, S (9, 1)	0-3 K			3-1	0-0 F6		0-0 HR	F5		5	1	1	3	0	1	2						
Mike Hegan, L OBP: 0.341, SLG: 0.346 (9, 9)	0-0 F5				3B		0-3 K	0-0 1B 2B	0-0 F4	5	1	2	0	0	1	0						
Danny Walton, R OBP: 0.405, SLG: 0.574 (1, 7)		0-0 F8			4-0 BB		0-0 5-3	0-0 1B	0-3 K	4	0	1	1	1	1	0						
Steve Hovley, L OBP: 0.374, SLG: 0.379 (9, 8)		0-0 G3			0-0 F5		0-0 5-3	0-0 1B	4-0 BB	4	1	2	0	0	0	2						
Ted Savage, R OBP: 0.377, SLG: 0.542 (9, PH)					0-0 F5		0-0 1B 2B	1-2 1B	BB	0	0	0	0	1	0	0						
Max Alvis, R OBP: 0.217, SLG: 0.231 (1, 5)		0-0 F8			0-0 5-3		0-0 WP 1B	0-3 K	0-3 K	5	0	1	1	0	2	5						
John Kennedy, R OBP: 0.333, SLG: 0.423 Hank Allen, R OBP: 0.283, SLG: 0.255 (8, 4)			0-0 HR		0-0 1B 1B		0-0 6-3	0-0 F4		3	1	2	1	0	0	1						
Phil Roof, R OBP: 0.267, SLG: 0.390 (1, 2)			0-0 G4-6-3 1B		0-3 K		0-0 1B 2B	0-0 HR	0-0 HR	4	2	3	1	0	1	1						
Gene Brabender, R OBP: 0.154, SLG: 0.231 Bob Meyer, R Greg Goossen, R OBP: 0.222, SLG: 0.292 George Lauzerique, R OBP: 0.222, SLG: 0.292 Mike Harshberger, R John O'Donoghue, R Jerry McNetney, R OBP: 0.225, SLG: 0.325 (9, 3)	(1, 1)	0.0			0-0 F2		0-0 F7	0-0 6-3	0-3 K	0	0	0	0	0	0	0						
	(3, 1)	0.0			1	0	0	0	0	1	0	0	0	0	1	0						
	(5, PH)	0.0			0	0	0	0	0	0	0	0	0	0	0	0						
	(7, PH)	0.0			0	0	0	0	0	0	0	0	0	0	0	0						
	(8, 1)	0.0			0	0	0	0	0	0	0	0	0	0	0	0						
	(9, 3)	0.0			0	0	0	0	0	0	0	0	0	0	0	0						
Inning Stats	R: 0 E: 0 K: 1 S: 5	H: 0 LOB: 0 BB: 0 P: 5	R: 0 E: 0 K: 0 S: 3	H: 0 LOB: 0 BB: 0 P: 3	R: 1 E: 0 K: 0 S: 4	H: 2 LOB: 0 BB: 0 P: 4	R: 0 E: 0 K: 0 S: 4	H: 1 LOB: 2 BB: 1 P: 8	R: 0 E: 0 K: 1 S: 7	H: 2 LOB: 2 BB: 0 P: 7	R: 1 E: 0 K: 1 S: 7	H: 2 LOB: 1 BB: 0 P: 7	R: 4 E: 0 K: 1 S: 11	H: 6 LOB: 2 BB: 0 P: 11	R: 1 E: 0 K: 1 S: 6	H: 1 LOB: 0 BB: 0 P: 6	R: 0 E: 0 K: 2 S: 7	H: 0 LOB: 1 BB: 1 P: 11	1B: 7 2B: 3 3B: 1 HR: 3	SF: 0 SAC: 0 DP: 1 HBP: 0	WP: 1 PB: 0 SB: 0 CS: 0	PA: 42
PITCHER	IP	WLS	BF	H	R	ER	SO	BB	IBB	HBP	BLK	WP	HR	S	P	ERA	WHIP					
Dave Boswell, R ERA: 6.37 Stan Williams, R ERA: 1.8 Ron Perranoski, L ERA: 1.69	(1, 1)	6.1	W	29	10	5	3	1	0	0	0	0	1	34	38	7.11	1.737					
	(7, 1)	1.2		9	4	2	2	0	0	0	0	0	1	13	13	10.80	2.400					
	(9, 1)	1.0	S	4	0	0	0	2	1	0	0	0	0	7	11	0.00	1.000					

AB	40
R	7
H	14
RBI	7
BB	2
SO	7
LOB	17



Batter	1	2	3	4	5	6	7	8	9	AB	R	H	RBI	BB	SO	LOB	TOP								
Cesar Tovar, R OBP: 0.363, SLG: 0.500 (1, 8)										5	2	1	0	0	0	2	Minnesota Twins @ Milwaukee Brewers Milwaukee County Stadium, Milwaukee, WI Sun May 17 1970, 4:33 AM EDT Att: 16,393 - Unknown - 53 F livebaseballscorecards.com								
Rod Carew, L OBP: 0.428, SLG: 0.519 (1, 4)										5	1	2	1	0	1	2									
Tony Oliva, L OBP: 0.367, SLG: 0.585 (1, 9)										4	0	1	1	0	0	2									
Harmon Killebrew, R OBP: 0.423, SLG: 0.652 Frank Quiroz, R OBP: 0.239, SLG: 0.167 (9, 5)										3	1	0	0	1	0	1									
Rich Reese, L OBP: 0.292, SLG: 0.281 (1, 3)										4	1	1	1	0	1	3									
Brant Aleva, R OBP: 0.380, SLG: 0.584 Jim Holt, L OBP: 0.216, SLG: 0.147 (6, PR) (6, 7)										3	0	1	0	0	0	1									
Leo Cardenas, R OBP: 0.333, SLG: 0.420 (1, 6)										4	0	1	1	0	2	2									
Paul Ratliff, L OBP: 0.370, SLG: 0.410 (1, 2)										3	0	1	0	1	2	0									
Jim Perry, S OBP: 0.217, SLG: 0.227 (1, 1)										3	0	1	0	0	1	2									
Inning Stats	R: 0 E: 0 K: 0 S: 3	H: 1 LOB: 0 BB: 0 P: 3	R: 0 E: 0 K: 1 S: 6	H: 1 LOB: 1 BB: 0 P: 6	R: 0 E: 0 K: 0 S: 4	H: 0 LOB: 0 BB: 0 P: 4	R: 0 E: 0 K: 1 S: 5	H: 0 LOB: 0 BB: 0 P: 5	R: 0 E: 0 K: 2 S: 7	R: 5 E: 1 K: 1 S: 10	H: 4 LOB: 2 BB: 2 P: 18	R: 1 E: 1 K: 0 S: 5	H: 1 LOB: 1 BB: 0 P: 5	R: 0 E: 0 K: 1 S: 5	H: 0 LOB: 0 BB: 0 P: 5	R: 0 E: 0 K: 1 S: 5		H: 0 LOB: 0 BB: 0 P: 5	1B: 6 2B: 4 3B: 0 HR: 0	SF: 0 SAC: 1 DP: 1 HBP: 0	WP: 0 PB: 0 CS: 1	PA: 38			
PITCHER	IP	WLS	BF	H	R	ER	SO	BB	IBB	HBP	BLK	WP	HR	S	P	ERA	WHIP								
Lew Krausse, R ERA: 4.59 (1, 1)	5.2	L	25	8	5	2	4	0	1	0	0	0	0	32	36	3.18	1.412								
John Geinar, R ERA: 4.91 (6, 1)	1.1		7	1	1	0	1	1	0	0	0	0	0	8	12	0.00	1.500								
Bobby Bolin, R ERA: 4.78 (8, 1)	2.0		6	0	0	0	2	0	0	0	0	0	0	10	10	0.00	0.000								

Batter	1	2	3	4	5	6	7	8	9	AB	R	H	RBI	BB	SO	LOB	BOTTOM								
Ted Kubiak, S OBP: 0.364, SLG: 0.347 (1, 6)										4	0	1	0	0	0	3	Minnesota Twins @ Milwaukee Brewers Milwaukee County Stadium, Milwaukee, WI Sun May 17 1970, 4:33 AM EDT Att: 16,393 - Unknown - 53 F livebaseballscorecards.com								
Russ Snyder, L OBP: 0.333, SLG: 0.355 (1, 8)										4	0	0	0	0	1	1									
Mike Hegan, L OBP: 0.326, SLG: 0.329 (1, 3)										4	0	0	0	0	1	1									
Danny Walton, R OBP: 0.395, SLG: 0.556 (1, 7)										4	0	0	0	0	2	1									
Steve Hovley, L OBP: 0.370, SLG: 0.374 (1, 9)										4	1	1	0	0	0	0									
Max Alvis, R OBP: 0.205, SLG: 0.217 (1, 5)										4	0	0	0	0	0	1									
John Kennedy, R OBP: 0.317, SLG: 0.400 Hank Allen, R OBP: 0.296, SLG: 0.271 (9, PH)										3	0	0	0	0	0	2									
Phil Roof, R OBP: 0.306, SLG: 0.409 (1, 2)										3	0	2	0	1	0	0									
Lew Krausse, R OBP: 0.267, SLG: 0.214 John Geinar, R (6, 1)										2	0	1	1	0	0	2									
Mike Hershberger, R OBP: 0.257, SLG: 0.250 Bobby Bolin, R OBP: 0.333, SLG: 0.500 Ted Savage, R OBP: 0.370, SLG: 0.531 (9, PH)										0	0	0	0	0	0	0									
Inning Stats	R: 0 E: 0 K: 1 S: 6	H: 1 LOB: 1 BB: 0 P: 6	R: 1 E: 0 K: 0 S: 6	H: 3 LOB: 2 BB: 0 P: 6	R: 0 E: 0 K: 0 S: 3	H: 0 LOB: 0 BB: 0 P: 3	R: 0 E: 0 K: 0 S: 4	H: 0 LOB: 2 BB: 1 P: 8	R: 0 E: 0 K: 1 S: 5	R: 0 E: 0 K: 1 S: 5	H: 0 LOB: 0 BB: 0 P: 5	R: 0 E: 0 K: 0 S: 3	H: 0 LOB: 1 BB: 1 P: 7	R: 0 E: 0 K: 1 S: 5	H: 0 LOB: 0 BB: 0 P: 5	R: 0 E: 0 K: 0 S: 5	H: 2 LOB: 2 BB: 0 P: 5	1B: 6 2B: 0 3B: 0 HR: 0	SF: 0 SAC: 0 DP: 0 HBP: 0	WP: 0 PB: 0 CS: 0	PA: 36				
PITCHER	IP	WLS	BF	H	R	ER	SO	BB	IBB	HBP	BLK	WP	HR	S	P	ERA	WHIP								
Jim Perry, R ERA: 2.54 (1, 1)	9.0	W	36	6	1	1	4	1	1	0	0	0	0	42	50	1.00	0.778								

Minnesota Twins @ Milwaukee Brewers
 Milwaukee County Stadium, Milwaukee, WI
 Sun May 17 1970, 4:33 AM EDT
 Att: 16,393 - Unknown - 53 F

Minnesota Twins @ Milwaukee Brewers
 Milwaukee County Stadium, Milwaukee, WI
 Sun May 17 1970, 4:33 AM EDT
 Att: 16,393 - Unknown - 53 F

AB	35
R	6
H	9
RBI	4
BB	2
SO	7
LOB	15



Batter	1	2	3	4	5	6	7	8	9	AB	R	H	RBI	BB	SO	LOB	TOP										
Cesar Tovar, R OBP: 0.377, SLG: 0.500 (1, 8)	4-0 CS BB	0-0 1-3 1B					4-0 S HR BB		4-0 1B BB	0-0 6-3	2	2	1	0	3	0											
Rod Carew, L OBP: 0.438, SLG: 0.558 (1, 4)	0-0 1-2 1B	0-0 F8					0-0 1-H HR		0-0 1B 1B	0-0 L7	5	1	3	2	0	0											
Harmon Killebrew, R OBP: 0.423, SLG: 0.664 (1, 3)	0-0 F3		0-0 F3				4-0 BB		0-3 K	0-0 HR	4	1	1	1	1	1											
Frank Quilici, R OBP: 0.299, SLG: 0.167 (8, 5)	0-0 F7		0-0 F8				0-0 F9		0-0 G6-4-3 1B	0-0 F5	5	0	1	1	0	0											
Tony Oliva, L OBP: 0.361, SLG: 0.570 (1, 9)	0-0 F7		0-0 F8				0-0 F9		0-0 G6-4-3 1B	0-0 F5	5	0	1	1	0	0											
Brant Aylea, R OBP: 0.365, SLG: 0.559 (1, 7)		0-0 F3	0-0 F3				0-0 F9		0-0 G6-4-3 1B	0-0 F5	4	0	0	0	0	0											
Jim Holt, L OBP: 0.216, SLG: 0.147 (7, 7)		0-0 F3	0-0 F3				0-0 F9		0-0 G6-4-3 1B	0-0 F5	0	0	0	0	0	0											
Rick Renick, R OBP: 0.353, SLG: 0.625 (1, 5)		0-0 HR					0-0 F6		4-0 WP SF7 BB	4-0 WP SF7 BB	2	1	1	0	1	0											
Rich Reese, L OBP: 0.299, SLG: 0.281 (8, 3)		0-0 HR					0-0 F6		4-0 WP SF7 BB	4-0 WP SF7 BB	0	1	0	0	1	0											
Leo Cardenas, R OBP: 0.338, SLG: 0.443 (1, 6)		0-0 HR					0-0 F8		4-0 G3 WP BB	4-0 G3 WP BB	3	1	1	2	1	0											
George Mitterwald, R OBP: 0.244, SLG: 0.276 (1, 2)		0-3 K					0-0 F8		0-0 SF7	0-0 SF7	3	0	0	0	0	1											
Charlie Manuel OBP: 0.333, SLG: 0.286 (8, PH)		0-0 K					0-0 F8		0-0 SF7	0-0 SF7	0	0	0	1	0	0											
Ron Perranoski, L (8, 1)		0-0 K					0-0 F8		0-0 SF7	0-0 SF7	0	0	0	0	0	0											
Jim Kaat, L OBP: 0.217, SLG: 0.150 (1, 1)		4-0 1B					0-0 5-3		0-0 F8	0-0 G3	2	0	0	0	1	0											
Bill Zepp, R (7, 1)		4-0 1B					0-0 5-3		0-0 F8	0-0 G3	0	0	0	0	0	0											
Paul Ratliff, L OBP: 0.362, SLG: 0.400 (8, 2)		4-0 1B					0-0 5-3		0-0 F8	0-0 G3	1	0	0	0	0	0											
Inning Stats	R: 0 E: 0 K: 0 S: 3	H: 1 LOB: 1 BB: 1 P: 7	R: 2 E: 0 K: 1 S: 8	H: 3 LOB: 2 BB: 1 P: 12	R: 0 E: 0 K: 0 S: 3	H: 0 LOB: 0 BB: 0 P: 3	R: 0 E: 0 K: 0 S: 3	H: 0 LOB: 1 BB: 1 P: 7	R: 2 E: 0 K: 0 S: 4	H: 1 LOB: 1 BB: 2 P: 12	R: 0 E: 0 K: 0 S: 3	H: 0 LOB: 0 BB: 0 P: 3	R: 1 E: 0 K: 1 S: 6	H: 2 LOB: 1 BB: 1 P: 10	R: 1 E: 0 K: 0 S: 2	H: 0 LOB: 1 BB: 2 P: 10	R: 1 E: 0 K: 0 S: 4	H: 1 LOB: 0 BB: 0 P: 4	1B: 5 2B: 0 3B: 0 HR: 3	SF: 1 SAC: 0 DP: 1 HBP: 0	WP: 2 PB: 2 CS: 1	PA: 40					
PITCHER	IP	WLS	BF	H	R	ER	SO	BB	IBB	HBP	BLK	WP	HR	S	P	ERA	WHIP										
Bill Butler, L ERA: 3.85	6.0		29	6	5	5	1	6	0	0	0	0	2	25	49	7.50	2.000										
Ken Wright, R ERA: 3.39	1.0		3	1	0	0	1	0	0	0	0	0	0	5	5	0.00	1.000										
Mike Hedlund, R ERA: 7.2	0.0	L	2	0	1	0	0	2	0	0	0	1	0	0	8	∞	∞										
Al Fitzmorris, R ERA: 3.08	2.0		6	1	1	1	0	0	0	0	0	1	1	6	6	4.50	0.500										

Minnesota Twins @ Kansas City Royals
Municipal Stadium, Kansas City, MO
Mon May 18 1970, 8:05 PM EDT
Att: 8,560 - Unknown - 81 F

AB 31
R 7
H 8
RBI 7
BB 8
SO 2
LOB 15



Batter	1	2	3	4	5	6	7	8	9	AB	R	H	RBI	BB	SO	LOB	BOTTOM										
Pat Kelly, L OBP: 0.379, SLG: 0.328 (1, 9)	0-0 4-3	0-0 G3			0-0 F8		0-3 K		0-3 K	5	0	0	0	0	2	3											
Mike Fiore, L OBP: 0.290, SLG: 0.186 (1, 3)	0-0 1-3	0-3 K			0-0 4-3		0-0 F7		0-0 1B	5	0	1	0	0	1	3											
Amos Otis, R OBP: 0.348, SLG: 0.455 (1, 8)	0-0 1B		0-0 F8		0-0 6-3		0-0 HR		0-0 6-3	5	1	2	2	0	0	1											
Bob Oliver, R OBP: 0.331, SLG: 0.527 (1, 5)	0-0 1-4-3		0-0 6-3		0-0 6-3		0-3 K		0-0 6-3	4	0	0	0	0	1	1											
Joe Keough, L OBP: 0.424, SLG: 0.508 (1, 7)		0-0 2B 1B	0-0 1B		0-0 4-3 1B		0-0 5-3		0-0 5-3	4	2	3	0	0	0	0											
Rich Severson, R OBP: 0.287, SLG: 0.281 (1, 4)		0-0 1B 2B		0-0 L6		0-0 4-3		0-0 4-3		4	1	1	1	0	0	1											
Jackie Hernandez, R OBP: 0.309, SLG: 0.310 (1, 6)		0-0 1B 1B		0-0 1-3		0-0 1B		1-0 HBP		3	0	2	2	0	0	0											
Ellie Rodriguez, R OBP: 0.325, SLG: 0.270 (1, 2)		0-0 1-3 1B		4-0 BB		0-0 F9		0-0 6-3		3	0	1	0	1	0	2											
Bill Butler, L ERA: 3.39	6.2		30	5	5	3	3	1	0	0	0	0	0	0	0	13											
Paul Schaaf, R ERA: 2.03	0.1	W	1	0	0	0	1	0	0	0	0	0	0	0	0	0											
Al Fitzmorris, R ERA: 1.57	2.0	S	8	1	0	0	2	0	0	0	1	0	0	0	11	12											
Inning Stats	R: 0 E: 0 K: 0 S: 4	H: 1 LOB: 1 BB: 0 P: 4	R: 2 E: 1 K: 1 S: 9	H: 4 LOB: 2 BB: 0 P: 9	R: 0 E: 0 K: 1 S: 5	H: 1 LOB: 1 BB: 1 P: 3	R: 0 E: 0 K: 1 S: 5	H: 0 LOB: 1 BB: 1 P: 9	R: 0 E: 0 K: 0 S: 3	H: 0 LOB: 0 BB: 0 P: 3	R: 1 E: 0 K: 0 S: 5	H: 2 LOB: 1 BB: 0 P: 5	R: 2 E: 1 K: 2 S: 9	H: 1 LOB: 0 BB: 0 P: 9	R: 0 E: 0 K: 0 S: 3	H: 0 LOB: 1 BB: 0 P: 4	R: 0 E: 0 K: 2 S: 8	H: 1 LOB: 1 BB: 0 P: 8	1B: 8 2B: 1 3B: 0 HR: 1	SF: 0 SAC: 0 DP: 0 HBP: 1	WP: 1 PB: 0 CS: 0	PA: 39					
PITCHER	IP	WLS	BF	H	R	ER	SO	BB	IBB	HBP	BLK	WP	HR	S	P	ERA	WHIP										
Jim Kaat, L ERA: 3.39	6.2		30	5	5	3	3	1	0	0	0	0	0	0	0	13											
Bill Zepp, R ERA: 2.03	0.1	W	1	0	0	0	1	0	0	0	0	0	0	0	0	0											
Ron Perranoski, L ERA: 1.57	2.0	S	8	1	0	0	2	0	0	0	1	0	0	0	11	12											

Minnesota Twins @ Kansas City Royals
Municipal Stadium, Kansas City, MO
Mon May 18 1970, 8:05 PM EDT
Att: 8,560 - Unknown - 81 F

AB 37
R 5
H 10
RBI 5
BB 1
SO 6
LOB 14



Batter	1	2	3	4	5	6	7	8	9	10	AB	R	H	RBI	BB	SO	LOB	TOP									
Cesar Tovar, R OBP: 0.385, SLG: 0.500 (1, 8)	6-3		G4-6-3 2B 1B		F9		G4-6-3 BB		CS 1B		4	1	2	1	1	0	0	Minnesota Twins @ Kansas City Royals Municipal Stadium, Kansas City, MO Tue May 19 1970, 8:05 PM EDT Att: 7,766 - Unknown - 82 F									
Rod Carew, L OBP: 0.436, SLG: 0.544 (1, 4)	K		G4-6-3 BB		1-3		G4-6-3 BB		CS 1B	L8 1B WP	4	1	1	0	1	1	2										
Tony Oliva, L OBP: 0.362, SLG: 0.561 (1, 9)	K		G4-6-3 1-2f 2-3						G3	WP 1B	4	0	1	0	1	1	2										
Harmon Killebrew, R OBP: 0.422, SLG: 0.656 Bob Allison, R OBP: 0.350, SLG: 0.235 (1, 5) (10, 7)		FC3-6 1B FC6-4 BB	1B		K				F7	K	4	2	1	1	1	2	3										
Rich Reese, L OBP: 0.313, SLG: 0.290 (1, 3)		FC3-6 1B	CS 1B		4-3				FC4-6 BB	L8	4	0	2	1	1	0	2										
Jim Holt, L OBP: 0.220, SLG: 0.158 Rick Renick, R OBP: 0.389, SLG: 0.625 Frank Quilici, R OBP: 0.238, SLG: 0.167 (1, 7) (10, PH) (10, 5)		FC3-6 1B	CS 1B		F8				FC4-6 1-2f	BB	4	0	1	0	0	0	3										
Leo Cardenas, R OBP: 0.333, SLG: 0.433 (1, 6)		FC6-4 1B			F9					WP 1B	5	1	1	1	0	0	4										
Paul Rattiff, L OBP: 0.373, SLG: 0.409 (1, 2)		3-H 1B			F8				SH3-4 1B	F9	4	0	2	0	0	0	2										
Luis Tiant, R OBP: 0.400, SLG: 0.474 Tom Hall, L OBP: 0.250, SLG: 0.250 Bill Zepp, R OBP: 0.250, SLG: 0.250 Charlie Manuel, L OBP: 0.300, SLG: 0.250 Ron Perranoski, L OBP: 0.250, SLG: 0.250 (1, 1) (8, 1) (8, 1) (9, PH) (9, 1)		6-3			6-3				SH3-4 1B	6-3	2	0	0	0	0	0	3										
Inning Stats	R: 0 E: 0 K: 2 S: 7	H: 0 LOB: 0 BB: 0 P: 7	R: 1 E: 1 K: 0 S: 5	H: 2 LOB: 2 BB: 1 P: 9	R: 2 E: 0 K: 0 S: 4	H: 3 LOB: 0 BB: 1 P: 8	R: 0 E: 0 K: 0 S: 4	H: 1 LOB: 1 BB: 0 P: 4	R: 0 E: 0 K: 1 S: 5	H: 0 LOB: 0 BB: 1 P: 9	R: 0 E: 0 K: 0 S: 3	H: 0 LOB: 0 BB: 0 P: 3	R: 0 E: 0 K: 0 S: 3	H: 1 LOB: 1 BB: 1 P: 7	R: 0 E: 0 K: 0 S: 3	H: 0 LOB: 1 BB: 1 P: 7	R: 1 E: 0 K: 0 S: 4		H: 2 LOB: 0 BB: 0 P: 4	R: 1 E: 0 K: 1 S: 7	H: 2 LOB: 2 BB: 1 P: 11	1B: 10 2B: 1 3B: 0 HR: 0	SF: 0 SAC: 1 DP: 2 HBP: 0	WP: 3 PB: 0 SB: 0 CS: 2	PA: 45		
PITCHER	IP 9.0	WLS 37	BF 9	H 4	R 4	ER 4	SO 3	BB 5	IBB 0	HBP 0	BLK 0	WP 2	HR 0	S 38	P 58	ERA 4.00	WHIP 1.556										
Dave Morehead, R ERA: 4.34 Tom Burgmeier, L ERA: 9.0 (1, 1) (10, 1)	1.0	L	6	2	1	1	1	1	0	0	0	1	0	7	11	9.00	3.000										

AB	36
R	5
H	11
RBI	4
BB	6
SO	4
LOB	22



Batter	1	2	3	4	5	6	7	8	9	10	AB	R	H	RBI	BB	SO	LOB	BOTTOM									
Pat Kelly, L OBP: 0.367, SLG: 0.315 (1, 9)	K	K			F8				L8	F7	5	0	0	0	0	2	3	Minnesota Twins @ Kansas City Royals Municipal Stadium, Kansas City, MO Tue May 19 1970, 8:05 PM EDT Att: 7,766 - Unknown - 82 F									
Mike Fiore, L OBP: 0.297, SLG: 0.190 (1, 3)					F6				4-3	4-3	4	2	1	0	1	0	2										
Amos Otis, R OBP: 0.349, SLG: 0.449 (1, 8)					F9				6-3 1B BB		4	1	1	0	1	0	1										
Bob Oliver, R OBP: 0.333, SLG: 0.544 (1, 5)					F3					F3	5	1	2	4	0	0	1										
Joe Keough, L OBP: 0.437, SLG: 0.508 (1, 7)										F2	4	0	2	0	1	0	1										
Luis Alcaraz, R OBP: 0.148, SLG: 0.225 (1, 4)										F2	4	0	1	0	0	1	4										
Jackie Hernandez, R OBP: 0.327, SLG: 0.322 (1, 6)											3	0	2	0	1	0	0										
Ed Kirkpatrick, L OBP: 0.297, SLG: 0.420 (1, 2)											3	0	0	0	1	0	3										
Dave Morehead, R OBP: 0.235, SLG: 0.188 Hawk Taylor, R OBP: 0.357, SLG: 0.417 Tom Burgmeier, L ERA: 1.47 (1, 1) (9, PH) (10, 1)											3	0	1	0	0	0	0										
Inning Stats	R: 3 E: 0 K: 1 S: 8	H: 4 LOB: 0 BB: 0 P: 8	R: 0 E: 0 K: 1 S: 6	H: 1 LOB: 1 BB: 0 P: 6	R: 0 E: 0 K: 0 S: 3	H: 0 LOB: 0 BB: 0 P: 3	R: 0 E: 0 K: 0 S: 4	H: 2 LOB: 1 BB: 0 P: 4	R: 0 E: 0 K: 0 S: 3	H: 0 LOB: 0 BB: 0 P: 3	R: 0 E: 0 K: 1 S: 5	H: 0 LOB: 1 BB: 1 P: 9	R: 0 E: 0 K: 2 S: 2	H: 0 LOB: 0 BB: 1 P: 6	R: 1 E: 0 K: 0 S: 4	H: 1 LOB: 2 BB: 2 P: 12	R: 0 E: 0 K: 0 S: 4		H: 1 LOB: 2 BB: 0 P: 8	R: 0 E: 0 K: 0 S: 3	H: 1 LOB: 1 BB: 0 P: 3	1B: 9 2B: 0 3B: 0 HR: 1	SF: 0 SAC: 0 DP: 3 HBP: 0	WP: 0 PB: 0 SB: 1 CS: 0	PA: 41		
PITCHER	IP 7.2	WLS 31	BF 8	H 4	R 4	ER 4	SO 3	BB 3	IBB 0	HBP 0	BLK 0	WP 0	HR 1	S 34	P 46	ERA 4.70	WHIP 1.435										
Luis Tiant, R ERA: 3.21 Tom Hall, L ERA: 3.24 Bill Zepp, R ERA: 1.98 Ron Perranoski, L ERA: 1.47 (1, 1) (8, 1) (8, 1) (9, 1)	0.0	1	0	0	0	0	0	0	0	0	0	0	0	1	1	0.00	0.000										
PITCHER	IP 2.0	WLS 8	BF 2	H 0	R 0	ER 0	SO 0	BB 1	IBB 0	HBP 0	BLK 0	WP 0	HR 0	S 7	P 11	0.00	1.500										

AB	36
R	4
H	10
RBI	4
BB	5
SO	3
LOB	17



Batter	1	2	3	4	5	6	7	8	9	AB	R	H	RBI	BB	SO	LOB	TOP								
Cesar Tovar, R OBP: 0.385, SLG: 0.500 (1, 8)	5-3	F8		K		2B		3B BB		4	1	1	0	1	1	4	Minnesota Twins @ Kansas City Royals Municipal Stadium, Kansas City, MO Wed May 20 1970, 8:05 PM EDT Att: 7,710 - Unknown - 85 F AB 40 R 10 H 13 RBI 10 BB 5 SO 9 LOB 17								
Rod Carew, L OBP: 0.455, SLG: 0.621 (1, 4)	1B 1B		HR		2B	4-3		1B 3B		5	2	4	2	0	0	1									
Tony Oliva, L OBP: 0.357, SLG: 0.549 (1, 9)	1B 1B		4-3		K		4-3	K		5	0	1	0	0	2	2									
Harmon Killebrew, R OBP: 0.421, SLG: 0.645 (8, PR)	1-2		6-3		K		F9	HR 1B		4	0	1	1	1	1	1									
Frank Quilici, R OBP: 0.239, SLG: 0.167 (8, 5)	1-2		6-3		K		F9	HR 1B		0	1	0	0	0	0	0									
Rich Reese, L OBP: 0.316, SLG: 0.317 (1, 3)	K		F2		1-3		1B HR	1B HR		4	2	1	2	1	1	3									
Jim Holt, L OBP: 0.261, SLG: 0.233 (1, 7)		L9		2B		HR 1B	1-3 HR 1B	1-3		5	2	3	0	0	0	1									
Leo Cardenas, R OBP: 0.329, SLG: 0.447 (1, 6)		L1		1-3		K	HR 1B	F9		5	1	1	3	0	1	2									
Paul Ratliff, L OBP: 0.400, SLG: 0.478 (1, 2)										2	1	1	2	2	1	0									
Tom Hall, L OBP: 0.200, SLG: 0.200 (7, 1)										1	0	0	0	0	0	0									
Dave Boswell, R OBP: 0.133, SLG: 0.133 (1, 1)										3	0	0	0	0	1	3									
George Mitterwald, R OBP: 0.238, SLG: 0.289 (7, 2)										2	0	0	0	0	1	0									
Inning Stats	R: 0 E: 0 K: 1 S: 6	H: 2 LOB: 2 BB: 1 P: 10	R: 0 E: 1 K: 0 S: 4	H: 0 LOB: 2 BB: 1 P: 8	R: 1 E: 0 K: 0 S: 4	H: 1 LOB: 0 BB: 0 P: 4	R: 0 E: 0 K: 2 S: 8	H: 1 LOB: 2 BB: 1 P: 12	R: 0 E: 0 K: 2 S: 8	H: 1 LOB: 1 BB: 0 P: 8	R: 2 E: 0 K: 1 S: 8	H: 3 LOB: 1 BB: 0 P: 8	R: 3 E: 0 K: 1 S: 7	H: 2 LOB: 0 BB: 1 P: 11	R: 4 E: 0 K: 1 S: 8	H: 3 LOB: 1 BB: 1 P: 12	R: 0 E: 0 K: 1 S: 5	H: 0 LOB: 0 BB: 0 P: 5	1B: 5 2B: 3 3B: 1 HR: 4	SF: 0 SAC: 0 DP: 0 HBP: 0	WP: 0 PB: 0 SB: 1 CS: 0	PA: 45			
PITCHER	IP	WLS	BF	H	R	ER	SO	BB	IBB	HBP	BLK	WP	HR	S	P	ERA	WHIP								
Bob Johnson, R ERA: 2.95 (1, 1)	7.0	L	35	10	6	6	7	4	0	0	0	0	3	45	61	7.71	2.000								
Al Fitzmorris, R ERA: 3.71 (8, 1)	0.1		3	1	2	2	0	1	0	0	0	0	0	2	6	54.00	6.000								
Tom Burgmeier, L ERA: 10.13 (8, 1)	1.2		7	2	2	2	2	0	0	0	0	0	1	11	11	10.80	1.200								

Batter	1	2	3	4	5	6	7	8	9	AB	R	H	RBI	BB	SO	LOB	BOTTOM								
Pat Kelly, L OBP: 0.374, SLG: 0.321 (1, 9)	F9		K2-5-2 S 1B		2B BB		1B		K	4	1	2	0	1	1	0	Minnesota Twins @ Kansas City Royals Municipal Stadium, Kansas City, MO Wed May 20 1970, 8:05 PM EDT Att: 7,710 - Unknown - 85 F AB 36 R 5 H 10 RBI 5 BB 3 SO 9 LOB 12								
Mike Fiore, L OBP: 0.304, SLG: 0.221 (1, 3)	F8		K2-5-2 1-3F		2B 2H		K	2B 1B		5	0	2	2	0	2	2									
Amos Otis, R OBP: 0.351, SLG: 0.474 (1, 8)	HR				F7 K			F7		5	1	2	1	0	1	1									
Bob Oliver, R OBP: 0.322, SLG: 0.525 (1, 5)	6-3				F4		F9	F9		5	0	0	0	0	1	2									
Joe Keough, L OBP: 0.453, SLG: 0.561 (1, 7)		E4 4-3		1B		HR		BB BB		3	1	2	1	1	0	0									
Luis Alcaraz, R OBP: 0.153, SLG: 0.217 (1, 4)		4-3		5-3		G3		1-2 BB		3	0	0	0	1	0	2									
Jackie Hernandez, R OBP: 0.314, SLG: 0.388 (1, 6)		6-3			K		F3	K		4	0	0	0	0	2	3									
Ellie Rodriguez, R OBP: 0.333, SLG: 0.328 (1, 2)		5-3			2B 2B		K	SF9 3B		4	2	2	0	0	1	1									
Bob Johnson, L (1, 1)					F9		F7	SF9		2	0	0	0	0	1	1									
Paul Schaal, R OBP: 0.357, SLG: 0.391 (7, PH)					K					1	0	0	0	0	0	0									
Al Fitzmorris, S OBP: 0.500, SLG: 0.500 (8, 1)										0	0	0	0	0	0	0									
Tom Burgmeier, L (8, 1)										0	0	0	0	0	0	0									
Lou Piniella, R OBP: 0.380, SLG: 0.561 (8, PH)										0	0	0	1	0	0	0									
Inning Stats	R: 1 E: 0 K: 0 S: 4	H: 1 LOB: 0 BB: 0 P: 4	R: 0 E: 1 K: 0 S: 4	H: 0 LOB: 0 BB: 0 P: 4	R: 0 E: 0 K: 1 S: 5	H: 1 LOB: 1 BB: 0 P: 5	R: 0 E: 0 K: 0 S: 4	H: 1 LOB: 1 BB: 0 P: 4	R: 2 E: 0 K: 3 S: 11	H: 2 LOB: 1 BB: 1 P: 15	R: 1 E: 0 K: 0 S: 4	H: 1 LOB: 0 BB: 0 P: 4	R: 0 E: 0 K: 2 S: 8	H: 1 LOB: 1 BB: 0 P: 8	R: 0 E: 0 K: 1 S: 5	H: 0 LOB: 2 BB: 2 P: 13	R: 0 E: 0 K: 2 S: 10	H: 3 LOB: 2 BB: 0 P: 10	1B: 4 2B: 4 3B: 1 HR: 2	SF: 1 SAC: 0 DP: 1 HBP: 0	WP: 0 PB: 0 SB: 1 CS: 0	PA: 40			
PITCHER	IP	WLS	BF	H	R	ER	SO	BB	IBB	HBP	BLK	WP	HR	S	P	ERA	WHIP								
Dave Boswell, R ERA: 6.31 (1, 1)	6.0	W	25	6	4	4	4	1	0	0	0	0	2	32	36	6.00	1.167								
Tom Hall, L ERA: 3.2 (7, 1)	3.0	S	15	4	1	1	5	2	0	0	0	0	0	23	31	3.00	2.000								

Batter	1	2	3	4	5	6	7	8	9	AB	R	H	RBI	BB	SO	LOB	TOP										
Sandy Alomar Sr. S OBP: 0.300, SLG: 0.276 (1, 4)	G3		E4 F9		F8		FC6-4 FC5-4			4	0	0	0	0	0	2											
Jim Fregosi, R OBP: 0.358, SLG: 0.429 (1, 6)	BB		F9			F3	FC5-4			3	0	0	0	1	0	3											
Roger Repoz, L OBP: 0.377, SLG: 0.550 (1, 8)	F9					K		4-3		3	0	0	0	1	1	1											
Alex Johnson, R OBP: 0.388, SLG: 0.484 (1, 7)	G3		4-3			F9		K		4	0	0	0	0	1	3											
Jim Spencer, L OBP: 0.349, SLG: 0.458 (1, 3)		F6			F9		HR	F6		4	1	1	1	0	0	0											
Ken McMullen, R OBP: 0.302, SLG: 0.343 (1, 5)		HR			F9		F9		BB	3	1	1	1	1	0	0											
Bill Voss, L OBP: 0.369, SLG: 0.395 (1, 9)		4-1			4-3		1B 1B	F9		4	1	1	0	0	0	1											
Joe Azcue, R OBP: 0.288, SLG: 0.323 (1, 2)		6-3			6-3		1B 1B	K		4	0	1	0	0	1	1											
Clyde Wright, R OBP: 0.143, SLG: 0.111 Paul Doyle, L (8, 1) Ken Tatum, R (9, 1)			K		K		FC6-4 1B	K		3	0	1	1	0	2	0											
Inning Stats	R: 0 E: 0 K: 0 S: 3	H: 0 LOB: 1 BB: 1 P: 7	R: 1 E: 0 K: 0 S: 4	H: 1 LOB: 0 BB: 0 P: 4	R: 0 E: 1 K: 1 S: 6	H: 0 LOB: 2 BB: 1 P: 10	R: 0 E: 0 K: 0 S: 3	H: 0 LOB: 0 BB: 0 P: 3	R: 0 E: 0 K: 1 S: 5	H: 0 LOB: 0 BB: 0 P: 5	R: 2 E: 0 K: 0 S: 7	H: 4 LOB: 2 BB: 0 P: 7	R: 0 E: 0 K: 1 S: 5	H: 0 LOB: 0 BB: 0 P: 5	R: 0 E: 0 K: 2 S: 7	H: 0 LOB: 1 BB: 1 P: 11	1B: 3 2B: 0 3B: 0 HR: 2	SF: 0 SAC: 0 DP: 0 HBP: 0	WP: 0 PB: 0 SB: 0 CS: 0	PA: 36							
PITCHER	IP	WLS	BF	H	R	ER	SO	BB	IBB	HBP	BLK	WP	HR	S	P	ERA	WHIP										
Jim Perry, R ERA: 2.7 (1, 1)	6.1	L	27	5	3	3	3	2	0	0	0	0	2	31	39	4.26	1.105										
Tom Hall, L ERA: 3.1 (7, 1)	0.2		2	0	0	0	0	0	0	0	0	0	0	2	2	0.00	0.000										
Stan Williams, R ERA: 1.64 (8, 1)	2.0		7	0	0	0	3	1	0	0	0	0	0	12	16	0.00	0.500										

California Angels @ Minnesota Twins
Metropolitan Stadium, Bloomington, MI
Fri May 22 1970, 8:05 PM EDT
Att: 16,923 - Unknown

AB 33
R 3
H 5
RBI 3
BB 3
SO 6
LOB 12



Batter	1	2	3	4	5	6	7	8	9	AB	R	H	RBI	BB	SO	LOB	BOTTOM										
Cesar Tovar, R OBP: 0.382, SLG: 0.493 (1, 8)	FC4-2 1B		6-3		4-3			F9		4	0	1	0	0	0	2											
Rod Carew, L OBP: 0.447, SLG: 0.602 (1, 4)	FC4-2 1H			6-3		F8		BB BB		3	0	0	0	1	0	1											
Harmon Killebrew, R OBP: 0.423, SLG: 0.638 (1, 3)	F8			K		1B 1B		G4-6-3 BB		3	1	1	0	1	1	1											
Tony Oliva, L OBP: 0.361, SLG: 0.547 (1, 9)	FC6 1-2			1B		1B 1-3		G4-6-3 1-2		4	0	2	0	0	0	3											
Brant Aylea, R OBP: 0.361, SLG: 0.546 (1, 7)		F8		K		1B 1-3 3H		1-3		4	0	1	1	0	1	1											
Rick Renick, R OBP: 0.394, SLG: 0.700 (1, 5)		5-3			5-3	L5		HR		4	1	1	1	0	0	1											
Leo Cardenas, R OBP: 0.327, SLG: 0.441 (1, 6)		5-3			SH3-1 1B		K	6-3		4	0	1	0	0	1	0											
George Mitterwald, R OBP: 0.241, SLG: 0.272 Rich Reese, L OBP: 0.314, SLG: 0.314 (8, PH)			4-3		SH3-1 1B		K	F4		3	0	1	0	0	1	0											
Jim Perry, S OBP: 0.208, SLG: 0.217 Tom Hall, L OBP: 0.200, SLG: 0.200 Minnie Mendoza, R OBP: 0.200, SLG: 0.200 Stan Williams, R (8, 1)			K		SH3-1 1B		F4			1	0	0	0	0	1	0											
Inning Stats	R: 0 E: 1 K: 0 S: 4	H: 1 LOB: 1 BB: 0 P: 4	R: 0 E: 0 K: 0 S: 3	H: 0 LOB: 0 BB: 0 P: 3	R: 0 E: 0 K: 1 S: 5	H: 0 LOB: 0 BB: 0 P: 5	R: 0 E: 0 K: 2 S: 8	H: 1 LOB: 1 BB: 0 P: 8	R: 0 E: 0 K: 0 S: 5	H: 2 LOB: 2 BB: 0 P: 5	R: 1 E: 0 K: 0 S: 5	H: 3 LOB: 0 BB: 0 P: 5	R: 0 E: 0 K: 2 S: 7	H: 0 LOB: 0 BB: 0 P: 7	R: 0 E: 0 K: 0 S: 2	H: 0 LOB: 2 BB: 2 P: 10	R: 1 E: 0 K: 0 S: 4	H: 1 LOB: 0 BB: 0 P: 4	1B: 7 2B: 0 3B: 0 HR: 1	SF: 0 SAC: 1 DP: 1 HBP: 0	WP: 0 PB: 0 SB: 0 CS: 0	PA: 35					
PITCHER	IP	WLS	BF	H	R	ER	SO	BB	IBB	HBP	BLK	WP	HR	S	P	ERA	WHIP										
Clyde Wright, L ERA: 3.14 (1, 1)	7.1		30	7	1	1	5	2	0	0	0	0	0	38	46	1.23	1.227										
Paul Doyle, L ERA: 2.6 (8, 1)	1.0		3	1	1	1	0	0	0	0	0	0	1	3	3	9.00	1.000										
Ken Tatum, R ERA: 0.86 (9, 1)	0.2	S	2	0	0	0	0	0	0	0	0	0	0	2	2	0.00	0.000										

California Angels @ Minnesota Twins
Metropolitan Stadium, Bloomington, MI
Fri May 22 1970, 8:05 PM EDT
Att: 16,923 - Unknown

AB 32
R 2
H 8
RBI 2
BB 2
SO 5
LOB 9



Batter	1	2	3	4	5	6	7	8	9	AB	R	H	RBI	BB	SO	LOB	TOP										
Sandy Alomar Sr. S OBP: 0.293, SLG: 0.270	F9	6-3		FC6-5 1B			6-3			4	0	0	0	0	0	3											
Jarvis Tatum R OBP: 0.421, SLG: 0.412 Roger Repoz L OBP: 0.374, SLG: 0.545	F8		E6 1B SF7				K			3	1	1	0	0	0	0											
Jim Fregosi R OBP: 0.356, SLG: 0.425	K			5-3			F8			4	1	1	0	0	1	2											
Alex Johnson R OBP: 0.385, SLG: 0.488			SF7		4-3			F8		3	1	1	1	0	0	0											
Ken McMullen R OBP: 0.307, SLG: 0.361		E2 WP 5-3 1B		6-3			K			4	1	2	1	0	1	0											
Billy Cowan R OBP: 0.412, SLG: 0.375 Ken Tatum R	F7		1-3		F6			F8		4	0	0	0	0	0	2											
Jim Spencer L OBP: 0.353, SLG: 0.455 Giraldo Ruiz S OBP: 0.250, SLG: 0.375	5-3 BB BB		K		F7			G6-4-3 1B		3	0	1	0	1	1	1											
Tom Egan R OBP: 0.235, SLG: 0.277 Jay Johnstone L OBP: 0.273, SLG: 0.391 Tommie Reynolds R				F9			6-3			2	0	0	0	1	0	0											
Andy Messersmith R OBP: 0.200, SLG: 0.367 Bill Voss L OBP: 0.369, SLG: 0.395 Joe Azcue R OBP: 0.286, SLG: 0.320	5-3			FC6-5 2B			F4			3	0	1	1	0	0	2											
Inning Stats	R: 0 E: 0 K: 1 S: 5	H: 0 LOB: 0 BB: 0 P: 5	R: 2 E: 1 K: 0 S: 5	H: 2 LOB: 2 BB: 2 P: 13	R: 2 E: 1 K: 1 S: 8	H: 2 LOB: 1 BB: 0 P: 8	R: 0 E: 0 K: 0 S: 5	H: 2 LOB: 2 BB: 0 P: 5	R: 0 E: 0 K: 0 S: 3	H: 0 LOB: 0 BB: 0 P: 3	R: 0 E: 0 K: 1 S: 5	H: 0 LOB: 0 BB: 0 P: 5	R: 0 E: 0 K: 1 S: 5	H: 0 LOB: 0 BB: 0 P: 5	R: 0 E: 0 K: 0 S: 3	H: 1 LOB: 1 BB: 0 P: 3	1B: 4 2B: 2 3B: 1 HR: 0	SF: 1 SAC: 0 DP: 1 HBP: 0	WP: 1 PB: 0 SB: 0 CS: 0	PA: 36							
PITCHER	IP	WLS	BF	H	R	ER	SO	BB	IBB	HBP	BLK	WP	HR	S	P	ERA	WHIP										
Jim Kaat L ERA: 3.34	3.2		20	6	4	1	2	2	0	0	0	1	0	22	30	2.46	2.182										
Bill Zepp R ERA: 1.59	2.1		7	0	0	0	0	0	0	0	0	0	0	7	7	0.00	0.000										
Stan Williams R ERA: 1.5	2.0	W	7	1	0	0	2	0	0	0	0	0	0	11	11	0.00	0.500										
Ron Perranoski L ERA: 1.42	1.0	S	2	0	0	0	0	0	0	0	0	0	0	2	2	0.00	0.000										

California Angels @ Minnesota Twins
Metropolitan Stadium, Bloomington, MI
Sat May 23 1970, 4:33 AM EDT
Att: 16,128 - Unknown - 64 F

AB 33
R 4
H 7
RBI 3
BB 2
SO 4
LOB 12





Batter	1	2	3	4	5	6	7	8	9	AB	R	H	RBI	BB	SO	LOB	BOTTOM										
Cesar Tovar R OBP: 0.387, SLG: 0.493	FC4-6 1B		1-0 1B HBP		SH1-3		F5			2	0	1	0	0	0	0											
Rod Carew L OBP: 0.430, SLG: 0.578	FC4-6 G4-6-3		K		1-3		K			4	0	0	0	0	2	3											
Tony Oliva L OBP: 0.364, SLG: 0.546	G4-6-3		1-3 1B		2B 1B		G3			4	1	2	1	0	0	1											
Harmon Killebrew R OBP: 0.425, SLG: 0.638 George Mitterwald R OBP: 0.241, SLG: 0.272		1-4-3 E BB	F4		1-4-3 2B		F8			3	1	1	1	1	0	2											
Rich Reese L OBP: 0.303, SLG: 0.303		K	L6		F9		4-3			4	0	0	0	0	1	4											
Jim Holt L OBP: 0.280, SLG: 0.298	1-4-3			F6		1B 2B		1B 2B		4	1	2	0	0	0	1											
Leo Cardenas R OBP: 0.338, SLG: 0.450	E7 2B 1B		F7		G4-6-3 1B					4	1	3	1	0	0	0											
Paul Ratliff L OBP: 0.390, SLG: 0.480 Frank Quilici R OBP: 0.239, SLG: 0.167			K		K		K			4	0	1	1	0	3	3											
Jim Kaat L OBP: 0.208, SLG: 0.143 Bill Zepp R	6-3				E6 1B		G4-6-3			1	0	0	0	0	0	0											
Charlie Manuel L OBP: 0.273, SLG: 0.222 Stan Williams R Ron Perranoski L				1-3 SH1-3 1B						1	0	0	0	0	0	0											
Inning Stats	R: 0 E: 0 K: 0 S: 3	H: 1 LOB: 0 BB: 0 P: 3	R: 2 E: 1 K: 1 S: 7	H: 2 LOB: 1 BB: 1 P: 11	R: 0 E: 0 K: 1 S: 6	H: 1 LOB: 2 BB: 0 P: 7	R: 0 E: 0 K: 1 S: 5	H: 0 LOB: 0 BB: 0 P: 5	R: 2 E: 1 K: 0 S: 6	H: 2 LOB: 1 BB: 0 P: 6	R: 0 E: 0 K: 1 S: 6	H: 2 LOB: 0 BB: 0 P: 6	R: 0 E: 0 K: 1 S: 5	H: 0 LOB: 0 BB: 0 P: 5	R: 1 E: 0 K: 0 S: 7	H: 2 LOB: 1 BB: 0 P: 7	1B: 6 2B: 4 3B: 0 HR: 0	SF: 0 SAC: 1 DP: 2 HBP: 1	WP: 0 PB: 0 SB: 0 CS: 0	PA: 35							
PITCHER	IP	WLS	BF	H	R	ER	SO	BB	IBB	HBP	BLK	WP	HR	S	P	ERA	WHIP										
Andy Messersmith R ERA: 2.92	7.0		30	8	4	1	5	1	0	1	0	0	0	7	7	1.29	1.286										
Ken Tatum R ERA: 1.23	1.0	L	5	2	1	1	1	0	0	0	0	0	0	7	7	9.00	2.000										

California Angels @ Minnesota Twins
Metropolitan Stadium, Bloomington, MI
Sat May 23 1970, 4:33 AM EDT
Att: 16,128 - Unknown - 64 F

AB 32
R 5
H 10
RBI 4
BB 1
SO 6
LOB 17



Batter	1	2	3	4	5	6	7	8	9	AB	R	H	RBI	BB	SO	LOB	TOP									
Sandy Alomar Sr., S OBP: 0.302, SLG: 0.279	0-0 6-3 HR	0-0 2B		0-0 FC6			0-3 K		0-0 1B	5	2	3	2	0	1	1	California Angels @ Minnesota Twins Metropolitan Stadium, Bloomington, MI Sun May 24 1970, 4:33 AM EDT Att: 27,526 - Unknown - 71 F 									
Jim Fregosi, R OBP: 0.357, SLG: 0.430	0-0 6-3	0-0 2B			0-0 F2		0-0 1B		0-0 F8	5	0	2	2	0	0	2										
Roger Repoz, L OBP: 0.368, SLG: 0.556	0-0 HR	0-0 F9			0-0 F7		0-0 G4-6-3		0-3 K	5	1	1	2	0	1	3										
Alex Johnson, R OBP: 0.393, SLG: 0.491	0-0 6-3			4-0 CS					0-0 SH1-3	3	0	2	0	1	0	0										
Jay Johnstone, L OBP: 0.273, SLG: 0.391				BB					1B	0	0	0	0	0	0	0										
Jim Spencer, L OBP: 0.346, SLG: 0.444	0-0 F4			0-0 F9			0-3 K		0-0 SH1-3	3	0	0	0	0	1	2										
Ken McMullen, R OBP: 0.311, SLG: 0.361		0-0 L5		0-3 K			4-0 BB		0-0 BLK	3	0	1	0	1	1	0										
Bill Voss, L OBP: 0.364, SLG: 0.389		0-0 4-3		0-0 4-3			0-0 F9		0-0 F8	4	1	1	0	0	0	2										
Joe Azcue, R OBP: 0.303, SLG: 0.337		0-0 1B		0-0 1B			0-0 F8		0-0 SH3-4	4	1	3	0	0	0	1										
Jarvis Tatum, R OBP: 0.421, SLG: 0.412		0-0 1B		0-0 FC5-6			0-0 F8		0-0 1B	0	1	0	0	0	0	0										
Tom Egan, R OBP: 0.235, SLG: 0.277		0-0 1B		0-0 1B			0-0 F8		0-0 SH3-4	0	0	0	0	0	0	0										
Rudy May, L OBP: 0.260, SLG: 0.542		0-0 4-3		0-0 FC5-6			0-0 F8		0-0 SH3-4	3	0	0	0	0	0	4										
Eddie Fisher, R OBP: 0.333, SLG: 0.333		0-0 1-2		0-0 FC6					0-0 1-3	0	0	0	0	0	0	0										
Ken Tatum, R OBP: 0.350, SLG: 0.375		0-0 1-2		0-0 1-2						0	0	0	0	0	0	0										
Paul Doyle, L OBP: 0.250, SLG: 0.275		0-0 1-2		0-0 1-2						0	0	0	0	0	0	0										
Geraldo Ruiz, S OBP: 0.250, SLG: 0.275		0-0 1-2		0-0 1-2						0	0	0	0	0	0	0										
Greg Garrett, S OBP: 0.250, SLG: 0.275		0-0 1-2		0-0 1-2						0	0	0	0	0	0	0										
Steve Kealey, R OBP: 0.250, SLG: 0.275		0-0 1-2		0-0 1-2						0	0	0	0	0	0	0										
Inning Stats	R: 2 E: 0 K: 0 S: 5	H: 2 LOB: 0 BB: 0 P: 5	R: 3 E: 0 K: 0 S: 7	H: 4 LOB: 1 BB: 0 P: 7	R: 0 E: 0 K: 1 S: 4	H: 0 LOB: 0 BB: 0 P: 8	R: 0 E: 0 K: 0 S: 4	H: 1 LOB: 1 BB: 0 P: 4	R: 0 E: 0 K: 1 S: 6	H: 1 LOB: 1 BB: 0 P: 6	R: 0 E: 0 K: 0 S: 3	H: 0 LOB: 1 BB: 1 P: 7	R: 0 E: 0 K: 1 S: 5	H: 1 LOB: 0 BB: 0 P: 5	R: 0 E: 0 K: 0 S: 4	H: 2 LOB: 1 BB: 0 P: 4	R: 1 E: 0 K: 1 S: 7	H: 2 LOB: 1 BB: 0 P: 7	1B: 11 2B: 1 3B: 0 HR: 1	SF: 0 SAC: 2 DP: 1 HBP: 0	WP: 0 PB: 0 SB: 1 CS: 1	PA: 39				
PITCHER	IP	WLS	BF	H	R	ER	SO	BB	IBB	HBP	BLK	WP	HR	S	P	ERA	WHIP									
Dave Boswell, R ERA: 7.23	1.2		11	6	5	5	0	0	0	0	0	0	0	1	11	19	27.00	3.600								
Tom Hall, L ERA: 2.56	3.1		12	2	0	0	2	1	0	0	0	0	0	0	15	19	0.00	0.900								
Steve Barber, R ERA: 3.97	1.0		4	0	0	0	0	1	0	0	0	0	0	3	7	0.00	1.000									
Stan Williams, R ERA: 1.38	2.0		7	3	0	0	1	0	0	0	1	0	0	9	9	0.00	1.500									
Ron Perranoski, L ERA: 1.65	1.0	L	5	2	1	1	1	0	0	0	0	0	0	7	7	9.00	2.000									

Batter	1	2	3	4	5	6	7	8	9	AB	R	H	RBI	BB	SO	LOB	BOTTOM								
Cesar Tovar, R OBP: 0.397, SLG: 0.493	0-0 4-3		0-0 F8		0-0 6-3		0-0 5-3		4-0 IBB	4	1	1	0	1	0	0	California Angels @ Minnesota Twins Metropolitan Stadium, Bloomington, MI Sun May 24 1970, 4:33 AM EDT Att: 27,526 - Unknown - 71 F 								
Rod Carew, L OBP: 0.420, SLG: 0.561	0-0 4-3		0-0 F8		0-0 1B		0-0 4-3		0-0 4-3	5	0	1	0	0	0	3									
Harmon Killebrew, R OBP: 0.436, SLG: 0.649	0-0 FC4-6		0-0 4-3		0-0 1B		0-0 1B		4-0 BB	4	1	3	1	1	0	0									
Frank Quilici, R OBP: 0.239, SLG: 0.167	0-0 3H		0-0 FC4-6		0-0 1B		0-0 1B		0-0 BB	0	0	0	0	0	0	0									
Tony Oliva, L OBP: 0.365, SLG: 0.541	0-0 FC4-6		0-0 1B		0-0 F5		0-0 FC5-4		0-0 F8	5	0	2	1	0	0	4									
Brant Alyea, R OBP: 0.366, SLG: 0.540	0-3 K		0-0 4-3		0-0 1B		0-0 FC5-4		0-3 K	3	0	1	0	0	1	2									
Ron Perranoski, L OBP: 0.333, SLG: 0.222			0-0 K		0-0 1B		0-0 FC5-4		0-0 K	0	0	0	0	0	0	0									
Bob Altison, R OBP: 0.333, SLG: 0.222			0-0 K		0-0 1B		0-0 FC5-4		0-0 K	1	0	0	0	0	1	1									
Rick Renick, R OBP: 0.390, SLG: 0.636		4-0 BB		0-0 F2			0-0 G6-4-3		0-0 L3	2	0	0	0	1	0	3									
Stan Williams, R ERA: 1.23		0-0 BB		0-0 F2			0-0 G6-4-3		0-0 L3	0	0	0	0	0	0	0									
Jim Holt, L OBP: 0.288, SLG: 0.292		0-0 BB		0-0 F2			0-0 G6-4-3		0-0 L3	1	0	0	0	1	0	0									
Paul Ratliff, L OBP: 0.390, SLG: 0.480		0-0 BB		0-0 F2			0-0 G6-4-3		0-0 L3	0	0	0	0	0	0	0									
Leo Cardenas, R OBP: 0.340, SLG: 0.448		0-0 G5-4-3		0-3 K			0-0 K		0-3 K	5	2	2	0	0	2	5									
George Mitterwald, R OBP: 0.264, SLG: 0.365		0-0 F3		0-0 K			0-0 K		0-0 K	4	1	3	2	0	0	0									
Dave Boswell, R ERA: 2.63		0-0 F3		0-0 K			0-0 K		0-0 K	0	0	0	0	0	0	0									
Tom Hall, L ERA: 1.85		0-0 F3		0-0 K			0-0 K		0-0 K	1	0	0	0	0	0	0									
Minnie Mirotzn, R OBP: 0.186, SLG: 0.186		0-0 F3		0-0 K			0-0 K		0-0 K	0	0	0	0	0	0	0									
Steve Barber, R ERA: 1.13		0-0 F3		0-0 K			0-0 K		0-0 K	0	0	0	0	0	0	0									
Rich Reese, L OBP: 0.256, SLG: 0.297		0-0 F3		0-0 K			0-0 K		0-0 K	2	0	0	0	0	0	2									
Inning Stats	R: 1 E: 0 K: 1 S: 7	H: 2 LOB: 1 BB: 0 P: 7	R: 0 E: 0 K: 0 S: 2	H: 0 LOB: 0 BB: 1 P: 6	R: 0 E: 0 K: 0 S: 3	H: 0 LOB: 0 BB: 0 P: 3	R: 0 E: 0 K: 1 S: 7	H: 2 LOB: 0 BB: 0 P: 7	R: 1 E: 0 K: 0 S: 6	H: 3 LOB: 2 BB: 0 P: 6	R: 0 E: 0 K: 0 S: 4	H: 2 LOB: 1 BB: 0 P: 5	R: 1 E: 0 K: 0 S: 5	H: 2 LOB: 1 BB: 0 P: 5	R: 1 E: 0 K: 0 S: 5	H: 2 LOB: 2 BB: 1 P: 9	R: 0 E: 0 K: 2 S: 7	H: 0 LOB: 2 BB: 2 P: 15	1B: 8 2B: 3 3B: 1 HR: 1	SF: 0 SAC: 0 DP: 2 HBP: 1	WP: 0 PB: 1 SB: 0 CS: 0	PA: 43			
PITCHER	IP	WLS	BF	H	R	ER	SO	BB	IBB	HBP	BLK	WP	HR	S	P	ERA	WHIP								
Rudy May, L ERA: 2.63	5.2		25	8	3	2	2	1	0	0	0	0	0	9	9	10.80	2.400								
Eddie Fisher, R ERA: 1.85	1.2		9	4	2	2	0	0	0	0	0	0	0	9	9	10.80	2.400								
Ken Tatum, R ERA: 1.23	0.0		1	1	0	0	0	0	0	0	0	0	0	1	1	∞	∞								
Paul Doyle, L ERA: 2.5	0.2	W	3	0	0	0	0	0	1	0	0	0	0	2	6	0.00	0.000								
Greg Garrett, L ERA: 1.13	0.2		4	0	0	0	1	2	0	0	0	0	0	4	12	0.00	3.000								

Batter	1	2	3	4	5	6	7	8	9	AB	R	H	RBI	BB	SO	LOB	TOP						
Tommy Harper, R (1, 5) OBP: 0.356, SLG: 0.494	F3		E BB		L3		2H 1B		1B 2B	4	2	2	1	1	0	0	Milwaukee Brewers @ Minnesota Twins Metropolitan Stadium, Bloomington, MI Mon May 25 1970, 8:05 PM EDT Alt. 6,787 - Unknown - 55 F						
Russ Snyder, L (1, 8) OBP: 0.342, SLG: 0.365	F8		E9 1B			2B 1B	F5		E 1B	5	1	3	2	0	0	1							
Mike Hegan, L (1, 3) Roberto Pena, R (8, PH) OBP: 0.257, SLG: 0.239	2B		3-1			1B		5-3	E5	3	0	2	1	0	0	1							
Danny Walton, R (1, 7) OBP: 0.399, SLG: 0.507	K			5-3		5-3		BB BB	F9	4	0	0	0	1	1	4							
Steve Hovley, L (1, 9) Ted Savage, R (8, PH) OBP: 0.364, SLG: 0.483		CS 1B		4-3		4-3		1-2 BB		3	0	1	0	0	0	1							
Jerry McNetney, R (1, 2) OBP: 0.318, SLG: 0.368	F6 1-2			K		F3		BB	F7	4	0	0	0	0	1	4							
Ted Kubiak, S (1, 6) OBP: 0.353, SLG: 0.342	K				SF8 3B		4-3		3-1	4	1	1	0	0	1	2							
Gus Gil, R (1, 4) Hank Allen, R (9, PH) OBP: 0.238, SLG: 0.250			F8		6-3		SH1-4 1B		4-3	3	1	1	0	0	0	1							
Skip Lockwood, R (1, 1) Mike Hershberger, R (9, PH) OBP: 0.243, SLG: 0.255			6-3		SF8		SH1-4		4-3	1	0	0	1	0	0	0							
										1	0	0	0	0	0	0							
Inning Stats	R: 0 E: 0 K: 1 S: 6	H: 1 LOB: 1 BB: 0 P: 6	R: 0 E: 0 K: 1 S: 5	H: 1 LOB: 0 BB: 0 P: 5	R: 1 E: 1 K: 0 S: 4	H: 1 LOB: 1 BB: 1 P: 8	R: 0 E: 0 K: 1 S: 5	H: 0 LOB: 0 BB: 0 P: 5	R: 1 E: 0 K: 0 S: 4	H: 1 LOB: 0 BB: 0 P: 4	R: 1 E: 0 K: 0 S: 5	H: 2 LOB: 1 BB: 0 P: 5	R: 1 E: 0 K: 0 S: 5	H: 2 LOB: 1 BB: 0 P: 5	R: 0 E: 0 K: 0 S: 3	H: 0 LOB: 2 BB: 2 P: 11	R: 1 E: 1 K: 0 S: 6	H: 2 LOB: 2 BB: 0 P: 6	1B: 6 2B: 3 3B: 1 HR: 0	SF: 1 SAC: 1 DP: 0 HBP: 0	WP: 0 PB: 0 SB: 1 CS: 1	PA: 40	
PITCHER	IP WLS BF H R ER SO BB IBB HBP BLK WP HR S P ERA WHIP																						
Bill Zepp, R (1, 1) ERA: 2.78	6.2		28	8	4	4	3	1	0	0	0	0	0	0	0	0	0	0	0	2	10	0.00	3.000
Tom Hall, L (7, 1) ERA: 2.59	0.2	W	4	0	0	0	0	2	0	0	0	0	0	0	0	0	0	0	0	2	6	6.75	1.500
Stan Williams, R (8, 1) ERA: 1.65	1.1		6	2	1	1	0	0	0	0	0	0	0	0	0	0	0	0	0	6	6	6.75	1.500
Ron Perranoski, L (9, 1) ERA: 1.64	0.1	S	2	0	0	0	0	0	0	0	0	0	0	0	0	0	0	0	0	2	2	0.00	0.000

Batter	1	2	3	4	5	6	7	8	9	AB	R	H	RBI	BB	SO	LOB	BOTTOM							
Cesar Tovar, R (1, 8) OBP: 0.384, SLG: 0.487	1B 3-1		F1		F3		E5 BB 1B			4	2	1	0	0	0	1	Milwaukee Brewers @ Minnesota Twins Metropolitan Stadium, Bloomington, MI Mon May 25 1970, 8:05 PM EDT Alt. 6,787 - Unknown - 55 F							
Rod Carew, L (1, 4) OBP: 0.414, SLG: 0.550	1B 3-1		G3		4-3		F7			4	0	1	0	0	0	2								
Tony Oliva, L (1, 9) OBP: 0.363, SLG: 0.540	3-1			E9 3B		2B	E6 BB 1B			4	2	1	1	0	0	2								
Harmon Killebrew, R (1, 5) Frank Quilici, R (9, 5) OBP: 0.438, SLG: 0.657	K			SF8 3B	L8		1B			3	1	1	1	1	1	2								
Rich Reese, L (1, 3) OBP: 0.297, SLG: 0.298	F5			SF8		1-3	BB			3	0	1	3	0	0	1								
Jim Holt, L (1, 7) OBP: 0.286, SLG: 0.288		4-3		2B 1B		3-1	FC4-6			4	0	1	0	0	0	2								
Leo Cardenas, R (1, 6) OBP: 0.337, SLG: 0.450		F4		1-3 2B		K				4	0	1	0	0	1	0								
George Mitterwald, R (1, 2) OBP: 0.253, SLG: 0.348		5-3		K2-3			E6 SH5-4		5-3	4	1	0	0	0	1	2								
Bill Zepp, R (1, 1) Tom Hall, L (7, 1) Stan Williams, R (8, 1) Ron Perranoski, L (9, 1)			G1		K		SH5-4		1-3	2	0	0	0	0	0	0								
										1	0	0	0	0	0	0								
Inning Stats	R: 1 E: 0 K: 1 S: 7	H: 2 LOB: 1 BB: 0 P: 7	R: 0 E: 0 K: 0 S: 3	H: 0 LOB: 0 BB: 0 P: 3	R: 0 E: 0 K: 0 S: 3	H: 0 LOB: 0 BB: 0 P: 3	R: 2 E: 1 K: 2 S: 11	H: 3 LOB: 2 BB: 0 P: 11	R: 0 E: 0 K: 1 S: 4	H: 1 LOB: 1 BB: 0 P: 4	R: 0 E: 0 K: 1 S: 5	H: 0 LOB: 0 BB: 0 P: 5	R: 3 E: 3 K: 0 S: 7	H: 1 LOB: 2 BB: 1 P: 11	R: 0 E: 0 K: 0 S: 3	H: 0 LOB: 0 BB: 0 P: 3	1B: 4 2B: 2 3B: 1 HR: 0	SF: 1 SAC: 1 DP: 0 HBP: 0	WP: 0 PB: 0 SB: 0 CS: 0	PA: 36				
PITCHER	IP WLS BF H R ER SO BB IBB HBP BLK WP HR S P ERA WHIP																							
Skip Lockwood, R (1, 1) ERA: 3.18	8.0	L	36	7	6	2	4	1	0	0	0	0	0	0	0	0	0	0	0	0	43	47	2.25	1.000



Batter	1	2	3	4	5	6	7	8	9	AB	R	H	RBI	BB	SO	LOB	TOP			
Tommy Harper, R (1.5) OBP: 0.354, SLG: 0.506	F2		HR		K			F9		4	1	1	1	0	1	1	Milwaukee Brewers @ Minnesota Twins Metropolitan Stadium, Bloomington, MI Tue May 26 1970, 8:05 PM EDT Att. 7,542 - Unknown - 60 F			
Ted Kubiak, S (1.6) OBP: 0.357, SLG: 0.342	4-3		WP 1B			FC5-2 BB		5-3		3	0	1	0	1	0	0				
Ted Savage, R (1.9) OBP: 0.343, SLG: 0.452	L9		K			L7		K		4	0	0	0	0	2	2				
Hank Allen, R (1.8) OBP: 0.311, SLG: 0.303		F4		4-3		FC5-2 1B		E4 1B		4	0	1	0	0	0	0				
Jerry McNertney, R (1.2) OBP: 0.306, SLG: 0.354		4-3		3-1		FC5-2 1B		L4		4	0	0	0	0	0	3				
Danny Walton, R (1.7) OBP: 0.396, SLG: 0.519				F8		3-H K		K		4	1	1	1	0	2	3				
Roberto Pena, R (1.3) (3.4)		F4				L8		F3		4	0	1	0	0	0	0				
Gus Gil, R (1.4) OBP: 0.238, SLG: 0.250 (3, PH) Mike Hegan, L (3, PH) OBP: 0.305, SLG: 0.317 (3.3)			4-3		F5		1-3	K		0	0	0	0	0	0	0				
Bobby Bolin, R (1.1) OBP: 0.313, SLG: 0.429 Mike Hershberger, R (7, PH) OBP: 0.277, SLG: 0.229 John O'Donoghue, R (7.1) John Gelnar, R (7.1)			6-3				F8			2	0	1	0	0	0	0				
Inning Stats	R: 0 E: 0 K: 0 S: 3	H: 0 LOB: 0 BB: 0 P: 3	R: 1 E: 0 K: 0 S: 4	H: 1 LOB: 0 BB: 0 P: 4	R: 1 E: 0 K: 1 S: 7	H: 2 LOB: 1 BB: 0 P: 7	R: 0 E: 0 K: 0 S: 3	H: 0 LOB: 0 BB: 0 P: 3	R: 0 E: 0 K: 1 S: 6	H: 1 LOB: 2 BB: 1 P: 6	R: 0 E: 0 K: 0 S: 3	H: 0 LOB: 0 BB: 0 P: 3	R: 0 E: 0 K: 1 S: 5	H: 0 LOB: 0 BB: 0 P: 5	R: 0 E: 1 K: 2 S: 9	H: 1 LOB: 2 BB: 0 P: 9		1B: 4 2B: 0 3B: 0 HR: 2	SF: 0 SAC: 0 DP: 0 HBP: 0	WP: 1 PB: 0 SB: 0 CS: 0
PITCHER Jim Kaat, L (1.1) ERA: 3.18	IP: 9.0 WLS: W BF: 35 H: 6 R: 2 ER: 2 SO: 6 BB: 1 IBB: 0 HBP: 0 BLK: 0 WP: 1 HR: 2 S: 46 P: 50 ERA: 2.00 WHIP: 0.778															PITCHER				

Batter	1	2	3	4	5	6	7	8	9	AB	R	H	RBI	BB	SO	LOB	BOTTOM			
Cesar Tovar, R (1.8) OBP: 0.381, SLG: 0.500	HR	F7		F9			SH1-4	F9		4	1	1	1	0	0	3	Milwaukee Brewers @ Minnesota Twins Metropolitan Stadium, Bloomington, MI Tue May 26 1970, 8:05 PM EDT Att. 7,542 - Unknown - 60 F			
Rod Carew, L (1.4) OBP: 0.433, SLG: 0.579	FC6-2 3B	1B		CS BB		1B	1B			3	0	3	1	1	0	0				
Tony Oliva, L (1.9) OBP: 0.366, SLG: 0.537	K	PO IBB		F8		F8	G5-4-3 1B			3	0	1	1	1	1	2				
Harmon Killebrew, R (1.5) OBP: 0.428, SLG: 0.638 Frank Quilici, R (9.5) OBP: 0.239, SLG: 0.167	FC6-2 1B	PO		F8		F8	G5-4-3 1B			4	0	0	0	0	0	3				
Rich Reese, L (1.3) OBP: 0.303, SLG: 0.305	FC6 1B			F7		4-3		2B 1B		4	1	2	0	0	0	0				
Jim Holt, L (1.7) OBP: 0.300, SLG: 0.321	FC6			K2-3		1B		SH3 1B 2B		4	1	2	1	0	1	2				
Leo Cardenas, R (1.6) OBP: 0.337, SLG: 0.447		F3		FC3-6 1B		F4		SH3		3	0	1	0	0	0	1				
Paul Ratliff, L (1.2) OBP: 0.397, SLG: 0.500		1B		K		K		1-3 1B		4	1	2	1	0	2	2				
Jim Kaat, L (1.1) OBP: 0.250, SLG: 0.200		1B 1B		FC3-6		1B SH1-4 1B		1-3		4	2	2	1	0	0	2				
Inning Stats	R: 1 E: 0 K: 1 S: 8	H: 3 LOB: 2 BB: 0 P: 8	R: 2 E: 0 K: 0 S: 5	H: 3 LOB: 1 BB: 1 P: 9	R: 0 E: 0 K: 1 S: 5	H: 0 LOB: 0 BB: 0 P: 5	R: 0 E: 0 K: 1 S: 6	H: 1 LOB: 1 BB: 0 P: 6	R: 0 E: 0 K: 0 S: 5	H: 3 LOB: 1 BB: 0 P: 5	R: 1 E: 0 K: 0 S: 5	H: 3 LOB: 1 BB: 0 P: 6	R: 2 E: 0 K: 0 S: 6	H: 3 LOB: 1 BB: 0 P: 6	R: 2 E: 0 K: 0 S: 6	H: 3 LOB: 1 BB: 0 P: 6		1B: 10 2B: 2 3B: 1 HR: 1	SF: 0 SAC: 2 DP: 1 HBP: 0	WP: 0 PB: 0 SB: 0 CS: 1
PITCHER Bobby Bolin, R (1.1) ERA: 4.91 John O'Donoghue, L (7.1) ERA: 4.6 John Gelnar, R (7.1) ERA: 4.66	IP: 6.0 WLS: L BF: 26 H: 8 R: 3 ER: 3 SO: 4 BB: 1 IBB: 0 HBP: 0 BLK: 0 WP: 0 HR: 1 S: 32 P: 40 ERA: 4.50 WHIP: 1.500															PITCHER				

AB	34
R	2
H	6
RBI	2
BB	1
SO	6
LOB	11

AB	33
R	6
H	14
RBI	6
BB	2
SO	4
LOB	15

Batter	1	2	3	4	5	6	7	8	9	AB	R	H	RBI	BB	SO	LOB	TOP			
Tommy Harper, R OBP: 0.355, SLG: 0.518 (1, 5)										4	1	1	1	1	0	0	Milwaukee Brewers @ Minnesota Twins Metropolitan Stadium, Bloomington, MI Thu May 28 1970, 4:33 AM EDT Att: 8,100 - Unknown - 71 F			
Russ Snyder, L OBP: 0.361, SLG: 0.413 (1, 8)										5	1	4	1	0	0	1				
Mike Hegan, L OBP: 0.320, SLG: 0.317 (1, 3)										3	0	1	0	2	1	1				
Danny Walton, R OBP: 0.396, SLG: 0.516 (1, 7)										5	0	2	0	0	2	6				
Steve Hovley, L OBP: 0.376, SLG: 0.360 (1, 9)										4	0	1	0	1	0	4				
Ted Kubiak, S OBP: 0.347, SLG: 0.331 (1, 6)										5	0	0	0	0	2	6				
Jerry McNertney, R OBP: 0.313, SLG: 0.359 (1, 2)										4	0	2	0	0	0	1				
Roberto Pena, R OBP: 0.295, SLG: 0.294 (1, 4)										2	0	0	0	0	0	2				
Marty Pattin, R OBP: 0.327, SLG: 0.492 (4, 1)										0	0	0	0	0	0	0				
Mike Hershberger, R OBP: 0.319, SLG: 0.322 (7, PH)										1	0	0	0	0	0	0				
John O'Donoghue, R OBP: 0.330, SLG: 0.444 (7, 1)										0	0	0	0	0	0	0				
Ted Savage, R OBP: 0.340, SLG: 0.444 (8, PH)										1	0	0	0	0	0	2				
Bob Locker, S OBP: 0.340, SLG: 0.444 (8, 1)										0	0	0	0	0	0	0				
John Morris, R OBP: 0.273, SLG: 0.364 (1, 1)										0	0	0	0	0	0	0				
George Lauzerique, R OBP: 0.230, SLG: 0.950 (2, 1)										1	0	0	0	0	0	0				
Hank Allen, R OBP: 0.299, SLG: 0.290 (4, 4)										3	0	0	0	0	0	2				
Inning Stats	R: 0 E: 0 K: 1 S: 5	H: 0 LOB: 2 BB: 2 P: 13	R: 0 E: 0 K: 1 S: 5	H: 0 LOB: 3 BB: 0 P: 5	R: 0 E: 0 K: 1 S: 6	H: 1 LOB: 1 BB: 0 P: 6	R: 0 E: 0 K: 0 S: 5	H: 2 LOB: 2 BB: 0 P: 5	R: 1 E: 0 K: 1 S: 4	H: 1 LOB: 0 BB: 0 P: 4	R: 0 E: 0 K: 1 S: 6	H: 1 LOB: 1 BB: 0 P: 6	R: 1 E: 0 K: 1 S: 7	H: 2 LOB: 2 BB: 1 P: 11	R: 0 E: 0 K: 0 S: 5	H: 2 LOB: 2 BB: 1 P: 9	1B: 9 2B: 3 3B: 0 HR: 2	SF: 0 SAC: 0 DP: 0 HBP: 0	WP: 0 PB: 0 SB: 0 CS: 0	PA: 42
PITCHER	IP	WLS	BF	H	R	ER	SO	BB	IBB	HBP	BLK	WP	HR	S	P	ERA	WHIP			
Luis Tiant, R ERA: 3.12 (1, 1)	7.1	W	33	8	2	2	5	3	0	0	0	0	2	40	52	2.46	1.500			
Stan Williams, R ERA: 1.55 (8, 1)	1.2	S	9	3	0	0	0	1	0	0	0	0	0	8	12	0.00	2.400			

Batter	1	2	3	4	5	6	7	8	9	AB	R	H	RBI	BB	SO	LOB	BOTTOM			
Cesar Tovar, R OBP: 0.387, SLG: 0.519 (1, 8)										4	1	2	3	1	0	1	Milwaukee Brewers @ Minnesota Twins Metropolitan Stadium, Bloomington, MI Thu May 28 1970, 4:33 AM EDT Att: 8,100 - Unknown - 71 F			
Rod Carew, L OBP: 0.432, SLG: 0.568 (1, 4)										4	0	1	1	1	0	0				
Harmon Killebrew, R OBP: 0.433, SLG: 0.646 (1, 3)										3	1	2	1	1	1	2				
Rich Reese, L OBP: 0.303, SLG: 0.305 (8, 3)										0	0	0	0	0	0	0				
Tony Oliva, L OBP: 0.367, SLG: 0.530 (1, 9)										4	0	1	0	1	1	3				
Brant Aleya, R OBP: 0.368, SLG: 0.533 (1, 7)										5	2	2	0	0	0	5				
Rick Renick, R OBP: 0.367, SLG: 0.593 (1, 5)										5	1	2	1	0	0	2				
Leo Cardenas, R OBP: 0.337, SLG: 0.445 (1, 6)										3	2	1	0	0	1	3				
Frank Quilici, R OBP: 0.229, SLG: 0.159 (5, 6)										2	0	0	0	0	0	1				
George Mitterwald, R OBP: 0.263, SLG: 0.366 (1, 2)										4	2	2	2	0	0	1				
Luis Tiant, R OBP: 0.458, SLG: 0.522 (1, 1)										4	2	3	3	0	0	0				
Stan Williams, R ERA: 3.63 (8, 1)										0	0	0	0	0	0	0				
Inning Stats	R: 0 E: 0 K: 1 S: 6	H: 1 LOB: 1 BB: 0 P: 6	R: 4 E: 0 K: 0 S: 8	H: 5 LOB: 3 BB: 2 P: 16	R: 3 E: 0 K: 0 S: 6	H: 3 LOB: 0 BB: 0 P: 6	R: 4 E: 0 K: 1 S: 10	H: 5 LOB: 1 BB: 0 P: 10	R: 0 E: 0 K: 0 S: 3	H: 0 LOB: 0 BB: 1 P: 7	R: 0 E: 0 K: 1 S: 5	H: 0 LOB: 0 BB: 0 P: 3	R: 0 E: 0 K: 1 S: 5	H: 1 LOB: 2 BB: 1 P: 9	R: 0 E: 0 K: 0 S: 4	H: 1 LOB: 1 BB: 0 P: 4	1B: 13 2B: 3 3B: 0 HR: 1	SF: 1 SAC: 0 DP: 1 HBP: 0	WP: 0 PB: 0 SB: 0 CS: 1	PA: 43
PITCHER	IP	WLS	BF	H	R	ER	SO	BB	IBB	HBP	BLK	WP	HR	S	P	ERA	WHIP			
John Morris, L ERA: 3.48 (1, 1)	1.1	L	11	6	4	4	1	1	0	0	0	0	1	12	16	27.00	5.250			
George Lauzerique, R ERA: 6.94 (2, 1)	2.0		13	6	6	6	0	0	1	0	0	0	1	12	16	27.00	3.000			
Marty Pattin, R ERA: 5.61 (4, 1)	2.2		11	2	1	1	1	1	0	0	0	0	0	12	16	3.38	1.125			
John O'Donoghue, L ERA: 4.32 (7, 1)	1.0		4	1	0	0	1	1	0	0	0	0	0	5	9	0.00	2.000			
Bob Locker, R ERA: 3.63 (8, 1)	1.0		4	1	0	0	0	0	0	0	0	0	0	4	4	0.00	1.000			

Batter	1	2	3	4	5	6	7	8	9	AB	R	H	RBI	BB	SO	LOB	TOP										
Horace Clarke, S OBP: 0.329, SLG: 0.333 (1, 4)	F8		F7	6-3			5-3	L7		5	0	0	1	0	0	4											
Jerry Kenney, L OBP: 0.298, SLG: 0.295 (1, 5)	4-3		E	FC4-5			4-3	F6		5	1	1	0	0	0	1											
Bobby Murcer, L OBP: 0.367, SLG: 0.374 (1, 8)	BB		FC3	CS			L3	F5		5	1	2	0	0	0	0											
Roy White, S OBP: 0.439, SLG: 0.534 (1, 7)	1B		WP				9-3	F4		3	1	1	0	2	0	1											
Danny Cater, R OBP: 0.338, SLG: 0.457 (1, 3)	1B		BB				1-3			3	0	1	1	1	0	1											
Curt Blefary, L OBP: 0.285, SLG: 0.200 Ron Woods, R OBP: 0.346, SLG: 0.452 (1, 9) (6, 9)	F4		L8				F8	1B		3	0	0	0	0	0	5											
Thurman Munson, R OBP: 0.402, SLG: 0.344 (1, 2)			1-3					1B		4	0	2	0	0	1	3											
Gene Michael, S OBP: 0.313, SLG: 0.277 (1, 6)	6-3			E9			F8	K		4	1	1	0	0	1	3											
Mike Kekich, R OBP: 0.222, SLG: 0.222 Lindy McDaniel, R OBP: 0.200, SLG: 0.200 (1, 1) (6, 1)	4-3			FC4-5			4-3			3	0	1	0	0	0	1											
Inning Stats	R: 1 E: 0 K: 0 S: 5	H: 2 LOB: 2 BB: 1 P: 9	R: 0 E: 0 K: 1 S: 5	H: 0 LOB: 0 BB: 0 P: 5	R: 1 E: 1 K: 0 S: 5	H: 1 LOB: 3 BB: 2 P: 13	R: 1 E: 1 K: 0 S: 4	H: 2 LOB: 0 BB: 0 P: 4	R: 0 E: 0 K: 0 S: 3	H: 1 LOB: 1 BB: 0 P: 3	R: 0 E: 0 K: 0 S: 3	H: 0 LOB: 0 BB: 0 P: 3	R: 1 E: 0 K: 1 S: 9	H: 4 LOB: 3 BB: 0 P: 9	R: 0 E: 0 K: 0 S: 3	H: 0 LOB: 0 BB: 0 P: 3	1B: 9 2B: 1 3B: 2 HR: 0	SF: 0 SAC: 0 DP: 1 HBP: 0	WP: 1 PB: 0 CS: 1	PA: 41							
PITCHER	IP	WLS	BF	H	R	ER	SO	BB	IBB	HBP	BLK	WP	HR	S	P	ERA	WHIP										
Jim Perry, R ERA: 2.61 (1, 1)	6.0	L	27	7	3	1	1	2	1	0	0	1	0	26	38	1.50	1.500										
Ron Perranoski, L ERA: 1.8 (7, 1)	2.0		10	4	1	1	1	0	0	0	0	0	0	12	12	4.50	2.000										
Dick Woodson, R ERA: (9, 1)	1.0		3	0	0	0	0	0	0	0	0	0	0	3	3	0.00	0.000										

New York Yankees @ Minnesota Twins
Metropolitan Stadium, Bloomington, MI
Fri May 29 1970, 8:05 PM EDT
Att: 14,194 - Unknown - 73 F

livebaseballscores.com

AB 37
R 4
H 11
RBI 3
BB 3
SO 2
LOB 19



Batter	1	2	3	4	5	6	7	8	9	AB	R	H	RBI	BB	SO	LOB	BOTTOM										
Cesar Tovar, R OBP: 0.377, SLG: 0.503 (1, 8)	F9		K	F8			E3		4-3	5	0	0	0	0	1	1											
Rod Carew, L OBP: 0.431, SLG: 0.566 (1, 4)	G6-4-3		1B				F7		F7	4	0	1	0	1	0	1											
Harmon Killebrew, R OBP: 0.434, SLG: 0.637 (1, 3)	G6-4-3		1B				L5			2	0	0	0	2	0	1											
Tony Oliva, L OBP: 0.370, SLG: 0.529 (1, 9)			G3				F8			4	0	2	0	0	0	0											
Brant Aylea, R OBP: 0.364, SLG: 0.519 (1, 7)			BB				6-3		F8	3	0	0	0	1	0	5											
Rick Renick, R OBP: 0.382, SLG: 0.774 (1, 5)			K				HR		5-3	4	2	2	2	0	1	1											
Leo Cardenas, R OBP: 0.341, SLG: 0.449 (1, 6)							HR		K	3	0	1	0	1	2	0											
George Mitterwald, R OBP: 0.267, SLG: 0.368 Rich Reese, L OBP: 0.301, SLG: 0.303 Ron Perranoski, L OBP: 0.250, SLG: 0.200 Charlie Manuel, L OBP: 0.250, SLG: 0.200 Dick Woodson, R ERA: (1, 2) (6, PH) (7, 1) (8, PH) (9, 1)	1-3						K		F5	2	0	1	0	0	0	2											
Jim Perry, S OBP: 0.200, SLG: 0.208 Paul Ratliff, L OBP: 0.385, SLG: 0.482 (1, 1) (6, PH) (7, 2)			K				4-3		F9	1	0	0	0	0	1	0											
Inning Stats	R: 0 E: 0 K: 0 S: 2	H: 0 LOB: 0 BB: 1 P: 6	R: 0 E: 0 K: 1 S: 5	H: 0 LOB: 2 BB: 2 P: 13	R: 0 E: 0 K: 2 S: 9	H: 2 LOB: 3 BB: 1 P: 13	R: 1 E: 0 K: 1 S: 7	H: 2 LOB: 1 BB: 0 P: 7	R: 0 E: 0 K: 0 S: 3	H: 0 LOB: 0 BB: 0 P: 3	R: 1 E: 0 K: 1 S: 7	H: 2 LOB: 1 BB: 0 P: 7	R: 0 E: 1 K: 0 S: 4	H: 1 LOB: 2 BB: 1 P: 8	R: 0 E: 0 K: 1 S: 5	H: 0 LOB: 0 BB: 0 P: 5	R: 0 E: 0 K: 0 S: 3	H: 0 LOB: 0 BB: 0 P: 3	1B: 3 2B: 2 3B: 0 HR: 2	SF: 0 SAC: 1 DP: 1 HBP: 0	WP: 0 PB: 0 CS: 1	PA: 38					
PITCHER	IP	WLS	BF	H	R	ER	SO	BB	IBB	HBP	BLK	WP	HR	S	P	ERA	WHIP										
Mike Kekich, L ERA: 9.0 (1, 1)	5.1	W	25	6	2	2	4	4	0	0	0	0	2	29	45	3.38	1.875										
Lindy McDaniel, R ERA: 1.09 (6, 1)	3.2	S	13	1	0	0	2	1	0	0	0	0	0	16	20	0.00	0.545										

New York Yankees @ Minnesota Twins
Metropolitan Stadium, Bloomington, MI
Fri May 29 1970, 8:05 PM EDT
Att: 14,194 - Unknown - 73 F

livebaseballscores.com

AB 32
R 2
H 7
RBI 2
BB 5
SO 6
LOB 13



Batter	1	2	3	4	5	6	7	8	9	AB	R	H	RBI	BB	SO	LOB	TOP				
Horace Clarke, S (1.4) OBP: 0.326, SLG: 0.335	SH3 FC6-2 2B	4-3		F6		F7	G5-4-3			5	0	1	0	0	0	8	New York Yankees @ Minnesota Twins Metropolitan Stadium, Bloomington, MI Sat May 30 1970, 4:33 AM EDT Att. 16,119 - Cloudy - 69 F				
Jerry Kenney, L (1.5) OBP: 0.297, SLG: 0.289	SH3 2-3		6-3		4-3	BB BB		4-3		3	0	0	0	1	0	0					
Bobby Murcer, L (1.8) OBP: 0.368, SLG: 0.372	FC6-2 3-H		4-1		2B 5-3 1B	BB		L6		4	1	1	1	1	0	1					
Roy White, S (1.7) OBP: 0.433, SLG: 0.531	G3		4-3		5-3 1-3 2B	F4		F7		5	0	1	0	0	4						
Danny Cater, R (1.3) OBP: 0.340, SLG: 0.461		1-3		1B 6-3 2B	5-3			5-3		5	2	1	0	0	1						
Thurman Munson, R (1.2) OBP: 0.402, SLG: 0.353	E5 BB 1B			6-3 HBP 1B	F7			L5		5	1	2	0	0	1						
Curt Blefary, L (1.9) OBP: 0.297, SLG: 0.205				6-3 HBP 1B		F7				2	0	1	0	0	0						
Ron Woods, R (7. PH) OBP: 0.349, SLG: 0.453				6-3 HBP 1B				F5		2	1	1	2	0	0						
Gene Michael, S (1.6) OBP: 0.317, SLG: 0.278				6-3		BB BB 1B		F3		3	1	1	1	1	0	3					
Stan Bahnsen, R (1.1) OBP: 0.167, SLG: 0.152										1	0	0	0	0	1	3					
Pete Wynn, L (4. PH) OBP: 0.289, SLG: 0.304										1	0	0	0	0	1	2					
Gary Waslewski, R (4.1) OBP: 0.289, SLG: 0.304										0	0	0	0	0	0	0					
Jim Lyttle, L (6. PH) OBP: 0.289, SLG: 0.304										0	0	0	0	0	0	0					
Ron Klimkowski, R (8.1) OBP: 0.289, SLG: 0.304										0	0	0	0	0	0	0					
John Ellis, R (7. PH) OBP: 0.289, SLG: 0.304										1	0	1	1	0	0	0					
Steve Hamilton, L (7.1) OBP: 0.289, SLG: 0.304										0	0	0	0	0	0	0					
Jack Aker, R (7.1) OBP: 0.125, SLG: 0.125										0	0	0	0	0	0	0					
Inning Stats	R: 0 E: 0 K: 0 S: 4	H: 1 LOB: 1 BB: 0 P: 4	R: 0 E: 1 K: 1 S: 7	H: 1 LOB: 3 BB: 1 P: 11	R: 0 E: 0 K: 0 S: 3	H: 0 LOB: 0 BB: 0 P: 3	R: 1 E: 0 K: 1 S: 7	H: 2 LOB: 2 BB: 0 P: 8	R: 1 E: 0 K: 0 S: 5	H: 2 LOB: 1 BB: 0 P: 5	R: 1 E: 0 K: 0 S: 4	H: 1 LOB: 3 BB: 3 P: 16	R: 3 E: 0 K: 0 S: 6	H: 4 LOB: 0 BB: 0 P: 6	R: 0 E: 0 K: 0 S: 3	H: 0 LOB: 0 BB: 0 P: 3	R: 0 E: 0 K: 0 S: 3	H: 0 LOB: 0 BB: 0 P: 3	1B: 7 2B: 4 3B: 0 HR: 0	SF: 0 SAC: 1 DP: 1 HBP: 1	WP: 0 PA: 43 CS: 0
PITCHER	IP WLS BF H R ER SO BB IBB HBP BLK WP HR S P ERA WHIP																				
Bill Zepp, R (1.1) ERA: 3.21	5.1	27	7	3	3	2	2	0	1	0	0	0	0	28	37	5.06	1.688				
Dick Woodson, R (6.1) ERA: 10.9	0.2	6	2	2	2	0	2	0	0	0	0	0	0	4	12	27.00	6.000				
Ron Perranoski, L (7.1) ERA: 1.89	3.0	W	10	2	1	1	0	0	0	0	0	0	0	10	10	3.00	0.667				

AB 37
R 6
H 11
RBI 6
BB 4
SO 2
LOB 23




Batter	1	2	3	4	5	6	7	8	9	AB	R	H	RBI	BB	SO	LOB	BOTTOM			
Cesar Tovar, R (1.8) OBP: 0.372, SLG: 0.512	6-3	F2		5-3			HR			5	1	1	1	0	0	3	New York Yankees @ Minnesota Twins Metropolitan Stadium, Bloomington, MI Sat May 30 1970, 4:33 AM EDT Att. 16,119 - Cloudy - 69 F			
Rod Carew, L (1.4) OBP: 0.430, SLG: 0.567	1B 2B		G3		F8		F7	1B 1B		5	1	2	0	0	0	0				
Tony Oliva, L (1.9) OBP: 0.370, SLG: 0.531	2-H 1B		F4		4-3		E 1B 2B	F5		5	1	2	1	0	0	1				
Harmon Killebrew, R (1.5) OBP: 0.444, SLG: 0.635	HR BB			3B 1B		1B BB		F8		2	3	1	0	3	0	1				
Frank Quilici, R (9.5) OBP: 0.229, SLG: 0.199										0	0	0	0	0	0	0				
Rich Reese, L (1.3) OBP: 0.319, SLG: 0.363	1-H HR			1B 3B		FC4-6 1B		E6 1B 1B		5	3	4	3	0	0	2				
Jim Holt, L (1.7) OBP: 0.302, SLG: 0.322	4-3					FC4-6 1B		1-2 2-3 1B		3	0	1	1	0	0	2				
Rick Renick, R (7. PH) OBP: 0.389, SLG: 0.758				FC6 1B				1B 1B		2	1	1	2	0	0	2				
Leo Cardenas, R (1.6) OBP: 0.339, SLG: 0.444			6-3	FC6				L6 FC1-5 1B 1B		4	0	1	1	0	0	1				
Paul Ratliff, L (1.2) OBP: 0.391, SLG: 0.483				6-3				6-3 FC1-5 1B		4	0	2	1	0	0	0				
Bill Zepp, R (1.1)								2-3 FC1-5 1B		1	0	0	0	0	0	0				
Dick Woodson, R (6.1)								FC1-5 FC6-4		1	0	0	0	0	0	0				
Ron Perranoski, L (7.1)								1-2 2-3 1B		1	0	0	0	0	0	2				
Inning Stats	R: 3 E: 0 K: 0 S: 5	H: 3 LOB: 0 BB: 1 P: 9	R: 0 E: 0 K: 0 S: 4	H: 1 LOB: 0 BB: 0 P: 4	R: 2 E: 0 K: 0 S: 6	H: 3 LOB: 1 BB: 0 P: 6	R: 0 E: 0 K: 0 S: 3	H: 0 LOB: 0 BB: 0 P: 3	R: 0 E: 0 K: 0 S: 4	H: 1 LOB: 2 BB: 1 P: 8	R: 0 E: 0 K: 0 S: 3	H: 0 LOB: 0 BB: 0 P: 3	R: 5 E: 1 K: 0 S: 9	H: 5 LOB: 2 BB: 1 P: 13	R: 0 E: 0 K: 0 S: 5	H: 2 LOB: 2 BB: 0 P: 5	1B: 10 2B: 2 3B: 1 HR: 2	SF: 0 SAC: 1 DP: 0 HBP: 0	WP: 1 PA: 42 CS: 0	
PITCHER	IP WLS BF H R ER SO BB IBB HBP BLK WP HR S P ERA WHIP																			
Stan Bahnsen, R (1.1) ERA: 3.28	3.0	16	7	5	5	0	1	0	0	0	0	0	0	15	19	15.00	2.667			
Gary Waslewski, R (4.1) ERA: 4.69	2.0	8	1	0	0	0	1	0	0	0	0	0	7	11	0.00	1.000				
Ron Klimkowski, R (6.1) ERA: 2.87	1.0	3	0	0	0	0	0	0	0	0	0	0	3	3	0.00	0.000				
Steve Hamilton, L (7.1) ERA: 2.92	0.1	L	5	2	4	4	0	1	0	0	0	1	4	8	108.00	6.000				
Jack Aker, R (7.1) ERA: 2.05	1.2	10	5	1	0	0	0	0	0	0	0	0	10	10	0.00	3.000				

AB 38
R 10
H 15
RBI 10
BB 3
SO 0
LOB 14




Batter	1	2	3	4	5	6	7	8	9	10	AB	R	H	RBI	BB	SO	LOB	TOP																
Horace Clarke, S OBP: 0.324, SLG: 0.332 (1, 4)	F7			6-3			6-3		4-3		5	0	1	2	0	0	2	New York Yankees @ Minnesota Twins Metropolitan Stadium, Bloomington, MI Sun May 31 1970, 4:33 AM EDT Att: 15,752 - Overcast - 73 F																
Bobby Murcer, L OBP: 0.360, SLG: 0.362 (1, 8)	G3	F9			G3		F7		F4		5	0	0	0	0	0	1																	
Roy White, S OBP: 0.432, SLG: 0.541 (1, 7)	K			6-3		HR		BB	3-1		4	1	1	1	1	1	0																	
Danny Cater, R OBP: 0.346, SLG: 0.462 (1, 5)		1B		4-3		L8		IBB		6-3 SH3-4 1B	4	1	2	0	1	0	0																	
Thurman Munson, R OBP: 0.333, SLG: 0.343 (1, 2)		E4		F3		5-3		F6		SH3-4	4	0	0	0	0	0	3																	
Ron Woods, R OBP: 0.330, SLG: 0.425 (1, 9)		FC6-4 1B			F2		F3		F4		6-3	5	1	0	0	0	3																	
John Ellis, R OBP: 0.304, SLG: 0.328 (1, 3)		1B			1B		K				F5	2	1	0	0	3	1																	
Gene Michael, S OBP: 0.316, SLG: 0.277 (1, 6)		1B			K		K		F8			4	1	1	2	0	2																	
Mel Stottlemyre, R OBP: 0.226, SLG: 0.250 Gary Waslewski, R (5, 1)		1B										1	0	1	0	1	0																	
Pete Ward, L OBP: 0.286, SLG: 0.458 Lindy McDaniel, R OBP: 0.167, SLG: 0.167 (7, 1)		1B						HR	K			0	0	0	0	0	0																	
Inning Stats	R: 0 E: 0 K: 1 S: 5	H: 0 LOB: 0 BB: 0 P: 5	R: 4 E: 1 K: 0 S: 6	H: 3 LOB: 1 BB: 2 P: 14	R: 0 E: 0 K: 0 S: 3	H: 0 LOB: 0 BB: 0 P: 3	R: 0 E: 0 K: 1 S: 6	H: 1 LOB: 2 BB: 1 P: 10	R: 1 E: 0 K: 0 S: 4	H: 1 LOB: 0 BB: 0 P: 4	R: 0 E: 0 K: 2 S: 7	H: 0 LOB: 0 BB: 0 P: 7	R: 1 E: 0 K: 0 S: 4	H: 1 LOB: 2 BB: 2 P: 12	R: 0 E: 0 K: 1 S: 5	H: 0 LOB: 1 BB: 1 P: 9	R: 0 E: 0 K: 0 S: 3	H: 0 LOB: 0 BB: 0 P: 3	R: 0 E: 0 K: 0 S: 4	H: 1 LOB: 1 BB: 0 P: 4	1B: 5 2B: 0 3B: 0 HR: 2	SF: 0 SAC: 1 DP: 0 HBP: 0	WP: 0 PB: 0 SB: 1 CS: 0	PA: 43										
PITCHER	IP WLS BF H R ER SO ERA WHIP	IP WLS BF H R ER SO ERA WHIP	IP WLS BF H R ER SO ERA WHIP	IP WLS BF H R ER SO ERA WHIP	IP WLS BF H R ER SO ERA WHIP	IP WLS BF H R ER SO ERA WHIP	IP WLS BF H R ER SO ERA WHIP	IP WLS BF H R ER SO ERA WHIP	IP WLS BF H R ER SO ERA WHIP	IP WLS BF H R ER SO ERA WHIP	IP WLS BF H R ER SO ERA WHIP	IP WLS BF H R ER SO ERA WHIP	IP WLS BF H R ER SO ERA WHIP	IP WLS BF H R ER SO ERA WHIP	IP WLS BF H R ER SO ERA WHIP	IP WLS BF H R ER SO ERA WHIP	IP WLS BF H R ER SO ERA WHIP	IP WLS BF H R ER SO ERA WHIP	IP WLS BF H R ER SO ERA WHIP	IP WLS BF H R ER SO ERA WHIP	IP WLS BF H R ER SO ERA WHIP	IP WLS BF H R ER SO ERA WHIP	IP WLS BF H R ER SO ERA WHIP	IP WLS BF H R ER SO ERA WHIP	IP WLS BF H R ER SO ERA WHIP	IP WLS BF H R ER SO ERA WHIP								
Jim Kaat, L ERA: 3.43	5.0	W	23	5	5	4	2	BB: 3	IBB: 0	HBP: 0	BLK: 0	WP: 0	HR: 1	S: 24	P: 36	ERA: 7.20	WHIP: 1.600																	
Stan Williams, R ERA: 1.59	6.1	W	20	2	1	1	3	BB: 2	IBB: 1	HBP: 0	BLK: 0	WP: 0	HR: 1	S: 23	P: 35	ERA: 1.80	WHIP: 0.800																	

AB	36
R	6
H	7
RBI	6
BB	6
SO	5
LOB	13



Batter	1	2	3	4	5	6	7	8	9	10	AB	R	H	RBI	BB	SO	LOB	BOTTOM																
Cesar Tovar, R OBP: 0.368, SLG: 0.503 (1, 8)	F3	FC6-4			1B		F7		4-3		5	1	1	0	0	0	2	New York Yankees @ Minnesota Twins Metropolitan Stadium, Bloomington, MI Sun May 31 1970, 4:33 AM EDT Att: 15,752 - Overcast - 73 F																
Rod Carew, L OBP: 0.429, SLG: 0.561 (1, 4)				F8		L8			4-3		5	1	2	1	0	0	0																	
Tony Oliva, L OBP: 0.366, SLG: 0.527 (1, 9)				F8		F7			F8		5	1	1	1	0	0	1																	
Harmon Killebrew, R OBP: 0.448, SLG: 0.671 (1, 5)				F3		HR		1B			4	2	2	2	1	0	1																	
Rich Reese, L OBP: 0.317, SLG: 0.359 (1, 3)				F7		F9		4-3			4	0	1	2	0	1	0																	
Jim Holt, L OBP: 0.299, SLG: 0.306 (1, 7)				F2		4-3		6-3			3	1	0	0	1	0	2																	
Leo Cardenas, R OBP: 0.337, SLG: 0.436 (1, 6)				F2		E5			1-3		3	0	0	0	1	0	2																	
Paul Rattiff, L OBP: 0.384, SLG: 0.469 (1, 2)				G3		L8			1-3		4	0	1	1	0	0	3																	
Jim Kaat, L OBP: 0.258, SLG: 0.214 Stan Williams, R (6, 1)				F7		1B			4-3		3	1	1	0	0	1	5																	
Inning Stats	R: 0 E: 0 K: 0 S: 4	H: 1 LOB: 1 BB: 0 P: 4	R: 1 E: 0 K: 0 S: 4	H: 1 LOB: 2 BB: 2 P: 12	R: 1 E: 0 K: 0 S: 4	H: 1 LOB: 0 BB: 0 P: 4	R: 0 E: 0 K: 0 S: 3	H: 0 LOB: 0 BB: 0 P: 3	R: 0 E: 0 K: 1 S: 5	H: 0 LOB: 0 BB: 0 P: 5	R: 0 E: 0 K: 0 S: 3	H: 0 LOB: 0 BB: 0 P: 3	R: 0 E: 0 K: 0 S: 3	H: 0 LOB: 0 BB: 0 P: 3	R: 0 E: 0 K: 0 S: 3	H: 0 LOB: 0 BB: 0 P: 3	R: 1 E: 0 K: 0 S: 1		H: 1 LOB: 0 BB: 0 P: 1	1B: 6 2B: 1 3B: 0 HR: 2	SF: 0 SAC: 0 DP: 0 HBP: 0	WP: 0 PB: 0 SB: 0 CS: 0	PA: 40											
PITCHER	IP WLS BF H R ER SO ERA WHIP	IP WLS BF H R ER SO ERA WHIP	IP WLS BF H R ER SO ERA WHIP	IP WLS BF H R ER SO ERA WHIP	IP WLS BF H R ER SO ERA WHIP	IP WLS BF H R ER SO ERA WHIP	IP WLS BF H R ER SO ERA WHIP	IP WLS BF H R ER SO ERA WHIP	IP WLS BF H R ER SO ERA WHIP	IP WLS BF H R ER SO ERA WHIP	IP WLS BF H R ER SO ERA WHIP	IP WLS BF H R ER SO ERA WHIP	IP WLS BF H R ER SO ERA WHIP	IP WLS BF H R ER SO ERA WHIP	IP WLS BF H R ER SO ERA WHIP	IP WLS BF H R ER SO ERA WHIP	IP WLS BF H R ER SO ERA WHIP	IP WLS BF H R ER SO ERA WHIP	IP WLS BF H R ER SO ERA WHIP	IP WLS BF H R ER SO ERA WHIP	IP WLS BF H R ER SO ERA WHIP	IP WLS BF H R ER SO ERA WHIP	IP WLS BF H R ER SO ERA WHIP	IP WLS BF H R ER SO ERA WHIP	IP WLS BF H R ER SO ERA WHIP	IP WLS BF H R ER SO ERA WHIP								
Mel Stottlemyre, R ERA: 3.58	4.0	W	23	8	6	6	0	BB: 3	IBB: 0	HBP: 0	BLK: 0	WP: 0	HR: 1	S: 20	P: 32	ERA: 13.50	WHIP: 2.750																	
Gary Waslewski, R ERA: 4.41	2.0	L	7	0	0	0	1	BB: 0	IBB: 0	HBP: 0	BLK: 0	WP: 0	HR: 0	S: 9	P: 9	ERA: 0.00	WHIP: 0.000																	
Lindy McDaniel, R ERA: 1.25	3.0	L	10	1	1	1	1	BB: 0	IBB: 0	HBP: 0	BLK: 0	WP: 0	HR: 1	S: 12	P: 12	ERA: 3.00	WHIP: 0.333																	

AB	37
R	7
H	9
RBI	7
BB	3
SO	2
LOB	16



Batter	1	2	3	4	5	6	7	8	9	AB	R	H	RBI	BB	SO	LOB	TOP					
Cesar Tovar, R (1, 8) OBP: 0.371, SLG: 0.500										3	0	1	0	1	1	0	Minnesota Twins @ Boston Red Sox Fenway Park, Boston, MA Tue Jun 02 1970, 7:05 PM EDT Att: 19,080 - Unknown - 80 F					
Rod Carew, L (1, 4) OBP: 0.424, SLG: 0.559										4	0	1	1	0	0	2						
Tony Oliva, L (1, 9) OBP: 0.364, SLG: 0.522										4	0	1	0	0	1	4						
Harmon Killebrew, R (1, 5) OBP: 0.449, SLG: 0.662										2	0	0	0	2	0	3						
Rich Reese, L (1, 3) OBP: 0.322, SLG: 0.379										4	0	2	0	0	1	2						
Brant Aleva, R (1, 7) OBP: 0.360, SLG: 0.509										4	0	1	0	0	1	3						
Leo Cardenas, R (1, 6) OBP: 0.330, SLG: 0.426										4	0	0	0	0	1	2						
Paul Ratliff, L (1, 2) OBP: 0.366, SLG: 0.448										3	0	0	0	0	2	1						
Jim Perry, S (1, 1) OBP: 0.299, SLG: 0.269										2	1	2	0	0	0	0						
Dick Woodson, R (6, 1) OBP: 0.292, SLG: 0.361										0	0	0	0	0	0	0						
George Mitterwald, R (6, 2) OBP: 0.231, SLG: 0.182										2	0	0	0	0	1	0						
Charlie Manuel, L (9, PH) OBP: 0.231, SLG: 0.182										1	0	0	0	0	1	0						
Inning Stats	R: 0 E: 0 K: 1 S: 6	H: 1 LOB: 1 BB: 0 P: 6	R: 0 E: 0 K: 0 S: 3	H: 1 LOB: 0 BB: 0 P: 3	R: 0 E: 0 K: 2 S: 9	H: 2 LOB: 2 BB: 0 P: 9	R: 0 E: 0 K: 1 S: 5	H: 1 LOB: 1 BB: 1 P: 9	R: 1 E: 1 K: 1 S: 7	H: 2 LOB: 2 BB: 1 P: 11	R: 0 E: 0 K: 0 S: 4	H: 1 LOB: 0 BB: 0 P: 4	R: 0 E: 0 K: 3 S: 7	H: 0 LOB: 0 BB: 0 P: 3	R: 0 E: 0 K: 2 S: 7	H: 0 LOB: 1 BB: 1 P: 11	R: 0 E: 0 K: 7 S: 7	H: 0 LOB: 0 BB: 0 P: 7	1B: 5 2B: 4 3B: 0 HR: 0	SF: 0 SAC: 0 DP: 1 HBP: 0	WP: 1 PB: 0 SB: 0 CS: 0	PA: 36
PITCHER Ray Culp, R (1, 1) ERA: 2.6	IP: 9.0 WLS: W BF: 36 H: 8 R: 1 ER: 1 SO: 9 BB: 3 IBB: 0 HBP: 0 BLK: 0 WP: 1 HR: 0 S: 51 P: 63 ERA: 1.00 WHIP: 1.222															PITCHER						

Batter	1	2	3	4	5	6	7	8	9	AB	R	H	RBI	BB	SO	LOB	BOTTOM			
Mike Andrews, R (1, 4) OBP: 0.323, SLG: 0.348										5	1	4	1	0	0	1	Minnesota Twins @ Boston Red Sox Fenway Park, Boston, MA Tue Jun 02 1970, 7:05 PM EDT Att: 19,080 - Unknown - 80 F			
Mike Fiore, L (1, 9) OBP: 0.297, SLG: 0.195										4	1	0	0	1	0	5				
Carl Yastrzemski, L (1, 7) OBP: 0.420, SLG: 0.519										3	0	1	0	2	0	1				
Rico Petrocelli, R (1, 5) OBP: 0.268, SLG: 0.406										5	0	1	1	0	1	6				
George Scott, R (1, 3) OBP: 0.339, SLG: 0.500										4	0	1	1	0	1	2				
Billy Conigliano, R (1, 8) OBP: 0.372, SLG: 0.541										2	2	1	1	1	0	2				
Luis Alvarado, R (1, 6) OBP: 0.282, SLG: 0.315										4	0	1	1	0	2	3				
Tom Satriano, L (1, 2) OBP: 0.371, SLG: 0.400										3	1	2	0	1	0	1				
Ray Culp, R (1, 1) OBP: 0.133, SLG: 0.167										3	0	1	0	0	0	2				
Inning Stats	R: 1 E: 0 K: 2 S: 9	H: 2 LOB: 3 BB: 2 P: 17	R: 0 E: 0 K: 0 S: 4	H: 1 LOB: 1 BB: 0 P: 4	R: 0 E: 0 K: 0 S: 3	H: 0 LOB: 0 BB: 0 P: 3	R: 2 E: 0 K: 1 S: 9	H: 4 LOB: 3 BB: 1 P: 13	R: 1 E: 0 K: 0 S: 4	H: 1 LOB: 1 BB: 0 P: 5	R: 1 E: 0 K: 1 S: 8	H: 3 LOB: 2 BB: 0 P: 8	R: 0 E: 0 K: 0 S: 2	H: 0 LOB: 0 BB: 1 P: 6	R: 0 E: 0 K: 0 S: 3	H: 1 LOB: 1 BB: 1 P: 7		1B: 8 2B: 4 3B: 0 HR: 1	SF: 0 SAC: 1 DP: 1 HBP: 1	WP: 1 PB: 0 SB: 0 CS: 0
PITCHER Jim Perry, R (1, 1) ERA: 3.0	IP: 5.0 WLS: L BF: 28 H: 9 R: 5 ER: 5 SO: 3 BB: 2 IBB: 1 HBP: 1 BLK: 0 WP: 1 HR: 1 S: 30 P: 43 ERA: 9.00 WHIP: 2.200															PITCHER				
Dick Woodson, R (6, 1) ERA: 3.96	IP: 3.0 WLS: L BF: 12 H: 3 R: 0 ER: 0 SO: 1 BB: 2 IBB: 0 HBP: 0 BLK: 0 WP: 0 HR: 0 S: 12 P: 20 ERA: 0.00 WHIP: 1.667															PITCHER				

Batter	1	2	3	4	5	6	7	8	9	AB	R	H	RBI	BB	SO	LOB	TOP					
Cesar Tovar, R OBP: 0.368, SLG: 0.495 (1, 8)										4	0	1	0	0	1	1	Minnesota Twins @ Boston Red Sox Fenway Park, Boston, MA Thu Jun 04 1970, 3:33 AM EDT Att: 19,098 - Cloudy - 66 F					
Rod Carew, L OBP: 0.426, SLG: 0.557 (1, 4)										4	0	2	1	0	0	0						
Tony Oliva, L OBP: 0.356, SLG: 0.511 (1, 9)										4	0	0	0	0	0	4						
Harmon Killebrew, R OBP: 0.445, SLG: 0.650 (1, 5)										3	0	0	0	1	0	2						
Rich Reese, L OBP: 0.313, SLG: 0.368 (1, 3)										4	0	0	0	0	0	3						
Rick Renick, R OBP: 0.375, SLG: 0.730 (1, 7)										4	0	1	0	0	1	1						
Leo Cardenas, R OBP: 0.323, SLG: 0.416 (1, 6)										4	0	0	0	0	0	2						
Paul Ratliff, L OBP: 0.367, SLG: 0.443 (1, 2)										3	1	1	0	0	2	0						
Jim Kaat, L OBP: 0.250, SLG: 0.207 (6, 1)										1	0	0	0	0	0	0						
Brant Aylva, R OBP: 0.357, SLG: 0.504 (7, PH)										0	0	0	0	0	0	0						
Steve Barber, R (7, 1)										0	0	0	0	0	0	0						
Inning Stats	R: 0 E: 0 K: 0 S: 5	H: 2 LOB: 2 BB: 0 P: 5	R: 0 E: 0 K: 1 S: 5	H: 0 LOB: 0 BB: 0 P: 5	R: 0 E: 1 K: 1 S: 6	H: 0 LOB: 1 BB: 0 P: 6	R: 0 E: 0 K: 1 S: 5	H: 0 LOB: 1 BB: 0 P: 9	R: 1 E: 1 K: 0 S: 5	H: 2 LOB: 1 BB: 0 P: 5	R: 0 E: 0 K: 0 S: 4	H: 1 LOB: 1 BB: 0 P: 4	R: 0 E: 0 K: 1 S: 5	H: 0 LOB: 0 BB: 0 P: 5	R: 0 E: 0 K: 0 S: 3	H: 0 LOB: 0 BB: 0 P: 3	R: 0 E: 0 K: 0 S: 3	H: 0 LOB: 0 BB: 0 P: 3	1B: 4 2B: 1 3B: 0 HR: 0	SF: 0 SAC: 1 DP: 0 HBP: 0	WP: 1 PB: 0 SB: 0 CS: 0	PA: 34
PITCHER Sonny Siebert, R ERA: 3.5 (1, 1)	IP: 9.0 WLS: W BF: 34 H: 5 R: 1 ER: 1 SO: 4 BB: 1 IBB: 0 HBP: 0 BLK: 0 WP: 1 HR: 0 S: 41 P: 45 ERA: 1.00 WHIP: 0.667															PITCHER Sonny Siebert, R ERA: 3.5 (1, 1)	IP: 9.0 WLS: W BF: 34 H: 5 R: 1 ER: 1 SO: 4 BB: 1 IBB: 0 HBP: 0 BLK: 0 WP: 1 HR: 0 S: 41 P: 45 ERA: 1.00 WHIP: 0.667					

AB	32
R	1
H	5
RBI	1
BB	1
SO	4
LOB	13



Batter	1	2	3	4	5	6	7	8	9	AB	R	H	RBI	BB	SO	LOB	BOTTOM			
Mike Andrews, R OBP: 0.335, SLG: 0.373 (1, 4)										3	2	2	2	2	0	0	Minnesota Twins @ Boston Red Sox Fenway Park, Boston, MA Thu Jun 04 1970, 3:33 AM EDT Att: 19,098 - Cloudy - 66 F			
Billy Conigliaro, R OBP: 0.354, SLG: 0.571 (1, 9)										5	2	1	1	0	1	3				
Carl Yastrzemski, L OBP: 0.431, SLG: 0.527 (1, 7)										3	0	3	0	1	0	0				
Reggie Smith, S OBP: 0.410, SLG: 0.500 (1, 8)										4	0	2	1	0	1	3				
Rico Petrocelli, R OBP: 0.273, SLG: 0.404 (1, 5)										3	0	1	1	1	0	4				
George Scott, R OBP: 0.342, SLG: 0.494 (1, 3)										2	0	0	0	2	0	3				
Luis Alvarado, R OBP: 0.281, SLG: 0.313 (1, 6)										4	0	1	0	0	0	4				
Tom Satriano, L OBP: 0.359, SLG: 0.364 (1, 2)										3	1	0	0	0	2	2				
Sonny Siebert, R OBP: 0.160, SLG: 0.174 (1, 1)										3	0	0	0	0	0	2				
Inning Stats	R: 0 E: 0 K: 1 S: 6	H: 1 LOB: 2 BB: 1 P: 10	R: 0 E: 0 K: 1 S: 5	H: 1 LOB: 1 BB: 1 P: 9	R: 1 E: 0 K: 1 S: 8	H: 3 LOB: 2 BB: 0 P: 8	R: 0 E: 0 K: 1 S: 5	H: 0 LOB: 0 BB: 0 P: 5	R: 1 E: 1 K: 0 S: 5	H: 2 LOB: 3 BB: 2 P: 13	R: 3 E: 0 K: 0 S: 5	H: 3 LOB: 0 BB: 0 P: 6	R: 0 E: 0 K: 0 S: 2	H: 0 LOB: 0 BB: 1 P: 6	R: 0 E: 0 K: 0 S: 3	H: 0 LOB: 1 BB: 1 P: 7		1B: 8 2B: 0 3B: 0 HR: 2	SF: 0 SAC: 1 DP: 3 HBP: 1	WP: 0 PB: 0 SB: 0 CS: 0
PITCHER Jim Kaat, L ERA: 3.64 (6, 1)	IP: 0.2 WLS: L BF: 3 H: 2 R: 1 ER: 1 SO: 0 BB: 0 IBB: 0 HBP: 0 BLK: 0 WP: 0 HR: 1 S: 31 P: 48 ERA: 6.75 WHIP: 2.062															PITCHER Bill Zepp, R ERA: 3.45 (7, 1)	IP: 2.0 WLS: 7 BF: 0 H: 0 R: 0 ER: 0 SO: 0 BB: 0 IBB: 0 HBP: 0 BLK: 0 WP: 0 HR: 0 S: 5 P: 13 ERA: 0.00 WHIP: 1.000			



Batter	1	2	3	4	5	6	7	8	9	AB	R	H	RBI	BB	SO	LOB	TOP										
Cesar Tovar, R OBP: 0.371, SLG: 0.492 (1, 8)										3	1	1	1	1	0	0	Minnesota Twins @ Washington Senators Robert F. Kennedy Memorial Stadium, Washington, DC Fri Jun 05 1970, 7:05 PM EDT Att: 12,818 - Unknown - 80 F										
Jim Holt, L OBP: 0.282, SLG: 0.288 (1, 7)										4	0	0	0	0	1	1											
Tony Oliva, L OBP: 0.359, SLG: 0.510 (1, 9)										4	0	2	1	0	0	0											
Harmon Killebrew, R OBP: 0.441, SLG: 0.640 (1, 5)										4	0	1	0	0	0	2											
Rich Reese, L OBP: 0.312, SLG: 0.360 (1, 3)										3	0	0	0	1	1	1											
Leo Cardenas, R OBP: 0.326, SLG: 0.424 (1, 6)										4	0	2	0	0	0	0											
George Mitterwald, R OBP: 0.264, SLG: 0.354 (1, 2)										2	0	0	0	1	0	3											
Frank Quilici, R OBP: 0.255, SLG: 0.191 (1, 4)										3	1	2	0	0	0	1											
Bert Blyleven, R (1, 1)										2	0	0	0	0	1	1											
Ron Perranoski, L (8, 1)										0	0	0	0	0	0	0											
Inning Stats	R: 1 E: 0 K: 0 S: 3	H: 1 LOB: 0 BB: 1 P: 7	R: 0 E: 0 K: 0 S: 3	H: 0 LOB: 1 BB: 1 P: 7	R: 0 E: 0 K: 1 S: 5	H: 0 LOB: 0 BB: 0 P: 5	R: 0 E: 0 K: 0 S: 4	H: 1 LOB: 2 BB: 1 P: 8	R: 1 E: 0 K: 0 S: 4	H: 2 LOB: 0 BB: 0 P: 4	R: 0 E: 0 K: 1 S: 5	H: 1 LOB: 0 BB: 0 P: 5	R: 0 E: 0 K: 1 S: 6	H: 2 LOB: 1 BB: 0 P: 6	R: 0 E: 0 K: 0 S: 3	H: 0 LOB: 0 BB: 0 P: 3	R: 0 E: 0 K: 0 S: 3	H: 1 LOB: 0 BB: 0 P: 3	1B: 7 2B: 1 3B: 0 HR: 0	SF: 0 SAC: 1 DP: 2 HBP: 0	WP: 0 PB: 0 SB: 1 CS: 1	PA: 33					
PITCHER	IP	WLS	BF	H	R	ER	SO	BB	IBB	HBP	BLK	WP	HR	S	P	ERA	WHIP										
Casey Cox, R ERA: 4.74 (1, 1)	7.0	L	27	7	2	2	3	3	0	0	0	0	0	30	42	2.57	1.429										
Darold Knowles, L ERA: 1.83 (8, 1)	2.0	S	6	1	0	0	0	0	0	0	0	0	0	6	6	0.00	0.500										

AB	29
R	2
H	8
RBI	2
BB	3
SO	3
LOB	9



Batter	1	2	3	4	5	6	7	8	9	AB	R	H	RBI	BB	SO	LOB	BOTTOM										
Lee Maye, L OBP: 0.311, SLG: 0.420 (1, 9)										3	1	2	1	0	0	1	Minnesota Twins @ Washington Senators Robert F. Kennedy Memorial Stadium, Washington, DC Fri Jun 05 1970, 7:05 PM EDT Att: 12,818 - Unknown - 80 F										
Wayne Comer, R OBP: 0.224, SLG: 0.170 (8, PH)										1	0	0	0	0	0	0											
Ed Stroud, L OBP: 0.384, SLG: 0.408 (1, 8)										4	0	0	0	0	2	2											
Frank Howard, R OBP: 0.420, SLG: 0.573 (1, 7)										4	0	0	0	0	1	1											
Mike Epstein, L OBP: 0.368, SLG: 0.434 (1, 3)										4	0	1	0	0	1	0											
Bernie Allen, L OBP: 0.424, SLG: 0.463 (1, 4)										3	0	1	0	0	0	1											
Rick Reichardt, R OBP: 0.348, SLG: 0.570 (9, PH)										1	0	0	0	0	0	0											
Aurelio Rodriguez, R OBP: 0.318, SLG: 0.407 (1, 5)										4	0	0	0	0	1	1											
Ed Brinkman, R OBP: 0.335, SLG: 0.285 (1, 6)										2	0	0	0	1	2	1											
Jim French, L OBP: 0.333, SLG: 0.235 (1, 2)										3	0	1	0	0	0	1											
Casey Cox, R OBP: 0.190, SLG: 0.150 (1, 1)										1	0	0	0	0	0	0											
John Roseboro, L OBP: 0.366, SLG: 0.232 (7, PH)										1	0	0	0	0	0	1											
Darold Knowles, L ERA: 1.8 (8, 1)										0	0	0	0	0	0	0											
Inning Stats	R: 1 E: 0 K: 1 S: 7	H: 2 LOB: 1 BB: 0 P: 7	R: 0 E: 0 K: 1 S: 5	H: 0 LOB: 0 BB: 0 P: 5	R: 0 E: 0 K: 2 S: 8	H: 1 LOB: 1 BB: 0 P: 8	R: 0 E: 0 K: 2 S: 8	H: 1 LOB: 1 BB: 0 P: 8	R: 0 E: 0 K: 1 S: 6	H: 1 LOB: 1 BB: 0 P: 6	R: 0 E: 0 K: 1 S: 5	H: 0 LOB: 0 BB: 0 P: 5	R: 0 E: 0 K: 1 S: 5	H: 0 LOB: 1 BB: 1 P: 9	R: 0 E: 0 K: 0 S: 3	H: 0 LOB: 0 BB: 0 P: 3	R: 0 E: 0 K: 0 S: 3	H: 0 LOB: 0 BB: 0 P: 3	1B: 4 2B: 0 3B: 0 HR: 1	SF: 0 SAC: 1 DP: 0 HBP: 0	WP: 0 PB: 0 SB: 0 CS: 0	PA: 33					
PITCHER	IP	WLS	BF	H	R	ER	SO	BB	IBB	HBP	BLK	WP	HR	S	P	ERA	WHIP										
Bert Blyleven, R ERA: 1.29 (1, 1)	7.0	W	27	5	1	1	7	1	0	0	0	0	0	40	44	1.29	0.857										
Ron Perranoski, L ERA: 1.8 (8, 1)	2.0	S	6	0	0	0	0	0	0	0	0	0	0	6	6	0.00	0.000										

AB	31
R	1
H	5
RBI	1
BB	1
SO	7
LOB	9



Batter	1	2	3	4	5	6	7	8	9	AB	R	H	RBI	BB	SO	LOB	TOP				
Cesar Tovar, R OBP: 0.372, SLG: 0.487 (1, 8)	L8		6-3		BB 1B HBP		FC6-2 1B		K	4	1	1	0	0	1	1	Minnesota Twins @ Washington Senators Robert F. Kennedy Memorial Stadium, Washington, DC Sat Jun 06 1970, 7:05 PM EDT Att: 8,836 - Unknown livebaseballscorecards.com				
Jim Holt, L OBP: 0.274, SLG: 0.279 (1, 7)	G3		F8		1B		F2		F2	2	0	0	0	0	0	0					
Rick Renick, R OBP: 0.372, SLG: 0.692 (5, PH)					BB					2	0	0	0	1	0	3					
Tony Oliva, L OBP: 0.362, SLG: 0.510 (1, 9)	HR 1B				K		FC6-2			4	1	2	0	0	1	5					
Harmon Killebrew, R OBP: 0.442, SLG: 0.655 (1, 5)	HR		5-3				F7			4	1	2	4	0	0	3					
Rich Reese, L OBP: 0.310, SLG: 0.357 (1, 3)	4-3				CS 1B		3-1		F2	4	0	1	0	0	0	2					
Leo Cardenas, R OBP: 0.317, SLG: 0.414 (1, 6)			P6		K		6-3		K	4	0	0	0	0	2	1					
Paul Ratliff, L OBP: 0.349, SLG: 0.419 (1, 2)			K		K		K		P6	4	0	0	0	0	3	1					
Frank Quilici, R OBP: 0.273, SLG: 0.184 (1, 4)							P6		4-3	2	0	0	0	2	0	0					
Jim Perry, S OBP: 0.290, SLG: 0.333 (1, 1)			1-3		BB 1B HBP		1B FC6-2		FC1-6	4	1	2	0	0	0	2					
Inning Stats	R: 2 E: 0 K: 0 S: 5	H: 2 LOB: 0 BB: 0 P: 5	R: 0 E: 0 K: 1 S: 5	H: 0 LOB: 1 BB: 1 P: 9	R: 0 E: 0 K: 0 S: 4	H: 1 LOB: 1 BB: 0 P: 4	R: 0 E: 0 K: 2 S: 7	H: 1 LOB: 1 BB: 0 P: 7	R: 2 E: 0 K: 1 S: 5	H: 2 LOB: 2 BB: 0 P: 5	R: 0 E: 0 K: 1 S: 5	H: 0 LOB: 0 BB: 0 P: 5	R: 0 E: 0 K: 1 S: 5	H: 0 LOB: 0 BB: 0 P: 5	R: 0 E: 0 K: 1 S: 5	H: 0 LOB: 1 BB: 1 P: 9	1B: 6 2B: 2 3B: 0 HR: 1	SF: 0 SAC: 0 DP: 1 HBP: 1	WP: 0 PB: 0 SB: 0 CS: 1	PA: 38	
PITCHER	IP	WLS	BF	H	R	ER	SO	BB	IBB	HBP	BLK	WP	HR	S	P	ERA	WHIP				
Jim Hannan, R ERA: 4.66 (1, 1)	4.1	L	19	5	4	4	3	1	0	1	0	0	1	23	28	8.31	1.385				
Joe Grzenda, L ERA: 2.89 (5, 1)	2.1		11	3	0	0	2	1	0	0	0	0	0	14	18	0.00	1.714				
Horacio Pina, R ERA: 1.84 (7, 1)	2.1		8	0	0	0	2	1	0	0	0	0	0	11	15	0.00	0.429				

Batter	1	2	3	4	5	6	7	8	9	AB	R	H	RBI	BB	SO	LOB	BOTTOM				
Lee Maye, L OBP: 0.317, SLG: 0.448 (1, 9)	PB E 1B	FC6-4 BB		HR			G3			4	1	2	2	0	0	2	Minnesota Twins @ Washington Senators Robert F. Kennedy Memorial Stadium, Washington, DC Sat Jun 06 1970, 7:05 PM EDT Att: 8,836 - Unknown livebaseballscorecards.com				
Ed Stroud, L OBP: 0.381, SLG: 0.400 (1, 8)	F7			L4			F9			3	0	0	0	1	0	1					
Frank Howard, R OBP: 0.413, SLG: 0.560 (1, 7)	K	K					F7		F7	4	0	0	0	0	2	4					
Mike Epstein, L OBP: 0.365, SLG: 0.430 (1, 3)	E3 PB		F8		P4				1B	4	0	1	0	0	0	1					
Bernie Allen, L OBP: 0.410, SLG: 0.444 (1, 4)	4-3		4-3		G3				F8	4	0	0	0	0	0	3					
Aurelio Rodriguez, R OBP: 0.316, SLG: 0.404 (1, 5)		F8					F7		P3	4	0	1	0	0	0	1					
Ed Brinkman, R OBP: 0.333, SLG: 0.284 (1, 6)		HBP 1B FC6-4 1B		1-3			F8		4-3	4	1	1	0	0	0	1					
Jim French, L OBP: 0.333, SLG: 0.241 (1, 2)					4-3				P4	3	0	1	0	0	0	0					
Horacio Pina, R OBP: 0.220, SLG: 0.167 (7, 1)		FC6-4 HBP 1B					4-3			0	0	0	0	0	0	0					
Wayne Comer, R OBP: 0.220, SLG: 0.167 (9, PH)									F8	1	0	0	0	0	0	0					
Jim Hannan, R OBP: 0.500, SLG: 0.333 (1, 1)					F2				P7	1	0	0	0	0	0	0					
Joe Grzenda, R OBP: 0.356, SLG: 0.224 (5, 1)									F7	0	0	0	0	0	0	0					
John Roseboro, L OBP: 0.356, SLG: 0.224 (7, 2)										2	0	0	0	0	0	0					
Inning Stats	R: 0 E: 1 K: 1 S: 7	H: 1 LOB: 2 BB: 0 P: 7	R: 1 E: 0 K: 1 S: 7	H: 2 LOB: 3 BB: 1 P: 12	R: 0 E: 0 K: 0 S: 4	H: 1 LOB: 1 BB: 0 P: 4	R: 1 E: 0 K: 0 S: 4	H: 1 LOB: 0 BB: 0 P: 4	R: 0 E: 0 K: 0 S: 3	H: 0 LOB: 0 BB: 0 P: 3	R: 0 E: 0 K: 0 S: 3	H: 0 LOB: 0 BB: 0 P: 3	R: 0 E: 0 K: 0 S: 4	H: 1 LOB: 1 BB: 0 P: 4	R: 0 E: 0 K: 0 S: 3	H: 0 LOB: 0 BB: 0 P: 3	1B: 5 2B: 0 3B: 0 HR: 1	SF: 0 SAC: 0 DP: 0 HBP: 1	WP: 0 PB: 1 SB: 0 CS: 0	PA: 36	
PITCHER	IP	WLS	BF	H	R	ER	SO	BB	IBB	HBP	BLK	WP	HR	S	P	ERA	WHIP				
Jim Perry, R ERA: 2.9 (1, 1)	9.0	W	36	6	2	2	2	1	0	1	0	0	1	38	43	2.00	0.778				

Batter	1	2	3	4	5	6	7	8	9	10	11	AB	R	H	RBI	BB	SO	LOB	TOP					
Cesar Tovar, R OBP: 0.372, SLG: 0.495	SH3 1B 2B	FC4-6 1-2			SH4 2-3			4-3			6-3	5	1	2	0	0	0	1						
Leo Cardenas, R OBP: 0.327, SLG: 0.422	SH3 2-3	F8			CS BB L6				4-3 2B		1B 1B	4	1	2	0	1	0	3						
Harmon Killebrew, R OBP: 0.444, SLG: 0.647	1B 1B				P3				F9		1B 1B	5	2	2	1	1	1	3						
Tony Oliva, L OBP: 0.370, SLG: 0.520	1B 5-3 1B				F7				4-3		1B 1B	6	2	4	1	0	0	1						
Rick Renick, R OBP: 0.235, SLG: 0.367 Stan Williams, R OBP: 0.167, SLG: 0.167 Ron Perranoski, L OBP: 0.333, SLG: 0.222 Bill Zepp, R OBP: 0.333, SLG: 0.222 Minnie Mendoza, R OBP: 0.196, SLG: 0.196 Charles Johnson, L OBP: 0.196, SLG: 0.196 Jim Kaat, R OBP: 0.229, SLG: 0.229 Steve Barber, R OBP: 0.229, SLG: 0.229	5-3 1B				F2			G5-4-3 1B	K		1B 1B	3	0	1	1	0	0	1						
Brant Aylva, R OBP: 0.384, SLG: 0.504 Jim Holt, L OBP: 0.276, SLG: 0.282	5-3				G5-4-3 1B			6-3			1B	2	0	1	1	1	0	1						
George Mitterwald, R OBP: 0.268, SLG: 0.352	5-3				F9				F2		1B	6	1	2	0	0	0	5						
Frank Quijici, R OBP: 0.267, SLG: 0.170					F7				G5-4-3		1B	4	1	0	0	1	0	2						
Dave Boswell, R OBP: 0.167, SLG: 0.167 Tom Hall, L OBP: 0.167, SLG: 0.167 Bob Allison, R OBP: 0.333, SLG: 0.222 Rich Reese, L OBP: 0.311, SLG: 0.377	FC4-6 1B				SH4 2B				HR		HR	2	0	0	0	0	0	0						
Inning Stats	R: 3 E: 0 K: 0 S: 7	H: 4 LOB: 1 BB: 0 P: 7	R: 0 E: 0 K: 0 S: 4	H: 1 LOB: 1 BB: 0 P: 4	R: 0 E: 0 K: 0 S: 3	H: 0 LOB: 0 BB: 0 P: 3	R: 0 E: 0 K: 1 S: 5	H: 1 LOB: 0 BB: 0 P: 3	R: 0 E: 0 K: 1 S: 6	H: 1 LOB: 2 BB: 2 P: 9	R: 0 E: 0 K: 1 S: 6	H: 0 LOB: 0 BB: 0 P: 3	R: 0 E: 0 K: 0 S: 4	H: 1 LOB: 1 BB: 0 P: 4	R: 0 E: 0 K: 0 S: 7	H: 5 LOB: 1 BB: 1 P: 7	1B: 13 2B: 6 3B: 0 HR: 1	SF: 0 SAC: 2 DP: 3 HBP: 0	WP: 0 PB: 0 SB: 0 CS: 1	PA: 52				
PITCHER	George Brunet, L ERA: 5.56	Dick Bosman, R ERA: 3.79	Horacio Pina, R ERA: 1.84	Jim Shellenback, L ERA: 4.8	Darold Knowles, L ERA: 1.79	PITCHER	Joe Grzenda, L ERA: 3.68	Joe Coleman, R ERA: 3.28																
Lee Maye, L OBP: 0.331, SLG: 0.446	FC4-6 BB				4-3			2B SF8 BB			G3 1B	5	1	2	1	2	0	1						
Ed Stroud, L OBP: 0.378, SLG: 0.401	FC4-6 1-2				1B 1B			SF8 2B			K	7	2	2	0	0	1	6						
Frank Howard, R OBP: 0.426, SLG: 0.567	G6-4-3 BB				1B 6-3 1B			IBB			1B K	3	1	2	2	4	1	3						
Rick Reichardt, R OBP: 0.354, SLG: 0.560	G6-4-3 1-2				1B			SF8 1B			K	5	0	2	2	1	1	5						
Bernie Allen, L OBP: 0.403, SLG: 0.436 Wayne Comer, R OBP: 0.217, SLG: 0.164 Tim Cullen, R OBP: 0.289, SLG: 0.205 Mike Epstein, L OBP: 0.383, SLG: 0.427 Davey Nelson, R OBP: 0.194, SLG: 0.127 Aurelio Rodriguez, R OBP: 0.256, SLG: 0.426	F8 2B				6-3			K			4-3	2	0	0	1	0	0	1						
Ed Brinkman, R OBP: 0.333, SLG: 0.282	F2				6-3			6-3			6-3	5	2	1	1	1	0	2						
Jim French, L OBP: 0.348, SLG: 0.241	BB				P6			6-3			F9	4	0	1	1	2	0	0						
George Brunet, L ERA: 5.56 Dick Bosman, R ERA: 3.79 Stan Williams, R ERA: 2.0 Ron Perranoski, L ERA: 2.16 Bill Zepp, R ERA: 3.3	K				K			P5			SF9 L4	2	0	0	0	0	0	2						
Inning Stats	R: 0 E: 0 K: 0 S: 2	H: 0 LOB: 1 BB: 2 P: 10	R: 0 E: 0 K: 1 S: 6	H: 1 LOB: 2 BB: 1 P: 10	R: 2 E: 0 K: 0 S: 6	H: 3 LOB: 1 BB: 0 P: 6	R: 0 E: 0 K: 1 S: 5	H: 0 LOB: 0 BB: 0 P: 5	R: 0 E: 0 K: 1 S: 6	H: 0 LOB: 2 BB: 2 P: 14	R: 0 E: 0 K: 2 S: 8	H: 1 LOB: 2 BB: 1 P: 12	R: 2 E: 0 K: 1 S: 8	H: 3 LOB: 3 BB: 2 P: 16	R: 2 E: 1 K: 1 S: 9	H: 3 LOB: 3 BB: 1 P: 13	R: 0 E: 0 K: 0 S: 4	H: 1 LOB: 1 BB: 0 P: 4	R: 2 E: 1 K: 0 S: 5	H: 1 LOB: 2 BB: 2 P: 13	1B: 9 2B: 5 3B: 0 HR: 0	SF: 2 SAC: 0 DP: 1 HBP: 0	WP: 0 PB: 1 SB: 1 CS: 0	PA: 59
PITCHER	Dave Boswell, R ERA: 7.13	Tom Hall, L ERA: 2.52	Stan Williams, R ERA: 2.0	Ron Perranoski, L ERA: 2.16	Bill Zepp, R ERA: 3.3	PITCHER	Jim Kaat, L ERA: 3.61	Steve Barber, R ERA: 3.29																

Minnesota Twins @ Washington Senators
Robert F. Kennedy Memorial Stadium, Washington, DC

AB 46
R 10
H 19
RBI 10
BB 4
SO 3
LOB 23



livebaseballscores.com

Minnesota Twins @ Washington Senators
Robert F. Kennedy Memorial Stadium, Washington, DC

AB 46
R 9
H 14
RBI 9
BB 11
SO 7
LOB 31





livebaseballscores.com

Sun Jun 07 1970, 3:33 AM EDT
Att: 35,040 - Unknown - 85 F

Batter	1	2	3	4	5	6	7	8	9	AB	R	H	RBI	BB	SO	LOB	TOP			
Cesar Tovar, R OBP: 0.370, SLG: 0.490 (1, 8)	6-3		E8 1B		K		F9			4	0	1	0	0	1	0	Minnesota Twins @ New York Yankees Yankee Stadium, Bronx, NY Tue Jun 09 1970, 7:05 PM EDT Att: 21,857 - Unknown - 74 F livebaseballscores.com			
Rod Carew, L OBP: 0.421, SLG: 0.545 (1, 4)	K		K		K			G4-6-3 BB		3	0	0	0	1	3	1				
Tony Oliva, L OBP: 0.364, SLG: 0.510 (1, 9)	K		L8		G3			G4-6-3 1-2		4	0	0	0	0	1	2				
Harmon Killebrew, R OBP: 0.445, SLG: 0.640 (1, 5)		2B 1B BB					F9	F7		2	1	0	0	2	0	0				
Rich Reese, L OBP: 0.303, SLG: 0.367 (1, 3)		F7	F7				L9		3-1	4	0	0	0	0	0	3				
Jim Holt, L OBP: 0.288, SLG: 0.297 (1, 7)		1-3 1B 2B			F7				1-3	3	1	1	0	1	0	0				
Leo Cardenas, R OBP: 0.325, SLG: 0.418 (1, 6)			4-3				BB		F8	4	0	1	2	0	1	1				
Paul Ratliff, L OBP: 0.349, SLG: 0.442 (1, 2)		2-H 3-H 1B							L6	3	0	1	0	0	0	1				
Jim Kaat, L OBP: 0.229, SLG: 0.188 (1, 1)			G3							3	0	0	0	0	1	2				
Bill Zepp, R (7, 1)					F7				K	0	0	0	0	0	0	0				
Inning Stats	R: 0 E: 0 K: 2 S: 7	H: 0 LOB: 0 BB: 0 P: 7	R: 2 E: 0 K: 0 S: 5	H: 2 LOB: 1 BB: 1 P: 9	R: 0 E: 1 K: 1 S: 6	H: 1 LOB: 2 BB: 1 P: 10	R: 0 E: 0 K: 0 S: 4	H: 1 LOB: 1 BB: 0 P: 4	R: 0 E: 0 K: 1 S: 5	H: 0 LOB: 0 BB: 0 P: 9	R: 0 E: 0 K: 1 S: 5	H: 0 LOB: 0 BB: 0 P: 5	R: 0 E: 0 K: 0 S: 2	H: 0 LOB: 0 BB: 1 P: 6	R: 0 E: 0 K: 0 S: 3	H: 0 LOB: 0 BB: 0 P: 3	1B: 2 2B: 1 3B: 1 HR: 0	SF: 0 SAC: 0 DP: 1 HBP: 0	WP: 0 PB: 0 CS: 0	PA: 34
PITCHER Stan Bahnsen, R ERA: 2.85 (1, 1)	IP: 9.0 WLS: W BF: 34 H: 4 R: 2 ER: 2 SO: 7 BB: 4 IBB: 0 HBP: 0 BLK: 0 WP: 0 HR: 0 S: 44 P: 60 ERA: 2.00 WHIP: 0.889															PITCHER Stan Bahnsen, R ERA: 2.85 (1, 1)	IP: 9.0 WLS: W BF: 34 H: 4 R: 2 ER: 2 SO: 7 BB: 4 IBB: 0 HBP: 0 BLK: 0 WP: 0 HR: 0 S: 44 P: 60 ERA: 2.00 WHIP: 0.889			

Batter	1	2	3	4	5	6	7	8	9	AB	R	H	RBI	BB	SO	LOB	BOTTOM			
Horace Clarke, S OBP: 0.316, SLG: 0.333 (1, 4)	6-3				F7	F3		4-3		5	0	0	0	0	1	6	Minnesota Twins @ New York Yankees Yankee Stadium, Bronx, NY Tue Jun 09 1970, 7:05 PM EDT Att: 21,857 - Unknown - 74 F livebaseballscores.com			
Bobby Murcer, L OBP: 0.372, SLG: 0.416 (1, 8)	1B				FC5-6 1B 1-2		G1 1B E	S BB		4	1	3	2	1	0	1				
Roy White, S OBP: 0.427, SLG: 0.533 (1, 7)	K		6-3			1-2 1B	G1 E 1B	F9		5	1	2	0	0	1	2				
Danny Cater, R OBP: 0.346, SLG: 0.455 (1, 5)					F3		G1			4	0	2	0	0	0	4				
Thurman Munson, R OBP: 0.381, SLG: 0.321 (1, 2)	L9		G6-4-3				FC6 E			4	1	1	0	0	0	3				
John Ellis, R OBP: 0.282, SLG: 0.299 (1, 3)					F7		SF8 1B	E5		4	0	1	0	0	0	1				
Jerry Kenney, L OBP: 0.288, SLG: 0.277 (7, FR)		5-3				SF8 BB 1B				0	0	0	0	0	0	0				
Ron Woods, R OBP: 0.330, SLG: 0.391 (1, 9)		1B 1B BB			L9		BB	F7		2	1	0	0	2	0	2				
Gene Michael, S OBP: 0.316, SLG: 0.286 (1, 6)			1B 1B		F7		SF8	L9		3	1	1	1	0	0	2				
Stan Bahnsen, R OBP: 0.200, SLG: 0.214 (1, 1)		1B 1-2 2-3 1B			FC5-6 1B		F6	F8		4	0	2	0	0	0	2				
Inning Stats	R: 0 E: 0 K: 1 S: 7	H: 2 LOB: 2 BB: 0 P: 7	R: 2 E: 0 K: 1 S: 7	H: 3 LOB: 3 BB: 1 P: 11	R: 0 E: 0 K: 0 S: 3	H: 1 LOB: 0 BB: 0 P: 3	R: 0 E: 0 K: 0 S: 3	H: 0 LOB: 0 BB: 0 P: 3	R: 0 E: 0 K: 0 S: 5	H: 2 LOB: 2 BB: 0 P: 5	R: 1 E: 0 K: 0 S: 5	H: 2 LOB: 2 BB: 1 P: 9	R: 2 E: 2 K: 0 S: 7	H: 2 LOB: 2 BB: 0 P: 7	R: 0 E: 0 K: 0 S: 3	H: 0 LOB: 1 BB: 1 P: 7	1B: 12 2B: 0 3B: 0 HR: 0	SF: 1 SAC: 0 DP: 1 HBP: 0	WP: 0 PB: 0 CS: 0	PA: 39
PITCHER Jim Kaat, L ERA: 3.67 (1, 1)	IP: 6.0 WLS: L BF: 30 H: 12 R: 5 ER: 3 SO: 2 BB: 2 IBB: 0 HBP: 0 BLK: 0 WP: 0 HR: 0 S: 32 P: 40 ERA: 4.50 WHIP: 2.333															PITCHER Bill Zepp, R ERA: 3.09 (7, 1)	IP: 2.0 WLS: L BF: 9 H: 0 R: 0 ER: 0 SO: 0 BB: 1 IBB: 0 HBP: 0 BLK: 0 WP: 0 HR: 0 S: 8 P: 12 ERA: 0.00 WHIP: 0.500			

Batter	1	2	3	4	5	6	7	8	9	AB	R	H	RBI	BB	SO	LOB	TOP										
Cesar Tovar, R (1, 8) OBP: 0.368, SLG: 0.490	5-3		1-2 2B			5-3		4-3		4	0	1	0	0	0	0	Minnesota Twins @ New York Yankees Yankee Stadium, Bronx, NY Wed Jun 10 1970, 7:05 PM EDT Att: 18,039 - Unknown - 74 F AB 30 R 1 H 4 RBI 1 BB 1 SO 7 LOB 5 										
Rod Carew, L (1, 4) OBP: 0.417, SLG: 0.534	K		1-3			FC4-6 BB		F8		3	0	0	0	1	1												
Tony Oliva, L (1, 9) OBP: 0.366, SLG: 0.519	1B					FC4-6 FC6-4		F7		4	1	2	0	0	0	1											
Harmon Killebrew, R (1, 5) OBP: 0.437, SLG: 0.625	F5					FC6-4		F8		4	0	0	0	0	1	3											
Rich Reese, L (1, 3)		F4								3	0	0	1	0	1	0											
Jim Holt, L (1, 7) OBP: 0.277, SLG: 0.286	K									3	0	0	0	0	2	0											
Leo Cardenas, R (1, 6) OBP: 0.321, SLG: 0.411										3	0	0	0	0	0	0											
George Mitterwald, R (1, 2) OBP: 0.261, SLG: 0.343										3	0	0	0	0	1	0											
Bert Blyleven, R (1, 1) OBP: 0.250, SLG: 0.250										2	0	1	0	0	1	0											
Charlie Manuel, L (8, PH) OBP: 0.267, SLG: 0.231										1	0	0	0	0	0	0											
Ron Ferranoski, L (8, 1)										0	0	0	0	0	0	0											
Inning Stats	R: 0 E: 0 K: 1 S: 6	H: 1 LOB: 1 BB: 0 P: 6	R: 0 E: 0 K: 1 S: 5	H: 0 LOB: 0 BB: 0 P: 5	R: 0 E: 0 K: 0 S: 4	H: 2 LOB: 1 BB: 0 P: 4	R: 1 E: 0 K: 1 S: 6	H: 1 LOB: 0 BB: 0 P: 6	R: 0 E: 0 K: 0 S: 5	H: 0 LOB: 1 BB: 1 P: 5	R: 0 E: 0 K: 2 S: 3	H: 0 LOB: 0 BB: 0 P: 7	R: 0 E: 0 K: 1 S: 7	H: 0 LOB: 0 BB: 0 P: 7	R: 0 E: 0 K: 1 S: 5	H: 0 LOB: 0 BB: 0 P: 5	R: 0 E: 0 K: 0 S: 3	H: 0 LOB: 0 BB: 0 P: 3	R: 0 E: 0 K: 0 S: 3	H: 0 LOB: 0 BB: 0 P: 3	1B: 2 2B: 1 3B: 1 HR: 0	SF: 0 SAC: 0 DP: 0 HBP: 0	WP: 0 PB: 0 CS: 0	PA: 31			
PITCHER	IP	WLS	BF	H	R	ER	SO	BB	IBB	HBP	BLK	WP	HR	S	P	ERA	WHIP										
Mel Stottlemyre, R (1, 1) ERA: 3.12	9.0	W	31	4	1	1	7	1	0	0	0	0	0	44	48	1.00	0.556										

Batter	1	2	3	4	5	6	7	8	9	AB	R	H	RBI	BB	SO	LOB	BOTTOM										
Horace Clarke, S (1, 4) OBP: 0.319, SLG: 0.348	K		CS 1B					6-3		4	1	2	2	0	1	0	Minnesota Twins @ New York Yankees Yankee Stadium, Bronx, NY Wed Jun 10 1970, 7:05 PM EDT Att: 18,039 - Unknown - 74 F AB 28 R 2 H 7 RBI 2 BB 3 SO 4 LOB 7 										
Jerry Kenney, L (1, 5) OBP: 0.293, SLG: 0.278	CS BB		L9					6-3		3	0	1	0	1	0	1											
Bobby Murcer, L (1, 8) OBP: 0.374, SLG: 0.412	CS BB		CS					F8		2	0	0	0	2	1	1											
Roy White, S (1, 7) OBP: 0.421, SLG: 0.523	L5							F8		4	0	0	0	0	1	2											
Danny Cater, R (1, 3) OBP: 0.346, SLG: 0.453								6-3		3	0	1	0	0	0	0											
Curt Blefary, L (1, 9) OBP: 0.303, SLG: 0.237								F8		3	0	0	0	0	1	1											
Ron Woods, R (7, 9) OBP: 0.330, SLG: 0.391								F8		0	0	0	0	0	0	0											
Thurman Munson, R (1, 2) OBP: 0.365, SLG: 0.333								L9		3	0	2	0	0	0	0											
Gene Michael, S (1, 6) OBP: 0.312, SLG: 0.282								F6		3	0	0	0	0	0	2											
Mel Stottlemyre, R (1, 1) OBP: 0.289, SLG: 0.273								L9		3	1	1	0	0	0	0											
Inning Stats	R: 0 E: 0 K: 1 S: 4	H: 0 LOB: 1 BB: 2 P: 12	R: 0 E: 0 K: 0 S: 4	H: 1 LOB: 1 BB: 0 P: 4	R: 0 E: 0 K: 0 S: 3	H: 1 LOB: 0 BB: 0 P: 3	R: 0 E: 0 K: 2 S: 8	H: 1 LOB: 1 BB: 0 P: 8	R: 2 E: 0 K: 0 S: 6	H: 3 LOB: 1 BB: 0 P: 6	R: 0 E: 0 K: 0 S: 3	H: 0 LOB: 0 BB: 0 P: 3	R: 0 E: 0 K: 0 S: 3	H: 1 LOB: 0 BB: 0 P: 3	R: 0 E: 0 K: 1 S: 5	H: 0 LOB: 1 BB: 1 P: 9	R: 0 E: 0 K: 1 S: 5	H: 0 LOB: 1 BB: 1 P: 9	1B: 5 2B: 2 3B: 0 HR: 1	SF: 0 SAC: 0 DP: 1 HBP: 0	WP: 0 PB: 0 CS: 2	PA: 32					
PITCHER	IP	WLS	BF	H	R	ER	SO	BB	IBB	HBP	BLK	WP	HR	S	P	ERA	WHIP										
Bert Blyleven, R (1, 1) ERA: 1.93	7.0	L	27	7	2	2	3	2	0	0	0	0	0	31	39	2.57	1.286										
Ron Ferranoski, L (8, 1) ERA: 2.11	1.0		4	0	0	0	1	1	0	0	0	0	0	5	9	0.00	1.000										

Batter	1	2	3	4	5	6	7	8	9	AB	R	H	RBI	BB	SO	LOB	TOP																									
Mike Andrews, R (1,4) OBP: 0.330, SLG: 0.351										4	0	2	0	0	1	3																										
Dick Schofield, S (1,5) OBP: 0.276, SLG: 0.158										3	0	1	0	1	0	1																										
Carl Yastrzemski, L (1,7) OBP: 0.429, SLG: 0.530										3	0	0	0	1	1	3																										
Reggie Smith, S (1,8) OBP: 0.385, SLG: 0.461										4	0	0	0	0	0	2																										
Rico Petrocelli, R (1,6) OBP: 0.268, SLG: 0.424										4	1	1	0	0	0	0																										
George Scott, R (1,3) OBP: 0.333, SLG: 0.469										4	0	1	0	0	1	2																										
Billy Conigliaro, R (1,9) OBP: 0.321, SLG: 0.511										4	0	0	0	0	1	2																										
Tom Satriano, L (1,2) OBP: 0.364, SLG: 0.404										3	1	2	1	0	1	0																										
Jerry Moses, R (9, PH) OBP: 0.336, SLG: 0.436										1	0	0	0	0	0	1																										
Gary Peters, L (1,1) OBP: 0.326, SLG: 0.333										1	0	1	0	0	0	0																										
Mike Jerrick, L (6, PH) OBP: 0.233, SLG: 0.276										1	0	0	0	0	1	0																										
Lee Stange, R (6, 1) OBP: 0.233, SLG: 0.276										0	0	0	0	0	0	0																										
Mike Ejez, L (7, PH) OBP: 0.246, SLG: 0.200										1	0	1	1	0	0	0																										
Cal Koonce, R (7, 1) OBP: 0.246, SLG: 0.200										0	0	0	0	0	0	0																										
Sparky Lyle, L (8, 1) OBP: 0.246, SLG: 0.200										0	0	0	0	0	0	0																										
Inning Stats	R: 0 E: 0 K: 0 S: 2	H: 1 LOB: 0 BB: 1 P: 6	R: 0 E: 1 K: 1 S: 5	H: 0 LOB: 1 BB: 0 P: 5	R: 0 E: 0 K: 2 S: 8	H: 1 LOB: 1 BB: 0 P: 8	R: 0 E: 0 K: 0 S: 2	H: 0 LOB: 0 BB: 1 P: 6	R: 0 E: 0 K: 0 S: 3	H: 0 LOB: 0 BB: 0 P: 3	R: 1 E: 0 K: 1 S: 8	H: 3 LOB: 2 BB: 0 P: 8	R: 1 E: 0 K: 1 S: 8	H: 3 LOB: 2 BB: 0 P: 8	R: 0 E: 0 K: 1 S: 5	H: 0 LOB: 1 BB: 0 P: 5	R: 0 E: 0 K: 0 S: 4	H: 1 LOB: 1 BB: 0 P: 4	1B: 8 2B: 1 3B: 0 HR: 1	SF: 0 SAC: 0 DP: 2 HBP: 0	WP: 0 PB: 0 SB: 0 CS: 3	PA: 36																				
PITCHER	IP	WLS	BF	H	R	ER	SO	BB	IBB	HBP	BLK	WP	HR	S	P	ERA	WHIP	PITCHER								IP	WLS	BF	H	R	ER	SO	BB	IBB	HBP	BLK	WP	HR	S	P	ERA	WHIP
Jim Perry, R (1,1) ERA: 2.81	6.0	W	22	5	1	1	4	2	0	0	0	0	1	28	36	1.50	1.167																									
Stan Williams, R (7,1) ERA: 2.21	0.2		5	3	1	1	0	0	0	0	0	0	0	5	5	13.50	4.500																									
Ron Perranoski, L (7,1) ERA: 2.0	2.1	S	8	1	0	0	2	0	0	0	0	0	0	12	12	0.00	0.429																									

Boston Red Sox @ Minnesota Twins
Metropolitan Stadium, Bloomington, MI
Fri Jun 12 1970, 8:05 PM EDT
Att: 18,489 - Unknown - 67 F

AB 33
R 2
H 9
RBI 2
BB 2
SO 6
LOB 14



Batter	1	2	3	4	5	6	7	8	9	AB	R	H	RBI	BB	SO	LOB	BOTTOM																										
Cesar Tovar, R (1,8) OBP: 0.364, SLG: 0.481										4	0	0	0	1	1	2																											
Rod Carew, L (1,4) OBP: 0.410, SLG: 0.530										5	0	1	1	0	0	3																											
Harmon Killebrew, R (1,3) OBP: 0.445, SLG: 0.624										2	0	1	0	3	0	0																											
Frank Quilici, R (8, PR) OBP: 0.287, SLG: 0.170										0	0	0	0	0	0	0																											
Tony Oliva, L (1,9) OBP: 0.367, SLG: 0.514										4	1	1	0	1	0	5																											
Rick Renick, R (1,5) OBP: 0.347, SLG: 0.622										3	0	0	0	0	0	3																											
Rich Reese, L (7, PH) OBP: 0.296, SLG: 0.357										1	0	0	0	0	0	0																											
Brant Aleva, R (1,7) OBP: 0.384, SLG: 0.508										3	1	1	1	0	1	2																											
Jim Holt, L (5, PR) OBP: 0.286, SLG: 0.286										0	2	0	0	1	0	0																											
Leo Cardenas, R (1,6) OBP: 0.333, SLG: 0.423										4	1	4	1	0	0	0																											
George Mitterwald, R (1,2) OBP: 0.261, SLG: 0.339										4	0	1	1	0	0	7																											
Jim Perry, S (1,1) OBP: 0.303, SLG: 0.344										2	0	1	1	0	0	0																											
Charlie Manuel, L (6, PH) OBP: 0.250, SLG: 0.214										1	0	0	0	0	0	0																											
Stan Williams, R (7,1) ERA: 3.32										0	0	0	0	0	0	0																											
Ron Perranoski, L (7,1) ERA: 5.11										1	0	0	0	0	1	2																											
Inning Stats	R: 0 E: 0 K: 0 S: 3	H: 0 LOB: 1 BB: 1 P: 7	R: 1 E: 1 K: 0 S: 6	H: 2 LOB: 3 BB: 1 P: 10	R: 0 E: 0 K: 1 S: 6	H: 1 LOB: 3 BB: 2 P: 14	R: 0 E: 0 K: 1 S: 5	H: 0 LOB: 0 BB: 0 P: 5	R: 2 E: 0 K: 0 S: 6	H: 3 LOB: 2 BB: 0 P: 6	R: 0 E: 0 K: 0 S: 3	H: 0 LOB: 0 BB: 0 P: 3	R: 0 E: 0 K: 0 S: 3	H: 1 LOB: 0 BB: 0 P: 3	R: 2 E: 0 K: 1 S: 8	H: 3 LOB: 3 BB: 2 P: 16	1B: 8 2B: 3 3B: 0 HR: 0	SF: 0 SAC: 0 DP: 1 HBP: 0	WP: 1 PB: 0 SB: 0 CS: 0	PA: 40																							
PITCHER	IP	WLS	BF	H	R	ER	SO	BB	IBB	HBP	BLK	WP	HR	S	P	ERA	WHIP	PITCHER								IP	WLS	BF	H	R	ER	SO	BB	IBB	HBP	BLK	WP	HR	S	P	ERA	WHIP	
Gary Peters, L (1,1) ERA: 5.53	5.0	L	26	6	3	2	2	4	0	0	0	0	0	3	3	0.00	2.000																										
Lee Stange, R (6,1) ERA: 3.32	1.0		3	0	0	0	0	0	0	0	0	0	0	3	3	0.00	0.000																										
Cal Koonce, R (7,1) ERA: 3.6	1.0		6	3	2	2	0	1	0	0	0	0	0	5	9	18.00	4.000																										
Sparky Lyle, L (8,1) ERA: 5.11	1.0		5	1	0	0	1	0	1	0	0	0	0	6	10	0.00	1.000																										

Boston Red Sox @ Minnesota Twins
Metropolitan Stadium, Bloomington, MI
Fri Jun 12 1970, 8:05 PM EDT
Att: 18,489 - Unknown - 67 F


AB 34
R 5
H 10
RBI 5
BB 6
SO 3
LOB 24



Batter	1	2	3	4	5	6	7	8	9	AB	R	H	RBI	BB	SO	LOB	TOP								
Mike Andrews, R OBP: 0.327, SLG: 0.347	F8		4-3 1B		6-3	FC5			F6	5	0	1	0	0	0	2									
George Thomas, R OBP: 0.800, SLG: 1.250	G3 WP		4-3			1B			4-3 HBP	4	3	3	0	0	0	1									
Carl Yastrzemski, L OBP: 0.427, SLG: 0.524	G3		4-3			2B 1B			4-3	4	1	1	1	1	0	3									
Reggie Smith, S OBP: 0.386, SLG: 0.470			L8			1B			4-3	5	1	2	0	0	0	3									
Rico Petrocelli, R OBP: 0.263, SLG: 0.415	F7				F9	L9			6-3	4	0	0	0	0	0	4									
George Scott, R OBP: 0.332, SLG: 0.465					6-3	K			5-3	4	0	1	0	0	1	3									
Billy Conigliaro, R OBP: 0.316, SLG: 0.490	F3				6-3	1B			K	4	1	1	2	0	1	1									
Jerry Moses, R OBP: 0.333, SLG: 0.431	F5					F7			F8	4	0	1	0	0	0	1									
Ray Culp, R OBP: 0.139, SLG: 0.167						L9			5-3	4	0	1	1	0	0	1									
Vicente Romo, R OBP: 0.167, SLG: 0.364	5-3								5-3	0	0	0	0	0	0	0									
Sparky Lyle, L										0	0	0	0	0	0	0									
Inning Stats	R: 1 E: 0 K: 0 S: 5	H: 2 LOB: 1 BB: 0 P: 5	R: 0 E: 0 K: 0 S: 4	H: 1 LOB: 1 BB: 0 P: 4	R: 0 E: 0 K: 0 S: 4	H: 1 LOB: 1 BB: 0 P: 4	R: 0 E: 0 K: 0 S: 3	H: 0 LOB: 0 BB: 0 P: 3	R: 0 E: 0 K: 0 S: 3	H: 0 LOB: 0 BB: 0 P: 3	R: 4 E: 0 K: 1 S: 11	H: 6 LOB: 2 BB: 0 P: 11	R: 1 E: 1 K: 0 S: 4	H: 1 LOB: 1 BB: 1 P: 8	R: 0 E: 0 K: 1 S: 5	H: 0 LOB: 0 BB: 0 P: 5	R: 0 E: 0 K: 0 S: 3	H: 0 LOB: 1 BB: 0 P: 4	1B: 7 2B: 4 3B: 0 HR: 0	SF: 0 SAC: 0 DP: 0 HBP: 1	WP: 2 PB: 0 SB: 0 CS: 0	PA: 40			
PITCHER	IP	WLS	BF	H	R	ER	SO	BB	IBB	HBP	BLK	WP	HR	S	P	ERA	WHIP								
Jim Kaat, L ERA: 3.86	(1, 1)	5.0	L	22	7	4	4	0	0	0	0	2	0	22	22	7.20	1.400								
Bill Zepp, R ERA: 3.19	(6, 1)	2.0		11	4	2	1	1	1	0	0	0	0	12	16	4.50	2.500								
Stan Williams, R ERA: 2.09	(8, 1)	2.0		7	0	0	0	1	0	0	1	0	0	8	9	0.00	0.000								

Boston Red Sox @ Minnesota Twins
 Metropolitan Stadium, Bloomington, MI
 Sat Jun 13 1970, 4:33 AM EDT
 Att: 19,815 - Cloudy - 74 F


AB 38
 R 6
 H 11
 RBI 4
 BB 1
 SO 2
 LOB 19



Batter	1	2	3	4	5	6	7	8	9	AB	R	H	RBI	BB	SO	LOB	BOTTOM								
Cesar Tovar, R OBP: 0.365, SLG: 0.481	E1 WP	E		L7					SF8	4	2	2	1	0	0	0									
Rod Carew, L OBP: 0.410, SLG: 0.538	K	E2		F7					K	5	0	2	0	0	2	3									
Tony Oliva, L OBP: 0.363, SLG: 0.507	4-3				G3				FC4-6	5	0	1	1	0	0	4									
Harmon Killebrew, R OBP: 0.446, SLG: 0.619	1B	G6-4-3			L6				FC3-6 1B	3	0	1	0	1	0	2									
Rich Reese, L OBP: 0.301, SLG: 0.367					L7				FC3-6 G4-6-3	4	0	2	0	0	0	1									
Jim Holt, L OBP: 0.284, SLG: 0.275					4-3				G4-6-3	3	0	0	0	1	0	2									
Leo Cardenas, R OBP: 0.327, SLG: 0.415	FC6-4				F5				E6 BB SF8	4	1	0	0	0	1	4									
Paul Ratliff, L OBP: 0.356, SLG: 0.438					F9				BB 1B	3	0	1	0	1	0	1									
Jim Kaat, L OBP: 0.216, SLG: 0.176		FC4-6			6-3				BB	2	1	0	0	0	0	1									
Bill Zepp, R									FC4-6	0	0	0	0	0	0	0									
Charlie Manuel, L OBP: 0.235, SLG: 0.200										1	0	0	0	0	1	0									
Stan Williams, R										0	0	0	0	0	0	0									
Rick Renick, R OBP: 0.360, SLG: 0.622										0	0	0	0	1	0	0									
Inning Stats	R: 1 E: 1 K: 1 S: 7	H: 2 LOB: 3 BB: 2 P: 15	R: 2 E: 1 K: 0 S: 5	H: 3 LOB: 1 BB: 1 P: 9	R: 0 E: 0 K: 0 S: 4	H: 1 LOB: 1 BB: 0 P: 4	R: 0 E: 0 K: 0 S: 3	H: 0 LOB: 0 BB: 0 P: 3	R: 0 E: 0 K: 1 S: 5	H: 0 LOB: 0 BB: 0 P: 5	R: 0 E: 0 K: 1 S: 6	H: 1 LOB: 1 BB: 0 P: 6	R: 0 E: 0 K: 0 S: 3	H: 1 LOB: 0 BB: 0 P: 3	R: 1 E: 1 K: 1 S: 7	H: 1 LOB: 2 BB: 1 P: 11	1B: 7 2B: 1 3B: 1 HR: 0	SF: 1 SAC: 0 DP: 2 HBP: 0	WP: 1 PB: 0 SB: 0 CS: 0	PA: 39					
PITCHER	IP	WLS	BF	H	R	ER	SO	BB	IBB	HBP	BLK	WP	HR	S	P	ERA	WHIP								
Ray Culp, R ERA: 2.81	(1, 1)	8.0	W	35	9	4	2	3	3	0	0	0	0	38	50	2.25	1.500								
Vicente Romo, R ERA: 3.1	(9, 1)	0.1		2	0	0	0	0	1	0	0	0	0	1	5	0.00	3.000								
Sparky Lyle, L ERA: 4.97	(9, 1)	0.2	S	2	0	0	0	1	0	0	0	0	0	4	4	0.00	0.000								

Boston Red Sox @ Minnesota Twins
 Metropolitan Stadium, Bloomington, MI
 Sat Jun 13 1970, 4:33 AM EDT
 Att: 19,815 - Cloudy - 74 F

AB 34
 R 4
 H 9
 RBI 2
 BB 4
 SO 4
 LOB 18



Batter	1	2	3	4	5	6	7	8	9	AB	R	H	RBI	BB	SO	LOB	TOP			
Mike Andrews, R OBP: 0.320, SLG: 0.338 (1, 4)	6-3		5-3	K		E3		F9		5	0	0	0	0	1	6				
George Thomas, R OBP: 0.700, SLG: 1.000 (1, 5)	2B		K			F9		G3 WP		5	1	3	0	0	1	3				
Carl Yastrzemski, L OBP: 0.427, SLG: 0.523 (1, 7)	1B		F6			L8		F5		4	0	1	1	1	0	2				
Reggie Smith, S OBP: 0.377, SLG: 0.458 (1, 8)	L9			K		F9		L4		5	0	0	0	0	1	4				
Rico Petrocelli, R OBP: 0.266, SLG: 0.412 (1, 6)	BB		1B	K		K		F8		4	1	1	0	1	1	3				
George Scott, R OBP: 0.330, SLG: 0.460 (1, 3)	K		2B	1B		F9		K		4	0	1	0	0	2	3				
Billy Conigliaro, R OBP: 0.329, SLG: 0.545 (1, 9)		K		2B		F3		3B		4	0	2	1	0	1	0				
Tom Satriano, L OBP: 0.373, SLG: 0.388 (1, 2)	F8			IBB		G3		G3		2	0	0	0	2	0	1				
Sonny Siebert, R OBP: 0.138, SLG: 0.148 (5, 1)	4-3			K				K		2	0	0	0	0	1	3				
Ken Brett, L OBP: 0.200, SLG: 1.333 (5, 1)										0	0	0	0	0	0	0				
Mike Fields, L OBP: 0.362, SLG: 0.200 (6, PH)										0	0	0	0	0	1	0				
Jose Santiago, R OBP: 0.373, SLG: 0.300 (6, 1)										0	0	0	0	0	0	0				
Dick Schofield, S OBP: 0.152, SLG: 0.155 (8, PH)										1	0	0	0	0	1	1				
Lee Stange, R OBP: 0.155 (8, 1)										0	0	0	0	0	0	0				
Inning Stats	R: 1 E: 0 K: 1 S: 7	H: 2 LOB: 2 BB: 1 P: 11	R: 0 E: 0 K: 1 S: 5	H: 0 LOB: 0 BB: 0 P: 5	R: 0 E: 0 K: 1 S: 5	H: 0 LOB: 0 BB: 0 P: 5	R: 1 E: 0 K: 3 S: 12	H: 3 LOB: 1 BB: 1 P: 16	R: 0 E: 1 K: 1 S: 6	H: 1 LOB: 3 BB: 2 P: 6	R: 0 E: 0 K: 1 S: 5	H: 0 LOB: 1 BB: 1 P: 9	R: 0 E: 0 K: 1 S: 6	H: 1 LOB: 1 BB: 0 P: 6	R: 0 E: 0 K: 0 S: 4	H: 1 LOB: 1 BB: 0 P: 4	1B: 4 2B: 3 3B: 1 HR: 0	SF: 0 SAC: 0 DP: 0 HBP: 0	WP: 1 PB: 0 SB: 0 CS: 0	PA: 41
PITCHER	IP WLS BF H R ER SO BB IBB HBP BLK WP HR S P ERA WHIP																			
Bert Blyleven, R ERA: 2.37 (1, 1)	5.0 W 23 6 2 2 7 1 1 0 0 0 0 35 43 3.60 1.400																			
Stan Williams, R ERA: 1.9 (6, 1)	4.0 S 18 2 0 0 2 3 0 0 0 1 0 19 31 0.00 1.250																			

Boston Red Sox @ Minnesota Twins
Metropolitan Stadium, Bloomington, MI
Sun Jun 14 1970, 4:33 AM EDT
Att: 27,434 - Overcast - 73 F

AB 36
R 2
H 8
RBI 2
BB 5
SO 9
LOB 26



Batter	1	2	3	4	5	6	7	8	9	AB	R	H	RBI	BB	SO	LOB	BOTTOM			
Cesar Tovar, R OBP: 0.362, SLG: 0.475 (1, 8)	4-3 WP	F7		F4	FC1-2		6-3			5	1	1	0	0	0	5				
Rod Carew, L OBP: 0.408, SLG: 0.534 (1, 4)	L5		L7	1B	FC4-6			1B		5	2	2	1	0	0	4				
Tony Oliva, L OBP: 0.368, SLG: 0.507 (1, 9)	4-3		F7	1B		FC4-6		1B		4	1	2	1	1	0	1				
Harmon Killebrew, R OBP: 0.453, SLG: 0.627 (8, PR)	1B WP			6-3				1B		4	0	3	1	1	0	1				
Frank Quilici, R OBP: 0.287, SLG: 0.170 (9, 5)	BB			2B		FC4-6		1B		0	0	0	0	0	0	0				
Rich Reese, L OBP: 0.303, SLG: 0.368 (1, 3)	1B		4-3		BB	FC4-6		FC6-4		5	2	2	1	0	0	4				
Leo Cardenas, R OBP: 0.329, SLG: 0.415 (1, 6)	6-3			3B	FC1-2	K		F8		5	1	2	0	0	1	5				
Jim Holt, L OBP: 0.290, SLG: 0.341 (1, 7)		B1-3		1B	F7	F8		HR		5	2	2	3	0	0	4				
George Mitterwald, R OBP: 0.274, SLG: 0.345 (1, 2)				SH3-4	FC1-2	4-3		K		4	1	2	1	1	1	1				
Bert Blyleven, R OBP: 0.200, SLG: 0.200 (1, 1)				1B						1	0	0	0	0	1	1				
Rick Renick, L OBP: 0.373, SLG: 0.622 (5, PH)				SH3-4						0	0	0	1	1	0	0				
Stan Williams, R ERA: 4.76 (6, 1)				1B	FC1-2	K				1	0	0	0	0	1	0				
Inning Stats	R: 1 E: 0 K: 0 S: 5	H: 2 LOB: 2 BB: 1 P: 9	R: 0 E: 0 K: 1 S: 6	H: 1 LOB: 1 BB: 0 P: 6	R: 0 E: 0 K: 0 S: 4	H: 1 LOB: 1 BB: 0 P: 4	R: 4 E: 0 K: 0 S: 8	H: 5 LOB: 1 BB: 0 P: 8	R: 1 E: 0 K: 1 S: 5	H: 2 LOB: 3 BB: 2 P: 13	R: 0 E: 0 K: 1 S: 6	H: 1 LOB: 2 BB: 1 P: 10	R: 0 E: 0 K: 1 S: 5	H: 0 LOB: 0 BB: 0 P: 5	R: 4 E: 0 K: 1 S: 9	H: 4 LOB: 1 BB: 0 P: 9	1B: 13 2B: 1 3B: 1 HR: 1	SF: 0 SAC: 1 DP: 0 HBP: 0	WP: 1 PB: 0 SB: 1 CS: 0	PA: 44
PITCHER	IP WLS BF H R ER SO BB IBB HBP BLK WP HR S P ERA WHIP																			
Sonny Siebert, R ERA: 4.03 (1, 1)	4.0 L 24 11 6 0 0 0 2 0 0 0 0 0 3 11 0.00 2.000																			
Ken Brett, L ERA: 3.21 (5, 1)	1.0 5 0 0 0 0 2 0 0 0 0 0 0 3 11 0.00 2.000																			
Jose Santiago, R ERA: 6.75 (6, 1)	2.0 8 1 0 0 2 1 0 0 0 0 0 0 11 15 0.00 1.000																			
Lee Stange, R ERA: 4.76 (8, 1)	1.0 7 4 4 4 1 0 0 0 0 0 1 9 9 36.00 4.000																			

Boston Red Sox @ Minnesota Twins
Metropolitan Stadium, Bloomington, MI
Sun Jun 14 1970, 4:33 AM EDT
Att: 27,434 - Overcast - 73 F


AB 39
R 10
H 16
RBI 9
BB 4
SO 4
LOB 26




Batter	1	2	3	4	5	6	7	8	9	AB	R	H	RBI	BB	SO	LOB	TOP																
Del Unser, L OBP: 0.292, SLG: 0.337 (1, 9)										4	0	0	0	1	1	3	Washington Senators @ Minnesota Twins Metropolitan Stadium, Bloomington, MI Mon Jun 15 1970, 8:05 PM EDT Att: 12,807 - Overcast - 78 F																
Ed Stroud, L OBP: 0.391, SLG: 0.419 (1, 8)										4	1	2	0	1	1	1																	
Frank Howard, R OBP: 0.433, SLG: 0.579 (1, 7)										3	1	1	2	2	0	2																	
Mike Epstein, L OBP: 0.374, SLG: 0.439 (1, 3)										2	0	0	1	2	1	1																	
Bernie Allen, L OBP: 0.383, SLG: 0.424 (1, 4)										2	0	0	0	0	0	1																	
Rick Reichardt, R OBP: 0.336, SLG: 0.533 (5, PH)										1	0	0	0	0	0	3																	
Tim Cullen, R OBP: 0.268, SLG: 0.167 (5, 4)										1	0	0	0	0	0	0																	
Aurelio Rodriguez, R OBP: 0.333, SLG: 0.461 (1, 5)										4	0	1	0	0	1	1																	
Ed Brinkman, R OBP: 0.335, SLG: 0.293 (1, 6)										4	0	1	0	0	0	1																	
Jim French, L OBP: 0.384, SLG: 0.314 (1, 2)										2	1	0	0	1	0	1																	
Paul Casanova, R OBP: 0.297, SLG: 0.325 (8, PH)										1	0	0	0	0	1	1																	
Joe Coleman, R OBP: 0.300, SLG: 0.129 (1, 1)										2	0	0	0	1	2	1																	
Jim Hannan, R OBP: 0.333, SLG: 0.200 (8, 1)										0	0	0	0	0	0	0																	
Wayne Comer, R OBP: 0.246, SLG: 0.177 (9, PH)										1	0	0	0	0	1	0																	
Inning Stats	R: 2 E: 0 K: 1 S: 7	H: 2 LOB: 1 BB: 1 P: 11	R: 0 E: 0 K: 1 S: 5	H: 0 LOB: 0 BB: 0 P: 5	R: 0 E: 0 K: 2 S: 7	H: 0 LOB: 0 BB: 1 P: 11	R: 0 E: 0 K: 1 S: 5	H: 0 LOB: 0 BB: 0 P: 5	R: 1 E: 0 K: 1 S: 5	H: 0 LOB: 3 BB: 4 P: 21	R: 0 E: 0 K: 0 S: 4	H: 1 LOB: 2 BB: 1 P: 8	R: 0 E: 0 K: 0 S: 3	H: 1 LOB: 0 BB: 0 P: 3	R: 0 E: 0 K: 1 S: 6	H: 1 LOB: 1 BB: 0 P: 6	R: 0 E: 0 K: 1 S: 5	H: 0 LOB: 1 BB: 1 P: 9	1B: 4 2B: 0 3B: 0 HR: 1	SF: 0 SAC: 0 DP: 1 HBP: 0	WP: 1 PB: 0 SB: 1 CS: 0	PA: 39											
PITCHER	IP WLS BF H R ER SO BB IBB HBP BLK WP HR S P ERA WHIP																																
Dave Boswell, R ERA: 7.09 (1, 1)	4.0	17	2	3	3	5	3	0	0	0	0	0	1	24	36	6.75	1.250																
Tom Hall, L ERA: 2.45 (5, 1)	0.2	5	0	0	0	1	2	1	0	0	0	0	0	4	16	0.00	3.000																
Bill Zepp, R ERA: 2.97 (5, 1)	2.1	W	9	2	0	0	1	0	0	0	1	0	0	8	12	0.00	1.286																
Ron Perranoski, L ERA: 1.91 (8, 1)	2.0	S	8	1	0	0	2	1	0	0	0	0	0	11	15	0.00	1.000																

Batter	1	2	3	4	5	6	7	8	9	AB	R	H	RBI	BB	SO	LOB	BOTTOM																
Cesar Tovar, R OBP: 0.363, SLG: 0.480 (1, 8)										4	2	1	0	0	0	2	Washington Senators @ Minnesota Twins Metropolitan Stadium, Bloomington, MI Mon Jun 15 1970, 8:05 PM EDT Att: 12,807 - Overcast - 78 F																
Rod Carew, L OBP: 0.406, SLG: 0.533 (1, 4)										4	0	1	0	0	1	2																	
Tony Oliva, L OBP: 0.370, SLG: 0.507 (1, 9)										4	1	2	1	0	1	1																	
Harmon Killebrew, R OBP: 0.458, SLG: 0.642 (1, 5)										2	2	1	3	2	1	1																	
Ron Perranoski, L (8, 1)										0	0	0	0	0	0	0																	
Rich Reese, L OBP: 0.302, SLG: 0.371 (1, 3)										4	0	1	0	0	0	2																	
Leo Cardenas, R OBP: 0.332, SLG: 0.413 (1, 6)										3	0	1	0	1	1	0																	
Jim Holt, L OBP: 0.289, SLG: 0.337 (1, 7)										4	0	1	1	0	1	3																	
George Mitterwald, R OBP: 0.273, SLG: 0.342 (1, 2)										4	0	1	0	0	2	3																	
Dave Boswell, R OBP: 0.222, SLG: 0.278 (1, 1)										1	0	0	0	0	0	0																	
Tom Hall, L OBP: 0.167, SLG: 0.167 (5, 1)										0	0	0	0	0	0	0																	
Bill Zepp, R (5, 1)										1	0	0	0	0	1	0																	
Charlie Manuel, L OBP: 0.222, SLG: 0.188 (7, PH)										1	0	0	0	0	1	0																	
Frank Ovlicca, R OBP: 0.262, SLG: 0.167 (8, 5)										1	0	0	0	0	2	0																	
Inning Stats	R: 0 E: 0 K: 0 S: 4	H: 1 LOB: 2 BB: 1 P: 8	R: 0 E: 0 K: 3 S: 9	H: 0 LOB: 0 BB: 0 P: 9	R: 1 E: 0 K: 2 S: 9	H: 2 LOB: 1 BB: 0 P: 9	R: 0 E: 0 K: 1 S: 6	H: 1 LOB: 0 BB: 0 P: 6	R: 0 E: 0 K: 1 S: 5	H: 0 LOB: 0 BB: 0 P: 5	R: 1 E: 0 K: 0 S: 6	H: 1 LOB: 2 BB: 2 P: 14	R: 3 E: 0 K: 1 S: 7	H: 2 LOB: 0 BB: 0 P: 8	R: 0 E: 0 K: 0 S: 5	H: 2 LOB: 2 BB: 0 P: 5	1B: 5 2B: 2 3B: 1 HR: 1	SF: 0 SAC: 0 DP: 0 HBP: 1	WP: 0 PB: 0 SB: 1 CS: 0	PA: 37													
PITCHER	IP WLS BF H R ER SO BB IBB HBP BLK WP HR S P ERA WHIP																																
Joe Coleman, R ERA: 3.28 (1, 1)	7.1	L	35	9	5	5	9	3	0	1	0	0	0	49	62	0.00	1.636																
Jim Hannan, R ERA: 4.67 (8, 1)	0.2	2	0	0	0	0	0	0	0	0	0	2	2	0.00	0.000																		



Batter	1	2	3	4	5	6	7	8	9	AB	R	H	RBI	BB	SO	LOB	TOP					
Del Unser, L OBP: 0.282, SLG: 0.324 (1.9)	4-3		5-3		F7		6-3			4	0	0	0	0	0	1	Washington Senators @ Minnesota Twins Metropolitan Stadium, Bloomington, MI Tue Jun 16 1970, 8:05 PM EDT Att: 17,108 - Unknown - 82 F 					
Ed Stroud, L OBP: 0.383, SLG: 0.410 (1.8)	F8		K		4-3			L4		4	0	0	0	0	1							
Frank Howard, R OBP: 0.431, SLG: 0.571 (1.7)	K					5-3		F8		3	0	0	0	1	1	0						
Mike Epstein, L OBP: 0.376, SLG: 0.437 (1.3)		2B	L7			G3	1B	K		3	1	1	0	1	1	1						
Bernie Allen, L OBP: 0.379, SLG: 0.418 (1.4)	F8				G3			F9		4	0	1	0	0	0	1						
Aurelio Rodriguez, R OBP: 0.336, SLG: 0.479 (1.5)		1B			K					4	2	2	2	0	1	2						
Ed Brinkman, R OBP: 0.333, SLG: 0.292 (1.6)		2B			6-3			HR		4	0	1	1	0	0	2						
Jim French, L OBP: 0.367, SLG: 0.297 (1.2)		1B						5-3		4	0	1	1	0	0	2						
Joe Grzenda, R OBP: 0.300, SLG: 0.500 (5, PH) Dick Nen, L OBP: 0.143, SLG: 0.286 (5, 1) John Roseboro, L OBP: 0.342, SLG: 0.213 (7, PH) Dick Such, L OBP: 0.367, SLG: 0.297 (7, 1)										1	0	0	0	0	1	1						
Inning Stats	R: 0 E: 0 K: 1 S: 5	H: 0 LOB: 0 BB: 0 P: 5	R: 2 E: 0 K: 1 S: 7	H: 2 LOB: 1 BB: 1 P: 11	R: 0 E: 0 K: 1 S: 5	H: 0 LOB: 1 BB: 1 P: 9	R: 0 E: 0 K: 1 S: 5	H: 0 LOB: 0 BB: 0 P: 5	R: 0 E: 0 K: 0 S: 4	H: 1 LOB: 1 BB: 0 P: 4	R: 0 E: 0 K: 0 S: 5	H: 2 LOB: 2 BB: 0 P: 5	R: 0 E: 0 K: 0 S: 3	H: 0 LOB: 0 BB: 0 P: 3	R: 0 E: 0 K: 1 S: 5	H: 0 LOB: 0 BB: 0 P: 5		R: 1 E: 0 K: 0 S: 4	H: 1 LOB: 0 BB: 0 P: 4	1B: 4 2B: 1 3B: 0 HR: 1	SF: 0 SAC: 0 DP: 0 HBP: 0	WP: 0 PB: 0 SB: 0 CS: 0
PITCHER Jim Perry, R ERA: 2.83 (1.1)	IP: 9.0 WLS: W BF: 35 H: 6 R: 3 ER: 3 SO: 5 BB: 2 IBB: 0 HBP: 0 BLK: 0 WP: 0 HR: 1 S: 43 P: 51 ERA: 3.00 WHIP: 0.889											PITCHER	IP: 9.0 WLS: W BF: 35 H: 6 R: 3 ER: 3 SO: 5 BB: 2 IBB: 0 HBP: 0 BLK: 0 WP: 0 HR: 1 S: 43 P: 51 ERA: 3.00 WHIP: 0.889									

Batter	1	2	3	4	5	6	7	8	9	AB	R	H	RBI	BB	SO	LOB	BOTTOM			
Cesar Tovar, R OBP: 0.359, SLG: 0.482 (1.8)	4-3			P4		L4		K		5	0	1	2	0	1	3	Washington Senators @ Minnesota Twins Metropolitan Stadium, Bloomington, MI Tue Jun 16 1970, 8:05 PM EDT Att: 17,108 - Unknown - 82 F 			
Rod Carew, L OBP: 0.406, SLG: 0.527 (1.4)	4-3		K					G3		4	1	1	0	1	1	1				
Harmon Killebrew, R OBP: 0.453, SLG: 0.628 (1.3) Frank Quilici, R OBP: 0.282, SLG: 0.167 (9.5)	5-3									4	0	0	0	1	1	2				
Tony Oliva, L OBP: 0.368, SLG: 0.515 (1.9)		5-3	4-3							4	1	1	2	0	0	3				
Rick Renick, R OBP: 0.370, SLG: 0.596 (1.5) Rich Reese, L OBP: 0.306, SLG: 0.375 (7.3)	4-3									2	0	0	0	1	1	0				
Brant Avey, R OBP: 0.356, SLG: 0.496 (1.7) Jim Holt, L OBP: 0.286, SLG: 0.333 (7.7)										1	0	1	0	0	0	0				
Leo Cardenas, R OBP: 0.343, SLG: 0.429 (1.6)										3	0	0	0	0	0	1				
George Mitterwald, R OBP: 0.288, SLG: 0.369 (1.2)										4	3	4	0	0	0	0				
Jim Perry, S OBP: 0.351, SLG: 0.389 (1.1)										2	1	1	2	2	0	1				
Inning Stats	R: 0 E: 0 K: 0 S: 3	H: 0 LOB: 0 BB: 0 P: 3	R: 0 E: 0 K: 0 S: 3	H: 0 LOB: 0 BB: 0 P: 3	R: 2 E: 0 K: 1 S: 8	H: 3 LOB: 1 BB: 1 P: 12	R: 2 E: 0 K: 0 S: 5	H: 3 LOB: 1 BB: 1 P: 9	R: 0 E: 0 K: 0 S: 3	H: 1 LOB: 0 BB: 0 P: 3	R: 1 E: 0 K: 1 S: 7	H: 2 LOB: 2 BB: 1 P: 11	R: 2 E: 0 K: 1 S: 8	H: 3 LOB: 3 BB: 2 P: 16	R: 0 E: 0 K: 1 S: 5	H: 0 LOB: 0 BB: 0 P: 5		1B: 8 2B: 1 3B: 1 HR: 2	SF: 0 SAC: 0 DP: 2 HBP: 0	WP: 1 PB: 0 SB: 1 CS: 0
PITCHER Joe Grzenda, L ERA: 5.35 (1.1) Jim Shellenback, L ERA: 4.63 (5.1) Dick Such, R ERA: 5.68 (7.1)	IP: 4.0 WLS: L BF: 19 H: 6 R: 4 ER: 4 SO: 1 BB: 0 IBB: 1 HBP: 0 BLK: 0 WP: 0 HR: 1 S: 19 P: 27 ERA: 9.00 WHIP: 1.750											PITCHER	IP: 4.0 WLS: L BF: 19 H: 6 R: 4 ER: 4 SO: 1 BB: 0 IBB: 1 HBP: 0 BLK: 0 WP: 0 HR: 1 S: 19 P: 27 ERA: 9.00 WHIP: 1.750							

Batter	1	2	3	4	5	6	7	8	9	AB	R	H	RBI	BB	SO	LOB	TOP			
Ed Stroud, L OBP: 0.381, SLG: 0.412 (1, 8)										4	1	1	0	0	1	4				
Ed Brinkman, R OBP: 0.329, SLG: 0.289 (1, 6)										3	0	0	1	0	1	1				
Frank Howard, R Wayne Comer, R OBP: 0.336, SLG: 0.565 OBP: 0.246, SLG: 0.177 (1, 7) (8, 7)										2	1	0	0	2	1	0				
Rick Reichardt, R Del Unser, L OBP: 0.336, SLG: 0.526 OBP: 0.290, SLG: 0.321 (1, 9) (6, 9)										3	0	1	1	0	1	1				
Aurelio Rodriguez, R OBP: 0.331, SLG: 0.471 (1, 5)										4	0	0	1	0	1	3				
Mike Epstein, L OBP: 0.374, SLG: 0.433 (1, 3)										4	0	1	0	0	1	3				
Paul Casanova, R OBP: 0.267, SLG: 0.321 (1, 2)										4	1	1	0	0	0	1				
Tim Cullen, R OBP: 0.283, SLG: 0.192 (1, 4)										4	0	2	0	0	0	1				
George Brunet, R Darold Knowles, L OBP: 0.182, SLG: 0.318 OBP: 0.111, SLG: 0.111 (1, 1) (9, 1)										3	0	0	0	0	2	3				
										0	0	0	0	0	0	0				
Inning Stats	R: 1 E: 1 K: 0 S: 5	H: 1 LOB: 2 BB: 1 P: 9	R: 0 E: 0 K: 2 S: 8	H: 1 LOB: 1 BB: 0 P: 8	R: 0 E: 0 K: 2 S: 7	H: 0 LOB: 0 BB: 0 P: 7	R: 0 E: 0 K: 2 S: 7	H: 0 LOB: 0 BB: 0 P: 7	R: 0 E: 0 K: 1 S: 5	H: 0 LOB: 0 BB: 0 P: 5	R: 1 E: 1 K: 0 S: 4	H: 2 LOB: 1 BB: 0 P: 8	R: 1 E: 0 K: 0 S: 5	H: 0 LOB: 0 BB: 0 P: 5	R: 0 E: 1 K: 0 S: 3	H: 1 LOB: 0 BB: 0 P: 3	1B: 5 2B: 2 3B: 0 HR: 0	SF: 1 SAC: 0 DP: 2 HBP: 0	WP: 0 PB: 0 SB: 2 CS: 0	PA: 35
PITCHER	IP WLS BF H R ER SO BB IBB HBP BLK WP HR S P ERA WHIP																			
Jim Kaat, L ERA: 3.73 Bill Zepp, R ERA: 2.89 (1, 1) (9, 1)	8.0 L 32 5 3 2 8 1 1 0 0 0 0 0 3 3 2.25 0.750																			

Washington Senators @ Minnesota Twins
Metropolitan Stadium, Bloomington, MI
Wed Jun 17 1970, 8:05 PM EDT
Att: 17,476 - Unknown - 83 F

livebaseballscores.com

AB 32
R 3
H 6
RBI 3
BB 2
SO 8
LOB 17



Batter	1	2	3	4	5	6	7	8	9	AB	R	H	RBI	BB	SO	LOB	BOTTOM			
Cesar Tovar, R OBP: 0.358, SLG: 0.483 (1, 8)										4	0	1	0	0	0	0				
Rod Carew, L OBP: 0.402, SLG: 0.520 (1, 4)										4	0	1	0	0	1	0				
Harmon Killebrew, R OBP: 0.454, SLG: 0.622 (1, 3)										2	0	0	0	2	1	3				
Tony Oliva, L OBP: 0.363, SLG: 0.506 (1, 9)										4	0	0	0	0	3	4				
Rick Renick, R OBP: 0.362, SLG: 0.569 (1, 5)										4	1	1	0	0	0	0				
Brant Aleva, R Jim Holt, L OBP: 0.355, SLG: 0.488 OBP: 0.283, SLG: 0.330 (1, 7) (7, FR) (8, 7)										2	0	0	0	1	2	1				
Leo Cardenas, R OBP: 0.346, SLG: 0.435 (1, 6)										4	0	2	0	0	0	1				
George Mitterwald, R OBP: 0.279, SLG: 0.357 (1, 2)										4	0	0	1	0	2	3				
Jim Kaat, L Bob Allison, R Bill Zepp, R OBP: 0.205, SLG: 0.167 OBP: 0.318, SLG: 0.211 ERA: 1.53 (1, 1) (8, PH) (9, 1)										2	0	0	0	0	2	1				
										1	0	0	0	0	0	0				
										0	0	0	0	0	0	0				
Inning Stats	R: 0 E: 0 K: 1 S: 5	H: 0 LOB: 1 BB: 1 P: 9	R: 1 E: 0 K: 2 S: 9	H: 2 LOB: 1 BB: 0 P: 9	R: 0 E: 1 K: 0 S: 3	H: 0 LOB: 0 BB: 0 P: 3	R: 0 E: 0 K: 1 S: 5	H: 0 LOB: 0 BB: 0 P: 5	R: 0 E: 0 K: 2 S: 7	H: 0 LOB: 1 BB: 1 P: 11	R: 0 E: 0 K: 0 S: 3	H: 0 LOB: 1 BB: 1 P: 7	R: 0 E: 0 K: 0 S: 9	H: 2 LOB: 2 BB: 0 P: 9	R: 0 E: 0 K: 2 S: 8	H: 1 LOB: 1 BB: 0 P: 8	1B: 3 2B: 2 3B: 0 HR: 0	SF: 0 SAC: 0 DP: 1 HBP: 0	WP: 0 PB: 0 SB: 0 CS: 0	PA: 35
PITCHER	IP WLS BF H R ER SO BB IBB HBP BLK WP HR S P ERA WHIP																			
George Brunet, L Darold Knowles, L ERA: 5.17 ERA: 1.53 (1, 1) (9, 1)	8.0 W 31 4 1 1 10 3 0 0 0 0 0 0 8 8 0.00 1.000																			

Washington Senators @ Minnesota Twins
Metropolitan Stadium, Bloomington, MI
Wed Jun 17 1970, 8:05 PM EDT
Att: 17,476 - Unknown - 83 F

livebaseballscores.com

AB 32
R 1
H 5
RBI 1
BB 3
SO 12
LOB 13



Batter	1	2	3	4	5	6	7	8	9	AB	R	H	RBI	BB	SO	LOB	TOP			
Cesar Tovar, R OBP: 0.352, SLG: 0.474 (1, 8)										4	1	0	0	0	0	1	Minnesota Twins @ Kansas City Royals Municipal Stadium, Kansas City, MO Fri Jun 19 1970, 8:05 PM EDT Att: 8,571 - Unknown - 77 F			
Rod Carew, L OBP: 0.410, SLG: 0.525 (1, 4)										4	0	3	1	0	0	0				
Tony Oliva, L OBP: 0.357, SLG: 0.498 (1, 9)										4	0	0	0	0	0	3				
Harmon Killebrew, R OBP: 0.447, SLG: 0.609 (1, 5)										4	0	0	0	0	1	1				
Rich Reese, L OBP: 0.299, SLG: 0.366 (1, 3)										4	0	0	0	0	0	1				
Leo Cardenas, R OBP: 0.348, SLG: 0.434 (1, 6)										3	0	1	0	1	0	0				
Jim Holt, L OBP: 0.291, SLG: 0.337 (1, 7)										4	0	2	0	0	0	0				
George Mitterwald, R OBP: 0.273, SLG: 0.349 (1, 2)										3	0	0	0	0	3	4				
Paul Raitiff, L OBP: 0.352, SLG: 0.432 (9, PH)										1	0	0	0	0	1	0				
Bert Blyleven, R OBP: 0.286, SLG: 0.286 (1, 1)										2	0	1	0	0	0	0				
Tom Hall, L OBP: 0.167, SLG: 0.167 (5, 1)										0	0	0	0	0	0	0				
Charlie Manuel, L OBP: 0.211, SLG: 0.176 (7, PH)										1	0	0	0	0	0	2				
Steve Barber, R OBP: 0.211, SLG: 0.176 (7, 1)										0	0	0	0	0	0	0				
Inning Stats	R: 0 E: 0 K: 0 S: 3	H: 1 LOB: 0 BB: 0 P: 3	R: 0 E: 0 K: 1 S: 6	H: 1 LOB: 2 BB: 1 P: 10	R: 0 E: 0 K: 1 S: 4	H: 1 LOB: 0 BB: 0 P: 4	R: 0 E: 0 K: 1 S: 5	H: 0 LOB: 0 BB: 0 P: 5	R: 0 E: 0 K: 1 S: 6	H: 1 LOB: 1 BB: 0 P: 6	R: 0 E: 0 K: 1 S: 7	H: 2 LOB: 2 BB: 0 P: 7	R: 1 E: 1 K: 0 S: 5	H: 1 LOB: 1 BB: 0 P: 5	R: 0 E: 0 K: 1 S: 5	H: 0 LOB: 0 BB: 0 P: 5	1B: 7 2B: 0 3B: 0 HR: 0	SF: 0 SAC: 0 DP: 1 HBP: 0	WP: 0 PB: 0 SB: 0 CS: 0	PA: 35
PITCHER Dick Drago, R ERA: 3.87 (1, 1)	IP: 9.0 WLS: W BF: 35 H: 7 R: 1 ER: 0 SO: 5 BB: 1 IBB: 0 HBP: 0 BLK: 0 WP: 0 HR: 0 S: 44 P: 48 ERA: 0.00 WHIP: 0.889																			

AB	34
R	1
H	7
RBI	1
BB	1
SO	5
LOB	12



Batter	1	2	3	4	5	6	7	8	9	AB	R	H	RBI	BB	SO	LOB	BOTTOM			
Paul Schaaf, R OBP: 0.338, SLG: 0.325 (1, 5)										4	0	0	0	0	1	4	Minnesota Twins @ Kansas City Royals Municipal Stadium, Kansas City, MO Fri Jun 19 1970, 8:05 PM EDT Att: 8,571 - Unknown - 77 F			
Cookie Rojas, R OBP: 0.188, SLG: 0.133 (1, 4)										4	0	1	1	0	1	1				
Amos Otis, R OBP: 0.366, SLG: 0.457 (1, 8)										4	1	3	0	0	0	1				
Bob Oliver, R OBP: 0.341, SLG: 0.534 (1, 3)										4	2	2	1	0	0	2				
Joe Keough, L OBP: 0.401, SLG: 0.437 (1, 9)										4	1	2	0	0	0	1				
Lou Piniella, R OBP: 0.343, SLG: 0.481 (1, 7)										4	0	1	2	0	1	2				
Ed Kirkpatrick, L OBP: 0.292, SLG: 0.438 (1, 2)										2	0	0	0	2	1	1				
Bobby Floyd, R OBP: 0.292, SLG: 0.438 (1, 2)										2	1	0	1	2	0	3				
Dick Drago, R OBP: 0.129, SLG: 0.069 (1, 1)										4	0	0	0	0	2	4				
Inning Stats	R: 0 E: 0 K: 0 S: 4	H: 1 LOB: 0 BB: 0 P: 4	R: 0 E: 0 K: 1 S: 5	H: 0 LOB: 0 BB: 0 P: 5	R: 1 E: 0 K: 1 S: 6	H: 1 LOB: 1 BB: 1 P: 10	R: 2 E: 0 K: 1 S: 8	H: 3 LOB: 2 BB: 1 P: 10	R: 2 E: 0 K: 1 S: 7	H: 3 LOB: 1 BB: 0 P: 8	R: 0 E: 0 K: 2 S: 4	H: 0 LOB: 1 BB: 1 P: 11	R: 0 E: 0 K: 0 S: 4	H: 1 LOB: 1 BB: 0 P: 4	R: 0 E: 0 K: 1 S: 4	H: 0 LOB: 0 BB: 1 P: 8		1B: 6 2B: 3 3B: 0 HR: 0	SF: 0 SAC: 0 DP: 0 HBP: 0	WP: 1 PB: 0 SB: 0 CS: 1
PITCHER Bert Blyleven, R ERA: 3.86 (1, 1)	IP: 4.1 WLS: L BF: 22 H: 7 R: 5 ER: 5 SO: 2 BB: 1 IBB: 0 HBP: 0 BLK: 0 WP: 0 HR: 0 S: 24 P: 32 ERA: 10.38 WHIP: 1.846																			
PITCHER Tom Hall, L ERA: 2.3 (5, 1)	IP: 1.2 WLS: L BF: 7 H: 1 R: 0 ER: 0 SO: 3 BB: 1 IBB: 0 HBP: 0 BLK: 0 WP: 0 HR: 0 S: 12 P: 16 ERA: 0.00 WHIP: 1.200																			
PITCHER Steve Barber, R ERA: 2.87 (7, 1)	IP: 2.0 WLS: L BF: 7 H: 1 R: 0 ER: 0 SO: 1 BB: 1 IBB: 0 HBP: 0 BLK: 0 WP: 1 HR: 0 S: 8 P: 12 ERA: 0.00 WHIP: 1.000																			

AB	32
R	5
H	9
RBI	5
BB	4
SO	6
LOB	19



Batter	1	2	3	4	5	6	7	8	9	AB	R	H	RBI	BB	SO	LOB	TOP								
Cesar Tovar, R OBP: 0.348, SLG: 0.468 Dick Woodson, R (5, 1)	F7		6-3		F4			HR		3	0	0	0	0	0	1	Minnesota Twins @ Kansas City Royals Municipal Stadium, Kansas City, MO Sat Jun 20 1970, 8:05 PM EDT Att: 10,016 - Unknown - 74 F								
Brant Alyea, R OBP: 0.360, SLG: 0.488 Jim Kaat, L OBP: 0.205, SLG: 0.167 Stan Williams, R (8, 1)								BB		0	0	0	0	0	0	0									
Rod Carew, L OBP: 0.411, SLG: 0.541	BB							HR		4	1	2	3	0	2	0									
Harmon Killebrew, R OBP: 0.447, SLG: 0.663	E							4-3		2	0	0	0	2	0	1									
Tony Oliva, L OBP: 0.351, SLG: 0.490	BB							1-H 2-H		4	0	0	0	0	0	4									
Leo Cardenas, R OBP: 0.343, SLG: 0.426	G6-4-3							L7		4	0	0	0	0	2	4									
Rick Renick, R OBP: 0.339, SLG: 0.527										4	0	0	0	0	2	0									
Rich Reese, L OBP: 0.304, SLG: 0.375										4	0	2	0	0	1	1									
George Mitterwald, R OBP: 0.268, SLG: 0.341 Charlie Manuel OBP: 0.200, SLG: 0.167	E6									3	0	0	0	0	0	2									
Dave Boswell, R OBP: 0.211, SLG: 0.263 Bob Allison, R OBP: 0.320, SLG: 0.273	F2									1	0	0	0	0	0	1									
Inning Stats	R: 0 E: 1 K: 0 S: 4	H: 1 LOB: 2 BB: 1 P: 8	R: 0 E: 1 K: 2 S: 8	H: 0 LOB: 1 BB: 0 P: 8	R: 0 E: 0 K: 1 S: 5	H: 0 LOB: 0 BB: 0 P: 5	R: 0 E: 0 K: 0 S: 3	H: 0 LOB: 0 BB: 0 P: 3	R: 0 E: 0 K: 0 S: 4	H: 1 LOB: 1 BB: 0 P: 4	R: 0 E: 0 K: 1 S: 4	H: 0 LOB: 0 BB: 1 P: 8	R: 0 E: 1 K: 1 S: 6	H: 0 LOB: 1 BB: 0 P: 6	R: 3 E: 0 K: 1 S: 7	H: 2 LOB: 1 BB: 1 P: 11	R: 0 E: 0 K: 3 S: 10	H: 1 LOB: 1 BB: 0 P: 10	1B: 2 2B: 2 3B: 0 HR: 1	SF: 0 SAC: 0 DP: 2 HBP: 0	WP: 0 PB: 0 SB: 0 CS: 0	PA: 36			
PITCHER	IP	WLS	BF	H	R	ER	SO	BB	IBB	HBP	BLK	WP	HR	S	P	ERA	WHIP								
Jim Rooker, L ERA: 3.57 Bob Johnson, R ERA: 3.18	(1, 1) (8, 1)	7.0 W	29 29	4 4	3 3	3 3	5 5	3 3	0 0	0 0	0 0	0 0	1 1	36 36	48 48	3.86 3.86	1.000 1.000								

AB	33
R	3
H	5
RBI	3
BB	3
SO	9
LOB	17

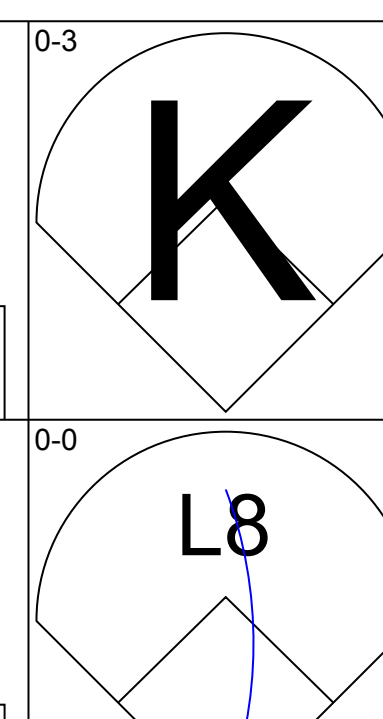
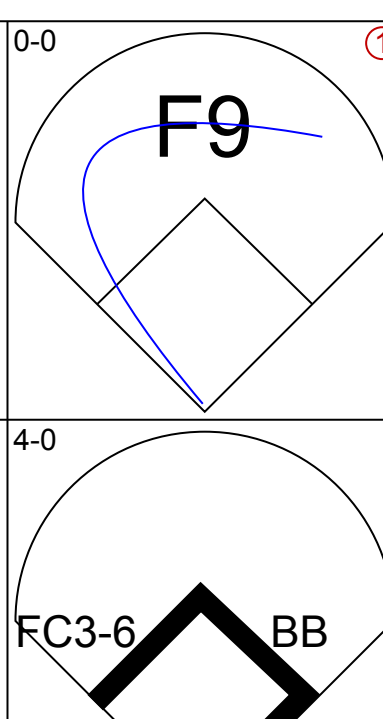
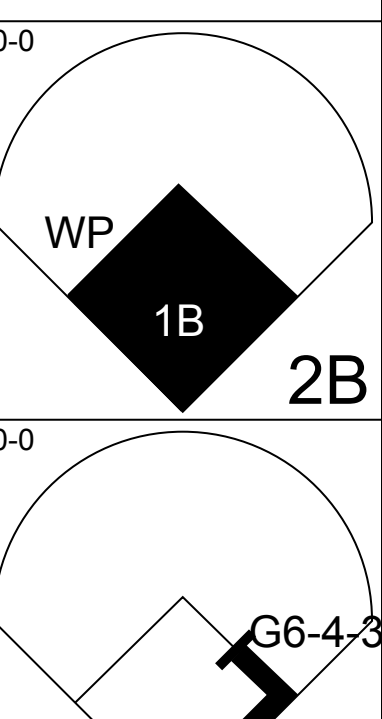
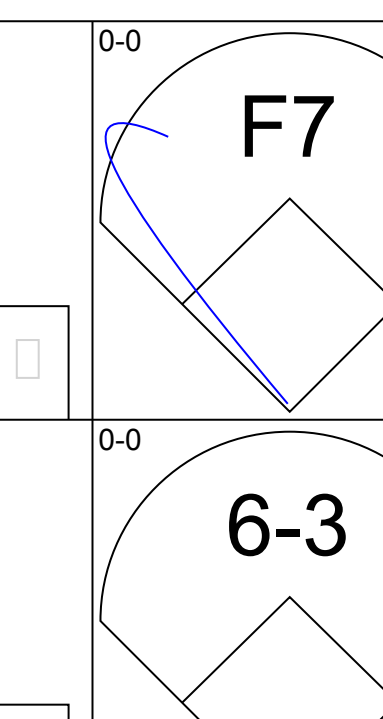
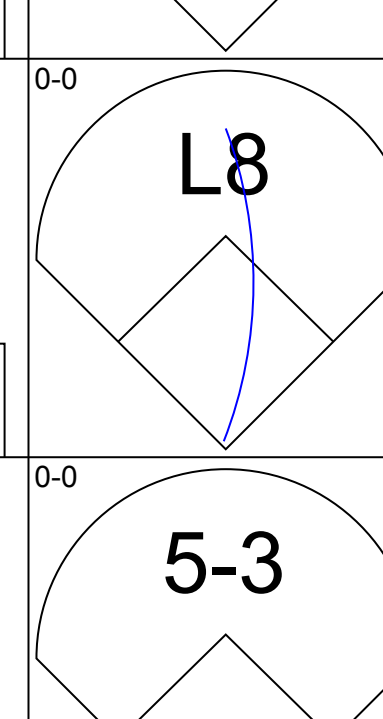
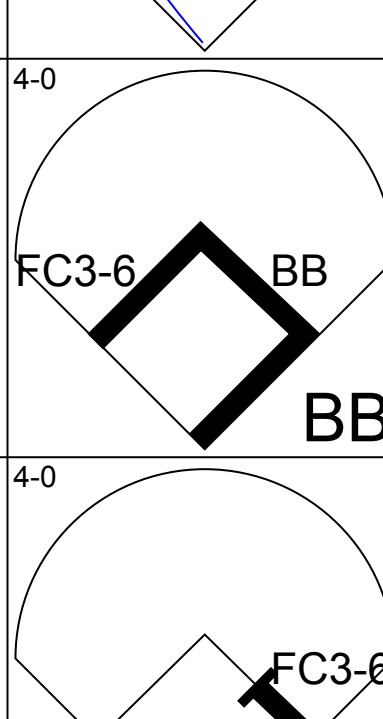
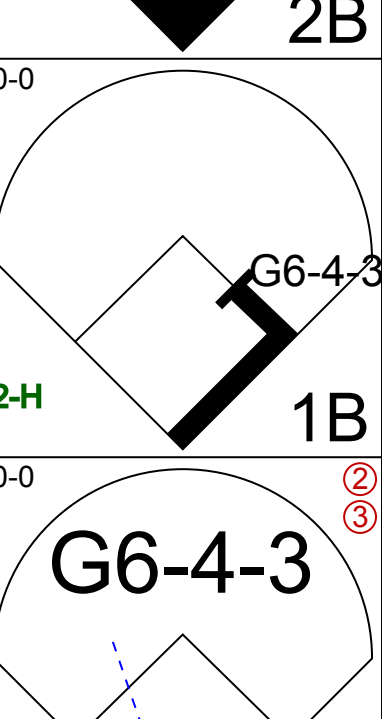
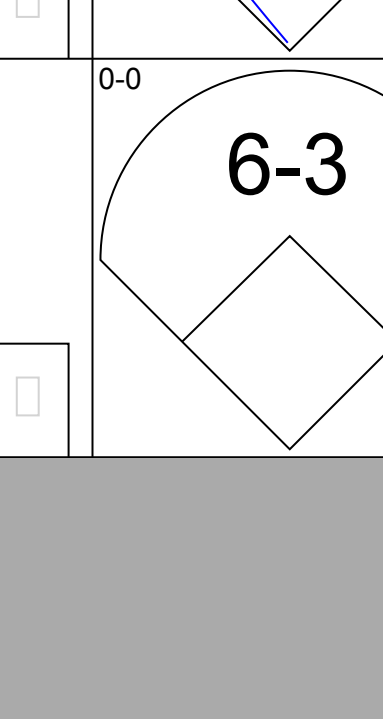
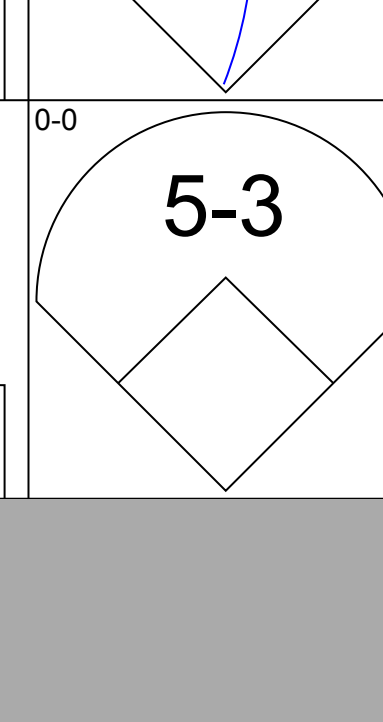
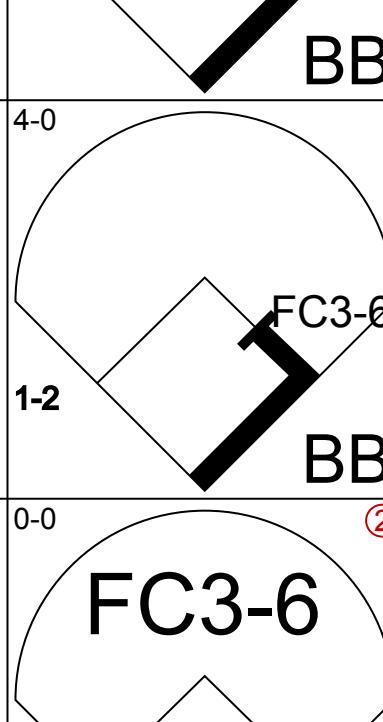
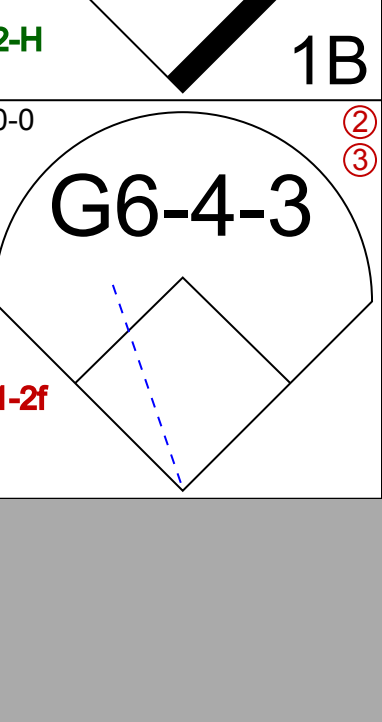
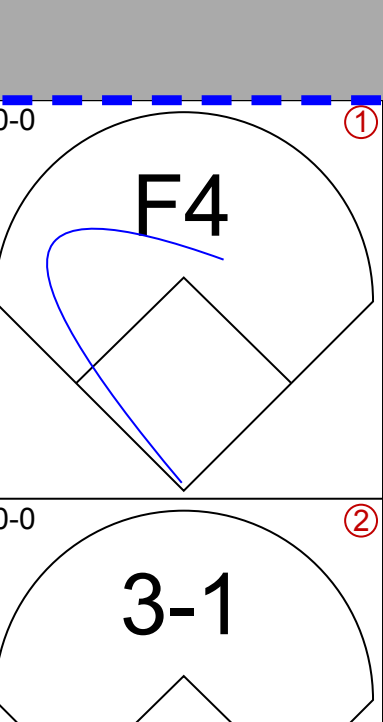
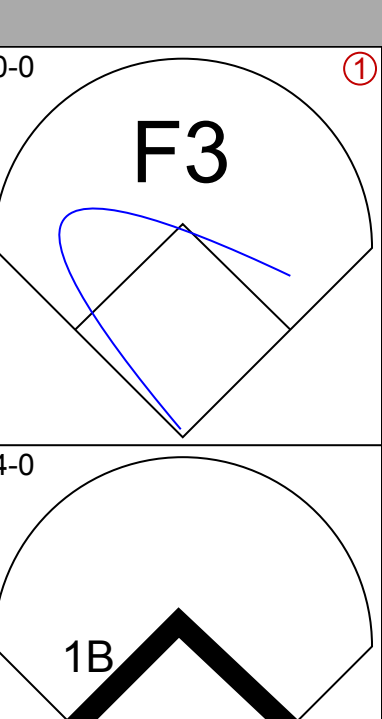
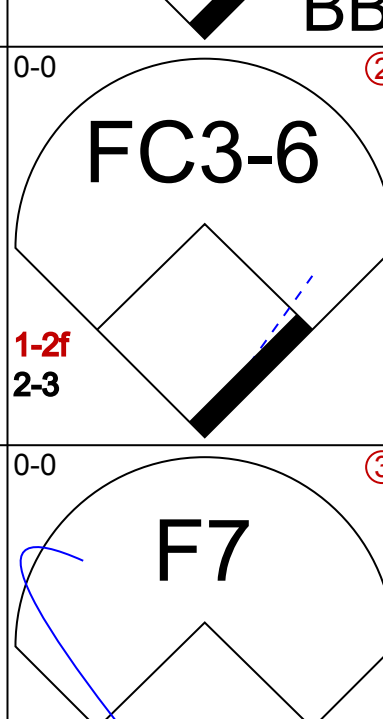
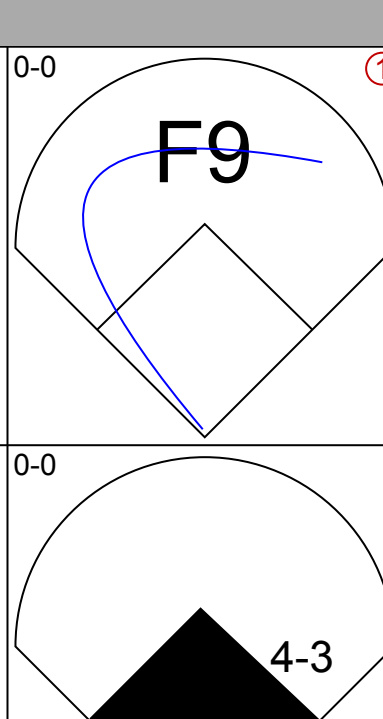
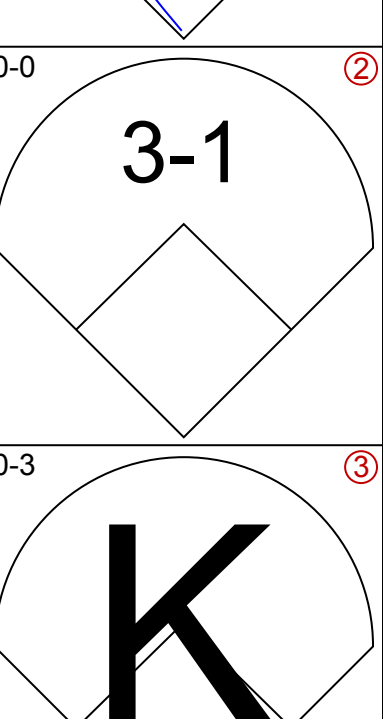
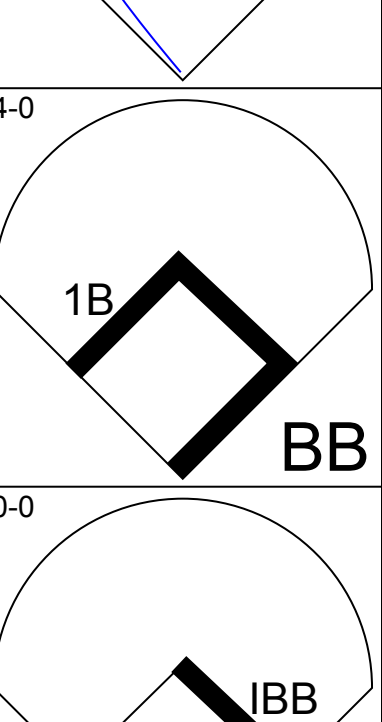
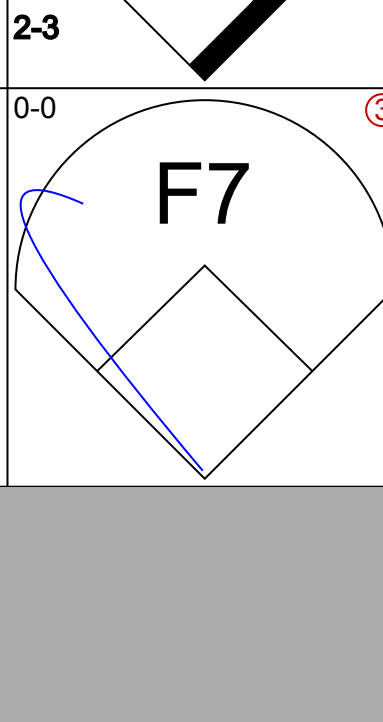
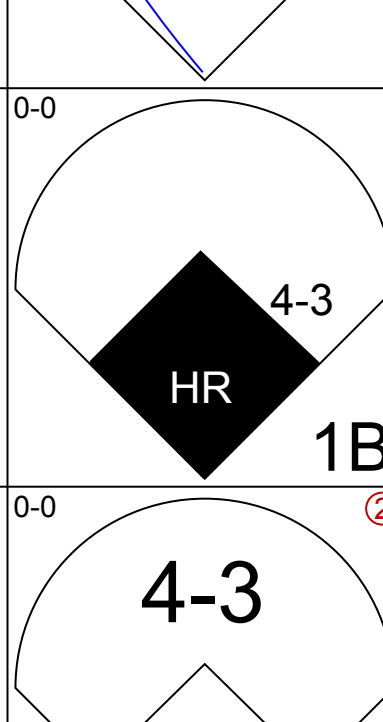
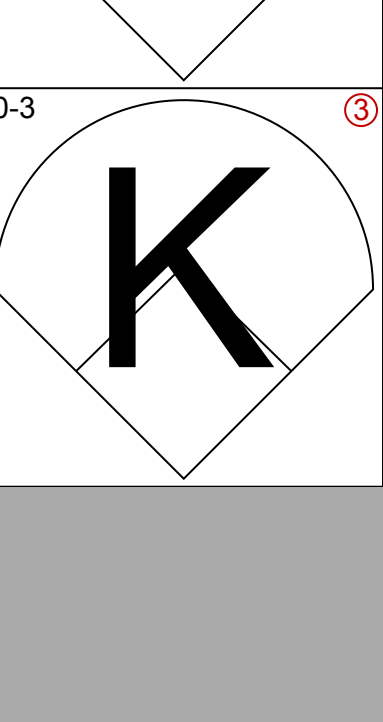
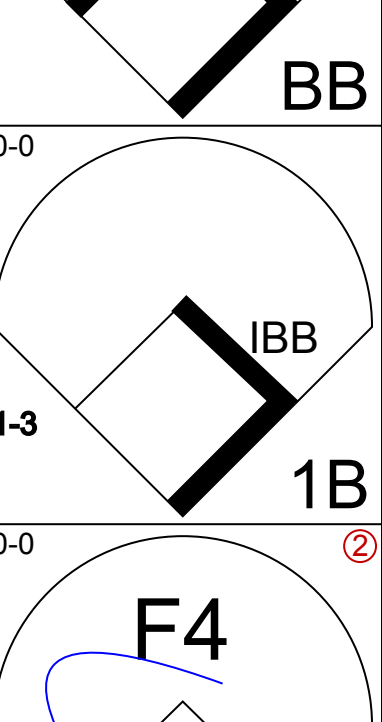
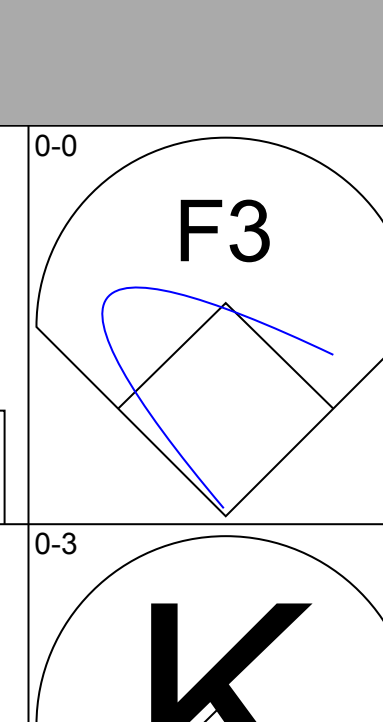
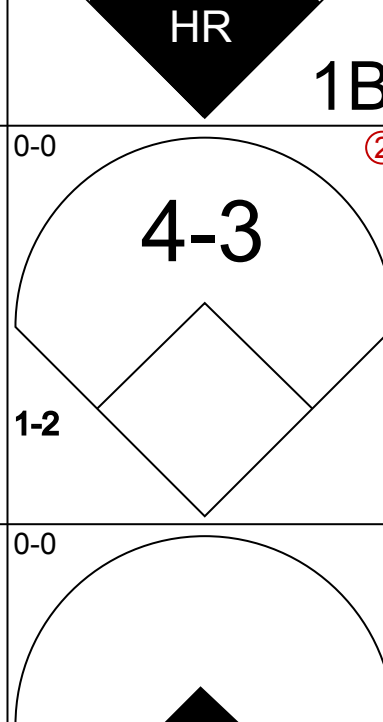
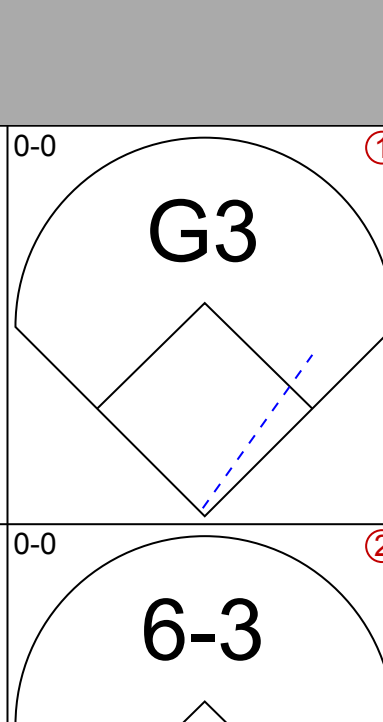
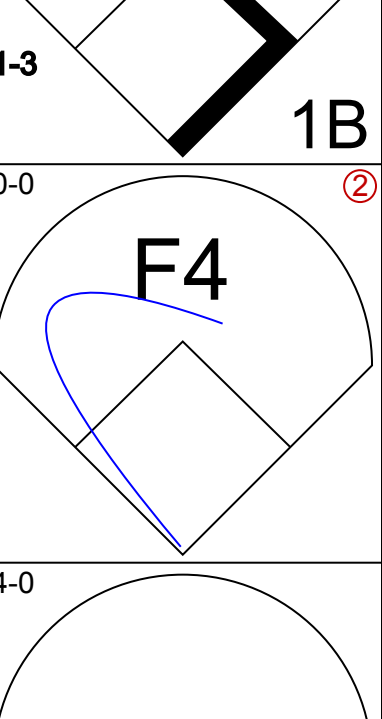
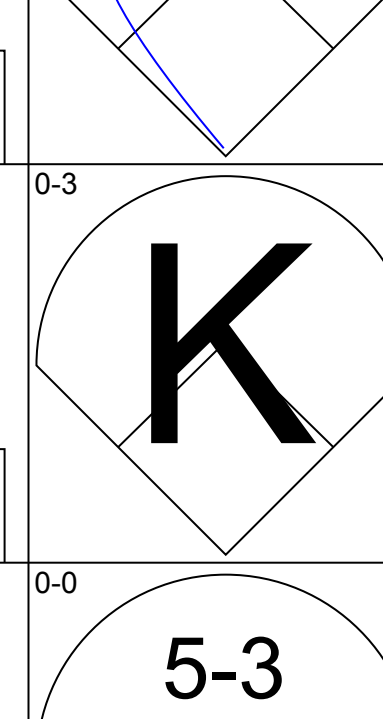
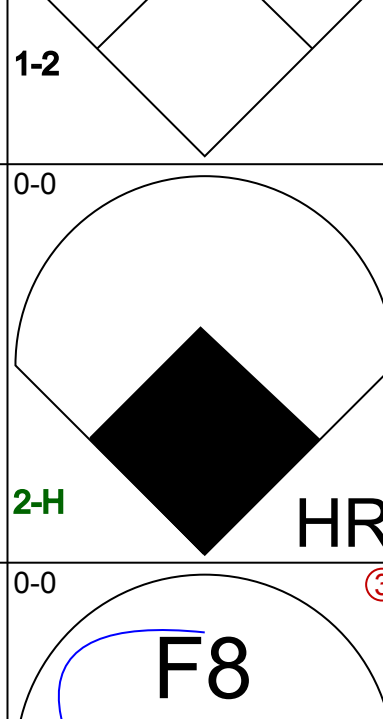
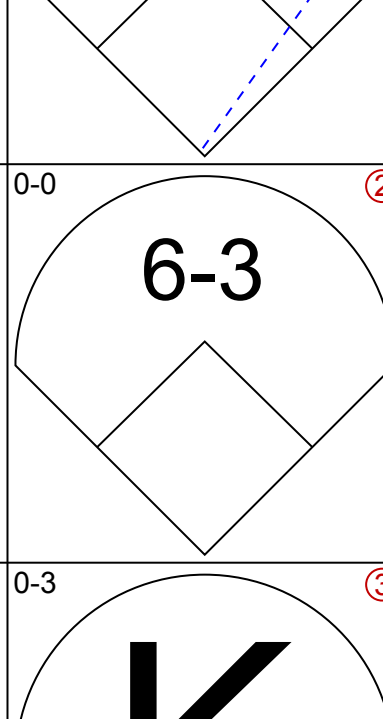
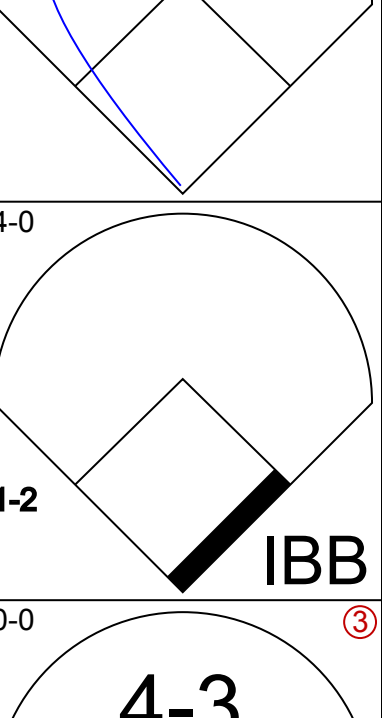
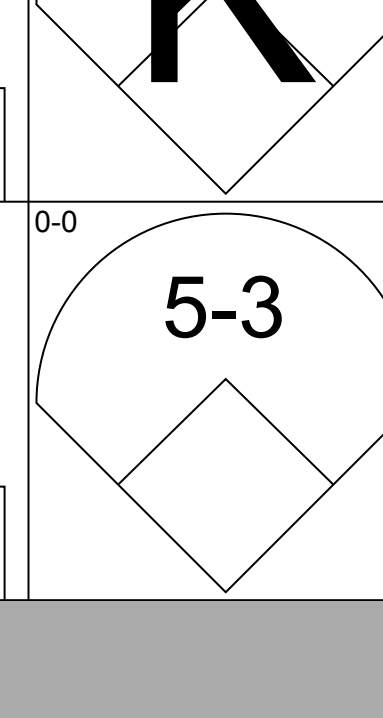
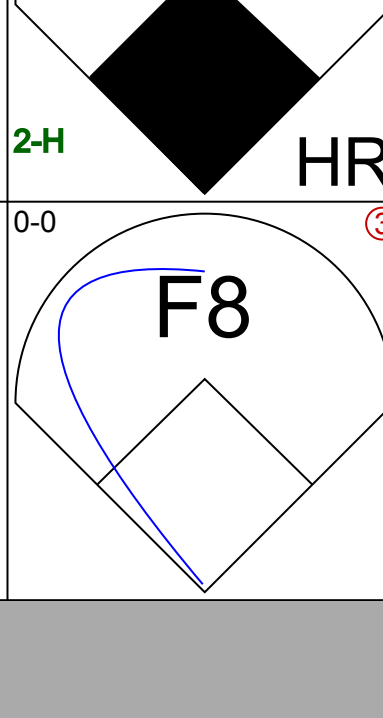
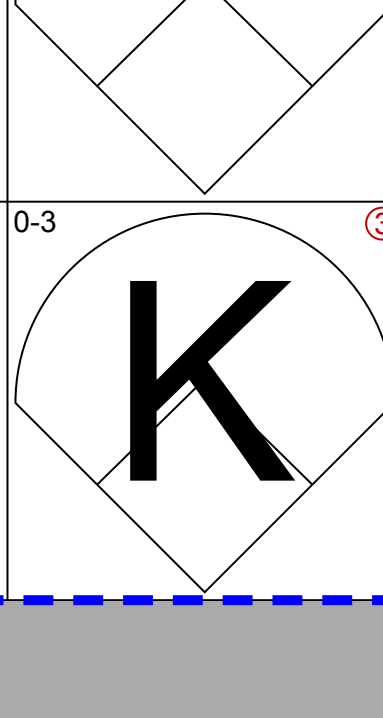
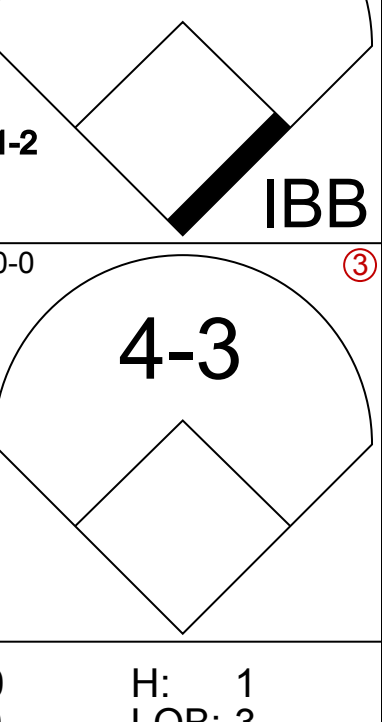
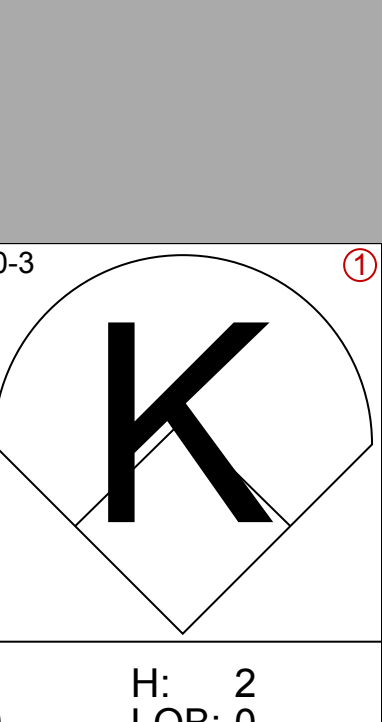


Batter	1	2	3	4	5	6	7	8	9	AB	R	H	RBI	BB	SO	LOB	BOTTOM								
Paul Schaaf, R OBP: 0.329, SLG: 0.315	F8				F6					4	0	0	0	0	0	0	Minnesota Twins @ Kansas City Royals Municipal Stadium, Kansas City, MO Sat Jun 20 1970, 8:05 PM EDT Att: 10,016 - Unknown - 74 F								
Cookie Rojas, R OBP: 0.191, SLG: 0.156										4	1	1	0	0	0	0									
Amos Otis, R OBP: 0.368, SLG: 0.458	BB									4	1	2	1	0	0	0									
Bob Oliver, R OBP: 0.340, SLG: 0.527	2B									3	1	0	0	0	0	2									
Joe Keough, L OBP: 0.406, SLG: 0.451	BB									2	1	1	0	1	0	1									
Lou Piniella, R OBP: 0.341, SLG: 0.478 Pat Kelly, L OBP: 0.373, SLG: 0.364	K									1	0	0	0	0	1	3									
Ed Kirkpatrick, L OBP: 0.298, SLG: 0.468										3	1	2	4	0	1	0									
Bobby Floyd, R (1, 6)										3	0	0	0	0	2	1									
Jim Rooker, R OBP: 0.212, SLG: 0.281 Bob Johnson, L (8, 1)										3	0	0	0	0	2	0									
Inning Stats	R: 4 E: 1 K: 2 S: 11	H: 3 LOB: 1 BB: 1 P: 15	R: 0 E: 0 K: 0 S: 3	H: 0 LOB: 0 BB: 0 P: 3	R: 0 E: 0 K: 0 S: 4	H: 1 LOB: 1 BB: 0 P: 4	R: 1 E: 0 K: 2 S: 8	H: 1 LOB: 0 BB: 0 P: 8	R: 0 E: 0 K: 0 S: 4	H: 0 LOB: 0 BB: 0 P: 4	R: 0 E: 0 K: 2 S: 7	H: 0 LOB: 0 BB: 0 P: 7	R: 0 E: 1 K: 1 S: 5	H: 0 LOB: 1 BB: 0 P: 5	R: 0 E: 0 K: 0 S: 3	H: 0 LOB: 1 BB: 0 P: 4		1B: 2 2B: 2 3B: 1 HR: 1	SF: 0 SAC: 1 DP: 0 HBP: 1	WP: 0 PB: 0 SB: 0 CS: 0	PA: 33				
PITCHER	IP	WLS	BF	H	R	ER	SO	BB	IBB	HBP	BLK	WP	HR	S	P	ERA	WHIP								
Dave Boswell, R ERA: 6.89 Dick Woodson, R ERA: 2.35 Stan Williams, R ERA: 1.85	(1, 1) (5, 1) (8, 1)	4.0 L	19 19	5 5	5 5	2 2	4 4	1 1	0 0	0 0	0 0	0 0	0 0	16 16	16 16	0.00 0.00	0.333 0.000								



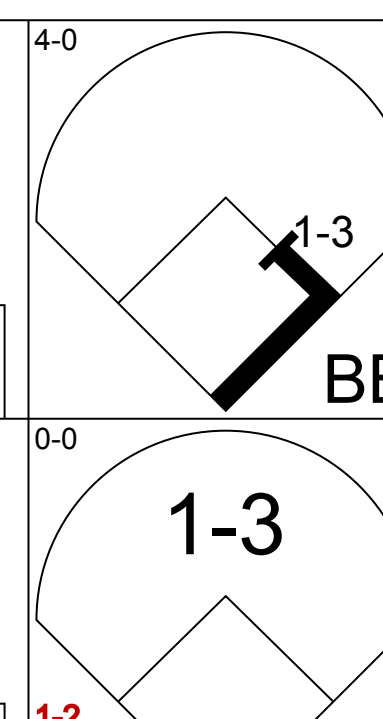
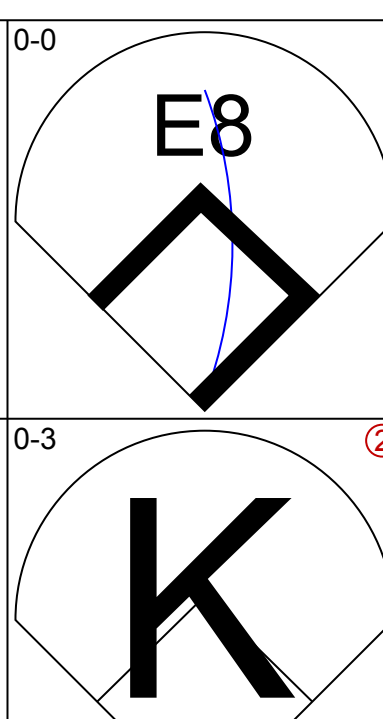
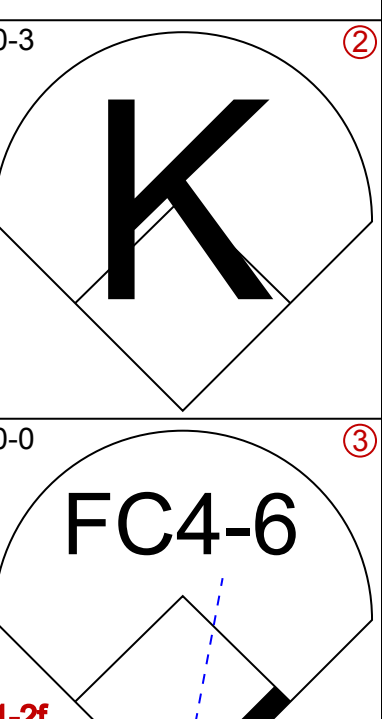
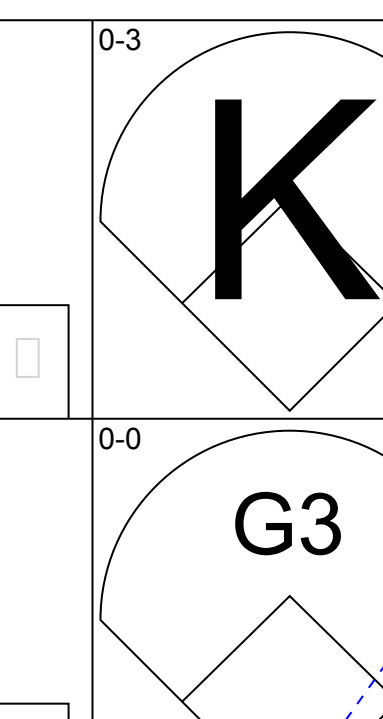
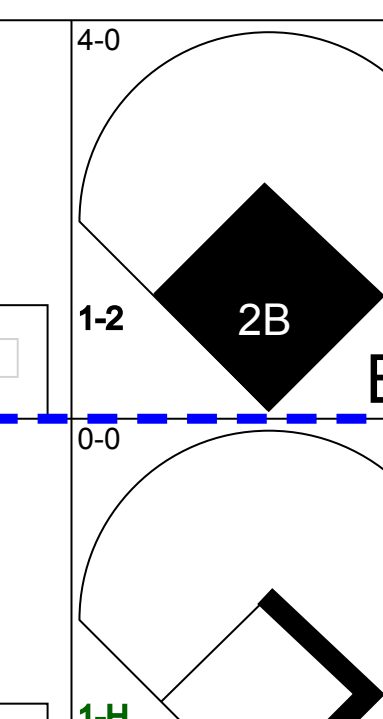
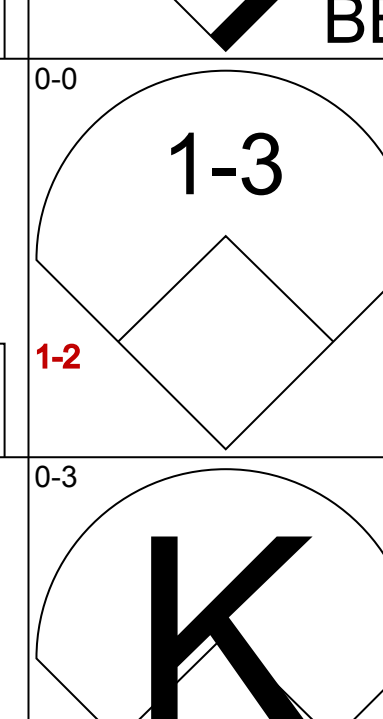
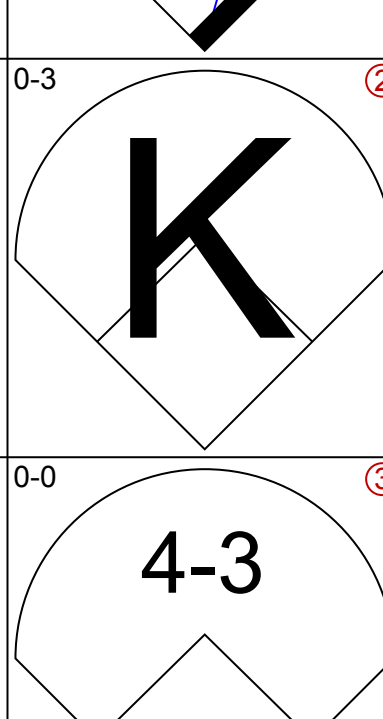
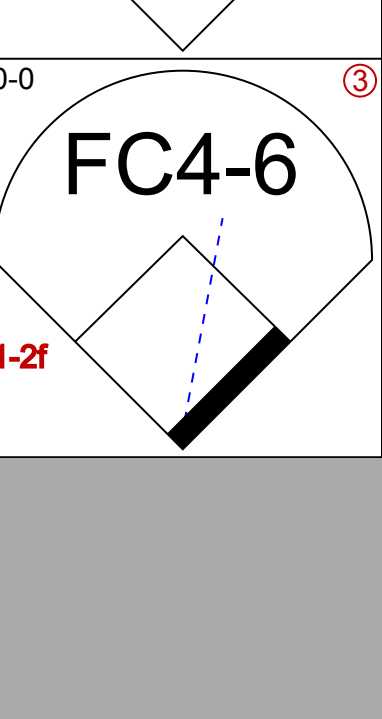
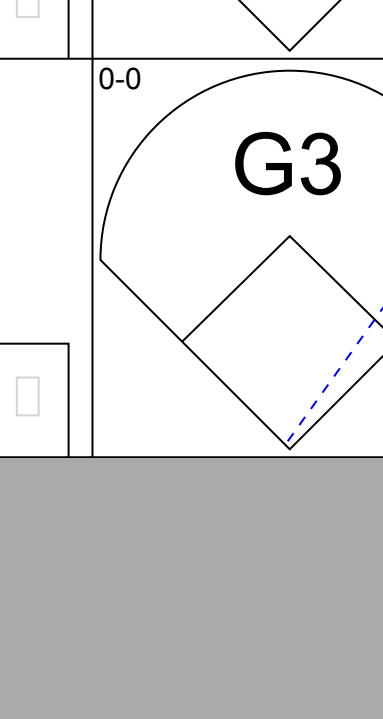
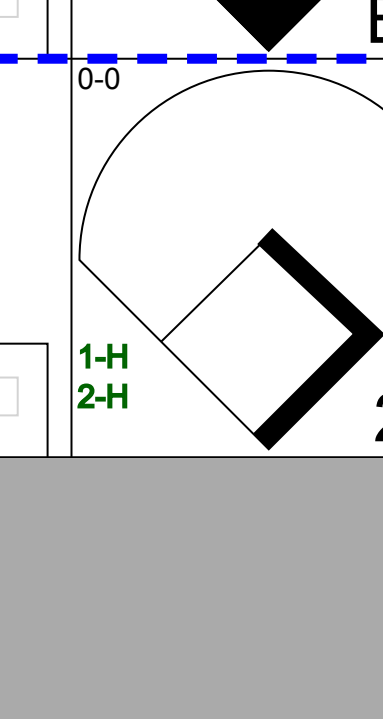
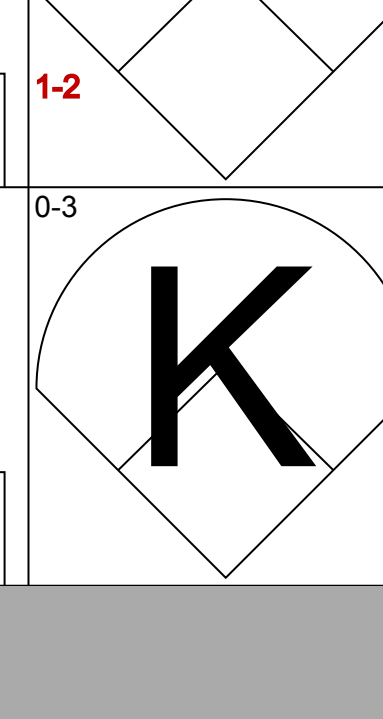
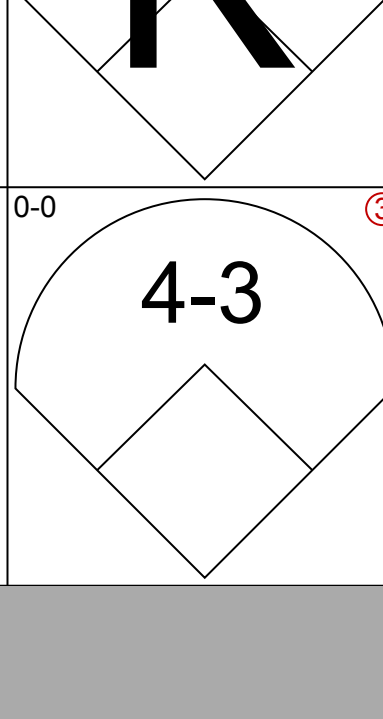

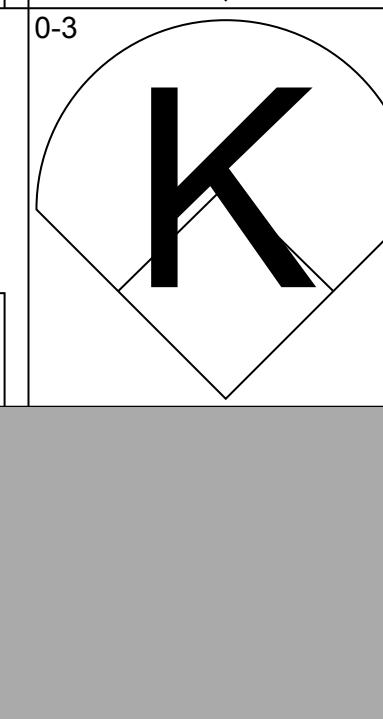
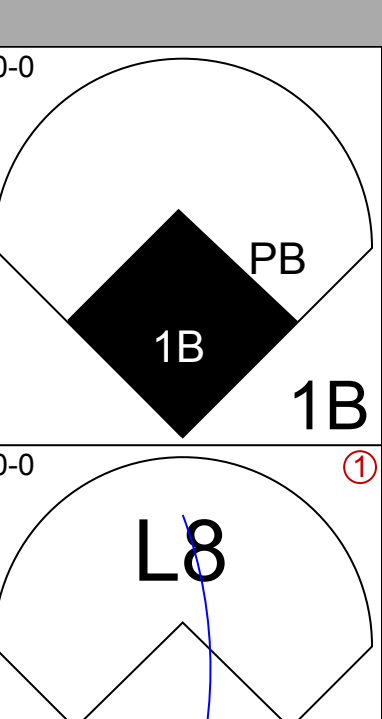
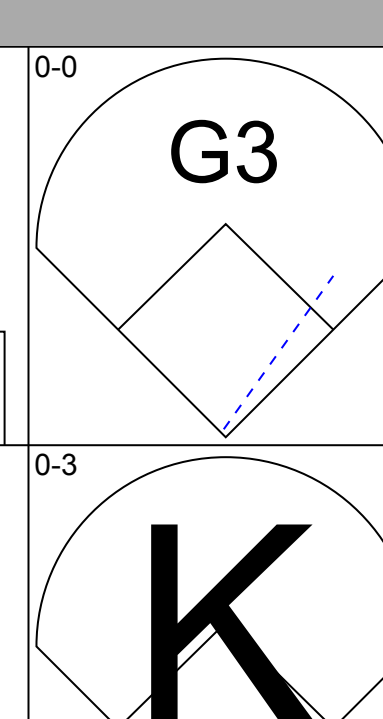
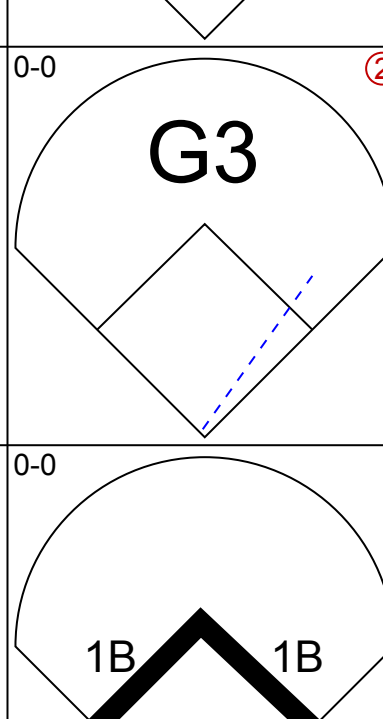
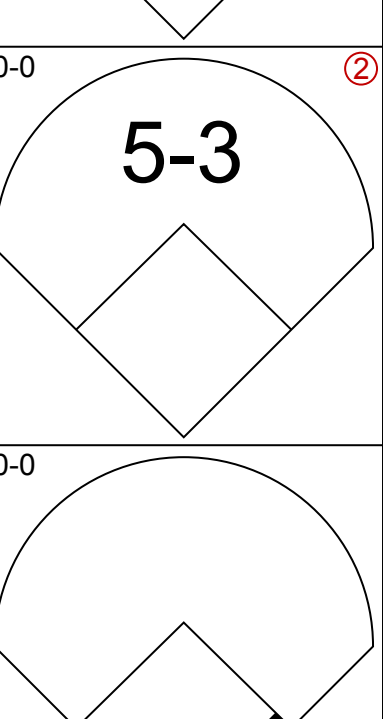
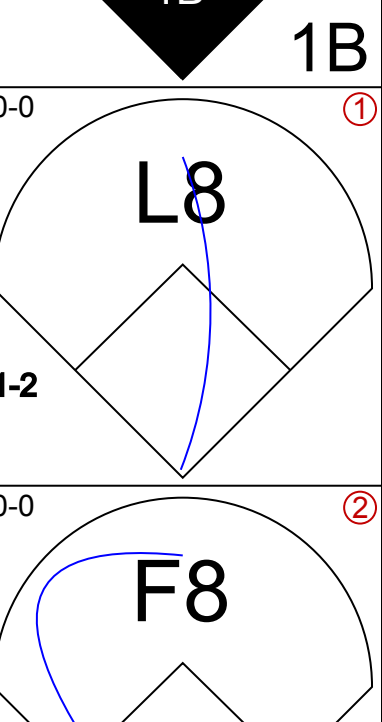
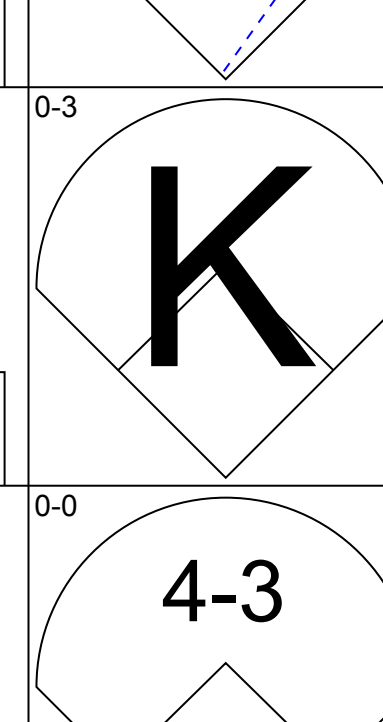
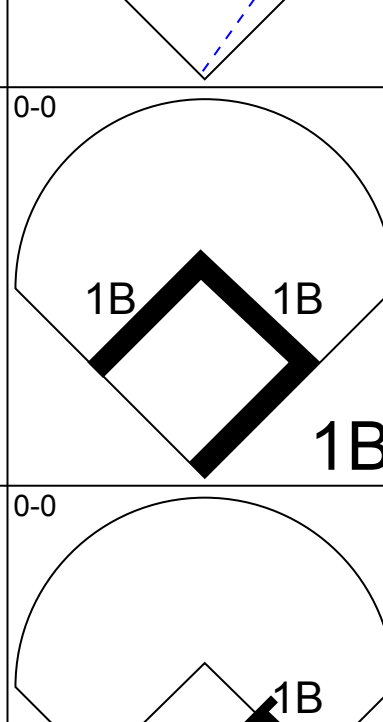
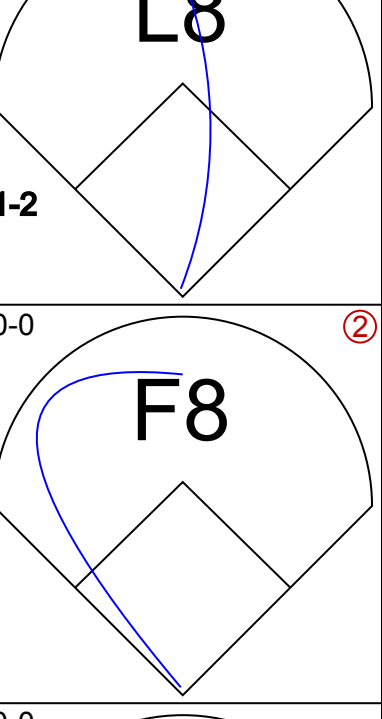
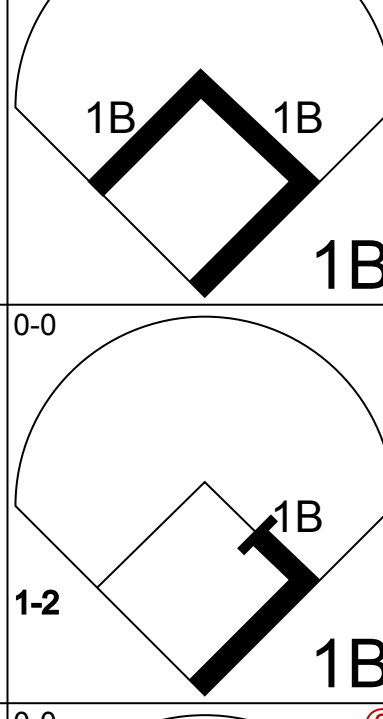
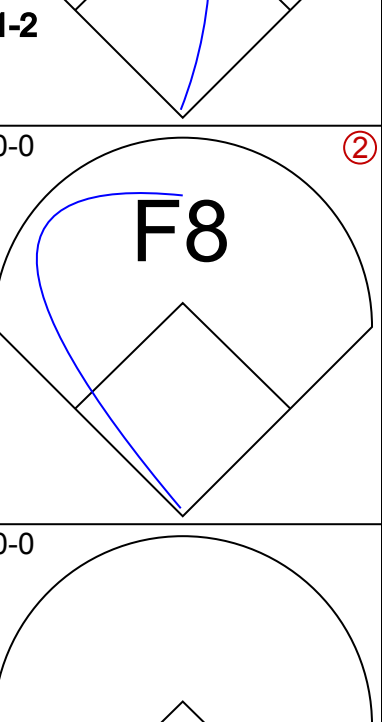
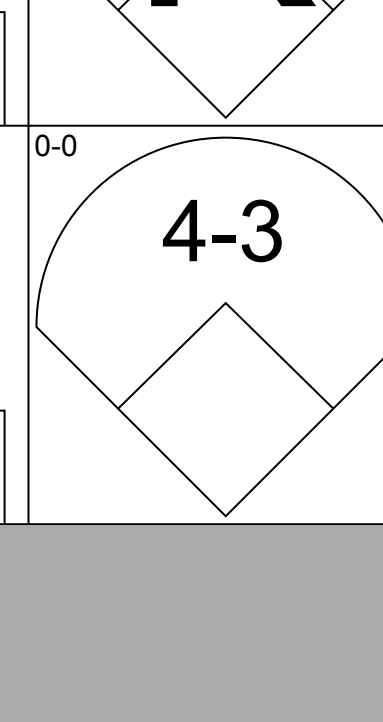
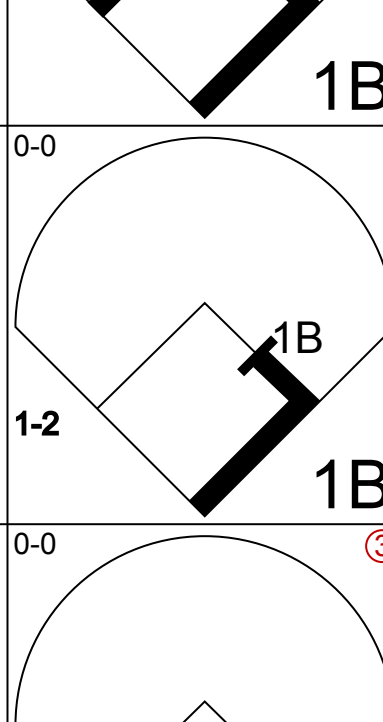
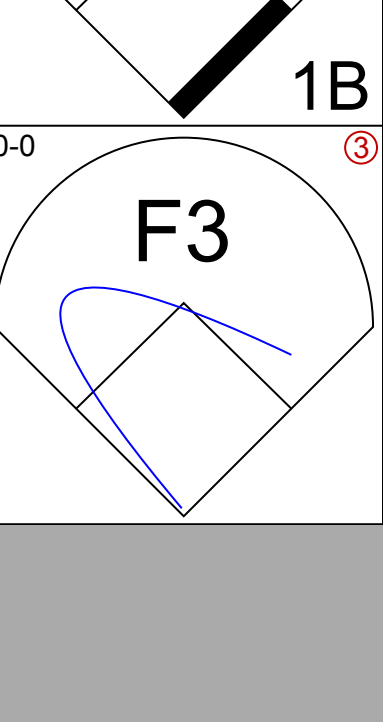
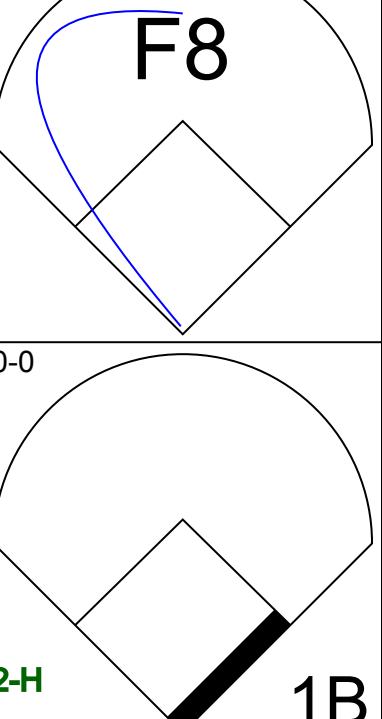
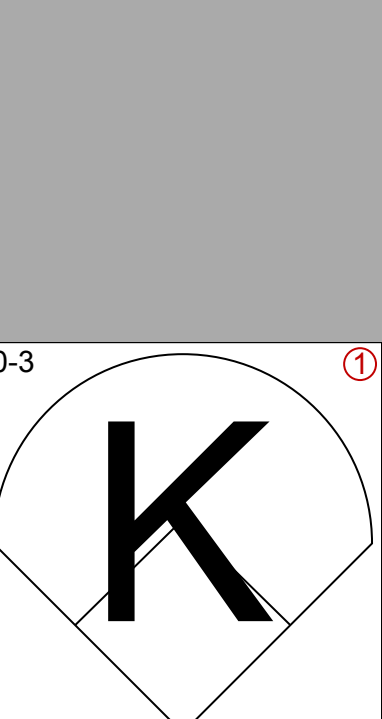
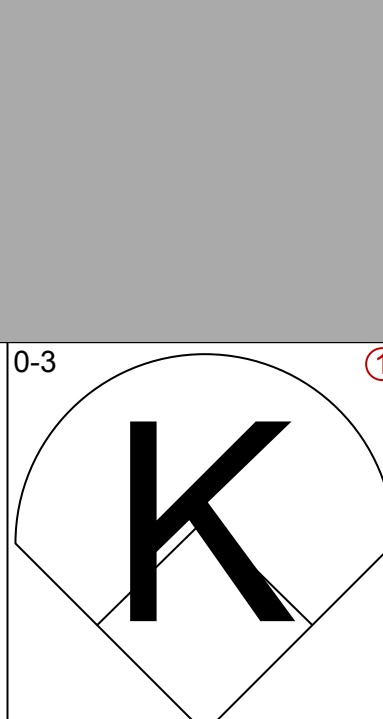
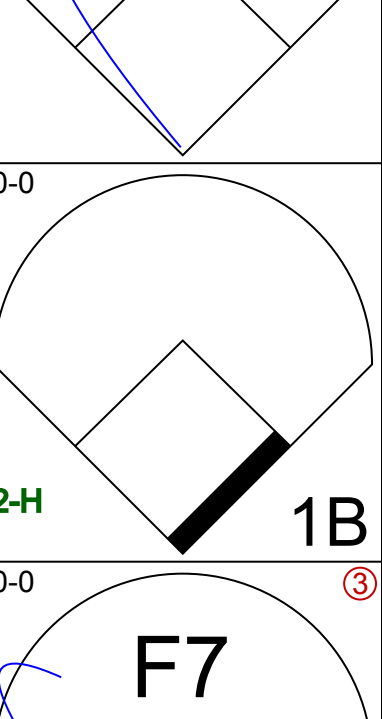
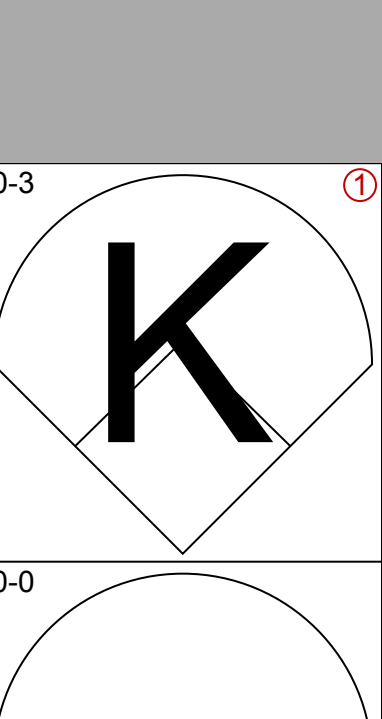
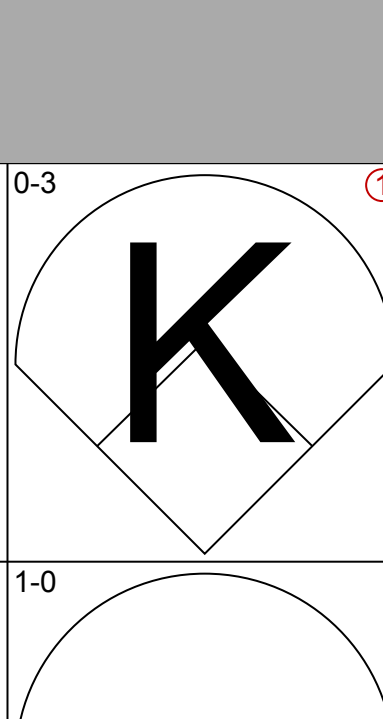
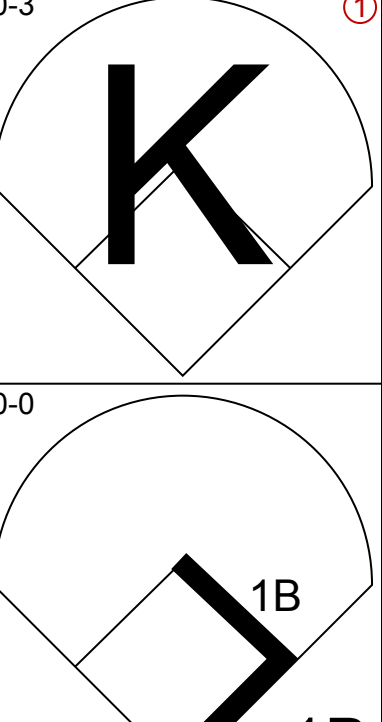
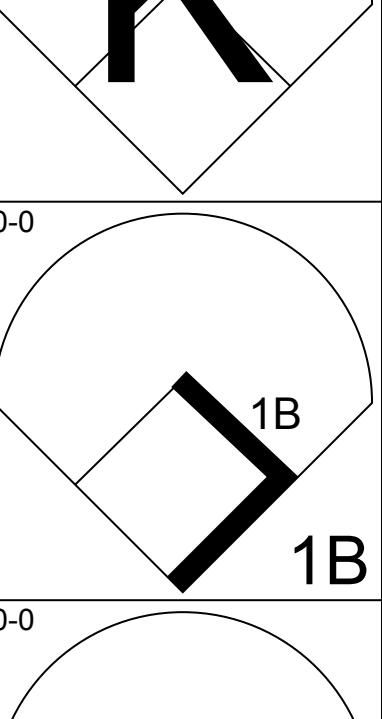
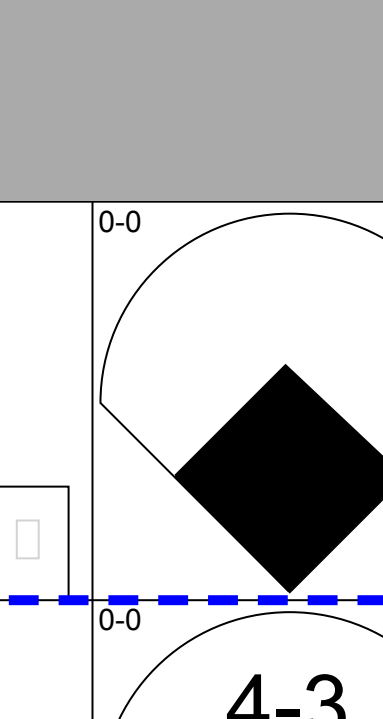
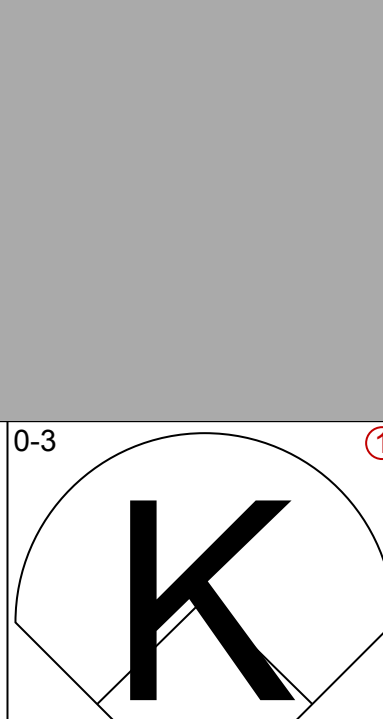
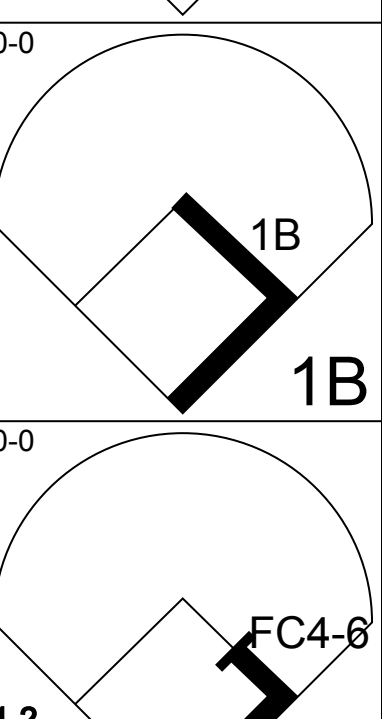
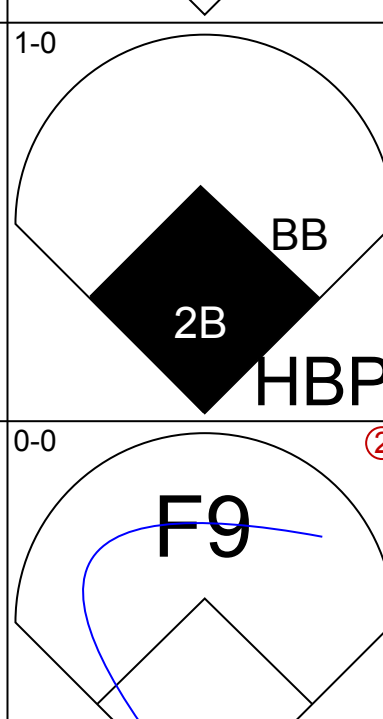
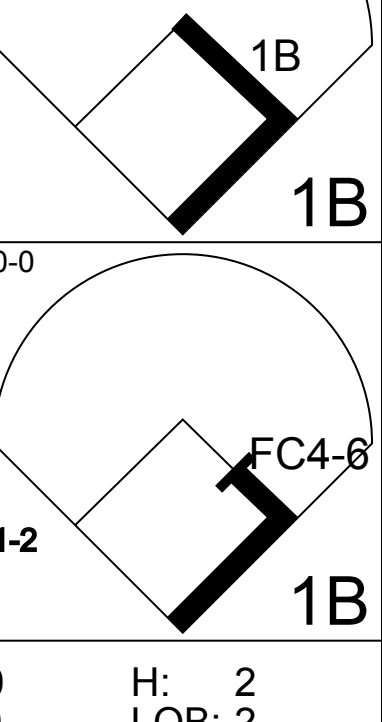
Batter	1	2	3	4	5	6	7	8	9	AB R H RBI BB SO LOB	TOP													
Cesar Tovar, R OBP: 0.348, SLG: 0.473 (1, 8)	F8								5-3	5 1 2 0 0 0 1	Minnesota Twins @ Milwaukee Brewers Milwaukee County Stadium, Milwaukee, WI Mon Jun 22 1970, 8:05 PM EDT Att: 18,291 - Unknown - 73 F													
Rod Carew, L OBP: 0.417, SLG: 0.538 Frank Quiñi, R OBP: 0.286, SLG: 0.182 (1, 4)	F7		2B							1 0 0 0 1 0 0 1 1 1 0 1 0 0														
Harmon Killebrew, R OBP: 0.447, SLG: 0.621 (1, 5)	BB		G6-4-3 BB							3 1 1 3 1 1 3														
Rich Reese, L OBP: 0.310, SLG: 0.375 (1, 3)	BB									3 0 1 0 1 1 0														
Bob Allison, R OBP: 0.382, SLG: 0.286 (1, 7)	K									3 1 0 0 1 1 3														
Leo Cardenas, R OBP: 0.343, SLG: 0.431 (1, 6)										4 0 1 1 0 1 0														
Jim Holt, L OBP: 0.287, SLG: 0.330 (1, 9)										4 0 1 0 0 1 1														
George Mitterwald, R OBP: 0.260, SLG: 0.329 (1, 2)										3 0 0 0 0 0 2														
Jim Kaat, L OBP: 0.186, SLG: 0.150 Ron Perranoski, L (9, 1)			5-3							4 0 0 0 0 1 1 0 0 0 0 0 0 0														
Inning Stats	R: 0 E: 0 K: 1 S: 5	H: 0 LOB: 2 BB: 2 P: 13	R: 0 E: 0 K: 1 S: 5	H: 0 LOB: 0 BB: 0 P: 5	R: 0 E: 0 K: 0 S: 3	H: 1 LOB: 1 BB: 1 P: 7	R: 1 E: 1 K: 1 S: 6	H: 1 LOB: 1 BB: 1 P: 10	R: 3 E: 1 K: 0 S: 5	H: 3 LOB: 0 BB: 1 P: 9		R: 0 E: 0 K: 1 S: 5	H: 0 LOB: 0 BB: 0 P: 5	R: 0 E: 0 K: 1 S: 6	H: 1 LOB: 1 BB: 0 P: 6	R: 0 E: 0 K: 0 S: 3	H: 0 LOB: 0 BB: 0 P: 3	R: 0 E: 0 K: 1 S: 6	H: 1 LOB: 1 BB: 0 P: 6	R: 0 E: 0 K: 1 S: 6	H: 1 LOB: 1 BB: 0 P: 6	1B: 4 2B: 2 3B: 0 HR: 1	SF: 0 SAC: 1 DP: 3 HBP: 0	WP: 0 PB: 0 CS: 0
PITCHER	IP WLS BF H R ER SO BB IBB HBP BLK WP HR S P ERA WHIP											PITCHER	IP WLS BF H R ER SO BB IBB HBP BLK WP HR S P ERA WHIP											
Gene Brabender, R ERA: 5.33 (1, 1)	4.1 L 22 5 4 4 3 5 0 0 0 0 0 1 23 43 8.31 2.308																							
Ken Sanders, R ERA: 1.2 (5, 1)	1.2 4 0 0 0 1 0 0 0 0 0 0 6 6 0.00 0.000																							
John Gelnar, R ERA: 5.96 (7, 1)	3.0 11 2 0 0 2 0 0 0 0 0 0 15 15 0.00 0.667																							

Batter	1	2	3	4	5	6	7	8	9	AB R H RBI BB SO LOB	BOTTOM												
Tommy Harper, R OBP: 0.375, SLG: 0.541 (1, 5)	1-3 WP 2B		6-3							4 2 2 2 0 1 0	Minnesota Twins @ Milwaukee Brewers Milwaukee County Stadium, Milwaukee, WI Mon Jun 22 1970, 8:05 PM EDT Att: 18,291 - Unknown - 73 F												
Mike Hegan, L OBP: 0.362, SLG: 0.431 (1, 3)	1-3									3 0 0 0 1 1 2													
Mike Hershberger, R OBP: 0.303, SLG: 0.265 (1, 9)	2-3									4 0 0 0 0 0 2													
Danny Walton, R OBP: 0.359, SLG: 0.471 (1, 7)	6-3									4 0 0 0 0 1 1													
Dave May, L OBP: 0.316, SLG: 0.298 (1, 8)										3 0 0 0 0 1 0													
Roberto Pena, R OBP: 0.285, SLG: 0.309 (1, 6)										3 0 1 0 0 0 0													
Ted Kubiak, S OBP: 0.355, SLG: 0.336 (1, 4)										3 0 1 0 0 0 1													
Phil Roof, R OBP: 0.270, SLG: 0.409 (1, 2)										3 0 0 0 0 0 1													
Gene Brabender, R OBP: 0.283, SLG: 0.125 (1, 1)										1 0 0 0 0 1 0													
Ken Sanders, R (5, 1)										0 0 0 0 0 0 0													
Gus Gil, R (5, PH)										1 0 0 0 0 1 0													
John Gelnar, R (7, 1)										0 0 0 0 0 0 0													
Ted Savage, R (5, PH)										1 0 1 0 0 0 0													
Marty Pattin, R (5, PH)										0 1 0 0 0 0 0													
Inning Stats	R: 1 E: 0 K: 1 S: 6	H: 1 LOB: 0 BB: 0 P: 6	R: 0 E: 0 K: 1 S: 5	H: 0 LOB: 0 BB: 0 P: 5	R: 0 E: 0 K: 1 S: 5	H: 0 LOB: 0 BB: 0 P: 5	R: 0 E: 0 K: 0 S: 2	H: 0 LOB: 0 BB: 1 P: 6	R: 0 E: 0 K: 0 S: 3	H: 1 LOB: 0 BB: 0 P: 3	R: 0 E: 0 K: 2 S: 7	H: 0 LOB: 0 BB: 0 P: 7	R: 0 E: 0 K: 0 S: 3	H: 0 LOB: 0 BB: 0 P: 3	R: 0 E: 0 K: 0 S: 4	H: 1 LOB: 1 BB: 0 P: 4	R: 2 E: 0 K: 1 S: 7	H: 2 LOB: 1 BB: 0 P: 7	1B: 3 2B: 1 3B: 0 HR: 1	SF: 0 SAC: 0 DP: 2 HBP: 0	WP: 1 PB: 0 CS: 0	PA: 31	
PITCHER	IP WLS BF H R ER SO BB IBB HBP BLK WP HR S P ERA WHIP											PITCHER	IP WLS BF H R ER SO BB IBB HBP BLK WP HR S P ERA WHIP										
Jim Kaat, L ERA: 3.71 (1, 1)	8.0 W 28 5 3 3 5 1 0 0 0 0 0 0 37 41 3.38 0.750																						
Ron Perranoski, L ERA: 1.79 (9, 1)	1.0 S 3 0 0 0 1 0 0 0 0 0 0 5 5 0.00 0.000																						

Batter	1	2	3	4	5	6	7	8	9	AB	R	H	RBI	BB	SO	LOB	TOP										
Cesar Tovar, R OBP: 0.346, SLG: 0.474 (1, 8)										4	1	1	0	0	1	0	Minnesota Twins @ Milwaukee Brewers Milwaukee County Stadium, Milwaukee, WI Tue Jun 23 1970, 8:05 PM EDT Att: 13,500 - Unknown - 74 F										
Jim Holt, L OBP: 0.295, SLG: 0.330 (1, 9)										3	0	1	1	1	0	0											
Harmon Killebrew, R OBP: 0.444, SLG: 0.612 (1, 5)										3	0	0	0	1	0	1											
Rich Reese, L OBP: 0.304, SLG: 0.367 (1, 3)										4	0	0	0	0	0	2											
Bob Allison, R OBP: 0.395, SLG: 0.290 (1, 7)										3	1	1	0	1	1	2											
Leo Cardenas, R OBP: 0.341, SLG: 0.428 (1, 6)										4	0	1	0	0	0	1											
George Mitterwald, R OBP: 0.260, SLG: 0.347 (1, 2)										4	1	1	2	0	1	2											
Frank Quilici, R OBP: 0.284, SLG: 0.172 (1, 4)										3	0	0	0	1	1	0											
Bert Blyleven, R OBP: 0.200, SLG: 0.200 (1, 1)										3	0	0	0	0	1	3											
Tom Hall, L OBP: 0.167, SLG: 0.167 (7, 1)										0	0	0	0	0	0	0											
Ron Ferranoski, L (9, 1)										0	0	0	0	0	0	0											
Inning Stats	R: 0 E: 0 K: 1 S: 5	H: 0 LOB: 0 BB: 0 P: 5	R: 0 E: 0 K: 0 S: 4	H: 1 LOB: 3 BB: 2 P: 12	R: 0 E: 0 K: 0 S: 3	H: 0 LOB: 2 BB: 2 P: 11	R: 0 E: 0 K: 1 S: 5	H: 0 LOB: 0 BB: 0 P: 5	R: 1 E: 0 K: 0 S: 6	H: 2 LOB: 0 BB: 0 P: 6	R: 2 E: 0 K: 0 S: 5	H: 2 LOB: 0 BB: 0 P: 5	R: 0 E: 0 K: 0 S: 3	H: 0 LOB: 0 BB: 0 P: 3	R: 0 E: 0 K: 1 S: 5	H: 0 LOB: 0 BB: 0 P: 5	R: 0 E: 0 K: 1 S: 5	H: 0 LOB: 0 BB: 0 P: 5	R: 0 E: 0 K: 1 S: 5	H: 0 LOB: 0 BB: 0 P: 5	1B: 3 2B: 1 3B: 0 HR: 1	SF: 0 SAC: 0 DP: 1 HBP: 0	WP: 1 PB: 0 CS: 0	PA: 35			
PITCHER	IP	WLS	BF	H	R	ER	SO	BB	IBB	HBP	BLK	WP	HR	S	P	ERA	WHIP										
Bobby Bolin, R ERA: 4.86 (1, 1)	7.0		29	5	3	3	3	3	1	0	0	1	1	31	47	3.86	1.143										
Dave Baldwin, R ERA: 0.73 (8, 1)	2.0	W	6	0	0	0	2	0	0	0	0	0	0	10	10	0.00	0.000										

AB	31
R	3
H	5
RBI	3
BB	4
SO	5
LOB	11



Batter	1	2	3	4	5	6	7	8	9	AB	R	H	RBI	BB	SO	LOB	BOTTOM										
Tommy Harper, R OBP: 0.375, SLG: 0.535 (1, 5)										3	1	0	0	2	2	2	Minnesota Twins @ Milwaukee Brewers Milwaukee County Stadium, Milwaukee, WI Tue Jun 23 1970, 8:05 PM EDT Att: 13,500 - Unknown - 74 F										
Russ Snyder, L OBP: 0.294, SLG: 0.343 (1, 7)										3	0	0	0	0	1	4											
Ted Savage, R (7, PH) Dave Baldwin, R (8, 1)										1	0	0	0	0	0	0											
Gus Gil, R (9, PH) Mike Hegan, L OBP: 0.319, SLG: 0.231 (1, 3)										1	0	1	2	0	0	0											
Danny Walton, R OBP: 0.357, SLG: 0.469 (8, PH) (9, 7)										3	0	0	0	0	2	1											
Dave May, L OBP: 0.311, SLG: 0.294 (1, 8)										4	1	1	0	0	0	0											
Bob Burda, L OBP: 0.447, SLG: 0.323 (1, 9)										3	0	1	0	0	1	1											
Mike Hershberger, R (8, PH) (9, 9)										1	0	1	0	0	0	0											
Ted Kubiak, S OBP: 0.354, SLG: 0.335 (1, 4)										4	0	1	0	0	0	2											
Roberto Pena, R OBP: 0.291, SLG: 0.315 (1, 6)										4	0	2	1	0	2	0											
Phil Roof, R OBP: 0.288, SLG: 0.448 (1, 2)										3	1	2	1	0	0	1											
Max Alvis, R OBP: 0.212, SLG: 0.225 (9, PR)										0	1	0	0	0	0	0											
Bobby Bolin, R OBP: 0.304, SLG: 0.350 (1, 1)										2	0	1	0	0	1	0											
Tito Francona, L OBP: 0.362, SLG: 0.308 (8, 3)										1	0	0	0	0	0	0											
Jerry McNertney, R OBP: 0.304, SLG: 0.321 (9, PH)										1	0	0	0	0	0	1											
Inning Stats	R: 0 E: 0 K: 1 S: 4	H: 0 LOB: 1 BB: 1 P: 8	R: 1 E: 0 K: 0 S: 5	H: 2 LOB: 1 BB: 0 P: 5	R: 0 E: 1 K: 2 S: 8	H: 0 LOB: 1 BB: 0 P: 8	R: 0 E: 0 K: 1 S: 5	H: 0 LOB: 0 BB: 0 P: 5	R: 0 E: 0 K: 2 S: 9	H: 2 LOB: 2 BB: 0 P: 9	R: 0 E: 0 K: 1 S: 7	H: 3 LOB: 2 BB: 0 P: 7	R: 1 E: 0 K: 1 S: 6	H: 1 LOB: 0 BB: 0 P: 6	R: 0 E: 0 K: 1 S: 6	H: 1 LOB: 1 BB: 0 P: 6	R: 2 E: 0 K: 1 S: 5	H: 1 LOB: 2 BB: 1 P: 10	1B: 8 2B: 1 3B: 0 HR: 1	SF: 0 SAC: 0 DP: 0 HBP: 1	WP: 0 PB: 1 CS: 0	PA: 38					
PITCHER	IP	WLS	BF	H	R	ER	SO	BB	IBB	HBP	BLK	WP	HR	S	P	ERA	WHIP										
Bert Blyleven, R ERA: 3.38 (1, 1)	6.0		26	8	2	1	7	1	0	0	0	0	0	39	43	1.50	1.500										
Tom Hall, L ERA: 2.7 (7, 1)	2.2	L	11	1	2	2	3	1	0	1	0	0	0	15	20	6.75	0.750										
Ron Ferranoski, L ERA: 1.79 (9, 1)	0.0		1	1	0	0	0	0	0	0	0	0	0	1	1	∞	∞										



Batter	1	2	3	4	5	6	7	8	9	AB	R	H	RBI	BB	SO	LOB	TOP					
Cesar Tovar, R OBP: 0.349, SLG: 0.472 (1, 4)	K			E9 SH1-3 WP 1B		F2		S 1B HBP		3	2	1	0	0	1	0	Minnesota Twins @ Milwaukee Brewers Milwaukee County Stadium, Milwaukee, WI Wed Jun 24 1970, 8:05 PM EDT Att: 12,041 - Unknown - 56 F					
Herman Hill, L (1, 8)	4-3			SH1-3		K		K		3	0	0	0	0	2	1						
Tony Oliva, L OBP: 0.354, SLG: 0.494 (1, 9)	K			1B		5-3		1B		4	1	2	1	0	1	0						
Harmon Killebrew, R OBP: 0.445, SLG: 0.608 (1, 5)		F2		G3 1B			6-3	1B		3	0	1	1	1	0	0						
Rich Reese, L OBP: 0.298, SLG: 0.359 (1, 3)		4-3		G3 1B			K	F8		4	0	0	0	0	1	3						
Leo Cardenas, R OBP: 0.340, SLG: 0.425 (1, 6)		F7		K			1B		5-3	4	0	1	0	0	1	1						
Jim Holt, L OBP: 0.293, SLG: 0.327 (1, 7)			1-3		K		1B		F7	4	0	1	0	0	1	0						
George Mitterwald, R OBP: 0.253, SLG: 0.338 (1, 2)			K		6-3		F6		K	4	0	0	0	0	2	2						
Dave Boswell, R OBP: 0.182, SLG: 0.227 Stan Williams, R (9, 1)			K		F5		F3			3	0	0	0	0	1	0						
Inning Stats	R: 0 E: 0 K: 2 S: 7	H: 0 LOB: 0 BB: 0 P: 7	R: 0 E: 0 K: 0 S: 3	H: 0 LOB: 0 BB: 0 P: 3	R: 0 E: 0 K: 2 S: 7	H: 0 LOB: 0 BB: 0 P: 7	R: 2 E: 1 K: 1 S: 8	H: 3 LOB: 1 BB: 0 P: 8	R: 0 E: 0 K: 1 S: 5	H: 0 LOB: 0 BB: 0 P: 5	R: 0 E: 0 K: 1 S: 5	H: 0 LOB: 0 BB: 0 P: 5	R: 0 E: 0 K: 1 S: 7	H: 2 LOB: 2 BB: 0 P: 7	R: 1 E: 0 K: 1 S: 6	H: 1 LOB: 2 BB: 1 P: 11	R: 0 E: 0 K: 1 S: 5	H: 0 LOB: 0 BB: 0 P: 5	1B: 5 2B: 1 3B: 0 HR: 0	SF: 0 SAC: 1 DP: 0 HBP: 1	WP: 1 PB: 0 SB: 1 CS: 0	PA: 35
PITCHER Marty Pattin, R ERA: 4.48 (1, 1)	IP: 9.0 WLS: L BF: 35 H: 6 R: 3 ER: 3 SO: 10 BB: 0 IBB: 1 HBP: 1 BLK: 0 WP: 1 HR: 0 S: 53 P: 58 ERA: 3.00 WHIP: 0.667															PITCHER IP: WLS: BF: H: R: ER: SO: BB: IBB: HBP: BLK: WP: HR: S: P: ERA: WHIP:						

Batter	1	2	3	4	5	6	7	8	9	AB	R	H	RBI	BB	SO	LOB	BOTTOM					
Tommy Harper, R OBP: 0.370, SLG: 0.527 (1, 5)	K	F3			L7		K			4	0	0	0	0	2	4	Minnesota Twins @ Milwaukee Brewers Milwaukee County Stadium, Milwaukee, WI Wed Jun 24 1970, 8:05 PM EDT Att: 12,041 - Unknown - 56 F					
Russ Snyder, L OBP: 0.293, SLG: 0.337 (1, 7)	CS BB		F7		F9			4-3		3	0	0	0	1	0	0						
Mike Hegan, L OBP: 0.354, SLG: 0.417 (1, 3)	1B 1B BB		L3			K		K		3	1	0	0	1	2	0						
Dave May, L OBP: 0.323, SLG: 0.296 (1, 8)	1B 1B		K			G3-6-3 BB		K		3	0	1	0	1	2	0						
Bob Burda, L OBP: 0.476, SLG: 0.382 Max Alvis, R (9, PR) OBP: 0.212, SLG: 0.225 (1, 9)	1B			SH1-3 SF8 2B		G3-6-3 1-2		1B BB		3	1	2	1	1	0	1						
Ted Kubiak, S OBP: 0.350, SLG: 0.331 (1, 4)		K		SH1-3		4-3		K		3	0	0	0	0	2	1						
Roberto Pena, R OBP: 0.291, SLG: 0.313 Tito Francona, L (9, PH) OBP: 0.354, SLG: 0.300 (1, 6)		1B BB		SF8		5-3		F8		1	0	0	1	1	0	0						
Phil Roof, R OBP: 0.308, SLG: 0.455 Mike Hershberger, R (9, PR) OBP: 0.312, SLG: 0.275 (1, 2)		1B		F8		1B HBP		1B		3	0	2	0	0	0	0						
Marty Pattin, R OBP: 0.222, SLG: 0.250 Ted Savage, R (9, PH) OBP: 0.354, SLG: 0.425 (1, 1)		K		5-3		1-2 1B		K		3	0	1	0	0	1	2						
Inning Stats	R: 1 E: 0 K: 1 S: 5	H: 2 LOB: 2 BB: 2 P: 13	R: 0 E: 0 K: 2 S: 8	H: 1 LOB: 2 BB: 1 P: 12	R: 0 E: 0 K: 1 S: 5	H: 0 LOB: 0 BB: 0 P: 5	R: 1 E: 0 K: 0 S: 4	H: 1 LOB: 0 BB: 0 P: 4	R: 0 E: 0 K: 0 S: 3	H: 0 LOB: 0 BB: 0 P: 3	R: 0 E: 0 K: 1 S: 4	H: 0 LOB: 0 BB: 1 P: 8	R: 0 E: 0 K: 1 S: 6	H: 1 LOB: 2 BB: 0 P: 7	R: 0 E: 0 K: 2 S: 7	H: 0 LOB: 0 BB: 0 P: 7	R: 0 E: 0 K: 2 S: 8	H: 1 LOB: 2 BB: 1 P: 12	1B: 5 2B: 1 3B: 0 HR: 0	SF: 1 SAC: 1 DP: 1 HBP: 1	WP: 0 PB: 0 SB: 0 CS: 1	PA: 36
PITCHER Dave Boswell, R ERA: 6.24 Stan Williams, R ERA: 1.61 (9, 1)	IP: 8.0 WLS: W BF: 31 H: 5 R: 2 ER: 2 SO: 8 BB: 4 IBB: 0 HBP: 1 BLK: 0 WP: 0 HR: 0 S: 42 P: 59 ERA: 2.25 WHIP: 1.125															PITCHER IP: WLS: BF: H: R: ER: SO: BB: IBB: HBP: BLK: WP: HR: S: P: ERA: WHIP:						

Batter	1	2	3	4	5	6	7	8	9	AB	R	H	RBI	BB	SO	LOB	TOP				
Cesar Tovar, R OBP: 0.344, SLG: 0.465										4	0	0	0	0	0	1					
Danny Thompson, R OBP: 0.344, SLG: 0.465										4	0	0	0	0	0	1					
Tony Oliva, L OBP: 0.352, SLG: 0.494										4	1	1	0	0	1	0					
Harmon Killebrew, R OBP: 0.442, SLG: 0.602										4	0	1	0	0	1	0					
Rich Reese, L OBP: 0.302, SLG: 0.362										4	0	2	1	0	1	0					
Leo Cardenas, R OBP: 0.336, SLG: 0.420										3	0	0	0	0	0	3					
Jim Holt, L OBP: 0.286, SLG: 0.318										3	0	0	0	0	0	3					
George Mitterwald, R OBP: 0.248, SLG: 0.331										3	0	0	0	0	1	0					
Jim Perry, S OBP: 0.339, SLG: 0.395										0	0	0	0	0	0	0					
Tom Hall, L OBP: 0.147, SLG: 0.143										1	0	0	0	0	0	0					
Herman Hill, L OBP: 0.147, SLG: 0.143										0	0	0	0	0	0	0					
Bill Zepp, R OBP: 0.342, SLG: 0.427										1	0	0	0	0	0	0					
Paul Ratliff, L OBP: 0.342, SLG: 0.427										0	0	0	0	0	1	1					
Steve Barber, R OBP: 0.342, SLG: 0.427										0	0	0	0	0	0	0					
Inning Stats	R: 0 E: 0 K: 1 S: 5	H: 0 LOB: 0 BB: 0 P: 5	R: 0 E: 0 K: 1 S: 5	H: 0 LOB: 0 BB: 0 P: 5	R: 0 E: 0 K: 1 S: 5	H: 0 LOB: 0 BB: 0 P: 5	R: 0 E: 0 K: 0 S: 3	H: 0 LOB: 0 BB: 0 P: 3	R: 0 E: 0 K: 0 S: 3	H: 1 LOB: 1 BB: 0 P: 6	R: 0 E: 0 K: 0 S: 3	H: 0 LOB: 0 BB: 0 P: 3	R: 1 E: 0 K: 1 S: 8	H: 3 LOB: 2 BB: 0 P: 8	R: 0 E: 1 K: 1 S: 6	H: 0 LOB: 1 BB: 0 P: 6	R: 0 E: 0 K: 0 S: 3	H: 0 LOB: 0 BB: 0 P: 3	1B: 3 2B: 1 3B: 0 HR: 0	SF: 0 SAC: 0 DP: 0 HBP: 0	WP: 0 PA: 32
PITCHER Leu Krausse, R ERA: 4.71	IP: 9.0 WLS: W BF: 32 H: 4 R: 1 ER: 1 SO: 6 BB: 0 IBB: 0 HBP: 0 BLK: 0 WP: 0 HR: 0 S: 44 P: 44 ERA: 1.00 WHIP: 0.444															PITCHER	IP: 9.0 WLS: W BF: 32 H: 4 R: 1 ER: 1 SO: 6 BB: 0 IBB: 0 HBP: 0 BLK: 0 WP: 0 HR: 0 S: 44 P: 44 ERA: 1.00 WHIP: 0.444				

Minnesota Twins @ Milwaukee Brewers
Milwaukee County Stadium, Milwaukee, WI
Thu Jun 25 1970, 8:05 PM EDT
Att. 7,055 - Unknown - 54 F

AB	32
R	1
H	4
RBI	1
BB	0
SO	6
LOB	9



Batter	1	2	3	4	5	6	7	8	9	AB	R	H	RBI	BB	SO	LOB	BOTTOM		
Tommy Harper, R OBP: 0.366, SLG: 0.521										3	0	0	0	1	0	0			
Russ Snyder, L OBP: 0.297, SLG: 0.347										4	1	2	1	0	1	0			
Dave May, L OBP: 0.333, SLG: 0.298										3	1	1	1	1	1	2			
Tito Francona, L OBP: 0.346, SLG: 0.279										3	1	0	0	1	1	1			
Mike Hershberger, R OBP: 0.312, SLG: 0.275										0	0	0	0	0	0	0			
Bob Burda, L OBP: 0.478, SLG: 0.378										3	0	1	1	1	1	0			
Ted Kubiak, S OBP: 0.348, SLG: 0.327										3	0	0	1	1	0	3			
Roberto Pena, R OBP: 0.286, SLG: 0.306										3	0	0	0	0	2				
Phil Roof, R OBP: 0.306, SLG: 0.451										3	1	1	0	0	1	0			
Leu Krausse, R OBP: 0.276, SLG: 0.240										3	0	0	0	2	1				
Inning Stats	R: 3 E: 0 K: 0 S: 6	H: 3 LOB: 1 BB: 1 P: 10	R: 1 E: 0 K: 1 S: 6	H: 2 LOB: 1 BB: 1 P: 10	R: 0 E: 0 K: 2 S: 7	H: 0 LOB: 0 BB: 1 P: 11	R: 0 E: 0 K: 2 S: 7	H: 0 LOB: 0 BB: 0 P: 7	R: 0 E: 0 K: 0 S: 3	H: 0 LOB: 0 BB: 0 P: 3	R: 0 E: 0 K: 0 S: 3	H: 0 LOB: 2 BB: 2 P: 11	R: 0 E: 0 K: 0 S: 3	H: 0 LOB: 2 BB: 0 P: 3	R: 0 E: 0 K: 0 S: 3	H: 0 LOB: 2 BB: 2 P: 11	1B: 4 2B: 2 3B: 0 HR: 0	SF: 0 SAC: 0 DP: 1 HBP: 0	WP: 0 PA: 33
PITCHER Jim Perry, R ERA: 3.11	IP: 1.1 WLS: L BF: 10 H: 4 R: 4 ER: 4 SO: 4 BB: 2 IBB: 0 HBP: 0 BLK: 0 WP: 0 HR: 0 S: 23 P: 27 ERA: 0.00 WHIP: 4.500															PITCHER	IP: 1.1 WLS: L BF: 10 H: 4 R: 4 ER: 4 SO: 4 BB: 2 IBB: 0 HBP: 0 BLK: 0 WP: 0 HR: 0 S: 23 P: 27 ERA: 0.00 WHIP: 4.500		
Tom Hall, L ERA: 2.41	IP: 3.2 WLS: L BF: 12 H: 1 R: 0 ER: 0 SO: 6 BB: 1 IBB: 0 HBP: 0 BLK: 0 WP: 0 HR: 0 S: 23 P: 27 ERA: 0.00 WHIP: 0.545															PITCHER	IP: 3.2 WLS: L BF: 12 H: 1 R: 0 ER: 0 SO: 6 BB: 1 IBB: 0 HBP: 0 BLK: 0 WP: 0 HR: 0 S: 23 P: 27 ERA: 0.00 WHIP: 0.545		
Bill Zepp, R ERA: 2.75	IP: 2.0 WLS: L BF: 6 H: 0 R: 0 ER: 0 SO: 0 BB: 0 IBB: 0 HBP: 0 BLK: 0 WP: 0 HR: 0 S: 6 P: 6 ERA: 0.00 WHIP: 0.000															PITCHER	IP: 2.0 WLS: L BF: 6 H: 0 R: 0 ER: 0 SO: 0 BB: 0 IBB: 0 HBP: 0 BLK: 0 WP: 0 HR: 0 S: 6 P: 6 ERA: 0.00 WHIP: 0.000		
Steve Barber, R ERA: 2.7	IP: 1.0 WLS: L BF: 5 H: 0 R: 0 ER: 0 SO: 0 BB: 0 IBB: 0 HBP: 0 BLK: 0 WP: 0 HR: 0 S: 3 P: 11 ERA: 0.00 WHIP: 2.000															PITCHER	IP: 1.0 WLS: L BF: 5 H: 0 R: 0 ER: 0 SO: 0 BB: 0 IBB: 0 HBP: 0 BLK: 0 WP: 0 HR: 0 S: 3 P: 11 ERA: 0.00 WHIP: 2.000		

Minnesota Twins @ Milwaukee Brewers
Milwaukee County Stadium, Milwaukee, WI
Thu Jun 25 1970, 8:05 PM EDT
Att. 7,055 - Unknown - 54 F

AB	28
R	4
H	5
RBI	4
BB	5
SO	7
LOB	9



Batter	1	2	3	4	5	6	7	8	9	AB	R	H	RBI	BB	SO	LOB	TOP			
Cesar Tovar, R OBP: 0.347, SLG: 0.471 (1, 8)										3	0	2	0	0	1	0	Minnesota Twins @ Chicago White Sox Comiskey Park, Chicago, IL Fri Jun 26 1970, 8:05 PM EDT Att: 9,486 - Unknown			
Jim Holt, L OBP: 0.276, SLG: 0.307 (1, 7)										4	0	0	0	0	1	4				
Tony Oliva, L OBP: 0.347, SLG: 0.486 (1, 9)										4	0	0	1	0	0	3				
Harmon Killebrew, R OBP: 0.447, SLG: 0.605 (1, 5)										4	0	3	0	0	1	1				
Rich Reese, L OBP: 0.306, SLG: 0.377 (1, 3)										3	1	1	1	1	0	3				
Leo Cardenas, R OBP: 0.331, SLG: 0.413 (1, 6)										4	0	0	0	0	0	2				
George Mitterwald, R OBP: 0.244, SLG: 0.325 (9, PH)										3	0	0	0	0	0	2				
Paul Ratliff, L OBP: 0.355, SLG: 0.434 (9, PH)										1	0	1	0	0	0	0				
Danny Thompson, R (1, 4)										3	0	0	0	0	1	2				
Rick Renick, R OBP: 0.326, SLG: 0.492 (9, PH)										1	0	0	0	0	0	1				
Jim Kaat, L OBP: 0.222, SLG: 0.171 (6, 1)										1	1	1	0	0	0	0				
Bill Zepp, R (7, PH)										0	0	0	0	0	0	0				
Herman Hill, L (7, PH)										1	0	0	0	0	1	0				
Dick Woodson, R (7, 1)										0	0	0	0	0	0	0				
Bob Allison, R OBP: 0.385, SLG: 0.281 (9, PH)										1	0	0	0	0	0	1				
Inning Stats	R: 0 E: 0 K: 0 S: 5	H: 2 LOB: 2 BB: 0 P: 5	R: 0 E: 0 K: 0 S: 3	H: 0 LOB: 0 BB: 0 P: 3	R: 1 E: 0 K: 1 S: 6	H: 1 LOB: 1 BB: 0 P: 7	R: 1 E: 0 K: 1 S: 6	H: 1 LOB: 0 BB: 0 P: 6	R: 0 E: 0 K: 0 S: 4	H: 1 LOB: 2 BB: 1 P: 8	R: 0 E: 0 K: 3 S: 9	H: 0 LOB: 0 BB: 0 P: 9	R: 0 E: 0 K: 0 S: 3	H: 1 LOB: 0 BB: 0 P: 3	R: 0 E: 0 K: 0 S: 4	H: 1 LOB: 1 BB: 0 P: 4	1B: 6 2B: 1 3B: 0 HR: 1	SF: 0 SAC: 1 DP: 1 HBP: 1	WP: 0 PB: 1 CS: 0	PA: 36
PITCHER	IP WLS BF H R ER SO BB IBB HBP BLK WP HR S P ERA WHIP																			
Bob Miller, R ERA: 4.5 (1, 1)	5.0 W 23 6 2 2 2 1 0 1 0 0 1 25 30 3.60 1.400																			
Jerry Crider, R ERA: 2.63 (6, 1)	4.0 S 13 2 0 0 3 0 0 0 0 0 0 0 19 19 0.00 0.500																			

Batter	1	2	3	4	5	6	7	8	9	AB	R	H	RBI	BB	SO	LOB	BOTTOM			
Walt Williams, R OBP: 0.306, SLG: 0.375 (1, 7)										3	0	0	1	0	0	2	Minnesota Twins @ Chicago White Sox Comiskey Park, Chicago, IL Fri Jun 26 1970, 8:05 PM EDT Att: 9,486 - Unknown			
Luis Aparicio, R OBP: 0.367, SLG: 0.388 (1, 6)										3	2	2	0	1	0	1				
Syd O'Brien, R OBP: 0.324, SLG: 0.369 (1, 4)										4	0	1	0	0	0	1				
Bill Melton, R OBP: 0.333, SLG: 0.496 (8, 5)										2	0	1	1	1	0	0				
Duane Josephson, R OBP: 0.380, SLG: 0.443 (1, 2)										3	0	1	1	0	0	2				
Rich McKinney, R OBP: 0.250, SLG: 0.250 (1, 5)										4	1	1	0	0	1	2				
Tom McCraw, L OBP: 0.321, SLG: 0.367 (8, 9)										0	0	0	0	0	0	0				
Bob Spence, L (1, 3)										4	0	0	0	0	2	3				
Ken Berry, R OBP: 0.340, SLG: 0.380 (1, 8)										3	1	1	0	1	1	0				
Bob Miller, R OBP: 0.400, SLG: 0.250 (1, 1)										1	0	1	1	1	0	0				
Jerry Crider, R OBP: 0.077, SLG: 0.154 (6, 1)										1	0	0	0	0	0	0				
Inning Stats	R: 1 E: 0 K: 0 S: 5	H: 2 LOB: 1 BB: 0 P: 5	R: 2 E: 1 K: 1 S: 7	H: 1 LOB: 1 BB: 1 P: 11	R: 0 E: 0 K: 1 S: 6	H: 1 LOB: 1 BB: 0 P: 6	R: 0 E: 0 K: 0 S: 3	H: 0 LOB: 1 BB: 1 P: 7	R: 1 E: 0 K: 0 S: 4	H: 1 LOB: 2 BB: 2 P: 12	R: 0 E: 0 K: 0 S: 4	H: 2 LOB: 0 BB: 0 P: 4	R: 0 E: 0 K: 0 S: 4	H: 1 LOB: 1 BB: 0 P: 4	R: 0 E: 0 K: 2 S: 7	H: 0 LOB: 0 BB: 0 P: 7	1B: 7 2B: 1 3B: 0 HR: 0	SF: 3 SAC: 1 DP: 0 HBP: 0	WP: 1 PB: 0 CS: 0	PA: 36
PITCHER	IP WLS BF H R ER SO BB IBB HBP BLK WP HR S P ERA WHIP																			
Jim Kaat, L ERA: 3.69 (6, 1)	5.1 L 27 6 4 2 2 3 1 0 0 0 0 0 27 43 3.38 1.688																			
Bill Zepp, R ERA: 2.7 (7, 1)	0.2 2 1 0 0 0 0 0 0 0 0 0 0 2 2 0.00 1.500																			
Dick Woodson, R ERA: 1.86 (7, 1)	2.0 7 1 0 0 0 2 0 0 0 0 0 0 0 11 11 0.00 0.500																			

Batter	1	2	3	4	5	6	7	8	9	AB	R	H	RBI	BB	SO	LOB	TOP																						
Cesar Tovar, R OBP: 0.395, SLG: 0.487 (1, 8)	G5-3	CS	G6-3	1B			F8		1B FC1	5	1	3	0	0	0	0	Minnesota Twins @ Chicago White Sox Comiskey Park, Chicago, IL Sun Jun 28 1970, 4:33 AM EDT Sunny																						
Leo Cardenas, R OBP: 0.335, SLG: 0.414 (1, 6)	FC3-6		G6-3	1B			K		G6-4-3 FC1	5	0	3	1	0	1	1																							
Tony Oliva, L OBP: 0.352, SLG: 0.509 Herman Hill, L (9, PR) (9, 9)	FC3-6		HR	1B			F8		FC1	5	2	2	2	0	0	2																							
Harmon Killebrew, R OBP: 0.440, SLG: 0.616 Frank Quilici, R OBP: 0.279, SLG: 0.169 (1, 5) (8, 4)	F9		HR	1B			G6-3		G6-4-3	4	2	2	3	0	0	1																							
Rich Reese, L OBP: 0.314, SLG: 0.377 (1, 3)		G3-1	F8				G4-3		G3-1	4	0	0	0	1	0	0																							
Paul Ratliff, L OBP: 0.357, SLG: 0.425 (1, 2)		1B					F7		1B SF9	4	2	1	0	1	2	2																							
Jim Holt, L OBP: 0.295, SLG: 0.325 (1, 7)		1B					L7			4	1	3	0	0	0	0																							
Danny Thompson, R OBP: 0.188, SLG: 0.200 (1, 4) (8, 5)		E8					F2		SF9	3	0	1	2	0	0	1																							
Tom Hall, L OBP: 0.200, SLG: 0.200 Bill Zepp, R (7, 1)	G3						P6		K	3	1	1	1	0	0	2																							
Inning Stats	R: 0 E: 0 K: 0 S: 4	H: 1 LOB: 1 BB: 0 P: 4	R: 1 E: 1 K: 0 S: 5	H: 3 LOB: 1 BB: 0 P: 5	R: 2 E: 0 K: 1 S: 5	H: 3 LOB: 0 BB: 0 P: 5	R: 2 E: 0 K: 1 S: 8	H: 4 LOB: 2 BB: 0 P: 8	R: 1 E: 0 K: 0 S: 4	H: 1 LOB: 0 BB: 0 P: 4	R: 0 E: 0 K: 1 S: 5	H: 0 LOB: 0 BB: 0 P: 3	R: 0 E: 0 K: 1 S: 5	H: 0 LOB: 0 BB: 0 P: 5	R: 2 E: 0 K: 1 S: 7	H: 2 LOB: 1 BB: 1 P: 11		R: 1 E: 0 K: 1 S: 7	H: 2 LOB: 2 BB: 1 P: 11	1B: 13 2B: 9 3B: 0 HR: 3	SF: 1 SAC: 0 DP: 2 HBP: 0	WP: 0 PB: 0 CS: 1	PA: 43																
PITCHER	IP	WLS	BF	H	R	ER	SO	BB	IBB	HBP	BLK	WP	HR	S	P	ERA	WHIP	PITCHER				IP	WLS	BF	H	R	ER	SO	BB	IBB	HBP	BLK	WP	HR	S	P	ERA	WHIP	
Joe Horlen, R ERA: 4.28 (1, 1)	5.0	L	24	12	6	6	1	0	0	0	0	0	2	26	26	10.80	2.400																						
Jim Magnuson, L ERA: (6, 1)	2.0		6	0	0	0	1	0	0	0	0	0	0	8	8	0.00	0.000																						
Bob Miller, R ERA: 4.95 (8, 1)	2.0		12	4	3	3	2	2	0	0	0	0	1	14	22	13.50	3.000																						

Batter	1	2	3	4	5	6	7	8	9	AB	R	H	RBI	BB	SO	LOB	BOTTOM																						
Walt Williams, R OBP: 0.307, SLG: 0.373 (1, 7)	1B		F7				FC5-4		G1-3	5	0	2	0	0	0	3	Minnesota Twins @ Chicago White Sox Comiskey Park, Chicago, IL Sun Jun 28 1970, 4:33 AM EDT Sunny																						
Luis Aparicio, R OBP: 0.389, SLG: 0.394 (1, 6)	1B		K				K			4	0	2	1	0	2	2																							
Syd O'Brien, R OBP: 0.316, SLG: 0.358 (1, 4)	P3		F7				L7			4	0	1	0	0	0	4																							
Bill Melton, R OBP: 0.332, SLG: 0.488 (1, 9)	F9						F7		G5-4-3 1B	4	0	1	0	0	1	3																							
Duane Josephson, R OBP: 0.368, SLG: 0.429 (1, 2)	K						F7		G5-4-3	4	0	0	0	0	1	4																							
Rich McKinney, R OBP: 0.091, SLG: 0.091 (1, 5)			F8				F3		F7	4	0	0	0	0	1	1																							
Bob Spence, L OBP: 0.273, SLG: 0.500 (1, 3)			F9				FC5-4 1B		G4-3 G3	3	0	1	0	1	1	0																							
Ken Berry, R OBP: 0.338, SLG: 0.374 (1, 8)							F7		G3	3	1	1	0	1	0	2																							
Joe Horlen, R OBP: 0.100, SLG: 0.125 Bobby Kirtz, R OBP: 0.272, SLG: 0.280 Jim Magnuson, R (5, PH) (8, 1)							FC5-4 1B		G4-3	1	0	0	0	0	0	1																							
Tom McCraw, L OBP: 0.199, SLG: 0.302 Bob Miller, R OBP: 0.260, SLG: 0.250 Gail Hopkins, L OBP: 0.372, SLG: 0.377 (7, PH) (8, 1) (8, PH)							FC5-4 1B		G4-3	1	0	0	0	0	0	1																							
Inning Stats	R: 0 E: 0 K: 1 S: 7	H: 2 LOB: 2 BB: 0 P: 7	R: 0 E: 0 K: 1 S: 5	H: 0 LOB: 1 BB: 1 P: 9	R: 0 E: 0 K: 1 S: 5	H: 0 LOB: 0 BB: 0 P: 5	R: 0 E: 0 K: 1 S: 5	H: 0 LOB: 0 BB: 0 P: 5	R: 0 E: 0 K: 1 S: 6	H: 1 LOB: 2 BB: 1 P: 10	R: 0 E: 0 K: 1 S: 6	H: 1 LOB: 1 BB: 0 P: 6	R: 1 E: 0 K: 1 S: 8	H: 3 LOB: 2 BB: 0 P: 8	R: 0 E: 0 K: 0 S: 3	H: 1 LOB: 0 BB: 0 P: 3	R: 0 E: 0 K: 0 S: 4	H: 1 LOB: 1 BB: 0 P: 4	1B: 8 2B: 1 3B: 0 HR: 0	SF: 0 SAC: 0 DP: 1 HBP: 0	WP: 0 PB: 0 CS: 0	PA: 37																	
PITCHER	IP	WLS	BF	H	R	ER	SO	BB	IBB	HBP	BLK	WP	HR	S	P	ERA	WHIP	PITCHER				IP	WLS	BF	H	R	ER	SO	BB	IBB	HBP	BLK	WP	HR	S	P	ERA	WHIP	
Tom Hall, L ERA: 2.23 (1, 1)	6.2	W	29	7	1	1	7	2	0	0	0	0	0	41	49	1.35	1.350																						
Bill Zepp, R ERA: 2.55 (7, 1)	2.1	S	8	2	0	0	0	0	0	0	0	0	0	8	8	0.00	0.857																						



Batter	1	2	3	4	5	6	7	8	9	AB	R	H	RBI	BB	SO	LOB	TOP
Cesar Tovar, R OBP: 0.358, SLG: 0.485 (1, 8)										5	1	2	0	0	0	3	Minnesota Twins @ Chicago White Sox Comiskey Park, Chicago, IL Sun Jun 28 1970, 4:38 AM EDT Att: 24,288 - Sunny
Leo Cardenas, R OBP: 0.331, SLG: 0.408 (1, 6)										6	0	1	0	0	2	3	
Harmon Killebrew, R OBP: 0.439, SLG: 0.699 (1, 5)										4	2	1	1	1	1	4	
Tony Oliva, L OBP: 0.357, SLG: 0.522 (1, 9)										5	3	3	2	0	0	2	
Brant Aylea, R OBP: 0.366, SLG: 0.484 (7, PH)										1	2	0	0	1	0	0	
Jim Holt, L OBP: 0.298, SLG: 0.322 (7, 8)										1	1	0	0	1	0	0	
George Mitterwald, R OBP: 0.284, SLG: 0.356 (1, 2)										5	1	3	4	0	0	3	
Rich Reese, L OBP: 0.320, SLG: 0.373 (1, 3)										2	0	0	1	3	0	2	
Danny Thompson, R OBP: 0.288, SLG: 0.188 (3, PH)										1	0	0	0	0	0	1	
Paul Rattiff, L OBP: 0.326, SLG: 0.425 (7, PH)										2	0	1	1	0	0	2	
Ron Perranoski, L OBP: 0.200, SLG: 0.200 (8, PH)										0	0	0	0	0	0	0	
Tom Tschinski, R OBP: 0.200, SLG: 0.200 (8, 5)										0	0	0	0	0	0	0	
Dave Rowell, R OBP: 0.200, SLG: 0.200 (8, 5)										0	0	0	0	0	0	0	
Dave Rowell, R OBP: 0.200, SLG: 0.200 (8, 5)										0	0	0	0	0	0	0	
Dave Rowell, R OBP: 0.200, SLG: 0.200 (8, 5)										0	0	0	0	0	0	0	
Dave Rowell, R OBP: 0.200, SLG: 0.200 (8, 5)										0	0	0	0	0	0	0	
Dave Rowell, R OBP: 0.200, SLG: 0.200 (8, 5)										0	0	0	0	0	0	0	
Dave Rowell, R OBP: 0.200, SLG: 0.200 (8, 5)										0	0	0	0	0	0	0	
Dave Rowell, R OBP: 0.200, SLG: 0.200 (8, 5)										0	0	0	0	0	0	0	
Dave Rowell, R OBP: 0.200, SLG: 0.200 (8, 5)										0	0	0	0	0	0	0	
Dave Rowell, R OBP: 0.200, SLG: 0.200 (8, 5)										0	0	0	0	0	0	0	
Dave Rowell, R OBP: 0.200, SLG: 0.200 (8, 5)										0	0	0	0	0	0	0	
Dave Rowell, R OBP: 0.200, SLG: 0.200 (8, 5)										0	0	0	0	0	0	0	
Dave Rowell, R OBP: 0.200, SLG: 0.200 (8, 5)										0	0	0	0	0	0	0	
Dave Rowell, R OBP: 0.200, SLG: 0.200 (8, 5)										0	0	0	0	0	0	0	
Dave Rowell, R OBP: 0.200, SLG: 0.200 (8, 5)										0	0	0	0	0	0	0	
Dave Rowell, R OBP: 0.200, SLG: 0.200 (8, 5)										0	0	0	0	0	0	0	
Dave Rowell, R OBP: 0.200, SLG: 0.200 (8, 5)										0	0	0	0	0	0	0	
Dave Rowell, R OBP: 0.200, SLG: 0.200 (8, 5)										0	0	0	0	0	0	0	
Dave Rowell, R OBP: 0.200, SLG: 0.200 (8, 5)										0	0	0	0	0	0	0	
Dave Rowell, R OBP: 0.200, SLG: 0.200 (8, 5)										0	0	0	0	0	0	0	
Dave Rowell, R OBP: 0.200, SLG: 0.200 (8, 5)										0	0	0	0	0	0	0	
Dave Rowell, R OBP: 0.200, SLG: 0.200 (8, 5)										0	0	0	0	0	0	0	
Dave Rowell, R OBP: 0.200, SLG: 0.200 (8, 5)										0	0	0	0	0	0	0	
Dave Rowell, R OBP: 0.200, SLG: 0.200 (8, 5)										0	0	0	0	0	0	0	
Dave Rowell, R OBP: 0.200, SLG: 0.200 (8, 5)										0	0	0	0	0	0	0	
Dave Rowell, R OBP: 0.200, SLG: 0.200 (8, 5)										0	0	0	0	0	0	0	
Dave Rowell, R OBP: 0.200, SLG: 0.200 (8, 5)										0	0	0	0	0	0	0	
Dave Rowell, R OBP: 0.200, SLG: 0.200 (8, 5)										0	0	0	0	0	0	0	
Dave Rowell, R OBP: 0.200, SLG: 0.200 (8, 5)										0	0	0	0	0	0	0	
Dave Rowell, R OBP: 0.200, SLG: 0.200 (8, 5)										0	0	0	0	0	0	0	
Dave Rowell, R OBP: 0.200, SLG: 0.200 (8, 5)										0	0	0	0	0	0	0	
Dave Rowell, R OBP: 0.200, SLG: 0.200 (8, 5)										0	0	0	0	0	0	0	
Dave Rowell, R OBP: 0.200, SLG: 0.200 (8, 5)										0	0	0	0	0	0	0	
Dave Rowell, R OBP: 0.200, SLG: 0.200 (8, 5)										0	0	0	0	0	0	0	
Dave Rowell, R OBP: 0.200, SLG: 0.200 (8, 5)										0	0	0	0	0	0	0	
Dave Rowell, R OBP: 0.200, SLG: 0.200 (8, 5)										0	0	0	0	0	0	0	
Dave Rowell, R OBP: 0.200, SLG: 0.200 (8, 5)										0	0	0	0	0	0	0	
Dave Rowell, R OBP: 0.200, SLG: 0.200 (8, 5)										0	0	0	0	0	0	0	
Dave Rowell, R OBP: 0.200, SLG: 0.200 (8, 5)										0	0	0	0	0	0	0	
Dave Rowell, R OBP: 0.200, SLG: 0.200 (8, 5)										0	0	0	0	0	0	0	
Dave Rowell, R OBP: 0.200, SLG: 0.200 (8, 5)										0	0	0	0	0	0	0	
Dave Rowell, R OBP: 0.200, SLG: 0.200 (8, 5)										0	0	0	0	0	0	0	
Dave Rowell, R OBP: 0.200, SLG: 0.200 (8, 5)										0	0	0	0	0	0	0	
Dave Rowell, R OBP: 0.200, SLG: 0.200 (8, 5)										0	0	0	0	0	0	0	
Dave Rowell, R OBP: 0.200, SLG: 0.200 (8, 5)										0	0	0	0	0	0	0	
Dave Rowell, R OBP: 0.200, SLG: 0.200 (8, 5)										0	0	0	0	0	0	0	
Dave Rowell, R OBP: 0.200, SLG: 0.200 (8, 5)										0	0	0	0	0	0	0	
Dave Rowell, R OBP: 0.200, SLG: 0.200 (8, 5)																	

Batter	1	2	3	4	5	6	7	8	9	AB	R	H	RBI	BB	SO	LOB	TOP			
Pat Kelly, L OBP: 0.376, SLG: 0.365 (1,9)										5	0	2	0	0	1	2	Kansas City Royals @ Minnesota Twins Metropolitan Stadium, Bloomington, MI Mon Jun 29 1970, 8:05 PM EDT Att: 14,600 - Unknown - 97 F			
Cookie Rojas, R OBP: 0.269, SLG: 0.282 (1,4)										5	1	1	0	0	0	2				
Amos Otis, R OBP: 0.366, SLG: 0.458 (1,8)										4	1	1	0	0	0	1				
Ed Kirkpatrick, L OBP: 0.309, SLG: 0.438 (1,2)										3	1	1	1	1	0	0				
Lou Piniella, R OBP: 0.343, SLG: 0.497 (1,7)										4	1	2	2	0	1	2				
Bob Oliver, R OBP: 0.334, SLG: 0.496 (1,3)										4	0	0	0	0	1	2				
Tom Matchick, L OBP: 0.229, SLG: 0.217 (1,6)										4	0	1	1	0	1	0				
Paul Schaaf, R OBP: 0.328, SLG: 0.312 (1,5)										3	0	1	0	1	1	0				
Dick Drago, R OBP: 0.135, SLG: 0.086 (1,1)										3	0	1	0	0	2	2				
Tom Burgmeier, L OBP: 0.300, SLG: 0.222 (6,1)										0	0	0	0	0	0	0				
Hawk Taylor, R OBP: 0.300, SLG: 0.357 (9, PH)										1	0	0	0	0	0	0				
Inning Stats	R: 4 E: 0 K: 1 S: 10	H: 5 LOB: 2 BB: 1 P: 14	R: 0 E: 0 K: 0 S: 4	H: 1 LOB: 2 BB: 1 P: 8	R: 0 E: 0 K: 0 S: 5	H: 2 LOB: 2 BB: 0 P: 5	R: 0 E: 0 K: 0 S: 3	H: 0 LOB: 0 BB: 0 P: 3	R: 0 E: 0 K: 0 S: 3	H: 0 LOB: 0 BB: 0 P: 3	R: 0 E: 0 K: 0 S: 9	H: 0 LOB: 0 BB: 0 P: 9	R: 0 E: 0 K: 0 S: 9	H: 0 LOB: 0 BB: 0 P: 9	R: 0 E: 0 K: 0 S: 4	H: 1 LOB: 1 BB: 0 P: 4	1B: 7 2B: 4 3B: 0 HR: 0	SF: 0 SAC: 0 DP: 1 HBP: 0	WP: 0 PB: 0 SB: 0 CS: 0	PA: 38
PITCHER	IP WLS BF H R ER SO BB IBB HBP BLK WP HR S P ERA WHIP																			
Jim Perry, R ERA: 3.18 (1,1)	8.2 W 37 10 4 4 7 2 0 0 0 0 0 0 1 1 4.15 1.385																			
Ron Perranoski, L ERA: 1.74 (9,1)	0.1 S 1 0 0 0 0 0 0 0 0 0 0 0 0 0 0.00 0.000																			

AB	36
R	4
H	10
RBI	4
BB	2
SO	7
LOB	11


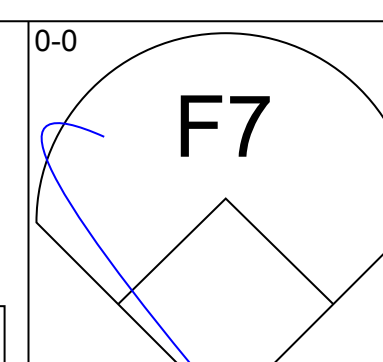
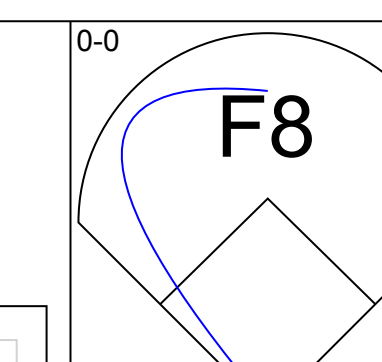

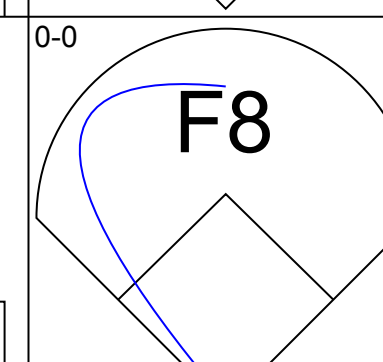
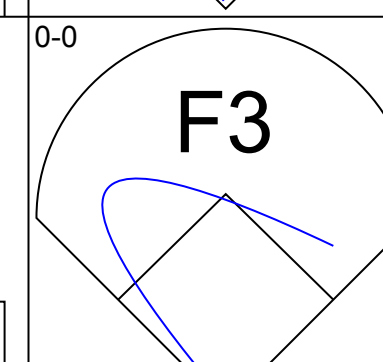
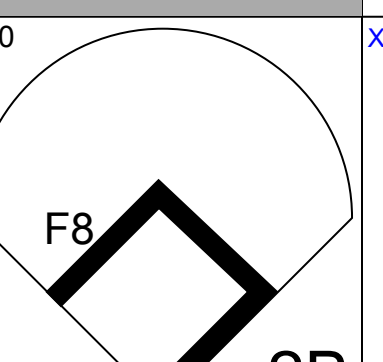
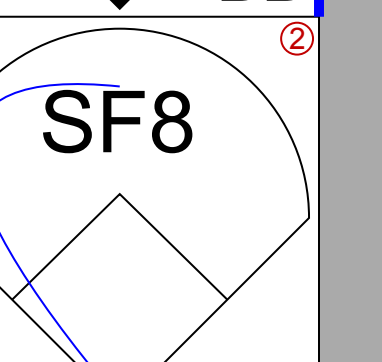
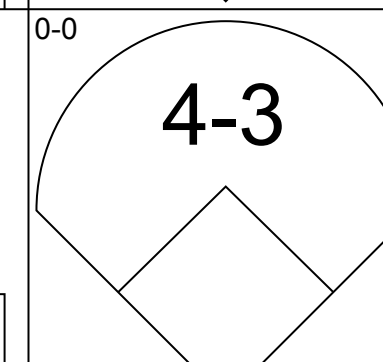
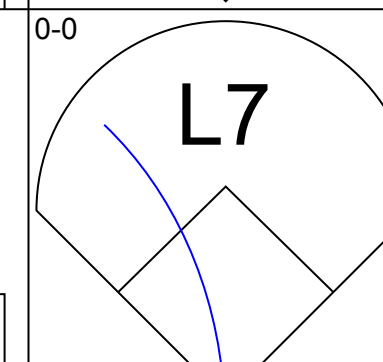
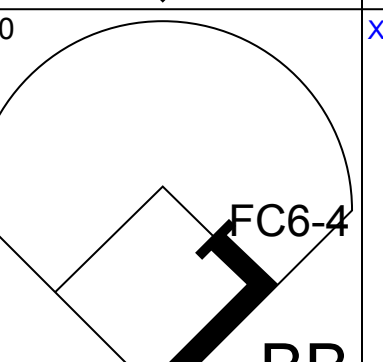
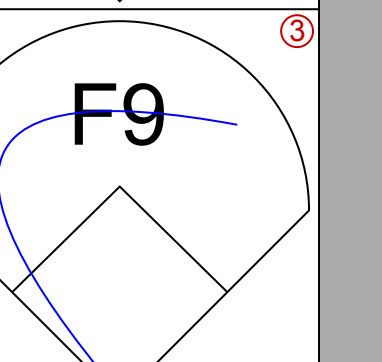
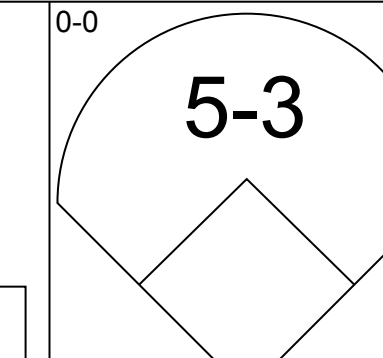
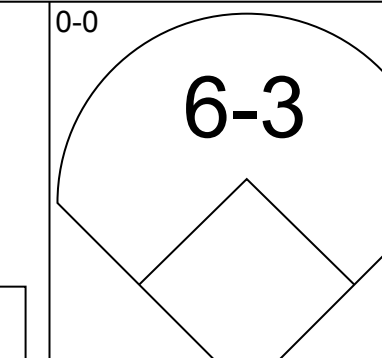
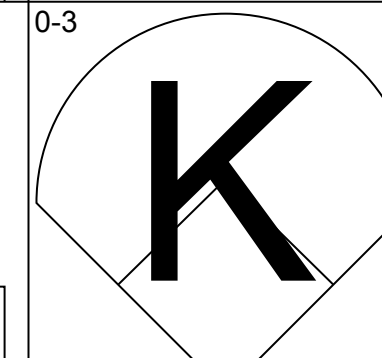
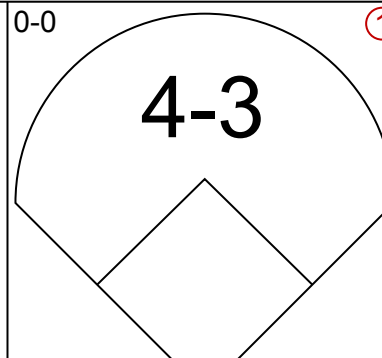
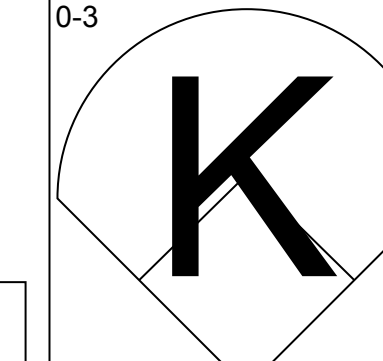
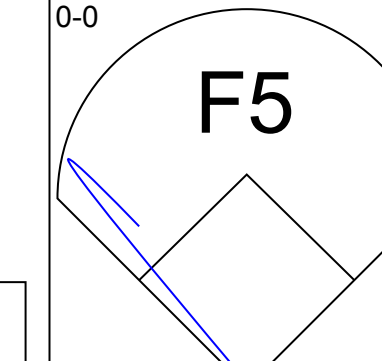
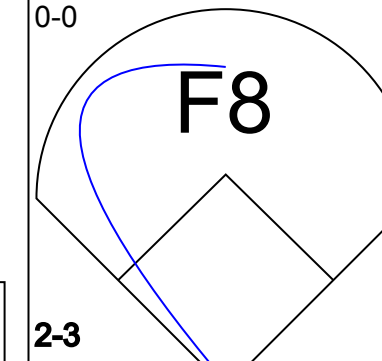
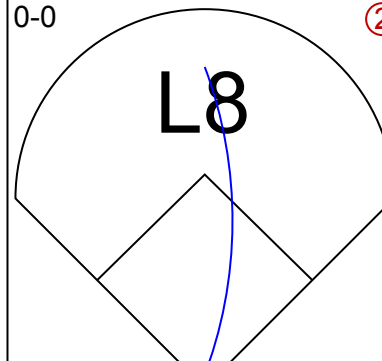
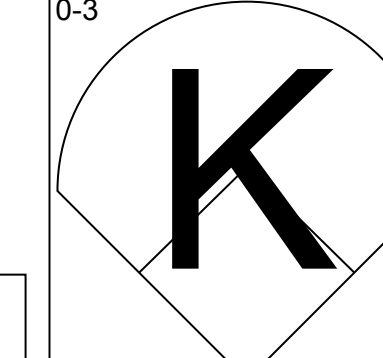
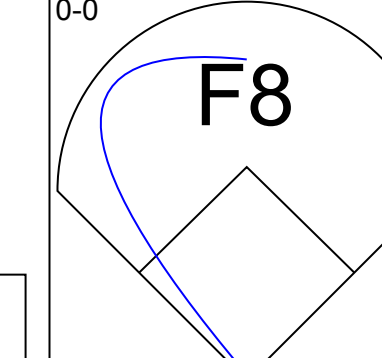
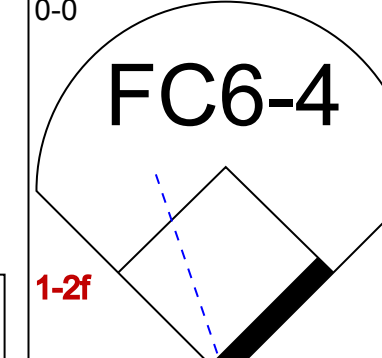
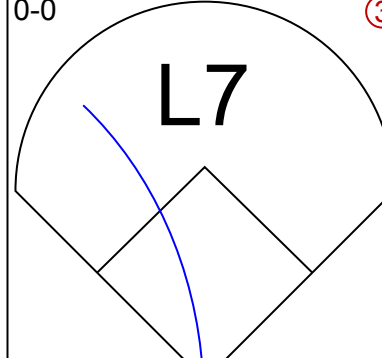
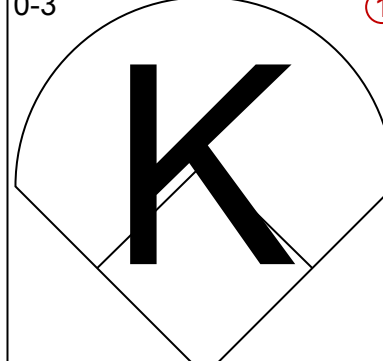
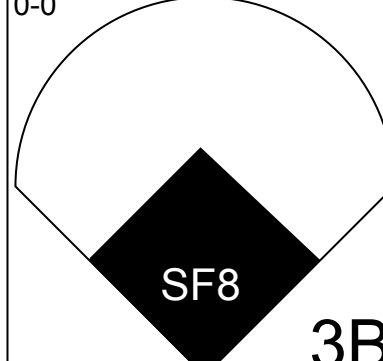
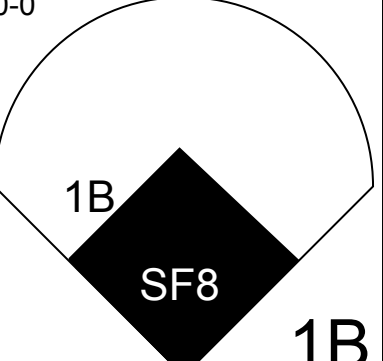
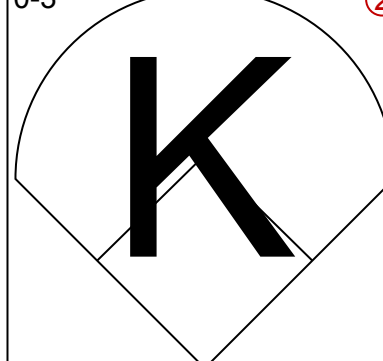
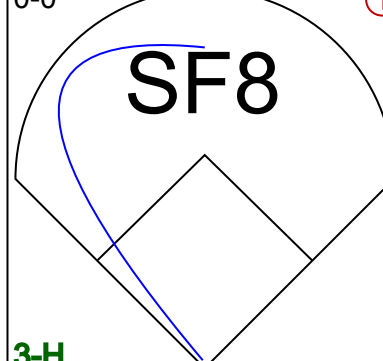
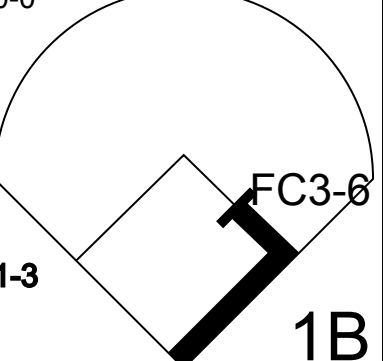
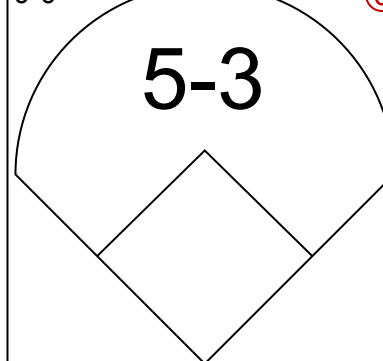
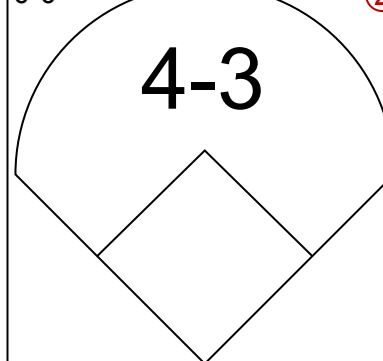
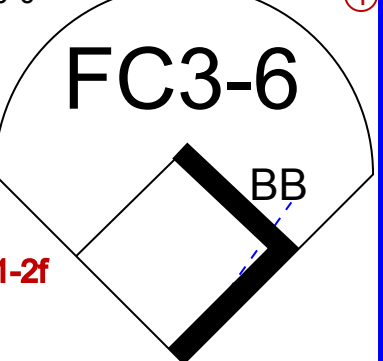



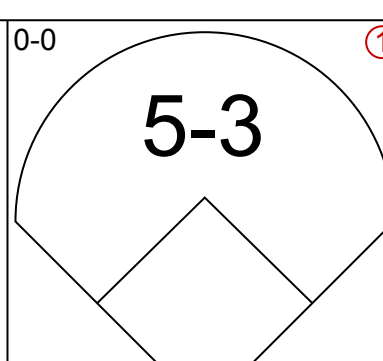
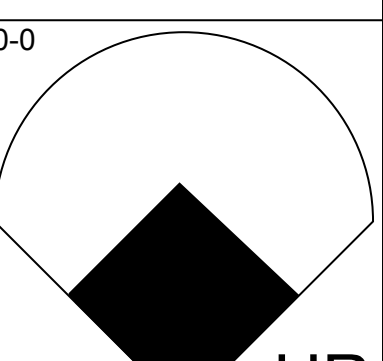
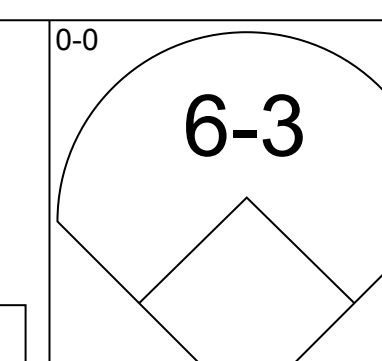

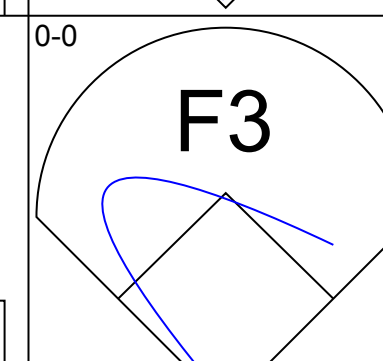
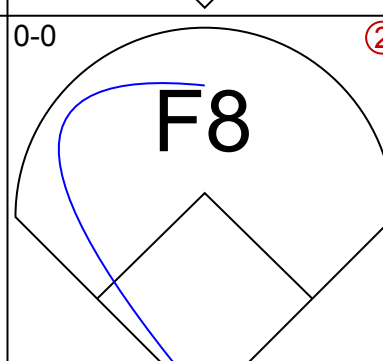
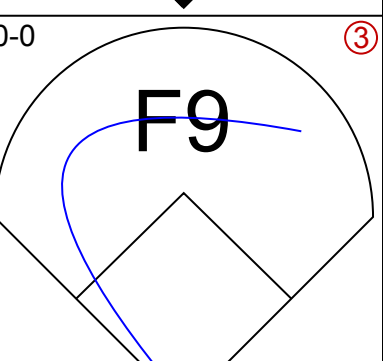
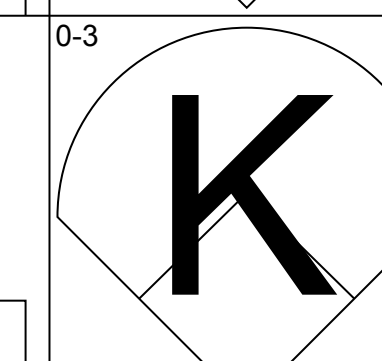
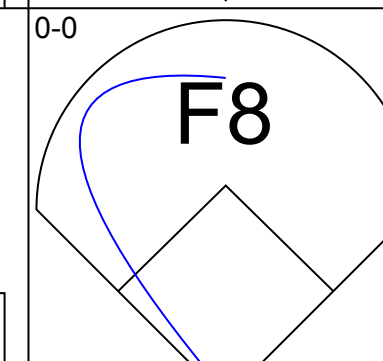
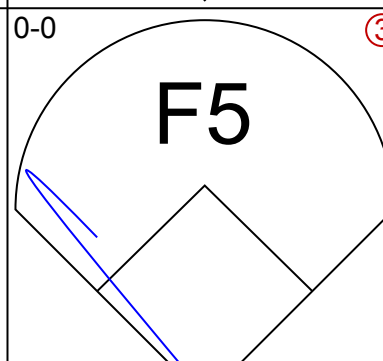
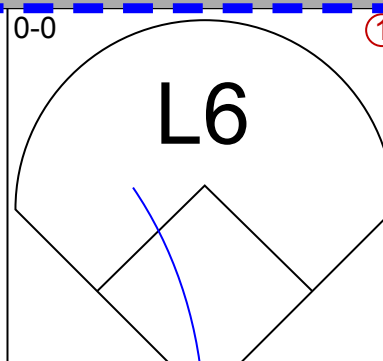
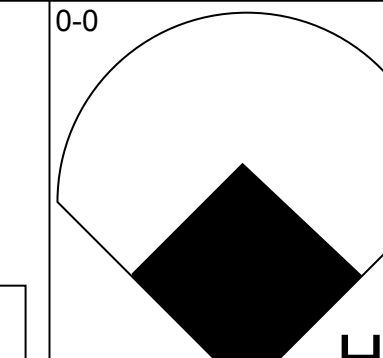
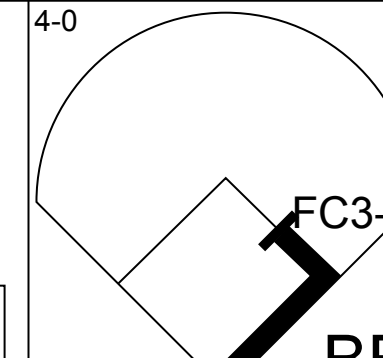
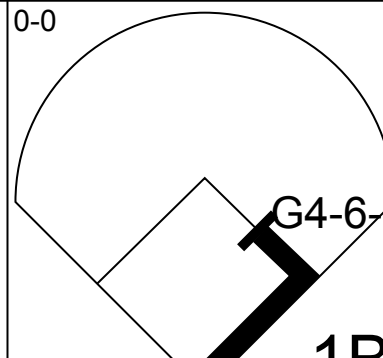

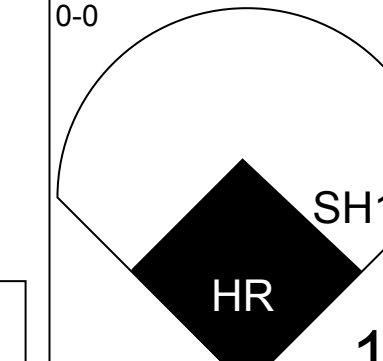
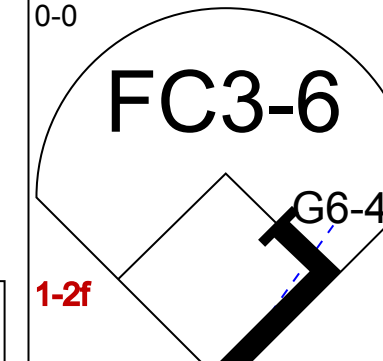
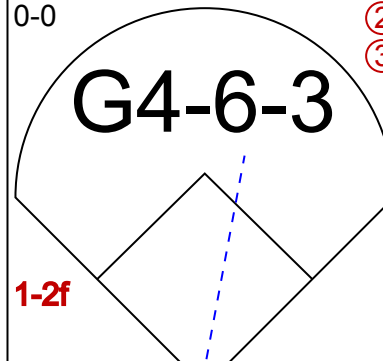
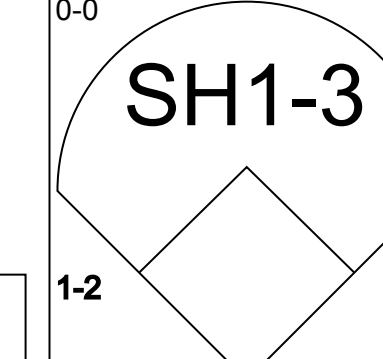
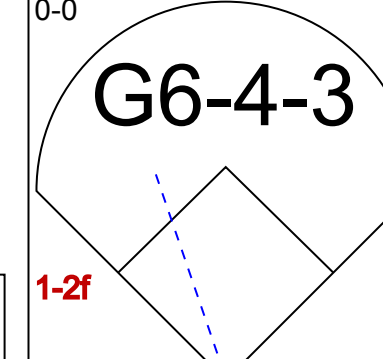
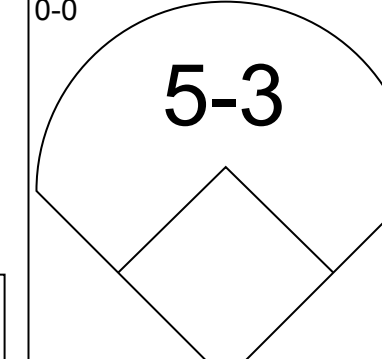
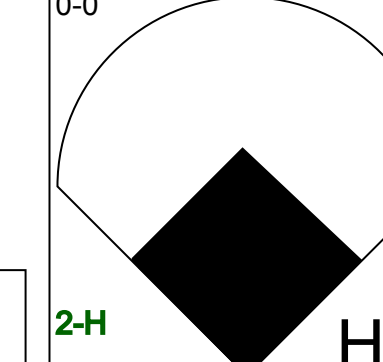
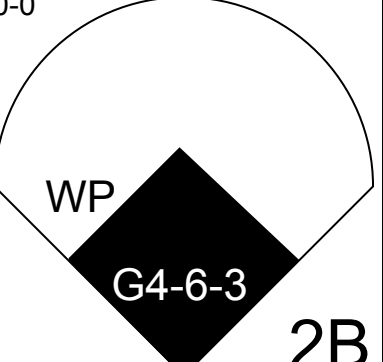
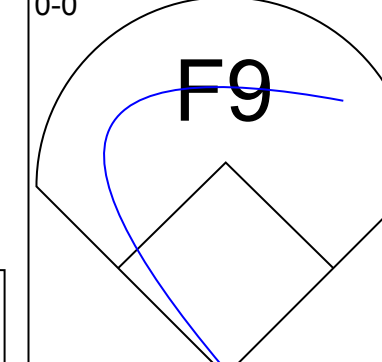
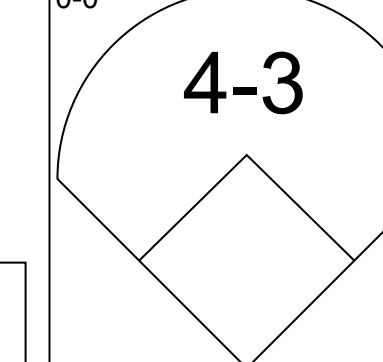
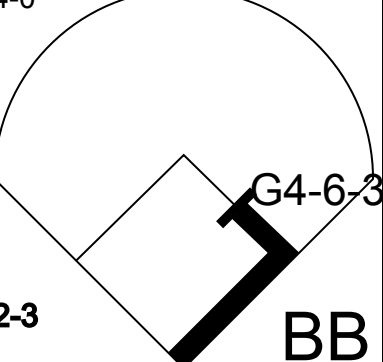
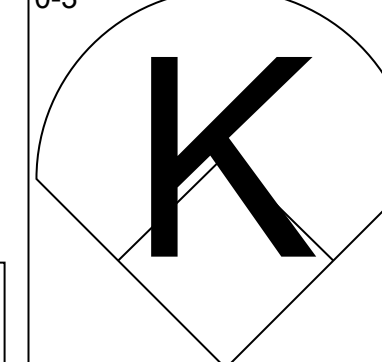
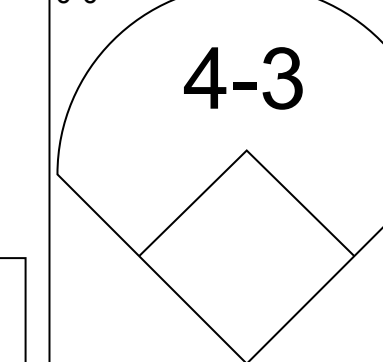
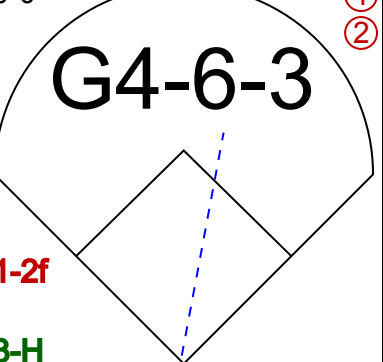
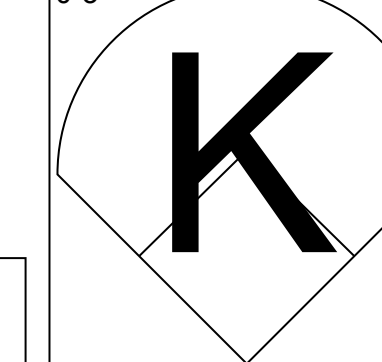
Batter	1	2	3	4	5	6	7	8	9	AB	R	H	RBI	BB	SO	LOB	BOTTOM			
Cesar Tovar, R OBP: 0.365, SLG: 0.498 (1,4)										5	1	4	1	0	0	0	Kansas City Royals @ Minnesota Twins Metropolitan Stadium, Bloomington, MI Mon Jun 29 1970, 8:05 PM EDT Att: 14,600 - Unknown - 97 F			
Herman Hill, L OBP: 0.222, SLG: 0.222 (1,8)										4	2	2	0	0	0	2				
Tony Oliva, L OBP: 0.359, SLG: 0.522 (1,9)										4	1	2	1	0	0	0				
Harmon Killebrew, R OBP: 0.442, SLG: 0.610 (1,5)										3	0	2	1	1	0	2				
Rich Reese, L OBP: 0.319, SLG: 0.368 (1,3)										3	0	0	0	1	0	5				
Jim Holt, L OBP: 0.296, SLG: 0.323 (1,7)										3	0	1	2	0	0	3				
Leo Cardenas, R OBP: 0.330, SLG: 0.404 (1,6)										3	0	0	0	1	1	5				
George Mitterwald, R OBP: 0.264, SLG: 0.353 (1,2)										4	0	1	0	0	1	1				
Jim Perry, S OBP: 0.349, SLG: 0.405 (1,1)										4	1	1	0	0	0	1				
Ron Perranoski, L ERA: 2.45 (9,1)										0	0	0	0	0	0	0				
Inning Stats	R: 3 E: 0 K: 1 S: 9	H: 4 LOB: 1 BB: 0 P: 9	R: 0 E: 0 K: 0 S: 3	H: 1 LOB: 0 BB: 0 P: 3	R: 1 E: 0 K: 0 S: 6	H: 3 LOB: 2 BB: 0 P: 6	R: 0 E: 0 K: 1 S: 6	H: 1 LOB: 1 BB: 0 P: 6	R: 0 E: 0 K: 0 S: 4	H: 1 LOB: 1 BB: 0 P: 4	R: 1 E: 0 K: 0 S: 4	H: 2 LOB: 1 BB: 1 P: 8	R: 0 E: 0 K: 0 S: 3	H: 0 LOB: 2 BB: 2 P: 11	R: 0 E: 0 K: 0 S: 3	H: 1 LOB: 0 BB: 0 P: 3	1B: 11 2B: 1 3B: 1 HR: 0	SF: 1 SAC: 0 DP: 1 HBP: 0	WP: 0 PB: 0 SB: 0 CS: 2	PA: 38
PITCHER	IP WLS BF H R ER SO BB IBB HBP BLK WP HR S P ERA WHIP																			
Dick Drago, R ERA: 4.13 (1,1)	5.2 L 28 12 5 5 2 1 0 0 0 0 0 0 7 15 7.94 2.294																			
Tom Burgmeier, L ERA: 2.45 (6,1)	2.1 9 1 0 0 0 2 0 0 0 0 0 0 7 15 0.00 1.286																			



Batter	1	2	3	4	5	6	7	8	9	AB	R	H	RBI	BB	SO	LOB	TOP																
Paul Schaaf, R (1.5) OBP: 0.331, SLG: 0.335	FC6-4 1B		F3				5-3			4	1	2	1	0	0	0	Kansas City Royals @ Minnesota Twins Metropolitan Stadium, Bloomington, MI Tue Jun 30 1970, 8:05 PM EDT Att: 11,809 - Unknown - 91 F livebaseballscores.com																
Amos Otis, R (1.8) OBP: 0.366, SLG: 0.458	FC6-4 HR		E1 WP 2B				1B G6-3			4	3	2	0	0	1	1																	
Lou Piniella, R (1.7) OBP: 0.346, SLG: 0.495	F9		2B 2-3				1B G6-3			3	0	1	0	1	0	1																	
Bob Oliver, R (1.3) OBP: 0.337, SLG: 0.511	HR		2B				G6-3			4	1	2	3	0	0	1																	
Ed Kirkpatrick, L (1.9) OBP: 0.308, SLG: 0.431	3-1		G3				4-3			3	0	0	0	1	0	2																	
Elie Rodriguez, R (1.2) OBP: 0.359, SLG: 0.326							F3			3	0	0	0	0	1	0																	
Aurelio Montegudo, R (8.1)										0	0	0	0	0	0	0																	
Jackie Hernandez, R (1.6) OBP: 0.294, SLG: 0.281										3	0	1	0	0	0	0																	
Tom Matchick, L (9. PH) OBP: 0.224, SLG: 0.213	E6 L4-3						6-3			1	0	0	0	0	0	0																	
Rich Severson, R (1.4) OBP: 0.287, SLG: 0.289										3	0	0	0	0	0	2																	
Hawk Taylor, R (9. PH) OBP: 0.230, SLG: 0.345	L4-3						F9			1	0	0	0	0	0	0																	
Don O'Riley, R (1.1)										2	0	0	0	0	0	1																	
Ken Wright, R (6.1)										0	0	0	0	0	0	0																	
Bob Johnson, L (6.1)										0	0	0	0	0	0	0																	
Pat Kelly, L (6.9) OBP: 0.372, SLG: 0.362										2	0	0	0	0	0	0																	
Bill Sorrell, L (6. PH) OBP: 0.273, SLG: 0.200										1	0	0	0	0	0	1																	
Inning Stats	R: 2 E: 0 K: 0 S: 5	H: 2 LOB: 0 BB: 0 P: 5	R: 0 E: 1 K: 1 S: 5	H: 0 LOB: 0 BB: 0 P: 5	R: 1 E: 1 K: 0 S: 5	H: 2 LOB: 2 BB: 1 P: 9	R: 0 E: 0 K: 0 S: 4	H: 1 LOB: 1 BB: 0 P: 4	R: 2 E: 0 K: 0 S: 5	H: 3 LOB: 0 BB: 0 P: 5	R: 0 E: 0 K: 0 S: 3	H: 0 LOB: 0 BB: 0 P: 3	R: 0 E: 0 K: 1 S: 5	H: 0 LOB: 0 BB: 0 P: 5	R: 0 E: 0 K: 0 S: 3	H: 0 LOB: 1 BB: 1 P: 7	R: 0 E: 0 K: 0 S: 3	H: 0 LOB: 0 BB: 0 P: 3	1B: 5 2B: 2 3B: 0 HR: 2	SF: 0 SAC: 0 DP: 2 HBP: 0	WP: 1 PB: 0 SB: 1 CS: 0	PA: 36											
PITCHER	IP WLS BF H R ER SO BB IBB HBP BLK WP HR S P ERA WHIP																																
Jim Kaat, L (1.1) ERA: 3.97	4.0	20	7	5	5	1	1	0	0	0	0	1	2	21	25	11.25	2.000																
Bill Zepp, R (5.1) ERA: 2.74	1.0	3	1	0	0	0	0	0	0	0	0	0	0	3	3	0.00	1.000																
Dick Woodson, R (6.1) ERA: 3.18	1.0	W	3	0	0	0	0	0	0	0	0	0	0	3	3	0.00	0.000																
Stan Williams, R (7.1) ERA: 1.7	3.0	S	10	0	0	0	1	0	0	0	0	0	0	11	15	0.00	0.333																

Batter	1	2	3	4	5	6	7	8	9	AB	R	H	RBI	BB	SO	LOB	BOTTOM															
Cesar Tovar, R (1.4) OBP: 0.366, SLG: 0.496	FC5-4 1B		G3					L6		5	0	2	0	0	0	0	Kansas City Royals @ Minnesota Twins Metropolitan Stadium, Bloomington, MI Tue Jun 30 1970, 8:05 PM EDT Att: 11,809 - Unknown - 91 F livebaseballscores.com															
Herman Hill, L (1.8) OBP: 0.143, SLG: 0.143	L7		4-3				F8			5	0	0	0	0	0	3																
Tony Oliva, L (1.9) OBP: 0.356, SLG: 0.516	F7						G3			5	0	1	0	0	1	3																
Harmon Killebrew, R (1.5) OBP: 0.443, SLG: 0.621	FC5-4									4	2	2	1	0	0	2																
Danny Thompson, R (6.5) OBP: 0.176, SLG: 0.188	HR		5-3							0	0	0	0	0	0	0																
Rich Reese, L (1.3) OBP: 0.322, SLG: 0.367			E4 4-3 1B				G4-6-3 HBP			3	2	1	0	0	0	0																
Jim Holt, L (1.7) OBP: 0.302, SLG: 0.344							G4-6-3			4	1	2	2	0	0	2																
Leo Cardenas, R (1.6) OBP: 0.336, SLG: 0.404										2	1	1	1	1	0	0																
George Mitterwald, R (1.2) OBP: 0.269, SLG: 0.349										2	1	0	0	2	0	3																
Jim Kaat, L (1.1) OBP: 0.234, SLG: 0.186										1	0	0	0	0	0	1																
Bill Zepp, R (5.1) ERA: 5.8										0	0	0	0	0	0	0																
Paul Rattiff, L (5. PH) OBP: 0.366, SLG: 0.420										1	0	0	0	0	0	1																
Dick Woodson, R (6.1) ERA: 3.29										0	0	0	0	0	0	0																
Rick Renick, R (5. PH) OBP: 0.341, SLG: 0.548										1	1	1	4	0	0	0																
Stan Williams, R (7.1) ERA: 1.7										1	0	0	0	0	1	2																
Inning Stats	R: 0 E: 0 K: 0 S: 4	H: 1 LOB: 1 BB: 0 P: 4	R: 1 E: 1 K: 0 S: 5	H: 1 LOB: 1 BB: 0 P: 5	R: 0 E: 0 K: 0 S: 4	H: 1 LOB: 1 BB: 0 P: 4	R: 0 E: 0 K: 0 S: 2	H: 0 LOB: 0 BB: 0 P: 3	R: 0 E: 0 K: 0 S: 4	H: 1 LOB: 2 BB: 1 P: 8	R: 5 E: 0 K: 0 S: 6	H: 3 LOB: 0 BB: 2 P: 14	R: 2 E: 0 K: 1 S: 8	H: 3 LOB: 2 BB: 0 P: 9	R: 0 E: 0 K: 1 S: 5	H: 0 LOB: 0 BB: 0 P: 5		1B: 7 2B: 0 3B: 1 HR: 2	SF: 0 SAC: 0 DP: 1 HBP: 2	WP: 0 PB: 0 SB: 0 CS: 0	PA: 39											
PITCHER	IP WLS BF H R ER SO BB IBB HBP BLK WP HR S P ERA WHIP																															
Don O'Riley, R (1.1) ERA: 5.8	5.1	25	6	4	3	0	2	0	1	0	0	1	22	31	5.06	1.500																
Ken Wright, R (6.1) ERA: 5.4	0.0	1	0	0	0	0	1	0	0	0	0	0	0	4	-	-																
Bob Johnson, R (6.1) ERA: 3.29	1.2	L	10	4	4	4	1	0	0	1	11	12	21.60	2.400																		
Aurelio Montegudo, R (8.1) ERA: 3.68	1.0	3	0	0	0	1	0	0	0	0	5	5	0.00	0.000																		

Batter	1	2	3	4	5	6	7	8	9	AB	R	H	RBI	BB	SO	LOB	TOP								
Pat Kelly, L OBP: 0.363, SLG: 0.349 Ted Abernathy, R (8, 1)										3	0	0	0	1	1	0	Kansas City Royals @ Minnesota Twins Metropolitan Stadium, Bloomington, MI Thu Jul 02 1970, 4:33 AM EDT Att: 20,044 - Unknown - 91 F 								
Cookie Rojas, R OBP: 0.265, SLG: 0.290 (1, 4)										3	0	1	1	0	0	0									
Amos Otis, R OBP: 0.370, SLG: 0.458 (1, 8)										3	0	0	0	1	0	2									
Bob Oliver, R OBP: 0.331, SLG: 0.500 (1, 3)										4	0	0	0	0	1	2									
Lou Piniella, R OBP: 0.336, SLG: 0.478 (1, 7)									4	0	0	0	0	1	2										
Paul Schaaf, R OBP: 0.333, SLG: 0.329 (1, 5)									4	0	0	0	0	1	2										
Elie Rodriguez, R OBP: 0.335, SLG: 0.348 (1, 2)									3	2	2	0	0	1	0										
Jackie Hernandez, R OBP: 0.280, SLG: 0.279 Ed Kirkpatrick, L OBP: 0.310, SLG: 0.430 (8, PH) (8, 9)									1	0	0	1	0	1	0										
Al Fitzmorris, S OBP: 0.286, SLG: 0.429 Jim Campanis, R OBP: 0.244, SLG: 0.324 Aurelio Monteguado, R (8, PH) Hawk Taylor, R OBP: 0.281, SLG: 0.333 Tom Matchick, L OBP: 0.231, SLG: 0.220 (8, 6)									1	0	0	0	0	0	0										
Inning Stats	R: 0 E: 0 K: 1 S: 5	H: 0 LOB: 0 BB: 0 P: 5	R: 0 E: 0 K: 2 S: 7	H: 0 LOB: 0 BB: 0 P: 7	R: 0 E: 0 K: 2 S: 7	H: 0 LOB: 0 BB: 0 P: 7	R: 0 E: 0 K: 0 S: 3	H: 0 LOB: 0 BB: 0 P: 3	R: 0 E: 0 K: 1 S: 6	H: 1 LOB: 2 BB: 1 P: 10	R: 1 E: 0 K: 0 S: 5	H: 2 LOB: 2 BB: 1 P: 9	R: 0 E: 0 K: 0 S: 3	H: 0 LOB: 0 BB: 0 P: 3	1B: 2 2B: 1 3B: 1 HR: 0	SF: 2 SAC: 0 DP: 0 HBP: 0		WP: 0 PA: 33 PB: 0 SB: 0 CS: 0							
PITCHER	IP WLS BF H R ER SO BB IBB HBP BLK WP HR S P ERA WHIP																								
Tom Hall, L ERA: 2.05 Stan Williams, R ERA: 1.81	(1, 1) (8, 1)	7.0 W 24	2 1 1 6	1 1 1 0	1 0 0 0	1 0 0 0	0 0 0 0	0 0 8 12	4.50 1.500																

Batter	1	2	3	4	5	6	7	8	9	AB	R	H	RBI	BB	SO	LOB	BOTTOM								
Cesar Tovar, R OBP: 0.368, SLG: 0.503 (8, 7)										4	1	1	1	0	0	0	Kansas City Royals @ Minnesota Twins Metropolitan Stadium, Bloomington, MI Thu Jul 02 1970, 4:33 AM EDT Att: 20,044 - Unknown - 91 F 								
Danny Thompson, R OBP: 0.200, SLG: 0.217 (1, 4) (9, 5)										4	0	0	0	0	1	0									
Tony Oliva, L OBP: 0.351, SLG: 0.507 (1, 9)										3	0	0	0	0	0	0									
Harmon Killebrew, R OBP: 0.442, SLG: 0.626 Frank Quilici, R OBP: 0.286, SLG: 0.197 (8, 4)										2	1	2	1	1	0	0									
Rich Reese, L OBP: 0.321, SLG: 0.367 (1, 3)										3	1	1	0	0	0	2									
Rick Renick, R OBP: 0.329, SLG: 0.559 Stan Williams, R (8, 1)										2	0	0	0	0	0	1									
Leo Cardenas, R OBP: 0.336, SLG: 0.418 (1, 6)										3	2	2	2	0	0	0									
George Mitterwald, R OBP: 0.270, SLG: 0.339 (1, 2)										2	0	0	0	1	1	0									
Tom Hall, L OBP: 0.167, SLG: 0.167 Herman Hill, L OBP: 0.125, SLG: 0.125 (8, 8)										2	0	0	0	0	0	1									
Inning Stats	R: 0 E: 0 K: 0 S: 3	H: 3 LOB: 0 BB: 0 P: 6	R: 0 E: 0 K: 0 S: 3	H: 0 LOB: 0 BB: 0 P: 3	R: 0 E: 0 K: 0 S: 2	H: 0 LOB: 1 BB: 1 P: 6	R: 2 E: 0 K: 0 S: 4	H: 2 LOB: 1 BB: 1 P: 8	R: 0 E: 0 K: 0 S: 3	H: 1 LOB: 0 BB: 0 P: 3	R: 0 E: 0 K: 1 S: 5	H: 0 LOB: 0 BB: 0 P: 5	R: 0 E: 0 K: 2 S: 7	H: 0 LOB: 0 BB: 0 P: 7	1B: 2 2B: 1 3B: 0 HR: 3	SF: 0 SAC: 1 DP: 3 HBP: 0		WP: 1 PA: 29 PB: 0 SB: 0 CS: 0							
PITCHER	IP WLS BF H R ER SO BB IBB HBP BLK WP HR S P ERA WHIP																								
Al Fitzmorris, R ERA: 3.99 Aurelio Monteguado, R ERA: 2.89 Ted Abernathy, R ERA: 2.54	(1, 1) (6, 1) (8, 1)	5.0 L 6	5 5 1	0 0 0	0 0 1	0 0 0	0 0 0	0 0 8	0.00 0.500																

Batter	1	2	3	4	5	6	7	8	9	AB	R	H	RBI	BB	SO	LOB	TOP			
Syd O'Brien, R OBP: 0.322, SLG: 0.372 (1, 4)	F8	F9			FC5-4 1B		P5			4	0	1	0	0	0	2				
Luis Aparicio, R OBP: 0.376, SLG: 0.407 (1, 6)	1B PB		G1-3		FC5-4 1-2		L8			4	1	1	0	0	0	1				
Carlos May, L OBP: 0.352, SLG: 0.453 (1, 7)	1B PB		F5			G6-3	L4			4	1	1	0	0	0	0				
Bill Melton, R OBP: 0.327, SLG: 0.484 (1, 9)	K		F9			P6	K			4	0	0	0	0	2	1				
Duane Josephson, R OBP: 0.364, SLG: 0.419 Floyd Weaver, R (6, 1)			F8				P6			3	0	2	1	0	0	0				
Tom McCraw, L OBP: 0.311, SLG: 0.353 (9, PH)	2H 1B					1B				0	0	0	0	0	0	0				
Bob Spence, L OBP: 0.233, SLG: 0.286 (1, 3)	K					G3				4	0	0	0	0	3	2				
Rich McKinney, R OBP: 0.200, SLG: 0.179 (1, 5)			F9		G4-3		K			4	0	0	0	0	1	0				
Ken Berry, R OBP: 0.326, SLG: 0.372 (1, 8)					G5-3		G3			3	0	1	0	0	0	0				
Joe Horlen, R OBP: 0.098, SLG: 0.122 Gail Hopkins, L OBP: 0.375, SLG: 0.376 (6, 2)	1-2 SH3-4				L9					1	0	0	0	0	0	0				
										0	0	0	0	1	0	0				
Inning Stats	R: 2 H: 3 E: 0 K: 2 S: 10	H: 3 LOB: 1 BB: 0 P: 10	R: 0 H: 1 E: 0 K: 0 S: 4	H: 1 LOB: 1 BB: 0 P: 4	R: 0 H: 0 E: 0 K: 1 S: 3	H: 0 LOB: 0 BB: 0 P: 3	R: 0 H: 0 E: 0 K: 1 S: 5	H: 1 LOB: 1 BB: 0 P: 5	R: 0 H: 1 E: 0 K: 0 S: 4	H: 1 LOB: 1 BB: 1 P: 4	R: 0 H: 0 E: 0 K: 1 S: 5	H: 0 LOB: 0 BB: 0 P: 5	R: 0 H: 0 E: 0 K: 1 S: 5	H: 0 LOB: 0 BB: 0 P: 5	R: 0 H: 0 E: 0 K: 1 S: 5	H: 0 LOB: 0 BB: 0 P: 5	1B: 6 2B: 0 3B: 0 HR: 0	SF: 0 SAC: 1 DP: 0 HBP: 0	WP: 0 PB: 1 SB: 0 CS: 0	PA: 34
PITCHER Jim Perry, R ERA: 3.03 (1, 1)	IP: 9.0 WLS: W BF: 34 H: 6 R: 2 ER: 1 SO: 6 BB: 1 IBB: 0 HBP: 0 BLK: 0 WP: 0 HR: 0 S: 45 P: 49 ERA: 1.00 WHIP: 0.778															PITCHER				

Chicago White Sox @ Minnesota Twins
Metropolitan Stadium, Bloomington, MI
Fri Jul 03 1970, 8:05 PM EDT
Att: 13,286 - Unknown - 66 F

AB 32
R 2
H 6
RBI 1
BB 1
SO 6
LOB 6



Batter	1	2	3	4	5	6	7	8	9	AB	R	H	RBI	BB	SO	LOB	BOTTOM			
Cesar Tovar, R OBP: 0.373, SLG: 0.508 (1, 8)	1B WP	1B		G1-3		BB				3	2	2	0	1	0	0				
Danny Thompson, R OBP: 0.276, SLG: 0.296 (6, 6)	2B WP	1B			1B HR	K				4	2	3	1	0	1	1				
Tony Oliva, L OBP: 0.353, SLG: 0.510 (1, 9)	1B 1H 3H	2B	F8		1B HR		K			4	2	2	1	0	1	1				
Harmon Killebrew, R OBP: 0.443, SLG: 0.635 (1, 3)	1B E	BB	FC5-4		1B 1H 3H	HR	L5			3	2	1	3	1	0	1				
Jim Holt, L OBP: 0.301, SLG: 0.341 (1, 7)	1B 1-3 2H			G3	G4-3		K			4	0	1	1	0	1	0				
Rick Renick, R OBP: 0.338, SLG: 0.556 (1, 5)	G5-4-3			G4-3-6	F8			G6-4-3		4	0	2	0	0	0	2				
Leo Cardenas, R OBP: 0.332, SLG: 0.413 Frank Quilici, R OBP: 0.282, SLG: 0.194 (6, 4)	E3			G4-3-6	G5-3			G6-4-3		3	0	0	0	0	0	1				
George Mitterwald, R OBP: 0.289, SLG: 0.333 (1, 2)	K				F8		K			3	0	0	0	1	2	1				
Jim Perry, S OBP: 0.319, SLG: 0.370 (1, 1)		G4-3		G4-1		F8		G3-1		4	0	0	0	0	0	1				
Inning Stats	R: 4 H: 4 E: 1 K: 1 S: 9	H: 4 LOB: 1 BB: 1 P: 13	R: 1 H: 2 E: 0 K: 0 S: 5	H: 2 LOB: 1 BB: 0 P: 5	R: 0 H: 1 E: 0 K: 0 S: 3	H: 1 LOB: 0 BB: 0 P: 3	R: 0 H: 0 E: 0 K: 0 S: 3	H: 0 LOB: 0 BB: 0 P: 3	R: 3 H: 3 E: 0 K: 2 S: 6	H: 3 LOB: 0 BB: 1 P: 6	R: 0 H: 0 E: 0 K: 2 S: 7	H: 0 LOB: 0 BB: 1 P: 11	R: 0 H: 0 E: 0 K: 2 S: 7	H: 0 LOB: 0 BB: 0 P: 7	R: 0 H: 1 E: 0 K: 0 S: 3	H: 1 LOB: 1 BB: 1 P: 7	1B: 8 2B: 2 3B: 0 HR: 1	SF: 0 SAC: 0 DP: 3 HBP: 0	WP: 1 PB: 0 SB: 0 CS: 0	PA: 36
PITCHER Joe Horlen, R ERA: 4.61 Floyd Weaver, R ERA: 4.57 (6, 1)	IP: 5.0 WLS: L BF: 25 H: 10 R: 8 ER: 7 SO: 1 BB: 1 IBB: 0 HBP: 0 BLK: 0 WP: 1 HR: 1 S: 26 P: 30 ERA: 12.60 WHIP: 2.200															PITCHER				

Chicago White Sox @ Minnesota Twins
Metropolitan Stadium, Bloomington, MI
Fri Jul 03 1970, 8:05 PM EDT
Att: 13,286 - Unknown - 66 F

AB 33
R 8
H 11
RBI 6
BB 3
SO 5
LOB 9



Batter	1	2	3	4	5	6	7	8	9	AB	R	H	RBI	BB	SO	LOB	TOP					
Walt Williams, R OBP: 0.304, SLG: 0.362 (1, 9)	G4-3			F9		2B BB	F8			3	1	0	0	1	0	0	Chicago White Sox @ Minnesota Twins Metropolitan Stadium, Bloomington, MI Sun Jul 05 1970, 4:33 AM EDT Att: 18,324 - Sunny - 77 F					
Luis Aparicio, R OBP: 0.371, SLG: 0.404 (1, 6)	F8			G5-3		2B G6-3 2B		L8		4	1	1	0	0	0	0						
Tom McCraw, L OBP: 0.306, SLG: 0.352 (1, 3)	G4-3			G6-3		2B 3B 2B		F8		4	1	1	1	0	0	0						
Carlos May, L OBP: 0.350, SLG: 0.445 (1, 7)		G6-3 1B			L8	G6-3		L9		4	0	1	1	0	0	1						
Duane Josephson, R OBP: 0.367, SLG: 0.436 (1, 2)		G6-3 1-2f			1B 1B	1B 3B			K	4	0	2	1	0	1	1						
Ken Berry, R OBP: 0.326, SLG: 0.368 (1, 8)		L4			1B 1-2	BB			G6-3	3	0	1	0	1	0	0						
Bobby Knoop, R OBP: 0.275, SLG: 0.288 Floyd Weaver, R (6, 1)			F9		L9	L5			G4-3	3	0	0	0	0	0	4						
Bob Spence, L OBP: 0.250, SLG: 0.276 (9, PH)										0	0	0	0	0	0	0						
Rich Morales, R OBP: 0.258, SLG: 0.148 (6, 4)				F8			P6			3	0	1	0	0	0	2						
Bob Miller, R OBP: 0.364, SLG: 0.222 Barry Moore, L OBP: 0.214, SLG: 0.185 Rich McKinney, R OBP: 0.188, SLG: 0.167 (6, 5)			G6-4-3 1-2f			G1-3	F8			1	0	0	0	0	0	1						
										0	0	0	0	0	0	0						
										2	0	0	0	0	0	0						
Inning Stats	R: 0 E: 0 K: 0 S: 3	H: 0 LOB: 0 BB: 0 P: 3	R: 0 E: 0 K: 0 S: 3	H: 1 LOB: 0 BB: 0 P: 3	R: 0 E: 0 K: 0 S: 3	H: 1 LOB: 0 BB: 0 P: 3	R: 0 E: 0 K: 0 S: 3	H: 0 LOB: 0 BB: 0 P: 3	R: 0 E: 0 K: 0 S: 3	H: 0 LOB: 0 BB: 0 P: 3	R: 0 E: 0 K: 1 S: 5	H: 0 LOB: 0 BB: 0 P: 5	R: 0 E: 0 K: 0 S: 5	H: 0 LOB: 0 BB: 0 P: 5	R: 0 E: 0 K: 0 S: 5	H: 0 LOB: 0 BB: 0 P: 5	1B: 4 2B: 2 3B: 1 HR: 0	SF: 0 SAC: 0 DP: 2 HBP: 0	WP: 0 PB: 0 SB: 0 CS: 0	PA: 34		
PITCHER	IP WLS BF H R ER SO BB IBB HBP BLK WP HR S P ERA WHIP	IP WLS BF H R ER SO BB IBB HBP BLK WP HR S P ERA WHIP	IP WLS BF H R ER SO BB IBB HBP BLK WP HR S P ERA WHIP	IP WLS BF H R ER SO BB IBB HBP BLK WP HR S P ERA WHIP	IP WLS BF H R ER SO BB IBB HBP BLK WP HR S P ERA WHIP	IP WLS BF H R ER SO BB IBB HBP BLK WP HR S P ERA WHIP	IP WLS BF H R ER SO BB IBB HBP BLK WP HR S P ERA WHIP	IP WLS BF H R ER SO BB IBB HBP BLK WP HR S P ERA WHIP	IP WLS BF H R ER SO BB IBB HBP BLK WP HR S P ERA WHIP	IP WLS BF H R ER SO BB IBB HBP BLK WP HR S P ERA WHIP	IP WLS BF H R ER SO BB IBB HBP BLK WP HR S P ERA WHIP	IP WLS BF H R ER SO BB IBB HBP BLK WP HR S P ERA WHIP	IP WLS BF H R ER SO BB IBB HBP BLK WP HR S P ERA WHIP	IP WLS BF H R ER SO BB IBB HBP BLK WP HR S P ERA WHIP	IP WLS BF H R ER SO BB IBB HBP BLK WP HR S P ERA WHIP	IP WLS BF H R ER SO BB IBB HBP BLK WP HR S P ERA WHIP	IP WLS BF H R ER SO BB IBB HBP BLK WP HR S P ERA WHIP	IP WLS BF H R ER SO BB IBB HBP BLK WP HR S P ERA WHIP	IP WLS BF H R ER SO BB IBB HBP BLK WP HR S P ERA WHIP	IP WLS BF H R ER SO BB IBB HBP BLK WP HR S P ERA WHIP	IP WLS BF H R ER SO BB IBB HBP BLK WP HR S P ERA WHIP	IP WLS BF H R ER SO BB IBB HBP BLK WP HR S P ERA WHIP

AB	32
R	3
H	7
RBI	3
BB	2
SO	1
LOB	9



Batter	1	2	3	4	5	6	7	8	9	AB	R	H	RBI	BB	SO	LOB	BOTTOM					
Cesar Tovar, R OBP: 0.375, SLG: 0.505 Herman Hill, L OBP: 0.118, SLG: 0.118 (7, PR)	L7		1B S 1B	F9	1B HBP		E5 HBP			4	1	1	0	0	0	0	Chicago White Sox @ Minnesota Twins Metropolitan Stadium, Bloomington, MI Sun Jul 05 1970, 4:33 AM EDT Att: 18,324 - Sunny - 77 F					
Jim Holt, L OBP: 0.304, SLG: 0.343 (1, 7)	P4		1B WP 1B	G4-1	1B HBP		F8			5	1	2	2	0	1	1						
Tony Oliva, L OBP: 0.354, SLG: 0.508 (1, 9)	G6-3		1B WP 1B	L1	FC1-6-4		E5 HBP 1B			5	1	2	1	0	0	2						
Harmon Killebrew, R OBP: 0.445, SLG: 0.637 Frank Quilici, R OBP: 0.279, SLG: 0.190 (7, PR)		1B SF8 BB	FC4-6 1B			G6-3	HBP IBB			3	2	2	2	2	0	0						
Rich Reese, L OBP: 0.324, SLG: 0.365 (1, 3)		SF8 HBP FC1-2 1B	FC4-6 1B			F3	HBP IBB			3	2	1	1	1	0	1						
Paul Retzliff, L OBP: 0.364, SLG: 0.409 (1, 2)		FC1-2 HBP	1B SF8 1B			F9	HBP			3	2	1	0	0	0	4						
Leo Cardenas, R OBP: 0.341, SLG: 0.426 (1, 6)		SF8	1B			HBP 1B BB		P4		3	1	2	3	1	0	0						
Danny Thompson, R OBP: 0.300, SLG: 0.306 (8, 5)		FC1-2	SF8			HBP 1B 1B		F3		4	1	1	2	0	0	3						
Jim Kaat, L OBP: 0.220, SLG: 0.174 Stan Williams, R (6, 1)		K	G4-3			K		F8		3	0	0	0	0	2	5						
										2	0	0	0	0	1	0						
Inning Stats	R: 0 E: 0 K: 0 S: 3	H: 0 LOB: 0 BB: 0 P: 3	R: 1 E: 0 K: 1 S: 6	H: 1 LOB: 2 BB: 1 P: 11	R: 5 E: 0 K: 0 S: 9	H: 6 LOB: 1 BB: 0 P: 9	R: 0 E: 0 K: 0 S: 3	H: 0 LOB: 0 BB: 0 P: 3	R: 4 E: 0 K: 1 S: 8	H: 3 LOB: 2 BB: 2 P: 17	R: 1 E: 0 K: 0 S: 4	H: 1 LOB: 1 BB: 0 P: 5	R: 1 E: 2 K: 1 S: 7	H: 1 LOB: 3 BB: 1 P: 12	R: 0 E: 0 K: 0 S: 3	H: 0 LOB: 0 BB: 0 P: 3	1B: 10 2B: 1 3B: 0 HR: 1	SF: 2 SAC: 0 DP: 0 HBP: 4	WP: 1 PB: 0 SB: 2 CS: 0	PA: 45		
PITCHER	IP WLS BF H R ER SO BB IBB HBP BLK WP HR S P ERA WHIP	IP WLS BF H R ER SO BB IBB HBP BLK WP HR S P ERA WHIP	IP WLS BF H R ER SO BB IBB HBP BLK WP HR S P ERA WHIP	IP WLS BF H R ER SO BB IBB HBP BLK WP HR S P ERA WHIP	IP WLS BF H R ER SO BB IBB HBP BLK WP HR S P ERA WHIP	IP WLS BF H R ER SO BB IBB HBP BLK WP HR S P ERA WHIP	IP WLS BF H R ER SO BB IBB HBP BLK WP HR S P ERA WHIP	IP WLS BF H R ER SO BB IBB HBP BLK WP HR S P ERA WHIP	IP WLS BF H R ER SO BB IBB HBP BLK WP HR S P ERA WHIP	IP WLS BF H R ER SO BB IBB HBP BLK WP HR S P ERA WHIP	IP WLS BF H R ER SO BB IBB HBP BLK WP HR S P ERA WHIP	IP WLS BF H R ER SO BB IBB HBP BLK WP HR S P ERA WHIP	IP WLS BF H R ER SO BB IBB HBP BLK WP HR S P ERA WHIP	IP WLS BF H R ER SO BB IBB HBP BLK WP HR S P ERA WHIP	IP WLS BF H R ER SO BB IBB HBP BLK WP HR S P ERA WHIP	IP WLS BF H R ER SO BB IBB HBP BLK WP HR S P ERA WHIP	IP WLS BF H R ER SO BB IBB HBP BLK WP HR S P ERA WHIP	IP WLS BF H R ER SO BB IBB HBP BLK WP HR S P ERA WHIP	IP WLS BF H R ER SO BB IBB HBP BLK WP HR S P ERA WHIP	IP WLS BF H R ER SO BB IBB HBP BLK WP HR S P ERA WHIP	IP WLS BF H R ER SO BB IBB HBP BLK WP HR S P ERA WHIP	IP WLS BF H R ER SO BB IBB HBP BLK WP HR S P ERA WHIP

AB	35
R	12
H	12
RBI	11
BB	4
SO	3
LOB	16



Batter	1	2	3	4	5	6	7	8	9	AB	R	H	RBI	BB	SO	LOB	TOP								
Cesar Tovar, R OBP: 0.379, SLG: 0.503 (1, 8)	0-0 1-3		0-0 5-3		1-0 2B HBP		0-0 1B		0-0 4-1	4	1	1	0	0	0	0	Minnesota Twins @ Oakland Athletics Oakland-Alameda County Coliseum, Oakland, CA Tue Jul 07 1970, 7:05 PM PDT Att: 16,278 - Unknown - 61 F AB 32 R 4 H 7 RBI 4 BB 4 SO 6 LOB 18								
Jim Holt, L OBP: 0.299, SLG: 0.338 (1, 7)	0-0 1-3			0-0 1B	0-0 SF7		0-3 K		0-0 6-3	4	0	1	1	0	1	1									
Tony Oliva, L OBP: 0.357, SLG: 0.502 (1, 9)	0-0 F7			0-0 F8	1-2 2-3 2B BB		4-0 IBB			2	1	0	0	2	0	1									
Harmon Killebrew, R OBP: 0.449, SLG: 0.637 (1, 5)		4-0 FC6-4 BB		0-0 1B	0-0 WP 2B		0-0 F7			3	0	2	3	1	0	2									
Rich Reese, L OBP: 0.318, SLG: 0.354 (1, 3)		0-3 K		0-0 F8	1-2 1B		0-0 4-3			3	0	0	0	1	1	5									
Paul Ratliff, L OBP: 0.358, SLG: 0.400 (1, 2)		0-0 F9		0-3 K	0-3 K					2	0	0	0	0	1	3									
Brant Aylva, R OBP: 0.362, SLG: 0.459 (5, PH)										1	0	0	0	0	1	2									
George Mitterwald, R OBP: 0.279, SLG: 0.333 (5, 2)										1	0	1	0	0	0	0									
Leo Cardenas, R OBP: 0.342, SLG: 0.426 (1, 6)		0-0 FC6-4			0-0 FC1-5 1B		0-0 F9		0-0 G6-4-3 1B	4	0	1	0	0	0	2									
Danny Thompson, R OBP: 0.271, SLG: 0.273 (1, 4)			0-0 F7		0-0 HBP SF7 FC1-5 1B		0-0 5-3		0-0 F9	4	1	1	0	0	0	0									
Tom Hall, L OBP: 0.143, SLG: 0.143 (1, 1)			0-0 F2		0-0 FC1-5 BB HBP 2B		0-3 K		0-3 K	2	1	0	0	0	0	2									
Stan Williams, R (5, 1)										2	0	0	0	0	2	0									
Inning Stats	R: 0 E: 0 K: 0 S: 3	H: 0 LOB: 0 BB: 0 P: 3	R: 0 E: 0 K: 1 S: 5	H: 0 LOB: 1 BB: 1 P: 9	R: 0 E: 0 K: 0 S: 3	H: 0 LOB: 0 BB: 0 P: 3	R: 0 E: 0 K: 1 S: 7	H: 2 LOB: 2 BB: 0 P: 7	R: 4 E: 0 K: 1 S: 8	H: 3 LOB: 2 BB: 2 P: 17	R: 0 E: 0 K: 1 S: 5	H: 0 LOB: 0 BB: 0 P: 5	R: 0 E: 0 K: 1 S: 6	H: 1 LOB: 2 BB: 1 P: 10	R: 0 E: 0 K: 0 S: 3	H: 1 LOB: 0 BB: 0 P: 3	R: 0 E: 0 K: 1 S: 5	H: 0 LOB: 0 BB: 0 P: 5	1B: 6 2B: 1 3B: 0 HR: 0	SF: 1 SAC: 0 DP: 1 HBP: 1	WP: 1 PB: 0 SB: 1 CS: 0	PA: 38			
PITCHER	IP	WLS	BF	H	R	ER	SO	BB	IBB	HBP	BLK	WP	HR	S	P	ERA	WHIP								
Chuck Dobson, R ERA: 4.38 (1, 1)	4.2	L	22	5	4	4	2	2	0	1	0	0	0	23	32	7.71	1.500								
Jim Roland, L ERA: 2.38 (5, 1)	0.0		1	0	0	0	0	1	0	0	0	1	0	0	4	∞	∞								
Marcel Lachemann, R ERA: 2.27 (5, 1)	0.1		1	0	0	0	1	0	0	0	0	0	0	3	3	0.00	0.000								
Bob Locker, R ERA: 2.68 (6, 1)	1.1		5	1	0	0	2	0	0	0	0	0	0	9	9	0.00	0.750								
Mudcat Grant, R ERA: 0.83 (7, 1)	2.2		9	1	0	0	1	0	1	0	0	0	0	10	14	0.00	0.375								

Batter	1	2	3	4	5	6	7	8	9	AB	R	H	RBI	BB	SO	LOB	BOTTOM								
Bert Campaneris, R OBP: 0.292, SLG: 0.433 (1, 6)	0-0 6-3		0-0 5-3		0-0 F8		0-0 F8		0-0 F2	5	0	0	0	0	0	1	Minnesota Twins @ Oakland Athletics Oakland-Alameda County Coliseum, Oakland, CA Tue Jul 07 1970, 7:05 PM PDT Att: 16,278 - Unknown - 61 F AB 33 R 2 H 7 RBI 2 BB 4 SO 8 LOB 18								
Joe Rudi, R OBP: 0.337, SLG: 0.486 (1, 9)	0-0 G6-3 1B			4-0 HR BB	0-0 FC4-6 1B		0-0 1B			3	1	3	0	1	0	0									
Reggie Jackson, L OBP: 0.342, SLG: 0.444 (1, 8)	0-0 G6-3			0-3 K	0-0 FC4-6 FC5 BB		0-3 K			4	0	0	0	0	2	5									
Sal Bando, R OBP: 0.425, SLG: 0.542 (1, 5)		0-3 K		0-0 HR	4-0 BB		4-0 FC6-4 BB			2	1	1	2	2	1	0									
Tommy Davis, R OBP: 0.317, SLG: 0.395 (1, 7)		4-0 BB		0-0 1B	0-0 FC5		0-0 FC6-4			3	0	1	0	1	0	4									
Jose Tartabull, L OBP: 0.231, SLG: 0.385 (8, PR) (9, 7)				0-0 BB	0-0 2B		0-0 FC6-4			0	0	0	0	0	0	0									
Don Mincher, L OBP: 0.309, SLG: 0.453 (1, 3)		0-3 K		0-0 1B			0-0 F8		0-0 F6	4	0	1	0	0	1	2									
Frank Fernandez, R OBP: 0.333, SLG: 0.437 (1, 2)		0-3 K		0-3 K			0-0 F8		0-0 F9	4	0	0	0	0	2	4									
Dick Green, R OBP: 0.262, SLG: 0.266 (1, 4)			0-3 K		0-0 5-3		0-3 K		0-0 4-3	3	0	0	0	0	2	2									
Mudcat Grant, R (7, 1)										0	0	0	0	0	0	0									
Steve Hovley, L OBP: 0.353, SLG: 0.339 (9, PH)										1	0	0	0	0	0	0									
Chuck Dobson, R OBP: 0.174, SLG: 0.196 (1, 1)										1	0	0	0	0	0	0									
Jim Roland, L (5, 1)										0	0	0	0	0	0	0									
Marcel Lachemann, R (5, 1)										0	0	0	0	0	0	0									
Tony La Russa, R OBP: 0.262, SLG: 0.236 (5, PH)										1	0	1	0	0	0	0									
Bob Locker, R (6, 1)										0	0	0	0	0	0	0									
John Donaldson, L OBP: 0.346, SLG: 0.376 (7, 4)										2	0	0	0	0	0	0									
Inning Stats	R: 0 E: 0 K: 0 S: 3	H: 1 LOB: 0 BB: 0 P: 3	R: 0 E: 0 K: 3 S: 9	H: 0 LOB: 1 BB: 1 P: 13	R: 0 E: 0 K: 1 S: 5	H: 0 LOB: 0 BB: 0 P: 5	R: 2 E: 0 K: 2 S: 10	H: 3 LOB: 2 BB: 1 P: 14	R: 0 E: 0 K: 0 S: 5	H: 2 LOB: 3 BB: 1 P: 9	R: 0 E: 0 K: 1 S: 5	H: 0 LOB: 0 BB: 0 P: 5	R: 0 E: 0 K: 1 S: 6	H: 1 LOB: 1 BB: 0 P: 6	R: 0 E: 0 K: 0 S: 3	H: 0 LOB: 1 BB: 1 P: 7	R: 0 E: 0 K: 0 S: 3	H: 0 LOB: 0 BB: 0 P: 3	1B: 5 2B: 1 3B: 0 HR: 1	SF: 0 SAC: 0 DP: 1 HBP: 0	WP: 0 PB: 0 SB: 0 CS: 0	PA: 37			
PITCHER	IP	WLS	BF	H	R	ER	SO	BB	IBB	HBP	BLK	WP	HR	S	P	ERA	WHIP								
Tom Hall, L ERA: 2.24 (1, 1)	4.0	W	18	2	0	0	2	2	0	0	0	0	0	21	29	0.00	0.800								
Stan Williams, R ERA: 1.53 (5, 1)	5.0		19	2	0	0	2	2	0	0	0	0	0	21	29	0.00	0.800								



Batter	1	2	3	4	5	6	7	8	9	AB	R	H	RBI	BB	SO	LOB	TOP					
Cesar Tovar, R OBP: 0.379, SLG: 0.500 (1, 8)										4	1	1	0	1	0	3						
Danny Thompson, R OBP: 0.293, SLG: 0.286 (1, 4) (8, 5)										5	2	2	1	0	1	1						
Tony Oliva, L OBP: 0.364, SLG: 0.518 (1, 9)											4	2	4	4	0	0						
Rich Reese, L OBP: 0.316, SLG: 0.363 (1, 3)											5	1	1	1	0	4						
Rick Renick, R OBP: 0.318, SLG: 0.513 Frank Quilici, R OBP: 0.288, SLG: 0.219 (1, 5) (8, 4)										4	0	0	0	0	0	1						
Jim Holt, L OBP: 0.290, SLG: 0.327 (1, 7)										5	0	0	0	0	1	2						
Leo Cardenas, R OBP: 0.347, SLG: 0.437 (1, 6)										4	2	3	0	0	1	0						
George Mitterwald, R OBP: 0.278, SLG: 0.328 (1, 2)										3	0	0	0	1	0	2						
Jim Perry, S OBP: 0.314, SLG: 0.360 Ron Perranoski, L (9, 1)										4	0	1	1	0	0	2						
										0	0	0	0	0	0	0						
Inning Stats	R: 2 E: 0 K: 0 S: 5	H: 2 LOB: 0 BB: 0 P: 5	R: 0 E: 0 K: 1 S: 5	H: 0 LOB: 0 BB: 0 P: 5	R: 0 E: 0 K: 0 S: 3	H: 0 LOB: 0 BB: 0 P: 3	R: 0 E: 0 K: 1 S: 6	H: 1 LOB: 1 BB: 0 P: 6	R: 0 E: 0 K: 0 S: 4	H: 1 LOB: 1 BB: 0 P: 4	R: 2 E: 1 K: 0 S: 5	H: 2 LOB: 0 BB: 0 P: 5	R: 2 E: 0 K: 0 S: 6	H: 3 LOB: 2 BB: 1 P: 10	R: 1 E: 1 K: 0 S: 5	H: 2 LOB: 2 BB: 1 P: 9	R: 1 E: 0 K: 1 S: 7	H: 2 LOB: 1 BB: 0 P: 7	1B: 8 2B: 3 3B: 0 HR: 2	SF: 1 SAC: 0 DP: 0 HBP: 0	WP: 0 PB: 0 SB: 0 CS: 0	PA: 42
PITCHER	IP WLS BF H R ER SO BB IBB HBP BLK WP HR S P ERA WHIP																					
Catfish Hunter, R ERA: 3.51 Paul Lindblad, L ERA: 3.93 Jim Roland, L ERA: 2.66 (1, 1) (7, 1) (9, 1)	6.2 L 29 8 6 6 2 1 0 0 0 0 2 32 36 8.10 1.350																					

Minnesota Twins @ Oakland Athletics
Oakland-Alameda County Coliseum, Oakland, CA
Wed Jul 08 1970, 7:05 PM PDT
Att: 15,731 - Unknown

AB	39
R	8
H	13
RBI	8
BB	2
SO	3
LOB	15





Batter	1	2	3	4	5	6	7	8	9	AB	R	H	RBI	BB	SO	LOB	BOTTOM					
Bert Campaneris, R OBP: 0.291, SLG: 0.429 (1, 6)										5	0	1	0	0	0	2						
Joe Rudi, R OBP: 0.328, SLG: 0.473 (1, 9)										5	0	0	0	0	0	4						
Tommy Davis, R OBP: 0.316, SLG: 0.393 (1, 7)											4	0	1	0	0	0						
Sal Bando, R OBP: 0.433, SLG: 0.554 (1, 5)											4	3	4	0	0	0						
Don Mincher, L OBP: 0.312, SLG: 0.454 (1, 3)											4	1	2	1	0	2						
Reggie Jackson, L OBP: 0.344, SLG: 0.444 (1, 8)											4	1	2	1	0	2						
Dave Duncan, R OBP: 0.308, SLG: 0.447 (1, 2)											3	1	1	4	0	1						
John Donaldson, L OBP: 0.340, SLG: 0.375 Felipe Alou, R OBP: 0.344, SLG: 0.428 Rick Mondav, L OBP: 0.387, SLG: 0.475 (1, 4) (9, PH) (9, FR)											3	0	1	0	0	0						
Catfish Hunter, R OBP: 0.190, SLG: 0.218 Paul Lindblad, L Steve Howley, L OBP: 0.357, SLG: 0.339 Jim Roland, R Frank Fernandez, R OBP: 0.331, SLG: 0.434 (1, 1) (7, 1) (9, PH) (9, 1) (9, PH)	8.1 W 34 11 6 6 3 1 0 0 0 0 1 39 43 6.48 1.440																					
PITCHER	IP WLS BF H R ER SO BB IBB HBP BLK WP HR S P ERA WHIP																					
Jim Perry, R ERA: 3.24 Ron Perranoski, L ERA: 1.65 (1, 1) (9, 1)	0.2 S 4 1 0 0 0 1 0 0 0 0 0 3 7 0.00 3.000																					
Inning Stats	R: 0 E: 0 K: 0 S: 3	H: 0 LOB: 0 BB: 0 P: 3	R: 1 E: 0 K: 0 S: 4	H: 2 LOB: 0 BB: 0 P: 4	R: 0 E: 0 K: 1 S: 6	H: 1 LOB: 1 BB: 0 P: 6	R: 1 E: 0 K: 1 S: 7	H: 3 LOB: 1 BB: 0 P: 7	R: 0 E: 0 K: 0 S: 3	H: 0 LOB: 0 BB: 0 P: 3	R: 0 E: 0 K: 0 S: 4	H: 1 LOB: 1 BB: 0 P: 4	R: 0 E: 0 K: 1 S: 5	H: 0 LOB: 0 BB: 0 P: 5	R: 0 E: 0 K: 0 S: 2	H: 0 LOB: 1 BB: 1 P: 6	R: 4 E: 0 K: 0 S: 8	H: 5 LOB: 2 BB: 1 P: 12	1B: 10 2B: 1 3B: 0 HR: 1	SF: 1 SAC: 0 DP: 1 HBP: 0	WP: 0 PB: 0 SB: 0 CS: 1	PA: 39


Minnesota Twins @ Oakland Athletics
Oakland-Alameda County Coliseum, Oakland, CA
Wed Jul 08 1970, 7:05 PM PDT
Att: 15,731 - Unknown


AB	35
R	6
H	12
RBI	6
BB	2
SO	3
LOB	12



Batter	1	2	3	4	5	6	7	8	9	AB	R	H	RBI	BB	SO	LOB	TOP			
Cesar Tovar, R OBP: 0.378, SLG: 0.497 (1, 8)	0-0 6-3		0-0 G5-4-3 1B		0-0 FC4-6			0-0 4-3		4	0	1	0	0	0	1	Minnesota Twins @ California Angels Anaheim Stadium, Anaheim, CA Thu Jul 09 1970, 10:05 PM EDT Att: 20,168 - Unknown AB 32 R 4 H 8 RBI 4 BB 3 SO 6 LOB 9 			
Danny Thompson, R OBP: 0.263, SLG: 0.264 (1, 4)	0-0 F7		0-0 G5-4-3				0-0 5-3	0-3 K		4	0	0	0	0	1	1				
Jim Perry, S OBP: 0.314, SLG: 0.360 Harmon Killebrew, R OBP: 0.447, SLG: 0.632 (1, 7), (1, PH), (1, 3), (7, 5)	0-3 K			0-0 G1-6-3 1B			0-0 F8	0-0 6-3		0	0	0	0	0	0	0				
Tony Oliva, L OBP: 0.362, SLG: 0.514 (1, 9)		0-0 2B 1B		0-0 G1-6-3			0-3 K		0-0 4-3	4	1	1	0	0	1	1				
Rick Renick, R OBP: 0.337, SLG: 0.524 (7, 7)		0-0 FC6-5 1-H 2B		4-0 BB				4-0 5-3 1B BB	0-3 K	2	1	1	1	2	1	0				
Herman Hill, L OBP: 0.118, SLG: 0.118 (9, 8)				0-0 BB						0	0	0	0	0	0	0				
Bob Allison, R OBP: 0.354, SLG: 0.231 (1, 3)		0-3 K		0-0 F7			0-0 5-3		0-0 K	3	0	0	0	0	1	3				
Tom Hall, L OBP: 0.200, SLG: 0.200 (7, 1)									0-0 HR 1B	1	1	1	0	0	0	0				
Leo Cardenas, R OBP: 0.349, SLG: 0.446 (1, 6)		0-0 FC6-5 FC5-4 2-3			0-0 F7			4-0 1B 1B IBB	0-0 HR	3	1	1	2	1	0	1				
George Mitterwald, R OBP: 0.275, SLG: 0.324 Rich Reese, L OBP: 0.317, SLG: 0.364 (1, 2), (7, PH), (7, 3)		0-0 FC5-4			0-0 P4			0-0 1B	0-0 F9	2	0	0	0	0	0	1				
Bert Blyleven, R OBP: 0.222, SLG: 0.222 Paul Ratliff, L OBP: 0.355, SLG: 0.396 (7, PH), (7, 2)			0-3 K					0-0 1B		2	0	1	1	0	0	0				
					0-0 FC4-6 1B			0-0 G3		2	0	1	0	0	0	1				
Inning Stats	R: 0 E: 0 K: 1 S: 5	H: 0 LOB: 0 BB: 0 P: 5	R: 1 E: 0 K: 1 S: 7	H: 2 LOB: 1 BB: 0 P: 7	R: 0 E: 0 K: 1 S: 5	H: 1 LOB: 0 BB: 0 P: 5	R: 0 E: 0 K: 0 S: 3	H: 1 LOB: 1 BB: 1 P: 7	R: 0 E: 0 K: 0 S: 4	H: 0 LOB: 0 BB: 0 P: 5	R: 1 E: 0 K: 0 S: 3	H: 1 LOB: 1 BB: 2 P: 11	R: 0 E: 0 K: 1 S: 5	H: 0 LOB: 0 BB: 0 P: 5	R: 2 E: 0 K: 1 S: 7	H: 2 LOB: 0 BB: 0 P: 7		1B: 6 2B: 1 3B: 0 HR: 1	SF: 0 SAC: 0 DP: 2 HBP: 0	WP: 0 PB: 0 CS: 0
PITCHER	IP WLS BF H R ER SO BB IBB HBP BLK WP HR S P ERA WHIP	IP WLS BF H R ER SO BB IBB HBP BLK WP HR S P ERA WHIP																		
Rudy May, L ERA: 3.56 Eddie Fisher, R ERA: 2.34	(1, 1) (7, 1)	6.1 L 25 5 2 2 2 4 2 1 0 0 0 0 30 42 2.84 1.105	2.2 L 10 3 2 2 2 2 0 0 0 0 0 1 14 14 6.75 1.125																	

Batter	1	2	3	4	5	6	7	8	9	AB	R	H	RBI	BB	SO	LOB	BOTTOM				
Sandy Alomar Sr., S OBP: 0.296, SLG: 0.296 (1, 4)	4-0 S 1B BB		0-0 4-3					0-0 F2		3	1	0	0	1	1	0	Minnesota Twins @ California Angels Anaheim Stadium, Anaheim, CA Thu Jul 09 1970, 10:05 PM EDT Att: 20,168 - Unknown AB 32 R 2 H 6 RBI 2 BB 1 SO 10 LOB 12 				
Roger Repoz, L OBP: 0.335, SLG: 0.463 (1, 9)	0-3 K		0-0 4-3		0-0 4-3			0-3 K		4	0	0	0	0	2	1					
Jim Fregosi, R OBP: 0.363, SLG: 0.485 (1, 6)	0-0 1B 2-H 1B		0-0 G1-6-3 1B		0-3 K			0-3 K		4	1	2	1	0	2	0					
Alex Johnson, R OBP: 0.356, SLG: 0.439 (1, 7)	0-0 3-1 1B 1-3 1B		0-0 G1-6-3		0-0 F9				0-0 P6	4	0	1	0	0	0	1					
Jim Spencer, L OBP: 0.314, SLG: 0.407 Jarvis Tatum, R OBP: 0.349, SLG: 0.305 (9, PH)	0-0 3-1 1B			0-0 1B 1B			0-0 L4		0-0 6-3	3	0	2	1	0	0	0					
Ken McMullen, R OBP: 0.326, SLG: 0.390 (1, 5)	0-0 3-1 1B			0-0 1B			0-0 F7		0-3 K	4	0	1	0	0	1	2					
Jay Johnstone, L OBP: 0.283, SLG: 0.371 (1, 8)	0-3 K				0-0 F9				0-0 4-3	3	0	0	0	0	1	4					
Joe Azcue, R OBP: 0.323, SLG: 0.359 Tom Egan, R OBP: 0.260, SLG: 0.278 (7, PH), (8, 2)		0-0 F8			0-0 F7			0-3 K		2	0	0	0	0	0	2					
Rudy May, L OBP: 0.106, SLG: 0.091 Eddie Fisher, R OBP: 0.143, SLG: 0.143 (1, 1), (7, 1)		0-3 K			0-0 G3			0-3 K		1	0	0	0	0	1	0					
								0-3 K		2	0	0	0	0	1	2					
Inning Stats	R: 2 E: 0 K: 2 S: 10	H: 3 LOB: 2 BB: 1 P: 14	R: 0 E: 0 K: 1 S: 5	H: 0 LOB: 0 BB: 0 P: 5	R: 0 E: 0 K: 0 S: 3	H: 1 LOB: 0 BB: 0 P: 3	R: 0 E: 0 K: 0 S: 5	H: 2 LOB: 2 BB: 0 P: 5	R: 0 E: 0 K: 2 S: 7	H: 0 LOB: 0 BB: 0 P: 7	R: 0 E: 0 K: 0 S: 3	H: 0 LOB: 0 BB: 0 P: 3	R: 0 E: 0 K: 2 S: 7	H: 0 LOB: 0 BB: 0 P: 7	R: 0 E: 0 K: 1 S: 5	H: 0 LOB: 0 BB: 0 P: 5		1B: 6 2B: 0 3B: 0 HR: 0	SF: 0 SAC: 0 DP: 1 HBP: 0	WP: 0 PB: 0 CS: 0	PA: 33
PITCHER	IP WLS BF H R ER SO BB IBB HBP BLK WP HR S P ERA WHIP	IP WLS BF H R ER SO BB IBB HBP BLK WP HR S P ERA WHIP																			
Bert Blyleven, R ERA: 2.45 Tom Hall, L ERA: 2.11	(1, 1) (7, 1)	6.0 W 24 6 2 2 5 1 0 0 0 0 0 19 19 3.00 0.000																			

Batter	1	2	3	4	5	6	7	8	9	AB	R	H	RBI	BB	SO	LOB	TOP								
Cesar Tovar, R OBP: 0.379, SLG: 0.495 (1, 8)	5-3		4-0 BB		0-0 2-3	E7 2B		0-0 1-2 BB 1B		4	0	2	0	1	0	1	Minnesota Twins @ California Angels Anaheim Stadium, Anaheim, CA Sat Jul 11 1970, 10:05 PM EDT Att: 40,103 - Unknown AB 34 R 5 H 9 RBI 4 BB 8 SO 6 LOB 17 								
Danny Thompson, R OBP: 0.258, SLG: 0.246 (1, 4) (8, 5)	F8		0-3 K		0-0 3-H HR	5-3		4-0 1-2 2-3 BB		4	1	0	0	1	1	2									
Harmon Killebrew, R OBP: 0.442, SLG: 0.645 Frank Quilici, R OBP: 0.288, SLG: 0.219 (1, 5) (8, 4)	3-1			4-3	0-0 1-H HR			0-0 F9		5	1	2	2	0	0	3									
Tony Oliva, L OBP: 0.356, SLG: 0.502 (1, 9)		5-3		4-3	4-0 BB S BB			0-0 F7	4-3	4	0	0	0	1	0	4									
Bob Allison, R OBP: 0.365, SLG: 0.220 Tom Hall, L OBP: 0.188, SLG: 0.188 Ron Perranoski, L (1, 7) (7, 1) (9, 1)	F8				4-0 BB			0-0 P3		2	0	0	0	2	0	1									
Rich Reese, L OBP: 0.318, SLG: 0.355 (1, 3)		4-0 BB			4-0 BB			0-3 K		3	0	0	0	2	2	2									
Leo Cardenas, R OBP: 0.351, SLG: 0.463 (1, 6)								0-0 SH1-4 1B 2B		5	2	3	1	0	1	4									
Tom Tischinski, R OBP: 0.333, SLG: 0.200 (1, 2)			0-3 K		4-0 E SH2-4 BB	1-3		0-0 SH1-4		3	1	1	0	1	1	0									
Bill Zepp, R OBP: 0.071, SLG: 0.071 Jim Holt, L OBP: 0.293, SLG: 0.329 (1, 1) (7, 7)			4-3		0-0 SH2-4			0-0 BB 1B	CS	2	0	0	0	0	1	0									
Inning Stats	R: 0 E: 0 K: 0 S: 3	H: 0 LOB: 0 BB: 0 P: 3	R: 0 E: 0 K: 1 S: 5	H: 0 LOB: 1 BB: 1 P: 9	R: 0 E: 0 K: 2 S: 7	H: 0 LOB: 1 BB: 1 P: 11	R: 0 E: 0 K: 0 S: 3	H: 0 LOB: 1 BB: 1 P: 7	R: 4 E: 1 K: 0 S: 6	H: 2 LOB: 3 BB: 4 P: 22	R: 0 E: 1 K: 1 S: 6	H: 1 LOB: 1 BB: 0 P: 6	R: 0 E: 0 K: 1 S: 6	H: 1 LOB: 1 BB: 0 P: 6	R: 0 E: 0 K: 0 S: 6	H: 3 LOB: 3 BB: 1 P: 10		R: 0 E: 0 K: 1 S: 6	H: 2 LOB: 1 BB: 0 P: 6	1B: 4 2B: 3 3B: 0 HR: 2	SF: 0 SAC: 2 DP: 0 HBP: 0	WP: 0 PB: 0 CS: 1	PA: 45		
PITCHER	IP	WLS	BF	H	R	ER	SO	BB	IBB	HBP	BLK	WP	HR	S	P	ERA	WHIP								
Clyde Wright, L ERA: 2.86 (1, 1)	4.2	L	22	2	4	1	3	5	0	0	0	0	2	23	43	1.93	1.500								
Eddie Fisher, R ERA: 2.33 (5, 1)	0.1		3	0	0	0	0	2	0	0	0	0	0	1	9	0.00	6.000								
Dave LaRoche, L ERA: 6.75 (6, 1)	2.0		8	2	0	0	2	0	0	0	0	0	0	12	12	0.00	1.000								
Ken Tatum, R ERA: 1.94 (8, 1)	0.2		6	3	1	1	0	1	0	0	0	0	0	5	9	13.50	6.000								
Paul Doyle, L ERA: 6.89 (8, 1)	1.1		5	2	0	0	1	0	0	0	0	0	0	7	7	0.00	1.500								

Batter	1	2	3	4	5	6	7	8	9	AB	R	H	RBI	BB	SO	LOB	BOTTOM								
Sandy Alomar Sr., S OBP: 0.295, SLG: 0.298 (1, 4)	6-3		G4-6-3 1-2		0-0 2B			0-3 K		4	0	1	0	0	1	1	Minnesota Twins @ California Angels Anaheim Stadium, Anaheim, CA Sat Jul 11 1970, 10:05 PM EDT Att: 40,103 - Unknown AB 32 R 2 H 7 RBI 2 BB 0 SO 7 LOB 11 								
Roger Repoz, L OBP: 0.330, SLG: 0.455 (1, 9)	G3				0-0 P6			0-3 K		4	0	0	0	0	1	1									
Jim Fregosi, R OBP: 0.366, SLG: 0.494 (1, 6)					0-0 1B SF8 1B			0-0 F8		4	1	2	0	0	0	0									
Alex Johnson, R OBP: 0.359, SLG: 0.450 (1, 7)	F9				0-0 1-3 HBP 1B			0-0 HR		4	1	3	1	0	0	1									
Jim Spencer, L OBP: 0.309, SLG: 0.401 Billy Cowan, R OBP: 0.365, SLG: 0.576 (1, 3) (9, PH)	4-3				0-0 SF8			0-0 L4		2	0	0	1	0	0	0									
Ken McMullen, R OBP: 0.331, SLG: 0.388 (1, 5)					0-3 K			0-3 K		3	0	1	0	0	2	0									
Jay Johnstone, L OBP: 0.280, SLG: 0.367 Jarvis Tatum, R OBP: 0.348, SLG: 0.307 (1, 8) (7, PH) (8, 8)					0-0 G3			0-3 K		2	0	0	0	0	0	2									
Joe Azcue, R OBP: 0.326, SLG: 0.359 Tom Egan, R OBP: 0.253, SLG: 0.269 (1, 2) (4, 2)					1-0 G4-6-3 HBP			0-3 K		0	0	0	0	0	0	0									
Clyde Wright, R OBP: 0.274, SLG: 0.255 Eddie Fisher, R OBP: 0.143, SLG: 0.143 Bill Voss, L OBP: 0.306, SLG: 0.379 Dave LaRoche, L Tommie Reynolds, R Ken Tatum, R Paul Doyle, L (1, 1) (5, 1) (8, 1) (7, PH) (8, 1) (8, 1)					0-0 F7			0-0 F9		1	0	0	0	0	0	1									
Inning Stats	R: 0 E: 0 K: 0 S: 4	H: 1 LOB: 1 BB: 0 P: 4	R: 0 E: 0 K: 1 S: 5	H: 0 LOB: 0 BB: 0 P: 5	R: 0 E: 0 K: 0 S: 2	H: 0 LOB: 0 BB: 0 P: 3	R: 1 E: 0 K: 0 S: 5	H: 2 LOB: 2 BB: 0 P: 6	R: 0 E: 0 K: 0 S: 4	H: 1 LOB: 1 BB: 0 P: 4	R: 1 E: 0 K: 3 S: 9	H: 1 LOB: 0 BB: 0 P: 6	R: 0 E: 0 K: 2 S: 7	H: 0 LOB: 0 BB: 0 P: 7	R: 0 E: 0 K: 0 S: 5	H: 2 LOB: 2 BB: 0 P: 5		1B: 5 2B: 1 3B: 0 HR: 1	SF: 1 SAC: 0 DP: 1 HBP: 2	WP: 0 PB: 0 CS: 0	PA: 35				
PITCHER	IP	WLS	BF	H	R	ER	SO	BB	IBB	HBP	BLK	WP	HR	S	P	ERA	WHIP								
Bill Zepp, R ERA: 2.98 (1, 1)	6.0	W	24	5	2	2	2	0	0	0	0	0	0	1	26	3.00	0.833								
Tom Hall, L ERA: 2.03 (7, 1)	2.1		9	2	0	0	5	0	0	0	0	0	0	19	19	0.00	0.857								
Ron Perranoski, L ERA: 1.63 (9, 1)	0.2	S	2	0	0	0	0	0	0	0	0	0	0	2	2	0.00	0.000								

Batter	1	2	3	4	5	6	7	8	9	AB	R	H	RBI	BB	SO	LOB	TOP				
Cesar Tovar, R OBP: 0.380, SLG: 0.494 (1, 8)	F8		F7		1B		FC5-4 1B		K	5	0	2	0	0	1	2					
Danny Thompson, R OBP: 0.255, SLG: 0.227 (1, 4)	F9		F8		L4		FC5-4 1-2		L6	5	0	0	0	0	0	4					
Tony Oliva, L OBP: 0.362, SLG: 0.505 (1, 9)	HR		1B		G5-4-3 1B				K	4	1	3	0	1	1	2					
Harmon Killebrew, R OBP: 0.453, SLG: 0.652 (1, 5)	HR		1B		G5-4-3 1-2				K	3	1	1	2	1	1	3					
Rich Reese, L OBP: 0.317, SLG: 0.351 (1, 3)	F8		F3						F3	3	0	0	0	1	0	3					
Jim Holt, L OBP: 0.292, SLG: 0.327 (1, 7)			F7		K				F3	4	0	1	0	0	1	1					
Leo Cardenas, R OBP: 0.350, SLG: 0.460 (1, 6)					6-3				F9	4	0	1	0	0	1	2					
Tom Tischinski, R OBP: 0.375, SLG: 0.167 Paul Ratliff, L OBP: 0.353, SLG: 0.386 (7, PH) (7, 2)	F9				BB				4-3	1	0	0	0	1	0	1					
Jim Perry, S OBP: 0.302, SLG: 0.346 Steve Barber, R OBP: 0.172, SLG: 0.167 Jim Kaat, L OBP: 0.333, SLG: 0.333 Herman Hill, R OBP: 0.157, SLG: 0.226 Dave Boswell, R OBP: 0.157, SLG: 0.226 Stan Williams, R OBP: 0.157, SLG: 0.226 Rick Renick, R OBP: 0.157, SLG: 0.226 Tom Hall, L OBP: 0.157, SLG: 0.226 (1, 1) (4, 1) (5, 1) (7, PH) (7, 1) (7, 1) (9, PH) (9, PH)	FC4-6				K				6-3	2	0	0	0	0	0	0					
Inning Stats	R: 2 E: 0 K: 0 S: 4	H: 1 LOB: 0 BB: 1 P: 8	R: 0 E: 0 K: 0 S: 4	H: 1 LOB: 1 BB: 0 P: 4	R: 0 E: 0 K: 0 S: 4	H: 1 LOB: 2 BB: 1 P: 8	R: 0 E: 0 K: 2 S: 7	H: 0 LOB: 1 BB: 1 P: 11	R: 0 E: 0 K: 1 S: 4	H: 2 LOB: 0 BB: 1 P: 4	R: 0 E: 0 K: 0 S: 4	H: 1 LOB: 0 BB: 0 P: 4	R: 0 E: 0 K: 1 S: 7	H: 2 LOB: 2 BB: 0 P: 7	R: 0 E: 0 K: 2 S: 7	H: 0 LOB: 2 BB: 1 P: 12	1B: 7 2B: 0 3B: 0 HR: 1	SF: 0 SAC: 0 DP: 2 HBP: 1	WP: 0 PB: 0 CS: 0	PA: 39	
PITCHER	IP WLS BF H R ER SO BB IBB HBP BLK WP HR S P ERA WHIP	IP WLS BF H R ER SO BB IBB HBP BLK WP HR S P ERA WHIP	IP WLS BF H R ER SO BB IBB HBP BLK WP HR S P ERA WHIP	IP WLS BF H R ER SO BB IBB HBP BLK WP HR S P ERA WHIP	IP WLS BF H R ER SO BB IBB HBP BLK WP HR S P ERA WHIP	IP WLS BF H R ER SO BB IBB HBP BLK WP HR S P ERA WHIP	IP WLS BF H R ER SO BB IBB HBP BLK WP HR S P ERA WHIP	IP WLS BF H R ER SO BB IBB HBP BLK WP HR S P ERA WHIP	IP WLS BF H R ER SO BB IBB HBP BLK WP HR S P ERA WHIP	IP WLS BF H R ER SO BB IBB HBP BLK WP HR S P ERA WHIP	IP WLS BF H R ER SO BB IBB HBP BLK WP HR S P ERA WHIP	IP WLS BF H R ER SO BB IBB HBP BLK WP HR S P ERA WHIP	IP WLS BF H R ER SO BB IBB HBP BLK WP HR S P ERA WHIP	IP WLS BF H R ER SO BB IBB HBP BLK WP HR S P ERA WHIP	IP WLS BF H R ER SO BB IBB HBP BLK WP HR S P ERA WHIP	IP WLS BF H R ER SO BB IBB HBP BLK WP HR S P ERA WHIP	IP WLS BF H R ER SO BB IBB HBP BLK WP HR S P ERA WHIP	IP WLS BF H R ER SO BB IBB HBP BLK WP HR S P ERA WHIP	IP WLS BF H R ER SO BB IBB HBP BLK WP HR S P ERA WHIP	IP WLS BF H R ER SO BB IBB HBP BLK WP HR S P ERA WHIP	IP WLS BF H R ER SO BB IBB HBP BLK WP HR S P ERA WHIP

Minnesota Twins @ California Angels
Anaheim Stadium, Anaheim, CA
Sun Jul 12 1970, 6:33 AM EDT
Att: 20,614 - Unknown

AB 33
R 2
H 8
RBI 2
BB 5
SO 6
LOB 20



Batter	1	2	3	4	5	6	7	8	9	AB	R	H	RBI	BB	SO	LOB	BOTTOM				
Sandy Alomar Sr., S OBP: 0.295, SLG: 0.295 (1, 4)	K		F7		3B		FC3-6 S			3	1	0	0	1	1	2					
Roger Repoz, L OBP: 0.332, SLG: 0.462 (1, 8)	G3				1B				K	3	1	1	0	1	1	1					
Jim Fregosi, R OBP: 0.367, SLG: 0.500 (1, 6)	K				3B				BB	4	2	2	2	0	1	2					
Alex Johnson, R OBP: 0.364, SLG: 0.452 Jarvis Tatum, R OBP: 0.346, SLG: 0.307 (1, 7) (8, 7)					1B				F7	3	1	2	1	1	0	2					
Jim Spencer, L OBP: 0.308, SLG: 0.398 (1, 3)					1B				F9	0	0	0	0	0	0	0					
Ken McMullen, R OBP: 0.330, SLG: 0.390 (1, 5)					2B				F9	4	1	1	1	0	0	2					
Bill Voss, L OBP: 0.339, SLG: 0.364 (1, 9)					1B				F7	4	0	1	2	0	1	0					
Tom Egan, R OBP: 0.245, SLG: 0.260 (1, 2)					2B				F7	4	0	0	0	0	0	1					
Tom Murphy, R OBP: 0.208, SLG: 0.163 Dave LaRoche, L OBP: 0.500, SLG: 1.000 Tom Bradley, R OBP: 0.333, SLG: 0.333 Andy Messersmith, R OBP: 0.145, SLG: 0.236 (1, 1) (3, 1) (5, 1) (9, 1)					K				F7	3	0	0	0	0	2	1					
Inning Stats	R: 0 E: 0 K: 2 S: 7	H: 0 LOB: 0 BB: 0 P: 7	R: 0 E: 0 K: 0 S: 3	H: 1 LOB: 0 BB: 0 P: 3	R: 0 E: 0 K: 0 S: 4	H: 1 LOB: 1 BB: 0 P: 4	R: 4 E: 0 K: 1 S: 9	H: 4 LOB: 1 BB: 1 P: 13	R: 2 E: 0 K: 1 S: 6	H: 2 LOB: 0 BB: 1 P: 10	R: 0 E: 0 K: 1 S: 5	H: 0 LOB: 0 BB: 0 P: 5	R: 0 E: 0 K: 0 S: 4	H: 1 LOB: 2 BB: 1 P: 8	R: 0 E: 0 K: 1 S: 5	H: 0 LOB: 0 BB: 0 P: 5	1B: 5 2B: 2 3B: 2 HR: 0	SF: 0 SAC: 0 DP: 2 HBP: 0	WP: 0 PB: 0 CS: 0	PA: 34	
PITCHER	IP WLS BF H R ER SO BB IBB HBP BLK WP HR S P ERA WHIP	IP WLS BF H R ER SO BB IBB HBP BLK WP HR S P ERA WHIP	IP WLS BF H R ER SO BB IBB HBP BLK WP HR S P ERA WHIP	IP WLS BF H R ER SO BB IBB HBP BLK WP HR S P ERA WHIP	IP WLS BF H R ER SO BB IBB HBP BLK WP HR S P ERA WHIP	IP WLS BF H R ER SO BB IBB HBP BLK WP HR S P ERA WHIP	IP WLS BF H R ER SO BB IBB HBP BLK WP HR S P ERA WHIP	IP WLS BF H R ER SO BB IBB HBP BLK WP HR S P ERA WHIP	IP WLS BF H R ER SO BB IBB HBP BLK WP HR S P ERA WHIP	IP WLS BF H R ER SO BB IBB HBP BLK WP HR S P ERA WHIP	IP WLS BF H R ER SO BB IBB HBP BLK WP HR S P ERA WHIP	IP WLS BF H R ER SO BB IBB HBP BLK WP HR S P ERA WHIP	IP WLS BF H R ER SO BB IBB HBP BLK WP HR S P ERA WHIP	IP WLS BF H R ER SO BB IBB HBP BLK WP HR S P ERA WHIP	IP WLS BF H R ER SO BB IBB HBP BLK WP HR S P ERA WHIP	IP WLS BF H R ER SO BB IBB HBP BLK WP HR S P ERA WHIP	IP WLS BF H R ER SO BB IBB HBP BLK WP HR S P ERA WHIP	IP WLS BF H R ER SO BB IBB HBP BLK WP HR S P ERA WHIP	IP WLS BF H R ER SO BB IBB HBP BLK WP HR S P ERA WHIP	IP WLS BF H R ER SO BB IBB HBP BLK WP HR S P ERA WHIP	IP WLS BF H R ER SO BB IBB HBP BLK WP HR S P ERA WHIP

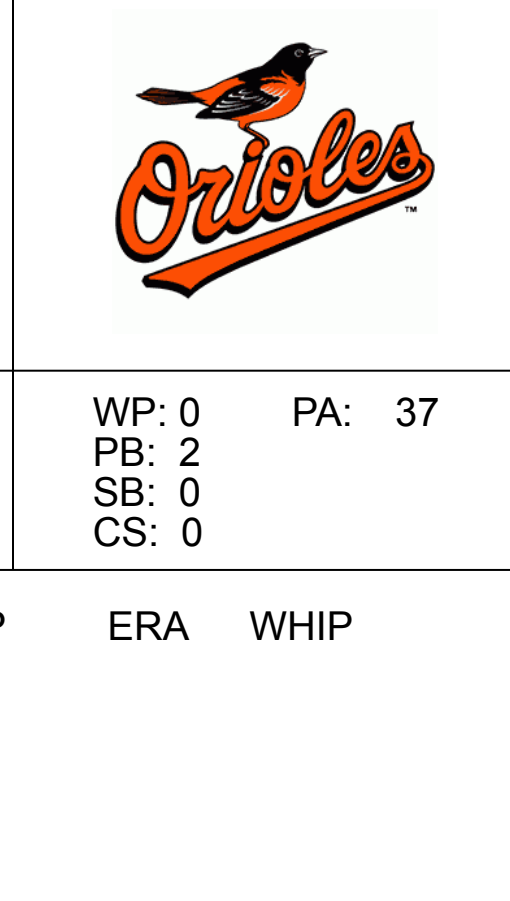
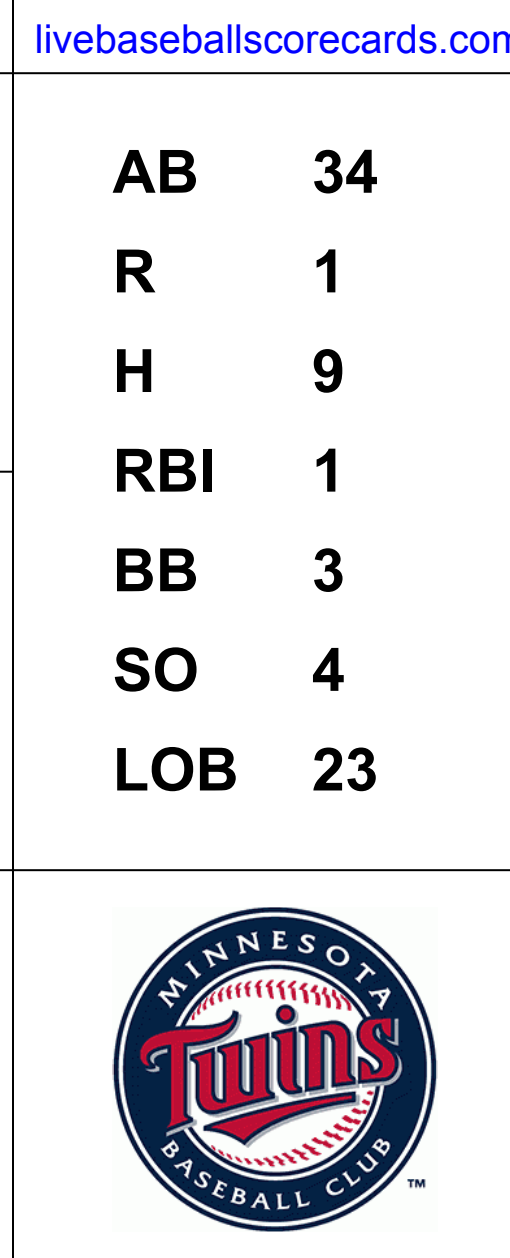
Minnesota Twins @ California Angels
Anaheim Stadium, Anaheim, CA
Sun Jul 12 1970, 6:33 AM EDT
Att: 20,614 - Unknown

AB 31
R 6
H 9
RBI 6
BB 3
SO 6
LOB 12



Batter	1	2	3	4	5	6	7	8	9	AB	R	H	RBI	BB	SO	LOB	TOP		
Cesar Tovar, R OBP: 0.377, SLG: 0.490 (1, 8)										5	0	1	0	0	0	3	Minnesota Twins @ Baltimore Orioles Memorial Stadium, Baltimore, MD Thu Jul 16 1970, 7:05 PM EDT Att: 18,591 - Unknown		
Danny Thompson, R OBP: 0.240, SLG: 0.229 (1, 4)										4	0	1	0	0	0	3			
Harmon Killebrew, R OBP: 0.454, SLG: 0.661 (1, 5)										4	1	2	1	0	1	2			
Tony Oliva, L OBP: 0.361, SLG: 0.500 (1, 9)										3	0	0	0	1	0	2			
Bob Allison, R OBP: 0.357, SLG: 0.205 (1, 7)										3	0	0	0	1	1	3			
Rich Reese, L OBP: 0.319, SLG: 0.353 (1, 3)										4	0	2	0	0	0	1			
Leo Cardenas, R OBP: 0.349, SLG: 0.455 (1, 6)										3	0	0	0	1	0	3			
George Mitterwald, R OBP: 0.275, SLG: 0.323 (1, 2)										4	0	1	0	0	2	4			
Tom Hall, L OBP: 0.187, SLG: 0.167 (6, 1)										2	0	0	0	0	0	2			
Dick Woodson, R OBP: 0.272, SLG: 0.473 (7, PH)										1	0	1	0	0	0	0			
Jim Kaat, L OBP: 0.322, SLG: 0.167 (6, 1)										0	0	0	0	0	0	0			
Brant Alyson, R OBP: 0.239, SLG: 0.219 (7, PH)										0	0	0	0	0	0	0			
Frank Quilici, R OBP: 0.239, SLG: 0.219 (7, PH)										0	0	0	0	0	0	0			
Stan Williams, R OBP: 0.239, SLG: 0.219 (7, 1)										0	0	0	0	0	0	0			
Rick Renick, R OBP: 0.247, SLG: 0.524 (9, PH)										1	0	1	0	0	0	0			
Jim Holt, R OBP: 0.292, SLG: 0.327 (9, PH)										0	0	0	0	0	0	0			
Inning Stats	R: 0 E: 1 K: 0 S: 5	H: 2 LOB: 2 BB: 0 P: 5	R: 0 E: 0 K: 1 S: 5	H: 1 LOB: 1 BB: 1 P: 9	R: 0 E: 0 K: 0 S: 3	H: 1 LOB: 0 BB: 0 P: 3	R: 0 E: 0 K: 0 S: 3	H: 0 LOB: 1 BB: 1 P: 7	R: 0 E: 0 K: 1 S: 4	H: 1 LOB: 1 BB: 0 P: 4	R: 1 E: 0 K: 1 S: 7	H: 2 LOB: 2 BB: 1 P: 11	R: 0 E: 0 K: 1 S: 6	H: 1 LOB: 1 BB: 0 P: 6	R: 0 E: 0 K: 0 S: 3	H: 0 LOB: 0 BB: 0 P: 3	1B: 8 2B: 1 3B: 0 HR: 1	SF: 0 SAC: 0 DP: 2 HBP: 0	WP: 0 PA: 37 PB: 0 SB: 0 CS: 1
PITCHER Mike Cuellar, L ERA: 3.86 (1, 1)	IP: 9.0 WLS: W BF: 37 H: 9 R: 1 ER: 1 SO: 4 BB: 3 IBB: 0 HBP: 0 BLK: 0 WP: 0 HR: 1 S: 42 P: 54 ERA: 1.00 WHIP: 1.333																		

Batter	1	2	3	4	5	6	7	8	9	AB	R	H	RBI	BB	SO	LOB	BOTTOM		
Don Buford, S OBP: 0.419, SLG: 0.432 (1, 7)										3	1	0	0	2	0	4	Minnesota Twins @ Baltimore Orioles Memorial Stadium, Baltimore, MD Thu Jul 16 1970, 7:05 PM EDT Att: 18,591 - Unknown		
Paul Blair, R OBP: 0.319, SLG: 0.395 (1, 8)										3	1	1	0	1	0	3			
Frank Robinson, R OBP: 0.409, SLG: 0.574 (1, 9)										4	0	1	0	0	0	3			
Boog Powell, L OBP: 0.431, SLG: 0.614 (1, 3)										2	1	1	2	1	0	2			
Brooks Robinson, R OBP: 0.341, SLG: 0.452 (1, 5)										3	1	0	0	1	0	2			
Davey Johnson, R OBP: 0.383, SLG: 0.412 (1, 4)										3	1	0	0	1	1	2			
Andy Etchebarren, R OBP: 0.307, SLG: 0.309 (1, 2)										4	0	1	2	0	0	1			
Mark Belanger, R OBP: 0.264, SLG: 0.218 (1, 6)										3	0	1	0	1	2	1			
Mike Cuellar, L OBP: 0.127, SLG: 0.210 (1, 1)										4	0	0	0	0	3	4			
Inning Stats	R: 1 E: 0 K: 0 S: 4	H: 1 LOB: 1 BB: 1 P: 8	R: 0 E: 0 K: 1 S: 5	H: 0 LOB: 2 BB: 2 P: 13	R: 1 E: 0 K: 0 S: 3	H: 1 LOB: 0 BB: 1 P: 7	R: 0 E: 0 K: 2 S: 7	H: 0 LOB: 0 BB: 0 P: 7	R: 0 E: 0 K: 1 S: 5	H: 0 LOB: 1 BB: 1 P: 9	R: 3 E: 2 K: 1 S: 9	H: 2 LOB: 2 BB: 1 P: 13	R: 0 E: 0 K: 0 S: 3	H: 0 LOB: 1 BB: 1 P: 7	R: 0 E: 0 K: 1 S: 6	H: 1 LOB: 1 BB: 0 P: 6		1B: 3 2B: 1 3B: 0 HR: 1	SF: 1 SAC: 0 DP: 0 HBP: 0
PITCHER Tom Hall, L ERA: 2.3 (1, 1)	IP: 5.0 WLS: L BF: 23 H: 3 R: 4 ER: 3 SO: 4 BB: 6 IBB: 0 HBP: 0 BLK: 0 WP: 0 HR: 1 S: 25 P: 49 ERA: 5.40 WHIP: 1.800																		
Dick Woodson, R ERA: 2.53 (6, 1)	0.1	3	1	1	0	1	0	0	0	0	5	5	0.00	3.000					
Jim Kaat, L ERA: 3.89 (6, 1)	0.2	3	0	0	0	0	0	0	0	0	3	3	0.00	0.000					
Stan Williams, R ERA: 1.39 (7, 1)	2.0	8	1	0	0	1	1	0	0	0	9	13	0.00	1.000					



Batter	1	2	3	4	5	6	7	8	9	AB	R	H	RBI	BB	SO	LOB	TOP										
Vada Pinson, L OBP: 0.338, SLG: 0.435 (1, 9)	G3		G3														4 0 2 0 0 0 1										
Graig Nettles, L OBP: 0.342, SLG: 0.390 (1, 5)	F8		HR														5 1 2 2 0 0 2										
Roy Foster, R OBP: 0.358, SLG: 0.459 Buddy Bradford, R OBP: 0.275, SLG: 0.352 (8, 8)			F7		FC1-2-5												4 0 2 0 0 0 2 0 0 0 0 0 0 0										
Ray Fosse, R OBP: 0.362, SLG: 0.511 (1, 2)	F7				1-3												4 1 1 0 0 0 4										
Duke Sims, L OBP: 0.380, SLG: 0.550 Chuck Hinton, R OBP: 0.402, SLG: 0.402 (8, 3)					L9												4 0 1 0 0 0 2 0 0 0 0 0 0 0										
Ted Uhlhaender, L OBP: 0.295, SLG: 0.343 (8, 7)	F8				L7												3 0 0 0 1 0 1										
Eddie Leon, R OBP: 0.290, SLG: 0.331 (1, 4)	F9				BLK 1B												4 0 1 0 0 0 2										
Jack Heidemann, R OBP: 0.256, SLG: 0.271 (1, 6)			G3 HR SH5-4 BB		K												3 1 0 0 1 1 1										
Sam McDowell, L OBP: 0.174, SLG: 0.206 (1, 1)			SH5-4		K												3 0 0 0 0 1 0										
Inning Stats	R: 0 E: 0 K: 0 S: 4	H: 1 LOB: 1 BB: 0 P: 4	R: 0 E: 0 K: 0 S: 3	H: 1 LOB: 0 BB: 0 P: 3	R: 2 E: 0 K: 0 S: 4	H: 1 LOB: 0 BB: 1 P: 8	R: 1 E: 0 K: 1 S: 7	H: 2 LOB: 1 BB: 0 P: 7	R: 0 E: 0 K: 0 S: 3	H: 0 LOB: 0 BB: 0 P: 3	R: 0 E: 0 K: 0 S: 3	H: 0 LOB: 1 BB: 0 P: 4	R: 0 E: 0 K: 0 S: 4	H: 1 LOB: 2 BB: 1 P: 8	R: 0 E: 0 K: 0 S: 4	H: 1 LOB: 1 BB: 0 P: 4	1B: 6 2B: 2 3B: 0 HR: 1	SF: 0 SAC: 1 DP: 0 HBP: 1	WP: 1 PB: 0 SB: 0 CS: 0	PA: 38							
PITCHER	IP	WLS	BF	H	R	ER	SO	BB	IBB	HBP	BLK	WP	HR	S	P	ERA	WHIP										
Bert Blyleven, R ERA: 2.67 (1, 1)	6.0	L	25	7	3	3	2	1	0	0	1	0	1	28	32	4.50	1.333										
Stan Williams, R ERA: 1.53 (7, 1)	0.2		2	0	0	0	0	0	0	0	0	0	0	2	2	0.00	0.000										
Steve Barber, R ERA: 3.74 (7, 1)	2.1		11	2	0	0	0	0	1	1	0	1	0	9	14	0.00	0.857										

Cleveland Indians @ Minnesota Twins
Metropolitan Stadium, Bloomington, MI
Sun Jul 19 1970, 4:33 AM EDT
Att: 24,925 - Unknown - 62 F

AB	34
R	3
H	9
RBI	2
BB	2
SO	2
LOB	15



Batter	1	2	3	4	5	6	7	8	9	AB	R	H	RBI	BB	SO	LOB	BOTTOM										
Cesar Tovar, R OBP: 0.372, SLG: 0.482 (1, 8)	1B 2B		1-3														4 1 1 0 0 0 0										
Rich Reese, L OBP: 0.322, SLG: 0.366 (1, 3)	F6		K														4 0 1 0 0 2 1										
Harmon Killebrew, R OBP: 0.446, SLG: 0.662 (1, 5)	K																4 0 0 0 0 2 2										
Tony Oliva, L OBP: 0.360, SLG: 0.503 (1, 9)																	3 0 1 1 0 0 0										
Leo Cardenas, R OBP: 0.340, SLG: 0.442 (1, 6)	K																3 0 0 0 0 3 1										
Rick Renick, R OBP: 0.337, SLG: 0.506 (1, 7)			K														3 0 0 0 0 2 0										
Frank Quilici, R OBP: 0.275, SLG: 0.254 (1, 4)			5-3														3 0 0 0 0 1 0										
Tom Tischinski, R OBP: 0.450, SLG: 0.267 (1, 2)			6-3														3 0 0 0 0 1 0										
Bert Blyleven, R OBP: 0.211, SLG: 0.211 Brant Aylva, R OBP: 0.368, SLG: 0.474 Stan Williams, R Steve Barber, R Bob Allison, R OBP: 0.338, SLG: 0.191 (6, PH) (7, 1) (7, 1) (8, PH)			K														1 0 0 0 0 1 0 1 0 0 0 0 1 0 0 0 0 0 0 0 0 0 0 0 0 0 0 0 1 0 0 0 0 1 0										
Inning Stats	R: 1 E: 0 K: 2 S: 9	H: 2 LOB: 1 BB: 0 P: 9	R: 0 E: 0 K: 1 S: 5	H: 0 LOB: 0 BB: 0 P: 5	R: 0 E: 0 K: 2 S: 7	H: 0 LOB: 0 BB: 0 P: 7	R: 0 E: 0 K: 1 S: 5	H: 0 LOB: 0 BB: 0 P: 5	R: 0 E: 0 K: 2 S: 7	H: 0 LOB: 0 BB: 0 P: 7	R: 0 E: 0 K: 1 S: 5	H: 0 LOB: 0 BB: 0 P: 5	R: 0 E: 0 K: 1 S: 5	H: 0 LOB: 0 BB: 0 P: 5	R: 0 E: 0 K: 2 S: 8	H: 1 LOB: 1 BB: 0 P: 8	1B: 2 2B: 1 3B: 0 HR: 0	SF: 0 SAC: 0 DP: 0 HBP: 0	WP: 0 PB: 0 SB: 0 CS: 0	PA: 30							
PITCHER	IP	WLS	BF	H	R	ER	SO	BB	IBB	HBP	BLK	WP	HR	S	P	ERA	WHIP										
Sam McDowell, L ERA: 2.55 (1, 1)	9.0	W	30	3	1	1	14	0	0	0	0	0	0	58	58	1.00	0.333										

Cleveland Indians @ Minnesota Twins
Metropolitan Stadium, Bloomington, MI
Sun Jul 19 1970, 4:33 AM EDT
Att: 24,925 - Unknown - 62 F

AB	30
R	1
H	3
RBI	1
BB	0
SO	14
LOB	4



Batter	1	2	3	4	5	6	7	8	9	AB	R	H	RBI	BB	SO	LOB	TOP					
Vada Pinson, L OBP: 0.332, SLG: 0.428 (1, 9)	F2		6-3		1-3		5-3		F8	5	0	0	0	0	0	3						
Graig Nettles, L OBP: 0.346, SLG: 0.395 (1, 5)	1B		1-3			K		1B	1B	4	2	2	0	1	1	0						
Roy Foster, R OBP: 0.355, SLG: 0.452 (1, 7)	1B			6-3		F8		F8	6-3	4	0	0	0	1	0	2						
Ray Fosse, R OBP: 0.365, SLG: 0.513 (1, 2)	1B			6-3		CI		1B	1B	3	0	2	1	0	0	0						
Tony Horton, R OBP: 0.326, SLG: 0.441 (1, 3)	L8					F8		1B	1B	4	0	2	1	0	0	2						
Buddy Bradford, R OBP: 0.275, SLG: 0.349 (1, 8)				K				K		4	0	1	0	0	3	3						
Eddie Leon, R OBP: 0.293, SLG: 0.331 (8, 6)				4-3		K		1B	1B	3	0	1	0	1	1	0						
Jack Heidemann, R OBP: 0.254, SLG: 0.269 (8, PH)				K		F9		1B	1B	3	0	0	0	0	2	2						
Rich Rollins, R OBP: 0.291, SLG: 0.333 (8, 1)								K	FC6-4	1	0	0	0	0	0	3						
Dean Chance, R OBP: 0.077, SLG: 0.042 (8, 1)									1-2	0	0	0	0	0	0	0						
Rick Austin, R OBP: 0.273, SLG: 0.300 (5, 1)										2	0	1	0	0	1	0						
Dennis Higgins, R OBP: 0.398, SLG: 0.398 (7, 1)				K						1	0	0	0	0	0	2						
Chuck Hinton, R OBP: 0.398, SLG: 0.398 (7, 1)										0	0	0	0	0	0	0						
Fred Lasher, R OBP: 0.343, SLG: 0.328 (8, 4)										1	0	0	0	0	0	0						
Larry Brown, R OBP: 0.343, SLG: 0.328 (8, 4)										1	0	0	0	0	0	0						
Inning Stats	R: 1 E: 0 K: 0 S: 4	H: 2 LOB: 1 BB: 1 P: 8	R: 0 E: 0 K: 2 S: 7	H: 0 LOB: 0 BB: 0 P: 7	R: 0 E: 0 K: 1 S: 5	H: 0 LOB: 0 BB: 0 P: 5	R: 0 E: 0 K: 1 S: 6	H: 1 LOB: 1 BB: 0 P: 6	R: 0 E: 0 K: 1 S: 6	H: 0 LOB: 1 BB: 0 P: 6	R: 0 E: 1 K: 1 S: 6	H: 0 LOB: 1 BB: 0 P: 6	R: 0 E: 0 K: 1 S: 7	H: 2 LOB: 2 BB: 0 P: 7	R: 1 E: 0 K: 0 S: 4	H: 2 LOB: 1 BB: 0 P: 4	R: 0 E: 0 K: 0 S: 4	H: 1 LOB: 1 BB: 0 P: 4	1B: 8 2B: 1 3B: 0 HR: 0	SF: 0 SAC: 0 DP: 0 HBP: 0	WP: 1 PB: 0 SB: 0 CS: 0	PA: 39
PITCHER	IP WLS BF H R ER SO BB IBB HBP BLK WP HR S P ERA WHIP																					
Jim Kaat, L ERA: 3.8 (1, 1)	7.0 W 29 6 2 2 7 2 0 0 0 0 0 0 41 49 2.57 1.143																					
Ron Perranoski, L ERA: 1.46 (8, 1)	2.0 S 10 3 0 0 1 1 0 0 0 0 1 0 11 15 0.00 2.000																					

Cleveland Indians @ Minnesota Twins
Metropolitan Stadium, Bloomington, MI
Mon Jul 20 1970, 8:05 PM EDT
Att: 15,054 - Unknown - 76 F

AB 35
R 2
H 9
RBI 2
BB 3
SO 8
LOB 17



Batter	1	2	3	4	5	6	7	8	9	AB	R	H	RBI	BB	SO	LOB	BOTTOM			
Cesar Tovar, R OBP: 0.375, SLG: 0.490 (1, 8)	G3		FC1-6	CS	SH5-4	F8		SH5-3		4	2	3	0	0	0	2				
Rich Reese, L OBP: 0.321, SLG: 0.365 (1, 3)	G3		FC1-6		SH5-4			3-1		4	0	1	1	0	0	3				
Harmon Killebrew, R OBP: 0.449, SLG: 0.666 (9, 5)			1B			1B				3	0	2	1	1	0	2				
Danny Thompson, R OBP: 0.234, SLG: 0.222 (9, 5)			1B			1B				0	0	0	0	0	0	0				
Tony Oliva, L OBP: 0.356, SLG: 0.497 (1, 9)	F2		4-3		E6			L8		4	0	0	1	0	0	4				
Rick Renick, R OBP: 0.343, SLG: 0.511 (1, 7)	5-3			HBP				E9		3	1	1	0	0	0	1				
George Mitterwald, R OBP: 0.277, SLG: 0.321 (5, PH)								F8		1	0	0	0	1	0	0				
Jim Holt, L OBP: 0.301, SLG: 0.335 (6, 2)										1	0	0	0	0	0	3				
Tom Tischenki, R OBP: 0.429, SLG: 0.250 (6, 2)										1	0	0	0	0	0	1				
Leo Cardenas, R OBP: 0.339, SLG: 0.438 (1, 6)										3	0	0	0	0	1	1				
Frank Quilici, R OBP: 0.274, SLG: 0.257 (1, 4)										3	1	1	1	0	1	0				
Jim Kaat, L OBP: 0.218, SLG: 0.176 (8, 1)										3	0	1	0	0	2	2				
Ron Perranoski, L OBP: 0.063, SLG: 0.063 (8, 1)										1	0	1	0	0	0	0				
Inning Stats	R: 1 E: 0 K: 0 S: 5	H: 2 LOB: 1 BB: 0 P: 5	R: 0 E: 0 K: 2 S: 7	H: 0 LOB: 0 BB: 0 P: 7	R: 0 E: 0 K: 1 S: 7	H: 2 LOB: 2 BB: 0 P: 7	R: 1 E: 0 K: 1 S: 5	H: 1 LOB: 1 BB: 1 P: 10	R: 1 E: 1 K: 0 S: 4	H: 1 LOB: 2 BB: 1 P: 9	R: 1 E: 0 K: 0 S: 6	H: 3 LOB: 2 BB: 0 P: 6	R: 0 E: 1 K: 0 S: 4	H: 0 LOB: 1 BB: 0 P: 4	R: 0 E: 0 K: 0 S: 4	H: 1 LOB: 1 BB: 0 P: 4	1B: 6 2B: 4 3B: 0 HR: 0	SF: 1 SAC: 2 DP: 1 HBP: 2	WP: 0 PB: 0 SB: 0 CS: 1	PA: 39
PITCHER	IP WLS BF H R ER SO BB IBB HBP BLK WP HR S P ERA WHIP																			
Rick Austin, L ERA: 5.9 (5, 1)	1.2 L 7 3 1 1 0 0 0 0 0 0 0 0 7 7 5.40 1.800																			
Dennis Higgins, R ERA: 3.54 (7, 1)	1.0 4 0 0 0 0 0 0 0 0 0 0 0 4 4 0.00 0.000																			
Fred Lasher, R ERA: 3.54 (8, 1)	1.0 4 1 0 0 0 0 0 0 0 0 0 0 4 4 0.00 1.000																			

Cleveland Indians @ Minnesota Twins
Metropolitan Stadium, Bloomington, MI
Mon Jul 20 1970, 8:05 PM EDT
Att: 15,054 - Unknown - 76 F

AB 31
R 4
H 10
RBI 4
BB 2
SO 4
LOB 19



Batter	1	2	3	4	5	6	7	8	9	AB	R	H	RBI	BB	SO	LOB	TOP					
Dick McAuliffe, L (1.4)										5	1	4	0	0	1	0	Detroit Tigers @ Minnesota Twins Metropolitan Stadium, Bloomington, MI Tue Jul 21 1970, 8:05 PM EDT Att: 28,789 - Unknown - 76 F					
Mickey Stanley, R (1.8)										5	1	1	2	0	2	3						
Al Kaline, R (1.9)										3	0	0	1	0	1	2						
Willie Horton, R (1.7)										3	1	2	2	1	0	2						
Norm Cash, L (1.3)										3	0	2	0	1	0	1						
Bill Freehan, R (1.2)										3	0	0	0	1	0	4						
Don Wert, R (1.5)										4	0	0	0	0	0	3						
Cesar Gutierrez, R (1.6)										4	1	1	0	0	1	2						
Denny McLain, R (1.1)										3	1	1	0	0	1	1						
Fred Scherman, L (8.1)										1	0	0	0	0	0	0						
Tom Timmermann, R (9.1)										0	0	0	0	0	0	0						
Inning Stats	R: 0 E: 0 K: 2 S: 7	H: 1 LOB: 0 BB: 0 P: 7	R: 0 E: 0 K: 0 S: 4	H: 1 LOB: 2 BB: 1 P: 8	R: 1 E: 1 K: 0 S: 5	H: 2 LOB: 1 BB: 0 P: 5	R: 0 E: 0 K: 0 S: 3	H: 1 LOB: 0 BB: 0 P: 3	R: 4 E: 0 K: 1 S: 9	H: 4 LOB: 1 BB: 1 P: 13	R: 0 E: 0 K: 1 S: 5	H: 0 LOB: 0 BB: 0 P: 5	R: 0 E: 0 K: 2 S: 7	H: 0 LOB: 0 BB: 0 P: 7	R: 0 E: 0 K: 0 S: 3	H: 1 LOB: 1 BB: 0 P: 7	R: 0 E: 0 K: 0 S: 4	H: 1 LOB: 1 BB: 0 P: 4	1B: 10 2B: 0 3B: 0 HR: 1	SF: 1 SAC: 0 DP: 3 HBP: 0	WP: 1 PB: 0 SB: 1 CS: 0	PA: 38
PITCHER	IP WLS BF H R ER SO BB IBB HBP BLK WP HR S P ERA WHIP																	ERA WHIP				
Bill Zepp, R (1.1)	4.1 L 20 8 4 4 3 1 0 0 0 0 0 25 29 8.31 2.077																					
Steve Barber, R (5.1)	0.2 4 1 1 1 0 1 0 0 0 1 1 3 7 13.50 3.000																					
Dick Woodson, R (6.1)	2.0 6 0 0 0 3 0 0 0 0 0 0 12 12 0.00 0.000																					
Dave Boswell, R (8.1)	2.0 8 2 0 0 0 1 0 0 0 0 0 7 11 0.00 1.500																					


Batter	1	2	3	4	5	6	7	8	9	AB	R	H	RBI	BB	SO	LOB	BOTTOM					
Cesar Tovar, R (1.4)										4	0	2	0	0	0	0	Detroit Tigers @ Minnesota Twins Metropolitan Stadium, Bloomington, MI Tue Jul 21 1970, 8:05 PM EDT Att: 28,789 - Unknown - 76 F					
Rich Reese, L (1.3)										3	0	1	0	1	0	1						
Harmon Killebrew, R (1.5)										4	0	0	0	0	0	4						
Tony Oliva, L (1.9)										3	0	1	0	0	0	2						
Jim Holt, L (1.8)										4	0	0	0	0	0	4						
Rick Renick, R (1.7)										4	1	1	0	0	1	0						
Leo Cardenas, R (1.6)										4	0	1	0	0	0	1						
George Mitterwald, R (1.2)										4	1	2	2	0	0	1						
Bill Zepp, R (1.1)										1	0	0	0	0	1	0						
Steve Barber, R (5.1)										0	0	0	0	0	0	0						
Danny Thompson, R (6.1)										1	0	0	0	0	0	0						
Dick Woodson, R (8.1)										0	0	0	0	0	0	0						
Paul Rattiff, L (7.1)										1	0	0	0	0	1	1						
Dave Boswell, R (8.1)										0	0	0	0	0	0	0						
Inning Stats	R: 0 E: 0 K: 0 S: 4	H: 1 LOB: 2 BB: 0 P: 5	R: 0 E: 0 K: 0 S: 3	H: 0 LOB: 0 BB: 0 P: 3	R: 0 E: 0 K: 1 S: 5	H: 0 LOB: 0 BB: 0 P: 5	R: 0 E: 0 K: 0 S: 3	H: 1 LOB: 0 BB: 0 P: 3	R: 2 E: 0 K: 0 S: 5	H: 2 LOB: 0 BB: 0 P: 5	R: 0 E: 0 K: 0 S: 3	H: 0 LOB: 1 BB: 1 P: 7	R: 0 E: 0 K: 2 S: 8	H: 1 LOB: 1 BB: 0 P: 8	R: 0 E: 0 K: 0 S: 4	H: 2 LOB: 1 BB: 0 P: 4	R: 0 E: 0 K: 0 S: 4	H: 1 LOB: 1 BB: 0 P: 4	1B: 6 2B: 2 3B: 0 HR: 1	SF: 0 SAC: 0 DP: 2 HBP: 1	WP: 0 PB: 0 SB: 1 CS: 0	PA: 35
PITCHER	IP WLS BF H R ER SO BB IBB HBP BLK WP HR S P ERA WHIP																	ERA WHIP				
Denny McLain, R (1.1)	7.0 W 28 6 2 2 3 1 0 1 0 0 1 32 37 2.57 1.000																					
Fred Scherman, L (8.1)	1.2 6 2 0 0 0 0 0 0 0 0 0 6 6 0.00 1.200																					
Tom Timmermann, R (9.1)	0.1 S 1 0 0 0 0 0 0 0 0 0 0 1 1 0.00 0.000																					



Batter	1	2	3	4	5	6	7	8	9	AB	R	H	RBI	BB	SO	LOB	TOP			
Dick McAuliffe, L (1.4) OBP: 0.387, SLG: 0.388	F8			F9		F9			K	4	0	0	0	0	1	1				
Mickey Stanley, R (1.8) OBP: 0.320, SLG: 0.396	F9			1-3			6-3		5-3	4	0	0	0	0	0	0				
Al Kaline, R (1.9) OBP: 0.374, SLG: 0.469	L5-3			L9				K	L6	4	0	0	0	0	1	0				
Willie Horton, R (1.7) OBP: 0.362, SLG: 0.513		F9			L8			F7		3	0	0	0	0	0	0				
Norm Cash, L (1.3) OBP: 0.367, SLG: 0.463		F6			K			F6		3	0	0	0	0	1	0				
Bill Freehan, R (1.2) OBP: 0.324, SLG: 0.437	F9				5-3				2B SF9 HBP	2	1	0	0	0	0	0				
Don Wert, R (1.5) OBP: 0.326, SLG: 0.354			6-3			FC1-6 1B		SF9 1-3 2B		3	0	2	0	0	0	0				
Cesar Gutierrez, R (1.6) OBP: 0.256, SLG: 0.281			4-3			F5		SF9		1	0	0	0	0	0	0				
Dalton Jones, L (6, PH) OBP: 0.333, SLG: 0.324										1	0	0	0	0	0	1				
Elliott Maddox, R (6.6) OBP: 0.324, SLG: 0.380										0	0	0	1	0	0	0				
Mickey Lolich, S (1.1) OBP: 0.267, SLG: 0.137										2	0	0	0	0	1	1				
Gates Brown, L (8, PH) OBP: 0.273, SLG: 0.308										0	0	0	0	0	0	0				
Jim Price, R (8, PH) OBP: 0.321, SLG: 0.311						FC1-6 PB				1	0	0	0	0	0	1				
John Hiller, R (8.1) OBP: 0.321, SLG: 0.311										0	0	0	0	0	0	0				
Inning Stats	R: 0 E: 0 K: 0 S: 3	H: 0 LOB: 0 BB: 0 P: 3	R: 0 E: 0 K: 0 S: 3	H: 0 LOB: 0 BB: 0 P: 3	R: 0 E: 0 K: 1 S: 5	H: 0 LOB: 0 BB: 0 P: 5	R: 0 E: 0 K: 0 S: 3	H: 0 LOB: 0 BB: 0 P: 3	R: 0 E: 0 K: 1 S: 5	H: 1 LOB: 1 BB: 0 P: 4	R: 0 E: 0 K: 1 S: 5	H: 0 LOB: 0 BB: 0 P: 5	R: 1 E: 0 K: 0 S: 4	H: 1 LOB: 1 BB: 0 P: 5	R: 0 E: 0 K: 1 S: 5	H: 0 LOB: 0 BB: 0 P: 5	1B: 1 2B: 1 3B: 0 HR: 0	SF: 1 SAC: 0 DP: 0 HBP: 1	WP: 0 PB: 1 SB: 0 CS: 0	PA: 30
PITCHER	IP WLS BF H R ER SO BB IBB HBP BLK WP HR S P ERA WHIP																			
Jim Perry, R (1.1) ERA: 3.34	7.2 W 26 2 1 1 3 0 0 0 0 0 0 0 31 32 1.17 0.261																			
Ron Perranoski, L (8.1) ERA: 1.43	1.1 S 4 0 0 0 1 0 0 0 0 0 0 0 6 6 0.00 0.000																			

Detroit Tigers @ Minnesota Twins
Metropolitan Stadium, Bloomington, MI
Wed Jul 22 1970, 8:05 PM EDT
Att: 19,990 - Unknown - 77 F


AB 28
R 1
H 2
RBI 1
BB 0
SO 4
LOB 4



Batter	1	2	3	4	5	6	7	8	9	AB	R	H	RBI	BB	SO	LOB	BOTTOM			
Cesar Tovar, R (1.8) OBP: 0.378, SLG: 0.490	G5-4-3 HBP 1B		6-3		1B		6-3			4	0	2	0	0	0	1				
Rich Reese, L (1.3) OBP: 0.326, SLG: 0.362	G5-4-3 HBP		G3		F3			1B BB		2	0	0	0	1	0	4				
Harmon Killebrew, R (1.5) OBP: 0.442, SLG: 0.651	G5-4-3			6-3				K		4	0	1	2	0	1	3				
Danny Thompson, R (9.5) OBP: 0.231, SLG: 0.219	1-2 2-3					1-3 2-H 3-H				0	0	0	0	0	0	0				
Tony Oliva, L (1.9) OBP: 0.356, SLG: 0.493	F5			4-3 1B	K			L9		4	0	1	0	0	1	4				
Rick Renick, R (1.7) OBP: 0.339, SLG: 0.495		F8		4-3						3	0	1	0	0	0	1				
Jim Holt, L (7.7) OBP: 0.298, SLG: 0.331				1-2			CS 1B	FC6-4 1B		1	0	1	0	0	0	0				
George Mitterwald, R (1.2) OBP: 0.276, SLG: 0.338		5-3		F2		4-3		FC6-4		4	0	0	0	0	0	4				
Leo Cardenas, R (1.6) OBP: 0.335, SLG: 0.432		F7			L8	5-3				3	0	0	0	0	0	0				
Frank Quilici, R (1.4) OBP: 0.287, SLG: 0.263			6-3 SH1-3 1B		1B 1B BB		6-3			2	1	1	0	1	0	0				
Jim Perry, S (1.1) OBP: 0.310, SLG: 0.351			SH1-3		1B 1B					2	1	1	0	0	1	0				
Ron Perranoski, L (8.1) OBP: 0.063, SLG: 0.063					1-2 1B 1B		K			0	0	0	0	0	0	0				
Inning Stats	R: 0 E: 0 K: 0 S: 3	H: 1 LOB: 1 BB: 0 P: 4	R: 0 E: 0 K: 0 S: 3	H: 0 LOB: 0 BB: 0 P: 3	R: 0 E: 0 K: 0 S: 4	H: 1 LOB: 1 BB: 0 P: 4	R: 0 E: 0 K: 0 S: 4	H: 1 LOB: 1 BB: 0 P: 4	R: 2 E: 0 K: 1 S: 8	H: 3 LOB: 2 BB: 1 P: 12	R: 0 E: 0 K: 0 S: 3	H: 1 LOB: 0 BB: 0 P: 3	R: 0 E: 0 K: 1 S: 5	H: 1 LOB: 2 BB: 1 P: 10	R: 0 E: 0 K: 1 S: 6	H: 1 LOB: 2 BB: 1 P: 10	1B: 8 2B: 0 3B: 0 HR: 0	SF: 0 SAC: 1 DP: 1 HBP: 1	WP: 0 PB: 0 SB: 0 CS: 1	PA: 33
PITCHER	IP WLS BF H R ER SO BB IBB HBP BLK WP HR S P ERA WHIP																			
Mickey Lolich, L (1.1) ERA: 3.56	7.0 L 28 7 2 2 2 2 1 0 0 0 0 0 30 35 2.57 1.143																			
John Hiller, L (8.1) ERA: 3.06	1.0 5 1 0 0 1 1 0 0 0 0 0 0 6 10 0.00 2.000																			

Detroit Tigers @ Minnesota Twins
Metropolitan Stadium, Bloomington, MI
Wed Jul 22 1970, 8:05 PM EDT
Att: 19,990 - Unknown - 77 F

AB 29
R 2
H 8
RBI 2
BB 2
SO 3
LOB 17



Batter	1	2	3	4	5	6	7	8	9	AB	R	H	RBI	BB	SO	LOB	TOP					
Dick McAuliffe, L (1,4) OBP: 0.386, SLG: 0.385	F5		E8		L8		1B IBB			3	0	0	0	1	0	0						
Mickey Stanley, R (1,8) OBP: 0.319, SLG: 0.394	K		F9			K	1-2 2-3 1B			4	0	1	0	0	2	1						
Jim Northrup, L (1,9) OBP: 0.341, SLG: 0.520	F8		K			HR	L9			4	1	1	1	0	1	4						
Willie Horton, R (1,7) OBP: 0.359, SLG: 0.507		5-3	5-3			F8		K		4	0	0	0	0	1	1						
Norm Cash, L (1,3) OBP: 0.369, SLG: 0.459		1B BB BB		K			HBP	4-3		2	0	0	0	1	1	0						
Bill Freehan, R (1,2) OBP: 0.323, SLG: 0.433		1B BB		F8		5-3		K		3	0	0	0	1	1	1						
Don Wert, R (1,5) OBP: 0.324, SLG: 0.352		F8		5-3			1B SH3 1B	F9		4	0	1	0	0	0	2						
Cesar Gutierrez, R (1,6) OBP: 0.257, SLG: 0.282 (9, PH)					F4			K		3	0	1	0	0	1	1						
Dalton Jones, L (9, PH) OBP: 0.329, SLG: 0.319								K		1	0	0	0	0	1	0						
Joe Niekro, R (1,1) OBP: 0.208, SLG: 0.244								SH3		2	0	0	0	0	0	3						
Daryl Patterson, L (7,1) OBP: 0.222, SLG: 0.222	4-3				6-3			4-1		0	0	0	0	0	0	0						
Fred Scherman, L (8,1) OBP: 0.222, SLG: 0.222										0	0	0	0	0	0	0						
Gates Brown, L (9, PH) OBP: 0.267, SLG: 0.300										1	0	0	0	0	0	0						
Inning Stats	R: 0 E: 0 K: 1 S: 5	H: 0 LOB: 0 BB: 0 P: 5	R: 0 E: 0 K: 0 S: 4	H: 1 LOB: 3 BB: 2 P: 12	R: 0 E: 1 K: 1 S: 6	H: 0 LOB: 1 BB: 0 P: 6	R: 0 E: 0 K: 0 S: 5	H: 0 LOB: 0 BB: 0 P: 5	R: 0 E: 0 K: 0 S: 3	H: 0 LOB: 0 BB: 0 P: 3	R: 1 E: 0 K: 1 S: 6	H: 1 LOB: 1 BB: 0 P: 7	R: 0 E: 0 K: 1 S: 7	H: 2 LOB: 3 BB: 1 P: 11	R: 0 E: 0 K: 2 S: 7	H: 0 LOB: 0 BB: 0 P: 7	R: 0 E: 0 K: 1 S: 5	H: 0 LOB: 0 BB: 0 P: 5	1B: 3 2B: 0 3B: 0 HR: 1	SF: 0 SAC: 1 DP: 0 HBP: 1	WP: 0 PB: 0 SB: 0 CS: 0	PA: 36
PITCHER Bert Blyleven, R (1,1) ERA: 2.44	IP: 9.0 WLS: W BF: 36 H: 4 R: 1 ER: 1 SO: 8 BB: 2 IBB: 1 HBP: 1 BLK: 0 WP: 0 HR: 1 S: 48 P: 61 ERA: 1.00 WHIP: 0.667															PITCHER	IP: 9.0 WLS: W BF: 36 H: 4 R: 1 ER: 1 SO: 8 BB: 2 IBB: 1 HBP: 1 BLK: 0 WP: 0 HR: 1 S: 48 P: 61 ERA: 1.00 WHIP: 0.667					

Detroit Tigers @ Minnesota Twins
Metropolitan Stadium, Bloomington, MI
Thu Jul 23 1970, 8:05 PM EDT
Att: 25,823 - Unknown - 77 F

AB 31
R 1
H 4
RBI 1
BB 3
SO 8
LOB 13





Batter	1	2	3	4	5	6	7	8	9	AB	R	H	RBI	BB	SO	LOB	BOTTOM			
Cesar Tovar, R (1,8) OBP: 0.374, SLG: 0.485	F6		L7			6-3		6-3		4	0	0	0	0	0	0				
Rich Reese, L (1,3) OBP: 0.331, SLG: 0.367	L9			G6-4-3 1B		E9 FC 1B		FC5-4 1B		4	1	3	0	0	0	0				
Harmon Killebrew, R (1,5) OBP: 0.439, SLG: 0.643	5-3			G6-4-3 1-2		FC		FC5-4 BLK 1B		4	0	0	1	0	0	2				
Tony Oliva, L (1,9) OBP: 0.355, SLG: 0.490		F6		4-3		F8		BLK 1B		4	0	1	0	0	0	1				
Jim Holt, L (1,7) OBP: 0.292, SLG: 0.324		F7			4-3	F8		4-3		4	0	0	0	0	0	3				
George Mitterwald, R (1,2) OBP: 0.286, SLG: 0.363					1B 1B			HR		3	1	3	1	0	0	0				
Leo Cardenas, R (1,6) OBP: 0.335, SLG: 0.431		F9			1-3 1B	5-3		5-3		3	0	1	0	0	0	1				
Frank Quilici, R (1,4) OBP: 0.284, SLG: 0.260			5-3			5-3		5-3		1	0	0	0	0	0	0				
Paul Reiffel, L (5, PH) OBP: 0.345, SLG: 0.375										1	0	0	0	0	1	2				
Danny Thompson, R (6,4) OBP: 0.228, SLG: 0.216										1	0	0	0	0	0	0				
Bert Blyleven, R (1,1) OBP: 0.182, SLG: 0.182			2-3		6-3			K		3	0	0	0	0	1	2				
Inning Stats	R: 0 E: 0 K: 0 S: 3	H: 0 LOB: 0 BB: 0 P: 3	R: 0 E: 0 K: 0 S: 4	H: 1 LOB: 1 BB: 0 P: 4	R: 0 E: 0 K: 0 S: 3	H: 0 LOB: 0 BB: 0 P: 3	R: 0 E: 0 K: 0 S: 3	H: 1 LOB: 0 BB: 0 P: 3	R: 0 E: 0 K: 1 S: 7	H: 2 LOB: 2 BB: 0 P: 7	R: 1 E: 1 K: 0 S: 5	H: 1 LOB: 1 BB: 0 P: 5	R: 1 E: 0 K: 1 S: 6	H: 1 LOB: 0 BB: 0 P: 6	R: 0 E: 0 K: 0 S: 5	H: 2 LOB: 2 BB: 0 P: 5	1B: 7 2B: 0 3B: 0 HR: 1	SF: 0 SAC: 0 DP: 1 HBP: 0	WP: 0 PB: 0 SB: 0 CS: 0	PA: 32
PITCHER Joe Niekro, R (1,1) ERA: 2.99	IP: 6.0 WLS: L BF: 24 H: 6 R: 2 ER: 1 SO: 1 BB: 0 IBB: 0 HBP: 0 BLK: 0 WP: 0 HR: 1 S: 26 P: 26 ERA: 1.50 WHIP: 1.000															PITCHER	IP: 6.0 WLS: L BF: 24 H: 6 R: 2 ER: 1 SO: 1 BB: 0 IBB: 0 HBP: 0 BLK: 0 WP: 0 HR: 1 S: 26 P: 26 ERA: 1.50 WHIP: 1.000			
Daryl Patterson, R (7,1) ERA: 4.71	1.2 7 2 0 0 1 0 0 0 0 0 0 9 9 0.00 1.200																			
Fred Scherman, L (8,1) ERA: 2.61	0.1 1 0 0 0 0 0 0 0 0 1 1 0.00 0.000																			

Detroit Tigers @ Minnesota Twins
Metropolitan Stadium, Bloomington, MI
Thu Jul 23 1970, 8:05 PM EDT
Att: 25,823 - Unknown - 77 F

AB 32
R 2
H 8
RBI 2
BB 0
SO 2
LOB 11



Batter	1	2	3	4	5	6	7	8	9	AB	R	H	RBI	BB	SO	LOB	TOP								
Don Buford, S (1, 7) OBP: 0.418, SLG: 0.439	1-0 WP E HBP		0-0 4-3		4-0 FC6-4 BB	0-0 F4		0-0 1-H HR		3	2	1	2	1	0	3	<p>Baltimore Orioles @ Minnesota Twins Metropolitan Stadium, Bloomington, MI</p> <p>Sat Jul 25 1970, 4:33 AM EDT Att: 34,588 - Unknown</p> <p>livebaseballscores.com</p> <p>AB 40 R 6 H 13 RBI 5 BB 3 SO 7 LOB 27</p> 								
Paul Blair, R (1, 8) OBP: 0.321, SLG: 0.383	0-0 E1 2B		0-0 4-3		0-0 FC6-4 G6-3	0-3 K		0-3 K		5	1	0	0	0	2	4									
Boog Powell, L (1, 3) OBP: 0.421, SLG: 0.598	0-0 2B		0-0 G3		0-0 G6-3		4-0 1B BB	0-0 1B		4	0	2	1	1	0	1									
Frank Robinson, R (1, 9) OBP: 0.407, SLG: 0.558	0-3 K			0-0 6-3		0-0 1B E 1B	0-3 K	0-0 F3		5	1	1	0	0	2	3									
Brooks Robinson, R (1, 5) OBP: 0.343, SLG: 0.453	0-0 F8			0-0 2B 1B		0-0 E4 1B 1B	0-0 1B		0-0 G4-6-3 1B	5	1	3	0	0	0	2									
Elrod Hendricks, L (1, 2) OBP: 0.299, SLG: 0.383	0-0 F8			0-0 F8		0-0 1B 1B	0-0 F5		0-0 G4-6-3 1B	5	0	1	0	0	0	5									
Davey Johnson, R (1, 4) OBP: 0.390, SLG: 0.417		0-0 F3		0-0 2B		0-0 1B 1B	0-3 K		0-0 1B	5	0	3	1	0	1	2									
Mark Belanger, R (1, 6) OBP: 0.285, SLG: 0.225		0-0 6-3		4-0 IBB		0-0 F2		0-3 K	0-0 F4	4	0	0	0	1	1	4									
Jim Hardin, R (1, 1) OBP: 0.030, SLG: 0.030		0-3 K		0-0 F7		0-0 1B		0-0 HR		2	0	0	0	0	1	3									
Tom Phoebus, R (4, 1) OBP: 0.179, SLG: 0.179						1-2 2-3 3-H				0	0	0	0	0	0	0									
Terry Crowley, L (6, PH) OBP: 0.398, SLG: 0.397										1	0	1	1	0	0	0									
Marcelino Lopez, R (6, 1) OBP: 0.250, SLG: 0.143										0	0	0	0	0	0	0									
Dick Hall, R (6, 1) OBP: 0.125, SLG: 0.125										1	1	1	0	0	0	0									
Inning Stats	R: 2 E: 1 K: 1 S: 7	H: 1 LOB: 1 BB: 0 P: 8	R: 0 E: 0 K: 1 S: 5	H: 0 LOB: 0 BB: 0 P: 5	R: 0 E: 0 K: 0 S: 3	H: 0 LOB: 0 BB: 0 P: 3	R: 0 E: 0 K: 0 S: 5	H: 2 LOB: 2 BB: 1 P: 9	R: 0 E: 0 K: 0 S: 2	H: 0 LOB: 0 BB: 1 P: 6	R: 2 E: 1 K: 2 S: 10	H: 4 LOB: 3 BB: 0 P: 10	R: 0 E: 0 K: 2 S: 8	H: 1 LOB: 2 BB: 1 P: 12	R: 2 E: 0 K: 2 S: 10	H: 3 LOB: 1 BB: 0 P: 10	R: 0 E: 0 K: 0 S: 4	H: 2 LOB: 1 BB: 0 P: 4	1B: 10 2B: 2 3B: 0 HR: 1	SF: 0 SAC: 0 DP: 2 HBP: 1	WP: 1 PB: 0 SB: 0 CS: 0	PA: 44			
PITCHER	IP	WLS	BF	H	R	ER	SO	BB	IBB	HBP	BLK	WP	HR	S	P	ERA	WHIP								
Bill Zepp, R (1, 1) ERA: 3.18	5.0		25	6	4	2	2	1	1	1	0	1	0	26	35	3.60	1.400								
Dick Woodson, R (6, 1) ERA: 2.25	0.1		2	1	0	0	0	0	0	0	0	0	0	2	2	0.00	3.000								
Tom Hall, L (6, 1) ERA: 2.48	2.2	L	13	4	2	2	5	1	0	0	0	0	1	22	26	6.75	1.875								
Ron Perranoski, L (9, 1) ERA: 1.41	1.0		4	2	0	0	0	0	0	0	0	0	0	4	4	0.00	2.000								

Batter	1	2	3	4	5	6	7	8	9	AB	R	H	RBI	BB	SO	LOB	BOTTOM								
Cesar Tovar, R (1, 8) OBP: 0.370, SLG: 0.480	0-0 F4		0-0 FC6-4	0-0 FC6-4			0-0 F9		0-0 G6-4-3	5	0	0	0	0	0	5	<p>Baltimore Orioles @ Minnesota Twins Metropolitan Stadium, Bloomington, MI</p> <p>Sat Jul 25 1970, 4:33 AM EDT Att: 34,588 - Unknown</p> <p>livebaseballscores.com</p> <p>AB 34 R 5 H 11 RBI 5 BB 2 SO 6 LOB 15</p> 								
Rich Reese, L (1, 3) OBP: 0.331, SLG: 0.366	0-0 3-1			0-0 1B 2B	0-0 6-3		0-0 F1			4	1	1	0	0	0	1									
Tony Oliva, L (1, 9) OBP: 0.358, SLG: 0.507	0-0 F8			0-0 2B 1B	0-0 CS 1B		0-0 HR			4	2	3	1	0	0	0									
Harmon Killebrew, R (1, 5) OBP: 0.439, SLG: 0.651		0-0 F9		0-0 1B 2B	0-3 K		0-0 1B		0-0 1B	4	1	2	1	0	1	1									
Rick Renick, R (1, 7) OBP: 0.342, SLG: 0.510		0-0 F3		0-0 6-3		4-0 G5-4-3 BB		0-0 B3		3	0	0	0	1	0	3									
Ron Perranoski, L (9, 1) OBP: 0.063, SLG: 0.063		0-0 F3						0-0 B3		0	0	0	0	0	0	0									
George Mitterwald, R (1, 2) OBP: 0.284, SLG: 0.355		0-3 K		4-0 1B IBB		0-0 G5-4-3		0-0 F8		3	1	0	0	1	1	2									
Leo Cardenas, R (1, 6) OBP: 0.336, SLG: 0.438			0-3 K	0-0 1B 1B		0-3 K		0-0 F8		4	0	1	2	0	2	1									
Frank Quilici, R (1, 4) OBP: 0.316, SLG: 0.289			0-3 K	0-0 1B 1B					0-0 F7	3	0	2	1	0	1	0									
Brant Aiyesa, R (9, PH) OBP: 0.365, SLG: 0.471				0-0 FC6-4 1B						1	0	0	0	0	0	0									
Bill Zepp, R (1, 1) OBP: 0.105, SLG: 0.105				0-0 FC6-4 1B					0-0 G6-4-3 1B	2	0	1	0	0	1	2									
Dick Woodson, R (6, 1) ERA: 2.99										0	0	0	0	0	0	0									
Tom Hall, L (6, 1) OBP: 0.167, SLG: 0.167										0	0	0	0	0	0	0									
Jim Holt, L (9, 7) OBP: 0.296, SLG: 0.328										1	0	1	0	0	0	0									
Inning Stats	R: 0 E: 0 K: 0 S: 3	H: 0 LOB: 0 BB: 0 P: 3	R: 0 E: 0 K: 1 S: 5	H: 0 LOB: 0 BB: 0 P: 5	R: 0 E: 0 K: 2 S: 8	H: 1 LOB: 1 BB: 0 P: 8	R: 4 E: 0 K: 1 S: 10	H: 5 LOB: 2 BB: 1 P: 14	R: 0 E: 0 K: 1 S: 5	H: 1 LOB: 0 BB: 0 P: 5	R: 0 E: 0 K: 1 S: 4	H: 0 LOB: 0 BB: 1 P: 8	R: 0 E: 0 K: 0 S: 4	H: 1 LOB: 1 BB: 0 P: 4	R: 1 E: 0 K: 0 S: 5	H: 2 LOB: 1 BB: 0 P: 5	R: 0 E: 0 K: 0 S: 3	H: 1 LOB: 0 BB: 0 P: 3	1B: 9 2B: 1 3B: 0 HR: 1	SF: 0 SAC: 1 DP: 2 HBP: 0	WP: 0 PB: 0 SB: 0 CS: 1	PA: 37			
PITCHER	IP	WLS	BF	H	R	ER	SO	BB	IBB	HBP	BLK	WP	HR	S	P	ERA	WHIP								
Jim Hardin, R (1, 1) ERA: 3.93	3.1		17	6	4	4	3	0	1	0	0	0	0	9	9	0.00	0.600								
Tom Phoebus, R (4, 1) ERA: 2.59	1.2		5	1	0	0	2	0	0	0	0	0	0	9	9	0.00	0.600								
Marcelino Lopez, L (6, 1) ERA: 1.95	0.0		1	0	0	0	0	1	0	0	0	0	0	4	4	∞	∞								
Dick Hall, R (6, 1) ERA: 2.84	4.0	W	14	4	1	1	1	0	0	0	0	0	1	16	16	2.25	1.000								

Batter	1	2	3	4	5	6	7	8	9	AB	R	H	RBI	BB	SO	LOB	TOP							
Don Buford, S OBP: 0.417, SLG: 0.437 (1, 7)	F6		F7		F7			HR	SF7	4	2	1	2	1	0	2								
Mery Rettenmund, R OBP: 0.355, SLG: 0.527 (1, 8) (9, 9)	S		F9				G3-6-1	HR	6-3	5	1	3	1	1	0	1								
Boog Powell, L OBP: 0.421, SLG: 0.604 (1, 3)	F9			F5			G3-6-1	HR		5	1	2	6	0	0	2								
Frank Robinson, R OBP: 0.407, SLG: 0.554 Paul Blair, R OBP: 0.321, SLG: 0.383 (1, 9) (9, 8)	4-3				L4-3		F8			4	0	1	0	1	0	3								
Eliud Hendricks, L OBP: 0.301, SLG: 0.383 (1, 2)				F9				K		5	1	2	0	0	1	2								
Brooks Robinson, R OBP: 0.346, SLG: 0.453 Chico Salmon, R OBP: 0.353, SLG: 0.430 (1, 5) (9, 5)	F9							BB	BB	4	2	2	0	0	0	2								
Davey Johnson, R OBP: 0.393, SLG: 0.418 (1, 4)	F9						FC2-5	BB	BB	4	2	2	0	1	0	3								
Mark Belanger, R OBP: 0.287, SLG: 0.228 (1, 6)	F4				F2			F7		5	0	2	2	0	0	3								
Dave McNally, R OBP: 0.279, SLG: 0.259 (1, 1)			K					BB	K	4	2	1	0	1	2	4								
Inning Stats	R: 0 E: 0 K: 0 S: 4	H: 1 LOB: 1 BB: 0 P: 4	R: 0 E: 0 K: 0 S: 4	H: 1 LOB: 1 BB: 0 P: 4	R: 0 E: 0 K: 1 S: 5	H: 0 LOB: 0 BB: 0 P: 5	R: 0 E: 0 K: 0 S: 5	H: 2 LOB: 2 BB: 0 P: 5	R: 2 E: 0 K: 0 S: 6	H: 4 LOB: 1 BB: 0 P: 6	R: 1 E: 0 K: 0 S: 6	H: 3 LOB: 2 BB: 0 P: 6	R: 0 E: 0 K: 0 S: 3	H: 1 LOB: 0 BB: 0 P: 3	R: 6 E: 0 K: 1 S: 8	H: 3 LOB: 1 BB: 4 P: 24	R: 2 E: 0 K: 1 S: 6	H: 1 LOB: 1 BB: 1 P: 11	1B: 15 2B: 1 3B: 0 HR: 1	SF: 1 SAC: 0 DP: 2 HBP: 1	WP: 0 PB: 0 SB: 1 CS: 0	PA: 47		
PITCHER	IP	WLS	BF	H	R	ER	SO	BB	IBB	HBP	BLK	WP	HR	S	P	ERA	WHIP							
Jim Perry, R ERA: 3.38 Tom Hall, L ERA: 2.99 Dick Woodson, R ERA: 3.38 Dave Boswell, R ERA: 5.97 Steve Barber, R ERA: 4.63	(1, 1) (7, 1) (8, 1) (8, 1) (9, 1)	6.0 1.2 0.0 0.1 1.0	L 8 3 1 6	29 2 1 0 1	12 2 2 0 2	3 4 2 0 2	3 4 1 0 1	1 1 2 0 1	0 0 0 0 0	0 0 0 0 0	0 0 0 0 1	0 0 0 0 6	0 0 1 1 11	0 8 1 1 6	31 8 9 1 11	16 21.60 ∞ 0.00 18.00	2.000 2.400 ∞ 0.000 2.000							

Baltimore Orioles @ Minnesota Twins
Metropolitan Stadium, Bloomington, MI
Sun Jul 26 1970, 4:33 AM EDT
Att: 35,294 - Unknown

AB 40
R 11
H 16
RBI 11
BB 5
SO 3
LOB 22





Batter	1	2	3	4	5	6	7	8	9	AB	R	H	RBI	BB	SO	LOB	BOTTOM							
Cesar Tovar, R OBP: 0.369, SLG: 0.476 (1, 8)	F9		F7					E8		3	0	0	0	1	0	1								
Rich Reese, L OBP: 0.330, SLG: 0.365 (1, 3)			K				4-3	F8		4	0	1	0	0	1	3								
Harmon Killebrew, R OBP: 0.437, SLG: 0.645 Steve Barber, R (9, 1)	F3							K		3	0	0	0	1	1	2								
Tony Oliva, L OBP: 0.357, SLG: 0.504 (1, 9)	F9						6-3		4-3	4	0	1	0	0	0	1								
Rick Renick, R OBP: 0.339, SLG: 0.500 (1, 7)			5-3				F8			4	0	1	0	0	1	2								
George Mitterwald, R OBP: 0.284, SLG: 0.353 (1, 2)	F3						5-3			4	0	1	0	0	0	2								
Leo Cardenas, R OBP: 0.332, SLG: 0.433 (1, 6)	F8						F8			4	0	0	0	0	1	2								
Frank Quilici, R OBP: 0.303, SLG: 0.276 (1, 4)			4-3				6-3		F8	4	0	0	0	0	0	2								
Jim Perry, S OBP: 0.333, SLG: 0.414 Tom Hall, L OBP: 0.187, SLG: 0.187 Dick Woodson, R OBP: 0.317, SLG: 0.328 Dave Boswell, R OBP: 0.333, SLG: 0.188 Bob Allison, R OBP: 0.225, SLG: 0.211 (1, 1) (7, 1) (8, 1) (8, 1) (9, 9)								K		1	1	1	1	1	0	0								
Inning Stats	R: 0 E: 0 K: 0 S: 4	H: 1 LOB: 1 BB: 0 P: 4	R: 0 E: 0 K: 0 S: 3	H: 0 LOB: 0 BB: 0 P: 3	R: 0 E: 0 K: 1 S: 5	H: 0 LOB: 1 BB: 1 P: 9	R: 0 E: 0 K: 1 S: 5	H: 1 LOB: 1 BB: 1 P: 9	R: 1 E: 0 K: 0 S: 4	H: 1 LOB: 1 BB: 1 P: 8	R: 0 E: 0 K: 0 S: 3	H: 0 LOB: 0 BB: 0 P: 3	R: 0 E: 1 K: 2 S: 8	H: 0 LOB: 1 BB: 0 P: 8	R: 0 E: 0 K: 1 S: 7	H: 2 LOB: 2 BB: 0 P: 7	1B: 4 2B: 0 3B: 0 HR: 1	SF: 0 SAC: 0 DP: 1 HBP: 0	WP: 0 PB: 0 SB: 0 CS: 0	PA: 35				
PITCHER	IP	WLS	BF	H	R	ER	SO	BB	IBB	HBP	BLK	WP	HR	S	P	ERA	WHIP							
Dave McNally, L ERA: 4.17 (1, 1)	9.0	W	35	5	1	1	5	3	0	0	0	0	1	42	54	1.00	0.889							

Baltimore Orioles @ Minnesota Twins
Metropolitan Stadium, Bloomington, MI
Sun Jul 26 1970, 4:33 AM EDT
Att: 35,294 - Unknown

AB 32
R 1
H 5
RBI 1
BB 3
SO 5
LOB 15



Batter	1	2	3	4	5	6	7	8	9	AB	R	H	RBI	BB	SO	LOB	TOP					
Don Buford, S OBP: 0.415, SLG: 0.444 (1, 7)	F5		L4			HR	FC4-6			4	1	1	1	0	0	1	<p>Baltimore Orioles @ Minnesota Twins Metropolitan Stadium, Bloomington, MI Mon Jul 27 1970, 4:33 AM EDT Att: 29,259 - Unknown</p> <p>AB 35 R 2 H 8 RBI 2 BB 0 SO 6 LOB 13</p> 					
Mery Rettenmund, R OBP: 0.353, SLG: 0.527 (1, 8)	2B			F9		5-3		5-3		4	0	1	0	0	0	0						
Boog Powell, L OBP: 0.419, SLG: 0.600 (1, 3)	K				1B	G3		K		4	0	1	0	0	2	1						
Frank Robinson, R OBP: 0.405, SLG: 0.550 (1, 9)	K			F9			1B	F8		4	0	1	0	0	1	2						
Eliud Hendricks, L OBP: 0.297, SLG: 0.378 Andy Etchebarren, R OBP: 0.359, SLG: 0.399 (8, PH)		4-3		F8		F9			FC1-6 1B	3	0	0	0	0	0	2						
Brooks Robinson, R OBP: 0.345, SLG: 0.451 (1, 5)	F5				F8		BLK 2B 1B	F8		4	1	1	0	0	0	1						
Davey Johnson, R OBP: 0.394, SLG: 0.422 (1, 4)	5-3					3-1 1B	4-3 FC5-2 2B	FC1-6 1-2		4	0	2	1	0	0	1						
Mark Belanger, R OBP: 0.285, SLG: 0.227 Chico Salmon, R OBP: 0.345, SLG: 0.420 (7, PH)			F8		3-1 1-2		4-3	K		2	0	0	0	0	0	1						
Jim Palmer, R OBP: 0.194, SLG: 0.214 Tom Phoebus, R OBP: 0.179, SLG: 0.179 Marcelino Lopez, R OBP: 0.250, SLG: 0.143 Curt Motton, R OBP: 0.375, SLG: 0.313 Moe Drabowsky, R OBP: 0.125, SLG: 0.125 (7, PH)			K			K	FC5-2 FC4-6			2	0	0	0	0	0	2						
Inning Stats	R: 0 E: 0 K: 2 S: 8	H: 1 LOB: 1 BB: 0 P: 8	R: 0 E: 0 K: 0 S: 3	H: 0 LOB: 0 BB: 0 P: 3	R: 0 E: 0 K: 1 S: 5	H: 0 LOB: 0 BB: 0 P: 5	R: 0 E: 0 K: 0 S: 4	H: 1 LOB: 1 BB: 0 P: 4	R: 0 E: 0 K: 1 S: 6	H: 1 LOB: 1 BB: 0 P: 6	R: 1 E: 0 K: 0 S: 5	H: 2 LOB: 1 BB: 0 P: 5	R: 0 E: 0 K: 1 S: 5	H: 0 LOB: 0 BB: 0 P: 5	R: 0 E: 0 K: 1 S: 6	H: 1 LOB: 1 BB: 0 P: 6		1B: 5 2B: 2 3B: 0 HR: 1	SF: 0 SAC: 0 DP: 0 HBP: 0	WP: 0 PB: 0 SB: 0 CS: 0	PA: 35	
PITCHER	IP WLS BF H R ER SO BB IBB HBP BLK WP HR S P ERA WHIP																					
Bert Blyleven, R ERA: 2.49 Ron Perranoski, L ERA: 1.35	(1, 1) (7, 1)	6.0 W 25 3.0 S 10	H 7 R 2 ER 2 SO 4 1 0 0 2	BB 0 IBB 0 HBP 0 BLK 1 0 0 0 0	WP 0 HR 1 S 33 P 33 0 0 14 14	ERA 3.00 WHIP 1.167 0.00 0.333																

Batter	1	2	3	4	5	6	7	8	9	AB	R	H	RBI	BB	SO	LOB	BOTTOM					
Cesar Tovar, R OBP: 0.364, SLG: 0.470 (1, 8)	5-3		FC5-6 3B	F8		FC6-2 1B		5-3		5	1	0	0	0	0	5	<p>Baltimore Orioles @ Minnesota Twins Metropolitan Stadium, Bloomington, MI Mon Jul 27 1970, 4:33 AM EDT Att: 29,259 - Unknown</p> <p>AB 31 R 5 H 10 RBI 5 BB 3 SO 5 LOB 15</p> 					
Rich Reese, L OBP: 0.332, SLG: 0.373 (1, 3)	F9		2B 3B		4-3	1B				4	1	2	2	0	0	0						
Tony Oliva, L OBP: 0.356, SLG: 0.504 (1, 9)	F8		2B		3-1	F7				4	0	1	1	0	0	3						
Harmon Killebrew, R OBP: 0.435, SLG: 0.639 Danny Thompson, R OBP: 0.225, SLG: 0.213 (8, 5)		L5	5-3				F8			3	0	0	0	1	0	1						
Jim Holt, L OBP: 0.305, SLG: 0.350 (1, 7)		HR		IBB		BB				3	1	2	1	1	0	1						
George Mitterwald, R OBP: 0.288, SLG: 0.370 (1, 2)		CS 1B	F8			HR		K		4	1	2	1	0	1	3						
Leo Cardenas, R OBP: 0.332, SLG: 0.429 (1, 6)	K				4-3	SH1-4 FC6-2 BB		K		3	0	0	0	1	2	2						
Frank Quilici, R OBP: 0.320, SLG: 0.297 (1, 4)			FC5-6 SH 3B		SH1 1B	1B SH1-4 1B		K		4	1	3	0	0	1	0						
Bert Blyleven, R OBP: 0.182, SLG: 0.182 Ron Perranoski, L OBP: 0.059, SLG: 0.059 (1, 1) (7, 1)			SH FC5-6		SH1 1-2	SH1-4		K		0	0	0	0	0	0	0						
Inning Stats	R: 0 E: 0 K: 0 S: 3	H: 0 LOB: 0 BB: 0 P: 3	R: 1 E: 0 K: 1 S: 6	H: 2 LOB: 1 BB: 0 P: 6	R: 3 E: 1 K: 0 S: 7	H: 3 LOB: 2 BB: 1 P: 11	R: 0 E: 0 K: 0 S: 4	H: 1 LOB: 1 BB: 0 P: 4	R: 0 E: 0 K: 0 S: 3	H: 0 LOB: 1 BB: 1 P: 7	R: 1 E: 0 K: 0 S: 6	H: 3 LOB: 3 BB: 1 P: 10	R: 0 E: 0 K: 2 S: 8	H: 1 LOB: 1 BB: 0 P: 8	R: 0 E: 0 K: 2 S: 7	H: 0 LOB: 0 BB: 0 P: 7		1B: 6 2B: 2 3B: 1 HR: 2	SF: 0 SAC: 3 DP: 1 HBP: 0	WP: 0 PB: 0 SB: 0 CS: 1	PA: 37	
PITCHER	IP WLS BF H R ER SO BB IBB HBP BLK WP HR S P ERA WHIP																					
Jim Palmer, R ERA: 2.92 Tom Phoebus, R ERA: 2.99 Marcelino Lopez, L ERA: 1.93 Moe Drabowsky, R ERA: 3.3	(1, 1) (6, 1) (6, 1) (7, 1)	5.0 L 25 0.2 4 0.1 1 2.0 7	H 7 R 5 ER 4 SO 4 2 0 0 0	BB 2 IBB 0 HBP 0 BLK 0 0 0 0 0	WP 0 HR 2 S 24 P 36 0 0 4 4	ERA 7.20 WHIP 1.800 0.00 3.000 0.00 0.000 0.00 0.500																

Batter	1	2	3	4	5	6	7	8	9	AB	R	H	RBI	BB	SO	LOB	TOP								
Frank Quijici, R (1, 4) OBP: 0.315, SLG: 0.284	F8		FC5-2 BB		F6		F6	FC5-2		4	0	0	0	1	0	3	Minnesota Twins @ Cleveland Indians Cleveland Municipal Stadium, Cleveland, OH Tue Jul 28, 1970, 7:05 PM EDT Att: 16,202 - Unknown - 82 F								
Rick Renick, R (1, 5) OBP: 0.344, SLG: 0.505	F7		FC5-2					L7		3	1	1	1	1	0	3									
Jim Holt, L (7, 9) OBP: 0.304, SLG: 0.348			FC5-2				HR			1	0	0	0	0	0	2									
Harmon Killebrew, R (1, 3) OBP: 0.432, SLG: 0.641	5-3		F4		FC6-4 BB					5	1	1	2	0	0	4									
Tony Oliva, L (1, 8) OBP: 0.357, SLG: 0.503			F4							5	0	2	0	0	0	3									
Brant Aylea, R (1, 7) OBP: 0.369, SLG: 0.493	F7									4	1	2	1	0	0	2									
Tom Hall, L (7, 1) OBP: 0.211, SLG: 0.211					HR					1	0	1	0	0	0	0									
Georgs Mittenwald, R (1, 2) OBP: 0.252, SLG: 0.362	K				6-3					5	0	0	0	0	1	3									
Bob Allison, R (1, 9) OBP: 0.203, SLG: 0.176	K				K					3	0	0	0	0	2	2									
Rich Reese, L (7, 3) OBP: 0.334, SLG: 0.375	K				K					1	0	1	0	0	0	0									
Danny Thompson, R (1, 6) OBP: 0.250, SLG: 0.253			BB SH FC5-2 1B		F2					4	1	3	0	0	0	0									
Jim Kaat, L (1, 1) OBP: 0.203, SLG: 0.164			SH FC5-2 BB							1	0	0	0	0	1	0									
Cesar Tovar, R (7, PH) OBP: 0.365, SLG: 0.469					K					1	1	0	0	1	0	1									
Inning Stats	R: 0 E: 0 K: 0 S: 3	H: 0 LOB: 0 BB: 0 P: 3	R: 0 E: 0 K: 2 S: 8	H: 1 LOB: 1 BB: 0 P: 8	R: 0 E: 1 K: 0 S: 5	H: 1 LOB: 3 BB: 1 P: 9	R: 1 E: 0 K: 1 S: 6	H: 1 LOB: 0 BB: 0 P: 6	R: 0 E: 0 K: 1 S: 5	H: 0 LOB: 1 BB: 1 P: 9	R: 0 E: 0 K: 0 S: 4	H: 1 LOB: 1 BB: 0 P: 4	R: 3 E: 0 K: 0 S: 7	H: 4 LOB: 1 BB: 0 P: 7	R: 1 E: 1 K: 0 S: 5	H: 2 LOB: 2 BB: 1 P: 9	R: 0 E: 0 K: 0 S: 4	H: 1 LOB: 1 BB: 0 P: 4	1B: 7 2B: 2 3B: 0 HR: 2	SF: 0 SAC: 1 DP: 0 HBP: 0	WP: 0 PB: 0 SB: 0 CS: 0	PA: 42			
PITCHER	IP	WLS	BF	H	R	ER	SO	BB	IBB	HBP	BLK	WP	HR	S	P	ERA	WHIP								
Sam McDowell, L (1, 1) ERA: 2.62	7.0	L	32	8	4	4	4	2	0	0	0	0	2	38	46	5.14	1.429								
Dennis Higgins, R (8, 1) ERA: 4.63	2.0		10	3	1	0	0	0	1	0	0	0	0	9	13	0.00	1.500								

AB	38
R	5
H	11
RBI	4
BB	3
SO	4
LOB	23



Batter	1	2	3	4	5	6	7	8	9	AB	R	H	RBI	BB	SO	LOB	BOTTOM								
Vada Pinson, L (1, 9) OBP: 0.331, SLG: 0.448	G3		1-3		4-3			F9		4	0	0	0	0	0	0	Minnesota Twins @ Cleveland Indians Cleveland Municipal Stadium, Cleveland, OH Tue Jul 28, 1970, 7:05 PM EDT Att: 16,202 - Unknown - 82 F								
Graig Nettles, L (1, 5) OBP: 0.346, SLG: 0.402			G3					F6		3	1	1	0	0	1	0									
Larry Brown, R (8, PH) OBP: 0.350, SLG: 0.329	BB 1B									1	0	0	0	0	0	0									
Roy Foster, R (1, 7) OBP: 0.363, SLG: 0.461			F5							3	1	1	0	1	1	0									
Ray Fosse, R (1, 2) OBP: 0.362, SLG: 0.497	F8				E5 4-3					4	0	1	0	0	1	2									
Tony Horton, R (1, 3) OBP: 0.323, SLG: 0.453			L8							4	0	2	1	0	0	1									
Buddy Bradford, R (1, 8) OBP: 0.285, SLG: 0.336	F9									3	0	0	1	0	0	3									
Eddie Leon, R (1, 4) OBP: 0.296, SLG: 0.354			G3		6-3					4	0	0	0	0	0	3									
Jack Heidemann, R (1, 6) OBP: 0.255, SLG: 0.270	F8									3	0	0	0	0	1	0									
Sam McDowell, L (1, 1) ERA: 3.96										2	0	0	0	0	1	0									
Rich Rollins, R (7, PH) OBP: 0.284, SLG: 0.333			K							1	0	0	0	0	1	0									
Dennis Higgins, R (8, 1) ERA: 2.63										0	0	0	0	0	0	0									
Inning Stats	R: 1 E: 0 K: 0 S: 5	H: 2 LOB: 2 BB: 1 P: 9	R: 0 E: 0 K: 1 S: 5	H: 0 LOB: 0 BB: 0 P: 5	R: 0 E: 1 K: 0 S: 4	H: 0 LOB: 1 BB: 0 P: 4	R: 0 E: 0 K: 0 S: 3	H: 0 LOB: 0 BB: 0 P: 3	R: 1 E: 0 K: 1 S: 8	H: 3 LOB: 2 BB: 0 P: 8	R: 0 E: 0 K: 2 S: 7	H: 0 LOB: 0 BB: 0 P: 7	R: 0 E: 0 K: 2 S: 7	H: 0 LOB: 0 BB: 0 P: 7	R: 0 E: 0 K: 0 S: 3	H: 0 LOB: 0 BB: 0 P: 3	1B: 5 2B: 0 3B: 0 HR: 0	SF: 1 SAC: 0 DP: 0 HBP: 0	WP: 0 PB: 0 SB: 0 CS: 0	PA: 34					
PITCHER	IP	WLS	BF	H	R	ER	SO	BB	IBB	HBP	BLK	WP	HR	S	P	ERA	WHIP								
Jim Kaat, L (1, 1) ERA: 3.96	6.0	W	25	5	2	2	2	1	0	0	0	0	0	28	32	3.00	1.000								
Tom Hall, L (7, 1) ERA: 2.63	3.0	S	9	0	0	0	4	0	0	0	0	0	0	17	17	0.00	0.000								



Batter	1	2	3	4	5	6	7	8	9	AB	R	H	RBI	BB	SO	LOB	TOP
Cesar Tovar, R OBP: 0.366, SLG: 0.467 (1, 8)	0-0 4-3		0-0 F9			0-0 5-3		4-0 1B BB	0-0 SH1-3 1B	4	1	1	1	1	0	0	Minnesota Twins @ Cleveland Indians Cleveland Municipal Stadium, Cleveland, OH Wed Jul 29 1970, 7:05 PM EDT Att: 6,772 - Unknown - 78 F
Rich Reese, L OBP: 0.339, SLG: 0.380 (1, 3)	0-3 K			0-0 1B		0-0 1B HR		0-0 1B E 1B	0-0 SH1-3 1B	4	2	3	0	0	1	0	
Tony Oliva, L OBP: 0.360, SLG: 0.513 (1, 9)	0-0 L9			0-0 1B		0-0 HR		0-0 4-3 E 1B	0-0 SF8	4	1	3	4	0	0	0	
Harmon Killebrew, R OBP: 0.431, SLG: 0.647 Rick Renick, R OBP: 0.339, SLG: 0.496 (6, 5)		0-0 HR		0-0 F8		0-0 5-3		0-3 K	0-0 5-3	3	1	1	1	0	0	2	
Jim Holt, L OBP: 0.303, SLG: 0.346 (7, 8)		0-0 G1-6-3 1B		0-0 F7		0-0 4-3		0-0 4-3		4	0	1	0	0	0	3	
George Mitterwald, R OBP: 0.277, SLG: 0.355 (1, 2)		0-0 F7		0-0 6-3			0-0 6-3	0-0 L7		4	0	0	0	0	0	4	
Danny Thompson, R OBP: 0.261, SLG: 0.277 (1, 6)		0-0 G1-6-3			0-0 L6			0-0 2B	0-0 1B 1B	4	1	2	0	0	0	1	
Frank Quilici, R OBP: 0.306, SLG: 0.276 Stan Williams, R (7, 1)			0-0 5-3		0-0 5-3		0-0 5-3		0-0 1B 1B 1B	3	0	0	0	0	0	1	
Brant Aleya, R OBP: 0.373, SLG: 0.496 (9, PH)									1-2 1B 1B	0	0	0	0	0	0	0	
Dave Boswell, R Pete Hamm, R Paul Ratliff, L Dick Woodson, R Charlie Manuel, L (1, 1) (3, 1) (5, PH) (5, 1) (7, PH)			0-0 5-3		0-3 K		0-0 F7		0-0 1B SF8 1B	1	0	0	0	0	0	0	
Inning Stats	R: 0 E: 0 K: 1 S: 5	H: 0 LOB: 0 BB: 0 P: 5	R: 1 E: 0 K: 0 S: 4	H: 2 LOB: 0 BB: 0 P: 4	R: 0 E: 0 K: 0 S: 3	H: 0 LOB: 0 BB: 0 P: 3	R: 0 E: 0 K: 0 S: 5	H: 2 LOB: 2 BB: 0 P: 5	R: 0 E: 0 K: 0 S: 5	H: 1 LOB: 1 BB: 0 P: 4	R: 2 E: 1 K: 1 S: 7	H: 2 LOB: 1 BB: 0 P: 11	R: 3 E: 0 K: 0 S: 7	H: 4 LOB: 1 BB: 0 P: 7	1B: 10 2B: 1 3B: 0 HR: 2	SF: 1 SAC: 1 DP: 1 HBP: 0	WP: 0 PA: 40 PB: 0 SB: 0 CS: 0
PITCHER	IP WLS BF H R ER SO BB IBB HBP BLK WP HR S P ERA WHIP	IP WLS BF H R ER SO BB IBB HBP BLK WP HR S P ERA WHIP	IP WLS BF H R ER SO BB IBB HBP BLK WP HR S P ERA WHIP	IP WLS BF H R ER SO BB IBB HBP BLK WP HR S P ERA WHIP	IP WLS BF H R ER SO BB IBB HBP BLK WP HR S P ERA WHIP	IP WLS BF H R ER SO BB IBB HBP BLK WP HR S P ERA WHIP	IP WLS BF H R ER SO BB IBB HBP BLK WP HR S P ERA WHIP	IP WLS BF H R ER SO BB IBB HBP BLK WP HR S P ERA WHIP	IP WLS BF H R ER SO BB IBB HBP BLK WP HR S P ERA WHIP	IP WLS BF H R ER SO BB IBB HBP BLK WP HR S P ERA WHIP	IP WLS BF H R ER SO BB IBB HBP BLK WP HR S P ERA WHIP	IP WLS BF H R ER SO BB IBB HBP BLK WP HR S P ERA WHIP	IP WLS BF H R ER SO BB IBB HBP BLK WP HR S P ERA WHIP	IP WLS BF H R ER SO BB IBB HBP BLK WP HR S P ERA WHIP	IP WLS BF H R ER SO BB IBB HBP BLK WP HR S P ERA WHIP	IP WLS BF H R ER SO BB IBB HBP BLK WP HR S P ERA WHIP	IP WLS BF H R ER SO BB IBB HBP BLK WP HR S P ERA WHIP

AB	37
R	8
H	13
RBI	7
BB	1
SO	3
LOB	14



Batter	1	2	3	4	5	6	7	8	9	AB	R	H	RBI	BB	SO	LOB	BOTTOM		
Vada Pinson, L OBP: 0.329, SLG: 0.454 (1, 9)	0-0 4-3	0-0 2-3	0-0 HR		0-0 F4		0-0 G4-6-3			5	1	1	4	0	0	5	Minnesota Twins @ Cleveland Indians Cleveland Municipal Stadium, Cleveland, OH Wed Jul 29 1970, 7:05 PM EDT Att: 6,772 - Unknown - 78 F		
Lou Klimchuck, L OBP: 0.200, SLG: 0.214 Buddy Bradford, R OBP: 0.287, SLG: 0.345 (1, 3) (4, 8)	0-3 K	4-0 BB BB	0-0 F3		0-0 2B		0-3 K			2	0	0	0	1	1	0			
Duke Sims, L OBP: 0.374, SLG: 0.512 (1, 7) (4, 3)	4-0 BB	4-0 BB BB	0-0 F5		0-0 F9		0-0 3-1			3	0	0	1	2	0	1			
Chuck Hinton, R OBP: 0.413, SLG: 0.443 (9, 3)	0-0 BB	0-0 BB BB	0-0 F5		0-0 F9		0-0 F4			0	0	0	0	0	0	0			
Ray Fosse, R OBP: 0.359, SLG: 0.493 (1, 2)	0-0 1B	0-0 F5		0-0 5-3		0-0 F9		0-0 F4		5	0	1	0	0	0	3			
Graig Nettles, L OBP: 0.348, SLG: 0.411 (1, 5)	0-0 F2		4-0 BB 1B BB		0-0 HR		0-0 F6			3	2	1	1	1	0	2			
Ted Uhlhaender, L OBP: 0.296, SLG: 0.350 (1, 8) (4, 7)		0-0 6-3	0-0 F5		0-0 F7		0-0 L8			4	0	0	0	0	0	1			
Larry Brown, R OBP: 0.369, SLG: 0.333 (1, 6)		4-0 E 1B BB	4-0 1B BB HR		0-0 6-3		0-0 BB 1B			2	2	1	0	2	0	0			
Eddie Leon, R OBP: 0.304, SLG: 0.356 (1, 4)		0-0 E8 2-3 BB 1B	4-0 1B HR BB		4-0 SH1-4 2B BB		4-0 G4-6-3 BB			1	3	1	0	3	0	0			
Dean Chance, R OBP: 0.129, SLG: 0.103 Rick Austin, L OBP: 0.231, SLG: 0.250 Fred Lasher, R OBP: 0.396 Rich Hand, R OBP: 0.360, SLG: 0.154 Dick Ellsworth, L OBP: 0.244, SLG: 0.333 (1, 1) (8, 1) (8, 1) (9, 1) (9, 1)		0-0 BB 2-3 3H 1B	0-0 1B HR 1B		0-0 SH1-4		0-3 K			3	1	2	2	0	1	2			
Inning Stats	R: 0 E: 0 K: 1 S: 6	H: 1 LOB: 2 BB: 1 P: 10	R: 2 E: 1 K: 0 S: 5	H: 2 LOB: 3 BB: 3 P: 17	R: 5 E: 0 K: 0 S: 5	H: 2 LOB: 0 BB: 3 P: 17	R: 1 E: 0 K: 0 S: 4	H: 1 LOB: 0 BB: 0 P: 4	R: 1 E: 0 K: 0 S: 4	H: 1 LOB: 1 BB: 1 P: 8	R: 0 E: 0 K: 1 S: 5	H: 0 LOB: 0 BB: 1 P: 3	R: 0 E: 0 K: 1 S: 5	H: 1 LOB: 1 BB: 1 P: 9	R: 0 E: 0 K: 1 S: 5	H: 0 LOB: 0 BB: 0 P: 5	1B: 5 2B: 1 3B: 0 HR: 2	SF: 0 SAC: 1 DP: 1 HBP: 0	WP: 0 PA: 40 PB: 0 SB: 0 CS: 0
PITCHER	IP WLS BF H R ER SO BB IBB HBP BLK WP HR S P ERA WHIP	IP WLS BF H R ER SO BB IBB HBP BLK WP HR S P ERA WHIP	IP WLS BF H R ER SO BB IBB HBP BLK WP HR S P ERA WHIP	IP WLS BF H R ER SO BB IBB HBP BLK WP HR S P ERA WHIP	IP WLS BF H R ER SO BB IBB HBP BLK WP HR S P ERA WHIP	IP WLS BF H R ER SO BB IBB HBP BLK WP HR S P ERA WHIP	IP WLS BF H R ER SO BB IBB HBP BLK WP HR S P ERA WHIP	IP WLS BF H R ER SO BB IBB HBP BLK WP HR S P ERA WHIP	IP WLS BF H R ER SO BB IBB HBP BLK WP HR S P ERA WHIP	IP WLS BF H R ER SO BB IBB HBP BLK WP HR S P ERA WHIP	IP WLS BF H R ER SO BB IBB HBP BLK WP HR S P ERA WHIP	IP WLS BF H R ER SO BB IBB HBP BLK WP HR S P ERA WHIP	IP WLS BF H R ER SO BB IBB HBP BLK WP HR S P ERA WHIP	IP WLS BF H R ER SO BB IBB HBP BLK WP HR S P ERA WHIP	IP WLS BF H R ER SO BB IBB HBP BLK WP HR S P ERA WHIP	IP WLS BF H R ER SO BB IBB HBP BLK WP HR S P ERA WHIP	IP WLS BF H R ER SO BB IBB HBP BLK WP HR S P ERA WHIP		

AB	30
R	9
H	8
RBI	9
BB	9
SO	3
LOB	14



Batter	1	2	3	4	5	6	7	8	9	AB	R	H	RBI	BB	SO	LOB	TOP										
Cesar Tovar , R (1, 8) OBP: 0.362, SLG: 0.462	4-3			E6			1-3	FC6-4		4	0	0	0	0	0	2											
Rich Reese , L (1, 3) OBP: 0.335, SLG: 0.375	K			G4-6-3			K		3-1	4	0	0	0	0	2	1											
Tony Oliva , L (1, 9) OBP: 0.356, SLG: 0.508	4-3			F7			G3		K	4	0	0	0	0	1	0											
Harmon Killebrew , R (1, 5) OBP: 0.430, SLG: 0.642																											
Dave Boswell , R (9, PR) OBP: 0.160, SLG: 0.200																											
Jim Holt , L (1, 7) OBP: 0.296, SLG: 0.339																											
Georges Mitterwald , R (1, 2) OBP: 0.276, SLG: 0.355																											
Leo Cardenas , R (1, 6) OBP: 0.332, SLG: 0.429																											
Frank Quilici , R (1, 4) OBP: 0.301, SLG: 0.270																											
Charlie Manuel , L (8, PH) OBP: 0.209, SLG: 0.182																											
Jim Kaat , L (8, PR) OBP: 0.203, SLG: 0.164																											
Tom Hall , L (8, 1) OBP: 0.211, SLG: 0.211																											
Jim Perry , S (1, 1) OBP: 0.323, SLG: 0.400																											
Brant Aiyee , R (8, PH) OBP: 0.377, SLG: 0.590																											
Danny Thompson , R (8, 4) OBP: 0.261, SLG: 0.277																											
Inning Stats	R: 0 E: 0 K: 1 S: 5	H: 0 LOB: 0 BB: 0 P: 5	R: 0 E: 0 K: 1 S: 5	H: 0 LOB: 0 BB: 0 P: 5	R: 0 E: 0 K: 0 S: 3	H: 0 LOB: 0 BB: 0 P: 3	R: 0 E: 1 K: 0 S: 3	H: 0 LOB: 0 BB: 0 P: 3	R: 0 E: 0 K: 0 S: 5	H: 0 LOB: 0 BB: 0 P: 5	R: 0 E: 0 K: 1 S: 5	H: 0 LOB: 0 BB: 0 P: 5	R: 0 E: 0 K: 0 S: 3	H: 0 LOB: 0 BB: 0 P: 3	R: 0 E: 0 K: 0 S: 3	H: 0 LOB: 0 BB: 0 P: 3	R: 2 E: 0 K: 0 S: 6	H: 3 LOB: 2 BB: 1 P: 10	R: 0 E: 0 K: 1 S: 5	H: 0 LOB: 1 BB: 1 P: 9	1B: 3 2B: 0 3B: 0 HR: 0	SF: 0 SAC: 0 DP: 1 HBP: 0	WP: 1 PA: 32 PB: 0 SB: 0 CS: 0				
PITCHER	IP	WLS	BF	H	R	ER	SO	BB	IBB	HBP	BLK	WP	HR	S	P	ERA	WHIP										
Steve Hargan , R (1, 1) ERA: 2.36	9.0	W	32	3	2	2	5	2	0	0	0	1	0	40	48	2.00	0.556										

Minnesota Twins @ Cleveland Indians
Cleveland Municipal Stadium, Cleveland, OH
Thu Jul 30 1970, 7:05 PM EDT
Att: 11,346 - Unknown - 75 F

AB 30
R 2
H 3
RBI 2
BB 2
SO 5
LOB 4



Batter	1	2	3	4	5	6	7	8	9	AB	R	H	RBI	BB	SO	LOB	BOTTOM										
Vada Pinson , L (1, 9) OBP: 0.328, SLG: 0.460	L8		K		F2		HR			4	1	1	1	0	1	3											
Graig Nettles , L (1, 5) OBP: 0.347, SLG: 0.407	G3		1B IBB		F6		E3 1B			3	0	0	0	1	0	1											
Roy Foster , R (1, 7) OBP: 0.364, SLG: 0.462										4	0	2	1	0	1	1											
Buddy Bradford , R (8, 8) OBP: 0.287, SLG: 0.345	K				L8					0	0	0	0	0	0	0											
Duke Sims , L (1, 2) OBP: 0.372, SLG: 0.511										4	0	1	0	0	1	5											
Tony Horton , R (1, 3) OBP: 0.319, SLG: 0.448										4	0	0	0	0	2	4											
Ted Uhlhaender , L (1, 8) OBP: 0.296, SLG: 0.349										4	0	1	0	0	2	1											
Eddie Leon , R (1, 4) OBP: 0.303, SLG: 0.354										4	1	1	0	0	1	2											
Larry Brown , R (1, 6) OBP: 0.368, SLG: 0.333										3	1	1	0	0	0	0											
Steve Hargan , R (1, 1) OBP: 0.167, SLG: 0.167										2	0	1	0	0	1	0											
Inning Stats	R: 0 E: 0 K: 1 S: 5	H: 0 LOB: 0 BB: 0 P: 5	R: 0 E: 0 K: 1 S: 5	H: 0 LOB: 0 BB: 0 P: 5	R: 2 E: 1 K: 3 S: 13	H: 3 LOB: 3 BB: 1 P: 17	R: 0 E: 0 K: 1 S: 5	H: 1 LOB: 0 BB: 0 P: 5	R: 0 E: 0 K: 0 S: 4	H: 1 LOB: 1 BB: 0 P: 4	R: 0 E: 0 K: 0 S: 4	H: 1 LOB: 1 BB: 0 P: 4	R: 1 E: 1 K: 1 S: 8	H: 2 LOB: 2 BB: 0 P: 8	R: 0 E: 0 K: 2 S: 7	H: 0 LOB: 0 BB: 0 P: 7	1B: 6 2B: 2 3B: 0 HR: 1	SF: 0 SAC: 1 DP: 1 HBP: 0	WP: 0 PA: 34 PB: 0 SB: 0 CS: 1								
PITCHER	IP	WLS	BF	H	R	ER	SO	BB	IBB	HBP	BLK	WP	HR	S	P	ERA	WHIP										
Jim Perry , R (1, 1) ERA: 3.35	7.0	L	31	8	3	2	7	0	0	0	0	0	0	44	48	2.57	1.143										
Tom Hall , L (8, 1) ERA: 2.79	1.0		3	0	0	0	2	0	0	0	0	0	0	7	7	0.00	0.000										

Minnesota Twins @ Cleveland Indians
Cleveland Municipal Stadium, Cleveland, OH
Thu Jul 30 1970, 7:05 PM EDT
Att: 11,346 - Unknown - 75 F

AB 32
R 3
H 8
RBI 2
BB 1
SO 9
LOB 17



Batter	1	2	3	4	5	6	7	8	9	AB	R	H	RBI	BB	SO	LOB	TOP				
Cesar Tovar, R OBP: 0.360, SLG: 0.459 (1, 8)	6-3		F8		F7	1B 2-3 1B		F6		5	0	1	0	0	0	2	Minnesota Twins @ Detroit Tigers Tiger Stadium, Detroit, MI Fri Jul 31 1970, 7:05 PM EDT Att: 35,247 - Unknown - 87 F				
Danny Thompson, R OBP: 0.269, SLG: 0.284 (1, 4)	K			6-3				L9		5	1	2	1	0	1	0					
Tony Oliva, L OBP: 0.359, SLG: 0.518 (1, 9)	F6								L5-3 BB	4	1	2	2	1	0	2					
Harmon Killebrew, R OBP: 0.432, SLG: 0.639 (1, 5)		1B 1B		F8		1B BB	FC3-6 BB	L5-3	3	1	1	0	2	0	2						
Rich Reese, L OBP: 0.336, SLG: 0.376 (1, 3)		F7		L4		1B E	FC3-6 FC6-4	HR 1B	5	2	2	0	0	0	3						
Brant Aylva, R OBP: 0.380, SLG: 0.500 (7, 7)					L4	E5 1B	L9		4	1	2	1	0	0	1						
Jim Holt, L OBP: 0.296, SLG: 0.339 (8, PH)						1B 1B		HR	0	0	0	0	0	0	0						
Bob Allison, R OBP: 0.328, SLG: 0.250 (9, PH)									1	1	1	2	0	0	0						
Leo Cardenas, R OBP: 0.332, SLG: 0.428 (1, 6)	L1-3				L9	1B 1B	FC6-4	1B	5	1	2	1	0	0	3						
Tom Tischinski, R OBP: 0.417, SLG: 0.263 (8, PH)			L6			1B 1B	1-4-3		3	0	1	0	0	0	1						
Rick Renick, R OBP: 0.336, SLG: 0.491 (8, PH)									1	0	0	0	0	0	0						
Paul Ratliff, L OBP: 0.339, SLG: 0.368 (8, 2)								F9	1	0	0	0	0	0	1						
Bert Blyleven, R OBP: 0.200, SLG: 0.200 (7, 1)									3	0	1	0	0	0	1						
Ron Perranoski, L OBP: 0.299, SLG: 0.299 (7, 1)									0	0	0	0	0	0	0						
Stan Williams, R OBP: 0.299, SLG: 0.299 (7, 1)									0	0	0	0	0	0	0						
Tom Hall, L OBP: 0.299, SLG: 0.299 (7, 1)									0	0	0	0	0	0	0						
Charlie Manuel, L OBP: 0.299, SLG: 0.299 (8, PH)									1	1	1	1	0	0	0						
Pete Hamlin, R OBP: 0.299, SLG: 0.299 (8, 1)									0	0	0	0	0	0	0						
Bill Zepp, R OBP: 0.105, SLG: 0.105 (9, 1)								HR	0	0	0	0	0	0	0						
Inning Stats	R: 0 E: 0 K: 1 S: 5	H: 0 LOB: 0 BB: 0 P: 5	R: 0 E: 0 K: 0 S: 4	H: 2 LOB: 1 BB: 0 P: 4	R: 0 E: 0 K: 0 S: 3	H: 0 LOB: 0 BB: 0 P: 3	R: 0 E: 0 K: 0 S: 4	H: 1 LOB: 1 BB: 0 P: 4	R: 0 E: 0 K: 0 S: 3	H: 0 LOB: 1 BB: 1 P: 7	R: 6 E: 1 K: 12 S: 12	H: 7 LOB: 2 BB: 1 P: 16	R: 0 E: 0 K: 0 S: 3	H: 0 LOB: 1 BB: 1 P: 7	R: 1 E: 0 K: 0 S: 4	H: 1 LOB: 0 BB: 0 P: 4	R: 2 E: 0 K: 0 S: 5	H: 3 LOB: 1 BB: 1 P: 9	1B: 12 2B: 3 3B: 0 HR: 3	SF: 0 SAC: 0 DP: 2 HBP: 0	WP: 0 PA: 44
PITCHER	IP WLS BF H R ER SO BB IBB HBP BLK WP HR S P ERA WHIP	IP WLS BF H R ER SO BB IBB HBP BLK WP HR S P ERA WHIP																			
Denny McLain, R ERA: 4.89	(1, 1) 5.0 23 8 4 4 1 1 0 0 0 0 0 1 24 28 7.20 1.800																				
Daryl Patterson, R ERA: 4.69	(6, 1) 0.2 6 4 2 2 1 0 0 0 0 0 0 0 8 8 27.00 6.000																				
Fred Scherman, L ERA: 2.83	(6, 1) 1.1 5 0 0 0 0 1 0 0 0 0 0 0 4 8 0.00 0.750																				
Lerrin LaGrow, R ERA: 5.4	(8, 1) 1.2 6 1 1 1 0 1 0 0 0 0 0 1 5 9 5.40 1.200																				
John Hiller, L ERA: 3.31	(9, 1) 0.0 2 2 2 2 0 0 0 0 0 0 0 1 2 2 ∞ ∞																				
Tom Timmermann, R ERA: 3.44	(9, 1) 0.1 W 2 1 0 0 0 0 0 0 0 0 0 0 1 2 0.00 3.000																				

AB	41
R	9
H	16
RBI	8
BB	3
SO	2
LOB	16



Batter	1	2	3	4	5	6	7	8	9	AB	R	H	RBI	BB	SO	LOB	BOTTOM		
Dick McAuliffe, L OBP: 0.388, SLG: 0.379 (1, 4)			P4					F9		3	1	1	2	2	0	1	Minnesota Twins @ Detroit Tigers Tiger Stadium, Detroit, MI Fri Jul 31 1970, 7:05 PM EDT Att: 35,247 - Unknown - 87 F		
Mickey Stanley, R OBP: 0.325, SLG: 0.412 (1, 8)	BB							F3		4	2	1	0	1	0	2			
Jim Northrup, L OBP: 0.346, SLG: 0.538 (7, 7)								4-3		5	2	2	4	0	0	1			
Gates Brown, L OBP: 0.348, SLG: 0.421 (7, 1)										3	0	0	0	0	1	1			
Al Kaline, R OBP: 0.395, SLG: 0.475 (7, 9)	K		4-3							0	0	0	0	2	0	0			
Norm Cash, L OBP: 0.380, SLG: 0.473 (1, 3)										4	1	0	0	1	1	4			
Bill Freehan, R OBP: 0.326, SLG: 0.430 (1, 2)										4	0	0	1	0	0	2			
Don Wert, R OBP: 0.315, SLG: 0.339 (1, 5)										4	1	1	0	1	1	3			
Cesar Gutierrez, R OBP: 0.172, SLG: 0.350 (7, PH)										2	1	1	0	0	0	0			
Russ Nagelson, L OBP: 0.299, SLG: 0.299 (8, 1)										0	0	0	0	0	0	0			
Lerrin LaGrow, R OBP: 0.299, SLG: 0.299 (8, 1)										0	0	0	0	0	0	0			
John Hiller, R OBP: 0.299, SLG: 0.299 (8, 1)										0	0	0	0	0	0	0			
Tom Timmermann, R OBP: 0.299, SLG: 0.299 (8, 1)										0	0	0	0	0	0	0			
Ike Brown, R OBP: 0.362, SLG: 0.512 (9, PH)										0	0	0	0	1	0	0			
Denny McLain, R OBP: 0.111, SLG: 0.187 (8, 1)										1	0	0	0	0	0	0			
Daryl Patterson, L OBP: 0.111, SLG: 0.187 (8, 1)										0	0	0	0	0	0	0			
Fred Scherman, L OBP: 0.111, SLG: 0.187 (8, 1)										0	0	0	0	0	0	0			
Dalton Jorgensen, L OBP: 0.111, SLG: 0.187 (7, PH)										0	0	0	0	0	0	0			
Elliott Maddox, R OBP: 0.111, SLG: 0.187 (8, 6)										2	1	1	2	1	1	3			
Inning Stats	R: 0 E: 0 K: 1 S: 5	H: 0 LOB: 1 BB: 1 P: 9	R: 0 E: 0 K: 0 S: 3	H: 0 LOB: 0 BB: 0 P: 3	R: 3 E: 0 K: 0 S: 5	H: 2 LOB: 0 BB: 1 P: 9	R: 0 E: 0 K: 0 S: 3	H: 0 LOB: 0 BB: 0 P: 3	R: 0 E: 0 K: 0 S: 3	H: 0 LOB: 1 BB: 1 P: 7	R: 6 E: 0 K: 3 S: 14	H: 5 LOB: 3 BB: 3 P: 27	R: 0 E: 0 K: 0 S: 3	H: 0 LOB: 0 BB: 0 P: 3	R: 1 E: 0 K: 0 S: 2	H: 0 LOB: 3 BB: 4 P: 18	1B: 5 2B: 1 3B: 0 HR: 1	SF: 0 SAC: 1 DP: 0 HBP: 1	WP: 0 PA: 45
PITCHER	IP WLS BF H R ER SO BB IBB HBP BLK WP HR S P ERA WHIP	IP WLS BF H R ER SO BB IBB HBP BLK WP HR S P ERA WHIP																	
Bert Blyleven, R ERA: 2.87	(1, 1) 6.0 26 3 5 5 1 5 0 0 0 0 0 0 4 4 7.50 1.333																		
Ron Perranoski, L ERA: 1.84	(7, 1) 0.0 4 4 2 2 0 0 0 0 0 0 0 0 4 4 ∞ ∞																		
Stan Williams, R ERA: 1.58	(7, 1) 0.0 1 0 0 0 0 0 1 0 0 0 0 0 0 4 ∞ ∞																		
Tom Hall, L ERA: 2.75	(7, 1) 1.0 5 0 2 2 3 1 0 1 0 0 0 0 9 14 18.00 1.000																		
Pete Hamlin, R ERA: 10.9	(8, 1) 1.2 L 8 0 1 1 0 2 1 0 0 0 0 0 5 17 5.40 1.200																		



Batter	1	2	3	4	5	6	7	8	9	10	AB	R	H	RBI	BB	SO	LOB	TOP	
Cesar Tovar, R OBP: 0.361, SLG: 0.461 (1, 8)	L6-3	SF8		E7		L8		SF7			5	1	3	5	0	0	0	Minnesota Twins @ Detroit Tigers Tiger Stadium, Detroit, MI Sat Aug 01 1970, 7:05 PM EDT Att: 34,354 - Unknown - 77 F	
Danny Thompson, R OBP: 0.300, SLG: 0.319 (1, 4)	1B	1B		L1-3		L6-3		BB		1B	6	1	4	2	1	0	1		
Harmon Killebrew, R OBP: 0.432, SLG: 0.632 (1, 5)	1B	F8				F8		K		FC4-6	5	1	1	0	2	2	5		
Tony Oliva, L OBP: 0.356, SLG: 0.515 (1, 9)	K			L8		F6		F8		FC4-6	6	1	1	1	0	1	5		
Brant Aylaya, R OBP: 0.276, SLG: 0.500 (1, 7)																			
Jim Holt, L OBP: 0.296, SLG: 0.339 (9, PH)	L5-3			K				K		L8	4	1	1	0	0	2	2		
Rick Renick, R OBP: 0.338, SLG: 0.500 (9, 7)						1B		2B		L6-3	0	0	0	0	0	0	0		
Rich Reese, L OBP: 0.339, SLG: 0.374 (1, 3)				L1-3				F9		K	4	1	1	1	2	1	0		
Leo Cardenas, R OBP: 0.332, SLG: 0.425 (1, 6)										BB	5	1	1	0	1	0	3		
Tom Tschinski, R OBP: 0.429, SLG: 0.273 (8, PR)																			
Frank Quijici, R OBP: 0.301, SLG: 0.270 (8, 2)				K				E6		F5	3	0	1	0	1	1	0		
Paul Ratiff, L OBP: 0.341, SLG: 0.364 (8, 2)								1B		SF7	0	1	0	0	0	0	0		
Jim Kaat, L OBP: 0.228, SLG: 0.175 (7, 1)																			
Stan Williams, R OBP: 0.301, SLG: 0.375 (8, PH)																			
Charlie Manuel, L OBP: 0.291, SLG: 0.505 (8, 1)																			
Ron Ferranski, L OBP: 0.293, SLG: 0.245 (10, PH)																			
Bob Allison, R OBP: 0.293, SLG: 0.245 (10, 1)																			
Dick Woodson, R OBP: 0.293, SLG: 0.245 (10, 1)																			
Inning Stats	R: 0 E: 0 K: 1 S: 7	H: 2 LOB: 2 BB: 0 P: 7	R: 1 E: 0 K: 0 S: 5	H: 2 LOB: 3 BB: 2 P: 13	R: 0 E: 0 K: 1 S: 5	H: 0 LOB: 0 BB: 0 P: 5	R: 1 E: 1 K: 1 S: 6	H: 1 LOB: 1 BB: 1 P: 10	R: 1 E: 0 K: 0 S: 6	H: 3 LOB: 3 BB: 1 P: 10	R: 0 E: 0 K: 1 S: 5	H: 0 LOB: 0 BB: 0 P: 5	R: 0 E: 0 K: 1 S: 5	H: 0 LOB: 1 BB: 1 P: 9	R: 8 E: 0 K: 2 S: 13	H: 6 LOB: 2 BB: 4 P: 29	1B: 12 2B: 4 3B: 0 HR: 0	SF: 2 SAC: 0 DP: 0 HBP: 0	WP: 1 PA: 57 PB: 0 SB: 0 CS: 0
PITCHER	IP	WLS	BF	H	R	ER	SO	BB	IBB	HBP	BLK	WP	HR	S	P	ERA	WHIP		
Mickey Lolich, L ERA: 3.44	7.0		33	8	3	3	5	4	0	0	0	1	0	39	55	3.86	1.714		
Lerrin LaGrow, R ERA: 3.86	0.2		6	2	1	0	0	1	0	0	0	0	0	5	9	0.00	4.500		
Fred Scherman, L ERA: 3.56	1.2	L	10	3	4	4	2	1	1	0	0	0	0	12	20	21.60	2.400		
Tom Timmermann, R ERA: 4.07	0.1		6	2	3	3	0	1	2	0	0	0	0	3	15	81.00	9.000		
Mike Kilkenny, L ERA: 4.89	0.1		2	1	1	1	1	0	0	0	0	0	0	4	4	27.00	3.000		

Batter	1	2	3	4	5	6	7	8	9	10	AB	R	H	RBI	BB	SO	LOB	BOTTOM			
Mickey Stanley, R OBP: 0.323, SLG: 0.408 (1, 8)	F8			5-3		L8		5-3			5	0	1	0	0	0	1	Minnesota Twins @ Detroit Tigers Tiger Stadium, Detroit, MI Sat Aug 01 1970, 7:05 PM EDT Att: 34,354 - Unknown - 77 F			
Ike Brown, R OBP: 0.400, SLG: 0.574 (1, 4)								1-3		F7	4	1	2	1	0	0	0				
Dick McAuliffe, L OBP: 0.389, SLG: 0.379 (10, PH)																					
Al Kaline, R OBP: 0.368, SLG: 0.485 (1, 3)	HR							L6-3			4	1	2	1	1	1	2				
Jim Northrup, L OBP: 0.344, SLG: 0.532 (1, 9)																					
Don Wert, R OBP: 0.321, SLG: 0.357 (1, 5)																					
Elliott Maddox, R OBP: 0.335, SLG: 0.387 (7, PH)																					
Norm Cash, L OBP: 0.378, SLG: 0.471 (10, PH)																					
Jim Price, R OBP: 0.317, SLG: 0.296 (1, 2)																					
Cesar Gutierrez, R OBP: 0.272, SLG: 0.306 (1, 6)																					
Mickey Lolich, S OBP: 0.234, SLG: 0.130 (7, PH)																					
Bill Fissett, L OBP: 0.242, SLG: 0.430 (7, PH)																					
Gates Brown, R OBP: 0.242, SLG: 0.430 (8, 1)																					
Lerrin LaGrow, R OBP: 0.290, SLG: 0.290 (8, 1)																					
Fred Scherman, L OBP: 0.290, SLG: 0.290 (10, 1)																					
Tom Timmermann, R OBP: 0.290, SLG: 0.290 (10, 1)																					
Mike Kilkenny, R OBP: 0.297, SLG: 0.080 (10, 1)																					
Inning Stats	R: 1 E: 0 K: 1 S: 7	H: 3 LOB: 1 BB: 0 P: 7	R: 0 E: 0 K: 1 S: 5	H: 0 LOB: 0 BB: 0 P: 5	R: 0 E: 0 K: 0 S: 4	H: 1 LOB: 2 BB: 1 P: 8	R: 0 E: 0 K: 0 S: 3	H: 1 LOB: 0 BB: 0 P: 3	R: 0 E: 0 K: 0 S: 3	H: 0 LOB: 0 BB: 0 P: 3	R: 2 E: 0 K: 0 S: 5	H: 2 LOB: 1 BB: 1 P: 9	R: 0 E: 0 K: 0 S: 5	H: 2 LOB: 1 BB: 0 P: 5	R: 0 E: 0 K: 0 S: 3	H: 0 LOB: 0 BB: 0 P: 3	R: 0 E: 0 K: 1 S: 6	H: 1 LOB: 3 BB: 2 P: 14	1B: 7 2B: 0 3B: 0 HR: 3	SF: 0 SAC: 0 DP: 1 HBP: 0	WP: 1 PA: 42 PB: 0 SB: 0 CS: 2
PITCHER	IP	WLS	BF	H	R	ER	SO	BB	IBB	HBP	BLK	WP	HR	S	P	ERA	WHIP				
Jim Kaat, L ERA: 3.59	6.1		26	7	3	3	2	2	0	0	0	1	0	28	36	4.26	1.421				
Stan Williams, R ERA: 1.97	0.2		2	0	0	0	0	0	0	0	0	0	0	2	2	0.00	0.000				
Ron Ferranski, L ERA: 1.91	2.0	W	8	2	1	1	0	0	0	0	0	0	1	8	8	4.50	1.000				
Dick Woodson, R ERA: 3.32	1.0	S	6	1	0	0	1	2	0	0	0	0	0	6	14	0.00	3.000				



Batter	1	2	3	4	5	6	7	8	9	AB	R	H	RBI	BB	SO	LOB	TOP										
Cesar Tovar, R OBP: 0.362, SLG: 0.460 (1, 8)	L4		F8		FC1-5 1B		F2		CS 1B	5	1	2	0	0	0	0											
Danny Thompson, R OBP: 0.286, SLG: 0.303 (1, 4)	F3		4-3		FC1-5 1B		4-3		K 1B	5	0	0	0	0	1	3											
Tony Oliva, L OBP: 0.359, SLG: 0.524 (1, 9)	HR				1B		K		K	5	2	3	2	0	2	0											
Harmon Killebrew, R OBP: 0.432, SLG: 0.638 (1, 5)	L9				HR 1B				SH5-3 E BB	3	1	1	2	1	1	2											
Rich Reese, L OBP: 0.341, SLG: 0.379 (1, 3)									E4 SH5-3	4	0	2	0	0	0	3											
Charlie Manuel, L OBP: 0.323, SLG: 0.370 Jim Holt, L OBP: 0.296, SLG: 0.339 (6, PR) (6, 7)	F3				F7		G3 1B		SH5-3	3	0	1	0	0	0	2											
Leo Cardenas, R OBP: 0.332, SLG: 0.422 (1, 6)	F8				6-3		L8		BB	3	0	0	0	1	0	3											
George Mitterwald, R OBP: 0.273, SLG: 0.349 (1, 2)	L9				6-3		G3		F1	4	0	0	0	0	0	6											
Bill Zepp, R OBP: 0.130, SLG: 0.130 Ron Perranoski, L OBP: 0.059, SLG: 0.059 Stan Williams, R (9, 1)			K				FC1-5 1B		K	4	0	1	0	0	3	5											
Inning Stats	R: 1 E: 0 K: 0 S: 4	H: 1 LOB: 1 BB: 0 P: 4	R: 0 E: 0 K: 0 S: 4	H: 1 LOB: 1 BB: 0 P: 4	R: 0 E: 0 K: 1 S: 5	H: 0 LOB: 0 BB: 0 P: 5	R: 2 E: 0 K: 0 S: 6	H: 3 LOB: 1 BB: 0 P: 6	R: 1 E: 0 K: 1 S: 8	H: 3 LOB: 2 BB: 0 P: 8	R: 0 E: 0 K: 1 S: 6	H: 1 LOB: 2 BB: 0 P: 6	R: 0 E: 0 K: 1 S: 5	H: 0 LOB: 0 BB: 0 P: 5	R: 0 E: 1 K: 1 S: 6	H: 0 LOB: 3 BB: 2 P: 14	R: 0 E: 0 K: 2 S: 7	H: 1 LOB: 0 BB: 0 P: 7	1B: 7 2B: 2 3B: 0 HR: 2	SF: 0 SAC: 1 DP: 1 HBP: 0	WP: 0 PB: 0 SB: 0 CS: 1	PA: 39					
PITCHER	IP	WLS	BF	H	R	ER	SO	BB	IBB	HBP	BLK	WP	HR	S	P	ERA	WHIP										
Joe Niekro, R ERA: 3.28 Fred Scherman, L ERA: 3.5 Daryl Patterson, R ERA: 4.36 John Hiller, L ERA: 3.24	4.1	L	21	8	4	4	1	0	0	0	0	0	2	23	23	8.31	1.846										

Minnesota Twins @ Detroit Tigers
Tiger Stadium, Detroit, MI
Sun Aug 02 1970, 4:33 AM EDT
Att: 40,113 - Unknown - 80 F

AB	36
R	4
H	10
RBI	4
BB	2
SO	7
LOB	24



Batter	1	2	3	4	5	6	7	8	9	AB	R	H	RBI	BB	SO	LOB	BOTTOM										
Dick McAuliffe, L OBP: 0.389, SLG: 0.380 (1, 4)	F6		L6-3 2B		L7			E BB	E3	4	0	1	0	1	0	1											
Mickey Stanley, R OBP: 0.318, SLG: 0.402 (1, 8)	1-3		F9		K			F9	L9	5	0	0	0	0	1	4											
Al Kaline, R OBP: 0.387, SLG: 0.482 (1, 9)	L6-3 1B		L6-3 2-3		L3			L4		4	0	1	0	0	0	2											
Jim Northrup, L OBP: 0.342, SLG: 0.527 (1, 7)	F8		K				G4-6-3 BB	G3		3	0	0	0	1	1	4											
Norm Cash, L OBP: 0.380, SLG: 0.469 (1, 3)					E5		G4-6-3		1B BB E 1B	3	2	1	0	1	0	1											
Bill Freehan, R OBP: 0.328, SLG: 0.431 (1, 2)					F9				F4	4	0	2	0	0	0	2											
Don Wert, R OBP: 0.325, SLG: 0.362 (1, 5)					K				1B E BB	3	1	1	1	1	1	2											
Cesar Gutierrez, R OBP: 0.269, SLG: 0.303 Gates Brown, L OBP: 0.343, SLG: 0.414 Elliott Maddox, R OBP: 0.333, SLG: 0.385 (9, PH) (9, PH) (9, PH)	F6		F6		F8				L7	3	0	0	0	0	0	2											
Joe Niekro, R ERA: 3.28 Fred Scherman, L ERA: 3.5 Russ Napier, L ERA: 2.76 Daryl Patterson, R ERA: 4.36 Kevin Collins, L John Hiller, R Ike Brown, R ERA: 1.56 (9, PH) (9, PH) (9, PH) (9, PH)	5-3				4-3				G3	1	0	0	0	0	0	1											
Inning Stats	R: 0 E: 0 K: 0 S: 4	H: 1 LOB: 1 BB: 0 P: 4	R: 1 E: 0 K: 0 S: 4	H: 2 LOB: 1 BB: 1 P: 8	R: 0 E: 0 K: 1 S: 6	H: 1 LOB: 1 BB: 0 P: 6	R: 0 E: 1 K: 1 S: 6	H: 0 LOB: 1 BB: 0 P: 6	R: 0 E: 0 K: 1 S: 5	H: 0 LOB: 0 BB: 0 P: 5	R: 0 E: 0 K: 0 S: 2	H: 0 LOB: 0 BB: 1 P: 6	R: 0 E: 0 K: 0 S: 3	H: 1 LOB: 0 BB: 0 P: 3	R: 0 E: 1 K: 0 S: 4	H: 0 LOB: 2 BB: 1 P: 8	R: 2 E: 1 K: 0 S: 6	H: 2 LOB: 2 BB: 1 P: 10	1B: 5 2B: 2 3B: 0 HR: 0	SF: 0 SAC: 0 DP: 2 HBP: 0	WP: 0 PB: 0 SB: 0 CS: 0	PA: 38					
PITCHER	IP	WLS	BF	H	R	ER	SO	BB	IBB	HBP	BLK	WP	HR	S	P	ERA	WHIP										
Bill Zepp, R ERA: 2.96 Ron Perranoski, L ERA: 1.9 Stan Williams, R ERA: 1.56	8.1	W	34	6	3	1	3	4	0	0	0	0	0	36	52	1.08	1.200										

Minnesota Twins @ Detroit Tigers
Tiger Stadium, Detroit, MI
Sun Aug 02 1970, 4:33 AM EDT
Att: 40,113 - Unknown - 80 F

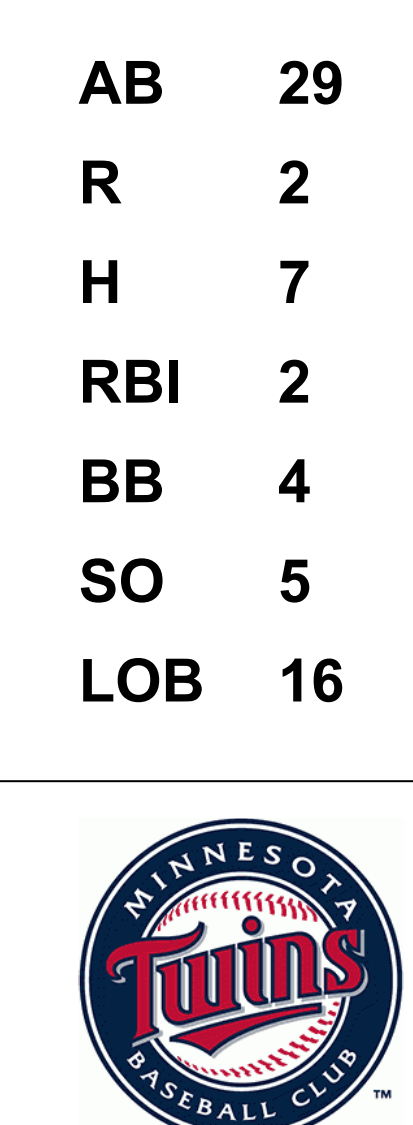
AB	34
R	3
H	7
RBI	1
BB	4
SO	3
LOB	21



Batter	1	2	3	4	5	6	7	8	9	AB	R	H	RBI	BB	SO	LOB	TOP								
Tommy Harper, R (1, 5) OBP: 0.386, SLG: 0.570	0-3 K		0-0 6-3			0-0 SH1-3 2B		0-0 4-3		4	0	1	0	0	1	0	Milwaukee Brewers @ Minnesota Twins Metropolitan Stadium, Bloomington, MI Mon Aug 03 1970, 8:05 PM EDT Unknown - 73 F								
Russ Snyder, L (1, 7) OBP: 0.300, SLG: 0.351	0-0 4-3			0-0 4-3		0-0 SH1-3			0-3 K	2	0	0	0	0	0	0									
Gus Gil, R (9, PH) OBP: 0.293, SLG: 0.238						2-3				1	0	0	0	0	1	0									
Mike Hegan, L (1, 3) OBP: 0.328, SLG: 0.380	0-0			0-0 4-3		0-3 K			4-0	3	0	1	0	0	1	1									
Ted Savage, R (9, PH) OBP: 0.409, SLG: 0.497										0	0	0	0	1	0	0									
Bob Burda, L (1, 9) OBP: 0.316, SLG: 0.319	0-0 1B			0-0 L1		0-0 F3			0-3 K	3	0	0	0	0	0	2									
Phil Roof, R (9, PH) OBP: 0.312, SLG: 0.414										1	0	0	0	0	1	1									
Dave May, L (1, 8) OBP: 0.338, SLG: 0.337		0-0 4-3				0-0 F5			0-3 K	3	0	0	0	0	0	0									
Danny Walton, R (9, PH) OBP: 0.345, SLG: 0.442										1	0	0	0	0	1	1									
Roberto Pena, R (1, 6) OBP: 0.286, SLG: 0.292		0-0 6-3				0-0 S 1B			0-0 4-3	3	1	1	0	0	0	0									
Jerry McNertney, R (1, 2) OBP: 0.317, SLG: 0.388			0-3 K			0-0 1B			0-0 CS 1B	3	0	2	1	0	1	0									
Ted Kubiak, S (1, 4) OBP: 0.339, SLG: 0.319				0-3 K		0-0 F9			0-0 CS 1B	3	0	0	0	0	1	1									
Marty Pattin, R (1, 1) OBP: 0.146, SLG: 0.154			0-0 6-3			0-3 K			0-3 K	3	0	0	0	0	2	1									
Inning Stats	R: 0 E: 0 K: 1 S: 6	H: 1 LOB: 1 BB: 0 P: 6	R: 0 E: 0 K: 1 S: 5	H: 0 LOB: 0 BB: 0 P: 5	R: 0 E: 0 K: 1 S: 5	H: 0 LOB: 0 BB: 0 P: 5	R: 0 E: 0 K: 0 S: 3	H: 0 LOB: 0 BB: 0 P: 3	R: 1 E: 0 K: 1 S: 7	H: 2 LOB: 1 BB: 0 P: 7	R: 0 E: 0 K: 0 S: 6	H: 1 LOB: 1 BB: 0 P: 6	R: 0 E: 0 K: 0 S: 3	H: 1 LOB: 0 BB: 0 P: 3	R: 0 E: 0 K: 1 S: 5	H: 0 LOB: 0 BB: 0 P: 5	R: 0 E: 0 K: 3 S: 9	H: 0 LOB: 1 BB: 1 P: 13	1B: 4 2B: 1 3B: 0 HR: 0	SF: 0 SAC: 1 DP: 0 HBP: 0	WP: 0 PB: 0 SB: 1 CS: 1	PA: 33			
PITCHER	IP	WLS	BF	H	R	ER	SO	BB	IBB	HBP	BLK	WP	HR	S	P	ERA	WHIP								
Jim Perry, R (1, 1) ERA: 3.25	8.0	W	28	5	1	1	6	0	0	0	0	0	0	40	40	1.12	0.625								
Tom Hall, L (9, 1) ERA: 2.71	1.0	S	4	0	0	0	3	1	0	0	0	0	0	9	13	0.00	1.000								

Batter	1	2	3	4	5	6	7	8	9	AB	R	H	RBI	BB	SO	LOB	BOTTOM								
Cesar Tovar, R (1, 8) OBP: 0.359, SLG: 0.455	0-0 F3		0-3 K			0-0 F4	0-0 FC6-5 CS			4	0	0	0	0	1	2	Milwaukee Brewers @ Minnesota Twins Metropolitan Stadium, Bloomington, MI Mon Aug 03 1970, 8:05 PM EDT Unknown - 73 F								
Danny Thompson, R (1, 4) OBP: 0.303, SLG: 0.330	0-0 G3 1B			0-3 K		0-0 FC4-6 1B	0-0 CS	0-0 G3 2B		4	1	3	0	0	1	0									
Tony Oliva, L (1, 9) OBP: 0.358, SLG: 0.521	0-0 G3				0-0 5-3 1B	0-0 FC4-6 2B		0-0 G3		4	1	1	0	0	0	3									
Harmon Killebrew, R (1, 5) OBP: 0.433, SLG: 0.635	0-0 L8				0-0 5-3	4-0 2B		4-0 G3		2	0	0	0	2	0	2									
Rich Reese, L (1, 3) OBP: 0.346, SLG: 0.385		0-0 L4			4-0 BB	0-0 2B		0-0 1B		3	0	2	2	1	0	0									
Jim Holt, L (1, 7) OBP: 0.296, SLG: 0.333		0-0 F7			0-0 L8	4-0 1B		0-0 F5		3	0	0	0	1	0	4									
Leo Cardenas, R (1, 6) OBP: 0.328, SLG: 0.417		0-3 K				0-0 F9	0-3 K	0-0 F9		4	0	0	0	0	2	5									
George Mitterwald, R (1, 2) OBP: 0.274, SLG: 0.353			0-3 K			0-0 5-3			0-0 SH5-4 FC6-5 2B	3	0	1	0	0	1	0									
Jim Kaat, L (7, PR) OBP: 0.226, SLG: 0.175										0	0	0	0	0	0	0									
Tom Tischenki, R (8, 2) OBP: 0.429, SLG: 0.273										0	0	0	0	0	0	0									
Jim Perry, S (1, 1) OBP: 0.313, SLG: 0.387			0-0 F6			0-0 6-3			0-0 SH5-4	2	0	0	0	0	0	0									
Tom Hall, L (9, 1) OBP: 0.211, SLG: 0.211										0	0	0	0	0	0	0									
Inning Stats	R: 0 E: 0 K: 0 S: 4	H: 1 LOB: 1 BB: 0 P: 4	R: 0 E: 0 K: 1 S: 5	H: 0 LOB: 0 BB: 0 P: 5	R: 0 E: 0 K: 2 S: 7	H: 0 LOB: 0 BB: 0 P: 7	R: 0 E: 0 K: 1 S: 6	H: 1 LOB: 2 BB: 1 P: 10	R: 0 E: 0 K: 0 S: 3	H: 0 LOB: 0 BB: 0 P: 3	R: 1 E: 0 K: 1 S: 7	H: 2 LOB: 3 BB: 2 P: 15	R: 0 E: 0 K: 0 S: 3	H: 1 LOB: 1 BB: 0 P: 3	R: 1 E: 0 K: 0 S: 5	H: 2 LOB: 2 BB: 1 P: 9	1B: 4 2B: 3 3B: 0 HR: 0	SF: 0 SAC: 1 DP: 0 HBP: 0	WP: 0 PB: 0 SB: 0 CS: 1	PA: 35					
PITCHER	IP	WLS	BF	H	R	ER	SO	BB	IBB	HBP	BLK	WP	HR	S	P	ERA	WHIP								
Marty Pattin, R (1, 1) ERA: 3.96	8.0	L	34	7	2	2	5	2	2	0	0	0	0	40	56	2.25	1.125								

AB	30
R	1
H	5
RBI	1
BB	1
SO	9
LOB	7



Batter	1	2	3	4	5	6	7	8	9	AB	R	H	RBI	BB	SO	LOB	TOP					
Tommy Harper, R OBP: 0.382, SLG: 0.563 (1, 5)	F6		6-3		F8			5-3	F8	5	0	0	0	0	0	4	Milwaukee Brewers @ Minnesota Twins Metropolitan Stadium, Bloomington, MI Mon Aug 03 1970, 8:05 PM EDT Att: 22,822 - Unknown					
Russ Snyder, L OBP: 0.295, SLG: 0.344 (1, 7)	L9		F8		CS	6-3		4-3		4	0	0	0	0	0	0						
Mike Hegan, L OBP: 0.333, SLG: 0.381 (1, 3)	BB 1B BB		L9			HR BB				2	2	1	0	2	0	0						
Bob Burda, L OBP: 0.321, SLG: 0.340 Bernie Smith, R OBP: 0.200, SLG: 0.200 (8, 9)	1B 1B BB				F9	HR		4-3		3	1	1	2	1	0	1						
Dave May, L OBP: 0.336, SLG: 0.335 (1, 8)	1B				4-3					4	0	1	1	0	0	0						
Roberto Pena, R OBP: 0.286, SLG: 0.292 (1, 6)			F4		L7					4	1	1	0	0	0	0						
Phil Roof, R OBP: 0.321, SLG: 0.421 (1, 2)						1B CS 1B		L8		4	0	3	0	0	0	0						
Ted Kubiak, S OBP: 0.338, SLG: 0.319 (1, 4)			F6			1B		4-3		4	0	1	0	0	0	3						
Lew Krausse, R OBP: 0.250, SLG: 0.196 Ken Sanders, R (9, 1)			K			K		K		4	0	1	1	0	3	3						
Inning Stats	R: 1 E: 0 K: 0 S: 3	H: 1 LOB: 2 BB: 2 P: 11	R: 0 E: 0 K: 1 S: 6	H: 1 LOB: 1 BB: 0 P: 6	R: 0 E: 0 K: 0 S: 3	H: 0 LOB: 0 BB: 0 P: 3	R: 0 E: 0 K: 0 S: 3	H: 0 LOB: 0 BB: 0 P: 3	R: 0 E: 0 K: 1 S: 6	H: 2 LOB: 1 BB: 0 P: 6	R: 2 E: 0 K: 0 S: 4	H: 1 LOB: 0 BB: 1 P: 8	R: 0 E: 0 K: 1 S: 5	H: 0 LOB: 0 BB: 0 P: 5	R: 0 E: 0 K: 0 S: 4	H: 1 LOB: 1 BB: 0 P: 4		R: 0 E: 0 K: 0 S: 6	H: 3 LOB: 2 BB: 0 P: 6	1B: 8 2B: 0 3B: 0 HR: 1	SF: 0 SAC: 0 DP: 0 HBP: 0	WP: 0 PB: 0 SB: 0 CS: 1
PITCHER	IP	WLS	BF	H	R	ER	SO	BB	IBB	HBP	BLK	WP	HR	S	P	ERA	WHIP					
Luis Tiant, R ERA: 3.02 Stan Williams, R ERA: 1.73 Pete Hamm, R ERA: 6.75 Dick Woodson, R ERA: 3.6	5.0	L	19	4	1	1	2	2	0	0	0	0	0	1	4	8	18.00	2.000				
	2.0		7	1	0	0	1	0	0	0	0	0	0	0	9	9	0.00	0.500				
	1.0		6	3	1	1	0	0	0	0	0	0	0	6	6	9.00	3.000					

Batter	1	2	3	4	5	6	7	8	9	AB	R	H	RBI	BB	SO	LOB	BOTTOM				
Cesar Tovar, R OBP: 0.356, SLG: 0.451 Dick Woodson, R (9, 1)	F2		L4			K		FC6-4		4	0	0	0	0	1	1	Milwaukee Brewers @ Minnesota Twins Metropolitan Stadium, Bloomington, MI Mon Aug 03 1970, 8:05 PM EDT Att: 22,822 - Unknown				
Danny Thompson, R OBP: 0.310, SLG: 0.336 (1, 4)	F7		5-3			1B				4	1	2	0	0	0	0					
Tony Oliva, L OBP: 0.358, SLG: 0.520 (1, 9)	F7					L7				3	0	1	0	0	0	1					
Harmon Killebrew, R OBP: 0.431, SLG: 0.633 (1, 5)						G6-4-3 1B				4	1	1	1	0	2	1					
Rich Reese, L OBP: 0.344, SLG: 0.383 (1, 3)						F8		3-1		4	0	1	0	0	0	1					
Jim Holt, L OBP: 0.300, SLG: 0.337 (9, 8)						3-1		4-3		4	0	2	1	0	0	0					
Leo Cardenas, R OBP: 0.325, SLG: 0.413 (1, 6)						6-3		5-3		4	0	0	0	0	0	3					
George Mitterwald, R OBP: 0.272, SLG: 0.350 Rick Renick, R OBP: 0.344, SLG: 0.500 (8, PH) (9, 7)						L3				2	0	0	0	0	0	2					
Luis Tiant, R OBP: 0.440, SLG: 0.500 Stan Williams, R OBP: 0.374, SLG: 0.497 Brant Aiyee, R OBP: 0.497 Pete Hamm, R OBP: 0.357 Charlie Manuel, L OBP: 0.341, SLG: 0.364 (9, 2)						K				1	0	0	0	0	1	0					
Inning Stats	R: 0 E: 0 K: 0 S: 3	H: 0 LOB: 0 BB: 0 P: 3	R: 0 E: 0 K: 1 S: 7	H: 2 LOB: 2 BB: 0 P: 7	R: 0 E: 0 K: 1 S: 5	H: 0 LOB: 0 BB: 0 P: 5	R: 0 E: 0 K: 0 S: 3	H: 1 LOB: 0 BB: 0 P: 3	R: 0 E: 0 K: 1 S: 6	H: 1 LOB: 1 BB: 0 P: 6	R: 0 E: 0 K: 1 S: 5	H: 0 LOB: 0 BB: 0 P: 5	R: 0 E: 0 K: 0 S: 3	H: 0 LOB: 1 BB: 1 P: 7	R: 2 E: 0 K: 0 S: 6	H: 3 LOB: 1 BB: 0 P: 6		1B: 6 2B: 1 3B: 0 HR: 0	SF: 0 SAC: 1 DP: 1 HBP: 0	WP: 0 PB: 0 SB: 0 CS: 0	PA: 34
PITCHER	IP	WLS	BF	H	R	ER	SO	BB	IBB	HBP	BLK	WP	HR	S	P	ERA	WHIP				
Lew Krausse, R ERA: 4.29 Ken Sanders, R ERA: 1.71	8.2	W	33	7	2	2	4	1	0	0	0	0	0	1	4	2.08	0.923				
	0.1	S	1	0	0	0	0	0	0	0	0	0	0	1	1	0.00	0.000				

Batter	1	2	3	4	5	6	7	8	9	AB	R	H	RBI	BB	SO	LOB	TOP			
Tommy Harper, R (1.5) OBP: 0.383, SLG: 0.562										4	0	2	0	0	2	1	Milwaukee Brewers @ Minnesota Twins Metropolitan Stadium, Bloomington, MI Tue Aug 04 1970, 8:05 PM EDT Att: 13,313 - Unknown - 77 F			
Russ Snyder, L (1.7) OBP: 0.294, SLG: 0.343										4	0	1	1	0	0	1				
Mike Hegan, L (1.3) OBP: 0.329, SLG: 0.376										4	0	0	0	0	2	4				
Bob Burda, L (1.9) OBP: 0.313, SLG: 0.331										4	0	0	0	0	1	1				
Dave May, L (1.8) OBP: 0.335, SLG: 0.333										4	1	1	0	0	3	0				
Roberto Pena, R (1.6) OBP: 0.285, SLG: 0.294										4	0	1	1	0	0	0				
Phil Roof, R (1.2) Max Alvis, R (9, PR) OBP: 0.319, SLG: 0.418 OBP: 0.213, SLG: 0.258										4	0	1	0	0	2	1				
Ted Kubiak, S (1.4) OBP: 0.340, SLG: 0.319										3	1	1	0	1	0	2				
Bobby Bolin, R (1.1) John Gelnar, R (5.1) Tito Francona, L (7, PH) Bob Humphreys, R (7.1) OBP: 0.265, SLG: 0.290 OBP: 0.309, SLG: 0.282										1	0	0	0	0	1	1				
										0	0	0	0	0	0	0				
										1	0	0	0	0	1	1				
										0	0	0	0	0	0	0				
										0	0	0	0	0	0	0				
										0	0	0	0	0	0	0				
Inning Stats	R: 0 E: 0 K: 0 S: 3	H: 1 LOB: 0 BB: 0 P: 3	R: 0 E: 0 K: 1 S: 5	H: 0 LOB: 0 BB: 0 P: 5	R: 1 E: 1 K: 2 S: 10	H: 3 LOB: 2 BB: 0 P: 10	R: 0 E: 0 K: 1 S: 5	H: 0 LOB: 0 BB: 0 P: 5	R: 0 E: 0 K: 1 S: 5	H: 0 LOB: 1 BB: 0 P: 11	R: 0 E: 0 K: 1 S: 7	H: 2 LOB: 1 BB: 0 P: 7	R: 0 E: 1 K: 3 S: 10	H: 0 LOB: 1 BB: 0 P: 10	R: 0 E: 0 K: 1 S: 6	H: 1 LOB: 1 BB: 0 P: 6	1B: 6 2B: 1 3B: 0 HR: 0	SF: 0 SAC: 1 DP: 0 HBP: 0	WP: 0 PB: 0 SB: 0 CS: 1	PA: 35
PITCHER Bert Blyleven, R (1.1) ERA: 2.78	IP: 9.0 WLS: W BF: 35 H: 7 R: 2 ER: 2 SO: 12 BB: 1 IBB: 0 HBP: 0 BLK: 1 WP: 0 HR: 0 S: 58 P: 62 ERA: 2.00 WHIP: 0.889															PITCHER				

Batter	1	2	3	4	5	6	7	8	9	AB	R	H	RBI	BB	SO	LOB	BOTTOM			
Jim Holt, L (1.8) OBP: 0.299, SLG: 0.335										4	0	1	0	0	0	2	Milwaukee Brewers @ Minnesota Twins Metropolitan Stadium, Bloomington, MI Tue Aug 04 1970, 8:05 PM EDT Att: 13,313 - Unknown - 77 F			
Danny Thompson, R (1.4) OBP: 0.299, SLG: 0.324										4	0	0	0	0	0	1				
Tony Oliva, L (1.9) OBP: 0.359, SLG: 0.519										4	1	2	0	0	1	0				
Harmon Killebrew, R (1.5) Frank Quilici, R (9, 4) OBP: 0.432, SLG: 0.634 OBP: 0.301, SLG: 0.270										3	2	1	0	0	0	1				
										0	0	0	0	0	0	0				
Rich Reese, L (1.3) OBP: 0.346, SLG: 0.388										4	1	2	2	0	0	0				
Charlie Manuel, L (1.7) Cesar Tovar, R (7.7) OBP: 0.286, SLG: 0.333 OBP: 0.357, SLG: 0.452										2	0	0	1	0	0	1				
										1	0	1	0	0	0	0				
Leo Cardenas, R (1.6) OBP: 0.324, SLG: 0.414										4	1	1	1	0	1	1				
										2	0	0	0	1	0	0				
George Mitterwald, R (1.2) OBP: 0.273, SLG: 0.347										3	0	1	1	0	0	0				
Bert Blyleven, R (1.1) OBP: 0.214, SLG: 0.214										3	0	1	1	0	0	0				
										1B: 6 2B: 3 3B: 0 HR: 0	SF: 1 SAC: 0 DP: 0 HBP: 1	WP: 0 PB: 0 SB: 0 CS: 1	PA: 35							
Inning Stats	R: 0 E: 0 K: 0 S: 4	H: 1 LOB: 1 BB: 0 P: 4	R: 0 E: 0 K: 0 S: 3	H: 0 LOB: 0 BB: 0 P: 3	R: 0 E: 0 K: 0 S: 4	H: 1 LOB: 1 BB: 0 P: 4	R: 3 E: 0 K: 0 S: 7	H: 4 LOB: 2 BB: 1 P: 11	R: 2 E: 0 K: 0 S: 4	H: 2 LOB: 0 BB: 0 P: 5	R: 0 E: 0 K: 1 S: 5	H: 0 LOB: 0 BB: 0 P: 5	R: 0 E: 0 K: 1 S: 6	H: 1 LOB: 1 BB: 0 P: 6	R: 0 E: 0 K: 1 S: 6	H: 0 LOB: 0 BB: 0 P: 6	1B: 6 2B: 3 3B: 0 HR: 0	SF: 1 SAC: 0 DP: 0 HBP: 1	WP: 0 PB: 0 SB: 0 CS: 1	PA: 35
PITCHER Bobby Bolin, R (1.1) ERA: 4.61 John Gelnar, R (5.1) ERA: 5.14 Bob Humphreys, R (7.1) ERA: 3.7	IP: 4.1 WLS: L BF: 23 H: 8 R: 5 ER: 5 SO: 0 BB: 0 IBB: 1 HBP: 1 BLK: 0 WP: 0 HR: 0 S: 21 P: 26 ERA: 10.38 WHIP: 1.846															PITCHER				

Batter	1	2	3	4	5	6	7	8	9	AB	R	H	RBI	BB	SO	LOB	TOP					
Sandy Alomar Sr. S OBP: 0.299, SLG: 0.302	5-3	F9					F7		1B SH1-3 BB	4	1	1	0	1	0	2						
Jarvis Tatum R OBP: 0.333, SLG: 0.296	1-3			FC6-4 1B			F9		SH1-3 S 1B	5	0	2	0	0	0	1						
Jim Fregosi R OBP: 0.368, SLG: 0.499				FC6-4 1B			F8		SH1-3 S 1B	2	0	0	0	1	0	1						
Ray Oyler R OBP: 0.250, SLG: 0.100	1B BB			FC6-4 1B					SH1-3 S 1B	1	1	1	1	0	0	0						
Ken McMullen R OBP: 0.333, SLG: 0.400				G6-4-3 1B					SH1-3 S 1B	4	0	1	0	1	1	2						
Billy Cowan R OBP: 0.350, SLG: 0.511									SH1-3 S 1B	4	0	0	0	0	2	4						
Bill Voss L OBP: 0.336, SLG: 0.341	K2-3								SH1-3 S 1B	0	0	0	0	0	0	0						
Tommie Reynolds R OBP: 0.293, SLG: 0.292									SH1-3 S 1B	4	3	3	1	0	0	0						
Jim Spencer L OBP: 0.324, SLG: 0.420									SH1-3 S 1B	4	2	3	4	0	0	0						
Joe Azcue R OBP: 0.306, SLG: 0.329									SH1-3 S 1B	3	0	1	1	0	0	0						
Tom Murphy R OBP: 0.228, SLG: 0.170									SH1-3 S 1B	1	0	1	0	0	0	0						
Dave LaRoche L OBP: 0.300, SLG: 0.800									SH1-3 S 1B	0	0	0	0	0	0	0						
Roger Replogle L OBP: 0.323, SLG: 0.441									SH1-3 S 1B	1	0	0	0	0	0	1						
Eddie Fisher R OBP: 0.329, SLG: 0.143									SH1-3 S 1B	0	0	0	0	0	0	0						
Giraldo Ruiz S OBP: 0.359, SLG: 0.274									SH1-3 S 1B	1	0	0	0	0	1	0						
Mel Queen L OBP: 0.329, SLG: 0.274									SH1-3 S 1B	1	0	0	0	0	0	0						
Inning Stats	R: 0 E: 0 K: 1 S: 6	H: 1 LOB: 2 BB: 1 P: 10	R: 0 E: 0 K: 0 S: 5	H: 2 LOB: 0 BB: 0 P: 5	R: 0 E: 0 K: 0 S: 3	H: 1 LOB: 0 BB: 0 P: 3	R: 1 E: 0 K: 1 S: 7	H: 2 LOB: 1 BB: 0 P: 7	R: 0 E: 0 K: 0 S: 3	H: 1 LOB: 0 BB: 0 P: 3	R: 2 E: 0 K: 1 S: 7	H: 2 LOB: 0 BB: 0 P: 7	R: 0 E: 0 K: 1 S: 5	H: 0 LOB: 0 BB: 0 P: 5	R: 3 E: 0 K: 0 S: 5	H: 3 LOB: 0 BB: 1 P: 9	R: 1 E: 0 K: 1 S: 6	H: 1 LOB: 1 BB: 1 P: 10	1B: 11 2B: 0 3B: 0 HR: 2	SF: 1 SAC: 1 DP: 3 HBP: 0	WP: 0 PB: 0 SB: 1 CS: 0	PA: 40
PITCHER	IP WLS BF H R ER SO BB IBB HBP BLK WP HR S P ERA WHIP																					
Jim Kaat L ERA: 3.62	(1, 1) 6.0 26 9 3 3 3 1 0 0 0 0 0 1 31 35 4.50 1.667																					
Tom Hall L ERA: 2.5	(7, 1) 1.0 5 1 2 2 1 1 0 0 0 0 0 0 6 10 18.00 2.000																					
Ron Perranoski L ERA: 2.22	(8, 1) 1.1 L 7 3 2 2 0 1 0 0 0 0 0 1 6 10 13.50 3.000																					
Stan Williams R ERA: 1.77	(9, 1) 0.2 2 0 0 0 1 0 0 0 0 0 0 0 4 4 0.00 0.000																					

California Angels @ Minnesota Twins
Metropolitan Stadium, Bloomington, MI
Wed Aug 05 1970, 8:05 PM EDT
Att: 23,581 - Unknown - 82 F

AB	35
R	7
H	13
RBI	7
BB	3
SO	5
LOB	11



Batter	1	2	3	4	5	6	7	8	9	AB	R	H	RBI	BB	SO	LOB	BOTTOM					
Cesar Tovar R OBP: 0.355, SLG: 0.449	F8	1-3					4-3		1B	5	0	1	0	0	0	1						
Danny Thompson R OBP: 0.303, SLG: 0.328	F9						K		F8	5	0	2	1	0	1	2						
Tony Oliva L OBP: 0.360, SLG: 0.520							K		F7	5	0	2	0	0	1	4						
Harmon Killebrew R OBP: 0.428, SLG: 0.626	5-3						F8		F8	4	0	0	0	0	0	3						
Rich Reese L OBP: 0.348, SLG: 0.387									P4	3	2	1	0	1	0	0						
Jim Holt L OBP: 0.298, SLG: 0.333									F8	4	1	1	0	0	0	1						
Stan Williams R ERA: 1.77									4-3	0	0	0	0	0	0	0						
Leo Cardenas R OBP: 0.321, SLG: 0.409									P4	4	0	0	1	0	0	1						
George Mitterwald R OBP: 0.276, SLG: 0.362									K	4	1	2	1	0	1	1						
Jim Kaat L OBP: 0.234, SLG: 0.186									K	2	1	1	1	0	0	0						
Charlie Manuel L OBP: 0.278, SLG: 0.323									K	1	0	0	0	0	0	1						
Tom Hall L OBP: 0.211, SLG: 0.211									1B	0	0	0	0	0	0	0						
Ron Perranoski L OBP: 0.059, SLG: 0.059									1B	0	0	0	0	0	0	0						
Rick Renick R OBP: 0.348, SLG: 0.504									1B	1	0	1	0	0	0	0						
Inning Stats	R: 0 E: 0 K: 0 S: 4	H: 1 LOB: 1 BB: 0 P: 4	R: 4 E: 1 K: 0 S: 7	H: 4 LOB: 1 BB: 1 P: 11	R: 0 E: 0 K: 0 S: 3	H: 0 LOB: 0 BB: 0 P: 3	R: 0 E: 1 K: 0 S: 3	H: 0 LOB: 0 BB: 0 P: 3	R: 0 E: 0 K: 1 S: 6	H: 1 LOB: 1 BB: 0 P: 6	R: 1 E: 0 K: 0 S: 5	H: 2 LOB: 1 BB: 0 P: 5	R: 0 E: 0 K: 1 S: 6	H: 1 LOB: 1 BB: 0 P: 6	R: 0 E: 0 K: 0 S: 3	H: 0 LOB: 2 BB: 0 P: 3	R: 0 E: 0 K: 1 S: 7	H: 2 LOB: 2 BB: 0 P: 7	1B: 8 2B: 2 3B: 1 HR: 0	SF: 0 SAC: 0 DP: 0 HBP: 0	WP: 0 PB: 0 SB: 1 CS: 0	PA: 39
PITCHER	IP WLS BF H R ER SO BB IBB HBP BLK WP HR S P ERA WHIP																					
Tom Murphy R ERA: 3.83	(1, 1) 1.2 4 0 0 0 0 0 0 0 0 0 0 4 4 0.00 0.000																					
Dave LaRoche L ERA: 5.0	(2, 1) 1.1 4 0 0 0 0 0 0 0 0 0 0 4 4 0.00 0.000																					
Eddie Fisher R ERA: 3.12	(4, 1) 3.0 12 3 1 1 1 0 0 0 0 0 0 14 14 3.00 1.000																					
Mel Queen R ERA: 3.16	(7, 1) 3.0 W 12 3 0 0 2 0 0 0 0 0 0 16 16 0.00 1.000																					

California Angels @ Minnesota Twins
Metropolitan Stadium, Bloomington, MI
Wed Aug 05 1970, 8:05 PM EDT
Att: 23,581 - Unknown - 82 F

AB	38
R	5
H	11
RBI	4
BB	1
SO	3
LOB	14



Batter	1	2	3	4	5	6	7	8	9	10	11	12	13	14	AB	R	H	RBI	BB	SO	LOB	TOP					
Sandy Alomar Sr. S OBP: 0.296, SLG: 0.299	6-3		F8			2-3		K		F8		FC6			6	0	0	0	0	1	4						
Bill Voss, L OBP: 0.335, SLG: 0.363	6-3			G3							4-3				6	1	2	1	0	0	0						
Jay Johnstone, L OBP: 0.285, SLG: 0.388 Jarvis Tatum, R OBP: 0.335, SLG: 0.299	K			4-3		1B					K				3	0	0	0	1	1	1						
Ken McMullen, R OBP: 0.311, SLG: 0.394			F8								6-3				5	0	0	0	1	1	2						
Jim Spencer, L OBP: 0.321, SLG: 0.415		P6													6	0	1	0	0	1	1						
Roger Repoz, L OBP: 0.326, SLG: 0.441 Tommye Reynolds, R OBP: 0.295, SLG: 0.307	K														2	0	1	0	0	1	0						
Joe Azcue, R OBP: 0.307, SLG: 0.327															5	0	1	0	1	2	1						
Ray Cyler, R OBP: 0.268, SLG: 0.091 Jim Fregosi, R OBP: 0.367, SLG: 0.498 Giraldo Ruiz, S OBP: 0.303, SLG: 0.277															1	0	0	0	1	1	1						
Andy Messersmith, R OBP: 0.150, SLG: 0.152 Mel Queen, L OBP: 0.150, SLG: 0.152 Dave LaRoche, L OBP: 0.150, SLG: 0.152 Eddie Fisher, R OBP: 0.150, SLG: 0.152 Mickey Rivers, L OBP: 0.150, SLG: 0.152 Paul Doyle, L OBP: 0.150, SLG: 0.152															3	0	0	0	0	3	4						
Inning Stats	R: 0 E: 0 K: 1 S: 5	H: 0 LOB: 0 BB: 0 P: 5	R: 0 E: 0 K: 1 S: 5	H: 0 LOB: 0 BB: 0 P: 5	R: 0 E: 0 K: 2 S: 7	H: 0 LOB: 1 BB: 1 P: 11	R: 0 E: 0 K: 1 S: 5	H: 0 LOB: 0 BB: 0 P: 6	R: 0 E: 0 K: 1 S: 6	H: 0 LOB: 1 BB: 0 P: 6	R: 0 E: 0 K: 1 S: 7	H: 1 LOB: 3 BB: 1 P: 11	R: 0 E: 0 K: 3 S: 9	H: 0 LOB: 0 BB: 0 P: 9	R: 0 E: 0 K: 1 S: 5	H: 2 LOB: 2 BB: 0 P: 5	R: 0 E: 0 K: 0 S: 5	H: 2 LOB: 1 BB: 0 P: 5	R: 0 E: 0 K: 1 S: 5	H: 0 LOB: 0 BB: 0 P: 5	R: 0 E: 0 K: 1 S: 5	H: 0 LOB: 0 BB: 0 P: 5	1B: 6 2B: 1 3B: 0 HR: 1	SF: 0 SAC: 0 DP: 1 HBP: 1	WP: 1 PB: 0 SB: 0 CS: 0	PA: 54	
PITCHER	IP	WLS	BF	H	R	ER	SO	BB	IBB	HBP	BLK	WP	HR	S	P	ERA	WHIP										
Bill Zapp, R ERA: 2.8	(1.1)	8.0	31	4	1	1	9	3	0	0	0	0	0	45	58	1.12	0.875										
Tom Hall, L ERA: 2.65	(9.1)	4.0	15	2	0	0	4	0	1	0	0	0	0	22	26	0.00	0.500										
Stan Williams, R ERA: 1.73	(13.1)	2.0	8	2	0	0	1	0	0	0	0	0	0	10	10	0.00	1.000										

California Angels @ Minnesota Twins
Metropolitan Stadium, Bloomington, MI
Thu Aug 06 1970, 8:05 PM EDT
Att: 24,562 - Unknown - 82 F

AB	49
R	1
H	8
RBI	1
BB	4
SO	14
LOB	22





Batter	1	2	3	4	5	6	7	8	9	10	11	12	13	14	AB	R	H	RBI	BB	SO	LOB	BOTTOM					
Cesar Tovar, R OBP: 0.355, SLG: 0.448	6-3		K2-3												6	0	2	0	0	1	1						
Danny Thompson, R OBP: 0.315, SLG: 0.347															5	0	3	0	0	0	1						
Tony Oliva, L OBP: 0.362, SLG: 0.518															4	0	1	0	2	0	2						
Harmon Killebrew, R OBP: 0.427, SLG: 0.619															4	0	0	1	1	1	4						
Rich Reese, L OBP: 0.342, SLG: 0.380															6	0	0	0	0	3	6						
Jim Holt, L OBP: 0.298, SLG: 0.333 Rick Renick, R OBP: 0.348, SLG: 0.496															3	0	1	0	0	0	0						
Leo Cardenas, R OBP: 0.319, SLG: 0.406															6	0	1	0	0	1	3						
George Mitterwald, R OBP: 0.274, SLG: 0.369															6	1	1	1	0	1	2						
Bill Zapp, R ERA: 3.09 Mel Queen, R ERA: 3.38 Dave LaRoche, L ERA: 4.58 Eddie Fisher, R ERA: 3.05 Paul Doyle, L ERA: 5.55															2	0	0	0	0	1	1						
Inning Stats	R: 0 E: 0 K: 0 S: 4	H: 1 LOB: 2 BB: 1 P: 8	R: 0 E: 0 K: 0 S: 3	H: 0 LOB: 0 BB: 0 P: 3	R: 0 E: 0 K: 2 S: 8	H: 1 LOB: 1 BB: 0 P: 8	R: 0 E: 0 K: 0 S: 3	H: 0 LOB: 0 BB: 0 P: 3	R: 0 E: 0 K: 0 S: 3	H: 1 LOB: 1 BB: 0 P: 8	R: 1 E: 0 K: 2 S: 8	H: 1 LOB: 3 BB: 2 P: 17	R: 0 E: 0 K: 0 S: 3	H: 0 LOB: 0 BB: 0 P: 3	R: 0 E: 0 K: 1 S: 5	H: 1 LOB: 1 BB: 0 P: 6	R: 0 E: 0 K: 1 S: 5	H: 0 LOB: 2 BB: 2 P: 13	R: 0 E: 0 K: 0 S: 1	H: 0 LOB: 0 BB: 0 P: 1	R: 0 E: 0 K: 1 S: 5	H: 1 LOB: 0 BB: 0 P: 1	1B: 7 2B: 1 3B: 0 HR: 1	SF: 0 SAC: 1 DP: 1 HBP: 1	WP: 0 PB: 0 SB: 0 CS: 0	PA: 53	
PITCHER	IP	WLS	BF	H	R	ER	SO	BB	IBB	HBP	BLK	WP	HR	S	P	ERA	WHIP										
Andy Messersmith, R ERA: 3.09	(1.1)	7.0	26	5	0	0	4	1	0	0	0	0	0	33	37	0.00	0.857										
Jim Holt, L ERA: 3.38	(8.1)	0.1	5	1	1	1	0	1	1	1	0	0	0	2	11	27.00	6.000										
Dave LaRoche, L ERA: 4.58	(8.1)	1.2	5	0	0	0	2	0	0	0	0	0	0	9	9	0.00	0.000										
Eddie Fisher, R ERA: 3.05	(10.1)	2.0	7	1	0	0	2	0	0	0	0	0	0	11	11	0.00	0.500										
Paul Doyle, L ERA: 5.55	(12.1)	2.0	10	2	1	1	2	2	0	0	0	0	1	12	20	4.50	2.000										

California Angels @ Minnesota Twins
Metropolitan Stadium, Bloomington, MI
Thu Aug 06 1970, 8:05 PM EDT
Att: 24,562 - Unknown - 82 F

AB	46
R	2
H	9
RBI	2
BB	5
SO	10
LOB	23



Batter	1	2	3	4	5	6	7	8	9	AB	R	H	RBI	BB	SO	LOB	TOP			
Bert Campaneris, R OBP: 0.307, SLG: 0.443 (1, 6)	0-0 6-3		0-0 1B 2B		0-0 F9			0-3 K		4	1	1	0	0	1	0	<p>Oakland Athletics @ Minnesota Twins Metropolitan Stadium, Bloomington, MI Sun Aug 09 1970, 4:33 AM EDT Unknown - 80 F</p> <p>livebaseballscores.com</p> <p>AB 32 R 3 H 6 RBI 3 BB 2 SO 12 LOB 9</p> 			
Rick Monday, L OBP: 0.395, SLG: 0.447 (1, 8)	0-3 K		0-3 K		0-3 K			0-0 F8		4	0	0	0	0	3	1				
Tommy Davis, R OBP: 0.304, SLG: 0.370 Steve Howley, L OBP: 0.333, SLG: 0.315 (1, 7) (8, 7)	0-0 2B 1B		0-0 6-3		0-0 6-3			0-0 F9		4	1	1	0	0	0	1				
Don Mincher, L OBP: 0.320, SLG: 0.467 (1, 3)	0-0 1H 1B 2B		0-0 S 1B		0-0 F5			0-0 SH1-4 1B		4	1	3	2	0	0	0				
Sal Bando, R OBP: 0.403, SLG: 0.484 (1, 5)	0-0 2H 1B		0-0 F8		0-0 BB			0-0 SH1-4		2	0	1	1	1	0	1				
Reggie Jackson, L OBP: 0.346, SLG: 0.439 Felipe Alou, R OBP: 0.323, SLG: 0.399 (1, 9) (9, PH) (9, 9)	0-0 G3		0-0 4-3		0-3 K			4-0 IBB		3	0	0	0	0	1	2				
Frank Fernandez, R OBP: 0.326, SLG: 0.424 (1, 2)		0-0 6-3		0-3 K				0-3 K		4	0	0	0	0	3	2				
John Donaldson, L OBP: 0.313, SLG: 0.333 Dick Green, R OBP: 0.291, SLG: 0.250 (7, PH) (7, 4)		0-0 G3		0-0 F7				0-3 K		2	0	0	0	0	0	0				
Chuck Dobson, R OBP: 0.167, SLG: 0.169 (1, 1)		0-3 K			0-0 5-3			0-3 K		3	0	0	0	0	2	0				
Inning Stats	R: 2 E: 0 K: 1 S: 8	H: 3 LOB: 1 BB: 0 P: 8	R: 0 E: 0 K: 1 S: 5	H: 0 LOB: 0 BB: 0 P: 5	R: 1 E: 0 K: 1 S: 7	H: 2 LOB: 1 BB: 0 P: 7	R: 0 E: 0 K: 1 S: 5	H: 0 LOB: 0 BB: 0 P: 5	R: 0 E: 0 K: 1 S: 5	H: 0 LOB: 0 BB: 0 P: 9	R: 0 E: 0 K: 3 S: 9	H: 0 LOB: 0 BB: 0 P: 9	R: 0 E: 0 K: 1 S: 5	H: 0 LOB: 0 BB: 0 P: 5	R: 0 E: 0 K: 2 S: 8	H: 1 LOB: 2 BB: 1 P: 12		1B: 4 2B: 2 3B: 0 HR: 0	SF: 0 SAC: 1 DP: 0 HBP: 0	WP: 0 PB: 0 SB: 1 CS: 0
PITCHER	IP WLS BF H R ER SO BB IBB HBP BLK WP HR S P ERA WHIP																			
Bert Blyleven, R ERA: 2.99 (1, 1)	3.0 L 14 5 3 3 3 0 0 0 0 0 0 0 20 20 9.00 1.667																			
Tom Hall, L ERA: 2.49 (4, 1)	5.0 16 0 0 0 7 1 0 0 0 0 0 0 29 33 0.00 0.200																			
Ron Perranoski, L ERA: 2.19 (9, 1)	1.0 5 1 0 0 2 0 1 0 0 0 0 0 8 12 0.00 1.000																			

Batter	1	2	3	4	5	6	7	8	9	AB	R	H	RBI	BB	SO	LOB	BOTTOM			
Cesar Tovar, R OBP: 0.352, SLG: 0.439 (1, 7)	4-0 BB BB		0-0 5-3			0-0 6-3		0-0 E6		3	0	0	0	1	0	0	<p>Oakland Athletics @ Minnesota Twins Metropolitan Stadium, Bloomington, MI Sun Aug 09 1970, 4:33 AM EDT Unknown - 80 F</p> <p>livebaseballscores.com</p> <p>AB 32 R 0 H 4 RBI 0 BB 2 SO 6 LOB 16</p> 			
Danny Thompson, R OBP: 0.309, SLG: 0.338 (1, 4)	0-3 K		0-0 F5			0-0 FC3-6 1B		0-3 K		4	0	1	0	0	2	2				
Tony Oliva, L OBP: 0.360, SLG: 0.513 (1, 9)	0-0 F9			0-3 K		0-0 FC3-6 1-2		0-0 4-3		4	0	0	0	0	1	3				
Harmon Killebrew, R OBP: 0.427, SLG: 0.612 Frank Quilici, R OBP: 0.296, SLG: 0.265 (1, 5) (9, PR)	4-0 1-2 BB		0-0 F8		0-0 F9			0-0 4-3 3-4-1 1B		3	0	1	0	1	0	1				
Rich Reese, L OBP: 0.345, SLG: 0.395 (1, 3)	0-0 F5			0-0 6-3				0-0 3-4-1		4	0	0	0	0	1	3				
Jim Holt, L OBP: 0.296, SLG: 0.343 (1, 8)		0-0 F8			0-0 4-3			0-0 4-3		4	0	1	0	0	0	2				
Leo Cardenas, R OBP: 0.314, SLG: 0.398 (1, 6)		0-0 F3			0-0 F8			0-0 1-3		4	0	0	0	0	0	3				
George Mitterwald, R OBP: 0.274, SLG: 0.371 (1, 2)		0-0 5-3			0-0 1B			0-0 1-3		3	0	1	0	0	0	1				
Bert Blyleven, R OBP: 0.214, SLG: 0.214 Paul Ratliff, L OBP: 0.339, SLG: 0.361 Tom Hall, L OBP: 0.190, SLG: 0.190 Charlie Manuel, L OBP: 0.282, SLG: 0.303 Ron Perranoski, L OBP: 0.359, SLG: 0.059 (1, 1) (3, PH) (4, 1) (8, PH) (9, 1)			0-3 K		0-3 K			0-0 F7		0	0	0	0	0	0	0				
Inning Stats	R: 0 E: 0 K: 1 S: 5	H: 0 LOB: 2 BB: 2 P: 13	R: 0 E: 0 K: 0 S: 3	H: 0 LOB: 0 BB: 0 P: 3	R: 0 E: 0 K: 1 S: 5	H: 0 LOB: 0 BB: 0 P: 5	R: 0 E: 0 K: 1 S: 5	H: 0 LOB: 0 BB: 0 P: 5	R: 0 E: 0 K: 0 S: 4	H: 1 LOB: 1 BB: 0 P: 4	R: 0 E: 0 K: 1 S: 6	H: 1 LOB: 1 BB: 0 P: 6	R: 0 E: 1 K: 1 S: 6	H: 0 LOB: 1 BB: 0 P: 6	R: 0 E: 0 K: 0 S: 4	H: 1 LOB: 2 BB: 0 P: 4		1B: 4 2B: 0 3B: 0 HR: 0	SF: 0 SAC: 0 DP: 0 HBP: 0	WP: 0 PB: 0 SB: 0 CS: 0
PITCHER	IP WLS BF H R ER SO BB IBB HBP BLK WP HR S P ERA WHIP																			
Chuck Dobson, R ERA: 3.51 (1, 1)	9.0 W 34 4 0 0 6 2 0 0 0 0 0 0 44 52 0.00 0.667																			

Batter	1	2	3	4	5	6	7	8	9	AB	R	H	RBI	BB	SO	LOB	TOP										
Bert Campaneris, R OBP: 0.306, SLG: 0.440 (1, 6)	0-3 K			0-0 6-3		0-0 1-3		4-0 BB		3	0	0	0	1	1	0	Oakland Athletics @ Minnesota Twins Metropolitan Stadium, Bloomington, MI Sun Aug 09 1970, 4:38 AM EDT Att: 41,339 - Unknown livebaseballscorecards.com										
Rick Monday, L OBP: 0.391, SLG: 0.441 (1, 8)	0-0 F3			0-3 K		0-0 4-3		0-3 K		4	0	0	0	0	2	1											
Tommy Davis, R OBP: 0.303, SLG: 0.368 Reggie Jackson, L OBP: 0.346, SLG: 0.439 (1, 7) (9, 9)	0-0 6-3			0-0 HR 1B		0-0 F9			0-0 F3	4	1	1	0	0	0	0											
Sal Bando, R OBP: 0.402, SLG: 0.479 (1, 5)		0-0 F8		4-0 HR 1B			0-0 F8		0-0 5-3	3	1	0	0	1	0	0											
Don Mincher, L OBP: 0.324, SLG: 0.488 (1, 3)		0-3 K		0-0 HR 1B			0-0 HR		4-0 1B 1B BB	3	3	2	4	1	1	0											
Felipe Alou, R OBP: 0.325, SLG: 0.400 (1, 9) (9, 7)		0-0 F9		0-0 HR 1B			0-0 CS 1B		0-0 1B E 1B	4	1	2	0	0	0	0											
Frank Fernandez, R OBP: 0.325, SLG: 0.421 (1, 2)			0-0 F7		0-3 K		0-0 F7		0-0 E7 1B	4	0	1	1	0	1	1											
Dick Green, R OBP: 0.257, SLG: 0.246 (1, 4)			0-0 F9		0-0 F8			0-0 G3	0-0 6-3	4	0	0	0	0	0	1											
Blue Moon Odom, R OBP: 0.219, SLG: 0.323 Jim Roland, R Mudcat Grant, R (1, 1) (6, 1) (8, 1)			0-0 6-3		0-3 K			0-0 G3		2	0	0	0	0	1	0											
Inning Stats	R: 0 E: 0 K: 1 S: 5	H: 0 LOB: 0 BB: 0 P: 5	R: 0 E: 0 K: 1 S: 5	H: 0 LOB: 0 BB: 0 P: 5	R: 0 E: 0 K: 0 S: 3	H: 0 LOB: 0 BB: 0 P: 3	R: 3 E: 0 K: 1 S: 7	H: 2 LOB: 0 BB: 1 P: 11	R: 0 E: 0 K: 2 S: 7	H: 0 LOB: 0 BB: 0 P: 7	R: 1 E: 0 K: 0 S: 4	H: 2 LOB: 0 BB: 0 P: 4	R: 0 E: 0 K: 1 S: 5	H: 0 LOB: 1 BB: 1 P: 9	R: 2 E: 1 K: 0 S: 5	H: 2 LOB: 1 BB: 1 P: 9		1B: 4 2B: 0 3B: 0 HR: 2	SF: 0 SAC: 0 DP: 0 HBP: 0	WP: 0 PB: 0 SB: 1 CS: 1	PA: 35						
PITCHER	IP	WLS	BF	H	R	ER	SO	BB	IBB	HBP	BLK	WP	HR	S	P	ERA	WHIP										
Jim Kaat, L ERA: 3.68 Stan Williams, R ERA: 1.75 (1, 1) (8, 1)	7.0	L	25	4	4	4	5	0	1	0	0	0	2	34	38	5.14	0.571										

Batter	1	2	3	4	5	6	7	8	9	AB	R	H	RBI	BB	SO	LOB	BOTTOM										
Cesar Tovar, R OBP: 0.355, SLG: 0.445 (1, 7) (7, 8)	0-0 1B 1B		0-0 5-3		0-0 FC4-6 3B			4-0 FC4-6 BB		3	0	2	2	1	0	0	Oakland Athletics @ Minnesota Twins Metropolitan Stadium, Bloomington, MI Sun Aug 09 1970, 4:38 AM EDT Att: 41,339 - Unknown livebaseballscorecards.com										
Danny Thompson, R OBP: 0.308, SLG: 0.336 (1, 4)	0-0 G5-4-3 1B			0-0 F8	0-3 4-3			0-0 FC4-6		4	0	1	0	0	0	2											
Tony Oliva, L OBP: 0.357, SLG: 0.508 (1, 9)	0-3 K			0-0 F8		0-0 6-3		0-3 K		4	0	0	0	0	2	3											
Harmon Killebrew, R OBP: 0.428, SLG: 0.619 (1, 5)	0-0 G5-4-3			0-0 HR		0-0 1B		0-0 F9		4	1	2	1	0	0	3											
Rich Reese, L OBP: 0.342, SLG: 0.390 (1, 3)		0-0 4-3		0-0 4-3		0-3 K			0-0 3-1	4	0	0	0	0	1	1											
Jim Holt, L OBP: 0.293, SLG: 0.339 Rick Renick, R OBP: 0.345, SLG: 0.492 (1, 8) (6, PH) (7, 7)		0-0 F8			0-0 1-3		0-0 F9		0-0 WP 2B	2	0	0	0	0	0	0											
Leo Cardenas, R OBP: 0.313, SLG: 0.397 (1, 6)		0-0 5-3			0-0 FC4-6 1B 3B		0-0 F3		0-0 F8	4	1	1	0	0	0	1											
George Mitterwald, R OBP: 0.277, SLG: 0.370 Frank Quilici, R OBP: 0.296, SLG: 0.265 (1, 2) (9, PR)			0-0 4-3		0-0 FC4-6 1B		0-0 4-3		4-0 BB	3	0	1	0	1	0	0											
Jim Kaat, L OBP: 0.227, SLG: 0.180 Brant Aleya, R OBP: 0.370, SLG: 0.490 Stan Williams, R Charlie Manuel, L OBP: 0.275, SLG: 0.294 (1, 1) (7, PH) (8, 1) (9, PH)			0-0 4-3		0-0 FC4-6 3B		0-0 G3		0-0 4-3	2	1	0	0	0	0	2											
Inning Stats	R: 0 E: 0 K: 1 S: 6	H: 2 LOB: 1 BB: 0 P: 6	R: 0 E: 0 K: 0 S: 3	H: 0 LOB: 0 BB: 0 P: 3	R: 0 E: 0 K: 0 S: 3	H: 0 LOB: 0 BB: 0 P: 3	R: 1 E: 0 K: 0 S: 4	H: 1 LOB: 0 BB: 0 P: 4	R: 2 E: 0 K: 0 S: 6	H: 3 LOB: 1 BB: 0 P: 6	R: 0 E: 0 K: 1 S: 6	H: 1 LOB: 0 BB: 0 P: 6	R: 0 E: 0 K: 1 S: 5	H: 0 LOB: 1 BB: 1 P: 9	R: 0 E: 0 K: 0 S: 4	H: 1 LOB: 2 BB: 1 P: 8		1B: 5 2B: 1 3B: 1 HR: 1	SF: 0 SAC: 0 DP: 1 HBP: 0	WP: 1 PB: 0 SB: 0 CS: 0	PA: 36						
PITCHER	IP	WLS	BF	H	R	ER	SO	BB	IBB	HBP	BLK	WP	HR	S	P	ERA	WHIP										
Blue Moon Odom, R ERA: 4.31 Jim Roland, L ERA: 2.41 Mudcat Grant, R ERA: 1.33 (1, 1) (6, 1) (8, 1)	5.1		22	7	3	3	1	0	0	0	0	0	0	11	15	0.00	0.429										



Batter	1	2	3	4	5	6	7	8	9	AB	R	H	RBI	BB	SO	LOB	TOP										
Bert Campaneris, R OBP: 0.305, SLG: 0.436 (1, 6)	F7		6-3	F7		F5		2B 1B	K	6	1	1	1	0	1	5											
Rick Monday, L OBP: 0.397, SLG: 0.464 (1, 8)	L8		HR		F7 WP 1B		1B 2B	1B 2B		5	2	4	2	0	0	0											
Tommy Davis, R OBP: 0.308, SLG: 0.372 Reggie Jackson, L OBP: 0.346, SLG: 0.439 (8, PR) (8, 9)	1B		5-3		5-3		E 1B	1B	1B	5	1	3	1	0	0	1											
Don Mincher, L OBP: 0.328, SLG: 0.489 (1, 3)	4-3		1B		F7		E7 1-3 1B	1B	1B	5	0	3	1	0	0	2											
Sal Bando, R OBP: 0.402, SLG: 0.480 (1, 5)		G3 1B 2B	F7		F4		1-3 IBB	F9		4	1	1	0	1	0	4											
Felipe Alou, R OBP: 0.321, SLG: 0.395 (1, 9) (8, 7)		G3		F6		L5	1-3	K		5	0	0	0	0	1	5											
Frank Fernandez, R OBP: 0.327, SLG: 0.418 (1, 2)		1B		K		L5	G3		FC3-6 BB	4	0	1	1	1	1	2											
Tony La Russa, R OBP: 0.271, SLG: 0.269 Allan Lewis, S (8, PR) Dick Green, R OBP: 0.256, SLG: 0.245 (8, 4)	F4		1B	1B		1B		1B 2B	F4	4	0	3	0	0	0	1											
Diego Segui, R OBP: 0.138, SLG: 0.143 Mudcat Grant, R OBP: 0.500, SLG: 0.167 (7, 1)	4-3		1B	1-2 1B		1-2 1B		1B 2B	FC3-6	3	0	2	0	0	0	1											
Inning Stats	R: 0 E: 0 K: 0 S: 4	H: 1 LOB: 1 BB: 0 P: 4	R: 1 E: 0 K: 0 S: 5	H: 2 LOB: 1 BB: 0 P: 5	R: 1 E: 0 K: 0 S: 5	H: 2 LOB: 1 BB: 0 P: 5	R: 0 E: 0 K: 1 S: 7	H: 2 LOB: 2 BB: 0 P: 7	R: 0 E: 0 K: 0 S: 5	H: 2 LOB: 2 BB: 0 P: 5	R: 1 E: 1 K: 0 S: 5	H: 3 LOB: 2 BB: 1 P: 9	R: 4 E: 0 K: 1 S: 10	H: 6 LOB: 2 BB: 0 P: 10	R: 0 E: 0 K: 1 S: 5	H: 0 LOB: 1 BB: 1 P: 9	1B: 14 2B: 4 3B: 0 HR: 1	SF: 0 SAC: 0 DP: 0 HBP: 0	WP: 1 PB: 0 SB: 0 CS: 0	PA: 46							
PITCHER	IP	WLS	BF	H	R	ER	SO	BB	IBB	HBP	BLK	WP	HR	S	P	ERA	WHIP										
Bill Zepp, R ERA: 2.87 Pete Hamm, R ERA: 4.51 Ron Perranoski, L ERA: 2.16 Stan Williams, R ERA: 2.09 Dick Woodson, R ERA: 3.74	4.0		19	7	2	2	1	0	0	0	0	0	1	21	21	4.50	1.750										
	2.0		9	3	0	0	0	0	0	0	0	1	0	9	9	0.00	1.500										
	1.0	L	6	3	1	0	0	0	1	0	0	0	0	5	9	0.00	3.000										
	0.1		4	4	3	3	0	0	0	0	0	0	0	4	4	81.00	12.000										
	1.2		8	2	1	1	2	1	0	0	0	0	0	11	15	5.40	1.800										

Oakland Athletics @ Minnesota Twins
Metropolitan Stadium, Bloomington, MI
Mon Aug 10 1970, 4:33 AM EDT
Att: 8,083 - Unknown - 84 F

AB 44
R 7
H 19
RBI 6
BB 2
SO 3
LOB 23



Batter	1	2	3	4	5	6	7	8	9	AB	R	H	RBI	BB	SO	LOB	BOTTOM										
Cesar Tovar, R OBP: 0.354, SLG: 0.444 (1, 7) (8, 4)	6-3		G6-4-3 1B	SF8			SH1-4		L4	3	0	1	1	0	0	0											
Danny Thompson, R OBP: 0.299, SLG: 0.326 Stan Williams, R Dick Woodson, R (8, 1) Jim Kaat, L OBP: 0.224, SLG: 0.177 (9, PH)	F9		G6-4-3 1B	F3		4-3		K		4	0	0	0	0	0	4											
Tony Oliva, L OBP: 0.355, SLG: 0.505 (1, 9)	K		S 1B		5-3		F6		F8	5	0	1	0	0	1	1											
Harmon Killebrew, R OBP: 0.428, SLG: 0.625 (1, 5)		K		F9				HR		3	1	1	1	1	1	0											
Rich Reese, L OBP: 0.338, SLG: 0.386 (1, 3)	F9		G3		F6			1-3		4	0	0	0	0	0	2											
Jim Holt, L OBP: 0.292, SLG: 0.338 (1, 8)		S 1B		4-3		3-1		K		4	0	1	0	0	1	0											
Leo Cardenas, R OBP: 0.320, SLG: 0.490 (1, 6)		BB		WP SF8 1B		CS BB		1B		2	1	2	0	2	0	0											
Tom Tischinski, R OBP: 0.382, SLG: 0.222 Brant Alyea, R OBP: 0.374, SLG: 0.494 Paul Ratliff, L OBP: 0.339, SLG: 0.361 (9, PH) (9, 2)	K		BB	BB		BB		1B		2	0	0	0	1	1	3											
Bill Zepp, R OBP: 0.154, SLG: 0.154 Charlie Minton, L OBP: 0.289, SLG: 0.294 Pete Hamm, R Ron Perranoski, L OBP: 0.299, SLG: 0.309 Rick Renick, R OBP: 0.347, SLG: 0.488 (8, 7)	E5 1B G6-4-3 1B		1B			4-3 SH1-4 BB		F3		1	1	1	0	0	0	0											
Inning Stats	R: 0 E: 0 K: 1 S: 5	H: 0 LOB: 0 BB: 0 P: 5	R: 0 E: 0 K: 2 S: 8	H: 1 LOB: 2 BB: 1 P: 12	R: 1 E: 1 K: 0 S: 5	H: 3 LOB: 2 BB: 1 P: 9	R: 1 E: 0 K: 0 S: 4	H: 1 LOB: 2 BB: 2 P: 12	R: 0 E: 0 K: 0 S: 3	H: 0 LOB: 0 BB: 0 P: 3	R: 0 E: 0 K: 0 S: 2	H: 0 LOB: 1 BB: 1 P: 6	R: 0 E: 0 K: 0 S: 3	H: 0 LOB: 1 BB: 1 P: 7	R: 1 E: 0 K: 1 S: 8	H: 3 LOB: 2 BB: 0 P: 8	R: 0 E: 0 K: 1 S: 5	H: 0 LOB: 0 BB: 0 P: 5	1B: 7 2B: 0 3B: 0 HR: 1	SF: 1 SAC: 1 DP: 1 HBP: 0	WP: 1 PB: 0 SB: 3 CS: 1	PA: 39					
PITCHER	IP	WLS	BF	H	R	ER	SO	BB	IBB	HBP	BLK	WP	HR	S	P	ERA	WHIP										
Diego Segui, R ERA: 2.62 Mudcat Grant, R ERA: 1.39	6.0		27	5	2	2	3	6	0	0	0	0	0	27	51	3.00	1.833										
	3.0	S	12	3	1	1	2	0	0	0	0	0	1	16	16	3.00	1.000										

Oakland Athletics @ Minnesota Twins
Metropolitan Stadium, Bloomington, MI
Mon Aug 10 1970, 4:33 AM EDT
Att: 8,083 - Unknown - 84 F

AB 31
R 3
H 8
RBI 2
BB 6
SO 5
LOB 12



Batter	1	2	3	4	5	6	7	8	9	10	11	AB	R	H	RBI	BB	SO	LOB	TOP				
Cesar Tovar, R OBP: 0.353, SLG: 0.442 (1, 7) (10, 8)	F7		6-3			L6			F5-3 1B		G6-4-3	5	0	1	0	0	0	1					
Danny Thompson, R OBP: 0.298, SLG: 0.324 (1, 4) (10, 5)	HR 1B		F8			5-3			F5-3 1-2			4	1	1	0	0	0	1					
Tony Oliva, L OBP: 0.352, SLG: 0.500 (1, 9)	F7				L6				F8			4	0	0	0	0	1	1					
Harmon Killebrew, R OBP: 0.425, SLG: 0.630 Jim Kaat, L OBP: 0.224, SLG: 0.177 Frank Quilici, R OBP: 0.265, SLG: 0.265 (1, 5) (10, PR) (10, 4)	HR 1-H				P4				K			3	1	1	2	1	1	0					
Rich Reese, L OBP: 0.338, SLG: 0.384 (1, 3)	4-3				L7				F8			4	0	1	0	0	0	0					
Jim Holt, L OBP: 0.289, SLG: 0.333 Rick Renick, R OBP: 0.345, SLG: 0.484 (1, 8) (10, PH) (10, 7)			6-3			1-3			F8			3	0	0	0	0	0	0					
Leo Cardenas, R OBP: 0.319, SLG: 0.397 (1, 6)		F7										3	0	0	0	1	0	1					
Tom Tischinski, R OBP: 0.342, SLG: 0.194 (1, 2)			6-3			F8						4	0	0	0	0	0	1					
Jim Perry, S OBP: 0.190, SLG: 0.190 Tom Hall, L OBP: 0.377, SLG: 0.497 Brant Ayles, R OBP: 0.214, SLG: 0.214 (1, 1) (9, 1) (11, PH) (11, 1)			4-3			G3						3	0	0	0	0	0	1					
Inning Stats	R: 2 E: 0 K: 0 S: 5	H: 2 LOB: 0 BB: 0 P: 5	R: 0 E: 0 K: 0 S: 3	H: 0 LOB: 0 BB: 0 P: 3	R: 0 E: 0 K: 0 S: 3	H: 0 LOB: 0 BB: 0 P: 3	R: 0 E: 0 K: 0 S: 3	H: 0 LOB: 0 BB: 0 P: 3	R: 0 E: 0 K: 1 S: 5	H: 0 LOB: 0 BB: 0 P: 5	R: 0 E: 0 K: 0 S: 3	H: 1 LOB: 0 BB: 0 P: 3	R: 0 E: 0 K: 0 S: 3	H: 1 LOB: 1 BB: 1 P: 7	R: 0 E: 0 K: 0 S: 3	H: 1 LOB: 0 BB: 0 P: 3	R: 0 E: 0 K: 0 S: 3	H: 1 LOB: 0 BB: 0 P: 3	1B: 4 2B: 1 3B: 0 HR: 1	SF: 0 SAC: 0 DP: 2 HBP: 0	WP: 0 PB: 0 SB: 0 CS: 0	PA: 37	
PITCHER	Casey Cox, R ERA: 4.70 (1, 1)	IP: 7.0 WLS: 6 BF: 24 ERA: 4.70	H: 2 R: 2 ER: 0 SO: 2	R: 0 R: 0 ER: 0 SO: 2	H: 0 R: 0 ER: 0 SO: 2	BB: 1 IBB: 0 HBP: 0 BLK: 0	WP: 0 HR: 1 S: 27 P: 31	ERA: 2.57 WHIP: 0.429	PITCHER	IP: 7.0 WLS: 6 BF: 24 ERA: 2.57	H: 2 R: 2 ER: 0 SO: 2	R: 0 R: 0 ER: 0 SO: 2	H: 0 R: 0 ER: 0 SO: 2	BB: 1 IBB: 0 HBP: 0 BLK: 0	WP: 0 HR: 1 S: 27 P: 31	ERA: 2.57 WHIP: 0.429	Casey Cox, R ERA: 4.70 (1, 1)	IP: 7.0 WLS: 6 BF: 24 ERA: 4.70	H: 2 R: 2 ER: 0 SO: 2	R: 0 R: 0 ER: 0 SO: 2	BB: 1 IBB: 0 HBP: 0 BLK: 0	WP: 0 HR: 1 S: 27 P: 31	ERA: 2.57 WHIP: 0.429
Horacio Pina, R ERA: 2.44 (8, 1)	2.0	6	1	0	0	0	0	6	6	0.00	0.500												
Darold Knowles, L ERA: 2.01 (10, 1)	2.0	W	7	2	0	0	0	1	0	0	0	6	10	0.00	1.500								

Minnesota Twins @ Washington Senators
 Robert F. Kennedy Memorial Stadium, Washington, DC
 Tue Aug 11 1970, 7:05 PM EDT
 Att: 9,372 - Unknown


AB 35
 R 2
 H 5
 RBI 2
 BB 2
 SO 2
 LOB 7



Batter	1	2	3	4	5	6	7	8	9	10	11	AB	R	H	RBI	BB	SO	LOB	BOTTOM					
Ed Stroud, L OBP: 0.343, SLG: 0.352 (1, 8)	F7				4-3							4	0	1	0	1	1	0						
Lee Mays, L OBP: 0.335, SLG: 0.404 Tom Grieve, R OBP: 0.298, SLG: 0.431 (1, 9) (9, PH) (10, 9)	E3 BB				F2							3	0	0	0	1	1	0						
Frank Howard, R OBP: 0.427, SLG: 0.535 (1, 7)	K				4-3							4	1	1	0	1	2	3						
Mike Epstein, L OBP: 0.360, SLG: 0.437 (1, 3)					1-3							3	0	0	0	1	0	4						
Aurelio Rodriguez, R OBP: 0.290, SLG: 0.415 (1, 5)	F9				4-3 2B							5	1	2	2	0	1	4						
Bernie Allen, L OBP: 0.342, SLG: 0.385 (1, 4)					L4							4	0	0	0	1	0	2						
Ed Brinkman, R OBP: 0.339, SLG: 0.320 (1, 6)					6-3							5	1	1	0	0	0	3						
Jim French, L OBP: 0.371, SLG: 0.252 Paul Casanova, R OBP: 0.282, SLG: 0.410 (1, 2) (9, PH) (10, 2)					K							2	0	0	0	1	2	0						
Casey Cox, R OBP: 0.140, SLG: 0.128 John Roseboro, L OBP: 0.365, SLG: 0.314 Horacio Pina, R OBP: 0.349, SLG: 0.511 Darold Knowles, L OBP: 0.059, SLG: 0.059 (1, 1) (7, PH) (8, 1) (9, PH) (10, 1)					K							1	0	0	0	0	0	0						
Inning Stats	R: 0 E: 1 K: 1 S: 6	H: 0 LOB: 2 BB: 1 P: 10	R: 0 E: 0 K: 1 S: 5	H: 0 LOB: 0 BB: 0 P: 5	R: 0 E: 0 K: 2 S: 8	H: 1 LOB: 2 BB: 1 P: 12	R: 0 E: 0 K: 0 S: 4	H: 1 LOB: 1 BB: 1 P: 8	R: 0 E: 0 K: 0 S: 3	H: 0 LOB: 1 BB: 0 P: 4	R: 0 E: 0 K: 2 S: 7	H: 0 LOB: 0 BB: 0 P: 7	R: 2 E: 0 K: 1 S: 7	H: 2 LOB: 1 BB: 1 P: 11	R: 0 E: 0 K: 1 S: 4	H: 0 LOB: 0 BB: 1 P: 8	R: 0 E: 0 K: 1 S: 5	H: 0 LOB: 1 BB: 1 P: 9	R: 1 E: 0 K: 0 S: 3	H: 2 LOB: 1 BB: 0 P: 3	1B: 3 2B: 2 3B: 0 HR: 1	SF: 0 SAC: 0 DP: 0 HBP: 1	WP: 0 PB: 0 SB: 1 CS: 1	PA: 45
PITCHER	Jim Perry, R ERA: 3.07 (1, 1)	IP: 8.0 WLS: 7 BF: 34 ERA: 3.07	H: 4 R: 0 ER: 0 SO: 7	R: 0 R: 0 ER: 0 SO: 7	BB: 3 IBB: 1 HBP: 0 BLK: 0	WP: 0 HR: 1 S: 43 P: 60	ERA: 2.25 WHIP: 0.875	PITCHER	IP: 8.0 WLS: 7 BF: 34 ERA: 2.25	H: 4 R: 0 ER: 0 SO: 7	R: 0 R: 0 ER: 0 SO: 7	BB: 3 IBB: 1 HBP: 0 BLK: 0	WP: 0 HR: 1 S: 43 P: 60	ERA: 2.25 WHIP: 0.875	Jim Perry, R ERA: 3.07 (1, 1)	IP: 8.0 WLS: 7 BF: 34 ERA: 3.07	H: 4 R: 0 ER: 0 SO: 7	R: 0 R: 0 ER: 0 SO: 7	BB: 3 IBB: 1 HBP: 0 BLK: 0	WP: 0 HR: 1 S: 43 P: 60	ERA: 2.25 WHIP: 0.875			
Tom Hall, L ERA: 2.44 (9, 1)	2.0	7	4	0	0	2	1	1	0	9	17	0.00	0.500											
Bert Blyleven, R ERA: 3.08 (11, 1)	0.1	L	3	2	1	1	0	0	0	3	3	27.00	6.000											

Minnesota Twins @ Washington Senators
 Robert F. Kennedy Memorial Stadium, Washington, DC
 Tue Aug 11 1970, 7:05 PM EDT
 Att: 9,372 - Unknown

AB 37
 R 3
 H 6
 RBI 3
 BB 6
 SO 9
 LOB 18



Batter	1	2	3	4	5	6	7	8	9	AB	R	H	RBI	BB	SO	LOB	TOP								
Cesar Tovar, R OBP: 0.351, SLG: 0.439 (1, 8)	F5		P6		F7			BB 1B	G1-6-3	5	1	1	0	0	0	4	Minnesota Twins @ Washington Senators Robert F. Kennedy Memorial Stadium, Washington, DC Wed Aug 12 1970, 7:05 PM EDT Att: 8,811 - Unknown livebaseballscorecards.com								
Leo Cardenas, R OBP: 0.318, SLG: 0.398 (1, 6)	K		6-3			E 2B		F7		4	1	1	1	0	1	2									
Harmon Killebrew, R OBP: 0.427, SLG: 0.625 (1, 3)	P4		F7			5-3		1B BB		3	0	0	0	1	0	2									
Charlie Manuel, L OBP: 0.273, SLG: 0.270 (8, PH)		F8		K				FC4 1B		3	0	0	0	0	2	1									
Tony Oliva, L OBP: 0.354, SLG: 0.501 (8, 9)								1-2 2H		1	0	1	1	0	0	0									
Brant Aleya, R OBP: 0.374, SLG: 0.487 (1, 7)	K			FC5-4 BB		E6		K		3	0	0	0	1	2	2									
Rick Renick, R OBP: 0.342, SLG: 0.477 (1, 5)				FC5-4 1-2		F7		F7		4	0	1	0	0	0	4									
Paul Ratliff, L OBP: 0.331, SLG: 0.351 (8, PH)								FC4 1B		3	0	0	0	0	0	2									
Danny Thompson, R OBP: 0.303, SLG: 0.329 (8, PH)	G3		L3					FC6-4 1B		1	0	1	0	0	0	0									
Frank Quilici, R OBP: 0.294, SLG: 0.264 (1, 4)			2B 6-3 1B		4-3			5-3		4	1	1	0	0	0	1									
Luis Tiant, R OBP: 0.448, SLG: 0.571 (6, 1)										2	0	1	0	0	0	0									
Stan Williams, R OBP: 0.288, SLG: 0.332 (7, PH)										0	0	0	0	0	0	0									
Jim Holt, L OBP: 0.266, SLG: 0.332 (7, 1)										1	0	0	0	0	1	0									
Dick Woodson, R OBP: 0.196, SLG: 0.190 (8, 1)										0	0	0	0	0	0	0									
Tom Hall, L OBP: 0.241, SLG: 0.229 (8, PH)			1-3 2B							1	0	1	0	0	0	0									
Inning Stats	R: 0 E: 0 K: 1 S: 5	H: 0 LOB: 0 BB: 0 P: 5	R: 0 E: 0 K: 1 S: 6	H: 1 LOB: 1 BB: 0 P: 6	R: 1 E: 0 K: 0 S: 5	H: 2 LOB: 1 BB: 0 P: 5	R: 0 E: 0 K: 1 S: 5	H: 0 LOB: 1 BB: 1 P: 9	R: 0 E: 0 K: 1 S: 3	H: 0 LOB: 0 BB: 0 P: 3	R: 1 E: 1 K: 1 S: 7	H: 1 LOB: 1 BB: 0 P: 7	R: 0 E: 0 K: 1 S: 5	H: 0 LOB: 0 BB: 0 P: 5	R: 1 E: 0 K: 1 S: 7	H: 2 LOB: 2 BB: 0 P: 11	R: 0 E: 0 K: 0 S: 4	H: 2 LOB: 1 BB: 0 P: 4	1B: 6 2B: 2 3B: 0 HR: 0	SF: 0 SAC: 0 DP: 1 HBP: 0	WP: 0 PB: 0 SB: 0 CS: 0	PA: 37			
PITCHER	IP	WLS	BF	H	R	ER	SO	BB	IBB	HBP	BLK	WP	HR	S	P	ERA	WHIP								
Jim Hannan, R ERA: 3.43 (1, 1)	7.1	W	30	5	3	2	5	2	0	0	0	0	0	38	46	2.46	0.955								
Joe Grzenda, L ERA: 4.81 (8, 1)	1.2	S	7	3	0	0	1	0	0	0	0	0	0	9	9	0.00	1.800								

Batter	1	2	3	4	5	6	7	8	9	AB	R	H	RBI	BB	SO	LOB	BOTTOM								
Ed Stroud, L OBP: 0.342, SLG: 0.351 (1, 8)	HR 1B		1-3		K			1-3		4	1	1	0	0	1	0	Minnesota Twins @ Washington Senators Robert F. Kennedy Memorial Stadium, Washington, DC Wed Aug 12 1970, 7:05 PM EDT Att: 8,811 - Unknown livebaseballscorecards.com								
Lee Maye, L OBP: 0.333, SLG: 0.406 (1, 9)	F8		4-3			E3 2B		K2-5-2 2B		4	1	1	0	0	1										
Frank Howard, R OBP: 0.429, SLG: 0.546 (1, 7)										3	2	2	3	1	0	0									
Del Unser, L OBP: 0.301, SLG: 0.311 (8, PR)	1-H HR		5-3			1-H 2B		HR 2B		0	0	0	0	0	0	0									
Mike Epstein, L OBP: 0.359, SLG: 0.444 (1, 3)	F8				K			F2		4	1	1	2	0	1	2									
Aurelio Rodriguez, R OBP: 0.295, SLG: 0.412 (1, 5)	6-3					FC1-6 HBP		L7		3	0	0	0	0	1	2									
Paul Casanova, R OBP: 0.279, SLG: 0.405 (1, 2)			L7		FC1-6 1-2			4-3		3	0	0	0	0	1										
Ed Brinkman, R OBP: 0.337, SLG: 0.317 (1, 6)			L4		1-3			5-3		3	0	0	0	0	1										
Tim Cullen, R OBP: 0.290, SLG: 0.266 (1, 4)								5-3		3	0	1	0	0	0	0									
Jim Hannan, R OBP: 0.222, SLG: 0.160 (1, 1)								6-3		3	0	0	0	0	2	1									
Joe Grzenda, R ERA: 4.81 (8, 1)			K					K		0	0	0	0	0	0	0									
Inning Stats	R: 2 E: 0 K: 0 S: 5	H: 2 LOB: 0 BB: 0 P: 5	R: 0 E: 0 K: 1 S: 6	H: 1 LOB: 0 BB: 0 P: 6	R: 0 E: 0 K: 0 S: 3	H: 0 LOB: 0 BB: 0 P: 3	R: 0 E: 0 K: 1 S: 5	H: 0 LOB: 1 BB: 0 P: 6	R: 0 E: 0 K: 1 S: 6	H: 0 LOB: 0 BB: 0 P: 5	R: 3 E: 1 K: 0 S: 6	H: 2 LOB: 0 BB: 0 P: 6	R: 0 E: 0 K: 1 S: 5	H: 0 LOB: 0 BB: 0 P: 5	R: 0 E: 0 K: 1 S: 5	H: 1 LOB: 2 BB: 1 P: 9	1B: 2 2B: 3 3B: 0 HR: 2	SF: 0 SAC: 0 DP: 1 HBP: 1	WP: 0 PB: 0 SB: 0 CS: 0	PA: 32					
PITCHER	IP	WLS	BF	H	R	ER	SO	BB	IBB	HBP	BLK	WP	HR	S	P	ERA	WHIP								
Luis Tiant, R ERA: 3.14 (1, 1)	5.0	L	22	5	5	4	3	0	0	1	0	0	0	3	3	0.00	0.000								
Stan Williams, R ERA: 2.06 (6, 1)	1.0		3	0	0	0	0	0	0	0	0	0	0	3	3	0.00	0.000								
Dick Woodson, R ERA: 3.57 (7, 1)	1.0		5	1	0	0	1	1	0	0	0	0	0	6	10	0.00	2.000								
Tom Hall, L ERA: 2.41 (8, 1)	1.0		2	0	0	0	1	0	0	0	0	0	0	4	4	0.00	0.000								

Batter	1	2	3	4	5	6	7	8	9	AB	R	H	RBI	BB	SO	LOB	TOP					
Cesar Tovar, R OBP: 0.350, SLG: 0.437 (1, 7)										4	0	1	0	0	0	1						
Danny Thompson, R OBP: 0.297, SLG: 0.322 (1, 4)										3	0	0	0	0	1	1						
Tony Oliva, L OBP: 0.351, SLG: 0.498 (1, 9)										3	0	0	0	0	2	1						
Harmon Killebrew, R OBP: 0.425, SLG: 0.620 (1, 5)										3	0	0	0	0	1	1						
Rich Reese, L OBP: 0.335, SLG: 0.381 (1, 3)										3	0	0	0	0	1	0						
Jim Holt, L OBP: 0.284, SLG: 0.328 (1, 8)										3	0	0	0	0	1	0						
Leo Cardenas, R OBP: 0.316, SLG: 0.395 (1, 6)										3	0	0	0	0	1	0						
Tom Tischinski, R OBP: 0.325, SLG: 0.182 (9, PH)										2	0	0	0	0	0	0						
Rick Renick, R OBP: 0.340, SLG: 0.474 (9, PH)										1	0	0	0	1	0	0						
Jim Kaat, L OBP: 0.232, SLG: 0.175 (9, PH)										0	0	0	0	0	0	0						
Charlie Manuel, L OBP: 0.273, SLG: 0.270 (9, PH)										1	0	0	0	1	0	0						
Brant Aylva, R OBP: 0.372, SLG: 0.484 (9, PH)										0	0	0	0	0	0	0						
Inning Stats	R: 0 E: 0 K: 2 S: 8	H: 1 LOB: 1 BB: 0 P: 8	R: 0 E: 0 K: 0 S: 3	H: 0 LOB: 0 BB: 0 P: 3	R: 0 E: 0 K: 0 S: 3	H: 0 LOB: 0 BB: 0 P: 3	R: 0 E: 0 K: 2 S: 5	H: 0 LOB: 0 BB: 1 P: 5	R: 0 E: 0 K: 1 S: 7	H: 0 LOB: 0 BB: 0 P: 7	R: 0 E: 0 K: 0 S: 2	H: 0 LOB: 0 BB: 1 P: 6	R: 0 E: 0 K: 1 S: 5	H: 0 LOB: 0 BB: 0 P: 5	R: 0 E: 0 K: 1 S: 5	H: 0 LOB: 0 BB: 0 P: 5	R: 0 E: 0 K: 0 S: 3	H: 0 LOB: 0 BB: 0 P: 3	1B: 1 2B: 0 3B: 0 HR: 0	SF: 0 SAC: 0 DP: 1 HBP: 0	WP: 0 PB: 0 SB: 0 CS: 0	PA: 28
PITCHER Dick Bosman, R ERA: 3.03 (1, 1)	IP: 9.0 WLS: W BF: 28	H: 1 R: 0 ER: 0 SO: 7	BB: 1 IBB: 0 HBP: 0 BLK: 0	WP: 0 HR: 0 S: 41 P: 45	ERA: 0.00 WHIP: 0.222																	

Minnesota Twins @ Washington Senators
Robert F. Kennedy Memorial Stadium, Washington, DC
Thu Aug 13 1970, 7:05 PM EDT
Att: 10,724 - Unknown

AB	27
R	0
H	1
RBI	0
BB	1
SO	7
LOB	4



Batter	1	2	3	4	5	6	7	8	9	AB	R	H	RBI	BB	SO	LOB	BOTTOM			
Ed Brinkman, R OBP: 0.335, SLG: 0.315 (1, 6)										4	0	0	0	0	0	0				
Wayne Comer, R OBP: 0.300, SLG: 0.230 (1, 8)										4	1	2	0	0	0	0				
Frank Howard, R OBP: 0.433, SLG: 0.547 (1, 3)										1	0	1	0	2	0	0				
Rick Reichardt, R OBP: 0.344, SLG: 0.503 (1, 7)										3	0	0	1	0	0	4				
Aurelio Rodriguez, R OBP: 0.296, SLG: 0.411 (1, 5)										3	0	1	0	0	1	1				
Tom Grieve, R OBP: 0.283, SLG: 0.407 (1, 9)										3	0	0	0	0	0	1				
Paul Casanova, R OBP: 0.279, SLG: 0.404 (1, 2)										3	0	1	0	0	0	0				
Tim Cullen, R OBP: 0.285, SLG: 0.261 (1, 4)										3	0	0	0	0	0	2				
Dick Bosman, R OBP: 0.111, SLG: 0.111 (1, 1)										3	0	0	0	0	1	1				
Inning Stats	R: 1 E: 1 K: 1 S: 6	H: 1 LOB: 1 BB: 1 P: 10	R: 0 E: 1 K: 0 S: 4	H: 0 LOB: 1 BB: 0 P: 4	R: 0 E: 0 K: 0 S: 3	H: 2 LOB: 1 BB: 0 P: 4	R: 0 E: 0 K: 0 S: 3	H: 0 LOB: 0 BB: 0 P: 3	R: 0 E: 0 K: 0 S: 2	H: 0 LOB: 0 BB: 1 P: 6	R: 0 E: 0 K: 0 S: 4	H: 2 LOB: 1 BB: 0 P: 4	R: 0 E: 0 K: 1 S: 5	H: 0 LOB: 0 BB: 0 P: 5	R: 0 E: 0 K: 0 S: 5	H: 0 LOB: 0 BB: 0 P: 5	1B: 5 2B: 1 3B: 0 HR: 0	SF: 0 SAC: 0 DP: 2 HBP: 0	WP: 0 PB: 0 SB: 0 CS: 1	PA: 29
PITCHER Jim Kaat, L ERA: 3.52 (1, 1)	IP: 8.0 WLS: L BF: 29	H: 5 R: 1 ER: 0 SO: 2	BB: 1 IBB: 1 HBP: 0 BLK: 0	WP: 0 HR: 0 S: 31 P: 39	ERA: 0.00 WHIP: 0.750															

Minnesota Twins @ Washington Senators
Robert F. Kennedy Memorial Stadium, Washington, DC
Thu Aug 13 1970, 7:05 PM EDT
Att: 10,724 - Unknown

AB	27
R	1
H	5
RBI	1
BB	2
SO	2
LOB	9



Batter	1	2	3	4	5	6	7	8	9	AB	R	H	RBI	BB	SO	LOB	TOP			
Cesar Tovar, R OBP: 0.391, SLG: 0.437 (1, 8)										5	0	2	0	0	1	2	Minnesota Twins @ Boston Red Sox Fenway Park, Boston, MA Fri Aug 14 1970, 7:05 PM EDT Att: 27,962 - Unknown - 88 F			
Tony Oliva, L OBP: 0.350, SLG: 0.497 (1, 9)										5	0	1	0	0	0	3				
Harmon Killebrew, R OBP: 0.425, SLG: 0.617 (1, 5)										2	0	0	0	2	0	2				
Rich Reese, L OBP: 0.334, SLG: 0.378 (1, 3)										3	0	0	0	1	1	4				
Brant Aleya, R OBP: 0.375, SLG: 0.503 (1, 7)										4	1	2	1	0	1	5				
Leo Cardenas, R OBP: 0.316, SLG: 0.394 (1, 6)										4	0	1	0	0	2	1				
Danny Thompson, R OBP: 0.296, SLG: 0.320 (1, 4)										4	0	1	0	0	0	1				
Tom Tischinski, R OBP: 0.302, SLG: 0.167 (8, PH)										3	0	0	0	0	1	3				
Paul Ratliff, L OBP: 0.326, SLG: 0.348 (8, 2)										1	0	0	0	0	0	0				
Bill Zapp, R OBP: 0.143, SLG: 0.143 (7, PH)										2	0	0	0	0	2	2				
Inning Stats	R: 0 E: 0 K: 0 S: 4	H: 1 LOB: 2 BB: 1 P: 8	R: 0 E: 0 K: 1 S: 7	H: 2 LOB: 2 BB: 0 P: 7	R: 0 E: 0 K: 1 S: 5	H: 0 LOB: 0 BB: 0 P: 5	R: 1 E: 0 K: 1 S: 6	H: 1 LOB: 0 BB: 0 P: 6	R: 0 E: 0 K: 2 S: 8	H: 1 LOB: 2 BB: 1 P: 12	R: 0 E: 0 K: 1 S: 6	H: 2 LOB: 3 BB: 1 P: 11	R: 0 E: 0 K: 1 S: 5	H: 0 LOB: 0 BB: 0 P: 5	R: 0 E: 0 K: 0 S: 3	H: 1 LOB: 0 BB: 0 P: 3	1B: 7 2B: 1 3B: 0 HR: 1	SF: 0 SAC: 0 DP: 0 HBP: 0	WP: 0 PB: 0 SB: 1 CS: 0	PA: 38
PITCHER Ray Culp, R ERA: 2.97 (1, 1)	IP: 9.0 WLS: W BF: 38	H: 9 R: 1 ER: 1 SO: 8	BB: 3 IBB: 0 HBP: 0 BLK: 0	WP: 0 HR: 1 S: 51 P: 63	ERA: 1.00 WHIP: 1.333	PITCHER										IP: 9.0 WLS: W BF: 38	H: 9 R: 1 ER: 1 SO: 8	BB: 3 IBB: 0 HBP: 0 BLK: 0	WP: 0 HR: 1 S: 51 P: 63	ERA: 1.00 WHIP: 1.333

AB	35
R	1
H	9
RBI	1
BB	3
SO	8
LOB	23



Batter	1	2	3	4	5	6	7	8	9	AB	R	H	RBI	BB	SO	LOB	BOTTOM					
Mike Andrews, R OBP: 0.320, SLG: 0.363 (1, 4)										4	3	3	1	1	0	0	Minnesota Twins @ Boston Red Sox Fenway Park, Boston, MA Fri Aug 14 1970, 7:05 PM EDT Att: 27,962 - Unknown - 88 F					
Reggie Smith, S OBP: 0.397, SLG: 0.498 (1, 8)										4	1	2	2	1	0	3						
Carl Yastrzemski, L OBP: 0.497, SLG: 0.622 (9, 3)										2	1	2	3	3	0	0						
Don Pavletich, R OBP: 0.328, SLG: 0.189 (9, 3)										0	0	0	0	0	0	0						
Tony Conigliaro, R OBP: 0.329, SLG: 0.465 (1, 9)										5	0	0	0	0	1	6						
Rico Petrocelli, R OBP: 0.323, SLG: 0.450 (1, 6)										5	0	0	0	0	1	4						
Billy Conigliaro, R OBP: 0.345, SLG: 0.517 (1, 7)										4	0	0	0	0	0	1						
John Kennedy, R OBP: 0.303, SLG: 0.448 (1, 5)										4	0	0	0	0	0	1						
Jerry Moses, R OBP: 0.313, SLG: 0.388 (1, 2)										4	1	2	0	0	0	2						
Ray Culp, R OBP: 0.139, SLG: 0.141 (1, 1)										4	0	1	0	0	2	1						
Inning Stats	R: 1 E: 0 K: 1 S: 5	H: 1 LOB: 1 BB: 2 P: 13	R: 1 E: 0 K: 1 S: 8	H: 3 LOB: 2 BB: 0 P: 8	R: 0 E: 0 K: 0 S: 3	H: 1 LOB: 1 BB: 1 P: 7	R: 0 E: 0 K: 1 S: 5	H: 0 LOB: 0 BB: 0 P: 5	R: 0 E: 0 K: 0 S: 2	H: 0 LOB: 2 BB: 2 P: 10	R: 1 E: 0 K: 0 S: 5	H: 2 LOB: 1 BB: 0 P: 5	R: 3 E: 2 K: 0 S: 7	H: 2 LOB: 2 BB: 1 P: 11	R: 2 E: 0 K: 1 S: 8	H: 3 LOB: 2 BB: 1 P: 12	1B: 6 2B: 4 3B: 0 HR: 2	SF: 0 SAC: 0 DP: 2 HBP: 0	WP: 0 PB: 0 SB: 0 CS: 1	PA: 42		
PITCHER Bill Zapp, R ERA: 2.97 (1, 1)	IP: 6.0 WLS: L	BF: 27	H: 7 R: 3 ER: 3 SO: 3	BB: 5 IBB: 0 HBP: 0 BLK: 0	WP: 0 HR: 1 S: 28 P: 48	ERA: 4.50 WHIP: 2.000	PITCHER										IP: 6.0 WLS: L	BF: 27	H: 7 R: 3 ER: 3 SO: 3	BB: 5 IBB: 0 HBP: 0 BLK: 0	WP: 0 HR: 1 S: 28 P: 48	ERA: 4.50 WHIP: 2.000
Tom Hall, L ERA: 2.78 (7, 1)	IP: 1.1	WLS: 12	H: 5 R: 5 ER: 4 SO: 1	BB: 1 IBB: 0 HBP: 0 BLK: 0	WP: 0 HR: 1 S: 13 P: 17	ERA: 27.00 WHIP: 4.500	PITCHER										IP: 1.1	WLS: 12	H: 5 R: 5 ER: 4 SO: 1	BB: 1 IBB: 0 HBP: 0 BLK: 0	WP: 0 HR: 1 S: 13 P: 17	ERA: 27.00 WHIP: 4.500
Pete Hamm, R ERA: 4.5 (8, 1)	IP: 0.2	WLS: 3	H: 0 R: 0 ER: 0 SO: 0	BB: 1 IBB: 0 HBP: 0 BLK: 0	WP: 0 HR: 0 S: 2 P: 6	ERA: 0.00 WHIP: 1.500	PITCHER										IP: 0.2	WLS: 3	H: 0 R: 0 ER: 0 SO: 0	BB: 1 IBB: 0 HBP: 0 BLK: 0	WP: 0 HR: 0 S: 2 P: 6	ERA: 0.00 WHIP: 1.500



Batter	1	2	3	4	5	6	7	8	9	AB	R	H	RBI	BB	SO	LOB	TOP			
Cesar Tovar, R OBP: 0.351, SLG: 0.436 (1, 8)	0-0 4-3 1B	0-0 1B		0-0 L4 1B			0-0 L7		0-0 L7	5	1	2	1	0	0	0				
Rich Reese, L OBP: 0.333, SLG: 0.376 (1, 3)	0-0 2B 1B	0-0 F2		0-0 L4 1-2			0-0 4-3			4	1	1	0	0	0	2				
Tony Oliva, L OBP: 0.351, SLG: 0.499 (1, 9)	0-0 1-H 2B	0-0 2-H 1B		0-0 G3			0-0 L8			4	0	2	2	0	0	0				
Brant Alyea, R OBP: 0.378, SLG: 0.500 Jim Holt, L OBP: 0.294, SLG: 0.328 (8, PR) (8, 7)	4-0 S BB	0-0 4-3			0-0 F2				0-0 5-3 1B	3	0	1	0	1	0	1				
Rick Renick, R OBP: 0.342, SLG: 0.467 (1, 5)	4-0 1-2 BB		0-0 5-3		0-0 F9			0-0 5-3	0-0 1-2	3	0	0	0	1	0	1				
Leo Cardenas, R OBP: 0.315, SLG: 0.392 (1, 6)	0-3 K		0-0 FC4-2 1B		0-0 6-3			0-0 F9		4	0	1	0	0	1	5				
George Mitterwald, R OBP: 0.273, SLG: 0.365 (1, 2)	0-0 F8		0-0 E8 FC4-2 1-3 1B		0-0 G3			0-3 K		4	0	0	0	0	1	6				
Danny Thompson, R OBP: 0.324, SLG: 0.318 (1, 4)		0-0 SH5-4 1B	0-0 FC4-2		0-0 F9				0-0 L7	4	1	1	0	0	0	2				
Jim Perry, S OBP: 0.288, SLG: 0.352 Stan Williams, R (6, 1) Charlie Manuel, L OBP: 0.283, SLG: 0.282 (9, PH)		0-0 SH5-4	0-0 G3		0-3 K				0-0 4-1	2	0	0	0	0	1	2				
Inning Stats	R: 1 E: 0 K: 1 S: 7	H: 2 LOB: 3 BB: 2 P: 15	R: 2 E: 0 K: 0 S: 6	H: 3 LOB: 1 BB: 0 P: 6	R: 0 E: 1 K: 0 S: 5	H: 1 LOB: 2 BB: 0 P: 5	R: 0 E: 0 K: 0 S: 3	H: 1 LOB: 0 BB: 0 P: 3	R: 0 E: 0 K: 0 S: 3	H: 0 LOB: 0 BB: 0 P: 3	R: 0 E: 0 K: 1 S: 6	H: 1 LOB: 2 BB: 0 P: 6	R: 0 E: 0 K: 0 S: 3	H: 0 LOB: 0 BB: 0 P: 3	R: 0 E: 0 K: 0 S: 3	H: 0 LOB: 0 BB: 0 P: 3	1B: 7 2B: 2 3B: 0 HR: 0	SF: 0 SAC: 1 DP: 1 HBP: 0	WP: 0 PB: 0 SB: 1 CS: 0	PA: 37
PITCHER Sonny Siebert, R ERA: 3.49 (1, 1)	IP: 9.0 WLS: W BF: 37 H: 8 R: 3 ER: 3 SO: 3 BB: 2 IBB: 0 HBP: 0 BLK: 0 WP: 0 HR: 0 S: 41 P: 49 ERA: 3.00 WHIP: 1.111															PITCHER				

Minnesota Twins @ Boston Red Sox
Fenway Park, Boston, MA
Sat Aug 15 1970, 3:33 AM EDT
Att: 25,270 - Unknown - 98 F

AB 34
R 3
H 8
RBI 3
BB 2
SO 3
LOB 19



Batter	1	2	3	4	5	6	7	8	9	AB	R	H	RBI	BB	SO	LOB	BOTTOM			
Mike Andrews, R OBP: 0.322, SLG: 0.365 (1, 4)	0-0 1B G4-6-3		0-0 L5			0-0 F9	0-0 1B IBB			4	1	2	0	0	0	0				
Reggie Smith, S OBP: 0.371, SLG: 0.501 (1, 8)	0-0 1B G4-6-3		0-0 1B			0-0 E 1B	0-0 SF8			3	1	3	1	0	0	0				
Carl Yastrzemski, L OBP: 0.455, SLG: 0.617 (1, 3)	0-0 1-2 3-H G4-6-3		0-0 4-3			0-0 FC 1B	0-0 1B IBB			3	1	0	0	1	0	3				
Tony Conigliaro, R OBP: 0.326, SLG: 0.460 (1, 9)	0-0 1-3			0-0 F9		0-0 F9	0-0 F2			4	0	0	0	0	0	4				
Rico Petrocelli, R OBP: 0.327, SLG: 0.460 (1, 6)		0-0 HR		0-0 5-3		0-0 1B 1-2 2-H 1B		0-0 1B		4	1	3	2	0	0	0				
Billy Conigliaro, R OBP: 0.507, SLG: 0.517 (1, 7)		0-0 G3		0-3 K		0-0 1B 1-3 2-H 1B		0-0 1B 1-3		4	0	2	1	0	1	0				
John Kennedy, R OBP: 0.296, SLG: 0.436 (1, 5)		0-0 F9			0-3 K	0-0 F3		0-0 F8		4	0	0	0	0	1	3				
Tom Satriano, L OBP: 0.348, SLG: 0.415 (1, 2)		0-0 3-1			0-0 L7		0-0 1B SF8 1B	0-0 1B 1-2		4	1	2	0	0	0	0				
Sonny Siebert, R OBP: 0.129, SLG: 0.133 (1, 1)			0-3 K		0-0 6-3		0-0 F7	0-0 4-3		4	0	0	0	0	1	3				
Inning Stats	R: 1 E: 0 K: 0 S: 4	H: 2 LOB: 0 BB: 0 P: 4	R: 1 E: 0 K: 0 S: 4	H: 1 LOB: 0 BB: 0 P: 4	R: 0 E: 0 K: 1 S: 6	H: 1 LOB: 1 BB: 0 P: 6	R: 0 E: 0 K: 1 S: 5	H: 0 LOB: 0 BB: 0 P: 5	R: 0 E: 0 K: 0 S: 7	H: 3 LOB: 2 BB: 0 P: 7	R: 1 E: 0 K: 0 S: 5	H: 2 LOB: 2 BB: 1 P: 9	R: 0 E: 0 K: 0 S: 5	H: 3 LOB: 2 BB: 0 P: 5	R: 0 E: 0 K: 0 S: 5	H: 3 LOB: 2 BB: 0 P: 5	1B: 11 2B: 0 3B: 0 HR: 1	SF: 1 SAC: 0 DP: 1 HBP: 0	WP: 0 PB: 0 SB: 0 CS: 0	PA: 36
PITCHER Jim Perry, R ERA: 3.07 Stan Williams, R ERA: 2.11 (6, 1)	IP: 5.2 WLS: L BF: 24 H: 7 R: 4 ER: 2 SO: 3 BB: 0 IBB: 0 HBP: 0 BLK: 0 WP: 0 HR: 1 S: 30 P: 30 ERA: 3.18 WHIP: 1.235															PITCHER				

Minnesota Twins @ Boston Red Sox
Fenway Park, Boston, MA
Sat Aug 15 1970, 3:33 AM EDT
Att: 25,270 - Unknown - 98 F

AB 34
R 5
H 12
RBI 4
BB 1
SO 3
LOB 13



Batter	1	2	3	4	5	6	7	8	9	AB	R	H	RBI	BB	SO	LOB	TOP										
Cesar Tovar, R OBP: 0.350, SLG: 0.436 (1, 8)	F9		K	4-3		2B		F8		5	0	1	1	0	1	2											
Danny Thompson, R OBP: 0.292, SLG: 0.311 (1, 4) (7, 5)	4-3		WP HR BB	5-3		6-3		5-3		4	1	0	0	1	0	2											
Harmon Killebrew, R OBP: 0.425, SLG: 0.612 (1, 3)	BB		HR BB	4-3		6-3		F9		3	1	0	0	2	0	0											
Tony Oliva, L OBP: 0.354, SLG: 0.505 (1, 9)	K		HR	HR BB		HR BB		FC5-4 1B		4	2	2	3	1	1	1											
Brant Aleya, R OBP: 0.378, SLG: 0.512 (1, 7)	FC6-4 BB		K	HR		F2		F8		4	1	1	2	1	1	2											
Rick Renick, R OBP: 0.333, SLG: 0.454 Frank Quilici, R OBP: 0.294, SLG: 0.264 (1, 5) (7, 4)	FC6-4 1-2f		F4	K2-3		FC5-4 1-2f				4	0	0	0	0	1	2											
Leo Cardenas, R OBP: 0.317, SLG: 0.391 (1, 6)	K		BB 2B BB	6-3		BB		BB		2	1	0	0	2	1	1											
George Mitterwald, R OBP: 0.274, SLG: 0.362 (8, PH) Rich Reese, L OBP: 0.333, SLG: 0.375 Pete Hamm, R (8, 1)	K		2B 4-3 BB	F6		F9		F9		2	1	0	0	1	1	1											
Bert Blyleven, R OBP: 0.214, SLG: 0.214 Dick Woodson, R (1, 1) Bob Allison, R OBP: 0.251, SLG: 0.291 Tom Hall, L OBP: 0.152, SLG: 0.182 Ron Perranoski, L OBP: 0.292, SLG: 0.259 Charlie Manuel, R OBP: 0.277, SLG: 0.275 Tom Lischinski, R OBP: 0.302, SLG: 0.187 (1, 1) (1, 1) (4, PH) (4, 1) (7, 1) (8, PH) (8, 2)	F9		F9	4-3 2B		K		L9		0	0	0	0	0	0	0											
Inning Stats	R: 0 E: 0 K: 1 S: 5	H: 0 LOB: 1 BB: 1 P: 9	R: 0 E: 0 K: 2 S: 7	H: 0 LOB: 1 BB: 1 P: 11	R: 3 E: 0 K: 2 S: 8	H: 1 LOB: 0 BB: 2 P: 16	R: 2 E: 0 K: 0 S: 4	H: 1 LOB: 0 BB: 2 P: 12	R: 2 E: 0 K: 1 S: 6	H: 1 LOB: 0 BB: 1 P: 10	R: 0 E: 0 K: 1 S: 6	H: 1 LOB: 1 BB: 0 P: 6	R: 0 E: 0 K: 0 S: 4	H: 1 LOB: 1 BB: 0 P: 4	R: 0 E: 0 K: 0 S: 3	H: 0 LOB: 1 BB: 1 P: 7	R: 0 E: 1 K: 0 S: 4	H: 0 LOB: 1 BB: 0 P: 4	1B: 1 2B: 2 3B: 0 HR: 2	SF: 0 SAC: 0 DP: 0 HBP: 0	WP: 1 PB: 0 SB: 0 CS: 0	PA: 41					
PITCHER	IP	WLS	BF	H	R	ER	SO	BB	IBB	HBP	BLK	WP	HR	S	P	ERA	WHIP										
Ken Brett, L ERA: 4.53 (1, 1)	3.1	18	2	5	5	5	5	6	0	0	0	1	1	22	46	13.50	2.400										
Chuck Hartenstein, R ERA: 5.59 (4, 1)	2.2	11	2	2	2	2	2	1	0	0	0	0	1	14	18	6.75	1.125										
Gary Wagner, R ERA: 5.14 (7, 1)	3.0	W	12	1	0	0	0	1	0	0	0	0	0	11	15	0.00	0.667										

Minnesota Twins @ Boston Red Sox
Fenway Park, Boston, MA
Sat Aug 15 1970, 7:05 PM EDT
Att: 23,277 - Unknown - 86 F

AB	33
R	7
H	5
RBI	7
BB	8
SO	7
LOB	13



Batter	1	2	3	4	5	6	7	8	9	AB	R	H	RBI	BB	SO	LOB	BOTTOM										
Mike Andrews, R OBP: 0.325, SLG: 0.363 (1, 4)	HR BB	K		1-2 BB		F5		1-2 2-3 3-H BB		2	1	0	1	3	1	0											
Reggie Smith, S OBP: 0.371, SLG: 0.509 (1, 8)	1-H HR	F8		1-3				F8		5	2	2	2	0	0	5											
Carl Yastrzemski, L OBP: 0.459, SLG: 0.628 (1, 3)	HR		E4 6-3	G5-4-3 1B		SH3-4 1B BB		6-3 2B		4	3	3	1	1	0	0											
Rico Petrocelli, R OBP: 0.326, SLG: 0.457 (1, 6)	K		6-3	G5-4-3 1-2f		1B SH3-4 1B		6-3		5	1	1	1	0	1	3											
Billy Conigliaro, R OBP: 0.350, SLG: 0.529 (1, 9)	FC5-4 2B		F8	HR 3B		SH3-4		F2		4	1	2	0	0	0	2											
George Thomas, R OBP: 0.426, SLG: 0.581 (1, 7)	FC5-4 BB		K	HR		FC 1B 1B BB		1B 2B		4	3	2	3	1	1	3											
John Kennedy, R OBP: 0.299, SLG: 0.435 (1, 5)	FC5-4 1-2f 2-3		K2-3	F6		BB 1B		1B		5	0	2	2	0	1	2											
Jerry Moses, R OBP: 0.311, SLG: 0.385 (1, 2)	F8		F4	F2		1-2 2-3 3-H 1B		4-3		5	0	1	1	0	0	3											
Ken Brett, L OBP: 0.273, SLG: 0.350 Chuck Hartenstein, R ERA: 5.2 (4, 1) Carmen Fanzone, R OBP: 0.313, SLG: 0.250 Gary Wagner, R OBP: 0.200, SLG: 0.200 (7, 1)	K		BB BB	1-3		K				1	0	0	0	0	1	0											
Inning Stats	R: 3 E: 0 K: 1 S: 8	H: 3 LOB: 2 BB: 2 P: 16	R: 0 E: 0 K: 2 S: 7	H: 0 LOB: 0 BB: 0 P: 7	R: 0 E: 1 K: 1 S: 6	H: 0 LOB: 1 BB: 0 P: 6	R: 0 E: 0 K: 1 S: 5	H: 0 LOB: 2 BB: 2 P: 13	R: 2 E: 0 K: 0 S: 3	H: 3 LOB: 0 BB: 0 P: 5	R: 0 E: 0 K: 0 S: 3	H: 0 LOB: 0 BB: 0 P: 3	R: 4 E: 0 K: 1 S: 10	H: 4 LOB: 3 BB: 2 P: 18	R: 2 E: 0 K: 0 S: 6	H: 3 LOB: 1 BB: 0 P: 6	1B: 5 2B: 4 3B: 1 HR: 3	SF: 0 SAC: 1 DP: 1 HBP: 0	WP: 0 PB: 0 SB: 0 CS: 0	PA: 44							
PITCHER	IP	WLS	BF	H	R	ER	SO	BB	IBB	HBP	BLK	WP	HR	S	P	ERA	WHIP										
Bert Blyleven, R ERA: 3.36 (1, 1)	0.1	3	3	3	3	3	1	1	0	0	0	0	0	15	19	0.00	0.375										
Dick Woodson, R ERA: 3.2 (1, 1)	2.2	10	0	0	0	0	3	1	0	0	0	0	0	14	22	9.00	2.000										
Tom Hall, L ERA: 2.99 (4, 1)	3.0	14	4	3	3	3	1	2	0	0	0	0	1	14	22	9.00	2.000										
Ron Perranoski, L ERA: 2.48 (7, 1)	1.0	L	9	3	3	3	1	2	0	0	0	0	0	9	17	27.00	5.000										
Pete Hamm, R ERA: 6.0 (8, 1)	1.0	6	3	2	2	0	0	0	0	0	0	0	0	6	6	18.00	3.000										

Minnesota Twins @ Boston Red Sox
Fenway Park, Boston, MA
Sat Aug 15 1970, 7:05 PM EDT
Att: 23,277 - Unknown - 86 F

AB	37
R	11
H	13
RBI	11
BB	6
SO	6
LOB	21



Batter	1	2	3	4	5	6	7	8	9	AB	R	H	RBI	BB	SO	LOB	TOP					
Cesar Tovar, R OBP: 0.352, SLG: 0.442 (1.8)	4-0 WP 2B BB	0-0 5-3		0-0 G5-4-3			0-0 CS HBP	0-0 HR		3	2	1	3	1	0	2						
Danny Thompson, R OBP: 0.263, SLG: 0.301 (1.4)	0-3 K		0-0 F3		0-0 F2		0-0 F6	0-0 5-3		5	0	0	0	0	1	2						
Harmon Killebrew, R OBP: 0.427, SLG: 0.619 Frank Quilici, R OBP: 0.294, SLG: 0.264 (1.5)	4-0 WP 2B BB		0-0 6-3		0-0 L3 1B		0-0 HR		0-3 K	4	2	2	1	1	1	0						
Tony Oliva, L OBP: 0.354, SLG: 0.506 (1.9)	0-0 PB 1-H 2-H 2B		0-3 K		0-0 L3		0-0 1B		0-0 L7	5	0	2	2	0	1	1						
Brant Aleya, R OBP: 0.376, SLG: 0.523 Jim Holt, L OBP: 0.283, SLG: 0.326 (1.7)	0-3 K			0-0 HR		0-3 K			0-3 K	4	1	1	1	0	3	2						
Bob Allison, R OBP: 0.366, SLG: 0.316 Rich Reese, L OBP: 0.334, SLG: 0.377 (1.3)	0-3 K			4-0 HR BB		0-0 2B		0-0 SH1-3 HR 1B		2	1	1	0	1	1	1						
Leo Cardenas, R OBP: 0.317, SLG: 0.390 (1.6)		0-0 G3 5-3 1B		0-0 F7		0-0 6-3		0-0 SH1-3		3	0	1	0	0	0	2						
George Mitterwald, R OBP: 0.277, SLG: 0.373 (1.2)		0-0 5-3		0-0 HR		4-0 IBB		0-0 F8		3	1	1	2	1	0	2						
Luis Tiant, R OBP: 0.433, SLG: 0.552 Bert Blyleven, R OBP: 0.233, SLG: 0.207 Charlie Manuel, L OBP: 0.292, SLG: 0.275 Stan Williams, R (8.1)		0-0 G3		4-0 G5-4-3 BB		0-3 K		4-0 HR IBB		1	0	0	0	0	0	1						
Inning Stats	R: 2 E: 0 K: 3 S: 10	H: 1 LOB: 1 BB: 2 P: 18	R: 0 E: 0 K: 0 S: 4	H: 1 LOB: 1 BB: 0 P: 4	R: 0 E: 0 K: 1 S: 5	H: 0 LOB: 0 BB: 0 P: 5	R: 3 E: 0 K: 0 S: 4	H: 2 LOB: 2 BB: 1 P: 12	R: 0 E: 0 K: 0 S: 3	H: 1 LOB: 0 BB: 1 P: 3	R: 1 E: 0 K: 1 S: 6	H: 2 LOB: 1 BB: 0 P: 7	R: 3 E: 0 K: 0 S: 5	H: 2 LOB: 0 BB: 1 P: 9	R: 0 E: 0 K: 2 S: 7	H: 0 LOB: 0 BB: 0 P: 7	1B: 4 2B: 3 3B: 0 HR: 4	SF: 0 SAC: 1 DP: 2 HBP: 1	WP: 1 PB: 1 SB: 0 CS: 1	PA: 41		
PITCHER	IP WLS BF H R ER SO BB IBB HBP BLK WP HR S P ERA WHIP	IP WLS BF H R ER SO BB IBB HBP BLK WP HR S P ERA WHIP	IP WLS BF H R ER SO BB IBB HBP BLK WP HR S P ERA WHIP	IP WLS BF H R ER SO BB IBB HBP BLK WP HR S P ERA WHIP	IP WLS BF H R ER SO BB IBB HBP BLK WP HR S P ERA WHIP	IP WLS BF H R ER SO BB IBB HBP BLK WP HR S P ERA WHIP	IP WLS BF H R ER SO BB IBB HBP BLK WP HR S P ERA WHIP	IP WLS BF H R ER SO BB IBB HBP BLK WP HR S P ERA WHIP	IP WLS BF H R ER SO BB IBB HBP BLK WP HR S P ERA WHIP	IP WLS BF H R ER SO BB IBB HBP BLK WP HR S P ERA WHIP	IP WLS BF H R ER SO BB IBB HBP BLK WP HR S P ERA WHIP	IP WLS BF H R ER SO BB IBB HBP BLK WP HR S P ERA WHIP	IP WLS BF H R ER SO BB IBB HBP BLK WP HR S P ERA WHIP	IP WLS BF H R ER SO BB IBB HBP BLK WP HR S P ERA WHIP	IP WLS BF H R ER SO BB IBB HBP BLK WP HR S P ERA WHIP	IP WLS BF H R ER SO BB IBB HBP BLK WP HR S P ERA WHIP	IP WLS BF H R ER SO BB IBB HBP BLK WP HR S P ERA WHIP	IP WLS BF H R ER SO BB IBB HBP BLK WP HR S P ERA WHIP	IP WLS BF H R ER SO BB IBB HBP BLK WP HR S P ERA WHIP	IP WLS BF H R ER SO BB IBB HBP BLK WP HR S P ERA WHIP	IP WLS BF H R ER SO BB IBB HBP BLK WP HR S P ERA WHIP	IP WLS BF H R ER SO BB IBB HBP BLK WP HR S P ERA WHIP

Minnesota Twins @ Boston Red Sox
Fenway Park, Boston, MA
Sun Aug 16 1970, 3:33 AM EDT
Att: 24,670 - Unknown - 97 F

AB	33
R	9
H	10
RBI	9
BB	6
SO	9
LOB	15



Batter	1	2	3	4	5	6	7	8	9	AB	R	H	RBI	BB	SO	LOB	BOTTOM					
Mike Andrews, R OBP: 0.323, SLG: 0.363 (1.4)	0-0 3-1 2B	0-0 6-3		0-3 K		0-3 K		0-0 F6		5	1	1	0	0	2	3						
Reggie Smith, S OBP: 0.369, SLG: 0.512 (1.8)	0-0 3-1 2-3	0-0 4-3		0-0 HR		0-0 F8		0-0 6-3		5	1	1	1	0	0	4						
Carl Yastrzemski, L OBP: 0.499, SLG: 0.627 (1.3)	0-0 2B		0-0 G3	0-0 1-3		0-0 G3		4-0 FC6-4 BB		4	0	1	1	1	0	1						
Tony Conigliaro, R OBP: 0.326, SLG: 0.470 (1.9)	0-0 6-3		0-0 2B	0-0 L5			0-0 HR		0-3 K	5	2	2	1	0	1	2						
Rico Petrocelli, R OBP: 0.322, SLG: 0.452 (1.6)	0-0 F9		0-3 K		0-0 F6		0-0 5-3		0-0 FC6-4	5	0	0	0	0	1	3						
George Thomas, R OBP: 0.425, SLG: 0.576 (1.7)		0-0 1B 2B	4-0 2B BB		0-0 F4		0-0 4-3		0-0 L4	4	1	1	0	1	0	1						
John Kennedy, R OBP: 0.304, SLG: 0.443 (1.5)		0-0 6-3 1B	0-0 1B	0-0 2B	0-0 E3		0-0 L9			4	0	2	2	0	0	0						
Tom Satriano, L OBP: 0.345, SLG: 0.405 (1.2)		0-3 K	4-0 IBB		0-0 4-3			0-3 K		3	0	0	0	1	2	2						
Gary Peters, L OBP: 0.338, SLG: 0.333 Ed Phillips, R OBP: 0.296, SLG: 0.239 Dick Schofield, S OBP: 0.292, SLG: 0.275 Chuck Hartenstein, R OBP: 0.303, SLG: 0.397 Jerry Moses, R OBP: 0.303, SLG: 0.397 Sparky Lyle, L OBP: 0.303, SLG: 0.397 (1.1)		0-0 6-3 1B	0-3 K	0-3 K		0-0 1B		0-0 HR		2	0	1	0	0	1	3						
Inning Stats	R: 1 E: 0 K: 0 S: 5	H: 2 LOB: 1 BB: 0 P: 5	R: 1 E: 0 K: 1 S: 8	H: 3 LOB: 2 BB: 0 P: 8	R: 1 E: 0 K: 2 S: 9	H: 2 LOB: 3 BB: 2 P: 17	R: 1 E: 0 K: 1 S: 6	H: 1 LOB: 0 BB: 0 P: 6	R: 0 E: 0 K: 0 S: 4	H: 0 LOB: 1 BB: 0 P: 4	R: 1 E: 0 K: 0 S: 4	H: 1 LOB: 0 BB: 0 P: 4	R: 1 E: 0 K: 1 S: 6	H: 1 LOB: 0 BB: 0 P: 6	R: 0 E: 0 K: 1 S: 5	H: 0 LOB: 1 BB: 1 P: 9	1B: 3 2B: 5 3B: 0 HR: 3	SF: 0 SAC: 0 DP: 0 HBP: 0	WP: 0 PB: 0 SB: 0 CS: 0	PA: 42		
PITCHER	IP WLS BF H R ER SO BB IBB HBP BLK WP HR S P ERA WHIP	IP WLS BF H R ER SO BB IBB HBP BLK WP HR S P ERA WHIP	IP WLS BF H R ER SO BB IBB HBP BLK WP HR S P ERA WHIP	IP WLS BF H R ER SO BB IBB HBP BLK WP HR S P ERA WHIP	IP WLS BF H R ER SO BB IBB HBP BLK WP HR S P ERA WHIP	IP WLS BF H R ER SO BB IBB HBP BLK WP HR S P ERA WHIP	IP WLS BF H R ER SO BB IBB HBP BLK WP HR S P ERA WHIP	IP WLS BF H R ER SO BB IBB HBP BLK WP HR S P ERA WHIP	IP WLS BF H R ER SO BB IBB HBP BLK WP HR S P ERA WHIP	IP WLS BF H R ER SO BB IBB HBP BLK WP HR S P ERA WHIP	IP WLS BF H R ER SO BB IBB HBP BLK WP HR S P ERA WHIP	IP WLS BF H R ER SO BB IBB HBP BLK WP HR S P ERA WHIP	IP WLS BF H R ER SO BB IBB HBP BLK WP HR S P ERA WHIP	IP WLS BF H R ER SO BB IBB HBP BLK WP HR S P ERA WHIP	IP WLS BF H R ER SO BB IBB HBP BLK WP HR S P ERA WHIP	IP WLS BF H R ER SO BB IBB HBP BLK WP HR S P ERA WHIP	IP WLS BF H R ER SO BB IBB HBP BLK WP HR S P ERA WHIP	IP WLS BF H R ER SO BB IBB HBP BLK WP HR S P ERA WHIP	IP WLS BF H R ER SO BB IBB HBP BLK WP HR S P ERA WHIP	IP WLS BF H R ER SO BB IBB HBP BLK WP HR S P ERA WHIP	IP WLS BF H R ER SO BB IBB HBP BLK WP HR S P ERA WHIP	IP WLS BF H R ER SO BB IBB HBP BLK WP HR S P ERA WHIP

Minnesota Twins @ Boston Red Sox
Fenway Park, Boston, MA
Sun Aug 16 1970, 3:33 AM EDT
Att: 24,670 - Unknown - 97 F

AB	39
R	6
H	11
RBI	6
BB	3
SO	7
LOB	19



Batter	1	2	3	4	5	6	7	8	9	AB	R	H	RBI	BB	SO	LOB	TOP								
Horace Clarke, S OBP: 0.291, SLG: 0.316	4-0 S BB	0-0 2H 1B		4-3		0-0 S 1B			0-0 1-3	4	0	2	0	1	0	0	New York Yankees @ Minnesota Twins Metropolitan Stadium, Bloomington, MI Tue Aug 18 1970, 8:05 PM EDT Att: 23,490 - Unknown - 74 F AB 37 R 7 H 10 RBI 7 BB 1 SO 8 LOB 8								
Gene Michael, S OBP: 0.297, SLG: 0.265	0-3 K 1-2		0-0 E3 1-3 HR		0-3 K	0-0 6-3			0-0 6-3	5	1	0	0	0	2	2									
Roy White, S OBP: 0.397, SLG: 0.487	0-3 K		0-0 1-3		0-0 S 3B 1B				0-3 K	4	1	1	0	0	2	2									
Danny Cater, R OBP: 0.343, SLG: 0.419	0-0 P6		0-0 HR		0-0 F9				0-0 5-3	4	1	1	2	0	0	2									
Bobby Murcer, L OBP: 0.356, SLG: 0.424		0-0 F8	0-0 3-1		0-0 2B 3B				0-3 K	4	1	1	1	0	1	0									
John Ellis, R OBP: 0.313, SLG: 0.429		0-0 2B 1B	0-0 HR		0-0 2B				0-0 L8	4	2	3	2	0	0	0									
Jerry Kenney, L OBP: 0.296, SLG: 0.307		0-0 1B	0-0 HR		0-0 2B				0-0 0	0	0	0	0	0	0	0									
Ron Woods, R OBP: 0.325, SLG: 0.365		0-0 1B 2B	0-0 F7		0-0 K				0-0 5-3	4	1	1	0	0	1	1									
Jake Gibbs, L OBP: 0.330, SLG: 0.553		0-0 1B 1B		0-0 4-3		0-0 F9			0-3 K	4	0	1	2	0	1	0									
Mike Kekich, R OBP: 0.190, SLG: 0.150		0-0 6-3		0-0 F5		0-3 K			0-0 4-3	2	0	0	0	0	0	1									
Gary Waslewski, R OBP: 0.118, SLG: 0.063		0-0 6-3		0-0 F5		0-3 K			0-0 4-3	0	0	0	0	0	0	0									
Steve Hamilton, L OBP: 0.118, SLG: 0.063		0-0 6-3		0-0 F5		0-3 K			0-0 4-3	0	0	0	0	0	0	0									
Ron Klimkowski, R OBP: 0.150, SLG: 0.150		0-0 1-2		0-0 F5		0-3 K			0-0 4-3	1	0	0	0	0	1	0									
Lindy McDaniel, R OBP: 0.150, SLG: 0.150		0-0 1-2		0-0 F5		0-3 K			0-0 4-3	1	0	0	0	0	0	0									
Inning Stats	R: 0 E: 0 K: 2 S: 7	H: 0 LOB: 1 BB: 1 P: 11	R: 2 E: 0 K: 0 S: 6	H: 4 LOB: 2 BB: 0 P: 6	R: 3 E: 1 K: 0 S: 6	H: 2 LOB: 0 BB: 0 P: 6	R: 0 E: 0 K: 0 S: 3	H: 0 LOB: 0 BB: 0 P: 3	R: 2 E: 0 K: 2 S: 10	H: 3 LOB: 1 BB: 0 P: 10	R: 0 E: 0 K: 1 S: 6	H: 1 LOB: 0 BB: 0 P: 6	R: 0 E: 0 K: 2 S: 7	H: 0 LOB: 0 BB: 0 P: 7	R: 0 E: 0 K: 1 S: 5	H: 0 LOB: 0 BB: 0 P: 5	R: 0 E: 0 K: 0 S: 3	H: 0 LOB: 0 BB: 0 P: 3	1B: 5 2B: 2 3B: 1 HR: 2	SF: 0 SAC: 0 DP: 0 HBP: 0	WP: 0 PB: 0 CS: 0	PA: 38			
PITCHER	IP	WLS	BF	H	R	ER	SO	BB	IBB	HBP	BLK	WP	HR	S	P	ERA	WHIP								
Jim Kaat, L ERA: 3.61	2.2		15	6	5	3	2	1	0	0	0	0	2	18	22	10.12	2.625								
Pete Hamm, R ERA: 5.23	1.1		4	0	0	0	0	0	0	0	0	0	0	4	4	0.00	0.000								
Dick Woodson, R ERA: 3.81	0.2		5	3	2	2	1	0	0	0	0	0	0	7	7	27.00	4.500								
Stan Williams, R ERA: 2.13	1.1		5	1	0	0	2	0	0	0	0	0	0	9	9	0.00	0.750								
Tom Hall, L ERA: 2.89	3.0	W	9	0	0	0	3	0	0	0	0	0	0	15	15	0.00	0.000								

Batter	1	2	3	4	5	6	7	8	9	AB	R	H	RBI	BB	SO	LOB	BOTTOM								
Cesar Tovar, R OBP: 0.354, SLG: 0.441	4-0 WP S 1B BB	0-0 1-2 2H 1B		4-0 BB 1B BB		0-0 F7			0-0 FC6-4	3	2	1	1	2	0	1	New York Yankees @ Minnesota Twins Metropolitan Stadium, Bloomington, MI Tue Aug 18 1970, 8:05 PM EDT Att: 23,490 - Unknown - 74 F AB 36 R 8 H 11 RBI 8 BB 5 SO 7 LOB 12								
Danny Thompson, R OBP: 0.292, SLG: 0.310	0-0 F9	0-0 FC5-4 1B		0-0 1B BB		0-0 6-3			0-0 FC6-4 1B	5	1	3	2	0	1										
Harmon Killebrew, R OBP: 0.425, SLG: 0.613	0-3 K	0-0 FC5-4		4-0 1B BB		0-0 6-3			0-0 FC6-4 2B 1B	4	0	0	0	1	4										
Bob Allison, R OBP: 0.368, SLG: 0.316	2-3 K	1-2 1B		1-2 2-3 BB		0-0 4-3			0-0 1B 2B	0	1	0	0	0	0										
Tony Oliva, L OBP: 0.357, SLG: 0.510	0-0 1B		0-0 F7	0-0 FC5-4 1B		0-0 4-3			0-0 1B 2B	5	1	3	3	0	0										
Brant Aylea, R OBP: 0.370, SLG: 0.514	0-3 K		0-3 K	0-0 FC5-4		0-0 6-3			0-0 1B	3	0	0	0	0	2	3									
Tom Hall, L OBP: 0.217, SLG: 0.217	0-0 K		0-0 K	0-0 FC5-4		0-0 6-3			0-0 1B	1	0	1	0	0	0	0									
Jim Holt, R OBP: 0.286, SLG: 0.329	0-0 K		0-0 K	0-0 FC5-4		0-0 6-3			0-0 1B	1	0	1	2	0	0	0									
Rick Renick, R OBP: 0.325, SLG: 0.441		0-0 F6	0-0 F7		0-0 F8				0-0 6-3	4	0	0	0	0	0	1									
Leo Cardenas, R OBP: 0.314, SLG: 0.387		0-3 K		0-0 4-3		0-0 F7			0-3 K	4	0	0	0	0	2	0									
Tom Tischinski, R OBP: 0.326, SLG: 0.184		0-0 BB 1B		4-0 BB 1B BB		0-0 5-3			0-0 FC6-4 1B	2	2	1	0	1	0	0									
Charlie Manuel, L OBP: 0.306, SLG: 0.293		0-0 BB 1B		4-0 BB 1B BB		0-0 5-3			0-0 FC6-4 1B	1	0	1	0	0	0	0									
Paul Ratliff, L OBP: 0.328, SLG: 0.348		0-0 BB 1B		4-0 BB 1B BB		0-0 5-3			0-0 FC6-4 1B	0	0	0	0	0	0	0									
Jim Kaat, L ERA: 3.61	4.0		0-0 1B BB	0-3 K		0-0 3-1			0-3 K	0	1	0	0	1	0	0									
Pete Hamm, R ERA: 5.23	0.3		0-0 1B BB	0-3 K		0-0 3-1			0-3 K	0	0	0	0	0	0	0									
Frank Quilici, R ERA: 3.53	0.1		0-0 1B BB	0-3 K		0-0 3-1			0-3 K	0	0	0	0	0	0	0									
Dick Woodson, R ERA: 3.81	0.1		0-0 1B BB	0-3 K		0-0 3-1			0-3 K	0	0	0	0	0	0	0									
Stan Williams, R ERA: 2.13	0.1		0-0 1B BB	0-3 K		0-0 3-1			0-3 K	0	0	0	0	0	0	0									
Rich Raese, L OBP: 0.333, SLG: 0.375	0.1		0-0 1B BB	0-3 K		0-0 3-1			0-3 K	0	0	0	0	0	0	0									
Inning Stats	R: 1 E: 0 K: 2 S: 8	H: 1 LOB: 1 BB: 1 P: 12	R: 2 E: 0 K: 1 S: 8	H: 3 LOB: 2 BB: 1 P: 12	R: 0 E: 0 K: 1 S: 5	H: 0 LOB: 0 BB: 0 P: 5	R: 3 E: 0 K: 1 S: 7	H: 2 LOB: 3 BB: 3 P: 19	R: 0 E: 0 K: 0 S: 3	H: 0 LOB: 0 BB: 0 P: 3	R: 0 E: 0 K: 0 S: 4	H: 1 LOB: 1 BB: 0 P: 4	R: 0 E: 0 K: 2 S: 8	H: 1 LOB: 1 BB: 0 P: 8	R: 2 E: 0 K: 0 S: 4	H: 3 LOB: 1 BB: 0 P: 4	1B: 10 2B: 1 3B: 0 HR: 0	SF: 0 SAC: 0 DP: 0 HBP: 0	WP: 1 PB: 0 CS: 0	PA: 41					
PITCHER	IP	WLS	BF	H	R	ER	SO	BB	IBB	HBP	BLK	WP	HR	S	P	ERA	WHIP								
Mike Kekich, L ERA: 6.46	3.2		19	4	5	5	5	4	0	0	0	0	0	25	41	12.27	2.182								
Gary Waslewski, R ERA: 3.53	0.0		2	1	0	0	0	1	0	0	0	0	0	1	5										
Steve Hamilton, L ERA: 2.68	0.1		2	1	1	1	0	0	0	0	0	0	0	2	2	27.00	3.000								
Ron Klimkowski, R ERA: 3.12	3.1		12	2	0	0	1	0	0	0	0	0	0	14	14	0.00	0.600								
Lindy McDaniel, R ERA: 1.79	1.0	L	6	3	2	2	1	0	0	0	0	0	0	8	8	18.00	3.000								

Batter	1	2	3	4	5	6	7	8	9	AB	R	H	RBI	BB	SO	LOB	TOP		
Horace Clarke, S (1.4) OBP: 0.293, SLG: 0.316	4-0 3-1 BB		1-3		6-3			1B		3	0	1	0	1	0	0	New York Yankees @ Minnesota Twins Metropolitan Stadium, Bloomington, MI Wed Aug 19 1970, 8:05 PM EDT Att: 23,271 - Unknown - 76 F		
Frank Baker, L (1.6) OBP: 0.441, SLG: 0.500	0-3 K		4-3			P6		P6		4	0	0	0	0	1	2			
Roy White, S (1.7) OBP: 0.394, SLG: 0.482	0-0 3-1 1-2			F9		4-3			F8	4	0	0	0	0	1				
Bobby Murcer, L (1.8) OBP: 0.355, SLG: 0.423	0-0 P6			1B		3-1			K	4	0	1	0	0	1	1			
Danny Cater, R (1.3) OBP: 0.340, SLG: 0.415		0-0 6-3		F9			6-3		1-3	4	0	0	0	0	1				
Jim Lytle, L (1.9) OBP: 0.390, SLG: 0.472		F8		1B			K			3	0	1	0	0	1	0			
Jake Gibbs, L (1.2) OBP: 0.330, SLG: 0.567				K			G3			3	0	1	0	0	1	2			
Jerry Kenney, L (1.5) OBP: 0.294, SLG: 0.305		0-3 K			4-3			1-3		3	0	0	0	0	1	1			
Fritz Peterson, S (1.1) OBP: 0.206, SLG: 0.303			F9			L7		4-3		2	0	0	0	0	0	0			
Pete Ward, L (8, PH) OBP: 0.338, SLG: 0.400										1	0	0	0	0	0	0			
Gary Waslewski, R (8.1) OBP: 0.118, SLG: 0.063										0	0	0	0	0	0	0			
Inning Stats	R: 0 E: 0 K: 1 S: 5	H: 0 LOB: 1 BB: 1 P: 9	R: 0 E: 0 K: 1 S: 6	H: 1 LOB: 1 BB: 0 P: 6	R: 0 E: 0 K: 0 S: 3	H: 0 LOB: 0 BB: 0 P: 3	R: 0 E: 0 K: 1 S: 7	H: 2 LOB: 2 BB: 0 P: 7	R: 0 E: 0 K: 0 S: 3	H: 0 LOB: 0 BB: 0 P: 3	R: 0 E: 0 K: 1 S: 5	H: 0 LOB: 0 BB: 0 P: 5	R: 0 E: 0 K: 0 S: 4	H: 1 LOB: 1 BB: 0 P: 4	R: 0 E: 0 K: 1 S: 5	H: 0 LOB: 0 BB: 0 P: 5	1B: 3 2B: 0 3B: 1 HR: 0	SF: 0 SAC: 0 DP: 0 HBP: 0	WP: 0 PA: 32 CS: 0
PITCHER Jim Perry, R (1.1) ERA: 2.94	IP: 9.0 WLS: W BF: 32 H: 4 R: 0 ER: 0 SO: 5 BB: 1 IBB: 0 HBP: 0 BLK: 0 WP: 0 HR: 0 S: 41 P: 45 ERA: 0.00 WHIP: 0.556																		

Batter	1	2	3	4	5	6	7	8	9	AB	R	H	RBI	BB	SO	LOB	BOTTOM		
Cesar Tovar, R (1.8) OBP: 0.352, SLG: 0.437	0-0 F4		0-0 F8		0-0 F9			1-3		4	0	0	0	0	0	0	New York Yankees @ Minnesota Twins Metropolitan Stadium, Bloomington, MI Wed Aug 19 1970, 8:05 PM EDT Att: 23,271 - Unknown - 76 F		
Danny Thompson, R (1.4) OBP: 0.291, SLG: 0.309	0-0 F7			0-0 F8	0-0 6-3			2B	1B	4	1	1	0	0	0	0			
Harmon Killebrew, R (1.5) OBP: 0.425, SLG: 0.614	0-0 F3			1B		6-3		1B	BB	4	1	2	1	0	0	0			
Frank Quiñici, R (8, PR) OBP: 0.292, SLG: 0.262				1B				1B	1-H	0	0	0	0	0	0	0			
Tony Oliva, L (1.9) OBP: 0.356, SLG: 0.506		0-0 4-3		F7		F3		BB	IBB	3	0	0	0	1	0	1			
Brant Aylea, R (1.7) OBP: 0.369, SLG: 0.511		0-0 5-3		1B		K				3	1	1	0	0	1	0			
Jim Holt, L (7.8) OBP: 0.289, SLG: 0.329				1B	1B			1-2	BB	0	0	0	0	1	0	0			
Rich Reese, L (1.3) OBP: 0.334, SLG: 0.376		0-0 1B		1B	1B		3-1		K	4	0	2	1	0	1	3			
Leo Cardenas, R (1.6) OBP: 0.314, SLG: 0.386		0-0 F9		FC6-4	1B		K			3	0	1	1	0	1	1			
Tom Tischinski, R (1.2) OBP: 0.306, SLG: 0.171			1-3 3-H	1B	FC6-4		4-3			3	0	0	0	0	2				
Jim Perry, S (1.1) OBP: 0.276, SLG: 0.338			0-0 4-3				F8		F9	3	0	0	0	0	0	0			
Inning Stats	R: 0 E: 0 K: 0 S: 3	H: 0 LOB: 0 BB: 0 P: 3	R: 0 E: 0 K: 0 S: 4	H: 1 LOB: 1 BB: 0 P: 4	R: 0 E: 0 K: 0 S: 3	H: 0 LOB: 0 BB: 0 P: 3	R: 2 E: 0 K: 0 S: 7	H: 4 LOB: 2 BB: 0 P: 7	R: 0 E: 0 K: 0 S: 3	H: 0 LOB: 0 BB: 0 P: 3	R: 0 E: 0 K: 1 S: 5	H: 0 LOB: 0 BB: 0 P: 5	R: 0 E: 0 K: 1 S: 5	H: 0 LOB: 0 BB: 0 P: 5	R: 1 E: 0 K: 1 S: 7	H: 2 LOB: 3 BB: 2 P: 15	1B: 6 2B: 1 3B: 0 HR: 0	SF: 0 SAC: 0 DP: 0 HBP: 0	WP: 0 PA: 33 CS: 0
PITCHER Fritz Peterson, L (1.1) ERA: 3.36	IP: 7.0 WLS: L BF: 26 H: 5 R: 2 ER: 2 SO: 2 BB: 0 IBB: 0 HBP: 0 BLK: 0 WP: 0 HR: 0 S: 30 P: 30 ERA: 2.57 WHIP: 0.714																		
Gary Waslewski, R (8.1) ERA: 4.0	IP: 1.0 WLS: L BF: 7 H: 2 R: 1 ER: 1 SO: 1 BB: 1 IBB: 1 HBP: 0 BLK: 0 WP: 0 HR: 0 S: 7 P: 15 ERA: 9.00 WHIP: 3.000																		

Batter	1	2	3	4	5	6	7	8	9	AB	R	H	RBI	BB	SO	LOB	TOP		
Horace Clarke, S OBP: 0.290, SLG: 0.313 (1, 4)	4-3		6-3		F7		FC5-2		E3	5	0	0	0	0	0	4			
Frank Baker, L OBP: 0.421, SLG: 0.452 Ron Woods, R OBP: 0.323, SLG: 0.363 Gene Michael, S OBP: 0.297, SLG: 0.265 (1, 6)	F6			FC4-6 BB		F9	K		K	3	0	0	0	1	1	1			
Roy White, S OBP: 0.394, SLG: 0.480 (1, 7)	F8			FC4-6 2B		G3		1B		4	1	1	0	1	0	1			
Bobby Murcer, L OBP: 0.353, SLG: 0.423 (1, 8)		3-1			F7			1B	K	5	0	1	1	0	2	4			
John Ellis, R OBP: 0.311, SLG: 0.430 (1, 3)	P4			F3				F6		4	1	1	0	0	0	2			
Jim Lytle, L OBP: 0.400, SLG: 0.500 (1, 9)	4-3			F8						4	1	2	0	0	0	1			
Jake Gibbs, L OBP: 0.318, SLG: 0.545 (1, 2)			1-3		4-3			F9		4	0	0	1	0	0	3			
Jerry Kenney, L OBP: 0.293, SLG: 0.302 (1, 5)					4-3		FC6		F9	3	1	0	0	1	0	1			
Mel Stottlemyre, R OBP: 0.308, SLG: 0.348 Lindy McDaniel, R OBP: 0.190, SLG: 0.238 (8, 1)			K				FC5-2 3B		E	2	0	1	2	1	1	1			
Inning Stats	R: 0 E: 0 K: 0 S: 3	H: 0 LOB: 0 BB: 0 P: 3	R: 0 E: 0 K: 0 S: 3	H: 0 LOB: 0 BB: 0 P: 3	R: 0 E: 0 K: 1 S: 5	H: 0 LOB: 1 BB: 1 P: 9	R: 1 E: 0 K: 0 S: 4	H: 1 LOB: 1 BB: 1 P: 8	R: 0 E: 0 K: 0 S: 3	H: 0 LOB: 0 BB: 0 P: 3	R: 3 E: 0 K: 1 S: 9	H: 3 LOB: 1 BB: 0 P: 9	R: 0 E: 0 K: 1 S: 7	H: 2 LOB: 2 BB: 0 P: 7	R: 0 E: 1 K: 2 S: 9	H: 1 LOB: 3 BB: 1 P: 13	1B: 2 2B: 4 3B: 1 HR: 0	SF: 0 SAC: 0 DP: 0 HBP: 0	WP: 0 PA: 40
PITCHER	IP	WLS	BF	H	R	ER	SO	BB	IBB	HBP	BLK	WP	HR	S	P	ERA	WHIP		
Bill Zepp, R ERA: 3.13 (1, 1)	6.1	L	27	4	4	4	1	3	0	0	0	0	0	26	38	5.68	1.105		
Tom Hall, L ERA: 2.57 (7, 1)	0.2		2	0	0	0	1	0	0	0	0	0	0	4	4	0.00	0.000		
Ron Perranoski, L ERA: 2.41 (8, 1)	2.0	S	11	3	0	0	3	0	1	0	0	0	0	16	20	0.00	1.500		

New York Yankees @ Minnesota Twins
 Metropolitan Stadium, Bloomington, MI
 Thu Aug 20 1970, 8:05 PM EDT
 Att: 24,794 - Unknown - 74 F

AB 36
 R 4
 H 7
 RBI 4
 BB 4
 SO 5
 LOB 20



Batter	1	2	3	4	5	6	7	8	9	AB	R	H	RBI	BB	SO	LOB	BOTTOM				
Cesar Tovar, R OBP: 0.350, SLG: 0.435 Rick Renick, R OBP: 0.323, SLG: 0.438 Ron Perranoski, L OBP: 0.059, SLG: 0.059 (1, 7)	K		F7		F7		F6			3	0	0	0	0	1	0					
Danny Thompson, R OBP: 0.290, SLG: 0.307 (1, 4)	2-3			WP 1B	F8			F3		4	0	1	0	0	0	0					
Tony Oliva, L OBP: 0.355, SLG: 0.506 (1, 9)			6-3			5-3		K2-3		4	0	1	0	0	1	1					
Harmon Killebrew, R OBP: 0.426, SLG: 0.613 Frank Quilici, R OBP: 0.292, SLG: 0.262 (8, PR)	5-3		5-3					1B		4	0	2	0	0	0	2					
Rich Reese, L OBP: 0.338, SLG: 0.386 (1, 3)						L8		1B		4	1	3	0	0	0	1					
Jim Holt, L OBP: 0.288, SLG: 0.325 (1, 8)					G6-3			1B		3	0	0	0	1	1	4					
Leo Cardenas, R OBP: 0.314, SLG: 0.393 (1, 6)			SF8							3	1	1	2	0	0	0					
George Mitterwald, R OBP: 0.277, SLG: 0.382 (1, 2)										4	1	1	1	0	1	1					
Bill Zepp, R OBP: 0.133, SLG: 0.133 Tom Hall, L OBP: 0.217, SLG: 0.217 Charlie Manuel, L OBP: 0.294, SLG: 0.279 (8, 7)										2	0	0	0	0	2	1					
Inning Stats	R: 0 E: 0 K: 1 S: 6	H: 1 LOB: 1 BB: 0 P: 6	R: 1 E: 0 K: 1 S: 6	H: 1 LOB: 1 BB: 1 P: 10	R: 0 E: 0 K: 0 S: 4	H: 1 LOB: 1 BB: 0 P: 4	R: 1 E: 0 K: 0 S: 4	H: 2 LOB: 0 BB: 0 P: 4	R: 0 E: 0 K: 1 S: 5	H: 0 LOB: 0 BB: 0 P: 5	R: 0 E: 0 K: 0 S: 4	H: 1 LOB: 1 BB: 0 P: 4	R: 1 E: 0 K: 0 S: 4	H: 1 LOB: 0 BB: 0 P: 4	R: 0 E: 0 K: 2 S: 9	H: 2 LOB: 2 BB: 0 P: 9	R: 0 E: 0 K: 2 S: 7	H: 0 LOB: 0 BB: 0 P: 7	1B: 5 2B: 1 3B: 1 HR: 2	SF: 1 SAC: 0 DP: 1 HBP: 0	WP: 1 PA: 36
PITCHER	IP	WLS	BF	H	R	ER	SO	BB	IBB	HBP	BLK	WP	HR	S	P	ERA	WHIP				
Mel Stottlemyre, R ERA: 3.03 (1, 1)	7.0	W	28	7	3	3	3	1	0	0	0	0	0	33	37	3.86	1.143				
Lindy McDaniel, R ERA: 1.75 (8, 1)	2.0	S	8	2	0	0	4	0	0	0	0	0	0	16	16	0.00	1.000				

New York Yankees @ Minnesota Twins
 Metropolitan Stadium, Bloomington, MI
 Thu Aug 20 1970, 8:05 PM EDT
 Att: 24,794 - Unknown - 74 F

AB 34
 R 3
 H 9
 RBI 3
 BB 1
 SO 7
 LOB 10



Batter	1	2	3	4	5	6	7	8	9	AB	R	H	RBI	BB	SO	LOB	TOP					
Ed Stroud, L (1,8) OBP: 0.356, SLG: 0.364	FC4-6 1B	BB		2H 1B			SH5-3 1B		6-3	4	0	3	1	1	0	0						
Del Unser, L (1,9) OBP: 0.313, SLG: 0.316	FC4-6 1B	K		4-3			SH5-3			3	0	1	0	0	1	3						
Frank Howard, R (1,7) OBP: 0.291, SLG: 0.544	K		F7		6-3		G4-6-3 IBB			3	0	0	0	1	1	2						
Mike Epstein, L (1,3) OBP: 0.358, SLG: 0.448	FC4-6 1-2 2-3		SF7 3B		4-3		G4-6-3 1-2			4	1	1	0	0	0	4						
Aurelio Rodriguez, R (1,5) OBP: 0.291, SLG: 0.403	K		SF7		BB				F9	2	0	0	1	1	1	2						
Ed Brinkman, R (1,6) OBP: 0.337, SLG: 0.314		3B 1B	F8		1-3				5-3	4	1	1	0	0	0	1						
Paul Casanova, R (1,2) OBP: 0.271, SLG: 0.396		1H 3B		6-3		F8			K	4	0	1	1	0	1	0						
Tim Cullen, R (1,4) OBP: 0.284, SLG: 0.267		K				L6			F9	3	1	1	0	0	1	1						
Bernie Allen, L (9, PH) OBP: 0.342, SLG: 0.381		K		1B 2B						1	0	0	0	0	0	0						
Casey Cox, R (1,1) OBP: 0.132, SLG: 0.115		K								3	0	0	0	0	3	2						
Horacio Pina, R (7,1)		K								0	0	0	0	0	0	0						
Lee Mays, L (9, PH) OBP: 0.331, SLG: 0.413		K							K	1	0	0	0	0	1	0						
Inning Stats	R: 0 E: 0 K: 2 S: 9	H: 2 LOB: 2 BB: 0 P: 9	R: 1 E: 0 K: 3 S: 11	H: 2 LOB: 2 BB: 1 P: 15	R: 1 E: 0 K: 0 S: 4	H: 1 LOB: 0 BB: 0 P: 4	R: 1 E: 0 K: 1 S: 7	H: 2 LOB: 1 BB: 0 P: 7	R: 0 E: 0 K: 0 S: 3	H: 0 LOB: 1 BB: 1 P: 7	R: 0 E: 0 K: 0 S: 5	H: 1 LOB: 1 BB: 1 P: 7	R: 0 E: 0 K: 1 S: 5	H: 0 LOB: 0 BB: 0 P: 5	R: 0 E: 0 K: 1 S: 5	H: 0 LOB: 0 BB: 0 P: 5	R: 0 E: 0 K: 1 S: 5	H: 0 LOB: 0 BB: 0 P: 5	1B: 5 2B: 1 3B: 2 HR: 0	SF: 1 SAC: 1 DP: 1 HBP: 0	WP: 0 PB: 0 SB: 0 CS: 0	PA: 37
PITCHER	IP WLS BF H R ER SO BB IBB HBP BLK WP HR S P ERA WHIP																					
Bert Blyleven, R (1,1) ERA: 3.51	6.0	L	27	7	3	3	7	2	0	0	0	0	0	0	39	47	4.50	1.500				
Stan Williams, R (7,1) ERA: 2.06	3.0	W	10	1	0	0	2	0	1	0	0	0	0	0	13	17	0.00	0.333				

Washington Senators @ Minnesota Twins
Metropolitan Stadium, Bloomington, MI

AB 32
R 3
H 8
RBI 3
BB 3
SO 9
LOB 15



WP: 0 PA: 37
PB: 0
SB: 0
CS: 0

Batter	1	2	3	4	5	6	7	8	9	AB	R	H	RBI	BB	SO	LOB	BOTTOM				
Cesar Tovar, R (1,8) OBP: 0.351, SLG: 0.443	5-3			SF9 3B		1H 1B 3B	F9			4	2	2	1	0	0	1					
Danny Thompson, R (1,4) OBP: 0.289, SLG: 0.308	6-3			SF9		G4-3 E 1B	K			3	0	1	2	0	1	1					
Tony Oliva, L (1,9) OBP: 0.354, SLG: 0.506	2-3			3H 2B		3H E6 G4-3			6-3	4	0	1	0	0	0	1					
Harmon Killebrew, R (1,5) OBP: 0.424, SLG: 0.609		6-3		L8		G4-3				4	0	1	0	0	0	3					
Frank Quilici, R (8, PR) OBP: 0.292, SLG: 0.262						1-2 2-3			FC6 1B	0	0	0	0	0	0	0					
Rich Reese, L (1,3) OBP: 0.340, SLG: 0.385		G6-4-3 1B		4-3					FC6 PO	3	0	1	0	1	0	2					
Brant Aleva, R (1,7) OBP: 0.384, SLG: 0.503										3	0	0	0	0	1	3					
Stan Williams, R (7,1) ERA: 2.22		G6-4-3 1-2				6-3	K2-3		PO	0	0	0	0	0	0	0					
Leo Cardenas, R (1,6) OBP: 0.312, SLG: 0.390				5-3					K	3	0	0	0	0	1	0					
Tom Tischinski, R (1,2) OBP: 0.308, SLG: 0.250				F8			P6			3	1	1	1	0	0	0					
Bert Blyleven, R (1,1) OBP: 0.226, SLG: 0.200										1	0	0	0	0	1	0					
Jim Holt, L (6, PH) OBP: 0.294, SLG: 0.331				K						2	1	2	0	0	0	0					
Inning Stats	R: 0 E: 0 K: 0 S: 3	H: 0 LOB: 0 BB: 0 P: 3	R: 0 E: 0 K: 0 S: 3	H: 1 LOB: 0 BB: 0 P: 3	R: 0 E: 0 K: 1 S: 5	H: 0 LOB: 0 BB: 0 P: 5	R: 1 E: 0 K: 0 S: 5	H: 2 LOB: 1 BB: 0 P: 5	R: 0 E: 0 K: 0 S: 3	H: 0 LOB: 0 BB: 0 P: 3	R: 2 E: 1 K: 1 S: 8	H: 3 LOB: 2 BB: 1 P: 12	R: 1 E: 0 K: 2 S: 9	H: 2 LOB: 1 BB: 0 P: 9	R: 0 E: 0 K: 0 S: 3	H: 1 LOB: 1 BB: 0 P: 3	1B: 5 2B: 1 3B: 2 HR: 1	SF: 1 SAC: 0 DP: 2 HBP: 0	WP: 0 PB: 0 SB: 0 CS: 0	PA: 33	
PITCHER	IP WLS BF H R ER SO BB IBB HBP BLK WP HR S P ERA WHIP																				
Casey Cox, R (1,1) ERA: 4.64	1.2	L	5	1	0	0	1	0	0	0	0	0	0	7	7	0.00	0.600				
Horacio Pina, R (7,1) ERA: 2.22																					

Washington Senators @ Minnesota Twins
Metropolitan Stadium, Bloomington, MI

AB 30
R 4
H 9
RBI 4
BB 1
SO 4
LOB 11



WP: 0 PA: 33
PB: 0
SB: 0
CS: 0

Fr: Aug 21 1970, 8:05 PM EDT
Att: 23,101 - Unknown - 72 F

livebaseballscores.com

livebaseballscores.com

Batter	1	2	3	4	5	6	7	8	9	AB	R	H	RBI	BB	SO	LOB	TOP										
Mike Andrews, R (1.4) OBP: 0.326, SLG: 0.379	5-3		K		5-3		FC6-4		1B	5	0	1	0	0	1	3											
Reggie Smith, S (1.8) OBP: 0.379, SLG: 0.532	G3		L6		5-3			K	F9	5	0	0	0	0	1	3											
George Thomas, R (9.7) OBP: 0.427, SLG: 0.574										0	0	0	0	0	0	0											
Carl Yastrzemski, L (1.3) OBP: 0.449, SLG: 0.605	6-3			4-3		4-3		K		4	0	0	0	0	1	0											
Tony Conigliaro, R (1.9) OBP: 0.323, SLG: 0.481		6-3		K		F8		HR		4	1	1	1	0	1	0											
Rico Petrocelli, R (1.6) OBP: 0.324, SLG: 0.449		FC6-4 BB		BB 1B		6-3		3B		3	0	2	0	1	0	0											
George Scott, R (1.5) OBP: 0.350, SLG: 0.453		F9		BB 1B			SH5-4 FC4-2 BB	K		3	0	1	0	1	1	2											
Billy Conigliaro, R (1.7) OBP: 0.355, SLG: 0.508	FC6-4			1-2 2-3 BB			SH5-4 1B		CS 1B	3	0	2	0	1	0	1											
Tom Satirano, L (1.2) OBP: 0.329, SLG: 0.383			F7	4-3			SH5-4		F9	3	0	0	0	0	0	4											
Vicente Romo, R (1.1) OBP: 0.167, SLG: 0.273					0-3 K					1	0	1	0	0	0	0											
Dick Schofield, S (5, PH) OBP: 0.290, SLG: 0.235							FC4-2			1	0	0	0	0	1	0											
Ken Brett, L (5, PH) OBP: 0.296, SLG: 0.333										2	0	1	0	0	0	2											
Gary Wagner, R (9.1) OBP: 0.200, SLG: 0.200									1B	0	0	0	0	0	0	0											
Inning Stats	R: 0 E: 0 K: 0 S: 3	H: 0 LOB: 0 BB: 0 P: 3	R: 0 E: 0 K: 0 S: 3	H: 0 LOB: 1 BB: 1 P: 7	R: 0 E: 0 K: 1 S: 6	H: 1 LOB: 1 BB: 0 P: 6	R: 0 E: 0 K: 1 S: 7	H: 2 LOB: 3 BB: 1 P: 11	R: 0 E: 0 K: 1 S: 5	H: 0 LOB: 0 BB: 0 P: 5	R: 0 E: 0 K: 0 S: 3	H: 0 LOB: 0 BB: 0 P: 3	R: 0 E: 0 K: 0 S: 4	H: 1 LOB: 2 BB: 1 P: 8	R: 1 E: 0 K: 3 S: 11	H: 2 LOB: 1 BB: 0 P: 11	R: 0 E: 0 K: 0 S: 5	H: 3 LOB: 2 BB: 0 P: 5	1B: 7 2B: 0 3B: 1 HR: 1	SF: 0 SAC: 1 DP: 0 HBP: 0	WP: 0 PB: 0 SB: 0 CS: 1	PA: 38					
PITCHER	IP	WLS	BF	H	R	ER	SO	BB	IBB	HBP	BLK	WP	HR	S	P	ERA	WHIP										
Bill Zepp, R (1.1) ERA: 2.94	7.0		28	4	0	0	3	3	0	0	0	0	0	31	43	0.00	1.000										
Tom Hall, L (8.1) ERA: 2.92	0.2	L	4	2	1	1	2	0	0	0	0	0	1	8	8	13.50	3.000										
Stan Williams, R (8.1) ERA: 2.05	0.1		1	0	0	0	1	0	0	0	0	0	0	3	3	0.00	0.000										
Ron Perranoski, L (9.1) ERA: 2.39	1.0		5	3	0	0	0	0	0	0	0	0	0	5	5	0.00	3.000										

Boston Red Sox @ Minnesota Twins
Metropolitan Stadium, Bloomington, MI
Tue Aug 25 1970, 8:05 PM EDT
Att: 17,697 - Unknown - 81 F

AB 34
R 1
H 9
RBI 1
BB 3
SO 6
LOB 15



Batter	1	2	3	4	5	6	7	8	9	AB	R	H	RBI	BB	SO	LOB	BOTTOM										
Cesar Tovar, R (1.8) OBP: 0.345, SLG: 0.437	F8		FC6-4			K		L7		4	0	0	0	0	1	2											
Danny Thompson, R (1.4) OBP: 0.296, SLG: 0.313	G3-6-3 1B			FC6-4 1B		K		F8		4	0	2	0	0	1	1											
Tony Oliva, L (1.9) OBP: 0.354, SLG: 0.502	G3-6-3 1B			FC6-4 E					F8 1B	4	0	2	0	0	0	2											
Harmon Killebrew, R (1.5) OBP: 0.420, SLG: 0.604		K		F8		F2			F8 1B	4	0	0	0	0	1	3											
Rich Reese, L (1.3) OBP: 0.341, SLG: 0.382		F8						B1-6 SH 1B		2	0	1	0	2	0	0											
Rick Renick, R (1.7) OBP: 0.320, SLG: 0.427				BB					BB	2	0	0	0	0	2	2											
Jim Holt, L (9, PH) OBP: 0.293, SLG: 0.337				K				SH	FC4-6-5-2-5	1	0	0	0	0	0	2											
Leo Cardenas, R (1.6) OBP: 0.311, SLG: 0.393			L4			F8		B1-6		3	0	0	0	0	0	2											
George Mitterwald, R (1.2) OBP: 0.269, SLG: 0.370			6-3			K		K		3	0	0	0	0	2	1											
Bill Zepp, R (1.1) ERA: 2.94										2	0	1	0	0	1	0											
Tom Hall, L (8.1) ERA: 2.92										0	0	0	0	0	0	0											
Stan Williams, R (8.1) ERA: 2.05										0	0	0	0	0	0	0											
Brant Aylva, R (8, PH) OBP: 0.300, SLG: 0.505										1	0	1	0	0	0	0											
Frank Quilici, R (8, PH) OBP: 0.290, SLG: 0.250										0	0	0	0	0	0	0											
Ron Perranoski, L (9.1) ERA: 2.39										0	0	0	0	0	0	0											
Inning Stats	R: 0 E: 0 K: 0 S: 3	H: 1 LOB: 0 BB: 0 P: 3	R: 0 E: 0 K: 2 S: 7	H: 0 LOB: 0 BB: 0 P: 7	R: 0 E: 0 K: 1 S: 4	H: 1 LOB: 1 BB: 0 P: 4	R: 0 E: 0 K: 1 S: 6	H: 1 LOB: 2 BB: 1 P: 10	R: 0 E: 0 K: 2 S: 8	H: 0 LOB: 0 BB: 0 P: 7	R: 0 E: 0 K: 2 S: 8	H: 1 LOB: 1 BB: 0 P: 8	R: 0 E: 0 K: 1 S: 6	H: 1 LOB: 1 BB: 0 P: 6	R: 0 E: 0 K: 0 S: 3	H: 1 LOB: 1 BB: 0 P: 3	R: 0 E: 0 K: 0 S: 3	H: 1 LOB: 1 BB: 1 P: 7	1B: 7 2B: 2 3B: 0 HR: 0	SF: 0 SAC: 1 DP: 3 HBP: 0	WP: 0 PB: 0 SB: 0 CS: 1	PA: 33					
PITCHER	IP	WLS	BF	H	R	ER	SO	BB	IBB	HBP	BLK	WP	HR	S	P	ERA	WHIP										
Vicente Romo, R (1.1) ERA: 3.95	4.0		15	3	0	0	3	1	0	0	0	0	0	20	24	0.00	1.000										
Ken Brett, L (5.1) ERA: 4.16	4.0	W	15	4	0	0	5	0	0	0	0	0	0	25	25	0.00	1.000										
Gary Wagner, R (9.1) ERA: 2.93	1.0	S	3	0	0	0	0	1	0	0	0	0	0	2	6	0.00	1.000										

Boston Red Sox @ Minnesota Twins
Metropolitan Stadium, Bloomington, MI
Tue Aug 25 1970, 8:05 PM EDT
Att: 17,697 - Unknown - 81 F

AB 30
R 0
H 7
RBI 0
BB 2
SO 8
LOB 15



Batter	1	2	3	4	5	6	7	8	9	AB	R	H	RBI	BB	SO	LOB	TOP			
Mike Andrews, R (1,4) OBP: 0.324, SLG: 0.376										4	0	0	0	0	1	0				
George Thomas, R (1,7) OBP: 0.418, SLG: 0.556										4	0	1	0	0	0	0				
Carl Yastrzemski, L (1,3) OBP: 0.445, SLG: 0.599										4	0	0	0	0	1	1				
Tony Conigliaro, R (1,9) OBP: 0.322, SLG: 0.478										3	0	0	0	1	2	1				
Rico Petrocelli, R (1,6) OBP: 0.321, SLG: 0.445										4	0	0	0	0	0	1				
George Scott, R (1,5) OBP: 0.352, SLG: 0.455										3	0	2	0	0	0	0				
Billy Conigliaro, R (1,8) OBP: 0.355, SLG: 0.506										3	0	1	0	0	0	1				
Tom Satriano, L (1,2) OBP: 0.322, SLG: 0.374										3	0	0	0	0	2	3				
Ray Culp, R (1,1) OBP: 0.128, SLG: 0.130										2	0	0	0	0	2	1				
Sparky Lyle, L (6,1)										0	0	0	0	0	0	0				
Mike Fiore, L (8, PH) OBP: 0.295, SLG: 0.189										1	0	0	0	0	0	0				
Ed Phillips, R (8,1)										0	0	0	0	0	0	0				
Inning Stats	R: 0 E: 0 K: 2 S: 8	H: 1 LOB: 1 BB: 0 P: 8	R: 0 E: 0 K: 0 S: 3	H: 0 LOB: 0 BB: 0 P: 3	R: 0 E: 0 K: 1 S: 5	H: 0 LOB: 0 BB: 0 P: 5	R: 0 E: 0 K: 0 S: 3	H: 0 LOB: 1 BB: 1 P: 7	R: 0 E: 0 K: 0 S: 3	H: 1 LOB: 1 BB: 0 P: 8	R: 0 E: 0 K: 0 S: 3	H: 0 LOB: 0 BB: 0 P: 3	R: 0 E: 0 K: 0 S: 9	H: 2 LOB: 2 BB: 0 P: 9	R: 0 E: 0 K: 1 S: 5	H: 0 LOB: 0 BB: 0 P: 5	1B: 4 2B: 0 3B: 0 HR: 0	SF: 0 SAC: 0 DP: 0 HBP: 0	WP: 0 PB: 0 SB: 0 CS: 0	PA: 32
PITCHER Bert Blyleven, R (1,1) ERA: 3.22	IP: 9.0 WLS: W BF: 32 H: 4 R: 0 ER: 0 SO: 8 BB: 1 IBB: 0 HBP: 0 BLK: 0 WP: 0 HR: 0 S: 47 P: 51 ERA: 0.00 WHIP: 0.556																			

Boston Red Sox @ Minnesota Twins
Metropolitan Stadium, Bloomington, MI
Wed Aug 26 1970, 8:05 PM EDT
Att: 19,993 - Unknown - 82 F

AB 31
R 0
H 4
RBI 0
BB 1
SO 8
LOB 8



Batter	1	2	3	4	5	6	7	8	9	AB	R	H	RBI	BB	SO	LOB	BOTTOM			
Cesar Tovar, R (1,7) OBP: 0.349, SLG: 0.440										3	2	3	2	0	0					
Rich Reese, L (1,3) OBP: 0.339, SLG: 0.378										4	1	0	0	1	1	4				
Tony Oliva, L (1,9) OBP: 0.354, SLG: 0.505										5	0	2	0	0	0	3				
Harmon Killebrew, R (1,5) OBP: 0.421, SLG: 0.602										3	0	1	1	1	0	1				
Frank Quilici, R (8,4) OBP: 0.287, SLG: 0.257										1	0	0	0	0	0	1				
Jim Holt, L (1,8) OBP: 0.300, SLG: 0.341										3	0	2	2	1	0	1				
Danny Thompson, R (1,4) OBP: 0.290, SLG: 0.307										4	0	0	0	0	2	5				
Leo Cardenas, R (1,6) OBP: 0.311, SLG: 0.394										4	1	1	0	0	2	2				
George Mitterwald, R (1,2) OBP: 0.272, SLG: 0.369										3	2	1	1	0	1	0				
Bert Blyleven, R (1,1) OBP: 0.206, SLG: 0.182										3	1	0	0	0	1	1				
Inning Stats	R: 1 E: 0 K: 1 S: 6	H: 1 LOB: 1 BB: 1 P: 10	R: 2 E: 1 K: 1 S: 8	H: 3 LOB: 1 BB: 0 P: 8	R: 0 E: 0 K: 2 S: 8	H: 1 LOB: 2 BB: 1 P: 12	R: 0 E: 0 K: 0 S: 3	H: 0 LOB: 1 BB: 1 P: 7	R: 0 E: 0 K: 0 S: 4	H: 1 LOB: 1 BB: 0 P: 4	R: 4 E: 1 K: 1 S: 8	H: 2 LOB: 2 BB: 2 P: 17	R: 0 E: 0 K: 2 S: 7	H: 0 LOB: 0 BB: 0 P: 7	R: 0 E: 0 K: 0 S: 4	H: 1 LOB: 1 BB: 0 P: 4	1B: 6 2B: 3 3B: 1 HR: 0	SF: 0 SAC: 1 DP: 1 HBP: 1	WP: 0 PB: 0 SB: 1 CS: 0	PA: 40
PITCHER Ray Culp, R (1,1) ERA: 3.31	IP: 5.1 WLS: L BF: 29 H: 7 R: 7 ER: 6 SO: 5 BB: 3 IBB: 1 HBP: 1 BLK: 0 WP: 0 HR: 0 S: 34 P: 51 ERA: 10.12 WHIP: 1.875																			
Sparky Lyle, L (6,1) ERA: 4.07	IP: 1.2 WLS: 7 BF: 7 H: 1 R: 0 ER: 0 SO: 2 BB: 1 IBB: 0 HBP: 0 BLK: 0 WP: 0 HR: 0 S: 10 P: 14 ERA: 0.00 WHIP: 1.200																			
Ed Phillips, R (8,1) ERA: 4.15	IP: 1.0 WLS: 4 BF: 1 H: 0 R: 0 ER: 0 SO: 0 BB: 0 IBB: 0 HBP: 0 BLK: 0 WP: 0 HR: 0 S: 4 P: 4 ERA: 0.00 WHIP: 1.000																			

Boston Red Sox @ Minnesota Twins
Metropolitan Stadium, Bloomington, MI
Wed Aug 26 1970, 8:05 PM EDT
Att: 19,993 - Unknown - 82 F

AB 33
R 7
H 9
RBI 7
BB 5
SO 7
LOB 18



Batter	1	2	3	4	5	6	7	8	9	AB	R	H	RBI	BB	SO	LOB	TOP		
Cesar Tovar, R OBP: 0.347, SLG: 0.435 (1, 7)										3	0	0	0	1	0	0	Minnesota Twins @ New York Yankees Yankee Stadium, Bronx, NY Fri Aug 28 1970, 7:05 PM EDT Unknown - 89 F		
Rich Reese, L OBP: 0.339, SLG: 0.380 (1, 3)										4	0	2	0	0	1	0			
Harmon Killebrew, R OBP: 0.417, SLG: 0.595 (1, 5)										4	0	0	0	0	0	3			
Tony Oliva, L OBP: 0.355, SLG: 0.505 (1, 8)										3	0	0	0	0	1	1			
Brant Aleya, R OBP: 0.362, SLG: 0.497 (1, 9)										3	0	0	0	0	0	0			
Danny Thompson, R OBP: 0.285, SLG: 0.298 (1, 4)										3	0	0	0	0	0	0			
Leo Cardenas, R OBP: 0.311, SLG: 0.393 (1, 6)										3	0	1	0	0	0	0			
George Mitterwald, R OBP: 0.289, SLG: 0.374 (1, 2)										3	0	0	0	0	1	1			
Jim Kaat, L OBP: 0.260, SLG: 0.212 (1, 1)										1	0	0	0	0	1	0			
Tom Hall, L OBP: 0.200, SLG: 0.200 (5, 1)										0	0	0	0	0	0	0			
Bob Allison, R OBP: 0.356, SLG: 0.305 (6, PH)										1	0	0	0	0	0	0			
Dick Woodson, R (6, 1)										0	0	0	0	0	0	0			
Rick Renick, R OBP: 0.318, SLG: 0.424 (9, PH)										1	0	0	0	0	0	0			
Inning Stats	R: 0 E: 0 K: 0 S: 3	H: 1 LOB: 1 BB: 1 P: 7	R: 0 E: 0 K: 0 S: 3	H: 0 LOB: 0 BB: 0 P: 3	R: 0 E: 0 K: 2 S: 7	H: 0 LOB: 0 BB: 0 P: 7	R: 0 E: 0 K: 0 S: 7	H: 0 LOB: 0 BB: 0 P: 7	R: 0 E: 0 K: 0 S: 4	H: 1 LOB: 1 BB: 0 P: 4	R: 0 E: 0 K: 0 S: 3	H: 0 LOB: 0 BB: 0 P: 3	R: 0 E: 0 K: 0 S: 3	H: 0 LOB: 0 BB: 0 P: 3	R: 0 E: 0 K: 0 S: 4	H: 1 LOB: 1 BB: 0 P: 4	1B: 2 2B: 1 3B: 0 HR: 0	SF: 0 SAC: 0 DP: 1 HBP: 0	WP: 0 PA: 30
PITCHER Fritz Peterson, L ERA: 3.07 (1, 1)	IP: 9.0 WLS: W BF: 30 H: 3 R: 0 ER: 0 SO: 4 BB: 1 IBB: 0 HBP: 0 BLK: 0 WP: 0 HR: 0 S: 37 P: 41 ERA: 0.00 WHIP: 0.444															PITCHER			

AB	29
R	0
H	3
RBI	0
BB	1
SO	4
LOB	5



Batter	1	2	3	4	5	6	7	8	9	AB	R	H	RBI	BB	SO	LOB	BOTTOM					
Horace Clarke, S OBP: 0.285, SLG: 0.309 (1, 4)										4	1	1	0	0	0	4	Minnesota Twins @ New York Yankees Yankee Stadium, Bronx, NY Fri Aug 28 1970, 7:05 PM EDT Unknown - 89 F					
Thurman Munson, R OBP: 0.385, SLG: 0.408 (1, 2)										4	1	3	1	0	0	1						
Roy White, S OBP: 0.397, SLG: 0.473 (1, 7)										3	0	0	1	0	1	3						
Danny Cater, R OBP: 0.337, SLG: 0.406 (1, 5) (7, 3)										3	0	0	0	1	1	1						
Bobby Murcer, L OBP: 0.352, SLG: 0.432 (1, 8)										4	1	1	0	0	0	3						
John Ellis, R OBP: 0.301, SLG: 0.409 (1, 3)										2	0	0	0	1	0	2						
Jerry Kenney, L OBP: 0.289, SLG: 0.300 (6, FR) (7, 5)										1	1	0	0	0	0	0						
Ron Woods, R OBP: 0.325, SLG: 0.362 (1, 9)										3	1	1	0	0	0	0						
Gene Michael, S OBP: 0.300, SLG: 0.270 (1, 6)										4	0	2	3	0	1	0						
Fritz Peterson, S OBP: 0.219, SLG: 0.324 (1, 1)										3	1	2	0	0	0	1						
Inning Stats	R: 0 E: 0 K: 0 S: 3	H: 1 LOB: 0 BB: 0 P: 3	R: 0 E: 0 K: 0 S: 3	H: 0 LOB: 0 BB: 0 P: 3	R: 0 E: 0 K: 1 S: 6	H: 1 LOB: 1 BB: 0 P: 6	R: 0 E: 0 K: 1 S: 6	H: 1 LOB: 2 BB: 1 P: 10	R: 4 E: 0 K: 0 S: 7	H: 4 LOB: 0 BB: 0 P: 7	R: 2 E: 0 K: 0 S: 5	H: 2 LOB: 1 BB: 1 P: 9	R: 0 E: 0 K: 1 S: 6	H: 1 LOB: 0 BB: 0 P: 6	R: 0 E: 0 K: 0 S: 3	H: 0 LOB: 0 BB: 0 P: 3	1B: 6 2B: 4 3B: 0 HR: 0	SF: 1 SAC: 1 DP: 1 HBP: 0	WP: 1 PA: 35			
PITCHER Jim Kaat, L ERA: 3.79 (1, 1)	IP: 4.1 WLS: L BF: 20 H: 7 R: 4 ER: 4 SO: 4 BB: 1 IBB: 0 HBP: 0 BLK: 0 WP: 1 HR: 0 S: 23 P: 27 ERA: 8.31 WHIP: 1.846															PITCHER						
Tom Hall, L ERA: 2.5 (5, 1)	0.2	2	0	0	0	0	0	0	0	0	0	0	0	0	0	0	1	0	2	2	0.00	0.000
Dick Woodson, R ERA: 3.82 (6, 1)	3.0	13	3	2	2	1	1	0	0	0	0	0	0	0	0	0	0	0	14	18	6.00	1.333

AB	31
R	6
H	10
RBI	5
BB	2
SO	3
LOB	15



Batter	1	2	3	4	5	6	7	8	9	AB	R	H	RBI	BB	SO	LOB	TOP					
Cesar Tovar, R OBP: 0.347, SLG: 0.434 (1, 7)										4	0	1	0	0	1	2	Minnesota Twins @ New York Yankees Yankee Stadium, Bronx, NY Fri Aug 28 1970, 7:05 PM EDT Att: 25,824 - Unknown - 85 F					
Danny Thompson, R OBP: 0.290, SLG: 0.292 (1, 4) (9, 5)										4	0	0	0	0	0	1						
Harmon Killebrew, R OBP: 0.417, SLG: 0.595 Frank Quilici, R OBP: 0.287, SLG: 0.257 (1, 5) (9, PR) (9, 4)										3	0	1	0	1	0	0						
Tony Oliva, L OBP: 0.354, SLG: 0.502 (1, 8) (7, 9)										3	0	0	0	1	0	1						
Brant Aylea, R OBP: 0.357, SLG: 0.489 Jim Holt, L OBP: 0.302, SLG: 0.343 (1, 9) (7, 8)										3	0	0	0	0	0	0						
Rich Reese, L OBP: 0.341, SLG: 0.379 (1, 3)										3	1	1	0	1	0	2						
Leo Cardenas, R OBP: 0.308, SLG: 0.389 (1, 6)										4	0	0	0	0	1	4						
George Mitterwald, R OBP: 0.289, SLG: 0.374 (1, 2)										3	0	1	1	0	2	0						
Luis Tiant, R OBP: 0.438, SLG: 0.548 (1, 1) Bob Allison, R OBP: 0.351, SLG: 0.300 Ron Perranoski, L OBP: 0.059, SLG: 0.059 (8, PH) (8, 1)										2	0	1	0	0	1	0						
Inning Stats	R: 0 E: 0 K: 0 S: 3	H: 0 LOB: 0 BB: 0 P: 3	R: 0 E: 0 K: 1 S: 5	H: 0 LOB: 1 BB: 1 P: 9	R: 0 E: 0 K: 3 S: 9	H: 0 LOB: 0 BB: 0 P: 9	R: 0 E: 0 K: 0 S: 2	H: 0 LOB: 0 BB: 1 P: 6	R: 1 E: 0 K: 0 S: 6	H: 3 LOB: 3 BB: 0 P: 6	R: 0 E: 0 K: 0 S: 3	H: 0 LOB: 0 BB: 0 P: 3	R: 0 E: 0 K: 0 S: 3	H: 0 LOB: 0 BB: 0 P: 3	R: 0 E: 0 K: 2 S: 8	H: 1 LOB: 1 BB: 0 P: 8		R: 0 E: 0 K: 1 S: 6	H: 1 LOB: 2 BB: 1 P: 10	1B: 4 2B: 1 3B: 0 HR: 0	SF: 0 SAC: 0 DP: 0 HBP: 0	WP: 0 PB: 0 CS: 1
PITCHER Mike Kekich, L ERA: 5.45 (1, 1)	IP: 9.0 WLS: W BF: 34 H: 5 R: 1 ER: 1 SO: 7 BB: 2 IBB: 1 HBP: 0 BLK: 0 WP: 0 HR: 0 S: 45 P: 57 ERA: 1.00 WHIP: 0.778															PITCHER Mike Kekich, L ERA: 5.45 (1, 1)	IP: 9.0 WLS: W BF: 34 H: 5 R: 1 ER: 1 SO: 7 BB: 2 IBB: 1 HBP: 0 BLK: 0 WP: 0 HR: 0 S: 45 P: 57 ERA: 1.00 WHIP: 0.778					

AB	31
R	1
H	5
RBI	1
BB	3
SO	7
LOB	12



Batter	1	2	3	4	5	6	7	8	9	AB	R	H	RBI	BB	SO	LOB	BOTTOM					
Horace Clarke, S OBP: 0.284, SLG: 0.308 (1, 4)										4	1	1	0	0	0	1	Minnesota Twins @ New York Yankees Yankee Stadium, Bronx, NY Fri Aug 28 1970, 7:05 PM EDT Att: 25,824 - Unknown - 85 F					
Frank Baker, L OBP: 0.379, SLG: 0.345 (1, 6)										4	0	1	1	0	1	1						
Roy White, S OBP: 0.396, SLG: 0.470 (1, 7)										3	0	0	0	1	0	1						
Bobby Murcer, L OBP: 0.352, SLG: 0.433 (1, 8)										4	1	1	0	0	0	0						
Jim Lyttle, L OBP: 0.417, SLG: 0.484 Ron Woods, R OBP: 0.325, SLG: 0.362 (9, PH) (9, PH)										0	0	0	0	3	0	0						
Pete Ward, L OBP: 0.325, SLG: 0.370 Danny Cater, R OBP: 0.339, SLG: 0.406 (1, 3) (9, PH)										3	0	0	0	0	0	4						
Jake Gibbs, L OBP: 0.325, SLG: 0.526 Thurman Munson, R OBP: 0.384, SLG: 0.407 (9, PH) (9, PH)										0	0	0	0	0	0	0						
Jerry Kenney, L OBP: 0.289, SLG: 0.300 Gene Michael, S OBP: 0.300, SLG: 0.270 (1, 5) (9, PH)										2	0	0	0	1	0	1						
Mike Kekich, R OBP: 0.148, SLG: 0.115 (1, 1)										2	0	0	0	0	0	0						
Inning Stats	R: 0 E: 0 K: 1 S: 4	H: 0 LOB: 1 BB: 1 P: 8	R: 0 E: 0 K: 0 S: 3	H: 0 LOB: 2 BB: 2 P: 11	R: 1 E: 0 K: 0 S: 4	H: 2 LOB: 0 BB: 0 P: 4	R: 0 E: 0 K: 0 S: 3	H: 0 LOB: 1 BB: 1 P: 7	R: 0 E: 0 K: 0 S: 3	H: 1 LOB: 1 BB: 0 P: 4	R: 0 E: 0 K: 0 S: 3	H: 1 LOB: 1 BB: 1 P: 7	R: 0 E: 0 K: 0 S: 3	H: 0 LOB: 0 BB: 0 P: 3	R: 0 E: 0 K: 0 S: 3	H: 0 LOB: 0 BB: 0 P: 3		R: 1 E: 1 K: 0 S: 3	H: 0 LOB: 1 BB: 1 P: 7	1B: 3 2B: 1 3B: 0 HR: 0	SF: 0 SAC: 2 DP: 2 HBP: 0	WP: 2 PB: 0 CS: 1
PITCHER Luis Tiant, R ERA: 3.29 Ron Perranoski, L ERA: 2.34 (1, 1) (8, 1)	IP: 7.0 WLS: L BF: 27 H: 4 R: 1 ER: 1 SO: 1 BB: 5 IBB: 0 HBP: 0 BLK: 0 WP: 1 HR: 0 S: 24 P: 44 ERA: 1.29 WHIP: 1.286															PITCHER Luis Tiant, R ERA: 3.29 Ron Perranoski, L ERA: 2.34 (1, 1) (8, 1)	IP: 7.0 WLS: L BF: 27 H: 4 R: 1 ER: 1 SO: 1 BB: 5 IBB: 0 HBP: 0 BLK: 0 WP: 1 HR: 0 S: 24 P: 44 ERA: 1.29 WHIP: 1.286					

AB	27
R	2
H	4
RBI	1
BB	6
SO	1
LOB	13



Batter	1	2	3	4	5	6	7	8	9	AB	R	H	RBI	BB	SO	LOB	TOP			
Cesar Tovar, R OBP: 0.346, SLG: 0.432 (1, 7)										4	1	1	0	0	1	0	Minnesota Twins @ New York Yankees Yankee Stadium, Bronx, NY Sat Aug 29 1970, 7:05 PM EDT Att: 17,344 - Unknown - 77 F			
Rich Reese, L OBP: 0.338, SLG: 0.376 (1, 3)										4	0	0	0	0	2	1				
Tony Oliva, L OBP: 0.352, SLG: 0.498 (1, 9)										4	1	0	0	0	0	1				
Harmon Killebrew, R OBP: 0.416, SLG: 0.594 (9, 5)										3	0	1	1	0	0	0				
Jim Holt, L OBP: 0.301, SLG: 0.341 (1, 8)										4	0	1	0	0	0	1				
Paul Retzliff, L OBP: 0.328, SLG: 0.373 (1, 2)										4	1	2	2	0	1	0				
Leo Cardenas, R OBP: 0.308, SLG: 0.388 (1, 6)										4	0	1	0	0	0	2				
Frank Quilici, R OBP: 0.288, SLG: 0.259 (1, 4)										3	0	1	0	0	0	0				
Bill Zepp, R OBP: 0.147, SLG: 0.147 (7, PH)										2	0	0	0	0	2	2				
Bob Allison, R OBP: 0.347, SLG: 0.295 (7, PH)										1	0	0	0	0	1	0				
Stan Williams, R OBP: 0.200, SLG: 0.200 (7, 1)										0	0	0	0	0	0	0				
Tom Hall, L OBP: 0.200, SLG: 0.200 (7, 1)										0	0	0	0	0	0	0				
Inning Stats	R: 2 E: 1 K: 1 S: 9	H: 3 LOB: 2 BB: 0 P: 9	R: 0 E: 0 K: 2 S: 7	H: 0 LOB: 0 BB: 0 P: 7	R: 0 E: 0 K: 0 S: 4	H: 1 LOB: 1 BB: 0 P: 4	R: 0 E: 0 K: 1 S: 6	H: 2 LOB: 2 BB: 0 P: 6	R: 0 E: 0 K: 0 S: 3	H: 0 LOB: 0 BB: 0 P: 3	R: 0 E: 0 K: 1 S: 5	H: 0 LOB: 0 BB: 0 P: 5	R: 0 E: 0 K: 1 S: 5	H: 0 LOB: 0 BB: 0 P: 5	R: 1 E: 0 K: 0 S: 4	H: 1 LOB: 0 BB: 0 P: 4	1B: 6 2B: 0 3B: 0 HR: 1	SF: 1 SAC: 0 DP: 0 HBP: 0	WP: 0 PB: 0 CS: 0	PA: 34
PITCHER Mel Stottlemyre, R ERA: 3.12 (1, 1)	IP: 9.0 WLS: L BF: 34	H: 7 R: 3 ER: 1 SO: 7	BB: 0 IBB: 0 HBP: 0 BLK: 0	WP: 0 HR: 1 S: 48 P: 48	ERA: 1.00 WHIP: 0.778	PITCHER														

Batter	1	2	3	4	5	6	7	8	9	AB	R	H	RBI	BB	SO	LOB	BOTTOM			
Horace Clarke, S OBP: 0.284, SLG: 0.308 (1, 4)										4	0	1	1	0	0	3	Minnesota Twins @ New York Yankees Yankee Stadium, Bronx, NY Sat Aug 29 1970, 7:05 PM EDT Att: 17,344 - Unknown - 77 F			
Thurman Munson, R OBP: 0.384, SLG: 0.407 (1, 2)										5	0	2	0	0	0	1				
Roy White, S OBP: 0.396, SLG: 0.469 (1, 7)										5	0	2	0	0	0	2				
Bobby Murcer, L OBP: 0.351, SLG: 0.431 (1, 8)										4	0	1	0	0	1	2				
Danny Cater, R OBP: 0.336, SLG: 0.403 (1, 3)										4	0	0	0	0	1	2				
Jim Lytle, L OBP: 0.421, SLG: 0.485 (1, 9)										4	0	2	0	0	1	0				
Frank Baker, L OBP: 0.400, SLG: 0.362 (1, 6)										3	0	2	0	0	1	0				
Jerry Kenney, L OBP: 0.290, SLG: 0.301 (9, PH)										3	0	1	0	0	0	4				
Gene Michael, S OBP: 0.239, SLG: 0.269 (9, PH)										1	0	0	0	0	0	0				
Mel Stottlemyre, R OBP: 0.305, SLG: 0.333 (9, PH)										2	0	0	0	1	0	4				
Ron Woods, R OBP: 0.328, SLG: 0.377 (9, PH)										1	1	1	0	0	0	0				
Inning Stats	R: 0 E: 0 K: 0 S: 5	H: 3 LOB: 3 BB: 1 P: 8	R: 0 E: 0 K: 0 S: 3	H: 1 LOB: 1 BB: 1 P: 8	R: 0 E: 0 K: 1 S: 7	H: 2 LOB: 2 BB: 0 P: 7	R: 0 E: 0 K: 0 S: 4	H: 2 LOB: 2 BB: 0 P: 4	R: 0 E: 0 K: 0 S: 5	H: 2 LOB: 2 BB: 0 P: 5	R: 0 E: 0 K: 1 S: 6	H: 1 LOB: 1 BB: 0 P: 6	R: 0 E: 0 K: 2 S: 7	H: 0 LOB: 0 BB: 0 P: 7	R: 1 E: 0 K: 0 S: 5	H: 2 LOB: 1 BB: 0 P: 5	1B: 11 2B: 0 3B: 1 HR: 0	SF: 1 SAC: 0 DP: 1 HBP: 1	WP: 0 PB: 0 CS: 0	PA: 39
PITCHER Bill Zepp, R ERA: 2.79 (7, 1)	IP: 6.0 WLS: W BF: 27	H: 9 R: 0 ER: 0 SO: 1	BB: 1 IBB: 0 HBP: 1 BLK: 0	WP: 0 HR: 0 S: 27 P: 32	ERA: 0.00 WHIP: 1.667	PITCHER														
Stan Williams, R ERA: 2.04 (7, 1)	IP: 0.2 WLS: S BF: 9	H: 1 R: 0 ER: 0 SO: 3	BB: 0 IBB: 0 HBP: 0 BLK: 0	WP: 0 HR: 0 S: 15 P: 15	ERA: 0.00 WHIP: 1.500	PITCHER														
Tom Hall, L ERA: 2.92 (7, 1)	IP: 2.1 WLS: S BF: 9	H: 2 R: 1 ER: 1 SO: 3	BB: 0 IBB: 0 HBP: 0 BLK: 0	WP: 0 HR: 0 S: 15 P: 15	ERA: 3.86 WHIP: 0.857	PITCHER														

Batter	1	2	3	4	5	6	7	8	9	AB	R	H	RBI	BB	SO	LOB	TOP				
Cesar Tovar, R (1, 7) OBP: 0.345, SLG: 0.433										4	0	1	0	0	1	0	Minnesota Twins @ New York Yankees Yankee Stadium, Bronx, NY Sun Aug 30 1970, 3:33 AM EDT Att: 20,980 - Overcast - 77 F				
Rich Reese, L (1, 3) OBP: 0.337, SLG: 0.377										4	0	1	0	0	0	1					
Tony Oliva, L (1, 9) OBP: 0.351, SLG: 0.495										3	0	0	0	1	0	1					
Harmon Killebrew, R (1, 5) OBP: 0.415, SLG: 0.590										4	1	1	0	0	1	3					
Jim Holt, L (1, 8) OBP: 0.304, SLG: 0.344										4	1	2	0	0	0	0					
Paul Retzliff, L (1, 2) OBP: 0.341, SLG: 0.388										3	0	2	2	1	0	0					
Leo Cardenas, R (1, 6) OBP: 0.308, SLG: 0.388										3	0	1	0	0	1	2					
Frank Quilici, R (1, 4) OBP: 0.283, SLG: 0.254										2	0	0	0	0	0	3					
Brant Alyea, R (7, PH) OBP: 0.355, SLG: 0.487										1	0	0	0	0	1	0					
Danny Thompson, R (7, 4) OBP: 0.279, SLG: 0.290										1	0	0	0	0	0	2					
Bert Blyleven, R (1, 1) OBP: 0.194, SLG: 0.171										2	0	0	0	0	1	3					
Charlie Manuel, L (7, PH) OBP: 0.302, SLG: 0.289										1	0	0	0	0	0	0					
Ron Perranoski, L (7, 1) OBP: 0.059, SLG: 0.059										0	0	0	0	0	0	0					
Rick Renick, R (9, PH) OBP: 0.322, SLG: 0.428										1	0	1	0	0	0	0					
Inning Stats	R: 0 E: 0 K: 1 S: 5	H: 0 LOB: 0 BB: 0 P: 5	R: 2 E: 0 K: 1 S: 8	H: 3 LOB: 1 BB: 0 P: 8	R: 0 E: 0 K: 0 S: 4	H: 1 LOB: 1 BB: 0 P: 4	R: 0 E: 0 K: 0 S: 4	H: 1 LOB: 2 BB: 1 P: 8	R: 0 E: 0 K: 1 S: 5	H: 0 LOB: 0 BB: 0 P: 5	R: 0 E: 0 K: 1 S: 5	H: 0 LOB: 0 BB: 0 P: 5	R: 0 E: 0 K: 1 S: 5	H: 3 LOB: 2 BB: 0 P: 5	R: 0 E: 0 K: 0 S: 5	H: 3 LOB: 2 BB: 0 P: 5	1B: 6 2B: 3 3B: 0 HR: 0	SF: 0 SAC: 1 DP: 1 HBP: 0	WP: 0 PB: 0 CS: 0	PA: 36	
PITCHER	IP	WLS	BF	H	R	ER	SO	BB	IBB	HBP	BLK	WP	HR	S	P	ERA	WHIP				
Steve Kline, R (1, 1) ERA: 4.42	8.1	W	34	8	2	2	5	1	1	0	0	0	0	42	50	2.16	1.080				
Lindy McDaniel, R (9, 1) ERA: 1.99	0.2	S	2	1	0	0	0	0	0	0	0	0	0	2	2	0.00	1.500				

Batter	1	2	3	4	5	6	7	8	9	AB	R	H	RBI	BB	SO	LOB	BOTTOM				
Horace Clarke, S (1, 4) OBP: 0.285, SLG: 0.308										3	1	1	0	0	0	2	Minnesota Twins @ New York Yankees Yankee Stadium, Bronx, NY Sun Aug 30 1970, 3:33 AM EDT Att: 20,980 - Overcast - 77 F				
Frank Baker, L (1, 6) OBP: 0.405, SLG: 0.350										2	1	0	0	2	2	2					
Roy White, S (1, 7) OBP: 0.395, SLG: 0.474										4	1	1	4	0	1	4					
Bobby Murcer, L (1, 8) OBP: 0.352, SLG: 0.431										3	0	1	0	1	1	0					
Danny Cater, R (1, 3) OBP: 0.335, SLG: 0.402										4	0	1	0	0	0	2					
Jim Lytle, L (1, 9) OBP: 0.400, SLG: 0.457										4	0	0	0	0	1	2					
Jake Gibbs, L (1, 2) OBP: 0.338, SLG: 0.558										4	1	3	1	0	0	1					
Jerry Kenney, L (1, 5) OBP: 0.292, SLG: 0.301										3	1	1	0	1	1	2					
Steve Kline, R (1, 1) OBP: 0.278, SLG: 0.235										2	0	0	0	0	0	2					
Lindy McDaniel, R (9, 1) OBP: 0.182, SLG: 0.227										0	0	0	0	0	0	0					
Inning Stats	R: 0 E: 0 K: 2 S: 7	H: 0 LOB: 0 BB: 0 P: 7	R: 0 E: 0 K: 0 S: 3	H: 0 LOB: 0 BB: 0 P: 3	R: 1 E: 0 K: 1 S: 7	H: 2 LOB: 2 BB: 0 P: 8	R: 0 E: 0 K: 0 S: 2	H: 0 LOB: 0 BB: 1 P: 6	R: 4 E: 0 K: 1 S: 7	H: 2 LOB: 0 BB: 2 P: 15	R: 0 E: 0 K: 0 S: 3	H: 1 LOB: 2 BB: 1 P: 3	R: 0 E: 0 K: 1 S: 6	H: 1 LOB: 2 BB: 1 P: 10	R: 0 E: 0 K: 1 S: 7	H: 2 LOB: 2 BB: 0 P: 7	1B: 6 2B: 0 3B: 0 HR: 2	SF: 0 SAC: 1 DP: 2 HBP: 1	WP: 0 PB: 0 CS: 0	PA: 35	
PITCHER	IP	WLS	BF	H	R	ER	SO	BB	IBB	HBP	BLK	WP	HR	S	P	ERA	WHIP				
Bert Blyleven, R (1, 1) ERA: 3.44	6.0	L	25	5	5	5	4	3	0	1	0	0	0	29	42	7.50	1.333				
Ron Perranoski, L (7, 1) ERA: 2.29	2.0		10	3	0	0	2	1	0	0	0	0	0	13	17	0.00	2.000				

AB	33
R	2
H	9
RBI	2
BB	2
SO	5
LOB	15



AB	29
R	5
H	8
RBI	5
BB	4
SO	6
LOB	17



Batter	1	2	3	4	5	6	7	8	9	10	11	AB	R	H	RBI	BB	SO	LOB	TOP					
Cesar Tovar, R OBP: 0.344, SLG: 0.429 (1, 8)	SH5-4 1B	FC5-4 1-2			FC2-6 BB	F6			5-3		FC4-6 1B	5	1	2	2	1	0	3						
Danny Thompson, R OBP: 0.279, SLG: 0.291 (1, 4)	SH5-4 1-2		G1		FC2-6 WP		F9			1-3	FC4-6 HR	5	1	0	0	0	0	3						
Harmon Killebrew, R OBP: 0.418, SLG: 0.601 Frank Cullivo, R OBP: 0.263, SLG: 0.254 (11, 4)	FC4-6 1B				FC6-4 IBB		CS BB			F8	HR	3	1	2	4	3	0	0						
Tony Oliva, L OBP: 0.350, SLG: 0.492 (1, 9)	FC4-6 WP		F5		K		F3			F8	4-3	6	0	0	0	0	1	5						
Brant Aylva, R OBP: 0.359, SLG: 0.487 Jim Holt, L OBP: 0.301, SLG: 0.337 (5, 8)					FC6-4			G3			1B E BB	2	0	1	0	1	0	2						
Rich Reese, L OBP: 0.339, SLG: 0.378 (1, 3)	4-3		4-3			SH1-4 1B BB		F2			SH5-3 1B	4	1	1	0	1	0	4						
Leo Cardenas, R OBP: 0.304, SLG: 0.383 (1, 6)		F3			F8		F5		F7		E6 1B SH5-3	5	1	0	0	0	0	2						
George Mitterwald, R OBP: 0.272, SLG: 0.374 (1, 2)		F8			K	SH1-4 1B			1-6-3		SH5-3	4	0	1	0	0	1	0						
Tom Hall, L OBP: 0.222, SLG: 0.222 Ron Perranoski, L OBP: 0.059, SLG: 0.059 Stan Williams, R OBP: 0.270, SLG: 0.212 (9, 1)				1-3		SH1-4 1B			K		FC4-6 1B HR IBB	2	0	1	0	0	0	0						
Inning Stats	R: 1 E: 0 K: 0 S: 5	H: 2 LOB: 2 BB: 1 P: 9	R: 0 E: 0 K: 0 S: 4	H: 1 LOB: 1 BB: 0 P: 4	R: 0 E: 0 K: 0 S: 4	H: 1 LOB: 2 BB: 1 P: 8	R: 0 E: 0 K: 1 S: 5	H: 0 LOB: 0 BB: 2 P: 5	R: 0 E: 0 K: 1 S: 5	H: 0 LOB: 2 BB: 1 P: 13	R: 0 E: 0 K: 0 S: 4	H: 0 LOB: 0 BB: 0 P: 3	R: 0 E: 0 K: 1 S: 5	H: 0 LOB: 0 BB: 0 P: 5	R: 0 E: 0 K: 0 S: 3	H: 0 LOB: 0 BB: 0 P: 3	R: 0 E: 1 K: 0 S: 7	H: 3 LOB: 0 BB: 2 P: 15	1B: 7 2B: 0 3B: 0 HR: 1	SF: 0 SAC: 3 DP: 0 HBP: 0	WP: 2 PB: 0 SB: 0 CS: 1	PA: 49		
PITCHER	IP 7.0	WLS 31	BF 6	H 0	R 0	ER 0	SO 1	BB 0	IBB 0	HBP 0	BLK 0	WP 0	HR 0	S 29	P 53	ERA 1.29	WHIP 1.429							
Al Downing, L ERA: 3.2 Ken Sanders, R ERA: 1.69 Bobby Bolin, R ERA: 4.97 Dave Baldwin, R ERA: 3.18	(1, 1)	(8, 1)	(10, 1)	(11, 1)																				

Minnesota Twins @ Milwaukee Brewers
Milwaukee County Stadium, Milwaukee, WI

AB 38
R 7
H 8
RBI 6
BB 8
SO 3
LOB 19



WP: 2 PA: 49
PB: 0 SB: 0 CS: 1

Tue Sep 01 1970, 8:05 PM EDT
Att: 16,670 - Unknown

Batter	1	2	3	4	5	6	7	8	9	10	11	AB	R	H	RBI	BB	SO	LOB	BOTTOM				
Bernie Smith, R OBP: 0.354, SLG: 0.455 (1, 8)			F7		6-3				FC5 1B		F8	3	0	1	0	1	0	1					
Bob Burda, L OBP: 0.313, SLG: 0.321 (9, PH)	BB					BB 1B			FC5 1B			2	0	1	0	0	0	1					
Ted Kubiak, S OBP: 0.342, SLG: 0.325 (1, 4)	K		K			BB 1B	BB 1B		1-2 2-3		1B	4	0	2	1	1	2	1					
Tommy Harper, R OBP: 0.370, SLG: 0.521 (1, 5)	F3				K		F2		6-3		FC5	5	0	0	0	0	1	7					
Ted Savage, R OBP: 0.404, SLG: 0.477 Dave May, L OBP: 0.309, SLG: 0.318 (8, PH)						1B BB		F9		6-3		2	0	0	0	1	1	2					
Pete Koegel, R OBP: 0.286, SLG: 0.336 Russ Snyder, L OBP: 0.286, SLG: 0.336 (9, 7)		K		F3					6-3		1-3	2	0	0	0	1	1	1					
Jerry McNertney, R OBP: 0.317, SLG: 0.368 (1, 2)						CS 1B		F9		6-3		5	0	2	0	0	0	2					
Roberto Pena, R OBP: 0.280, SLG: 0.306 (1, 6)		FC6-4 1B			CS			F8		4-3		5	0	1	0	0	0	1					
Mike Hegan, L OBP: 0.324, SLG: 0.377 (1, 3)			K						F9		2B	5	0	1	0	0	3	2					
Al Downing, R OBP: 0.293, SLG: 0.416 Ken Sanders, R OBP: 0.244, SLG: 0.167 Tito Francona, L OBP: 0.199, SLG: 0.330 Max Aylva, R OBP: 0.275, SLG: 0.275 Bobby Bolin, R OBP: 0.275, SLG: 0.275 Dave Baldwin, R OBP: 0.270, SLG: 0.212 Phil Roof, R OBP: 0.215, SLG: 0.239 (11, 1)	(1, 1)	(7, PH)	(8, PH)	(8, PH)	(9, 7)	(1, 2)	(1, 6)	(1, 3)	(1, 1)	(7, PH)	(8, PH)	(11, 1)											
Inning Stats	R: 0 E: 0 K: 2 S: 7	H: 0 LOB: 1 BB: 1 P: 11	R: 0 E: 0 K: 2 S: 8	H: 1 LOB: 1 BB: 0 P: 8	R: 0 E: 0 K: 2 S: 7	H: 0 LOB: 0 BB: 1 P: 7	R: 0 E: 0 K: 1 S: 5	H: 1 LOB: 1 BB: 1 P: 9	R: 0 E: 0 K: 0 S: 4	H: 0 LOB: 2 BB: 1 P: 8	R: 0 E: 0 K: 1 S: 6	H: 1 LOB: 3 BB: 2 P: 14	R: 0 E: 0 K: 0 S: 3	H: 0 LOB: 0 BB: 0 P: 3	R: 0 E: 0 K: 0 S: 3	H: 0 LOB: 0 BB: 0 P: 3	R: 0 E: 0 K: 1 S: 6	H: 1 LOB: 1 BB: 0 P: 6	1B: 8 2B: 1 3B: 0 HR: 0	SF: 0 SAC: 1 DP: 0 HBP: 0	WP: 0 PB: 0 SB: 0 CS: 1	PA: 47	
PITCHER	IP 6.0	WLS 5	BF 8	H 4	R 0	ER 0	SO 7	BB 3	IBB 0	HBP 0	BLK 0	WP 0	HR 0	S 35	P 47	ERA 0.00	WHIP 1.167						
Tom Hall, L ERA: 2.76 Ron Perranoski, L ERA: 2.27 Stan Williams, R ERA: 2.05 Jim Kaat, L ERA: 3.74	(1, 1)	(7, 1)	(7, 1)	(9, 1)																			

Minnesota Twins @ Milwaukee Brewers
Milwaukee County Stadium, Milwaukee, WI

AB 40
R 1
H 9
RBI 1
BB 5
SO 9
LOB 19



WP: 0 PA: 47
PB: 0 SB: 0 CS: 1

Tue Sep 01 1970, 8:05 PM EDT
Att: 16,670 - Unknown

Batter	1	2	3	4	5	6	7	8	9	AB	R	H	RBI	BB	SO	LOB	TOP					
Cesar Tovar, R OBP: 0.347, SLG: 0.435 (1, 8)										4	1	3	0	0	0	0						
Danny Thompson, R OBP: 0.275, SLG: 0.290 (1, 4)										4	0	1	1	0	0	1						
Tony Oliva, L OBP: 0.348, SLG: 0.489 (1, 9)										4	0	0	0	0	1	2						
Harmon Killebrew, R OBP: 0.415, SLG: 0.596 (1, 5)										4	0	0	0	0	1	2						
Rich Reese, L OBP: 0.338, SLG: 0.376 (1, 3)										4	1	1	0	0	1	0						
Leo Cardenas, R OBP: 0.304, SLG: 0.384 (1, 6)										4	0	1	0	0	0	1						
Steve Brye, R (1, 7)										1	0	0	0	1	1	1						
Stan Williams, R (5, 1)										0	0	0	0	0	0	0						
Brant Aivea, R OBP: 0.362, SLG: 0.505 (7, PH)										1	1	1	2	0	0	0						
Jim Kaat, L OBP: 0.270, SLG: 0.212 (7, 1)										0	0	0	0	0	0	0						
Charlie Manuel, L OBP: 0.296, SLG: 0.283 (9, PH)										1	0	0	0	0	0	0						
George Mitterwald, R OBP: 0.289, SLG: 0.370 (1, 2)										3	0	0	0	0	0	1						
Bill Zepp, R OBP: 0.143, SLG: 0.143 (1, 1)										1	0	0	0	0	1	0						
Jim Holt, L OBP: 0.299, SLG: 0.335 (5, 8)										2	0	0	0	0	0	0						
Inning Stats	R: 0 E: 0 K: 0 S: 3	H: 1 LOB: 0 BB: 0 P: 3	R: 0 E: 0 K: 1 S: 6	H: 1 LOB: 1 BB: 0 P: 6	R: 0 E: 0 K: 1 S: 5	H: 0 LOB: 0 BB: 0 P: 5	R: 0 E: 0 K: 0 S: 3	H: 0 LOB: 0 BB: 0 P: 3	R: 0 E: 0 K: 1 S: 5	H: 0 LOB: 1 BB: 1 P: 9	R: 1 E: 0 K: 0 S: 4	H: 1 LOB: 0 BB: 0 P: 4	R: 2 E: 0 K: 0 S: 5	H: 2 LOB: 0 BB: 0 P: 5	R: 0 E: 0 K: 2 S: 9	H: 2 LOB: 2 BB: 0 P: 9	R: 0 E: 0 K: 0 S: 3	H: 0 LOB: 0 BB: 0 P: 3	1B: 4 2B: 1 3B: 1 HR: 1	SF: 0 SAC: 0 DP: 0 HBP: 0	WP: 0 PB: 0 SB: 0 CS: 1	PA: 34
PITCHER	IP	WLS	BF	H	R	ER	SO	BB	IBB	HBP	BLK	WP	HR	S	P	ERA	WHIP					
Marty Pattin, R ERA: 3.56 (1, 1)	7.1	W	29	7	3	3	3	1	0	0	0	0	1	34	38	3.68	1.091					
Ken Sanders, R ERA: 1.64 (8, 1)	1.2	S	5	0	0	0	2	0	0	0	0	0	0	9	9	0.00	0.000					

Minnesota Twins @ Milwaukee Brewers
Milwaukee County Stadium, Milwaukee, WI
Thu Sep 03 1970, 4:33 AM EDT
Att: 6,583 - Cloudy - 77 F


AB 33
R 3
H 7
RBI 3
BB 1
SO 5
LOB 8



Batter	1	2	3	4	5	6	7	8	9	AB	R	H	RBI	BB	SO	LOB	BOTTOM				
Tommy Harper, R OBP: 0.366, SLG: 0.517 (1, 5)										4	1	0	0	1	2	3					
Russ Snyder, L OBP: 0.281, SLG: 0.331 (1, 7)										4	0	0	0	0	0	0					
Dave May, L OBP: 0.311, SLG: 0.320 (1, 8)										4	1	2	1	0	0	0					
Bob Burda, L OBP: 0.308, SLG: 0.316 (1, 9)										3	0	0	0	0	1	1					
Bernie Smith, R OBP: 0.347, SLG: 0.444 (7, PH)										1	0	0	0	0	0	1					
Mike Hegan, L OBP: 0.330, SLG: 0.382 (1, 3)										2	3	2	0	2	0	0					
Roberto Pena, R OBP: 0.285, SLG: 0.321 (1, 6)										4	2	3	3	0	0	1					
Phil Roof, R OBP: 0.322, SLG: 0.386 (1, 2)										2	1	1	3	2	0	1					
Ted Kubiak, S OBP: 0.343, SLG: 0.325 (1, 4)										3	0	1	1	1	0	1					
Marty Pattin, R OBP: 0.127, SLG: 0.132 (1, 1)										3	0	0	0	0	2	5					
Ken Sanders, R OBP: 0.400, SLG: 0.143 (8, 1)										1	0	0	0	0	0	0					
Inning Stats	R: 0 E: 0 K: 0 S: 3	H: 0 LOB: 0 BB: 0 P: 3	R: 1 E: 0 K: 2 S: 10	H: 3 LOB: 3 BB: 1 P: 14	R: 0 E: 0 K: 0 S: 3	H: 0 LOB: 0 BB: 0 P: 3	R: 0 E: 0 K: 0 S: 3	H: 0 LOB: 2 BB: 2 P: 11	R: 5 E: 0 K: 0 S: 6	H: 3 LOB: 0 BB: 2 P: 14	R: 0 E: 0 K: 2 S: 7	H: 0 LOB: 0 BB: 0 P: 7	R: 2 E: 0 K: 0 S: 5	H: 3 LOB: 1 BB: 1 P: 9	R: 0 E: 0 K: 1 S: 5	H: 0 LOB: 0 BB: 0 P: 5	1B: 5 2B: 2 3B: 0 HR: 2	SF: 0 SAC: 1 DP: 1 HBP: 0	WP: 0 PB: 0 SB: 1 CS: 0	PA: 38	
PITCHER	IP	WLS	BF	H	R	ER	SO	BB	IBB	HBP	BLK	WP	HR	S	P	ERA	WHIP				
Bill Zepp, R ERA: 3.05 (1, 1)	4.2	L	24	5	5	5	2	3	2	0	0	0	0	23	43	9.64	1.714				
Stan Williams, R ERA: 2.16 (5, 1)	1.1		5	1	1	1	2	0	0	0	0	0	1	9	9	6.75	0.750				
Jim Kaat, L ERA: 3.79 (7, 1)	2.0		9	3	2	2	1	1	0	0	0	0	1	10	14	9.00	2.000				


Minnesota Twins @ Milwaukee Brewers
Milwaukee County Stadium, Milwaukee, WI
Thu Sep 03 1970, 4:33 AM EDT
Att: 6,583 - Cloudy - 77 F


AB 31
R 8
H 9
RBI 8
BB 6
SO 5
LOB 13



Batter	1	2	3	4	5	6	7	8	9	AB	R	H	RBI	BB	SO	LOB	TOP																					
Cesar Tovar, R OBP: 0.349, SLG: 0.435 (1, 8)										4	0	2	0	1	1	0	Minnesota Twins @ California Angels Anaheim Stadium, Anaheim, CA Fri Sep 04, 1970, 10:05 PM EDT Att: 38,199 - Unknown - 71 F																					
Danny Thompson, R OBP: 0.269, SLG: 0.284 (1, 4)										5	0	0	0	0	2	3																						
Harmon Killebrew, R OBP: 0.416, SLG: 0.593 Frank Quilici, R OBP: 0.281, SLG: 0.252 (8, PR)										2	1	0	0	2	1	1																						
Tony Oliva, L OBP: 0.352, SLG: 0.493 (1, 9)										4	1	4	0	0	0	0																						
Brant Aylea, R OBP: 0.362, SLG: 0.518 Jim Holt, L OBP: 0.298, SLG: 0.335 (6, 8)										3	1	1	3	0	0	3																						
Leo Cardenas, R OBP: 0.304, SLG: 0.382 (1, 6)										4	0	1	0	0	0	3																						
Rich Reese, L OBP: 0.336, SLG: 0.374 (1, 3)										3	0	0	0	1	2	2																						
George Mitterwald, R OBP: 0.269, SLG: 0.369 (1, 2)										4	0	1	0	0	0	2																						
Bert Blyleven, R OBP: 0.184, SLG: 0.162 Ron Perranoski, L OBP: 0.053, SLG: 0.053 (6, 1)										2	0	0	0	0	1	1																						
Inning Stats	R: 3 E: 0 K: 2 S: 9	H: 2 LOB: 0 BB: 1 P: 13	R: 0 E: 0 K: 1 S: 5	H: 0 LOB: 0 BB: 0 P: 5	R: 0 E: 0 K: 1 S: 6	H: 1 LOB: 2 BB: 1 P: 10	R: 0 E: 0 K: 1 S: 6	H: 2 LOB: 1 BB: 0 P: 6	R: 0 E: 0 K: 0 S: 3	H: 0 LOB: 0 BB: 0 P: 3	R: 0 E: 0 K: 1 S: 6	H: 1 LOB: 1 BB: 0 P: 6	R: 0 E: 0 K: 0 S: 4	H: 1 LOB: 1 BB: 0 P: 4	R: 1 E: 0 K: 0 S: 4	H: 1 LOB: 2 BB: 0 P: 12	R: 0 E: 0 K: 2 S: 8	H: 1 LOB: 1 BB: 0 P: 8	1B: 8 2B: 0 3B: 0 HR: 1	SF: 1 SAC: 0 DP: 0 HBP: 0	WP: 0 PB: 0 CS: 0	PA: 39																
PITCHER	IP	WLS	BF	H	R	ER	SO	BB	IBB	HBP	BLK	WP	HR	S	P	ERA	WHIP	PITCHER				IP	WLS	BF	H	R	ER	SO	BB	IBB	HBP	BLK	WP	HR	S	P	ERA	WHIP
Rudy May, L ERA: 3.86 (1, 1)	5.0	L	21	5	3	3	5	2	0	0	0	0	1	29	37	5.40	1.400	Rudy May, L				5.0	L	21	5	3	3	5	2	0	0	0	0	1	29	37	5.40	1.400
Eddie Fisher, R ERA: 2.97 (6, 1)	2.0		8	2	0	0	1	0	0	0	0	0	0	10	10	0.00	1.000	Eddie Fisher, R				2.0		8	2	0	0	1	0	0	0	0	0	10	10	0.00	1.000	
Mel Queen, R ERA: 3.51 (8, 1)	2.0		10	2	1	1	2	1	1	0	0	0	0	12	20	4.50	1.500	Mel Queen, R				2.0		10	2	1	1	2	1	1	0	0	0	12	20	4.50	1.500	

Batter	1	2	3	4	5	6	7	8	9	AB	R	H	RBI	BB	SO	LOB	BOTTOM																					
Sandy Alomar Sr., S OBP: 0.306, SLG: 0.309 (1, 4)										4	0	0	0	0	0	0	Minnesota Twins @ California Angels Anaheim Stadium, Anaheim, CA Fri Sep 04, 1970, 10:05 PM EDT Att: 38,199 - Unknown - 71 F																					
Tony Gonzalez, L OBP: 0.342, SLG: 0.361 (1, 8)										4	0	1	0	0	0	0																						
Jim Fregosi, R OBP: 0.357, SLG: 0.467 (1, 6)										3	0	2	0	1	0	0																						
Alex Johnson, R OBP: 0.363, SLG: 0.452 (1, 7)										4	0	2	0	0	0	1																						
Jim Spencer, L OBP: 0.318, SLG: 0.414 Billy Cowan, R OBP: 0.347, SLG: 0.509 (6, PH)										2	0	0	0	0	1	2																						
Roger Repoz, L OBP: 0.326, SLG: 0.465 Tommie Reynolds, R OBP: 0.305, SLG: 0.324 (7, PH)										2	0	0	0	0	1	0																						
Ken McMullen, R OBP: 0.324, SLG: 0.362 (1, 5)										3	0	0	0	1	0	0																						
Joe Azcue, R OBP: 0.284, SLG: 0.294 (1, 2)										3	0	0	0	0	0	1																						
Rudy May, L OBP: 0.109, SLG: 0.115 Jay Johnstone, L OBP: 0.290, SLG: 0.407 Eddie Fisher, R OBP: 0.125, SLG: 0.125 Ray Oyler, R OBP: 0.222, SLG: 0.067 Mel Queen, L (8, 1)										1	0	0	0	0	1	0																						
Inning Stats	R: 0 E: 0 K: 0 S: 3	H: 0 LOB: 0 BB: 0 P: 3	R: 0 E: 0 K: 2 S: 7	H: 0 LOB: 0 BB: 0 P: 7	R: 0 E: 0 K: 1 S: 5	H: 0 LOB: 0 BB: 0 P: 5	R: 0 E: 0 K: 0 S: 5	H: 2 LOB: 2 BB: 0 P: 5	R: 0 E: 0 K: 1 S: 5	H: 0 LOB: 1 BB: 1 P: 9	R: 0 E: 0 K: 1 S: 7	H: 2 LOB: 3 BB: 1 P: 11	R: 0 E: 0 K: 0 S: 3	H: 0 LOB: 0 BB: 0 P: 3	R: 0 E: 0 K: 0 S: 4	H: 1 LOB: 1 BB: 0 P: 4	R: 0 E: 0 K: 0 S: 3	H: 0 LOB: 0 BB: 0 P: 3	1B: 4 2B: 0 3B: 1 HR: 0	SF: 0 SAC: 0 DP: 0 HBP: 0	WP: 0 PB: 0 CS: 0	PA: 34																
PITCHER	IP	WLS	BF	H	R	ER	SO	BB	IBB	HBP	BLK	WP	HR	S	P	ERA	WHIP	PITCHER				IP	WLS	BF	H	R	ER	SO	BB	IBB	HBP	BLK	WP	HR	S	P	ERA	WHIP
Bert Blyleven, R ERA: 3.29 (1, 1)	5.1	W	22	4	0	0	4	2	0	0	0	0	0	14	14	0.00	1.125	Bert Blyleven, R				5.1	W	22	4	0	0	0	4	2	0	0	0	14	14	0.00	1.125	
Ron Perranoski, L ERA: 2.16 (6, 1)	3.2	S	12	1	0	0	1	0	0	0	0	0	0	14	14	0.00	0.273	Ron Perranoski, L				3.2	S	12	1	0	0	1	0	0	0	0	14	14	0.00	0.273		

Batter	1	2	3	4	5	6	7	8	9	AB	R	H	RBI	BB	SO	LOB	TOP						
Cesar Tovar, R OBP: 0.351, SLG: 0.438 (1, 8)										5	3	3	0	0	1	1	Minnesota Twins @ California Angels Anaheim Stadium, Anaheim, CA Sat Sep 05 1970, 10:05 PM EDT Att: 27,301 - Unknown - 76 F livebaseballscores.com AB 34 R 4 H 9 RBI 4 BB 2 SO 5 LOB 9 						
Danny Thompson, R OBP: 0.269, SLG: 0.283 (1, 4)										4	0	1	1	0	0	3							
Tony Oliva, L OBP: 0.353, SLG: 0.498 (1, 9)										2	1	1	3	1	1	1							
Harmon Killebrew, R OBP: 0.418, SLG: 0.594 (1, 5)										3	0	2	0	1	0	0							
Rich Reese, L OBP: 0.337, SLG: 0.373 (1, 3)										4	0	1	0	0	0	2							
Brant Alevy, R OBP: 0.357, SLG: 0.510 Jim Holt, L OBP: 0.297, SLG: 0.333 (6, 8)										3	0	0	0	0	1	2							
Leo Cardenas, R OBP: 0.301, SLG: 0.379 (1, 6)										4	0	0	0	0	1	0							
George Mitterwald, R OBP: 0.266, SLG: 0.364 (1, 2)										4	0	0	0	0	0	0							
Jim Perry, S OBP: 0.271, SLG: 0.349 Paul Ratliff, L OBP: 0.345, SLG: 0.393 Steve Brye, R OBP: 0.270, SLG: 0.212 Jim Kaat, L OBP: 0.270, SLG: 0.212 Stan Williams, R OBP: 0.270, SLG: 0.212 (7, 1)										2	0	0	0	0	0	0							
Inning Stats	R: 1 E: 1 K: 0 S: 6	H: 3 LOB: 2 BB: 0 P: 6	R: 0 E: 0 K: 0 S: 3	H: 0 LOB: 0 BB: 0 P: 3	R: 2 E: 0 K: 0 S: 5	H: 2 LOB: 0 BB: 0 P: 5	R: 0 E: 0 K: 0 S: 3	H: 0 LOB: 0 BB: 0 P: 3	R: 1 E: 1 K: 1 S: 7	H: 2 LOB: 2 BB: 1 P: 11	R: 0 E: 0 K: 0 S: 5	H: 0 LOB: 0 BB: 0 P: 5	R: 0 E: 0 K: 0 S: 4	H: 2 LOB: 2 BB: 1 P: 8	R: 0 E: 0 K: 1 S: 5	H: 0 LOB: 0 BB: 0 P: 5		R: 0 E: 0 K: 2 S: 7	H: 0 LOB: 0 BB: 0 P: 7	1B: 7 2B: 1 3B: 0 HR: 1	SF: 1 SAC: 0 DP: 0 HBP: 0	WP: 0 PB: 0 CS: 0	PA: 37
PITCHER	IP WLS BF H R ER SO BB IBB HBP BLK WP HR S P ERA WHIP																						
Tom Murphy, R ERA: 4.05 Dave LaRoche, L ERA: 4.01 Andy Messersmith, R ERA: 2.99 (7, 1)	4.1 L 20 7 4 4 0 0 0 0 0 0 0 1 20 20 8.31 1.615																						

Batter	1	2	3	4	5	6	7	8	9	AB	R	H	RBI	BB	SO	LOB	BOTTOM						
Sandy Alomar Sr., S OBP: 0.305, SLG: 0.308 (1, 4)										5	1	1	0	0	0	2	Minnesota Twins @ California Angels Anaheim Stadium, Anaheim, CA Sat Sep 05 1970, 10:05 PM EDT Att: 27,301 - Unknown - 76 F livebaseballscores.com AB 36 R 3 H 10 RBI 3 BB 1 SO 7 LOB 19 						
Tony Gonzalez, L OBP: 0.343, SLG: 0.362 (1, 8)										4	1	2	0	0	1	0							
Jim Fregosi, R OBP: 0.356, SLG: 0.465 (1, 6)										4	0	1	1	0	1	2							
Alex Johnson, R OBP: 0.363, SLG: 0.450 (1, 7)										4	0	1	1	0	0	2							
Jim Spencer, L OBP: 0.319, SLG: 0.415 Jarvis Tatum, R OBP: 0.311, SLG: 0.279 (8, PR) (9, 9)										4	0	2	0	0	0	3							
Roger Repoz, L OBP: 0.325, SLG: 0.463 (9, 3)										4	1	1	0	0	1	2							
Ken McMullen, R OBP: 0.324, SLG: 0.360 (1, 5)										3	0	0	0	1	0	3							
Joe Azcue, R OBP: 0.287, SLG: 0.149 Jay Johnstone, L OBP: 0.292, SLG: 0.409 Tom Egan, R OBP: 0.283, SLG: 0.320 Mickey Rivers, L OBP: 0.283, SLG: 0.320 Randy Brown, L OBP: 0.283, SLG: 0.320 (8, PH) (8, PH) (8, PH) (8, PH)										1	0	1	0	0	0	0							
Tom Murphy, R OBP: 0.295, SLG: 0.149 Dave LaRoche, L OBP: 0.423, SLG: 0.500 Bill Voss, L OBP: 0.333, SLG: 0.353 Andy Messersmith, R OBP: 0.157, SLG: 0.243 Giraldo Ruiz, S OBP: 0.269, SLG: 0.260 (1, 1) (5, 1) (6, PH) (7, 1) (9, PH)										2	0	0	0	0	1	2							
Inning Stats	R: 0 E: 0 K: 0 S: 3	H: 0 LOB: 0 BB: 0 P: 3	R: 0 E: 0 K: 1 S: 6	H: 1 LOB: 1 BB: 0 P: 6	R: 2 E: 0 K: 1 S: 9	H: 4 LOB: 2 BB: 0 P: 9	R: 1 E: 1 K: 0 S: 5	H: 2 LOB: 1 BB: 0 P: 5	R: 0 E: 0 K: 1 S: 4	H: 1 LOB: 1 BB: 0 P: 4	R: 0 E: 0 K: 1 S: 5	H: 0 LOB: 1 BB: 1 P: 9	R: 0 E: 0 K: 1 S: 6	H: 1 LOB: 1 BB: 0 P: 6	R: 0 E: 0 K: 1 S: 6	H: 1 LOB: 1 BB: 0 P: 6		R: 0 E: 0 K: 2 S: 7	H: 0 LOB: 0 BB: 0 P: 7	1B: 10 2B: 0 3B: 0 HR: 0	SF: 0 SAC: 1 DP: 0 HBP: 0	WP: 0 PB: 0 CS: 0	PA: 38
PITCHER	IP WLS BF H R ER SO BB IBB HBP BLK WP HR S P ERA WHIP																						
Jim Perry, R ERA: 3.0 Jim Kaat, L ERA: 3.79 Stan Williams, R ERA: 2.1 (7, 1)	6.0 W 27 8 3 2 3 0 0 0 0 0 0 0 2 2 3.00 3.000																						
Stan Williams, R ERA: 2.1 (7, 1)	2.2 S 9 1 0 0 4 0 0 0 0 0 0 0 17 17 0.00 0.375																						

Batter	1	2	3	4	5	6	7	8	9	AB	R	H	RBI	BB	SO	LOB	TOP					
Cesar Tovar, R OBP: 0.391, SLG: 0.445 (1, 8) (7, 7)	F9		HR		F9				F8	5	1	2	3	0	0	1						
Danny Thompson, R OBP: 0.263, SLG: 0.277 (1, 4) (9, 5)	5-3		6-3		F8		K		5-3	5	0	0	0	0	1	2						
Harmon Killebrew, R OBP: 0.416, SLG: 0.589 Frank Quilici, R OBP: 0.281, SLG: 0.252 (1, 5) (9, 4)	F3			F9		K			F5	4	0	0	0	1	1	0						
Tony Oliva, L OBP: 0.352, SLG: 0.496 (1, 9)		3-1		F9		1B			F8	4	0	1	0	0	0	2						
Brant Aylea, R OBP: 0.357, SLG: 0.512 Jim Holt, L OBP: 0.296, SLG: 0.332 (1, 7) (7, 8)	6-3								K	3	0	1	0	0	0	1						
Leo Cardenas, R OBP: 0.305, SLG: 0.383 (1, 6)	F9			2B						3	0	2	0	1	0	0						
Rich Reese, L OBP: 0.336, SLG: 0.370 (1, 3)			SH1-4 HR BB	1-3		4-3			F9	3	1	0	0	1	0	5						
George Mitterwald, R OBP: 0.270, SLG: 0.370 Steve Brye, R (7, PR) Tom Tischinski, R OBP: 0.321, SLG: 0.250 (7, 2) (7, 2)	F8									3	0	2	0	0	0	1						
Tom Hall, L OBP: 0.207, SLG: 0.207 Ron Perranoski, L OBP: 0.053, SLG: 0.053 (1, 1) (9, 1)	SH1-4								1-3	2	0	0	0	0	1	3						
Inning Stats	R: 0 E: 0 K: 0 S: 3	H: 0 LOB: 0 BB: 0 P: 3	R: 0 E: 0 K: 0 S: 3	H: 0 LOB: 0 BB: 0 P: 3	R: 2 E: 0 K: 0 S: 4	H: 1 LOB: 0 BB: 1 P: 8	R: 0 E: 0 K: 0 S: 4	H: 1 LOB: 2 BB: 0 P: 8	R: 0 E: 0 K: 1 S: 6	H: 1 LOB: 1 BB: 0 P: 6	R: 0 E: 0 K: 1 S: 7	H: 2 LOB: 2 BB: 0 P: 7	R: 1 E: 0 K: 1 S: 7	H: 2 LOB: 2 BB: 1 P: 11	R: 0 E: 0 K: 1 S: 6	H: 1 LOB: 2 BB: 1 P: 10	R: 0 E: 0 K: 0 S: 3	H: 0 LOB: 0 BB: 0 P: 3	1B: 3 2B: 4 3B: 0 HR: 1	SF: 0 SAC: 2 DP: 0 HBP: 0	WP: 0 PB: 0 CS: 0	PA: 39
PITCHER	IP	WLS	BF	H	R	ER	SO	BB	IBB	HBP	BLK	WP	HR	S	P	ERA	WHIP					
Clyde Wright, L ERA: 3.0 Steve Kealey, R ERA: 1.94 Dave LaRoche, L ERA: 3.86 Eddie Fisher, R ERA: 2.95	(1, 1) (7, 1) (7, 1) (9, 1)	6.1 0.1 1.1 1.0	L 1 1 3	28 0 1 0	7 0 1 0	3 0 0 0	2 0 1 0	1 0 2 0	1 0 0 0	0 0 0 0	0 0 0 0	0 0 0 0	1 0 0 0	30 7 15 3	38 3 15 3	4.26 0.00 0.00 0.00	1.263 0.000 0.750 0.000					

Minnesota Twins @ California Angels
Anaheim Stadium, Anaheim, CA
Sun Sep 06 1970, 6:33 AM EDT
Att: 19,641 - Unknown - 91 F

AB 33
R 3
H 8
RBI 3
BB 4
SO 4
LOB 15



Batter	1	2	3	4	5	6	7	8	9	AB	R	H	RBI	BB	SO	LOB	BOTTOM					
Sandy Alomar Sr., S OBP: 0.305, SLG: 0.307 (1, 4)	F3		L5			K			5-3 1B BB	3	1	0	0	1	1	1						
Jarvis Tatum, R OBP: 0.310, SLG: 0.278 (1, 8)	K				F8				5-3 1B	4	0	1	0	0	2	0						
Jim Fregosi, R OBP: 0.356, SLG: 0.463 (1, 6)	F5			2B 1B		F7			5-3	4	0	1	0	0	2							
Alex Johnson, R OBP: 0.362, SLG: 0.450 (1, 7)		6-3		1-3 2B		F9			6-3	4	0	1	1	0	0	1						
Ken McMullen, R OBP: 0.323, SLG: 0.357 Mickey Rivers, L (9, PR)	F8					F9			3H 4-0 BB	3	0	0	0	1	1	2						
Tommie Reynolds, R OBP: 0.298, SLG: 0.316 Billy Cowan, R OBP: 0.344, SLG: 0.505 (1, 9) (9, PH)	6-3				1-3				BB	3	0	0	0	0	2	2						
Jim Spencer, L OBP: 0.317, SLG: 0.412 (1, 3)			F9			F7			F9	3	0	0	0	0	0	0						
Joe Azcue, R OBP: 0.287, SLG: 0.297 (1, 2)						F9			6-3	3	0	1	0	0	0	0						
Clyde Wright, R OBP: 0.209, SLG: 0.303 Steve Kealey, R OBP: 0.333, SLG: 0.333 Dave LaRoche, L OBP: 0.428, SLG: 0.500 Giraldo Ruiz, S OBP: 0.286, SLG: 0.256 Eddie Fisher, R OBP: 0.125, SLG: 0.125 (1, 1) (7, 1) (7, 1) (8, PH) (9, 1)						K			5-3	2	0	0	0	0	2	1						
Inning Stats	R: 0 E: 0 K: 1 S: 5	H: 0 LOB: 0 BB: 0 P: 5	R: 0 E: 0 K: 0 S: 3	H: 0 LOB: 0 BB: 0 P: 3	R: 0 E: 0 K: 1 S: 6	H: 1 LOB: 1 BB: 0 P: 6	R: 0 E: 0 K: 1 S: 7	H: 2 LOB: 2 BB: 0 P: 7	R: 0 E: 0 K: 2 S: 7	H: 0 LOB: 0 BB: 0 P: 7	R: 0 E: 0 K: 0 S: 3	H: 0 LOB: 0 BB: 0 P: 3	R: 0 E: 0 K: 0 S: 3	H: 0 LOB: 0 BB: 0 P: 3	R: 1 E: 0 K: 0 S: 4	H: 1 LOB: 2 BB: 2 P: 12	1B: 3 2B: 1 3B: 0 HR: 0	SF: 0 SAC: 0 DP: 0 HBP: 0	WP: 0 PB: 0 CS: 0	PA: 33		
PITCHER	IP	WLS	BF	H	R	ER	SO	BB	IBB	HBP	BLK	WP	HR	S	P	ERA	WHIP					
Tom Hall, L ERA: 2.65 Ron Perranoski, L ERA: 2.15	(1, 1) (9, 1)	8.0 1.0	W S	29 4	4 0	1 0	1 0	6 0	1 0	0 0	0 0	0 0	0 3	40 7	44 7	1.12 0.00	0.625 1.000					

Minnesota Twins @ California Angels
Anaheim Stadium, Anaheim, CA
Sun Sep 06 1970, 6:33 AM EDT
Att: 19,641 - Unknown - 91 F

AB 31
R 1
H 4
RBI 1
BB 2
SO 6
LOB 11



Batter	1	2	3	4	5	6	7	8	9	AB	R	H	RBI	BB	SO	LOB	TOP																	
Tommy Harper, R (1.5)	5-3		6-3						F9	5	1	1	0	0	0	0	Milwaukee Brewers @ Minnesota Twins Metropolitan Stadium, Bloomington, MI Mon Sep 07 1970, 4:33 AM EDT Unknown - 84 F																	
Floyd Wicker, L (1.7) Bernie Smith, R (9, PH)			6-3		FC3-6		K			4	1	1	0	0	1	3																		
Dave May, L (1.8) Gus Gil, R (9, PH)	G3-6-3								F5	4	1	3	1	0	0	1																		
Bob Burda, L (1.9) Max Alvis, R (9, PH)		1B	4-3						F7	3	1	2	2	0	0	1																		
Mike Hegan, L (1.3)										4	0	2	1	0	1	1																		
Roberto Pena, R (1.6)										4	0	1	0	0	1	2																		
Phil Roof, R (1.2) Fred Stanley, R (8, PR) Jerry McNertney, R (8.2)										4	0	1	0	0	2	3																		
Ted Kubiak, S (1.4)										4	0	1	2	0	0	2																		
Lee Kramer, R (1.1) John Geinar, R (1.1) Pete Kogge, R (1.1) Wayne Twitchell, R (1.1) Dick Ellsworth, L (1.1) Ken Sanders, R (1.1) Ken Sanders, R (1.1) Wayne Twitchell, R (1.1)										1	0	0	0	0	0	2																		
Inning Stats	R: 0 E: 0 K: 0 S: 3	H: 1 LOB: 0 BB: 0 P: 3	R: 1 E: 0 K: 0 S: 6	H: 3 LOB: 2 BB: 0 P: 6	R: 0 E: 0 K: 2 S: 4	H: 1 LOB: 1 BB: 0 P: 4	R: 0 E: 0 K: 2 S: 7	H: 0 LOB: 0 BB: 0 P: 7	R: 3 E: 0 K: 0 S: 8	H: 5 LOB: 2 BB: 0 P: 8	R: 0 E: 0 K: 2 S: 7	H: 0 LOB: 0 BB: 0 P: 7	R: 1 E: 1 K: 1 S: 7	H: 1 LOB: 1 BB: 0 P: 7	R: 1 E: 0 K: 1 S: 6	H: 2 LOB: 1 BB: 0 P: 6		R: 0 E: 0 K: 0 S: 4	H: 1 LOB: 1 BB: 0 P: 4	1B: 12 2B: 1 3B: 1 HR: 0	SF: 1 SAC: 0 DP: 2 HBP: 0	WP: 0 PB: 0 SB: 0 CS: 0	PA: 40											
PITCHER	IP WLS BF H R ER SO BB IBB HBP BLK WP HR S P ERA WHIP																																	
Bill Zepp, R (1.1)	4.2	22	9	4	4	2	0	0	0	0	0	0	0	0	26	26	7.71	1.929																
Stan Williams, R (5.1)	2.2	W	13	4	2	1	4	0	0	0	0	0	0	0	21	21	3.38	1.500																
Ron Perranoski, L (8.1)	1.2	S	5	1	0	0	0	0	0	0	0	0	0	5	5	0.00	0.600																	

Batter	1	2	3	4	5	6	7	8	9	AB	R	H	RBI	BB	SO	LOB	BOTTOM																
Cesar Tovar, R (1.8) (8.7)	G3							F6		5	1	3	0	0	1	0	Milwaukee Brewers @ Minnesota Twins Metropolitan Stadium, Bloomington, MI Mon Sep 07 1970, 4:33 AM EDT Unknown - 84 F																
Rich Reese, L (1.3)										4	1	1	0	0	1	2																	
Tony Oliva, L (1.9)	G3									3	1	0	0	0	1	4																	
Harmon Killebrew, R (1.5) Frank Quilici, R (9.4)										2	2	1	0	2	1	0																	
Brant Aylea, R (1.7) Jim Holt, L (7, PR) (8.8)										4	2	3	7	0	0	0																	
Leo Cardenas, R (1.6)										4	0	1	0	0	2	3																	
Paul Ratliff, L (1.2) George Mitterwald, R (8.2)										3	0	0	0	1	3	3																	
Danny Thompson, R (1.4) (9.5)										4	0	0	0	0	2	3																	
Bill Zepp, R (1.1) Stan Williams, R (5.1) Ron Perranoski, L (8.1)										2	0	0	0	0	2	0																	
Inning Stats	R: 4 E: 0 K: 1 S: 9	H: 4 LOB: 1 BB: 1 P: 13	R: 0 E: 0 K: 2 S: 7	H: 0 LOB: 0 BB: 0 P: 7	R: 3 E: 0 K: 3 S: 11	H: 2 LOB: 0 BB: 0 P: 12	R: 0 E: 0 K: 2 S: 8	H: 1 LOB: 1 BB: 0 P: 8	R: 0 E: 0 K: 3 S: 10	H: 0 LOB: 2 BB: 1 P: 14	R: 0 E: 0 K: 1 S: 6	H: 1 LOB: 0 BB: 0 P: 6	R: 0 E: 0 K: 1 S: 5	H: 1 LOB: 2 BB: 1 P: 9	R: 0 E: 0 K: 1 S: 5	H: 0 LOB: 0 BB: 0 P: 5		R: 0 E: 0 K: 0 S: 4	H: 0 LOB: 0 BB: 0 P: 4	1B: 7 2B: 0 3B: 0 HR: 2	SF: 0 SAC: 0 DP: 1 HBP: 1	WP: 0 PB: 0 SB: 1 CS: 0	PA: 37										
PITCHER	IP WLS BF H R ER SO BB IBB HBP BLK WP HR S P ERA WHIP																																
Lew Krausse, R (1.1)	2.0	L	14	6	7	3	0	0	0	0	0	0	0	17	17	0.00	0.500																
John Geinar, R (3.1)	2.0		7	1	0	0	5	0	0	0	0	0	0	10	14	0.00	1.000																
Wayne Twitchell, R (5.1)	1.0		5	0	0	0	3	1	0	0	0	0	0	7	11	0.00	3.000																
Dick Ellsworth, L (6.1)	1.0		6	2	0	0	1	1	0	0	0	0	0	9	9	0.00	0.000																
Ken Sanders, R (7.1)	2.0		5	0	0	0	2	0	0	0	0	0	0	9	9	0.00	0.000																

AB	39
R	6
H	14
RBI	6
BB	0
SO	6
LOB	19

AB	33
R	7
H	9
RBI	7
BB	3
SO	14
LOB	15



Batter	1	2	3	4	5	6	7	8	9	AB	R	H	RBI	BB	SO	LOB	TOP										
Tommy Harper, R OBP: 0.370, SLG: 0.523 (1, 5)										4	2	2	1	0	0	0	Milwaukee Brewers @ Minnesota Twins Metropolitan Stadium, Bloomington, MI Mon Sep 07 1970, 4:38 AM EDT Att: 19,964 - Unknown										
Russ Snyder, L OBP: 0.282, SLG: 0.332 Bernie Smith, R OBP: 0.353, SLG: 0.447 (1, 7) (8, PH) (8, 8)										2	1	1	1	0	0	0											
Dave May, L OBP: 0.321, SLG: 0.336 Ted Savage, R OBP: 0.401, SLG: 0.473 (1, 8) (8, PH) (8, 7)										3	0	3	0	0	0	0											
Bob Burda, L OBP: 0.309, SLG: 0.318 Gus Gil, R OBP: 0.296, SLG: 0.246 (1, 9) (9, PH)										2	0	0	0	0	1	2											
Mike Hegan, L OBP: 0.328, SLG: 0.379 (1, 3)										3	0	0	1	0	1	2											
Jerry McNettney, R OBP: 0.313, SLG: 0.362 (1, 2)										4	0	0	0	0	0	2											
Roberto Pena, R OBP: 0.280, SLG: 0.316 (1, 6)										3	0	0	0	0	0	0											
Ted Kubiak, S OBP: 0.340, SLG: 0.322 (1, 4)										3	0	0	0	0	0	0											
Al Downing, R OBP: 0.107, SLG: 0.107 Pete Koegel, R OBP: 0.333, SLG: 0.200 Bobby Bolin, R OBP: 0.256, SLG: 0.278 Dave Baldwin, R (7, 1) John Morris, R OBP: 0.273, SLG: 0.364 (8, 1)										2	0	0	0	0	1	0											
Inning Stats	R: 1 E: 0 K: 0 S: 5	H: 2 LOB: 1 P: 5	R: 0 E: 0 K: 0 S: 3	H: 0 LOB: 0 BB: 0 P: 3	R: 1 E: 0 K: 1 S: 7	H: 2 LOB: 1 BB: 0 P: 7	R: 0 E: 0 K: 0 S: 3	H: 0 LOB: 0 BB: 0 P: 3	R: 0 E: 0 K: 1 S: 5	H: 2 LOB: 1 BB: 0 P: 5	R: 0 E: 0 K: 1 S: 5	H: 0 LOB: 0 BB: 0 P: 5	R: 0 E: 0 K: 1 S: 3	H: 0 LOB: 0 BB: 0 P: 3	R: 0 E: 0 K: 1 S: 5	H: 1 LOB: 0 BB: 0 P: 5		1B: 5 2B: 0 3B: 1 HR: 1	SF: 2 SAC: 1 DP: 1 HBP: 0	WP: 0 PB: 0 SB: 1 CS: 0	PA: 33						
PITCHER	IP	WLS	BF	H	R	ER	SO	BB	IBB	HBP	BLK	WP	HR	S	P	ERA	WHIP										
Luis Tiant, R ERA: 3.35 Hal Haydel, R ERA: 3.6 Ron Perranoski, L ERA: 2.05	(1, 1) (2, 1) (7, 1)	1.0 5.0 3.0	WLS W S	5 19 9	2 4 1	1 2 0	1 2 0	0 0 2	0 0 0	0 0 0	0 0 0	0 0 0	0 1 0	5 23 13	5 23 13	9.00 3.60 0.00	2.000 0.800 0.333										

Batter	1	2	3	4	5	6	7	8	9	AB	R	H	RBI	BB	SO	LOB	BOTTOM										
Cesar Tovar, R OBP: 0.354, SLG: 0.446 (1, 8) (8, 7)										5	1	2	1	0	1	0	Milwaukee Brewers @ Minnesota Twins Metropolitan Stadium, Bloomington, MI Mon Sep 07 1970, 4:38 AM EDT Att: 19,964 - Unknown										
Jim Nettles, L (9, 9)										0	0	0	0	0	0	0											
Danny Thompson, R OBP: 0.255, SLG: 0.268 (1, 4) (8, 5)										4	1	0	0	0	1	1											
Harmon Killebrew, R OBP: 0.421, SLG: 0.591 Rich Reese, L OBP: 0.335, SLG: 0.368 (1, 3) (8, 3)										3	2	2	1	1	1	0											
Brant Alyea, R OBP: 0.366, SLG: 0.545 Jim Holt, L OBP: 0.296, SLG: 0.332 (1, 7) (8, 8)										2	1	1	2	1	0	1											
Rick Renick, R OBP: 0.320, SLG: 0.419 Frank Quilici, R OBP: 0.281, SLG: 0.252 (1, 5) (8, 4)										3	0	0	0	1	0	3											
Leo Cardenas, R OBP: 0.306, SLG: 0.386 (1, 6)										3	1	1	1	1	1	3											
Steve Brye, R OBP: 0.333, SLG: 0.200 (1, 9) (9, 7)										4	0	1	1	0	0	1											
George Mitterwald, R OBP: 0.289, SLG: 0.368 (1, 2)										4	0	1	1	0	0	0											
Luis Tiant, R OBP: 0.438, SLG: 0.548 Hal Haydel, R OBP: 0.667, SLG: 2.000 Ron Perranoski, L OBP: 0.048, SLG: 0.048 (1, 1) (2, 1) (7, 1)										0	0	0	0	0	0	0											
Inning Stats	R: 1 E: 0 K: 1 S: 7	H: 2 LOB: 1 P: 11	R: 1 E: 0 K: 0 S: 5	H: 2 LOB: 0 BB: 0 P: 5	R: 1 E: 0 K: 1 S: 6	H: 1 LOB: 1 BB: 1 P: 10	R: 1 E: 0 K: 1 S: 6	H: 1 LOB: 0 BB: 0 P: 6	R: 0 E: 0 K: 0 S: 3	H: 0 LOB: 1 BB: 1 P: 7	R: 0 E: 0 K: 1 S: 5	H: 0 LOB: 0 BB: 0 P: 5	R: 4 E: 1 K: 1 S: 10	H: 4 LOB: 2 BB: 1 P: 14	R: 0 E: 0 K: 2 S: 7	H: 0 LOB: 0 BB: 0 P: 7	1B: 6 2B: 2 3B: 1 HR: 1	SF: 1 SAC: 1 DP: 0 HBP: 0	WP: 2 PB: 0 SB: 0 CS: 0	PA: 39							
PITCHER	IP	WLS	BF	H	R	ER	SO	BB	IBB	HBP	BLK	WP	HR	S	P	ERA	WHIP										
Al Downing, L ERA: 3.35 Bobby Bolin, R ERA: 4.91 Dave Baldwin, R ERA: 3.07 John Morris, L ERA: 3.47	(1, 1) (7, 1) (7, 1) (8, 1)	6.0 0.2 1.0 0.1	L	27 7 4 1	4 3 1 0	4 4 0 0	4 1 0 1	0 1 0 0	0 0 0 0	0 0 0 0	0 0 0 0	0 0 0 0	0 0 8 3	4 6 8 3	4 10 8 3	6.00 13.50 0.00 0.00	1.500 6.000 1.000 0.000										

Batter	1	2	3	4	5	6	7	8	9	AB	R	H	RBI	BB	SO	LOB	TOP																				
Bert Campaneris, R OBP: 0.321, SLG: 0.444 (1, 6)	6-3		L8			F9		WP BB		3	0	0	0	1	0	0																					
Rick Monday, L OBP: 0.394, SLG: 0.458 (1, 8)	CS 1B			4-3		F7		K		4	0	1	0	0	1	2																					
Joe Rudi, R OBP: 0.328, SLG: 0.488 (1, 7) (7, 3)	1-2 1B			L8		6-3		F8		4	0	1	0	0	0	2																					
Don Mincher, L OBP: 0.333, SLG: 0.483 Allan Lewis, S (7, PR)	K									3	1	2	1	0	1	1																					
Felipe Alou, R OBP: 0.320, SLG: 0.385 (7, 7)	K			HR						0	0	0	0	0	0	0																					
Sal Bando, R OBP: 0.397, SLG: 0.448 (1, 5)		6-3								2	0	1	0	1	0	0																					
Reggie Jackson, L OBP: 0.356, SLG: 0.459 (1, 9)		K								3	0	0	0	1	2	2																					
Gene Tenace, R OBP: 0.425, SLG: 0.651 (1, 2)		K								3	0	0	0	1	3	3																					
Dick Green, R OBP: 0.262, SLG: 0.235 Steve Howley, L OBP: 0.327, SLG: 0.307 Tony La Russa, R OBP: 0.267, SLG: 0.234 (8, PH) (8, 4)				F3		G6-3		WP SH1-4 1B		2	0	0	0	0	0	1																					
Chuck Dobson, R OBP: 0.141, SLG: 0.143 Paul Lindblad, L (8, 1)										1	0	1	0	0	0	0																					
Mudcat Grant, R OBP: 0.538, SLG: 0.250 (8, 1)				F4		F8		SH1-4		0	0	0	0	0	0	0																					
Inning Stats	R: 0 E: 0 K: 1 S: 6	H: 2 LOB: 1 BB: 0 P: 6	R: 0 E: 0 K: 2 S: 7	H: 0 LOB: 0 BB: 0 P: 7	R: 0 E: 0 K: 0 S: 3	H: 0 LOB: 0 BB: 0 P: 3	R: 1 E: 0 K: 0 S: 4	H: 1 LOB: 1 BB: 1 P: 8	R: 0 E: 0 K: 0 S: 2	H: 0 LOB: 0 BB: 1 P: 6	R: 0 E: 0 K: 0 S: 3	H: 0 LOB: 0 BB: 0 P: 3	R: 0 E: 0 K: 1 S: 5	H: 1 LOB: 2 BB: 1 P: 9	R: 0 E: 0 K: 1 S: 6	H: 1 LOB: 2 BB: 1 P: 10	R: 0 E: 0 K: 2 S: 8	H: 1 LOB: 1 BB: 0 P: 8	1B: 4 2B: 2 3B: 0 HR: 1	SF: 0 SAC: 2 DP: 2 HBP: 0	WP: 3 PB: 0 SB: 0 CS: 2	PA: 34															
PITCHER	IP	WLS	BF	H	R	ER	SO	BB	IBB	HBP	BLK	WP	HR	S	P	ERA	WHIP	PITCHER	IP	WLS	BF	H	R	ER	SO	BB	IBB	HBP	BLK	WP	HR	S	P	ERA	WHIP		
Jim Perry, R ERA: 2.93 Stan Williams, R ERA: 2.11	(1, 1)	8.0	W	30	5	1	1	5	3	1	0	0	2	0	0	0	0	0	0	0	0	0	0	1	0	8	8	0.00	1.000								

Oakland Athletics @ Minnesota Twins
Metropolitan Stadium, Bloomington, MI
Wed Sep 09 1970, 8:05 PM EDT
Att: 14,428 - Unknown - 66 F

AB 28
R 1
H 6
RBI 1
BB 4
SO 7
LOB 11



Batter	1	2	3	4	5	6	7	8	9	AB	R	H	RBI	BB	SO	LOB	BOTTOM																			
Cesar Tovar, R OBP: 0.349, SLG: 0.440 (1, 8) (8, 7)	6-3		5-3			F3	FC6-4			4	0	0	0	0	0	3																				
Leo Cardenas, R OBP: 0.301, SLG: 0.380 (1, 6)	F8					F4		F9		4	0	0	0	0	0	0																				
Tony Oliva, L OBP: 0.355, SLG: 0.504 (1, 9)	4-3					6-3 BB		1B 2B		3	1	1	0	1	0	0																				
Harmon Killebrew, R OBP: 0.425, SLG: 0.593 (1, 5)						6-3		1B 2B IBB		3	1	2	0	1	0	1																				
Rich Reese, L OBP: 0.333, SLG: 0.366 (1, 3)						K		1B BB		4	0	1	1	0	2	3																				
Brant Alyea, R OBP: 0.295, SLG: 0.544 Jim Hill, L OBP: 0.295, SLG: 0.331 (7, PR) (8, 8)										3	0	2	1	0	1	0																				
Rick Renick, R OBP: 0.322, SLG: 0.417 Herminio Hill, L OBP: 0.105, SLG: 0.105 (8, PH) (8, 8)										0	0	0	0	1	0	0																				
George Mitterwald, R OBP: 0.269, SLG: 0.364 (1, 2)										3	0	0	0	1	1	4																				
Frank Quilici, R OBP: 0.285, SLG: 0.256 Charlie Manuel, L OBP: 0.298, SLG: 0.271 Danny Thompson, R OBP: 0.253, SLG: 0.266 (7, PR) (8, 4)										2	0	1	0	0	0	0																				
Jim Perry, S OBP: 0.273, SLG: 0.349 Stan Williams, R (9, 1)										3	0	1	1	0	0	1																				
Inning Stats	R: 0 E: 0 K: 0 S: 3	H: 0 LOB: 0 BB: 0 P: 3	R: 0 E: 0 K: 1 S: 6	H: 2 LOB: 1 BB: 0 P: 6	R: 0 E: 0 K: 0 S: 3	H: 0 LOB: 0 BB: 0 P: 3	R: 0 E: 0 K: 1 S: 5	H: 0 LOB: 1 BB: 1 P: 9	R: 0 E: 0 K: 2 S: 8	H: 1 LOB: 1 BB: 0 P: 8	R: 0 E: 0 K: 0 S: 3	H: 0 LOB: 0 BB: 0 P: 3	R: 2 E: 0 K: 0 S: 6	H: 3 LOB: 3 BB: 1 P: 10	R: 0 E: 0 K: 0 S: 4	H: 2 LOB: 2 BB: 2 P: 12	R: 1 E: 0 K: 0 S: 4	H: 2 LOB: 2 BB: 2 P: 12	1B: 5 2B: 4 3B: 0 HR: 0	SF: 0 SAC: 0 DP: 2 HBP: 0	WP: 0 PB: 0 SB: 0 CS: 1	PA: 34														
PITCHER	IP	WLS	BF	H	R	ER	SO	BB	IBB	HBP	BLK	WP	HR	S	P	ERA	WHIP	PITCHER	IP	WLS	BF	H	R	ER	SO	BB	IBB	HBP	BLK	WP	HR	S	P	ERA	WHIP	
Chuck Dobson, R ERA: 3.64 Paul Lindblad, L ERA: 2.93 Mudcat Grant, R ERA: 1.71	(1, 1)	7.1	L	31	7	3	3	4	2	1	0	0	0	0	0	0	0	0	0	0	0	0	0	0	1	1	3.68	1.227								

Oakland Athletics @ Minnesota Twins
Metropolitan Stadium, Bloomington, MI
Wed Sep 09 1970, 8:05 PM EDT
Att: 14,428 - Unknown - 66 F

AB 30
R 3
H 8
RBI 3
BB 4
SO 4
LOB 14



Batter	1	2	3	4	5	6	7	8	9	AB	R	H	RBI	BB	SO	LOB	TOP					
Bert Campaneris, R OBP: 0.318, SLG: 0.439	0-0 4-3		0-0 1-3		0-0 L8		0-0 1B		0-0 F7	5	0	1	0	0	0	1						
Joe Rudi, R OBP: 0.336, SLG: 0.495	0-3 K		0-0 1B		0-0 4-3		0-0 1B			4	0	2	2	0	1	0						
Felipe Alou, R OBP: 0.319, SLG: 0.383	0-0 F8		0-0 F9			0-0 FC3-6 1B			0-0 F9	4	0	1	0	0	0	3						
Tommy Davis, R OBP: 0.308, SLG: 0.382		0-3 K		0-0 L7		0-0 FC3-6 1B			0-0 L9	4	0	0	0	0	1	1						
Sal Bando, R OBP: 0.396, SLG: 0.449		0-0 E6 WP		0-0 E 1B		0-0 F8			0-0 1B	4	0	2	0	0	0	1						
Don Mincher, L OBP: 0.331, SLG: 0.479	0-3 K		0-0 E5		0-0 6-3				0-3 K	2	0	0	0	0	1	2						
Reggie Jackson, L OBP: 0.351, SLG: 0.452	1-2 K		1-2 K							2	0	0	0	0	1	2						
Dave Duncan, R OBP: 0.299, SLG: 0.405	0-3 K		0-0 F9						0-0 F7	4	0	0	0	0	1	4						
Dick Green, R OBP: 0.262, SLG: 0.237			0-0 5-3		0-3 K				0-0 6-3	3	0	1	0	0	1	2						
Rick Monday, L OBP: 0.363, SLG: 0.457									0-0 FC5-4 1B	1	0	0	0	0	0	0						
Blue Moon Odom, R ERA: 4.36					0-0 4-3				0-0 L8	2	1	1	0	0	0	0						
Rolie Fingers, R ERA: 3.76									0-0 FC5-4 1B	0	0	0	0	0	0	0						
Gene Lerner, R ERA: 3.76									0-0 L8	1	1	0	0	0	0	1						
Paul Lindblad, L ERA: 3.06									0-0 L8	0	0	0	0	0	0	0						
Marcel Lachemann, R ERA: 2.75									0-0 L8	0	0	0	0	0	0	0						
Steve Hovley, L ERA: 2.75									0-0 L8	1	0	0	0	0	0	0						
Inning Stats	R: 0 E: 0 K: 1 S: 5	H: 0 LOB: 0 BB: 0 P: 5	R: 0 E: 1 K: 3 S: 10	H: 0 LOB: 1 BB: 0 P: 10	R: 1 E: 0 K: 0 S: 5	H: 2 LOB: 1 BB: 0 P: 5	R: 0 E: 1 K: 1 S: 7	H: 1 LOB: 2 BB: 0 P: 7	R: 0 E: 0 K: 0 S: 3	H: 0 LOB: 0 BB: 0 P: 3	R: 0 E: 0 K: 0 S: 4	H: 1 LOB: 1 BB: 0 P: 4	R: 1 E: 0 K: 0 S: 6	H: 3 LOB: 2 BB: 0 P: 6	R: 0 E: 0 K: 1 S: 6	H: 1 LOB: 1 BB: 0 P: 6	R: 0 E: 0 K: 0 S: 3	H: 0 LOB: 0 BB: 0 P: 3	1B: 8 2B: 0 3B: 0 HR: 0	SF: 0 SAC: 0 DP: 0 HBP: 0	WP: 1 PB: 0 SB: 0 CS: 0	PA: 37
PITCHER	IP WLS BF H R ER SO BB IBB HBP BLK WP HR S P ERA WHIP	IP WLS BF H R ER SO BB IBB HBP BLK WP HR S P ERA WHIP																				
Jim Kaat, L ERA: 3.75	7.0 W 30 7 2 2 5 0 0 0 0 1 0 40 40 2.57 1.000	2.0 S 7 1 0 0 1 0 0 0 0 0 0 9 9 0.00 0.500																				
Stan Williams, R ERA: 2.07	8.1 S 7 1 0 0 1 0 0 0 0 0 0 9 9 0.00 0.500																					

Oakland Athletics @ Minnesota Twins
Metropolitan Stadium, Bloomington, MI
Thu Sep 10 1970, 8:05 PM EDT
Att: 10,839 - Unknown

AB 37
R 2
H 8
RBI 2
BB 0
SO 6
LOB 17



Batter	1	2	3	4	5	6	7	8	9	AB	R	H	RBI	BB	SO	LOB	BOTTOM			
Cesar Tovar, R OBP: 0.350, SLG: 0.440	0-0 F8	0-0 1-3			4-0 WP SH1-3 BB	0-0 5-3	0-0 FC5-4			4	1	0	0	1	0	4				
Leo Cardenas, R OBP: 0.301, SLG: 0.378	0-0 L1		0-0 F2		0-0 SH1-3	0-0 F8		0-0 5-3		4	0	0	0	0	0	0				
Tony Oliva, L OBP: 0.358, SLG: 0.508	0-0 HR		0-0 G3		0-0 F9	4-0 BB		0-3 K		4	1	1	1	1	1	1				
Harmon Killebrew, R OBP: 0.424, SLG: 0.587	0-0 F7		4-0 BB		4-0 WP BB 1B	0-0 F7		0-0 1-3		2	1	0	0	2	0	1				
Herman Hill, L OBP: 0.100, SLG: 0.100					4-0 WP BB 1B	0-0 F7		0-0 1-3		1	0	0	0	0	0	0				
Rich Reese, L OBP: 0.336, SLG: 0.372		1-0 FC5-4 HBP	0-0 6-3		4-0 WP 1B BB		0-0 4-3 3B			2	2	1	0	1	0	1				
Brant Aveya, R OBP: 0.377, SLG: 0.550		0-0 FC5-4			0-0 1-3 1B		0-0 F9			3	2	2	2	0	0	1				
Jim Holt, L OBP: 0.294, SLG: 0.330					0-0 1-3 1B		0-0 F9			0	0	0	0	0	0	0				
Rick Renick, R OBP: 0.320, SLG: 0.414		1-2 1B			1-1 2H 3H 1B		0-0 F9			1	0	0	0	0	0	1				
Danny Thompson, R OBP: 0.251, SLG: 0.264					1-1 2H 3H 1B		0-0 F9			0	0	0	0	0	0	0				
Paul Ratliff, L OBP: 0.349, SLG: 0.386		1-0 1B			0-3 K		0-0 4-3			2	0	1	1	0	1	1				
Cotton Nash, R OBP: 0.289, SLG: 0.360					0-0 K		0-0 4-3			1	0	0	1	0	0	0				
George Mitterwald, R OBP: 0.289, SLG: 0.360		1-2 HBP			2-1 1B		0-0 4-3			0	0	0	0	0	0	0				
Frank Quilici, R OBP: 0.289, SLG: 0.262		0-0 F7			0-0 1-3		0-0 E 1B			4	0	2	0	0	0	3				
Jim Kaat, L OBP: 0.269, SLG: 0.214		0-0 1-3 2H			0-0 1-2 1B		0-0 E 1B			4	0	1	1	0	0	4				
Stan Williams, R ERA: 2.75					0-0 5-3		0-0 4-3		0-0 E3 FC5-4	0	0	0	0	0	0	0				
Inning Stats	R: 1 E: 0 K: 0 S: 4	H: 1 LOB: 0 BB: 0 P: 4	R: 1 E: 0 K: 0 S: 4	H: 1 LOB: 2 BB: 0 P: 6	R: 0 E: 0 K: 0 S: 3	H: 0 LOB: 1 BB: 1 P: 7	R: 0 E: 0 K: 1 S: 6	H: 1 LOB: 1 BB: 0 P: 6	R: 4 E: 0 K: 0 S: 6	H: 3 LOB: 2 BB: 3 P: 18	R: 0 E: 0 K: 0 S: 3	H: 0 LOB: 1 BB: 1 P: 7	R: 1 E: 1 K: 0 S: 6	H: 2 LOB: 2 BB: 0 P: 6	R: 0 E: 0 K: 1 S: 5	H: 0 LOB: 0 BB: 0 P: 5	1B: 6 2B: 0 3B: 1 HR: 1	SF: 0 SAC: 1 DP: 0 HBP: 2	WP: 2 PB: 0 SB: 0 CS: 0	PA: 40
PITCHER	IP WLS BF H R ER SO BB IBB HBP BLK WP HR S P ERA WHIP	IP WLS BF H R ER SO BB IBB HBP BLK WP HR S P ERA WHIP																		
Blue Moon Odom, R ERA: 4.36	1.1 L 25 6 1 0 0 0 1 0 0 0 0 5 5 0.00 1.500	1.1 6 1 0 0 0 0 0 0 0 0 0 0 5 5 0.00 1.500																		
Rolie Fingers, R ERA: 3.76	5.1 6 1 0 0 0 0 0 0 0 0 0 0 5 5 0.00 1.500	0.2 5 2 1 1 0 0 0 0 0 0 0 0 5 5 13.50 3.000																		
Paul Lindblad, L ERA: 3.06	7.1 4 0 0 0 0 1 0 0 0 0 0 0 6 6 0.00 0.000																			
Marcel Lachemann, R ERA: 2.75	7.1 4 0 0 0 0 1 0 0 0 0 0 0 6 6 0.00 0.000																			

Oakland Athletics @ Minnesota Twins
Metropolitan Stadium, Bloomington, MI
Thu Sep 10 1970, 8:05 PM EDT
Att: 10,839 - Unknown

AB 32
R 7
H 8
RBI 6
BB 5
SO 2
LOB 17



Batter	1	2	3	4	5	6	7	8	9	AB	R	H	RBI	BB	SO	LOB	TOP		
Syd O'Brien, R OBP: 0.288, SLG: 0.340 (1, 5)	G6-3			FC6-4 1B		E FC6 1B		G6-4-3		4	0	2	0	0	0	1			
Luis Aparicio, R OBP: 0.375, SLG: 0.402 (1, 6)	G4-6-3 1B			FC6-4 G4-6-3 1-2		FC6 1-3		G6-3		4	0	1	0	0	0	2			
Carlos May, L OBP: 0.380, SLG: 0.438 (1, 7)	G4-6-3 1-2			G4-6-3 1-2		K			G5-4-3 1B	4	0	1	0	0	1	4			
Bill Melton, R OBP: 0.335, SLG: 0.485 (1, 9)		F8			G3 BB BB	P6			G5-4-3 1-2	3	0	0	0	1	0	3			
Ed Herrmann, L OBP: 0.355, SLG: 0.506 (1, 2)	F9				P5		F8		BB 1B	4	0	1	0	0	0	1			
Gail Hopkins, L OBP: 0.345, SLG: 0.372 (1, 3)	G6-3				G3 BB 1-2		WP BB		BB 1-2	1	0	0	0	3	0	0			
Ken Berry, R OBP: 0.343, SLG: 0.359 Tom McCraw, L OBP: 0.286, SLG: 0.331 (1, 8) (2, 8)			G4-3		G3		F9		P6	0	0	0	0	0	0	0	AB 29 R 0 H 5 RBI 0 BB 5 SO 4 LOB 19		
Bobby Knoop, R OBP: 0.284, SLG: 0.304 (1, 4)			G6-3		K		K			3	0	0	0	0	2	3			
Barry Moore, L OBP: 0.206, SLG: 0.179 Floyd Weaver, R OBP: 0.355, SLG: 0.340 Jose Ortiz, R OBP: 0.375, SLG: 0.402 Lee Stange, R OBP: 0.380, SLG: 0.438 Wall Williams, R OBP: 0.380, SLG: 0.438 Danny Murphy, L OBP: 0.375, SLG: 0.402 (1, 1) (4, 1) (6, PH) (6, 1) (8, PH) (8, 1)			K				F8		G6-4-3 BB	1	0	0	0	0	1	0			
Inning Stats	R: 0 E: 0 K: 0 S: 3	H: 1 LOB: 0 BB: 0 P: 3	R: 0 E: 0 K: 0 S: 3	H: 0 LOB: 0 BB: 0 P: 3	R: 0 E: 0 K: 1 S: 5	H: 0 LOB: 0 BB: 0 P: 5	R: 0 E: 0 K: 0 S: 3	H: 1 LOB: 2 BB: 2 P: 13	R: 0 E: 1 K: 1 S: 7	H: 1 LOB: 2 BB: 1 P: 7	R: 0 E: 0 K: 0 S: 5	H: 0 LOB: 1 BB: 1 P: 9	R: 0 E: 0 K: 0 S: 2	H: 0 LOB: 0 BB: 1 P: 6	R: 0 E: 0 K: 0 S: 4	H: 2 LOB: 2 BB: 1 P: 8	1B: 5 2B: 0 3B: 0 HR: 0	SF: 0 SAC: 0 DP: 4 HBP: 0	WP: 1 PA: 34 CS: 0
PITCHER Bill Zepp, R ERA: 3.01 (1, 1)	IP: 9.0 WLS: W BF: 34 H: 5 R: 0 ER: 0 SO: 4 BB: 5 IBB: 0 HBP: 0 BLK: 0 WP: 1 HR: 0 S: 37 P: 57 ERA: 0.00 WHIP: 1.111											PITCHER	IP: 9.0 WLS: W BF: 34 H: 5 R: 0 ER: 0 SO: 4 BB: 5 IBB: 0 HBP: 0 BLK: 0 WP: 1 HR: 0 S: 37 P: 57 ERA: 0.00 WHIP: 1.111						

Chicago White Sox @ Minnesota Twins
Metropolitan Stadium, Bloomington, MI

AB 29
R 0
H 5
RBI 0
BB 5
SO 4
LOB 19



WP: 1 PA: 34
CS: 0

Batter	1	2	3	4	5	6	7	8	9	AB	R	H	RBI	BB	SO	LOB	BOTTOM
Cesar Tovar, R OBP: 0.350, SLG: 0.440 (1, 8) (6, 9) (8, 7)	F9			CS 1B		F8		P3		5	0	2	0	0	0	2	
Leo Cardenas, R OBP: 0.300, SLG: 0.379 (1, 6)	G6-3			1-2 2B		P5				4	0	1	0	0	0	2	
Harmon Killebrew, R OBP: 0.423, SLG: 0.590 (1, 3) (6, 5) Jim Nettles, L (8, 9)	HR			G5-3 E6 1-3		G6-3				4	1	1	1	0	0	2	
Tony Oliva, L OBP: 0.359, SLG: 0.507 Jim Holt, L OBP: 0.293, SLG: 0.328 (1, 9) (6, 8)	2B HBP			BB F7		G4-3				1	1	0	0	1	0	2	
Brant Aylea, R OBP: 0.378, SLG: 0.563 Danny Thompson, R OBP: 0.251, SLG: 0.264 (1, 7) (8, 5)	1-H 2B			K CS 3B		L9				4	0	2	1	0	1	2	
Rick Renick, R OBP: 0.322, SLG: 0.415 Rich Reese, L OBP: 0.335, SLG: 0.371 (1, 5) (5, PH) (6, 3)	G5-3			BB HR 1B		K		G6-3		2	1	1	0	0	0	1	
George Mitterwald, R OBP: 0.274, SLG: 0.372 (1, 2)				HR BB 1-2		K		HR		3	2	2	1	1	1	1	
Frank Quilici, R OBP: 0.295, SLG: 0.288 (1, 4)	K			HR 1-2		BB		K		3	1	1	3	1	2	1	
Bill Zepp, R OBP: 0.146, SLG: 0.146 (1, 1)	K			HR 1-2		BB		1B		4	0	1	0	0	3	1	
Inning Stats	R: 2 E: 0 K: 0 S: 5	H: 2 LOB: 1 BB: 0 P: 6	R: 0 E: 0 K: 2 S: 7	H: 1 LOB: 0 BB: 0 P: 7	R: 0 E: 1 K: 1 S: 6	H: 2 LOB: 2 BB: 1 P: 10	R: 3 E: 1 K: 1 S: 9	H: 3 LOB: 2 BB: 1 P: 13	R: 0 E: 0 K: 2 S: 7	H: 0 LOB: 1 BB: 1 P: 7	R: 0 E: 0 K: 1 S: 5	H: 0 LOB: 0 BB: 0 P: 3	R: 1 E: 0 K: 1 S: 7	H: 2 LOB: 1 BB: 0 P: 7	1B: 5 2B: 3 3B: 1 HR: 3	SF: 0 SAC: 0 DP: 1 HBP: 1	WP: 0 PA: 37 CS: 3
PITCHER Barry Moore, L ERA: 5.49 Floyd Weaver, R ERA: 3.83 Lee Stange, R ERA: 5.26 Danny Murphy, R ERA: 5.42 (1, 1) (4, 1) (6, 1) (8, 1)	IP: 3.1 WLS: L BF: 19 H: 8 R: 5 ER: 5 SO: 4 BB: 2 IBB: 0 HBP: 1 BLK: 0 WP: 0 HR: 2 S: 24 P: 33 ERA: 13.50 WHIP: 3.000											PITCHER	IP: 3.1 WLS: L BF: 19 H: 8 R: 5 ER: 5 SO: 4 BB: 2 IBB: 0 HBP: 1 BLK: 0 WP: 0 HR: 2 S: 24 P: 33 ERA: 13.50 WHIP: 3.000				

Chicago White Sox @ Minnesota Twins
Metropolitan Stadium, Bloomington, MI

AB 33
R 6
H 11
RBI 6
BB 3
SO 8
LOB 15



WP: 0 PA: 37
CS: 3

Batter	1	2	3	4	5	6	7	8	9	AB	R	H	RBI	BB	SO	LOB	TOP										
Syd O'Brien, R OBP: 0.290, SLG: 0.348 Rich Morales, R OBP: 0.253, SLG: 0.185	G5-3		HR	FC6-4 BB			P4		G4-3	3	1	2	1	0	0	0											
Luis Aparicio, R OBP: 0.373, SLG: 0.399	K		G6-3	FC6-4 BB			F7		WP S BB	4	0	0	0	1	1	3											
Carlos May, L OBP: 0.380, SLG: 0.439	E6		F8				F7		BB BB	4	0	1	0	1	0	0											
Bill Melton, R OBP: 0.337, SLG: 0.482	F8		FC6-4 BB				G4-3		BB BB BB BB BB BB	2	1	0	0	3	0	2											
Duane Josephson, R OBP: 0.370, SLG: 0.412	K		FC6-4				K		FC6-4 BB	5	0	0	0	0	3	5											
Gail Hopkins, L OBP: 0.345, SLG: 0.383 Ken Berry, R OBP: 0.342, SLG: 0.358	HR			F7	G4-3				E5 2B	3	1	1	1	0	0	1											
Tom McCraw, L OBP: 0.285, SLG: 0.330	F8			1B	1B		K		F7	4	0	1	0	0	1	2											
Bobby Knoop, R OBP: 0.283, SLG: 0.306	G5-3			P6			L7		2B	4	0	1	2	0	0	1											
Bart Johnson, R OBP: 0.333, SLG: 0.348 Wilbur Wood, R OBP: 0.116, SLG: 0.176			HR	1B	1B		G6-3		P4	4	1	2	0	0	0	1											
Inning Stats	R: 0 E: 1 K: 1 S: 6	H: 0 LOB: 1 BB: 0 P: 6	R: 1 E: 0 K: 1 S: 6	H: 1 LOB: 0 BB: 0 P: 6	R: 2 E: 0 K: 0 S: 5	H: 2 LOB: 1 BB: 1 P: 9	R: 0 E: 0 K: 0 S: 5	H: 2 LOB: 3 BB: 1 P: 9	R: 0 E: 0 K: 1 S: 6	H: 1 LOB: 0 BB: 0 P: 6	R: 0 E: 0 K: 0 S: 3	H: 0 LOB: 0 BB: 0 P: 3	R: 0 E: 1 K: 1 S: 7	H: 1 LOB: 1 BB: 1 P: 11	R: 0 E: 0 K: 0 S: 2	H: 0 LOB: 2 BB: 3 P: 14	1B: 3 2B: 2 3B: 0 HR: 2	SF: 0 SAC: 0 DP: 0 HBP: 0	WP: 1 PB: 0 SB: 2 CS: 0	PA: 41							
PITCHER	IP	WLS	BF	H	R	ER	SO	BB	IBB	HBP	BLK	WP	HR	S	P	ERA	WHIP										
Bert Blyleven, R ERA: 3.25	7.0	L	30	6	3	3	4	2	0	0	0	0	2	36	44	3.86	1.143										
Stan Williams, R ERA: 2.05	1.0		6	1	2	0	1	1	0	0	0	0	0	7	11	0.00	2.000										
Hal Haydel, R ERA: 3.0	1.0	S	5	0	0	0	0	3	0	0	0	1	0	2	14	0.00	3.000										

Chicago White Sox @ Minnesota Twins
Metropolitan Stadium, Bloomington, MI
Sat Sep 12 1970, 4:33 AM EDT
Att: 14,181 - Unknown - 55 F

livebaseballscorecards.com

AB 35
R 5
H 7
RBI 5
BB 6
SO 5
LOB 16



Batter	1	2	3	4	5	6	7	8	9	AB	R	H	RBI	BB	SO	LOB	BOTTOM										
Cesar Tovar, R OBP: 0.354, SLG: 0.442	FC3-6 1B		CS BB BB				WP 1B		F8	4	0	3	0	1	0	2											
Jim Nettles, L OBP: 0.400, SLG: 0.250 Danny Thompson, R OBP: 0.250, SLG: 0.263	FC3-6 BB		BB				K		E5 WP	3	0	1	0	1	1	2											
Harmon Killebrew, R OBP: 0.423, SLG: 0.587 Bob Allison, R OBP: 0.347, SLG: 0.295	BB		BB				K		2-3 3-H 4-0	3	0	0	0	2	2	5											
Brant Alyea, R OBP: 0.375, SLG: 0.568	L7						HR		BB	5	1	1	1	0	2	4											
Rich Reese, L OBP: 0.334, SLG: 0.370	K			G6-3			G1-3		K	4	0	1	0	0	1	2											
Leo Cardenas, R OBP: 0.300, SLG: 0.378			G6-4-3 1B				K		G3	4	0	1	0	0	1	1											
Paul Ratliff, L OBP: 0.353, SLG: 0.397			G6-4-3				K		F2	4	0	1	0	0	1	1											
Frank Quilici, R OBP: 0.291, SLG: 0.283 Jim Holt, R OBP: 0.295, SLG: 0.330	F8			2B			L7		BB BB	4	1	2	0	0	1	2											
Bert Blyleven, R OBP: 0.183, SLG: 0.143 Charlie Minton, L OBP: 0.280, SLG: 0.280 Stan Williams, R OBP: 0.250, SLG: 0.263 Hal Haydel, R OBP: 0.347, SLG: 0.295 Herman Hill, R OBP: 0.102, SLG: 0.100 Rick Ranick, R OBP: 0.320, SLG: 0.413			K				K		K	2	0	0	0	0	2	0											
Inning Stats	R: 0 E: 0 K: 1 S: 6	H: 1 LOB: 2 BB: 1 P: 10	R: 0 E: 0 K: 0 S: 3	H: 1 LOB: 0 BB: 0 P: 3	R: 0 E: 0 K: 2 S: 6	H: 0 LOB: 2 BB: 2 P: 14	R: 0 E: 0 K: 0 S: 5	H: 2 LOB: 1 BB: 0 P: 5	R: 0 E: 0 K: 3 S: 10	H: 1 LOB: 1 BB: 0 P: 10	R: 0 E: 0 K: 2 S: 8	H: 1 LOB: 2 BB: 0 P: 8	R: 0 E: 0 K: 1 S: 7	H: 2 LOB: 2 BB: 0 P: 7	R: 0 E: 0 K: 1 S: 5	H: 0 LOB: 0 BB: 0 P: 5	R: 2 E: 1 K: 2 S: 10	H: 2 LOB: 2 BB: 1 P: 14	1B: 8 2B: 2 3B: 0 HR: 1	SF: 0 SAC: 0 DP: 2 HBP: 0	WP: 2 PB: 1 SB: 0 CS: 1	PA: 40					
PITCHER	IP	WLS	BF	H	R	ER	SO	BB	IBB	HBP	BLK	WP	HR	S	P	ERA	WHIP										
Bart Johnson, R ERA: 5.51	8.0	W	35	10	3	1	10	3	0	0	0	1	1	52	64	1.12	1.625										
Wilbur Wood, L ERA: 3.02	1.0	S	5	0	0	0	2	1	0	0	0	1	0	8	12	0.00	1.000										

Chicago White Sox @ Minnesota Twins
Metropolitan Stadium, Bloomington, MI
Sat Sep 12 1970, 4:33 AM EDT
Att: 14,181 - Unknown - 55 F

livebaseballscorecards.com

AB 36
R 3
H 10
RBI 1
BB 4
SO 12
LOB 22



Batter	1	2	3	4	5	6	7	8	9	AB	R	H	RBI	BB	SO	LOB	TOP							
Syd O'Brien, R OBP: 0.288, SLG: 0.345 Rich Morales, R OBP: 0.258, SLG: 0.229	G4-3		L9		FC6-4	HR		G6-3		3	1	0	1	0	0	1								
Luis Aparicio, R OBP: 0.375, SLG: 0.401	F7			F8	E9				G4-6-3	5	1	3	0	0	0	0								
Carlos May, L OBP: 0.435, SLG: 0.435 Tom McCraw, L OBP: 0.285, SLG: 0.330	G4-3			K	E	G4-3			G4-6-3	4	1	0	0	0	1	2								
Bill Melton, R OBP: 0.340, SLG: 0.483 Jose Ortiz, R OBP: 0.283, SLG: 0.306		F8		G1-3	E5				FC6-4	4	0	2	2	1	0	0								
Gail Hopkins, L OBP: 0.346, SLG: 0.384 Ossie Blanco, R OBP: 0.235, SLG: 0.206 John Mattias, L OBP: 0.215, SLG: 0.262 Walt Williams, R OBP: 0.304, SLG: 0.348		F9					L1-3		FC6-4	2	1	1	0	0	0	0								
Ed Herrmann, L OBP: 0.381, SLG: 0.513							G1-3			4	1	3	0	0	0	0								
Ken Berry, R OBP: 0.344, SLG: 0.360										4	1	2	1	0	0	3								
Bobby Knoop, R OBP: 0.283, SLG: 0.306			K			G5-3			G3	4	1	1	1	0	1	1								
Billy Wynne, L OBP: 0.299, SLG: 0.302 Charlie Manuel, L OBP: 0.288, SLG: 0.275 Danny Thompson, R OBP: 0.250, SLG: 0.263 Rick Renick, R OBP: 0.324, SLG: 0.413 Herman Hill, L OBP: 0.100, SLG: 0.100			F9						G6-3	1	0	0	0	0	0	0								
Jim Perry, R ERA: 3.07 Stan Williams, R ERA: 2.13 Jim Kaat, L ERA: 3.74 Ron Perranoski, L ERA: 2.08										1	0	0	0	0	0	0								
Inning Stats	R: 0 E: 0 K: 0 S: 3	H: 0 LOB: 0 BB: 0 P: 3	R: 0 E: 0 K: 0 S: 4	H: 1 LOB: 1 BB: 0 P: 4	R: 0 E: 0 K: 1 S: 5	H: 0 LOB: 0 BB: 0 P: 5	R: 0 E: 0 K: 1 S: 5	H: 1 LOB: 2 BB: 1 P: 9	R: 0 E: 0 K: 1 S: 7	H: 1 LOB: 2 BB: 0 P: 7	R: 7 E: 2 K: 0 S: 11	H: 8 LOB: 2 BB: 1 P: 15	R: 1 E: 0 K: 0 S: 5	H: 2 LOB: 1 BB: 0 P: 5	R: 0 E: 0 K: 0 S: 3	H: 1 LOB: 0 BB: 0 P: 3	R: 0 E: 0 K: 0 S: 4	H: 1 LOB: 1 BB: 1 P: 4	R: 0 E: 0 K: 0 S: 3	H: 1 LOB: 1 BB: 1 P: 7	1B: 12 2B: 2 3B: 0 HR: 1	SF: 1 SAC: 0 DP: 2 HBP: 0	WP: 0 PB: 0 SB: 0 CS: 0	PA: 41

Chicago White Sox @ Minnesota Twins
Metropolitan Stadium, Bloomington, MI
Sun Sep 13 1970, 4:33 AM EDT
Att: 21,191 - Unknown - 48 F

livebaseballscorecards.com

AB 38
R 8
H 14
RBI 8
BB 2
SO 2
LOB 11



Batter	1	2	3	4	5	6	7	8	9	AB	R	H	RBI	BB	SO	LOB	BOTTOM					
Cesar Tovar, R OBP: 0.352, SLG: 0.439	SH1-3	G4-3	P4		FC5			F3	G4-3	6	1	1	0	0	0	6						
Leo Cardenas, R OBP: 0.301, SLG: 0.379	SH1-3			F9				G1-3		4	0	2	1	0	0	0						
Tony Oliva, L OBP: 0.361, SLG: 0.510							P5			5	0	3	0	0	0	1						
Harmon Killebrew, R OBP: 0.423, SLG: 0.583		F3				G5-4-3			G5-3	3	0	0	0	2	0	3						
Brant Aylva, R OBP: 0.368, SLG: 0.556	E5	G5-3		K				G6-3		5	0	0	1	0	2	6						
Rich Reese, L OBP: 0.335, SLG: 0.370	F2		E6		K					5	2	2	0	0	1	3						
Paul Ratliff, L OBP: 0.361, SLG: 0.415	G3		SF7		G4-3					4	2	2	2	1	0	3						
Frank Quilici, R OBP: 0.299, SLG: 0.302 Charlie Manuel, L OBP: 0.288, SLG: 0.275 Danny Thompson, R OBP: 0.250, SLG: 0.263 Rick Renick, R OBP: 0.324, SLG: 0.413 Herman Hill, L OBP: 0.100, SLG: 0.100										2	1	2	1	0	0	0						
Jim Perry, R ERA: 3.07 Stan Williams, R ERA: 2.13 Jim Kaat, L ERA: 3.74 Ron Perranoski, L ERA: 2.08 Bob Allison, R OBP: 0.350, SLG: 0.323										1	0	0	0	0	0	0						
Inning Stats	R: 1 E: 1 K: 0 S: 6	H: 2 LOB: 3 BB: 1 P: 10	R: 2 E: 1 K: 0 S: 7	H: 3 LOB: 2 BB: 0 P: 7	R: 2 E: 1 K: 0 S: 5	H: 1 LOB: 0 BB: 0 P: 5	R: 0 E: 0 K: 1 S: 5	H: 1 LOB: 2 BB: 1 P: 9	R: 0 E: 0 K: 1 S: 7	H: 1 LOB: 2 BB: 0 P: 7	R: 0 E: 0 K: 0 S: 3	H: 1 LOB: 0 BB: 0 P: 3	R: 0 E: 0 K: 0 S: 6	H: 1 LOB: 2 BB: 1 P: 10	R: 0 E: 0 K: 0 S: 3	H: 0 LOB: 0 BB: 0 P: 3	R: 2 E: 0 K: 1 S: 8	H: 3 LOB: 3 BB: 1 P: 12	1B: 9 2B: 4 3B: 1 HR: 0	SF: 1 SAC: 2 DP: 2 HBP: 0	WP: 1 PB: 0 SB: 0 CS: 1	PA: 46

Chicago White Sox @ Minnesota Twins
Metropolitan Stadium, Bloomington, MI
Sun Sep 13 1970, 4:33 AM EDT
Att: 21,191 - Unknown - 48 F

livebaseballscorecards.com

AB 39
R 7
H 13
RBI 6
BB 4
SO 4
LOB 27



Batter	1	2	3	4	5	6	7	8	9	AB	R	H	RBI	BB	SO	LOB	TOP										
Sandy Alomar Sr. S OBP: 0.305, SLG: 0.302	4-0 HR BB							0-0 4-3		4	1	1	0	1	2	1											
Tony Gonzalez L OBP: 0.338, SLG: 0.355	0-0 G3								0-0 6-3	3	0	1	2	0	1	2											
Jarvis Tatum R OBP: 0.302, SLG: 0.270	1-2									1	0	0	0	0	0	0											
Jim Fregosi R OBP: 0.356, SLG: 0.470	0-0 HR								0-0 1B	4	2	2	2	1	1	3											
Alex Johnson R OBP: 0.359, SLG: 0.448	0-0 1B								0-0 G6-3	5	0	1	0	0	1	6											
Jay Johnstone L OBP: 0.290, SLG: 0.410	0-3 K									4	0	2	0	0	1	3											
Ken McMullen R OBP: 0.320, SLG: 0.351	0-0 1B								0-0 G6-4-3	4	0	2	1	0	0	1											
Joe Azcue R OBP: 0.277, SLG: 0.287	0-0 F9									4	0	0	0	0	0	4											
Greg Garrett S OBP: 0.182, SLG: 0.100										0	0	0	0	0	0	0											
Doug Griffin R OBP: 0.071, SLG: 0.071										4	1	1	0	0	0	0											
Tom Bradley R OBP: 0.211, SLG: 0.222										1	0	0	0	0	0	0											
Roger Repoz L OBP: 0.323, SLG: 0.452	6-3									1	1	0	0	0	0	1											
Mel Queen L OBP: 0.143, SLG: 0.143										1	0	1	0	0	0	0											
Steve Kealey R OBP: 0.250, SLG: 0.250										0	0	0	0	0	0	0											
Tom Egan R OBP: 0.254, SLG: 0.320										1	0	0	0	0	0	0											
Inning Stats	R: 2 E: 0 K: 1 S: 8	H: 3 LOB: 2 BB: 1 P: 12	R: 0 E: 0 K: 1 S: 5	H: 0 LOB: 0 BB: 0 P: 5	R: 1 E: 0 K: 0 S: 5	H: 2 LOB: 2 BB: 0 P: 6	R: 2 E: 1 K: 2 S: 11	H: 3 LOB: 2 BB: 0 P: 11	R: 0 E: 0 K: 0 S: 3	H: 0 LOB: 0 BB: 0 P: 3	R: 0 E: 0 K: 0 S: 3	H: 1 LOB: 0 BB: 0 P: 12	R: 0 E: 0 K: 0 S: 3	H: 1 LOB: 0 BB: 0 P: 3	R: 0 E: 0 K: 0 S: 3	H: 1 LOB: 0 BB: 0 P: 3	1B: 10 2B: 0 3B: 0 HR: 1	SF: 0 SAC: 0 DP: 2 HBP: 1	WP: 0 PB: 0 SB: 2 CS: 0	PA: 40							
PITCHER	IP	WLS	BF	H	R	ER	SO	BB	IBB	HBP	BLK	WP	HR	S	P	ERA	WHIP										
Bill Zepp R ERA: 3.2	3.0		20	8	5	4	2	1	0	1	0	0	1	22	27	12.00	3.000										
Stan Williams R ERA: 2.07	3.0	W	11	1	0	0	4	1	0	0	0	0	0	18	22	0.00	0.667										
Ron Perranoski L ERA: 2.02	3.0	S	9	2	0	0	0	0	0	0	0	0	0	9	9	0.00	0.667										

California Angels @ Minnesota Twins
Metropolitan Stadium, Bloomington, MI
Tue Sep 15 1970, 4:33 AM EDT
Att: 699 - Unknown - 55 F

AB	37
R	5
H	11
RBI	5
BB	2
SO	6
LOB	21



Batter	1	2	3	4	5	6	7	8	9	AB	R	H	RBI	BB	SO	LOB	BOTTOM										
Cesar Tovar R OBP: 0.353, SLG: 0.439	0-0 2B									3	2	1	0	1	0	2											
Leo Cardenas R OBP: 0.301, SLG: 0.384	0-0 F8									4	1	1	4	0	0	3											
Tony Oliva L OBP: 0.361, SLG: 0.510	0-0 1B									4	0	1	1	0	0	0											
Harmon Killebrew R OBP: 0.420, SLG: 0.578	0-0 L7									4	0	0	0	0	1	1											
Rich Reese L OBP: 0.332, SLG: 0.367	0-0 F7									4	0	0	0	0	2	1											
Brant Alyea R OBP: 0.371, SLG: 0.553										1	0	0	0	2	1	0											
Herman Hill L OBP: 0.100, SLG: 0.100										0	1	0	0	0	0	0											
Ron Perranoski L OBP: 0.045, SLG: 0.045										1	0	0	0	0	1	0											
George Mitterwald R OBP: 0.276, SLG: 0.372										3	2	1	0	1	0	2											
Frank Quijici R OBP: 0.295, SLG: 0.298										2	0	0	0	0	0	1											
Charlie Manuel L OBP: 0.300, SLG: 0.275										0	0	0	0	0	0	0											
Danny Thompson R OBP: 0.253, SLG: 0.270										1	0	1	0	0	0	0											
Bill Zepp R OBP: 0.167, SLG: 0.146										0	1	0	0	1	0	0											
Stan Williams R										1	0	0	0	0	1	0											
Jim Holt L OBP: 0.295, SLG: 0.330										2	0	1	2	0	0	1											
Inning Stats	R: 1 E: 0 K: 0 S: 5	H: 2 LOB: 1 BB: 0 P: 5	R: 4 E: 0 K: 1 S: 6	H: 1 LOB: 3 BB: 3 P: 18	R: 0 E: 1 K: 0 S: 3	H: 0 LOB: 2 BB: 1 P: 7	R: 0 E: 0 K: 1 S: 5	H: 0 LOB: 0 BB: 0 P: 5	R: 0 E: 0 K: 1 S: 7	H: 2 LOB: 2 BB: 1 P: 12	R: 0 E: 0 K: 1 S: 5	H: 0 LOB: 0 BB: 0 P: 5	R: 0 E: 0 K: 1 S: 6	H: 1 LOB: 1 BB: 0 P: 6	1B: 3 2B: 2 3B: 0 HR: 1	SF: 0 SAC: 0 DP: 0 HBP: 1	WP: 0 PB: 0 SB: 1 CS: 0	PA: 36									
PITCHER	IP	WLS	BF	H	R	ER	SO	BB	IBB	HBP	BLK	WP	HR	S	P	ERA	WHIP										
Tom Bradley R ERA: 3.56	3.0		16	3	5	5	1	4	0	0	0	0	0	15	20	7.71	1.286										
Mel Queen L ERA: 4.95	0.2		2	0	0	0	0	0	0	0	0	0	0	2	2	0.00	0.000										
Steve Kealey R ERA: 4.19	0.2		2	0	0	0	0	0	0	0	0	0	0	2	2	0.00	0.000										
Greg Garrett L ERA: 2.75	2.0		7	1	0	0	2	0	0	0	0	0	0	11	11	0.00	0.500										

California Angels @ Minnesota Twins
Metropolitan Stadium, Bloomington, MI
Tue Sep 15 1970, 4:33 AM EDT
Att: 699 - Unknown - 55 F

AB	30
R	7
H	6
RBI	7
BB	5
SO	6
LOB	11




Batter	1	2	3	4	5	6	7	8	9	AB R H RBI BB SO LOB	TOP																		
Sandy Alomar Sr. S OBP: 0.307, SLG: 0.302	F3			FC3-6 1B		F8			FC4-6 BB	3 1 1 0 1 0 0	California Angels @ Minnesota Twins Metropolitan Stadium, Bloomington, MI Tue Sep 15 1970, 8:05 PM EDT Att: 8,383 - Unknown AB 34 R 5 H 7 RBI 5 BB 1 SO 13 LOB 7																		
Doug Griffin, R OBP: 0.111, SLG: 0.111	F9			FC3-6 1-2			K		FC4-6 1B	4 0 1 1 0 1 1																			
Jim Fregosi, R OBP: 0.354, SLG: 0.467	F4			K			4-3		FC4-6 FC5-4	4 0 0 1 0 1 2																			
Alex Johnson, R OBP: 0.358, SLG: 0.446		K		F8					FC5-4 1B	4 1 1 0 0 1 2																			
Billy Cowan, R OBP: 0.338, SLG: 0.479 Ken Tatum, R OBP: 0.182, SLG: 0.455		K			F6				1B 2B 1B	4 1 1 0 0 2 1 0 0 0 0 0 0 0																			
Ken McMullen, R OBP: 0.320, SLG: 0.350		K			F8				1B 2B 1B	4 1 1 1 0 1 0																			
Jay Johnstone, L OBP: 0.288, SLG: 0.405 Tommy Reynolds, R OBP: 0.296, SLG: 0.322 Tony Gonzalez, L OBP: 0.340, SLG: 0.359			K			K			1B 2B	3 0 0 0 0 2 0 0 0 0 0 0 0 0 1 0 1 2 0 0 0																			
Tom Egan, R OBP: 0.279, SLG: 0.314			K			K			1B	4 0 0 0 0 4 1																			
Eddie Fisher, R OBP: 0.100, SLG: 0.100 Dave LaRoche, L OBP: 0.429, SLG: 0.500 Jarvis Tatum, R OBP: 0.306, SLG: 0.274 Roger Repoz, L OBP: 0.323, SLG: 0.452			K			6-3			1B BB 1B	2 0 0 0 0 1 0 0 0 0 0 0 0 0 1 1 1 0 0 0 0 0 0 0 0 0 0 0																			
Inning Stats	R: 0 E: 0 K: 0 S: 3	H: 0 LOB: 0 BB: 0 P: 3	R: 0 E: 0 K: 3 S: 9	H: 0 LOB: 0 BB: 0 P: 9	R: 0 E: 0 K: 3 S: 9	H: 1 LOB: 1 BB: 0 P: 9	R: 0 E: 0 K: 1 S: 5	H: 0 LOB: 0 BB: 0 P: 5	R: 0 E: 0 K: 2 S: 8	H: 1 LOB: 1 BB: 0 P: 8		R: 0 E: 0 K: 1 S: 5	H: 0 LOB: 0 BB: 0 P: 5	R: 0 E: 0 K: 1 S: 5	H: 0 LOB: 0 BB: 0 P: 5	R: 5 E: 0 K: 10 S: 10	H: 5 LOB: 1 BB: 1 P: 14	1B: 6 2B: 1 3B: 0 HR: 0	SF: 0 SAC: 0 DP: 0 HBP: 0	WP: 0 PB: 0 SB: 0 CS: 0	PA: 35								
PITCHER	IP WLS BF H R ER SO BB IBB HBP BLK WP HR S P ERA WHIP											IP WLS BF H R ER SO BB IBB HBP BLK WP HR S P ERA WHIP																	
Tom Hall, L ERA: 2.51	8.0	28	3	2	2	12	1	0	0	0		0	0	0	0	51	55	2.25	0.500										
Ron Perranoski, L ERA: 2.27	0.2	L 5	3	1	1	0	0	0	0	0		0	0	0	0	5	5	13.50	4.500										
Stan Williams, R ERA: 2.06	0.1	2	1	2	2	1	0	0	0	0	0	0	0	0	4	4	54.00	3.000											

Batter	1	2	3	4	5	6	7	8	9	AB R H RBI BB SO LOB	BOTTOM																
Cesar Tovar, R OBP: 0.355, SLG: 0.441	CS 1B		F8			F8 SH2-3 E BB				3 1 2 0 1 0 0	California Angels @ Minnesota Twins Metropolitan Stadium, Bloomington, MI Tue Sep 15 1970, 8:05 PM EDT Att: 8,383 - Unknown AB 31 R 3 H 5 RBI 2 BB 2 SO 3 LOB 9																
Leo Cardenas, R OBP: 0.299, SLG: 0.382	F7 1-2		F2			SH2-3			1-3	3 0 0 0 0 0 2																	
Tony Oliva, L OBP: 0.362, SLG: 0.511	PB 2B			3-1		F8			BB	3 0 1 0 1 0 1																	
Harmon Killebrew, R OBP: 0.417, SLG: 0.573 Frank Quilici, R OBP: 0.295, SLG: 0.298	4-3			E8 FC1-6		E6 3B			5-4-3-2	4 1 0 0 0 0 3 0 0 0 0 0 0 0																	
Rich Reese, L OBP: 0.333, SLG: 0.378				FC1-6 S					F8	4 1 2 2 0 0 1																	
Jim Holt, L OBP: 0.291, SLG: 0.325				HR		1-H 3B			F8	4 0 0 0 0 1 2																	
George Mitterwald, R OBP: 0.274, SLG: 0.368 Charlie Manuel, L OBP: 0.295, SLG: 0.269				3-1		K			G3	4 0 0 0 0 1 2																	
George Mitterwald, R OBP: 0.274, SLG: 0.368 Charlie Manuel, L OBP: 0.295, SLG: 0.269				F3					F9	3 0 0 0 0 1 0 1 0 0 0 0 0 0																	
Danny Thompson, R OBP: 0.250, SLG: 0.267				F8					F3	3 0 0 0 0 0 0																	
Tom Hall, L OBP: 0.167, SLG: 0.167 Ron Perranoski, L OBP: 0.045, SLG: 0.045 Stan Williams, R ERA: 3.02				1-3					K	3 0 0 0 0 1 0 0 0 0 0 0 0 0 0 0 0 0 0 0 0																	
Inning Stats	R: 0 E: 0 K: 0 S: 4	H: 2 LOB: 1 BB: 0 P: 4	R: 1 E: 0 K: 0 S: 4	H: 1 LOB: 0 BB: 0 P: 4	R: 0 E: 0 K: 0 S: 3	H: 0 LOB: 0 BB: 0 P: 3	R: 0 E: 1 K: 0 S: 4	H: 0 LOB: 1 BB: 0 P: 4	R: 0 E: 0 K: 0 S: 3	H: 0 LOB: 0 BB: 0 P: 3		R: 2 E: 1 K: 1 S: 7	H: 1 LOB: 1 BB: 1 P: 11	R: 0 E: 0 K: 2 S: 7	H: 0 LOB: 0 BB: 0 P: 7	R: 0 E: 0 K: 0 S: 3	H: 1 LOB: 1 BB: 1 P: 7	R: 0 E: 0 K: 0 S: 3	H: 0 LOB: 0 BB: 0 P: 3	1B: 1 2B: 3 3B: 1 HR: 1	SF: 0 SAC: 1 DP: 1 HBP: 0	WP: 0 PB: 1 SB: 1 CS: 1	PA: 34				
PITCHER	IP WLS BF H R ER SO BB IBB HBP BLK WP HR S P ERA WHIP											IP WLS BF H R ER SO BB IBB HBP BLK WP HR S P ERA WHIP															
Eddie Fisher, R ERA: 2.92	5.2	23	4	3	1	0	0	0	0	0		0	0	0	13	17	0.00	0.882									
Dave LaRoche, L ERA: 3.73	2.1	W 8	1	0	0	3	1	0	0	0	0	0	0	3	3	0.00	0.000										
Ken Tatum, R ERA: 3.02	1.0	S 3	0	0	0	0	0	0	0	0	0	0	0	3	3	0.00	0.000										

Batter	1	2	3	4	5	6	7	8	9	AB	R	H	RBI	BB	SO	LOB	TOP			
Sandy Alomar Sr. S OBP: 0.304, SLG: 0.299	4-3		G6-4-3			F8		F7		4	0	0	0	0	0	3	California Angels @ Minnesota Twins Metropolitan Stadium, Bloomington, MI Thu Sep 17 1970, 4:33 AM EDT Att. 7,179 - Unknown - 56 F			
Tony Gonzalez L OBP: 0.343, SLG: 0.361	K			3-1				2B SF9 1B		4	1	2	0	0	1	0				
Jim Fregosi R OBP: 0.352, SLG: 0.465	1-3			6-3		6-3		2B		4	0	1	1	1	0	2				
Alex Johnson R OBP: 0.358, SLG: 0.449		F9		F4			2B G3 HBP	SF9		2	1	0	1	0	0	0				
Dave LaRoche L OBP: 0.429, SLG: 0.500										0	0	0	0	0	0	0				
Jim Spencer L OBP: 0.314, SLG: 0.409	4-3			3-1				F9		4	0	1	0	0	0	1				
Jay Johnstone L OBP: 0.291, SLG: 0.404					F7		G3			4	0	1	1	0	0	1				
Giraldo Ruiz S OBP: 0.280, SLG: 0.253						F7	2B 3-H 3-H	K		4	0	0	0	0	1	2				
Tom Egan R OBP: 0.283, SLG: 0.314						6-3		F2		2	0	1	0	0	0	0				
Roger Repoz L OBP: 0.323, SLG: 0.451			FC3-6							1	0	0	0	0	0	1				
Randy Brown L										0	0	0	0	0	0	0				
Mel Queen L OBP: 0.200, SLG: 0.200										1	0	1	0	0	0	0				
Jarvis Tatum R OBP: 0.306, SLG: 0.274										0	0	0	0	0	0	0				
Tom Murphy R OBP: 0.185, SLG: 0.141										1	0	0	0	0	0	1				
Steve Kestley R OBP: 0.295, SLG: 0.250			FC3-6							0	0	0	0	0	0	0				
Mickey Rivers L OBP: 0.220, SLG: 0.143										0	0	0	0	0	1	0				
Lloyd Allen L OBP: 0.220, SLG: 0.143										0	0	0	0	0	0	0				
Bill Voss L OBP: 0.328, SLG: 0.349										2	1	1	0	0	0	1				
Inning Stats	R: 0 E: 0 K: 1 S: 5	H: 0 LOB: 0 BB: 0 P: 5	R: 0 E: 0 K: 0 S: 4	H: 1 LOB: 1 BB: 0 P: 4	R: 0 E: 0 K: 0 S: 3	H: 1 LOB: 0 BB: 0 P: 3	R: 0 E: 0 K: 0 S: 3	H: 0 LOB: 0 BB: 0 P: 3	R: 0 E: 0 K: 0 S: 4	H: 1 LOB: 2 BB: 1 P: 8	R: 1 E: 0 K: 1 S: 6	H: 1 LOB: 1 BB: 0 P: 7	R: 2 E: 0 K: 0 S: 6	H: 3 LOB: 1 BB: 0 P: 6	R: 0 E: 0 K: 0 S: 4	H: 1 LOB: 1 BB: 0 P: 4	1B: 6 2B: 2 3B: 0 HR: 0	SF: 1 SAC: 0 DP: 1 HBP: 1	WP: 0 PB: 0 SB: 0 CS: 0	PA: 36
PITCHER	IP WLS BF H R ER SO BB IBB HBP BLK WP HR S P ERA WHIP																			
Jim Perry R ERA: 3.09	(1, 1) 7.1 W 30 7 3 3 2 1 0 0 1 0 0 0 32 37 3.68 1.091																			
Stan Williams R ERA: 2.03	(8, 1) 1.2 S 6 1 0 0 0 0 0 0 0 0 0 0 6 6 0.00 0.600																			

AB	33
R	3
H	8
RBI	3
BB	1
SO	2
LOB	12



Batter	1	2	3	4	5	6	7	8	9	AB	R	H	RBI	BB	SO	LOB	BOTTOM			
Cesar Tovar R OBP: 0.397, SLG: 0.444	1B 3B		3B BB	FC6 1B			F9			3	2	2	0	1	0	0	California Angels @ Minnesota Twins Metropolitan Stadium, Bloomington, MI Thu Sep 17 1970, 4:33 AM EDT Att. 7,179 - Unknown - 56 F			
Leo Cardenas R OBP: 0.300, SLG: 0.384	FC3-6 1B		2B 3B	FC6			F9			4	1	2	2	0	2					
Tony Oliva L OBP: 0.360, SLG: 0.508	FC3-6 G3		4-3 2B	G4-6-3 BB			4-3			3	0	1	1	1	0	1				
Rich Reese L OBP: 0.331, SLG: 0.375	G3		4-3	G4-6-3			F5			4	0	0	0	0	3					
Jim Holt L OBP: 0.287, SLG: 0.320	4-3		K	6-3			F7			4	0	0	0	0	1	2				
Charlie Manuel L OBP: 0.281, SLG: 0.255		F9		G3			K			3	0	0	0	0	1	0				
Herman Hill L OBP: 0.100, SLG: 0.100										0	0	0	0	0	0	0				
Jim Nettles L OBP: 0.400, SLG: 0.250										0	0	0	0	0	0	0				
George Mitterwald R OBP: 0.277, SLG: 0.374		5-3		1B 2B			F3			3	1	1	0	0	0	0				
Danny Thompson R OBP: 0.250, SLG: 0.266		K		1B 4-3 1B			F4			3	0	1	1	0	1	0				
Jim Perry S OBP: 0.261, SLG: 0.333				3-1			6-3			3	0	0	0	0	0	1				
Stan Williams R ERA: 3.84	(8, 1) 1.0 3 0 0 0 0 0 0 0 0 0 0 3 3 0.00 0.000																			
Inning Stats	R: 1 E: 0 K: 0 S: 5	H: 2 LOB: 1 BB: 0 P: 5	R: 0 E: 0 K: 1 S: 5	H: 0 LOB: 0 BB: 0 P: 5	R: 2 E: 0 K: 1 S: 7	H: 2 LOB: 1 BB: 1 P: 11	R: 1 E: 0 K: 0 S: 6	H: 3 LOB: 2 BB: 0 P: 6	R: 0 E: 0 K: 0 S: 2	H: 0 LOB: 0 BB: 1 P: 6	R: 0 E: 0 K: 1 S: 5	H: 0 LOB: 0 BB: 0 P: 5	R: 0 E: 0 K: 0 S: 3	H: 0 LOB: 0 BB: 0 P: 3	R: 0 E: 0 K: 0 S: 3	H: 0 LOB: 0 BB: 0 P: 3	1B: 3 2B: 2 3B: 2 HR: 0	SF: 0 SAC: 0 DP: 1 HBP: 0	WP: 0 PB: 0 SB: 0 CS: 0	PA: 32
PITCHER	IP WLS BF H R ER SO BB IBB HBP BLK WP HR S P ERA WHIP																			
Tom Murphy R ERA: 4.23	(1, 1) 3.1 L 17 6 4 4 2 1 0 0 0 0 0 0 5 9 10.80 2.100																			
Steve Kestley R ERA: 3.66	(4, 1) 1.2 6 1 0 0 0 1 0 0 0 0 0 0 5 9 0.00 1.200																			
Lloyd Allen R ERA: 3.65	(6, 1) 2.0 6 0 0 0 1 0 0 0 0 0 0 0 8 8 0.00 0.000																			
Dave LaRoche L ERA: 3.84	(8, 1) 1.0 3 0 0 0 0 0 0 0 0 0 0 3 3 0.00 0.000																			



Batter	1	2	3	4	5	6	7	8	9	AB	R	H	RBI	BB	SO	LOB	TOP			
Cesar Tovar, R OBP: 0.358, SLG: 0.445 (1, 5)										4	1	2	0	0	0	0				
Leo Cardenas, R OBP: 0.302, SLG: 0.384 (1, 6)										3	1	1	0	1	0	1				
Tony Oliva, L OBP: 0.361, SLG: 0.508 (1, 9)										4	1	2	1	0	0	1				
Rich Reese, L OBP: 0.332, SLG: 0.374 (1, 3)										2	1	0	0	2	1	3				
Brant Aylea, R OBP: 0.371, SLG: 0.549 (1, 7)										2	1	0	0	1	0	3				
Steve Brye, R OBP: 0.250, SLG: 0.143 (7, 7)										1	0	0	0	0	1	1				
Jim Holt, L OBP: 0.293, SLG: 0.331 (1, 8)										3	0	2	2	1	1	1				
George Mitterwald, R OBP: 0.277, SLG: 0.372 (1, 2)										4	0	1	2	0	1	2				
Danny Thompson, R OBP: 0.246, SLG: 0.262 (1, 4)										4	0	0	0	0	1	2				
Bill Zepp, R OBP: 0.156, SLG: 0.136 (1, 1)										3	0	0	0	0	2	0				
Ron Perranoski, L OBP: 0.043, SLG: 0.043 (7, 1)										1	0	0	0	0	1	0				
Inning Stats	R: 3 E: 0 K: 2 S: 10	H: 3 LOB: 1 BB: 1 P: 14	R: 0 E: 0 K: 1 S: 5	H: 0 LOB: 0 BB: 0 P: 5	R: 2 E: 0 K: 0 S: 4	H: 2 LOB: 2 BB: 3 P: 16	R: 0 E: 0 K: 1 S: 5	H: 1 LOB: 0 BB: 0 P: 5	R: 0 E: 0 K: 0 S: 3	H: 1 LOB: 0 BB: 0 P: 3	R: 0 E: 0 K: 0 S: 3	H: 0 LOB: 0 BB: 0 P: 3	R: 0 E: 0 K: 2 S: 7	H: 0 LOB: 1 BB: 1 P: 11	R: 0 E: 0 K: 2 S: 7	H: 0 LOB: 0 BB: 0 P: 7	1B: 7 2B: 0 3B: 1 HR: 0	SF: 0 SAC: 0 DP: 3 HBP: 0	WP: 0 PB: 0 SB: 0 CS: 1	PA: 36
PITCHER	IP WLS BF H R ER SO BB IBB HBP BLK WP HR S P ERA WHIP	IP WLS BF H R ER SO BB IBB HBP BLK WP HR S P ERA WHIP																		
Bart Johnson, R ERA: 5.35 (1, 1)	7.0 L 29 8 5 3 4 4 0 0 0 0 0 0 33 49 3.86 1.714																			
Don Eddy, L ERA: (8, 1)	2.0 S 7 0 0 0 4 1 0 0 0 0 0 0 14 18 0.00 0.500																			

Minnesota Twins @ Chicago White Sox
Comiskey Park, Chicago, IL
Fri Sep 18 1970, 8:05 PM EDT
Att: 5,403 - Unknown

AB	31
R	5
H	8
RBI	5
BB	5
SO	8
LOB	14



Batter	1	2	3	4	5	6	7	8	9	AB	R	H	RBI	BB	SO	LOB	BOTTOM					
Tom McCraw, L OBP: 0.286, SLG: 0.330 (1, 3)										3	0	1	0	0	1	0						
Duane Josephson, R OBP: 0.369, SLG: 0.410 (7, PH)										1	0	0	0	0	1	1						
Don Eddy, R OBP: 0.307, SLG: 0.350 (8, PH)										0	0	0	0	0	0	0						
Walt Williams, R OBP: 0.307, SLG: 0.350 (8, PH)										1	0	1	0	0	0	0						
Luis Aparicio, R OBP: 0.374, SLG: 0.403 (1, 6)										5	1	1	0	0	0	3						
Carlos May, L OBP: 0.376, SLG: 0.432 (1, 7)										4	0	0	1	0	1	1						
Bill Melton, R OBP: 0.341, SLG: 0.488 (1, 9)										3	2	1	1	0	2	1						
Ed Herrmann, L OBP: 0.357, SLG: 0.507 (8, PH)										3	0	0	0	0	0	1						
Rich McKinney, R OBP: 0.189, SLG: 0.159 (8, PH)										1	0	1	0	0	0	0						
Jose Ortiz, R (8, PR)										0	0	0	0	0	0	0						
Chuck Brinkman, R (9, 2)										0	0	0	0	0	0	0						
Syd O'Brien, R OBP: 0.288, SLG: 0.347 (1, 5)										4	1	1	0	0	0	1						
Ken Berry, R OBP: 0.343, SLG: 0.361 (1, 8)										4	0	1	1	0	0	3						
Bobby Knoop, R OBP: 0.287, SLG: 0.309 (1, 4)										3	0	2	1	1	0	0						
Bart Johnson, R OBP: 0.308, SLG: 0.320 (1, 1)										2	0	0	0	0	0	3						
Lee Maye, L OBP: 0.323, SLG: 0.401 (7, PH)										1	0	0	0	0	0	1						
John Mattias, L OBP: 0.215, SLG: 0.262 (8, 3)										0	0	0	0	0	0	0						
Rich Morales, R OBP: 0.255, SLG: 0.226 (8, PH)										1	0	0	0	0	0	0						
Inning Stats	R: 0 E: 0 K: 0 S: 3	H: 0 LOB: 0 BB: 0 P: 3	R: 2 E: 0 K: 0 S: 5	H: 2 LOB: 1 BB: 0 P: 6	R: 1 E: 0 K: 2 S: 8	H: 1 LOB: 0 BB: 0 P: 8	R: 0 E: 0 K: 0 S: 4	H: 1 LOB: 2 BB: 1 P: 8	R: 0 E: 0 K: 1 S: 6	H: 1 LOB: 1 BB: 0 P: 6	R: 0 E: 0 K: 0 S: 3	H: 0 LOB: 0 BB: 0 P: 3	R: 0 E: 1 K: 1 S: 6	H: 1 LOB: 1 BB: 0 P: 6	R: 1 E: 0 K: 1 S: 7	H: 2 LOB: 2 BB: 0 P: 7	R: 0 E: 0 K: 0 S: 4	H: 1 LOB: 1 BB: 0 P: 4	1B: 5 2B: 2 3B: 1 HR: 1	SF: 0 SAC: 0 DP: 0 HBP: 1	WP: 0 PB: 0 SB: 0 CS: 0	PA: 38
PITCHER	IP WLS BF H R ER SO BB IBB HBP BLK WP HR S P ERA WHIP	IP WLS BF H R ER SO BB IBB HBP BLK WP HR S P ERA WHIP																				
Bill Zepp, R ERA: 3.24 (1, 1)	6.1 W 27 6 3 3 3 0 0 0 0 0 0 31 36 4.26 0.947																					
Ron Perranoski, L ERA: 2.3 (7, 1)	2.2 S 11 3 1 1 2 0 0 0 0 0 1 15 15 3.38 1.125																					

Minnesota Twins @ Chicago White Sox
Comiskey Park, Chicago, IL
Fri Sep 18 1970, 8:05 PM EDT
Att: 5,403 - Unknown

AB	36
R	4
H	9
RBI	4
BB	1
SO	5
LOB	15



Batter	1	2	3	4	5	6	7	8	9	AB	R	H	RBI	BB	SO	LOB	TOP				
Cesar Tovar, R OBP: 0.395, SLG: 0.441 (1, 8)	G1-3		F8			G6-3		FC5 G3 BB 1B	K	5	1	0	0	0	1	2					
Leo Cardenas, R OBP: 0.301, SLG: 0.382 (1, 6)	G6-3			G1-3		L6		1B G3 1-2 BB		3	0	0	0	1	0	0					
Harmon Killebrew, R OBP: 0.419, SLG: 0.568 Rich Reese, L OBP: 0.332, SLG: 0.374 (1, 3) (8, 3)	F8			G5-3		G5-3		SF8		3	0	0	1	0	0	0					
Tony Oliva, L OBP: 0.360, SLG: 0.506 (1, 9)		G4-3		G6-3			G4-6-3 1B	G3		4	0	1	0	0	0	2					
Brant Aylea, R OBP: 0.376, SLG: 0.554 Jim Holt, L OBP: 0.293, SLG: 0.331 (1, 7) (8, PR) (8, 8)		1B 2B			G1-6-3 BB		G4-6-3 1-2			3	1	2	1	1	0	1					
Rick Renick, R OBP: 0.321, SLG: 0.405 Stan Williams, R (1, 5) (8, 1)		G5-4-3 2-H 1B		G1-6-3 1-2		K		K		4	0	1	1	0	2	3					
George Mitterwald, R OBP: 0.290, SLG: 0.371 Rick Dempsey, R (1, 2) (8, PR)		G5-4-3 1-2			1B BB			FC5 1B BB	F7	1	0	0	0	2	0	1					
Frank Quilici, R OBP: 0.295, SLG: 0.293 (8, 5)										1	0	0	0	0	0	0					
Danny Thompson, R OBP: 0.250, SLG: 0.263 (1, 4)			G6-3					FC5 1B E BB	F8	3	1	1	0	1	0	0					
Tom Hall, L OBP: 0.158, SLG: 0.158 Bob Allison, R OBP: 0.350, SLG: 0.318 Herman Hill, L OBP: 0.100, SLG: 0.100 Tom Tischinski, R OBP: 0.333, SLG: 0.267 (1, 1) (8, PH) (8, PR) (8, 2)			G1-4-3			F8		E SF8 1B		2	0	0	0	0	0	2					
Inning Stats	R: 0 E: 0 K: 0 S: 3	H: 0 LOB: 0 BB: 0 P: 3	R: 1 E: 0 K: 0 S: 4	H: 2 LOB: 0 BB: 0 P: 4	R: 0 E: 0 K: 0 S: 3	H: 0 LOB: 0 BB: 0 P: 3	R: 0 E: 0 K: 0 S: 3	H: 1 LOB: 2 BB: 0 P: 11	R: 0 E: 0 K: 0 S: 3	H: 0 LOB: 0 BB: 0 P: 3	R: 0 E: 0 K: 1 S: 5	H: 1 LOB: 0 BB: 0 P: 5	R: 4 E: 1 K: 1 S: 8	H: 2 LOB: 2 BB: 3 P: 20	R: 0 E: 0 K: 1 S: 6	H: 1 LOB: 1 BB: 0 P: 6	1B: 6 2B: 1 3B: 0 HR: 0	SF: 1 SAC: 0 DP: 3 HBP: 0	WP: 0 PB: 0 SB: 0 CS: 0	PA: 37	
PITCHER	IP	WLS	BF	H	R	ER	SO	BB	IBB	HBP	BLK	WP	HR	S	P	ERA	WHIP				
Tommy John, L ERA: 3.3 Wilbur Wood, L ERA: 2.96 (1, 1) (8, 1)	7.0	L	27	5	4	3	1	4	0	0	0	0	0	25	41	3.86	1.286				

Minnesota Twins @ Chicago White Sox
Comiskey Park, Chicago, IL
Sat Sep 19 1970, 8:05 PM EDT
Att: 4,183 - Unknown

AB 31
R 5
H 7
RBI 4
BB 5
SO 3
LOB 11





Batter	1	2	3	4	5	6	7	8	9	AB	R	H	RBI	BB	SO	LOB	BOTTOM					
Syd O'Brien, R OBP: 0.288, SLG: 0.345 Rich Morales, R OBP: 0.253, SLG: 0.224 (1, 5) (6, 5)	L6		HR BB			F2		L9		2	1	0	0	1	0	0						
Luis Aparicio, R OBP: 0.375, SLG: 0.409 (1, 6)	BB 1B		1-H HR			F7		L1		4	1	2	2	0	0	0						
Carlos May, L OBP: 0.377, SLG: 0.430 (1, 7)	FC5-4 BB		WP BB			G4-3		F8		2	0	0	0	2	0	0						
Bill Melton, R OBP: 0.338, SLG: 0.484 (1, 9)	K		K			G6-3		F8		4	0	0	0	0	2	3						
Duane Josephson, R OBP: 0.370, SLG: 0.413 Jose Ortiz, R (9, PR) (1, 2)	FC5-4 1-2		K			G6-3 1B 2B		PB HBP		3	1	1	0	0	1	3						
Ossie Blanco, R OBP: 0.225, SLG: 0.197 Tom McCraw, L OBP: 0.285, SLG: 0.329 (1, 3) (7, 3)		K		F3		G6-3		K		3	0	0	0	0	1	1						
Ken Berry, R OBP: 0.342, SLG: 0.360 (1, 8)		K		G4-3			CS 1B	L8		4	0	1	1	0	1	1						
Bobby Knoop, R OBP: 0.288, SLG: 0.309 Lee Maye, L OBP: 0.321, SLG: 0.359 (1, 4) (9, PH)		K				CS	K	P6		3	0	1	0	0	2	0						
Tommy John, R OBP: 0.198, SLG: 0.179 Wilbur Wood, R OBP: 0.118, SLG: 0.176 (1, 1) (8, 1)			G5-3				K			3	0	0	0	0	2	1						
Inning Stats	R: 0 E: 0 K: 1 S: 6	H: 1 LOB: 2 BB: 1 P: 10	R: 0 E: 0 K: 3 S: 9	H: 0 LOB: 0 BB: 0 P: 9	R: 2 E: 0 K: 2 S: 8	H: 1 LOB: 1 BB: 2 P: 16	R: 0 E: 0 K: 1 S: 6	H: 1 LOB: 1 BB: 0 P: 6	R: 0 E: 0 K: 0 S: 3	H: 0 LOB: 0 BB: 0 P: 3	R: 1 E: 0 K: 0 S: 4	H: 2 LOB: 0 BB: 0 P: 4	R: 0 E: 0 K: 2 S: 7	H: 0 LOB: 0 BB: 0 P: 7	R: 0 E: 0 K: 0 S: 3	H: 0 LOB: 2 BB: 0 P: 3	R: 0 E: 0 K: 1 S: 5	H: 0 LOB: 2 BB: 0 P: 6	1B: 3 2B: 1 3B: 0 HR: 1	SF: 0 SAC: 0 DP: 0 HBP: 1	WP: 2 PB: 1 SB: 0 CS: 1	PA: 36
PITCHER	IP	WLS	BF	H	R	ER	SO	BB	IBB	HBP	BLK	WP	HR	S	P	ERA	WHIP					
Tom Hall, L ERA: 2.58 Stan Williams, R ERA: 1.99 (1, 1) (8, 1)	7.0	W	28	5	3	3	9	3	0	0	0	0	0	43	55	3.86	1.143					

Minnesota Twins @ Chicago White Sox
Comiskey Park, Chicago, IL
Sat Sep 19 1970, 8:05 PM EDT
Att: 4,183 - Unknown

AB 31
R 3
H 5
RBI 3
BB 3
SO 10
LOB 12



Batter	1	2	3	4	5	6	7	8	9	AB	R	H	RBI	BB	SO	LOB	TOP					
Cesar Tovar, R OBP: 0.397, SLG: 0.444 (1, 7)	G5-3		G6-3 PB S 1B		SH 1B 2B			L7		5	2	3	0	0	0	0	Minnesota Twins @ Chicago White Sox Comiskey Park, Chicago, IL Sun Sep 20 1970, 4:33 AM EDT Att: 5,313 - Sunny AB 40 R 8 H 15 RBI 7 BB 2 SO 6 LOB 16 					
Leo Cardenas, R OBP: 0.299, SLG: 0.379 (1, 6)	K		G6-3 1-H		SH 1B FC6-4		F9	F7		4	1	0	1	0	1	0						
Tony Oliva, L OBP: 0.362, SLG: 0.507 (1, 9)			F7		FC6-4 1B		G6-3			5	0	3	1	0	0	0						
Harmon Killebrew, R OBP: 0.416, SLG: 0.566 (1, 5)					FC6-4 1B		FC6-4 1B			3	2	1	1	1	0	2						
Frank Quilici, R OBP: 0.300, SLG: 0.299 (7, 5)	F9				FC6-4 1B		FC6-4 1B			1	0	1	0	0	0	0						
Rich Reese, L OBP: 0.333, SLG: 0.374 (1, 3)		F5			FC6-4 1B		FC6-4 1B			5	1	2	0	0	1	3						
Jim Holt, L OBP: 0.298, SLG: 0.339 (1, 8)		B1			FC6-4 2B		FC6-4 1B			5	1	3	1	0	1	2						
Paul Ratliff, L OBP: 0.369, SLG: 0.439 (1, 2)					FC6-4 IBB		K			4	1	2	2	1	1	4						
Danny Thompson, R OBP: 0.246, SLG: 0.259 (1, 4)		G4-3			FC6-4		G4-3			4	0	0	1	0	0	3						
Bert Blyleven, R OBP: 0.143, SLG: 0.125 (1, 1)			K		K		G6-3		G6-3	4	0	0	0	0	2	2						
Inning Stats	R: 0 E: 0 K: 1 S: 6	H: 1 LOB: 1 BB: 0 P: 6	R: 1 E: 0 K: 0 S: 4	H: 1 LOB: 0 BB: 0 P: 4	R: 1 E: 0 K: 1 S: 6	H: 1 LOB: 0 BB: 0 P: 6	R: 1 E: 0 K: 2 S: 9	H: 2 LOB: 2 BB: 1 P: 13	R: 2 E: 0 K: 1 S: 9	H: 4 LOB: 2 BB: 0 P: 9	R: 0 E: 0 K: 0 S: 3	H: 1 LOB: 1 BB: 0 P: 3	R: 3 E: 1 K: 0 S: 6	H: 3 LOB: 1 BB: 1 P: 10	R: 0 E: 0 K: 0 S: 3	H: 0 LOB: 0 BB: 0 P: 3	R: 0 E: 0 K: 1 S: 7	H: 2 LOB: 2 BB: 0 P: 7	1B: 12 2B: 2 3B: 0 HR: 1	SF: 0 SAC: 1 DP: 0 HBP: 0	WP: 0 PB: 1 SB: 1 CS: 0	PA: 43
PITCHER	IP WLS BF H R ER SO BB IBB HBP BLK WP HR S P ERA WHIP																					
Gerry Janeski, R ERA: 4.88 (1, 1)	4.1 L 23 8 5 4 4 0 1 0 0 0 0 1 30 34 8.31 1.846																					
Barry Moore, L ERA: 5.43 (5, 1)	1.2 5 2 0 0 1 0 0 0 0 0 0 0 7 7 0.00 1.200																					
Don Eddy, L ERA: 5.4 (7, 1)	2.0 10 3 3 0 1 0 0 0 0 0 0 0 9 13 13.50 2.000																					
Richie Moloney, R ERA: (9, 1)	1.0 5 2 0 0 1 0 0 0 0 0 0 0 7 7 0.00 2.000																					

Batter	1	2	3	4	5	6	7	8	9	AB	R	H	RBI	BB	SO	LOB	BOTTOM			
Syd O'Brien, R OBP: 0.286, SLG: 0.342 (1, 5)	G5-3		G5-3-6 2-3f			G4-3			G6-3	4	0	0	0	0	0	2	Minnesota Twins @ Chicago White Sox Comiskey Park, Chicago, IL Sun Sep 20 1970, 4:33 AM EDT Att: 5,313 - Sunny AB 27 R 1 H 3 RBI 1 BB 1 SO 4 LOB 6 			
Tom McCraw, L OBP: 0.281, SLG: 0.324 (1, 3)	K				F5	G4-3			K	4	0	0	0	0	2	1				
Carlos May, L OBP: 0.375, SLG: 0.427 (1, 7)	G1-4-3				F7		G4-3			3	0	0	0	0	0	0				
Bill Melton, R OBP: 0.338, SLG: 0.485 (1, 9)					F9		F8			3	1	1	0	0	0	0				
Ed Herrmann, L OBP: 0.360, SLG: 0.509 (1, 2)					FC6-4 2-H		F9			3	0	2	1	0	0	0				
Ken Berry, R OBP: 0.340, SLG: 0.357 (1, 8)					FC6-4 1-6		G6-4-3 1B			3	0	0	0	0	1	2				
Rich McKinney, R OBP: 0.183, SLG: 0.153 (1, 6)					P4		P6			3	0	0	0	0	0	1				
Luis Aparicio, R OBP: 0.375, SLG: 0.409 (9, 6)									G6-3	0	0	0	0	0	0	0				
Rich Morales, R OBP: 0.245, SLG: 0.216 (1, 4)		1-6			E1 G5-3-6 SH1-4		K		F8	3	0	0	0	0	1	0				
Gerry Janeski, R ERA: 4.88 (1, 1)					SH1-4		G4-3 BB		P4	0	0	0	0	0	0	0				
Barry Moore, L ERA: 5.43 (5, 1)										0	0	0	0	0	0	0				
Bob Spivey, R ERA: 5.43 (6, PH)										0	0	0	0	0	0	0				
Don Eddy, R ERA: 5.4 (7, 1)										0	0	0	0	0	0	0				
Richie Moloney, R ERA: (9, PH)										0	0	0	0	0	0	0				
John Matias, L ERA: (9, PH)										1	0	0	0	0	0	0				
Inning Stats	R: 0 E: 0 K: 1 S: 5	H: 0 LOB: 0 BB: 0 P: 5	R: 1 E: 0 K: 0 S: 4	H: 2 LOB: 1 BB: 0 P: 4	R: 0 E: 1 K: 0 S: 3	H: 0 LOB: 0 BB: 0 P: 3	R: 0 E: 0 K: 0 S: 3	H: 0 LOB: 0 BB: 0 P: 3	R: 0 E: 0 K: 1 S: 5	H: 0 LOB: 1 BB: 1 P: 9	R: 0 E: 0 K: 0 S: 3	H: 0 LOB: 0 BB: 0 P: 3	R: 0 E: 0 K: 1 S: 5	H: 0 LOB: 0 BB: 0 P: 5	R: 0 E: 0 K: 1 S: 5	H: 0 LOB: 0 BB: 0 P: 5	1B: 2 2B: 2 3B: 0 HR: 0	SF: 0 SAC: 1 DP: 2 HBP: 0	WP: 0 PB: 0 SB: 0 CS: 0	PA: 29
PITCHER	IP WLS BF H R ER SO BB IBB HBP BLK WP HR S P ERA WHIP																			
Bert Blyleven, R ERA: 3.1 (1, 1)	9.0 W 30 3 1 1 4 1 0 0 0 0 0 0 36 40 1.00 0.444																			

Batter	1	2	3	4	5	6	7	8	9	AB	R	H	RBI	BB	SO	LOB	TOP
Cesar Tovar, R OBP: 0.395, SLG: 0.441 (1, 8)	K2-3			6-3		F2			F3	4	0	0	0	0	1	0	Minnesota Twins @ Oakland Athletics Oakland-Alameda County Coliseum, Oakland, CA Mon Sep 21 1970, 7:05 PM PDT Att: 4,284 - Unknown livebaseballscorecards.com
Leo Cardenas, R OBP: 0.298, SLG: 0.377 (1, 6)	F9			F9			6-3			3	0	0	0	0	0	0	
Harmon Killebrew, R OBP: 0.415, SLG: 0.564 (1, 3)	K			BB			K			2	0	0	0	1	2	0	
Tony Oliva, L OBP: 0.361, SLG: 0.504 (1, 9)		4-3		4-3			F5			3	0	0	0	0	0	1	
Brant Aylea, R OBP: 0.372, SLG: 0.547 Jim Holt, L OBP: 0.298, SLG: 0.339 (1, 7) (8, 8)	6-3				F9			K		3	0	0	0	0	1	0	
Rick Renick, R OBP: 0.316, SLG: 0.398 (1, 5)	5-3				K			1-3		3	0	0	0	0	1	0	
George Mitterwald, R OBP: 0.279, SLG: 0.368 (1, 2)			K		L6			5-3		3	0	0	0	0	1	0	
Danny Thompson, R OBP: 0.244, SLG: 0.256 (1, 4)	1-3					F4		K		3	0	0	0	0	1	0	
Jim Perry, S OBP: 0.255, SLG: 0.326 Bob Allison, R OBP: 0.346, SLG: 0.313 (9, PH) (1, 1)	K					6-3		K		2	0	0	0	0	1	0	
Inning Stats	R: 0 E: 0 K: 2 S: 7	H: 0 LOB: 0 BB: 0 P: 7	R: 0 E: 0 K: 0 S: 3	H: 0 LOB: 0 BB: 0 P: 3	R: 0 E: 0 K: 2 S: 7	H: 0 LOB: 1 BB: 1 P: 7	R: 0 E: 0 K: 0 S: 3	H: 0 LOB: 0 BB: 0 P: 5	R: 0 E: 0 K: 1 S: 5	H: 0 LOB: 0 BB: 0 P: 5	R: 0 E: 0 K: 1 S: 5	H: 0 LOB: 0 BB: 0 P: 5	R: 0 E: 0 K: 2 S: 7	H: 0 LOB: 0 BB: 0 P: 7	1B: 0 2B: 0 3B: 0 HR: 0	SF: 0 SAC: 0 DP: 0 HBP: 0	
PITCHER Vida Blue, L ERA: 2.28 (1, 1)	IP: 9.0 WLS: W BF: 28 H: 0 R: 0 ER: 0 SO: 9 BB: 1 IBB: 0 HBP: 0 BLK: 0 WP: 0 HR: 0 S: 45 P: 49 ERA: 0.00 WHIP: 0.111															PITCHER Vida Blue, L ERA: 2.28 (1, 1)	IP: 9.0 WLS: W BF: 28 H: 0 R: 0 ER: 0 SO: 9 BB: 1 IBB: 0 HBP: 0 BLK: 0 WP: 0 HR: 0 S: 45 P: 49 ERA: 0.00 WHIP: 0.111

Batter	1	2	3	4	5	6	7	8	9	AB	R	H	RBI	BB	SO	LOB	BOTTOM
Bert Campaneris, R OBP: 0.326, SLG: 0.449 (1, 6)	G4-3 3B		4-3		FC6-4 1B		5-3	HR		5	2	3	0	0	1	Minnesota Twins @ Oakland Athletics Oakland-Alameda County Coliseum, Oakland, CA Mon Sep 21 1970, 7:05 PM PDT Att: 4,284 - Unknown livebaseballscorecards.com	
Joe Rudi, R OBP: 0.335, SLG: 0.487 Steve Hovley, L OBP: 0.314, SLG: 0.288 (1, 7) (7, 8)	G4-3 BB		F7		1B		FC6-4 1B	L9		2	0	1	0	1	0		
Felipe Alou, R OBP: 0.311, SLG: 0.375 (1, 9) (7, 7)	G4-3 1-2 3-H			2B		F8	FC6-4 1B			4	0	1	0	0	2		
Don Mincher, L OBP: 0.331, SLG: 0.473 (1, 3)	1B			F8		BB HBP		1B E 1B		3	1	2	0	0	1		
Sal Bando, R OBP: 0.396, SLG: 0.431 (1, 5)	F8			F4		BB HBP		E4 1B 1B		3	1	1	0	0	2		
Reggie Jackson, L OBP: 0.382, SLG: 0.465 (1, 8) (7, 9)		L9		FC6-4 IBB		K		K		3	0	0	0	1	3		
Gene Tenace, R OBP: 0.406, SLG: 0.523 (1, 2)	5-3			FC6-4 1-2		BB HBP		SH5-4 1B IBB		2	1	0	0	2	2		
Dick Green, R OBP: 0.270, SLG: 0.245 (1, 4)	5-3				F8		L9	SH5-4 HR 1B		4	1	1	1	0	3		
Vida Blue, S OBP: 0.333, SLG: 0.636 (1, 1)	1-3			FC6-4 BB		K		SH5-4 HR 1B		2	0	0	0	1	1		
Inning Stats	R: 1 E: 0 K: 0 S: 4	H: 2 LOB: 1 BB: 1 P: 8	R: 0 E: 0 K: 0 S: 3	H: 0 LOB: 0 BB: 0 P: 3	R: 0 E: 0 K: 0 S: 4	H: 1 LOB: 2 BB: 1 P: 8	R: 0 E: 0 K: 1 S: 5	H: 1 LOB: 3 BB: 1 P: 11	R: 0 E: 0 K: 1 S: 6	H: 1 LOB: 1 BB: 0 P: 6	R: 5 E: 1 K: 1 S: 9	H: 4 LOB: 0 BB: 1 P: 13	1B: 6 2B: 1 3B: 1 HR: 1	SF: 0 SAC: 1 DP: 1 HBP: 2	WP: 0 PA: 38 PB: 0 SB: 0 CS: 0		
PITCHER Jim Perry, R ERA: 3.06 (1, 1)	IP: 8.0 WLS: L BF: 38 H: 9 R: 6 ER: 2 SO: 3 BB: 3 IBB: 2 HBP: 2 BLK: 0 WP: 0 HR: 1 S: 37 P: 59 ERA: 2.25 WHIP: 1.500															PITCHER Jim Perry, R ERA: 3.06 (1, 1)	IP: 8.0 WLS: L BF: 38 H: 9 R: 6 ER: 2 SO: 3 BB: 3 IBB: 2 HBP: 2 BLK: 0 WP: 0 HR: 1 S: 37 P: 59 ERA: 2.25 WHIP: 1.500

Batter	1	2	3	4	5	6	7	8	9	AB	R	H	RBI	BB	SO	LOB	TOP										
Cesar Tovar, R OBP: 0.395, SLG: 0.442 (1, 7)	4-0 FC5-6 BB		5-3 ①				6-3 ①	F6 ③		4	0	1	0	1	0	1											
Leo Cardenas, R OBP: 0.297, SLG: 0.374 (1, 6)	0-0 FC5-6 WP HR 1-2f		L4 ②				4-3 ②		4-0 BB	4	1	0	0	1	0	2											
Tony Oliva, L OBP: 0.362, SLG: 0.512 (1, 9)	0-0 HR 1-H		1-3 ③				SH BB 1B ①	S 2B ②	0-0 F7 ①	5	3	3	2	0	0	1											
Harmon Killebrew, R OBP: 0.415, SLG: 0.561 Frank Quilici, R OBP: 0.300, SLG: 0.299 (1, 5) (9, 5)	0-0 F2			0-3 K ①			4-0 SH BB 1B 1-2	4-0 2B IBB	0-0 F5 ②	3	1	0	0	2	1	1											
Rich Reese, L OBP: 0.336, SLG: 0.378 (1, 3)	0-0 FC5-4 1B			4-0 BB			0-0 SH BB FC1-2 1-2 2-3	1-3 2-H 2B	0-0 4-3 ③	3	0	2	1	1	0	1											
Jim Holt, L OBP: 0.297, SLG: 0.338 (1, 8)	0-0 FC5-4 1-2f			0-0 F9 ②			0-0 FC1-2 1B 1-3 2-H 2-H	0-0 F6 ③		4	0	1	2	0	0	4											
Paul Ratliff, L OBP: 0.362, SLG: 0.430 Tom Tischenki, R OBP: 0.327, SLG: 0.261 (1, 2) (7, 2)		0-3 K ①		0-0 F9 ③			0-0 FC1-2 1-2 3-H	0-0 F4 ①		3	0	0	0	0	1	3											
Danny Thompson, R OBP: 0.244, SLG: 0.256 (1, 4)		0-0 4-3 ②					0-0 F9 ①	0-0 F4 ②		4	0	1	0	0	0	2											
Jim Kaat, L OBP: 0.299, SLG: 0.205 Rod Carew, L OBP: 0.415, SLG: 0.535 Stan Williams, R (6, PH) Ron Perranoski, L OBP: 0.042, SLG: 0.042 (6, 1)		0-3 K ③					0-0 F7 ②	0-0 5-3 ③	0-3 K ②	2	0	0	0	0	1	0											
Inning Stats	R: 2 E: 0 K: 0 S: 5	H: 2 LOB: 1 BB: 1 P: 9	R: 0 E: 0 K: 2 S: 7	H: 0 LOB: 0 BB: 0 P: 7	R: 0 E: 0 K: 1 S: 3	H: 0 LOB: 1 BB: 1 P: 3	R: 0 E: 0 K: 1 S: 5	H: 1 LOB: 1 BB: 0 P: 9	R: 0 E: 1 K: 0 S: 4	H: 2 LOB: 2 BB: 1 P: 10	R: 1 E: 0 K: 0 S: 5	H: 2 LOB: 2 BB: 1 P: 9	R: 0 E: 0 K: 1 S: 6	H: 1 LOB: 1 BB: 0 P: 6	R: 0 E: 0 K: 0 S: 3	H: 0 LOB: 1 BB: 1 P: 7	1B: 4 2B: 3 3B: 0 HR: 1	SF: 0 SAC: 1 DP: 0 HBP: 0	WP: 1 PB: 0 SB: 1 CS: 0	PA: 41							
PITCHER	IP	WLS	BF	H	R	ER	SO	BB	IBB	HBP	BLK	WP	HR	S	P	ERA	WHIP										
Chuck Dobson, R ERA: 3.71 (1, 1)	6.0	L	27	5	4	4	3	3	0	0	0	1	1	30	42	6.00	1.333										
Rollie Fingers, R ERA: 3.62 (7, 1)	0.2		4	1	1	1	0	0	1	0	0	0	0	3	7	13.50	1.500										
Paul Lindblad, L ERA: 2.88 (7, 1)	2.1		10	2	0	0	1	1	0	0	0	0	0	11	15	0.00	1.286										

Minnesota Twins @ Oakland Athletics
Oakland-Alameda County Coliseum, Oakland, CA

Tue Sep 22 1970, 7:05 PM PDT
Att: 5,915 - Unknown

AB 35
R 5
H 8
RBI 5
BB 5
SO 4
LOB 18



Batter	1	2	3	4	5	6	7	8	9	AB	R	H	RBI	BB	SO	LOB	BOTTOM										
Bert Campaneris, R OBP: 0.326, SLG: 0.451 (1, 6)	0-3 K ①		0-0 E 2B	G5-4-3 1-2f			1-3 ①		0-0 E S 1B	5	2	2	0	0	1	2											
Joe Rudi, R OBP: 0.345, SLG: 0.502 (1, 7)	0-0 6-3 2B		E9 BB 1B 2-H		4-6 2B		G6-4-3 1B		0-0 FC6-4 1B 1-H	5	0	5	1	0	0	0											
Felipe Alou, R OBP: 0.309, SLG: 0.371 (1, 9)	0-0 6-3 2-3		F9 ①		4-6 ②		G6-4-3 ③		0-0 FC6-4 ③	5	0	0	0	0	0	5											
Don Mincher, L OBP: 0.331, SLG: 0.470 (1, 3)	1-0 BB HBP		F9 ②		K ③				0-0 F8 ①	3	0	0	0	0	1	1											
Sal Bando, R OBP: 0.400, SLG: 0.431 (1, 5)	4-0 1-2 BB		4-0 BB 1-2				1B SF7 BB		4-0 FC1-4 BB	0	1	0	0	4	0	0											
Reggie Jackson, L OBP: 0.380, SLG: 0.463 Steve Hovley, L OBP: 0.311, SLG: 0.285 (1, 8) (5, 8)	0-0 4-3 ③		0-3 K ③				F7 ①		0-0 FC1-4 1-2f	2	0	0	0	0	1	5											
Dave Duncan, R OBP: 0.316, SLG: 0.402 (1, 2)									0-0 F7 ③	4	0	3	0	0	0	1											
Dick Green, R OBP: 0.267, SLG: 0.243 (1, 4)									0-0 F8 ①	3	0	0	1	0	0	2											
Chuck Dobson, R OBP: 0.130, SLG: 0.132 Gene Tenace, R OBP: 0.402, SLG: 0.517 Rollie Fingers, R OBP: 0.146, SLG: 0.179 Paul Lindblad, L (7, 1) Frank Fernandez, R OBP: 0.324, SLG: 0.410 (9, PH)									0-0 G6-3 1B	2	0	0	0	0	0	3											
Inning Stats	R: 0 E: 0 K: 1 S: 6	H: 1 LOB: 3 BB: 1 P: 11	R: 0 E: 0 K: 0 S: 3	H: 1 LOB: 0 BB: 0 P: 3	R: 1 E: 1 K: 1 S: 7	H: 2 LOB: 2 BB: 1 P: 11	R: 0 E: 1 K: 0 S: 4	H: 1 LOB: 1 BB: 0 P: 4	R: 0 E: 0 K: 1 S: 5	H: 1 LOB: 0 BB: 0 P: 5	R: 1 E: 0 K: 0 S: 4	H: 1 LOB: 1 BB: 1 P: 8	R: 0 E: 0 K: 0 S: 3	H: 1 LOB: 0 BB: 0 P: 3	R: 0 E: 0 K: 0 S: 3	H: 0 LOB: 1 BB: 1 P: 7	R: 1 E: 0 K: 0 S: 5	H: 2 LOB: 1 BB: 0 P: 5	1B: 7 2B: 4 3B: 0 HR: 0	SF: 1 SAC: 0 DP: 4 HBP: 1	WP: 0 PB: 0 SB: 1 CS: 0	PA: 39					
PITCHER	IP	WLS	BF	H	R	ER	SO	BB	IBB	HBP	BLK	WP	HR	S	P	ERA	WHIP										
Jim Kaat, L ERA: 3.66 (1, 1)	5.0	W	22	6	1	1	3	2	0	0	0	0	0	25	34	1.80	1.600										
Stan Williams, R ERA: 2.07 (6, 1)	0.1		3	1	1	1	0	1	0	0	0	0	0	2	6	27.00	6.000										
Ron Perranoski, L ERA: 2.3 (6, 1)	3.2	S	14	3	1	1	0	1	0	0	0	0	0	13	17	2.46	1.091										

Minnesota Twins @ Oakland Athletics
Oakland-Alameda County Coliseum, Oakland, CA

Tue Sep 22 1970, 7:05 PM PDT
Att: 5,915 - Unknown

AB 33
R 3
H 10
RBI 2
BB 4
SO 3
LOB 22



Batter	1	2	3	4	5	6	7	8	9	AB	R	H	RBI	BB	SO	LOB	TOP										
Jim Nettles, L OBP: 0.400, SLG: 0.333 (1, 7)										5	1	2	0	0	0	1	Minnesota Twins @ Oakland Athletics Oakland-Alameda County Coliseum, Oakland, CA Wed Sep 23 1970, 7:05 PM PDT Att: 5,066 - Unknown										
Leo Cardenas, R OBP: 0.286, SLG: 0.375 (1, 6)										5	1	1	0	0	2	3											
Tony Oliva, L OBP: 0.365, SLG: 0.513 Herman Hill, L OBP: 0.095, SLG: 0.095 (1, 9) (7, 9)										4	3	3	0	0	0	0											
Harmon Killebrew, R OBP: 0.416, SLG: 0.558 Cesar Tovar, R OBP: 0.355, SLG: 0.442 Frank Quilici, R OBP: 0.300, SLG: 0.299 (1, 5) (7, PR) (7, 5)										2	0	0	0	2	1	1											
Rich Reese, L OBP: 0.335, SLG: 0.377 (1, 3)										4	0	1	2	0	1	4											
Jim Holt, L OBP: 0.300, SLG: 0.343 (1, 8)										4	1	2	2	0	0	2											
George Mitterwald, R OBP: 0.280, SLG: 0.378 (1, 2)										4	1	2	3	0	1	2											
Danny Thompson, R OBP: 0.241, SLG: 0.253 (1, 4)										4	0	0	0	0	1	1											
Tom Hall, L OBP: 0.167, SLG: 0.167 Bill Zepp, R OBP: 0.156, SLG: 0.136 (1, 1) (8, 1)										4	0	1	0	0	2	1											
Inning Stats	R: 2 E: 0 K: 2 S: 10	H: 3 LOB: 2 BB: 1 P: 14	R: 0 E: 0 K: 1 S: 6	H: 1 LOB: 1 BB: 0 P: 6	R: 3 E: 0 K: 1 S: 8	H: 3 LOB: 0 BB: 0 P: 8	R: 0 E: 0 K: 2 S: 7	H: 1 LOB: 0 BB: 0 P: 7	R: 0 E: 0 K: 0 S: 3	H: 0 LOB: 0 BB: 0 P: 3	R: 0 E: 0 K: 0 S: 4	H: 1 LOB: 1 BB: 0 P: 4	R: 2 E: 0 K: 0 S: 5	H: 3 LOB: 1 BB: 1 P: 9	R: 0 E: 0 K: 1 S: 5	H: 0 LOB: 0 BB: 0 P: 5		R: 0 E: 0 K: 1 S: 5	H: 0 LOB: 0 BB: 0 P: 5	1B: 9 2B: 3 3B: 0 HR: 1	SF: 0 SAC: 0 DP: 1 HBP: 0	WP: 0 PB: 0 SB: 0 CS: 1	PA: 39				
PITCHER	IP	WLS	BF	H	R	ER	SO	BB	IBB	HBP	BLK	WP	HR	S	P	ERA	WHIP										
Catfish Hunter, R ERA: 3.84 (1, 1)	6.1	L	30	11	7	7	6	1	0	0	0	0	1	41	45	9.95	1.895										
Rollie Fingers, R ERA: 3.6 (7, 1)	0.2		3	1	0	0	0	0	1	0	0	0	0	2	6	0.00	1.500										
Marcel Lachemann, R ERA: 2.79 (8, 1)	2.0		6	0	0	0	2	0	0	0	0	0	0	10	10	0.00	0.000										

Batter	1	2	3	4	5	6	7	8	9	AB	R	H	RBI	BB	SO	LOB	BOTTOM										
Bert Campaneris, R OBP: 0.325, SLG: 0.454 (1, 6)										5	1	1	1	0	1	1	Minnesota Twins @ Oakland Athletics Oakland-Alameda County Coliseum, Oakland, CA Wed Sep 23 1970, 7:05 PM PDT Att: 5,066 - Unknown										
Joe Rudi, R OBP: 0.340, SLG: 0.494 (1, 7)										5	0	0	0	0	2	1											
Felipe Alou, R OBP: 0.308, SLG: 0.369 (1, 9)										3	0	0	0	1	0	0											
Don Mincher, L OBP: 0.332, SLG: 0.468 (1, 3)										2	1	0	0	2	2	1											
Sal Bando, R OBP: 0.401, SLG: 0.429 (1, 5)										2	1	0	0	2	0	1											
Reggie Jackson, L OBP: 0.361, SLG: 0.460 (1, 8)										2	0	0	0	2	2	2											
Dave Duncan, R OBP: 0.319, SLG: 0.414 (1, 2)										3	1	1	3	1	0	4											
Dick Green, R OBP: 0.267, SLG: 0.241 (1, 4)										3	0	0	0	1	0	1											
Catfish Hunter, R OBP: 0.200, SLG: 0.287 Rollie Fingers, R OBP: 0.146, SLG: 0.179 Gene Tenace, R OBP: 0.398, SLG: 0.511 Marcel Lachemann, R Steve Hovley, L OBP: 0.310, SLG: 0.284 (1, 1) (7, 1) (7, PH) (8, 1) (9, PH)										2	0	0	0	0	1	1											
Inning Stats	R: 0 E: 0 K: 3 S: 9	H: 0 LOB: 1 BB: 1 P: 13	R: 0 E: 0 K: 1 S: 5	H: 0 LOB: 1 BB: 1 P: 9	R: 0 E: 0 K: 0 S: 3	H: 0 LOB: 0 BB: 0 P: 3	R: 0 E: 0 K: 0 S: 3	H: 0 LOB: 2 BB: 2 P: 11	R: 0 E: 0 K: 1 S: 5	H: 0 LOB: 2 BB: 1 P: 13	R: 1 E: 0 K: 1 S: 6	H: 1 LOB: 0 BB: 0 P: 6	R: 3 E: 0 K: 1 S: 6	H: 1 LOB: 0 BB: 2 P: 14	R: 0 E: 0 K: 0 S: 3	H: 0 LOB: 0 BB: 0 P: 3		1B: 0 2B: 0 3B: 0 HR: 2	SF: 0 SAC: 0 DP: 0 HBP: 0	WP: 0 PB: 0 SB: 0 CS: 0	PA: 38						
PITCHER	IP	WLS	BF	H	R	ER	SO	BB	IBB	HBP	BLK	WP	HR	S	P	ERA	WHIP										
Tom Hall, L ERA: 2.69 (1, 1)	7.2		34	2	4	4	9	9	0	0	0	0	2	43	79	4.70	1.435										
Bill Zepp, R ERA: 3.22 (8, 1)	1.1	S	4	0	0	0	0	0	0	0	0	0	0	4	4	0.00	0.000										



Batter	1	2	3	4	5	6	7	8	9	AB	R	H	RBI	BB	SO	LOB	TOP			
Jim Nettles, L OBP: 0.357, SLG: 0.308 (1, 8)	1-3		3-1					K		4	0	1	0	0	1	0	Minnesota Twins @ Kansas City Royals Municipal Stadium, Kansas City, MO Fri Sep 25 1970, 8:05 PM EDT Att. 6,663 - Unknown - 59 F			
Leo Cardenas, R OBP: 0.296, SLG: 0.373 Frank Quilici, R OBP: 0.305, SLG: 0.304 (1, 6) (5, 4)	5-3			1B 2B BB	1-3			1B		2	1	0	0	1	0	1				
Tony Oliva, L OBP: 0.363, SLG: 0.510 (1, 9)	F9				F7			F5		4	0	0	0	0	2					
Harmon Killebrew, R OBP: 0.415, SLG: 0.556 (1, 5)		6-3			2B 1-2 1B			F8		4	0	1	0	0	0					
Rich Reese, L OBP: 0.333, SLG: 0.374 (1, 3)		F3			F4			4-3		4	0	0	0	0	2					
Steve Brye, R OBP: 0.333, SLG: 0.300 (1, 7)								F8		3	0	1	1	1	0	0				
Rick Dempsey, R (1, 2)								6-3		3	0	0	0	0	3					
Danny Thompson, R OBP: 0.238, SLG: 0.250 (1, 4) (5, 6)					F3			F4		3	0	0	0	0	0					
Jim Perry, S OBP: 0.247, SLG: 0.316 (1, 1)					F6			4-3		3	0	0	0	0	0					
								F3												
Inning Stats	R: 0 E: 0 K: 0 S: 3	H: 0 LOB: 0 BB: 0 P: 3	R: 0 E: 0 K: 0 S: 3	H: 0 LOB: 1 BB: 1 P: 7	R: 0 E: 0 K: 0 S: 3	H: 0 LOB: 0 BB: 0 P: 3	R: 1 E: 0 K: 0 S: 5	H: 2 LOB: 2 BB: 1 P: 9	R: 0 E: 0 K: 0 S: 4	H: 1 LOB: 1 BB: 0 P: 4	R: 0 E: 0 K: 0 S: 3	H: 0 LOB: 0 BB: 0 P: 3	R: 0 E: 0 K: 0 S: 6	H: 1 LOB: 1 BB: 0 P: 6	R: 0 E: 0 K: 0 S: 3	H: 0 LOB: 0 BB: 0 P: 3	1B: 3 2B: 1 3B: 0 HR: 0	SF: 0 SAC: 0 DP: 0 HBP: 0	WP: 0 PB: 0 SB: 0 CS: 0	PA: 33
PITCHER Wally Bunker, R ERA: 4.2 (1, 1)	IP: 9.0 WLS: L BF: 33	H: 4 R: 1 ER: 1 SO: 1	BB: 2 IBB: 0 HBP: 0 BLK: 0	WP: 0 HR: 0 S: 33 P: 41	ERA: 1.00 WHIP: 0.667															

AB	31
R	1
H	4
RBI	1
BB	2
SO	1
LOB	8




Batter	1	2	3	4	5	6	7	8	9	AB	R	H	RBI	BB	SO	LOB	BOTTOM			
Amos Otis, R OBP: 0.352, SLG: 0.420 (1, 8)	5-3			1-3				F7		4	0	0	0	0	1		Minnesota Twins @ Kansas City Royals Municipal Stadium, Kansas City, MO Fri Sep 25 1970, 8:05 PM EDT Att. 6,663 - Unknown - 59 F			
George Springs, L OBP: 0.292, SLG: 0.310 (1, 9)	F6			4-3				K		4	0	0	0	1	0					
Lou Piniella, R OBP: 0.339, SLG: 0.425 (1, 7)	K			L9				F4		3	0	0	0	1	0					
Ed Kirkpatrick, L OBP: 0.325, SLG: 0.416 (1, 2)		F7						F3		3	0	0	0	0	0					
Bob Oliver, R OBP: 0.309, SLG: 0.447 (1, 3)		K						K		3	0	0	0	3	0					
Paul Schaaf, R OBP: 0.343, SLG: 0.357 (1, 5)		1-3						G3		3	0	0	0	0	0					
Cookie Rojas, R OBP: 0.279, SLG: 0.296 (1, 4)				4-3				1B		3	0	2	0	0	0					
Tom Matchick, L OBP: 0.228, SLG: 0.234 (1, 6)				5-3				F9		3	0	0	0	0	2					
Wally Bunker, R OBP: 0.235, SLG: 0.071 Bill Sorrell, L OBP: 0.311, SLG: 0.373 (9, PH)				K				K		2	0	0	0	2	1					
								L9		1	0	0	0	0	0					
Inning Stats	R: 0 E: 0 K: 1 S: 5	H: 0 LOB: 0 BB: 0 P: 5	R: 0 E: 0 K: 1 S: 5	H: 0 LOB: 0 BB: 0 P: 5	R: 0 E: 0 K: 0 S: 3	H: 0 LOB: 0 BB: 0 P: 3	R: 0 E: 0 K: 0 S: 3	H: 0 LOB: 0 BB: 0 P: 3	R: 0 E: 0 K: 1 S: 6	H: 1 LOB: 1 BB: 0 P: 6	R: 0 E: 0 K: 1 S: 5	H: 0 LOB: 0 BB: 0 P: 5	R: 0 E: 0 K: 1 S: 6	H: 1 LOB: 1 BB: 0 P: 6	R: 0 E: 0 K: 0 S: 3	H: 0 LOB: 0 BB: 0 P: 3	1B: 2 2B: 0 3B: 0 HR: 0	SF: 0 SAC: 0 DP: 0 HBP: 0	WP: 0 PB: 0 SB: 0 CS: 0	PA: 29
PITCHER Jim Perry, R ERA: 2.96 (1, 1)	IP: 9.0 WLS: W BF: 29	H: 2 R: 0 ER: 0 SO: 7	BB: 0 IBB: 0 HBP: 0 BLK: 0	WP: 0 HR: 0 S: 43 P: 43	ERA: 0.00 WHIP: 0.222															


AB	29
R	0
H	2
RBI	0
BB	0
SO	7
LOB	4



Batter	1	2	3	4	5	6	7	8	9	AB	R	H	RBI	BB	SO	LOB	TOP			
Jim Nettles, L (1, 7) OBP: 0.294, SLG: 0.250 Frank Quilici, R (5, 4) OBP: 0.303, SLG: 0.301	F7		F5		FC6-4		6-3			3	0	0	0	0	0	2	Minnesota Twins @ Kansas City Royals Municipal Stadium, Kansas City, MO Sat Sep 26 1970, 8:05 PM EDT Att: 7,710 - Unknown - 63 F AB 30 R 0 H 4 RBI 0 BB 3 SO 8 LOB 20			
Leo Cardenas, R (1, 6) OBP: 0.238, SLG: 0.375	2B			FC6-4 BB		K		K		3	0	1	0	1	2	0				
Tony Oliva, L (1, 9) OBP: 0.362, SLG: 0.508	F5			FC6-4 1-2		FC6-4 1B		F8		4	0	1	0	0	0	2				
Rich Reese, L (1, 3) OBP: 0.330, SLG: 0.371	K			F6		K		F5		4	0	0	0	0	2	3				
Jim Holt, L (1, 8) OBP: 0.299, SLG: 0.342		L8		4-3		FC6-4 1-2			G4-6-3 1B	4	0	1	0	0	0	2				
Paul Rattiff, L (1, 2) OBP: 0.364, SLG: 0.427 Rick Dempsey, R (5, 2)	K					BB HBP		WP 1B BB	G4-6-3 1B	1	0	0	0	0	1	0				
Rick Renick, R (1, 5) OBP: 0.320, SLG: 0.397	6-3					FC6-4 1-2 BB		WP 1B	F8	3	0	1	0	1	0	0				
Danny Thompson, R (1, 4) OBP: 0.237, SLG: 0.249 Charlie Manuel, L (5, PH) OBP: 0.273, SLG: 0.246			F4			K		F7		1	0	0	0	0	0	0				
Bert Blyleven, R (1, 1) OBP: 0.143, SLG: 0.125 Rod Carew, L (3, PH) OBP: 0.417, SLG: 0.532 Hal Haydel, R (3, 1) OBP: 0.287, SLG: 0.200 Cesar Torres, R (5, PH) OBP: 0.252, SLG: 0.441 Pete Hamm, R (5, 1) OBP: 0.371, SLG: 0.543 Brant Aylva, R (7, PH) OBP: 0.275, SLG: 0.246 Steve Barber, R (7, 1)			G3			K		K		2	0	0	0	0	0	0				
Inning Stats	R: 0 E: 0 K: 1 S: 6	H: 1 LOB: 1 BB: 0 P: 6	R: 0 E: 0 K: 1 S: 5	H: 0 LOB: 0 BB: 0 P: 5	R: 0 E: 0 K: 0 S: 3	H: 0 LOB: 0 BB: 1 P: 3	R: 0 E: 0 K: 0 S: 3	H: 0 LOB: 1 BB: 1 P: 7	R: 0 E: 0 K: 2 S: 8	H: 1 LOB: 2 BB: 0 P: 8	R: 0 E: 0 K: 1 S: 6	H: 1 LOB: 2 BB: 1 P: 10	R: 0 E: 0 K: 1 S: 5	H: 0 LOB: 0 BB: 0 P: 5	R: 0 E: 0 K: 0 S: 3	H: 1 LOB: 0 BB: 0 P: 3		1B: 3 2B: 1 3B: 0 HR: 0	SF: 0 SAC: 0 DP: 1 HBP: 1	WP: 1 PA: 34 PB: 0 SB: 0 CS: 0
PITCHER Bob Johnson, R (1, 1) ERA: 3.01	IP: 9.0 WLS: W BF: 34 H: 4 R: 0 ER: 0 SO: 8 BB: 3 IBB: 0 HBP: 1 BLK: 0 WP: 1 HR: 0 S: 46 P: 59 ERA: 0.00 WHIP: 0.778																			

Batter	1	2	3	4	5	6	7	8	9	AB	R	H	RBI	BB	SO	LOB	BOTTOM			
Amos Otis, R (1, 8) OBP: 0.352, SLG: 0.421	BB 1B	F9			F8			F3		5	1	2	0	0	0	4	Minnesota Twins @ Kansas City Royals Municipal Stadium, Kansas City, MO Sat Sep 26 1970, 8:05 PM EDT Att: 7,710 - Unknown - 63 F AB 32 R 5 H 9 RBI 5 BB 4 SO 2 LOB 21			
George Springs, L (1, 9) OBP: 0.299, SLG: 0.311	1B FC6-4 BB	S 1B		5-3		G3				3	1	1	2	1	0	1				
Lou Piniella, R (1, 7) OBP: 0.342, SLG: 0.425	FC6-4 1-3 2-H	1B				6-3				2	0	1	1	2	0	0				
Ed Kirkpatrick, L (1, 2) OBP: 0.322, SLG: 0.412	F5	F4		F3		L8				4	0	0	0	0	0	6				
Bob Oliver, R (1, 3) OBP: 0.308, SLG: 0.451	FC6-4 1-2			HR	F8		L1			4	1	1	2	0	0	3				
Paul Schaaf, R (1, 5) OBP: 0.343, SLG: 0.355 Bobby Floyd, R (5, FR) OBP: 0.276, SLG: 0.259	F4				F9		F8			2	0	0	0	1	0	1				
Cookie Rojas, R (1, 4) OBP: 0.283, SLG: 0.301		SH2-4 1B 1B					F5			4	1	3	0	0	0	0				
Tom Matchick, L (1, 6) OBP: 0.229, SLG: 0.234		SH2-4 1B 1B		L9		F7		4-3		4	1	1	0	0	0	3				
Bob Johnson, L (1, 1) OBP: 0.194, SLG: 0.125		SH2-4 1-2 2-3		6-3		K		K		3	0	0	0	0	2	3				
Inning Stats	R: 2 E: 0 K: 0 S: 5	H: 2 LOB: 1 BB: 1 P: 9	R: 2 E: 0 K: 0 S: 6	H: 3 LOB: 2 BB: 1 P: 10	R: 1 E: 0 K: 0 S: 5	H: 2 LOB: 1 BB: 0 P: 5	R: 0 E: 0 K: 0 S: 4	H: 1 LOB: 2 BB: 1 P: 8	R: 0 E: 0 K: 1 S: 6	H: 1 LOB: 2 BB: 1 P: 10	R: 0 E: 0 K: 0 S: 3	H: 0 LOB: 0 BB: 0 P: 3	R: 0 E: 0 K: 1 S: 5	H: 0 LOB: 0 BB: 0 P: 5	R: 0 E: 0 K: 1 S: 5	H: 0 LOB: 0 BB: 0 P: 5		1B: 7 2B: 1 3B: 0 HR: 1	SF: 0 SAC: 1 DP: 0 HBP: 0	WP: 0 PA: 37 PB: 0 SB: 1 CS: 0
PITCHER Bert Blyleven, R (1, 1) ERA: 3.29 Hal Haydel, R (3, 1) ERA: 3.38 Pete Hamm, R (5, 1) ERA: 5.28 Steve Barber, R (7, 1) ERA: 4.26	IP: 2.0 WLS: L BF: 13 H: 3 R: 4 ER: 4 SO: 4 BB: 2 IBB: 0 HBP: 0 BLK: 0 WP: 0 HR: 0 S: 11 P: 19 ERA: 18.00 WHIP: 3.500																			

Batter	1	2	3	4	5	6	7	8	9	AB	R	H	RBI	BB	SO	LOB	TOP												
Danny Thompson, R OBP: 0.233, SLG: 0.245	F3		L9		F8		F8		5-3	5	0	0	0	0	0	2	Minnesota Twins @ Kansas City Royals Municipal Stadium, Kansas City, MO Sun Sep 27 1970, 4:33 AM EDT Att: 9,390 - Unknown - 70 F AB 36 R 3 H 9 RBI 2 BB 2 SO 8 LOB 17 												
Frank Quilici, R OBP: 0.301, SLG: 0.295 Charlie Manuel, L OBP: 0.269, SLG: 0.241	F5		BB		5-3			6-3	K	3	0	0	0	1	0	0													
Harmon Killebrew, R OBP: 0.414, SLG: 0.554	K		K		F3			1B 2B	1B	4	1	1	0	0	2	2													
Tony Oliva, L OBP: 0.363, SLG: 0.511					4-3			K		4	0	2	0	0	1	1													
Brant Aylea, R OBP: 0.373, SLG: 0.544 Jim Nettles, L OBP: 0.294, SLG: 0.250	F5		BLK BB		3B			2B E	1B	4	0	2	0	0	1	2													
Bob Allison, R OBP: 0.353, SLG: 0.329	F4		BLK BB		F9			E9 1B	2B	3	1	1	1	1	0	2													
Rick Renick, R OBP: 0.332, SLG: 0.372 Rich Reese, L OBP: 0.095, SLG: 0.095 Herman Hill, L OBP: 0.298, SLG: 0.375	L8		K		F3			FC4-6 1B		3	0	0	0	0	1	3													
George Mitterwald, R OBP: 0.283, SLG: 0.383 Paul Ratliff, L OBP: 0.361, SLG: 0.424			BB		K			FC4-6		3	0	2	0	0	1	2													
Luis Tiant, R OBP: 0.424, SLG: 0.531 Steve Spivey, R OBP: 0.308, SLG: 0.273 Jim Kaat, L OBP: 0.229, SLG: 0.205 Cesar Torres, R OBP: 0.152, SLG: 0.144 Bill Zepp, R OBP: 0.152, SLG: 0.136 Jim Holt, L OBP: 0.208, SLG: 0.341	F3				K			F3		1	0	0	0	0	1	0													
Inning Stats	R: 0 E: 0 K: 1 S: 5	H: 0 LOB: 0 BB: 0 P: 5	R: 0 E: 0 K: 0 S: 4	H: 1 LOB: 1 BB: 0 P: 4	R: 0 E: 0 K: 1 S: 6	H: 1 LOB: 2 BB: 1 P: 10	R: 0 E: 0 K: 2 S: 8	H: 1 LOB: 2 BB: 1 P: 12	R: 0 E: 0 K: 1 S: 5	H: 0 LOB: 0 BB: 0 P: 5	R: 0 E: 0 K: 1 S: 6	H: 1 LOB: 1 BB: 0 P: 6	R: 0 E: 0 K: 0 S: 4	H: 1 LOB: 1 BB: 0 P: 4	R: 3 E: 1 K: 1 S: 9	H: 4 LOB: 1 BB: 0 P: 9		R: 0 E: 0 K: 1 S: 5	H: 0 LOB: 0 BB: 0 P: 5	1B: 6 2B: 2 3B: 1 HR: 0	SF: 0 SAC: 0 DP: 0 HBP: 0	WP: 0 PB: 0 SB: 0 CS: 0	PA: 38						
PITCHER	IP	WLS	BF	H	R	ER	SO	BB	IBB	HBP	BLK	WP	HR	S	P	ERA		WHIP											
Jim Rooker, L ERA: 3.54	(1, 1)	7.2	W	33	8	3	3	7	2	0	0	1	0	0	45	53		3.52	1.304										
Ted Abernathy, R ERA: 2.28	(8, 1)	1.1	S	5	1	0	0	1	0	0	0	0	0	7	7	0.00		0.750											


Batter	1	2	3	4	5	6	7	8	9	AB	R	H	RBI	BB	SO	LOB	BOTTOM											
Amos Otis, R OBP: 0.353, SLG: 0.423	E 1B WP	F6			F4		4-3 1B			4	2	2	0	0	0	2	Minnesota Twins @ Kansas City Royals Municipal Stadium, Kansas City, MO Sun Sep 27 1970, 4:33 AM EDT Att: 9,390 - Unknown - 70 F AB 35 R 4 H 12 RBI 3 BB 1 SO 6 LOB 20 											
George Springs, L OBP: 0.290, SLG: 0.301	K	F8			5-3		4-3			4	0	0	0	0	1	4												
Lou Piniella, R OBP: 0.345, SLG: 0.427	WP E 1B				F9			3-H 1B		4	1	3	1	0	0	0												
Ed Kirkpatrick, L OBP: 0.321, SLG: 0.410	FC5-4 1B				4-3		K			4	0	1	1	0	2	2												
Bob Oliver, R OBP: 0.309, SLG: 0.452	F8				BB			G3 2B		3	1	1	0	1	1	2												
Cookie Rojas, R OBP: 0.281, SLG: 0.298	FC5-4 1-2				1-3			G3		4	0	0	0	0	3	3												
Bobby Floyd, R OBP: 0.384, SLG: 0.419					1B CS			2B		4	0	4	1	0	0	0												
Tom Matchick, L OBP: 0.229, SLG: 0.235					F9			4-3		4	0	1	0	0	3	3												
Jim Rooker, R OBP: 0.230, SLG: 0.300 Ted Abernathy, R OBP: 0.125, SLG: 0.125	K				F8			6-3		3	0	0	0	0	2	3												
Inning Stats	R: 2 E: 1 K: 1 S: 8	H: 3 LOB: 1 BB: 0 P: 8	R: 0 E: 0 K: 1 S: 7	H: 2 LOB: 2 BB: 0 P: 7	R: 0 E: 0 K: 0 S: 3	H: 0 LOB: 1 BB: 1 P: 7	R: 0 E: 0 K: 0 S: 3	H: 1 LOB: 0 BB: 0 P: 3	R: 0 E: 0 K: 1 S: 6	H: 1 LOB: 1 BB: 0 P: 6	R: 1 E: 0 K: 1 S: 7	H: 2 LOB: 1 BB: 0 P: 7	R: 1 E: 0 K: 2 S: 9	H: 2 LOB: 1 BB: 0 P: 9	R: 0 E: 0 K: 0 S: 4	H: 1 LOB: 1 BB: 0 P: 4		1B: 8 2B: 4 3B: 0 HR: 0	SF: 0 SAC: 0 DP: 0 HBP: 0	WP: 1 PB: 0 SB: 0 CS: 1	PA: 36							
PITCHER	IP	WLS	BF	H	R	ER	SO	BB	IBB	HBP	BLK	WP	HR	S	P	ERA		WHIP										
Luis Tiant, R ERA: 3.4	(1, 1)	4.0	L	18	6	2	2	2	1	0	0	0	0	21	25	4.50		1.750										
Jim Kaat, L ERA: 3.07	(5, 1)	2.0		9	3	1	1	2	0	0	0	0	0	13	13	4.50		1.500										
Bill Zepp, R ERA: 3.23	(7, 1)	2.0		9	3	1	1	2	0	0	0	0	0	13	13	4.50	1.500											

Batter	1	2	3	4	5	6	7	8	9	AB	R	H	RBI	BB	SO	LOB	TOP	
Pat Kelly, L OBP: 0.348, SLG: 0.314 (1, 8)	F8	F7			FC4-6		6-3		6-3	5	0	0	0	0	0	2		
Cookie Rojas, R OBP: 0.265, SLG: 0.304 (1, 4)	4-3		6-3		L6		1B			4	1	1	0	0	0	1		
Lou Piniella, R OBP: 0.343, SLG: 0.425 (1, 7)			5-3			F6	2B			4	0	2	1	0	0	0		
Ed Kirkpatrick, L OBP: 0.321, SLG: 0.409 (1, 2)	4-3		4-3			F6	1B			3	1	0	0	1	0	1		
Bob Oliver, R OBP: 0.309, SLG: 0.452 (1, 3)				F4		E5				4	1	2	0	0	0	1		
Bill Sorrell, L OBP: 0.319, SLG: 0.373 (1, 9)		K		4-3			1B			3	0	0	0	1	1	2		
Bobby Floyd, R OBP: 0.383, SLG: 0.429 (1, 5)				K		SF8				2	1	0	1	1	1	1		
Tom Matchick, L OBP: 0.222, SLG: 0.227 (1, 6)		L6			K	4-3				4	0	0	0	0	2	4		
Wally Bunker, R OBP: 0.237, SLG: 0.065 Jim York, R (9, 1)		E6					F4			3	0	0	0	1	1	0		
										0	0	0	0	0	0	0		
Inning Stats	R: 0 H: 1 E: 0 K: 0 S: 4	H: 1 R: 1 LOB: 1 BB: 0 P: 11	R: 0 H: 0 E: 0 K: 1 S: 3	H: 0 R: 0 LOB: 0 BB: 0 P: 3	R: 0 H: 0 E: 0 K: 1 S: 5	H: 0 R: 0 LOB: 1 BB: 1 P: 9	R: 1 H: 0 E: 1 K: 0 S: 4	H: 0 R: 0 LOB: 0 BB: 0 P: 12	R: 1 H: 2 E: 0 K: 0 S: 4	H: 1 R: 0 LOB: 1 BB: 0 P: 4	R: 0 H: 0 E: 0 K: 2 S: 7	H: 0 R: 0 LOB: 0 BB: 0 P: 7	1B: 2 2B: 2 3B: 1 HR: 0	SF: 1 SAC: 0 DP: 0 HBP: 0	WP: 1 PB: 1 SB: 0 CS: 1	PA: 38		
PITCHER	IP WLS BF H R ER SO BB IBB HBP BLK WP HR S P ERA WHIP																	
Bert Blyleven, R ERA: 3.18 Hal Haydel, R ERA: 3.0	(1, 1) (9, 1)	8.0 1.0	WLS W	34 3	H 0	R 0	ER 0	SO 2	BB 0	IBB 0	HBP 0	BLK 0	WP 0	HR 0	S 36	P 52	ERA 1.12	WHIP 1.000

Kansas City Royals @ Minnesota Twins
 Metropolitan Stadium, Bloomington, MI
 Wed Sep 30 1970, 8:05 PM EDT
 Att: 5,219 - Unknown

livebaseballscorecards.com

AB 32
 R 4
 H 5
 RBI 2
 BB 4
 SO 5
 LOB 12





Batter	1	2	3	4	5	6	7	8	9	AB	R	H	RBI	BB	SO	LOB	BOTTOM	
Cesar Tovar, R OBP: 0.356, SLG: 0.441 (1, 8)			F4					F8		4	0	2	2	0	0	0		
Leo Cardenas, R OBP: 0.302, SLG: 0.377 (1, 6)	F3		4-3		K			K		4	0	0	0	0	2	2		
Tony Oliva, L OBP: 0.363, SLG: 0.509 (1, 9)	F8			K				K		4	1	1	0	0	2	1		
Harmon Killebrew, R OBP: 0.412, SLG: 0.549 Herman Hill, L OBP: 0.095, SLG: 0.095 (9, PR)	E6			F8				F3		4	0	1	0	0	0	1		
Rod Carew, L OBP: 0.407, SLG: 0.524 Jim Holt, L OBP: 0.300, SLG: 0.342 (6, 3)				6-3				F7		0	1	0	0	1	0	0		
Brant Ayles, R OBP: 0.386, SLG: 0.531 Jim Nettles, L OBP: 0.250, SLG: 0.211 (9, FR)		5-3			6-3			6-3		3	0	0	0	1	0	0		
George Mitterwald, R OBP: 0.291, SLG: 0.368 Paul Ratliff, L OBP: 0.369, SLG: 0.452 (9, PH)		K				1B		F8		3	1	1	0	0	1	0		
Danny Thompson, R OBP: 0.233, SLG: 0.244 (1, 4)					F9			F5		3	0	0	0	0	0	1		
Bert Blyleven, R OBP: 0.157, SLG: 0.140 Rich Reese, L OBP: 0.332, SLG: 0.371 Hal Haydel, R OBP: 0.667, SLG: 2.000 (8, PH) (9, 1)			6-3					4-3		2	1	1	0	0	0	0		
										0	0	0	0	0	0	0		
Inning Stats	R: 0 H: 1 E: 1 K: 1 S: 7	H: 0 R: 0 LOB: 0 BB: 0 P: 5	R: 0 H: 0 E: 0 K: 0 S: 3	H: 0 R: 0 LOB: 0 BB: 0 P: 3	R: 0 H: 0 E: 0 K: 1 S: 5	H: 3 R: 0 LOB: 1 BB: 0 P: 8	R: 0 H: 0 E: 0 K: 1 S: 5	H: 0 R: 0 LOB: 0 BB: 0 P: 5	R: 0 H: 0 E: 0 K: 1 S: 5	H: 0 R: 0 LOB: 0 BB: 1 P: 8	R: 4 H: 3 E: 0 K: 0 S: 4	H: 3 R: 1 LOB: 1 BB: 1 P: 8	1B: 5 2B: 1 3B: 0 HR: 1	SF: 1 SAC: 0 DP: 0 HBP: 0	WP: 1 PB: 1 SB: 0 CS: 0	PA: 34		
PITCHER	IP WLS BF H R ER SO BB IBB HBP BLK WP HR S P ERA WHIP																	
Wally Bunker, R ERA: 4.22 Jim York, R ERA: 3.39	(1, 1) (9, 1)	8.0 0.1	L	3	H 1	R 2	ER 2	SO 0	BB 1	IBB 0	HBP 0	BLK 0	WP 0	HR 1	S 2	P 6	ERA 54.00	WHIP 6.000


Kansas City Royals @ Minnesota Twins
 Metropolitan Stadium, Bloomington, MI
 Wed Sep 30 1970, 8:05 PM EDT
 Att: 5,219 - Unknown

livebaseballscorecards.com

AB 32
 R 6
 H 7
 RBI 6
 BB 1
 SO 6
 LOB 7



Batter	1	2	3	4	5	6	7	8	9	AB	R	H	RBI	BB	SO	LOB	TOP										
Rich Severson, R (1, 6) OBP: 0.300, SLG: 0.317	0-0 5-3			0-0 G1-6-3 1B		0-0 6-3			0-0 F8	3	0	1	0	0	0	1	Kansas City Royals @ Minnesota Twins Metropolitan Stadium, Bloomington, MI Thu Oct 01 1970, 4:33 AM EDT Alt: 6,008 - Unknown - 73 F AB 27 R 0 H 3 RBI 0 BB 1 SO 7 LOB 5 										
Bill Sorrell, L (9, PH) OBP: 0.317, SLG: 0.370	0-0 5-3			0-3 K					0-0 6-3	4	0	0	0	0	1												
Cookie Rojas, R (1, 4) OBP: 0.283, SLG: 0.302	0-0 5-3			0-0 K					0-0 6-3	3	0	1	0	0	1												
Lou Piniella, R (1, 7) OBP: 0.342, SLG: 0.424	0-3 K			0-0 G1-6-3 1-2					0-0 1B 1B	3	0	1	0	0	1												
Bob Oliver, R (1, 3) OBP: 0.309, SLG: 0.451		0-3 K			0-3 K				0-0 1-3 1B G6-4-3	3	0	1	0	0	2												
Jim Campanis, R (1, 9) OBP: 0.203, SLG: 0.241		0-0 L8			0-3 K				0-0 G6-4-3 1-2	3	0	0	0	0	1												
Ed Kirkpatrick, L (1, 8) OBP: 0.319, SLG: 0.406		0-0 F4			0-3 K				0-0 F3	3	0	0	0	0	1												
Bobby Floyd, R (1, 5) OBP: 0.380, SLG: 0.400				0-0 1-3					0-0 6-3	3	0	0	0	0	0												
Ellie Rodriguez, R (1, 2) OBP: 0.312, SLG: 0.290				0-0 6-3					0-0 5-3	2	0	0	0	1	0												
Bob Johnson, L (1, 1) OBP: 0.190, SLG: 0.123				0-3 K					0-0 F8	1	0	0	0	0	1												
George Spriggs, L (9, PH) OBP: 0.283, SLG: 0.292					0-0 SH1-4					1	0	0	0	0	1												
Inning Stats	R: 0 E: 0 K: 1 S: 5	H: 0 LOB: 0 BB: 0 P: 5	R: 0 E: 0 K: 1 S: 5	H: 0 LOB: 0 BB: 0 P: 5	R: 0 E: 0 K: 1 S: 5	H: 1 LOB: 0 BB: 0 P: 5	R: 0 E: 0 K: 3 S: 9	H: 0 LOB: 0 BB: 0 P: 9	R: 0 E: 0 K: 0 S: 3	H: 0 LOB: 1 BB: 1 P: 7	R: 0 E: 0 K: 0 S: 4	H: 2 LOB: 1 BB: 0 P: 4	R: 0 E: 0 K: 0 S: 3	H: 0 LOB: 0 BB: 0 P: 3	R: 0 E: 0 K: 0 S: 3	H: 0 LOB: 0 BB: 0 P: 3	1B: 3 2B: 0 3B: 0 HR: 0	SF: 0 SAC: 1 DP: 2 HBP: 0	WP: 0 PA: 29 SB: 0 CS: 0								
PITCHER	IP	WLS	BF	H	R	ER	SO	BB	IBB	HBP	BLK	WP	HR	S	P	ERA	WHIP										
Jim Kaat, L (1, 1) ERA: 3.56	7.0	W	23	3	0	0	7	1	0	0	0	0	0	36	40	0.00	0.571										
Stan Williams, R (8, 1) ERA: 1.99	1.2		5	0	0	0	0	0	0	0	0	0	0	5	5	0.00	0.000										
Ron Perranoski, L (9, 1) ERA: 2.43	0.1	S	1	0	0	0	0	0	0	0	0	0	0	1	1	0.00	0.000										

Batter	1	2	3	4	5	6	7	8	9	AB	R	H	RBI	BB	SO	LOB	BOTTOM										
Cesar Tovar, R (1, 8) OBP: 0.356, SLG: 0.442	0-0 2B	0-0 F6			0-3 K				0-0 FC5 1B	2	1	1	0	0	0	0	Kansas City Royals @ Minnesota Twins Metropolitan Stadium, Bloomington, MI Thu Oct 01 1970, 4:33 AM EDT Alt: 6,008 - Unknown - 73 F AB 31 R 4 H 9 RBI 4 BB 0 SO 10 LOB 9 										
Rick Renick, R (4, 5) OBP: 0.317, SLG: 0.391	0-0 1B	0-0 F6			0-3 K				0-0 FC5 1B	2	0	1	0	0	1												
Leo Cardenas, R (1, 6) OBP: 0.300, SLG: 0.374	0-3 K				0-0 5-3				0-3 K	4	0	0	0	0	2												
Tony Oliva, L (1, 9) OBP: 0.364, SLG: 0.514	0-0 1H				0-3 K				0-0 1B	3	1	2	1	0	1												
Jim Nettles, L (7, 9) OBP: 0.286, SLG: 0.250	0-0 2B				0-3 K				0-0 1B	1	0	1	0	0	0												
Harmon Killebrew, R (1, 5) OBP: 0.411, SLG: 0.546	0-0 F5				0-3 K				0-0 FC5	2	0	0	0	0	1												
Cotton Nash, R (4, 3) OBP: 0.400, SLG: 0.250	0-0 F5				0-3 K				0-0 FC5	2	0	1	1	0	0												
Paul Ratliff, L (1, 2) OBP: 0.363, SLG: 0.443	0-3 K				0-0 F7				0-3 K	3	0	0	0	0	2												
Jim Holt, L (1, 3) OBP: 0.300, SLG: 0.342		0-0 4-3			0-0 6-3				0-0 FC3-6 1B	3	0	1	0	0	0												
Charlie Manuel, L (1, 7) OBP: 0.260, SLG: 0.234		0-3 K			0-0 F7				0-0 FC3-6	3	0	0	0	0	1												
Stan Williams, R (8, 1) OBP: 0.042, SLG: 0.042		0-0 K			0-0 F7				0-0 FC3-6	0	0	0	0	0	0												
Ron Perranoski, L (9, 1) OBP: 0.042, SLG: 0.042		0-0 K			0-0 F7				0-0 FC3-6	0	0	0	0	0	0												
Danny Thompson, R (1, 4) OBP: 0.234, SLG: 0.248		0-0 HR 2B			0-0 6-3				0-0 G6-4-3	3	1	1	0	0	0												
Jim Kaat, L (1, 1) OBP: 0.262, SLG: 0.250		0-0 HR			0-3 K				0-3 K	2	1	1	2	0	1												
Herman Hill, L (8, 7) OBP: 0.091, SLG: 0.091		0-0 HR			0-3 K				0-3 K	1	0	0	0	0	1												
Inning Stats	R: 1 E: 0 K: 2 S: 9	H: 2 LOB: 1 BB: 0 P: 9	R: 2 E: 0 K: 1 S: 7	H: 2 LOB: 0 BB: 0 P: 7	R: 0 E: 0 K: 2 S: 7	H: 0 LOB: 0 BB: 0 P: 7	R: 0 E: 0 K: 0 S: 3	H: 0 LOB: 0 BB: 0 P: 3	R: 0 E: 0 K: 2 S: 7	H: 0 LOB: 0 BB: 0 P: 7	R: 1 E: 0 K: 1 S: 6	H: 2 LOB: 1 BB: 0 P: 6	R: 0 E: 0 K: 0 S: 3	H: 1 LOB: 0 BB: 0 P: 3	R: 0 E: 0 K: 2 S: 9	H: 2 LOB: 2 BB: 0 P: 9	1B: 5 2B: 3 3B: 1 HR: 1	SF: 0 SAC: 0 DP: 2 HBP: 0	WP: 0 PA: 31 SB: 0 CS: 1								
PITCHER	IP	WLS	BF	H	R	ER	SO	BB	IBB	HBP	BLK	WP	HR	S	P	ERA	WHIP										
Bob Johnson, R (1, 1) ERA: 3.07	8.0	L	31	9	4	4	10	0	0	0	0	0	1	51	51	4.50	1.125										

Batter	1	2	3	4	5	6	7	8	9	AB	R	H	RBI	BB	SO	LOB	TOP					
Mark Belanger, R (1.6) OBP: 0.596, SLG: 0.500	F9 BB 2B BB		0-0 HR 1B	0-0 1-3 1B		0-0 P3			0-0 BB 2B 1B	4	3	3	0	1	0	0	Baltimore Orioles @ Minnesota Twins Metropolitan Stadium, Bloomington, MI Sun Oct 04 1970, 4:33 AM EDT Att: 27,490 - Unknown - 73 F livebaseballscorecards.com					
Paul Blair, R (1.8) OBP: 0.500, SLG: 1.000	2B BB 1-2		L5	FC9-2		6-3			K	4	0	0	0	1	1	5						
Frank Robinson, R (1.9) OBP: 0.500, SLG: 0.714	F9 2-3		HR		BB 1B BB				2B BB 1B BB	3	2	1	2	2	0	2						
Boog Powell, L (1.3) OBP: 0.500, SLG: 1.000	2B 1-3 3-H		K		BB 1B				1B E 2B	5	1	3	3	0	1	0						
Merv Rettenmund, R (1.7) OBP: 0.600, SLG: 0.333	K				BB BB				HR E 1B	3	1	1	1	2	1	2						
Brooks Robinson, R (1.5) OBP: 0.444, SLG: 0.625	5-3		F2		F2				E6 HR	5	1	1	1	0	0	7						
Davey Johnson, R (1.4) OBP: 0.333, SLG: 0.625		5-3			F9				FC9-6 HR	5	1	1	3	0	0	4						
Andy Etchebarren, R (1.2) OBP: 0.200, SLG: 0.200	K		E6 1B		K				G1-6-3 P6	5	1	1	0	0	2	4						
Dave McNally, R (1.1) OBP: 0.400, SLG: 0.600	K		1B FC9-2 1B		6-3					5	1	2	1	0	1	0						
Inning Stats	R: 1 E: 0 K: 1 S: 6	H: 1 LOB: 2 BB: 2 P: 14	R: 0 E: 0 K: 2 S: 7	H: 0 LOB: 0 BB: 0 P: 7	R: 2 E: 0 K: 1 S: 7	H: 2 LOB: 1 BB: 1 P: 11	R: 1 E: 1 K: 0 S: 5	H: 3 LOB: 1 BB: 0 P: 5	R: 0 E: 0 K: 1 S: 6	H: 1 LOB: 3 BB: 2 P: 14	R: 0 E: 0 K: 0 S: 3	H: 0 LOB: 0 BB: 0 P: 3	R: 0 E: 0 K: 0 S: 3	H: 1 LOB: 0 BB: 0 P: 3	R: 7 E: 1 K: 1 S: 11	H: 5 LOB: 0 BB: 1 P: 15		1B: 8 2B: 4 3B: 0 HR: 2	SF: 0 SAC: 0 DP: 2 HBP: 0	WP: 0 PB: 0 SB: 0 CS: 0	PA: 45	
PITCHER	IP WLS BF H R ER SO BB IBB HBP BLK WP HR S P ERA WHIP																					
Tom Hall, L (1.1) ERA: 10.8	3.1 L 19 6 4 4 4 3 0 0 0 0 1 24 36 10.80 2.700																					
Bill Zepp, R (4.1) ERA: 6.75	0.2 4 1 0 0 0 2 0 0 0 0 0 2 10 0.00 4.500																					
Stan Williams, R (5.1) ERA: 19.29	3.0 9 0 0 0 1 0 0 0 0 0 0 11 11 0.00 0.000																					
Ron Perranoski, L (8.1) ERA: 13.5	1.1 9 5 5 5 1 1 0 0 0 0 0 10 14 33.75 4.500																					
Luis Tiant, R (9.1) ERA: 13.5	0.2 4 1 2 1 0 0 0 0 0 0 0 1 4 4 13.50 1.500																					
Batter	1	2	3	4	5	6	7	8	9	AB	R	H	RBI	BB	SO	LOB	BOTTOM					
Cesar Tovar, R (1.8) OBP: 0.333, SLG: 0.333	6-3		5-3						FC6-4	4	0	1	0	0	0	1	Baltimore Orioles @ Minnesota Twins Metropolitan Stadium, Bloomington, MI Sun Oct 04 1970, 4:33 AM EDT Att: 27,490 - Unknown - 73 F livebaseballscorecards.com					
Leo Cardenas, R (1.6) OBP: 0.250, SLG: 0.143	F7			HR BB					6-3	3	1	1	0	1	0	1						
Harmon Killebrew, R (1.3) OBP: 0.444, SLG: 1.125	BB			HR					K	3	1	1	2	1	1	2						
Tony Oliva, L (1.9) OBP: 0.500, SLG: 1.125	F9			HR					F7	4	1	1	1	0	0	1						
Brant Aylea, R (1.7) Jim Holt, L (8, PR) (9, 8)		K		P4					5-3	3	0	0	0	1	1	0						
George Mitterwald, R (1.2) OBP: 0.500, SLG: 0.625	P3			K					FC5-4 BB	0	0	0	0	0	0	0						
Rick Renick, R (1.5) OBP: 0.250, SLG: 0.250	P4			K					FC5-4	4	0	1	0	0	1	1						
Danny Thompson, R (1.4) OBP: 0.143, SLG: 0.286			6-3						G4-6-3 1B	4	0	0	0	0	0	1						
Tom Hall, L (1.1) Bill Zepp, R (4.1) Stan Williams, R (5.1) Bob Allison, R (7, PH) Ron Perranoski, L (8.1) Luis Tiant, R (9.1) Frank Quilici, R (9, PH)			K		1B 1B BB				F3	1	0	0	0	0	1	0						
Inning Stats	R: 0 E: 0 K: 0 S: 3	H: 0 LOB: 1 BB: 1 P: 7	R: 0 E: 0 K: 1 S: 5	H: 0 LOB: 0 BB: 0 P: 5	R: 0 E: 0 K: 1 S: 5	H: 0 LOB: 0 BB: 0 P: 5	R: 3 E: 0 K: 2 S: 9	H: 2 LOB: 1 BB: 1 P: 13	R: 0 E: 0 K: 0 S: 4	H: 2 LOB: 2 BB: 1 P: 8	R: 0 E: 0 K: 0 S: 4	H: 1 LOB: 1 BB: 0 P: 4	R: 0 E: 0 K: 0 S: 3	H: 0 LOB: 1 BB: 1 P: 7	R: 0 E: 0 K: 1 S: 5	H: 0 LOB: 1 BB: 1 P: 9		R: 0 E: 0 K: 0 S: 3	H: 1 LOB: 0 BB: 0 P: 3	1B: 3 2B: 1 3B: 0 HR: 2	SF: 0 SAC: 0 DP: 1 HBP: 0	WP: 0 PB: 0 SB: 0 CS: 0
PITCHER	IP WLS BF H R ER SO BB IBB HBP BLK WP HR S P ERA WHIP																					
Dave McNally, L (1.1) ERA: 3.0	9.0 W 36 6 3 3 5 5 0 0 0 0 2 41 61 3.00 1.222																					

Batter	1	2	3	4	5	6	7	8	9	AB	R	H	RBI	BB	SO	LOB	TOP					
Cesar Tovar, R OBP: 0.385, SLG: 0.538 (1, 7)	F3		G6-4-3 1B		1B 3B		6-3			4	1	2	0	0	0	0	Minnesota Twins @ Baltimore Orioles Memorial Stadium, Baltimore, MD Mon Oct 05 1970, 3:33 AM EDT Att: 27,608 - Unknown - 66 F					
Leo Cardenas, R OBP: 0.250, SLG: 0.182 (1, 6)	F9		G6-4-3 1-2f		1B		K			4	0	1	1	0	1	2						
Tony Oliva, L OBP: 0.500, SLG: 0.917 (1, 9)	K				1B					4	0	2	0	0	1	0						
Harmon Killebrew, R OBP: 0.385, SLG: 0.818 (1, 5)		K			K					3	0	0	0	1	2	2						
Jim Holt, L (1, 8)	F7						F7			4	0	0	0	0	2	2						
Paul Ratliff, L OBP: 0.250, SLG: 0.250 (1, 2)							L6			4	0	1	0	0	1	2						
Rich Reese, L OBP: 0.250, SLG: 0.143 Luis Tiant, R (9, PR)										3	0	1	0	1	1	3						
Danny Thompson, R OBP: 0.222, SLG: 0.250 (6, PH)										1	0	0	0	1	0	0						
Bob Allison, R (6, PH)										1	0	0	0	0	0	1						
Frank Quilici, R (6, PH)										0	0	0	0	0	0	0						
Brant Alyea, R (9, PH)										1	0	0	0	0	1	1						
Jim Kaat, L Bert Blyleven, R Charlie Manuel, L Tom Hall, L Rod Carew, L Jim Perry, S Rick Renteria, R OBP: 0.200, SLG: 0.200 (9, PH)										1	0	0	0	0	1	1						
Inning Stats	R: 0 E: 0 K: 1 S: 10	H: 0 LOB: 0 BB: 0 P: 14	R: 0 E: 0 K: 1 S: 11	H: 1 LOB: 1 BB: 0 P: 14	R: 0 E: 0 K: 1 S: 8	H: 1 LOB: 1 BB: 1 P: 16	R: 0 E: 0 K: 3 S: 18	H: 1 LOB: 2 BB: 1 P: 28	R: 1 E: 0 K: 2 S: 10	H: 3 LOB: 2 BB: 0 P: 13	R: 0 E: 0 K: 0 S: 9	H: 0 LOB: 0 BB: 0 P: 18	R: 0 E: 0 K: 2 S: 8	H: 0 LOB: 0 BB: 0 P: 11	R: 0 E: 0 K: 1 S: 5	H: 0 LOB: 0 BB: 0 P: 7	R: 0 E: 0 K: 1 S: 10	H: 1 LOB: 1 BB: 0 P: 15	1B: 6 2B: 0 3B: 1 HR: 0	SF: 0 SAC: 0 DP: 1 HBP: 0	WP: 0 PB: 0 SB: 0 CS: 0	PA: 36
PITCHER Jim Palmer, R ERA: 1.0 (1, 1)	IP: 9.0 WLS: W BF: 36 H: 7 R: 1 ER: 1 SO: 12 BB: 3 IBB: 0 HBP: 0 BLK: 0 WP: 0 HR: 0 S: 89 P: 136 ERA: 1.00 WHIP: 1.111															PITCHER IP: WLS: BF: H: R: ER: SO: BB: IBB: HBP: BLK: WP: HR: S: P: ERA: WHIP						

AB	33
R	1
H	7
RBI	1
BB	3
SO	12
LOB	15



Batter	1	2	3	4	5	6	7	8	9	AB	R	H	RBI	BB	SO	LOB	BOTTOM	
Don Buford, S OBP: 0.500, SLG: 0.857 (1, 7)	F8 SH5-3 1B	IBB 2H 1B	SF7 2-3 3H			6-3		F8		4	1	2	2	0	0	0	Minnesota Twins @ Baltimore Orioles Memorial Stadium, Baltimore, MD Mon Oct 05 1970, 3:33 AM EDT Att: 27,608 - Unknown - 66 F	
Paul Blair, R OBP: 0.143, SLG: 0.077 (1, 8)	SH5-3	K	K			F9				4	0	1	0	0	2	2		
Frank Robinson, R OBP: 0.467, SLG: 0.500 (1, 9)	F8					3-1				3	0	0	0	2	1	2		
Boog Powell, L OBP: 0.429, SLG: 0.786 (1, 3)	BB 1B	L7				5-3				4	0	1	1	0	1	3		
Brooks Robinson, R OBP: 0.538, SLG: 0.750 (1, 5)	BB 1B		1B E 2B					K		4	1	3	0	0	1	0		
Davey Johnson, R OBP: 0.482, SLG: 0.909 (1, 4)			FC6-4 2B					HR		3	2	2	1	1	1	1		
Andy Etchebarren, R OBP: 0.111, SLG: 0.111 (1, 2)	L8		FC6 FC6-4			K		F3		4	0	0	0	0	1	4		
Mark Belanger, R OBP: 0.385, SLG: 0.333 (1, 6)		F9	FC6-4 2B SF7			G3		F9		4	1	0	0	0	0	2		
Jim Palmer, R OBP: 0.250, SLG: 0.500 (1, 1)		E8 1B	SF7 2B			F7		5-3		4	1	1	1	0	0	0		
Inning Stats	R: 1 E: 0 K: 0 S: 13	H: 3 LOB: 3 BB: 1 P: 21	R: 1 E: 1 K: 1 S: 11	H: 1 LOB: 2 BB: 1 P: 18	R: 3 E: 1 K: 1 S: 15	H: 3 LOB: 1 BB: 0 P: 21	R: 0 E: 0 K: 1 S: 9	H: 1 LOB: 1 BB: 0 P: 11	R: 0 E: 0 K: 1 S: 7	H: 0 LOB: 0 BB: 1 P: 14	R: 1 E: 0 K: 1 S: 11	H: 1 LOB: 0 BB: 0 P: 19	R: 0 E: 0 K: 1 S: 8	H: 1 LOB: 1 BB: 0 P: 11	1B: 7 2B: 2 3B: 0 HR: 1	SF: 1 SAC: 1 DP: 0 HBP: 0		WP: 0 PB: 0 SB: 0 CS: 0
PITCHER Jim Kaat, L ERA: 9.0 Bert Blyleven, R ERA: Tom Hall, L ERA: 6.75 Jim Perry, R ERA: 13.5	IP: 2.0 WLS: L BF: 15 H: 6 R: 4 ER: 2 SO: 15 BB: 1 IBB: 0 HBP: 0 BLK: 0 WP: 0 HR: 0 S: 30 P: 48 ERA: 9.00 WHIP: 3.500															PITCHER IP: WLS: BF: H: R: ER: SO: BB: IBB: HBP: BLK: WP: HR: S: P: ERA: WHIP		

AB	34
R	6
H	10
RBI	5
BB	3
SO	7
LOB	14

