Minnesota Twins - 1972

Minnesota Twins @ Oakland Athletics

Oakland-Alameda County Coliseum, Oakland, CA

Sat Apr 15 1972, 3:33 AM PST

Att. 9,912 - Unknown

livebaseballscorecards.com

TOP

Batter	1	2	3	4	5	6	7	8	9	10	11	AB	R	H	RBI	BB	SO	LOB
Cesar Tovar, R (1, 9) OBP: 0.400, SLG: 0.400	F7		1B			K		F6			SH1-4 1B	5	0	2	0	0	1	0
Danny Thompson, R (1, 6) OBP: 0.250, SLG: 1.000	HR		1-3			F4		6-3			SH1-4 1-2	4	1	1	1	0	0	1
Rod Carew, L (1, 4)	F7			4-3		4-3			3-1		IBB	4	0	0	0	1	0	0
Harmon Killebrew, R (1, 3) OBP: 0.200, SLG: 0.800	5-3			F7			HR		K		F3	5	1	1	1	0	1	2
Bobby Darwin, R (1, 8) OBP: 0.200, SLG: 0.800		F4		2-3			F8		HR		1-3	5	1	1	1	0	0	2
Steve Brye, R (1, 7)		G3			E8		E6 S		K			4	0	0	0	0	1	0
Eric Soderholm, R (1, 5)		F6			6-3		F9 1-2			F8		4	0	0	0	0	0	2
Phil Roof, R (1, 2)			K		F8		K			K		3	0	0	0	0	2	2
Wayne Granger, R (7, 1)												0	0	0	0	0	0	0
Dave LaRoche, L (8, 1)												1	0	0	0	0	1	0
Bert Blyleven, R (1, 1)								F9			1-3	2	0	0	0	0	1	1
George Mitterwald, R (7, 2)			1-3		K							2	0	0	0	0	0	0
Inning Stats	R: 1 E: 0 K: 0 S: 4 H: 1 LOB: 0 BB: 0 P: 4	R: 0 E: 0 K: 0 S: 3 H: 0 LOB: 0 BB: 0 P: 3	R: 0 E: 0 K: 1 S: 6 H: 1 LOB: 1 BB: 0 P: 6	R: 0 E: 0 K: 0 S: 3 H: 0 LOB: 0 BB: 0 P: 3	R: 0 E: 1 K: 1 S: 6 H: 0 LOB: 1 BB: 0 P: 6	R: 0 E: 0 K: 1 S: 5 H: 0 LOB: 0 BB: 0 P: 5	R: 1 E: 1 K: 1 S: 7 H: 1 LOB: 1 BB: 0 P: 7	R: 0 E: 0 K: 0 S: 3 H: 0 LOB: 0 BB: 0 P: 3	R: 1 E: 0 K: 2 S: 8 H: 1 LOB: 0 BB: 0 P: 8	R: 0 E: 0 K: 1 S: 5 H: 0 LOB: 0 BB: 0 P: 5	R: 0 E: 0 K: 0 S: 4 H: 1 LOB: 2 BB: 1 P: 8	1B: 2 2B: 0 3B: 0 HR: 3 SF: 0 SAC: 1 DP: 0 HBP: 0						

PITCHER		IP	WLS	BF	H	R	ER	SO	BB	IBB	HBP	BLK	WP	HR	S	P	ERA	WHIP
Ken Holtzman, L ERA: 2.25	(1, 1)	8.0		29	3	2	2	4	0	0	0	0	0	2	37	37	2.25	0.375
Rollie Fingers, R ERA: 4.5	(9, 1)	2.0		7	1	1	1	3	0	0	0	0	0	1	13	13	4.50	0.500
Bob Locker, R ERA:	(11, 1)	1.0	W	5	1	0	0	0	0	1	0	0	0	0	4	8	0.00	1.000

PITCHER		IP	WLS	BF	H	R	ER	SO	BB	IBB	HBP	BLK	WP	HR	S	P	ERA	WHIP

AB	39
R	3
H	5
RBI	3
BB	1
SO	7
LOB	10

PA: 41

WP: 0 PB: 0 SB: 1 CS: 0

Batter	1	2	3	4	5	6	7	8	9	10	11	AB	R	H	RBI	BB	SO	LOB
Bert Campaneris, R (1, 6) OBP: 0.250, SLG: 0.250	F7			G6-4-3 1B		SH1-4 1-2	K			F7		4	0	1	0	0	1	3
Joe Rudi, R (1, 7) OBP: 0.200, SLG: 0.400	5-3			G6-4-3 1-2f		F7		P2-5			SH1-4 E 2B	5	1	1	0	0	0	2
Reggie Jackson, L (1, 9)	1-3			K		IBB		4-3			SH1-4 2-3	3	0	0	0	1	1	0
Sal Bando, R (1, 5) OBP: 0.400, SLG: 0.250		F6			HR 1B	F9		F6			E IBB	4	1	1	0	1	0	2
Mike Epstein, L (1, 3) Blue Moon Odom, R (7, PR) Mike Hegan, L (8, 3) Gene Tenace, R (11, PH)		6-3			F7		1B S 1B BB		K		FC 1-2 3-H	2 0 1 1	0 1 0 0	0 0 0 0	0 0 0 0	1 0 1 0	0 0 0 0	1 0 0 1
Bobby Brooks, R (1, 8)		F9			F8		B2		CS BB			3	0	0	0	1	0	2
Dave Duncan, R (1, 2) OBP: 0.500, SLG: 1.250			F4		HR 1-H		SH1-4 1B 1-3		K 1-2			4	1	2	2	0	1	1
Dick Green, R (1, 4) OBP: 0.500, SLG: 0.500			G6-4-3 1B		F7		SH1-4 1-2 3-H 1B			4-3		4	0	2	1	0	0	0
Ken Holtzman, R (1, 1) OBP: 0.500, SLG: 0.500 Rollie Fingers, R (9, 1) Brant Alyea, R (10, PH) Bob Locker, S (11, 1)			G6-4-3 1-2f			SH1-4 1B	SH1-4 1-2 2-3			F7		2 0 1 0	0 0 0 0	1 0 0 0	0 0 0 0	0 0 0 0	0 0 0 0	1 0 0 0
Inning Stats	R: 0 E: 0 K: 0 S: 3 / H: 0 LOB: 0 BB: 0 P: 3	R: 0 E: 0 K: 0 S: 3 / H: 0 LOB: 0 BB: 0 P: 3	R: 0 E: 0 K: 0 S: 3 / H: 1 LOB: 0 BB: 0 P: 3	R: 0 E: 0 K: 1 S: 5 / H: 1 LOB: 0 BB: 0 P: 5	R: 2 E: 0 K: 0 S: 5 / H: 2 LOB: 0 BB: 0 P: 5	R: 0 E: 0 K: 0 S: 4 / H: 1 LOB: 2 BB: 1 P: 8	R: 1 E: 0 K: 1 S: 7 / H: 2 LOB: 3 BB: 1 P: 11	R: 0 E: 0 K: 0 S: 3 / H: 0 LOB: 0 BB: 0 P: 3	R: 0 E: 0 K: 2 S: 6 / H: 0 LOB: 0 BB: 1 P: 10	R: 0 E: 0 K: 0 S: 3 / H: 0 LOB: 0 BB: 0 P: 3	R: 1 E: 1 K: 0 S: 3 / H: 1 LOB: 2 BB: 1 P: 7	1B: 6 2B: 1 3B: 0 HR: 1	SF: 0 SAC: 3 DP: 2 HBP: 0			WP: 0 PB: 0 SB: 1 CS: 1	PA: 41		

PITCHER		IP	WLS	BF	H	R	ER	SO	BB	IBB	HBP	BLK	WP	HR	S	P	ERA	WHIP
Bert Blyleven, R ERA: 3.0	(1, 1)	6.0		22	5	2	2	1	0	1	0	0	0	1	23	27	3.00	0.833
Wayne Granger, R ERA: 9.0	(7, 1)	1.0		6	2	1	1	1	1	0	0	0	0	0	7	11	9.00	3.000
Dave LaRoche, L ERA:	(8, 1)	3.1	L	13	1	1	0	2	1	1	0	0	0	0	15	23	0.00	0.600

PITCHER	IP	WLS	BF	H	R	ER	SO	BB	IBB	HBP	BLK	WP	HR	S	P	ERA	WHIP

BOTTOM

Minnesota Twins @ Oakland Athletics

Oakland-Alameda County Coliseum, Oakland, CA

Sat Apr 15 1972, 3:33 AM PST
Att. 9,912 - Unknown

livebaseballscorecards.com

AB	34
R	4
H	8
RBI	3
BB	4
SO	4
LOB	13

Batter	1	2	3	4	5	6	7	8	9	AB	R	H	RBI	BB	SO	LOB
Cesar Tovar, R (1, 9) OBP: 0.333, SLG: 0.250	K		F8		F8			1-3 2B HBP		3	1	0	0	0	1	2
Danny Thompson, R (1, 6) OBP: 0.125, SLG: 0.500	F9			K	F7			1-3 1-2		4	0	0	0	0	1	3
Rod Carew, L (1, 4) OBP: 0.222, SLG: 0.250	F6			4-3		G3		2B 2-H		4	0	1	1	0	0	0
Harmon Killebrew, R (1, 3) OBP: 0.222, SLG: 0.500		5-3		5-3		F8		BB		3	0	0	0	1	0	0
Charlie Manuel, L (1, 7) OBP: 0.333, SLG: 0.333		F6			HR 1B	4-3		K		3	1	1	0	0	0	0
Steve Brye, R (6, 7)										1	0	0	0	0	1	2
Bobby Darwin, R (1, 8) OBP: 0.444, SLG: 1.143		BB			1-H HR		K		BB G5-4-3	2	1	1	2	2	1	0
Eric Soderholm, R (1, 5)		6-3			BB 1B		F4		G5-4-3 1-2f	3	0	0	0	1	0	2
Rick Dempsey, R (1, 2)			1-3		F8		F8		K	4	0	0	0	0	1	1
Dick Woodson, R (1, 1)										1	0	0	0	0	0	0
Jim Nettles, L (5, PH)										1	0	1	0	0	0	0
Ray Corbin, R (5, 1) OBP: 1.000, SLG: 1.000										0	0	0	0	0	0	0
Steve Braun, L (8, PH)										1	0	0	0	0	0	0
Dave LaRoche, L (8, 1)										0	0	0	0	0	0	0
Wayne Granger, R (8, 1)			F9		1-2 1B			6-3		0	0	0	0	0	0	0
Inning Stats	R: 0 E: 0 K: 1 S: 5 H: 0 LOB: 0 BB: 0 P: 5	R: 0 E: 0 K: 0 S: 3 H: 0 LOB: 1 BB: 1 P: 7	R: 0 E: 0 K: 0 S: 3 H: 0 LOB: 0 BB: 0 P: 3	R: 0 E: 0 K: 1 S: 5 H: 0 LOB: 0 BB: 0 P: 5	R: 2 E: 0 K: 0 S: 6 H: 3 LOB: 2 BB: 1 P: 10	R: 0 E: 0 K: 0 S: 3 H: 0 LOB: 0 BB: 0 P: 3	R: 0 E: 0 K: 1 S: 5 H: 0 LOB: 0 BB: 0 P: 5	R: 1 E: 0 K: 1 S: 6 H: 1 LOB: 2 BB: 1 P: 11	R: 0 E: 0 K: 1 S: 4 H: 0 LOB: 0 BB: 1 P: 8	1B: 2 2B: 1 3B: 0 HR: 1	SF: 0 SAC: 0 DP: 1 HBP: 1						

TOP

Minnesota Twins @ Oakland Athletics

Oakland-Alameda County Coliseum, Oakland, CA

Sun Apr 16 1972, 3:33 AM PST

Att. 9,051 - Unknown

livebaseballscorecards.com

AB	30
R	3
H	4
RBI	3
BB	4
SO	5
LOB	10

PITCHER		IP	WLS	BF	H	R	ER	SO	BB	IBB	HBP	BLK	WP	HR	S	P	ERA	WHIP
Catfish Hunter, R ERA: 3.38	(1, 1)	8.0	L	32	4	3	3	4	3	0	1	0	0	1	36	49	3.38	0.875
Darold Knowles, L ERA:	(9, 1)	1.0		3	0	0	0	1	1	0	0	0	0	0	4	8	0.00	1.000

PITCHER		IP	WLS	BF	H	R	ER	SO	BB	IBB	HBP	BLK	WP	HR	S	P	ERA	WHIP

Batter	1	2	3	4	5	6	7	8	9	AB	R	H	RBI	BB	SO	LOB
Bert Campaneris, R (1, 6) OBP: 0.222, SLG: 0.125	4-3		BB		F7		F9 2-3		5-3 2-3	4	0	0	0	1	0	2
Joe Rudi, R (1, 7) OBP: 0.200, SLG: 0.222	K		1-2 BB		5-3		6-3		4-3	4	0	0	0	1	1	2
Reggie Jackson, L (1, 9)	F8		G3			F3		FC6-4 BB		3	0	0	0	1	0	2
Sal Bando, R (1, 5) OBP: 0.444, SLG: 0.286 Larry Brown, R (9, 5)		1-3		E S 1B 1B		BB		K		3 0	1 0	1 0	0 0	1 0	1 0	1 0
Mike Epstein, L (1, 3) Blue Moon Odom, R (8, PR) Darold Knowles, L (9, 1)		G4-3 HBP		F8 1-3		1-2 BB		FC6-4 1B 1-2f		2 0 0	0 0 0	0 0 0	0 0 0	1 0 0	0 0 0	2 0 0
Bobby Brooks, R (1, 8) OBP: 0.250, SLG: 0.143	G4-3 1-2f			K		F8		FC6-4 1-2 1B		4	0	1	0	0	1	4
Gene Tenace, R (1, 2) OBP: 0.400, SLG: 0.600			SH3-1 SH1-3 2B	3-H 1B		L5		FC6-4 1-2f		4	1	2	1	0	0	4
Dick Green, R (1, 4) OBP: 0.571, SLG: 0.571			SH3-1 2-3	K			F9 SH3 1B		5-3 SH3-4 1B	3	0	2	0	0	1	1
Catfish Hunter, R (1, 1) Mike Hegan, L (9, 3)			SH1-3 3-H		6-3		SH3 1-2		SH3-4 1-2	1 0	0 0	0 0	1 0	0 0	0 0	0 0
Inning Stats	R: 0 H: 0 E: 0 LOB: 0 K: 1 BB: 0 S: 5 P: 5	R: 0 H: 0 E: 0 LOB: 0 K: 0 BB: 0 S: 2 P: 3	R: 1 H: 1 E: 0 LOB: 2 K: 0 BB: 2 S: 4 P: 12	R: 1 H: 2 E: 0 LOB: 1 K: 2 BB: 0 S: 9 P: 9	R: 0 H: 0 E: 0 LOB: 0 K: 0 BB: 0 S: 3 P: 3	R: 0 H: 0 E: 0 LOB: 2 K: 0 BB: 2 S: 3 P: 11	R: 0 H: 1 E: 0 LOB: 1 K: 0 BB: 0 S: 4 P: 4	R: 0 H: 1 E: 0 LOB: 2 K: 1 BB: 1 S: 6 P: 10	R: 0 H: 1 E: 0 LOB: 1 K: 0 BB: 0 S: 4 P: 4	1B: 5 SF: 0 2B: 1 SAC: 4 3B: 0 DP: 1 HR: 0 HBP: 1						

PITCHER		IP	WLS	BF	H	R	ER	SO	BB	IBB	HBP	BLK	WP	HR	S	P	ERA	WHIP
Dick Woodson, R ERA: 4.5	(1, 1)	4.0		17	3	2	2	3	2	0	1	0	0	0	20	29	4.50	1.250
Ray Corbin, R ERA:	(5, 1)	3.0	W	12	1	0	0	0	2	0	0	0	0	0	10	18	0.00	1.000
Dave LaRoche, L ERA:	(8, 1)	0.2		4	1	0	0	1	1	0	0	0	0	0	5	9	0.00	3.000
Wayne Granger, R ERA: 3.86	(8, 1)	1.1	S	5	1	0	0	0	0	0	0	0	0	0	5	5	0.00	0.750

PITCHER	IP	WLS	BF	H	R	ER	SO	BB	IBB	HBP	BLK	WP	HR	S	P	ERA	WHIP

BOTTOM

Minnesota Twins @ Oakland Athletics

Oakland-Alameda County Coliseum, Oakland, CA

Sun Apr 16 1972, 3:33 AM PST

Att. 9,051 - Unknown

livebaseballscorecards.com

AB	28
R	2
H	6
RBI	2
BB	5
SO	4
LOB	18

WP: 0 PA: 38
PB: 0
SB: 2
CS: 0

Minnesota Twins @ California Angels

Anaheim Stadium, Anaheim, CA

Tue Apr 18 1972, 9:05 PM EST

Att. 5,191 - Unknown

TOP

livebaseballscorecards.com

Batter	1	2	3	4	5	6	7	8	9	AB	R	H	RBI	BB	SO	LOB
Cesar Tovar, R (1, 9) (6, 7) OBP: 0.308, SLG: 0.250	P3		1-2 1B		P5			F7		4	0	1	0	0	0	0
Danny Thompson, R (1, 6) OBP: 0.167, SLG: 0.364	K		K			1-3		1-0 BB HBP		3	0	0	0	0	2	2
Rod Carew, L (1, 4) OBP: 0.154, SLG: 0.167	K			K		1-3		K		4	0	0	0	0	3	1
Harmon Killebrew, R (1, 3) OBP: 0.385, SLG: 0.600		6-3		1B 2B		4-0 BB		4-0 1-2 BB		2	0	1	0	2	0	0
Jim Kaat, L (8, PR)										0	0	0	0	0	0	0
Rick Renick, R (8, 3)										0	0	0	0	0	0	0
Bobby Darwin, R (1, 8) OBP: 0.538, SLG: 1.000		CS 1B		2-3 1B		4-0 1-2 BB		F2		3	0	2	0	1	0	2
Charlie Manuel, L (1, 7) OBP: 0.167, SLG: 0.167		K		P6		K			4-3	3	0	0	0	0	2	5
Jim Nettles, L (6, 9) OBP: 0.500, SLG: 0.500		1-2								1	0	0	0	0	0	0
Eric Soderholm, R (1, 5)			F9	L4			5-3		F7	4	0	0	0	0	0	2
Rick Dempsey, R (1, 2)			1B BB		6-3		K		BB	2	0	0	0	2	1	0
Jim Perry, S (1, 1)			K		6-3		K		4-1	2	0	0	0	0	1	1
Dave LaRoche, L (6, 1)										0	0	0	0	0	0	0
Steve Braun, L (7, PH)										1	0	0	0	0	1	0
Tom Norton, R (7, 1)										0	0	0	0	0	0	0
Rich Reese, L (9, PH)										1	0	0	0	0	0	1

	AB	30
	R	0
	H	4
	RBI	0
	BB	5
	SO	10
	LOB	14

Inning Stats	1	2	3	4	5	6	7	8	9
	R: 0 E: 0 K: 2 S: 7	H: 0 LOB: 0 BB: 0 P: 7	R: 0 E: 0 K: 1 S: 5	H: 1 LOB: 1 BB: 0 P: 5	R: 0 E: 0 K: 2 S: 8	H: 1 LOB: 2 BB: 1 P: 12	R: 0 E: 0 K: 1 S: 7	H: 2 LOB: 2 BB: 0 P: 7	R: 0 E: 0 K: 0 S: 3	H: 0 LOB: 0 BB: 0 P: 3	R: 0 E: 0 K: 1 S: 5	H: 0 LOB: 2 BB: 2 P: 13	R: 0 E: 0 K: 2 S: 7	H: 0 LOB: 0 BB: 0 P: 7	R: 0 E: 0 K: 1 S: 5	H: 0 LOB: 2 BB: 1 P: 10	R: 0 E: 0 K: 0 S: 3	H: 0 LOB: 1 BB: 1 P: 7

1B: 3	SF: 0	WP: 0	PA: 36
2B: 2	SAC: 0	PB: 0	
3B: 0	DP: 1	SB: 0	
HR: 0	HBP: 1	CS: 1	

PITCHER		IP	WLS	BF	H	R	ER	SO	BB	IBB	HBP	BLK	WP	HR	S	P	ERA	WHIP
Nolan Ryan, R	(1, 1)	9.0	W	36	4	0	0	10	5	0	1	0	0	0	50	71	0.00	1.000
ERA:																		

PITCHER	IP	WLS	BF	H	R	ER	SO	BB	IBB	HBP	BLK	WP	HR	S	P	ERA	WHIP

Batter	1	2	3	4	5	6	7	8	9	AB	R	H	RBI	BB	SO	LOB
Sandy Alomar Sr., S (1, 4) OBP: 0.750, SLG: 0.800	G1-6-3 1B		F9 1B		1B 1-3 2B	FC6-4 1-2f				4	0	3	0	0	0	2
Mickey Rivers, L (1, 8) OBP: 0.100, SLG: 0.100	G1-6-3 1-2f		F9 1-2		2-3 3-H 1B		4-3			4	0	1	1	0	0	2
Leo Cardenas, R (1, 6) OBP: 0.500, SLG: 0.250	1B		FC1-5-4 2-3		P6		BBB G4-6-3 BB			3	0	1	0	1	0	3
Jim Spencer, L (1, 3) OBP: 0.091, SLG: 0.091	SSS K		F7		P5		G4-6-3 1-2f			4	0	0	0	0	1	5
Ken McMullen, R (1, 5) OBP: 0.273, SLG: 0.200		5-3		6-3		P6		F7		4	0	0	0	0	0	0
Vada Pinson, L (1, 7) OBP: 0.273, SLG: 0.200		BBBB G3 1B BB		P6		P4		4-3		3	0	0	0	1	0	0
Leroy Stanton, R (1, 9) OBP: 0.200, SLG: 0.111		G3 1-2 1B		SSS K		BBBB BB 1B BB		F8		3	1	1	0	1	1	0
Art Kusnyer, R (1, 2)		G3 1-2 2-3			E6 FC3-6	BBBB 1B 1-2 BB				2	0	0	0	1	0	2
Nolan Ryan, R (1, 1) OBP: 0.333, SLG: 0.333		SSS K			FC3-6 2B 1B 1-2f	FC6-4 1-3 2-H 1B				3	1	1	1	0	1	3
Inning Stats	R: 0 E: 0 K: 1 S: 6 H: 2 LOB: 1 BB: 0 P: 6	R: 0 E: 0 K: 1 S: 6 H: 1 LOB: 2 BB: 1 P: 10	R: 0 E: 0 K: 0 S: 4 H: 1 LOB: 1 BB: 0 P: 4	R: 0 E: 0 K: 1 S: 5 H: 0 LOB: 0 BB: 0 P: 5	R: 1 E: 1 K: 0 S: 6 H: 2 LOB: 2 BB: 0 P: 6	R: 1 E: 0 K: 0 S: 4 H: 1 LOB: 2 BB: 2 P: 12	R: 0 E: 0 K: 0 S: 2 H: 0 LOB: 0 BB: 1 P: 6	R: 0 E: 0 K: 0 S: 3 H: 0 LOB: 0 BB: 0 P: 3		1B: 6 2B: 1 3B: 0 HR: 0 SF: 0 SAC: 0 DP: 2 HBP: 0						

PITCHER		IP	WLS	BF	H	R	ER	SO	BB	IBB	HBP	BLK	WP	HR	S	P	ERA	WHIP
Jim Perry, R ERA: 1.59	(1, 1)	5.2	L	27	7	2	1	3	3	0	0	0	0	0	30	42	1.59	1.765
Dave LaRoche, L ERA:	(6, 1)	0.1		1	0	0	0	0	0	0	0	0	0	0	1	1	0.00	0.000
Tom Norton, R ERA:	(7, 1)	2.0		6	0	0	0	0	1	0	0	0	0	0	5	9	0.00	0.500

PITCHER	IP	WLS	BF	H	R	ER	SO	BB	IBB	HBP	BLK	WP	HR	S	P	ERA	WHIP

BOTTOM

Minnesota Twins @ California Angels

Anaheim Stadium, Anaheim, CA

Tue Apr 18 1972, 9:05 PM EST

Att. 5,191 - Unknown

livebaseballscorecards.com

AB	30
R	2
H	7
RBI	2
BB	4
SO	3
LOB	17

Minnesota Twins @ California Angels

Anaheim Stadium, Anaheim, CA

Wed Apr 19 1972, 9:05 PM EST

Att. 6,451 - Unknown - 62 F

livebaseballscorecards.com

TOP

Batter	1	2	3	4	5	6	7	8	9	AB	R	H	RBI	BB	SO	LOB
Cesar Tovar, R (1, 9) OBP: 0.389, SLG: 0.313	6-3	2B; 1-2 2-3; 1B		6-3		CS; 2-H; 1B		SH1-4; 1-2	BB; 1B; HBP	4	1	2	1	0	0	0
Danny Thompson, R (1, 6) OBP: 0.278, SLG: 0.438	F8	1-3 2-H 3-H; 2B		F8		CS; 1-2	F3	BB; 1B; 2-H; 1B	1B; 1-2; BB	5	1	2	3	1	0	0
Rod Carew, L (1, 4) OBP: 0.316, SLG: 0.333	1B	1-3			6-3		BB; HR; 1B	BB; 1-2; 1B	1-2 2-H; 1B	6	2	4	1	0	0	2
Harmon Killebrew, R (1, 3) OBP: 0.389, SLG: 0.462 Rich Reese, L (8, PR) (8, 3)	K		K		5-3		HR; 1-2; BB	1B; FC6-4; 1-2 2-3; BB	F6	3 1	1 1	0 0	0 0	2 0	2 0	1 2
Bobby Darwin, R (1, 8) OBP: 0.611, SLG: 1.214 Jim Nettles, L (8, 8) OBP: 0.500, SLG: 0.500		1B; SF8; 2B	K		BB		HR; 1-H 2-H	FC6-4; 1-3 2-H 3-H; 1B		4 0	2 0	3 0	5 0	1 0	1 0	0 0
Steve Braun, L (1, 5) OBP: 0.429, SLG: 0.333		1B; 1B; 2B; 2-3; 1B	1B; 1B		K		BB	FC6-4; 1-2f 3-H		4	1	2	1	1	1	2
Charlie Manuel, L (1, 7) OBP: 0.222, SLG: 0.250 Steve Brye, R (6, 7)		SF8; 3-H	FC6-4; 1-3; 1B			F6	F2	F9		2 2	0 0	1 0	1 0	0 0	0 0	0 2
Phil Roof, R (1, 2)		K	FC6-4; 1-2f			SH2-4; 1B; BB	K		F8	4	1	0	0	1	2	4
Bert Blyleven, R (1, 1) OBP: 0.250, SLG: 0.250 Dave LaRoche, L (6, 1)		1B; 1-2; 2B; 1B		K		SH2-4; 1-2		SH1-4; 1B; BB	F9	2 1	1 1	0 0	0 0	1 1	0 0	0 0

Inning Stats	1	2	3	4	5	6	7	8	9
	R: 0 H: 1 E: 0 LOB: 1 K: 1 BB: 0 S: 6 P: 6	R: 3 H: 5 E: 0 LOB: 2 K: 1 BB: 0 S: 10 P: 10	R: 0 H: 2 E: 0 LOB: 2 K: 2 BB: 0 S: 9 P: 9	R: 0 H: 0 E: 0 LOB: 0 K: 1 BB: 0 S: 5 P: 5	R: 0 H: 0 E: 0 LOB: 1 K: 1 BB: 1 S: 5 P: 9	R: 1 H: 1 E: 0 LOB: 0 K: 0 BB: 1 S: 3 P: 7	R: 3 H: 2 E: 0 LOB: 1 K: 1 BB: 2 S: 7 P: 15	R: 4 H: 3 E: 0 LOB: 1 K: 0 BB: 2 S: 6 P: 14	R: 1 H: 1 E: 0 LOB: 2 K: 0 BB: 1 S: 4 P: 9

1B: 12 SF: 1
2B: 2 SAC: 2
3B: 0 DP: 0
HR: 1 HBP: 1

WP: 0 PA: 50
PB: 0
SB: 0
CS: 1

AB	38
R	12
H	15
RBI	12
BB	7
SO	7
LOB	13

PITCHER		IP	WLS	BF	H	R	ER	SO	BB	IBB	HBP	BLK	WP	HR	S	P	ERA	WHIP
Andy Messersmith, R ERA: 2.4	(1, 1)	6.0	L	28	9	4	4	6	2	0	0	0	0	0	38	46	6.00	1.833
Eddie Fisher, R ERA: 27.0	(7, 1)	1.0		7	2	3	3	1	2	0	0	0	0	1	7	15	27.00	4.000
Tom Murphy, R ERA: 15.43	(8, 1)	0.1		6	3	4	4	0	2	0	0	0	0	0	4	12	108.00	15.000
Mel Queen, R ERA: 5.4	(8, 1)	1.2		8	1	1	1	0	1	0	1	0	0	0	6	11	5.40	1.200

PITCHER		IP	WLS	BF	H	R	ER	SO	BB	IBB	HBP	BLK	WP	HR	S	P	ERA	WHIP

Batter	1	2	3	4	5	6	7	8	9	AB	R	H	RBI	BB	SO	LOB
Sandy Alomar Sr., S (1, 4) OBP: 0.588, SLG: 0.571	F6	6-3			FC1-6 BB	F9 1-3			F7	4	0	0	0	1	0	3
Mickey Rivers, L (1, 8) OBP: 0.133, SLG: 0.071	3-1		K		FC1-6 1-2f		WP 1B BB		1-3	4	0	0	0	1	1	1
Leo Cardenas, R (1, 6) OBP: 0.529, SLG: 0.333	1B 1B		G5-4-3 BB		K		WP 1-2 1B		F6	4	0	2	0	1	1	1
Ken McMullen, R (1, 5) OBP: 0.267, SLG: 0.214	1-2 1B		G5-4-3 1-2f		F4		K 1-2 2-3			4	0	1	0	0	1	4
Jim Spencer, L (1, 3) OBP: 0.133, SLG: 0.071	F9			1-3		2B BB	F6			3	1	0	0	1	0	4
Tom Silverio, L (1, 7)		K		1-3		K	F2			3	0	0	0	0	2	1
Eddie Fisher, R (7, 1)										0	0	0	0	0	0	0
Billy Cowan, R (7, PH)										1	0	0	0	0	0	2
Tom Murphy, R (8, 1)										0	0	0	0	0	0	0
Mel Queen, L (8, 1)										0	0	0	0	0	0	0
Leroy Stanton, R (1, 9) OBP: 0.286, SLG: 0.308		K		2B 1B		1-H 1B 2B		1-3		4	2	2	1	0	1	0
Jeff Torborg, R (1, 2) OBP: 0.200, SLG: 0.300		1B 1B		1-H 1B 2B		6-3		F7		4	0	2	1	0	0	1
Andy Messersmith, R (1, 1) OBP: 0.400, SLG: 0.400		1-2 1B		2-H 1B		E S 2-H 1B		G3		2	0	2	0	0	0	0
Vada Pinson, L (6, PH) OBP: 0.308, SLG: 0.250 (7, 7)										2	0	1	1	0	0	0

Inning Stats	1	2	3	4	5	6	7	8	9
	R: 0 E: 0 K: 0 S: 5	H: 2 LOB: 2 BB: 0 P: 5	R: 0 E: 0 K: 2 S: 9	H: 2 LOB: 2 BB: 0 P: 9	R: 0 E: 0 K: 1 S: 4	H: 0 LOB: 0 BB: 1 P: 8	R: 1 E: 0 K: 0 S: 5	H: 3 LOB: 2 BB: 0 P: 5	R: 0 E: 0 K: 1 S: 5	H: 0 LOB: 1 BB: 1 P: 9	R: 2 E: 0 K: 1 S: 7	H: 2 LOB: 1 BB: 1 P: 11	R: 0 E: 0 K: 1 S: 6	H: 1 LOB: 2 BB: 1 P: 10	R: 0 E: 0 K: 0 S: 3	H: 0 LOB: 0 BB: 0 P: 3	R: 0 E: 0 K: 0 S: 3	H: 0 LOB: 0 BB: 0 P: 3

PITCHER		IP	WLS	BF	H	R	ER	SO	BB	IBB	HBP	BLK	WP	HR	S	P	ERA	WHIP
Bert Blyleven, R ERA: 3.86	(1, 1)	5.2	W	27	9	3	3	5	3	0	0	0	0	0	34	46	4.76	2.118
Dave LaRoche, L ERA:	(6, 1)	3.1	S	12	1	0	0	1	1	0	0	0	1	0	13	17	0.00	0.600

PITCHER	IP	WLS	BF	H	R	ER	SO	BB	IBB	HBP	BLK	WP	HR	S	P	ERA	WHIP

BOTTOM

Minnesota Twins @ California Angels

Anaheim Stadium, Anaheim, CA

Wed Apr 19 1972, 9:05 PM EST

Att. 6,451 - Unknown - 62 F

livebaseballscorecards.com

AB	35
R	3
H	10
RBI	3
BB	4
SO	6
LOB	17

1B: 8	SF: 0	WP: 1	PA: 39
2B: 2	SAC: 0	PB: 0	
3B: 0	DP: 1	SB: 1	
HR: 0	HBP: 0	CS: 0	

Oakland Athletics @ Minnesota Twins

Metropolitan Stadium, Bloomington , MI

Sun Apr 23 1972, 4:33 AM EST

Att. 17,876 - Unknown - 44 F

livebaseballscorecards.com

Batter	1	2	3	4	5	6	7	8	9	AB	R	H	RBI	BB	SO	LOB
Bert Campaneris, R (1, 6) OBP: 0.200, SLG: 0.091	F7		K			6-3		F8		4	0	0	0	0	1	0
Joe Rudi, R (1, 7) OBP: 0.269, SLG: 0.440	F9			5-3			5-3		F9	4	0	0	0	0	0	0
Reggie Jackson, L (1, 9) OBP: 0.292, SLG: 0.333	HR			F7			F5		K	4	1	1	1	0	1	0
Sal Bando, R (1, 5) OBP: 0.400, SLG: 0.318	F8			F9			F3		F8	4	0	0	0	0	0	0
Mike Epstein, L (1, 3) OBP: 0.455, SLG: 0.467		4-3			K			1B, 3B, BB		2	1	0	0	1	1	0
Bobby Brooks, R (1, 8) OBP: 0.318, SLG: 0.167		F9			6-3			1-2, 3B, 1B		3	1	1	0	0	0	0
Dave Duncan, R (1, 2) OBP: 0.214, SLG: 0.643		F9			F8			F6		3	0	0	0	0	0	2
Dick Green, R (1, 4) OBP: 0.526, SLG: 0.647			G6-4-3, HBP			5-3		1-H, 2-H, SF8, 3B		2	1	1	2	0	0	0
Ken Holtzman, R (1, 1) OBP: 0.167, SLG: 0.167			G6-4-3 1-2f			F7		SF8 3-H		1	0	0	0	0	0	1
Diego Segui, R (4, 1)										0	0	0	0	0	0	0
Mike Hegan, L (6, PH)										1	0	0	0	0	0	0
Jim Roland, R (6, 1)										0	0	0	0	0	0	0
Curt Blefary, L (8, PH)										0	0	0	1	0	0	0
Joe Horlen, R (8, 1)										0	0	0	0	0	0	0

TOP

AB	28
R	4
H	3
RBI	4
BB	1
SO	3
LOB	3

Inning Stats	1	2	3	4	5	6	7	8	9
	R: 1 E: 0 K: 0 S: 4	H: 1 LOB: 0 BB: 0 P: 4	R: 0 E: 0 K: 0 S: 3	H: 0 LOB: 0 BB: 0 P: 3	R: 0 E: 0 K: 1 S: 4	H: 0 LOB: 0 BB: 0 P: 5	R: 0 E: 0 K: 0 S: 3	H: 0 LOB: 0 BB: 0 P: 3	R: 0 E: 0 K: 1 S: 5	H: 0 LOB: 0 BB: 0 P: 5	R: 0 E: 0 K: 0 S: 3	H: 0 LOB: 0 BB: 0 P: 3	R: 0 E: 0 K: 0 S: 3	H: 0 LOB: 0 BB: 0 P: 3	R: 3 E: 0 K: 0 S: 5	H: 2 LOB: 0 BB: 1 P: 9	R: 0 E: 0 K: 1 S: 5	H: 0 LOB: 0 BB: 0 P: 5

1B: 1	SF: 1	WP: 0	PA: 31
2B: 0	SAC: 0	PB: 0	
3B: 1	DP: 1	SB: 0	
HR: 1	HBP: 1	CS: 0	

PITCHER	IP	WLS	BF	H	R	ER	SO	BB	IBB	HBP	BLK	WP	HR	S	P	ERA	WHIP
Bert Blyleven, R (1, 1) ERA: 3.92	9.0	W	31	3	4	4	3	1	0	1	0	0	1	35	40	4.00	0.444

PITCHER	IP	WLS	BF	H	R	ER	SO	BB	IBB	HBP	BLK	WP	HR	S	P	ERA	WHIP

Oakland Athletics @ Minnesota Twins

Metropolitan Stadium, Bloomington , MI

Sun Apr 23 1972, 4:33 AM EST
Att. 17,876 - Unknown - 44 F

BOTTOM

livebaseballscorecards.com

Batter	1	2	3	4	5	6	7	8	9	AB	R	H	RBI	BB	SO	LOB
Cesar Tovar, R (1, 9) OBP: 0.348, SLG: 0.286	5-3	F8		F4		L6-4 1B 2-H 1B		L5		5	0	1	1	0	0	2
Danny Thompson, R (1, 6) OBP: 0.364, SLG: 0.550	1-3		SH1-3 2B	3-H 1B		1-2 1B				4	0	3	1	0	0	0
Rod Carew, L (1, 4) OBP: 0.273, SLG: 0.286	K		SH1-3 2-3	F7		L6-4 2-3				3	0	0	0	0	1	3
Harmon Killebrew, R (1, 3) OBP: 0.364, SLG: 0.412 Rich Reese, L (8, 3)		HR 1B	K		K		F7			4 0	1 0	1 0	0 0	0 0	2 0	1 0
Bobby Darwin, R (1, 8) OBP: 0.591, SLG: 1.222		1-H HR	F8		F7		1B			4	1	2	2	0	0	1
Steve Brye, R (1, 7) OBP: 0.091, SLG: 0.273		5-3		2B 3B	5-3		F9			4	1	1	0	0	0	1
Eric Soderholm, R (1, 5) OBP: 0.188, SLG: 0.200		1B 2B		2B 1B		6-3	F3			4	2	2	0	0	0	1
Phil Roof, R (1, 2) OBP: 0.250, SLG: 0.364		F9		SH5-3 1-H 3-H 1B 2B		SH 2B		5-3		4	2	2	2	0	0	1
Bert Blyleven, R (1, 1) OBP: 0.333, SLG: 0.333		2-H 1B		SH5-3 2-3		SH 2-H 1B		F2		2	1	1	1	0	0	0
Inning Stats	R: 0 E: 0 K: 1 S: 5 H: 0 LOB: 0 BB: 0 P: 5	R: 3 E: 0 K: 0 S: 7 H: 4 LOB: 1 BB: 0 P: 7	R: 0 E: 0 K: 1 S: 6 H: 1 LOB: 1 BB: 0 P: 6	R: 3 E: 0 K: 0 S: 7 H: 4 LOB: 1 BB: 0 P: 7	R: 0 E: 0 K: 1 S: 5 H: 0 LOB: 0 BB: 0 P: 5	R: 2 E: 1 K: 0 S: 6 H: 3 LOB: 1 BB: 0 P: 6	R: 0 E: 0 K: 0 S: 4 H: 1 LOB: 1 BB: 0 P: 4	R: 0 E: 0 K: 0 S: 3 H: 0 LOB: 0 BB: 0 P: 3		1B: 7 2B: 5 3B: 1 HR: 1 SF: 0 SAC: 3 DP: 1 HBP: 0						

	AB	34
	R	8
	H	13
	RBI	7
	BB	0
	SO	3
	LOB	10

WP: 0 PB: 0 SB: 0 CS: 0 PA: 37

PITCHER		IP	WLS	BF	H	R	ER	SO	BB	IBB	HBP	BLK	WP	HR	S	P	ERA	WHIP
Ken Holtzman, L ERA: 3.6	(1, 1)	3.0	L	17	8	6	6	2	0	0	0	0	0	1	21	21	18.00	2.667
Diego Segui, R ERA:	(4, 1)	2.0		7	1	0	0	1	0	0	0	0	0	0	9	9	0.00	0.500
Jim Roland, L ERA: 4.5	(6, 1)	2.0		10	4	2	1	0	0	0	0	0	0	0	10	10	4.50	2.000
Joe Horlen, R ERA:	(8, 1)	1.0		3	0	0	0	0	0	0	0	0	0	0	3	3	0.00	0.000

PITCHER	IP	WLS	BF	H	R	ER	SO	BB	IBB	HBP	BLK	WP	HR	S	P	ERA	WHIP

Batter	1	2	3	4	5	6	7	8	9	AB	R	H	RBI	BB	SO	LOB
Tommy Harper, R (1, 8) OBP: 0.300, SLG: 0.160	F7		F2		5-3		L4			4	0	0	0	0	0	2
Luis Aparicio, R (1, 6) OBP: 0.310, SLG: 0.393	F2		5-3			FC6-4 1B		F2		4	0	1	0	0	0	0
Carl Yastrzemski, L (1, 7) OBP: 0.241, SLG: 0.154	1B 1B		F7			F5		3-1		4	0	1	0	0	0	1
Reggie Smith, S (1, 9) OBP: 0.345, SLG: 0.240	1-2 1B			SSS K		F6		3-1		4	0	1	0	0	1	1
Rico Petrocelli, R (1, 5) OBP: 0.172, SLG: 0.192	F9			F4		1-2f FC6-4			F9	4	0	0	0	0	0	3
Danny Cater, R (1, 3) OBP: 0.154, SLG: 0.130		4-3 2B		H 1-0 HBP			F9		4-1	1	0	1	0	0	0	0
Bob Burda, L (4, PR)										2	0	0	0	0	0	0
(4, 3)																
Doug Griffin, R (1, 4) OBP: 0.423, SLG: 0.286		4-3 2-3		F4			6-3		6-3	4	0	0	0	0	0	2
Carlton Fisk, R (1, 2) OBP: 0.364, SLG: 0.600		F8			F9		BBBB 4-0 BB			2	0	0	0	1	0	1
Marty Pattin, R (1, 1)		SSS K			L6		BBBB 1-2 4-0 BB			1	0	0	0	0	1	1
Gary Peters, L (2, 1)										1	0	0	0	0	0	0
Roger Moret, S (5, 1)										0	0	0	0	0	0	0
Ben Oglivie, L (7, PH)										0	0	0	0	1	0	0
Bobby Bolin, R (7, 1)										0	0	0	0	0	0	0
Inning Stats	R: 0 E: 0 K: 0 S: 5 H: 2 LOB: 2 BB: 0 P: 5	R: 0 E: 0 K: 1 S: 6 H: 1 LOB: 1 BB: 0 P: 6	R: 0 E: 0 K: 0 S: 3 H: 0 LOB: 0 BB: 0 P: 3	R: 0 E: 0 K: 1 S: 5 H: 0 LOB: 1 BB: 0 P: 6	R: 0 E: 0 K: 0 S: 3 H: 0 LOB: 0 BB: 0 P: 3	R: 0 E: 0 K: 0 S: 4 H: 1 LOB: 1 BB: 0 P: 4	R: 0 E: 0 K: 0 S: 3 H: 0 LOB: 2 BB: 2 P: 11	R: 0 E: 0 K: 0 S: 3 H: 0 LOB: 0 BB: 0 P: 3	R: 0 E: 0 K: 0 S: 3 H: 0 LOB: 0 BB: 0 P: 3	1B: 3 2B: 1 3B: 0 HR: 0	SF: 0 SAC: 0 DP: 0 HBP: 1					

PITCHER	IP	WLS	BF	H	R	ER	SO	BB	IBB	HBP	BLK	WP	HR	S	P	ERA	WHIP
Jim Perry, R (1, 1) ERA: 0.61	9.0	W	34	4	0	0	2	2	0	1	0	0	0	35	44	0.00	0.667

PITCHER	IP	WLS	BF	H	R	ER	SO	BB	IBB	HBP	BLK	WP	HR	S	P	ERA	WHIP

TOP

Boston Red Sox @ Minnesota Twins

Metropolitan Stadium, Bloomington , MI

Tue Apr 25 1972, 4:33 AM EST
Att. 4,425 - Unknown - 59 F

livebaseballscorecards.com

AB	31
R	0
H	4
RBI	0
BB	2
SO	2
LOB	11

WP: 0 PB: 0 SB: 0 CS: 0 PA: 34

BOTTOM

Boston Red Sox @ Minnesota Twins

Metropolitan Stadium, Bloomington , MI

Tue Apr 25 1972, 4:33 AM EST

Att. 4,425 - Unknown - 59 F

livebaseballscorecards.com

Batter	1	2	3	4	5	6	7	8	9	AB	R	H	RBI	BB	SO	LOB
Cesar Tovar, R (1, 9) OBP: 0.379, SLG: 0.308	BBBB 4-0 1B 1B BB	x 0-0 5-3 1B 1B	x 0-0 G5-4-3 1-2 1B		x 0-0 ① 5-3	x 0-0 ② F8		SSS 0-3 ② K		5	2	2	0	1	1	3
Danny Thompson, R (1, 6) OBP: 0.321, SLG: 0.462	x 0-0 BB 1-3 1B 1B	x 0-0 ② 5-3 1-2	x 0-0 ① ② G5-4-3 1-2f 2-3		x 0-0 ② F2	x 0-0 ③ FC6-4 1-2f		x 0-0 ③ F8		6	1	1	0	0	0	6
Rod Carew, L (1, 4) OBP: 0.320, SLG: 0.273 Dan Monzon, R (3, PR) OBP: 1.000, SLG: 1.000 (4, 5)	BBBB 4-0 1B E 1-2 BB	BBBB 4-0 E 1B 1B BB	x 0-0 E9 3-H		BBBB 4-0 1B BB		x 0-0 1B 5-3 1B			1 1	2 1	0 1	0 0	2 1	0 0	0 0
Harmon Killebrew, R (1, 3) OBP: 0.423, SLG: 0.450 Rich Reese, L (7, 3) OBP: 0.333, SLG: 0.333	SSS 0-3 ① K	x 0-0 E7 1B 1-3 2-H 2B 1B	BBBB 4-0 BB		x 0-0 1-2 1B		x 0-0 4-3 5-3 1-3 1B			3 1	1 0	2 1	1 0	1 0	1 0	3 0
Bobby Darwin, R (1, 8) OBP: 0.538, SLG: 1.045 Jim Nettles, L (7, 8) OBP: 0.333, SLG: 0.333	x 0-0 ② F2	x 0-0 1-2 3-H 2B 1B	SSS 0-3 ③ K		SSS 0-3 ③ K		x 0-0 ① 5-3 1-2 3-H			4 1	1 0	1 0	1 1	0 0	2 0	7 1
Steve Braun, L (1, 5) OBP: 0.500, SLG: 0.636 (4, 4)	x 0-0 E2 E 1-H 2-H 3-H 1B	x 0-0 1B 1-H 2-H 2B		x 0-0 ① F7		x 0-0 2B 2B	x 0-0 ② 4-3 2-3			5	3	3	4	0	0	1
Steve Brye, R (1, 7) OBP: 0.313, SLG: 0.500	x 0-0 E4 2-H 1B	x 0-0 2-H 1B		x 0-0 FC6-4 1B		x 0-0 2-H 2B	x 0-0 ③ F3			5	0	4	3	0	0	1
Rick Dempsey, R (1, 2)	SSS 0-3 ③ K	SSS 0-3 ③ K		x 0-0 ② F8		BBBB 4-0 FC6-4 BB		x 0-0 ① F8		4	0	0	0	1	2	3
Jim Perry, S (1, 1) OBP: 0.286, SLG: 0.167		x 0-0 ① 6-3	BBBB 4-0 G5-4-3 E 1B BB	x 0-0 ③ FC6-4 1-2f		x 0-0 ① F4		x 0-0 1B		4	1	1	0	1	0	3
Inning Stats	R: 4 E: 2 K: 2 S: 10 H: 3 LOB: 1 BB: 2 P: 18	R: 5 E: 1 K: 1 S: 10 H: 5 LOB: 1 BB: 1 P: 14	R: 1 E: 1 K: 1 S: 6 H: 1 LOB: 2 BB: 2 P: 14	R: 0 E: 0 K: 0 S: 4 H: 1 LOB: 1 BB: 0 P: 4	R: 0 E: 0 K: 1 S: 6 H: 1 LOB: 2 BB: 1 P: 10	R: 1 E: 0 K: 0 S: 5 H: 2 LOB: 2 BB: 1 P: 9	R: 1 E: 0 K: 0 S: 5 H: 2 LOB: 1 BB: 0 P: 5	R: 0 E: 0 K: 1 S: 6 H: 1 LOB: 1 BB: 0 P: 6		1B: 13 2B: 3 3B: 0 HR: 0 SF: 0 SAC: 0 DP: 1 HBP: 0						

	AB	40
	R	12
	H	16
	RBI	10
	BB	7
	SO	6
	LOB	28

PITCHER		IP	WLS	BF	H	R	ER	SO	BB	IBB	HBP	BLK	WP	HR	S	P	ERA	WHIP
Marty Pattin, R ERA: 7.36	(1, 1)	1.2	L	14	6	8	7	2	3	0	0	0	0	0	15	27	37.80	5.400
Gary Peters, L ERA: 3.86	(2, 1)	2.1		13	4	2	1	2	2	0	0	0	0	0	15	23	3.86	2.571
Roger Moret, L ERA: 4.5	(5, 1)	2.0		11	3	1	1	1	2	0	0	0	0	0	11	19	4.50	2.500
Bobby Bolin, R ERA: 4.5	(7, 1)	2.0		9	3	1	1	1	0	0	0	0	0	0	11	11	4.50	1.500

PITCHER	IP	WLS	BF	H	R	ER	SO	BB	IBB	HBP	BLK	WP	HR	S	P	ERA	WHIP

WP: 0 PB: 0 SB: 0 CS: 0 PA: 47

Batter	1	2	3	4	5	6	7	8	9	AB	R	H	RBI	BB	SO	LOB
Tommy Harper, R (1, 8) OBP: 0.265, SLG: 0.138	SSS 0-3 ① K		x 0-0 ② 6-3 1-2		x 0-0 ③ L9			x 0-0 ② FC1-4 2B 1-2f		4	0	0	0	0	1	3
Luis Aparicio, R (1, 6) OBP: 0.303, SLG: 0.406	x 0-0 ② 6-3		x 0-0 ③ F9 2-3			x 0-0 ① F8		x 0-0 1-3 2B		4	0	1	0	0	0	1
Carl Yastrzemski, L (1, 7) OBP: 0.273, SLG: 0.143	BBBB 4-0 BB			SSS 0-3 ① K		x 0-0 ② 4-3		H 1-0 HBP		2	0	0	0	1	1	0
Reggie Smith, S (1, 9) OBP: 0.303, SLG: 0.207	x 0-0 ③ F7			x 0-0 ② G3		x 0-0 ③ 6-3		SSS 0-3 ③ K		4	0	0	0	0	1	4
Rico Petrocelli, R (1, 5) OBP: 0.182, SLG: 0.200		x 0-0 ① F3		x 0-0 ③ F9			x 0-0 G6-4-3 1B		x 0-0 ① L9	4	0	1	0	0	0	0
Danny Cater, R (1, 3) OBP: 0.133, SLG: 0.111		x 0-0 ② 4-3			x 0-0 ① L8		x 0-0 ①② G6-4-3 1-2f		x 0-0 ② L7	4	0	0	0	0	0	1
Doug Griffin, R (1, 4) OBP: 0.400, SLG: 0.280		x 0-0 ③ F9			x 0-0 ② F9		x 0-0 ③ B1-3		x 0-0 1B	4	0	1	0	0	0	0
Carlton Fisk, R (1, 2) OBP: 0.400, SLG: 0.643			x 0-0 BLK 6-3 1B		x 0-0 1B 2B			x 0-0 E6 FC4-6	SSS 0-3 ③ K	4	1	2	0	0	1	1
Ray Culp, R (1, 1) OBP: 0.333, SLG: 0.200			SSS 0-3 ① K		x 0-0 2-H 1B			x 0-0 ① FC4-6 FC1-4 1-2f		2	0	1	1	0	1	1
Ben Oglivie, L (8, PH)										1	0	0	0	0	0	1
Ken Tatum, R (8, 1)										0	0	0	0	0	0	0
Inning Stats	R: 0 E: 0 K: 1 S: 5 H: 0 LOB: 1 BB: 1 P: 9	R: 0 E: 0 K: 0 S: 3 H: 0 LOB: 0 BB: 0 P: 3	R: 0 E: 0 K: 1 S: 6 H: 1 LOB: 1 BB: 0 P: 6	R: 0 E: 0 K: 1 S: 5 H: 0 LOB: 0 BB: 0 P: 5	R: 1 E: 0 K: 0 S: 5 H: 2 LOB: 1 BB: 0 P: 5	R: 0 E: 0 K: 0 S: 3 H: 0 LOB: 0 BB: 0 P: 3	R: 0 E: 0 K: 0 S: 3 H: 1 LOB: 0 BB: 0 P: 3	R: 0 E: 1 K: 1 S: 7 H: 1 LOB: 3 BB: 0 P: 8	R: 0 E: 0 K: 1 S: 6 H: 1 LOB: 1 BB: 0 P: 6	1B: 4 2B: 2 3B: 0 HR: 0	SF: 0 SAC: 0 DP: 1 HBP: 1						

TOP

Boston Red Sox @ Minnesota Twins

Metropolitan Stadium, Bloomington , MI

Wed Apr 26 1972, 4:33 AM EST

Att. 4,368 - Unknown - 63 F

livebaseballscorecards.com

AB	33
R	1
H	6
RBI	1
BB	1
SO	5
LOB	12

PITCHER		IP	WLS	BF	H	R	ER	SO	BB	IBB	HBP	BLK	WP	HR	S	P	ERA	WHIP
Dick Woodson, R ERA: 2.31	(1, 1)	7.2	W	29	5	1	1	3	1	0	0	1	0	0	34	38	1.17	0.783
Dave LaRoche, L ERA:	(8, 1)	1.1	S	6	1	0	0	2	0	0	1	0	0	0	9	10	0.00	0.750

PITCHER	IP	WLS	BF	H	R	ER	SO	BB	IBB	HBP	BLK	WP	HR	S	P	ERA	WHIP

Batter	1	2	3	4	5	6	7	8	9	AB	R	H	RBI	BB	SO	LOB
Cesar Tovar, R (1, 9) OBP: 0.333, SLG: 0.267	E5 G3 SH5-3 1B		F2 1B	1-3			6-3			4	1	0	0	0	0	0
Danny Thompson, R (1, 6) OBP: 0.323, SLG: 0.483	SH5-3 1-2		1B 2B		6-3		F9			3	1	1	0	0	0	0
Rod Carew, L (1, 4) OBP: 0.310, SLG: 0.269	G3 2-3		1B 2-H 1B		S S S K			L7		4	1	1	1	0	1	1
Harmon Killebrew, R (1, 3) OBP: 0.400, SLG: 0.417 Rich Reese, L (9, 3) OBP: 0.333, SLG: 0.333	3-H 1B		F7		S S S K			F3		4 0	0 0	1 0	1 0	0 0	1 0	1 0
Bobby Darwin, R (1, 8) OBP: 0.500, SLG: 0.923	S S S K		1B 2-3 1B			S S S K		F6		4	0	1	0	0	2	1
Steve Braun, L (1, 5) OBP: 0.600, SLG: 0.714		CS 1B	FC4-6 1-3 3-H 1B			FC6-4 1B				3	0	3	1	0	0	0
Steve Brye, R (1, 7) OBP: 0.263, SLG: 0.421		S S S K 1-2	FC4-6 1-2f			FC6-4 S 1-2f				3	0	0	0	0	1	4
Rick Dempsey, R (1, 2)		B B B BB		F3		L8 1-2				2	0	0	0	1	0	1
Dick Woodson, R (1, 1) Dave LaRoche, L (8, 1)		L7		S S S K			S S S K			3 0	0 0	0 0	0 0	0 0	2 0	1 0
Inning Stats	R: 1 H: 1 E: 1 LOB: 1 K: 1 BB: 0 S: 7 P: 7	R: 0 H: 1 E: 0 LOB: 1 K: 1 BB: 1 S: 5 P: 9	R: 2 H: 4 E: 0 LOB: 2 K: 0 BB: 0 S: 7 P: 7	R: 0 H: 0 E: 0 LOB: 0 K: 1 BB: 0 S: 5 P: 5	R: 0 H: 0 E: 0 LOB: 0 K: 2 BB: 0 S: 7 P: 7	R: 0 H: 1 E: 0 LOB: 1 K: 1 BB: 0 S: 6 P: 6	R: 0 H: 0 E: 0 LOB: 0 K: 1 BB: 0 S: 5 P: 5	R: 0 H: 0 E: 0 LOB: 0 K: 0 BB: 0 S: 3 P: 3		1B: 6 SF: 0 2B: 1 SAC: 1 3B: 0 DP: 0 HR: 0 HBP: 0						

PITCHER		IP	WLS	BF	H	R	ER	SO	BB	IBB	HBP	BLK	WP	HR	S	P	ERA	WHIP
Ray Culp, R ERA: 3.05	(1, 1)	7.0	L	29	7	3	2	7	1	0	0	0	0	0	42	46	2.57	1.143
Ken Tatum, R ERA:	(8, 1)	1.0		3	0	0	0	0	0	0	0	0	0	0	3	3	0.00	0.000

PITCHER	IP	WLS	BF	H	R	ER	SO	BB	IBB	HBP	BLK	WP	HR	S	P	ERA	WHIP

BOTTOM

Boston Red Sox @ Minnesota Twins

Metropolitan Stadium, Bloomington , MI

Wed Apr 26 1972, 4:33 AM EST

Att. 4,368 - Unknown - 63 F

livebaseballscorecards.com

AB	30
R	3
H	7
RBI	3
BB	1
SO	7
LOB	9

WP: 0 PA: 32
PB: 0
SB: 1
CS: 1

Batter	1	2	3	4	5	6	7	8	9	AB	R	H	RBI	BB	SO	LOB
Cesar Tovar, R (1, 9) OBP: 0.351, SLG: 0.353	CS 1B		F7			6-3	1-H 2-H 3B			4	0	2	2	0	0	0
Danny Thompson, R (1, 6) OBP: 0.286, SLG: 0.424	F7 1-2		5-3			F8	K			4	0	0	0	0	1	2
Rod Carew, L (1, 4) OBP: 0.273, SLG: 0.233	4-3			6-3		K		2-3		4	0	0	0	0	1	0
Harmon Killebrew, R (1, 3) OBP: 0.412, SLG: 0.444 Rich Reese, L (8, 3) OBP: 0.333, SLG: 0.333		BBBB FC1-6 BB		2B			5-3	F8		3 0	0 0	1 0	0 0	1 0	0 0	0 0
Steve Braun, L (1, 5) OBP: 0.579, SLG: 0.667		FC1-6 S 1-2f		F7			HR 1B	FC5-4 1B		4	1	2	0	0	0	2
Bobby Darwin, R (1, 8) OBP: 0.471, SLG: 0.933		F8		F8			1-H HR	FC5-4 1-2f		4	1	1	2	0	0	3
Jim Nettles, L (1, 7) OBP: 0.286, SLG: 0.167		BBBB 1-2 BB			F7		6-3		3-1	3	0	0	0	1	0	0
Phil Roof, R (1, 2) OBP: 0.250, SLG: 0.286		F9			F6		BBBB 1B 3B BB		6-3	3	1	0	0	1	0	2
Bert Blyleven, R (1, 1) OBP: 0.300, SLG: 0.300			SSS K		4-3		1-2 3B 1B		SSS K	4	1	1	0	0	2	0
Inning Stats	R: 0 E: 0 K: 0 S: 3 H: 1 LOB: 0 BB: 0 P: 3	R: 0 E: 0 K: 0 S: 3 H: 0 LOB: 2 BB: 2 P: 11	R: 0 E: 0 K: 1 S: 5 H: 0 LOB: 0 BB: 0 P: 5	R: 0 E: 0 K: 0 S: 4 H: 1 LOB: 1 BB: 0 P: 4	R: 0 E: 0 K: 0 S: 3 H: 0 LOB: 0 BB: 0 P: 3	R: 0 E: 0 K: 1 S: 5 H: 0 LOB: 0 BB: 0 P: 5	R: 4 E: 0 K: 1 S: 9 H: 4 LOB: 1 BB: 1 P: 13	R: 0 E: 0 K: 0 S: 4 H: 1 LOB: 1 BB: 0 P: 4	R: 0 E: 0 K: 1 S: 5 H: 0 LOB: 0 BB: 0 P: 5	1B: 4 2B: 1 3B: 1 HR: 1 SF: 0 SAC: 0 DP: 0 HBP: 0						

PITCHER		IP	WLS	BF	H	R	ER	SO	BB	IBB	HBP	BLK	WP	HR	S	P	ERA	WHIP
Mel Stottlemyre, R ERA: 4.05	(1, 1)	7.0	L	29	6	4	4	3	3	0	0	0	0	1	32	44	5.14	1.286
Jack Aker, R ERA: 2.25	(8, 1)	2.0		7	1	0	0	1	0	0	0	0	0	0	9	9	0.00	0.500

PITCHER	IP	WLS	BF	H	R	ER	SO	BB	IBB	HBP	BLK	WP	HR	S	P	ERA	WHIP

TOP

Minnesota Twins @ New York Yankees

Yankee Stadium, Bronx, NY

Fri Apr 28 1972, 6:05 PM EST
Att. 9,149 - Unknown - 56 F

livebaseballscorecards.com

AB	33
R	4
H	7
RBI	4
BB	3
SO	4
LOB	9

Minnesota Twins @ New York Yankees

Yankee Stadium, Bronx, NY

Fri Apr 28 1972, 6:05 PM EST
Att. 9,149 - Unknown - 56 F

livebaseballscorecards.com

BOTTOM

Batter	1	2	3	4	5	6	7	8	9	AB	R	H	RBI	BB	SO	LOB
Horace Clarke, S (1, 4) OBP: 0.395, SLG: 0.303	K		1B		F8		K			4	0	1	0	0	2	2
Thurman Munson, R (1, 2) OBP: 0.410, SLG: 0.353	4-3		F6		BB		F8			3	0	0	0	1	0	2
Bobby Murcer, L (1, 8) OBP: 0.333, SLG: 0.514	6-3			1-3	F9			6-3		4	0	0	0	0	0	2
Roy White, S (1, 7) OBP: 0.316, SLG: 0.265		F9		BB		G4-6-3 1B		G3		3	1	1	0	1	0	0
Felipe Alou, R (1, 3) OBP: 0.250, SLG: 0.269		5-3		3B		G4-6-3		5-3		4	0	2	1	0	0	0
Johnny Callison, L (1, 9) OBP: 0.231, SLG: 0.304		2B		F9	G4-6-3				G5-4-3 1B	4	0	2	0	0	0	3
Rich McKinney, R (1, 5) OBP: 0.270, SLG: 0.294		6-3		6-3		F6		G5-4-3		4	0	0	0	0	0	4
Gene Michael, S (1, 6) OBP: 0.286, SLG: 0.391			1-3		F5		4-3		K	4	0	1	0	0	1	0
Mel Stottlemyre, R (1, 1) OBP: 0.200, SLG: 0.200			K		BB		4-3			2	0	1	0	0	1	0
Bernie Allen, L (7, PH) OBP: 0.200, SLG: 0.250										1	0	0	0	0	0	1
Jack Aker, R (8, 1)										0	0	0	0	0	0	0
Inning Stats	R: 0 E: 0 K: 1 S: 5 H: 0 LOB: 0 BB: 0 P: 5	R: 0 E: 0 K: 0 S: 4 H: 1 LOB: 1 BB: 0 P: 4	R: 0 E: 0 K: 1 S: 6 H: 1 LOB: 1 BB: 0 P: 6	R: 1 E: 0 K: 0 S: 4 H: 1 LOB: 1 BB: 1 P: 8	R: 0 E: 0 K: 0 S: 4 H: 1 LOB: 2 BB: 1 P: 8	R: 0 E: 0 K: 0 S: 4 H: 2 LOB: 1 BB: 0 P: 4	R: 0 E: 0 K: 1 S: 6 H: 1 LOB: 1 BB: 0 P: 6	R: 0 E: 0 K: 0 S: 3 H: 0 LOB: 0 BB: 0 P: 3	R: 0 E: 0 K: 1 S: 5 H: 1 LOB: 0 BB: 0 P: 5	1B: 6 2B: 1 3B: 1 HR: 0 SF: 0 SAC: 0 DP: 2 HBP: 0						

	AB	33
	R	1
	H	8
	RBI	1
	BB	2
	SO	4
	LOB	14

PITCHER	IP	WLS	BF	H	R	ER	SO	BB	IBB	HBP	BLK	WP	HR	S	P	ERA	WHIP
Bert Blyleven, R (1, 1) ERA: 3.03	9.0	W	35	8	1	1	4	2	0	0	0	0	0	41	49	1.00	1.111

PITCHER	IP	WLS	BF	H	R	ER	SO	BB	IBB	HBP	BLK	WP	HR	S	P	ERA	WHIP

Minnesota Twins @ New York Yankees

Yankee Stadium, Bronx, NY

Sat Apr 29 1972, 3:33 AM EST

Att. 9,168 - Unknown - 74 F

TOP

livebaseballscorecards.com

Batter	1	2	3	4	5	6	7	8	9	AB	R	H	RBI	BB	SO	LOB
Cesar Tovar, R (1, 9) OBP: 0.317, SLG: 0.316	5-3		6-3		F9		1-3			4	0	0	0	0	0	2
Danny Thompson, R (1, 6) OBP: 0.282, SLG: 0.405	1B 3B 1B		5-3			F8		F8		4	1	1	0	0	0	0
Rod Carew, L (1, 4) OBP: 0.270, SLG: 0.235	1-2 3B 1B		1-3			6-3		6-3		4	1	1	0	0	0	0
Harmon Killebrew, R (1, 3) OBP: 0.447, SLG: 0.533 Rich Reese, L (8, PR) OBP: 0.333, SLG: 0.333 (8, 3)	1-H 2-H 3B			K		1B BB		FC6 1B		3 0	0 0	2 0	2 0	1 0	1 0	0 0
Bobby Darwin, R (1, 8) OBP: 0.447, SLG: 0.853	K			6-3		1-2 1B		FC6 1-2f		4	0	1	0	0	1	2
Steve Brye, R (1, 7) OBP: 0.217, SLG: 0.348	6-3			5-3		K			6-3	4	0	0	0	0	1	3
Eric Soderholm, R (1, 5) OBP: 0.200, SLG: 0.211		F8			6-3		SH1-4 1B		F9	4	0	1	0	0	0	0
Phil Roof, R (1, 2) OBP: 0.263, SLG: 0.250		6-3			BB		SH1-4 1-2		4-3	2	0	0	0	1	0	0
Jim Kaat, L (1, 1) Rick Renick, R (7, PH) Dave LaRoche, L (7, 1)		K			B1		5-3			2 1 0	0 0 0	0 0 0	0 0 0	0 0 0	1 0 0	1 1 0
Inning Stats	R: 2 E: 0 K: 1 S: 8 H: 3 LOB: 1 BB: 0 P: 8	R: 0 E: 0 K: 1 S: 5 H: 0 LOB: 0 BB: 0 P: 5	R: 0 E: 0 K: 0 S: 3 H: 0 LOB: 0 BB: 0 P: 3	R: 0 E: 0 K: 1 S: 5 H: 0 LOB: 0 BB: 0 P: 5	R: 0 E: 0 K: 0 S: 3 H: 0 LOB: 1 BB: 1 P: 7	R: 0 E: 0 K: 1 S: 6 H: 1 LOB: 2 BB: 1 P: 10	R: 0 E: 0 K: 0 S: 4 H: 1 LOB: 1 BB: 0 P: 4	R: 0 E: 0 K: 0 S: 4 H: 1 LOB: 1 BB: 0 P: 4	R: 0 E: 0 K: 0 S: 3 H: 0 LOB: 0 BB: 0 P: 3	1B: 5 2B: 0 3B: 1 HR: 0 SF: 0 SAC: 1 DP: 0 HBP: 0						

	AB	32
	R	2
	H	6
	RBI	2
	BB	2
	SO	4
	LOB	9

WP: 0 PB: 0 SB: 0 CS: 0 PA: 35

PITCHER	IP	WLS	BF	H	R	ER	SO	BB	IBB	HBP	BLK	WP	HR	S	P	ERA	WHIP
Fritz Peterson, L (1, 1) ERA: 3.15	8.0	L	32	6	2	2	4	2	0	0	0	0	0	38	46	2.25	1.000
Lindy McDaniel, R (9, 1) ERA: 2.7	1.0		3	0	0	0	0	0	0	0	0	0	0	3	3	0.00	0.000

PITCHER	IP	WLS	BF	H	R	ER	SO	BB	IBB	HBP	BLK	WP	HR	S	P	ERA	WHIP

BOTTOM

Minnesota Twins @ New York Yankees

Yankee Stadium, Bronx, NY

Sat Apr 29 1972, 3:33 AM EST

Att. 9,168 - Unknown - 74 F

livebaseballscorecards.com

Batter	1	2	3	4	5	6	7	8	9	AB	R	H	RBI	BB	SO	LOB
Horace Clarke, S (1, 4) OBP: 0.357, SLG: 0.270	4-3		1-3			6-3		F4		4	0	0	0	0	0	1
Rusty Torres, S (1, 9) OBP: 0.286, SLG: 0.167	1B			1B		K		F9		4	0	2	0	0	1	1
Bobby Murcer, L (1, 8) OBP: 0.326, SLG: 0.487	G6-4-3 1-2			F3		4-3			K	4	0	1	0	0	1	1
Roy White, S (1, 7) OBP: 0.286, SLG: 0.237	G6-4-3 1-2f			F9			F9		6-3	4	0	0	0	0	0	3
Felipe Alou, R (1, 3) OBP: 0.219, SLG: 0.233		5-3		K			K		F8	4	0	0	0	0	2	1
Thurman Munson, R (1, 2) OBP: 0.381, SLG: 0.324		6-3			5-3		E8			3	0	0	0	0	0	0
Hal Lanier, R (1, 5)		G3			F9		F8			3	0	0	0	0	0	1
Gene Michael, S (1, 6) OBP: 0.290, SLG: 0.385			F9		1B			4-3		3	0	1	0	0	0	0
Fritz Peterson, S (1, 1)			K		F4			BB		2	0	0	0	0	1	1
Ron Swoboda, R (8, PH) OBP: 1.000, SLG: 2.000										0	0	0	0	1	0	0
Lindy McDaniel, R (9, 1)										0	0	0	0	0	0	0

	AB	31
	R	0
	H	4
	RBI	0
	BB	1
	SO	5
	LOB	9

Inning Stats	1	2	3	4	5	6	7	8	9
	R: 0 E: 0 K: 0 S: 4	H: 2 LOB: 1 BB: 0 P: 4	R: 0 E: 0 K: 0 S: 3	H: 0 LOB: 0 BB: 0 P: 3	R: 0 E: 0 K: 1 S: 5	H: 0 LOB: 0 BB: 0 P: 5	R: 0 E: 0 K: 1 S: 6	H: 1 LOB: 1 BB: 0 P: 6	R: 0 E: 0 K: 0 S: 4	H: 1 LOB: 1 BB: 0 P: 4	R: 0 E: 0 K: 1 S: 5	H: 0 LOB: 0 BB: 0 P: 5	R: 0 E: 1 K: 1 S: 6	H: 0 LOB: 1 BB: 0 P: 6	R: 0 E: 0 K: 0 S: 3	H: 0 LOB: 1 BB: 1 P: 7	R: 0 E: 0 K: 1 S: 5	H: 0 LOB: 0 BB: 0 P: 5

	1B: 4	SF: 0	WP: 0	PA: 32
	2B: 0	SAC: 0	PB: 0	
	3B: 0	DP: 1	SB: 0	
	HR: 0	HBP: 0	CS: 0	

PITCHER		IP	WLS	BF	H	R	ER	SO	BB	IBB	HBP	BLK	WP	HR	S	P	ERA	WHIP
Jim Kaat, L	(1, 1)	6.0	W	21	4	0	0	3	0	0	0	0	0	0	27	27	0.00	0.667
ERA:																		
Dave LaRoche, L	(7, 1)	3.0	S	11	0	0	0	2	1	0	0	0	0	0	14	18	0.00	0.333
ERA:																		

PITCHER	IP	WLS	BF	H	R	ER	SO	BB	IBB	HBP	BLK	WP	HR	S	P	ERA	WHIP

Batter	1	2	3	4	5	6	7	8	9	AB	R	H	RBI	BB	SO	LOB
Cesar Tovar, R (1, 9) OBP: 0.348, SLG: 0.317	BBBB 4-0 1B 1B BB	x 0-0 CS 1B		x 0-0 ③ FC6-4 1-2f		x 0-0 ② L5		BBBB 4-0 1B 1B BB		3	2	1	0	2	0	2
Danny Thompson, R (1, 6) OBP: 0.341, SLG: 0.439	x 0-0 1B 1-3 1B 1B	BBBB 4-0 ② 1-2 BB			SSS 0-3 ① K	x 0-0 FC6 1-2 1B		x 0-0 1B 1-3 1B		4	1	3	0	1	1	0
Rod Carew, L (1, 4) OBP: 0.262, SLG: 0.231	x 0-0 ① L6	x 0-0 ③ L6			x 0-0 E3 1B 1B	x 0-0 ③ FC6 1-2f		x 0-0 G5-4-3 1-2 3-H 1B		5	1	1	1	0	0	5
Harmon Killebrew, R (1, 3) OBP: 0.419, SLG: 0.486	x 0-0 ② L5		x 0-0 ① 6-3		x 0-0 1B 1-2 1B		x 0-0 ① F6	x 0-0 ②③ G5-4-3 1-2f		5	0	1	0	0	0	4
Steve Braun, L (1, 5) OBP: 0.542, SLG: 0.609	x 0-0 1B 1-3 3-H 1B		x 0-0 ② F9		x 0-0 ② L4		x 0-0 ② 4-3		x 0-0 FC5-4 1B 1B	5	0	2	1	0	0	2
Bobby Darwin, R (1, 8) OBP: 0.488, SLG: 0.842	x 0-0 2-3 3-H 1B		x 0-0 ③ F7		x 0-0 1-2 2-H 1B		BBBB 4-0 1B BB		x 0-0 FC5-4 1-2 1B	4	0	3	2	1	0	0
Jim Nettles, L (1, 7) OBP: 0.333, SLG: 0.200	III 4-0 IBB			x 0-0 ① G3	x 0-0 ③ F8		x 0-0 FC6-4 1-2 1B		SSS 0-3 ① K	4	0	1	0	1	1	4
Rick Dempsey, R (1, 2) Rich Reese, L (7, PH) OBP: 0.333, SLG: 0.333 Rick Renick, R (7, PH) Phil Roof, R (7, 2) OBP: 0.263, SLG: 0.250 Steve Brye, R (9, PH) OBP: 0.208, SLG: 0.333 Tom Norton, R (9, 1)	x 0-0 ③ F2			x 0-0 ② 6-3		BBBB 4-0 FC4-6 BB	x 0-0 ③ FC6-4 1-2f		x 0-0 ② FC5-4 1-2f 2-3	2 0 1 0 0 1 0	0 0 0 0 0 0 0	0 0 0 0 0 0 0	0 0 0 0 0 0 0	1 0 0 0 0 0 0	0 0 0 0 0 0 0	3 0 2 0 0 2 0
Jim Perry, S (1, 1) OBP: 0.333, SLG: 0.250 Charlie Manuel, L (6, PH) OBP: 0.200, SLG: 0.222 Jim Kaat, L (6, PR) Ray Corbin, R (6, 1) Dan Monzon, R (8, PH) OBP: 0.667, SLG: 0.500 Wayne Granger, R (8, 1) George Mitterwald, R (9, PH) (9, 2)		x 0-0 ① 4-3		x 0-0 FC6-4 1B	x 0-0 ① FC4-6 1B 1-2f		x 0-0 ① 1-3		x 0-0 ③ F4	2 1 0 0 1 0 0 1	0 0 0 0 0 0 0 0	1 0 0 0 0 0 0 0	0 0 0 0 0 0 0 0	0 0 0 0 0 0 0 0	0 1 0 0 0 0 0 0	0 1 0 0 0 0 0 2
Inning Stats	R: 2 E: 0 K: 0 S: 6 H: 3 LOB: 3 BB: 2 P: 14	R: 0 E: 0 K: 0 S: 3 H: 1 LOB: 1 BB: 1 P: 7	R: 0 E: 0 K: 0 S: 3 H: 0 LOB: 0 BB: 0 P: 3	R: 0 E: 0 K: 0 S: 4 H: 1 LOB: 1 BB: 0 P: 4	R: 1 E: 1 K: 1 S: 8 H: 2 LOB: 2 BB: 0 P: 8	R: 0 E: 0 K: 0 S: 4 H: 1 LOB: 2 BB: 1 P: 8	R: 0 E: 0 K: 0 S: 4 H: 1 LOB: 2 BB: 1 P: 8	R: 1 E: 0 K: 0 S: 4 H: 2 LOB: 1 BB: 1 P: 8	R: 0 E: 0 K: 1 S: 7 H: 2 LOB: 2 BB: 0 P: 7	1B: 13 2B: 0 3B: 0 HR: 0 SF: 0 SAC: 0 DP: 1 HBP: 0						

TOP

Minnesota Twins @ New York Yankees

Yankee Stadium, Bronx, NY

Sun Apr 30 1972, 3:33 AM EDT

Unknown - 74 F

livebaseballscorecards.com

AB	39
R	4
H	13
RBI	4
BB	6
SO	2
LOB	27

PITCHER		IP	WLS	BF	H	R	ER	SO	BB	IBB	HBP	BLK	WP	HR	S	P	ERA	WHIP
Steve Kline, R ERA: 1.93	(1, 1)	6.2		34	9	3	2	1	4	1	0	0	0	0	31	51	2.70	1.950
Sparky Lyle, L ERA: 1.5	(7, 1)	2.1	W	11	4	1	1	1	1	0	0	0	0	0	12	16	3.86	2.143

PITCHER	IP	WLS	BF	H	R	ER	SO	BB	IBB	HBP	BLK	WP	HR	S	P	ERA	WHIP

BOTTOM

Minnesota Twins @ New York Yankees

Yankee Stadium, Bronx, NY

Sun Apr 30 1972, 3:33 AM EDT

Unknown - 74 F

livebaseballscorecards.com

Batter	1	2	3	4	5	6	7	8	9	AB	R	H	RBI	BB	SO	LOB
Rich McKinney, R (1, 5) OBP: 0.244, SLG: 0.263	6-3	FC E G3		F8		5-3			1-H 2B	4	0	0	0	0	0	1
Hal Lanier, R (9, 5)										0	0	0	0	0	0	0
Rusty Torres, S (9, PH) OBP: 0.333, SLG: 0.308										1	0	1	1	0	0	0
Bernie Allen, L (1, 4) OBP: 0.111, SLG: 0.125	F6	G3 1-2 2-3		4-3			F4			4	0	0	0	0	0	2
Bobby Murcer, L (1, 8) OBP: 0.340, SLG: 0.500	B B B B PB BB BB	E4 2-3 3-H			FC4-6 SF8 2B		S S S K			3	1	1	0	1	1	1
Roy White, S (1, 7) OBP: 0.304, SLG: 0.225	B B B B PB 1-2 BB	F7			B B B FC4-6 BB		F6			2	0	0	0	2	0	2
Ron Blomberg, L (1, 3) OBP: 0.529, SLG: 0.600	F8 1-2 2-3	F5			FC4-6 1-2f 2-3			4-3		4	0	0	0	0	0	4
Felipe Alou, R (9, 3) OBP: 0.219, SLG: 0.233										0	0	0	0	0	0	0
Johnny Callison, L (1, 9) OBP: 0.233, SLG: 0.308		HR 1B	6-3		SF8 3-H			S S S K		3	1	1	1	0	1	0
Thurman Munson, R (1, 2) OBP: 0.391, SLG: 0.400		1-H HR	B B B BB		1-3			F7		3	1	1	2	1	0	1
Gene Michael, S (1, 6) OBP: 0.314, SLG: 0.379		B B B B G3 SH3-4 E BB	F6			1-3			2B 1B	3	2	1	0	1	0	1
Steve Kline, R (1, 1)		SH3-4 1-2		L5		L4-3			S S S K	2	0	0	0	0	0	0
Sparky Lyle, L (7, 1)										1	0	0	0	0	1	1
Inning Stats	R: 0 E: 0 K: 0 S: 3 H: 0 LOB: 2 BB: 2 P: 11	R: 3 E: 1 K: 0 S: 7 H: 2 LOB: 2 BB: 1 P: 11	R: 0 E: 0 K: 0 S: 3 H: 0 LOB: 1 BB: 1 P: 7	R: 0 E: 0 K: 0 S: 3 H: 0 LOB: 0 BB: 0 P: 3	R: 1 E: 0 K: 0 S: 4 H: 1 LOB: 1 BB: 1 P: 8	R: 0 E: 0 K: 0 S: 3 H: 0 LOB: 0 BB: 0 P: 3	R: 0 E: 0 K: 0 S: 5 H: 0 LOB: 0 BB: 0 P: 5	R: 0 E: 0 K: 1 S: 5 H: 0 LOB: 0 BB: 0 P: 5	R: 1 E: 0 K: 1 S: 5 H: 2 LOB: 1 BB: 0 P: 5	1B: 2 2B: 2 3B: 0 HR: 1 SF: 1 SAC: 1 DP: 0 HBP: 0						

AB	30
R	5
H	5
RBI	4
BB	5
SO	3
LOB	13

WP: 0 PB: 1 SB: 0 CS: 0 PA: 37

PITCHER		IP	WLS	BF	H	R	ER	SO	BB	IBB	HBP	BLK	WP	HR	S	P	ERA	WHIP
Jim Perry, R ERA: 1.83	(1, 1)	5.0		25	3	4	3	0	5	0	0	0	0	1	20	40	5.40	1.600
Ray Corbin, R ERA:	(6, 1)	2.0		6	0	0	0	1	0	0	0	0	0	0	8	8	0.00	0.000
Wayne Granger, R ERA: 2.7	(8, 1)	1.0		3	0	0	0	1	0	0	0	0	0	0	5	5	0.00	0.000
Tom Norton, R ERA: 3.86	(9, 1)	0.1	L	3	2	1	1	1	0	0	0	0	0	0	5	5	27.00	6.000

PITCHER	IP	WLS	BF	H	R	ER	SO	BB	IBB	HBP	BLK	WP	HR	S	P	ERA	WHIP

Batter	1	2	3	4	5	6	7	8	9	AB	R	H	RBI	BB	SO	LOB
Cesar Tovar, R (1, 9) OBP: 0.373, SLG: 0.318	6-3	F2		BB HBP		2B E 1B		1B CS HBP 1-2 2-3		3	1	1	0	0	0	1
Danny Thompson, R (1, 6) OBP: 0.367, SLG: 0.467	3-1 1B 1B		K	BB 1-2 2-3 3-H		E9 2B 1-H		K		4	0	2	1	1	2	3
Rod Carew, L (1, 4) OBP: 0.277, SLG: 0.250	3-1 1B 1-2	4-3	K			K		HBP CS 1B 1-3 2-H 3-H		5	0	2	2	0	2	4
Harmon Killebrew, R (1, 3) OBP: 0.396, SLG: 0.436 Rich Reese, L (8, PR) OBP: 0.333, SLG: 0.333 (8, 3)	3-1 1-2 2-3	F9			5-3	F8		HBP BB 1-2 3-H		4 0	0 0	0 0	0 0	1 0	0 0	3 0
Bobby Darwin, R (1, 8) OBP: 0.521, SLG: 0.829	IBB			1B 2B 1B	1B 1B		K	HBP 1-2 2-3		3	1	2	0	1	1	0
Steve Brye, R (1, 7) OBP: 0.207, SLG: 0.310	F8			2B BB 1B 1-2	F4		K	G3		5	1	1	0	0	1	7
Eric Soderholm, R (1, 5) OBP: 0.200, SLG: 0.208		F4		F7	1-3 1B		F3		5-3	5	0	1	0	0	0	2
George Mitterwald, R (1, 2) OBP: 0.375, SLG: 0.625	2B			BB 2B 1-3 2-H	F4			HBP E 1B 1B	4-3	5	1	3	1	0	0	2
Dick Woodson, R (1, 1) Dan Monzon, R (8, PH) OBP: 0.500, SLG: 0.333 Dave LaRoche, L (8, 1)	K			F6		6-3		FC1 HBP 1B 1-2	L6	3 1 1	0 1 0	0 0 0	0 0 0	1 0 0	3 1 0	3 1 0
Inning Stats	R: 0 H: 2 E: 0 LOB: 3 K: 0 BB: 1 S: 5 P: 9	R: 0 H: 1 E: 0 LOB: 1 K: 1 BB: 0 S: 6 P: 6	R: 0 H: 0 E: 0 LOB: 0 K: 1 BB: 0 S: 5 P: 5	R: 2 H: 3 E: 0 LOB: 3 K: 1 BB: 1 S: 8 P: 13	R: 0 H: 2 E: 0 LOB: 2 K: 0 BB: 0 S: 5 P: 5	R: 1 H: 2 E: 1 LOB: 1 K: 1 BB: 0 S: 7 P: 7	R: 0 H: 0 E: 0 LOB: 0 K: 2 BB: 0 S: 7 P: 7	R: 2 H: 2 E: 1 LOB: 3 K: 1 BB: 1 S: 7 P: 13	R: 0 H: 0 E: 0 LOB: 0 K: 0 BB: 0 S: 3 P: 3	1B: 9 SF: 0 2B: 3 SAC: 0 3B: 0 DP: 0 HR: 0 HBP: 3						WP: 0 PA: 45 PB: 0 SB: 0 CS: 2	

PITCHER		IP	WLS	BF	H	R	ER	SO	BB	IBB	HBP	BLK	WP	HR	S	P	ERA	WHIP
Mike Kekich, L ERA: 2.57	(1, 1)	5.2		30	10	3	2	4	1	1	1	0	0	0	35	44	3.18	1.941
Fred Beene, R ERA: 1.5	(6, 1)	1.2	L	8	1	2	1	3	0	0	1	0	0	0	13	14	5.40	0.600
Jim Roland, L ERA: 2.25	(8, 1)	1.2		7	1	0	0	0	1	0	1	0	0	0	5	10	0.00	1.200

PITCHER	IP	WLS	BF	H	R	ER	SO	BB	IBB	HBP	BLK	WP	HR	S	P	ERA	WHIP

TOP

Minnesota Twins @ New York Yankees

Yankee Stadium, Bronx, NY

Sun Apr 30 1972, 3:38 AM EDT

Att. 27,475 - Unknown - 71 F

livebaseballscorecards.com

AB	39
R	5
H	12
RBI	4
BB	3
SO	7
LOB	26

BOTTOM

Minnesota Twins @ New York Yankees

Yankee Stadium, Bronx, NY

Sun Apr 30 1972, 3:38 AM EDT
Att. 27,475 - Unknown - 71 F

livebaseballscorecards.com

Batter	1	2	3	4	5	6	7	8	9	AB	R	H	RBI	BB	SO	LOB
Horace Clarke, S (1, 4) OBP: 0.348, SLG: 0.250	4-3	F7			BB			F3		3	0	0	0	1	0	1
Rusty Torres, S (1, 9) OBP: 0.263, SLG: 0.235	F8		K		K			F3		4	0	0	0	0	2	1
Bobby Murcer, L (1, 8) OBP: 0.333, SLG: 0.500	2B		K			F9		K		4	0	1	0	0	2	0
Roy White, S (1, 7) OBP: 0.300, SLG: 0.295	F8		F7			HR			F8	4	1	1	1	0	0	1
Felipe Alou, R (1, 3) OBP: 0.222, SLG: 0.265		6-3		K		F3			E 2B	4	1	1	0	0	1	0
John Ellis, R (1, 2) OBP: 0.667, SLG: 1.167 Gene Michael, S (9, PR) OBP: 0.314, SLG: 0.379	HR			5-3		F8			E6 1B 2-H	4 0	1 0	2 0	1 0	0 0	0 0	0 0
Jerry Kenney, L (1, 6) OBP: 0.222, SLG: 0.125 Thurman Munson, R (9, PH) OBP: 0.383, SLG: 0.390	3B BB			1B			F8		F3	2 1	1 0	1 0	0 0	1 0	0 0	0 1
Hal Lanier, R (1, 5) Ron Swoboda, R (9, PH) OBP: 0.667, SLG: 1.000	F7			6-3			4-3		K	3 1	0 0	0 0	0 0	0 1	0 1	2 1
Mike Kekich, R (1, 1) OBP: 0.125, SLG: 0.375 Fred Beene, S (6, 1) Jim Roland, R (8, 1)	1-H 3B				F9		K			2 1 0	0 0 0	1 0 0	1 0 0	0 1 0	0 0 0	0 0 0
Inning Stats	R: 0 H: 1 E: 0 LOB: 1 K: 0 BB: 0 S: 4 P: 4	R: 2 H: 2 E: 0 LOB: 1 K: 0 BB: 1 S: 5 P: 9	R: 0 H: 0 E: 0 LOB: 0 K: 2 BB: 0 S: 7 P: 7	R: 0 H: 1 E: 0 LOB: 1 K: 1 BB: 0 S: 6 P: 6	R: 0 H: 0 E: 0 LOB: 0 K: 1 BB: 1 S: 4 P: 8	R: 1 H: 1 E: 0 LOB: 0 K: 0 BB: 0 S: 4 P: 4	R: 0 H: 0 E: 0 LOB: 0 K: 1 BB: 0 S: 5 P: 5	R: 0 H: 0 E: 0 LOB: 0 K: 1 BB: 0 S: 5 P: 5	R: 1 H: 2 E: 1 LOB: 1 K: 1 BB: 0 S: 7 P: 7	1B: 2 SF: 0 2B: 2 SAC: 0 3B: 1 DP: 0 HR: 2 HBP: 0						

	AB	33
	R	4
	H	7
	RBI	3
	BB	2
	SO	7
	LOB	7

PITCHER		IP	WLS	BF	H	R	ER	SO	BB	IBB	HBP	BLK	WP	HR	S	P	ERA	WHIP
Dick Woodson, R ERA: 2.89	(1, 1)	7.0	W	27	5	3	3	5	2	0	0	0	0	2	35	43	3.86	1.000
Dave LaRoche, L ERA:	(8, 1)	2.0	S	8	2	1	0	2	0	0	0	0	0	0	12	12	0.00	1.000

PITCHER	IP	WLS	BF	H	R	ER	SO	BB	IBB	HBP	BLK	WP	HR	S	P	ERA	WHIP

Batter	1	2	3	4	5	6	7	8	9	AB	R	H	RBI	BB	SO	LOB
Cesar Tovar, R (1, 9) OBP: 0.357, SLG: 0.292	1-3		6-3 BB		F7		K		1-3	4	1	0	0	1	1	0
Danny Thompson, R (1, 6) OBP: 0.389, SLG: 0.480	BB 1B		6-3 1-2		1B SF8 1B		F8		6-3 1B	5	1	3	0	0	0	1
Rod Carew, L (1, 4) OBP: 0.327, SLG: 0.277	FC6-4 BB 1-2		E 1B SF8 BB		1-3 1B			1B HR 1B	6-3 1-2	3	2	2	0	2	0	1
Harmon Killebrew, R (1, 3) OBP: 0.404, SLG: 0.452 Rich Reese, L (8, PR) OBP: 0.250, SLG: 0.250 (8, 3)	K		E7 1-3 2-H		SF8 3-H			1-3 HR 1B	6-3	3 1	0 1	2 0	2 0	0 0	1 0	2 1
Bobby Darwin, R (1, 8) OBP: 0.500, SLG: 0.864	FC6-4 1-2f		SF8 3-H		K			1-H HR 3-H		3	1	1	4	0	1	3
Steve Braun, L (1, 5) OBP: 0.500, SLG: 0.593		4-3	6-3			F3		PB SF6 2B		4	1	1	0	0	0	1
Steve Brye, R (1, 7) OBP: 0.182, SLG: 0.273		1-3		6-3		6-3		1-3 2-3		4	0	0	0	0	0	2
Phil Roof, R (1, 2) OBP: 0.261, SLG: 0.263		1B		K		F3		SF6 3-H		3	0	1	1	0	1	0
Bert Blyleven, R (1, 1) OBP: 0.214, SLG: 0.214		F9		1-3			1-3	1-3		4	0	0	0	0	0	2
Inning Stats	R: 0 H: 1 E: 0 LOB: 2 K: 1 BB: 1 S: 6 P: 10	R: 0 H: 1 E: 0 LOB: 1 K: 0 BB: 0 S: 4 P: 4	R: 2 H: 1 E: 1 LOB: 1 K: 0 BB: 2 S: 4 P: 12	R: 0 H: 0 E: 0 LOB: 0 K: 1 BB: 0 S: 5 P: 5	R: 1 H: 2 E: 0 LOB: 1 K: 1 BB: 0 S: 7 P: 7	R: 0 H: 0 E: 0 LOB: 0 K: 0 BB: 0 S: 3 P: 3	R: 0 H: 0 E: 0 LOB: 0 K: 1 BB: 0 S: 5 P: 5	R: 4 H: 4 E: 0 LOB: 1 K: 0 BB: 0 S: 7 P: 7	R: 0 H: 1 E: 0 LOB: 1 K: 0 BB: 0 S: 4 P: 4	1B: 8 SF: 3 2B: 1 SAC: 0 3B: 0 DP: 0 HR: 1 HBP: 0							WP: 0 PA: 40 PB: 1 SB: 0 CS: 0

PITCHER		IP	WLS	BF	H	R	ER	SO	BB	IBB	HBP	BLK	WP	HR	S	P	ERA	WHIP
Jim Slaton, R ERA: 3.6	(1, 1)	5.0	L	23	5	3	2	3	3	0	0	0	0	0	26	38	3.60	1.600
Jim Colborn, R ERA: 4.32	(6, 1)	2.0		10	4	4	3	1	0	0	0	0	0	1	12	12	13.50	2.000
Frank Linzy, R ERA:	(8, 1)	2.0		7	1	0	0	0	0	0	0	0	0	0	7	7	0.00	0.500

PITCHER	IP	WLS	BF	H	R	ER	SO	BB	IBB	HBP	BLK	WP	HR	S	P	ERA	WHIP

TOP

Minnesota Twins @ Milwaukee Brewers

Milwaukee County Stadium, Milwaukee, WI

Wed May 03 1972, 8:05 PM EDT
Att. 3,833 - Unknown - 46 F

livebaseballscorecards.com

AB	34
R	7
H	10
RBI	7
BB	3
SO	4
LOB	13

BOTTOM

Minnesota Twins @ Milwaukee Brewers

Milwaukee County Stadium, Milwaukee, WI

Wed May 03 1972, 8:05 PM EDT

Att. 3,833 - Unknown - 46 F

livebaseballscorecards.com

Batter	1	2	3	4	5	6	7	8	9	AB	R	H	RBI	BB	SO	LOB
Dave May, L (1, 8) OBP: 0.163, SLG: 0.293	0-0 SH3-4 2B		0-0 F5		0-0 F9			0-0 E4 1-2		4	0	1	0	0	0	2
Ron Theobald, R (1, 4) OBP: 0.387, SLG: 0.333	0-0 SH3-4 2-3			0-0 FC4-6 1B		0-0 F6		0-0 G5-3 2-3f		3	0	1	0	0	0	2
George Scott, R (1, 5) OBP: 0.114, SLG: 0.140	0-0 L6			0-0 F9		0-0 F6			0-0 6-3	4	0	0	0	0	0	2
John Briggs, L (1, 3) OBP: 0.256, SLG: 0.300	0-3 K			0-0 FC4-6 WP 1-2f		0-0 F9			0-3 K	4	0	0	0	0	2	2
Joe Lahoud, L (1, 7) OBP: 0.371, SLG: 0.452		0-3 K		4-0 1-2 BB			0-3 K		0-3 K	3	0	0	0	1	3	0
Billy Conigliaro, R (1, 9) OBP: 0.182, SLG: 0.250		0-3 K		0-3 K			0-3 K			3	0	0	0	0	3	2
Darrell Porter, L (1, 2) OBP: 0.154, SLG: 0.125		0-0 F7			0-3 K		0-3 K			3	0	0	0	0	2	0
Rick Auerbach, R (1, 6) OBP: 0.095, SLG: 0.100			0-0 F6		0-0 F3			0-0 F2		3	0	0	0	0	0	0
Jim Slaton, R (1, 1)			0-0 6-3		0-0 1B			0-0 G5-3 E 1B		1	0	0	0	0	0	0
Bill Voss, L (5, PH) OBP: 0.300, SLG: 0.222										1	0	1	0	0	0	0
Jim Colborn, R (6, 1)										0	0	0	0	0	0	0
Frank Linzy, R (8, 1)										0	0	0	0	0	0	0
Brock Davis, L (8, 9) OBP: 0.333, SLG: 0.333										1	0	1	0	0	0	0
Inning Stats	R: 0 E: 0 K: 1 S: 6 H: 1 LOB: 1 BB: 0 P: 6	R: 0 E: 0 K: 2 S: 7 H: 0 LOB: 0 BB: 0 P: 7	R: 0 E: 0 K: 0 S: 3 H: 0 LOB: 0 BB: 0 P: 3	R: 0 E: 0 K: 1 S: 6 H: 1 LOB: 2 BB: 1 P: 10	R: 0 E: 0 K: 1 S: 6 H: 1 LOB: 1 BB: 0 P: 6	R: 0 E: 0 K: 0 S: 3 H: 0 LOB: 0 BB: 0 P: 3	R: 0 E: 0 K: 0 S: 9 H: 0 LOB: 0 BB: 0 P: 9	R: 0 E: 1 K: 0 S: 4 H: 1 LOB: 1 BB: 0 P: 4	R: 0 E: 0 K: 2 S: 7 H: 0 LOB: 0 BB: 0 P: 7	1B: 3 2B: 1 3B: 0 HR: 0		SF: 0 SAC: 1 DP: 1 HBP: 0				

	AB	30
	R	0
	H	4
	RBI	0
	BB	1
	SO	10
	LOB	10

WP: 1 PB: 0 SB: 0 CS: 0 PA: 32

PITCHER	IP	WLS	BF	H	R	ER	SO	BB	IBB	HBP	BLK	WP	HR	S	P	ERA	WHIP
Bert Blyleven, R (1, 1) ERA: 2.33	9.0	W	32	4	0	0	10	1	0	0	0	1	0	51	55	0.00	0.556

PITCHER	IP	WLS	BF	H	R	ER	SO	BB	IBB	HBP	BLK	WP	HR	S	P	ERA	WHIP

Minnesota Twins @ Boston Red Sox

Fenway Park, Boston, MA

Fri May 05 1972, 7:05 PM EDT

Att. 13,208 - Unknown - 45 F

livebaseballscorecards.com

Batter	1	2	3	4	5	6	7	8	9	AB	R	H	RBI	BB	SO	LOB
Cesar Tovar, R (1, 7) OBP: 0.367, SLG: 0.327	0-0 3-1 1-3 1B		0-0 F9		0-0 F8 2B 2B		0-0 SH3-4 1-2		0-0 E5 1B 1B	4	2	2	0	0	0	0
Danny Thompson, R (1, 6) OBP: 0.390, SLG: 0.473	0-0 1-3 1-2		0-0 FC4-6 1B		0-0 F8 2-3		0-0 F7		0-0 S 1-3 1B	5	1	2	0	0	0	3
Rod Carew, L (1, 4) OBP: 0.316, SLG: 0.288	0-0 3-1 2-3		0-0 FC4-6 1-2f		0-0 3-H 2B		0-0 5-3		0-0 B2	5	0	1	1	0	0	5
Harmon Killebrew, R (1, 3) OBP: 0.393, SLG: 0.422 Rich Reese, L (8, 3) OBP: 0.400, SLG: 0.400	0-0 6-3			B B B 4-0 HR BB	0-0 F2			S S S 0-3 K	0-0 1-H 3-H 1B	3 1	1 0	0 1	0 2	1 0	1 0	2 0
Bobby Darwin, R (1, 8) OBP: 0.474, SLG: 0.792		0-0 F3		S S S 0-3 K	0-0 F8			0-0 6-3	4-0 IBB	4	0	0	0	1	1	2
Steve Braun, L (1, 5) OBP: 0.515, SLG: 0.677		H 1-0 S HBP		0-0 1-H HR		0-0 3-1		0-0 BB 1B	0-0 F7	4	1	2	2	0	0	2
Jim Nettles, L (1, 9) OBP: 0.313, SLG: 0.154		S S S 0-3 K		0-0 4-3		0-0 F7		B B B 4-0 1-2 BB		3	0	0	0	1	1	1
Phil Roof, R (1, 2) OBP: 0.259, SLG: 0.261		S S S 0-3 K 1-2		0-0 1B		0-0 F2		0-0 F8		4	0	1	0	0	1	3
Jim Kaat, L (1, 1) OBP: 0.200, SLG: 0.200 Wayne Granger, R (7, 1)			S S S 0-3 K	S S S 0-3 K			0-0 SH3-4 1B		S S S 0-3 K	3 1	0 0	1 0	0 0	0 0	2 1	1 0

TOP	
AB	37
R	5
H	10
RBI	5
BB	3
SO	7
LOB	19

Inning Stats	1	2	3	4	5	6	7	8	9	1B	SF	WP	PA
	R: 0 E: 0 K: 0 S: 4	R: 0 E: 0 K: 2 S: 7	R: 0 E: 0 K: 1 S: 6	R: 2 E: 0 K: 2 S: 9	R: 1 E: 0 K: 0 S: 5	R: 0 E: 0 K: 0 S: 3	R: 0 E: 0 K: 0 S: 4	R: 0 E: 0 K: 1 S: 6	R: 2 E: 1 K: 1 S: 8	7	0	0	42
	H: 1 LOB: 1 BB: 0 P: 4	H: 0 LOB: 1 BB: 0 P: 8	H: 1 LOB: 1 BB: 0 P: 6	H: 2 LOB: 1 BB: 1 P: 13	H: 2 LOB: 1 BB: 0 P: 5	H: 0 LOB: 0 BB: 0 P: 3	H: 1 LOB: 1 BB: 0 P: 4	H: 1 LOB: 2 BB: 1 P: 10	H: 2 LOB: 2 BB: 1 P: 12	2B: 2 3B: 0 HR: 1	SAC: 1 DP: 0 HBP: 1	PB: 0 SB: 2 CS: 0	

PITCHER		IP	WLS	BF	H	R	ER	SO	BB	IBB	HBP	BLK	WP	HR	S	P	ERA	WHIP
Ray Culp, R ERA: 3.25	(1, 1)	7.0	L	30	7	3	3	5	1	0	1	0	0	1	38	43	3.86	1.143
Gary Peters, L ERA: 1.69	(8, 1)	2.0		12	3	2	0	2	1	1	0	0	0	0	14	22	0.00	2.000

PITCHER		IP	WLS	BF	H	R	ER	SO	BB	IBB	HBP	BLK	WP	HR	S	P	ERA	WHIP

Minnesota Twins @ Boston Red Sox

Fenway Park, Boston, MA

Fri May 05 1972, 7:05 PM EDT

Att. 13,208 - Unknown - 45 F

BOTTOM

livebaseballscorecards.com

Batter	1	2	3	4	5	6	7	8	9	AB	R	H	RBI	BB	SO	LOB
Tommy Harper, R (1, 8) OBP: 0.327, SLG: 0.250	F7		B1-3		F8		BBBB 4-0 1-2 2-3 BB			3	0	0	0	1	0	0
Luis Aparicio, R (1, 6) OBP: 0.288, SLG: 0.367	4-3		SSS K			6-3	FC5 2-3f			4	0	0	0	0	1	3
Carl Yastrzemski, L (1, 7) OBP: 0.269, SLG: 0.178	FC6-4 1B			G5-4-3 BB 1B 1B		F8		F8		4	1	2	0	0	0	0
Rico Petrocelli, R (1, 5) OBP: 0.255, SLG: 0.326	FC6-4 1-2f			BBBB 4-0 G5-4-3 1-2 BB		HR		6-3		3	1	1	1	1	0	1
Danny Cater, R (1, 3) OBP: 0.188, SLG: 0.143		FC3-6 1B		G5-4-3 1-2f 2-3		5-3		1B		4	0	2	0	0	0	2
Ben Oglivie, L (1, 9) OBP: 0.313, SLG: 0.357		FC3-6 1-2f		FC4-6 3-H 1B			SSS K	4-3		4	0	1	1	0	1	2
Doug Griffin, R (1, 4) OBP: 0.362, SLG: 0.231		F8		FC4-6 1-2f			SSS K		6-3	4	0	0	0	0	1	2
Carlton Fisk, R (1, 2) OBP: 0.387, SLG: 0.556		SSS K			F2			BB 2B	SSS K	4	0	1	0	0	2	1
Ray Culp, R (1, 1) OBP: 0.250, SLG: 0.143			SSS K		SSS K		BBBB 4-0 FC5 BB BB		6-3	2	0	0	0	0	2	0
Phil Gagliano, R (7, PH) OBP: 0.750, SLG: 0.667										0	0	0	0	1	0	0
Rick Miller, L (7, PR)										0	0	0	0	0	0	0
Gary Peters, L (8, 1)										1	0	0	0	0	0	0
Inning Stats	R: 0 E: 0 K: 0 S: 4 H: 1 LOB: 1 BB: 0 P: 4	R: 0 E: 0 K: 1 S: 6 H: 1 LOB: 1 BB: 0 P: 6	R: 0 E: 0 K: 2 S: 7 H: 0 LOB: 0 BB: 0 P: 7	R: 1 E: 0 K: 0 S: 4 H: 2 LOB: 1 BB: 1 P: 8	R: 0 E: 0 K: 1 S: 5 H: 0 LOB: 0 BB: 0 P: 5	R: 1 E: 0 K: 0 S: 4 H: 1 LOB: 0 BB: 0 P: 4	R: 0 E: 0 K: 2 S: 8 H: 1 LOB: 3 BB: 2 P: 16	R: 0 E: 0 K: 0 S: 4 H: 1 LOB: 1 BB: 0 P: 4	R: 0 E: 0 K: 1 S: 5 H: 0 LOB: 0 BB: 0 P: 5	1B: 5 2B: 1 3B: 0 HR: 1	SF: 0 SAC: 0 DP: 1 HBP: 0						

	AB	33
	R	2
	H	7
	RBI	2
	BB	3
	SO	7
	LOB	11

WP: 0 PB: 0 SB: 0 CS: 0 PA: 36

PITCHER		IP	WLS	BF	H	R	ER	SO	BB	IBB	HBP	BLK	WP	HR	S	P	ERA	WHIP
Jim Kaat, L ERA: 1.42	(1, 1)	6.2	W	27	6	2	2	6	2	0	0	0	0	1	37	45	2.70	1.200
Wayne Granger, R ERA: 1.59	(7, 1)	2.1	S	9	1	0	0	1	1	0	0	0	0	0	10	14	0.00	0.857

PITCHER	IP	WLS	BF	H	R	ER	SO	BB	IBB	HBP	BLK	WP	HR	S	P	ERA	WHIP

Batter	1	2	3	4	5	6	7	8	9	AB	R	H	RBI	BB	SO	LOB
Cesar Tovar, R (1, 9) OBP: 0.359, SLG: 0.339	5-3		1B 2B		5-3			K		4	0	1	0	0	1	1
Danny Thompson, R (1, 6) OBP: 0.397, SLG: 0.492	K		2-3 1B			E8 5-3 2B		K		4	1	2	0	0	2	1
Rod Carew, L (1, 4) OBP: 0.311, SLG: 0.304	K		L7			6-3		1-3 2B		4	1	1	0	0	1	3
Harmon Killebrew, R (1, 3) OBP: 0.400, SLG: 0.469		G3 2B		K		5-3 3-H		2-H 3-H 2B		4	0	2	3	0	1	0
Rich Reese, L (8, PR) OBP: 0.400, SLG: 0.400 (8, 3)										0	0	0	0	0	0	0
Bobby Darwin, R (1, 8) OBP: 0.459, SLG: 0.745		5-3		1B HBP		L8		6-3		3	0	0	0	0	0	2
Steve Braun, L (1, 5) OBP: 0.486, SLG: 0.629		G3 2-3		1-3 1B			L8		L8	4	0	1	0	0	0	1
Steve Brye, R (1, 7) OBP: 0.162, SLG: 0.243		1-3		K			F3		K	4	0	0	0	0	2	2
George Mitterwald, R (1, 2) OBP: 0.250, SLG: 0.417			F6		6-3		2-3		5-3	4	0	0	0	0	0	0
Jim Perry, S (1, 1) OBP: 0.333, SLG: 0.273			F7		G3			2B 2B 1B		3	1	1	0	0	0	0
Dave LaRoche, L (8, 1)										0	0	0	0	0	0	0
Inning Stats	R: 0 E: 0 K: 2 S: 7 H: 0 LOB: 0 BB: 0 P: 7	R: 0 E: 0 K: 0 S: 4 H: 1 LOB: 1 BB: 0 P: 4	R: 0 E: 0 K: 0 S: 5 H: 2 LOB: 2 BB: 0 P: 5	R: 0 E: 0 K: 2 S: 7 H: 1 LOB: 1 BB: 0 P: 8	R: 0 E: 0 K: 0 S: 3 H: 0 LOB: 0 BB: 0 P: 3	R: 1 E: 1 K: 0 S: 4 H: 1 LOB: 0 BB: 0 P: 4	R: 0 E: 0 K: 0 S: 3 H: 0 LOB: 0 BB: 0 P: 3	R: 2 E: 0 K: 2 S: 10 H: 3 LOB: 1 BB: 0 P: 10	R: 0 E: 0 K: 1 S: 5 H: 0 LOB: 0 BB: 0 P: 5	1B: 3 2B: 5 3B: 0 HR: 0 SF: 0 SAC: 0 DP: 0 HBP: 1						

PITCHER		IP	WLS	BF	H	R	ER	SO	BB	IBB	HBP	BLK	WP	HR	S	P	ERA	WHIP
Sonny Siebert, R ERA: 3.38	(1, 1)	8.0	L	32	8	3	2	6	0	0	1	0	0	0	43	44	2.25	1.000
Ken Tatum, R ERA: 1.29	(9, 1)	1.0		3	0	0	0	1	0	0	0	0	0	0	5	5	0.00	0.000

PITCHER		IP	WLS	BF	H	R	ER	SO	BB	IBB	HBP	BLK	WP	HR	S	P	ERA	WHIP

TOP

Minnesota Twins @ Boston Red Sox

Fenway Park, Boston, MA

Sat May 06 1972, 3:33 AM EDT

Att. 13,799 - Unknown - 64 F

livebaseballscorecards.com

AB	34
R	3
H	8
RBI	3
BB	0
SO	7
LOB	10

PA: 35

WP: 0
PB: 0
SB: 0
CS: 0

BOTTOM

Minnesota Twins @ Boston Red Sox

Fenway Park, Boston, MA

Sat May 06 1972, 3:33 AM EDT
Att. 13,799 - Unknown - 64 F

Batter	1	2	3	4	5	6	7	8	9	AB	R	H	RBI	BB	SO	LOB
Tommy Harper, R (1, 8) OBP: 0.333, SLG: 0.347	E 2B		5-3 ①		L8 ①			HR	F6 ③	5	2	2	1	0	0	2
Luis Aparicio, R (1, 6) OBP: 0.304, SLG: 0.396	E1 L9 2-H 1B		5-3 ②		F7 ②			2B		4	0	2	0	0	0	0
Carl Yastrzemski, L (1, 7) OBP: 0.250, SLG: 0.163	L9 ① 2-3		4-1 ③		F7 ③			F7 ①		4	0	0	0	0	0	2
Rico Petrocelli, R (1, 5) OBP: 0.255, SLG: 0.320	5-3 ②			G3 G3 1B		5-3 ①		F3 ②		4	0	1	0	0	0	2
Ben Oglivie, L (1, 9) OBP: 0.263, SLG: 0.294	K ③			G3 ① 1-2		F7 ②		5-3 ③		3	0	0	0	0	1	2
Phil Gagliano, R (8, PH) OBP: 0.600, SLG: 0.500										1	0	0	0	0	0	1
Ken Tatum, R (9, 1)										0	0	0	0	0	0	0
Danny Cater, R (1, 3) OBP: 0.192, SLG: 0.152		E6 SH		G3 ② 2-3		L7 ③			1B 1B	4	0	1	0	0	0	1
Rick Miller, L (9, PR)										0	0	0	0	0	0	0
Doug Griffin, R (1, 4) OBP: 0.360, SLG: 0.220		SH G5-4-3 1-2		BBB 4-0 BB			6-3 ①		F9 ①	2	0	0	0	1	0	1
Carlton Fisk, R (1, 2) OBP: 0.371, SLG: 0.500		F4 ①		BBBB 4-0 1-2 BB			5-3 ②		SSS 0-3 K ②	3	0	0	0	1	1	3
Sonny Siebert, R (1, 1) OBP: 0.333, SLG: 0.500		G5-4-3 ②③ 1-2f		F5 ③			SSS 0-3 K ③		1-2 1B	3	0	0	0	0	1	5
Reggie Smith, S (9, 9) OBP: 0.316, SLG: 0.235										1	0	1	0	0	0	0

| | | | | | | | | | |

Minnesota Twins @ Boston Red Sox

Fenway Park, Boston, MA

Sun May 07 1972, 3:33 AM EDT

Att. 11,747 - Cloudy - 70 F

TOP

livebaseballscorecards.com

Batter	1	2	3	4	5	6	7	8	9	AB	R	H	RBI	BB	SO	LOB
Cesar Tovar, R (1, 9) OBP: 0.348, SLG: 0.328	F9		F8		F4	SH5-4 1-2 2B 1B		F7		5	1	1	0	0	0	1
Danny Thompson, R (1, 6) OBP: 0.403, SLG: 0.500	BBBB 1B BB		F7		1-3 1B 2B	SH5-4 1-2 2-3		5-3		3	1	1	0	1	0	0
Rod Carew, L (1, 4) OBP: 0.333, SLG: 0.333	1-3 BB 1B		F7		1B 1B IBB	2-H 3-H 2B		SSS K		4	1	2	2	1	1	0
Harmon Killebrew, R (1, 3) OBP: 0.422, SLG: 0.471 Rich Reese, L (8, 3) OBP: 0.500, SLG: 1.000	BBBB 1-2 BB			5-3	1B 1B 1-3 2-H 3-H 1B	IBB			HR	2 1	1 1	1 1	2 1	2 0	0 0	0 0
Bobby Darwin, R (1, 8) OBP: 0.455, SLG: 0.709	SSS K			BBBB 1B E BB	1B 1-2 FC1-5-2 3-H 1B	F7			4-3	4	1	1	1	1	1	4
Steve Braun, L (1, 5) OBP: 0.524, SLG: 0.650		FC6-4 1B		E 1-2 1B	FC1-5-2 1-3 2-H 1B	F6			1B	5	0	4	1	0	0	2
Steve Brye, R (1, 7) OBP: 0.143, SLG: 0.214 Jim Nettles, L (9, 7) OBP: 0.313, SLG: 0.154	F7			E9 G6-4-3 1-2 2-H	FC1-5-2 1-2 3-H		F7		SSS K	5 0	0 0	0 0	0 0	0 0	1 0	5 0
George Mitterwald, R (1, 2) OBP: 0.235, SLG: 0.353	SSS K			G6-4-3 1-2f	1-2-3		6-3		1-2 1B	5	0	1	0	0	1	5
Dick Woodson, R (1, 1) OBP: 0.182, SLG: 0.182 Dave LaRoche, L (7, 1) Wayne Granger, R (9, 1)	FC6-4 1-2f				2B 1B	SH5-4 1B 2B	SSS K		1-3	4 1 0	2 0 0	2 0 0	0 0 0	0 0 0	1 0 0	1 2 0

	AB	39
	R	8
	H	14
	RBI	7
	BB	5
	SO	5
	LOB	20

| Inning Stats | | | |

Minnesota Twins @ Boston Red Sox

Fenway Park, Boston, MA

Sun May 07 1972, 3:33 AM EDT

Att. 11,747 - Cloudy - 70 F

BOTTOM

livebaseballscorecards.com

Batter	1	2	3	4	5	6	7	8	9	AB	R	H	RBI	BB	SO	LOB
Tommy Harper, R (1, 8) OBP: 0.355, SLG: 0.377	HBP	L7			2B		FC5-4		G3	4	2	2	0	0	0	3
Luis Aparicio, R (1, 6) OBP: 0.311, SLG: 0.397	FC4		4-3		5-3		BB		E G3	5	0	2	2	0	0	2
Carl Yastrzemski, L (1, 7) OBP: 0.262, SLG: 0.170	1B		6-3		K		BB		G3	4	0	1	2	1	1	2
Reggie Smith, S (1, 9) OBP: 0.302, SLG: 0.211	K		BB			F2	F9		E6	4	0	0	0	1	1	6
Rico Petrocelli, R (1, 5) OBP: 0.233, SLG: 0.291	K		F9			F9		L7	F6	5	0	0	0	0	1	5
Danny Cater, R (1, 3) OBP: 0.179, SLG: 0.140	6-3			1-3		K		F9		4	0	0	0	0	1	2
Doug Griffin, R (1, 4) OBP: 0.333, SLG: 0.200		K		F9			6-3	1-3		4	0	0	0	0	1	0
Carlton Fisk, R (1, 2) OBP: 0.333, SLG: 0.441		E5 S		F4			E6 FC5-4 1B		F8	4	1	0	0	0	0	0
Luis Tiant, R (1, 1)		K			F6		FC5-4 BB		1B 1B	1	0	0	0	0	1	1
Bob Burda, L (5, PH)										1	0	0	0	0	0	0
Bobby Bolin, R (6, 1)										0	0	0	0	0	0	0
Rick Miller, L (7, PH)										0	0	0	0	1	0	0
Marty Pattin, R (8, 1)										0	0	0	0	0	0	0
Duane Josephson, R (9, PH) OBP: 0.429, SLG: 0.571										1	1	1	0	0	0	0
Inning Stats	R: 1 E: 1 K: 2 S: 9 H: 1 LOB: 2 BB: 0 P: 10	R: 0 E: 1 K: 2 S: 8 H: 0 LOB: 1 BB: 0 P: 8	R: 0 E: 0 K: 0 S: 3 H: 0 LOB: 1 BB: 1 P: 7	R: 0 E: 0 K: 0 S: 3 H: 0 LOB: 0 BB: 0 P: 3	R: 0 E: 0 K: 1 S: 6 H: 1 LOB: 1 BB: 0 P: 6	R: 0 E: 0 K: 1 S: 5 H: 0 LOB: 0 BB: 0 P: 5	R: 1 E: 1 K: 0 S: 5 H: 1 LOB: 3 BB: 2 P: 13	R: 0 E: 0 K: 0 S: 3 H: 0 LOB: 0 BB: 0 P: 3	R: 2 E: 1 K: 0 S: 7 H: 3 LOB: 2 BB: 0 P: 7	1B: 5 2B: 1 3B: 0 HR: 0	SF: 0 SAC: 0 DP: 0 HBP: 1						

	AB	37
	R	4
	H	6
	RBI	4
	BB	3
	SO	6
	LOB	21

PITCHER		IP	WLS	BF	H	R	ER	SO	BB	IBB	HBP	BLK	WP	HR	S	P	ERA	WHIP
Dick Woodson, R ERA: 2.13	(1, 1)	6.2	W	29	3	2	0	6	2	0	1	0	0	0	38	47	0.00	0.750
Dave LaRoche, L ERA: 1.0	(7, 1)	2.0		11	3	2	2	0	1	0	0	0	0	0	10	14	9.00	2.000
Wayne Granger, R ERA: 1.5	(9, 1)	0.1	S	1	0	0	0	0	0	0	0	0	0	0	1	1	0.00	0.000

PITCHER	IP	WLS	BF	H	R	ER	SO	BB	IBB	HBP	BLK	WP	HR	S	P	ERA	WHIP

New York Yankees @ Minnesota Twins

Metropolitan Stadium, Bloomington , MI

Mon May 08 1972, 8:05 PM EDT

Att. 15,596 - Unknown - 60 F

TOP

livebaseballscorecards.com

Batter	1	2	3	4	5	6	7	8	9	AB	R	H	RBI	BB	SO	LOB
Horace Clarke, S (1, 4) OBP: 0.313, SLG: 0.279	F5		1B		F7		L9			4	0	1	0	0	0	1
Johnny Callison, L (1, 9) OBP: 0.209, SLG: 0.359	F8		F8			HR		F8		4	1	1	1	0	0	1
Bobby Murcer, L (1, 8) OBP: 0.292, SLG: 0.394	K			L8		F4		L8		4	0	0	0	0	1	0
Roy White, S (1, 7) OBP: 0.329, SLG: 0.317		L9		K		4-3		S 1B		4	0	1	0	0	1	0
Ron Blomberg, L (1, 3) OBP: 0.379, SLG: 0.556		G3		K		1-3		4-3 1-2		4	0	0	0	0	1	1
Thurman Munson, R (1, 2) OBP: 0.403, SLG: 0.386		1B	K				F9		S 1B BB	3	1	1	0	1	1	0
Rich McKinney, R (1, 5) OBP: 0.237, SLG: 0.236 Hal Lanier, R (7, 5) OBP: 0.143, SLG: 0.143	5-3		E 1B			6-3			CS 1-H 1B	3 1	1 0	1 1	0 1	0 0	0 0	1 0
Gene Michael, S (1, 6) OBP: 0.327, SLG: 0.422			F7	E4 1-H 3B		2B 1B			F3 1-2	4	2	2	1	0	0	1
Mel Stottlemyre, R (1, 1) OBP: 0.182, SLG: 0.273 Sparky Lyle, L (8, 1)			6-3	1-3			1-H 2B		K	3 1	0 0	1 0	1 0	0 0	0 1	0 0

	AB	35
	R	5
	H	9
	RBI	4
	BB	1
	SO	5
	LOB	5

Inning Stats	1	2	3	4	5	6	7	8	9	1B: 6	SF: 0	WP: 0	PA: 36
R	0	0	0	0	2	1	1	0	1	2B: 1	SAC: 0	PB: 0	
E	0	0	0	0	1	0	0	0	0	3B: 1	DP: 0	SB: 2	
K	1	0	0	2	1	0	1	0	1	HR: 1	HBP: 0	CS: 1	
S	5	4	4	7	7	4	5	4	5				
H	0	1	1	0	2	1	2	1	1				
LOB	0	1	1	0	0	0	1	0	0				
BB	0	0	0	0	0	0	0	0	1				
P	5	4	4	7	7	4	5	4	9				

PITCHER		IP	WLS	BF	H	R	ER	SO	BB	IBB	HBP	BLK	WP	HR	S	P	ERA	WHIP
Bert Blyleven, R ERA: 2.56	(1, 1)	7.0	L	28	7	4	3	4	0	0	0	0	0	1	36	36	3.86	1.000
Ray Corbin, R ERA: 1.29	(8, 1)	2.0		8	2	1	1	1	1	0	0	0	0	0	9	13	4.50	1.500

PITCHER		IP	WLS	BF	H	R	ER	SO	BB	IBB	HBP	BLK	WP	HR	S	P	ERA	WHIP

BOTTOM

New York Yankees @ Minnesota Twins

Metropolitan Stadium, Bloomington , MI

Mon May 08 1972, 8:05 PM EDT

Att. 15,596 - Unknown - 60 F

livebaseballscorecards.com

Batter	1	2	3	4	5	6	7	8	9	AB	R	H	RBI	BB	SO	LOB
Cesar Tovar, R (1, 9) OBP: 0.338, SLG: 0.308	F6	FC5 2-3f		F3			4-3 HBP		K	4	0	0	0	0	1	4
Danny Thompson, R (1, 6) OBP: 0.403, SLG: 0.493	F8		3B 1B		F7 1B		4-3 1-2		4-3 3-H	5	1	2	1	0	0	1
Rod Carew, L (1, 4) OBP: 0.338, SLG: 0.369	BB 1B		1-H 3B		F7 1-2		6-3		K	5	0	2	1	0	1	2
Harmon Killebrew, R (1, 3) OBP: 0.426, SLG: 0.463 Dan Monzon, R (8, PR) OBP: 0.500, SLG: 0.333 George Mitterwald, R (9, 2) OBP: 0.235, SLG: 0.353	1-2 BB		F5		F8			4-3 1B 1B		3 0 0	0 1 0	1 0 0	0 0 0	1 0 0	0 0 0	1 0 0
Steve Braun, L (1, 5) OBP: 0.478, SLG: 0.591	G3		G3			1-3		4-3 1-2		4	0	0	0	0	0	4
Bobby Darwin, R (1, 8) OBP: 0.429, SLG: 0.661		6-3	K			K		K		4	0	0	0	0	3	3
Jim Nettles, L (1, 7) OBP: 0.400, SLG: 0.250		FC2-5 E 1B		K2-3		BB FC6		FC4 2-H 1B		3	0	2	1	1	1	0
Phil Roof, R (1, 2) OBP: 0.233, SLG: 0.231 Rich Reese, L (8, PH) OBP: 0.500, SLG: 1.000 Rick Renick, R (8, PH) (9, 3)		E6 FC5 FC2-5 1-2		4-3		FC6 1-2f		FC4 1-2f		3 0 1	0 0 0	0 0 0	0 0 0	0 0 0	0 0 0	2 0 1
Bert Blyleven, R (1, 1) OBP: 0.250, SLG: 0.250 Charlie Manuel, L (7, PH) OBP: 0.182, SLG: 0.200 Ray Corbin, R (8, 1) Steve Brye, R (9, PH) OBP: 0.163, SLG: 0.279		FC2-5 1-2 2-3f		1B			L8		4-3 3B	2 1 0 1	0 0 0 1	1 0 0 1	0 0 0 0	0 0 0 0	0 0 0 0	2 0 0 0
Inning Stats	R: 0 E: 0 K: 0 S: 4 H: 1 LOB: 2 BB: 1 P: 8	R: 0 E: 1 K: 0 S: 5 H: 1 LOB: 2 BB: 0 P: 5	R: 1 E: 0 K: 1 S: 7 H: 2 LOB: 1 BB: 0 P: 7	R: 0 E: 0 K: 1 S: 6 H: 1 LOB: 1 BB: 0 P: 6	R: 0 E: 0 K: 0 S: 3 H: 1 LOB: 0 BB: 0 P: 3	R: 0 E: 0 K: 1 S: 5 H: 0 LOB: 1 BB: 1 P: 9	R: 0 E: 0 K: 0 S: 3 H: 0 LOB: 1 BB: 0 P: 4	R: 1 E: 0 K: 1 S: 7 H: 2 LOB: 1 BB: 0 P: 7	R: 1 E: 0 K: 2 S: 8 H: 1 LOB: 0 BB: 0 P: 8	1B: 7 2B: 0 3B: 2 HR: 0	SF: 0 SAC: 0 DP: 0 HBP: 1						

AB	36
R	3
H	9
RBI	3
BB	2
SO	6
LOB	20

WP: 0 PB: 0 SB: 0 CS: 0 PA: 39

PITCHER		IP	WLS	BF	H	R	ER	SO	BB	IBB	HBP	BLK	WP	HR	S	P	ERA	WHIP
Mel Stottlemyre, R ERA: 2.7	(1, 1)	7.2	W	34	8	2	2	4	2	0	1	0	0	0	39	48	2.35	1.304
Sparky Lyle, L ERA: 2.16	(8, 1)	1.1	S	5	1	1	1	2	0	0	0	0	0	0	9	9	6.75	0.750

PITCHER	IP	WLS	BF	H	R	ER	SO	BB	IBB	HBP	BLK	WP	HR	S	P	ERA	WHIP

New York Yankees @ Minnesota Twins

Metropolitan Stadium, Bloomington , MI

Tue May 09 1972, 8:05 PM EDT

Att. 6,446 - Unknown - 62 F

TOP

livebaseballscorecards.com

Batter	1	2	3	4	5	6	7	8	9	AB	R	H	RBI	BB	SO	LOB
Horace Clarke, S (1, 4) OBP: 0.310, SLG: 0.277	F7		5-3			5-3 1B		6-3		4	0	1	0	0	0	0
Rusty Torres, S (1, 9) OBP: 0.344, SLG: 0.296	F7		BB			K		1-3		3	0	0	0	1	1	1
Bobby Murcer, L (1, 8) OBP: 0.276, SLG: 0.371	F8		K			5-3 1-2		F6		4	0	0	0	0	1	2
Roy White, S (1, 7) OBP: 0.311, SLG: 0.299		6-3		1-3		F3			F8	4	0	0	0	0	0	1
Thurman Munson, R (1, 2) OBP: 0.423, SLG: 0.450		HR 1B		5-3			HR		FC6-4 BB	3	1	2	1	1	0	0
Felipe Alou, R (1, 3) OBP: 0.188, SLG: 0.283		1-2 HR		F7			6-3		1-2f FC6-4	4	1	1	1	0	0	1
Rich McKinney, R (1, 5) OBP: 0.238, SLG: 0.237		E6			FC9-6 1B		6-3		K	4	0	1	0	0	1	1
Gene Michael, S (1, 6) OBP: 0.327, SLG: 0.417		K			1-2f FC9-6 G4-6-3		1B			3	0	1	0	0	1	2
Fritz Peterson, S (1, 1)			5-3		1-2f G4-6-3		K			2	0	0	0	0	0	1
Ron Swoboda, R (7, PH) OBP: 0.400, SLG: 0.500										1	0	0	0	0	1	1
Jack Aker, R (7, 1)										0	0	0	0	0	0	0

	AB	32
	R	2
	H	6
	RBI	2
	BB	2
	SO	5
	LOB	10

Inning Stats	1	2	3	4	5	6	7	8	9
	R: 0 E: 0 K: 0 S: 3	R: 1 E: 1 K: 1 S: 7	R: 0 E: 0 K: 1 S: 5	R: 0 E: 0 K: 0 S: 3	R: 0 E: 0 K: 0 S: 3	R: 0 E: 0 K: 1 S: 6	R: 1 E: 0 K: 1 S: 7	R: 0 E: 0 K: 0 S: 3	R: 0 E: 0 K: 1 S: 5
	H: 0 LOB: 0 BB: 0 P: 3	H: 2 LOB: 1 BB: 0 P: 7	H: 0 LOB: 1 BB: 1 P: 9	H: 0 LOB: 0 BB: 0 P: 3	H: 1 LOB: 0 BB: 0 P: 3	H: 1 LOB: 1 BB: 0 P: 6	H: 2 LOB: 1 BB: 0 P: 7	H: 0 LOB: 0 BB: 0 P: 3	H: 0 LOB: 1 BB: 1 P: 9

	1B: 4	SF: 0	WP: 0	PA: 34
	2B: 0	SAC: 0	PB: 0	
	3B: 0	DP: 1	SB: 0	
	HR: 2	HBP: 0	CS: 0	

PITCHER		IP	WLS	BF	H	R	ER	SO	BB	IBB	HBP	BLK	WP	HR	S	P	ERA	WHIP
Jim Kaat, L ERA: 1.71	(1, 1)	8.1	W	32	6	2	2	4	2	0	0	0	0	2	38	46	2.16	0.960
Wayne Granger, R ERA: 1.35	(9, 1)	0.2	S	2	0	0	0	1	0	0	0	0	0	0	4	4	0.00	0.000

PITCHER	IP	WLS	BF	H	R	ER	SO	BB	IBB	HBP	BLK	WP	HR	S	P	ERA	WHIP

New York Yankees @ Minnesota Twins

Metropolitan Stadium, Bloomington , MI

Tue May 09 1972, 8:05 PM EDT

Att. 6,446 - Unknown - 62 F

livebaseballscorecards.com

BOTTOM

Batter	1	2	3	4	5	6	7	8	9	AB	R	H	RBI	BB	SO	LOB
Cesar Tovar, R (1, 9) OBP: 0.346, SLG: 0.324	5-3	1-3 2B 3-H			K		BB 3-H			3	0	1	1	1	1	0
Danny Thompson, R (1, 6) OBP: 0.382, SLG: 0.465	4-3	K			5-3		F7			4	0	0	0	0	1	4
Rod Carew, L (1, 4) OBP: 0.333, SLG: 0.353	K		6-3		5-3		BB			3	0	0	0	1	1	0
Harmon Killebrew, R (1, 3) OBP: 0.431, SLG: 0.456 George Mitterwald, R (8, 2) OBP: 0.235, SLG: 0.353		2B 4-3 BB	F4			FC4-6 1B	5-3			3 0	1 0	1 0	0 0	1 0	0 0	3 0
Bobby Darwin, R (1, 8) OBP: 0.446, SLG: 0.710	4-3 1B 1-3 2B		3B			FC4-6 1-2f		FC1-5 BB HBP		3	1	2	0	0	0	1
Steve Brye, R (1, 7) OBP: 0.170, SLG: 0.261	4-3 2-3 3-H	K				F8		FC3-6 FC1-5 BB 1-2		3	0	0	1	1	1	3
Steve Braun, L (1, 5) OBP: 0.440, SLG: 0.542	G3		G3			4-3		FC1-5 FC3-6 1-2 2-3f		4	0	0	0	0	0	4
Phil Roof, R (1, 2) OBP: 0.273, SLG: 0.310 Jim Nettles, L (7, PR) OBP: 0.400, SLG: 0.250 Rich Reese, L (8, 3) OBP: 0.429, SLG: 0.857	1B 2B 1B 3-H		K				SH1 WP 2B	FC3-6 FC4-6 1-2f 2-3		3 0 1	1 1 0	2 0 0	1 0 0	0 0 0	1 0 0	0 0 2
Jim Kaat, L (1, 1) OBP: 0.250, SLG: 0.250 Wayne Granger, R (9, 1)	2B 1B 1-3		K				SH1 2-3	FC4-6 1-2f		3 0	0 0	1 0	0 0	0 0	1 0	2 0
Inning Stats	R: 0 H: 0 E: 0 LOB: 0 K: 1 BB: 0 S: 5 P: 5	R: 3 H: 4 E: 0 LOB: 2 K: 1 BB: 1 S: 9 P: 13	R: 0 H: 1 E: 0 LOB: 1 K: 1 BB: 0 S: 6 P: 6	R: 0 H: 0 E: 0 LOB: 0 K: 2 BB: 0 S: 7 P: 7	R: 0 H: 0 E: 0 LOB: 0 K: 1 BB: 0 S: 5 P: 5	R: 0 H: 1 E: 0 LOB: 1 K: 0 BB: 0 S: 4 P: 4	R: 1 H: 1 E: 0 LOB: 3 K: 0 BB: 2 S: 4 P: 12	R: 0 H: 0 E: 0 LOB: 2 K: 0 BB: 1 S: 3 P: 8		1B: 3 SF: 0 2B: 3 SAC: 1 3B: 1 DP: 0 HR: 0 HBP: 1				WP: 1 PA: 36 PB: 0 SB: 0 CS: 0		

	AB	30
	R	4
	H	7
	RBI	3
	BB	4
	SO	6
	LOB	19

PITCHER		IP	WLS	BF	H	R	ER	SO	BB	IBB	HBP	BLK	WP	HR	S	P	ERA	WHIP
Fritz Peterson, L ERA: 3.55	(1, 1)	6.0	L	25	6	3	3	6	1	0	0	0	0	0	36	40	4.50	1.167
Jack Aker, R ERA: 3.0	(7, 1)	2.0		11	1	1	1	0	3	0	1	0	1	0	7	20	4.50	2.000

PITCHER	IP	WLS	BF	H	R	ER	SO	BB	IBB	HBP	BLK	WP	HR	S	P	ERA	WHIP

Batter	1	2	3	4	5	6	7	8	9	AB	R	H	RBI	BB	SO	LOB
Horace Clarke, S (1, 4) OBP: 0.316, SLG: 0.286	1B		1B		4-3 ①		F8 ②		4-3 ③	5	0	2	0	0	0	1
Rusty Torres, S (1, 8) OBP: 0.333, SLG: 0.323	K ①		F5 ①		F7 ②		2B			4	0	1	0	0	1	2
Johnny Callison, L (1, 9) OBP: 0.234, SLG: 0.372	1B		F6 ②		1B		F6 ③			4	0	2	0	0	0	2
Roy White, S (1, 7) OBP: 0.295, SLG: 0.282	F5 ②		F3 ③		F6 ③			1-3 ①		4	0	0	0	0	0	4
Ron Blomberg, L (1, 3) OBP: 0.364, SLG: 0.516	F8 ③			1B		F5 ①		F8 ②		4	0	1	0	0	0	2
Thurman Munson, R (1, 2) OBP: 0.427, SLG: 0.484		FC4-6 1B		F9 ①		3B		B1 ③		4	0	2	0	0	0	1
Rich McKinney, R (1, 5) OBP: 0.224, SLG: 0.222		F3 ①		F2 ②		L6 ②			5-3 ①	4	0	0	0	0	0	3
Gene Michael, S (1, 6) OBP: 0.322, SLG: 0.404		FC4-6 ②		1B		F9 ③			4-3 ②	4	0	1	0	0	0	2
Mike Kekich, R (1, 1) OBP: 0.083, SLG: 0.250		4-3 ③		K ③			4-3 ①		1B	2	0	0	0	0	1	3
Bernie Allen, L (7, PH) OBP: 0.091, SLG: 0.100										1	0	0	0	0	0	0
Fred Beene, S (7, 1)										0	0	0	0	0	0	0
Felipe Alou, R (9, PH) OBP: 0.204, SLG: 0.298										1	0	1	0	0	0	0

Inning Stats	1	2	3	4	5	6	7	8	9
	R: 0 H: 2 E: 0 LOB: 2 K: 1 BB: 0 S: 7 P: 7	R: 0 H: 1 E: 0 LOB: 1 K: 0 BB: 0 S: 4 P: 4	R: 0 H: 1 E: 0 LOB: 1 K: 0 BB: 0 S: 4 P: 4	R: 0 H: 2 E: 0 LOB: 2 K: 1 BB: 0 S: 7 P: 7	R: 0 H: 1 E: 0 LOB: 1 K: 0 BB: 0 S: 4 P: 4	R: 0 H: 1 E: 0 LOB: 1 K: 0 BB: 0 S: 4 P: 4	R: 0 H: 1 E: 0 LOB: 1 K: 0 BB: 0 S: 4 P: 4	R: 0 H: 0 E: 0 LOB: 0 K: 0 BB: 0 S: 3 P: 3	R: 0 H: 1 E: 0 LOB: 1 K: 0 BB: 0 S: 4 P: 4

PITCHER	IP	WLS	BF	H	R	ER	SO	BB	IBB	HBP	BLK	WP	HR	S	P	ERA	WHIP
Jim Perry, R (1, 1) ERA: 1.56	8.0	W	33	9	0	0	2	0	0	0	0	0	0	37	37	0.00	1.125
Wayne Granger, R (9, 1) ERA: 1.17	1.0	S	4	1	0	0	0	0	0	0	0	0	0	4	4	0.00	1.000

PITCHER	IP	WLS	BF	H	R	ER	SO	BB	IBB	HBP	BLK	WP	HR	S	P	ERA	WHIP

TOP

New York Yankees @ Minnesota Twins

Metropolitan Stadium, Bloomington , MI

Wed May 10 1972, 8:05 PM EDT
Att. 8,014 - Unknown - 67 F

livebaseballscorecards.com

AB	37
R	0
H	10
RBI	0
BB	0
SO	2
LOB	20

1B: 8	SF: 0	WP: 0	PA: 37
2B: 1	SAC: 0	PB: 0	
3B: 1	DP: 0	SB: 0	
HR: 0	HBP: 0	CS: 0	

BOTTOM

New York Yankees @ Minnesota Twins

Metropolitan Stadium, Bloomington , MI

Wed May 10 1972, 8:05 PM EDT

Att. 8,014 - Unknown - 67 F

livebaseballscorecards.com

Batter	1	2	3	4	5	6	7	8	9	AB	R	H	RBI	BB	SO	LOB
Cesar Tovar, R (1, 9) OBP: 0.354, SLG: 0.338	6-3		2B	F3			WP 1B BB			3	1	1	0	1	0	1
Danny Thompson, R (1, 6) OBP: 0.375, SLG: 0.467	F8		SH3 2-H	FC6-4 1-2f			K			4	0	1	1	0	1	2
Rod Carew, L (1, 4) OBP: 0.346, SLG: 0.357	K		SH3 2-3		CS BB		WP 1-2			2	0	1	0	1	1	0
Harmon Killebrew, R (1, 3) OBP: 0.447, SLG: 0.508 Rich Reese, L (8, 3) OBP: 0.429, SLG: 0.857		HR	BB		K		IBB 1-2 2-3			2 0	1 0	1 0	1 0	2 0	1 0	1 0
Bobby Darwin, R (1, 8) OBP: 0.436, SLG: 0.677	6-3		BB 1-2		5-3 1-2		K			3	0	0	0	1	1	4
Steve Brye, R (1, 7) OBP: 0.196, SLG: 0.300	BB 1B	K				SH3 FC6-5 2B	F7			4	0	2	0	0	1	6
Steve Braun, L (1, 5) OBP: 0.434, SLG: 0.520	BB 1-2	5-3				SH3 2-3		K		2	0	0	0	1	1	3
George Mitterwald, R (1, 2) OBP: 0.190, SLG: 0.286	K			6-3		FC6-5 3-3		6-3		4	0	0	0	0	1	3
Jim Perry, S (1, 1) OBP: 0.333, SLG: 0.286 Charlie Manuel, L (8, PH) OBP: 0.167, SLG: 0.182 Wayne Granger, R (9, 1)	F4			FC6-4 1B		F7		4-3		3 1 0	0 0 0	1 0 0	0 0 0	0 0 0	0 0 0	3 0 0

Inning Stats	1	2	3	4	5	6	7	8	9
	R: 0 E: 0 K: 1 S: 5	H: 0 LOB: 0 BB: 0 P: 5	R: 1 E: 0 K: 1 S: 7	H: 2 LOB: 2 BB: 1 P: 11	R: 1 E: 0 K: 1 S: 7	H: 2 LOB: 3 BB: 2 P: 15	R: 0 E: 0 K: 0 S: 4	H: 1 LOB: 1 BB: 0 P: 4	R: 0 E: 0 K: 1 S: 4	H: 0 LOB: 0 BB: 1 P: 8	R: 0 E: 0 K: 2 S: 8	H: 1 LOB: 3 BB: 2 P: 16	R: 0 E: 0 K: 1 S: 5	H: 0 LOB: 0 BB: 0 P: 5

1B: 3	SF: 0	WP: 1
2B: 3	SAC: 2	PB: 0
3B: 0	DP: 0	SB: 0
HR: 1	HBP: 0	CS: 1

PA: 36

AB	28
R	2
H	7
RBI	2
BB	6
SO	7
LOB	23

PITCHER	IP	WLS	BF	H	R	ER	SO	BB	IBB	HBP	BLK	WP	HR	S	P	ERA	WHIP
Mike Kekich, L (1, 1) ERA: 2.91	6.0	L	27	6	2	2	4	4	0	0	0	0	1	31	47	3.00	1.667
Fred Beene, R (7, 1) ERA: 0.84	2.0		9	1	0	0	3	1	1	0	0	1	0	13	21	0.00	1.000

PITCHER	IP	WLS	BF	H	R	ER	SO	BB	IBB	HBP	BLK	WP	HR	S	P	ERA	WHIP

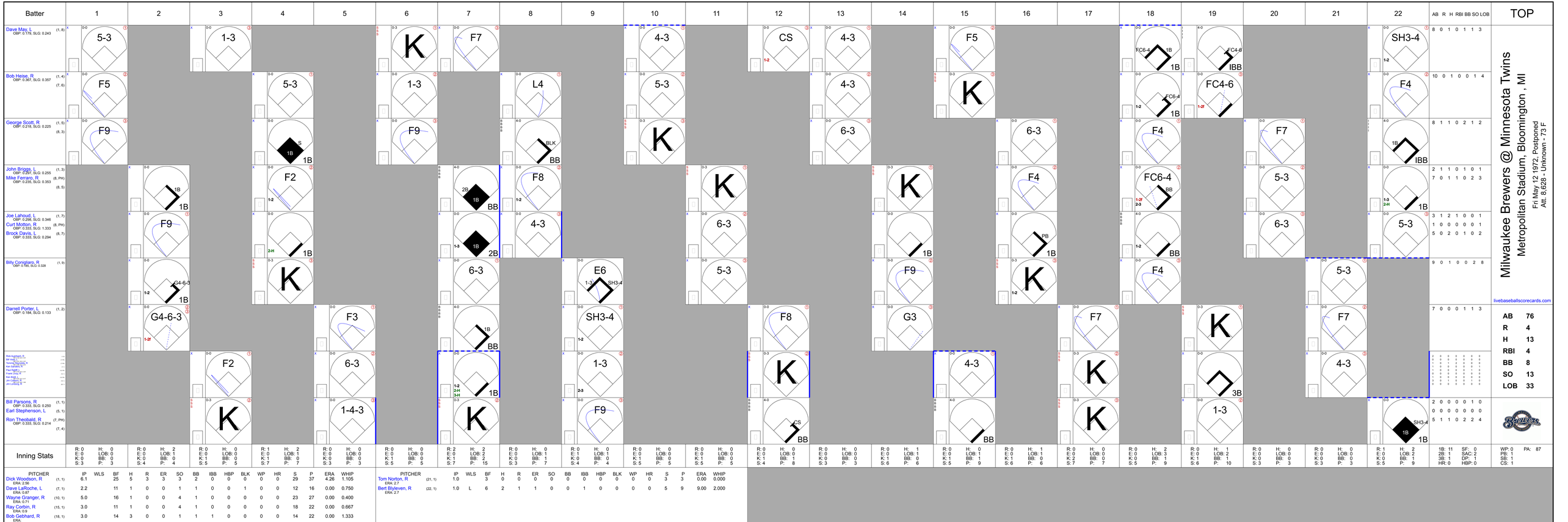
Batter
1
2
3
4
5
6
7
8
9
10
11
12
13
14
15
16
17
18
19
20
21
22
AB R H RBI BB SO LOB
TOP
Dave May, L
OBP: 0.179, SLG: 0.243
(1, 8)
5-3
F5
K
F7
4-3
CS
4-3
F5
K
FC6-4
1B
FC4-6
IBB
SH3-4
1-2
8 0 1 0 1 1 3
Bob Heise, R
OBP: 0.367, SLG: 0.357
(1, 4)
(7, 6)
F5
1-3
5-3
L4
5-3
4-3
4-3
K
FC6-4
1B
FC4-6
1-2f
F4
10 0 1 0 0 1 4
George Scott, R
OBP: 0.218, SLG: 0.225
(1, 5)
(8, 3)
F9
F9
5-3
S
1B
L4
BLK
BB
K
6-3
6-3
F4
F7
8 1 1 0 2 1 2
John Briggs, L
OBP: 0.297, SLG: 0.255
(1, 3)
Mike Ferraro, R
OBP: 0.235, SLG: 0.353
(8, PH)
(8, 5)
1B
F2
2-H
1B
K
2B
1B
BB
F8
1-2
4-3
K
6-3
FC6-4
1-2f
2-3
BB
5-3
1-3
2-H
1B
2 1 1 0 1 0 1
7 0 1 1 0 2 3
Joe Lahoud, L
OBP: 0.266, SLG: 0.346
Curt Motton, R
OBP: 0.333, SLG: 1.333
Brock Davis, L
OBP: 0.333, SLG: 0.294
(1, 7)
(8, PH)
(8, 7)
F9
G4-6-3
1B
1-2
6-3
1B
2B
1-3
6-3
F4
PB
1B
F4
6-3
3 1 2 1 0 0 1
1 0 0 0 0 0 1
5 0 2 0 1 0 2
Billy Consiglaro, R
OBP: 0.164, SLG: 0.328
(1, 9)
K
E6
1-3
SH3-4
5-3
K
1-2
F9
5-3
9 0 1 0 0 2 8
Darrell Porter, L
OBP: 0.164, SLG: 0.133
(1, 2)
G4-6-3
1-2f
F3
6-3
1B
BB
SH3-4
1-2
1-3
2-3
F9
F8
K
CS
BB
4-3
BB
G3
F7
K
K
K
3B
F7
4-3
1-3
7 0 0 0 1 1 3
Rick Auerbach, R
Ron Cash, L
Bernie Carbo, R
Ken Berry, R
Paul Ratliff, L
Frank Linzy, R
Jim Ray, L
Jim Colborn, R
Jim Lonborg, R
Bill Parsons, R
OBP: 0.333, SLG: 0.250
Earl Stephenson, L
(1, 1)
(5, 1)
F2
K
1-4-3
1-2
2-H
3-H
1B
K
1-4-3
1B
SH3-4
1B
2 0 0 0 0 1 0
0 0 0 0 0 0 0
5 1 1 0 2 2 4
Ron Theobald, R
OBP: 0.333, SLG: 0.214
(7, PH)
(7, 4)
Inning Stats
R: 0 H: 0
E: 0 LOB: 0
K: 0 BB: 0
S: 3 P: 3
R: 0 H: 2
E: 0 LOB: 1
K: 0 BB: 0
S: 4 P: 4
R: 0 H: 0
E: 0 LOB: 0
K: 1 BB: 0
S: 5 P: 5
R: 1 H: 2
E: 0 LOB: 1
K: 1 BB: 0
S: 7 P: 7
R: 0 H: 0
E: 0 LOB: 0
K: 0 BB: 0
S: 5 P: 5
R: 0 H: 0
E: 0 LOB: 0
K: 0 BB: 0
S: 3 P: 3
R: 2 H: 2
E: 0 LOB: 2
K: 1 BB: 2
S: 7 P: 15
R: 0 H: 0
E: 0 LOB: 1
K: 0 BB: 1
S: 3 P: 7
R: 0 H: 0
E: 1 LOB: 1
K: 0 BB: 0
S: 4 P: 4
R: 0 H: 0
E: 0 LOB: 0
K: 1 BB: 0
S: 5 P: 5
R: 0 H: 0
E: 0 LOB: 0
K: 0 BB: 0
S: 5 P: 5
R: 0 H: 0
E: 0 LOB: 0
K: 1 BB: 0
S: 4 P: 8
R: 0 H: 0
E: 0 LOB: 0
K: 1 BB: 0
S: 3 P: 3
R: 0 H: 1
E: 0 LOB: 1
K: 0 BB: 0
S: 6 P: 6
R: 0 H: 0
E: 0 LOB: 0
K: 1 BB: 1
S: 5 P: 9
R: 0 H: 1
E: 0 LOB: 1
K: 1 BB: 0
S: 6 P: 6
R: 0 H: 0
E: 0 LOB: 0
K: 2 BB: 0
S: 7 P: 7
R: 0 H: 2
E: 0 LOB: 3
K: 0 BB: 1
S: 5 P: 9
R: 0 H: 1
E: 0 LOB: 2
K: 1 BB: 1
S: 6 P: 10
R: 0 H: 0
E: 0 LOB: 0
K: 0 BB: 0
S: 3 P: 3
R: 0 H: 0
E: 0 LOB: 0
K: 0 BB: 0
S: 3 P: 3
R: 1 H: 2
E: 0 LOB: 0
K: 0 BB: 1
S: 5 P: 9
Milwaukee Brewers @ Minnesota Twins
Metropolitan Stadium, Bloomington , MI
Fri May 12 1972, Postponed
Att. 8,628 - Unknown - 73 F
livebaseballscorecards.com
AB 76
R 4
H 13
RBI 4
BB 8
SO 13
LOB 33
PITCHER
IP WLS BF H R ER SO BB IBB HBP BLK WP HR S P ERA WHIP
Dick Woodson, R (1, 1) 6.1 25 5 3 3 3 2 0 0 0 0 0 1 29 37 4.26 1.105
ERA: 2.66
Dave LaRoche, L (7, 1) 2.2 11 1 0 0 1 1 0 0 1 0 0 12 16 0.00 0.750
ERA: 0.87
Wayne Granger, R (10, 1) 5.0 16 1 0 0 4 1 0 0 0 0 0 23 27 0.00 0.400
ERA: 0.71
Ray Corbin, R (15, 1) 3.0 11 1 0 0 4 1 0 0 0 0 0 18 22 0.00 0.667
ERA: 0.9
Bob Gebhard, R (18, 1) 3.0 14 3 0 0 1 1 1 0 0 0 0 14 22 0.00 1.333
ERA:
PITCHER
IP WLS BF H R ER SO BB IBB HBP BLK WP HR S P ERA WHIP
Tom Norton, R (21, 1) 1.0 L 3 1 1 1 0 0 0 0 0 0 0 0 1 1 9.00 3.000
ERA: 2.7
Bert Blyleven, R (22, 1) 1.0 L 6 2 1 1 0 0 1 0 0 0 0 0 5 9 9.00 2.000
ERA: 2.7
1B: 11 SF: 0
2B: 1 SAC: 2
3B: 1 DP: 1
HR: 0 HBP: 0
PA: 87
WP: 0
PB: 1
SB: 1
CS: 1

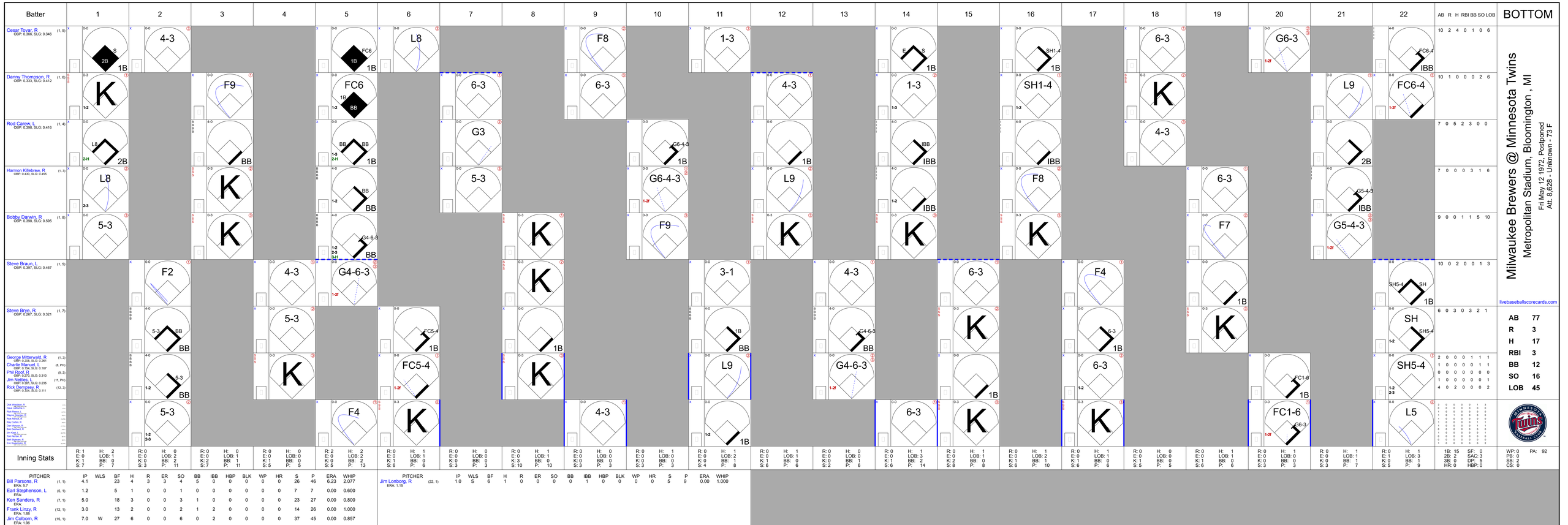

Milwaukee Brewers @ Minnesota Twins

Metropolitan Stadium, Bloomington , MI

Fri May 12 1972, Postponed
Att. 8,628 - Unknown - 73 F

livebaseballscorecards.com

Batter	1	2	3	4	5	6	7	8	9	10	11	12	13	14	15	16	17	18	19	20	21	22	AB	R	H	RBI	BB	SO	LOB
Cesar Tovar, R (1, 9) OBP: 0.366, SLG: 0.346	2B 1B	4-3			FC6 1B 1B	L8			F8		1-3			E S 1B		SH1-4 1B		6-3		G6-3 1-2f		FC6-4 IBB	10	2	4	0	1	0	6
Danny Thompson, R (1, 6) OBP: 0.333, SLG: 0.412	K 1-2		F9		FC6 1B 1-2 BB		6-3		6-3			4-3		1-3 1-3		SH1-4 1-2		K				L9	FC6-4 1-2f	10	1	0	0	0	2	6
Rod Carew, L (1, 4) OBP: 0.398, SLG: 0.416	L8 2-H 2B		BB		BB BB 1-3 2-H 1B		G3			G6-4-3 1B		1B		IBB IBB		IBB		4-3				2B		7	0	5	2	3	0	0
Harmon Killebrew, R (1, 3) OBP: 0.430, SLG: 0.455	L8 2-3		K		BB BB 1-2 BB		5-3			G6-4-3 1-2f		L9		IBB 1-2 IBB		F8			6-3			G5-4-3 IBB		7	0	0	0	3	1	6
Bobby Darwin, R (1, 8) OBP: 0.398, SLG: 0.595	5-3		K		G4-6-3 1-2 2-3 3-H BB			K		F9		K		K		K			F7			G5-4-3 1-2f		9	0	0	1	1	5	10
Steve Braun, L (1, 5) OBP: 0.397, SLG: 0.467		F2		4-3	G4-6-3 1-2f			K			3-1		4-3		6-3		F4					SH5-4 SH 1B		10	0	2	0	0	1	3
Steve Brye, R (1, 7) OBP: 0.287, SLG: 0.321		5-3 BB BB		5-3		FC5-4 1B		1B			1B BB		G4-6-3 BB		K		6-3 1B		K			SH SH5-4 1-2		6	0	3	0	3	2	1
George Mitterwald, R (1, 2) OBP: 0.208, SLG: 0.261		5-3 1-2 BB		K		FC5-4 1-2f		K			L9		G4-6-3 1-2f		1B		6-3 1-2				FC1-6 1B		SH5-4 1-2 2-3	2	0	0	0	1	1	1
Charlie Manuel, L (8, PH) OBP: 0.154, SLG: 0.167																								1	0	0	0	0	1	1
Phil Roof, R (9, 2) OBP: 0.273, SLG: 0.310																								0	0	0	0	0	0	0
Jim Nettles, L (11, PH) OBP: 0.381, SLG: 0.235																								1	0	0	0	0	0	1
Rick Dempsey, R (12, 2) OBP: 0.304, SLG: 0.111																								4	0	2	0	0	0	2
Dick Woodson, R (1, 1)																													
Dave LaRoche, L (2, 2)																													
Rick Reeves, L (3, 3)																													
Wayne Granger, R (4, 4)																													
Rick Rhoden, R (5, 5)																													
Ray Corbin, R (6, 6)																													
Dan Norman, R (7, 7)																													
Bob DeMarco, R (8, 8)																													
Jim Kaat, L (9, 9)																													
Tom Norton, R (10, 10)																													
Bob Stephenson, R (11, 11)																													
Eric Raghuveen, R (12, 12)																													
Inning Stats	R: 1 E: 0 K: 1 S: 7	H: 2 LOB: 1 BB: 0 P: 7	R: 0 E: 0 K: 0 S: 3	H: 0 LOB: 2 BB: 2 P: 11	R: 0 E: 0 K: 2 S: 7	H: 0 LOB: 1 BB: 1 P: 11	R: 0 E: 0 K: 1 S: 5	H: 0 LOB: 0 BB: 0 P: 5	R: 2 E: 0 K: 0 S: 5	H: 2 LOB: 2 BB: 2 P: 13	R: 0 E: 0 K: 1 S: 6	H: 1 LOB: 1 BB: 0 P: 6	R: 0 E: 0 K: 0 S: 3	H: 0 LOB: 0 BB: 0 P: 3	R: 0 E: 0 K: 0 S: 3	H: 0 LOB: 0 BB: 0 P: 3	R: 0 E: 0 K: 0 S: 3	H: 1 LOB: 0 BB: 0 P: 3	R: 0 E: 0 K: 0 S: 4	H: 1 LOB: 2 BB: 1 P: 8	R: 0 E: 0 K: 1 S: 6	H: 1 LOB: 1 BB: 0 P: 6	R: 0 E: 0 K: 0 S: 2	H: 0 LOB: 0 BB: 1 P: 6	R: 0 E: 0 K: 1 S: 6	H: 1 LOB: 3 BB: 2 P: 14	R: 0 E: 0 K: 2 S: 8	H: 1 LOB: 1 BB: 0 P: 8	R: 0 E: 0 K: 1 S: 6	H: 1 LOB: 1 BB: 1 P: 10	R: 0 E: 0 K: 1 S: 6	H: 1 LOB: 1 BB: 0 P: 6	R: 0 E: 0 K: 1 S: 5	H: 0 LOB: 0 BB: 0 P: 5	R: 0 E: 0 K: 1 S: 6	H: 1 LOB: 1 BB: 0 P: 6	R: 0 E: 0 K: 0 S: 3	H: 1 LOB: 0 BB: 0 P: 3	R: 0 E: 0 K: 0 S: 3	H: 1 LOB: 1 BB: 1 P: 7	R: 0 E: 1 K: 0 S: 5	H: 1 LOB: 3 BB: 1 P: 9	1B: 15 2B: 2 3B: 0 HR: 0	SF: 0 SAC: 3 DP: 5 HBP: 0	WP: 0 PB: 0 SB: 2 CS: 0	PA: 92

PITCHER		IP	WLS	BF	H	R	ER	SO	BB	IBB	HBP	BLK	WP	HR	S	P	ERA	WHIP
Bill Parsons, R ERA: 5.7	(1, 1)	4.1		23	4	3	3	4	5	0	0	0	0	0	26	46	6.23	2.077
Earl Stephenson, L ERA:	(5, 1)	1.2		5	1	0	0	1	0	0	0	0	0	0	7	7	0.00	0.600
Ken Sanders, R ERA:	(7, 1)	5.0		18	3	0	0	3	1	0	0	0	0	0	23	27	0.00	0.800
Frank Linzy, R ERA: 1.88	(12, 1)	3.0		13	2	0	0	2	1	2	0	0	0	0	14	26	0.00	1.000
Jim Colborn, R ERA: 1.96	(15, 1)	7.0	W	27	6	0	0	6	0	2	0	0	0	0	37	45	0.00	0.857

PITCHER		IP	WLS	BF	H	R	ER	SO	BB	IBB	HBP	BLK	WP	HR	S	P	ERA	WHIP
Jim Lonborg, R ERA: 1.15	(22, 1)	1.0	S	6	1	0	0	0	0	1	0	0	0	0	5	9	0.00	1.000

AB	77
R	3
H	17
RBI	3
BB	12
SO	16
LOB	45

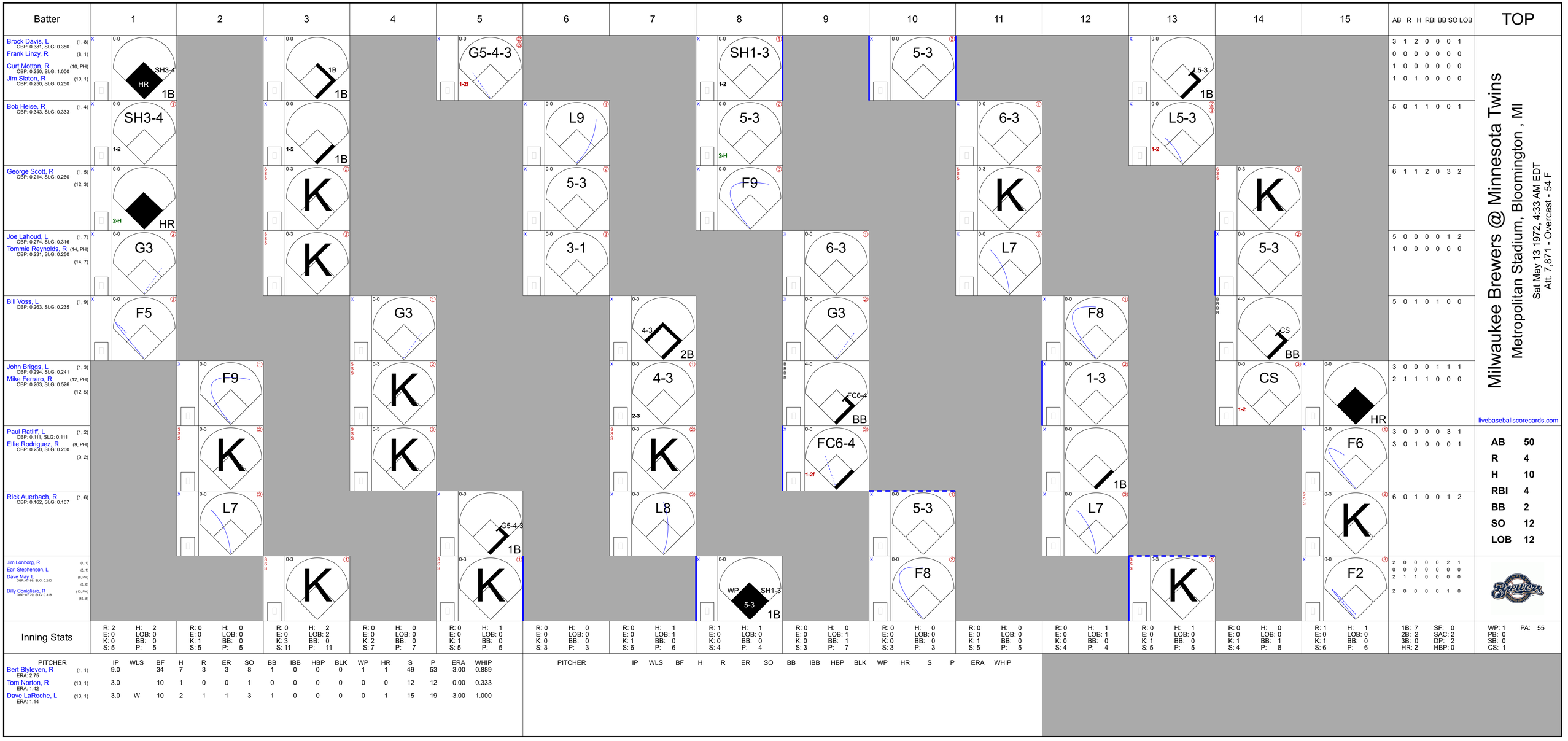
Batter
1
2
3
4
5
6
7
8
9
10
11
12
13
14
15
AB R H RBI BB SO LOB
TOP
Brock Davis, L (1, 8)
OBP: 0.381, SLG: 0.350
Frank Linzy, R (8, 1)
Curt Motton, R (10, PH)
OBP: 0.250, SLG: 1.000
Jim Slaton, R (10, 1)
OBP: 0.250, SLG: 0.250
SH3-4
HR
1B
G5-4-3
1-2f
SH1-3
1-2
5-3
2-H
L5-3
3 1 2 0 0 0 1
0 0 0 0 0 0 0
1 0 0 0 0 0 0
1 0 1 0 0 0 0
Bob Heise, R (1, 4)
OBP: 0.343, SLG: 0.333
L9
6-3
5 0 1 1 0 0 1
George Scott, R (1, 5)
OBP: 0.214, SLG: 0.260
(12, 3)
K
F9
6 1 1 2 0 3 2
Joe Lahoud, L (1, 7)
OBP: 0.274, SLG: 0.316
Tommie Reynolds, R (14, PH)
OBP: 0.231, SLG: 0.250
(14, 7)
G3
3-1
L7
5 0 0 0 0 1 2
1 0 0 0 0 0 0
Bill Voss, L (1, 9)
OBP: 0.263, SLG: 0.235
F5
F8
CS
BB
5 0 1 0 1 0 0
John Briggs, L (1, 3)
OBP: 0.294, SLG: 0.241
Mike Ferraro, R (12, PH)
OBP: 0.263, SLG: 0.526
(12, 5)
F9
4-3
2B
4-3
2-3
1-3
FC6-4
3 0 0 0 0 1 1
2 1 1 1 0 0 0
Paul Ratliff, L (1, 2)
OBP: 0.111, SLG: 0.111
Ellie Rodriguez, R (9, PH)
OBP: 0.250, SLG: 0.200
(9, 2)
3 0 0 0 0 3 1
3 0 1 0 0 0 1
Rick Auerbach, R (1, 6)
OBP: 0.162, SLG: 0.167
L7
L8
G5-4-3
F6
6 0 1 0 0 1 2
Jim Lonborg, R (1, 1)
Earl Stephenson, L (5, 1)
Dave May, L (8, PH)
OBP: 0.188, SLG: 0.250
(8, 8)
Billy Conigliaro, R (13, PH)
OBP: 0.179, SLG: 0.318
(13, 8)
WP
5-3
F2
2 0 0 0 0 2 1
0 0 0 0 0 0 0
2 1 1 0 0 0 0
2 0 0 0 0 1 0
Milwaukee Brewers @ Minnesota Twins
Metropolitan Stadium, Bloomington , MI
Sat May 13 1972, 4:33 AM EDT
Att. 7,871 - Overcast - 54 F
livebaseballscorecards.com
AB 50
R 4
H 10
RBI 4
BB 2
SO 12
LOB 12
Inning Stats
R: 2 E: 0 K: 0 S: 5 H: 2 LOB: 0 BB: 0 P: 5
R: 0 E: 0 K: 1 S: 5 H: 0 LOB: 0 BB: 0 P: 5
R: 0 E: 0 K: 3 S: 11 H: 2 LOB: 2 BB: 0 P: 11
R: 0 E: 0 K: 2 S: 7 H: 0 LOB: 0 BB: 0 P: 7
R: 0 E: 0 K: 1 S: 5 H: 1 LOB: 0 BB: 0 P: 5
R: 0 E: 0 K: 0 S: 3 H: 0 LOB: 0 BB: 0 P: 3
R: 0 E: 0 K: 1 S: 6 H: 1 LOB: 1 BB: 0 P: 6
R: 1 E: 0 K: 0 S: 4 H: 1 LOB: 0 BB: 0 P: 4
R: 0 E: 0 K: 0 S: 3 H: 0 LOB: 1 BB: 1 P: 7
R: 0 E: 0 K: 0 S: 3 H: 0 LOB: 0 BB: 0 P: 3
R: 0 E: 0 K: 1 S: 5 H: 0 LOB: 0 BB: 0 P: 5
R: 0 E: 0 K: 0 S: 4 H: 1 LOB: 1 BB: 0 P: 4
R: 0 E: 0 K: 1 S: 5 H: 1 LOB: 0 BB: 0 P: 5
R: 0 E: 0 K: 1 S: 4 H: 0 LOB: 0 BB: 1 P: 8
R: 1 E: 0 K: 1 S: 6 H: 1 LOB: 0 BB: 0 P: 6
1B: 7 2B: 2 3B: 0 HR: 2
SF: 0 SAC: 2 DP: 2 HBP: 0
WP: 1 PB: 0 SB: 0 CS: 1
PA: 55
PITCHER IP WLS BF H R ER SO BB IBB HBP BLK WP HR S P ERA WHIP
Bert Blyleven, R (1, 1) ERA: 2.75 9.0 34 7 3 3 8 1 0 0 0 1 1 49 53 3.00 0.889
Tom Norton, R (10, 1) ERA: 1.42 3.0 10 1 0 0 1 0 0 0 0 0 0 12 12 0.00 0.333
Dave LaRoche, L (13, 1) ERA: 1.14 3.0 W 10 2 1 1 3 1 0 0 0 0 1 15 19 3.00 1.000

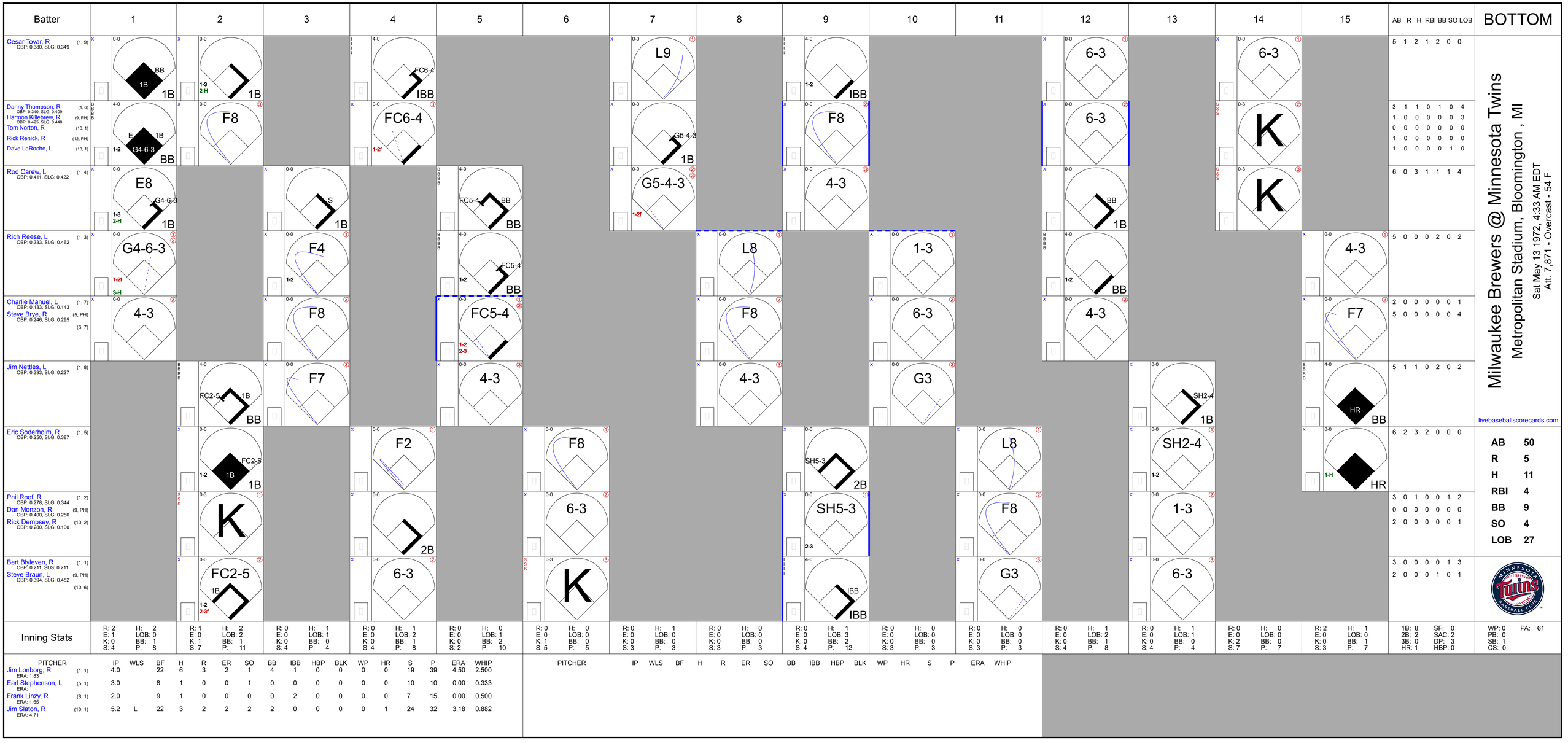
Batter
1
2
3
4
5
6
7
8
9
10
11
12
13
14
15
AB R H RBI BB SO LOB
BOTTOM
Cesar Tovar, R (1, 9)
OBP: 0.380, SLG: 0.349
5 1 2 1 2 0 0
Danny Thompson, R (1, 6)
OBP: 0.340, SLG: 0.409
Harmon Killebrew, R (9, PH)
OBP: 0.425, SLG: 0.448
Tom Norton, R (10, 1)
Rick Renick, R (12, PH)
Dave LaRoche, L (13, 1)
3 1 1 0 1 0 4
1 0 0 0 0 0 3
0 0 0 0 0 0 0
1 0 0 0 0 0 0
1 0 0 0 0 1 0
Rod Carew, L (1, 4)
OBP: 0.411, SLG: 0.422
6 0 3 1 1 1 4
Rich Reese, L (1, 3)
OBP: 0.333, SLG: 0.462
5 0 0 0 2 0 2
Charlie Manuel, L (1, 7)
OBP: 0.133, SLG: 0.143
Steve Brye, R (5, PH)
OBP: 0.246, SLG: 0.295
(6, 7)
2 0 0 0 0 0 1
5 0 0 0 0 0 4
Jim Nettles, L (1, 8)
OBP: 0.393, SLG: 0.227
5 1 1 0 2 0 2
Eric Soderholm, R (1, 5)
OBP: 0.250, SLG: 0.387
6 2 3 2 0 0 0
Phil Roof, R (1, 2)
OBP: 0.278, SLG: 0.344
Dan Monzon, R (9, PH)
OBP: 0.400, SLG: 0.250
Rick Dempsey, R (10, 2)
OBP: 0.280, SLG: 0.100
3 0 1 0 0 1 2
0 0 0 0 0 0 0
2 0 0 0 0 0 1
Bert Blyleven, R (1, 1)
OBP: 0.211, SLG: 0.211
Steve Braun, L (9, PH)
OBP: 0.394, SLG: 0.452
(10, 6)
3 0 0 0 0 1 3
2 0 0 0 1 0 1
Milwaukee Brewers @ Minnesota Twins
Metropolitan Stadium, Bloomington , MI
Sat May 13 1972, 4:33 AM EDT
Att. 7,871 - Overcast - 54 F
livebaseballscorecards.com
AB 50
R 5
H 11
RBI 4
BB 9
SO 4
LOB 27
Inning Stats
R: 2 H: 2 E: 1 LOB: 0 K: 0 BB: 1 S: 4 P: 8
R: 1 H: 2 E: 0 LOB: 2 K: 1 BB: 1 S: 7 P: 11
R: 0 H: 1 E: 0 LOB: 1 K: 0 BB: 0 S: 4 P: 4
R: 0 H: 1 E: 0 LOB: 2 K: 0 BB: 1 S: 4 P: 8
R: 0 H: 0 E: 0 LOB: 1 K: 0 BB: 2 S: 2 P: 10
R: 0 H: 0 E: 0 LOB: 0 K: 1 BB: 0 S: 5 P: 5
R: 0 H: 1 E: 0 LOB: 0 K: 0 BB: 0 S: 3 P: 3
R: 0 H: 0 E: 0 LOB: 0 K: 0 BB: 0 S: 3 P: 3
R: 0 H: 1 E: 0 LOB: 3 K: 0 BB: 2 S: 4 P: 12
R: 0 H: 0 E: 0 LOB: 0 K: 0 BB: 0 S: 3 P: 3
R: 0 H: 0 E: 0 LOB: 0 K: 0 BB: 0 S: 3 P: 3
R: 0 H: 1 E: 0 LOB: 2 K: 0 BB: 1 S: 4 P: 8
R: 0 H: 1 E: 0 LOB: 1 K: 0 BB: 0 S: 4 P: 4
R: 0 H: 0 E: 0 LOB: 0 K: 2 BB: 0 S: 7 P: 7
R: 2 H: 1 E: 0 LOB: 0 K: 0 BB: 1 S: 3 P: 7
1B: 8 SF: 0 2B: 2 SAC: 2 3B: 0 DP: 3 HR: 1 HBP: 0
WP: 0 PA: 61 PB: 0 SB: 1 CS: 0
PITCHER IP WLS BF H R ER SO BB IBB HBP BLK WP HR S P ERA WHIP
Jim Lonborg, R (1, 1) ERA: 1.83 4.0 22 6 3 2 1 4 1 0 0 0 0 19 39 4.50 2.500
Earl Stephenson, L (5, 1) ERA: 3.0 8 1 0 0 1 0 0 0 0 0 0 10 10 0.00 0.333
Frank Linzy, R (8, 1) ERA: 1.65 2.0 9 1 0 0 0 0 2 0 0 0 0 7 15 0.00 0.500
Jim Slaton, R (10, 1) ERA: 4.71 5.2 L 22 3 2 2 2 2 0 0 0 0 1 24 32 3.18 0.882
PITCHER IP WLS BF H R ER SO BB IBB HBP BLK WP HR S P ERA WHIP

Batter	1	2	3	4	5	6	7	8	9	AB	R	H	RBI	BB	SO	LOB
Rick Auerbach, R (1, 6) OBP: 0.154, SLG: 0.158	F9		6-3			E1 2-3		K		4	0	0	0	0	1	2
Bob Heise, R (1, 4) OBP: 0.333, SLG: 0.333	F8			G6-4-3 1B		SF8 3-H			6-3	3	0	1	1	0	0	0
George Scott, R (1, 3) OBP: 0.205, SLG: 0.247	6-3			G6-4-3 1-2f		F4			F7	4	0	0	0	0	0	2
Billy Conigliaro, R (1, 9) (8, 8) OBP: 0.197, SLG: 0.371		5-3		F8			G4-3 1B		HR	4	1	2	1	0	0	0
Tommie Reynolds, R (1, 7) (8, 9) OBP: 0.235, SLG: 0.313		2B			5-3		G4-3 1-2f		F8	4	0	1	0	0	0	1
Mike Ferraro, R (1, 5) OBP: 0.227, SLG: 0.455		L9			F8		F9			3	0	0	0	0	0	1
Dave May, L (1, 8) OBP: 0.183, SLG: 0.244		K			G3			5-3 1B		2	0	0	0	0	1	1
Ron Theobald, R (8, PH) OBP: 0.327, SLG: 0.209										1	0	0	0	0	0	0
Earl Stephenson, L (8, 1)										0	0	0	0	0	0	0
Ellie Rodriguez, R (1, 2) OBP: 0.263, SLG: 0.222			F8			6-3		1B		3	0	1	0	0	0	0
Skip Lockwood, R (1, 1)			K			E8 E SF8 1B		K		1	0	0	0	0	1	0
Bill Parsons, R (4, 1) OBP: 0.400, SLG: 0.333										1	1	1	0	0	0	0
Curt Motton, R (8, PH) OBP: 0.200, SLG: 0.800										1	0	0	0	0	1	1
(8, 7)																
Inning Stats	R: 0 E: 0 K: 0 S: 3 H: 0 LOB: 0 BB: 0 P: 3	R: 0 E: 0 K: 1 S: 6 H: 1 LOB: 1 BB: 0 P: 6	R: 0 E: 0 K: 1 S: 5 H: 0 LOB: 0 BB: 0 P: 5	R: 0 E: 0 K: 0 S: 3 H: 1 LOB: 0 BB: 0 P: 3	R: 0 E: 0 K: 0 S: 3 H: 0 LOB: 0 BB: 0 P: 3	R: 1 E: 2 K: 0 S: 5 H: 1 LOB: 1 BB: 0 P: 5	R: 0 E: 0 K: 0 S: 3 H: 1 LOB: 0 BB: 0 P: 3	R: 0 E: 0 K: 2 S: 8 H: 1 LOB: 1 BB: 0 P: 8	R: 1 E: 0 K: 0 S: 4 H: 1 LOB: 0 BB: 0 P: 4	1B: 4 2B: 1 3B: 0 HR: 1 SF: 1 SAC: 0 DP: 2 HBP: 0						

PITCHER	IP	WLS	BF	H	R	ER	SO	BB	IBB	HBP	BLK	WP	HR	S	P	ERA	WHIP
Jim Kaat, L (1, 1) ERA: 1.5	9.0	W	32	6	2	1	4	0	0	0	0	0	1	40	40	1.00	0.667

PITCHER	IP	WLS	BF	H	R	ER	SO	BB	IBB	HBP	BLK	WP	HR	S	P	ERA	WHIP

TOP

Milwaukee Brewers @ Minnesota Twins

Metropolitan Stadium, Bloomington , MI

Sun May 14 1972, 4:33 AM EDT

Att. 7,496 - Unknown - 62 F

livebaseballscorecards.com

AB	31
R	2
H	6
RBI	2
BB	0
SO	4
LOB	8

Milwaukee Brewers @ Minnesota Twins

Metropolitan Stadium, Bloomington , MI

Sun May 14 1972, 4:33 AM EDT

Att. 7,496 - Unknown - 62 F

livebaseballscorecards.com

BOTTOM

Batter	1	2	3	4	5	6	7	8	9	AB	R	H	RBI	BB	SO	LOB
Cesar Tovar, R (1, 9) OBP: 0.394, SLG: 0.352	G3 S 1B 1B		SH1-3 S E HBP	FC4 BB		F8				2	2	1	0	1	0	0
Danny Thompson, R (1, 6) OBP: 0.330, SLG: 0.396	G3 1-3		SH1-3 1-3	FC4 1-2f			F9			3	0	0	0	0	0	3
Rod Carew, L (1, 4) OBP: 0.404, SLG: 0.414	CS 1B 3-H		E4 3-H		6-3		F8			4	0	1	2	0	0	0
Harmon Killebrew, R (1, 3) OBP: 0.418, SLG: 0.429 Rich Reese, L (8, 3) OBP: 0.333, SLG: 0.462	F8		IBB		1-3		5-3			3 0	0 0	0 0	0 0	1 0	0 0	1 0
Jim Nettles, L (1, 8) OBP: 0.406, SLG: 0.240	CS 1-2	CS 1B	K		BB BB			5-3		3	0	1	0	1	1	2
Steve Brye, R (1, 7) OBP: 0.246, SLG: 0.281		F9 1-2	L9		1-2 BB			F8		3	0	0	0	1	0	3
Eric Soderholm, R (1, 5) OBP: 0.250, SLG: 0.400		F7	2B		F8			F9		4	0	1	0	0	0	2
Phil Roof, R (1, 2) OBP: 0.282, SLG: 0.400			HR 3B	F9		F4				3	1	1	0	0	0	1
Jim Kaat, L (1, 1) OBP: 0.250, SLG: 0.500			3-H HR	F7		G3				3	1	1	2	0	0	1
Inning Stats	R: 1 E: 0 K: 0 S: 4 H: 2 LOB: 0 BB: 0 P: 4	R: 0 E: 0 K: 0 S: 3 H: 1 LOB: 0 BB: 0 P: 3	R: 3 E: 1 K: 1 S: 8 H: 2 LOB: 2 BB: 1 P: 13	R: 0 E: 0 K: 0 S: 4 H: 1 LOB: 2 BB: 1 P: 8	R: 0 E: 0 K: 0 S: 3 H: 0 LOB: 2 BB: 2 P: 11	R: 0 E: 0 K: 0 S: 3 H: 0 LOB: 0 BB: 0 P: 3	R: 0 E: 0 K: 0 S: 3 H: 0 LOB: 0 BB: 0 P: 3	R: 0 E: 0 K: 0 S: 3 H: 0 LOB: 0 BB: 0 P: 3		1B: 3 2B: 1 3B: 1 HR: 1	SF: 0 SAC: 1 DP: 0 HBP: 1			WP: 0 PB: 0 SB: 2 CS: 2	PA: 35	

	AB	28
	R	4
	H	6
	RBI	4
	BB	4
	SO	1
	LOB	13

PITCHER		IP	WLS	BF	H	R	ER	SO	BB	IBB	HBP	BLK	WP	HR	S	P	ERA	WHIP
Skip Lockwood, R ERA: 3.38	(1, 1)	3.0	L	16	6	4	4	1	0	1	1	0	0	1	16	21	12.00	2.000
Bill Parsons, R ERA: 4.88	(4, 1)	4.0		15	0	0	0	0	3	0	0	0	0	0	12	24	0.00	0.750
Earl Stephenson, L ERA:	(8, 1)	1.0		3	0	0	0	0	0	0	0	0	0	0	3	3	0.00	0.000

PITCHER	IP	WLS	BF	H	R	ER	SO	BB	IBB	HBP	BLK	WP	HR	S	P	ERA	WHIP

Minnesota Twins @ Chicago White Sox

Comiskey Park, Chicago, IL

Mon May 15 1972, 8:05 PM EDT

Att. 6,186 - Unknown - 50 F

TOP

livebaseballscorecards.com

Batter	1	2	3	4	5	6	7	8	9	AB	R	H	RBI	BB	SO	LOB
Cesar Tovar, R (1, 9) OBP: 0.398, SLG: 0.352	H 1-0 E S SH1-3 HBP		x 0-0 ③ 5-3			x 0-0 ① 5-3		x 0-0 1-2 1B		3	1	1	0	0	0	0
Danny Thompson, R (1, 6) OBP: 0.317, SLG: 0.379	S S S 0-3 ① K			x 0-0 ① F8		x 0-0 ② 6-3		S S S 0-3 ③ K		4	0	0	0	0	2	3
Rod Carew, L (1, 4) OBP: 0.392, SLG: 0.400	x 0-0 ② SH1-3 1-H			S S S 0-3 ② K		x 0-0 ③ 1-3			x 0-0 ① 4-3	3	0	0	1	0	1	0
Harmon Killebrew, R (1, 3) OBP: 0.411, SLG: 0.459	x 0-0 ③ F8			S S S 0-3 ③ K2-3			x 0-0 ① F2		x 0-0 HR	4	1	1	1	0	1	0
Bobby Darwin, R (1, 8) OBP: 0.380, SLG: 0.564		x 0-0 ① 1-3			x 0-0 E6 FC4		x 0-0 ② 5-3		x 0-0 ② F8	4	0	0	0	0	0	0
Steve Brye, R (1, 7) OBP: 0.260, SLG: 0.309		x 0-0 G6-4-3 1B			x 0-0 ① FC4 2B 1-2f SF8		x 0-0 ③ 5-3		x 0-0 2B	4	1	2	0	0	0	1
Eric Soderholm, R (1, 5) OBP: 0.250, SLG: 0.410		x 0-0 ② ③ G6-4-3 1-2f			x 0-0 1-3 2B			x 0-0 ① 5-3	S S S 0-3 ③ K	4	0	1	0	0	1	2
George Mitterwald, R (1, 2) OBP: 0.185, SLG: 0.240			x 0-0 ① F7		x 0-0 ② SF8 3-H			x 0-0 ② 4-3		2	0	0	1	0	0	0
Jim Perry, S (1, 1) OBP: 0.333, SLG: 0.286 Ray Corbin, R (2, 1) Dan Monzon, R (5, PH) OBP: 0.333, SLG: 0.200 Tom Norton, R (5, 1) Rick Renick, R (8, PH) OBP: 0.167, SLG: 0.167 Dave LaRoche, L (8, 1)			x 0-0 ② F9		S S S 0-3 ③ K			x 0-0 1B		0 1 1 0 1 0	0 0 0 0 0 0	0 0 0 0 1 0	0 0 0 0 0 0	0 0 0 0 0 0	0 0 1 0 0 0	0 0 1 0 0 0
Inning Stats	R: 1 E: 0 K: 1 S: 5 H: 0 LOB: 0 BB: 0 P: 6	R: 0 E: 0 K: 0 S: 3 H: 1 LOB: 0 BB: 0 P: 3	R: 0 E: 0 K: 0 S: 3 H: 0 LOB: 0 BB: 0 P: 3	R: 0 E: 0 K: 2 S: 7 H: 0 LOB: 0 BB: 0 P: 7	R: 1 E: 1 K: 1 S: 7 H: 1 LOB: 1 BB: 0 P: 7	R: 0 E: 0 K: 0 S: 3 H: 0 LOB: 0 BB: 0 P: 3	R: 0 E: 0 K: 0 S: 3 H: 0 LOB: 0 BB: 0 P: 3	R: 0 E: 0 K: 1 S: 7 H: 2 LOB: 2 BB: 0 P: 7	R: 1 E: 0 K: 1 S: 7 H: 2 LOB: 1 BB: 0 P: 7	1B: 3 2B: 2 3B: 0 HR: 1 SF: 1 SAC: 1 DP: 1 HBP: 1						

	AB	31
	R	3
	H	6
	RBI	3
	BB	0
	SO	6
	LOB	7

WP: 0 PA: 34
PB: 0
SB: 1
CS: 0

PITCHER		IP	WLS	BF	H	R	ER	SO	BB	IBB	HBP	BLK	WP	HR	S	P	ERA	WHIP
Wilbur Wood, L ERA: 1.38	(1, 1)	8.2	W	33	6	3	1	5	0	0	1	0	0	1	42	43	1.04	0.692
Terry Forster, L ERA: 1.35	(9, 1)	0.1	S	1	0	0	0	1	0	0	0	0	0	0	3	3	0.00	0.000

PITCHER	IP	WLS	BF	H	R	ER	SO	BB	IBB	HBP	BLK	WP	HR	S	P	ERA	WHIP

Batter	1	2	3	4	5	6	7	8	9	AB	R	H	RBI	BB	SO	LOB
Pat Kelly, L (1, 9) OBP: 0.400, SLG: 0.462	0-0 2B WP 1B	4-0 SH 1B 1-2 BB		0-3 ② K		0-3 ③ K				3	2	1	0	1	2	1
Mike Andrews, R (1, 4) OBP: 0.337, SLG: 0.293	0-0 WP 2B 1-3 2B	0-0 SH 1B CS 1-3 2-H		0-0 1B			4-0 FC9-6 BB			2	1	2	0	1	0	0
Rick Reichardt, R (1, 7) OBP: 0.292, SLG: 0.214	4-0 2B 2-3 3-H BB	0-3 ① K		0-0 ③ 1-3			0-0 ① FC9-6 1-2f			3	0	0	0	1	1	4
Dick Allen, R (1, 3) OBP: 0.378, SLG: 0.557	0-3 ① K	0-0 2-3 3-H 1B			0-3 ① K		0-3 ② K			4	0	1	1	0	3	3
Bill Melton, R (1, 5) OBP: 0.301, SLG: 0.337 Jorge Orta, L (7, 6) OBP: 0.241, SLG: 0.340	0-0 1-3 3-H 2B	0-3 ② ③ K 3-H			0-3 ② K		0-0 ③ 1-3			3 1	0 0	1 0	1 0	0 0	2 0	2 1
Jay Johnstone, L (1, 8) OBP: 0.260, SLG: 0.222	0-0 ② F4		0-0 ① F5		0-0 ③ 4-3			0-0 ① F5		4	0	0	0	0	0	2
Ed Herrmann, L (1, 2) OBP: 0.259, SLG: 0.288	4-0 IBB		0-0 ② F6			0-0 ① 4-3		0-0 ② F9		3	0	0	0	1	0	0
Rich Morales, R (1, 6) OBP: 0.344, SLG: 0.379 (7, 5)	0-0 ③ F7		0-3 ③ K			4-0 SH1-4 BB		0-0 ③ F7		3	0	0	0	1	1	3
Wilbur Wood, R (1, 1) OBP: 0.174, SLG: 0.095 Terry Forster, L (9, 1)		0-0 BB SH 1B		0-0 ① 1-3		0-0 ② SH1-4 1-2				2 0	1 0	1 0	0 0	0 0	0 0	0 0
Inning Stats	R: 2 E: 0 K: 1 S: 8 H: 3 LOB: 3 BB: 2 P: 16	R: 2 E: 1 K: 2 S: 9 H: 2 LOB: 2 BB: 1 P: 13	R: 0 E: 0 K: 1 S: 5 H: 0 LOB: 0 BB: 0 P: 5	R: 0 E: 0 K: 1 S: 6 H: 1 LOB: 1 BB: 0 P: 6	R: 0 E: 0 K: 2 S: 7 H: 0 LOB: 0 BB: 0 P: 7	R: 0 E: 0 K: 1 S: 5 H: 0 LOB: 1 BB: 1 P: 9	R: 0 E: 0 K: 1 S: 5 H: 0 LOB: 1 BB: 1 P: 9	R: 0 E: 0 K: 0 S: 3 H: 0 LOB: 0 BB: 0 P: 3		1B: 4 2B: 3 3B: 0 HR: 0	SF: 0 SAC: 2 DP: 1 HBP: 0			WP: 1 PB: 0 SB: 0 CS: 1	PA: 35		

PITCHER		IP	WLS	BF	H	R	ER	SO	BB	IBB	HBP	BLK	WP	HR	S	P	ERA	WHIP
Jim Perry, R ERA: 2.5	(1, 1)	1.1	L	13	5	4	4	2	2	1	0	0	1	0	14	26	27.00	5.250
Ray Corbin, R ERA: 0.71	(2, 1)	2.2		8	1	0	0	3	0	0	0	0	0	0	14	14	0.00	0.375
Tom Norton, R ERA: 0.96	(5, 1)	3.0		11	0	0	0	4	2	0	0	0	0	0	17	25	0.00	0.667
Dave LaRoche, L ERA: 1.09	(8, 1)	1.0		3	0	0	0	0	0	0	0	0	0	0	3	3	0.00	0.000

PITCHER	IP	WLS	BF	H	R	ER	SO	BB	IBB	HBP	BLK	WP	HR	S	P	ERA	WHIP

BOTTOM

Minnesota Twins @ Chicago White Sox

Comiskey Park, Chicago, IL

Mon May 15 1972, 8:05 PM EDT

Att. 6,186 - Unknown - 50 F

livebaseballscorecards.com

AB	28
R	4
H	6
RBI	2
BB	5
SO	9
LOB	16

TOP

Minnesota Twins @ Chicago White Sox

Comiskey Park, Chicago, IL

Tue May 16 1972, 8:05 PM EDT

Att. 15,510 - Unknown - 50 F

livebaseballscorecards.com

Batter	1	2	3	4	5	6	7	8	9	AB	R	H	RBI	BB	SO	LOB
Cesar Tovar, R (1, 9) OBP: 0.402, SLG: 0.358	F7		6-3			FC6-4 1B 1-2		6-3 1B		4	0	2	0	0	0	0
Danny Thompson, R (1, 6) OBP: 0.308, SLG: 0.367	4-3			4-3		FC6-4 1B 1-2f 2-3		6-3 1-2		3	0	0	0	0	0	2
Jim Nettles, L (8, PH) OBP: 0.406, SLG: 0.240										0	0	0	0	0	0	0
Rick Renick, R (8, PH) OBP: 0.143, SLG: 0.143										1	0	0	0	0	0	1
(8, 6)																
Rod Carew, L (1, 4) OBP: 0.385, SLG: 0.391	G3			1-3		1-3 3-H 1B		4-3		2	0	0	0	0	0	0
Steve Braun, L (5, 4) OBP: 0.397, SLG: 0.453										2	0	1	1	0	0	1
Harmon Killebrew, R (1, 3) OBP: 0.394, SLG: 0.436		K		F8		F5			K	4	0	0	0	0	2	2
Bobby Darwin, R (1, 8) OBP: 0.385, SLG: 0.556		1B			K		5-3 BB		K	3	0	1	0	1	2	0
Steve Brye, R (1, 7) OBP: 0.247, SLG: 0.292		K			F9		5-3 1-2		6-3	4	0	0	0	0	1	2
Eric Soderholm, R (1, 5) OBP: 0.233, SLG: 0.381		K			1-3		5-3			3	0	0	0	0	1	2
George Mitterwald, R (1, 2) OBP: 0.200, SLG: 0.250			K			FC6-4 1B 1B	K			3	1	1	0	0	2	1
Dick Woodson, R (1, 1) OBP: 0.125, SLG: 0.125			F4			K		F6		2	0	0	0	0	1	1
Rich Reese, L (8, PH) OBP: 0.313, SLG: 0.429										1	0	0	0	0	0	0
Wayne Granger, R (8, 1) OBP: 0.500, SLG: 0.500										0	0	0	0	0	0	0

	AB	32
	R	1
	H	5
	RBI	1
	BB	1
	SO	9
	LOB	12

Inning Stats	1	2	3	4	5	6	7	8	9
	R: 0 E: 0 K: 0 S: 3	H: 0 LOB: 0 BB: 0 P: 3	R: 0 E: 0 K: 3 S: 10	H: 1 LOB: 1 BB: 0 P: 10	R: 0 E: 0 K: 1 S: 5	H: 0 LOB: 0 BB: 0 P: 5	R: 0 E: 0 K: 0 S: 3	H: 0 LOB: 0 BB: 0 P: 3	R: 0 E: 0 K: 1 S: 5	H: 0 LOB: 0 BB: 0 P: 5
	R: 1 E: 0 K: 1 S: 8	H: 3 LOB: 2 BB: 0 P: 8	R: 0 E: 0 K: 1 S: 5	H: 0 LOB: 1 BB: 1 P: 9	R: 0 E: 0 K: 0 S: 4	H: 1 LOB: 1 BB: 0 P: 4	R: 0 E: 0 K: 2 S: 7	H: 0 LOB: 0 BB: 0 P: 7		

1B: 5 SF: 0 WP: 0 PA: 33
2B: 0 SAC: 0 PB: 0
3B: 0 DP: 0 SB: 0
HR: 0 HBP: 0 CS: 0

PITCHER		IP	WLS	BF	H	R	ER	SO	BB	IBB	HBP	BLK	WP	HR	S	P	ERA	WHIP
Stan Bahnsen, R ERA: 3.54	(1, 1)	5.2	W	21	4	1	1	6	0	0	0	0	0	0	33	33	1.59	0.706
Vicente Romo, R ERA: 1.04	(6, 1)	1.2		7	1	0	0	1	1	0	0	0	0	0	8	12	0.00	1.200
Terry Forster, L ERA: 1.2	(8, 1)	1.2	S	5	0	0	0	2	0	0	0	0	0	0	9	9	0.00	0.000

PITCHER	IP	WLS	BF	H	R	ER	SO	BB	IBB	HBP	BLK	WP	HR	S	P	ERA	WHIP

Batter	1	2	3	4	5	6	7	8	9	AB	R	H	RBI	BB	SO	LOB
Pat Kelly, L (1, 9) OBP: 0.419, SLG: 0.485	2B		1B, SF9, 1B		F6		BBBB, 4-0, S, BB			3	1	2	0	1	0	0
Mike Andrews, R (1, 4) OBP: 0.344, SLG: 0.304	F6		PB, 1-3, 1B		1B, FC6-4, 1B		SSS, 0-3, K, 1-2			4	1	2	0	0	1	2
Carlos May, L (1, 7) OBP: 0.386, SLG: 0.449 Jay Johnstone, L (8, 8) OBP: 0.260, SLG: 0.222	F6		SF9, 3-H		FC6-4, 1-3, 1B		6-3			3 0	0 0	1 0	1 0	0 0	0 0	2 0
Dick Allen, R (1, 3) OBP: 0.363, SLG: 0.533	SSS, 0-3, K		1-3, 1-2		FC6-4, S, 1-2f, 3-H			2-3		4	0	0	1	0	1	3
Rick Reichardt, R (1, 8) (8, 7)		BBBB, 4-0, FC6-4, BB		1B, 1B	SSS, 0-3, K, 1-2			4-3		3	0	1	0	1	1	1
Jorge Orta, L (1, 6) OBP: 0.224, SLG: 0.316		F6		F7		SSS, 0-3, K		F5		4	0	0	0	0	1	2
Tom Egan, R (1, 2) OBP: 0.129, SLG: 0.129		SSS, 0-3, K		SSS, 0-3, K		SSS, 0-3, K				3	0	0	0	0	3	2
Rich Morales, R (1, 5) OBP: 0.343, SLG: 0.375		FC6-4, 1-2f		1-3, 1B		F6				3	0	1	0	0	0	1
Stan Bahnsen, R (1, 1) OBP: 0.176, SLG: 0.176 Vicente Romo, R (6, 1) Terry Forster, L (8, 1)			SSS, 0-3, K	5-3			SSS, 0-3, K			2 1 0	0 0 0	0 0 0	0 0 0	0 0 0	1 1 0	2 0 0
Inning Stats	R: 0 E: 0 K: 1 S: 6 H: 1 LOB: 1 BB: 0 P: 6	R: 0 E: 0 K: 1 S: 5 H: 0 LOB: 1 BB: 1 P: 9	R: 1 E: 0 K: 1 S: 7 H: 2 LOB: 1 BB: 0 P: 7	R: 0 E: 0 K: 1 S: 7 H: 2 LOB: 2 BB: 0 P: 7	R: 1 E: 0 K: 1 S: 7 H: 2 LOB: 1 BB: 0 P: 7	R: 0 E: 0 K: 2 S: 7 H: 0 LOB: 0 BB: 0 P: 7	R: 0 E: 0 K: 2 S: 7 H: 0 LOB: 1 BB: 1 P: 11	R: 0 E: 0 K: 0 S: 3 H: 0 LOB: 0 BB: 0 P: 3		1B: 6 2B: 1 3B: 0 HR: 0	SF: 1 SAC: 0 DP: 0 HBP: 0			WP: 0 PB: 1 SB: 2 CS: 0	PA: 33	

PITCHER		IP	WLS	BF	H	R	ER	SO	BB	IBB	HBP	BLK	WP	HR	S	P	ERA	WHIP
Dick Woodson, R ERA: 2.56	(1, 1)	7.0	L	30	7	2	2	9	2	0	0	0	0	0	46	54	2.57	1.286
Wayne Granger, R ERA: 0.66	(8, 1)	1.0		3	0	0	0	0	0	0	0	0	0	0	3	3	0.00	0.000

PITCHER	IP	WLS	BF	H	R	ER	SO	BB	IBB	HBP	BLK	WP	HR	S	P	ERA	WHIP

BOTTOM

Minnesota Twins @ Chicago White Sox

Comiskey Park, Chicago, IL

Tue May 16 1972, 8:05 PM EDT
Att. 15,510 - Unknown - 50 F

livebaseballscorecards.com

AB	30
R	2
H	7
RBI	2
BB	2
SO	9
LOB	15

Batter	1	2	3	4	5	6	7	8	9	AB	R	H	RBI	BB	SO	LOB
Cesar Tovar, R (1, 9) OBP: 0.410, SLG: 0.357	E S WP 1B		F8		FC6-4 IBB		3B IBB		FC6-4 WP 1-2f 2B	3	3	1	0	2	0	1
Danny Thompson, R (1, 6) OBP: 0.312, SLG: 0.398	F4 1-H		F8		FC6-4 1-2f		1B 3B 1-H 2-H 3-H		1-H 2B	5	1	2	4	0	0	2
Steve Braun, L (1, 4) OBP: 0.397, SLG: 0.441	B B B B HR BB		L3			5-3	1B 3-H		6-3	4	1	1	1	1	0	1
Harmon Killebrew, R (1, 3) OBP: 0.388, SLG: 0.463 Wayne Granger, R (7, 1) OBP: 0.500, SLG: 0.500	1-H HR			F8		5-3	5-3			4 0	1 0	1 0	2 0	0 0	0 0	1 0
Bobby Darwin, R (1, 8) OBP: 0.370, SLG: 0.529	S S S K			K		5-3		S S S K		4	0	0	0	0	3	0
Jim Nettles, L (1, 7) OBP: 0.417, SLG: 0.250	S S S K			F6			G3 SH1-3 3B 1B	B B B B G6-4-3 BB		3	1	1	0	1	1	0
Eric Soderholm, R (1, 5) OBP: 0.239, SLG: 0.378		F8			S 1B		SH1-3 1-2	G6-4-3 1-2f		3	0	1	0	0	0	1
Phil Roof, R (1, 2) OBP: 0.268, SLG: 0.378 Rod Carew, L (7, PH) OBP: 0.390, SLG: 0.391 Rick Dempsey, R (7, 2) OBP: 0.308, SLG: 0.143		S S S K			S S S K 1-2		G3 3B IBB		FC6-4 1B	2 0 1	0 1 0	0 0 1	0 0 0	0 1 0	2 0 0	1 0 0
Bert Blyleven, R (1, 1) OBP: 0.190, SLG: 0.190 Rich Reese, L (7, PH) OBP: 0.278, SLG: 0.375 (7, 3)		S S S K			S S S K		G3 1-2 2-3		S S S K	2 2	0 0	0 0	0 0	0 0	2 1	1 3
Inning Stats	R: 3 E: 0 K: 2 S: 9 H: 2 LOB: 0 BB: 1 P: 13	R: 0 E: 0 K: 2 S: 7 H: 0 LOB: 0 BB: 0 P: 7	R: 0 E: 0 K: 0 S: 3 H: 0 LOB: 0 BB: 0 P: 3	R: 0 E: 0 K: 1 S: 5 H: 0 LOB: 0 BB: 0 P: 5	R: 0 E: 0 K: 2 S: 8 H: 1 LOB: 2 BB: 1 P: 12	R: 0 E: 0 K: 0 S: 3 H: 0 LOB: 0 BB: 0 P: 3	R: 4 E: 0 K: 0 S: 6 H: 3 LOB: 1 BB: 2 P: 14	R: 0 E: 0 K: 1 S: 4 H: 0 LOB: 0 BB: 1 P: 8	R: 1 E: 0 K: 1 S: 7 H: 2 LOB: 1 BB: 0 P: 7	1B: 5 2B: 1 3B: 1 HR: 1 SF: 0 SAC: 1 DP: 1 HBP: 0						

TOP

Minnesota Twins @ Chicago White Sox

Comiskey Park, Chicago, IL

Wed May 17 1972, 4:33 AM EDT

Att. 10,533 - Unknown - 58 F

livebaseballscorecards.com

AB	33
R	8
H	8
RBI	7
BB	5
SO	9
LOB	11

PITCHER		IP	WLS	BF	H	R	ER	SO	BB	IBB	HBP	BLK	WP	HR	S	P	ERA	WHIP	PITCHER		IP	WLS	BF	H	R	ER	SO	BB	IBB	HBP	BLK	WP	HR	S	P	ERA	WHIP
Tom Bradley, R ERA: 3.26	(1, 1)	6.0	L	23	3	3	3	7	1	1	0	0	1	1	35	43	4.50	0.667																			
Bart Johnson, R ERA: 11.42	(7, 1)	1.0		8	3	4	4	0	0	2	0	0	0	0	6	14	36.00	3.000																			
Dave Lemonds, L ERA: 3.86	(8, 1)	1.0		3	0	0	0	1	1	0	0	0	0	0	4	8	0.00	1.000																			
Rich Gossage, R ERA: 2.45	(9, 1)	1.0		5	2	1	1	1	0	0	0	0	1	0	7	7	9.00	2.000																			

WP: 2 PB: 0 SB: 2 CS: 0 PA: 39

Batter	1	2	3	4	5	6	7	8	9	AB	R	H	RBI	BB	SO	LOB
Pat Kelly, L (1, 9) OBP: 0.418, SLG: 0.465	BBBB 4-0 BB		BBBB 4-0 E 1-2 BB		x 0-0 ① F7	x 0-0 ③ 4-3			x 0-0 ① G3	3	0	0	0	2	0	1
Mike Andrews, R (1, 4) OBP: 0.337, SLG: 0.310	x 0-0 ① F7		x 0-0 ① F6		x 0-0 G3 1B 2B		x 0-0 ① 5-3		x 0-0 ② F6	5	1	1	0	0	0	3
Carlos May, L (1, 7) OBP: 0.366, SLG: 0.422	x 0-0 ② F6		x 0-0 FC3 1-2 2-3		x 0-0 ② G3 2-3		x 0-0 ② 4-3		x 0-0 ③ F8	5	0	0	0	0	0	4
Dick Allen, R (1, 3) OBP: 0.368, SLG: 0.531	SSS 0-3 ③ K		SSS 0-3 ② K		x 0-0 1B 3-H 1B		x 0-0 1B			4	0	2	1	0	2	4
Bill Melton, R (1, 5) OBP: 0.299, SLG: 0.333		SSS 0-3 ① K	x 0-0 ③ F5		x 0-0 1-3 1B		x 0-0 ③ F3			4	0	1	0	0	1	4
Jay Johnstone, L (1, 8) OBP: 0.259, SLG: 0.224		x 0-0 1B		x 0-0 ① F9	SSS 0-3 ③ K			x 0-0 ① F9		4	0	1	0	0	1	2
Tom Egan, R (1, 2) OBP: 0.171, SLG: 0.171		x 0-0 ② F7		SSS 0-3 ② K		x 0-0 1B		x 0-0 1B		4	0	2	0	0	1	1
Rich Morales, R (1, 6) OBP: 0.333, SLG: 0.361		SSS 0-3 ③ K		x 0-0 1B		SSS 0-3 ① K		SSS 0-3 ② K		4	0	1	0	0	3	3
Tom Bradley, R (1, 1) Jorge Orta, L (6, PH) OBP: 0.220, SLG: 0.310 Bart Johnson, R (7, 1) Dave Lemonds, L (8, 1) Jim Qualls, S (8, PH) Rich Gossage, R (9, 1)			x 0-0 FC3 BB 1B	SSS 0-3 ③ K		SSS 0-3 ② K		x 0-0 ③ F7		2 1 0 0 1 0	0 0 0 0 0 0	1 0 0 0 0 0	0 0 0 0 0 0	0 1 0 0 0 0	1 1 0 0 1 0	1 1 0 0 0 1
Inning Stats	R: 0 E: 0 K: 1 S: 5 H: 0 LOB: 1 BB: 1 P: 9	R: 0 E: 0 K: 2 S: 8 H: 1 LOB: 1 BB: 0 P: 8	R: 0 E: 1 K: 1 S: 7 H: 1 LOB: 3 BB: 1 P: 11	R: 0 E: 0 K: 2 S: 8 H: 1 LOB: 1 BB: 0 P: 8	R: 1 E: 0 K: 1 S: 8 H: 3 LOB: 2 BB: 0 P: 8	R: 0 E: 0 K: 2 S: 8 H: 1 LOB: 1 BB: 0 P: 8	R: 0 E: 0 K: 0 S: 4 H: 1 LOB: 1 BB: 0 P: 4	R: 0 E: 0 K: 1 S: 6 H: 1 LOB: 1 BB: 0 P: 6	R: 0 E: 0 K: 0 S: 3 H: 0 LOB: 0 BB: 0 P: 3	1B: 8 2B: 1 3B: 0 HR: 0	SF: 0 SAC: 0 DP: 0 HBP: 0			WP: 0 PB: 0 SB: 0 CS: 0	PA: 39		

PITCHER	IP	WLS	BF	H	R	ER	SO	BB	IBB	HBP	BLK	WP	HR	S	P	ERA	WHIP
Bert Blyleven, R (1, 1) ERA: 2.63	6.0	W	28	7	1	1	9	2	0	0	0	0	0	44	52	1.50	1.500
Wayne Granger, R (7, 1) ERA: 0.54	3.0	S	11	2	0	0	1	0	0	0	0	0	0	13	13	0.00	0.667

PITCHER	IP	WLS	BF	H	R	ER	SO	BB	IBB	HBP	BLK	WP	HR	S	P	ERA	WHIP

BOTTOM

Minnesota Twins @ Chicago White Sox

Comiskey Park, Chicago, IL

Wed May 17 1972, 4:33 AM EDT
Att. 10,533 - Unknown - 58 F

livebaseballscorecards.com

AB	37
R	1
H	9
RBI	1
BB	2
SO	10
LOB	25

Batter	1	2	3	4	5	6	7	8	9	AB	R	H	RBI	BB	SO	LOB
Cesar Tovar, R (1, 9) OBP: 0.405, SLG: 0.353	4-3		6-3		6-3			CS 1B		4	0	1	0	0	0	0
Danny Thompson, R (1, 6) OBP: 0.301, SLG: 0.383	F5		5-3			5-3		K 1-2		4	0	0	0	0	1	1
Rod Carew, L (1, 4) OBP: 0.394, SLG: 0.396	BB 1B			F9		BB 1B			4-3	4	0	2	0	0	0	0
Harmon Killebrew, R (1, 3) OBP: 0.402, SLG: 0.464	1-2 BB			BB 1B		G4-6-3 1-2 BB			K	2	1	1	0	2	1	0
Steve Braun, L (1, 5) OBP: 0.390, SLG: 0.423	F8			1B 1-2 BB		G4-6-3 1-2f			4-3	3	0	0	0	1	0	4
Bobby Darwin, R (1, 8) OBP: 0.369, SLG: 0.523		K		L5-3 1-2 2-H 1B			5-3			3	0	1	1	0	1	0
Jim Nettles, L (1, 7) OBP: 0.385, SLG: 0.226		F8		L5-3 1-2			6-3			3	0	0	0	0	0	2
Phil Roof, R (1, 2) OBP: 0.256, SLG: 0.359		1-4-3			F8		F6			2	0	0	0	0	0	0
Charlie Manuel, L (7, PH) OBP: 0.125, SLG: 0.133										1	0	0	0	0	0	0
Rick Dempsey, R (7, 2) OBP: 0.308, SLG: 0.143										0	0	0	0	0	0	0
Jim Kaat, L (1, 1) OBP: 0.214, SLG: 0.429			4-3		K			G3		2	0	0	0	0	1	0
Rich Reese, L (8, PH) OBP: 0.263, SLG: 0.353										1	0	0	0	0	0	0
Wayne Granger, R (8, 1) OBP: 0.500, SLG: 0.500										0	0	0	0	0	0	0
Inning Stats	R: 0 E: 0 K: 0 S: 4 H: 1 LOB: 2 BB: 1 P: 8	R: 0 E: 0 K: 1 S: 5 H: 0 LOB: 0 BB: 0 P: 5	R: 0 E: 0 K: 0 S: 3 H: 0 LOB: 0 BB: 0 P: 3	R: 1 E: 0 K: 0 S: 4 H: 2 LOB: 1 BB: 1 P: 8	R: 0 E: 0 K: 1 S: 5 H: 0 LOB: 0 BB: 0 P: 5	R: 0 E: 0 K: 0 S: 3 H: 1 LOB: 1 BB: 1 P: 7	R: 0 E: 0 K: 0 S: 3 H: 0 LOB: 0 BB: 0 P: 3	R: 0 E: 0 K: 1 S: 5 H: 1 LOB: 0 BB: 0 P: 5	R: 0 E: 0 K: 1 S: 5 H: 0 LOB: 0 BB: 0 P: 5	1B: 5 2B: 1 3B: 0 HR: 0	SF: 0 SAC: 0 DP: 2 HBP: 0						

TOP

Minnesota Twins @ Texas Rangers

Arlington Stadium, Arlington, TX

Fri May 19 1972, 8:05 PM EDT

Att. 18,902 - Unknown - 75 F

livebaseballscorecards.com

AB	29
R	1
H	5
RBI	1
BB	3
SO	4
LOB	7

WP: 0 PB: 0 SB: 0 CS: 1 PA: 32

PITCHER		IP	WLS	BF	H	R	ER	SO	BB	IBB	HBP	BLK	WP	HR	S	P	ERA	WHIP
Bill Gogolewski, R ERA: 3.53	(1, 1)	9.0	W	32	5	1	1	4	3	0	0	0	0	0	37	49	1.00	0.889

PITCHER	IP	WLS	BF	H	R	ER	SO	BB	IBB	HBP	BLK	WP	HR	S	P	ERA	WHIP

Batter	1	2	3	4	5	6	7	8	9	AB	R	H	RBI	BB	SO	LOB
Elliott Maddox, R (1, 8) OBP: 0.316, SLG: 0.262	1-3		K		S 1B 3-H		F7			4	0	1	1	0	1	1
Davey Nelson, R (1, 5) OBP: 0.367, SLG: 0.358	FC5-4 1B		F3		6-3 1-2		F7			4	0	1	0	0	0	2
Frank Howard, R (1, 3) OBP: 0.353, SLG: 0.337	FC5-4 S 1B 1-2f			F3		6-3		5-3		4	0	0	0	0	0	1
Dick Billings, R (1, 2) OBP: 0.278, SLG: 0.245	1-2 1B			F9		5-3		5-3		4	0	1	0	0	0	0
Jeff Burroughs, R (1, 7) OBP: 0.133, SLG: 0.143	K 2-3			F8		2B		E6		4	0	1	0	0	1	2
Joe Lovitto, S (1, 9) OBP: 0.378, SLG: 0.200		F8			2B 6-3 1B	FC6-4 IBB		F9		3	1	1	0	1	0	1
Lenny Randle, S (1, 4) OBP: 0.243, SLG: 0.267		K			SH1-3 1-3 1B 2B	FC6-4 1-2f				3	1	1	0	0	1	2
Toby Harrah, R (1, 6) OBP: 0.326, SLG: 0.284		6-3			6-3 3-H		F4			3	0	0	1	0	0	1
Bill Gogolewski, L (1, 1) OBP: 0.273, SLG: 0.200			K		SH1-3 2-3		1B			2	0	1	0	0	1	0
Inning Stats	R: 0 E: 0 K: 1 S: 7 H: 2 LOB: 2 BB: 0 P: 7	R: 0 E: 0 K: 1 S: 5 H: 0 LOB: 0 BB: 0 P: 5	R: 0 E: 0 K: 2 S: 7 H: 0 LOB: 0 BB: 0 P: 7	R: 0 E: 0 K: 0 S: 3 H: 0 LOB: 0 BB: 0 P: 3	R: 2 E: 0 K: 0 S: 6 H: 3 LOB: 1 BB: 0 P: 6	R: 0 E: 0 K: 0 S: 4 H: 1 LOB: 2 BB: 1 P: 8	R: 0 E: 0 K: 0 S: 4 H: 1 LOB: 1 BB: 0 P: 4	R: 0 E: 1 K: 0 S: 4 H: 0 LOB: 1 BB: 0 P: 4		1B: 5 2B: 2 3B: 0 HR: 0 SF: 0 SAC: 1 DP: 0 HBP: 0						

PITCHER		IP	WLS	BF	H	R	ER	SO	BB	IBB	HBP	BLK	WP	HR	S	P	ERA	WHIP
Jim Kaat, L ERA: 1.7	(1, 1)	7.0	L	29	7	2	2	4	0	1	0	0	0	0	36	40	2.57	1.000
Wayne Granger, R ERA: 0.51	(8, 1)	1.0		4	0	0	0	0	0	0	0	0	0	0	4	4	0.00	0.000

PITCHER	IP	WLS	BF	H	R	ER	SO	BB	IBB	HBP	BLK	WP	HR	S	P	ERA	WHIP

BOTTOM

Minnesota Twins @ Texas Rangers

Arlington Stadium, Arlington, TX

Fri May 19 1972, 8:05 PM EDT
Att. 18,902 - Unknown - 75 F

livebaseballscorecards.com

AB	31
R	2
H	7
RBI	2
BB	1
SO	4
LOB	10

PA: 33

Minnesota Twins @ Texas Rangers

Arlington Stadium, Arlington, TX

Sat May 20 1972, 4:33 AM EDT

Att. 12,016 - Unknown - 84 F

TOP

livebaseballscorecards.com

Batter	1	2	3	4	5	6	7	8	9	AB	R	H	RBI	BB	SO	LOB
Cesar Tovar, R (1, 9) OBP: 0.400, SLG: 0.349	6-3		HBP 1B 1-2			F8			F9	4	0	1	0	0	0	0
Danny Thompson, R (1, 6) OBP: 0.308, SLG: 0.382	F7		HBP 1-2 2-3			4-3			2B 1B	3	1	1	0	0	0	0
Rod Carew, L (1, 4) OBP: 0.389, SLG: 0.400	5-3		L6			G3			FC5 2B 1-H	4	0	1	1	0	0	3
Rich Reese, L (1, 3) OBP: 0.304, SLG: 0.316		G4-3 BB		3-1			K		BB	2	0	0	0	2	1	0
Steve Braun, L (1, 5) OBP: 0.375, SLG: 0.405 Eric Soderholm, R (9, PH) OBP: 0.234, SLG: 0.370		G4-3 1-2f		6-3			4-3		F7	3 1	0 0	0 0	0 0	0 0	0 0	1 2
Bobby Darwin, R (1, 8) OBP: 0.355, SLG: 0.500		K		K			6-3		FC5 2-3f	4	0	0	0	0	2	2
Steve Brye, R (1, 7) OBP: 0.238, SLG: 0.280			K		K			F8		3	0	0	0	0	2	0
George Mitterwald, R (1, 2) OBP: 0.182, SLG: 0.226			K		K			6-3		3	0	0	0	0	2	0
Jim Perry, S (1, 1) OBP: 0.353, SLG: 0.313 Tom Norton, R (7, 1) Jim Nettles, L (8, PH) OBP: 0.375, SLG: 0.219 Bob Gebhard, R (8, 1)			HBP 1B 1B		3-1			K		2 0 1 0	0 0 0 0	1 0 0 0	0 0 0 0	0 0 1 0	0 0 0 0	0 0 0 0

	AB	30
	R	1
	H	4
	RBI	1
	BB	2
	SO	8
	LOB	8

Inning Stats	1	2	3	4	5	6	7	8	9
	R: 0 E: 0 K: 0 S: 3	H: 0 LOB: 0 BB: 0 P: 3	R: 0 E: 0 K: 1 S: 4	H: 0 LOB: 0 BB: 1 P: 8	R: 0 E: 0 K: 2 S: 9	H: 2 LOB: 3 BB: 0 P: 10	R: 0 E: 0 K: 1 S: 5	H: 0 LOB: 0 BB: 0 P: 5	R: 0 E: 0 K: 2 S: 7	H: 0 LOB: 0 BB: 0 P: 7	R: 0 E: 0 K: 0 S: 3	H: 0 LOB: 0 BB: 0 P: 3	R: 0 E: 0 K: 1 S: 5	H: 0 LOB: 0 BB: 0 P: 5	R: 0 E: 0 K: 1 S: 5	H: 0 LOB: 0 BB: 0 P: 5	R: 1 E: 0 K: 0 S: 5	H: 2 LOB: 2 BB: 1 P: 9

	1B: 3	SF: 0	WP: 0	PA: 33
	2B: 1	SAC: 0	PB: 0	
	3B: 0	DP: 1	SB: 0	
	HR: 0	HBP: 1	CS: 0	

PITCHER		IP	WLS	BF	H	R	ER	SO	BB	IBB	HBP	BLK	WP	HR	S	P	ERA	WHIP
Pete Broberg, R ERA: 1.98	(1, 1)	8.1	W	31	4	1	1	8	2	0	1	0	0	0	44	53	1.08	0.720
Mike Paul, L ERA: 2.63	(9, 1)	0.2	S	2	0	0	0	0	0	0	0	0	0	0	2	2	0.00	0.000

PITCHER	IP	WLS	BF	H	R	ER	SO	BB	IBB	HBP	BLK	WP	HR	S	P	ERA	WHIP

BOTTOM

Minnesota Twins @ Texas Rangers

Arlington Stadium, Arlington, TX

Sat May 20 1972, 4:33 AM EDT

Att. 12,016 - Unknown - 84 F

Batter	1	2	3	4	5	6	7	8	9	AB	R	H	RBI	BB	SO	LOB
Elliott Maddox, R (1, 8) OBP: 0.330, SLG: 0.303	F2		1B 1-2 1B		1B 3B		FC4 S 2B 1B	G3		5	2	3	0	0	0	1
Davey Nelson, R (1, 5) OBP: 0.379, SLG: 0.367	CS BB		1-3 2-H 1B		E 1B 3-H 1B		FC4 1-3 2B			3	2	2	1	1	0	1
Don Mincher, L (1, 3) OBP: 0.294, SLG: 0.232	F8 1-2		G3		G3 1-3		1-H 3-H 2B			4	0	1	2	0	0	4
Dick Billings, R (1, 2) OBP: 0.293, SLG: 0.264		F9		SH 1B SF7 1B	3-H 1B		K			4	1	2	1	0	1	1
Jeff Burroughs, R (1, 7) OBP: 0.158, SLG: 0.167		2-3		SH 1-2 1B	F8		F4			4	0	1	0	0	0	2
Joe Lovitto, S (1, 9) OBP: 0.375, SLG: 0.189		BB		SH 1-2 2-3	F6		4-3			2	0	0	0	1	0	2
Lenny Randle, S (1, 4) OBP: 0.243, SLG: 0.259		4-3		F8		F8		4-3 BB		3	0	0	0	1	0	4
Toby Harrah, R (1, 6) OBP: 0.322, SLG: 0.286			E3 1B 1B	SF7 3-H		CS 1B		4-3 1-2		3	0	1	1	0	0	1
Pete Broberg, R (1, 1) OBP: 0.118, SLG: 0.063 Mike Paul, L (9, 1)			K	F6		F3 1-2		K		4 0	0 0	0 0	0 0	0 0	2 0	5 0
Inning Stats	R: 0 E: 0 K: 0 S: 2 H: 0 LOB: 0 BB: 1 P: 6	R: 0 E: 0 K: 0 S: 3 H: 0 LOB: 1 BB: 1 P: 7	R: 0 E: 1 K: 1 S: 7 H: 2 LOB: 2 BB: 0 P: 7	R: 1 E: 1 K: 0 S: 6 H: 2 LOB: 2 BB: 0 P: 6	R: 2 E: 1 K: 0 S: 6 H: 3 LOB: 1 BB: 0 P: 6	R: 0 E: 0 K: 0 S: 3 H: 1 LOB: 0 BB: 0 P: 3	R: 2 E: 0 K: 1 S: 8 H: 2 LOB: 1 BB: 0 P: 8	R: 0 E: 0 K: 1 S: 5 H: 0 LOB: 1 BB: 1 P: 9		1B: 8 2B: 1 3B: 1 HR: 0	SF: 1 SAC: 1 DP: 0 HBP: 0						

	AB	32
	R	5
	H	10
	RBI	5
	BB	3
	SO	3
	LOB	21

WP: 0 PB: 0 SB: 1 CS: 2 PA: 37

livebaseballscorecards.com

PITCHER		IP	WLS	BF	H	R	ER	SO	BB	IBB	HBP	BLK	WP	HR	S	P	ERA	WHIP
Jim Perry, R ERA: 2.57	(1, 1)	6.0	L	28	9	4	2	1	2	0	0	0	0	0	28	36	3.00	1.833
Tom Norton, R ERA: 1.74	(7, 1)	1.0		5	1	1	1	1	0	0	0	0	0	0	7	7	9.00	1.000
Bob Gebhard, R ERA:	(8, 1)	1.0		4	0	0	0	1	1	0	0	0	0	0	5	9	0.00	1.000

PITCHER		IP	WLS	BF	H	R	ER	SO	BB	IBB	HBP	BLK	WP	HR	S	P	ERA	WHIP

Batter	1	2	3	4	5	6	7	8	9	AB	R	H	RBI	BB	SO	LOB
Cesar Tovar, R (1, 9) OBP: 0.400, SLG: 0.355	0-0 FC3 1B		0-0 1B 1B	0-0 SF8 3-H		0-0 F9			0-3 K	4	1	2	1	0	1	1
Danny Thompson, R (1, 6) OBP: 0.311, SLG: 0.383	0-0 FC1-6 FC3 1-3 1B		0-0 1B 1-2 1B	0-0 F6			0-3 K		0-0 1-3	5	0	2	0	0	1	2
Rod Carew, L (1, 4) OBP: 0.381, SLG: 0.390	0-0 FC3 FC1-6 1-2 3-H		0-0 G6-4-3 1-2 2-3 1B		0-0 4-3		0-0 F8		0-0 4-3	5	0	1	1	0	0	1
Harmon Killebrew, R (1, 3) OBP: 0.405, SLG: 0.453	0-0 F2		0-0 F8		B B B 4-0 BB		H 1-0 HBP			2	0	0	0	1	0	5
Steve Braun, L (1, 5) OBP: 0.357, SLG: 0.385	0-0 FC1-6 1-2f 2-3		0-0 G6-4-3 1-2f		0-0 L8		0-0 F8			4	0	0	0	0	0	7
Bobby Darwin, R (1, 8) OBP: 0.351, SLG: 0.490	0-0 F9			0-0 BB BB SF8 1B	0-0 F9			S S S 0-3 K		4	1	1	0	0	1	3
Steve Brye, R (1, 7) OBP: 0.238, SLG: 0.269		0-0 F9		B B B 4-0 BB 1-2 BB		0-0 F8		0-0 6-3		3	0	0	0	1	0	0
Phil Roof, R (1, 2) OBP: 0.261, SLG: 0.341 Charlie Manuel, L (8, PH) OBP: 0.176, SLG: 0.250 Dan Monzon, R (8, PR) OBP: 0.333, SLG: 0.200 Rick Dempsey, R (8, 2) OBP: 0.308, SLG: 0.143		0-0 F6		B B B 4-0 1-2 2-3 BB		0-0 L5		0-0 2B		2 1 0 0	0 0 0 0	0 1 0 0	0 0 0 0	1 0 0 0	0 0 0 0	0 0 0 0
Bert Blyleven, R (1, 1) OBP: 0.208, SLG: 0.250 Rich Reese, L (8, PH) OBP: 0.304, SLG: 0.316 Rick Renick, R (8, PH) OBP: 0.125, SLG: 0.125 Dave LaRoche, L (8, 1) Ray Corbin, R (8, 1)		0-0 5-3		S S S 0-3 K		0-0 2B		0-0 F9		3 0 1 0 0	0 0 0 0 0	1 0 0 0 0	0 0 0 0 0	0 0 0 0 0	1 0 0 0 0	3 0 1 0 0
Inning Stats	R: 1 E: 0 K: 0 S: 6 H: 2 LOB: 2 BB: 0 P: 6	R: 0 E: 0 K: 0 S: 3 H: 0 LOB: 0 BB: 0 P: 3	R: 0 E: 0 K: 0 S: 5 H: 3 LOB: 2 BB: 0 P: 5	R: 1 E: 0 K: 1 S: 6 H: 1 LOB: 2 BB: 2 P: 14	R: 0 E: 0 K: 0 S: 3 H: 0 LOB: 1 BB: 1 P: 7	R: 0 E: 0 K: 0 S: 4 H: 1 LOB: 1 BB: 0 P: 4	R: 0 E: 0 K: 1 S: 5 H: 0 LOB: 1 BB: 0 P: 6	R: 0 E: 0 K: 1 S: 6 H: 1 LOB: 1 BB: 0 P: 6	R: 0 E: 0 K: 1 S: 5 H: 0 LOB: 0 BB: 0 P: 5	1B: 6 2B: 2 3B: 0 HR: 0	SF: 1 SAC: 0 DP: 1 HBP: 1					

PITCHER		IP	WLS	BF	H	R	ER	SO	BB	IBB	HBP	BLK	WP	HR	S	P	ERA	WHIP
Rich Hand, R ERA: 5.28	(1, 1)	3.0		17	6	2	2	0	2	0	0	0	0	0	15	23	6.00	2.667
Gerry Janeski, R ERA:	(4, 1)	2.0		7	0	0	0	1	1	0	0	0	0	0	8	12	0.00	0.500
Jim Panther, R ERA: 6.87	(6, 1)	2.2	W	11	2	0	0	2	0	0	1	0	0	0	14	15	0.00	0.750
Paul Lindblad, L ERA: 0.42	(8, 1)	1.1	S	4	0	0	0	1	0	0	0	0	0	0	6	6	0.00	0.000

PITCHER	IP	WLS	BF	H	R	ER	SO	BB	IBB	HBP	BLK	WP	HR	S	P	ERA	WHIP

TOP

Minnesota Twins @ Texas Rangers

Arlington Stadium, Arlington, TX

Sun May 21 1972, 4:33 AM EDT

Unknown - 85 F

livebaseballscorecards.com

AB	34
R	2
H	8
RBI	2
BB	3
SO	4
LOB	23

WP: 0	PA: 39
PB: 0	
SB: 0	
CS: 0	

Minnesota Twins @ Texas Rangers

Arlington Stadium, Arlington, TX

Sun May 21 1972, 4:33 AM EDT

Unknown - 85 F

livebaseballscorecards.com

BOTTOM

Batter	1	2	3	4	5	6	7	8	9	AB	R	H	RBI	BB	SO	LOB
Elliott Maddox, R (1, 8) OBP: 0.327, SLG: 0.301	K		F9			1B 4-3 1B	4-3			4	1	1	0	0	1	1
Davey Nelson, R (1, 5) OBP: 0.383, SLG: 0.372	S 1B			5-3		4-3 S HR 1-3 1B		K		4	1	2	0	0	1	0
Don Mincher, L (1, 3) OBP: 0.292, SLG: 0.233	F7 1-2			K		4-3 1-3 3-H		BB WP 1B 1B		4	1	1	1	0	1	2
Dick Billings, R (1, 2) OBP: 0.306, SLG: 0.268	5-3			1B		K		BB 1B 1-2 IBB		3	1	1	0	1	1	2
Jeff Burroughs, R (1, 7) OBP: 0.217, SLG: 0.333		F4		K		HR 3-H		1B CS 1-2 2-3 BB		3	1	1	2	1	1	1
Joe Lovitto, S (1, 9) OBP: 0.365, SLG: 0.195		K	K	K		K		CS 1-3 2-H 3-H 1B		4	0	1	2	0	3	0
Lenny Randle, S (1, 4) OBP: 0.235, SLG: 0.250		6-3		K			K	K 2-3 3-H		4	0	0	0	0	3	2
Toby Harrah, R (1, 6) OBP: 0.323, SLG: 0.278			F8	BB			6-3			2	0	0	0	1	0	0
Rich Hand, R (1, 1) OBP: 0.200, SLG: 0.200			F8	K			1B			1	0	0	0	0	0	0
Gerry Janeski, R (4, 1)										0	0	0	0	0	0	0
Hal King, L (5, PH) OBP: 0.356, SLG: 0.250										1	0	0	0	0	1	1
Jim Panther, R (6, 1) OBP: 0.500, SLG: 0.500										1	0	1	0	0	0	0
Paul Lindblad, L (8, 1)										0	0	0	0	0	0	0
Inning Stats	R: 0 E: 0 K: 1 S: 6 H: 1 LOB: 1 BB: 0 P: 6	R: 0 E: 0 K: 1 S: 5 H: 0 LOB: 0 BB: 0 P: 5	R: 0 E: 0 K: 0 S: 3 H: 0 LOB: 0 BB: 0 P: 3	R: 0 E: 0 K: 2 S: 8 H: 1 LOB: 1 BB: 0 P: 8	R: 0 E: 0 K: 3 S: 9 H: 0 LOB: 1 BB: 1 P: 13	R: 3 E: 0 K: 2 S: 10 H: 3 LOB: 0 BB: 0 P: 10	R: 0 E: 0 K: 1 S: 6 H: 1 LOB: 1 BB: 0 P: 6	R: 2 E: 0 K: 2 S: 8 H: 2 LOB: 1 BB: 2 P: 16		1B: 7 2B: 0 3B: 0 HR: 1	SF: 0 SAC: 0 DP: 0 HBP: 0						

	AB	31
	R	5
	H	8
	RBI	5
	BB	3
	SO	12
	LOB	9

WP: 1 PB: 0 SB: 2 CS: 2 PA: 34

PITCHER		IP	WLS	BF	H	R	ER	SO	BB	IBB	HBP	BLK	WP	HR	S	P	ERA	WHIP
Bert Blyleven, R ERA: 2.75	(1, 1)	7.0	L	28	6	3	3	10	1	0	0	0	0	1	47	51	3.86	1.000
Dave LaRoche, L ERA: 1.8	(8, 1)	0.1		5	2	2	2	1	1	1	0	0	1	0	5	13	54.00	9.000
Ray Corbin, R ERA: 0.68	(8, 1)	0.2		1	0	0	0	1	0	0	0	0	0	0	3	3	0.00	0.000

PITCHER	IP	WLS	BF	H	R	ER	SO	BB	IBB	HBP	BLK	WP	HR	S	P	ERA	WHIP

Batter	1	2	3	4	5	6	7	8	9	AB	R	H	RBI	BB	SO	LOB
Cesar Tovar, R (1, 9) OBP: 0.388, SLG: 0.342	6-3		6-3			FC6-5-4 2-3		G1-6-3 1-2f		4	0	0	0	0	0	2
Danny Thompson, R (1, 6) OBP: 0.310, SLG: 0.378	PB 1B			4-3		F4		5-3		4	0	1	0	0	0	2
Rod Carew, L (1, 4) OBP: 0.377, SLG: 0.380	BB 1-2 G6-4-3			K			F7		3-1	3	0	0	0	1	1	0
Bobby Darwin, R (1, 8) OBP: 0.339, SLG: 0.470	G6-4-3 1-2f			K			4-3		L6	4	0	0	0	0	1	2
Eric Soderholm, R (1, 5) OBP: 0.255, SLG: 0.429		5-3			L5		HR		BB	3	1	1	1	1	0	0
Steve Brye, R (1, 7) OBP: 0.241, SLG: 0.272 Harmon Killebrew, R (9, PH) OBP: 0.402, SLG: 0.448		F4			5-3		E 1B		K	3 1	0 0	1 0	0 0	0 0	0 1	0 1
George Mitterwald, R (1, 2) OBP: 0.167, SLG: 0.206		F8			K		E5 1-2			3	0	0	0	0	1	1
Rich Reese, L (1, 3) OBP: 0.308, SLG: 0.318 Wayne Granger, R (7, 1) OBP: 0.500, SLG: 0.500			3-1			FC6-5-4 SH1-4 1B	F7			3 0	0 0	1 0	0 0	0 0	0 0	2 0
Dick Woodson, R (1, 1) OBP: 0.118, SLG: 0.118 Rick Renick, R (7, 3) OBP: 0.222, SLG: 0.222 Jim Kaat, L (8, PR) OBP: 0.214, SLG: 0.429 Jim Nettles, L (8, 3) OBP: 0.375, SLG: 0.219			5-3			SH1-4 1-2		G1-6-3 1B		1 1 0 0	0 0 0 0	0 1 0 0	0 0 0 0	0 0 0 0	0 0 0 0	0 0 0 0
Inning Stats	R: 0 E: 0 K: 0 S: 3 H: 1 LOB: 1 BB: 1 P: 7	R: 0 E: 0 K: 0 S: 3 H: 0 LOB: 0 BB: 0 P: 3	R: 0 E: 0 K: 0 S: 3 H: 0 LOB: 0 BB: 0 P: 3	R: 0 E: 0 K: 2 S: 7 H: 0 LOB: 0 BB: 0 P: 7	R: 0 E: 0 K: 1 S: 5 H: 0 LOB: 0 BB: 0 P: 5	R: 0 E: 0 K: 0 S: 4 H: 1 LOB: 1 BB: 0 P: 4	R: 1 E: 1 K: 0 S: 6 H: 2 LOB: 2 BB: 0 P: 6	R: 0 E: 0 K: 0 S: 3 H: 1 LOB: 1 BB: 0 P: 3	R: 0 E: 0 K: 1 S: 5 H: 0 LOB: 1 BB: 1 P: 9	1B: 4 2B: 0 3B: 0 HR: 1 SF: 0 SAC: 1 DP: 2 HBP: 0						

PITCHER		IP	WLS	BF	H	R	ER	SO	BB	IBB	HBP	BLK	WP	HR	S	P	ERA	WHIP
Jim Shellenback, L ERA: 1.42	(1, 1)	7.0	W	26	4	1	1	3	1	0	0	0	0	1	31	35	1.29	0.714
Horacio Pina, R ERA: 2.21	(8, 1)	2.0	S	7	1	0	0	1	1	0	0	0	0	0	8	12	0.00	1.000

PITCHER	IP	WLS	BF	H	R	ER	SO	BB	IBB	HBP	BLK	WP	HR	S	P	ERA	WHIP

Minnesota Twins @ Texas Rangers

Arlington Stadium, Arlington, TX

Sun May 21 1972, 4:38 AM EDT

Att. 13,440 - Unknown - 85 F

TOP

livebaseballscorecards.com

AB	30
R	1
H	5
RBI	1
BB	2
SO	4
LOB	10

BOTTOM

Batter	1	2	3	4	5	6	7	8	9	AB	R	H	RBI	BB	SO	LOB
Elliott Maddox, R (1, 8) OBP: 0.315, SLG: 0.289	6-3	1-3			5-3		F3			4	0	0	0	0	0	4
Davey Nelson, R (1, 5) OBP: 0.379, SLG: 0.362	K		F9		S, BB		K			3	0	0	0	1	2	2
Don Mincher, L (1, 3) OBP: 0.290, SLG: 0.224	F9		P3		F7			2B, HBP		3	1	0	0	0	0	1
Hal King, L (1, 2) OBP: 0.381, SLG: 0.298		1B, FC, BB	FC5-4, 1B			4-3		1-H, 2B		3	1	2	1	1	0	0
Ken Suarez, R (9, 2) OBP: 0.182, SLG: 0.182										0	0	0	0	0	0	0
Jeff Burroughs, R (1, 7) OBP: 0.222, SLG: 0.320		FC, BB, 1B, 1B	FC5-4			F9		5-3		4	1	1	0	0	0	1
Joe Lovitto, S (1, 9) OBP: 0.375, SLG: 0.186		E, 1B, BB	F7			CS, BB		K		2	0	0	0	2	1	0
Ted Kubiak, S (1, 4)		K	F9			CS	BB			2	0	0	0	1	1	3
Toby Harrah, R (1, 6) OBP: 0.313, SLG: 0.268		FC, 1B	1-3				F2			3	0	0	1	0	0	3
Jim Shellenback, L (1, 1) OBP: 0.143, SLG: 0.143					4-3					2	0	1	1	0	0	0
Jim Driscoll, L (7, PH)										0	0	0	0	1	0	0
Horacio Pina, R (8, 1)		1B					BB			0	0	0	0	0	0	0
Inning Stats	R: 0 E: 0 K: 1 S: 5 H: 0 LOB: 0 BB: 0 P: 5	R: 2 E: 1 K: 1 S: 7 H: 2 LOB: 2 BB: 2 P: 15	R: 0 E: 0 K: 0 S: 4 H: 1 LOB: 1 BB: 0 P: 4	R: 0 E: 0 K: 0 S: 3 H: 0 LOB: 0 BB: 0 P: 3	R: 0 E: 0 K: 0 S: 3 H: 0 LOB: 1 BB: 1 P: 7	R: 0 E: 0 K: 0 S: 2 H: 0 LOB: 0 BB: 1 P: 6	R: 0 E: 0 K: 1 S: 5 H: 0 LOB: 2 BB: 2 P: 13	R: 1 E: 0 K: 1 S: 5 H: 1 LOB: 0 BB: 0 P: 6		1B: 3 2B: 1 3B: 0 HR: 0 SF: 0 SAC: 0 DP: 0 HBP: 1						

PITCHER	IP	WLS	BF	H	R	ER	SO	BB	IBB	HBP	BLK	WP	HR	S	P	ERA	WHIP
Dick Woodson, R (1, 1) ERA: 2.6	6.1	L	27	3	2	2	2	6	0	0	0	0	0	25	49	2.84	1.421
Wayne Granger, R (7, 1) ERA: 0.93	1.2		6	1	1	1	2	0	0	1	0	0	0	9	10	5.40	0.600

PITCHER	IP	WLS	BF	H	R	ER	SO	BB	IBB	HBP	BLK	WP	HR	S	P	ERA	WHIP

Minnesota Twins @ Texas Rangers

Arlington Stadium, Arlington, TX

Sun May 21 1972, 4:38 AM EDT

Att. 13,440 - Unknown - 85 F

livebaseballscorecards.com

AB	26
R	3
H	4
RBI	3
BB	6
SO	4
LOB	14

Batter	1	2	3	4	5	6	7	8	9	10	11	12	AB	R	H	RBI	BB	SO	LOB
Cesar Tovar, R (1, 7) OBP: 0.380, SLG: 0.333	F4			F4		4-3			1-3		K		3	0	0	0	0	0	0
Jim Nettles, L (7, 9) OBP: 0.357, SLG: 0.206													2	0	0	0	0	1	0
Danny Thompson, R (1, 6) OBP: 0.313, SLG: 0.387	K			1B		L9			6-3			1B 2B	5	1	2	0	0	1	0
Rod Carew, L (1, 4) OBP: 0.378, SLG: 0.381	4-3			1-2 1B			K		F8			E 2-H 1B	5	0	2	1	0	1	0
Harmon Killebrew, R (1, 3) OBP: 0.393, SLG: 0.429		G6-4-3 BB		K			F8			K		E6 S 1-3	4	0	0	0	1	2	3
Dan Monzon, R (12, PR) OBP: 0.333, SLG: 0.200													0	0	0	0	0	0	0
Wayne Granger, R (12, 1) OBP: 0.500, SLG: 0.500													0	0	0	0	0	0	0
Bobby Darwin, R (1, 8) OBP: 0.333, SLG: 0.457	G6-4-3 1-2f			K			1B			K		F6 1-2	5	0	1	0	0	2	5
Charlie Manuel, L (1, 9) OBP: 0.150, SLG: 0.211	F8				1-3		4-3			1B		F3	3	0	0	0	0	0	1
Steve Brye, R (7, 7) OBP: 0.247, SLG: 0.277													2	0	1	0	0	0	3
Eric Soderholm, R (1, 5) OBP: 0.232, SLG: 0.389			F6		K			5-3		F3		F8	5	0	0	0	0	1	4
Phil Roof, R (1, 2) OBP: 0.245, SLG: 0.318			K		K			F4			B4		3	0	0	0	0	2	0
Steve Braun, L (11, PH) OBP: 0.353, SLG: 0.380													1	0	0	0	0	0	0
George Mitterwald, R (11, 2) OBP: 0.167, SLG: 0.206													0	0	0	0	0	0	0
Jim Kaat, L (1, 1) OBP: 0.167, SLG: 0.333			K			K		F4			6-3		4	0	0	0	0	3	0
Rich Reese, L (12, 3) OBP: 0.308, SLG: 0.318													0	0	0	0	0	0	0
Inning Stats	R: 0 E: 0 K: 1 S: 5 H: 0 LOB: 0 BB: 0 P: 5	R: 0 E: 0 K: 0 S: 2 H: 0 LOB: 0 BB: 1 P: 6	R: 0 E: 0 K: 2 S: 7 H: 0 LOB: 0 BB: 0 P: 7	R: 0 E: 0 K: 2 S: 9 H: 2 LOB: 2 BB: 0 P: 9	R: 0 E: 0 K: 2 S: 7 H: 0 LOB: 0 BB: 0 P: 7	R: 0 E: 0 K: 1 S: 5 H: 0 LOB: 0 BB: 0 P: 5	R: 0 E: 0 K: 1 S: 6 H: 1 LOB: 1 BB: 0 P: 6	R: 0 E: 0 K: 1 S: 5 H: 0 LOB: 0 BB: 0 P: 5	R: 0 E: 0 K: 0 S: 3 H: 0 LOB: 0 BB: 0 P: 3	R: 0 E: 0 K: 2 S: 8 H: 1 LOB: 1 BB: 0 P: 8	R: 0 E: 0 K: 1 S: 5 H: 0 LOB: 0 BB: 0 P: 5	R: 1 E: 1 K: 0 S: 6 H: 2 LOB: 3 BB: 0 P: 6	1B: 5 2B: 1 3B: 0 HR: 0 SF: 0 SAC: 0 DP: 1 HBP: 0						

PITCHER	IP	WLS	BF	H	R	ER	SO	BB	IBB	HBP	BLK	WP	HR	S	P	ERA	WHIP
Dick Drago, R (1, 1) ERA: 2.22	12.0	L	43	6	1	1	13	1	0	0	0	0	0	68	72	0.75	0.583

PITCHER	IP	WLS	BF	H	R	ER	SO	BB	IBB	HBP	BLK	WP	HR	S	P	ERA	WHIP

TOP

Minnesota Twins @ Kansas City Royals

Municipal Stadium, Kansas City, MO

Wed May 24 1972, 8:05 PM EDT

Att. 8,381 - Unknown - 79 F

livebaseballscorecards.com

AB	42
R	1
H	6
RBI	1
BB	1
SO	13
LOB	16

WP: 0 PB: 0 SB: 1 CS: 0 PA: 43

Batter	1	2	3	4	5	6	7	8	9	10	11	12	AB	R	H	RBI	BB	SO	LOB
Freddie Patek, R (1, 6) OBP: 0.326, SLG: 0.376	K			F7		5-3		FC5-4 BB			SH1-4 1B		4	0	1	0	1	1	0
Amos Otis, R (1, 8) OBP: 0.288, SLG: 0.313	F9			1-6-3			F9	FC5-4 1-2f			SH1-4 1-2		4	0	0	0	0	0	2
Richie Scheinblum, S (1, 9) OBP: 0.338, SLG: 0.338	F4			FC4-6 1B			1B 1B		5-3		G4-6-3 IBB		4	0	2	0	1	0	0
Lou Piniella, R (1, 7) OBP: 0.379, SLG: 0.488		F7		FC4-6 1-2f			K		L1-3		G4-6-3 1-2f		5	0	0	0	0	1	4
Cookie Rojas, R (1, 4) OBP: 0.301, SLG: 0.322		5-3			L9		1-2 1B		1-3			L8	5	0	1	0	0	0	0
Paul Schaal, R (1, 5) OBP: 0.313, SLG: 0.287		5-3			F7		F4			SH5-4 2B		5-3	5	0	1	0	0	0	2
John Mayberry, L (1, 3) OBP: 0.298, SLG: 0.333			K		K			L4		SH5-4 2-3		5-3	4	0	0	0	0	2	0
Ed Kirkpatrick, L (1, 2) OBP: 0.418, SLG: 0.526			F9			K		SH1-4 BB		F8			3	0	0	0	1	1	1
Dick Drago, R (1, 1) OBP: 0.053, SLG: 0.053			K			K		SH1-4 1-2		F4			3	0	0	0	0	2	1
Inning Stats	R: 0 E: 0 K: 1 S: 5 H: 0 LOB: 0 BB: 0 P: 5	R: 0 E: 0 K: 0 S: 3 H: 0 LOB: 0 BB: 0 P: 3	R: 0 E: 0 K: 2 S: 7 H: 0 LOB: 0 BB: 0 P: 7	R: 0 E: 0 K: 0 S: 4 H: 1 LOB: 1 BB: 0 P: 4	R: 0 E: 0 K: 1 S: 5 H: 0 LOB: 0 BB: 0 P: 5	R: 0 E: 0 K: 2 S: 7 H: 0 LOB: 0 BB: 0 P: 7	R: 0 E: 0 K: 1 S: 7 H: 2 LOB: 2 BB: 0 P: 7	R: 0 E: 0 K: 0 S: 3 H: 0 LOB: 2 BB: 2 P: 11	R: 0 E: 0 K: 0 S: 3 H: 0 LOB: 0 BB: 0 P: 3	R: 0 E: 0 K: 0 S: 4 H: 1 LOB: 1 BB: 0 P: 4	R: 0 E: 0 K: 0 S: 3 H: 1 LOB: 1 BB: 1 P: 7	R: 0 E: 0 K: 0 S: 3 H: 0 LOB: 0 BB: 0 P: 3	1B: 4 2B: 1 3B: 0 HR: 0 SF: 0 SAC: 3 DP: 1 HBP: 0		WP: 0 PB: 0 SB: 0 CS: 0	PA: 43		

PITCHER		IP	WLS	BF	H	R	ER	SO	BB	IBB	HBP	BLK	WP	HR	S	P	ERA	WHIP
Jim Kaat, L ERA: 1.31	(1, 1)	11.0	W	40	5	0	0	7	2	1	0	0	0	0	51	63	0.00	0.636
Wayne Granger, R ERA: 0.89	(12, 1)	1.0	S	3	0	0	0	0	0	0	0	0	0	0	3	3	0.00	0.000

PITCHER	IP	WLS	BF	H	R	ER	SO	BB	IBB	HBP	BLK	WP	HR	S	P	ERA	WHIP

BOTTOM

Minnesota Twins @ Kansas City Royals

Municipal Stadium, Kansas City, MO

Wed May 24 1972, 8:05 PM EDT

Att. 8,381 - Unknown - 79 F

livebaseballscorecards.com

AB	37
R	0
H	5
RBI	0
BB	3
SO	7
LOB	10

Texas Rangers @ Minnesota Twins

Metropolitan Stadium, Bloomington , MI

Thu May 25 1972, 8:05 PM EDT

Att. 8,781 - Unknown - 74 F

TOP

livebaseballscorecards.com

Batter	1	2	3	4	5	6	7	8	9	AB	R	H	RBI	BB	SO	LOB
Elliott Maddox, R (1, 8) OBP: 0.318, SLG: 0.283	4-3		G4-6-3 HBP 1B		SH BB		G3		K	4	0	1	0	0	1	1
Davey Nelson, R (1, 5) OBP: 0.374, SLG: 0.364	6-3		G4-6-3 HBP		F7		K		6-3	4	0	0	0	0	1	3
Don Mincher, L (1, 3) OBP: 0.311, SLG: 0.286	3-1		G4-6-3		BB		1B 2B			3	1	1	1	1	0	2
Dick Billings, R (1, 2) OBP: 0.316, SLG: 0.333		4-3 HR 1B	2-3		L7		FC6-4 1B			4	1	2	1	0	0	4
Jeff Burroughs, R (1, 7) OBP: 0.205, SLG: 0.262		K		K		CS 1B	FC6-4			4	0	1	0	0	2	2
Joe Lovitto, S (1, 9) OBP: 0.361, SLG: 0.179		4-3		3-1		S BB		4-3		3	0	0	0	1	0	1
Lenny Randle, S (1, 4) OBP: 0.236, SLG: 0.276		HR		K		K		K		4	1	1	2	0	3	1
Toby Harrah, R (1, 6) OBP: 0.291, SLG: 0.250		L9			5-3	L9		L9		4	0	0	0	0	0	1
Pete Broberg, R (1, 1) OBP: 0.211, SLG: 0.222			1B G4-6-3 2B		BB SH 1B		G3 2B 1B		1-3	2	1	2	0	0	0	0
Horacio Pina, R (6, 1)										0	0	0	0	0	0	0
Larry Biittner, L (7, PH) OBP: 0.273, SLG: 0.235										1	1	1	0	0	0	0
Mike Paul, L (7, 1)										0	0	0	0	0	0	0
Ted Ford, R (9, PH) OBP: 0.256, SLG: 0.441										1	0	0	0	0	0	0
Inning Stats	R: 0 E: 0 K: 0 S: 3 H: 0 LOB: 0 BB: 0 P: 3	R: 2 E: 0 K: 1 S: 7 H: 2 LOB: 0 BB: 0 P: 7	R: 1 E: 0 K: 0 S: 4 H: 2 LOB: 1 BB: 0 P: 5	R: 0 E: 0 K: 2 S: 7 H: 0 LOB: 0 BB: 0 P: 7	R: 0 E: 1 K: 0 S: 5 H: 1 LOB: 3 BB: 1 P: 9	R: 0 E: 0 K: 1 S: 5 H: 1 LOB: 1 BB: 1 P: 9	R: 2 E: 0 K: 1 S: 8 H: 3 LOB: 1 BB: 0 P: 8	R: 0 E: 0 K: 1 S: 5 H: 0 LOB: 0 BB: 0 P: 5	R: 0 E: 0 K: 1 S: 5 H: 0 LOB: 0 BB: 0 P: 5	1B: 6 2B: 2 3B: 0 HR: 1	SF: 0 SAC: 1 DP: 1 HBP: 1						

AB	34
R	5
H	9
RBI	4
BB	2
SO	7
LOB	15

WP: 0 PB: 0 SB: 1 CS: 1 PA: 38

PITCHER		IP	WLS	BF	H	R	ER	SO	BB	IBB	HBP	BLK	WP	HR	S	P	ERA	WHIP
Jim Perry, R ERA: 2.87	(1, 1)	5.0		22	5	3	3	3	1	0	1	0	0	1	26	31	5.40	1.200
Ray Corbin, R ERA: 1.8	(6, 1)	1.2		8	3	2	2	2	1	0	0	0	0	0	11	15	10.80	2.400
Wayne Granger, R ERA: 0.79	(7, 1)	2.1	W	8	1	0	0	2	0	0	0	0	0	0	12	12	0.00	0.429

PITCHER	IP	WLS	BF	H	R	ER	SO	BB	IBB	HBP	BLK	WP	HR	S	P	ERA	WHIP

Texas Rangers @ Minnesota Twins

Metropolitan Stadium, Bloomington , MI

Thu May 25 1972, 8:05 PM EDT

Att. 8,781 - Unknown - 74 F

livebaseballscorecards.com

BOTTOM

Batter	1	2	3	4	5	6	7	8	9	AB	R	H	RBI	BB	SO	LOB
Cesar Tovar, R (1, 9) OBP: 0.383, SLG: 0.347	6-3		FC4-6 1-2 1B		G3		SH5-4 SH3-4 2B			4	1	2	0	0	0	0
Danny Thompson, R (1, 6) OBP: 0.313, SLG: 0.381	6-3		FC4-6 1-2f			BB 1B BB	SH5-4 2-3			2	1	0	0	1	0	2
Rod Carew, L (1, 4) OBP: 0.377, SLG: 0.374	6-3			1-3 2B BB		F7	SH3-4 3-H			2	1	0	1	1	0	1
Harmon Killebrew, R (1, 3) OBP: 0.388, SLG: 0.415 Rich Reese, L (8, 3) OBP: 0.308, SLG: 0.318		K		K		1B 1-2 1B BB	K			3 0	1 0	0 0	0 0	1 0	3 0	1 0
Jim Nettles, L (1, 7) OBP: 0.333, SLG: 0.189 Steve Brye, R (8, PH) OBP: 0.244, SLG: 0.274 (9, 7)	4-3			1-3 1-2		K		1-3		3 1	0 0	0 0	0 0	0 0	1 0	3 0
Bobby Darwin, R (1, 8) OBP: 0.339, SLG: 0.468	6-3			2-H 2B		1B 1-3 2-H 2B 1B		6-3		4	1	2	2	0	0	0
Eric Soderholm, R (1, 5) OBP: 0.233, SLG: 0.379		K	K			2B E 1-3 3-H 1B		K		4	1	1	1	0	3	1
George Mitterwald, R (1, 2) OBP: 0.158, SLG: 0.194 Steve Braun, L (6, PH) OBP: 0.360, SLG: 0.400 Phil Roof, R (7, 2) OBP: 0.245, SLG: 0.318			F9		F9	E7 1-H 3-H 2B				2 1 0	0 0 0	0 1 0	0 1 0	0 1 0	0 0 0	0 0 0
Jim Perry, S (1, 1) OBP: 0.389, SLG: 0.313 Charlie Manuel, L (5, PH) OBP: 0.143, SLG: 0.200 Ray Corbin, R (6, 1) Wayne Granger, R (7, 1) OBP: 0.500, SLG: 0.500			1B BB		K	P3				0 1 1 0	0 0 0 0	0 0 0 0	0 0 0 0	1 1 0 0	0 0 0 0	0 0 1 0
Inning Stats	R: 0 E: 0 K: 0 S: 3 H: 0 LOB: 0 BB: 0 P: 3	R: 0 E: 0 K: 1 S: 5 H: 0 LOB: 0 BB: 0 P: 5	R: 0 E: 0 K: 1 S: 6 H: 1 LOB: 2 BB: 1 P: 10	R: 1 E: 0 K: 2 S: 8 H: 1 LOB: 1 BB: 1 P: 12	R: 0 E: 0 K: 1 S: 5 H: 0 LOB: 0 BB: 0 P: 5	R: 4 E: 1 K: 1 S: 8 H: 3 LOB: 1 BB: 2 P: 16	R: 1 E: 0 K: 1 S: 6 H: 1 LOB: 0 BB: 0 P: 6	R: 0 E: 0 K: 1 S: 5 H: 0 LOB: 0 BB: 0 P: 5		1B: 3 2B: 3 3B: 0 HR: 0 SF: 0 SAC: 2 DP: 0 HBP: 0				WP: 0 PB: 0 SB: 0 CS: 0 PA: 34	

	AB	R	H	RBI	BB	SO	LOB
	28	6	6	5	4	8	9

PITCHER		IP	WLS	BF	H	R	ER	SO	BB	IBB	HBP	BLK	WP	HR	S	P	ERA	WHIP
Pete Broberg, R ERA: 2.43	(1, 1)	5.2		25	4	5	4	6	4	0	0	0	0	0	33	49	6.35	1.412
Horacio Pina, R ERA: 1.99	(6, 1)	0.1		2	1	0	0	0	0	0	0	0	0	0	2	2	0.00	3.000
Mike Paul, L ERA: 2.65	(7, 1)	2.0	L	7	1	1	1	2	0	0	0	0	0	0	11	11	4.50	0.500

PITCHER		IP	WLS	BF	H	R	ER	SO	BB	IBB	HBP	BLK	WP	HR	S	P	ERA	WHIP

Batter	1	2	3	4	5	6	7	8	9	AB	R	H	RBI	BB	SO	LOB
Elliott Maddox, R (1, 8) OBP: 0.331, SLG: 0.293	S S S 0-3 ① K		X 0-0 E HBP 1B		B B B B 4-0 5-3 BB		X 0-0 G3 1B			3	0	2	0	1	1	0
Davey Nelson, R (1, 5) OBP: 0.376, SLG: 0.362 Jim Panther, R (3, 1) OBP: 0.500, SLG: 0.500 Larry Biittner, L (5, PH) OBP: 0.268, SLG: 0.231 Gerry Janeski, R (5, 1) Hal King, L (7, PH) OBP: 0.348, SLG: 0.264 Rich Hand, R (7, 1) OBP: 0.200, SLG: 0.200	S S S 0-3 ② K		H 1-0 E 1-2 HBP		X 0-0 ① 5-3 1-2		X 0-0 ② G3 1-2			1 0 1 0 1 0	0 0 0 0 0 0	0 0 0 0 0 0	0 0 0 0 0 0	1 0 0 0 0 0	0 0 0 0 0 0	0 0 1 0 1 0
Don Mincher, L (1, 3) OBP: 0.308, SLG: 0.276	B B B B 4-0 BB		S S S 0-3 ② K		X 0-0 ② F9		X 0-0 ③ 1-3			3	0	0	0	1	1	4
Dick Billings, R (1, 2) OBP: 0.313, SLG: 0.319	X 0-0 ③ L8		I I I I 4-0 1-2 2-3 IBB		X 0-0 ③ L7			X 0-0 ① F4		3	0	0	0	1	0	2
Joe Lovitto, S (1, 9) OBP: 0.342, SLG: 0.167		X 0-0 ① 4-3	S S S 0-3 ③ K			X 0-0 ① 4-3		X 0-0 ② F7		4	0	0	0	0	1	3
Jeff Burroughs, R (1, 7) OBP: 0.208, SLG: 0.261		X 0-0 ② F4		X 0-0 5-3 1B		X 0-0 ② F9		S S S 0-3 ③ K		4	0	1	0	0	1	0
Lenny Randle, S (1, 4) OBP: 0.244, SLG: 0.283		X 0-0 1B		X 0-0 ① 5-3 1-2		X 0-0 1B			X 0-0 ① F6	4	0	2	0	0	0	1
Toby Harrah, R (1, 6) OBP: 0.281, SLG: 0.240		X 0-0 ③ F8		X 0-0 ② F9		X 0-0 ③ 5-3			X 0-0 ② F9	4	0	0	0	0	0	3
Jim Shellenback, L (1, 1) OBP: 0.125, SLG: 0.125 Jim Driscoll, L (3, 5)			S S S 0-3 ① K	S S S 0-3 ③ K			X 0-0 ① F9		X 0-0 ③ F6	1 3	0 0	0 0	0 0	0 0	1 1	0 1
Inning Stats	R: 0 E: 0 K: 2 S: 7 H: 0 LOB: 1 BB: 1 P: 11	R: 0 E: 0 K: 0 S: 4 H: 1 LOB: 1 BB: 0 P: 4	R: 0 E: 1 K: 3 S: 10 H: 1 LOB: 3 BB: 1 P: 15	R: 0 E: 0 K: 1 S: 6 H: 1 LOB: 1 BB: 0 P: 6	R: 0 E: 0 K: 0 S: 3 H: 0 LOB: 1 BB: 1 P: 7	R: 0 E: 0 K: 0 S: 4 H: 1 LOB: 1 BB: 0 P: 4	R: 0 E: 0 K: 0 S: 4 H: 1 LOB: 1 BB: 0 P: 4	R: 0 E: 0 K: 1 S: 5 H: 0 LOB: 0 BB: 0 P: 5	R: 0 E: 0 K: 0 S: 3 H: 0 LOB: 0 BB: 0 P: 3	1B: 5 2B: 0 3B: 0 HR: 0	SF: 0 SAC: 0 DP: 0 HBP: 1					

PITCHER	IP	WLS	BF	H	R	ER	SO	BB	IBB	HBP	BLK	WP	HR	S	P	ERA	WHIP
Bert Blyleven, R (1, 1) ERA: 2.43	9.0	W	36	5	0	0	7	2	1	1	0	0	0	46	59	0.00	0.778

PITCHER	IP	WLS	BF	H	R	ER	SO	BB	IBB	HBP	BLK	WP	HR	S	P	ERA	WHIP

TOP

Texas Rangers @ Minnesota Twins

Metropolitan Stadium, Bloomington , MI

Fri May 26 1972, 8:05 PM EDT

Att. 7,383 - Unknown - 70 F

livebaseballscorecards.com

AB	32
R	0
H	5
RBI	0
BB	3
SO	7
LOB	16

WP: 0 PB: 0 SB: 0 CS: 0 PA: 36

Texas Rangers @ Minnesota Twins

Metropolitan Stadium, Bloomington , MI

Fri May 26 1972, 8:05 PM EDT

Att. 7,383 - Unknown - 70 F

BOTTOM

livebaseballscorecards.com

Batter	1	2	3	4	5	6	7	8	9	AB	R	H	RBI	BB	SO	LOB
Cesar Tovar, R (1, 9) OBP: 0.393, SLG: 0.355 Jim Nettles, L (7, 9) OBP: 0.326, SLG: 0.184	F9		E4, 1B, 1-H, 3-H, 1B		4-3, 1B, BB	FC1-4-6, 1-2, 2-3, 1B		4-3		3 1	2 0	2 0	1 0	1 0	0 0	0 0
Danny Thompson, R (1, 6) OBP: 0.302, SLG: 0.366	F9		L7		4-3, 1-2	FC1-4-6, FC3, 1-2f, 2-3, 3-H		1-3		5	0	0	1	0	0	4
Rod Carew, L (1, 4) OBP: 0.388, SLG: 0.381 Steve Braun, L (9, 4) OBP: 0.360, SLG: 0.400	FC6-4, BB		2B, 3-H, 1B		BB, 1B, 2-H, 1B	FC3, 1-2, 3-H				3 0	1 0	2 0	3 0	1 0	0 0	1 0
Harmon Killebrew, R (1, 3) OBP: 0.384, SLG: 0.408 Rick Dempsey, R (7, 2) OBP: 0.308, SLG: 0.143	FC6-4, 1-2f		F2		BB, 1-2, 1B	F6				4 0	0 0	1 0	0 0	0 0	0 0	4 0
Bobby Darwin, R (1, 8) OBP: 0.336, SLG: 0.469		6-3	2B, 1-H		K	1-3				4	0	1	1	0	1	4
Eric Soderholm, R (1, 5) OBP: 0.234, SLG: 0.361		K	K		FC6-4, 1-2, 2-3, BB		K			3	0	0	0	1	3	1
Rick Renick, R (1, 7) OBP: 0.154, SLG: 0.154 Steve Brye, R (8, 7) OBP: 0.244, SLG: 0.274		F5		F4	FC6-4, 1-2f		5-3			4 0	0 0	0 0	0 0	0 0	0 0	3 0
Phil Roof, R (1, 2) OBP: 0.250, SLG: 0.340 Dan Monzon, R (6, PR) OBP: 0.333, SLG: 0.200 Rich Reese, L (7, 3) OBP: 0.296, SLG: 0.304			1B, 2B	F8		K, 1B, SH, FC1-4-6	G3			3 0 1	1 1 0	1 0 0	0 0 0	0 0 0	1 0 0	0 0 0
Bert Blyleven, R (1, 1) OBP: 0.222, SLG: 0.259			1B, E, 2-3, 1B	K		SH, FC1-4-6, 1B, 1-2, FC3		F9		3	2	1	0	0	1	0
Inning Stats	R: 0 E: 0 K: 0 S: 3 H: 0 LOB: 1 BB: 1 P: 7	R: 0 E: 0 K: 1 S: 5 H: 0 LOB: 0 BB: 0 P: 5	R: 4 E: 1 K: 1 S: 10 H: 5 LOB: 1 BB: 0 P: 10	R: 0 E: 0 K: 1 S: 5 H: 0 LOB: 0 BB: 0 P: 5	R: 1 E: 0 K: 1 S: 7 H: 2 LOB: 3 BB: 2 P: 15	R: 2 E: 1 K: 1 S: 9 H: 1 LOB: 2 BB: 0 P: 9	R: 0 E: 0 K: 1 S: 5 H: 0 LOB: 0 BB: 0 P: 5	R: 0 E: 0 K: 0 S: 3 H: 0 LOB: 0 BB: 0 P: 3		1B: 6 2B: 2 3B: 0 HR: 0 SF: 0 SAC: 1 DP: 0 HBP: 0						

	AB	34
	R	7
	H	8
	RBI	6
	BB	3
	SO	6
	LOB	17

WP: 1 PA: 38
PB: 0
SB: 0
CS: 0

PITCHER		IP	WLS	BF	H	R	ER	SO	BB	IBB	HBP	BLK	WP	HR	S	P	ERA	WHIP
Jim Shellenback, L ERA: 2.1	(1, 1)	2.2	L	14	5	4	3	1	1	0	0	0	0	0	15	19	10.12	2.250
Jim Panther, R ERA: 5.48	(3, 1)	1.1		4	0	0	0	2	0	0	0	0	0	0	8	8	0.00	0.000
Gerry Janeski, R ERA: 3.38	(5, 1)	2.0		14	3	3	2	2	2	0	0	0	1	0	16	24	9.00	2.500
Rich Hand, R ERA: 3.98	(7, 1)	2.0		6	0	0	0	1	0	0	0	0	0	0	8	8	0.00	0.000

PITCHER	IP	WLS	BF	H	R	ER	SO	BB	IBB	HBP	BLK	WP	HR	S	P	ERA	WHIP

Texas Rangers @ Minnesota Twins

Metropolitan Stadium, Bloomington , MI

Sat May 27 1972, 4:33 AM EDT

Att. 9,477 - Unknown - 78 F

TOP

livebaseballscorecards.com

Batter	1	2	3	4	5	6	7	8	9	AB	R	H	RBI	BB	SO	LOB
Elliott Maddox, R (1, 8) OBP: 0.353, SLG: 0.308	0-0 S 1B	BBB 4-0 E S E BB	1B HR 1B; 4-0 1-2 BB			0-0 E8 G6-4-3 1B		0-0 ① F7		4	2	3	0	2	0	0
Joe Lovitto, S (1, 9) OBP: 0.346, SLG: 0.172 Larry Biittner, L (6, 9) OBP: 0.281, SLG: 0.231	SSS 0-3 ① K	0-0 E3 E HR 1-H 3-H	0-0 1-3 HR 1B; 0-0 ③ L3			H 1-0 G6-4-3 HBP		H 1-0 G6-4-3 HBP		4 0	2 0	1 0	1 0	0 0	1 0	3 0
Don Mincher, L (1, 3) OBP: 0.315, SLG: 0.311 Jeff Burroughs, R (4, PR) OBP: 0.200, SLG: 0.250 (4, 3)	0-0 ② F7	0-0 E4 HR 2-3	0-0 1-H 3-H HR	BBB 4-0 G6-3 BB		0-0 ①② G6-4-3 1-2f 2-3		0-0 ②③ G6-4-3 1-2f		3 2	2 0	1 0	3 0	1 0	0 0	2 3
Dick Billings, R (1, 5) OBP: 0.314, SLG: 0.351	0-0 ③ 6-3 1-2	0-0 1-H 3-H HR	BBB 4-0 E 5-3 1B BB	0-0 ①② G6-3 1-2f		SSS 0-3 ③ K			0-0 ① 5-3	5	2	1	3	1	1	3
Hal King, L (1, 2) OBP: 0.351, SLG: 0.316 Paul Lindblad, L (7, 1)	HR; 4-0 1B 1B BB	0-0 ① 5-3 1-2	SSS 0-3 ③ K				0-0 ① F4		SSS 0-3 ② K	4 1	2 0	1 0	1 0	1 0	1 1	2 0
Ted Ford, R (1, 7) OBP: 0.311, SLG: 0.538	4-0 2B 1B BB; 0-0 1-2 1B	0-0 E5 1B 2-3	0-0 ① 5-3				0-0 HR		0-0 1B	5	3	3	1	1	0	1
Lenny Randle, S (1, 4) OBP: 0.241, SLG: 0.278	0-0 1-2 2B 1B; 0-3 ② K	0-0 ② F6	0-0 ② F7				0-0 ② 6-3		0-0 ③ F8	6	1	1	0	0	1	5
Toby Harrah, R (1, 6) OBP: 0.299, SLG: 0.272 Ted Kubiak, S (3, 6) OBP: 0.222, SLG: 0.034	0-0 SH1-4 1-H 2-H S 2B; 0-0 1-2 2-H 1B	0-0 2-H 3-H 1B 1B	H 1-0 HBP				BBB 4-0 FC6-4 BB			3 0	2 0	3 0	5 0	0 1	0 0	0 0
Dick Bosman, R (1, 1) OBP: 0.077, SLG: 0.077 Ken Suarez, R (7, PH) OBP: 0.167, SLG: 0.167 (7, 2)	0-0 SH1-4 2-3; 0-3 ③ K	0-0 2-H BB 1B	0-0 ③ F8				0-0 ③ FC6-4 1-2f			3 1	0 0	1 0	1 0	0 0	1 0	3 1

Inning Stats	1	2	3	4	5	6	7	8	9
	R: 0 E: 0 K: 1 S: 6	R: 9 E: 2 K: 2 S: 15	R: 6 E: 1 K: 0 S: 9	R: 0 E: 0 K: 1 S: 4	R: 0 E: 0 K: 0 S: 3	R: 0 E: 1 K: 1 S: 5	R: 1 E: 0 K: 0 S: 4	R: 0 E: 0 K: 0 S: 2	R: 0 E: 0 K: 1 S: 6
	H: 1 LOB: 1 BB: 0 P: 6	H: 6 LOB: 2 BB: 3 P: 27	H: 5 LOB: 2 BB: 2 P: 17	H: 0 LOB: 1 BB: 1 P: 8	H: 0 LOB: 1 BB: 0 P: 4	H: 1 LOB: 1 BB: 0 P: 6	H: 1 LOB: 1 BB: 1 P: 8	H: 0 LOB: 0 BB: 0 P: 3	H: 1 LOB: 1 BB: 0 P: 6

1B: 10	SF: 0
2B: 1	SAC: 1
3B: 0	DP: 3
HR: 4	HBP: 3
WP: 0	PA: 52
PB: 0	
SB: 3	
CS: 0	

AB	41
R	16
H	15
RBI	15
BB	7
SO	6
LOB	23

PITCHER		IP	WLS	BF	H	R	ER	SO	BB	IBB	HBP	BLK	WP	HR	S	P	ERA	WHIP
Dick Woodson, R ERA: 3.3	(1, 1)	1.1	L	13	5	8	4	1	2	0	0	0	0	2	13	21	27.00	5.250
Bob Gebhard, R ERA: 1.93	(2, 1)	0.2		5	2	1	1	2	1	0	0	0	0	0	8	12	13.50	4.500
Tom Norton, R ERA: 4.09	(3, 1)	0.2		9	5	6	3	0	1	0	0	0	0	1	8	12	40.50	9.000
Ray Corbin, R ERA: 1.86	(3, 1)	4.1		18	2	1	1	2	3	0	2	0	0	1	17	31	2.08	1.154
Dave LaRoche, L ERA: 1.67	(8, 1)	2.0		7	1	0	0	1	0	0	1	0	0	0	8	9	0.00	0.500

PITCHER	IP	WLS	BF	H	R	ER	SO	BB	IBB	HBP	BLK	WP	HR	S	P	ERA	WHIP

BOTTOM

Texas Rangers @ Minnesota Twins

Metropolitan Stadium, Bloomington , MI

Sat May 27 1972, 4:33 AM EDT

Att. 9,477 - Unknown - 78 F

Batter	1	2	3	4	5	6	7	8	9	AB	R	H	RBI	BB	SO	LOB
Cesar Tovar, R (1, 9) OBP: 0.395, SLG: 0.357		FC6-4			F8		K		F4	2	1	1	0	0	0	2
Jim Nettles, L (5, 9) OBP: 0.306, SLG: 0.171	G4-3	1-2f								3	0	0	0	0	1	4
Danny Thompson, R (1, 6) OBP: 0.305, SLG: 0.368			6-3		6-3				F8	2	0	1	0	0	0	0
Dan Monzon, R (4, 6) OBP: 0.333, SLG: 0.250	G4-3 1-3						1-3 3-H			3	0	1	1	0	0	2
Rod Carew, L (1, 4) OBP: 0.382, SLG: 0.375	G4-3		G3			FC5-4	4-3			2	0	0	0	0	0	1
Rich Reese, L (4, 3) OBP: 0.310, SLG: 0.320	1-2f 3-H									2	0	1	0	0	0	2
Dave LaRoche, L (8, 1)										0	0	0	0	0	0	0
Harmon Killebrew, R (1, 3) OBP: 0.386, SLG: 0.410			F9			FC5-4		G1-4-3		2	0	1	0	0	0	0
Eric Soderholm, R (4, 5) OBP: 0.242, SLG: 0.365						1-2f				2	0	1	0	0	0	1
Steve Braun, L (1, 5) (4, 4)	3-1			L7		F7		G1-4-3 1-2		4	0	1	0	0	0	2
Bobby Darwin, R (1, 8) OBP: 0.326, SLG: 0.453		6-3		K		F3		G1-4-3 1-2f 2-3		4	0	0	0	0	1	3
Rick Renick, R (1, 7) OBP: 0.235, SLG: 0.294		BB		6-3			1B 1B	F2		4	1	2	0	0	0	1
(8, 3)		1B					2B									
George Mitterwald, R (1, 2) OBP: 0.175, SLG: 0.211		K					5-3		FC6-4	2	0	1	0	0	1	1
Rick Dempsey, R (6, 2) OBP: 0.321, SLG: 0.174					1B				1B	2	0	1	0	0	0	1
Dick Woodson, R (1, 1) OBP: 0.118, SLG: 0.118		4-0			0-3		0-0		FC6-4	0	0	0	0	0	0	0
Bob Gebhard, R (2, 1)					K					0	0	0	0	0	0	0
Charlie Manuel, L (2, PH) OBP: 0.182, SLG: 0.200										0	0	0	0	1	0	0
Tom Norton, R (3, 1)										0	0	0	0	0	0	0
Ray Corbin, R (3, 1)										1	0	0	0	0	1	1
Steve Brye, R (7, PH) OBP: 0.250, SLG: 0.279		BB					2-3 1B		1-2f	2	0	1	0	0	0	1
(8, 7)																
Inning Stats	R: 1 E: 0 K: 0 S: 5 H: 3 LOB: 1 BB: 0 P: 5	R: 0 E: 0 K: 1 S: 6 H: 1 LOB: 2 BB: 1 P: 10	R: 0 E: 0 K: 0 S: 3 H: 0 LOB: 0 BB: 0 P: 3	R: 0 E: 0 K: 1 S: 5 H: 0 LOB: 0 BB: 0 P: 5	R: 0 E: 0 K: 1 S: 6 H: 1 LOB: 1 BB: 0 P: 6	R: 0 E: 0 K: 0 S: 4 H: 1 LOB: 1 BB: 0 P: 4	R: 1 E: 0 K: 1 S: 8 H: 3 LOB: 2 BB: 0 P: 8	R: 0 E: 0 K: 0 S: 4 H: 2 LOB: 1 BB: 0 P: 4	R: 0 E: 0 K: 0 S: 4 H: 1 LOB: 1 BB: 0 P: 4	1B: 11 2B: 1 3B: 0 HR: 0 SF: 0 SAC: 0 DP: 2 HBP: 0						

livebaseballscorecards.com

AB	37
R	2
H	12
RBI	1
BB	1
SO	4
LOB	22

WP: 0 PA: 38
PB: 0
SB: 0
CS: 0

PITCHER		IP	WLS	BF	H	R	ER	SO	BB	IBB	HBP	BLK	WP	HR	S	P	ERA	WHIP
Dick Bosman, R ERA: 4.08	(1, 1)	6.0	W	24	6	1	1	3	1	0	0	0	0	0	29	33	1.50	1.167
Paul Lindblad, L ERA: 1.37	(7, 1)	3.0	S	14	6	1	1	1	0	0	0	0	0	0	16	16	3.00	2.000

PITCHER	IP	WLS	BF	H	R	ER	SO	BB	IBB	HBP	BLK	WP	HR	S	P	ERA	WHIP

Texas Rangers @ Minnesota Twins

Metropolitan Stadium, Bloomington , MI

Sun May 28 1972, 4:33 AM EDT

Att. 9,132 - Unknown - 69 F

livebaseballscorecards.com

TOP

Batter	1	2	3	4	5	6	7	8	9	AB	R	H	RBI	BB	SO	LOB
Elliott Maddox, R (1, 8) OBP: 0.343, SLG: 0.298	6-3		F8		F7		FC5-4 1-2f			4	0	0	0	0	0	2
Joe Lovitto, S (1, 9) OBP: 0.329, SLG: 0.162	L7			5-3	FC5-4 1-2f			F3		4	0	0	0	0	0	1
Frank Howard, R (1, 3) OBP: 0.330, SLG: 0.305	BB			E6 FC1-6-4		F4		5-3		3	0	0	0	1	0	0
Dick Billings, R (1, 2) OBP: 0.311, SLG: 0.346	K			FC1-6-4 1B 2B 1-2f		G3		1B		4	1	1	0	0	1	2
Ted Ford, R (1, 7) OBP: 0.306, SLG: 0.512		F8		2B 1-3 1B		5-3		K		4	0	1	0	0	1	1
Toby Harrah, R (1, 6) OBP: 0.314, SLG: 0.299		5-3		1-3 3-H 2B			E FC2 FC5-2-5-1 1B		G5-4-3 1B	4	0	3	1	0	0	0
Lenny Randle, S (1, 4) OBP: 0.234, SLG: 0.269		F7		L8			FC2 FC5-2-5-1 1-3 SF8		G5-4-3 1-2f	4	1	0	0	0	0	4
Ted Kubiak, S (1, 5) OBP: 0.200, SLG: 0.030		6-3			E5 FC5-4		FC5-2-5-1 FC5-4 2-3 3-H		6-3	4	0	0	0	0	0	2
Bill Gogolewski, L (1, 1) OBP: 0.250, SLG: 0.182 Jim Panther, R (4, 1) OBP: 0.500, SLG: 0.500 Jeff Burroughs, R (5, PH) OBP: 0.196, SLG: 0.245 Gerry Janeski, R (5, 1) Ken Suarez, R (7, PH) OBP: 0.154, SLG: 0.167 Mike Paul, L (7, 1)		K			F3		SF8 3-H			1 0 1 0 0 0	0 0 0 0 0 0	0 0 0 0 0 0	0 0 0 0 1 0	1 0 0 0 0 0	0 0 1 0 0 0	0 0 1 0 0 0
Inning Stats	R: 0 E: 0 K: 1 S: 5 H: 0 LOB: 1 BB: 1 P: 9	R: 0 E: 0 K: 0 S: 3 H: 0 LOB: 0 BB: 0 P: 3	R: 0 E: 0 K: 1 S: 5 H: 0 LOB: 0 BB: 0 P: 5	R: 1 E: 1 K: 0 S: 6 H: 2 LOB: 2 BB: 0 P: 6	R: 0 E: 1 K: 0 S: 4 H: 0 LOB: 1 BB: 0 P: 4	R: 0 E: 0 K: 0 S: 3 H: 0 LOB: 0 BB: 0 P: 3	R: 1 E: 1 K: 0 S: 5 H: 1 LOB: 1 BB: 0 P: 5	R: 0 E: 0 K: 1 S: 6 H: 1 LOB: 1 BB: 0 P: 6	R: 0 E: 0 K: 0 S: 3 H: 1 LOB: 0 BB: 0 P: 3	1B: 4 2B: 1 3B: 0 HR: 0 SF: 1 SAC: 0 DP: 1 HBP: 0						

PITCHER		IP	WLS	BF	H	R	ER	SO	BB	IBB	HBP	BLK	WP	HR	S	P	ERA	WHIP
Jim Kaat, L ERA: 1.11	(1, 1)	9.0	W	35	5	2	0	3	1	0	0	0	0	0	40	44	0.00	0.667

PITCHER		IP	WLS	BF	H	R	ER	SO	BB	IBB	HBP	BLK	WP	HR	S	P	ERA	WHIP

AB	33
R	2
H	5
RBI	2
BB	1
SO	3
LOB	13

WP: 0	PA: 35					
PB: 0						
SB: 0						
CS: 0						

Texas Rangers @ Minnesota Twins

Metropolitan Stadium, Bloomington , MI

Sun May 28 1972, 4:33 AM EDT

Att. 9,132 - Unknown - 69 F

BOTTOM

livebaseballscorecards.com

Batter	1	2	3	4	5	6	7	8	9	AB	R	H	RBI	BB	SO	LOB
Cesar Tovar, R (1, 9) OBP: 0.401, SLG: 0.357	6-3		E HR 1B 1B	1B BB		FC6-4 1-2 BB		F4		3	1	1	0	2	0	0
Danny Thompson, R (1, 6) OBP: 0.310, SLG: 0.372	6-3		E4 1-3 HR 1B	1-3 2-H 1B		FC6-4 1-2f				4	1	2	1	0	0	2
Rod Carew, L (1, 4) OBP: 0.386, SLG: 0.369	6-3		HR BB	4-3			2B BB			2	2	0	0	2	0	2
Harmon Killebrew, R (1, 3) OBP: 0.405, SLG: 0.466 Rich Reese, L (7, PR) OBP: 0.310, SLG: 0.320 (8, 3)		G5-4-3 BB	1-H 2-H 3-H HR		CS 1B		1-H 2B			3 0	1 0	3 0	5 0	1 0	0 0	0 0
Bobby Darwin, R (1, 8) OBP: 0.324, SLG: 0.446		G5-4-3 1-2f	1B		K		6-3			4	0	1	0	0	1	3
Eric Soderholm, R (1, 5) OBP: 0.229, SLG: 0.343		1-3	L8		K 1-2		F4			4	0	0	0	0	1	3
Rick Renick, R (1, 7) OBP: 0.300, SLG: 0.474 Steve Brye, R (7, 7) OBP: 0.247, SLG: 0.276			HR	SH3-4 1B BB		F9	6-3			2 1	2 0	1 0	1 0	1 0	0 0	0 1
Phil Roof, R (1, 2) OBP: 0.236, SLG: 0.320			K	SH3-4 1-2		6-3		F7		3	0	0	0	0	1	0
Jim Kaat, L (1, 1) OBP: 0.182, SLG: 0.318			F7	K		BB 1B		K		4	0	1	0	0	2	1
Inning Stats	R: 0 E: 0 K: 0 S: 3 H: 0 LOB: 0 BB: 0 P: 3	R: 0 E: 0 K: 0 S: 2 H: 0 LOB: 0 BB: 1 P: 6	R: 5 E: 1 K: 1 S: 10 H: 5 LOB: 1 BB: 1 P: 14	R: 1 E: 0 K: 1 S: 6 H: 1 LOB: 2 BB: 2 P: 14	R: 0 E: 0 K: 2 S: 7 H: 1 LOB: 1 BB: 0 P: 7	R: 0 E: 0 K: 0 S: 4 H: 1 LOB: 2 BB: 1 P: 8	R: 1 E: 0 K: 0 S: 4 H: 1 LOB: 1 BB: 1 P: 8	R: 0 E: 0 K: 1 S: 5 H: 0 LOB: 0 BB: 0 P: 5		1B: 6 2B: 2 3B: 0 HR: 2	SF: 0 SAC: 1 DP: 2 HBP: 0						

	AB	30
	R	7
	H	9
	RBI	7
	BB	6
	SO	5
	LOB	12

WP: 0 PB: 0 SB: 0 CS: 1 PA: 37

PITCHER		IP	WLS	BF	H	R	ER	SO	BB	IBB	HBP	BLK	WP	HR	S	P	ERA	WHIP
Bill Gogolewski, R ERA: 5.31	(1, 1)	3.2	L	20	6	6	6	2	4	0	0	0	0	2	20	36	14.73	2.727
Jim Panther, R ERA: 5.4	(4, 1)	0.1		1	0	0	0	0	0	0	0	0	0	0	1	1	0.00	0.000
Gerry Janeski, R ERA: 2.84	(5, 1)	2.0		8	2	0	0	2	1	0	0	0	0	0	11	15	0.00	1.500
Mike Paul, L ERA: 2.84	(7, 1)	2.0		8	1	1	1	1	1	0	0	0	0	0	9	13	4.50	1.000

PITCHER	IP	WLS	BF	H	R	ER	SO	BB	IBB	HBP	BLK	WP	HR	S	P	ERA	WHIP

Kansas City Royals @ Minnesota Twins

Metropolitan Stadium, Bloomington , MI

Tue May 30 1972, 8:05 PM EDT

Att. 6,164 - Unknown - 59 F

TOP

livebaseballscorecards.com

Batter	1	2	3	4	5	6	7	8	9	AB	R	H	RBI	BB	SO	LOB
Freddie Patek, R (1, 6) OBP: 0.322, SLG: 0.346	6-3		L8		F8			BBB 4-0 G6-4-3 BB		3	0	0	0	1	0	0
Steve Hovley, L (1, 9) OBP: 0.262, SLG: 0.325	6-3		HR			F8		SSS 0-3 K		4	1	1	1	0	1	1
Lou Piniella, R (1, 7) OBP: 0.370, SLG: 0.468	L4		CS 1B			5-3		G6-4-3 1-2f		4	0	1	0	0	0	1
Ed Kirkpatrick, L (1, 2) OBP: 0.422, SLG: 0.485		6-3	SSS K			G3			SSS K	3	0	0	0	0	1	1
Ron Hansen, R (9, PH) OBP: 0.200, SLG: 0.143										1	0	0	0	0	1	0
John Mayberry, L (1, 3) OBP: 0.305, SLG: 0.323		6-3	CS 1-2	G3			F9		F7	3	0	0	0	0	0	0
Jerry May, R (9, PH) OBP: 0.352, SLG: 0.326										1	0	0	0	0	0	0
Amos Otis, R (1, 8) OBP: 0.315, SLG: 0.323		E 2B		F8			5-3		BBBB 4-0 BB	3	1	1	0	1	0	0
Paul Schaal, R (1, 5) OBP: 0.312, SLG: 0.319		E9 2-H	SSS 0-3 K				2B 1B		F9	4	0	1	0	0	1	1
Bobby Knoop, R (1, 4) OBP: 0.412, SLG: 0.333		BBBB 4-0 BB			F8		1-3 2B			1	0	0	0	1	0	0
Richie Scheinblum, S (7, PH) OBP: 0.337, SLG: 0.365										1	0	1	0	0	0	0
Carl Taylor, R (7, PR) OBP: 0.667, SLG: 0.500										0	0	0	0	0	0	0
Cookie Rojas, R (7, 4) OBP: 0.300, SLG: 0.333										0	0	0	0	0	0	0
Paul Splittorff, L (1, 1) OBP: 0.174, SLG: 0.174		4-3			6-3		F8			1	0	0	0	0	0	2
Bruce Dal Canton, R (3, 1)										1	0	0	0	0	0	0
Gail Hopkins, L (7, PH) OBP: 0.273, SLG: 0.300										1	0	0	0	0	0	2
Roger Nelson, R (7, 1) OBP: 0.500, SLG: 0.500										0	0	0	0	0	0	0

Inning Stats										
	R: 0 E: 0 K: 0 S: 3	H: 0 LOB: 0 BB: 0 P: 3	R: 1 E: 1 K: 0 S: 5	H: 1 LOB: 2 BB: 1 P: 9	R: 1 E: 0 K: 1 S: 6	H: 2 LOB: 0 BB: 0 P: 6	R: 0 E: 0 K: 1 S: 5	H: 0 LOB: 0 BB: 0 P: 5	R: 0 E: 0 K: 0 S: 3	H: 0 LOB: 0 BB: 0 P: 3
	R: 0 E: 0 K: 0 S: 3	H: 0 LOB: 0 BB: 0 P: 3	R: 0 E: 0 K: 0 S: 5	H: 2 LOB: 2 BB: 0 P: 5	R: 0 E: 0 K: 1 S: 4	H: 0 LOB: 0 BB: 1 P: 8	R: 0 E: 0 K: 1 S: 5	H: 0 LOB: 1 BB: 1 P: 9	1B: 2 2B: 2 3B: 0 HR: 1	SF: 0 SAC: 0 DP: 1 HBP: 0

	AB	31
	R	2
	H	5
	RBI	1
	BB	3
	SO	4
	LOB	8

WP: 0 PB: 0 SB: 0 CS: 1 PA: 35

PITCHER		IP	WLS	BF	H	R	ER	SO	BB	IBB	HBP	BLK	WP	HR	S	P	ERA	WHIP
Jim Perry, R ERA: 2.67	(1, 1)	7.0	W	28	5	2	1	2	2	0	0	0	0	1	30	38	1.29	1.000
Dave LaRoche, L ERA: 1.55	(8, 1)	2.0	S	6	0	0	0	2	1	0	0	0	0	0	9	13	0.00	0.500

PITCHER		IP	WLS	BF	H	R	ER	SO	BB	IBB	HBP	BLK	WP	HR	S	P	ERA	WHIP

Kansas City Royals @ Minnesota Twins

Metropolitan Stadium, Bloomington , MI

Tue May 30 1972, 8:05 PM EDT

Att. 6,164 - Unknown - 59 F

livebaseballscorecards.com

BOTTOM

Batter	1	2	3	4	5	6	7	8	9	AB	R	H	RBI	BB	SO	LOB
Cesar Tovar, R (1, 9) OBP: 0.397, SLG: 0.353	0-0 1B 6-3 1B	0-0 F4		0-0 5-3		0-3 K				4	1	1	0	0	1	1
Danny Thompson, R (1, 6) OBP: 0.315, SLG: 0.376	0-0 6-3 1-3 1B	0-0 6-3		0-0 1-3 1B		0-0 6-3				4	0	2	0	0	0	0
Rod Carew, L (1, 4) OBP: 0.382, SLG: 0.360	0-3 K		B B B B 4-0 1B BB	0-0 1-3 1-2 2-3			0-0 3-1			3	0	0	0	1	1	4
Harmon Killebrew, R (1, 3) OBP: 0.400, SLG: 0.453 Rich Reese, L (9, 3) OBP: 0.310, SLG: 0.320	0-0 6-3 2-3 3-H		0-0 L8	4-0 IBB			0-0 F8			3 0	0 0	0 0	1 0	1 0	0 0	2 0
Bobby Darwin, R (1, 8) OBP: 0.329, SLG: 0.444	B B B B 4-0 BB BB		0-0 1-3 1B	0-3 K			0-3 K			3	0	1	0	1	2	3
Rick Renick, R (1, 7) OBP: 0.304, SLG: 0.429 Steve Brye, R (8, 7) OBP: 0.245, SLG: 0.273	B B B B 4-0 1-2 BB		0-3 K		0-0 F9			0-3 K		2 1	0 0	0 0	0 0	1 0	1 1	2 0
Eric Soderholm, R (1, 5) OBP: 0.216, SLG: 0.324	0-3 K		0-0 F8		0-3 K			0-0 6-3		4	0	0	0	0	2	5
Phil Roof, R (1, 2) OBP: 0.254, SLG: 0.444		0-0 HR		0-0 HR	0-0 F7			0-3 K		4	2	2	2	0	1	0
Jim Perry, S (1, 1) OBP: 0.381, SLG: 0.316 Dave LaRoche, L (8, 1)		0-0 5-3		0-0 E4 1-3 1B		0-0 4-1				3 0	0 0	1 0	0 0	0 0	0 0	0 0
Inning Stats	R: 1 E: 0 K: 2 S: 9 H: 2 LOB: 3 BB: 2 P: 17	R: 1 E: 0 K: 0 S: 4 H: 1 LOB: 0 BB: 0 P: 4	R: 0 E: 0 K: 1 S: 6 H: 1 LOB: 2 BB: 1 P: 10	R: 1 E: 1 K: 1 S: 8 H: 3 LOB: 3 BB: 1 P: 12	R: 0 E: 0 K: 1 S: 5 H: 0 LOB: 0 BB: 0 P: 5	R: 0 E: 0 K: 1 S: 5 H: 0 LOB: 0 BB: 0 P: 5	R: 0 E: 0 K: 1 S: 5 H: 0 LOB: 0 BB: 0 P: 5	R: 0 E: 0 K: 2 S: 7 H: 0 LOB: 0 BB: 0 P: 7		1B: 5 2B: 0 3B: 0 HR: 2	SF: 0 SAC: 0 DP: 0 HBP: 0						

	AB	31
	R	3
	H	7
	RBI	3
	BB	4
	SO	9
	LOB	17

WP: 0 PB: 0 SB: 0 CS: 0 PA: 35

PITCHER		IP	WLS	BF	H	R	ER	SO	BB	IBB	HBP	BLK	WP	HR	S	P	ERA	WHIP
Paul Splittorff, L ERA: 2.64	(1, 1)	2.1		14	4	2	2	2	3	0	0	0	0	1	15	27	7.71	3.000
Bruce Dal Canton, R ERA: 3.25	(3, 1)	3.2	L	15	3	1	1	4	0	1	0	0	0	1	22	26	2.46	0.818
Roger Nelson, R ERA: 1.29	(7, 1)	2.0		6	0	0	0	3	0	0	0	0	0	0	12	12	0.00	0.000

PITCHER	IP	WLS	BF	H	R	ER	SO	BB	IBB	HBP	BLK	WP	HR	S	P	ERA	WHIP

Batter	1	2	3	4	5	6	7	8	9	AB	R	H	RBI	BB	SO	LOB
Freddie Patek, R (1, 6) OBP: 0.317, SLG: 0.349	S S S 0-3 ① K	x 0-0 1-3 2B		x 0-0 ③ F8 2-3			x 0-0 ① 1-3		x 0-0 ② L7	5	0	1	0	0	1	2
Steve Hovley, L (1, 9) OBP: 0.277, SLG: 0.318	B B B B 4-0 1B 1B BB	S S S 0-3 ③ K			x 0-0 ① 4-3		S S S 0-3 ② K		x 0-0 FC6-4 1B	4	1	1	0	1	2	2
Lou Piniella, R (1, 7) OBP: 0.371, SLG: 0.473	x 0-0 1B 1-2 1B	S S S 0-3 ① K			x 0-0 2B		x 0-0 E6 1B 1B		x 0-0 ③ FC6-4 1-2f	5	0	2	0	0	1	1
Ed Kirkpatrick, L (1, 2) OBP: 0.425, SLG: 0.486	x 0-0 ② 1-3 2-H 1B	x 0-0 ② F9			x 0-0 ② F8		x 0-0 ③ 1-H 1B			4	0	2	1	0	0	1
Cookie Rojas, R (1, 4) OBP: 0.299, SLG: 0.331	x 0-0 ③ F9	x 0-0 ③ F7			x 0-0 ③ 5-3			x 0-0 4-3 6-3 1B		4	0	1	0	0	0	2
Gail Hopkins, L (1, 3) OBP: 0.200, SLG: 0.214		x 0-0 ① F8		x 0-0 ① F9		x 0-0 ① 5-3		x 0-0 ① 6-3 1-2		4	0	0	0	0	0	1
Amos Otis, R (1, 8) OBP: 0.327, SLG: 0.344		x 0-0 4-3 S 1B 1B		x 0-0 S Cl 1B		x 0-0 2B		x 0-0 ② 4-3 2-3		4	1	3	0	0	0	1
Paul Schaal, R (1, 5) OBP: 0.304, SLG: 0.309		x 0-0 ② 4-3 1-3		x 0-0 ② L9		x 0-0 ② F9		x 0-0 ③ F3		4	0	0	0	0	0	4
Jim Rooker, R (1, 1) OBP: 0.286, SLG: 0.286 John Mayberry, L (9, PH) OBP: 0.303, SLG: 0.321		x 0-0 2B 3-H 1B		s 0-1 Cl 1-2		x 0-0 L8			x 0-0 ① F7	2 1	0 0	1 0	1 0	0 0	0 0	1 0
Inning Stats	R: 1 H: 2 E: 0 LOB: 1 K: 1 BB: 1 S: 6 P: 10	R: 1 H: 3 E: 0 LOB: 2 K: 1 BB: 0 S: 8 P: 8	R: 0 H: 0 E: 0 LOB: 0 K: 1 BB: 0 S: 5 P: 5	R: 0 H: 1 E: 1 LOB: 2 K: 0 BB: 0 S: 5 P: 5	R: 0 H: 1 E: 0 LOB: 1 K: 0 BB: 0 S: 4 P: 4	R: 0 H: 1 E: 0 LOB: 1 K: 0 BB: 0 S: 4 P: 4	R: 0 H: 1 E: 1 LOB: 2 K: 1 BB: 0 S: 6 P: 6	R: 0 H: 1 E: 0 LOB: 1 K: 0 BB: 0 S: 4 P: 4	R: 0 H: 1 E: 0 LOB: 1 K: 0 BB: 0 S: 4 P: 4	1B: 8 SF: 0 2B: 3 SAC: 0 3B: 0 DP: 0 HR: 0 HBP: 0						WP: 0 PA: 39 PB: 0 SB: 2 CS: 0	

PITCHER		IP	WLS	BF	H	R	ER	SO	BB	IBB	HBP	BLK	WP	HR	S	P	ERA	WHIP
Bert Blyleven, R ERA: 2.44	(1, 1)	7.0	W	31	9	2	2	4	1	0	0	0	0	0	38	42	2.57	1.429
Wayne Granger, R ERA: 0.73	(8, 1)	2.0	S	8	2	0	0	0	0	0	0	0	0	0	8	8	0.00	1.000

PITCHER	IP	WLS	BF	H	R	ER	SO	BB	IBB	HBP	BLK	WP	HR	S	P	ERA	WHIP

TOP

Kansas City Royals @ Minnesota Twins

Metropolitan Stadium, Bloomington , MI

Wed May 31 1972, 8:05 PM EDT

Att. 7,686 - Unknown - 69 F

livebaseballscorecards.com

AB	37
R	2
H	11
RBI	2
BB	1
SO	4
LOB	15

Batter	1	2	3	4	5	6	7	8	9	AB	R	H	RBI	BB	SO	LOB
Cesar Tovar, R (1, 9) OBP: 0.388, SLG: 0.343	F9	L8			F8		L8			4	0	0	0	0	0	2
Danny Thompson, R (1, 6) OBP: 0.314, SLG: 0.372	FC1-6, 1B		6-3		FC5-4, 1-2f		L8			4	0	1	0	0	0	1
Rod Carew, L (1, 4) OBP: 0.378, SLG: 0.357	FC1-6, BB, E, 1-2f		K			1B, HR	E6			4	1	1	0	0	1	1
Harmon Killebrew, R (1, 3) OBP: 0.396, SLG: 0.445	E5, BB, 1-2		5-3			HR, 1-3, 1B	6-3			4	1	1	0	0	0	2
Wayne Granger, R (8, 1) OBP: 0.500, SLG: 0.500										0	0	0	0	0	0	0
Bobby Darwin, R (1, 8) OBP: 0.333, SLG: 0.437	BB, 1-2, 2-3			G6-4-3, BB		F9		F6		2	0	0	0	2	0	2
Rick Renick, R (1, 7) OBP: 0.269, SLG: 0.375	6-3			G6-4-3, 1-2f		K		5-3		3	0	0	0	0	1	6
Steve Brye, R (7, 7) OBP: 0.242, SLG: 0.270										1	0	0	0	0	0	0
Eric Soderholm, R (1, 5) OBP: 0.218, SLG: 0.360		4-3		6-3		HR, 1-H, 3-H		F4		4	1	1	3	0	0	0
Phil Roof, R (1, 2) OBP: 0.290, SLG: 0.464		BB, SH1-4			FC1-6, 1B	1B				2	0	2	0	1	0	0
Bert Blyleven, R (1, 1) OBP: 0.207, SLG: 0.241		SH1-4, 1-2			FC1-6, FC5-4, 1-2f	K				2	0	0	0	0	1	2
Rich Reese, L (8, 3) OBP: 0.310, SLG: 0.320										0	0	0	0	0	0	0
Inning Stats	R: 0 E: 1 K: 0 S: 5 H: 1 LOB: 3 BB: 1 P: 9	R: 0 E: 0 K: 0 S: 3 H: 0 LOB: 1 BB: 1 P: 7	R: 0 E: 0 K: 1 S: 5 H: 0 LOB: 0 BB: 0 P: 5	R: 0 E: 0 K: 0 S: 2 H: 0 LOB: 0 BB: 1 P: 6	R: 0 E: 0 K: 0 S: 4 H: 1 LOB: 1 BB: 0 P: 4	R: 3 E: 0 K: 2 S: 11 H: 4 LOB: 1 BB: 0 P: 11	R: 0 E: 1 K: 0 S: 4 H: 0 LOB: 1 BB: 0 P: 4	R: 0 E: 0 K: 0 S: 3 H: 0 LOB: 0 BB: 0 P: 3		1B: 5 2B: 0 3B: 0 HR: 1	SF: 0 SAC: 1 DP: 1 HBP: 0					

PITCHER	IP	WLS	BF	H	R	ER	SO	BB	IBB	HBP	BLK	WP	HR	S	P	ERA	WHIP
Jim Rooker, L (1, 1) ERA: 3.68	8.0	L	34	6	3	3	3	3	0	0	0	0	1	37	49	3.38	1.125

PITCHER	IP	WLS	BF	H	R	ER	SO	BB	IBB	HBP	BLK	WP	HR	S	P	ERA	WHIP

BOTTOM

Kansas City Royals @ Minnesota Twins

Metropolitan Stadium, Bloomington , MI

Wed May 31 1972, 8:05 PM EDT

Att. 7,686 - Unknown - 69 F

livebaseballscorecards.com

AB	30
R	3
H	6
RBI	3
BB	3
SO	3
LOB	16

PA: 34

WP: 0 PB: 0 SB: 0 CS: 0

Kansas City Royals @ Minnesota Twins

Metropolitan Stadium, Bloomington , MI

Thu Jun 01 1972, 4:33 AM EDT

Att. 6,807 - Unknown - 77 F

TOP

livebaseballscorecards.com

Batter	1	2	3	4	5	6	7	8	9	AB	R	H	RBI	BB	SO	LOB
Freddie Patek, R (1, 6) OBP: 0.312, SLG: 0.336	F9		G6-3 1-2f			6-3	BB 1-2 2-3		F3	4	0	0	0	1	0	1
Steve Hovley, L (1, 9) OBP: 0.300, SLG: 0.340	F5			1B		HR	F9			3	1	2	0	0	0	0
Carl Taylor, R (7, PH) OBP: 0.500, SLG: 0.333 (7, 9)										1	0	0	0	0	0	3
Lou Piniella, R (1, 7) OBP: 0.368, SLG: 0.487	F2			L8		1-H HR		P3		4	1	1	2	0	0	1
Ed Kirkpatrick, L (1, 2) OBP: 0.429, SLG: 0.526		F5		G6-3 1-2 1B		HR		K		4	1	2	1	0	1	0
Cookie Rojas, R (1, 4) OBP: 0.304, SLG: 0.331		BB FC3-6		G6-3 1-2f		F4		HR		3	1	1	0	1	0	2
Gail Hopkins, L (1, 3) OBP: 0.167, SLG: 0.176		FC3-6 1-2f			F5		F7	1-H HR		3	0	0	0	0	0	1
Richie Scheinblum, S (8, PH) OBP: 0.345, SLG: 0.413										1	1	1	2	0	0	0
John Mayberry, L (8, 3) OBP: 0.303, SLG: 0.321										0	0	0	0	0	0	0
Amos Otis, R (1, 8) OBP: 0.325, SLG: 0.341		K			F3		BB BB 1B	K		4	0	1	0	0	2	1
Paul Schaal, R (1, 5) OBP: 0.309, SLG: 0.310			FC3-6 1B		F9		BB 1-2		5-3	3	0	1	0	1	0	0
Tom Murphy, R (1, 1)			FC3-6 G6-3 1-2f			F9	P1		P3	1	0	0	0	0	0	1
Joe Keough, L (6, PH)										1	0	0	0	0	0	0
Al Fitzmorris, S (6, 1) OBP: 0.462, SLG: 0.300										2	0	0	0	0	0	2

	AB	34
	R	5
	H	9
	RBI	5
	BB	3
	SO	3
	LOB	12

Inning Stats	1	2	3	4	5	6	7	8	9
	R: 0 E: 0 K: 0 S: 3	H: 0 LOB: 0 BB: 0 P: 3	R: 0 E: 0 K: 1 S: 5	H: 0 LOB: 1 BB: 1 P: 9	R: 0 E: 0 K: 0 S: 3	H: 1 LOB: 0 BB: 0 P: 3	R: 0 E: 0 K: 0 S: 4	H: 2 LOB: 1 BB: 0 P: 4	R: 0 E: 0 K: 0 S: 3	H: 0 LOB: 0 BB: 0 P: 3
	R: 3 E: 0 K: 0 S: 6	H: 3 LOB: 0 BB: 0 P: 6	R: 0 E: 0 K: 0 S: 4	H: 1 LOB: 3 BB: 2 P: 12	R: 2 E: 0 K: 2 S: 9	H: 2 LOB: 0 BB: 0 P: 9	R: 0 E: 0 K: 0 S: 3	H: 0 LOB: 0 BB: 0 P: 3	1B: 6 2B: 0 3B: 0 HR: 3	SF: 0 SAC: 0 DP: 2 HBP: 0

	WP: 0	PA: 37
	PB: 0	
	SB: 0	
	CS: 0	

PITCHER		IP	WLS	BF	H	R	ER	SO	BB	IBB	HBP	BLK	WP	HR	S	P	ERA	WHIP
Dick Woodson, R ERA: 3.42	(1, 1)	6.1		26	7	3	3	1	2	0	0	0	0	2	26	34	4.26	1.421
Dave LaRoche, L ERA: 1.99	(7, 1)	2.2	L	11	2	2	2	2	1	0	0	0	0	1	14	18	6.75	1.125

PITCHER		IP	WLS	BF	H	R	ER	SO	BB	IBB	HBP	BLK	WP	HR	S	P	ERA	WHIP

BOTTOM

Kansas City Royals @ Minnesota Twins

Metropolitan Stadium, Bloomington , MI

Thu Jun 01 1972, 4:33 AM EDT

Att. 6,807 - Unknown - 77 F

Batter	1	2	3	4	5	6	7	8	9	AB	R	H	RBI	BB	SO	LOB
Cesar Tovar, R (1, 9) OBP: 0.384, SLG: 0.340	F7		F9		CS, 1B 2-H			L7		4	0	1	1	0	0	0
Danny Thompson, R (1, 6) OBP: 0.306, SLG: 0.362	5-3		K S S S		CS 1-2	F9		F9		4	0	0	0	0	1	0
Rod Carew, L (1, 4) OBP: 0.375, SLG: 0.348	6-3			1B, BB B B B		4-3			4-3	3	0	0	0	1	0	0
Bobby Darwin, R (1, 8) OBP: 0.338, SLG: 0.430		FC1-6, HBP H		K S S S		BB B B B			K S S S	2	0	0	0	1	2	1
Rich Reese, L (1, 3) OBP: 0.313, SLG: 0.321 Dave LaRoche, L (7, 1) Steve Braun, L (9, PH) OBP: 0.352, SLG: 0.388		FC1-6, HR 1-2f	G5-4-3, 1B 1-3			L7			4-3	3 0 1	1 0 0	1 0 0	0 0 0	0 0 0	0 0 0	2 0 0
Eric Soderholm, R (1, 5) OBP: 0.222, SLG: 0.397	HR 1-H		G5-4-3 1-2f			5-3				3	1	1	2	0	0	2
Jim Nettles, L (1, 7) OBP: 0.308, SLG: 0.163	F6				S, 1B, BB B B B	L7				2	1	0	0	1	0	0
George Mitterwald, R (1, 2) OBP: 0.163, SLG: 0.195	F3				K S S S 1-2	6-3				3	0	0	0	0	1	1
Dick Woodson, R (1, 1) OBP: 0.105, SLG: 0.105 Harmon Killebrew, R (7, 3) OBP: 0.393, SLG: 0.441			K S S S		F9			5-3		2 1	0 0	0 0	0 0	0 0	1 0	1 0
Inning Stats	R: 0 E: 0 K: 0 S: 3 H: 0 LOB: 0 BB: 0 P: 3	R: 2 E: 0 K: 0 S: 4 H: 1 LOB: 0 BB: 0 P: 5	R: 0 E: 0 K: 2 S: 7 H: 0 LOB: 0 BB: 0 P: 7	R: 0 E: 0 K: 1 S: 5 H: 1 LOB: 1 BB: 1 P: 9	R: 1 E: 0 K: 1 S: 5 H: 1 LOB: 0 BB: 1 P: 9	R: 0 E: 0 K: 0 S: 3 H: 0 LOB: 1 BB: 1 P: 7	R: 0 E: 0 K: 0 S: 3 H: 0 LOB: 0 BB: 0 P: 3	R: 0 E: 0 K: 0 S: 3 H: 0 LOB: 0 BB: 0 P: 3	R: 0 E: 0 K: 1 S: 5 H: 0 LOB: 0 BB: 0 P: 5	1B: 2 2B: 0 3B: 0 HR: 1 SF: 0 SAC: 0 DP: 1 HBP: 1						

livebaseballscorecards.com

AB	28
R	3
H	3
RBI	3
BB	3
SO	5
LOB	7

PITCHER		IP	WLS	BF	H	R	ER	SO	BB	IBB	HBP	BLK	WP	HR	S	P	ERA	WHIP
Tom Murphy, R ERA: 4.07	(1, 1)	5.0		19	3	3	3	4	2	0	1	0	0	1	24	33	5.40	1.000
Al Fitzmorris, R ERA: 3.31	(6, 1)	4.0	W	13	0	0	0	1	1	0	0	0	0	0	14	18	0.00	0.250

PITCHER	IP	WLS	BF	H	R	ER	SO	BB	IBB	HBP	BLK	WP	HR	S	P	ERA	WHIP

Batter	1	2	3	4	5	6	7	8	9	10	11	AB	R	H	RBI	BB	SO	LOB
Cesar Tovar, R (1, 9) OBP: 0.379, SLG: 0.349	F5		6-3			SF9 3B		K	6-3 1-2 2-3			5	1	1	0	0	1	3
Danny Thompson, R (1, 6) OBP: 0.309, SLG: 0.382	6-3			1-3		SF9 3-H		1-H HR		BBBB 4-0 3-1 SH3-4 BB		3	1	1	3	1	0	0
Rod Carew, L (1, 4) OBP: 0.365, SLG: 0.338	G3			K		K		5-3		SH3-4 1-2		4	0	0	0	0	2	0
Harmon Killebrew, R (1, 3) OBP: 0.389, SLG: 0.430 Wayne Granger, R (8, 1) OBP: 0.500, SLG: 0.500 Steve Braun, L (10, PH) OBP: 0.348, SLG: 0.384 Dave LaRoche, L (10, 1)		BBBB 4-0 FC6-4 BB		F7			K	F4		0-0 3-1 2-3		3 0 1	0 0 0	0 0 0	0 0 0	1 0 0	1 0 0	0 0 1
Bobby Darwin, R (1, 8) OBP: 0.333, SLG: 0.429		F4			K		F9		1B 2B	K		5	1	1	0	0	2	2
Eric Soderholm, R (1, 5) OBP: 0.233, SLG: 0.390		L9			K		BBBB 4-0 BB		5-3		FC3-6 1B	4	0	1	0	1	1	2
Rick Renick, R (1, 7) OBP: 0.290, SLG: 0.333 (8, 3)		FC6-4 1-2f			BBBB 4-0 BB		BBBB 4-0 FC6-4 1-2 BB		1-3		FC3-6 1-2f	3	0	0	0	2	0	3
Phil Roof, R (1, 2) OBP: 0.277, SLG: 0.441 Rich Reese, L (9, PH) OBP: 0.313, SLG: 0.321 George Mitterwald, R (9, PH) OBP: 0.178, SLG: 0.209 (9, 2)			F7		F7		FC6-4 1-2f		WP BB 2-H 1B		K	3 0 2	0 0 0	0 0 1	0 0 1	0 0 0	0 0 1	3 0 1
Jim Kaat, L (1, 1) OBP: 0.182, SLG: 0.318 Ray Corbin, R (2, 1) Rick Dempsey, R (6, PH) OBP: 0.310, SLG: 0.167 Tom Norton, R (6, 1) Steve Brye, R (8, PH) OBP: 0.255, SLG: 0.275 (8, 7)			1-3			6-3		HR 1B	BBBB 4-0 WP 1-2 BB		K	0 1 1 0 2	0 0 0 0 1	0 0 0 0 1	0 0 0 0 1	0 0 0 0 0	0 0 0 0 1	0 0 0 0 1
Inning Stats	R: 0 E: 0 K: 0 S: 3 H: 0 LOB: 0 BB: 0 P: 3	R: 0 E: 0 K: 0 S: 3 H: 0 LOB: 1 BB: 1 P: 7	R: 0 E: 0 K: 0 S: 3 H: 0 LOB: 0 BB: 0 P: 3	R: 0 E: 0 K: 1 S: 5 H: 0 LOB: 0 BB: 0 P: 5	R: 0 E: 0 K: 2 S: 7 H: 0 LOB: 1 BB: 1 P: 11	R: 1 E: 0 K: 1 S: 6 H: 1 LOB: 0 BB: 0 P: 6	R: 0 E: 0 K: 1 S: 5 H: 0 LOB: 2 BB: 2 P: 13	R: 2 E: 0 K: 1 S: 7 H: 2 LOB: 0 BB: 0 P: 7	R: 1 E: 0 K: 0 S: 5 H: 2 LOB: 2 BB: 1 P: 9	R: 0 E: 0 K: 1 S: 5 H: 0 LOB: 1 BB: 1 P: 9	R: 0 E: 0 K: 2 S: 8 H: 1 LOB: 1 BB: 0 P: 8	1B: 3 2B: 1 3B: 1 HR: 1 SF: 1 SAC: 1 DP: 0 HBP: 0	WP: 1 PB: 0 SB: 0 CS: 0 PA: 45					

PITCHER		IP	WLS	BF	H	R	ER	SO	BB	IBB	HBP	BLK	WP	HR	S	P	ERA	WHIP
Mickey Lolich, L ERA: 2.06	(1, 1)	8.0		32	4	4	4	6	4	0	0	0	0	1	40	56	4.50	1.000
Chuck Seelbach, R ERA: 2.88	(9, 1)	0.2		2	0	0	0	0	0	0	0	0	0	0	2	2	0.00	0.000
Fred Scherman, L ERA: 1.97	(9, 1)	2.1	W	11	2	0	0	3	2	0	0	0	1	0	15	23	0.00	1.714

PITCHER	IP	WLS	BF	H	R	ER	SO	BB	IBB	HBP	BLK	WP	HR	S	P	ERA	WHIP

TOP

Minnesota Twins @ Detroit Tigers

Tiger Stadium, Detroit, MI

Fri Jun 02 1972, 4:33 AM EDT

Att. 25,094 - Unknown - 77 F

livebaseballscorecards.com

AB	37
R	4
H	6
RBI	4
BB	6
SO	9
LOB	16

Batter	1	2	3	4	5	6	7	8	9	10	11	AB	R	H	RBI	BB	SO	LOB
Tony Taylor, R (1, 4) OBP: 0.390, SLG: 0.500	K	1B 2B 2-H		G6-4-3 1-2 1B			3-1			SH3-4 1B		5	1	3	1	0	1	0
Aurelio Rodriguez, R (1, 5) OBP: 0.287, SLG: 0.280	L8 2B	1B 2-H 1B		G6-4-3 1-2f			1B			SH3-4 1-2		4	0	3	1	0	0	2
Al Kaline, R (1, 9) OBP: 0.313, SLG: 0.318 Jim Northrup, L (5, 9) OBP: 0.280, SLG: 0.267	L8 2-3	1B 1-2			3-1		1-3			F8		2 3	0 0	1 0	0 0	0 0	0 0	1 2
Bill Freehan, R (1, 2) OBP: 0.358, SLG: 0.455 Tom Haller, L (9, 2) OBP: 0.281, SLG: 0.346	6-3	4-3			K			F8		F8		4 1	0 0	0 0	0 0	1 0	3 1	
Paul Jata, R (1, 3) OBP: 0.286, SLG: 0.269 Norm Cash, L (8, PH) OBP: 0.358, SLG: 0.512 (9, 3)		HR 1B	G5-4-3 1B		K			F8			4-3 1B	3 2	1 0	2 0	0 0	0 0	1 0	0 0
Mickey Stanley, R (1, 8) OBP: 0.314, SLG: 0.450		F8 1B	F7 1B			6-3 1B		6-3			4-0 2B BB	4	1	0	0	1	0	2
Ike Brown, R (1, 7) OBP: 0.500, SLG: 0.600 Gates Brown, L (9, PH) OBP: 0.360, SLG: 0.443 (10, 7)		HR 1-H	G5-4-3 1-2f			G6-4-3 1B			4-3		0-0 1-H 2B	3 2	1 0	2 1	2 1	0 0	0 0	1 0
Ed Brinkman, R (1, 6) OBP: 0.289, SLG: 0.338		2B 2B		6-3		G6-4-3 1-2f			F8			4	1	1	0	0	0	1
Mickey Lolich, S (1, 1) OBP: 0.176, SLG: 0.067 Chuck Seelbach, R (9, 1) OBP: 0.333, SLG: 0.400 Fred Scherman, L (9, 1) OBP: 0.143, SLG: 0.077		F9		1B 1B			6-3		G3			3 0 1	0 0 0	1 0 0	0 0 0	0 0 0	0 0 0	1 0 0
Inning Stats	R: 0 H: 1 E: 0 LOB: 1 K: 1 BB: 0 S: 6 P: 6	R: 4 H: 6 E: 0 LOB: 2 K: 0 BB: 0 S: 9 P: 9	R: 0 H: 1 E: 0 LOB: 0 K: 0 BB: 0 S: 3 P: 3	R: 0 H: 2 E: 0 LOB: 1 K: 0 BB: 0 S: 4 P: 4	R: 0 H: 0 E: 0 LOB: 0 K: 2 BB: 0 S: 7 P: 7	R: 0 H: 1 E: 0 LOB: 0 K: 0 BB: 0 S: 3 P: 3	R: 0 H: 1 E: 0 LOB: 0 K: 0 BB: 0 S: 4 P: 4	R: 0 H: 0 E: 0 LOB: 0 K: 0 BB: 0 S: 3 P: 3	R: 0 H: 0 E: 0 LOB: 0 K: 0 BB: 0 S: 3 P: 3	R: 0 H: 1 E: 0 LOB: 0 K: 0 BB: 0 S: 4 P: 4	R: 1 H: 1 E: 0 LOB: 1 K: 0 BB: 1 S: 2 P: 6	1B: 9 SF: 0 2B: 4 SAC: 1 3B: 0 DP: 3 HR: 1 HBP: 0						

PITCHER		IP	WLS	BF	H	R	ER	SO	BB	IBB	HBP	BLK	WP	HR	S	P	ERA	WHIP
Jim Kaat, L ERA: 1.69	(1, 1)	1.2		11	6	4	4	1	0	0	0	0	0	1	13	13	21.60	3.600
Ray Corbin, R ERA: 1.59	(2, 1)	3.1		12	4	0	0	2	0	0	0	0	0	0	16	16	0.00	1.200
Tom Norton, R ERA: 3.46	(6, 1)	2.0		7	2	0	0	0	0	0	0	0	0	0	7	7	0.00	1.000
Wayne Granger, R ERA: 0.68	(8, 1)	2.0		6	0	0	0	0	0	0	0	0	0	0	6	6	0.00	0.000
Dave LaRoche, L ERA: 2.18	(10, 1)	1.1	L	7	2	1	1	0	1	0	0	0	0	0	6	10	6.75	2.250

PITCHER	IP	WLS	BF	H	R	ER	SO	BB	IBB	HBP	BLK	WP	HR	S	P	ERA	WHIP

Minnesota Twins @ Detroit Tigers

Tiger Stadium, Detroit, MI

Fri Jun 02 1972, 4:33 AM EDT

Att. 25,094 - Unknown - 77 F

BOTTOM

livebaseballscorecards.com

AB	41
R	5
H	14
RBI	5
BB	1
SO	3
LOB	14

WP: 0 PA: 43
PB: 0
SB: 0
CS: 0

Batter	1	2	3	4	5	6	7	8	9	AB	R	H	RBI	BB	SO	LOB
Cesar Tovar, R (1, 9) OBP: 0.370, SLG: 0.340	F9	5-3			F6		F2			4	0	0	0	0	0	1
Danny Thompson, R (1, 6) OBP: 0.307, SLG: 0.391	1B 3B		5-3		F6			L9		4	1	1	0	0	0	1
Rod Carew, L (1, 4) OBP: 0.363, SLG: 0.336	1B 1B 3-H 1B		3-1			3-1		F8		4	1	1	1	0	0	0
Harmon Killebrew, R (1, 3) OBP: 0.399, SLG: 0.466	1B 1-2 1B		6-3			BB 1B		HR		4	1	3	1	0	0	0
Steve Braun, L (1, 7) OBP: 0.344, SLG: 0.378	1B 1-3 2-H 1B			3-1		F8		G3		4	0	1	1	0	0	1
Bobby Darwin, R (1, 8) OBP: 0.338, SLG: 0.426	1-3 1B			S S S K		B B B B 1-2 BB			6-3	3	0	1	0	1	1	0
Eric Soderholm, R (1, 5) OBP: 0.222, SLG: 0.372	F7			F6		F7			5-3	4	0	0	0	0	0	4
George Mitterwald, R (1, 2) OBP: 0.167, SLG: 0.196		F2			5-3		F2		S S S K	3	0	0	0	0	0	0
Jim Nettles, L (9, PH) OBP: 0.302, SLG: 0.159										1	0	0	0	0	1	0
Jim Perry, S (1, 1) OBP: 0.391, SLG: 0.381		5-3			2B		F8			2	0	1	0	0	0	0
Charlie Manuel, L (7, PH) OBP: 0.174, SLG: 0.190										1	0	0	0	0	0	0
Tom Norton, R (7, 1)										0	0	0	0	0	0	0
Inning Stats	R: 2 E: 0 K: 0 S: 7 H: 5 LOB: 2 BB: 0 P: 7	R: 0 E: 0 K: 0 S: 3 H: 0 LOB: 0 BB: 0 P: 3	R: 0 E: 0 K: 0 S: 3 H: 0 LOB: 0 BB: 0 P: 3	R: 0 E: 0 K: 1 S: 5 H: 0 LOB: 0 BB: 0 P: 5	R: 0 E: 0 K: 0 S: 4 H: 1 LOB: 1 BB: 0 P: 4	R: 0 E: 0 K: 0 S: 4 H: 1 LOB: 2 BB: 1 P: 8	R: 0 E: 0 K: 0 S: 3 H: 0 LOB: 0 BB: 0 P: 3	R: 1 E: 0 K: 0 S: 4 H: 1 LOB: 0 BB: 0 P: 4	R: 0 E: 0 K: 1 S: 5 H: 0 LOB: 0 BB: 0 P: 5	1B: 5 2B: 1 3B: 1 HR: 1	SF: 0 SAC: 0 DP: 0 HBP: 0						

TOP

Minnesota Twins @ Detroit Tigers

Tiger Stadium, Detroit, MI

Sat Jun 03 1972, 4:33 AM EDT

Att. 14,699 - Unknown - 74 F

livebaseballscorecards.com

AB	34
R	3
H	8
RBI	3
BB	1
SO	2
LOB	7

WP: 0 PB: 0 SB: 0 CS: 0 PA: 35

PITCHER		IP	WLS	BF	H	R	ER	SO	BB	IBB	HBP	BLK	WP	HR	S	P	ERA	WHIP
Joe Niekro, R ERA: 1.88	(1, 1)	8.0	W	32	8	3	3	1	1	0	0	0	0	1	33	37	3.38	1.125
Chuck Seelbach, R ERA: 2.77	(9, 1)	1.0	S	3	0	0	0	1	0	0	0	0	0	0	5	5	0.00	0.000

PITCHER	IP	WLS	BF	H	R	ER	SO	BB	IBB	HBP	BLK	WP	HR	S	P	ERA	WHIP

Batter	1	2	3	4	5	6	7	8	9	AB	R	H	RBI	BB	SO	LOB
Dick McAuliffe, L (1, 4) OBP: 0.353, SLG: 0.301	P5	HR			F2			4-3		4	1	1	3	0	0	0
Aurelio Rodriguez, R (1, 5) OBP: 0.287, SLG: 0.280	HR 1B	5-3			F8			4-3		4	1	1	0	0	0	0
Gates Brown, L (1, 7) OBP: 0.380, SLG: 0.486	HR		BB		2-3			BB		2	1	1	2	2	0	0
Wayne Comer, R (8, PR) (9, 7)										0	0	0	0	0	0	0
Norm Cash, L (1, 3) OBP: 0.355, SLG: 0.512	2B		F5			F4		F7		4	0	1	0	0	0	2
Jim Northrup, L (1, 9) OBP: 0.273, SLG: 0.261	1-3		F2			K				3	0	0	0	0	1	1
Mickey Stanley, R (1, 8) OBP: 0.303, SLG: 0.434		4-3	F7			K				3	0	0	0	0	1	1
Tom Haller, L (1, 2) OBP: 0.300, SLG: 0.352		HR 1B BB		F8			1B			2	1	1	0	1	0	0
Ed Brinkman, R (1, 6) OBP: 0.283, SLG: 0.331		F9		5-3			6-3			3	0	0	0	0	0	1
Joe Niekro, R (1, 1) OBP: 0.250, SLG: 0.250		HR 1B		K			K			3	1	1	0	0	2	0
Chuck Seelbach, R (9, 1) OBP: 0.333, SLG: 0.400										0	0	0	0	0	0	0
Inning Stats	R: 2 E: 0 K: 0 S: 5 H: 3 LOB: 0 BB: 0 P: 5	R: 3 E: 0 K: 0 S: 5 H: 2 LOB: 0 BB: 1 P: 9	R: 0 E: 0 K: 0 S: 3 H: 0 LOB: 1 BB: 1 P: 7	R: 0 E: 0 K: 1 S: 5 H: 0 LOB: 0 BB: 0 P: 5	R: 0 E: 0 K: 0 S: 3 H: 0 LOB: 0 BB: 0 P: 3	R: 0 E: 0 K: 2 S: 7 H: 0 LOB: 0 BB: 0 P: 7	R: 0 E: 0 K: 1 S: 5 H: 1 LOB: 0 BB: 0 P: 5	R: 0 E: 0 K: 0 S: 3 H: 0 LOB: 1 BB: 1 P: 7		1B: 3 2B: 1 3B: 0 HR: 2	SF: 0 SAC: 0 DP: 0 HBP: 0						

BOTTOM

Minnesota Twins @ Detroit Tigers

Tiger Stadium, Detroit, MI

Sat Jun 03 1972, 4:33 AM EDT

Att. 14,699 - Unknown - 74 F

livebaseballscorecards.com

AB	28
R	5
H	6
RBI	5
BB	3
SO	4
LOB	5

WP: 0 PB: 0 SB: 0 CS: 0 PA: 31

PITCHER		IP	WLS	BF	H	R	ER	SO	BB	IBB	HBP	BLK	WP	HR	S	P	ERA	WHIP
Jim Perry, R ERA: 3.15	(1, 1)	6.0	L	24	5	5	5	3	2	0	0	0	0	2	28	36	7.50	1.167
Tom Norton, R ERA: 3.0	(7, 1)	2.0		7	1	0	0	1	1	0	0	0	0	0	8	12	0.00	1.000

PITCHER	IP	WLS	BF	H	R	ER	SO	BB	IBB	HBP	BLK	WP	HR	S	P	ERA	WHIP

Minnesota Twins @ Detroit Tigers

Tiger Stadium, Detroit, MI

Sun Jun 04 1972, 4:33 AM EDT

Att. 19,827 - Unknown - 76 F

TOP

livebaseballscorecards.com

Batter	1	2	3	4	5	6	7	8	9	AB	R	H	RBI	BB	SO	LOB
Cesar Tovar, R (1, 9) OBP: 0.362, SLG: 0.331	6-3			6-3		F4		F8		4	0	0	0	0	0	0
Danny Thompson, R (1, 6) OBP: 0.306, SLG: 0.384	6-3			4-3		BB			K	3	0	0	0	1	1	0
Rod Carew, L (1, 4) OBP: 0.366, SLG: 0.340	6-3			1B		6-3			1B	4	0	2	0	0	0	1
Harmon Killebrew, R (1, 3) OBP: 0.388, SLG: 0.451		5-3		5-3			F8		K	4	0	0	0	0	1	2
Steve Braun, L (1, 7) OBP: 0.340, SLG: 0.372		G3			4-3		FC6-4 1B		F8	4	0	1	0	0	0	1
Bobby Darwin, R (1, 8) OBP: 0.331, SLG: 0.417		K			K		K			3	0	0	0	0	3	1
Eric Soderholm, R (1, 5) OBP: 0.226, SLG: 0.371			1-3		1B		FC6-4 1-2f			3	0	1	0	0	0	1
Phil Roof, R (1, 2) OBP: 0.269, SLG: 0.426			K		F7			6-3		2	0	0	0	0	1	1
Jim Nettles, L (8, PH) OBP: 0.296, SLG: 0.156										1	0	0	0	0	0	0
Rick Dempsey, R (8, 2) OBP: 0.310, SLG: 0.167										0	0	0	0	0	0	0
Bert Blyleven, R (1, 1) OBP: 0.194, SLG: 0.226			3-1			F7		4-3		2	0	0	0	0	0	0
Rich Reese, L (8, PH) OBP: 0.303, SLG: 0.310										1	0	0	0	0	0	0
Wayne Granger, R (8, 1) OBP: 0.500, SLG: 0.500										0	0	0	0	0	0	0
Dave LaRoche, L (8, 1)										0	0	0	0	0	0	0

Inning Stats	1	2	3	4	5	6	7	8	9
	R: 0 E: 0 K: 0 S: 3	H: 0 LOB: 0 BB: 0 P: 3	R: 0 E: 0 K: 1 S: 5	H: 0 LOB: 0 BB: 0 P: 5	R: 0 E: 0 K: 1 S: 5	H: 0 LOB: 0 BB: 0 P: 5	R: 0 E: 0 K: 0 S: 4	H: 1 LOB: 1 BB: 0 P: 4	R: 0 E: 0 K: 1 S: 6	H: 1 LOB: 1 BB: 0 P: 6	R: 0 E: 0 K: 0 S: 3	H: 0 LOB: 1 BB: 1 P: 7	R: 0 E: 0 K: 1 S: 6	H: 1 LOB: 1 BB: 0 P: 6	R: 0 E: 0 K: 0 S: 3	H: 0 LOB: 0 BB: 0 P: 3	R: 0 E: 0 K: 2 S: 8	H: 1 LOB: 1 BB: 0 P: 8

| | | | | | | | | | |

Minnesota Twins @ Detroit Tigers

Tiger Stadium, Detroit, MI

Sun Jun 04 1972, 4:33 AM EDT

Att. 19,827 - Unknown - 76 F

BOTTOM

livebaseballscorecards.com

Batter	1	2	3	4	5	6	7	8	9	AB	R	H	RBI	BB	SO	LOB
Dick McAuliffe, L (1, 4) OBP: 0.350, SLG: 0.299	E4 SH3-4		F7 ②			K ① 0-3 SSS		E6 1B E 1B		4	1	1	0	0	1	1
Aurelio Rodriguez, R (1, 5) OBP: 0.293, SLG: 0.287	SH3-4 ① 1-2		1-2 1B			F9 ②		E6 1-2 1B		3	0	2	0	0	0	0
Gates Brown, L (1, 7) OBP: 0.366, SLG: 0.467 Bill Freehan, R (8, PH) OBP: 0.355, SLG: 0.451 Wayne Comer, R (8, PR) (9, 7)	K ② 0-3 SSS		4-3 ③			K ③ 0-3 SSS		E6 ② 1-2 2-H		3 1 0	0 0 0	0 0 0	0 0 0	0 0 0	2 0 0	3 1 0
Norm Cash, L (1, 3) OBP: 0.345, SLG: 0.496	F8 ③			F4 ①			F2 ①	F8 ③		4	0	0	0	0	0	2
Jim Northrup, L (1, 9) OBP: 0.275, SLG: 0.256		K ① 0-3 SSS		K ② 0-3 SSS			HR HBP 1-0 H			2	1	0	0	0	2	0
Mickey Stanley, R (1, 8) OBP: 0.304, SLG: 0.465		6-3 ②		6-3 ③			HR 1-H			3	1	1	2	0	0	0
Tom Haller, L (1, 2) OBP: 0.286, SLG: 0.333		L7 ③			F8 ①		4-3 ②			3	0	0	0	0	0	0
Ed Brinkman, R (1, 6) OBP: 0.277, SLG: 0.324			1-3 ①		4-3 ②		F4 ③			3	0	0	0	0	0	0
Tom Timmermann, R (1, 1) OBP: 0.190, SLG: 0.056			BB 1B 4-0 BBB		K ③ 0-3 SSS			6-3 ①		2	0	0	0	1	1	0
Inning Stats	R: 0 E: 1 K: 1 S: 6 H: 0 LOB: 1 BB: 0 P: 6	R: 0 E: 0 K: 1 S: 5 H: 0 LOB: 0 BB: 0 P: 5	R: 0 E: 0 K: 0 S: 4 H: 1 LOB: 2 BB: 1 P: 8	R: 0 E: 0 K: 1 S: 5 H: 0 LOB: 0 BB: 0 P: 5	R: 0 E: 0 K: 1 S: 5 H: 0 LOB: 0 BB: 0 P: 5	R: 0 E: 0 K: 2 S: 7 H: 0 LOB: 0 BB: 0 P: 7	R: 2 E: 0 K: 0 S: 4 H: 1 LOB: 0 BB: 0 P: 5	R: 1 E: 1 K: 0 S: 5 H: 2 LOB: 1 BB: 0 P: 5		1B: 3 2B: 0 3B: 0 HR: 1	SF: 0 SAC: 1 DP: 0 HBP: 1					

	AB	28
	R	3
	H	4
	RBI	2
	BB	1
	SO	6
	LOB	7

WP: 0 PB: 0 SB: 0 CS: 0 PA: 31

PITCHER		IP	WLS	BF	H	R	ER	SO	BB	IBB	HBP	BLK	WP	HR	S	P	ERA	WHIP
Bert Blyleven, R ERA: 2.45	(1, 1)	7.0	L	26	2	2	2	6	1	0	1	0	0	1	36	41	2.57	0.429
Wayne Granger, R ERA: 0.67	(8, 1)	0.1		3	2	1	0	0	0	0	0	0	0	0	3	3	0.00	6.000
Dave LaRoche, L ERA: 2.14	(8, 1)	0.2		2	0	0	0	0	0	0	0	0	0	0	2	2	0.00	0.000

PITCHER		IP	WLS	BF	H	R	ER	SO	BB	IBB	HBP	BLK	WP	HR	S	P	ERA	WHIP

Batter	1	2	3	4	5	6	7	8	9	AB	R	H	RBI	BB	SO	LOB
Cesar Tovar, R (1, 9) OBP: 0.352, SLG: 0.321	5-3		F2		6-3		5-3		F8	5	0	0	0	0	0	1
Danny Thompson, R (1, 6) OBP: 0.314, SLG: 0.387	3-1 1B		4-3		6-3		1B		BBBB 1-2 BB	4	0	2	0	1	0	0
Rod Carew, L (1, 4) OBP: 0.361, SLG: 0.336	3-1 1-2		FC5-4 1B		1-3		1-3		4-3	5	0	1	0	0	0	4
Harmon Killebrew, R (1, 3) OBP: 0.391, SLG: 0.448	K		FC5-4 1-2f			E4 2B 1B		BBBB WP SH1-4 BB		3	1	1	0	1	1	2
Dan Monzon, R (8, PR) OBP: 0.333, SLG: 0.250										0	0	0	0	0	0	0
Phil Roof, R (8, 2) OBP: 0.269, SLG: 0.426										0	0	0	0	0	0	0
Bobby Darwin, R (1, 8) OBP: 0.337, SLG: 0.430		SSS K		1B 2B 1B		6-3 2-H 2B		SH1-4 1-2		3	1	2	1	0	1	0
Steve Brye, R (1, 7) OBP: 0.265, SLG: 0.284		BB 1B		1-2 2B 1B		6-3 2-3		F5 2-3		4	1	2	0	0	0	3
Eric Soderholm, R (1, 5) OBP: 0.237, SLG: 0.380		F7		1-H 2-H CS 2B		CS IBB		SSS K		3	0	1	2	1	1	3
George Mitterwald, R (1, 2) OBP: 0.176, SLG: 0.188		BBBB FC6-4 1-2 BB		G2 3-H		SSS K 1-2			F3	2	0	0	0	1	1	3
Rich Reese, L (8, 3) OBP: 0.294, SLG: 0.300										1	0	0	0	0	0	0
Dick Woodson, R (1, 1) OBP: 0.091, SLG: 0.091		FC6-4 1-2f		K			SSS K		BB 1B	3	0	0	0	0	2	2
Charlie Manuel, L (9, PH) OBP: 0.208, SLG: 0.227										1	0	1	0	0	0	0
Jim Kaat, L (9, PR) OBP: 0.182, SLG: 0.318										0	0	0	0	0	0	0
Wayne Granger, R (9, 1) OBP: 0.500, SLG: 0.500										0	0	0	0	0	0	0
Inning Stats	R: 0 E: 0 K: 1 S: 6 H: 1 LOB: 1 BB: 0 P: 6	R: 0 E: 0 K: 1 S: 6 H: 1 LOB: 2 BB: 1 P: 10	R: 0 E: 0 K: 0 S: 4 H: 1 LOB: 1 BB: 0 P: 4	R: 2 E: 0 K: 1 S: 7 H: 3 LOB: 0 BB: 0 P: 7	R: 0 E: 0 K: 0 S: 3 H: 0 LOB: 0 BB: 0 P: 3	R: 1 E: 1 K: 1 S: 6 H: 2 LOB: 2 BB: 1 P: 10	R: 0 E: 0 K: 1 S: 6 H: 1 LOB: 1 BB: 0 P: 6	R: 0 E: 0 K: 1 S: 5 H: 0 LOB: 2 BB: 1 P: 9	R: 0 E: 0 K: 0 S: 4 H: 1 LOB: 2 BB: 1 P: 8	1B: 8 2B: 3 3B: 0 HR: 0 SF: 0 SAC: 1 DP: 1 HBP: 0						

PITCHER	IP	WLS	BF	H	R	ER	SO	BB	IBB	HBP	BLK	WP	HR	S	P	ERA	WHIP
Dave McNally, L (1, 1) ERA: 2.77	7.0	L	30	9	3	2	5	1	1	0	0	0	0	38	46	2.57	1.429
Eddie Watt, R (8, 1) ERA: 3.6	1.2		8	1	0	0	1	2	0	0	0	1	0	8	16	0.00	1.800
Mickey Scott, L (9, 1) ERA: 1.04	0.1		1	0	0	0	0	0	0	0	0	0	0	1	1	0.00	0.000

PITCHER	IP	WLS	BF	H	R	ER	SO	BB	IBB	HBP	BLK	WP	HR	S	P	ERA	WHIP

TOP

Minnesota Twins @ Baltimore Orioles

Memorial Stadium, Baltimore, MD

Mon Jun 05 1972, 7:05 PM EDT

Att. 5,235 - Unknown

livebaseballscorecards.com

AB	34
R	3
H	10
RBI	3
BB	4
SO	6
LOB	18

WP: 1	PA: 39		
PB: 0			
SB: 0			
CS: 2			

BOTTOM

Minnesota Twins @ Baltimore Orioles

Memorial Stadium, Baltimore, MD

Mon Jun 05 1972, 7:05 PM EDT

Att. 5,235 - Unknown

livebaseballscorecards.com

Batter	1	2	3	4	5	6	7	8	9	AB	R	H	RBI	BB	SO	LOB
Don Buford, S (1, 7) OBP: 0.326, SLG: 0.240 Eddie Watt, R (8, 1) Mickey Scott, L (9, 1)	F9		G3 2-3			BBBB 4-0 FC5-4 BB	F8			3 0 0	0 0 0	0 0 0	0 0 0	1 0 0	0 0 0	4 0 0
Johnny Oates, L (1, 2) OBP: 0.269, SLG: 0.538	2B		CS 3-H 1B			FC5-4 FC6-4 1-2f		SSS 0-3 K		4	0	2	1	0	1	1
Merv Rettenmund, R (1, 8) OBP: 0.341, SLG: 0.398	SSS 0-3 K		CS 1-2	6-3		FC6-4 S 1-2f		F9		4	0	0	0	0	1	2
Boog Powell, L (1, 3) OBP: 0.276, SLG: 0.288 Tom Shopay, L (8, PR) OBP: 0.250, SLG: 0.182 (9, 7)	F9			4-3		SSS 0-3 K 1-2		BBBB 4-0 BB		3 0	0 0	0 0	0 0	1 0	1 0	2 0
Don Baylor, R (1, 9) OBP: 0.381, SLG: 0.632		L5		1-3			SH3-4 S 1B	F8		4	0	1	0	0	0	1
Brooks Robinson, R (1, 5) OBP: 0.300, SLG: 0.306		5-3			HR		BBBB 4-0 SH3-4 1-2 BB		5-3	3	1	1	1	1	0	0
Davey Johnson, R (1, 4) OBP: 0.341, SLG: 0.333		F7			L7		SH3-4 1-2 2-3		BBBB 4-0 BB	2	0	0	0	1	0	0
Mark Belanger, R (1, 6) OBP: 0.233, SLG: 0.226 Terry Crowley, L (7, PH) OBP: 0.390, SLG: 0.623 (8, 7) (9, 3)			G3 S 1B 1B		SSS 0-3 K		IBB 4-0 IBB		SSS 0-3 K	2 1	1 0	1 0	0 0	0 1	1 1	0 1
Dave McNally, R (1, 1) OBP: 0.120, SLG: 0.125 Elrod Hendricks, L (7, PH) OBP: 0.267, SLG: 0.167 Bobby Grich, R (8, 6) OBP: 0.342, SLG: 0.348			F7 1-2		SSS 0-3 K		SSS 0-3 K		F9	2 1 1	0 0 0	0 0 0	0 0 0	0 1 0	1 3 1	1 3 1
Inning Stats	R: 0 H: 1 E: 0 LOB: 1 K: 1 BB: 0 S: 6 P: 6	R: 0 H: 0 E: 0 LOB: 0 K: 0 BB: 0 S: 3 P: 3	R: 1 H: 2 E: 0 LOB: 0 K: 0 BB: 0 S: 4 P: 4	R: 0 H: 0 E: 0 LOB: 0 K: 0 BB: 0 S: 3 P: 3	R: 1 H: 1 E: 0 LOB: 0 K: 2 BB: 0 S: 8 P: 8	R: 0 H: 0 E: 0 LOB: 1 K: 1 BB: 1 S: 5 P: 9	R: 0 H: 1 E: 0 LOB: 3 K: 1 BB: 2 S: 6 P: 14	R: 0 H: 0 E: 0 LOB: 1 K: 1 BB: 1 S: 5 P: 9	R: 0 H: 0 E: 0 LOB: 1 K: 1 BB: 1 S: 5 P: 9	1B: 3 2B: 1 3B: 0 HR: 1	SF: 0 SAC: 1 DP: 0 HBP: 0			WP: 0 PB: 0 SB: 3 CS: 1	PA: 37		

	AB	30
	R	2
	H	5
	RBI	2
	BB	5
	SO	7
	LOB	16

PITCHER		IP	WLS	BF	H	R	ER	SO	BB	IBB	HBP	BLK	WP	HR	S	P	ERA	WHIP
Dick Woodson, R ERA: 3.26	(1, 1)	8.0	W	32	5	2	2	6	3	1	0	0	0	1	40	56	2.25	1.000
Wayne Granger, R ERA: 0.64	(9, 1)	1.0	S	4	0	0	0	1	1	0	0	0	0	0	5	9	0.00	1.000

PITCHER	IP	WLS	BF	H	R	ER	SO	BB	IBB	HBP	BLK	WP	HR	S	P	ERA	WHIP

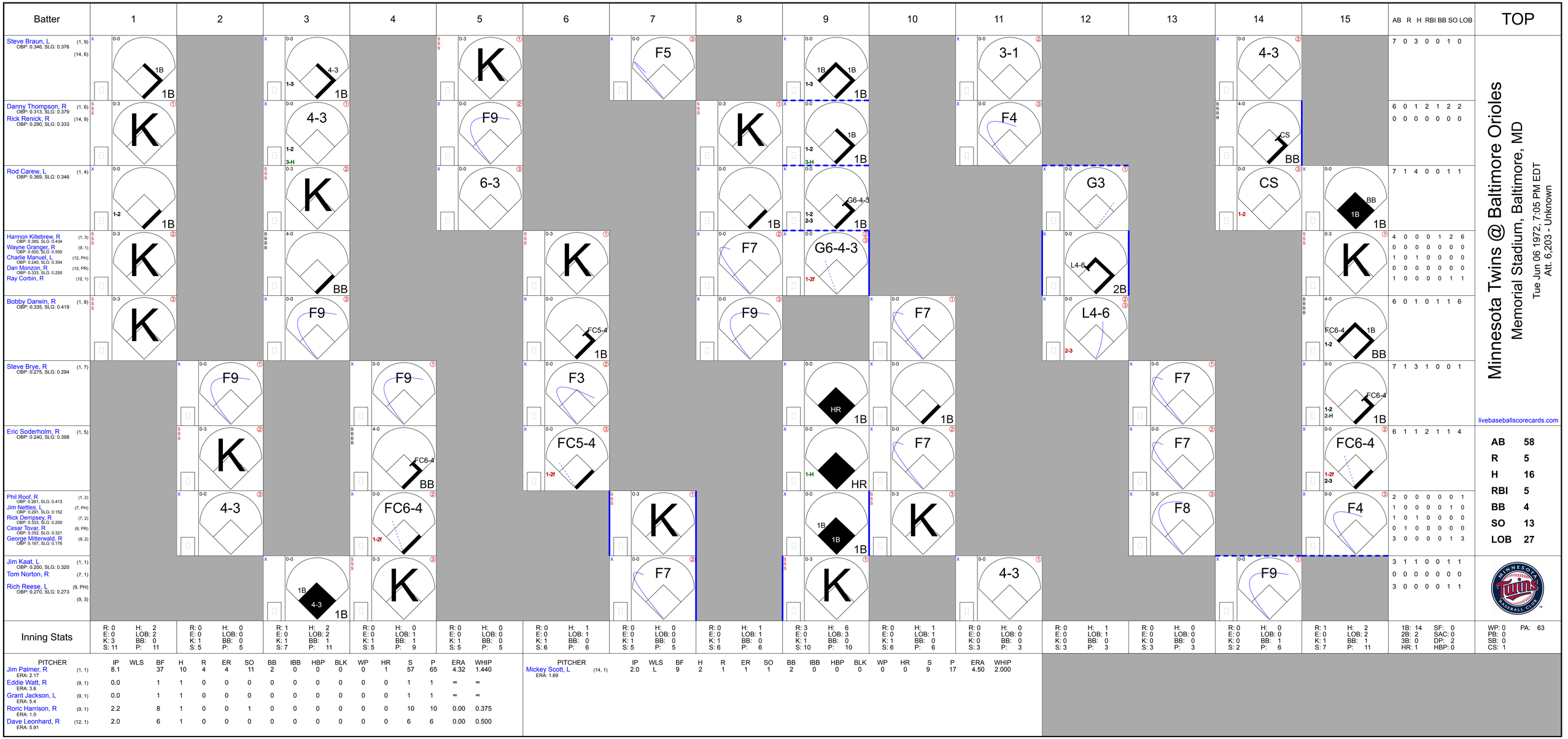
Batter
1
2
3
4
5
6
7
8
9
10
11
12
13
14
15
AB R H RBI BB SO LOB
TOP
Steve Braun, L (1, 9) (14, 6)
OBP: 0.346, SLG: 0.376
Danny Thompson, R (1, 6)
OBP: 0.313, SLG: 0.379
Rick Renick, R (14, 9)
OBP: 0.290, SLG: 0.333
Rod Carew, L (1, 4)
OBP: 0.369, SLG: 0.346
Harmon Killebrew, R (1, 3)
OBP: 0.389, SLG: 0.404
Wayne Granger, R (9, 1)
OBP: 0.500, SLG: 0.500
Charlie Manuel, L (12, PH)
OBP: 0.240, SLG: 0.304
Dan Monzon, R (12, PR)
OBP: 0.333, SLG: 0.250
Ray Corbin, R (12, 1)
Bobby Darwin, R (1, 8)
OBP: 0.335, SLG: 0.419
Steve Brye, R (1, 7)
OBP: 0.275, SLG: 0.294
Eric Soderholm, R (1, 5)
OBP: 0.240, SLG: 0.398
Phil Roof, R (1, 2)
OBP: 0.261, SLG: 0.413
Jim Nettles, L (7, PH)
OBP: 0.291, SLG: 0.152
Rick Dempsey, R (7, 2)
OBP: 0.333, SLG: 0.200
Cesar Tovar, R (9, PR)
OBP: 0.352, SLG: 0.321
George Mitterwald, R (9, 2)
OBP: 0.167, SLG: 0.176
Jim Kaat, L (1, 1)
OBP: 0.200, SLG: 0.320
Tom Norton, R (7, 1)
Rich Reese, L (9, PH) (9, 3)
OBP: 0.270, SLG: 0.273
7 0 3 0 0 1 0
6 0 1 2 1 2 2
0 0 0 0 0 0 0
7 1 4 0 0 1 1
4 0 0 0 1 2 6
0 0 0 0 0 0 0
1 0 1 0 0 0 0
0 0 0 0 0 0 0
1 0 0 0 0 1 1
6 0 1 0 1 1 6
7 1 3 1 0 0 1
6 1 1 2 1 1 4
2 0 0 0 0 0 1
1 0 0 0 0 1 0
1 0 1 0 0 0 0
0 1 0 0 0 0 0
3 0 0 0 0 1 3
3 1 1 0 0 1 1
0 0 0 0 0 0 0
3 0 0 0 0 1 1
Minnesota Twins @ Baltimore Orioles
Memorial Stadium, Baltimore, MD
Tue Jun 06 1972, 7:05 PM EDT
Att. 6,203 - Unknown
livebaseballscorecards.com
AB 58
R 5
H 16
RBI 5
BB 4
SO 13
LOB 27
Inning Stats
R: 0 E: 0 K: 3 S: 11 H: 2 LOB: 2 BB: 0 P: 11
R: 0 E: 0 K: 1 S: 5 H: 0 LOB: 0 BB: 0 P: 5
R: 1 E: 0 K: 1 S: 7 H: 2 LOB: 2 BB: 1 P: 11
R: 0 E: 0 K: 1 S: 5 H: 0 LOB: 1 BB: 1 P: 9
R: 0 E: 0 K: 1 S: 5 H: 0 LOB: 0 BB: 0 P: 5
R: 0 E: 0 K: 1 S: 6 H: 1 LOB: 1 BB: 0 P: 6
R: 0 E: 0 K: 1 S: 5 H: 0 LOB: 0 BB: 0 P: 5
R: 0 E: 0 K: 1 S: 6 H: 1 LOB: 1 BB: 0 P: 6
R: 3 E: 0 K: 1 S: 10 H: 6 LOB: 3 BB: 0 P: 10
R: 0 E: 0 K: 1 S: 6 H: 1 LOB: 1 BB: 0 P: 6
R: 0 E: 0 K: 0 S: 3 H: 0 LOB: 0 BB: 0 P: 3
R: 0 E: 0 K: 0 S: 3 H: 1 LOB: 1 BB: 0 P: 3
R: 0 E: 0 K: 0 S: 3 H: 0 LOB: 0 BB: 0 P: 3
R: 0 E: 0 K: 0 S: 2 H: 0 LOB: 0 BB: 1 P: 6
R: 1 E: 0 K: 1 S: 7 H: 2 LOB: 2 BB: 1 P: 11
1B: 14 2B: 2 3B: 0 HR: 1
SF: 0 SAC: 0 DP: 2 HBP: 0
WP: 0 PB: 0 SB: 0 CS: 1
PA: 63
PITCHER IP WLS BF H R ER SO BB IBB HBP BLK WP HR S P ERA WHIP
Jim Palmer, R (1, 1) ERA: 2.17 8.1 37 10 4 4 11 2 0 0 0 0 0 1 57 65 4.32 1.440
Eddie Watt, R (9, 1) ERA: 3.6 0.0 1 1 0 0 0 0 0 0 0 0 0 1 1 ∞ ∞
Grant Jackson, L (9, 1) ERA: 5.4 0.0 1 1 0 0 0 0 0 0 0 0 0 1 1 ∞ ∞
Roric Harrison, R (9, 1) ERA: 1.0 2.2 8 1 0 0 1 0 0 0 0 0 0 10 10 0.00 0.375
Dave Leonhard, R (12, 1) ERA: 5.91 2.0 6 1 0 0 0 0 0 0 0 0 0 6 6 0.00 0.500
PITCHER IP WLS BF H R ER SO BB IBB HBP BLK WP HR S P ERA WHIP
Mickey Scott, L (14, 1) ERA: 1.69 2.0 L 9 2 1 1 1 2 0 0 0 0 0 9 17 4.50 2.000

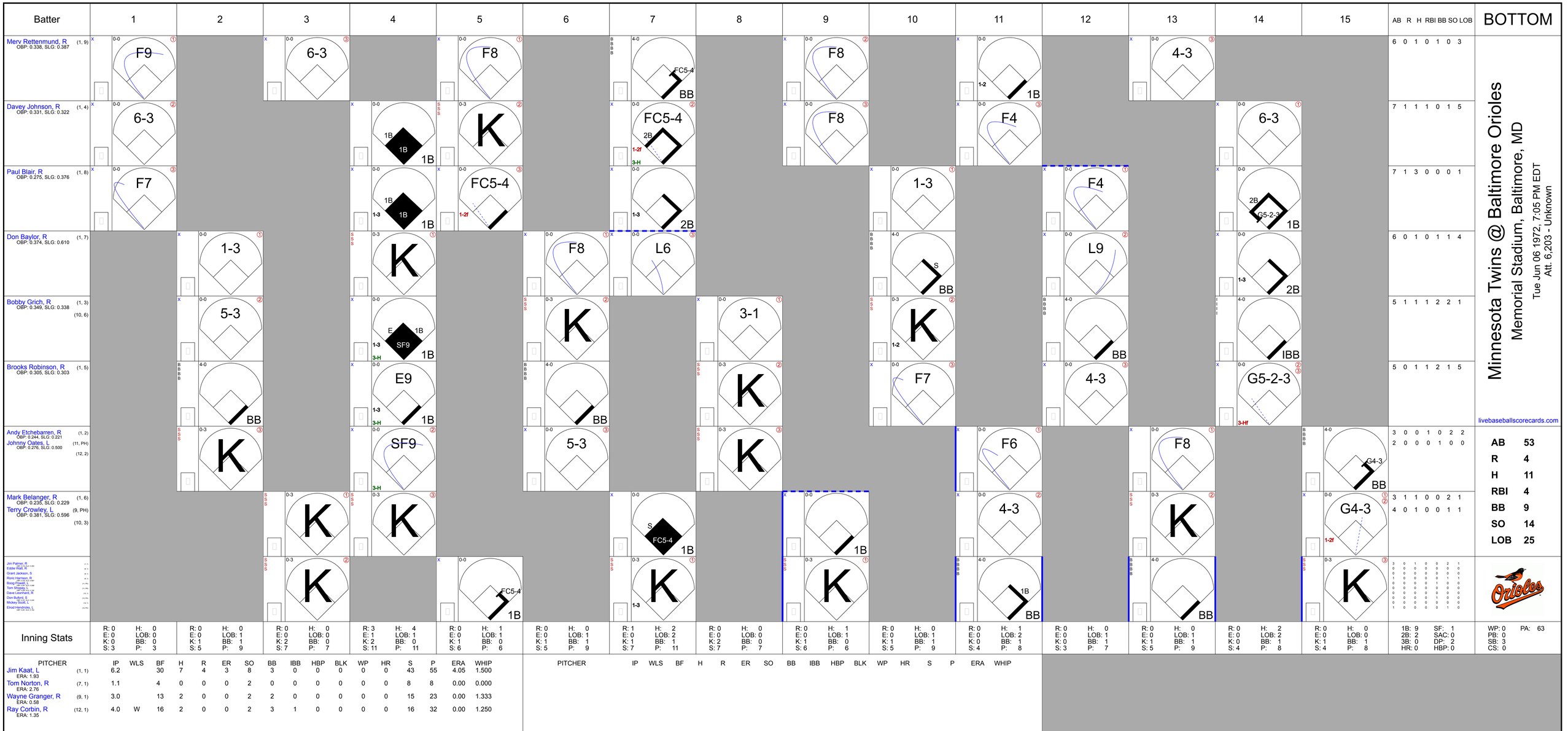
Batter
1
2
3
4
5
6
7
8
9
10
11
12
13
14
15
AB R H RBI BB SO LOB
BOTTOM
Merv Rettenmund, R (1, 9) OBP: 0.338, SLG: 0.387
F9
6-3
F8
FC5-4 BB
F8
4-3
6 0 1 0 1 0 3
Davey Johnson, R (1, 4) OBP: 0.331, SLG: 0.322
6-3
1B 1B 1B
K
FC5-4 2B 1-2f 3-H
F8
F4
6-3
7 1 1 1 0 1 5
Paul Blair, R (1, 8) OBP: 0.275, SLG: 0.376
F7
1B 1B 1B 1-3
FC5-4 1-2f
2B 1-3
1-3
F4
2B G5-2-3 1B
7 1 3 0 0 0 1
Don Baylor, R (1, 7) OBP: 0.374, SLG: 0.610
1-3
K
F8
L6
S BB
L9
1-3 2B
6 0 1 0 1 1 4
Bobby Grich, R (1, 3) OBP: 0.349, SLG: 0.338 (10, 6)
5-3
E SF9 1B 1-3 3-H
K
3-1
K 1-2
BB
IBB
5 1 1 1 2 2 1
Brooks Robinson, R (1, 5) OBP: 0.305, SLG: 0.303
BB
E9 1-3 3-H
BB
K
F7
4-3
G5-2-3 3-H
5 0 1 1 2 1 5
Andy Etchebarren, R (1, 2) OBP: 0.244, SLG: 0.221
Johnny Oates, L (11, PH) OBP: 0.276, SLG: 0.500 (12, 2)
K
SF9 3-H
5-3
K
F6
F8
G4-3 BB
3 0 0 1 0 2 2
2 0 0 0 1 0 0
Mark Belanger, R (1, 6) OBP: 0.235, SLG: 0.229
Terry Crowley, L (9, PH) OBP: 0.381, SLG: 0.596 (10, 3)
K
K
S FC5-4 1B
1B
4-3
K
G4-3 1-2f
3 1 1 0 0 2 1
4 0 1 0 0 1 1
Jim Palmer, R (1-3, 7-9) 1-0, 2.70 ERA
Eddie Watt, R (4-7) 0-1, 5.40 ERA
Grant Jackson, S (8-10)
Ronic Harrison, R (8-10) 0-0, 9.00 ERA
Boog Powell, L (1-3, PH) .000 BA
Tom Shopay, L (4-6, PH) .000 BA
Dave Leonhard, R (7-10)
Don Buford, S (1-3, PH) .000 BA
Mickey Scott, L (7-9) 0-0, 13.50 ERA
Elrod Hendricks, L (8-9, PH) .000 BA
K
FC5-4 1B
K
K
1B
BB
K
K
3 0 1 0 0 2 1
0 0 0 0 0 0 0
0 0 0 0 0 0 0
1 0 0 0 0 1 1
0 0 0 0 0 0 0
0 0 0 0 0 0 0
0 0 0 0 0 0 0
1 0 0 0 0 1 0
Minnesota Twins @ Baltimore Orioles
Memorial Stadium, Baltimore, MD
Tue Jun 06 1972, 7:05 PM EDT
Att. 6,203 - Unknown
livebaseballscorecards.com
AB 53
R 4
H 11
RBI 4
BB 9
SO 14
LOB 25
Inning Stats
R: 0 H: 0 E: 0 LOB: 0 K: 0 BB: 0 S: 3 P: 3
R: 0 H: 0 E: 0 LOB: 1 K: 1 BB: 1 S: 5 P: 9
R: 0 H: 0 E: 0 LOB: 0 K: 2 BB: 0 S: 7 P: 7
R: 3 H: 4 E: 1 LOB: 1 K: 2 BB: 0 S: 11 P: 11
R: 0 H: 1 E: 0 LOB: 1 K: 1 BB: 0 S: 6 P: 6
R: 0 H: 0 E: 0 LOB: 1 K: 1 BB: 1 S: 5 P: 9
R: 1 H: 2 E: 0 LOB: 2 K: 1 BB: 1 S: 7 P: 11
R: 0 H: 0 E: 0 LOB: 0 K: 2 BB: 0 S: 7 P: 7
R: 0 H: 1 E: 0 LOB: 1 K: 1 BB: 0 S: 6 P: 6
R: 0 H: 0 E: 0 LOB: 1 K: 1 BB: 1 S: 5 P: 9
R: 0 H: 1 E: 0 LOB: 2 K: 0 BB: 1 S: 4 P: 8
R: 0 H: 0 E: 0 LOB: 1 K: 0 BB: 1 S: 3 P: 7
R: 0 H: 0 E: 0 LOB: 1 K: 1 BB: 1 S: 5 P: 9
R: 0 H: 2 E: 0 LOB: 2 K: 0 BB: 1 S: 4 P: 8
R: 0 H: 0 E: 0 LOB: 0 K: 1 BB: 1 S: 4 P: 8
1B: 9 2B: 2 3B: 0 HR: 0
SF: 1 SAC: 0 DP: 2 HBP: 0
WP: 0 PB: 0 SB: 3 CS: 0
PA: 63
PITCHER IP WLS BF H R ER SO BB IBB HBP BLK WP HR S P ERA WHIP
Jim Kaat, L (1, 1) ERA: 1.93 6.2 30 7 4 3 8 3 0 0 0 0 0 43 55 4.05 1.500
Tom Norton, R (7, 1) ERA: 2.76 1.1 4 0 0 0 2 0 0 0 0 0 0 8 8 0.00 0.000
Wayne Granger, R (9, 1) ERA: 0.58 3.0 13 2 0 0 2 2 0 0 0 0 0 15 23 0.00 1.333
Ray Corbin, R (12, 1) ERA: 1.35 4.0 W 16 2 0 0 2 3 1 0 0 0 0 16 32 0.00 1.250
PITCHER IP WLS BF H R ER SO BB IBB HBP BLK WP HR S P ERA WHIP

Batter	1	2	3	4	5	6	7	8	9	AB	R	H	RBI	BB	SO	LOB
Steve Braun, L (1, 6) OBP: 0.342, SLG: 0.371	F9		F8		K			3B 1B		4	1	1	0	0	1	1
Cesar Tovar, R (1, 9) OBP: 0.355, SLG: 0.337	E5 1B		F7		G5-4-3 1-2f			1-H 4-3 3B		4	1	2	1	0	0	1
Rod Carew, L (1, 4) OBP: 0.369, SLG: 0.346	6-3		1B			G3		4-3 3-H		3	0	1	0	0	0	1
Dan Monzon, R (6, 4) OBP: 0.300, SLG: 0.222										1	0	0	1	0	0	0
Harmon Killebrew, R (1, 3) OBP: 0.382, SLG: 0.429	F3		F4			6-3		1B		4	0	1	0	0	0	2
Bobby Darwin, R (1, 8) OBP: 0.333, SLG: 0.414		1B 1B		K		K		K		4	0	1	0	0	3	1
Steve Brye, R (1, 7) OBP: 0.274, SLG: 0.302		F9		6-3			2B	1-3		4	0	1	0	0	0	2
Eric Soderholm, R (1, 5) OBP: 0.241, SLG: 0.392		K		1B			5-3		5-3	4	0	1	0	0	1	2
Rick Dempsey, R (1, 2) OBP: 0.324, SLG: 0.207		1-3 1B		F9			F8		L6	4	0	1	0	0	0	2
Jim Perry, S (1, 1) OBP: 0.375, SLG: 0.364		F8			G5-4-3 1B		4-3		6-3	1	0	0	0	0	0	2
Jim Nettles, L (5, PH) OBP: 0.304, SLG: 0.170										1	0	1	0	0	0	0
Bob Gebhard, R (5, 1)										0	0	0	0	0	0	0
Charlie Manuel, L (7, PH) OBP: 0.231, SLG: 0.292										1	0	0	0	0	0	1
Tom Norton, R (7, 1)										0	0	0	0	0	0	0
Rich Reese, L (9, PH) OBP: 0.263, SLG: 0.265										1	0	0	0	0	0	0

TOP

Minnesota Twins @ Baltimore Orioles

Memorial Stadium, Baltimore, MD

Wed Jun 07 1972, 7:05 PM EDT

Att. 10,141 - Unknown

livebaseballscorecards.com

AB	36
R	2
H	10
RBI	2
BB	0
SO	5
LOB	15

Inning Stats	1	2	3	4	5	6	7	8	9			
	R: 0 E: 1 K: 0 S: 4	H: 1 LOB: 1 BB: 0 P: 4	R: 0 E: 0 K: 1 S: 7	H: 2 LOB: 2 BB: 0 P: 7	R: 0 E: 0 K: 0 S: 4	H: 1 LOB: 1 BB: 0 P: 4	R: 0 E: 0 K: 1 S: 6	H: 1 LOB: 1 BB: 0 P: 6	R: 0 E: 0 K: 1 S: 5	H: 1 LOB: 0 BB: 0 P: 5	R: 0 E: 0 K: 1 S: 5	H: 0 LOB: 0 BB: 0 P: 5
	R: 0 E: 0 K: 0 S: 4	H: 1 LOB: 1 BB: 0 P: 4	R: 2 E: 0 K: 1 S: 8	H: 3 LOB: 1 BB: 0 P: 8	R: 0 E: 0 K: 0 S: 3	H: 0 LOB: 0 BB: 0 P: 3	1B: 8 2B: 1 3B: 1 HR: 0	SF: 0 SAC: 0 DP: 1 HBP: 0	WP: 0 PB: 0 SB: 0 CS: 0	PA: 36		

PITCHER	IP	WLS	BF	H	R	ER	SO	BB	IBB	HBP	BLK	WP	HR	S	P	ERA	WHIP
Pat Dobson, R (1, 1) ERA: 2.61	9.0	W	36	10	2	2	5	0	0	0	0	0	0	46	46	2.00	1.111

PITCHER	IP	WLS	BF	H	R	ER	SO	BB	IBB	HBP	BLK	WP	HR	S	P	ERA	WHIP

BOTTOM

Minnesota Twins @ Baltimore Orioles

Memorial Stadium, Baltimore, MD

Wed Jun 07 1972, 7:05 PM EDT

Att. 10,141 - Unknown

livebaseballscorecards.com

Batter	1	2	3	4	5	6	7	8	9	AB	R	H	RBI	BB	SO	LOB
Don Buford, S (1, 7) OBP: 0.327, SLG: 0.232	F9	G3			2B BB	K		2-3		4	1	0	0	1	1	2
Paul Blair, R (1, 8) OBP: 0.273, SLG: 0.377	L5		F8		1-H 2B	F9		4-3		5	0	1	1	0	0	1
Boog Powell, L (1, 3) OBP: 0.286, SLG: 0.293	BB HR 1B		3-1		F5	2-H 1B		4-1		5	1	2	1	0	0	0
Don Baylor, R (1, 9) OBP: 0.389, SLG: 0.602	1-2 HR BB		H CS HBP		E BB	F7				1	2	0	0	2	0	1
Bobby Grich, R (1, 6) (8, 5) OBP: 0.356, SLG: 0.378	1-H 2-H HR		1-2 CS	1B 1B BB	E5 1-H E		5-3			3	3	1	3	1	0	0
Johnny Oates, L (1, 2) OBP: 0.303, SLG: 0.484	F5			1B SF9-5-4 1B 1-3	E 1B BB		3-1			3	2	1	0	1	0	0
Brooks Robinson, R (1, 5) OBP: 0.316, SLG: 0.310 Mark Belanger, R (7, PR) (8, 6) OBP: 0.235, SLG: 0.229		FC1-6 1B		SF9-5-4 1-3 3-H 1B	E6 1-2 3-H 1B E		BB HBP			3 0	1 0	2 0	1 0	0 0	0 0	1 0
Davey Johnson, R (1, 4) OBP: 0.336, SLG: 0.325		K		SF9-5-4 1-2 3-H	E8 1-H 2-H 1B		1-2 BB			2	0	1	2	1	1	1
Pat Dobson, R (1, 1) OBP: 0.167, SLG: 0.207		FC1-6 1-2f		6-3		1B 2B	1-3			4	1	1	0	0	0	3
Inning Stats	R: 3 H: 2 E: 0 LOB: 0 K: 0 BB: 1 S: 5 P: 9	R: 0 H: 1 E: 1 LOB: 1 K: 1 BB: 0 S: 6 P: 6	R: 0 H: 0 E: 0 LOB: 0 K: 0 BB: 0 S: 2 P: 3	R: 2 H: 2 E: 0 LOB: 0 K: 0 BB: 1 S: 4 P: 8	R: 5 H: 2 E: 3 LOB: 1 K: 0 BB: 3 S: 5 P: 17	R: 1 H: 2 E: 0 LOB: 1 K: 1 BB: 0 S: 7 P: 7	R: 0 H: 0 E: 0 LOB: 2 K: 0 BB: 1 S: 3 P: 8	R: 0 H: 0 E: 0 LOB: 0 K: 0 BB: 0 S: 3 P: 3		1B: 6 SF: 1 2B: 3 SAC: 0 3B: 0 DP: 1 HR: 1 HBP: 2				WP: 0 PA: 40 PB: 0 SB: 0 CS: 1		

	AB	30
	R	11
	H	9
	RBI	8
	BB	6
	SO	2
	LOB	9

PITCHER		IP	WLS	BF	H	R	ER	SO	BB	IBB	HBP	BLK	WP	HR	S	P	ERA	WHIP
Jim Perry, R ERA: 3.66	(1, 1)	4.0	L	18	5	5	5	1	2	0	1	0	0	1	17	26	11.25	1.750
Bob Gebhard, R ERA: 4.05	(5, 1)	2.0		13	4	6	2	1	3	0	0	0	0	0	12	24	9.00	3.500
Tom Norton, R ERA: 2.45	(7, 1)	2.0		8	0	0	0	0	1	0	1	0	0	0	6	11	0.00	0.500

PITCHER	IP	WLS	BF	H	R	ER	SO	BB	IBB	HBP	BLK	WP	HR	S	P	ERA	WHIP

Batter	1	2	3	4	5	6	7	8	9	AB	R	H	RBI	BB	SO	LOB
Steve Braun, L (1, 6) OBP: 0.348, SLG: 0.385	0-0 ① 4-3			0-0 ③ FC5-4 1B	0-0 ③ F7		0-0 2B			4	0	2	0	0	0	2
Cesar Tovar, R (1, 9) OBP: 0.353, SLG: 0.341	0-3 ② K			0-0 ① FC5-4 PB 1B 1-2f		0-0 1B 2B	0-0 ③ F7			4	1	1	0	0	1	2
Rod Carew, L (1, 4) OBP: 0.372, SLG: 0.350	0-0 ③ 1-3			0-0 PB 1-2 1B		0-0 FC5-4 2-H 1B		0-0 ① 6-3		4	0	2	1	0	0	0
Harmon Killebrew, R (1, 3) OBP: 0.373, SLG: 0.416		0-0 ① 6-3		0-3 ② K 1-2 2-3		0-0 ① FC5-4 BB 1-2f		0-3 ② K		4	0	0	0	0	2	3
Bobby Darwin, R (1, 8) OBP: 0.326, SLG: 0.404		0-3 ② K		0-0 ③ 5-3		0-0 ② L3		0-3 ③ K		4	0	0	0	0	2	3
Jim Nettles, L (1, 7) OBP: 0.317, SLG: 0.163		0-3 ③ K			4-0 1B BB	4-0 1-2 BB			0-3 ① K	2	0	0	0	2	2	0
Eric Soderholm, R (1, 5) OBP: 0.241, SLG: 0.387			0-0 ① 5-3		0-0 1B 1-2	0-0 ③ G1			0-0 ② 6-3	4	0	1	0	0	0	2
Phil Roof, R (1, 2) OBP: 0.254, SLG: 0.400 Rich Reese, L (7, PH) OBP: 0.256, SLG: 0.257 Rick Dempsey, R (7, 2) OBP: 0.314, SLG: 0.200			0-0 ② 6-3		0-3 ① K		0-0 ① 4-3		0-3 ③ K	2 1 1	0 0 0	0 0 0	0 0 0	1 0 0	2 0 1	2 0 0
Bert Blyleven, R (1, 1) OBP: 0.188, SLG: 0.219 Charlie Manuel, L (5, PH) OBP: 0.222, SLG: 0.280 Tom Norton, R (5, 1) Dan Monzon, R (7, PH) OBP: 0.273, SLG: 0.200 Ray Corbin, R (7, 1)			0-3 ③ K		0-0 ② F7		0-3 ② K			1 1 0 1 0	0 0 0 0 0	0 0 0 0 0	0 0 0 0 0	1 0 0 1 0	0 0 0 0 0	0 2 0 0 0
Inning Stats	R: 0 H: 0 E: 0 LOB: 0 K: 1 BB: 0 S: 5 P: 5	R: 0 H: 0 E: 0 LOB: 0 K: 2 BB: 0 S: 7 P: 7	R: 0 H: 0 E: 0 LOB: 0 K: 1 BB: 0 S: 5 P: 5	R: 0 H: 2 E: 0 LOB: 2 K: 1 BB: 0 S: 7 P: 7	R: 0 H: 1 E: 0 LOB: 2 K: 1 BB: 1 S: 6 P: 10	R: 1 H: 2 E: 0 LOB: 2 K: 0 BB: 1 S: 5 P: 9	R: 0 H: 1 E: 0 LOB: 1 K: 1 BB: 0 S: 6 P: 6	R: 0 H: 0 E: 0 LOB: 0 K: 2 BB: 0 S: 7 P: 7	R: 0 H: 0 E: 0 LOB: 0 K: 2 BB: 0 S: 7 P: 7	1B: 4 2B: 2 3B: 0 HR: 0	SF: 0 SAC: 0 DP: 0 HBP: 0					

PITCHER	IP	WLS	BF	H	R	ER	SO	BB	IBB	HBP	BLK	WP	HR	S	P	ERA	WHIP
Gaylord Perry, R (1, 1) ERA: 1.77	9.0	W	35	6	1	1	11	2	0	0	0	0	0	55	63	1.00	0.889

PITCHER	IP	WLS	BF	H	R	ER	SO	BB	IBB	HBP	BLK	WP	HR	S	P	ERA	WHIP

TOP

Minnesota Twins @ Cleveland Indians

Cleveland Municipal Stadium, Cleveland, OH

Fri Jun 09 1972, 7:05 PM EDT
Att. 7,703 - Unknown - 50 F

livebaseballscorecards.com

AB	33
R	1
H	6
RBI	1
BB	2
SO	11
LOB	16

WP: 0	PA: 35																
PB: 1																	
SB: 0																	
CS: 0																	

BOTTOM

Minnesota Twins @ Cleveland Indians

Cleveland Municipal Stadium, Cleveland, OH

Fri Jun 09 1972, 7:05 PM EDT

Att. 7,703 - Unknown - 50 F

livebaseballscorecards.com

Batter	1	2	3	4	5	6	7	8	9	AB	R	H	RBI	BB	SO	LOB
Tom McCraw, L (1, 8) OBP: 0.361, SLG: 0.399	F8	F8		K			F9	P5		5	0	0	0	0	1	4
Jack Brohamer, L (1, 4) OBP: 0.298, SLG: 0.374	P5		HR	HR			K			3	2	2	2	0	0	0
Frank Duffy, R (7, PH) (8, 6) OBP: 0.287, SLG: 0.220										1	0	0	0	0	1	0
Alex Johnson, R (1, 7) OBP: 0.271, SLG: 0.352	5-3		4-3 S 1B	4-3			BB WP 1B			3	1	1	0	1	0	0
Graig Nettles, L (1, 5) OBP: 0.331, SLG: 0.308		6-3	P4 1-2		1-3		1-H 1B			4	0	1	1	0	0	1
Chris Chambliss, L (1, 3) OBP: 0.288, SLG: 0.311		HBP 2B 1B	4-3 2-3		6-3		F7			4	1	1	0	0	0	2
Jerry Moses, R (1, 2) OBP: 0.323, SLG: 0.393		2B 1-2 HBP	1-3		K			FC5-4 BB		2	0	0	0	1	1	1
Buddy Bell, R (1, 9) OBP: 0.284, SLG: 0.310		1-3 2-H 2B		HR 1B	G3			FC5-4 1-2f 1B		4	2	2	1	0	0	1
Eddie Leon, R (1, 6) (8, 4) OBP: 0.254, SLG: 0.296		K		K	K			2-H 1B		4	0	1	1	0	3	3
Gaylord Perry, R (1, 1) OBP: 0.250, SLG: 0.289		BB		1-H HR	K			K		3	1	1	2	1	2	1
Inning Stats	R: 0 E: 0 K: 0 S: 3 H: 0 LOB: 0 BB: 0 P: 3	R: 1 E: 0 K: 1 S: 7 H: 2 LOB: 3 BB: 1 P: 12	R: 1 E: 0 K: 0 S: 5 H: 2 LOB: 1 BB: 0 P: 5	R: 3 E: 0 K: 2 S: 10 H: 3 LOB: 0 BB: 0 P: 10	R: 0 E: 0 K: 1 S: 5 H: 0 LOB: 0 BB: 0 P: 5	R: 0 E: 0 K: 1 S: 7 H: 0 LOB: 0 BB: 0 P: 7	R: 1 E: 0 K: 1 S: 6 H: 1 LOB: 1 BB: 1 P: 10	R: 1 E: 1 K: 1 S: 6 H: 1 LOB: 1 BB: 1 P: 10		1B: 5 2B: 1 3B: 0 HR: 3 SF: 0 SAC: 0 DP: 0 HBP: 1						

	AB	33
	R	7
	H	9
	RBI	7
	BB	3
	SO	8
	LOB	13

WP: 1 PB: 0 SB: 1 CS: 0 PA: 37

PITCHER		IP	WLS	BF	H	R	ER	SO	BB	IBB	HBP	BLK	WP	HR	S	P	ERA	WHIP
Bert Blyleven, R ERA: 2.82	(1, 1)	4.0	L	21	7	5	5	3	1	0	1	0	0	3	25	30	11.25	2.000
Tom Norton, R ERA: 2.21	(5, 1)	2.0		6	0	0	0	3	0	0	0	0	0	0	12	12	0.00	0.000
Ray Corbin, R ERA: 1.57	(7, 1)	2.0		10	2	2	1	2	2	0	0	0	1	0	12	20	4.50	2.000

PITCHER	IP	WLS	BF	H	R	ER	SO	BB	IBB	HBP	BLK	WP	HR	S	P	ERA	WHIP

Batter	1	2	3	4	5	6	7	8	9	AB	R	H	RBI	BB	SO	LOB
Steve Braun, L (1, 6) OBP: 0.345, SLG: 0.375	B B B B 4-0 CS BB		x 0-0 ② P6		x 0-0 ② ③ L6-4 2-3			x 0-0 ③ P4		3	0	0	0	1	0	2
Cesar Tovar, R (1, 9) OBP: 0.351, SLG: 0.345	x 0-0 ① 1-2 2B		x 0-0 ③ F8			x 0-0 ① F7			x 0-0 ① P3	4	0	1	0	0	0	0
Rod Carew, L (1, 4) OBP: 0.369, SLG: 0.359	x 0-0 ② 5-3			x 0-0 G4-6-3 3B		x 0-0 ② G3			x 0-0 ② F8	4	1	1	0	0	0	1
Harmon Killebrew, R (1, 3) OBP: 0.364, SLG: 0.404	S S S 0-3 ③ K			x 0-0 E3 G4-6-3		x 0-0 ③ P6			x 0-0 ③ 6-3	4	0	0	0	0	1	2
Charlie Manuel, L (1, 7) OBP: 0.233, SLG: 0.286 Jim Nettles, L (7, 7) OBP: 0.317, SLG: 0.163		x 0-0 1B 1B		x 0-0 ① ② G4-6-3 1-2f 3-H			x 0-0 ① F5			3 0	0 0	1 0	0 0	0 0	0 0	1 0
Bobby Darwin, R (1, 8) OBP: 0.320, SLG: 0.396		S S S 0-3 ① K		S S S 0-3 ③ K			x 0-0 ② 5-3			3	0	0	0	0	2	1
Eric Soderholm, R (1, 5) OBP: 0.252, SLG: 0.394		x 0-0 G6-3 1-2 1B			x 0-0 L6-4 1B 1B		x 0-0 ③ 6-3			3	0	2	0	0	0	0
Rick Dempsey, R (1, 2) OBP: 0.316, SLG: 0.212		x 0-0 ② ③ G6-3 1-2f			x 0-0 1-2 1B			x 0-0 ① 6-3		3	0	1	0	0	0	2
Dick Woodson, R (1, 1) OBP: 0.080, SLG: 0.080 Dave LaRoche, L (8, 1) Tom Norton, R (8, 1)			x 0-0 ① F8		S S S 0-3 ① K			S S S 0-3 ② K		3 0 0	0 0 0	0 0 0	0 0 0	0 0 0	2 0 0	2 0 0
Inning Stats	R: 0 H: 1 E: 0 LOB: 1 K: 1 BB: 1 S: 5 P: 9	R: 0 H: 2 E: 0 LOB: 1 K: 1 BB: 0 S: 6 P: 6	R: 0 H: 0 E: 0 LOB: 0 K: 0 BB: 0 S: 3 P: 3	R: 1 H: 1 E: 1 LOB: 0 K: 1 BB: 0 S: 6 P: 6	R: 0 H: 2 E: 0 LOB: 1 K: 1 BB: 0 S: 6 P: 6	R: 0 H: 0 E: 0 LOB: 0 K: 0 BB: 0 S: 3 P: 3	R: 0 H: 0 E: 0 LOB: 0 K: 0 BB: 0 S: 3 P: 3	R: 0 H: 0 E: 0 LOB: 0 K: 1 BB: 0 S: 5 P: 5	R: 0 H: 0 E: 0 LOB: 0 K: 0 BB: 0 S: 3 P: 3	1B: 4 2B: 2 3B: 1 HR: 0	SF: 0 SAC: 0 DP: 3 HBP: 0						

PITCHER		IP	WLS	BF	H	R	ER	SO	BB	IBB	HBP	BLK	WP	HR	S	P	ERA	WHIP
Milt Wilcox, R ERA: 1.91	(1, 1)	8.0	W	28	6	1	1	5	1	0	0	0	0	0	37	41	1.12	0.875
Steve Mingori, L ERA: 6.43	(9, 1)	1.0	S	3	0	0	0	0	0	0	0	0	0	0	3	3	0.00	0.000

PITCHER		IP	WLS	BF	H	R	ER	SO	BB	IBB	HBP	BLK	WP	HR	S	P	ERA	WHIP

TOP

Minnesota Twins @ Cleveland Indians

Cleveland Municipal Stadium, Cleveland, OH

Sat Jun 10 1972, 3:33 AM EDT

Att. 9,075 - Overcast - 47 F

livebaseballscorecards.com

AB	30
R	1
H	6
RBI	0
BB	1
SO	5
LOB	11

WP: 0 PA: 31
PB: 0
SB: 0
CS: 1

Batter	1	2	3	4	5	6	7	8	9	AB	R	H	RBI	BB	SO	LOB
Tom McCraw, L (1, 8) (9, 3) OBP: 0.361, SLG: 0.397	K		1B		F2			SH1-4		3	0	1	0	0	1	2
Jack Brohamer, L (1, 4) OBP: 0.296, SLG: 0.378	6-3		F7			P6		E 2B		4	1	1	1	0	0	1
Frank Duffy, R (9, 6) OBP: 0.287, SLG: 0.220										0	0	0	0	0	0	0
Alex Johnson, R (1, 7) OBP: 0.276, SLG: 0.352	1B			F8		6-3		E 1B IBB		3	1	1	0	1	0	0
Graig Nettles, L (1, 5) OBP: 0.329, SLG: 0.306	6-3			4-3		P4		E9 1B	1B	4	1	1	1	0	0	1
Chris Chambliss, L (1, 3) OBP: 0.286, SLG: 0.297		K		F8			BB	P4		3	0	0	0	1	1	2
Steve Mingori, L (9, 1)										0	0	0	0	0	0	0
Buddy Bell, R (1, 9) OBP: 0.283, SLG: 0.309		6-3			K		5-3	1B	1B	4	0	1	2	0	1	1
Jerry Moses, R (1, 2) OBP: 0.314, SLG: 0.375		6-3			F2		3-1	1B		4	0	1	0	0	0	1
Eddie Leon, R (1, 6) (9, 4) OBP: 0.254, SLG: 0.288			1-3		1B BB		1-3	K		3	0	0	0	1	1	3
Milt Wilcox, R (1, 1) OBP: 0.231, SLG: 0.308			K		1-2 1B			SH1-4 2B 1B		2	0	1	0	0	1	0
Del Unser, L (8, PH) (9, 8) OBP: 0.254, SLG: 0.286										1	1	1	0	0	0	0
Inning Stats	R: 0 H: 1 E: 0 LOB: 1 K: 1 BB: 0 S: 6 P: 6	R: 0 H: 0 E: 0 LOB: 0 K: 1 BB: 0 S: 5 P: 5	R: 0 H: 1 E: 0 LOB: 1 K: 1 BB: 0 S: 6 P: 6	R: 0 H: 0 E: 0 LOB: 0 K: 0 BB: 0 S: 3 P: 3	R: 0 H: 1 E: 0 LOB: 2 K: 1 BB: 1 S: 6 P: 10	R: 0 H: 0 E: 0 LOB: 0 K: 0 BB: 0 S: 3 P: 3	R: 0 H: 0 E: 0 LOB: 1 K: 0 BB: 1 S: 3 P: 7	R: 4 H: 5 E: 1 LOB: 2 K: 1 BB: 1 S: 10 P: 14		1B: 7 SF: 0 2B: 1 SAC: 1 3B: 0 DP: 0 HR: 0 HBP: 0						

PITCHER		IP	WLS	BF	H	R	ER	SO	BB	IBB	HBP	BLK	WP	HR	S	P	ERA	WHIP
Dick Woodson, R ERA: 3.31	(1, 1)	7.1	L	30	5	3	3	4	2	1	0	0	0	0	35	47	3.68	0.955
Dave LaRoche, L ERA: 2.38	(8, 1)	0.1		3	2	1	1	0	0	0	0	0	0	0	3	3	27.00	6.000
Tom Norton, R ERA: 2.18	(8, 1)	0.1		2	1	0	0	1	0	0	0	0	0	0	4	4	0.00	3.000

PITCHER	IP	WLS	BF	H	R	ER	SO	BB	IBB	HBP	BLK	WP	HR	S	P	ERA	WHIP

BOTTOM

Minnesota Twins @ Cleveland Indians

Cleveland Municipal Stadium, Cleveland, OH

Sat Jun 10 1972, 3:33 AM EDT

Att. 9,075 - Overcast - 47 F

livebaseballscorecards.com

AB	31
R	4
H	8
RBI	4
BB	3
SO	5
LOB	11

Batter	1	2	3	4	5	6	7	8	9	AB	R	H	RBI	BB	SO	LOB
Steve Braun, L (1, 6) OBP: 0.339, SLG: 0.374	L6		G3 1B		SF8 3-H		E3 FC5-4 BB	SF7 3-H		3	0	1	2	0	0	0
Cesar Tovar, R (1, 9) OBP: 0.352, SLG: 0.339	F9		G3 1-2		5-3 1-2		BBBB FC5-4 1-2 BB	BBBB 1-2 2-3 BB		3	0	0	0	2	0	2
Rod Carew, L (1, 4) OBP: 0.365, SLG: 0.351	5-3		SSS K		BB IBB		FC5-4 G6-4-3 1-2f 2-3	1-3		4	0	0	0	1	1	6
Harmon Killebrew, R (1, 3) OBP: 0.362, SLG: 0.396 Rich Reese, L (7, 3) OBP: 0.250, SLG: 0.250		SSS K		5-3	BBBB 1-2 2-3 BB		G6-4-3 1-2f		4-3	3 1	0 0	0 0	0 0	1 0	1 0	2 0
Tony Oliva, L (1, 7) OBP: 0.333, SLG: 0.333 Bobby Darwin, R (5, 7) OBP: 0.322, SLG: 0.416		SSS K		1-3	F8			HR	5-3	3 2	0 1	1 1	0 1	0 0	1 0	3 0
Jim Nettles, L (1, 8) OBP: 0.338, SLG: 0.259		FC5-4 1B		1-3 1-2		HR		SH5-4 1B SF7 1B	4-3	5	2	3	1	0	0	1
Eric Soderholm, R (1, 5) OBP: 0.252, SLG: 0.389		FC5-4 1-2f		6-3		SSS K		BB SH5-4 1-2 1B		4	0	1	0	0	1	2
Phil Roof, R (1, 2) OBP: 0.257, SLG: 0.397			6-3		1B SF8 1B	6-3		SH5-4 1-2 2-3		3	1	1	0	0	0	0
Jim Kaat, L (1, 1) OBP: 0.250, SLG: 0.464 Rick Renick, R (8, PH) OBP: 0.313, SLG: 0.333 Wayne Granger, R (8, 1) OBP: 0.500, SLG: 0.500			HR		BB WP 1-3 1B	4-3		BBB BB		3 0 0	1 0 0	2 0 0	1 0 0	0 1 0	0 0 0	0 0 0
Inning Stats	R: 0 E: 0 K: 0 S: 3 H: 0 LOB: 0 BB: 0 P: 3	R: 0 E: 0 K: 2 S: 8 H: 1 LOB: 1 BB: 0 P: 8	R: 1 E: 0 K: 1 S: 7 H: 2 LOB: 1 BB: 0 P: 7	R: 0 E: 0 K: 0 S: 4 H: 1 LOB: 1 BB: 0 P: 4	R: 1 E: 0 K: 0 S: 5 H: 2 LOB: 3 BB: 2 P: 13	R: 1 E: 0 K: 1 S: 6 H: 1 LOB: 0 BB: 0 P: 6	R: 0 E: 1 K: 0 S: 3 H: 0 LOB: 1 BB: 1 P: 7	R: 2 E: 0 K: 0 S: 6 H: 3 LOB: 3 BB: 2 P: 14	R: 0 E: 0 K: 0 S: 3 H: 0 LOB: 0 BB: 0 P: 3	1B: 7 2B: 0 3B: 0 HR: 3 SF: 2 SAC: 1 DP: 1 HBP: 0						

TOP

Minnesota Twins @ Cleveland Indians

Cleveland Municipal Stadium, Cleveland, OH

Sun Jun 11 1972, 3:33 AM EDT

Att. 10,852 - Overcast - 58 F

livebaseballscorecards.com

AB	34
R	5
H	10
RBI	5
BB	5
SO	4
LOB	16

WP: 1 PB: 0 SB: 0 CS: 0

PA: 42

PITCHER		IP	WLS	BF	H	R	ER	SO	BB	IBB	HBP	BLK	WP	HR	S	P	ERA	WHIP
Vince Colbert, R ERA: 3.19	(1, 1)	7.0	L	33	9	5	5	4	2	1	0	0	1	3	38	50	6.43	1.571
Phil Hennigan, R ERA: 3.0	(8, 1)	0.1		2	1	0	0	0	0	0	0	0	0	0	2	2	0.00	3.000
Denny Riddleberger, L ERA: 3.32	(8, 1)	0.2		4	0	0	0	0	2	0	0	0	0	0	2	10	0.00	3.000
Ed Farmer, R ERA: 3.32	(9, 1)	1.0		3	0	0	0	0	0	0	0	0	0	0	3	3	0.00	0.000

PITCHER	IP	WLS	BF	H	R	ER	SO	BB	IBB	HBP	BLK	WP	HR	S	P	ERA	WHIP

Minnesota Twins @ Cleveland Indians

Cleveland Municipal Stadium, Cleveland, OH

Sun Jun 11 1972, 3:33 AM EDT
Att. 10,852 - Overcast - 58 F

BOTTOM

Batter	1	2	3	4	5	6	7	8	9	AB	R	H	RBI	BB	SO	LOB
Tom McCraw, L (1, 8) OBP: 0.358, SLG: 0.393	4-3		4-3		3-1			FC4 1B		4	0	1	0	0	0	1
Jack Brohamer, L (1, 4) OBP: 0.287, SLG: 0.366	6-3		5-3			3-1		FC4 1-2f		4	0	0	0	0	0	1
Alex Johnson, R (1, 7) OBP: 0.275, SLG: 0.349	CS 1B		P4			5-3		5-3		4	0	1	0	0	0	1
Jerry Moses, R (1, 2) OBP: 0.282, SLG: 0.333	CS 1-2	5-3		F7		P4			6-3	4	0	0	0	0	0	0
Graig Nettles, L (1, 5) OBP: 0.333, SLG: 0.327		BBBB E 2B BB		G3			HR		1-3	3	2	1	1	1	0	0
Buddy Bell, R (1, 9) OBP: 0.282, SLG: 0.307		E6 1-2 2B		P3			F8		1B	4	1	1	0	0	0	1
Chris Chambliss, L (1, 3) OBP: 0.297, SLG: 0.338		1-H 2-H 2B			2B		F6		4-3	4	0	2	2	0	0	1
Eddie Leon, R (1, 6) OBP: 0.248, SLG: 0.281		5-3			K		K			3	0	0	0	0	2	2
Vince Colbert, R (1, 1) OBP: 0.333, SLG: 0.417		K			P3			5-3		2	0	0	0	0	1	2
Phil Hennigan, R (8, 1)										0	0	0	0	0	0	0
Denny Riddleberger, R (8, 1)										0	0	0	0	0	0	0
Del Unser, L (8, PH) OBP: 0.252, SLG: 0.283										1	0	0	0	0	0	0
Ed Farmer, R (9, 1) OBP: 0.333, SLG: 0.333										0	0	0	0	0	0	0
Inning Stats	R: 0 E: 0 K: 0 S: 3 H: 1 LOB: 0 BB: 0 P: 3	R: 2 E: 1 K: 1 S: 7 H: 1 LOB: 1 BB: 1 P: 11	R: 0 E: 0 K: 0 S: 3 H: 0 LOB: 0 BB: 0 P: 3	R: 0 E: 0 K: 0 S: 3 H: 0 LOB: 0 BB: 0 P: 3	R: 0 E: 0 K: 1 S: 6 H: 1 LOB: 1 BB: 0 P: 6	R: 0 E: 0 K: 0 S: 3 H: 0 LOB: 0 BB: 0 P: 3	R: 1 E: 0 K: 1 S: 6 H: 1 LOB: 0 BB: 0 P: 6	R: 0 E: 0 K: 0 S: 4 H: 1 LOB: 1 BB: 0 P: 4	R: 0 E: 0 K: 0 S: 4 H: 1 LOB: 1 BB: 0 P: 4	1B: 3 2B: 2 3B: 0 HR: 1 SF: 0 SAC: 0 DP: 0 HBP: 0						

livebaseballscorecards.com

AB	33
R	3
H	6
RBI	3
BB	1
SO	3
LOB	9

WP: 0 PA: 35
PB: 0
SB: 0
CS: 1

PITCHER		IP	WLS	BF	H	R	ER	SO	BB	IBB	HBP	BLK	WP	HR	S	P	ERA	WHIP
Jim Kaat, L ERA: 1.99	(1, 1)	7.0	W	26	4	3	2	3	1	0	0	0	0	1	31	35	2.57	0.714
Wayne Granger, R ERA: 0.55	(8, 1)	2.0	S	8	2	0	0	0	0	0	0	0	0	0	8	8	0.00	1.000

PITCHER	IP	WLS	BF	H	R	ER	SO	BB	IBB	HBP	BLK	WP	HR	S	P	ERA	WHIP

Detroit Tigers @ Minnesota Twins

Metropolitan Stadium, Bloomington , MI

Mon Jun 12 1972, 8:05 PM EDT

Att. 17,839 - Unknown - 85 F

TOP

livebaseballscorecards.com

Batter	1	2	3	4	5	6	7	8	9	AB	R	H	RBI	BB	SO	LOB
Dick McAuliffe, L (1, 4) OBP: 0.333, SLG: 0.301	G5-4-3 1B		F5		4-3			K		3	0	1	0	0	0	1
Tony Taylor, R (8, PH) OBP: 0.389, SLG: 0.492 (8, 4)										1	0	0	0	0	1	0
Mickey Stanley, R (1, 8) OBP: 0.291, SLG: 0.431	G5-4-3 1-2f			HR		4-3		P4		4	1	1	1	0	0	1
Gates Brown, L (1, 7) OBP: 0.333, SLG: 0.407	4-3			K		4-3		L7		3	0	0	0	0	1	0
Al Kaline, R (8, PH) OBP: 0.310, SLG: 0.300 (8, 9)										1	0	0	0	0	0	0
Bill Freehan, R (1, 2) OBP: 0.366, SLG: 0.454		K		BB		P6			SH5-4 1B	3	0	1	0	1	1	0
Norm Cash, L (1, 3) OBP: 0.354, SLG: 0.537		HR		L9			1B 1B		SH5-4 1-2	3	1	2	1	0	0	1
Jim Northrup, L (1, 9) OBP: 0.281, SLG: 0.248 (8, 7)		K		5-3			1-2 1B		P4	4	0	1	0	0	1	2
Aurelio Rodriguez, R (1, 5) OBP: 0.286, SLG: 0.309		6-3			F9		F8		FC6-4 IBB	3	0	0	0	1	0	2
Ed Brinkman, R (1, 6) OBP: 0.269, SLG: 0.323			L8		L7		F8		FC6-4 1-2f	4	0	0	0	0	0	4
Joe Niekro, R (1, 1) OBP: 0.286, SLG: 0.167			6-3		BB		K			1	0	0	0	1	0	0
Tom Haller, L (7, PH) OBP: 0.268, SLG: 0.302										1	0	0	0	0	1	2
Fred Scherman, L (7, 1) OBP: 0.143, SLG: 0.077										0	0	0	0	0	0	0
Inning Stats	R: 0 E: 0 K: 0 S: 3 H: 1 LOB: 0 BB: 0 P: 3	R: 1 E: 0 K: 2 S: 8 H: 1 LOB: 0 BB: 0 P: 8	R: 0 E: 0 K: 0 S: 3 H: 0 LOB: 0 BB: 0 P: 3	R: 1 E: 0 K: 1 S: 6 H: 1 LOB: 1 BB: 1 P: 10	R: 0 E: 0 K: 0 S: 3 H: 0 LOB: 1 BB: 1 P: 7	R: 0 E: 0 K: 0 S: 3 H: 0 LOB: 0 BB: 0 P: 3	R: 0 E: 0 K: 1 S: 7 H: 2 LOB: 2 BB: 0 P: 7	R: 0 E: 0 K: 1 S: 5 H: 0 LOB: 0 BB: 0 P: 5	R: 0 E: 0 K: 0 S: 4 H: 1 LOB: 2 BB: 1 P: 8	1B: 4 2B: 0 3B: 0 HR: 2 SF: 0 SAC: 1 DP: 1 HBP: 0	WP: 0 PB: 0 SB: 0 CS: 0 PA: 35					

	AB	31
	R	2
	H	6
	RBI	2
	BB	3
	SO	5
	LOB	13

PITCHER	IP	WLS	BF	H	R	ER	SO	BB	IBB	HBP	BLK	WP	HR	S	P	ERA	WHIP
Bert Blyleven, R (1, 1) ERA: 2.81	7.0	L	27	5	2	2	4	2	0	0	0	0	2	33	41	2.57	1.000
Dave LaRoche, L (8, 1) ERA: 2.25	2.0		8	1	0	0	1	0	1	0	0	0	0	9	13	0.00	0.500

PITCHER	IP	WLS	BF	H	R	ER	SO	BB	IBB	HBP	BLK	WP	HR	S	P	ERA	WHIP

Detroit Tigers @ Minnesota Twins

Metropolitan Stadium, Bloomington , MI

Mon Jun 12 1972, 8:05 PM EDT

Att. 17,839 - Unknown - 85 F

BOTTOM

Batter	1	2	3	4	5	6	7	8	9	AB	R	H	RBI	BB	SO	LOB
Steve Braun, L (1, 6) OBP: 0.333, SLG: 0.367	4-3		F8		1B		FC1-5-6-5 G5-4-3 2-3		F8	5	0	1	0	0	0	4
Cesar Tovar, R (1, 9) OBP: 0.355, SLG: 0.343	1B		1-2 1B		F2		G5-4-3 1-2f			4	0	2	0	0	0	2
Rod Carew, L (1, 4) OBP: 0.367, SLG: 0.354	1B		F7		L8			G6-4-3 1B		4	0	2	0	0	0	3
Tony Oliva, L (1, 7) OBP: 0.167, SLG: 0.167		K	F5		P5			G6-4-3 1-2f		3	0	0	0	0	1	3
Bobby Darwin, R (6, 7) OBP: 0.321, SLG: 0.414										1	0	0	0	0	0	1
Rich Reese, L (1, 3) OBP: 0.273, SLG: 0.300		1B 2B		BB 1B		K		K		4	1	2	0	0	2	0
Jim Nettles, L (1, 8) OBP: 0.368, SLG: 0.286		5-3 2-H 1B		BBBB 1-2 BB		E7 1B			F7	2	0	2	1	1	0	0
Dan Monzon, R (9, PH) OBP: 0.250, SLG: 0.182										1	0	0	0	0	0	0
Eric Soderholm, R (1, 5) OBP: 0.244, SLG: 0.376		5-3 1-2		P4		F7			K	4	0	0	0	0	1	4
Phil Roof, R (1, 2) OBP: 0.250, SLG: 0.386		K		K		K			BB	2	0	0	0	0	2	3
Rick Renick, R (6, PH) OBP: 0.303, SLG: 0.321										1	0	0	0	0	1	1
George Mitterwald, R (7, 2) OBP: 0.182, SLG: 0.176										0	0	0	0	1	0	0
Bert Blyleven, R (1, 1) OBP: 0.206, SLG: 0.235			1B	K			FC1-5-6-5		F7	2	0	1	0	0	1	2
Rick Dempsey, R (7, PH) OBP: 0.333, SLG: 0.265										1	0	1	0	0	0	0
Dave LaRoche, L (8, 1)										0	0	0	0	0	0	0
Harmon Killebrew, R (9, PH) OBP: 0.365, SLG: 0.396										0	0	0	0	1	0	0
Jim Kaat, L (9, PR) OBP: 0.250, SLG: 0.464										0	0	0	0	0	0	0

Inning Stats	1	2	3	4	5	6	7	8	9
	R: 0 E: 0 K: 0 S: 3	H: 2 LOB: 1 BB: 0 P: 3	R: 1 E: 0 K: 2 S: 9	H: 2 LOB: 1 BB: 0 P: 9	R: 0 E: 0 K: 0 S: 5	H: 2 LOB: 2 BB: 0 P: 5	R: 0 E: 0 K: 2 S: 8	H: 1 LOB: 2 BB: 1 P: 12	R: 0 E: 0 K: 0 S: 4	H: 1 LOB: 1 BB: 0 P: 4	R: 0 E: 1 K: 2 S: 8	H: 1 LOB: 1 BB: 0 P: 8	R: 0 E: 0 K: 0 S: 3	H: 1 LOB: 0 BB: 0 P: 3	R: 0 E: 0 K: 1 S: 5	H: 1 LOB: 0 BB: 0 P: 5	R: 0 E: 0 K: 1 S: 5	H: 0 LOB: 2 BB: 2 P: 13

1B: 9	SF: 0
2B: 2	SAC: 0
3B: 0	DP: 2
HR: 0	HBP: 0

WP: 0	PA: 37
PB: 0	
SB: 0	
CS: 0	

AB	34
R	1
H	11
RBI	1
BB	3
SO	8
LOB	23

PITCHER		IP	WLS	BF	H	R	ER	SO	BB	IBB	HBP	BLK	WP	HR	S	P	ERA	WHIP
Joe Niekro, R ERA: 2.92	(1, 1)	6.0	W	26	9	1	1	6	1	0	0	0	0	0	37	41	1.50	1.667
Fred Scherman, L ERA: 2.52	(7, 1)	3.0	S	11	2	0	0	2	2	0	0	0	0	0	13	21	0.00	1.333

PITCHER	IP	WLS	BF	H	R	ER	SO	BB	IBB	HBP	BLK	WP	HR	S	P	ERA	WHIP

livebaseballscorecards.com

Batter	1	2	3	4	5	6	7	8	9	AB	R	H	RBI	BB	SO	LOB
Dick McAuliffe, L (1, 4) OBP: 0.340, SLG: 0.298	BBBB 4-0 FC5-4 BB		x 0-0 ① F8		BBBB 4-0 G5-4-3 BB					1	0	0	0	2	0	0
Al Kaline, R (1, 9) OBP: 0.302, SLG: 0.291	x 0-0 ① FC5-4 BB 1-2f		x 0-0 ② L4-3		SSS 0-3 ① K					3	0	0	0	0	1	2
Bill Freehan, R (1, 2) OBP: 0.366, SLG: 0.446	BBBB 4-0 1-2 BB		x 0-0 ③ F9		x 0-0 ②③ G5-4-3 1-2f					2	0	0	0	1	0	1
Norm Cash, L (1, 3) OBP: 0.354, SLG: 0.533	x 0-0 ② L3			x 0-0 1B 1B 1B		x 0-0 ① 4-3				3	1	1	0	0	0	2
Willie Horton, R (1, 7) OBP: 0.326, SLG: 0.452	SSS 0-3 ③ K			x 0-0 1B 1-3 1B		x 0-0 ② F9				3	0	1	0	0	1	2
Jim Northrup, L (1, 8) OBP: 0.275, SLG: 0.243		SSS 0-3 ① K		x 0-0 ① F4		x 0-0 ③ F9				3	0	0	0	0	1	2
Aurelio Rodriguez, R (1, 5) OBP: 0.293, SLG: 0.316		x 0-0 2-3 1B		x 0-0 1-2 3-H 1B						2	0	2	1	0	0	0
Ed Brinkman, R (1, 6) OBP: 0.266, SLG: 0.319		x 0-0 ② 2-3 1-2		x 0-0 ② F9						2	0	0	0	0	0	3
Tom Timmermann, R (1, 1) OBP: 0.160, SLG: 0.045		SSS 0-3 ③ K		SSS 0-3 ③ K						2	0	0	0	0	2	3
Ron Perranoski, L (5, 1)										0	0	0	0	0	0	0
Chuck Seelbach, R (5, 1) OBP: 0.333, SLG: 0.286										0	0	0	0	0	0	0

TOP

Detroit Tigers @ Minnesota Twins

Metropolitan Stadium, Bloomington , MI

Tue Jun 13 1972, 8:05 PM EDT

Att. 11,811 - Unknown - 75 F

livebaseballscorecards.com

AB	21
R	1
H	4
RBI	1
BB	3
SO	5
LOB	15

Inning Stats	1	2	3	4	5	6	7	8	9
	R: 0 E: 0 K: 1 S: 5 H: 0 LOB: 2 BB: 2 P: 13	R: 0 E: 0 K: 2 S: 8 H: 1 LOB: 1 BB: 0 P: 8	R: 0 E: 0 K: 0 S: 3 H: 0 LOB: 0 BB: 0 P: 3	R: 1 E: 0 K: 1 S: 8 H: 3 LOB: 2 BB: 0 P: 8	R: 0 E: 0 K: 1 S: 4 H: 0 LOB: 0 BB: 1 P: 8	R: 0 E: 0 K: 0 S: 3 H: 0 LOB: 0 BB: 0 P: 3			

1B: 4 2B: 0 3B: 0 HR: 0 SF: 0 SAC: 0 DP: 1 HBP: 0

WP: 0 PB: 0 SB: 0 CS: 0 PA: 24

PITCHER	IP	WLS	BF	H	R	ER	SO	BB	IBB	HBP	BLK	WP	HR	S	P	ERA	WHIP
Jim Perry, R (1, 1) ERA: 3.47	6.0	W	24	4	1	1	5	3	0	0	0	0	0	31	43	1.50	1.167

PITCHER	IP	WLS	BF	H	R	ER	SO	BB	IBB	HBP	BLK	WP	HR	S	P	ERA	WHIP

Batter	1	2	3	4	5	6	7	8	9	AB	R	H	RBI	BB	SO	LOB
Steve Braun, L (1, 6) OBP: 0.346, SLG: 0.382	0-0 2B		0-0 G6-4-3 1-2 1B		BBBB 4-0 1B 1B BB	0-0 ③ F8				3	1	2	0	1	0	1
Cesar Tovar, R (1, 9) OBP: 0.354, SLG: 0.343	0-0 ① L9		0-0 ① ② G6-4-3 1-2f 2-3		0-0 1B 1-3 1B					3	1	1	0	0	0	3
Rod Carew, L (1, 4) OBP: 0.372, SLG: 0.360	0-0 ② F8		0-0 3-H 1B		0-0 1B 1-2 3-H 1B					3	0	2	2	0	0	1
Tony Oliva, L (1, 7) OBP: 0.222, SLG: 0.222 Jim Kaat, L (5, PR) OBP: 0.250, SLG: 0.464 Bobby Darwin, R (6, 7) OBP: 0.321, SLG: 0.414	0-0 ③ F8		0-0 ③ 4-3		0-0 FC4-6 1-2 2-H 1B					3 0 0	0 0 0	1 0 0	1 0 0	0 0 0	0 0 0	2 0 0
Rich Reese, L (1, 3) OBP: 0.283, SLG: 0.310 Harmon Killebrew, R (5, PH) OBP: 0.363, SLG: 0.393 (6, 3)		0-0 FC5-4 1B 1B		0-0 ① 4-3	0-0 ② F3					2 1	0 0	1 0	0 0	0 0	0 0	0 2
Jim Nettles, L (1, 8) OBP: 0.366, SLG: 0.288	0-0 FC5-4 1-2 1B			S S S 0-3 ② K	0-0 ③ FC4-6 1-2f					3	0	1	0	0	1	2
Eric Soderholm, R (1, 5) OBP: 0.246, SLG: 0.370	0-0 ① ② FC5-4 1-2 2-3			BBBB 4-0 BB	0-0 ① F7					2	0	0	0	1	0	2
George Mitterwald, R (1, 2) OBP: 0.172, SLG: 0.167	0-0 ③ 5-3			S S S 0-3 ③ K	S S S 0-3 ② K					3	0	0	0	0	2	2
Jim Perry, S (1, 1) OBP: 0.370, SLG: 0.333			0-0 E4 G6-4-3 1B 1B		0-0 ① L4	BBBB 4-0 BB				2	1	0	0	1	0	0
Inning Stats	R: 0 E: 0 K: 0 S: 4 H: 1 LOB: 1 BB: 0 P: 4	R: 0 E: 0 K: 0 S: 4 H: 2 LOB: 1 BB: 0 P: 4	R: 1 E: 1 K: 0 S: 5 H: 2 LOB: 1 BB: 0 P: 5	R: 0 E: 0 K: 2 S: 7 H: 0 LOB: 1 BB: 1 P: 11	R: 2 E: 0 K: 0 S: 6 H: 3 LOB: 2 BB: 1 P: 10	R: 0 E: 0 K: 1 S: 5 H: 0 LOB: 1 BB: 1 P: 9				1B: 7 2B: 1 3B: 0 HR: 0 SF: 0 SAC: 0 DP: 2 HBP: 0						

PITCHER		IP	WLS	BF	H	R	ER	SO	BB	IBB	HBP	BLK	WP	HR	S	P	ERA	WHIP
Tom Timmermann, R ERA: 2.26	(1, 1)	4.1	L	21	7	3	2	2	2	0	0	0	0	0	23	31	4.15	2.077
Ron Perranoski, L ERA: 4.15	(5, 1)	0.0		1	1	0	0	0	0	0	0	0	0	0	1	1	∞	∞
Chuck Seelbach, R ERA: 2.97	(5, 1)	1.2		6	0	0	0	1	1	0	0	0	0	0	7	11	0.00	0.600

PITCHER	IP	WLS	BF	H	R	ER	SO	BB	IBB	HBP	BLK	WP	HR	S	P	ERA	WHIP

BOTTOM

Detroit Tigers @ Minnesota Twins

Metropolitan Stadium, Bloomington , MI

Tue Jun 13 1972, 8:05 PM EDT

Att. 11,811 - Unknown - 75 F

livebaseballscorecards.com

AB	25
R	3
H	8
RBI	3
BB	3
SO	3
LOB	15

WP: 0	PA: 28		
PB: 0			
SB: 0			
CS: 0			

Detroit Tigers @ Minnesota Twins

Metropolitan Stadium, Bloomington , MI

Wed Jun 14 1972, 8:05 PM EDT

Att. 14,889 - Unknown - 76 F

TOP

livebaseballscorecards.com

Batter	1	2	3	4	5	6	7	8	9	AB	R	H	RBI	BB	SO	LOB
Dick McAuliffe, L (1, 4) OBP: 0.342, SLG: 0.303	F8		1-2 1B		F5		2-3 1B		1-3	5	0	2	0	0	0	1
Aurelio Rodriguez, R (1, 5) OBP: 0.300, SLG: 0.330	SF9 3B		G5-3 2-3f		1B 1-2 BB		1B 1-2 3-H 1B		5-3	4	1	2	1	1	0	2
Gates Brown, L (1, 7) OBP: 0.340, SLG: 0.409 Al Kaline, R (9, 9) OBP: 0.302, SLG: 0.291	SF9 3-H			3-1 BB BB	1-3 2-H 1B		F8			2 0	0 0	1 0	2 0	1 0	0 0	2 0
Bill Freehan, R (1, 2) OBP: 0.362, SLG: 0.435	K			3-1 1-2 BB	F2		F4			3	0	0	0	1	1	4
Norm Cash, L (1, 3) OBP: 0.345, SLG: 0.519		F5		3-1 1-2 2-3		K		K		4	0	0	0	0	2	2
Jim Northrup, L (1, 9) OBP: 0.275, SLG: 0.237 (9, 7)		3-1		K		F7		BB		3	0	0	0	1	1	2
Mickey Stanley, R (1, 8) OBP: 0.281, SLG: 0.416		3-1		6-3		6-3		K		4	0	0	0	0	1	3
Ed Brinkman, R (1, 6) OBP: 0.266, SLG: 0.317			F3		F8		1B SH1-4 1B	L6		4	1	1	0	0	0	1
Mickey Lolich, S (1, 1) OBP: 0.214, SLG: 0.083			G5-3 1B BB		BB 1B		SH1-4 1-2		4-3	2	1	1	0	1	0	0
Inning Stats	R: 1 E: 0 K: 1 S: 6 H: 1 LOB: 0 BB: 0 P: 6	R: 0 E: 0 K: 0 S: 3 H: 0 LOB: 0 BB: 0 P: 3	R: 0 E: 0 K: 0 S: 3 H: 1 LOB: 1 BB: 1 P: 7	R: 0 E: 0 K: 1 S: 5 H: 0 LOB: 2 BB: 2 P: 13	R: 1 E: 0 K: 0 S: 5 H: 2 LOB: 2 BB: 1 P: 9	R: 0 E: 0 K: 1 S: 5 H: 0 LOB: 0 BB: 0 P: 5	R: 1 E: 0 K: 0 S: 6 H: 3 LOB: 2 BB: 0 P: 6	R: 0 E: 0 K: 2 S: 7 H: 0 LOB: 1 BB: 1 P: 11	R: 0 E: 0 K: 0 S: 3 H: 0 LOB: 0 BB: 0 P: 3	1B: 6 2B: 0 3B: 1 HR: 0 SF: 1 SAC: 1 DP: 1 HBP: 0						

AB	31
R	3
H	7
RBI	3
BB	5
SO	5
LOB	17

PITCHER		IP	WLS	BF	H	R	ER	SO	BB	IBB	HBP	BLK	WP	HR	S	P	ERA	WHIP
Dick Woodson, R ERA: 3.36	(1, 1)	7.0	L	31	7	3	3	3	4	0	0	0	0	0	33	49	3.86	1.571
Dave LaRoche, L ERA: 2.19	(8, 1)	1.0		4	0	0	0	2	1	0	0	0	0	0	7	11	0.00	1.000
Wayne Granger, R ERA: 0.53	(9, 1)	1.0		3	0	0	0	0	0	0	0	0	0	0	3	3	0.00	0.000

PITCHER	IP	WLS	BF	H	R	ER	SO	BB	IBB	HBP	BLK	WP	HR	S	P	ERA	WHIP

Detroit Tigers @ Minnesota Twins

Metropolitan Stadium, Bloomington , MI

Wed Jun 14 1972, 8:05 PM EDT

Att. 14,889 - Unknown - 76 F

livebaseballscorecards.com

BOTTOM

Batter	1	2	3	4	5	6	7	8	9	AB	R	H	RBI	BB	SO	LOB
Cesar Tovar, R (1, 9) OBP: 0.348, SLG: 0.335	F8		F4		F4			F3		4	0	0	0	0	0	2
Rod Carew, L (1, 4) OBP: 0.374, SLG: 0.359	1-3			HR 1B		BB G5-4-3		K		3	1	1	0	1	1	0
Harmon Killebrew, R (1, 3) OBP: 0.361, SLG: 0.409	K			1-H HR		G5-4-3 1-2f			5-3	4	1	1	2	0	1	1
Bobby Darwin, R (1, 8) OBP: 0.319, SLG: 0.410		K		K		1B			K	4	0	1	0	0	3	0
Eric Soderholm, R (1, 5) OBP: 0.246, SLG: 0.366		5-3		K		F7			1B	4	0	1	0	0	1	1
Steve Braun, L (1, 6) OBP: 0.336, SLG: 0.370		F7		F8			1-3		G3	4	0	0	0	0	0	1
Rick Renick, R (1, 7) OBP: 0.278, SLG: 0.290			K		K		5-3			3	0	0	0	0	2	0
George Mitterwald, R (1, 2) OBP: 0.180, SLG: 0.175 Dave LaRoche, L (8, 1) Wayne Granger, R (9, 1) OBP: 0.500, SLG: 0.500			6-3 1B		6-3		K			3 0 0	0 0 0	1 0 0	0 0 0	0 0 0	1 0 0	0 0 0
Dick Woodson, R (1, 1) OBP: 0.111, SLG: 0.077 Rick Dempsey, R (8, 2) OBP: 0.325, SLG: 0.257			6-3 1-2		BB			6-3		1 1	0 0	0 0	0 0	1 0	0 0	1 0
Inning Stats	R: 0 E: 0 K: 1 S: 5 H: 0 LOB: 0 BB: 0 P: 5	R: 0 E: 0 K: 1 S: 5 H: 0 LOB: 0 BB: 0 P: 5	R: 0 E: 0 K: 1 S: 6 H: 1 LOB: 1 BB: 0 P: 6	R: 2 E: 0 K: 2 S: 9 H: 2 LOB: 0 BB: 0 P: 9	R: 0 E: 0 K: 1 S: 5 H: 0 LOB: 1 BB: 1 P: 9	R: 0 E: 0 K: 0 S: 3 H: 1 LOB: 1 BB: 1 P: 7	R: 0 E: 0 K: 1 S: 5 H: 0 LOB: 0 BB: 0 P: 5	R: 0 E: 0 K: 1 S: 5 H: 0 LOB: 0 BB: 0 P: 5	R: 0 E: 0 K: 1 S: 6 H: 1 LOB: 1 BB: 0 P: 6	1B: 4 2B: 0 3B: 0 HR: 1 SF: 0 SAC: 0 DP: 1 HBP: 0			WP: 0 PB: 0 SB: 0 CS: 0	PA: 33		

PITCHER	IP	WLS	BF	H	R	ER	SO	BB	IBB	HBP	BLK	WP	HR	S	P	ERA	WHIP
Mickey Lolich, L (1, 1) ERA: 2.55	9.0	W	33	5	2	2	9	2	0	0	0	0	1	49	57	2.00	0.778

PITCHER	IP	WLS	BF	H	R	ER	SO	BB	IBB	HBP	BLK	WP	HR	S	P	ERA	WHIP

AB	31
R	2
H	5
RBI	2
BB	2
SO	9
LOB	6

Batter	1	2	3	4	5	6	7	8	9	AB	R	H	RBI	BB	SO	LOB
Don Buford, S (1, 7) OBP: 0.348, SLG: 0.240	5-3		F8		F9			BB 3B 1B		4	1	1	0	0	0	0
Bobby Grich, R (1, 6) (9, 3) OBP: 0.369, SLG: 0.411	5-3 1B		1B SF9 2B		1B			1-2 3B BB		3	2	3	0	1	0	0
Paul Blair, R (1, 8) OBP: 0.273, SLG: 0.385	5-3 1-2		CS 2-3 1B		F9			1-H 2-H 3B		4	0	2	2	0	0	2
Don Baylor, R (1, 3) OBP: 0.379, SLG: 0.552 Mark Belanger, R (9, 6) OBP: 0.232, SLG: 0.220	F2		SF9 3-H			K		K		3 0	0 0	0 0	1 0	0 0	2 0	1 0
Brooks Robinson, R (1, 5) OBP: 0.320, SLG: 0.337		BB 1B	CS 1-2	1B		F8		E6		4	0	2	0	0	0	0
Merv Rettenmund, R (1, 9) OBP: 0.327, SLG: 0.363		F3		F9		5-3		L7		4	0	0	0	0	0	3
Davey Johnson, R (1, 4) OBP: 0.357, SLG: 0.355		1-2 BB		K			F9		K	3	0	0	0	1	2	1
Andy Etchebarren, R (1, 2) OBP: 0.240, SLG: 0.218		F9		6-3			F3		K	4	0	0	0	0	1	3
Jim Palmer, R (1, 1) OBP: 0.243, SLG: 0.306 Grant Jackson, S (9, 1)		K			B1		K		K	4 0	0 0	0 0	0 0	0 0	3 0	2 0
Inning Stats	R: 0 E: 0 K: 0 S: 4 H: 1 LOB: 1 BB: 0 P: 4	R: 0 E: 0 K: 1 S: 6 H: 1 LOB: 2 BB: 1 P: 10	R: 1 E: 0 K: 0 S: 4 H: 2 LOB: 0 BB: 0 P: 4	R: 0 E: 0 K: 1 S: 6 H: 1 LOB: 1 BB: 0 P: 6	R: 0 E: 0 K: 0 S: 4 H: 1 LOB: 1 BB: 0 P: 4	R: 0 E: 0 K: 1 S: 5 H: 0 LOB: 0 BB: 0 P: 5	R: 0 E: 0 K: 1 S: 5 H: 0 LOB: 0 BB: 0 P: 5	R: 2 E: 1 K: 1 S: 7 H: 2 LOB: 1 BB: 1 P: 11	R: 0 E: 0 K: 3 S: 9 H: 0 LOB: 0 BB: 0 P: 9	1B: 6 2B: 1 3B: 1 HR: 0	SF: 1 SAC: 0 DP: 0 HBP: 0						

PITCHER	IP	WLS	BF	H	R	ER	SO	BB	IBB	HBP	BLK	WP	HR	S	P	ERA	WHIP
Jim Kaat, L (1, 1) ERA: 2.1	9.0	L	36	8	3	3	8	2	0	0	0	0	0	50	58	3.00	1.111

PITCHER	IP	WLS	BF	H	R	ER	SO	BB	IBB	HBP	BLK	WP	HR	S	P	ERA	WHIP

TOP

Baltimore Orioles @ Minnesota Twins

Metropolitan Stadium, Bloomington , MI

Fri Jun 16 1972, 8:05 PM EDT

Att. 16,297 - Unknown

livebaseballscorecards.com

AB	33
R	3
H	8
RBI	3
BB	2
SO	8
LOB	12

WP: 0 PA: 37
PB: 0
SB: 0
CS: 1

Baltimore Orioles @ Minnesota Twins

Metropolitan Stadium, Bloomington , MI

Fri Jun 16 1972, 8:05 PM EDT

Att. 16,297 - Unknown

livebaseballscorecards.com

BOTTOM

Batter	1	2	3	4	5	6	7	8	9	AB	R	H	RBI	BB	SO	LOB
Steve Braun, L (1, 6) OBP: 0.333, SLG: 0.366	F7		L5 1-2		F2			FC6-4 1B		4	0	1	0	0	0	2
Cesar Tovar, R (1, 9) OBP: 0.346, SLG: 0.333	5-3			1B 1B		F8		FC6-4 G6-4-3 1-2f		4	0	1	0	0	0	1
Rod Carew, L (1, 4) OBP: 0.372, SLG: 0.357	F7			1-3 1B		F6		G6-4-3 1-2f		4	0	1	0	0	0	1
Harmon Killebrew, R (1, 3) OBP: 0.358, SLG: 0.401		6-3		5-3		BBBB BB			F8	3	0	0	0	1	0	2
Tony Oliva, L (1, 7) OBP: 0.250, SLG: 0.250		FC6-4 1B		SSS K		SSS K			SSS K	3	0	1	0	0	2	3
Bobby Darwin, R (7, 7) OBP: 0.317, SLG: 0.407										1	0	0	0	0	1	0
Jim Nettles, L (1, 8) OBP: 0.373, SLG: 0.302		SSS K		F5			SH1-3 1B		BB BB 1B	4	0	2	0	0	1	3
Eric Soderholm, R (1, 5) OBP: 0.248, SLG: 0.360		FC6-4 1-2f			F4		SH1-3 1-2		BBBB BB 1-2	2	0	0	0	1	0	1
Phil Roof, R (1, 2) OBP: 0.244, SLG: 0.375			L5		F5		SSS K		BBBB 1-2 2-3 BB	2	0	0	0	0	0	0
Charlie Manuel, L (7, PH) OBP: 0.226, SLG: 0.276										1	0	0	0	0	1	1
Rick Dempsey, R (8, 2) OBP: 0.341, SLG: 0.257										0	0	0	0	1	0	0
Jim Kaat, L (1, 1) OBP: 0.290, SLG: 0.516			CS 1B		2B		SSS K		SSS K	3	0	2	0	0	1	1
Rich Reese, L (9, PH) OBP: 0.283, SLG: 0.310										0	0	0	0	0	0	0
Rick Renick, R (9, PH) OBP: 0.270, SLG: 0.281										1	0	0	0	0	1	3
Inning Stats	R: 0 E: 0 K: 0 S: 3 H: 0 LOB: 0 BB: 0 P: 3	R: 0 E: 0 K: 1 S: 6 H: 1 LOB: 1 BB: 0 P: 6	R: 0 E: 0 K: 0 S: 3 H: 1 LOB: 0 BB: 0 P: 3	R: 0 E: 0 K: 1 S: 7 H: 2 LOB: 2 BB: 0 P: 7	R: 0 E: 0 K: 0 S: 4 H: 1 LOB: 1 BB: 0 P: 4	R: 0 E: 0 K: 1 S: 5 H: 0 LOB: 1 BB: 1 P: 9	R: 0 E: 0 K: 2 S: 8 H: 1 LOB: 1 BB: 0 P: 8	R: 0 E: 0 K: 0 S: 3 H: 1 LOB: 0 BB: 0 P: 3	R: 0 E: 0 K: 2 S: 8 H: 1 LOB: 3 BB: 2 P: 16	1B: 7 2B: 1 3B: 0 HR: 0 SF: 0 SAC: 1 DP: 1 HBP: 0	WP: 0 PB: 0 SB: 0 CS: 1 PA: 36					

	AB	32
	R	0
	H	8
	RBI	0
	BB	3
	SO	7
	LOB	18

PITCHER		IP	WLS	BF	H	R	ER	SO	BB	IBB	HBP	BLK	WP	HR	S	P	ERA	WHIP
Jim Palmer, R ERA: 1.88	(1, 1)	8.2	W	35	8	0	0	6	3	0	0	0	0	0	44	56	0.00	1.269
Grant Jackson, L ERA: 5.19	(9, 1)	0.1	S	1	0	0	0	1	0	0	0	0	0	0	3	3	0.00	0.000

PITCHER	IP	WLS	BF	H	R	ER	SO	BB	IBB	HBP	BLK	WP	HR	S	P	ERA	WHIP

Baltimore Orioles @ Minnesota Twins

Metropolitan Stadium, Bloomington , MI

Sat Jun 17 1972, 4:33 AM EDT

Att. 17,272 - Unknown

TOP

livebaseballscorecards.com

Batter	1	2	3	4	5	6	7	8	9	AB	R	H	RBI	BB	SO	LOB
Don Buford, S (1, 7) OBP: 0.350, SLG: 0.245	S S S 0-3 ① K		x 0-0 3-H 1B		S S S 0-3 ② K		x 0-0 E4 1B 3-H		x 0-0 1B 1B 1B	5	1	2	2	0	2	1
Johnny Oates, L (1, 2) OBP: 0.380, SLG: 0.522	S S S 0-3 ② K		x 0-0 ② F8		x 0-0 2-H 1B		x 0-0 BB 1B 2-H 1B		x 0-0 BB 1B 1-2 1B	5	0	3	2	0	1	1
Paul Blair, R (1, 8) OBP: 0.277, SLG: 0.385	x 0-0 ③ 6-3		S S S 0-3 ③ K		x 0-0 ③ G3		x 0-0 BB 1B 1-2		x 0-0 ① BB 1B 1-2 2-H	5	0	2	0	0	1	2
Boog Powell, L (1, 3) OBP: 0.290, SLG: 0.296		x 0-0 ① 6-3		S S S 0-3 ① K		x 0-0 FC4 1B S S S 0-3 ② K			B B B B 4-0 1-2 2-3 BB	4	0	1	0	1	2	2
Brooks Robinson, R (1, 5) OBP: 0.317, SLG: 0.330		x 0-0 ② F4		x 0-0 ② F7		x 0-0 ① F3 B B B B 4-0 1-2 2-3 BB			x 0-0 ② F6	4	0	0	0	1	0	4
Terry Crowley, L (1, 9) OBP: 0.366, SLG: 0.554 Merv Rettenmund, R (9, PH) OBP: 0.325, SLG: 0.360 (9, 9)		x 0-0 1B		x 0-0 FC6-4 1B		x 0-0 ② F8	x 0-0 ③ F8		x 0-0 ③ F9	4 1	0 0	2 0	0 0	0 0	0 0	4 3
Bobby Grich, R (1, 4) OBP: 0.365, SLG: 0.398		x 0-0 ③ F9		x 0-0 ③ FC6-4 1-2f		x 0-0 ③ FC4 1-2f		B B B B 4-0 CS BB		3	0	0	0	1	0	3
Mark Belanger, R (1, 6) OBP: 0.246, SLG: 0.238			x 0-0 SH1-4 S 1B 1B		B B B B 4-0 SH5-4 1B BB		x 0-0 SH1-4 E 2B	S S S 0-3 ① ② K 1-2		3	3	2	0	1	1	1
Pat Dobson, R (1, 1) OBP: 0.147, SLG: 0.182			x 0-0 ① SH1-4 1-3		x 0-0 ① SH5-4 1-2		x 0-0 ① SH1-4 2-3	S S S 0-3 ③ K		1	0	0	0	0	1	0

Inning Stats	1	2	3	4	5	6	7	8	9
	R: 0 E: 0 K: 2 S: 7	R: 0 E: 0 K: 0 S: 4	R: 1 E: 0 K: 1 S: 7	R: 0 E: 0 K: 1 S: 6	R: 1 E: 0 K: 1 S: 6	R: 0 E: 0 K: 0 S: 4	R: 2 E: 1 K: 1 S: 9	R: 0 E: 0 K: 2 S: 6	R: 0 E: 0 K: 0 S: 5
	H: 0 LOB: 0 BB: 0 P: 7	H: 1 LOB: 1 BB: 0 P: 4	H: 2 LOB: 1 BB: 0 P: 7	H: 1 LOB: 1 BB: 0 P: 6	H: 1 LOB: 1 BB: 1 P: 10	H: 1 LOB: 1 BB: 0 P: 4	H: 3 LOB: 3 BB: 1 P: 13	H: 0 LOB: 0 BB: 1 P: 10	H: 3 LOB: 3 BB: 1 P: 9

AB	35	
R	4	
H	12	
RBI	4	
BB	4	
SO	8	
LOB	21	

		1B: 11	SF: 0	WP: 0	PA: 42
		2B: 1	SAC: 3	PB: 0	
		3B: 0	DP: 0	SB: 1	
		HR: 0	HBP: 0	CS: 1	

PITCHER		IP	WLS	BF	H	R	ER	SO	BB	IBB	HBP	BLK	WP	HR	S	P	ERA	WHIP
Bert Blyleven, R ERA: 2.97	(1, 1)	6.1	L	29	8	4	4	5	1	0	0	0	0	0	38	42	5.68	1.421
Tom Norton, R ERA: 1.99	(7, 1)	2.0		10	4	0	0	3	2	0	0	0	0	0	14	22	0.00	3.000
Dave LaRoche, L ERA: 2.15	(9, 1)	0.2		3	0	0	0	0	1	0	0	0	0	0	2	6	0.00	1.500

PITCHER	IP	WLS	BF	H	R	ER	SO	BB	IBB	HBP	BLK	WP	HR	S	P	ERA	WHIP

Batter	1	2	3	4	5	6	7	8	9	AB	R	H	RBI	BB	SO	LOB
Cesar Tovar, R (1, 9) OBP: 0.339, SLG: 0.326	F7			6-3		5-3			F8 1-2	4	0	0	0	0	0	1
Danny Thompson, R (1, 6) OBP: 0.317, SLG: 0.382	F3			G6-4-3 1B			L8		1B 2-3	4	0	2	0	0	0	0
Rod Carew, L (1, 4) OBP: 0.365, SLG: 0.349	F9			G6-4-3 1-2f			F6		F5	4	0	0	0	0	0	3
Harmon Killebrew, R (1, 3) OBP: 0.356, SLG: 0.397		L5			5-3		K S S S		1B 1-3 3-H	4	0	1	1	0	1	0
Tony Oliva, L (1, 7) OBP: 0.333, SLG: 0.400 Jim Kaat, L (8, PR) OBP: 0.290, SLG: 0.516 Bobby Darwin, R (9, 7) OBP: 0.316, SLG: 0.405		F5			2B			G1-6-3 1B	K	3 0 1	0 0 0	2 0 0	0 0 0	0 0 1	0 0 2	0 0 2
Jim Nettles, L (1, 8) OBP: 0.359, SLG: 0.288		6-3			4-3			G1-6-3 1-2f		3	0	0	0	0	0	2
Dan Monzon, R (1, 5) OBP: 0.333, SLG: 0.286			1B K 1B		5-3			1B		3	0	2	0	0	0	1
George Mitterwald, R (1, 2) OBP: 0.188, SLG: 0.183			CS 1-3 1B			F2		F9		3	0	1	0	0	0	1
Bert Blyleven, R (1, 1) OBP: 0.194, SLG: 0.222 Tom Norton, R (7, 1) Dave LaRoche, L (9, 1) Steve Braun, L (9, PH) OBP: 0.338, SLG: 0.371			K S S S 1-2 3-H			6-3			1B WP 1B	2 0 0 1	0 0 0 1	0 0 0 1	0 0 0 1	1 0 0 0	2 0 0 0	2 0 0 0
Inning Stats	R: 0 E: 0 K: 0 S: 3 H: 0 LOB: 0 BB: 0 P: 3	R: 0 E: 0 K: 0 S: 3 H: 0 LOB: 0 BB: 0 P: 3	R: 0 E: 0 K: 1 S: 5 H: 2 LOB: 1 BB: 0 P: 5	R: 0 E: 0 K: 0 S: 3 H: 1 LOB: 0 BB: 0 P: 3	R: 0 E: 0 K: 0 S: 4 H: 1 LOB: 1 BB: 0 P: 4	R: 0 E: 0 K: 0 S: 3 H: 0 LOB: 0 BB: 0 P: 3	R: 0 E: 0 K: 1 S: 5 H: 0 LOB: 0 BB: 0 P: 5	R: 0 E: 0 K: 0 S: 4 H: 2 LOB: 1 BB: 0 P: 4	R: 1 E: 0 K: 1 S: 8 H: 3 LOB: 2 BB: 0 P: 8	1B: 8 2B: 2 3B: 0 HR: 0 SF: 0 SAC: 0 DP: 3 HBP: 0						

PITCHER	IP	WLS	BF	H	R	ER	SO	BB	IBB	HBP	BLK	WP	HR	S	P	ERA	WHIP
Pat Dobson, R (1, 1) ERA: 2.26	9.0	W	32	9	1	1	3	0	0	0	0	1	0	38	38	1.00	1.000

PITCHER	IP	WLS	BF	H	R	ER	SO	BB	IBB	HBP	BLK	WP	HR	S	P	ERA	WHIP

BOTTOM

Baltimore Orioles @ Minnesota Twins

Metropolitan Stadium, Bloomington , MI

Sat Jun 17 1972, 4:33 AM EDT

Att. 17,272 - Unknown

livebaseballscorecards.com

AB	32
R	1
H	9
RBI	1
BB	0
SO	3
LOB	12

Batter	1	2	3	4	5	6	7	8	9	AB	R	H	RBI	BB	SO	LOB
Don Buford, S (1, 7) OBP: 0.340, SLG: 0.237	E4 FC4-6	F2	L4	K	P1					5	0	0	0	0	1	0
Johnny Oates, L (1, 2) OBP: 0.370, SLG: 0.490	FC4-6 FC4-6 BB 1-2f 1B	3-1	F8					BB 1B 2B		3	2	0	0	1	0	1
Merv Rettenmund, R (1, 8) OBP: 0.329, SLG: 0.360 Paul Blair, R (3, PH) OBP: 0.272, SLG: 0.379 (3, 8)	BB FC4-6 1-2	K	K FC4-6 HBP					F8		0 3	0 0	0 0	0 0	1 0	0 2	0 1
Boog Powell, L (1, 3) OBP: 0.301, SLG: 0.312 Chico Salmon, R (8, PR) (8, 3)	FC4-6 1B 1-2f 2-3		4-3 2B			1-0 FC4-6 1-2 HBP		2B 1B 1-3 1B		3 0	0 1	2 0	0 0	0 0	0 0	2 0
Brooks Robinson, R (1, 5) OBP: 0.321, SLG: 0.339 Dave Leonhard, R (8, PR) Bobby Grich, R (8, 5) OBP: 0.365, SLG: 0.398	1-2 3-H 1B		L3			F7		1B 1-3 3-H 2B		4 0 0	0 0 0	2 0 0	2 0 0	0 0 0	0 0 0	3 0 0
Terry Crowley, L (1, 9) OBP: 0.360, SLG: 0.536	F8		4-3 2-3			FC4-6 1-2f 2-3		2-3 3-H 1B		4	0	1	1	0	0	5
Davey Johnson, R (1, 4) OBP: 0.355, SLG: 0.347		F7	BB			F5		F9		3	0	0	0	1	0	5
Mark Belanger, R (1, 6) OBP: 0.241, SLG: 0.233 Don Baylor, R (9, PH) OBP: 0.376, SLG: 0.547		F8	1-3				K		6-3	3 1	0 0	0 0	0 0	0 0	1 0	2 0
Mike Cuellar, L (1, 1) OBP: 0.043, SLG: 0.174 Doyle Alexander, R (5, 1) Tom Shopay, L (7, PH) OBP: 0.231, SLG: 0.167 Roric Harrison, R (7, 1) OBP: 0.333, SLG: 0.667 Elrod Hendricks, L (9, PH) OBP: 0.245, SLG: 0.159		F8			F7		5-3		F8	2 0 1 0 1	0 0 0 0 0	0 0 0 0 0	0 0 0 0 0	0 0 0 0 0	0 0 0 0 0	0 0 0 0 0
Inning Stats	R: 1 E: 1 K: 0 S: 5 H: 1 LOB: 2 BB: 1 P: 9	R: 0 E: 0 K: 0 S: 3 H: 0 LOB: 0 BB: 0 P: 3	R: 0 E: 0 K: 1 S: 5 H: 0 LOB: 0 BB: 0 P: 5	R: 0 E: 0 K: 0 S: 4 H: 1 LOB: 2 BB: 1 P: 8	R: 0 E: 0 K: 0 S: 3 H: 0 LOB: 0 BB: 0 P: 3	R: 0 E: 0 K: 1 S: 6 H: 0 LOB: 2 BB: 0 P: 7	R: 0 E: 0 K: 2 S: 7 H: 0 LOB: 0 BB: 0 P: 7	R: 2 E: 0 K: 0 S: 5 H: 3 LOB: 3 BB: 1 P: 9	R: 0 E: 0 K: 0 S: 3 H: 0 LOB: 0 BB: 0 P: 3	1B: 3 2B: 2 3B: 0 HR: 0	SF: 0 SAC: 0 DP: 0 HBP: 1			WP: 1 PB: 0 SB: 0 CS: 0	PA: 37	

TOP

Baltimore Orioles @ Minnesota Twins

Metropolitan Stadium, Bloomington , MI

Sun Jun 18 1972, 4:33 AM EDT

Att. 19,435 - Unknown

livebaseballscorecards.com

AB	33
R	3
H	5
RBI	3
BB	3
SO	4
LOB	19

PITCHER		IP	WLS	BF	H	R	ER	SO	BB	IBB	HBP	BLK	WP	HR	S	P	ERA	WHIP
Jim Perry, R ERA: 3.38	(1, 1)	7.1	W	31	3	3	2	4	3	0	1	0	1	0	35	48	2.46	0.818
Wayne Granger, R ERA: 0.5	(8, 1)	1.2	S	6	2	0	0	0	0	0	0	0	0	0	6	6	0.00	1.200

PITCHER	IP	WLS	BF	H	R	ER	SO	BB	IBB	HBP	BLK	WP	HR	S	P	ERA	WHIP

Baltimore Orioles @ Minnesota Twins

Metropolitan Stadium, Bloomington , MI

Sun Jun 18 1972, 4:33 AM EDT

Att. 19,435 - Unknown

livebaseballscorecards.com

BOTTOM

Batter	1	2	3	4	5	6	7	8	9	AB	R	H	RBI	BB	SO	LOB
Cesar Tovar, R (1, 9) OBP: 0.347, SLG: 0.335	F5		1B		1B	S				4	2	3	0	0	0	0
Danny Thompson, R (1, 6) OBP: 0.316, SLG: 0.379	F5		F2		FC4-6 1B 1-2	4-3 1-2				4	1	1	0	0	0	2
Harmon Killebrew, R (1, 3) OBP: 0.364, SLG: 0.403 Rich Reese, L (8, 3) OBP: 0.283, SLG: 0.310	BB		WP 1-H		FC4-6 1-2 2-H	K	K			3 0	1 0	2 0	2 0	1 0	1 0	0 0
Rick Renick, R (1, 7) OBP: 0.282, SLG: 0.273 Steve Braun, L (5, PH) OBP: 0.336, SLG: 0.368 Jim Nettles, L (6, 7) OBP: 0.367, SLG: 0.288	K		1B 1-2		F7		BB			1 1 0	0 0 0	0 0 0	0 0 0	1 0 1	1 0 0	1 2 0
Bobby Darwin, R (1, 8) OBP: 0.314, SLG: 0.401		F8	FC6-4 1-2 2-H		FC4-6 1B 1-2f 2-3		K			4	0	1	1	0	1	3
Eric Soderholm, R (1, 5) OBP: 0.255, SLG: 0.372		2B	FC6-4 1-2f		FC6-4 1-2 3-H 1B		F7			4	0	2	1	0	0	3
Dan Monzon, R (1, 4) OBP: 0.278, SLG: 0.235 Tony Oliva, L (8, PH) OBP: 0.375, SLG: 0.438 Jim Kaat, L (8, PR) OBP: 0.290, SLG: 0.516 Phil Roof, R (9, 2) OBP: 0.244, SLG: 0.375		K2-3		F8	FC6-4 1-2f			G6-4-3 1B		3 1 0 0	0 0 0 0	0 1 0 0	0 0 0 0	1 0 0 0	3 0 0 0	3 0 0 0
George Mitterwald, R (1, 2) OBP: 0.179, SLG: 0.175 Rod Carew, L (8, PH) OBP: 0.363, SLG: 0.347 (9, 4)		L6		5-3		F3		G6-4-3 1-2f		3 1	0 0	0 0	0 0	0 0	0 0	1 1
Jim Perry, S (1, 1) OBP: 0.333, SLG: 0.296 Wayne Granger, R (8, 1) OBP: 0.333, SLG: 0.333			K	6-3		4-3		K		3 1	0 0	0 0	0 0	0 1	1 1	0 1
Inning Stats	R: 0 E: 0 K: 1 S: 5 H: 0 LOB: 1 BB: 1 P: 9	R: 0 E: 0 K: 1 S: 6 H: 1 LOB: 1 BB: 0 P: 6	R: 2 E: 0 K: 1 S: 8 H: 3 LOB: 2 BB: 1 P: 12	R: 0 E: 0 K: 0 S: 3 H: 0 LOB: 0 BB: 0 P: 3	R: 2 E: 0 K: 0 S: 7 H: 4 LOB: 2 BB: 0 P: 7	R: 0 E: 0 K: 0 S: 4 H: 1 LOB: 1 BB: 0 P: 4	R: 0 E: 0 K: 2 S: 7 H: 0 LOB: 1 BB: 1 P: 11	R: 0 E: 0 K: 1 S: 5 H: 1 LOB: 1 BB: 0 P: 5		1B: 9 2B: 1 3B: 0 HR: 0 SF: 0 SAC: 0 DP: 1 HBP: 0						

	AB	33
	R	4
	H	10
	RBI	4
	BB	3
	SO	6
	LOB	17

WP: 1 PA: 36
PB: 0
SB: 1
CS: 0

PITCHER		IP	WLS	BF	H	R	ER	SO	BB	IBB	HBP	BLK	WP	HR	S	P	ERA	WHIP
Mike Cuellar, L ERA: 3.29	(1, 1)	4.0	L	21	7	4	4	3	2	0	0	0	1	0	25	33	9.00	2.250
Doyle Alexander, R ERA: 2.17	(5, 1)	2.0		8	2	0	0	0	0	0	0	0	0	0	8	8	0.00	1.000
Roric Harrison, R ERA: 0.93	(7, 1)	2.0		7	1	0	0	3	1	0	0	0	0	0	12	16	0.00	1.000

PITCHER	IP	WLS	BF	H	R	ER	SO	BB	IBB	HBP	BLK	WP	HR	S	P	ERA	WHIP

Cleveland Indians @ Minnesota Twins

Metropolitan Stadium, Bloomington , MI

Tue Jun 20 1972, 8:05 PM EDT

Unknown - 59 F

TOP

livebaseballscorecards.com

Batter	1	2	3	4	5	6	7	8	9	AB	R	H	RBI	BB	SO	LOB
Del Unser, L (1, 8) OBP: 0.243, SLG: 0.279	0-0 3-1 1B 2B		0-0 4-3	0-0 F5			0-0 6-3			4	1	1	0	0	0	3
Jack Brohamer, L (1, 4) OBP: 0.289, SLG: 0.353	0-0 3-1 2-3		0-0 F7		0-0 FC6-4 1B		SSS 0-3 K			4	0	1	0	0	1	1
Alex Johnson, R (1, 7) OBP: 0.274, SLG: 0.330	0-0 E S 1B 1B 3-H		0-0 F8		0-0 F8			0-0 6-3		4	1	1	1	0	0	1
Graig Nettles, L (1, 5) OBP: 0.328, SLG: 0.324	0-0 1B 1-H			0-0 4-3	0-0 F2			0-0 F7		4	0	1	1	0	0	1
Ray Fosse, R (1, 2) OBP: 0.303, SLG: 0.314	0-0 F8			0-0 5-3	0-0 FC6-4 1-2f			SSS 0-3 K		4	0	0	0	0	1	2
Chris Chambliss, L (1, 3) OBP: 0.311, SLG: 0.362	0-0 4-3			BBBB 4-0 E BB BB BB		SSS 0-3 K			0-0 3-1	3	1	0	0	1	1	1
Buddy Bell, R (1, 9) OBP: 0.273, SLG: 0.282		0-0 F8		BBBB 4-0 BB E BB 1-2		0-0 6-3			0-0 L8-4 1B 1B	3	0	1	0	1	0	0
Frank Duffy, R (1, 6) OBP: 0.303, SLG: 0.258		0-0 F5		0-0 E5 BB 1-2 2-3		0-0 F9			0-0 1B 1-2	4	0	1	0	0	0	2
Vince Colbert, R (1, 1) OBP: 0.294, SLG: 0.313 Eddie Leon, R (4, PH) OBP: 0.255, SLG: 0.276 Dick Tidrow, R (4, 1) OBP: 0.261, SLG: 0.227 Lou Camilli, S (7, PH) OBP: 0.294, SLG: 0.267 Phil Hennigan, R (7, 1) OBP: 0.250, SLG: 0.250 Roy Foster, R (9, PH) OBP: 0.250, SLG: 0.250		SSS 0-3 K		BBBB 4-0 BB 1-2 2-3 3-H			0-0 F7		0-0 L8-4 2-3	1 0 0 0 0 1 0 0 0 0 1 1 0 0 0 0 0 0 0 0 0 1 0 0 0 0 0 0 0 0 0 0 0 0 0 1 0 0 0 0 0 2						
Inning Stats	R: 2 E: 1 K: 0 S: 6 H: 3 LOB: 1 BB: 0 P: 6	R: 0 E: 0 K: 1 S: 5 H: 0 LOB: 0 BB: 0 P: 5	R: 0 E: 0 K: 0 S: 3 H: 0 LOB: 0 BB: 0 P: 3	R: 1 E: 1 K: 0 S: 4 H: 0 LOB: 3 BB: 3 P: 16	R: 0 E: 0 K: 0 S: 4 H: 1 LOB: 1 BB: 0 P: 4	R: 0 E: 0 K: 1 S: 5 H: 0 LOB: 0 BB: 0 P: 5	R: 0 E: 0 K: 1 S: 5 H: 0 LOB: 0 BB: 0 P: 5	R: 0 E: 0 K: 1 S: 5 H: 0 LOB: 0 BB: 0 P: 5	R: 0 E: 0 K: 0 S: 4 H: 2 LOB: 1 BB: 0 P: 4	1B: 5 2B: 2 3B: 0 HR: 0 SF: 0 SAC: 0 DP: 1 HBP: 0							WP: 0 PB: 0 SB: 1 CS: 0 PA: 36

PITCHER	IP	WLS	BF	H	R	ER	SO	BB	IBB	HBP	BLK	WP	HR	S	P	ERA	WHIP
Jim Kaat, L (1, 1) ERA: 2.09	9.0	W	36	6	3	2	4	3	0	0	0	0	0	41	53	2.00	1.000

PITCHER	IP	WLS	BF	H	R	ER	SO	BB	IBB	HBP	BLK	WP	HR	S	P	ERA	WHIP

AB	33
R	3
H	6
RBI	3
BB	3
SO	4
LOB	13

Batter	1	2	3	4	5	6	7	8	9	AB	R	H	RBI	BB	SO	LOB
Cesar Tovar, R (1, 9) OBP: 0.348, SLG: 0.337	F4	1B 1-3 2-H		SH3-4 1-2		SH5-3 2-3				2	0	1	1	0	0	0
Danny Thompson, R (1, 6) OBP: 0.309, SLG: 0.370	6-3		5-3	F8		FC3-2 3-H				4	0	0	0	0	0	2
Rod Carew, L (1, 4) OBP: 0.356, SLG: 0.340	1-3		F7	F7		F8				4	0	0	0	0	0	2
Harmon Killebrew, R (1, 3) OBP: 0.377, SLG: 0.425 Dan Monzon, R (7, PR) OBP: 0.278, SLG: 0.235 Rich Reese, L (8, 3) OBP: 0.283, SLG: 0.310		BB 2B BB	HR		E 1B BB		G6-4-3 BB			1 0 0	2 0 0	1 0 0	1 0 0	3 0 0	0 0 0	0 0 0
Tony Oliva, L (1, 7) OBP: 0.368, SLG: 0.421 Bobby Darwin, R (5, PR) OBP: 0.313, SLG: 0.399 (6, 7)	F6	WP HR 1B			FC FC6-4 1B 1-2		F3			3 1	1 0	1 0	0 0	0 0	0 0	2 1
Jim Nettles, L (1, 8) OBP: 0.386, SLG: 0.294	2B 1-2 BB	HR 1-2 IBB			FC6-4 1-2 2-H 1B		G6-4-3 1-2f			2	2	1	0	2	0	1
Eric Soderholm, R (1, 5) OBP: 0.255, SLG: 0.391	K	HR 1-H 2-H			FC6-4 1-2f 2-3			F6		4	1	1	3	0	1	4
Phil Roof, R (1, 2) OBP: 0.244, SLG: 0.382	1B 1-H 2-H 2B	1-3			4-3			4-3		4	1	1	2	0	0	2
Jim Kaat, L (1, 1) OBP: 0.343, SLG: 0.559	1B BB		SH3-4 1B			SH5-3 FC3-2 2B		4-3		3	0	2	0	1	0	0
Inning Stats	R: 0 E: 0 K: 0 S: 3 H: 0 LOB: 0 BB: 0 P: 3	R: 3 E: 0 K: 1 S: 6 H: 2 LOB: 2 BB: 3 P: 18	R: 4 E: 0 K: 0 S: 6 H: 3 LOB: 0 BB: 1 P: 10	R: 0 E: 0 K: 0 S: 4 H: 1 LOB: 1 BB: 0 P: 4	R: 0 E: 1 K: 0 S: 4 H: 1 LOB: 2 BB: 1 P: 8	R: 0 E: 0 K: 0 S: 4 H: 1 LOB: 1 BB: 0 P: 4	R: 0 E: 0 K: 0 S: 2 H: 0 LOB: 1 BB: 1 P: 6	R: 0 E: 0 K: 0 S: 3 H: 0 LOB: 0 BB: 0 P: 3		1B: 4 2B: 2 3B: 0 HR: 2 SF: 0 SAC: 2 DP: 1 HBP: 0				WP: 1 PB: 0 SB: 0 CS: 0 PA: 36		

PITCHER		IP	WLS	BF	H	R	ER	SO	BB	IBB	HBP	BLK	WP	HR	S	P	ERA	WHIP
Vince Colbert, R ERA: 3.64	(1, 1)	3.0	L	17	5	7	7	1	3	1	0	0	1	2	15	31	21.00	2.667
Dick Tidrow, R ERA: 4.1	(4, 1)	3.0		13	3	0	0	0	1	0	0	0	0	0	12	16	0.00	1.333
Phil Hennigan, R ERA: 2.7	(7, 1)	2.0		6	0	0	0	0	1	0	0	0	0	0	5	9	0.00	0.500

PITCHER	IP	WLS	BF	H	R	ER	SO	BB	IBB	HBP	BLK	WP	HR	S	P	ERA	WHIP

BOTTOM

Cleveland Indians @ Minnesota Twins

Metropolitan Stadium, Bloomington , MI

Tue Jun 20 1972, 8:05 PM EDT

Unknown - 59 F

livebaseballscorecards.com

AB	28
R	7
H	8
RBI	7
BB	6
SO	1
LOB	14

Batter	1	2	3	4	5	6	7	8	9	AB	R	H	RBI	BB	SO	LOB
Del Unser, L (1, 8) OBP: 0.236, SLG: 0.271	SSS 0-3 ① K		x 0-0 ② 3-1		x 0-0 ③ F9			x 0-0 ① F8		4	0	0	0	0	1	0
Tom McCraw, L (1, 9) OBP: 0.358, SLG: 0.374	x 0-0 ② 6-3		x 0-0 1B 1B			x 0-0 ① 3-1		BBBB 4-0 BB		3	0	1	0	1	0	0
Chris Chambliss, L (1, 3) OBP: 0.318, SLG: 0.378	x 0-0 2B		x 0-0 1-2 1B			x 0-0 ② 4-3		x 0-0 ② L6		4	0	2	0	0	0	1
Graig Nettles, L (1, 5) OBP: 0.332, SLG: 0.324	BBBB 4-0 BB		x 0-0 ③ 4-3			x 0-0 1B		SSS 0-3 ③ K		3	0	1	0	1	1	3
Jack Brohamer, L (1, 4) OBP: 0.282, SLG: 0.344	x 0-0 ③ G3			x 0-0 ① F2		x 0-0 ③ G3			x 0-0 ① 4-3	4	0	0	0	0	0	3
John Lowenstein, L (1, 7) OBP: 0.316, SLG: 0.375		SSS 0-3 ① K		SSS 0-3 ② K			x 0-0 ① G3		x 0-0 HR	4	1	1	1	0	2	0
Jerry Moses, R (1, 2) OBP: 0.273, SLG: 0.317		x 0-0 G1-6-3 1B		x 0-0 ③ 4-3			x 0-0 ② F7		x 0-0 ② 6-3	4	0	1	0	0	0	0
Frank Duffy, R (1, 6) OBP: 0.297, SLG: 0.253 Eddie Leon, R (7, PH) OBP: 0.261, SLG: 0.276 Mike Kilkenny, R (7, 1) Alex Johnson, R (9, PH) OBP: 0.273, SLG: 0.328		x 0-0 ② ③ G1-6-3 1-2f			x 0-0 ① 6-3		BBBB 4-0 BB		SSS 0-3 ③ K	2 0 0 1	0 0 0 0	0 0 0 0	0 0 0 0	0 1 0 0	0 0 0 1	1 0 0 0
Ray Lamb, R (1, 1) Buddy Bell, R (5, PH) OBP: 0.272, SLG: 0.280 Denny Riddleberger, R (5, 1) Lou Camilli, S (7, PH) OBP: 0.278, SLG: 0.250 (7, 6)			x 0-0 ① 1-3		x 0-0 ② 4-3		SSS 0-3 ③ K			1 1 0 1	0 0 0 0	0 0 0 0	0 0 0 0	0 0 0 1	0 0 0 1	0 0 0 1
Inning Stats	R: 0 H: 1 E: 0 LOB: 2 K: 1 BB: 1 S: 6 P: 10	R: 0 H: 1 E: 0 LOB: 0 K: 1 BB: 0 S: 5 P: 5	R: 0 H: 2 E: 0 LOB: 2 K: 0 BB: 0 S: 5 P: 5	R: 0 H: 0 E: 0 LOB: 0 K: 1 BB: 0 S: 5 P: 5	R: 0 H: 0 E: 0 LOB: 0 K: 0 BB: 0 S: 3 P: 3	R: 0 H: 1 E: 0 LOB: 1 K: 0 BB: 0 S: 4 P: 4	R: 0 H: 0 E: 0 LOB: 1 K: 1 BB: 1 S: 5 P: 9	R: 0 H: 0 E: 0 LOB: 1 K: 1 BB: 1 S: 5 P: 9	R: 1 H: 1 E: 0 LOB: 0 K: 1 BB: 0 S: 6 P: 6	1B: 4 SF: 0 2B: 1 SAC: 0 3B: 0 DP: 1 HR: 1 HBP: 0						

TOP

Cleveland Indians @ Minnesota Twins

Metropolitan Stadium, Bloomington , MI

Tue Jun 20 1972, 8:05 PM EDT

Att. 11,378 - Unknown

livebaseballscorecards.com

AB	32
R	1
H	6
RBI	1
BB	3
SO	6
LOB	9

PITCHER		IP	WLS	BF	H	R	ER	SO	BB	IBB	HBP	BLK	WP	HR	S	P	ERA	WHIP
Dick Woodson, R ERA: 3.11	(1, 1)	9.0	W	35	6	1	1	6	3	0	0	0	0	1	44	56	1.00	1.000

PITCHER	IP	WLS	BF	H	R	ER	SO	BB	IBB	HBP	BLK	WP	HR	S	P	ERA	WHIP

BOTTOM

Cleveland Indians @ Minnesota Twins

Metropolitan Stadium, Bloomington , MI

Tue Jun 20 1972, 8:05 PM EDT

Att. 11,378 - Unknown

Batter	1	2	3	4	5	6	7	8	9	AB	R	H	RBI	BB	SO	LOB
Cesar Tovar, R (1, 9) OBP: 0.346, SLG: 0.335	5-3	S, 1B, 1B 2-H 3-H		FC6-4 1-2f			F8			4	1	1	2	0	0	1
Danny Thompson, R (1, 6) OBP: 0.308, SLG: 0.368	4-3	1B 1-H			K		G3			4	0	1	1	0	1	0
Rod Carew, L (1, 4) OBP: 0.368, SLG: 0.344	E, BB	G3, S, BB			1B		1B, BB			1	0	1	0	3	0	0
Tony Oliva, L (1, 7) OBP: 0.364, SLG: 0.381 Bobby Darwin, R (6, 7) OBP: 0.316, SLG: 0.402	1-3 BB	F7 1-2			F8		1-2 1B			2 1	0 0	0 1	0 0	1 0	0 0	2 0
Rich Reese, L (1, 3) OBP: 0.260, SLG: 0.283	F6	G3 2-3			1-3		4-3			4	0	0	0	0	0	6
Jim Nettles, L (1, 8) OBP: 0.379, SLG: 0.282		SH5-4, 1B, 1B, BB	4-3			K		K		3	1	0	0	1	2	1
Eric Soderholm, R (1, 5) OBP: 0.262, SLG: 0.394		SH5-4, 1B, 1B 1-2		4-3		1B		5-3		4	1	2	0	0	0	0
Rick Dempsey, R (1, 2) OBP: 0.311, SLG: 0.231		K		4-3		K		K		4	0	0	0	0	3	3
Dick Woodson, R (1, 1) OBP: 0.138, SLG: 0.107		SH5-4 1-2 2-3		FC6-4, 1B		L6				2	0	1	0	0	0	1

Inning Stats	1	2	3	4	5	6	7	8	9
R:	0	3	0	0	0	0	0	0	
E:	1	0	0	0	0	0	0	0	
K:	0	1	0	0	1	2	0	2	
S:	3	7	3	4	6	8	4	7	
H:	0	3	0	1	1	1	1	0	
LOB:	2	1	1	1	1	1	2	0	
BB:	2	1	1	0	0	0	1	0	
P:	11	11	7	4	6	8	8	7	

1B:	7
2B:	0
3B:	0
HR:	0
SF:	0
SAC:	1
DP:	0
HBP:	0
WP:	0
PB:	0
SB:	2
CS:	0
PA:	35

livebaseballscorecards.com

AB	29
R	3
H	7
RBI	3
BB	5
SO	6
LOB	14

PITCHER	IP	WLS	BF	H	R	ER	SO	BB	IBB	HBP	BLK	WP	HR	S	P	ERA	WHIP
Ray Lamb, R (1, 1) ERA: 4.44	4.0	L	19	4	3	3	1	4	0	0	0	0	0	17	33	6.75	2.000
Denny Riddleberger, L (5, 1) ERA: 2.66	2.0		8	2	0	0	3	0	0	0	0	0	0	14	14	0.00	1.000
Mike Kilkenny, L (7, 1) ERA: 3.75	2.0		8	1	0	0	2	1	0	0	0	0	0	11	15	0.00	1.000

PITCHER	IP	WLS	BF	H	R	ER	SO	BB	IBB	HBP	BLK	WP	HR	S	P	ERA	WHIP

Batter	1	2	3	4	5	6	7	8	9	AB	R	H	RBI	BB	SO	LOB
Del Unser, L (1, 8) OBP: 0.235, SLG: 0.271	BB, 1B, FC3-2, 1B	SF9, 3-H		F7			4-3, 2-3		F3	4	0	1	1	0	0	3
Tom McCraw, L (1, 9) OBP: 0.354, SLG: 0.369	FC3-2, BB, 1-2, 1B	4-3			K		4-3		E4, FC5-4	5	0	1	0	0	1	1
Chris Chambliss, L (1, 3) OBP: 0.313, SLG: 0.363	K	4-3			1-3			HR, BB	FC5-4, 1-2f	4	1	0	0	1	1	3
Graig Nettles, L (1, 5) OBP: 0.333, SLG: 0.339	FC3-2, 1-2, 2-3, BB		3-1		K			1-H, HR	G3	4	1	1	2	1	1	1
Jack Brohamer, L (1, 4) OBP: 0.275, SLG: 0.335	FC3-2, 1-2, 2-3, 3-Hf		4-3			K		4-3		4	0	0	0	0	1	3
John Lowenstein, L (1, 7) OBP: 0.304, SLG: 0.316	K			1B, BB		G3		4-3		3	0	0	0	1	1	3
Ray Fosse, R (1, 2) OBP: 0.313, SLG: 0.347		HR		1-2, 1B		L6		2B		4	1	3	1	0	0	0
Frank Duffy, R (1, 6) OBP: 0.313, SLG: 0.284		SF9, 3B		K			4-3, SH1-4, 1B	IBB		3	1	2	0	1	1	2
Gaylord Perry, R (1, 1) OBP: 0.241, SLG: 0.271		4-3		K			SH1-4, 1-2	K		3	0	0	0	0	2	5
Inning Stats	R: 0 E: 0 K: 2 S: 9 H: 2 LOB: 3 BB: 1 P: 13	R: 2 E: 0 K: 0 S: 5 H: 2 LOB: 0 BB: 0 P: 5	R: 0 E: 0 K: 0 S: 3 H: 0 LOB: 0 BB: 0 P: 3	R: 0 E: 0 K: 2 S: 8 H: 1 LOB: 2 BB: 1 P: 12	R: 0 E: 0 K: 2 S: 7 H: 0 LOB: 0 BB: 0 P: 7	R: 0 E: 0 K: 1 S: 5 H: 0 LOB: 0 BB: 0 P: 5	R: 0 E: 0 K: 0 S: 4 H: 1 LOB: 1 BB: 0 P: 4	R: 2 E: 0 K: 1 S: 7 H: 2 LOB: 2 BB: 2 P: 15	R: 0 E: 1 K: 0 S: 4 H: 0 LOB: 1 BB: 0 P: 4	1B: 4 2B: 1 3B: 1 HR: 2	SF: 1 SAC: 1 DP: 0 HBP: 0						

TOP

Cleveland Indians @ Minnesota Twins

Metropolitan Stadium, Bloomington , MI

Wed Jun 21 1972, 8:05 PM EDT

Att. 9,843 - Unknown - 69 F

livebaseballscorecards.com

AB	34
R	4
H	8
RBI	4
BB	4
SO	8
LOB	21

WP: 0 PB: 0 SB: 0 CS: 0 PA: 40

PITCHER		IP	WLS	BF	H	R	ER	SO	BB	IBB	HBP	BLK	WP	HR	S	P	ERA	WHIP
Bert Blyleven, R ERA: 2.95	(1, 1)	7.0	L	29	6	2	2	7	2	0	0	0	0	1	41	49	2.57	1.143
Dave LaRoche, L ERA: 2.5	(8, 1)	2.0		11	2	2	2	1	1	1	0	0	0	1	11	19	9.00	1.500

PITCHER	IP	WLS	BF	H	R	ER	SO	BB	IBB	HBP	BLK	WP	HR	S	P	ERA	WHIP

BOTTOM

Cleveland Indians @ Minnesota Twins

Metropolitan Stadium, Bloomington , MI

Wed Jun 21 1972, 8:05 PM EDT

Att. 9,843 - Unknown - 69 F

livebaseballscorecards.com

Batter	1	2	3	4	5	6	7	8	9	AB	R	H	RBI	BB	SO	LOB
Cesar Tovar, R (1, 9) OBP: 0.356, SLG: 0.348	6-3		4-6-3 BB		SH3-4 1B 1-2		1-3 1B		1B 2B 1-H	4	0	3	1	1	0	0
Danny Thompson, R (1, 6) OBP: 0.312, SLG: 0.370	1B		K		SH3-4 1-2 2-3		1-3 1-2		FC5-4 1B 2-3	4	0	2	0	0	1	2
Rod Carew, L (1, 4) OBP: 0.362, SLG: 0.337 Dave LaRoche, L (8, 1) Bobby Darwin, R (9, PH) OBP: 0.315, SLG: 0.400	F8		4-6-3 1-2		4-3		L6		K	4 0 1	0 0 0	0 0 0	0 0 0	0 0 0	0 0 1	5 0 2
Harmon Killebrew, R (1, 3) OBP: 0.368, SLG: 0.412	K		F9		F8			F7	FC5-4 1-2f	5	0	0	0	0	1	6
Tony Oliva, L (1, 7) OBP: 0.346, SLG: 0.333 Dan Monzon, R (8, PR) OBP: 0.278, SLG: 0.235 (9, 7)		F8		FC6-4 BB		6-3		K		3 0	0 0	0 0	0 0	1 0	1 0	0 0
Jim Nettles, L (1, 8) OBP: 0.374, SLG: 0.270		2B FC1-2 BB		F7		K		K		3	0	0	0	1	2	2
Eric Soderholm, R (1, 5) OBP: 0.262, SLG: 0.397		FC1-2 WP 1-3 2B		F9		E5		5-3		4	1	1	0	0	0	2
Phil Roof, R (1, 2) OBP: 0.238, SLG: 0.372 Charlie Manuel, L (6, PH) OBP: 0.219, SLG: 0.267 Rick Dempsey, R (7, 2) OBP: 0.311, SLG: 0.231 Rich Reese, L (9, PH) OBP: 0.255, SLG: 0.277		FC1-2 WP 2-3 3-H		FC6-4 1-2f		6-3			1-3	2 1 0 1	0 0 0 0	0 0 0 0	0 0 0 0	0 0 0 0	0 0 0 0	3 1 0 0
Bert Blyleven, R (1, 1) OBP: 0.211, SLG: 0.237 Steve Braun, L (7, PH) OBP: 0.338, SLG: 0.370 (8, 4)	K			SH3-4 1B			L6		2B 1B	2 2	0 1	1 1	0 0	0 0	1 0	1 0
Inning Stats	R: 0 E: 0 K: 1 S: 6 H: 1 LOB: 1 BB: 0 P: 6	R: 1 E: 0 K: 1 S: 6 H: 1 LOB: 1 BB: 1 P: 10	R: 0 E: 0 K: 1 S: 5 H: 0 LOB: 1 BB: 1 P: 9	R: 0 E: 0 K: 0 S: 3 H: 0 LOB: 1 BB: 1 P: 7	R: 0 E: 0 K: 0 S: 5 H: 2 LOB: 2 BB: 0 P: 5	R: 0 E: 1 K: 1 S: 6 H: 0 LOB: 1 BB: 0 P: 6	R: 0 E: 0 K: 0 S: 4 H: 1 LOB: 1 BB: 0 P: 4	R: 0 E: 0 K: 2 S: 8 H: 0 LOB: 1 BB: 0 P: 8	R: 1 E: 0 K: 1 S: 8 H: 3 LOB: 2 BB: 0 P: 8	1B: 6 2B: 2 3B: 0 HR: 0 SF: 0 SAC: 1 DP: 0 HBP: 0						

	AB	36
	R	2
	H	8
	RBI	1
	BB	3
	SO	7
	LOB	24

WP: 2 PB: 0 SB: 0 CS: 0 PA: 40

PITCHER	IP	WLS	BF	H	R	ER	SO	BB	IBB	HBP	BLK	WP	HR	S	P	ERA	WHIP
Gaylord Perry, R (1, 1) ERA: 1.89	9.0	W	40	8	2	2	7	3	0	0	0	2	0	51	63	2.00	1.222

PITCHER	IP	WLS	BF	H	R	ER	SO	BB	IBB	HBP	BLK	WP	HR	S	P	ERA	WHIP

Batter	1	2	3	4	5	6	7	8	9	AB	R	H	RBI	BB	SO	LOB
Cesar Tovar, R (1, 7) OBP: 0.359, SLG: 0.348	BBBB 4-0 G6-4-3 BB		x 0-0 ② F6		x 0-0 FC6-4 1B			x 0-0 ① F4		3	0	1	0	1	0	0
Danny Thompson, R (1, 6) OBP: 0.311, SLG: 0.365	x 0-0 ① ② G6-4-3 1-2f		BBBB 4-0 BB		x 0-0 ② FC6-4 S 1-2f			x 0-0 ② F3		3	0	0	0	1	0	2
Rod Carew, L (1, 4) OBP: 0.364, SLG: 0.340	x 0-0 1B		SSS 0-3 ③ K		SSS 0-3 ③ K 1-2			x 0-0 1B		4	0	2	0	0	2	2
Harmon Killebrew, R (1, 3) OBP: 0.370, SLG: 0.420	x 0-0 ③ F4			x 0-0 1B 2B		x 0-0 G6-4-3 1B		SSS 0-3 ③ K		4	0	2	0	0	1	2
Bobby Darwin, R (1, 8) OBP: 0.308, SLG: 0.391		SSS 0-3 ① K		SSS 0-3 ① K		SSS 0-3 ① K			SSS 0-3 ① K	4	0	0	0	0	4	2
Tony Oliva, L (1, 9) OBP: 0.367, SLG: 0.357		x 0-0 FC6-4 1B		x 0-0 2-3 1B		x 0-0 ② ③ G6-4-3 1-2f			x 0-0 ② F7	4	0	2	0	0	0	1
Eric Soderholm, R (1, 5) OBP: 0.255, SLG: 0.386		x 0-0 ② FC6-4 FC5-4 1-2f		SSS 0-3 ② K			SSS 0-3 ① K		x 0-0 ③ F4	4	0	0	0	0	2	3
George Mitterwald, R (1, 2) OBP: 0.171, SLG: 0.167		x 0-0 ③ FC5-4 1-2f		x 0-0 ③ 5-3			x 0-0 ② 6-3			3	0	0	0	0	0	3
Jim Perry, S (1, 1) OBP: 0.303, SLG: 0.267			x 0-0 ① 5-3		x 0-0 ① F7		x 0-0 ③ 1-6-3			3	0	0	0	0	0	0
Inning Stats	R: 0 H: 1 E: 0 LOB: 1 K: 0 BB: 1 S: 3 P: 7	R: 0 H: 1 E: 0 LOB: 1 K: 1 BB: 0 S: 6 P: 6	R: 0 H: 0 E: 0 LOB: 1 K: 1 BB: 1 S: 5 P: 9	R: 0 H: 2 E: 0 LOB: 2 K: 2 BB: 0 S: 9 P: 9	R: 0 H: 1 E: 0 LOB: 1 K: 1 BB: 0 S: 6 P: 6	R: 0 H: 1 E: 0 LOB: 0 K: 1 BB: 0 S: 5 P: 5	R: 0 H: 0 E: 0 LOB: 0 K: 1 BB: 0 S: 5 P: 5	R: 0 H: 1 E: 0 LOB: 1 K: 1 BB: 0 S: 6 P: 6	R: 0 H: 0 E: 0 LOB: 0 K: 1 BB: 0 S: 5 P: 5	1B: 6 2B: 1 3B: 0 HR: 0	SF: 0 SAC: 0 DP: 2 HBP: 0						

PITCHER	IP	WLS	BF	H	R	ER	SO	BB	IBB	HBP	BLK	WP	HR	S	P	ERA	WHIP
Paul Splittorff, L (1, 1) ERA: 2.57	9.0	W	34	7	0	0	9	2	0	0	0	0	0	50	58	0.00	1.000

PITCHER	IP	WLS	BF	H	R	ER	SO	BB	IBB	HBP	BLK	WP	HR	S	P	ERA	WHIP

TOP

Minnesota Twins @ Kansas City Royals

Municipal Stadium, Kansas City, MO

Fri Jun 23 1972, 8:05 PM EDT
Att. 9,712 - Unknown - 82 F

livebaseballscorecards.com

AB	32
R	0
H	7
RBI	0
BB	2
SO	9
LOB	15

WP: 0	PA: 34
PB: 0	
SB: 1	
CS: 0	

Batter	1	2	3	4	5	6	7	8	9	AB	R	H	RBI	BB	SO	LOB
Freddie Patek, R (1, 6) OBP: 0.307, SLG: 0.344	G3	F8			SH1-3 1-2			F8		3	0	0	0	0	0	3
Amos Otis, R (1, 8) OBP: 0.351, SLG: 0.375	F3		5-3		F9			F3		4	0	0	0	0	0	1
Lou Piniella, R (1, 7) OBP: 0.368, SLG: 0.466	2B		1-3			5-3		1B 2B		4	1	2	0	0	0	0
Ed Kirkpatrick, L (1, 2) OBP: 0.394, SLG: 0.470	K		4-3			G3		1B HR HBP		3	1	0	0	0	1	1
Richie Scheinblum, S (1, 9) OBP: 0.380, SLG: 0.452		1B 1B 1B		F7		E9 1B		HR 1B 1-3 2-H		4	2	3	1	0	0	0
John Mayberry, L (1, 3) OBP: 0.335, SLG: 0.408		F8		F5		1B 2-H		HR 1-H 3-H		4	1	2	4	0	0	1
Cookie Rojas, R (1, 4) OBP: 0.311, SLG: 0.342		1B 1B 1-2		5-3			5-3	5-3		4	0	1	0	0	0	0
Bobby Floyd, R (1, 5) OBP: 0.125, SLG: 0.125		K			L6		F8			3	0	0	0	0	1	2
Paul Splittorff, L (1, 1) OBP: 0.206, SLG: 0.206		1B 1-2 2-3			SH1-3 1B		4-3			3	0	2	0	0	0	0
Inning Stats	R: 0 H: 1 E: 0 LOB: 1 K: 1 BB: 0 S: 6 P: 6	R: 0 H: 3 E: 0 LOB: 3 K: 1 BB: 0 S: 8 P: 8	R: 0 H: 0 E: 0 LOB: 0 K: 0 BB: 0 S: 3 P: 3	R: 0 H: 0 E: 0 LOB: 0 K: 0 BB: 0 S: 3 P: 3	R: 0 H: 1 E: 0 LOB: 1 K: 0 BB: 0 S: 4 P: 4	R: 1 H: 2 E: 1 LOB: 1 K: 0 BB: 0 S: 4 P: 4	R: 0 H: 0 E: 0 LOB: 0 K: 0 BB: 0 S: 3 P: 3	R: 4 H: 3 E: 0 LOB: 0 K: 0 BB: 0 S: 6 P: 7		1B: 7 SF: 0 2B: 2 SAC: 1 3B: 0 DP: 0 HR: 1 HBP: 1						

PITCHER	IP	WLS	BF	H	R	ER	SO	BB	IBB	HBP	BLK	WP	HR	S	P	ERA	WHIP
Jim Perry, R (1, 1) ERA: 3.48	8.0	L	34	10	5	4	2	0	0	1	0	0	1	37	38	4.50	1.250

PITCHER	IP	WLS	BF	H	R	ER	SO	BB	IBB	HBP	BLK	WP	HR	S	P	ERA	WHIP

BOTTOM

Minnesota Twins @ Kansas City Royals

Municipal Stadium, Kansas City, MO

Fri Jun 23 1972, 8:05 PM EDT

Att. 9,712 - Unknown - 82 F

livebaseballscorecards.com

AB	32
R	5
H	10
RBI	5
BB	0
SO	2
LOB	8

Batter	1	2	3	4	5	6	7	8	9	AB	R	H	RBI	BB	SO	LOB
Cesar Tovar, R (1, 9) OBP: 0.364, SLG: 0.350	K		HBP	1B			1-3		1B	4	0	2	0	0	1	0
Danny Thompson, R (1, 6) OBP: 0.308, SLG: 0.360	5-3		F6 1-2	F9			E BB 1B		4-3	5	1	1	0	0	0	3
Rod Carew, L (1, 4) OBP: 0.361, SLG: 0.337	K		4-3		F8		E9 BB 1-3 1B		G3	5	0	1	0	0	1	1
Harmon Killebrew, R (1, 3) OBP: 0.368, SLG: 0.413 Rich Reese, L (7, PR) OBP: 0.255, SLG: 0.277 (7, 3)		K	6-3	K			L4-6 BB IBB			3 0	0 0	0 0	0 0	1 0	2 0	0 0
Rick Renick, R (1, 7) OBP: 0.310, SLG: 0.265 Steve Braun, L (7, PH) OBP: 0.342, SLG: 0.370 (7, 7)		5-3	2B 1B BB	BB			1-2 2-3 3-H BB			1 0	1 0	0 0	0 1	2 1	0 0	0 0
Bobby Darwin, R (1, 8) OBP: 0.314, SLG: 0.401 Jim Nettles, L (7, PH) OBP: 0.370, SLG: 0.267 (7, 8)		FC5 1B 1B	1-3 1B 2B	F8			L4-6 2-3			3 1	1 0	2 0	0 0	0 0	0 0	1 3
Eric Soderholm, R (1, 5) OBP: 0.261, SLG: 0.389		1-2 1B	2-H 3-H 2B 1B			K		K		4	1	2	2	0	2	0
Phil Roof, R (1, 2) OBP: 0.227, SLG: 0.354		FC5 2-3f	F7			F7		F8		4	0	0	0	0	0	3
Jim Kaat, L (1, 1) OBP: 0.333, SLG: 0.553			1-3	1B 1-H 2B		F7		4-3		4	0	1	1	0	0	0
Inning Stats	R: 0 E: 0 K: 2 S: 7 H: 0 LOB: 0 BB: 0 P: 7	R: 0 E: 0 K: 1 S: 7 H: 2 LOB: 2 BB: 0 P: 7	R: 0 E: 0 K: 0 S: 3 H: 0 LOB: 1 BB: 0 P: 4	R: 3 E: 0 K: 0 S: 7 H: 4 LOB: 2 BB: 1 P: 11	R: 0 E: 0 K: 1 S: 5 H: 0 LOB: 1 BB: 1 P: 9	R: 0 E: 0 K: 1 S: 5 H: 0 LOB: 0 BB: 0 P: 5	R: 1 E: 1 K: 0 S: 4 H: 2 LOB: 2 BB: 2 P: 12	R: 0 E: 0 K: 1 S: 5 H: 0 LOB: 0 BB: 0 P: 5	R: 0 E: 0 K: 0 S: 3 H: 1 LOB: 0 BB: 0 P: 3	1B: 7 2B: 3 3B: 0 HR: 0	SF: 0 SAC: 0 DP: 1 HBP: 1						

TOP

Minnesota Twins @ Kansas City Royals

Municipal Stadium, Kansas City, MO

Sat Jun 24 1972, 4:33 AM EDT

Att. 8,916 - Unknown - 84 F

livebaseballscorecards.com

AB	34
R	4
H	9
RBI	4
BB	4
SO	6
LOB	11

WP: 0 PB: 0 SB: 1 CS: 0 PA: 39

PITCHER		IP	WLS	BF	H	R	ER	SO	BB	IBB	HBP	BLK	WP	HR	S	P	ERA	WHIP
Jim Rooker, L ERA: 4.22	(1, 1)	3.2	L	19	6	3	3	3	1	0	1	0	0	0	23	28	7.36	1.909
Al Fitzmorris, R ERA: 3.63	(4, 1)	2.2		13	2	1	1	2	2	1	0	0	0	0	14	26	3.38	1.500
Ted Abernathy, R ERA: 2.25	(7, 1)	1.2		4	0	0	0	1	0	0	0	0	0	0	6	6	0.00	0.000
Tom Burgmeier, L ERA: 2.08	(9, 1)	1.0		3	1	0	0	0	0	0	0	0	0	0	3	3	0.00	1.000

PITCHER	IP	WLS	BF	H	R	ER	SO	BB	IBB	HBP	BLK	WP	HR	S	P	ERA	WHIP

Batter	1	2	3	4	5	6	7	8	9	AB	R	H	RBI	BB	SO	LOB
Freddie Patek, R (1, 6) OBP: 0.301, SLG: 0.337	F3			F8		6-3			6-3	4	0	0	0	0	0	0
Amos Otis, R (1, 8) OBP: 0.358, SLG: 0.382	F8			G5-4-3, 1B			G6-4-3, 1B		G5-4-3, 1B	4	0	3	0	0	0	0
Lou Piniella, R (1, 7) OBP: 0.362, SLG: 0.458	5-3			G5-4-3, 1-2f			G6-4-3, 1-2f		G5-4-3, 1-2f	4	0	0	0	0	0	3
Richie Scheinblum, S (1, 9) OBP: 0.371, SLG: 0.442		5-3			5-3		F7			3	0	0	0	0	0	0
Cookie Rojas, R (1, 4) OBP: 0.311, SLG: 0.341		5-3			F7			1B, E, 1B		3	1	1	0	0	0	0
John Mayberry, L (1, 3) OBP: 0.340, SLG: 0.412		K			1B			E, 1-3, 1B		3	0	2	0	0	1	0
Jerry May, R (1, 2) OBP: 0.325, SLG: 0.389			6-3		F4			FC6-5, FC5-4, 1-3, 3-H		3	0	0	0	0	0	2
Bobby Floyd, R (1, 5) OBP: 0.171, SLG: 0.171			G6-4-3, 1B			1B		FC5-4, 1-2f		3	0	2	0	0	0	1
Jim Rooker, R (1, 1) OBP: 0.154, SLG: 0.154			G6-4-3, 1-2f			6-3		F6		1	0	0	0	0	0	1
Al Fitzmorris, S (4, 1) OBP: 0.316, SLG: 0.188										1	0	0	0	0	0	0
Ted Abernathy, R (7, 1)										0	0	0	0	0	0	0
Carl Taylor, R (8, PH) OBP: 0.333, SLG: 0.364										1	0	0	0	0	0	1
Tom Burgmeier, L (9, 1) OBP: 0.400, SLG: 0.400										0	0	0	0	0	0	0
Inning Stats	R: 0 E: 0 K: 0 S: 3 H: 0 LOB: 0 BB: 0 P: 3	R: 0 E: 0 K: 1 S: 5 H: 0 LOB: 0 BB: 0 P: 5	R: 0 E: 0 K: 0 S: 3 H: 1 LOB: 0 BB: 0 P: 3	R: 0 E: 0 K: 0 S: 3 H: 1 LOB: 0 BB: 0 P: 3	R: 0 E: 0 K: 0 S: 4 H: 1 LOB: 1 BB: 0 P: 4	R: 0 E: 0 K: 0 S: 3 H: 1 LOB: 0 BB: 0 P: 3	R: 0 E: 0 K: 0 S: 3 H: 1 LOB: 0 BB: 0 P: 3	R: 1 E: 1 K: 0 S: 5 H: 2 LOB: 1 BB: 0 P: 5	R: 0 E: 0 K: 0 S: 3 H: 1 LOB: 0 BB: 0 P: 3	1B: 8 2B: 0 3B: 0 HR: 0 SF: 0 SAC: 0 DP: 4 HBP: 0						

PITCHER	IP	WLS	BF	H	R	ER	SO	BB	IBB	HBP	BLK	WP	HR	S	P	ERA	WHIP
Jim Kaat, L (1, 1) ERA: 1.9	9.0	W	30	8	1	0	1	0	0	0	0	0	0	32	32	0.00	0.889

PITCHER	IP	WLS	BF	H	R	ER	SO	BB	IBB	HBP	BLK	WP	HR	S	P	ERA	WHIP

BOTTOM

Minnesota Twins @ Kansas City Royals

Municipal Stadium, Kansas City, MO

Sat Jun 24 1972, 4:33 AM EDT

Att. 8,916 - Unknown - 84 F

livebaseballscorecards.com

AB	30
R	1
H	8
RBI	0
BB	0
SO	1
LOB	8

WP: 0	PA: 30
PB: 0	
SB: 0	
CS: 0	

Batter	1	2	3	4	5	6	7	8	9	AB	R	H	RBI	BB	SO	LOB
Cesar Tovar, R (1, 9) OBP: 0.364, SLG: 0.346	F8	F7		S 1B HBP		S HBP		F5		3	1	0	0	0	0	2
Danny Thompson, R (1, 6) OBP: 0.315, SLG: 0.360	F9		BB HR 1B	1B 1-2 BB		1-2 K			CS BB	3	1	1	0	2	1	1
Rod Carew, L (1, 4) OBP: 0.366, SLG: 0.344	2B		1-2 HR BB	1-3 2-H 1B		6-3			F9	4	1	2	1	1	0	2
Harmon Killebrew, R (1, 3) OBP: 0.366, SLG: 0.426 Rich Reese, L (8, 3) OBP: 0.250, SLG: 0.271	F4		1-H 2-H HR	F4			K		F7 CS 1-2	4 1	1 0	1 0	3 0	0 0	1 0	3 1
Steve Braun, L (1, 7) OBP: 0.347, SLG: 0.381		3-1	6-3		2B		1B			4	0	2	0	0	0	0
Jim Nettles, L (1, 8) OBP: 0.365, SLG: 0.266		E FC4-2 1B	1-3		6-3		F7			4	0	1	0	0	0	2
Eric Soderholm, R (1, 5) OBP: 0.255, SLG: 0.379		E7 FC4-2 1-3 1B	F9		F7		F9			4	1	0	0	0	0	3
Phil Roof, R (1, 2) OBP: 0.217, SLG: 0.337		FC4-2 1B 2-3 3-H		6-3	K			F5		4	0	0	0	0	1	3
Bert Blyleven, R (1, 1) OBP: 0.214, SLG: 0.238 Wayne Granger, R (9, 1) OBP: 0.333, SLG: 0.333		1-2 3-H 1B		K		F9		2-3		4 0	0 0	1 0	1 0	0 0	1 0	0 0
Inning Stats	R: 0 E: 0 K: 0 S: 4 H: 1 LOB: 1 BB: 0 P: 4	R: 1 E: 1 K: 0 S: 6 H: 2 LOB: 2 BB: 0 P: 6	R: 3 E: 0 K: 0 S: 5 H: 2 LOB: 0 BB: 1 P: 9	R: 1 E: 0 K: 1 S: 6 H: 1 LOB: 2 BB: 1 P: 11	R: 0 E: 0 K: 1 S: 6 H: 1 LOB: 1 BB: 1 P: 6	R: 0 E: 0 K: 1 S: 5 H: 0 LOB: 1 BB: 0 P: 6	R: 0 E: 0 K: 1 S: 6 H: 1 LOB: 1 BB: 0 P: 6	R: 0 E: 0 K: 0 S: 3 H: 0 LOB: 0 BB: 0 P: 3	R: 0 E: 0 K: 0 S: 2 H: 0 LOB: 0 BB: 1 P: 6	1B: 5 2B: 2 3B: 0 HR: 1	SF: 0 SAC: 0 DP: 0 HBP: 2						

TOP

Minnesota Twins @ Kansas City Royals

Municipal Stadium, Kansas City, MO

Sun Jun 25 1972, 4:33 AM EDT

Unknown - 82 F

livebaseballscorecards.com

AB	35
R	5
H	8
RBI	5
BB	3
SO	4
LOB	17

		WP: 0	PA: 41
		PB: 0	
		SB: 2	
		CS: 1	

PITCHER		IP	WLS	BF	H	R	ER	SO	BB	IBB	HBP	BLK	WP	HR	S	P	ERA	WHIP
Dick Drago, R ERA: 2.43	(1, 1)	5.0	L	26	7	5	4	2	2	0	1	0	0	1	27	36	7.20	1.800
Mike Hedlund, R ERA: 3.99	(6, 1)	3.0		11	1	0	0	2	0	0	1	0	0	0	14	15	0.00	0.333
Ted Abernathy, R ERA: 2.12	(9, 1)	1.0		3	0	0	0	0	1	0	0	0	0	0	2	6	0.00	1.000

PITCHER		IP	WLS	BF	H	R	ER	SO	BB	IBB	HBP	BLK	WP	HR	S	P	ERA	WHIP

BOTTOM

Minnesota Twins @ Kansas City Royals

Municipal Stadium, Kansas City, MO

Sun Jun 25 1972, 4:33 AM EDT

Unknown - 82 F

Batter	1	2	3	4	5	6	7	8	9	AB	R	H	RBI	BB	SO	LOB
Freddie Patek, R (1, 6) OBP: 0.299, SLG: 0.333	F7		F4			F9		1B S 1B	G5-4-3 1-2f	5	0	1	0	0	0	3
Amos Otis, R (1, 8) OBP: 0.361, SLG: 0.385	CS 1B			K		4-3		1-3 1B		4	0	2	0	0	1	0
Lou Piniella, R (1, 7) OBP: 0.356, SLG: 0.450	F9			F9		F9		F8		4	0	0	0	0	0	3
Ed Kirkpatrick, L (1, 2) OBP: 0.397, SLG: 0.467	CS 1-2	K		K			FC3-6 HBP		BB 1B 1B	3	1	1	0	0	2	0
Richie Scheinblum, S (1, 9) OBP: 0.368, SLG: 0.436		K			4-3		FC3-6 1B 1-2f		1-2 BB 1B	4	1	1	0	0	1	1
John Mayberry, L (1, 3) OBP: 0.348, SLG: 0.417		G3			1B		G4-6-3 1-3 1B		BB 1B SF7 1-2 2-3 BB	3	1	2	0	1	0	0
Cookie Rojas, R (1, 4) OBP: 0.314, SLG: 0.344			1B		F7		G4-6-3 1-2f		BB 1-2 2-H 3-H 1B	4	0	2	2	0	0	3
Bobby Floyd, R (1, 5) OBP: 0.189, SLG: 0.189 Steve Hovley, L (8, PH) OBP: 0.278, SLG: 0.301 Bobby Knoop, R (9, 5) OBP: 0.421, SLG: 0.313			K		1-2 1B			F9	G5-4-3 1-2 2-3 BB	2 1 0	0 0 0	1 0 0	0 0 0	0 0 1	1 0 0	1 0 0
Dick Drago, R (1, 1) OBP: 0.121, SLG: 0.065 Joe Keough, L (5, PH) OBP: 0.353, SLG: 0.267 Mike Hedlund, R (6, 1) OBP: 0.357, SLG: 0.357 Gail Hopkins, L (8, PH) OBP: 0.200, SLG: 0.179 Ted Abernathy, R (9, 1) Carl Taylor, R (9, PH) OBP: 0.320, SLG: 0.364			K		3-1			G3	SF7 3-H	1 1 0 1 0 0	0 0 0 0 0 0	0 0 0 0 0 1	0 0 0 0 0 0	1 0 0 0 0 0	1 2 0 0 0 0	1 0 0 0 0 0
Inning Stats	R: 0 E: 0 K: 0 S: 3 H: 1 LOB: 0 BB: 0 P: 3	R: 0 E: 0 K: 2 S: 7 H: 0 LOB: 0 BB: 0 P: 7	R: 0 E: 0 K: 2 S: 8 H: 1 LOB: 1 BB: 0 P: 8	R: 0 E: 0 K: 2 S: 7 H: 0 LOB: 0 BB: 0 P: 7	R: 0 E: 0 K: 0 S: 5 H: 2 LOB: 2 BB: 0 P: 5	R: 0 E: 0 K: 0 S: 3 H: 0 LOB: 0 BB: 0 P: 3	R: 0 E: 0 K: 0 S: 3 H: 1 LOB: 1 BB: 0 P: 4	R: 0 E: 0 K: 0 S: 5 H: 2 LOB: 2 BB: 0 P: 5	R: 3 E: 0 K: 0 S: 5 H: 3 LOB: 1 BB: 2 P: 13	1B: 10 2B: 0 3B: 0 HR: 0	SF: 1 SAC: 0 DP: 2 HBP: 1					

livebaseballscorecards.com

AB	33
R	3
H	10
RBI	3
BB	2
SO	6
LOB	14

PITCHER		IP	WLS	BF	H	R	ER	SO	BB	IBB	HBP	BLK	WP	HR	S	P	ERA	WHIP
Bert Blyleven, R ERA: 2.98	(1, 1)	8.0	W	33	9	3	3	6	1	0	1	0	0	0	43	48	3.38	1.250
Wayne Granger, R ERA: 0.49	(9, 1)	1.0	S	4	1	0	0	0	1	0	0	0	0	0	3	7	0.00	2.000

PITCHER	IP	WLS	BF	H	R	ER	SO	BB	IBB	HBP	BLK	WP	HR	S	P	ERA	WHIP

Minnesota Twins @ Kansas City Royals

Municipal Stadium, Kansas City, MO

Sun Jun 25 1972, 4:38 AM EDT

Att. 14,777 - Unknown - 85 F

livebaseballscorecards.com

Batter	1	2	3	4	5	6	7	8	9	AB	R	H	RBI	BB	SO	LOB
Jim Nettles, L (1, 8)	0-0 2-3 1B 1B	0-0 L6 ③		0-3 K ②		0-0 G6-4-3 ②③ 1-2f			0-0 G6-4-3 ②③ 1-2f	3	0	1	0	0	1	2
Bobby Darwin, R (6, PH) (6, 8) OBP: 0.311, SLG: 0.397										2	0	0	0	0	0	3
Danny Thompson, R (1, 6) OBP: 0.318, SLG: 0.363	0-0 2-3 1-2 1B		0-0 F8 ①	0-0 1B			0-0 F4 ①			4	0	2	0	0	0	0
Rod Carew, L (1, 4) OBP: 0.364, SLG: 0.343	0-0 2-3 ①② 1-2 2-3		0-0 1B 3B 1B	0-0 1-3 ③			0-0 6-3 ②			4	1	1	0	0	0	3
Steve Braun, L (1, 7) OBP: 0.344, SLG: 0.378	0-0 3-1 ③		0-0 1-3 3B 1B		0-0 1-3 ①		0-0 F9 ③			4	1	1	0	0	0	1
Rich Reese, L (1, 3) OBP: 0.250, SLG: 0.308		0-0 E3 BB 1B	0-0 CS 1-H 3-H 3B		0-0 1-3 ②			0-3 K ①		4	1	1	2	0	1	0
Charlie Manuel, L (1, 9) OBP: 0.257, SLG: 0.258		B B B B 4-0 1B 1-2 BB	B B B 4-0 HBP BB		0-3 K ③			0-0 6-3 ②		1	0	0	0	2	1	0
Rick Dempsey, R (6, 2) OBP: 0.304, SLG: 0.225										1	0	0	0	0	0	0
Eric Soderholm, R (1, 5) OBP: 0.261, SLG: 0.374		0-0 B1 ①	H 1-0 1-2 HBP			B B B B 4-0 1B BB		0-0 F4 ③		2	0	0	0	1	0	2
George Mitterwald, R (1, 2) OBP: 0.192, SLG: 0.188		0-0 1-2 2-H 1B	S S S 0-3 K ②			0-0 G6-4-3 1-2 1B			B B B B 4-0 FC6-4 BB	3	0	2	1	0	1	3
Tom Norton, R (6, 1)										0	0	0	0	0	0	0
Dan Monzon, R (9, PH) OBP: 0.316, SLG: 0.235										0	0	0	0	1	0	0
Dick Woodson, R (1, 1) OBP: 0.129, SLG: 0.100		S S S 0-3 K ②	0-0 CS ③ 3-H	S S S 0-3 K ①		0-0 F4 ①			0-0 FC6-4 G6-4-3 ① 1-2f	2	0	0	0	0	2	2
Dave LaRoche, L (5, 1)										0	0	0	0	0	0	0
Cesar Tovar, R (6, PH) (6, 9) OBP: 0.361, SLG: 0.342										2	0	0	0	0	0	3
Inning Stats	R: 0 E: 0 K: 0 S: 4 H: 2 LOB: 1 BB: 0 P: 4	R: 1 E: 1 K: 1 S: 7 H: 1 LOB: 2 BB: 1 P: 11	R: 2 E: 0 K: 1 S: 7 H: 3 LOB: 2 BB: 1 P: 12	R: 0 E: 0 K: 2 S: 8 H: 1 LOB: 1 BB: 0 P: 8	R: 0 E: 0 K: 1 S: 5 H: 0 LOB: 0 BB: 0 P: 5	R: 0 E: 0 K: 0 S: 3 H: 1 LOB: 1 BB: 1 P: 7	R: 0 E: 0 K: 0 S: 3 H: 0 LOB: 0 BB: 0 P: 3	R: 0 E: 0 K: 1 S: 5 H: 0 LOB: 0 BB: 0 P: 5	R: 0 E: 0 K: 0 S: 2 H: 0 LOB: 0 BB: 1 P: 6	1B: 7 2B: 0 3B: 1 HR: 0	SF: 0 SAC: 0 DP: 2 HBP: 1						

AB	32
R	3
H	8
RBI	3
BB	4
SO	6
LOB	19

WP: 0 PB: 0 SB: 0 CS: 1 PA: 38

PITCHER		IP	WLS	BF	H	R	ER	SO	BB	IBB	HBP	BLK	WP	HR	S	P	ERA	WHIP
Tom Murphy, R (1, 1) ERA: 5.27		2.1		16	6	3	2	1	2	0	1	0	0	0	15	24	7.71	3.429
Roger Nelson, R (3, 1) ERA: 0.96		2.2	W	8	1	0	0	4	0	0	0	0	0	0	16	16	0.00	0.375
Tom Burgmeier, L (6, 1) ERA: 1.8		4.0	S	13	1	0	0	1	2	0	0	0	0	0	13	21	0.00	0.750

PITCHER	IP	WLS	BF	H	R	ER	SO	BB	IBB	HBP	BLK	WP	HR	S	P	ERA	WHIP

BOTTOM

Minnesota Twins @ Kansas City Royals

Municipal Stadium, Kansas City, MO

Sun Jun 25 1972, 4:38 AM EDT

Att. 14,777 - Unknown - 85 F

livebaseballscorecards.com

Batter	1	2	3	4	5	6	7	8	9	AB	R	H	RBI	BB	SO	LOB
Freddie Patek, R (1, 6) OBP: 0.306, SLG: 0.337	1B		FC5-4 1B		K	S 2B BB		F9		4	1	2	0	1	1	4
Amos Otis, R (1, 8) OBP: 0.366, SLG: 0.392	WP BB 1B		F7		1-2 2-3 2B BB	WP 1-H 2B		F7		4	1	2	1	1	0	3
Lou Piniella, R (1, 7) OBP: 0.356, SLG: 0.453	L5		FC5-4 1-2f		1-H 2-H 3-H 1B 2B	1-6-3 2-3				3	1	1	3	0	0	2
Steve Hovley, L (6, PH) OBP: 0.275, SLG: 0.297 (7, 7)										1	0	0	0	0	0	1
Ed Kirkpatrick, L (1, 2) OBP: 0.400, SLG: 0.459	WP 1-2 BB			K	1B HR BB	1-6-3				2	1	0	0	2	1	0
Richie Scheinblum, S (1, 9) OBP: 0.372, SLG: 0.438	F6 1-2 2-3			6-3	HR 1-2 2-H 1B	L6-3 1B				4	1	2	1	0	0	2
John Mayberry, L (1, 3) OBP: 0.351, SLG: 0.435		L4-3 1B		6-3	HR 1-H 2-H	L6-3 1-2				4	1	2	3	0	0	1
Cookie Rojas, R (1, 4) OBP: 0.314, SLG: 0.344		F6			BB 2B 1B			BB 1B BB		3	1	1	0	0	1	1
Bobby Knoop, R (7, 4) OBP: 0.450, SLG: 0.313					K					0	0	0	0	1	0	0
Bobby Floyd, R (1, 5) OBP: 0.195, SLG: 0.175		L4-3 1-2			BB 1-2 2B BB	6-3		F5		3	1	0	0	1	0	2
Tom Murphy, R (1, 1)										0	0	0	0	0	0	0
Roger Nelson, R (3, 1) OBP: 0.333, SLG: 0.333										1	0	0	0	0	1	0
Joe Keough, L (5, PH) OBP: 0.333, SLG: 0.250										1	0	0	0	0	1	2
Tom Burgmeier, L (6, 1) OBP: 0.429, SLG: 0.429										2	0	1	0	0	1	0
Inning Stats	R: 0 E: 0 K: 0 S: 4 H: 2 LOB: 2 BB: 1 P: 8	R: 0 E: 0 K: 0 S: 3 H: 1 LOB: 0 BB: 0 P: 3	R: 0 E: 0 K: 1 S: 6 H: 1 LOB: 1 BB: 0 P: 6	R: 0 E: 0 K: 1 S: 5 H: 0 LOB: 0 BB: 0 P: 5	R: 7 E: 0 K: 3 S: 13 H: 4 LOB: 0 BB: 3 P: 25	R: 1 E: 0 K: 1 S: 6 H: 1 LOB: 1 BB: 1 P: 10	R: 0 E: 0 K: 0 S: 3 H: 1 LOB: 0 BB: 0 P: 3	R: 0 E: 0 K: 0 S: 4 H: 1 LOB: 2 BB: 1 P: 8		1B: 8 2B: 4 3B: 0 HR: 1	SF: 0 SAC: 0 DP: 2 HBP: 0						

AB	32
R	8
H	11
RBI	8
BB	6
SO	6
LOB	18

WP: 2 PB: 0 SB: 1 CS: 0 PA: 38

PITCHER		IP	WLS	BF	H	R	ER	SO	BB	IBB	HBP	BLK	WP	HR	S	P	ERA	WHIP
Dick Woodson, R ERA: 3.35	(1, 1)	4.2	L	21	6	4	4	4	3	0	0	0	1	0	26	38	7.71	1.929
Dave LaRoche, L ERA: 3.15	(5, 1)	0.1		4	2	3	3	1	1	0	0	0	0	1	5	9	81.00	9.000
Tom Norton, R ERA: 2.1	(6, 1)	3.0		13	3	1	1	1	2	0	0	0	1	0	13	21	3.00	1.667

PITCHER	IP	WLS	BF	H	R	ER	SO	BB	IBB	HBP	BLK	WP	HR	S	P	ERA	WHIP

Batter	1	2	3	4	5	6	7	8	9	AB	R	H	RBI	BB	SO	LOB
Sandy Alomar Sr., S (1, 4) OBP: 0.327, SLG: 0.333	F8		F7		F8			E6 1B HR		4	1	0	0	0	0	3
Ken Berry, R (1, 8) OBP: 0.374, SLG: 0.380	4-3 1B		6-3			F7		E1 HR 1B 1-3 2-H		4	1	2	0	0	0	1
Vada Pinson, L (1, 7) OBP: 0.330, SLG: 0.391	4-3 1-2			F9		F9		HR 1-H 3-H		4	1	1	3	0	0	1
Bob Oliver, R (1, 3) OBP: 0.315, SLG: 0.464 Lloyd Allen, R (8, 1) OBP: 0.286, SLG: 0.286	L5			F7		K		F2		4 0	0 0	0 0	0 0	0 0	1 0	1 0
Ken McMullen, R (1, 5) OBP: 0.341, SLG: 0.365		G4-3 1B		BB			G6-3 1B	5-3		3	0	2	0	1	0	0
Leroy Stanton, R (1, 9) OBP: 0.288, SLG: 0.444		G4-3 1-2f		F9			F9		FC3-6 BB 1B	4	0	1	0	0	0	3
Leo Cardenas, R (1, 6) OBP: 0.255, SLG: 0.261		K			F8		G6-3 1-2f		FC3-6 BB 1-2	3	0	0	0	1	1	1
Jeff Torborg, R (1, 2) OBP: 0.288, SLG: 0.267 John Stephenson, L (8, PH) OBP: 0.478, SLG: 0.425 (8, 2)			SH5-4 BB		6-3			1B G3 E 1B	FC3-6 G4-6-3 1-2f 2-3	1 2	0 1	0 1	0 0	1 0	0 0	0 2
Don Rose, R (1, 1) OBP: 0.250, SLG: 0.625 Eddie Fisher, R (6, 1) OBP: 0.143, SLG: 0.143 Jim Spencer, L (8, PH) OBP: 0.227, SLG: 0.252 (8, 3)			SH5-4 1-2		1B			G3 1-2	G4-6-3 1-2f	1 0 2	0 0 0	1 0 0	0 0 0	0 0 0	0 0 3	0 0 3
Inning Stats	R: 0 E: 0 K: 0 S: 4 H: 1 LOB: 1 BB: 0 P: 4	R: 0 E: 0 K: 1 S: 5 H: 1 LOB: 0 BB: 0 P: 5	R: 0 E: 0 K: 0 S: 3 H: 0 LOB: 1 BB: 0 P: 7	R: 0 E: 0 K: 0 S: 3 H: 0 LOB: 1 BB: 1 P: 7	R: 0 E: 0 K: 0 S: 4 H: 1 LOB: 1 BB: 0 P: 4	R: 0 E: 0 K: 1 S: 5 H: 0 LOB: 0 BB: 0 P: 5	R: 0 E: 0 K: 0 S: 3 H: 1 LOB: 0 BB: 0 P: 3	R: 4 E: 2 K: 0 S: 7 H: 3 LOB: 0 BB: 0 P: 7	R: 0 E: 0 K: 0 S: 3 H: 1 LOB: 1 BB: 1 P: 7	1B: 7 2B: 0 3B: 0 HR: 1 SF: 0 SAC: 1 DP: 3 HBP: 0						

PITCHER		IP	WLS	BF	H	R	ER	SO	BB	IBB	HBP	BLK	WP	HR	S	P	ERA	WHIP
Ray Corbin, R ERA: 1.75	(1, 1)	7.1	W	29	6	3	3	2	2	0	0	0	0	0	31	39	3.68	1.091
Wayne Granger, R ERA: 0.7	(8, 1)	1.2	S	7	2	1	0	0	1	0	0	0	0	1	6	10	0.00	1.800

PITCHER		IP	WLS	BF	H	R	ER	SO	BB	IBB	HBP	BLK	WP	HR	S	P	ERA	WHIP

TOP

California Angels @ Minnesota Twins

Metropolitan Stadium, Bloomington , MI

Mon Jun 26 1972, 4:33 AM EDT

Att. 12,803 - Unknown - 80 F

livebaseballscorecards.com

AB	32
R	4
H	8
RBI	3
BB	3
SO	2
LOB	15

WP: 0 PA: 36
PB: 0
SB: 0
CS: 0

California Angels @ Minnesota Twins

Metropolitan Stadium, Bloomington , MI

Mon Jun 26 1972, 4:33 AM EDT

Att. 12,803 - Unknown - 80 F

BOTTOM

livebaseballscorecards.com

Batter	1	2	3	4	5	6	7	8	9	AB	R	H	RBI	BB	SO	LOB
Cesar Tovar, R (1, 9) OBP: 0.362, SLG: 0.344	G1 6-3 1B		G2		6-3	S 1B 3-H		5-3		5	0	2	1	0	0	0
Danny Thompson, R (1, 6) OBP: 0.320, SLG: 0.368	6-3 1-2		5-3		1B FC6-2 1B	F2 1-2		6-3 2B		5	0	2	0	0	0	2
Rod Carew, L (1, 4) OBP: 0.368, SLG: 0.345	G1 2-3		1B 1B		FC6-2 1-3 1B		BBBB SH3 PB HR BB	6-3 2-3		4	1	2	0	1	0	2
Harmon Killebrew, R (1, 3) Dan Monzon, R (7, PR) OBP: 0.316, SLG: 0.235 Rich Reese, L (8, 3) OBP: 0.246, SLG: 0.302	SSS K		BB 1B 1-3		FC6-2 1-2 3-H		BBBB SH3 HR BB 1-2	F8		3 0 1	0 1 0	1 0 0	0 0 0	1 0 0	1 0 0	3 0 1
Steve Braun, L (1, 7) OBP: 0.350, SLG: 0.379		BB E 1B	BBBB 1-2 BB		G3		SH3 1-2 2-3			2	1	1	0	1	0	2
Jim Nettles, L (1, 8) OBP: 0.379, SLG: 0.286		BBBB FC4-6 1-2 BB	F6			2B 2B	IIII HR IBB			2	2	1	0	2	0	3
Eric Soderholm, R (1, 5) OBP: 0.266, SLG: 0.392		FC4-6 1-2f 2-H	BBBB G6-3 BB		SSS K	1-H 2-H 3-H HR				3	1	1	4	1	1	2
Phil Roof, R (1, 2) OBP: 0.219, SLG: 0.344		SSS K	G6-3 1-2f		3-1 1B 2-H 2B		5-3			4	1	1	1	0	1	3
Ray Corbin, R (1, 1) Wayne Granger, R (8, 1) OBP: 0.333, SLG: 0.333		SSS K	SSS K		3-1 2-3		SSS K			4 0	0 0	0 0	0 0	0 0	3 0	3 0
Inning Stats	R: 0 H: 1 E: 0 LOB: 1 K: 1 BB: 0 S: 6 P: 6	R: 1 H: 1 E: 1 LOB: 1 K: 2 BB: 1 S: 8 P: 12	R: 0 H: 2 E: 0 LOB: 3 K: 0 BB: 1 S: 5 P: 9	R: 0 H: 0 E: 0 LOB: 0 K: 1 BB: 1 S: 4 P: 8	R: 0 H: 2 E: 0 LOB: 2 K: 0 BB: 0 S: 5 P: 5	R: 2 H: 3 E: 0 LOB: 1 K: 1 BB: 0 S: 8 P: 8	R: 4 H: 1 E: 0 LOB: 1 K: 1 BB: 3 S: 6 P: 18	R: 0 H: 1 E: 0 LOB: 1 K: 0 BB: 0 S: 4 P: 4		1B: 7 SF: 0 2B: 3 SAC: 1 3B: 0 DP: 1 HR: 1 HBP: 0					WP: 0 PA: 40 PB: 1 SB: 1 CS: 0	

	AB	33
	R	7
	H	11
	RBI	6
	BB	6
	SO	6
	LOB	21

PITCHER		IP	WLS	BF	H	R	ER	SO	BB	IBB	HBP	BLK	WP	HR	S	P	ERA	WHIP
Don Rose, R ERA: 4.25	(1, 1)	5.2	L	28	9	3	2	5	3	0	0	0	0	0	35	47	3.18	2.118
Eddie Fisher, R ERA: 4.74	(6, 1)	1.1		8	1	4	4	1	2	1	0	0	0	1	7	19	27.00	2.250
Lloyd Allen, R ERA: 2.11	(8, 1)	1.0		4	1	0	0	0	0	0	0	0	0	0	4	4	0.00	1.000

PITCHER	IP	WLS	BF	H	R	ER	SO	BB	IBB	HBP	BLK	WP	HR	S	P	ERA	WHIP

Batter	1	2	3	4	5	6	7	8	9	AB	R	H	RBI	BB	SO	LOB
Sandy Alomar Sr., S (1, 4) OBP: 0.329, SLG: 0.335	SH3-4 1B		P4		6-3		3-H 1B		5-3	5	0	2	1	0	0	0
Ken Berry, R (1, 8) OBP: 0.377, SLG: 0.391	SH3-4 1-2		2B			L4	G3		1B	4	0	2	0	0	0	1
Vada Pinson, L (1, 9) (8, 7) OBP: 0.327, SLG: 0.391	F2		F8			F8		F9 1B 2B	F7	5	1	1	0	0	0	3
Bob Oliver, R (1, 3) OBP: 0.314, SLG: 0.464	3-1			F7		2B		2-3 F9		4	0	1	0	0	0	2
Jim Spencer, L (1, 7) OBP: 0.236, SLG: 0.254 Leroy Stanton, R (8, PR) (8, 9) OBP: 0.288, SLG: 0.444		6-3		6-3		BB		3-H 1B		3 0	0 0	1 0	1 0	1 0	0 0	0 0
Ken McMullen, R (1, 5) OBP: 0.343, SLG: 0.382		HR		1B		1-3		K		4	1	2	1	0	1	3
John Stephenson, L (1, 2) OBP: 0.460, SLG: 0.409		K		4-3			P5	1-3 1B		4	0	1	0	0	1	1
Leo Cardenas, R (1, 6) OBP: 0.251, SLG: 0.257		K			1-3		5-3	4-3		4	0	0	0	0	1	2
Nolan Ryan, R (1, 1) OBP: 0.189, SLG: 0.250		K			P4		1B 3B		6-3	4	1	1	0	0	1	0
Inning Stats	R: 0 E: 0 K: 0 S: 4 H: 1 LOB: 1 BB: 0 P: 4	R: 1 E: 0 K: 2 S: 8 H: 1 LOB: 0 BB: 0 P: 8	R: 0 E: 0 K: 1 S: 6 H: 1 LOB: 0 BB: 0 P: 6	R: 0 E: 0 K: 0 S: 4 H: 1 LOB: 1 BB: 0 P: 4	R: 0 E: 0 K: 0 S: 3 H: 0 LOB: 0 BB: 0 P: 3	R: 0 E: 0 K: 0 S: 4 H: 1 LOB: 2 BB: 1 P: 8	R: 1 E: 0 K: 0 S: 5 H: 2 LOB: 1 BB: 0 P: 5	R: 1 E: 0 K: 1 S: 8 H: 3 LOB: 2 BB: 0 P: 8	R: 0 E: 0 K: 0 S: 4 H: 1 LOB: 1 BB: 0 P: 4	1B: 6 2B: 3 3B: 1 HR: 1 SF: 0 SAC: 1 DP: 0 HBP: 0						

PITCHER	IP	WLS	BF	H	R	ER	SO	BB	IBB	HBP	BLK	WP	HR	S	P	ERA	WHIP
Jim Perry, R (1, 1) ERA: 3.51	7.0	L	30	8	3	3	3	1	0	0	0	0	1	35	39	3.86	1.286
Tom Norton, R (8, 1) ERA: 2.03	1.0		5	2	0	0	1	0	0	0	0	0	0	7	7	0.00	2.000
Dave LaRoche, L (9, 1) ERA: 3.07	1.0		4	1	0	0	0	0	0	0	0	0	0	4	4	0.00	1.000

PITCHER	IP	WLS	BF	H	R	ER	SO	BB	IBB	HBP	BLK	WP	HR	S	P	ERA	WHIP

TOP

California Angels @ Minnesota Twins

Metropolitan Stadium, Bloomington , MI

Tue Jun 27 1972, 8:05 PM EDT

Att. 6,815 - Unknown

livebaseballscorecards.com

AB	37
R	3
H	11
RBI	3
BB	1
SO	4
LOB	12

WP: 0 PB: 0 SB: 0 CS: 0 PA: 39

California Angels @ Minnesota Twins

Metropolitan Stadium, Bloomington , MI

Tue Jun 27 1972, 8:05 PM EDT

Att. 6,815 - Unknown

livebaseballscorecards.com

BOTTOM

Batter	1	2	3	4	5	6	7	8	9	AB	R	H	RBI	BB	SO	LOB
Cesar Tovar, R (1, 9) OBP: 0.357, SLG: 0.338	F7		K			F7		K		4	0	0	0	0	2	1
Danny Thompson, R (1, 6) OBP: 0.323, SLG: 0.368	WP 1B BB		1B			6-3		G4-6-3 1-2f		3	1	1	0	1	0	1
Rod Carew, L (1, 4) OBP: 0.371, SLG: 0.353	CS WP 1-H 1B		K			2B			K	4	0	2	1	0	2	1
Harmon Killebrew, R (1, 3) OBP: 0.375, SLG: 0.425	1-2 BB			2B 7-5-4-6 1B		BB			6-3	2	0	1	0	2	0	0
Steve Braun, L (1, 7) OBP: 0.354, SLG: 0.396	F9			7-5-4-6 1-3 2B		G3			2B	4	0	2	0	0	0	4
Jim Nettles, L (1, 8) OBP: 0.374, SLG: 0.276	CS 2-3	F8		7-5-4-6 2-3f 3-Hf				G5-4-3 BB	K	3	0	0	0	1	1	3
Eric Soderholm, R (1, 5) OBP: 0.262, SLG: 0.385		F9			F8		G5-4-3 1-2f			3	0	0	0	0	0	1
Phil Roof, R (1, 2) OBP: 0.214, SLG: 0.337		1-3			1-3		K			2	0	0	0	0	0	0
Charlie Manuel, L (7, PH) OBP: 0.250, SLG: 0.250										1	0	0	0	0	1	0
Rick Dempsey, R (8, 2) OBP: 0.304, SLG: 0.225										0	0	0	0	0	0	0
Jim Perry, S (1, 1) OBP: 0.286, SLG: 0.250			2-3		K		BB			2	0	0	0	0	1	0
Tom Norton, R (8, 1)										0	0	0	0	0	0	0
Rich Reese, L (8, PH) OBP: 0.259, SLG: 0.302										0	0	0	0	1	0	0
Dave LaRoche, L (9, 1)										0	0	0	0	0	0	0
Inning Stats	R: 1 H: 1 E: 0 LOB: 1 K: 0 BB: 2 S: 3 P: 11	R: 0 H: 0 E: 0 LOB: 0 K: 0 BB: 0 S: 3 P: 3	R: 0 H: 1 E: 0 LOB: 1 K: 2 BB: 0 S: 8 P: 8	R: 0 H: 2 E: 0 LOB: 0 K: 0 BB: 0 S: 3 P: 3	R: 0 H: 0 E: 0 LOB: 0 K: 1 BB: 0 S: 5 P: 5	R: 0 H: 1 E: 0 LOB: 2 K: 0 BB: 1 S: 4 P: 8	R: 0 H: 0 E: 0 LOB: 0 K: 1 BB: 1 S: 4 P: 8	R: 0 H: 0 E: 0 LOB: 0 K: 1 BB: 1 S: 4 P: 8	R: 0 H: 1 E: 0 LOB: 1 K: 2 BB: 0 S: 8 P: 8	1B: 3 SF: 0 2B: 3 SAC: 0 3B: 1 DP: 2 HR: 0 HBP: 0						

	AB	28
	R	1
	H	6
	RBI	1
	BB	5
	SO	7
	LOB	11

WP: 2 PA: 34
PB: 0
SB: 0
CS: 1

PITCHER		IP	WLS	BF	H	R	ER	SO	BB	IBB	HBP	BLK	WP	HR	S	P	ERA	WHIP
Nolan Ryan, R ERA: 2.66	(1, 1)	9.0	W	33	6	1	1	7	5	0	0	0	2	0	42	62	1.00	1.222

PITCHER	IP	WLS	BF	H	R	ER	SO	BB	IBB	HBP	BLK	WP	HR	S	P	ERA	WHIP

Batter	1	2	3	4	5	6	7	8	9	AB	R	H	RBI	BB	SO	LOB
Sandy Alomar Sr., S (1, 4) OBP: 0.330, SLG: 0.336	1-3	F4			1B		HR 1B	E1 2-H		5	1	2	0	0	0	1
Ken Berry, R (1, 8) OBP: 0.385, SLG: 0.420	E3 1B 1B		3B 1B		1-3 1-3 1B		1-H HR	F3		5	3	3	2	0	0	1
Andy Kosco, R (1, 7) OBP: 0.264, SLG: 0.429					1-3 1-2		FC5-4 1B		1-3	4	1	3	1	0	0	1
Vada Pinson, L (7, PR) OBP: 0.326, SLG: 0.389 (7, 7) (7, 9)	1B 1B 1-2 1B		WP 1-H 3B							1	0	0	0	0	0	0
Bob Oliver, R (1, 3) OBP: 0.312, SLG: 0.459	1B 1-2 2-H 1B		F5 3-H		F8		FC5-4 BB 1-2f		4-3	5	0	1	1	0	0	2
Ken McMullen, R (1, 5) OBP: 0.349, SLG: 0.384	G4-6-3 1-2 2-3 1B	K			F9	B B B B FC6-4 1-2 BB			1B	4	0	2	0	1	1	0
Syd O'Brien, R (9, PR) OBP: 0.281, SLG: 0.379										0	0	0	0	0	0	0
Leroy Stanton, R (1, 9) OBP: 0.282, SLG: 0.434	G4-6-3 1-2f	6-3			E6 F8		FC6-4 1-2f		1-3	4	0	0	0	0	0	5
Tom Dukes, R (7, 1)										0	0	0	0	0	0	0
Winston Llenas, R (9, PH) OBP: 0.333, SLG: 0.306										1	0	0	0	0	0	1
Leo Cardenas, R (1, 6) OBP: 0.247, SLG: 0.252		6-3		F2		F8 2-3		6-3		4	0	0	0	0	0	1
Art Kusnyer, R (1, 2) OBP: 0.261, SLG: 0.248		WP 1B		G4-6-3 1B		F9		F4		4	0	2	0	0	0	1
John Stephenson, L (8, 2) OBP: 0.460, SLG: 0.409										0	0	0	0	0	0	0
Clyde Wright, R (1, 1) OBP: 0.206, SLG: 0.333		K 1-2		G4-6-3 1-2f			5-3	E 2B		2	0	0	0	0	1	2
Curt Motton, R (7, PH) OBP: 0.188, SLG: 0.333										1	0	0	0	0	0	0
Eddie Fisher, R (7, 1) OBP: 0.143, SLG: 0.143										0	0	0	0	0	0	0
Jim Spencer, L (7, 7) OBP: 0.242, SLG: 0.269										1	1	1	0	0	0	0
Inning Stats	R: 1 H: 3 E: 1 LOB: 2 K: 0 BB: 0 S: 6 P: 6	R: 0 H: 1 E: 0 LOB: 1 K: 1 BB: 0 S: 6 P: 6	R: 2 H: 2 E: 0 LOB: 0 K: 1 BB: 0 S: 7 P: 7	R: 0 H: 1 E: 0 LOB: 0 K: 0 BB: 0 S: 3 P: 3	R: 0 H: 2 E: 0 LOB: 1 K: 0 BB: 0 S: 4 P: 4	R: 0 H: 0 E: 1 LOB: 1 K: 0 BB: 0 S: 4 P: 4	R: 2 H: 3 E: 0 LOB: 2 K: 0 BB: 1 S: 6 P: 10	R: 1 H: 1 E: 1 LOB: 1 K: 0 BB: 0 S: 5 P: 5	R: 0 H: 1 E: 0 LOB: 1 K: 0 BB: 0 S: 4 P: 4	1B: 11 SF: 0 2B: 1 SAC: 0 3B: 1 DP: 2 HR: 1 HBP: 0						

TOP

California Angels @ Minnesota Twins

Metropolitan Stadium, Bloomington , MI

Wed Jun 28 1972, 4:33 AM EDT

Att. 6,475 - Unknown

livebaseballscorecards.com

AB	41
R	6
H	14
RBI	4
BB	1
SO	2
LOB	15

WP: 2 PA: 42
PB: 0
SB: 0
CS: 0

PITCHER		IP	WLS	BF	H	R	ER	SO	BB	IBB	HBP	BLK	WP	HR	S	P	ERA	WHIP
Jim Kaat, L ERA: 2.04	(1, 1)	6.1		28	10	4	3	2	0	0	0	0	2	0	32	32	4.26	1.579
Wayne Granger, R ERA: 0.9	(7, 1)	1.2	W	10	3	2	1	0	1	0	0	0	0	1	9	13	5.40	2.400
Tom Norton, R ERA: 1.98	(9, 1)	0.2		3	1	0	0	0	0	0	0	0	0	0	3	3	0.00	1.500
Bob Gebhard, R ERA: 3.86	(9, 1)	0.1	S	1	0	0	0	0	0	0	0	0	0	0	1	1	0.00	0.000

PITCHER	IP	WLS	BF	H	R	ER	SO	BB	IBB	HBP	BLK	WP	HR	S	P	ERA	WHIP

Batter	1	2	3	4	5	6	7	8	9	AB	R	H	RBI	BB	SO	LOB
Cesar Tovar, R (1, 9) OBP: 0.357, SLG: 0.339	F3	FC6-4 1B 1-2f		5-3			4-3 SH1-4 1B 1B	1-2 3-H 1B		5	1	2	1	0	0	1
Danny Thompson, R (1, 6) OBP: 0.330, SLG: 0.394	3B 2B	1-3 1B		HR			SH1-4 1-2	L6 2-3		4	2	3	1	0	0	2
Rod Carew, L (1, 4) OBP: 0.365, SLG: 0.346	6-3	4-3		4-3			4-3 2-3			4	0	0	0	0	0	4
Harmon Killebrew, R (1, 3) OBP: 0.382, SLG: 0.446 Rich Reese, L (7, PR) OBP: 0.259, SLG: 0.302 (8, 3)	3B BB	HR		4-3			BB 3-H 1B			3 0	2 0	2 0	2 0	1 0	0 0	0 0
Bobby Darwin, R (1, 8) OBP: 0.314, SLG: 0.406	1-H 2-H 3B	F9		1-3			1-2 BB			3	0	1	2	1	0	0
Eric Soderholm, R (1, 5) OBP: 0.261, SLG: 0.378	BB	1-3		F9			L5			3	0	0	0	1	0	2
Steve Brye, R (1, 7) OBP: 0.267, SLG: 0.294 Jim Nettles, L (8, PH) OBP: 0.370, SLG: 0.273 (9, 7)	6-3	5-3				F7		F4		3 1	0 0	0 0	0 0	0 0	0 0	2 0
Phil Roof, R (1, 2) OBP: 0.218, SLG: 0.368 Charlie Manuel, L (8, PH) OBP: 0.270, SLG: 0.273 Dan Monzon, R (8, PR) OBP: 0.316, SLG: 0.235 George Mitterwald, R (9, 2) OBP: 0.192, SLG: 0.188		6-3		HR		5-3		1B E 1B 1B		3 1 0 0	1 0 1 0	1 1 0 0	1 0 0 0	0 0 0 0	0 0 0 0	0 0 0 0
Jim Kaat, L (1, 1) OBP: 0.333, SLG: 0.537 Wayne Granger, R (7, 1) OBP: 0.333, SLG: 0.333 Steve Braun, L (8, PH) OBP: 0.358, SLG: 0.400 Ray Corbin, R (8, PR) Tom Norton, R (9, 1) Bob Gebhard, R (9, 1)		FC6-4 1B		K		K		L6 1B 1-3 1B		3 0 1 0 0 0	0 0 0 0 0 0	1 0 1 0 0 0	0 0 0 0 0 0	0 0 0 0 0 0	2 0 0 0 0 0	0 0 0 0 0 0
Inning Stats	R: 2 E: 0 K: 0 S: 5 H: 2 LOB: 2 BB: 2 P: 13	R: 0 E: 0 K: 0 S: 5 H: 2 LOB: 2 BB: 0 P: 5	R: 1 E: 0 K: 0 S: 4 H: 1 LOB: 0 BB: 0 P: 4	R: 2 E: 0 K: 1 S: 7 H: 2 LOB: 0 BB: 0 P: 7	R: 0 E: 0 K: 0 S: 3 H: 0 LOB: 0 BB: 0 P: 3	R: 0 E: 0 K: 1 S: 5 H: 0 LOB: 0 BB: 0 P: 5	R: 1 E: 0 K: 0 S: 5 H: 2 LOB: 2 BB: 1 P: 9	R: 1 E: 1 K: 0 S: 5 H: 3 LOB: 1 BB: 0 P: 5		1B: 7 2B: 2 3B: 1 HR: 3	SF: 0 SAC: 1 DP: 1 HBP: 0		WP: 0 PB: 0 SB: 0 CS: 0	PA: 38		

PITCHER		IP	WLS	BF	H	R	ER	SO	BB	IBB	HBP	BLK	WP	HR	S	P	ERA	WHIP
Clyde Wright, L ERA: 2.46	(1, 1)	6.0		27	7	5	5	2	2	0	0	0	0	3	29	37	7.50	1.500
Eddie Fisher, R ERA: 4.84	(7, 1)	0.2		5	2	1	1	0	1	0	0	0	0	0	4	8	13.50	4.500
Tom Dukes, R ERA:	(7, 1)	1.1	L	6	3	1	0	0	0	0	0	0	0	0	6	6	0.00	2.250

PITCHER	IP	WLS	BF	H	R	ER	SO	BB	IBB	HBP	BLK	WP	HR	S	P	ERA	WHIP

BOTTOM

California Angels @ Minnesota Twins

Metropolitan Stadium, Bloomington , MI

Wed Jun 28 1972, 4:33 AM EDT

Att. 6,475 - Unknown

livebaseballscorecards.com

AB	34
R	7
H	12
RBI	7
BB	3
SO	2
LOB	11

Kansas City Royals @ Minnesota Twins

Metropolitan Stadium, Bloomington , MI

Thu Jun 29 1972, 8:05 PM EDT

Unknown - 82 F

TOP

livebaseballscorecards.com

Batter	1	2	3	4	5	6	7	8	9	AB	R	H	RBI	BB	SO	LOB
Freddie Patek, R (1, 6) OBP: 0.298, SLG: 0.329	4-3		F8			1-3	K		F8	5	0	0	0	0	1	3
Amos Otis, R (1, 8) OBP: 0.368, SLG: 0.390	K			4-3		F8		G1-6-3		4	1	1	0	0	1	1
Lou Piniella, R (1, 7) OBP: 0.347, SLG: 0.441	5-3			K				G1-6-3		4	1	2	0	0	1	0
Richie Scheinblum, S (1, 9) OBP: 0.369, SLG: 0.456		F8		4-3				G1-6-3		4	1	1	0	0	0	2
John Mayberry, L (1, 3) OBP: 0.365, SLG: 0.472		F8			L8					4	1	2	2	0	0	0
Ed Kirkpatrick, L (1, 2) OBP: 0.405, SLG: 0.477		1B			4-3		E SH3			4	1	2	2	0	0	1
Cookie Rojas, R (1, 4) OBP: 0.317, SLG: 0.345		5-3			F8		F4		5-3	3	0	0	0	0	0	2
Bobby Knoop, R (8, 4) OBP: 0.429, SLG: 0.294										1	0	0	0	0	0	0
Bobby Floyd, R (1, 5) OBP: 0.216, SLG: 0.200			5-3			1-3 SH3-4	SH3		S	3	0	2	1	0	0	0
Dick Drago, R (1, 1) OBP: 0.139, SLG: 0.061			K			SH3-4	BB		K	2	0	0	0	1	2	1
Inning Stats	R: 0 E: 0 K: 1 S: 5 H: 0 LOB: 0 BB: 0 P: 5	R: 0 E: 0 K: 0 S: 4 H: 1 LOB: 1 BB: 0 P: 4	R: 0 E: 0 K: 1 S: 5 H: 0 LOB: 0 BB: 0 P: 5	R: 0 E: 0 K: 1 S: 5 H: 0 LOB: 0 BB: 0 P: 5	R: 0 E: 0 K: 0 S: 3 H: 0 LOB: 0 BB: 0 P: 3	R: 0 E: 0 K: 0 S: 4 H: 1 LOB: 1 BB: 0 P: 4	R: 4 E: 1 K: 1 S: 9 H: 4 LOB: 1 BB: 1 P: 13	R: 1 E: 0 K: 0 S: 5 H: 3 LOB: 1 BB: 0 P: 5	R: 0 E: 0 K: 1 S: 6 H: 1 LOB: 1 BB: 0 P: 6	1B: 8 2B: 2 3B: 0 HR: 0 SF: 0 SAC: 2 DP: 1 HBP: 0			WP: 0 PB: 0 SB: 1 CS: 0 PA: 37			

	AB	34
	R	5
	H	10
	RBI	5
	BB	1
	SO	5
	LOB	10

PITCHER		IP	WLS	BF	H	R	ER	SO	BB	IBB	HBP	BLK	WP	HR	S	P	ERA	WHIP
Bert Blyleven, R ERA: 3.03	(1, 1)	6.2	L	27	6	4	3	3	1	0	0	0	0	0	32	36	4.05	1.050
Bob Gebhard, R ERA: 4.32	(7, 1)	1.1		6	3	1	1	1	0	0	0	0	0	0	8	8	6.75	2.250
Dave LaRoche, L ERA: 3.0	(9, 1)	1.0		4	1	0	0	1	0	0	0	0	0	0	6	6	0.00	1.000

PITCHER	IP	WLS	BF	H	R	ER	SO	BB	IBB	HBP	BLK	WP	HR	S	P	ERA	WHIP

BOTTOM

Kansas City Royals @ Minnesota Twins

Metropolitan Stadium, Bloomington , MI

Thu Jun 29 1972, 8:05 PM EDT

Unknown - 82 F

livebaseballscorecards.com

Batter	1	2	3	4	5	6	7	8	9	AB	R	H	RBI	BB	SO	LOB
Cesar Tovar, R (1, 9) OBP: 0.360, SLG: 0.354	FC6-4 1B		K		F7			HR		4	1	2	1	0	1	0
Danny Thompson, R (1, 6) OBP: 0.333, SLG: 0.393	FC6-4 1B 1B 1-2f		4-3			G1-6-3 BB		G5-4-3 1B		3	1	1	0	1	0	1
Rod Carew, L (1, 4) OBP: 0.367, SLG: 0.349	1B 1B 1-2			1B 1B		G1-6-3 1-2f		G5-4-3 1-2f		4	0	2	0	0	0	2
Harmon Killebrew, R (1, 3) OBP: 0.384, SLG: 0.447	G6-4-3 1B 1-2 2-H			1B 1-3 1B	F9				K	4	0	2	1	0	1	0
Jim Nettles, L (1, 8) OBP: 0.357, SLG: 0.261	G6-4-3 1-2f			K			F8		K	4	0	0	0	0	2	4
Bobby Darwin, R (1, 7) OBP: 0.318, SLG: 0.424		5-3		F3			1B		HR	4	1	2	1	0	0	2
Eric Soderholm, R (1, 5) OBP: 0.256, SLG: 0.369		5-3		F3			F9		F8	4	0	0	0	0	0	3
Phil Roof, R (1, 2) OBP: 0.214, SLG: 0.361 Charlie Manuel, L (7, PH) OBP: 0.263, SLG: 0.265 George Mitterwald, R (8, 2) OBP: 0.192, SLG: 0.188		K			K		F7			2 1 0	0 0 0	0 0 0	0 0 0	0 0 0	2 0 0	0 1 0
Bert Blyleven, R (1, 1) OBP: 0.205, SLG: 0.227 Bob Gebhard, R (7, 1) Rich Reese, L (8, PH) OBP: 0.254, SLG: 0.296 Dave LaRoche, L (9, 1)			K		F9			F8		2 0 1 0	0 0 0 0	0 0 0 0	0 0 0 0	0 0 0 0	1 0 0 0	0 0 0 0
Inning Stats	R: 1 E: 0 K: 0 S: 5 H: 3 LOB: 1 BB: 0 P: 5	R: 0 E: 0 K: 1 S: 5 H: 0 LOB: 0 BB: 0 P: 5	R: 0 E: 0 K: 2 S: 7 H: 0 LOB: 0 BB: 0 P: 7	R: 0 E: 0 K: 1 S: 7 H: 2 LOB: 2 BB: 0 P: 7	R: 0 E: 0 K: 1 S: 5 H: 0 LOB: 0 BB: 0 P: 5	R: 0 E: 0 K: 0 S: 2 H: 0 LOB: 0 BB: 1 P: 6	R: 0 E: 0 K: 0 S: 4 H: 1 LOB: 1 BB: 0 P: 4	R: 1 E: 0 K: 0 S: 4 H: 2 LOB: 0 BB: 0 P: 4	R: 1 E: 0 K: 2 S: 8 H: 1 LOB: 0 BB: 0 P: 8	1B: 7 2B: 0 3B: 0 HR: 2 SF: 0 SAC: 0 DP: 3 HBP: 0						

AB	33
R	3
H	9
RBI	3
BB	1
SO	7
LOB	13

WP: 0 PA: 34
PB: 0
SB: 0
CS: 0

PITCHER		IP	WLS	BF	H	R	ER	SO	BB	IBB	HBP	BLK	WP	HR	S	P	ERA	WHIP
Dick Drago, R ERA: 2.47	(1, 1)	9.0	W	34	9	3	3	7	1	0	0	0	0	2	47	51	3.00	1.111

PITCHER	IP	WLS	BF	H	R	ER	SO	BB	IBB	HBP	BLK	WP	HR	S	P	ERA	WHIP

Batter	1	2	3	4	5	6	7	8	9	AB	R	H	RBI	BB	SO	LOB
Freddie Patek, R (1, 6) OBP: 0.295, SLG: 0.321	F9		F5		3B S BB	5-3 1-3 3-H	5-3		F9	5	1	0	0	1	0	1
Amos Otis, R (1, 8) OBP: 0.366, SLG: 0.394	F9		2B		F8 1-2	SF7 3-H		E3 G3 5-3 1B	4-3	3	0	1	1	0	0	1
Joe Keough, L (6, 7) OBP: 0.300, SLG: 0.222										2	1	0	0	0	0	0
Lou Piniella, R (1, 7) OBP: 0.353, SLG: 0.449	1B BB		F8		1B 3B 2-H	2B HBP		5-3 1-2		2	2	1	1	1	0	1
Al Fitzmorris, S (6, 1) OBP: 0.300, SLG: 0.176										1	0	0	0	0	0	1
Richie Scheinblum, S (1, 9) OBP: 0.376, SLG: 0.468	1B 1-2			4-3	BB E 1B 3-H	2B 1-H		G3 2-3		5	2	3	2	0	0	1
John Mayberry, L (1, 3) OBP: 0.375, SLG: 0.497	L4			HR	FC3-6 BB 1-2	2B 2-H		2B BB 3-H	1B	4	2	3	3	1	0	2
Ed Kirkpatrick, L (1, 2) OBP: 0.418, SLG: 0.500		CS BB		HR	FC3-6 FC6-4 1-2f 2-H	IBB		2B 1-2	BB	2	2	1	1	3	0	1
Bobby Knoop, R (1, 4) OBP: 0.385, SLG: 0.318		F4		K	FC6-4 1-2f	K		2B 1-H 2-H		5	0	1	2	0	2	4
Bobby Floyd, R (1, 5) OBP: 0.232, SLG: 0.189		K 1-2		BB		1B WP BB	5-3	K2-3		3	1	0	0	2	2	2
Mike Hedlund, R (1, 1) OBP: 0.313, SLG: 0.313			K	K		5-3 WP SF7 1-3 1B	K		G3	2	0	0	0	0	2	1
Steve Hovley, L (6, PH) OBP: 0.277, SLG: 0.299										3	1	1	0	0	1	0
(6, 8)																
Inning Stats	R: 0 E: 0 K: 0 S: 4 H: 1 LOB: 2 BB: 1 P: 8	R: 0 E: 0 K: 1 S: 4 H: 0 LOB: 1 BB: 1 P: 8	R: 0 E: 0 K: 1 S: 6 H: 1 LOB: 1 BB: 0 P: 6	R: 2 E: 0 K: 2 S: 9 H: 2 LOB: 1 BB: 1 P: 13	R: 3 E: 1 K: 0 S: 5 H: 2 LOB: 1 BB: 2 P: 13	R: 4 E: 0 K: 1 S: 8 H: 3 LOB: 2 BB: 2 P: 17	R: 0 E: 0 K: 1 S: 5 H: 0 LOB: 0 BB: 0 P: 5	R: 3 E: 1 K: 1 S: 8 H: 2 LOB: 1 BB: 1 P: 12	R: 0 E: 0 K: 0 S: 3 H: 0 LOB: 0 BB: 0 P: 3	1B: 4 2B: 5 3B: 1 HR: 2 SF: 1 SAC: 0 DP: 1 HBP: 1						

PITCHER		IP	WLS	BF	H	R	ER	SO	BB	IBB	HBP	BLK	WP	HR	S	P	ERA	WHIP
Dick Woodson, R ERA: 3.56	(1, 1)	5.0	L	25	6	5	4	4	5	0	0	0	0	2	28	48	7.20	2.200
Bob Gebhard, R ERA: 8.0	(6, 1)	0.2		8	3	4	4	0	1	1	1	0	1	0	5	14	54.00	6.000
Wayne Granger, R ERA: 0.85	(6, 1)	2.1		11	2	3	0	3	1	0	0	0	0	0	16	20	0.00	1.286
Dave LaRoche, L ERA: 2.93	(9, 1)	1.0		3	0	0	0	0	0	0	0	0	0	0	3	3	0.00	0.000

PITCHER	IP	WLS	BF	H	R	ER	SO	BB	IBB	HBP	BLK	WP	HR	S	P	ERA	WHIP

TOP

Kansas City Royals @ Minnesota Twins

Metropolitan Stadium, Bloomington , MI

Thu Jun 29 1972, 8:05 PM EDT

Att. 12,668 - Unknown

livebaseballscorecards.com

AB	37
R	12
H	11
RBI	10
BB	8
SO	7
LOB	15

WP: 1	PA: 47																	
PB: 0																		
SB: 1																		
CS: 1																		

BOTTOM

Kansas City Royals @ Minnesota Twins

Metropolitan Stadium, Bloomington , MI

Thu Jun 29 1972, 8:05 PM EDT

Att. 12,668 - Unknown

livebaseballscorecards.com

Batter	1	2	3	4	5	6	7	8	9	AB	R	H	RBI	BB	SO	LOB
Steve Brye, R (1, 7) OBP: 0.273, SLG: 0.301	BBBB 4-0 1B BB		x 0-0 ② F2		x 0-0 4-3 1-3 1B 2B		x 0-0 ① 5-3		x 0-0 ① F4	4	1	1	0	1	0	1
Danny Thompson, R (1, 6) OBP: 0.331, SLG: 0.388	x 0-0 ① L9		x 0-0 1B		x 0-0 ① 4-3 2-3 3-H		x 0-0 ② 5-3		x 0-0 ② FC6-4 1-2f	5	0	1	1	0	0	3
Rod Carew, L (1, 4) OBP: 0.367, SLG: 0.350	x 0-0 1-3 1B		x 0-0 ③ 3-1		x 0-0 3-H 1B		x 0-0 ③ 1-3		x 0-0 ③ 1-3	5	0	2	1	0	0	2
Rich Reese, L (1, 3) OBP: 0.270, SLG: 0.298	BBBB 4-0 G6-4-3 BB			x 0-0 1B 1B	x 0-0 ② L8			x 0-0 ① 4-3		3	0	1	0	1	0	1
Bobby Darwin, R (1, 8) Wayne Granger, R (6, 1) Rick Renick, R (8, PH) OBP: 0.326, SLG: 0.265 Dave LaRoche, L (9, 1)	x 0-0 ② ③ G6-4-3 1-2f			SSS 0-3 ① K	SSS 0-3 ③ K			BBBB 4-0 1B 1B BB		3 0 0 0	0 0 1 0	0 0 0 0	0 0 0 0	2 0 1 0	5 0 0 0	
Charlie Manuel, L (1, 9) OBP: 0.286, SLG: 0.289		x 0-0 ① F7		x 0-0 1-3 1B		x 0-0 ① 1-3		x 0-0 1-2 1B		4	0	2	0	0	0	0
Eric Soderholm, R (1, 5) OBP: 0.261, SLG: 0.390		x 0-0 ② F7		x 0-0 ② F2		x 0-0 HR		x 0-0 1-2 2-H 1B		4	1	2	2	0	0	2
George Mitterwald, R (1, 2) OBP: 0.182, SLG: 0.178		x 0-0 ③ F8		SSS 0-3 ③ K		x 0-0 ② F9		x 0-0 ② ③ G1-6-4-3 1-2f		4	0	0	0	0	1	4
Dick Woodson, R (1, 1) OBP: 0.125, SLG: 0.097 Jim Nettles, L (5, PH) OBP: 0.363, SLG: 0.269 Bob Gebhard, R (6, 1) Cesar Tovar, R (6, 8) OBP: 0.361, SLG: 0.356			SSS 0-3 ① K		x 0-0 2B 4-3 1B	x 0-0 ③ F3			x 0-0 FC6-4 1B	1 1 0 2	0 1 0 0	0 1 0 1	0 0 0 0	0 0 0 0	1 0 0 0	0 0 0 0
Inning Stats	R: 0 E: 0 K: 0 S: 3 H: 1 LOB: 2 BB: 2 P: 11	R: 0 E: 0 K: 0 S: 3 H: 0 LOB: 0 BB: 0 P: 3	R: 0 E: 0 K: 1 S: 6 H: 1 LOB: 1 BB: 0 P: 6	R: 0 E: 0 K: 2 S: 9 H: 2 LOB: 2 BB: 0 P: 9	R: 2 E: 0 K: 1 S: 8 H: 3 LOB: 1 BB: 0 P: 8	R: 1 E: 0 K: 0 S: 4 H: 1 LOB: 0 BB: 0 P: 4	R: 0 E: 0 K: 0 S: 3 H: 0 LOB: 0 BB: 0 P: 3	R: 1 E: 0 K: 0 S: 4 H: 2 LOB: 1 BB: 1 P: 8	R: 0 E: 0 K: 0 S: 4 H: 1 LOB: 1 BB: 0 P: 4	1B: 9 2B: 1 3B: 0 HR: 1	SF: 0 SAC: 0 DP: 2 HBP: 0						

	AB	36
	R	4
	H	11
	RBI	4
	BB	3
	SO	4
	LOB	18

PITCHER	IP	WLS	BF	H	R	ER	SO	BB	IBB	HBP	BLK	WP	HR	S	P	ERA	WHIP
Mike Hedlund, R (1, 1) ERA: 3.96	5.0	W	23	7	2	2	4	2	0	0	0	0	0	29	37	3.60	1.800
Al Fitzmorris, R (6, 1) ERA: 3.7	4.0	S	16	4	2	2	0	1	0	0	0	0	1	15	19	4.50	1.250

PITCHER	IP	WLS	BF	H	R	ER	SO	BB	IBB	HBP	BLK	WP	HR	S	P	ERA	WHIP

WP: 0 PB: 0 SB: 0 CS: 0 PA: 39

Batter	1	2	3	4	5	6	7	8	9	AB	R	H	RBI	BB	SO	LOB
Paul Schaal, R (1, 5) OBP: 0.307, SLG: 0.323	4-3		K		1B		6-3			4	0	1	0	0	1	1
Amos Otis, R (1, 8) OBP: 0.364, SLG: 0.391	6-3		F9		F7			G6-4-3 1B		4	0	1	0	0	0	3
Lou Piniella, R (1, 7) OBP: 0.348, SLG: 0.442	5-3			6-3		L4		G6-4-3 1-2f		4	0	0	0	0	0	1
Richie Scheinblum, S (1, 9) OBP: 0.373, SLG: 0.459		4-3		BB		F5		F9		3	0	0	0	1	0	0
John Mayberry, L (1, 3) OBP: 0.377, SLG: 0.495		FC6-4 1B		F8		1B BB			4-3	3	0	1	0	1	0	1
Ed Kirkpatrick, L (1, 2) OBP: 0.414, SLG: 0.493		K		4-3		1-2 1B			L8	4	0	1	0	0	1	2
Bobby Knoop, R (1, 4) OBP: 0.345, SLG: 0.280		FC6-4 1-2f			1-3	K			3-1	3	0	0	0	0	1	3
Joe Keough, L (9, PH) OBP: 0.286, SLG: 0.211										1	0	0	0	0	0	0
Bobby Floyd, R (1, 6) OBP: 0.237, SLG: 0.214			FC1-5 2B		6-3		L8			3	0	1	0	0	0	0
Roger Nelson, R (1, 1) OBP: 0.333, SLG: 0.333			FC1-5 2-3		1B		4-3			3	0	1	0	0	0	1
Tom Burgmeier, L (7, 1) OBP: 0.375, SLG: 0.375										0	0	0	0	0	0	0
Ted Abernathy, R (7, 1)										0	0	0	0	0	0	0
Inning Stats	R: 0 E: 0 K: 0 S: 3 H: 0 LOB: 0 BB: 0 P: 3	R: 0 E: 0 K: 1 S: 6 H: 1 LOB: 1 BB: 0 P: 6	R: 0 E: 0 K: 1 S: 6 H: 1 LOB: 1 BB: 0 P: 6	R: 0 E: 0 K: 0 S: 3 H: 0 LOB: 1 BB: 1 P: 7	R: 0 E: 0 K: 0 S: 5 H: 2 LOB: 2 BB: 0 P: 5	R: 0 E: 0 K: 1 S: 6 H: 1 LOB: 2 BB: 1 P: 10	R: 0 E: 0 K: 0 S: 3 H: 0 LOB: 0 BB: 0 P: 3	R: 0 E: 0 K: 0 S: 3 H: 1 LOB: 0 BB: 0 P: 3	R: 0 E: 0 K: 0 S: 3 H: 0 LOB: 0 BB: 0 P: 3	1B: 5 2B: 1 3B: 0 HR: 0	SF: 0 SAC: 0 DP: 1 HBP: 0					

TOP

Kansas City Royals @ Minnesota Twins

Metropolitan Stadium, Bloomington , MI

Fri Jun 30 1972, 4:33 AM EDT

Att. 5,099 - Unknown - 82 F

livebaseballscorecards.com

AB	32
R	0
H	6
RBI	0
BB	2
SO	3
LOB	12

WP: 0 PB: 0 SB: 0 CS: 0 PA: 34

PITCHER	IP	WLS	BF	H	R	ER	SO	BB	IBB	HBP	BLK	WP	HR	S	P	ERA	WHIP
Ray Corbin, R (1, 1) ERA: 1.4	9.0	W	34	6	0	0	3	2	0	0	0	0	0	38	46	0.00	0.889

PITCHER	IP	WLS	BF	H	R	ER	SO	BB	IBB	HBP	BLK	WP	HR	S	P	ERA	WHIP

Batter	1	2	3	4	5	6	7	8	9	AB	R	H	RBI	BB	SO	LOB
Cesar Tovar, R (1, 9) OBP: 0.355, SLG: 0.350	F5		L7			K	FC5-2 1-2 2-3 3-Hf			4	0	0	0	0	1	4
Danny Thompson, R (1, 6) OBP: 0.325, SLG: 0.382	F6			F9		F4	1-3			4	0	0	0	0	0	3
Rod Carew, L (1, 4) OBP: 0.362, SLG: 0.344	4-3			F7		4-3		4-3		4	0	0	0	0	0	0
Harmon Killebrew, R (1, 3) OBP: 0.386, SLG: 0.445		6-3		BB			E 1B 1B	F2		3	1	1	0	1	0	0
Jim Nettles, L (1, 8) OBP: 0.368, SLG: 0.271		F8		1-2 BB			1B 1B 1-2 1B	L3		3	1	1	0	1	0	0
Steve Brye, R (1, 7) OBP: 0.268, SLG: 0.296 Rich Reese, L (7, PH) OBP: 0.270, SLG: 0.298 Bobby Darwin, R (7, PH) OBP: 0.317, SLG: 0.421 (8, 7)		F9		F4			E9 E 1B FC5-2 1-3 2-H 1B			2 0 1	0 0 0	0 0 1	0 0 0	0 0 0	0 0 0	2 0 0
Eric Soderholm, R (1, 5) OBP: 0.267, SLG: 0.400			2B		L7		FC5-2 E 1-2 3-H 1B			3	0	2	1	0	0	0
George Mitterwald, R (1, 2) OBP: 0.175, SLG: 0.171			K		4-3		F6			3	0	0	0	0	1	3
Ray Corbin, R (1, 1)			1-3		4-3		E5 FC5-2 1-2 2-3			3	0	0	0	0	0	3
Inning Stats	R: 0 E: 0 K: 0 S: 3 H: 0 LOB: 0 BB: 0 P: 3	R: 0 E: 0 K: 0 S: 3 H: 0 LOB: 0 BB: 0 P: 3	R: 0 E: 0 K: 1 S: 6 H: 1 LOB: 1 BB: 0 P: 6	R: 0 E: 0 K: 0 S: 3 H: 0 LOB: 2 BB: 2 P: 11	R: 0 E: 0 K: 0 S: 3 H: 0 LOB: 0 BB: 0 P: 3	R: 0 E: 0 K: 1 S: 5 H: 0 LOB: 0 BB: 0 P: 5	R: 2 E: 2 K: 0 S: 8 H: 4 LOB: 3 BB: 0 P: 8	R: 0 E: 0 K: 0 S: 3 H: 0 LOB: 0 BB: 0 P: 3		1B: 4 2B: 1 3B: 0 HR: 0 SF: 0 SAC: 0 DP: 0 HBP: 0				WP: 0 PB: 0 SB: 0 CS: 0 PA: 32		

PITCHER		IP	WLS	BF	H	R	ER	SO	BB	IBB	HBP	BLK	WP	HR	S	P	ERA	WHIP
Roger Nelson, R ERA: 1.44	(1, 1)	6.0	L	23	3	2	2	2	2	0	0	0	0	0	25	33	3.00	0.833
Tom Burgmeier, L ERA: 2.01	(7, 1)	0.1		4	2	0	0	0	0	0	0	0	0	0	4	4	0.00	6.000
Ted Abernathy, R ERA: 1.93	(7, 1)	1.2		5	0	0	0	0	0	0	0	0	0	0	5	5	0.00	0.000

PITCHER	IP	WLS	BF	H	R	ER	SO	BB	IBB	HBP	BLK	WP	HR	S	P	ERA	WHIP

BOTTOM

Kansas City Royals @ Minnesota Twins

Metropolitan Stadium, Bloomington , MI

Fri Jun 30 1972, 4:33 AM EDT

Att. 5,099 - Unknown - 82 F

livebaseballscorecards.com

AB	30
R	2
H	5
RBI	1
BB	2
SO	2
LOB	15

Batter	1	2	3	4	5	6	7	8	9	AB	R	H	RBI	BB	SO	LOB
Cesar Tovar, R (1, 9) OBP: 0.354, SLG: 0.346	B B B B 4-0 CS BB		x 0-0 ③ F3			x 0-0 ① F9		x 0-0 ③ F8		3	0	0	0	1	0	0
Danny Thompson, R (1, 6) OBP: 0.320, SLG: 0.375	S S S 0-3 ① K			x 0-0 ① F9		x 0-0 ② G6-3			x 0-0 ① F9	4	0	0	0	0	1	1
Rod Carew, L (1, 4) OBP: 0.364, SLG: 0.347	S S S 0-3 ② ③ K 1-2			x 0-0 F2 1B		x 0-0 ③ G6-3			x 0-0 FC4 1B	4	0	2	0	0	1	1
Harmon Killebrew, R (1, 3) OBP: 0.383, SLG: 0.456 Dan Monzon, R (9, PR) OBP: 0.316, SLG: 0.235		x 0-0 ① F2		x 0-0 ② F2 1-2			x 0-0 HR		x 0-0 ② FC4 1-2f	4 0	1 0	1 0	1 0	0 0	0 0	2 0
Bobby Darwin, R (1, 8) OBP: 0.315, SLG: 0.417		x 0-0 1B		S S S 0-3 ③ K			x 0-0 ① G5-3		x 0-0 ③ F8	4	0	1	0	0	1	2
Eric Soderholm, R (1, 5) OBP: 0.268, SLG: 0.395		S S S 0-3 ② K			x 0-0 ① G5-3		B B B B 4-0 G5-4-3 BB			2	0	0	0	1	1	1
Glenn Borgmann, R (1, 2)		x 0-0 ③ F8			x 0-0 ② G5-3		x 0-0 ② ③ G5-4-3 1-2f			3	0	0	0	0	0	2
Steve Brye, R (1, 7) OBP: 0.270, SLG: 0.291			S S S 0-3 ① K		B B B B 4-0 BB			x 0-0 ① F8		2	0	0	0	1	1	0
Jim Perry, S (1, 1) OBP: 0.270, SLG: 0.235 Rick Renick, R (8, PH) OBP: 0.318, SLG: 0.257 Dave LaRoche, L (8, 1) Wayne Granger, R (8, 1) OBP: 0.333, SLG: 0.333 Jim Strickland, L (8, 1)			S S S 0-3 ② K		S S S 0-3 ③ K			x 0-0 ② P4		2 1 0 0 0	0 0 0 0 0	0 0 0 0 0	0 0 0 0 0	2 0 0 0 0	1 0 0 0 0	
Inning Stats	R: 0 E: 0 K: 2 S: 6 H: 0 LOB: 1 BB: 1 P: 10	R: 0 E: 0 K: 1 S: 6 H: 1 LOB: 1 BB: 0 P: 6	R: 0 E: 0 K: 2 S: 7 H: 0 LOB: 0 BB: 0 P: 7	R: 0 E: 0 K: 1 S: 6 H: 1 LOB: 1 BB: 0 P: 6	R: 0 E: 0 K: 1 S: 5 H: 0 LOB: 1 BB: 1 P: 9	R: 0 E: 0 K: 0 S: 3 H: 0 LOB: 0 BB: 0 P: 3	R: 1 E: 0 K: 0 S: 3 H: 1 LOB: 0 BB: 1 P: 7	R: 0 E: 0 K: 0 S: 3 H: 0 LOB: 0 BB: 0 P: 3	R: 0 E: 0 K: 0 S: 4 H: 1 LOB: 1 BB: 0 P: 4	1B: 3 2B: 1 3B: 0 HR: 1	SF: 0 SAC: 0 DP: 2 HBP: 0			WP: 0 PB: 0 SB: 0 CS: 1	PA: 32	

PITCHER		IP	WLS	BF	H	R	ER	SO	BB	IBB	HBP	BLK	WP	HR	S	P	ERA	WHIP
Dave Lemonds, L ERA: 2.66	(1, 1)	8.0	W	28	3	1	1	7	3	0	0	0	0	1	39	51	1.12	0.750
Cy Acosta, R ERA: 2.7	(9, 1)	1.0	S	4	1	0	0	0	0	0	0	0	0	0	4	4	0.00	1.000

PITCHER	IP	WLS	BF	H	R	ER	SO	BB	IBB	HBP	BLK	WP	HR	S	P	ERA	WHIP

TOP

Minnesota Twins @ Chicago White Sox

Comiskey Park, Chicago, IL

Sat Jul 01 1972, 4:33 AM EDT

Att. 8,757 - Unknown - 77 F

livebaseballscorecards.com

AB	29
R	1
H	4
RBI	1
BB	3
SO	7
LOB	10

Batter	1	2	3	4	5	6	7	8	9	AB	R	H	RBI	BB	SO	LOB
Pat Kelly, L (1, 9) OBP: 0.372, SLG: 0.358	0-0 1B	BBB 4-0 FC6-4 1-2 2-3 BB		0-0 F8 ②			0-0 F7 ②	0-0 S 2-H 3-H 1B		4	0	2	2	1	0	0
Jorge Orta, L (1, 5) OBP: 0.233, SLG: 0.289	0-0 F9 ①	0-0 F8 ②		SSS 0-3 K ③			0-0 FC6-4 1B	SSS 0-3 K ③ 1-2		5	0	1	0	0	2	5
Dick Allen, R (1, 3) OBP: 0.415, SLG: 0.538	SSS 0-3 K ②	0-0 FC6-4 ③ 1-2f			0-0 L5 ①		0-0 FC6-4 ③ 1-2f			4	0	0	0	0	1	5
Carlos May, L (1, 7) OBP: 0.409, SLG: 0.453	0-0 1-3 1B		0-0 F9 ①		0-0 F9 ②			BBB 4-0 1B 1B BB		3	1	1	0	1	0	0
Rick Reichardt, R (1, 8) OBP: 0.377, SLG: 0.406 Cy Acosta, R (9, 1)	0-0 B1-3 ③		0-0 G5-3 ②		0-0 G4-3 ③			0-0 1-2 1B 1B 1B		4 0	1 0	1 0	0 0	0 0	0 0	2 0
Mike Andrews, R (1, 4) OBP: 0.345, SLG: 0.352		0-0 1B 1B 1B	0-0 2B			0-0 P6 ①		SSS 0-3 K ①		4	1	2	0	0	1	2
Ed Herrmann, L (1, 2) OBP: 0.311, SLG: 0.341		0-0 BB 1B 1-2 1B	4-0 IBB			0-0 G1-6-3 1B		0-0 1B 1B 1-2 2-H 1B		3	1	3	1	1	0	0
Luis Alvarado, R (1, 6) OBP: 0.273, SLG: 0.297 Rich Morales, R (8, 6) OBP: 0.271, SLG: 0.279		0-0 BB 1-2 2-H 1B	0-0 G3-1 ③			0-0 G1-6-3 ② ③ 1-2f		0-0 1B 1-3 2-H 1B		3 1	0 1	1 1	1 1	0 0	0 0	3 0
Dave Lemonds, L (1, 1) Jay Johnstone, L (8, PH) OBP: 0.244, SLG: 0.178 (9, 8)	SSS 0-3 K ①			SSS 0-3 K ①			SSS 0-3 K ①	0-0 G4-3 ②		3 1	0 0	0 0	0 0	0 0	3 0	2 2
Inning Stats	R: 0 E: 0 K: 1 S: 7 H: 2 LOB: 2 BB: 0 P: 7	R: 1 E: 0 K: 1 S: 8 H: 3 LOB: 3 BB: 1 P: 12	R: 0 E: 0 K: 0 S: 4 H: 1 LOB: 2 BB: 1 P: 8	R: 0 E: 0 K: 2 S: 7 H: 0 LOB: 0 BB: 0 P: 7	R: 0 E: 0 K: 0 S: 3 H: 0 LOB: 0 BB: 0 P: 3	R: 0 E: 0 K: 0 S: 3 H: 1 LOB: 0 BB: 0 P: 3	R: 0 E: 0 K: 1 S: 6 H: 1 LOB: 1 BB: 0 P: 6	R: 4 E: 0 K: 2 S: 11 H: 4 LOB: 1 BB: 1 P: 15		1B: 11 2B: 1 3B: 0 HR: 0	SF: 0 SAC: 0 DP: 1 HBP: 0					

PITCHER		IP	WLS	BF	H	R	ER	SO	BB	IBB	HBP	BLK	WP	HR	S	P	ERA	WHIP
Jim Perry, R ERA: 3.35	(1, 1)	7.0		30	8	1	1	5	1	1	0	0	0	0	38	46	1.29	1.286
Dave LaRoche, L ERA: 3.35	(8, 1)	0.0	L	2	1	2	2	0	1	0	0	0	0	0	1	5	∞	∞
Wayne Granger, R ERA: 1.27	(8, 1)	0.1		3	2	0	0	1	0	0	0	0	0	0	5	5	0.00	6.000
Jim Strickland, L ERA:	(8, 1)	0.2		3	1	2	2	1	0	0	0	0	0	0	5	5	27.00	1.500

PITCHER	IP	WLS	BF	H	R	ER	SO	BB	IBB	HBP	BLK	WP	HR	S	P	ERA	WHIP

BOTTOM

Minnesota Twins @ Chicago White Sox

Comiskey Park, Chicago, IL

Sat Jul 01 1972, 4:33 AM EDT

Att. 8,757 - Unknown - 77 F

livebaseballscorecards.com

AB	35
R	5
H	12
RBI	5
BB	3
SO	7
LOB	21

WP: 0	PA: 38		
PB: 0			
SB: 1			
CS: 0			

Batter	1	2	3	4	5	6	7	8	9	AB	R	H	RBI	BB	SO	LOB
Cesar Tovar, R (1, 9) OBP: 0.355, SLG: 0.347	G6-3 1B		E 1B 1-2 1B		K	FC6-4 1-2f 2-3		F8		5	0	2	0	0	1	2
Danny Thompson, R (1, 6) OBP: 0.325, SLG: 0.380	G6-3 1-2f		E5 1-3 2-H 1B		BB 1B 1B	F8		BB 1B		5	1	3	1	0	0	3
Rod Carew, L (1, 4) OBP: 0.368, SLG: 0.347	F8		K		1B 1-2 BB		BB 1B 1B	1B 1-2 BB		3	1	1	0	2	1	2
Harmon Killebrew, R (1, 3) OBP: 0.385, SLG: 0.452 Dan Monzon, R (7, PR) OBP: 0.316, SLG: 0.235 George Mitterwald, R (7, 2) OBP: 0.173, SLG: 0.169		G6-3		1B 1B E BB	F8		G6-3 1B 1-2 BB	K		2 0 1	1 0 0	0 0 0	0 0 0	2 0 1	0 0 0	2 0 2
Bobby Darwin, R (1, 8) OBP: 0.322, SLG: 0.422		G1-3		E 1-2 1B	1-2 2-H 1B		G6-3 1-2 2-H 1B		G5-3	5	1	3	2	0	0	0
Steve Brye, R (1, 7) OBP: 0.267, SLG: 0.287		G5-3		E8 1-3 2-H 1B	G5-3		G6-3 1-2 2-3		K	5	1	1	0	0	1	4
Eric Soderholm, R (1, 5) OBP: 0.272, SLG: 0.392			F8	CS SH3 2-H 3-H 1B		G5-3	G6-3 IBB		F2	4	0	1	2	1	0	0
Phil Roof, R (1, 2) OBP: 0.229, SLG: 0.367 Rich Reese, L (7, PH) OBP: 0.266, SLG: 0.293 (7, 3)			1B 1B 1B	SH3 1-2		FC6-4 E BB	G6-3 1-2f			1 1	1 0	1 0	0 0	1 0	0 0	0 3
Jim Kaat, L (1, 1) OBP: 0.304, SLG: 0.489 Wayne Granger, R (8, 1) OBP: 0.333, SLG: 0.333 Dave LaRoche, L (9, 1)			K	K 2-3		FC6 FC6-4 1-2		F8		4 0 0	0 0 0	0 0 0	0 0 0	2 0 0	0 0 0	3 0 0
Inning Stats	R: 0 E: 0 K: 0 S: 3 H: 1 LOB: 0 BB: 0 P: 3	R: 0 E: 0 K: 0 S: 3 H: 0 LOB: 0 BB: 0 P: 3	R: 1 E: 1 K: 2 S: 10 H: 3 LOB: 2 BB: 0 P: 10	R: 3 E: 1 K: 1 S: 7 H: 3 LOB: 0 BB: 1 P: 11	R: 1 E: 0 K: 1 S: 7 H: 2 LOB: 2 BB: 1 P: 11	R: 0 E: 1 K: 0 S: 4 H: 0 LOB: 2 BB: 1 P: 8	R: 1 E: 0 K: 0 S: 4 H: 2 LOB: 3 BB: 2 P: 12	R: 0 E: 0 K: 1 S: 6 H: 1 LOB: 2 BB: 1 P: 10	R: 0 E: 0 K: 1 S: 5 H: 0 LOB: 0 BB: 0 P: 5	1B: 12 2B: 0 3B: 0 HR: 0 SF: 0 SAC: 1 DP: 2 HBP: 0						

PITCHER	IP	WLS	BF	H	R	ER	SO	BB	IBB	HBP	BLK	WP	HR	S	P	ERA	WHIP
Wilbur Wood, L (1, 1) ERA: 2.29	3.0	L	16	7	4	3	2	1	0	0	0	0	0	19	23	9.00	2.667
Rich Gossage, R (4, 1) ERA: 4.36	3.0		16	4	2	2	2	3	0	0	0	0	0	17	29	6.00	2.333
Phil Regan, R (7, 1) ERA: 2.51	2.0		8	1	0	0	1	1	1	0	0	0	0	8	16	0.00	1.000
Steve Kealey, R (9, 1) ERA: 3.12	1.0		3	0	0	0	1	0	0	0	0	0	0	5	5	0.00	0.000

PITCHER	IP	WLS	BF	H	R	ER	SO	BB	IBB	HBP	BLK	WP	HR	S	P	ERA	WHIP

TOP

Minnesota Twins @ Chicago White Sox

Comiskey Park, Chicago, IL

Sun Jul 02 1972, 4:33 AM EDT

Cloudy - 70 F

livebaseballscorecards.com

AB	36
R	6
H	12
RBI	5
BB	6
SO	6
LOB	21

PA: 43

WP: 0
PB: 0
SB: 0
CS: 1

Minnesota Twins @ Chicago White Sox

Comiskey Park, Chicago, IL

Sun Jul 02 1972, 4:33 AM EDT

Cloudy - 70 F

livebaseballscorecards.com

BOTTOM

Batter	1	2	3	4	5	6	7	8	9	AB	R	H	RBI	BB	SO	LOB
Walt Williams, R (1, 9) OBP: 0.284, SLG: 0.347	E SH3-4 1B 1B		F9		F7			FC1-6 3-H 1B		4	1	2	1	0	0	0
Jorge Orta, L (1, 5) OBP: 0.236, SLG: 0.302	SH3-4 1-2		2B			K		FC1-6 1-2f 2B		3	1	1	0	0	1	1
Dick Allen, R (1, 3) OBP: 0.413, SLG: 0.538	E6 S 1B 2-3		K			F9		 1-H 2B		4	1	1	1	0	1	2
Rick Reichardt, R (1, 8) OBP: 0.368, SLG: 0.395 Steve Kealey, R (9, 1)	G5-3 1-2		P6			G5-3		G6-3		4 0	0 0	0 0	0 0	0 0	0 0	4 0
Carlos May, L (1, 7) OBP: 0.407, SLG: 0.450	CS 2-H 3-H 1B			F7			P4		G4-3	4	0	1	2	0	0	0
Mike Andrews, R (1, 4) OBP: 0.347, SLG: 0.349	CS 1-2	F7		G6-4-3 BB			K2-3		1B HBP	2	0	0	0	1	1	0
Ed Herrmann, L (1, 2) OBP: 0.309, SLG: 0.338 Tom Egan, R (4, PH) OBP: 0.260, SLG: 0.264 (5, 2) Pat Kelly, L (9, PH) OBP: 0.375, SLG: 0.361		K		G6-4-3 1-2f			K		 1-2 1B	1 2 1	0 0 0	0 0 1	0 0 0	0 0 0	1 1 0	0 1 0
Rich Morales, R (1, 6) OBP: 0.278, SLG: 0.288 Jim Lyttle, L (9, PH) OBP: 0.333, SLG: 0.458 Luis Alvarado, R (9, PH) OBP: 0.269, SLG: 0.293		BB			G6-3			B5-3 1B 2B	K	2 0 1	1 0 0	1 0 0	0 0 0	1 0 0	0 0 1	0 0 2
Wilbur Wood, R (1, 1) OBP: 0.186, SLG: 0.127 Rich Gossage, R (4, 1) Phil Regan, R (7, 1) OBP: 1.000, SLG: 1.000 Jay Johnstone, L (8, PH) OBP: 0.240, SLG: 0.174 (9, 8)		K			F9			B5-3 2-3	G3	1 1 0 2	0 0 0 0	0 0 0 0	0 0 0 0	1 0 0 0	1 0 0 3	1 0 0 3
Inning Stats	R: 2 E: 1 K: 0 S: 5 H: 2 LOB: 0 BB: 0 P: 5	R: 0 E: 0 K: 2 S: 7 H: 0 LOB: 1 BB: 1 P: 11	R: 0 E: 0 K: 1 S: 6 H: 1 LOB: 1 BB: 0 P: 6	R: 0 E: 0 K: 0 S: 2 H: 0 LOB: 0 BB: 1 P: 6	R: 0 E: 0 K: 0 S: 3 H: 0 LOB: 0 BB: 0 P: 3	R: 0 E: 0 K: 1 S: 5 H: 0 LOB: 0 BB: 0 P: 5	R: 0 E: 0 K: 2 S: 7 H: 0 LOB: 0 BB: 0 P: 7	R: 2 E: 0 K: 0 S: 6 H: 3 LOB: 1 BB: 0 P: 6	R: 0 E: 0 K: 1 S: 6 H: 1 LOB: 2 BB: 0 P: 7	1B: 4 2B: 3 3B: 0 HR: 0 SF: 0 SAC: 1 DP: 1 HBP: 1						

	AB	32
	R	4
	H	7
	RBI	4
	BB	2
	SO	7
	LOB	14

WP: 0 PB: 0 SB: 1 CS: 1 PA: 37

PITCHER		IP	WLS	BF	H	R	ER	SO	BB	IBB	HBP	BLK	WP	HR	S	P	ERA	WHIP
Jim Kaat, L ERA: 2.06	(1, 1)	7.2	W	30	6	4	2	6	2	0	0	0	0	0	40	48	2.35	1.043
Wayne Granger, R ERA: 1.25	(8, 1)	0.2		4	1	0	0	0	0	0	1	0	0	0	3	4	0.00	1.500
Dave LaRoche, L ERA: 3.3	(9, 1)	0.2	S	2	0	0	0	1	0	0	0	0	0	0	4	4	0.00	0.000

PITCHER	IP	WLS	BF	H	R	ER	SO	BB	IBB	HBP	BLK	WP	HR	S	P	ERA	WHIP

Minnesota Twins @ Chicago White Sox

Comiskey Park, Chicago, IL

Sun Jul 02 1972, 4:38 AM EDT

Att. 21,782 - Unknown - 60 F

TOP

livebaseballscorecards.com

Batter	1	2	3	4	5	6	7	8	9	AB	R	H	RBI	BB	SO	LOB
Cesar Tovar, R (1, 9) OBP: 0.351, SLG: 0.343	K		G4-3			P4		K		3	0	0	0	0	1	1
Jim Strickland, L (6, 1)										0	0	0	0	0	0	0
Rick Renick, R (8, PH) OBP: 0.311, SLG: 0.250										1	0	0	0	0	1	0
Dave LaRoche, L (8, 1)										0	0	0	0	0	0	0
Danny Thompson, R (1, 6) OBP: 0.320, SLG: 0.373	E5 FC5-4		P6			F3			G6-3	4	0	0	0	0	0	1
Charlie Manuel, L (1, 7) OBP: 0.267, SLG: 0.268	FC5-4 1-2f			P6		F2			K	3	0	0	0	0	0	2
(6, 9)										1	0	0	0	0	1	0
Bobby Darwin, R (9, PH) OBP: 0.320, SLG: 0.420																
Rich Reese, L (1, 3) OBP: 0.269, SLG: 0.344	G3			P6			HR		K	3	1	1	1	0	0	1
Harmon Killebrew, R (9, PH) OBP: 0.384, SLG: 0.449										1	0	0	0	0	1	0
Jim Nettles, L (1, 8) OBP: 0.358, SLG: 0.263		F5		G4-3			G4-3			3	0	0	0	0	0	0
Eric Soderholm, R (1, 5) OBP: 0.268, SLG: 0.386		K			G6-3		F9			3	0	0	0	0	1	0
Glenn Borgmann, R (1, 2) OBP: 0.167, SLG: 0.167		1B			K		G5-3			3	0	1	0	0	1	0
Dan Monzon, R (1, 4) OBP: 0.286, SLG: 0.211		K			G6-3			G1-3		2	0	0	0	0	1	1
Rod Carew, L (8, PH) OBP: 0.367, SLG: 0.345										1	0	0	0	0	0	0
(8, 4)																
Dick Woodson, R (1, 1) OBP: 0.121, SLG: 0.094			G5-3			1B		G1-3		1	0	0	0	0	0	0
Steve Brye, R (6, PH) OBP: 0.271, SLG: 0.290										2	0	1	0	0	0	0
(6, 7)																

	AB	31
	R	1
	H	3
	RBI	1
	BB	0
	SO	7
	LOB	6

Inning Stats	1	2	3	4	5	6	7	8	9
	R: 0 E: 1 K: 1 S: 6	H: 0 LOB: 1 BB: 0 P: 6	R: 0 E: 0 K: 2 S: 8	H: 1 LOB: 1 BB: 0 P: 8	R: 0 E: 0 K: 0 S: 3	H: 0 LOB: 0 BB: 0 P: 3	R: 0 E: 0 K: 0 S: 3	H: 0 LOB: 0 BB: 0 P: 3	R: 0 E: 0 K: 1 S: 5	H: 0 LOB: 0 BB: 0 P: 5	R: 0 E: 0 K: 0 S: 4	H: 1 LOB: 1 BB: 0 P: 4	R: 1 E: 0 K: 0 S: 4	H: 1 LOB: 0 BB: 0 P: 4	R: 0 E: 0 K: 1 S: 5	H: 0 LOB: 0 BB: 0 P: 5	R: 0 E: 0 K: 2 S: 7	H: 0 LOB: 0 BB: 0 P: 7

1B: 2	SF: 0	WP: 0	PA: 31
2B: 0	SAC: 0	PB: 0	
3B: 0	DP: 0	SB: 0	
HR: 1	HBP: 0	CS: 0	

PITCHER		IP	WLS	BF	H	R	ER	SO	BB	IBB	HBP	BLK	WP	HR	S	P	ERA	WHIP
Tom Bradley, R ERA: 3.1	(1, 1)	7.0	W	25	3	1	1	4	0	0	0	0	0	1	33	33	1.29	0.429
Terry Forster, L ERA: 1.72	(8, 1)	2.0	S	6	0	0	0	3	0	0	0	0	0	0	12	12	0.00	0.000

PITCHER		IP	WLS	BF	H	R	ER	SO	BB	IBB	HBP	BLK	WP	HR	S	P	ERA	WHIP

Minnesota Twins @ Chicago White Sox

Comiskey Park, Chicago, IL

Sun Jul 02 1972, 4:38 AM EDT

Att. 21,782 - Unknown - 60 F

BOTTOM

Batter	1	2	3	4	5	6	7	8	9	AB	R	H	RBI	BB	SO	LOB
Pat Kelly, L (1, 9) OBP: 0.377, SLG: 0.365	K		1B 2B 1-H		S S BB	K				3	1	1	1	1	2	2
Jorge Orta, L (1, 5) OBP: 0.226, SLG: 0.289	K		F9		K 1-2		K			4	0	0	0	0	3	2
Dick Allen, R (1, 3) OBP: 0.411, SLG: 0.533	K		1B 1B 2-H		K 2-3		F3			4	0	1	1	0	2	1
Carlos May, L (1, 7) OBP: 0.408, SLG: 0.448		F7	FC3-6 1-2 1B		IBB		G4-3			3	0	1	0	1	0	0
Jim Lyttle, L (1, 8) OBP: 0.286, SLG: 0.393		K	FC3-6 1-2f		F9			K		4	0	0	0	0	2	4
Mike Andrews, R (1, 4) OBP: 0.353, SLG: 0.350		BB	G4-3 1B 1B			E BB		K		2	0	1	0	2	1	0
Ed Herrmann, L (1, 2) OBP: 0.308, SLG: 0.331		F9	G4-3 1-2			BB 1-3		F9		3	0	0	0	1	0	2
Rich Morales, R (1, 6) OBP: 0.279, SLG: 0.289			2B 1B		K	K				3	1	1	0	0	2	3
Tom Bradley, R (1, 1) OBP: 0.180, SLG: 0.200			K		K 2-H	K				3	0	1	0	0	2	3
Terry Forster, L (8, 1)										0	0	0	0	0	0	0
Inning Stats	R: 0 H: 0 E: 0 LOB: 0 K: 3 BB: 0 S: 9 P: 9	R: 0 H: 0 E: 0 LOB: 1 K: 1 BB: 1 S: 5 P: 9	R: 2 H: 4 E: 0 LOB: 2 K: 1 BB: 0 S: 9 P: 9	R: 0 H: 2 E: 0 LOB: 2 K: 1 BB: 0 S: 6 P: 6	R: 0 H: 0 E: 0 LOB: 2 K: 2 BB: 2 S: 7 P: 15	R: 0 H: 0 E: 1 LOB: 2 K: 3 BB: 2 S: 9 P: 17	R: 0 H: 0 E: 0 LOB: 0 K: 1 BB: 0 S: 5 P: 5	R: 0 H: 0 E: 0 LOB: 0 K: 2 BB: 0 S: 7 P: 7		1B: 5 SF: 0 2B: 1 SAC: 0 3B: 0 DP: 0 HR: 0 HBP: 0						

	AB	29
	R	2
	H	6
	RBI	2
	BB	5
	SO	14
	LOB	17

WP: 0 PA: 34
PB: 0
SB: 2
CS: 0

livebaseballscorecards.com

PITCHER		IP	WLS	BF	H	R	ER	SO	BB	IBB	HBP	BLK	WP	HR	S	P	ERA	WHIP
Dick Woodson, R ERA: 3.56	(1, 1)	5.0	L	23	6	2	2	8	2	1	0	0	0	0	36	48	3.60	1.600
Jim Strickland, L ERA:	(6, 1)	2.0		8	0	0	0	4	2	0	0	0	0	0	14	22	0.00	1.000
Dave LaRoche, L ERA: 3.22	(8, 1)	1.0		3	0	0	0	2	0	0	0	0	0	0	7	7	0.00	0.000

PITCHER	IP	WLS	BF	H	R	ER	SO	BB	IBB	HBP	BLK	WP	HR	S	P	ERA	WHIP

Batter	1	2	3	4	5	6	7	8	9	AB	R	H	RBI	BB	SO	LOB
Cesar Tovar, R (1, 9) OBP: 0.352, SLG: 0.347	5-3		K		FC5-4 1-3 1B		2B 1-H		4-3	5	0	2	1	0	1	0
Danny Thompson, R (1, 6) OBP: 0.319, SLG: 0.371	1B 1B		F4		FC5-4 1-2f		P8			4	0	1	0	0	0	3
Rod Carew, L (1, 4) OBP: 0.362, SLG: 0.340	P7		4-3			L9	5-3			4	0	0	0	0	0	2
Harmon Killebrew, R (1, 3) OBP: 0.386, SLG: 0.448	FC5-4 1-2 1B			1-3		1B BB		K		3	0	1	0	1	1	0
Bobby Darwin, R (1, 8) OBP: 0.323, SLG: 0.435	FC5-4 1-2f			1-3		1-2 1B		HR		4	1	2	1	0	0	2
Eric Soderholm, R (1, 5) OBP: 0.262, SLG: 0.378		6-3		6-3		F2		F7		4	0	0	0	0	0	2
Steve Brye, R (1, 7) OBP: 0.263, SLG: 0.281		K			F8	F7		F5		4	0	0	0	0	1	2
Glenn Borgmann, R (1, 2) OBP: 0.250, SLG: 0.143 George Mitterwald, R (5, 2) OBP: 0.181, SLG: 0.177		FC5-4 BB			L8		2B 1B		4-3	1 2	0 1	0 1	0 0	1 0	0 0	0 0
Bert Blyleven, R (1, 1) OBP: 0.217, SLG: 0.239 Jim Nettles, L (7, PH) OBP: 0.355, SLG: 0.260 Wayne Granger, R (7, 1) OBP: 0.333, SLG: 0.333 Jim Strickland, L (7, 1) Rich Reese, L (9, PH) OBP: 0.265, SLG: 0.339		FC5-4 1-2f			1B 1B		K		F3	2 1 0 0 1	0 0 0 0 0	1 0 0 0 0	0 0 0 0 0	0 1 0 0 0	0 1 0 0 0	1 1 0 0 0
Inning Stats	R: 0 E: 0 K: 0 S: 5 H: 2 LOB: 2 BB: 0 P: 5	R: 0 E: 0 K: 1 S: 5 H: 0 LOB: 1 BB: 1 P: 9	R: 0 E: 0 K: 1 S: 5 H: 0 LOB: 0 BB: 0 P: 5	R: 0 E: 0 K: 0 S: 3 H: 0 LOB: 0 BB: 0 P: 3	R: 0 E: 0 K: 0 S: 5 H: 2 LOB: 2 BB: 0 P: 5	R: 0 E: 0 K: 0 S: 4 H: 1 LOB: 2 BB: 1 P: 8	R: 1 E: 0 K: 1 S: 7 H: 2 LOB: 1 BB: 0 P: 7	R: 1 E: 0 K: 1 S: 6 H: 1 LOB: 0 BB: 0 P: 6	R: 0 E: 0 K: 0 S: 3 H: 0 LOB: 0 BB: 0 P: 3	1B: 6 2B: 1 3B: 0 HR: 1	SF: 0 SAC: 0 DP: 0 HBP: 0						

PITCHER	IP	WLS	BF	H	R	ER	SO	BB	IBB	HBP	BLK	WP	HR	S	P	ERA	WHIP
Luis Tiant, R (1, 1) ERA: 2.79	9.0	W	37	8	2	2	4	2	0	0	0	0	1	43	51	2.00	1.111

PITCHER	IP	WLS	BF	H	R	ER	SO	BB	IBB	HBP	BLK	WP	HR	S	P	ERA	WHIP

TOP

Minnesota Twins @ Boston Red Sox

Fenway Park, Boston, MA

Mon Jul 03 1972, 7:05 PM EDT

Att. 13,460 - Unknown

livebaseballscorecards.com

AB	35
R	2
H	8
RBI	2
BB	2
SO	4
LOB	13

WP: 0 PB: 0 SB: 0 CS: 0 PA: 37

Minnesota Twins @ Boston Red Sox

Fenway Park, Boston, MA

Mon Jul 03 1972, 7:05 PM EDT

Att. 13,460 - Unknown

BOTTOM

livebaseballscorecards.com

Batter	1	2	3	4	5	6	7	8	9	AB	R	H	RBI	BB	SO	LOB
Tommy Harper, R (1, 8) OBP: 0.371, SLG: 0.483	G6-4-3 1B		1-3		L7		E8 2-H 1B			3	0	1	0	0	0	0
Rick Miller, L (7, 8) OBP: 0.291, SLG: 0.396										1	0	1	1	0	0	0
Juan Beniquez, R (1, 6) OBP: 0.270, SLG: 0.294	G6-4-3 1-2f		F9			1-3	F9			4	0	0	0	0	0	2
Carl Yastrzemski, L (1, 7) OBP: 0.369, SLG: 0.352	F7			L7		1B	F5			4	0	1	0	0	0	1
Reggie Smith, S (1, 9) OBP: 0.356, SLG: 0.491		BBBB 2B 6-3 BB		2B		P9		G3-6 3B		3	2	2	0	1	0	0
Rico Petrocelli, R (1, 5) OBP: 0.332, SLG: 0.395		6-3 1-3 BLK 2B		F7			BBBB 1B 2B BB	BBBB G3-6 BB		2	2	1	0	2	0	1
Bob Burda, L (1, 3) OBP: 0.310, SLG: 0.373		6-3 2-3 3-H		F7			L9	G3-6 1-2f 3-H		4	0	0	1	0	0	4
Doug Griffin, R (1, 4) OBP: 0.333, SLG: 0.303		L6			B3		2B 1-2 1B 1B	F8		4	1	1	0	0	0	1
Carlton Fisk, R (1, 2) OBP: 0.366, SLG: 0.605		F6 3-H			HR		1-3 2-H 1B 2B			3	2	2	2	0	0	0
Luis Tiant, R (1, 1) OBP: 0.200, SLG: 0.111			3-1		P9		E 2-H 3-H 1B			3	1	1	2	0	0	0
Inning Stats	R: 0 H: 1 E: 0 LOB: 0 K: 0 BB: 0 S: 3 P: 3	R: 2 H: 1 E: 0 LOB: 0 K: 0 BB: 1 S: 4 P: 8	R: 0 H: 0 E: 0 LOB: 0 K: 0 BB: 0 S: 3 P: 3	R: 0 H: 1 E: 0 LOB: 1 K: 0 BB: 0 S: 4 P: 4	R: 1 H: 1 E: 0 LOB: 0 K: 0 BB: 0 S: 4 P: 4	R: 0 H: 1 E: 0 LOB: 0 K: 0 BB: 0 S: 3 P: 3	R: 4 H: 4 E: 1 LOB: 1 K: 0 BB: 1 S: 7 P: 11	R: 1 H: 1 E: 0 LOB: 0 K: 0 BB: 1 S: 3 P: 7		1B: 5 SF: 0 2B: 3 SAC: 0 3B: 1 DP: 2 HR: 1 HBP: 0						

	AB	31
	R	8
	H	10
	RBI	6
	BB	3
	SO	0
	LOB	9

WP: 0 PB: 0 SB: 0 CS: 0 PA: 34

PITCHER		IP	WLS	BF	H	R	ER	SO	BB	IBB	HBP	BLK	WP	HR	S	P	ERA	WHIP
Bert Blyleven, R ERA: 3.1	(1, 1)	6.0	L	22	5	3	3	0	1	0	0	1	0	1	21	25	4.50	1.000
Wayne Granger, R ERA: 2.06	(7, 1)	0.1		5	3	4	4	0	1	0	0	0	0	0	4	8	108.00	12.000
Jim Strickland, L ERA: 2.08	(7, 1)	1.2		7	2	1	1	0	1	0	0	0	0	0	6	10	5.40	1.800

PITCHER	IP	WLS	BF	H	R	ER	SO	BB	IBB	HBP	BLK	WP	HR	S	P	ERA	WHIP

Batter	1	2	3	4	5	6	7	8	9	AB	R	H	RBI	BB	SO	LOB
Cesar Tovar, R (1, 9) OBP: 0.354, SLG: 0.345	H 1-0 G1-4-3 HBP		S S S 0-3 ② K		B B B B 4-0 FC6-4 BB			x 0-0 ② 6-3		2	0	0	0	1	1	0
Danny Thompson, R (1, 6) OBP: 0.318, SLG: 0.369	x 0-0 ① F8		x 0-0 1B 1B		x 0-0 ③ FC6-4 1-2f			x 0-0 ③ F3		4	0	1	0	0	0	2
Rod Carew, L (1, 4) OBP: 0.360, SLG: 0.339	x 0-0 ② ③ G1-4-3 1-2f		x 0-0 1-2 1B			x 0-0 ① F6			x 0-0 ① F7	4	0	1	0	0	0	1
Harmon Killebrew, R (1, 3) OBP: 0.379, SLG: 0.439		x 0-0 ① F8	S S S 0-3 ③ K			x 0-0 ② F8			x 0-0 ② 6-3	4	0	0	0	0	1	2
Bobby Darwin, R (1, 8) OBP: 0.318, SLG: 0.427		x 0-0 E6 2B		x 0-0 ① F9		x 0-0 ③ 6-3			x 0-0 ③ F8	4	0	0	0	0	0	0
Eric Soderholm, R (1, 5) OBP: 0.263, SLG: 0.382		x 0-0 1-3 2B		S S S 0-3 ② K			x 0-0 ① F8			3	0	1	0	0	1	0
Steve Brye, R (1, 7) OBP: 0.257, SLG: 0.275		x 0-0 ② F2		S S S 0-3 ③ K			S S S 0-3 ② K			3	0	0	0	0	2	2
George Mitterwald, R (1, 2) OBP: 0.174, SLG: 0.171		x 0-0 ③ F9			x 0-0 ① F2		S S S 0-3 ③ K			3	0	0	0	0	1	2
Ray Corbin, R (1, 1)			x 0-0 ① 5-3		S S S 0-3 ② K			x 0-0 ① G3		2	0	0	0	0	1	0
Rich Reese, L (8, PH) OBP: 0.261, SLG: 0.333										1	0	0	0	0	0	0
Dave LaRoche, L (8, 1)										0	0	0	0	0	0	0

TOP

Minnesota Twins @ Boston Red Sox

Fenway Park, Boston, MA

Tue Jul 04 1972, 7:05 PM EDT

Att. 16,356 - Unknown

livebaseballscorecards.com

AB	30
R	0
H	3
RBI	0
BB	1
SO	7
LOB	9

Inning Stats	1	2	3	4	5	6	7	8	9
R	0	0	0	0	0	0	0	0	0
E	0	1	0	0	0	0	0	0	0
K	0	0	2	2	1	0	2	0	0
S	2	5	9	7	5	3	7	3	3
H	0	1	2	0	0	0	0	0	0
LOB	0	2	2	0	1	0	0	0	0
BB	0	0	0	0	1	0	0	0	0
P	3	5	9	7	9	3	7	3	3

1B	2
2B	1
3B	0
HR	0
SF	0
SAC	0
DP	1
HBP	1
WP	0
PB	0
SB	0
CS	0
PA	32

PITCHER	IP	WLS	BF	H	R	ER	SO	BB	IBB	HBP	BLK	WP	HR	S	P	ERA	WHIP
Lynn McGlothen, R (1, 1) ERA: 1.82	9.0	W	32	3	0	0	7	1	0	1	0	0	0	44	49	0.00	0.444

PITCHER	IP	WLS	BF	H	R	ER	SO	BB	IBB	HBP	BLK	WP	HR	S	P	ERA	WHIP

BOTTOM

Minnesota Twins @ Boston Red Sox

Fenway Park, Boston, MA

Tue Jul 04 1972, 7:05 PM EDT

Att. 16,356 - Unknown

Batter	1	2	3	4	5	6	7	8	9	AB	R	H	RBI	BB	SO	LOB
Tommy Harper, R (1, 8) OBP: 0.366, SLG: 0.475	F2	F7		5-3			5-3			4	0	0	0	0	0	3
Rick Miller, L (9, 8) OBP: 0.291, SLG: 0.396										0	0	0	0	0	0	0
Ben Oglivie, L (1, 9) OBP: 0.313, SLG: 0.457	F7		L8		4-3		F9			4	0	0	0	0	0	0
Carl Yastrzemski, L (1, 7) OBP: 0.378, SLG: 0.366	BB (1B)		1-3 (1B)		E (2B)		P7			3	1	2	0	1	0	0
Rico Petrocelli, R (1, 5) OBP: 0.331, SLG: 0.393	1-2 (1B)		1-2 1-3		L7			6-3		4	0	1	0	0	0	2
Carlton Fisk, R (1, 2) OBP: 0.374, SLG: 0.606	L8		HBP		E5 (PO) 2-H (1B)			1B		3	0	2	0	0	0	2
Bob Burda, L (1, 3) OBP: 0.295, SLG: 0.352		4-3	4-3		PO 1-2	K		P9		3	0	0	0	0	1	2
Danny Cater, R (8, PH) (9, 3) OBP: 0.246, SLG: 0.353										1	0	0	0	0	0	1
Doug Griffin, R (1, 4) OBP: 0.332, SLG: 0.302	L4			K		B2-3		FC6-4 1-2 (1B)		4	0	1	0	0	1	0
Juan Beniquez, R (1, 6) OBP: 0.293, SLG: 0.378	BB BB			6-3		HR		FC6-4 1-2f		3	1	1	1	1	0	2
Lynn McGlothen, L (1, 1) OBP: 0.333, SLG: 0.250	BB 1-2			1B		4-3				2	0	1	0	1	0	0
Inning Stats	R: 0 E: 0 K: 0 S: 4 H: 1 LOB: 2 BB: 1 P: 8	R: 0 E: 0 K: 0 S: 3 H: 0 LOB: 2 BB: 2 P: 11	R: 0 E: 0 K: 0 S: 4 H: 1 LOB: 2 BB: 0 P: 5	R: 0 E: 0 K: 1 S: 6 H: 1 LOB: 1 BB: 0 P: 6	R: 1 E: 1 K: 0 S: 4 H: 2 LOB: 0 BB: 0 P: 4	R: 1 E: 0 K: 1 S: 6 H: 1 LOB: 0 BB: 0 P: 6	R: 0 E: 0 K: 0 S: 3 H: 0 LOB: 0 BB: 0 P: 3	R: 0 E: 0 K: 0 S: 5 H: 2 LOB: 2 BB: 0 P: 5		1B: 6 2B: 1 3B: 0 HR: 1 SF: 0 SAC: 0 DP: 0 HBP: 1						

PITCHER	IP	WLS	BF	H	R	ER	SO	BB	IBB	HBP	BLK	WP	HR	S	P	ERA	WHIP
Ray Corbin, R (1, 1) ERA: 1.38	7.0	L	30	6	2	1	2	3	0	1	0	0	1	30	43	1.29	1.286
Dave LaRoche, L (8, 1) ERA: 3.15	1.0		5	2	0	0	0	0	0	0	0	0	0	5	5	0.00	2.000

PITCHER	IP	WLS	BF	H	R	ER	SO	BB	IBB	HBP	BLK	WP	HR	S	P	ERA	WHIP

AB	31
R	2
H	8
RBI	1
BB	3
SO	2
LOB	12

WP: 0 PA: 36
PB: 0
SB: 0
CS: 0

livebaseballscorecards.com

Batter	1	2	3	4	5	6	7	8	9	AB	R	H	RBI	BB	SO	LOB
Cesar Tovar, R (1, 9) OBP: 0.349, SLG: 0.340	F3		F8			B2		K		4	0	0	0	0	1	2
Danny Thompson, R (1, 6) OBP: 0.314, SLG: 0.364	L5		5-3			G1-6-3 1-2f			G3	4	0	0	0	0	0	1
Rod Carew, L (1, 4) OBP: 0.359, SLG: 0.335	6-3		G3				F8		BB G6-4-3	3	0	0	0	1	0	0
Harmon Killebrew, R (1, 3) OBP: 0.381, SLG: 0.438		F8	BB				L1-6 1B		G6-4-3 1-2f	3	0	1	0	1	0	1
Charlie Manuel, L (1, 7) OBP: 0.271, SLG: 0.273 Steve Brye, R (7, PR) OBP: 0.257, SLG: 0.275 (7, 7)		F9	F7				1-2 1B			3 0	0 0	1 0	0 0	0 0	0 0	1 0
Bobby Darwin, R (1, 8) OBP: 0.318, SLG: 0.426		1B			F8		L1-6 2-3			3	0	1	0	0	0	2
Eric Soderholm, R (1, 5) OBP: 0.260, SLG: 0.376		P1			5-3			K		3	0	0	0	0	1	1
George Mitterwald, R (1, 2) OBP: 0.169, SLG: 0.165			6-3		K			F7		3	0	0	0	0	1	0
Jim Perry, S (1, 1) OBP: 0.300, SLG: 0.270 Dan Monzon, R (8, PR) OBP: 0.286, SLG: 0.211 Dave LaRoche, L (8, 1)			F8			G1-6-3 1B		1B		3 0 0	0 0 0	2 0 0	0 0 0	0 0 0	0 0 0	0 0 0
Inning Stats	R: 0 E: 0 K: 0 S: 3 H: 0 LOB: 0 BB: 0 P: 3	R: 0 E: 0 K: 0 S: 4 H: 1 LOB: 1 BB: 0 P: 4	R: 0 E: 0 K: 0 S: 3 H: 0 LOB: 0 BB: 0 P: 3	R: 0 E: 0 K: 0 S: 3 H: 0 LOB: 1 BB: 1 P: 7	R: 0 E: 0 K: 1 S: 5 H: 0 LOB: 0 BB: 0 P: 5	R: 0 E: 0 K: 0 S: 3 H: 1 LOB: 0 BB: 0 P: 3	R: 0 E: 0 K: 0 S: 4 H: 2 LOB: 1 BB: 0 P: 4	R: 0 E: 0 K: 2 S: 8 H: 1 LOB: 1 BB: 0 P: 8	R: 0 E: 0 K: 0 S: 2 H: 0 LOB: 0 BB: 1 P: 6	1B: 5 2B: 1 3B: 0 HR: 0 SF: 0 SAC: 0 DP: 3 HBP: 0						

PITCHER	IP	WLS	BF	H	R	ER	SO	BB	IBB	HBP	BLK	WP	HR	S	P	ERA	WHIP
Marty Pattin, R (1, 1) ERA: 4.57	9.0	W	31	5	0	0	3	2	0	0	0	0	0	35	43	0.00	0.778

PITCHER	IP	WLS	BF	H	R	ER	SO	BB	IBB	HBP	BLK	WP	HR	S	P	ERA	WHIP

TOP

Minnesota Twins @ Boston Red Sox

Fenway Park, Boston, MA

Wed Jul 05 1972, 7:05 PM EDT

Att. 12,641 - Unknown

livebaseballscorecards.com

AB	29
R	0
H	5
RBI	0
BB	2
SO	3
LOB	8

PA: 31

WP: 0
PB: 0
SB: 0
CS: 0

Minnesota Twins @ Boston Red Sox

Fenway Park, Boston, MA

Wed Jul 05 1972, 7:05 PM EDT

Att. 12,641 - Unknown

BOTTOM

Batter	1	2	3	4	5	6	7	8	9	AB	R	H	RBI	BB	SO	LOB
Tommy Harper, R (1, 8) OBP: 0.371, SLG: 0.475	1B		4-3		BB			HBP		2	1	1	0	1	0	0
Rick Miller, L (9, 8) OBP: 0.291, SLG: 0.396										0	0	0	0	0	0	0
Ben Oglivie, L (1, 9) OBP: 0.311, SLG: 0.448	F9		E9		4-3			K		4	0	1	0	0	1	4
Carl Yastrzemski, L (1, 7) OBP: 0.386, SLG: 0.383	G5-4-3		F9			1B		2B		4	0	3	1	0	0	1
Rico Petrocelli, R (1, 5) OBP: 0.325, SLG: 0.386	G5-4-3			4-3		K		K		4	0	0	0	0	2	4
Carlton Fisk, R (1, 2) OBP: 0.382, SLG: 0.612		WP SF9 2B		F9		L4-3		IBB		3	1	2	0	1	0	0
Bob Burda, L (1, 3) OBP: 0.281, SLG: 0.339		SF9		F5		L4-3		K		2	0	0	1	0	0	2
Danny Cater, R (8, PH) OBP: 0.244, SLG: 0.350 (9, 3)										1	0	0	0	0	1	2
Doug Griffin, R (1, 4) OBP: 0.328, SLG: 0.298		5-3			6-3		F8			3	0	0	0	0	0	0
Juan Beniquez, R (1, 6) OBP: 0.295, SLG: 0.400		6-3			FC6-5-6 2B		1-3			3	0	1	0	0	0	0
Marty Pattin, R (1, 1) OBP: 0.147, SLG: 0.265			4-3		FC6-5-6 BB		K			3	0	0	0	0	1	1
Inning Stats	R: 0 H: 2 E: 0 LOB: 1 K: 0 BB: 0 S: 4 P: 4	R: 1 H: 1 E: 0 LOB: 0 K: 0 BB: 0 S: 4 P: 4	R: 0 H: 1 E: 1 LOB: 1 K: 0 BB: 0 S: 4 P: 4	R: 0 H: 0 E: 0 LOB: 0 K: 0 BB: 0 S: 3 P: 3	R: 0 H: 1 E: 0 LOB: 2 K: 0 BB: 1 S: 4 P: 8	R: 0 H: 2 E: 0 LOB: 1 K: 1 BB: 0 S: 6 P: 6	R: 0 H: 0 E: 0 LOB: 0 K: 1 BB: 0 S: 5 P: 5	R: 1 H: 1 E: 0 LOB: 2 K: 3 BB: 1 S: 10 P: 15		1B: 5 SF: 1 2B: 4 SAC: 0 3B: 0 DP: 2 HR: 0 HBP: 1						

livebaseballscorecards.com

	AB	29
	R	2
	H	8
	RBI	2
	BB	2
	SO	5
	LOB	14

WP: 1 PA: 33
PB: 0
SB: 1
CS: 0

PITCHER		IP	WLS	BF	H	R	ER	SO	BB	IBB	HBP	BLK	WP	HR	S	P	ERA	WHIP
Jim Perry, R ERA: 3.22	(1, 1)	7.0	L	27	7	1	1	2	1	0	0	0	1	0	30	34	1.29	1.143
Dave LaRoche, L ERA: 3.28	(8, 1)	1.0		6	1	1	1	3	0	1	1	0	0	0	10	15	9.00	1.000

PITCHER	IP	WLS	BF	H	R	ER	SO	BB	IBB	HBP	BLK	WP	HR	S	P	ERA	WHIP

Batter	1	2	3	4	5	6	7	8	9	AB	R	H	RBI	BB	SO	LOB
Horace Clarke, S (1, 4) OBP: 0.319, SLG: 0.300	L9		E 1B 1B		L7		CS 1-2	F8		4	1	1	0	0	0	0
Thurman Munson, R (1, 2) OBP: 0.353, SLG: 0.348	F9		L8 1-2			BBBB BB BB		P4		3	0	0	0	1	0	1
Bobby Murcer, L (1, 8) OBP: 0.351, SLG: 0.458	SSS K		CS 2-H 1B			F8		BBBB BB		3	0	1	1	1	1	1
Roy White, S (1, 7) OBP: 0.390, SLG: 0.360		F8	CS 1-2	BBBB FC6-4 BB		BBBB FC6-4 1-2 BB		4-3		2	0	0	0	2	0	1
Ron Blomberg, L (1, 3) OBP: 0.351, SLG: 0.467		1B 1B		P4		SSS K			4-3	2	1	1	0	0	0	1
Rusty Torres, S (6, PH) (6, 9) OBP: 0.278, SLG: 0.305										2	0	0	0	0	1	2
Felipe Alou, R (1, 9) (6, 3) OBP: 0.324, SLG: 0.414		1-2 1B		FC6-4 1-2f FC6-4		FC6-4 1-2f			1B	4	0	2	0	0	0	3
Celerino Sanchez, R (1, 5) OBP: 0.224, SLG: 0.217		G4-6-3 1-2 2-H 1B		FC6-4 1-2f			6-3		SSS K	4	0	1	1	0	1	2
Gene Michael, S (1, 6) OBP: 0.257, SLG: 0.265		G4-6-3 1-2f	G3				CS 1B		6-3	4	0	1	0	0	0	3
Fritz Peterson, S (1, 1) OBP: 0.282, SLG: 0.289			F7		F9		SSS K			3	0	0	0	0	1	1
Lindy McDaniel, R (7, 1)										0	0	0	0	0	0	0
Inning Stats	R: 0 E: 0 K: 1 S: 5 H: 0 LOB: 0 BB: 0 P: 5	R: 1 E: 0 K: 0 S: 5 H: 3 LOB: 1 BB: 0 P: 5	R: 1 E: 1 K: 0 S: 4 H: 2 LOB: 0 BB: 0 P: 4	R: 0 E: 0 K: 0 S: 3 H: 0 LOB: 1 BB: 1 P: 7	R: 0 E: 0 K: 0 S: 3 H: 0 LOB: 0 BB: 0 P: 3	R: 0 E: 0 K: 1 S: 5 H: 0 LOB: 2 BB: 2 P: 13	R: 0 E: 0 K: 1 S: 5 H: 1 LOB: 0 BB: 0 P: 5	R: 0 E: 0 K: 0 S: 3 H: 0 LOB: 1 BB: 1 P: 7	R: 0 E: 0 K: 1 S: 6 H: 1 LOB: 1 BB: 0 P: 6	1B: 7 2B: 0 3B: 0 HR: 0 SF: 0 SAC: 0 DP: 1 HBP: 0							

TOP

New York Yankees @ Minnesota Twins

Metropolitan Stadium, Bloomington , MI

Fri Jul 07 1972, 8:05 PM EDT

Att. 19,514 - Unknown - 74 F

livebaseballscorecards.com

AB	31
R	2
H	7
RBI	2
BB	4
SO	4
LOB	15

WP: 0 PB: 0 SB: 0 CS: 2 PA: 37

PITCHER		IP	WLS	BF	H	R	ER	SO	BB	IBB	HBP	BLK	WP	HR	S	P	ERA	WHIP
Dick Woodson, R ERA: 3.46	(1, 1)	5.1		22	5	2	1	1	3	0	0	0	0	0	21	33	1.69	1.500
Jim Strickland, L ERA: 1.8	(6, 1)	0.2		2	0	0	0	1	0	0	0	0	0	0	4	4	0.00	0.000
Wayne Granger, R ERA: 1.93	(7, 1)	3.0	W	11	2	0	0	2	1	0	0	0	0	0	14	18	0.00	1.000

PITCHER	IP	WLS	BF	H	R	ER	SO	BB	IBB	HBP	BLK	WP	HR	S	P	ERA	WHIP

New York Yankees @ Minnesota Twins

Metropolitan Stadium, Bloomington , MI

Fri Jul 07 1972, 8:05 PM EDT

Att. 19,514 - Unknown - 74 F

livebaseballscorecards.com

BOTTOM

Batter	1	2	3	4	5	6	7	8	9	AB	R	H	RBI	BB	SO	LOB
Cesar Tovar, R (1, 9) OBP: 0.350, SLG: 0.344	SH5-3 1B		4-3		G3		4-3	1B 2B 1-3		5	1	2	0	0	0	0
Danny Thompson, R (1, 6) OBP: 0.316, SLG: 0.366	SH5-3 1-2		1B 1B		FC5-4 1B		F3	F8		4	0	2	0	0	0	2
Rod Carew, L (1, 4) OBP: 0.363, SLG: 0.340	F7		FC6-4 1B 1-2		FC5-4 1B 1-2f BB		HR 1B	1B 1B 2-H 3-H		5	1	3	2	0	0	2
Harmon Killebrew, R (1, 3) OBP: 0.385, SLG: 0.453 Rich Reese, L (8, PR) OBP: 0.261, SLG: 0.333 (9, 3)	5-3		FC6-4 1-2f		BB 1-2		HR 1-H	1B 1-2		4 0	1 0	2 0	2 0	1 0	0 0	3 0
Bobby Darwin, R (1, 8) OBP: 0.324, SLG: 0.430		FC6-4 1B		FC5-4 1B FC5-4	K		1B 1B	F8		5	1	3	0	0	1	4
Steve Brye, R (1, 7) OBP: 0.264, SLG: 0.281		FC6-4 1-2f		FC5-4 1-2 1B		1-3 1-2	1B			4	0	2	0	0	0	1
Eric Soderholm, R (1, 5) OBP: 0.255, SLG: 0.369		L8		FC5-4 FC5-4 1-2f 2-3		1-3 5-3				4	0	0	0	0	0	5
George Mitterwald, R (1, 2) OBP: 0.183, SLG: 0.180		K		FC5-4 WP 1-2f 3-H		1B		2B 1B 1B		4	1	2	1	0	1	2
Dick Woodson, R (1, 1) OBP: 0.114, SLG: 0.088 Jim Strickland, L (6, 1) Rick Renick, R (6, PH) OBP: 0.304, SLG: 0.243 Wayne Granger, R (7, 1) OBP: 0.250, SLG: 0.250			K	K 1-2		K		K		2 0 1 1	0 0 0 0	0 0 0 0	0 0 0 0	0 0 1 1	2 0 1 1	1 0 1 1
Inning Stats	R: 0 E: 0 K: 0 S: 4 H: 1 LOB: 1 BB: 0 P: 4	R: 0 E: 0 K: 1 S: 6 H: 1 LOB: 1 BB: 0 P: 6	R: 0 E: 0 K: 1 S: 7 H: 2 LOB: 2 BB: 0 P: 7	R: 1 E: 0 K: 1 S: 7 H: 2 LOB: 1 BB: 0 P: 7	R: 0 E: 0 K: 1 S: 6 H: 1 LOB: 2 BB: 1 P: 10	R: 0 E: 0 K: 1 S: 6 H: 1 LOB: 1 BB: 0 P: 6	R: 2 E: 0 K: 0 S: 7 H: 4 LOB: 2 BB: 0 P: 7	R: 2 E: 0 K: 1 S: 9 H: 4 LOB: 2 BB: 0 P: 9		1B: 14 2B: 1 3B: 0 HR: 1	SF: 0 SAC: 1 DP: 0 HBP: 0					

	AB	39
	R	5
	H	16
	RBI	5
	BB	1
	SO	6
	LOB	22

WP: 1 PB: 0 SB: 0 CS: 0 PA: 41

PITCHER		IP	WLS	BF	H	R	ER	SO	BB	IBB	HBP	BLK	WP	HR	S	P	ERA	WHIP
Fritz Peterson, L ERA: 3.36	(1, 1)	6.2	L	33	12	3	3	5	1	0	0	0	1	1	42	46	4.05	1.950
Lindy McDaniel, R ERA: 2.91	(7, 1)	1.1		8	4	2	2	1	0	0	0	0	0	0	10	10	13.50	3.000

PITCHER	IP	WLS	BF	H	R	ER	SO	BB	IBB	HBP	BLK	WP	HR	S	P	ERA	WHIP

New York Yankees @ Minnesota Twins

Metropolitan Stadium, Bloomington , MI

Sat Jul 08 1972, 4:33 AM EDT

Att. 14,866 - Cloudy - 65 F

TOP

livebaseballscorecards.com

Batter	1	2	3	4	5	6	7	8	9	10	11	AB	R	H	RBI	BB	SO	LOB
Rusty Torres, S (1, 9) OBP: 0.281, SLG: 0.304	FC6-4 1B		K			K2-3		F6		FC4-6 BB		4	0	1	0	1	2	0
Thurman Munson, R (1, 2) OBP: 0.346, SLG: 0.341	FC6-4 FC1-6 1-2f			F8		5-3		1-3		K		5	0	0	0	0	1	3
Bobby Murcer, L (1, 8) OBP: 0.345, SLG: 0.449	FC1-6 PB 1-2f			K		6-3		F7		FC4-6 BB 1-2f 2-3		5	0	0	0	0	1	3
Roy White, S (1, 7) OBP: 0.397, SLG: 0.368	4-3 1-2			2B			1B		BB 1B FC5-2-6	BB 1-2		3	0	2	0	2	0	1
Ron Blomberg, L (1, 3) OBP: 0.359, SLG: 0.464		BB G3-6		BB			BB 1-3 1B		K	4-1		3	0	1	0	2	1	4
Bernie Allen, L (1, 4) OBP: 0.330, SLG: 0.424		G3-6 1-2f		L4			K		FC5-2-6 1-3 1B		HR	5	1	2	1	0	1	5
Horace Clarke, S (11, 4) OBP: 0.319, SLG: 0.300												0	0	0	0	0	0	0
Celerino Sanchez, R (1, 5) OBP: 0.259, SLG: 0.240		1-3			G4-6-3 1B		FC6-4 1-2 BB		FC5-2-6 1-2 3-H		G4-6-3 1B	4	0	2	0	1	0	2
Jerry Kenney, L (1, 6) OBP: 0.311, SLG: 0.208			K		G4-6-3 1-2f		K		K		G4-6-3 1-2f	3	0	0	0	0	2	4
Felipe Alou, R (9, PH) OBP: 0.321, SLG: 0.411												1	0	0	0	0	1	2
Gene Michael, S (9, 6) OBP: 0.256, SLG: 0.263												1	0	0	0	0	0	1
Mel Stottlemyre, R (1, 1) OBP: 0.302, SLG: 0.282			L6		K		FC6-4 1-2f			FC4-6 2B	6-3	5	0	1	0	0	1	3
Sparky Lyle, L (11, 1) OBP: 0.200, SLG: 0.222												0	0	0	0	0	0	0
Inning Stats	R: 0 E: 0 K: 0 S: 4 H: 1 LOB: 1 BB: 0 P: 4	R: 0 E: 0 K: 0 S: 2 H: 0 LOB: 0 BB: 1 P: 6	R: 0 E: 0 K: 2 S: 7 H: 0 LOB: 0 BB: 0 P: 7	R: 0 E: 0 K: 1 S: 6 H: 1 LOB: 2 BB: 1 P: 10	R: 0 E: 0 K: 1 S: 5 H: 1 LOB: 0 BB: 0 P: 5	R: 0 E: 0 K: 1 S: 5 H: 0 LOB: 0 BB: 0 P: 5	R: 0 E: 0 K: 2 S: 9 H: 2 LOB: 3 BB: 1 P: 13	R: 0 E: 0 K: 0 S: 3 H: 0 LOB: 0 BB: 0 P: 3	R: 0 E: 0 K: 2 S: 8 H: 1 LOB: 2 BB: 1 P: 12	R: 0 E: 0 K: 1 S: 6 H: 1 LOB: 3 BB: 2 P: 14	R: 1 E: 0 K: 0 S: 4 H: 2 LOB: 0 BB: 0 P: 4							

	AB	39
	R	1
	H	9
	RBI	1
	BB	6
	SO	10
	LOB	28

1B: 6	SF: 0	WP: 0	PA: 45
2B: 2	SAC: 0	PB: 1	
3B: 0	DP: 3	SB: 0	
HR: 1	HBP: 0	CS: 0	

PITCHER		IP	WLS	BF	H	R	ER	SO	BB	IBB	HBP	BLK	WP	HR	S	P	ERA	WHIP
Bert Blyleven, R ERA: 2.88	(1, 1)	10.0		41	7	0	0	10	6	0	0	0	0	0	55	79	0.00	1.300
Wayne Granger, R ERA: 2.08	(11, 1)	1.0	L	4	2	1	1	0	0	0	0	0	0	1	4	4	9.00	2.000

PITCHER	IP	WLS	BF	H	R	ER	SO	BB	IBB	HBP	BLK	WP	HR	S	P	ERA	WHIP

Batter	1	2	3	4	5	6	7	8	9	10	11	AB	R	H	RBI	BB	SO	LOB
Cesar Tovar, R (1, 9) OBP: 0.347, SLG: 0.342	1-3		5-3			6-3		1B 1B 1-2f		G6-4-3		5	0	1	0	0	0	1
Danny Thompson, R (1, 6) OBP: 0.321, SLG: 0.368	6-3			G6-4-3 1B		BBB 4-0 FC5-4 BB		F8			1-3 1B	4	0	2	0	1	0	1
Rod Carew, L (1, 4) OBP: 0.360, SLG: 0.337	4-3			F7		FC5-4 1-2f		1-3 1B			1-3 1-2	5	0	1	0	0	0	3
Harmon Killebrew, R (1, 3) OBP: 0.378, SLG: 0.442		SSS 0-3 K		G6-4-3 1-2f		F8		F8			SSS 0-3 K	5	0	0	0	0	2	5
Charlie Manuel, L (1, 7) OBP: 0.288, SLG: 0.292 Steve Brye, R (11, PH) OBP: 0.262, SLG: 0.279		1B			FC5-4 1B 1B		F5		4-3		SSS 0-3 K	4 1	0 0	2 0	0 0	0 0	0 1	0 1
Bobby Darwin, R (1, 8) OBP: 0.327, SLG: 0.429		F2			FC5-4 1-2 1B		BBB 4-0 FC5-4 BB		SSS 0-3 K			3	0	1	0	1	1	1
Eric Soderholm, R (1, 5) OBP: 0.250, SLG: 0.361		SSS 0-3 K			FC5-4 1-2f 2-3		P6		5-3			4	0	0	0	0	1	4
George Mitterwald, R (1, 2) OBP: 0.175, SLG: 0.172			L5		SSS 0-3 K		FC5-4 1-2f			SSS 0-3 K		4	0	0	0	0	2	3
Bert Blyleven, R (1, 1) OBP: 0.204, SLG: 0.224 Rich Reese, L (10, PH) OBP: 0.271, SLG: 0.344 Wayne Granger, R (11, 1) OBP: 0.250, SLG: 0.250			SSS 0-3 K		F9			6-3		G6-4-3 1B		3 1 0	0 0 0	0 1 0	0 0 0	1 0 0	2 0 0	2 0 0
Inning Stats	R: 0 H: 0 E: 0 LOB: 0 K: 0 BB: 0 S: 3 P: 3	R: 0 H: 1 E: 0 LOB: 1 K: 2 BB: 0 S: 8 P: 8	R: 0 H: 0 E: 0 LOB: 0 K: 1 BB: 0 S: 5 P: 5	R: 0 H: 1 E: 0 LOB: 0 K: 0 BB: 0 S: 3 P: 3	R: 0 H: 2 E: 0 LOB: 2 K: 1 BB: 0 S: 7 P: 7	R: 0 H: 0 E: 0 LOB: 1 K: 0 BB: 1 S: 3 P: 7	R: 0 H: 0 E: 0 LOB: 1 K: 0 BB: 1 S: 3 P: 7	R: 0 H: 2 E: 0 LOB: 2 K: 0 BB: 0 S: 5 P: 5	R: 0 H: 0 E: 0 LOB: 0 K: 1 BB: 0 S: 5 P: 5	R: 0 H: 1 E: 0 LOB: 0 K: 1 BB: 0 S: 5 P: 5	R: 0 H: 1 E: 0 LOB: 1 K: 2 BB: 0 S: 8 P: 8	1B: 8 SF: 0 2B: 0 SAC: 0 3B: 0 DP: 2 HR: 0 HBP: 0						

PITCHER		IP	WLS	BF	H	R	ER	SO	BB	IBB	HBP	BLK	WP	HR	S	P	ERA	WHIP
Mel Stottlemyre, R ERA: 2.84	(1, 1)	10.0	W	38	8	0	0	6	2	0	0	0	0	0	48	56	0.00	1.000
Sparky Lyle, L ERA: 0.89	(11, 1)	1.0	S	3	0	0	0	2	0	0	0	0	0	0	7	7	0.00	0.000

PITCHER	IP	WLS	BF	H	R	ER	SO	BB	IBB	HBP	BLK	WP	HR	S	P	ERA	WHIP

New York Yankees @ Minnesota Twins

Metropolitan Stadium, Bloomington , MI

Sat Jul 08 1972, 4:33 AM EDT

Att. 14,866 - Cloudy - 65 F

livebaseballscorecards.com

AB	39
R	0
H	8
RBI	0
BB	2
SO	8
LOB	21

WP: 0	PA: 41		
PB: 0			
SB: 0			
CS: 0			

Batter	1	2	3	4	5	6	7	8	9	AB	R	H	RBI	BB	SO	LOB
Horace Clarke, S (1, 4) OBP: 0.319, SLG: 0.300	4-3 1B	1B 1B 1B 1-3 2-H 3-H		BLK 1B		K	G3		F9	6	0	2	2	0	1	4
Thurman Munson, R (1, 2) OBP: 0.351, SLG: 0.346	BB 2B 1B	1B 1-H 3-H		4-3 1-2		K		1B		5	1	3	1	0	1	1
Bobby Murcer, L (1, 8) OBP: 0.342, SLG: 0.444	F9	K			1B 1B 1B		E5 2B 2B	F7		5	2	1	0	0	1	3
Roy White, S (1, 7) OBP: 0.401, SLG: 0.374	BB BB BB 1-2 2B BB	F8			1B 1-2 1B		1-3 2B 2B	K		4	2	2	0	1	1	2
Ron Blomberg, L (1, 3) OBP: 0.361, SLG: 0.476	1-H 2-H 2B		K		F7		2-H 3-H 1B 2B	K		5	1	2	4	0	2	3
Felipe Alou, R (1, 9) OBP: 0.324, SLG: 0.402	6-3	5-3			K		SH1-4 1B BB		E 1B BB	3	0	0	0	0	2	1	3
Celerino Sanchez, R (1, 5) OBP: 0.271, SLG: 0.255		HBP 1B 1B 1B	6-3		FC5-4 1-3 2-H 1B		L8		K	5	1	2	1	0	1	3
Gene Michael, S (1, 6) OBP: 0.264, SLG: 0.272		HBP 1-2 1B 1B		4-3	FC5-4 1-2f		SH1-4 1-2 2-H 1B		E5 1-3 1B	5	1	3	1	0	0	2
Steve Kline, R (1, 1) OBP: 0.150, SLG: 0.081 Lindy McDaniel, R (7, 1) Sparky Lyle, L (8, 1) OBP: 0.182, SLG: 0.200		1B 1-2 2-3 1B HBP		L8		L5-3	SH1-4 1-2 2-3		L8	2	1	0	0	0	0	0
										0	0	0	0	0	0	0
										1	0	0	0	0	0	2
Inning Stats	R: 2 E: 0 K: 0 S: 5 H: 2 LOB: 1 BB: 1 P: 9	R: 3 E: 0 K: 1 S: 8 H: 4 LOB: 1 BB: 0 P: 9	R: 0 E: 0 K: 1 S: 5 H: 0 LOB: 0 BB: 0 P: 5	R: 0 E: 0 K: 0 S: 4 H: 1 LOB: 1 BB: 0 P: 4	R: 1 E: 0 K: 1 S: 8 H: 3 LOB: 2 BB: 0 P: 8	R: 0 E: 0 K: 2 S: 7 H: 0 LOB: 0 BB: 0 P: 7	R: 3 E: 1 K: 0 S: 7 H: 3 LOB: 2 BB: 1 P: 11	R: 0 E: 0 K: 2 S: 8 H: 1 LOB: 1 BB: 0 P: 8	R: 0 E: 1 K: 1 S: 6 H: 1 LOB: 2 BB: 1 P: 10	1B: 12 2B: 3 3B: 0 HR: 0 SF: 0 SAC: 1 DP: 0 HBP: 1						WP: 0 PB: 0 SB: 0 CS: 0 PA: 46	

PITCHER		IP	WLS	BF	H	R	ER	SO	BB	IBB	HBP	BLK	WP	HR	S	P	ERA	WHIP
Ray Corbin, R ERA: 2.19	(1, 1)	1.1	L	11	6	5	5	0	1	0	1	0	0	0	9	14	33.75	5.250
Jim Strickland, L ERA: 1.86	(2, 1)	4.2		18	4	1	1	5	0	0	0	1	0	0	28	28	1.93	0.857
Bob Gebhard, R ERA: 9.0	(7, 1)	1.0		8	3	3	2	0	1	0	0	0	0	0	7	11	18.00	4.000
Dave LaRoche, L ERA: 3.14	(8, 1)	2.0		9	2	0	0	3	1	0	0	0	0	0	14	18	0.00	1.500

PITCHER	IP	WLS	BF	H	R	ER	SO	BB	IBB	HBP	BLK	WP	HR	S	P	ERA	WHIP

TOP

New York Yankees @ Minnesota Twins

Metropolitan Stadium, Bloomington , MI

Sun Jul 09 1972, 4:33 AM EDT

Att. 19,613 - Sunny - 74 F

livebaseballscorecards.com

AB	41
R	9
H	15
RBI	9
BB	3
SO	8
LOB	23

Batter	1	2	3	4	5	6	7	8	9	AB	R	H	RBI	BB	SO	LOB
Cesar Tovar, R (1, 9) OBP: 0.345, SLG: 0.339	G5-4-3 1B		F7			L7	F2		4-3	5	0	1	0	0	0	2
Danny Thompson, R (1, 6) OBP: 0.317, SLG: 0.362	G5-4-3 1-2f		F8			L7	F2			4	0	0	0	0	0	2
Rod Carew, L (1, 4) OBP: 0.362, SLG: 0.343	1B			F6		2B 2-H		4-3		4	0	2	1	0	0	0
Harmon Killebrew, R (1, 3) OBP: 0.376, SLG: 0.439	F8			F8		6-3		G6-4-3 1B		4	0	1	0	0	0	2
Charlie Manuel, L (1, 7) OBP: 0.273, SLG: 0.275 Steve Brye, R (8, PH) OBP: 0.260, SLG: 0.277 (9, 7)		4-3		G3			P4	G6-4-3 1-2f		3 1	0 0	0 0	0 0	0 0	0 0	0 1
Bobby Darwin, R (1, 8) OBP: 0.325, SLG: 0.425		6-3			5-3		BB 1B HR 1B		K	4	1	1	0	0	1	0
Eric Soderholm, R (1, 5) OBP: 0.259, SLG: 0.363		HBP			5-3		BB HR 1-2 1B		2B BB	2	2	1	0	1	0	0
George Mitterwald, R (1, 2) OBP: 0.188, SLG: 0.188		F8			L8		BB HR 1-2 2-3		2B 1-H	3	1	1	1	1	0	1
Ray Corbin, R (1, 1) Jim Strickland, L (2, 1) Jim Nettles, L (6, PH) OBP: 0.361, SLG: 0.277 Bob Gebhard, R (7, 1) Rich Reese, L (7, PH) OBP: 0.282, SLG: 0.400 Dave LaRoche, L (8, 1) Rick Renick, R (9, PH) OBP: 0.298, SLG: 0.237			K			2B 2B	HR 1-H 2-H 3-H		P4	0 1 1 0 1 0 1	0 0 1 0 1 0 0	0 0 1 0 4 0 0	0 0 0 0 0 0 0	0 1 0 0 0 0 0	0 0 0 0 0 0 0	0 0 0 0 0 0 1
Inning Stats	R: 0 H: 2 E: 0 LOB: 1 K: 0 BB: 0 S: 4 P: 4	R: 0 H: 0 E: 0 LOB: 1 K: 0 BB: 0 S: 3 P: 4	R: 0 H: 0 E: 0 LOB: 0 K: 1 BB: 0 S: 5 P: 5	R: 0 H: 0 E: 0 LOB: 0 K: 0 BB: 0 S: 3 P: 3	R: 0 H: 0 E: 0 LOB: 0 K: 0 BB: 0 S: 3 P: 3	R: 1 H: 2 E: 0 LOB: 1 K: 0 BB: 0 S: 5 P: 5	R: 4 H: 3 E: 0 LOB: 0 K: 0 BB: 1 S: 6 P: 10	R: 0 H: 1 E: 0 LOB: 0 K: 0 BB: 0 S: 3 P: 3	R: 1 H: 1 E: 0 LOB: 1 K: 1 BB: 1 S: 6 P: 10	1B: 5 2B: 3 3B: 0 HR: 1	SF: 0 SAC: 0 DP: 2 HBP: 1			WP: 0 PB: 0 SB: 0 CS: 0		PA: 37	

PITCHER		IP	WLS	BF	H	R	ER	SO	BB	IBB	HBP	BLK	WP	HR	S	P	ERA	WHIP
Steve Kline, R ERA: 2.1	(1, 1)	6.1	W	26	6	4	4	1	1	0	1	0	0	0	26	31	5.68	1.105
Lindy McDaniel, R ERA: 3.18	(7, 1)	1.0		5	2	1	1	0	0	0	0	0	0	1	5	5	9.00	2.000
Sparky Lyle, L ERA: 1.04	(8, 1)	1.2	S	6	1	1	1	1	1	0	0	0	0	0	7	11	5.40	1.200

PITCHER	IP	WLS	BF	H	R	ER	SO	BB	IBB	HBP	BLK	WP	HR	S	P	ERA	WHIP

BOTTOM

New York Yankees @ Minnesota Twins

Metropolitan Stadium, Bloomington , MI

Sun Jul 09 1972, 4:33 AM EDT
Att. 19,613 - Sunny - 74 F

livebaseballscorecards.com

AB	34
R	6
H	9
RBI	6
BB	2
SO	2
LOB	9

Batter	1	2	3	4	5	6	7	8	9	AB	R	H	RBI	BB	SO	LOB
Bob Heise, R (1, 4) (5, 6) OBP: 0.304, SLG: 0.317	S S S 0-3 ① K		x 0-0 ② 2B			x 0-0 ② 4-3		x 0-0 ③ F4		4	0	1	0	0	1	1
Joe Lahoud, L (1, 9) OBP: 0.298, SLG: 0.303	x 0-0 ② F6		x 0-0 ③ 3-1			x 0-0 FC4 1B			S S S 0-3 ① K	3	0	1	0	0	0	1
Ollie Brown, R (9, PH) OBP: 0.262, SLG: 0.271										1	0	0	0	0	1	0
George Scott, R (1, 3) OBP: 0.295, SLG: 0.376	x 0-0 ③ 6-3			x 0-0 ① L3		x 0-0 ③ FC4 1-2f			x 0-0 ② F9	4	0	0	0	0	0	1
John Briggs, L (1, 7) OBP: 0.367, SLG: 0.467		x 0-0 1B SF7 2B		S S S 0-3 ② K			x 0-0 ① F7		x 0-0 1B	3	1	1	0	0	1	0
Tommie Reynolds, R (9, PH) OBP: 0.316, SLG: 0.245										1	0	1	0	0	0	0
Dave May, L (1, 8) OBP: 0.298, SLG: 0.372		x 0-0 G4-6-3 2-3 1B		x 0-0 ③ 3-1			x 0-0 G6-4-3 1B		S S S 0-3 ③ K	4	0	2	0	0	1	1
Ron Clark, R (1, 5) (5, 4) OBP: 0.289, SLG: 0.415		x 0-0 ① SF7 3-H			x 0-0 ① F9		x 0-0 ②③ G6-4-3 1-2f			2	0	0	1	0	0	1
Ellie Rodriguez, R (1, 2) OBP: 0.377, SLG: 0.358		x 0-0 ②③ G4-6-3 1-2f			x 0-0 ② F8			x 0-0 ① 6-3		3	0	0	0	0	0	1
Rick Auerbach, R (1, 6) OBP: 0.270, SLG: 0.267			S S S 0-3 ① K		x 0-0 ③ F7			x 0-0 ② 4-3		2	0	0	0	0	1	0
Mike Ferraro, R (5, 5) OBP: 0.295, SLG: 0.343										1	0	0	0	0	0	0
Earl Stephenson, L (1, 1)			S S S 0-3 ② K			x 0-0 ① F3		x 0-0 1B		0	0	0	0	0	0	0
Bill Parsons, R (2, 1) OBP: 0.171, SLG: 0.121										2	0	0	0	0	1	0
Brock Davis, L (8, PH) OBP: 0.351, SLG: 0.280										1	0	1	0	0	0	0
Ken Sanders, R (8, 1)										0	0	0	0	0	0	0
Inning Stats	R: 0 H: 0 E: 0 LOB: 0 K: 1 BB: 0 S: 5 P: 5	R: 1 H: 2 E: 0 LOB: 0 K: 0 BB: 0 S: 4 P: 4	R: 0 H: 1 E: 0 LOB: 1 K: 2 BB: 0 S: 8 P: 8	R: 0 H: 0 E: 0 LOB: 0 K: 1 BB: 0 S: 5 P: 5	R: 0 H: 0 E: 0 LOB: 0 K: 0 BB: 0 S: 3 P: 3	R: 0 H: 1 E: 0 LOB: 1 K: 0 BB: 0 S: 4 P: 4	R: 0 H: 1 E: 0 LOB: 0 K: 0 BB: 0 S: 3 P: 3	R: 0 H: 1 E: 0 LOB: 1 K: 0 BB: 0 S: 4 P: 4	R: 0 H: 1 E: 0 LOB: 0 K: 2 BB: 0 S: 8 P: 8	1B: 5 SF: 1 2B: 2 SAC: 0 3B: 0 DP: 2 HR: 0 HBP: 0						

PITCHER		IP	WLS	BF	H	R	ER	SO	BB	IBB	HBP	BLK	WP	HR	S	P	ERA	WHIP
Jim Perry, R ERA: 3.08	(1, 1)	7.2	W	27	6	1	1	4	0	0	0	0	0	0	35	35	1.17	0.783
Dave LaRoche, L ERA: 3.06	(8, 1)	1.1	S	5	1	0	0	2	0	0	0	0	0	0	9	9	0.00	0.750

PITCHER	IP	WLS	BF	H	R	ER	SO	BB	IBB	HBP	BLK	WP	HR	S	P	ERA	WHIP

TOP

Milwaukee Brewers @ Minnesota Twins

Metropolitan Stadium, Bloomington , MI

Mon Jul 10 1972, 4:33 AM EDT

Att. 18,058 - Unknown - 79 F

livebaseballscorecards.com

AB	31
R	1
H	7
RBI	1
BB	0
SO	6
LOB	6

BOTTOM

Milwaukee Brewers @ Minnesota Twins

Metropolitan Stadium, Bloomington , MI

Mon Jul 10 1972, 4:33 AM EDT

Att. 18,058 - Unknown - 79 F

livebaseballscorecards.com

Batter	1	2	3	4	5	6	7	8	9	AB	R	H	RBI	BB	SO	LOB
Cesar Tovar, R (1, 9) OBP: 0.346, SLG: 0.344	5-3	1B 2B 2-H	1B 1B 1-2		F7			L7-3 1-2		5	1	2	1	0	0	1
Danny Thompson, R (1, 6) OBP: 0.322, SLG: 0.364	1B HR 1B	BBBB WP 1B BB	G5-4-3 1B 1-2 2-3			F3		F9		4	2	2	0	1	0	0
Rod Carew, L (1, 4) OBP: 0.364, SLG: 0.345	BB HR 1B 1-3	BB WP BB 1B 1-2 2-H	L7 1B			F7				4	2	2	1	0	0	3
Harmon Killebrew, R (1, 3) OBP: 0.382, SLG: 0.444 Rich Reese, L (9, 3) OBP: 0.282, SLG: 0.400	BBBB HR BB 1-2	BBBB BB BB FC9-2 BB 1-2 2-3	G5-4-3 1-2f			2B				2 0	1 0	1 0	0 0	2 0	0 0	3 0
Bobby Darwin, R (1, 8) OBP: 0.328, SLG: 0.437	HR 1-H 2-H 3-H	BBBB FC9-2 BB 1-2 2-3 3-H		6-3		5-3				3	1	1	5	1	0	1
Eric Soderholm, R (1, 5) OBP: 0.259, SLG: 0.357	L5	BBBB FC9-2 BB 1-2 2-3 3-H		F7			E6 1B			3	0	0	1	1	0	0
Steve Brye, R (1, 7) OBP: 0.260, SLG: 0.277	5-3	FC9-2 1-2 2-3 3-Hf		1-3			G5-4-3 2-H 1B			4	0	1	0	0	0	3
George Mitterwald, R (1, 2) OBP: 0.190, SLG: 0.190		SH2-4 2B 1B F7			L8		G5-4-3 1-2f			4	1	1	0	0	0	4
Jim Perry, S (1, 1) OBP: 0.310, SLG: 0.282 Dave LaRoche, L (8, 1) OBP: 0.286, SLG: 0.167		SH2-4 1-2	1B 1B 1B		1-3			L7-3 1B		2 1	0 0	1 1	0 0	0 0	0 0	0 0
Inning Stats	R: 4 H: 3 E: 0 LOB: 0 K: 0 BB: 1 S: 6 P: 10	R: 4 H: 3 E: 0 LOB: 3 K: 0 BB: 4 S: 6 P: 22	R: 0 H: 3 E: 0 LOB: 2 K: 0 BB: 0 S: 5 P: 5	R: 0 H: 0 E: 0 LOB: 0 K: 0 BB: 0 S: 3 P: 3	R: 0 H: 0 E: 0 LOB: 0 K: 0 BB: 0 S: 3 P: 3	R: 0 H: 1 E: 0 LOB: 1 K: 0 BB: 0 S: 4 P: 4	R: 0 H: 1 E: 1 LOB: 0 K: 0 BB: 0 S: 3 P: 3	R: 0 H: 1 E: 0 LOB: 0 K: 0 BB: 0 S: 3 P: 3		1B: 9 SF: 0 2B: 3 SAC: 1 3B: 0 DP: 3 HR: 1 HBP: 0						

	AB	32
	R	8
	H	12
	RBI	8
	BB	5
	SO	0
	LOB	15

WP: 1 PA: 38
PB: 0
SB: 0
CS: 0

PITCHER		IP	WLS	BF	H	R	ER	SO	BB	IBB	HBP	BLK	WP	HR	S	P	ERA	WHIP
Earl Stephenson, L ERA: 2.05	(1, 1)	1.1	L	10	5	6	6	0	1	0	0	0	0	1	9	13	40.50	4.500
Bill Parsons, R ERA: 5.36	(2, 1)	5.2		25	6	2	2	0	4	0	0	0	1	0	21	37	3.18	1.765
Ken Sanders, R ERA: 3.4	(8, 1)	1.0		3	1	0	0	0	0	0	0	0	0	0	3	3	0.00	1.000

PITCHER	IP	WLS	BF	H	R	ER	SO	BB	IBB	HBP	BLK	WP	HR	S	P	ERA	WHIP

Batter	1	2	3	4	5	6	7	8	9	AB	R	H	RBI	BB	SO	LOB
Brock Davis, L (1, 9) OBP: 0.361, SLG: 0.283	6-3		BB			4-3	FC6-4 1B 1-2 2-H		K	3	0	1	1	1	0	0
Frank Linzy, R (7, 1)										1	0	0	0	0	1	0
Bob Heise, R (1, 4) OBP: 0.297, SLG: 0.309	6-3		F3			F8	FC6-4 1-2f			4	0	0	0	0	0	4
George Scott, R (1, 3) OBP: 0.291, SLG: 0.371	E5		F6			F9		K		4	0	0	0	0	1	2
John Briggs, L (1, 7) OBP: 0.369, SLG: 0.468	3-1			G6-4-3 1B			FC6-4 E 1B 1B	4-3		4	1	2	0	0	0	1
Dave May, L (1, 8) OBP: 0.294, SLG: 0.366		5-3		F7			E1 FC6-4 1-2	4-3		4	0	0	0	0	0	2
Ron Clark, R (1, 5) OBP: 0.286, SLG: 0.400		5-3		G6-4-3 1-2f			FC6-4 BB 1B 1-2f 2-3		HR 1B	4	2	1	0	0	0	3
Ellie Rodriguez, R (1, 2) OBP: 0.373, SLG: 0.353		K			4-3		4-0 1B 1B BB 1-2		0-0 HR 1-H	2	0	0	0	0	1	0
Joe Lahoud, L (7, PH) OBP: 0.306, SLG: 0.329										1	2	1	2	1	0	0
(7, 9)																
Rick Auerbach, R (1, 6) OBP: 0.274, SLG: 0.275			E7 2B		L6		1B 1B 1-2 2-H 3-H		F5	4	0	2	2	0	0	0
Skip Lockwood, R (1, 1) OBP: 0.083, SLG: 0.083			K		K		K		4-3	0	0	0	0	0	0	0
Jim Colborn, R (2, 1) OBP: 0.111, SLG: 0.333										2	0	0	0	0	2	1
Tommie Reynolds, R (7, PH) OBP: 0.310, SLG: 0.240										1	0	0	0	0	1	2
John Felske, R (7, 2) OBP: 0.269, SLG: 0.333										1	0	0	0	0	0	0
Inning Stats	R: 0 E: 1 K: 0 S: 4 H: 0 LOB: 1 BB: 0 P: 4	R: 0 E: 0 K: 1 S: 5 H: 0 LOB: 0 BB: 0 P: 5	R: 0 E: 1 K: 1 S: 6 H: 1 LOB: 2 BB: 1 P: 10	R: 0 E: 0 K: 0 S: 3 H: 1 LOB: 0 BB: 0 P: 3	R: 0 E: 0 K: 1 S: 5 H: 0 LOB: 0 BB: 0 P: 5	R: 0 E: 0 K: 0 S: 3 H: 0 LOB: 0 BB: 0 P: 3	R: 3 E: 1 K: 1 S: 9 H: 3 LOB: 2 BB: 1 P: 13	R: 0 E: 0 K: 1 S: 5 H: 0 LOB: 0 BB: 0 P: 5	R: 2 E: 0 K: 1 S: 7 H: 2 LOB: 0 BB: 0 P: 7	1B: 5 2B: 1 3B: 0 HR: 1 SF: 0 SAC: 0 DP: 1 HBP: 0	WP: 0 PB: 0 SB: 0 CS: 0 PA: 37					

PITCHER		IP	WLS	BF	H	R	ER	SO	BB	IBB	HBP	BLK	WP	HR	S	P	ERA	WHIP
Dick Woodson, R ERA: 3.34	(1, 1)	6.1		26	4	3	1	3	2	0	0	0	0	0	30	38	1.42	0.947
Wayne Granger, R ERA: 2.32	(7, 1)	2.2	L	11	3	2	2	3	0	0	0	0	0	1	17	17	6.75	1.125

PITCHER		IP	WLS	BF	H	R	ER	SO	BB	IBB	HBP	BLK	WP	HR	S	P	ERA	WHIP

Milwaukee Brewers @ Minnesota Twins

Metropolitan Stadium, Bloomington , MI

Tue Jul 11 1972, 8:05 PM EDT

Att. 9,682 - Unknown - 83 F

TOP

livebaseballscorecards.com

AB	35
R	5
H	7
RBI	5
BB	2
SO	6
LOB	15

Batter	1	2	3	4	5	6	7	8	9	AB	R	H	RBI	BB	SO	LOB
Cesar Tovar, R (1, 9) OBP: 0.344, SLG: 0.341	F4	FC6, CS 1-2f			4-3		E7, SH1-4		L7	2	0	0	0	0	0	1
Jim Nettles, L (4, 9) OBP: 0.352, SLG: 0.269										3	0	0	0	0	0	2
Danny Thompson, R (1, 6) OBP: 0.317, SLG: 0.359	L8	CS 1-2	1-3		E6, 6-3		SH1-4 1-2 2-3		G3 1-2	4	0	0	0	0	0	1
Rod Carew, L (1, 4) OBP: 0.364, SLG: 0.344	F7		1B		6-3 1-2		IBB		L6	4	0	1	0	1	0	2
Harmon Killebrew, R (1, 3) OBP: 0.384, SLG: 0.440		BBBB, 2B, 1B BB	BBBB BB		5-3		G1-2-3 3-Hf			2	1	0	0	2	0	4
Charlie Manuel, L (1, 7) OBP: 0.276, SLG: 0.296		1B 1-3 HR 2B	5-3			G3		5-3		3	1	1	0	0	0	1
Steve Brye, R (7, 7) OBP: 0.258, SLG: 0.275										1	0	0	0	0	0	0
Bobby Darwin, R (1, 8) OBP: 0.335, SLG: 0.443		HR 2-3 3-H 1B		SSS, K		FC4-6 1-2f 1B		1B		4	1	3	1	0	1	0
Eric Soderholm, R (1, 5) OBP: 0.259, SLG: 0.370		HR 1-H 3-H		F8		FC4-6		F7		4	1	1	3	0	0	2
George Mitterwald, R (1, 2) OBP: 0.193, SLG: 0.192		F2		1B		SSS, K		SSS, K		4	0	1	0	0	2	2
Dick Woodson, R (1, 1) OBP: 0.108, SLG: 0.083		E5 FC6		L9			SH1-4 G1-2-3 2B		G3 1B	2	0	0	0	0	0	1
Wayne Granger, R (7, 1) OBP: 0.400, SLG: 0.600										1	0	1	0	0	0	0
Rich Reese, L (9, PH) OBP: 0.292, SLG: 0.409										1	0	1	0	0	0	0
Inning Stats	R: 0 E: 0 K: 0 S: 3 H: 0 LOB: 0 BB: 0 P: 3	R: 4 E: 1 K: 0 S: 6 H: 3 LOB: 0 BB: 1 P: 10	R: 0 E: 0 K: 0 S: 3 H: 1 LOB: 1 BB: 1 P: 7	R: 0 E: 0 K: 1 S: 6 H: 1 LOB: 1 BB: 0 P: 6	R: 0 E: 1 K: 0 S: 4 H: 0 LOB: 1 BB: 0 P: 4	R: 0 E: 0 K: 1 S: 6 H: 1 LOB: 1 BB: 0 P: 6	R: 0 E: 1 K: 0 S: 4 H: 1 LOB: 2 BB: 1 P: 8	R: 0 E: 0 K: 1 S: 6 H: 1 LOB: 1 BB: 0 P: 6	R: 0 E: 0 K: 0 S: 4 H: 1 LOB: 1 BB: 0 P: 4	1B: 6 2B: 2 3B: 0 HR: 1 SF: 0 SAC: 1 DP: 1 HBP: 0						

PITCHER		IP	WLS	BF	H	R	ER	SO	BB	IBB	HBP	BLK	WP	HR	S	P	ERA	WHIP
Skip Lockwood, R ERA: 4.35	(1, 1)	1.0		6	2	3	3	0	1	0	0	0	0	0	5	9	27.00	3.000
Jim Colborn, R ERA: 2.3	(2, 1)	5.0		20	4	1	1	2	1	0	0	0	0	1	23	27	1.80	1.000
Frank Linzy, R ERA: 2.47	(7, 1)	3.0	W	13	3	0	0	1	0	1	0	0	0	0	14	18	0.00	1.000

PITCHER	IP	WLS	BF	H	R	ER	SO	BB	IBB	HBP	BLK	WP	HR	S	P	ERA	WHIP

BOTTOM

Milwaukee Brewers @ Minnesota Twins

Metropolitan Stadium, Bloomington , MI

Tue Jul 11 1972, 8:05 PM EDT

Att. 9,682 - Unknown - 83 F

livebaseballscorecards.com

AB	35
R	4
H	9
RBI	4
BB	3
SO	3
LOB	16

Batter	1	2	3	4	5	6	7	8	9	AB	R	H	RBI	BB	SO	LOB
Brock Davis, L (1, 7) OBP: 0.354, SLG: 0.281	6-3		F7			1-6-3 1B		4-3		4	1	1	0	0	0	0
Bob Heise, R (1, 4) OBP: 0.292, SLG: 0.304	6-3			F4		1-6-3 1-2		E5		3	0	0	0	0	0	1
Ollie Brown, R (8, PH) OBP: 0.260, SLG: 0.269										1	0	0	0	0	0	0
Joe Lahoud, L (8, 5) OBP: 0.310, SLG: 0.329	F5			BBBB 1B BB		1B 2-H		F2		3	0	1	1	1	0	1
John Briggs, L (1, 3) OBP: 0.371, SLG: 0.468		4-3		1-2 1B		1-2 1B		SSS		4	0	2	0	0	1	1
Dave May, L (1, 8) OBP: 0.293, SLG: 0.364		SSS		L9		F5			G3 1B	4	0	1	0	0	1	4
Ron Clark, R (1, 5) OBP: 0.283, SLG: 0.375		BBBB BB		L6		SSS			F8	3	0	0	0	1	1	5
Paul Ratliff, L (8, 4) OBP: 0.125, SLG: 0.158		SSS	SSS						G3 1-2	4	0	0	0	0	2	2
Rick Auerbach, R (1, 6) OBP: 0.270, SLG: 0.271			6-3		F7		4-3		6-3	4	0	0	0	0	0	1
Ken Brett, L (1, 1) OBP: 0.265, SLG: 0.273			F7		L8		5-3			2	0	0	0	0	0	0
Jerry Bell, S (5, 1) OBP: 0.500, SLG: 0.500										0	0	0	0	0	0	0
Mike Ferraro, R (7, PH) OBP: 0.293, SLG: 0.341										1	0	0	0	0	0	0
Ken Sanders, R (7, 1)										0	0	0	0	0	0	0
Inning Stats	R: 0 H: 0 E: 0 LOB: 0 K: 0 BB: 0 S: 3 P: 3	R: 0 H: 0 E: 0 LOB: 1 K: 2 BB: 1 S: 7 P: 11	R: 0 H: 0 E: 0 LOB: 0 K: 0 BB: 0 S: 3 P: 3	R: 0 H: 1 E: 0 LOB: 2 K: 0 BB: 1 S: 4 P: 8	R: 0 H: 0 E: 0 LOB: 0 K: 1 BB: 0 S: 5 P: 5	R: 1 H: 3 E: 0 LOB: 2 K: 1 BB: 0 S: 8 P: 8	R: 0 H: 0 E: 0 LOB: 0 K: 0 BB: 0 S: 3 P: 3	R: 0 H: 0 E: 1 LOB: 1 K: 1 BB: 0 S: 6 P: 6	R: 0 H: 1 E: 0 LOB: 1 K: 0 BB: 0 S: 4 P: 4	1B: 5 SF: 0 2B: 0 SAC: 0 3B: 0 DP: 0 HR: 0 HBP: 0						WP: 0 PA: 35 PB: 0 SB: 0 CS: 0	

TOP

Milwaukee Brewers @ Minnesota Twins

Metropolitan Stadium, Bloomington , MI

Wed Jul 12 1972, 8:05 PM EDT

Att. 8,874 - Unknown - 76 F

livebaseballscorecards.com

AB	33
R	1
H	5
RBI	1
BB	2
SO	5
LOB	15

PITCHER		IP	WLS	BF	H	R	ER	SO	BB	IBB	HBP	BLK	WP	HR	S	P	ERA	WHIP
Bert Blyleven, R ERA: 2.78	(1, 1)	9.0	W	35	5	1	1	5	2	0	0	0	0	0	43	51	1.00	0.778

PITCHER	IP	WLS	BF	H	R	ER	SO	BB	IBB	HBP	BLK	WP	HR	S	P	ERA	WHIP

Milwaukee Brewers @ Minnesota Twins

Metropolitan Stadium, Bloomington , MI

Wed Jul 12 1972, 8:05 PM EDT

Att. 8,874 - Unknown - 76 F

livebaseballscorecards.com

BOTTOM

Batter	1	2	3	4	5	6	7	8	9	AB	R	H	RBI	BB	SO	LOB
Rod Carew, L (1, 4) OBP: 0.358, SLG: 0.338	6-3		F7		K	4-3		G6-4-3 1-2f		5	0	0	0	0	1	2
Danny Thompson, R (1, 6) OBP: 0.320, SLG: 0.359	WP BB		6-3		HR 1B 3-H 1B		F9			3	1	1	1	1	0	0
Harmon Killebrew, R (1, 3) OBP: 0.385, SLG: 0.441 Rich Reese, L (7, PR) (8, 3) OBP: 0.292, SLG: 0.409	K 1-2			E5	HR 1-2 1B		1B 1B 1B			4 0	1 1	2 0	0 0	0 0	1 0	1 0
Bobby Darwin, R (1, 8) OBP: 0.341, SLG: 0.458	IBB			F8	HR 1-H 2-H		1B 1-2 1B			3	1	2	3	1	0	1
Eric Soderholm, R (1, 5) OBP: 0.259, SLG: 0.381	K			F8	HR		F6			4	1	1	1	0	1	5
Steve Brye, R (1, 7) OBP: 0.265, SLG: 0.276		5-3		4-3	BB		1-2 2-H 1B			3	0	1	1	1	0	1
Rick Renick, R (1, 9) OBP: 0.294, SLG: 0.310 Jim Nettles, L (8, 9) OBP: 0.352, SLG: 0.269		6-3			HR 4-3		F8			4 0	1 0	1 0	1 0	0 0	0 0	3 0
George Mitterwald, R (1, 2) OBP: 0.196, SLG: 0.206 Phil Roof, R (7, 2) OBP: 0.226, SLG: 0.364	F8				SH5-4 1B 2B	L9		L8		3 1	1 0	1 0	0 0	0 0	0 0	0 0
Bert Blyleven, R (1, 1) OBP: 0.212, SLG: 0.231			K		SH5-4 2-3	F7		G6-4-3 1B		3	0	1	0	0	1	0
Inning Stats	R: 0 E: 0 K: 2 S: 7 H: 0 LOB: 2 BB: 2 P: 15	R: 0 E: 0 K: 0 S: 3 H: 0 LOB: 0 BB: 0 P: 3	R: 0 E: 0 K: 1 S: 5 H: 0 LOB: 0 BB: 0 P: 5	R: 0 E: 1 K: 0 S: 4 H: 0 LOB: 1 BB: 0 P: 4	R: 6 E: 0 K: 1 S: 11 H: 6 LOB: 1 BB: 1 P: 15	R: 0 E: 0 K: 0 S: 3 H: 0 LOB: 0 BB: 0 P: 3	R: 1 E: 0 K: 0 S: 6 H: 3 LOB: 2 BB: 0 P: 6	R: 0 E: 0 K: 0 S: 3 H: 1 LOB: 0 BB: 0 P: 3		1B: 6 2B: 1 3B: 0 HR: 3 SF: 0 SAC: 1 DP: 1 HBP: 0						

AB	33
R	7
H	10
RBI	7
BB	3
SO	4
LOB	13

PITCHER		IP	WLS	BF	H	R	ER	SO	BB	IBB	HBP	BLK	WP	HR	S	P	ERA	WHIP
Ken Brett, L ERA: 4.52	(1, 1)	4.2	L	23	6	6	6	4	1	1	0	0	1	3	29	37	11.57	1.500
Jerry Bell, R ERA: 1.35	(5, 1)	1.1		5	0	0	0	0	1	0	0	0	0	0	4	8	0.00	0.750
Ken Sanders, R ERA: 3.44	(7, 1)	2.0		9	4	1	1	0	0	0	0	0	0	0	9	9	4.50	2.000

PITCHER	IP	WLS	BF	H	R	ER	SO	BB	IBB	HBP	BLK	WP	HR	S	P	ERA	WHIP

Boston Red Sox @ Minnesota Twins

Metropolitan Stadium, Bloomington , MI

Thu Jul 13 1972, 8:05 PM EDT

Att. 12,969 - Unknown - 78 F

TOP

livebaseballscorecards.com

Batter	1	2	3	4	5	6	7	8	9	AB	R	H	RBI	BB	SO	LOB
Tommy Harper, R (1, 8) OBP: 0.368, SLG: 0.460	L9		1B		E5 BB 1-3 1B		1B 2-3			4	0	3	0	0	0	0
Doug Griffin, R (1, 4) OBP: 0.305, SLG: 0.274	F3		4-3		BBBB 4-0 1-2 BB		F6			3	0	0	0	1	0	3
Carl Yastrzemski, L (1, 7) OBP: 0.400, SLG: 0.371	BBBB 4-0 FC6-4 BB			L8	L7			5-3		3	0	0	0	1	0	3
Rico Petrocelli, R (1, 5) OBP: 0.320, SLG: 0.386	FC6-4 1-2f			1B		G3		L7		4	0	1	0	0	0	1
Carlton Fisk, R (1, 2) OBP: 0.384, SLG: 0.623		L7		F4		F9		E5		2	0	0	0	0	0	1
Bob Montgomery, R (5, 2) OBP: 0.333, SLG: 0.300										2	0	0	0	0	0	0
Ben Oglivie, L (1, 9) OBP: 0.301, SLG: 0.419		SSS 0-3 K		G3		4-3		4-3		4	0	0	0	0	1	2
Danny Cater, R (1, 3) OBP: 0.237, SLG: 0.331		6-3			F8		1B 2B		L6	4	0	1	0	0	0	0
Juan Beniquez, R (1, 6) OBP: 0.293, SLG: 0.377			L8		E 1B		SSS 0-3 K		6-3	4	0	1	0	0	1	1
Ray Culp, R (1, 1) OBP: 0.235, SLG: 0.212			SSS 0-3 K		F9		F6		F7	1	0	0	0	0	1	0
Gary Peters, L (4, 1) OBP: 0.222, SLG: 0.294										3	0	0	0	0	0	2
Inning Stats	R: 0 E: 0 K: 0 S: 3 H: 0 LOB: 1 BB: 1 P: 7	R: 0 E: 0 K: 1 S: 5 H: 0 LOB: 0 BB: 0 P: 5	R: 0 E: 0 K: 1 S: 6 H: 1 LOB: 1 BB: 0 P: 6	R: 0 E: 0 K: 0 S: 4 H: 1 LOB: 1 BB: 0 P: 4	R: 0 E: 1 K: 0 S: 5 H: 2 LOB: 3 BB: 1 P: 9	R: 0 E: 0 K: 0 S: 3 H: 0 LOB: 0 BB: 0 P: 3	R: 0 E: 0 K: 1 S: 7 H: 2 LOB: 2 BB: 0 P: 7	R: 0 E: 1 K: 0 S: 4 H: 0 LOB: 1 BB: 0 P: 4	R: 0 E: 0 K: 0 S: 3 H: 0 LOB: 0 BB: 0 P: 3	1B: 5 2B: 1 3B: 0 HR: 0	SF: 0 SAC: 0 DP: 0 HBP: 0						

	AB	34
	R	0
	H	6
	RBI	0
	BB	2
	SO	3
	LOB	13

WP: 0 PB: 0 SB: 0 CS: 0 PA: 36

PITCHER	IP	WLS	BF	H	R	ER	SO	BB	IBB	HBP	BLK	WP	HR	S	P	ERA	WHIP
Ray Corbin, R (1, 1) ERA: 1.88	9.0	W	36	6	0	0	3	2	0	0	0	0	0	40	48	0.00	0.889

PITCHER	IP	WLS	BF	H	R	ER	SO	BB	IBB	HBP	BLK	WP	HR	S	P	ERA	WHIP

Batter	1	2	3	4	5	6	7	8	9	AB	R	H	RBI	BB	SO	LOB
Cesar Tovar, R (1, 9) OBP: 0.345, SLG: 0.346	E6 1B SF7	2-H 2B		1B 1B	F3 ②		E6			5	2	2	1	0	0	3
Jim Nettles, L (8, 9) OBP: 0.352, SLG: 0.269										0	0	0	0	0	0	0
Danny Thompson, R (1, 6) OBP: 0.321, SLG: 0.359	L5-4 BB 2-3 1B	5-3 ③		1B 1-3 HR 1B	FC6-4 ③ 1-2f		F6 ③			5	1	2	0	0	0	4
Rod Carew, L (1, 4) OBP: 0.360, SLG: 0.341	SF7 ① 3-H		E6 E 1B	1-2 HR 3-H 1B		K ①		1B		3	2	2	2	0	1	0
Dan Monzon, R (8, 4) OBP: 0.318, SLG: 0.250										1	0	1	0	0	0	0
Rich Reese, L (1, 3) OBP: 0.299, SLG: 0.443	BBBB 4-0 1-2 BB		F7 ①	1-H 2-H HR		4-3 ②		F7 ①		4	1	1	3	1	0	2
Bobby Darwin, R (1, 8) OBP: 0.338, SLG: 0.450	L5-4 ②③ 2-3		F8 ②	BBBB 4-0 BB		K ③		P9 ②		4	0	0	0	1	1	4
Charlie Manuel, L (1, 7) OBP: 0.290, SLG: 0.328		2B 2B	E9 2-H	4-3 ③			HR 1B	4-3 ③		4	1	2	0	0	0	1
Steve Brye, R (7, PR) OBP: 0.263, SLG: 0.274										1	1	0	0	0	0	1
(8, 7)																
Eric Soderholm, R (1, 5) OBP: 0.263, SLG: 0.394	SSS K ①	SSS K ③		BBBB BB BB			1-H HR			3	1	1	2	1	2	2
Phil Roof, R (1, 2) OBP: 0.218, SLG: 0.350	F8 ②		1-4-3 ①	SSS K ①			F3 ①			4	0	0	0	0	1	3
Ray Corbin, R (1, 1) OBP: 0.105, SLG: 0.111	2-H 2B 2B		F8 ②	BBBB 1-2 FC6-4 BB			G3 ②			3	1	1	1	1	0	1
Inning Stats	R: 1 E: 1 K: 0 S: 4 H: 1 LOB: 1 BB: 1 P: 8	R: 2 E: 0 K: 1 S: 8 H: 3 LOB: 1 BB: 0 P: 8	R: 1 E: 2 K: 1 S: 7 H: 1 LOB: 1 BB: 0 P: 7	R: 4 E: 0 K: 0 S: 7 H: 4 LOB: 1 BB: 1 P: 11	R: 0 E: 0 K: 1 S: 5 H: 0 LOB: 2 BB: 2 P: 13	R: 0 E: 0 K: 2 S: 7 H: 0 LOB: 0 BB: 0 P: 7	R: 2 E: 1 K: 0 S: 6 H: 2 LOB: 1 BB: 0 P: 6	R: 0 E: 0 K: 0 S: 4 H: 1 LOB: 1 BB: 0 P: 4		1B: 7 2B: 4 3B: 0 HR: 2	SF: 1 SAC: 0 DP: 1 HBP: 0					

PITCHER		IP	WLS	BF	H	R	ER	SO	BB	IBB	HBP	BLK	WP	HR	S	P	ERA	WHIP
Ray Culp, R ERA: 4.46	(1, 1)	3.2	L	23	9	8	6	2	2	0	0	0	0	1	25	33	14.73	3.000
Gary Peters, L ERA: 3.73	(4, 1)	4.1		19	3	2	2	3	2	0	0	0	0	1	23	31	4.15	1.154

PITCHER	IP	WLS	BF	H	R	ER	SO	BB	IBB	HBP	BLK	WP	HR	S	P	ERA	WHIP

BOTTOM

Boston Red Sox @ Minnesota Twins

Metropolitan Stadium, Bloomington , MI

Thu Jul 13 1972, 8:05 PM EDT
Att. 12,969 - Unknown - 78 F

livebaseballscorecards.com

AB	37
R	10
H	12
RBI	9
BB	4
SO	5
LOB	21

WP: 0	PA: 42		
PB: 0			
SB: 0			
CS: 0			

Batter	1	2	3	4	5	6	7	8	9	AB	R	H	RBI	BB	SO	LOB
Tommy Harper, R (1, 8) OBP: 0.370, SLG: 0.457	H 1-0 1B 1B 1B HBP		S S S 0-3 ② K			S S S 0-3 ① K	B B B 4-0 E 1-2 BB		X 0-0 ② F5	2	1	0	0	1	2	0
Rick Miller, L (8, 8) OBP: 0.303, SLG: 0.397										1	0	0	0	0	0	0
Doug Griffin, R (1, 4) OBP: 0.307, SLG: 0.284	X 0-0 1B 1B 1-2 1B		X 0-0 ③ G3			X 0-0 E 3B	X 0-0 E1 1-3 2-H		X 0-0 ③ F8	5	2	2	0	0	0	1
Carl Yastrzemski, L (1, 7) OBP: 0.402, SLG: 0.374	X 0-0 1B 1-2 2-3 1B			X 0-0 ① L6		X 0-0 E4 FC6-5 3-H 1B	X 0-0 ③ P7			4	0	2	1	0	0	2
Rico Petrocelli, R (1, 5) OBP: 0.323, SLG: 0.385	X 0-0 ① L9-4-6 1-3 2-H 3-H 1B			X 0-0 ② 6-3		X 0-0 ② FC6-5 HR 2-3		B B B B 4-0 1B BB		3	1	1	2	1	0	1
Carlton Fisk, R (1, 2) OBP: 0.382, SLG: 0.630	X 0-0 ② ③ L9-4-6 2-3			S S S 0-3 ③ K		X 0-0 1-H HR		S S S 0-3 ① K		4	1	1	2	0	2	2
Ben Oglivie, L (1, 9) OBP: 0.299, SLG: 0.414		X 0-0 E3 G5-4-3			X 0-0 ① 4-3	X 0-0 ③ F9		X 0-0 FC6-4 1-2 1B		4	0	1	0	0	0	0
Danny Cater, R (1, 3) OBP: 0.237, SLG: 0.330		X 0-0 ① ② G5-4-3 1-2f			X 0-0 1B 1B		X 0-0 ① P7	X 0-0 ② P9		4	0	1	0	0	0	3
Juan Beniquez, R (1, 6) OBP: 0.291, SLG: 0.370		X 0-0 ③ 1-6-3			X 0-0 G6-4-3 1-2 1B		S S S 0-3 ② K	X 0-0 ③ FC6-4 1-2f		4	0	1	0	0	1	2
Sonny Siebert, R (1, 1) OBP: 0.271, SLG: 0.326			X 0-0 ① 6-3		X 0-0 ② ③ G6-4-3 1-2f		X 0-0 BB E 1B		X 0-0 ① 1-3	4	1	1	0	0	0	2
Luis Tiant, R (9, 1) OBP: 0.182, SLG: 0.100										0	0	0	0	0	0	0
Gary Peters, L (9, 1) OBP: 0.222, SLG: 0.294										0	0	0	0	0	0	0
Don Newhauser, R (9, 1)										0	0	0	0	0	0	0
Inning Stats	R: 2 E: 0 K: 0 S: 4 H: 3 LOB: 0 BB: 0 P: 5	R: 0 E: 1 K: 0 S: 3 H: 0 LOB: 0 BB: 0 P: 3	R: 0 E: 0 K: 1 S: 5 H: 0 LOB: 0 BB: 0 P: 5	R: 0 E: 0 K: 1 S: 5 H: 0 LOB: 0 BB: 0 P: 5	R: 0 E: 0 K: 0 S: 4 H: 2 LOB: 1 BB: 0 P: 4	R: 3 E: 1 K: 1 S: 8 H: 3 LOB: 0 BB: 0 P: 8	R: 1 E: 1 K: 1 S: 7 H: 1 LOB: 2 BB: 1 P: 11	R: 0 E: 0 K: 1 S: 6 H: 1 LOB: 2 BB: 1 P: 10	R: 0 E: 0 K: 0 S: 3 H: 0 LOB: 0 BB: 0 P: 3	1B: 8 2B: 1 3B: 1 HR: 1	SF: 0 SAC: 0 DP: 3 HBP: 1						

PITCHER		IP	WLS	BF	H	R	ER	SO	BB	IBB	HBP	BLK	WP	HR	S	P	ERA	WHIP
Jim Perry, R ERA: 3.28	(1, 1)	6.2		29	9	6	5	4	1	0	1	0	0	1	35	40	6.75	1.500
Jim Strickland, L ERA: 1.5	(7, 1)	2.1	W	9	1	0	0	1	1	0	0	0	0	0	10	14	0.00	0.857

PITCHER	IP	WLS	BF	H	R	ER	SO	BB	IBB	HBP	BLK	WP	HR	S	P	ERA	WHIP

Boston Red Sox @ Minnesota Twins

Metropolitan Stadium, Bloomington , MI

Fri Jul 14 1972, 8:05 PM EDT

Att. 14,917 - Unknown - 70 F

TOP

livebaseballscorecards.com

AB	35
R	6
H	10
RBI	5
BB	2
SO	5
LOB	13

WP: 0 PB: 0 SB: 0 CS: 0 PA: 38

Boston Red Sox @ Minnesota Twins

Metropolitan Stadium, Bloomington , MI

Fri Jul 14 1972, 8:05 PM EDT
Att. 14,917 - Unknown - 70 F

BOTTOM

Batter	1	2	3	4	5	6	7	8	9	AB	R	H	RBI	BB	SO	LOB
Cesar Tovar, R (1, 9) OBP: 0.342, SLG: 0.343	G3		6-3		E6 S 2B		F2		1B 1B BB 1B (1-2, 3-H)	5	2	1	1	0	0	0
Danny Thompson, R (1, 6) OBP: 0.319, SLG: 0.357	4-3		F8		K (1-2)		F5		BB 1B 1B (1-2, 2-H)	5	0	1	1	0	1	1
Rod Carew, L (1, 4) OBP: 0.367, SLG: 0.356	BB 1B		HR 2B		E 2B (2-H) 2B		G3		BB 1B (1-2, 2-3)	5	2	4	1	0	0	0
Harmon Killebrew, R (1, 3) OBP: 0.389, SLG: 0.453	BBBB 1-2 BB		2-H HR		L7 (2-3)			6-3	BBBB 1-2 2-3 3-H BB	3	1	1	3	2	0	1
Charlie Manuel, L (1, 7) OBP: 0.288, SLG: 0.339	6-3		F5		3-H 2B			F2		4	0	1	1	0	0	2
Bobby Darwin, R (1, 8) OBP: 0.333, SLG: 0.443		K		K	K			K		4	0	0	0	0	4	1
Steve Braun, L (1, 5) OBP: 0.355, SLG: 0.396		E7 1B		F4		4-3			F9	4	0	1	0	0	0	0
Phil Roof, R (1, 2) OBP: 0.221, SLG: 0.349		K		1B		1-3			E6 1B 1B	3	0	1	0	0	1	1
Jim Nettles, L (9, PH) OBP: 0.349, SLG: 0.267										1	1	0	0	0	0	0
Jim Perry, S (1, 1) OBP: 0.289, SLG: 0.262		3-1		6-3		1-3			1B 1B 1B (1-3)	3	0	0	0	0	0	2
Jim Strickland, L (7, 1)										0	0	0	0	0	0	0
Rich Reese, L (9, PH) OBP: 0.308, SLG: 0.451										1	1	1	0	0	0	0
Inning Stats	R: 0 E: 0 K: 0 S: 4 H: 1 LOB: 2 BB: 1 P: 8	R: 0 E: 1 K: 2 S: 8 H: 1 LOB: 1 BB: 0 P: 8	R: 2 E: 0 K: 0 S: 5 H: 2 LOB: 0 BB: 0 P: 5	R: 0 E: 0 K: 1 S: 6 H: 1 LOB: 1 BB: 0 P: 6	R: 2 E: 2 K: 2 S: 10 H: 2 LOB: 1 BB: 0 P: 10	R: 0 E: 0 K: 0 S: 3 H: 0 LOB: 0 BB: 0 P: 3	R: 0 E: 0 K: 0 S: 3 H: 0 LOB: 0 BB: 0 P: 3	R: 0 E: 0 K: 1 S: 5 H: 0 LOB: 0 BB: 0 P: 5	R: 3 E: 1 K: 0 S: 6 H: 4 LOB: 3 BB: 1 P: 10	1B: 7 2B: 3 3B: 0 HR: 1 SF: 0 SAC: 0 DP: 0 HBP: 0							

livebaseballscorecards.com

AB	38
R	7
H	11
RBI	7
BB	2
SO	6
LOB	8

WP: 0 PB: 0 SB: 1 CS: 0 PA: 40

PITCHER		IP	WLS	BF	H	R	ER	SO	BB	IBB	HBP	BLK	WP	HR	S	P	ERA	WHIP
Sonny Siebert, R ERA: 3.21	(1, 1)	8.1		36	8	6	4	6	1	0	0	0	0	1	47	51	4.32	1.080
Luis Tiant, R ERA: 2.92	(9, 1)	0.0	L	2	2	0	0	0	0	0	0	0	0	0	2	2	∞	∞
Gary Peters, L ERA: 3.73	(9, 1)	0.0		1	1	0	0	0	0	0	0	0	0	0	1	1	∞	∞
Don Newhauser, R ERA: 5.0	(9, 1)	0.0		1	0	1	0	0	1	0	0	0	0	0	0	4	∞	∞

PITCHER	IP	WLS	BF	H	R	ER	SO	BB	IBB	HBP	BLK	WP	HR	S	P	ERA	WHIP

Batter	1	2	3	4	5	6	7	8	9	AB	R	H	RBI	BB	SO	LOB
Tommy Harper, R (1, 8) OBP: 0.368, SLG: 0.458	F6		F8			4-3 2B	F7			4	0	1	0	0	0	2
Doug Griffin, R (1, 4) OBP: 0.313, SLG: 0.288	L6-3 1B			1B		B3	1-2 2-3 BB			3	0	2	0	1	0	1
Carl Yastrzemski, L (1, 7) OBP: 0.399, SLG: 0.367	L6-3 1-2			F6		4-3 BB	6-3			3	0	0	0	1	0	5
Reggie Smith, S (1, 9) OBP: 0.345, SLG: 0.473		F8		F4		4-3 1-2 2-3		G3		4	0	0	0	0	0	3
Rico Petrocelli, R (1, 5) OBP: 0.322, SLG: 0.381		BB		6-3		6-3		1-3		3	0	0	0	1	0	3
Carlton Fisk, R (1, 2) OBP: 0.380, SLG: 0.623		F4			F8		1B 1B 1B	F4		4	1	1	0	0	0	1
Danny Cater, R (1, 3) OBP: 0.243, SLG: 0.333		4-3			FC6-4 1B		BB 1B 1-2 1B		1-3	4	0	2	0	0	0	1
John Kennedy, R (1, 6) OBP: 0.342, SLG: 0.424			5-3		FC6-4 1-2f		BB 1-2 2-H 1B		F4	4	0	1	1	0	0	1
Lynn McGlothen, L (1, 1) OBP: 0.214, SLG: 0.154			K		5-3		F7		F5	2	0	0	0	0	1	1
Luis Tiant, R (6, 1) OBP: 0.182, SLG: 0.100										0	0	0	0	0	0	0
Bob Burda, L (7, PH) OBP: 0.243, SLG: 0.288										1	0	0	0	0	0	2
Lew Krausse, R (7, 1) OBP: 0.125, SLG: 0.188										0	0	0	0	0	0	0
Rick Miller, L (9, PH) OBP: 0.299, SLG: 0.390										1	0	0	0	0	0	0
Inning Stats	R: 0 E: 0 K: 0 S: 3 H: 1 LOB: 0 BB: 0 P: 3	R: 0 E: 0 K: 0 S: 3 H: 0 LOB: 1 BB: 1 P: 7	R: 0 E: 0 K: 1 S: 5 H: 0 LOB: 0 BB: 0 P: 5	R: 0 E: 0 K: 0 S: 4 H: 1 LOB: 1 BB: 0 P: 4	R: 0 E: 0 K: 0 S: 4 H: 1 LOB: 1 BB: 0 P: 4	R: 0 E: 0 K: 0 S: 4 H: 1 LOB: 2 BB: 1 P: 8	R: 1 E: 0 K: 0 S: 6 H: 3 LOB: 3 BB: 1 P: 10	R: 0 E: 0 K: 0 S: 3 H: 0 LOB: 0 BB: 0 P: 3	R: 0 E: 0 K: 0 S: 3 H: 0 LOB: 0 BB: 0 P: 3	1B: 6 2B: 2 3B: 0 HR: 0	SF: 0 SAC: 0 DP: 1 HBP: 0					

PITCHER	IP	WLS	BF	H	R	ER	SO	BB	IBB	HBP	BLK	WP	HR	S	P	ERA	WHIP
Dick Woodson, R (1, 1) ERA: 3.17	9.0	W	36	7	1	1	1	3	0	0	0	0	0	35	47	1.00	1.111

PITCHER	IP	WLS	BF	H	R	ER	SO	BB	IBB	HBP	BLK	WP	HR	S	P	ERA	WHIP

TOP

Boston Red Sox @ Minnesota Twins

Metropolitan Stadium, Bloomington , MI

Sat Jul 15 1972, 4:33 AM EDT

Att. 20,709 - Unknown - 76 F

livebaseballscorecards.com

AB	33
R	1
H	7
RBI	1
BB	3
SO	1
LOB	20

WP: 0 PA: 36
PB: 0
SB: 0
CS: 0

BOTTOM

Boston Red Sox @ Minnesota Twins

Metropolitan Stadium, Bloomington , MI

Sat Jul 15 1972, 4:33 AM EDT

Att. 20,709 - Unknown - 76 F

Batter	1	2	3	4	5	6	7	8	9	AB	R	H	RBI	BB	SO	LOB
Cesar Tovar, R (1, 9) OBP: 0.343, SLG: 0.344	G3		5-3 1B 1B		L9	E8 1B 1-3 2-H 3-H 1B		F5		5	0	2	2	0	0	0
Danny Thompson, R (1, 6) OBP: 0.318, SLG: 0.355	1-4-3		B2		3-1	1B 2-3 3-H 1B				4	0	1	1	0	0	1
Rod Carew, L (1, 4) OBP: 0.372, SLG: 0.361	1B		5-3 1-2 1B			E6 1B 1B BB 1-2 1B				4	1	3	0	0	0	0
Harmon Killebrew, R (1, 3) OBP: 0.384, SLG: 0.445 Steve Brye, R (8, 7) OBP: 0.263, SLG: 0.274	F7		5-3 1-2 2-3			P8 SSS	K			4 0	0 0	0 0	0 0	0 0	1 0	4 0
Charlie Manuel, L (1, 7) OBP: 0.300, SLG: 0.348 Rich Reese, L (8, 3) OBP: 0.308, SLG: 0.451		HR 1B	F8			BB 1B 1-2 1B 1B	F8			4 0	2 0	2 0	0 0	0 0	0 0	2 0
Bobby Darwin, R (1, 8) OBP: 0.339, SLG: 0.458		1-H HR		F8		1B BB 1-2 2-3 1B 1B	BBB 4-0 BB			3	2	2	2	1	0	0
Steve Braun, L (1, 5) OBP: 0.353, SLG: 0.389	G3			SSS K		BBB 1B 1-2 2-3 3-H 1B BB	G3			3	1	0	1	1	1	1
Phil Roof, R (1, 2) OBP: 0.214, SLG: 0.336		F8		F7		SSS K		6-3		4	0	0	0	0	1	3
Dick Woodson, R (1, 1) OBP: 0.122, SLG: 0.100		L8			SSS K	E 1B 1-2 2-3 3-H 1B		SSS K		4	1	1	1	0	2	0
Inning Stats	R: 0 E: 0 K: 0 S: 4 H: 1 LOB: 1 BB: 0 P: 4	R: 2 E: 0 K: 0 S: 5 H: 2 LOB: 0 BB: 0 P: 5	R: 0 E: 0 K: 0 S: 5 H: 2 LOB: 2 BB: 0 P: 5	R: 0 E: 0 K: 1 S: 5 H: 0 LOB: 0 BB: 0 P: 5	R: 0 E: 0 K: 1 S: 5 H: 0 LOB: 0 BB: 0 P: 5	R: 5 E: 2 K: 1 S: 11 H: 6 LOB: 2 BB: 1 P: 15	R: 0 E: 0 K: 1 S: 5 H: 0 LOB: 1 BB: 1 P: 9	R: 0 E: 0 K: 1 S: 5 H: 0 LOB: 0 BB: 0 P: 5		1B: 10 2B: 0 3B: 0 HR: 1 SF: 0 SAC: 0 DP: 0 HBP: 0						

livebaseballscorecards.com

AB	35
R	7
H	11
RBI	7
BB	2
SO	5
LOB	11

PITCHER		IP	WLS	BF	H	R	ER	SO	BB	IBB	HBP	BLK	WP	HR	S	P	ERA	WHIP
Lynn McGlothen, R ERA: 2.09	(1, 1)	5.2	L	28	9	7	2	3	1	0	0	0	0	1	33	37	3.18	1.765
Luis Tiant, R ERA: 2.91	(6, 1)	0.1		2	2	0	0	0	0	0	0	0	0	0	2	2	0.00	6.000
Lew Krausse, R ERA: 5.29	(7, 1)	2.0		7	0	0	0	2	1	0	0	0	0	0	10	14	0.00	0.500

PITCHER	IP	WLS	BF	H	R	ER	SO	BB	IBB	HBP	BLK	WP	HR	S	P	ERA	WHIP

Batter	1	2	3	4	5	6	7	8	9	AB	R	H	RBI	BB	SO	LOB
Tommy Harper, R (1, 8) OBP: 0.366, SLG: 0.453	0-0 FC3-6 1B		0-3 K		0-3 K		0-0 6-3	0-0 L7		5	0	1	0	0	2	2
Doug Griffin, R (1, 4) OBP: 0.308, SLG: 0.283	0-0 FC3-6 L4-3 1-2f			0-0 1-6-3	0-0 F3		0-0 5-3		0-0 6-3	5	0	0	0	0	0	2
Carl Yastrzemski, L (1, 7) OBP: 0.404, SLG: 0.370	0-0 L4-3 1-2			4-0 1B 1B BB		0-0 HR 1B	0-0 1B		0-0 4-3	4	2	2	0	1	0	1
Reggie Smith, S (1, 9) OBP: 0.350, SLG: 0.487		0-0 L9		0-0 FC5 1B 1-3 1B		0-0 1-H HR	0-3 K		4-0 BB BB	4	1	2	2	1	1	1
Rico Petrocelli, R (1, 5) OBP: 0.327, SLG: 0.378		0-0 L9		0-3 K		4-0 E SF8 BB		1-0 HR HBP	4-0 FC5-4 1-2 BB	2	2	0	0	2	1	2
Carlton Fisk, R (1, 2) OBP: 0.380, SLG: 0.622		0-0 2B		0-0 1-2 3-H 1B		0-0 F8		0-3 K	0-0 FC5-4 1-2f	5	0	2	1	0	1	4
Danny Cater, R (1, 3) OBP: 0.243, SLG: 0.349		0-0 1-3		0-0 FC5 2-3f		0-0 SF8 1-H		0-0 1-H HR		3	1	1	3	0	0	3
John Kennedy, R (1, 6) OBP: 0.338, SLG: 0.414			0-3 K		0-0 1-3	0-0 1B		0-3 K		4	0	1	0	0	2	0
Marty Pattin, R (1, 1) OBP: 0.167, SLG: 0.286			0-0 P9		0-0 2B	0-0 F6		0-0 1B		4	0	2	0	0	0	1
Inning Stats	R: 0 H: 1 E: 0 LOB: 0 K: 0 BB: 0 S: 3 P: 3	R: 0 H: 1 E: 0 LOB: 1 K: 0 BB: 0 S: 4 P: 4	R: 0 H: 0 E: 0 LOB: 0 K: 2 BB: 0 S: 7 P: 7	R: 1 H: 2 E: 0 LOB: 2 K: 1 BB: 1 S: 7 P: 11	R: 0 H: 1 E: 0 LOB: 1 K: 1 BB: 0 S: 6 P: 6	R: 3 H: 3 E: 1 LOB: 1 K: 0 BB: 1 S: 6 P: 10	R: 0 H: 1 E: 0 LOB: 1 K: 1 BB: 0 S: 6 P: 6	R: 2 H: 2 E: 0 LOB: 1 K: 2 BB: 0 S: 9 P: 10	R: 0 H: 0 E: 0 LOB: 2 K: 0 BB: 2 S: 3 P: 11	1B: 7 SF: 1 2B: 3 SAC: 0 3B: 0 DP: 1 HR: 2 HBP: 1						

TOP

Boston Red Sox @ Minnesota Twins

Metropolitan Stadium, Bloomington , MI

Sun Jul 16 1972, 4:33 AM EDT

Att. 18,222 - Unknown - 73 F

livebaseballscorecards.com

AB	36
R	6
H	11
RBI	6
BB	4
SO	7
LOB	16

PITCHER		IP	WLS	BF	H	R	ER	SO	BB	IBB	HBP	BLK	WP	HR	S	P	ERA	WHIP
Bert Blyleven, R ERA: 2.91	(1, 1)	8.0	L	37	11	6	5	7	2	0	1	0	0	2	48	57	5.62	1.625
Dave LaRoche, L ERA: 3.0	(9, 1)	1.0		5	0	0	0	0	2	0	0	0	0	0	3	11	0.00	2.000

PITCHER	IP	WLS	BF	H	R	ER	SO	BB	IBB	HBP	BLK	WP	HR	S	P	ERA	WHIP

BOTTOM

Boston Red Sox @ Minnesota Twins

Metropolitan Stadium, Bloomington , MI

Sun Jul 16 1972, 4:33 AM EDT

Att. 18,222 - Unknown - 73 F

Batter	1	2	3	4	5	6	7	8	9	AB	R	H	RBI	BB	SO	LOB
Cesar Tovar, R (1, 9) OBP: 0.342, SLG: 0.343	F8		P9		6-3			1B		4	0	1	0	0	0	1
Dave LaRoche, L (9, 1) OBP: 0.286, SLG: 0.167										0	0	0	0	0	0	0
Danny Thompson, R (1, 6) OBP: 0.317, SLG: 0.361	F8		2-H 3B			6-3		K		4	0	1	1	0	1	1
Rod Carew, L (1, 4) OBP: 0.367, SLG: 0.356	G3		F7			F8			6-3	4	0	0	0	0	0	1
Harmon Killebrew, R (1, 3) OBP: 0.385, SLG: 0.444		BB		1B		F8			5-3	3	0	1	0	1	0	0
Charlie Manuel, L (1, 7) OBP: 0.284, SLG: 0.329		P9		K			F7		K	4	0	0	0	0	2	2
Bobby Darwin, R (1, 8) OBP: 0.336, SLG: 0.452		K		F4			F8			3	0	0	0	0	1	2
Steve Braun, L (1, 5) OBP: 0.347, SLG: 0.381		1-3		3-1			F8			3	0	0	0	0	0	2
Phil Roof, R (1, 2) OBP: 0.218, SLG: 0.348			3B 2B		P8			5-3		2	1	1	0	0	0	0
Rick Renick, R (8, PH) OBP: 0.288, SLG: 0.302										1	0	0	0	0	0	0
Glenn Borgmann, R (9, 2) OBP: 0.250, SLG: 0.143										0	0	0	0	0	0	0
Bert Blyleven, R (1, 1) OBP: 0.204, SLG: 0.222			B1-4		K			F7		2	0	0	0	0	1	1
Jim Nettles, L (8, PH) OBP: 0.346, SLG: 0.264										1	0	0	0	0	0	0
(9, 9)																
Inning Stats	R: 0 E: 0 K: 0 S: 3 H: 0 LOB: 0 BB: 0 P: 3	R: 0 E: 0 K: 1 S: 5 H: 0 LOB: 1 BB: 1 P: 9	R: 1 E: 0 K: 0 S: 5 H: 2 LOB: 1 BB: 0 P: 5	R: 0 E: 0 K: 1 S: 6 H: 1 LOB: 1 BB: 0 P: 6	R: 0 E: 0 K: 1 S: 5 H: 0 LOB: 0 BB: 0 P: 5	R: 0 E: 0 K: 0 S: 3 H: 0 LOB: 0 BB: 0 P: 3	R: 0 E: 0 K: 0 S: 3 H: 0 LOB: 0 BB: 0 P: 3	R: 0 E: 0 K: 1 S: 6 H: 1 LOB: 1 BB: 0 P: 6	R: 0 E: 0 K: 1 S: 5 H: 0 LOB: 0 BB: 0 P: 5	1B: 2 2B: 1 3B: 1 HR: 0 SF: 0 SAC: 0 DP: 0 HBP: 0						

livebaseballscorecards.com

AB	31
R	1
H	4
RBI	1
BB	1
SO	5
LOB	10

PITCHER	IP	WLS	BF	H	R	ER	SO	BB	IBB	HBP	BLK	WP	HR	S	P	ERA	WHIP
Marty Pattin, R (1, 1) ERA: 3.95	9.0	W	32	4	1	1	5	1	0	0	0	0	0	41	45	1.00	0.556

PITCHER	IP	WLS	BF	H	R	ER	SO	BB	IBB	HBP	BLK	WP	HR	S	P	ERA	WHIP

Minnesota Twins @ New York Yankees

Yankee Stadium, Bronx, NY

Tue Jul 18 1972, 7:05 PM EDT

Att. 10,105 - Unknown - 82 F

livebaseballscorecards.com

TOP

Batter	1	2	3	4	5	6	7	8	9	AB	R	H	RBI	BB	SO	LOB
Cesar Tovar, R (1, 7) OBP: 0.338, SLG: 0.339	5-3		L7		F8		E6 FC6-4 2-3			4	0	0	0	0	0	3
Danny Thompson, R (1, 6) OBP: 0.320, SLG: 0.360	L1-3		BBBB FC4-6 1-2 BB		FC6-4 2-3 1B		FC6-4 1-2f			3	0	1	0	1	0	2
Rod Carew, L (1, 4) OBP: 0.363, SLG: 0.352	L3-1		FC4-6 1-2f		FC6-4 1-2f			SSS K		4	0	0	0	0	1	4
Harmon Killebrew, R (1, 3) OBP: 0.383, SLG: 0.440		6-3		6-3		F8		4-3 1B		4	0	1	0	0	0	0
Charlie Manuel, L (1, 9) OBP: 0.269, SLG: 0.311		E6		G3		4-3		4-3 1-2		4	0	0	0	0	0	1
Bobby Darwin, R (1, 8) OBP: 0.335, SLG: 0.449		F9		1B		SSS K		5-3		4	0	1	0	0	1	2
Steve Braun, L (1, 5) OBP: 0.345, SLG: 0.378		G3		4-3			E L3-1 1B		L4	4	0	1	0	0	0	2
Phil Roof, R (1, 2) OBP: 0.228, SLG: 0.353			FC2-6 1B		1B SH3 1B		L9		5-3	4	0	2	0	0	0	1
Ray Corbin, R (1, 1) OBP: 0.100, SLG: 0.105			FC2-6 BB 1-2f		SH3 1-2		L3-1 1-2		L9	1	0	0	0	0	0	1
Dave Goltz, R (3, 1)										0	0	0	0	0	0	0
Jim Nettles, L (7, PH) OBP: 0.344, SLG: 0.262										1	0	0	0	0	0	1
Jim Strickland, L (7, 1)										0	0	0	0	0	0	0
Rich Reese, L (9, PH) OBP: 0.304, SLG: 0.444										1	0	0	0	0	0	0

	AB	34
	R	0
	H	6
	RBI	0
	BB	1
	SO	2
	LOB	17

Inning Stats	1	2	3	4	5	6	7	8	9	1B: 6	SF: 0	WP: 0	PA: 36
R:	0	0	0	0	0	0	0	0	0	2B: 0	SAC: 1	PB: 0	
E:	0	1	0	0	0	0	1	0	0	3B: 0	DP: 0	SB: 0	
K:	0	0	0	0	0	1	0	0	0	HR: 0	HBP: 0	CS: 0	
S:	3	4	4	4	5	5	5	6	3				
H:	0	0	1	1	2	0	1	1	0				
LOB:	0	1	2	1	2	0	2	1	0				
BB:	0	0	1	0	0	0	0	0	0				
P:	3	4	8	4	5	5	5	6	3				

PITCHER		IP	WLS	BF	H	R	ER	SO	BB	IBB	HBP	BLK	WP	HR	S	P	ERA	WHIP
Steve Kline, R ERA: 2.12	(1, 1)	9.0	W	36	6	0	0	2	1	0	0	0	0	0	39	43	0.00	0.778

PITCHER	IP	WLS	BF	H	R	ER	SO	BB	IBB	HBP	BLK	WP	HR	S	P	ERA	WHIP

BOTTOM

Minnesota Twins @ New York Yankees

Yankee Stadium, Bronx, NY

Tue Jul 18 1972, 7:05 PM EDT
Att. 10,105 - Unknown - 82 F

Batter	1	2	3	4	5	6	7	8	9	AB	R	H	RBI	BB	SO	LOB
Ron Swoboda, R (1, 9) OBP: 0.309, SLG: 0.417	G6-3		5-3 1-2	F9			F7			4	0	0	0	0	0	1
Thurman Munson, R (1, 2) OBP: 0.361, SLG: 0.367	2B		HR 2-H		6-3		K S S S			4	1	2	2	0	1	0
Bobby Murcer, L (1, 8) OBP: 0.345, SLG: 0.451	F2		BB HR B B B		1B			HR		3	2	2	1	1	0	1
Roy White, S (1, 7) OBP: 0.389, SLG: 0.364	4-3		BB HR 1-2 B B B		F8			K S S S		3	1	0	0	1	1	2
Ron Blomberg, L (1, 3) OBP: 0.366, SLG: 0.497		2B 6-3	HR 1-H 2-H		G3			2B WP		4	1	3	3	0	0	1
Bernie Allen, L (1, 4) OBP: 0.324, SLG: 0.392		F9	F9			G3		BB G5-4-3 2-3 B B B		3	0	0	0	1	0	1
Celerino Sanchez, R (1, 5) OBP: 0.297, SLG: 0.279		6-3 2-3	6-3			5-3		G5-4-3 1-2f		4	0	0	0	0	0	3
Gene Michael, S (1, 6) OBP: 0.258, SLG: 0.264		6-3		F8		4-3				3	0	0	0	0	0	1
Steve Kline, R (1, 1) OBP: 0.156, SLG: 0.073			BB 5-3 HR B B B	K S S S			L5-3			2	1	0	0	1	1	0
Inning Stats	R: 0 H: 1 E: 0 LOB: 1 K: 0 BB: 0 S: 4 P: 4	R: 0 H: 1 E: 0 LOB: 1 K: 0 BB: 0 S: 4 P: 4	R: 5 H: 2 E: 0 LOB: 0 K: 0 BB: 3 S: 5 P: 17	R: 0 H: 0 E: 0 LOB: 0 K: 1 BB: 0 S: 5 P: 5	R: 0 H: 1 E: 0 LOB: 1 K: 0 BB: 0 S: 4 P: 4	R: 0 H: 0 E: 0 LOB: 0 K: 0 BB: 0 S: 3 P: 3	R: 0 H: 0 E: 0 LOB: 0 K: 1 BB: 0 S: 5 P: 5	R: 1 H: 2 E: 0 LOB: 1 K: 1 BB: 1 S: 6 P: 10		1B: 1 SF: 0 2B: 3 SAC: 0 3B: 0 DP: 1 HR: 3 HBP: 0						WP: 1 PA: 34 PB: 0 SB: 0 CS: 0

livebaseballscorecards.com

	AB	R	H	RBI	BB	SO	LOB
	30	6	7	6	4	3	10

PITCHER		IP	WLS	BF	H	R	ER	SO	BB	IBB	HBP	BLK	WP	HR	S	P	ERA	WHIP
Ray Corbin, R ERA: 2.51	(1, 1)	2.1	L	14	4	5	5	0	3	0	0	0	0	2	11	23	19.29	3.000
Dave Goltz, R ERA:	(3, 1)	3.2		12	1	0	0	1	0	0	0	0	0	0	14	14	0.00	0.273
Jim Strickland, L ERA: 1.93	(7, 1)	2.0		8	2	1	1	2	1	0	0	0	1	1	11	15	4.50	1.500

PITCHER	IP	WLS	BF	H	R	ER	SO	BB	IBB	HBP	BLK	WP	HR	S	P	ERA	WHIP

Batter	1	2	3	4	5	6	7	8	9	AB	R	H	RBI	BB	SO	LOB
Cesar Tovar, R (1, 9) OBP: 0.336, SLG: 0.337	1-3		L6		F2		BB, 1B, 1-2		F7	5	1	1	0	0	0	0
Danny Thompson, R (1, 6) OBP: 0.323, SLG: 0.363 Steve Braun, L (5, 6) OBP: 0.352, SLG: 0.382	CS, BB, 1B		1B, BB, L5, 1B		P3		BBB, G5-3, 1B, 1-2, 2-3, BB		FC6-4, 1B	3 1	0 0	2 1	0 0	0 1	0 0	0 0
Rod Carew, L (1, 4) OBP: 0.365, SLG: 0.351 Dan Monzon, R (5, 4) OBP: 0.333, SLG: 0.273	BBBB, 1-2, BB		BBBB, 1B, 1-2, BB		SSS, K		1-2, 2-H, 3-H, 1B		FC6-4, 1-2f	1 2	0 0	0 1	0 2	2 0	1 0	0 1
Harmon Killebrew, R (1, 3) OBP: 0.382, SLG: 0.437 Dave LaRoche, L (7, 1) OBP: 0.286, SLG: 0.167	5-3, 2-3		1-2, 2-3, 1B			F7	G5-3, 2-3f			4 0	0 0	1 0	0 0	0 0	0 0	4 0
Bobby Darwin, R (1, 8) OBP: 0.337, SLG: 0.458		4-3, 1B, 2B	L5, 3-H			2B		5-3		4	1	2	0	0	0	3
Eric Soderholm, R (1, 5) OBP: 0.263, SLG: 0.389		4-3, 2-3		5-3		F7		BBBB, FC4-6, BB		3	0	0	0	1	0	2
Steve Brye, R (1, 7) OBP: 0.263, SLG: 0.273		3-H, 1B		F8		1-3		1-2f		4	0	1	1	0	0	2
Glenn Borgmann, R (1, 2) OBP: 0.250, SLG: 0.273		F8		2B			F4	F8		4	0	1	0	0	0	2
Jim Perry, S (1, 1) OBP: 0.283, SLG: 0.256 Jim Strickland, L (3, 1) Rick Renick, R (4, PH) OBP: 0.283, SLG: 0.295 Wayne Granger, R (4, 1) OBP: 0.400, SLG: 0.600 Bob Gebhard, R (4, 1) George Mitterwald, R (7, PH) OBP: 0.204, SLG: 0.213 Rich Reese, L (7, 3) OBP: 0.300, SLG: 0.438		SSS, K		SSS, K			BB, 1B, 1B, 1B		3-1	1 0 1 0 0 1 1	0 0 0 0 0 1 0	0 0 0 0 0 0 0	0 0 0 0 0 1 0	0 0 0 0 0 1 0	1 0 0 0 0 0 0	1 0 1 0 0 1 0
Inning Stats	R: 0 E: 0 K: 0 S: 3 H: 1 LOB: 1 BB: 1 P: 7	R: 1 E: 0 K: 1 S: 7 H: 2 LOB: 1 BB: 0 P: 7	R: 0 E: 0 K: 0 S: 4 H: 2 LOB: 2 BB: 1 P: 8	R: 0 E: 0 K: 1 S: 6 H: 1 LOB: 1 BB: 0 P: 6	R: 0 E: 0 K: 1 S: 5 H: 0 LOB: 0 BB: 0 P: 5	R: 0 E: 0 K: 0 S: 4 H: 1 LOB: 1 BB: 0 P: 4	R: 2 E: 0 K: 0 S: 5 H: 3 LOB: 1 BB: 1 P: 9	R: 0 E: 0 K: 0 S: 3 H: 0 LOB: 1 BB: 1 P: 7	R: 0 E: 0 K: 0 S: 4 H: 1 LOB: 1 BB: 0 P: 4	1B: 8 2B: 4 3B: 0 HR: 0 SF: 0 SAC: 0 DP: 2 HBP: 0						

PITCHER		IP	WLS	BF	H	R	ER	SO	BB	IBB	HBP	BLK	WP	HR	S	P	ERA	WHIP
Mike Kekich, L ERA: 2.71	(1, 1)	6.1	W	30	10	3	3	3	3	0	0	0	0	0	33	45	4.26	2.053
Fred Beene, R ERA: 3.13	(7, 1)	2.2	S	9	1	0	0	0	1	0	0	0	0	0	8	12	0.00	0.750

PITCHER	IP	WLS	BF	H	R	ER	SO	BB	IBB	HBP	BLK	WP	HR	S	P	ERA	WHIP

TOP

Minnesota Twins @ New York Yankees

Yankee Stadium, Bronx, NY

Wed Jul 19 1972, 3:33 AM EDT

Att. 19,029 - Sunny - 92 F

livebaseballscorecards.com

AB	35
R	3
H	11
RBI	3
BB	4
SO	3
LOB	16

BOTTOM

Minnesota Twins @ New York Yankees

Yankee Stadium, Bronx, NY

Wed Jul 19 1972, 3:33 AM EDT
Att. 19,029 - Sunny - 92 F

livebaseballscorecards.com

Batter	1	2	3	4	5	6	7	8	9	AB	R	H	RBI	BB	SO	LOB
Horace Clarke, S (1, 4) OBP: 0.314, SLG: 0.288	4-3		SH5-4 1-2	K	6-3	F7				4	0	0	0	0	1	4
Thurman Munson, R (1, 2) OBP: 0.359, SLG: 0.364	P4		5-3	E BB 1B 1-2 2-H 1B	K		6-3			5	1	1	1	0	1	1
Bobby Murcer, L (1, 8) OBP: 0.349, SLG: 0.458	F6		1B 2-3 BB	1B E 2B 1-2 2-3 BB		HR 3B	BB			2	2	1	0	2	0	0
Ron Swoboda, R (7, PH) OBP: 0.321, SLG: 0.417 (8, 8)										0	0	0	0	1	0	0
Roy White, S (1, 7) OBP: 0.393, SLG: 0.378		HR BB	1-2 3-H 1B	E3 1B 2B 1-2 2-3 3-H		HR 3-H	K			3	3	2	4	1	0	2
Rusty Torres, S (7, 7) OBP: 0.286, SLG: 0.305										1	0	0	0	0	1	1
Ron Blomberg, L (1, 3) OBP: 0.367, SLG: 0.512		HR 1-H	F6	2B 1-2 2-3 3-H 1B		3-1	G3			5	1	2	3	0	0	3
Felipe Alou, R (1, 9) OBP: 0.327, SLG: 0.381	5-3			E6 BB 1B 1B		HBP 1B	F7			4	2	1	0	0	0	3
Johnny Callison, L (7, 9) OBP: 0.240, SLG: 0.299				F4						1	0	0	0	0	0	0
Celerino Sanchez, R (1, 5) OBP: 0.309, SLG: 0.303	6-3			BB 1-2 1B		1B 1-2 HBP	F2			3	1	2	2	0	0	0
Hal Lanier, R (5, 5) OBP: 0.204, SLG: 0.174				2B 1-3 2-H 3-H						1	0	0	0	0	0	0
Jerry Kenney, L (1, 6) OBP: 0.311, SLG: 0.190	F7			1B 1-2 2-3 BB		1B 1-2 2-H	6-3			4	1	1	1	1	0	2
				F7												
Mike Kekich, R (1, 1) OBP: 0.156, SLG: 0.200			BB SH5-4 1B 1B	BB 1B E 1-2 2-H 3-H 1B	6-3	K				4	2	2	2	0	1	2
Fred Beene, S (7, 1)										0	0	0	0	0	0	0
Inning Stats	R: 0 E: 0 K: 0 S: 3 H: 0 LOB: 0 BB: 0 P: 3	R: 2 E: 0 K: 0 S: 4 H: 1 LOB: 0 BB: 1 P: 8	R: 1 E: 0 K: 0 S: 5 H: 2 LOB: 2 BB: 1 P: 9	R: 7 E: 2 K: 1 S: 12 H: 5 LOB: 2 BB: 2 P: 20	R: 0 E: 0 K: 1 S: 5 H: 0 LOB: 0 BB: 0 P: 5	R: 3 E: 0 K: 1 S: 9 H: 4 LOB: 2 BB: 0 P: 10	R: 0 E: 0 K: 1 S: 5 H: 0 LOB: 1 BB: 1 P: 9	R: 0 E: 0 K: 0 S: 3 H: 0 LOB: 0 BB: 0 P: 3		1B: 8 2B: 1 3B: 1 HR: 2	SF: 0 SAC: 1 DP: 0 HBP: 1			WP: 0 PB: 0 SB: 0 CS: 0	PA: 44		

	AB	37
	R	13
	H	12
	RBI	13
	BB	5
	SO	4
	LOB	18

PITCHER		IP	WLS	BF	H	R	ER	SO	BB	IBB	HBP	BLK	WP	HR	S	P	ERA	WHIP
Jim Perry, R ERA: 3.43	(1, 1)	2.2	L	13	3	3	3	0	2	0	0	0	0	1	11	19	10.12	1.875
Jim Strickland, L ERA: 1.88	(3, 1)	0.1		1	0	0	0	0	0	0	0	0	0	0	1	1	0.00	0.000
Wayne Granger, R ERA: 2.68	(4, 1)	0.0		4	2	4	3	0	1	0	0	0	0	0	3	7	∞	∞
Bob Gebhard, R ERA: 9.69	(4, 1)	3.0		19	7	6	3	3	1	0	1	0	0	1	23	28	9.00	2.667
Dave LaRoche, L ERA: 2.89	(7, 1)	2.0		7	0	0	0	1	1	0	0	0	0	0	8	12	0.00	0.500

PITCHER	IP	WLS	BF	H	R	ER	SO	BB	IBB	HBP	BLK	WP	HR	S	P	ERA	WHIP

Batter	1	2	3	4	5	6	7	8	9	AB	R	H	RBI	BB	SO	LOB
Rod Carew, L (1, 4) OBP: 0.364, SLG: 0.349	5-3	1-2 2-3 1B			F1		6-3			4	0	1	0	0	0	0
Cesar Tovar, R (1, 9) OBP: 0.335, SLG: 0.335	1B 1B 1B	8-4 2-3f			F9			6-3		4	1	1	0	0	0	3
Harmon Killebrew, R (1, 3) OBP: 0.380, SLG: 0.434	1B 1-2 1B		6-3		5-3			6-3		4	0	1	0	0	0	0
Bobby Darwin, R (1, 8) OBP: 0.336, SLG: 0.455	F9		K S S S			FC6-4 1B		6-3		4	0	1	0	0	1	2
Eric Soderholm, R (1, 5) OBP: 0.262, SLG: 0.387	1-2 2-H 1B		K S S S			F3			5-3	4	0	1	1	0	1	1
Steve Brye, R (1, 7) OBP: 0.268, SLG: 0.279	4-3			1B		F9			1B 1B	4	0	2	0	0	0	3
Danny Thompson, R (1, 6) OBP: 0.322, SLG: 0.362		F8		1B		FC6-4 1-2f			L7	4	0	1	0	0	0	2
George Mitterwald, R (1, 2) OBP: 0.214, SLG: 0.216 Dan Monzon, R (9, PR) OBP: 0.333, SLG: 0.273	B B B B 1B SH BB			F8			F9		1-2 1B	3 0	0 0	1 0	0 0	1 0	0 0	1 0
Dick Woodson, R (1, 1) OBP: 0.116, SLG: 0.095 Rick Renick, R (9, PH) OBP: 0.278, SLG: 0.289	SH 8-4 1B 1-2			1-3			K S S S		K S S S	2 1	0 0	0 0	0 0	0 0	1 1	1 2
Inning Stats	R: 1 H: 3 E: 0 LOB: 2 K: 0 BB: 0 S: 6 P: 6	R: 0 H: 1 E: 1 LOB: 2 K: 0 BB: 1 S: 4 P: 8	R: 0 H: 0 E: 0 LOB: 0 K: 2 BB: 0 S: 7 P: 7	R: 0 H: 2 E: 0 LOB: 1 K: 0 BB: 0 S: 4 P: 4	R: 0 H: 0 E: 0 LOB: 0 K: 0 BB: 0 S: 3 P: 3	R: 0 H: 1 E: 0 LOB: 1 K: 0 BB: 0 S: 4 P: 4	R: 0 H: 0 E: 0 LOB: 0 K: 1 BB: 0 S: 5 P: 5	R: 0 H: 0 E: 0 LOB: 0 K: 0 BB: 0 S: 3 P: 3	R: 0 H: 2 E: 0 LOB: 2 K: 1 BB: 0 S: 7 P: 7	1B: 9 2B: 1 3B: 0 HR: 0	SF: 0 SAC: 1 DP: 1 HBP: 0					

TOP

Minnesota Twins @ Milwaukee Brewers

Milwaukee County Stadium, Milwaukee, WI

Thu Jul 20 1972, 8:05 PM EDT
Att. 5,282 - Unknown - 90 F

livebaseballscorecards.com

AB	34
R	1
H	9
RBI	1
BB	1
SO	4
LOB	15

WP: 0 PA: 36
PB: 0
SB: 0
CS: 0

PITCHER	IP	WLS	BF	H	R	ER	SO	BB	IBB	HBP	BLK	WP	HR	S	P	ERA	WHIP
Gary Ryerson, L (1, 1) ERA: 2.38	9.0	W	36	9	1	1	4	1	0	0	0	0	0	43	47	1.00	1.111

PITCHER	IP	WLS	BF	H	R	ER	SO	BB	IBB	HBP	BLK	WP	HR	S	P	ERA	WHIP

Minnesota Twins @ Milwaukee Brewers

Milwaukee County Stadium, Milwaukee, WI

Thu Jul 20 1972, 8:05 PM EDT

Att. 5,282 - Unknown - 90 F

livebaseballscorecards.com

BOTTOM

Batter	1	2	3	4	5	6	7	8	9	AB	R	H	RBI	BB	SO	LOB
Ron Theobald, R (1, 4) OBP: 0.368, SLG: 0.269	0-0 CS 1B			0-0 E 1B	0-0 6-3 2-3			0-0 L8		4	1	2	0	0	0	1
Brock Davis, L (1, 7) OBP: 0.368, SLG: 0.308	4-0 G4-3 1-2 BB			0-0 E5 3-1 1-H 2B 1B	0-0 F7			0-0 4-3		3	1	1	0	1	0	1
George Scott, R (1, 3) OBP: 0.288, SLG: 0.368	0-0 G4-3 1-2f			0-0 6-3		0-0 1-3				3	0	0	0	0	0	2
Dave May, L (1, 8) OBP: 0.287, SLG: 0.348		0-0 G3		0-0 3-1 2-3		0-0 F6				3	0	0	0	0	0	1
Joe Lahoud, L (1, 9) OBP: 0.321, SLG: 0.345		0-0 G6-4-3 1B		0-0 3-H 2B		0-0 CS 1B				3	0	3	1	0	0	0
Mike Ferraro, R (1, 5) OBP: 0.283, SLG: 0.340		0-0 G6-4-3 1-2f		4-0 FC5-4 BB		0-0 CS 1-2	0-3 K			2	0	0	0	1	1	1
John Felske, R (1, 2) OBP: 0.184, SLG: 0.217			0-0 F8	0-0 FC5-4 1-2f			0-0 5-3			3	0	0	0	0	0	2
Rick Auerbach, R (1, 6) OBP: 0.281, SLG: 0.275			0-0 F9		0-0 6-3 WP 1B		0-0 6-3			3	0	1	0	0	0	0
Gary Ryerson, R (1, 1) OBP: 0.167, SLG: 0.091			0-0 6-3		0-0 F1 1-2			0-0 1-3		3	0	0	0	0	0	1

	AB	27
	R	2
	H	7
	RBI	1
	BB	2
	SO	1
	LOB	9

Inning Stats	1	2	3	4	5	6	7	8	9
	R: 0 H: 1 E: 0 LOB: 0 K: 0 BB: 1 S: 2 P: 6	R: 0 H: 1 E: 0 LOB: 0 K: 0 BB: 0 S: 3 P: 3	R: 0 H: 0 E: 0 LOB: 0 K: 0 BB: 0 S: 3 P: 3	R: 2 H: 3 E: 1 LOB: 2 K: 0 BB: 1 S: 6 P: 10	R: 0 H: 1 E: 0 LOB: 1 K: 0 BB: 0 S: 4 P: 4	R: 0 H: 1 E: 0 LOB: 0 K: 0 BB: 0 S: 3 P: 3	R: 0 H: 0 E: 0 LOB: 0 K: 1 BB: 0 S: 5 P: 5	R: 0 H: 0 E: 0 LOB: 0 K: 0 BB: 0 S: 3 P: 3	

	1B	6	SF	0	WP	1	PA	30
	2B	1	SAC	0	PB	0		
	3B	0	DP	2	SB	0		
	HR	0	HBP	0	CS	2		

PITCHER	IP	WLS	BF	H	R	ER	SO	BB	IBB	HBP	BLK	WP	HR	S	P	ERA	WHIP
Dick Woodson, R (1, 1) ERA: 3.04	8.0	L	29	7	2	1	1	2	0	0	0	1	0	29	37	1.12	1.125

PITCHER	IP	WLS	BF	H	R	ER	SO	BB	IBB	HBP	BLK	WP	HR	S	P	ERA	WHIP

Batter	1	2	3	4	5	6	7	8	9	AB	R	H	RBI	BB	SO	LOB
Cesar Tovar, R (1, 9) OBP: 0.334, SLG: 0.332	F2		F5		F8			BB		3	0	0	0	1	0	0
Rod Carew, L (1, 4) OBP: 0.366, SLG: 0.351	F2		1B			G5-4-3 1B		F8		4	0	2	0	0	0	1
Steve Braun, L (1, 5) OBP: 0.355, SLG: 0.381	BB		1-3 1B			F8		K		3	0	1	0	1	1	2
Harmon Killebrew, R (1, 3) OBP: 0.375, SLG: 0.427	F9		F8			G5-4-3 1-2f			K	4	0	0	0	0	1	4
Charlie Manuel, L (1, 7) OBP: 0.256, SLG: 0.295		K		4-3			F8		F9	4	0	0	0	0	1	0
Bobby Darwin, R (1, 8) OBP: 0.331, SLG: 0.448		F9		5-3			F8		6-3	4	0	0	0	0	0	0
Danny Thompson, R (1, 6) OBP: 0.325, SLG: 0.365		1B		F5			1B			3	0	2	0	0	0	0
George Mitterwald, R (1, 2) OBP: 0.208, SLG: 0.211		F6			5-3		K			3	0	0	0	0	1	2
Bert Blyleven, R (1, 1) OBP: 0.196, SLG: 0.214			4-3		F6			K		2	0	0	0	0	0	0
Rich Reese, L (8, PH) OBP: 0.296, SLG: 0.432										1	0	0	0	0	1	0
Wayne Granger, R (8, 1) OBP: 0.400, SLG: 0.600										0	0	0	0	0	0	0
Inning Stats	R: 0 E: 0 K: 0 S: 3 H: 0 LOB: 1 BB: 1 P: 7	R: 0 E: 0 K: 1 S: 6 H: 1 LOB: 1 BB: 0 P: 6	R: 0 E: 0 K: 0 S: 5 H: 2 LOB: 2 BB: 0 P: 5	R: 0 E: 0 K: 0 S: 3 H: 0 LOB: 0 BB: 0 P: 3	R: 0 E: 0 K: 0 S: 3 H: 0 LOB: 0 BB: 0 P: 3	R: 0 E: 0 K: 0 S: 3 H: 1 LOB: 0 BB: 0 P: 3	R: 0 E: 0 K: 1 S: 6 H: 1 LOB: 1 BB: 0 P: 6	R: 0 E: 0 K: 2 S: 7 H: 0 LOB: 1 BB: 1 P: 11	R: 0 E: 0 K: 1 S: 5 H: 0 LOB: 0 BB: 0 P: 5	1B: 5 2B: 0 3B: 0 HR: 0 SF: 0 SAC: 0 DP: 1 HBP: 0						

PITCHER	IP	WLS	BF	H	R	ER	SO	BB	IBB	HBP	BLK	WP	HR	S	P	ERA	WHIP
Bill Parsons, R (1, 1) ERA: 4.67	9.0	W	33	5	0	0	5	2	0	0	0	0	0	41	49	0.00	0.778

PITCHER	IP	WLS	BF	H	R	ER	SO	BB	IBB	HBP	BLK	WP	HR	S	P	ERA	WHIP

TOP

Minnesota Twins @ Milwaukee Brewers

Milwaukee County Stadium, Milwaukee, WI

Fri Jul 21 1972, 8:05 PM EDT
Att. 9,258 - Unknown - 90 F

livebaseballscorecards.com

AB	31
R	0
H	5
RBI	0
BB	2
SO	5
LOB	9

WP: 0 PA: 33
PB: 0
SB: 0
CS: 0

Batter	1	2	3	4	5	6	7	8	9	AB	R	H	RBI	BB	SO	LOB
Ron Theobald, R (1, 4) OBP: 0.362, SLG: 0.263	F8		F9		6-3			K		4	0	0	0	0	1	1
Joe Lahoud, L (1, 9) OBP: 0.316, SLG: 0.339	K			1-3		F8				3	0	0	0	0	1	0
George Scott, R (1, 3) OBP: 0.289, SLG: 0.371	2B			5-3		F3				3	0	1	0	0	0	0
John Briggs, L (1, 7) OBP: 0.365, SLG: 0.483	K			4-3		K				3	0	0	0	0	2	1
Dave May, L (1, 8) OBP: 0.287, SLG: 0.348		1-3			6-3 S E 1B		F9			3	1	1	0	0	0	0
Mike Ferraro, R (1, 5) OBP: 0.278, SLG: 0.333		F9			6-3 1-3		F9			3	0	0	0	0	0	1
Ellie Rodriguez, R (1, 2) OBP: 0.372, SLG: 0.359		F9			E9 SF8 2B 3-H		6-3			3	1	1	1	0	0	0
Rick Auerbach, R (1, 6) OBP: 0.282, SLG: 0.273			F9		BB S			6-3		2	0	0	0	1	0	0
Bill Parsons, R (1, 1) OBP: 0.150, SLG: 0.108			F8		SF8 1-2 3-H			K		2	0	0	1	0	1	0
Inning Stats	R: 0 E: 0 K: 2 S: 8 H: 1 LOB: 1 BB: 0 P: 8	R: 0 E: 0 K: 0 S: 3 H: 0 LOB: 0 BB: 0 P: 3	R: 0 E: 0 K: 0 S: 3 H: 0 LOB: 0 BB: 0 P: 3	R: 0 E: 0 K: 0 S: 3 H: 0 LOB: 0 BB: 0 P: 3	R: 2 E: 1 K: 0 S: 5 H: 2 LOB: 1 BB: 1 P: 9	R: 0 E: 0 K: 1 S: 5 H: 0 LOB: 0 BB: 0 P: 5	R: 0 E: 0 K: 0 S: 3 H: 0 LOB: 0 BB: 0 P: 3	R: 0 E: 0 K: 2 S: 7 H: 0 LOB: 0 BB: 0 P: 7		1B: 1 2B: 2 3B: 0 HR: 0	SF: 1 SAC: 0 DP: 0 HBP: 0					

PITCHER		IP	WLS	BF	H	R	ER	SO	BB	IBB	HBP	BLK	WP	HR	S	P	ERA	WHIP
Bert Blyleven, R ERA: 2.85	(1, 1)	7.0	L	25	3	2	1	3	1	0	0	0	0	0	30	34	1.29	0.571
Wayne Granger, R ERA: 2.63	(8, 1)	1.0		3	0	0	0	2	0	0	0	0	0	0	7	7	0.00	0.000

PITCHER	IP	WLS	BF	H	R	ER	SO	BB	IBB	HBP	BLK	WP	HR	S	P	ERA	WHIP

BOTTOM

Minnesota Twins @ Milwaukee Brewers

Milwaukee County Stadium, Milwaukee, WI

Fri Jul 21 1972, 8:05 PM EDT
Att. 9,258 - Unknown - 90 F

livebaseballscorecards.com

AB	26
R	2
H	3
RBI	2
BB	1
SO	5
LOB	3

WP: 0 PA: 28
PB: 0
SB: 2
CS: 0

Minnesota Twins @ Milwaukee Brewers

Milwaukee County Stadium, Milwaukee, WI

Sat Jul 22 1972, 4:33 AM EDT

Att. 7,374 - Unknown - 96 F

livebaseballscorecards.com

Batter	1	2	3	4	5	6	7	8	9	AB	R	H	RBI	BB	SO	LOB
Cesar Tovar, R (1, 9) OBP: 0.329, SLG: 0.326	6-3		K		FC5-4 2B 1-2f 1B		F7	F3	FC5 2-3f	6	1	0	0	0	1	5
Danny Thompson, R (1, 6) OBP: 0.329, SLG: 0.375	1B 1B		L3		1-3 1B 2B		1B 2B	F3		5	2	3	0	0	0	2
Steve Braun, L (1, 4) OBP: 0.367, SLG: 0.399	1-3 1B		G3		BB 2-H 3-H 1B		2-H 1B		E 2B	5	1	4	3	0	0	0
Harmon Killebrew, R (1, 3) OBP: 0.377, SLG: 0.424 Steve Brye, R (8, PR) OBP: 0.267, SLG: 0.277 (8, 7)	K			K 3B	1-2 BB			1B 2B BB	6-3	2 1	0 1	0 0	0 0	2 0	2 0	2 1
Rich Reese, L (1, 7) OBP: 0.314, SLG: 0.462 (8, 3)	4-3				F8			2B 1-2 1B	E 1B 1B IBB	4	2	2	0	1	0	4
Eric Soderholm, R (1, 5) OBP: 0.257, SLG: 0.378		F7		6-3		6-3		F7	F7	5	0	0	0	0	0	5
Jim Nettles, L (1, 8) OBP: 0.338, SLG: 0.257 Bobby Darwin, R (6, PH) OBP: 0.334, SLG: 0.454 (6, 8)		K		6-3		G3		1-3 2-H 1B 2B	E8 IBB 1-3 2-H 1B 1B	2 3	0 2	0 2	0 2	0 2	1 0	1 0
Glenn Borgmann, R (1, 2) OBP: 0.412, SLG: 0.357	1B				FC5-4 1B	F6		1B IBB	FC5 1B 1-2 IBB	3	0	2	0	2	0	0
Ray Corbin, R (1, 1) OBP: 0.087, SLG: 0.091 Charlie Manuel, L (8, PH) OBP: 0.265, SLG: 0.304 Wayne Granger, R (8, 1) OBP: 0.400, SLG: 0.600 Dave LaRoche, L (8, 1) OBP: 0.286, SLG: 0.167 Jim Strickland, L (8, 1) OBP: 0.500, SLG: 0.500		K			F2		F8	1-3 2-H 3-H 1B	1-2 2-H 3-H 1B	3 1 0 0 1	0 0 0 0 0	0 1 0 0 0	0 2 0 0 0	1 0 0 0 0	2 0 0 0 0	2 0 0 0 0

Inning Stats																								
	R: 0	H: 2	R: 0	H: 1	R: 0	H: 0	R: 0	H: 1	R: 2	H: 3	R: 0	H: 0	R: 1	H: 2	R: 3	H: 3	R: 3	H: 3	1B: 10	SF: 0	WP: 0	PA: 46		
	E: 0	LOB: 2	E: 0	LOB: 1	E: 0	LOB: 0	E: 0	LOB: 1	E: 0	LOB: 2	E: 0	LOB: 0	E: 0	LOB: 1	E: 0	LOB: 2	E: 1	LOB: 2	2B: 4	SAC: 0	PB: 0			
	K: 1	BB: 0	K: 2	BB: 0	K: 1	BB: 0	K: 1	BB: 0	K: 0	BB: 1	K: 0	BB: 0	K: 0	BB: 1	K: 0	BB: 2	K: 0	BB: 2	3B: 1	DP: 0	SB: 0			
	S: 7	P: 7	S: 8	P: 8	S: 5	P: 5	S: 6	P: 6	S: 6	P: 10	S: 3	P: 3	S: 4	P: 4	S: 6	P: 14	S: 6	P: 14	HR: 0	HBP: 0	CS: 0			

PITCHER		IP	WLS	BF	H	R	ER	SO	BB	IBB	HBP	BLK	WP	HR	S	P	ERA	WHIP
Jim Colborn, R ERA: 2.67	(1, 1)	6.0	L	26	7	2	2	5	1	0	0	0	0	0	35	39	3.00	1.333
Archie Reynolds, R ERA: 8.53	(7, 1)	1.1		8	4	4	4	0	1	0	0	0	0	0	7	11	27.00	3.750
Jerry Bell, R ERA: 3.71	(8, 1)	0.2		4	1	0	0	0	0	1	0	0	0	0	3	7	0.00	1.500
Frank Linzy, R ERA: 2.74	(9, 1)	1.0		8	3	3	3	0	0	2	0	0	0	0	6	14	27.00	3.000

PITCHER	IP	WLS	BF	H	R	ER	SO	BB	IBB	HBP	BLK	WP	HR	S	P	ERA	WHIP

AB	41
R	9
H	15
RBI	9
BB	5
SO	5
LOB	22

BOTTOM

Minnesota Twins @ Milwaukee Brewers

Milwaukee County Stadium, Milwaukee, WI

Sat Jul 22 1972, 4:33 AM EDT

Att. 7,374 - Unknown - 96 F

livebaseballscorecards.com

Batter	1	2	3	4	5	6	7	8	9	AB	R	H	RBI	BB	SO	LOB
Ron Theobald, R (1, 4) OBP: 0.367, SLG: 0.267	0-0 CS 1B			BBBB 4-0 1B FC4-6 BB		6-3		0-0 2B BB 1-2 2-H 3-H 1B		1	1	1	0	1	0	0
Bob Heise, R (5, 4) OBP: 0.298, SLG: 0.305										2	1	1	2	0	0	0
Joe Lahoud, L (1, 9) OBP: 0.311, SLG: 0.333	0-0 F9 1-2			0-0 F8		4-3		BBBB 4-0 2B BB 1-2 2-3		3	0	0	0	0	0	2
Ollie Brown, R (8, PH) OBP: 0.270, SLG: 0.289										0	0	0	0	1	0	0
(9, 9)																
George Scott, R (1, 3) OBP: 0.291, SLG: 0.376	SSS 0-3 K			0-0 FC4-6 1B 1-3			6-3	0-0 2B 1-3 2-H 3-H		4	0	2	2	0	1	0
John Briggs, L (1, 7) OBP: 0.359, SLG: 0.475		0-0 F9		0-0 FC4-6 1-2f 3-H			0-0 F9	0-0 F5		4	0	0	1	0	0	3
Dave May, L (1, 8) OBP: 0.284, SLG: 0.344		0-0 5-3		0-0 F5			0-0 4-3	0-0 5-3		3	0	0	0	0	0	1
Tommie Reynolds, R (8, PH) OBP: 0.323, SLG: 0.259										1	0	0	0	0	0	2
Frank Linzy, R (9, 1)										0	0	0	0	0	0	0
Mike Ferraro, R (1, 5) OBP: 0.272, SLG: 0.325		0-0 4-3			0-0 6-3			0-0 1-3	0-0 6-3	4	0	0	0	0	0	0
John Felske, R (1, 2) OBP: 0.189, SLG: 0.204			BBBB 4-0 G6-4-3 BB		0-0 F7			0-0 E5 E BB 1B	0-0 F7	3	1	0	0	1	0	0
Rick Auerbach, R (1, 6) OBP: 0.281, SLG: 0.270			0-0 G6-4-3 1-2f		0-0 F7			BBBB 4-0 E 1B 1-2 BB	0-0 6-3	3	1	0	0	1	0	1
Jim Colborn, R (1, 1) OBP: 0.083, SLG: 0.250			0-0 F3			0-0 F7		0-0 E1 BB 1B 2B 1-2 2-3		1	0	0	0	0	0	0
Ron Clark, R (6, PH) OBP: 0.250, SLG: 0.348										1	0	0	0	0	0	0
Archie Reynolds, R (7, 1) OBP: 1.000, SLG: 1.000										0	0	0	0	0	0	0
Jerry Bell, S (8, 1) OBP: 0.500, SLG: 0.500										0	0	0	0	0	0	0
Brock Davis, L (8, PH) OBP: 0.364, SLG: 0.304										1	1	0	0	0	0	2
(9, 8)																
Inning Stats	R: 0 E: 0 K: 1 S: 5 H: 1 LOB: 0 BB: 0 P: 5	R: 0 E: 0 K: 0 S: 3 H: 0 LOB: 0 BB: 0 P: 3	R: 0 E: 0 K: 0 S: 2 H: 0 LOB: 0 BB: 1 P: 6	R: 1 E: 0 K: 0 S: 4 H: 1 LOB: 1 BB: 1 P: 8	R: 0 E: 0 K: 0 S: 3 H: 0 LOB: 0 BB: 0 P: 3	R: 0 E: 0 K: 0 S: 3 H: 0 LOB: 0 BB: 0 P: 3	R: 0 E: 0 K: 0 S: 3 H: 0 LOB: 0 BB: 0 P: 3	R: 4 E: 2 K: 0 S: 7 H: 2 LOB: 2 BB: 2 P: 15	R: 0 E: 0 K: 0 S: 3 H: 0 LOB: 0 BB: 0 P: 3	1B: 3 2B: 1 3B: 0 HR: 0	SF: 0 SAC: 0 DP: 1 HBP: 0						

AB	31
R	5
H	4
RBI	5
BB	4
SO	1
LOB	11

WP: 0 PB: 0 SB: 0 CS: 1 PA: 35

PITCHER		IP	WLS	BF	H	R	ER	SO	BB	IBB	HBP	BLK	WP	HR	S	P	ERA	WHIP
Ray Corbin, R ERA: 2.39	(1, 1)	7.0	W	23	2	1	1	1	2	0	0	0	0	0	23	31	1.29	0.571
Wayne Granger, R ERA: 2.61	(8, 1)	0.1		5	1	4	0	0	1	0	0	0	0	0	4	8	0.00	6.000
Dave LaRoche, L ERA: 2.89	(8, 1)	0.0		2	1	0	0	0	1	0	0	0	0	0	1	5	∞	∞
Jim Strickland, L ERA: 1.69	(8, 1)	1.2	S	5	0	0	0	0	0	0	0	0	0	0	5	5	0.00	0.000

PITCHER	IP	WLS	BF	H	R	ER	SO	BB	IBB	HBP	BLK	WP	HR	S	P	ERA	WHIP

Batter	1	2	3	4	5	6	7	8	9	AB	R	H	RBI	BB	SO	LOB
Cesar Tovar, R (1, 9) OBP: 0.328, SLG: 0.325	5-3		FC3-6 1-2f		L5			1B 1B		4	1	1	0	0	0	2
Danny Thompson, R (1, 6) OBP: 0.334, SLG: 0.376	BB CS		6-3			G5-4-3 BB		6-3 1B 1-3 1B		2	1	1	0	2	0	1
Steve Braun, L (1, 4) OBP: 0.370, SLG: 0.398 Steve Brye, R (8, 7) OBP: 0.267, SLG: 0.277	F7 1-2			1B BB		G5-4-3 1-2f		6-3 1-2 1B 3-H 1B		3 0	0 0	1 0	1 0	1 0	0 0	2 0
Harmon Killebrew, R (1, 3) OBP: 0.378, SLG: 0.437 Dan Monzon, R (8, 4) OBP: 0.333, SLG: 0.273		9-5 BB 1B		K		HR		6-3 1-2 2-3		4 0	1 0	2 0	1 0	0 0	1 0	3 0
Rich Reese, L (1, 7) OBP: 0.333, SLG: 0.469 (8, 3)		FC6-4 1-2 BB		1-3 1B		F9		2-H 3-H 1B		3	0	2	1	1	0	0
Bobby Darwin, R (1, 8) OBP: 0.330, SLG: 0.447		9-5 2-3f		K			K		F7	4	0	0	0	0	2	3
Eric Soderholm, R (1, 5) OBP: 0.257, SLG: 0.373		FC6-4 1-2f			F8		F3		6-3 HBP	3	0	0	0	0	0	1
Glenn Borgmann, R (1, 2) OBP: 0.333, SLG: 0.278			E5 FC3-6		F3		F8		6-3 1-2	4	0	0	0	0	0	1
Jim Perry, S (1, 1) OBP: 0.280, SLG: 0.255 Jim Strickland, L (9, 1) OBP: 0.500, SLG: 0.500			F9		1B			4-3	6-3	4 0	0 0	1 0	0 0	0 0	0 0	2 0
Inning Stats	R: 0 E: 0 K: 0 S: 2 H: 0 LOB: 0 BB: 1 P: 6	R: 0 E: 0 K: 0 S: 3 H: 1 LOB: 1 BB: 1 P: 7	R: 0 E: 1 K: 0 S: 4 H: 0 LOB: 1 BB: 0 P: 4	R: 0 E: 0 K: 2 S: 7 H: 1 LOB: 1 BB: 1 P: 11	R: 0 E: 0 K: 0 S: 4 H: 1 LOB: 1 BB: 0 P: 4	R: 1 E: 0 K: 0 S: 3 H: 1 LOB: 0 BB: 1 P: 7	R: 0 E: 0 K: 1 S: 5 H: 0 LOB: 0 BB: 0 P: 5	R: 2 E: 0 K: 0 S: 6 H: 4 LOB: 3 BB: 0 P: 6	R: 0 E: 0 K: 0 S: 3 H: 0 LOB: 1 BB: 0 P: 4	1B: 7 2B: 1 3B: 0 HR: 1	SF: 0 SAC: 0 DP: 2 HBP: 1					

TOP

Minnesota Twins @ Milwaukee Brewers

Milwaukee County Stadium, Milwaukee, WI

Sun Jul 23 1972, 4:33 AM EDT

Cloudy - 86 F

livebaseballscorecards.com

AB	31
R	3
H	8
RBI	3
BB	4
SO	3
LOB	15

WP: 0 PB: 0 SB: 0 CS: 1 PA: 36

PITCHER		IP	WLS	BF	H	R	ER	SO	BB	IBB	HBP	BLK	WP	HR	S	P	ERA	WHIP
Jim Lonborg, R ERA: 2.87	(1, 1)	8.0	L	32	8	3	3	3	4	0	0	0	0	1	34	50	3.38	1.500
Ken Sanders, R ERA: 3.45	(9, 1)	1.0		4	0	0	0	0	0	0	1	0	0	0	3	4	0.00	0.000

PITCHER		IP	WLS	BF	H	R	ER	SO	BB	IBB	HBP	BLK	WP	HR	S	P	ERA	WHIP

Batter	1	2	3	4	5	6	7	8	9	AB	R	H	RBI	BB	SO	LOB
Rick Auerbach, R (1, 6) OBP: 0.284, SLG: 0.274	L6-4 2B		F6			BBBB S BB			G5-3 E5 1B	3	0	1	0	1	0	0
Bob Heise, R (1, 4) OBP: 0.298, SLG: 0.306 (9, 5) Brock Davis, L (9, PH) OBP: 0.360, SLG: 0.300	1-3			G6-4-3 1B		F8 1-2			F9	3 1	0 0	1 0	0 0	0 0	0 0	2 1
George Scott, R (1, 3) OBP: 0.291, SLG: 0.374	L6-4 2-3			G6-4-3 1-2f		SSS K			1-2 1B	4	0	1	0	0	1	3
John Briggs, L (1, 7) OBP: 0.359, SLG: 0.471 Tommie Reynolds, R (9, PH) OBP: 0.317, SLG: 0.255		BBBB 6-3 BB		F5			F2		G5-3 2-3f	2 1	0 0	0 0	0 0	1 0	0 0	0 2
Dave May, L (1, 8) OBP: 0.282, SLG: 0.341		F2			4-3		4-3			3	0	0	0	0	0	1
Ollie Brown, R (1, 9) OBP: 0.265, SLG: 0.283		6-3 1-2			6-3		6-3			3	0	0	0	0	0	1
Mike Ferraro, R (1, 5) OBP: 0.274, SLG: 0.327 Ron Theobald, R (8, PH) OBP: 0.365, SLG: 0.266 (9, 4)		SSS K			1B				6-3	2 1	0 0	1 0	0 0	0 0	1 0	1 0
John Felske, R (1, 2) OBP: 0.179, SLG: 0.192			4-3		SSS K				4-3	3	0	0	0	0	1	1
Jim Lonborg, R (1, 1) OBP: 0.195, SLG: 0.132 Ron Clark, R (8, PH) OBP: 0.247, SLG: 0.343 Ken Sanders, R (9, 1)			L1			F1			SSS K	2 1 0	0 0 0	0 0 0	0 0 0	0 0 0	0 1 0	0 0 0
Inning Stats	R: 0 H: 1 E: 0 LOB: 0 K: 0 BB: 0 S: 3 P: 3	R: 0 H: 0 E: 0 LOB: 1 K: 1 BB: 1 S: 5 P: 9	R: 0 H: 0 E: 0 LOB: 0 K: 0 BB: 0 S: 3 P: 3	R: 0 H: 1 E: 0 LOB: 0 K: 0 BB: 0 S: 3 P: 3	R: 0 H: 1 E: 0 LOB: 1 K: 1 BB: 0 S: 6 P: 6	R: 0 H: 0 E: 0 LOB: 1 K: 1 BB: 1 S: 5 P: 9	R: 0 H: 0 E: 0 LOB: 0 K: 0 BB: 0 S: 3 P: 3	R: 0 H: 0 E: 0 LOB: 0 K: 1 BB: 0 S: 5 P: 5	R: 0 H: 1 E: 1 LOB: 1 K: 0 BB: 0 S: 4 P: 4	1B: 3 2B: 2 3B: 0 HR: 0	SF: 0 SAC: 0 DP: 3 HBP: 0					

PITCHER		IP	WLS	BF	H	R	ER	SO	BB	IBB	HBP	BLK	WP	HR	S	P	ERA	WHIP
Jim Perry, R ERA: 3.21	(1, 1)	8.1	W	30	4	0	0	4	2	0	0	0	0	0	36	44	0.00	0.720
Jim Strickland, L ERA: 1.62	(9, 1)	0.2	S	1	0	0	0	0	0	0	0	0	0	0	1	1	0.00	0.000

PITCHER		IP	WLS	BF	H	R	ER	SO	BB	IBB	HBP	BLK	WP	HR	S	P	ERA	WHIP

BOTTOM

Minnesota Twins @ Milwaukee Brewers

Milwaukee County Stadium, Milwaukee, WI

Sun Jul 23 1972, 4:33 AM EDT

Cloudy - 86 F

livebaseballscorecards.com

AB	29
R	0
H	4
RBI	0
BB	2
SO	4
LOB	12

Minnesota Twins @ Milwaukee Brewers

Milwaukee County Stadium, Milwaukee, WI

Sun Jul 23 1972, 4:38 AM EDT

Att. 13,048 - Unknown

TOP

livebaseballscorecards.com

Batter	1	2	3	4	5	6	7	8	9	AB	R	H	RBI	BB	SO	LOB
Cesar Tovar, R (1, 9) OBP: 0.326, SLG: 0.321	F9	G6-4-3 BB		F8			1-3		F9	4	0	0	0	1	0	1
Danny Thompson, R (1, 6) OBP: 0.341, SLG: 0.382	1B BB 1B	G6-4-3 1-2f			G4-6-3 1B		1B		BB 1B 1B	5	2	4	0	0	0	1
Steve Braun, L (1, 4) OBP: 0.371, SLG: 0.398	BB BB SF7 1-3 1B		K		G4-6-3 1-2f		F8		BB 1B 1-2	5	2	2	0	0	1	2
Harmon Killebrew, R (1, 3) OBP: 0.383, SLG: 0.449 Jim Strickland, L (8, 1) OBP: 0.667, SLG: 0.500	1B BB 1-2 BB	G5-4-3 BB			HR			F9	1B 1-2 2-3 BB	2 0	1 0	1 0	1 0	2 1	0 0	0 0
Bobby Darwin, R (1, 8) OBP: 0.334, SLG: 0.448	FC5 1B 1-2 2-3 3-H BB	G5-4-3 1-2f			K			HBP 1B	1-2 2-H 3-H 1B	4	0	2	3	1	1	1
Eric Soderholm, R (1, 5) OBP: 0.256, SLG: 0.369	SF7 3-H			E5 F9 1B		G5-4-3 BB		F9	L6	3	1	0	1	1	0	3
Steve Brye, R (1, 7) OBP: 0.272, SLG: 0.278	1-2 2-3 1B			F7		G5-4-3 1-2f		1-2 HBP		3	0	1	0	0	0	2
Phil Roof, R (1, 2) OBP: 0.228, SLG: 0.350	FC5 2-3f			F9 2-3		2-4 1B		F8		4	0	1	0	0	0	6
Dave Goltz, R (1, 1) OBP: 0.333, SLG: 0.333 Wayne Granger, R (7, 1) OBP: 0.400, SLG: 0.600 Rich Reese, L (8, 3) OBP: 0.330, SLG: 0.463		K		3-H 1B	2-4 1-2	K			4-3	3 0 1	0 0 0	1 0 0	1 0 0	0 0 0	2 0 0	0 0 0

	AB	34
	R	6
	H	12
	RBI	6
	BB	6
	SO	4
	LOB	16

Inning Stats	1	2	3	4	5	6	7	8	9	1B: 11	SF: 1	WP: 0	PA: 42
	R: 2 E: 0 K: 0 S: 6	R: 0 E: 0 K: 1 S: 4	R: 0 E: 0 K: 1 S: 4	R: 1 E: 1 K: 0 S: 5	R: 1 E: 0 K: 1 S: 6	R: 0 E: 0 K: 0 S: 2	R: 0 E: 0 K: 1 S: 6	R: 0 E: 0 K: 0 S: 4	R: 2 E: 0 K: 0 S: 6	2B: 0 3B: 0 HR: 1	SAC: 0 DP: 4 HBP: 1	PB: 0 SB: 0 CS: 0	
	H: 3 LOB: 3 BB: 2 P: 14	H: 0 LOB: 0 BB: 1 P: 8	H: 0 LOB: 0 BB: 1 P: 8	H: 1 LOB: 1 BB: 0 P: 5	H: 2 LOB: 0 BB: 0 P: 6	H: 1 LOB: 1 BB: 1 P: 6	H: 1 LOB: 1 BB: 0 P: 6	H: 1 LOB: 2 BB: 0 P: 5	H: 3 LOB: 2 BB: 1 P: 10				

PITCHER	IP	WLS	BF	H	R	ER	SO	BB	IBB	HBP	BLK	WP	HR	S	P	ERA	WHIP
Earl Stephenson, L (1, 1) ERA: 2.25	0.2	L	7	3	2	2	0	2	0	0	0	0	0	5	13	27.00	7.500
Archie Reynolds, R (1, 1) ERA: 5.91	4.1		16	3	2	1	3	2	0	0	0	0	1	20	28	2.08	1.154
Gary Ryerson, L (6, 1) ERA: 2.27	2.0		8	2	0	0	1	1	0	0	0	0	0	8	12	0.00	1.500
Frank Linzy, R (8, 1) ERA: 2.98	2.0		12	4	2	2	0	1	0	1	0	0	0	10	15	9.00	2.500

PITCHER	IP	WLS	BF	H	R	ER	SO	BB	IBB	HBP	BLK	WP	HR	S	P	ERA	WHIP

BOTTOM

Minnesota Twins @ Milwaukee Brewers

Milwaukee County Stadium, Milwaukee, WI

Sun Jul 23 1972, 4:38 AM EDT

Att. 13,048 - Unknown

livebaseballscorecards.com

Batter	1	2	3	4	5	6	7	8	9	AB	R	H	RBI	BB	SO	LOB
Ron Theobald, R (1, 4) OBP: 0.362, SLG: 0.264	5-3		6-3, 1-2		FC5-4, FC4-6, 1-2f		K		1-3, HR, 1-3, 1B	5	1	1	0	0	1	3
Brock Davis, L (1, 8) OBP: 0.362, SLG: 0.306	3-1		2-H, 1B		FC4-6, 1-2f		FC6-4, 2-3, 1B		1-3, 1-2	5	0	2	0	0	0	3
George Scott, R (1, 3) OBP: 0.292, SLG: 0.384	6-3			5-3		L3-6, 3-1, 1B	FC6-4, 1-2f		2-H, 3-H, HR	5	1	2	3	0	0	2
John Briggs, L (1, 7) OBP: 0.359, SLG: 0.469 Tommie Reynolds, R (8, PH) OBP: 0.308, SLG: 0.246 (9, 7)		F8		BB, 1B	3-1, 1-2			K	F8	3 2	0 0	1 0	0 0	0 0	0 1	1 0
Joe Lahoud, L (1, 9) OBP: 0.307, SLG: 0.328 Ollie Brown, R (8, PH) OBP: 0.269, SLG: 0.283 (9, 9)		F2		F6		L3-6, 2-3		BBBB, E, BB		3 0	0 0	0 0	0 0	0 1	0 0	2 0
Ron Clark, R (1, 5) OBP: 0.273, SLG: 0.362		BBBB, FC6, BB		BBBB, 1-2, BB			HR, 2B	SSS, 1-2		2	1	1	0	2	1	1
Ellie Rodriguez, R (1, 2) OBP: 0.370, SLG: 0.375		FC6, 1-2f		F9			2-H, HR	5-3		4	1	1	2	0	0	4
Rick Auerbach, R (1, 6) OBP: 0.283, SLG: 0.277			F7		5-3		1B, 2B		F8	4	0	1	0	0	0	0
Earl Stephenson, L (1, 1) Archie Reynolds, R (1, 1) OBP: 1.000, SLG: 1.000 Bob Heise, R (5, PH) OBP: 0.302, SLG: 0.309 Gary Ryerson, R (6, 1) OBP: 0.167, SLG: 0.091 Paul Ratliff, L (7, PH) OBP: 0.114, SLG: 0.143 Frank Linzy, R (8, 1) Mike Ferraro, R (9, PH) OBP: 0.278, SLG: 0.327			6-3, 1B, 1B		FC5-4, 1B		SSS, K		BBBB, 1B, HR, BB	0 1 1 0 1 0	0 0 0 0 0 0	0 1 1 0 0 0	0 0 0 0 0 0	0 0 0 0 0 1	0 0 0 0 0 1	0 0 0 0 1 0
Inning Stats	R: 0 E: 0 K: 0 S: 3 H: 0 LOB: 0 BB: 0 P: 3	R: 0 E: 0 K: 0 S: 3 H: 0 LOB: 1 BB: 1 P: 7	R: 0 E: 0 K: 0 S: 4 H: 2 LOB: 2 BB: 0 P: 4	R: 0 E: 0 K: 0 S: 4 H: 1 LOB: 2 BB: 1 P: 8	R: 0 E: 0 K: 0 S: 4 H: 1 LOB: 1 BB: 0 P: 4	R: 0 E: 0 K: 0 S: 3 H: 1 LOB: 0 BB: 0 P: 3	R: 2 E: 0 K: 2 S: 11 H: 4 LOB: 2 BB: 0 P: 11	R: 0 E: 1 K: 2 S: 7 H: 0 LOB: 1 BB: 1 P: 11	R: 3 E: 0 K: 0 S: 5 H: 2 LOB: 0 BB: 1 P: 9	1B: 7 2B: 3 3B: 0 HR: 2 SF: 0 SAC: 0 DP: 1 HBP: 0						

AB	36
R	5
H	11
RBI	5
BB	4
SO	4
LOB	17

PITCHER		IP	WLS	BF	H	R	ER	SO	BB	IBB	HBP	BLK	WP	HR	S	P	ERA	WHIP
Dave Goltz, R ERA: 1.86	(1, 1)	6.0	W	25	7	2	2	0	2	0	0	0	0	1	23	31	3.00	1.500
Wayne Granger, R ERA: 2.56	(7, 1)	1.0		5	2	0	0	2	0	0	0	0	0	0	9	9	0.00	2.000
Jim Strickland, L ERA: 2.89	(8, 1)	2.0	S	10	2	3	3	2	2	0	0	0	0	1	12	20	13.50	2.000

PITCHER	IP	WLS	BF	H	R	ER	SO	BB	IBB	HBP	BLK	WP	HR	S	P	ERA	WHIP

Minnesota Twins @ Oakland Athletics

Oakland-Alameda County Coliseum, Oakland, CA

Thu Jul 27 1972, 7:05 PM PDT

Att. 9,936 - Unknown

TOP

livebaseballscorecards.com

Batter	1	2	3	4	5	6	7	8	9	AB	R	H	RBI	BB	SO	LOB
Cesar Tovar, R (1, 9) OBP: 0.325, SLG: 0.324	K		5-3			K			1B 2B	4	1	1	0	0	2	0
Danny Thompson, R (1, 6) OBP: 0.340, SLG: 0.381	4-3			6-3		1B			F9	4	0	1	0	0	0	1
Steve Braun, L (1, 4) OBP: 0.368, SLG: 0.395	G3			6-3		4-3			2-H HR 1B	4	1	1	1	0	0	1
Harmon Killebrew, R (1, 3) OBP: 0.384, SLG: 0.459		6-3		BBBB BB			K		1-H HR	3	1	1	2	1	1	0
Bobby Darwin, R (1, 8) OBP: 0.333, SLG: 0.445		1B		K			K		F9	4	0	1	0	0	2	1
Eric Soderholm, R (1, 5) OBP: 0.257, SLG: 0.368 Rich Reese, L (9, PH) OBP: 0.326, SLG: 0.458		K			G5-4-3 1B		F8		K	3 1	0 0	1 0	0 0	0 0	1 1	1 0
Steve Brye, R (1, 7) OBP: 0.273, SLG: 0.280		K			F3			G6-4-3 1B		3	0	1	0	0	1	2
George Mitterwald, R (1, 2) OBP: 0.203, SLG: 0.205			5-3		1-2f G5-4-3			1-2f G6-4-3		3	0	0	0	0	0	2
Bert Blyleven, R (1, 1) OBP: 0.190, SLG: 0.207 Rick Renick, R (8, PH) OBP: 0.273, SLG: 0.283 Wayne Granger, R (8, 1) OBP: 0.400, SLG: 0.600			K			K		6-3		2 1 0	0 0 0	0 0 0	0 0 0	0 0 0	2 0 0	0 0 0
Inning Stats	R: 0 E: 0 K: 1 S: 5 H: 0 LOB: 0 BB: 0 P: 5	R: 0 E: 0 K: 2 S: 8 H: 1 LOB: 1 BB: 0 P: 8	R: 0 E: 0 K: 1 S: 5 H: 0 LOB: 0 BB: 0 P: 5	R: 0 E: 0 K: 1 S: 5 H: 0 LOB: 1 BB: 1 P: 9	R: 0 E: 0 K: 0 S: 3 H: 1 LOB: 0 BB: 0 P: 3	R: 0 E: 0 K: 2 S: 8 H: 1 LOB: 1 BB: 0 P: 8	R: 0 E: 0 K: 2 S: 7 H: 0 LOB: 0 BB: 0 P: 7	R: 0 E: 0 K: 0 S: 3 H: 1 LOB: 0 BB: 0 P: 3	R: 3 E: 0 K: 1 S: 8 H: 3 LOB: 0 BB: 0 P: 8	1B: 5 2B: 1 3B: 0 HR: 1 SF: 0 SAC: 0 DP: 2 HBP: 0						

	AB	32
	R	3
	H	7
	RBI	3
	BB	1
	SO	10
	LOB	8

		WP: 0	PA: 33
		PB: 0	
		SB: 0	
		CS: 0	

PITCHER		IP	WLS	BF	H	R	ER	SO	BB	IBB	HBP	BLK	WP	HR	S	P	ERA	WHIP
Vida Blue, L ERA: 3.16	(1, 1)	8.1	W	31	7	3	3	9	1	0	0	0	0	1	48	52	3.24	0.960
Rollie Fingers, R ERA: 2.33	(9, 1)	0.2	S	2	0	0	0	1	0	0	0	0	0	0	4	4	0.00	0.000

PITCHER	IP	WLS	BF	H	R	ER	SO	BB	IBB	HBP	BLK	WP	HR	S	P	ERA	WHIP

Batter	1	2	3	4	5	6	7	8	9	AB	R	H	RBI	BB	SO	LOB
Bert Campaneris, R (1, 6) OBP: 0.288, SLG: 0.342	5-3		5-3		K			5-3		4	0	0	0	0	1	0
Joe Rudi, R (1, 7) OBP: 0.350, SLG: 0.488	5-3			1B 2B 1B		1B WP 1B		BB BB FC6-4 1B		4	2	3	0	0	0	0
Reggie Jackson, L (1, 8) OBP: 0.353, SLG: 0.476	3-1			2B SF7 1-2 1B		1-3 1-3 1B		BBBB FC6-4 BB 1-2 BB		3	1	2	0	1	0	0
Angel Mangual, R (1, 9) OBP: 0.342, SLG: 0.407		4-3		SSS K		F5		BBBB FC6-4 1-2 2-3 BB		3	0	0	0	1	1	4
Sal Bando, R (1, 5) OBP: 0.351, SLG: 0.401		F4		1-3 2-H 2B		1-3 1-2f		FC6-4 1-2f 2-3 3-H		4	0	1	2	0	0	4
Mike Hegan, L (1, 3) OBP: 0.225, SLG: 0.270	SSS K			SF7 3-H			6-3	F7		3	0	0	1	0	1	2
Dave Duncan, R (1, 2) OBP: 0.312, SLG: 0.425			E WP 1B	F8			1B			3	1	2	0	0	0	1
Ted Kubiak, S (1, 4) OBP: 0.292, SLG: 0.241			F9 1-H		F7		F9			3	0	0	0	0	0	1
Vida Blue, S (1, 1) OBP: 0.154, SLG: 0.083			SSS K		SSS K		4-1			3	0	0	0	0	2	1
Rollie Fingers, R (9, 1) OBP: 0.300, SLG: 0.600										0	0	0	0	0	0	0
Inning Stats	R: 0 H: 0 E: 0 LOB: 0 K: 0 BB: 0 S: 3 P: 3	R: 0 H: 0 E: 0 LOB: 0 K: 1 BB: 0 S: 5 P: 5	R: 1 H: 1 E: 1 LOB: 0 K: 1 BB: 0 S: 6 P: 6	R: 2 H: 3 E: 0 LOB: 1 K: 1 BB: 0 S: 8 P: 8	R: 0 H: 0 E: 0 LOB: 0 K: 2 BB: 0 S: 7 P: 7	R: 0 H: 2 E: 0 LOB: 1 K: 0 BB: 0 S: 4 P: 4	R: 0 H: 1 E: 0 LOB: 1 K: 0 BB: 0 S: 4 P: 4	R: 1 H: 1 E: 0 LOB: 2 K: 0 BB: 2 S: 4 P: 12		1B: 7 SF: 1 2B: 2 SAC: 0 3B: 0 DP: 1 HR: 0 HBP: 0						

BOTTOM

Minnesota Twins @ Oakland Athletics

Oakland-Alameda County Coliseum, Oakland, CA

Thu Jul 27 1972, 7:05 PM PDT

Att. 9,936 - Unknown

livebaseballscorecards.com

AB	30
R	4
H	8
RBI	3
BB	2
SO	5
LOB	13

PITCHER		IP	WLS	BF	H	R	ER	SO	BB	IBB	HBP	BLK	WP	HR	S	P	ERA	WHIP
Bert Blyleven, R ERA: 2.84	(1, 1)	7.0	L	27	7	3	2	5	0	0	0	0	2	0	37	37	2.57	1.000
Wayne Granger, R ERA: 2.68	(8, 1)	1.0		6	1	1	1	0	2	0	0	0	0	0	4	12	9.00	3.000

PITCHER	IP	WLS	BF	H	R	ER	SO	BB	IBB	HBP	BLK	WP	HR	S	P	ERA	WHIP

Batter	1	2	3	4	5	6	7	8	9	AB	R	H	RBI	BB	SO	LOB
Cesar Tovar, R (1, 9) OBP: 0.325, SLG: 0.321	F8		IBB			F9		F4		3	0	0	0	1	0	0
Danny Thompson, R (1, 6) OBP: 0.339, SLG: 0.379	F9		F3			1B			1-3	4	0	1	0	0	0	2
Steve Braun, L (1, 4) OBP: 0.366, SLG: 0.392	K			F9		4-3			HR 1B	4	1	1	0	0	1	1
Harmon Killebrew, R (1, 3) OBP: 0.383, SLG: 0.467 Rich Reese, L (9, 3) OBP: 0.326, SLG: 0.458		5-6-3		F7			K		1-H HR	4 0	1 0	1 0	2 0	0 0	1 0	0 0
Bobby Darwin, R (1, 8) OBP: 0.332, SLG: 0.453		6-3		K			HR		E5 4-3	4	2	1	1	0	1	0
Eric Soderholm, R (1, 5) OBP: 0.253, SLG: 0.362		K			F8		5-3		4-3 2-3	4	0	0	0	0	1	1
Steve Brye, R (1, 7) OBP: 0.278, SLG: 0.285			S 1B		F7		6-3		E7 3-H 1B	4	0	2	1	0	0	0
Glenn Borgmann, R (1, 2) OBP: 0.320, SLG: 0.238			K 1-2		F3			6-3	IBB	3	0	0	0	1	1	1
Dick Woodson, R (1, 1) OBP: 0.106, SLG: 0.087 Jim Strickland, L (9, 1) OBP: 0.667, SLG: 0.500 Wayne Granger, R (9, 1) OBP: 0.400, SLG: 0.600 Dave LaRoche, L (9, 1) OBP: 0.286, SLG: 0.167			K			G3		6-3	K	4 0 0 0	0 0 0 0	0 0 0 0	0 0 0 0	0 0 0 0	2 0 0 0	3 0 0 0
Inning Stats	R: 0 E: 0 K: 1 S: 5 H: 0 LOB: 0 BB: 0 P: 5	R: 0 E: 0 K: 1 S: 5 H: 0 LOB: 0 BB: 0 P: 5	R: 0 E: 0 K: 2 S: 8 H: 1 LOB: 2 BB: 1 P: 12	R: 0 E: 0 K: 1 S: 5 H: 0 LOB: 0 BB: 0 P: 5	R: 0 E: 0 K: 0 S: 3 H: 0 LOB: 0 BB: 0 P: 3	R: 0 E: 0 K: 0 S: 4 H: 1 LOB: 1 BB: 0 P: 4	R: 1 E: 0 K: 1 S: 6 H: 1 LOB: 0 BB: 0 P: 6	R: 0 E: 0 K: 0 S: 3 H: 0 LOB: 0 BB: 0 P: 3	R: 3 E: 2 K: 1 S: 9 H: 3 LOB: 2 BB: 1 P: 13	1B: 4 2B: 0 3B: 0 HR: 2 SF: 0 SAC: 0 DP: 0 HBP: 0						

PITCHER	IP	WLS	BF	H	R	ER	SO	BB	IBB	HBP	BLK	WP	HR	S	P	ERA	WHIP
Ken Holtzman, L (1, 1) ERA: 2.6	9.0	L	36	6	4	3	7	0	2	0	0	0	2	48	56	3.00	0.667

PITCHER	IP	WLS	BF	H	R	ER	SO	BB	IBB	HBP	BLK	WP	HR	S	P	ERA	WHIP

TOP

Minnesota Twins @ Oakland Athletics

Oakland-Alameda County Coliseum, Oakland, CA

Fri Jul 28 1972, 7:05 PM PDT

Att. 10,141 - Unknown - 54 F

livebaseballscorecards.com

AB	34
R	4
H	6
RBI	4
BB	2
SO	7
LOB	8

Batter	1	2	3	4	5	6	7	8	9	AB	R	H	RBI	BB	SO	LOB
Bert Campaneris, R (1, 6) OBP: 0.287, SLG: 0.338	F9		F3			K	F4		BB 1-2 2-3	4	0	0	0	1	1	2
Joe Rudi, R (1, 7) OBP: 0.348, SLG: 0.484	F9			G3-6-1 WP 1B		E3 BB		6-3	K	5	0	1	0	0	1	3
Reggie Jackson, L (1, 8) OBP: 0.354, SLG: 0.472	3-1			G3-6-1 1-2 BB		BB		F5	K	3	0	0	0	2	1	3
Don Mincher, L (1, 3) OBP: 0.376, SLG: 0.366 Mike Hegan, L (6, PR) (7, 3) OBP: 0.244, SLG: 0.289 Tim Cullen, R (9, PH) OBP: 0.238, SLG: 0.316		FC6-4 1B		G3-6-1 1-2f 2-3		1-2 2-3 BB		1B	F4	2 1 1	0 0 0	1 1 0	0 0 0	1 0 0	0 0 0	2 0 3
Angel Mangual, R (1, 9) OBP: 0.333, SLG: 0.396		FC6-4 4-3-6-5 1-2f		K		K		F7		4	0	0	0	0	2	6
Sal Bando, R (1, 5) OBP: 0.350, SLG: 0.399		4-3-6-5 1-3f			F3		F8		BB BB 1B	4	1	1	0	0	0	1
Dave Duncan, R (1, 2) OBP: 0.315, SLG: 0.435			HR		F7		F9		BB 1-2 1B BB	3	2	1	1	1	0	0
Ted Kubiak, S (1, 4) OBP: 0.293, SLG: 0.237 George Hendrick, R (9, PH) OBP: 0.191, SLG: 0.321			F7		F7		1B		BB 1-2 2-3 1B BB	2 0	0 0	0 0	0 0	1 1	0 0	0 0
Ken Holtzman, R (1, 1) OBP: 0.258, SLG: 0.295 Gene Tenace, R (9, PH) OBP: 0.238, SLG: 0.323			K			K	1-2 1B		1-2 2-H 3-H BB 1B	3 1	0 0	1 1	0 2	0 0	2 0	0 0
Inning Stats	R: 0 E: 0 K: 0 S: 3 H: 0 LOB: 0 BB: 0 P: 3	R: 0 E: 0 K: 0 S: 3 H: 1 LOB: 0 BB: 0 P: 3	R: 1 E: 0 K: 1 S: 6 H: 1 LOB: 0 BB: 0 P: 6	R: 0 E: 0 K: 1 S: 5 H: 1 LOB: 1 BB: 1 P: 9	R: 0 E: 0 K: 0 S: 3 H: 0 LOB: 0 BB: 0 P: 3	R: 0 E: 1 K: 3 S: 10 H: 0 LOB: 3 BB: 2 P: 18	R: 0 E: 0 K: 0 S: 4 H: 1 LOB: 2 BB: 1 P: 8	R: 0 E: 0 K: 0 S: 4 H: 1 LOB: 1 BB: 0 P: 4	R: 2 E: 0 K: 2 S: 9 H: 2 LOB: 3 BB: 3 P: 21	1B: 6 2B: 1 3B: 0 HR: 1	SF: 0 SAC: 0 DP: 2 HBP: 0						

PITCHER		IP	WLS	BF	H	R	ER	SO	BB	IBB	HBP	BLK	WP	HR	S	P	ERA	WHIP
Dick Woodson, R ERA: 3.06	(1, 1)	8.0	W	34	6	3	3	5	5	0	0	0	1	1	39	59	3.38	1.375
Jim Strickland, L ERA: 2.89	(9, 1)	0.0		3	1	0	0	0	2	0	0	0	0	0	1	9	∞	∞
Wayne Granger, R ERA: 2.67	(9, 1)	0.1		1	0	0	0	1	0	0	0	0	0	0	3	3	0.00	0.000
Dave LaRoche, L ERA: 2.85	(9, 1)	0.2	S	2	0	0	0	1	0	0	0	0	0	0	4	4	0.00	0.000

PITCHER	IP	WLS	BF	H	R	ER	SO	BB	IBB	HBP	BLK	WP	HR	S	P	ERA	WHIP

BOTTOM

Minnesota Twins @ Oakland Athletics

Oakland-Alameda County Coliseum, Oakland, CA

Fri Jul 28 1972, 7:05 PM PDT

Att. 10,141 - Unknown - 54 F

livebaseballscorecards.com

AB	33
R	3
H	7
RBI	3
BB	7
SO	7
LOB	20

1B: 6	SF: 0	WP: 1	PA: 40
2B: 1	SAC: 0	PB: 0	
3B: 0	DP: 2	SB: 0	
HR: 1	HBP: 0	CS: 0	

Minnesota Twins @ Oakland Athletics

Oakland-Alameda County Coliseum, Oakland, CA

Sat Jul 29 1972, 3:33 AM PDT

Att. 16,606 - Unknown - 59 F

livebaseballscorecards.com

TOP

Batter	1	2	3	4	5	6	7	8	9	AB	R	H	RBI	BB	SO	LOB
Cesar Tovar, R (1, 9) OBP: 0.324, SLG: 0.320	F4		6-3			1B 2B 1B		F9		4	1	1	0	0	0	1
Bob Gebhard, R (8, 1)										0	0	0	0	0	0	0
Danny Thompson, R (1, 6) OBP: 0.338, SLG: 0.378	F3			K		2B 1-2 1B		F4		4	0	1	0	0	1	0
Steve Braun, L (1, 4) OBP: 0.359, SLG: 0.383	K			F7		K		K		4	0	0	0	0	3	2
Harmon Killebrew, R (1, 3) OBP: 0.384, SLG: 0.469		5-3		BB		1-3 2-H 2B			F7	3	0	1	1	1	0	0
Rich Reese, L (1, 7) OBP: 0.313, SLG: 0.437		4-3		K		4-3			F9	4	0	0	0	0	1	3
Bobby Darwin, R (1, 8) OBP: 0.328, SLG: 0.447		L6			K		4-3		F3	4	0	0	0	0	1	0
Eric Soderholm, R (1, 5) OBP: 0.250, SLG: 0.358			F9		K		K			3	0	0	0	0	2	0
Glenn Borgmann, R (1, 2) OBP: 0.321, SLG: 0.292			2B		F3		F9			3	0	1	0	0	0	0
Ray Corbin, R (1, 1) OBP: 0.083, SLG: 0.087			F3			F8		HR		1	0	0	0	0	0	1
Jim Nettles, L (6, PH) OBP: 0.336, SLG: 0.255										1	0	0	0	0	0	0
Jim Strickland, L (6, 1) OBP: 0.667, SLG: 0.500										0	0	0	0	0	0	0
Dave LaRoche, L (7, 1) OBP: 0.286, SLG: 0.167										0	0	0	0	0	0	0
Charlie Manuel, L (8, PH) OBP: 0.274, SLG: 0.350										1	1	1	1	0	0	0
(8, 9)																
Inning Stats	R: 0 E: 0 K: 1 S: 5 H: 0 LOB: 0 BB: 0 P: 5	R: 0 E: 0 K: 0 S: 3 H: 0 LOB: 0 BB: 0 P: 3	R: 0 E: 0 K: 0 S: 4 H: 1 LOB: 1 BB: 0 P: 4	R: 0 E: 0 K: 2 S: 7 H: 0 LOB: 1 BB: 1 P: 11	R: 0 E: 0 K: 2 S: 7 H: 0 LOB: 0 BB: 0 P: 7	R: 1 E: 0 K: 1 S: 8 H: 3 LOB: 2 BB: 0 P: 8	R: 0 E: 0 K: 1 S: 5 H: 0 LOB: 0 BB: 0 P: 5	R: 1 E: 0 K: 1 S: 6 H: 1 LOB: 0 BB: 0 P: 6	R: 0 E: 0 K: 0 S: 3 H: 0 LOB: 0 BB: 0 P: 3	1B: 2 2B: 2 3B: 0 HR: 1 SF: 0 SAC: 0 DP: 0 HBP: 0						

	AB	32
	R	2
	H	5
	RBI	2
	BB	1
	SO	8
	LOB	7

WP: 0 PB: 0 SB: 0 CS: 0 PA: 33

PITCHER	IP	WLS	BF	H	R	ER	SO	BB	IBB	HBP	BLK	WP	HR	S	P	ERA	WHIP
Catfish Hunter, R (1, 1) ERA: 2.1	9.0	W	33	5	2	2	8	1	0	0	0	0	1	48	52	2.00	0.667

PITCHER	IP	WLS	BF	H	R	ER	SO	BB	IBB	HBP	BLK	WP	HR	S	P	ERA	WHIP

Batter	1	2	3	4	5	6	7	8	9	AB	R	H	RBI	BB	SO	LOB
Bert Campaneris, R (1, 6) OBP: 0.286, SLG: 0.337	L6		5-3		F9		HR, PB, 1-3, 1B			4	1	1	0	0	0	0
Joe Rudi, R (1, 7) OBP: 0.349, SLG: 0.492	L5		F8		1B		HR, 1-H, 3-H			4	1	2	3	0	0	0
Adrian Garrett, L (9, 7)										0	0	0	0	0	0	0
Reggie Jackson, L (1, 8) OBP: 0.358, SLG: 0.491	BB		HR		F3		HR			3	2	2	2	1	0	1
George Hendrick, R (8, 8) OBP: 0.191, SLG: 0.321										0	0	0	0	0	0	0
Don Mincher, L (1, 3) OBP: 0.372, SLG: 0.361	F8		K		K	1B				3	0	0	0	0	2	1
Mike Hegan, L (7, 3) OBP: 0.262, SLG: 0.308										1	0	1	0	0	0	0
Angel Mangual, R (1, 9) OBP: 0.331, SLG: 0.388		K		BB, 1B, WP		F7	K			3	1	0	0	1	2	1
Tim Cullen, R (9, 5) OBP: 0.238, SLG: 0.316										0	0	0	0	0	0	0
Sal Bando, R (1, 5) OBP: 0.349, SLG: 0.397		F8		CS, WP, 1-3, 1B		F7		E6, 4-6, 6-3		4	0	1	0	0	0	0
Bill Voss, L (8, PR) OBP: 0.273, SLG: 0.253										0	0	0	0	0	0	0
(9, 9)																
Dave Duncan, R (1, 2) OBP: 0.314, SLG: 0.436		2B		F6, 1-3, 3-H			6-3	6-3, 1-2		4	1	1	0	0	0	2
Ted Kubiak, S (1, 4) OBP: 0.292, SLG: 0.245		2-H, 2B		K			E5, 1B, HR	4-6, 2-3f		4	1	1	1	0	1	2
Catfish Hunter, R (1, 1) OBP: 0.152, SLG: 0.154		3-1			F9		K			3	0	0	0	0	1	2
Inning Stats	R: 0 E: 0 K: 0 S: 3 H: 0 LOB: 1 BB: 1 P: 7	R: 1 E: 0 K: 1 S: 7 H: 2 LOB: 1 BB: 0 P: 7	R: 1 E: 0 K: 1 S: 6 H: 1 LOB: 0 BB: 0 P: 6	R: 1 E: 0 K: 1 S: 5 H: 1 LOB: 0 BB: 1 P: 9	R: 0 E: 0 K: 0 S: 4 H: 1 LOB: 1 BB: 0 P: 4	R: 0 E: 0 K: 1 S: 5 H: 0 LOB: 0 BB: 0 P: 5	R: 4 E: 1 K: 2 S: 12 H: 4 LOB: 1 BB: 0 P: 12	R: 0 E: 1 K: 0 S: 3 H: 0 LOB: 1 BB: 0 P: 3		1B: 4 2B: 3 3B: 0 HR: 3	SF: 0 SAC: 0 DP: 1 HBP: 0						

PITCHER		IP	WLS	BF	H	R	ER	SO	BB	IBB	HBP	BLK	WP	HR	S	P	ERA	WHIP
Ray Corbin, R ERA: 2.58	(1, 1)	5.0	L	21	5	3	3	3	2	0	0	0	1	1	25	33	5.40	1.400
Jim Strickland, L ERA: 2.66	(6, 1)	1.2		10	4	4	0	2	0	0	0	0	0	2	14	14	0.00	2.400
Dave LaRoche, L ERA: 2.83	(7, 1)	0.1		1	0	0	0	1	0	0	0	0	0	0	3	3	0.00	0.000
Bob Gebhard, R ERA: 9.0	(8, 1)	1.0		3	0	0	0	0	0	0	0	0	0	0	3	3	0.00	0.000

PITCHER	IP	WLS	BF	H	R	ER	SO	BB	IBB	HBP	BLK	WP	HR	S	P	ERA	WHIP

BOTTOM

Minnesota Twins @ Oakland Athletics

Oakland-Alameda County Coliseum, Oakland, CA

Sat Jul 29 1972, 3:33 AM PDT

Att. 16,606 - Unknown - 59 F

livebaseballscorecards.com

AB	33
R	7
H	9
RBI	6
BB	2
SO	6
LOB	9

1B: 4	SF: 0	WP: 1	PA: 35
2B: 3	SAC: 0	PB: 1	
3B: 0	DP: 1	SB: 0	
HR: 3	HBP: 0	CS: 1	

Batter	1	2	3	4	5	6	7	8	9	AB	R	H	RBI	BB	SO	LOB
Pat Kelly, L (1, 9) OBP: 0.365, SLG: 0.354	G4-3		B5-3		F7			F9		4	0	0	0	0	0	3
Jay Johnstone, L (1, 8) OBP: 0.267, SLG: 0.214	L6-4, 1B 1B			G1-3		G3			2B	4	0	2	0	0	0	0
Dick Allen, R (1, 3) OBP: 0.416, SLG: 0.600	1-2 1B			G4-3		P6			G6-3	4	0	1	0	0	0	1
Carlos May, L (1, 7) OBP: 0.388, SLG: 0.426	L6-4 2-3			F7		G6-3			FC6-4 IBB	3	0	0	0	1	0	2
Ed Spiezio, R (1, 5) OBP: 0.297, SLG: 0.340		F9			F8		F9		F7	4	0	0	0	0	0	2
Mike Andrews, R (1, 4) OBP: 0.320, SLG: 0.307		G6-3			F8		G1-3		FC6-4 1-2f	3	0	0	0	0	0	0
Luis Alvarado, R (7, 4) OBP: 0.241, SLG: 0.255										0	0	0	0	0	0	0
Buddy Bradford, R (9, PH)										1	0	0	0	0	0	2
Ed Herrmann, L (1, 2) OBP: 0.294, SLG: 0.305		P5			1B 1B 1B		F7			3	0	1	0	0	0	0
Rich Morales, R (1, 6) OBP: 0.292, SLG: 0.305			G4-3		1B 1-2 1B			F9		3	0	1	0	0	0	0
Wilbur Wood, R (1, 1) OBP: 0.188, SLG: 0.145			K		1-2 2-3 1B			F9		2	0	1	0	0	1	0
Tony Muser, L (8, PH) OBP: 0.294, SLG: 0.294										1	0	0	0	0	0	0
Cy Acosta, R (8, 1)										0	0	0	0	0	0	0

TOP

Chicago White Sox @ Minnesota Twins

Metropolitan Stadium, Bloomington , MI

Sun Jul 30 1972, 4:33 AM EDT
Att. 15,792 - Unknown - 77 F

livebaseballscorecards.com

AB	32
R	0
H	6
RBI	0
BB	1
SO	1
LOB	10

Inning Stats	1	2	3	4	5	6	7	8	9
	R: 0 E: 0 K: 0 S: 4	R: 0 E: 0 K: 0 S: 3	R: 0 E: 0 K: 1 S: 5	R: 0 E: 0 K: 0 S: 3	R: 0 E: 0 K: 0 S: 6	R: 0 E: 0 K: 0 S: 3	R: 0 E: 0 K: 0 S: 3	R: 0 E: 0 K: 0 S: 3	R: 0 E: 0 K: 0 S: 4
	H: 2 LOB: 1 BB: 0 P: 4	H: 0 LOB: 0 BB: 0 P: 3	H: 0 LOB: 0 BB: 0 P: 5	H: 0 LOB: 0 BB: 0 P: 3	H: 3 LOB: 3 BB: 0 P: 6	H: 0 LOB: 0 BB: 0 P: 3	H: 0 LOB: 0 BB: 0 P: 3	H: 0 LOB: 0 BB: 0 P: 3	H: 1 LOB: 2 BB: 1 P: 8

| | | | | | | | | | |

BOTTOM

Chicago White Sox @ Minnesota Twins

Metropolitan Stadium, Bloomington , MI

Sun Jul 30 1972, 4:33 AM EDT

Att. 15,792 - Unknown - 77 F

Batter	1	2	3	4	5	6	7	8	9	AB	R	H	RBI	BB	SO	LOB
Cesar Tovar, R (1, 9) OBP: 0.323, SLG: 0.317	BBBB 4-0 G3 SH5-4 BB		x 0-0 E5		x 0-0 ③ FC6-4 1-2f			x 0-0 ② G6-3		3	0	0	0	1	0	2
Danny Thompson, R (1, 6) OBP: 0.335, SLG: 0.374	x 0-0 ① SH5-4 1-2		x 0-0 ②③ G5-3 2-3f			x 0-0 ① G5-3		x 0-0 ③ F9		3	0	0	0	0	0	2
Steve Braun, L (1, 4) OBP: 0.358, SLG: 0.383	x 0-0 ② G3 2-3			x 0-0 L3 1B		x 0-0 ② G3				3	0	1	0	0	0	1
Harmon Killebrew, R (1, 3) OBP: 0.383, SLG: 0.478 Rich Reese, L (9, 3) OBP: 0.313, SLG: 0.437	x 0-0 ③ F5			x 0-0 ①② L3 1-1		x 0-0 HR				3 0	1 0	1 0	1 0	0 0	0 0	2 0
Bobby Darwin, R (1, 8) OBP: 0.331, SLG: 0.447		x 0-0 ① 1B		H 1-0 HBP		x 0-0 ③ G6-3				2	0	1	0	0	0	0
Eric Soderholm, R (1, 5) OBP: 0.251, SLG: 0.357		x 0-0 G5-4-3 1B		x 0-0 ③ F7			SSS 0-3 ① K			3	0	1	0	0	1	1
Rick Renick, R (1, 7) OBP: 0.259, SLG: 0.265		x 0-0 ②③ G5-4-3 1-2f			x 0-0 ① F8		x 0-0 ② G6-3			3	0	0	0	0	0	1
Glenn Borgmann, R (1, 2) OBP: 0.355, SLG: 0.308			BBBB 4-0 G5-3 SH2-4 BB		x 0-0 FC6-4 1B		x 0-0 ③ G5-3			2	0	1	0	1	0	0
Jim Perry, S (1, 1) OBP: 0.269, SLG: 0.245 Wayne Granger, R (9, 1) OBP: 0.400, SLG: 0.600			x 0-0 ① SH2-4 1-2		x 0-0 ② F7			x 0-0 ① G5-3		2 0	0 0	0 0	0 0	0 0	0 0	1 0
Inning Stats	R: 0 E: 0 K: 0 S: 3 H: 0 LOB: 1 BB: 1 P: 7	R: 0 E: 0 K: 0 S: 3 H: 2 LOB: 0 BB: 0 P: 3	R: 0 E: 1 K: 0 S: 3 H: 0 LOB: 1 BB: 1 P: 7	R: 0 E: 0 K: 0 S: 3 H: 1 LOB: 1 BB: 0 P: 4	R: 0 E: 0 K: 0 S: 4 H: 1 LOB: 1 BB: 0 P: 4	R: 1 E: 0 K: 0 S: 4 H: 1 LOB: 0 BB: 0 P: 4	R: 0 E: 0 K: 1 S: 5 H: 0 LOB: 0 BB: 0 P: 5	R: 0 E: 0 K: 0 S: 3 H: 0 LOB: 0 BB: 0 P: 3		1B: 4 2B: 1 3B: 0 HR: 1	SF: 0 SAC: 2 DP: 3 HBP: 1					

	AB	24
	R	1
	H	5
	RBI	1
	BB	2
	SO	1
	LOB	10

livebaseballscorecards.com

PITCHER		IP	WLS	BF	H	R	ER	SO	BB	IBB	HBP	BLK	WP	HR	S	P	ERA	WHIP
Wilbur Wood, L ERA: 2.45	(1, 1)	7.0	L	26	5	1	1	1	2	0	1	0	0	1	25	34	1.29	1.000
Cy Acosta, R ERA: 2.55	(8, 1)	1.0		3	0	0	0	0	0	0	0	0	0	0	3	3	0.00	0.000

PITCHER	IP	WLS	BF	H	R	ER	SO	BB	IBB	HBP	BLK	WP	HR	S	P	ERA	WHIP

Batter	1	2	3	4	5	6	7	8	9	AB	R	H	RBI	BB	SO	LOB
Pat Kelly, L (1, 9) OBP: 0.367, SLG: 0.358	BBBB 4-0 1B IHR BB		x 0-0 ① G4-3		x 0-0 1B 2B	SSS 0-3 ③ K		x 0-0 ③ F7		3	2	1	0	1	1	0
Buddy Bradford, R (7, 8)										1	0	0	0	0	0	1
Luis Alvarado, R (1, 4) OBP: 0.247, SLG: 0.261	x 0-0 1-2 IHR 1B		x 0-0 ② F2		x 0-0 2-H IHR 1B		x 0-0 ① G6-3		x 0-0 ① G6-3	5	2	2	1	0	0	0
(1, 6)																
Dick Allen, R (1, 3) OBP: 0.417, SLG: 0.617	x 0-0 1-H 2-H IHR		SSS 0-3 ③ K		x 0-0 1-H IHR		x 0-0 E6 1B E		x 0-0 ② P4	4	2	2	5	0	1	0
Tony Muser, L (7, PR) OBP: 0.278, SLG: 0.278										1	1	0	0	0	0	0
(7, 3)																
Carlos May, L (1, 7) OBP: 0.390, SLG: 0.430	x 0-0 ① P6			BBBB 4-0 S BB	x 0-0 G3-1 2B		x 0-0 E8 1-H 1B		x 0-0 ③ G4-3	4	0	2	0	1	0	0
Jay Johnstone, L (1, 8) OBP: 0.261, SLG: 0.209	SSS 0-3 ② K			x 0-0 ① L7 1-2	x 0-0 ② G3-1 2-3		x 0-0 ② F9			4	0	0	0	0	1	3
(7, 9)																
Ed Spiezio, R (1, 5) OBP: 0.287, SLG: 0.327	x 0-0 ③ G4-3			x 0-0 ② G5-3	x 0-0 ③ L7		SSS 0-3 ③ K			4	0	0	0	0	1	3
Ed Herrmann, L (1, 2) OBP: 0.302, SLG: 0.325		x 0-0 ① F9		I 4-0 IBB	x 0-0 HR			x 0-0 SH2-4 1B		3	1	2	1	1	0	0
Rich Morales, R (1, 6) OBP: 0.292, SLG: 0.305		x 0-0 ② G6-3		x 0-0 ③ F7	x 0-0 ① L4			SSS 0-3 ① K		0	0	0	0	0	0	0
Mike Andrews, R (1, 4) OBP: 0.317, SLG: 0.303										4	0	0	0	0	1	3
Stan Bahnsen, R (1, 1) OBP: 0.197, SLG: 0.200		x 0-0 ③ F9			SSS 0-3 ① K	x 0-0 ② G5-3		x 0-0 ② SH2-4 1-2		3	0	0	0	0	1	0
Inning Stats	R: 3 H: 2 E: 0 LOB: 0 K: 1 BB: 1 S: 7 P: 11	R: 0 H: 0 E: 0 LOB: 0 K: 0 BB: 0 S: 3 P: 3	R: 0 H: 0 E: 0 LOB: 0 K: 1 BB: 0 S: 5 P: 5	R: 0 H: 0 E: 0 LOB: 2 K: 0 BB: 2 S: 3 P: 11	R: 3 H: 4 E: 0 LOB: 1 K: 1 BB: 0 S: 9 P: 9	R: 1 H: 1 E: 0 LOB: 0 K: 1 BB: 0 S: 6 P: 6	R: 1 H: 1 E: 2 LOB: 1 K: 1 BB: 0 S: 7 P: 7	R: 0 H: 1 E: 0 LOB: 1 K: 1 BB: 0 S: 6 P: 6	R: 0 H: 0 E: 0 LOB: 0 K: 0 BB: 0 S: 3 P: 3	1B: 4 SF: 0 2B: 2 SAC: 1 3B: 0 DP: 0 HR: 3 HBP: 0						

TOP

Chicago White Sox @ Minnesota Twins

Metropolitan Stadium, Bloomington , MI

Mon Jul 31 1972, 4:33 AM EDT

Att. 13,652 - Sunny - 73 F

livebaseballscorecards.com

AB	36
R	8
H	9
RBI	7
BB	3
SO	6
LOB	10

WP: 0 PA: 40
PB: 0
SB: 1
CS: 0

PITCHER		IP	WLS	BF	H	R	ER	SO	BB	IBB	HBP	BLK	WP	HR	S	P	ERA	WHIP
Bert Blyleven, R ERA: 3.07	(1, 1)	4.1	L	21	5	6	6	3	2	1	0	0	0	0	24	36	12.46	1.615
Jim Strickland, L ERA: 2.57	(5, 1)	0.2		3	1	0	0	0	0	0	0	0	0	0	3	3	0.00	1.500
Bob Gebhard, R ERA: 7.94	(6, 1)	3.0		13	3	2	1	3	0	0	0	0	0	1	19	19	3.00	1.000
Dave Goltz, R ERA: 1.69	(9, 1)	1.0		3	0	0	0	0	0	0	0	0	0	0	3	3	0.00	0.000

PITCHER	IP	WLS	BF	H	R	ER	SO	BB	IBB	HBP	BLK	WP	HR	S	P	ERA	WHIP

BOTTOM

Chicago White Sox @ Minnesota Twins

Metropolitan Stadium, Bloomington , MI

Mon Jul 31 1972, 4:33 AM EDT
Att. 13,652 - Sunny - 73 F

Batter	1	2	3	4	5	6	7	8	9	AB	R	H	RBI	BB	SO	LOB
Cesar Tovar, R (1, 9) OBP: 0.320, SLG: 0.314	F8		L8		L8			L7		4	0	0	0	0	0	2
Danny Thompson, R (1, 6) OBP: 0.334, SLG: 0.373	1B			G5-3		P5		G6-3		4	0	1	0	0	0	0
Steve Braun, L (1, 4) OBP: 0.352, SLG: 0.375	G3-1			F8		G3-1			L9	4	0	0	0	0	0	0
Harmon Killebrew, R (1, 3) OBP: 0.382, SLG: 0.475		K		K		1B			P6	4	0	1	0	0	2	0
Rich Reese, L (1, 7) OBP: 0.310, SLG: 0.429		P5			G3	K			1B	4	0	1	0	0	1	1
Bobby Darwin, R (1, 8) OBP: 0.330, SLG: 0.444		1B			E6 1B 1B		G4-3		K	4	1	1	0	0	1	1
Eric Soderholm, R (1, 5) OBP: 0.248, SLG: 0.353		G5-3			K		G5-3			3	0	0	0	0	1	2
Glenn Borgmann, R (1, 2) OBP: 0.353, SLG: 0.310			F7		1B 1-2 1B		G6-3			3	0	1	0	0	0	0
Bert Blyleven, R (1, 1) OBP: 0.186, SLG: 0.203 Jim Strickland, L (5, 1) OBP: 0.667, SLG: 0.500 Jim Nettles, L (5, PH) OBP: 0.341, SLG: 0.261 Bob Gebhard, R (6, 1) Steve Brye, R (8, PH) OBP: 0.277, SLG: 0.283 Dave Goltz, R (9, 1) OBP: 0.333, SLG: 0.333			K		1-3 2-H 1B			P6		1 0 1 0 1 0	0 0 0 0 0 0	0 0 1 0 0 0	0 0 1 0 0 0	0 0 0 0 0 0	1 0 0 0 0 0	0 0 0 0 0 0
Inning Stats	R: 0 E: 0 K: 0 S: 3 H: 1 LOB: 0 BB: 0 P: 3	R: 0 E: 0 K: 1 S: 6 H: 1 LOB: 1 BB: 0 P: 6	R: 0 E: 0 K: 1 S: 5 H: 0 LOB: 0 BB: 0 P: 5	R: 0 E: 0 K: 1 S: 5 H: 0 LOB: 0 BB: 0 P: 5	R: 1 E: 1 K: 1 S: 8 H: 2 LOB: 2 BB: 0 P: 8	R: 0 E: 0 K: 1 S: 6 H: 1 LOB: 1 BB: 0 P: 6	R: 0 E: 0 K: 0 S: 3 H: 0 LOB: 0 BB: 0 P: 3	R: 0 E: 0 K: 0 S: 3 H: 0 LOB: 0 BB: 0 P: 3	R: 0 E: 0 K: 1 S: 6 H: 1 LOB: 1 BB: 0 P: 6	1B: 6 2B: 0 3B: 0 HR: 0 SF: 0 SAC: 0 DP: 0 HBP: 0						

AB	33
R	1
H	6
RBI	1
BB	0
SO	6
LOB	6

WP: 0 PA: 33
PB: 0
SB: 0
CS: 0

livebaseballscorecards.com

PITCHER	IP	WLS	BF	H	R	ER	SO	BB	IBB	HBP	BLK	WP	HR	S	P	ERA	WHIP
Stan Bahnsen, R (1, 1) ERA: 4.06	9.0	W	33	6	1	0	6	0	0	0	0	0	0	45	45	0.00	0.667

PITCHER	IP	WLS	BF	H	R	ER	SO	BB	IBB	HBP	BLK	WP	HR	S	P	ERA	WHIP

Minnesota Twins @ Texas Rangers

Arlington Stadium, Arlington, TX

Tue Aug 01 1972, 8:05 PM EDT

Att. 8,165 - Unknown - 94 F

TOP

livebaseballscorecards.com

Batter	1	2	3	4	5	6	7	8	9	AB	R	H	RBI	BB	SO	LOB
Cesar Tovar, R (1, 9) OBP: 0.322, SLG: 0.314	CS 1B		H 3B HBP		F7			F9		3	1	1	0	0	0	0
Danny Thompson, R (1, 6) OBP: 0.333, SLG: 0.377	5-3 1-2		1-H 2-H 3B		F9			3-1		4	0	1	2	0	0	1
Steve Braun, L (1, 4) OBP: 0.345, SLG: 0.368	4-3		4-3		F8			F6		4	0	0	0	0	0	1
Harmon Killebrew, R (1, 3) OBP: 0.380, SLG: 0.472 Steve Brye, R (9, 7) OBP: 0.277, SLG: 0.283		G4-3 1B	S S S K			S S S K			5-3	4 0	0 0	1 0	0 0	0 0	2 0	1 0
Rich Reese, L (1, 7) (9, 3) OBP: 0.308, SLG: 0.421	G4-3 1-2f			4-3		4-3			1B	4	0	1	0	0	0	1
Bobby Darwin, R (1, 8) OBP: 0.332, SLG: 0.455	FC6-4 1B			HR		S S S K			L8	4	1	2	1	0	1	1
Eric Soderholm, R (1, 5) OBP: 0.245, SLG: 0.348	FC6-4 1-2f			5-3			6-3		F8	4	0	0	0	0	0	2
Glenn Borgmann, R (1, 2) OBP: 0.378, SLG: 0.323			B B B B G3 3B BB				F6			2	1	1	0	1	0	0
Dick Woodson, R (1, 1) OBP: 0.100, SLG: 0.082			G3 1-2	1-3			F5			3	0	0	0	0	0	2
Inning Stats	R: 0 E: 0 K: 0 S: 3 H: 1 LOB: 0 BB: 0 P: 3	R: 0 E: 0 K: 0 S: 4 H: 2 LOB: 1 BB: 0 P: 4	R: 2 E: 0 K: 1 S: 6 H: 1 LOB: 1 BB: 1 P: 11	R: 1 E: 0 K: 0 S: 5 H: 2 LOB: 1 BB: 0 P: 5	R: 0 E: 0 K: 0 S: 3 H: 0 LOB: 0 BB: 0 P: 3	R: 0 E: 0 K: 2 S: 7 H: 0 LOB: 0 BB: 0 P: 7	R: 0 E: 0 K: 0 S: 3 H: 0 LOB: 0 BB: 0 P: 3	R: 0 E: 0 K: 0 S: 3 H: 0 LOB: 0 BB: 0 P: 3	R: 0 E: 0 K: 0 S: 4 H: 1 LOB: 1 BB: 0 P: 4	1B: 5 2B: 0 3B: 1 HR: 1 SF: 0 SAC: 0 DP: 1 HBP: 1						

	AB	32
	R	3
	H	7
	RBI	3
	BB	1
	SO	3
	LOB	9

WP: 0 PB: 0 SB: 0 CS: 1 PA: 34

PITCHER		IP	WLS	BF	H	R	ER	SO	BB	IBB	HBP	BLK	WP	HR	S	P	ERA	WHIP
Pete Broberg, R ERA: 3.95	(1, 1)	8.0	L	30	6	3	3	3	1	0	1	0	0	1	34	39	3.38	0.875
Casey Cox, R ERA: 4.31	(9, 1)	1.0		4	1	0	0	0	0	0	0	0	0	0	4	4	0.00	1.000

PITCHER	IP	WLS	BF	H	R	ER	SO	BB	IBB	HBP	BLK	WP	HR	S	P	ERA	WHIP

Batter	1	2	3	4	5	6	7	8	9	AB	R	H	RBI	BB	SO	LOB
Davey Nelson, R (1, 5) OBP: 0.326, SLG: 0.301	F8		1-3			2-3		F7		4	0	0	0	0	0	0
Elliott Maddox, R (1, 7) OBP: 0.341, SLG: 0.288	E6 1B		1-3			BB		BB 1B		2	0	0	0	2	0	0
Larry Bittner, L (1, 3) OBP: 0.376, SLG: 0.418	1-3 1B		F7			F7		1-2 1B		4	0	2	0	0	0	1
Ted Ford, R (1, 9) OBP: 0.309, SLG: 0.382	K			F7		K		K		4	0	0	0	0	3	5
Joe Lovitto, S (1, 8) OBP: 0.301, SLG: 0.266	F8			F9			1B		F6	4	0	1	0	0	0	2
Bill Fahey, L (1, 2) OBP: 0.250, SLG: 0.143		K		F8			K		6-3	4	0	0	0	0	2	1
Vic Harris, S (1, 4)		K			5-3		L9		K	4	0	0	0	0	2	1
Jim Mason, L (1, 6) OBP: 0.294, SLG: 0.200		BB			K		F6			2	0	0	0	1	1	1
Pete Broberg, R (1, 1) OBP: 0.106, SLG: 0.130		K			F7			K		2	0	0	0	0	1	1
Dalton Jones, L (8, PH) OBP: 0.180, SLG: 0.234										1	0	0	0	0	1	0
Casey Cox, R (9, 1)										0	0	0	0	0	0	0
Inning Stats	R: 0 E: 1 K: 1 S: 7 H: 1 LOB: 2 BB: 0 P: 7	R: 0 E: 0 K: 3 S: 9 H: 0 LOB: 1 BB: 1 P: 13	R: 0 E: 0 K: 0 S: 3 H: 0 LOB: 0 BB: 0 P: 3	R: 0 E: 0 K: 0 S: 3 H: 0 LOB: 0 BB: 0 P: 3	R: 0 E: 0 K: 1 S: 5 H: 0 LOB: 0 BB: 0 P: 5	R: 0 E: 0 K: 1 S: 5 H: 0 LOB: 1 BB: 1 P: 9	R: 0 E: 0 K: 1 S: 6 H: 1 LOB: 1 BB: 0 P: 6	R: 0 E: 0 K: 2 S: 8 H: 1 LOB: 2 BB: 1 P: 12	R: 0 E: 0 K: 1 S: 5 H: 0 LOB: 0 BB: 0 P: 5	1B: 3 2B: 0 3B: 0 HR: 0	SF: 0 SAC: 0 DP: 0 HBP: 0						

PITCHER	IP	WLS	BF	H	R	ER	SO	BB	IBB	HBP	BLK	WP	HR	S	P	ERA	WHIP
Dick Woodson, R (1, 1) ERA: 2.87	9.0	W	34	3	0	0	10	3	0	0	0	0	0	51	63	0.00	0.667

PITCHER	IP	WLS	BF	H	R	ER	SO	BB	IBB	HBP	BLK	WP	HR	S	P	ERA	WHIP

BOTTOM

Minnesota Twins @ Texas Rangers

Arlington Stadium, Arlington, TX

Tue Aug 01 1972, 8:05 PM EDT

Att. 8,165 - Unknown - 94 F

livebaseballscorecards.com

AB	31
R	0
H	3
RBI	0
BB	3
SO	10
LOB	12

PA: 34	WP: 0	PB: 0	SB: 0	CS: 0		

Batter	1	2	3	4	5	6	7	8	9	AB	R	H	RBI	BB	SO	LOB
Cesar Tovar, R (1, 9) OBP: 0.321, SLG: 0.313	E6 5-3		6-3 ①			2B 1B		6-3 ②		4	1	1	0	0	0	0
Danny Thompson, R (1, 6) OBP: 0.332, SLG: 0.379	5-3 ① 1-2		F8 ②			9-5 1-H 2B		1-3 ③		4	0	1	1	0	0	1
Steve Brye, R (1, 7) OBP: 0.272, SLG: 0.278	F8 ②		F3 ③			9-5 ①② 2-3f			F8 ①	3	0	0	0	0	0	2
Rich Reese, L (9, PH) OBP: 0.305, SLG: 0.417										1	0	0	0	0	0	0
Harmon Killebrew, R (1, 3) OBP: 0.376, SLG: 0.465	K ③			F8 ①		K ③			K ②	4	0	0	0	0	3	1
Bobby Darwin, R (1, 8) OBP: 0.334, SLG: 0.456		K ①		6-3 ②			1B		1B	4	0	2	0	0	1	0
Eric Soderholm, R (1, 5) OBP: 0.242, SLG: 0.344		F8 ②		K ③			K ①		4-3 ③	3	0	0	0	0	2	1
Charlie Manuel, L (9, PH) OBP: 0.271, SLG: 0.346										1	0	0	0	0	0	1
Steve Braun, L (1, 4) OBP: 0.345, SLG: 0.372		2B			F9 ①		F8 ②			3	0	1	0	0	0	1
Glenn Borgmann, R (1, 2) OBP: 0.375, SLG: 0.303		IBB			5-3 ②		F7 ③			2	0	0	0	1	0	1
Dave LaRoche, L (7, 1) OBP: 0.286, SLG: 0.167										0	0	0	0	0	0	0
Ray Corbin, R (1, 1) OBP: 0.077, SLG: 0.080		F8 ③			5-3 ③			4-3 ①		2	0	0	0	0	0	2
George Mitterwald, R (7, 2) OBP: 0.203, SLG: 0.205										0	0	0	0	0	0	0
Rod Carew, L (8, PH) OBP: 0.365, SLG: 0.350										1	0	0	0	0	0	0
Phil Roof, R (8, 2) OBP: 0.228, SLG: 0.350										0	0	0	0	0	0	0
Inning Stats	R: 0 E: 1 K: 1 S: 6 H: 0 LOB: 1 BB: 0 P: 6	R: 0 E: 0 K: 1 S: 6 H: 1 LOB: 2 BB: 1 P: 10	R: 0 E: 0 K: 0 S: 3 H: 0 LOB: 0 BB: 0 P: 3	R: 0 E: 0 K: 1 S: 5 H: 0 LOB: 0 BB: 0 P: 5	R: 0 E: 0 K: 0 S: 3 H: 0 LOB: 0 BB: 0 P: 3	R: 1 E: 0 K: 1 S: 6 H: 2 LOB: 0 BB: 0 P: 6	R: 0 E: 0 K: 1 S: 6 H: 1 LOB: 1 BB: 0 P: 6	R: 0 E: 0 K: 0 S: 3 H: 0 LOB: 0 BB: 0 P: 3	R: 0 E: 0 K: 1 S: 6 H: 1 LOB: 1 BB: 0 P: 6	1B: 3 2B: 3 3B: 0 HR: 0	SF: 0 SAC: 0 DP: 1 HBP: 0						

TOP

Minnesota Twins @ Texas Rangers

Arlington Stadium, Arlington, TX

Wed Aug 02 1972, 8:05 PM EDT

Att. 6,716 - Unknown

livebaseballscorecards.com

AB	32
R	1
H	5
RBI	1
BB	1
SO	6
LOB	10

WP: 0 PB: 0 SB: 0 CS: 0 PA: 33

PITCHER		IP	WLS	BF	H	R	ER	SO	BB	IBB	HBP	BLK	WP	HR	S	P	ERA	WHIP
Mike Paul, L ERA: 1.97	(1, 1)	7.0	W	26	4	1	1	5	0	1	0	0	0	0	35	39	1.29	0.571
Horacio Pina, R ERA: 2.28	(8, 1)	2.0	S	7	1	0	0	1	0	0	0	0	0	0	9	9	0.00	0.500

PITCHER		IP	WLS	BF	H	R	ER	SO	BB	IBB	HBP	BLK	WP	HR	S	P	ERA	WHIP

Minnesota Twins @ Texas Rangers

Arlington Stadium, Arlington, TX

Wed Aug 02 1972, 8:05 PM EDT

Att. 6,716 - Unknown

BOTTOM

Batter	1	2	3	4	5	6	7	8	9	AB	R	H	RBI	BB	SO	LOB
Davey Nelson, R (1, 5) OBP: 0.325, SLG: 0.299	F8		K		K		BB			3	0	0	0	1	2	1
Joe Lovitto, S (1, 8) OBP: 0.304, SLG: 0.270	F6		G3		CS 1B		1-2 1B			4	0	2	0	0	0	1
Larry Biittner, L (1, 3) OBP: 0.374, SLG: 0.415	F8			1B E 1B	F7 1-2		K			4	1	1	0	0	1	3
Ted Ford, R (1, 9) OBP: 0.312, SLG: 0.397		L5		1-3 E 1B		G1		HR		4	2	2	1	0	0	0
Dick Billings, R (1, 7) OBP: 0.320, SLG: 0.331		K		K		6-3 BB		F7		3	0	0	0	1	2	2
Bill Fahey, L (1, 2) OBP: 0.250, SLG: 0.118		BB		E1 4-3 1-H 3-H		6-3 1-2		K		3	1	0	0	1	1	1
Vic Harris, S (1, 4)		F8		4-3 3-H		F9		5-3		4	0	0	1	0	0	2
Jim Mason, L (1, 6) OBP: 0.300, SLG: 0.176			K	BB			F9			2	0	0	0	1	1	0
Mike Paul, L (1, 1) OBP: 0.174, SLG: 0.182			2B	K			4-3			3	0	1	0	0	1	1
Horacio Pina, R (8, 1) OBP: 0.250, SLG: 0.250										0	0	0	0	0	0	0
Inning Stats	R: 0 E: 0 K: 0 S: 3 H: 0 LOB: 0 BB: 0 P: 3	R: 0 E: 0 K: 1 S: 5 H: 0 LOB: 1 BB: 1 P: 9	R: 0 E: 0 K: 2 S: 8 H: 1 LOB: 1 BB: 0 P: 8	R: 3 E: 1 K: 2 S: 10 H: 2 LOB: 1 BB: 1 P: 14	R: 0 E: 0 K: 1 S: 5 H: 1 LOB: 0 BB: 0 P: 5	R: 0 E: 0 K: 0 S: 3 H: 0 LOB: 1 BB: 1 P: 7	R: 0 E: 0 K: 1 S: 6 H: 1 LOB: 2 BB: 1 P: 10	R: 1 E: 0 K: 1 S: 6 H: 1 LOB: 0 BB: 0 P: 6		1B: 4 2B: 1 3B: 0 HR: 1 SF: 0 SAC: 0 DP: 0 HBP: 0						

livebaseballscorecards.com

AB	30
R	4
H	6
RBI	2
BB	4
SO	8
LOB	11

WP: 0 PB: 0 SB: 0 CS: 1 PA: 34

PITCHER		IP	WLS	BF	H	R	ER	SO	BB	IBB	HBP	BLK	WP	HR	S	P	ERA	WHIP
Ray Corbin, R ERA: 2.38	(1, 1)	6.2	L	29	5	3	0	6	4	0	0	0	0	0	37	53	0.00	1.350
Dave LaRoche, L ERA: 2.93	(7, 1)	1.1		5	1	1	1	2	0	0	0	0	0	1	9	9	6.75	0.750

PITCHER	IP	WLS	BF	H	R	ER	SO	BB	IBB	HBP	BLK	WP	HR	S	P	ERA	WHIP

Batter	1	2	3	4	5	6	7	8	9	AB	R	H	RBI	BB	SO	LOB
Cesar Tovar, R (1, 7) OBP: 0.320, SLG: 0.310	4-3		F2		BB, 1B, 1B, 1B	6-3		2-3, 1B		3	1	0	0	1	0	0
Steve Brye, R (7, 7) OBP: 0.276, SLG: 0.282										1	0	1	0	0	0	0
Rod Carew, L (1, 4) OBP: 0.371, SLG: 0.355	G3			BB, 1B, BB	1-2, 2-3, 1B		3-1, BB, 1B, 1B	3-H, 1B		4	3	3	1	1	0	0
Steve Braun, L (1, 5) OBP: 0.351, SLG: 0.371	F8			1-2, SF7, BB	1-2, 2-3, 3-H, 1B		1-2, WP, BB	4-3		3	3	1	1	2	0	1
Rich Reese, L (1, 3) OBP: 0.309, SLG: 0.416		F8		1-3, 2-H, 1B	FC3-6, 1B, 1-2, 2-H, 3-H, 1B		3-1, 1-2, 2-3		4-3	5	0	2	3	0	0	2
Bobby Darwin, R (1, 8) OBP: 0.338, SLG: 0.461		2B		E6, FC6-4	FC3-6, 1-2, 2-H, 1B		G3, WP, 2-3, 3-H, 1B		6-3	5	0	3	2	0	0	1
Charlie Manuel, L (1, 9) OBP: 0.256, SLG: 0.329	F8			SF7, 3-H	FC3-6, FC5-4, 1-2f, 2-3		G3, 1-3, 3-H		K	4	0	0	1	0	1	4
Danny Thompson, R (1, 6) OBP: 0.329, SLG: 0.374	4-3			FC6-4, 1-2f	FC5-4, 1-2f		G3			4	0	0	0	0	0	5
Glenn Borgmann, R (1, 2) OBP: 0.386, SLG: 0.306			F8		1B, SH5-4, 1B, 1B	F7		BB, 1B, SH5-4, 1B		3	2	1	0	1	0	0
Jim Perry, S (1, 1) OBP: 0.259, SLG: 0.235			5-3		SH5-4, 1-2	6-3		SH5-4, 1-2		2	0	0	0	0	0	0

TOP

Minnesota Twins @ Texas Rangers

Arlington Stadium, Arlington, TX

Thu Aug 03 1972, 8:05 PM EDT

Att. 5,033 - Unknown - 86 F

livebaseballscorecards.com

AB	34
R	9
H	11
RBI	8
BB	5
SO	1
LOB	13

Inning Stats	1	2	3	4	5	6	7	8	9	1B: 10	SF: 1	WP: 1	PA: 42
	R: 0 E: 0 K: 0 S: 3	H: 0 LOB: 0 BB: 0 P: 3	R: 0 E: 0 K: 0 S: 4	H: 1 LOB: 1 BB: 0 P: 4	R: 0 E: 0 K: 0 S: 3	H: 0 LOB: 0 BB: 0 P: 3	R: 2 E: 1 K: 0 S: 4	H: 1 LOB: 1 BB: 2 P: 12	R: 4 E: 0 K: 0 S: 8	H: 5 LOB: 2 BB: 1 P: 12	R: 0 E: 0 K: 0 S: 3	H: 0 LOB: 0 BB: 0 P: 3	R: 2 E: 0 K: 0 S: 5	H: 2 LOB: 1 BB: 1 P: 9	R: 1 E: 0 K: 0 S: 4	H: 2 LOB: 1 BB: 1 P: 8	R: 0 E: 0 K: 1 S: 5	H: 0 LOB: 0 BB: 0 P: 5	2B: 1 3B: 0 HR: 0	SAC: 2 DP: 0 HBP: 0	PB: 0 SB: 0 CS: 0	

PITCHER		IP	WLS	BF	H	R	ER	SO	BB	IBB	HBP	BLK	WP	HR	S	P	ERA	WHIP
Dick Bosman, R ERA: 4.02	(1, 1)	4.1	L	21	5	6	5	0	3	0	0	0	0	0	18	30	10.38	1.846
Steve Lawson, L ERA:	(5, 1)	1.2		7	2	0	0	0	0	0	0	0	0	0	7	7	0.00	1.200
Bill Gogolewski, R ERA: 4.96	(7, 1)	3.0		14	4	3	3	1	2	0	0	0	1	0	14	22	9.00	2.000

PITCHER	IP	WLS	BF	H	R	ER	SO	BB	IBB	HBP	BLK	WP	HR	S	P	ERA	WHIP

Batter	1	2	3	4	5	6	7	8	9	AB	R	H	RBI	BB	SO	LOB
Davey Nelson, R (1, 5) OBP: 0.327, SLG: 0.301	F8			L5		1B			1B, SF9, 1B	4	1	2	0	0	0	0
Joe Lovitto, S (1, 8) Elliott Maddox, R (5, 8) OBP: 0.343, SLG: 0.290	F4			6-3		K			1-3, 1B	2 2	0 0	0 1	0 0	0 0	0 1	0 1
Ted Ford, R (1, 9) OBP: 0.311, SLG: 0.393	K			BB			F9		3-H, SF9	2	0	0	1	1	1	0
Larry Biittner, L (1, 3) OBP: 0.367, SLG: 0.406		3-1		F9			G3		F6	4	0	0	0	0	0	2
Dick Billings, R (1, 7) OBP: 0.317, SLG: 0.328		K			K		F6			3	0	0	0	0	2	0
Bill Fahey, L (1, 2) OBP: 0.217, SLG: 0.100		1-3			F6			F8		3	0	0	0	0	0	0
Vic Harris, S (1, 4)			5-3		4-3			K		3	0	0	0	0	1	0
Jim Mason, L (1, 6) OBP: 0.261, SLG: 0.150			6-3			6-3		F9		3	0	0	0	0	0	0
Dick Bosman, R (1, 1) OBP: 0.063, SLG: 0.063 Steve Lawson, R (5, 1) Dalton Jones, L (6, PH) OBP: 0.178, SLG: 0.232 Bill Gogolewski, L (7, 1) OBP: 0.273, SLG: 0.200 Frank Howard, R (9, PH) OBP: 0.340, SLG: 0.338			4-3			K			K	1 0 1 0 1	0 0 0 0 0	0 0 0 0 0	0 0 0 0 0	0 0 0 0 0	0 0 1 0 1	0 0 0 0 0
Inning Stats	R: 0 E: 0 K: 1 S: 5 H: 0 LOB: 0 BB: 0 P: 5	R: 0 E: 0 K: 1 S: 5 H: 0 LOB: 0 BB: 0 P: 5	R: 0 E: 0 K: 0 S: 3 H: 0 LOB: 0 BB: 0 P: 3	R: 0 E: 0 K: 0 S: 3 H: 0 LOB: 1 BB: 1 P: 7	R: 0 E: 0 K: 1 S: 5 H: 0 LOB: 0 BB: 0 P: 5	R: 0 E: 0 K: 2 S: 8 H: 1 LOB: 1 BB: 0 P: 8	R: 0 E: 0 K: 0 S: 3 H: 0 LOB: 0 BB: 0 P: 3	R: 0 E: 0 K: 1 S: 5 H: 0 LOB: 0 BB: 0 P: 5	R: 1 E: 0 K: 1 S: 7 H: 2 LOB: 1 BB: 0 P: 7	1B: 3 2B: 0 3B: 0 HR: 0 SF: 1 SAC: 0 DP: 0 HBP: 0						

PITCHER	IP	WLS	BF	H	R	ER	SO	BB	IBB	HBP	BLK	WP	HR	S	P	ERA	WHIP
Jim Perry, R (1, 1) ERA: 2.91	9.0	W	31	3	1	1	7	1	0	0	0	0	0	44	48	1.00	0.444

PITCHER	IP	WLS	BF	H	R	ER	SO	BB	IBB	HBP	BLK	WP	HR	S	P	ERA	WHIP

BOTTOM

Minnesota Twins @ Texas Rangers

Arlington Stadium, Arlington, TX

Thu Aug 03 1972, 8:05 PM EDT

Att. 5,033 - Unknown - 86 F

livebaseballscorecards.com

AB	29
R	1
H	3
RBI	1
BB	1
SO	7
LOB	3

Batter	1	2	3	4	5	6	7	8	9	AB	R	H	RBI	BB	SO	LOB
Bert Campaneris, R (1, 6) OBP: 0.278, SLG: 0.330	F8		6-3			K	G5-4-3 1-2f			4	0	0	0	0	1	2
Joe Rudi, R (1, 7) OBP: 0.357, SLG: 0.512	K		1B			1-3 1B 1B		HR		4	2	3	1	0	1	0
Bill Voss, L (1, 8) OBP: 0.275, SLG: 0.271	K		F9			1-3 1-2		F6		4	0	0	0	0	1	2
Mike Epstein, L (1, 3) OBP: 0.379, SLG: 0.505		K	K	K		2B 2-H 1B		F9		4	1	1	1	0	2	0
Sal Bando, R (1, 5) OBP: 0.356, SLG: 0.403		1-3 1B 1B	K	K		2B 1-H		6-3		4	1	2	1	0	1	0
Angel Mangual, R (1, 9) OBP: 0.303, SLG: 0.351		1-3 1-2	K	K		5-3			5-3	4	0	0	0	0	1	2
Gene Tenace, R (1, 2) OBP: 0.243, SLG: 0.321		1B 2-H			5-3		BB		6-3	3	0	1	1	1	0	0
Ted Kubiak, S (1, 4) OBP: 0.286, SLG: 0.235		G3			K		F7		5-3	3	0	0	0	0	1	2
Dave Duncan, R (9, PH) OBP: 0.311, SLG: 0.433										1	0	0	0	0	0	0
Blue Moon Odom, R (1, 1) OBP: 0.100, SLG: 0.103			K		K		G5-4-3 1-2 BB			1	0	0	0	0	1	0
Mike Hegan, L (5, PH) OBP: 0.292, SLG: 0.318										1	0	0	0	0	1	0
Joe Horlen, R (5, 1) OBP: 0.200, SLG: 0.200										0	0	0	0	0	0	0
Don Mincher, L (7, PH) OBP: 0.369, SLG: 0.352										0	0	0	0	1	0	0
Bob Locker, S (7, 1)										0	0	0	0	0	0	0
Inning Stats	R: 0 E: 0 K: 2 S: 7 H: 0 LOB: 0 BB: 0 P: 7	R: 1 E: 0 K: 1 S: 7 H: 2 LOB: 1 BB: 0 P: 7	R: 0 E: 0 K: 1 S: 6 H: 1 LOB: 1 BB: 0 P: 6	R: 0 E: 0 K: 3 S: 9 H: 0 LOB: 0 BB: 0 P: 9	R: 0 E: 0 K: 2 S: 7 H: 0 LOB: 0 BB: 0 P: 7	R: 2 E: 0 K: 1 S: 8 H: 3 LOB: 1 BB: 0 P: 8	R: 0 E: 0 K: 0 S: 2 H: 0 LOB: 1 BB: 2 P: 10	R: 1 E: 0 K: 0 S: 4 H: 1 LOB: 0 BB: 0 P: 4	R: 0 E: 0 K: 0 S: 3 H: 0 LOB: 0 BB: 0 P: 3	1B: 5 2B: 1 3B: 0 HR: 1 SF: 0 SAC: 0 DP: 1 HBP: 0						

PITCHER	IP	WLS	BF	H	R	ER	SO	BB	IBB	HBP	BLK	WP	HR	S	P	ERA	WHIP
Bert Blyleven, R (1, 1) ERA: 3.11	6.1	W	27	6	3	3	10	2	0	0	0	0	0	45	53	4.26	1.263
Wayne Granger, R (7, 1) ERA: 2.65	2.2	S	8	1	1	1	0	0	0	0	0	0	1	8	8	3.38	0.375

PITCHER	IP	WLS	BF	H	R	ER	SO	BB	IBB	HBP	BLK	WP	HR	S	P	ERA	WHIP

TOP

Oakland Athletics @ Minnesota Twins

Metropolitan Stadium, Bloomington , MI

Fri Aug 04 1972, 8:05 PM EDT

Att. 24,395 - Unknown

livebaseballscorecards.com

AB	33
R	4
H	7
RBI	4
BB	2
SO	10
LOB	8

PA: 35

WP: 0
PB: 0
SB: 0
CS: 0

Batter	1	2	3	4	5	6	7	8	9	AB	R	H	RBI	BB	SO	LOB
Cesar Tovar, R (1, 9) OBP: 0.319, SLG: 0.310	E 1B	4-3		F4			6-3			4	1	1	0	0	0	2
Rod Carew, L (1, 4) OBP: 0.372, SLG: 0.360	E4 G3 1-H 2B		4-3		F8		2B 1B			4	2	2	0	0	0	0
Steve Braun, L (1, 5) OBP: 0.349, SLG: 0.374	G3 3-H		F6		K		1-H 2B			4	0	1	2	0	1	0
Harmon Killebrew, R (1, 3) OBP: 0.375, SLG: 0.460 Steve Brye, R (9, 7) OBP: 0.276, SLG: 0.282	L7		BB		F8			F7		3 0	0 0	0 0	0 0	1 0	0 0	0 0
Rich Reese, L (1, 7) (9, 3) OBP: 0.298, SLG: 0.400	F4		K			F7		G3		4	0	0	0	0	1	1
Bobby Darwin, R (1, 8) OBP: 0.340, SLG: 0.460		1B FC5-4 BB		FC4-6 1B		5-3		4-3		3	1	1	0	1	0	0
Danny Thompson, R (1, 6) OBP: 0.332, SLG: 0.377		FC5-4 1-3 1B		FC4-6 E BB SH1 1-2f		FC6-4 1B				3	1	2	0	0	0	1
Glenn Borgmann, R (1, 2) OBP: 0.383, SLG: 0.289		FC5-4 SH1-4 1-2f 3-H		SH1 E 1-2 BB		FC6-4 1-2f				2	0	0	1	1	0	2
Bert Blyleven, R (1, 1) OBP: 0.186, SLG: 0.203 Wayne Granger, R (7, 1) OBP: 0.333, SLG: 0.500		SH1-4 1-2		SH1 1-3 2-H			5-3			0 1	0 0	0 0	1 0	0 0	0 0	0 0
Inning Stats	R: 2 E: 1 K: 0 S: 5 H: 2 LOB: 0 BB: 0 P: 5	R: 1 E: 0 K: 0 S: 4 H: 1 LOB: 1 BB: 1 P: 8	R: 0 E: 0 K: 1 S: 5 H: 0 LOB: 1 BB: 1 P: 9	R: 1 E: 1 K: 0 S: 4 H: 1 LOB: 1 BB: 1 P: 8	R: 0 E: 0 K: 1 S: 5 H: 0 LOB: 0 BB: 0 P: 5	R: 0 E: 0 K: 0 S: 4 H: 1 LOB: 1 BB: 0 P: 4	R: 1 E: 0 K: 0 S: 4 H: 2 LOB: 1 BB: 0 P: 4	R: 0 E: 0 K: 0 S: 3 H: 0 LOB: 0 BB: 0 P: 3		1B: 5 2B: 2 3B: 0 HR: 0	SF: 0 SAC: 2 DP: 0 HBP: 0			WP: 0 PB: 0 SB: 0 CS: 0	PA: 33	

PITCHER		IP	WLS	BF	H	R	ER	SO	BB	IBB	HBP	BLK	WP	HR	S	P	ERA	WHIP
Blue Moon Odom, R ERA: 2.45	(1, 1)	4.0	L	19	4	4	2	1	3	0	0	0	0	0	18	30	4.50	1.750
Joe Horlen, R ERA: 2.58	(5, 1)	2.0		7	1	0	0	1	0	0	0	0	0	0	9	9	0.00	0.500
Bob Locker, R ERA: 2.98	(7, 1)	2.0		7	2	1	1	0	0	0	0	0	0	0	7	7	4.50	1.000

PITCHER	IP	WLS	BF	H	R	ER	SO	BB	IBB	HBP	BLK	WP	HR	S	P	ERA	WHIP

BOTTOM

Oakland Athletics @ Minnesota Twins

Metropolitan Stadium, Bloomington , MI

Fri Aug 04 1972, 8:05 PM EDT

Att. 24,395 - Unknown

livebaseballscorecards.com

AB	28
R	5
H	7
RBI	4
BB	3
SO	2
LOB	6

Batter	1	2	3	4	5	6	7	8	9	AB	R	H	RBI	BB	SO	LOB
Bert Campaneris, R (1, 6) OBP: 0.278, SLG: 0.329	1-3		F4			5-3		1B 1-2		4	0	1	0	0	0	1
Joe Rudi, R (1, 7) OBP: 0.358, SLG: 0.511	3-1		F3			FC6-4 1B		1-2 2-3 1B		4	0	2	0	0	0	1
Sal Bando, R (1, 5) OBP: 0.353, SLG: 0.399	6-3			F9		FC6-4 1-2f		F7		4	0	0	0	0	0	4
Mike Epstein, L (1, 3) OBP: 0.375, SLG: 0.498		F8		4-3		F9		F9		4	0	0	0	0	0	4
Darold Knowles, L (8, 1)										0	0	0	0	0	0	0
Gene Tenace, R (1, 2) OBP: 0.235, SLG: 0.310		5-3		F8			6-3		6-3	4	0	0	0	0	0	0
Angel Mangual, R (1, 9) OBP: 0.307, SLG: 0.351		BB			1B		F9		F4	3	0	1	0	1	0	0
George Hendrick, R (1, 8) OBP: 0.183, SLG: 0.307		K			F8		K		F7	3	0	0	0	0	2	2
Dave Duncan, R (9, PH) OBP: 0.310, SLG: 0.431										1	0	0	0	0	0	0
Tim Cullen, R (1, 4) OBP: 0.247, SLG: 0.321			SH1-4 1B		F9			BB 1B 1B		2	0	1	0	0	0	1
Bill Voss, L (8, PH) OBP: 0.282, SLG: 0.271										0	0	0	0	1	0	0
Ted Kubiak, S (8, 4) OBP: 0.286, SLG: 0.235										0	0	0	0	0	0	0
Vida Blue, S (1, 1) OBP: 0.172, SLG: 0.077			SH1-4 1-2		4-3			F5		0	0	0	0	0	0	0
Mike Hegan, L (5, PH) OBP: 0.286, SLG: 0.311										1	0	0	0	0	0	1
Gary Waslewski, R (5, 1)										0	0	0	0	0	0	0
Don Mincher, L (8, PH) OBP: 0.368, SLG: 0.350										1	0	0	0	0	0	1
(8, 3)																

TOP

Oakland Athletics @ Minnesota Twins

Metropolitan Stadium, Bloomington , MI

Sat Aug 05 1972, 4:33 AM EDT
Att. 33,161 - Cloudy - 70 F

livebaseballscorecards.com

AB	31
R	0
H	5
RBI	0
BB	2
SO	2
LOB	15

Inning Stats	1	2	3	4	5	6	7	8	9
R:	0	0	0	0	0	0	0	0	0
E:	0	0	0	0	0	0	0	0	0
K:	0	1	0	0	0	0	1	0	0
S:	3	5	4	3	4	4	5	5	3
H:	0	0	1	0	1	1	0	2	0
LOB:	0	1	1	0	1	1	0	3	0
BB:	0	1	0	0	0	0	0	1	0
P:	3	9	4	3	4	4	5	9	3

1B:	5
2B:	0
3B:	0
HR:	0
SF:	0
SAC:	1
DP:	0
HBP:	0
WP:	0
PB:	0
SB:	0
CS:	0
PA:	34

PITCHER	IP	W/L/S	BF	H	R	ER	SO	BB	IBB	HBP	BLK	WP	HR	S	P	ERA	WHIP
Dick Woodson, R (1, 1) ERA: 2.7	9.0	W	34	5	0	0	2	2	0	0	0	0	0	36	44	0.00	0.778

PITCHER	IP	W/L/S	BF	H	R	ER	SO	BB	IBB	HBP	BLK	WP	HR	S	P	ERA	WHIP

Oakland Athletics @ Minnesota Twins

Metropolitan Stadium, Bloomington , MI

Sat Aug 05 1972, 4:33 AM EDT
Att. 33,161 - Cloudy - 70 F

BOTTOM

livebaseballscorecards.com

Batter	1	2	3	4	5	6	7	8	9	AB	R	H	RBI	BB	SO	LOB
Cesar Tovar, R (1, 9) OBP: 0.323, SLG: 0.312	F8	F7		4-3 1-2 3-H		FC5-4		BB 1-2		4	0	2	1	1	0	2
Rod Carew, L (1, 4) OBP: 0.367, SLG: 0.355	K	E4 1-3 2-H		4-3 1-2 2-3		F4		4-3		5	0	0	0	0	1	6
Harmon Killebrew, R (1, 3) OBP: 0.376, SLG: 0.457 Rich Reese, L (7, 3) OBP: 0.298, SLG: 0.400	1B 2B BB	F5		IBB		FC5-4 1-2f				2 0	1 0	0 0	0 0	2 0	0 0	3 0
Bobby Darwin, R (1, 8) OBP: 0.342, SLG: 0.459	1B 2B 1-2		G3-6-3 BB	K			G3			3	1	1	0	1	1	3
Steve Braun, L (1, 5) OBP: 0.347, SLG: 0.376	2B 1-H 2-H		G3-6-3 1-2f	4-3			F6			4	0	1	2	0	0	1
Steve Brye, R (1, 7) OBP: 0.276, SLG: 0.282	F9		F5	1B			F7			4	0	1	0	0	0	1
Danny Thompson, R (1, 6) OBP: 0.336, SLG: 0.384		SH E 1B		SH 1B 2B	G6-4-3 1-2			1-3		4	2	3	0	0	0	0
Glenn Borgmann, R (1, 2) OBP: 0.373, SLG: 0.286		F9		F4	G6-4-3 1-2f			FC1-6 1B		4	0	1	0	0	0	4
Dick Woodson, R (1, 1) OBP: 0.096, SLG: 0.078		SH E 1-2		SH 4-3 1B 2-3		F6		FC1-6 BB 1-2f		2	0	0	0	0	0	1
Inning Stats	R: 2 E: 0 K: 1 S: 7 H: 2 LOB: 1 BB: 1 P: 11	R: 1 E: 1 K: 0 S: 6 H: 1 LOB: 2 BB: 0 P: 6	R: 0 E: 0 K: 0 S: 2 H: 0 LOB: 0 BB: 1 P: 6	R: 1 E: 0 K: 1 S: 8 H: 2 LOB: 3 BB: 1 P: 12	R: 0 E: 0 K: 0 S: 4 H: 2 LOB: 1 BB: 0 P: 4	R: 0 E: 0 K: 0 S: 4 H: 1 LOB: 1 BB: 0 P: 4	R: 0 E: 0 K: 0 S: 3 H: 0 LOB: 0 BB: 0 P: 3	R: 0 E: 0 K: 0 S: 4 H: 1 LOB: 2 BB: 1 P: 8		1B: 7 2B: 2 3B: 0 HR: 0 SF: 0 SAC: 2 DP: 2 HBP: 0						

	AB	32
	R	4
	H	9
	RBI	3
	BB	4
	SO	2
	LOB	21

WP: 0 PB: 0 SB: 0 CS: 0 PA: 38

PITCHER		IP	WLS	BF	H	R	ER	SO	BB	IBB	HBP	BLK	WP	HR	S	P	ERA	WHIP
Vida Blue, L ERA: 3.0	(1, 1)	4.0	L	22	5	4	3	2	2	1	0	0	0	0	23	35	6.75	1.750
Gary Waslewski, R ERA:	(5, 1)	3.0		11	3	0	0	0	0	0	0	0	0	0	11	11	0.00	1.000
Darold Knowles, L ERA: 1.24	(8, 1)	1.0		5	1	0	0	0	1	0	0	0	0	0	4	8	0.00	2.000

PITCHER	IP	WLS	BF	H	R	ER	SO	BB	IBB	HBP	BLK	WP	HR	S	P	ERA	WHIP

Batter	1	2	3	4	5	6	7	8	9	10	11	12	13	AB	R	H	RBI	BB	SO	LOB
Bert Campaneris, R (1, 6) OBP: 0.275, SLG: 0.328	6-3		K		K		6-3		E6 2-3		6-3		PB FC5-2 1-H 2-H 2B	7	0	1	2	0	2	4
Joe Rudi, R (1, 7) OBP: 0.362, SLG: 0.518	FC6-4 1B		1-H 3B			FC5 E 1B		F4	SF7 3-H		5-3		FC5-2 2-3 IBB	5	0	3	2	1	0	1
Sal Bando, R (1, 5) OBP: 0.349, SLG: 0.402	FC6-4 1-2f		6-3			E5 FC5 1-2		HR	F6			5-3	FC5-2 1-2 3-H	7	1	1	1	0	0	6
Mike Epstein, L (1, 3) OBP: 0.373, SLG: 0.493 Rollie Fingers, R (9, 1) OBP: 0.300, SLG: 0.600 Don Mincher, L (10, PH) OBP: 0.367, SLG: 0.349 Darold Knowles, L (10, 1) Bob Locker, S (13, 1)	F8		K			F8		SH1-4 BB		4-3		3-1	F6	3	0	0	0	1	1	4
														0	0	0	0	0	0	0
														1	0	0	0	0	0	0
														2	0	0	0	0	0	2
														0	0	0	0	0	0	0
Dave Duncan, R (1, 2) OBP: 0.305, SLG: 0.424		F9		F8		FC5 1-2 2-3f		SH1-4 1-2		F4		5-3		5	0	0	0	0	0	2
Bill Voss, L (1, 8) OBP: 0.302, SLG: 0.297		FC6-4 1B		F7		F6		FC6-4 IBB		1B			SH3-4 1B 2B	5	1	3	0	1	0	2
Angel Mangual, R (1, 9) OBP: 0.299, SLG: 0.341		K		F5			F6	FC6-4 1-2f		F3			SH3-4 2-3	5	0	0	0	0	1	4
Tim Cullen, R (1, 4) OBP: 0.264, SLG: 0.333		FC6-4 1-2f			L7		SH3-4 1B		E SH3-4 SF7 1B		1-3		2B 1B 3-H	6	2	3	1	0	0	1
Ken Holtzman, R (1, 1) OBP: 0.235, SLG: 0.269 Mike Hegan, L (9, PH) OBP: 0.314, SLG: 0.383 (9, 3)			E1 3B		F7		SH3-4 1-2		SH3-4 1-2		3B		2B 1B 1-2	2	1	0	0	0	0	0
														2	1	2	0	0	0	0

Inning Stats														
	R: 0 E: 0 K: 0 S: 4	H: 1 LOB: 1 BB: 0 P: 4	R: 0 E: 0 K: 1 S: 6	H: 1 LOB: 1 BB: 0 P: 6	R: 1 E: 1 K: 2 S: 9	H: 1 LOB: 1 BB: 0 P: 9	R: 0 E: 0 K: 0 S: 3	H: 0 LOB: 0 BB: 0 P: 3	R: 0 E: 0 K: 1 S: 5	H: 0 LOB: 0 BB: 0 P: 5	R: 0 E: 1 K: 0 S: 5	H: 1 LOB: 2 BB: 0 P: 5	R: 0 E: 0 K: 0 S: 4	H: 1 LOB: 1 BB: 0 P: 4
	R: 1 E: 0 K: 0 S: 4	H: 1 LOB: 2 BB: 2 P: 12	R: 1 E: 1 K: 0 S: 5	H: 1 LOB: 1 BB: 0 P: 5	R: 0 E: 0 K: 0 S: 4	H: 1 LOB: 1 BB: 0 P: 4	R: 0 E: 0 K: 0 S: 3	H: 0 LOB: 0 BB: 0 P: 3	R: 3 E: 0 K: 0 S: 7	H: 4 LOB: 2 BB: 1 P: 11	1B: 8 2B: 2 3B: 2 HR: 1	SF: 1 SAC: 4 DP: 0 HBP: 0	WP: 0 PB: 1 SB: 0 CS: 0	PA: 58

PITCHER		IP	WLS	BF	H	R	ER	SO	BB	IBB	HBP	BLK	WP	HR	S	P	ERA	WHIP
Ray Corbin, R ERA: 2.22	(1, 1)	10.0		43	8	3	1	4	1	1	0	0	0	1	49	57	0.90	0.900
Wayne Granger, R ERA: 2.97	(11, 1)	3.0	L	15	5	3	3	0	0	1	0	0	0	0	14	18	9.00	1.667

PITCHER	IP	WLS	BF	H	R	ER	SO	BB	IBB	HBP	BLK	WP	HR	S	P	ERA	WHIP

TOP

Oakland Athletics @ Minnesota Twins

Metropolitan Stadium, Bloomington , MI

Sun Aug 06 1972, 4:33 AM EDT

Unknown - 69 F

livebaseballscorecards.com

AB	50
R	6
H	13
RBI	6
BB	3
SO	4
LOB	26

Batter	1	2	3	4	5	6	7	8	9	10	11	12	13	AB	R	H	RBI	BB	SO	LOB
Cesar Tovar, R (1, 9) OBP: 0.321, SLG: 0.312	0-0 SH3 2B		0-0 5-3		0-0 F7			0-0 F9		0-0 6-3		0-3 K		6	0	1	0	0	1	4
Rod Carew, L (1, 4) OBP: 0.365, SLG: 0.352	0-0 SH3 2-3		0-0 F8			0-0 F8		0-3 K		0-0 F7		0-0 1-3 1B		5	0	1	0	0	1	3
Harmon Killebrew, R (1, 3) OBP: 0.382, SLG: 0.476 Eric Soderholm, R (11, PR) OBP: 0.242, SLG: 0.344 Rick Renick, R (12, 7) OBP: 0.254, SLG: 0.260	BBBB 4-0 BB			BBBB 4-0 HR BB		0-0 F9			0-0 HR		0-0 3B	0-3 K		3 0 1	2 0 0	2 0 0	1 0 0	2 0 0	0 0 1	0 0 2
Bobby Darwin, R (1, 8) OBP: 0.336, SLG: 0.450	SSS 0-3 K			0-0 L9		SSS 0-3 K			SSS 0-3 K		0-0 6-3		SSS 0-3 K	6	0	0	0	0	4	4
Steve Braun, L (1, 5) OBP: 0.351, SLG: 0.390	0-0 F4			0-0 1-H HR			0-0 L8		0-0 4-3		BBBB 4-0 FC6-4 BB		0-0 1B	5	1	2	2	1	0	2
Steve Brye, R (1, 7) OBP: 0.271, SLG: 0.277 Rich Reese, L (9, PH) OBP: 0.308, SLG: 0.417 (10, 7) (12, 3)		0-0 F7		0-0 6-3			0-0 4-3		0-0 2B		0-0 F2		0-0 G6-4-3 1B 1-2	3 3	0 0	0 2	0 0	0 0	0 0	0 2
Danny Thompson, R (1, 6) OBP: 0.331, SLG: 0.377		0-0 5-3		0-0 F6			0-0 F8		SSS 0-3 K		0-0 FC6-4 1-2f		0-0 G6-4-3 1-2f	6	0	0	0	0	1	5
Glenn Borgmann, R (1, 2) OBP: 0.364, SLG: 0.267 Jim Nettles, L (10, PR) OBP: 0.341, SLG: 0.261 Phil Roof, R (11, 2) OBP: 0.234, SLG: 0.355		0-0 1-3			0-0 F5			0-0 L7		BBBB 4-0 SH1-4 BB		0-0 1B 1B		3 0 1	0 0 0	0 0 1	0 0 0	1 0 0	0 0 0	0 0 0
Ray Corbin, R (1, 1) OBP: 0.103, SLG: 0.107 Dan Monzon, R (10, PH) OBP: 0.333, SLG: 0.273 Wayne Granger, R (11, 1) OBP: 0.286, SLG: 0.429			0-0 5-3		0-0 F4			0-0 1B		0-0 SH1-4 1-2		SSS 0-3 K		3 0 1	0 0 0	1 0 0	0 0 0	0 0 1	0 0 1	0 0 1
Inning Stats	R: 0 E: 0 K: 1 S: 6 H: 1 LOB: 2 BB: 1 P: 10	R: 0 E: 0 K: 0 S: 3 H: 0 LOB: 0 BB: 0 P: 3	R: 0 E: 0 K: 0 S: 3 H: 0 LOB: 0 BB: 0 P: 3	R: 2 E: 0 K: 0 S: 4 H: 1 LOB: 0 BB: 1 P: 8	R: 0 E: 0 K: 0 S: 3 H: 0 LOB: 0 BB: 0 P: 3	R: 0 E: 0 K: 1 S: 5 H: 0 LOB: 0 BB: 0 P: 5	R: 0 E: 0 K: 0 S: 3 H: 0 LOB: 0 BB: 0 P: 3	R: 0 E: 0 K: 1 S: 6 H: 1 LOB: 1 BB: 0 P: 6	R: 1 E: 0 K: 2 S: 9 H: 2 LOB: 1 BB: 0 P: 9	R: 0 E: 0 K: 0 S: 3 H: 0 LOB: 2 BB: 1 P: 7	R: 0 E: 0 K: 0 S: 4 H: 1 LOB: 2 BB: 1 P: 8	R: 0 E: 0 K: 3 S: 11 H: 2 LOB: 2 BB: 0 P: 11	R: 0 E: 0 K: 1 S: 6 H: 2 LOB: 1 BB: 0 P: 6	1B: 5 2B: 2 3B: 1 HR: 2	SF: 0 SAC: 2 DP: 1 HBP: 0		WP: 0 PB: 0 SB: 0 CS: 0	PA: 52			

PITCHER		IP	WLS	BF	H	R	ER	SO	BB	IBB	HBP	BLK	WP	HR	S	P	ERA	WHIP
Ken Holtzman, L ERA: 2.47	(1, 1)	8.0		29	3	2	2	3	2	0	0	0	0	1	33	41	2.25	0.625
Rollie Fingers, R ERA: 2.43	(9, 1)	1.0		5	2	1	1	2	0	0	0	0	0	1	9	9	9.00	2.000
Darold Knowles, L ERA: 1.13	(10, 1)	3.1	W	17	5	0	0	4	2	0	0	0	0	0	23	31	0.00	2.100
Bob Locker, R ERA: 2.93	(13, 1)	0.2	S	1	0	0	0	0	0	0	0	0	0	0	1	1	0.00	0.000

PITCHER	IP	WLS	BF	H	R	ER	SO	BB	IBB	HBP	BLK	WP	HR	S	P	ERA	WHIP

BOTTOM

Oakland Athletics @ Minnesota Twins

Metropolitan Stadium, Bloomington , MI

Sun Aug 06 1972, 4:33 AM EDT

Unknown - 69 F

livebaseballscorecards.com

AB	46
R	3
H	10
RBI	3
BB	4
SO	9
LOB	23

Batter	1	2	3	4	5	6	7	8	9	AB	R	H	RBI	BB	SO	LOB
Bert Campaneris, R (1, 6) OBP: 0.273, SLG: 0.325	S S S 0-3 ① K		x 0-0 ③ FC6-4 1-2f		x 0-0 ③ 5-3			x 0-0 ① F8		4	0	0	0	0	1	2
Joe Rudi, R (1, 7) OBP: 0.363, SLG: 0.520	x 0-0 ② G3			x 0-0 FC6-4 1B		x 0-0 ① 6-3		x 0-0 2B		4	0	2	0	0	0	0
Sal Bando, R (1, 5) OBP: 0.348, SLG: 0.401	x 0-0 ③ 6-3			x 0-0 ① FC6-4 1B 1B 1-2f		x 0-0 WP BB 1B		x 0-0 ② F5		4	1	1	0	0	0	2
Mike Epstein, L (1, 3) OBP: 0.375, SLG: 0.492		x 0-0 ① G3		x 0-0 1B 1-3 1B		B B B B 4-0 WP 1-2 BB		x 0-0 ③ F8		3	0	1	0	1	0	1
Dave Duncan, R (1, 2) OBP: 0.304, SLG: 0.421		x 0-0 ② 5-3		x 0-0 G4-3 1-2 3-H 1B		x 0-0 ② F3 1-2 2-3			x 0-0 ① 6-3	4	0	1	1	0	0	2
Bill Voss, L (1, 8) OBP: 0.292, SLG: 0.286		x 0-0 ③ F9		x 0-0 ② ③ G4-3 1-2f		S S S 0-3 ③ K			x 0-0 ② 4-3	4	0	0	0	0	1	4
Angel Mangual, R (1, 9) OBP: 0.298, SLG: 0.339			x 0-0 FC6-4 1B		x 0-0 ① 6-3		x 0-0 ① F7		x 0-0 ③ 1-3	4	0	1	0	0	0	0
Tim Cullen, R (1, 4) OBP: 0.255, SLG: 0.323			S S S 0-3 ① K		x 0-0 E5		x 0-0 ② 6-3			3	0	0	0	0	1	1
Dave Hamilton, L (1, 1) OBP: 0.345, SLG: 0.217 Don Mincher, L (3, PH) OBP: 0.365, SLG: 0.347 Joe Horlen, R (3, 1) OBP: 0.200, SLG: 0.200 Mike Hegan, L (5, PH) OBP: 0.308, SLG: 0.375 Rollie Fingers, R (5, 1) OBP: 0.300, SLG: 0.600 George Hendrick, R (7, PH) OBP: 0.181, SLG: 0.303 Bob Locker, S (7, 1)			x 0-0 ② F5		x 0-0 ② F7		x 0-0 ③ F3			0 1 0 1 0 1 0	0 0 0 0 0 0 0	0 0 0 0 0 0 0	0 0 0 0 0 0 0	0 0 0 0 0 0 0	0 0 0 0 0 0 0	0 1 0 1 0 0 0
Inning Stats	R: 0 H: 0 E: 0 LOB: 0 K: 1 BB: 0 S: 5 P: 5	R: 0 H: 0 E: 0 LOB: 0 K: 0 BB: 0 S: 3 P: 3	R: 0 H: 1 E: 0 LOB: 1 K: 1 BB: 0 S: 6 P: 6	R: 1 H: 3 E: 0 LOB: 1 K: 0 BB: 0 S: 5 P: 5	R: 0 H: 0 E: 1 LOB: 1 K: 0 BB: 0 S: 4 P: 4	R: 0 H: 1 E: 0 LOB: 2 K: 1 BB: 1 S: 6 P: 10	R: 0 H: 0 E: 0 LOB: 0 K: 0 BB: 0 S: 3 P: 3	R: 0 H: 1 E: 0 LOB: 1 K: 0 BB: 0 S: 4 P: 4	R: 0 H: 0 E: 0 LOB: 0 K: 0 BB: 0 S: 3 P: 3	1B: 5 2B: 1 3B: 0 HR: 0	SF: 0 SAC: 0 DP: 1 HBP: 0						

PITCHER	IP	WLS	BF	H	R	ER	SO	BB	IBB	HBP	BLK	WP	HR	S	P	ERA	WHIP
Dave Goltz, R (1, 1) ERA: 1.37	9.0	W	34	6	1	1	3	1	0	0	0	1	0	39	43	1.00	0.778

PITCHER	IP	WLS	BF	H	R	ER	SO	BB	IBB	HBP	BLK	WP	HR	S	P	ERA	WHIP

TOP

Oakland Athletics @ Minnesota Twins

Metropolitan Stadium, Bloomington , MI

Sun Aug 06 1972, 8:05 PM EDT

Att. 33,571 - Unknown

livebaseballscorecards.com

AB	33
R	1
H	6
RBI	1
BB	1
SO	3
LOB	14

WP: 1 PA: 34
PB: 0
SB: 0
CS: 0

Batter	1	2	3	4	5	6	7	8	9	AB	R	H	RBI	BB	SO	LOB
Cesar Tovar, R (1, 9) OBP: 0.322, SLG: 0.314	6-3	1B		WP 2B 1B 1-2		K				4	1	2	0	0	1	0
Rod Carew, L (1, 4) OBP: 0.369, SLG: 0.360	E 2B 1B	1-3 1B		1-H 2-H 2B			K			4	1	3	2	0	1	0
Harmon Killebrew, R (1, 3) OBP: 0.384, SLG: 0.480 Rich Reese, L (7, 3) OBP: 0.305, SLG: 0.413	1B FC3-6 2B 1-H	K		G6-4-3 IBB			4-3			2 1	1 0	1 0	1 0	1 0	1 0	2 0
Bobby Darwin, R (1, 8) OBP: 0.335, SLG: 0.448	FC3-6 1B 2-3	1-3		G6-4-3 1-2f			5-3			4	0	1	0	0	0	4
Steve Braun, L (1, 5) OBP: 0.350, SLG: 0.388	FC3-6 1B 1B 1-2f 3-H		G3		G5-4-3 1B			F8		4	1	1	1	0	0	1
Rick Renick, R (1, 7) OBP: 0.254, SLG: 0.259	1B 1B 1-3		F8		G5-4-3 1-2f			F4		4	0	1	0	0	0	1
Danny Thompson, R (1, 6) OBP: 0.330, SLG: 0.376	1B 1-2 3-H		6-3		K			F6		4	0	1	1	0	1	0
Glenn Borgmann, R (1, 2) OBP: 0.362, SLG: 0.255	F7			WP 1B 2B BB		F7				2	1	0	0	1	0	2
Dave Goltz, R (1, 1) OBP: 0.167, SLG: 0.167		K		K		K				3	0	0	0	0	3	1
Inning Stats	R: 3 H: 5 E: 1 LOB: 2 K: 0 BB: 0 S: 8 P: 8	R: 0 H: 2 E: 0 LOB: 2 K: 2 BB: 0 S: 9 P: 9	R: 0 H: 0 E: 0 LOB: 0 K: 0 BB: 0 S: 3 P: 3	R: 2 H: 2 E: 0 LOB: 1 K: 1 BB: 2 S: 6 P: 14	R: 0 H: 1 E: 0 LOB: 0 K: 1 BB: 0 S: 5 P: 5	R: 0 H: 0 E: 0 LOB: 0 K: 2 BB: 0 S: 7 P: 7	R: 0 H: 0 E: 0 LOB: 0 K: 1 BB: 0 S: 5 P: 5	R: 0 H: 0 E: 0 LOB: 0 K: 0 BB: 0 S: 3 P: 3		1B: 8 SF: 0 2B: 2 SAC: 0 3B: 0 DP: 2 HR: 0 HBP: 0						

PITCHER		IP	WLS	BF	H	R	ER	SO	BB	IBB	HBP	BLK	WP	HR	S	P	ERA	WHIP
Dave Hamilton, L ERA: 3.23	(1, 1)	2.0	L	13	7	3	3	2	0	0	0	0	0	0	17	17	13.50	3.500
Joe Horlen, R ERA: 2.82	(3, 1)	2.0		9	2	2	2	1	1	1	0	0	1	0	9	17	9.00	1.500
Rollie Fingers, R ERA: 2.35	(5, 1)	2.0		6	1	0	0	3	0	0	0	0	0	0	12	12	0.00	0.500
Bob Locker, R ERA: 2.81	(7, 1)	2.0		6	0	0	0	1	0	0	0	0	0	0	8	8	0.00	0.000

PITCHER	IP	WLS	BF	H	R	ER	SO	BB	IBB	HBP	BLK	WP	HR	S	P	ERA	WHIP

BOTTOM

Oakland Athletics @ Minnesota Twins

Metropolitan Stadium, Bloomington , MI

Sun Aug 06 1972, 8:05 PM EDT

Att. 33,571 - Unknown

livebaseballscorecards.com

AB	32
R	5
H	10
RBI	5
BB	2
SO	7
LOB	11

WP: 1 PA: 34
PB: 0
SB: 0
CS: 0

Batter	1	2	3	4	5	6	7	8	9	AB	R	H	RBI	BB	SO	LOB
Davey Nelson, R (1, 5) OBP: 0.333, SLG: 0.303	B B B B 4-0 F3 BB			x 0-0 ① L6		x 0-0 ③ F8			S S S 0-3 ③ K	3	0	0	0	1	1	0
Toby Harrah, R (1, 6) OBP: 0.324, SLG: 0.342	x 0-0 ① ② F3 1-2			x 0-0 ② 4-3			x 0-0 ① F8			3	0	0	0	0	0	1
Larry Biittner, L (1, 3) OBP: 0.348, SLG: 0.384	x 0-0 ③ L6			x 0-0 ③ 4-3			x 0-0 ② F8			3	0	0	0	0	0	0
Dick Billings, R (1, 7) OBP: 0.316, SLG: 0.329		x 0-0 ① F8			x 0-0 1 1B 1B		x 0-0 ③ 6-3			3	0	1	0	0	0	0
Ted Ford, R (1, 9) OBP: 0.311, SLG: 0.390		x 0-0 ② 2-3			x 0-0 E 1-2 1B			x 0-0 ① 6-3		3	0	1	0	0	0	0
Bill Fahey, L (1, 2) OBP: 0.212, SLG: 0.133		x 0-0 ③ F7			x 0-0 ① ② 1 1-2 2-3f			x 0-0 ② 1-3		3	0	0	0	0	0	2
Elliott Maddox, R (1, 8) OBP: 0.342, SLG: 0.288			x 0-0 ① 6-3		x 0-0 ③ F9			x 0-0 ③ 1-3		3	0	0	0	0	0	1
Vic Harris, S (1, 4) OBP: 0.085, SLG: 0.023 Dalton Jones, L (9, PH) OBP: 0.176, SLG: 0.229			x 0-0 ② F9			x 0-0 ① B1-3			x 0-0 ① 1-3	2 1	0 0	0 0	0 0	0 0	0 0	0 0
Mike Paul, L (1, 1) OBP: 0.160, SLG: 0.167 Jim Panther, R (8, 1) OBP: 0.286, SLG: 0.167 Joe Lovitto, S (8, 8) OBP: 0.298, SLG: 0.264			S S S 0-3 ③ K			x 0-0 ② 6-3			x 0-0 ② F9	2 0 1	0 0 0	0 0 0	0 0 0	0 0 0	1 0 0	0 0 0
Inning Stats	R: 0 H: 0 E: 0 LOB: 0 K: 0 BB: 1 S: 2 P: 6	R: 0 H: 0 E: 0 LOB: 0 K: 0 BB: 0 S: 3 P: 3	R: 0 H: 0 E: 0 LOB: 0 K: 1 BB: 0 S: 5 P: 5	R: 0 H: 0 E: 0 LOB: 0 K: 0 BB: 0 S: 3 P: 3	R: 0 H: 2 E: 1 LOB: 1 K: 0 BB: 0 S: 4 P: 4	R: 0 H: 0 E: 0 LOB: 0 K: 0 BB: 0 S: 3 P: 3	R: 0 H: 0 E: 0 LOB: 0 K: 0 BB: 0 S: 3 P: 3	R: 0 H: 0 E: 0 LOB: 0 K: 0 BB: 0 S: 3 P: 3	R: 0 H: 0 E: 0 LOB: 0 K: 1 BB: 0 S: 5 P: 5	1B: 2 SF: 0 2B: 1 SAC: 0 3B: 0 DP: 1 HR: 0 HBP: 0				WP: 0 PA: 28 PB: 0 SB: 0 CS: 0		

PITCHER	IP	WLS	BF	H	R	ER	SO	BB	IBB	HBP	BLK	WP	HR	S	P	ERA	WHIP
Jim Perry, R (1, 1) ERA: 2.74	9.0	W	28	2	0	0	2	1	0	0	0	0	0	31	35	0.00	0.333

PITCHER	IP	WLS	BF	H	R	ER	SO	BB	IBB	HBP	BLK	WP	HR	S	P	ERA	WHIP

TOP

Texas Rangers @ Minnesota Twins

Metropolitan Stadium, Bloomington , MI

Mon Aug 07 1972, 4:33 AM EDT

Att. 10,869 - Unknown

livebaseballscorecards.com

AB	27
R	0
H	2
RBI	0
BB	1
SO	2
LOB	4

Texas Rangers @ Minnesota Twins

Metropolitan Stadium, Bloomington , MI

Mon Aug 07 1972, 4:33 AM EDT

Att. 10,869 - Unknown

livebaseballscorecards.com

BOTTOM

Batter	1	2	3	4	5	6	7	8	9	AB	R	H	RBI	BB	SO	LOB
Cesar Tovar, R (1, 9) OBP: 0.322, SLG: 0.313	6-3	BLK 1B			K	5-3				4	0	1	0	0	1	0
Rod Carew, L (1, 4) OBP: 0.370, SLG: 0.364	K	3-1			2B			S HR 1B		4	1	2	0	0	1	1
Harmon Killebrew, R (1, 3) OBP: 0.391, SLG: 0.485	2B		FC5-4 BB		G4-6-3 IBB			BB HR 1B		1	0	1	0	3	0	0
Dan Monzon, R (8, PR) OBP: 0.333, SLG: 0.273										0	1	0	0	0	0	0
Rich Reese, L (9, 3) OBP: 0.305, SLG: 0.413										0	0	0	0	0	0	0
Bobby Darwin, R (1, 8) OBP: 0.337, SLG: 0.456	IBB		FC5-4		G4-6-3			HR		3	1	1	3	1	0	3
Steve Braun, L (1, 5) OBP: 0.344, SLG: 0.381	K		F7			K		F8		4	0	0	0	0	2	4
Rick Renick, R (1, 7) OBP: 0.254, SLG: 0.246		BB 3B	6-3			5-3		F7		3	1	0	0	1	0	2
Steve Brye, R (9, 7) OBP: 0.271, SLG: 0.277										0	0	0	0	0	0	0
Danny Thompson, R (1, 6) OBP: 0.329, SLG: 0.380		SF8 3B	5-3			K		K		4	1	1	1	0	2	1
Glenn Borgmann, R (1, 2) OBP: 0.344, SLG: 0.240		4-3	F8				6-3			3	0	0	0	0	0	1
Jim Perry, S (1, 1) OBP: 0.246, SLG: 0.226		SF8	F7				F4			2	0	0	1	0	0	0
Inning Stats	R: 0 E: 0 K: 2 S: 8 / H: 1 LOB: 2 BB: 1 P: 12	R: 2 E: 0 K: 0 S: 5 / H: 2 LOB: 1 BB: 1 P: 9	R: 0 E: 0 K: 0 S: 3 / H: 0 LOB: 1 BB: 1 P: 7	R: 0 E: 0 K: 0 S: 3 / H: 0 LOB: 0 BB: 0 P: 3	R: 0 E: 0 K: 1 S: 5 / H: 1 LOB: 1 BB: 1 P: 9	R: 0 E: 0 K: 2 S: 7 / H: 0 LOB: 0 BB: 0 P: 7	R: 0 E: 0 K: 0 S: 3 / H: 0 LOB: 0 BB: 0 P: 3	R: 3 E: 0 K: 1 S: 7 / H: 2 LOB: 1 BB: 1 P: 11		1B: 2 2B: 2 3B: 1 HR: 1	SF: 1 SAC: 0 DP: 1 HBP: 0						

	AB	28
	R	5
	H	6
	RBI	5
	BB	5
	SO	6
	LOB	12

WP: 0 PB: 0 SB: 1 CS: 0 PA: 34

PITCHER		IP	WLS	BF	H	R	ER	SO	BB	IBB	HBP	BLK	WP	HR	S	P	ERA	WHIP
Mike Paul, L ERA: 2.21	(1, 1)	7.0	L	29	5	3	3	5	2	2	0	1	0	0	35	51	3.86	1.000
Jim Panther, R ERA: 4.5	(8, 1)	1.0		5	1	2	2	1	1	0	0	0	0	1	6	10	18.00	2.000

PITCHER	IP	WLS	BF	H	R	ER	SO	BB	IBB	HBP	BLK	WP	HR	S	P	ERA	WHIP

Texas Rangers @ Minnesota Twins

Metropolitan Stadium, Bloomington , MI

Tue Aug 08 1972, 8:05 PM EDT
Att. 13,586 - Unknown - 63 F

TOP

livebaseballscorecards.com

Batter	1	2	3	4	5	6	7	8	9	10	AB	R	H	RBI	BB	SO	LOB
Davey Nelson, R (1, 5) OBP: 0.330, SLG: 0.299	F7	F8		F9		F4		BB		F3	5	0	0	0	1	0	4
Toby Harrah, R (1, 6) OBP: 0.328, SLG: 0.347	2B 1B	1B 2B 1B		1B			F9	1-3			5	2	3	0	0	0	2
Larry Biittner, L (1, 3) OBP: 0.349, SLG: 0.384	F7	1-3 2B 1B		G3			3B 1B		F7		5	2	2	0	0	0	2
Dick Billings, R (1, 7) (7, 2) OBP: 0.320, SLG: 0.346	1-H 2B	WP 1-H 3-H 2B			6-3		1-H FC3-2-5 3B		L4		5	0	3	4	0	0	0
Ted Ford, R (1, 9) OBP: 0.309, SLG: 0.398	5-3		5-3 2-3		6-3		FC3-2-5 3-H		HR		5	1	1	1	0	0	3
Bill Fahey, L (1, 2) OBP: 0.216, SLG: 0.121		BBBB 2B BB	SSS K		F7		SSS K		SSS K		3	0	0	0	1	2	2
Steve Lawson, R (7, 1) OBP: 1.000, SLG: 1.000											0	0	0	0	0	0	0
Bill Gogolewski, L (7, 1) OBP: 0.250, SLG: 0.182											1	0	0	0	0	1	0
Paul Lindblad, L (9, 1) OBP: 0.250, SLG: 0.250											0	0	0	0	0	0	0
Elliott Maddox, R (1, 8) OBP: 0.343, SLG: 0.284		SSS K	BBBB S BB			BBBB 4-3 3-1 BB		F3		SSS K	3	0	0	0	2	2	1
Vic Harris, S (1, 4) OBP: 0.135, SLG: 0.102		1-3 2B	SSS 1-2 K			1-2 3-1		E S 1B		4-3 1B	5	0	3	0	0	1	3
Dick Bosman, R (1, 1) OBP: 0.061, SLG: 0.061		SSS K		F9		2-3 4-3		1-3 F8		1-2 4-3	1	0	0	0	0	1	2
Pete Broberg, R (3, 1) OBP: 0.104, SLG: 0.128											1	0	0	0	0	0	0
Dalton Jones, L (6, PH) OBP: 0.175, SLG: 0.227											1	0	0	0	0	0	1
Horacio Pina, R (6, 1) OBP: 0.250, SLG: 0.250											0	0	0	0	0	0	0
Joe Lovitto, S (7, 7) OBP: 0.296, SLG: 0.262											2	0	0	0	0	0	2
Inning Stats	R: 1 H: 2 E: 0 LOB: 1 K: 0 BB: 0 S: 5 P: 5	R: 0 H: 1 E: 0 LOB: 2 K: 2 BB: 1 S: 8 P: 12	R: 2 H: 3 E: 0 LOB: 2 K: 2 BB: 1 S: 10 P: 14	R: 0 H: 1 E: 0 LOB: 1 K: 0 BB: 0 S: 4 P: 4	R: 0 H: 0 E: 0 LOB: 0 K: 0 BB: 0 S: 3 P: 3	R: 0 H: 0 E: 0 LOB: 1 K: 0 BB: 1 S: 3 P: 7	R: 1 H: 2 E: 0 LOB: 1 K: 1 BB: 0 S: 7 P: 7	R: 0 H: 1 E: 0 LOB: 2 K: 0 BB: 1 S: 4 P: 8	R: 1 H: 1 E: 0 LOB: 0 K: 1 BB: 0 S: 6 P: 6	R: 0 H: 1 E: 0 LOB: 1 K: 1 BB: 0 S: 6 P: 6	1B: 7 SF: 0 2B: 3 SAC: 0 3B: 1 DP: 0 HR: 1 HBP: 0						WP: 1 PA: 46 PB: 0 SB: 2 CS: 0

PITCHER	IP	WLS	BF	H	R	ER	SO	BB	IBB	HBP	BLK	WP	HR	S	P	ERA	WHIP
Bert Blyleven, R (1, 1) ERA: 3.19	9.0		42	11	5	5	6	4	0	0	0	1	1	50	66	5.00	1.667
Jim Strickland, L (10, 1) ERA: 2.45	1.0	W	4	1	0	0	1	0	0	0	0	0	0	6	6	0.00	1.000

PITCHER	IP	WLS	BF	H	R	ER	SO	BB	IBB	HBP	BLK	WP	HR	S	P	ERA	WHIP

AB	42
R	5
H	12
RBI	5
BB	4
SO	7
LOB	22

Batter	1	2	3	4	5	6	7	8	9	10	AB	R	H	RBI	BB	SO	LOB
Cesar Tovar, R (1, 9) OBP: 0.325, SLG: 0.316	1-0 1B HBP	0-0 5-3		0-3 K			0-0 1B 2B		4-0 G4-3 BB		3	2	1	0	1	1	0
Rod Carew, L (1, 4) OBP: 0.371, SLG: 0.365	0-0 1B 1B 1-3 1B		0-0 4-3		0-0 6-3		0-0 1B 2-3 1B		0-0 G4-3 1-2f		5	1	2	0	0	0	1
Rich Reese, L (1, 7) (8, 3) OBP: 0.309, SLG: 0.412	0-0 1B 1-3 3-H 1B		0-0 E3 2B		0-0 4-3		0-0 FC6 1-3 3-H 1B		0-3 K		5	1	2	2	0	1	0
Harmon Killebrey, R (1, 3) OBP: 0.392, SLG: 0.487 Steve Brye, R (8, 7) OBP: 0.270, SLG: 0.275	0-3 K		0-0 2-H 2B		4-0 BB		0-0 F3			0-0 F9	3 1	0 0	1 0	1 0	1 0	1 0	4 0
Steve Braun, L (1, 5) OBP: 0.349, SLG: 0.383	0-0 G5-4-3 1-3 3-H 1B		4-0 BB		0-0 F7		0-0 F6			0-0 1B 1B 1B	4	1	2	1	1	0	3
Bobby Darwin, R (1, 8) OBP: 0.335, SLG: 0.452	0-0 G5-4-3 1-2f		0-0 F9				0-3 K 1-2f			0-0 1B 1B 1-2 1B	5	0	1	0	0	1	6
Danny Thompson, R (1, 6) OBP: 0.330, SLG: 0.387		0-0 HR	0-0 F9				4-0 5-3 BB		0-0 L6	0-0 F9	4	1	1	1	1	0	4
Glenn Borgmann, R (1, 2) OBP: 0.333, SLG: 0.236		0-3 K		0-3 K			0-0 5-3 1-2		0-0 F7	0-0 1B 1-2 2-3	5	0	1	0	0	2	1
Bert Blyleven, R (1, 1) OBP: 0.175, SLG: 0.190 Jim Strickland, L (10, 1) OBP: 0.667, SLG: 0.500 Dan Monzon, R (10, PH) OBP: 0.360, SLG: 0.304		0-0 F5		0-0 1-3			0-3 K		0-3 K	0-0 1B 1-2 2-3 3-H	4 0 1	0 0 0	0 0 1	0 0 1	0 0 0	2 0 0	1 0 0
Inning Stats	R: 2 H: 3 E: 0 LOB: 1 K: 1 BB: 0 S: 7 P: 8	R: 1 H: 1 E: 0 LOB: 0 K: 1 BB: 0 S: 6 P: 6	R: 1 H: 1 E: 1 LOB: 2 K: 0 BB: 1 S: 5 P: 9	R: 0 H: 0 E: 0 LOB: 0 K: 2 BB: 0 S: 7 P: 7	R: 0 H: 0 E: 0 LOB: 1 K: 0 BB: 1 S: 3 P: 7	R: 0 H: 0 E: 0 LOB: 1 K: 2 BB: 1 S: 7 P: 11	R: 1 H: 3 E: 0 LOB: 2 K: 0 BB: 0 S: 6 P: 6	R: 0 H: 0 E: 0 LOB: 0 K: 1 BB: 0 S: 5 P: 5	R: 0 H: 0 E: 0 LOB: 0 K: 1 BB: 1 S: 4 P: 8	R: 1 H: 4 E: 0 LOB: 3 K: 0 BB: 0 S: 6 P: 6	1B: 9 SF: 0 2B: 2 SAC: 0 3B: 0 DP: 2 HR: 1 HBP: 1						

PITCHER		IP	WLS	BF	H	R	ER	SO	BB	IBB	HBP	BLK	WP	HR	S	P	ERA	WHIP
Dick Bosman, R ERA: 4.17	(1, 1)	2.1		14	5	4	3	2	1	0	1	0	0	1	16	21	11.57	2.571
Pete Broberg, R ERA: 4.2	(3, 1)	2.2		9	0	0	0	2	1	0	0	0	0	0	12	16	0.00	0.375
Horacio Pina, R ERA: 2.37	(6, 1)	1.1		8	3	1	1	2	1	0	0	0	0	0	11	15	6.75	3.000
Steve Lawson, L ERA: 1.59	(7, 1)	0.1		1	0	0	0	0	0	0	0	0	0	0	1	1	0.00	0.000
Bill Gogolewski, R ERA: 4.97	(7, 1)	1.1		5	0	0	0	1	1	0	0	0	0	0	6	10	0.00	0.750

PITCHER		IP	WLS	BF	H	R	ER	SO	BB	IBB	HBP	BLK	WP	HR	S	P	ERA	WHIP
Paul Lindblad, L ERA: 1.89	(9, 1)	1.2	L	8	4	1	1	1	0	0	0	0	0	0	10	10	5.40	2.400

BOTTOM

Texas Rangers @ Minnesota Twins

Metropolitan Stadium, Bloomington , MI

Tue Aug 08 1972, 8:05 PM EDT

Att. 13,586 - Unknown - 63 F

livebaseballscorecards.com

AB	40
R	6
H	12
RBI	6
BB	4
SO	8
LOB	20

WP: 0 PA: 45
PB: 0
SB: 0
CS: 0

Batter	1	2	3	4	5	6	7	8	9	AB	R	H	RBI	BB	SO	LOB
Davey Nelson, R (1, 5) OBP: 0.331, SLG: 0.299	4-3		BB		K			1B	F9	4	1	1	0	1	1	2
Toby Harrah, R (1, 6) OBP: 0.324, SLG: 0.343	F6		SF8 2-3 3-H		1-3			K 1-3		3	0	0	1	0	1	2
Larry Biittner, L (1, 7) (8, 3) OBP: 0.347, SLG: 0.379	F7		3-1 1-3 3-H			E3 FC6-4		IBB		3	0	0	0	1	0	1
Dick Billings, R (1, 2) OBP: 0.316, SLG: 0.343		F7		6-3		FC6-4 1-3 1-2f		SF9 1-2 3-H		3	0	0	1	0	0	1
Ted Ford, R (1, 9) OBP: 0.308, SLG: 0.396		K		F8		1-3 1-2		FC6-4 1B		4	0	1	0	0	1	1
Frank Howard, R (1, 3) Joe Lovitto, S (8, 7) OBP: 0.335, SLG: 0.333 OBP: 0.296, SLG: 0.262		K		FC5-4 1B		3-1		FC6-4 1-2f		4 0	0 0	1 0	0 0	0 0	1 0	3 0
Elliott Maddox, R (1, 8) OBP: 0.342, SLG: 0.283			E7 SH1-4 SF8	FC5-4 1-2f			6-3		FC2-6 1B	4	1	1	0	0	0	1
Vic Harris, S (1, 4) OBP: 0.143, SLG: 0.096			BB	4-3			K		FC2-6 4-3 1-2f	3	1	0	0	1	1	1
Don Stanhouse, R (1, 1) OBP: 0.176, SLG: 0.188			SH1-4 1-2 2-3	2B			K		4-3 1-2	3	0	1	0	0	1	1
Inning Stats	R: 0 E: 0 K: 0 S: 3 H: 0 LOB: 0 BB: 0 P: 3	R: 0 E: 0 K: 2 S: 7 H: 0 LOB: 0 BB: 0 P: 7	R: 2 E: 1 K: 0 S: 4 H: 0 LOB: 2 BB: 2 P: 12	R: 0 E: 0 K: 0 S: 4 H: 1 LOB: 1 BB: 0 P: 4	R: 0 E: 0 K: 1 S: 6 H: 1 LOB: 1 BB: 0 P: 6	R: 0 E: 1 K: 0 S: 4 H: 0 LOB: 1 BB: 0 P: 4	R: 0 E: 0 K: 2 S: 7 H: 0 LOB: 0 BB: 0 P: 7	R: 1 E: 1 K: 1 S: 7 H: 2 LOB: 2 BB: 1 P: 11	R: 0 E: 0 K: 0 S: 4 H: 1 LOB: 1 BB: 0 P: 4	1B: 4 2B: 1 3B: 0 HR: 0 SF: 2 SAC: 1 DP: 0 HBP: 0						

PITCHER	IP	WLS	BF	H	R	ER	SO	BB	IBB	HBP	BLK	WP	HR	S	P	ERA	WHIP
Dick Woodson, R (1, 1) ERA: 2.55	9.0	L	37	5	3	0	6	2	1	0	0	0	0	46	58	0.00	0.778

PITCHER	IP	WLS	BF	H	R	ER	SO	BB	IBB	HBP	BLK	WP	HR	S	P	ERA	WHIP

TOP

Texas Rangers @ Minnesota Twins

Metropolitan Stadium, Bloomington , MI

Wed Aug 09 1972, 4:33 AM EDT

Att. 8,153 - Unknown

livebaseballscorecards.com

AB	31
R	3
H	5
RBI	2
BB	3
SO	6
LOB	13

WP: 0 PA: 37
PB: 0
SB: 3
CS: 0

BOTTOM

Texas Rangers @ Minnesota Twins

Metropolitan Stadium, Bloomington , MI

Wed Aug 09 1972, 4:33 AM EDT

Att. 8,153 - Unknown

Batter	1	2	3	4	5	6	7	8	9	AB	R	H	RBI	BB	SO	LOB
Cesar Tovar, R (1, 9) OBP: 0.323, SLG: 0.313	6-3		F6		HBP		1-3		F7	4	0	0	0	0	0	3
Rod Carew, L (1, 4) OBP: 0.367, SLG: 0.361	5-3			F7	1-3		L6			4	0	0	0	0	0	4
Rich Reese, L (1, 7) OBP: 0.315, SLG: 0.410	F8			BB 1B		FC4-6 BB		G3		3	0	1	0	1	0	0
Harmon Killebrew, R (1, 3) OBP: 0.388, SLG: 0.480		6-3		F4		FC4-6 BB 1-2f		6-3		4	0	0	0	0	0	2
Steve Braun, L (1, 5) OBP: 0.351, SLG: 0.380		4-3		1-2 BB		1-2 BB		G3		2	0	0	0	2	0	0
Bobby Darwin, R (1, 8) OBP: 0.334, SLG: 0.450		K		K		K			FC6-4 1B	4	0	1	0	0	3	4
Danny Thompson, R (1, 6) OBP: 0.332, SLG: 0.392			SF8 3B		FC6-4 BB	F6			FC6-4 4-3 1-2f 1B	3	2	1	0	1	0	3
Glenn Borgmann, R (1, 2) OBP: 0.333, SLG: 0.246 Ray Corbin, R (7, PR) OBP: 0.103, SLG: 0.107 Phil Roof, R (8, 2) OBP: 0.234, SLG: 0.355 Charlie Manuel, L (9, PH) OBP: 0.253, SLG: 0.326			SF8 3-H		FC6-4 SH2-4 1-2f		SH3-4 1B		4-3 1-2	2 0 0 1	0 0 0 0	1 0 0 0	1 0 0 0	0 0 0 0	0 0 0 0	1 0 0 1
Dick Woodson, R (1, 1) OBP: 0.094, SLG: 0.077 Jim Nettles, L (9, PH) OBP: 0.346, SLG: 0.268			K		SH2-4 1-2		SH3-4 1-2		2-H 1B	1 1	0 0	0 1	0 1	0 0	1 0	0 0
Inning Stats	R: 0 E: 0 K: 0 S: 3 H: 0 LOB: 0 BB: 0 P: 3	R: 0 E: 0 K: 1 S: 5 H: 0 LOB: 0 BB: 0 P: 5	R: 1 E: 0 K: 1 S: 6 H: 1 LOB: 0 BB: 0 P: 6	R: 0 E: 0 K: 1 S: 6 H: 1 LOB: 2 BB: 1 P: 10	R: 0 E: 0 K: 0 S: 3 H: 0 LOB: 2 BB: 1 P: 8	R: 0 E: 0 K: 1 S: 5 H: 0 LOB: 2 BB: 2 P: 13	R: 0 E: 0 K: 0 S: 4 H: 1 LOB: 2 BB: 0 P: 4	R: 0 E: 0 K: 0 S: 3 H: 0 LOB: 0 BB: 0 P: 3	R: 1 E: 0 K: 0 S: 5 H: 2 LOB: 1 BB: 0 P: 5	1B: 4 2B: 0 3B: 1 HR: 0 SF: 1 SAC: 2 DP: 0 HBP: 1						

livebaseballscorecards.com

AB	29
R	2
H	5
RBI	2
BB	4
SO	4
LOB	18

WP: 0 PB: 0 SB: 0 CS: 0 PA: 37

PITCHER	IP	WLS	BF	H	R	ER	SO	BB	IBB	HBP	BLK	WP	HR	S	P	ERA	WHIP
Don Stanhouse, R (1, 1) ERA: 3.77	9.0	W	37	5	2	2	4	4	0	1	0	0	0	40	57	2.00	1.000

PITCHER	IP	WLS	BF	H	R	ER	SO	BB	IBB	HBP	BLK	WP	HR	S	P	ERA	WHIP

Batter	1	2	3	4	5	6	7	8	9	AB	R	H	RBI	BB	SO	LOB
Rod Carew, L (1, 4) OBP: 0.368, SLG: 0.361	S S S 0-3 ① K	X 0-0 1-2 2-3 1B			S S S 0-3 ② K		B B B B 4-0 1B BB			3	0	1	0	1	2	0
Danny Thompson, R (1, 6) OBP: 0.333, SLG: 0.393	X 0-0 1B	X 0-0 ③ F8			X 0-0 ③ 4-3		X 0-0 1-3 1B			4	0	2	0	0	0	3
Harmon Killebrew, R (1, 3) OBP: 0.384, SLG: 0.474	S S S 0-3 ② K		X 0-0 ① F7			X 0-0 ① F7	S S S 0-3 ③ K			4	0	0	0	0	2	3
Bobby Darwin, R (1, 9) OBP: 0.331, SLG: 0.444	S S S 0-3 ③ K		S S S 0-3 ② K			S S S 0-3 ② K		S S S 0-3 ① K		4	0	0	0	0	4	1
Steve Braun, L (1, 5) OBP: 0.350, SLG: 0.378		X 0-0 ① F4	S S S 0-3 ③ K			X 0-0 WP BB 1B		X 0-0 ② F9		4	0	1	0	0	1	0
Rick Renick, R (1, 7) OBP: 0.268, SLG: 0.300		X 0-0 HR		S S S 0-3 ① K		B B B B 4-0 1-2 BB		X 0-0 ③ G3		3	1	1	1	1	1	0
Steve Brye, R (1, 8) OBP: 0.264, SLG: 0.269		S S S 0-3 ② K		X 0-0 ② F3		S S S 0-3 ③ K 2-3			X 0-0 ① 5-3	4	0	0	0	0	2	2
Glenn Borgmann, R (1, 2) OBP: 0.329, SLG: 0.233	I I I I 4-0 1B BB IBB			S S S 0-3 ③ K			X 0-0 ① F2		S S S 0-3 ② K	3	0	0	0	1	2	0
Ray Corbin, R (1, 1) OBP: 0.129, SLG: 0.103 Dan Monzon, R (7, PH) OBP: 0.346, SLG: 0.292 Jim Strickland, L (7, 1) OBP: 0.667, SLG: 0.500 Eric Soderholm, R (9, PH) OBP: 0.241, SLG: 0.342	B B B B 4-0 1-2 1B BB				S S S 0-3 ① K		S S S 0-3 ② K		X 0-0 ③ F7	1 1 0 1	0 0 0 0	0 0 0 0	0 0 0 0	1 0 0 0	1 1 0 0	0 0 0 0
Inning Stats	R: 0 E: 0 K: 3 S: 10 H: 1 LOB: 1 BB: 0 P: 10	R: 1 E: 0 K: 1 S: 7 H: 2 LOB: 3 BB: 2 P: 15	R: 0 E: 0 K: 2 S: 7 H: 0 LOB: 0 BB: 0 P: 7	R: 0 E: 0 K: 2 S: 7 H: 0 LOB: 0 BB: 0 P: 7	R: 0 E: 0 K: 2 S: 7 H: 0 LOB: 0 BB: 0 P: 7	R: 0 E: 0 K: 2 S: 8 H: 1 LOB: 2 BB: 1 P: 12	R: 0 E: 0 K: 2 S: 8 H: 1 LOB: 2 BB: 1 P: 12	R: 0 E: 0 K: 1 S: 5 H: 0 LOB: 0 BB: 0 P: 5	R: 0 E: 0 K: 1 S: 5 H: 0 LOB: 0 BB: 0 P: 5	1B: 4 2B: 0 3B: 0 HR: 1 SF: 0 SAC: 0 DP: 0 HBP: 0				WP: 1 PB: 0 SB: 0 CS: 0	PA: 36	

PITCHER	IP	WLS	BF	H	R	ER	SO	BB	IBB	HBP	BLK	WP	HR	S	P	ERA	WHIP
Rudy May, L (1, 1) ERA: 3.0	9.0	W	36	5	1	1	16	3	1	0	0	1	1	64	80	1.00	0.889

PITCHER	IP	WLS	BF	H	R	ER	SO	BB	IBB	HBP	BLK	WP	HR	S	P	ERA	WHIP

TOP

Minnesota Twins @ California Angels

Anaheim Stadium, Anaheim, CA

Thu Aug 10 1972, 10:05 PM EDT

Att. 7,865 - Unknown - 80 F

livebaseballscorecards.com

AB	32
R	1
H	5
RBI	1
BB	4
SO	16
LOB	9

BOTTOM

Minnesota Twins @ California Angels

Anaheim Stadium, Anaheim, CA

Thu Aug 10 1972, 10:05 PM EDT

Att. 7,865 - Unknown - 80 F

Batter	1	2	3	4	5	6	7	8	9	AB	R	H	RBI	BB	SO	LOB
Sandy Alomar Sr., S (1, 4) OBP: 0.313, SLG: 0.299	E 1B 1B	F6		4-3			F6			4	1	1	0	0	0	1
Leo Cardenas, R (1, 6) OBP: 0.287, SLG: 0.316	FC5-4 1-H 1B		4-3		CS 1B		5-3			4	0	2	1	0	0	0
Vada Pinson, L (1, 8) (9, 7) OBP: 0.311, SLG: 0.359	K		4-3		K 1-2		K			4	0	0	0	0	3	2
Bob Oliver, R (1, 3) OBP: 0.317, SLG: 0.435	F7		2B		1B			6-3		4	0	2	0	0	0	1
Leroy Stanton, R (1, 9) OBP: 0.281, SLG: 0.383	FC5-4 1-2f		BB		K			1-3		3	0	0	0	1	1	2
Andy Kosco, R (1, 7) OBP: 0.266, SLG: 0.430 Ken Berry, R (9, 8) OBP: 0.368, SLG: 0.410		HR	F8			BB G5-4-3		K		3 0	1 0	1 0	1 0	1 0	1 0	2 0
Ken McMullen, R (1, 5) OBP: 0.343, SLG: 0.395		HR		1B		G5-4-3 1-2f				3	1	2	1	0	0	1
John Stephenson, L (1, 2) OBP: 0.373, SLG: 0.357		4-3		F5		2B				3	0	1	0	0	0	1
Rudy May, L (1, 1) OBP: 0.184, SLG: 0.143		6-3		K		K				3	0	0	0	0	2	2
Inning Stats	R: 1 H: 2 E: 1 LOB: 1 K: 1 BB: 0 S: 7 P: 7	R: 2 H: 2 E: 0 LOB: 0 K: 0 BB: 0 S: 5 P: 5	R: 0 H: 1 E: 0 LOB: 2 K: 0 BB: 1 S: 4 P: 8	R: 0 H: 1 E: 0 LOB: 1 K: 1 BB: 0 S: 6 P: 6	R: 0 H: 2 E: 0 LOB: 1 K: 2 BB: 0 S: 8 P: 8	R: 0 H: 1 E: 0 LOB: 1 K: 1 BB: 1 S: 5 P: 9	R: 0 H: 0 E: 0 LOB: 0 K: 1 BB: 0 S: 5 P: 5	R: 0 H: 0 E: 0 LOB: 0 K: 1 BB: 0 S: 5 P: 5		1B: 5 SF: 0 2B: 2 SAC: 0 3B: 0 DP: 1 HR: 2 HBP: 0						

livebaseballscorecards.com

AB	31
R	3
H	9
RBI	3
BB	2
SO	7
LOB	12

WP: 0 PA: 33
PB: 0
SB: 0
CS: 1

PITCHER		IP	WLS	BF	H	R	ER	SO	BB	IBB	HBP	BLK	WP	HR	S	P	ERA	WHIP
Ray Corbin, R ERA: 2.27	(1, 1)	6.0	L	27	9	3	2	5	2	0	0	0	0	2	35	43	3.00	1.833
Jim Strickland, L ERA: 2.25	(7, 1)	2.0		6	0	0	0	2	0	0	0	0	0	0	10	10	0.00	0.000

PITCHER	IP	WLS	BF	H	R	ER	SO	BB	IBB	HBP	BLK	WP	HR	S	P	ERA	WHIP

Batter	1	2	3	4	5	6	7	8	9	AB	R	H	RBI	BB	SO	LOB
Danny Thompson, R (1, 6) OBP: 0.330, SLG: 0.389	5-3		5-3		4-3			F7		4	0	0	0	0	0	3
Rod Carew, L (1, 4) OBP: 0.365, SLG: 0.357	F8		4-3			1-3		G3 (1-2, 2-3)		4	0	0	0	0	0	2
Harmon Killebrew, R (1, 3) OBP: 0.385, SLG: 0.473	FC5-4, BB			4-3		G6-4-3, 1B		F7		3	0	1	0	1	0	3
Bobby Darwin, R (1, 9) OBP: 0.327, SLG: 0.439	FC5-4 (1-2f)			F4		G6-4-3 (1-2f)			F4	4	0	0	0	0	0	2
Rick Renick, R (1, 7) OBP: 0.267, SLG: 0.286		4-3, BB		L6			F8		1-3	3	0	0	0	1	0	0
Steve Braun, L (1, 5) OBP: 0.352, SLG: 0.380		F5			4-3		G6-3, 1B		BB, 1B	4	0	2	0	0	0	1
Steve Brye, R (1, 8) OBP: 0.269, SLG: 0.266		4-3 (1-2)			5-3, E, BB		G6-3 (1-2f)		BB (1-2)	2	1	0	0	2	0	2
Glenn Borgmann, R (1, 2) OBP: 0.329, SLG: 0.238 Ray Corbin, R (8, PR) OBP: 0.129, SLG: 0.103 Phil Roof, R (8, 2) OBP: 0.233, SLG: 0.352		K			5-3 (1-2)			G3, 1B	F9	3 0 1	0 0 0	1 0 0	0 0 0	0 0 0	1 0 0	2 0 2
Jim Perry, S (1, 1) OBP: 0.237, SLG: 0.218 Eric Soderholm, R (8, PH) OBP: 0.244, SLG: 0.345 Wayne Granger, R (8, 1) OBP: 0.286, SLG: 0.429			F8		E5 (2-H)			G3 (1-2)		2 1 0	0 0 0	0 1 0	0 0 0	0 0 0	0 0 0	0 0 0
Inning Stats	R: 0 H: 0 E: 0 LOB: 1 K: 0 BB: 1 S: 3 P: 7	R: 0 H: 0 E: 0 LOB: 1 K: 1 BB: 1 S: 5 P: 9	R: 0 H: 0 E: 0 LOB: 0 K: 0 BB: 0 S: 3 P: 3	R: 0 H: 0 E: 0 LOB: 0 K: 0 BB: 0 S: 3 P: 3	R: 1 H: 0 E: 1 LOB: 1 K: 0 BB: 1 S: 4 P: 8	R: 0 H: 1 E: 0 LOB: 0 K: 0 BB: 0 S: 3 P: 3	R: 0 H: 1 E: 0 LOB: 0 K: 0 BB: 0 S: 3 P: 3	R: 0 H: 2 E: 0 LOB: 3 K: 0 BB: 0 S: 5 P: 5	R: 0 H: 1 E: 0 LOB: 2 K: 0 BB: 1 S: 4 P: 8	1B: 5 SF: 0 2B: 0 SAC: 0 3B: 0 DP: 2 HR: 0 HBP: 0						

PITCHER	IP	WLS	BF	H	R	ER	SO	BB	IBB	HBP	BLK	WP	HR	S	P	ERA	WHIP
Clyde Wright, L (1, 1) ERA: 3.15	9.0	W	35	5	1	0	1	4	0	0	0	0	0	33	49	0.00	1.000

PITCHER	IP	WLS	BF	H	R	ER	SO	BB	IBB	HBP	BLK	WP	HR	S	P	ERA	WHIP

TOP

Minnesota Twins @ California Angels

Anaheim Stadium, Anaheim, CA

Fri Aug 11 1972, 10:05 PM EDT

Att. 22,130 - Unknown

livebaseballscorecards.com

AB	31
R	1
H	5
RBI	0
BB	4
SO	1
LOB	17

WP: 0 PB: 0 SB: 0 CS: 0 PA: 35

BOTTOM

Minnesota Twins @ California Angels

Anaheim Stadium, Anaheim, CA

Fri Aug 11 1972, 10:05 PM EDT

Att. 22,130 - Unknown

Batter	1	2	3	4	5	6	7	8	9	AB	R	H	RBI	BB	SO	LOB
Sandy Alomar Sr., S (1, 4) OBP: 0.313, SLG: 0.302	K2-3		3-1			2B	SH1-4 1-2 3-H			3	1	1	1	0	1	0
Leo Cardenas, R (1, 6) OBP: 0.285, SLG: 0.313	F8			4-3		K	5-3			4	0	0	0	0	1	2
Vada Pinson, L (1, 8) OBP: 0.313, SLG: 0.363 (8, 7)	4-3			1B		2B 2-H		4-1		4	0	2	1	0	0	0
Bob Oliver, R (1, 3) OBP: 0.319, SLG: 0.440		3-1		F5		IBB		3B		3	0	1	0	1	0	1
Leroy Stanton, R (1, 9) OBP: 0.277, SLG: 0.377		F9		K		F9		1-3		4	0	0	0	0	1	4
Andy Kosco, R (1, 7) OBP: 0.267, SLG: 0.428		FC6-4 1B			F8		4-3	F3		3	0	1	0	0	0	0
Ken Berry, R (8, 8) OBP: 0.367, SLG: 0.409										1	0	0	0	0	0	1
Ken McMullen, R (1, 5) OBP: 0.343, SLG: 0.395		FC6-4 1-2f			F6		1B 1B 1B			3	1	1	0	0	0	1
John Stephenson, L (1, 2) OBP: 0.372, SLG: 0.356			K		F9		1B SH1-4 1-2 1B			3	1	1	0	0	1	0
Clyde Wright, R (1, 1) OBP: 0.254, SLG: 0.368			6-3			5-3	SH1-4 1-3 2-H 1B			3	0	1	1	0	0	0
Inning Stats	R: 0 H: 0 E: 0 LOB: 0 K: 1 BB: 0 S: 5 P: 5	R: 0 H: 1 E: 0 LOB: 1 K: 0 BB: 0 S: 4 P: 4	R: 0 H: 0 E: 0 LOB: 0 K: 1 BB: 0 S: 5 P: 5	R: 0 H: 1 E: 0 LOB: 1 K: 1 BB: 0 S: 6 P: 6	R: 0 H: 0 E: 0 LOB: 0 K: 0 BB: 0 S: 3 P: 3	R: 1 H: 2 E: 0 LOB: 2 K: 1 BB: 1 S: 7 P: 11	R: 2 H: 3 E: 0 LOB: 1 K: 0 BB: 0 S: 6 P: 6	R: 0 H: 1 E: 0 LOB: 1 K: 0 BB: 0 S: 4 P: 4		1B: 5 SF: 0 2B: 2 SAC: 1 3B: 1 DP: 0 HR: 0 HBP: 0						

livebaseballscorecards.com

AB	31
R	3
H	8
RBI	3
BB	1
SO	4
LOB	9

WP: 0 PA: 33
PB: 0
SB: 0
CS: 0

PITCHER		IP	WLS	BF	H	R	ER	SO	BB	IBB	HBP	BLK	WP	HR	S	P	ERA	WHIP
Jim Perry, R ERA: 2.79	(1, 1)	7.0	L	29	7	3	3	4	0	1	0	0	0	0	36	40	3.86	1.000
Wayne Granger, R ERA: 2.92	(8, 1)	1.0		4	1	0	0	0	0	0	0	0	0	0	4	4	0.00	1.000

PITCHER	IP	WLS	BF	H	R	ER	SO	BB	IBB	HBP	BLK	WP	HR	S	P	ERA	WHIP

Minnesota Twins @ California Angels

Anaheim Stadium, Anaheim, CA

Sat Aug 12 1972, 10:05 PM EDT

Att. 8,935 - Cloudy - 72 F

livebaseballscorecards.com

Batter	1	2	3	4	5	6	7	8	9	AB	R	H	RBI	BB	SO	LOB
Jim Nettles, L (1, 8) OBP: 0.348, SLG: 0.274	0-0 3B 1B		0-0 S 1B 1B		SSS 0-3 ② K		SSS 0-3 ② K 1-2		SSS 0-3 ③ K	5	2	2	0	0	3	3
Rod Carew, L (1, 4) OBP: 0.363, SLG: 0.361	0-0 1-H SF9 3B		0-0 ② F8 1-2		0-0 ③ F7		0-0 ③ F7			4	1	1	1	0	0	3
Steve Braun, L (1, 5) OBP: 0.358, SLG: 0.380	0-0 ① SF9 3-H		BBBB 4-0 1B 1B BB			BBBB 4-0 1B 1B BB		BBBB 4-0 BB		0	1	0	1	3	0	0
Harmon Killebrew, R (1, 3) OBP: 0.384, SLG: 0.470 Steve Brye, R (8, 7) OBP: 0.269, SLG: 0.266	SSS 0-3 ② K		0-0 ③ 1-H 2-H 1B			0-0 ① F9		SSS 0-3 ① K		4 0	0 0	1 0	1 0	0 0	2 0	2 0
Rich Reese, L (1, 7) OBP: 0.313, SLG: 0.405 (8, 3)	0-0 ③ 4-3			SSS 0-3 ① K		0-0 1B 1-3 1B		0-0 ② F4		4	0	1	0	0	1	1
Danny Thompson, R (1, 6) OBP: 0.332, SLG: 0.390		0-0 ① 1-3		0-0 G6-4-3 1B		0-0 G5-4-3 1-2 3-H 1B		SSS 0-3 ③ K		4	0	2	1	0	1	1
Bobby Darwin, R (1, 9) OBP: 0.324, SLG: 0.434		0-0 ② 6-3		0-0 ② ③ G6-4-3 1-2f		0-0 ② ③ G5-4-3 1-2f			0-0 ① 5-3	4	0	0	0	0	0	3
Glenn Borgmann, R (1, 2) OBP: 0.313, SLG: 0.224		SSS 0-3 ③ K			0-0 ① 5-3		0-0 ① F7		0-0 ② F4	4	0	0	0	0	1	0
Dave Goltz, R (1, 1) OBP: 0.400, SLG: 0.250			SSS 0-3 ① K		0-0 1B		BBBB 4-0 WP BB		BBBB 4-0 BB	2	0	1	0	2	1	0

	AB	31
	R	4
	H	8
	RBI	4
	BB	5
	SO	9
	LOB	13

Inning Stats	1	2	3	4	5	6	7	8	9
	R: 2 E: 0 K: 1 S: 7	H: 2 LOB: 0 BB: 0 P: 7	R: 0 E: 0 K: 1 S: 5	H: 0 LOB: 0 BB: 0 P: 5	R: 1 E: 0 K: 1 S: 6	H: 2 LOB: 2 BB: 1 P: 10	R: 0 E: 0 K: 1 S: 5	H: 1 LOB: 0 BB: 0 P: 5	R: 0 E: 0 K: 1 S: 6	H: 1 LOB: 1 BB: 0 P: 6	R: 1 E: 0 K: 0 S: 4	H: 2 LOB: 1 BB: 1 P: 8	R: 0 E: 0 K: 1 S: 5	H: 0 LOB: 1 BB: 1 P: 9	R: 0 E: 0 K: 2 S: 7	H: 0 LOB: 1 BB: 1 P: 11	R: 0 E: 0 K: 1 S: 5	H: 0 LOB: 1 BB: 1 P: 9

	1B: 7	SF: 1
	2B: 0	SAC: 0
	3B: 1	DP: 2
	HR: 0	HBP: 0

	WP: 1	PA: 37
	PB: 0	
	SB: 1	
	CS: 0	

PITCHER		IP	WLS	BF	H	R	ER	SO	BB	IBB	HBP	BLK	WP	HR	S	P	ERA	WHIP
Andy Messersmith, R ERA: 3.47	(1, 1)	7.0	L	29	8	4	4	6	3	0	0	0	1	0	38	50	5.14	1.571
Lloyd Allen, R ERA: 3.3	(8, 1)	2.0		8	0	0	0	3	2	0	0	0	0	0	12	20	0.00	1.000

PITCHER	IP	WLS	BF	H	R	ER	SO	BB	IBB	HBP	BLK	WP	HR	S	P	ERA	WHIP

BOTTOM

Minnesota Twins @ California Angels

Anaheim Stadium, Anaheim, CA

Sat Aug 12 1972, 10:05 PM EDT

Att. 8,935 - Cloudy - 72 F

Batter	1	2	3	4	5	6	7	8	9	AB	R	H	RBI	BB	SO	LOB
Sandy Alomar Sr., S (1, 4) OBP: 0.314, SLG: 0.301	BBBB 4-0 S BB		x 0-0 ① 1-3		x 0-0 ① 1-3		x 0-0 1-2 1B		x 0-0 ③ G3	4	0	1	0	1	0	1
Leo Cardenas, R (1, 6) OBP: 0.282, SLG: 0.310	x 0-0 ① F8 1-2		x 0-0 ② 5-3		x 0-0 ② F7		x 0-0 ② F8			4	0	0	0	0	0	4
Vada Pinson, L (1, 8) OBP: 0.309, SLG: 0.359	x 0-0 ② F4		x 0-0 ③ F7		x 0-0 ③ 4-3		x 0-0 ③ 4-3			4	0	0	0	0	0	4
Bob Oliver, R (1, 3) OBP: 0.316, SLG: 0.435	x 0-0 ③ F8			x 0-0 ① F8		x 0-0 ① 6-3		x 0-0 ① F8		4	0	0	0	0	0	1
Andy Kosco, R (1, 7) OBP: 0.267, SLG: 0.423		x 0-0 ① 1-3		x 0-0 E 1B 1B		SSS 0-3 ② K2-3		x 0-0 ② F6		4	0	1	0	0	1	0
Ken McMullen, R (1, 5) OBP: 0.345, SLG: 0.394		x 0-0 ② 5-3		x 0-0 E 1-2 1B		BBBB 4-0 BB		x 0-0 ③ F8		3	0	1	0	1	0	0
Leroy Stanton, R (1, 9) OBP: 0.277, SLG: 0.375		x 0-0 1B		x 0-0 ② F9		SSS 0-3 ③ K			x 0-0 ① F9	4	0	1	0	0	1	3
Jeff Torborg, R (1, 2) OBP: 0.287, SLG: 0.247 John Stephenson, L (7, PH) OBP: 0.374, SLG: 0.388 (8, 2)		x 0-0 ③ F8		x 0-0 1-2 2-3 E6			x 0-0 ① 3-1		x 0-0 HR	2	0	0	0	0	0	3
										2	1	1	1	0	0	0
Andy Messersmith, R (1, 1) OBP: 0.240, SLG: 0.320 Curt Motton, R (7, PH) OBP: 0.267, SLG: 0.231 Lloyd Allen, R (8, 1) OBP: 0.125, SLG: 0.125 Jim Spencer, L (9, PH) OBP: 0.258, SLG: 0.269			x 0-0 2B	SSS 0-3 ③ K			x 0-0 1B 1B		x 0-0 ② F5	2	0	1	0	0	1	3
										1	0	1	0	0	0	0
										0	0	0	0	0	0	0
										1	0	0	0	0	0	0

	AB	35
	R	1
	H	7
	RBI	1
	BB	2
	SO	3
	LOB	19

livebaseballscorecards.com

Inning Stats	1	2	3	4	5	6	7	8	9
	R: 0 H: 0 E: 0 LOB: 1 K: 0 BB: 1 S: 3 P: 7	R: 0 H: 1 E: 0 LOB: 1 K: 0 BB: 0 S: 4 P: 4	R: 0 H: 1 E: 0 LOB: 1 K: 0 BB: 0 S: 4 P: 4	R: 0 H: 2 E: 1 LOB: 3 K: 1 BB: 0 S: 8 P: 8	R: 0 H: 0 E: 0 LOB: 0 K: 0 BB: 0 S: 3 P: 3	R: 0 H: 0 E: 0 LOB: 1 K: 2 BB: 1 S: 7 P: 11	R: 0 H: 2 E: 0 LOB: 2 K: 0 BB: 0 S: 5 P: 5	R: 0 H: 0 E: 0 LOB: 0 K: 0 BB: 0 S: 3 P: 3	R: 1 H: 1 E: 0 LOB: 0 K: 0 BB: 0 S: 4 P: 4

	1B: 5	SF: 0	WP: 0	PA: 37
	2B: 1	SAC: 0	PB: 0	
	3B: 0	DP: 0	SB: 1	
	HR: 1	HBP: 0	CS: 0	

PITCHER	IP	WLS	BF	H	R	ER	SO	BB	IBB	HBP	BLK	WP	HR	S	P	ERA	WHIP
Dave Goltz, R (1, 1) ERA: 1.26	9.0	W	37	7	1	1	3	2	0	0	0	0	1	41	49	1.00	1.000

PITCHER	IP	WLS	BF	H	R	ER	SO	BB	IBB	HBP	BLK	WP	HR	S	P	ERA	WHIP

Batter	1	2	3	4	5	6	7	8	9	AB	R	H	RBI	BB	SO	LOB
Jim Nettles, L (1, 8) OBP: 0.336, SLG: 0.262	S S S 0-3 ① K	S S S 0-3 ③ K			S S S 0-3 ② K		x 0-0 ① F8		x 0-0 ① 4-3	5	0	0	0	0	3	2
Rod Carew, L (1, 4) OBP: 0.366, SLG: 0.362	B B B B 4-0 S 1B BB		x 0-0 F9 S 1B		x 0-0 ③ 6-3		x 0-0 4-3 E 1B		x 0-0 ② F7	4	1	2	0	1	0	0
Steve Braun, L (1, 5) OBP: 0.359, SLG: 0.378	x 0-0 S 1-H 1B		x 0-0 ① F9 1-3			B B B B 4-0 BB BB 1B BB	x 0-0 ② 4-3 1-3		x 0-0 ③ 3-1	4	1	1	1	1	0	2
Harmon Killebrew, R (1, 3) OBP: 0.385, SLG: 0.467 Steve Brye, R (9, 7) OBP: 0.269, SLG: 0.266	x 0-0 ② P6 1-2		S S S 0-3 ② K			B B B B 4-0 1B BB 1-2 2B BB	I I I I 4-0 BB IBB			2	1	0	0	2	1	2
										0	0	0	0	0	0	0
Rich Reese, L (1, 7) (9, 3) OBP: 0.319, SLG: 0.398	x 0-0 ③ G3		x 0-0 ③ F7			B B B B 4-0 1B 1-2 2-3 2B BB	B B B B 4-0 1-2 BB			2	1	0	0	2	0	2
Danny Thompson, R (1, 6) OBP: 0.331, SLG: 0.388		S S S 0-3 ① K		S S S 0-3 ① K		x 0-0 2B 7-2 1-2 2-3 3-H 1B	x 0-0 ③ P4			4	0	1	1	0	2	3
Bobby Darwin, R (1, 9) OBP: 0.320, SLG: 0.429		x 0-0 ② 5-3		S S S 0-3 ② K		S S S 0-3 ① K		x 0-0 ① 5-3		4	0	0	0	0	2	3
Glenn Borgmann, R (1, 2) OBP: 0.321, SLG: 0.254		x 0-0 1B 1B		S S S 0-3 ③ K2-3		x 0-0 1-3 2-H 3-H 2B		x 0-0 ② 6-3		4	0	2	2	0	1	0
Dick Woodson, R (1, 1) OBP: 0.105, SLG: 0.089		x 0-0 1-2 1B			S S S 0-3 ① K	x 0-0 ② ③ 7-2 3-Hf		x 0-0 ③ F9		4	0	1	0	0	1	2
Inning Stats	R: 1 E: 0 K: 1 S: 6 H: 1 LOB: 1 BB: 1 P: 10	R: 0 E: 0 K: 2 S: 9 H: 2 LOB: 2 BB: 0 P: 9	R: 0 E: 0 K: 1 S: 6 H: 1 LOB: 1 BB: 0 P: 6	R: 0 E: 0 K: 3 S: 9 H: 0 LOB: 0 BB: 0 P: 9	R: 0 E: 0 K: 2 S: 7 H: 0 LOB: 0 BB: 0 P: 7	R: 3 E: 0 K: 1 S: 6 H: 2 LOB: 1 BB: 3 P: 18	R: 0 E: 1 K: 0 S: 4 H: 1 LOB: 3 BB: 2 P: 12	R: 0 E: 0 K: 0 S: 3 H: 0 LOB: 0 BB: 0 P: 3	R: 0 E: 0 K: 0 S: 3 H: 0 LOB: 0 BB: 0 P: 3	1B: 6 2B: 2 3B: 0 HR: 0 SF: 0 SAC: 0 DP: 1 HBP: 0				WP: 0 PB: 0 SB: 3 CS: 0	PA: 39	

TOP

Minnesota Twins @ California Angels

Anaheim Stadium, Anaheim, CA

Sun Aug 13 1972, 10:05 PM EDT

Att. 12,338 - Unknown

livebaseballscorecards.com

AB	33
R	4
H	7
RBI	4
BB	6
SO	10
LOB	16

PITCHER		IP	WLS	BF	H	R	ER	SO	BB	IBB	HBP	BLK	WP	HR	S	P	ERA	WHIP
Nolan Ryan, R ERA: 2.88	(1, 1)	5.0	L	24	5	4	4	9	4	0	0	0	0	0	38	54	7.20	1.800
Rickey Clark, R ERA: 4.59	(6, 1)	1.0		3	1	0	0	1	0	0	0	0	0	0	5	5	0.00	1.000
Steve Barber, L ERA: 2.59	(7, 1)	3.0		12	1	0	0	0	1	1	0	0	0	0	10	18	0.00	0.667

PITCHER	IP	WLS	BF	H	R	ER	SO	BB	IBB	HBP	BLK	WP	HR	S	P	ERA	WHIP

BOTTOM

Minnesota Twins @ California Angels

Anaheim Stadium, Anaheim, CA

Sun Aug 13 1972, 10:05 PM EDT

Att. 12,338 - Unknown

Batter	1	2	3	4	5	6	7	8	9	AB	R	H	RBI	BB	SO	LOB
Sandy Alomar Sr., S (1, 4) OBP: 0.313, SLG: 0.301	1-3		K			2B 4-3 1B		F8		4	1	1	0	0	1	0
Leo Cardenas, R (1, 6) OBP: 0.284, SLG: 0.314	1-3		1B			1-3 HR 2B		1-3		4	1	2	0	0	0	0
Vada Pinson, L (1, 7) OBP: 0.309, SLG: 0.361	2B		P4			4-3 3-H		F8		4	0	1	1	0	0	2
John Stephenson, L (1, 2) OBP: 0.361, SLG: 0.374	F9			F9		G3			3-1	4	0	0	0	0	0	2
Ken McMullen, R (1, 5) OBP: 0.346, SLG: 0.404		F9		F9		2-H HR			4-3 1B	4	1	2	2	0	0	0
Billy Parker, R (9, PR) OBP: 0.214, SLG: 0.125										0	0	0	0	0	0	0
Jim Spencer, L (1, 3) OBP: 0.254, SLG: 0.265		F9		4-3		F3			4-3 1-2	3	0	0	0	0	0	0
Steve Barber, L (7, 1) OBP: 0.357, SLG: 0.182										0	0	0	0	0	0	0
Winston Llenas, R (9, PH) OBP: 0.322, SLG: 0.345										1	0	0	0	0	0	1
Ken Berry, R (1, 8) OBP: 0.365, SLG: 0.407		1B			F8		G3		4-3	4	0	1	0	0	0	2
Leroy Stanton, R (1, 9) OBP: 0.274, SLG: 0.371		5-3			P4		K			3	0	0	0	0	1	1
Nolan Ryan, R (1, 1) OBP: 0.141, SLG: 0.190			6-3		K		F8			2	0	0	0	0	1	0
Rickey Clark, R (6, 1) OBP: 0.129, SLG: 0.100										0	0	0	0	0	0	0
Bob Oliver, R (7, 3) OBP: 0.315, SLG: 0.434										1	0	0	0	0	0	0

	AB	34
	R	3
	H	7
	RBI	3
	BB	0
	SO	3
	LOB	8

Inning Stats	1	2	3	4	5	6	7	8	9
	R: 0 H: 1 E: 0 LOB: 1 K: 0 BB: 0 S: 4 P: 4	R: 0 H: 1 E: 0 LOB: 1 K: 0 BB: 0 S: 4 P: 4	R: 0 H: 1 E: 0 LOB: 1 K: 1 BB: 0 S: 6 P: 6	R: 0 H: 0 E: 0 LOB: 0 K: 0 BB: 0 S: 3 P: 3	R: 0 H: 0 E: 0 LOB: 0 K: 1 BB: 0 S: 5 P: 5	R: 3 H: 3 E: 0 LOB: 0 K: 0 BB: 0 S: 6 P: 6	R: 0 H: 0 E: 0 LOB: 0 K: 1 BB: 0 S: 5 P: 5	R: 0 H: 0 E: 0 LOB: 0 K: 0 BB: 0 S: 3 P: 3	R: 0 H: 1 E: 0 LOB: 2 K: 0 BB: 0 S: 4 P: 4

	1B	4	SF	0	WP	0	PA	34
	2B	2	SAC	0	PB	0		
	3B	0	DP	0	SB	0		
	HR	1	HBP	0	CS	0		

PITCHER	IP	WLS	BF	H	R	ER	SO	BB	IBB	HBP	BLK	WP	HR	S	P	ERA	WHIP
Dick Woodson, R (1, 1) ERA: 2.57	9.0	W	34	7	3	3	3	0	0	0	0	0	1	40	40	3.00	0.778

PITCHER	IP	WLS	BF	H	R	ER	SO	BB	IBB	HBP	BLK	WP	HR	S	P	ERA	WHIP

livebaseballscorecards.com

Minnesota Twins @ Detroit Tigers

Tiger Stadium, Detroit, MI

Tue Aug 15 1972, 7:05 PM EDT

Att. 21,423 - Unknown - 66 F

TOP

livebaseballscorecards.com

Batter	1	2	3	4	5	6	7	8	9	10	11	12	13	AB	R	H	RBI	BB	SO	LOB
Jim Nettles, L (1, 8) OBP: 0.333, SLG: 0.258	F8		4-3	G3		FC4-6 1-2f 2-3			L8		BBBBB G1 BB		1B 1-3 FC1-3-2 2-H 1B	6	0	1	1	1	0	5
Rod Carew, L (1, 4) OBP: 0.365, SLG: 0.361	F7			1B FC 1B	1-3	K SSS			6-3		G1 1-2		2-3 FC1-3-2 3-H 1B	7	1	2	1	0	1	3
Steve Braun, L (1, 5) OBP: 0.363, SLG: 0.379 Steve Brye, R (9, PR) OBP: 0.266, SLG: 0.263 (9, 7)	F6			FC 1-3 1B 1B	BBBB 1B BB		K SSS		1B 1B 1B		F7		F5	4	1	2	0	1	1	0
														2	1	0	0	0	0	3
Harmon Killebrew, R (1, 3) OBP: 0.383, SLG: 0.463 Dan Monzon, R (9, PR) OBP: 0.346, SLG: 0.292 (9, 5) Charlie Manuel, L (11, PH) OBP: 0.250, SLG: 0.322 Eric Soderholm, R (11, 5) OBP: 0.243, SLG: 0.344		5-3		K SSS	K SSS		5-3		1B 1-2 1B		L7		FC1-3-2 1-2 3-H	5	0	1	0	0	2	3
														0	0	0	0	0	0	0
														1	0	0	0	0	0	1
														1	0	0	0	0	0	2
Rich Reese, L (1, 7) OBP: 0.326, SLG: 0.403 (9, 3)		K SSS		FC HBP 1B SF7 1-2 3-H	1B 1-3		FC5-4 1B		FC6-4 1-2 2-H 1B			F5		6	1	3	2	0	1	1
Danny Thompson, R (1, 6) OBP: 0.329, SLG: 0.385		F6		HBP 1B 1-2 2-H 1B	F7		FC5-4 1-2f		FC6-4 1-2f			F8		6	1	1	1	0	0	5
Bobby Darwin, R (1, 9) OBP: 0.318, SLG: 0.423		K SSS	1B 1-2 2-3 HBP			6-3		4-3		L6		6-3		5	0	0	0	0	1	0
Glenn Borgmann, R (1, 2) OBP: 0.322, SLG: 0.253		L5		SF7 3-H		BBBB FC4-6 E BB		6-3		F4			BB 1B 1B	4	1	1	1	1	0	0
Ray Corbin, R (1, 1) OBP: 0.176, SLG: 0.156 Wayne Granger, R (7, 1) OBP: 0.286, SLG: 0.429 Jim Strickland, L (7, 1) OBP: 0.667, SLG: 0.500 Rick Renick, R (8, PH) OBP: 0.263, SLG: 0.281 Dave LaRoche, L (8, 1) OBP: 0.333, SLG: 0.143		1B		1B 1-2 2-H 1B		E3 FC4-6 1-2		K SSS		K SSS			1B 1-2 1B BB	3	0	2	1	0	0	1
														0	0	0	0	0	0	0
														0	0	0	0	0	0	0
														1	0	0	0	0	1	0
														1	1	0	0	1	1	0
Inning Stats	R: 0 E: 0 K: 0 S: 3 H: 0 LOB: 0 BB: 0 P: 3	R: 0 E: 0 K: 1 S: 5 H: 0 LOB: 0 BB: 0 P: 5	R: 0 E: 0 K: 1 S: 6 H: 1 LOB: 1 BB: 0 P: 6	R: 4 E: 0 K: 1 S: 10 H: 4 LOB: 2 BB: 0 P: 11	R: 0 E: 0 K: 1 S: 6 H: 1 LOB: 2 BB: 1 P: 10	R: 0 E: 1 K: 1 S: 6 H: 0 LOB: 2 BB: 1 P: 10	R: 0 E: 0 K: 1 S: 6 H: 1 LOB: 1 BB: 0 P: 6	R: 0 E: 0 K: 1 S: 5 H: 0 LOB: 0 BB: 0 P: 5	R: 1 E: 0 K: 0 S: 6 H: 3 LOB: 2 BB: 0 P: 6	R: 0 E: 0 K: 1 S: 5 H: 0 LOB: 0 BB: 0 P: 5	R: 0 E: 0 K: 0 S: 3 H: 0 LOB: 1 BB: 1 P: 7	R: 0 E: 0 K: 0 S: 3 H: 0 LOB: 0 BB: 0 P: 3	R: 2 E: 0 K: 0 S: 5 H: 3 LOB: 1 BB: 1 P: 9	1B: 13 2B: 1 3B: 0 HR: 0	SF: 1 SAC: 0 DP: 1 HBP: 1		WP: 0 PB: 0 SB: 0 CS: 0	PA: 58	

	AB	52
	R	7
	H	13
	RBI	7
	BB	4
	SO	8
	LOB	24

PITCHER		IP	WLS	BF	H	R	ER	SO	BB	IBB	HBP	BLK	WP	HR	S	P	ERA	WHIP
Joe Coleman, R (1, 1) ERA: 2.57		3.2		18	5	4	4	3	0	0	1	0	0	0	23	24	9.82	1.364
Fred Scherman, L (4, 1) ERA: 2.87		0.1		1	0	0	0	0	0	0	0	0	0	0	1	1	0.00	0.000
John Hiller, L (5, 1) ERA: 2.66		2.0		10	1	0	0	2	2	0	0	0	0	0	12	20	0.00	1.500
Jim Foor, L (7, 1) ERA: 9.0		1.0		4	1	0	0	1	0	0	0	0	0	0	6	6	0.00	1.000
Chuck Seelbach, R (8, 1) ERA: 3.5		3.0		12	3	1	1	2	0	0	0	0	0	0	16	16	3.00	1.000

PITCHER		IP	WLS	BF	H	R	ER	SO	BB	IBB	HBP	BLK	WP	HR	S	P	ERA	WHIP
Lerrin LaGrow, R (11, 1) ERA: 2.84		2.0	L	10	2	2	2	0	2	0	0	0	0	0	8	16	9.00	2.000
Tom Timmermann, R (13, 1) ERA: 2.99		1.0		3	1	0	0	0	0	0	0	0	0	0	3	3	0.00	1.000

Batter	1	2	3	4	5	6	7	8	9	10	11	12	13	AB	R	H	RBI	BB	SO	LOB
Dick McAuliffe, L (1, 4) OBP: 0.346, SLG: 0.336	0-0 G6-4-3 1B		0-0 BB 1B		0-3 K	0-0 6-3		0-0 4-3			0-0 1B		0-3 K	5	0	2	0	0	1	0
Tony Taylor, R (11, PH) OBP: 0.335, SLG: 0.401 (12, 4)														2	0	1	0	0	1	0
Aurelio Rodriguez, R (1, 5) OBP: 0.271, SLG: 0.344	0-0 G6-4-3 1-2f		0-0 BB 1-2 1B		0-0 1B		0-3 K	0-0 1-3			0-3 K		0-3 K	7	0	2	0	0	3	2
Willie Horton, R (1, 7) OBP: 0.293, SLG: 0.388	4-0 BB		4-0 BB 1-2 2-3		0-0 F8		4-0 E 1B BB	0-0 4-3			0-0 F8			3	1	0	0	3	0	2
Norm Cash, L (1, 3) OBP: 0.322, SLG: 0.488	0-0 F7		0-0 G3		0-0 F8		0-0 BB E 1-2 1B 1B		0-0 F9		0-0 F4			6	1	1	0	0	0	6
Bill Freehan, R (1, 2) OBP: 0.350, SLG: 0.378		0-3 K		0-3 K		4-0 1B HR BB	0-0 E7 1B BB 1-2 2-H		0-0 K 1B			0-0 F1		5	1	1	0	1	2	1
Jim Northrup, L (1, 9) OBP: 0.327, SLG: 0.358	0-0 4-3		0-0 1B 1B		0-0 1-3 HR 1B	4-0 1B 1-2 2-3 BB			0-3 K 1-2			0-3 K		5	1	2	0	1	2	1
Mickey Stanley, R (1, 8) OBP: 0.278, SLG: 0.431	0-0 4-3		0-3 K		0-0 1-H 3-H HR	0-0 1-2 2-3 3-H 1B			0-0 F5			0-0 L7		6	1	2	4	0	1	1
Ed Brinkman, R (1, 6) OBP: 0.246, SLG: 0.274	0-3 K		0-0 1-3 1B		0-0 1-3		0-0 F9		0-0 6-3				0-0 F5	6	0	1	0	0	1	3
Joe Coleman, R (1, 1) ERA: 2.57 WHIP: 1.286 SLG: 0.333	0-0 4-3		0-0 F7		0-3 K	0-0 F7		0-3 K	0-0 F9				0-0 HR	1 0 0 0 0 0 0 0 0 0 0 0 0 0 0 0 1 0 0 0 0 0 2 0 0 0 0 0 0 0 0 0 1 0 0 0 0 0 0 0 0 0 0 0 0 0 0 0 1 0 0 0 0 1 3 0 0 0 0 0 0 0 0 0 1 0 0 0 0 0 0 0 0 0 0 0 0 0 0 0 1 1 1 1 0 0 0 0							
Fred Scherman, L (8, 1) ERA: 1.80 WHIP: 0.900 SLG: 0.143																				
Duke Sims, L (4, PR) ERA: 7.94 WHIP: 2.647 SLG: 0.667																				
John Hiller, R (6, 1) ERA: 2.70 WHIP: 1.200 SLG: 0.000																				
John Kroh, L (8, PH) ERA: 0.00 WHIP: 0.000 SLG: 0.000																				
Jim Foor, L (7, 1) ERA: 0.00 WHIP: 0.000 SLG: 0.000																				
Al Kaline, R (7, PH) ERA: 1.80 WHIP: 0.900 SLG: 0.143																				
Chuck Seelbach, R (8, 1) ERA: 0.00 WHIP: 0.000 SLG: 0.000																				
Ike Brown, R (10, PH) ERA: 0.00 WHIP: 0.000 SLG: 0.000																				
Lerrin LaGrow, R (11, 1) ERA: 0.00 WHIP: 0.000 SLG: 0.000																				
Tom Timmermann, R (13, 1) ERA: 0.00 WHIP: 0.000 SLG: 0.000																				
Gates Brown, L (10, PH) ERA: 0.00 WHIP: 0.000 SLG: 0.000																				
Inning Stats	R: 0 E: 0 K: 0 S: 3 H: 1 LOB: 1 BB: 1 P: 7	R: 0 E: 0 K: 1 S: 5 H: 0 LOB: 0 BB: 0 P: 5	R: 0 E: 0 K: 1 S: 7 H: 2 LOB: 3 BB: 1 P: 11	R: 0 E: 0 K: 2 S: 9 H: 2 LOB: 2 BB: 0 P: 9	R: 0 E: 0 K: 1 S: 6 H: 1 LOB: 1 BB: 0 P: 6	R: 3 E: 0 K: 0 S: 5 H: 2 LOB: 0 BB: 1 P: 9	R: 2 E: 1 K: 2 S: 10 H: 2 LOB: 3 BB: 2 P: 18	R: 0 E: 0 K: 0 S: 3 H: 0 LOB: 0 BB: 0 P: 3	R: 0 E: 0 K: 1 S: 5 H: 1 LOB: 0 BB: 0 P: 5	R: 0 E: 0 K: 0 S: 3 H: 0 LOB: 0 BB: 0 P: 3	R: 0 E: 0 K: 1 S: 6 H: 1 LOB: 1 BB: 0 P: 6	R: 0 E: 0 K: 1 S: 5 H: 0 LOB: 0 BB: 0 P: 5	R: 1 E: 0 K: 2 S: 8 H: 1 LOB: 0 BB: 0 P: 8	1B: 11 2B: 0 3B: 0 HR: 2	SF: 0 SAC: 0 DP: 1 HBP: 0	WP: 0 PB: 0 SB: 0 CS: 0	PA: 56						

PITCHER		IP	WLS	BF	H	R	ER	SO	BB	IBB	HBP	BLK	WP	HR	S	P	ERA	WHIP
Ray Corbin, R ERA: 2.56	(1, 1)	6.1		31	9	5	5	6	4	0	0	0	0	1	39	55	7.11	2.053
Wayne Granger, R ERA: 2.92	(7, 1)	0.0		3	1	0	0	0	1	0	0	0	0	0	2	6	∞	∞
Jim Strickland, L ERA: 2.19	(7, 1)	0.2		2	0	0	0	1	0	0	0	0	0	0	4	4	0.00	0.000
Dave LaRoche, L ERA: 2.79	(8, 1)	6.0	W	20	3	1	1	5	0	0	0	0	0	1	30	30	1.50	0.500

PITCHER	IP	WLS	BF	H	R	ER	SO	BB	IBB	HBP	BLK	WP	HR	S	P	ERA	WHIP

BOTTOM

Minnesota Twins @ Detroit Tigers

Tiger Stadium, Detroit, MI

Tue Aug 15 1972, 7:05 PM EDT

Att. 21,423 - Unknown - 66 F

livebaseballscorecards.com

AB	51
R	6
H	13
RBI	5
BB	5
SO	12
LOB	21

Minnesota Twins @ Detroit Tigers

Tiger Stadium, Detroit, MI

Thu Aug 17 1972, 7:05 PM EDT

Unknown

TOP

livebaseballscorecards.com

Batter	1	2	3	4	5	6	7	8	9	AB	R	H	RBI	BB	SO	LOB
Steve Brye, R (1, 8) OBP: 0.271, SLG: 0.274	F8 HBP WP 1B		F7		FC6-5 2B		L5-3			4	1	2	0	0	0	1
Rod Carew, L (1, 4) OBP: 0.366, SLG: 0.363	S HBP		6-3		FC6-5			1B 2B		3	0	1	0	0	0	1
Harmon Killebrew, R (1, 3) OBP: 0.381, SLG: 0.470 Rich Reese, L (8, 3) OBP: 0.326, SLG: 0.403	F8		HR		L7			L5-3		4 0	1 0	1 0	1 0	0 0	0 0	4 0
Bobby Darwin, R (1, 9) OBP: 0.320, SLG: 0.423	K		5-3			BB FC3-6		1B		3	0	1	0	1	1	1
Steve Braun, L (1, 5) OBP: 0.358, SLG: 0.374	F8			K		FC3-6 G5-4-3		K		4	0	0	0	0	2	4
Rick Renick, R (1, 7) OBP: 0.263, SLG: 0.269		5-3		BB FC5-4		G5-4-3		F5		3	0	0	0	1	0	3
Danny Thompson, R (1, 6) OBP: 0.326, SLG: 0.381		4-3		FC5-4 FC6-4			K		F8	4	0	0	0	0	1	1
Glenn Borgmann, R (1, 2) OBP: 0.319, SLG: 0.253		1B		FC6-4			L4-3		L6-3	4	0	1	0	0	0	1
Jim Perry, S (1, 1) OBP: 0.233, SLG: 0.214 Jim Strickland, L (2, 1) OBP: 0.667, SLG: 0.500 Dan Monzon, R (5, PH) OBP: 0.333, SLG: 0.280 Bob Gebhard, R (5, 1) George Mitterwald, R (9, PH) OBP: 0.202, SLG: 0.203		F5			L4		BB		F2	1 0 1 0 1	0 0 0 0 0	0 0 0 0 0	0 0 0 0 0	0 0 0 1 0	0 0 0 0 0	1 0 0 0 0
Inning Stats	R: 1 H: 1 E: 0 LOB: 1 K: 1 BB: 0 S: 6 P: 7	R: 0 H: 1 E: 0 LOB: 1 K: 0 BB: 0 S: 4 P: 4	R: 1 H: 1 E: 0 LOB: 0 K: 0 BB: 0 S: 4 P: 4	R: 0 H: 0 E: 0 LOB: 1 K: 1 BB: 1 S: 5 P: 9	R: 0 H: 1 E: 0 LOB: 1 K: 0 BB: 0 S: 4 P: 4	R: 0 H: 0 E: 0 LOB: 0 K: 0 BB: 1 S: 2 P: 6	R: 0 H: 0 E: 0 LOB: 1 K: 1 BB: 1 S: 5 P: 9	R: 0 H: 2 E: 0 LOB: 2 K: 1 BB: 0 S: 7 P: 7	R: 0 H: 0 E: 0 LOB: 0 K: 0 BB: 0 S: 3 P: 3	1B: 3 SF: 0 2B: 2 SAC: 0 3B: 0 DP: 1 HR: 1 HBP: 1						WP: 1 PA: 36 PB: 0 SB: 1 CS: 0

	AB	32
	R	2
	H	6
	RBI	1
	BB	3
	SO	4
	LOB	17

PITCHER	IP	WLS	BF	H	R	ER	SO	BB	IBB	HBP	BLK	WP	HR	S	P	ERA	WHIP
Woodie Fryman, L (1, 1) ERA: 3.6	9.0	W	36	6	2	2	4	3	0	1	0	1	1	40	53	2.00	1.000

PITCHER	IP	WLS	BF	H	R	ER	SO	BB	IBB	HBP	BLK	WP	HR	S	P	ERA	WHIP

Minnesota Twins @ Detroit Tigers

Tiger Stadium, Detroit, MI

Thu Aug 17 1972, 7:05 PM EDT

Unknown

livebaseballscorecards.com

BOTTOM

Batter	1	2	3	4	5	6	7	8	9	AB	R	H	RBI	BB	SO	LOB
Dick McAuliffe, L (1, 4) OBP: 0.353, SLG: 0.345 Aurelio Rodriguez, R (8, 5) OBP: 0.271, SLG: 0.344	F7	IBB	G6-4-3		1B		L8-4	2B		4 0	1 0	3 0	0 0	1 0	0 0	0 0
Tony Taylor, R (1, 5) OBP: 0.343, SLG: 0.400 (8, 4) John Knox, L (9, 4) OBP: 0.222, SLG: 0.250	BB	1B 1-2 2-3 3-H	G6-4-3 1-2f		K		L8-4	BB		3 0	1 0	1 0	1 0	2 0	1 0	3 0
Gates Brown, L (1, 7) OBP: 0.312, SLG: 0.409 Al Kaline, R (7, 3) OBP: 0.345, SLG: 0.412	F2	BB 1B 1-3 2-H 3-H		BB E		G3	L8-4 1-2 2-3			3 1	2 0	1 0	2 0	1 0	0 0	1 2
Norm Cash, L (1, 3) OBP: 0.324, SLG: 0.487 Ike Brown, R (7, 7) OBP: 0.395, SLG: 0.439	G3	BB 1-2 3-H		F9		1B BB		HR		3 1	2 1	1 1	1 0	1 0	0 0	2 0
Duke Sims, L (1, 2) OBP: 0.310, SLG: 0.312	1B BB G3 BB 1B BB			FC4-6 1-2		1B 1-2 SF8		1-H HR		2	3	2	2	3	0	0
Jim Northrup, L (1, 9) OBP: 0.328, SLG: 0.358	F6 1B			FC4-6 1-2f 2-H		SF8 1-3 2-H		3-1		5	0	2	3	0	0	2
Mickey Stanley, R (1, 8) OBP: 0.277, SLG: 0.427	G3 1B 1-2 1B BB F3			F5		SF8 1-2 3-H		5-3		3	1	0	1	1	0	3
Ed Brinkman, R (1, 6) OBP: 0.248, SLG: 0.278	1B G3 1B 1-2 2-3		E6 1B SH2-4		5-3	5-3		2B		5	1	2	0	0	0	1
Woodie Fryman, R (1, 1) OBP: 0.146, SLG: 0.174	G3 1-2 2-3 3-H		SH2-4 1-2		F4		4-3	L5		4	0	0	1	0	0	3
Inning Stats	R: 0 E: 0 K: 0 S: 3 H: 0 LOB: 1 BB: 1 P: 7	R: 7 E: 0 K: 0 S: 8 H: 5 LOB: 2 BB: 4 P: 24	R: 0 E: 1 K: 0 S: 4 H: 1 LOB: 1 BB: 0 P: 4	R: 1 E: 1 K: 0 S: 3 H: 0 LOB: 1 BB: 2 P: 11	R: 0 E: 0 K: 1 S: 6 H: 1 LOB: 1 BB: 0 P: 6	R: 2 E: 0 K: 0 S: 5 H: 2 LOB: 1 BB: 1 P: 9	R: 0 E: 0 K: 0 S: 3 H: 1 LOB: 1 BB: 1 P: 7	R: 2 E: 0 K: 0 S: 6 H: 3 LOB: 1 BB: 0 P: 6		1B: 10 2B: 3 3B: 0 HR: 1 SF: 1 SAC: 1 DP: 2 HBP: 0					WP: 0 PB: 0 SB: 0 CS: 0 PA: 45	

	AB	34
	R	12
	H	13
	RBI	11
	BB	9
	SO	1
	LOB	17

PITCHER		IP	WLS	BF	H	R	ER	SO	BB	IBB	HBP	BLK	WP	HR	S	P	ERA	WHIP
Jim Perry, R ERA: 3.14	(1, 1)	1.2	L	14	4	7	7	0	4	1	0	0	0	0	9	29	37.80	4.800
Jim Strickland, L ERA: 2.0	(2, 1)	2.1		11	2	1	0	0	2	0	0	0	0	0	9	17	0.00	1.714
Bob Gebhard, R ERA: 8.14	(5, 1)	4.0		20	7	4	4	1	2	0	0	0	0	1	20	28	9.00	2.250

PITCHER	IP	WLS	BF	H	R	ER	SO	BB	IBB	HBP	BLK	WP	HR	S	P	ERA	WHIP

Batter	1	2	3	4	5	6	7	8	9	10	AB	R	H	RBI	BB	SO	LOB
Jim Nettles, L (1, 8) OBP: 0.333, SLG: 0.284	3-1	4-1 1-2 3-H		HR	F2		K			FC6-4 1B	6	1	2	2	0	1	3
Rod Carew, L (1, 4) OBP: 0.368, SLG: 0.366	K	E7 1B 2-H 1B		1-3 1B 1B		6-3	1-2 2-H 1B			FC6-4 1B 1-2f SF7	6	3	3	1	0	1	1
Steve Braun, L (1, 5) OBP: 0.361, SLG: 0.376	BB 1B 1B	2-H 1B		F7		F9		K		1-3 1B	6	1	3	1	0	1	1
Rich Reese, L (1, 3) OBP: 0.327, SLG: 0.398	1B 1-2 BB	L6		1-3 1-2		1B 1B		4-3		SF7 3-H	4	0	1	1	1	0	2
Danny Thompson, R (1, 6) OBP: 0.330, SLG: 0.382	1-3 2-H 1B		1-3	1B IBB		1-2 1B		BB		1-3	4	0	2	1	2	0	1
Charlie Manuel, L (1, 9) OBP: 0.258, SLG: 0.319 Cesar Tovar, R (8, 9) OBP: 0.323, SLG: 0.313	G3		1-3 HBP	1-3 2-H 1B		F9		F9			4 0	0 0	1 0	1 0	0 0	0 0	5 0
Steve Brye, R (1, 7) OBP: 0.269, SLG: 0.272		1B 4-1 1B	1-3 1-2	F7			K		4-3		5	1	1	0	0	1	3
George Mitterwald, R (1, 2) OBP: 0.217, SLG: 0.213		4-1 1-3 E 1B	IBB	4-3			SH 1B 1B		F4		4	1	2	0	1	0	0
Dave Goltz, R (1, 1) OBP: 0.286, SLG: 0.167 Wayne Granger, R (9, 1) OBP: 0.286, SLG: 0.429 Jim Strickland, L (9, 1) OBP: 0.667, SLG: 0.500	K	4-3			K		SH 1B 1-2		K		4 0 0	0 0 0	0 0 0	0 0 0	0 0 0	3 0 0	4 0 0
Inning Stats	R: 1 H: 2 E: 0 LOB: 2 K: 1 BB: 1 S: 7 P: 11	R: 3 H: 4 E: 1 LOB: 1 K: 1 BB: 0 S: 9 P: 9	R: 0 H: 0 E: 0 LOB: 2 K: 0 BB: 1 S: 3 P: 8	R: 2 H: 3 E: 0 LOB: 2 K: 0 BB: 1 S: 6 P: 10	R: 0 H: 0 E: 0 LOB: 0 K: 1 BB: 0 S: 5 P: 5	R: 0 H: 2 E: 0 LOB: 2 K: 0 BB: 0 S: 5 P: 5	R: 0 H: 2 E: 0 LOB: 3 K: 2 BB: 0 S: 9 P: 9	R: 0 H: 0 E: 0 LOB: 1 K: 1 BB: 1 S: 5 P: 9	R: 0 H: 0 E: 0 LOB: 0 K: 1 BB: 0 S: 5 P: 5	R: 1 H: 2 E: 0 LOB: 1 K: 0 BB: 0 S: 5 P: 5	1B: 14 SF: 1 2B: 0 SAC: 1 3B: 0 DP: 0 HR: 1 HBP: 1						

PITCHER	IP	WLS	BF	H	R	ER	SO	BB	IBB	HBP	BLK	WP	HR	S	P	ERA	WHIP
Bill Slayback, R (1, 1) ERA: 2.62	1.2		11	5	4	3	2	1	0	0	0	0	0	14	18	16.20	3.600
Fred Scherman, L (2, 1) ERA: 2.82	1.1		7	1	0	0	0	0	1	1	0	0	0	5	10	0.00	0.750
Jim Foor, L (4, 1) ERA: 16.2	0.2		6	3	2	2	0	0	1	0	0	0	1	5	9	27.00	4.500
Tom Timmermann, R (4, 1) ERA: 2.96	1.1		4	0	0	0	1	0	0	0	0	0	0	6	6	0.00	0.000
John Hiller, L (6, 1) ERA: 2.45	2.0		10	4	0	0	2	0	0	0	0	0	0	14	14	0.00	2.000

PITCHER	IP	WLS	BF	H	R	ER	SO	BB	IBB	HBP	BLK	WP	HR	S	P	ERA	WHIP
Lerrin LaGrow, R (8, 1) ERA: 2.16	2.0		7	0	0	0	2	1	0	0	0	0	0	10	14	0.00	0.500
Chuck Seelbach, R (10, 1) ERA: 3.57	1.0	L	5	2	1	1	0	0	0	0	0	0	0	5	5	9.00	2.000

TOP

Minnesota Twins @ Detroit Tigers

Tiger Stadium, Detroit, MI

Thu Aug 17 1972, 7:05 PM EDT

Att. 20,533 - Unknown

livebaseballscorecards.com

AB	43
R	7
H	15
RBI	7
BB	4
SO	7
LOB	20

WP: 0 PA: 50
PB: 0
SB: 0
CS: 0

Minnesota Twins @ Detroit Tigers

Tiger Stadium, Detroit, MI

Thu Aug 17 1972, 7:05 PM EDT

Att. 20,533 - Unknown

livebaseballscorecards.com

Batter	1	2	3	4	5	6	7	8	9	10	AB	R	H	RBI	BB	SO	LOB
Dick McAuliffe, L (1, 4) (10, 6) OBP: 0.356, SLG: 0.349	S S S 0-3 K ①		x 0-0 G4-6-3 ② ③ 1-2f		x 0-0 2B			B B B B 4-0 BB	B B B B 4-0 1B 1-2 2-3 3-H BB		3	0	1	1	2	1	1
Bill Freehan, R (1, 2) OBP: 0.351, SLG: 0.379	x 0-0 F5 ②			x 0-0 E 1B 4-3 1B	x 0-0 5-3 ③			x 0-0 F7 ①	x 0-0 G4-3 1B 1-2 2-H 3-H		5	1	2	2	0	0	2
Gates Brown, L (1, 7) OBP: 0.310, SLG: 0.403	x 0-0 6-3 ③			x 0-0 4-3 E 1-2 SF8 1B		x 0-0 F8 ①		x 0-0 F8 ②	x 0-0 G4-3 ② ③ 1-2f		5	1	1	0	0	0	3
Norm Cash, L (1, 3) OBP: 0.323, SLG: 0.481		B B B B 4-0 FC4-6 BB		x 0-0 E6 4-3 1-2 2-3		x 0-0 F6 ②		x 0-0 L4 ③		x 0-0 F8 ①	4	0	0	0	1	0	3
Jim Northrup, L (1, 9) OBP: 0.329, SLG: 0.369		x 0-0 FC4-6 FC5-4 ① 1-2f		x 0-0 4-3 ① 1-2 2-3 3-H		x 0-0 1B			x 0-0 HR	x 0-0 3-1 ②	5	1	2	2	0	0	3
Mickey Stanley, R (1, 8) OBP: 0.275, SLG: 0.424		x 0-0 F7 ②		x 0-0 SF8 ② 3-H		S S S 0-3 K ③			x 0-0 1B BB BB 1B	x 0-0 6-3 ③	4	1	1	1	0	1	2
Aurelio Rodriguez, R (1, 5) OBP: 0.268, SLG: 0.341		x 0-0 FC5-4 ③ 1-2f		x 0-0 1-3 ③			x 0-0 F9 ①		x 0-0 F7 ①		4	0	0	0	0	0	3
Ed Brinkman, R (1, 6) OBP: 0.246, SLG: 0.276 Duke Sims, L (9, PH) OBP: 0.313, SLG: 0.312 Chuck Seelbach, R (10, 1) OBP: 0.333, SLG: 0.214			x 0-0 E1 FC6-4		x 0-0 F8 ①		x 0-0 F8 ②		B B B B 4-0 BB 1B 1-2 1B BB		3 0 0	0 1 0	0 0 0	0 0 0	0 1 0	0 0 0	0 0 0
Bill Slayback, R (1, 1) OBP: 0.188, SLG: 0.188 Fred Scherman, L (2, 1) OBP: 0.182, SLG: 0.705 John Knox, R (3, PH) OBP: 0.250, SLG: 0.222 Jim Foor, L (4, 1) Tom Timmermann, R (4, 1) OBP: 0.000, SLG: 0.000 Tom Haller, L (5, PH) OBP: 0.391, SLG: 0.552 John Hiller, R (6, 1) Willie Horton, R (7, PH) OBP: 0.263, SLG: 0.296 Lerrin LaGrow, R (8, 1) Al Kaline, R (9, PH) OBP: 0.343, SLG: 0.415 Tony Taylor, R (9, PH) OBP: 0.343, SLG: 0.400			x 0-0 FC6-4 G4-6-3 ① 1-2f		x 0-0 F8 ②		x 0-0 G3 ③		x 0-0 BB 1B 1-2 2-3 1B		0 0 1 0 0 1 0 0 1 0 1 0	0 0 0 0 0 0 0 0 0 0 0 1	0 0 0 0 0 0 0 0 0 0 0 0	0 0 0 0 0 0 0 0 0 0 0 0	0 0 1 0 0 0 0 0 0 0 0 0	0 0 0 0 0 0 0 0 0 0 0 0	0 0 1 0 0 0 0 0 0 0 0 0
Inning Stats	R: 0 H: 0 E: 0 LOB: 0 K: 1 BB: 0 S: 5 P: 5	R: 0 H: 0 E: 0 LOB: 1 K: 0 BB: 1 S: 3 P: 7	R: 0 H: 0 E: 1 LOB: 0 K: 0 BB: 0 S: 3 P: 3	R: 2 H: 2 E: 1 LOB: 1 K: 0 BB: 0 S: 6 P: 6	R: 0 H: 1 E: 0 LOB: 1 K: 0 BB: 0 S: 4 P: 4	R: 0 H: 1 E: 0 LOB: 1 K: 1 BB: 0 S: 6 P: 6	R: 0 H: 0 E: 0 LOB: 0 K: 0 BB: 0 S: 3 P: 3	R: 0 H: 0 E: 0 LOB: 1 K: 0 BB: 1 S: 3 P: 7	R: 4 H: 4 E: 0 LOB: 2 K: 0 BB: 2 S: 6 P: 14	R: 0 H: 0 E: 0 LOB: 0 K: 0 BB: 0 S: 3 P: 3	1B: 6 2B: 1 3B: 0 HR: 1	SF: 1 SAC: 0 DP: 2 HBP: 0						

PITCHER		IP	WLS	BF	H	R	ER	SO	BB	IBB	HBP	BLK	WP	HR	S	P	ERA	WHIP
Dave Goltz, R	(1, 1)	8.0		33	6	4	3	2	2	0	0	0	0	1	35	43	3.38	1.000
ERA: 1.72																		
Wayne Granger, R	(9, 1)	0.1		3	1	0	0	0	1	0	0	0	0	0	2	6	0.00	6.000
ERA: 3.19																		
Jim Strickland, L	(9, 1)	1.2	W	6	1	2	2	0	1	0	0	0	0	0	5	9	10.80	1.200
ERA: 1.88																		

PITCHER	IP	WLS	BF	H	R	ER	SO	BB	IBB	HBP	BLK	WP	HR	S	P	ERA	WHIP

AB	37
R	6
H	8
RBI	6
BB	4
SO	2
LOB	18

WP: 0 PA: 42
PB: 0
SB: 0
CS: 0

Batter	1	2	3	4	5	6	7	8	9	AB	R	H	RBI	BB	SO	LOB
Steve Brye, R (1, 8) (8, 7) OBP: 0.272, SLG: 0.275	6-3		FC6-4 1-2f		1B 1-2 1B		FC4-6 1B		4-3	5	0	2	0	0	0	1
Rod Carew, L (1, 4) OBP: 0.371, SLG: 0.376	5-3			E SF9 2B	1-2 2-H 1B		FC4-6 1-2f		3B	5	1	3	1	0	0	1
Harmon Killebrew, R (1, 3) OBP: 0.377, SLG: 0.465 Rich Reese, L (7, 3) OBP: 0.324, SLG: 0.396	F9			SF9 2-H	5-3		F7		F5	3 1	0 0	0 0	1 0	0 0	0 0	3 1
Bobby Darwin, R (1, 9) OBP: 0.322, SLG: 0.426 Cesar Tovar, R (7, 9) OBP: 0.323, SLG: 0.313		5-3		FC6-5 2B		1B 4-3 S 1B	K			4 0	1 0	2 0	0 0	0 0	1 0	1 0
Steve Braun, L (1, 5) OBP: 0.359, SLG: 0.375		6-3		F8		K 1-2 1B		FC5-4 1B		4	0	1	0	0	1	2
Rick Renick, R (1, 7) OBP: 0.262, SLG: 0.268 Jim Nettles, L (8, 8) OBP: 0.333, SLG: 0.284		K		FC6-5 2-3		4-3 2-3 1B		K		4 0	0 0	1 0	0 0	0 0	2 0	2 0
Danny Thompson, R (1, 6) OBP: 0.330, SLG: 0.381			FC4-6 1B		6-3		4-3 1-2 3-H		FC5-4 FC5-4 1-2f	4	0	1	1	0	0	2
Glenn Borgmann, R (1, 2) OBP: 0.327, SLG: 0.256			FC4-6 FC6-4 1-2f		FC6-4 1B		IBB		FC5-4 1-2f	3	0	1	0	1	0	2
Dick Woodson, R (1, 1) OBP: 0.098, SLG: 0.083			K		FC6-4 1B 1-2f 1B		1-3		K	4	1	0	0	0	2	4

TOP

Minnesota Twins @ Baltimore Orioles
Memorial Stadium, Baltimore, MD
Fri Aug 18 1972, 7:05 PM EDT
Att. 12,592 - Unknown

livebaseballscorecards.com

AB	37
R	3
H	11
RBI	3
BB	1
SO	6
LOB	19

Inning Stats	1	2	3	4	5	6	7	8	9
	R: 0 E: 0 K: 0 S: 3	H: 0 LOB: 0 BB: 0 P: 3	R: 0 E: 0 K: 1 S: 5	H: 0 LOB: 0 BB: 0 P: 5	R: 0 E: 0 K: 1 S: 6	H: 1 LOB: 1 BB: 0 P: 6	R: 1 E: 1 K: 0 S: 5	H: 2 LOB: 1 BB: 0 P: 5	R: 1 E: 0 K: 0 S: 6	H: 3 LOB: 2 BB: 0 P: 6	R: 1 E: 0 K: 1 S: 7	H: 2 LOB: 2 BB: 1 P: 11	R: 0 E: 0 K: 1 S: 6	H: 1 LOB: 1 BB: 0 P: 6	R: 0 E: 0 K: 1 S: 6	H: 1 LOB: 1 BB: 0 P: 6	R: 0 E: 0 K: 1 S: 6	H: 1 LOB: 1 BB: 0 P: 6

| | | |

BOTTOM

Minnesota Twins @ Baltimore Orioles

Memorial Stadium, Baltimore, MD

Fri Aug 18 1972, 7:05 PM EDT

Att. 12,592 - Unknown

livebaseballscorecards.com

Batter	1	2	3	4	5	6	7	8	9	AB	R	H	RBI	BB	SO	LOB
Mark Belanger, R (1, 6) OBP: 0.247, SLG: 0.253	F4		F9		1B (1-2)		F9			4	0	1	0	0	0	1
Johnny Oates, L (1, 2) OBP: 0.357, SLG: 0.411	4-3		F8		4-3			G3		4	0	0	0	0	0	2
Bobby Grich, R (1, 4) OBP: 0.348, SLG: 0.437	5-3			BB (BBBB)		F8		F8		3	0	0	0	1	0	0
Boog Powell, L (1, 3) OBP: 0.337, SLG: 0.418		2B; SF9; BB (BBBB)		K (SSS)		6-3		FC6-4; 1B		3	1	1	0	1	1	1
Don Baylor, R (1, 7) OBP: 0.338, SLG: 0.446		4-3; 1-3; 2B		K (SSS)		FC5-4; 1B		FC6-4; 1-2f		4	0	2	0	0	1	2
Brooks Robinson, R (1, 5) OBP: 0.301, SLG: 0.347		SF9; 3-H		F8		FC5-4; 1-2f			F7	3	0	0	1	0	0	2
Terry Crowley, L (1, 9) OBP: 0.312, SLG: 0.408		4-3; 2-3			F9		BB (BBBB)		F9	3	0	0	0	1	0	1
Paul Blair, R (1, 8) OBP: 0.246, SLG: 0.319		1-6-3			F7		K (SSS)		F7	4	0	0	0	0	1	2
Dave McNally, R (1, 1) OBP: 0.194, SLG: 0.234			K (SSS)		1B		K (SSS)			2	0	1	0	0	1	0
Don Buford, S (7, PH) OBP: 0.335, SLG: 0.262										1	0	0	0	0	1	1
Eddie Watt, R (8, 1)										0	0	0	0	0	0	0

Inning Stats	1	2	3	4	5	6	7	8	9
	R: 0 H: 0 E: 0 LOB: 0 K: 0 BB: 0 S: 3 P: 3	R: 1 H: 1 E: 0 LOB: 1 K: 0 BB: 1 S: 4 P: 8	R: 0 H: 0 E: 0 LOB: 0 K: 1 BB: 0 S: 5 P: 5	R: 0 H: 0 E: 0 LOB: 1 K: 2 BB: 1 S: 7 P: 11	R: 0 H: 2 E: 0 LOB: 2 K: 0 BB: 0 S: 5 P: 5	R: 0 H: 1 E: 0 LOB: 1 K: 0 BB: 0 S: 4 P: 4	R: 0 H: 0 E: 0 LOB: 1 K: 2 BB: 1 S: 7 P: 11	R: 0 H: 1 E: 0 LOB: 1 K: 0 BB: 0 S: 4 P: 4	R: 0 H: 0 E: 0 LOB: 0 K: 0 BB: 0 S: 3 P: 3

AB	31
R	1
H	5
RBI	1
BB	3
SO	5
LOB	12

		1B	SF	WP	PA
		2B	SAC	PB	
		3B	DP	SB	
		HR	HBP	CS	

PITCHER	IP	WLS	BF	H	R	ER	SO	BB	IBB	HBP	BLK	WP	HR	S	P	ERA	WHIP
Dick Woodson, R (1, 1) ERA: 2.5	9.0	W	35	5	1	1	5	3	0	0	0	0	0	42	54	1.00	0.889

PITCHER	IP	WLS	BF	H	R	ER	SO	BB	IBB	HBP	BLK	WP	HR	S	P	ERA	WHIP

Minnesota Twins @ Baltimore Orioles

Memorial Stadium, Baltimore, MD

Sat Aug 19 1972, 7:05 PM EDT

Att. 13,712 - Unknown

TOP

livebaseballscorecards.com

Batter	1	2	3	4	5	6	7	8	9	AB	R	H	RBI	BB	SO	LOB
Jim Nettles, L (1, 8) OBP: 0.335, SLG: 0.283	F8		F8		K		1B BB		1B	4	0	1	0	1	1	2
Rod Carew, L (1, 4) OBP: 0.371, SLG: 0.377	K		E3 1-2		BB 1B 2-3		1-2 1B		K	5	0	2	0	0	2	2
Steve Braun, L (1, 5) OBP: 0.358, SLG: 0.370	1-3		K		BB 1-2		P5			3	0	0	0	1	1	4
Harmon Killebrew, R (1, 3) OBP: 0.376, SLG: 0.463		FC6-4 1B		K	F5		K			4	0	1	0	0	2	5
Rich Reese, L (1, 7) OBP: 0.322, SLG: 0.391		K		1B		F9		F6		4	0	1	0	0	1	1
Bobby Darwin, R (1, 9) OBP: 0.319, SLG: 0.422		F8		K		K		L4		4	0	0	0	0	2	2
Danny Thompson, R (1, 6) OBP: 0.329, SLG: 0.378		FC6-4 1-2f		F8		1-3		PO BB		3	0	0	0	1	0	2
Glenn Borgmann, R (1, 2) OBP: 0.333, SLG: 0.302			F8		1B SH3-4 1B		HR	PO 1-2	F7	4	1	2	1	0	0	0
Bert Blyleven, R (1, 1) OBP: 0.185, SLG: 0.188 Jim Strickland, L (7, 1) OBP: 0.667, SLG: 0.500 Charlie Manuel, L (9, PH) OBP: 0.255, SLG: 0.315			E BB		SH3-4 1-2		K		K	1 0 1	0 0 0	0 0 0	0 0 0	1 0 0	1 0 1	0 0 0

	AB	33
	R	1
	H	7
	RBI	1
	BB	4
	SO	11
	LOB	18

Inning Stats																		
	R: 0	H: 0	R: 0	H: 1	R: 0	H: 0	R: 0	H: 1	R: 0	H: 2	R: 0	H: 0	R: 1	H: 2	R: 0	H: 0	R: 0	H: 1
	E: 0	LOB: 0	E: 0	LOB: 1	E: 1	LOB: 2	E: 0	LOB: 1	E: 0	LOB: 3	E: 0	LOB: 0	E: 0	LOB: 2	E: 0	LOB: 1	E: 0	LOB: 1
	K: 1	BB: 0	K: 1	BB: 0	K: 1	BB: 1	K: 2	BB: 0	K: 2	BB: 1	K: 1	BB: 0	K: 2	BB: 1	K: 0	BB: 1	K: 2	BB: 0
	S: 5	P: 5	S: 6	P: 6	S: 6	P: 10	S: 8	P: 8	S: 7	P: 11	S: 5	P: 5	S: 9	P: 13	S: 2	P: 6	S: 8	P: 8

	1B: 6	SF: 0	WP: 0	PA: 39
	2B: 0	SAC: 1	PB: 0	
	3B: 0	DP: 0	SB: 0	
	HR: 1	HBP: 0	CS: 0	

PITCHER	IP	WLS	BF	H	R	ER	SO	BB	IBB	HBP	BLK	WP	HR	S	P	ERA	WHIP
Jim Palmer, R (1, 1) ERA: 1.94	9.0	W	38	7	1	1	11	4	0	0	0	0	1	56	72	1.00	1.222

PITCHER	IP	WLS	BF	H	R	ER	SO	BB	IBB	HBP	BLK	WP	HR	S	P	ERA	WHIP

BOTTOM

Minnesota Twins @ Baltimore Orioles

Memorial Stadium, Baltimore, MD

Sat Aug 19 1972, 7:05 PM EDT

Att. 13,712 - Unknown

livebaseballscorecards.com

Batter	1	2	3	4	5	6	7	8	9	AB	R	H	RBI	BB	SO	LOB
Tom Shopay, L (1, 7) OBP: 0.313, SLG: 0.241 Paul Blair, R (8, 8) OBP: 0.246, SLG: 0.319	6-3	K			WP, 1B		F9			4 0	0 0	1 0	0 0	0 0	1 0	1 0
Bobby Grich, R (1, 4) OBP: 0.350, SLG: 0.434	4-3, 1B, HBP		K		K		BB			2	1	0	0	1	2	2
Don Baylor, R (1, 8) OBP: 0.341, SLG: 0.444 (8, 7)	4-3, 1B		K		K		BB			3	1	1	0	1	2	2
Boog Powell, L (1, 3) OBP: 0.336, SLG: 0.414	4-3		BB		K		3-1			3	0	0	0	1	1	6
Brooks Robinson, R (1, 5) OBP: 0.300, SLG: 0.346	1B		6-3			F8		4-3		4	0	1	2	0	0	1
Terry Crowley, L (1, 9) OBP: 0.316, SLG: 0.407	K			K		1B		FC6-4, BB		3	0	1	0	1	2	1
Johnny Oates, L (1, 2) OBP: 0.355, SLG: 0.407		S, 1B		F8		K		K		4	0	1	0	0	2	2
Mark Belanger, R (1, 6) OBP: 0.243, SLG: 0.249		F8		F3		F7		FC6-4		4	0	0	0	0	0	3
Jim Palmer, R (1, 1) OBP: 0.243, SLG: 0.301		K			WP, 1B		5-3			3	0	1	0	0	1	1
Inning Stats	R: 2 E: 0 K: 1 S: 7 H: 2 LOB: 1 BB: 0 P: 8	R: 0 E: 0 K: 2 S: 8 H: 1 LOB: 1 BB: 0 P: 8	R: 0 E: 1 K: 2 S: 7 H: 0 LOB: 1 BB: 1 P: 11	R: 0 E: 0 K: 1 S: 5 H: 0 LOB: 0 BB: 0 P: 5	R: 0 E: 0 K: 3 S: 11 H: 2 LOB: 2 BB: 0 P: 11	R: 0 E: 0 K: 1 S: 6 H: 1 LOB: 1 BB: 0 P: 6	R: 0 E: 0 K: 0 S: 3 H: 0 LOB: 2 BB: 2 P: 11	R: 0 E: 0 K: 1 S: 5 H: 0 LOB: 1 BB: 1 P: 9		1B: 6 2B: 0 3B: 0 HR: 0	SF: 0 SAC: 0 DP: 0 HBP: 1			WP: 1 PB: 0 SB: 1 CS: 0	PA: 35	

	AB	R	H	RBI	BB	SO	LOB
AB	30						
R	2						
H	6						
RBI	2						
BB	4						
SO	11						
LOB	19						

PITCHER		IP	WLS	BF	H	R	ER	SO	BB	IBB	HBP	BLK	WP	HR	S	P	ERA	WHIP
Bert Blyleven, R ERA: 3.18	(1, 1)	6.2	L	30	6	2	2	10	3	0	1	0	1	0	46	59	2.70	1.350
Jim Strickland, L ERA: 1.8	(7, 1)	1.1		5	0	0	0	1	1	0	0	0	0	0	6	10	0.00	0.750

PITCHER	IP	WLS	BF	H	R	ER	SO	BB	IBB	HBP	BLK	WP	HR	S	P	ERA	WHIP

Minnesota Twins @ Baltimore Orioles

Memorial Stadium, Baltimore, MD

Sun Aug 20 1972, 7:05 PM EDT

Att. 16,027 - Unknown

TOP

livebaseballscorecards.com

Batter	1	2	3	4	5	6	7	8	9	AB	R	H	RBI	BB	SO	LOB
Cesar Tovar, R (1, 7) (7, 9) OBP: 0.322, SLG: 0.312	HR 1B	F6		K			4-3	F4		5	1	1	0	0	1	3
Rod Carew, L (1, 4) OBP: 0.369, SLG: 0.374	F4	5-3		6-3			S 2B 1B		K2-3	5	1	1	0	0	1	1
Steve Braun, L (1, 5) OBP: 0.362, SLG: 0.376	1-2 HR 1B	4-3		BB 1B			WP 1-H FC6-2-5 2B		F2	4	1	2	1	1	0	0
Bobby Darwin, R (1, 9) OBP: 0.323, SLG: 0.432 Jim Nettles, L (7, 8) OBP: 0.333, SLG: 0.281	1-H 2-H HR	BB 1B		1-2 1B			2-H FC6-2-5		K	3 1	1 0	2 0	3 0	1 0	0 1	1 0
Danny Thompson, R (1, 6) OBP: 0.330, SLG: 0.379	1B	1-3 1B		F4			4-3			4	0	2	0	0	0	3
Steve Brye, R (1, 8) (7, 7) OBP: 0.267, SLG: 0.270	F8	K		4-3				K		4	0	0	0	0	2	5
Rich Reese, L (1, 3) OBP: 0.321, SLG: 0.387	F9			4-3		F9		1B 1B		4	0	1	0	0	0	1
Glenn Borgmann, R (1, 2) OBP: 0.340, SLG: 0.311		F7		1B		F8		1-2 1B		4	0	2	0	0	0	0
Ray Corbin, R (1, 1) OBP: 0.158, SLG: 0.139		K		K		K		K		4	0	0	0	0	4	3
Inning Stats	R: 3 E: 0 K: 0 S: 7 H: 4 LOB: 1 BB: 0 P: 7	R: 0 E: 0 K: 1 S: 5 H: 0 LOB: 0 BB: 0 P: 5	R: 0 E: 0 K: 1 S: 6 H: 1 LOB: 2 BB: 1 P: 10	R: 0 E: 0 K: 2 S: 8 H: 1 LOB: 1 BB: 0 P: 8	R: 0 E: 0 K: 0 S: 4 H: 1 LOB: 2 BB: 1 P: 8	R: 0 E: 0 K: 1 S: 5 H: 0 LOB: 0 BB: 0 P: 5	R: 1 E: 0 K: 0 S: 5 H: 2 LOB: 1 BB: 0 P: 5	R: 0 E: 0 K: 2 S: 9 H: 2 LOB: 2 BB: 0 P: 9	R: 0 E: 0 K: 2 S: 7 H: 0 LOB: 0 BB: 0 P: 7	1B: 9 2B: 1 3B: 0 HR: 1	SF: 0 SAC: 0 DP: 0 HBP: 0			WP: 1 PB: 0 SB: 1 CS: 0	PA: 40		

	AB	38
	R	4
	H	11
	RBI	4
	BB	2
	SO	9
	LOB	17

PITCHER		IP	WLS	BF	H	R	ER	SO	BB	IBB	HBP	BLK	WP	HR	S	P	ERA	WHIP
Mike Cuellar, L ERA: 2.72	(1, 1)	0.1	L	5	4	3	3	0	0	0	0	0	0	1	5	5	81.00	12.000
Roric Harrison, R ERA: 2.1	(1, 1)	7.2		32	7	1	1	7	2	0	0	0	1	0	44	52	1.17	1.174
Grant Jackson, L ERA: 3.04	(9, 1)	1.0		3	0	0	0	2	0	0	0	0	0	0	7	7	0.00	0.000

PITCHER	IP	WLS	BF	H	R	ER	SO	BB	IBB	HBP	BLK	WP	HR	S	P	ERA	WHIP

BOTTOM

Minnesota Twins @ Baltimore Orioles

Memorial Stadium, Baltimore, MD

Sun Aug 20 1972, 7:05 PM EDT

Att. 16,027 - Unknown

livebaseballscorecards.com

Batter	1	2	3	4	5	6	7	8	9	AB	R	H	RBI	BB	SO	LOB
Don Buford, S (1, 7) OBP: 0.332, SLG: 0.259	F9		F3			F5		K		4	0	0	0	0	1	1
Bobby Grich, R (1, 6) OBP: 0.346, SLG: 0.429	4-3		F9			K		K		4	0	0	0	0	2	1
Don Baylor, R (1, 8) OBP: 0.340, SLG: 0.441	6-3			F8		1B			K	4	0	1	0	0	1	0
Boog Powell, L (1, 3) OBP: 0.335, SLG: 0.415		2-3 2B		F9		4-3			F9	4	0	1	0	0	0	1
Brooks Robinson, R (1, 5) OBP: 0.300, SLG: 0.345 Mark Belanger, R (9, PR) OBP: 0.243, SLG: 0.249		F7		F7			F6		1B	4 0	0 0	1 0	0 0	0 0	0 0	1 0
Terry Crowley, L (1, 9) OBP: 0.320, SLG: 0.423		2-3 2-3			HR		BB		F8	3	1	1	1	1	0	2
Johnny Oates, L (1, 2) OBP: 0.349, SLG: 0.400		L4			K		K			3	0	0	0	0	2	2
Davey Johnson, R (1, 4) OBP: 0.331, SLG: 0.348			F4		K		5-3			3	0	0	0	0	1	1
Mike Cuellar, L (1, 1) OBP: 0.127, SLG: 0.222 Roric Harrison, R (1, 1) OBP: 0.167, SLG: 0.182 Tom Shopay, L (8, PH) OBP: 0.303, SLG: 0.233 Grant Jackson, S (9, 1)			BB		K			5-3		0 1 1 0	0 0 0 0	0 0 0 0	0 1 0 0	0 1 0 0	0 1 0 0	0 0 0 0
Inning Stats	R: 0 E: 0 K: 0 S: 3 H: 0 LOB: 0 BB: 0 P: 3	R: 0 E: 0 K: 0 S: 4 H: 1 LOB: 1 BB: 0 P: 4	R: 0 E: 0 K: 0 S: 3 H: 0 LOB: 1 BB: 1 P: 7	R: 0 E: 0 K: 0 S: 3 H: 0 LOB: 0 BB: 0 P: 3	R: 1 E: 0 K: 3 S: 10 H: 1 LOB: 0 BB: 0 P: 10	R: 0 E: 0 K: 1 S: 6 H: 1 LOB: 1 BB: 0 P: 6	R: 0 E: 0 K: 1 S: 5 H: 0 LOB: 1 BB: 1 P: 9	R: 0 E: 0 K: 2 S: 7 H: 0 LOB: 0 BB: 0 P: 7	R: 0 E: 0 K: 1 S: 6 H: 1 LOB: 1 BB: 0 P: 6	1B: 2 2B: 1 3B: 0 HR: 1	SF: 0 SAC: 0 DP: 0 HBP: 0						

	AB	31
	R	1
	H	4
	RBI	1
	BB	2
	SO	8
	LOB	9

PITCHER		IP	WLS	BF	H	R	ER	SO	BB	IBB	HBP	BLK	WP	HR	S	P	ERA	WHIP
Ray Corbin, R ERA: 2.43	(1, 1)	9.0	W	33	4	1	1	8	2	0	0	0	0	1	47	55	1.00	0.667

PITCHER	IP	WLS	BF	H	R	ER	SO	BB	IBB	HBP	BLK	WP	HR	S	P	ERA	WHIP

Batter	1	2	3	4	5	6	7	8	9	AB	R	H	RBI	BB	SO	LOB
Jim Nettles, L (1, 8) OBP: 0.325, SLG: 0.273	F6	F4			F8		K		FC6-4 1-2f	4	0	0	0	0	1	1
Cesar Tovar, R (9, PH) OBP: 0.321, SLG: 0.311										1	0	0	0	0	0	2
Rod Carew, L (1, 4) OBP: 0.370, SLG: 0.376	1B 1B 1B		F8		G4-6-3 1B			F4		4	1	2	0	0	0	0
Steve Braun, L (1, 5) OBP: 0.360, SLG: 0.374	BB 1B 1-3 1B		L6		G4-6-3 1-2f			4-3		4	0	1	0	0	0	1
Bobby Darwin, R (1, 9) OBP: 0.324, SLG: 0.432	IBB 1-2 3-H 1B		F7			F8		1B		4	0	2	1	0	0	0
Rich Reese, L (1, 3) OBP: 0.325, SLG: 0.382	BB 1-2 IBB			HR BB		F2		K		2	1	0	0	2	1	1
Danny Thompson, R (1, 6) OBP: 0.332, SLG: 0.379	1-2 2-3 BB			F8		5-3			1B	3	0	1	0	1	0	1
Charlie Manuel, L (1, 7) OBP: 0.248, SLG: 0.305	K			F8			5-3		F8	3	0	0	0	0	1	4
Eric Soderholm, R (9, PH) OBP: 0.242, SLG: 0.342										1	0	0	0	0	0	1
Glenn Borgmann, R (1, 2) OBP: 0.345, SLG: 0.344		5-3		HR 1-H			BB		K	3	1	1	2	1	1	1
Jim Perry, S (1, 1) OBP: 0.230, SLG: 0.211		K		K			F2		FC6-4 1-2	1	0	0	0	0	1	0
Jim Strickland, L (3, 1) OBP: 0.500, SLG: 0.333										1	0	0	0	0	1	0
Dave LaRoche, L (6, 1) OBP: 0.333, SLG: 0.143										0	0	0	0	0	0	0
Dan Monzon, R (7, PH) OBP: 0.321, SLG: 0.269										1	0	0	0	0	0	1
Wayne Granger, R (7, 1) OBP: 0.286, SLG: 0.429										0	0	0	0	0	0	0
Steve Brye, R (9, PH) OBP: 0.271, SLG: 0.273										1	0	1	0	0	0	0
Inning Stats	R: 1 H: 3 E: 0 LOB: 3 K: 1 BB: 2 S: 7 P: 15	R: 0 H: 0 E: 0 LOB: 0 K: 1 BB: 0 S: 5 P: 5	R: 0 H: 0 E: 0 LOB: 0 K: 0 BB: 0 S: 3 P: 3	R: 2 H: 1 E: 0 LOB: 0 K: 1 BB: 1 S: 6 P: 10	R: 0 H: 1 E: 0 LOB: 0 K: 0 BB: 0 S: 3 P: 3	R: 0 H: 0 E: 0 LOB: 0 K: 0 BB: 0 S: 3 P: 3	R: 0 H: 0 E: 0 LOB: 1 K: 1 BB: 1 S: 5 P: 9	R: 0 H: 1 E: 0 LOB: 1 K: 1 BB: 0 S: 6 P: 6	R: 0 H: 2 E: 0 LOB: 2 K: 1 BB: 0 S: 7 P: 7	1B: 7 SF: 0 2B: 0 SAC: 0 3B: 0 DP: 1 HR: 1 HBP: 0				WP: 0 PA: 37 PB: 0 SB: 0 CS: 0		

PITCHER	IP	WLS	BF	H	R	ER	SO	BB	IBB	HBP	BLK	WP	HR	S	P	ERA	WHIP
Milt Wilcox, R (1, 1) ERA: 3.36	5.0	W	21	5	3	3	3	2	1	0	0	0	1	24	36	5.40	1.400
Ray Lamb, R (6, 1) ERA: 3.3	2.0		7	0	0	0	1	1	0	0	0	0	0	8	12	0.00	0.500
Steve Mingori, L (8, 1) ERA: 4.0	2.0	S	9	3	0	0	2	0	0	0	0	0	0	13	13	0.00	1.500

PITCHER	IP	WLS	BF	H	R	ER	SO	BB	IBB	HBP	BLK	WP	HR	S	P	ERA	WHIP

TOP

Minnesota Twins @ Cleveland Indians

Cleveland Municipal Stadium, Cleveland, OH

Mon Aug 21 1972, 7:05 PM EDT

Att. 18,009 - Unknown - 80 F

livebaseballscorecards.com

AB	33
R	3
H	8
RBI	3
BB	4
SO	6
LOB	13

BOTTOM

Minnesota Twins @ Cleveland Indians

Cleveland Municipal Stadium, Cleveland, OH

Mon Aug 21 1972, 7:05 PM EDT

Att. 18,009 - Unknown - 80 F

livebaseballscorecards.com

Batter	1	2	3	4	5	6	7	8	9	AB	R	H	RBI	BB	SO	LOB
Buddy Bell, R (1, 8) OBP: 0.307, SLG: 0.352	BBB 4-0 1B 1B BB	x 0-0 HR 1B		x 0-0 HR	I I I 4-0 IBB		x 0-0 ② F9			3	3	2	1	2	0	1
Jack Brohamer, L (1, 4) OBP: 0.300, SLG: 0.333 Steve Mingori, L (8, 1) OBP: 0.143, SLG: 0.143	x 0-0 ① F8	x 0-0 1-H HR		x 0-0 ① F9	x 0-0 ③ F6		x 0-0 ③ F7			5 0	1 0	1 0	2 0	0 0	0 0	4 0
Chris Chambliss, L (1, 3) OBP: 0.299, SLG: 0.370	x 0-0 1-3 1B 1B	x 0-0 ③ 4-3		SSS 0-3 ② K		x 0-0 ① F7		x 0-0 ① L3		5	1	1	0	0	1	0
Alex Johnson, R (1, 7) OBP: 0.276, SLG: 0.341	x 0-0 2-H 3-H HBP 1B	x 0-0 F9 1B 1B		x 0-0 HR		x 0-0 ② 5-3		SSS 0-3 ② K		5	2	3	3	0	1	0
Graig Nettles, L (1, 5) OBP: 0.334, SLG: 0.386	x 0-0 ② F8	x 0-0 ① F9 1-2		x 0-0 ③ 4-3		x 0-0 HR		x 0-0 2B		5	1	2	1	0	0	2
Ray Fosse, R (1, 2) OBP: 0.318, SLG: 0.360 Jerry Moses, R (6, PR) OBP: 0.276, SLG: 0.349 (7, 2)	H 1-0 1-2 HBP	x 0-0 2-H 2B 1B			x 0-0 BB E 1B	H 1-0 HBP		x 0-0 ③ 6-3		2 1	2 0	2 0	1 0	0 0	0 0	0 1
John Lowenstein, L (1, 9) OBP: 0.317, SLG: 0.438	x 0-0 ③ F8		SSS 0-3 ② K		SSS 0-3 ① K	SSS 0-3 ③ K				4	0	0	0	0	3	5
Frank Duffy, R (1, 6) OBP: 0.279, SLG: 0.300		x 0-0 ① 5-3	x 0-0 1-H 2B		BBB 4-0 1-2 WP BB		x 0-0 ① 1-3			3	0	1	1	1	0	0
Milt Wilcox, R (1, 1) OBP: 0.250, SLG: 0.263 Roy Foster, R (5, PH) OBP: 0.323, SLG: 0.318 Ray Lamb, R (6, 1) Lou Camilli, S (7, PH) OBP: 0.237, SLG: 0.229 (8, 4)		x 0-0 ② 6-3	x 0-0 ③ 4-3		SSS 0-3 ② K 1-3 2-H		x 0-0 E3			2 1 0 1	0 0 0 0	0 0 0 0	0 0 0 0	0 1 0 0	0 1 0 0	1 1 0 0
Inning Stats	R: 2 E: 0 K: 0 S: 5 H: 2 LOB: 2 BB: 1 P: 10	R: 2 E: 0 K: 0 S: 5 H: 2 LOB: 0 BB: 0 P: 5	R: 2 E: 0 K: 1 S: 8 H: 3 LOB: 1 BB: 0 P: 8	R: 2 E: 0 K: 1 S: 7 H: 2 LOB: 0 BB: 0 P: 7	R: 1 E: 0 K: 2 S: 8 H: 1 LOB: 2 BB: 2 P: 16	R: 1 E: 0 K: 1 S: 6 H: 1 LOB: 1 BB: 0 P: 7	R: 0 E: 1 K: 0 S: 4 H: 0 LOB: 1 BB: 0 P: 4	R: 0 E: 0 K: 1 S: 6 H: 1 LOB: 1 BB: 0 P: 6		1B: 6 2B: 2 3B: 0 HR: 4 SF: 0 SAC: 0 DP: 0 HBP: 2						

	AB	37
	R	10
	H	12
	RBI	9
	BB	3
	SO	6
	LOB	15

PITCHER		IP	WLS	BF	H	R	ER	SO	BB	IBB	HBP	BLK	WP	HR	S	P	ERA	WHIP
Jim Perry, R ERA: 3.42	(1, 1)	2.1	L	15	6	6	6	0	1	0	1	0	0	1	13	18	23.14	3.000
Jim Strickland, L ERA: 2.2	(3, 1)	2.2		14	4	3	2	4	1	1	0	0	1	2	20	28	6.75	1.875
Dave LaRoche, L ERA: 2.89	(6, 1)	1.0		5	1	1	1	1	0	0	1	0	0	1	6	7	9.00	1.000
Wayne Granger, R ERA: 3.09	(7, 1)	2.0		8	1	0	0	1	0	0	0	0	0	0	10	10	0.00	0.500

PITCHER	IP	WLS	BF	H	R	ER	SO	BB	IBB	HBP	BLK	WP	HR	S	P	ERA	WHIP

Minnesota Twins @ Cleveland Indians

Cleveland Municipal Stadium, Cleveland, OH

Tue Aug 22 1972, 7:05 PM EDT

Att. 37,671 - Overcast - 73 F

livebaseballscorecards.com

TOP

Batter	1	2	3	4	5	6	7	8	9	AB	R	H	RBI	BB	SO	LOB
Cesar Tovar, R (1, 7) OBP: 0.318, SLG: 0.308	1-3		5-3		K		5-3			4	0	0	0	0	1	1
Rod Carew, L (1, 4) OBP: 0.372, SLG: 0.382	CS 1B		3B			G3		K		4	0	2	0	0	1	0
Steve Braun, L (1, 5) OBP: 0.359, SLG: 0.372	K 1-2		K			E9 1B		F6		4	0	1	0	0	2	2
Bobby Darwin, R (1, 9) OBP: 0.324, SLG: 0.438		6-3		K		F4		HR		4	1	1	1	0	1	1
Rich Reese, L (1, 3) OBP: 0.317, SLG: 0.372		4-3		4-3		K		4-3		4	0	0	0	0	1	1
Jim Nettles, L (1, 8) OBP: 0.335, SLG: 0.306		1B 1B		1B			HR		G3	4	1	3	1	0	0	0
Danny Thompson, R (1, 6) OBP: 0.331, SLG: 0.378		1-3 1B		5-3			F4		6-3	4	0	1	0	0	0	1
Glenn Borgmann, R (1, 2) OBP: 0.342, SLG: 0.340		F4			F6		K		FC6-4 1B	4	0	1	0	0	1	2
Dave Goltz, R (1, 1) OBP: 0.250, SLG: 0.143 Charlie Manuel, L (7, PH) OBP: 0.255, SLG: 0.305 Dan Monzon, R (7, PR) OBP: 0.321, SLG: 0.269 Dave LaRoche, L (7, 1) OBP: 0.333, SLG: 0.143 Harmon Killebrew, R (9, PH) OBP: 0.375, SLG: 0.461 Wayne Granger, R (9, 1) OBP: 0.286, SLG: 0.429			K		F9		BB		FC6-4 1-2f	2 0 0 0 1 0	0 0 0 0 0 0	0 0 0 0 0 0	0 0 0 0 0 0	0 1 0 0 0 0	1 0 0 0 0 0	0 0 0 0 1 0
Inning Stats	R: 0 E: 0 K: 1 S: 5 H: 1 LOB: 0 BB: 0 P: 5	R: 0 E: 0 K: 0 S: 5 H: 2 LOB: 2 BB: 0 P: 5	R: 0 E: 0 K: 2 S: 8 H: 1 LOB: 0 BB: 0 P: 8	R: 0 E: 0 K: 1 S: 6 H: 1 LOB: 1 BB: 0 P: 6	R: 0 E: 0 K: 1 S: 5 H: 0 LOB: 0 BB: 0 P: 5	R: 0 E: 1 K: 1 S: 6 H: 1 LOB: 1 BB: 0 P: 6	R: 1 E: 0 K: 1 S: 6 H: 1 LOB: 1 BB: 1 P: 10	R: 1 E: 0 K: 1 S: 6 H: 1 LOB: 0 BB: 0 P: 6	R: 0 E: 0 K: 0 S: 4 H: 1 LOB: 1 BB: 0 P: 4	1B: 6 2B: 0 3B: 1 HR: 2 SF: 0 SAC: 0 DP: 0 HBP: 0			WP: 0 PB: 0 SB: 0 CS: 1	PA: 36		

	AB	35
	R	2
	H	9
	RBI	2
	BB	1
	SO	8
	LOB	9

PITCHER	IP	WLS	BF	H	R	ER	SO	BB	IBB	HBP	BLK	WP	HR	S	P	ERA	WHIP
Gaylord Perry, R (1, 1) ERA: 1.96	9.0	W	36	9	2	2	8	1	0	0	0	0	2	51	55	2.00	1.111

PITCHER	IP	WLS	BF	H	R	ER	SO	BB	IBB	HBP	BLK	WP	HR	S	P	ERA	WHIP

Batter	1	2	3	4	5	6	7	8	9	AB	R	H	RBI	BB	SO	LOB
Buddy Bell, R (1, 8) OBP: 0.306, SLG: 0.349	F8		K	K			K		FC3-6, BB, 1B	5	1	1	0	0	3	3
Jack Brohamer, L (1, 4) OBP: 0.298, SLG: 0.330	6-3		K	4-3			F8		FC3-6, 1-2, BB	4	0	0	0	1	1	3
Chris Chambliss, L (1, 3) OBP: 0.304, SLG: 0.375	2B		1B		F7		E, 1B, BB		FC3-6, 1B, 1-2f, 2-3	4	0	2	0	1	0	2
Alex Johnson, R (1, 7) OBP: 0.277, SLG: 0.341 Tom McCraw, L (7, 7) OBP: 0.331, SLG: 0.355	F7		5-3		CS, 1B		E8, 1-3, 1B		1B, 1-3, 3-H	3 2	0 0	1 2	0 1	0 0	0 0	2 0
Graig Nettles, L (1, 5) OBP: 0.335, SLG: 0.389		G4-3, 1B, 2B		1B, SH, 1B	F9, 1-2		K			4	2	2	0	0	1	3
Ray Fosse, R (1, 2) OBP: 0.320, SLG: 0.362		G4-3, 1B	K			FC6-4, 1B		K2-3		4	0	2	0	0	2	1
Del Unser, L (1, 9) OBP: 0.267, SLG: 0.273		G4-3, 1-2f, 2-3		1B, SH, 1-3, 1B		FC6-4, 1-3, 1-2f		K		4	0	1	0	0	1	3
Frank Duffy, R (1, 6) OBP: 0.280, SLG: 0.300		1B, 3-H		SH, 1B, 1-2, 3-H		1-3, 1-2		5-3		3	0	1	2	0	0	1
Gaylord Perry, R (1, 1) OBP: 0.215, SLG: 0.221		F8		1B, 1-2, 2-3		5-3			1-3	4	0	1	0	0	0	2
Inning Stats	R: 0, E: 0, K: 0, S: 4 H: 1, LOB: 1, BB: 0, P: 4	R: 1, E: 0, K: 0, S: 5 H: 3, LOB: 1, BB: 0, P: 5	R: 0, E: 0, K: 2, S: 8 H: 1, LOB: 1, BB: 0, P: 8	R: 1, E: 0, K: 2, S: 11 H: 3, LOB: 3, BB: 0, P: 11	R: 0, E: 0, K: 0, S: 3 H: 1, LOB: 0, BB: 0, P: 3	R: 0, E: 0, K: 0, S: 4 H: 1, LOB: 1, BB: 0, P: 4	R: 0, E: 1, K: 2, S: 8 H: 1, LOB: 2, BB: 1, P: 12	R: 0, E: 0, K: 2, S: 7 H: 0, LOB: 0, BB: 0, P: 7	R: 1, E: 0, K: 0, S: 4 H: 2, LOB: 2, BB: 1, P: 8	1B: 11, 2B: 2, 3B: 0, HR: 0 SF: 0, SAC: 1, DP: 1, HBP: 0						

PITCHER	IP	WLS	BF	H	R	ER	SO	BB	IBB	HBP	BLK	WP	HR	S	P	ERA	WHIP
Dave Goltz, R (1, 1) ERA: 1.9	6.0		27	10	2	2	4	0	0	0	0	0	0	35	35	3.00	1.667
Dave LaRoche, L (7, 1) ERA: 2.8	2.0		8	1	0	0	4	1	0	0	0	0	0	15	19	0.00	1.000
Wayne Granger, R (9, 1) ERA: 3.2	0.2	L	5	2	1	1	0	1	0	0	0	0	0	4	8	13.50	4.500

PITCHER	IP	WLS	BF	H	R	ER	SO	BB	IBB	HBP	BLK	WP	HR	S	P	ERA	WHIP

BOTTOM

Minnesota Twins @ Cleveland Indians

Cleveland Municipal Stadium, Cleveland, OH

Tue Aug 22 1972, 7:05 PM EDT
Att. 37,671 - Overcast - 73 F

livebaseballscorecards.com

AB	37
R	3
H	13
RBI	3
BB	2
SO	8
LOB	20

Minnesota Twins @ Cleveland Indians

Cleveland Municipal Stadium, Cleveland, OH

Wed Aug 23 1972, 7:05 PM EDT

Att. 12,706 - Unknown - 81 F

TOP

livebaseballscorecards.com

Batter	1	2	3	4	5	6	7	8	9	AB	R	H	RBI	BB	SO	LOB
Jim Nettles, L (1, 8) OBP: 0.328, SLG: 0.298	K		F7			1-3		4-3		4	0	0	0	0	1	1
Rod Carew, L (1, 4) OBP: 0.375, SLG: 0.385	1B		F7			1B		1B		4	0	3	0	0	0	1
Steve Braun, L (1, 5) OBP: 0.358, SLG: 0.371	G6-4-3 1-2			G3		F8		F8		4	0	1	0	0	0	2
Bobby Darwin, R (1, 9) OBP: 0.325, SLG: 0.439	G6-4-3 1-2f			K		1-3		1-3		4	0	2	0	0	1	2
Rich Reese, L (1, 3) OBP: 0.315, SLG: 0.388		G3		F2			HR	K		4	1	1	1	0	1	2
Danny Thompson, R (1, 6) OBP: 0.330, SLG: 0.375		F3			F3		F8		BB	3	0	0	0	1	0	0
Steve Brye, R (1, 7) OBP: 0.267, SLG: 0.269		1-3			1-3		K		K	3	0	0	0	0	1	0
Charlie Manuel, L (9, PH) OBP: 0.252, SLG: 0.302										1	0	0	0	0	1	1
Glenn Borgmann, R (1, 2) OBP: 0.356, SLG: 0.343			BB		1B		BB		L4	2	0	1	0	2	0	1
Dick Woodson, R (1, 1) OBP: 0.094, SLG: 0.079			K		K		5-3		L2	3	0	0	0	0	2	3
Wayne Granger, R (7, 1) OBP: 0.286, SLG: 0.429										0	0	0	0	0	0	0
Dave LaRoche, L (8, 1) OBP: 0.333, SLG: 0.143										0	0	0	0	0	0	0
Harmon Killebrew, R (9, PH) OBP: 0.374, SLG: 0.460										1	0	0	0	0	0	1
AB	6	3	5	5	6	4	6	7	5	33						
R	0	0	0	0	0	0	1	0	0	1						
H	2	0	0	0	1	2	1	2	0	8						
RBI	0	0	0	0	1	0	1	0	0	1						
BB	0	0	1	0	0	0	1	0	1	3						
SO	1	3	1	1	0	1	0	1	0	7						
LOB	6	0	4	0	6	4	10	7	9	14						

Inning Stats	1	2	3	4	5	6	7	8	9
	R: 0 E: 0 K: 1 S: 6	H: 2 LOB: 1 BB: 0 P: 6	R: 0 E: 0 K: 0 S: 3	H: 0 LOB: 0 BB: 0 P: 3	R: 0 E: 0 K: 1 S: 5	H: 0 LOB: 1 BB: 1 P: 9	R: 0 E: 0 K: 1 S: 5	H: 0 LOB: 0 BB: 0 P: 5	R: 0 E: 0 K: 1 S: 6	H: 1 LOB: 1 BB: 0 P: 6	R: 0 E: 0 K: 0 S: 4	H: 2 LOB: 2 BB: 0 P: 4	R: 1 E: 0 K: 1 S: 6	H: 1 LOB: 1 BB: 1 P: 10	R: 0 E: 0 K: 1 S: 7	H: 2 LOB: 2 BB: 0 P: 7	R: 0 E: 0 K: 1 S: 5	H: 0 LOB: 1 BB: 1 P: 9

1B: 7 SF: 0
2B: 0 SAC: 0
3B: 0 DP: 1
HR: 1 HBP: 0

WP: 0 PA: 36
PB: 0
SB: 0
CS: 0

PITCHER	IP	WLS	BF	H	R	ER	SO	BB	IBB	HBP	BLK	WP	HR	S	P	ERA	WHIP
Steve Dunning, R (1, 1) ERA: 2.55	7.0	W	27	6	1	1	5	2	0	0	0	0	1	35	43	1.29	1.143
Phil Hennigan, R (8, 1) ERA: 2.65	2.0	S	9	2	0	0	2	1	0	0	0	0	0	12	16	0.00	1.500

PITCHER	IP	WLS	BF	H	R	ER	SO	BB	IBB	HBP	BLK	WP	HR	S	P	ERA	WHIP

BOTTOM

Minnesota Twins @ Cleveland Indians

Cleveland Municipal Stadium, Cleveland, OH

Wed Aug 23 1972, 7:05 PM EDT

Att. 12,706 - Unknown - 81 F

livebaseballscorecards.com

Batter	1	2	3	4	5	6	7	8	9	AB	R	H	RBI	BB	SO	LOB
Buddy Bell, R (1, 8) OBP: 0.308, SLG: 0.354	F4		F9			SH5-4, E, 1B; 1-2	2B; 1-H 2-H 3-H			4	1	2	3	0	0	1
Jack Brohamer, L (1, 4) OBP: 0.296, SLG: 0.327	F8		F9			SH5-4; 1-2 2-3	F3			3	0	0	0	0	0	1
Chris Chambliss, L (1, 3) OBP: 0.303, SLG: 0.371	5-3			F7		SF8, IBB		K		3	0	0	0	1	1	0
Alex Johnson, R (1, 7) OBP: 0.274, SLG: 0.339		F9		F4		SF8; 1-3 2-H 3-H		FC5-4, 1B		2	0	0	1	0	0	0
Phil Hennigan, R (8, 1) OBP: 0.182, SLG: 0.100										1	0	1	0	0	0	0
Graig Nettles, L (1, 5) OBP: 0.333, SLG: 0.386		F8		K		4-3		F5		4	0	0	0	0	1	2
Ray Fosse, R (1, 2) OBP: 0.321, SLG: 0.365		BB			5-3		1B, 2B; 2B	FC5-4; 1-2f		3	1	1	0	1	0	1
Del Unser, L (1, 9) OBP: 0.267, SLG: 0.273		F8			4-3		SH1-3; 2B, 1B; 2-3			3	1	1	0	0	0	1
Frank Duffy, R (1, 6) OBP: 0.281, SLG: 0.302			SH1-4, 1B		6-3		SH1-3; 1-2			2	0	1	0	0	0	0
Steve Dunning, R (1, 1) OBP: 0.176, SLG: 0.176			SH1-4; 1-2			SH5-4, E, 1B, 1B	2B, IBB			1	1	1	0	0	0	0
Tom McCraw, L (7, PH) OBP: 0.333, SLG: 0.355 (8, 7)										0	1	0	0	1	0	0

	AB	26
	R	5
	H	7
	RBI	4
	BB	3
	SO	2
	LOB	6

Inning Stats	1	2	3	4	5	6	7	8	9
	R: 0 E: 0 K: 0 S: 3 H: 0 LOB: 0 BB: 0 P: 3	R: 0 E: 0 K: 0 S: 3 H: 0 LOB: 1 BB: 1 P: 7	R: 0 E: 0 K: 0 S: 4 H: 1 LOB: 1 BB: 0 P: 4	R: 0 E: 0 K: 1 S: 5 H: 0 LOB: 0 BB: 0 P: 5	R: 0 E: 0 K: 0 S: 3 H: 0 LOB: 0 BB: 0 P: 3	R: 2 E: 1 K: 0 S: 5 H: 2 LOB: 1 BB: 1 P: 9	R: 3 E: 0 K: 0 S: 5 H: 3 LOB: 0 BB: 1 P: 9	R: 0 E: 0 K: 1 S: 6 H: 1 LOB: 1 BB: 0 P: 6	

	1B: 5	SF: 1	WP: 0	PA: 33
	2B: 2	SAC: 3	PB: 0	
	3B: 0	DP: 0	SB: 0	
	HR: 0	HBP: 0	CS: 0	

PITCHER		IP	WLS	BF	H	R	ER	SO	BB	IBB	HBP	BLK	WP	HR	S	P	ERA	WHIP
Dick Woodson, R ERA: 2.56	(1, 1)	6.0	L	25	5	4	3	1	1	1	0	0	0	0	25	33	4.50	1.000
Wayne Granger, R ERA: 3.29	(7, 1)	1.0		4	1	1	1	0	0	1	0	0	0	0	3	7	9.00	1.000
Dave LaRoche, L ERA: 2.76	(8, 1)	1.0		4	1	0	0	1	0	0	0	0	0	0	6	6	0.00	1.000

PITCHER	IP	WLS	BF	H	R	ER	SO	BB	IBB	HBP	BLK	WP	HR	S	P	ERA	WHIP

Batter	1	2	3	4	5	6	7	8	9	10	11	AB	R	H	RBI	BB	SO	LOB
Dick McAuliffe, L (1, 4) OBP: 0.353, SLG: 0.346	4-3		3-1		1B		F8		E3 FC5-4		F7	5	0	1	0	0	0	0
Tony Taylor, R (11, PH) OBP: 0.344, SLG: 0.401 (11, 4)												1	0	0	0	0	0	1
Aurelio Rodriguez, R (1, 5) OBP: 0.271, SLG: 0.355	BB 1B		F7		F7			F8	FC5-4 1-2f		1-H HR	6	1	2	2	0	0	2
Jim Northrup, L (1, 9) OBP: 0.327, SLG: 0.374	1-2 BB		2B 1B		L7			1B 1B 2B	L6		K	5	2	2	0	1	1	2
Norm Cash, L (1, 3) OBP: 0.322, SLG: 0.476	K		1-H 2B		L8			1B 1B 2-3 1B		1B		4	1	2	1	0	1	3
Al Kaline, R (10, PH) OBP: 0.367, SLG: 0.443 (10, 3)												1	0	1	0	0	0	0
Willie Horton, R (1, 7) OBP: 0.292, SLG: 0.390	6-3			F8		F8		1B 1-2 3-H 1B		F8		5	0	1	1	0	0	3
Duke Sims, L (1, 2) OBP: 0.316, SLG: 0.304		F7		1-5-3		K		1B 1-2 2-H 1B		F7		4	0	1	1	0	1	0
Bill Freehan, R (10, PH) OBP: 0.351, SLG: 0.395 (10, 2)												1	0	0	0	0	0	1
Mickey Stanley, R (1, 8) OBP: 0.288, SLG: 0.429		BB 1B		BB 1B		F8		F9		F6		5	0	2	0	0	0	3
Ed Brinkman, R (1, 6) OBP: 0.252, SLG: 0.276		G4-6-3 1-2 BB		1-2 BB			F5	K			FC1-6 BB	2	0	0	0	3	1	2
Mickey Lolich, S (1, 1) OBP: 0.000, SLG: 0.000 Gates Brown, L (7, PH) OBP: 0.000, SLG: 0.000 Chris Zachary, L (7, 1) John Hiller, R (8, 1) Tom Haller, L (9, PH) OBP: 0.000, SLG: 0.000 Chuck Seelbach, R (9, 1) OBP: 0.000, SLG: 0.000 Fred Scherman, L (9, 1) OBP: 0.000, SLG: 0.000 Bill Slayback, R (10, 1) OBP: 0.000, SLG: 0.000 Jim Foor, L (11, 1) Lerrin LaGrow, R (11, 1)	G4-6-3 1-2f						K		1-3		FC1-6 1-2f HR	2	0	0	0	0	1	4
												1	0	0	0	0	1	0
												0	0	0	0	0	0	0
												0	0	0	0	0	0	0
												1	0	0	0	0	0	0
												0	0	0	0	0	0	0
												0	0	0	0	0	0	0
												1	0	0	0	0	0	1
												0	0	0	0	0	0	0
												0	0	0	0	0	0	0
Inning Stats	R: 0 E: 0 K: 1 S: 6 H: 1 LOB: 2 BB: 1 P: 10	R: 0 E: 0 K: 0 S: 3 H: 1 LOB: 1 BB: 1 P: 7	R: 1 E: 0 K: 0 S: 4 H: 2 LOB: 1 BB: 0 P: 4	R: 0 E: 0 K: 1 S: 6 H: 1 LOB: 2 BB: 1 P: 10	R: 0 E: 0 K: 0 S: 4 H: 1 LOB: 1 BB: 0 P: 4	R: 0 E: 0 K: 1 S: 5 H: 0 LOB: 0 BB: 0 P: 5	R: 0 E: 0 K: 1 S: 5 H: 0 LOB: 0 BB: 0 P: 5	R: 2 E: 0 K: 1 S: 9 H: 4 LOB: 2 BB: 0 P: 9	R: 0 E: 1 K: 0 S: 4 H: 0 LOB: 1 BB: 0 P: 4	R: 0 E: 0 K: 0 S: 4 H: 1 LOB: 1 BB: 0 P: 4	R: 2 E: 0 K: 1 S: 6 H: 1 LOB: 0 BB: 1 P: 10							

PITCHER		IP	WLS	BF	H	R	ER	SO	BB	IBB	HBP	BLK	WP	HR	S	P	ERA	WHIP
Bert Blyleven, R ERA: 3.17	(1, 1)	8.2		38	10	3	3	5	3	0	0	0	0	0	45	57	3.12	1.500
Dave LaRoche, L ERA: 2.7	(9, 1)	1.1		5	1	0	0	0	0	0	0	0	0	0	5	5	0.00	0.750
Jim Strickland, L ERA: 2.67	(11, 1)	1.0	L	5	1	2	2	1	1	0	0	0	0	1	6	10	18.00	2.000

PITCHER	IP	WLS	BF	H	R	ER	SO	BB	IBB	HBP	BLK	WP	HR	S	P	ERA	WHIP

TOP

Detroit Tigers @ Minnesota Twins

Metropolitan Stadium, Bloomington , MI

Sat Aug 26 1972, 4:33 AM EDT

Att. 36,090 - Unknown - 61 F

livebaseballscorecards.com

AB	44
R	5
H	12
RBI	5
BB	4
SO	6
LOB	22

1B: 9	SF: 0	WP: 0	PA: 48
2B: 2	SAC: 0	PB: 0	
3B: 0	DP: 1	SB: 0	
HR: 1	HBP: 0	CS: 0	

Detroit Tigers @ Minnesota Twins

Metropolitan Stadium, Bloomington , MI

Sat Aug 26 1972, 4:33 AM EDT

Att. 36,090 - Unknown - 61 F

BOTTOM

Batter	1	2	3	4	5	6	7	8	9	10	11	AB	R	H	RBI	BB	SO	LOB
Cesar Tovar, R (1, 7) (10, 8) OBP: 0.322, SLG: 0.317	2B		F9			HR BB		F7		3B		4	1	2	0	1	0	0
Rod Carew, L (1, 4) OBP: 0.375, SLG: 0.383	5-3		6-3			L7		CS BB		FC6-4 IBB		3	0	0	0	2	0	2
Steve Braun, L (1, 5) (10, 7) OBP: 0.352, SLG: 0.364	K			4-3		K		L9 1-2		F2		5	0	0	0	0	2	5
Bobby Darwin, R (1, 9) OBP: 0.324, SLG: 0.444	K			K		HR 1-H			G3	FC6-4 1-2f		5	1	1	2	0	2	3
Danny Thompson, R (1, 6) OBP: 0.333, SLG: 0.376		BB		K		F3			BB 1B		BB 1B	4	0	2	0	1	1	0
Rich Reese, L (1, 3) OBP: 0.318, SLG: 0.381		K	F3				F7		BB 1-2		L6-4-3 BB 1-2	3	0	0	0	2	1	1
Steve Brye, R (1, 8) OBP: 0.263, SLG: 0.265		F9	6-3				2-3		F6		F5	3	0	0	0	0	0	1
Jim Nettles, L (9, PH) OBP: 0.328, SLG: 0.298												0	0	0	0	0	0	0
Harmon Killebrew, R (9, PH) OBP: 0.373, SLG: 0.459												1	0	0	0	0	0	2
Eric Soderholm, R (10, 5) OBP: 0.241, SLG: 0.341												1	0	0	0	0	0	2
Glenn Borgmann, R (1, 2) OBP: 0.358, SLG: 0.369		K	HR			BB			F3		L6-4-3 1-2	4	1	1	1	1	1	5
Bert Blyleven, R (1, 1) OBP: 0.176, SLG: 0.179			6-3		L8		K			F4		3	0	0	0	0	1	1
Dave LaRoche, L (9, 1) OBP: 0.333, SLG: 0.143												0	0	0	0	0	0	0
Dan Monzon, R (10, PH) OBP: 0.310, SLG: 0.259												1	0	0	0	0	0	0
Jim Strickland, L (11, 1) OBP: 0.500, SLG: 0.333												0	0	0	0	0	0	0
Inning Stats	R: 0 E: 0 K: 2 S: 8 H: 1 LOB: 1 BB: 0 P: 8	R: 0 E: 0 K: 2 S: 7 H: 0 LOB: 1 BB: 1 P: 11	R: 0 E: 0 K: 0 S: 3 H: 0 LOB: 0 BB: 0 P: 3	R: 0 E: 0 K: 2 S: 7 H: 0 LOB: 0 BB: 0 P: 7	R: 1 E: 0 K: 0 S: 4 H: 1 LOB: 0 BB: 0 P: 4	R: 2 E: 0 K: 1 S: 6 H: 1 LOB: 0 BB: 1 P: 10	R: 0 E: 0 K: 1 S: 5 H: 0 LOB: 1 BB: 1 P: 9	R: 0 E: 0 K: 0 S: 2 H: 0 LOB: 0 BB: 1 P: 6	R: 0 E: 0 K: 0 S: 4 H: 1 LOB: 2 BB: 1 P: 8	R: 0 E: 0 K: 0 S: 4 H: 1 LOB: 2 BB: 1 P: 8	R: 0 E: 0 K: 0 S: 3 H: 1 LOB: 1 BB: 1 P: 7	1B: 2 2B: 1 3B: 1 HR: 2	SF: 0 SAC: 0 DP: 1 HBP: 0	WP: 0 PB: 0 SB: 0 CS: 1	PA: 44				

PITCHER		IP	WLS	BF	H	R	ER	SO	BB	IBB	HBP	BLK	WP	HR	S	P	ERA	WHIP
Mickey Lolich, L ERA: 2.59	(1, 1)	6.0		23	3	3	3	7	2	0	0	0	0	2	35	43	4.50	0.833
Chris Zachary, R ERA: 1.19	(7, 1)	1.1		6	0	0	0	1	2	0	0	0	0	0	6	14	0.00	1.500
John Hiller, L ERA: 2.28	(8, 1)	0.2		1	0	0	0	0	0	0	0	0	0	0	1	1	0.00	0.000
Chuck Seelbach, R ERA: 3.38	(9, 1)	0.1		3	1	0	0	0	1	0	0	0	0	0	2	6	0.00	6.000
Fred Scherman, L ERA: 3.32	(9, 1)	1.1		6	1	0	0	0	0	1	0	0	0	0	5	9	0.00	0.750

PITCHER		IP	WLS	BF	H	R	ER	SO	BB	IBB	HBP	BLK	WP	HR	S	P	ERA	WHIP
Bill Slayback, R ERA: 2.9	(10, 1)	0.1	W	2	1	0	0	0	0	0	0	0	0	0	2	2	0.00	3.000
Jim Foor, L ERA: 10.13	(11, 1)	0.0		1	0	0	0	0	1	0	0	0	0	0	0	4	∞	∞
Lerrin LaGrow, R ERA: 2.45	(11, 1)	1.0	S	2	0	0	0	0	0	0	0	0	0	0	2	2	0.00	0.000

AB	37
R	3
H	6
RBI	3
BB	7
SO	8
LOB	22

livebaseballscorecards.com

Batter	1	2	3	4	5	6	7	8	9	10	11	AB	R	H	RBI	BB	SO	LOB
Dick McAuliffe, L (1, 4) OBP: 0.352, SLG: 0.342	BBBB 4-0 BB		x 0-0 ③ F7		x 0-0 ② F8			x 0-0 ① F8		H 1-0 HBP		3	0	0	0	1	0	0
Tom Taylor, R (10, PH) OBP: 0.347, SLG: 0.401												0	0	0	0	0	0	0
Ike Brown, R (10, PR) OBP: 0.379, SLG: 0.392												0	0	0	0	0	0	0
(10, 4)																		
Aurelio Rodriguez, R (1, 5) OBP: 0.268, SLG: 0.351	x 0-0 ① F9			x 0-0 ① 5-3	SSS 0-3 ③ K			SSS 0-3 ② K		x 0-0 ② F3		5	0	0	0	0	2	2
Jim Northrup, L (1, 9) OBP: 0.331, SLG: 0.377	SSS 0-3 ② K			x 0-0 BB 1B 1B		x 0-0 G6-4-3 1B 1B		x 0-0 1B		SSS 0-3 ③ K		5	1	3	0	0	2	2
Norm Cash, L (1, 3) OBP: 0.325, SLG: 0.476	x 0-0 ③ G3			BBB 4-0 1B 1B 1-2 BB		x 0-0 G6-4-3 1B 1-2		x 0-0 ③ L7			x 0-0 HR 1B	2	1	1	0	1	0	1
Al Kaline, R (8, PH) OBP: 0.368, SLG: 0.444												2	1	1	0	0	0	1
(8, 3)																		
Willie Horton, R (1, 7) OBP: 0.290, SLG: 0.398		SSS 0-3 ① K		x 0-0 ② L7		x 0-0 ① ② G6-4-3 1-2f 2-3			x 0-0 ① F8		x 0-0 1-H HR	5	1	1	2	0	1	4
Duke Sims, L (1, 2) OBP: 0.316, SLG: 0.304		SSS 0-3 ② K		x 0-0 1B 1-2 2-H 1B		SSS 0-3 ③ K			x 0-0 2B E 1B		x 0-0 ① F7	3	0	1	1	0	2	1
Bill Freehan, R (9, PH) OBP: 0.352, SLG: 0.396												2	1	1	0	0	0	0
(9, 2)																		
Mickey Stanley, R (1, 8) OBP: 0.290, SLG: 0.431		SSS 0-3 ③ K		x 0-0 1-2 2-H 1B			x 0-0 ① 6-3		x 0-0 E6 1-H L3-5 2B		x 0-0 ② 4-3	5	0	2	1	0	1	0
Ed Brinkman, R (1, 6) OBP: 0.249, SLG: 0.272			x 0-0 ① F8	x 0-0 ③ F8			x 0-0 ② 5-3		x 0-0 ② ③ L3-5 3-H		x 0-0 ③ 1-3	5	0	0	0	0	0	3
Woodie Fryman, R (1, 1) OBP: 0.132, SLG: 0.157			x 0-0 ② 4-3		x 0-0 ① 1-3		x 0-0 ③ 1-3			x 0-0 ① F6		3	0	0	0	0	0	0
Chuck Seelbach, R (7, 1) OBP: 0.350, SLG: 0.313												1	0	0	0	0	0	0
Fred Scherman, L (10, 1) OBP: 0.150, SLG: 0.105												0	0	0	0	0	0	0
Inning Stats	R: 0 E: 0 K: 1 S: 5 / H: 0 LOB: 1 BB: 1 P: 9	R: 0 E: 0 K: 3 S: 9 / H: 0 LOB: 0 BB: 0 P: 9	R: 0 E: 0 K: 0 S: 3 / H: 0 LOB: 0 BB: 0 P: 3	R: 2 E: 0 K: 0 S: 6 / H: 3 LOB: 2 BB: 1 P: 10	R: 0 E: 0 K: 1 S: 5 / H: 0 LOB: 0 BB: 0 P: 5	R: 0 E: 0 K: 1 S: 6 / H: 2 LOB: 1 BB: 0 P: 6	R: 0 E: 0 K: 0 S: 3 / H: 0 LOB: 0 BB: 0 P: 3	R: 0 E: 0 K: 1 S: 6 / H: 1 LOB: 1 BB: 0 P: 6	R: 1 E: 1 K: 0 S: 4 / H: 2 LOB: 0 BB: 0 P: 4	R: 0 E: 0 K: 1 S: 5 / H: 0 LOB: 1 BB: 0 P: 6	R: 2 E: 0 K: 0 S: 5 / H: 2 LOB: 0 BB: 0 P: 5	1B: 8 2B: 2 3B: 0 HR: 1	SF: 0 SAC: 0 DP: 2 HBP: 1					

PITCHER		IP	WLS	BF	H	R	ER	SO	BB	IBB	HBP	BLK	WP	HR	S	P	ERA	WHIP
Dave Goltz, R ERA: 1.97	(1, 1)	7.2		30	6	2	2	7	2	0	0	0	0	0	42	50	2.35	1.043
Dave LaRoche, L ERA: 2.61	(8, 1)	2.1		9	2	1	0	1	0	0	1	0	0	0	10	11	0.00	0.857
Wayne Granger, R ERA: 3.51	(11, 1)	1.0	L	5	2	2	2	0	0	0	0	0	0	1	5	5	18.00	2.000

PITCHER	IP	WLS	BF	H	R	ER	SO	BB	IBB	HBP	BLK	WP	HR	S	P	ERA	WHIP

TOP

Detroit Tigers @ Minnesota Twins

Metropolitan Stadium, Bloomington , MI

Sun Aug 27 1972, 4:33 AM EDT

Unknown - 76 F

livebaseballscorecards.com

AB	41
R	5
H	10
RBI	4
BB	2
SO	8
LOB	14

PA: 44

WP: 0 PB: 0 SB: 0 CS: 0

Detroit Tigers @ Minnesota Twins

Metropolitan Stadium, Bloomington , MI

Sun Aug 27 1972, 4:33 AM EDT

Unknown - 76 F

livebaseballscorecards.com

BOTTOM

Batter	1	2	3	4	5	6	7	8	9	10	11	AB	R	H	RBI	BB	SO	LOB
Cesar Tovar, R (1, 7) OBP: 0.324, SLG: 0.320	4-3 1B 1B 1B		SH S CS 1B	1B 1-2 2-H 1B		6-3 ②		L4-3 ①② 1-2		F4 ②		6	1	3	1	0	0	4
Rod Carew, L (1, 4) OBP: 0.378, SLG: 0.384	4-3 1B 1-2 1B		SH BB 1-3	1-2 2-3 1B		SSS K ③		S IBB 4-0		FC5 ③ 2-3f		4	0	2	0	1	1	2
Eric Soderholm, R (1, 5) OBP: 0.243, SLG: 0.341	4-3 1-2 2-3 1B		SSS K ①② 3-H	F8 ③			S 2B 1B	SSS K ③ 1-2			SSS K ①	6	1	2	0	0	3	7
Bobby Darwin, R (1, 9) OBP: 0.324, SLG: 0.443	F4 ①		BBBB 4-0 1-2 BB		5-3 ①		E 1B 1-H 2B		F8 ①		SSS K ②	5	0	1	1	1	1	3
Danny Thompson, R (1, 6) OBP: 0.331, SLG: 0.374	4-3 ② 1-2 2-3 3-H		F8 ③		G3 1B		F6 ① 2-3		L5-3 ②		L5 ③	6	0	1	1	0	0	5
Rich Reese, L (1, 3) OBP: 0.320, SLG: 0.377	G3 ③			FC1-5 1B 1B	G3 ② 1-2 1B		4-0 G1-6-3 IBB		SSS K ③			4	0	1	0	1	1	3
Steve Brye, R (1, 8) OBP: 0.268, SLG: 0.266		F8 ①		FC1-5 1-2 1B 1B	IBB 4-0		G1-6-3 ②③ 1-2f			BBBB 4-0 FC5 SH BB		3	1	1	0	1	0	2
Jim Nettles, L (10, PH) OBP: 0.331, SLG: 0.298 (11, 8)												0	0	0	0	1	0	0
Glenn Borgmann, R (1, 2) OBP: 0.354, SLG: 0.358		6-3 ②		F9 ①	F8 ③			BBBB 4-0 SH BB		SH 0-0 1-2		3	0	0	0	1	0	4
Dan Monzon, R (8, PR) OBP: 0.310, SLG: 0.259												0	0	0	0	0	0	0
Phil Roof, R (9, 2) OBP: 0.233, SLG: 0.352												0	0	0	0	0	0	0
Rick Renick, R (10, PR) OBP: 0.262, SLG: 0.268												0	0	0	0	0	0	0
George Mitterwald, R (11, 2) OBP: 0.217, SLG: 0.213												0	0	0	0	0	0	0
Dave Goltz, R (1, 1) OBP: 0.211, SLG: 0.118		SSS K ③		FC1-5 ② 1B 1B 1-2 2-3f		F9 ①		SH L4-3 1-3		SSS K ①		3	0	0	0	0	1	2
Dave LaRoche, L (8, 1) OBP: 0.333, SLG: 0.143												0	0	0	0	0	0	0
Steve Braun, L (10, PH) OBP: 0.351, SLG: 0.363												1	0	0	0	0	1	2
Wayne Granger, R (11, 1) OBP: 0.286, SLG: 0.429												0	0	0	0	0	0	0

Inning Stats	1	2	3	4	5	6	7	8	9	10	11
	R: 1 H: 3 E: 0 LOB: 2 K: 0 BB: 0 S: 6 P: 6	R: 0 H: 0 E: 0 LOB: 0 K: 1 BB: 0 S: 5 P: 5	R: 0 H: 1 E: 1 LOB: 2 K: 1 BB: 1 S: 6 P: 10	R: 1 H: 4 E: 0 LOB: 3 K: 0 BB: 0 S: 7 P: 7	R: 0 H: 1 E: 0 LOB: 2 K: 0 BB: 1 S: 4 P: 8	R: 0 H: 0 E: 0 LOB: 0 K: 1 BB: 0 S: 5 P: 5	R: 1 H: 2 E: 1 LOB: 1 K: 0 BB: 1 S: 4 P: 8	R: 0 H: 0 E: 1 LOB: 3 K: 1 BB: 2 S: 5 P: 13	R: 0 H: 0 E: 0 LOB: 0 K: 1 BB: 0 S: 5 P: 5	R: 0 H: 0 E: 1 LOB: 2 K: 1 BB: 1 S: 6 P: 10	R: 0 H: 0 E: 0 LOB: 0 K: 2 BB: 0 S: 7 P: 7

1B: 10	SF: 0	WP: 0 PA: 50
2B: 2	SAC: 3	PB: 0
3B: 0	DP: 2	SB: 3
HR: 0	HBP: 0	CS: 1

AB	41
R	3
H	11
RBI	3
BB	6
SO	8
LOB	34

PITCHER		IP	WLS	BF	H	R	ER	SO	BB	IBB	HBP	BLK	WP	HR	S	P	ERA	WHIP
Woodie Fryman, L	(1, 1)	6.0		31	11	3	3	3	1	1	0	0	0	0	35	43	4.50	2.000
ERA: 3.64																		
Chuck Seelbach, R	(7, 1)	3.0		13	0	0	0	2	2	2	0	0	0	0	13	29	0.00	0.667
ERA: 3.26																		
Fred Scherman, L	(10, 1)	2.0	W	6	0	0	0	3	0	0	0	0	0	0	12	12	0.00	0.000
ERA: 3.24																		

PITCHER	IP	WLS	BF	H	R	ER	SO	BB	IBB	HBP	BLK	WP	HR	S	P	ERA	WHIP

Batter	1	2	3	4	5	6	7	8	9	10	11	AB	R	H	RBI	BB	SO	LOB
Dick McAuliffe, L (1, 4) OBP: 0.347, SLG: 0.337	F6		F7			4-3			F6		K	5	0	0	0	0	1	1
Aurelio Rodriguez, R (1, 5) OBP: 0.267, SLG: 0.356	F8			F8		F2			4-3		HR	5	1	1	1	0	0	0
Jim Northrup, L (1, 9) OBP: 0.329, SLG: 0.373	6-3			F7			F9		BB, 1B		F5	4	0	0	0	1	0	0
Bill Freehan, R (1, 2) OBP: 0.355, SLG: 0.397		F8		BB			G3		1B		1B	4	0	2	0	1	0	0
Norm Cash, L (1, 3) OBP: 0.323, SLG: 0.472		G3		F7			G3		F8		1B	5	0	1	0	0	0	3
Willie Horton, R (1, 7) OBP: 0.285, SLG: 0.391		F6			K			1-3		F9	F4	5	0	0	0	0	1	2
Mickey Stanley, R (1, 8) OBP: 0.295, SLG: 0.435			G3, SH5-3, 1B		G5-4-3, 1B			BB, 1B		6-3		4	0	3	0	0	0	0
Ed Brinkman, R (1, 6) OBP: 0.252, SLG: 0.273			SH5-3		G5-4-3			G4-3, BB		1B		2	0	1	0	1	0	1
Joe Coleman, R (1, 1) OBP: 0.147, SLG: 0.094			G3			3-1		G4-3		K		4	0	0	0	0	1	4
Inning Stats	R: 0 E: 0 K: 0 S: 3 H: 0 LOB: 0 BB: 0 P: 3	R: 0 E: 0 K: 0 S: 3 H: 0 LOB: 0 BB: 0 P: 3	R: 0 E: 0 K: 0 S: 4 H: 1 LOB: 1 BB: 0 P: 4	R: 0 E: 0 K: 0 S: 3 H: 0 LOB: 1 BB: 1 P: 7	R: 0 E: 0 K: 1 S: 5 H: 1 LOB: 0 BB: 0 P: 5	R: 0 E: 0 K: 0 S: 3 H: 0 LOB: 0 BB: 0 P: 3	R: 0 E: 0 K: 0 S: 3 H: 0 LOB: 0 BB: 0 P: 3	R: 0 E: 0 K: 0 S: 3 H: 1 LOB: 1 BB: 1 P: 7	R: 0 E: 0 K: 0 S: 4 H: 1 LOB: 2 BB: 1 P: 8	R: 0 E: 0 K: 1 S: 6 H: 1 LOB: 1 BB: 0 P: 6	R: 1 E: 0 K: 1 S: 8 H: 3 LOB: 2 BB: 0 P: 8	1B: 7 2B: 0 3B: 0 HR: 1 SF: 0 SAC: 1 DP: 2 HBP: 0						WP: 0 PB: 0 SB: 0 CS: 0	PA: 42

PITCHER	IP	WLS	BF	H	R	ER	SO	BB	IBB	HBP	BLK	WP	HR	S	P	ERA	WHIP
Ray Corbin, R (1, 1) ERA: 2.24	10.0		36	5	0	0	2	3	0	0	0	0	0	37	49	0.00	0.800
Dave LaRoche, L (11, 1) ERA: 2.7	1.0	L	6	3	1	1	1	0	0	0	0	0	1	8	8	9.00	3.000

PITCHER	IP	WLS	BF	H	R	ER	SO	BB	IBB	HBP	BLK	WP	HR	S	P	ERA	WHIP

TOP

Detroit Tigers @ Minnesota Twins

Metropolitan Stadium, Bloomington , MI

Sun Aug 27 1972, 4:38 AM EDT

Att. 24,962 - Unknown

AB	38
R	1
H	8
RBI	1
BB	3
SO	3
LOB	11

livebaseballscorecards.com

Batter	1	2	3	4	5	6	7	8	9	10	11	AB	R	H	RBI	BB	SO	LOB
Cesar Tovar, R (1, 7) OBP: 0.323, SLG: 0.318	L4		1-3			S 1B		L4			5-3	5	0	1	0	0	0	1
Rod Carew, L (1, 4) OBP: 0.376, SLG: 0.380	F7			G3		K 1-2			G5-4-3 BB		6-3	4	0	0	0	1	1	1
Steve Braun, L (1, 5) OBP: 0.352, SLG: 0.361	4-3			G6-4-3 BB		1-3			K		1B	4	0	1	0	1	1	2
Bobby Darwin, R (1, 9) OBP: 0.321, SLG: 0.439		5-3		G6-4-3 1-2f			K		G5-4-3 1-2f			4	0	0	0	0	1	2
Rich Reese, L (1, 3) OBP: 0.319, SLG: 0.370		F9			FC6-4 BB		F3			K		3	0	0	0	1	1	0
Danny Thompson, R (1, 6) OBP: 0.333, SLG: 0.377		F7			FC6-4 1-2f		1B			2B		4	0	2	0	0	0	1
Jim Nettles, L (1, 8) OBP: 0.335, SLG: 0.294			FC3-6 BB		F7		F5			BB		2	0	0	0	2	0	2
Glenn Borgmann, R (1, 2) OBP: 0.344, SLG: 0.345			F7		F6			1-3		F8		4	0	0	0	0	0	4
Ray Corbin, R (1, 1) OBP: 0.146, SLG: 0.128 Harmon Killebrew, R (10, PH) OBP: 0.373, SLG: 0.457 Dave LaRoche, L (11, 1) OBP: 0.333, SLG: 0.143		FC3-6 1-2f				K		K		K		3 1 0	0 0 0	0 0 0	0 0 0	0 0 0	2 0 0	1 2 0
Inning Stats	R: 0 E: 0 K: 0 S: 3 H: 0 LOB: 0 BB: 0 P: 3	R: 0 E: 0 K: 0 S: 3 H: 0 LOB: 0 BB: 0 P: 3	R: 0 E: 0 K: 0 S: 3 H: 0 LOB: 1 BB: 1 P: 7	R: 0 E: 0 K: 0 S: 2 H: 0 LOB: 0 BB: 1 P: 6	R: 0 E: 0 K: 0 S: 3 H: 0 LOB: 1 BB: 1 P: 7	R: 0 E: 0 K: 2 S: 8 H: 1 LOB: 1 BB: 0 P: 8	R: 0 E: 0 K: 1 S: 6 H: 1 LOB: 1 BB: 0 P: 6	R: 0 E: 0 K: 1 S: 5 H: 0 LOB: 0 BB: 0 P: 5	R: 0 E: 0 K: 1 S: 4 H: 0 LOB: 0 BB: 1 P: 8	R: 0 E: 0 K: 2 S: 8 H: 1 LOB: 2 BB: 1 P: 12	R: 0 E: 0 K: 0 S: 3 H: 1 LOB: 1 BB: 0 P: 3	1B: 3 2B: 1 3B: 0 HR: 0	SF: 0 SAC: 0 DP: 2 HBP: 0		WP: 0 PB: 0 SB: 1 CS: 0	PA: 39		

PITCHER	IP	WLS	BF	H	R	ER	SO	BB	IBB	HBP	BLK	WP	HR	S	P	ERA	WHIP
Joe Coleman, R (1, 1) ERA: 2.5	11.0	W	39	4	0	0	7	5	0	0	0	0	0	48	68	0.00	0.818

PITCHER	IP	WLS	BF	H	R	ER	SO	BB	IBB	HBP	BLK	WP	HR	S	P	ERA	WHIP

BOTTOM

Detroit Tigers @ Minnesota Twins

Metropolitan Stadium, Bloomington , MI

Sun Aug 27 1972, 4:38 AM EDT

Att. 24,962 - Unknown

livebaseballscorecards.com

AB	34
R	0
H	4
RBI	0
BB	5
SO	7
LOB	16

Batter	1	2	3	4	5	6	7	8	9	AB	R	H	RBI	BB	SO	LOB
Don Buford, S (1, 7) OBP: 0.330, SLG: 0.260	S S S 0-3 ① K			S S S 0-3 ① K	x 0-0 ②③ G4-6-3 1-2f			x 0-0 ① 4-3	x 0-0 ②③ G1-2-3 3-Hf	5	0	0	0	0	2	6
Bobby Grich, R (1, 6) OBP: 0.347, SLG: 0.423	S S S 0-3 ② K			x 0-0 ② F9		x 0-0 2B		x 0-0 E6 G3 1B		4	1	1	0	0	1	0
Terry Crowley, L (1, 9) OBP: 0.333, SLG: 0.427	x 0-0 ③ F6			x 0-0 1B		x 0-0 ① 4-3		x 0-0 ② G3 1-2		4	0	1	0	0	0	2
Boog Powell, L (1, 3) OBP: 0.348, SLG: 0.422		x 0-0 ① 4-3		x 0-0 ③ 4-3		S S S 0-3 ② K		x 0-0 FC5-4 2-H 1B		4	0	1	1	0	1	2
Don Baylor, R (1, 8) OBP: 0.341, SLG: 0.432 Paul Blair, R (9, 8) OBP: 0.255, SLG: 0.334		x 0-0 ② 5-3			x 0-0 HR	x 0-0 ③ F4		x 0-0 ③ FC5-4 1-2f		4 0	1 0	1 0	1 0	0 0	0 0	2 0
Brooks Robinson, R (1, 5) OBP: 0.297, SLG: 0.341		x 0-0 ③ 6-3			x 0-0 ① 6-3		x 0-0 ① 5-3		B B B B 4-0 E SH1-4 G1-2-3 BB	3	0	0	0	1	0	0
Johnny Oates, L (1, 2) OBP: 0.353, SLG: 0.389			x 0-0 ① 4-3		x 0-0 1B BB 1B		x 0-0 1B		x 0-0 ① SH1-4 1-2	3	0	2	0	0	0	0
Davey Johnson, R (1, 4) OBP: 0.327, SLG: 0.338			x 0-0 ② F8		B B B B 4-0 1B 1-2 BB		x 0-0 ② F8		I I I I 4-0 E IBB	2	0	0	0	2	0	1
Jim Palmer, R (1, 1) OBP: 0.235, SLG: 0.288			S S S 0-3 ③ K		x 0-0 G4-6-3 1-2 2-3 1B		S S S 0-3 ③ K		x 0-0 E1 1-2 2-3	4	0	1	0	0	2	3
Inning Stats	R: 0 E: 0 K: 2 S: 7 H: 0 LOB: 0 BB: 0 P: 7	R: 0 E: 0 K: 0 S: 3 H: 0 LOB: 0 BB: 0 P: 3	R: 0 E: 0 K: 1 S: 5 H: 0 LOB: 0 BB: 0 P: 5	R: 0 E: 0 K: 1 S: 6 H: 1 LOB: 1 BB: 0 P: 6	R: 1 E: 0 K: 0 S: 5 H: 3 LOB: 2 BB: 1 P: 9	R: 0 E: 0 K: 1 S: 6 H: 1 LOB: 1 BB: 0 P: 6	R: 0 E: 0 K: 1 S: 6 H: 1 LOB: 1 BB: 0 P: 6	R: 1 E: 1 K: 0 S: 5 H: 1 LOB: 1 BB: 0 P: 5	R: 0 E: 1 K: 0 S: 3 H: 0 LOB: 2 BB: 2 P: 11	1B: 5 2B: 1 3B: 0 HR: 1	SF: 0 SAC: 1 DP: 2 HBP: 0						

TOP

Baltimore Orioles @ Minnesota Twins

Metropolitan Stadium, Bloomington , MI

Mon Aug 28 1972, 8:05 PM EDT

Att. 12,913 - Unknown

livebaseballscorecards.com

AB	33
R	2
H	7
RBI	2
BB	3
SO	6
LOB	16

PITCHER		IP	WLS	BF	H	R	ER	SO	BB	IBB	HBP	BLK	WP	HR	S	P	ERA	WHIP
Dick Woodson, R ERA: 2.5	(1, 1)	8.0	L	32	7	2	1	6	1	0	0	0	0	1	43	47	1.12	1.000
Jim Strickland, L ERA: 2.6	(9, 1)	1.0		5	0	0	0	0	1	1	0	0	0	0	3	11	0.00	1.000

PITCHER		IP	WLS	BF	H	R	ER	SO	BB	IBB	HBP	BLK	WP	HR	S	P	ERA	WHIP

Baltimore Orioles @ Minnesota Twins

Metropolitan Stadium, Bloomington , MI

Mon Aug 28 1972, 8:05 PM EDT

Att. 12,913 - Unknown

BOTTOM

livebaseballscorecards.com

Batter	1	2	3	4	5	6	7	8	9	AB	R	H	RBI	BB	SO	LOB
Cesar Tovar, R (1, 7) OBP: 0.322, SLG: 0.318	F4			F8	FC4-6 1-2f			1B		4	0	1	0	0	0	2
Rod Carew, L (1, 4) OBP: 0.375, SLG: 0.379	6-3			4-3		3-1		1-3 1B		4	0	1	0	0	0	0
Steve Braun, L (1, 5) OBP: 0.353, SLG: 0.361	F5			BBB 2B BB		G6-4-3 1B		4-3		3	0	1	0	1	0	2
Bobby Darwin, R (1, 9) OBP: 0.320, SLG: 0.439		SSS K		1-3 2B		G6-4-3 1-2f			F5	4	0	1	0	0	1	1
Rich Reese, L (1, 3) OBP: 0.312, SLG: 0.361		SSS K		SSS K			4-3		F2	4	0	0	0	0	2	2
Danny Thompson, R (1, 6) OBP: 0.330, SLG: 0.374		5-3			6-3		SSS K		L6	4	0	0	0	0	1	0
Jim Nettles, L (1, 8) OBP: 0.335, SLG: 0.295			4-3		BB 1B		SSS K			3	0	1	0	0	1	0
Glenn Borgmann, R (1, 2) OBP: 0.336, SLG: 0.336			6-3		F9			SSS K		3	0	0	0	0	1	1
Dick Woodson, R (1, 1) OBP: 0.106, SLG: 0.078			5-3	BBB FC4-6 1-2 BB				F7		1	0	0	0	1	0	0
Charlie Manuel, L (8, PH) OBP: 0.250, SLG: 0.299										1	0	0	0	0	0	0
Jim Strickland, L (9, 1) OBP: 0.500, SLG: 0.333										0	0	0	0	0	0	0

	AB	31
	R	0
	H	5
	RBI	0
	BB	2
	SO	6
	LOB	8

Inning Stats										
	R: 0 H: 0 E: 0 LOB: 0 K: 0 BB: 0 S: 3 P: 3	R: 0 H: 0 E: 0 LOB: 0 K: 2 BB: 0 S: 7 P: 7	R: 0 H: 0 E: 0 LOB: 0 K: 0 BB: 0 S: 3 P: 3	R: 0 H: 1 E: 0 LOB: 2 K: 1 BB: 1 S: 6 P: 10	R: 0 H: 1 E: 0 LOB: 2 K: 0 BB: 1 S: 4 P: 8	R: 0 H: 1 E: 0 LOB: 0 K: 0 BB: 0 S: 3 P: 3	R: 0 H: 0 E: 0 LOB: 0 K: 2 BB: 0 S: 7 P: 7	R: 0 H: 2 E: 0 LOB: 2 K: 1 BB: 0 S: 7 P: 7	R: 0 H: 0 E: 0 LOB: 0 K: 0 BB: 0 S: 3 P: 3	1B: 4 SF: 0 2B: 1 SAC: 0 3B: 0 DP: 1 HR: 0 HBP: 0	WP: 0 PA: 33 PB: 0 SB: 0 CS: 0

PITCHER	IP	WLS	BF	H	R	ER	SO	BB	IBB	HBP	BLK	WP	HR	S	P	ERA	WHIP
Jim Palmer, R (1, 1) ERA: 1.78	9.0	W	33	5	0	0	6	2	0	0	0	0	0	43	51	0.00	0.778

PITCHER	IP	WLS	BF	H	R	ER	SO	BB	IBB	HBP	BLK	WP	HR	S	P	ERA	WHIP

Batter	1	2	3	4	5	6	7	8	9	AB	R	H	RBI	BB	SO	LOB
Don Buford, S (1, 7) OBP: 0.329, SLG: 0.258	F8		L3		F8		F8	BB, 1-2, 2-3, G6-4-3		4	0	0	0	1	0	0
Rich Coggins, L (1, 8) OBP: 0.667, SLG: 1.333	2B		1B, 2B		G3		5-3	1-2f, G6-4-3		3	1	2	0	0	0	0
Paul Blair, R (5, 8) OBP: 0.254, SLG: 0.332										2	0	0	0	0	3	
Brooks Robinson, R (1, 5) OBP: 0.300, SLG: 0.341	6-3		BB, 1B, FC9-2			1B, HR	BB		6-3	3	1	1	0	2	0	1
Boog Powell, L (1, 3) OBP: 0.349, SLG: 0.421	F5		1-3, 2-H, 1B			BB, 1-3, HR, 1B	4-3		K	5	1	2	1	0	1	2
Terry Crowley, L (1, 9) OBP: 0.339, SLG: 0.426		BB, 3B	FC9-2, 3-H			1-2, HR, BB		G3, BB, 1B	K	3	3	1	0	2	1	2
Don Baylor, R (9, 9) OBP: 0.341, SLG: 0.432										0	0	0	0	0	0	0
Bobby Grich, R (1, 6) OBP: 0.351, SLG: 0.439		1-H, SF9, 3B		K		1-H, 2-H, 3-H, HR		G3, 1-2, 1B, BB		3	3	2	5	1	1	0
Johnny Oates, L (1, 2) OBP: 0.351, SLG: 0.388		SF9, 3-H		G6-4-3, 1B		F2		G3, 1-2, 2-3		3	0	1	1	0	0	2
Davey Johnson, R (1, 4) OBP: 0.326, SLG: 0.334		K		G6-4-3, 1-2f		K		BB, 1B, IBB		3	0	0	0	1	2	1
Mike Cuellar, L (1, 1) OBP: 0.130, SLG: 0.217		K			K	K2-3		BB, 1-2, 2-H, 3-H, 1B		4	0	1	2	0	3	0

TOP

Baltimore Orioles @ Minnesota Twins

Metropolitan Stadium, Bloomington , MI

Tue Aug 29 1972, 8:05 PM EDT

Att. 10,563 - Unknown

livebaseballscorecards.com

AB	33
R	9
H	10
RBI	9
BB	7
SO	8
LOB	11

Inning Stats	1	2	3	4	5	6	7	8	9
	R: 0 E: 0 K: 0 S: 4	H: 1 LOB: 1 BB: 0 P: 4	R: 2 E: 0 K: 2 S: 8	H: 1 LOB: 0 BB: 1 P: 12	R: 1 E: 0 K: 0 S: 4	H: 2 LOB: 1 BB: 1 P: 8	R: 0 E: 0 K: 1 S: 5	H: 1 LOB: 0 BB: 0 P: 5	R: 0 E: 0 K: 1 S: 5	H: 0 LOB: 0 BB: 0 P: 5	R: 4 E: 0 K: 2 S: 10	H: 3 LOB: 0 BB: 1 P: 14	R: 0 E: 0 K: 0 S: 3	H: 0 LOB: 1 BB: 1 P: 7	R: 2 E: 0 K: 0 S: 4	H: 2 LOB: 2 BB: 3 P: 16	R: 0 E: 0 K: 2 S: 7	H: 0 LOB: 0 BB: 0 P: 7

1B: 6 2B: 3 3B: 1 HR: 1	SF: 1 SAC: 0 DP: 3 HBP: 0	WP: 0 PB: 0 SB: 0 CS: 0	PA: 41
---	---	---	---

PITCHER		IP	WLS	BF	H	R	ER	SO	BB	IBB	HBP	BLK	WP	HR	S	P	ERA	WHIP
Jim Perry, R ERA: 3.68	(1, 1)	5.0	L	24	8	7	7	4	3	0	0	0	0	1	29	41	12.60	2.200
Dave LaRoche, L ERA: 2.86	(6, 1)	2.1		13	2	2	2	2	3	1	0	0	0	0	13	29	7.71	2.143
Wayne Granger, R ERA: 3.48	(8, 1)	0.2		1	0	0	0	0	0	0	0	0	0	0	1	1	0.00	0.000
Jim Strickland, L ERA: 2.52	(9, 1)	1.0		3	0	0	0	2	0	0	0	0	0	0	7	7	0.00	0.000

PITCHER	IP	WLS	BF	H	R	ER	SO	BB	IBB	HBP	BLK	WP	HR	S	P	ERA	WHIP

Baltimore Orioles @ Minnesota Twins

Metropolitan Stadium, Bloomington , MI

Tue Aug 29 1972, 8:05 PM EDT

Att. 10,563 - Unknown

livebaseballscorecards.com

BOTTOM

Batter	1	2	3	4	5	6	7	8	9	AB	R	H	RBI	BB	SO	LOB
Cesar Tovar, R (1, 7) OBP: 0.321, SLG: 0.317	0-0 FC6-4 1B		0-0 ① L4		SSS 0-3 ③ K			x 0-0 ② F7		4	0	1	0	0	1	0
Rod Carew, L (1, 4) OBP: 0.372, SLG: 0.375	0-0 ① FC6-4 1-2f HR		x 0-0 ② F7			x 0-0 ① 6-3		x 0-0 ③ F9		4	1	0	0	0	0	1
Harmon Killebrew, R (1, 3) OBP: 0.376, SLG: 0.466 Jim Nettles, L (9, PR) OBP: 0.335, SLG: 0.295	0-0 1-H HR		BBBB 4-0 BB			SSS 0-3 ② K			BBBB 4-0 G4-6-3 BB	2 0	1 0	1 0	2 0	2 0	1 0	0 0
Bobby Darwin, R (1, 9) OBP: 0.320, SLG: 0.445	0-0 HR		x 0-0 ③ F8			x 0-0 ③ 5-3			x 0-0 ① F3	4	1	1	1	0	0	2
Danny Thompson, R (1, 6) OBP: 0.327, SLG: 0.370	0-0 ② 6-3			x 0-0 ① 6-3			x 0-0 ① F8		x 0-0 ②③ G4-6-3 1-2f	4	0	0	0	0	0	1
Eric Soderholm, R (1, 5) OBP: 0.241, SLG: 0.337	x 0-0 ③ F3			x 0-0 ② F8			x 0-0 ② 5-3			3	0	0	0	0	0	0
Steve Brye, R (1, 8) OBP: 0.264, SLG: 0.263		x 0-0 ① F9		x 0-0 ③ L7			x 0-0 ③ F8			3	0	0	0	0	0	0
Glenn Borgmann, R (1, 2) OBP: 0.328, SLG: 0.328		x 0-0 ② 5-3			x 0-0 ① F7			x 0-0 ① 5-3		3	0	0	0	0	0	0
Jim Perry, S (1, 1) OBP: 0.222, SLG: 0.203 Dave LaRoche, L (6, 1) OBP: 0.333, SLG: 0.143 Wayne Granger, R (8, 1) OBP: 0.286, SLG: 0.429 Rick Renick, R (8, PH) OBP: 0.271, SLG: 0.319 Jim Strickland, L (9, 1) OBP: 0.500, SLG: 0.333		x 0-0 ③ F7			x 0-0 ② F8			x 0-0 HR		2 0 0 1 0	0 0 0 1 0	0 0 0 1 0	0 0 0 1 0	0 0 0 0 0	0 0 0 0 0	0 0 0 0 0
Inning Stats	R: 3 E: 0 K: 0 S: 6 H: 3 LOB: 0 BB: 0 P: 6	R: 0 E: 0 K: 0 S: 3 H: 0 LOB: 0 BB: 0 P: 3	R: 0 E: 0 K: 0 S: 3 H: 0 LOB: 1 BB: 1 P: 7	R: 0 E: 0 K: 0 S: 3 H: 0 LOB: 0 BB: 0 P: 3	R: 0 E: 0 K: 1 S: 5 H: 0 LOB: 0 BB: 0 P: 5	R: 0 E: 0 K: 1 S: 5 H: 0 LOB: 0 BB: 0 P: 5	R: 0 E: 0 K: 0 S: 3 H: 0 LOB: 0 BB: 0 P: 3	R: 1 E: 0 K: 0 S: 4 H: 1 LOB: 0 BB: 0 P: 4	R: 0 E: 0 K: 0 S: 2 H: 0 LOB: 1 BB: 1 P: 6	1B: 1 2B: 0 3B: 0 HR: 3	SF: 0 SAC: 0 DP: 1 HBP: 0						

PITCHER		IP	WLS	BF	H	R	ER	SO	BB	IBB	HBP	BLK	WP	HR	S	P	ERA	WHIP
Mike Cuellar, L ERA: 2.81	(1, 1)	9.0	W	32	4	4	4	2	2	0	0	0	0	3	34	42	4.00	0.667

PITCHER	IP	WLS	BF	H	R	ER	SO	BB	IBB	HBP	BLK	WP	HR	S	P	ERA	WHIP

AB	30
R	4
H	4
RBI	4
BB	2
SO	2
LOB	4

WP: 0 PA: 32
PB: 0
SB: 0
CS: 0

Batter	1	2	3	4	5	6	7	8	9	AB	R	H	RBI	BB	SO	LOB
Don Buford, S (1, 7) OBP: 0.330, SLG: 0.268	K		K			1B			HR	4	1	2	1	0	2	0
Rich Coggins, L (1, 8) OBP: 0.571, SLG: 0.857	FC4 1B			K		K			1B	4	0	2	0	0	2	2
Brooks Robinson, R (1, 5) OBP: 0.300, SLG: 0.340	FC4			F8			G4-6-3 1B		F4	4	0	1	0	0	0	2
Boog Powell, L (1, 3) OBP: 0.346, SLG: 0.417	F7			K			G4-6-3		F9	4	0	0	0	0	1	3
Terry Crowley, L (1, 9) OBP: 0.333, SLG: 0.417		3-1			4-3		K		F5	4	0	0	0	0	1	1
Bobby Grich, R (1, 4) OBP: 0.348, SLG: 0.435		K			F7			F9		3	0	0	0	0	1	0
Johnny Oates, L (1, 2) OBP: 0.355, SLG: 0.389		CS 1B			BB			4-3		2	0	1	0	1	0	0
Mark Belanger, R (1, 6) OBP: 0.248, SLG: 0.251		CS	K		CS	1B CS 1B		BB		2	0	1	0	1	1	0
Pat Dobson, R (1, 1) OBP: 0.133, SLG: 0.149			6-3			K		F8		2	0	0	0	0	1	1
Roric Harrison, R (7, 1) OBP: 0.167, SLG: 0.182										0	0	0	0	0	0	0
Mickey Scott, L (7, 1)										0	0	0	0	0	0	0
Tom Shopay, L (8, PH) OBP: 0.286, SLG: 0.219										1	0	0	0	0	0	1
Doyle Alexander, R (8, 1) OBP: 0.056, SLG: 0.056										0	0	0	0	0	0	0
Inning Stats	R: 0 E: 1 K: 1 S: 6 H: 1 LOB: 1 BB: 0 P: 6	R: 0 E: 0 K: 1 S: 5 H: 1 LOB: 0 BB: 0 P: 5	R: 0 E: 0 K: 2 S: 7 H: 0 LOB: 0 BB: 0 P: 7	R: 0 E: 0 K: 2 S: 7 H: 0 LOB: 0 BB: 0 P: 7	R: 0 E: 0 K: 0 S: 2 H: 0 LOB: 0 BB: 1 P: 6	R: 0 E: 0 K: 2 S: 8 H: 2 LOB: 1 BB: 0 P: 8	R: 0 E: 0 K: 1 S: 5 H: 1 LOB: 0 BB: 0 P: 5	R: 0 E: 0 K: 0 S: 3 H: 0 LOB: 1 BB: 1 P: 7	R: 1 E: 0 K: 0 S: 5 H: 2 LOB: 1 BB: 0 P: 5	1B: 6 2B: 0 3B: 0 HR: 1	SF: 0 SAC: 0 DP: 1 HBP: 0	WP: 0 PB: 0 SB: 0 CS: 3	PA: 34			

PITCHER		IP	WLS	BF	H	R	ER	SO	BB	IBB	HBP	BLK	WP	HR	S	P	ERA	WHIP
Bert Blyleven, R ERA: 3.09	(1, 1)	9.0	W	32	7	1	1	9	2	0	0	0	0	1	48	56	1.00	1.000

PITCHER	IP	WLS	BF	H	R	ER	SO	BB	IBB	HBP	BLK	WP	HR	S	P	ERA	WHIP

TOP

Baltimore Orioles @ Minnesota Twins

Metropolitan Stadium, Bloomington , MI

Wed Aug 30 1972, 8:05 PM EDT

Att. 8,923 - Unknown

livebaseballscorecards.com

AB	30
R	1
H	7
RBI	1
BB	2
SO	9
LOB	10

Baltimore Orioles @ Minnesota Twins

Metropolitan Stadium, Bloomington , MI

Wed Aug 30 1972, 8:05 PM EDT

Att. 8,923 - Unknown

BOTTOM

Batter	1	2	3	4	5	6	7	8	9	AB	R	H	RBI	BB	SO	LOB
Cesar Tovar, R (1, 8) (6, 7) OBP: 0.321, SLG: 0.319	6-3			K		F8	1-3 2-H 3-H 2B			4	1	1	2	0	1	1
Rod Carew, L (1, 4) OBP: 0.375, SLG: 0.381	G4-6-3 1B			G4-6-3 1B		F7	2-H 3-H 1B			4	1	3	2	0	0	1
Steve Braun, L (1, 5) OBP: 0.352, SLG: 0.360	G4-6-3 1-2f			G4-6-3 1-2f			F9 2-H 1B			4	0	1	1	0	0	2
Harmon Killebrew, R (1, 3) OBP: 0.376, SLG: 0.465 Rich Reese, L (7, PR) (8, 3) OBP: 0.310, SLG: 0.359		6-3			5-3		1B 1B 1B F9			3 1	0 1	1 1	0 0	0 0	0 0	0 1
Bobby Darwin, R (1, 9) OBP: 0.319, SLG: 0.443		6-3			K		1B 1-2 1B 1B	5-3		4	1	1	0	0	1	0
Charlie Manuel, L (1, 7) OBP: 0.255, SLG: 0.303 Jim Nettles, L (5, PR) (6, 8) OBP: 0.337, SLG: 0.293		F5			1B		F8	6-3 WP BB		2 1	0 0	1 0	0 0	0 1	0 0	0 2
Danny Thompson, R (1, 6) OBP: 0.326, SLG: 0.369			4-3		5-3		BB 1B 1-2 2B 2-H 1B	6-3 1-3		4	1	1	1	0	0	2
Phil Roof, R (1, 2) OBP: 0.237, SLG: 0.363 Eric Soderholm, R (6, PR) OBP: 0.241, SLG: 0.337 Glenn Borgmann, R (7, 2) OBP: 0.338, SLG: 0.333			5-3			2B	BB 1-2 2B 2-H 1B	IBB		2 0 1	0 0 1	1 0 1	0 0 1	0 0 0	0 0 0	0 0 0
Bert Blyleven, R (1, 1) OBP: 0.181, SLG: 0.171			K			K	2B 1-2 2B 2-3 BB	K		3	1	0	0	1	3	3
Inning Stats	R: 0 E: 0 K: 0 S: 3 H: 1 LOB: 0 BB: 0 P: 3	R: 0 E: 0 K: 0 S: 3 H: 0 LOB: 0 BB: 0 P: 3	R: 0 E: 0 K: 1 S: 5 H: 0 LOB: 0 BB: 0 P: 5	R: 0 E: 0 K: 1 S: 5 H: 1 LOB: 0 BB: 0 P: 5	R: 0 E: 0 K: 1 S: 6 H: 1 LOB: 1 BB: 0 P: 6	R: 0 E: 0 K: 1 S: 6 H: 1 LOB: 1 BB: 0 P: 6	R: 7 E: 0 K: 0 S: 10 H: 7 LOB: 1 BB: 1 P: 14	R: 0 E: 0 K: 1 S: 5 H: 0 LOB: 2 BB: 2 P: 13		1B: 8 2B: 3 3B: 0 HR: 0	SF: 0 SAC: 0 DP: 2 HBP: 0					

livebaseballscorecards.com

AB	33
R	7
H	11
RBI	7
BB	3
SO	5
LOB	12

WP: 1 PB: 0 SB: 0 CS: 0 PA: 36

PITCHER	IP	WLS	BF	H	R	ER	SO	BB	IBB	HBP	BLK	WP	HR	S	P	ERA	WHIP
Pat Dobson, R (1, 1) ERA: 2.65	6.2	L	26	8	4	4	4	0	0	0	0	0	0	34	34	5.40	1.200
Roric Harrison, R (7, 1) ERA: 2.34	0.0		2	1	0	0	0	1	0	0	0	0	0	1	5	∞	∞
Mickey Scott, L (7, 1) ERA: 2.53	0.1		3	2	3	3	0	0	0	0	0	0	0	3	3	81.00	6.000
Doyle Alexander, R (8, 1) ERA: 2.68	1.0		5	0	0	0	1	1	1	0	0	1	0	5	13	0.00	1.000

PITCHER	IP	WLS	BF	H	R	ER	SO	BB	IBB	HBP	BLK	WP	HR	S	P	ERA	WHIP

Batter	1	2	3	4	5	6	7	8	9	10	AB	R	H	RBI	BB	SO	LOB
Buddy Bell, R (1, 8) OBP: 0.302, SLG: 0.343	5-3		F5		BB		1-3			FC3-6 BB	3	0	0	0	1	0	0
Mike Kilkenny, R (7, 1) OBP: 0.077, SLG: 0.077											0	0	0	0	0	0	0
Phil Hennigan, R (8, 1) OBP: 0.214, SLG: 0.083											0	0	0	0	1	0	0
Steve Mingori, L (10, 1) OBP: 0.143, SLG: 0.143											0	0	0	0	0	0	0
Tom McCraw, L (10, 9) OBP: 0.329, SLG: 0.345											0	0	0	0	0	0	0
Jack Brohamer, L (1, 4) OBP: 0.288, SLG: 0.317	3-1		L9		F7			G3		FC3-6 E 1-2f	5	0	0	0	0	0	2
Chris Chambliss, L (1, 3) OBP: 0.315, SLG: 0.383	6-3		FC6-4 1B			1-3		6-3 HR 2B		E3 1-3	5	1	2	0	0	0	1
Alex Johnson, R (1, 7) OBP: 0.281, SLG: 0.348		SH3 1B 4-3 1B	FC6-4 1-2f			FC4-6 1B		6-3 2-3		K	5	1	2	0	0	1	4
Ed Farmer, R (10, 1) OBP: 0.200, SLG: 0.200											0	0	0	0	0	0	0
John Lowenstein, L (1, 9) OBP: 0.330, SLG: 0.475 (10, 7)		4-3 SH3 1-2 2B 1B		CS 2B		FC4-6 1B 1-2f		HR 3-H		F4	5	2	3	2	0	0	3
Graig Nettles, L (1, 5) OBP: 0.323, SLG: 0.379		SH3 1-2 2-3		1-3		1-3 1B		F6			3	0	1	0	0	0	1
Ray Fosse, R (1, 2) OBP: 0.316, SLG: 0.356		4-3 2-3 3-H		K 2-3		L7			5-3		4	0	0	1	0	1	4
Frank Duffy, R (1, 6) OBP: 0.276, SLG: 0.295		2B 3-H			K		6-3		6-3		4	0	1	1	0	1	0
Milt Wilcox, R (1, 1) OBP: 0.227, SLG: 0.238		F9			K				F7		2	0	0	0	0	1	1
Del Unser, L (7, PH) OBP: 0.271, SLG: 0.271 (7, 8)							F8				2	0	0	0	0	0	0
Inning Stats	R: 0 H: 0 E: 0 LOB: 0 K: 0 BB: 0 S: 3 P: 3	R: 2 H: 3 E: 0 LOB: 1 K: 0 BB: 0 S: 6 P: 6	R: 0 H: 1 E: 0 LOB: 1 K: 0 BB: 0 S: 4 P: 4	R: 0 H: 1 E: 0 LOB: 1 K: 1 BB: 0 S: 5 P: 5	R: 0 H: 0 E: 0 LOB: 1 K: 2 BB: 1 S: 7 P: 11	R: 0 H: 2 E: 0 LOB: 2 K: 0 BB: 0 S: 5 P: 5	R: 0 H: 0 E: 0 LOB: 0 K: 0 BB: 0 S: 3 P: 3	R: 2 H: 2 E: 0 LOB: 0 K: 0 BB: 0 S: 5 P: 5	R: 0 H: 0 E: 0 LOB: 0 K: 0 BB: 0 S: 3 P: 3	R: 0 H: 0 E: 1 LOB: 2 K: 1 BB: 1 S: 6 P: 10						

PITCHER		IP	WLS	BF	H	R	ER	SO	BB	IBB	HBP	BLK	WP	HR	S	P	ERA	WHIP
Dave Goltz, R ERA: 2.28	(1, 1)	9.0		36	9	4	4	3	1	0	0	0	0	1	41	45	4.00	1.111
Dave LaRoche, L ERA: 2.82	(10, 1)	1.0	W	5	0	0	0	1	1	0	0	0	0	0	6	10	0.00	1.000

PITCHER	IP	WLS	BF	H	R	ER	SO	BB	IBB	HBP	BLK	WP	HR	S	P	ERA	WHIP

TOP

Cleveland Indians @ Minnesota Twins

Metropolitan Stadium, Bloomington , MI

Fri Sep 01 1972, 8:05 PM EDT

Att. 6,175 - Unknown - 63 F

livebaseballscorecards.com

AB	38
R	4
H	9
RBI	4
BB	2
SO	4
LOB	16

1B: 5	SF: 0	WP: 0	PA: 41
2B: 4	SAC: 1	PB: 0	
3B: 0	DP: 1	SB: 0	
HR: 1	HBP: 0	CS: 1	

Batter	1	2	3	4	5	6	7	8	9	10	AB	R	H	RBI	BB	SO	LOB
Cesar Tovar, R (1, 7) OBP: 0.317, SLG: 0.315	F8	F3			F7	F8				L1	5	0	0	0	0	0	1
Rod Carew, L (1, 4) OBP: 0.375, SLG: 0.380	FC3-6, HBP		G3		4-3			5-3		BB, HBP, S, 1B	4	1	1	0	0	0	0
Steve Braun, L (1, 5) OBP: 0.353, SLG: 0.356	FC3-6, BB, 2B, 1-2f		L9			F8		1B, 1B, BB		BB, HBP, 1-2	3	1	0	0	1	0	1
Harmon Killebrew, R (1, 3) OBP: 0.375, SLG: 0.461 Rich Reese, L (9, 3) OBP: 0.314, SLG: 0.359 Rick Renick, R (10, PR) OBP: 0.271, SLG: 0.319	2B, 1-2, BB		K			E5, HR		F6		1-2, 2-3, BB	3 0 0	1 0 0	0 0 0	0 0 0	1 1 0	1 0 0	1 0 0
Bobby Darwin, R (1, 9) OBP: 0.325, SLG: 0.464	1-3, 2-H, 2B			HR		1-H, HR		1-H, 1B		K	5	2	4	4	0	1	3
Jim Nettles, L (1, 8) OBP: 0.330, SLG: 0.286	F9			4-3		6-3				K, S, 3-H	5	0	0	0	0	1	4
Danny Thompson, R (1, 6) OBP: 0.326, SLG: 0.370		1B, 2B		F5		L8				L9	4	0	1	0	0	0	0
Glenn Borgmann, R (1, 2) OBP: 0.343, SLG: 0.339 Dan Monzon, R (9, PR) OBP: 0.310, SLG: 0.259 George Mitterwald, R (10, 2) OBP: 0.217, SLG: 0.213		G5-6-4, 2-3, 1B		5-3			K			1B	4 0 0	0 0 0	2 0 0	0 0 0	0 0 0	1 0 0	0 0 0
Dave Goltz, R (1, 1) OBP: 0.182, SLG: 0.100 Charlie Manuel, L (9, PH) OBP: 0.252, SLG: 0.300 Dave LaRoche, L (10, 1) OBP: 0.333, SLG: 0.143		G5-6-4, 1-2f	K		K	K	K			F3	3 1 0	0 0 0	0 0 0	0 0 0	0 0 0	2 1 0	2 0 0
Inning Stats	R: 1 E: 0 K: 0 S: 4 H: 1 LOB: 2 BB: 1 P: 9	R: 0 E: 0 K: 0 S: 4 H: 2 LOB: 1 BB: 0 P: 4	R: 0 E: 0 K: 1 S: 5 H: 0 LOB: 0 BB: 0 P: 5	R: 1 E: 0 K: 0 S: 4 H: 1 LOB: 0 BB: 0 P: 4	R: 0 E: 0 K: 1 S: 5 H: 0 LOB: 0 BB: 0 P: 5	R: 2 E: 1 K: 0 S: 5 H: 1 LOB: 0 BB: 0 P: 5	R: 0 E: 0 K: 2 S: 7 H: 0 LOB: 0 BB: 0 P: 7	R: 0 E: 0 K: 0 S: 3 H: 1 LOB: 2 BB: 1 P: 7	R: 0 E: 0 K: 1 S: 6 H: 1 LOB: 1 BB: 0 P: 6	R: 1 E: 0 K: 1 S: 5 H: 1 LOB: 2 BB: 1 P: 10	1B: 4 2B: 2 3B: 0 HR: 2	SF: 0 SAC: 0 DP: 1 HBP: 2					

PITCHER		IP	WLS	BF	H	R	ER	SO	BB	IBB	HBP	BLK	WP	HR	S	P	ERA	WHIP
Milt Wilcox, R ERA: 3.21	(1, 1)	6.0		25	5	4	3	2	1	0	1	0	0	2	27	32	4.50	1.000
Mike Kilkenny, L ERA: 3.92	(7, 1)	1.1		5	0	0	0	2	1	0	0	0	0	0	8	12	0.00	0.750
Phil Hennigan, R ERA: 2.59	(8, 1)	1.2		6	2	0	0	1	0	0	0	0	0	0	8	8	0.00	1.200
Steve Mingori, L ERA: 3.99	(10, 1)	0.1	L	4	1	1	1	0	1	0	1	0	0	0	2	7	27.00	6.000
Ed Farmer, R ERA: 4.22	(10, 1)	0.1		2	0	0	0	1	0	0	0	0	0	0	3	3	0.00	0.000

PITCHER	IP	WLS	BF	H	R	ER	SO	BB	IBB	HBP	BLK	WP	HR	S	P	ERA	WHIP

BOTTOM

Cleveland Indians @ Minnesota Twins

Metropolitan Stadium, Bloomington , MI

Fri Sep 01 1972, 8:05 PM EDT

Att. 6,175 - Unknown - 63 F

livebaseballscorecards.com

AB	37
R	5
H	8
RBI	4
BB	3
SO	6
LOB	13

1B: 4 SF: 0
2B: 2 SAC: 0
3B: 0 DP: 1
HR: 2 HBP: 2

WP: 0 PA: 42
PB: 0
SB: 1
CS: 0

Batter	1	2	3	4	5	6	7	8	9	AB	R	H	RBI	BB	SO	LOB
Del Unser, L (1, 8) OBP: 0.273, SLG: 0.270	G3		FC3-6 1-2f		FC4-6 1B	BBB 1B BB			SSS K	4	0	1	0	1	1	1
Jack Brohamer, L (1, 4) OBP: 0.287, SLG: 0.315	4-3		4-3		F7	1-3 1B			F8	5	0	1	0	0	0	2
Chris Chambliss, L (1, 3) OBP: 0.316, SLG: 0.383	FC6-4 1B			1B HR 1B	FC4-6 1B 1-2f	1-3			G3	5	1	2	0	0	0	3
Alex Johnson, R (1, 7) OBP: 0.285, SLG: 0.350 Buddy Bell, R (5, 9) OBP: 0.301, SLG: 0.342	FC6-4 1-2f			1-3 HR 1B	1-3 1B		F6			3 1	1 0	2 0	0 0	0 0	0 0	1 0
John Lowenstein, L (1, 9) OBP: 0.336, SLG: 0.505 (5, 7)		SSS K		1-H 3-H HR	F7		CS 1B			4	1	2	3	0	1	2
Graig Nettles, L (1, 5) OBP: 0.324, SLG: 0.377		BBBB G6-4-3 BB		G3		BBB 4-3 HR BB	SSS 1-2 K			2	1	0	0	2	1	1
Ray Fosse, R (1, 2) OBP: 0.313, SLG: 0.352		G6-4-3 1-2f		F7		4-3 1-2		F6		4	0	0	0	0	0	2
Frank Duffy, R (1, 6) OBP: 0.276, SLG: 0.295			SSS K	1B		5-3		1-3		4	0	1	0	0	1	1
Steve Dunning, R (1, 1) OBP: 0.217, SLG: 0.348 Tom Hilgendorf, S (7, 1) Ed Farmer, R (7, 1) OBP: 0.167, SLG: 0.167			FC3-6 1B	SSS K		2-H HR		4-3		3 0 1	1 0 0	2 0 0	2 0 0	0 0 0	1 0 0	1 0 0
Inning Stats	R: 0 E: 0 K: 0 S: 4 H: 1 LOB: 1 BB: 0 P: 4	R: 0 E: 0 K: 1 S: 4 H: 0 LOB: 0 BB: 1 P: 8	R: 0 E: 0 K: 1 S: 6 H: 1 LOB: 1 BB: 0 P: 6	R: 3 E: 0 K: 1 S: 9 H: 4 LOB: 1 BB: 0 P: 9	R: 0 E: 0 K: 0 S: 5 H: 2 LOB: 2 BB: 0 P: 5	R: 2 E: 0 K: 0 S: 5 H: 2 LOB: 2 BB: 2 P: 13	R: 0 E: 0 K: 1 S: 5 H: 1 LOB: 0 BB: 0 P: 5	R: 0 E: 0 K: 0 S: 3 H: 0 LOB: 0 BB: 0 P: 3	R: 0 E: 0 K: 1 S: 5 H: 0 LOB: 0 BB: 0 P: 5	1B: 9 2B: 0 3B: 0 HR: 2	SF: 0 SAC: 0 DP: 1 HBP: 0					

TOP

Cleveland Indians @ Minnesota Twins

Metropolitan Stadium, Bloomington , MI

Sat Sep 02 1972, 4:33 AM EDT

Att. 8,356 - Unknown - 68 F

livebaseballscorecards.com

AB	36
R	5
H	11
RBI	5
BB	3
SO	5
LOB	14

WP: 0 PA: 39
PB: 0
SB: 0
CS: 1

PITCHER		IP	WLS	BF	H	R	ER	SO	BB	IBB	HBP	BLK	WP	HR	S	P	ERA	WHIP
Dick Woodson, R ERA: 2.66	(1, 1)	5.2	L	27	9	5	5	3	2	0	0	0	0	2	31	39	7.94	1.941
Jim Strickland, L ERA: 2.5	(6, 1)	0.1		3	1	0	0	0	1	0	0	0	0	0	2	6	0.00	6.000
Dave LaRoche, L ERA: 2.71	(7, 1)	3.0		9	1	0	0	2	0	0	0	0	0	0	13	13	0.00	0.333

PITCHER	IP	WLS	BF	H	R	ER	SO	BB	IBB	HBP	BLK	WP	HR	S	P	ERA	WHIP

BOTTOM

Cleveland Indians @ Minnesota Twins

Metropolitan Stadium, Bloomington , MI

Sat Sep 02 1972, 4:33 AM EDT

Att. 8,356 - Unknown - 68 F

Batter	1	2	3	4	5	6	7	8	9	AB	R	H	RBI	BB	SO	LOB
Cesar Tovar, R (1, 7) OBP: 0.318, SLG: 0.316	6-3 1B		1B 2B 1B		L5	5-3			5-3	5	1	2	0	0	0	1
Rod Carew, L (1, 4) OBP: 0.375, SLG: 0.380	6-3 1-2		1-3 2B 1B		5-3		FC3-6 1B		F8	5	1	2	0	0	0	1
Steve Braun, L (1, 5) OBP: 0.355, SLG: 0.365	F8		1-H 3-H 2B		1B 2B		F7			4	1	2	2	0	0	2
Harmon Killebrew, R (1, 3) OBP: 0.374, SLG: 0.460 Rich Reese, L (5, PR) OBP: 0.314, SLG: 0.359 (6, 3) Rick Renick, R (7, PH) OBP: 0.267, SLG: 0.315 (8, 3)	K		K		2-H 1B		1-2f FC3-6			3 0 1	0 0 0	1 0 0	1 0 0	0 0 0	2 0 0	2 0 1
Bobby Darwin, R (1, 9) OBP: 0.324, SLG: 0.462		F7		F8	1-2 1B		K			4	0	1	0	0	1	1
Jim Nettles, L (1, 8) OBP: 0.333, SLG: 0.297		1B		2B	L9			K		4	0	2	0	0	1	2
Danny Thompson, R (1, 6) OBP: 0.323, SLG: 0.367		6-3		F9		K		K		4	0	0	0	0	2	1
Glenn Borgmann, R (1, 2) OBP: 0.347, SLG: 0.339			6-3	IBB		1B		6-3		3	0	1	0	1	0	0
Dick Woodson, R (1, 1) OBP: 0.103, SLG: 0.076 Jim Strickland, L (6, 1) OBP: 0.500, SLG: 0.333 Charlie Manuel, L (6, PH) OBP: 0.250, SLG: 0.297 Dave LaRoche, L (7, 1) OBP: 0.333, SLG: 0.143 Dan Monzon, R (9, PH) OBP: 0.300, SLG: 0.250			K	K		L8			5-3	2 0 1 0 1	0 0 0 0 0	0 0 0 0 0	0 0 0 0 0	0 0 0 0 0	2 0 0 0 0	2 0 1 0 0
Inning Stats	R: 0 E: 0 K: 1 S: 6 H: 1 LOB: 1 BB: 0 P: 6	R: 0 E: 0 K: 0 S: 3 H: 1 LOB: 0 BB: 0 P: 3	R: 2 E: 0 K: 2 S: 10 H: 3 LOB: 1 BB: 0 P: 10	R: 0 E: 0 K: 1 S: 6 H: 1 LOB: 2 BB: 1 P: 10	R: 1 E: 0 K: 0 S: 6 H: 3 LOB: 2 BB: 0 P: 6	R: 0 E: 0 K: 1 S: 6 H: 1 LOB: 1 BB: 0 P: 6	R: 0 E: 0 K: 1 S: 6 H: 1 LOB: 1 BB: 0 P: 6	R: 0 E: 0 K: 2 S: 7 H: 0 LOB: 0 BB: 0 P: 7	R: 0 E: 0 K: 0 S: 3 H: 0 LOB: 0 BB: 0 P: 3	1B: 8 2B: 3 3B: 0 HR: 0	SF: 0 SAC: 0 DP: 0 HBP: 0						

livebaseballscorecards.com

AB	37
R	3
H	11
RBI	3
BB	1
SO	8
LOB	14

WP: 0 PB: 0 SB: 0 CS: 0 PA: 38

PITCHER	IP	WLS	BF	H	R	ER	SO	BB	IBB	HBP	BLK	WP	HR	S	P	ERA	WHIP
Steve Dunning, R (1, 1) ERA: 3.02	6.0	W	29	11	3	3	5	0	1	0	0	0	0	38	42	4.50	1.833
Tom Hilgendorf, L (7, 1) ERA: 3.13	0.1		1	0	0	0	0	0	0	0	0	0	0	1	1	0.00	0.000
Ed Farmer, R (7, 1) ERA: 3.97	2.2	S	8	0	0	0	3	0	0	0	0	0	0	14	14	0.00	0.000

PITCHER	IP	WLS	BF	H	R	ER	SO	BB	IBB	HBP	BLK	WP	HR	S	P	ERA	WHIP

Cleveland Indians @ Minnesota Twins

Metropolitan Stadium, Bloomington , MI

Sun Sep 03 1972, 4:33 AM EDT
Att. 11,095 - Unknown - 59 F

livebaseballscorecards.com

Batter	1	2	3	4	5	6	7	8	9	AB	R	H	RBI	BB	SO	LOB
Del Unser, L (1, 8) OBP: 0.277, SLG: 0.275	F6		E SF8 1-2 2-3 1B		CS 1B	4-3			CS 1B	5	0	3	0	0	0	1
Jack Brohamer, L (1, 4) OBP: 0.286, SLG: 0.315	1B		SF8 1-2 2-3 3-H		F8 1-2		F8		K 1-2	4	0	1	1	0	1	2
Chris Chambliss, L (1, 3) OBP: 0.317, SLG: 0.382	F9		E IBB		1B E 1B		E3 FC4-6		F8	4	1	1	0	1	0	1
Alex Johnson, R (1, 7) OBP: 0.285, SLG: 0.350	F3		FC6-5 1-3 2-3 3-H		S 1-3 1B		FC4-6 1B 1-2f			3	0	1	1	0	0	3
Tom McCraw, L (5, 7) OBP: 0.328, SLG: 0.344										1	0	0	0	0	0	1
John Lowenstein, L (1, 9) OBP: 0.333, SLG: 0.495		4-3	L9		F7 1-2 3-H		1-3 1B			4	0	1	0	0	0	3
Graig Nettles, L (1, 5) OBP: 0.323, SLG: 0.376		F9		F8		S E 1B	F9			4	1	1	0	0	0	2
Ray Fosse, R (1, 2) OBP: 0.310, SLG: 0.348		6-3		6-3		F9 1-H		F9		4	0	0	0	0	0	0
Frank Duffy, R (1, 6) OBP: 0.278, SLG: 0.297			1B SH SF8 1B	E5		SH3-4 1B		1-3		4	1	2	0	0	0	0
Dick Tidrow, R (1, 1) OBP: 0.145, SLG: 0.117			SH SF8 1B E 1-2	G3		SH3-4 1-2		K		2	1	0	0	0	1	1

Inning Stats	1	2	3	4	5	6	7	8	9		
	R: 0 H: 1 E: 0 LOB: 1 K: 0 BB: 0 S: 4 P: 4	R: 0 H: 0 E: 0 LOB: 0 K: 0 BB: 0 S: 3 P: 3	R: 2 H: 2 E: 1 LOB: 2 K: 0 BB: 1 S: 6 P: 10	R: 0 H: 0 E: 1 LOB: 1 K: 0 BB: 0 S: 4 P: 4	R: 1 H: 3 E: 0 LOB: 1 K: 0 BB: 0 S: 5 P: 5	R: 1 H: 2 E: 1 LOB: 1 K: 0 BB: 0 S: 5 P: 5	R: 0 H: 1 E: 1 LOB: 2 K: 0 BB: 0 S: 5 P: 5	R: 0 H: 0 E: 0 LOB: 0 K: 1 BB: 0 S: 5 P: 5	R: 0 H: 1 E: 0 LOB: 0 K: 1 BB: 0 S: 5 P: 5	1B: 10 SF: 1 2B: 0 SAC: 2 3B: 0 DP: 0 HR: 0 HBP: 0	WP: 0 PA: 39 PB: 0 SB: 2 CS: 2

PITCHER		IP	WLS	BF	H	R	ER	SO	BB	IBB	HBP	BLK	WP	HR	S	P	ERA	WHIP
Jim Perry, R ERA: 3.62	(1, 1)	8.0	L	36	9	4	2	1	0	1	0	0	0	0	37	41	2.25	1.125
Wayne Granger, R ERA: 3.42	(9, 1)	1.0		3	1	0	0	1	0	0	0	0	0	0	5	5	0.00	1.000

PITCHER	IP	WLS	BF	H	R	ER	SO	BB	IBB	HBP	BLK	WP	HR	S	P	ERA	WHIP

AB	R	H	RBI	BB	SO	LOB
5	0	3	0	0	0	1
4	0	1	1	0	1	2
4	1	1	0	1	0	1
3	0	1	1	0	0	3
1	0	0	0	0	0	1
4	0	1	0	0	0	3
4	1	1	0	0	0	2
4	0	0	0	0	0	0
4	1	2	0	0	0	0
2	1	0	0	0	1	1

AB	35
R	4
H	10
RBI	2
BB	1
SO	2
LOB	14

Batter	1	2	3	4	5	6	7	8	9	AB	R	H	RBI	BB	SO	LOB
Jim Nettles, L (1, 8) OBP: 0.332, SLG: 0.292	4-3		F7		K			BB		3	0	0	0	1	1	1
Rod Carew, L (1, 4) OBP: 0.378, SLG: 0.381	BB E S SF8		E7 1B			F7		BB 1-2		2	1	1	0	2	0	0
Steve Braun, L (1, 5) OBP: 0.351, SLG: 0.361	SF8 1-H		F6			4-3		F2		3	0	0	1	0	0	3
Harmon Killebrew, R (1, 3) OBP: 0.373, SLG: 0.458 Dan Monzon, R (9, PR) OBP: 0.300, SLG: 0.250	L7			5-3		5-3			G6-4-3 1B	4 0	0 0	1 0	0 0	0 0	0 0	0 0
Bobby Darwin, R (1, 9) OBP: 0.323, SLG: 0.459		F8		K			G5-4-3 BB		G6-4-3 1-2f	3	0	0	0	1	1	1
Charlie Manuel, L (1, 7) OBP: 0.241, SLG: 0.286		F7		F8			L9		6-3	4	0	0	0	0	0	2
Danny Thompson, R (1, 6) OBP: 0.323, SLG: 0.367		E S 1B			F4		G5-4-3 1-2f			3	0	1	0	0	0	1
Glenn Borgmann, R (1, 2) OBP: 0.347, SLG: 0.346		F7 1-3			2B			4-3		3	0	1	0	0	0	1
Jim Perry, S (1, 1) OBP: 0.215, SLG: 0.197 Rich Reese, L (8, PH) OBP: 0.312, SLG: 0.357 Wayne Granger, R (9, 1) OBP: 0.286, SLG: 0.429			4-3		F2			3-1		2 1 0	0 0 0	0 0 0	0 0 0	0 0 0	0 0 0	1 0 0
Inning Stats	R: 1 E: 0 K: 0 S: 3 H: 0 LOB: 0 BB: 1 P: 7	R: 0 E: 0 K: 0 S: 4 H: 1 LOB: 1 BB: 0 P: 4	R: 0 E: 1 K: 0 S: 4 H: 1 LOB: 1 BB: 0 P: 4	R: 0 E: 0 K: 1 S: 5 H: 0 LOB: 0 BB: 0 P: 5	R: 0 E: 0 K: 1 S: 6 H: 1 LOB: 1 BB: 0 P: 6	R: 0 E: 0 K: 0 S: 3 H: 0 LOB: 0 BB: 0 P: 3	R: 0 E: 0 K: 0 S: 2 H: 0 LOB: 0 BB: 1 P: 6	R: 0 E: 0 K: 0 S: 3 H: 0 LOB: 2 BB: 2 P: 11	R: 0 E: 0 K: 0 S: 3 H: 1 LOB: 1 BB: 0 P: 3	1B: 3 2B: 1 3B: 0 HR: 0	SF: 1 SAC: 0 DP: 2 HBP: 0					

PITCHER	IP	WLS	BF	H	R	ER	SO	BB	IBB	HBP	BLK	WP	HR	S	P	ERA	WHIP
Dick Tidrow, R (1, 1) ERA: 2.45	9.0	W	33	4	1	0	2	4	0	0	0	0	0	33	49	0.00	0.889

PITCHER	IP	WLS	BF	H	R	ER	SO	BB	IBB	HBP	BLK	WP	HR	S	P	ERA	WHIP

BOTTOM

Cleveland Indians @ Minnesota Twins

Metropolitan Stadium, Bloomington , MI

Sun Sep 03 1972, 4:33 AM EDT

Att. 11,095 - Unknown - 59 F

livebaseballscorecards.com

AB	28
R	1
H	4
RBI	1
BB	4
SO	2
LOB	10

WP: 0 PB: 0 SB: 2 CS: 0 PA: 33

Minnesota Twins @ Chicago White Sox

Comiskey Park, Chicago, IL

Mon Sep 04 1972, 4:33 AM EDT

Unknown - 64 F

livebaseballscorecards.com

Batter	1	2	3	4	5	6	7	8	9	AB	R	H	RBI	BB	SO	LOB
Jim Nettles, L (1, 8) OBP: 0.335, SLG: 0.302	0-0 4-3 1B		0-0 F4		0-0 FC4-6 1-2f		0-0 1-H E 2B			4	1	2	1	0	0	1
Rod Carew, L (1, 4) OBP: 0.377, SLG: 0.382	0-0 4-3 1-2		0-0 2B		0-0 G3		0-3 K 3-H			4	0	1	0	0	1	2
Steve Braun, L (1, 5) OBP: 0.347, SLG: 0.356	0-0 F9		0-0 F7			0-0 G3		0-0 F8		4	0	0	0	0	0	2
Harmon Killebrew, R (1, 3) OBP: 0.370, SLG: 0.453	0-0 6-3			0-0 F4		0-0 F8		0-0 F8		4	0	0	0	0	0	1
Rich Reese, L (9, 3) OBP: 0.312, SLG: 0.357										0	0	0	0	0	0	0
Bobby Darwin, R (1, 9) OBP: 0.325, SLG: 0.459		0-0 6-3		0-0 4-3 E 1B		0-0 1B		0-0 6-3		4	0	2	0	0	0	0
Charlie Manuel, L (1, 7) OBP: 0.243, SLG: 0.287		0-0 1B		0-0 4-3 1-3		0-3 K			0-0 CS 1B	3	0	1	0	0	1	2
Steve Brye, R (6, 7) OBP: 0.267, SLG: 0.266										1	0	1	0	0	0	0
Danny Thompson, R (1, 6) OBP: 0.323, SLG: 0.366		0-0 F8		0-0 1-3			0-0 FC3-6 1B		0-3 K 1-2	4	0	1	0	0	1	3
Glenn Borgmann, R (1, 2) OBP: 0.338, SLG: 0.336		0-3 K			0-0 1-3		0-0 F9		0-0 5-3	4	0	0	0	0	1	2
Bert Blyleven, R (1, 1) OBP: 0.187, SLG: 0.178			0-3 K		0-0 FC4-6 1B		0-0 FC3-6 1-2f 2B			3	1	1	0	0	1	1

Inning Stats	1	2	3	4	5	6	7	8	9		
	R: 0 H: 1 E: 0 LOB: 1 K: 0 BB: 0 S: 4 P: 4	R: 0 H: 1 E: 0 LOB: 1 K: 1 BB: 0 S: 6 P: 6	R: 0 H: 1 E: 0 LOB: 1 K: 1 BB: 0 S: 6 P: 6	R: 0 H: 1 E: 1 LOB: 1 K: 0 BB: 0 S: 4 P: 4	R: 0 H: 1 E: 0 LOB: 1 K: 0 BB: 0 S: 4 P: 4	R: 0 H: 1 E: 0 LOB: 1 K: 1 BB: 0 S: 6 P: 6	R: 2 H: 2 E: 1 LOB: 0 K: 1 BB: 0 S: 7 P: 7	R: 0 H: 0 E: 0 LOB: 0 K: 0 BB: 0 S: 3 P: 3	R: 0 H: 1 E: 0 LOB: 0 K: 1 BB: 0 S: 5 P: 5	1B: 7 SF: 0 2B: 2 SAC: 0 3B: 0 DP: 0 HR: 0 HBP: 0	WP: 0 PA: 35 PB: 0 SB: 0 CS: 1

PITCHER		IP	WLS	BF	H	R	ER	SO	BB	IBB	HBP	BLK	WP	HR	S	P	ERA	WHIP
Stan Bahnsen, R ERA: 3.89	(1, 1)	6.2	L	28	8	2	1	3	0	0	0	0	0	0	34	34	1.35	1.200
Terry Forster, L ERA: 2.3	(7, 1)	1.1		4	0	0	0	1	0	0	0	0	0	0	6	6	0.00	0.000
Cy Acosta, R ERA: 1.8	(9, 1)	1.0		3	1	0	0	1	0	0	0	0	0	0	5	5	0.00	1.000

PITCHER	IP	WLS	BF	H	R	ER	SO	BB	IBB	HBP	BLK	WP	HR	S	P	ERA	WHIP

BOTTOM

Minnesota Twins @ Chicago White Sox

Comiskey Park, Chicago, IL

Mon Sep 04 1972, 4:33 AM EDT

Unknown - 64 F

livebaseballscorecards.com

Batter	1	2	3	4	5	6	7	8	9	AB	R	H	RBI	BB	SO	LOB
Pat Kelly, L (1, 9) OBP: 0.352, SLG: 0.369	F6		HR		BB		BB		G3	3	1	1	1	2	0	0
Jay Johnstone, L (1, 8) OBP: 0.255, SLG: 0.250	F8		F4		K		F9		K	5	0	0	0	0	2	2
Dick Allen, R (1, 3) OBP: 0.429, SLG: 0.611	1B		4-3		IBB		K			3	0	1	0	1	1	1
Carlos May, L (1, 7) OBP: 0.396, SLG: 0.425	F8			2B	3-1			2B		4	0	2	0	0	0	3
Mike Andrews, R (1, 4) OBP: 0.314, SLG: 0.303 Lee Richard, R (6, PR) Rich Morales, R (7, 4) OBP: 0.279, SLG: 0.280 (7, 6)		G3 PB 1B		F6		G5-4-3 BB		K		2 0 1	0 0 0	1 0 0	0 0 0	1 0 1	0 0 1	1 0 1
Ed Spiezio, R (1, 5) OBP: 0.283, SLG: 0.317	G3 1-3			K		G5-4-3 1-2f		F9		4	0	0	0	0	1	4
Ed Herrmann, L (1, 2) OBP: 0.329, SLG: 0.331 Buddy Bradford, R (8, PR) OBP: 0.313, SLG: 0.419 Chuck Brinkman, R (9, 2) OBP: 0.205, SLG: 0.139	1-3			IBB		FC5-4 1B		IBB		2 0 0	0 0 0	1 0 0	0 0 0	2 0 0	0 0 0	1 0 0
Luis Alvarado, R (1, 6) OBP: 0.254, SLG: 0.295 Terry Forster, L (7, 1) OBP: 0.438, SLG: 0.438 Tony Muser, L (8, PH) OBP: 0.231, SLG: 0.231 Cy Acosta, R (9, 1)	K			1-3		FC5-4 1-2f		4-3		3 0 1 0	0 0 0 0	0 0 0 0	0 0 0 0	1 0 0 0	4 0 2 0	0 0 0 0
Stan Bahnsen, R (1, 1) OBP: 0.184, SLG: 0.200 Jorge Orta, L (7, 4) OBP: 0.208, SLG: 0.265			5-3		F9		K		F4	2 2	0 0	0 0	0 0	0 1	0 0	0 0

	AB	32
	R	1
	H	6
	RBI	1
	BB	6
	SO	7
	LOB	19

Inning Stats	1	2	3	4	5	6	7	8	9
	R: 0 H: 1 E: 0 LOB: 1 K: 0 BB: 0 S: 4 P: 4	R: 0 H: 1 E: 0 LOB: 1 K: 1 BB: 0 S: 6 P: 6	R: 1 H: 1 E: 0 LOB: 0 K: 0 BB: 0 S: 4 P: 4	R: 0 H: 1 E: 0 LOB: 2 K: 1 BB: 1 S: 6 P: 10	R: 0 H: 0 E: 0 LOB: 2 K: 1 BB: 2 S: 5 P: 13	R: 0 H: 1 E: 0 LOB: 1 K: 0 BB: 1 S: 3 P: 7	R: 0 H: 0 E: 0 LOB: 1 K: 2 BB: 1 S: 7 P: 11	R: 0 H: 1 E: 0 LOB: 2 K: 1 BB: 1 S: 6 P: 10	R: 0 H: 0 E: 0 LOB: 0 K: 1 BB: 0 S: 5 P: 5

	1B	3	SF	0	WP	0	PA	38
	2B	2	SAC	0	PB	1		
	3B	0	DP	1	SB	1		
	HR	1	HBP	0	CS	0		

PITCHER	IP	WLS	BF	H	R	ER	SO	BB	IBB	HBP	BLK	WP	HR	S	P	ERA	WHIP
Bert Blyleven, R (1, 1) ERA: 3.0	9.0	W	38	6	1	1	7	3	3	0	0	0	1	46	70	1.00	1.000

PITCHER	IP	WLS	BF	H	R	ER	SO	BB	IBB	HBP	BLK	WP	HR	S	P	ERA	WHIP

Batter	1	2	3	4	5	6	7	8	9	AB	R	H	RBI	BB	SO	LOB
Steve Brye, R (1, 8) OBP: 0.267, SLG: 0.270	K		6-3 SF7 2B		F2		6-3			4	1	1	0	0	1	0
Rod Carew, L (1, 4) OBP: 0.374, SLG: 0.378	F5		6-3 2-3		4-3			4-3		4	0	0	0	0	0	1
Harmon Killebrew, R (1, 3) OBP: 0.369, SLG: 0.452 Rich Reese, L (8, 3) OBP: 0.312, SLG: 0.357	FC4-6 1B		SF7 3-H			6-3		F2		3 0	0 0	1 0	1 0	0 0	0 0	0 0
Bobby Darwin, R (1, 9) OBP: 0.324, SLG: 0.456	FC4-6 1-2f		4-3			BB FC5-4		K		3	0	0	0	1	1	1
Eric Soderholm, R (1, 5) OBP: 0.244, SLG: 0.343		F7		S 1B		FC5-4 1B 1-2f			1B 2B	4	2	2	0	0	0	1
Rick Renick, R (1, 7) OBP: 0.289, SLG: 0.351		2B 2B		K 1-2		1-H 1B			CS 1B 2-H	4	1	3	2	0	1	1
Danny Thompson, R (1, 6) OBP: 0.322, SLG: 0.367		2-H 2B		6-3		6-3			K 1-2	4	0	1	1	0	1	3
Phil Roof, R (1, 2) OBP: 0.237, SLG: 0.367		6-3		6-3			6-3		2B	4	0	1	0	0	0	2
Ray Corbin, R (1, 1) OBP: 0.133, SLG: 0.116		5-3			K		4-3		K	4	0	0	0	0	2	2
Inning Stats	R: 0 E: 0 K: 1 S: 6 / H: 1 LOB: 1 BB: 0 P: 6	R: 1 E: 0 K: 0 S: 5 / H: 2 LOB: 1 BB: 0 P: 5	R: 1 E: 0 K: 0 S: 4 / H: 1 LOB: 0 BB: 0 P: 4	R: 0 E: 0 K: 1 S: 6 / H: 1 LOB: 1 BB: 0 P: 6	R: 0 E: 0 K: 1 S: 5 / H: 0 LOB: 0 BB: 0 P: 5	R: 1 E: 0 K: 0 S: 4 / H: 1 LOB: 1 BB: 1 P: 8	R: 0 E: 0 K: 0 S: 3 / H: 0 LOB: 0 BB: 0 P: 3	R: 0 E: 0 K: 1 S: 5 / H: 0 LOB: 0 BB: 0 P: 5	R: 1 E: 0 K: 2 S: 9 / H: 3 LOB: 1 BB: 0 P: 9	1B: 4 2B: 5 3B: 0 HR: 0	SF: 1 SAC: 0 DP: 0 HBP: 0						

TOP

Minnesota Twins @ Chicago White Sox

Comiskey Park, Chicago, IL

Mon Sep 04 1972, 4:38 AM EDT

Att. 33,367 - Unknown

livebaseballscorecards.com

AB	34
R	4
H	9
RBI	4
BB	1
SO	6
LOB	11

WP: 0 PB: 0 SB: 1 CS: 1 PA: 36

PITCHER		IP	WLS	BF	H	R	ER	SO	BB	IBB	HBP	BLK	WP	HR	S	P	ERA	WHIP
Dave Lemonds, L ERA: 2.8	(1, 1)	2.1	L	11	4	2	2	1	0	0	0	0	0	0	13	13	7.71	1.714
Rich Gossage, R ERA: 3.65	(3, 1)	3.2		14	2	1	1	2	1	0	0	0	0	0	17	21	2.46	0.818
Steve Kealey, R ERA: 3.65	(7, 1)	2.0		6	0	0	0	1	0	0	0	0	0	0	8	8	0.00	0.000
Moe Drabowsky, R ERA: 2.41	(9, 1)	1.0		5	3	1	1	2	0	0	0	0	0	0	9	9	9.00	3.000

PITCHER	IP	WLS	BF	H	R	ER	SO	BB	IBB	HBP	BLK	WP	HR	S	P	ERA	WHIP

BOTTOM

Minnesota Twins @ Chicago White Sox

Comiskey Park, Chicago, IL

Mon Sep 04 1972, 4:38 AM EDT

Att. 33,367 - Unknown

livebaseballscorecards.com

Batter	1	2	3	4	5	6	7	8	9	AB	R	H	RBI	BB	SO	LOB
Pat Kelly, L (1, 9) OBP: 0.351, SLG: 0.365	B B B B 4-0 L6-4 3-1 BB		x 0-0 F7 ③			S S S 0-3 K ①		x 0-0 4-3 ③		3	0	0	0	1	1	2
Mike Andrews, R (1, 4) OBP: 0.313, SLG: 0.303	x 0-0 3-1 ① 1-2			x 0-0 F9 ①		x 0-0 ① 1-2 1B			x 0-0 5-3 ①	4	0	1	0	0	0	1
Dick Allen, R (1, 3) OBP: 0.427, SLG: 0.608	x 0-0 ② ③ L6-4 2-3			x 0-0 6-3 ②		S S S 0-3 K ②			x 0-0 G3 1B	4	0	1	0	0	1	3
Carlos May, L (1, 7) OBP: 0.395, SLG: 0.423		x 0-0 F7 ①		x 0-0 1B		x 0-0 1-3 ③			x 0-0 ② G3 1-2	4	0	1	0	0	0	3
Rick Reichardt, R (1, 8) OBP: 0.341, SLG: 0.424		x 0-0 F7 ②		x 0-0 F8 ③			x 0-0 F8 ①		S S S 0-3 K ③	4	0	0	0	0	1	2
Ed Spiezio, R (1, 5) OBP: 0.279, SLG: 0.313		x 0-0 5-3 ③			x 0-0 4-3 ①		x 0-0 6-3 ②			3	0	0	0	0	0	0
Ed Herrmann, L (1, 2) OBP: 0.326, SLG: 0.327			x 0-0 3-1 ①		x 0-0 4-3 ②		x 0-0 F9 ③			3	0	0	0	0	0	0
Rich Morales, R (1, 6) OBP: 0.280, SLG: 0.280			x 0-0 1B		x 0-0 5-3 ③			x 0-0 6-3 ①		3	0	1	0	0	0	0
Dave Lemonds, L (1, 1) OBP: 0.154, SLG: 0.120 Rich Gossage, R (3, 1) Jim Lyttle, L (6, PH) OBP: 0.224, SLG: 0.306 Steve Kealey, R (7, 1) Tony Muser, L (8, PH) OBP: 0.222, SLG: 0.222 Moe Drabowsky, R (9, 1)			S S S 0-3 K ②			x 0-0 1B 1B		S S S 0-3 K ②		0 1 1 0 0 1 0	0 0 0 0 0 0 0	0 0 1 0 0 0 0	0 0 0 0 0 0 0	0 1 0 0 0 1 0	0 1 0 0 0 0 0	0 1 0 0 0 0 0
Inning Stats	R: 0 H: 0 E: 0 LOB: 0 K: 0 BB: 1 S: 2 P: 6	R: 0 H: 0 E: 0 LOB: 0 K: 0 BB: 0 S: 3 P: 3	R: 0 H: 1 E: 0 LOB: 1 K: 1 BB: 0 S: 6 P: 6	R: 0 H: 1 E: 0 LOB: 1 K: 0 BB: 0 S: 4 P: 4	R: 0 H: 0 E: 0 LOB: 0 K: 0 BB: 0 S: 3 P: 3	R: 0 H: 2 E: 0 LOB: 2 K: 2 BB: 0 S: 9 P: 9	R: 0 H: 0 E: 0 LOB: 0 K: 0 BB: 0 S: 3 P: 3	R: 0 H: 0 E: 0 LOB: 0 K: 1 BB: 0 S: 5 P: 5	R: 0 H: 1 E: 0 LOB: 1 K: 1 BB: 0 S: 6 P: 6	1B: 5 2B: 1 3B: 0 HR: 0	SF: 0 SAC: 0 DP: 1 HBP: 0			WP: 0 PB: 0 SB: 0 CS: 0	PA: 32		

	AB	31
	R	0
	H	5
	RBI	0
	BB	1
	SO	5
	LOB	12

PITCHER	IP	WLS	BF	H	R	ER	SO	BB	IBB	HBP	BLK	WP	HR	S	P	ERA	WHIP
Ray Corbin, R (1, 1) ERA: 2.09	9.0	W	32	5	0	0	5	1	0	0	0	0	0	41	45	0.00	0.667

PITCHER	IP	WLS	BF	H	R	ER	SO	BB	IBB	HBP	BLK	WP	HR	S	P	ERA	WHIP

Minnesota Twins @ Chicago White Sox

Comiskey Park, Chicago, IL

Tue Sep 05 1972, 4:33 AM EDT

Att. 6,784 - Unknown - 74 F

TOP

livebaseballscorecards.com

Batter	1	2	3	4	5	6	7	8	9	AB	R	H	RBI	BB	SO	LOB
Cesar Tovar, R (1, 7) OBP: 0.321, SLG: 0.316	BBBB 4-0 SH5-3 BB		x 0-0 1B		x 0-0 ③ F3		BBBB 4-0 1-2 BB		x 0-0 ② G3	3	0	1	0	2	0	1
Rod Carew, L (1, 4) OBP: 0.375, SLG: 0.379	x 0-0 ① SH5-3 1-2		x 0-0 ③ 5-3			x 0-0 HR 1B	x 0-0 ③ 4-3		x 0-0 1B	4	1	2	0	0	0	3
Steve Braun, L (1, 5) OBP: 0.347, SLG: 0.357	SSS 0-3 ② K			x 0-0 G5-4-3 1B		x 0-0 ① F8		x 0-0 BB BB 1B	x 0-0 ③ 4-3	5	0	2	0	0	1	3
Harmon Killebrew, R (1, 3) OBP: 0.368, SLG: 0.458	x 0-0 ③ F6			x 0-0 ① ② G5-4-3 1-2f		x 0-0 1-H HR	SSS 0-3 ① K	x 0-0 ② F2		4	1	1	2	0	1	3
Bobby Darwin, R (1, 9) OBP: 0.323, SLG: 0.454		x 0-0 FC8-6-4 1B		x 0-0 E5		SSS 0-3 ② K	x 0-0 ③ L3	BBBB 4-0 BB 1-2		4	0	1	0	0	1	1
Jim Nettles, L (1, 8) OBP: 0.330, SLG: 0.297 Eric Soderholm, R (8, PH) OBP: 0.247, SLG: 0.343 Steve Brye, R (8, 8) OBP: 0.267, SLG: 0.270		x 0-0 ① FC8-6-4 CS 1-2f		x 0-0 ③ F7						3 0 0	0 0 0	0 0 0	0 0 0	0 1 0	0 0 0	2 0 0
Danny Thompson, R (1, 6) OBP: 0.324, SLG: 0.367		x 0-0 ② ③ 5-3 1-2			x 0-0 SH5-3 1B		x 0-0 ① F2	BBBB 4-0 1-2 2-3 BB		3	0	1	0	1	0	1
Glenn Borgmann, R (1, 2) OBP: 0.329, SLG: 0.326			x 0-0 ① L6		SSS 0-3 ① K		SSS 0-3 ② K	x 0-0 ③ 6-3		4	0	0	0	0	2	4
Dave Goltz, R (1, 1) OBP: 0.208, SLG: 0.136 Wayne Granger, R (7, 1) OBP: 0.286, SLG: 0.429 Rick Renick, R (9, PH) OBP: 0.286, SLG: 0.346			x 0-0 ② 1-3		x 0-0 ② SH5-3 1-2		x 0-0 BB 1B		SSS 0-3 ① K	2 0 1	0 0 0	1 0 0	0 0 0	0 0 0	0 0 1	0 0 0
Inning Stats	R: 0 E: 0 K: 1 S: 5 H: 0 LOB: 1 BB: 1 P: 9	R: 0 E: 0 K: 0 S: 3 H: 1 LOB: 0 BB: 0 P: 3	R: 0 E: 0 K: 0 S: 4 H: 1 LOB: 1 BB: 0 P: 4	R: 0 E: 1 K: 0 S: 4 H: 1 LOB: 1 BB: 0 P: 4	R: 0 E: 0 K: 1 S: 6 H: 1 LOB: 1 BB: 0 P: 6	R: 2 E: 0 K: 1 S: 7 H: 2 LOB: 0 BB: 0 P: 7	R: 0 E: 0 K: 1 S: 6 H: 1 LOB: 2 BB: 1 P: 10	R: 0 E: 0 K: 1 S: 6 H: 1 LOB: 3 BB: 2 P: 14	R: 0 E: 0 K: 1 S: 6 H: 1 LOB: 1 BB: 0 P: 6	1B: 8 2B: 0 3B: 0 HR: 1 SF: 0 SAC: 2 DP: 1 HBP: 0	WP: 0 PB: 0 SB: 0 CS: 1 PA: 39					

	AB	33
	R	2
	H	9
	RBI	2
	BB	4
	SO	6
	LOB	18

PITCHER		IP	WLS	BF	H	R	ER	SO	BB	IBB	HBP	BLK	WP	HR	S	P	ERA	WHIP
Eddie Fisher, R ERA: 3.83	(1, 1)	6.2		28	7	2	2	4	2	0	0	0	0	1	34	42	2.70	1.350
Ken Frailing, L ERA:	(7, 1)	0.1	W	1	0	0	0	0	0	0	0	0	0	0	1	1	0.00	0.000
Terry Forster, L ERA: 2.24	(8, 1)	2.0	S	10	2	0	0	2	2	0	0	0	0	0	12	20	0.00	2.000

PITCHER	IP	WLS	BF	H	R	ER	SO	BB	IBB	HBP	BLK	WP	HR	S	P	ERA	WHIP

Batter	1	2	3	4	5	6	7	8	9	AB	R	H	RBI	BB	SO	LOB
Pat Kelly, L (1, 9) OBP: 0.353, SLG: 0.373	S S S 0-3 ① K		x 0-0 ② S 1B		x 0-0 ② 6-3		x 0-0 E6 2-H 3B			4	1	2	1	0	1	0
Mike Andrews, R (1, 4) OBP: 0.313, SLG: 0.302 Jorge Orta, L (8, 4) OBP: 0.208, SLG: 0.265	x 0-0 ② 6-3		S S S 0-3 ① K 1-2		x 0-0 ③ F3		x 0-0 1B			4 0	0 0	1 0	0 0	0 0	1 0	1 0
Dick Allen, R (1, 3) OBP: 0.424, SLG: 0.602	x 0-0 ③ F9		S S S 0-3 ② K			x 0-0 ① 6-3	x 0-0 ③ F5			4	0	0	0	0	1	3
Carlos May, L (1, 7) OBP: 0.395, SLG: 0.425		x 0-0 1B 1B 2B	I I I I 4-0 IBB			x 0-0 ② 6-3		x 0-0 ① 4-3		3	1	1	0	1	0	0
Rick Reichardt, R (1, 8) OBP: 0.341, SLG: 0.422 Buddy Bradford, R (7, 8) OBP: 0.303, SLG: 0.406		x 0-0 1B SF7 2-3 1B	S S S 0-3 ③ K			x 0-0 ③ 6-3		S S S 0-3 ② K		3 1	1 0	1 0	0 0	0 0	1 1	2 0
Ed Spiezio, R (1, 5) OBP: 0.284, SLG: 0.317 Lee Richard, R (7, PR) Terry Forster, L (8, 1) OBP: 0.471, SLG: 0.471		x 0-0 1-3 3-H 1B	S S S 0-3 ① K				x 0-0 5-3 2B 1B	x 0-0 1B		3 0 1	0 1 0	2 0 1	1 0 0	0 0 0	1 0 0	0 0 0
Ed Herrmann, L (1, 2) OBP: 0.322, SLG: 0.324		x 0-0 ① SF7 3-H	x 0-0 ② 1-3				x 0-0 ① F9	x 0-0 ③ 4-3		3	0	0	1	0	0	2
Rich Morales, R (1, 6) OBP: 0.277, SLG: 0.277 (8, 5)		x 0-0 ② F3	x 0-0 ③ 4-3				x 0-0 ② 5-3 1-2			3	0	0	0	0	0	2
Eddie Fisher, R (1, 1) OBP: 0.095, SLG: 0.095 Ken Frailing, L (7, 1) Tony Muser, L (7, PH) OBP: 0.250, SLG: 0.286 Luis Alvarado, R (7, PR) OBP: 0.254, SLG: 0.295 (8, 6)		x 0-0 ③ 6-3			x 0-0 ① 4-3		x 0-0 E 2-H 2B			2 0 1 0	0 0 0 1	0 0 1 0	0 0 1 0	0 0 0 0	0 0 0 0	1 0 0 0
Inning Stats	R: 0 H: 0 E: 0 LOB: 0 K: 1 BB: 0 S: 5 P: 5	R: 2 H: 3 E: 0 LOB: 1 K: 0 BB: 0 S: 6 P: 6	R: 0 H: 1 E: 0 LOB: 2 K: 3 BB: 1 S: 10 P: 14	R: 0 H: 0 E: 0 LOB: 0 K: 1 BB: 0 S: 5 P: 5	R: 0 H: 0 E: 0 LOB: 0 K: 0 BB: 0 S: 3 P: 3	R: 0 H: 0 E: 0 LOB: 0 K: 0 BB: 0 S: 3 P: 3	R: 3 H: 4 E: 1 LOB: 2 K: 0 BB: 0 S: 7 P: 7	R: 0 H: 1 E: 0 LOB: 1 K: 1 BB: 0 S: 6 P: 6		1B: 6 SF: 1 2B: 2 SAC: 0 3B: 1 DP: 0 HR: 0 HBP: 0						

BOTTOM

Minnesota Twins @ Chicago White Sox

Comiskey Park, Chicago, IL

Tue Sep 05 1972, 4:33 AM EDT

Att. 6,784 - Unknown - 74 F

livebaseballscorecards.com

AB	32
R	5
H	9
RBI	4
BB	1
SO	6
LOB	11

PITCHER		IP	WLS	BF	H	R	ER	SO	BB	IBB	HBP	BLK	WP	HR	S	P	ERA	WHIP
Dave Goltz, R ERA: 2.73	(1, 1)	6.2	L	29	8	5	5	5	0	1	0	0	0	0	38	42	6.75	1.200
Wayne Granger, R ERA: 3.36	(7, 1)	1.1		5	1	0	0	1	0	0	0	0	0	0	7	7	0.00	0.750

PITCHER		IP	WLS	BF	H	R	ER	SO	BB	IBB	HBP	BLK	WP	HR	S	P	ERA	WHIP

Batter	1	2	3	4	5	6	7	8	9	AB	R	H	RBI	BB	SO	LOB
Cesar Tovar, R (1, 7) OBP: 0.318, SLG: 0.313	6-3		6-3		5-3		L4			4	0	0	0	0	0	3
Rod Carew, L (1, 4) OBP: 0.376, SLG: 0.380	F8		CS, 1B 3-H			5-3		1B		4	0	2	1	0	0	0
Steve Braun, L (1, 5) OBP: 0.346, SLG: 0.354	BB		CS 1-2	F7		6-3		F6		3	0	0	0	1	0	1
Bobby Darwin, R (1, 9) OBP: 0.323, SLG: 0.452	K			K		F8		1-2 1B		4	0	1	0	0	2	1
Rich Reese, L (1, 3) OBP: 0.311, SLG: 0.355		F8		BB 1B			3-1	F9		4	0	1	0	0	0	2
Jim Nettles, L (1, 8) OBP: 0.333, SLG: 0.298		F7		BB 1-2			6-3 1B 1B	F9		3	1	1	0	1	0	2
Danny Thompson, R (1, 6) OBP: 0.321, SLG: 0.364		4-3		4-3			6-3 1-2		F4	4	0	0	0	0	0	3
Phil Roof, R (1, 2) OBP: 0.245, SLG: 0.379			SH5-4 1B 2B		6-3		E 2-H 1B		5-3	4	1	2	1	0	0	0
Dick Woodson, R (1, 1) OBP: 0.099, SLG: 0.072			SH5-4 2-3		5-3		E6 1-2		K	3	0	0	0	0	1	1
Inning Stats	R: 0 E: 0 K: 1 S: 5 H: 0 LOB: 1 BB: 1 P: 9	R: 0 E: 0 K: 0 S: 3 H: 0 LOB: 0 BB: 0 P: 3	R: 1 E: 0 K: 0 S: 4 H: 2 LOB: 0 BB: 0 P: 4	R: 0 E: 0 K: 1 S: 6 H: 1 LOB: 2 BB: 1 P: 10	R: 0 E: 0 K: 0 S: 3 H: 0 LOB: 0 BB: 0 P: 3	R: 0 E: 0 K: 0 S: 3 H: 0 LOB: 0 BB: 0 P: 3	R: 1 E: 1 K: 0 S: 6 H: 2 LOB: 2 BB: 0 P: 6	R: 0 E: 0 K: 0 S: 5 H: 2 LOB: 2 BB: 0 P: 5	R: 0 E: 0 K: 1 S: 5 H: 0 LOB: 0 BB: 0 P: 5	1B: 6 2B: 1 3B: 0 HR: 0 SF: 0 SAC: 1 DP: 0 HBP: 0						

TOP

Minnesota Twins @ Texas Rangers

Arlington Stadium, Arlington, TX

Wed Sep 06 1972, 8:05 PM EDT

Att. 4,223 - Unknown - 90 F

livebaseballscorecards.com

AB	33
R	2
H	7
RBI	2
BB	2
SO	3
LOB	13

WP: 0 PB: 0 SB: 0 CS: 1 PA: 37

PITCHER		IP	WLS	BF	H	R	ER	SO	BB	IBB	HBP	BLK	WP	HR	S	P	ERA	WHIP
Bill Gogolewski, R ERA: 4.39	(1, 1)	7.0	L	28	5	2	2	2	2	0	0	0	0	0	30	38	2.57	1.000
Paul Lindblad, L ERA: 2.59	(8, 1)	1.0		5	2	0	0	0	0	0	0	0	0	0	5	5	0.00	2.000
Don Stanhouse, R ERA: 3.35	(9, 1)	1.0		3	0	0	0	1	0	0	0	0	0	0	5	5	0.00	0.000

PITCHER	IP	WLS	BF	H	R	ER	SO	BB	IBB	HBP	BLK	WP	HR	S	P	ERA	WHIP

Minnesota Twins @ Texas Rangers

Arlington Stadium, Arlington, TX

Wed Sep 06 1972, 8:05 PM EDT

Att. 4,223 - Unknown - 90 F

livebaseballscorecards.com

BOTTOM

Batter	1	2	3	4	5	6	7	8	9	AB	R	H	RBI	BB	SO	LOB
Davey Nelson, R (1, 5) OBP: 0.320, SLG: 0.284	F8		F8			F3		6-3		4	0	0	0	0	0	0
Joe Lovitto, S (1, 8) OBP: 0.300, SLG: 0.264	F9			4-3		4-3			F7	4	0	0	0	0	0	0
Larry Biittner, L (1, 3) OBP: 0.338, SLG: 0.370	F6			F9			BB 1B		F5	3	0	0	0	1	0	0
Ted Ford, R (1, 9) OBP: 0.301, SLG: 0.383		K		K			F4		1-3	4	0	0	0	0	2	1
Tom Grieve, R (1, 7) OBP: 0.288, SLG: 0.345		BB			F9		1-2 1B			2	0	1	0	1	0	0
Bill Fahey, L (1, 2) OBP: 0.187, SLG: 0.171		F8			L3		K			3	0	0	0	0	1	3
Jim Mason, L (1, 6) OBP: 0.272, SLG: 0.247		F9			1B		F4			3	0	1	0	0	0	3
Vic Harris, S (1, 4) OBP: 0.165, SLG: 0.116			K		F5			K		2	0	0	0	0	1	1
Dalton Jones, L (8, PH) OBP: 0.220, SLG: 0.271										1	0	0	0	0	1	0
Dalton Jones, L (9, 4) OBP: 0.220, SLG: 0.271																
Bill Gogolewski, L (1, 1) OBP: 0.226, SLG: 0.172			F8			1-3		F8		2	0	0	0	0	0	0
Paul Lindblad, L (8, 1) OBP: 0.214, SLG: 0.214										0	0	0	0	0	0	0
Marty Martinez, S (8, PH) OBP: 0.230, SLG: 0.217										1	0	0	0	0	0	0
Don Stanhouse, R (9, 1) OBP: 0.231, SLG: 0.208										0	0	0	0	0	0	0

Inning Stats	1	2	3	4	5	6	7	8	9
	R: 0 E: 0 K: 0 S: 3	H: 0 LOB: 0 BB: 0 P: 3	R: 0 E: 0 K: 1 S: 5	H: 0 LOB: 1 BB: 1 P: 9	R: 0 E: 0 K: 1 S: 5	H: 0 LOB: 0 BB: 0 P: 5	R: 0 E: 0 K: 1 S: 5	H: 0 LOB: 0 BB: 0 P: 5	R: 0 E: 0 K: 0 S: 4	H: 1 LOB: 1 BB: 0 P: 4
	R: 0 E: 0 K: 0 S: 3	H: 0 LOB: 0 BB: 0 P: 3	R: 0 E: 0 K: 1 S: 6	H: 1 LOB: 2 BB: 1 P: 10	R: 0 E: 0 K: 1 S: 5	H: 0 LOB: 0 BB: 0 P: 5	R: 0 E: 0 K: 0 S: 3	H: 0 LOB: 0 BB: 0 P: 3		

	1B: 2	SF: 0	WP: 0	PA: 31
	2B: 0	SAC: 0	PB: 0	
	3B: 0	DP: 0	SB: 0	
	HR: 0	HBP: 0	CS: 0	

	AB	29
	R	0
	H	2
	RBI	0
	BB	2
	SO	5
	LOB	8

PITCHER	IP	WLS	BF	H	R	ER	SO	BB	IBB	HBP	BLK	WP	HR	S	P	ERA	WHIP
Dick Woodson, R (1, 1) ERA: 2.54	9.0	W	31	2	0	0	5	2	0	0	0	0	0	39	47	0.00	0.444

PITCHER	IP	WLS	BF	H	R	ER	SO	BB	IBB	HBP	BLK	WP	HR	S	P	ERA	WHIP

Batter	1	2	3	4	5	6	7	8	9	AB	R	H	RBI	BB	SO	LOB
Cesar Tovar, R (1, 7) OBP: 0.320, SLG: 0.313	F7		E 1B 1-2			BB 2B	6-3			3	2	1	0	1	0	1
Rod Carew, L (1, 4) OBP: 0.375, SLG: 0.379	1B 1B		E8 1-H 2-H			F8		L8		4	0	1	0	0	0	1
Steve Braun, L (1, 5) OBP: 0.345, SLG: 0.353	CS 1B 1-3		5-3			F9		K S S S		4	0	1	0	0	1	2
Bobby Darwin, R (1, 9) OBP: 0.328, SLG: 0.458	CS 1-2	FC4-6 1B		G3 1B		1-H 2B		BB B B B		3	0	3	1	1	0	0
Rich Reese, L (1, 3) OBP: 0.305, SLG: 0.347		FC4-6 G6-3 1-2f		G3 1-2		K S S S		4-3		4	0	0	0	0	1	4
Jim Nettles, L (1, 8) OBP: 0.332, SLG: 0.293		G6-3 1-2f		G3			2B 1B HBP		K S S S	3	1	0	0	0	1	1
Dan Monzon, R (1, 6) OBP: 0.353, SLG: 0.300			BB 1B E		4-3		1B 2B 1-3		BB 6-3 B B B	2	1	1	0	2	0	0
Phil Roof, R (1, 2) OBP: 0.245, SLG: 0.375			F9		F8		CS 1B 2-3 3-H		6-3 1-2	4	0	1	1	0	0	2
Jim Perry, S (1, 1) OBP: 0.206, SLG: 0.188 Dave LaRoche, L (8, 1) OBP: 0.300, SLG: 0.125 Wayne Granger, R (9, 1) OBP: 0.286, SLG: 0.429			F9	K S S S			1-3 1-2		5-3	3 1 0	0 0 0	0 0 0	0 0 0	0 0 0	1 0 0	3 1 0
Inning Stats	R: 0 E: 0 K: 0 S: 3 H: 2 LOB: 0 BB: 0 P: 3	R: 0 E: 0 K: 0 S: 3 H: 1 LOB: 0 BB: 0 P: 3	R: 2 E: 1 K: 0 S: 5 H: 1 LOB: 1 BB: 1 P: 9	R: 0 E: 0 K: 0 S: 3 H: 1 LOB: 0 BB: 0 P: 3	R: 0 E: 0 K: 1 S: 5 H: 0 LOB: 0 BB: 0 P: 5	R: 1 E: 0 K: 1 S: 6 H: 1 LOB: 1 BB: 1 P: 10	R: 1 E: 0 K: 0 S: 4 H: 2 LOB: 1 BB: 0 P: 5	R: 0 E: 0 K: 1 S: 5 H: 0 LOB: 1 BB: 1 P: 9	R: 0 E: 0 K: 1 S: 5 H: 0 LOB: 1 BB: 1 P: 9	1B: 6 2B: 2 3B: 0 HR: 0 SF: 0 SAC: 0 DP: 1 HBP: 1						

PITCHER		IP	WLS	BF	H	R	ER	SO	BB	IBB	HBP	BLK	WP	HR	S	P	ERA	WHIP
Dick Bosman, R ERA: 3.94	(1, 1)	5.2	L	22	6	3	1	1	2	0	0	0	0	0	22	30	1.59	1.412
Jim Roland, L ERA: 5.1	(6, 1)	0.1		3	1	1	1	1	0	0	1	0	0	0	4	5	27.00	3.000
Jim Panther, R ERA: 4.36	(7, 1)	1.0		3	1	0	0	0	0	0	0	0	0	0	3	3	0.00	1.000
Steve Lawson, L ERA: 1.98	(8, 1)	2.0		8	0	0	0	2	2	0	0	0	0	0	10	18	0.00	1.000

PITCHER	IP	WLS	BF	H	R	ER	SO	BB	IBB	HBP	BLK	WP	HR	S	P	ERA	WHIP

TOP

Minnesota Twins @ Texas Rangers

Arlington Stadium, Arlington, TX

Thu Sep 07 1972, 8:05 PM EDT

Att. 3,160 - Unknown - 90 F

livebaseballscorecards.com

AB	31
R	4
H	8
RBI	2
BB	4
SO	4
LOB	15

WP: 0	PA: 37
PB: 0	
SB: 0	
CS: 2	

Minnesota Twins @ Texas Rangers

Arlington Stadium, Arlington, TX

Thu Sep 07 1972, 8:05 PM EDT

Att. 3,160 - Unknown - 90 F

BOTTOM

Batter	1	2	3	4	5	6	7	8	9	AB	R	H	RBI	BB	SO	LOB
Davey Nelson, R (1, 5) OBP: 0.320, SLG: 0.284	F8		SH1-3 1-2		F8			FC6, BB 1B		3	0	1	0	0	0	1
Joe Lovitto, S (1, 8) OBP: 0.302, SLG: 0.262	4-3		BB			4-3		FC6 1-2 BB		2	0	0	0	2	0	0
Larry Biittner, L (1, 3) OBP: 0.334, SLG: 0.365	F8		4-3			F6		FC6 1-2 2-3		4	0	0	0	0	0	4
Ted Ford, R (1, 9) OBP: 0.301, SLG: 0.379		6-3		F7		FC5-4 BB		F2		3	0	0	0	1	0	1
Tom Grieve, R (1, 7) OBP: 0.287, SLG: 0.336		6-3		F6		FC5-4 1-2f			1B BB	3	0	0	0	1	0	1
Bill Fahey, L (1, 2) OBP: 0.203, SLG: 0.192		2B		4-3			F8		1B 1-2 BB	3	0	1	0	1	0	0
Jim Mason, L (1, 6) OBP: 0.274, SLG: 0.250 Marty Martinez, S (9, PH) OBP: 0.227, SLG: 0.214	K				FC4-6 1B		5-3		K	3 1	0 0	1 0	0 0	0 0	1 1	1 2
Vic Harris, S (1, 4) OBP: 0.176, SLG: 0.122			G3		FC4-6 1-2f		BB		G6-4-3 1-2 2-3 1B	3	0	1	0	1	0	1
Dick Bosman, R (1, 1) OBP: 0.133, SLG: 0.136 Jim Roland, R (6, 1) Jim Panther, R (7, 1) OBP: 0.222, SLG: 0.125 Dalton Jones, L (7, PH) OBP: 0.219, SLG: 0.270 Steve Lawson, R (8, 1) OBP: 1.000, SLG: 1.000 Dick Billings, R (9, PH) OBP: 0.303, SLG: 0.339			SH1-3 BB		F6		F6		G6-4-3 1-2f	1 0 0 1 0 1	0 0 0 0 0 0	0 0 0 0 0 0	0 0 0 0 0 0	1 0 0 0 0 0	0 0 0 0 0 0	1 0 0 0 0 3
Inning Stats	R: 0 E: 0 K: 0 S: 3 H: 0 LOB: 0 BB: 0 P: 3	R: 0 E: 0 K: 1 S: 6 H: 1 LOB: 1 BB: 0 P: 6	R: 0 E: 0 K: 0 S: 3 H: 0 LOB: 2 BB: 2 P: 11	R: 0 E: 0 K: 0 S: 3 H: 0 LOB: 0 BB: 0 P: 3	R: 0 E: 0 K: 0 S: 4 H: 1 LOB: 1 BB: 0 P: 4	R: 0 E: 0 K: 0 S: 3 H: 0 LOB: 1 BB: 1 P: 7	R: 0 E: 0 K: 0 S: 3 H: 0 LOB: 1 BB: 1 P: 7	R: 0 E: 0 K: 0 S: 3 H: 1 LOB: 1 BB: 1 P: 7	R: 0 E: 0 K: 1 S: 5 H: 1 LOB: 2 BB: 2 P: 13	1B: 3 2B: 1 3B: 0 HR: 0 SF: 0 SAC: 1 DP: 2 HBP: 0						

	AB	28
	R	0
	H	4
	RBI	0
	BB	7
	SO	2
	LOB	16

WP: 0 PB: 0 SB: 0 CS: 0 PA: 36

livebaseballscorecards.com

PITCHER		IP	WLS	BF	H	R	ER	SO	BB	IBB	HBP	BLK	WP	HR	S	P	ERA	WHIP
Jim Perry, R ERA: 3.48	(1, 1)	7.0	W	29	3	0	0	1	5	0	0	0	0	0	26	46	0.00	1.143
Dave LaRoche, L ERA: 2.67	(8, 1)	1.1		6	1	0	0	1	2	0	0	0	0	0	6	14	0.00	2.250
Wayne Granger, R ERA: 3.33	(9, 1)	0.2	S	1	0	0	0	0	0	0	0	0	0	0	1	1	0.00	0.000

PITCHER	IP	WLS	BF	H	R	ER	SO	BB	IBB	HBP	BLK	WP	HR	S	P	ERA	WHIP

Minnesota Twins @ Kansas City Royals

Municipal Stadium, Kansas City, MO

Fri Sep 08 1972, 8:05 PM EDT

Cloudy - 73 F

livebaseballscorecards.com

TOP

Batter	1	2	3	4	5	6	7	8	9	AB	R	H	RBI	BB	SO	LOB
Cesar Tovar, R (1, 7) OBP: 0.321, SLG: 0.313	F9		F8		BBB 4-0 1-2 BB			G1-6-3 1B		3	0	1	0	1	0	0
Rod Carew, L (1, 4) OBP: 0.374, SLG: 0.378	1B		F7		4-3			G1-6-3 1-2f		4	0	1	0	0	0	3
Steve Braun, L (1, 5) OBP: 0.344, SLG: 0.354	F9			4-3		G5-4-3 2B		SSS 0-3 K		4	0	1	0	0	1	1
Harmon Killebrew, R (1, 3) OBP: 0.367, SLG: 0.454	F4			L9		BBB 4-0 G5-4-3 BB			SSS 0-3 K	3	0	0	0	1	1	1
Bobby Darwin, R (1, 9) OBP: 0.330, SLG: 0.458		5-3 S 1B		FC4-6 1B		G5-4-3 1-2f 2-3			4-3	4	0	2	0	0	0	2
Jim Nettles, L (1, 8) OBP: 0.326, SLG: 0.286		5-3 1-2		FC4-6 1-2f		G3			F5	4	0	0	0	0	0	3
Danny Thompson, R (1, 6) OBP: 0.321, SLG: 0.364		5-3 2-3			FC3-6 1B		F7			3	0	1	0	0	0	1
Phil Roof, R (1, 2) OBP: 0.241, SLG: 0.370 Jim Holt, L (7, PH) George Mitterwald, R (7, 2) OBP: 0.217, SLG: 0.213		4-3			FC3-6 BB 1-2f		F7			2 1 0	0 0 0	0 0 0	0 0 0	0 0 0	0 0 0	2 0 0
Bert Blyleven, R (1, 1) OBP: 0.182, SLG: 0.173 Charlie Manuel, L (7, PH) OBP: 0.241, SLG: 0.284 Tom Norton, R (7, 1) Steve Luebber, R (7, 1)			SSS 0-3 K		SSS 0-3 K		4-3			2 1 0 0	0 0 0 0	0 0 0 0	0 0 0 0	2 0 0 0	0 0 0 0	1 0 0 0

Inning Stats	1	2	3	4	5	6	7	8	9
R	0	0	0	0	0	0	0	0	0
E	0	0	0	0	0	0	0	0	0
K	0	0	1	0	1	0	0	1	1
S	4	4	5	4	6	3	3	5	5
H	1	1	0	1	1	1	0	1	0
LOB	1	1	0	1	2	1	0	0	0
BB	0	0	0	0	1	1	0	0	0
P	4	4	5	4	10	7	3	5	5

1B	5
2B	1
3B	0
HR	0
SF	0
SAC	0
DP	2
HBP	0

WP	0
PB	0
SB	1
CS	0
PA	33

AB	31
R	0
H	6
RBI	0
BB	2
SO	4
LOB	14

PITCHER	IP	WLS	BF	H	R	ER	SO	BB	IBB	HBP	BLK	WP	HR	S	P	ERA	WHIP
Tom Murphy, R (1, 1) ERA: 3.84	9.0	W	33	6	0	0	4	2	0	0	0	0	0	39	47	0.00	0.889

PITCHER	IP	WLS	BF	H	R	ER	SO	BB	IBB	HBP	BLK	WP	HR	S	P	ERA	WHIP

Batter	1	2	3	4	5	6	7	8	9	AB	R	H	RBI	BB	SO	LOB
Amos Otis, R (1, 8) OBP: 0.362, SLG: 0.431	F9	SF9 3-H		F8			SF9 1-3 1B 2B	K		4	1	1	1	0	1	0
Cookie Rojas, R (1, 4) OBP: 0.330, SLG: 0.352	FC6-4 1B	1-3			F8		SF9 2-3 3-H			3	0	1	1	0	0	0
Steve Hovley, L (1, 9) OBP: 0.358, SLG: 0.373	FC6-4 1B 1-2f		BBBB G1-6-3 BB		BB 1B		2B 3-H 1B			3	0	2	1	1	0	1
John Mayberry, L (1, 3) OBP: 0.385, SLG: 0.469	1-2 1B		G1-6-3 1-2f		BBBB G1-6-3 1-2 BB		1-3 2B			3	0	2	0	1	0	1
Lou Piniella, R (1, 7) OBP: 0.357, SLG: 0.452	F9		1B 1B		G1-6-3 1-2f		1-3			4	0	1	0	0	0	6
Ed Kirkpatrick, L (1, 2) OBP: 0.365, SLG: 0.401		2B 1B 1B	FC6-4 1-3 1B		4-3		IBB			3	1	2	0	1	0	0
Paul Schaal, R (1, 5) OBP: 0.310, SLG: 0.312		1-3 1B 2B	FC6-4 1-2f		5-3		F9			4	1	1	0	0	0	5
Freddie Patek, R (1, 6) OBP: 0.289, SLG: 0.292		SH3-4 SF9 2-H 3-H 1B		5-3	4-3			4-3		4	1	1	2	0	0	0
Tom Murphy, R (1, 1)		SH3-4 2-3		F7			BBBB 2B SF9 BB	F5		2	1	0	0	1	0	0
Inning Stats	R: 0 H: 2 E: 0 LOB: 2 K: 0 BB: 0 S: 5 P: 5	R: 3 H: 3 E: 0 LOB: 0 K: 0 BB: 0 S: 6 P: 6	R: 0 H: 2 E: 0 LOB: 2 K: 0 BB: 1 S: 4 P: 8	R: 0 H: 0 E: 0 LOB: 0 K: 0 BB: 0 S: 3 P: 3	R: 0 H: 1 E: 0 LOB: 1 K: 0 BB: 1 S: 3 P: 7	R: 0 H: 0 E: 0 LOB: 0 K: 0 BB: 0 S: 3 P: 3	R: 2 H: 3 E: 0 LOB: 3 K: 0 BB: 2 S: 6 P: 14	R: 0 H: 0 E: 0 LOB: 0 K: 1 BB: 0 S: 5 P: 5		1B: 8 SF: 2 2B: 3 SAC: 1 3B: 0 DP: 2 HR: 0 HBP: 0						

BOTTOM

Minnesota Twins @ Kansas City Royals

Municipal Stadium, Kansas City, MO

Fri Sep 08 1972, 8:05 PM EDT

Cloudy - 73 F

livebaseballscorecards.com

AB	30
R	5
H	11
RBI	5
BB	4
SO	1
LOB	13

WP: 0 PA: 37
PB: 0
SB: 0
CS: 0

PITCHER		IP	WLS	BF	H	R	ER	SO	BB	IBB	HBP	BLK	WP	HR	S	P	ERA	WHIP
Bert Blyleven, R ERA: 3.04	(1, 1)	6.0	L	26	8	3	3	0	2	0	0	0	0	0	24	32	4.50	1.667
Tom Norton, R ERA: 2.63	(7, 1)	0.0		2	1	2	2	0	1	0	0	0	0	0	1	5	∞	∞
Steve Luebber, R ERA:	(7, 1)	2.0		9	2	0	0	1	0	1	0	0	0	0	10	14	0.00	1.000

PITCHER	IP	WLS	BF	H	R	ER	SO	BB	IBB	HBP	BLK	WP	HR	S	P	ERA	WHIP

Batter	1	2	3	4	5	6	7	8	9	AB	R	H	RBI	BB	SO	LOB
Cesar Tovar, R (1, 8) OBP: 0.323, SLG: 0.319	1B SF8 1B	5-3			K			SF8 3B		4	2	2	0	0	1	1
Rod Carew, L (1, 4) OBP: 0.373, SLG: 0.378	PB 1-3 1B		2-3			F8		SF8 3-H		3	0	1	1	0	0	0
Jim Holt, L (1, 7)	SF8 3-H		6-3			K		F6		3	0	0	1	0	1	0
Bobby Darwin, R (1, 9) OBP: 0.327, SLG: 0.454	F7 2-3		K			K			F7	4	0	0	0	0	2	1
Rich Reese, L (1, 3) OBP: 0.303, SLG: 0.341	BB			L9			F6		5-3	3	0	0	0	1	0	0
Danny Thompson, R (1, 6) OBP: 0.319, SLG: 0.361 Wayne Granger, R (8, 1) OBP: 0.286, SLG: 0.429 Harmon Killebrew, R (9, PH) OBP: 0.368, SLG: 0.454 Steve Brye, R (9, PR) OBP: 0.267, SLG: 0.270	F6			K			F6		BB	3 0 0 0	0 0 0 0	0 0 0 0	0 0 1 0	0 0 0 0	1 0 0 0	2 0 0 0
Dan Monzon, R (1, 5) OBP: 0.351, SLG: 0.303 (8, 6) Charlie Manuel, L (9, PH) OBP: 0.239, SLG: 0.282		F7		F7			1B		1-3	3 1	0 0	1 0	0 0	0 0	0 0	0 1
Glenn Borgmann, R (1, 2) OBP: 0.329, SLG: 0.326		SH3-4 1B			5-3		F5			3	0	1	0	0	0	1
Ray Corbin, R (1, 1) OBP: 0.130, SLG: 0.114 Steve Braun, L (8, PH) OBP: 0.343, SLG: 0.353 (8, 5)		SH3-4 1-2			K			K		1 1	0 0	0 0	0 0	0 0	1 1	0 0
Inning Stats	R: 1 E: 0 K: 0 S: 5 H: 2 LOB: 2 BB: 1 P: 9	R: 0 E: 0 K: 0 S: 4 H: 1 LOB: 1 BB: 0 P: 4	R: 0 E: 0 K: 1 S: 5 H: 0 LOB: 0 BB: 0 P: 5	R: 0 E: 0 K: 1 S: 5 H: 0 LOB: 0 BB: 0 P: 5	R: 0 E: 0 K: 2 S: 7 H: 0 LOB: 0 BB: 0 P: 7	R: 0 E: 0 K: 2 S: 7 H: 0 LOB: 0 BB: 0 P: 7	R: 0 E: 0 K: 0 S: 4 H: 1 LOB: 1 BB: 0 P: 4	R: 1 E: 0 K: 1 S: 6 H: 1 LOB: 0 BB: 0 P: 6	R: 0 E: 0 K: 0 S: 3 H: 0 LOB: 1 BB: 1 P: 7	1B: 4 2B: 0 3B: 1 HR: 0 SF: 2 SAC: 1 DP: 0 HBP: 0						

PITCHER		IP	WLS	BF	H	R	ER	SO	BB	IBB	HBP	BLK	WP	HR	S	P	ERA	WHIP
Steve Busby, R ERA: 2.0	(1, 1)	9.0	W	34	5	2	2	7	2	0	0	0	0	0	46	54	2.00	0.778

PITCHER	IP	WLS	BF	H	R	ER	SO	BB	IBB	HBP	BLK	WP	HR	S	P	ERA	WHIP

TOP

Minnesota Twins @ Kansas City Royals

Municipal Stadium, Kansas City, MO

Fri Sep 08 1972, 8:05 PM EDT

Att. 7,541 - Unknown - 73 F

livebaseballscorecards.com

AB	29
R	2
H	5
RBI	2
BB	2
SO	7
LOB	6

WP: 0 PB: 1 SB: 0 CS: 0 PA: 34

Batter	1	2	3	4	5	6	7	8	9	AB	R	H	RBI	BB	SO	LOB
Amos Otis, R (1, 8) OBP: 0.359, SLG: 0.428	F6			5-3		F4		5-3		4	0	0	0	0	0	0
Cookie Rojas, R (1, 4) OBP: 0.330, SLG: 0.354	F8			1B 2B		F4		K		4	1	1	0	0	1	0
Steve Hovley, L (1, 9) OBP: 0.368, SLG: 0.379	6-3			G3-6 1B 2-H		HR BB B B B		1B		3	1	2	1	1	0	0
John Mayberry, L (1, 3) OBP: 0.384, SLG: 0.474		4-3		G3-6 1-2f		HR 1-H		F7		4	1	1	2	0	0	2
Lou Piniella, R (1, 7) OBP: 0.355, SLG: 0.449		K S S S			5-3	5-3				3	0	0	0	0	1	0
Carl Taylor, R (1, 2) OBP: 0.342, SLG: 0.338		1-3			F4		6-3			3	0	0	0	0	0	0
Paul Schaal, R (1, 5) OBP: 0.310, SLG: 0.312			F4		1B 1B		F5			3	0	1	0	0	0	0
Freddie Patek, R (1, 6) OBP: 0.291, SLG: 0.293			L7		1-3 1B		HBP H			2	0	1	0	0	0	0
Steve Busby, R (1, 1)			F9		F8		L3			3	0	0	0	0	0	3
Inning Stats	R: 0 E: 0 K: 0 S: 3 H: 0 LOB: 0 BB: 0 P: 3	R: 0 E: 0 K: 1 S: 5 H: 0 LOB: 0 BB: 0 P: 5	R: 0 E: 0 K: 0 S: 3 H: 0 LOB: 0 BB: 0 P: 3	R: 1 E: 0 K: 0 S: 4 H: 2 LOB: 0 BB: 0 P: 4	R: 0 E: 0 K: 0 S: 5 H: 2 LOB: 2 BB: 0 P: 5	R: 2 E: 0 K: 0 S: 4 H: 1 LOB: 0 BB: 1 P: 8	R: 0 E: 0 K: 0 S: 3 H: 0 LOB: 1 BB: 0 P: 4	R: 0 E: 0 K: 1 S: 6 H: 1 LOB: 1 BB: 0 P: 6		1B: 4 2B: 1 3B: 0 HR: 1 SF: 0 SAC: 0 DP: 1 HBP: 1						

PITCHER		IP	WLS	BF	H	R	ER	SO	BB	IBB	HBP	BLK	WP	HR	S	P	ERA	WHIP
Ray Corbin, R ERA: 2.18	(1, 1)	7.0	L	27	5	3	3	1	1	0	1	0	0	1	27	32	3.86	0.857
Wayne Granger, R ERA: 3.28	(8, 1)	1.0		4	1	0	0	1	0	0	0	0	0	0	6	6	0.00	1.000

PITCHER	IP	WLS	BF	H	R	ER	SO	BB	IBB	HBP	BLK	WP	HR	S	P	ERA	WHIP

BOTTOM

Minnesota Twins @ Kansas City Royals

Municipal Stadium, Kansas City, MO

Fri Sep 08 1972, 8:05 PM EDT

Att. 7,541 - Unknown - 73 F

livebaseballscorecards.com

AB	29
R	3
H	6
RBI	3
BB	1
SO	2
LOB	5

Batter	1	2	3	4	5	6	7	8	9	10	11	12	13	AB	R	H	RBI	BB	SO	LOB
Cesar Tovar, R (1, 7) OBP: 0.319, SLG: 0.315	F2		K			5-3		K			1-3		K	6	0	0	0	0	3	2
Rod Carew, L (1, 4) OBP: 0.373, SLG: 0.378	4-3			1-3		1B SF7 1B		K			1-3			3	0	1	0	0	0	0
Eric Soderholm, R (6, PR) OBP: 0.245, SLG: 0.341 (6, 5)														2	1	0	0	0	1	0
Steve Braun, L (1, 5) OBP: 0.341, SLG: 0.351 (6, 4)	4-3			6-3		FC4-6 1-3 1B			F8			F8		5	0	1	0	0	0	0
Harmon Killebrew, R (1, 3) OBP: 0.365, SLG: 0.450		F8		F5		SF7 3-H			F4			4-3		3	0	0	1	0	0	0
Jim Holt, L (9, 3)														1	0	0	0	0	0	0
Charlie Manuel, L (1, 9) OBP: 0.230, SLG: 0.270		F8	F8			FC4-6 1-2f			F7			4-3		5	0	0	0	0	0	1
Steve Brye, R (13, 9) OBP: 0.267, SLG: 0.270														0	0	0	0	0	0	0
Jim Nettles, L (1, 8) OBP: 0.327, SLG: 0.295		1-3	1B SF7 1B				F6			K			2B	5	2	2	0	0	1	0
Danny Thompson, R (1, 6) OBP: 0.320, SLG: 0.364			F6		1-3 1B		K			L7			FC2-5 2-H 2B	5	0	2	1	0	1	0
Glenn Borgmann, R (1, 2) OBP: 0.325, SLG: 0.324			FC3-6 1B		SF7 3-H		4-3			6-3			FC2-5 2-3	4	0	1	1	0	0	1
Dave Goltz, R (1, 1) OBP: 0.192, SLG: 0.125			FC3-6 1-2f		K			F8			6-3		K	2	0	0	0	0	1	2
Wayne Granger, R (6, 1) OBP: 0.250, SLG: 0.375														1	0	0	0	0	0	0
Rich Reese, L (11, PH) OBP: 0.302, SLG: 0.339														1	0	0	0	0	0	0
Dave LaRoche, L (11, 1) OBP: 0.273, SLG: 0.111														1	0	0	0	0	1	1
Inning Stats	R: 0 E: 0 K: 0 S: 3 H: 0 LOB: 0 BB: 0 P: 3	R: 0 E: 0 K: 0 S: 3 H: 0 LOB: 0 BB: 0 P: 3	R: 0 E: 0 K: 1 S: 6 H: 1 LOB: 1 BB: 0 P: 6	R: 0 E: 0 K: 0 S: 3 H: 0 LOB: 0 BB: 0 P: 3	R: 1 E: 0 K: 1 S: 7 H: 2 LOB: 1 BB: 0 P: 7	R: 1 E: 0 K: 0 S: 5 H: 2 LOB: 1 BB: 0 P: 5	R: 0 E: 0 K: 1 S: 5 H: 0 LOB: 0 BB: 0 P: 5	R: 0 E: 0 K: 2 S: 7 H: 0 LOB: 0 BB: 0 P: 7	R: 0 E: 0 K: 0 S: 3 H: 0 LOB: 0 BB: 0 P: 3	R: 0 E: 0 K: 1 S: 5 H: 0 LOB: 0 BB: 0 P: 5	R: 0 E: 0 K: 0 S: 3 H: 0 LOB: 0 BB: 0 P: 3	R: 0 E: 0 K: 0 S: 3 H: 0 LOB: 0 BB: 0 P: 3	R: 1 E: 0 K: 2 S: 9 H: 2 LOB: 1 BB: 0 P: 9	1B: 5 2B: 2 3B: 0 HR: 0	SF: 2 SAC: 0 DP: 0 HBP: 0		WP: 0 PB: 0 SB: 0 CS: 0	PA: 46	

PITCHER		IP	WLS	BF	H	R	ER	SO	BB	IBB	HBP	BLK	WP	HR	S	P	ERA	WHIP
Roger Nelson, R ERA: 1.92	(1, 1)	12.0		41	5	2	2	6	0	0	0	0	0	0	53	53	1.50	0.417
Ted Abernathy, R ERA: 1.77	(13, 1)	1.0	L	5	2	1	1	2	0	0	0	0	0	0	9	9	9.00	2.000

PITCHER IP WLS BF H R ER SO BB IBB HBP BLK WP HR S P ERA WHIP

TOP

Minnesota Twins @ Kansas City Royals

Municipal Stadium, Kansas City, MO

Sat Sep 09 1972, 8:05 PM EDT
Att. 7,851 - Cloudy - 73 F

livebaseballscorecards.com

AB	44
R	3
H	7
RBI	3
BB	0
SO	8
LOB	7

Batter	1	2	3	4	5	6	7	8	9	10	11	12	13	AB	R	H	RBI	BB	SO	LOB
Amos Otis, R (1, 8) OBP: 0.359, SLG: 0.426	6-3		6-3		1-4-3		1-3 1B		6-3			1B		6	0	2	0	0	0	1
Ted Abernathy, R (13, 1)														0	0	0	0	0	0	0
Cookie Rojas, R (1, 4) OBP: 0.325, SLG: 0.349	F4			L6	6-3		1-3		6-3			K		6	0	0	0	0	1	2
Richie Scheinblum, S (1, 9) OBP: 0.392, SLG: 0.438	G3			HR BB		G6-4-3 BB 1B	4-3			1-3		F7		5	1	1	0	1	0	2
John Mayberry, L (1, 3) OBP: 0.388, SLG: 0.481		F8		1-H HR		BB 1-2 G6-4-3	IBB			3-1			4-3 SH1-4 1B	4	1	2	2	2	0	0
Joe Keough, L (13, PR) OBP: 0.333, SLG: 0.235														0	0	0	0	0	0	0
Lou Piniella, R (1, 7) OBP: 0.353, SLG: 0.447		L6		5-3		1-2f G6-4-3 2-3	1-6-3			1B			SH1-4 1-2	5	0	1	0	0	0	5
Ed Kirkpatrick, L (1, 2) OBP: 0.366, SLG: 0.398		K		1B BB		BB IBB		F8		K			4-3 2-3	3	0	0	0	2	2	1
Carl Taylor, R (13, PH) OBP: 0.338, SLG: 0.333														1	0	0	0	0	0	2
Paul Schaal, R (1, 5) OBP: 0.313, SLG: 0.313			G3 F7 1B	1-2 1B		BB 1-2 FC5-4		4-3			1-3		F9	5	0	2	0	1	0	2
Freddie Patek, R (1, 6) OBP: 0.289, SLG: 0.290			F7 1-2	F9		1-2f FC5-4		5-3			F4			5	0	0	0	0	0	6
Roger Nelson, R (1, 1) OBP: 0.130, SLG: 0.111			G3 2-3		F7		1B 1B		K		1-3			5	0	1	0	0	1	1
Steve Hovley, L (13, 8) OBP: 0.368, SLG: 0.379														0	0	0	0	0	0	0
Inning Stats	R: 0 E: 0 K: 0 S: 3 H: 0 LOB: 0 BB: 0 P: 3	R: 0 E: 0 K: 1 S: 5 H: 0 LOB: 0 BB: 0 P: 5	R: 0 E: 0 K: 0 S: 4 H: 1 LOB: 1 BB: 0 P: 4	R: 2 E: 0 K: 0 S: 5 H: 2 LOB: 2 BB: 2 P: 13	R: 0 E: 0 K: 0 S: 3 H: 0 LOB: 0 BB: 0 P: 3	R: 0 E: 0 K: 0 S: 3 H: 1 LOB: 3 BB: 3 P: 15	R: 0 E: 0 K: 0 S: 5 H: 2 LOB: 3 BB: 1 P: 9	R: 0 E: 0 K: 0 S: 3 H: 0 LOB: 0 BB: 0 P: 3	R: 0 E: 0 K: 0 S: 5 H: 0 LOB: 0 BB: 0 P: 5	R: 0 E: 0 K: 1 S: 6 H: 1 LOB: 1 BB: 0 P: 6	R: 0 E: 0 K: 0 S: 3 H: 0 LOB: 0 BB: 0 P: 3	R: 0 E: 0 K: 1 S: 5 H: 1 LOB: 0 BB: 0 P: 5	R: 0 E: 0 K: 0 S: 4 H: 1 LOB: 2 BB: 0 P: 4	1B: 8 2B: 0 3B: 0 HR: 1	SF: 0 SAC: 1 DP: 1 HBP: 0		WP: 0 PB: 0 SB: 0 CS: 0	PA: 52	

PITCHER		IP	WLS	BF	H	R	ER	SO	BB	IBB	HBP	BLK	WP	HR	S	P	ERA	WHIP
Dave Goltz, R ERA: 2.76	(1, 1)	5.2		25	4	2	2	1	4	1	0	0	0	1	22	42	3.18	1.412
Wayne Granger, R ERA: 3.09	(6, 1)	4.1		17	3	0	0	2	0	1	0	0	0	0	20	24	0.00	0.692
Dave LaRoche, L ERA: 2.57	(11, 1)	3.0	W	10	2	0	0	1	0	0	0	0	0	0	12	12	0.00	0.667

PITCHER	IP	WLS	BF	H	R	ER	SO	BB	IBB	HBP	BLK	WP	HR	S	P	ERA	WHIP

BOTTOM

Minnesota Twins @ Kansas City Royals

Municipal Stadium, Kansas City, MO

Sat Sep 09 1972, 8:05 PM EDT

Att. 7,851 - Cloudy - 73 F

livebaseballscorecards.com

AB	45
R	2
H	9
RBI	2
BB	6
SO	4
LOB	22

Minnesota Twins @ Kansas City Royals

Municipal Stadium, Kansas City, MO

Sun Sep 10 1972, 4:33 AM EDT

Att. 8,785 - Sunny - 81 F

TOP

livebaseballscorecards.com

Batter	1	2	3	4	5	6	7	8	9	AB	R	H	RBI	BB	SO	LOB
Cesar Tovar, R (1, 7) OBP: 0.318, SLG: 0.315	6-3			FC1-6, 1B		6-3		6-3		4	0	1	0	0	0	0
Rod Carew, L (1, 4) OBP: 0.372, SLG: 0.377	L7			FC1-6, FC5-4, 1-2f		F8			1B	4	0	1	0	0	0	1
Mike Adams, R (9, PR)										0	0	0	0	0	0	0
Harmon Killebrew, R (1, 3) OBP: 0.365, SLG: 0.457	K			L8		HR			L8	3	1	1	1	0	1	1
Rich Reese, L (6, 3) OBP: 0.300, SLG: 0.337										1	0	0	0	0	0	1
Bobby Darwin, R (1, 9) OBP: 0.325, SLG: 0.450		F7		FC5-4, 1-2f		4-3			K	4	0	0	0	0	1	2
Danny Thompson, R (1, 6) OBP: 0.318, SLG: 0.361		F9			F6		F8		5-3	4	0	0	0	0	0	1
Jim Nettles, L (1, 8) OBP: 0.323, SLG: 0.290		G3			G3		K			3	0	0	0	0	1	0
Dan Monzon, R (1, 5) OBP: 0.350, SLG: 0.306			K		BB, 1B		K			3	0	1	0	0	2	0
Glenn Borgmann, R (1, 2) OBP: 0.325, SLG: 0.319			K	BB, 1-2				L9		2	0	0	0	1	1	0
Dick Woodson, R (1, 1) OBP: 0.096, SLG: 0.070			6-3		5-3			L8		2	0	0	0	0	0	2
Steve Braun, L (8, PH) OBP: 0.340, SLG: 0.350										1	0	0	0	0	0	0
Dave LaRoche, L (8, 1) OBP: 0.273, SLG: 0.111										0	0	0	0	0	0	0
Inning Stats	R: 0 E: 0 K: 1 S: 5 H: 0 LOB: 0 BB: 0 P: 5	R: 0 E: 0 K: 0 S: 3 H: 0 LOB: 0 BB: 0 P: 3	R: 0 E: 0 K: 2 S: 7 H: 0 LOB: 0 BB: 0 P: 7	R: 0 E: 0 K: 0 S: 4 H: 1 LOB: 1 BB: 0 P: 4	R: 0 E: 0 K: 0 S: 4 H: 1 LOB: 2 BB: 1 P: 8	R: 1 E: 0 K: 0 S: 4 H: 1 LOB: 0 BB: 0 P: 4	R: 0 E: 0 K: 2 S: 7 H: 0 LOB: 0 BB: 0 P: 7	R: 0 E: 0 K: 0 S: 3 H: 0 LOB: 0 BB: 0 P: 3	R: 0 E: 0 K: 1 S: 6 H: 1 LOB: 1 BB: 0 P: 6	1B: 3 2B: 0 3B: 0 HR: 1 SF: 0 SAC: 0 DP: 0 HBP: 0	WP: 0 PB: 0 SB: 0 CS: 0 PA: 32					

PITCHER	IP	WLS	BF	H	R	ER	SO	BB	IBB	HBP	BLK	WP	HR	S	P	ERA	WHIP
Dick Drago, R (1, 1) ERA: 2.91	9.0	W	32	4	1	1	6	1	0	0	0	0	1	43	47	1.00	0.556

PITCHER	IP	WLS	BF	H	R	ER	SO	BB	IBB	HBP	BLK	WP	HR	S	P	ERA	WHIP

AB	31
R	1
H	4
RBI	1
BB	1
SO	6
LOB	8

Minnesota Twins @ Kansas City Royals

Municipal Stadium, Kansas City, MO

Sun Sep 10 1972, 4:33 AM EDT

Att. 8,785 - Sunny - 81 F

livebaseballscorecards.com

BOTTOM

Batter	1	2	3	4	5	6	7	8	9	AB	R	H	RBI	BB	SO	LOB
Joe Keough, L (1, 7) OBP: 0.328, SLG: 0.222	S S S 0-3 K ①		x 0-0 F9 ①	B B B B 4-0 1-2 BB			x 0-0 F6 ①			3	0	0	0	1	1	0
Cookie Rojas, R (1, 4) OBP: 0.323, SLG: 0.345	x 0-0 F6 ②		x 0-0 5-3 ②	x 0-0 1-3 ③			x 0-0 1-3 ②			4	0	0	0	0	0	3
Richie Scheinblum, S (1, 9) OBP: 0.393, SLG: 0.437	B B B B 4-0 HR BB		x 0-0 BB 1B		x 0-0 F5 ①		x 0-0 E4 ③			3	1	1	0	1	0	0
John Mayberry, L (1, 3) OBP: 0.390, SLG: 0.488	x 0-0 1-H HR		B B B B 4-0 1-2 BB		x 0-0 F8 ②			B B B B 4-0 SH1-4 1B BB		2	2	1	2	2	0	0
Steve Hovley, L (1, 8) OBP: 0.361, SLG: 0.372	x 0-0 F8 ③		S S S 0-3 K ③		x 0-0 1-3 ③			x 0-0 SH1-4 ① 1-2		3	0	0	0	0	1	2
Ed Kirkpatrick, L (1, 2) OBP: 0.370, SLG: 0.398		B B B B 4-0 FC4-3-6 BB		x 0-0 1B 1B		B B B B 4-0 WP BB		x 0-0 F7 ②		2	0	1	0	2	0	1
Paul Schaal, R (1, 5) OBP: 0.314, SLG: 0.315		x 0-0 FC4-3-6 ① 1-2f	x 0-0 BB 1-3 1B			x 0-0 F9 ①		x 0-0 FC5-4 2-H 1B		4	0	2	1	0	0	2
Freddie Patek, R (1, 6) OBP: 0.286, SLG: 0.287		x 0-0 F9 ②	x 0-0 F9 ①			x 0-0 1-3 ② 1-2		x 0-0 FC5-4 ③ 1-2f		4	0	0	0	0	0	5
Dick Drago, R (1, 1) OBP: 0.147, SLG: 0.049		S S S 0-3 K ③	S S S 0-3 K ②			S S S 0-3 K ③				3	0	0	0	0	3	4
Inning Stats	R: 2 H: 1 E: 0 LOB: 0 K: 1 BB: 1 S: 6 P: 10	R: 0 H: 0 E: 0 LOB: 1 K: 1 BB: 1 S: 5 P: 9	R: 0 H: 1 E: 0 LOB: 2 K: 1 BB: 1 S: 6 P: 10	R: 0 H: 2 E: 0 LOB: 3 K: 1 BB: 1 S: 7 P: 11	R: 0 H: 0 E: 0 LOB: 0 K: 0 BB: 0 S: 3 P: 3	R: 0 H: 0 E: 0 LOB: 1 K: 1 BB: 1 S: 5 P: 9	R: 0 H: 0 E: 1 LOB: 1 K: 0 BB: 0 S: 3 P: 3	R: 1 H: 1 E: 0 LOB: 1 K: 0 BB: 1 S: 4 P: 8		1B: 4 SF: 0 2B: 0 SAC: 1 3B: 0 DP: 0 HR: 1 HBP: 0						

	AB	28
	R	3
	H	5
	RBI	3
	BB	6
	SO	5
	LOB	17

WP: 1 PA: 35
PB: 0
SB: 0
CS: 0

PITCHER		IP	WLS	BF	H	R	ER	SO	BB	IBB	HBP	BLK	WP	HR	S	P	ERA	WHIP
Dick Woodson, R ERA: 2.54	(1, 1)	7.0	L	30	4	2	2	5	5	0	0	0	1	1	35	55	2.57	1.286
Dave LaRoche, L ERA: 2.64	(8, 1)	1.0		5	1	1	1	0	1	0	0	0	0	0	4	8	9.00	2.000

PITCHER	IP	WLS	BF	H	R	ER	SO	BB	IBB	HBP	BLK	WP	HR	S	P	ERA	WHIP

Batter	1	2	3	4	5	6	7	8	9	AB	R	H	RBI	BB	SO	LOB
Bert Campaneris, R (1, 6) OBP: 0.281, SLG: 0.336	4-3		F9			5-3		4-3	FC6-4 1-2f	5	0	0	0	0	0	2
Joe Rudi, R (1, 7) OBP: 0.347, SLG: 0.497	1B CS 1B		L6			1B		F9		4	0	2	0	0	0	0
Matty Alou, L (1, 9) OBP: 0.349, SLG: 0.378	F2			5-3		F9		1B		4	0	1	0	0	0	2
Reggie Jackson, L (1, 8) OBP: 0.352, SLG: 0.473	1-3 1B			F4		L4		K		4	0	1	0	0	1	2
Mike Epstein, L (1, 3) OBP: 0.374, SLG: 0.494	CS 3-H	1B		K			L3		K	4	0	1	0	0	2	0
Gene Tenace, R (1, 2) OBP: 0.291, SLG: 0.335		L7			1-3		1B		K	3	0	1	0	0	0	1
Allan Lewis, S (7, PR)										0	0	0	0	0	0	0
Ted Kubiak, S (7, 4) OBP: 0.269, SLG: 0.233										0	0	0	0	0	0	0
Brant Alyea, R (9, PH) OBP: 0.220, SLG: 0.292										1	0	0	0	0	1	0
Tim Cullen, R (9, 4) OBP: 0.279, SLG: 0.326										0	0	0	0	0	0	0
Sal Bando, R (1, 5) OBP: 0.330, SLG: 0.375		F9			1-3		1-2 1B		HR	4	1	2	1	0	0	1
Dal Maxvill, R (1, 4) OBP: 0.295, SLG: 0.259		L7			1B		K		BB 1B	2	0	1	0	0	0	1
Don Mincher, L (7, PH) OBP: 0.367, SLG: 0.339										0	0	0	0	0	0	0
Angel Mangual, R (7, PH) OBP: 0.286, SLG: 0.366										1	0	0	0	0	1	2
Bob Locker, S (7, 1)										0	0	0	0	0	0	0
Mike Hegan, L (9, PH) OBP: 0.333, SLG: 0.415										0	0	0	0	1	0	0
Rollie Fingers, R (9, 1) OBP: 0.333, SLG: 0.533										0	0	0	0	0	0	0
Vida Blue, S (1, 1) OBP: 0.122, SLG: 0.053			K		1B		K		FC6-4 1-2 1B	2	0	0	0	0	2	1
Dave Duncan, R (7, PH) OBP: 0.289, SLG: 0.399										2	0	1	0	0	1	2
(7, 2)																

TOP

Oakland Athletics @ Minnesota Twins

Metropolitan Stadium, Bloomington , MI

Mon Sep 11 1972, 8:05 PM EDT

Unknown - 73 F

livebaseballscorecards.com

AB	36
R	1
H	10
RBI	1
BB	1
SO	8
LOB	14

Inning Stats	1	2	3	4	5	6	7	8	9
	R: 0 E: 0 K: 0 S: 4	R: 0 E: 0 K: 0 S: 4	R: 0 E: 0 K: 1 S: 5	R: 0 E: 0 K: 1 S: 5	R: 0 E: 0 K: 1 S: 6	R: 0 E: 0 K: 0 S: 4	R: 0 E: 0 K: 2 S: 9	R: 0 E: 0 K: 1 S: 6	R: 1 E: 0 K: 2 S: 9
	H: 2 LOB: 1 BB: 0 P: 4	H: 1 LOB: 1 BB: 0 P: 4	H: 0 LOB: 0 BB: 0 P: 5	H: 0 LOB: 0 BB: 0 P: 5	H: 1 LOB: 1 BB: 0 P: 6	H: 1 LOB: 1 BB: 0 P: 4	H: 2 LOB: 2 BB: 0 P: 9	H: 1 LOB: 1 BB: 0 P: 6	H: 2 LOB: 2 BB: 1 P: 13

| | | | | | | | | | | | | | | | |

Oakland Athletics @ Minnesota Twins

Metropolitan Stadium, Bloomington , MI

Mon Sep 11 1972, 8:05 PM EDT

Unknown - 73 F

BOTTOM

Batter	1	2	3	4	5	6	7	8	9	AB	R	H	RBI	BB	SO	LOB
Cesar Tovar, R (1, 7) OBP: 0.320, SLG: 0.315	BBBB 4-0 SH5-3 1B BB		x 0-0 G4-6-3 1B			x 0-0 ① 6-3		x 0-0 ③ 5-3		3	1	1	0	1	0	1
Danny Thompson, R (1, 6) OBP: 0.318, SLG: 0.361	x 0-0 ① SH5-3 1-2		x 0-0 ①② G4-6-3 1-2f			x 0-0 ② F4			x 0-0 2B 1B	3	1	1	0	0	0	1
Harmon Killebrew, R (1, 3) OBP: 0.364, SLG: 0.456 Rich Reese, L (8, 3) OBP: 0.304, SLG: 0.346	x 0-0 G5-4-3 2-H 1B		x 0-0 ③ 5-3			x 0-0 ③ 6-3			x 0-0 1-H 2B	3 1	0 0	1 1	1 1	0 0	0 0	0 0
Bobby Darwin, R (1, 9) OBP: 0.323, SLG: 0.447	x 0-0 ②③ G5-4-3 1-2f			SSS 0-3 ① K			SSS 0-3 ① K			3	0	0	0	0	2	1
Steve Braun, L (1, 5) OBP: 0.338, SLG: 0.347		x 0-0 ① G3		x 0-0 ② F4			x 0-0 ② 6-3			3	0	0	0	0	0	0
Steve Brye, R (1, 8) OBP: 0.268, SLG: 0.280		x 0-0 1B 3B		x 0-0 ③ 5-3			SSS 0-3 ③ K			3	0	1	0	0	1	0
Dan Monzon, R (1, 4) OBP: 0.357, SLG: 0.316 Rod Carew, L (8, PH) OBP: 0.373, SLG: 0.378 (9, 4)		x 0-0 ② 1B 3-H 1B			x 0-0 ① 5-3			x 0-0 G3 WP 1B		2 1	0 0	1 1	0 0	0 0	0 0	0 0
Phil Roof, R (1, 2) OBP: 0.243, SLG: 0.369		x 0-0 1-2 1B			x 0-0 ② F9			x 0-0 ① G3 1-3		3	0	1	0	0	0	1
Jim Perry, S (1, 1) OBP: 0.200, SLG: 0.182 Dave LaRoche, L (7, 1) OBP: 0.250, SLG: 0.100 Wayne Granger, R (9, 1) OBP: 0.250, SLG: 0.375		SSS 0-3 ③ K			SSS 0-3 ③ K			SSS 0-3 ② K		2 1 0	0 0 0	0 0 0	0 0 0	0 0 0	2 1 0	2 1 0
Inning Stats	R: 1 H: 1 E: 0 LOB: 0 K: 0 BB: 1 S: 3 P: 7	R: 0 H: 3 E: 0 LOB: 2 K: 1 BB: 0 S: 7 P: 7	R: 0 H: 1 E: 0 LOB: 0 K: 0 BB: 0 S: 3 P: 3	R: 0 H: 0 E: 0 LOB: 0 K: 1 BB: 0 S: 5 P: 5	R: 0 H: 0 E: 0 LOB: 0 K: 1 BB: 0 S: 5 P: 5	R: 0 H: 0 E: 0 LOB: 0 K: 0 BB: 0 S: 3 P: 3	R: 0 H: 0 E: 0 LOB: 0 K: 2 BB: 0 S: 7 P: 7	R: 0 H: 1 E: 0 LOB: 1 K: 1 BB: 0 S: 6 P: 6	R: 1 H: 2 E: 0 LOB: 1 K: 0 BB: 0 S: 2 P: 2	1B: 6 2B: 1 3B: 1 HR: 0	SF: 0 SAC: 1 DP: 2 HBP: 0						

livebaseballscorecards.com

AB	28
R	2
H	8
RBI	2
BB	1
SO	6
LOB	7

WP: 1 PA: 30
PB: 0
SB: 0
CS: 0

PITCHER		IP	WLS	BF	H	R	ER	SO	BB	IBB	HBP	BLK	WP	HR	S	P	ERA	WHIP
Vida Blue, L ERA: 2.95	(1, 1)	6.0		21	5	1	1	3	1	0	0	0	0	0	26	30	1.50	1.000
Bob Locker, R ERA: 2.05	(7, 1)	2.0		7	1	0	0	3	0	0	0	0	1	0	13	13	0.00	0.500
Rollie Fingers, R ERA: 2.74	(9, 1)	0.0	L	2	2	1	1	0	0	0	0	0	0	0	2	2	∞	∞

PITCHER	IP	WLS	BF	H	R	ER	SO	BB	IBB	HBP	BLK	WP	HR	S	P	ERA	WHIP

Batter	1	2	3	4	5	6	7	8	9	AB	R	H	RBI	BB	SO	LOB
Bert Campaneris, R (1, 6) OBP: 0.281, SLG: 0.335	S S S 0-3 ① K		S S S 0-3 ② K		x 0-0 ③ 6-3			x 0-0 CS 1-H 1B		4	0	1	1	0	2	0
Joe Rudi, R (1, 7) OBP: 0.346, SLG: 0.495	x 0-0 E6 G3 1B		x 0-0 1B			x 0-0 ① F8		S S S 0-3 ②③ K 1-2		4	0	1	0	0	1	1
Matty Alou, L (1, 9) OBP: 0.348, SLG: 0.377	x 0-0 G3 1-2 1B		x 0-0 ③ F7			x 0-0 ② 5-3			x 0-0 ① F5	4	0	1	0	0	0	1
Reggie Jackson, L (1, 8) OBP: 0.349, SLG: 0.469	x 0-0 ② G3 1-2 2-3			x 0-0 ① 3-1		x 0-0 ③ F8			S S S 0-3 ② K	4	0	0	0	0	1	2
Mike Epstein, L (1, 3) OBP: 0.375, SLG: 0.491 Blue Moon Odom, R (9, PR) OBP: 0.155, SLG: 0.263	x 0-0 ③ 4-3			H 1-0 G5-4-3 HBP			x 0-0 ① 6-3		B B B B 4-0 1B BB	2 0	0 0	0 0	0 0	1 0	0 0	2 0
Sal Bando, R (1, 5) OBP: 0.330, SLG: 0.374		x 0-0 ① L4		x 0-0 ②③ G5-4-3 1-2f			S S S 0-3 ② K		x 0-0 1-3 1B	4	0	1	0	0	1	1
Dave Duncan, R (1, 2) OBP: 0.289, SLG: 0.400		x 0-0 ② F9			x 0-0 SH5-4 WP 2B		S S S 0-3 ③ K		S S S 0-3 ③ K	4	1	1	0	0	2	2
Dal Maxvill, R (1, 4) OBP: 0.294, SLG: 0.258 Gonzalo Marquez, L (8, PH) OBP: 0.455, SLG: 0.250 Ted Kubiak, S (8, 4) OBP: 0.269, SLG: 0.233		S S S 0-3 ③ K			x 0-0 ① SH5-4 2-3			x 0-0 ① 6-3		1 1 0	0 0 0	0 0 0	0 0 0	0 0 0	1 0 0	0 0 0
Joe Horlen, R (1, 1) OBP: 0.143, SLG: 0.143 Don Mincher, L (5, PH) OBP: 0.366, SLG: 0.338 Bob Locker, S (5, 1) Mike Hegan, L (8, PH) OBP: 0.342, SLG: 0.424 Allan Lewis, S (8, PR) Rollie Fingers, R (8, 1) OBP: 0.333, SLG: 0.533 Darold Knowles, L (8, 1) OBP: 0.333, SLG: 0.250			S S S 0-3 ① K		S S S 0-3 ② K 3-H			x 0-0 S 1B 1B		1 1 0 1 0 0 0	0 0 0 0 1 0 0	0 0 0 1 0 0 0	0 0 0 0 0 0 0	0 0 0 0 0 0 0	1 1 0 0 0 0 0	0 0 0 0 0 0 0
Inning Stats	R: 0 E: 1 K: 1 S: 7 H: 1 LOB: 2 BB: 0 P: 7	R: 0 E: 0 K: 1 S: 5 H: 0 LOB: 0 BB: 0 P: 5	R: 0 E: 0 K: 2 S: 8 H: 1 LOB: 1 BB: 0 P: 8	R: 0 E: 0 K: 0 S: 2 H: 0 LOB: 0 BB: 0 P: 3	R: 1 E: 0 K: 1 S: 6 H: 1 LOB: 0 BB: 0 P: 6	R: 0 E: 0 K: 0 S: 3 H: 0 LOB: 0 BB: 0 P: 3	R: 0 E: 0 K: 2 S: 7 H: 0 LOB: 0 BB: 0 P: 7	R: 1 E: 0 K: 1 S: 6 H: 2 LOB: 1 BB: 0 P: 6	R: 0 E: 0 K: 2 S: 8 H: 1 LOB: 2 BB: 1 P: 12	1B: 5 2B: 1 3B: 0 HR: 0 SF: 0 SAC: 1 DP: 1 HBP: 1						

PITCHER	IP	WLS	BF	H	R	ER	SO	BB	IBB	HBP	BLK	WP	HR	S	P	ERA	WHIP
Bert Blyleven, R (1, 1) ERA: 3.0	9.0	W	34	6	2	2	10	1	0	1	0	1	0	52	57	2.00	0.778

PITCHER	IP	WLS	BF	H	R	ER	SO	BB	IBB	HBP	BLK	WP	HR	S	P	ERA	WHIP

Oakland Athletics @ Minnesota Twins

Metropolitan Stadium, Bloomington , MI

Mon Sep 11 1972, 8:05 PM EDT

Att. 8,506 - Unknown

TOP

livebaseballscorecards.com

AB	31
R	2
H	6
RBI	1
BB	1
SO	10
LOB	9

WP: 1	PA: 34
PB: 0	
SB: 1	
CS: 1	

Batter	1	2	3	4	5	6	7	8	9	AB	R	H	RBI	BB	SO	LOB
Cesar Tovar, R (1, 7) OBP: 0.323, SLG: 0.317	S 1B 1B		F7			1B 1B 1B		BB E BB BB		3	3	2	0	1	0	0
Rod Carew, L (1, 4) OBP: 0.372, SLG: 0.377	L9 1-2			F5		1B 1-2 1B		E3 BB BB 1-2		4	0	1	0	0	0	2
Steve Braun, L (1, 5) OBP: 0.342, SLG: 0.350	G5-4-3 2-H 1B			1-6-3		1-3 2-H 1B		BB 1-2 2-3 BB		3	0	2	2	1	0	0
Harmon Killebrew, R (1, 3) OBP: 0.362, SLG: 0.453 Rich Reese, L (7, 3) OBP: 0.307, SLG: 0.346	G5-4-3 1-2f			F5		5-3		BB 1-2 2-3 3-H BB		3 0	0 0	0 0	0 1	0 1	0 0	3 0
Bobby Darwin, R (1, 9) OBP: 0.320, SLG: 0.443	S S S K				F7		F9	F9		4	0	0	0	0	1	3
Jim Nettles, L (1, 8) OBP: 0.319, SLG: 0.286	L6				F9		L9			3	0	0	0	0	0	0
Danny Thompson, R (1, 6) OBP: 0.316, SLG: 0.359	5-3				6-3		F8			3	0	0	0	0	0	0
Glenn Borgmann, R (1, 2) OBP: 0.320, SLG: 0.313			F7			S S S K		4-3		3	0	0	0	0	1	0
Bert Blyleven, R (1, 1) OBP: 0.175, SLG: 0.167			S S S K			6-3		S S S K		3	0	0	0	0	2	0
Inning Stats	R: 1 E: 0 K: 0 S: 4 H: 2 LOB: 0 BB: 0 P: 4	R: 0 E: 0 K: 1 S: 5 H: 0 LOB: 0 BB: 0 P: 5	R: 0 E: 0 K: 1 S: 5 H: 0 LOB: 0 BB: 0 P: 5	R: 0 E: 0 K: 0 S: 3 H: 0 LOB: 0 BB: 0 P: 3	R: 0 E: 0 K: 0 S: 3 H: 0 LOB: 0 BB: 0 P: 3	R: 1 E: 0 K: 1 S: 8 H: 3 LOB: 2 BB: 0 P: 8	R: 0 E: 0 K: 0 S: 3 H: 0 LOB: 0 BB: 0 P: 3	R: 1 E: 1 K: 1 S: 6 H: 0 LOB: 3 BB: 3 P: 18		1B: 5 2B: 0 3B: 0 HR: 0 SF: 0 SAC: 0 DP: 1 HBP: 0						

PITCHER		IP	WLS	BF	H	R	ER	SO	BB	IBB	HBP	BLK	WP	HR	S	P	ERA	WHIP
Joe Horlen, R ERA: 2.55	(1, 1)	4.0		13	2	1	1	2	0	0	0	0	0	0	17	17	2.25	0.500
Bob Locker, R ERA: 2.09	(5, 1)	3.0		12	3	1	1	1	0	0	0	0	0	0	14	14	3.00	1.000
Rollie Fingers, R ERA: 2.72	(8, 1)	0.2	L	3	0	1	0	1	1	0	0	0	0	0	4	8	0.00	1.500
Darold Knowles, L ERA: 1.28	(8, 1)	0.1		4	0	0	0	0	2	0	0	0	0	0	2	10	0.00	6.000

PITCHER	IP	WLS	BF	H	R	ER	SO	BB	IBB	HBP	BLK	WP	HR	S	P	ERA	WHIP

BOTTOM

Oakland Athletics @ Minnesota Twins

Metropolitan Stadium, Bloomington , MI

Mon Sep 11 1972, 8:05 PM EDT

Att. 8,506 - Unknown

livebaseballscorecards.com

AB	29
R	3
H	5
RBI	3
BB	3
SO	4
LOB	8

PA: 32

WP: 0
PB: 0
SB: 1
CS: 0

Batter	1	2	3	4	5	6	7	8	9	AB	R	H	RBI	BB	SO	LOB
Bert Campaneris, R (1, 6) OBP: 0.282, SLG: 0.336	4-3		F2		FC3-6 1-2f 2-3	BB 1-2		S 1B		5	2	2	0	0	0	3
Joe Rudi, R (1, 7) OBP: 0.348, SLG: 0.501	K		1B 1-3		SF9 1-H 3-H	BB 1-2 2-3		K 1-2		4	2	2	2	1	2	1
Matty Alou, L (1, 9) OBP: 0.349, SLG: 0.378	4-3		1B 2-H 3-H		SF9 3-H	F9		CS 2-H		4	0	2	4	0	0	3
Reggie Jackson, L (1, 8) OBP: 0.347, SLG: 0.468		F8	F8		1B	6-3		F7 1-2		5	1	1	0	0	0	5
Mike Epstein, L (1, 3) OBP: 0.374, SLG: 0.488 Mike Hegan, L (7, 3) OBP: 0.351, SLG: 0.433	3-1	F8		K	1B BB		K		FC6-4 1B	3 1	0 0	0 1	0 0	1 0	1 0	0 0
Gene Tenace, R (1, 2) OBP: 0.294, SLG: 0.337	1B	K	1B 1-2 2-H		4-3		FC6-4 1-2f	BB	5	0	2	1	0	1	1
Sal Bando, R (1, 5) OBP: 0.330, SLG: 0.373	G1	F5	F8		1B		BB 1-2	4	0	1	0	1	0	3
Dal Maxvill, R (1, 4) OBP: 0.293, SLG: 0.258 Gonzalo Marquez, L (5, PH) OBP: 0.500, SLG: 0.333 Blue Moon Odom, R (5, PR) OBP: 0.155, SLG: 0.263 Darold Knowles, L (5, 1) OBP: 0.333, SLG: 0.273	F8		FC3-6 3B	5-3	1B 1-3	K	1 1 0 3	0 0 1 0	0 0 0 1	0 0 0 2
Catfish Hunter, R (1, 1) OBP: 0.181, SLG: 0.185 Don Mincher, L (5, PH) OBP: 0.368, SLG: 0.341 Ted Kubiak, S (5, PR) OBP: 0.271, SLG: 0.236 (5, 4) Angel Mangual, R (9, PH) OBP: 0.228, SLG: 0.364 Tim Cullen, R (9, 4) OBP: 0.279, SLG: 0.326	2B 1B		FC3-6 1-2	BB 1B	L7	F3	1 1 2 1 0	0 0 0 0 0	0 0 2 2 0
Inning Stats	R: 0 E: 0 K: 1 S: 5 H: 0 LOB: 0 BB: 0 P: 5	R: 0 E: 0 K: 0 S: 4 H: 1 LOB: 1 BB: 0 P: 4	R: 2 E: 0 K: 0 S: 6 H: 3 LOB: 1 BB: 0 P: 6	R: 0 E: 0 K: 1 S: 5 H: 0 LOB: 0 BB: 0 P: 5	R: 4 E: 0 K: 0 S: 8 H: 5 LOB: 2 BB: 1 P: 12	R: 0 E: 0 K: 0 S: 5 H: 2 LOB: 3 BB: 1 P: 9	R: 0 E: 0 K: 1 S: 7 H: 2 LOB: 2 BB: 0 P: 7	R: 1 E: 0 K: 1 S: 6 H: 2 LOB: 0 BB: 0 P: 6	R: 0 E: 0 K: 1 S: 6 H: 1 LOB: 2 BB: 1 P: 10	1B: 13 2B: 2 3B: 1 HR: 0 SF: 1 SAC: 0 DP: 0 HBP: 0						

PITCHER		IP	WLS	BF	H	R	ER	SO	BB	IBB	HBP	BLK	WP	HR	S	P	ERA	WHIP
Ray Corbin, R ERA: 2.48	(1, 1)	4.2	L	22	8	6	6	2	0	0	0	0	0	0	26	26	11.57	1.714
Steve Luebber, R ERA:	(5, 1)	0.1		3	1	0	0	0	1	0	0	0	0	0	2	6	0.00	6.000
Wayne Granger, R ERA: 3.12	(6, 1)	2.0		11	4	0	0	1	1	0	0	0	0	0	12	16	0.00	2.500
Dave LaRoche, L ERA: 2.62	(8, 1)	2.0		9	3	1	1	2	1	0	0	0	0	0	12	16	4.50	2.000

PITCHER	IP	WLS	BF	H	R	ER	SO	BB	IBB	HBP	BLK	WP	HR	S	P	ERA	WHIP

TOP

Oakland Athletics @ Minnesota Twins

Metropolitan Stadium, Bloomington , MI

Tue Sep 12 1972, 8:05 PM EDT

Att. 5,199 - Unknown - 66 F

livebaseballscorecards.com

AB	41
R	7
H	16
RBI	7
BB	3
SO	5
LOB	22

PA: 45

WP: 0
PB: 0
SB: 2
CS: 1

BOTTOM

Oakland Athletics @ Minnesota Twins

Metropolitan Stadium, Bloomington , MI

Tue Sep 12 1972, 8:05 PM EDT

Att. 5,199 - Unknown - 66 F

livebaseballscorecards.com

Batter	1	2	3	4	5	6	7	8	9	AB	R	H	RBI	BB	SO	LOB
Cesar Tovar, R (1, 7) OBP: 0.321, SLG: 0.314	F4		F9		6-3		F7			4	0	0	0	0	0	0
Rod Carew, L (1, 4) OBP: 0.373, SLG: 0.378	5-3			2B HR 1B	1B		1-3			4	1	2	0	0	0	0
Steve Braun, L (1, 5) OBP: 0.346, SLG: 0.358	2B			1-3 HR 2B	1-3			BBBB G4-6-3 BB		3	1	2	0	1	0	1
Harmon Killebrew, R (1, 3) OBP: 0.362, SLG: 0.460 Bucky Guth, R (6, PR) Rich Reese, L (7, 3) OBP: 0.306, SLG: 0.344	F6			2-H 3-H HR		E6 E3 BB		F9		3 0 1	1 0 0	1 0 0	3 0 0	0 0 0	0 0 0	1 0 1
Bobby Darwin, R (1, 9) OBP: 0.319, SLG: 0.441		E5 CS		5-3		BBBB 4-0 E 1-2 BB		G4-6-3 1-2f		3	0	0	0	1	0	1
Jim Nettles, L (1, 8) OBP: 0.319, SLG: 0.283 Dan Monzon, R (9, PH) OBP: 0.349, SLG: 0.308		F5 1-2		BBBB 4-0 E S S BB		E3 1-2 2-3			SSS K	2 1	1 0	0 0	0 0	1 1	0 0	3 0
Danny Thompson, R (1, 6) OBP: 0.314, SLG: 0.356		SSS K		F6 1-H		SSS K			F3	4	0	0	0	0	2	2
Phil Roof, R (1, 2) OBP: 0.237, SLG: 0.359			5-3	SSS K		5-3			6-3	4	0	0	0	0	1	2
Ray Corbin, R (1, 1) OBP: 0.128, SLG: 0.111 Steve Luebber, R (5, 1) Mike Adams, R (5, PH) Wayne Granger, R (6, 1) OBP: 0.250, SLG: 0.375 Rick Renick, R (7, PH) OBP: 0.283, SLG: 0.342 Dave LaRoche, L (8, 1) OBP: 0.250, SLG: 0.100			SSS K		6-3		SSS K			1 0 1 0 1 0	0 0 0 0 0 0	0 0 0 0 0 0	0 0 0 0 0 0	1 0 0 0 1 0	0 0 0 0 0 0	0 0 0 0 0 0
Inning Stats	R: 0 E: 0 K: 0 S: 4 H: 1 LOB: 1 BB: 0 P: 4	R: 0 E: 1 K: 1 S: 5 H: 0 LOB: 0 BB: 0 P: 5	R: 0 E: 0 K: 1 S: 5 H: 0 LOB: 0 BB: 0 P: 5	R: 4 E: 0 K: 1 S: 8 H: 3 LOB: 0 BB: 1 P: 12	R: 0 E: 0 K: 0 S: 4 H: 1 LOB: 1 BB: 0 P: 4	R: 0 E: 2 K: 1 S: 6 H: 0 LOB: 2 BB: 1 P: 10	R: 0 E: 0 K: 1 S: 5 H: 0 LOB: 0 BB: 0 P: 5	R: 0 E: 0 K: 0 S: 2 H: 0 LOB: 0 BB: 1 P: 6	R: 0 E: 0 K: 1 S: 5 H: 0 LOB: 0 BB: 0 P: 5	1B: 2 2B: 2 3B: 0 HR: 1	SF: 0 SAC: 0 DP: 1 HBP: 0					

	AB	32
	R	4
	H	5
	RBI	3
	BB	3
	SO	6
	LOB	11

WP: 0 PB: 0 SB: 2 CS: 1 PA: 35

PITCHER	IP	WLS	BF	H	R	ER	SO	BB	IBB	HBP	BLK	WP	HR	S	P	ERA	WHIP
Catfish Hunter, R (1, 1) ERA: 2.11	4.0		17	4	4	3	3	1	0	0	0	0	1	22	26	6.75	1.250
Darold Knowles, L (5, 1) ERA: 1.17	5.0	W	18	1	0	0	3	2	0	0	0	0	0	22	30	0.00	0.600

PITCHER	IP	WLS	BF	H	R	ER	SO	BB	IBB	HBP	BLK	WP	HR	S	P	ERA	WHIP

Batter	1	2	3	4	5	6	7	8	9	AB	R	H	RBI	BB	SO	LOB
Bert Campaneris, R (1, 6) OBP: 0.283, SLG: 0.335	5-3		4-3			SH3-4 1B	5-3		BB 1B 1B	4	2	1	0	1	0	0
Joe Rudi, R (1, 7) OBP: 0.348, SLG: 0.499	6-3		L9			SH3-4 1-2	6-3		E 1B 1-H 1B	4	1	1	1	0	0	0
Matty Alou, L (1, 9) OBP: 0.349, SLG: 0.378	L6			6-3		BB 1B BLK 2-H 1B	3-1		E9 1B 1-H 1B	5	2	2	1	0	0	0
Reggie Jackson, L (1, 8) OBP: 0.346, SLG: 0.465		4-3		4-3		BLK BB 1B 1-2 1B		3-1	4-3	5	1	1	0	0	0	1
George Hendrick, R (9, 8) OBP: 0.188, SLG: 0.290										0	0	0	0	0	0	0
Mike Epstein, L (1, 3) OBP: 0.379, SLG: 0.493		BBBB E BB BB		2B		BBBB 1B BLK E 1-2 2-3 BB		F8 1B 1B	1B 3-H 1B	2	1	2	0	2	0	0
Allan Lewis, S (8, PR)										0	0	0	0	0	0	0
Mike Hegan, L (8, 3) OBP: 0.360, SLG: 0.441										1	0	1	1	0	0	0
Gene Tenace, R (1, 2) OBP: 0.296, SLG: 0.335		BBBB E 1-2 BB		1-3		F2		FC6-4 1-2 1B	F8	4	0	1	0	1	0	5
Sal Bando, R (1, 5) OBP: 0.330, SLG: 0.370		E6 G6-4-3 1-2 2-3			SSS K	BBBB E E 1-2 2-3 3-H BB		F8 2-3		3	1	0	0	1	1	4
Dal Maxvill, R (1, 4) OBP: 0.293, SLG: 0.258		G6-4-3 1-2f			4-3	E4 1B 1-H 2-H 3-H		FC6-4 1-2f		0	0	0	0	0	0	0
Don Mincher, L (2, PH) OBP: 0.367, SLG: 0.339										1	0	0	0	0	0	3
Ted Kubiak, S (2, 4) OBP: 0.270, SLG: 0.234										1	0	0	0	0	0	0
Gonzalo Marquez, L (6, PH) OBP: 0.538, SLG: 0.400										1	0	1	1	0	0	0
Tim Cullen, R (6, 4) OBP: 0.277, SLG: 0.324										1	0	0	0	0	0	2
Blue Moon Odom, R (1, 1) OBP: 0.145, SLG: 0.246			F1		6-3	K			F7	4	0	0	0	0	1	1
Inning Stats	R: 0 E: 0 K: 0 S: 3 H: 0 LOB: 0 BB: 0 P: 3	R: 0 E: 1 K: 0 S: 3 H: 0 LOB: 2 BB: 2 P: 11	R: 0 E: 0 K: 0 S: 3 H: 0 LOB: 0 BB: 0 P: 3	R: 0 E: 0 K: 0 S: 4 H: 1 LOB: 1 BB: 0 P: 4	R: 0 E: 0 K: 1 S: 5 H: 0 LOB: 0 BB: 0 P: 5	R: 5 E: 1 K: 1 S: 9 H: 4 LOB: 1 BB: 2 P: 17	R: 0 E: 0 K: 0 S: 3 H: 0 LOB: 0 BB: 0 P: 3	R: 0 E: 0 K: 0 S: 5 H: 2 LOB: 2 BB: 0 P: 5	R: 3 E: 1 K: 0 S: 6 H: 3 LOB: 1 BB: 1 P: 10	1B: 9 2B: 1 3B: 0 HR: 0	SF: 0 SAC: 1 DP: 1 HBP: 0					

TOP

Oakland Athletics @ Minnesota Twins

Metropolitan Stadium, Bloomington , MI

Wed Sep 13 1972, 8:05 PM EDT

Att. 6,640 - Unknown - 64 F

livebaseballscorecards.com

AB	36
R	8
H	10
RBI	4
BB	5
SO	2
LOB	16

PITCHER		IP	WLS	BF	H	R	ER	SO	BB	IBB	HBP	BLK	WP	HR	S	P	ERA	WHIP
Dave Goltz, R ERA: 2.82	(1, 1)	8.0	L	35	7	5	3	2	4	0	0	1	0	0	35	51	3.38	1.375
Tom Norton, R ERA: 3.18	(9, 1)	1.0		7	3	3	2	0	1	0	0	0	0	0	6	10	18.00	4.000

PITCHER	IP	WLS	BF	H	R	ER	SO	BB	IBB	HBP	BLK	WP	HR	S	P	ERA	WHIP

Oakland Athletics @ Minnesota Twins

Metropolitan Stadium, Bloomington , MI

Wed Sep 13 1972, 8:05 PM EDT

Att. 6,640 - Unknown - 64 F

BOTTOM

livebaseballscorecards.com

Batter	1	2	3	4	5	6	7	8	9	AB	R	H	RBI	BB	SO	LOB
Cesar Tovar, R (1, 7) OBP: 0.320, SLG: 0.313	F6		5-3			6-3		BB		3	0	0	0	1	0	0
Rod Carew, L (1, 4) OBP: 0.372, SLG: 0.377	F8			G6-3 1B		F6		K		4	0	1	0	0	1	2
Steve Braun, L (1, 5) OBP: 0.343, SLG: 0.354	5-3			G6-3 1-2f		1-3		L6		4	0	0	0	0	0	3
Harmon Killebrew, R (1, 3) OBP: 0.363, SLG: 0.459		BB BB		K			WP 1B		K	3	0	1	0	1	2	0
Bobby Darwin, R (1, 9) OBP: 0.321, SLG: 0.440		G6-4-3 1-2 BB			CS 1B		6-3 1-2		F7	3	0	1	0	1	0	1
Jim Nettles, L (1, 8) OBP: 0.318, SLG: 0.282		F2			K 1-2		K		1B 1B	4	0	1	0	0	2	4
Danny Thompson, R (1, 6) OBP: 0.315, SLG: 0.356		G6-4-3 1-2f			BB BB		L6		FC4-6 1-3 1B	3	0	1	0	1	0	3
Glenn Borgmann, R (1, 2) OBP: 0.322, SLG: 0.311 Charlie Manuel, L (8, PH) OBP: 0.228, SLG: 0.267 Phil Roof, R (9, 2) OBP: 0.235, SLG: 0.356			K		FC6 1-2 BB			L8	FC4-6 1-2f	1 1 1	0 0 0	0 0 0	0 0 0	1 0 0	1 0 0	0 0 2
Dave Goltz, R (1, 1) OBP: 0.179, SLG: 0.115 Jim Holt, L (8, PH) OBP: 0.143, SLG: 0.167 Tom Norton, R (9, 1)			K		FC6 1-2f			BB 1B		2 1 0	0 0 0	0 1 0	0 0 0	0 0 0	1 0 0	2 0 0
Inning Stats	R: 0 H: 0 E: 0 LOB: 0 K: 0 BB: 0 S: 3 P: 3	R: 0 H: 0 E: 0 LOB: 1 K: 0 BB: 2 S: 2 P: 10	R: 0 H: 0 E: 0 LOB: 0 K: 2 BB: 0 S: 7 P: 7	R: 0 H: 1 E: 0 LOB: 0 K: 1 BB: 0 S: 5 P: 5	R: 0 H: 1 E: 0 LOB: 2 K: 1 BB: 2 S: 5 P: 13	R: 0 H: 0 E: 0 LOB: 0 K: 0 BB: 0 S: 3 P: 3	R: 0 H: 1 E: 0 LOB: 1 K: 1 BB: 0 S: 6 P: 6	R: 0 H: 1 E: 0 LOB: 2 K: 1 BB: 1 S: 6 P: 10	R: 0 H: 2 E: 0 LOB: 2 K: 1 BB: 0 S: 7 P: 7	1B: 6 SF: 0 2B: 0 SAC: 0 3B: 0 DP: 2 HR: 0 HBP: 0						

		AB	30
		R	0
		H	6
		RBI	0
		BB	5
		SO	7
		LOB	17

PITCHER		IP	WLS	BF	H	R	ER	SO	BB	IBB	HBP	BLK	WP	HR	S	P	ERA	WHIP
Blue Moon Odom, R ERA: 2.32	(1, 1)	9.0	W	35	6	0	0	7	5	0	0	0	1	0	44	64	0.00	1.222

PITCHER	IP	WLS	BF	H	R	ER	SO	BB	IBB	HBP	BLK	WP	HR	S	P	ERA	WHIP

Kansas City Royals @ Minnesota Twins

Metropolitan Stadium, Bloomington , MI

Fri Sep 15 1972, 8:05 PM EDT

Att. 6,416 - Unknown - 62 F

TOP

livebaseballscorecards.com

Batter	1	2	3	4	5	6	7	8	9	AB	R	H	RBI	BB	SO	LOB
Amos Otis, R (1, 8) OBP: 0.354, SLG: 0.420	F8		F8		K		5-3			4	0	0	0	0	1	2
Cookie Rojas, R (1, 4) OBP: 0.316, SLG: 0.338	CS BB BB			L7	F8			K		3	0	0	0	1	1	0
Richie Scheinblum, S (1, 9) OBP: 0.395, SLG: 0.433	1-2 BB			5-3	F8			4-3		3	0	0	0	1	0	0
John Mayberry, L (1, 3) OBP: 0.386, SLG: 0.487	K 2-3			HR		BB		L9		3	1	1	1	1	1	2
Lou Piniella, R (1, 7) OBP: 0.357, SLG: 0.451		K		BB		5-3			6-3 3B	3	1	1	0	1	1	1
Ed Kirkpatrick, L (1, 2) OBP: 0.362, SLG: 0.386 Jim Wohlford, R (9, PH) OBP: 0.471, SLG: 0.429		K		F8			F8		K	3 1	0 0	0 0	0 0	0 0	1 1	1 1
Paul Schaal, R (1, 5) OBP: 0.320, SLG: 0.323		6-3			FC4-6 BB		4-3		6-3 3-H	3	0	0	1	1	0	0
Freddie Patek, R (1, 6) OBP: 0.285, SLG: 0.282 Carl Taylor, R (9, PH) OBP: 0.360, SLG: 0.355			F9		K		S 1B BB		BB	2 0	1 0	0 0	0 0	1 1	1 0	1 0
Roger Nelson, R (1, 1) OBP: 0.128, SLG: 0.109 Joe Keough, L (5, PH) OBP: 0.313, SLG: 0.211 Tom Murphy, R (5, 1) Steve Hovley, L (7, PH) OBP: 0.356, SLG: 0.375 Al Fitzmorris, S (7, 1) OBP: 0.286, SLG: 0.174 Norm Angelini, L (7, 1) Ted Abernathy, R (8, 1) Jerry May, R (9, PH) OBP: 0.279, SLG: 0.278		F8			FC4-6 1-2f		1-H 1B		F2	1 1 0 1 0 0 0 1	0 0 0 0 0 0 0 0	0 0 0 1 0 0 0 0	0 0 0 1 0 0 0 0	0 0 0 0 0 0 0 0	0 0 0 0 0 0 0 0	0 1 0 0 0 0 0 1
Inning Stats	R: 0 E: 0 K: 1 S: 4 H: 0 LOB: 2 BB: 2 P: 12	R: 0 E: 0 K: 2 S: 7 H: 0 LOB: 0 BB: 0 P: 7	R: 0 E: 0 K: 0 S: 3 H: 0 LOB: 0 BB: 0 P: 3	R: 1 E: 0 K: 0 S: 4 H: 1 LOB: 1 BB: 1 P: 8	R: 0 E: 0 K: 2 S: 7 H: 0 LOB: 1 BB: 1 P: 11	R: 0 E: 0 K: 0 S: 3 H: 0 LOB: 1 BB: 1 P: 7	R: 1 E: 0 K: 0 S: 4 H: 1 LOB: 1 BB: 1 P: 8	R: 0 E: 0 K: 1 S: 5 H: 0 LOB: 0 BB: 0 P: 5	R: 1 E: 0 K: 1 S: 6 H: 1 LOB: 1 BB: 1 P: 10	1B: 1 2B: 1 3B: 1 HR: 1	SF: 0 SAC: 0 DP: 1 HBP: 0			WP: 0 PB: 0 SB: 1 CS: 1	PA: 36	

	AB	29
	R	3
	H	3
	RBI	3
	BB	7
	SO	7
	LOB	10

PITCHER		IP	WLS	BF	H	R	ER	SO	BB	IBB	HBP	BLK	WP	HR	S	P	ERA	WHIP
Dick Woodson, R ERA: 2.57	(1, 1)	8.0	W	32	3	3	3	6	6	0	0	0	0	1	38	62	3.38	1.125
Dave LaRoche, L ERA: 2.59	(9, 1)	1.0	S	4	0	0	0	1	1	0	0	0	0	0	5	9	0.00	1.000

PITCHER	IP	WLS	BF	H	R	ER	SO	BB	IBB	HBP	BLK	WP	HR	S	P	ERA	WHIP

Kansas City Royals @ Minnesota Twins

Metropolitan Stadium, Bloomington , MI

Fri Sep 15 1972, 8:05 PM EDT

Att. 6,416 - Unknown - 62 F

livebaseballscorecards.com

BOTTOM

Batter	1	2	3	4	5	6	7	8	9	AB	R	H	RBI	BB	SO	LOB
Cesar Tovar, R (1, 7) OBP: 0.325, SLG: 0.316	0-0 2B 1B		0-0 1B S SF8 1B	0-0 E 1B		BBBB 4-0 BB		0-0 ② F8		4	2	3	0	1	0	1
Rod Carew, L (1, 4) OBP: 0.373, SLG: 0.379	0-0 G6-4-3 1-H 2B		0-0 S 1-3 1B	0-0 ③ F8 1-3		0-0 ③ L8		0-0 ③ 6-3		5	0	2	1	0	0	3
Steve Braun, L (1, 5) OBP: 0.347, SLG: 0.355	BBBB 4-0 G6-4-3 BB		0-0 ① F5 1-2		BBBB 4-0 5-3 BB		0-0 1B 5-3 CS 1B			2	0	1	0	2	0	2
Harmon Killebrew, R (1, 3) OBP: 0.362, SLG: 0.455 Rich Reese, L (8, 3) OBP: 0.306, SLG: 0.344	0-0 ①② G6-4-3 1-2f 2-3		4-0 IIII IBB		0-0 ① 5-3 1-2		0-0 ① 5-3 1-2			3 0	0 0	0 0	0 0	1 0	0 0	4 0
Bobby Darwin, R (1, 9) OBP: 0.322, SLG: 0.440	0-0 ③ 6-3		0-0 ② SF8 3-H		H 1-0 HBP		0-0 2-3 1B			2	0	1	1	0	0	1
Jim Nettles, L (1, 8) OBP: 0.312, SLG: 0.277		0-0 ① F7	0-0 ③ G3		0-0 ② F9		SSS 0-3 ②③ K 3-H			4	0	0	0	0	1	6
Danny Thompson, R (1, 6) OBP: 0.314, SLG: 0.354		0-0 ② F7		0-0 ① F8	0-0 ③ L6			BBBB 4-0 3B BB		3	1	0	0	1	0	2
George Mitterwald, R (1, 2) OBP: 0.233, SLG: 0.270		0-0 1B		0-0 HR		0-0 ① F8		0-0 1-H 3B		4	1	3	2	0	0	0
Dick Woodson, R (1, 1) OBP: 0.091, SLG: 0.067 Dave LaRoche, L (9, 1) OBP: 0.250, SLG: 0.100		SSS 0-3 ③ K		0-0 ② L5		SSS 0-3 ② K		SSS 0-3 ① K		4 0	0 0	0 0	0 0	0 0	3 0	2 0
Inning Stats	R: 1 E: 0 K: 0 S: 4 H: 2 LOB: 1 BB: 1 P: 8	R: 0 E: 0 K: 1 S: 6 H: 1 LOB: 1 BB: 0 P: 6	R: 1 E: 0 K: 0 S: 5 H: 2 LOB: 2 BB: 1 P: 9	R: 1 E: 1 K: 0 S: 5 H: 2 LOB: 1 BB: 0 P: 5	R: 0 E: 0 K: 0 S: 3 H: 0 LOB: 2 BB: 1 P: 8	R: 0 E: 0 K: 1 S: 5 H: 0 LOB: 1 BB: 1 P: 9	R: 0 E: 0 K: 1 S: 6 H: 2 LOB: 1 BB: 0 P: 6	R: 1 E: 0 K: 1 S: 6 H: 1 LOB: 1 BB: 1 P: 10		1B: 7 2B: 1 3B: 1 HR: 1	SF: 1 SAC: 0 DP: 1 HBP: 1			WP: 0 PB: 0 SB: 2 CS: 1	PA: 38		

	AB	31
	R	4
	H	10
	RBI	4
	BB	5
	SO	4
	LOB	21

PITCHER		IP	WLS	BF	H	R	ER	SO	BB	IBB	HBP	BLK	WP	HR	S	P	ERA	WHIP
Roger Nelson, R ERA: 2.05	(1, 1)	4.0	L	20	7	3	3	1	1	1	0	0	0	1	20	28	6.75	2.000
Tom Murphy, R ERA: 3.59	(5, 1)	2.0		9	0	0	0	1	2	0	1	0	0	0	8	17	0.00	1.000
Al Fitzmorris, R ERA: 3.83	(7, 1)	0.1		3	2	0	0	0	0	0	0	0	0	0	3	3	0.00	6.000
Norm Angelini, L ERA: 2.35	(7, 1)	1.0		4	1	1	1	2	1	0	0	0	0	0	7	11	9.00	2.000
Ted Abernathy, R ERA: 1.75	(8, 1)	0.2		2	0	0	0	0	0	0	0	0	0	0	2	2	0.00	0.000

PITCHER	IP	WLS	BF	H	R	ER	SO	BB	IBB	HBP	BLK	WP	HR	S	P	ERA	WHIP

Batter	1	2	3	4	5	6	7	8	9	AB	R	H	RBI	BB	SO	LOB
Amos Otis, R (1, 8) OBP: 0.354, SLG: 0.418	F7		F4		6-3			1B		4	0	1	0	0	0	1
Cookie Rojas, R (1, 4) OBP: 0.318, SLG: 0.340	1B		1B 1-2		F8			F8		3	0	2	0	0	0	0
Jim Wohlford, R (8, PH) OBP: 0.444, SLG: 0.400 (8, 4)										1	0	0	0	0	0	1
Richie Scheinblum, S (1, 9) OBP: 0.391, SLG: 0.429	K		F2			K		F7		4	0	0	0	0	2	4
John Mayberry, L (1, 3) OBP: 0.383, SLG: 0.482	K		K			4-3		4-3		4	0	0	0	0	2	4
Lou Piniella, R (1, 7) OBP: 0.358, SLG: 0.452		F8		FC3-6 BB		2B			F2	3	0	1	0	1	0	0
Ed Kirkpatrick, L (1, 2) OBP: 0.358, SLG: 0.382		3-1		FC3-6 6-3 1-2f		3-1			F2	4	0	0	0	0	0	2
Paul Schaal, R (1, 5) OBP: 0.322, SLG: 0.332		BB		6-3 1-2			6-3		HR	3	1	1	1	1	0	1
Freddie Patek, R (1, 6) OBP: 0.284, SLG: 0.281		F3		6-3			G3		K	2	0	0	0	0	0	2
Joe Keough, L (7, PH) OBP: 0.309, SLG: 0.207										1	0	0	0	0	0	0
Bobby Floyd, R (7, 6) OBP: 0.202, SLG: 0.194										1	0	0	0	0	1	0
Dick Drago, R (1, 1) OBP: 0.171, SLG: 0.065			HBP		1B		4-3			1	0	1	0	0	0	0
Steve Hovley, L (7, PH) OBP: 0.354, SLG: 0.373										1	0	0	0	0	0	0
Tom Burgmeier, L (7, 1) OBP: 0.333, SLG: 0.333										0	0	0	0	0	0	0
Mike Jackson, L (7, 1)										0	0	0	0	0	0	0
Al Fitzmorris, S (7, 1) OBP: 0.296, SLG: 0.174										0	0	0	0	0	0	0
Inning Stats	R: 0 E: 0 K: 2 S: 8 H: 1 LOB: 1 BB: 0 P: 8	R: 0 E: 0 K: 0 S: 3 H: 0 LOB: 1 BB: 1 P: 7	R: 0 E: 0 K: 1 S: 6 H: 1 LOB: 2 BB: 0 P: 7	R: 0 E: 0 K: 0 S: 3 H: 0 LOB: 1 BB: 1 P: 7	R: 0 E: 0 K: 0 S: 3 H: 1 LOB: 0 BB: 0 P: 3	R: 0 E: 0 K: 1 S: 6 H: 1 LOB: 1 BB: 0 P: 6	R: 0 E: 0 K: 0 S: 3 H: 0 LOB: 0 BB: 0 P: 3	R: 0 E: 0 K: 0 S: 4 H: 1 LOB: 1 BB: 0 P: 4	R: 1 E: 0 K: 1 S: 6 H: 1 LOB: 0 BB: 0 P: 6	1B: 4 2B: 1 3B: 0 HR: 1 SF: 0 SAC: 0 DP: 0 HBP: 1						

PITCHER	IP	WLS	BF	H	R	ER	SO	BB	IBB	HBP	BLK	WP	HR	S	P	ERA	WHIP
Bert Blyleven, R (1, 1) ERA: 2.93	9.0	W	35	6	1	1	5	2	0	1	0	0	1	42	51	1.00	0.889

PITCHER	IP	WLS	BF	H	R	ER	SO	BB	IBB	HBP	BLK	WP	HR	S	P	ERA	WHIP

TOP

Kansas City Royals @ Minnesota Twins

Metropolitan Stadium, Bloomington , MI

Sat Sep 16 1972, 4:33 AM EDT

Att. 7,241 - Unknown - 80 F

livebaseballscorecards.com

AB	32
R	1
H	6
RBI	1
BB	2
SO	5
LOB	15

WP: 0	PA: 35
PB: 0	
SB: 0	
CS: 0	

BOTTOM

Kansas City Royals @ Minnesota Twins

Metropolitan Stadium, Bloomington , MI

Sat Sep 16 1972, 4:33 AM EDT

Att. 7,241 - Unknown - 80 F

livebaseballscorecards.com

Batter	1	2	3	4	5	6	7	8	9	AB	R	H	RBI	BB	SO	LOB
Cesar Tovar, R (1, 7) OBP: 0.325, SLG: 0.317	x 0-0 S HR 1B		SSS 0-3 ① K		x 0-0 ② 6-3		1B BB 1B 1B F3			5	2	2	0	0	1	2
Steve Brye, R (8, 7) OBP: 0.268, SLG: 0.280										0	0	0	0	0	0	0
Rod Carew, L (1, 4) OBP: 0.374, SLG: 0.380	x 0-0 ① 6-3 1-2		x 0-0 ② 4-3		x 0-0 1B WP 1B		x 0-0 BB 1B 1-2 1B	x 0-0 ① 5-3		4	2	2	0	0	0	1
Dan Monzon, R (8, 4) OBP: 0.341, SLG: 0.300										1	0	0	0	0	0	0
Steve Braun, L (1, 5) OBP: 0.355, SLG: 0.360	BBB 4-0 HR BB		x 0-0 1B		x 0-0 WP 1-3 1B		BBB 4-0 1B 1B 1-2 2-3 BB	x 0-0 G4-6-3 1B		3	2	3	0	2	0	0
Harmon Killebrew, R (1, 3) OBP: 0.363, SLG: 0.463	x 0-0 1-H 2-H HR		x 0-0 ③ 6-3		x 0-0 ③ 5-3 1-2 3-H		x 0-0 1B K 1-2 2-H 3-H 1B	x 0-0 ② ③ G4-6-3 1-2f		4	1	2	5	0	0	2
Rich Reese, L (7, PR) OBP: 0.304, SLG: 0.342 (8, 3)										1	0	0	0	0	0	1
Bobby Darwin, R (1, 9) OBP: 0.324, SLG: 0.440	H 1-0 G3-6-3 HBP			x 0-0 ① 5-3		x 0-0 HR	x 0-0 PB 1B 1-3 2-H 1B			0	0	0	0	0	0	0
Jim Holt, L (1, PR) OBP: 0.300, SLG: 0.667 (2, 9)										3	2	2	2	0	0	0
Jim Nettles, L (1, 8) OBP: 0.311, SLG: 0.286	x 0-0 ② ③ G3-6-3 1-2f			x 0-0 ② 5-3		x 0-0 E5 3B	SSS 0-3 ① ② K 1-2 3-H			4	1	1	0	0	1	3
Danny Thompson, R (1, 6) OBP: 0.316, SLG: 0.355		x 0-0 ① F5		x 0-0 1B		SSS 0-3 ① K	x 0-0 1B 1B 2-H 1B			4	1	2	1	0	1	0
George Mitterwald, R (1, 2) OBP: 0.234, SLG: 0.269		SSS 0-3 ② K		x 0-0 ③ 6-3		x 0-0 ② 6-3	x 0-0 1B 1-3 1B			4	0	1	0	0	1	1
Bert Blyleven, R (1, 1) OBP: 0.179, SLG: 0.171		x 0-0 ③ G3			x 0-0 ① 6-3	SSS 0-3 ③ K	x 0-0 1-2 3-H 1B			4	0	1	1	0	1	0

	AB	37
	R	11
	H	16
	RBI	9
	BB	2
	SO	5
	LOB	10

Inning Stats																				
	R: 3	H: 2	R: 0	H: 0	R: 0	H: 1	R: 0	H: 1	R: 1	H: 2	R: 2	H: 2	R: 5	H: 7	R: 0	H: 1	1B: 13	SF: 0	WP: 1	PA: 40
	E: 0	LOB: 1	E: 0	LOB: 0	E: 0	LOB: 1	E: 0	LOB: 1	E: 0	LOB: 1	E: 1	LOB: 0	E: 0	LOB: 2	E: 0	LOB: 0	2B: 0	SAC: 0	PB: 1	
	K: 0	BB: 1	K: 1	BB: 0	K: 1	BB: 0	K: 0	BB: 1	K: 0	BB: 0	K: 2	BB: 0	K: 1	BB: 1	K: 0	BB: 0	3B: 1	DP: 2	SB: 1	
	S: 4	P: 9	S: 5	P: 5	S: 6	P: 6	S: 4	P: 4	S: 5	P: 5	S: 9	P: 9	S: 11	P: 15	S: 3	P: 3	HR: 2	HBP: 1	CS: 0	

PITCHER		IP	WLS	BF	H	R	ER	SO	BB	IBB	HBP	BLK	WP	HR	S	P	ERA	WHIP
Dick Drago, R ERA: 3.04	(1, 1)	6.0	L	27	8	6	5	4	1	0	1	0	1	2	33	38	7.50	1.500
Tom Burgmeier, L ERA: 4.23	(7, 1)	0.0		4	3	4	4	0	1	0	0	0	0	0	3	7	∞	∞
Mike Jackson, L ERA: 6.41	(7, 1)	0.2		5	4	1	1	1	0	0	0	0	0	0	7	7	13.50	6.000
Al Fitzmorris, R ERA: 3.78	(7, 1)	1.1		4	1	0	0	0	0	0	0	0	0	0	4	4	0.00	0.750

PITCHER	IP	WLS	BF	H	R	ER	SO	BB	IBB	HBP	BLK	WP	HR	S	P	ERA	WHIP

Batter	1	2	3	4	5	6	7	8	9	10	AB	R	H	RBI	BB	SO	LOB
Paul Schaal, R (1, 5) OBP: 0.322, SLG: 0.330	0-0 E 1B 1B 0-3 K			x 0-0 F8 ①	x 0-0 F8 ① 2-3			x 0-0 4-3 ③		B B B 4-0 SF8 SH3 ① 1-2 BB	5	1	1	0	1	1	4
Cookie Rojas, R (1, 4) OBP: 0.315, SLG: 0.336	x 0-0 F8 ① x 0-0 F7 ①			x 0-0 FC5-4 ② 1-2f	S S S 0-3 K ②		x 0-0 4-3 ①	x 0-0 SH3 ① 1-2 2-3			5	0	0	0	0	1	3
Steve Hovley, L (1, 9) (3, 8) OBP: 0.353, SLG: 0.367	x 0-0 FC6 1B 1B 1-2 S S S 0-3 K ②			x 0-0 G3 ③		x 0-0 1B 3-H	S S S 0-3 K ②		I I I 4-0 IBB		5	1	1	1	1	2	2
John Mayberry, L (1, 3) OBP: 0.387, SLG: 0.483	x 0-0 HBP 1B 1B 1-3 2-H B B B 4-0 FC6-4				B B B 4-0 FC6-4 BB	x 0-0 G3 ③			x 0-0 FC5-4 1B	x 0-0 SF8 ② 2-3 3-H	3	1	2	2	2	0	1
Lou Piniella, R (1, 7) OBP: 0.356, SLG: 0.449	x 0-0 1B HBP 1B 1-2 3-H x 0-0 FC6-4 ③ 1-2f				x 0-0 FC6-4 SH1-4 ① 1-2f		x 0-0 6-3 ①		x 0-0 FC5-4 ③ 1-2f S S S	x 0-0 K ③	6	1	1	1	0	1	5
Amos Otis, R (1, 8) Bruce Dal Canton, R (3, 1) Mike Hedlund, R (8, 1) Ted Abernathy, R (9, 1) Norm Angelini, L (9, 1) Richie Scheinblum, S (10, PH) Jim Wohlford, R (10, PR) Al Fitzmorris, S (10, 1) OBP: 0.354, SLG: 0.418 OBP: 0.119, SLG: 0.122 OBP: 0.188, SLG: 0.188 OBP: 0.393, SLG: 0.431 OBP: 0.444, SLG: 0.400 OBP: 0.206, SLG: 0.174	H 1-0 1B 1B HBP 1-2 2-3		x 0-0 6-3 ①		x 0-0 SH1-4 ② 1-2		x 0-0 6-3 ② S S S 0-3 K ③			x 0-0 2B E 1B	1 1 0 0 0 1 0 0	0 0 0 0 0 0 1 0	0 0 0 0 0 1 0 0	0 0 0 0 0 0 1 0	0 0 0 0 0 0 0 0	0 0 0 0 0 0 0 0	0 0 0 0 0 0 0 0
Carl Taylor, R (1, 2) OBP: 0.374, SLG: 0.354	x 0-0 1B 1B E 1B 1-2 2-3 3-H		B B B 4-0 PO BB		B B B 4-0 FC6-4 BB					x 0-0 FC2 2B 1B 1-2	3	2	1	1	2	1	1
Freddie Patek, R (1, 6) OBP: 0.285, SLG: 0.285	x 0-0 E 1B 1-2 2-H 3-H		S S S 0-3 K ②		x 0-0 FC6-4 ③ 1-2f			x 0-0 F3 ①		x 0-0 1B 2B 1-3 2-H	5	1	2	2	0	1	3
Paul Splittorff, L (1, 1) Joe Keough, L (3, PH) (3, 9) OBP: 0.279, SLG: 0.277 OBP: 0.333, SLG: 0.258	x 0-0 E2 1B 1-3 2-H		0-0 PO ③ 1-2	x 0-0 FC5-4 1B		x 0-0 F8 1B 2B		x 0-0 F6 ②		x 0-0 SH3 S SF8 1B 2-H 3-H	1 4	0 2	1 3	0 2	0 0	0 0	0 0
Inning Stats	R: 5 H: 6 E: 2 LOB: 2 K: 1 BB: 0 S: 11 P: 12	R: 0 H: 0 E: 0 LOB: 1 K: 1 BB: 1 S: 5 P: 9	R: 0 H: 0 E: 0 LOB: 0 K: 1 BB: 1 S: 4 P: 8	R: 0 H: 1 E: 0 LOB: 1 K: 0 BB: 0 S: 4 P: 4	R: 0 H: 0 E: 0 LOB: 2 K: 0 BB: 2 S: 3 P: 11	R: 1 H: 2 E: 0 LOB: 1 K: 1 BB: 0 S: 7 P: 7	R: 0 H: 0 E: 0 LOB: 0 K: 1 BB: 0 S: 5 P: 5	R: 0 H: 0 E: 0 LOB: 0 K: 0 BB: 0 S: 3 P: 3	R: 0 H: 1 E: 0 LOB: 1 K: 1 BB: 0 S: 6 P: 6	R: 4 H: 3 E: 1 LOB: 2 K: 1 BB: 2 S: 9 P: 17	1B: 11 SF: 1 2B: 2 SAC: 2 3B: 0 DP: 0 HR: 0 HBP: 1						

PITCHER		IP	WLS	BF	H	R	ER	SO	BB	IBB	HBP	BLK	WP	HR	S	P	ERA	WHIP
Jim Perry, R ERA: 3.5	(1, 1)	0.2		8	5	5	3	0	0	0	1	0	0	0	7	8	40.50	7.500
Dave Goltz, R ERA: 2.68	(1, 1)	4.1		18	2	0	0	3	4	0	0	0	0	0	20	36	0.00	1.385
Dave LaRoche, L ERA: 2.66	(6, 1)	1.0		5	2	1	1	1	0	0	0	0	0	0	7	7	9.00	2.000
Wayne Granger, R ERA: 3.04	(7, 1)	2.0		6	0	0	0	1	0	0	0	0	0	0	8	8	0.00	0.000
Tom Norton, R ERA: 3.07	(9, 1)	1.0		4	1	0	0	1	0	0	0	0	0	0	6	6	0.00	1.000

PITCHER		IP	WLS	BF	H	R	ER	SO	BB	IBB	HBP	BLK	WP	HR	S	P	ERA	WHIP
Bob Gebhard, R ERA: 8.57	(10, 1)	0.0	L	2	1	2	2	0	0	0	0	0	0	0	2	2	∞	∞
Ray Corbin, R ERA: 2.58	(10, 1)	1.0		7	2	2	1	1	1	1	0	0	0	0	7	15	9.00	3.000

TOP

Kansas City Royals @ Minnesota Twins

Metropolitan Stadium, Bloomington , MI

Sun Sep 17 1972, 4:33 AM EDT
Att. 7,275 - Sunny - 71 F

livebaseballscorecards.com

AB	40
R	10
H	13
RBI	9
BB	6
SO	7
LOB	19

1B: 11	SF: 1	WP: 0	PA: 51
2B: 2	SAC: 2	PB: 0	
3B: 0	DP: 0	SB: 1	
HR: 0	HBP: 1	CS: 0	

Batter	1	2	3	4	5	6	7	8	9	10	AB	R	H	RBI	BB	SO	LOB
Cesar Tovar, R (1, 9) (8, 8) OBP: 0.325, SLG: 0.316	S S S 0-3 ① K		x 0-0 ① 6-3		x 0-0 ② F8			x 0-0 BB HR 1B	x 0-0 ① SH5-4 1-2 2-3		4	1	1	0	0	1	1
Danny Thompson, R (1, 6) OBP: 0.315, SLG: 0.352	x 0-0 ② 1-3		x 0-0 ② F3		x 0-0 ③ 4-3			B B B B 4-0 1-2 HR BB	x 0-0 E6 2-H 3-H		4	1	0	1	1	0	1
Harmon Killebrew, R (1, 3) OBP: 0.363, SLG: 0.461 Wayne Granger, R (7, 1) OBP: 0.250, SLG: 0.375 Jim Nettles, L (8, PH) OBP: 0.314, SLG: 0.303 Tom Norton, R (9, 1) Rod Carew, L (9, PH) OBP: 0.373, SLG: 0.379 (10, 4)	B B B B 4-0 BB		x 0-0 ③ F8			x 0-0 ① L8		x 0-0 1-H 2-H HR	S S S 0-3 ② K		2 0 1 0 1	0 0 1 0 0	0 0 1 0 0	0 0 3 0 0	1 0 0 0 0	0 0 0 0 1	0 0 0 0 1
George Mitterwald, R (1, 2) OBP: 0.232, SLG: 0.267 Bob Gebhard, R (10, 1) Ray Corbin, R (10, 1) OBP: 0.128, SLG: 0.111	S S S 0-3 ③ K			x 0-0 ① 5-3		S S S 0-3 ② K		x 0-0 G3-6-1 1B	x 0-0 ③ 6-3		5 0 0	0 0 0	1 0 0	0 0 0	0 0 0	2 0 0	2 0 0
Mike Adams, R (1, 7) OBP: 0.333, SLG: 0.333		x 0-0 1B PB 1B		x 0-0 1B		S S S 0-3 ③ K		x 0-0 ① L9		x 0-0 ① F8	5	0	2	0	0	1	1
Eric Soderholm, R (1, 5) OBP: 0.243, SLG: 0.338 Steve Braun, L (7, PH) OBP: 0.355, SLG: 0.360 (8, 5)	S S S 0-3 ① K 1-2			x 0-0 ② L6			x 0-0 1B	x 0-0 ② ③ G3-6-1 1-2f		x 0-0 ② 5-3	2 3	0 0	0 1	0 0	0 0	1 0	2 1
Steve Brye, R (1, 8) OBP: 0.270, SLG: 0.282 Jim Holt, L (7, PH) OBP: 0.308, SLG: 0.583 (8, 9)	x 0-0 2-3 1B			x 0-0 ③ 1-3			x 0-0 ① L7		x 0-0 BB 1B 1B	x 0-0 ③ L8	2 3	0 1	1 1	0 0	0 0	0 0	1 1
Dan Monzon, R (1, 4) OBP: 0.354, SLG: 0.302 Phil Roof, R (10, 2) OBP: 0.235, SLG: 0.356	S S S 0-3 ② K				x 0-0 4-3 1B		x 0-0 ② F7		B B B B 4-0 SH5-4 1B 1-2 E BB		3 0	1 0	1 0	0 0	1 0	1 0	3 0
Jim Perry, S (1, 1) OBP: 0.200, SLG: 0.182 Dave Goltz, R (1, 1) OBP: 0.172, SLG: 0.111 Charlie Manuel, L (5, PH) OBP: 0.226, SLG: 0.265 Dave LaRoche, L (6, 1) OBP: 0.250, SLG: 0.100 Rich Reese, L (7, 3) OBP: 0.306, SLG: 0.344	S S S 0-3 ③ K				x 0-0 ① 4-3 1-2		S S S 0-3 ③ K		x 0-0 SH5-4 1-2 2-H E 1B		0 1 1 0 2	0 0 0 0 1	0 0 0 0 1	0 1 0 0 1	0 2 1 0 1	0 0 0 0 1	0 2 1 0 1
Inning Stats	R: 0 H: 0 E: 0 LOB: 1 K: 2 BB: 1 S: 7 P: 11	R: 0 H: 2 E: 0 LOB: 2 K: 3 BB: 0 S: 11 P: 11	R: 0 H: 0 E: 0 LOB: 0 K: 0 BB: 0 S: 3 P: 3	R: 0 H: 1 E: 0 LOB: 1 K: 0 BB: 0 S: 4 P: 4	R: 0 H: 1 E: 0 LOB: 1 K: 0 BB: 0 S: 4 P: 4	R: 0 H: 0 E: 0 LOB: 0 K: 2 BB: 0 S: 7 P: 7	R: 0 H: 1 E: 0 LOB: 0 K: 1 BB: 0 S: 6 P: 6	R: 3 H: 3 E: 0 LOB: 0 K: 0 BB: 1 S: 5 P: 9	R: 3 H: 2 E: 1 LOB: 1 K: 1 BB: 1 S: 8 P: 12	R: 0 H: 0 E: 0 LOB: 0 K: 0 BB: 0 S: 3 P: 3	1B: 9 2B: 0 3B: 0 HR: 1	SF: 0 SAC: 1 DP: 1 HBP: 0						

PITCHER		IP	WLS	BF	H	R	ER	SO	BB	IBB	HBP	BLK	WP	HR	S	P	ERA	WHIP
Paul Splittorff, L ERA: 3.26	(1, 1)	2.0		9	2	0	0	5	1	0	0	0	0	0	18	22	0.00	1.500
Bruce Dal Canton, R ERA: 3.5	(3, 1)	5.0		21	5	3	3	3	1	0	0	0	0	1	26	30	5.40	1.200
Mike Hedlund, R ERA: 4.58	(8, 1)	1.0		6	3	3	2	0	1	0	0	0	0	0	5	9	18.00	4.000
Ted Abernathy, R ERA: 1.74	(9, 1)	0.1		2	0	0	0	0	0	0	0	0	0	0	2	2	0.00	0.000
Norm Angelini, L ERA: 2.25	(9, 1)	0.2	W	2	0	0	0	1	0	0	0	0	0	0	4	4	0.00	0.000

PITCHER		IP	WLS	BF	H	R	ER	SO	BB	IBB	HBP	BLK	WP	HR	S	P	ERA	WHIP
Al Fitzmorris, R ERA: 3.74	(10, 1)	1.0	S	3	0	0	0	0	0	0	0	0	0	0	3	3	0.00	0.000

Kansas City Royals @ Minnesota Twins

Metropolitan Stadium, Bloomington , MI

Sun Sep 17 1972, 4:33 AM EDT

Att. 7,275 - Sunny - 71 F

livebaseballscorecards.com

BOTTOM

AB	39
R	6
H	10
RBI	5
BB	3
SO	9
LOB	18

1B: 9	SF: 0	WP: 0	PA: 43
2B: 0	SAC: 1	PB: 1	
3B: 0	DP: 1	SB: 0	
HR: 1	HBP: 0	CS: 0	

Texas Rangers @ Minnesota Twins

Metropolitan Stadium, Bloomington , MI

Tue Sep 19 1972, 8:05 PM EDT

Att. 4,240 - Unknown - 80 F

TOP

livebaseballscorecards.com

Batter	1	2	3	4	5	6	7	8	9	AB	R	H	RBI	BB	SO	LOB
Davey Nelson, R (1, 8) OBP: 0.325, SLG: 0.287	F4			BB	BB		BB			1	1	0	0	3	0	0
Toby Harrah, R (1, 6) OBP: 0.325, SLG: 0.331	L6			1-3	F4		K			4	0	0	0	0	1	3
Larry Biittner, L (1, 3) OBP: 0.316, SLG: 0.348	L7			1B		4-3		F4		4	1	1	0	0	0	0
Ted Ford, R (1, 9) OBP: 0.298, SLG: 0.376		F8		1B		1B		6-3		4	1	2	1	0	0	0
Dick Billings, R (1, 7) OBP: 0.293, SLG: 0.322		5-3		F7		K		5-3		4	0	0	0	0	1	3
Jim Mason, L (1, 5) OBP: 0.270, SLG: 0.252		F9		1B		1B			K	4	0	2	1	0	1	0
Bill Fahey, L (1, 2) OBP: 0.237, SLG: 0.213			G6-3 1B	K		1B			4-3	4	0	2	1	0	1	2
Vic Harris, S (1, 4) OBP: 0.160, SLG: 0.116			F6		4-3	K			K	4	0	0	0	0	2	3
Dick Bosman, R (1, 1) OBP: 0.122, SLG: 0.125			G6-3		K		F2			3	0	0	0	0	1	1
Paul Lindblad, L (7, 1) OBP: 0.200, SLG: 0.200			1-2f							0	0	0	0	0	0	0

AB	32
R	3
H	7
RBI	3
BB	3
SO	7
LOB	12

Inning Stats	1	2	3	4	5	6	7	8	9
R	0	0	0	2	0	1	0	0	0
E	0	0	0	0	0	0	0	0	0
K	0	0	0	1	1	2	1	0	2
S	3	3	3	8	5	10	4	3	7
H	0	0	1	3	0	3	0	0	0
LOB	0	0	0	2	1	2	0	0	0
BB	0	0	0	1	1	0	1	0	0
P	3	3	3	12	9	10	8	3	7

1B	7
2B	0
3B	0
HR	0
SF	0
SAC	0
DP	1
HBP	0

WP	0
PB	0
SB	1
CS	0
PA	35

PITCHER	IP	WLS	BF	H	R	ER	SO	BB	IBB	HBP	BLK	WP	HR	S	P	ERA	WHIP
Dick Woodson, R (1, 1) ERA: 2.63	5.2		25	7	3	3	3	2	0	0	0	0	0	29	37	4.76	1.588
Dave LaRoche, L (6, 1) ERA: 2.56	3.1	W	10	0	0	0	4	1	0	0	0	0	0	17	21	0.00	0.300

PITCHER	IP	WLS	BF	H	R	ER	SO	BB	IBB	HBP	BLK	WP	HR	S	P	ERA	WHIP

Texas Rangers @ Minnesota Twins

Metropolitan Stadium, Bloomington , MI

Tue Sep 19 1972, 8:05 PM EDT

Att. 4,240 - Unknown - 80 F

livebaseballscorecards.com

BOTTOM

Batter	1	2	3	4	5	6	7	8	9	AB	R	H	RBI	BB	SO	LOB
Cesar Tovar, R (1, 7) OBP: 0.329, SLG: 0.333	1B 3B		1-3		1B 1B		1-3 2B		1-H HR	5	2	4	2	0	0	0
Rod Carew, L (1, 4) OBP: 0.374, SLG: 0.380	K		S 1B		G4-6-3 1-2 1B		L4			4	0	2	0	0	1	3
Steve Braun, L (1, 5) OBP: 0.354, SLG: 0.359	1B 3-H 1B		K 1-2		G4-6-3 1-2f		F7			4	0	1	1	0	1	5
Harmon Killebrew, R (1, 3) OBP: 0.362, SLG: 0.459	HR 1-3 1B		F8			K		F8		4	1	1	0	0	1	1
Bobby Darwin, R (1, 9) OBP: 0.325, SLG: 0.447	HR 1-H			FC4-6 1B		F8		L7		4	1	2	2	0	0	0
Jim Nettles, L (1, 8) OBP: 0.318, SLG: 0.302 Rick Renick, R (8, PH) OBP: 0.280, SLG: 0.338 Steve Brye, R (9, 8) OBP: 0.270, SLG: 0.282	CS BB			FC4-6 1-2f		BB		F9		1 1 0	0 0 0	0 0 0	0 0 0	2 0 0	0 0 0	1 0 0
Danny Thompson, R (1, 6) OBP: 0.313, SLG: 0.349	CS 1-2	K		F9		F7			F8	4	0	0	0	0	1	2
George Mitterwald, R (1, 2) OBP: 0.233, SLG: 0.266		K		K			5-3		HR 1B	4	1	1	0	0	2	1
Dick Woodson, R (1, 1) OBP: 0.089, SLG: 0.065 Dave LaRoche, L (6, 1) OBP: 0.286, SLG: 0.091		K			6-3		2B BB		K	2 1	0 0	0 0	0 1	0 1	1 1	0 1
Inning Stats	R: 3 E: 0 K: 1 S: 7 H: 4 LOB: 0 BB: 1 P: 11	R: 0 E: 0 K: 3 S: 9 H: 0 LOB: 0 BB: 0 P: 9	R: 0 E: 0 K: 1 S: 6 H: 1 LOB: 1 BB: 0 P: 6	R: 0 E: 0 K: 1 S: 6 H: 1 LOB: 1 BB: 0 P: 6	R: 0 E: 0 K: 0 S: 4 H: 2 LOB: 1 BB: 0 P: 4	R: 0 E: 0 K: 1 S: 5 H: 0 LOB: 1 BB: 1 P: 9	R: 0 E: 0 K: 0 S: 4 H: 1 LOB: 2 BB: 1 P: 8	R: 0 E: 0 K: 0 S: 3 H: 0 LOB: 0 BB: 0 P: 3	R: 2 E: 0 K: 1 S: 6 H: 2 LOB: 0 BB: 0 P: 6	1B: 7 2B: 1 3B: 1 HR: 2	SF: 0 SAC: 0 DP: 1 HBP: 0						

AB	34
R	5
H	11
RBI	5
BB	3
SO	8
LOB	14

WP: 0 PB: 0 SB: 1 CS: 1 PA: 38

PITCHER		IP	WLS	BF	H	R	ER	SO	BB	IBB	HBP	BLK	WP	HR	S	P	ERA	WHIP
Dick Bosman, R ERA: 3.97	(1, 1)	6.1		28	9	3	3	7	3	0	0	0	0	1	39	51	4.26	1.895
Paul Lindblad, L ERA: 2.58	(7, 1)	2.1	L	9	2	2	2	1	0	0	0	0	0	1	11	11	7.71	0.857

PITCHER	IP	WLS	BF	H	R	ER	SO	BB	IBB	HBP	BLK	WP	HR	S	P	ERA	WHIP

Texas Rangers @ Minnesota Twins

Metropolitan Stadium, Bloomington , MI

Wed Sep 20 1972, 8:05 PM EDT

Att. 3,678 - Unknown - 61 F

TOP

livebaseballscorecards.com

Batter	1	2	3	4	5	6	7	8	9	AB	R	H	RBI	BB	SO	LOB
Davey Nelson, R (1, 8) OBP: 0.324, SLG: 0.285	B B B B 4-0 6-3 BB		x 0-0 ③ 6-3			x 0-0 ① F9			S S S 0-3 ① K	3	0	0	0	1	1	0
Toby Harrah, R (1, 6) OBP: 0.321, SLG: 0.328	x 0-0 ① 6-3 1-2			x 0-0 ① F8		x 0-0 ② F8			x 0-0 ② 5-3	4	0	0	0	0	0	1
Larry Biittner, L (1, 3) OBP: 0.315, SLG: 0.347	x 0-0 ② F8			x 0-0 ② F8		x 0-0 ③ F7			x 0-0 FC6-4 1B	4	0	1	0	0	0	1
Ted Ford, R (1, 9) OBP: 0.298, SLG: 0.373	x 0-0 ③ 3-1			B B B B 4-0 WP BB			x 0-0 ① F8		x 0-0 ③ FC6-4 1-2f	3	0	0	0	1	0	2
Tom Grieve, R (1, 7) OBP: 0.280, SLG: 0.328		x 0-0 ① F8		S S S 0-3 ③ K2-3 1-2			x 0-0 ② 6-3			3	0	0	0	0	1	1
Bill Fahey, L (1, 2) OBP: 0.240, SLG: 0.217		x 0-0 ② F2			x 0-0 4-3 1B 1B		x 0-0 ③ F3			3	1	1	0	0	0	0
Jim Mason, L (1, 5) OBP: 0.264, SLG: 0.246		x 0-0 ③ F8			x 0-0 ① 4-3 1-2			S S S 0-3 ① K		3	0	0	0	0	1	1
Vic Harris, S (1, 4) OBP: 0.164, SLG: 0.121			x 0-0 ① 5-3		x 0-0 CS 1B 2-H			x 0-0 ② F8		3	0	1	1	0	0	0
Mike Paul, L (1, 1) OBP: 0.196, SLG: 0.244			S S S 0-3 ② K		S S S 0-3 ② ③ K 1-2			x 0-0 ③ G3		3	0	0	0	0	2	1
Horacio Pina, R (8, 1) OBP: 0.333, SLG: 0.200										0	0	0	0	0	0	0
Paul Lindblad, L (8, 1) OBP: 0.200, SLG: 0.200										0	0	0	0	0	0	0
Jim Panther, R (8, 1) OBP: 0.222, SLG: 0.125										0	0	0	0	0	0	0

	AB	29
	R	1
	H	3
	RBI	1
	BB	2
	SO	5
	LOB	7

Inning Stats																												
	R: 0	H: 0	R: 0	H: 0	R: 0	H: 0	R: 0	H: 0	R: 1	H: 2	R: 0	H: 0	R: 0	H: 0	R: 0	H: 0	R: 0	H: 1	1B: 3	SF: 0	WP: 1	PA: 31
	E: 0	LOB: 1	E: 0	LOB: 0	E: 0	LOB: 0	E: 0	LOB: 1	E: 0	LOB: 0	E: 0	LOB: 0	E: 0	LOB: 0	E: 0	LOB: 0	E: 0	LOB: 1	2B: 0	SAC: 0	PB: 0	
	K: 0	BB: 1	K: 0	BB: 0	K: 1	BB: 0	K: 1	BB: 1	K: 1	BB: 0	K: 0	BB: 0	K: 0	BB: 0	K: 1	BB: 0	K: 1	BB: 0	3B: 0	DP: 0	SB: 0	
	S: 3	P: 7	S: 3	P: 3	S: 5	P: 5	S: 5	P: 9	S: 6	P: 6	S: 3	P: 3	S: 3	P: 3	S: 5	P: 5	S: 6	P: 6	HR: 0	HBP: 0	CS: 1	

PITCHER		IP	WLS	BF	H	R	ER	SO	BB	IBB	HBP	BLK	WP	HR	S	P	ERA	WHIP
Jim Perry, R ERA: 3.4	(1, 1)	8.0	W	27	2	1	1	4	2	0	0	0	1	0	33	41	1.12	0.500
Wayne Granger, R ERA: 3.0	(9, 1)	1.0	S	4	1	0	0	1	0	0	0	0	0	0	6	6	0.00	1.000

PITCHER		IP	WLS	BF	H	R	ER	SO	BB	IBB	HBP	BLK	WP	HR	S	P	ERA	WHIP

Texas Rangers @ Minnesota Twins

Metropolitan Stadium, Bloomington , MI

Wed Sep 20 1972, 8:05 PM EDT

Att. 3,678 - Unknown - 61 F

livebaseballscorecards.com

BOTTOM

Batter	1	2	3	4	5	6	7	8	9	AB	R	H	RBI	BB	SO	LOB
Cesar Tovar, R (1, 7) OBP: 0.329, SLG: 0.333	F3		F9		F7			1B		4	1	1	0	0	0	1
Rod Carew, L (1, 4) OBP: 0.375, SLG: 0.381	K		1B			K		BB 1B 1-3		4	1	2	0	0	2	0
Harmon Killebrew, R (1, 3) OBP: 0.365, SLG: 0.460 Rich Reese, L (8, PR) OBP: 0.306, SLG: 0.344 (9, 3)	FC6-4		F7			FC5-4		1B 2B BB 1-2		3 0	0 1	2 0	0 0	1 0	0 0	1 0
Bobby Darwin, R (1, 9) OBP: 0.324, SLG: 0.445	FC6-4 1-2f			F9		FC5-4 1-2f		2B 1-3 2-H 3-H		4	0	1	2	0	0	2
Steve Braun, L (1, 5) OBP: 0.358, SLG: 0.366		WP 1B		CS 1B		F8		2B 1-H 3-H		4	0	3	1	0	0	1
George Mitterwald, R (1, 2) OBP: 0.227, SLG: 0.259		F8 1-2		K 1-2			K	6-3		4	0	0	0	0	2	4
Steve Brye, R (1, 8) OBP: 0.270, SLG: 0.283		K			1B		F3			3	0	1	0	0	1	1
Bucky Guth, R (1, 6)		6-3			F3		F8			3	0	0	0	0	0	2
Jim Perry, S (1, 1) OBP: 0.194, SLG: 0.176 Eric Soderholm, R (8, PH) OBP: 0.243, SLG: 0.337 Wayne Granger, R (9, 1) OBP: 0.250, SLG: 0.375			K		K			F7		2 1 0	0 0 0	0 0 0	0 0 0	0 0 0	2 0 0	1 0 0
Inning Stats	R: 0 H: 1 E: 0 LOB: 1 K: 1 BB: 0 S: 6 P: 6	R: 0 H: 1 E: 0 LOB: 1 K: 1 BB: 0 S: 6 P: 6	R: 0 H: 1 E: 0 LOB: 1 K: 1 BB: 0 S: 6 P: 6	R: 0 H: 1 E: 0 LOB: 1 K: 1 BB: 0 S: 5 P: 5	R: 0 H: 1 E: 0 LOB: 1 K: 1 BB: 0 S: 6 P: 6	R: 0 H: 1 E: 0 LOB: 1 K: 1 BB: 0 S: 6 P: 6	R: 0 H: 0 E: 0 LOB: 0 K: 1 BB: 0 S: 5 P: 5	R: 3 H: 4 E: 0 LOB: 2 K: 0 BB: 1 S: 6 P: 10		1B: 9 SF: 0 2B: 2 SAC: 0 3B: 0 DP: 1 HR: 0 HBP: 0						

AB	32
R	3
H	10
RBI	3
BB	1
SO	7
LOB	13

WP: 1 PA: 33
PB: 0
SB: 0
CS: 1

PITCHER		IP	WLS	BF	H	R	ER	SO	BB	IBB	HBP	BLK	WP	HR	S	P	ERA	WHIP
Mike Paul, L ERA: 2.31	(1, 1)	7.1	L	29	8	2	2	7	0	0	0	0	1	0	43	43	2.46	1.091
Horacio Pina, R ERA: 3.3	(8, 1)	0.0		2	1	0	0	0	1	0	0	0	0	0	1	5	∞	∞
Paul Lindblad, L ERA: 2.57	(8, 1)	0.1		1	1	1	1	0	0	0	0	0	0	0	1	1	27.00	3.000
Jim Panther, R ERA: 4.12	(8, 1)	0.1		1	0	0	0	0	0	0	0	0	0	0	1	1	0.00	0.000

PITCHER	IP	WLS	BF	H	R	ER	SO	BB	IBB	HBP	BLK	WP	HR	S	P	ERA	WHIP

Batter	1	2	3	4	5	6	7	8	9	AB	R	H	RBI	BB	SO	LOB
Sandy Alomar Sr., S (1, 4) OBP: 0.296, SLG: 0.291	F9			K		G3			F6	4	0	0	0	0	1	2
Ken Berry, R (1, 8) OBP: 0.352, SLG: 0.380	F3			6-3			F9		K	4	0	0	0	0	1	1
Vada Pinson, L (1, 7) OBP: 0.329, SLG: 0.382	K			K			K			3	0	0	0	0	3	0
Bob Oliver, R (1, 3) OBP: 0.303, SLG: 0.437		5-3			F6		6-3			3	0	0	0	0	0	0
Leroy Stanton, R (1, 9) OBP: 0.297, SLG: 0.404		6-3			CS 1B			CS 1B		3	0	2	0	0	0	0
Billy Parker, R (1, 5) OBP: 0.277, SLG: 0.305		6-3			K 1-2			F7 1-2		3	0	0	0	0	1	2
Leo Cardenas, R (1, 6) OBP: 0.275, SLG: 0.286			G1-4-3 1B			5-3		5-3		3	0	1	0	0	0	0
Jeff Torborg, R (1, 2) OBP: 0.269, SLG: 0.218			G1-4-3 1-2f						5-3	3	0	1	0	0	0	1
Andy Messersmith, R (1, 1) OBP: 0.260, SLG: 0.277			K			K				3	0	1	0	0	2	1

TOP

California Angels @ Minnesota Twins

Metropolitan Stadium, Bloomington , MI

Fri Sep 22 1972, 8:05 PM EDT

Att. 9,494 - Unknown - 60 F

livebaseballscorecards.com

AB	29
R	0
H	5
RBI	0
BB	0
SO	8
LOB	7

Inning Stats	1	2	3	4	5	6	7	8	9	1B	SF	WP	PA
R	0	0	0	0	0	0	0	0	0	4	0	0	29
E	0	0	0	0	0	0	0	0	0	2B	1	SAC	0	PB	0
K	1	0	1	2	1	1	1	0	1	3B	0	DP	1	SB	0
S	5	3	5	7	5	6	5	3	6	HR	0	HBP	0	CS	2
H	0	0	1	0	1	1	0	1	1						
LOB	0	0	0	0	0	1	0	0	1						
BB	0	0	0	0	0	0	0	0	0						
P	5	3	5	7	5	6	5	3	6						

PITCHER	IP	WLS	BF	H	R	ER	SO	BB	IBB	HBP	BLK	WP	HR	S	P	ERA	WHIP
Bert Blyleven, R (1, 1) ERA: 2.83	9.0	W	29	5	0	0	8	0	0	0	0	0	0	45	45	0.00	0.556

California Angels @ Minnesota Twins

Metropolitan Stadium, Bloomington , MI

Fri Sep 22 1972, 8:05 PM EDT

Att. 9,494 - Unknown - 60 F

BOTTOM

Batter	1	2	3	4	5	6	7	8	9	AB	R	H	RBI	BB	SO	LOB
Cesar Tovar, R (1, 7) OBP: 0.327, SLG: 0.331	FC SH1-3 1B		F9		6-3		FC6-4 1-2f		F7	5	0	1	0	0	0	4
Rod Carew, L (1, 4) OBP: 0.376, SLG: 0.384	SH1-3 1-2		1-3			G3 2B		F4	1-2 2-H 1B	4	0	2	1	0	0	0
Steve Braun, L (1, 5) OBP: 0.357, SLG: 0.363	BBBB FC BB		G3			G3 2-3		F5		3	0	0	0	1	0	1
Harmon Killebrew, R (1, 3) OBP: 0.366, SLG: 0.458	FC 1-2 2-3			6-3		BBBB BB		BBBB E BB		2	0	0	0	2	0	2
Bobby Darwin, R (1, 9) OBP: 0.322, SLG: 0.442	SSS K			SSS K		F3		E5 1-2		4	0	0	0	0	2	6
Jim Nettles, L (1, 8) OBP: 0.313, SLG: 0.296	G3			F9		4-3		SSS K		4	0	0	0	0	1	7
Danny Thompson, R (1, 6) OBP: 0.316, SLG: 0.354		F2			FC1-4 1B		FC6-4 1B		FC1-5 2B	4	0	3	0	0	0	0
George Mitterwald, R (1, 2) OBP: 0.227, SLG: 0.253		4-3			FC1-4 SH2-3 1-2f		F9		1B FC1-5 IBB	3	1	0	0	1	0	2
Bert Blyleven, R (1, 1) OBP: 0.172, SLG: 0.165		5-3			SH2-3 2-3		SSS K		FC1-5 1B 1-2 2-3f	3	0	0	0	0	1	3
Inning Stats	R: 0 H: 1 E: 0 LOB: 3 K: 1 BB: 1 S: 7 P: 11	R: 0 H: 0 E: 0 LOB: 0 K: 0 BB: 0 S: 3 P: 3	R: 0 H: 0 E: 0 LOB: 0 K: 0 BB: 0 S: 3 P: 3	R: 0 H: 0 E: 0 LOB: 0 K: 1 BB: 0 S: 5 P: 5	R: 0 H: 1 E: 1 LOB: 1 K: 0 BB: 0 S: 4 P: 4	R: 0 H: 1 E: 0 LOB: 2 K: 0 BB: 1 S: 4 P: 8	R: 0 H: 1 E: 0 LOB: 1 K: 1 BB: 0 S: 6 P: 6	R: 0 H: 0 E: 1 LOB: 2 K: 1 BB: 1 S: 6 P: 10	R: 1 H: 2 E: 0 LOB: 2 K: 0 BB: 1 S: 4 P: 8	1B: 4 SF: 0 2B: 2 SAC: 2 3B: 0 DP: 0 HR: 0 HBP: 0						

livebaseballscorecards.com

AB	32
R	1
H	6
RBI	1
BB	4
SO	4
LOB	25

PITCHER		IP	WLS	BF	H	R	ER	SO	BB	IBB	HBP	BLK	WP	HR	S	P	ERA	WHIP
Andy Messersmith, R ERA: 2.87	(1, 1)	8.2	L	38	6	1	1	4	3	1	0	0	0	0	42	58	1.04	1.038

PITCHER	IP	WLS	BF	H	R	ER	SO	BB	IBB	HBP	BLK	WP	HR	S	P	ERA	WHIP

Batter	1	2	3	4	5	6	7	8	9	AB	R	H	RBI	BB	SO	LOB
Sandy Alomar Sr., S (1, 4) OBP: 0.296, SLG: 0.297	L4		E8 2B			1B 3B		F2	4-3	5	1	2	0	0	0	3
Mickey Rivers, L (1, 8) OBP: 0.258, SLG: 0.273	F5		K			S 1B 3-H		FC4 BB		3	0	1	1	1	1	1
Vada Pinson, L (1, 7) OBP: 0.326, SLG: 0.378	3-1			F4		K 1-2		FC4 1-2f		4	0	0	0	0	1	2
Bob Oliver, R (1, 3) OBP: 0.303, SLG: 0.436		1B		F7		K		F8		4	0	1	0	0	1	2
Leroy Stanton, R (1, 9) OBP: 0.296, SLG: 0.402		F9		F9			F7		SH3-4 1B FC3-2 1B	4	0	1	0	0	0	1
Ken McMullen, R (1, 5) OBP: 0.338, SLG: 0.374		K			F8		1B BB		FC3-2 SH3-4 1-2 1B	2	0	0	0	1	1	1
Billy Parker, R (7, PR) OBP: 0.288, SLG: 0.317 (7, 5)										1	0	1	0	0	0	0
Leo Cardenas, R (1, 6) OBP: 0.273, SLG: 0.284		5-3			K		F8		SH3-4 1-2 2-3	3	0	0	0	0	1	2
Jack Hiatt, R (1, 2) OBP: 0.353, SLG: 0.345			K		F8		1B 1-3		FC3-2 IBB	3	0	1	0	0	1	0
John Stephenson, L (9, PH) OBP: 0.340, SLG: 0.348										0	0	0	0	1	0	0
Curt Motton, R (9, PR) OBP: 0.255, SLG: 0.244										0	0	0	0	0	0	0
Clyde Wright, R (1, 1) OBP: 0.247, SLG: 0.372			K			F2	K		FC3-2 1-2 2-3 3-Hf	3	0	0	0	0	2	2
Jim Spencer, L (9, PH) OBP: 0.263, SLG: 0.261										1	0	0	0	0	0	3
Inning Stats	R: 0 E: 0 K: 0 S: 3 H: 0 LOB: 0 BB: 0 P: 3	R: 0 E: 0 K: 1 S: 6 H: 1 LOB: 1 BB: 0 P: 6	R: 0 E: 1 K: 3 S: 10 H: 1 LOB: 1 BB: 0 P: 10	R: 0 E: 0 K: 0 S: 3 H: 0 LOB: 0 BB: 0 P: 3	R: 0 E: 0 K: 1 S: 5 H: 0 LOB: 0 BB: 0 P: 5	R: 1 E: 0 K: 2 S: 9 H: 2 LOB: 1 BB: 0 P: 9	R: 0 E: 0 K: 1 S: 6 H: 1 LOB: 2 BB: 1 P: 10	R: 0 E: 1 K: 0 S: 3 H: 0 LOB: 1 BB: 1 P: 7	R: 0 E: 0 K: 0 S: 5 H: 2 LOB: 3 BB: 1 P: 9	1B: 5 2B: 1 3B: 1 HR: 0 SF: 0 SAC: 1 DP: 0 HBP: 0	WP: 0 PB: 0 SB: 1 CS: 0 PA: 37					

PITCHER	IP	WLS	BF	H	R	ER	SO	BB	IBB	HBP	BLK	WP	HR	S	P	ERA	WHIP
Dick Woodson, R (1, 1) ERA: 2.58	8.0	W	32	6	1	1	8	2	0	0	0	0	0	46	54	1.12	1.000
Wayne Granger, R (9, 1) ERA: 2.96	1.0	S	5	1	0	0	0	0	1	0	0	0	0	4	8	0.00	1.000

PITCHER	IP	WLS	BF	H	R	ER	SO	BB	IBB	HBP	BLK	WP	HR	S	P	ERA	WHIP

TOP

California Angels @ Minnesota Twins

Metropolitan Stadium, Bloomington , MI

Sat Sep 23 1972, 4:33 AM EDT

Att. 6,137 - Unknown - 66 F

livebaseballscorecards.com

AB	33
R	1
H	7
RBI	1
BB	3
SO	8
LOB	17

BOTTOM

California Angels @ Minnesota Twins

Metropolitan Stadium, Bloomington , MI

Sat Sep 23 1972, 4:33 AM EDT

Att. 6,137 - Unknown - 66 F

livebaseballscorecards.com

Batter	1	2	3	4	5	6	7	8	9	AB	R	H	RBI	BB	SO	LOB
Cesar Tovar, R (1, 7) OBP: 0.329, SLG: 0.331	5-3		BB			F9 FC4-2 1B 1-3 1B		F8		3	1	1	0	1	0	0
Rod Carew, L (1, 4) OBP: 0.375, SLG: 0.387	4-3		1-3			FC4-2 1-2 3-H 1B		3B		4	0	1	0	0	0	3
Harmon Killebrew, R (1, 3) OBP: 0.363, SLG: 0.453 Rich Reese, L (9, 3) OBP: 0.306, SLG: 0.344	F8			K		F9 2-3		F7		4 0	0 0	0 0	0 0	0 0	1 0	3 0
Bobby Darwin, R (1, 9) OBP: 0.324, SLG: 0.445		2B 2B		5-3		1-2 3-H 1B				3	1	2	1	0	0	0
Steve Braun, L (1, 5) OBP: 0.354, SLG: 0.360		6-3		4-3		1-3				3	0	0	0	0	0	3
Steve Brye, R (1, 8) OBP: 0.275, SLG: 0.292		L5-4 2-H 2B				G4-6-3 1B		1-4-3		3	0	2	1	0	0	0
Danny Thompson, R (1, 6) OBP: 0.314, SLG: 0.352		L5-4 2-3				G4-6-3 1-2f		F8		3	0	0	0	0	0	2
George Mitterwald, R (1, 2) OBP: 0.223, SLG: 0.248			5-3			F7		F6		3	0	0	0	0	0	0
Dick Woodson, R (1, 1) OBP: 0.098, SLG: 0.075 Wayne Granger, R (9, 1) OBP: 0.250, SLG: 0.375			K			1B FC4-2 1B		6-3		3 0	0 0	1 0	0 0	0 0	1 0	0 0
Inning Stats	R: 0 E: 0 K: 0 S: 3 H: 0 LOB: 0 BB: 0 P: 3	R: 1 E: 0 K: 0 S: 4 H: 2 LOB: 0 BB: 0 P: 4	R: 0 E: 0 K: 1 S: 5 H: 0 LOB: 1 BB: 1 P: 9	R: 0 E: 0 K: 1 S: 5 H: 0 LOB: 0 BB: 0 P: 5	R: 0 E: 0 K: 0 S: 3 H: 1 LOB: 0 BB: 0 P: 3	R: 1 E: 0 K: 0 S: 6 H: 3 LOB: 2 BB: 0 P: 6	R: 0 E: 0 K: 0 S: 3 H: 0 LOB: 0 BB: 0 P: 3	R: 0 E: 0 K: 0 S: 4 H: 1 LOB: 1 BB: 0 P: 4		1B: 4 2B: 3 3B: 1 HR: 0 SF: 0 SAC: 0 DP: 2 HBP: 0				WP: 0 PB: 0 SB: 0 CS: 0 PA: 30		

PITCHER	IP	WLS	BF	H	R	ER	SO	BB	IBB	HBP	BLK	WP	HR	S	P	ERA	WHIP
Clyde Wright, L (1, 1) ERA: 3.13	8.0	L	30	7	2	2	2	1	0	0	0	0	0	33	37	2.25	1.000

PITCHER	IP	WLS	BF	H	R	ER	SO	BB	IBB	HBP	BLK	WP	HR	S	P	ERA	WHIP

AB	29
R	2
H	7
RBI	2
BB	1
SO	2
LOB	11

California Angels @ Minnesota Twins

Metropolitan Stadium, Bloomington , MI

Sun Sep 24 1972, 4:33 AM EDT

Att. 5,259 - Unknown - 67 F

TOP

livebaseballscorecards.com

Batter	1	2	3	4	5	6	7	8	9	AB	R	H	RBI	BB	SO	LOB
Sandy Alomar Sr., S (1, 6) OBP: 0.298, SLG: 0.298	G3-6 1B		F9			F9			2B 1B	4	0	2	0	0	0	0
Mickey Rivers, L (1, 8) OBP: 0.258, SLG: 0.279 (8, 7)	G3-6 1-2f		F7			F5			1-2 2B	4	0	1	0	0	0	1
Doug Howard, R (1, 3) OBP: 0.306, SLG: 0.294	6-3			4-3			F8		5-3	4	0	0	0	0	0	1
Leroy Stanton, R (1, 9) OBP: 0.296, SLG: 0.401		1B SF9 1B		S S S K			4-3		S S S K	4	1	1	0	0	2	1
Winston Llenas, R (1, 5) OBP: 0.290, SLG: 0.313		4-3 1-3 1B		S S S K			5-3			3	0	1	0	0	1	0
Ken McMullen, R (7, 5) OBP: 0.338, SLG: 0.374										0	0	0	0	0	0	0
Billy Parker, R (1, 4) OBP: 0.275, SLG: 0.306		SF9 3-H			6-3			F6		2	0	0	1	0	0	0
Chris Coletta, L (1, 7) OBP: 0.333, SLG: 0.448		4-3 1-2			1-3			HR		3	1	1	1	0	0	1
Ken Berry, R (8, 8) OBP: 0.352, SLG: 0.380										0	0	0	0	0	0	0
Art Kusnyer, R (1, 2) OBP: 0.276, SLG: 0.263		6-3			F7			F8		3	0	0	0	0	0	1
Rudy May, L (1, 1) OBP: 0.159, SLG: 0.133			F8			4-3		F9		3	0	0	0	0	0	0
Inning Stats	R: 0 E: 0 K: 0 S: 3 H: 1 LOB: 0 BB: 0 P: 3	R: 1 E: 0 K: 0 S: 5 H: 2 LOB: 1 BB: 0 P: 5	R: 0 E: 0 K: 0 S: 3 H: 0 LOB: 0 BB: 0 P: 3	R: 0 E: 0 K: 2 S: 7 H: 0 LOB: 0 BB: 0 P: 7	R: 0 E: 0 K: 0 S: 3 H: 0 LOB: 0 BB: 0 P: 3	R: 0 E: 0 K: 0 S: 3 H: 0 LOB: 0 BB: 0 P: 3	R: 0 E: 0 K: 0 S: 3 H: 0 LOB: 0 BB: 0 P: 3	R: 1 E: 0 K: 0 S: 4 H: 1 LOB: 0 BB: 0 P: 4	R: 0 E: 0 K: 1 S: 6 H: 2 LOB: 1 BB: 0 P: 6	1B: 4 2B: 1 3B: 0 HR: 1 SF: 1 SAC: 0 DP: 1 HBP: 0	WP: 0 PB: 0 SB: 0 CS: 0 PA: 31					

PITCHER	IP	WLS	BF	H	R	ER	SO	BB	IBB	HBP	BLK	WP	HR	S	P	ERA	WHIP
Jim Perry, R (1, 1) ERA: 3.36	8.0	L	27	4	2	2	2	0	0	0	0	0	1	31	31	2.25	0.500
Dave LaRoche, L (9, 1) ERA: 2.53	1.0		4	2	0	0	1	0	0	0	0	0	0	6	6	0.00	2.000

PITCHER	IP	WLS	BF	H	R	ER	SO	BB	IBB	HBP	BLK	WP	HR	S	P	ERA	WHIP

AB	30
R	2
H	6
RBI	2
BB	0
SO	3
LOB	5

BOTTOM

California Angels @ Minnesota Twins

Metropolitan Stadium, Bloomington , MI

Sun Sep 24 1972, 4:33 AM EDT

Att. 5,259 - Unknown - 67 F

livebaseballscorecards.com

Batter	1	2	3	4	5	6	7	8	9	AB	R	H	RBI	BB	SO	LOB
Cesar Tovar, R (1, 7) OBP: 0.330, SLG: 0.333	FC4-6 1B		S 1B			4-3		F8		4	0	2	0	0	0	0
Danny Thompson, R (1, 6) OBP: 0.312, SLG: 0.350	FC4-6 G5-4-3 1-2f		SSS K 1-2			F8		4-3		4	0	0	0	0	1	2
Harmon Killebrew, R (1, 3) OBP: 0.361, SLG: 0.449	G5-4-3 1-2f			SSS K		5-3			F7	4	0	0	0	0	1	1
Bobby Darwin, R (1, 9) OBP: 0.325, SLG: 0.448		G4-6-3 2B		5-3 1B			4-3		SSS K	4	0	2	0	0	1	0
George Mitterwald, R (1, 2) OBP: 0.230, SLG: 0.250 Jim Nettles, L (9, PR) OBP: 0.313, SLG: 0.296		BBBB G4-6-3 BB		5-3 1-2			F8		1B	3 0	0 0	1 0	0 0	1 0	0 0	1 0
Steve Braun, L (1, 5) OBP: 0.353, SLG: 0.357		G4-6-3 1-2f 2-3		4-3			BBBB S BB		1-3	3	0	0	0	1	0	4
Steve Brye, R (1, 8) OBP: 0.276, SLG: 0.292		SSS K			G4-6-3 1B		F8 1-2			3	0	1	0	0	1	2
Dan Monzon, R (1, 4) OBP: 0.333, SLG: 0.283			SSS K		G4-6-3 1-2f			SSS K		3	0	0	0	0	2	1
Jim Perry, S (1, 1) OBP: 0.189, SLG: 0.171 Eric Soderholm, R (8, PH) OBP: 0.245, SLG: 0.350 Dave LaRoche, L (9, 1) OBP: 0.286, SLG: 0.091			SSS K		5-3			HR		2 1 0	0 1 0	0 1 0	0 1 0	0 0 0	1 0 0	0 0 0

Inning Stats	1	2	3	4	5	6	7	8	9	1B	SF	WP	PA
	R: 0 H: 1 E: 0 LOB: 0 K: 0 BB: 0 S: 3 P: 3	R: 0 H: 1 E: 0 LOB: 1 K: 1 BB: 1 S: 5 P: 9	R: 0 H: 1 E: 0 LOB: 1 K: 3 BB: 0 S: 10 P: 10	R: 0 H: 1 E: 0 LOB: 1 K: 1 BB: 0 S: 6 P: 6	R: 0 H: 1 E: 0 LOB: 0 K: 0 BB: 0 S: 3 P: 3	R: 0 H: 0 E: 0 LOB: 0 K: 0 BB: 0 S: 3 P: 3	R: 0 H: 0 E: 0 LOB: 1 K: 0 BB: 1 S: 3 P: 7	R: 1 H: 1 E: 0 LOB: 0 K: 1 BB: 0 S: 6 P: 6	R: 0 H: 1 E: 0 LOB: 1 K: 1 BB: 0 S: 6 P: 6	1B: 5 2B: 1 3B: 0 HR: 1	SF: 0 SAC: 0 DP: 3 HBP: 0	WP: 0 PB: 0 SB: 2 CS: 0	PA: 33

PITCHER	IP	WLS	BF	H	R	ER	SO	BB	IBB	HBP	BLK	WP	HR	S	P	ERA	WHIP
Rudy May, L (1, 1) ERA: 2.99	9.0	W	33	7	1	1	7	2	0	0	0	0	1	45	53	1.00	1.000

PITCHER	IP	WLS	BF	H	R	ER	SO	BB	IBB	HBP	BLK	WP	HR	S	P	ERA	WHIP

AB	31
R	1
H	7
RBI	1
BB	2
SO	7
LOB	11

Batter	1	2	3	4	5	6	7	8	9	10	11	AB	R	H	RBI	BB	SO	LOB
Cesar Tovar, R (1, 7) OBP: 0.330, SLG: 0.334	5-3		F8			F9		2B		BBBB 4-0 1-2 G3 BB		4	0	1	0	1	0	1
Rod Carew, L (1, 4) OBP: 0.371, SLG: 0.383	1-3			SSS 0-3 K		1-3		1-3		G3 1-2 2-3		5	0	0	0	0	1	3
Harmon Killebrew, R (1, 3) OBP: 0.360, SLG: 0.447	F9			1-3		SSS 0-3 K			BB 1B	SSS 0-3 K		4	0	1	0	0	1	0
Rich Reese, L (9, PR) OBP: 0.305, SLG: 0.342 (9, 3)												1	0	0	0	0	1	2
Bobby Darwin, R (1, 9) OBP: 0.324, SLG: 0.445		FC6-4 1B		F9			SSS 0-3 K		SSS 0-3 K		SSS 0-3 K	5	0	1	0	0	3	1
George Mitterwald, R (1, 2) OBP: 0.235, SLG: 0.250		FC6-4 L3 1-2f			1B FC1-2 1B		5-3		BBBB 4-0 1-2 BB		6-3	4	0	1	0	1	0	1
Steve Brye, R (1, 8) OBP: 0.281, SLG: 0.297		L3 1-2			FC2-5 FC1-2 1-3 1B		FC4-6 1B		F7		G3	3	0	2	0	0	0	1
Steve Braun, L (9, PH) OBP: 0.353, SLG: 0.357												0	0	0	0	0	0	0
Eric Soderholm, R (9, PH) OBP: 0.244, SLG: 0.349												1	0	0	0	0	0	2
Jim Nettles, L (9, 8) OBP: 0.312, SLG: 0.295												1	0	0	0	0	0	0
Danny Thompson, R (1, 6) OBP: 0.311, SLG: 0.349			B3-6-4 1B		FC1-2 FC2-5 1-2 3-H		FC4-6 1-2f		4-3			4	0	1	0	0	0	5
Rick Renick, R (1, 5) OBP: 0.289, SLG: 0.345			B3-6-4 1-2 1B		FC2-5 1-3 2-3f			6-3		FC2-6 1B		4	0	2	0	0	0	2
Bert Blyleven, R (1, 1) OBP: 0.165, SLG: 0.157			B3-6-4 1-2 2-3f		1-3			4-3		FC2-6 G3 BB 1-2f		4	0	0	0	0	0	5
Inning Stats	R: 0 E: 0 K: 0 S: 3 H: 0 LOB: 0 BB: 0 P: 3	R: 0 E: 0 K: 0 S: 3 H: 1 LOB: 0 BB: 0 P: 3	R: 0 E: 0 K: 0 S: 4 H: 2 LOB: 1 BB: 0 P: 4	R: 0 E: 0 K: 1 S: 5 H: 0 LOB: 0 BB: 0 P: 5	R: 0 E: 0 K: 0 S: 5 H: 2 LOB: 2 BB: 0 P: 5	R: 0 E: 0 K: 1 S: 5 H: 0 LOB: 0 BB: 0 P: 5	R: 0 E: 0 K: 1 S: 6 H: 1 LOB: 1 BB: 0 P: 6	R: 0 E: 0 K: 0 S: 4 H: 1 LOB: 1 BB: 0 P: 4	R: 0 E: 0 K: 1 S: 6 H: 1 LOB: 2 BB: 1 P: 10	R: 0 E: 0 K: 1 S: 6 H: 1 LOB: 2 BB: 1 P: 10	R: 0 E: 0 K: 1 S: 5 H: 0 LOB: 0 BB: 0 P: 5	1B: 8 2B: 2 3B: 0 HR: 0	SF: 0 SAC: 0 DP: 2 HBP: 0					

PITCHER		IP	WLS	BF	H	R	ER	SO	BB	IBB	HBP	BLK	WP	HR	S	P	ERA	WHIP
Ken Holtzman, L ERA: 2.56	(1, 1)	8.0		29	7	0	0	3	0	0	0	0	0	0	35	35	0.00	0.875
Rollie Fingers, R ERA: 2.52	(9, 1)	0.1		3	1	0	0	1	1	0	0	0	0	0	4	8	0.00	6.000
Darold Knowles, L ERA: 1.37	(9, 1)	1.2		7	1	0	0	1	1	0	0	0	0	0	8	12	0.00	1.200
Bob Locker, R ERA: 2.13	(11, 1)	1.0	W	3	0	0	0	1	0	0	0	0	0	0	5	5	0.00	0.000

PITCHER	IP	WLS	BF	H	R	ER	SO	BB	IBB	HBP	BLK	WP	HR	S	P	ERA	WHIP

TOP

Minnesota Twins @ Oakland Athletics

Oakland-Alameda County Coliseum, Oakland, CA

Wed Sep 27 1972, 7:05 PM PDT

Unknown

livebaseballscorecards.com

AB	40
R	0
H	9
RBI	0
BB	2
SO	6
LOB	23

1B: 8	SF: 0	WP: 0	PA: 42
2B: 2	SAC: 0	PB: 0	
3B: 0	DP: 2	SB: 0	
HR: 0	HBP: 0	CS: 0	

Batter	1	2	3	4	5	6	7	8	9	10	11	AB	R	H	RBI	BB	SO	LOB
Matty Alou, L (1, 9) OBP: 0.352, SLG: 0.381	K			FC4, 1B		L8		4-3			1B, 2B	5	1	2	0	0	1	2
Bert Campaneris, R (1, 6) OBP: 0.281, SLG: 0.330	K			F8			5-3		S, 1B		L3	5	0	1	0	0	1	2
Sal Bando, R (1, 5) OBP: 0.337, SLG: 0.371	F9			F8			5-3		K, 1-2		2-H, 1B	5	0	1	1	0	1	2
Joe Rudi, R (1, 7) OBP: 0.350, SLG: 0.493		F2		FC4, 1-2f			2B		F3			4	0	1	0	0	0	2
Reggie Jackson, L (1, 8) OBP: 0.350, SLG: 0.474		L8			F7		K		K			4	0	0	0	0	2	2
Mike Epstein, L (1, 3) OBP: 0.376, SLG: 0.489		F8			L4			K		5-3		4	0	0	0	0	1	0
Gene Tenace, R (1, 2) OBP: 0.306, SLG: 0.327			F2		K			CS, 1B		F7		3	0	1	0	0	1	0
Allan Lewis, S (8, PR) OBP: 0.250, SLG: 0.500												0	0	0	0	0	0	0
Dave Duncan, R (9, 2) OBP: 0.288, SLG: 0.402												1	0	0	0	0	0	0
Dal Maxvill, R (1, 4) OBP: 0.296, SLG: 0.258			5-3			K		BB		1B		0	0	0	0	0	0	0
Bill McNulty, R (3, PH)												1	0	0	0	0	0	0
Ted Kubiak, S (4, 4) OBP: 0.278, SLG: 0.246												0	0	0	0	0	0	0
Gonzalo Marquez, L (6, PH) OBP: 0.500, SLG: 0.400												1	0	0	0	0	1	0
Tim Cullen, R (7, 4) OBP: 0.280, SLG: 0.326												0	0	0	0	0	0	0
Don Mincher, L (8, PH) OBP: 0.367, SLG: 0.342												0	0	0	0	1	0	0
Blue Moon Odom, R (8, PR) OBP: 0.141, SLG: 0.238												0	0	0	0	0	0	0
Dick Green, R (9, 4) OBP: 0.325, SLG: 0.333												1	0	1	0	0	0	0
Ken Holtzman, R (1, 1) OBP: 0.191, SLG: 0.227			K			F8		BB		F7		2	0	0	0	0	1	0
Mike Hegan, L (8, PH) OBP: 0.358, SLG: 0.425												0	0	0	0	1	0	0
Rollie Fingers, R (9, 1) OBP: 0.278, SLG: 0.444												0	0	0	0	0	0	0
Darold Knowles, L (9, 1) OBP: 0.308, SLG: 0.250												1	0	0	0	0	0	1
Bob Locker, S (11, 1)												0	0	0	0	0	0	0
Inning Stats	R: 0 E: 0 K: 2 S: 7 H: 0 LOB: 0 BB: 0 P: 7	R: 0 E: 0 K: 0 S: 3 H: 0 LOB: 0 BB: 0 P: 3	R: 0 E: 0 K: 1 S: 5 H: 0 LOB: 0 BB: 0 P: 5	R: 0 E: 0 K: 0 S: 4 H: 1 LOB: 1 BB: 0 P: 4	R: 0 E: 0 K: 1 S: 5 H: 0 LOB: 0 BB: 0 P: 5	R: 0 E: 0 K: 1 S: 5 H: 0 LOB: 0 BB: 0 P: 5	R: 0 E: 0 K: 1 S: 6 H: 1 LOB: 1 BB: 0 P: 6	R: 0 E: 0 K: 1 S: 5 H: 1 LOB: 2 BB: 2 P: 13	R: 0 E: 0 K: 2 S: 8 H: 1 LOB: 1 BB: 0 P: 8	R: 0 E: 0 K: 0 S: 4 H: 1 LOB: 1 BB: 0 P: 4	R: 1 E: 0 K: 0 S: 3 H: 2 LOB: 1 BB: 0 P: 3	1B: 5 2B: 2 3B: 0 HR: 0 SF: 0 SAC: 0 DP: 0 HBP: 0	WP: 0 PB: 0 SB: 2 CS: 1 PA: 39					

PITCHER		IP	WLS	BF	H	R	ER	SO	BB	IBB	HBP	BLK	WP	HR	S	P	ERA	WHIP
Bert Blyleven, R ERA: 2.76	(1, 1)	10.1	L	39	7	1	1	9	2	0	0	0	0	0	55	63	0.87	0.871

PITCHER		IP	WLS	BF	H	R	ER	SO	BB	IBB	HBP	BLK	WP	HR	S	P	ERA	WHIP

BOTTOM

Minnesota Twins @ Oakland Athletics

Oakland-Alameda County Coliseum, Oakland, CA

Wed Sep 27 1972, 7:05 PM PDT

Unknown

livebaseballscorecards.com

AB	37
R	1
H	7
RBI	1
BB	2
SO	9
LOB	11

Batter	1	2	3	4	5	6	7	8	9	10	AB	R	H	RBI	BB	SO	LOB
Jim Nettles, L (1, 8) OBP: 0.307, SLG: 0.290	F8			F8		F5		5-3			4	0	0	0	0	0	1
Rod Carew, L (1, 4) OBP: 0.369, SLG: 0.380	K			3-1		K			5-3		4	0	0	0	0	2	0
Steve Braun, L (1, 5) OBP: 0.350, SLG: 0.353	4-3			K		F9			4-3		4	0	0	0	0	1	0
Bobby Darwin, R (1, 9) OBP: 0.322, SLG: 0.442		K			K		F4		K		4	0	0	0	0	3	0
Rich Reese, L (1, 3) OBP: 0.304, SLG: 0.340		F4			1B 1B 1B		K			F8	4	1	1	0	0	1	0
Jim Holt, L (1, 7) OBP: 0.294, SLG: 0.500		4-3			F8		F7			1B	4	0	1	0	0	0	1
Danny Thompson, R (1, 6) OBP: 0.313, SLG: 0.350			K		1B 1-2 1B			SH1-4 1B		K	4	0	2	0	0	2	1
Glenn Borgmann, R (1, 2) OBP: 0.326, SLG: 0.316			B3-6-4 1B		1B 1-2 2-H			K		K	4	0	2	1	0	2	2
Ray Corbin, R (1, 1) OBP: 0.122, SLG: 0.106			B3-6-4 1-2f		F7			SH1-4 1-2			2	0	0	0	0	0	3
Inning Stats	R: 0 E: 0 K: 1 S: 5 H: 0 LOB: 0 BB: 0 P: 5	R: 0 E: 0 K: 1 S: 5 H: 0 LOB: 0 BB: 0 P: 5	R: 0 E: 0 K: 1 S: 5 H: 1 LOB: 0 BB: 0 P: 5	R: 0 E: 0 K: 1 S: 5 H: 0 LOB: 0 BB: 0 P: 5	R: 1 E: 0 K: 1 S: 8 H: 3 LOB: 2 BB: 0 P: 8	R: 0 E: 0 K: 1 S: 5 H: 0 LOB: 0 BB: 0 P: 5	R: 0 E: 0 K: 1 S: 5 H: 0 LOB: 0 BB: 0 P: 5	R: 0 E: 0 K: 1 S: 6 H: 1 LOB: 1 BB: 0 P: 6	R: 0 E: 0 K: 1 S: 5 H: 0 LOB: 0 BB: 0 P: 5	R: 0 E: 0 K: 2 S: 8 H: 1 LOB: 1 BB: 0 P: 8	1B: 6 2B: 0 3B: 0 HR: 0 SF: 0 SAC: 1 DP: 1 HBP: 0						

PITCHER	IP	WLS	BF	H	R	ER	SO	BB	IBB	HBP	BLK	WP	HR	S	P	ERA	WHIP
Catfish Hunter, R (1, 1) ERA: 2.01	10.0	W	35	6	1	1	11	0	0	0	0	0	0	57	57	0.90	0.600

PITCHER	IP	WLS	BF	H	R	ER	SO	BB	IBB	HBP	BLK	WP	HR	S	P	ERA	WHIP

TOP

Minnesota Twins @ Oakland Athletics

Oakland-Alameda County Coliseum, Oakland, CA

Wed Sep 27 1972, 7:05 PM PDT
Att. 14,206 - Unknown

livebaseballscorecards.com

AB	34
R	1
H	6
RBI	1
BB	0
SO	11
LOB	8

1B: 6 2B: 0 3B: 0 HR: 0 SF: 0 SAC: 1 DP: 1 HBP: 0

WP: 0 PB: 0 SB: 0 CS: 0 PA: 35

Batter	1	2	3	4	5	6	7	8	9	10	AB	R	H	RBI	BB	SO	LOB
Matty Alou, L (1, 9) OBP: 0.354, SLG: 0.382	B B B B 4-0 S 1B BB		x 0-0 ① 4-3		x 0-0 ① F8		x 0-0 1B 1-2 1B			x 0-0 SH 1B 1B	4	1	2	0	1	0	1
Bert Campaneris, R (1, 6) OBP: 0.281, SLG: 0.330	x 0-0 ① L6		S S S 0-3 ② K		S S S 0-3 ② K		x 0-0 ③ 1-3 2-H 1B			x 0-0 SH 1B 1-2	4	0	1	1	0	2	2
Sal Bando, R (1, 5) OBP: 0.338, SLG: 0.371	x 0-0 S 1-2 1B		x 0-0 ③ F3		x 0-0 ③ FC6-4 1-2f			x 0-0 ① 6-3		x 0-0 1-2 2-H 1B	5	0	2	1	0	0	1
Joe Rudi, R (1, 7) OBP: 0.348, SLG: 0.490	S S S 0-3 ② K 1-2 2-3			x 0-0 ① 6-3		x 0-0 ① 6-3		x 0-0 ② 5-3			4	0	0	0	0	1	2
Reggie Jackson, L (1, 8) OBP: 0.349, SLG: 0.472	x 0-0 ③ F7			x 0-0 FC6-4 1B		x 0-0 ② F7		x 0-0 ③ F7			4	0	1	0	0	0	2
Mike Epstein, L (1, 3) OBP: 0.376, SLG: 0.487 Allan Lewis, S (6, PR) OBP: 0.250, SLG: 0.500 Mike Hegan, L (7, 3) OBP: 0.354, SLG: 0.419		x 0-0 ① F9		x 0-0 ② FC6-4 E 1-2f		H 1-0 CS HBP			x 0-0 ① F8		2 0 1	0 0 0	0 0 0	0 0 0	0 0 0	0 0 0	1 0 0
Dave Duncan, R (1, 2) OBP: 0.285, SLG: 0.398		x 0-0 ② 4-3		x 0-0 E6 1-2		x 0-0 ③ CS 1-2	S S S 0-3 ① K		x 0-0 ② 1-3		4	0	0	0	0	1	1
Dick Green, R (1, 4) OBP: 0.341, SLG: 0.351 Don Mincher, L (4, PH) OBP: 0.366, SLG: 0.340 Ted Kubiak, S (5, 4) OBP: 0.277, SLG: 0.245 Gene Tenace, R (9, PH) OBP: 0.305, SLG: 0.325 Tim Cullen, R (10, 4) OBP: 0.280, SLG: 0.326		x 0-0 FC6-4 1B		x 0-0 ③ F5			x 0-0 ② F7		S S S 0-3 ③ K		1 1 1 1 0	0 0 0 0 0	1 0 0 0 0	0 0 0 0 0	0 0 0 1 0	0 0 0 0 0	0 2 0 0 0
Catfish Hunter, R (1, 1) OBP: 0.210, SLG: 0.214		x 0-0 ③ FC6-4 1-2f			x 0-0 FC6-4 1B		x 0-0 1B 1B 1B			x 0-0 ① 4-3	4	1	2	0	0	0	1
Inning Stats	R: 0 H: 1 E: 0 LOB: 2 K: 1 BB: 1 S: 6 P: 10	R: 0 H: 1 E: 0 LOB: 1 K: 0 BB: 0 S: 4 P: 4	R: 0 H: 0 E: 0 LOB: 0 K: 1 BB: 0 S: 5 P: 5	R: 0 H: 1 E: 1 LOB: 2 K: 0 BB: 0 S: 5 P: 5	R: 0 H: 1 E: 0 LOB: 1 K: 1 BB: 0 S: 6 P: 6	R: 0 H: 0 E: 0 LOB: 1 K: 0 BB: 0 S: 2 P: 3	R: 1 H: 3 E: 0 LOB: 2 K: 1 BB: 0 S: 7 P: 7	R: 0 H: 0 E: 0 LOB: 0 K: 0 BB: 0 S: 3 P: 3	R: 0 H: 0 E: 0 LOB: 0 K: 1 BB: 0 S: 5 P: 5	R: 1 H: 2 E: 1 LOB: 2 K: 0 BB: 0 S: 4 P: 4	1B: 9 SF: 0 2B: 0 SAC: 1 3B: 0 DP: 0 HR: 0 HBP: 1						

PITCHER	IP	WLS	BF	H	R	ER	SO	BB	IBB	HBP	BLK	WP	HR	S	P	ERA	WHIP
Ray Corbin, R (1, 1) ERA: 2.54	9.1	L	39	9	2	2	5	1	0	1	0	0	0	47	52	1.93	1.071

PITCHER	IP	WLS	BF	H	R	ER	SO	BB	IBB	HBP	BLK	WP	HR	S	P	ERA	WHIP

BOTTOM

Minnesota Twins @ Oakland Athletics

Oakland-Alameda County Coliseum, Oakland, CA

Wed Sep 27 1972, 7:05 PM PDT

Att. 14,206 - Unknown

livebaseballscorecards.com

AB	36
R	2
H	9
RBI	2
BB	1
SO	5
LOB	13

1B: 9	SF: 0	WP: 0	PA: 40
2B: 0	SAC: 1	PB: 0	
3B: 0	DP: 0	SB: 2	
HR: 0	HBP: 1	CS: 1	

Batter	1	2	3	4	5	6	7	8	9	AB	R	H	RBI	BB	SO	LOB
Cesar Tovar, R (1, 7) OBP: 0.331, SLG: 0.337	5-3	2B			1B FC4-6 1-2f	5-3				5	1	2	0	0	0	2
Danny Thompson, R (1, 6) OBP: 0.313, SLG: 0.350	F4	5-3			1B BB SF8 1-3 1B	BB 1B 1B		5-3		5	1	2	0	0	0	1
Harmon Killebrew, R (1, 3) OBP: 0.362, SLG: 0.445 Rich Reese, L (8, PR) OBP: 0.304, SLG: 0.340 (8, 3)	BB 1B 2B BB	K			1B 1-2 1B BB	F7		G4-6-3 BB		2 0	2 0	0 0	0 0	3 0	1 0	2 0
Jim Holt, L (1, 9) OBP: 0.364, SLG: 0.524	BB 1-2 2B 1B		4-3		1B 1-2 2-3 3-H 1B	BB 1-2 1B		G4-6-3 1-2f		5	2	3	1	0	0	1
Rick Renick, R (1, 5) OBP: 0.294, SLG: 0.337	2B 1-2 2-3 BB		F9		SF8 3-H	1-2 2-3 BB			K	2	0	0	1	2	1	0
Steve Braun, L (1, 4) OBP: 0.353, SLG: 0.358	1-3 2-H 3-H 2B		F4		1B 1-2 2-H 1B	F7			BB	4	1	2	3	1	0	3
Steve Brye, R (1, 8) OBP: 0.284, SLG: 0.298 Jim Nettles, L (9, PH) OBP: 0.306, SLG: 0.288 (9, 8)	BB			6-3	1B 1-2 2-H 1B	K			K	3 1	0 0	1 0	1 0	1 0	1 1	3 1
George Mitterwald, R (1, 2) OBP: 0.228, SLG: 0.242	K			F6	K		F5		F6	5	0	0	0	0	2	6
Dick Woodson, R (1, 1) OBP: 0.105, SLG: 0.083 Wayne Granger, R (7, 1) OBP: 0.250, SLG: 0.375 Dave LaRoche, L (8, 1) OBP: 0.286, SLG: 0.091		K		6-3	FC4-6 1-3 2-H 1B		5-3			4 0 0	0 0 0	1 0 0	1 0 0	0 0 0	1 0 0	0 0 0
Inning Stats	R: 2 E: 0 K: 1 S: 7 H: 2 LOB: 3 BB: 3 P: 19	R: 0 E: 0 K: 2 S: 8 H: 1 LOB: 1 BB: 0 P: 8	R: 0 E: 0 K: 0 S: 3 H: 0 LOB: 0 BB: 0 P: 3	R: 0 E: 0 K: 0 S: 3 H: 0 LOB: 0 BB: 0 P: 3	R: 5 E: 0 K: 1 S: 11 H: 6 LOB: 2 BB: 1 P: 15	R: 0 E: 0 K: 1 S: 7 H: 2 LOB: 3 BB: 1 P: 11	R: 0 E: 0 K: 0 S: 3 H: 0 LOB: 0 BB: 0 P: 3	R: 0 E: 0 K: 0 S: 2 H: 0 LOB: 1 BB: 1 P: 6	R: 0 E: 0 K: 2 S: 7 H: 0 LOB: 1 BB: 1 P: 11	1B: 9 2B: 2 3B: 0 HR: 0 SF: 1 SAC: 0 DP: 1 HBP: 0						

TOP

Minnesota Twins @ Oakland Athletics

Oakland-Alameda County Coliseum, Oakland, CA

Thu Sep 28 1972, 3:33 AM PDT

Att. 9,155 - Unknown

livebaseballscorecards.com

AB	36
R	7
H	11
RBI	7
BB	7
SO	7
LOB	19

WP: 0 PB: 0 SB: 0 CS: 0 PA: 44

PITCHER		IP	WLS	BF	H	R	ER	SO	BB	IBB	HBP	BLK	WP	HR	S	P	ERA	WHIP
Blue Moon Odom, R ERA: 2.66	(1, 1)	4.0		22	6	6	6	3	4	0	0	0	0	0	24	40	13.50	2.500
Bob Locker, R ERA: 2.22	(5, 1)	1.0		6	3	1	1	1	0	0	0	0	0	0	8	8	9.00	3.000
Gary Waslewski, R ERA: 2.04	(6, 1)	2.0		9	2	0	0	1	1	0	0	0	0	0	10	14	0.00	1.500
Dave Hamilton, L ERA: 3.02	(8, 1)	1.0		3	0	0	0	0	1	0	0	0	0	0	2	6	0.00	1.000
Rollie Fingers, R ERA: 2.49	(9, 1)	1.0	W	4	0	0	0	2	1	0	0	0	0	0	7	11	0.00	1.000

PITCHER	IP	WLS	BF	H	R	ER	SO	BB	IBB	HBP	BLK	WP	HR	S	P	ERA	WHIP

Minnesota Twins @ Oakland Athletics

Oakland-Alameda County Coliseum, Oakland, CA

Thu Sep 28 1972, 3:33 AM PDT

Att. 9,155 - Unknown

livebaseballscorecards.com

BOTTOM

Batter	1	2	3	4	5	6	7	8	9	AB	R	H	RBI	BB	SO	LOB
Matty Alou, L (1, 9) OBP: 0.354, SLG: 0.384	S S S 0-3 K ①		x 0-0 2B ③		x 0-0 FC5-4 ③ 1-2f		x 0-0 FC6-4 ③ 2-3 3-H 1B	x 0-0 F3 ②		5	0	2	1	0	1	3
Bert Campaneris, R (1, 6) OBP: 0.280, SLG: 0.327	x 0-0 5-3 ②		x 0-0 6-3 ③			B B B B 4-0 1B G6-4-3 BB	x 0-0 FC6-4 ② 1-2f 3-H 1B	x 0-0 F8 ③		4	2	0	1	1	0	4
Sal Bando, R (1, 5) OBP: 0.341, SLG: 0.373	x 0-0 6-3 ③			B B B B 4-0 G4-6-3 BB		x 0-0 G6-4-3 ③ 1-3 1B	x 0-0 FC5-4 ③ 2-H 1B		H 1-0 2B HBP	3	1	2	1	1	0	0
Joe Rudi, R (1, 7) OBP: 0.345, SLG: 0.486 Dave Hamilton, L (8, 1) OBP: 0.313, SLG: 0.192 Dal Maxvill, R (9, 4) OBP: 0.298, SLG: 0.264		S S S 0-3 K ①	x 0-0 G4-6-3 ① ② 1-2f	x 0-0 G6-4-3 ① ② 1-2f 3-H	x 0-0 FC5-4 ③ 1-2f			x 0-0 2B 1-H		4 0 1	0 0 0	0 0 1	0 0 1	0 0 0	1 0 0	3 0 0
Reggie Jackson, L (1, 8) OBP: 0.348, SLG: 0.470		x 0-0 F8 ②	S S S 0-3 K ③		x 0-0 1B			S S S 0-3 K ①		4	0	1	0	0	2	0
Mike Epstein, L (1, 3) OBP: 0.379, SLG: 0.494		B B B B 4-0 BB			x 0-0 HR	x 0-0 F9 ③		x 0-0 1B BB 1B		3	2	2	1	1	0	1
Gene Tenace, R (1, 2) OBP: 0.308, SLG: 0.322 Allan Lewis, S (8, PR) OBP: 0.250, SLG: 0.500 Larry Haney, R (9, 2)		x 0-0 F7 ③			B B B B 4-0 FC5-4 BB		x 0-0 6-3 ①	B B B B 4-0 1B 1-2 1B BB		2 0 0	0 1 0	0 0 0	0 0 0	2 0 0	0 0 0	1 0 0
Dick Green, R (1, 4) OBP: 0.341, SLG: 0.351 Gonzalo Marquez, L (3, PH) OBP: 0.476, SLG: 0.375 Ted Kubiak, S (4, 4) OBP: 0.276, SLG: 0.244 Mike Hegan, L (7, PH) OBP: 0.361, SLG: 0.419 Tim Cullen, R (8, 4) OBP: 0.280, SLG: 0.326 Dave Duncan, R (8, PH) OBP: 0.287, SLG: 0.399 Vida Blue, S (8, PR) OBP: 0.125, SLG: 0.045 Rollie Fingers, R (9, 1) OBP: 0.276, SLG: 0.444			x 0-0 F7 ①		x 0-0 F7 ①		B B B B 4-0 2B 1B BB	x 0-0 1B 1-2 2-3 1B		0 1 1 0 0 1 0 0 0	0 0 0 1 0 0 0 0 0	0 0 0 0 0 0 0 0 0	0 0 0 1 0 0 0 0 0	0 0 0 0 0 0 0 0 0	0 0 0 0 0 0 0 0 0	0 0 1 0 0 0 0 0 0
Blue Moon Odom, R (1, 1) OBP: 0.138, SLG: 0.234 Bob Locker, S (5, 1) Don Mincher, L (5, PH) OBP: 0.365, SLG: 0.339 Gary Waslewski, R (6, 1) Angel Mangual, R (7, PH) OBP: 0.286, SLG: 0.367 (8, 7)			S S S 0-3 K ②		x 0-0 F3 ②		x 0-0 1B 1-3 E 2B	x 0-0 1-3 2-H 3-H 1B		1 0 1 0 2	0 0 0 0 1	0 0 0 0 2	1 0 0 0 2	0 0 0 0 0	1 0 1 0 0	0 0 1 0 0
Inning Stats	R: 0 E: 0 K: 1 S: 5 H: 0 LOB: 0 BB: 0 P: 5	R: 0 E: 0 K: 1 S: 5 H: 0 LOB: 1 BB: 1 P: 9	R: 0 E: 0 K: 1 S: 6 H: 1 LOB: 1 BB: 0 P: 6	R: 0 E: 0 K: 1 S: 4 H: 0 LOB: 0 BB: 1 P: 8	R: 1 E: 0 K: 0 S: 4 H: 1 LOB: 1 BB: 1 P: 8	R: 1 E: 0 K: 0 S: 4 H: 2 LOB: 1 BB: 1 P: 8	R: 3 E: 1 K: 0 S: 6 H: 3 LOB: 1 BB: 1 P: 10	R: 2 E: 0 K: 1 S: 8 H: 3 LOB: 2 BB: 1 P: 12	R: 1 E: 0 K: 0 S: 1 H: 1 LOB: 1 BB: 0 P: 2	1B: 7 2B: 3 3B: 0 HR: 1	SF: 0 SAC: 0 DP: 2 HBP: 1					

	AB	33
	R	8
	H	11
	RBI	7
	BB	6
	SO	5
	LOB	14

WP: 0 PB: 0 SB: 0 CS: 0 PA: 40

PITCHER		IP	WLS	BF	H	R	ER	SO	BB	IBB	HBP	BLK	WP	HR	S	P	ERA	WHIP
Dick Woodson, R ERA: 2.66	(1, 1)	6.1		28	6	5	4	4	5	0	0	0	0	1	31	51	5.68	1.737
Wayne Granger, R ERA: 3.14	(7, 1)	1.0		8	4	2	2	1	1	0	0	0	0	0	9	13	18.00	5.000
Dave LaRoche, L ERA: 2.61	(8, 1)	0.2	L	4	1	1	1	0	0	0	1	0	0	0	3	4	13.50	1.500

PITCHER	IP	WLS	BF	H	R	ER	SO	BB	IBB	HBP	BLK	WP	HR	S	P	ERA	WHIP

Batter	1	2	3	4	5	6	7	8	9	AB	R	H	RBI	BB	SO	LOB
Cesar Tovar, R (1, 7) OBP: 0.330, SLG: 0.335	F8		F8		6-3		FC5 2-3f		1B	5	0	1	0	0	0	3
Danny Thompson, R (1, 6) OBP: 0.312, SLG: 0.349	F7			K S S S	F7			FC5-4 1B	F4	5	0	1	0	0	1	2
Harmon Killebrew, R (1, 3) OBP: 0.361, SLG: 0.450	F6			HR		F7		F8		4	1	1	1	0	0	1
Bobby Darwin, R (1, 9) OBP: 0.321, SLG: 0.439		F4		F4		B B B B G5-4-3 BB		FC5-4 BB BB 1-2f		3	0	0	0	1	0	1
Rick Renick, R (1, 5) OBP: 0.295, SLG: 0.337 Rich Reese, L (8, PH) OBP: 0.307, SLG: 0.340 Rod Carew, L (8, 4) OBP: 0.369, SLG: 0.380		K S S S		1B		G5-4-3 1-2f		B B B B BB 1-2		3 0 0	0 0 0	1 0 0	0 0 0	0 1 0	1 0 0	1 0 0
Steve Brye, R (1, 8) OBP: 0.291, SLG: 0.302		FC6-4 1B		FC6-4 1-2 1B			F4	B B B B 1-2 2-3 BB		3	0	2	0	1	0	0
Dan Monzon, R (1, 4) OBP: 0.333, SLG: 0.271 Steve Braun, L (7, 4) OBP: 0.352, SLG: 0.357 (8, 5)		FC6-4 1-2f		FC6-4 1-2f			B B B B FC5 1B BB	F7		2 1	0 0	0 0	0 0	1 0	0 0	3 3
Glenn Borgmann, R (1, 2) OBP: 0.330, SLG: 0.321			5-3		SH1-4 1B		1-2 1B		F8	4	0	2	0	0	0	0
Jim Perry, S (1, 1) OBP: 0.187, SLG: 0.169 Eric Soderholm, R (7, PH) OBP: 0.244, SLG: 0.347 Wayne Granger, R (7, 1) OBP: 0.250, SLG: 0.375 George Mitterwald, R (9, PH) OBP: 0.227, SLG: 0.241			S S S K		SH1-4 1-2		S S S K		F5	1 1 0 1	0 0 0 0	0 0 0 0	0 0 0 0	0 1 0 0	1 0 0 0	0 2 0 0
Inning Stats	R: 0 E: 0 K: 0 S: 3 H: 0 LOB: 0 BB: 0 P: 3	R: 0 E: 0 K: 1 S: 6 H: 1 LOB: 1 BB: 0 P: 6	R: 0 E: 0 K: 1 S: 5 H: 0 LOB: 0 BB: 0 P: 5	R: 1 E: 0 K: 1 S: 8 H: 3 LOB: 2 BB: 0 P: 8	R: 0 E: 0 K: 0 S: 4 H: 1 LOB: 1 BB: 0 P: 4	R: 0 E: 0 K: 0 S: 2 H: 0 LOB: 0 BB: 1 P: 6	R: 0 E: 0 K: 1 S: 6 H: 1 LOB: 2 BB: 1 P: 10	R: 0 E: 0 K: 0 S: 4 H: 1 LOB: 3 BB: 2 P: 12	R: 0 E: 0 K: 0 S: 4 H: 1 LOB: 1 BB: 0 P: 4	1B: 7 2B: 0 3B: 0 HR: 1	SF: 0 SAC: 1 DP: 1 HBP: 0					

PITCHER		IP	WLS	BF	H	R	ER	SO	BB	IBB	HBP	BLK	WP	HR	S	P	ERA	WHIP
Rudy May, L ERA: 2.94	(1, 1)	7.0	W	29	7	1	1	4	2	0	0	0	0	1	35	43	1.29	1.286
Lloyd Allen, R ERA: 3.48	(8, 1)	0.2		4	0	0	0	0	2	0	0	0	0	0	2	10	0.00	3.000
Steve Barber, L ERA: 2.89	(8, 1)	1.1	S	5	1	0	0	0	0	0	0	0	0	0	5	5	0.00	0.750

PITCHER	IP	WLS	BF	H	R	ER	SO	BB	IBB	HBP	BLK	WP	HR	S	P	ERA	WHIP

TOP

Minnesota Twins @ California Angels

Anaheim Stadium, Anaheim, CA

Fri Sep 29 1972, 10:05 PM EDT

Att. 12,721 - Unknown - 74 F

livebaseballscorecards.com

AB	33
R	1
H	8
RBI	1
BB	4
SO	4
LOB	16

WP: 0	PA: 38		
PB: 0			
SB: 0			
CS: 0			

Batter	1	2	3	4	5	6	7	8	9	AB	R	H	RBI	BB	SO	LOB
Sandy Alomar Sr., S (1, 4) OBP: 0.293, SLG: 0.293	F7		G3			F4				3	0	0	0	0	0	0
Ken Berry, R (1, 8) OBP: 0.343, SLG: 0.370	1-3		6-3			3-1				3	0	0	0	0	0	0
Vada Pinson, L (1, 7) OBP: 0.325, SLG: 0.379	F7		G3			F7				3	0	0	0	0	0	0
Bob Oliver, R (1, 3) OBP: 0.304, SLG: 0.432		K		K			F7			3	0	0	0	0	2	0
Leroy Stanton, R (1, 9) OBP: 0.295, SLG: 0.394		BB, 3B, 1B		4-3			2-3			3	1	1	0	0	0	0
Billy Parker, R (1, 5) OBP: 0.301, SLG: 0.333		1-2, 3B, BB		F8			K			2	1	0	0	1	1	0
Leo Cardenas, R (1, 6) OBP: 0.268, SLG: 0.281		F9			6-3			4-3		3	0	0	0	0	0	2
Jack Hiatt, R (1, 2) OBP: 0.347, SLG: 0.369		1-H, 2-H, 3B			F9			F8		3	0	1	2	0	0	0
Rudy May, L (1, 1) OBP: 0.154, SLG: 0.129 Lloyd Allen, R (8, 1) OBP: 0.118, SLG: 0.118 Steve Barber, L (8, 1) OBP: 0.333, SLG: 0.167		F8			4-3			K		2 0 1	0 0 0	0 0 0	0 0 0	0 0 1	0 0 0	1 0 0
Inning Stats	R: 0 E: 0 K: 0 S: 3 H: 0 LOB: 0 BB: 0 P: 3	R: 2 E: 0 K: 1 S: 7 H: 2 LOB: 1 BB: 1 P: 11	R: 0 E: 0 K: 0 S: 3 H: 0 LOB: 0 BB: 0 P: 3	R: 0 E: 0 K: 1 S: 5 H: 0 LOB: 0 BB: 0 P: 5	R: 0 E: 0 K: 0 S: 3 H: 0 LOB: 0 BB: 0 P: 3	R: 0 E: 0 K: 0 S: 3 H: 0 LOB: 0 BB: 0 P: 3	R: 0 E: 0 K: 1 S: 5 H: 0 LOB: 0 BB: 0 P: 5	R: 0 E: 0 K: 1 S: 5 H: 0 LOB: 0 BB: 0 P: 5		1B: 1 2B: 0 3B: 1 HR: 0 SF: 0 SAC: 0 DP: 0 HBP: 0						

PITCHER		IP	WLS	BF	H	R	ER	SO	BB	IBB	HBP	BLK	WP	HR	S	P	ERA	WHIP
Jim Perry, R ERA: 3.35	(1, 1)	6.0	L	21	2	2	2	2	1	0	0	0	0	0	24	28	3.00	0.500
Wayne Granger, R ERA: 3.07	(7, 1)	2.0		6	0	0	0	2	0	0	0	0	0	0	10	10	0.00	0.000

PITCHER	IP	WLS	BF	H	R	ER	SO	BB	IBB	HBP	BLK	WP	HR	S	P	ERA	WHIP

BOTTOM

Minnesota Twins @ California Angels

Anaheim Stadium, Anaheim, CA

Fri Sep 29 1972, 10:05 PM EDT

Att. 12,721 - Unknown - 74 F

livebaseballscorecards.com

AB	26
R	2
H	2
RBI	2
BB	1
SO	4
LOB	3

WP: 0 PA: 27
PB: 0
SB: 0
CS: 0

Batter	1	2	3	4	5	6	7	8	9	AB	R	H	RBI	BB	SO	LOB
Cesar Tovar, R (1, 7) OBP: 0.329, SLG: 0.335	0-0 ① 5-3			0-0 S 1B		0-0 ① P4			0-0 ① 5-3	4	0	1	0	0	0	0
Danny Thompson, R (1, 6) OBP: 0.312, SLG: 0.348	0-0 ② 6-3			0-3 ① K 1-2		0-3 ② K			0-0 BB 1B 1B 1B	4	1	1	0	0	2	1
Steve Braun, L (1, 4) OBP: 0.351, SLG: 0.355	0-3 ③ K			0-0 ② F8		0-3 ③ K			0-0 1B BB BB 1-2 1B	4	1	1	0	0	2	1
Harmon Killebrew, R (1, 3) OBP: 0.362, SLG: 0.448 Rod Carew, L (9, PR) OBP: 0.369, SLG: 0.380		0-0 ① 5-3		4-0 BB			0-3 ① K		4-0 BB 1B 1-2 2-3 BB	2 0	0 0	0 0	0 0	2 0	1 0	0 0
Bobby Darwin, R (1, 9) OBP: 0.321, SLG: 0.437		0-3 ② K		0-3 ③ K			0-3 ② K		0-0 BB 1B 1-2 2-3 3-H	4	0	1	1	0	3	2
Glenn Borgmann, R (1, 2) OBP: 0.328, SLG: 0.319		0-3 ③ K			0-0 1B		0-3 ③ K		0-0 ② F2	4	0	1	0	0	2	3
Steve Brye, R (1, 8) OBP: 0.291, SLG: 0.298			0-0 ① 6-3		0-3 ① K			0-0 ① P4	4-0 BB 1-2 2-3 3-H	3	0	0	1	1	1	1
Rick Renick, R (1, 5) OBP: 0.284, SLG: 0.323			0-3 ② K		0-3 ② K			0-3 ② K	0-3 ③ K	4	0	0	0	0	4	4
Dave Goltz, R (1, 1) OBP: 0.167, SLG: 0.107 Charlie Manuel, L (5, PH) OBP: 0.224, SLG: 0.263 Tom Norton, R (5, 1) Rich Reese, L (8, PH) OBP: 0.306, SLG: 0.339 Dave LaRoche, L (8, 1) OBP: 0.286, SLG: 0.091			0-3 ③ K		0-3 ③ K			0-0 ③ F9		1 1 0 1 0	0 0 0 0 0	0 0 0 0 0	0 0 0 0 0	1 1 0 0 0	0 1 0 0 0	0 1 0 0 0
Inning Stats	R: 0 E: 0 K: 1 S: 5 H: 0 LOB: 0 BB: 0 P: 5	R: 0 E: 0 K: 2 S: 7 H: 0 LOB: 0 BB: 0 P: 7	R: 0 E: 0 K: 2 S: 7 H: 0 LOB: 0 BB: 0 P: 7	R: 0 E: 0 K: 2 S: 8 H: 1 LOB: 2 BB: 1 P: 12	R: 0 E: 0 K: 3 S: 10 H: 1 LOB: 1 BB: 0 P: 10	R: 0 E: 0 K: 2 S: 7 H: 0 LOB: 0 BB: 0 P: 7	R: 0 E: 0 K: 3 S: 9 H: 0 LOB: 0 BB: 0 P: 9	R: 0 E: 0 K: 1 S: 5 H: 0 LOB: 0 BB: 0 P: 5	R: 2 E: 0 K: 1 S: 8 H: 3 LOB: 3 BB: 2 P: 16	1B: 5 2B: 0 3B: 0 HR: 0 SF: 0 SAC: 0 DP: 0 HBP: 0						

PITCHER	IP	WLS	BF	H	R	ER	SO	BB	IBB	HBP	BLK	WP	HR	S	P	ERA	WHIP
Nolan Ryan, R (1, 1) ERA: 2.32	9.0	W	35	5	2	2	17	3	0	0	0	0	0	66	78	2.00	0.889

PITCHER	IP	WLS	BF	H	R	ER	SO	BB	IBB	HBP	BLK	WP	HR	S	P	ERA	WHIP

TOP

Minnesota Twins @ California Angels

Anaheim Stadium, Anaheim, CA

Sat Sep 30 1972, 10:05 PM EDT

Att. 5,901 - Unknown

livebaseballscorecards.com

AB	32
R	2
H	5
RBI	2
BB	3
SO	17
LOB	13

WP: 0	PA: 35
PB: 0	
SB: 1	
CS: 0	

BOTTOM

Minnesota Twins @ California Angels

Anaheim Stadium, Anaheim, CA

Sat Sep 30 1972, 10:05 PM EDT

Att. 5,901 - Unknown

Batter	1	2	3	4	5	6	7	8	9	AB	R	H	RBI	BB	SO	LOB
Sandy Alomar Sr., S (1, 4) OBP: 0.295, SLG: 0.292	2-3			SH3-4 1B / 1B BB	4-3		BB			2	1	0	0	2	0	1
Ken Berry, R (1, 8) OBP: 0.345, SLG: 0.369	4-3			SH3-4 / 1B 1B		6-3 BB	K			3	1	1	0	1	1	3
Vada Pinson, L (1, 7) OBP: 0.325, SLG: 0.381	3-1			SH3-4		6-3		2B 2B		3	1	1	0	0	0	1
Bob Oliver, R (1, 3) OBP: 0.305, SLG: 0.433		5-3		1B IBB		6-3		FC1-5 2B		3	0	1	1	1	0	1
Leroy Stanton, R (1, 9) OBP: 0.294, SLG: 0.392		K		G6-4-3 1B		6-3		FC1-5		4	0	1	2	0	1	2
Billy Parker, R (1, 5) OBP: 0.287, SLG: 0.316		F8		G6-4-3			P4	K		4	0	0	0	0	1	3
Leo Cardenas, R (1, 6) OBP: 0.268, SLG: 0.281		6-3			1B		6-3	6-3		4	0	1	0	0	0	1
Jeff Torborg, R (1, 2) OBP: 0.280, SLG: 0.228		5-3			F3		2B 1B			3	0	1	0	0	0	1
Nolan Ryan, R (1, 1) OBP: 0.158, SLG: 0.215		K			K		2B			3	0	1	0	0	2	1
Inning Stats	R: 0 H: 0 E: 0 LOB: 0 K: 0 BB: 0 S: 3 P: 3	R: 0 H: 0 E: 0 LOB: 0 K: 1 BB: 0 S: 5 P: 5	R: 0 H: 0 E: 0 LOB: 0 K: 1 BB: 0 S: 5 P: 5	R: 2 H: 2 E: 0 LOB: 1 K: 0 BB: 2 S: 4 P: 12	R: 0 H: 1 E: 0 LOB: 1 K: 1 BB: 0 S: 6 P: 6	R: 0 H: 0 E: 0 LOB: 1 K: 0 BB: 1 S: 3 P: 7	R: 0 H: 2 E: 0 LOB: 3 K: 1 BB: 1 S: 7 P: 11	R: 1 H: 2 E: 0 LOB: 1 K: 1 BB: 0 S: 7 P: 7		1B: 4 SF: 0 2B: 3 SAC: 1 3B: 0 DP: 1 HR: 0 HBP: 0						

AB	29
R	3
H	7
RBI	3
BB	4
SO	5
LOB	14

WP: 0 PA: 34
PB: 0
SB: 0
CS: 0

livebaseballscorecards.com

PITCHER		IP	WLS	BF	H	R	ER	SO	BB	IBB	HBP	BLK	WP	HR	S	P	ERA	WHIP
Dave Goltz, R (ERA: 2.76)	(1, 1)	4.0	L	15	2	2	2	2	1	1	0	0	0	0	17	25	4.50	0.750
Tom Norton, R (ERA: 2.78)	(5, 1)	3.0		14	3	0	0	2	2	0	0	0	0	0	16	24	0.00	1.667
Dave LaRoche, L (ERA: 2.68)	(8, 1)	1.0		5	2	1	1	1	0	0	0	0	0	0	7	7	9.00	2.000

PITCHER		IP	WLS	BF	H	R	ER	SO	BB	IBB	HBP	BLK	WP	HR	S	P	ERA	WHIP

Minnesota Twins @ California Angels

Anaheim Stadium, Anaheim, CA

Sun Oct 01 1972, 6:33 AM EDT

Att. 5,971 - Unknown - 82 F

TOP

livebaseballscorecards.com

Batter	1	2	3	4	5	6	7	8	9	AB	R	H	RBI	BB	SO	LOB
Jim Nettles, L (1, 8) OBP: 0.305, SLG: 0.288	1-3		1B SH 1-2 1B	K			K		K	4	0	1	0	0	2	0
Bobby Darwin, R (9, PH) OBP: 0.320, SLG: 0.437										1	0	0	0	0	1	1
(9, 9)																
Danny Thompson, R (1, 6) OBP: 0.312, SLG: 0.348	K		SH IBB 1B 2B 1-2 2-3		4-3		1B			3	1	1	0	0	1	0
Steve Braun, L (1, 5) OBP: 0.352, SLG: 0.355	L4		IBB 2B 1-2 2-3 3-H 1B		BBBB P2-3 BB		F7			3	1	1	1	1	0	1
Rich Reese, L (1, 3) OBP: 0.309, SLG: 0.335		BBBB 1B BB	IIII 2B 1-2 2-3 IBB		P2-3 1-2f			G3		2	0	0	0	2	0	1
Charlie Manuel, L (1, 7) OBP: 0.227, SLG: 0.264		F9	F4			G5-3 1B		K		3	0	1	0	0	0	4
Steve Brye, R (6, PR) OBP: 0.289, SLG: 0.297										1	0	0	0	0	1	0
(6, 7)																
(9, 8)																
Jim Holt, L (1, 9) OBP: 0.440, SLG: 0.625		1-3 1B	1-3 2-H 3-H 2B			G5-3 1-2 1B		K2-3		3	0	3	2	0	0	0
Cesar Tovar, R (8, PH) OBP: 0.329, SLG: 0.334										1	0	0	0	0	1	0
(8, 9)																
(9, 7)																
Glenn Borgmann, R (1, 2) OBP: 0.321, SLG: 0.311		K	F8			G5-3 1-2 2-3f			6-3	4	0	0	0	0	1	6
Dan Monzon, R (1, 4) OBP: 0.328, SLG: 0.269		F7		F7		5-3			1B	4	0	1	0	0	0	4
Rod Carew, L (9, PR) OBP: 0.369, SLG: 0.380										0	0	0	0	0	0	0
(9, 4)																
Bert Blyleven, R (1, 1) OBP: 0.170, SLG: 0.163			SH 1B 1B 1B	6-3			F9		F9	3	1	1	0	0	0	0
Wayne Granger, R (8, 1) OBP: 0.222, SLG: 0.333										1	0	0	0	0	0	1

	AB	33
	R	3
	H	9
	RBI	3
	BB	3
	SO	7
	LOB	18

Inning Stats	1	2	3	4	5	6	7	8	9
	R: 0 E: 0 K: 1 S: 5	H: 0 LOB: 0 BB: 0 P: 5	R: 0 E: 0 K: 1 S: 6	H: 1 LOB: 2 BB: 1 P: 10	R: 3 E: 0 K: 0 S: 7	H: 4 LOB: 2 BB: 1 P: 11	R: 0 E: 0 K: 1 S: 5	H: 0 LOB: 0 BB: 0 P: 5	R: 0 E: 0 K: 0 S: 2	H: 0 LOB: 0 BB: 1 P: 6	R: 0 E: 0 K: 0 S: 4	H: 2 LOB: 2 BB: 0 P: 4	R: 0 E: 0 K: 1 S: 6	H: 1 LOB: 1 BB: 0 P: 6	R: 0 E: 0 K: 2 S: 7	H: 0 LOB: 0 BB: 0 P: 7	R: 0 E: 0 K: 1 S: 6	H: 1 LOB: 1 BB: 0 P: 6

	1B: 8	SF: 0
	2B: 2	SAC: 1
	3B: 0	DP: 2
	HR: 0	HBP: 0

	WP: 0	PA: 37
	PB: 0	
	SB: 0	
	CS: 0	

PITCHER		IP	WLS	BF	H	R	ER	SO	BB	IBB	HBP	BLK	WP	HR	S	P	ERA	WHIP
Andy Messersmith, R ERA: 2.81	(1, 1)	7.0	L	30	8	3	3	4	2	1	0	0	0	0	35	47	3.86	1.429
Steve Barber, L ERA: 2.81	(8, 1)	2.0		7	1	0	0	3	0	0	0	0	0	0	13	13	0.00	0.500

PITCHER		IP	WLS	BF	H	R	ER	SO	BB	IBB	HBP	BLK	WP	HR	S	P	ERA	WHIP

Batter	1	2	3	4	5	6	7	8	9	AB	R	H	RBI	BB	SO	LOB
Sandy Alomar Sr., S (1, 4) (8, 6) OBP: 0.293, SLG: 0.290	E9 1B		K		F8		K2-6-3-4-2 1-2f			4	1	0	0	0	2	2
Ken Berry, R (1, 8) OBP: 0.349, SLG: 0.378	1B 1-3 1B		F8 1B			1B 3B		L4		4	1	3	0	0	0	0
Vada Pinson, L (1, 7) OBP: 0.324, SLG: 0.378	K		F8 1-2			K		FC4-6 BB		3	0	0	0	1	2	4
Bob Oliver, R (1, 3) OBP: 0.304, SLG: 0.432	FC5-4 1-2 3-H 1B		F7			F8		FC4-6 1B 1-2f		4	0	1	1	0	0	3
Leroy Stanton, R (1, 9) OBP: 0.296, SLG: 0.393	K			F3		FC5-4 3-H 1B		1-2 1B		4	0	2	1	0	1	2
Billy Parker, R (1, 5) (8, 4) OBP: 0.286, SLG: 0.313	FC5-4 1-2f			G4-6-3 1B		FC5-4 1-2f		6-3		4	0	1	0	0	0	5
Leo Cardenas, R (1, 6) OBP: 0.269, SLG: 0.281		F7		G4-6-3 1-2f			1B 1B		6-3	3	0	1	0	0	0	1
Curt Motton, R (7, PR) OBP: 0.255, SLG: 0.244										0	0	0	0	0	0	0
Jack Hiatt, R (8, 2) OBP: 0.342, SLG: 0.364										1	0	0	0	0	0	0
Jeff Torborg, R (1, 2) OBP: 0.277, SLG: 0.225		6-3			K		K2-6-3-4-2 1-3 1B		F7	2	0	0	0	0	1	0
John Stephenson, L (7, PH) OBP: 0.340, SLG: 0.347										1	0	1	0	0	0	0
Mickey Rivers, L (7, PR) OBP: 0.256, SLG: 0.277										0	0	0	0	0	0	0
Ken McMullen, R (8, 5) OBP: 0.337, SLG: 0.372										1	0	0	0	0	0	0
Andy Messersmith, R (1, 1) OBP: 0.232, SLG: 0.245		6-3			K		F6		4-3	2	0	0	0	0	1	0
Chris Coletta, L (7, PH) OBP: 0.323, SLG: 0.433										1	0	0	0	0	0	2
Steve Barber, L (8, 1) OBP: 0.333, SLG: 0.167										0	0	0	0	0	0	0
Jim Spencer, L (9, PH) OBP: 0.262, SLG: 0.259										1	0	0	0	0	0	0
Inning Stats	R: 1 H: 2 E: 1 LOB: 2 K: 2 BB: 0 S: 10 P: 10	R: 0 H: 0 E: 0 LOB: 0 K: 0 BB: 0 S: 3 P: 3	R: 0 H: 1 E: 0 LOB: 1 K: 1 BB: 0 S: 6 P: 6	R: 0 H: 1 E: 0 LOB: 0 K: 0 BB: 0 S: 3 P: 3	R: 0 H: 0 E: 0 LOB: 0 K: 2 BB: 0 S: 7 P: 7	R: 1 H: 2 E: 0 LOB: 1 K: 1 BB: 0 S: 7 P: 7	R: 0 H: 2 E: 0 LOB: 2 K: 1 BB: 0 S: 6 P: 6	R: 0 H: 1 E: 0 LOB: 2 K: 0 BB: 1 S: 4 P: 8	R: 0 H: 0 E: 0 LOB: 0 K: 0 BB: 0 S: 3 P: 3	1B: 8 SF: 0 2B: 1 SAC: 0 3B: 1 DP: 2 HR: 0 HBP: 0						WP: 0 PA: 36 PB: 0 SB: 0 CS: 0	

PITCHER		IP	WLS	BF	H	R	ER	SO	BB	IBB	HBP	BLK	WP	HR	S	P	ERA	WHIP
Bert Blyleven, R ERA: 2.72	(1, 1)	7.1	W	30	8	2	1	7	1	0	0	0	0	0	43	47	1.23	1.227
Wayne Granger, R ERA: 3.01	(8, 1)	1.2	S	6	1	0	0	0	0	0	0	0	0	0	6	6	0.00	0.600

PITCHER	IP	WLS	BF	H	R	ER	SO	BB	IBB	HBP	BLK	WP	HR	S	P	ERA	WHIP

BOTTOM

Minnesota Twins @ California Angels

Anaheim Stadium, Anaheim, CA

Sun Oct 01 1972, 6:33 AM EDT

Att. 5,971 - Unknown - 82 F

livebaseballscorecards.com

AB	35
R	2
H	9
RBI	2
BB	1
SO	7
LOB	19

Batter	1	2	3	4	5	6	7	8	9	AB	R	H	RBI	BB	SO	LOB
Lee Richard, R (1, 8) OBP: 0.286, SLG: 0.286	F8		F9		G6-4-3 1-2f			F5	F4	5	0	0	0	0	0	3
Jorge Orta, L (1, 4) OBP: 0.232, SLG: 0.311	F8		K			HR		2B HR BBBB		3	2	1	1	1	1	0
Jim Lyttle, L (1, 9) OBP: 0.253, SLG: 0.338	K		K			F6		1-3 HR	2B	4	1	1	0	0	2	0
Tony Muser, L (1, 3) OBP: 0.304, SLG: 0.407		1B 2B		L4		F7		BBBB HR	BB	3	2	1	0	1	0	0
Rick Reichardt, R (1, 7) OBP: 0.321, SLG: 0.409		BB E F9 2-H 1B		G5-4-3 1B		K		1-H 2-H 3-H HR		3	0	2	1	0	1	0
Jay Johnstone, L (6, 7) OBP: 0.257, SLG: 0.255										0	0	0	0	0	0	0
Buddy Bradford, R (8, PH) (8, 7) OBP: 0.362, SLG: 0.476										1	1	1	4	0	0	0
Hank Allen, R (1, 5) OBP: 0.133, SLG: 0.133		F3		G5-4-3 1-2f			5-3	6-3		4	0	0	0	0	0	2
Rudy Hernandez, R (1, 6) OBP: 0.214, SLG: 0.214		E2 BB 1-2			6-3		6-3		F7	4	0	0	0	0	0	1
Chuck Brinkman, R (1, 2) OBP: 0.208, SLG: 0.143		1-2 BB 2-3			SH 1B		4-3		1B	3	0	2	0	1	0	0
Jim Geddes, R (1, 1)		F9 3-H			SH G6-4-3 1-2			F3	K	1	0	0	0	0	0	3
Dave Lemonds, L (6, 1) OBP: 0.154, SLG: 0.120										0	0	0	0	0	0	0
Walt Williams, R (8, PH) OBP: 0.289, SLG: 0.317										1	0	0	0	0	0	0
Dan Neumeier, R (8, 1)										1	0	0	0	0	1	1
Terry Forster, L (9, 1) OBP: 0.526, SLG: 0.500										0	0	0	0	0	0	0
Inning Stats	R: 0 E: 0 K: 1 S: 5 H: 0 LOB: 0 BB: 0 P: 5	R: 1 E: 1 K: 0 S: 5 H: 2 LOB: 2 BB: 1 P: 9	R: 0 E: 0 K: 2 S: 7 H: 0 LOB: 0 BB: 0 P: 7	R: 0 E: 0 K: 0 S: 3 H: 1 LOB: 0 BB: 0 P: 3	R: 0 E: 1 K: 0 S: 4 H: 1 LOB: 1 BB: 0 P: 4	R: 1 E: 0 K: 1 S: 6 H: 1 LOB: 0 BB: 0 P: 6	R: 0 E: 0 K: 0 S: 3 H: 0 LOB: 0 BB: 0 P: 3	R: 4 E: 0 K: 0 S: 5 H: 2 LOB: 0 BB: 2 P: 13	R: 0 E: 0 K: 1 S: 6 H: 1 LOB: 1 BB: 0 P: 6	1B: 4 2B: 2 3B: 0 HR: 2 SF: 0 SAC: 1 DP: 2 HBP: 0						

PITCHER	IP	WLS	BF	H	R	ER	SO	BB	IBB	HBP	BLK	WP	HR	S	P	ERA	WHIP
Dick Woodson, R (1, 1) ERA: 2.72	7.2		30	6	4	4	4	2	0	0	0	0	1	36	44	4.70	1.043
Dave LaRoche, L (8, 1) ERA: 2.83	1.1	L	7	2	2	2	1	1	0	0	0	0	1	8	12	13.50	2.250

PITCHER	IP	WLS	BF	H	R	ER	SO	BB	IBB	HBP	BLK	WP	HR	S	P	ERA	WHIP

TOP

Chicago White Sox @ Minnesota Twins

Metropolitan Stadium, Bloomington , MI

Mon Oct 02 1972, 4:33 AM EDT

Att. 3,271 - Unknown - 66 F

livebaseballscorecards.com

AB	33
R	6
H	8
RBI	6
BB	3
SO	5
LOB	10

WP: 0 PB: 0 SB: 0 CS: 0 PA: 37

BOTTOM

Chicago White Sox @ Minnesota Twins

Metropolitan Stadium, Bloomington , MI

Mon Oct 02 1972, 4:33 AM EDT

Att. 3,271 - Unknown - 66 F

Batter	1	2	3	4	5	6	7	8	9	AB	R	H	RBI	BB	SO	LOB
Cesar Tovar, R (1, 7) (7, 9) OBP: 0.329, SLG: 0.335	F9		F9		S 1B	BB 1B SF7		F6		5	2	2	0	0	0	0
Rod Carew, L (1, 4) OBP: 0.371, SLG: 0.381	5-3		BBBB FC4		1B 1B L8-2 1-H	9-5 BB 1-2		4-3		4	0	2	1	1	0	0
Harmon Killebrew, R (1, 3) OBP: 0.363, SLG: 0.446	F7		FC4 1-2f		1B 1B 1-2	BBBB 1-2 2-3		5-3		4	1	1	0	1	0	1
Jim Holt, L (1, 9) OBP: 0.429, SLG: 0.593 Rick Renick, R (6, PH) (7, 7) OBP: 0.282, SLG: 0.323 Charlie Manuel, L (9, PH) OBP: 0.227, SLG: 0.264 Eric Soderholm, R (9, PH) OBP: 0.243, SLG: 0.346		4-3		4-3	BB 1B E 1-2 2-3	SF7 3-H			F9	3 0 0 1	1 0 0 0	1 0 0 0	0 1 0 0	0 0 0 0	0 0 0 0	0 0 0 0
Steve Braun, L (1, 5) OBP: 0.354, SLG: 0.354 Bobby Darwin, R (9, PH) OBP: 0.321, SLG: 0.437		BBBB FC3-6 1B		BBBB BB 1B	L8-2 3-H	9-5 2-3f			BBBB BB	2 0	0 0	0 0	0 0	2 1	0 0	5 0
Danny Thompson, R (1, 6) OBP: 0.316, SLG: 0.354		FC3-6 1-2 1B		BB 1-2 1B	E BB 1-2 2-H		4-3		SSS K	5	0	4	1	0	1	1
Glenn Borgmann, R (1, 2) OBP: 0.318, SLG: 0.304		FC3-6 FC6-4 1-2f 2-3		F7	BBBB E 1-2 2-3		4-3		6-3	4	0	0	0	1	0	6
Steve Brye, R (1, 8) OBP: 0.289, SLG: 0.294		FC6-4 1-2f		BBBB 1-2 2-3 BB	E1 1-2 2-3 3-H		SSS K			3	0	0	0	1	1	5
Dick Woodson, R (1, 1) OBP: 0.100, SLG: 0.080 Dave LaRoche, L (8, 1) OBP: 0.286, SLG: 0.091			F9	SSS K	G3		SSS K			4 0	0 0	0 0	0 0	0 0	2 0	7 0

livebaseballscorecards.com

AB	35
R	4
H	10
RBI	3
BB	7
SO	4
LOB	25

Inning Stats	1	2	3	4	5	6	7	8	9
	R: 0 E: 0 K: 0 S: 3 H: 0 LOB: 0 BB: 0 P: 3	R: 0 E: 0 K: 0 S: 4 H: 1 LOB: 2 BB: 1 P: 8	R: 0 E: 0 K: 0 S: 3 H: 0 LOB: 1 BB: 1 P: 7	R: 0 E: 0 K: 1 S: 6 H: 1 LOB: 3 BB: 2 P: 14	R: 3 E: 1 K: 0 S: 8 H: 5 LOB: 3 BB: 1 P: 12	R: 1 E: 0 K: 0 S: 4 H: 2 LOB: 1 BB: 1 P: 8	R: 0 E: 0 K: 2 S: 8 H: 1 LOB: 1 BB: 0 P: 8	R: 0 E: 0 K: 0 S: 3 H: 0 LOB: 0 BB: 0 P: 3	R: 0 E: 0 K: 1 S: 5 H: 0 LOB: 1 BB: 1 P: 9

1B: 9 SF: 1
2B: 3 SAC: 0
3B: 0 DP: 2
HR: 0 HBP: 0

WP: 0 PA: 43
PB: 0
SB: 1
CS: 0

PITCHER		IP	WLS	BF	H	R	ER	SO	BB	IBB	HBP	BLK	WP	HR	S	P	ERA	WHIP
Jim Geddes, R ERA: 6.97	(1, 1)	5.0		28	8	4	3	1	5	0	0	0	0	0	25	45	5.40	2.600
Dave Lemonds, L ERA: 2.95	(6, 1)	2.0	W	8	2	0	0	2	1	0	0	0	0	0	11	15	0.00	1.500
Dan Neumeier, R ERA: 9.0	(8, 1)	1.0		3	0	0	0	0	0	0	0	0	0	0	3	3	0.00	0.000
Terry Forster, L ERA: 2.25	(9, 1)	1.0	S	4	0	0	0	1	1	0	0	0	0	0	5	9	0.00	1.000

PITCHER	IP	WLS	BF	H	R	ER	SO	BB	IBB	HBP	BLK	WP	HR	S	P	ERA	WHIP

Batter	1	2	3	4	5	6	7	8	9	AB	R	H	RBI	BB	SO	LOB
Lee Richard, R (1, 8) OBP: 0.280, SLG: 0.280	0-0 1-3 1B		0-3 K			0-0 4-3		0-0 4-3		4	0	1	0	0	1	0
Jorge Orta, L (1, 4) (9, 5) OBP: 0.240, SLG: 0.317	0-0 1-3 1-2f			0-0 CS S 1B		0-0 3B 1B		0-0 3-1		4	1	2	0	0	0	1
Jim Lyttle, L (1, 9) OBP: 0.253, SLG: 0.359	0-0 F7			0-3 K 1-3		0-0 1B 3B 1-H			0-3 K	4	1	1	1	0	2	1
Tom Egan, R (1, 2) OBP: 0.224, SLG: 0.255 Jay Johnstone, L (9, PH) (9, 7) OBP: 0.256, SLG: 0.254		0-0 HR		0-3 K		0-3 K			0-3 K	3 1	1 0	1 0	1 0	0 0	2 1	2 0
Tony Muser, L (1, 3) OBP: 0.317, SLG: 0.448		0-0 F7		0-0 F6		0-0 CS 1B 3-H			0-0 1B 3B	4	1	2	1	0	0	1
Buddy Bradford, R (1, 7) OBP: 0.340, SLG: 0.444 Ed Herrmann, L (9, PH) OBP: 0.333, SLG: 0.359 Jim Geddes, R (9, PR) Chuck Brinkman, R (9, 2) OBP: 0.208, SLG: 0.143		0-0 4-3			0-0 6-3	0-0 CS 1-2	0-0 5-3		4-0 1B E IBB	3 0 0 0	0 0 1 0	0 0 0 0	0 0 0 0	0 1 0 0	0 0 0 0	0 0 0 0
Hank Allen, R (1, 5) OBP: 0.167, SLG: 0.167 Terry Forster, L (9, PH) OBP: 0.550, SLG: 0.526 Luis Alvarado, R (9, 4) OBP: 0.256, SLG: 0.286		0-0 6-3			0-0 1B		0-0 4-3		0-0 S 1B 1-3 3-H	3 1 0	0 0 0	1 1 0	0 1 0	0 0 0	0 0 0	0 0 0
Rudy Hernandez, R (1, 6) OBP: 0.167, SLG: 0.167			0-0 3-1		0-0 F9		0-3 K		0-0 F8 1-2 3-H	4	0	0	0	0	1	2
Eddie Fisher, R (1, 1) OBP: 0.083, SLG: 0.083 Pat Kelly, L (8, PH) OBP: 0.356, SLG: 0.369 Steve Kealey, R (8, 1)			0-0 6-3		0-0 5-3			0-0 5-3		2 1 0	0 0 0	0 0 0	0 0 0	0 0 0	0 0 0	1 0 0
Inning Stats	R: 0 E: 0 K: 0 S: 3 H: 1 LOB: 0 BB: 0 P: 3	R: 1 E: 0 K: 0 S: 4 H: 1 LOB: 0 BB: 0 P: 4	R: 0 E: 0 K: 1 S: 5 H: 0 LOB: 0 BB: 0 P: 5	R: 0 E: 0 K: 2 S: 8 H: 1 LOB: 1 BB: 0 P: 8	R: 0 E: 0 K: 0 S: 4 H: 1 LOB: 1 BB: 0 P: 4	R: 2 E: 0 K: 1 S: 7 H: 3 LOB: 0 BB: 0 P: 7	R: 0 E: 0 K: 1 S: 5 H: 0 LOB: 0 BB: 0 P: 5	R: 0 E: 0 K: 0 S: 3 H: 0 LOB: 0 BB: 0 P: 3	R: 2 E: 0 K: 2 S: 9 H: 2 LOB: 2 BB: 1 P: 13	1B: 6 2B: 1 3B: 2 HR: 1	SF: 0 SAC: 0 DP: 1 HBP: 0						

TOP

Chicago White Sox @ Minnesota Twins

Metropolitan Stadium, Bloomington , MI

Tue Oct 03 1972, 4:33 AM EDT

Att. 2,568 - Unknown - 61 F

livebaseballscorecards.com

AB	34
R	5
H	9
RBI	4
BB	1
SO	7
LOB	8

		WP: 0	PA: 36
		PB: 0	
		SB: 2	
		CS: 2	

PITCHER		IP	WLS	BF	H	R	ER	SO	BB	IBB	HBP	BLK	WP	HR	S	P	ERA	WHIP
Ray Corbin, R ERA: 2.62	(1, 1)	6.0		23	7	3	3	4	0	0	0	0	0	1	31	31	4.50	1.167
Wayne Granger, R ERA: 3.01	(7, 1)	3.0	L	12	2	2	1	3	0	1	0	0	0	0	17	21	3.00	0.667

PITCHER	IP	WLS	BF	H	R	ER	SO	BB	IBB	HBP	BLK	WP	HR	S	P	ERA	WHIP

Batter	1	2	3	4	5	6	7	8	9	AB	R	H	RBI	BB	SO	LOB
Cesar Tovar, R (1, 7) OBP: 0.327, SLG: 0.331	F9		F3		1-3	F8			F8	5	0	0	0	0	0	1
Rod Carew, L (1, 4) OBP: 0.369, SLG: 0.379	K		2B 1B		K		4-3		F9	5	1	1	0	0	2	0
Harmon Killebrew, R (1, 3) OBP: 0.367, SLG: 0.453	FC5-4 BB		1-H 2B		2B BB		1B 2B		F9	2	0	2	1	2	0	0
Rich Reese, L (7, PR) OBP: 0.308, SLG: 0.333 (8, 3)										1	1	0	0	0	0	0
Bobby Darwin, R (1, 9) OBP: 0.321, SLG: 0.437	FC5-4 1-2f		1-3		1-3 2B		F7			4	0	1	0	0	0	3
Steve Braun, L (1, 5) OBP: 0.355, SLG: 0.353		4-3	BB		K2-3		FC5 2-H 1B			3	0	1	1	1	1	2
Danny Thompson, R (1, 6) OBP: 0.316, SLG: 0.355		1B 2B	F9			F7	FC5 2-3			4	1	1	0	0	0	3
Glenn Borgmann, R (1, 2) OBP: 0.323, SLG: 0.306		L6-4 1B 2-H 1B		F7		WP 1B BB		4-3		2	0	1	1	1	0	0
Bucky Guth, R (6, PR)										0	1	0	0	0	0	0
George Mitterwald, R (7, 2) OBP: 0.225, SLG: 0.239										1	0	0	0	0	0	0
Jim Nettles, L (1, 8) OBP: 0.304, SLG: 0.287		1-2 1B		L8		L8 1-2		1-3		4	0	1	0	0	0	1
Ray Corbin, R (1, 1) OBP: 0.118, SLG: 0.102		L6-4 2-3		5-3		2-H 1B		K		2	0	0	0	0	0	2
Charlie Manuel, L (6, PH) OBP: 0.233, SLG: 0.270										1	0	1	1	0	0	0
Wayne Granger, R (7, 1) OBP: 0.200, SLG: 0.300										1	0	0	0	0	1	0
Inning Stats	R: 0 E: 0 K: 1 S: 5 H: 0 LOB: 1 BB: 1 P: 9	R: 1 E: 0 K: 0 S: 5 H: 3 LOB: 1 BB: 0 P: 5	R: 1 E: 0 K: 0 S: 5 H: 2 LOB: 2 BB: 1 P: 9	R: 0 E: 0 K: 0 S: 3 H: 0 LOB: 0 BB: 0 P: 3	R: 0 E: 0 K: 2 S: 8 H: 1 LOB: 2 BB: 1 P: 12	R: 1 E: 0 K: 0 S: 4 H: 1 LOB: 1 BB: 1 P: 8	R: 1 E: 0 K: 0 S: 5 H: 2 LOB: 1 BB: 0 P: 5	R: 0 E: 0 K: 1 S: 5 H: 0 LOB: 0 BB: 0 P: 5	R: 0 E: 0 K: 0 S: 3 H: 0 LOB: 0 BB: 0 P: 3							

PITCHER		IP	WLS	BF	H	R	ER	SO	BB	IBB	HBP	BLK	WP	HR	S	P	ERA	WHIP
Eddie Fisher, R ERA: 3.91	(1, 1)	7.0		33	9	4	4	3	4	0	0	0	1	0	35	51	5.14	1.857
Steve Kealey, R ERA: 3.3	(8, 1)	2.0	W	6	0	0	0	1	0	0	0	0	0	0	8	8	0.00	0.000

PITCHER	IP	WLS	BF	H	R	ER	SO	BB	IBB	HBP	BLK	WP	HR	S	P	ERA	WHIP

BOTTOM

Chicago White Sox @ Minnesota Twins

Metropolitan Stadium, Bloomington , MI

Tue Oct 03 1972, 4:33 AM EDT

Att. 2,568 - Unknown - 61 F

livebaseballscorecards.com

AB	35
R	4
H	9
RBI	4
BB	4
SO	4
LOB	12

1B: 5	SF: 0	WP: 1	PA: 39
2B: 5	SAC: 0	PB: 0	
3B: 0	DP: 1	SB: 0	
HR: 0	HBP: 0	CS: 0	

Batter	1	2	3	4	5	6	7	8	9	AB	R	H	RBI	BB	SO	LOB
Lee Richard, R (1, 8) OBP: 0.241, SLG: 0.241	6-3			F9		K			F4	4	0	0	0	0	1	0
Jorge Orta, L (1, 4) Luis Alvarado, R (5, 4) OBP: 0.244, SLG: 0.315 OBP: 0.254, SLG: 0.283	CS HBP			K		6-3			K	1 2	0 0	0 0	0 0	0 0	1 1	0 0
Jim Lyttle, L (1, 9) OBP: 0.241, SLG: 0.341	K 1-2			K		K			4-3	4	0	0	0	0	3	1
Tony Muser, L (1, 3) OBP: 0.302, SLG: 0.426		F6			K		6-3			3	0	0	0	0	1	0
Buddy Bradford, R (1, 7) OBP: 0.340, SLG: 0.438		K			S 1B 1B		F4			3	1	1	0	0	1	0
Hank Allen, R (1, 5) OBP: 0.143, SLG: 0.143		1-3			K 1-2		6-3			3	0	0	0	0	1	1
Rudy Hernandez, R (1, 6) OBP: 0.190, SLG: 0.190			K		2-H 1B			6-3		3	0	1	1	0	1	0
Chuck Brinkman, R (1, 2) OBP: 0.196, SLG: 0.135			F8		1-3			6-3		3	0	0	0	0	0	1
Rich Gossage, R (1, 1) Dan Neumeier, R (4, 1) Jay Johnstone, L (6, PH) OBP: 0.259, SLG: 0.268 Ken Frailing, L (6, 1) Pat Kelly, L (8, PH) OBP: 0.355, SLG: 0.368 Dennis O'Toole, R (8, 1)			K			HR		K		1 0 1 0 1 0	0 0 1 0 0 0	0 0 1 0 0 0	0 0 1 0 0 0	0 0 0 0 0 0	1 0 0 0 1 0	0 0 0 0 0 0
Inning Stats	R: 0 E: 0 K: 1 S: 4 H: 0 LOB: 0 BB: 0 P: 5	R: 0 E: 0 K: 1 S: 5 H: 0 LOB: 0 BB: 0 P: 5	R: 0 E: 0 K: 2 S: 7 H: 0 LOB: 0 BB: 0 P: 7	R: 0 E: 0 K: 2 S: 7 H: 0 LOB: 0 BB: 0 P: 7	R: 1 E: 0 K: 2 S: 9 H: 2 LOB: 1 BB: 0 P: 9	R: 1 E: 0 K: 2 S: 8 H: 1 LOB: 0 BB: 0 P: 8	R: 0 E: 0 K: 0 S: 3 H: 0 LOB: 0 BB: 0 P: 3	R: 0 E: 0 K: 1 S: 5 H: 0 LOB: 0 BB: 0 P: 5	R: 0 E: 0 K: 1 S: 5 H: 0 LOB: 0 BB: 0 P: 5	1B: 2 2B: 0 3B: 0 HR: 1	SF: 0 SAC: 0 DP: 0 HBP: 1					

PITCHER		IP	WLS	BF	H	R	ER	SO	BB	IBB	HBP	BLK	WP	HR	S	P	ERA	WHIP
Bert Blyleven, R ERA: 2.73	(1, 1)	6.0	W	21	3	2	2	10	0	0	1	0	0	1	40	41	3.00	0.500
Dave Goltz, R ERA: 2.67	(7, 1)	3.0	S	9	0	0	0	2	0	0	0	0	0	0	13	13	0.00	0.000

PITCHER	IP	WLS	BF	H	R	ER	SO	BB	IBB	HBP	BLK	WP	HR	S	P	ERA	WHIP

TOP

Chicago White Sox @ Minnesota Twins

Metropolitan Stadium, Bloomington , MI

Wed Oct 04 1972, 4:33 AM EDT

Att. 3,193 - Unknown - 60 F

livebaseballscorecards.com

AB	29
R	2
H	3
RBI	2
BB	0
SO	12
LOB	3

WP: 0	PA: 30
PB: 0	
SB: 1	
CS: 1	

Batter	1	2	3	4	5	6	7	8	9	AB	R	H	RBI	BB	SO	LOB
Cesar Tovar, R (1, 7) OBP: 0.329, SLG: 0.334	0-0 BB 1B 1B	0-0 1B 2-H 1B	0-0 1-3 2-H 1B	0-0 ① 6-3 2-3		0-0 ② L6		0-0 1B 2-H 2B		5	2	3	2	0	0	1
Steve Brye, R (7, 7) OBP: 0.292, SLG: 0.300										1	1	1	1	0	0	0
Danny Thompson, R (1, 6) OBP: 0.318, SLG: 0.356	0-0 ① F2	4-0 BB 1B BB	0-0 ② SF9 3-H	0-0 G5-4-3 3-H 1B		0-0 ③ 5-3		0-0 2-H 1B		4	0	2	3	1	0	1
Harmon Killebrew, R (1, 3) OBP: 0.367, SLG: 0.450	4-0 1B 1B 1-2 BB	0-3 ② K	0-3 ③ K	0-0 ② ③ G5-4-3 1-2f			0-0 ① 1-3	0-0 ② F6		3	0	0	0	1	2	4
Rich Reese, L (5, 3) OBP: 0.305, SLG: 0.330										2	0	0	0	0	0	1
Bobby Darwin, R (1, 9) OBP: 0.326, SLG: 0.442	0-0 1B 1-2 2-H 1B	0-0 BB 1-2 2-H 1B		0-0 1B 2B	4-0 4-3 4-3 BB		0-0 FC3-6 BB 1B	0-0 ③ 6-3		5	1	4	2	1	0	1
Steve Braun, L (1, 5) OBP: 0.360, SLG: 0.356	0-0 FC6-4 1-2 2-3 1B	4-0 1-2 2-3 BB		0-0 3B 2-H 1B	0-0 ① 4-3 1-2		4-0 FC3-6 1-2 BB			3	1	2	1	2	0	1
Jim Nettles, L (1, 8) OBP: 0.302, SLG: 0.294	0-3 ② K	0-0 ③ F7		0-0 1B 1-H 3B	0-0 ② 4-3 2-3		0-0 ② FC3-6 1-2f 2-3			5	1	1	1	0	1	9
Glenn Borgmann, R (1, 2) OBP: 0.325, SLG: 0.309	0-0 ③ FC6-4 1-2f		0-0 1B 1B 1B	0-0 BB 2B 1B 3-H	0-0 ③ F7		0-0 ③ 5-3			5	2	2	1	0	0	6
Dan Monzon, R (1, 4) OBP: 0.365, SLG: 0.291		0-0 SH3-4 1B 1B	0-0 1B 1-2 SF9 1B	4-0 1-2 2B BB		0-0 ① 5-3		4-0 G3 2B BB		3	4	2	0	2	0	0
Bert Blyleven, R (1, 1) OBP: 0.177, SLG: 0.181	0-0 ① SH3-4 1-2	0-0 ① F2	0-0 6-3 1-H 2-H 2B			0-0 IHR		0-0 ① G3 1-2		2	1	1	2	0	0	2
Eric Soderholm, R (6, PH) OBP: 0.245, SLG: 0.359										1	1	1	1	0	0	0
Dave Goltz, R (7, 1) OBP: 0.161, SLG: 0.103										1	0	0	0	0	0	1
Inning Stats	R: 1 E: 0 K: 1 S: 8 H: 3 LOB: 3 BB: 1 P: 12	R: 2 E: 0 K: 1 S: 8 H: 3 LOB: 3 BB: 2 P: 16	R: 2 E: 0 K: 1 S: 8 H: 3 LOB: 1 BB: 0 P: 8	R: 6 E: 0 K: 0 S: 8 H: 6 LOB: 0 BB: 1 P: 12	R: 0 E: 0 K: 0 S: 3 H: 0 LOB: 1 BB: 1 P: 7	R: 1 E: 0 K: 0 S: 4 H: 1 LOB: 0 BB: 0 P: 4	R: 0 E: 0 K: 0 S: 4 H: 1 LOB: 2 BB: 1 P: 8	R: 2 E: 0 K: 0 S: 5 H: 2 LOB: 1 BB: 1 P: 9		1B: 14 2B: 3 3B: 1 HR: 1 SF: 1 SAC: 1 DP: 1 HBP: 0						

PITCHER		IP	WLS	BF	H	R	ER	SO	BB	IBB	HBP	BLK	WP	HR	S	P	ERA	WHIP
Rich Gossage, R ERA: 4.28	(1, 1)	3.0	L	25	13	9	9	3	3	0	0	0	0	0	28	40	27.00	5.333
Dan Neumeier, R ERA: 9.0	(4, 1)	2.0		9	2	2	2	0	2	0	0	0	0	0	7	15	9.00	2.000
Ken Frailing, L ERA: 3.0	(6, 1)	2.0		9	2	1	1	0	1	0	0	0	0	0	8	12	4.50	1.500
Dennis O'Toole, R ERA: 5.4	(8, 1)	1.0		6	2	2	2	0	1	0	0	0	0	0	5	9	18.00	3.000

PITCHER	IP	WLS	BF	H	R	ER	SO	BB	IBB	HBP	BLK	WP	HR	S	P	ERA	WHIP

BOTTOM

Chicago White Sox @ Minnesota Twins

Metropolitan Stadium, Bloomington , MI

Wed Oct 04 1972, 4:33 AM EDT

Att. 3,193 - Unknown - 60 F

livebaseballscorecards.com

AB	40
R	14
H	19
RBI	14
BB	7
SO	3
LOB	27

WP: 0 PA: 49
PB: 0
SB: 0
CS: 0