

# Minnesota Twins - 1973



Batter	1	2	3	4	5	6	7	8	9	AB	R	H	RBI	BB	SO	LOB	TOP				
Larry Hise, R OBP: 0.596, SLG: 1.333 (1, 8)										4	1	1	3	0	0	0	<b>Minnesota Twins @ Oakland Athletics</b> Oakland-Alameda County Coliseum, Oakland, CA Sat Apr 07 1973, 3:33 AM PST Alt. 7, 246 - Unknown - 66 F				
Rod Carew, L OBP: 0.333, SLG: 0.375 (1, 4)										3	0	0	0	1	0	0					
Bobby Darwin, R OBP: 0.333, SLG: 0.143 (1, 9)										4	0	0	0	0	0	1					
Tony Oliva, L OBP: 0.444, SLG: 0.750 Mike Adams, R (9, PR)										4	0	1	0	0	0	0					
Steve Braun, L OBP: 0.222, SLG: 0.333 (1, 5)										4	1	1	0	0	0	1					
Joe Lis, R OBP: 0.444, SLG: 0.375 (1, 3)										4	0	1	0	0	1	1					
Danny Thompson, R OBP: 0.111, SLG: 0.222 (1, 6)										4	1	1	0	0	0	3					
George Mitterwald, R Phil Roof, R (1, 2) (7, 2)										2	1	0	0	1	1	1					
Jim Holt, L OBP: 0.286, SLG: 0.714 (1, 7)										3	1	1	1	0	0	1					
<b>Inning Stats</b>	R: 0 E: 0 K: 0 S: 2	H: 0 LOB: 0 BB: 1 P: 6	R: 0 E: 0 K: 1 S: 5	H: 0 LOB: 0 BB: 0 P: 5	R: 1 E: 0 K: 0 S: 4	H: 1 LOB: 0 BB: 0 P: 4	R: 0 E: 0 K: 0 S: 3	H: 0 LOB: 0 BB: 0 P: 3	R: 4 E: 0 K: 0 S: 6	H: 3 LOB: 0 BB: 1 P: 10	R: 0 E: 0 K: 0 S: 3	H: 0 LOB: 0 BB: 0 P: 3	R: 0 E: 0 K: 1 S: 5	H: 0 LOB: 0 BB: 0 P: 5	R: 0 E: 0 K: 0 S: 3	H: 0 LOB: 0 BB: 0 P: 3		R: 0 E: 0 K: 0 S: 5	H: 2 LOB: 2 BB: 0 P: 5	1B: 3 2B: 2 3B: 0 HR: 1	SF: 0 SAC: 0 DP: 1 HBP: 0
<b>PITCHER</b> Blue Moon Odom, R ERA: 5.0 (1, 1)	IP: 9.0 WLS: L BF: 34 H: 6 R: 5 ER: 5 SO: 2 BB: 2 IBB: 0 HBP: 0 BLK: 0 WP: 1 HR: 1 S: 36 P: 44 ERA: 5.00 WHIP: 0.889															<b>PITCHER</b> IP: 9.0 WLS: L BF: 34 H: 6 R: 5 ER: 5 SO: 2 BB: 2 IBB: 0 HBP: 0 BLK: 0 WP: 1 HR: 1 S: 36 P: 44 ERA: 5.00 WHIP: 0.889					

AB	32
R	5
H	6
RBI	4
BB	2
SO	2
LOB	8



Batter	1	2	3	4	5	6	7	8	9	AB	R	H	RBI	BB	SO	LOB	BOTTOM				
Bill North, S OBP: 0.222, SLG: 0.222 (1, 10)										4	0	0	0	0	1	3	<b>Minnesota Twins @ Oakland Athletics</b> Oakland-Alameda County Coliseum, Oakland, CA Sat Apr 07 1973, 3:33 AM PST Alt. 7, 246 - Unknown - 66 F				
Dal Maxvill, R Rich McKinney, R (1, 6) (5, PH) (6, 4)										2	0	0	0	0	0	0					
Joe Rudi, R (1, 7)										4	0	0	0	0	1	1					
Reggie Jackson, L OBP: 0.444, SLG: 0.750 (1, 9)										4	1	2	1	0	0	0					
Sal Bando, R OBP: 0.125, SLG: 0.250 (1, 5)										4	0	0	0	0	0	1					
Gene Tenace, R OBP: 0.625, SLG: 1.000 (1, 3)										3	2	2	1	1	0	0					
Billy Conigliaro, R OBP: 0.250, SLG: 0.250 (1, 8)										4	0	1	0	0	0	1					
Ray Fosse, R OBP: 0.375, SLG: 0.375 (1, 2)										4	0	1	1	0	0	1					
Dick Green, R Gonzalo Marquez, L Ted Kubiak, S (1, 4) (5, PH) (6, 6)										1	0	0	0	0	0	0					
<b>Inning Stats</b>	R: 0 E: 0 K: 1 S: 5	H: 0 LOB: 0 BB: 0 P: 5	R: 1 E: 0 K: 0 S: 4	H: 1 LOB: 0 BB: 0 P: 4	R: 0 E: 0 K: 1 S: 5	H: 0 LOB: 0 BB: 0 P: 5	R: 0 E: 0 K: 0 S: 4	H: 1 LOB: 1 BB: 0 P: 4	R: 1 E: 0 K: 0 S: 5	H: 2 LOB: 2 BB: 1 P: 9	R: 0 E: 0 K: 0 S: 3	H: 0 LOB: 0 BB: 0 P: 3	R: 0 E: 0 K: 0 S: 3	H: 0 LOB: 0 BB: 0 P: 3	R: 0 E: 0 K: 0 S: 4	H: 1 LOB: 1 BB: 0 P: 4		R: 1 E: 0 K: 0 S: 5	H: 2 LOB: 1 BB: 0 P: 5	1B: 5 2B: 0 3B: 0 HR: 2	SF: 0 SAC: 0 DP: 0 HBP: 0
<b>PITCHER</b> Bill Hands, R Ken Sanders, R ERA: 2.25 ERA: 9.0 (1, 1) (9, 1)	IP: 8.0 WLS: W BF: 30 H: 5 R: 2 ER: 2 SO: 2 BB: 1 IBB: 0 HBP: 0 BLK: 0 WP: 0 HR: 1 S: 33 P: 37 ERA: 2.25 WHIP: 0.750															<b>PITCHER</b> IP: 1.0 WLS: S BF: 5 H: 2 R: 1 ER: 1 SO: 0 BB: 0 IBB: 0 HBP: 0 BLK: 0 WP: 0 HR: 1 S: 5 P: 5 ERA: 9.00 WHIP: 2.000					

AB	34
R	3
H	7
RBI	3
BB	1
SO	2
LOB	12



Batter	1	2	3	4	5	6	7	8	9	AB	R	H	RBI	BB	SO	LOB	TOP		
Larry Hisle, R OBP: 0.492, SLG: 1.000 (1, 8)										4	1	1	0	0	0	0	<b>Minnesota Twins @ Oakland Athletics</b> Oakland-Alameda County Coliseum, Oakland, CA Sun Apr 08 1973, 3:33 AM PST Alt: 8,919 - Unknown - 71 F		
Rod Carew, L OBP: 0.333, SLG: 0.545 (1, 4)										3	2	1	0	0	1	0			
Bobby Darwin, R OBP: 0.308, SLG: 0.182 (1, 9)										4	0	1	1	0	1	2			
Danny Walton, R OBP: 0.500, SLG: 1.333 (1, 10)										3	1	1	1	1	0	1			
Joe Lis, R OBP: 0.308, SLG: 0.273 (1, 3)										4	0	0	1	0	0	4			
Danny Thomson, R OBP: 0.154, SLG: 0.231 (1, 6)										4	0	1	1	0	0	0			
Steve Braun, L OBP: 0.154, SLG: 0.231 (1, 5)									4	0	0	0	0	1	2				
Phil Roof, R OBP: 0.250, SLG: 0.250 (1, 2)									4	0	1	0	0	0	0				
Mike Adams, R (1, 7)										4	0	0	0	0	3	1			
<b>Inning Stats</b>	R: 2 E: 1 K: 2 S: 10	H: 2 LOB: 2 BB: 1 P: 14	R: 0 E: 0 K: 5 S: 5	H: 0 LOB: 0 BB: 0 P: 5	R: 1 E: 0 K: 1 S: 6	H: 1 LOB: 0 BB: 0 P: 6	R: 0 E: 0 K: 0 S: 3	H: 0 LOB: 0 BB: 0 P: 3	R: 1 E: 1 K: 1 S: 8	H: 2 LOB: 2 BB: 0 P: 8	R: 0 E: 0 K: 0 S: 3	H: 0 LOB: 0 BB: 0 P: 3	R: 0 E: 0 K: 0 S: 3	H: 0 LOB: 0 BB: 0 P: 3	R: 0 E: 0 K: 0 S: 3	H: 0 LOB: 0 BB: 0 P: 3	1B: 4 2B: 0 3B: 1 HR: 1	SF: 1 SAC: 1 DP: 0 HBP: 0	WP: 1 PA: 36 PB: 0 SB: 0 CS: 0
<b>PITCHER</b> Ken Holtzman, L ERA: 2.0 (1, 1)	IP: 9.0 WLS: L BF: 36 H: 6 R: 4 ER: 2 SO: 6 BB: 1 IBB: 0 HBP: 0 BLK: 0 WP: 1 HR: 1 S: 47 P: 51 ERA: 2.00 WHIP: 0.778															<b>PITCHER</b>			

AB	34
R	4
H	6
RBI	4
BB	1
SO	6
LOB	10



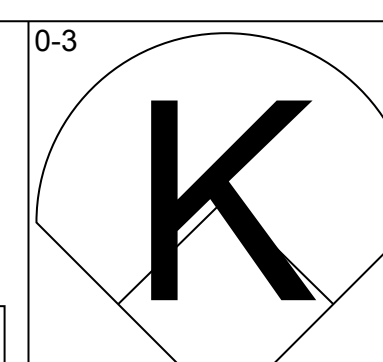
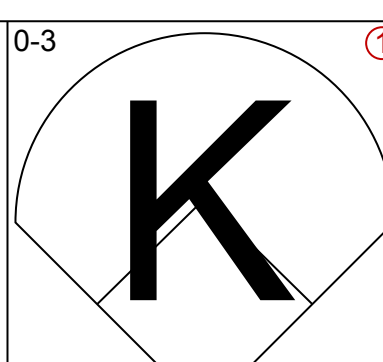
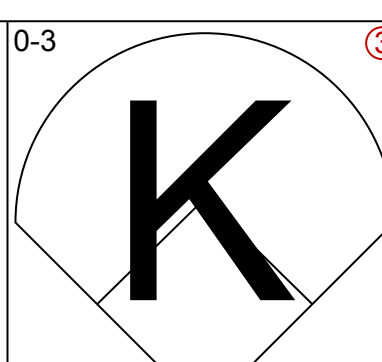
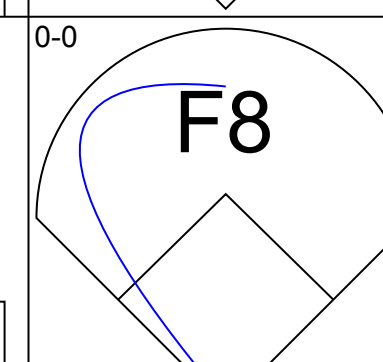
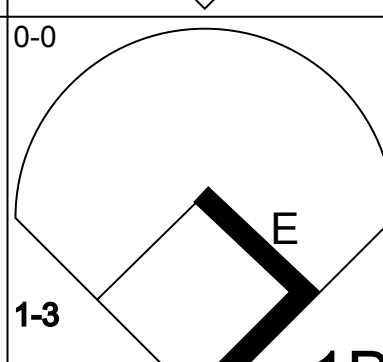
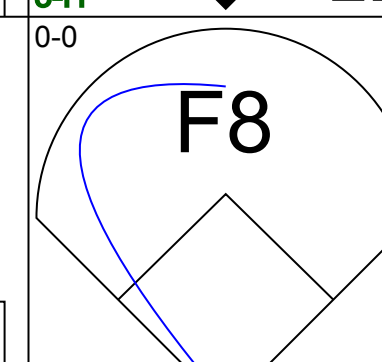
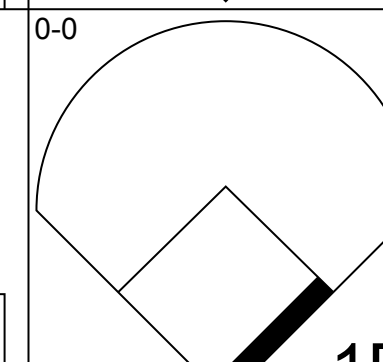
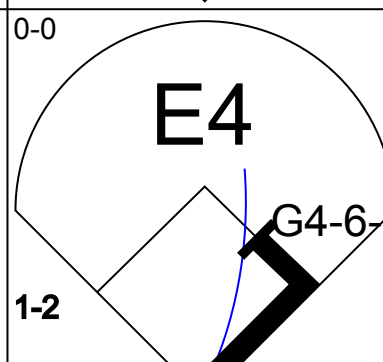
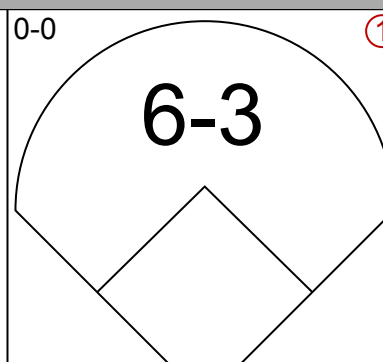
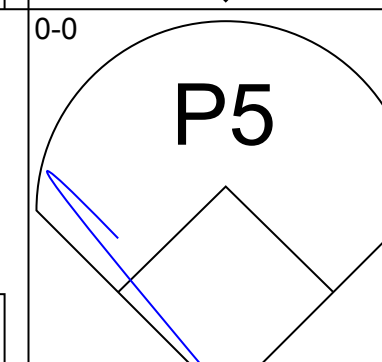
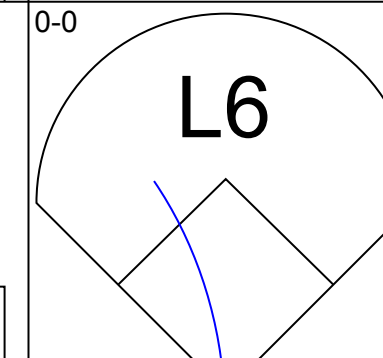
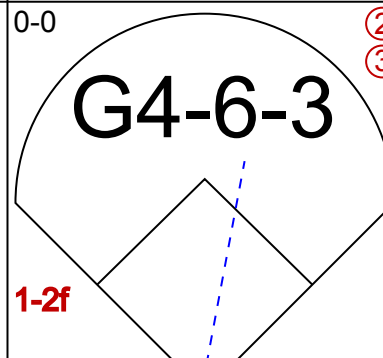
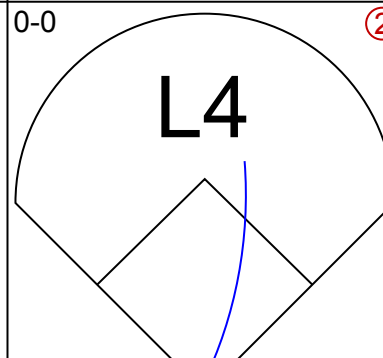
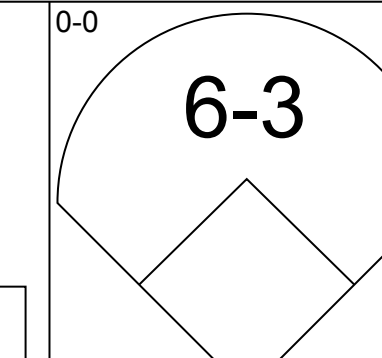
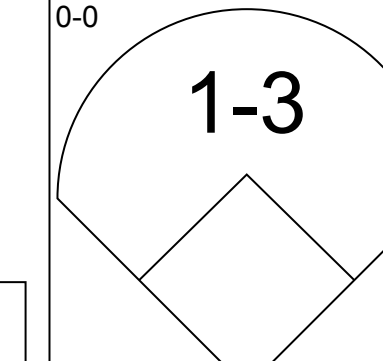
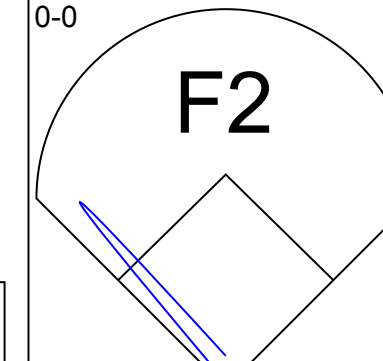
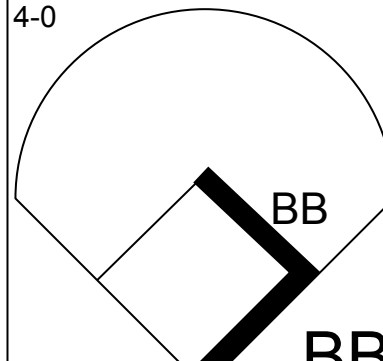
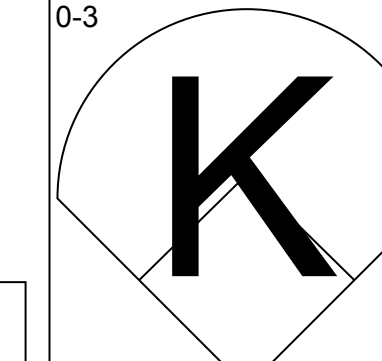
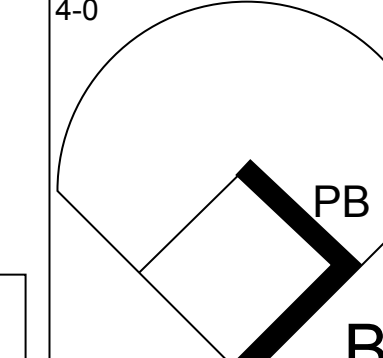
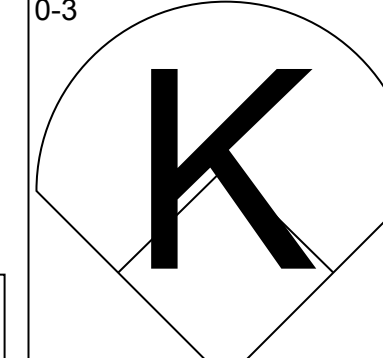
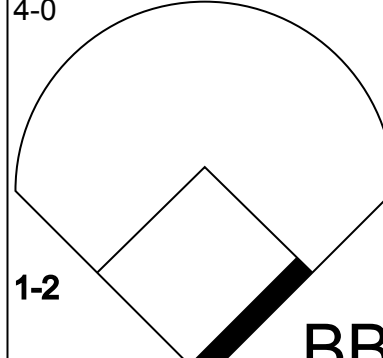
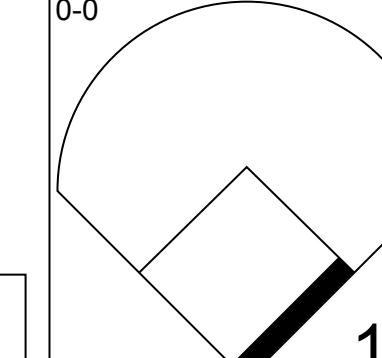
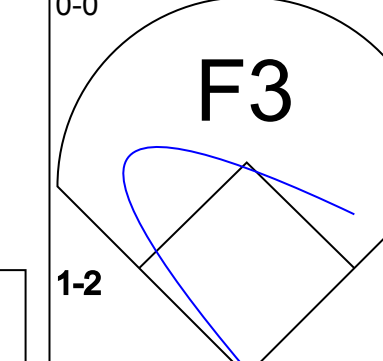
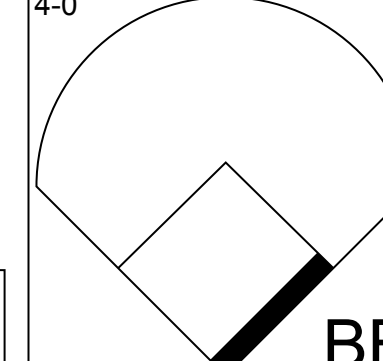
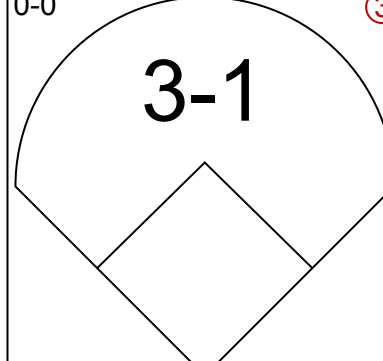
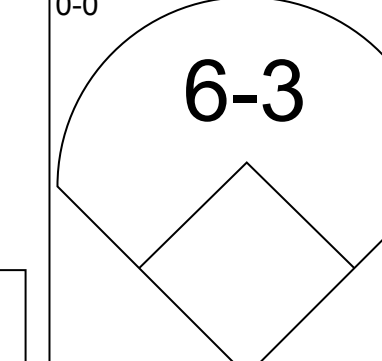
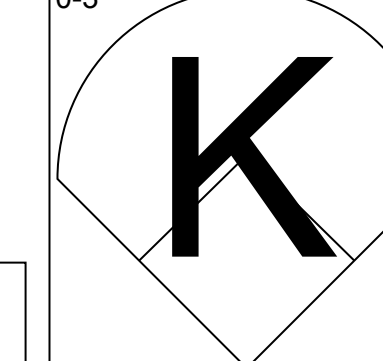
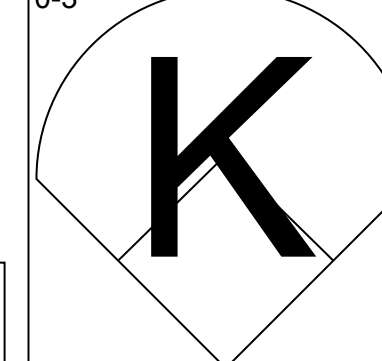
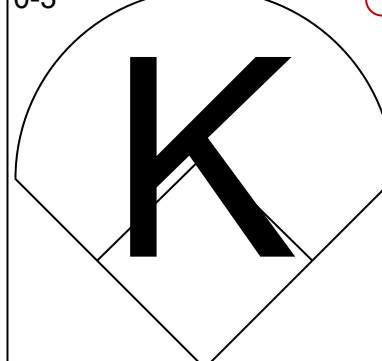
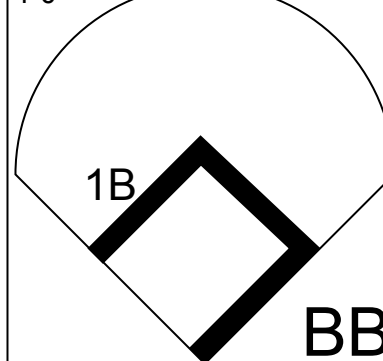
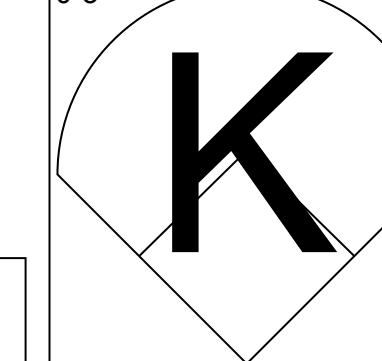
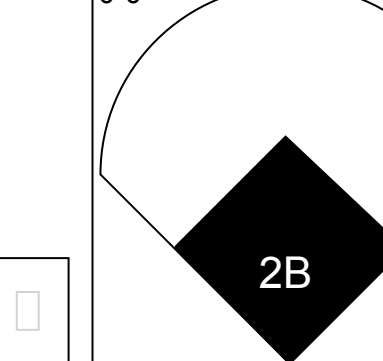
Batter	1	2	3	4	5	6	7	8	9	AB	R	H	RBI	BB	SO	LOB	BOTTOM				
Ted Kubiak, S OBP: 0.333, SLG: 0.333 (8, 4)										4	0	1	0	0	0	1	<b>Minnesota Twins @ Oakland Athletics</b> Oakland-Alameda County Coliseum, Oakland, CA Sun Apr 08 1973, 3:33 AM PST Alt: 8,919 - Unknown - 71 F				
Angel Mangual, R OBP: 0.500, SLG: 0.750 (1, 10)									4	1	2	0	0	1	1						
Joe Rudi, R OBP: 0.154, SLG: 0.083 (1, 7)									4	1	1	0	0	1	2						
Reggie Jackson, L OBP: 0.385, SLG: 0.583 (1, 9)									4	0	1	2	0	1	2						
Sal Bando, R OBP: 0.167, SLG: 0.182 (1, 5)										3	0	0	0	1	0	2					
Gene Tenace, R OBP: 0.417, SLG: 0.636 (1, 3)									4	0	0	0	0	1	2						
Billy Conigliaro, R OBP: 0.333, SLG: 0.333 (1, 8)										4	0	2	0	0	1	0					
Ray Fosse, R OBP: 0.333, SLG: 0.333 (1, 2)										4	0	1	0	0	0	2					
Dick Green, R (1, 4)										2	0	0	0	0	1	1					
Gonzalo Marquez, L OBP: 0.687, SLG: 1.000 (7, PH)										1	0	1	0	0	0	0					
Dal Maxvill, R (8, 6)										0	0	0	0	0	0	0					
<b>Inning Stats</b>	R: 0 E: 0 K: 1 S: 6	H: 1 LOB: 1 BB: 0 P: 6	R: 0 E: 0 K: 0 S: 3	H: 0 LOB: 0 BB: 0 P: 3	R: 0 E: 0 K: 0 S: 3	H: 0 LOB: 0 BB: 0 P: 3	R: 0 E: 0 K: 0 S: 4	H: 1 LOB: 1 BB: 0 P: 4	R: 0 E: 0 K: 3 S: 10	H: 1 LOB: 1 BB: 0 P: 10	R: 2 E: 1 K: 0 S: 6	H: 3 LOB: 1 BB: 0 P: 6	R: 0 E: 0 K: 0 S: 4	H: 2 LOB: 1 BB: 0 P: 4	R: 0 E: 0 K: 2 S: 7	H: 0 LOB: 0 BB: 0 P: 7	R: 0 E: 0 K: 0 S: 3	H: 1 LOB: 1 BB: 1 P: 7	1B: 8 2B: 1 3B: 0 HR: 0	SF: 0 SAC: 0 DP: 2 HBP: 0	WP: 0 PA: 35 PB: 0 SB: 0 CS: 0
<b>PITCHER</b> Jim Kaat, L ERA: 1.69 Ray Corbin, R ERA: (6, 1)	IP: 5.1 WLS: S BF: 13 H: 3 R: 0 ER: 0 SO: 2 BB: 1 IBB: 0 HBP: 0 BLK: 0 WP: 0 HR: 0 S: 16 P: 20 ERA: 0.00 WHIP: 1.091															<b>PITCHER</b>					

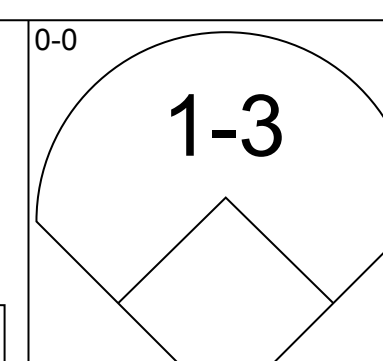
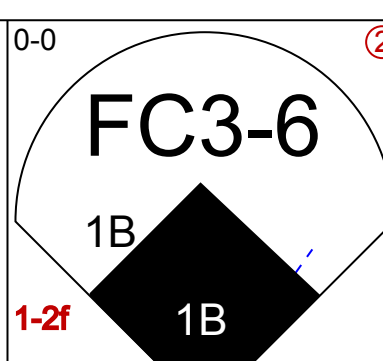
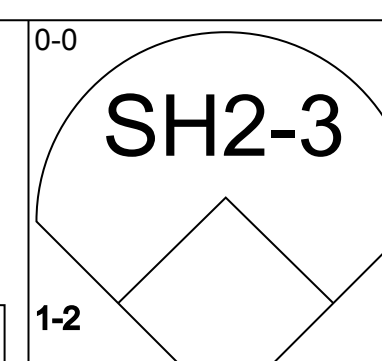
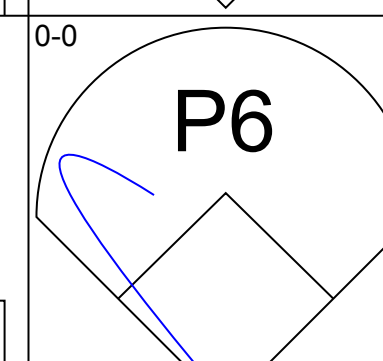
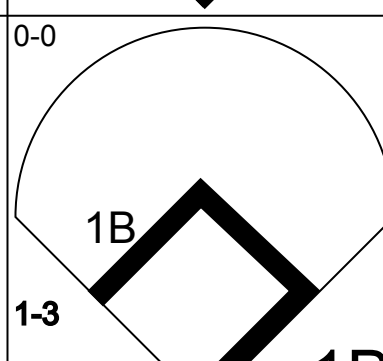
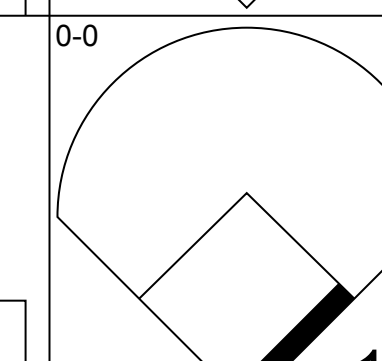
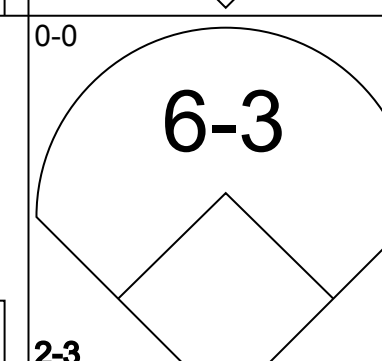
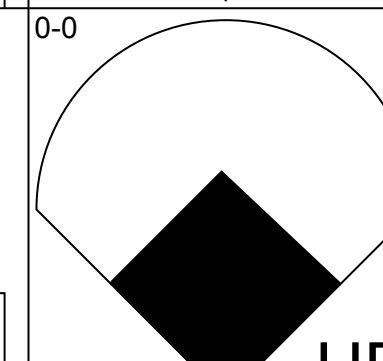
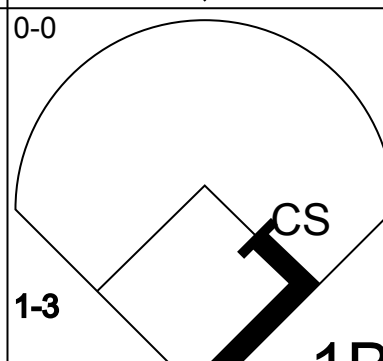
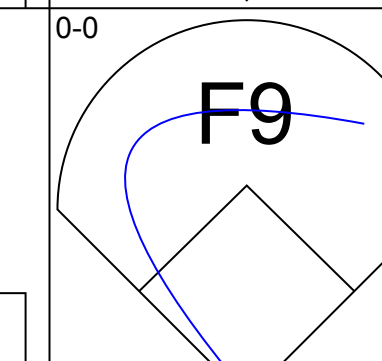
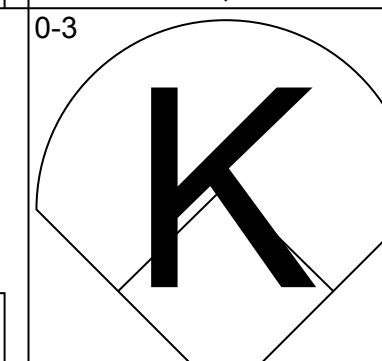
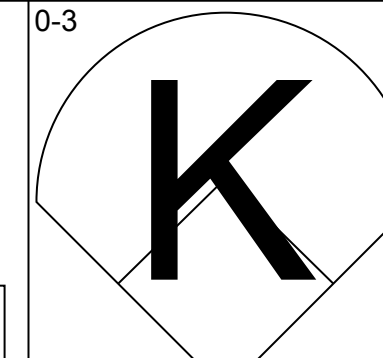
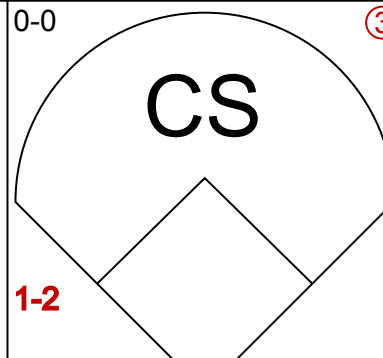
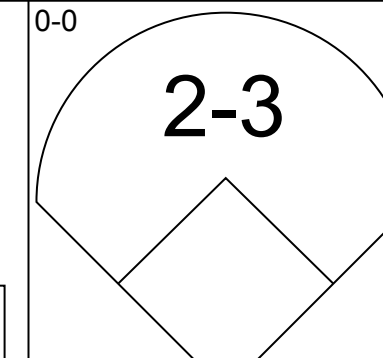
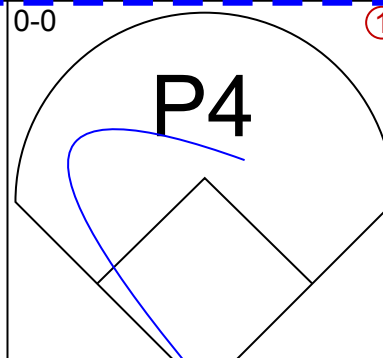
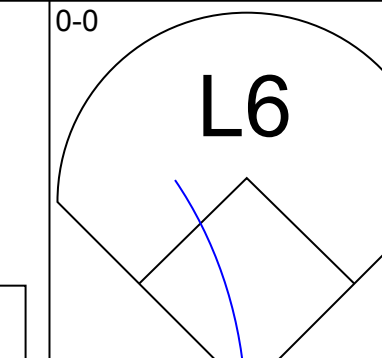
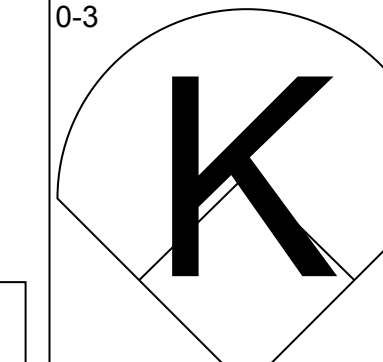
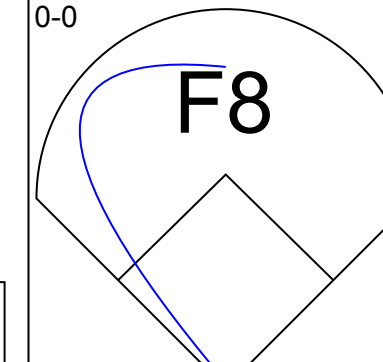
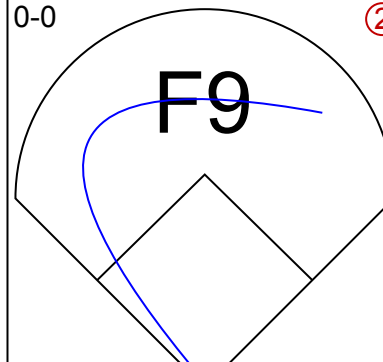
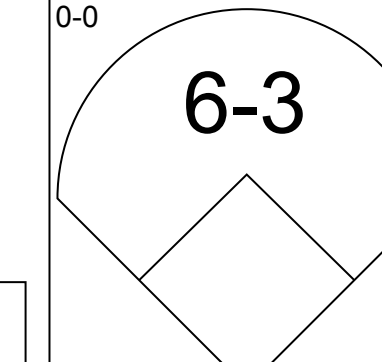
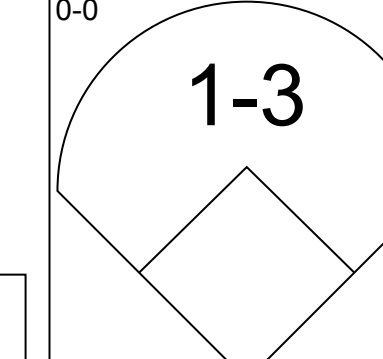
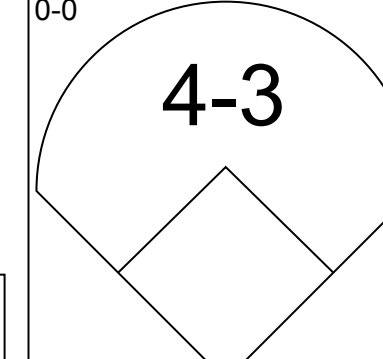
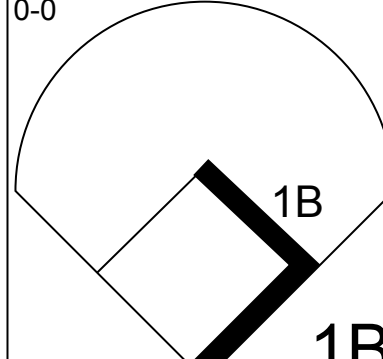
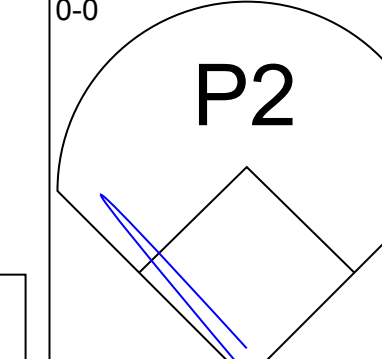
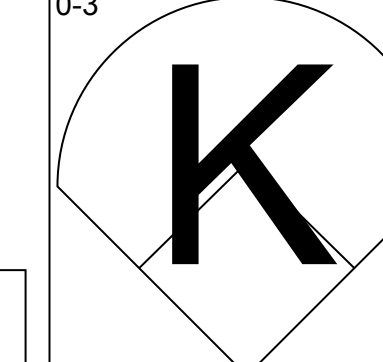
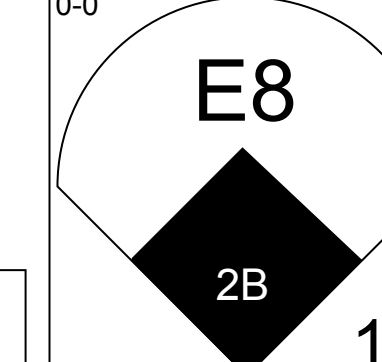
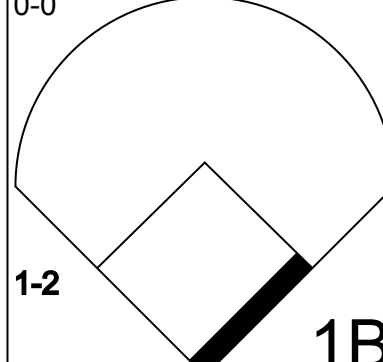

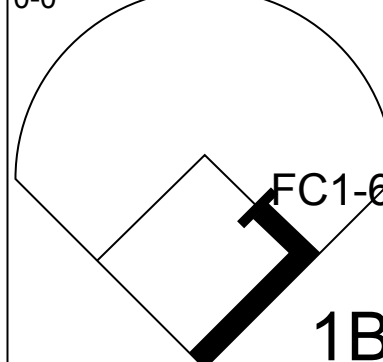
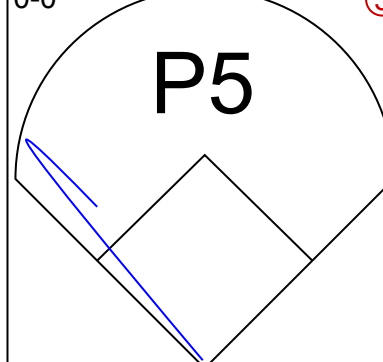
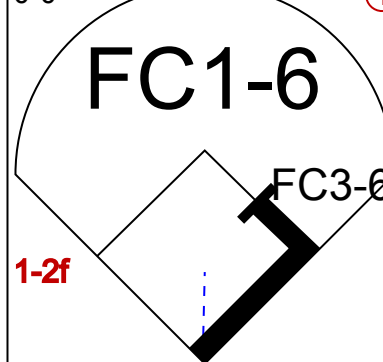
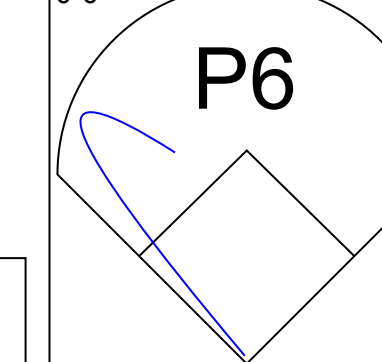
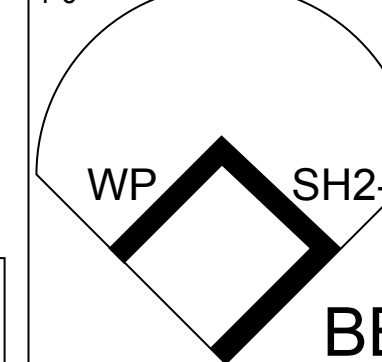
AB	34
R	2
H	9
RBI	2
BB	1
SO	6
LOB	13



Batter	1	2	3	4	5	6	7	8	9	AB	R	H	RBI	BB	SO	LOB	TOP				
Larry Hise, R OBP: 0.353, SLG: 0.765 (1, 8)	K		FC6-4		G5-4-3		K			4	0	0	0	0	2	3	<b>Minnesota Twins @ California Angels</b> Anaheim Stadium, Anaheim, CA Tue Apr 10 1973, 9:05 PM EST Att. 6,319 - Unknown - 58 F				
Rod Carew, L OBP: 0.313, SLG: 0.462 (1, 4)	1-5-3		SF8			WP 1B 6-3 BB		6-3		2	1	0	1	1	0	0					
Bobby Darwin, R OBP: 0.294, SLG: 0.200 (1, 9)	K		K			6-3 WP 1-2 1B		K		4	0	1	0	0	3	1					
Tony Oliva, L OBP: 0.385, SLG: 0.583 (1, 10)		K				6-3		F8		4	0	1	1	0	1	1					
Joe Lis, R OBP: 0.235, SLG: 0.200 (1, 3)		F7				K			K	4	0	0	0	0	3	2					
Steve Braun, L OBP: 0.235, SLG: 0.313 (1, 5)					FC5-4				L7	3	0	1	0	1	0	1					
Danny Thompson, R OBP: 0.118, SLG: 0.176 (1, 6)					F8				6-3	4	0	0	0	0	1	4					
Phil Roof, R OBP: 0.286, SLG: 0.286 (1, 2)			FC6-4 SF8 1B			F9			P2	3	1	1	0	0	0	0					
Jim Holt, L OBP: 0.400, SLG: 0.700 (1, 7)			FC6-4 1-2 1B			G5-4-3 1B			F9	3	0	2	0	0	0	0					
<b>Inning Stats</b>	R: 0 E: 0 K: 2 S: 7	H: 0 LOB: 0 BB: 0 P: 7	R: 0 E: 0 K: 2 S: 8	H: 1 LOB: 1 BB: 0 P: 8	R: 1 E: 0 K: 1 S: 7	H: 2 LOB: 1 BB: 0 P: 7	R: 0 E: 0 K: 1 S: 6	H: 1 LOB: 0 BB: 0 P: 6	R: 0 E: 0 K: 0 S: 3	H: 1 LOB: 2 BB: 2 P: 3	R: 1 E: 0 K: 1 S: 6	H: 1 LOB: 0 BB: 2 P: 14	R: 0 E: 0 K: 1 S: 5	H: 0 LOB: 0 BB: 0 P: 5	R: 0 E: 0 K: 1 S: 5	H: 0 LOB: 0 BB: 0 P: 5		R: 0 E: 0 K: 1 S: 5	H: 0 LOB: 0 BB: 0 P: 5	1B: 5 2B: 1 3B: 0 HR: 0	SF: 1 SAC: 0 DP: 1 HBP: 0
<b>PITCHER</b> Bill Singer, R ERA: 2.0 (1, 1)	IP: 9.0 WLS: W BF: 34 H: 6 R: 2 ER: 2 SO: 10 BB: 2 IBB: 0 HBP: 0 BLK: 0 WP: 1 HR: 0 S: 52 P: 60 ERA: 2.00 WHIP: 0.889															<b>PITCHER</b>					

Batter	1	2	3	4	5	6	7	8	9	AB	R	H	RBI	BB	SO	LOB	BOTTOM		
Sandy Alomar Sr., S OBP: 0.267, SLG: 0.214 (1, 4)	F8		1-3					F5		4	1	1	0	0	0	1	<b>Minnesota Twins @ California Angels</b> Anaheim Stadium, Anaheim, CA Tue Apr 10 1973, 9:05 PM EST Att. 6,319 - Unknown - 58 F		
Bobby Valentine, R OBP: 0.500, SLG: 0.647 (1, 6)	K				F8			E3 1B		4	0	2	2	0	1	0			
Vada Pinson, L OBP: 0.353, SLG: 0.357 (1, 9)	G3				4-3			E3 1-3		4	0	0	0	0	1	1			
Tom McCraw, L OBP: 0.412, SLG: 0.357 (1, 7)		F5						4-3		4	1	1	0	0	0	1			
Bob Oliver, R OBP: 0.222, SLG: 0.125 (1, 10)		6-3						P4		3	0	1	1	0	0	0			
Jim Spencer, L (1, 3)								4-3		3	0	0	0	0	1	1			
Ken Berry, R OBP: 0.375, SLG: 0.286 (1, 8)					4-3			3-1		3	1	1	0	0	0	0			
John Stephenson, L OBP: 0.167, SLG: 0.167 (1, 2)					K			SH3 1B		2	0	0	0	0	1	0			
Rudy Meoli, L OBP: 0.857, SLG: 0.750 (1, 5)								1B 1B 1B		2	1	1	1	1	0	0			
<b>Inning Stats</b>	R: 0 E: 0 K: 1 S: 5	H: 0 LOB: 0 BB: 0 P: 5	R: 0 E: 0 K: 1 S: 5	H: 0 LOB: 0 BB: 0 P: 5	R: 0 E: 0 K: 1 S: 5	H: 0 LOB: 1 BB: 1 P: 9	R: 1 E: 0 K: 0 S: 5	H: 2 LOB: 1 BB: 0 P: 5	R: 3 E: 0 K: 1 S: 8	H: 4 LOB: 0 BB: 0 P: 8	R: 0 E: 0 K: 0 S: 3	H: 0 LOB: 0 BB: 0 P: 3	R: 0 E: 1 K: 0 S: 4	H: 1 LOB: 1 BB: 0 P: 4	R: 0 E: 0 K: 0 S: 4	H: 0 LOB: 0 BB: 0 P: 4		1B: 6 2B: 1 3B: 0 HR: 0	SF: 0 SAC: 1 DP: 0 HBP: 0
<b>PITCHER</b> Bert Blyleven, R ERA: 3.38 Dave Goltz, R ERA: (8, 1)	IP: 7.0 WLS: L BF: 27 H: 6 R: 4 ER: 4 SO: 4 BB: 1 IBB: 0 HBP: 0 BLK: 0 WP: 0 HR: 0 S: 34 P: 38 ERA: 5.14 WHIP: 1.000															<b>PITCHER</b>			

Batter	1	2	3	4	5	6	7	8	9	AB	R	H	RBI	BB	SO	LOB	TOP					
Larry Hise, R OBP: 0.318, SLG: 0.682 (1, 8)										5	0	1	1	0	3	1	<p><b>Minnesota Twins @ California Angels</b> Anaheim Stadium, Anaheim, CA Wed Apr 11 1973, 9:05 PM EST Att: 6,946 - Unknown</p>					
Rod Carew, L OBP: 0.300, SLG: 0.412 (1, 4)			 1B							4	0	1	0	0	0	1						
Bobby Darwin, R OBP: 0.286, SLG: 0.211 (1, 9)			 G4-6-3							4	0	1	0	0	0	3						
Tony Oliva, L OBP: 0.294, SLG: 0.438 (1, 10)			 1-2							4	0	0	0	0	0	4						
Joe Lis, R OBP: 0.238, SLG: 0.167 (1, 3)						 BB				3	0	0	0	1	1	0						
Steve Braun, L OBP: 0.333, SLG: 0.333 (1, 5)	 BB					 1-2				2	0	1	0	2	1	0						
Danny Thompson, R OBP: 0.143, SLG: 0.150 (1, 6)	 1-2									3	0	0	0	1	0	4						
Phil Roof, R OBP: 0.222, SLG: 0.222 (7, PH)										2	0	0	0	0	2	2						
Steve Brye, R (7, 2)										1	0	0	0	0	1	0						
George Mitterwald, R (7, 2)										1	0	0	0	0	1	0						
Jim Holt, L OBP: 0.429, SLG: 0.769 (1, 7)			 BB					 3B		3	1	1	0	1	2	0						
<b>Inning Stats</b>	R: 0 E: 0 K: 1 S: 6	H: 1 LOB: 1 BB: 0 P: 6	R: 0 E: 0 K: 1 S: 5	H: 0 LOB: 1 BB: 1 P: 9	R: 0 E: 1 K: 1 S: 6	H: 1 LOB: 2 BB: 1 P: 10	R: 0 E: 0 K: 2 S: 7	H: 0 LOB: 1 BB: 1 P: 11	R: 0 E: 0 K: 1 S: 5	H: 0 LOB: 0 BB: 0 P: 5	R: 0 E: 0 K: 0 S: 3	H: 0 LOB: 2 BB: 2 P: 11	R: 1 E: 0 K: 1 S: 7	H: 2 LOB: 1 BB: 0 P: 7	R: 0 E: 0 K: 3 S: 6	H: 1 LOB: 1 BB: 0 P: 6	R: 0 E: 0 K: 3 S: 9	H: 0 LOB: 0 BB: 0 P: 9	1B: 3 2B: 1 3B: 1 HR: 0	SF: 0 SAC: 0 DP: 1 HBP: 0	WP: 0 PB: 1 CS: 0	PA: 37
<b>PITCHER</b> Nolan Ryan, R ERA: 1.5 (1, 1)	IP: 9.0 WLS: W BF: 37 H: 5 R: 1 ER: 1 SO: 11 BB: 5 IBB: 0 HBP: 0 BLK: 0 WP: 0 HR: 0 S: 54 P: 74 ERA: 1.00 WHIP: 1.111															<b>PITCHER</b>						

Batter	1	2	3	4	5	6	7	8	9	AB	R	H	RBI	BB	SO	LOB	BOTTOM			
Sandy Alomar Sr., S OBP: 0.222, SLG: 0.176 (1, 4)			 1B 1B							3	1	0	0	0	0	2	<p><b>Minnesota Twins @ California Angels</b> Anaheim Stadium, Anaheim, CA Wed Apr 11 1973, 9:05 PM EST Att: 6,946 - Unknown</p>			
Bobby Valentine, R OBP: 0.500, SLG: 0.619 (1, 6)			 1-3			 3-H				4	0	2	1	0	0	1				
Vada Pinson, L OBP: 0.381, SLG: 0.556 (1, 9)			 1-3			 3-H				4	1	2	2	0	1	2				
Tom McCraw, L OBP: 0.333, SLG: 0.278 (1, 7)			 1-2							4	0	0	0	0	1	0				
Bob Oliver, R OBP: 0.154, SLG: 0.083 (1, 10)										4	0	0	0	0	1	0				
John Stephenson, L OBP: 0.188, SLG: 0.188 (1, 2)						 1B				4	0	1	0	0	0	0				
Ken Berry, R OBP: 0.421, SLG: 0.353 (1, 8)						 2B	 1-2			3	1	2	0	0	1	0				
Jim Spencer, L OBP: 0.333, SLG: 0.214 (1, 3)			 1B							3	1	2	1	0	0	2				
Rudy Meoli, L OBP: 0.700, SLG: 0.500 (1, 5)			 FC3-6			 2-H		 SH2-3		2	0	0	0	1	0	2				
<b>Inning Stats</b>	R: 1 E: 0 K: 1 S: 6	H: 1 LOB: 0 BB: 0 P: 6	R: 0 E: 0 K: 2 S: 7	H: 0 LOB: 0 BB: 0 P: 7	R: 1 E: 0 K: 0 S: 5	H: 3 LOB: 1 BB: 0 P: 5	R: 0 E: 0 K: 0 S: 3	H: 0 LOB: 0 BB: 0 P: 3	R: 2 E: 1 K: 0 S: 6	H: 3 LOB: 1 BB: 0 P: 6	R: 0 E: 0 K: 0 S: 5	H: 2 LOB: 2 BB: 0 P: 5	R: 0 E: 0 K: 1 S: 5	H: 0 LOB: 1 BB: 1 P: 9	R: 0 E: 0 K: 0 S: 3	H: 0 LOB: 0 BB: 0 P: 3		1B: 7 2B: 1 3B: 0 HR: 1	SF: 0 SAC: 1 DP: 0 HBP: 0	WP: 1 PB: 0 CS: 1
<b>PITCHER</b> Bill Hands, R ERA: 4.15 Joe Decker, R ERA: (6, 1)	IP: 5.0 WLS: L BF: 21 H: 7 R: 4 ER: 4 SO: 3 BB: 0 IBB: 0 HBP: 0 BLK: 0 WP: 1 HR: 1 S: 27 P: 27 ERA: 7.20 WHIP: 1.400															<b>PITCHER</b>				



Batter	1	2	3	4	5	6	7	8	9	AB	R	H	RBI	BB	SO	LOB	TOP			
Bert Campaneris, R OBP: 0.125, SLG: 0.125 (1, 6)										4	1	1	0	0	0	2				
Bill North, S OBP: 0.364, SLG: 0.350 (1, 8)										4	0	0	0	0	2	2				
Gonzalo Marquez, L OBP: 0.500, SLG: 0.625 (1, 10)										4	0	1	0	0	1	1				
Reggie Jackson, L OBP: 0.433, SLG: 0.741 (1, 9)										4	1	2	2	0	2	0				
Joe Rudi, R OBP: 0.200, SLG: 0.250 (1, 7)										4	0	1	0	0	1	1				
Sal Bando, R OBP: 0.321, SLG: 0.478 (1, 5)										4	0	0	0	0	0	1				
Gene Tenace, R OBP: 0.357, SLG: 0.542 Mike Hegan, L (9, 3)										4	0	0	0	0	1	1				
Ray Fosse, R OBP: 0.250, SLG: 0.250 (1, 2)										3	0	1	0	0	1	0				
Ted Kubiak, S OBP: 0.350, SLG: 0.316 (1, 4)										3	0	2	0	0	0	1				
<b>Inning Stats</b>	R: 2 E: 0 K: 0 S: 5	H: 2 LOB: 0 BB: 0 P: 5	R: 0 E: 0 K: 1 S: 5	H: 0 LOB: 0 BB: 0 P: 5	R: 0 E: 0 K: 1 S: 6	H: 2 LOB: 2 BB: 0 P: 6	R: 0 E: 0 K: 2 S: 7	H: 0 LOB: 0 BB: 0 P: 7	R: 0 E: 0 K: 0 S: 4	H: 1 LOB: 1 BB: 0 P: 4	R: 0 E: 0 K: 1 S: 6	H: 1 LOB: 1 BB: 0 P: 6	R: 0 E: 0 K: 1 S: 6	H: 0 LOB: 0 BB: 0 P: 5	R: 0 E: 0 K: 1 S: 6	H: 1 LOB: 1 BB: 0 P: 6	1B: 7 2B: 0 3B: 0 HR: 1	SF: 0 SAC: 0 DP: 0 HBP: 0	WP: 0 PB: 0 SB: 0 CS: 0	PA: 34
<b>PITCHER</b> Bert Blyleven, R ERA: 2.88 (1, 1)	IP: 9.0 WLS: L BF: 34 H: 8 R: 2 ER: 2 SO: 8 BB: 0 IBB: 0 HBP: 0 BLK: 0 WP: 0 HR: 1 S: 50 P: 50 ERA: 2.00 WHIP: 0.889															<b>PITCHER</b>				

Oakland Athletics @ Minnesota Twins  
Metropolitan Stadium, Bloomington, MI  
Sat Apr 14 1973, 4:33 AM EST  
Att: 10,711 - Unknown - 67 F

AB 34  
R 2  
H 8  
RBI 2  
BB 0  
SO 8  
LOB 9



Batter	1	2	3	4	5	6	7	8	9	AB	R	H	RBI	BB	SO	LOB	BOTTOM					
Larry Hise, R OBP: 0.419, SLG: 0.821 (1, 8)										3	1	1	0	1	1	2						
Rod Carew, L OBP: 0.310, SLG: 0.417 (1, 4)										3	0	1	1	0	0	2						
Harmon Killebrew, R OBP: 0.250, SLG: 0.143 (1, 3)										4	0	0	0	0	0	3						
Tony Oliva, L OBP: 0.308, SLG: 0.440 (1, 10)										4	0	1	0	0	2	0						
Bobby Darwin, R OBP: 0.310, SLG: 0.346 (1, 9)										3	0	0	0	1	1	1						
Steve Brye, R OBP: 0.333, SLG: 0.200 (1, 7)										3	0	0	0	1	1	1						
Danny Walton, R OBP: 0.286, SLG: 0.667 Jerry Terrell, R (8, 5)										3	0	0	0	0	1	2						
Danny Thompson, R OBP: 0.143, SLG: 0.148 (1, 6)										3	0	0	0	0	0	1						
George Mitterwald, R OBP: 0.455, SLG: 0.143 Mike Adams, R Phil Roof, R OBP: 0.231, SLG: 0.167 (8, PR) (9, 2)										1	0	1	0	2	0	0						
<b>Inning Stats</b>	R: 1 E: 0 K: 0 S: 5	H: 2 LOB: 1 BB: 0 P: 5	R: 0 E: 0 K: 0 S: 2	H: 0 LOB: 0 BB: 1 P: 6	R: 0 E: 0 K: 0 S: 2	H: 0 LOB: 1 BB: 2 P: 10	R: 0 E: 0 K: 2 S: 7	H: 0 LOB: 1 BB: 1 P: 11	R: 0 E: 0 K: 1 S: 6	H: 1 LOB: 1 BB: 0 P: 6	R: 0 E: 0 K: 1 S: 5	H: 0 LOB: 0 BB: 0 P: 5	R: 0 E: 0 K: 1 S: 5	H: 0 LOB: 0 BB: 0 P: 5	R: 0 E: 0 K: 0 S: 3	H: 1 LOB: 2 BB: 1 P: 7	R: 0 E: 0 K: 1 S: 5	H: 0 LOB: 0 BB: 0 P: 5	1B: 2 2B: 1 3B: 1 HR: 0	SF: 1 SAC: 0 DP: 2 HBP: 0	WP: 0 PB: 0 SB: 0 CS: 1	PA: 33
<b>PITCHER</b> Ken Holtzman, L ERA: 1.5 (1, 1)	IP: 9.0 WLS: W BF: 33 H: 4 R: 1 ER: 1 SO: 6 BB: 5 IBB: 0 HBP: 0 BLK: 0 WP: 0 HR: 0 S: 40 P: 60 ERA: 1.00 WHIP: 1.000															<b>PITCHER</b>						

Oakland Athletics @ Minnesota Twins  
Metropolitan Stadium, Bloomington, MI  
Sat Apr 14 1973, 4:33 AM EST  
Att: 10,711 - Unknown - 67 F

AB 27  
R 1  
H 4  
RBI 1  
BB 5  
SO 6  
LOB 12





Batter	1	2	3	4	5	6	7	8	9	AB	R	H	RBI	BB	SO	LOB	TOP
<b>Sandy Alomar Sr. S</b> OBP: 0.259, SLG: 0.231 (1, 4)	6-3	S 1B		FC5-4			P4		P6	5	0	1	2	0	0	3	
<b>Bobby Valentine R</b> OBP: 0.452, SLG: 0.567 (1, 6)	6-3 1B 2B	6-3			5-3		5-3		1B	5	1	2	2	0	0	1	
<b>Doug Howard R</b> OBP: 0.214, SLG: 0.154 (1, 7)	6-3			G1-4-3 1B		K		6-3	K	5	0	1	0	0	2	2	
<b>Frank Robinson R</b> OBP: 0.375, SLG: 0.750 (1, 10)	1B			G1-4-3 1-2		K		K		4	0	1	1	0	2	1	
<b>Bob Oliver R</b> OBP: 0.190, SLG: 0.150 (1, 3)	P4			E5 FC6-4		5-3		1B		4	0	1	0	0	0	1	
<b>Leroy Stanton R</b> OBP: 0.200, SLG: 0.400 (1, 9)		F8		FC6-4		F3		F8		4	0	0	0	0	0	2	
<b>Ken Berry R</b> OBP: 0.444, SLG: 0.417 (1, 8)		G3 1B 1B		6-3		2B		F9		4	1	2	0	0	0	0	
<b>Al Gallagher R</b> OBP: 0.357, SLG: 0.308 (1, 5)		G3 1B 1B		P4		6-3		2B 1B 1B		4	2	2	0	0	0	1	
<b>John Stephenson L</b> OBP: 0.250, SLG: 0.300 (1, 2)		G3		FC5-4 1B		F4		1B 2B		4	1	2	0	0	0	2	
<b>Inning Stats</b>	R: 1 E: 0 K: 0 S: 5	H: 2 LOB: 1 BB: 0 P: 5	R: 2 E: 0 K: 0 S: 6	H: 3 LOB: 1 BB: 0 P: 6	R: 0 E: 1 K: 0 S: 4	H: 1 LOB: 1 BB: 0 P: 4	R: 0 E: 0 K: 0 S: 4	H: 1 LOB: 1 BB: 0 P: 4	R: 0 E: 0 K: 0 S: 3	H: 0 LOB: 0 BB: 0 P: 3	R: 0 E: 0 K: 1 S: 6	H: 1 LOB: 1 BB: 0 P: 6	R: 2 E: 0 K: 1 S: 8	H: 3 LOB: 1 BB: 0 P: 8	1B: 9 2B: 3 3B: 0 HR: 0	SF: 0 SAC: 0 DP: 1 HBP: 0	WP: 0 PA: 39
<b>PITCHER</b>	IP	WLS	BF	H	R	ER	SO	BB	IBB	HBP	BLK	WP	HR	S	P	ERA	WHIP
<b>Jim Kaat L</b> ERA: 3.72 (1, 1)	8.0	W	33	9	3	3	3	0	0	0	0	0	0	39	39	3.38	1.125
<b>Ken Sanders R</b> ERA: 13.5 (9, 1)	1.0	S	6	3	2	2	1	0	0	0	0	0	0	8	8	18.00	3.000

California Angels @ Minnesota Twins  
Metropolitan Stadium, Bloomington, MI  
Tue Apr 17 1973, 4:33 AM EST  
Att. 3,856 - Unknown - 65 F

AB 39  
R 5  
H 12  
RBI 5  
BB 0  
SO 4  
LOB 13



Batter	1	2	3	4	5	6	7	8	9	AB	R	H	RBI	BB	SO	LOB	BOTTOM		
<b>Larry Hise R</b> OBP: 0.417, SLG: 0.750 (1, 8)	F8	P6			P2		1B			4	1	1	0	1	0	3			
<b>Rod Carew L</b> OBP: 0.324, SLG: 0.414 (1, 4)	FC5-4 1B			F8	FC6-4		1B			5	1	2	1	0	1	3			
<b>Harmon Killebrew R</b> OBP: 0.390, SLG: 0.273 <b>Steve Brye R</b> OBP: 0.333, SLG: 0.200 (1, 3) (9, 7)	FC5-4			3-1 2B	F8		HR IBB		1-3	4	1	1	0	1	0	2			
<b>Tony Oliva L</b> OBP: 0.310, SLG: 0.407 <b>Danny Walton R</b> OBP: 0.444, SLG: 1.250 (1, 10) (7, PH)	G3			3-1		BB	HR		PB WP 2B	2	2	2	4	0	0	0			
<b>Bobby Darwin R</b> OBP: 0.294, SLG: 0.300 (1, 9)		K		F9		K	5-3 1B BB		5-3	4	1	0	0	1	2	2			
<b>Steve Braun L</b> OBP: 0.300, SLG: 0.250 (1, 5)		F8		G3		F9	E3 1B		FC6-4 BB	4	1	0	0	1	0	2			
<b>Danny Thompson R</b> OBP: 0.152, SLG: 0.156 (1, 6)		2B E 1B		K		5-3	5-3		FC6-4	5	1	1	0	0	1	4			
<b>George Mitterwald R</b> OBP: 0.500, SLG: 0.400 <b>Mike Adams R</b> ERA: 9.0 <b>Phil Roof R</b> OBP: 0.231, SLG: 0.167 (1, 2) (7, PR) (8, 2)		E 2B		5-3		1B	1B			3	0	2	0	0	0	0			
<b>Jim Holt L</b> OBP: 0.409, SLG: 0.619 (1, 7) (9, 3)		E6				F5				4	0	2	2	0	0	2			
<b>Inning Stats</b>	R: 0 E: 0 K: 0 S: 4	H: 1 LOB: 1 BB: 0 P: 4	R: 1 E: 1 K: 1 S: 8	H: 2 LOB: 2 BB: 0 P: 8	R: 0 E: 0 K: 0 S: 4	H: 1 LOB: 1 BB: 0 P: 4	R: 0 E: 0 K: 1 S: 5	H: 0 LOB: 0 BB: 0 P: 5	R: 0 E: 0 K: 0 S: 4	H: 1 LOB: 1 BB: 0 P: 4	R: 0 E: 0 K: 1 S: 5	H: 0 LOB: 1 BB: 1 P: 9	R: 8 E: 1 K: 1 S: 11	H: 5 LOB: 2 BB: 4 P: 27	R: 1 E: 0 K: 0 S: 4	H: 1 LOB: 1 BB: 1 P: 8	1B: 7 2B: 3 3B: 0 HR: 1	SF: 0 SAC: 0 DP: 0 HBP: 0	WP: 2 PA: 43
<b>PITCHER</b>	IP	WLS	BF	H	R	ER	SO	BB	IBB	HBP	BLK	WP	HR	S	P	ERA	WHIP		
<b>Bill Singer R</b> ERA: 2.93 (1, 1)	6.1	L	29	8	5	4	3	1	0	0	0	0	1	2	10	5.68	1.421		
<b>Steve Barber L</b> ERA: 9.0 (7, 1)	0.0		4	1	1	1	0	1	1	0	0	0	1	2	10	∞	∞		
<b>Dave Sells R</b> ERA: 4.91 (7, 1)	0.1		4	1	3	1	0	2	0	0	0	1	0	2	10	27.00	9.000		
<b>Rudy May L</b> ERA: 7.5 (7, 1)	1.1		6	1	1	0	1	1	0	0	0	1	0	7	11	0.00	1.500		

California Angels @ Minnesota Twins  
Metropolitan Stadium, Bloomington, MI  
Tue Apr 17 1973, 4:33 AM EST  
Att. 3,856 - Unknown - 65 F

AB 37  
R 10  
H 11  
RBI 7  
BB 6  
SO 4  
LOB 20



Batter	1	2	3	4	5	6	7	8	9	AB	R	H	RBI	BB	SO	LOB	TOP									
Sandy Alomar Sr. S (1,4) OBP: 0.267, SLG: 0.241	0-3 K		0-0 6-3		0-0 3B 1B		0-0 SH3-4		0-0 SH1-3	3	1	1	0	0	1	0	<b>California Angels @ Minnesota Twins</b> Metropolitan Stadium, Bloomington, MI Wed Apr 18 1973, 4:33 AM EST Att: 5,088 - Unknown									
Bobby Valentine R (1,6) OBP: 0.472, SLG: 0.676	0-0 2B		0-0 2B 1B		1-H 3B		1-2 2-3 SF9	0-3 K	4	0	3	2	0	1	1											
Vada Pinson, L (1,9) OBP: 0.310, SLG: 0.462	0-0 4-3		1-3 2B		0-3 K		3-H 0-0 F8		4	0	1	0	0	1	4											
Frank Robinson, R (1,10) OBP: 0.333, SLG: 0.833	0-3 K		0-3 K		0-3 K		0-0 HR		4	1	1	1	0	3	3											
Tom McCraw L (1,7) OBP: 0.308, SLG: 0.227		4-0 BB		0-0 4-3		0-0 3-1		0-0 4-3	3	0	0	0	1	0	0											
Jim Spencer L (1,3) OBP: 0.346, SLG: 0.238		0-0 P4		0-3 K		0-0 1B		0-0 F3	4	0	1	0	0	1	1											
Ken Berry, R (1,8) OBP: 0.387, SLG: 0.357		0-3 K		0-0 4-3		0-0 1-3		0-0 F9	4	0	0	0	0	1	2											
Al Gallagher, R (1,5) OBP: 0.353, SLG: 0.313		0-3 K		0-0 4-3		0-0 SH3-4 HBP SF9 1B		0-0 4-3	3	0	1	0	0	1	1											
Rudy Meoli, L (7, PR) OBP: 0.536, SLG: 0.333									1	1	0	0	0	0	0											
John Stephenson L (1,2) OBP: 0.261, SLG: 0.273			0-0 F2		0-0 F2		1-0 SH3-4 HBP		0-0 SH1-3 1B	2	0	0	0	0	0	0										
Jerry Davanon, R (7, PR)									0	0	0	0	0	0	0	0										
Jeff Torborg, R (7,2) OBP: 1.000, SLG: 1.000									1	0	1	0	0	0	0	0										
<b>Inning Stats</b>	R: 0 E: 0 K: 2 S: 8	H: 1 LOB: 1 BB: 0 P: 8	R: 0 E: 0 K: 2 S: 7	H: 0 LOB: 1 BB: 1 P: 11	R: 0 E: 0 K: 1 S: 7	H: 2 LOB: 2 BB: 0 P: 7	R: 0 E: 0 K: 1 S: 5	H: 0 LOB: 0 BB: 0 P: 5	R: 1 E: 0 K: 1 S: 7	H: 2 LOB: 1 BB: 0 P: 7	R: 0 E: 0 K: 1 S: 6	H: 1 LOB: 1 BB: 0 P: 6	R: 1 E: 0 K: 0 S: 4	H: 1 LOB: 2 BB: 0 P: 5	R: 1 E: 0 K: 0 S: 4	H: 1 LOB: 0 BB: 0 P: 4	R: 0 E: 0 K: 1 S: 6	H: 1 LOB: 1 BB: 0 P: 6	1B: 5 2B: 2 3B: 1 HR: 1	SF: 1 SAC: 2 DP: 0 HBP: 1	WP: 0 PB: 0 SB: 0 CS: 0	PA: 38				
<b>PITCHER</b> Bert Blyleven, R (1,1) ERA: 2.91	IP: 9.0 WLS: L BF: 38	H: 9 R: 3 ER: 3 SO: 9	BB: 1 IBB: 0 HBP: 1 BLK: 0	WP: 0 HR: 1 S: 54 P: 59	ERA: 3.00 WHIP: 1.111	<b>PITCHER</b>										ERA: 3.00 WHIP: 1.111	<b>PITCHER</b>									

Batter	1	2	3	4	5	6	7	8	9	AB	R	H	RBI	BB	SO	LOB	BOTTOM									
Larry Hise, R (1,8) OBP: 0.400, SLG: 0.686	4-0 HR	0-0 F3		0-3 K			0-3 K			3	1	0	0	1	2	2	<b>California Angels @ Minnesota Twins</b> Metropolitan Stadium, Bloomington, MI Wed Apr 18 1973, 4:33 AM EST Att: 5,088 - Unknown									
Rod Carew, L (1,4) OBP: 0.342, SLG: 0.500	0-0 1-H HR	0-3 K		4-0 CS BB		0-3 K			3	1	1	2	1	2	0											
Harmon Killebrew, R (1,3) OBP: 0.294, SLG: 0.214	4-0 1B 1B BB		0-3 K		0-3 K 1-2		0-0 F6		3	0	0	0	1	2	1											
Tony Oliva, L (1,10) OBP: 0.303, SLG: 0.387	0-0 1B 1B		0-3 K		0-3 K		0-0 4-3		4	0	1	0	0	2	0											
Bobby Darwin, R (1,9) OBP: 0.263, SLG: 0.265	0-3 K		0-0 P4		0-0 F9		0-3 K		4	0	0	0	0	2	2											
Steve Braun, L (1,5) OBP: 0.324, SLG: 0.321	0-0 F8			0-0 2B		0-0 4-3		0-0 FC1-6 1B	4	0	2	0	0	0	2											
Danny Thompson, R (1,6) OBP: 0.189, SLG: 0.171	0-0 1B			0-3 K		4-0 BB		0-0 FC1-6 1-2 1-4	3	0	1	0	1	1	2											
Jerry Terrell, R (9, PR)	1-2 2-3								0	0	0	0	0	0	0											
George Mitterwald, R (1,2) OBP: 0.389, SLG: 0.286	0-3 K			0-3 K		0-0 F9		0-0 L7-1-4	4	0	0	0	0	2	6											
Jim Holt, L (1,7) OBP: 0.400, SLG: 0.565		0-0 6-3		4-0 BB			0-3 K		2	0	0	0	1	1	0											
<b>Inning Stats</b>	R: 2 E: 0 K: 2 S: 10	H: 3 LOB: 3 BB: 2 P: 18	R: 0 E: 0 K: 1 S: 5	H: 0 LOB: 0 BB: 0 P: 5	R: 0 E: 0 K: 2 S: 7	H: 0 LOB: 0 BB: 0 P: 7	R: 0 E: 0 K: 3 S: 10	H: 1 LOB: 2 BB: 1 P: 14	R: 0 E: 0 K: 2 S: 6	H: 0 LOB: 0 BB: 1 P: 10	R: 0 E: 0 K: 0 S: 3	H: 0 LOB: 1 BB: 1 P: 7	R: 0 E: 0 K: 3 S: 9	H: 0 LOB: 0 BB: 0 P: 9	R: 0 E: 0 K: 1 S: 5	H: 0 LOB: 0 BB: 0 P: 5	R: 0 E: 0 K: 0 S: 3	H: 1 LOB: 1 BB: 0 P: 3	1B: 3 2B: 3 3B: 0 HR: 1	SF: 0 SAC: 0 DP: 1 HBP: 0	WP: 0 PB: 0 SB: 0 CS: 1	PA: 35				
<b>PITCHER</b> Nolan Ryan, R (1,1) ERA: 1.67	IP: 9.0 WLS: W BF: 35	H: 5 R: 2 ER: 2 SO: 14	BB: 5 IBB: 0 HBP: 0 BLK: 0	WP: 0 HR: 1 S: 58 P: 78	ERA: 2.00 WHIP: 1.111	<b>PITCHER</b>										ERA: 2.00 WHIP: 1.111	<b>PITCHER</b>									

Batter	1	2	3	4	5	6	7	8	9	AB	R	H	RBI	BB	SO	LOB	TOP			
Vic Harris, S (1, 4)	F8		F8			K		4-3		4	0	0	0	0	1	1				
Toby Harrah, R OBP: 0.324, SLG: 0.323 (1, 6)	F7			K		E4		1B		4	0	1	1	0	1	0				
Rico Carty, R OBP: 0.156, SLG: 0.167 (1, 10)	1B			5-3		F8		5-3		4	0	1	0	0	0	1				
Mike Epstein, L OBP: 0.265, SLG: 0.207 (1, 3)	K			K			K			4	0	0	0	0	4	1				
Alex Johnson, R OBP: 0.484, SLG: 0.517 (1, 7)		5-3				K				4	0	1	0	0	1	0				
Jeff Burroughs, R OBP: 0.258, SLG: 0.357 (1, 9)		6-3				6-3		1B		4	0	0	0	0	0	1				
Dick Billings, R OBP: 0.217, SLG: 0.105 Bill Sudakis, S (6, 2)		1-3				E5		G3		2	0	0	0	0	0	0				
Joe Lovitto, S OBP: 0.241, SLG: 0.222 (1, 5)				4-3						2	1	1	0	1	0	0				
Elliott Maddox, R OBP: 0.400, SLG: 0.286 (1, 8)				K		6-3		F3		3	0	0	0	0	1	3				
<b>Inning Stats</b>	R: 0 E: 0 K: 1 S: 6	H: 1 LOB: 1 BB: 0 P: 6	R: 0 E: 0 K: 0 S: 3	H: 0 LOB: 0 BB: 0 P: 3	R: 0 E: 0 K: 1 S: 5	H: 0 LOB: 0 BB: 0 P: 5	R: 0 E: 0 K: 2 S: 7	H: 0 LOB: 0 BB: 0 P: 7	R: 0 E: 1 K: 1 S: 6	H: 0 LOB: 2 BB: 1 P: 10	R: 0 E: 0 K: 1 S: 5	H: 0 LOB: 0 BB: 0 P: 5	R: 0 E: 0 K: 1 S: 5	H: 0 LOB: 0 BB: 0 P: 5	R: 0 E: 0 K: 1 S: 5	H: 0 LOB: 0 BB: 0 P: 5	1B: 3 2B: 1 3B: 0 HR: 0	SF: 0 SAC: 0 DP: 0 HBP: 0	WP: 0 PB: 0 CS: 0	PA: 33
<b>PITCHER</b> Bill Hands, R ERA: 2.86 (1, 1)	IP: 9.0 WLS: W BF: 33	H: 4 R: 1 ER: 1 SO: 8	BB: 1 IBB: 0 HBP: 0 BLK: 0	WP: 0 HR: 0 S: 48 P: 52	ERA: 1.00 WHIP: 0.556															

Texas Rangers @ Minnesota Twins  
Metropolitan Stadium, Bloomington, MI  
Fri Apr 20 1973, 4:33 AM EST  
Att. 4,600 - Unknown - 70 F

AB 32  
R 1  
H 4  
RBI 1  
BB 1  
SO 8  
LOB 8



Batter	1	2	3	4	5	6	7	8	9	AB	R	H	RBI	BB	SO	LOB	BOTTOM			
Larry Hisle, R OBP: 0.400, SLG: 0.700 (1, 8)	SF8			K		1B		G3		5	1	2	0	0	2	5				
Rod Carew, L OBP: 0.302, SLG: 0.444 (1, 4)	SF8			3-1		E1		6-3		4	1	0	1	0	0	3				
Harmon Killebrew, R OBP: 0.286, SLG: 0.222 Steve Brye, R OBP: 0.333, SLG: 0.200 (9, 7)	6-3			L7		K				4	0	1	0	0	1	1				
Tony Oliva, L OBP: 0.297, SLG: 0.353 (1, 10)	P6			F7		E		F8		3	1	0	0	1	0	2				
Bobby Darwin, R OBP: 0.286, SLG: 0.289 (1, 9)				P6		E8		L1		4	1	2	1	0	0	0				
Steve Braun, L OBP: 0.388, SLG: 0.400 (1, 5)				1B		1-3		4-3		2	1	1	0	2	0	0				
Jerry Terrell, R OBP: 0.333, SLG: 0.333 (1, 6)				F5		SH3		L8		3	0	1	2	0	0	2				
George Mitterwald, R OBP: 0.318, SLG: 0.222 (1, 2)				K		F8		P5		4	0	0	0	0	1	5				
Jim Holt, L OBP: 0.448, SLG: 0.667 (9, 3)				1-3		1B		E6		4	0	3	1	0	0	0				
<b>Inning Stats</b>	R: 1 E: 0 K: 0 S: 4	H: 1 LOB: 0 BB: 0 P: 4	R: 1 E: 0 K: 2 S: 9	H: 2 LOB: 2 BB: 1 P: 13	R: 0 E: 0 K: 0 S: 3	H: 0 LOB: 0 BB: 0 P: 3	R: 1 E: 0 K: 1 S: 8	H: 3 LOB: 2 BB: 0 P: 8	R: 2 E: 2 K: 1 S: 7	H: 1 LOB: 2 BB: 2 P: 15	R: 0 E: 1 K: 0 S: 5	H: 2 LOB: 0 BB: 0 P: 5	R: 0 E: 0 K: 0 S: 3	H: 0 LOB: 0 BB: 0 P: 3	R: 0 E: 0 K: 0 S: 4	H: 1 LOB: 1 BB: 0 P: 4	1B: 7 2B: 1 3B: 3 HR: 0	SF: 1 SAC: 1 DP: 1 HBP: 0	WP: 0 PB: 0 CS: 0	PA: 38
<b>PITCHER</b> Rich Hand, R ERA: 3.86 Mike Paul, L ERA: 6.35 Jim Merritt, L ERA: 6.75	IP: 5.0 WLS: L BF: 26	H: 7 R: 5 ER: 3 SO: 4	BB: 1 IBB: 2 HBP: 0 BLK: 0	WP: 0 HR: 0 S: 31 P: 43	ERA: 5.40 WHIP: 1.600															

Texas Rangers @ Minnesota Twins  
Metropolitan Stadium, Bloomington, MI  
Fri Apr 20 1973, 4:33 AM EST  
Att. 4,600 - Unknown - 70 F

AB 33  
R 5  
H 10  
RBI 5  
BB 3  
SO 4  
LOB 18



Batter	1	2	3	4	5	6	7	8	9	AB	R	H	RBI	BB	SO	LOB	TOP			
Vic Harris, S OBP: 0.059, SLG: 0.059 (1, 5)	0-0 HBP HR 1B		0-3 K		0-0 F7		0-0 FC3-6			4	1	1	0	0	1	1				
Toby Harrah, R OBP: 0.342, SLG: 0.324 (1, 6)	1-0 HR HBP		0-0 CS 1B		0-0 F8		0-0 F7			3	1	1	0	0	0	1				
Davey Nelson, R OBP: 0.276, SLG: 0.520 Jim Mason, L (9, 4)	0-3 K		0-0 L8		1-6-3		F8			4	0	0	0	0	1	4				
Alex Johnson, R OBP: 0.457, SLG: 0.576 (1, 10)	0-3 K			0-0 F8		HR		0-0 6-3		4	1	1	1	0	1	2				
Rico Carty, R OBP: 0.222, SLG: 0.324 Tom Grieve, R (8, 7)	0-0 HR			S 1B		1B 1B		0-0 L4		4	1	3	3	0	0	0				
Mike Epstein, L OBP: 0.270, SLG: 0.194 Larry Blittner, L (7, 3)	0-3 K			FC6 BB 1B		K		0-0 3-1		2	0	0	0	1	2	1				
Jeff Burroughs, R OBP: 0.257, SLG: 0.344 Joe Lovitto, S (9, 9)			0-0 F8		0-3 K		FC6-4 1B		0-3 K	4	0	1	0	0	2	2				
Elliott Maddox, R OBP: 0.345, SLG: 0.240 (1, 8)			0-0 F8		0-0 FC6		FC6-4		0-0 P4	4	0	0	0	0	0	4				
Ken Suarez, R OBP: 0.286, SLG: 0.286 (1, 2)			0-3 K		0-0 L5		FC3-6 1B		0-3 K	4	0	1	0	0	2	0				
<b>Inning Stats</b>	R: 3 E: 0 K: 3 S: 11	H: 2 LOB: 0 BB: 0 P: 12	R: 0 E: 0 K: 1 S: 5	H: 0 LOB: 0 BB: 0 P: 5	R: 0 E: 0 K: 1 S: 5	H: 1 LOB: 2 BB: 1 P: 10	R: 0 E: 0 K: 1 S: 6	H: 0 LOB: 0 BB: 0 P: 3	R: 1 E: 0 K: 1 S: 8	H: 3 LOB: 2 BB: 0 P: 8	R: 0 E: 0 K: 0 S: 4	H: 1 LOB: 1 BB: 0 P: 4	R: 0 E: 0 K: 0 S: 3	H: 0 LOB: 0 BB: 0 P: 3	R: 0 E: 0 K: 2 S: 7	H: 0 LOB: 0 BB: 0 P: 7	1B: 6 2B: 0 3B: 0 HR: 2	SF: 0 SAC: 0 DP: 0 HBP: 1	WP: 0 PB: 0 SB: 1 CS: 1	PA: 36
<b>PITCHER</b>	IP WLS BF H R ER SO BB IBB HBP BLK WP HR S P ERA WHIP																			
Jim Kaat, L ERA: 4.1 (1, 1)	7.0	30	8	4	4	7	1	0	0	0	0	0	0	0	2	42	47	5.14	1.286	
Ken Sanders, R ERA: 6.75 (8, 1)	2.0	W	6	0	0	0	2	0	0	0	0	0	0	0	10	10	0.00	0.000		

Texas Rangers @ Minnesota Twins  
Metropolitan Stadium, Bloomington, MI  
Sat Apr 21 1973, 4:33 AM EST  
Att. 9,397 - Unknown - 69 F

AB 34  
R 4  
H 8  
RBI 4  
BB 1  
SO 9  
LOB 15



Batter	1	2	3	4	5	6	7	8	9	AB	R	H	RBI	BB	SO	LOB	BOTTOM			
Larry Hise, R OBP: 0.398, SLG: 0.659 (1, 8)	0-0 F9				0-0 L4			0-0 G6-3 1B		4	0	1	0	0	0	1				
Rod Carew, L OBP: 0.298, SLG: 0.410 (1, 4)	4-0 CS BB		0-0 6-3		0-0 6-3			0-0 G6-3		3	0	0	0	1	0	1				
Harmon Killebrew, R OBP: 0.240, SLG: 0.182 (1, 3)	0-0 P3		0-3 K		0-3 K			0-0 6-3		4	0	0	0	0	2	1				
Tony Oliva, L OBP: 0.333, SLG: 0.371 (3, PR) Danny Walton, R OBP: 0.455, SLG: 1.100 Mike Adams, R (9, PR)		1-0 HR HBP			0-0 1B			0-0 F5		1	1	1	0	0	0	0				
Bobby Darwin, R OBP: 0.304, SLG: 0.366 (1, 9)		0-0 HR			0-0 F8			0-0 F7		3	2	1	2	1	0	1				
Steve Braun, L OBP: 0.333, SLG: 0.353 (1, 5)		0-0 F7			0-0 G3			0-0 6-3		4	0	0	0	0	0	2				
Jerry Terrell, R OBP: 0.429, SLG: 0.429 (1, 6)		0-0 S 2B 1B			0-0 F3			0-0 1-3		4	1	2	1	0	0	0				
George Mitterwald, R OBP: 0.320, SLG: 0.200 Danny Thompson, R OBP: 0.211, SLG: 0.171 (9, PH)		0-3 K			4-0 2B BB			0-3 K		2	0	0	0	1	2	1				
Jim Holt, L OBP: 0.485, SLG: 0.742 (1, 7)		0-0 2B			0-0 2B			0-0 6-3		4	0	3	2	0	0	0				
<b>Inning Stats</b>	R: 0 E: 0 K: 0 S: 2	H: 0 LOB: 1 BB: 1 P: 6	R: 3 E: 0 K: 1 S: 8	H: 3 LOB: 1 BB: 0 P: 9	R: 0 E: 0 K: 1 S: 6	H: 1 LOB: 1 BB: 0 P: 6	R: 0 E: 0 K: 0 S: 3	H: 1 LOB: 2 BB: 1 P: 7	R: 0 E: 0 K: 1 S: 5	H: 0 LOB: 0 BB: 0 P: 5	R: 0 E: 0 K: 0 S: 3	H: 0 LOB: 0 BB: 0 P: 3	R: 0 E: 0 K: 0 S: 3	H: 1 LOB: 0 BB: 0 P: 3	R: 2 E: 0 K: 0 S: 4	H: 3 LOB: 3 BB: 2 P: 12	1B: 6 2B: 2 3B: 0 HR: 1	SF: 0 SAC: 0 DP: 1 HBP: 1	WP: 0 PB: 0 SB: 1 CS: 1	PA: 36
<b>PITCHER</b>	IP WLS BF H R ER SO BB IBB HBP BLK WP HR S P ERA WHIP																			
Pete Broberg, R ERA: 8.71 (1, 1)	7.0	28	6	3	3	4	2	0	1	0	0	0	0	0	1	33	42	3.86	1.143	
Steve Foucault, R ERA: 3.18 (8, 1)	1.1	L	8	3	2	2	0	1	1	0	0	0	0	6	14	13.50	3.000			

Texas Rangers @ Minnesota Twins  
Metropolitan Stadium, Bloomington, MI  
Sat Apr 21 1973, 4:33 AM EST  
Att. 9,397 - Unknown - 69 F

AB 31  
R 5  
H 9  
RBI 5  
BB 4  
SO 4  
LOB 7



Batter	1	2	3	4	5	6	7	8	9	AB	R	H	RBI	BB	SO	LOB	TOP				
Davey Nelson, R OBP: 0.303, SLG: 0.500 (1, 4)	4-0 CS BB		0-0 FC4-6 1B		0-0 SH5-3		0-0 G3		0-0 6-3	3	0	1	0	1	0	1					
Toby Harrah, R OBP: 0.302, SLG: 0.282 (1, 6)	0-0 F7		0-0 P2		0-0 E6		0-3 K		0-0 6-3	5	0	0	0	0	1	3					
Larry Bittner, L (1, 3)	0-0 F7		0-0 FC4-6		0-0 3-1		4-0 1B 1B BB		0-0 4-3	4	1	0	0	1	0	2					
Alex Johnson, R OBP: 0.462, SLG: 0.568 (1, 10)		0-0 G6-4-3 1B		0-3 K		0-0 5-3		0-0 1B 1B		4	0	2	0	0	1	2					
Rico Carty, R OBP: 0.225, SLG: 0.316 (1, 7)		0-0 G6-4-3		0-3 K		0-0 4-3		0-0 1B		4	0	1	2	0	1	1					
Dick Billings, R OBP: 0.259, SLG: 0.217 (1, 2)		0-0 BB 1B		0-0 2B		0-3 K		0-0 4-3		4	0	2	0	0	1	2					
Jeff Burroughs, R OBP: 0.282, SLG: 0.444 (1, 9)		0-0 BB 1B		0-0 F2		0-0 HR		0-0 6-3		4	1	2	1	0	0	1					
Vic Harris, S OBP: 0.095, SLG: 0.050 (1, 5)		4-0 FC5-4 BB		0-0 6-3		0-0 F8		0-0 L3		3	0	0	0	1	0	1					
Elliott Maddox, R OBP: 0.364, SLG: 0.276 (1, 8)		0-0 FC5-4		0-0 SH5-3 E 1B		0-0 1B G3 1B		0-0 F9		4	2	2	0	0	0	3					
<b>Inning Stats</b>	R: 0 E: 0 K: 0 S: 2	H: 0 LOB: 0 BB: 1 P: 6	R: 0 E: 0 K: 0 S: 5	H: 3 LOB: 3 BB: 1 P: 9	R: 0 E: 0 K: 1 S: 6	H: 1 LOB: 1 BB: 0 P: 6	R: 0 E: 0 K: 1 S: 6	H: 1 LOB: 1 BB: 0 P: 6	R: 1 E: 1 K: 0 S: 5	H: 1 LOB: 1 BB: 0 P: 5	R: 1 E: 0 K: 1 S: 6	H: 1 LOB: 0 BB: 0 P: 6	R: 2 E: 0 K: 1 S: 8	H: 3 LOB: 2 BB: 1 P: 12	R: 0 E: 0 K: 0 S: 3	H: 0 LOB: 0 BB: 0 P: 3	R: 0 E: 0 K: 0 S: 3	H: 0 LOB: 0 BB: 0 P: 3	1B: 8 2B: 1 3B: 0 HR: 1	SF: 0 SAC: 1 DP: 1 HBP: 0	WP: 0 PA: 39
<b>PITCHER</b>	IP WLS BF H R ER SO BB IBB HBP BLK WP HR S P ERA WHIP	IP WLS BF H R ER SO BB IBB HBP BLK WP HR S P ERA WHIP																			
Bert Blyleven, R ERA: 3.1 (1, 1)	6.2 W 32 10 4 3 4	2.1 S 7 0 0 0 0																			
Ray Corbin, R ERA: (7, 1)																					

Texas Rangers @ Minnesota Twins  
Metropolitan Stadium, Bloomington, MI  
Sun Apr 22 1973, 4:33 AM EST  
Att. 4,415 - Unknown - 46 F

AB 35  
R 4  
H 10  
RBI 3  
BB 3  
SO 4  
LOB 16



Batter	1	2	3	4	5	6	7	8	9	AB	R	H	RBI	BB	SO	LOB	BOTTOM			
Larry Hise, R OBP: 0.358, SLG: 0.604 (1, 8)	0-3 K		0-0 F9		0-0 P3		0-3 K			4	0	0	0	0	2	3				
Rod Carew, L OBP: 0.294, SLG: 0.395 (1, 4)	0-0 F8			0-3 K		0-0 BB 2B 1B		0-0 6-3		4	1	1	0	0	1	0				
Harmon Killebrew, R OBP: 0.276, SLG: 0.520 Steve Brye, R OBP: 0.333, SLG: 0.200 (1, 3) (8, 7)	0-0 6-3			0-0 HR		4-0 BB 2B BB		0-0 1-3		3	2	1	1	1	0	0				
Danny Walton, R OBP: 0.400, SLG: 0.846 (1, 10)		0-3 K		0-0 5-3		4-0 BB 2B BB		0-0 P3		3	1	0	0	1	1	0				
Bobby Darwin, R OBP: 0.280, SLG: 0.333 (1, 9)		0-0 6-3		0-0 6-3		0-3 K		0-0 5-3		4	0	0	0	0	1	3				
Steve Braun, L OBP: 0.370, SLG: 0.421 (1, 5)		0-0 1B			0-0 BB 6-3 1B		0-0 1B 2B		0-0 F5		4	2	3	3	0	0				
Danny Thompson, R OBP: 0.214, SLG: 0.179 (1, 6)		0-0 L8			0-0 6-3		0-0 FC1-6 1B		0-0 6-3		4	0	1	1	0	2				
George Mitterwald, R OBP: 0.357, SLG: 0.227 (1, 2)			0-0 6-3		0-0 WP 1B		4-0 FC1-6 BB			2	0	1	1	1	0	0				
Jim Holt, L OBP: 0.444, SLG: 0.676 (8, 3)			0-0 L8		0-3 K		0-0 FC1-6			3	0	0	0	0	1	3				
<b>Inning Stats</b>	R: 0 E: 0 K: 1 S: 5	H: 0 LOB: 0 BB: 0 P: 5	R: 0 E: 0 K: 1 S: 6	H: 1 LOB: 0 BB: 0 P: 6	R: 0 E: 0 K: 0 S: 3	H: 0 LOB: 0 BB: 0 P: 3	R: 1 E: 0 K: 1 S: 6	H: 1 LOB: 0 BB: 0 P: 6	R: 1 E: 0 K: 1 S: 7	H: 2 LOB: 1 BB: 0 P: 7	R: 4 E: 0 K: 2 S: 10	H: 3 LOB: 3 BB: 3 P: 22	R: 0 E: 0 K: 0 S: 3	H: 0 LOB: 0 BB: 0 P: 3	R: 0 E: 0 K: 0 S: 3	H: 0 LOB: 0 BB: 0 P: 3	1B: 5 2B: 1 3B: 0 HR: 1	SF: 0 SAC: 0 DP: 0 HBP: 0	WP: 1 PA: 34	
<b>PITCHER</b>	IP WLS BF H R ER SO BB IBB HBP BLK WP HR S P ERA WHIP	IP WLS BF H R ER SO BB IBB HBP BLK WP HR S P ERA WHIP																		
Dick Bosman, R ERA: 3.55 (1, 1)	5.0 L 22 5 5 5 4	0.1 4 2 1 1 1																		
Don Stanhouse, R ERA: 11.37 (6, 1)																				
Charlie Hudson, L ERA: 4.5 (6, 1)																				

Texas Rangers @ Minnesota Twins  
Metropolitan Stadium, Bloomington, MI  
Sun Apr 22 1973, 4:33 AM EST  
Att. 4,415 - Unknown - 46 F

AB 31  
R 6  
H 7  
RBI 6  
BB 3  
SO 6  
LOB 11

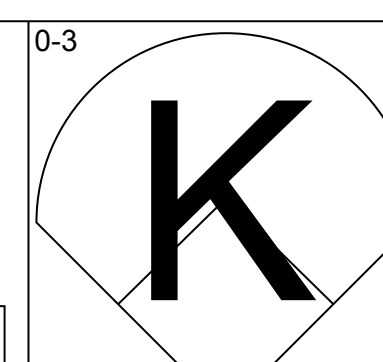
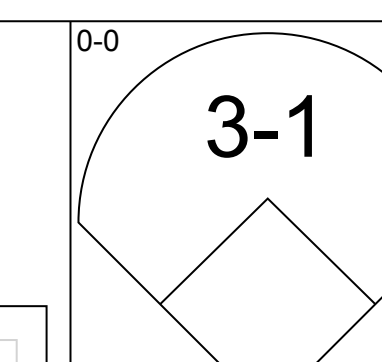
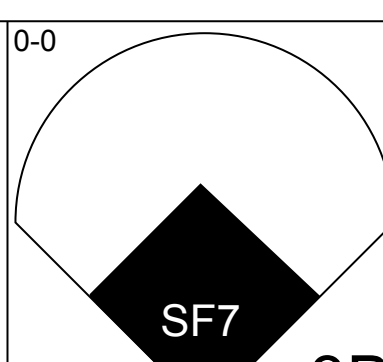
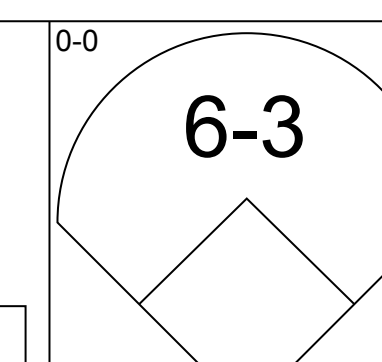
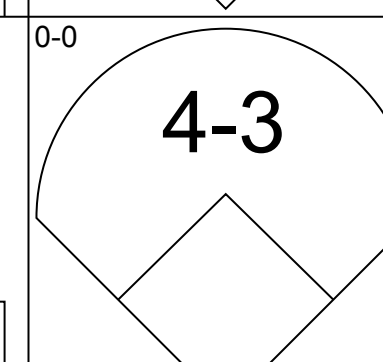
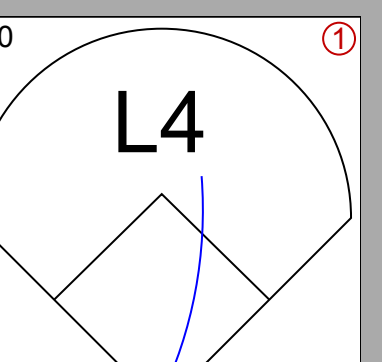
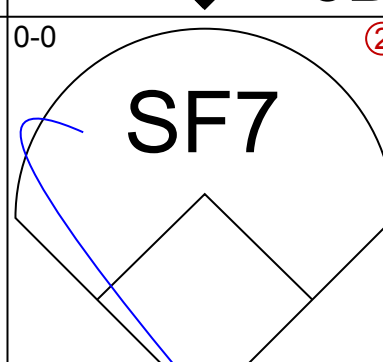
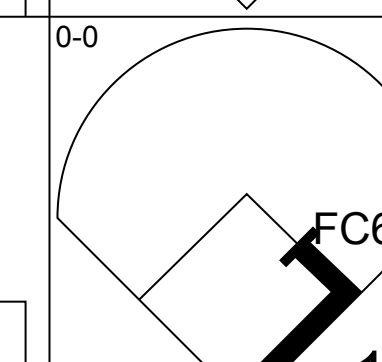
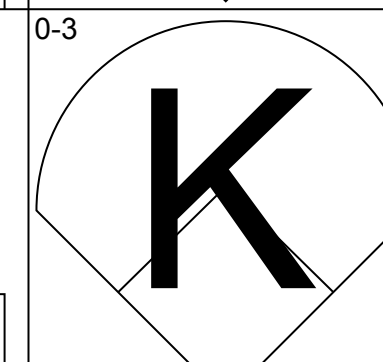
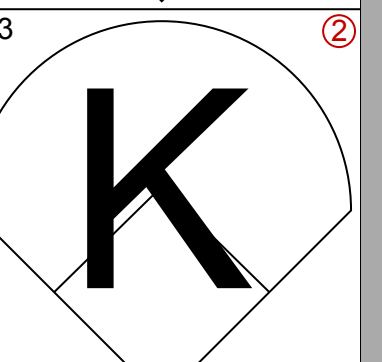
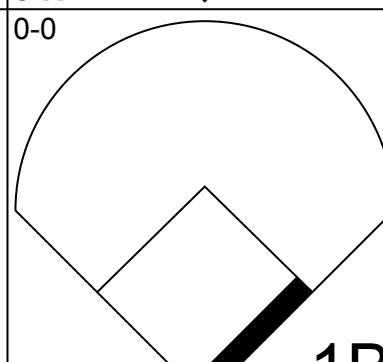
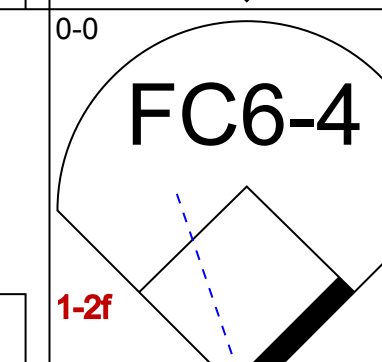
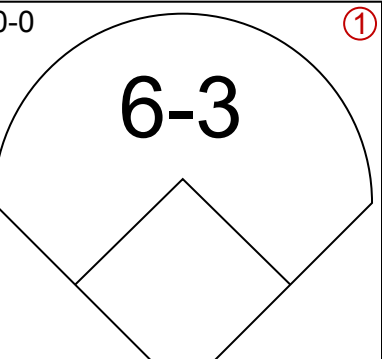
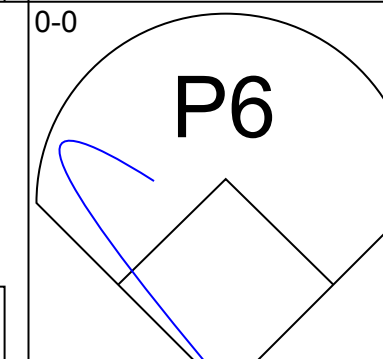
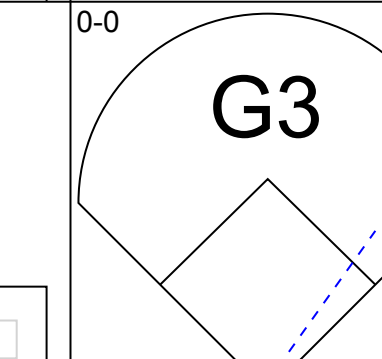
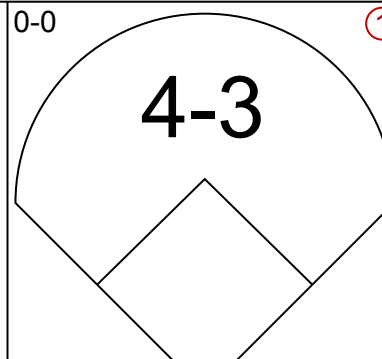
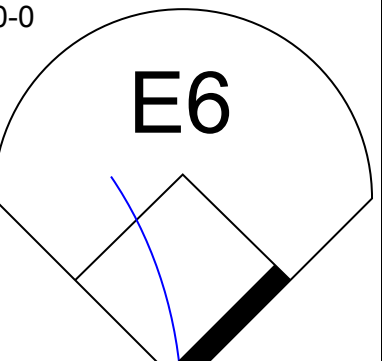
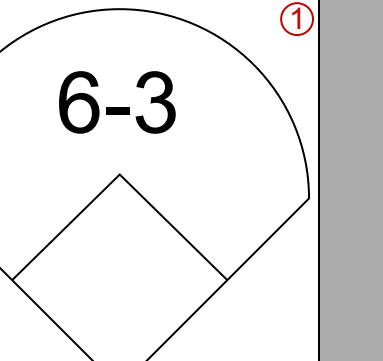

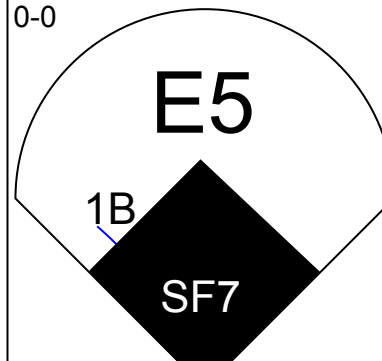
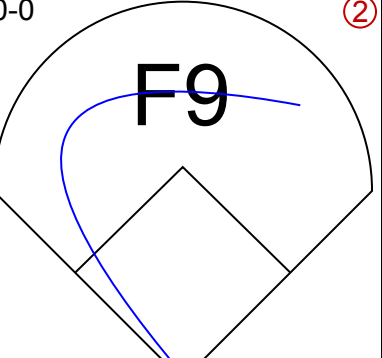
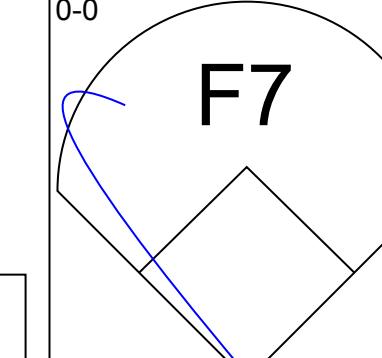
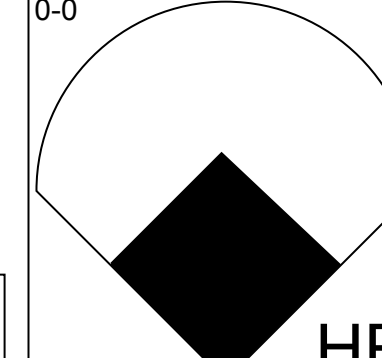
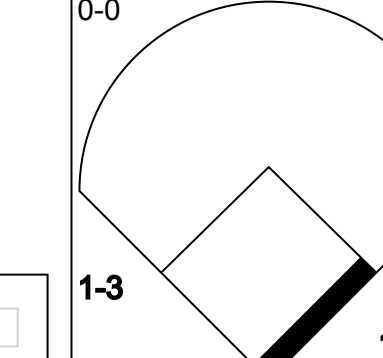
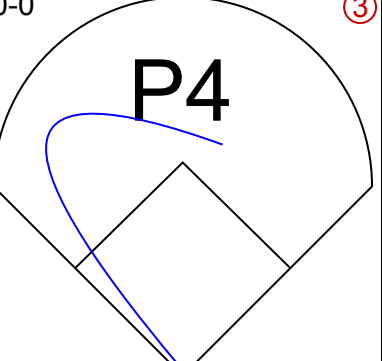
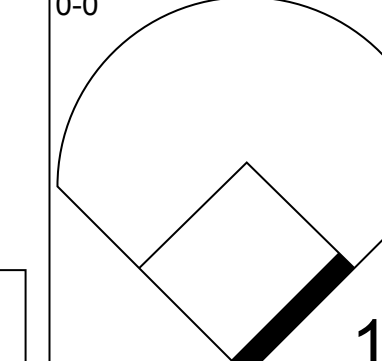
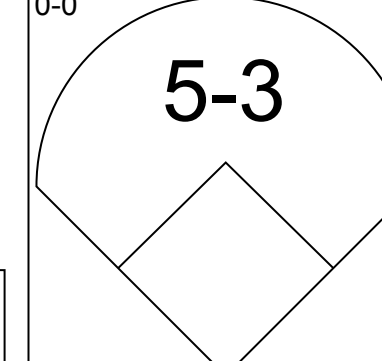
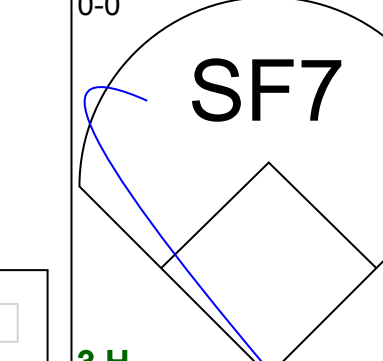
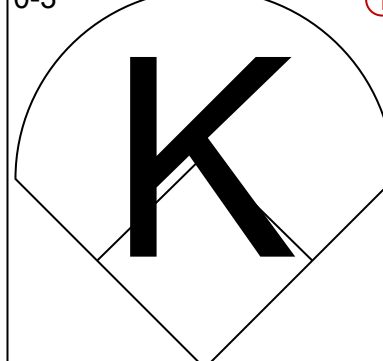
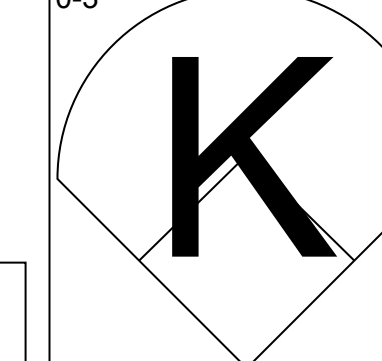
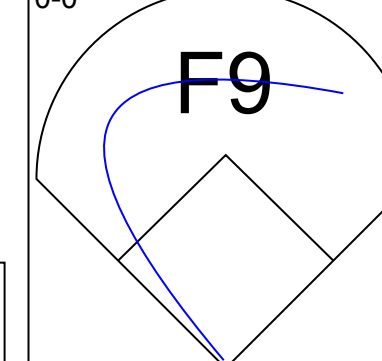
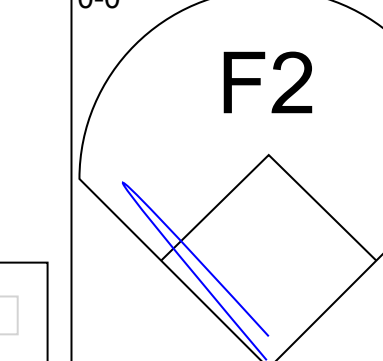
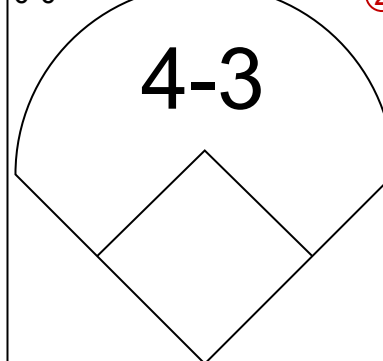
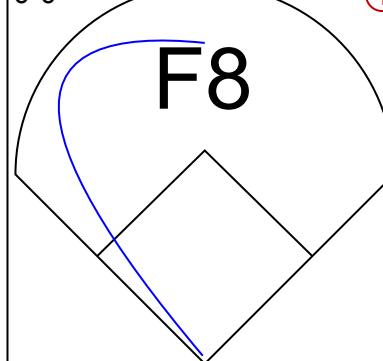
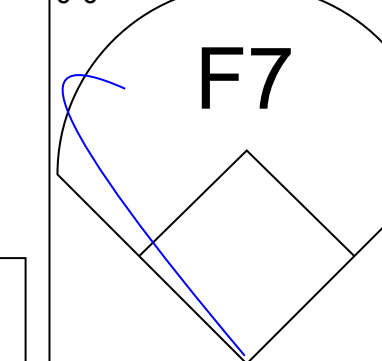


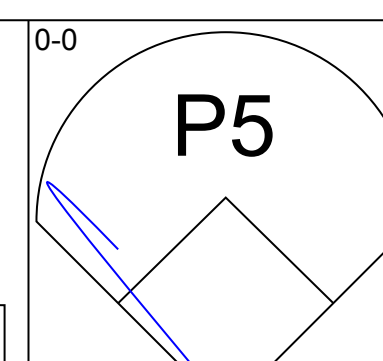
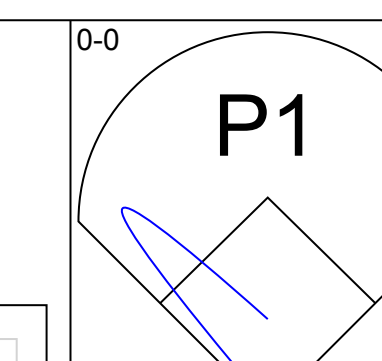
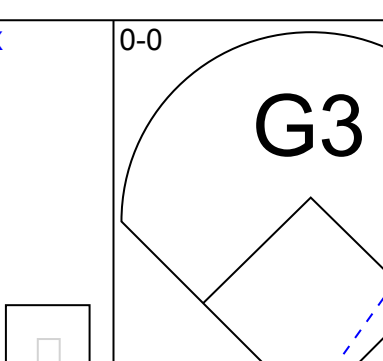
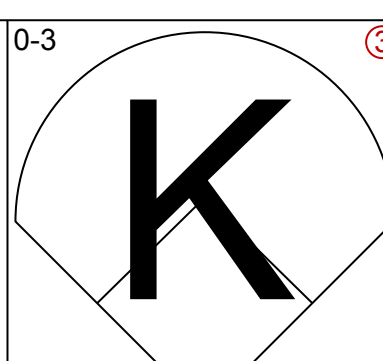
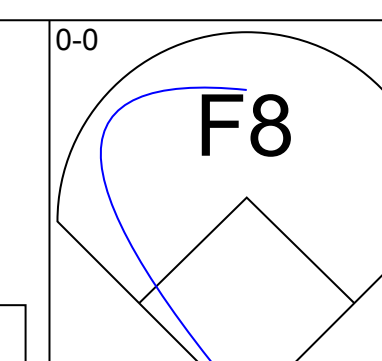
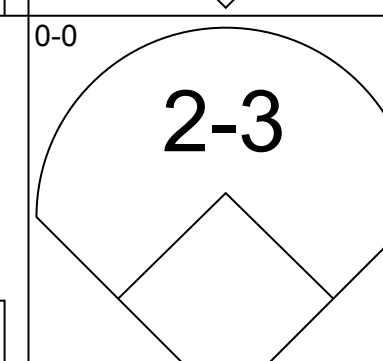
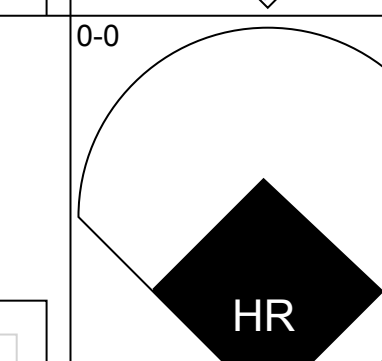
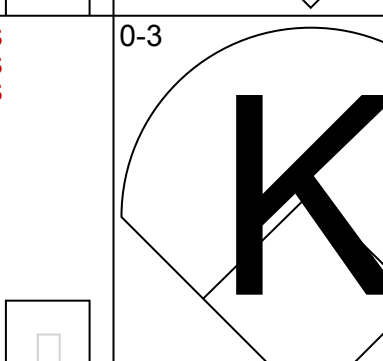
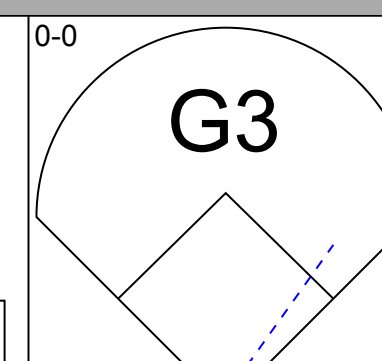

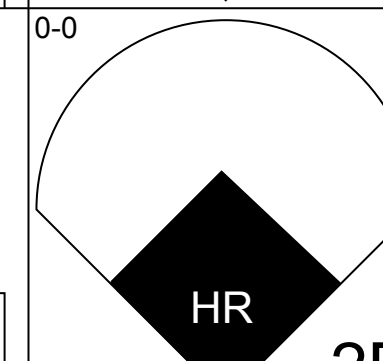
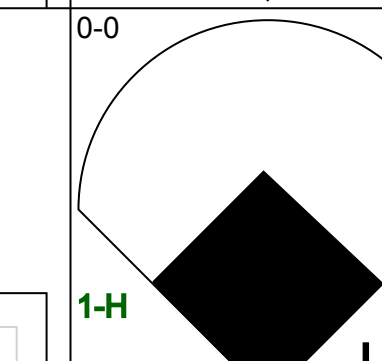
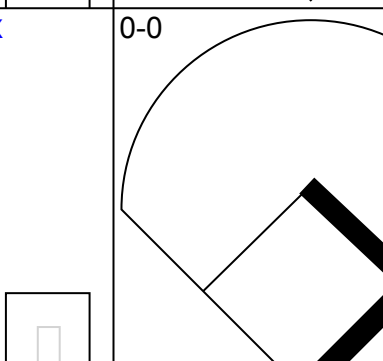
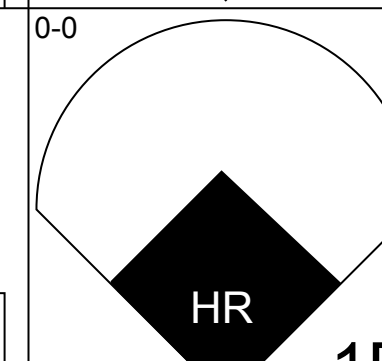

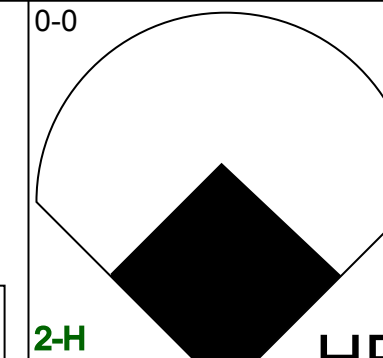
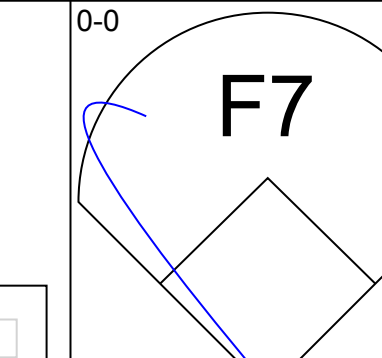
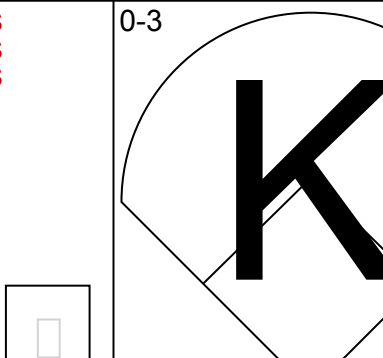
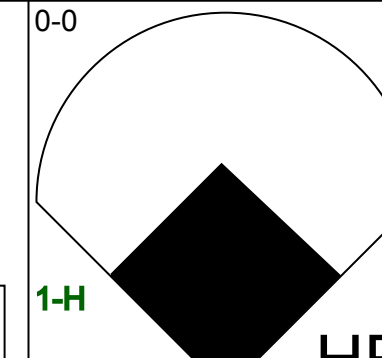

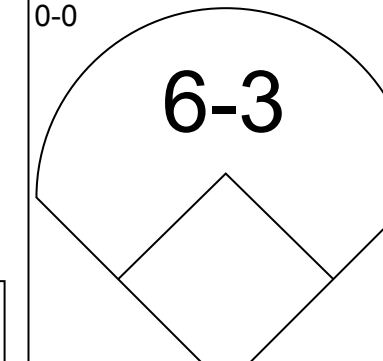
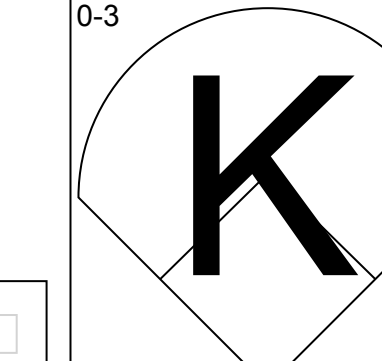
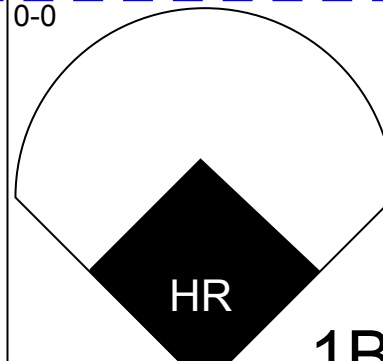
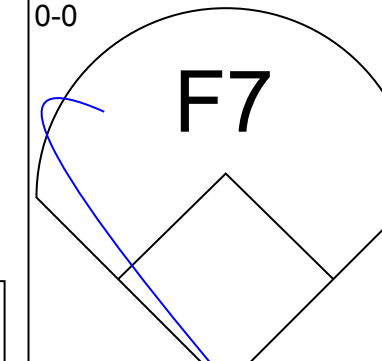
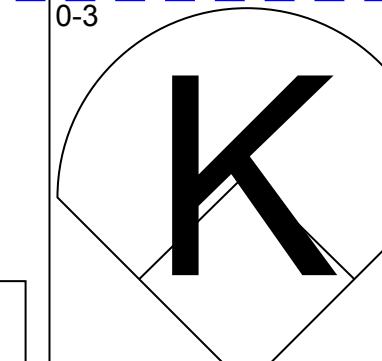
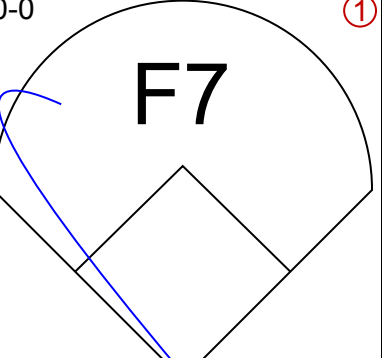
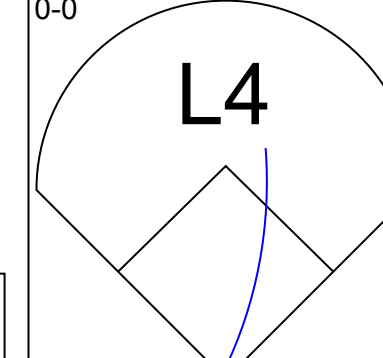
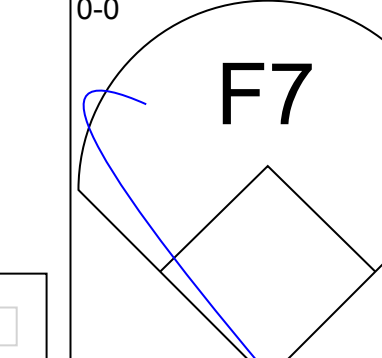
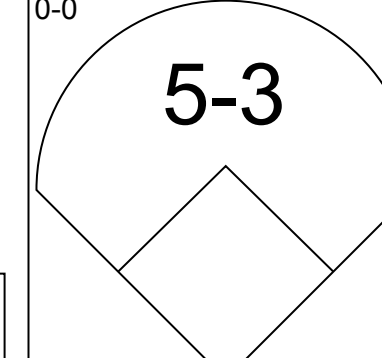
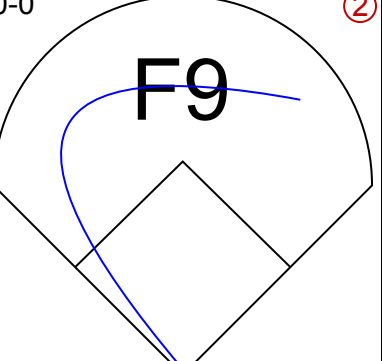
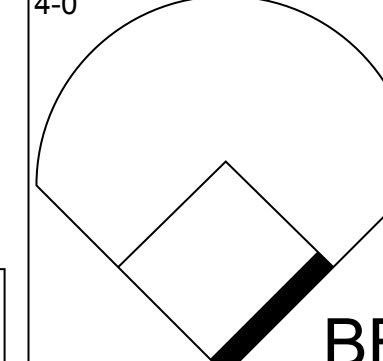
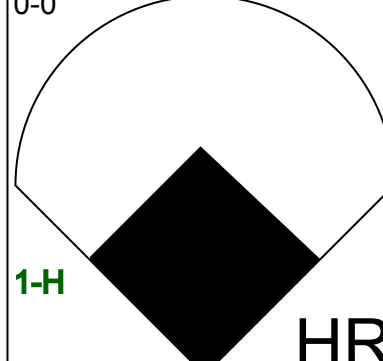
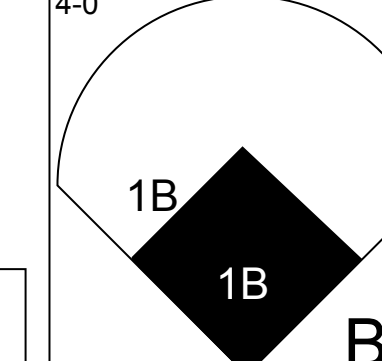
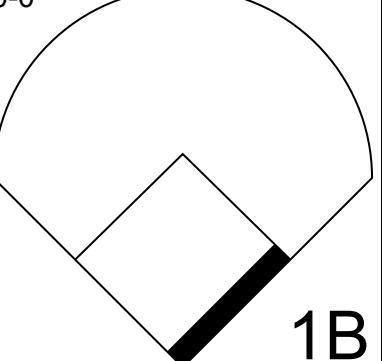
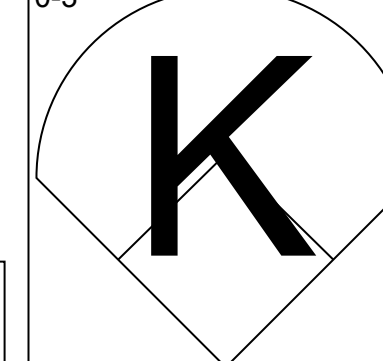
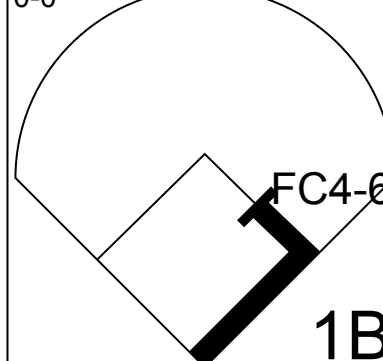
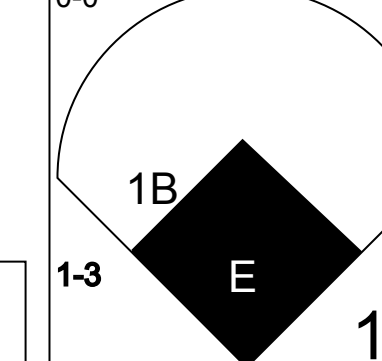
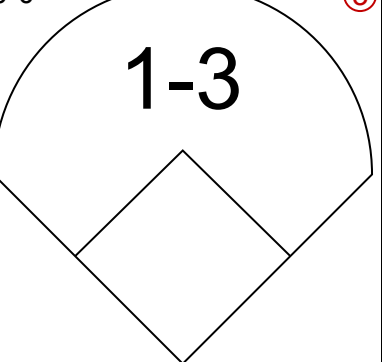
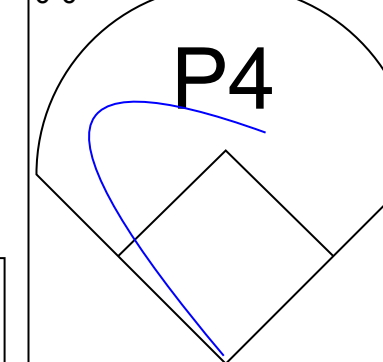
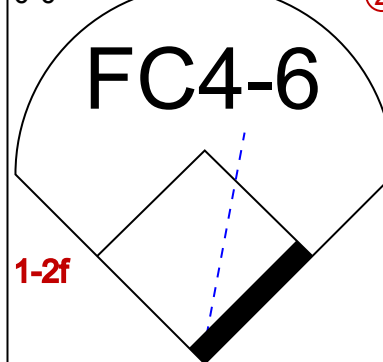
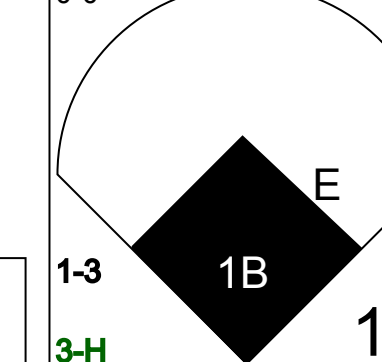
Batter	1	2	3	4	5	6	7	8	9	AB	R	H	RBI	BB	SO	LOB	TOP								
Larry Hisle, R OBP: 0.362, SLG: 0.642 (1, 8)	G3		HR			1B		P3		5	1	2	1	0	1	4	<b>Minnesota Twins @ Boston Red Sox</b> Fenway Park, Boston, MA Tue Apr 24 1973, 6:05 PM EST Att: 10,859 - Unknown - 66 F								
Rod Carew, L OBP: 0.338, SLG: 0.413 (1, 4)	FC6-4 1B		1B	BB	K	1B		1B	BB	3	1	2	0	2	1	0									
Harmon Killebrew, R OBP: 0.294, SLG: 0.310 (1, 3)	FC6-4 1-2		F2	BB	BB	G6-4-3		1B	BB	4	0	1	1	1	0	4									
Tony Oliva, L OBP: 0.318, SLG: 0.350 (1, 10)	P4		1B	BB	K			6-3	P3	5	1	1	0	0	1	5									
Bobby Darwin, R OBP: 0.273, SLG: 0.320 (1, 9)		4-3	1B	BB	FC5-4			L7		5	1	1	1	0	0	1									
Steve Braun, L OBP: 0.412, SLG: 0.452 (1, 5)	1B	BB	1B	4-3	1B	G6-4-3		4-3		4	1	3	1	1	0	0									
Danny Thompson, R OBP: 0.295, SLG: 0.209 (1, 6)	FC6 1B		1B	4-3	1B	P4		BB	BB	4	1	2	1	1	0	2									
Phil Roof, R OBP: 0.176, SLG: 0.125 (1, 2)	K		4-3			G6-4-3		F8		4	0	0	1	0	1	5									
Jim Holt, L OBP: 0.450, SLG: 0.649 (1, 7)	FC6 1-2					4-3		1B	BB	3	0	1	0	1	0	2									
<b>Inning Stats</b>	R: 0 E: 0 K: 0 S: 4	H: 1 LOB: 1 BB: 0 P: 4	R: 0 E: 0 K: 1 S: 6	H: 1 LOB: 2 BB: 1 P: 10	R: 5 E: 0 K: 1 S: 11	H: 6 LOB: 2 BB: 1 P: 15	R: 0 E: 0 K: 2 S: 7	H: 0 LOB: 1 BB: 1 P: 11	R: 0 E: 0 K: 0 S: 3	H: 1 LOB: 0 BB: 0 P: 3	R: 0 E: 0 K: 0 S: 4	H: 2 LOB: 1 BB: 0 P: 4	R: 0 E: 0 K: 0 S: 3	H: 0 LOB: 0 BB: 0 P: 3	R: 1 E: 0 K: 0 S: 4	H: 1 LOB: 3 BB: 3 P: 16		R: 0 E: 0 K: 0 S: 3	H: 1 LOB: 0 BB: 0 P: 3	1B: 12 2B: 0 3B: 0 HR: 1	SF: 0 SAC: 0 DP: 3 HBP: 0	WP: 0 PB: 0 SB: 0 CS: 0	PA: 43		
<b>PITCHER</b>	IP	WLS	BF	H	R	ER	SO	BB	IBB	HBP	BLK	WP	HR	S	P	ERA	WHIP								
Marty Pattin, R ERA: 8.85 (1, 1)	2.1	L	16	7	5	5	1	2	0	0	0	0	1	16	24	19.29	3.857								
John Curtis, L ERA: 4.15 (3, 1)	5.0		20	4	1	1	3	3	0	0	0	0	0	23	35	1.80	1.400								
Bobby Bolin, R ERA: (8, 1)	0.1		3	1	0	0	0	1	0	0	0	0	0	2	6	0.00	6.000								
Bob Veale, L ERA: 3.27 (8, 1)	1.1		4	1	0	0	0	0	0	0	0	0	0	4	4	0.00	0.750								

Batter	1	2	3	4	5	6	7	8	9	AB	R	H	RBI	BB	SO	LOB	BOTTOM								
Doug Griffin, R OBP: 0.358, SLG: 0.429 (1, 4)	1-6-3		K		SF9		SH		K	3	0	0	2	0	2	1	<b>Minnesota Twins @ Boston Red Sox</b> Fenway Park, Boston, MA Tue Apr 24 1973, 6:05 PM EST Att: 10,859 - Unknown - 66 F								
Luis Aparicio, R OBP: 0.327, SLG: 0.327 (1, 6)	G3 1B			4-3	1-3		FC1-2-5-1 BB		F9	5	0	1	0	0	0	5									
Carl Yastrzemski, L OBP: 0.280, SLG: 0.436 (1, 3)	G3 1-2			L8		3-1			BB	4	0	1	0	1	0	1									
Reggie Smith, S OBP: 0.375, SLG: 0.509 (1, 8)	F9			F5		6-3	1-3		P4	5	0	0	0	0	0	6									
Orlando Cepeda, R OBP: 0.328, SLG: 0.636 (1, 10)		F2			2B	BB	1B		F8	4	1	2	0	0	0	0									
Rico Petrocelli, R OBP: 0.304, SLG: 0.521 (1, 5)		5-3			K		L4		K	1	0	0	0	0	0	0									
John Kennedy, R ERA: 3.39 (3, 5)									K	3	0	0	0	0	2	2									
Carlton Fisk, R OBP: 0.420, SLG: 0.783 (1, 2)		F8			BB	SF9	2B		K	3	2	1	0	0	1	0									
Ben Oglivie, L OBP: 0.421, SLG: 0.722 (1, 7)			G3		SF9	BB	BB		1B	3	1	2	0	1	0	0									
Dwight Evans, R OBP: 0.268, SLG: 0.306 (1, 9)		F9					E		2B	3	0	1	2	1	0	2									
<b>Inning Stats</b>	R: 0 E: 0 K: 0 S: 4	H: 1 LOB: 1 BB: 0 P: 4	R: 0 E: 0 K: 0 S: 3	H: 0 LOB: 0 BB: 0 P: 3	R: 0 E: 0 K: 1 S: 5	H: 0 LOB: 0 BB: 0 P: 5	R: 0 E: 0 K: 0 S: 3	H: 0 LOB: 0 BB: 0 P: 3	R: 2 E: 1 K: 1 S: 7	H: 2 LOB: 2 BB: 2 P: 15	R: 0 E: 0 K: 0 S: 4	H: 1 LOB: 1 BB: 0 P: 4	R: 1 E: 0 K: 0 S: 5	H: 1 LOB: 3 BB: 1 P: 10	R: 0 E: 0 K: 2 S: 7	H: 0 LOB: 0 BB: 0 P: 7	R: 1 E: 0 K: 1 S: 8	H: 3 LOB: 2 BB: 0 P: 8	1B: 4 2B: 4 3B: 0 HR: 0	SF: 1 SAC: 1 DP: 0 HBP: 1	WP: 0 PB: 0 SB: 0 CS: 0	PA: 40			
<b>PITCHER</b>	IP	WLS	BF	H	R	ER	SO	BB	IBB	HBP	BLK	WP	HR	S	P	ERA	WHIP								
Dick Woodson, R ERA: 3.6 (1, 1)	5.0	W	20	3	2	2	2	2	0	0	0	0	0	22	30	3.60	1.000								
Dave Goltz, R ERA: 3.39 (6, 1)	1.2		9	2	1	1	0	0	0	1	0	0	0	8	9	5.40	1.200								
Ken Sanders, R ERA: 5.68 (7, 1)	2.1	S	11	3	1	1	3	1	0	0	0	0	0	16	20	3.86	1.714								





Batter	1	2	3	4	5	6	7	8	9	AB	R	H	RBI	BB	SO	LOB	TOP			
Larry Hise, R OBP: 0.373, SLG: 0.656 (1, 8)										4	1	1	0	0	1	0	<b>Minnesota Twins @ New York Yankees</b> Yankee Stadium, Bronx, NY Sat Apr 28 1973, 3:33 AM EST Att: 6,461 - Cloudy - 56 F			
Rod Carew, L OBP: 0.338, SLG: 0.396 (1, 4)										3	0	1	1	0	0	0				
Harmon Killebrew, R OBP: 0.279, SLG: 0.270 (1, 3)										4	0	1	0	0	2	1				
Tony Oliva, L OBP: 0.294, SLG: 0.319 (1, 10)										4	0	0	0	0	0	1				
Bobby Darwin, R OBP: 0.286, SLG: 0.333 (9, PR) Mike Adams, R										4	0	0	0	0	1	0				
Steve Braun, L OBP: 0.414, SLG: 0.500 (1, 5)										4	1	2	1	0	0	1				
Danny Thompson, R OBP: 0.241, SLG: 0.208 (1, 6)										3	0	1	1	0	0	1				
George Mitterwald, R OBP: 0.361, SLG: 0.276 (1, 2)										4	0	0	0	0	2	2				
Jim Holt, L OBP: 0.400, SLG: 0.571 (1, 7)										3	0	0	0	0	0	0				
<b>Inning Stats</b>	R: 0 E: 0 K: 2 S: 7	H: 0 LOB: 0 BB: 0 P: 7	R: 0 E: 1 K: 0 S: 4	H: 0 LOB: 1 BB: 0 P: 4	R: 0 E: 0 K: 1 S: 5	H: 0 LOB: 0 BB: 0 P: 5	R: 0 E: 0 K: 1 S: 5	H: 1 LOB: 0 BB: 0 P: 6	R: 1 E: 0 K: 0 S: 5	H: 2 LOB: 1 BB: 0 P: 5	R: 1 E: 0 K: 1 S: 6	H: 1 LOB: 0 BB: 0 P: 6	R: 0 E: 0 K: 0 S: 4	H: 1 LOB: 1 BB: 0 P: 4	R: 1 E: 1 K: 0 S: 5	H: 1 LOB: 1 BB: 0 P: 5		1B: 4 2B: 0 3B: 1 HR: 1	SF: 2 SAC: 0 DP: 0 HBP: 0	WP: 0 PB: 0 CS: 0
<b>PITCHER</b> Doc Medich, R ERA: 3.38 (1, 1)	IP: 9.0 WLS: W BF: 35 H: 6 R: 3 ER: 2 SO: 6 BB: 0 IBB: 0 HBP: 0 BLK: 0 WP: 0 HR: 1 S: 47 P: 47 ERA: 2.00 WHIP: 0.667															<b>PITCHER</b>				

Batter	1	2	3	4	5	6	7	8	9	AB	R	H	RBI	BB	SO	LOB	BOTTOM			
Horace Clarke, S OBP: 0.307, SLG: 0.261 (1, 4)										5	0	0	0	0	1	3	<b>Minnesota Twins @ New York Yankees</b> Yankee Stadium, Bronx, NY Sat Apr 28 1973, 3:33 AM EST Att: 6,461 - Cloudy - 56 F			
Roy White, S OBP: 0.280, SLG: 0.194 (1, 7)										5	1	1	1	0	1	1				
Matty Alou, L OBP: 0.366, SLG: 0.513 (1, 9) Ron Swoboda, R OBP: 0.190, SLG: 0.056 (9, 9)										5	3	4	2	0	0	2				
Bobby Murcer, L OBP: 0.357, SLG: 0.469 (1, 8)										5	2	3	5	0	1	1				
Jim Ray Hart, R OBP: 0.394, SLG: 0.448 (1, 10)										5	1	1	0	0	2	2				
Felipe Alou, R OBP: 0.255, SLG: 0.417 (1, 3)										4	0	0	0	0	1					
Graig Nettles, L OBP: 0.279, SLG: 0.351 (1, 5)										2	2	1	2	2	0	0				
Thurman Munson, R OBP: 0.406, SLG: 0.550 (1, 2)										4	1	3	0	0	1	1				
Gene Michael, S OBP: 0.255, SLG: 0.275 (1, 6)										4	1	1	1	0	0	3				
<b>Inning Stats</b>	R: 2 E: 0 K: 0 S: 5	H: 2 LOB: 0 BB: 0 P: 5	R: 0 E: 0 K: 0 S: 4	H: 1 LOB: 1 BB: 0 P: 4	R: 2 E: 0 K: 1 S: 7	H: 2 LOB: 0 BB: 0 P: 7	R: 0 E: 0 K: 1 S: 5	H: 0 LOB: 1 BB: 1 P: 9	R: 0 E: 0 K: 2 S: 8	H: 1 LOB: 0 BB: 0 P: 8	R: 2 E: 0 K: 1 S: 8	H: 3 LOB: 1 BB: 0 P: 8	R: 2 E: 0 K: 0 S: 5	H: 2 LOB: 0 BB: 0 P: 5	R: 3 E: 1 K: 1 S: 9	H: 3 LOB: 2 BB: 1 P: 13		1B: 8 2B: 2 3B: 0 HR: 4	SF: 0 SAC: 0 DP: 0 HBP: 0	WP: 0 PB: 0 CS: 0
<b>PITCHER</b> Jim Kaat, L ERA: 4.6 (1, 1) Joe Decker, R ERA: 7.2 (6, 1) Jim Strickland, L ERA: 27.0 (8, 1) Ken Sanders, R ERA: 5.4 (8, 1)	IP: 5.0 WLS: L BF: 22 H: 6 R: 4 ER: 4 SO: 4 BB: 1 IBB: 0 HBP: 0 BLK: 0 WP: 0 HR: 2 S: 29 P: 33 ERA: 7.20 WHIP: 1.400															<b>PITCHER</b>				

AB	33
R	3
H	6
RBI	3
BB	0
SO	6
LOB	6

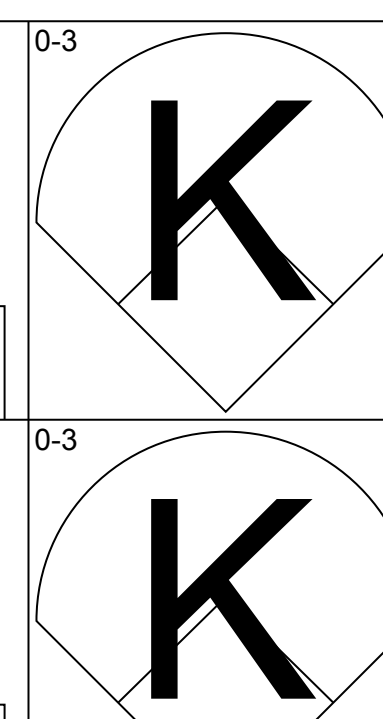
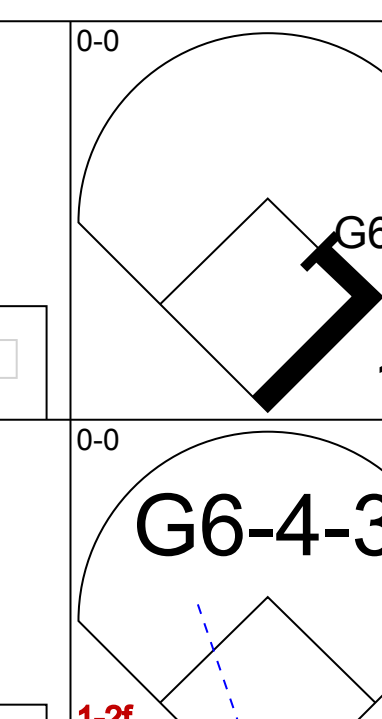
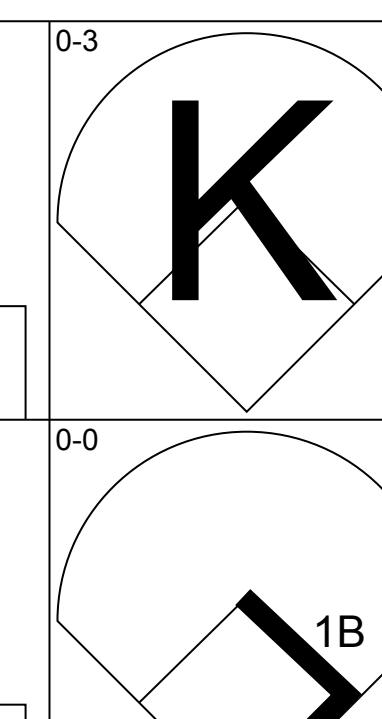
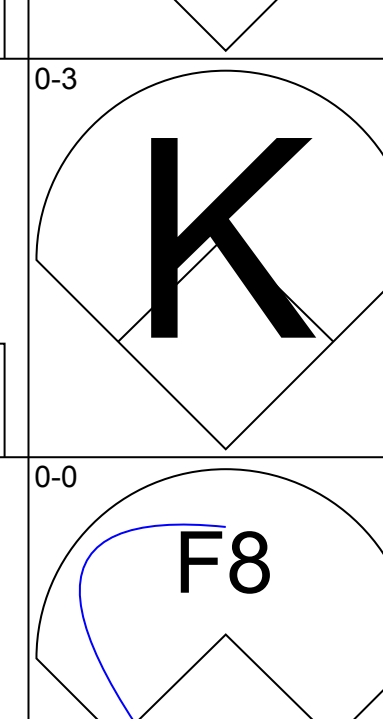
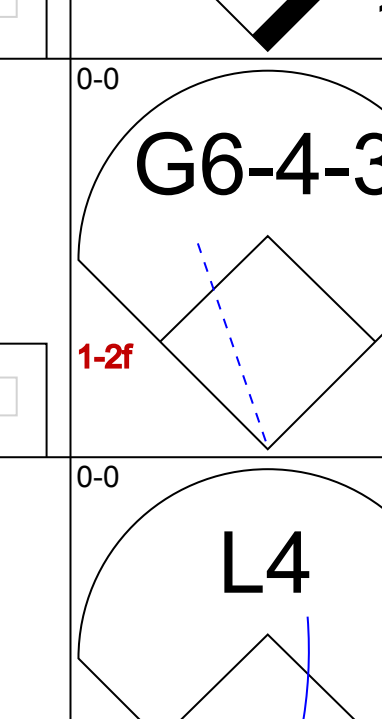
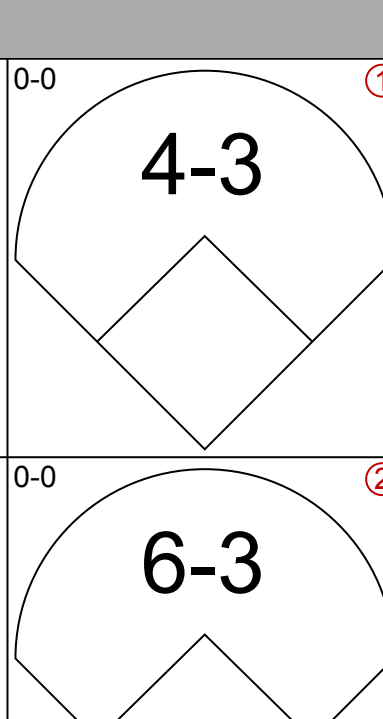
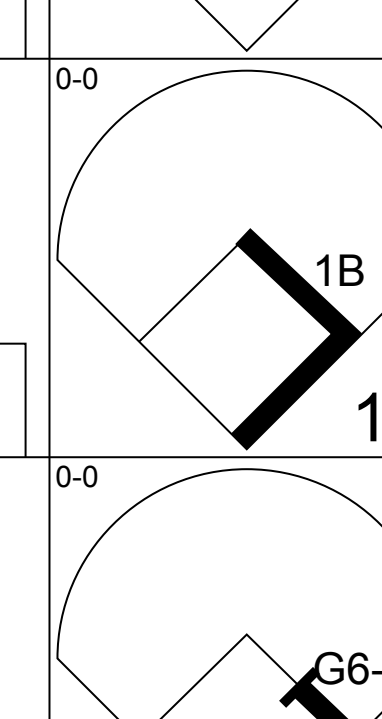
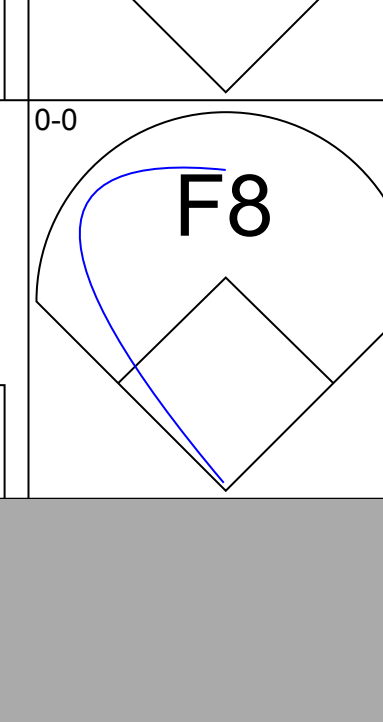
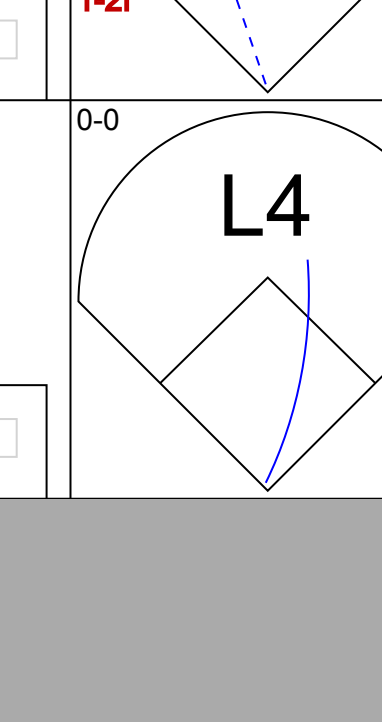
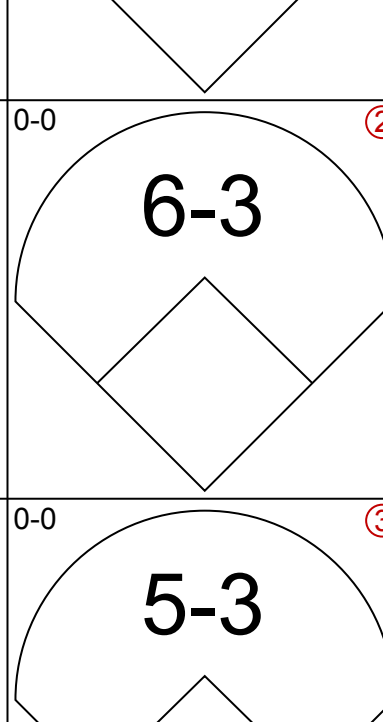
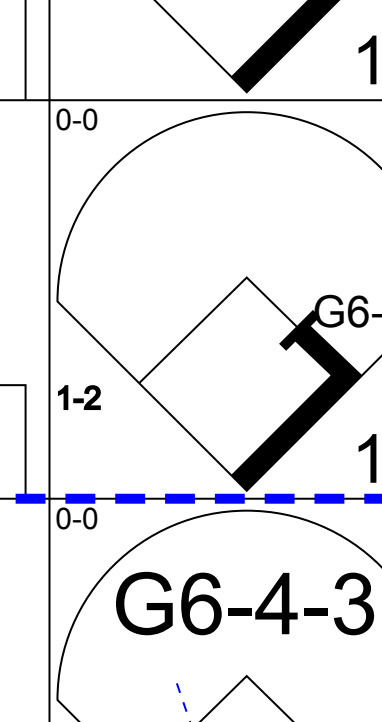
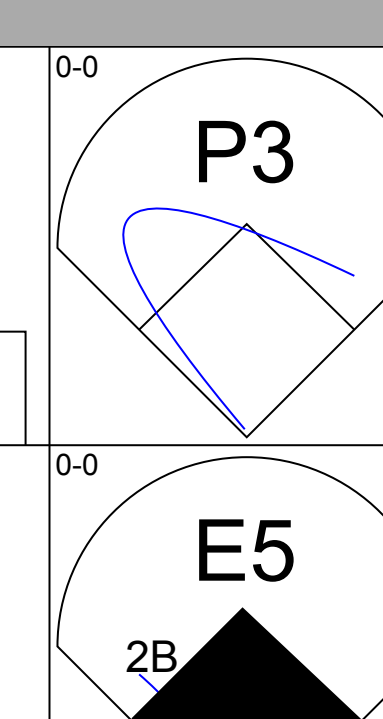
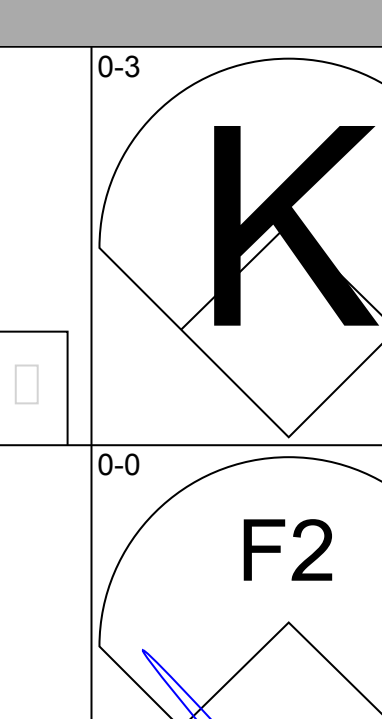
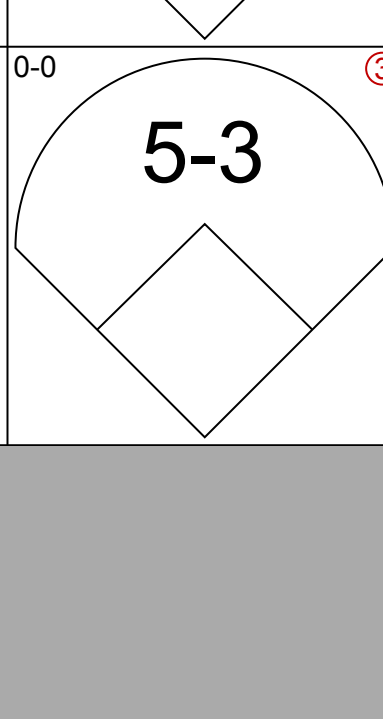
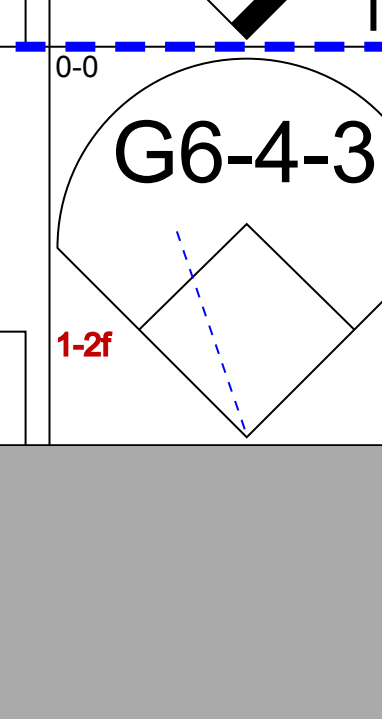
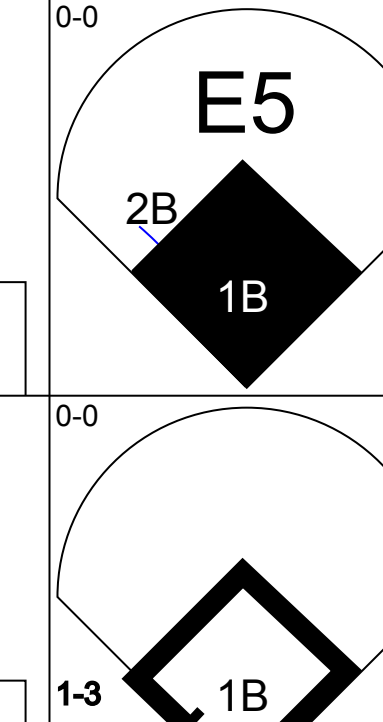
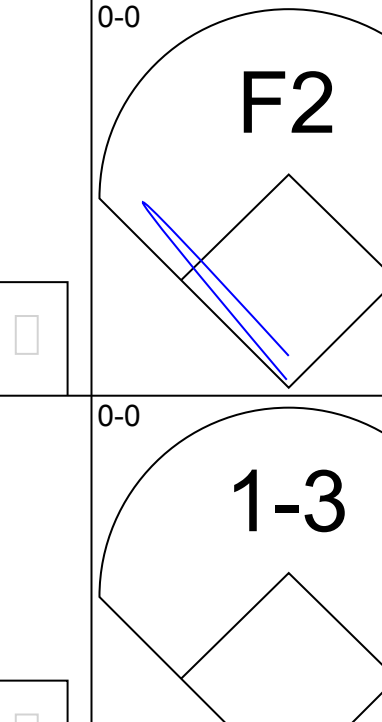
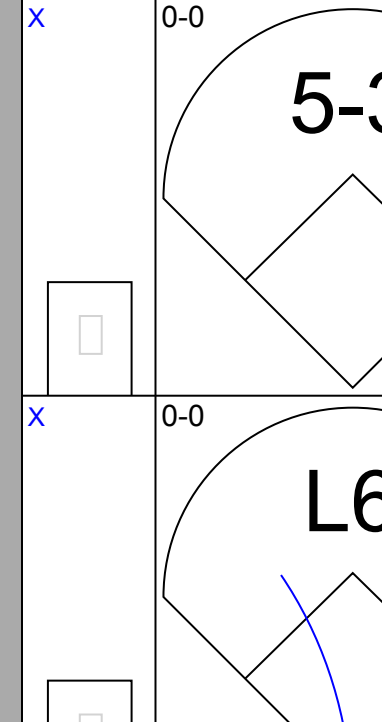
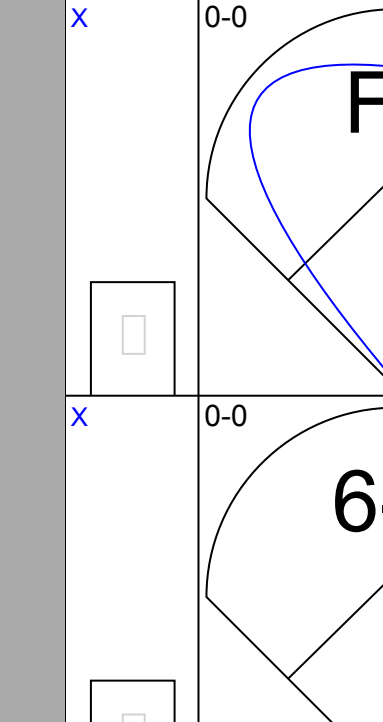
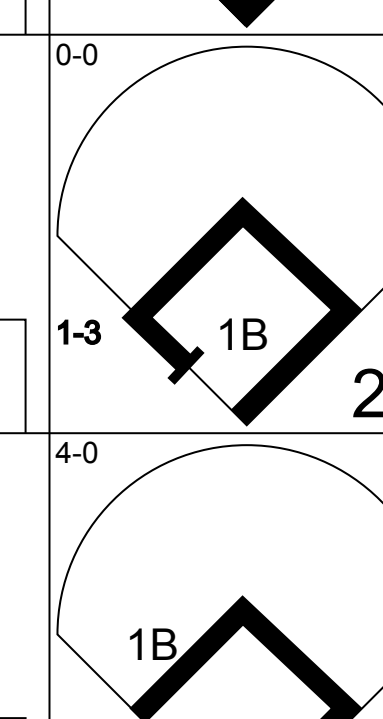
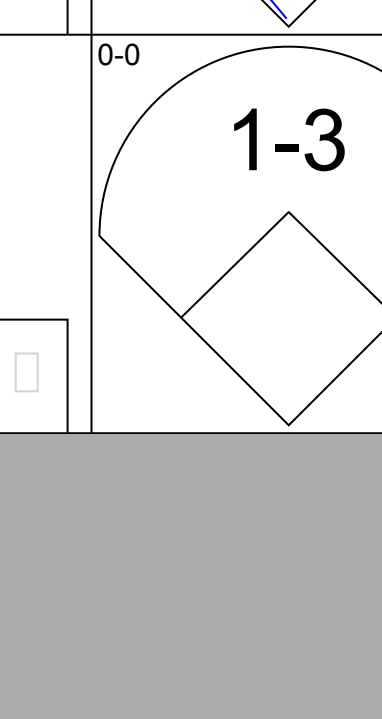
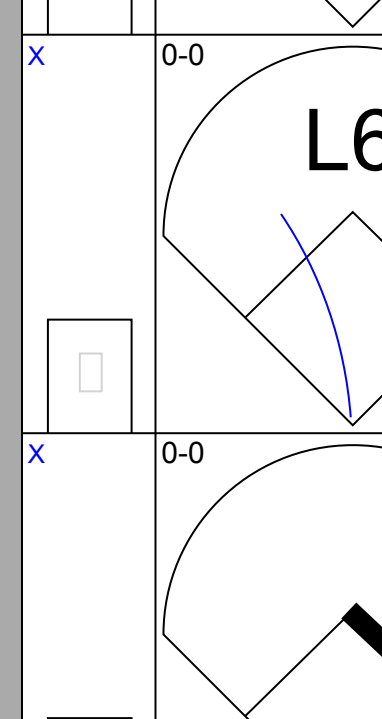
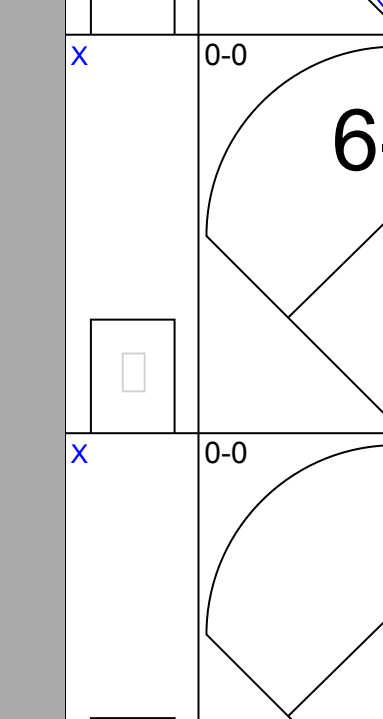
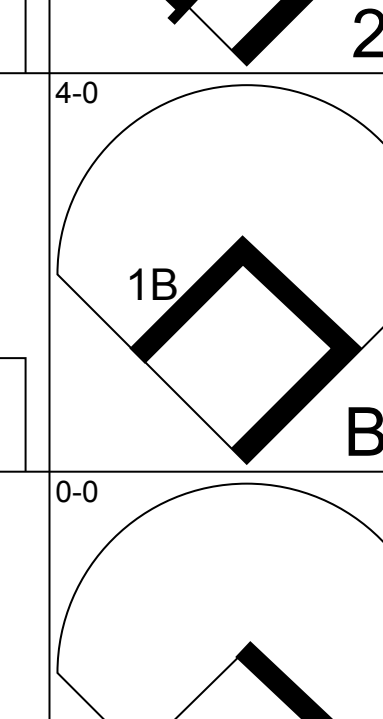
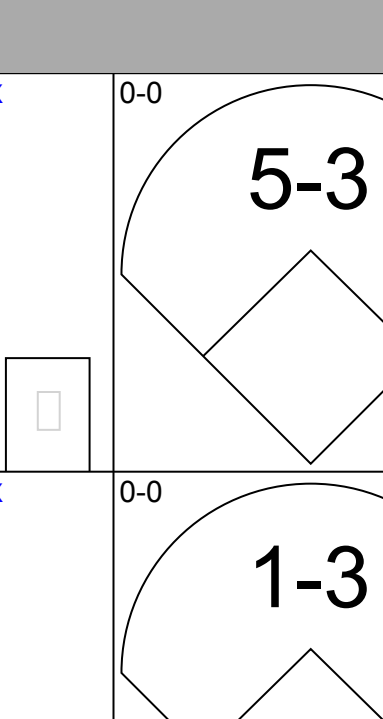
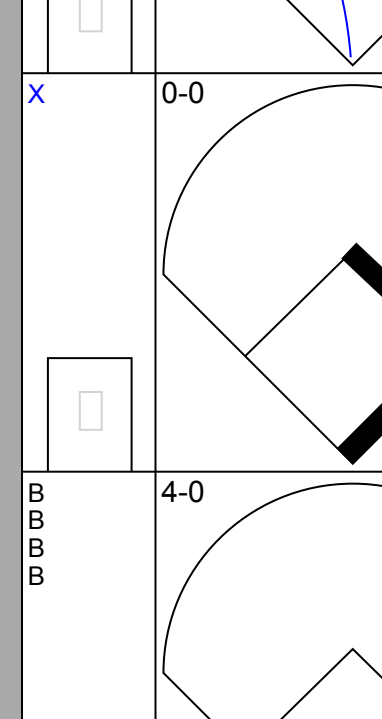
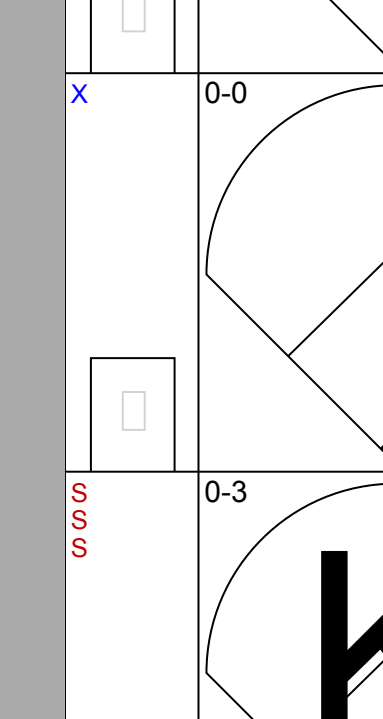
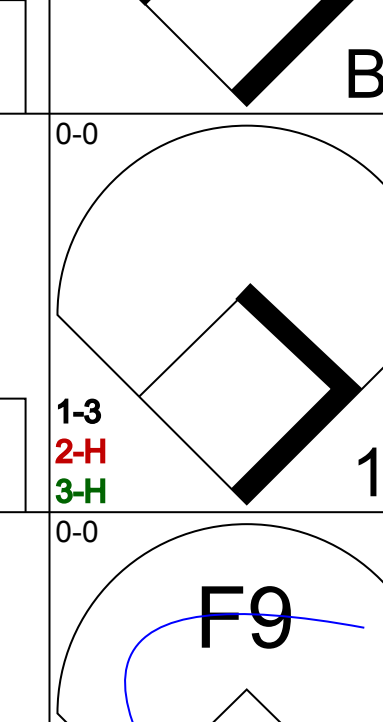
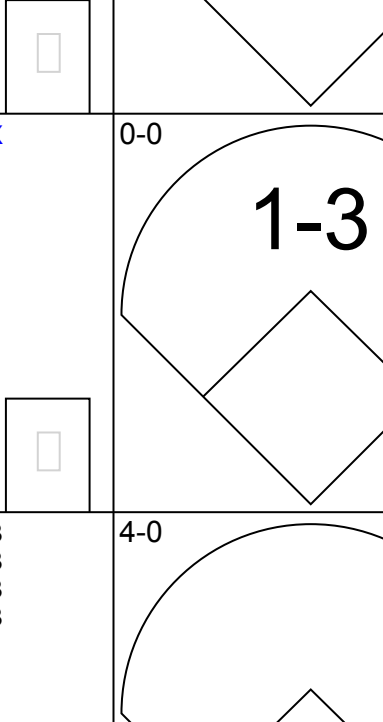
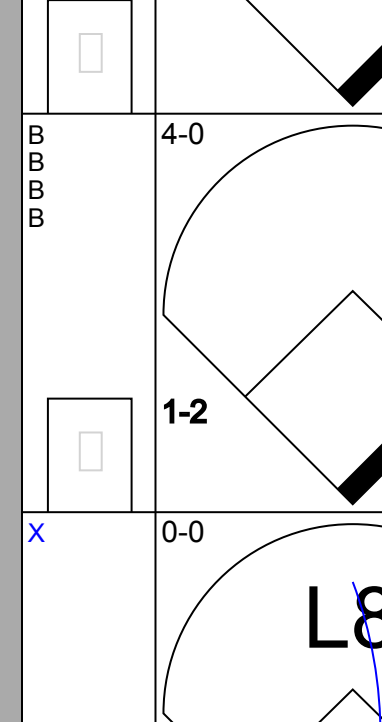
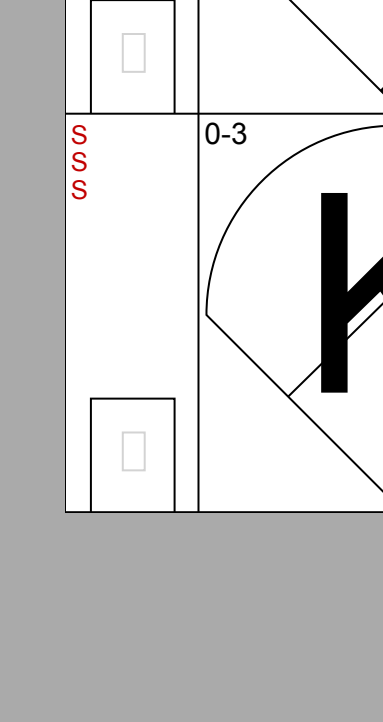
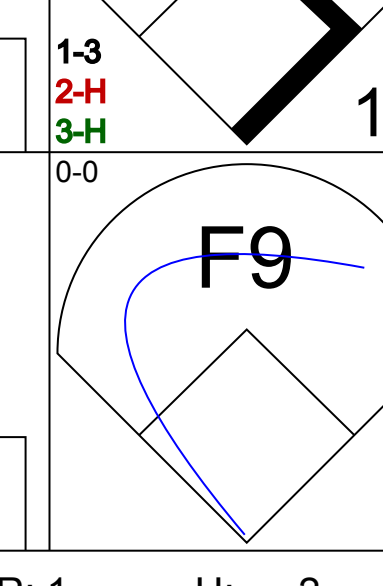
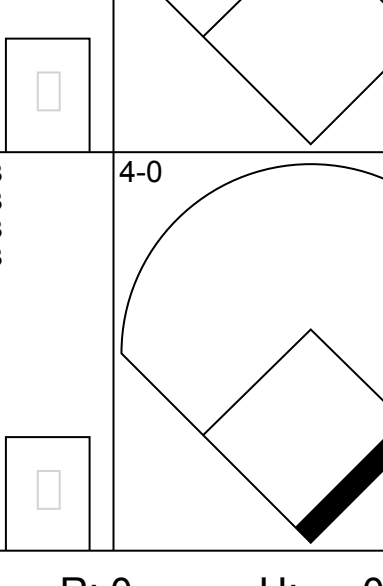
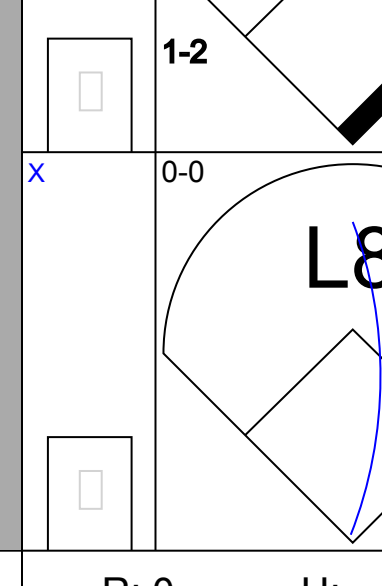


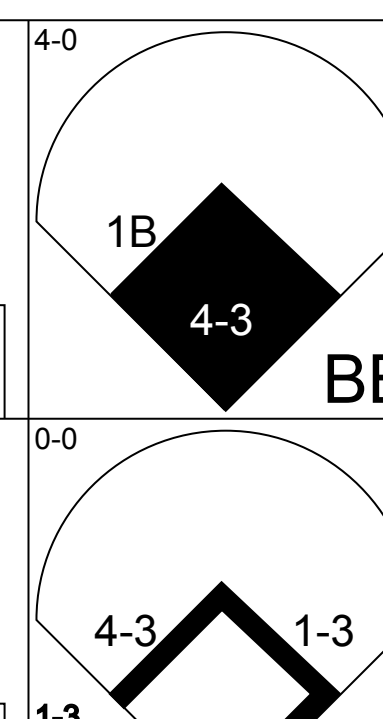
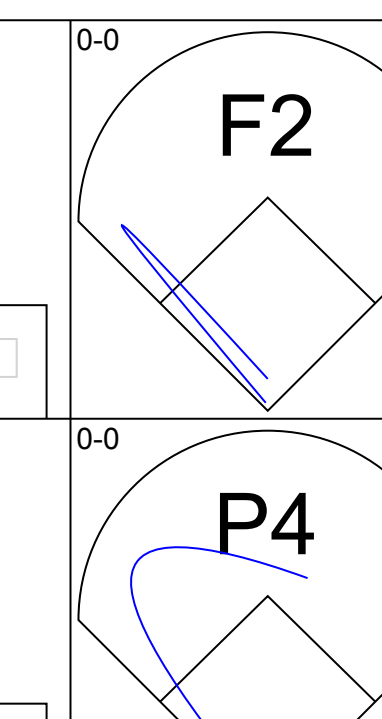
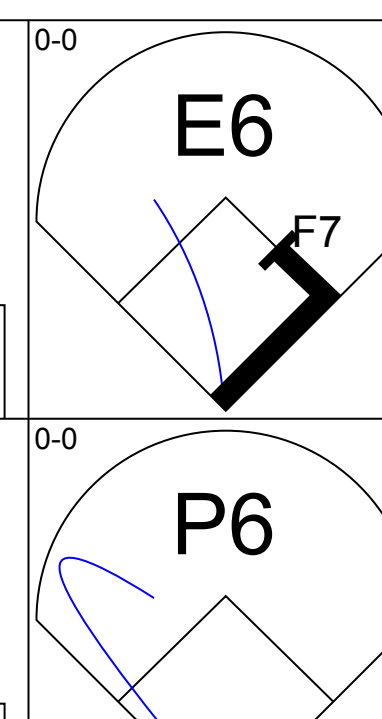
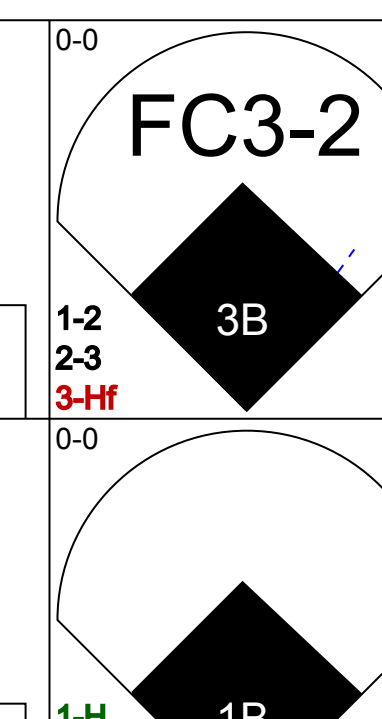
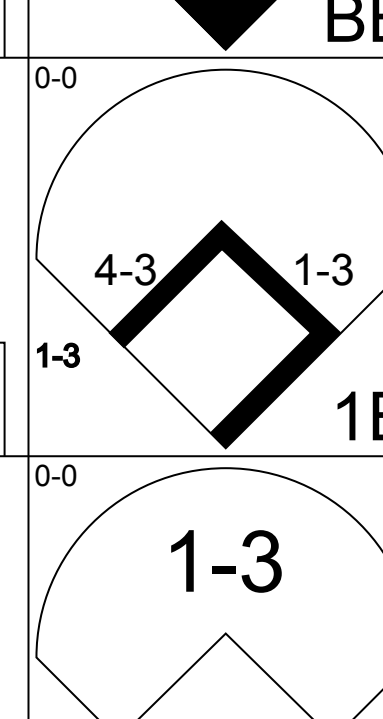
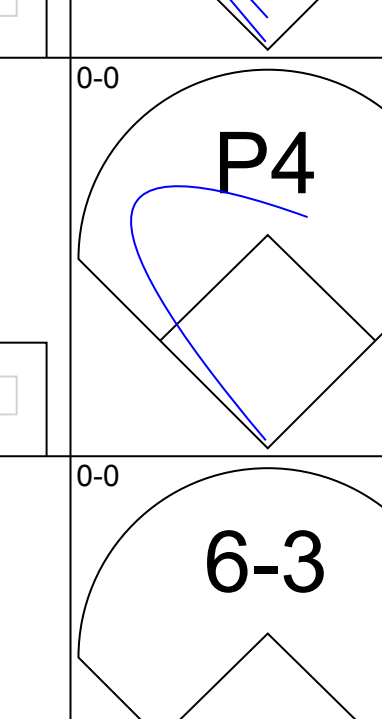
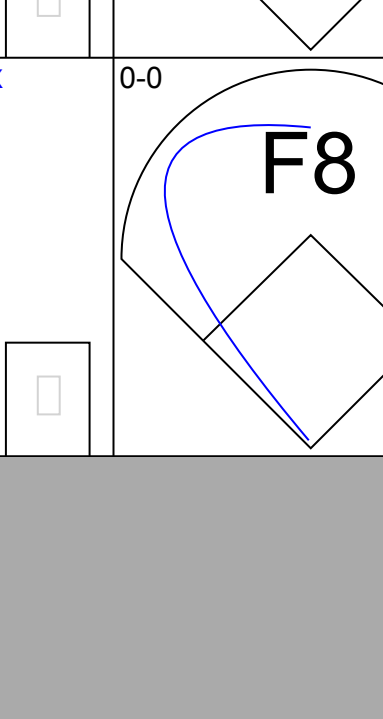
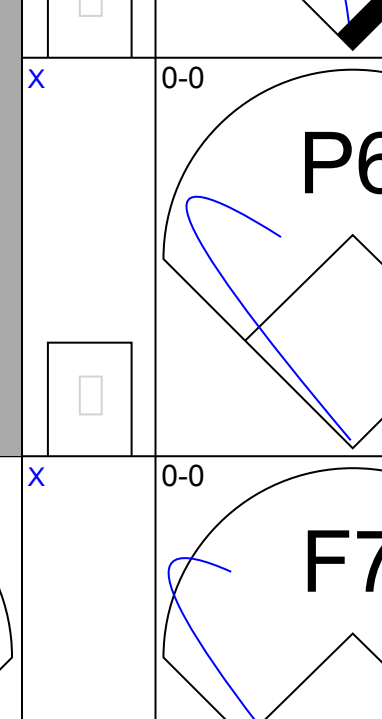
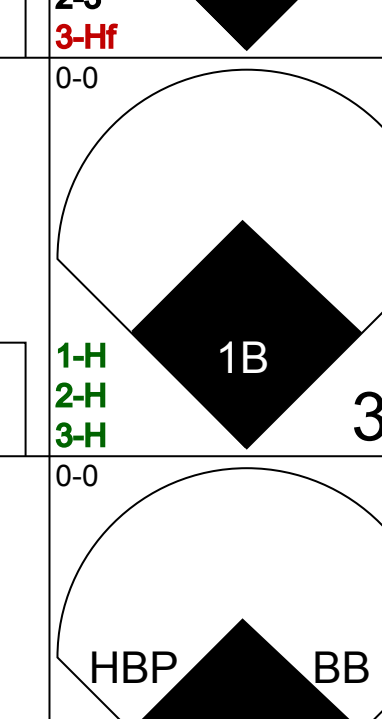
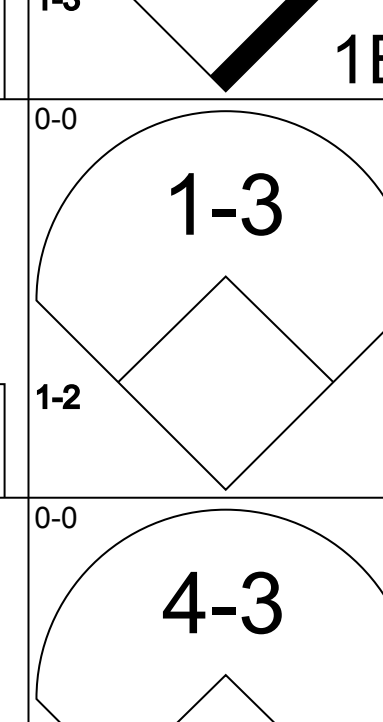
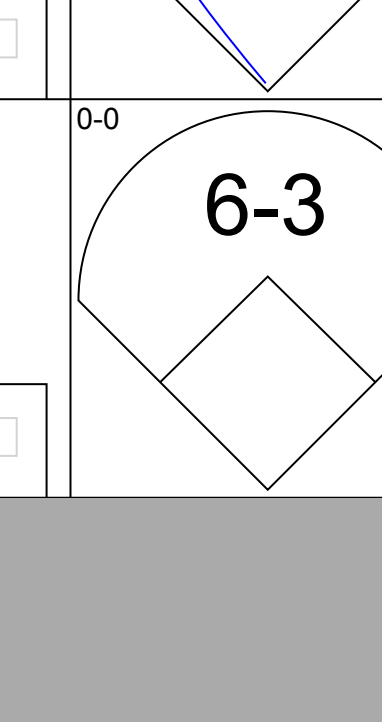
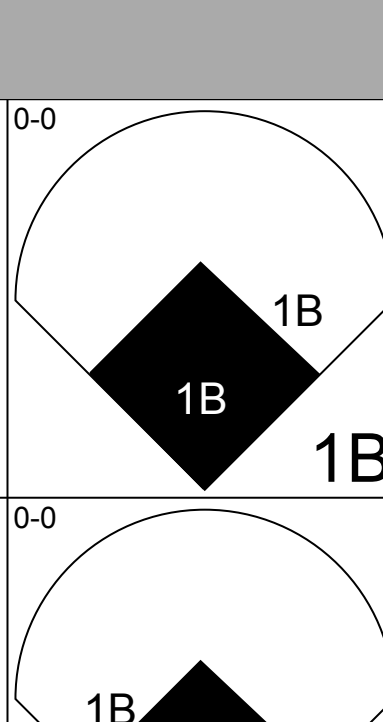
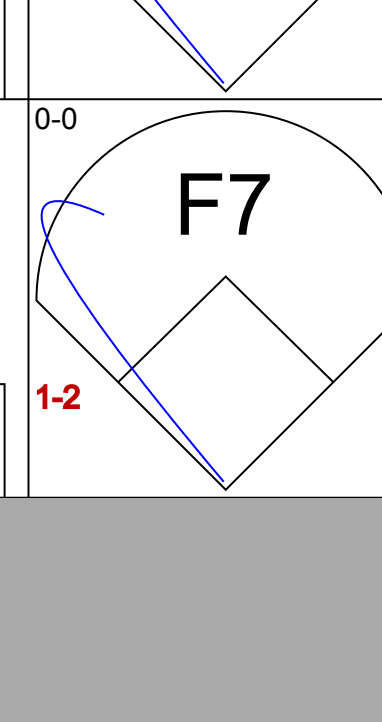
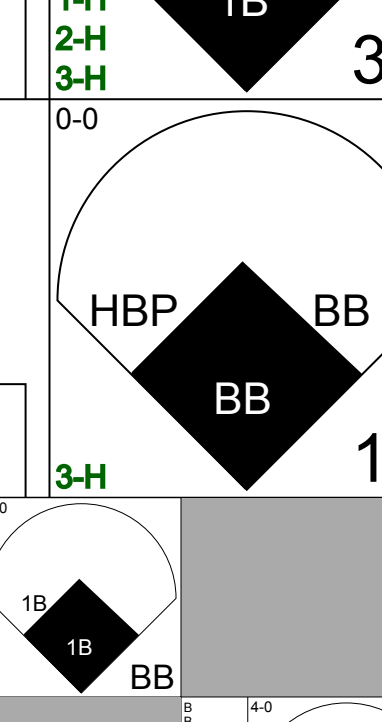
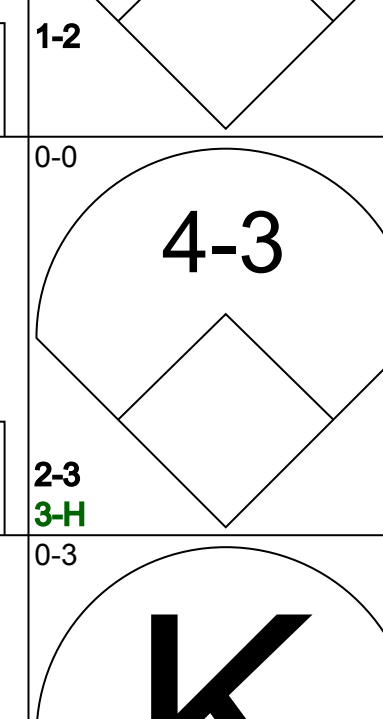
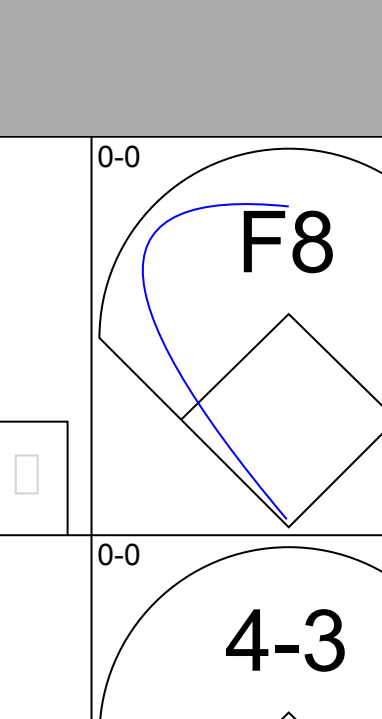
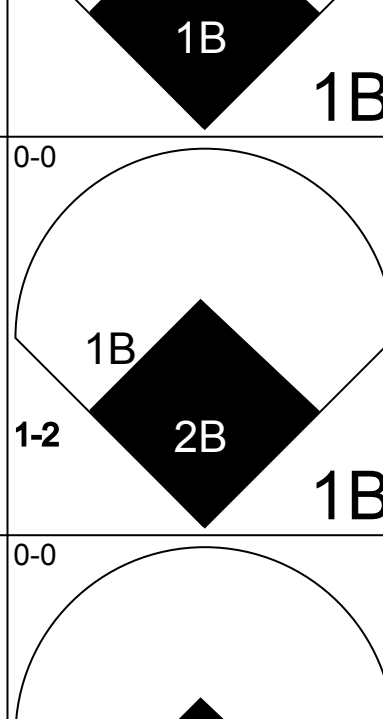
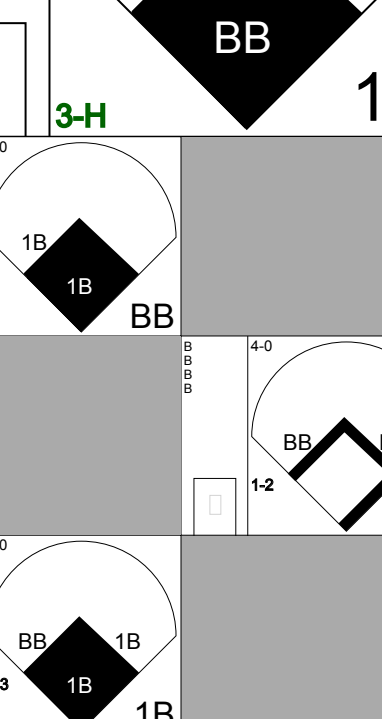

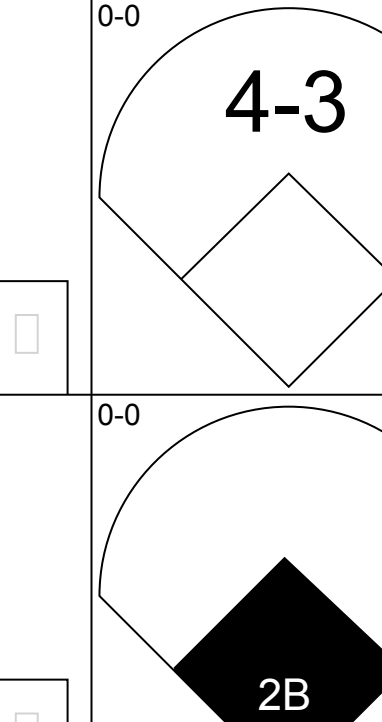
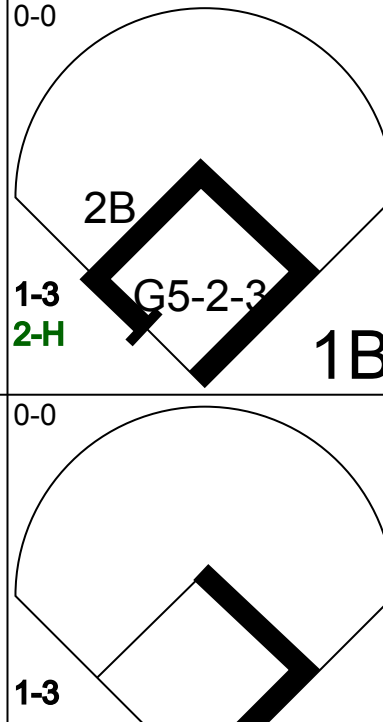
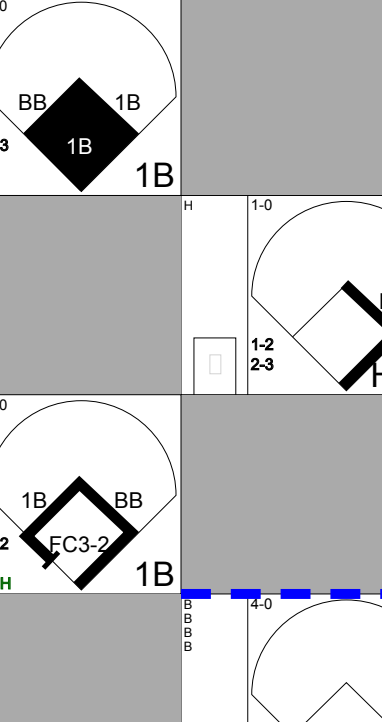
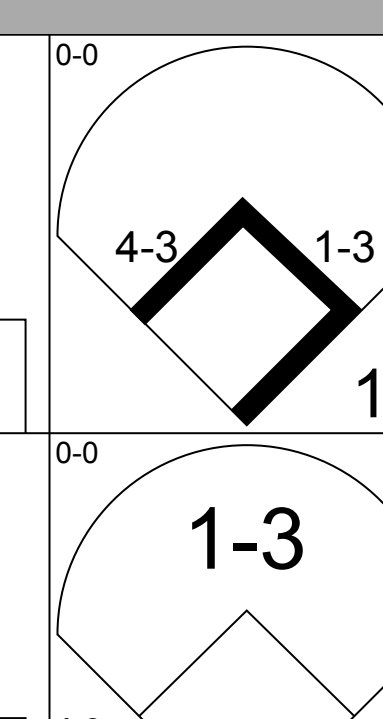
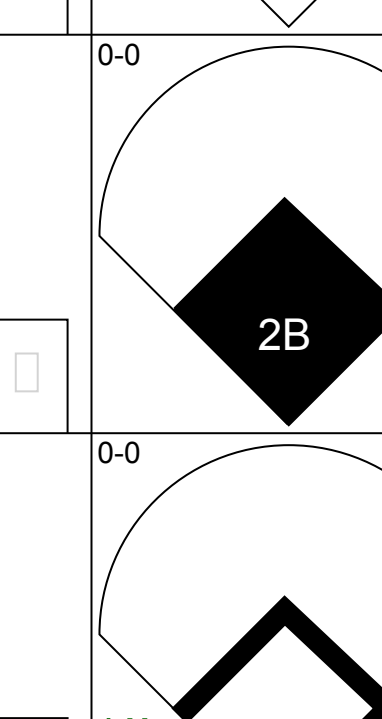
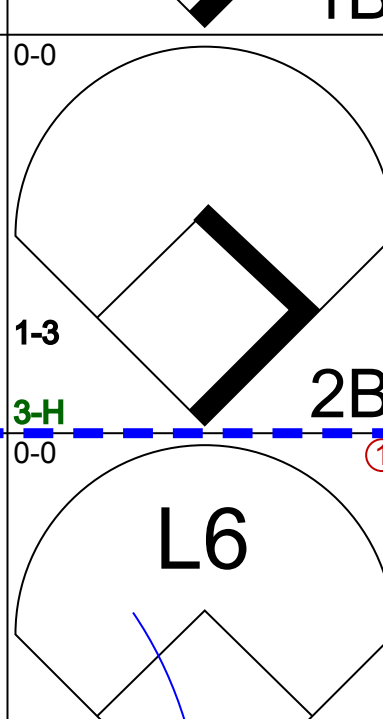
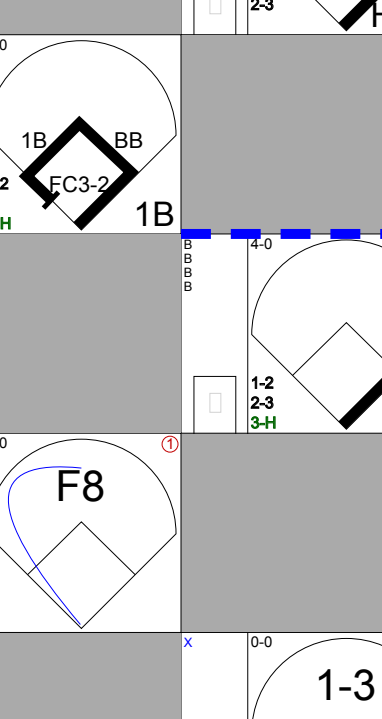
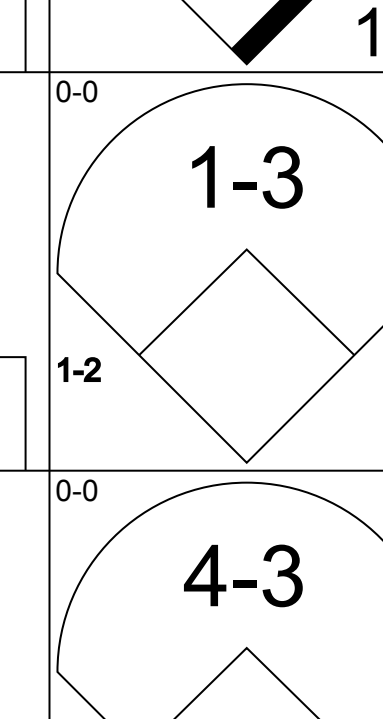
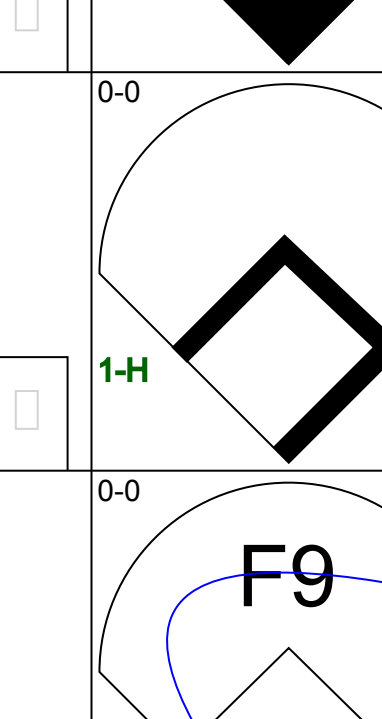
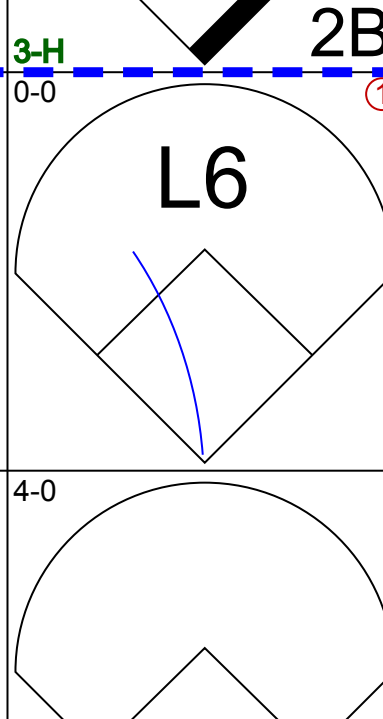
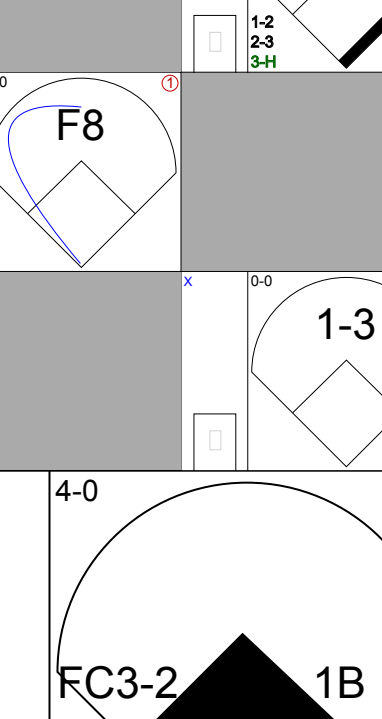
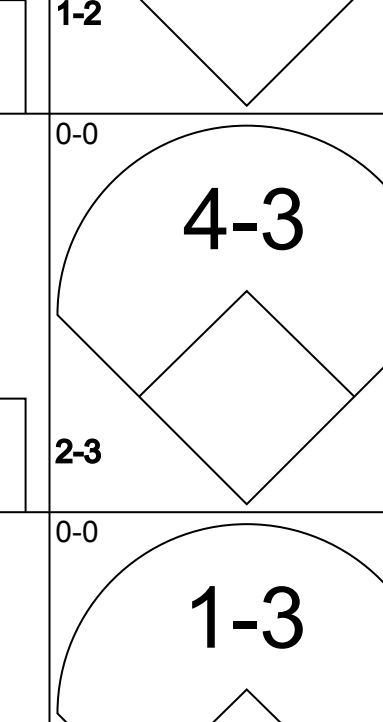
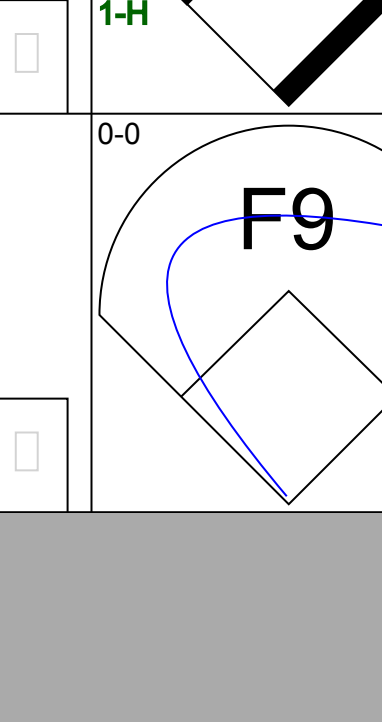
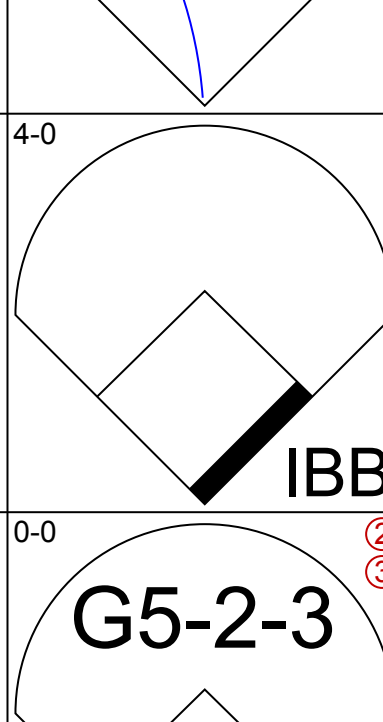
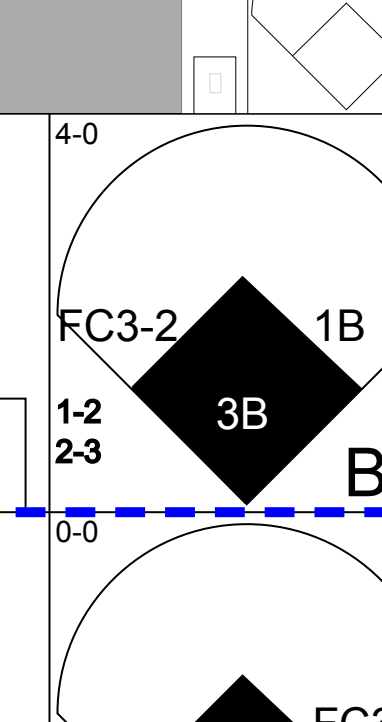
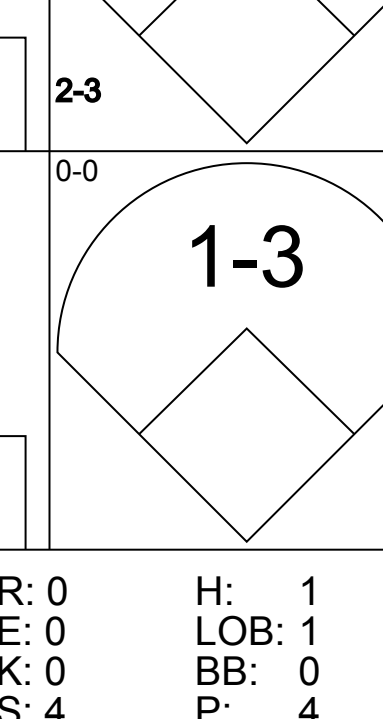
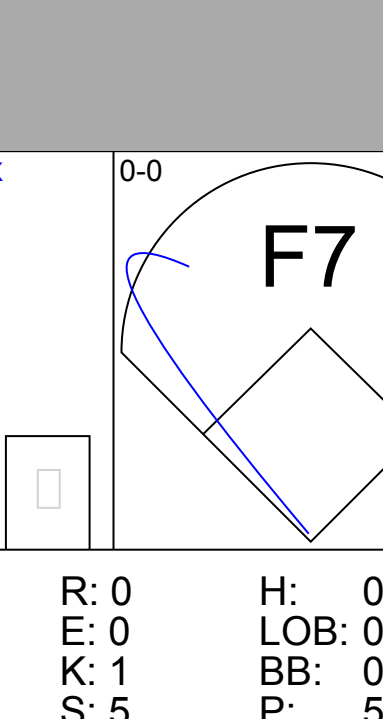
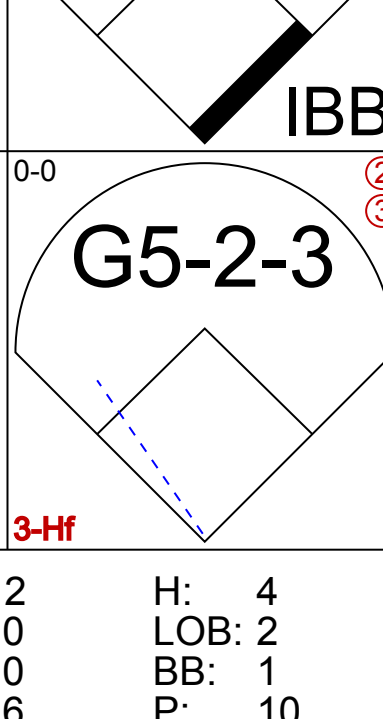
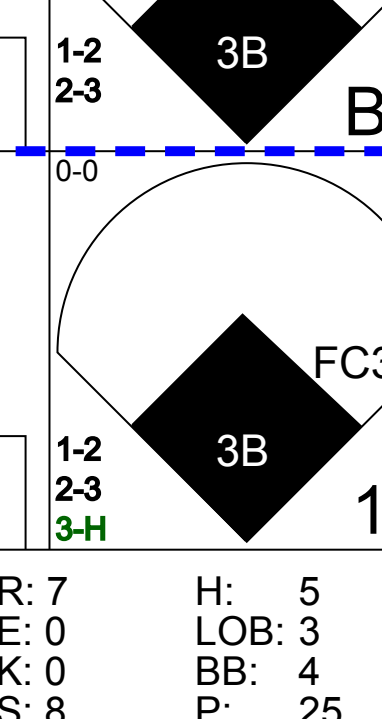
AB	39
R	11
H	14
RBI	11
BB	2
SO	6
LOB	14





Batter	1	2	3	4	5	6	7	8	9	AB	R	H	RBI	BB	SO	LOB	TOP				
Larry Hise, R OBP: 0.396, SLG: 0.631 (1, 8)	6-3		E5		F8			G1-6-3 1B		4	0	1	0	0	0	1	<b>Minnesota Twins @ New York Yankees</b> Yankee Stadium, Bronx, NY Sun Apr 29 1973, 3:33 AM EDT Cloudy - 53 F				
Rod Carew, L OBP: 0.318, SLG: 0.368 (1, 4)	1-3		K			6-3		G1-6-3 1B		4	0	0	0	0	1	3					
Harmon Killebrew, R OBP: 0.255, SLG: 0.244 (1, 3)	K			5-3		P4		5-3		4	0	0	0	0	1	1					
Tony Oliva, L OBP: 0.291, SLG: 0.314 (1, 10)		FC5-4 1B		L7		F8		F7		4	0	1	0	0	0	0					
Danny Walton, R OBP: 0.350, SLG: 0.778 (1, 9)	FC5-4 1-2f			K2-3				E5 FC4-6		4	1	1	0	0	1	1					
Steve Braun, L OBP: 0.403, SLG: 0.500 (1, 5)	G4-6-3 1-2f					FC6-4 FC4-6 2B		FC4-6 1-2f		4	1	1	1	0	0	2					
Danny Thompson, R OBP: 0.259, SLG: 0.231 (1, 6)			F7			FC6-4 1B		P3		4	0	2	0	0	0	1					
George Mitterwald, R OBP: 0.359, SLG: 0.258 (1, 2)						FC6-4 FC4-6 1-2f 2-3		1-3		2	1	0	0	0	0	3					
Bobby Darwin, R OBP: 0.281, SLG: 0.328 (9, PH)			G3 E HBP					1-3		1	0	0	0	0	1	1					
Jim Holt, L OBP: 0.396, SLG: 0.556 (1, 7)			G3			FC4-6 1-2f 3-H		1B WP 1B		3	0	1	1	0	0	2					
<b>Inning Stats</b>	R: 0 E: 0 K: 1 S: 5	H: 0 LOB: 0 BB: 0 P: 5	R: 0 E: 0 K: 0 S: 3	H: 1 LOB: 0 BB: 0 P: 3	R: 1 E: 1 K: 1 S: 6	H: 0 LOB: 1 BB: 0 P: 7	R: 0 E: 0 K: 1 S: 5	H: 0 LOB: 0 BB: 0 P: 5	R: 1 E: 0 K: 0 S: 5	H: 2 LOB: 1 BB: 0 P: 5	R: 0 E: 0 K: 0 S: 3	H: 0 LOB: 1 BB: 0 P: 3	R: 0 E: 1 K: 0 S: 4	H: 0 LOB: 1 BB: 0 P: 4	R: 0 E: 0 K: 0 S: 4	H: 2 LOB: 1 BB: 0 P: 4	R: 1 E: 0 K: 1 S: 7	H: 2 LOB: 1 BB: 0 P: 7	1B: 5 2B: 1 3B: 1 HR: 0	SF: 0 SAC: 0 DP: 2 HBP: 1	WP: 1 PA: 35 SB: 0 CS: 1
<b>PITCHER</b> Mel Stottlemyre, R ERA: 2.96 (1, 1)	IP: 9.0 WLS: W BF: 35 H: 7 R: 3 ER: 2 SO: 4 BB: 0 IBB: 0 HBP: 1 BLK: 0 WP: 1 HR: 0 S: 42 P: 43 ERA: 2.00 WHIP: 0.778																				
<b>Batter</b>	<b>1</b>	<b>2</b>	<b>3</b>	<b>4</b>	<b>5</b>	<b>6</b>	<b>7</b>	<b>8</b>	<b>9</b>	<b>AB</b>	<b>R</b>	<b>H</b>	<b>RBI</b>	<b>BB</b>	<b>SO</b>	<b>LOB</b>	<b>BOTTOM</b>				
Horace Clarke, S OBP: 0.329, SLG: 0.288 (1, 4)	BB 1B		4-3			FC6 1B		CS 1-2		4	0	3	1	0	0	0	<b>Minnesota Twins @ New York Yankees</b> Yankee Stadium, Bronx, NY Sun Apr 29 1973, 3:33 AM EDT Cloudy - 53 F				
Roy White, S OBP: 0.278, SLG: 0.186 (1, 7)	G4-6-3 1-2 BB		K		6-3	FC6 1-2f				3	0	0	0	1	1	3					
Matty Alou, L OBP: 0.356, SLG: 0.488 (1, 9)	K			WP SF8 1B		1-3		K		4	1	1	0	0	2	2					
Bobby Murcer, L OBP: 0.351, SLG: 0.463 (1, 8)	G4-6-3 1-2f			SF8 1-H		3-1 BB 1B		F7		3	1	1	1	0	0	2					
Graig Nettles, L OBP: 0.319, SLG: 0.424 (1, 5)		HR		PB BB		3-1 BB 1B				2	2	2	1	2	0	0					
Jim Ray Hart, R OBP: 0.394, SLG: 0.448 (1, 10)		6-3		P4		3-1		4-3		0	0	0	0	0	0	0					
Johnny Callison, L OBP: 0.160, SLG: 0.200 (2, PH)						1-2 2-3				4	0	0	0	0	0	4					
Ron Blomberg, L OBP: 0.297, SLG: 0.188 (1, 3)		G6-4-3 BB		4-3 1-2		S 1B		L9		3	1	1	2	1	0	1					
Thurman Munson, R OBP: 0.412, SLG: 0.540 (1, 2)		G6-4-3 1-2f			5-3	1B BB		CS 1B		3	1	1	0	1	0	1					
Gene Michael, S OBP: 0.254, SLG: 0.273 (1, 6)			3-1		P5	1B 1-2f		F8		4	0	1	1	0	0	1					
<b>Inning Stats</b>	R: 0 E: 0 K: 1 S: 5	H: 1 LOB: 1 BB: 1 P: 9	R: 1 E: 0 K: 0 S: 3	H: 1 LOB: 0 BB: 1 P: 7	R: 0 E: 0 K: 1 S: 5	H: 0 LOB: 0 BB: 0 P: 5	R: 1 E: 0 K: 0 S: 4	H: 1 LOB: 1 BB: 1 P: 8	R: 0 E: 0 K: 0 S: 4	H: 1 LOB: 1 BB: 0 P: 4	R: 4 E: 0 K: 0 S: 7	H: 4 LOB: 2 BB: 2 P: 15	R: 0 E: 0 K: 1 S: 6	H: 1 LOB: 1 BB: 0 P: 6	R: 0 E: 0 K: 0 S: 3	H: 1 LOB: 0 BB: 0 P: 3	1B: 9 2B: 0 3B: 0 HR: 1	SF: 1 SAC: 0 DP: 2 HBP: 0	WP: 2 PA: 37 SB: 1 CS: 1		
<b>PITCHER</b> Bert Blyleven, R ERA: 3.09 (1, 1)	IP: 6.0 WLS: L BF: 29 H: 8 R: 6 ER: 2 SO: 2 BB: 5 IBB: 0 HBP: 0 BLK: 0 WP: 1 HR: 1 S: 28 P: 48 ERA: 3.00 WHIP: 2.167																				
Dave Goltz, R ERA: 1.93 (7, 1)	IP: 2.0 WLS: 7 BF: 2 H: 2 R: 0 ER: 0 SO: 1 BB: 0 IBB: 0 HBP: 0 BLK: 0 WP: 0 HR: 0 S: 9 P: 9 ERA: 0.00 WHIP: 1.000																				


Batter	1	2	3	4	5	6	7	8	9	AB	R	H	RBI	BB	SO	LOB	TOP					
Larry Hise, R OBP: 0.360, SLG: 0.609 (1, 8)										4	0	1	0	0	2	1	<b>Minnesota Twins @ New York Yankees</b> Yankee Stadium, Bronx, NY Sun Apr 29 1973, 3:38 AM EDT Att: 28,123 - Overcast - 55 F					
Jerry Terrell, R OBP: 0.364, SLG: 0.364 (1, 5)										4	0	1	0	0	1							
Bobby Darwin, R OBP: 0.279, SLG: 0.323 (1, 10)										4	0	1	0	0	0							
Danny Walton, R OBP: 0.292, SLG: 0.636 (1, 9)										4	0	0	0	0	1	2						
Joe Lis, R OBP: 0.192, SLG: 0.130 (1, 3)											4	1	0	0	0	0						
Danny Thomson, R OBP: 0.238, SLG: 0.250 (1, 6)											4	0	1	0	0	0						
Dan Monzon, R OBP: 0.750, SLG: 0.667 (1, 4)											3	0	2	0	1	0						
Phil Roof, R OBP: 0.238, SLG: 0.158 (1, 2)											3	0	1	1	1	1						
Mike Adams, R (1, 7)											2	0	0	0	1	0						
<b>Inning Stats</b>	R: 0 E: 0 K: 2 S: 7	H: 0 LOB: 0 BB: 0 P: 7	R: 1 E: 1 K: 0 S: 5	H: 2 LOB: 2 BB: 1 P: 9	R: 0 E: 0 K: 1 S: 3	H: 1 LOB: 0 BB: 0 P: 3	R: 0 E: 0 K: 1 S: 5	H: 0 LOB: 0 BB: 0 P: 5	R: 0 E: 0 K: 0 S: 3	H: 0 LOB: 1 BB: 1 P: 7	R: 0 E: 0 K: 0 S: 3	H: 0 LOB: 0 BB: 0 P: 3	R: 0 E: 0 K: 0 S: 4	H: 1 LOB: 2 BB: 1 P: 8	R: 0 E: 0 K: 1 S: 6	H: 2 LOB: 1 BB: 0 P: 6	R: 0 E: 0 K: 1 S: 6	H: 1 LOB: 1 BB: 0 P: 6	1B: 6 2B: 1 3B: 0 HR: 0	SF: 0 SAC: 0 DP: 2 HBP: 0	WP: 0 PB: 0 CS: 0	PA: 35
<b>PITCHER</b>	IP WLS BF H R ER SO BB IBB HBP BLK WP HR S P ERA WHIP																					
Fritz Peterson, L ERA: 3.06 (1, 1)	7.1 W 30 6 1 0 4 3 0 0 0 0 0 0 35 47 0.00 1.227																					
Lindy McDaniel, R ERA: 2.87 (8, 1)	1.2 S 5 1 0 0 1 0 0 0 0 0 0 0 7 7 0.00 0.600																					

Batter	1	2	3	4	5	6	7	8	9	AB	R	H	RBI	BB	SO	LOB	BOTTOM					
Roy White, S OBP: 0.274, SLG: 0.176 (1, 7)										4	2	0	0	1	1	3	<b>Minnesota Twins @ New York Yankees</b> Yankee Stadium, Bronx, NY Sun Apr 29 1973, 3:38 AM EDT Att: 28,123 - Overcast - 55 F					
Thurman Munson, R OBP: 0.411, SLG: 0.559 (1, 2)										5	1	2	3	0	0	1						
Matty Alou, L OBP: 0.360, SLG: 0.479 (1, 9)										5	2	2	1	0	0	3						
Bobby Murcer, L OBP: 0.367, SLG: 0.457 (1, 8)										3	2	1	1	2	0	1						
Graig Nettles, L OBP: 0.338, SLG: 0.429 (1, 5)										4	1	2	1	0	1	1						
Ron Blomberg, L OBP: 0.381, SLG: 0.306 (1, 3)										4	1	4	3	1	0	0						
Johnny Callison, L OBP: 0.167, SLG: 0.233 (1, 10)										5	0	1	1	0	0	8						
Bernie Allen, L Horace Clarke, S OBP: 0.325, SLG: 0.288 (8, P) (9, 4)										2	0	0	0	2	0	2						
Hal Lanier, R OBP: 0.333, SLG: 0.333 (1, 6)										4	1	1	1	0	0	4						
<b>Inning Stats</b>	R: 1 E: 0 K: 1 S: 6	H: 1 LOB: 1 BB: 1 P: 10	R: 0 E: 0 K: 0 S: 4	H: 1 LOB: 1 BB: 0 P: 4	R: 0 E: 0 K: 0 S: 3	H: 0 LOB: 0 BB: 0 P: 3	R: 1 E: 0 K: 0 S: 5	H: 2 LOB: 1 BB: 0 P: 5	R: 0 E: 0 K: 1 S: 5	H: 0 LOB: 0 BB: 0 P: 5	R: 2 E: 0 K: 0 S: 6	H: 4 LOB: 2 BB: 1 P: 10	R: 0 E: 1 K: 0 S: 3	H: 0 LOB: 0 BB: 0 P: 3	R: 0 E: 0 K: 0 S: 8	H: 5 LOB: 3 BB: 4 P: 25	R: 7 E: 0 K: 0 S: 8	H: 5 LOB: 3 BB: 4 P: 25	1B: 10 2B: 2 3B: 1 HR: 0	SF: 0 SAC: 0 DP: 1 HBP: 1	WP: 0 PB: 0 CS: 0	PA: 43
<b>PITCHER</b>	IP WLS BF H R ER SO BB IBB HBP BLK WP HR S P ERA WHIP																					
Bill Hands, R ERA: 3.94 (1, 1)	5.0 L 24 8 4 4 2 1 0 0 0 0 0 0 27 31 7.20 1.800																					
Ken Sanders, R ERA: 8.0 (6, 1)	2.1 11 2 4 4 0 2 1 0 0 0 0 0 8 20 15.43 1.714																					
Ray Corbin, R ERA: 2.92 (8, 1)	0.1 6 3 2 2 0 1 0 1 0 0 0 0 4 9 54.00 12.000																					
Jim Strickland, L ERA: 18.0 (8, 1)	0.1 2 0 1 1 0 1 0 0 0 0 0 0 1 5 27.00 3.000																					

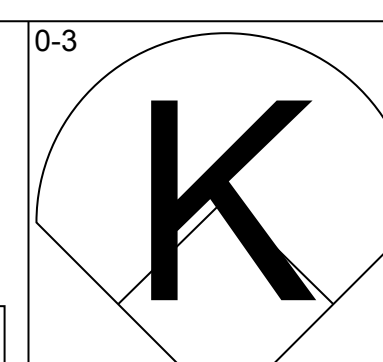
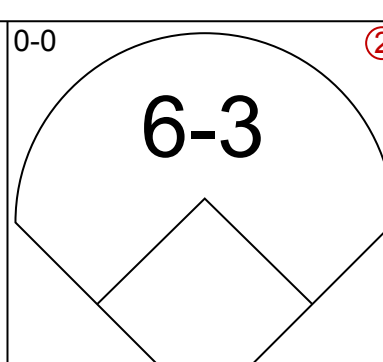
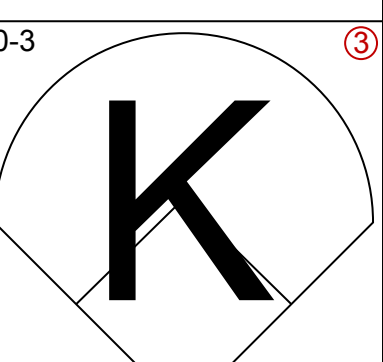
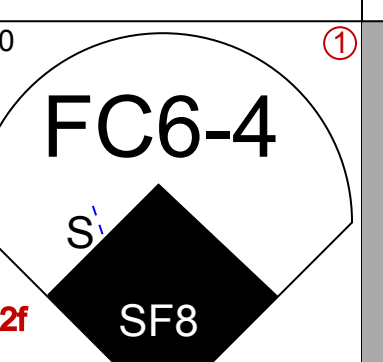
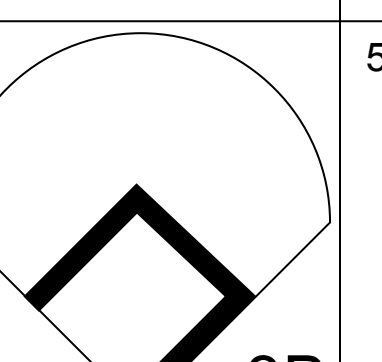
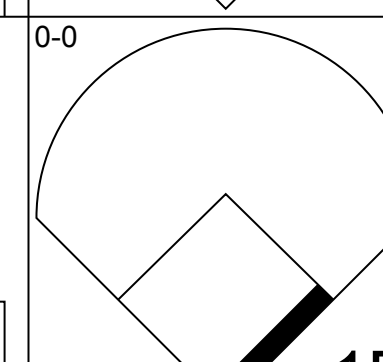
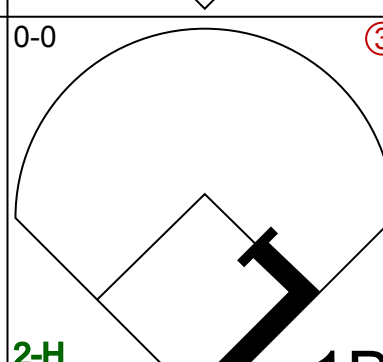
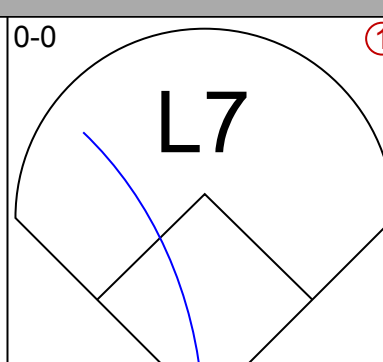
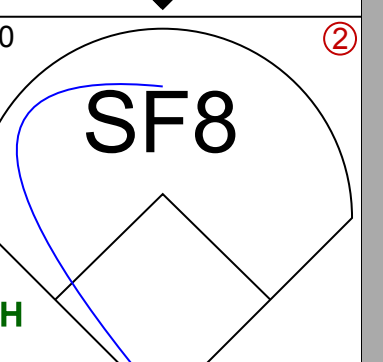
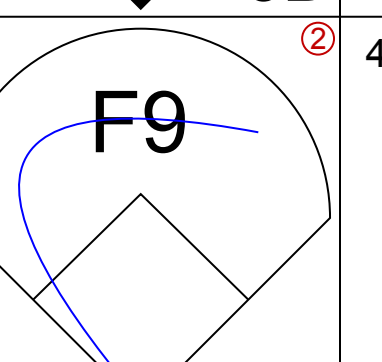
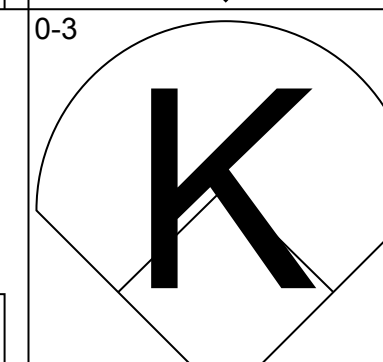
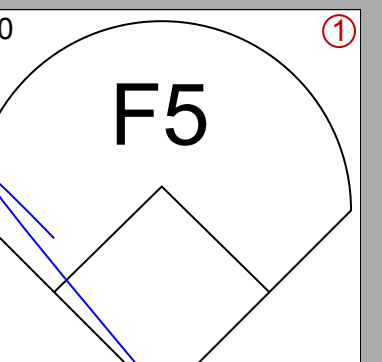
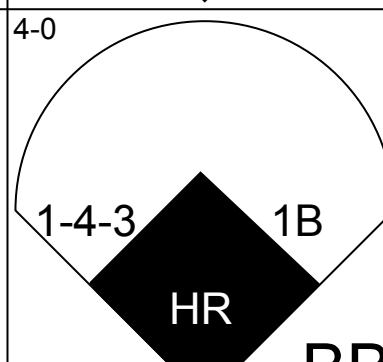
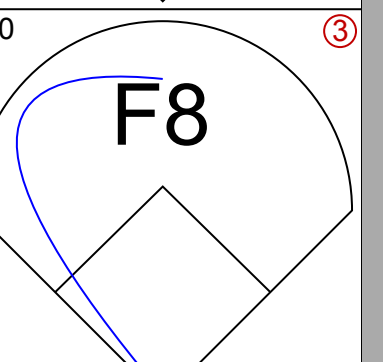
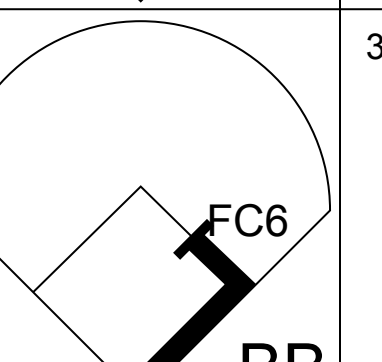
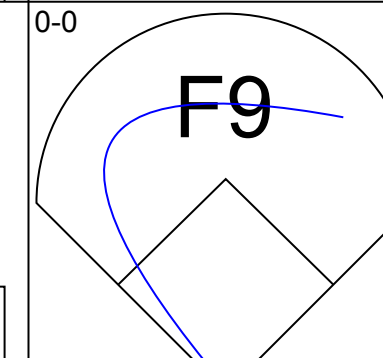
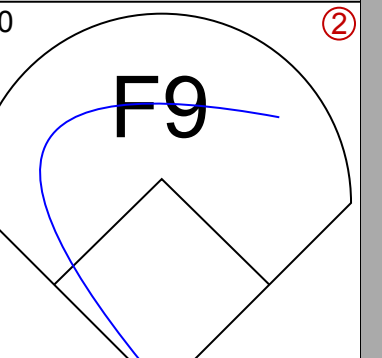
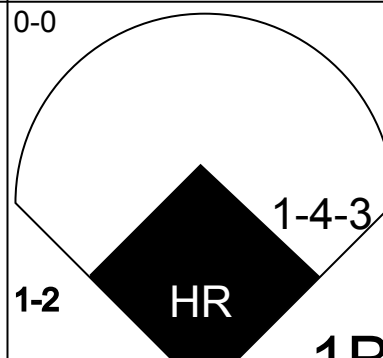
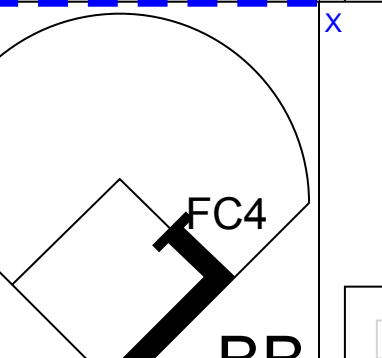
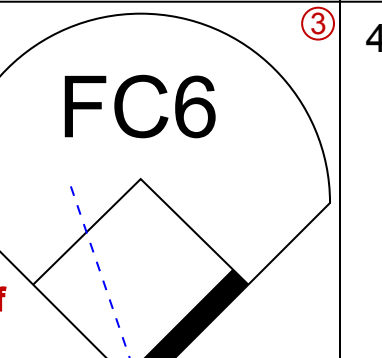
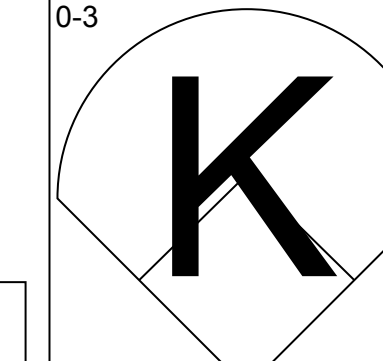
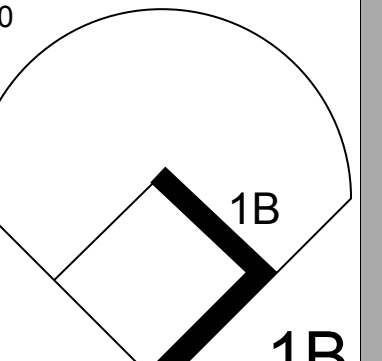
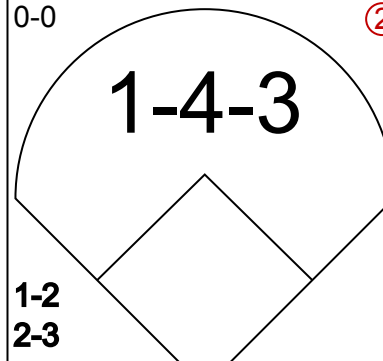
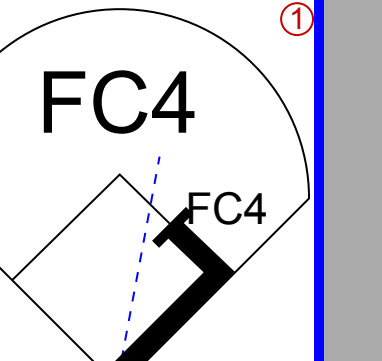
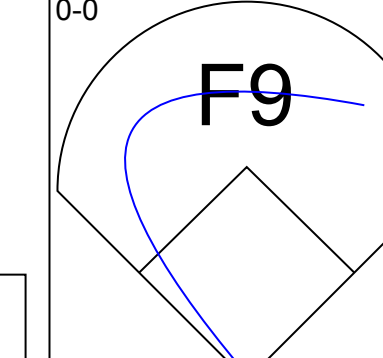
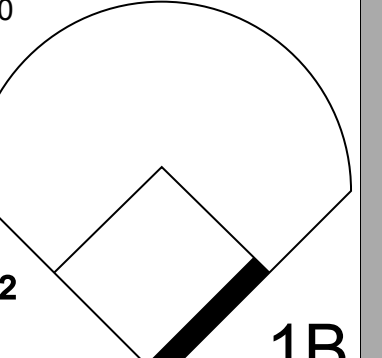
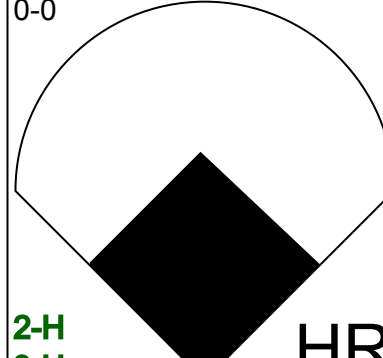
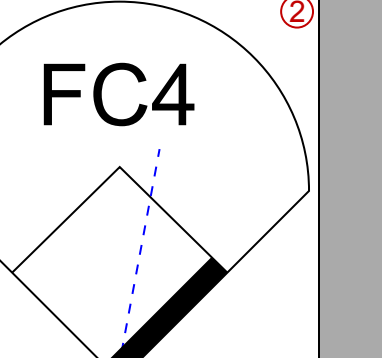
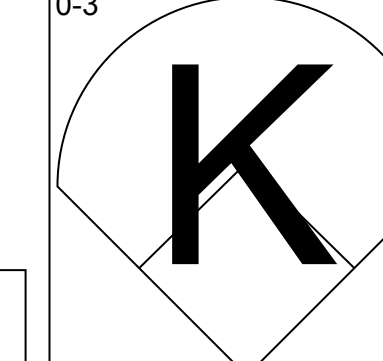
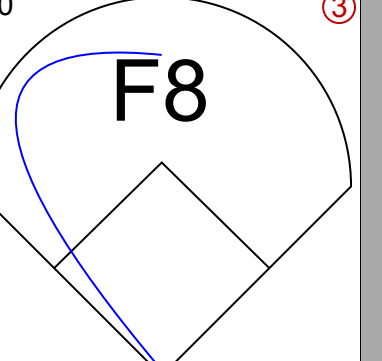
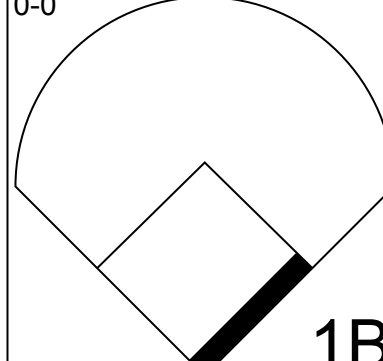
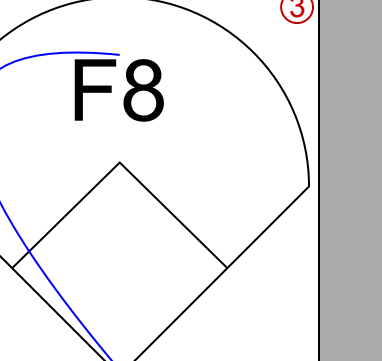
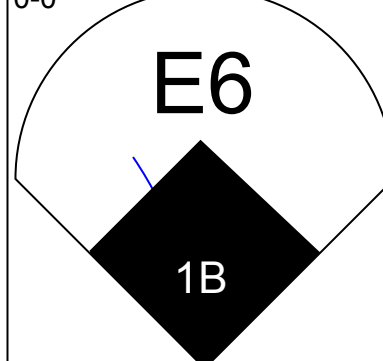
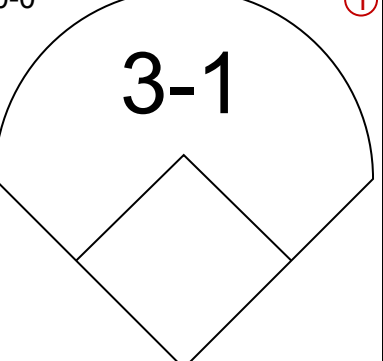
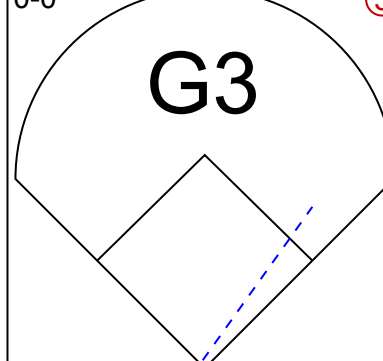
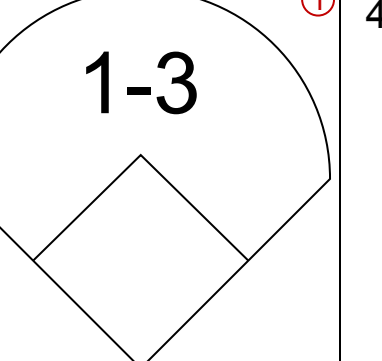

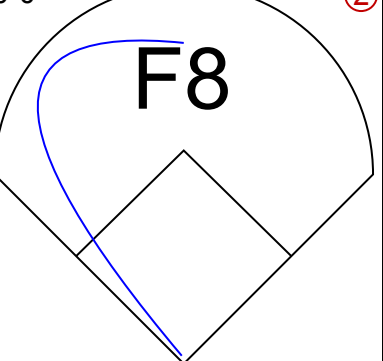
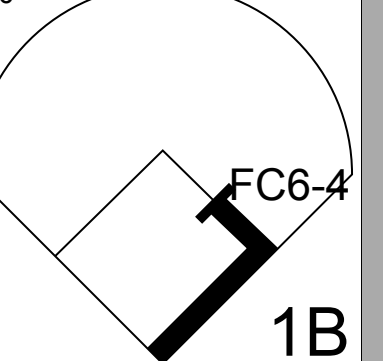
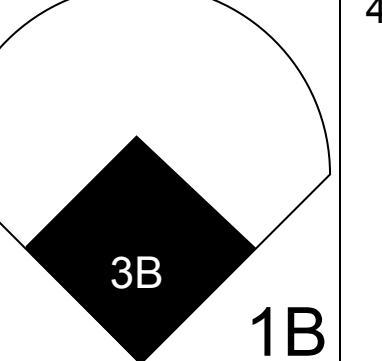
AB	32
R	1
H	7
RBI	1
BB	3
SO	5
LOB	9

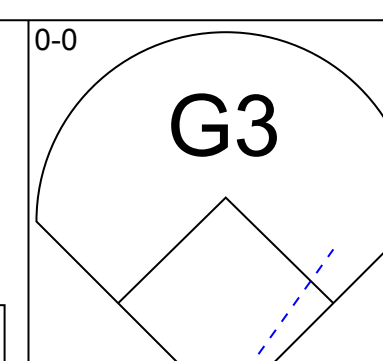
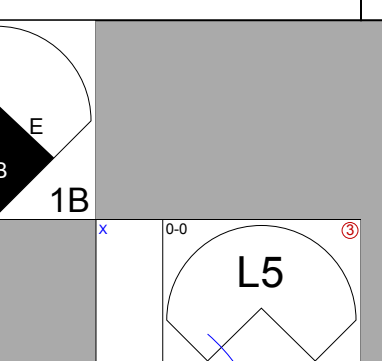
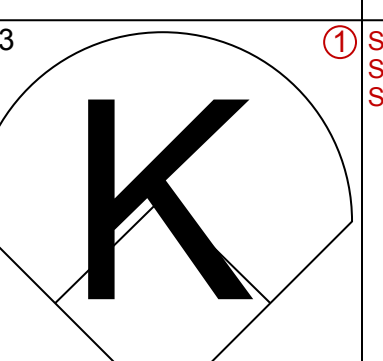
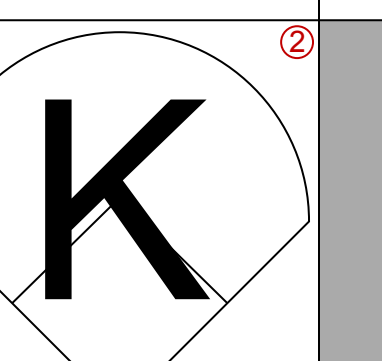
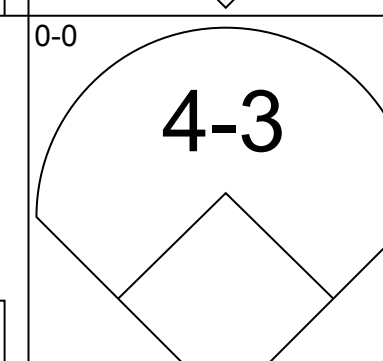
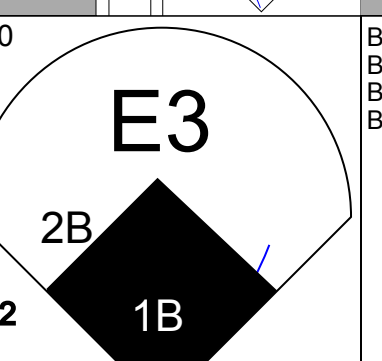
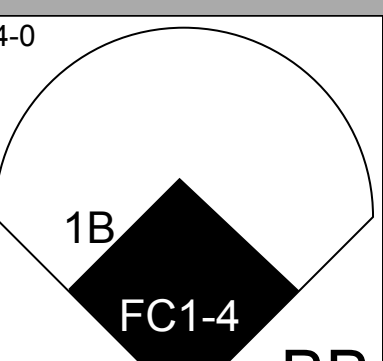
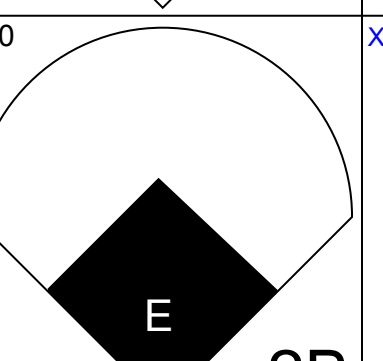
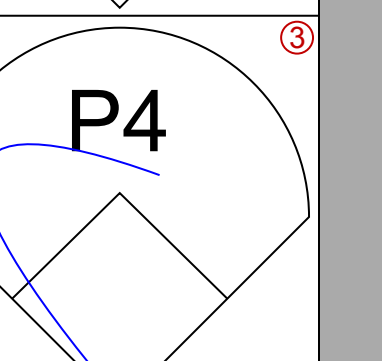
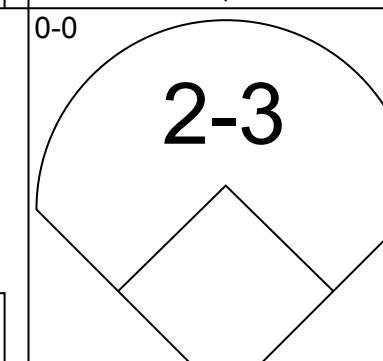
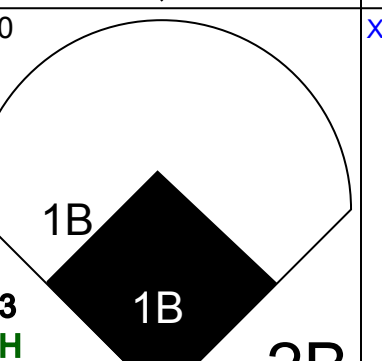
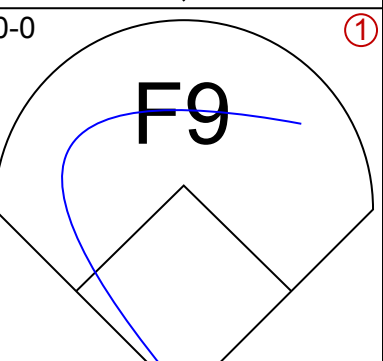
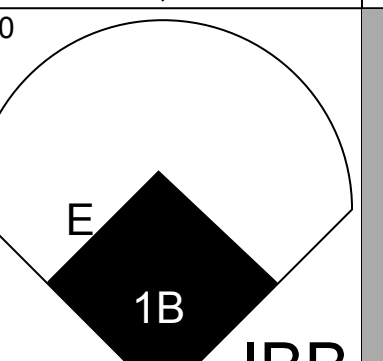
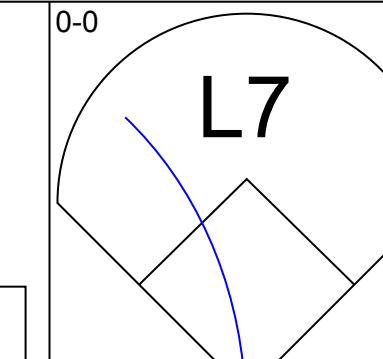
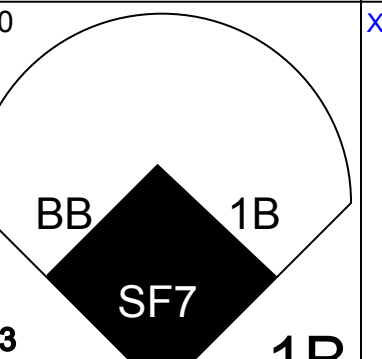
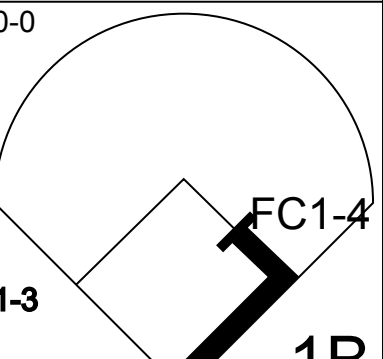
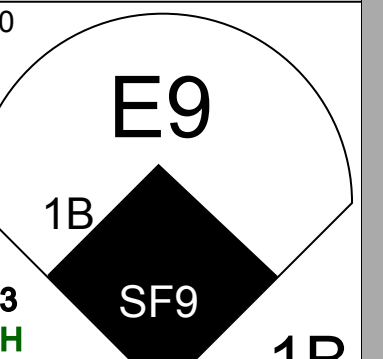
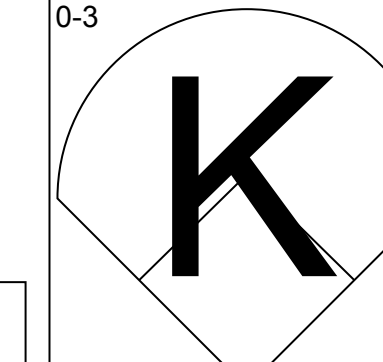
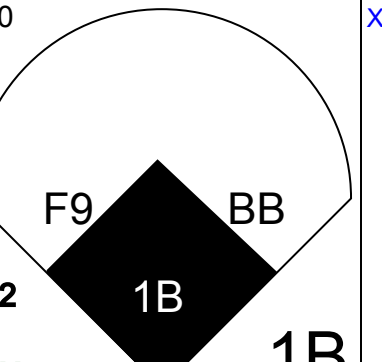
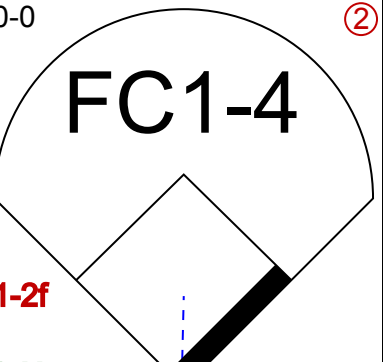
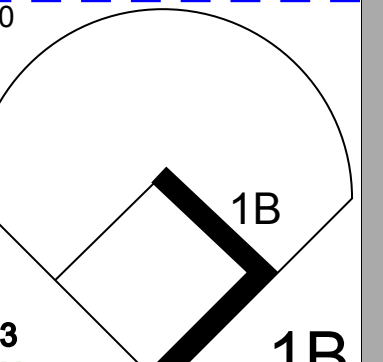
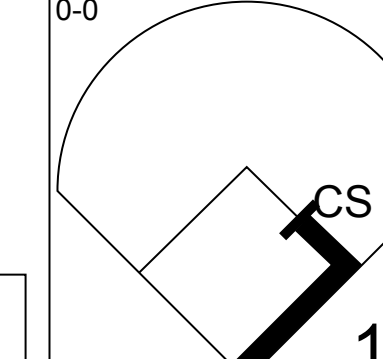
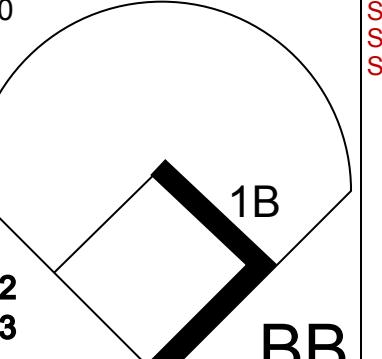
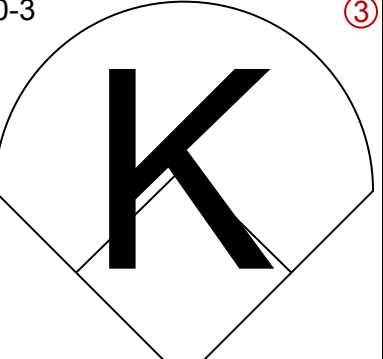
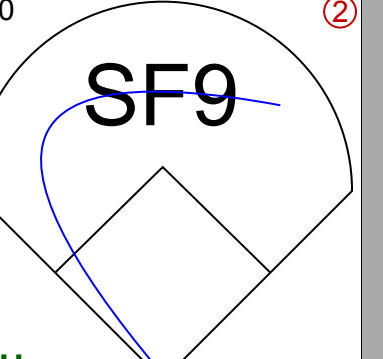
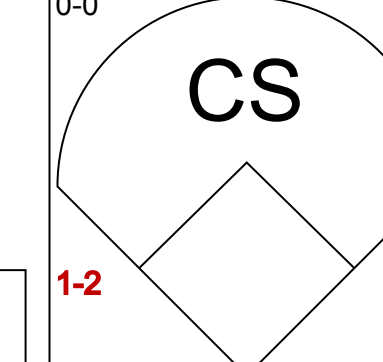
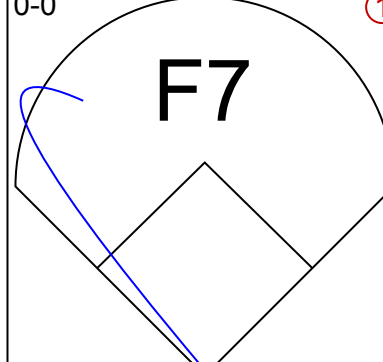
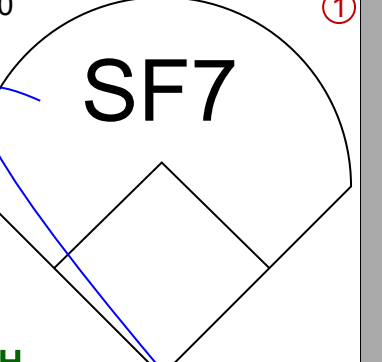
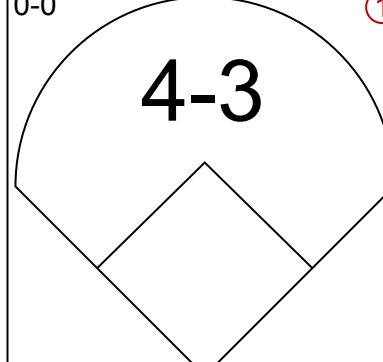
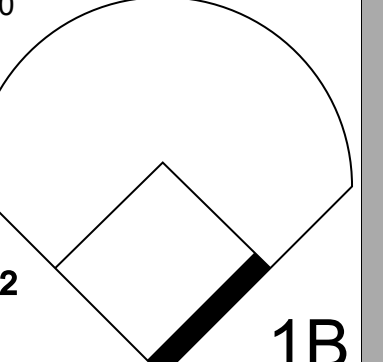
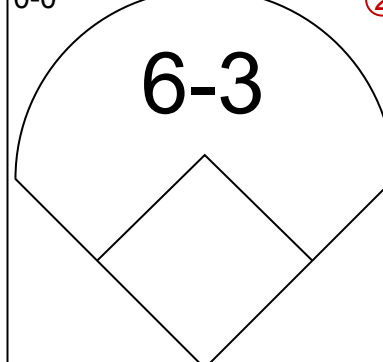
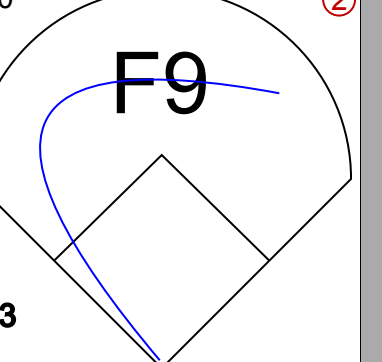
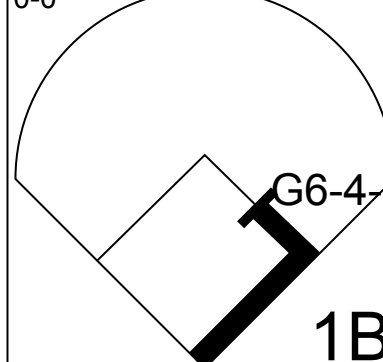

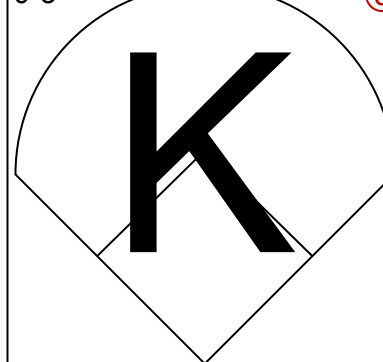
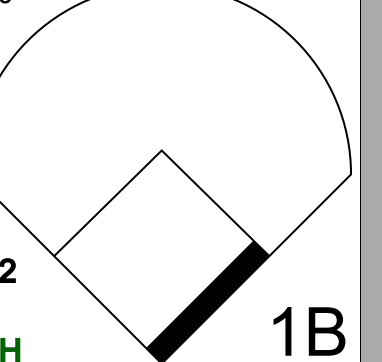
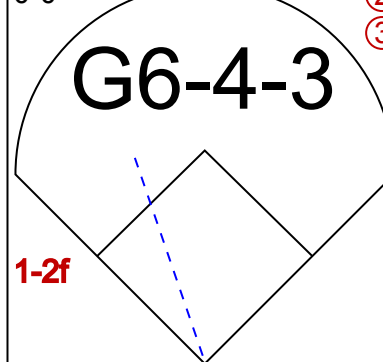
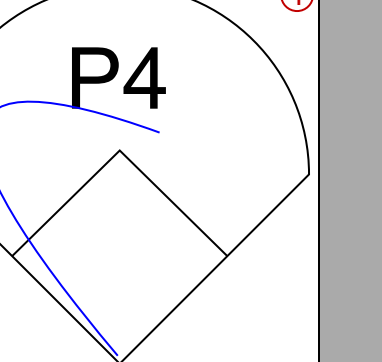


AB	36
R	11
H	13
RBI	11
BB	6
SO	2
LOB	23





Batter	1	2	3	4	5	6	7	8	9	AB	R	H	RBI	BB	SO	LOB	TOP					
<b>Tommy Harper, R</b> OBP: 0.366, SLG: 0.444 (1, 7)										5	1	1	1	0	2	2	<b>Boston Red Sox @ Minnesota Twins</b> Metropolitan Stadium, Bloomington, MI Fri May 04 1973, 8:05 PM EDT Att. 7,285 - Unknown - 58 F					
<b>Luis Aparicio, R</b> OBP: 0.305, SLG: 0.311 (1, 6)									4	0	2	2	0	0	1							
<b>Carl Yastrzemski, L</b> OBP: 0.315, SLG: 0.408 (1, 3)									3	1	0	0	2	1	1							
<b>Reggie Smith, S</b> OBP: 0.395, SLG: 0.472 (1, 8)										4	1	1	0	1	0	3						
<b>Orlando Cepeda, R</b> OBP: 0.373, SLG: 0.632 <b>Rick Miller, L</b> OBP: 0.333, SLG: 0.333 (8, PR)										4	0	1	0	0	1	3						
<b>Rico Petrocelli, R</b> OBP: 0.324, SLG: 0.550 (1, 5)										4	1	2	3	0	0	1						
<b>Carlton Fisk, R</b> OBP: 0.395, SLG: 0.681 (1, 2)										4	0	1	0	0	1	3						
<b>Doug Griffin, R</b> OBP: 0.303, SLG: 0.361 (1, 4)										4	1	0	0	0	0	1						
<b>Dwight Evans, R</b> OBP: 0.296, SLG: 0.313 (1, 9)										4	1	2	0	0	1	1						
<b>Inning Stats</b>	R: 0 E: 0 K: 2 S: 8	H: 1 LOB: 1 BB: 0 P: 8	R: 0 E: 0 K: 2 S: 7	H: 0 LOB: 0 BB: 0 P: 7	R: 1 E: 1 K: 1 S: 6	H: 1 LOB: 1 BB: 0 P: 6	R: 0 E: 0 K: 0 S: 5	H: 2 LOB: 2 BB: 0 P: 5	R: 0 E: 0 K: 1 S: 5	H: 0 LOB: 0 BB: 0 P: 5	R: 3 E: 0 K: 0 S: 6	H: 3 LOB: 1 BB: 1 P: 10	R: 1 E: 0 K: 0 S: 4	H: 1 LOB: 0 BB: 0 P: 4	R: 0 E: 0 K: 0 S: 3	H: 0 LOB: 1 BB: 1 P: 7	R: 1 E: 0 K: 0 S: 5	H: 2 LOB: 2 BB: 1 P: 9	1B: 8 2B: 0 3B: 1 HR: 1	SF: 1 SAC: 0 DP: 0 HBP: 0	WP: 0 PB: 0 SB: 2 CS: 0	PA: 40
<b>PITCHER</b>	IP WLS BF H R ER SO BB IBB HBP BLK WP HR S P ERA WHIP																					
<b>Jim Kaat, L</b> ERA: 4.7 <b>Ken Sanders, R</b> ERA: 7.53	(1, 1) 7.0 W 30 8 5 4 6 1 0 0 0 0 1 41 45 5.14 1.286																					
(8, 1) 2.0 S 10 2 1 1 0 2 0 0 0 0 0 0 8 16 4.50 2.000																						

Batter	1	2	3	4	5	6	7	8	9	AB	R	H	RBI	BB	SO	LOB	BOTTOM					
<b>Rod Carew, L</b> OBP: 0.320, SLG: 0.355 (1, 4)										5	1	1	0	0	2	2	<b>Boston Red Sox @ Minnesota Twins</b> Metropolitan Stadium, Bloomington, MI Fri May 04 1973, 8:05 PM EDT Att. 7,285 - Unknown - 58 F					
<b>Steve Braun, L</b> OBP: 0.389, SLG: 0.508 (1, 5)										4	3	1	0	1	0	1						
<b>Harmon Killebrew, R</b> OBP: 0.286, SLG: 0.286 <b>Joe Lis, R</b> OBP: 0.192, SLG: 0.130 (9, 3)										3	2	1	1	1	0	1						
<b>Tony Oliva, L</b> OBP: 0.317, SLG: 0.339 (1, 10)										4	2	3	2	0	0	0						
<b>Bobby Darwin, R</b> OBP: 0.289, SLG: 0.319 (1, 9)										4	1	2	3	0	1	1						
<b>Larry Hise, R</b> OBP: 0.397, SLG: 0.573 (1, 8)										2	0	1	1	1	1	1						
<b>Jim Holt, L</b> OBP: 0.407, SLG: 0.560 (1, 7)										3	0	1	1	0	0	0						
<b>Danny Thompson, R</b> OBP: 0.282, SLG: 0.277 (1, 6)										4	0	1	0	0	1	4						
<b>Phil Roof, R</b> OBP: 0.240, SLG: 0.174 (1, 2)										4	0	1	1	0	1	1						
<b>Inning Stats</b>	R: 0 E: 0 K: 0 S: 3	H: 0 LOB: 0 BB: 0 P: 3	R: 0 E: 0 K: 1 S: 5	H: 1 LOB: 0 BB: 0 P: 5	R: 0 E: 0 K: 1 S: 5	H: 0 LOB: 0 BB: 0 P: 5	R: 5 E: 1 K: 0 S: 9	H: 5 LOB: 2 BB: 1 P: 13	R: 1 E: 0 K: 1 S: 6	H: 1 LOB: 1 BB: 1 P: 10	R: 0 E: 0 K: 0 S: 3	H: 1 LOB: 0 BB: 0 P: 3	R: 3 E: 1 K: 2 S: 11	H: 4 LOB: 2 BB: 1 P: 15	R: 0 E: 0 K: 1 S: 5	H: 0 LOB: 0 BB: 0 P: 5	R: 0 E: 0 K: 1 S: 5	H: 0 LOB: 0 BB: 0 P: 5	1B: 10 2B: 2 3B: 0 HR: 0	SF: 2 SAC: 0 DP: 1 HBP: 0	WP: 0 PB: 0 SB: 0 CS: 1	PA: 39
<b>PITCHER</b>	IP WLS BF H R ER SO BB IBB HBP BLK WP HR S P ERA WHIP																					
<b>Marty Pattin, R</b> ERA: 9.0 <b>Craig Skok, L</b> ERA: 10.8 <b>Bobby Bolin, R</b> ERA:	(1, 1) 3.0 L 15 5 5 3 2 1 0 0 0 0 0 0 18 22 9.00 2.000																					
(4, 1) 3.1 16 5 4 4 2 1 1 0 0 0 0 0 18 26 10.80 1.800																						
(7, 1) 1.2 7 2 0 0 2 0 0 0 0 0 0 0 11 11 0.00 1.200																						

Batter	1	2	3	4	5	6	7	8	9	AB	R	H	RBI	BB	SO	LOB	TOP					
Tommy Harper, R (1, 7) Rick Miller, L (7, 7) OBP: 0.360, SLG: 0.434 OBP: 0.286, SLG: 0.286	F8		1B	G5-4-3			6-3		L8	4	0	1	0	0	0	2						
Luis Aparicio, R (1, 6) OBP: 0.310, SLG: 0.321	E4		SF7		F8		G4-6-3		1B	4	1	2	1	0	0	0						
Carl Yastrzemski, L (1, 3) OBP: 0.330, SLG: 0.413	2B		3H	1B	1B		G4-6-3		L8	4	2	2	0	1	0	2						
Reggie Smith, S (1, 8) OBP: 0.411, SLG: 0.500	2B		K		5-4-3				2B	4	1	3	2	0	1	2						
Orlando Cepeda, R (1, 10) OBP: 0.368, SLG: 0.608	6-3		1B		5-4-3				1-3	3	0	0	1	1	0	2						
Rico Petrocelli, R (1, 5) John Kennedy, R (9, 5) OBP: 0.306, SLG: 0.516 OBP: 0.125, SLG: 0.188		L4	F5		L6				K	4	0	0	0	0	1	5						
Carlton Fisk, R (1, 2) OBP: 0.388, SLG: 0.671		L7		L5		P6			2B	4	0	1	1	0	0	0						
Ben Oglivie, L (1, 9) OBP: 0.395, SLG: 0.611		K		1B		4-3			P4	4	0	1	0	0	1	1						
Doug Griffin, R (1, 4) OBP: 0.313, SLG: 0.382			1B	G5-4-3		4-3			K	4	1	2	0	0	1	0						
<b>Inning Stats</b>	R: 2 E: 1 K: 0 S: 4	H: 1 LOB: 0 BB: 1 P: 8	R: 0 E: 0 K: 1 S: 5	H: 0 LOB: 0 BB: 0 P: 5	R: 1 E: 0 K: 1 S: 8	H: 3 LOB: 3 BB: 1 P: 12	R: 0 E: 0 K: 0 S: 4	H: 2 LOB: 1 BB: 0 P: 4	R: 1 E: 0 K: 0 S: 5	H: 2 LOB: 1 BB: 0 P: 5	R: 0 E: 0 K: 0 S: 3	H: 0 LOB: 0 BB: 0 P: 3	R: 0 E: 0 K: 0 S: 3	H: 1 LOB: 0 BB: 0 P: 3	R: 1 E: 0 K: 1 S: 7	H: 2 LOB: 1 BB: 0 P: 7	R: 0 E: 0 K: 1 S: 6	H: 1 LOB: 1 BB: 0 P: 6	1B: 9 2B: 3 3B: 0 HR: 0	SF: 1 SAC: 0 DP: 2 HBP: 0	WP: 0 PB: 0 SB: 1 CS: 0	PA: 39
<b>PITCHER</b>	IP	WLS	BF	H	R	ER	SO	BB	IBB	HBP	BLK	WP	HR	S	P	ERA	WHIP					
Bert Blyleven, R (1, 1) ERA: 3.35	4.1	L	22	8	4	3	2	2	0	0	0	0	0	24	32	6.23	2.308					
Ray Corbin, R (5, 1) ERA: 2.55	4.2		17	4	1	1	2	0	0	0	0	0	0	21	21	1.93	0.857					

**Boston Red Sox @ Minnesota Twins**  
 Metropolitan Stadium, Bloomington, MI  
 Sat May 05 1973, 4:33 AM EDT  
 Alt. 6,996 - Unknown - 55 F

AB	36
R	5
H	12
RBI	5
BB	2
SO	4
LOB	14



Batter	1	2	3	4	5	6	7	8	9	AB	R	H	RBI	BB	SO	LOB	BOTTOM					
Larry Hise, R (1, 8) OBP: 0.360, SLG: 0.557	L8		1B		P4		FC4-6	FC5-4		4	0	1	0	1	0	3						
Rod Carew, L (1, 4) OBP: 0.325, SLG: 0.348	1B		K		1B		FC4-6	4-3		4	0	1	0	1	1	3						
Harmon Killebrew, R (1, 3) OBP: 0.295, SLG: 0.283	K		P6		1B		FC6-4	P9		4	0	1	0	0	1	3						
Bobby Darwin, R (1, 9) OBP: 0.272, SLG: 0.297	4-3		1-3		K		FC6-4	E6		5	0	0	0	0	1	7						
Tony Oliva, L (1, 10) Steve Brye, R (8, PR) OBP: 0.328, SLG: 0.350 OBP: 0.375, SLG: 0.286		1B		F7	4-3			1B	FC6-4	4	0	2	0	0	0	2						
Danny Walton, R (1, 7) OBP: 0.294, SLG: 0.483	F7		1B	4-3		K		F3	FC6-4	4	1	0	0	1	1	4						
Steve Braun, L (1, 5) OBP: 0.382, SLG: 0.492	K		4-3		1B		G5-4-3	K		4	0	1	0	0	2	3						
Phil Roof, R (1, 2) OBP: 0.276, SLG: 0.192	F8		1B	FC5-4		G5-4-3		1B		3	0	1	1	1	0	2						
Jerry Terrell, R (1, 6) OBP: 0.368, SLG: 0.421			1B	FC5-4			F3	FC5-4		4	0	2	0	0	0	1						
<b>Inning Stats</b>	R: 0 E: 0 K: 1 S: 6	H: 1 LOB: 1 BB: 0 P: 6	R: 0 E: 0 K: 1 S: 6	H: 1 LOB: 1 BB: 0 P: 6	R: 0 E: 0 K: 1 S: 6	H: 1 LOB: 2 BB: 1 P: 10	R: 1 E: 0 K: 0 S: 4	H: 1 LOB: 1 BB: 1 P: 8	R: 0 E: 0 K: 1 S: 6	H: 1 LOB: 2 BB: 1 P: 10	R: 0 E: 0 K: 1 S: 5	H: 1 LOB: 0 BB: 0 P: 5	R: 0 E: 0 K: 0 S: 4	H: 1 LOB: 2 BB: 0 P: 5	R: 0 E: 0 K: 1 S: 7	H: 2 LOB: 3 BB: 1 P: 11	R: 0 E: 1 K: 0 S: 5	H: 1 LOB: 2 BB: 0 P: 5	1B: 10 2B: 0 3B: 0 HR: 0	SF: 0 SAC: 0 DP: 1 HBP: 1	WP: 0 PB: 0 SB: 0 CS: 0	PA: 42
<b>PITCHER</b>	IP	WLS	BF	H	R	ER	SO	BB	IBB	HBP	BLK	WP	HR	S	P	ERA	WHIP					
Bill Lee, L (1, 1) ERA: 2.81	7.2		36	9	1	1	6	4	0	1	0	0	0	43	60	0.00	0.750					
Bob Veale, L (8, 1) ERA: 2.84	1.1	S	6	1	0	0	0	0	0	0	0	0	0	6	6	0.00	0.750					

**Boston Red Sox @ Minnesota Twins**  
 Metropolitan Stadium, Bloomington, MI  
 Sat May 05 1973, 4:33 AM EDT  
 Alt. 6,996 - Unknown - 55 F

AB	37
R	1
H	10
RBI	1
BB	4
SO	6
LOB	28



Batter	1	2	3	4	5	6	7	8	9	AB	R	H	RBI	BB	SO	LOB	TOP			
Tommy Harper, R OBP: 0.363, SLG: 0.432										5	1	2	0	0	1	1				
Luis Aparicio, R OBP: 0.304, SLG: 0.313										5	1	1	0	0	0	3				
Carl Yastrzemski, L OBP: 0.343, SLG: 0.440										4	0	2	0	1	1	3				
Reggie Smith, S OBP: 0.421, SLG: 0.494										3	0	1	1	2	1	3				
Orlando Cepeda, R OBP: 0.363, SLG: 0.590										4	0	1	0	0	1	4				
Carlton Fisk, R OBP: 0.393, SLG: 0.658										3	0	1	0	1	0	2				
Ben Oglivie, L OBP: 0.381, SLG: 0.575										4	1	1	0	0	0	3				
Doug Griffin, R OBP: 0.301, SLG: 0.367										3	0	0	0	0	0	1				
John Kennedy, R OBP: 0.200, SLG: 0.211										3	0	1	1	1	0	0				
<b>Inning Stats</b>	R: 2 E: 1 K: 0 S: 6	H: 3 LOB: 2 BB: 1 P: 10	R: 0 E: 0 K: 0 S: 3	H: 0 LOB: 0 BB: 0 P: 3	R: 0 E: 0 K: 0 S: 4	H: 1 LOB: 2 BB: 1 P: 8	R: 1 E: 1 K: 1 S: 8	H: 3 LOB: 2 BB: 0 P: 8	R: 0 E: 0 K: 0 S: 2	H: 0 LOB: 0 BB: 1 P: 6	R: 0 E: 0 K: 1 S: 6	H: 1 LOB: 2 BB: 1 P: 10	R: 0 E: 0 K: 0 S: 3	H: 1 LOB: 0 BB: 0 P: 3	R: 0 E: 0 K: 2 S: 8	H: 1 LOB: 2 BB: 1 P: 12	1B: 8 2B: 2 3B: 0 HR: 0	SF: 0 SAC: 1 DP: 2 HBP: 0	WP: 0 PB: 0 SB: 0 CS: 0	PA: 40
<b>PITCHER</b> Bill Hands, R ERA: 3.51	IP: 9.0 WLS: W BF: 40	H: 10 R: 3 ER: 2 SO: 4	BB: 5 IBB: 0 HBP: 0 BLK: 0	WP: 0 HR: 0 S: 43 P: 63	ERA: 2.00 WHIP: 1.667	<b>PITCHER</b>										IP: 9.0 WLS: W BF: 40	H: 10 R: 3 ER: 2 SO: 4	BB: 5 IBB: 0 HBP: 0 BLK: 0	WP: 0 HR: 0 S: 43 P: 63	ERA: 2.00 WHIP: 1.667

**Boston Red Sox @ Minnesota Twins**  
Metropolitan Stadium, Bloomington, MI  
Sun May 06 1973, 4:33 AM EDT  
Att. 7,431 - Unknown - 60 F

AB 34  
R 3  
H 10  
RBI 2  
BB 5  
SO 4  
LOB 20

Batter	1	2	3	4	5	6	7	8	9	AB	R	H	RBI	BB	SO	LOB	BOTTOM				
Larry Hise, R OBP: 0.362, SLG: 0.595										5	2	2	1	0	1	3					
Rod Carew, L OBP: 0.341, SLG: 0.394										5	2	3	1	0	0	2					
Harmon Killebrew, R OBP: 0.339, SLG: 0.299										4	1	2	1	0	1	1					
Joe Lis, R OBP: 0.222, SLG: 0.292										1	1	1	1	0	0	0					
Tony Oliva, L OBP: 0.333, SLG: 0.333										3	1	0	0	2	1	2					
Bobby Darwin, R OBP: 0.279, SLG: 0.333										4	2	1	2	1	1	3					
Steve Braun, L OBP: 0.383, SLG: 0.478										4	0	1	0	1	1	1					
Danny Thompson, R OBP: 0.280, SLG: 0.290										4	0	1	2	0	0	1					
Phil Roof, R OBP: 0.303, SLG: 0.207										3	0	1	0	1	0	2					
Jim Holt, L OBP: 0.414, SLG: 0.574										4	1	2	0	0	0	3					
<b>Inning Stats</b>	R: 0 E: 0 K: 0 S: 3	H: 0 LOB: 0 BB: 0 P: 3	R: 2 E: 0 K: 0 S: 4	H: 2 LOB: 0 BB: 1 P: 8	R: 1 E: 0 K: 2 S: 9	H: 2 LOB: 2 BB: 1 P: 13	R: 0 E: 0 K: 0 S: 3	H: 0 LOB: 1 BB: 1 P: 7	R: 4 E: 1 K: 0 S: 7	H: 4 LOB: 2 BB: 2 P: 15	R: 2 E: 1 K: 3 S: 12	H: 3 LOB: 1 BB: 0 P: 12	R: 0 E: 0 K: 0 S: 5	H: 2 LOB: 2 BB: 0 P: 5	R: 1 E: 0 K: 0 S: 4	H: 1 LOB: 0 BB: 0 P: 4	1B: 7 2B: 3 3B: 1 HR: 3	SF: 0 SAC: 0 DP: 1 HBP: 0	WP: 0 PB: 0 SB: 0 CS: 0	PA: 42	
<b>PITCHER</b> Luis Tiant, R ERA: 4.4	IP: 4.1 WLS: L	BF: 23	H: 7 R: 6 ER: 2 SO: 6	BB: 3 IBB: 1 HBP: 0 BLK: 0	WP: 0 HR: 2 S: 23 P: 39	ERA: 12.46 WHIP: 2.308	<b>PITCHER</b>										IP: 3.2 WLS: 19	H: 7 R: 3 ER: 2 SO: 3	BB: 1 IBB: 0 HBP: 0 BLK: 0	WP: 0 HR: 1 S: 24 P: 28	ERA: 4.91 WHIP: 2.182

**Boston Red Sox @ Minnesota Twins**  
Metropolitan Stadium, Bloomington, MI  
Sun May 06 1973, 4:33 AM EDT  
Att. 7,431 - Unknown - 60 F


AB 37  
R 10  
H 14  
RBI 8  
BB 5  
SO 5  
LOB 18

Batter	1	2	3	4	5	6	7	8	9	AB	R	H	RBI	BB	SO	LOB	TOP										
Horace Clarke, S OBP: 0.352, SLG: 0.306	4-3			F8		4-3 BB	SF7 1B	4-3		4	1	1	2	2	0	1	<b>New York Yankees @ Minnesota Twins</b> Metropolitan Stadium, Bloomington, MI Tue May 08 1973, 8:05 PM EDT Att. 6,041 - Unknown - 72 F										
Roy White, S OBP: 0.327, SLG: 0.242	3-1 1B	G3		F9		4-3 BB	4-3 SF7 1B	K		4	1	1	1	2	1	2											
Matty Alou, L OBP: 0.372, SLG: 0.465 Ron Swoboda, R OBP: 0.217, SLG: 0.100	3-1 1B			HR	2B	F8	4-3	SF7	6-3	4	1	2	1	0	0	2											
Bobby Murcer, L OBP: 0.352, SLG: 0.457	3-1			K		WP 1B	P6	4-3	F8	6	1	1	1	0	1	6											
Graig Nettles, L OBP: 0.320, SLG: 0.345	G3			HR	HBP	1B L5			F8	3	2	1	1	2	0	2											
Ron Blomberg, L OBP: 0.418, SLG: 0.447		P5		HR		BB		K		4	2	2	4	1	1	1											
Johnny Callison, L OBP: 0.222, SLG: 0.235		K		3-1		1B		2B 1B		3	2	1	1	2	1	0											
Thurman Munson, R OBP: 0.392, SLG: 0.500	E 1B			4-3		L5		1B 1B		5	2	3	1	0	0	3											
Gene Michael, S OBP: 0.295, SLG: 0.301	E8 1B			F9		K		1B SF7 1B	4-3	5	2	2	2	0	1	1											
<b>Inning Stats</b>	R: 0 E: 0 K: 0 S: 4	H: 1 LOB: 2 BB: 1 P: 8	R: 2 E: 1 K: 1 S: 8	H: 3 LOB: 1 BB: 0 P: 8	R: 3 E: 0 K: 1 S: 7	H: 2 LOB: 0 BB: 0 P: 8	R: 0 E: 0 K: 0 S: 3	H: 0 LOB: 0 BB: 0 P: 3	R: 1 E: 0 K: 0 S: 4	H: 2 LOB: 2 BB: 2 P: 12	R: 0 E: 0 K: 1 S: 5	H: 0 LOB: 2 BB: 2 P: 13	R: 7 E: 0 K: 1 S: 10	H: 5 LOB: 1 BB: 3 P: 22	R: 1 E: 0 K: 1 S: 6	H: 1 LOB: 1 BB: 1 P: 10	R: 0 E: 0 K: 0 S: 3	H: 0 LOB: 0 BB: 0 P: 3	1B: 10 2B: 4 3B: 0 HR: 1	SF: 1 SAC: 0 DP: 1 HBP: 1	WP: 1 PA: 50 CS: 0						
<b>PITCHER</b>	IP	WLS	BF	H	R	ER	SO	BB	IBB	HBP	BLK	WP	HR	S	P	ERA	WHIP										
Dick Woodson, R ERA: 5.28	4.1	L	23	7	6	5	2	2	0	1	0	1	1	24	33	10.38	2.077										
Joe Decker, R ERA: 10.9	1.2		12	3	4	4	1	5	0	0	0	0	0	9	29	21.60	4.800										
Jim Strickland, L ERA: 22.5	1.0		7	3	3	3	1	1	0	0	0	0	0	8	12	27.00	4.000										
Dave Goltz, R ERA: 6.35	1.0		5	1	1	1	1	1	0	0	0	0	0	6	10	9.00	2.000										
Ken Sanders, R ERA: 7.04	1.0		3	0	0	0	0	0	0	0	0	0	0	3	3	0.00	0.000										
Batter	1	2	3	4	5	6	7	8	9	AB	R	H	RBI	BB	SO	LOB	BOTTOM										
Larry Hise, R OBP: 0.354, SLG: 0.573	5-3			F2			K2-3		4-3	5	0	1	0	0	1	0	<b>New York Yankees @ Minnesota Twins</b> Metropolitan Stadium, Bloomington, MI Tue May 08 1973, 8:05 PM EDT Att. 6,041 - Unknown - 72 F										
Rod Carew, L OBP: 0.360, SLG: 0.413 Jerry Terrell, R OBP: 0.350, SLG: 0.400	G5-4-3 1B			F8		G6-4-3 1B			4-3	4	0	3	1	0	0	0											
Harmon Killebrew, R OBP: 0.290, SLG: 0.279 Joe Lis, R OBP: 0.222, SLG: 0.292	G5-4-3			6-3		G6-4-3		F9		4	0	0	0	0	0	4											
Tony Oliva, L OBP: 0.342, SLG: 0.388		4-3			6-3		1B FC5-4 1B		HR	4	2	2	1	0	0	0											
Bobby Darwin, R OBP: 0.289, SLG: 0.346		1B			K		K		FC5-4 BB	3	1	1	0	1	2	1											
Steve Braun, L OBP: 0.400, SLG: 0.486		1B			BB		FC5-4 1B		K	3	0	2	1	1	1	1											
Danny Thompson, R OBP: 0.278, SLG: 0.288		BB			F8		FC5-4 FC4-6		FC5-4	4	0	1	1	0	0	3											
Phil Roof, R OBP: 0.297, SLG: 0.188					6-3		FC4-6		FC5-4	3	0	0	0	1	0	2											
Jim Holt, L OBP: 0.403, SLG: 0.569	G5-2-3				1B		6-3		4-3	4	1	1	0	0	0	3											
<b>Inning Stats</b>	R: 0 E: 0 K: 0 S: 3	H: 1 LOB: 0 BB: 0 P: 3	R: 1 E: 0 K: 0 S: 5	H: 3 LOB: 1 BB: 1 P: 9	R: 0 E: 0 K: 1 S: 5	H: 0 LOB: 1 BB: 1 P: 9	R: 0 E: 0 K: 1 S: 5	H: 0 LOB: 1 BB: 1 P: 9	R: 1 E: 0 K: 0 S: 5	H: 3 LOB: 1 BB: 0 P: 5	R: 1 E: 0 K: 1 S: 7	H: 2 LOB: 1 BB: 0 P: 7	R: 0 E: 0 K: 1 S: 6	H: 1 LOB: 1 BB: 0 P: 6	R: 1 E: 0 K: 1 S: 6	H: 1 LOB: 1 BB: 1 P: 10	R: 0 E: 0 K: 0 S: 3	H: 0 LOB: 0 BB: 0 P: 3	1B: 8 2B: 2 3B: 0 HR: 1	SF: 0 SAC: 0 DP: 3 HBP: 0	WP: 0 PA: 38 CS: 0						
<b>PITCHER</b>	IP	WLS	BF	H	R	ER	SO	BB	IBB	HBP	BLK	WP	HR	S	P	ERA	WHIP										
Mel Stottlemyre, R ERA: 3.07	6.0	W	26	9	3	3	2	2	0	0	0	0	0	28	36	4.50	1.833										
Lindy McDaniel, R ERA: 2.79	3.0	S	12	2	1	1	2	1	0	0	0	0	1	15	19	3.00	1.000										

Batter	1	2	3	4	5	6	7	8	9	AB	R	H	RBI	BB	SO	LOB	TOP		
Horace Clarke, S OBP: 0.345, SLG: 0.301										5	1	1	0	0	0	5	<b>New York Yankees @ Minnesota Twins</b> Metropolitan Stadium, Bloomington, MI Wed May 09 1973, 8:05 PM EDT Att: 5,099 - Unknown - 61 F		
Roy White, S OBP: 0.314, SLG: 0.231										5	0	0	0	0	2	3			
Matty Alou, L OBP: 0.366, SLG: 0.446										3	0	0	0	1	2	1			
Bobby Murcer, L OBP: 0.349, SLG: 0.449										4	0	1	0	0	0	1			
Jim Ray Hart, R OBP: 0.346, SLG: 0.362										4	0	2	1	0	2	1			
Felipe Alou, R OBP: 0.299, SLG: 0.453										4	0	2	0	0	0	2			
Thurman Munson, R OBP: 0.366, SLG: 0.500										4	1	1	0	0	0	3			
Graig Nettles, L OBP: 0.327, SLG: 0.337										2	0	0	0	2	0	1			
Gene Michael, S OBP: 0.305, SLG: 0.325										4	0	2	1	0	0	1			
<b>Inning Stats</b>	R: 1 E: 0 K: 1 S: 8	H: 3 LOB: 2 BB: 0 P: 8	R: 0 E: 0 K: 0 S: 3	H: 0 LOB: 1 BB: 1 P: 7	R: 0 E: 0 K: 1 S: 5	H: 0 LOB: 1 BB: 1 P: 9	R: 1 E: 0 K: 0 S: 4	H: 2 LOB: 1 BB: 1 P: 8	R: 0 E: 0 K: 1 S: 5	H: 1 LOB: 0 BB: 0 P: 6	R: 0 E: 1 K: 0 S: 3	H: 0 LOB: 0 BB: 0 P: 3	R: 0 E: 0 K: 1 S: 7	H: 2 LOB: 2 BB: 0 P: 7	R: 0 E: 0 K: 1 S: 6	H: 1 LOB: 1 BB: 0 P: 6	1B: 6 2B: 4 3B: 0 HR: 0	SF: 0 SAC: 0 DP: 2 HBP: 0	WP: 0 PA: 38 CS: 1
<b>PITCHER</b> Jim Kaat, L ERA: 4.18	IP: 9.0 WLS: L BF: 38	H: 9 R: 2 ER: 2 SO: 6	BB: 3 IBB: 0 HBP: 0 BLK: 0	WP: 0 HR: 0 S: 47 P: 59	ERA: 2.00 WHIP: 1.333	<b>PITCHER</b>	IP: 9.0 WLS: L BF: 38	H: 9 R: 2 ER: 2 SO: 6	BB: 3 IBB: 0 HBP: 0 BLK: 0	WP: 0 HR: 0 S: 47 P: 59	ERA: 2.00 WHIP: 1.333	<b>PITCHER</b>	IP: 9.0 WLS: L BF: 38	H: 9 R: 2 ER: 2 SO: 6	BB: 3 IBB: 0 HBP: 0 BLK: 0	WP: 0 HR: 0 S: 47 P: 59	ERA: 2.00 WHIP: 1.333		

Batter	1	2	3	4	5	6	7	8	9	AB	R	H	RBI	BB	SO	LOB	BOTTOM				
Larry Hise, R OBP: 0.350, SLG: 0.570										4	0	1	0	0	1	0	<b>New York Yankees @ Minnesota Twins</b> Metropolitan Stadium, Bloomington, MI Wed May 09 1973, 8:05 PM EDT Att: 5,099 - Unknown - 61 F				
Rod Carew, L OBP: 0.366, SLG: 0.430										4	0	2	0	0	0	1					
Harmon Killebrew, R OBP: 0.301, SLG: 0.292										4	0	2	0	0	1	2					
Bobby Darwin, R OBP: 0.277, SLG: 0.329										4	0	0	0	0	3	4					
Tony Oliva, L OBP: 0.325, SLG: 0.366										4	0	0	0	0	0	0					
Danny Thompson, R OBP: 0.277, SLG: 0.286										4	0	1	0	0	1	0					
Danny Walton, R OBP: 0.316, SLG: 0.485										4	0	2	0	0	1	0					
Phil Roof, R OBP: 0.300, SLG: 0.176										2	0	0	0	1	1	2					
Jerry Terrell, R OBP: 0.348, SLG: 0.391										3	0	1	0	0	0	2					
<b>Inning Stats</b>	R: 0 E: 0 K: 2 S: 8	H: 2 LOB: 1 BB: 0 P: 8	R: 0 E: 0 K: 1 S: 5	H: 0 LOB: 0 BB: 0 P: 5	R: 0 E: 0 K: 0 S: 3	H: 0 LOB: 0 BB: 0 P: 3	R: 0 E: 0 K: 0 S: 3	H: 1 LOB: 0 BB: 0 P: 3	R: 0 E: 0 K: 0 S: 4	H: 1 LOB: 2 BB: 1 P: 8	R: 0 E: 0 K: 1 S: 6	H: 1 LOB: 1 BB: 0 P: 6	R: 0 E: 0 K: 1 S: 7	H: 3 LOB: 2 BB: 0 P: 7	R: 0 E: 0 K: 2 S: 8	H: 1 LOB: 1 BB: 0 P: 8	R: 0 E: 0 K: 1 S: 5	H: 0 LOB: 0 BB: 0 P: 5	1B: 7 2B: 3 3B: 0 HR: 0	SF: 0 SAC: 0 DP: 1 HBP: 0	WP: 1 PA: 34 CS: 0
<b>PITCHER</b> Fritz Peterson, L ERA: 2.89 Sparky Lyle, L ERA: 2.4	IP: 7.0 WLS: W BF: 28	H: 9 R: 0 ER: 0 SO: 5	BB: 1 IBB: 0 HBP: 0 BLK: 0	WP: 0 HR: 0 S: 37 P: 41	ERA: 0.00 WHIP: 1.429	<b>PITCHER</b>	IP: 8.1 WLS: S BF: 6	H: 0 R: 0 ER: 0 SO: 3	BB: 0 IBB: 0 HBP: 0 BLK: 0	WP: 0 HR: 0 S: 12 P: 12	ERA: 0.00 WHIP: 0.000	<b>PITCHER</b>	IP: 7.0 WLS: W BF: 28	H: 9 R: 0 ER: 0 SO: 5	BB: 1 IBB: 0 HBP: 0 BLK: 0	WP: 0 HR: 0 S: 37 P: 41	ERA: 0.00 WHIP: 1.429				

AB	35
R	2
H	9
RBI	2
BB	3
SO	6
LOB	18



AB	33
R	0
H	9
RBI	0
BB	1
SO	8
LOB	11



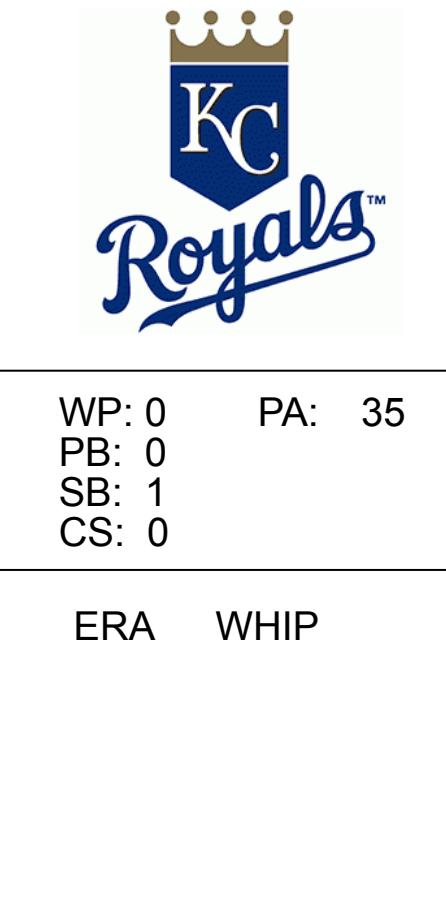


Batter	1	2	3	4	5	6	7	8	9	AB	R	H	RBI	BB	SO	LOB	TOP					
Larry Hisle, R OBP: 0.352, SLG: 0.567 (1, 8)	F8				G5-4-3				5-3	4	0	1	0	1	0	1	<b>Minnesota Twins @ Kansas City Royals</b> Royals Stadium, Kansas City, MO Fri May 11 1973, 8:05 PM EDT Att: 19,565 - Unknown - 69 F					
Rod Carew, L OBP: 0.371, SLG: 0.434 (1, 4)			G3				FC4-6 BB			4	1	2	0	0	0	3						
Harmon Killebrew, R OBP: 0.299, SLG: 0.290 (1, 3)	K						FC4-6 BB			4	0	1	0	0	1	4						
Tony Oliva, L OBP: 0.321, SLG: 0.373 (1, 10)	G3						G6-4-3			4	0	1	0	0	0	2						
Bobby Darwin, R OBP: 0.296, SLG: 0.348 (1, 9)										4	1	3	0	0	1	2						
Steve Braun, L OBP: 0.393, SLG: 0.467 (1, 5)										3	0	0	0	1	0	3						
Danny Thompson, R OBP: 0.276, SLG: 0.284 (1, 6)										4	0	1	1	0	0	4						
Phil Roof, R OBP: 0.279, SLG: 0.162 (9, PH)										3	0	0	0	0	0	2						
Jerry Terrell, R OBP: 0.333, SLG: 0.375 (9, PH)										1	0	0	0	0	0	0						
Jim Holt, L OBP: 0.409, SLG: 0.557 (1, 7)										3	0	1	0	1	0	0						
<b>Inning Stats</b>	R: 0 E: 0 K: 1 S: 6	H: 1 LOB: 1 BB: 0 P: 6	R: 0 E: 0 K: 0 S: 3	H: 1 LOB: 0 BB: 0 P: 3	R: 0 E: 0 K: 1 S: 4	H: 1 LOB: 1 BB: 0 P: 4	R: 0 E: 0 K: 1 S: 6	H: 2 LOB: 2 BB: 1 P: 10	R: 0 E: 0 K: 0 S: 2	H: 0 LOB: 0 BB: 1 P: 6	R: 2 E: 1 K: 0 S: 7	H: 3 LOB: 2 BB: 0 P: 7	R: 0 E: 0 K: 0 S: 3	H: 1 LOB: 1 BB: 0 P: 7	R: 0 E: 0 K: 0 S: 4	H: 1 LOB: 1 BB: 0 P: 4	R: 0 E: 0 K: 0 S: 3	H: 0 LOB: 0 BB: 0 P: 3	1B: 8 2B: 3 3B: 0 HR: 0	SF: 0 SAC: 0 DP: 4 HBP: 0	WP: 0 PB: 0 SB: 0 CS: 0	PA: 37
<b>PITCHER</b> Bruce Dal Canton, R ERA: 1.95 (1, 1)	IP: 9.0 WLS: W BF: 37 H: 10 R: 2 ER: 0 SO: 2 BB: 2 IBB: 1 HBP: 0 BLK: 0 WP: 0 HR: 0 S: 38 P: 50 ERA: 0.00 WHIP: 1.333															<b>PITCHER</b>						

Batter	1	2	3	4	5	6	7	8	9	AB	R	H	RBI	BB	SO	LOB	BOTTOM			
Freddie Patek, R OBP: 0.352, SLG: 0.347 (6, 6)	K									3	0	0	0	0	3	1	<b>Minnesota Twins @ Kansas City Royals</b> Royals Stadium, Kansas City, MO Fri May 11 1973, 8:05 PM EDT Att: 19,565 - Unknown - 69 F			
Bobby Floyd, R OBP: 0.167, SLG: 0.167 (6, 6)										1	0	0	0	0	0	2				
Steve Hovley, L OBP: 0.285, SLG: 0.303 (1, 10)	5-3									4	0	0	0	0	0	2				
Amos Otis, R OBP: 0.341, SLG: 0.492 (1, 8)										3	2	1	0	1	1	0				
John Mayberry, L OBP: 0.417, SLG: 0.596 (1, 3)										4	2	3	3	0	1	0				
Ed Kirkpatrick, L OBP: 0.436, SLG: 0.643 (1, 9)	6-3									4	1	1	1	0	0	1				
Cookie Rojas, R OBP: 0.358, SLG: 0.426 (1, 4)										4	1	1	0	0	0	0				
Lou Piniella, R OBP: 0.309, SLG: 0.333 (1, 7)										3	0	1	1	0	0	0				
Paul Schaal, R OBP: 0.407, SLG: 0.369 (1, 5)										3	0	2	1	1	0	0				
Carl Taylor, R OBP: 0.396, SLG: 0.279 (1, 2)										3	0	0	0	0	2	4				
<b>Inning Stats</b>	R: 1 E: 0 K: 1 S: 7	H: 2 LOB: 1 BB: 0 P: 7	R: 0 E: 0 K: 1 S: 6	H: 1 LOB: 0 BB: 0 P: 6	R: 0 E: 0 K: 2 S: 7	H: 0 LOB: 0 BB: 0 P: 7	R: 3 E: 0 K: 1 S: 9	H: 4 LOB: 1 BB: 0 P: 9	R: 2 E: 0 K: 0 S: 4	H: 1 LOB: 0 BB: 1 P: 8	R: 0 E: 0 K: 1 S: 6	H: 1 LOB: 2 BB: 1 P: 10	R: 0 E: 0 K: 1 S: 5	H: 0 LOB: 0 BB: 0 P: 5	R: 0 E: 0 K: 0 S: 3	H: 0 LOB: 0 BB: 0 P: 3	1B: 5 2B: 2 3B: 1 HR: 1	SF: 1 SAC: 0 DP: 0 HBP: 0	WP: 0 PB: 0 SB: 1 CS: 0	PA: 35
<b>PITCHER</b> Bert Blyleven, R ERA: 4.07 Ray Corbin, R ERA: 2.11 (5, 1)	IP: 4.1 WLS: L BF: 22 H: 8 R: 6 ER: 6 SO: 5 BB: 1 IBB: 0 HBP: 0 BLK: 0 WP: 0 HR: 1 S: 31 P: 35 ERA: 12.46 WHIP: 2.077															<b>PITCHER</b>				

AB	34
R	2
H	10
RBI	1
BB	3
SO	2
LOB	21

AB	32
R	6
H	9
RBI	6
BB	2
SO	7
LOB	10



Batter	1	2	3	4	5	6	7	8	9	AB	R	H	RBI	BB	SO	LOB	TOP					
Jerry Terrell, R OBP: 0.286, SLG: 0.321	F9		6-3			4-3		G3		4	0	0	0	0	0	2	<b>Minnesota Twins @ Kansas City Royals</b> Royals Stadium, Kansas City, MO Sat May 12 1973, 8:05 PM EDT Att: 23,948 - Unknown - 63 F					
Rod Carew, L OBP: 0.356, SLG: 0.414	K		F8			6-3		6-3		4	0	0	1	0	1							
Larry Hisle, R OBP: 0.339, SLG: 0.545	L1			F9		K		F9		4	0	0	0	0	1	0						
Bobby Darwin, R OBP: 0.284, SLG: 0.333		K			K			K		4	0	0	0	0	3	0						
Harmon Killebrew, R OBP: 0.309, SLG: 0.292 Mike Adams, R (9, PR)		FC6-4 E BB			K					3	0	1	0	1	1	0						
Danny Walton, R OBP: 0.286, SLG: 0.432		E6 FC6-4 1-2			F8			F9		4	0	0	0	0	0	2						
Danny Thompson, R OBP: 0.278, SLG: 0.286		FC6-4 1-2 2-3			P4					3	1	1	0	0	0	2						
Steve Brye, R OBP: 0.273, SLG: 0.200		F9			5-3			K		3	0	0	0	0	1	3						
Phil Roof, R OBP: 0.304, SLG: 0.250			K			4-3 6-3 2B		G3 1-H 2B		3	1	2	1	0	1	0						
<b>Inning Stats</b>	R: 0 E: 0 K: 1 S: 5	H: 0 LOB: 0 BB: 0 P: 5	R: 0 E: 1 K: 1 S: 6	H: 0 LOB: 2 BB: 1 P: 10	R: 0 E: 0 K: 1 S: 5	H: 0 LOB: 0 BB: 0 P: 5	R: 0 E: 0 K: 2 S: 7	H: 0 LOB: 0 BB: 0 P: 7	R: 0 E: 0 K: 0 S: 3	H: 0 LOB: 0 BB: 0 P: 3	R: 1 E: 0 K: 1 S: 6	H: 1 LOB: 0 BB: 0 P: 6	R: 0 E: 0 K: 0 S: 3	H: 0 LOB: 0 BB: 0 P: 3	R: 1 E: 0 K: 1 S: 7	H: 2 LOB: 1 BB: 0 P: 7	R: 0 E: 0 K: 1 S: 6	H: 1 LOB: 1 BB: 0 P: 6	1B: 2 2B: 2 HR: 0	SF: 0 SAC: 0 DP: 0 HBP: 0	WP: 0 PB: 0 SB: 0 CS: 0	PA: 33
<b>PITCHER</b> Paul Splittorf, L ERA: 2.61	IP: 9.0 WLS: W BF: 33 H: 4 R: 2 ER: 2 SO: 8 BB: 1 IBB: 0 HBP: 0 BLK: 0 WP: 0 HR: 0 S: 48 P: 52 ERA: 2.00 WHIP: 0.556																					

Batter	1	2	3	4	5	6	7	8	9	AB	R	H	RBI	BB	SO	LOB	BOTTOM					
Paul Schaaf, R OBP: 0.406, SLG: 0.358	F9		F8			4-3		4-3		3	0	0	0	2	0	2	<b>Minnesota Twins @ Kansas City Royals</b> Royals Stadium, Kansas City, MO Sat May 12 1973, 8:05 PM EDT Att: 23,948 - Unknown - 63 F					
Steve Hovley, L OBP: 0.283, SLG: 0.297			5-3		L7	P6				4	0	1	0	0	0	4						
Amos Otis, R OBP: 0.338, SLG: 0.485	F8			1B 2B	6-3			P6		4	1	1	0	0	0	2						
John Mayberry, L OBP: 0.412, SLG: 0.579	F7			F8		1B 1B		F2		3	1	0	0	1	0	2						
Ed Kirkpatrick, L OBP: 0.439, SLG: 0.636			4-3	2B 1B		1B 1B		K		4	2	2	0	0	1	0						
Cookie Rojas, R OBP: 0.370, SLG: 0.452		P4		1-H 2B		BB 1B		4-3 2B		4	0	3	3	0	0	0						
Lou Piniella, R OBP: 0.307, SLG: 0.330		FC5-4 1B		6-3		P4		4-3		4	0	1	0	0	0	4						
Bobby Floyd, R OBP: 0.200, SLG: 0.200		FC5-4 1-2		K		BB 1B		F2		4	0	1	1	0	1	3						
Carl Taylor, R OBP: 0.386, SLG: 0.261			4-3		F7	K				3	0	0	0	1	1	2						
<b>Inning Stats</b>	R: 0 E: 0 K: 0 S: 4	H: 1 LOB: 1 BB: 0 P: 4	R: 0 E: 0 K: 0 S: 4	H: 1 LOB: 1 BB: 0 P: 4	R: 0 E: 0 K: 0 S: 3	H: 0 LOB: 0 BB: 0 P: 3	R: 2 E: 0 K: 1 S: 8	H: 3 LOB: 1 BB: 0 P: 8	R: 0 E: 0 K: 0 S: 3	H: 0 LOB: 1 BB: 1 P: 7	R: 2 E: 0 K: 1 S: 8	H: 3 LOB: 2 BB: 2 P: 16	R: 0 E: 0 K: 1 S: 5	H: 0 LOB: 0 BB: 0 P: 5	R: 0 E: 0 K: 0 S: 4	H: 1 LOB: 2 BB: 1 P: 8	R: 0 E: 0 K: 0 S: 4	H: 0 LOB: 0 BB: 0 P: 8	1B: 7 2B: 2 3B: 0 HR: 0	SF: 0 SAC: 0 DP: 0 HBP: 0	WP: 0 PB: 0 SB: 0 CS: 0	PA: 37
<b>PITCHER</b> Bill Hands, R ERA: 3.88 Ken Sanders, R ERA: 6.0	IP: 5.1 WLS: L BF: 26 H: 8 R: 4 ER: 4 SO: 1 BB: 2 IBB: 0 HBP: 0 BLK: 0 WP: 0 HR: 0 S: 26 P: 34 ERA: 6.75 WHIP: 1.875																					

AB	32
R	2
H	4
RBI	2
BB	1
SO	8
LOB	10



AB	33
R	4
H	9
RBI	4
BB	4
SO	3
LOB	19



Batter	1	2	3	4	5	6	7	8	9	AB	R	H	RBI	BB	SO	LOB	TOP															
Jerry Terrell, R OBP: 0.290, SLG: 0.290 (1, 5)	K2-3		5-3	SF8		SH3		E5		3	0	1	0	1	0		<b>Minnesota Twins @ Kansas City Royals</b> Royals Stadium, Kansas City, MO Sun May 13 1973, 4:33 AM EDT Att: 25,661 - Unknown - 63 F															
Rod Carew, L OBP: 0.358, SLG: 0.446 (1, 4)	L7		L8			6-3		CS		5	1	2	1	0	0	1																
Larry Hisle, R OBP: 0.350, SLG: 0.552 (1, 8)	K								HR	4	2	2	0	0	2	2																
Tony Oliva, L OBP: 0.326, SLG: 0.388 Mike Adams, R (9, PR)									1B	5	0	2	2	0	0	2																
Steve Braun, L OBP: 0.404, SLG: 0.455 (1, 7)									2B	0	0	0	0	0	0	0																
Joe Lis, R OBP: 0.188, SLG: 0.241 (1, 3)									2B	2	1	0	0	3	0	1																
Jim Holt, L OBP: 0.408, SLG: 0.538 (1, 9)									1B	5	0	0	0	0	2	5																
Danny Thompson, R OBP: 0.287, SLG: 0.307 (1, 6)									2B	4	1	1	0	1	1	3																
George Mitterwald, R OBP: 0.354, SLG: 0.350 (1, 2)									1B	4	0	1	0	0	2	4																
<b>Inning Stats</b>	R: 0 E: 0 K: 2 S: 7	H: 0 LOB: 0 BB: 7	R: 1 E: 1 K: 1 S: 7	H: 1 LOB: 2 BB: 1 P: 11	R: 1 E: 1 K: 0 S: 5	H: 2 LOB: 2 BB: 1 P: 9	R: 1 E: 0 K: 1 S: 8	H: 3 LOB: 2 BB: 0 P: 8	R: 0 E: 0 K: 0 S: 3	H: 0 LOB: 2 BB: 2 P: 11	R: 0 E: 0 K: 1 S: 5	H: 0 LOB: 0 BB: 0 P: 5	R: 0 E: 1 K: 1 S: 5	H: 0 LOB: 0 BB: 0 P: 5	R: 2 E: 0 K: 2 S: 10	H: 3 LOB: 1 BB: 0 P: 10		1B: 6 2B: 3 3B: 0 HR: 1	SF: 1 SAC: 1 DP: 0 HBP: 1	WP: 0 PB: 0 SB: 2 CS: 1	PA: 44											
<b>PITCHER</b>	IP WLS BF H R ER SO BB IBB HBP BLK WP HR S P ERA WHIP																															
Steve Busby, R ERA: 4.57 Mike Jackson, L ERA: 6.75	(1, 1) (9, 1)	8.0 6	L 37	7 3	2 2	6 2	3 2	0 0	0 0	0 0	0 0	0 1	44 10	61 10	2.25 18.00	1.250 3.000																

AB	36
R	5
H	10
RBI	5
BB	4
SO	8
LOB	20



Batter	1	2	3	4	5	6	7	8	9	AB	R	H	RBI	BB	SO	LOB	BOTTOM												
Freddie Patek, R OBP: 0.345, SLG: 0.339 Hal McRae, R OBP: 0.278, SLG: 0.301 Bobby Floyd, R OBP: 0.200, SLG: 0.200 (1, 6)	F3			P3		F2		F2		3	0	0	0	0	0	0	<b>Minnesota Twins @ Kansas City Royals</b> Royals Stadium, Kansas City, MO Sun May 13 1973, 4:33 AM EDT Att: 25,661 - Unknown - 63 F												
Steve Hovley, L OBP: 0.286, SLG: 0.300 (1, 10)	4-3									3	0	1	0	1	1	1													
Amos Otis, R OBP: 0.342, SLG: 0.481 (1, 8)	F9									3	0	1	0	1	0	1													
John Mayberry, L OBP: 0.407, SLG: 0.564 (1, 3)										3	0	0	0	1	2	5													
Ed Kirkpatrick, L OBP: 0.422, SLG: 0.609 (1, 9)										4	0	0	0	0	1	4													
Cookie Rojas, R OBP: 0.359, SLG: 0.438 (1, 4)										4	0	0	0	0	0	2													
Lou Piniella, R OBP: 0.299, SLG: 0.321 (1, 7)										3	0	0	0	0	0	0													
Paul Schaaf, R OBP: 0.405, SLG: 0.358 (1, 5)										3	0	1	0	0	1	0													
Carl Taylor, R OBP: 0.373, SLG: 0.250 Gail Hopkins, L OBP: 0.400, SLG: 0.375 Fran Healy, R OBP: 0.267, SLG: 0.286 (1, 2)										2	0	0	0	0	1	0													
<b>Inning Stats</b>	R: 0 E: 0 K: 0 S: 3	H: 0 LOB: 0 BB: 0 P: 3	R: 0 E: 0 K: 0 S: 2	H: 0 LOB: 0 BB: 1 P: 6	R: 0 E: 0 K: 1 S: 5	H: 0 LOB: 0 BB: 0 P: 5	R: 0 E: 1 K: 2 S: 8	H: 0 LOB: 2 BB: 1 P: 12	R: 0 E: 0 K: 0 S: 3	H: 0 LOB: 0 BB: 0 P: 3	R: 0 E: 0 K: 2 S: 9	H: 2 LOB: 2 BB: 0 P: 9	R: 0 E: 0 K: 0 S: 3	H: 0 LOB: 0 BB: 0 P: 3	R: 0 E: 0 K: 2 S: 8	H: 1 LOB: 1 BB: 0 P: 8		R: 0 E: 0 K: 0 S: 3	H: 0 LOB: 1 BB: 1 P: 7	1B: 3 2B: 0 3B: 0 HR: 0	SF: 0 SAC: 0 DP: 0 HBP: 0	WP: 0 PB: 0 SB: 0 CS: 1	PA: 33						
<b>PITCHER</b>	IP WLS BF H R ER SO BB IBB HBP BLK WP HR S P ERA WHIP																												
Dick Woodson, R ERA: 3.33	(1, 1)	9.0 W	33	3 0	0 0	7	3 0	0 0	0 0	0 0	0 44	56	0.00 0.667																

AB	30
R	0
H	3
RBI	0
BB	3
SO	7
LOB	15





Batter	1	2	3	4	5	6	7	8	9	10	11	AB	R	H	RBI	BB	SO	LOB								
Rod Carew, L OBP: 0.353, SLG: 0.451 (1, 4)	6-3		K		4-3			1-4-3 PB 2B		L6-4 2B		5	1	2	0	0	1	0								
Larry Hisle, R OBP: 0.370, SLG: 0.558 (1, 8)	S 1B				1B			1-4-3		K		5	0	3	0	0	1	2								
Jim Holt, L OBP: 0.390, SLG: 0.500 (1, 3)	F7 1-2		G3		K			BB 2B BB		L6-4		4	1	0	0	1	1	4								
Tony Oliva, L OBP: 0.323, SLG: 0.371 (1, 10)	5-3				G3			3-H 0-0 BB 2B BB		F9		5	0	0	0	0	1	2								
Bobby Darwin, R OBP: 0.304, SLG: 0.382 (1, 9)		F8			6-3			BB 1-2 BB		HR		4	1	1	1	1	1	0								
Steve Braun, L OBP: 0.414, SLG: 0.469 (1, 7)		FC1-6 BB			F7			1-2 2B		E9 E 1B		4	1	2	1	1	0	0								
Danny Thompson, R OBP: 0.288, SLG: 0.306 (1, 6)		FC1-6 1-2						HR 1B		4-3		5	1	1	0	0	0	2								
George Mitterwald, R OBP: 0.340, SLG: 0.400 (1, 2)		P5						1-H HR		F8		5	1	1	2	0	1	1								
Jerry Terrell, R OBP: 0.190, SLG: 0.220 (1, 5)					F9			4-3		5-3		5	0	0	0	0	0	1								
<b>Inning Stats</b>	R: 0 E: 0 K: 1 S: 4	H: 1 LOB: 1 BB: 0 P: 4	R: 0 E: 0 K: 0 S: 3	H: 0 LOB: 1 BB: 1 P: 7	R: 0 E: 0 K: 1 S: 6	H: 1 LOB: 1 BB: 0 P: 6	R: 0 E: 0 K: 0 S: 3	H: 0 LOB: 0 BB: 0 P: 3	R: 2 E: 0 K: 1 S: 8	H: 3 LOB: 1 BB: 0 P: 8	R: 0 E: 0 K: 2 S: 7	H: 0 LOB: 0 BB: 0 P: 7	R: 0 E: 0 K: 0 S: 3	H: 0 LOB: 0 BB: 0 P: 3	R: 2 E: 0 K: 0 S: 4	H: 2 LOB: 2 BB: 2 P: 12	R: 0 E: 0 K: 1 S: 5	H: 0 LOB: 0 BB: 0 P: 5	R: 0 E: 0 K: 1 S: 5	H: 1 LOB: 0 BB: 0 P: 5	R: 2 E: 0 K: 0 S: 6	H: 2 LOB: 1 BB: 0 P: 6	1B: 5 2B: 4 3B: 0 HR: 2	SF: 0 SAC: 0 DP: 1 HBP: 0	WP: 0 PB: 1 SB: 1 CS: 0	PA: 45
<b>PITCHER</b>	IP ERA WLS BF H R ER SO BB IBB HBP BLK WP HR S P ERA WHIP	7.0 4.06 4.0 17 4 3 2 2 2 0 0 0 0 1 19 27 3.86 1.000																								

**Minnesota Twins @ Texas Rangers**  
Arlington Stadium, Arlington, TX  
Mon May 14 1973, 8:05 PM EDT  
Att. 5,072 - Unknown

livebaseballscores.com

AB 42  
R 6  
H 10  
RBI 4  
BB 3  
SO 6  
LOB 12




Batter	1	2	3	4	5	6	7	8	9	10	11	AB	R	H	RBI	BB	SO	LOB						
Vic Harris, S OBP: 0.226, SLG: 0.267 (1, 4)	CS 1B		P4			4-3				6-3		5	0	2	1	0	0	3						
Toby Harrah, R OBP: 0.339, SLG: 0.368 (1, 5)	K 1-2					G4-6-3 BB		F9		K		4	0	1	2	1	2	4						
Larry Blittner, L OBP: 0.121, SLG: 0.125 (1, 3)	G3		1-3			G4-6-3 1-2		F8		L8		5	0	0	0	0	0	2						
Alex Johnson, R OBP: 0.342, SLG: 0.400 (1, 7)		K			6-3			F8 BB BB 1B		F8		5	1	1	0	0	1	0						
Rico Carty, R OBP: 0.270, SLG: 0.232 (1, 10)		F7			4-3			BB BB 1B BB		FC6-4 1B		4	1	1	0	1	0	0						
Jeff Burroughs, R OBP: 0.313, SLG: 0.455 (1, 9)		3-1			F8			F8		FC6-4 1-2		5	0	0	0	0	0	3						
Jim Mason, L OBP: 0.333, SLG: 0.400 (1, 6)								F7		1-3		5	1	1	0	0	1	2						
Tom Grieve, R OBP: 0.290, SLG: 0.200 (1, 8)								WP 1B 1B		K		2	1	1	0	0	0	0						
Mike Epstein, L OBP: 0.293, SLG: 0.237 (7, PH)								1-3		F7		0	0	0	0	1	0	0						
Joe Lovitto, S OBP: 0.216, SLG: 0.176 (8, 8)								WP 1B 1B		1B BB BB		1	0	0	0	0	0	0						
Rick Stelmazek, L OBP: 0.292, SLG: 0.450 (8, 2)								P6		4-3		2	0	0	0	0	0	2						
<b>Inning Stats</b>	R: 0 E: 0 K: 1 S: 5	H: 1 LOB: 0 BB: 0 P: 5	R: 0 E: 0 K: 1 S: 5	H: 0 LOB: 0 BB: 0 P: 5	R: 2 E: 0 K: 0 S: 6	H: 3 LOB: 1 BB: 0 P: 6	R: 0 E: 0 K: 0 S: 3	H: 0 LOB: 0 BB: 0 P: 3	R: 0 E: 0 K: 0 S: 2	H: 0 LOB: 0 BB: 0 P: 6	R: 2 E: 0 K: 1 S: 7	H: 2 LOB: 3 BB: 3 P: 19	R: 0 E: 0 K: 0 S: 4	H: 1 LOB: 1 BB: 0 P: 4	R: 0 E: 0 K: 0 S: 3	H: 0 LOB: 0 BB: 1 P: 7	R: 0 E: 0 K: 1 S: 5	H: 0 LOB: 0 BB: 0 P: 5	R: 0 E: 0 K: 0 S: 3	H: 0 LOB: 0 BB: 0 P: 3	1B: 7 2B: 0 3B: 0 HR: 0	SF: 0 SAC: 0 DP: 1 HBP: 0	WP: 1 PB: 0 SB: 0 CS: 1	PA: 43
<b>PITCHER</b>	IP ERA WLS BF H R ER SO BB IBB HBP BLK WP HR S P ERA WHIP	6.0 2.63 5.0 21 2 1 1 2 4 0 0 0 0 0 0 21 37 1.80 1.200																						

**Minnesota Twins @ Texas Rangers**  
Arlington Stadium, Arlington, TX  
Mon May 14 1973, 8:05 PM EDT  
Att. 5,072 - Unknown

livebaseballscores.com

AB 38  
R 4  
H 7  
RBI 4  
BB 5  
SO 4  
LOB 16



Batter	1	2	3	4	5	6	7	8	9	AB	R	H	RBI	BB	SO	LOB	TOP								
Larry Hisle, R OBP: 0.379, SLG: 0.548 (1, 8)	FC6-4 BB	CS	G3-6-3 BB	6-3		FC4-6 G3		HR BB		2	1	0	1	3	0	3	<b>Minnesota Twins @ Texas Rangers</b> Arlington Stadium, Arlington, TX Tue May 15 1973, 8:05 PM EDT Att: 3,697 - Unknown								
Rod Carew, L OBP: 0.355, SLG: 0.486 (1, 4)	FC6-4 1B		G3-6-3			G3		HR		5	3	2	3	0	0	3									
Tony Oliva, L OBP: 0.337, SLG: 0.376 (1, 10)	BB 1B					G3		1B		4	0	2	1	1	1	2									
Bobby Darwin, R OBP: 0.299, SLG: 0.374 (1, 9)	P4		4-3			1B		1B		5	0	1	1	0	1	3									
Harmon Killebrew, R OBP: 0.330, SLG: 0.338 Joe Lis, R OBP: 0.198, SLG: 0.241 (1, 3) (9, 3)	BB					K		HR		4	1	2	1	1	2	1									
Steve Braun, L OBP: 0.413, SLG: 0.477 (1, 5)	3-1					K		HR		0	0	0	0	0	0	0									
Danny Thompson, R OBP: 0.284, SLG: 0.330 (1, 6)						FC3-2 1B		HR		5	1	2	0	0	0	3									
George Mitterwald, R OBP: 0.362, SLG: 0.420 (1, 2)						1B		HR		5	2	3	1	0	0	0									
Jim Holt, L OBP: 0.390, SLG: 0.493 (1, 7)						K		FC4-6 1B		5	0	2	0	0	1	5									
								HR																	
<b>Inning Stats</b>	R: 1 E: 1 K: 0 S: 4	H: 1 LOB: 2 BB: 2 P: 12	R: 0 E: 0 K: 0 S: 3	H: 1 LOB: 0 BB: 0 P: 3	R: 0 E: 0 K: 0 S: 2	H: 0 LOB: 1 BB: 2 P: 10	R: 1 E: 0 K: 1 S: 8	H: 3 LOB: 2 BB: 0 P: 8	R: 1 E: 0 K: 2 S: 9	H: 2 LOB: 1 BB: 0 P: 9	R: 2 E: 1 K: 0 S: 6	H: 2 LOB: 1 BB: 0 P: 6	R: 1 E: 0 K: 1 S: 6	H: 1 LOB: 0 BB: 0 P: 6	R: 3 E: 0 K: 0 S: 5	H: 3 LOB: 0 BB: 1 P: 9	R: 0 E: 0 K: 1 S: 7	H: 2 LOB: 2 BB: 0 P: 7	1B: 10 2B: 2 3B: 0 HR: 3	SF: 0 SAC: 0 DP: 2 HBP: 0	WP: 0 PB: 0 SB: 0 CS: 1	PA: 46			
<b>PITCHER</b>	IP	WLS	BF	H	R	ER	SO	BB	IBB	HBP	BLK	WP	HR	S	P	ERA	WHIP	<b>PITCHER</b>							
Don Stanhouse, R ERA: 4.11 (1, 1)	5.0		24	7	3	2	3	4	0	0	0	0	0	26	42	3.60	2.200								
Mike Paul, L ERA: 5.2 (6, 1)	1.0		6	2	2	1	0	0	0	0	0	0	1	6	6	9.00	2.000								
Bill Gogolewski, R ERA: 4.15 (7, 1)	1.1	L	7	2	3	3	1	1	0	0	0	0	1	8	12	20.25	2.250								
Jim Merritt, L ERA: 6.23 (8, 1)	1.2		8	4	1	1	1	0	0	0	0	0	1	10	10	5.40	2.400								
<b>Batter</b>	<b>1</b>	<b>2</b>	<b>3</b>	<b>4</b>	<b>5</b>	<b>6</b>	<b>7</b>	<b>8</b>	<b>9</b>	<b>AB</b>	<b>R</b>	<b>H</b>	<b>RBI</b>	<b>BB</b>	<b>SO</b>	<b>LOB</b>	<b>BOTTOM</b>								
Vic Harris, S OBP: 0.237, SLG: 0.277 (1, 4)	1B SF7	PB SF9 1B		F8				F9		4	2	2	1	0	0	0	<b>Minnesota Twins @ Texas Rangers</b> Arlington Stadium, Arlington, TX Tue May 15 1973, 8:05 PM EDT Att: 3,697 - Unknown								
Toby Harrah, R OBP: 0.336, SLG: 0.368 (1, 5)	S 2B	SF9				P4		F9		3	1	1	1	0	0	0									
Larry Bittner, L OBP: 0.189, SLG: 0.206 (1, 3)	SF7					FC6-4 BB		1B		2	0	2	1	1	0	0									
Alex Johnson, R OBP: 0.331, SLG: 0.387 (1, 10)	K	F9				FC6-4 S		K		4	0	0	0	0	2	4									
Rico Carty, R OBP: 0.270, SLG: 0.242 (1, 7)	2B			P4		K		K		4	0	1	1	0	2	2									
Jeff Burroughs, R OBP: 0.302, SLG: 0.437 (1, 9)	K			6-3		K		K		4	0	0	0	0	3	2									
Jim Mason, L OBP: 0.355, SLG: 0.393 (1, 6)				5-3				K		3	1	1	0	1	1	0									
Ken Suarez, R OBP: 0.353, SLG: 0.426 (1, 2)		E6 1B PB		F7		G6-3		F9		4	1	0	0	0	0	2									
Tom Grieve, R OBP: 0.143, SLG: 0.143 Bill Sudakis, S OBP: 0.280, SLG: 0.429 Joe Lovitto, S OBP: 0.211, SLG: 0.171 (1, 8) (7, PH) (8, 8)	K			K				F5		2	0	0	0	0	2	2									
										1	0	0	0	0	0	0									
										1	0	0	0	0	0	0									
<b>Inning Stats</b>	R: 2 E: 0 K: 2 S: 10	H: 3 LOB: 1 BB: 0 P: 10	R: 3 E: 1 K: 1 S: 9	H: 3 LOB: 1 BB: 0 P: 9	R: 0 E: 0 K: 0 S: 3	H: 0 LOB: 0 BB: 0 P: 3	R: 0 E: 0 K: 1 S: 5	H: 0 LOB: 0 BB: 0 P: 5	R: 0 E: 0 K: 1 S: 5	H: 0 LOB: 1 BB: 1 P: 9	R: 0 E: 0 K: 1 S: 4	H: 0 LOB: 0 BB: 1 P: 8	R: 0 E: 0 K: 3 S: 10	H: 0 LOB: 1 BB: 0 P: 10	R: 0 E: 0 K: 1 S: 5	H: 0 LOB: 0 BB: 0 P: 5	1B: 5 2B: 2 3B: 0 HR: 0	SF: 2 SAC: 0 DP: 1 HBP: 0	WP: 0 PB: 1 SB: 3 CS: 0	PA: 36					
<b>PITCHER</b>	IP	WLS	BF	H	R	ER	SO	BB	IBB	HBP	BLK	WP	HR	S	P	ERA	WHIP	<b>PITCHER</b>							
Bert Blyleven, R ERA: 3.78 (1, 1)	9.0	W	36	7	5	2	10	2	0	0	0	0	0	54	62	2.00	1.000								

Batter	1	2	3	4	5	6	7	8	9	AB	R	H	RBI	BB	SO	LOB	TOP																				
Johnny Jeter, R OBP: 0.288, SLG: 0.406 (1, 8)										4	0	0	0	0	1	3																					
Pat Kelly, L OBP: 0.482, SLG: 0.528 (1, 9)										4	1	0	0	0	0	3																					
Dick Allen, R OBP: 0.407, SLG: 0.685 (1, 10)										4	2	3	2	0	0	0																					
Bill Melton, R OBP: 0.400, SLG: 0.547 (1, 5)										4	1	1	3	0	0	1																					
Rick Reichardt, R OBP: 0.341, SLG: 0.333 (1, 7)										4	0	0	0	0	2	0																					
Mike Andrews, R OBP: 0.375, SLG: 0.341 (1, 3) (8, 4)										3	0	0	0	1	1	0																					
Ed Herrmann, L OBP: 0.280, SLG: 0.369 (1, 2)										4	1	0	0	0	0	1																					
Jorge Orta, L OBP: 0.318, SLG: 0.323 (1, 4) (8, 6)										4	0	1	1	0	1	1																					
Eddie Leon, R OBP: 0.269, SLG: 0.282 (1, 6) Tony Muser, L OBP: 0.313, SLG: 0.286 (8, PH) (8, 3)										1	0	0	0	0	0	1																					
										1	1	1	0	0	0	0																					
<b>Inning Stats</b>	R: 0 E: 0 K: 1 S: 5	H: 0 LOB: 0 BB: 0 P: 5	R: 0 E: 0 K: 1 S: 5	H: 0 LOB: 0 BB: 0 P: 5	R: 1 E: 1 K: 0 S: 5	H: 1 LOB: 1 BB: 0 P: 5	R: 0 E: 0 K: 0 S: 3	H: 1 LOB: 0 BB: 0 P: 3	R: 0 E: 0 K: 1 S: 5	H: 0 LOB: 0 BB: 0 P: 5	R: 3 E: 0 K: 1 S: 7	H: 2 LOB: 0 BB: 0 P: 8	R: 0 E: 0 K: 1 S: 5	H: 0 LOB: 0 BB: 0 P: 5	R: 2 E: 0 K: 0 S: 5	H: 2 LOB: 0 BB: 0 P: 5	R: 0 E: 0 K: 0 S: 3	H: 0 LOB: 1 BB: 1 P: 7	1B: 2 2B: 2 3B: 0 HR: 2	SF: 0 SAC: 0 DP: 1 HBP: 1	WP: 0 PB: 0 SB: 0 CS: 0	PA: 35															
<b>PITCHER</b>	IP WLS BF H R ER SO BB IBB HBP BLK WP HR S P ERA WHIP																																				
Bill Hands, R ERA: 4.17 Ken Sanders, R ERA: 6.0	(1, 1) (8, 1)	7.2 S	30 5	6 0	6 0	5 0	5 0	0 1	0 0	0 0	0 0	0 0	0 4	2 8	39 8	40 8	5.87 0.00	0.783 0.750																			

Chicago White Sox @ Minnesota Twins  
Metropolitan Stadium, Bloomington, MI  
Wed May 16 1973, 8:05 PM EDT  
Att. 6,119 - Unknown - 55 F

AB	33
R	6
H	6
RBI	6
BB	1
SO	5
LOB	10

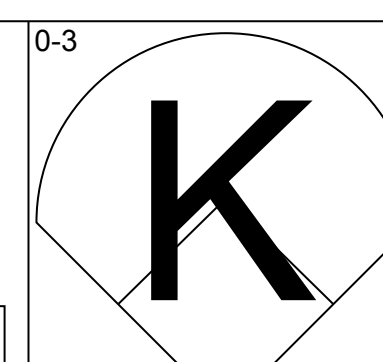
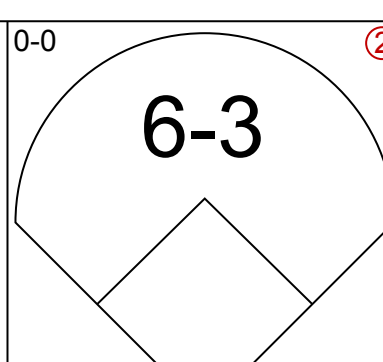
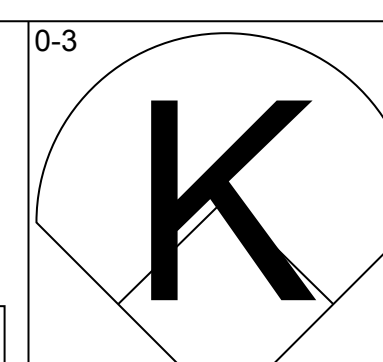
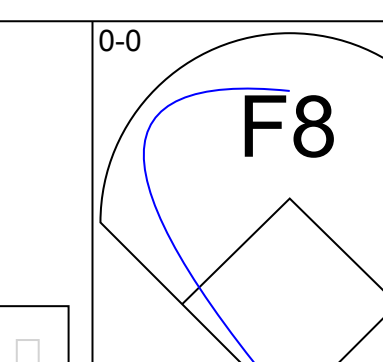
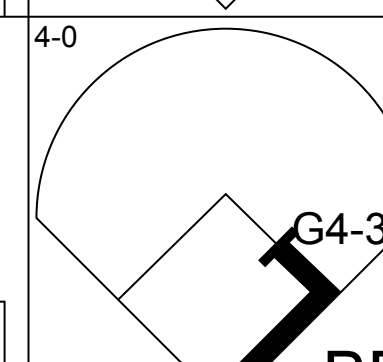
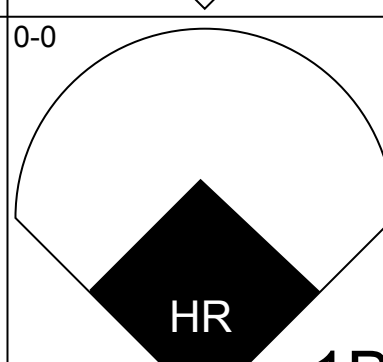

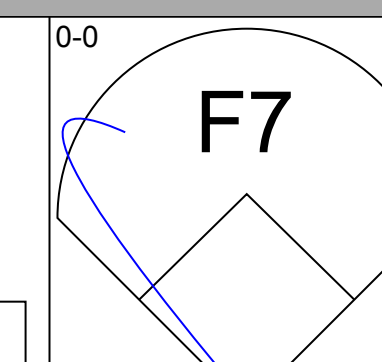
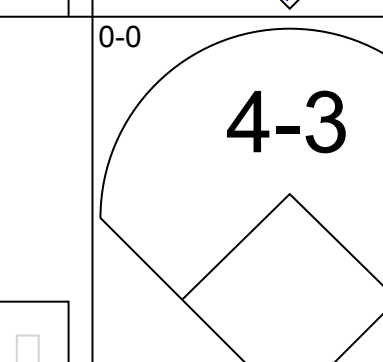
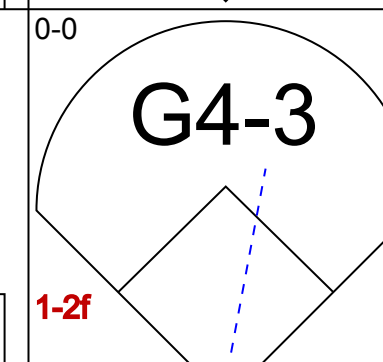
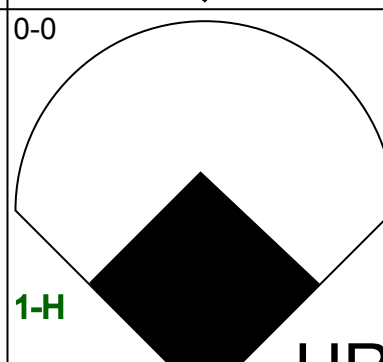

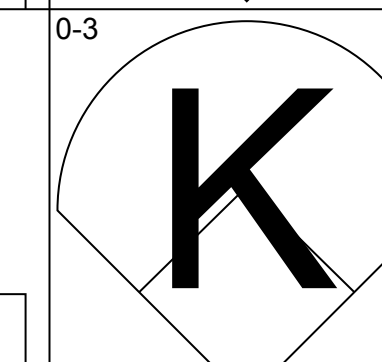
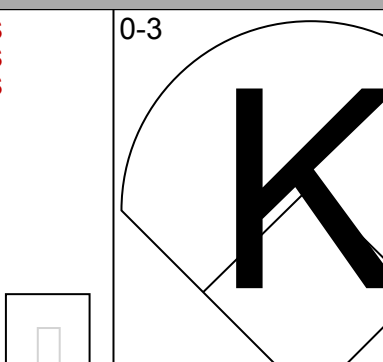
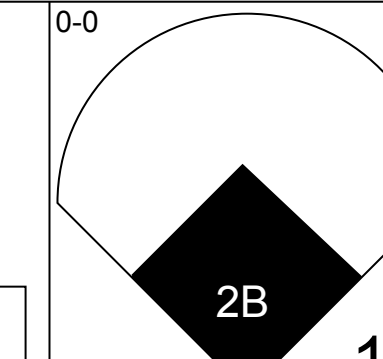
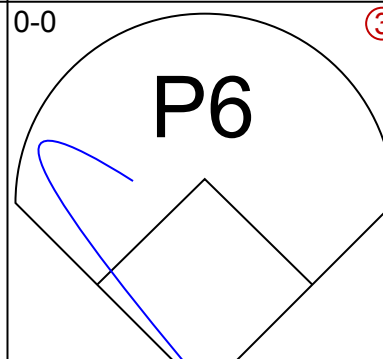
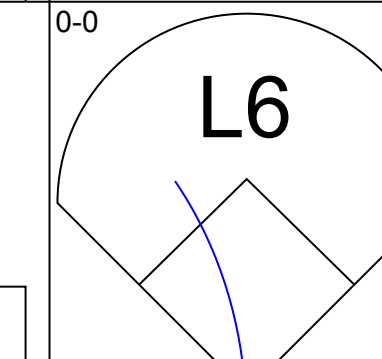
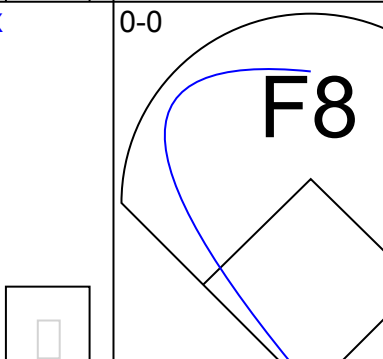
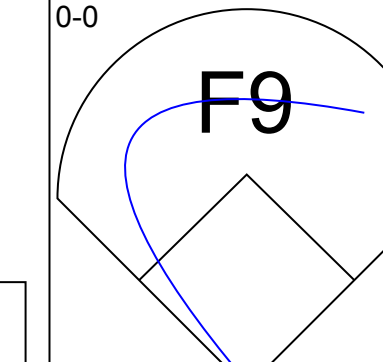
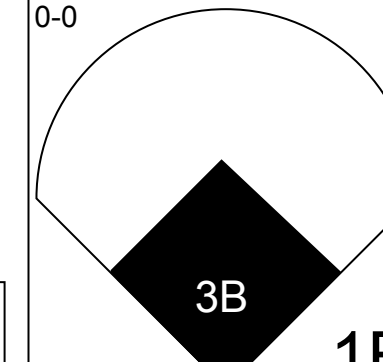
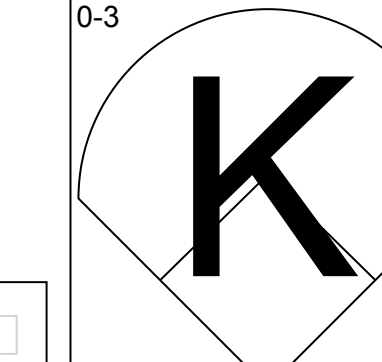
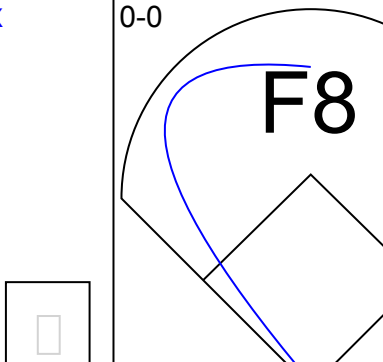
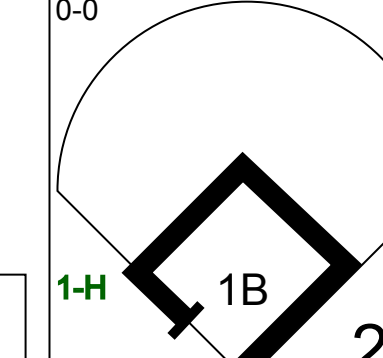
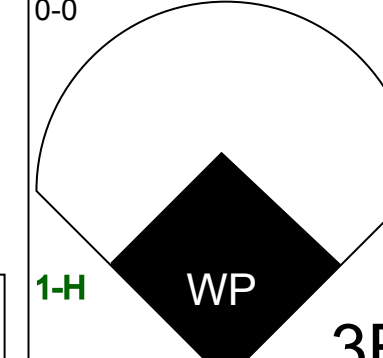
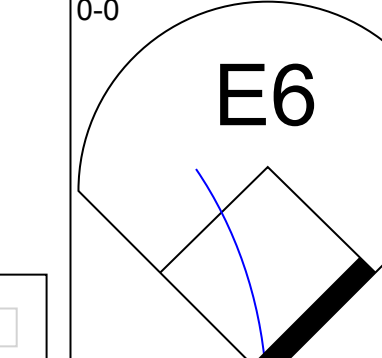
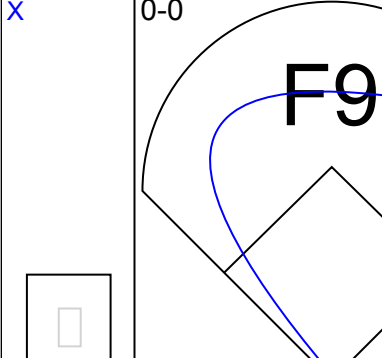
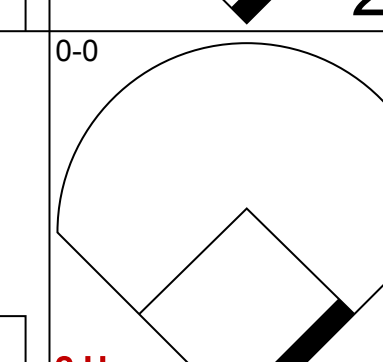
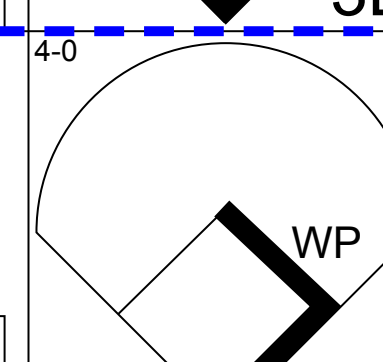
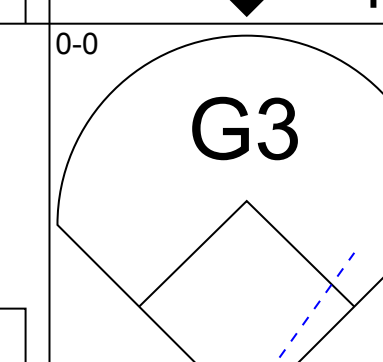
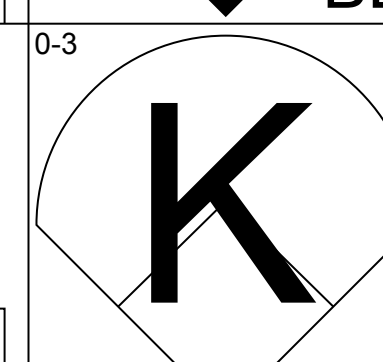
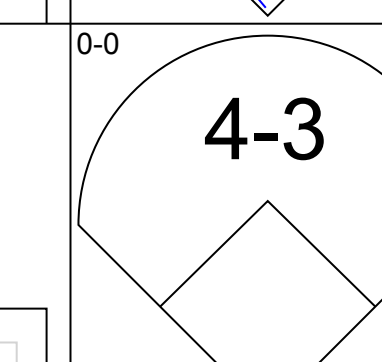
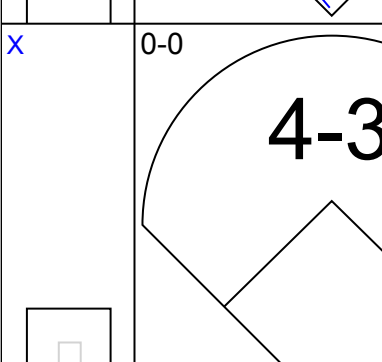

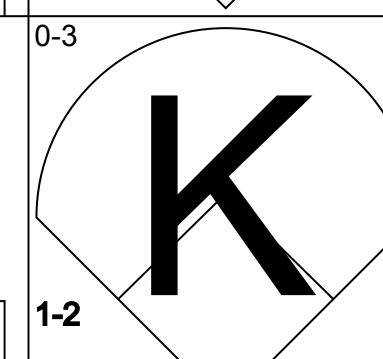


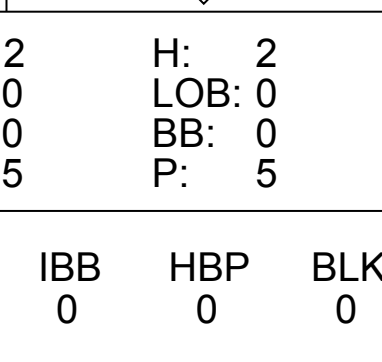
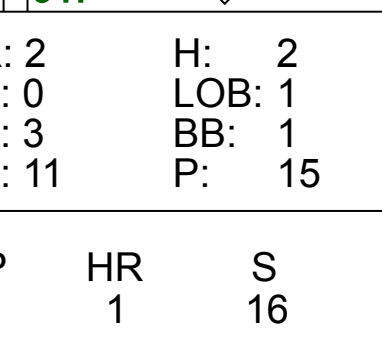
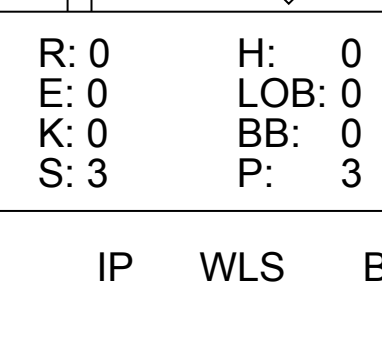


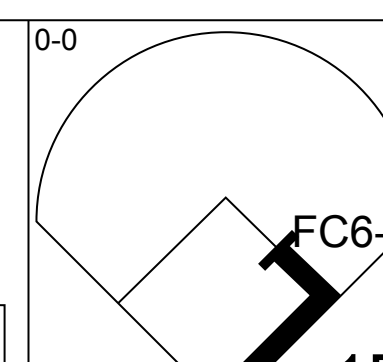
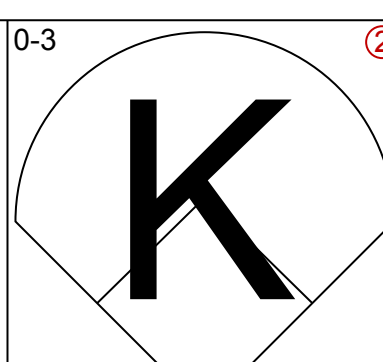
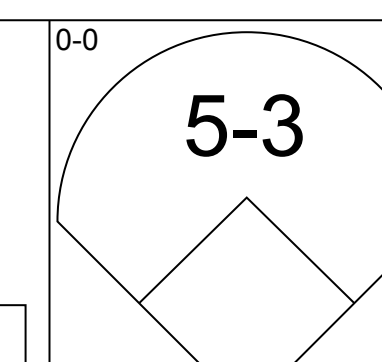
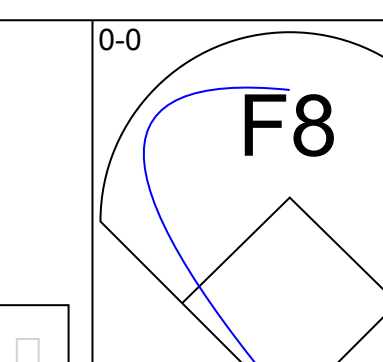
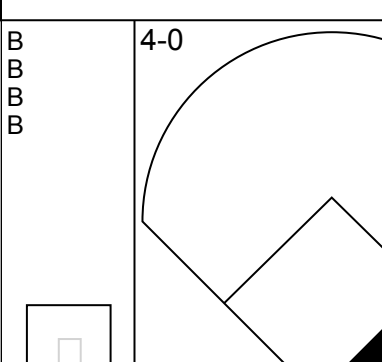
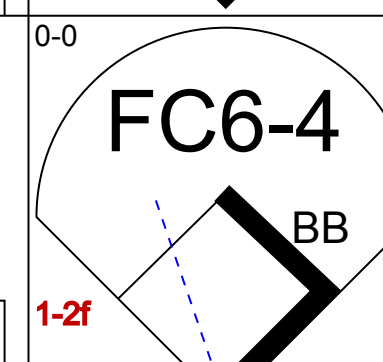
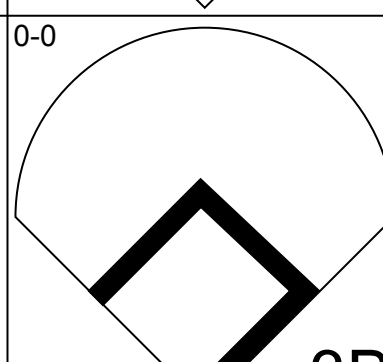
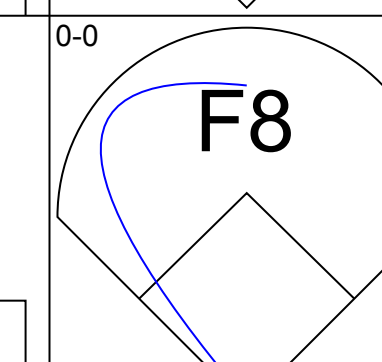
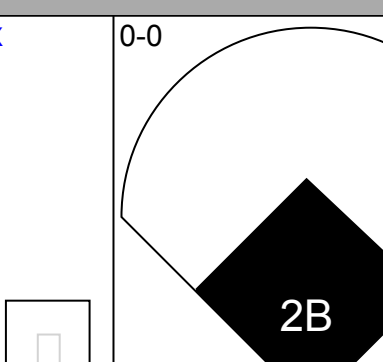
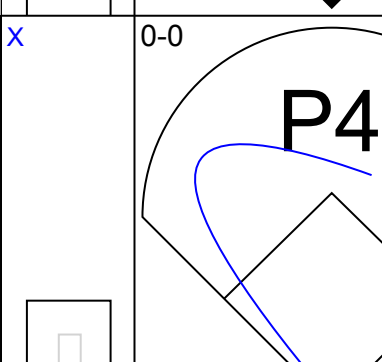
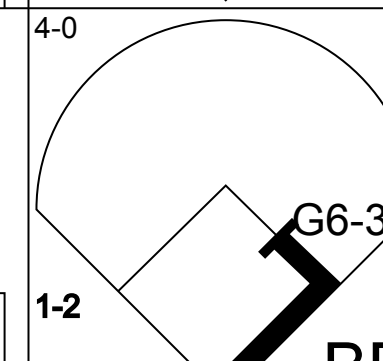
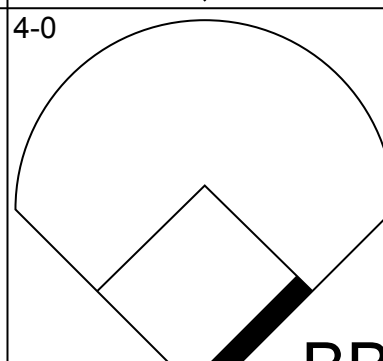
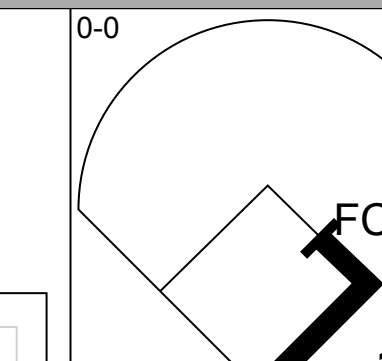
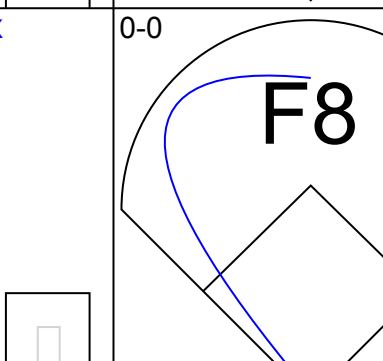
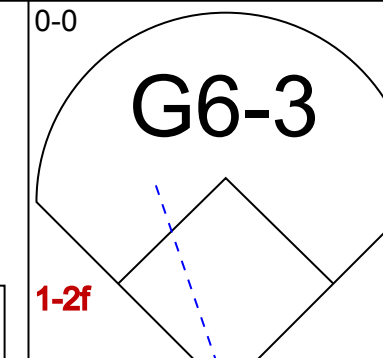
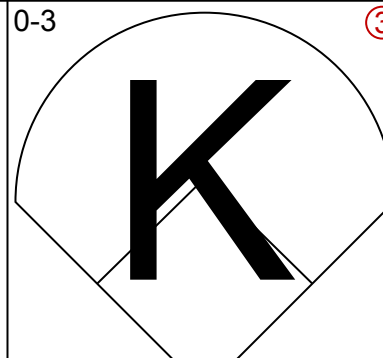
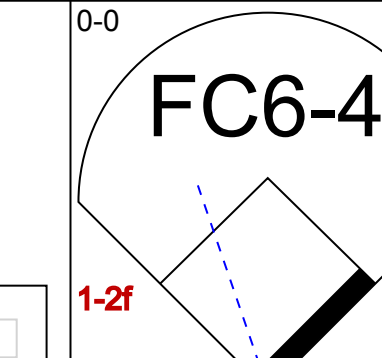
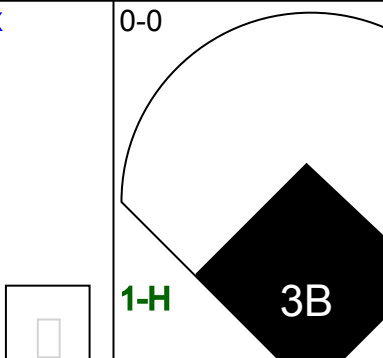
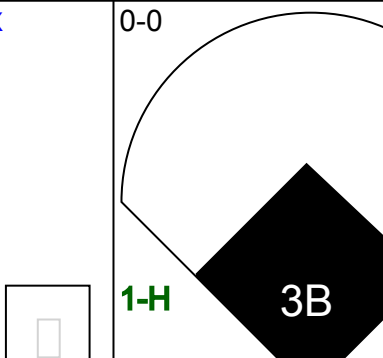
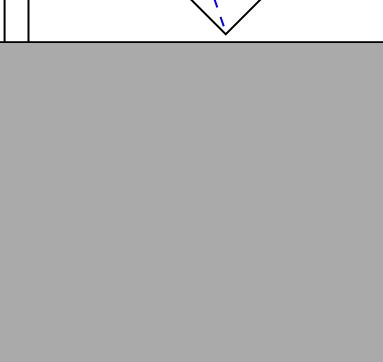
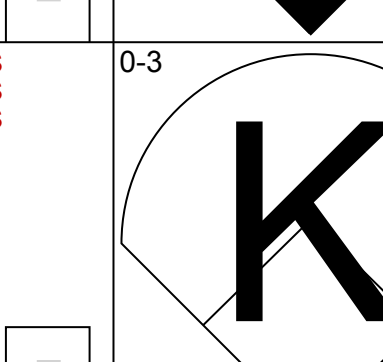
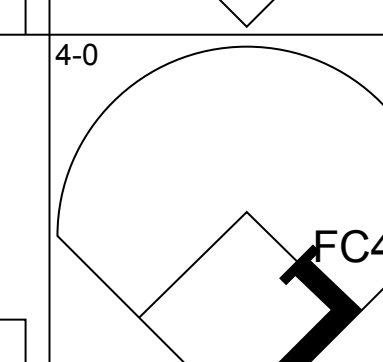
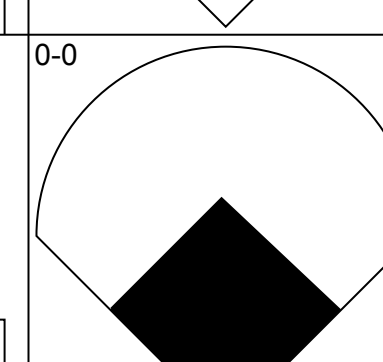
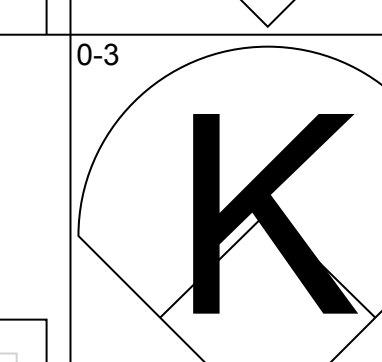
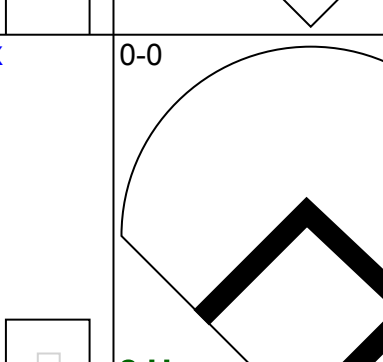
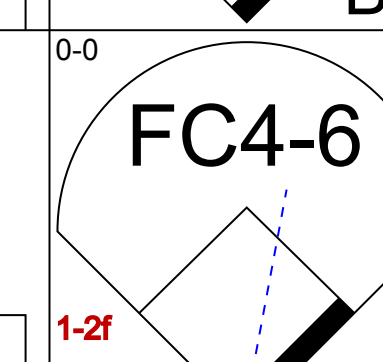
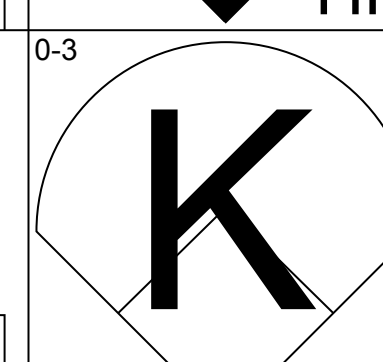

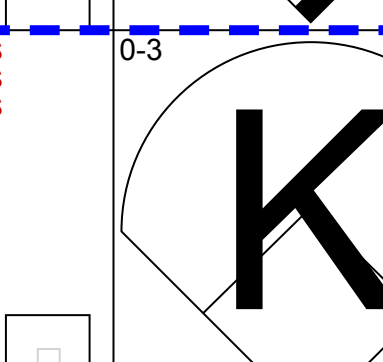

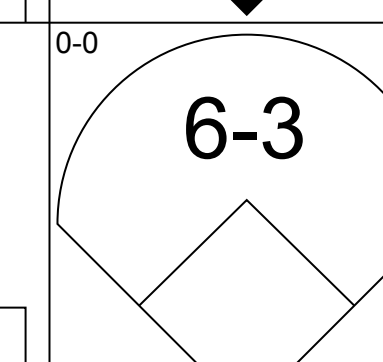
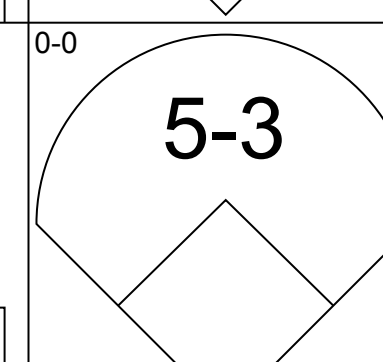
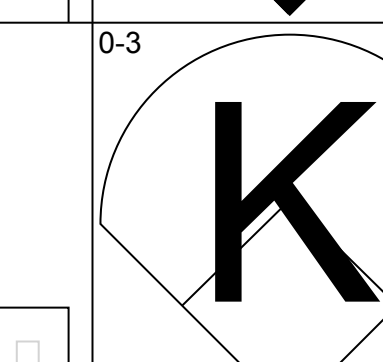



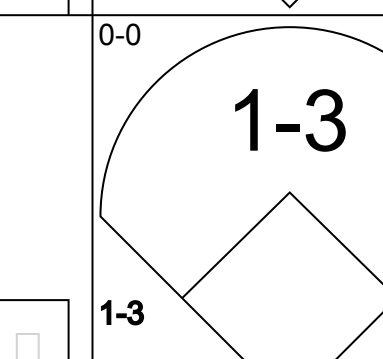
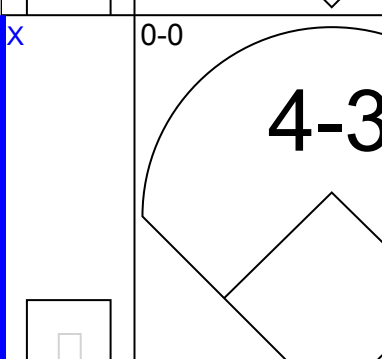
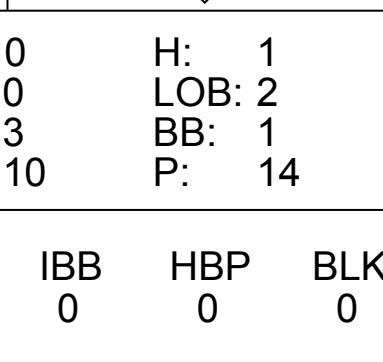
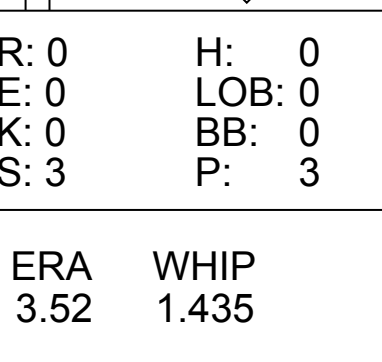
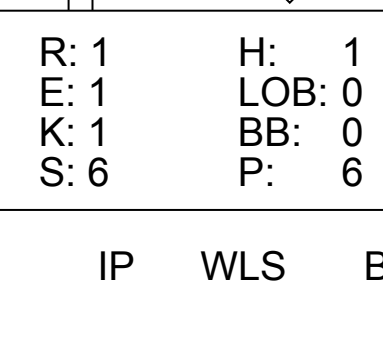
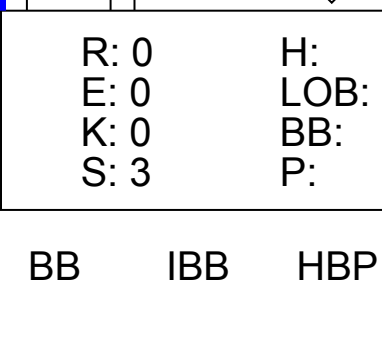
Batter	1	2	3	4	5	6	7	8	9	AB	R	H	RBI	BB	SO	LOB	BOTTOM																		
Larry Hise, R OBP: 0.365, SLG: 0.525 (1, 8)										5	0	0	0	0	1	3																			
Rod Carew, L OBP: 0.360, SLG: 0.477 (1, 4)										2	1	0	0	2	1	1																			
Tony Oliva, L OBP: 0.333, SLG: 0.381 Mike Adams, R (7, PR)										4	0	1	2	0	0	2																			
Bobby Darwin, R OBP: 0.298, SLG: 0.369 (1, 9)										4	0	1	1	0	2	1																			
Harmon Killebrew, R OBP: 0.337, SLG: 0.337 Joe Lis, R OBP: 0.198, SLG: 0.241 (8, 3)										3	1	1	0	1	1	2																			
Steve Braun, L OBP: 0.417, SLG: 0.466 (1, 5)										2	2	0	0	2	0	1																			
Danny Thompson, R OBP: 0.295, SLG: 0.368 (1, 6)										3	2	2	2	0	0	1																			
George Mitterwald, R OBP: 0.371, SLG: 0.453 (1, 2)										3	1	2	3	0	1	1																			
Jim Holt, L OBP: 0.384, SLG: 0.494 (1, 7)										4	0	1	0	0	0	2																			
<b>Inning Stats</b>	R: 0 E: 0 K: 1 S: 5	H: 0 LOB: 0 BB: 2 P: 14	R: 3 E: 0 K: 1 S: 6	H: 1 LOB: 0 BB: 2 P: 14	R: 0 E: 0 K: 0 S: 3	H: 0 LOB: 1 BB: 1 P: 7	R: 0 E: 0 K: 1 S: 6	H: 1 LOB: 0 BB: 0 P: 6	R: 0 E: 0 K: 1 S: 5	H: 0 LOB: 0 BB: 0 P: 5	R: 4 E: 0 K: 1 S: 9	H: 4 LOB: 2 BB: 1 P: 13	R: 1 E: 0 K: 0 S: 4	H: 1 LOB: 1 BB: 1 P: 8	1B: 3 2B: 4 3B: 1 HR: 0	SF: 1 SAC: 1 DP: 0 HBP: 0	WP: 0 PB: 0 SB: 0 CS: 0	PA: 37																	
<b>PITCHER</b>	IP WLS BF H R ER SO BB IBB HBP BLK WP HR S P ERA WHIP																																		
Eddie Fisher, R ERA: 4.46 Terry Forster, L ERA: 2.03 Steve Stone, R ERA: 6.32	(1, 1) (7, 1) (7, 1)	6.0 L	26 5	5 2	5 2	5 2	0 0	3 1	0 0	0 0	0 0	0 4	33 8	45 8	7.50 27.00	1.333 4.500																			

Chicago White Sox @ Minnesota Twins  
Metropolitan Stadium, Bloomington, MI  
Wed May 16 1973, 8:05 PM EDT  
Att. 6,119 - Unknown - 55 F

AB	30
R	8
H	8
RBI	8
BB	5
SO	6
LOB	14



Batter	1	2	3	4	5	6	7	8	9	AB	R	H	RBI	BB	SO	LOB	TOP			
<b>Johnny Jeter, R</b> OBP: 0.271, SLG: 0.382 (1, 9)										4	0	0	0	0	2	1	<b>Chicago White Sox @ Minnesota Twins</b> Metropolitan Stadium, Bloomington, MI Thu May 17 1973, 8:05 PM EDT Att. 7,577 - Unknown - 66 F			
<b>Pat Kelly, L</b> OBP: 0.483, SLG: 0.520 (1, 10)										3	1	1	0	1	0	0				
<b>Dick Allen, R</b> OBP: 0.402, SLG: 0.696 (1, 3)										4	1	1	2	0	2	1				
<b>Bill Melton, R</b> OBP: 0.395, SLG: 0.536 (1, 5)										4	1	1	0	0	0	0				
<b>Ken Henderson, S</b> OBP: 0.372, SLG: 0.389 (1, 8)										4	1	1	0	0	1	1				
<b>Rick Reichardt, R</b> OBP: 0.384, SLG: 0.429 (1, 7)										3	1	2	2	0	0	0				
<b>Hank Allen, R</b> (6, 7)										1	0	0	0	0	0	0				
<b>Ed Herrmann, L</b> OBP: 0.291, SLG: 0.368 (1, 2)										3	0	1	0	1	0	1				
<b>Jorge Orta, L</b> OBP: 0.307, SLG: 0.310 (1, 4)										4	0	0	0	0	1	4				
<b>Eddie Leon, R</b> OBP: 0.260, SLG: 0.273 (1, 6)										3	0	0	0	0	1	1				
<b>Inning Stats</b>	R: 0 E: 0 K: 1 S: 4	H: 0 LOB: 0 BB: 1 P: 8	R: 1 E: 0 K: 0 S: 5	H: 3 LOB: 1 BB: 0 P: 5	R: 2 E: 0 K: 0 S: 5	H: 2 LOB: 0 BB: 0 P: 5	R: 2 E: 0 K: 3 S: 11	H: 2 LOB: 1 BB: 1 P: 15	R: 0 E: 0 K: 1 S: 5	H: 0 LOB: 0 BB: 0 P: 6	R: 0 E: 0 K: 0 S: 3	H: 0 LOB: 0 BB: 0 P: 3	R: 0 E: 0 K: 1 S: 5	H: 0 LOB: 0 BB: 0 P: 5	R: 0 E: 0 K: 0 S: 3	H: 0 LOB: 0 BB: 0 P: 3	1B: 4 2B: 1 3B: 1 HR: 1	SF: 0 SAC: 0 DP: 1 HBP: 0	WP: 1 PB: 0 CS: 0	PA: 35
<b>PITCHER</b>	IP	WLS	BF	H	R	ER	SO	BB	IBB	HBP	BLK	WP	HR	S	P	ERA	WHIP			
<b>Dick Woodson, R</b> ERA: 4.61 (1, 1)	3.0	L	15	7	5	5	1	1	0	0	0	0	1	16	20	15.00	2.667			
<b>Dave Goltz, R</b> ERA: 2.7 (4, 1)	6.0		20	0	0	0	6	1	0	0	0	1	0	31	35	0.00	0.167			

Batter	1	2	3	4	5	6	7	8	9	AB	R	H	RBI	BB	SO	LOB	BOTTOM			
<b>Larry Hise, R</b> OBP: 0.366, SLG: 0.516 (1, 8)										4	0	1	0	1	1	0	<b>Chicago White Sox @ Minnesota Twins</b> Metropolitan Stadium, Bloomington, MI Thu May 17 1973, 8:05 PM EDT Att. 7,577 - Unknown - 66 F			
<b>Rod Carew, L</b> OBP: 0.362, SLG: 0.491 (1, 4)										5	1	2	0	0	2					
<b>Harmon Killebrew, R</b> OBP: 0.354, SLG: 0.341 (1, 3)										2	0	1	0	2	0	1				
<b>Tony Oliva, L</b> OBP: 0.330, SLG: 0.386 (1, 10)										4	0	1	1	0	1	5				
<b>Mike Adams, R</b> (8, PR)										0	1	0	0	0	0	0				
<b>Bobby Darwin, R</b> OBP: 0.288, SLG: 0.357 (1, 9)										4	0	0	0	0	4	2				
<b>Steve Braun, L</b> OBP: 0.429, SLG: 0.527 (1, 7)										3	1	2	2	1	1	1				
<b>Danny Thompson, R</b> OBP: 0.293, SLG: 0.364 (1, 6)										4	1	1	0	0	2	3				
<b>George Mitterwald, R</b> OBP: 0.348, SLG: 0.421 (1, 2)										4	0	0	0	0	1	2				
<b>Jerry Terrell, R</b> OBP: 0.178, SLG: 0.205 (1, 5)										3	0	0	0	0	1	1				
<b>Jim Holt, L</b> OBP: 0.379, SLG: 0.488 (8, PH)										1	0	0	0	0	0	0				
<b>Inning Stats</b>	R: 0 E: 0 K: 0 S: 3	H: 1 LOB: 1 BB: 1 P: 7	R: 0 E: 0 K: 1 S: 5	H: 0 LOB: 1 BB: 1 P: 9	R: 0 E: 0 K: 3 S: 10	H: 1 LOB: 2 BB: 1 P: 14	R: 1 E: 0 K: 2 S: 8	H: 1 LOB: 0 BB: 0 P: 8	R: 0 E: 0 K: 2 S: 8	H: 1 LOB: 1 BB: 0 P: 8	R: 1 E: 1 K: 1 S: 6	H: 1 LOB: 0 BB: 0 P: 6	R: 2 E: 0 K: 2 S: 10	H: 3 LOB: 2 BB: 0 P: 10	R: 0 E: 0 K: 0 S: 3	H: 0 LOB: 1 BB: 1 P: 7	1B: 4 2B: 1 3B: 2 HR: 1	SF: 0 SAC: 0 DP: 1 HBP: 0	WP: 0 PB: 1 CS: 0	PA: 38
<b>PITCHER</b>	IP	WLS	BF	H	R	ER	SO	BB	IBB	HBP	BLK	WP	HR	S	P	ERA	WHIP			
<b>Wilbur Wood, L</b> ERA: 1.89 (1, 1)	7.2	W	33	8	4	3	10	3	0	0	0	0	1	50	62	3.52	1.435			
<b>Cy Acosta, R</b> ERA: 2.09 (8, 1)	1.1	S	5	0	0	0	1	1	0	0	0	0	0	6	10	0.00	0.750			





Batter	1	2	3	4	5	6	7	8	9	AB	R	H	RBI	BB	SO	LOB	TOP					
Larry Hisle, R OBP: 0.391, SLG: 0.542 (1, 8)	0-0 SH5-3 1B	0-0					0-0 1B	0-0 1B		4	3	4	2	1	0	0	<b>Minnesota Twins @ Chicago White Sox</b> Comiskey Park, Chicago, IL Sat May 19 1973, 4:33 AM EDT Att: 43,297 - Unknown - 54 F					
Rod Carew, L OBP: 0.355, SLG: 0.471 (1, 4)	0-0 SH5-3 1-2	0-3 K				0-0 F8	0-0 1B	0-0 1B	0-0 1B	3	0	1	0	1	1	2						
Tony Oliva, L OBP: 0.339, SLG: 0.385 (1, 10) Mike Adams, R (8, PR)	0-0 FC5-4 2-H 1B		0-0 P6			0-0 F7	0-0 K	0-0 1B	0-0 1B	5	0	2	3	0	1	3						
Harmon Killebrew, R OBP: 0.333, SLG: 0.319 (1, 3) Joe Lis, R OBP: 0.188, SLG: 0.241 (9, 3)	0-0 FC5-4 1-2 1B		0-3 K			0-0 6-3	0-0 G4-6-3 1B	0-0 F8	0-0 F8	5	1	1	1	0	1	3						
Bobby Darwin, R OBP: 0.284, SLG: 0.350 (1, 9)	4-0 1B		0-0 P6			0-0 2B	0-0 G4-6-3 1-2	0-0 F8		4	1	1	0	1	0	4						
Steve Braun, L OBP: 0.430, SLG: 0.505 (1, 5)	0-0 1-3 2-H 1B			0-0 3-1		4-0 2B		0-3 K	0-3 K	4	0	1	1	1	2	0						
Danny Thompson, R OBP: 0.288, SLG: 0.356 (1, 6)	0-3 K			0-0 6-3		0-0 1-3 2-H 2B		4-0 1B	0-3 K	4	1	1	1	1	2	2						
George Mitterwald, R OBP: 0.347, SLG: 0.400 (1, 2)		0-0 F7		0-3 K		0-0 6-3		0-0 1-3 2B	0-0 F2	5	1	1	0	0	1	2						
Jim Holt, L OBP: 0.362, SLG: 0.494 (1, 7) Danny Walton, R OBP: 0.340, SLG: 0.421 (8, PH) Steve Brye, R OBP: 0.273, SLG: 0.200 (8, 7)	0-0 F8				0-0 6-3	0-0 6-3		4-0 2B		3	0	0	0	0	0	2						
<b>Inning Stats</b>	R: 2 E: 0 K: 1 S: 8	H: 3 LOB: 2 BB: 1 P: 12	R: 0 E: 0 K: 1 S: 6	H: 1 LOB: 1 BB: 0 P: 6	R: 0 E: 0 K: 1 S: 5	H: 0 LOB: 0 BB: 0 P: 5	R: 0 E: 0 K: 1 S: 5	H: 0 LOB: 0 BB: 0 P: 5	R: 0 E: 0 K: 0 S: 3	H: 0 LOB: 1 BB: 1 P: 7	R: 1 E: 0 K: 0 S: 5	H: 2 LOB: 2 BB: 1 P: 9	R: 1 E: 0 K: 1 S: 7	H: 3 LOB: 1 BB: 0 P: 7	R: 4 E: 0 K: 1 S: 8	H: 3 LOB: 3 BB: 20		R: 0 E: 0 K: 2 S: 7	H: 0 LOB: 0 BB: 0 P: 7	1B: 8 2B: 4 3B: 0 HR: 0	SF: 0 SAC: 1 DP: 1 HBP: 0	WP: 0 PB: 0 SB: 0 CS: 0
<b>PITCHER</b>	IP WLS BF H R ER SO BB IBB HBP BLK WP HR S P ERA WHIP	6.0 L 28 7 4 4 4 3 0 0 0 0 0 33 45 6.00 1.667	7.1 3 2 2 2 1 0 0 0 0 0 0 10 14 13.50 3.000	8.1 2 2 2 2 2 0 0 0 0 0 0 10 ∞ ∞	8.1 5 0 0 0 0 0 0 0 0 0 0 9 9 0.00 0.000	<b>PITCHER</b>										IP WLS BF H R ER SO BB IBB HBP BLK WP HR S P ERA WHIP						

AB	37
R	8
H	12
RBI	8
BB	6
SO	8
LOB	18



Batter	1	2	3	4	5	6	7	8	9	AB	R	H	RBI	BB	SO	LOB	BOTTOM						
Pat Kelly, L OBP: 0.468, SLG: 0.513 (1, 9)	0-3 K		0-0 2B		0-0 G3		0-0 F8		0-0 4-3	5	0	1	0	0	1	4	<b>Minnesota Twins @ Chicago White Sox</b> Comiskey Park, Chicago, IL Sat May 19 1973, 4:33 AM EDT Att: 43,297 - Unknown - 54 F						
Carlos May, L OBP: 0.342, SLG: 0.386 (1, 10)	0-3 K		0-0 F9		0-0 6-3			0-3 K		4	0	0	0	0	2	2							
Dick Allen, R OBP: 0.393, SLG: 0.664 (1, 3)	4-0 BB			0-0 F8	0-3 K			0-0 6-3		3	0	0	0	1	1	1							
Bill Melton, R OBP: 0.387, SLG: 0.513 (1, 5)	0-0 P4			1-0 2B	0-3 K			0-0 P4		3	1	0	0	0	1	1							
Ken Henderson, S OBP: 0.357, SLG: 0.365 (1, 8)		0-3 K		4-0 2B	0-3 K			0-3 K		3	1	0	0	1	3	0							
Rick Reichardt, R OBP: 0.385, SLG: 0.520 (1, 7)		0-3 K		0-0 2B	0-0 F7				0-0 HR	4	1	2	3	0	1	0							
Ed Herrmann, L OBP: 0.279, SLG: 0.347 (1, 2)		0-3 K		0-0 4-3			0-0 F8		0-0 1B	4	0	1	0	0	1	1							
Jorge Orta, L OBP: 0.298, SLG: 0.292 (1, 4)			0-3 K		0-0 1-3		4-0 BB		0-3 K	3	0	0	0	1	2	2							
Eddie Leon, R OBP: 0.265, SLG: 0.269 (1, 6) Tony Muser, L OBP: 0.353, SLG: 0.333 (9, PH)			0-3 K		4-0 G3		0-0 F3		0-0 1B	2	0	0	0	1	1	1							
<b>Inning Stats</b>	R: 0 E: 0 K: 2 S: 7	H: 0 LOB: 1 BB: 1 P: 11	R: 0 E: 0 K: 3 S: 9	H: 0 LOB: 0 BB: 0 P: 9	R: 0 E: 0 K: 2 S: 8	H: 1 LOB: 1 BB: 0 P: 8	R: 2 E: 0 K: 0 S: 4	H: 1 LOB: 1 BB: 1 P: 9	R: 0 E: 0 K: 1 S: 5	H: 0 LOB: 1 BB: 1 P: 9	R: 0 E: 0 K: 2 S: 7	H: 0 LOB: 0 BB: 0 P: 7	R: 0 E: 0 K: 0 S: 3	H: 0 LOB: 1 BB: 1 P: 7	R: 0 E: 0 K: 1 S: 5	R: 4 E: 0 K: 1 S: 8		H: 0 LOB: 2 BB: 0 P: 5	R: 1 E: 0 K: 2 S: 10	H: 3 LOB: 2 BB: 0 P: 10	1B: 2 2B: 2 3B: 0 HR: 1	SF: 0 SAC: 0 DP: 0 HBP: 1	WP: 0 PB: 0 SB: 0 CS: 0
<b>PITCHER</b>	IP WLS BF H R ER SO BB IBB HBP BLK WP HR S P ERA WHIP	9.0 W 37 5 3 3 13 4 0 1 0 0 1 58 75 3.00 1.000	<b>PITCHER</b>										IP WLS BF H R ER SO BB IBB HBP BLK WP HR S P ERA WHIP										



Batter	1	2	3	4	5	6	7	8	9	AB	R	H	RBI	BB	SO	LOB	TOP					
Larry Hisle, R OBP: 0.378, SLG: 0.522 (1, 8)	6-3		F8	L4		E4		6-3	6-3	5	0	0	0	0	0	4						
Rod Carew, L OBP: 0.350, SLG: 0.460 (1, 4)	1B		B5-3		K	F8		5-3	5-3	5	0	1	0	0	1	3						
Harmon Killebrew, R OBP: 0.319, SLG: 0.393 (1, 3)	F9		G3		F3			F8	F8	5	0	0	0	0	0	2						
Tony Oliva, L OBP: 0.344, SLG: 0.398 (1, 10)	4-3			2B	1B			6-3		4	2	2	0	0	0	1						
Bobby Darwin, R OBP: 0.297, SLG: 0.370 (1, 9)		F9		1B	2B					4	1	3	2	0	0	0						
Steve Braun, L OBP: 0.416, SLG: 0.485 (1, 7)		E1		1B	1B			1B		4	0	0	0	0	0	3						
Danny Thompson, R OBP: 0.287, SLG: 0.352 (1, 6)		FC5-4		1B		4-3		F7		4	0	1	0	0	0	1						
George Mitterwald, R OBP: 0.342, SLG: 0.406 (1, 2)		K		FC6-4				K		4	0	1	1	0	2	2						
Dan Monzon, R OBP: 0.625, SLG: 0.571 (1, 5)				B5-3	1B			K2-3		4	0	2	0	0	2	1						
<b>Inning Stats</b>	R: 0 E: 0 K: 0 S: 4	H: 1 LOB: 1 BB: 0 P: 4	R: 0 E: 1 K: 1 S: 6	H: 0 LOB: 1 BB: 0 P: 6	R: 0 E: 0 K: 0 S: 4	H: 1 LOB: 1 BB: 0 P: 4	R: 2 E: 0 K: 0 S: 7	H: 4 LOB: 2 BB: 0 P: 7	R: 1 E: 0 K: 1 S: 7	H: 2 LOB: 1 BB: 0 P: 7	R: 0 E: 1 K: 1 S: 7	H: 1 LOB: 2 BB: 0 P: 7	R: 0 E: 0 K: 2 S: 4	H: 1 LOB: 1 BB: 0 P: 4	R: 0 E: 0 K: 2 S: 7	H: 0 LOB: 0 BB: 0 P: 7	R: 0 E: 0 K: 0 S: 3	H: 0 LOB: 0 BB: 0 P: 3	1B: 7 2B: 3 3B: 0 HR: 0	SF: 0 SAC: 0 DP: 0 HBP: 0	WP: 0 PB: 0 SB: 0 CS: 0	PA: 39
<b>PITCHER</b> Wilbur Wood, L ERA: 1.98 (1, 1)	IP: 9.0 WLS: W BF: 39 H: 10 R: 3 ER: 3 SO: 5 BB: 0 IBB: 0 HBP: 0 BLK: 0 WP: 0 HR: 0 S: 49 P: 49 ERA: 3.00 WHIP: 1.111															<b>PITCHER</b>	IP: 9.0 WLS: W BF: 39 H: 10 R: 3 ER: 3 SO: 5 BB: 0 IBB: 0 HBP: 0 BLK: 0 WP: 0 HR: 0 S: 49 P: 49 ERA: 3.00 WHIP: 1.111					

Minnesota Twins @ Chicago White Sox  
Comiskey Park, Chicago, IL  
Sun May 20 1973, 4:33 AM EDT  
Unknown - 59 F

AB 39  
R 3  
H 10  
RBI 3  
BB 0  
SO 5  
LOB 17



Batter	1	2	3	4	5	6	7	8	9	AB	R	H	RBI	BB	SO	LOB	BOTTOM			
Pat Kelly, L OBP: 0.455, SLG: 0.506 (1, 9)	6-3			FC6-4		F8		K		5	1	1	1	0	1	4				
Carlos May, L OBP: 0.348, SLG: 0.419 Johnny Jeter, R OBP: 0.267, SLG: 0.370 (1, 10) (6, PR)	E5	3-1		HR		1B		K		4	1	2	4	0	0	1				
Dick Allen, R OBP: 0.403, SLG: 0.661 (1, 3)	FC5-4			BB		1B		1B		2	1	1	0	2	0	1				
Bill Melton, R OBP: 0.390, SLG: 0.537 Rich Morales, R (9, 5)	HR			BB		1B		1B		4	1	2	3	0	0	2				
Ken Henderson, S OBP: 0.361, SLG: 0.370 (1, 8)	1B			CS		K		K		4	0	2	0	0	2	2				
Rick Reichardt, R OBP: 0.357, SLG: 0.481 (1, 7)	F7			CS		F7		5-3		4	0	0	0	0	0	1				
Ed Herrmann, L OBP: 0.289, SLG: 0.367 (1, 2)				1B		F7		K		4	2	2	0	0	1	0				
Jorge Orta, L OBP: 0.296, SLG: 0.291 (1, 4)	K			FC6-4		4-3		K		4	1	1	0	0	2	1				
Eddie Leon, R OBP: 0.265, SLG: 0.269 Tony Muser, L OBP: 0.369, SLG: 0.333 Luis Alvarado, R OBP: 0.200, SLG: 0.200 (1, 6) (4, PH) (4, PR) (5, 6)	SH1-3			BB		1B		CS		0	0	0	1	0	0	0				
<b>Inning Stats</b>	R: 2 E: 1 K: 0 S: 6	H: 2 LOB: 1 BB: 0 P: 6	R: 1 E: 0 K: 1 S: 7	H: 2 LOB: 1 BB: 0 P: 7	R: 0 E: 0 K: 0 S: 2	H: 1 LOB: 0 BB: 1 P: 6	R: 4 E: 0 K: 0 S: 6	H: 3 LOB: 1 BB: 2 P: 14	R: 0 E: 0 K: 1 S: 5	H: 0 LOB: 0 BB: 0 P: 5	R: 2 E: 0 K: 1 S: 9	H: 4 LOB: 2 BB: 0 P: 9	R: 0 E: 0 K: 2 S: 7	H: 0 LOB: 0 BB: 0 P: 7	R: 0 E: 0 K: 2 S: 7	H: 1 LOB: 0 BB: 0 P: 7	1B: 9 2B: 2 3B: 0 HR: 2	SF: 0 SAC: 1 DP: 1 HBP: 0	WP: 0 PB: 1 SB: 1 CS: 2	PA: 39
<b>PITCHER</b> Bill Hands, R ERA: 4.55 Dave Goltz, R ERA: 3.72 Jim Strickland, L ERA: 11.25	IP: 3.1 WLS: L BF: 18 H: 7 R: 6 ER: 4 SO: 1 BB: 2 IBB: 0 HBP: 0 BLK: 0 WP: 0 HR: 1 S: 18 P: 26 ERA: 10.80 WHIP: 2.700															<b>PITCHER</b>	IP: 3.1 WLS: L BF: 18 H: 7 R: 6 ER: 4 SO: 1 BB: 2 IBB: 0 HBP: 0 BLK: 0 WP: 0 HR: 1 S: 18 P: 26 ERA: 10.80 WHIP: 2.700			

Minnesota Twins @ Chicago White Sox  
Comiskey Park, Chicago, IL  
Sun May 20 1973, 4:33 AM EDT  
Unknown - 59 F

AB 34  
R 9  
H 13  
RBI 9  
BB 3  
SO 7  
LOB 12



Batter	1	2	3	4	5	6	7	8	9	AB	R	H	RBI	BB	SO	LOB	TOP								
Rod Carew, L OBP: 0.351, SLG: 0.458 (1, 4)	F8		BB 1B		BB 1-4-3 1B	1-3		K		5	0	2	1	0	1	3	<b>Minnesota Twins @ Chicago White Sox</b> Comiskey Park, Chicago, IL Sun May 20 1973, 4:38 AM EDT Att: 55,555 - Unknown								
Larry Hite, R OBP: 0.379, SLG: 0.514 (1, 8)	S 1B		BB 1-2 BB		1-4-3 1-2 1B		6-3	K		4	0	1	0	1	1	2									
Tony Oliva, L OBP: 0.339, SLG: 0.385 (1, 10)	P6 1-2		F8		BB BB		6-3			4	0	0	0	1	0	2									
Harmon Killebrew, R OBP: 0.325, SLG: 0.304 Joe Lis, R OBP: 0.182, SLG: 0.233 (1, 3) (7, 3)	F5			F7			WP HR 1B	K		3	1	1	0	1	0	1									
Bobby Darwin, R OBP: 0.301, SLG: 0.394 (1, 9)		1B 1B		F8		K		5-3		5	1	2	2	0	1	3									
Steve Braun, L OBP: 0.419, SLG: 0.495 (1, 5)		F7				L4				4	0	2	0	0	0	1									
Danny Thompson, R OBP: 0.293, SLG: 0.357 (1, 6)		G4-3 1B		F9		1B 1B		FC6		4	0	2	0	0	0	2									
Jim Holt, L OBP: 0.357, SLG: 0.484 (1, 7)		G4-3			E6 1B	F8				4	1	1	0	0	0	3									
Phil Roof, R OBP: 0.333, SLG: 0.277 George Mitterwald, R OBP: 0.342, SLG: 0.469 (1, 2) (8, 2)			K		1B 1B			G3		4	0	2	0	0	1	1									
					1-2 1B	1-3 1B		G3		0	0	0	0	0	0	0									
<b>Inning Stats</b>	R: 0 E: 0 K: 0 S: 4	H: 1 LOB: 1 BB: 0 P: 4	R: 0 E: 0 K: 0 S: 4	H: 2 LOB: 1 BB: 0 P: 4	R: 0 E: 0 K: 1 S: 5	H: 1 LOB: 1 BB: 1 P: 9	R: 0 E: 0 K: 0 S: 4	H: 1 LOB: 1 BB: 0 P: 4	R: 1 E: 1 K: 1 S: 7	H: 2 LOB: 3 BB: 2 P: 15	R: 0 E: 0 K: 0 S: 5	H: 2 LOB: 2 BB: 0 P: 5	R: 2 E: 0 K: 0 S: 6	H: 3 LOB: 1 BB: 0 P: 6	R: 0 E: 1 K: 2 S: 8	H: 1 LOB: 1 BB: 0 P: 8	R: 0 E: 0 K: 1 S: 5	H: 0 LOB: 0 BB: 0 P: 5	1B: 11 2B: 1 3B: 0 HR: 1	SF: 0 SAC: 0 DP: 1 HBP: 0	WP: 1 PB: 0 SB: 1 CS: 0	PA: 41			
<b>PITCHER</b>	IP	WLS	BF	H	R	ER	SO	BB	IBB	HBP	BLK	WP	HR	S	P	ERA	WHIP								
Eddie Fisher, R ERA: 4.2 (1, 1)	6.2	L	33	12	3	2	2	3	0	0	0	1	1	34	46	2.70	2.250								
Terry Forster, L ERA: 2.37 (7, 1)	2.1	S	8	1	0	0	3	0	0	0	0	0	0	14	14	0.00	0.429								


Batter	1	2	3	4	5	6	7	8	9	AB	R	H	RBI	BB	SO	LOB	BOTTOM								
Pat Kelly, L OBP: 0.442, SLG: 0.483 (1, 9)	3-1		5-3		CS BB		F8		F8	4	0	0	0	1	0	2	<b>Minnesota Twins @ Chicago White Sox</b> Comiskey Park, Chicago, IL Sun May 20 1973, 4:38 AM EDT Att: 55,555 - Unknown								
Carlos May, L OBP: 0.342, SLG: 0.409 Hank Allen, R (9, FR)	4-3		K		1-3		E5 1B		G4-6-3 1B	5	0	1	0	0	1	2									
Tony Muser, L OBP: 0.391, SLG: 0.400 (1, 3)	K		5-3		E6 2B				G4-6-3	5	0	2	0	0	1	3									
Bill Melton, R OBP: 0.386, SLG: 0.528 (1, 5)		K		SH1 BB 1B	5-3		4-3			4	0	1	0	0	1	3									
Ken Henderson, S OBP: 0.358, SLG: 0.361 (1, 8)		4-3		SH1 BB		4-3		P6		3	0	0	0	1	0	0									
Rick Reichardt, R OBP: 0.373, SLG: 0.500 (1, 7)		WP 2B		SH1		4-3 BB		F8		2	0	1	0	1	0	0									
Ed Herrmann, L OBP: 0.309, SLG: 0.370 (1, 2)		2-3 BB		HBP		4-3		FC6-4 1B		2	0	1	0	1	0	1									
Jorge Orta, L OBP: 0.294, SLG: 0.288 Dick Allen, R OBP: 0.400, SLG: 0.656 Luis Alvarado, R OBP: 0.167, SLG: 0.167 (1, 4) (4, PH) (5, 6)		F7		P4		6-3		FC6-4		1	0	0	0	0	0	2									
Eddie Leon, R OBP: 0.272, SLG: 0.269 Mike Andrews, R OBP: 0.356, SLG: 0.322 Rich Morales, R (5, 4)			5-3 BB		5-3		K		1B	1	0	0	0	0	0	3									
									BB	1	0	0	0	1	1	0									
<b>Inning Stats</b>	R: 0 E: 0 K: 1 S: 5	H: 0 LOB: 0 BB: 0 P: 5	R: 0 E: 0 K: 1 S: 6	H: 1 LOB: 2 BB: 1 P: 10	R: 0 E: 0 K: 1 S: 5	H: 0 LOB: 1 BB: 1 P: 9	R: 0 E: 0 K: 0 S: 4	H: 1 LOB: 3 BB: 1 P: 9	R: 0 E: 0 K: 0 S: 3	H: 1 LOB: 1 BB: 1 P: 7	R: 0 E: 0 K: 0 S: 3	H: 0 LOB: 1 BB: 1 P: 7	R: 0 E: 1 K: 1 S: 7	H: 1 LOB: 2 BB: 0 P: 7	R: 0 E: 0 K: 0 S: 4	H: 1 LOB: 1 BB: 0 P: 4	R: 0 E: 0 K: 0 S: 3	H: 1 LOB: 2 BB: 1 P: 7	1B: 4 2B: 2 3B: 0 HR: 0	SF: 0 SAC: 1 DP: 1 HBP: 1	WP: 1 PB: 0 SB: 0 CS: 1	PA: 39			
<b>PITCHER</b>	IP	WLS	BF	H	R	ER	SO	BB	IBB	HBP	BLK	WP	HR	S	P	ERA	WHIP								
Ray Corbin, R ERA: 2.12 (1, 1)	6.2	W	30	4	0	0	4	5	0	0	0	0	0	32	53	0.00	1.350								
Ken Sanders, R ERA: 5.4 (7, 1)	2.1	S	9	2	0	0	0	1	0	0	0	0	0	8	12	0.00	1.286								




Batter	1	2	3	4	5	6	7	8	9	AB	R	H	RBI	BB	SO	LOB	TOP								
Freddie Patek, R (1, 6) OBP: 0.323, SLG: 0.309 Gail Hopkins, L (9, PH) OBP: 0.359, SLG: 0.313	F9		F7		F3				P4	5	2	2	0	0	0	4	<b>Kansas City Royals @ Minnesota Twins</b> Metropolitan Stadium, Bloomington, MI Wed May 23 1973, 8:05 PM EDT Att. 6,444 - Unknown - 66 F								
Cookie Rojas, R (1, 4) OBP: 0.293, SLG: 0.392	F7		HR	5-3		L5			FC6-4	6	1	2	2	0	0	1									
Amos Otis, R (1, 8) OBP: 0.366, SLG: 0.520	F7		HR		E5					5	1	3	0	0	0	0									
John Mayberry, L (1, 3) OBP: 0.410, SLG: 0.595		3-1	HR		4-3		F5			4	1	0	0	1	1	2									
Lou Piniella, R (1, 7) OBP: 0.299, SLG: 0.383		1B	HR						5-3	3	1	2	4	1	0	0									
Jim Welford, R (1, 10) OBP: 0.283, SLG: 0.526		FC5-4	HR		4-3		FC6-4		E6	5	0	2	0	0	0	2									
Kurt Bevacqua, R (1, 5) OBP: 0.380, SLG: 0.333	F9		BB			L6			FC6-4	5	0	1	0	0	1	6									
Hal McRae, R (1, 9) OBP: 0.259, SLG: 0.277 Steve Hovley, L (7, PH) OBP: 0.357, SLG: 0.354	FC5-4		BB			F7			L8	3	0	1	0	0	0	2									
Carl Taylor, R (1, 2) OBP: 0.388, SLG: 0.264 Ed Kirkpatrick, L (7, PH) OBP: 0.393, SLG: 0.516			F7				G3-6-3			2	0	1	0	1	0	0									
									FC6-4	2	0	1	0	0	0	1									
<b>Inning Stats</b>	R: 0 E: 0 K: 0 S: 3	H: 0 LOB: 0 BB: 0 P: 3	R: 0 E: 0 K: 0 S: 5	H: 2 LOB: 2 BB: 0 P: 5	R: 5 E: 0 K: 0 S: 9	H: 6 LOB: 3 BB: 2 P: 17	R: 0 E: 1 K: 0 S: 4	H: 0 LOB: 2 BB: 0 P: 5	R: 0 E: 0 K: 0 S: 4	H: 1 LOB: 1 BB: 0 P: 4	R: 0 E: 0 K: 0 S: 5	H: 2 LOB: 3 BB: 1 P: 9	R: 1 E: 0 K: 0 S: 5	H: 4 LOB: 2 BB: 0 P: 5	R: 0 E: 1 K: 2 S: 8	H: 0 LOB: 1 BB: 0 P: 8	R: 0 E: 0 K: 0 S: 4	H: 1 LOB: 1 BB: 0 P: 4	1B: 13 2B: 2 3B: 0 HR: 1	SF: 0 SAC: 0 DP: 1 HBP: 1	WP: 0 PB: 0 SB: 3 CS: 0	PA: 47			
<b>PITCHER</b>	IP	WLS	BF	H	R	ER	SO	BB	IBB	HBP	BLK	WP	HR	S	P	ERA	WHIP								
Jim Kaat, L (1, 1) ERA: 4.17	5.2		32	10	5	5	0	3	0	1	0	0	1	28	41	7.94	2.294								
Dave Goltz, R (6, 1) ERA: 3.66	0.1	W	2	1	0	0	0	0	0	0	0	0	0	2	2	0.00	3.000								
Ray Corbin, R (7, 1) ERA: 2.19	3.0	S	13	5	1	1	2	0	0	0	0	0	0	17	17	3.00	1.667								

Batter	1	2	3	4	5	6	7	8	9	AB	R	H	RBI	BB	SO	LOB	BOTTOM								
Larry Hise, R (1, 8) OBP: 0.394, SLG: 0.537	1B	FC4-6		HR		1B	SH2-4			2	3	2	1	2	0	0	<b>Kansas City Royals @ Minnesota Twins</b> Metropolitan Stadium, Bloomington, MI Wed May 23 1973, 8:05 PM EDT Att. 6,444 - Unknown - 66 F								
Rod Carew, L (1, 4) OBP: 0.361, SLG: 0.457	BB	FC4-6		1B		2B	4-3			4	2	2	0	1	0	3									
Tony Oliva, L (1, 10) OBP: 0.343, SLG: 0.381	F8	L5		1B		F3	1B			4	1	2	1	1	0	4									
Harmon Killebrew, R (1, 3) OBP: 0.357, SLG: 0.349 Joe Lis, R (9, 3) OBP: 0.182, SLG: 0.233	K		4-3	WP		F3				4	1	3	3	1	1	2									
Bobby Darwin, R (1, 9) OBP: 0.296, SLG: 0.379	BB		6-3		6-3	F3	K			4	0	0	1	1	1	6									
Steve Braun, L (1, 5) OBP: 0.428, SLG: 0.486	BB		4-3			P6			P6	3	0	0	1	2	0	1									
Danny Thompson, R (1, 6) OBP: 0.296, SLG: 0.356	P5		F9			6-3			F3	5	0	1	1	0	0	4									
George Mitterwald, R (1, 2) OBP: 0.341, SLG: 0.382		K		G6-4-3		K			P4	5	0	1	0	0	3	2									
Jim Holt, L (1, 7) OBP: 0.362, SLG: 0.463	CI	FC4-6		G6-4-3		4-3	SH2-4			2	1	0	0	1	0	1									
										1B: 9 2B: 1 3B: 0 HR: 1	SF: 0 SAC: 1 DP: 1 HBP: 0	WP: 2 PB: 0 SB: 1 CS: 0	PA: 44												
<b>PITCHER</b>	IP	WLS	BF	H	R	ER	SO	BB	IBB	HBP	BLK	WP	HR	S	P	ERA	WHIP								
Steve Busby, R (1, 1) ERA: 5.5	5.1	L	30	8	6	6	3	6	0	0	0	0	0	15	30	54	10.12								
Doug Bird, R (6, 1) ERA: 2.31	2.2		14	3	2	2	2	1	2	0	0	0	0	15	27	6.75	1.500								

**AB 43**  
**R 6**  
**H 16**  
**RBI 6**  
**BB 3**  
**SO 2**  
**LOB 19**



**AB 33**  
**R 8**  
**H 11**  
**RBI 8**  
**BB 9**  
**SO 5**  
**LOB 23**



Batter	1	2	3	4	5	6	7	8	9	AB	R	H	RBI	BB	SO	LOB	TOP			
Steve Hovley, L (1, 9) OBP: 0.338, SLG: 0.333	F5		F8			L8			1-3	4	0	0	0	0	0	0				
Cookie Rojas, R (1, 4) OBP: 0.322, SLG: 0.383	1-3			F8		P2			P3	4	0	0	0	0	0	0				
John Mayberry, L (1, 3) OBP: 0.406, SLG: 0.583				K					F7	3	0	0	0	1	2	0				
Amos Otis, R (1, 8) OBP: 0.361, SLG: 0.511	F8			K					F9	3	0	0	0	0	1	1				
Ed Kirkpatrick, L (1, 7) OBP: 0.382, SLG: 0.512			F8						K	3	0	1	0	0	1	0				
Kurt Bevacqua, R (1, 5) OBP: 0.358, SLG: 0.313						L9			P4	3	0	0	0	0	0	1				
Hal McRae, R (1, 10) OBP: 0.252, SLG: 0.268				K		F7			L6	3	0	0	0	0	1	1				
Fran Healy, R (1, 2) OBP: 0.310, SLG: 0.269						L4				2	0	0	0	1	1	1				
Freddie Patek, R (1, 6) OBP: 0.319, SLG: 0.305				K						2	0	0	0	0	1	0				
Gail Hopkins, L (8, PH) OBP: 0.350, SLG: 0.303				K						1	0	0	0	0	0	1				
Bobby Floyd, R (8, 6) OBP: 0.153, SLG: 0.133						F8			4-3	0	0	0	0	0	0	0				
<b>Inning Stats</b>	R: 0 E: 0 K: 0 S: 3	H: 0 LOB: 1 BB: 1 P: 7	R: 0 E: 0 K: 1 S: 5	H: 0 LOB: 0 BB: 0 P: 5	R: 0 E: 0 K: 2 S: 7	H: 0 LOB: 0 BB: 0 P: 7	R: 0 E: 0 K: 0 S: 4	H: 1 LOB: 1 BB: 0 P: 4	R: 0 E: 0 K: 0 S: 3	H: 0 LOB: 0 BB: 0 P: 3	R: 0 E: 0 K: 0 S: 7	H: 0 LOB: 0 BB: 0 P: 7	R: 0 E: 0 K: 0 S: 3	H: 0 LOB: 1 BB: 1 P: 7	R: 0 E: 0 K: 0 S: 3	H: 0 LOB: 0 BB: 0 P: 3	1B: 1 2B: 0 3B: 0 HR: 0	SF: 0 SAC: 0 DP: 0 HBP: 0	WP: 0 PB: 0 SB: 0 CS: 0	PA: 30
<b>PITCHER</b> Bert Blyleven, R (1, 1) ERA: 3.28	IP: 9.0 WLS: W BF: 30 H: 1 R: 0 ER: 0 SO: 7 BB: 2 IBB: 0 HBP: 0 BLK: 0 WP: 0 HR: 0 S: 42 P: 50 ERA: 0.00 WHIP: 0.333															<b>PITCHER</b>				

**Kansas City Royals @ Minnesota Twins**  
Metropolitan Stadium, Bloomington, MI  
Thu May 24 1973, 8:05 PM EDT  
Att. 4,585 - Unknown - 59 F

AB 28  
R 0  
H 1  
RBI 0  
BB 2  
SO 7  
LOB 5



Batter	1	2	3	4	5	6	7	8	9	AB	R	H	RBI	BB	SO	LOB	BOTTOM	
Larry Hise, R (1, 8) OBP: 0.391, SLG: 0.527	FC1-4 BB		K	K			K			3	0	0	0	1	3	4		
Rod Carew, L (1, 4) OBP: 0.364, SLG: 0.455	FC1-4 1-2		FC6-4 BB			F7				3	0	1	0	1	0	1		
Tony Oliva, L (1, 10) OBP: 0.333, SLG: 0.369	L8		FC6-4 1-2 2-3			4-3			F7	4	0	0	0	0	0	5		
Harmon Killebrew, R (1, 3) OBP: 0.346, SLG: 0.336			L7			F8			5-3	4	0	0	0	0	1	3		
Jerry Turrell, R (9, 5) OBP: 0.178, SLG: 0.205	K									0	0	0	0	0	0	0		
Bobby Darwin, R (1, 9) OBP: 0.301, SLG: 0.389			6-3			PB 1B 2B			K	4	1	2	0	0	1	0		
Steve Braun, L (1, 5) OBP: 0.430, SLG: 0.496						L7				4	1	2	0	0	0	2		
Joe Lis, R (9, 3) OBP: 0.182, SLG: 0.233			4-3 1B			G6-4-3 1-2			1B 2B	0	0	0	0	0	0	0		
Danny Thompson, R (1, 6) OBP: 0.295, SLG: 0.353			4-3 1-2			K			4-3 1B	4	0	1	1	0	1	2		
George Mitterwald, R (1, 2) OBP: 0.359, SLG: 0.400			6-3			2B 1B				4	0	3	1	0	0	1		
Jim Holt, L (1, 7) OBP: 0.367, SLG: 0.485			FC6-4 2B			3-H 1B 2B			FC1-6 1B	4	0	2	0	0	0	3		
<b>Inning Stats</b>	R: 0 E: 0 K: 1 S: 5	H: 0 LOB: 1 BB: 1 P: 9	R: 0 E: 0 K: 0 S: 4	H: 1 LOB: 0 BB: 0 P: 4	R: 0 E: 0 K: 1 S: 6	H: 1 LOB: 2 BB: 1 P: 10	R: 1 E: 0 K: 2 S: 10	H: 3 LOB: 2 BB: 0 P: 10	R: 0 E: 0 K: 0 S: 3	H: 0 LOB: 0 BB: 0 P: 3	R: 0 E: 0 K: 1 S: 7	H: 2 LOB: 2 BB: 0 P: 7	R: 1 E: 0 K: 1 S: 8	H: 3 LOB: 2 BB: 0 P: 8	1B: 7 2B: 4 3B: 0 HR: 0	SF: 0 SAC: 0 DP: 1 HBP: 0	WP: 0 PB: 1 SB: 0 CS: 0	PA: 36
<b>PITCHER</b> Dick Drago, R (1, 1) ERA: 4.35	IP: 8.0 WLS: L BF: 36 H: 11 R: 2 ER: 2 SO: 6 BB: 2 IBB: 0 HBP: 0 BLK: 0 WP: 0 HR: 0 S: 46 P: 54 ERA: 2.25 WHIP: 1.625															<b>PITCHER</b>		

**Kansas City Royals @ Minnesota Twins**  
Metropolitan Stadium, Bloomington, MI  
Thu May 24 1973, 8:05 PM EDT  
Att. 4,585 - Unknown - 59 F

AB 34  
R 2  
H 11  
RBI 2  
BB 2  
SO 6  
LOB 21



Batter	1	2	3	4	5	6	7	8	9	10	AB	R	H	RBI	BB	SO	LOB	TOP										
Steve Hovley, L (1, 8) OBP: 0.359, SLG: 0.338 (8, 9)	4-3																	2 0 1 0 2 0 0										
Cookie Rojas, R (1, 4) OBP: 0.318, SLG: 0.377	K		G4-6-3															5 0 1 1 0 1 3										
Amos Otis, R (1, 10) OBP: 0.352, SLG: 0.497 (8, 8)	5-3																	5 0 0 0 0 1 3										
John Mayberry, L (1, 3) OBP: 0.411, SLG: 0.581																		4 2 2 0 1 1 0										
Ed Kirkpatrick, L (1, 2) OBP: 0.337, SLG: 0.550 (8, 7) (10, 2)																		4 2 3 2 1 0 1										
Lou Phillips, R (1, 7) OBP: 0.329, SLG: 0.372 (8, 11) Paul Splittorf, L (8, 11) Doug Bird, R (8, 11) Bruce Dal Canton, R (8, 11) Kurt Bevacqua, R (10, PH) OBP: 0.370, SLG: 0.327 (10, 7)																		4 0 0 0 0 0 1 3 0 0 0 0 0 0 0 0 0 0 0 0 0 0 0 0 1 0 1 0 0 0 0 0										
Hal McRae, R (1, 9) OBP: 0.254, SLG: 0.270 Fran Healy, R (8, 2) OBP: 0.305, SLG: 0.264 Gail Hopkins, L (10, PH) OBP: 0.366, SLG: 0.324 Dick Drago, R (10, PR) Norm Angelini, L (10, 11)																		3 0 1 0 0 0 1 1 1 1 0 0 0 0 0 0 1 0 1 1 0										
Paul Schaal, R (1, 5) OBP: 0.388, SLG: 0.345																		4 0 0 0 0 0 4										
Freddie Patek, R (1, 6) OBP: 0.318, SLG: 0.310																		4 0 1 0 0 0 1										
<b>Inning Stats</b>	R: 0 E: 0 K: 1 S: 5	H: 0 LOB: 0 BB: 0 P: 5	R: 1 E: 1 K: 0 S: 5	H: 1 LOB: 1 BB: 0 P: 5	R: 0 E: 0 K: 0 S: 2	H: 0 LOB: 0 BB: 1 P: 6	R: 2 E: 0 K: 0 S: 5	H: 2 LOB: 1 BB: 1 P: 9	R: 0 E: 0 K: 1 S: 4	H: 1 LOB: 1 BB: 0 P: 4	R: 0 E: 0 K: 2 S: 7	H: 0 LOB: 1 BB: 1 P: 11	R: 0 E: 0 K: 0 S: 4	H: 1 LOB: 1 BB: 0 P: 4	R: 0 E: 0 K: 1 S: 6	H: 1 LOB: 1 BB: 1 P: 6	R: 1 E: 1 K: 0 S: 5	H: 1 LOB: 2 BB: 1 P: 9	R: 1 E: 0 K: 0 S: 5	H: 4 LOB: 2 BB: 0 P: 5	1B: 8 2B: 2 3B: 0 HR: 1	SF: 0 SAC: 2 DP: 2 HBP: 0	WP: 1 PB: 0 SB: 0 CS: 0	PA: 44				
<b>PITCHER</b>	IP 9.0	WLS 39	H 7	R 4	ER 2	SO 4	BB 4	IBB 0	HBP 0	BLK 0	WP 0	HR 1	S 43	P 59	ERA 2.00	WHIP 1.222												
Bill Hands, R (1, 1) ERA: 4.21	0.1	L	3	3	1	1	0	0	0	0	0	0	1	0	3	3	27.00	9.000										
Jim Strickland, L (10, 1) ERA: 12.48	0.2		2	1	0	0	0	0	0	0	0	0	0	0	2	2	0.00	1.500										
Dave Goltz, R (10, 1) ERA: 3.54																												

Kansas City Royals @ Minnesota Twins  
Metropolitan Stadium, Bloomington, MI  
Fri May 25 1973, 8:05 PM EDT  
Att: 6,890 - Unknown - 57 F

AB 38  
R 5  
H 11  
RBI 4  
BB 4  
SO 4  
LOB 16



Batter	1	2	3	4	5	6	7	8	9	10	AB	R	H	RBI	BB	SO	LOB	BOTTOM								
Larry Hisle, R (1, 8) OBP: 0.389, SLG: 0.519	5-3																	6 0 2 3 0 1 2								
Danny Thompson, R (1, 6) OBP: 0.291, SLG: 0.343	F9																	4 0 0 0 1 0 2								
Bobby Darwin, R (1, 9) OBP: 0.298, SLG: 0.383	F9																	5 0 1 0 0 1 3								
Harmon Killebrew, R (1, 10) OBP: 0.391, SLG: 0.536 Steve Brye, R (8, PR) OBP: 0.273, SLG: 0.200 Tony Oliva, L (8, PH) OBP: 0.331, SLG: 0.366																		3 0 1 0 1 1 1 0 0 0 0 0 0 0 0 1 0 0 0 0 0 0 3								
Joe Lis, R (1, 3) OBP: 0.194, SLG: 0.219 Danny Walton, R (8, PH) OBP: 0.333, SLG: 0.410 Jim Holt, L (9, 3) OBP: 0.364, SLG: 0.480																		2 0 0 0 1 0 2 1 0 0 0 0 1 1 1 0 0 0 0 0 3								
Jerry Terrell, R (1, 4) OBP: 0.204, SLG: 0.229 (10, 5)																		4 0 2 0 0 0 2								
Mike Adams, R (1, 7) Rod Carew, L (9, PH) OBP: 0.368, SLG: 0.455 (10, 4)																		1 0 0 0 2 0 0 0 1 0 0 1 0 0								
George Mittenwald, R (1, 2) OBP: 0.366, SLG: 0.440 Jim Kaat, L (9, PR) Phil Roof, R (10, 2) OBP: 0.327, SLG: 0.271																		4 1 2 1 0 0 4 0 1 0 0 0 0 0 1 0 0 0 0 0 1								
Dan Monzon, R (1, 5) OBP: 0.545, SLG: 0.700 Steve Braun, L (9, PH) OBP: 0.438, SLG: 0.496 (10, 7)																		3 1 1 0 0 0 1 0 0 0 0 2 0 0								
<b>Inning Stats</b>	R: 0 E: 0 K: 0 S: 3	H: 0 LOB: 0 BB: 0 P: 3	R: 0 E: 0 K: 1 S: 5	H: 1 LOB: 1 BB: 0 P: 5	R: 0 E: 0 K: 0 S: 4	H: 1 LOB: 2 BB: 1 P: 8	R: 0 E: 0 K: 0 S: 4	H: 1 LOB: 3 BB: 2 P: 12	R: 0 E: 0 K: 1 S: 5	H: 0 LOB: 0 BB: 0 P: 5	R: 0 E: 1 K: 0 S: 4	H: 1 LOB: 1 BB: 0 P: 4	R: 2 E: 0 K: 0 S: 5	H: 2 LOB: 0 BB: 0 P: 5	R: 0 E: 0 K: 1 S: 5	H: 0 LOB: 1 BB: 1 P: 9	R: 2 E: 1 K: 1 S: 7	H: 2 LOB: 3 BB: 3 P: 19	R: 0 E: 0 K: 0 S: 4	H: 1 LOB: 2 BB: 1 P: 8	1B: 7 2B: 0 3B: 1 HR: 1	SF: 0 SAC: 2 DP: 1 HBP: 0	WP: 0 PB: 0 SB: 0 CS: 1	PA: 47		
<b>PITCHER</b>	IP 8.0	WLS 35	H 7	R 4	ER 4	SO 3	BB 5	IBB 0	HBP 0	BLK 0	WP 0	HR 1	S 36	P 56	ERA 4.50	WHIP 1.500										
Paul Splittorf, L (8, 1) ERA: 2.68	8.0	35	7	4	4	3	5	0	0	0	0	1	36	56	4.50	1.500										
Doug Bird, R (9, 1) ERA: 2.31	0.0	3	1	0	0	0	2	0	0	0	0	0	1	9	∞	∞										
Bruce Dal Canton, R (8, 1) ERA: 2.49	1.0	W	3	0	0	0	1	0	0	0	0	0	5	5	0.00	0.000										
Norm Angelini, L (10, 1) ERA:	1.0	S	5	1	0	0	1	0	0	0	0	0	4	8	0.00	2.000										

Kansas City Royals @ Minnesota Twins  
Metropolitan Stadium, Bloomington, MI  
Fri May 25 1973, 8:05 PM EDT  
Att: 6,890 - Unknown - 57 F

AB 36  
R 4  
H 9  
RBI 4  
BB 8  
SO 4  
LOB 25





Batter	1	2	3	4	5	6	7	8	9	AB	R	H	RBI	BB	SO	LOB	TOP		
<b>Al Bumbry, L</b> OBP: 0.321, SLG: 0.481 (1, 9)	4-0 CS BB		0-0 HR	0-0 5-3		0-0 6-3				3	1	1	1	1	0	0	<b>Baltimore Orioles @ Minnesota Twins</b> Metropolitan Stadium, Bloomington, MI Sat May 26 1973, 8:05 PM EDT Att. 7,754 - Unknown - 62 F		
<b>Bobby Grich, R</b> OBP: 0.398, SLG: 0.368 (1, 4)	0-0 F8		0-0 F7	4-0 FC3-6 BB		0-0 FC6-4 1B				3	0	1	0	1	0	1			
<b>Rich Coggins, L</b> OBP: 0.293, SLG: 0.426 (1, 8)	0-0 F9		0-0 FC4 1B	0-0 FC3-6 CS		0-0 FC6-4				4	0	1	0	0	0	2			
<b>Tommy Davis, R</b> OBP: 0.292, SLG: 0.370 (1, 10)		0-0 HR	0-0 FC4 1B 1B	0-0 CS	0-0 F9	0-0 F8				4	2	1	1	0	0	2			
<b>Boog Powell, L</b> OBP: 0.331, SLG: 0.275 (1, 3)	4-0 BB BB		0-0 BB 1B 2B 1B		0-0 WP 1B 2B					3	2	2	0	1	0	0			
<b>Don Baylor, R</b> OBP: 0.322, SLG: 0.352 (1, 7)	4-0 FC6-4 BB		0-0 BB 2B 1B		0-0 3-1 S 1B					2	2	2	2	2	0	0			
<b>Brooks Robinson, R</b> OBP: 0.260, SLG: 0.293 (1, 5)	0-0 F7		0-0 2B BB	4-0 3-1 BB	4-0 3-1 BB		0-0 G3-6-3 1B			2	0	1	1	2	0	2			
<b>Eliot Hendricks, L</b> OBP: 0.200, SLG: 0.400 (1, 2)	0-0 F8		0-0 2B		0-0 3-1		0-0 G3-6-3			4	0	1	2	0	0	5			
<b>Mark Belanger, R</b> OBP: 0.273, SLG: 0.246 (1, 6)	0-0 FC6-4		0-0 F5		0-0 6-3					3	0	0	0	0	0	6			
<b>Inning Stats</b>	R: 0 E: 0 K: 0 S: 2	H: 0 LOB: 0 BB: 1 P: 6	R: 1 E: 0 K: 0 S: 4	H: 1 LOB: 2 BB: 2 P: 12	R: 4 E: 0 K: 0 S: 8	H: 5 LOB: 1 BB: 1 P: 12	R: 0 E: 0 K: 0 S: 2	H: 0 LOB: 0 BB: 1 P: 6	R: 1 E: 0 K: 0 S: 5	H: 2 LOB: 2 BB: 1 P: 9	R: 0 E: 0 K: 0 S: 4	H: 1 LOB: 1 BB: 0 P: 4	R: 1 E: 0 K: 0 S: 3	H: 1 LOB: 0 BB: 1 P: 7					
<b>PITCHER</b>	IP	WLS	BF	H	R	ER	SO	BB	IBB	HBP	BLK	WP	HR	S	P	ERA	WHIP		
<b>Dick Woodson, R</b> ERA: 5.35 (1, 1)	2.2	L	17	6	5	5	0	4	0	0	0	0	2	13	29	16.88	3.750		
<b>Joe Decker, R</b> ERA: 8.18 (3, 1)	4.1		18	4	2	2	0	3	0	0	0	1	0	15	27	4.15	1.615		

**AB** 28  
**R** 7  
**H** 10  
**RBI** 7  
**BB** 7  
**SO** 0  
**LOB** 18




WP: 1 PA: 36  
 FB: 0  
 SB: 2  
 CS: 2  
 1B: 6 SF: 0  
 2B: 2 SAC: 0  
 3B: 0 DP: 1  
 HR: 2 HBP: 0


Batter	1	2	3	4	5	6	7	8	9	AB	R	H	RBI	BB	SO	LOB	BOTTOM		
<b>Larry Hise, R</b> OBP: 0.396, SLG: 0.509 (1, 8)	0-3 K	0-0 F6		4-0 2B BB		0-0 6-3				3	0	0	0	1	1	1	<b>Baltimore Orioles @ Minnesota Twins</b> Metropolitan Stadium, Bloomington, MI Sat May 26 1973, 8:05 PM EDT Att. 7,754 - Unknown - 62 F		
<b>Rod Carew, L</b> OBP: 0.365, SLG: 0.456 (1, 4)	0-0 F7		0-3 K	0-0 2B		0-0 4-3				4	0	1	0	0	1	0			
<b>Harmon Killebrew, R</b> OBP: 0.355, SLG: 0.536 (1, 3)	0-0 E6 1B		0-0 1B 1B	4-0 G4-6-3 BB		0-3 K				3	2	1	0	1	1	0			
<b>Tony Oliva, L</b> OBP: 0.336, SLG: 0.366 (1, 10)	4-0 1B BB		0-0 E 1B 1B	0-0 G4-6-3		0-0 F7				3	0	1	0	1	0	3			
<b>Bobby Darwin, R</b> OBP: 0.299, SLG: 0.382 (1, 9)	0-0 1-2 2-H 1B		0-3 K		0-3 K					3	0	1	1	0	2	2			
<b>Steve Braun, L</b> OBP: 0.435, SLG: 0.492 (1, 5)	0-0 4-3		0-0 E 1B	0-0 1-3		0-0 6-3				3	0	1	1	0	0	2			
<b>Danny Thompson, R</b> OBP: 0.286, SLG: 0.336 (1, 6)		0-0 F8	0-0 E1	0-0 6-3						3	0	0	0	0	0	2			
<b>George Mitterwald, R</b> OBP: 0.364, SLG: 0.430 (1, 2)		4-0 BB	0-3 K		0-3 K					2	0	0	0	1	2	3			
<b>Jim Holt, L</b> OBP: 0.354, SLG: 0.466 (1, 7)	0-0 F8		0-0 4-3		0-0 4-3					3	0	0	0	0	0	1			
<b>Inning Stats</b>	R: 1 E: 1 K: 1 S: 7	H: 1 LOB: 2 BB: 1 P: 11	R: 0 E: 0 K: 0 S: 3	H: 0 LOB: 1 BB: 1 P: 7	R: 1 E: 1 K: 3 S: 13	H: 3 LOB: 3 BB: 0 P: 13	R: 0 E: 0 K: 0 S: 3	H: 1 LOB: 2 BB: 2 P: 11	R: 0 E: 0 K: 1 S: 5	H: 0 LOB: 0 BB: 2 P: 5	R: 0 E: 0 K: 0 S: 5	H: 0 LOB: 0 BB: 0 P: 5	R: 0 E: 0 K: 1 S: 5	H: 0 LOB: 0 BB: 0 P: 5					
<b>PITCHER</b>	IP	WLS	BF	H	R	ER	SO	BB	IBB	HBP	BLK	WP	HR	S	P	ERA	WHIP		
<b>Mike Cuellar, L</b> ERA: 4.79 (1, 1)	7.0	W	31	5	2	1	7	4	0	0	0	0	0	41	57	1.29	1.286		

**AB** 27  
**R** 2  
**H** 5  
**RBI** 2  
**BB** 4  
**SO** 7  
**LOB** 14



WP: 0 PA: 31  
 FB: 0  
 SB: 0  
 CS: 0  
 1B: 4 SF: 0  
 2B: 1 SAC: 0  
 3B: 0 DP: 1  
 HR: 0 HBP: 0

Batter	1	2	3	4	5	6	7	8	9	AB	R	H	RBI	BB	SO	LOB	TOP					
Merv Rettenmund, R OBP: 0.333, SLG: 0.323	0-0 6-3	4-0 BB			0-0 1B 2B		0-0 G6-4-3		0-0 1-2 1B	4	0	2	0	1	0	1	<p><b>Baltimore Orioles @ Minnesota Twins</b> Metropolitan Stadium, Bloomington, MI</p> <p>Mon May 28 1973, 4:33 AM EDT Att: 13,522 - Unknown - 68 F</p> <p>livebaseballscorecards.com</p> <p>AB 36 R 3 H 12 RBI 2 BB 3 SO 4 LOB 20</p> 					
Bobby Grich, R OBP: 0.398, SLG: 0.413	0-0 HR	0-0 F7			0-0 F7		0-0 HR		0-0 F9	5	2	2	2	0	0	5						
Enos Cabell, R OBP: 0.333, SLG: 0.333	0-0 1B WP		0-3 K		0-0 1B G5-4-3		0-0 1-3		0-0 F8	5	1	2	0	0	1	2						
Tommy Davis, R OBP: 0.300, SLG: 0.375	0-0 1B WP		0-0 5-3		0-0 1B G5-4-3				0-0 1B FC6-4	4	0	2	0	0	0	2						
Paul Blair, R OBP: 0.273, SLG: 0.265	4-0 1-2 BB		4-0 BB		0-0 F8				0-0 F2	2	0	0	0	2	0	1						
Brooks Robinson, R OBP: 0.260, SLG: 0.292	0-0 G6-4-3		0-0 F6		0-0 1B				0-0 FC6-4	4	0	1	0	0	0	4						
Don Baylor, R OBP: 0.313, SLG: 0.341		0-3 K			0-0 F9				0-0 F6	4	0	0	0	0	2	2						
Andy Etchebarren, R OBP: 0.375, SLG: 0.533		0-0 2B			0-0 F8				0-0 FC5-4	4	0	2	0	0	1	1						
Mark Belanger, R OBP: 0.272, SLG: 0.246		0-0 F9			0-0 F8				0-0 FC5-4	4	0	1	0	0	0	2						
<b>Inning Stats</b>	R: 2 E: 0 K: 0 S: 5	H: 3 LOB: 1 BB: 1 P: 9	R: 0 E: 0 K: 1 S: 6	H: 1 LOB: 2 BB: 1 P: 10	R: 0 E: 0 K: 1 S: 5	H: 0 LOB: 1 BB: 1 P: 9	R: 0 E: 0 K: 0 S: 3	H: 0 LOB: 0 BB: 0 P: 3	R: 0 E: 0 K: 0 S: 4	H: 2 LOB: 1 BB: 0 P: 4	R: 0 E: 0 K: 2 S: 8	H: 1 LOB: 1 BB: 0 P: 8	R: 1 E: 0 K: 0 S: 4	H: 2 LOB: 0 BB: 0 P: 4	R: 0 E: 0 K: 0 S: 4	H: 1 LOB: 1 BB: 0 P: 4	R: 0 E: 0 K: 0 S: 5	H: 2 LOB: 2 BB: 0 P: 5	1B: 8 2B: 2 3B: 0 HR: 2	SF: 0 SAC: 0 DP: 3 HBP: 0	WP: 1 PB: 0 SB: 0 CS: 0	PA: 39
<b>PITCHER</b> Jim Kaat, L ERA: 4.04	IP: 9.0 WLS: W BF: 39	H: 12 R: 3 ER: 3 SO: 4	BB: 3 IBB: 0 HBP: 0 BLK: 0	WP: 1 HR: 2 S: 44 P: 56	ERA: 3.00 WHIP: 1.667	<b>PITCHER</b>																

Batter	1	2	3	4	5	6	7	8	9	AB	R	H	RBI	BB	SO	LOB	BOTTOM			
Larry Hise, R OBP: 0.396, SLG: 0.506	0-3 K		0-0 1B K		0-0 5-3		0-0 FC4-6			5	1	2	0	0	2	3	<p><b>Baltimore Orioles @ Minnesota Twins</b> Metropolitan Stadium, Bloomington, MI</p> <p>Mon May 28 1973, 4:33 AM EDT Att: 13,522 - Unknown - 68 F</p> <p>livebaseballscorecards.com</p> <p>AB 35 R 10 H 12 RBI 10 BB 3 SO 5 LOB 12</p> 			
Rod Carew, L OBP: 0.372, SLG: 0.453	4-0 FC6-4		0-0 1B 3B	4-0 G5-4-3		0-0 6-3	0-0 FC4-6			3	1	1	1	2	0	1				
Tony Oliva, L OBP: 0.338, SLG: 0.367	0-0 FC6-4		0-0 1B 3B	0-0 G5-4-3		0-0 F5		0-3 K		5	1	2	1	0	1	1				
Harmon Killebrew, R OBP: 0.350, SLG: 0.347	0-3 K		0-0 HBP 3B	0-0 G5-4-3		0-0 F8		0-0 F7		5	1	1	2	0	1	3				
Joe Lis, R OBP: 0.194, SLG: 0.219			1-H 3-H HBP 3B	1-2 2-3				0-0 F7		0	0	0	0	0	0	0				
Bobby Darwin, R OBP: 0.290, SLG: 0.369		0-0 6-3	0-0 6-3	0-0 1-3			0-0 6-3		0-0 F9	5	0	0	0	0	0	2				
Steve Braun, L OBP: 0.450, SLG: 0.562		0-0 2B	4-0 HBP SF7		0-0 HR		0-0 HR			3	3	3	2	1	0	0				
Danny Thompson, R OBP: 0.287, SLG: 0.331		0-3 K	1-0 HBP IBB		0-0 HR		0-0 HR			2	0	0	0	0	1	1				
Jerry Terrell, R OBP: 0.220, SLG: 0.245		0-0 K	1-2 HBP		0-0 F6		0-0 HR			1	1	1	0	0	0	0				
George Mitterwald, R OBP: 0.369, SLG: 0.461		0-0 F5	1-0 HBP		0-0 1-3		0-0 HR			3	1	1	3	0	0	1				
Jim Holt, L OBP: 0.350, SLG: 0.462			0-0 1B SF7		0-0 E1		0-0 4-3			3	1	1	1	0	0	0				
<b>Inning Stats</b>	R: 0 E: 0 K: 2 S: 7	H: 0 LOB: 1 BB: 1 P: 11	R: 0 E: 0 K: 1 S: 6	H: 1 LOB: 0 BB: 0 P: 6	R: 6 E: 0 K: 1 S: 10	H: 5 LOB: 2 BB: 1 P: 16	R: 0 E: 0 K: 0 S: 3	H: 1 LOB: 1 BB: 1 P: 7	R: 1 E: 1 K: 0 S: 5	H: 1 LOB: 1 BB: 0 P: 5	R: 0 E: 0 K: 0 S: 3	H: 0 LOB: 0 BB: 0 P: 3	R: 3 E: 0 K: 0 S: 7	H: 4 LOB: 1 BB: 0 P: 7	R: 0 E: 0 K: 1 S: 5	H: 0 LOB: 0 BB: 0 P: 5	1B: 7 2B: 1 3B: 1 HR: 3	SF: 1 SAC: 0 DP: 1 HBP: 2	WP: 0 PB: 0 SB: 0 CS: 0	PA: 41
<b>PITCHER</b> Doyle Alexander, R ERA: 2.91	IP: 2.1 WLS: L	BF: 16	H: 6 R: 6 ER: 6 SO: 3	BB: 1 IBB: 1 HBP: 1 BLK: 0	WP: 0 HR: 0 S: 19 P: 28	ERA: 9.00 WHIP: 1.500	<b>PITCHER</b>													
Orlando Pena, R ERA: 3.31	IP: 4.0	WLS: 19	H: 5 R: 4 ER: 4 SO: 1	BB: 1 IBB: 0 HBP: 1 BLK: 0	WP: 0 HR: 3 S: 19 P: 24	ERA: 0.00 WHIP: 0.600														
Grant Jackson, L ERA: 2.08	IP: 1.2	WLS: 6	H: 1 R: 0 ER: 0 SO: 1	BB: 0 IBB: 0 HBP: 0 BLK: 0	WP: 0 HR: 0 S: 8 P: 8															

Batter	1	2	3	4	5	6	7	8	9	AB	R	H	RBI	BB	SO	LOB	TOP					
Larry Hisle, R OBP: 0.378, SLG: 0.494 (1, 8)	F9		K		F2			K		4	0	0	0	0	2	0	<b>Minnesota Twins @ Milwaukee Brewers</b> Milwaukee County Stadium, Milwaukee, WI Tue May 29 1973, 8:05 PM EDT Att. 4,982 - Unknown - 47 F					
Rod Carew, L OBP: 0.369, SLG: 0.444 (1, 4)	6-3		CS BB		4-3			K		3	0	0	0	1	1	0						
Tony Oliva, L OBP: 0.342, SLG: 0.371 (1, 10)	F8		CS	G3 BB 1B	1-3			1B		4	0	2	0	0	0	0						
Harmon Killebrew, R OBP: 0.347, SLG: 0.339 Joe Lis, R OBP: 0.194, SLG: 0.219 (9, 3)	F7			G3 BB 1-2	K			F8		3	0	0	0	1	1	1						
Bobby Darwin, R OBP: 0.295, SLG: 0.391 (1, 9)	1B 1B			G3 BB 1-2	K			F8		0	0	0	0	0	0	0						
Steve Braun, L OBP: 0.452, SLG: 0.560 (1, 5)	1B 1B			G3	HR			F9		4	1	2	1	0	0	2						
Jerry Terrell, R OBP: 0.222, SLG: 0.245 (1, 6)	F7			1-2 2-3	1B			F8		4	0	2	0	0	0	2						
George Mitterwald, R OBP: 0.355, SLG: 0.441 (1, 2)	K			F8	K			K		4	0	1	0	0	1	5						
Jim Holt, L OBP: 0.342, SLG: 0.450 (1, 7)			F7	5-3	F3			F7		4	0	0	0	0	1	4						
								F7		3	0	0	0	0	0	1						
<b>Inning Stats</b>	R: 0 E: 0 X: 0 S: 3	H: 0 LOB: 0 BB: 0 P: 3	R: 0 E: 0 X: 1 S: 7	H: 2 LOB: 2 BB: 0 P: 7	R: 0 E: 0 X: 1 S: 4	H: 0 LOB: 0 BB: 1 P: 8	R: 0 E: 0 X: 0 S: 4	H: 1 LOB: 2 BB: 1 P: 8	R: 0 E: 0 X: 0 S: 5	H: 0 LOB: 0 BB: 0 P: 3	R: 0 E: 0 X: 1 S: 5	H: 0 LOB: 0 BB: 0 P: 5	R: 1 E: 0 X: 1 S: 7	H: 2 LOB: 1 BB: 0 P: 7	R: 0 E: 0 X: 2 S: 8	H: 1 LOB: 1 BB: 0 P: 8	R: 0 E: 0 X: 0 S: 4	H: 1 LOB: 1 BB: 0 P: 4	1B: 6 2B: 0 3B: 0 HR: 1	SF: 0 SAC: 0 DP: 0 HBP: 0	WP: 0 PB: 0 SB: 1 CS: 1	PA: 36
<b>PITCHER</b> Jim Slaton, R ERA: 2.7 (1, 1)	IP: 9.0 WLS: L BF: 35 H: 7 R: 1 ER: 1 SO: 6 BB: 2 IBB: 0 HBP: 0 BLK: 0 WP: 0 HR: 1 S: 45 P: 53 ERA: 1.00 WHIP: 1.000															<b>PITCHER</b>						

Batter	1	2	3	4	5	6	7	8	9	AB	R	H	RBI	BB	SO	LOB	BOTTOM					
Tim Johnson, L OBP: 0.295, SLG: 0.318 (1, 6)	5-3		1B			SH1-4		1B		3	0	2	0	0	0	0	<b>Minnesota Twins @ Milwaukee Brewers</b> Milwaukee County Stadium, Milwaukee, WI Tue May 29 1973, 8:05 PM EDT Att. 4,982 - Unknown - 47 F					
Pedro Garcia, R OBP: 0.313, SLG: 0.442 (1, 4)	K		F3			F7		K		4	0	0	0	0	2	3						
Dave May, L OBP: 0.326, SLG: 0.491 (1, 8)	2B				F8	4-0		4-3		3	0	1	0	1	0	1						
Ollie Brown, R OBP: 0.303, SLG: 0.327 Gorman Thomas, R OBP: 0.296, SLG: 0.299 (9, PR)	6-3				5-3			F8		4	0	1	0	0	0	3						
John Briggs, L OBP: 0.315, SLG: 0.364 (1, 7)			K		K			1B 1B		3	0	1	0	1	2	0						
Don Money, R OBP: 0.251, SLG: 0.292 (1, 5)	K					F2		SH3		3	0	0	0	0	1	2						
John Felske, R OBP: 0.250, SLG: 0.357 Joe Lahoud, L OBP: 0.206, SLG: 0.107 John Vukovich, R OBP: 0.190, SLG: 0.175 Elie Rodríguez, R OBP: 0.309, SLG: 0.296 (9, PH)	P4					K		F8		2	0	0	0	0	1	0						
Darrell Porter, L OBP: 0.333, SLG: 0.438 (1, 2)			K			F4		K		3	0	0	0	0	2	1						
Bob Coluccio, R OBP: 0.247, SLG: 0.378 (1, 9)			K					F7		3	0	1	0	0	1	0						
<b>Inning Stats</b>	R: 0 E: 0 X: 1 S: 6	H: 1 LOB: 1 BB: 0 P: 6	R: 0 E: 0 X: 2 S: 7	H: 0 LOB: 0 BB: 0 P: 7	R: 0 E: 0 X: 2 S: 8	H: 1 LOB: 1 BB: 0 P: 8	R: 0 E: 0 X: 1 S: 5	H: 0 LOB: 0 BB: 0 P: 5	R: 0 E: 0 X: 1 S: 5	H: 0 LOB: 0 BB: 0 P: 5	R: 0 E: 0 X: 0 S: 4	H: 1 LOB: 2 BB: 1 P: 8	R: 0 E: 0 X: 1 S: 5	H: 0 LOB: 1 BB: 1 P: 9	R: 0 E: 0 X: 1 S: 6	H: 1 LOB: 1 BB: 0 P: 6	R: 0 E: 0 X: 0 S: 4	H: 2 LOB: 2 BB: 0 P: 4	1B: 5 2B: 1 3B: 0 HR: 0	SF: 0 SAC: 2 DP: 1 HBP: 0	WP: 0 PB: 0 SB: 0 CS: 0	PA: 34
<b>PITCHER</b> Bert Blyleven, R ERA: 2.96 (1, 1)	IP: 9.0 WLS: W BF: 34 H: 6 R: 0 ER: 0 SO: 9 BB: 2 IBB: 0 HBP: 0 BLK: 0 WP: 0 HR: 0 S: 50 P: 58 ERA: 0.00 WHIP: 0.889															<b>PITCHER</b>						

Batter	1	2	3	4	5	6	7	8	9	AB	R	H	RBI	BB	SO	LOB	TOP																					
Larry Hise, R OBP: 0.374, SLG: 0.483 (1, 8)	F7	K					K		FC6-4	4	1	0	0	1	2	2	<b>Minnesota Twins @ Milwaukee Brewers</b> Milwaukee County Stadium, Milwaukee, WI Wed May 30 1973, 8:05 PM EDT Att. 5,437 - Unknown - 60 F																					
Rod Carew, L OBP: 0.370, SLG: 0.439 (1, 4)	4-3						4-3		6-3	4	0	1	0	1	0	1																						
Tony Oliva, L OBP: 0.350, SLG: 0.374 (1, 10)	HR								4-3	4	1	2	0	1	0	2																						
Harmon Killebrew, R OBP: 0.351, SLG: 0.333 Joe Liso, R OBP: 0.194, SLG: 0.219 (9, 3)	HR									2	1	0	1	2	0	1																						
Bobby Darwin, R OBP: 0.299, SLG: 0.409 (1, 9)	HR									0	0	0	0	0	0	0																						
Steve Braun, L OBP: 0.440, SLG: 0.543 (1, 5)	6-3									3	1	1	3	1	1	3																						
Jim Holt, L OBP: 0.347, SLG: 0.460 (1, 7)										4	0	0	0	0	0	4																						
George Mitterwald, R OBP: 0.342, SLG: 0.423 (1, 2)	G6-4-3									4	0	0	0	0	0	3																						
Jerry Terrell, R OBP: 0.241, SLG: 0.263 (1, 6)	S									4	0	2	0	0	0	0																						
<b>Inning Stats</b>	R: 3 E: 0 K: 0 S: 5	H: 2 LOB: 0 BB: 1 P: 9	R: 0 E: 0 K: 1 S: 6	H: 2 LOB: 1 BB: 0 P: 6	R: 0 E: 0 K: 0 S: 2	H: 0 LOB: 0 BB: 1 P: 6	R: 0 E: 0 K: 0 S: 3	H: 0 LOB: 1 BB: 1 P: 7	R: 1 E: 0 K: 1 S: 6	H: 1 LOB: 3 BB: 3 P: 18	R: 0 E: 0 K: 0 S: 3	H: 0 LOB: 0 BB: 0 P: 3	R: 0 E: 0 K: 1 S: 6	H: 1 LOB: 1 BB: 0 P: 6	R: 0 E: 0 K: 0 S: 4	H: 1 LOB: 1 BB: 0 P: 4		R: 0 E: 0 K: 0 S: 4	H: 1 LOB: 1 BB: 0 P: 4	1B: 6 2B: 2 3B: 0 HR: 1	SF: 0 SAC: 0 DP: 2 HBP: 0	WP: 0 PB: 0 SB: 1 CS: 0	PA: 39															
<b>PITCHER</b>	IP	WLS	BF	H	R	ER	SO	BB	IBB	HBP	BLK	WP	HR	S	P	ERA	WHIP	<b>PITCHER</b>				IP	WLS	BF	H	R	ER	SO	BB	IBB	HBP	BLK	WP	HR	S	P	ERA	WHIP
Bill Parsons, R ERA: 5.2 (1, 1)	4.1	L	22	5	4	4	1	6	0	0	0	0	0	1	18	42	8.31	2.538																				
Skip Lockwood, R ERA: 2.5 (5, 1)	4.2		17	3	0	0	2	0	0	0	0	0	0	0	21	21	0.00	0.643																				

AB	33
R	4
H	8
RBI	4
BB	6
SO	3
LOB	17



Batter	1	2	3	4	5	6	7	8	9	AB	R	H	RBI	BB	SO	LOB	BOTTOM																					
Tim Johnson, L OBP: 0.283, SLG: 0.304 (1, 6)	F7									4	0	0	0	0	1	1	<b>Minnesota Twins @ Milwaukee Brewers</b> Milwaukee County Stadium, Milwaukee, WI Wed May 30 1973, 8:05 PM EDT Att. 5,437 - Unknown - 60 F																					
Bob Coluccio, R OBP: 0.248, SLG: 0.372 (1, 9)	K									4	0	1	0	0	1	1																						
Dave May, L OBP: 0.330, SLG: 0.492 (1, 8)	FC6-4									4	0	2	0	0	0	1																						
Ollie Brown, R OBP: 0.298, SLG: 0.321 Joe Lathoud, L OBP: 0.200, SLG: 0.103 (6, PH)	FC6-4									2	0	0	0	0	0	1																						
John Briggs, L OBP: 0.308, SLG: 0.354 (1, 7)	F8									2	0	0	0	0	2																							
Don Money, R OBP: 0.251, SLG: 0.291 (1, 5)	S									4	0	1	0	0	0	0																						
Darrell Porter, L OBP: 0.333, SLG: 0.429 (1, 2)	F8									2	0	0	0	1	0	1																						
John Felske, R OBP: 0.211, SLG: 0.294 (1, 3)	P6									3	0	0	0	0	2	2																						
Pedro Garcia, R OBP: 0.313, SLG: 0.436 (1, 4)	F7									2	0	0	0	1	0	0																						
<b>Inning Stats</b>	R: 0 E: 0 K: 1 S: 6	H: 1 LOB: 1 BB: 0 P: 6	R: 0 E: 0 K: 0 S: 4	H: 1 LOB: 0 BB: 0 P: 4	R: 0 E: 0 K: 0 S: 3	H: 0 LOB: 0 BB: 0 P: 3	R: 0 E: 0 K: 0 S: 3	H: 0 LOB: 0 BB: 0 P: 3	R: 0 E: 0 K: 1 S: 5	H: 0 LOB: 0 BB: 0 P: 5	R: 0 E: 0 K: 0 S: 4	H: 1 LOB: 2 BB: 1 P: 8	R: 0 E: 0 K: 1 S: 5	H: 0 LOB: 1 BB: 1 P: 9	R: 0 E: 0 K: 1 S: 6	H: 1 LOB: 1 BB: 0 P: 6		R: 0 E: 0 K: 0 S: 3	H: 0 LOB: 0 BB: 0 P: 3	1B: 4 2B: 0 3B: 0 HR: 0	SF: 0 SAC: 0 DP: 0 HBP: 0	WP: 0 PB: 0 SB: 1 CS: 0	PA: 33															
<b>PITCHER</b>	IP	WLS	BF	H	R	ER	SO	BB	IBB	HBP	BLK	WP	HR	S	P	ERA	WHIP	<b>PITCHER</b>				IP	WLS	BF	H	R	ER	SO	BB	IBB	HBP	BLK	WP	HR	S	P	ERA	WHIP
Bill Hands, R ERA: 3.7 (1, 1)	9.0	W	33	4	0	0	4	2	0	0	0	0	0	0	39	47	0.00	0.667																				




Batter	1	2	3	4	5	6	7	8	9	AB	R	H	RBI	BB	SO	LOB	TOP					
Rod Carew, L (1,4) OBP: 0.370, SLG: 0.444										3	1	1	0	0	0	1	<b>Minnesota Twins @ Milwaukee Brewers</b> Milwaukee County Stadium, Milwaukee, WI Thu May 31 1973, 4:33 AM EDT Att: 8,939 - Unknown - 80 F					
Danny Thompson, R (1,6) OBP: 0.298, SLG: 0.329										4	0	1	1	0	0	1						
Tony Oliva, L (1,10) OBP: 0.341, SLG: 0.364										4	0	0	0	0	0	3						
Harmon Killebrew, R (1,3) Joe Lis, R (9,3) OBP: 0.361, SLG: 0.364 OBP: 0.194, SLG: 0.219										3	1	2	2	1	0	0						
Bobby Darwin, R (1,9) OBP: 0.298, SLG: 0.411										4	0	1	0	0	1	2						
Steve Braun, L (1,5) OBP: 0.442, SLG: 0.541										4	1	2	0	0	1	1						
Larry Hise, R (1,8) OBP: 0.366, SLG: 0.472										4	0	0	0	0	2	2						
George Mitterwald, R (1,2) OBP: 0.348, SLG: 0.426										4	1	2	0	0	0	0						
Jim Holt, L (1,7) OBP: 0.344, SLG: 0.453										4	0	1	0	0	2	1						
<b>Inning Stats</b>	R: 1 E: 0 K: 0 S: 5	H: 2 LOB: 1 BB: 0 P: 5	R: 1 E: 1 K: 1 S: 7	H: 2 LOB: 1 BB: 0 P: 7	R: 0 E: 0 K: 2 S: 3	H: 0 LOB: 0 BB: 0 P: 3	R: 0 E: 0 K: 2 S: 7	H: 0 LOB: 0 BB: 0 P: 7	R: 1 E: 0 K: 0 S: 5	H: 3 LOB: 1 BB: 0 P: 5	R: 0 E: 0 K: 1 S: 5	H: 1 LOB: 1 BB: 1 P: 9	R: 0 E: 0 K: 0 S: 3	H: 0 LOB: 0 BB: 0 P: 3	R: 1 E: 0 K: 0 S: 5	H: 2 LOB: 1 BB: 0 P: 5		R: 0 E: 0 K: 2 S: 7	H: 0 LOB: 0 BB: 0 P: 7	1B: 7 2B: 3 3B: 0 HR: 1	SF: 0 SAC: 1 DP: 2 HBP: 0	WP: 0 PB: 0 SB: 0 CS: 0
<b>PITCHER</b> Jim Colborn, R (1,1) ERA: 2.19	IP: 9.0 WLS: L BF: 36 H: 10 R: 4 ER: 3 SO: 6 BB: 1 IBB: 0 HBP: 0 BLK: 0 WP: 0 HR: 1 S: 47 P: 51 ERA: 3.00 WHIP: 1.222															<b>PITCHER</b>	IP: 9.0 WLS: L BF: 36 H: 10 R: 4 ER: 3 SO: 6 BB: 1 IBB: 0 HBP: 0 BLK: 0 WP: 0 HR: 1 S: 47 P: 51 ERA: 3.00 WHIP: 1.222					

Batter	1	2	3	4	5	6	7	8	9	AB	R	H	RBI	BB	SO	LOB	BOTTOM					
Tim Johnson, L (1,6) OBP: 0.288, SLG: 0.323										4	0	1	0	1	1	3	<b>Minnesota Twins @ Milwaukee Brewers</b> Milwaukee County Stadium, Milwaukee, WI Thu May 31 1973, 4:33 AM EDT Att: 8,939 - Unknown - 80 F					
Bob Coluccio, R (1,9) Joe Lahoud, L (7, PH) (8,9) OBP: 0.250, SLG: 0.365 OBP: 0.197, SLG: 0.102										2	0	0	0	1	2	1						
Dave May, L (1,8) OBP: 0.328, SLG: 0.483										3	1	0	0	1	0	3						
John Briggs, L (1,7) OBP: 0.312, SLG: 0.358										4	0	2	0	0	0	2						
Don Money, R (1,5) OBP: 0.246, SLG: 0.284										4	0	0	0	0	0	2						
Darrell Porter, L (1,10) OBP: 0.330, SLG: 0.415										3	0	0	0	1	1	0						
George Scott, R (1,3) OBP: 0.356, SLG: 0.385										3	1	2	0	1	0	2						
Ellie Rodriguez, R (1,2) OBP: 0.305, SLG: 0.293										4	0	1	0	0	0	2						
Pedro Garcia, R (1,4) OBP: 0.311, SLG: 0.431										4	0	1	1	0	0	1						
<b>Inning Stats</b>	R: 0 E: 0 K: 1 S: 5	H: 0 LOB: 1 BB: 1 P: 9	R: 1 E: 0 K: 0 S: 6	H: 3 LOB: 2 BB: 0 P: 6	R: 1 E: 1 K: 1 S: 6	H: 1 LOB: 2 BB: 2 P: 14	R: 0 E: 0 K: 0 S: 3	H: 0 LOB: 0 BB: 0 P: 3	R: 0 E: 0 K: 1 S: 2	H: 0 LOB: 0 BB: 1 P: 6	R: 0 E: 0 K: 1 S: 5	H: 0 LOB: 1 BB: 1 P: 9	R: 0 E: 0 K: 0 S: 4	H: 1 LOB: 1 BB: 0 P: 4	R: 0 E: 0 K: 0 S: 3	H: 1 LOB: 0 BB: 0 P: 3		R: 0 E: 1 K: 1 S: 6	H: 1 LOB: 1 BB: 0 P: 6	1B: 5 2B: 1 3B: 1 HR: 0	SF: 0 SAC: 0 DP: 1 HBP: 0	WP: 0 PB: 0 SB: 0 CS: 1
<b>PITCHER</b> Dick Woodson, R (1,1) Ken Sanders, R (8,1) ERA: 4.7 ERA: 5.6	IP: 7.0 WLS: W BF: 30 H: 5 R: 2 ER: 1 SO: 3 BB: 5 IBB: 0 HBP: 0 BLK: 0 WP: 0 HR: 0 S: 31 P: 51 ERA: 1.29 WHIP: 1.429															<b>PITCHER</b>	IP: 2.0 WLS: S BF: 7 H: 2 R: 0 ER: 0 SO: 1 BB: 0 IBB: 0 HBP: 0 BLK: 0 WP: 0 HR: 0 S: 9 P: 9 ERA: 0.00 WHIP: 1.000					

Batter	1	2	3	4	5	6	7	8	9	AB	R	H	RBI	BB	SO	LOB	TOP								
<b>Tony Taylor, R</b> OBP: 0.207, SLG: 0.262 (1, 4)										4	2	2	1	1	0	1									
<b>Mickey Stanley, R</b> OBP: 0.299, SLG: 0.413 (1, 8)										5	1	2	3	0	0	3									
<b>Al Kaline, R</b> OBP: 0.336, SLG: 0.387 <b>Dick Sharon, R</b> OBP: 0.167, SLG: 0.389 (1, 9) (6, 9)										3	1	0	1	0	0	3									
<b>Willie Horton, R</b> OBP: 0.414, SLG: 0.564 (1, 7)										5	2	2	0	0	1	1									
<b>Bill Freehan, R</b> OBP: 0.361, SLG: 0.351 (1, 2)										5	0	2	0	0	0	2									
<b>Frank Howard, R</b> OBP: 0.294, SLG: 0.283 <b>Gates Brown, L</b> OBP: 0.319, SLG: 0.377 (1, 10) (5, PH)										2	0	1	3	0	0	1									
<b>Ike Brown, R</b> OBP: 0.433, SLG: 0.227 <b>Norm Cash, L</b> OBP: 0.294, SLG: 0.400 (1, 3) (3, PH) (3, 3)										0	0	0	0	1	0	0									
<b>Rich Reese, L</b> OBP: 0.179, SLG: 0.125 (7, 3)										3	0	0	0	0	0	0									
<b>Aurelio Rodriguez, R</b> OBP: 0.246, SLG: 0.335 (1, 5)										3	1	0	0	1	0	3									
<b>Ed Brinkman, R</b> OBP: 0.341, SLG: 0.400 (1, 6)										4	1	3	0	0	0	0									
<b>Inning Stats</b>	R: 4 E: 1 K: 0 S: 7	H: 4 LOB: 1 BB: 1 P: 11	R: 0 E: 1 K: 0 S: 4	H: 1 LOB: 1 BB: 0 P: 4	R: 1 E: 0 K: 0 S: 5	H: 2 LOB: 1 BB: 0 P: 5	R: 0 E: 0 K: 0 S: 4	H: 0 LOB: 1 BB: 0 P: 4	R: 0 E: 0 K: 1 S: 6	H: 1 LOB: 1 BB: 0 P: 6	R: 2 E: 0 K: 0 S: 5	H: 2 LOB: 1 BB: 1 P: 9	R: 0 E: 0 K: 1 S: 5	H: 0 LOB: 0 BB: 0 P: 5	R: 1 E: 0 K: 0 S: 4	H: 2 LOB: 1 BB: 1 P: 8	R: 0 E: 0 K: 0 S: 3	H: 0 LOB: 0 BB: 0 P: 3	1B: 9 2B: 3 3B: 0 HR: 1	SF: 1 SAC: 0 DP: 2 HBP: 0	WP: 0 PB: 2 SB: 1 CS: 0	PA: 42			
<b>PITCHER</b>	IP	WLS	BF	H	R	ER	SO	BB	IBB	HBP	BLK	WP	HR	S	P	ERA	WHIP								
<b>Jim Kaat, L</b> ERA: 4.25 (1, 1)	0.1	L	7	4	4	2	0	1	0	0	0	0	1	6	10	54.00	15.000								
<b>Ray Corbin, R</b> ERA: 2.21 (1, 1)	3.2		14	3	1	1	0	0	0	0	0	0	0	14	14	2.46	0.818								
<b>Dave Goltz, R</b> ERA: 3.86 (5, 1)	3.0		13	3	2	2	2	1	0	0	0	0	0	16	20	6.00	1.333								
<b>Joe Decker, R</b> ERA: 7.62 (8, 1)	2.0		8	2	1	1	0	1	0	0	0	0	0	7	11	4.50	1.500								

**Detroit Tigers @ Minnesota Twins**  
Metropolitan Stadium, Bloomington, MI  
Fri Jun 01 1973, 8:05 PM EDT  
Att: 19,950 - Unknown - 83 F


AB 38  
R 8  
H 12  
RBI 8  
BB 3  
SO 2  
LOB 18



Batter	1	2	3	4	5	6	7	8	9	AB	R	H	RBI	BB	SO	LOB	BOTTOM								
<b>Rod Carew, L</b> OBP: 0.370, SLG: 0.455 (1, 4)										5	0	2	0	0	1	1									
<b>Larry Hise, R</b> OBP: 0.369, SLG: 0.472 <b>Danny Walton, R</b> OBP: 0.346, SLG: 0.476 (1, 8) (2, 7)										0	0	0	0	0	0	0									
<b>Tony Oliva, L</b> OBP: 0.331, SLG: 0.353 (1, 10)										5	0	0	0	0	0	4									
<b>Harmon Killebrew, R</b> OBP: 0.363, SLG: 0.360 (1, 3)										4	0	1	0	1	2	3									
<b>Bobby Darwin, R</b> OBP: 0.303, SLG: 0.406 (1, 9)										2	0	0	0	2	0	4									
<b>Steve Braun, L</b> OBP: 0.431, SLG: 0.526 (1, 5)										4	0	0	0	0	2	3									
<b>Jim Holt, L</b> OBP: 0.344, SLG: 0.475 (1, 7) (2, 8)										3	1	1	1	0	0	0									
<b>Danny Thompson, R</b> OBP: 0.284, SLG: 0.327 <b>Mike Adams, R</b> (8, PH) (9, 8)										1	0	0	0	0	0	0									
<b>George Mitterwald, R</b> OBP: 0.353, SLG: 0.452 (1, 2)										3	1	1	1	1	1	0									
<b>Jerry Terrell, R</b> OBP: 0.242, SLG: 0.262 (1, 6)										4	0	1	0	0	0	1									
<b>Inning Stats</b>	R: 0 E: 0 K: 1 S: 6	H: 1 LOB: 2 BB: 0 P: 7	R: 0 E: 0 K: 1 S: 5	H: 0 LOB: 1 BB: 1 P: 9	R: 0 E: 0 K: 0 S: 3	H: 0 LOB: 2 BB: 2 P: 11	R: 2 E: 0 K: 1 S: 8	H: 3 LOB: 1 BB: 0 P: 8	R: 0 E: 0 K: 1 S: 5	H: 0 LOB: 0 BB: 1 P: 9	R: 1 E: 0 K: 1 S: 7	H: 2 LOB: 2 BB: 1 P: 11	R: 0 E: 0 K: 0 S: 3	H: 0 LOB: 0 BB: 0 P: 3	R: 0 E: 0 K: 2 S: 8	H: 1 LOB: 1 BB: 0 P: 8	1B: 3 2B: 0 3B: 1 HR: 3	SF: 0 SAC: 0 DP: 0 HBP: 1	WP: 0 PB: 0 SB: 0 CS: 0	PA: 40					
<b>PITCHER</b>	IP	WLS	BF	H	R	ER	SO	BB	IBB	HBP	BLK	WP	HR	S	P	ERA	WHIP								
<b>Joe Coleman, R</b> ERA: 2.63 (1, 1)	6.2	W	32	6	3	3	6	5	0	0	0	0	0	12	12	4.05	1.650								
<b>John Hiller, L</b> ERA: 2.09 (7, 1)	2.1	S	8	1	0	0	2	0	0	0	0	0	0	12	12	0.00	0.429								

**Detroit Tigers @ Minnesota Twins**  
Metropolitan Stadium, Bloomington, MI  
Fri Jun 01 1973, 8:05 PM EDT  
Att: 19,950 - Unknown - 83 F

AB 34  
R 3  
H 7  
RBI 3  
BB 5  
SO 8  
LOB 18






Batter	1	2	3	4	5	6	7	8	9	AB	R	H	RBI	BB	SO	LOB	TOP					
Mickey Stanley, R OBP: 0.303, SLG: 0.419										5	0	2	1	0	1	0						
Gates Brown, L OBP: 0.326, SLG: 0.379										5	1	2	0	0	0	3						
Willie Horton, R OBP: 0.438, SLG: 0.605										4	1	2	2	0	1	1						
Duke Sims, L OBP: 0.389, SLG: 0.440										3	1	0	0	0	1	1						
Al Kaline, R OBP: 0.333, SLG: 0.381										4	1	1	0	0	0	1						
Rich Reese, L OBP: 0.190, SLG: 0.137										0	1	0	0	0	0	0						
Bill Freehan, R OBP: 0.384, SLG: 0.354										4	1	2	0	0	0	0						
Dick Sharon, R OBP: 0.167, SLG: 0.389										0	0	0	0	0	0	0						
Dick McAuliffe, L OBP: 0.368, SLG: 0.400										4	1	2	5	0	0	0						
Aurelio Rodriguez, R OBP: 0.246, SLG: 0.337										4	1	1	0	0	0	3						
Ed Brinkman, R OBP: 0.343, SLG: 0.395										4	0	1	0	0	1	0						
<b>Inning Stats</b>	R: 0 E: 0 K: 0 S: 3	H: 1 LOB: 0 BB: 0 P: 3	R: 0 E: 0 K: 0 S: 3	H: 0 LOB: 0 BB: 0 P: 3	R: 1 E: 0 K: 0 S: 5	H: 3 LOB: 1 BB: 0 P: 5	R: 4 E: 0 K: 1 S: 8	H: 3 LOB: 0 BB: 0 P: 9	R: 2 E: 0 K: 1 S: 7	H: 2 LOB: 0 BB: 0 P: 7	R: 0 E: 0 K: 0 S: 3	H: 0 LOB: 0 BB: 0 P: 3	R: 0 E: 0 K: 1 S: 5	H: 1 LOB: 0 BB: 0 P: 5	R: 1 E: 0 K: 0 S: 6	H: 3 LOB: 3 BB: 0 P: 6	R: 0 E: 0 K: 1 S: 5	H: 0 LOB: 0 BB: 0 P: 5	1B: 9 2B: 2 3B: 0 HR: 2	SF: 0 SAC: 0 DP: 3 HBP: 1	WP: 0 PB: 0 SB: 0 CS: 0	PA: 38
<b>PITCHER</b>	IP	WLS	BF	H	R	ER	SO	BB	IBB	HBP	BLK	WP	HR	S	P	ERA	WHIP					
Bill Hands, R ERA: 4.29	4.1	L	21	9	7	7	1	0	0	1	0	0	2	22	23	14.54	2.077					
Dave Goltz, R ERA: 3.54	5.1		17	4	1	1	3	0	0	0	0	0	0	23	23	1.93	0.857					

Detroit Tigers @ Minnesota Twins  
Metropolitan Stadium, Bloomington, MI  
Sun Jun 03 1973, 4:33 AM EDT  
Att: 35,815 - Unknown - 69 F


AB 37  
R 8  
H 13  
RBI 8  
BB 0  
SO 4  
LOB 9



Batter	1	2	3	4	5	6	7	8	9	AB	R	H	RBI	BB	SO	LOB	BOTTOM					
Jerry Terrell, R OBP: 0.268, SLG: 0.329										4	1	3	0	0	0	1						
Rod Carew, L OBP: 0.374, SLG: 0.466										4	0	3	2	0	0	1						
Harmon Killebrew, R OBP: 0.397, SLG: 0.561										4	0	0	0	0	1	5						
Bobby Darwin, R OBP: 0.306, SLG: 0.398										3	0	0	0	1	1	2						
Danny Thompson, R OBP: 0.283, SLG: 0.325										4	0	1	0	0	0	4						
Danny Walton, R OBP: 0.317, SLG: 0.408										4	0	0	0	0	2	1						
Joe Lis, R OBP: 0.195, SLG: 0.297										4	0	0	0	0	1	1						
George Mitterwald, R OBP: 0.331, SLG: 0.420										4	0	0	0	0	0	0						
Larry Hisle, R OBP: 0.364, SLG: 0.464										3	1	0	0	0	2	0						
<b>Inning Stats</b>	R: 0 E: 0 K: 0 S: 4	H: 1 LOB: 1 BB: 0 P: 4	R: 0 E: 0 K: 0 S: 3	H: 1 LOB: 0 BB: 0 P: 3	R: 1 E: 1 K: 0 S: 5	H: 1 LOB: 1 BB: 0 P: 5	R: 0 E: 0 K: 2 S: 7	H: 0 LOB: 0 BB: 0 P: 7	R: 0 E: 0 K: 1 S: 5	H: 0 LOB: 0 BB: 0 P: 5	R: 1 E: 0 K: 0 S: 5	H: 2 LOB: 1 BB: 0 P: 5	R: 0 E: 0 K: 1 S: 5	H: 0 LOB: 0 BB: 0 P: 5	R: 0 E: 0 K: 2 S: 9	H: 2 LOB: 3 BB: 1 P: 13	R: 0 E: 0 K: 1 S: 5	H: 0 LOB: 0 BB: 0 P: 5	1B: 3 2B: 4 3B: 1 HR: 0	SF: 0 SAC: 0 DP: 1 HBP: 0	WP: 0 PB: 0 SB: 1 CS: 0	PA: 35
<b>PITCHER</b>	IP	WLS	BF	H	R	ER	SO	BB	IBB	HBP	BLK	WP	HR	S	P	ERA	WHIP					
Mickey Lolich, L ERA: 3.25	9.0	W	35	7	2	1	7	1	0	0	0	0	0	48	52	1.00	0.889					

Detroit Tigers @ Minnesota Twins  
Metropolitan Stadium, Bloomington, MI  
Sun Jun 03 1973, 4:33 AM EDT  
Att: 35,815 - Unknown - 69 F

AB 34  
R 2  
H 7  
RBI 2  
BB 1  
SO 7  
LOB 15







Batter	1	2	3	4	5	6	7	8	9	AB	R	H	RBI	BB	SO	LOB	TOP					
Jerry Terrell, R OBP: 0.295, SLG: 0.342 (1, 6)										5	2	3	0	1	1	1	<b>Minnesota Twins @ Cleveland Indians</b> Cleveland Municipal Stadium, Cleveland, OH Wed Jun 06 1973, 7:05 PM EDT Att: 2,033 - Unknown					
Rod Carew, L OBP: 0.388, SLG: 0.481 Dan Monzon, R OBP: 0.462, SLG: 0.583 (1, 4) (5, 4)										4	2	3	1	0	0	1						
Tony Oliva, L OBP: 0.337, SLG: 0.355 Danny Walton, R OBP: 0.317, SLG: 0.392 (1, 10) (5, FH)										2	1	2	2	0	0	0						
Bobby Darwin, R OBP: 0.307, SLG: 0.390 Steve Brye, R OBP: 0.250, SLG: 0.182 (1, 9) (8, 9)										4	2	2	2	1	0	3						
Larry Hisle, R OBP: 0.359, SLG: 0.444 (1, 8)										3	1	0	0	2	2	3						
Steve Braun, L OBP: 0.418, SLG: 0.513 (1, 5)										4	2	3	1	1	4							
Joe Lis, R OBP: 0.239, SLG: 0.317 (1, 3)										4	1	2	1	1	1							
Jim Holt, L OBP: 0.336, SLG: 0.496 Mike Adams, R (1, 7) (8, 7)										5	2	2	4	0	0	3						
Phil Roof, R OBP: 0.300, SLG: 0.245 (1, 2)										5	0	0	0	0	2	1						
<b>Inning Stats</b>	R: 6 E: 0 K: 0 S: 8	H: 6 LOB: 0 BB: 1 P: 12	R: 0 E: 0 K: 0 S: 4	H: 1 LOB: 3 BB: 1 P: 9	R: 0 E: 0 K: 2 S: 8	H: 1 LOB: 1 BB: 0 P: 8	R: 2 E: 0 K: 3 S: 12	H: 3 LOB: 1 BB: 0 P: 12	R: 1 E: 0 K: 1 S: 7	H: 2 LOB: 1 BB: 0 P: 7	R: 0 E: 0 K: 0 S: 2	H: 0 LOB: 0 BB: 3 P: 14	R: 0 E: 0 K: 0 S: 3	H: 0 LOB: 0 BB: 0 P: 3	R: 4 E: 0 K: 1 S: 8	H: 3 LOB: 0 BB: 1 P: 12		R: 0 E: 0 K: 1 S: 5	H: 0 LOB: 1 BB: 1 P: 9	1B: 11 2B: 2 3B: 0 HR: 3	SF: 0 SAC: 0 DP: 1 HBP: 1	WP: 3 PB: 0 SB: 0 CS: 0
<b>PITCHER</b>	IP WLS BF H R ER SO BB IBB HBP BLK WP HR S P ERA WHIP	0.1 L 6 5 5 5 0 1 0 0 0 0 1 5 9 135.00 18.000	4.2 24 8 4 4 6 1 0 1 0 3 1 34 39 7.71 1.929	6.1 19 3 4 4 2 5 0 0 0 0 0 1 18 38 9.00 2.000											IP WLS BF H R ER SO BB IBB HBP BLK WP HR S P ERA WHIP							
Ray Lamb, R ERA: 3.86 (1, 1)											0.1 L 6 5 5 5 0 1 0 0 0 0 1 5 9 135.00 18.000											
Brent Strom, L ERA: 5.48 (1, 1)											4.2 24 8 4 4 6 1 0 1 0 3 1 34 39 7.71 1.929											
Steve Mingo, L ERA: 6.17 (6, 1)											6.1 19 3 4 4 2 5 0 0 0 0 0 1 18 38 9.00 2.000											

AB 41  
R 13  
H 16  
RBI 13  
BB 7  
SO 8  
LOB 21



Batter	1	2	3	4	5	6	7	8	9	AB	R	H	RBI	BB	SO	LOB	BOTTOM					
Buddy Bell, R OBP: 0.350, SLG: 0.347 (1, 5)										5	1	3	0	0	0	2	<b>Minnesota Twins @ Cleveland Indians</b> Cleveland Municipal Stadium, Cleveland, OH Wed Jun 06 1973, 7:05 PM EDT Att: 2,033 - Unknown					
Jack Brohamer, L OBP: 0.288, SLG: 0.307 (1, 4)									5	1	1	2	0	1	3							
Oscar Gamble, L OBP: 0.342, SLG: 0.583 (1, 9)									5	2	2	2	0	0	1							
John Ellis, R OBP: 0.350, SLG: 0.376 (1, 2)									5	1	2	0	0	0	1							
Charlie Spikes, R OBP: 0.286, SLG: 0.451 (1, 10)									5	1	1	1	0	1	2							
John Lowenstein, L OBP: 0.345, SLG: 0.338 (1, 7)									5	1	1	0	0	2	1							
Chris Chambliss, L OBP: 0.282, SLG: 0.245 (1, 3)									5	1	3	0	0	0	0							
Rusty Torres, S OBP: 0.296, SLG: 0.288 (1, 8)									4	1	4	4	1	0	0							
Leo Cardenas, R OBP: 0.237, SLG: 0.220 George Hendrick, R OBP: 0.284, SLG: 0.374 (1, 6) (9, FH)									4	0	0	0	0	2	4							
<b>Inning Stats</b>	R: 0 E: 0 K: 0 S: 4	H: 1 LOB: 0 BB: 0 P: 4	R: 0 E: 0 K: 2 S: 7	H: 0 LOB: 0 BB: 0 P: 7	R: 0 E: 0 K: 1 S: 6	H: 1 LOB: 1 BB: 0 P: 6	R: 0 E: 0 K: 0 S: 4	H: 1 LOB: 1 BB: 0 P: 4	R: 0 E: 0 K: 1 S: 5	H: 0 LOB: 1 BB: 1 P: 9	R: 1 E: 0 K: 0 S: 4	H: 1 LOB: 0 BB: 0 P: 4	R: 2 E: 0 K: 2 S: 10	H: 3 LOB: 1 BB: 0 P: 10	R: 2 E: 0 K: 0 S: 7	H: 4 LOB: 2 BB: 0 P: 7		R: 4 E: 0 K: 0 S: 9	H: 6 LOB: 2 BB: 0 P: 9	1B: 11 2B: 1 3B: 0 HR: 5	SF: 0 SAC: 0 DP: 0 HBP: 0	WP: 0 PB: 0 SB: 0 CS: 0
<b>PITCHER</b>	IP WLS BF H R ER SO BB IBB HBP BLK WP HR S P ERA WHIP	6.0 W 23 4 1 1 4 1 0 0 0 0 1 30 34 1.50 0.833	3.0 S 22 13 8 8 2 0 0 0 0 0 0 4 26 26 24.00 4.333											IP WLS BF H R ER SO BB IBB HBP BLK WP HR S P ERA WHIP								
Joe Decker, R ERA: 5.68 (1, 1)											6.0 W 23 4 1 1 4 1 0 0 0 0 1 30 34 1.50 0.833											
Dave Goltz, R ERA: 5.52 (7, 1)											3.0 S 22 13 8 8 2 0 0 0 0 0 0 4 26 26 24.00 4.333											

AB 44  
R 9  
H 17  
RBI 9  
BB 1  
SO 6  
LOB 16



Batter	1	2	3	4	5	6	7	8	9	AB	R	H	RBI	BB	SO	LOB	TOP					
Jerry Terrell, R OBP: 0.293, SLG: 0.363 (1, 5)	P4			1B	FC6-4			4-3		4	1	1	0	0	0	3						
Rod Carew, L OBP: 0.390, SLG: 0.481 (1, 4)	6-3			CS		F7				4	0	2	1	0	0	0						
Harmon Killebrew, R OBP: 0.346, SLG: 0.355 Joe Lis, R OBP: 0.299, SLG: 0.317 (1, 3) (8, 3)	5-3			3H	1B	F7		5-3		4	0	0	0	0	0	2						
Bobby Darwin, R OBP: 0.301, SLG: 0.382 (1, 9)		F3			6-3	F7			6-3	4	0	0	0	0	0	0						
Tony Oliva, L OBP: 0.335, SLG: 0.353 (1, 10)	5-3					BB	1B	P6	F9	4	0	1	0	0	0	0						
Danny Thomson, R OBP: 0.277, SLG: 0.315 (1, 6)	5-3					BB	1B	5-3	F7	4	0	1	0	0	0	0						
Danny Walton, R OBP: 0.318, SLG: 0.444 Jim Holt, L OBP: 0.336, SLG: 0.496 (1, 7) (8, 7)			6-3		F7				HR	3	1	1	1	0	0	2	AB 32					
George Mitterwald, R OBP: 0.324, SLG: 0.430 (1, 2)			F8		F8			6-3		3	0	0	0	0	0	2	R 2					
Larry Hise, R OBP: 0.359, SLG: 0.439 (1, 8)			F9					F3		2	0	0	0	1	0	0	H 6					
<b>Inning Stats</b>	R: 0 E: 0 K: 0 S: 3	H: 0 LOB: 0 BB: 0 P: 3	R: 0 E: 0 K: 0 S: 3	H: 0 LOB: 0 BB: 0 P: 3	R: 0 E: 0 K: 0 S: 3	H: 0 LOB: 0 BB: 0 P: 3	R: 1 E: 0 K: 0 S: 4	H: 2 LOB: 0 BB: 0 P: 4	R: 0 E: 0 K: 0 S: 5	H: 2 LOB: 3 BB: 1 P: 9	R: 0 E: 0 K: 0 S: 3	H: 0 LOB: 0 BB: 0 P: 3	R: 1 E: 0 K: 0 S: 4	H: 1 LOB: 0 BB: 0 P: 4	R: 0 E: 0 K: 0 S: 4	H: 1 LOB: 1 BB: 0 P: 4	R: 0 E: 0 K: 0 S: 3	H: 0 LOB: 0 BB: 0 P: 3	1B: 4 2B: 0 3B: 1 HR: 1	SF: 0 SAC: 0 DP: 0 HBP: 0	WP: 0 PB: 0 SB: 0 CS: 1	PA: 33
<b>PITCHER</b> Dave McNally, L ERA: 2.45 (1, 1)	IP: 9.0 WLS: L BF: 33 H: 6 R: 2 ER: 2 SO: 0 BB: 1 IBB: 0 HBP: 0 BLK: 0 WP: 0 HR: 1 S: 32 P: 36 ERA: 2.00 WHIP: 0.778															<b>PITCHER</b>						

Minnesota Twins @ Baltimore Orioles  
Memorial Stadium, Baltimore, MD  
Fri Jun 08 1973, 7:05 PM EDT  
Att: 21,208 - Unknown - 85 F

AB 32  
R 2  
H 6  
RBI 2  
BB 1  
SO 0  
LOB 9



Batter	1	2	3	4	5	6	7	8	9	AB	R	H	RBI	BB	SO	LOB	BOTTOM			
Al Bumbry, L OBP: 0.322, SLG: 0.482 (1, 7)	WP		4-0			F7		F8		2	0	0	0	1	0	0				
Bobby Grich, R OBP: 0.395, SLG: 0.397 (1, 4)	HBP		BB							3	0	0	0	1	1	2				
Tommy Davis, R OBP: 0.304, SLG: 0.380 (1, 10)	K		6-3			BB				4	0	1	0	0	1	2				
Boog Powell, L OBP: 0.353, SLG: 0.295 (1, 3)	5-3			G4-6-3		5-3				4	0	1	0	0	1	2				
Rich Coggins, L OBP: 0.326, SLG: 0.458 (1, 9)	F9			1B						4	0	0	0	0	0	2				
Earl Williams, R OBP: 0.296, SLG: 0.365 (1, 2)		4-3		G4-6-3		3-1				3	0	1	0	0	0	0				
Paul Blair, R OBP: 0.292, SLG: 0.293 (1, 8)		6-3		6-3		FC6-4				3	0	0	0	0	0	1	AB 27			
Brooks Robinson, R OBP: 0.259, SLG: 0.287 (1, 5)						1B				3	0	0	0	0	0	0	R 0			
Mark Belanger, R OBP: 0.288, SLG: 0.232 Terry Crowley, L OBP: 0.290, SLG: 0.226 Frank Baker, L (8, PH) (9, 6)	F8					K				3	0	0	0	0	0	1	H 2			
<b>Inning Stats</b>	R: 0 E: 0 K: 1 S: 5	H: 0 LOB: 1 BB: 0 P: 6	R: 0 E: 0 K: 0 S: 2	H: 0 LOB: 1 BB: 2 P: 10	R: 0 E: 0 K: 0 S: 3	H: 1 LOB: 0 BB: 0 P: 3	R: 0 E: 0 K: 1 S: 5	H: 0 LOB: 0 BB: 0 P: 5	R: 0 E: 0 K: 1 S: 6	H: 1 LOB: 1 BB: 0 P: 6	R: 0 E: 0 K: 0 S: 3	H: 0 LOB: 0 BB: 0 P: 3	R: 0 E: 0 K: 1 S: 5	H: 0 LOB: 0 BB: 0 P: 5	R: 0 E: 0 K: 0 S: 3	H: 0 LOB: 0 BB: 0 P: 3	1B: 2 2B: 0 3B: 0 HR: 0	SF: 0 SAC: 0 DP: 1 HBP: 1	WP: 1 PB: 0 SB: 0 CS: 1	PA: 31
<b>PITCHER</b> Bert Blyleven, R ERA: 2.55 (1, 1)	IP: 9.0 WLS: W BF: 31 H: 2 R: 0 ER: 0 SO: 5 BB: 3 IBB: 0 HBP: 1 BLK: 0 WP: 1 HR: 0 S: 37 P: 50 ERA: 0.00 WHIP: 0.556															<b>PITCHER</b>				

Minnesota Twins @ Baltimore Orioles  
Memorial Stadium, Baltimore, MD  
Fri Jun 08 1973, 7:05 PM EDT  
Att: 21,208 - Unknown - 85 F

AB 27  
R 0  
H 2  
RBI 0  
BB 3  
SO 5  
LOB 8



Batter	1	2	3	4	5	6	7	8	9	AB	R	H	RBI	BB	SO	LOB	TOP										
Rod Carew, L OBP: 0.390, SLG: 0.490 (1, 4)										5	1	2	0	0	0	2											
Danny Thompson, R OBP: 0.297, SLG: 0.322 (1, 6)										3	1	2	1	1	0	1											
Harmon Killebrew, R OBP: 0.349, SLG: 0.352 (1, 3) Mike Adams, R (9, PR)									4	1	1	0	1	1	2												
Tony Oliva, L OBP: 0.337, SLG: 0.351 (1, 10)									4	0	1	1	1	0	2												
Bobby Darwin, R OBP: 0.304, SLG: 0.383 (1, 9)									5	0	2	0	0	1	4												
Steve Braun, L OBP: 0.414, SLG: 0.506 (1, 5) Danny Walton, R (9, PH)									4	0	1	0	0	0	2												
George Mitterwald, R OBP: 0.321, SLG: 0.432 (1, 2)									4	1	1	0	0	0	5												
Jim Holt, L OBP: 0.333, SLG: 0.496 (1, 7)									4	0	1	0	0	0	3												
Larry Hisle, R OBP: 0.357, SLG: 0.435 (1, 8)									4	0	1	1	0	1	1												
<b>Inning Stats</b>	R: 0 E: 0 K: 0 S: 4	H: 1 LOB: 2 BB: 1 P: 8	R: 0 E: 0 K: 0 S: 3	H: 0 LOB: 0 BB: 0 P: 3	R: 1 E: 0 K: 0 S: 4	H: 2 LOB: 0 BB: 0 P: 4	R: 0 E: 0 K: 0 S: 5	H: 2 LOB: 2 BB: 0 P: 5	R: 2 E: 1 K: 0 S: 8	H: 4 LOB: 3 BB: 0 P: 8	R: 0 E: 0 K: 1 S: 6	H: 1 LOB: 1 BB: 0 P: 6	R: 0 E: 0 K: 1 S: 5	H: 0 LOB: 0 BB: 0 P: 5	R: 1 E: 0 K: 0 S: 5	H: 2 LOB: 1 BB: 0 P: 5	R: 0 E: 0 K: 1 S: 5	H: 0 LOB: 2 BB: 2 P: 13	1B: 9 2B: 2 3B: 1 HR: 0	SF: 0 SAC: 1 DP: 1 HBP: 0	WP: 0 PB: 0 SB: 1 CS: 0	PA: 42					
<b>PITCHER</b>	IP	WLS	BF	H	R	ER	SO	BB	IBB	HBP	BLK	WP	HR	S	P	ERA	WHIP										
Mike Cuellar, L ERA: 5.0 (1, 1)	4.2		22	8	3	2	0	1	0	0	0	0	0	21	25	3.86	1.929										
Bob Reynolds, R ERA: 2.59 (5, 1)	3.1	W	17	4	1	1	2	2	0	0	0	0	0	19	27	2.70	1.800										
Grant Jackson, L ERA: 1.5 (9, 1)	1.0	S	3	0	0	0	1	0	0	0	0	0	0	5	5	0.00	0.000										

Minnesota Twins @ Baltimore Orioles  
Memorial Stadium, Baltimore, MD  
Sat Jun 09 1973, 7:05 PM EDT  
Att: 19,603 - Unknown - 92 F

AB	38
R	4
H	12
RBI	3
BB	3
SO	3
LOB	24



Batter	1	2	3	4	5	6	7	8	9	AB	R	H	RBI	BB	SO	LOB	BOTTOM										
Al Bumbry, L OBP: 0.337, SLG: 0.483 (1, 7)										4	3	2	0	1	0	3											
Rich Coggins, L OBP: 0.312, SLG: 0.437 (1, 9)										4	0	0	0	0	0	5											
Tommy Davis, R OBP: 0.300, SLG: 0.373 (1, 10)										5	0	1	2	0	0	4											
Boog Powell, L OBP: 0.370, SLG: 0.327 (1, 3)										3	1	3	2	2	0	0											
Bobby Grich, R OBP: 0.391, SLG: 0.388 (1, 4)										4	0	0	0	1	1	4											
Earl Williams, R OBP: 0.307, SLG: 0.407 (1, 2)										3	2	2	1	1	0	3											
Paul Blair, R OBP: 0.297, SLG: 0.299 (1, 8)									4	1	2	1	0	0	2												
Brooks Robinson, R OBP: 0.259, SLG: 0.286 (1, 5)									4	0	1	0	0	1	2												
Mark Belanger, R OBP: 0.299, SLG: 0.241 (1, 6)									3	0	2	0	1	0	0												
<b>Inning Stats</b>	R: 1 E: 1 K: 0 S: 4	H: 1 LOB: 1 BB: 1 P: 8	R: 2 E: 1 K: 1 S: 8	H: 3 LOB: 1 BB: 0 P: 8	R: 0 E: 0 K: 0 S: 3	H: 0 LOB: 2 BB: 2 P: 11	R: 0 E: 0 K: 0 S: 5	H: 2 LOB: 2 BB: 0 P: 5	R: 2 E: 0 K: 1 S: 7	H: 3 LOB: 0 BB: 0 P: 7	R: 1 E: 0 K: 0 S: 5	H: 2 LOB: 3 BB: 2 P: 13	R: 0 E: 0 K: 0 S: 3	H: 0 LOB: 0 BB: 0 P: 3	R: 1 E: 0 K: 0 S: 4	H: 2 LOB: 1 BB: 1 P: 8	1B: 10 2B: 0 3B: 1 HR: 2	SF: 0 SAC: 1 DP: 2 HBP: 0	WP: 0 PB: 0 SB: 4 CS: 0	PA: 41							
<b>PITCHER</b>	IP	WLS	BF	H	R	ER	SO	BB	IBB	HBP	BLK	WP	HR	S	P	ERA	WHIP										
Bill Hands, R ERA: 4.5 (1, 1)	4.1	L	24	8	5	4	2	3	0	0	0	0	0	25	37	8.31	2.538										
Ray Corbin, R ERA: 2.15 (5, 1)	1.1		8	3	1	1	0	2	0	0	0	0	0	6	14	6.75	3.750										
Dave Goltz, R ERA: 5.4 (6, 1)	2.1		9	2	1	1	0	1	0	0	0	0	0	8	12	3.86	1.286										

Minnesota Twins @ Baltimore Orioles  
Memorial Stadium, Baltimore, MD  
Sat Jun 09 1973, 7:05 PM EDT  
Att: 19,603 - Unknown - 92 F

AB	34
R	7
H	13
RBI	6
BB	6
SO	2
LOB	23



Batter	1	2	3	4	5	6	7	8	9	AB	R	H	RBI	BB	SO	LOB	TOP								
Jerry Terrell, R OBP: 0.287, SLG: 0.353 (1, 6)	6-3		6-3 WP 2H 1B	P6		P4		K		5	1	1	1	0	1	1									
Rod Carew, L OBP: 0.390, SLG: 0.487 Danny Thompson, R OBP: 0.287, SLG: 0.322 (1, 4)	4-3		6-3	F5						5	1	2	0	0	0	1									
Tony Oliva, L OBP: 0.333, SLG: 0.346 (1, 10)	4-3		1B 3B 1B	4-3		F8				5	1	1	0	0	0	2									
Harmon Killebrew, R OBP: 0.351, SLG: 0.356 Joe Lis, R OBP: 0.234, SLG: 0.310 (1, 3)		1B G5-2-3 1B	1B 3B 1B		F9					4	1	2	0	0	0	0									
Bobby Darwin, R OBP: 0.306, SLG: 0.398 (1, 9)		1B G5-2-3 1B	F8		6-3					5	1	2	2	0	0	2									
Steve Braun, L OBP: 0.419, SLG: 0.522 (1, 5)		1B G5-2-3 1B	1B 3B		HR					5	2	3	2	0	0	0									
Jim Holt, L OBP: 0.338, SLG: 0.517 (1, 7)		1B G5-2-3 1B	HR 1B		HR					4	2	2	3	0	0	3									
Larry Hise, R OBP: 0.355, SLG: 0.447 (1, 8)		K	HR		6-3					4	1	1	2	0	1	2									
Phil Roof, R OBP: 0.313, SLG: 0.281 (1, 2)			1B			F8				4	1	2	0	0	0	0									
<b>Inning Stats</b>	R: 0 E: 0 K: 0 S: 3	H: 0 LOB: 0 BB: 0 P: 3	R: 0 E: 0 K: 1 S: 7	H: 3 LOB: 2 BB: 0 P: 7	R: 7 E: 0 K: 0 S: 10	H: 7 LOB: 0 BB: 0 P: 10	R: 0 E: 0 K: 0 S: 3	H: 0 LOB: 0 BB: 0 P: 3	R: 2 E: 0 K: 0 S: 5	H: 2 LOB: 1 BB: 0 P: 5	R: 0 E: 0 K: 0 S: 4	H: 1 LOB: 1 BB: 0 P: 4	R: 0 E: 0 K: 0 S: 3	H: 0 LOB: 0 BB: 0 P: 3	R: 0 E: 0 K: 1 S: 6	H: 1 LOB: 1 BB: 0 P: 6	R: 2 E: 0 K: 1 S: 7	H: 2 LOB: 0 BB: 0 P: 7	1B: 11 2B: 1 3B: 1 HR: 3	SF: 0 SAC: 0 DP: 1 HBP: 0	WP: 1 PB: 0 SB: 1 CS: 0	PA: 42			
<b>PITCHER</b>	IP	WLS	BF	H	R	ER	SO	BB	IBB	HBP	BLK	WP	HR	S	P	ERA	WHIP								
Doyle Alexander, R ERA: 3.6 (1, 1)	2.1	L	13	7	4	4	1	0	0	0	0	1	0	15	15	15.43	3.000								
Orlando Pena, R ERA: 4.03 (3, 1)	2.2		13	5	5	5	0	0	0	0	0	0	2	13	13	16.88	1.875								
Eddie Watt, R ERA: 3.24 (6, 1)	4.0		16	4	2	2	2	0	0	0	0	0	1	20	20	4.50	1.000								

Minnesota Twins @ Baltimore Orioles  
Memorial Stadium, Baltimore, MD  
Sun Jun 10 1973, 3:33 AM EDT  
Att: 18,210 - Unknown - 92 F

AB 42  
R 11  
H 16  
RBI 10  
BB 0  
SO 3  
LOB 12



Batter	1	2	3	4	5	6	7	8	9	AB	R	H	RBI	BB	SO	LOB	BOTTOM								
Al Bumbry, L OBP: 0.340, SLG: 0.473 (1, 7)	K		7-4 1B		1B	F2		FC6-4		4	0	1	1	1	1	4									
Rich Coggins, L OBP: 0.316, SLG: 0.446 (1, 9)			7-4 1B		BB	K		4-3		5	0	2	0	0	1	5									
Tommy Davis, R OBP: 0.297, SLG: 0.367 (1, 10)	K			BB 1B	F9			6-3		5	1	1	0	0	1	3									
Boog Powell, L OBP: 0.371, SLG: 0.321 (1, 3)				BB 1B	P4			4-3		3	1	0	0	2	0	2									
Bobby Grich, R OBP: 0.391, SLG: 0.385 (1, 4)	P4			BB 1B	P6			1B		4	0	1	0	1	0	4									
Earl Williams, R OBP: 0.310, SLG: 0.403 (1, 2)	K			P4		1B 1B		K		4	2	1	0	1	2	4									
Paul Blair, R OBP: 0.309, SLG: 0.312 (1, 8)	K				1B	1B		FC6-4 1B		4	0	3	2	0	1	0									
Brooks Robinson, R OBP: 0.259, SLG: 0.285 (1, 5)					K			FC6-4 1B		4	0	1	0	0	1	4									
Mark Belanger, R OBP: 0.298, SLG: 0.242 (1, 6)				P4	F9			F9		4	0	1	1	0	0	5									
<b>Inning Stats</b>	R: 0 E: 0 K: 2 S: 8	H: 1 LOB: 2 BB: 1 P: 12	R: 0 E: 0 K: 2 S: 7	H: 0 LOB: 0 BB: 0 P: 7	R: 0 E: 0 K: 0 S: 3	H: 1 LOB: 0 BB: 0 P: 3	R: 2 E: 1 K: 1 S: 7	H: 2 LOB: 2 BB: 2 P: 15	R: 0 E: 0 K: 0 S: 4	H: 1 LOB: 2 BB: 1 P: 8	R: 1 E: 0 K: 1 S: 8	H: 3 LOB: 2 BB: 0 P: 8	R: 0 E: 0 K: 0 S: 3	H: 0 LOB: 0 BB: 0 P: 3	R: 1 E: 0 K: 0 S: 5	H: 2 LOB: 2 BB: 1 P: 9	R: 0 E: 0 K: 1 S: 6	H: 1 LOB: 1 BB: 0 P: 6	1B: 10 2B: 2 3B: 0 HR: 0	SF: 0 SAC: 0 DP: 1 HBP: 0	WP: 0 PB: 0 SB: 0 CS: 0	PA: 42			
<b>PITCHER</b>	IP	WLS	BF	H	R	ER	SO	BB	IBB	HBP	BLK	WP	HR	S	P	ERA	WHIP								
Dick Woodson, R ERA: 4.74 (1, 1)	5.1	W	27	8	3	3	5	4	0	0	0	0	0	33	49	5.06	2.250								
Ray Corbin, R ERA: 2.17 (6, 1)	3.2	S	15	3	1	1	2	1	0	0	0	0	0	18	22	2.46	1.091								

Minnesota Twins @ Baltimore Orioles  
Memorial Stadium, Baltimore, MD  
Sun Jun 10 1973, 3:33 AM EDT  
Att: 18,210 - Unknown - 92 F

AB 37  
R 4  
H 11  
RBI 4  
BB 5  
SO 7  
LOB 31



Batter	1	2	3	4	5	6	7	8	9	AB	R	H	RBI	BB	SO	LOB	TOP										
Tim Johnson, L (1, 6) OBP: 0.285, SLG: 0.305	0-3 K		0-0 IHR 1B	0-0 E3 1B	0-0 WP			0-0 F7	0-0 E6 1B	6	2	2	1	1	1	3	<b>Milwaukee Brewers @ Minnesota Twins</b> Metropolitan Stadium, Bloomington, MI Mon Jun 11 1973, 8:05 PM EDT Att: 10,307 - Unknown - 70 F										
Don Money, R (1, 5) OBP: 0.259, SLG: 0.305	0-0 6-3		0-0 F9	0-0 BB 1B			0-0 F7	4-0 WP BB	0-0 L7	4	1	1	1	1	0	1											
Dave May, L (1, 8) OBP: 0.332, SLG: 0.462	0-3 K		0-0 IHR	0-0 BB 1B			0-0 F7	4-0 BB		5	2	2	2	0	1	2											
George Scott, R (1, 3) OBP: 0.351, SLG: 0.391		4-0 1B BB	0-3 K	4-0 1B BB			0-0 F5		0-0 F8	2	1	0	0	2	1	0											
John Vukovich, R (7, 3) OBP: 0.195, SLG: 0.169			0-0 K	0-0 1B BB						1	0	0	0	0	0	0											
Ollie Brown, R (1, 10) OBP: 0.324, SLG: 0.378		0-0 F8	0-0 6-3	0-0 FC6-4 1B					0-0 F7	3	0	1	2	0	0	1											
Joe Lahoud, L (7, PH) OBP: 0.244, SLG: 0.147				0-0 FC6-4 1B						1	1	1	0	1	0	0											
Ellie Rodriguez, R (1, 2) OBP: 0.350, SLG: 0.287		0-0 1B		0-0 6-3			0-0 CS 2B		4-0 6-3 BB	4	0	1	0	1	0	3											
Bob Coluccio, R (1, 7) OBP: 0.268, SLG: 0.417		0-0 1B		0-0 S 2B			0-0 F7		0-0 6-3	5	2	3	2	0	1	2											
Gorman Thomas, R (1, 9) OBP: 0.294, SLG: 0.315		0-3 K		0-0 E 2B			0-3 K		0-0 1B 2B	5	1	2	2	0	3	2											
Pedro Garcia, R (1, 4) OBP: 0.319, SLG: 0.438		0-0 F3		0-0 P4			0-0 WP 1B		0-0 E 1B	5	0	2	0	0	0	3											
<b>Inning Stats</b>	R: 0 E: 0 K: 2 S: 7	H: 0 LOB: 0 BB: 0 P: 7	R: 1 E: 0 K: 1 S: 7	H: 2 LOB: 2 BB: 1 P: 11	R: 2 E: 0 K: 1 S: 7	H: 2 LOB: 0 BB: 0 P: 7	R: 5 E: 1 K: 0 S: 9	H: 6 LOB: 2 BB: 1 P: 13	R: 0 E: 0 K: 1 S: 5	H: 1 LOB: 0 BB: 0 P: 5	R: 0 E: 0 K: 0 S: 3	H: 0 LOB: 0 BB: 0 P: 3	R: 0 E: 0 K: 1 S: 5	H: 1 LOB: 2 BB: 1 P: 9	R: 0 E: 1 K: 1 S: 5	H: 0 LOB: 2 BB: 2 P: 13	R: 2 E: 1 K: 0 S: 6	H: 3 LOB: 2 BB: 1 P: 10	1B: 10 2B: 5 3B: 0 HR: 1	SF: 0 SAC: 0 DP: 1 HBP: 0	WP: 2 PB: 2 SB: 1 CS: 1	PA: 47					
<b>PITCHER</b>	IP	WLS	BF	H	R	ER	SO	BB	IBB	HBP	BLK	WP	HR	S	P	ERA	WHIP										
Jim Kaat, L (1, 1) ERA: 4.45	3.2	L	19	7	6	6	4	1	0	0	0	0	0	26	30	14.73	2.182										
Dave Goltz, R (4, 1) ERA: 5.4	3.1		16	5	2	2	2	2	0	0	0	1	0	17	25	5.40	2.100										
Jim Strickland, L (8, 1) ERA: 10.13	1.0		5	0	0	0	1	2	0	0	0	1	0	5	13	0.00	2.000										
Ken Sanders, R (9, 1) ERA: 5.13	1.0		7	3	2	2	0	1	0	0	0	0	0	6	10	18.00	4.000										

Batter	1	2	3	4	5	6	7	8	9	AB	R	H	RBI	BB	SO	LOB	BOTTOM										
Rod Carew, L (1, 4) OBP: 0.389, SLG: 0.495	0-0 L6		0-0 P6		0-0 HR	0-3 K		4-0 1B HBP BB	0-0 6-3	5	2	1	1	1	1	1	<b>Milwaukee Brewers @ Minnesota Twins</b> Metropolitan Stadium, Bloomington, MI Mon Jun 11 1973, 8:05 PM EDT Att: 10,307 - Unknown - 70 F										
Danny Thompson, R (1, 6) OBP: 0.290, SLG: 0.320	0-0		0-0 1-3		0-0 F8		0-0 6-3			4	1	1	1	0	0	0											
Mike Adams, R (8, FR)										0	0	0	0	0	0	0											
Jerry Terrell, R (9, 6) OBP: 0.287, SLG: 0.353	0-0 1B				0-0 F9		0-0 6-3	1-2 2-3 3-H HBP		0	0	0	0	0	0	0											
Tony Oliva, L (1, 10) OBP: 0.345, SLG: 0.359	0-0 1B		0-0 FC6-4 1B		0-0 F9		0-0 FC3-6 1B	0-0 1B	1-2 2-3 3-H 1B	5	0	4	1	0	0	0											
Bobby Darwin, R (1, 9) OBP: 0.313, SLG: 0.403	0-0 1B		0-0 FC6-4		0-0 BB 1B		0-0 FC3-6 1B	0-0 F3		5	0	3	1	0	0	4											
Steve Braun, L (1, 5) OBP: 0.423, SLG: 0.516	0-3 K			4-0 5-3 BB	4-0 1-2 BB		0-0 FC3-6 1B	4-0 1-2 2-3 3-H BB		2	0	0	1	3	1	4											
Larry Hiele, R (1, 8) OBP: 0.348, SLG: 0.436	0-0 F8			0-0 5-3	0-0 F8		0-0 5-3	0-3 K		5	0	0	0	0	1	10											
George Mitterwald, R (1, 2) OBP: 0.324, SLG: 0.426		0-0 F8		4-0 BB		0-0 3-1 PB 1B		0-0 E4 1-3 1B HBP	0-0 5-3	4	1	1	0	1	0	0											
Joe Lis, R (1, 3) OBP: 0.250, SLG: 0.383		0-0 5-3		0-0 F7		0-0 5-3		0-0 HBP 1-3 1B	0-0 1B HR	5	2	2	1	0	0	3											
Jim Holt, L (1, 7) OBP: 0.327, SLG: 0.500		0-0 4-3		0-0 F2		0-0 3-1		0-0 1-3	0-0 4-3	5	0	0	0	0	0	5											
<b>Inning Stats</b>	R: 1 E: 0 K: 1 S: 8	H: 3 LOB: 0 BB: 0 P: 8	R: 0 E: 0 K: 0 S: 3	H: 0 LOB: 0 BB: 0 P: 3	R: 0 E: 0 K: 0 S: 4	H: 1 LOB: 1 BB: 0 P: 4	R: 0 E: 0 K: 0 S: 3	H: 0 LOB: 2 BB: 2 P: 11	R: 1 E: 0 K: 0 S: 5	H: 2 LOB: 1 BB: 1 P: 9	R: 0 E: 0 K: 1 S: 6	H: 1 LOB: 0 BB: 0 P: 6	R: 0 E: 0 K: 0 S: 5	H: 2 LOB: 2 BB: 0 P: 5	R: 3 E: 1 K: 1 S: 8	H: 2 LOB: 3 BB: 2 P: 17	R: 1 E: 0 K: 0 S: 4	H: 1 LOB: 0 BB: 0 P: 4	1B: 10 2B: 0 3B: 0 HR: 2	SF: 0 SAC: 0 DP: 0 HBP: 1	WP: 0 PB: 1 SB: 0 CS: 0	PA: 46					
<b>PITCHER</b>	IP	WLS	BF	H	R	ER	SO	BB	IBB	HBP	BLK	WP	HR	S	P	ERA	WHIP										
Bill Parsons, R (1, 1) ERA: 5.26	5.0	W	24	4	3	2	1	1	0	1	0	0	0	14	19	3.86	2.143										
Skip Lockwood, R (6, 1) ERA: 2.95	2.1		14	4	3	1	1	1	0	0	0	0	0	1	1	∞	∞										
Rob Gardner, L (8, 1) ERA: 4.15	0.0		1	1	0	0	0	0	0	0	0	0	0	1	1	∞	∞										
Frank Linzy, R (8, 1) ERA: 2.7	1.2	S	7	1	1	1	1	1	0	0	0	0	1	8	12	5.40	1.200										

Batter	1	2	3	4	5	6	7	8	9	AB	R	H	RBI	BB	SO	LOB	TOP										
<b>Tim Johnson, L</b> OBP: 0.295, SLG: 0.315 (1, 6)										5	1	3	2	0	1	1	<b>Milwaukee Brewers @ Minnesota Twins</b> Metropolitan Stadium, Bloomington, MI Tue Jun 12 1973, 8:05 PM EDT Att: 12,091 - Unknown - 76 F										
<b>Don Money, R</b> OBP: 0.262, SLG: 0.317 (1, 5)										5	1	2	2	0	0	1											
<b>Dave May, L</b> OBP: 0.337, SLG: 0.465 (1, 8)										5	0	3	1	0	0	3											
<b>George Scott, R</b> OBP: 0.348, SLG: 0.386 (1, 3)										5	1	1	0	0	2	3											
<b>Darrell Porter, L</b> OBP: 0.344, SLG: 0.431 (1, 10)										5	0	1	0	0	2	2											
<b>Joe Lahoud, L</b> OBP: 0.241, SLG: 0.164 (1, 9)										5	0	1	1	0	0	2											
<b>Elie Rodriguez, R</b> OBP: 0.361, SLG: 0.296 (1, 2)										4	1	2	0	0	0	0											
<b>Bob Coluccio, R</b> OBP: 0.268, SLG: 0.412 (1, 7)										4	1	1	0	0	0	4											
<b>Pedro Garcia, R</b> OBP: 0.318, SLG: 0.439 (1, 4)										4	1	1	0	0	2	3											
<b>Inning Stats</b>	R: 0 E: 0 K: 2 S: 8	H: 1 LOB: 1 BB: 0 P: 8	R: 0 E: 0 K: 1 S: 5	H: 0 LOB: 0 BB: 0 P: 5	R: 0 E: 0 K: 1 S: 7	H: 2 LOB: 2 BB: 0 P: 7	R: 0 E: 0 K: 1 S: 5	H: 0 LOB: 0 BB: 0 P: 5	R: 0 E: 0 K: 0 S: 4	H: 1 LOB: 1 BB: 0 P: 4	R: 0 E: 0 K: 0 S: 5	H: 2 LOB: 2 BB: 0 P: 5	R: 5 E: 0 K: 1 S: 12	H: 7 LOB: 3 BB: 0 P: 13	R: 1 E: 0 K: 0 S: 5	H: 2 LOB: 1 BB: 0 P: 5		R: 0 E: 0 K: 1 S: 5	H: 0 LOB: 0 BB: 0 P: 5	1B: 12 2B: 2 3B: 1 HR: 0	SF: 0 SAC: 0 DP: 0 HBP: 1	WP: 0 PB: 0 SB: 0 CS: 0	PA: 43				
<b>PITCHER</b>	IP	WLS	BF	H	R	ER	SO	BB	IBB	HBP	BLK	WP	HR	S	P	ERA	WHIP										
<b>Bert Blyleven, R</b> ERA: 2.72	6.1	L	29	10	4	4	6	0	0	0	0	0	0	41	41	5.68	1.579										
<b>Jim Strickland, L</b> ERA: 11.81	0.0		1	1	0	0	0	0	0	0	0	0	0	1	1	∞	∞										
<b>Ken Sanders, R</b> ERA: 5.29	0.2		7	4	2	2	0	0	0	1	0	0	0	6	7	27.00	6.000										
<b>Ray Corbin, R</b> ERA: 2.09	2.0		6	0	0	0	1	0	0	0	0	0	0	8	8	0.00	0.000										

Batter	1	2	3	4	5	6	7	8	9	AB	R	H	RBI	BB	SO	LOB	BOTTOM										
<b>Jerry Terrell, R</b> OBP: 0.286, SLG: 0.341 (1, 6)										3	0	0	0	1	0	0	<b>Milwaukee Brewers @ Minnesota Twins</b> Metropolitan Stadium, Bloomington, MI Tue Jun 12 1973, 8:05 PM EDT Att: 12,091 - Unknown - 76 F										
<b>Danny Walton, R</b> OBP: 0.309, SLG: 0.429 (8, PH)										1	0	0	0	0	0	3											
<b>Danny Thompson, R</b> OBP: 0.290, SLG: 0.320 (9, PR)										0	0	0	0	0	0	0											
<b>Rod Carew, L</b> OBP: 0.402, SLG: 0.515 (1, 4)										4	2	4	0	1	0	0											
<b>Tony Oliva, L</b> OBP: 0.351, SLG: 0.381 (1, 10)										5	1	3	2	0	0	3											
<b>Jim Kaat, L</b> (9, PR)										0	0	0	0	0	0	0											
<b>Bobby Darwin, R</b> OBP: 0.310, SLG: 0.398 (1, 9)										5	0	1	0	0	1	6											
<b>Steve Braun, L</b> OBP: 0.423, SLG: 0.506 (1, 5)										3	0	0	1	2	1	3											
<b>Joe Lie, R</b> OBP: 0.228, SLG: 0.346 (1, 3)										5	0	0	0	0	4	4											
<b>Jim Holt, L</b> OBP: 0.327, SLG: 0.493 (8, PH)										2	0	0	0	1	1	1											
<b>Larry Hise, R</b> OBP: 0.350, SLG: 0.438 (9, 8)										1	0	1	0	0	0	0											
<b>George Mitterwald, R</b> OBP: 0.322, SLG: 0.421 (1, 2)										4	0	1	0	0	1	2											
<b>Steve Brye, R</b> OBP: 0.200, SLG: 0.143 (8, PH)										3	0	0	0	0	0	1											
<b>Harmon Killebrew, R</b> OBP: 0.354, SLG: 0.556 (8, PR)										0	0	0	0	1	0	0											
<b>Mike Adams, R</b> (9, 7)										0	0	0	0	0	0	0											
<b>Inning Stats</b>	R: 0 E: 0 K: 0 S: 4	H: 1 LOB: 1 BB: 0 P: 4	R: 0 E: 0 K: 2 S: 7	H: 0 LOB: 1 BB: 1 P: 11	R: 2 E: 0 K: 0 S: 6	H: 3 LOB: 2 BB: 1 P: 10	R: 0 E: 0 K: 0 S: 3	H: 0 LOB: 0 BB: 0 P: 3	R: 0 E: 0 K: 1 S: 7	H: 2 LOB: 2 BB: 0 P: 7	R: 0 E: 0 K: 2 S: 7	H: 0 LOB: 1 BB: 1 P: 11	R: 0 E: 0 K: 0 S: 3	H: 1 LOB: 1 BB: 1 P: 7	R: 0 E: 0 K: 2 S: 9	H: 2 LOB: 3 BB: 1 P: 13	R: 1 E: 0 K: 1 S: 6	H: 1 LOB: 1 BB: 1 P: 10	1B: 8 2B: 0 3B: 1 HR: 1	SF: 0 SAC: 0 DP: 1 HBP: 0	WP: 0 PB: 0 SB: 0 CS: 0	PA: 42					
<b>PITCHER</b>	IP	WLS	BF	H	R	ER	SO	BB	IBB	HBP	BLK	WP	HR	S	P	ERA	WHIP										
<b>Jerry Bell, R</b> ERA: 3.51	4.1		21	6	2	2	2	2	0	0	0	0	0	12	20	0.00	1.846										
<b>Bill Champion, R</b> ERA: 3.54	1.2	W	8	1	0	0	3	2	0	0	0	0	0	12	20	4.50	2.500										
<b>Rob Gardner, L</b> ERA: 4.22	2.0		10	3	1	1	2	2	0	0	0	0	0	12	20	4.50	2.500										
<b>Frank Linzy, R</b> ERA: 2.6	1.0	S	3	0	0	0	1	0	0	0	0	0	0	5	5	0.00	0.000										




Batter	1	2	3	4	5	6	7	8	9	AB	R	H	RBI	BB	SO	LOB	TOP		
<b>Tim Johnson, L</b> OBP: 0.296, SLG: 0.318 (1, 6)	1-3		F7		G6-4-3 1B		FC5-4 1B		4-3	5	0	2	0	0	0	0			
<b>Don Money, R</b> OBP: 0.256, SLG: 0.311 (1, 5)	6-3		P4		G6-4-3 1-2f		FC5-4 1-2f			4	0	0	0	0	0	2			
<b>Dave May, L</b> OBP: 0.348, SLG: 0.478 (1, 8)										4	1	4	0	0	0	0			
<b>George Scott, R</b> OBP: 0.342, SLG: 0.378 (1, 3)	5-3		K		5-3			WP HR 2B	6-3	4	0	0	0	0	1	4			
<b>John Briggs, L</b> OBP: 0.335, SLG: 0.406 (1, 7)		L9			5-3					4	1	2	2	0	0	0			
<b>Darrell Porter, L</b> OBP: 0.333, SLG: 0.416 (1, 10)		K		FC3-6 2B 1-2f	K			3-H HR	K	4	0	0	0	0	3	1			
<b>Elie Rodriguez, R</b> OBP: 0.366, SLG: 0.314 (1, 2)		L9							L7	4	0	2	0	0	0	0			
<b>Bob Coluccio, R</b> OBP: 0.267, SLG: 0.407 (1, 9)				HR 1B	K		CS		F8	4	1	1	0	0	2	2			
<b>Pedro Garcia, R</b> OBP: 0.316, SLG: 0.450 (1, 4)					F8				5-3	4	1	1	2	0	1	2			
<b>Inning Stats</b>	R: 0 E: 0 K: 0 S: 4	H: 1 LOB: 1 BB: 0 P: 4	R: 0 E: 0 K: 1 S: 5	H: 0 LOB: 0 BB: 0 P: 5	R: 2 E: 0 K: 1 S: 8	H: 3 LOB: 1 BB: 0 P: 8	R: 0 E: 0 K: 1 S: 7	H: 2 LOB: 2 BB: 0 P: 7	R: 0 E: 0 K: 0 S: 4	H: 1 LOB: 1 BB: 0 P: 5	R: 0 E: 0 K: 2 S: 8	H: 1 LOB: 1 BB: 0 P: 8	R: 2 E: 0 K: 1 S: 7	H: 2 LOB: 2 BB: 0 P: 7	R: 0 E: 0 K: 0 S: 3	H: 0 LOB: 0 BB: 0 P: 3	1B: 8 2B: 2 3B: 0 HR: 2	SF: 0 SAC: 0 DP: 1 HBP: 0	WP: 1 PA: 38
<b>PITCHER</b>	IP	WLS	BF	H	R	ER	SO	BB	IBB	HBP	BLK	WP	HR	S	P	ERA	WHIP		
<b>Joe Decker, R</b> ERA: 4.85 (1, 1)	7.0		29	10	2	2	6	0	0	0	0	0	1	41	41	2.57	1.429		
<b>Ray Corbin, R</b> ERA: 2.18 (8, 1)	2.0	L	8	2	2	1	1	0	0	0	0	1	1	10	10	4.50	1.000		

**Milwaukee Brewers @ Minnesota Twins**  
Metropolitan Stadium, Bloomington, MI  
Wed Jun 13 1973, 8:05 PM EDT  
Alt. 9:527 - Unknown - 79 F

livebaseballscores.com

AB 37  
R 4  
H 12  
RBI 4  
BB 0  
SO 7  
LOB 11



Batter	1	2	3	4	5	6	7	8	9	AB	R	H	RBI	BB	SO	LOB	BOTTOM				
<b>Rod Carew, L</b> OBP: 0.399, SLG: 0.524 (1, 4)	1-3	4-3					FC4-6 1-2f			4	1	1	1	0	0	2					
<b>Danny Thompson, R</b> OBP: 0.293, SLG: 0.328 (1, 6)										2	0	1	0	0	0	0					
<b>Jerry Terrell, R</b> OBP: 0.290, SLG: 0.344 (5, FH) (6, 6)	3-1 2B		6-3		6-3			1B FC2 1B		2	0	1	0	0	0	0					
<b>Tony Oliva, L</b> OBP: 0.349, SLG: 0.378 (1, 10)	3-1 2-3		4-3		6-3			FC2 1B		4	0	1	0	0	0	1					
<b>Harmon Killebrew, R</b> OBP: 0.347, SLG: 0.347 (8, PR)										4	0	0	0	0	1	3					
<b>Mike Adams, R</b> OBP: 0.228, SLG: 0.346 (9, 3)	K		6-3					FC2 G6-4-3 1-2 3-H		0	0	0	0	0	0	0					
<b>Bobby Darwin, R</b> OBP: 0.309, SLG: 0.400 (1, 9)					6-3				G6-4-3	4	1	1	0	0	1	2					
<b>Steve Braun, L</b> OBP: 0.415, SLG: 0.494 (1, 5)					6-3					4	0	0	0	0	1	1					
<b>Larry Hise, R</b> OBP: 0.357, SLG: 0.447 (1, 8)										3	1	2	1	1	0	0					
<b>George Mitterwald, R</b> OBP: 0.314, SLG: 0.409 (1, 2)					L6			FC1-5 S BB		4	0	0	0	0	2	3					
<b>Jim Holt, L</b> OBP: 0.327, SLG: 0.490 (1, 7)										3	0	1	1	0	0	1					
<b>Inning Stats</b>	R: 0 E: 0 K: 1 S: 6	H: 1 LOB: 1 BB: 0 P: 6	R: 2 E: 0 K: 2 S: 10	H: 3 LOB: 1 BB: 0 P: 10	R: 0 E: 0 K: 0 S: 3	H: 0 LOB: 0 BB: 0 P: 3	R: 0 E: 0 K: 0 S: 4	H: 1 LOB: 1 BB: 0 P: 4	R: 1 E: 0 K: 0 S: 4	H: 1 LOB: 0 BB: 0 P: 4	R: 0 E: 0 K: 1 S: 5	H: 0 LOB: 0 BB: 0 P: 5	R: 0 E: 0 K: 0 S: 3	H: 0 LOB: 1 BB: 1 P: 7	R: 0 E: 0 K: 0 S: 4	H: 2 LOB: 2 BB: 0 P: 4	R: 0 E: 0 K: 1 S: 5	H: 0 LOB: 0 BB: 0 P: 5	1B: 4 2B: 3 3B: 0 HR: 1	SF: 0 SAC: 0 DP: 1 HBP: 0	WP: 0 PA: 35
<b>PITCHER</b>	IP	WLS	BF	H	R	ER	SO	BB	IBB	HBP	BLK	WP	HR	S	P	ERA	WHIP				
<b>Jim Coborn, R</b> ERA: 1.92 (1, 1)	9.0	W	35	8	3	3	5	1	0	0	0	0	1	44	48	3.00	1.000				

**Milwaukee Brewers @ Minnesota Twins**  
Metropolitan Stadium, Bloomington, MI  
Wed Jun 13 1973, 8:05 PM EDT  
Alt. 9:527 - Unknown - 79 F

livebaseballscores.com

AB 34  
R 3  
H 8  
RBI 3  
BB 1  
SO 5  
LOB 13





Batter	1	2	3	4	5	6	7	8	9	AB	R	H	RBI	BB	SO	LOB	TOP					
<b>Rod Carew, L</b> OBP: 0.402, SLG: 0.521 (1, 4)										5	2	0	1	0	3							
<b>Larry Hulse, R</b> OBP: 0.381, SLG: 0.453 (1, 8)										6	2	3	0	0	2	2						
<b>Tony Oliva, L</b> OBP: 0.355, SLG: 0.381 <b>Danny Walton, R</b> OBP: 0.304, SLG: 0.421 (1, 10) (7, PR)										4	2	2	1	1	1	3						
<b>Harmon Killebrew, R</b> OBP: 0.359, SLG: 0.359 <b>Joe Lis, R</b> OBP: 0.228, SLG: 0.346 (7, PR) (7, 3)										3	2	2	4	2	0	1						
<b>Bobby Darwin, R</b> OBP: 0.319, SLG: 0.436 (1, 9)										5	2	4	7	0	0	2						
<b>Steve Braun, L</b> OBP: 0.414, SLG: 0.485 (1, 5)										3	0	0	0	2	0	4						
<b>Jim Holt, L</b> OBP: 0.324, SLG: 0.481 (1, 7)										5	0	1	1	0	0	3						
<b>George Mitterwald, R</b> OBP: 0.304, SLG: 0.394 (1, 2)										5	1	0	0	0	1	2						
<b>Jerry Terrell, R</b> OBP: 0.306, SLG: 0.358 (1, 6)										5	1	3	0	0	0	1						
<b>Inning Stats</b>	R: 4 E: 0 K: 0 S: 7	H: 4 LOB: 1 BB: 1 P: 11	R: 0 E: 0 K: 0 S: 4	H: 3 LOB: 1 BB: 0 P: 4	R: 2 E: 0 K: 1 S: 5	H: 1 LOB: 0 BB: 2 P: 13	R: 2 E: 0 K: 1 S: 7	H: 2 LOB: 2 BB: 1 P: 15	R: 0 E: 0 K: 0 S: 4	H: 1 LOB: 1 BB: 0 P: 4	R: 2 E: 0 K: 0 S: 5	H: 2 LOB: 1 BB: 1 P: 9	R: 3 E: 1 K: 1 S: 9	H: 3 LOB: 2 BB: 0 P: 9	R: 0 E: 0 K: 0 S: 4	H: 1 LOB: 1 BB: 0 P: 4	R: 0 E: 0 K: 1 S: 5	H: 0 LOB: 0 BB: 0 P: 5	1B: 13 2B: 2 3B: 0 HR: 2	SF: 0 SAC: 0 DP: 1 HBP: 0	WP: 0 PB: 0 SB: 1 CS: 1	PA: 48
<b>PITCHER</b>	IP	WLS	BF	H	R	ER	SO	BB	IBB	HBP	BLK	WP	HR	S	P	ERA	WHIP					
<b>Jim Perry, R</b> ERA: 2.84 (1, 1)	0.0	L	5	4	4	4	0	1	0	0	0	0	0	4	8	∞	∞					
<b>Woodie Fryman, L</b> ERA: 5.59 (4, 1)	3.2		16	5	4	4	2	3	0	0	0	0	1	17	29	9.82	2.182					
<b>Tom Timmermann, R</b> ERA: 3.69 (6, 1)	2.0		12	4	2	2	0	2	0	0	0	0	1	10	18	9.00	3.000					
<b>Bill Slayback, R</b> ERA: 4.5 (7, 1)	1.0		7	3	3	0	1	0	0	0	0	0	0	9	9	0.00	3.000					
<b>Mike Strahler, R</b> ERA: (1, 1)	1.1		5	1	0	0	0	0	0	0	0	0	0	5	5	0.00	0.750					
<b>Fred Scheman, L</b> ERA: 5.21 (9, 1)	1.0		3	0	0	0	1	0	0	0	0	0	0	5	5	0.00	0.000					
Batter	1	2	3	4	5	6	7	8	9	AB	R	H	RBI	BB	SO	LOB	BOTTOM					
<b>Mickey Stanley, R</b> OBP: 0.306, SLG: 0.414 (1, 8)										5	1	1	0	0	0	1						
<b>Gates Brown, L</b> OBP: 0.303, SLG: 0.326 <b>Frank Howard, R</b> OBP: 0.268, SLG: 0.297 (5, FH)										2	0	0	0	0	1	1						
<b>Al Kaline, R</b> OBP: 0.299, SLG: 0.342 <b>Tony Taylor, R</b> OBP: 0.220, SLG: 0.260 (1, 9) (9, 7)										4	0	1	0	0	0	0						
<b>Willie Horton, R</b> OBP: 0.458, SLG: 0.652 <b>Dick Sharon, R</b> OBP: 0.200, SLG: 0.400 (8, PR) (9, 9)										4	1	3	2	0	1	0						
<b>Norm Cash, L</b> OBP: 0.319, SLG: 0.421 (1, 3)										0	1	0	0	0	0	0						
<b>Bill Freehan, R</b> OBP: 0.349, SLG: 0.345 (1, 2)										3	0	1	0	0	0	4						
<b>Dick McAuliffe, L</b> OBP: 0.367, SLG: 0.403 (1, 4)										4	1	1	2	0	1	3						
<b>Ed Brinkman, R</b> OBP: 0.337, SLG: 0.408 (1, 6)										3	0	0	0	1	1	1						
<b>Aurelio Rodriguez, R</b> OBP: 0.234, SLG: 0.324 (1, 5)										4	1	2	1	0	1	3						
<b>Inning Stats</b>	R: 0 E: 0 K: 1 S: 5	H: 3 LOB: 0 BB: 0 P: 8	R: 3 E: 0 K: 1 S: 8	H: 3 LOB: 0 BB: 0 P: 8	R: 1 E: 0 K: 0 S: 5	H: 3 LOB: 1 BB: 1 P: 9	R: 1 E: 0 K: 0 S: 4	H: 1 LOB: 0 BB: 0 P: 4	R: 0 E: 0 K: 1 S: 5	H: 0 LOB: 0 BB: 0 P: 5	R: 0 E: 0 K: 0 S: 3	H: 1 LOB: 1 BB: 0 P: 4	R: 0 E: 0 K: 2 S: 9	H: 2 LOB: 3 BB: 1 P: 14	R: 0 E: 0 K: 0 S: 3	H: 0 LOB: 0 BB: 0 P: 3	1B: 6 2B: 3 3B: 0 HR: 3	SF: 0 SAC: 0 DP: 2 HBP: 1	WP: 0 PB: 0 SB: 0 CS: 0	PA: 39		
<b>PITCHER</b>	IP	WLS	BF	H	R	ER	SO	BB	IBB	HBP	BLK	WP	HR	S	P	ERA	WHIP					
<b>Dick Woodson, R</b> ERA: 5.23 (3, 1)	2.1		13	6	4	4	2	0	0	0	0	0	2	17	17	15.43	2.571					
<b>Jim Kaat, L</b> ERA: 4.33 (1, 1)	6.2	W	26	5	2	2	3	2	0	1	0	0	1	29	38	2.70	1.050					

Minnesota Twins @ Detroit Tigers  
Tiger Stadium, Detroit, MI  
Fri Jun 15 1973, 7:05 PM EDT  
Att: 34,926 - Unknown - 78 F

AB 42  
R 13  
H 17  
RBI 13  
BB 6  
SO 4  
LOB 21



Minnesota Twins @ Detroit Tigers  
Tiger Stadium, Detroit, MI  
Fri Jun 15 1973, 7:05 PM EDT  
Att: 34,926 - Unknown - 78 F

AB 36  
R 6  
H 11  
RBI 6  
BB 2  
SO 5  
LOB 14



Batter	1	2	3	4	5	6	7	8	9	AB	R	H	RBI	BB	SO	LOB	TOP																									
Rod Carew, L OBP: 0.398, SLG: 0.527 (1, 4)										5	1	1	1	0	3	3	<b>Minnesota Twins @ Detroit Tigers</b> Tiger Stadium, Detroit, MI Sat Jun 16 1973, 3:33 AM EDT Att: 23,428 - Unknown - 86 F																									
Larry Hulse, R OBP: 0.357, SLG: 0.447 (1, 8)										5	0	1	1	0	2	2																										
Tony Oliva, L OBP: 0.349, SLG: 0.373 (1, 10)										4	0	0	0	0	0	1																										
Harmon Killebrew, R OBP: 0.366, SLG: 0.357 Joe Lis, R OBP: 0.228, SLG: 0.346 (8, PR) (8, 3)										1	1	0	0	3	0	1																										
Bobby Darwin, R OBP: 0.314, SLG: 0.429 (1, 9)										4	0	0	0	0	2	3																										
Steve Braun, L OBP: 0.421, SLG: 0.491 (1, 5)										4	1	3	0	0	0	1																										
Jim Holt, L OBP: 0.322, SLG: 0.475 (1, 7)										4	1	1	1	0	0	3																										
George Mitterwald, R OBP: 0.302, SLG: 0.390 (1, 2)										4	0	1	1	0	1	2																										
Jerry Terrell, R OBP: 0.314, SLG: 0.364 (1, 6)										4	1	2	0	0	0	1																										
<b>Inning Stats</b>	R: 1 E: 0 K: 2 S: 8	H: 1 LOB: 1 BB: 1 P: 12	R: 0 E: 0 K: 1 S: 6	H: 1 LOB: 1 BB: 0 P: 6	R: 0 E: 0 K: 2 S: 7	H: 0 LOB: 0 BB: 0 P: 7	R: 1 E: 0 K: 1 S: 6	H: 1 LOB: 1 BB: 1 P: 10	R: 1 E: 0 K: 1 S: 7	H: 2 LOB: 1 BB: 0 P: 7	R: 0 E: 0 K: 0 S: 3	H: 1 LOB: 0 BB: 0 P: 3	R: 0 E: 0 K: 1 S: 5	H: 0 LOB: 0 BB: 0 P: 5	R: 0 E: 0 K: 0 S: 3	H: 0 LOB: 1 BB: 1 P: 7	R: 2 E: 1 K: 0 S: 6	H: 3 LOB: 1 BB: 0 P: 6	1B: 8 2B: 1 3B: 0 HR: 1	SF: 0 SAC: 0 DP: 1 HBP: 0	WP: 2 PB: 0 SB: 3 CS: 1	PA: 38																				
<b>PITCHER</b>	IP	WLS	BF	H	R	ER	SO	BB	IBB	HBP	BLK	WP	HR	S	P	ERA	WHIP	<b>PITCHER</b>								IP	WLS	BF	H	R	ER	SO	BB	IBB	HBP	BLK	WP	HR	S	P	ERA	WHIP
Joe Coleman, R ERA: 3.16 (1, 1)	8.0	L	36	9	5	4	8	3	0	0	0	1	1	49	61	4.50	1.500																									
Fred Scherman, L ERA: 4.95 (9, 1)	1.0		2	0	0	0	0	0	0	0	0	1	0	2	2	0.00	0.000																									

Batter	1	2	3	4	5	6	7	8	9	AB	R	H	RBI	BB	SO	LOB	BOTTOM																									
Jim Northrup, L OBP: 0.329, SLG: 0.365 (1, 9)										4	0	1	0	0	2	0	<b>Minnesota Twins @ Detroit Tigers</b> Tiger Stadium, Detroit, MI Sat Jun 16 1973, 3:33 AM EDT Att: 23,428 - Unknown - 86 F																									
Mickey Stanley, R OBP: 0.305, SLG: 0.411 (1, 8)										4	0	1	0	0	1	1																										
Duke Sims, L OBP: 0.344, SLG: 0.411 (1, 2)										4	0	0	0	0	1	1																										
Willie Horton, R OBP: 0.444, SLG: 0.630 (1, 7)										4	0	0	0	0	1	1																										
Gates Brown, L OBP: 0.308, SLG: 0.331 (1, 10)										4	0	2	0	0	0	0																										
Norm Cash, L OBP: 0.319, SLG: 0.415 (1, 3)										2	0	0	0	0	0	2																										
Dick McAuliffe, L OBP: 0.361, SLG: 0.395 (1, 4)										3	0	0	0	0	1	2																										
Ed Brinkman, R OBP: 0.332, SLG: 0.402 (1, 6)										3	0	0	0	0	1	1																										
Aurelio Rodriguez, R OBP: 0.231, SLG: 0.320 (1, 5)										3	0	0	0	0	0	0																										
<b>Inning Stats</b>	R: 0 E: 0 K: 2 S: 7	H: 0 LOB: 0 BB: 0 P: 7	R: 0 E: 0 K: 0 S: 3	H: 0 LOB: 1 BB: 0 P: 4	R: 0 E: 0 K: 1 S: 6	H: 1 LOB: 1 BB: 0 P: 6	R: 0 E: 0 K: 1 S: 6	H: 1 LOB: 0 BB: 0 P: 6	R: 0 E: 0 K: 1 S: 5	H: 0 LOB: 0 BB: 0 P: 5	R: 0 E: 0 K: 1 S: 3	H: 0 LOB: 0 BB: 0 P: 3	R: 0 E: 0 K: 0 S: 5	H: 0 LOB: 0 BB: 0 P: 5	R: 0 E: 0 K: 1 S: 3	H: 0 LOB: 0 BB: 0 P: 3	1B: 4 2B: 0 3B: 0 HR: 0	SF: 0 SAC: 0 DP: 0 HBP: 1	WP: 0 PB: 0 SB: 0 CS: 0	PA: 32																						
<b>PITCHER</b>	IP	WLS	BF	H	R	ER	SO	BB	IBB	HBP	BLK	WP	HR	S	P	ERA	WHIP	<b>PITCHER</b>								IP	WLS	BF	H	R	ER	SO	BB	IBB	HBP	BLK	WP	HR	S	P	ERA	WHIP
Bert Blyleven, R ERA: 2.53 (1, 1)	9.0	W	32	4	0	0	7	0	0	1	0	0	0	45	46	0.00	0.444																									



Batter	1	2	3	4	5	6	7	8	9	AB	R	H	RBI	BB	SO	LOB	TOP					
Jerry Terrell, R OBP: 0.321, SLG: 0.363 (1, 6)	4-0 CS BB		0-0 CS 1B			0-0 E6 WP		0-0 F8		3	0	1	0	1	0	0						
Rod Carew, L OBP: 0.399, SLG: 0.525 (1, 4)	0-0 F5		0-0 CS	1-0 G6-4-3 HBP		0-3 K		0-0 1B		3	0	1	0	0	1	2						
Harmon Killebrew, R OBP: 0.359, SLG: 0.349 (1, 3)	0-0 L6			0-0 L9		0-3 K		0-3 K		4	0	0	0	0	2	3						
Bobby Darwin, R OBP: 0.313, SLG: 0.423 (1, 9)		0-0 F8		0-0 G6-4-3				0-3 K		3	0	0	0	1	1	2						
Tony Oliva, L OBP: 0.356, SLG: 0.380 Mike Adams, R (9, PR)					0-0 FC5-6 1B	0-0 F7			0-0 BB	4	0	3	0	0	0	2						
Danny Walton, R OBP: 0.315, SLG: 0.417 (1, 7)		0-0 1B			0-0 FC5-6 1B		0-3 K		4-0 BB	3	0	1	0	1	1	1						
Steve Braun, L OBP: 0.417, SLG: 0.486 (1, 5)		0-0 F8			0-0 FC5-6 1B		0-0 1B		0-3 K	4	0	1	0	0	1	5						
George Mitterwald, R OBP: 0.295, SLG: 0.380 (1, 2)			0-0 6-3		0-3 K		0-3 K		0-3 K	4	0	0	0	0	3	5						
Larry Hisle, R OBP: 0.352, SLG: 0.439 (1, 8)			0-3 K		0-0 P4		0-0 F9		0-3 K	4	0	0	0	0	2	5						
<b>Inning Stats</b>	R: 0 E: 0 K: 0 S: 2	H: 0 LOB: 0 BB: 1 P: 6	R: 0 E: 0 K: 0 S: 4	H: 1 LOB: 1 BB: 0 P: 4	R: 0 E: 0 K: 1 S: 5	H: 1 LOB: 0 BB: 0 P: 5	R: 0 E: 0 K: 0 S: 2	H: 0 LOB: 0 BB: 0 P: 3	R: 0 E: 0 K: 1 S: 7	H: 2 LOB: 2 BB: 0 P: 7	R: 0 E: 1 K: 2 S: 8	H: 0 LOB: 2 BB: 1 P: 12	R: 0 E: 0 K: 2 S: 8	H: 1 LOB: 1 BB: 0 P: 8	R: 0 E: 0 K: 2 S: 8	H: 1 LOB: 1 BB: 0 P: 8	R: 0 E: 0 K: 3 S: 10	H: 1 LOB: 2 BB: 1 P: 14	1B: 7 2B: 0 3B: 0 HR: 0	SF: 0 SAC: 0 DP: 1 HBP: 1	WP: 1 PB: 0 SB: 0 CS: 2	PA: 37
<b>PITCHER</b> Mickey Lolich, L ERA: 3.11 (1, 1)	IP: 9.0 WLS: W BF: 36 H: 7 R: 0 ER: 0 SO: 11 BB: 3 IBB: 0 HBP: 1 BLK: 0 WP: 1 HR: 0 S: 54 P: 67 ERA: 0.00 WHIP: 1.111															<b>PITCHER</b>						

Minnesota Twins @ Detroit Tigers  
Tiger Stadium, Detroit, MI  
Sun Jun 17 1973, 3:33 AM EDT  
Att: 52,622 - Unknown - 74 F

AB 32  
R 0  
H 7  
RBI 0  
BB 3  
SO 11  
LOB 25



Batter	1	2	3	4	5	6	7	8	9	AB	R	H	RBI	BB	SO	LOB	BOTTOM			
Mickey Stanley, R OBP: 0.312, SLG: 0.415 (1, 8)	0-0 1-4-3		0-0 3-1 1B		0-0 1B		0-0 1B	0-3 K		5	2	3	1	0	1	1				
Gates Brown, L OBP: 0.306, SLG: 0.329 (1, 10)	0-0 E4		0-0 3-1		0-0 4-3		0-0 HBP 1B			4	0	1	1	0	0	1				
Al Kaline, R OBP: 0.297, SLG: 0.341 (1, 9)	0-0 L5		0-0 2H 1B		0-0 L7		0-0 SF8			3	0	1	2	0	0	1				
Willie Horton, R OBP: 0.439, SLG: 0.615 Dick Sharon, R OBP: 0.200, SLG: 0.400 (8, 7)	0-0 F8		0-0 F7			0-0 F8	1-0 HBP			3	0	0	0	0	0	2				
Norm Cash, L OBP: 0.323, SLG: 0.445 (1, 3)		0-0 3-1 FC3-2-2 2B		0-0 HR		0-0 4-3	0-3 K			4	1	2	1	0	1	2				
Bill Freehan, R OBP: 0.342, SLG: 0.337 (1, 2)		0-0 3-1		0-0 E6 G4-6-3 BB		0-0 F9		0-0 4-3		4	0	0	0	0	0	1				
Dick McAuliffe, L OBP: 0.384, SLG: 0.393 (1, 4)		0-0 FC3-5-2		4-0 G4-6-3 BB			0-3 K	0-0 6-3 1B		3	1	1	0	1	1	1				
Ed Brinkman, R OBP: 0.330, SLG: 0.399 (1, 6)		0-0 3H K		0-0 G4-6-3			0-0 2B 1B	0-0 6-3		4	1	1	0	0	1	4				
Aurelio Rodriguez, R OBP: 0.235, SLG: 0.327 (1, 5)			0-3 K		0-0 6-3		0-0 1B 1B	0-0 2B 1B		4	1	2	1	0	1	1				
<b>Inning Stats</b>	R: 0 E: 1 K: 0 S: 4	H: 0 LOB: 1 BB: 0 P: 4	R: 0 E: 0 K: 1 S: 6	H: 1 LOB: 1 BB: 0 P: 6	R: 1 E: 0 K: 1 S: 7	H: 2 LOB: 1 BB: 0 P: 7	R: 1 E: 0 K: 0 S: 4	H: 1 LOB: 1 BB: 1 P: 8	R: 0 E: 0 K: 0 S: 3	H: 1 LOB: 0 BB: 0 P: 3	R: 0 E: 0 K: 0 S: 3	H: 0 LOB: 0 BB: 0 P: 3	R: 3 E: 0 K: 2 S: 11	H: 4 LOB: 2 BB: 0 P: 12	R: 1 E: 0 K: 1 S: 7	H: 2 LOB: 1 BB: 0 P: 7	1B: 8 2B: 2 3B: 0 HR: 1	SF: 1 SAC: 0 DP: 1 HBP: 1	WP: 0 PB: 0 SB: 0 CS: 0	PA: 37
<b>PITCHER</b> Joe Decker, R ERA: 5.29 Ken Sanders, R ERA: 5.3 (7, 1)	IP: 6.1 WLS: L BF: 29 H: 9 R: 5 ER: 5 SO: 3 BB: 1 IBB: 0 HBP: 0 BLK: 0 WP: 0 HR: 1 S: 34 P: 38 ERA: 7.11 WHIP: 1.579															<b>PITCHER</b>				

Minnesota Twins @ Detroit Tigers  
Tiger Stadium, Detroit, MI  
Sun Jun 17 1973, 3:33 AM EDT  
Att: 52,622 - Unknown - 74 F


AB 34  
R 6  
H 11  
RBI 6  
BB 1  
SO 5  
LOB 14



Batter	1	2	3	4	5	6	7	8	9	AB	R	H	RBI	BB	SO	LOB	TOP					
<b>Davey Nelson, R</b> OBP: 0.330, SLG: 0.420 (1, 4)										5	3	3	0	0	0	0						
<b>Toby Harrah, R</b> OBP: 0.310, SLG: 0.323 (1, 5)										5	1	3	1	0	1	1						
<b>Alex Johnson, R</b> OBP: 0.327, SLG: 0.385 (1, 10)										5	0	2	2	0	0	2						
<b>Rico Carty, R</b> OBP: 0.305, SLG: 0.280 <b>Elliott Maddox, R</b> OBP: 0.351, SLG: 0.289 (7, PR) (7, 7)										4	0	2	1	0	0	1						
<b>Jim Spencer, L</b> OBP: 0.331, SLG: 0.410 (1, 3)										4	0	0	0	1	0	4						
<b>Jeff Burroughs, R</b> OBP: 0.328, SLG: 0.401 (1, 9)										5	1	2	0	0	1	6						
<b>Vic Harris, S</b> OBP: 0.288, SLG: 0.311 (1, 8)										4	0	1	0	0	0	4						
<b>Ken Suarez, R</b> OBP: 0.369, SLG: 0.387 (1, 2)										4	1	1	0	0	0	2						
<b>Jim Mason, L</b> OBP: 0.317, SLG: 0.348 (1, 6)										4	1	1	1	0	0	1						
<b>Inning Stats</b>	R: 0 E: 0 K: 1 S: 5	H: 0 LOB: 0 BB: 0 P: 5	R: 0 E: 0 K: 0 S: 4	H: 1 LOB: 1 BB: 0 P: 4	R: 2 E: 0 K: 0 S: 6	H: 3 LOB: 1 BB: 0 P: 6	R: 0 E: 0 K: 0 S: 4	H: 1 LOB: 1 BB: 0 P: 4	R: 2 E: 1 K: 0 S: 6	H: 2 LOB: 1 BB: 0 P: 6	R: 1 E: 0 K: 0 S: 4	H: 2 LOB: 0 BB: 0 P: 4	R: 2 E: 0 K: 1 S: 9	H: 4 LOB: 2 BB: 0 P: 9	R: 0 E: 0 K: 0 S: 3	H: 0 LOB: 0 BB: 0 P: 3	R: 0 E: 0 K: 0 S: 4	H: 2 LOB: 2 BB: 1 P: 8	1B: 14 2B: 0 3B: 0 HR: 1	SF: 0 SAC: 1 DP: 2 HBP: 0	WP: 1 PB: 0 SB: 1 CS: 0	PA: 42
<b>PITCHER</b>	IP	WLS	BF	H	R	ER	SO	BB	IBB	HBP	BLK	WP	HR	S	P	ERA	WHIP					
<b>Bill Hands, R</b> ERA: 4.65 <b>Dave Goltz, R</b> ERA: 5.31	(1, 1) 5.0	L 24	8	5	4	1	1	0	0	0	0	0	1	26	26	7.20	1.600					

Texas Rangers @ Minnesota Twins  
Metropolitan Stadium, Bloomington, MI  
Mon Jun 18 1973, 4:33 AM EDT  
Att: 8,073 - Unknown - 73 F


AB 40  
R 7  
H 15  
RBI 5  
BB 1  
SO 2  
LOB 21



Batter	1	2	3	4	5	6	7	8	9	AB	R	H	RBI	BB	SO	LOB	BOTTOM					
<b>Rod Carew, L</b> OBP: 0.399, SLG: 0.520 (1, 4)										4	0	1	0	1	0	3						
<b>Larry Hisle, R</b> OBP: 0.353, SLG: 0.438 (1, 8)										5	1	2	1	0	2	1						
<b>Tony Oliva, L</b> OBP: 0.348, SLG: 0.371 (1, 10)										5	0	0	0	0	1	4						
<b>Harmon Killebrew, R</b> OBP: 0.365, SLG: 0.348 <b>Mike Adams, R</b> (9, PR)										3	0	1	0	2	0	1						
<b>Bobby Darwin, R</b> OBP: 0.315, SLG: 0.427 (1, 9)										5	0	2	1	0	1	3						
<b>Steve Braun, L</b> OBP: 0.412, SLG: 0.478 <b>Dan Monzon, R</b> OBP: 0.429, SLG: 0.538 (7, PH) (8, 5)										3	0	0	0	0	1	2						
<b>Jim Holt, L</b> OBP: 0.326, SLG: 0.482 (1, 7)										4	1	2	0	0	0	0						
<b>George Mitterwald, R</b> OBP: 0.306, SLG: 0.405 (1, 2)										3	2	2	1	1	0	1						
<b>Jerry Terrell, R</b> OBP: 0.321, SLG: 0.359 (1, 6)										1	0	0	1	1	1	0						
<b>Inning Stats</b>	R: 0 E: 0 K: 2 S: 7	H: 0 LOB: 2 BB: 2 P: 15	R: 2 E: 0 K: 0 S: 7	H: 4 LOB: 2 BB: 0 P: 7	R: 0 E: 0 K: 1 S: 5	H: 0 LOB: 0 BB: 0 P: 5	R: 1 E: 0 K: 1 S: 6	H: 1 LOB: 0 BB: 0 P: 6	R: 0 E: 0 K: 2 S: 8	H: 1 LOB: 2 BB: 1 P: 12	R: 0 E: 0 K: 0 S: 3	H: 0 LOB: 1 BB: 1 P: 7	R: 1 E: 0 K: 1 S: 7	H: 2 LOB: 1 BB: 0 P: 7	R: 0 E: 0 K: 0 S: 3	H: 1 LOB: 1 BB: 1 P: 7	R: 0 E: 0 K: 0 S: 4	H: 1 LOB: 1 BB: 0 P: 4	1B: 7 2B: 2 3B: 0 HR: 1	SF: 1 SAC: 1 DP: 1 HBP: 0	WP: 0 PB: 0 SB: 1 CS: 0	PA: 41
<b>PITCHER</b>	IP	WLS	BF	H	R	ER	SO	BB	IBB	HBP	BLK	WP	HR	S	P	ERA	WHIP					
<b>Pete Broberg, R</b> ERA: 5.24 <b>Mike Paul, L</b> ERA: 5.37	(1, 1) 6.2	W 32	8	4	4	1	1	4	0	0	0	0	0	10	14	0.00	1.286					

Texas Rangers @ Minnesota Twins  
Metropolitan Stadium, Bloomington, MI  
Mon Jun 18 1973, 4:33 AM EDT  
Att: 8,073 - Unknown - 73 F

AB 34  
R 4  
H 10  
RBI 4  
BB 5  
SO 7  
LOB 16



Batter	1	2	3	4	5	6	7	8	9	AB	R	H	RBI	BB	SO	LOB	TOP			
<b>Davey Nelson, R</b> OBP: 0.332, SLG: 0.424 (1, 4)	F3			P4				5-3		5	0	2	0	0	0	3	<b>Texas Rangers @ Minnesota Twins</b> Metropolitan Stadium, Bloomington, MI Tue Jun 19 1973, 8:05 PM EDT Att. 7,022 - Unknown - 69 F			
<b>Toby Harrah, R</b> OBP: 0.316, SLG: 0.326 (1, 5)	4-3 1B	F8						K		4	1	2	1	1	1	2				
<b>Alex Johnson, R</b> OBP: 0.320, SLG: 0.377 (1, 10)	4-3		4-3	F8				4-3		5	0	0	0	0	6					
<b>Rico Carty, R</b> OBP: 0.302, SLG: 0.278 (1, 7)	FC6-4 1B		L9					4-3		5	0	1	1	0	1	0				
<b>Dick Billings, R</b> OBP: 0.288, SLG: 0.256 (1, 3)	FC6-4 1-2		4-3					E5 1B		5	0	0	0	0	1					
<b>Jeff Burroughs, R</b> OBP: 0.330, SLG: 0.401 (1, 9)		1-3		F9						5	0	2	0	0	1	0				
<b>Vic Harris, S</b> OBP: 0.292, SLG: 0.317 (1, 8)		1B SF7 2B		1B 1B BB				K		3	2	1	0	1	2	3				
<b>Ken Suarez, R</b> OBP: 0.381, SLG: 0.395 (1, 2)		1B 2-3 1B		1B 1-2 1B				4-3		3	0	2	0	1	0	0				
<b>Jim Mason, L</b> OBP: 0.315, SLG: 0.347 (1, 6)		SF7 3H		1-2 2-3 1B				5-3		3	0	1	1	0	3					
<b>Inning Stats</b>	R: 1 E: 0 K: 0 S: 5	H: 2 LOB: 1 BB: 0 P: 5	R: 1 E: 0 K: 0 S: 6	H: 3 LOB: 2 BB: 0 P: 6	R: 0 E: 0 K: 0 S: 3	H: 0 LOB: 0 BB: 0 P: 3	R: 1 E: 0 K: 0 S: 6	H: 3 LOB: 3 BB: 1 P: 10	R: 0 E: 0 K: 2 S: 8	H: 1 LOB: 1 BB: 0 P: 8	R: 0 E: 0 K: 1 S: 7	H: 1 LOB: 3 BB: 1 P: 11	R: 0 E: 0 K: 1 S: 5	H: 0 LOB: 0 BB: 0 P: 5	R: 0 E: 0 K: 1 S: 5	H: 0 LOB: 0 BB: 0 P: 5		1B: 9 2B: 2 3B: 0 HR: 0	SF: 1 SAC: 0 DP: 0 HBP: 0	WP: 0 PB: 0 SB: 0 CS: 0
<b>PITCHER</b>	IP	WLS	BF	H	R	ER	SO	BB	IBB	HBP	BLK	WP	HR	S	P	ERA	WHIP			
<b>Jim Kaat, L</b> ERA: 4.34 (1, 1)	6.0	W	30	10	3	3	2	2	0	0	0	0	0	32	40	4.50	2.000			
<b>Ray Corbin, R</b> ERA: 2.06 (7, 1)	3.0	S	12	1	0	0	3	1	0	0	0	0	0	17	21	0.00	0.667			

**Texas Rangers @ Minnesota Twins**  
Metropolitan Stadium, Bloomington, MI  
Tue Jun 19 1973, 8:05 PM EDT  
Att. 7,022 - Unknown - 69 F

AB 38  
R 3  
H 11  
RBI 3  
BB 3  
SO 5  
LOB 18



Batter	1	2	3	4	5	6	7	8	9	AB	R	H	RBI	BB	SO	LOB	BOTTOM			
<b>Rod Carew, L</b> OBP: 0.399, SLG: 0.517 (1, 4)	S 1B BB	SF7		F7				FC6-4 1B E		3	2	1	1	1	0	3	<b>Texas Rangers @ Minnesota Twins</b> Metropolitan Stadium, Bloomington, MI Tue Jun 19 1973, 8:05 PM EDT Att. 7,022 - Unknown - 69 F			
<b>Larry Hise, R</b> OBP: 0.350, SLG: 0.433 (1, 8)	E6 1B SF7	F3		F2				E 1B		5	1	1	1	0	1	4				
<b>Tony Oliva, L</b> OBP: 0.341, SLG: 0.363 (1, 10)	K	F5						E3		5	0	0	0	0	1	4				
<b>Harmon Killebrew, R</b> OBP: 0.383, SLG: 0.346 <b>Joe Lis, R</b> OBP: 0.224, SLG: 0.340 (8, 3)				K				L6		4	0	1	1	0	2	0				
<b>Bobby Darwin, R</b> OBP: 0.322, SLG: 0.434 (1, 9)	1B 2H	SF7		S 1B				1B		1	0	0	0	0	2					
<b>Steve Braun, L</b> OBP: 0.408, SLG: 0.473 <b>Dan Monzon, R</b> OBP: 0.375, SLG: 0.467 (4, 5)	1B 3H	L7		K				1B		2	0	0	0	0	1	2				
<b>George Mitterwald, R</b> OBP: 0.310, SLG: 0.423 (1, 2)				L7				F7		3	2	1	1	0	1					
<b>Jim Holt, L</b> OBP: 0.324, SLG: 0.482 (1, 7)		2B E HBP						HR		4	2	1	0	0	0	0				
<b>Jim Bibby, R</b> ERA: 7.4 <b>Lloyd Allen, R</b> ERA: 14.54 (8, 1)		E SF7 2B		3-4-1				F8		4	2	1	0	0	0	0				
<b>Jerry Terrell, R</b> OBP: 0.327, SLG: 0.364 (1, 6)		E6 F3		S 1B				FC6-4 1B		4	0	2	0	0	1	1				
<b>Inning Stats</b>	R: 2 E: 1 K: 1 S: 7	H: 1 LOB: 1 BB: 0 P: 11	R: 2 E: 1 K: 0 S: 5	H: 1 LOB: 1 BB: 0 P: 6	R: 0 E: 0 K: 2 S: 8	H: 1 LOB: 1 BB: 0 P: 8	R: 0 E: 0 K: 0 S: 4	H: 1 LOB: 1 BB: 0 P: 4	R: 1 E: 0 K: 2 S: 9	H: 2 LOB: 1 BB: 0 P: 9	R: 0 E: 0 K: 0 S: 4	H: 1 LOB: 1 BB: 0 P: 4	R: 2 E: 2 K: 0 S: 7	H: 2 LOB: 2 BB: 0 P: 7	R: 0 E: 0 K: 0 S: 4	H: 0 LOB: 0 BB: 0 P: 4	1B: 8 2B: 1 3B: 0 HR: 1	SF: 2 SAC: 0 DP: 0 HBP: 1	WP: 0 PB: 0 SB: 3 CS: 0	PA: 40
<b>PITCHER</b>	IP	WLS	BF	H	R	ER	SO	BB	IBB	HBP	BLK	WP	HR	S	P	ERA	WHIP			
<b>Jim Bibby, R</b> ERA: 7.4 (1, 1)	7.0	L	33	8	5	3	7	1	0	1	0	0	0	45	50	3.86	1.286			
<b>Lloyd Allen, R</b> ERA: 14.54 (8, 1)	1.0		7	2	2	0	0	0	0	0	0	0	0	7	7	0.00	2.000			

**Texas Rangers @ Minnesota Twins**  
Metropolitan Stadium, Bloomington, MI  
Tue Jun 19 1973, 8:05 PM EDT  
Att. 7,022 - Unknown - 69 F


AB 36  
R 7  
H 10  
RBI 5  
BB 1  
SO 7  
LOB 19



Batter	1	2	3	4	5	6	7	8	9	AB	R	H	RBI	BB	SO	LOB	TOP			
Davey Nelson, R OBP: 0.330, SLG: 0.421 (1, 4)	G3	3-1			5-3												4 0 1 0 0 0 2			
Toby Harrah, R OBP: 0.315, SLG: 0.322 (1, 5)	F8					6-3	PO	P4									3 0 0 0 1 0 0			
Alex Johnson, R OBP: 0.315, SLG: 0.371 (1, 10)	1-3				FC6-4			L4									4 0 0 0 0 0 1			
Rico Carty, R OBP: 0.306, SLG: 0.288 Elliott Maddox, R OBP: 0.351, SLG: 0.289 (8, PR) (8, 7)		L8	L4														4 0 2 0 0 0 1 0 0 0 0 0 0 0			
Jim Spencer, L OBP: 0.335, SLG: 0.409 (1, 3)					G3												3 1 1 0 1 0 1			
Jeff Burroughs, R OBP: 0.329, SLG: 0.398 (1, 9)					L8												4 1 1 0 0 1 2			
Vic Harris, S OBP: 0.296, SLG: 0.340 (1, 8)					4-3												4 1 2 2 0 0 0			
Ken Suarez, R OBP: 0.392, SLG: 0.397 (1, 2)																	2 0 1 1 2 0 0			
Jim Mason, L OBP: 0.306, SLG: 0.336 (1, 6)																	4 0 0 0 0 2 4			
<b>Inning Stats</b>	R: 0 E: 0 K: 0 S: 3	H: 0 LOB: 0 BB: 0 P: 3	R: 2 E: 0 K: 0 S: 5	H: 2 LOB: 2 BB: 2 P: 13	R: 0 E: 0 K: 0 S: 2	H: 0 LOB: 0 BB: 1 P: 6	R: 0 E: 0 K: 0 S: 3	H: 0 LOB: 0 BB: 0 P: 3	R: 0 E: 0 K: 1 S: 5	H: 2 LOB: 2 BB: 0 P: 7	R: 0 E: 0 K: 1 S: 5	H: 1 LOB: 1 BB: 1 P: 9	R: 0 E: 0 K: 0 S: 4	H: 1 LOB: 1 BB: 0 P: 4	R: 1 E: 0 K: 0 S: 4	H: 2 LOB: 0 BB: 0 P: 4	1B: 5 2B: 2 3B: 2 HR: 0	SF: 0 SAC: 0 DP: 1 HBP: 0	WP: 0 PB: 0 SB: 0 CS: 0	PA: 37
<b>PITCHER</b> Dick Woodson, R ERA: 4.9 (1, 1)	IP: 9.0 WLS: L BF: 36 H: 8 R: 3 ER: 3 SO: 3 BB: 4 IBB: 0 HBP: 0 BLK: 0 WP: 0 HR: 0 S: 38 P: 54 ERA: 3.00 WHIP: 1.333																			

Texas Rangers @ Minnesota Twins  
Metropolitan Stadium, Bloomington, MI  
Wed Jun 20 1973, 8:05 PM EDT  
Att. 6,318 - Unknown - 68 F


AB	32
R	3
H	8
RBI	3
BB	4
SO	3
LOB	11



Batter	1	2	3	4	5	6	7	8	9	AB	R	H	RBI	BB	SO	LOB	BOTTOM					
Rod Carew, L OBP: 0.397, SLG: 0.511 (1, 4)	F7																3 0 0 0 1 0 1					
Larry Hise, R OBP: 0.345, SLG: 0.426 (1, 8)	K																4 0 0 0 0 3 2					
Tony Oliva, L OBP: 0.339, SLG: 0.365 (1, 10)	1-3																4 0 1 0 0 0 0					
Harmon Killebrew, R OBP: 0.356, SLG: 0.339 (1, 3)																	4 0 0 0 0 0 1					
Bobby Darwin, R OBP: 0.324, SLG: 0.439 (1, 9)																	4 0 2 0 0 0 1					
Jim Holt, L OBP: 0.317, SLG: 0.471 (1, 7)																	4 0 0 0 0 1 3					
Jerry Terrell, R OBP: 0.325, SLG: 0.360 (1, 6)																	4 0 1 0 0 2 1					
George Mitterwald, R OBP: 0.305, SLG: 0.415 (1, 2)																	3 0 0 0 0 1 2					
Dan Monzon, R OBP: 0.421, SLG: 0.500 (1, 5)																	3 0 2 0 0 0 2					
<b>Inning Stats</b>	R: 0 E: 0 K: 1 S: 5	H: 0 LOB: 0 BB: 0 P: 5	R: 0 E: 0 K: 0 S: 3	H: 0 LOB: 0 BB: 0 P: 3	R: 0 E: 0 K: 1 S: 6	H: 1 LOB: 2 BB: 1 P: 10	R: 0 E: 0 K: 1 S: 6	H: 1 LOB: 1 BB: 0 P: 6	R: 0 E: 0 K: 2 S: 8	H: 1 LOB: 1 BB: 0 P: 8	R: 0 E: 0 K: 1 S: 5	H: 0 LOB: 0 BB: 0 P: 5	R: 0 E: 0 K: 0 S: 5	H: 2 LOB: 2 BB: 0 P: 5	R: 0 E: 0 K: 0 S: 3	H: 0 LOB: 0 BB: 0 P: 3	R: 0 E: 0 K: 1 S: 6	H: 1 LOB: 1 BB: 0 P: 6	1B: 4 2B: 2 3B: 0 HR: 0	SF: 0 SAC: 0 DP: 0 HBP: 0	WP: 0 PB: 0 SB: 0 CS: 0	PA: 34
<b>PITCHER</b> Sonny Siebert, R ERA: 2.43 (1, 1)	IP: 9.0 WLS: W BF: 34 H: 6 R: 0 ER: 0 SO: 7 BB: 1 IBB: 0 HBP: 0 BLK: 0 WP: 0 HR: 0 S: 47 P: 51 ERA: 0.00 WHIP: 0.778																					

Texas Rangers @ Minnesota Twins  
Metropolitan Stadium, Bloomington, MI  
Wed Jun 20 1973, 8:05 PM EDT  
Att. 6,318 - Unknown - 68 F

AB	33
R	0
H	6
RBI	0
BB	1
SO	7
LOB	13



Batter	1	2	3	4	5	6	7	8	9	AB	R	H	RBI	BB	SO	LOB	TOP			
Sandy Alomar Sr. S OBP: 0.251, SLG: 0.226 (1, 4)	1-3		K			K		CS 1B		4	0	1	0	0	2	1	<b>California Angels @ Minnesota Twins</b> Metropolitan Stadium, Bloomington, MI Thu Jun 21 1973, 8:05 PM EDT Alt. 8,819 - Unknown - 65 F			
Vada Pinson, L OBP: 0.290, SLG: 0.399 (1, 7)	3-1 1B		K			K		1-2 2B		4	0	2	0	0	2	1				
Frank Robinson, R OBP: 0.374, SLG: 0.473 (1, 10)	3-1 1B			K		F2		P4		4	0	1	0	0	1	2				
Mike Epstein, L OBP: 0.322, SLG: 0.271 (1, 3)	3-1				G4-6-3 1B			1B	P6	4	0	2	0	0	0	2				
Richie Scheinblum, S OBP: 0.376, SLG: 0.355 (1, 9)	K				G4-6-3 1-2			FC6-4 1B	G5-4-3 BB	3	0	1	0	1	1	3				
Ken Berry, R OBP: 0.349, SLG: 0.395 (1, 8)		4-3				F2		K	G5-4-3 1-2	4	0	0	0	0	1	3				
Al Gallagher, R OBP: 0.365, SLG: 0.318 (1, 5)		4-3				L4		L3		3	0	0	0	0	0	2				
Jerry Davanon, R OBP: 0.292, SLG: 0.375 (7, PH)						L9		FC6-4 1-2		2	0	0	0	0	0	0				
Tom McCraw, L OBP: 0.294, SLG: 0.270 (7, PH)		6-3								1	0	0	0	0	0	2				
Rudy Meoli, L OBP: 0.310, SLG: 0.262 (7, 6)										0	0	0	0	0	0	0				
Jeff Torborg, R OBP: 0.261, SLG: 0.261 (1, 2)			F8						F7	3	0	1	0	0	0	0				
<b>Inning Stats</b>	R: 0 E: 0 K: 1 S: 7	H: 2 LOB: 2 BB: 0 P: 7	R: 0 E: 0 K: 0 S: 3	H: 0 LOB: 0 BB: 0 P: 3	R: 0 E: 0 K: 2 S: 5	H: 1 LOB: 0 BB: 0 P: 5	R: 0 E: 0 K: 0 S: 3	H: 0 LOB: 0 BB: 0 P: 3	R: 0 E: 0 K: 2 S: 8	H: 1 LOB: 1 BB: 0 P: 8	R: 0 E: 0 K: 1 S: 7	H: 2 LOB: 2 BB: 0 P: 7	R: 0 E: 0 K: 0 S: 4	H: 2 LOB: 1 BB: 0 P: 4	R: 0 E: 0 K: 0 S: 2	H: 0 LOB: 0 BB: 1 P: 6	1B: 7 2B: 1 3B: 0 HR: 0	SF: 0 SAC: 0 DP: 2 HBP: 0	WP: 0 PB: 0 SB: 0 CS: 1	PA: 33
<b>PITCHER</b> Bert Blyleven, R ERA: 2.36 (1, 1)	IP: 9.0 WLS: W BF: 33 H: 8 R: 0 ER: 0 SO: 7 BB: 1 IBB: 0 HBP: 0 BLK: 0 WP: 0 HR: 0 S: 46 P: 50 ERA: 0.00 WHIP: 1.000																			

Batter	1	2	3	4	5	6	7	8	9	AB	R	H	RBI	BB	SO	LOB	BOTTOM					
Jerry Terrell, R OBP: 0.322, SLG: 0.357 (1, 6)	F3		1B			F9		L8		4	0	1	0	0	0	2	<b>California Angels @ Minnesota Twins</b> Metropolitan Stadium, Bloomington, MI Thu Jun 21 1973, 8:05 PM EDT Alt. 8,819 - Unknown - 65 F					
Larry Hise, R OBP: 0.339, SLG: 0.418 (1, 8)	F8		F8		K			F8		4	0	0	0	0	1	3						
Harmon Killebrew, R OBP: 0.399, SLG: 0.542 (1, 3)	6-3				1B			K		4	0	2	0	0	1	0						
Tony Oliva, L OBP: 0.333, SLG: 0.359 (1, 10)		F7			F8			F8	1-6-3	4	0	0	0	0	0	2						
Bobby Darwin, R OBP: 0.323, SLG: 0.436 (1, 9)		F3			K			G5-4-3 1-2	G5-4-3 1B	4	1	1	0	0	1	2						
Danny Walton, R OBP: 0.329, SLG: 0.410 (7, FR)					K			SH5-4 BB	K	1	0	0	0	2	1	1						
Steve Brye, R OBP: 0.188, SLG: 0.133 (8, 7)					K			1-2 K		1	0	0	0	0	1	1						
Steve Braun, L OBP: 0.412, SLG: 0.473 (1, 5)		G3						SH5-4 1-2	SH1-4 1B	2	0	1	0	1	0	1						
Phil Roof, R OBP: 0.303, SLG: 0.271 (9, PH)			6-3			SH1-4				2	0	0	0	0	0	2						
Joe Lis, R OBP: 0.237, SLG: 0.352 (9, PH)						1-2 SH1-4				1	0	1	1	0	0	0						
Dan Monzon, R OBP: 0.409, SLG: 0.476 (1, 4)			6-3						1-2 2H 1B	3	0	1	0	0	0	2						
<b>Inning Stats</b>	R: 0 E: 0 K: 0 S: 3	H: 0 LOB: 0 BB: 0 P: 3	R: 0 E: 0 K: 0 S: 3	H: 0 LOB: 1 BB: 1 P: 7	R: 0 E: 0 K: 2 S: 4	H: 1 LOB: 0 BB: 0 P: 4	R: 0 E: 0 K: 2 S: 8	H: 1 LOB: 1 BB: 0 P: 8	R: 0 E: 0 K: 1 S: 7	H: 2 LOB: 2 BB: 0 P: 7	R: 0 E: 0 K: 0 S: 3	H: 1 LOB: 0 BB: 0 P: 3	R: 0 E: 0 K: 0 S: 3	H: 0 LOB: 2 BB: 1 P: 7	R: 0 E: 0 K: 1 S: 5	H: 0 LOB: 0 BB: 0 P: 5	R: 1 E: 0 K: 1 S: 6	H: 2 LOB: 2 BB: 1 P: 10	1B: 7 2B: 0 3B: 0 HR: 0	SF: 0 SAC: 2 DP: 1 HBP: 0	WP: 0 PB: 0 SB: 1 CS: 0	PA: 35
<b>PITCHER</b> Clyde Wright, L ERA: 3.33 (1, 1)	IP: 8.2 WLS: L BF: 35 H: 7 R: 1 ER: 1 SO: 5 BB: 3 IBB: 0 HBP: 0 BLK: 0 WP: 0 HR: 0 S: 42 P: 54 ERA: 1.04 WHIP: 1.154																					





Batter	1	2	3	4	5	6	7	8	9	10	11	AB	R	H	RBI	BB	SO	LOB	TOP						
Sandy Alomar Sr., S OBP: 0.297, SLG: 0.233 (1.4)	G6-4-3 1B		K		E S 1B		L8		K		F9	6	1	2	0	0	2	0							
Billy Grabarkewitz, R Leroy Stanton, R OBP: 0.276, SLG: 0.304 (1.7) (7.7)	G6-4-3 1-2r		6-3		1B BB		K			4-3		3	0	0	0	1	1	1							
Frank Robinson, R OBP: 0.389, SLG: 0.481 (1.10)	WP 2B			K	1-2 1B			E4 1B 1B				4	0	3	1	1	1	0							
Bob Oliver, R OBP: 0.284, SLG: 0.391 (1.3)	FC6-4 2-3 BB			1-3	5-3			G1		K		4	0	0	0	1	1	4							
Richie Scheinblum, S OBP: 0.362, SLG: 0.357 (1.9)	FC6-4 1-2r			1B BB			L7		F8		L8	4	0	0	0	1	0	4							
Ken Berry, R OBP: 0.345, SLG: 0.389 (1.8)		F8		1-2 1B	FC6 1B		F9		2-3 1B		F8	5	0	2	0	0	0	0							
Al Gallagher, R OBP: 0.389, SLG: 0.319 (1.5)		L8		FC6 1-2r				4-3			L8	5	0	1	0	0	0	4							
Jerry Davanon, R OBP: 0.310, SLG: 0.379 (1.6)		6-3			G3		5-3		1-4 1B		HR 1B	5	1	2	0	0	0	1							
Jeff Torborg, R Mike Epstein, L Art Kushner, R OBP: 0.248, SLG: 0.248 OBP: 0.324, SLG: 0.291 OBP: 0.160, SLG: 0.188 (1.2) (11, PH) (11.2)			K		P3		L6		1-4 1-2r		HR 1B	4	0	0	0	0	1	1							
<b>Inning Stats</b>	R: 0 E: 0 K: 0 S: 4	H: 2 LOB: 2 BB: 1 P: 8	R: 0 E: 0 K: 0 S: 3	H: 0 LOB: 0 BB: 0 P: 3	R: 0 E: 0 K: 2 S: 7	H: 0 LOB: 0 BB: 0 P: 7	R: 0 E: 0 K: 1 S: 6	H: 1 LOB: 2 BB: 1 P: 10	R: 1 E: 0 K: 1 S: 5	H: 2 LOB: 2 BB: 1 P: 9	R: 0 E: 0 K: 1 S: 4	H: 1 LOB: 0 BB: 0 P: 5	R: 0 E: 1 K: 0 S: 5	H: 2 LOB: 2 BB: 0 P: 5	R: 0 E: 0 K: 1 S: 5	H: 1 LOB: 0 BB: 0 P: 5	R: 0 E: 0 K: 1 S: 5	H: 0 LOB: 1 BB: 1 P: 9	R: 2 E: 0 K: 0 S: 5	H: 2 LOB: 0 BB: 0 P: 5	1B: 8 2B: 3 3B: 0 HR: 1	SF: 0 SAC: 0 DP: 2 HBP: 0	WP: 1 PB: 0 SB: 1 CS: 0	PA: 46	
<b>PITCHER</b> Jim Kaat, L ERA: 4.15 (1.1)	IP 11.0	WLS L	BF 46	H 11	R 3	ER 3	SO 6	BB 4	IBB 0	HBP 0	BLK 0	WP 1	HR 1	S 54	P 70	ERA 2.46	WHIP 1.364								

California Angels @ Minnesota Twins  
Metropolitan Stadium, Bloomington, MI  
Sat Jun 23 1973, 4:33 AM EDT  
Att: 11 631 - Unknown - 78 F

livebaseballscorecards.com

AB 42  
R 3  
H 11  
RBI 3  
BB 4  
SO 6  
LOB 15



Batter	1	2	3	4	5	6	7	8	9	10	11	AB	R	H	RBI	BB	SO	LOB	BOTTOM						
Jerry Terrell, R OBP: 0.321, SLG: 0.355 (1.6)	L8		4-3		K		G4-3 1-2r		P6		1-2 1B	6	0	1	0	0	1	2							
Steve Braun, L OBP: 0.415, SLG: 0.466 (1.5)	G4-6-3 1B		1B BB		1B BB			4-3 1B S		BB BB BB BB	F7	3	1	2	0	3	0	2							
Tony Oliva, L OBP: 0.336, SLG: 0.361 (1.10)	G4-6-3 1-2r		1-2 1B		FC5-4 1B			4-3	F2		F6	6	0	2	0	0	0	6							
Bobby Darwin, R OBP: 0.320, SLG: 0.429 (1.9)		5-3	K		FC5-4 1-2r			1-3			5-3	5	0	0	0	0	1	5							
Harmon Killebrew, R Mike Adams, R Joe Lis, R OBP: 0.360, SLG: 0.344 OBP: 0.389, SLG: 0.083 OBP: 0.250, SLG: 0.333 (1.3) (8, PH) (8.3)		6-3		FC6-4 1B		K		FC5 1B 3-H		BB BB BB BB	BB	4	0	2	1	0	1	0							
Jim Holt, L OBP: 0.318, SLG: 0.464 (1.7) (10.8)	BB BB	BB BB		K		P4		1-2 1B			L7	4	0	1	0	1	1	2							
Dan Monzon, R OBP: 0.355, SLG: 0.379 (1.4) (10.7)		BB BB		FC6-4 1-2r		L8		FC5 2-3r			5-3	4	0	0	0	1	0	4							
George Mitterwald, R OBP: 0.312, SLG: 0.410 (1.2)		K		F5		G4-3 HBP			SH3 1B		1B BB	3	0	1	0	1	1	3							
Steve Brye, R Rod Carew, L OBP: 0.162, SLG: 0.143 OBP: 0.396, SLG: 0.509 (1.8) (9, PH) (10.4)			K		F9		K		SH3 1-2		F9	3	0	0	0	0	2	1							
<b>Inning Stats</b>	R: 0 E: 0 K: 0 S: 3	H: 1 LOB: 0 BB: 0 P: 3	R: 0 E: 0 K: 1 S: 5	H: 0 LOB: 2 BB: 2 P: 13	R: 0 E: 0 K: 2 S: 8	H: 1 LOB: 2 BB: 1 P: 12	R: 0 E: 0 K: 1 S: 6	H: 1 LOB: 1 BB: 0 P: 6	R: 0 E: 0 K: 1 S: 5	H: 0 LOB: 0 BB: 0 P: 5	R: 1 E: 0 K: 0 S: 6	H: 3 LOB: 2 BB: 1 P: 6	R: 0 E: 0 K: 0 S: 4	H: 1 LOB: 2 BB: 1 P: 8	R: 0 E: 0 K: 0 S: 3	H: 0 LOB: 1 BB: 1 P: 7	R: 0 E: 0 K: 0 S: 4	H: 1 LOB: 2 BB: 1 P: 8	1B: 9 2B: 0 3B: 0 HR: 0	SF: 0 SAC: 1 DP: 2 HBP: 1	WP: 0 PB: 0 SB: 0 CS: 0	PA: 48			
<b>PITCHER</b> Bill Singer, R Steve Barber, L Dave Sellis, R Rich Hand, R ERA: 2.52 ERA: 3.16 ERA: 1.97 ERA: 5.53 (1.1) (9.1) (10.1) (10.1)	IP 8.2	WLS 0.1	BF 38	H 8	R 1	ER 1	SO 7	BB 5	IBB 0	HBP 0	BLK 0	WP 0	HR 0	S 46	P 67	ERA 1.04	WHIP 1.500								

California Angels @ Minnesota Twins  
Metropolitan Stadium, Bloomington, MI  
Sat Jun 23 1973, 4:33 AM EDT  
Att: 11 631 - Unknown - 78 F

livebaseballscorecards.com

AB 39  
R 1  
H 9  
RBI 1  
BB 7  
SO 7  
LOB 26



Batter	1	2	3	4	5	6	7	8	9	AB	R	H	RBI	BB	SO	LOB	TOP				
Sandy Alomar Sr. S (1,4) OBP: 0.257, SLG: 0.233 Vada Pinson L (9,PH) OBP: 0.252, SLG: 0.397	0-0 6-3		0-0 E8		0-0 1-3		0-0 1B	0-0 1-2 1B	0-0 1B	4	0	1	0	0	0	0					
Richie Scheinblum S (1,7) OBP: 0.363, SLG: 0.375	0-0 3B		0-0 L6		4-0 BB		0-0 G3	0-0 F7	0-0 F7	4	0	1	0	1	0	4					
Frank Robinson R (1,10) OBP: 0.381, SLG: 0.472	0-0 5-3			4-0 E 1B 4-3 BB	0-0 F9			0-0 F9	0-0 P2	4	1	0	0	1	0	4					
Mike Epstein L (1,3) OBP: 0.327, SLG: 0.292	0-0 3-1			0-0 4-3 E 1B 1-2		4-0 PB BB		0-0 F7		3	0	1	0	1	0	1					
Bob Oliver R (1,9) OBP: 0.284, SLG: 0.388		0-0 F3		0-3 K		0-3 K		0-0 1B		4	0	1	0	0	2	3					
Ken Berry R (1,8) OBP: 0.343, SLG: 0.386		0-0 P6		0-0 E4 4-3 1-2 2-3		0-0 6-3		0-0 FC6-4 1B		4	0	1	0	0	0	3					
Al Gallagher R (1,5) OBP: 0.352, SLG: 0.312		0-0 6-3		0-0 4-3		0-0 6-3		0-0 FC6-4 1-2		4	0	0	1	0	0	5					
Jerry Davanon R (1,6) OBP: 0.281, SLG: 0.344 Tom McCraw L (9,PH) OBP: 0.310, SLG: 0.280			0-3 K		0-0 F9		0-0 L9		0-0 1B	3	0	0	0	0	1	2					
Art Kusnyer R (1,2) OBP: 0.151, SLG: 0.176 Winston Llenas R (9,PH) OBP: 0.294, SLG: 0.406			0-0 6-3		0-0 F3		0-0 6-3		0-0 F8	1	0	0	0	0	0	1					
<b>Inning Stats</b>	R: 0 E: 0 K: 0 S: 4	H: 1 LOB: 1 BB: 0 P: 4	R: 0 E: 0 K: 0 S: 3	H: 0 LOB: 0 BB: 0 P: 3	R: 0 E: 1 K: 1 S: 6	H: 0 LOB: 1 BB: 0 P: 6	R: 1 E: 1 K: 1 S: 7	H: 1 LOB: 2 BB: 1 P: 11	R: 0 E: 0 K: 0 S: 3	H: 0 LOB: 1 BB: 1 P: 7	R: 0 E: 0 K: 0 S: 5	H: 1 LOB: 1 BB: 0 P: 9	R: 0 E: 0 K: 0 S: 4	H: 2 LOB: 2 BB: 0 P: 5	R: 0 E: 0 K: 0 S: 5	H: 2 LOB: 2 BB: 0 P: 5	1B: 6 2B: 0 3B: 1 HR: 0	SF: 0 SAC: 0 DP: 0 HBP: 0	WP: 0 PB: 1 SB: 0 CS: 0	PA: 39	
<b>PITCHER</b>	IP WLS BF H R ER SO BB IBB HBP BLK WP HR S P ERA WHIP	IP WLS BF H R ER SO BB IBB HBP BLK WP HR S P ERA WHIP	IP WLS BF H R ER SO BB IBB HBP BLK WP HR S P ERA WHIP	IP WLS BF H R ER SO BB IBB HBP BLK WP HR S P ERA WHIP	IP WLS BF H R ER SO BB IBB HBP BLK WP HR S P ERA WHIP	IP WLS BF H R ER SO BB IBB HBP BLK WP HR S P ERA WHIP	IP WLS BF H R ER SO BB IBB HBP BLK WP HR S P ERA WHIP	IP WLS BF H R ER SO BB IBB HBP BLK WP HR S P ERA WHIP	IP WLS BF H R ER SO BB IBB HBP BLK WP HR S P ERA WHIP	IP WLS BF H R ER SO BB IBB HBP BLK WP HR S P ERA WHIP	IP WLS BF H R ER SO BB IBB HBP BLK WP HR S P ERA WHIP	IP WLS BF H R ER SO BB IBB HBP BLK WP HR S P ERA WHIP	IP WLS BF H R ER SO BB IBB HBP BLK WP HR S P ERA WHIP	IP WLS BF H R ER SO BB IBB HBP BLK WP HR S P ERA WHIP	IP WLS BF H R ER SO BB IBB HBP BLK WP HR S P ERA WHIP	IP WLS BF H R ER SO BB IBB HBP BLK WP HR S P ERA WHIP	IP WLS BF H R ER SO BB IBB HBP BLK WP HR S P ERA WHIP	IP WLS BF H R ER SO BB IBB HBP BLK WP HR S P ERA WHIP	IP WLS BF H R ER SO BB IBB HBP BLK WP HR S P ERA WHIP	IP WLS BF H R ER SO BB IBB HBP BLK WP HR S P ERA WHIP	IP WLS BF H R ER SO BB IBB HBP BLK WP HR S P ERA WHIP

California Angels @ Minnesota Twins  
Metropolitan Stadium, Bloomington, MI  
Sun Jun 24 1973, 4:33 AM EDT  
Unknown - 85 F

AB 36  
R 1  
H 7  
RBI 1  
BB 3  
SO 3  
LOB 23



Batter	1	2	3	4	5	6	7	8	9	AB	R	H	RBI	BB	SO	LOB	BOTTOM				
Jerry Terrell R (1,6) OBP: 0.324, SLG: 0.359	4-0 CS BB		0-0 5-3	0-0 E6 1-2		0-0 4-3 1-H 2B		0-0 1-3		4	0	1	1	1	0	2					
Mike Adams R (1,7) OBP: 0.364, SLG: 0.067	4-0 G6-4-3 BB		0-0 4-3	0-0 F8		0-0 4-3				3	0	0	0	1	0	3					
Bobby Darwin R (1,9) OBP: 0.322, SLG: 0.431	0-0 G6-4-3		4-0 2B E BB		0-0 1B 2B		0-0 F9			3	2	1	0	1	0	2					
Harmon Killebrew R (1,3) OBP: 0.362, SLG: 0.348 Joe Lis R (8,3) OBP: 0.250, SLG: 0.333		4-0 1B E 1-3 BB	0-0 E	1-3 E 2B		0-0 6-3		0-0 4-3		3	2	1	0	1	0	1					
Danny Walton R (1,10) OBP: 0.298, SLG: 0.362		0-0 E7 1-3 1B	0-0 E3 2B	0-0 F7		0-0 K				4	0	0	0	0	1	2					
George Mitterwald R (1,2) OBP: 0.321, SLG: 0.424		0-0 1-3 1B	0-0 2B	0-0 S		0-0 P4				4	0	3	1	0	0	0					
Steve Braun L (1,5) OBP: 0.408, SLG: 0.457	0-0 1-3		0-0 G3	0-0 K		0-0 G3		0-0 G3		4	0	0	1	0	1	3					
Dan Monzon R (1,4) OBP: 0.343, SLG: 0.344	0-0 G3		1-0 E HBP		0-0 5-3		0-0 5-3			3	0	0	0	0	0	2					
Steve Bnye R (1,8) OBP: 0.231, SLG: 0.167	0-3 K		0-0 F8		0-0 2B 1B		4-0 BB			3	1	1	0	1	1	3					
<b>Inning Stats</b>	R: 0 E: 0 K: 0 S: 1	H: 0 LOB: 0 BB: 2 P: 9	R: 1 E: 1 K: 1 S: 7	H: 1 LOB: 2 BB: 1 P: 11	R: 2 E: 1 K: 0 S: 5	H: 2 LOB: 2 BB: 1 P: 9	R: 0 E: 1 K: 0 S: 4	H: 0 LOB: 2 BB: 0 P: 5	R: 1 E: 1 K: 0 S: 7	H: 2 LOB: 1 BB: 0 P: 7	R: 1 E: 0 K: 0 S: 5	H: 2 LOB: 1 BB: 0 P: 5	R: 0 E: 0 K: 0 S: 3	H: 0 LOB: 1 BB: 1 P: 7	R: 0 E: 0 K: 0 S: 3	H: 0 LOB: 1 BB: 1 P: 7	1B: 3 2B: 4 3B: 0 HR: 0	SF: 0 SAC: 0 DP: 1 HBP: 1	WP: 0 PB: 0 SB: 1 CS: 1	PA: 37	
<b>PITCHER</b>	IP WLS BF H R ER SO BB IBB HBP BLK WP HR S P ERA WHIP	IP WLS BF H R ER SO BB IBB HBP BLK WP HR S P ERA WHIP	IP WLS BF H R ER SO BB IBB HBP BLK WP HR S P ERA WHIP	IP WLS BF H R ER SO BB IBB HBP BLK WP HR S P ERA WHIP	IP WLS BF H R ER SO BB IBB HBP BLK WP HR S P ERA WHIP	IP WLS BF H R ER SO BB IBB HBP BLK WP HR S P ERA WHIP	IP WLS BF H R ER SO BB IBB HBP BLK WP HR S P ERA WHIP	IP WLS BF H R ER SO BB IBB HBP BLK WP HR S P ERA WHIP	IP WLS BF H R ER SO BB IBB HBP BLK WP HR S P ERA WHIP	IP WLS BF H R ER SO BB IBB HBP BLK WP HR S P ERA WHIP	IP WLS BF H R ER SO BB IBB HBP BLK WP HR S P ERA WHIP	IP WLS BF H R ER SO BB IBB HBP BLK WP HR S P ERA WHIP	IP WLS BF H R ER SO BB IBB HBP BLK WP HR S P ERA WHIP	IP WLS BF H R ER SO BB IBB HBP BLK WP HR S P ERA WHIP	IP WLS BF H R ER SO BB IBB HBP BLK WP HR S P ERA WHIP	IP WLS BF H R ER SO BB IBB HBP BLK WP HR S P ERA WHIP	IP WLS BF H R ER SO BB IBB HBP BLK WP HR S P ERA WHIP	IP WLS BF H R ER SO BB IBB HBP BLK WP HR S P ERA WHIP	IP WLS BF H R ER SO BB IBB HBP BLK WP HR S P ERA WHIP	IP WLS BF H R ER SO BB IBB HBP BLK WP HR S P ERA WHIP	IP WLS BF H R ER SO BB IBB HBP BLK WP HR S P ERA WHIP


California Angels @ Minnesota Twins  
Metropolitan Stadium, Bloomington, MI  
Sun Jun 24 1973, 4:33 AM EDT  
Unknown - 85 F

AB 31  
R 5  
H 7  
RBI 3  
BB 5  
SO 3  
LOB 18



Batter	1	2	3	4	5	6	7	8	9	AB	R	H	RBI	BB	SO	LOB	TOP										
Sandy Alomar Sr. S OBP: 0.258, SLG: 0.231 Winston Lenas, R OBP: 0.314, SLG: 0.424 Jerry Davanon, R OBP: 0.281, SLG: 0.344	4-3		BB			F3		SH1-4	1B	2	0	0	0	1	0	1	<b>California Angels @ Minnesota Twins</b> Metropolitan Stadium, Bloomington, MI Sun Jun 24 1973, 4:38 AM EDT Att: 20,153 - Unknown										
Vada Pinson, L OBP: 0.290, SLG: 0.392	4-3		F7			P4		P6	1B	5	0	1	1	0	0	3											
Frank Robinson, R OBP: 0.385, SLG: 0.470	1B			F3			G1-6-3	BB	BB	3	0	1	0	2	0	2											
Mike Epstein, L OBP: 0.321, SLG: 0.286	G3			4-3			G1-6-3	BB	K	4	0	0	0	0	1	5											
Richie Scheinblum, S OBP: 0.378, SLG: 0.370 Ken Berry, R OBP: 0.343, SLG: 0.386	F7		L9			1B		1B	F9	4	0	1	0	0	0	0											
Bob Oliver, R OBP: 0.283, SLG: 0.385 Leroy Stanton, R OBP: 0.276, SLG: 0.304	K				K				L9	4	0	1	0	0	2	0											
Billy Grabarkewitz, R OBP: 0.318, SLG: 0.280 Al Gallagher, R OBP: 0.352, SLG: 0.312	K			6-3		1B			BB	3	1	0	0	1	2	2											
Rudy Meoli, L OBP: 0.305, SLG: 0.252			F7		L8			SH1-4	E4	3	1	0	0	1	0	1											
Jeff Torborg, R OBP: 0.258, SLG: 0.246 Tom McCraw, L OBP: 0.318, SLG: 0.280 John Stephenson, L OBP: 0.263, SLG: 0.270	K					CS		SH1-4	1B	1	0	0	0	2	1	0											
<b>Inning Stats</b>	R: 0 E: 0 K: 0 S: 4	H: 1 LOB: 1 BB: 4	R: 0 E: 0 K: 2 S: 7	H: 0 LOB: 0 BB: 0 P: 7	R: 0 E: 0 K: 1 S: 5	H: 0 LOB: 1 BB: 1 P: 9	R: 0 E: 0 K: 0 S: 3	H: 0 LOB: 0 BB: 0 P: 3	R: 0 E: 0 K: 1 S: 5	H: 0 LOB: 0 BB: 1 P: 6	R: 0 E: 0 K: 1 S: 6	H: 2 LOB: 2 BB: 1 P: 10	R: 0 E: 0 K: 1 S: 5	H: 0 LOB: 3 BB: 3 P: 17	R: 3 E: 1 K: 0 S: 6	H: 2 LOB: 2 BB: 2 P: 14		1B: 5 2B: 0 3B: 0 HR: 0	SF: 0 SAC: 1 DP: 1 HBP: 0	WP: 0 PB: 0 SB: 0 CS: 1	PA: 39						
<b>PITCHER</b>	IP	WLS	BF	H	R	ER	SO	BB	IBB	HBP	BLK	WP	HR	S	P	ERA	WHIP										
Dave Goltz, R ERA: 4.56	6.2		24	3	0	0	4	3	0	0	0	0	0	29	41	0.00	0.900										
Ray Corbin, R ERA: 1.97	2.0	L	14	2	3	0	2	5	0	0	0	0	0	13	33	0.00	3.500										
Ken Sanders, R ERA: 5.15	0.1		1	0	0	0	0	0	0	0	0	0	0	1	1	0.00	0.000										

AB	30
R	3
H	5
RBI	3
BB	8
SO	6
LOB	14



Batter	1	2	3	4	5	6	7	8	9	AB	R	H	RBI	BB	SO	LOB	BOTTOM										
Jerry Terrell, R OBP: 0.314, SLG: 0.348	F9		6-3			5-3		FC1-6		4	0	0	0	0	0	1	<b>California Angels @ Minnesota Twins</b> Metropolitan Stadium, Bloomington, MI Sun Jun 24 1973, 4:38 AM EDT Att: 20,153 - Unknown										
Rod Carew, L OBP: 0.390, SLG: 0.500	K		6-3			F7		L4		4	0	0	0	0	1	1											
Bobby Darwin, R OBP: 0.325, SLG: 0.430	BB			F3		BB		F9		3	0	1	0	1	0	1											
Harmon Killebrew, R OBP: 0.360, SLG: 0.543	6-3			6-3		BB		BB		3	0	0	0	1	0	1											
Tony Oliva, L OBP: 0.339, SLG: 0.363	1B			F8		1B		3-1		4	0	2	0	0	0	0											
Mike Adams, R OBP: 0.346, SLG: 0.105	K				5-3			1B		4	0	1	0	0	1	1											
Steve Braun, L OBP: 0.414, SLG: 0.460	1B			G6-4-3		BB		G3		3	0	2	0	1	0	0											
George Mitterwald, R OBP: 0.314, SLG: 0.414	G6-4-3			L7				F4		4	0	0	0	0	1	5											
Steve Brye, R OBP: 0.241, SLG: 0.185			5-3			G3		FC1-6		3	0	1	0	0	0	1											
<b>Inning Stats</b>	R: 0 E: 0 K: 1 S: 5	H: 0 LOB: 1 BB: 1 P: 9	R: 0 E: 0 K: 1 S: 6	H: 2 LOB: 0 BB: 0 P: 6	R: 0 E: 0 K: 0 S: 3	H: 0 LOB: 0 BB: 0 P: 3	R: 0 E: 0 K: 0 S: 3	H: 0 LOB: 0 BB: 0 P: 3	R: 0 E: 0 K: 0 S: 4	H: 2 LOB: 2 BB: 1 P: 8	R: 0 E: 0 K: 0 S: 3	H: 0 LOB: 0 BB: 0 P: 3	R: 0 E: 0 K: 0 S: 4	H: 1 LOB: 1 BB: 0 P: 4	R: 0 E: 0 K: 1 S: 7	H: 2 LOB: 2 BB: 0 P: 7		1B: 7 2B: 0 3B: 0 HR: 0	SF: 0 SAC: 0 DP: 1 HBP: 0	WP: 0 PB: 0 SB: 0 CS: 0	PA: 35						
<b>PITCHER</b>	IP	WLS	BF	H	R	ER	SO	BB	IBB	HBP	BLK	WP	HR	S	P	ERA	WHIP										
Clyde Wright, L ERA: 3.09	8.2		34	7	0	0	2	3	0	0	0	0	0	35	47	0.00	1.154										
Steve Barber, L ERA: 3.13	0.1	S	1	0	0	0	1	0	0	0	0	0	0	3	3	0.00	0.000										

AB	32
R	0
H	7
RBI	0
BB	3
SO	3
LOB	11





Batter	1	2	3	4	5	6	7	8	9	AB	R	H	RBI	BB	SO	LOB	TOP		
Jerry Terrell, R OBP: 0.322, SLG: 0.357 (1, 6)										4	2	2	0	0	0	2			
Rod Carew, L OBP: 0.399, SLG: 0.508 (1, 4)										4	1	3	0	0	1	0			
Bobby Darwin, R OBP: 0.329, SLG: 0.428 (1, 9)										3	0	0	1	0	0	2			
Tony Oliva, L OBP: 0.331, SLG: 0.354 (1, 10)										4	0	0	0	0	0	0			
Joe Lis, R OBP: 0.257, SLG: 0.365 (1, 3)										4	0	2	0	0	0	0			
Steve Braun, L OBP: 0.414, SLG: 0.456 (1, 5)										4	1	1	0	0	1	1			
Larry Hisle, R OBP: 0.341, SLG: 0.417 (1, 8)										4	0	1	0	0	0	0			
George Mitterwald, R OBP: 0.322, SLG: 0.413 (1, 2)										2	0	0	1	1	1	0			
Jim Holt, L OBP: 0.312, SLG: 0.452 (1, 7)										4	0	1	0	0	1	2			
<b>Inning Stats</b>	R: 2 E: 0 K: 1 S: 8	H: 3 LOB: 1 BB: 0 P: 8	R: 0 E: 0 K: 1 S: 5	H: 0 LOB: 1 BB: 1 P: 9	R: 0 E: 0 K: 1 S: 5	H: 0 LOB: 0 BB: 0 P: 5	R: 0 E: 0 K: 0 S: 3	H: 0 LOB: 0 BB: 0 P: 3	R: 1 E: 1 K: 0 S: 5	H: 2 LOB: 1 BB: 0 P: 5	R: 0 E: 0 K: 1 S: 6	H: 1 LOB: 1 BB: 0 P: 6	R: 0 E: 0 K: 0 S: 3	H: 1 LOB: 0 BB: 0 P: 3	R: 1 E: 0 K: 0 S: 5	H: 3 LOB: 1 BB: 0 P: 5	1B: 7 2B: 2 3B: 1 HR: 0	SF: 2 SAC: 0 DP: 1 HBP: 0	WP: 0 PA: 36 CS: 0
<b>PITCHER</b> Wilbur Wood, L ERA: 2.62 (1, 1)	IP: 9.0 WLS: L BF: 36 H: 10 R: 4 ER: 3 SO: 4 BB: 1 IBB: 0 HBP: 0 BLK: 0 WP: 0 HR: 0 S: 43 P: 47 ERA: 3.00 WHIP: 1.222															<b>PITCHER</b>			

Minnesota Twins @ Chicago White Sox  
Comiskey Park, Chicago, IL  
Tue Jun 26 1973, 8:05 PM EDT  
Att: 19,168 - Unknown - 78 F

AB	33
R	4
H	10
RBI	2
BB	1
SO	4
LOB	7



Batter	1	2	3	4	5	6	7	8	9	AB	R	H	RBI	BB	SO	LOB	BOTTOM				
Johnny Jeter, R OBP: 0.244, SLG: 0.347 (1, 7)										3	0	0	0	0	3	2					
Tony Muser, L OBP: 0.392, SLG: 0.400 (8, FH)										1	0	0	0	0	0	0					
Pat Kelly, L OBP: 0.401, SLG: 0.424 (1, 9)										3	0	1	0	1	1	1					
Dick Allen, R OBP: 0.396, SLG: 0.626 (1, 3)										4	0	1	0	0	2	3					
Bill Melton, R OBP: 0.360, SLG: 0.502 (1, 5)										4	0	2	0	0	0	1					
Carlos May, L OBP: 0.305, SLG: 0.368 (1, 10)										4	0	0	0	0	2	3					
Jorge Orta, L OBP: 0.276, SLG: 0.293 (1, 4)										4	0	0	0	0	2	3					
Ed Herrmann, L OBP: 0.290, SLG: 0.373 (1, 2)										3	0	0	0	0	2	1					
Bill Sharp, L OBP: 0.275, SLG: 0.339 (1, 8)										3	0	0	0	0	2	1					
Eddie Leon, R OBP: 0.341, SLG: 0.341 (1, 6)										1	0	0	0	2	1	0					
<b>Inning Stats</b>	R: 0 E: 0 K: 1 S: 6	H: 1 LOB: 1 BB: 0 P: 6	R: 0 E: 0 K: 2 S: 7	H: 0 LOB: 0 BB: 0 P: 8	R: 0 E: 0 K: 3 S: 9	H: 0 LOB: 1 BB: 1 P: 13	R: 0 E: 0 K: 1 S: 5	H: 0 LOB: 0 BB: 0 P: 5	R: 0 E: 0 K: 2 S: 7	H: 0 LOB: 1 BB: 1 P: 11	R: 0 E: 0 K: 2 S: 9	H: 2 LOB: 2 BB: 0 P: 9	R: 0 E: 0 K: 3 S: 9	H: 0 LOB: 0 BB: 0 P: 9	R: 0 E: 0 K: 0 S: 2	H: 0 LOB: 0 BB: 1 P: 6	R: 0 E: 0 K: 1 S: 6	H: 1 LOB: 1 BB: 0 P: 6	1B: 3 2B: 1 3B: 0 HR: 0	SF: 0 SAC: 0 DP: 1 HBP: 1	WP: 0 PA: 34 CS: 0
<b>PITCHER</b> Joe Decker, R ERA: 4.17 (1, 1)	IP: 9.0 WLS: W BF: 34 H: 4 R: 0 ER: 0 SO: 15 BB: 3 IBB: 0 HBP: 1 BLK: 0 WP: 0 HR: 0 S: 60 P: 73 ERA: 0.00 WHIP: 0.778															<b>PITCHER</b>					

Minnesota Twins @ Chicago White Sox  
Comiskey Park, Chicago, IL  
Tue Jun 26 1973, 8:05 PM EDT  
Att: 19,168 - Unknown - 78 F

AB	30
R	0
H	4
RBI	0
BB	3
SO	15
LOB	15



Batter	1	2	3	4	5	6	7	8	9	AB	R	H	RBI	BB	SO	LOB	TOP					
Jerry Terrell, R (1, 6) OBP: 0.331, SLG: 0.357	4-0 BB BB	4-0 E S BB			0-3 K		0-0 E4 1B		0-0 F9	3	0	1	0	2	1	0	<b>Minnesota Twins @ Texas Rangers</b> Arlington Stadium, Arlington, TX Wed Jun 27 1973, 8:05 PM EDT Att: 35,698 - Unknown - 94 F					
Rod Carew, L (1, 4) OBP: 0.406, SLG: 0.506	4-0 BB BB	4-0 CS BB			4-0 BB		4-0 FC4-6 1B		0-0 F5	1	0	0	0	4	0	0						
Bobby Darwin, R (1, 9) OBP: 0.324, SLG: 0.422	0-3 K	0-0 CS	0-0 6-3		0-0 L4		0-0 P4			4	0	0	0	0	1	6						
George Mitterwald, R (1, 10) OBP: 0.317, SLG: 0.407	0-3 K				0-3 K		0-0 6-3		0-0 FC4-6	3	0	0	0	0	2	2						
Tony Oliva, L (7, PH) OBP: 0.330, SLG: 0.352							1-2			1	0	0	0	0	0	3						
Joe Lis, R (1, 3) OBP: 0.243, SLG: 0.343	0-3 K				0-0 P4		0-3 K		0-0 1-3	4	0	0	0	0	2	2						
Steve Braun, L (1, 5) OBP: 0.412, SLG: 0.450		4-0 CS BB			0-0 F8		0-0 L6		0-0 F8	3	0	0	0	1	0	0						
Larry Hise, R (1, 8) OBP: 0.343, SLG: 0.416		4-0 S HR BB			0-3 K		0-3 K		0-0 FC6-4 1B	3	1	1	0	1	2	0						
Phil Roof, R (1, 2) OBP: 0.300, SLG: 0.258		0-3 K			0-3 K		4-0 1B 1B E BB		0-0 FC6-4	3	1	0	0	1	2	2						
Mike Adams, R (1, 7) OBP: 0.357, SLG: 0.286		0-0 HR			0-0 P6		0-0 E 1B		0-0 P3	2	1	1	2	0	0	0						
Jim Holt, L (7, PH) OBP: 0.313, SLG: 0.452		2-H HR					1-2 1B			2	0	1	0	0	0	0						
<b>Inning Stats</b>	R: 0 E: 0 K: 3 S: 9	H: 0 LOB: 2 BB: 2 P: 17	R: 2 E: 0 K: 1 S: 4	H: 1 LOB: 1 BB: 4 P: 20	R: 0 E: 0 K: 1 S: 5	H: 0 LOB: 0 BB: 0 P: 5	R: 0 E: 0 K: 2 S: 7	H: 0 LOB: 0 BB: 0 P: 7	R: 0 E: 0 K: 1 S: 5	H: 0 LOB: 1 BB: 1 P: 9	R: 0 E: 0 K: 1 S: 5	H: 0 LOB: 0 BB: 0 P: 5	R: 1 E: 1 K: 1 S: 7	H: 2 LOB: 3 BB: 2 P: 15	R: 0 E: 0 K: 0 S: 4	H: 1 LOB: 1 BB: 0 P: 4	R: 0 E: 0 K: 0 S: 3	H: 0 LOB: 0 BB: 0 P: 3	1B: 3 2B: 0 3B: 0 HR: 1	SF: 0 SAC: 0 DP: 0 HBP: 0	WP: 0 PB: 0 CS: 2	PA: 39
<b>PITCHER</b>	IP WLS BF H R ER SO BB IBB HBP BLK WP HR S P ERA WHIP																					
David Clyde, L (1, 1) ERA: 3.6	5.0 W 21 1 2 2 8 7 0 0 0 0 1 30 58 3.60 1.600																					
Bill Gogolewski, R (6, 1) ERA: 2.49	4.0 S 17 3 1 0 2 1 1 0 0 0 0 0 19 27 0.00 1.000																					

Batter	1	2	3	4	5	6	7	8	9	AB	R	H	RBI	BB	SO	LOB	BOTTOM					
Davey Nelson, R (1, 4) OBP: 0.322, SLG: 0.398	0-0 1B S 1B	0-0 1B		0-3 K2-3		0-3 K				4	0	2	2	0	2	1	<b>Minnesota Twins @ Texas Rangers</b> Arlington Stadium, Arlington, TX Wed Jun 27 1973, 8:05 PM EDT Att: 35,698 - Unknown - 94 F					
Toby Harrah, R (1, 6) OBP: 0.336, SLG: 0.376	0-0 P6	1-3 2-H 3-H 1B		0-0 L9 SF7 2B	0-0 1B	0-0 L6				4	1	2	1	0	0	1						
Alex Johnson, R (1, 10) OBP: 0.310, SLG: 0.367	0-0 FC6-4 1B		0-0 BB 1B	0-0 1B	0-0 1B	0-0 1-3				4	0	3	0	0	0	0						
Rico Carty, R (1, 7) OBP: 0.293, SLG: 0.278	0-0 FC6-4		0-0 L9	0-0 5-3		0-0 L7				4	0	0	0	0	0	5						
Jeff Burroughs, R (1, 9) OBP: 0.349, SLG: 0.431		4-0 BB 1B BB	4-0 BB	4-0 1B	0-0 1B	0-0 6-3				2	1	1	0	2	0	0						
Vic Harris, S (1, 5) OBP: 0.320, SLG: 0.380		0-0 BB 1B	0-0 SF7	0-0 CS 1B	0-0 1B	0-0 F5				3	1	2	1	0	0	0						
Jim Spencer, L (1, 3) OBP: 0.337, SLG: 0.401		4-0 1B BB	0-0 F9	0-3 K		0-0 4-3				3	0	0	0	1	1	4						
Ken Suarez, R (1, 2) OBP: 0.366, SLG: 0.360		0-0 P4		0-0 5-3	4-0 FC6-4 BB	0-3 K				3	0	0	0	1	1	3						
Elliott Maddox, R (1, 8) OBP: 0.349, SLG: 0.278		0-3 K		0-0 WP 1B 1B	0-0 FC6-4	0-0 6-3				4	1	1	0	0	1	5						
<b>Inning Stats</b>	R: 0 E: 0 K: 0 S: 4	H: 2 LOB: 1 BB: 0 P: 4	R: 2 E: 0 K: 1 S: 6	H: 2 LOB: 2 BB: 2 P: 14	R: 1 E: 0 K: 0 S: 5	H: 2 LOB: 2 BB: 1 P: 9	R: 1 E: 0 K: 1 S: 8	H: 3 LOB: 2 BB: 0 P: 8	R: 0 E: 0 K: 1 S: 6	H: 2 LOB: 2 BB: 1 P: 10	R: 0 E: 0 K: 1 S: 5	H: 0 LOB: 0 BB: 0 P: 5	R: 0 E: 0 K: 0 S: 3	H: 0 LOB: 0 BB: 0 P: 3	R: 0 E: 0 K: 1 S: 5	H: 0 LOB: 0 BB: 0 P: 5		R: 0 E: 0 K: 1 S: 5	H: 0 LOB: 0 BB: 0 P: 3	1B: 10 2B: 2 3B: 0 HR: 0	SF: 1 SAC: 0 DP: 1 HBP: 0	WP: 1 PB: 0 CS: 1
<b>PITCHER</b>	IP WLS BF H R ER SO BB IBB HBP BLK WP HR S P ERA WHIP																					
Jim Kaat, L (1, 1) ERA: 4.33	3.2 L 20 8 4 4 2 3 0 0 0 0 0 0 21 33 9.82 3.000																					
Dave Goltz, R (4, 1) ERA: 4.18	4.1 16 3 0 0 3 1 0 0 0 0 0 0 21 25 0.00 0.923																					

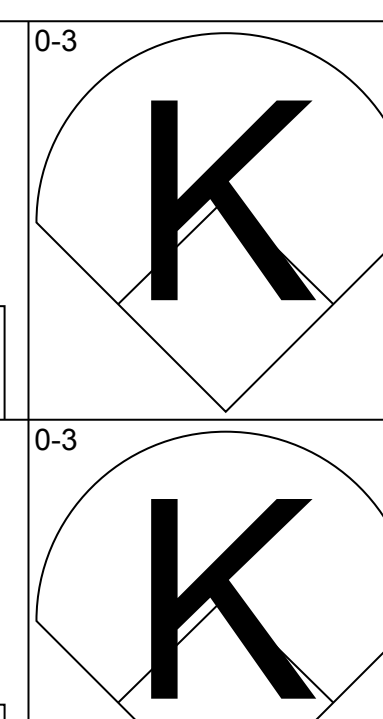
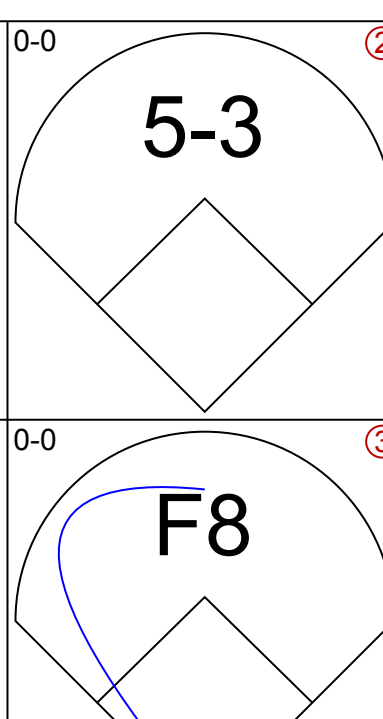
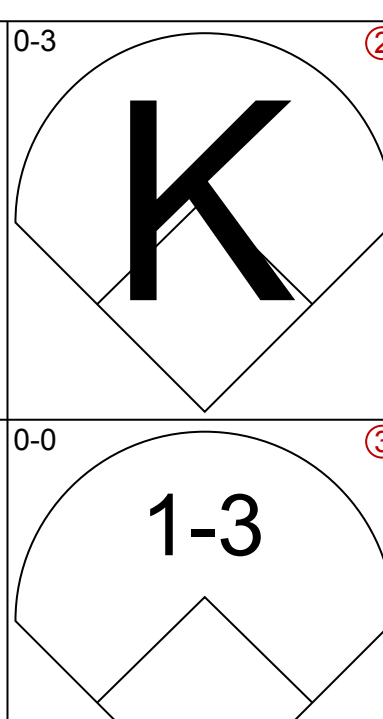
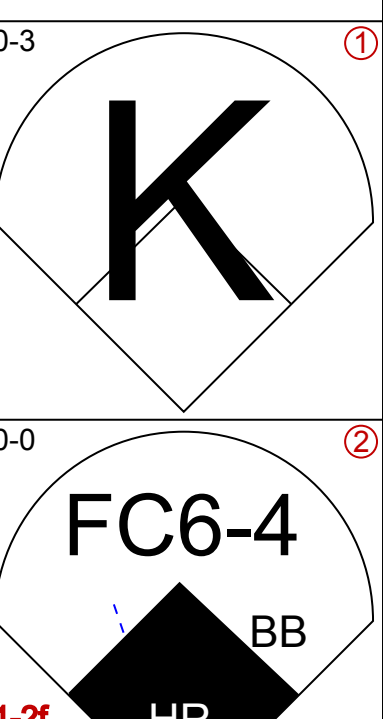
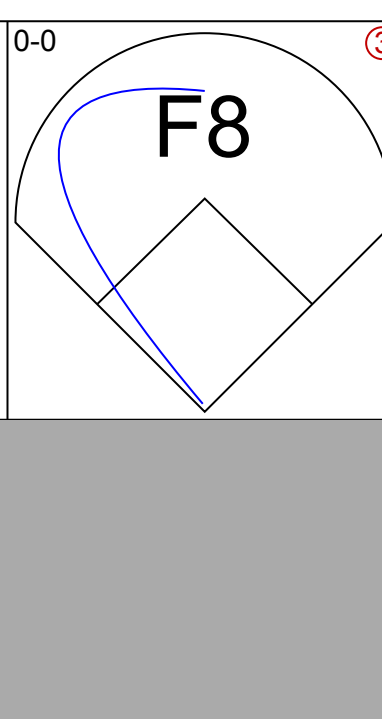
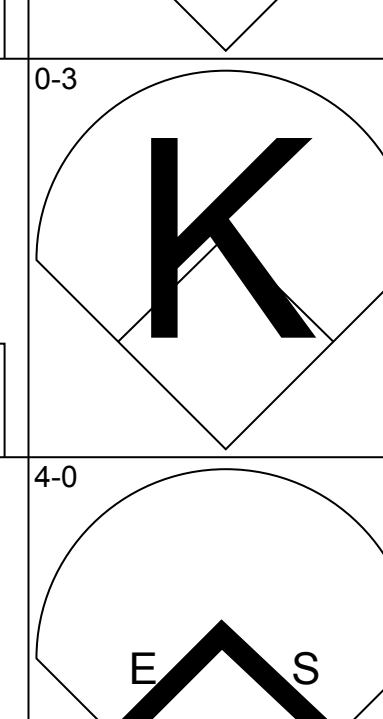
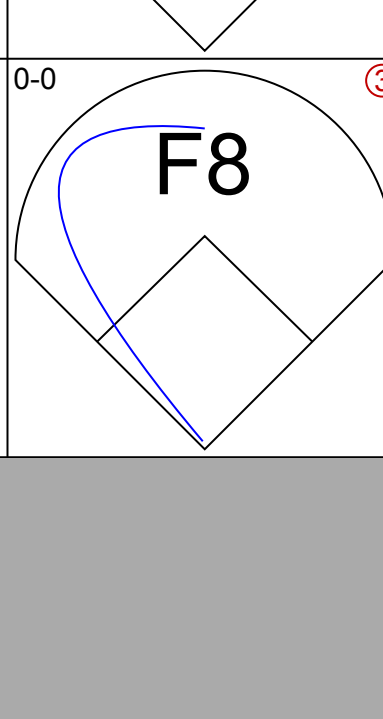

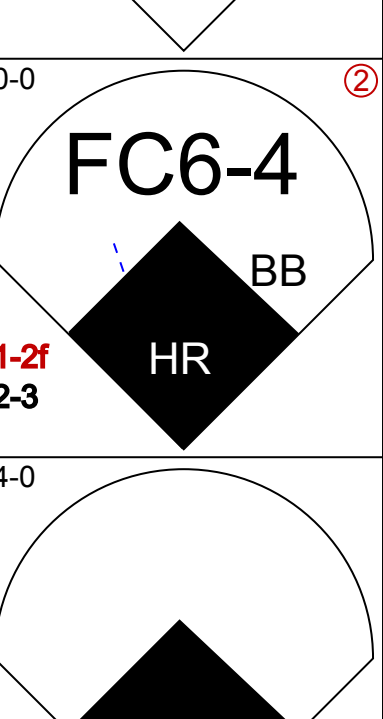
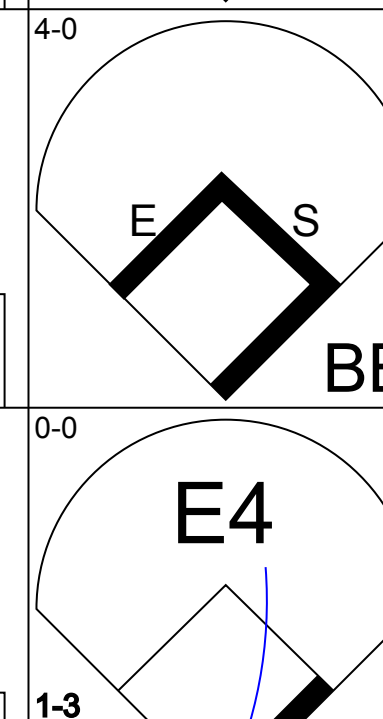
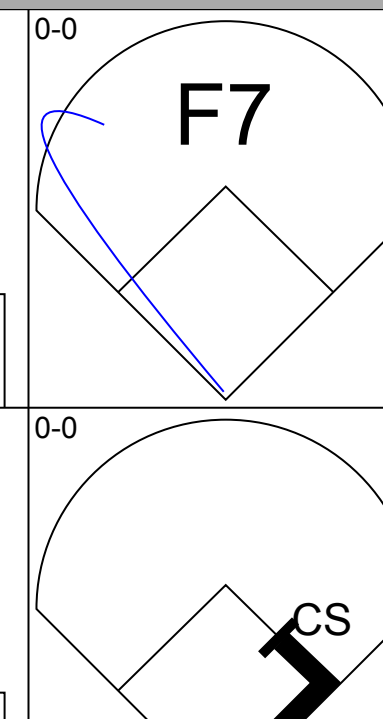
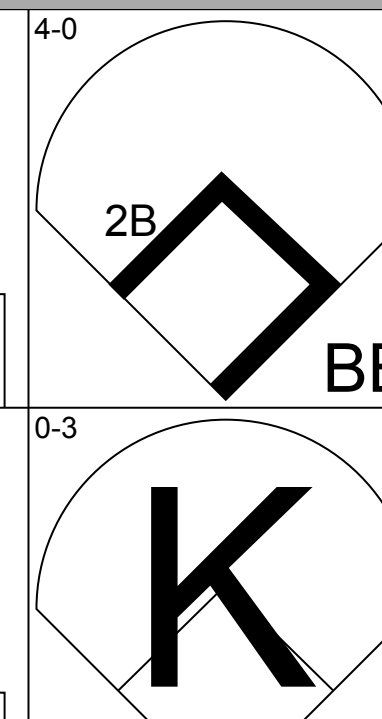
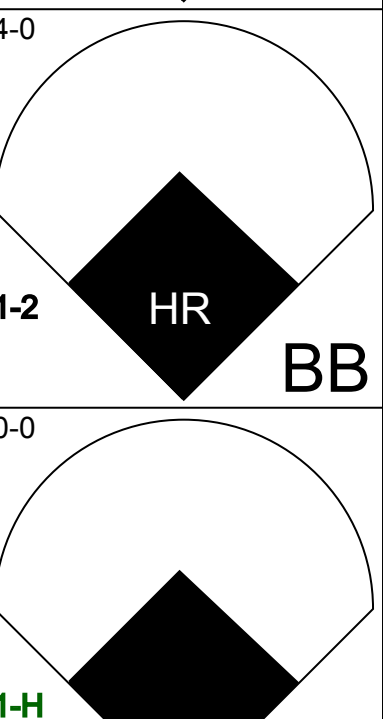
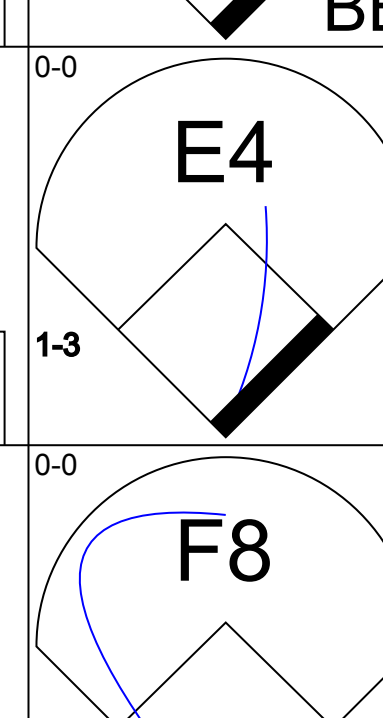
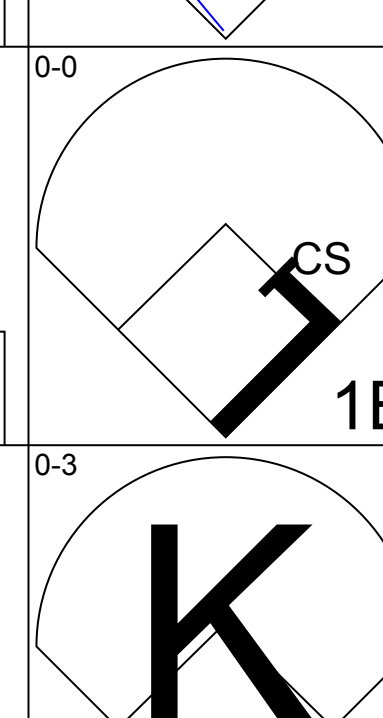
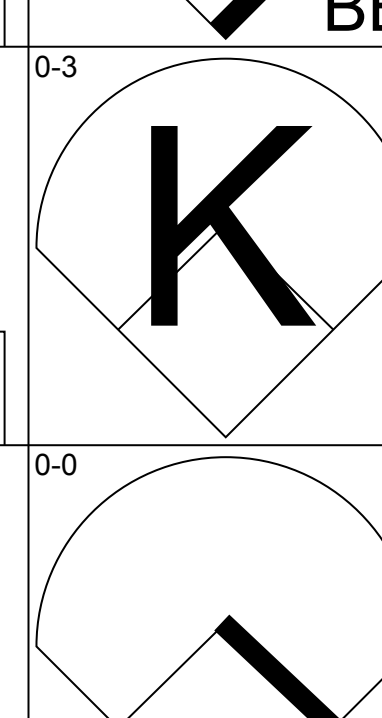
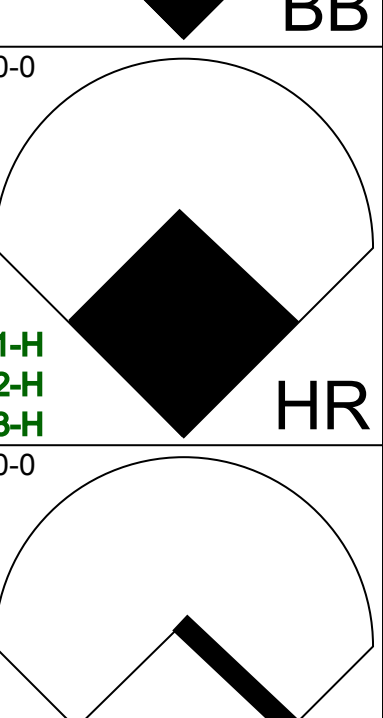
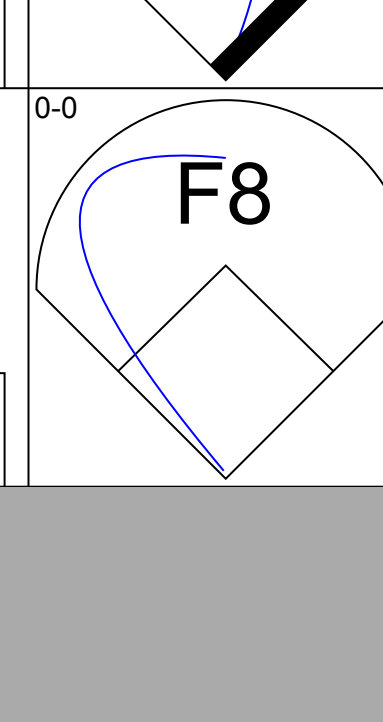
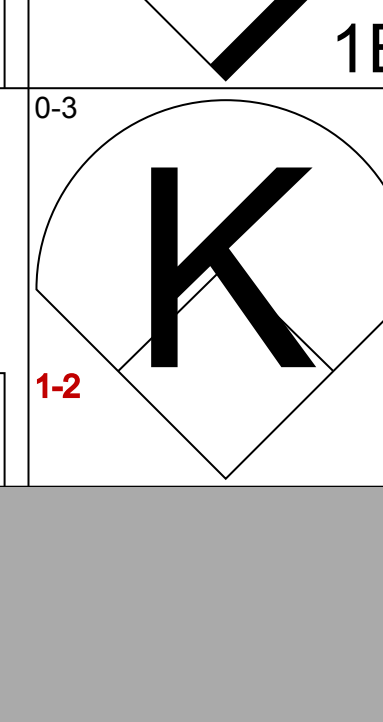
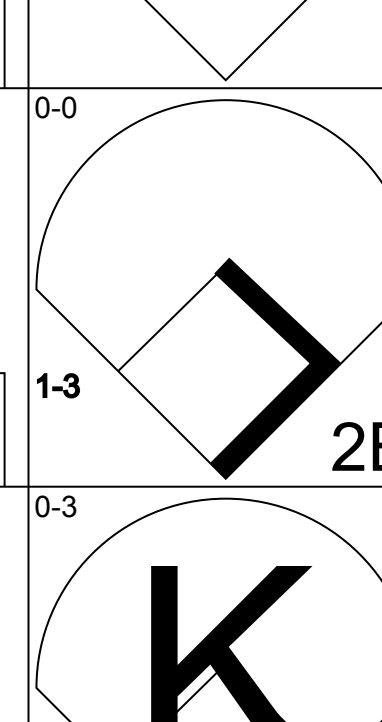
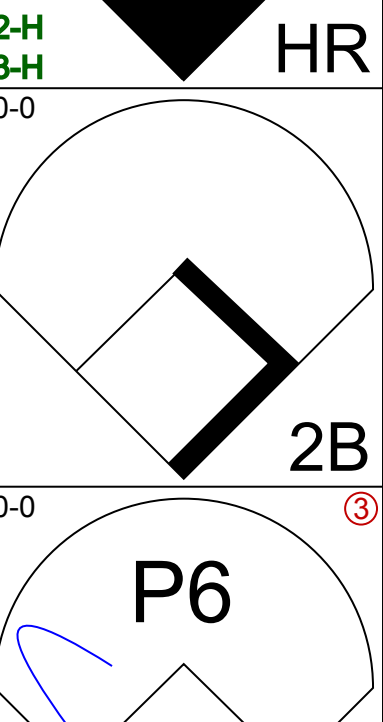
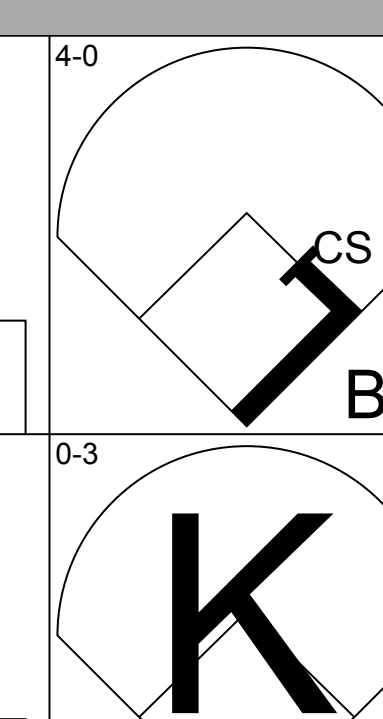
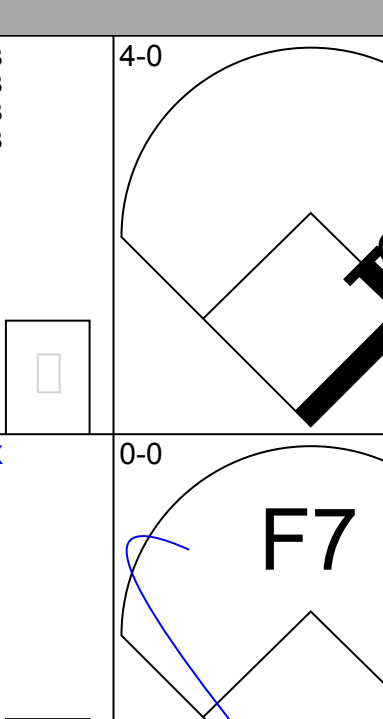
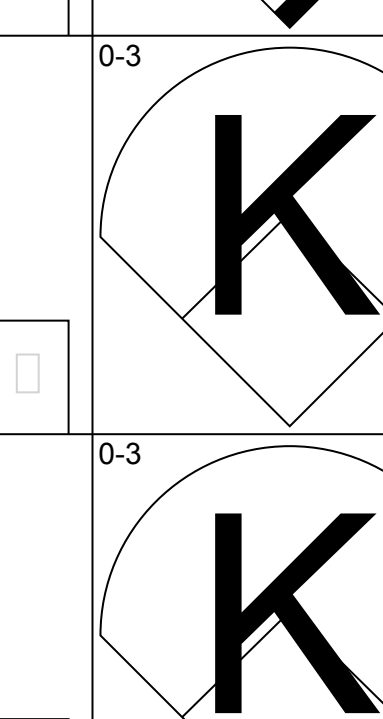
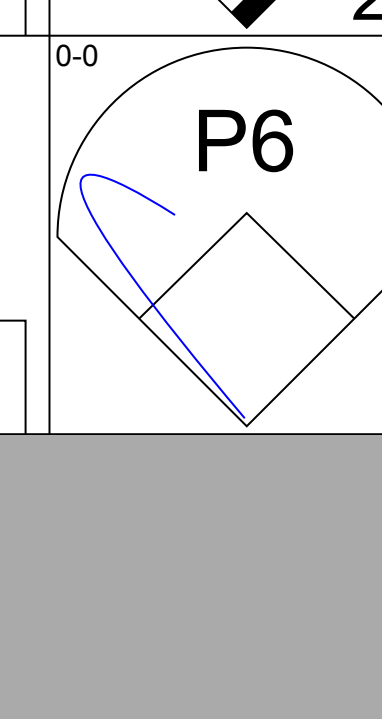
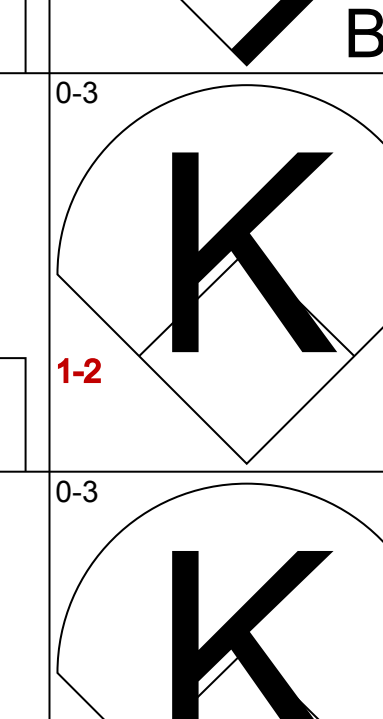
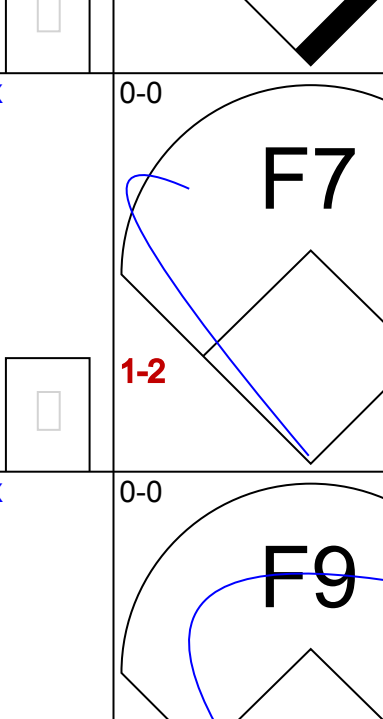
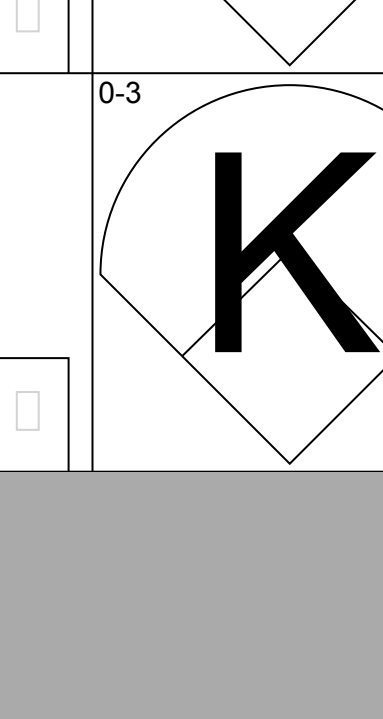
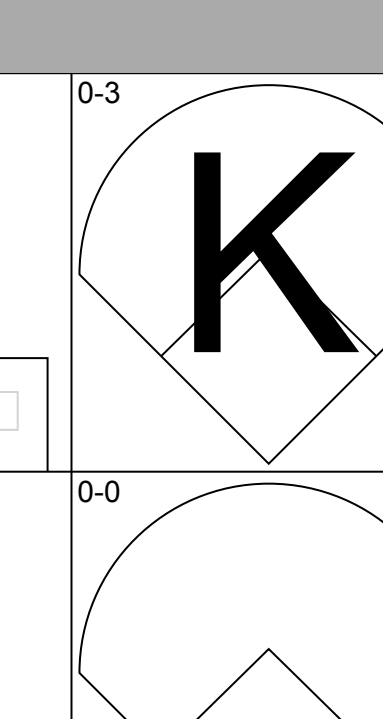
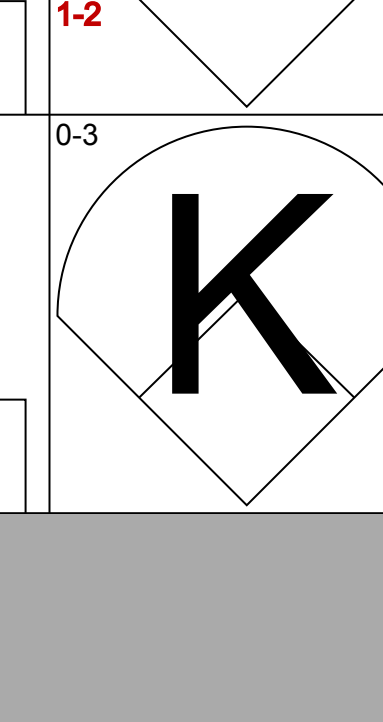
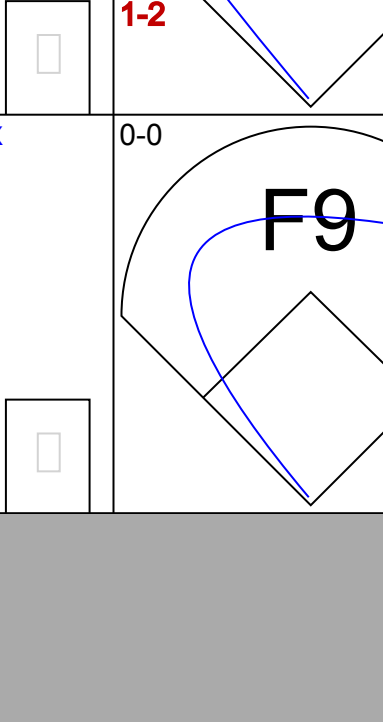
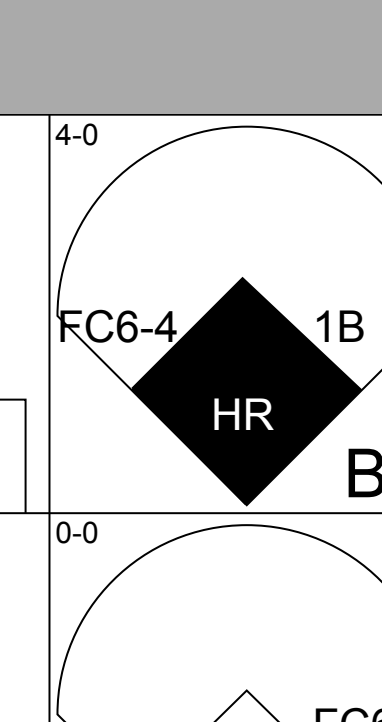
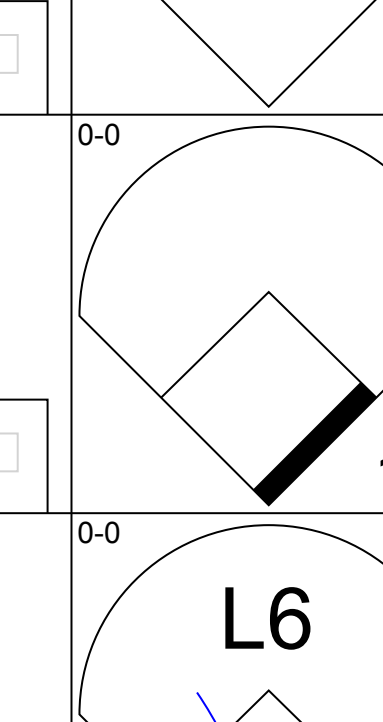
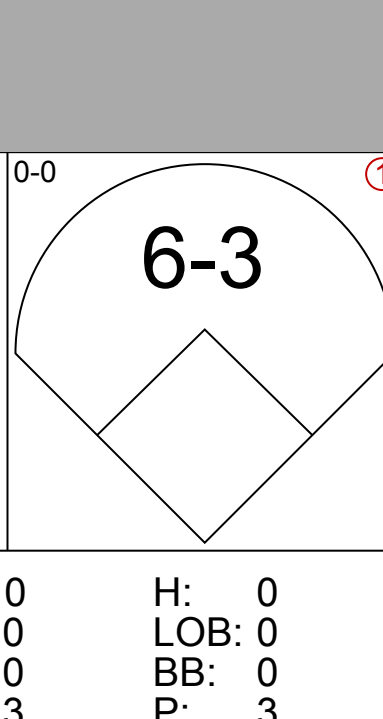
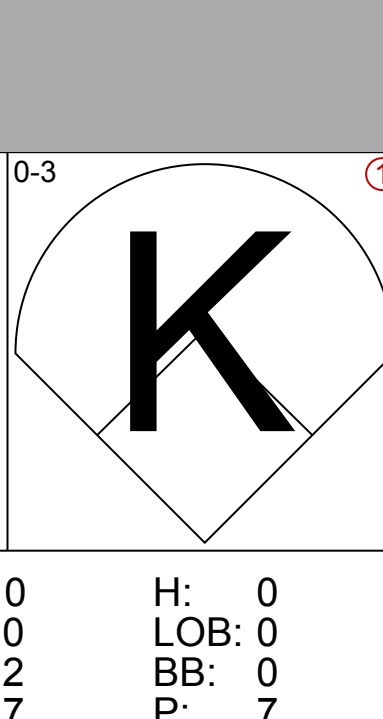
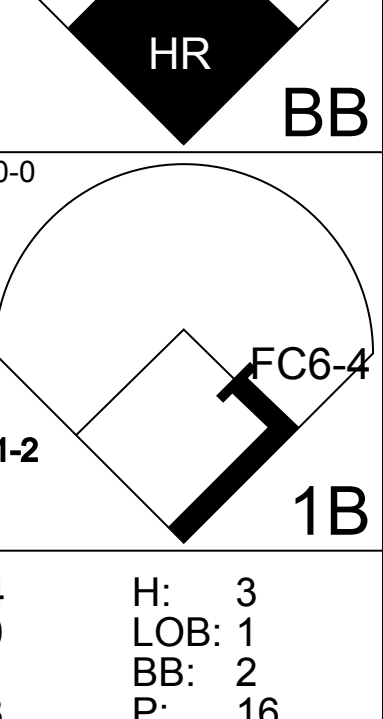
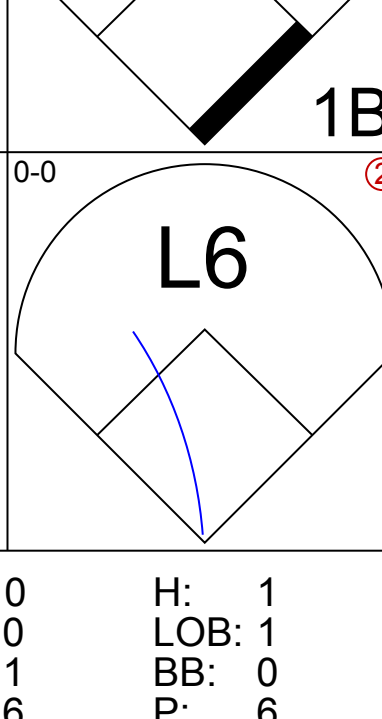
Batter	1	2	3	4	5	6	7	8	9	AB	R	H	RBI	BB	SO	LOB	TOP					
Rod Carew, L OBP: 0.405, SLG: 0.508 (1,4)	1-3		SH3 S 1-3 2B				1-3		G3	5	1	2	1	0	0	1	<b>Minnesota Twins @ Texas Rangers</b> Arlington Stadium, Arlington, TX Thu Jun 28 1973, 8:05 PM EDT Att. 3,992 - Unknown - 92 F					
Jerry Terrell, R OBP: 0.323, SLG: 0.347 (1,6)	4-3		SH3		E1 G1-4-3		1-3		F9	4	0	0	1	0	0	1						
Tony Oliva, L OBP: 0.328, SLG: 0.351 (1,10)			F8		G1-4-3				4-3	4	0	1	0	0	0	2						
Bobby Darwin, R OBP: 0.320, SLG: 0.415 (1,9)	K		K		5-3				F7	4	0	0	0	0	2	1						
Steve Braun, L OBP: 0.417, SLG: 0.462 (1,5)										3	1	2	0	1	0	0						
Larry Hisle, R OBP: 0.345, SLG: 0.415 (1,8)										3	1	1	1	1	0	1						
Joe Lis, R OBP: 0.244, SLG: 0.338 (1,3)										4	0	1	0	0	2	4						
George Mitterwald, R OBP: 0.321, SLG: 0.405 (1,2)										3	0	1	0	1	0	2						
Jim Holt, L OBP: 0.312, SLG: 0.448 (1,7)										4	1	1	0	0	0	3						
<b>Inning Stats</b>	R: 0 E: 0 K: 1 S: 6	H: 1 LOB: 1 BB: 0 P: 6	R: 0 E: 0 K: 1 S: 5	H: 0 LOB: 1 BB: 1 P: 9	R: 2 E: 0 K: 1 S: 7	H: 2 LOB: 0 BB: 0 P: 7	R: 2 E: 0 K: 0 S: 5	H: 3 LOB: 2 BB: 1 P: 9	R: 0 E: 1 K: 0 S: 3	H: 0 LOB: 0 BB: 0 P: 3	R: 0 E: 0 K: 0 S: 4	H: 1 LOB: 1 BB: 0 P: 4	R: 0 E: 0 K: 0 S: 3	H: 0 LOB: 0 BB: 0 P: 3	R: 0 E: 0 K: 1 S: 6	H: 1 LOB: 2 BB: 0 P: 10		R: 0 E: 0 K: 0 S: 4	H: 1 LOB: 1 BB: 0 P: 4	1B: 6 2B: 3 3B: 0 HR: 0	SF: 0 SAC: 1 DP: 1 HBP: 0	WP: 1 PB: 0 CS: 0
<b>PITCHER</b> Pete Broberg, R ERA: 4.98 (1,1)	IP: 9.0 WLS: L BF: 38	H: 9 R: 4 ER: 4 SO: 4	BB: 3 IBB: 0 HBP: 0 BLK: 0	WP: 1 HR: 0 S: 43 P: 55	ERA: 4.00 WHIP: 1.333																	

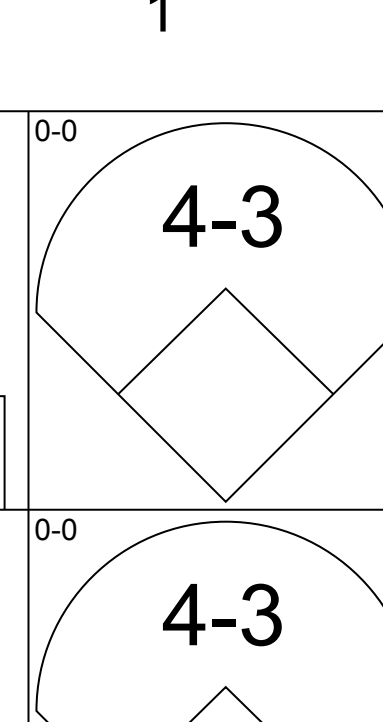
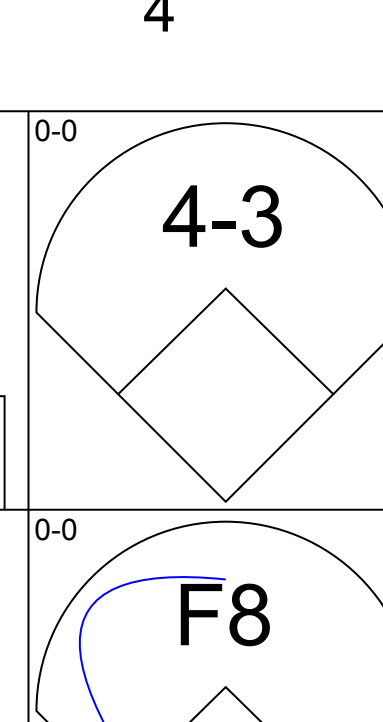
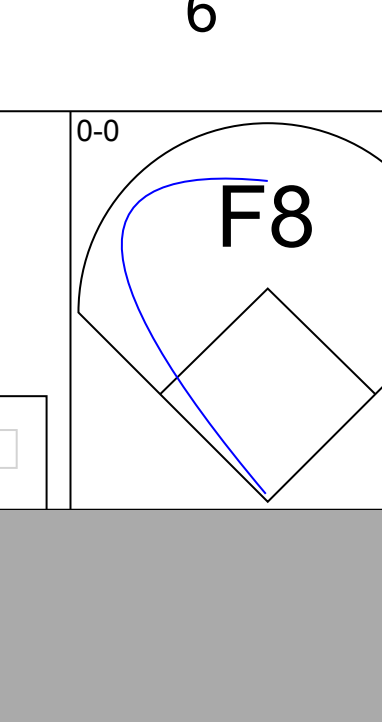
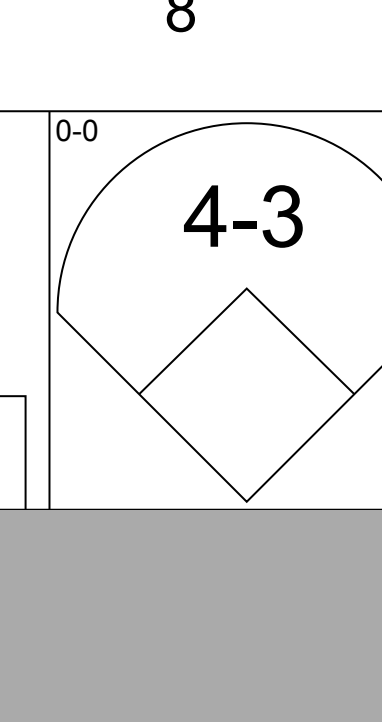
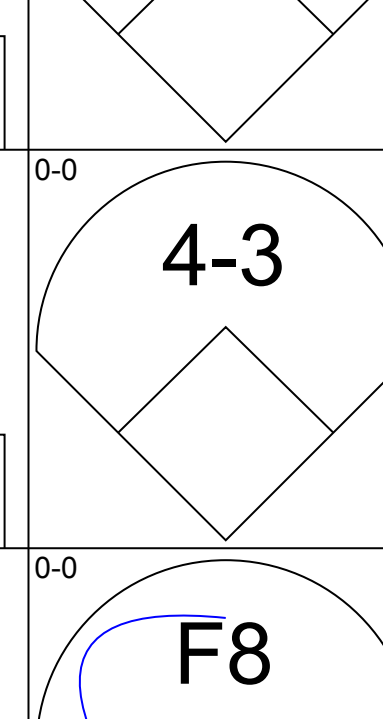
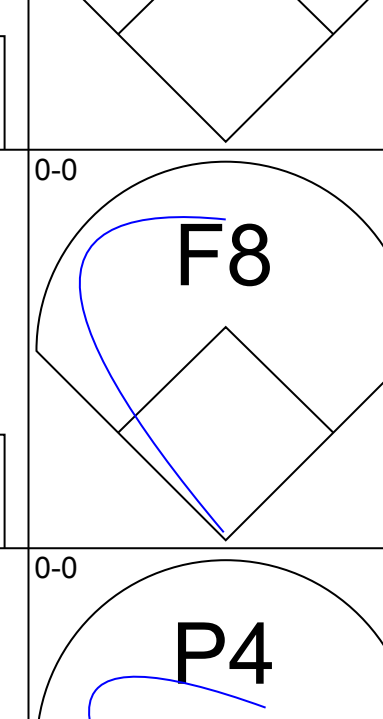
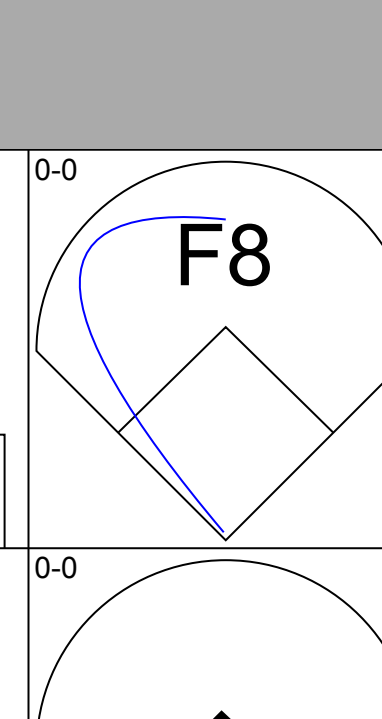
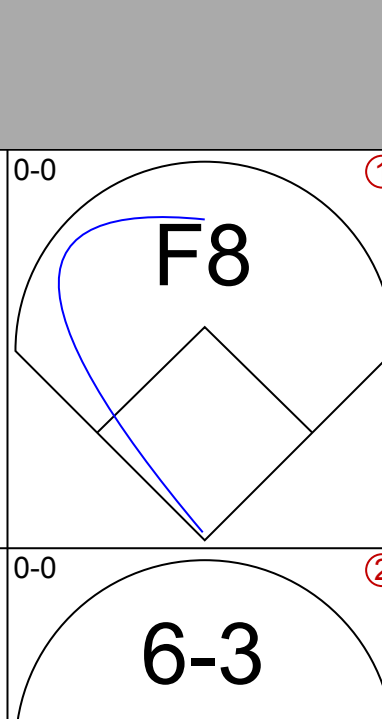
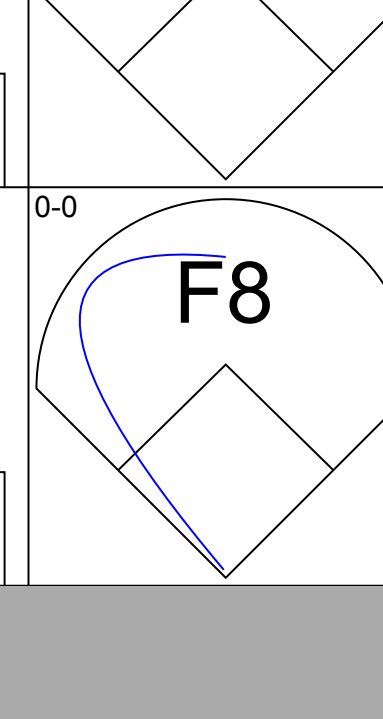
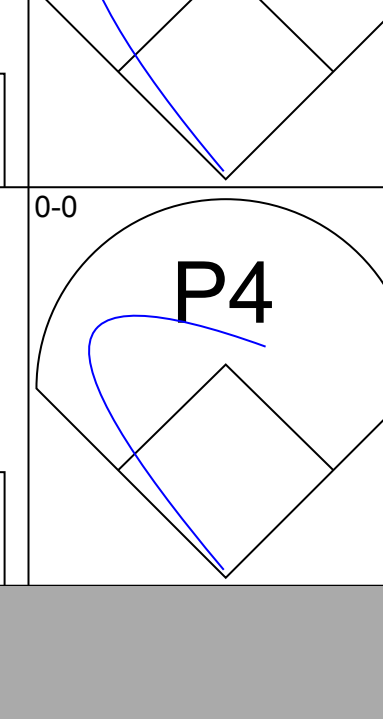
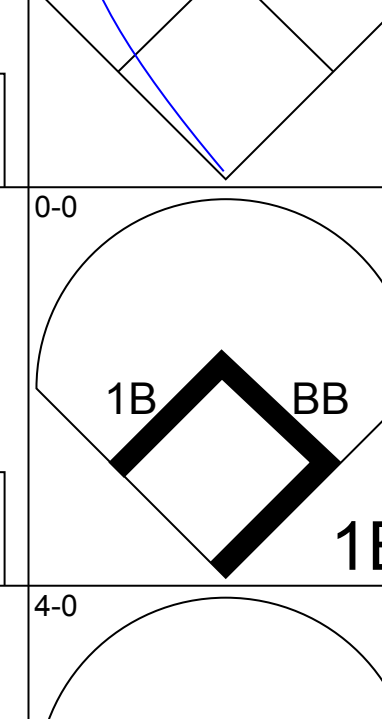
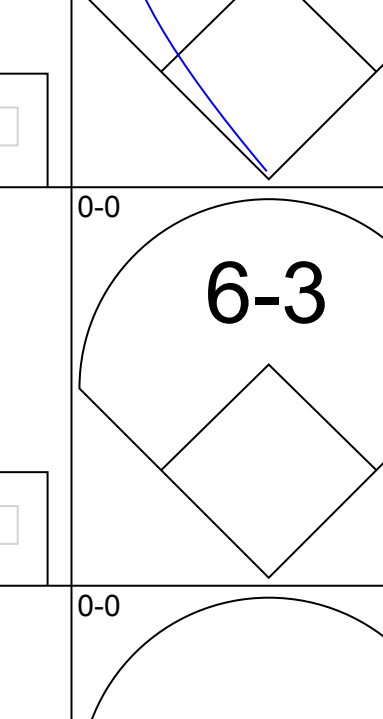
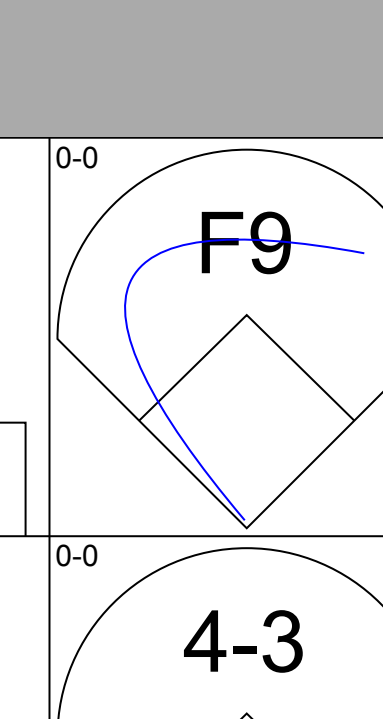
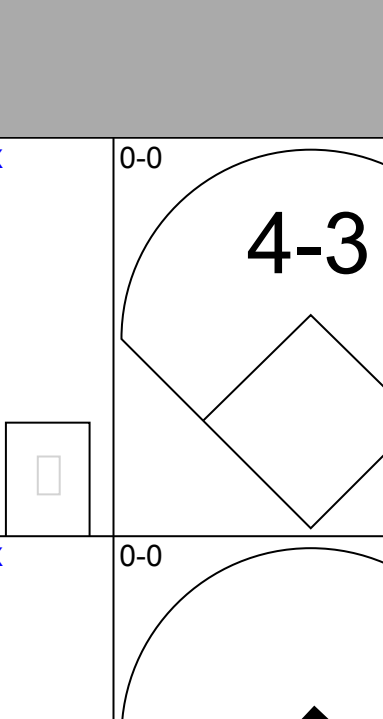
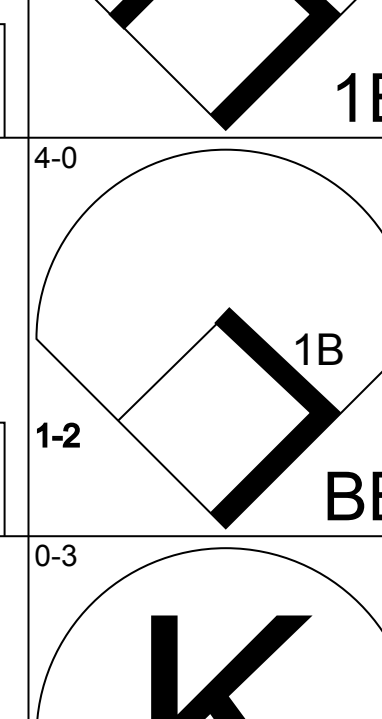
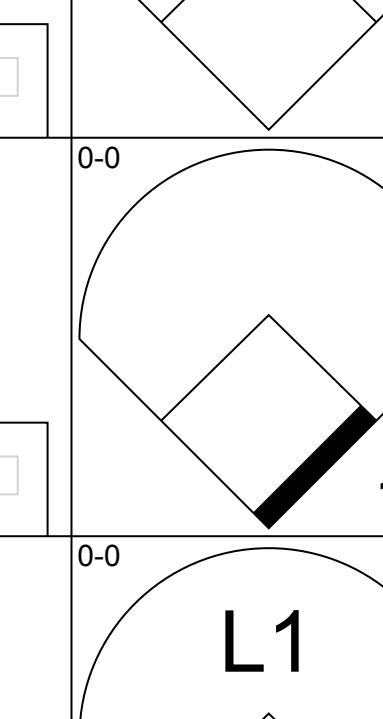
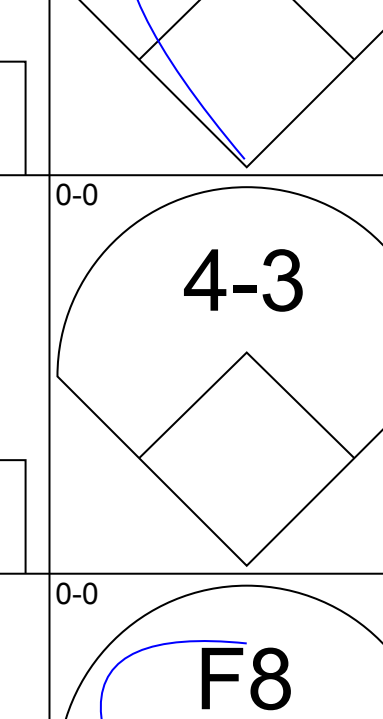
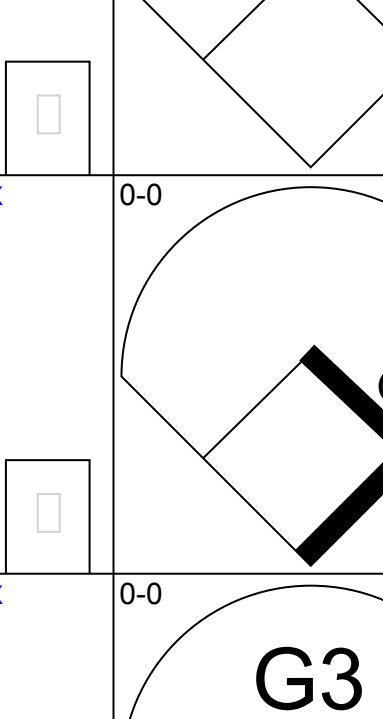
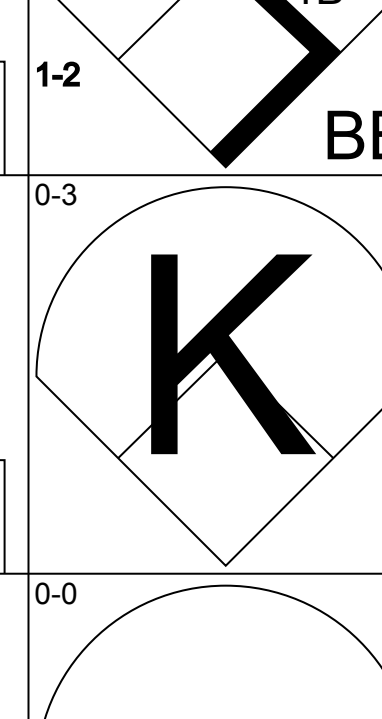
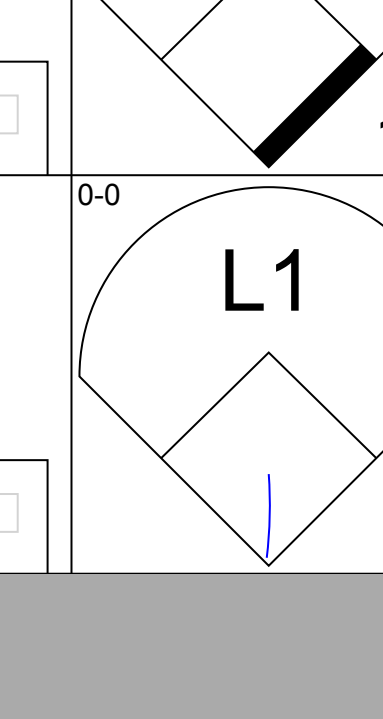
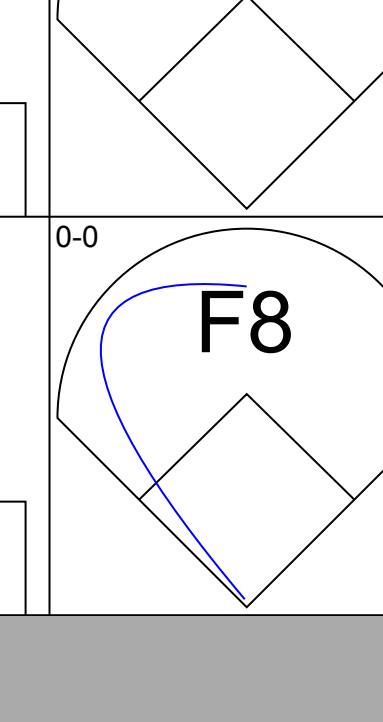
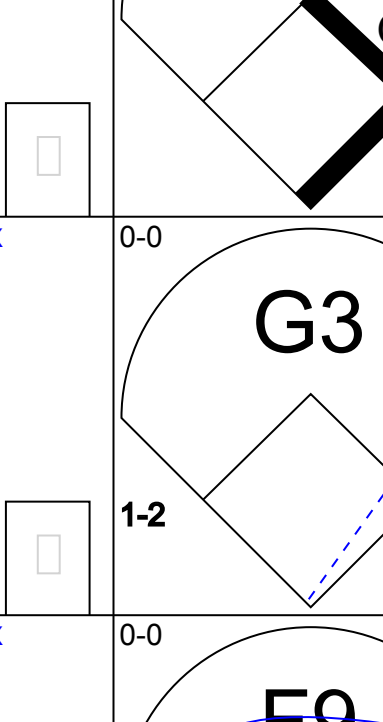
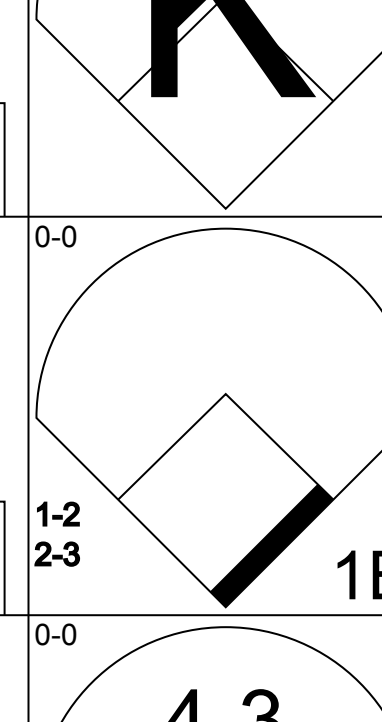
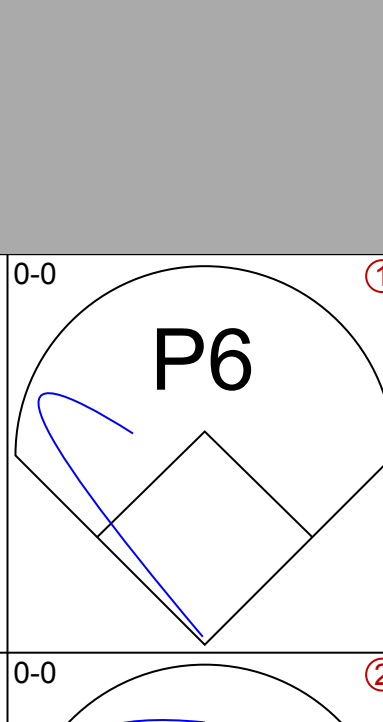
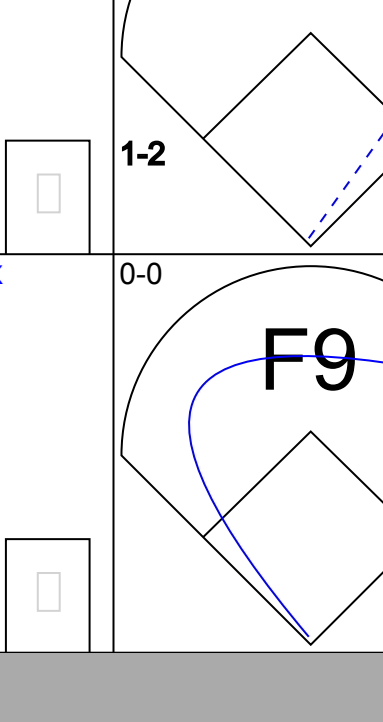
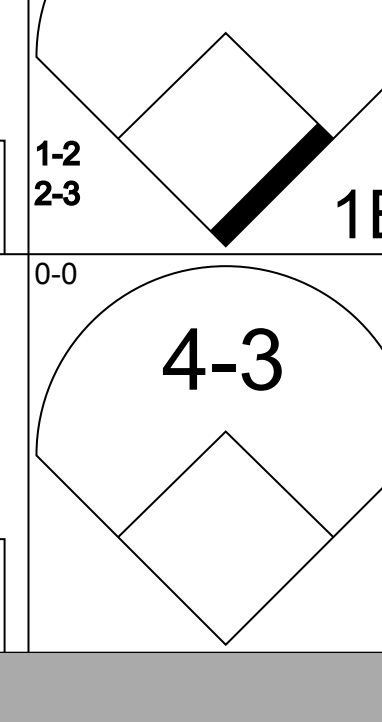
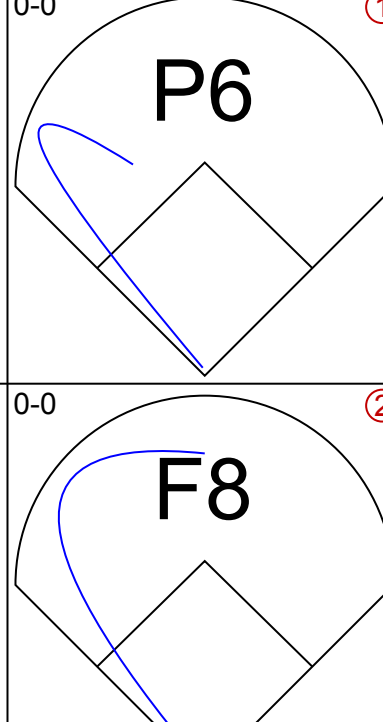
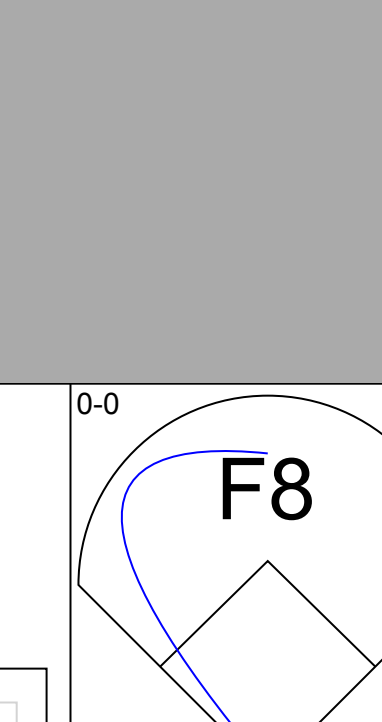
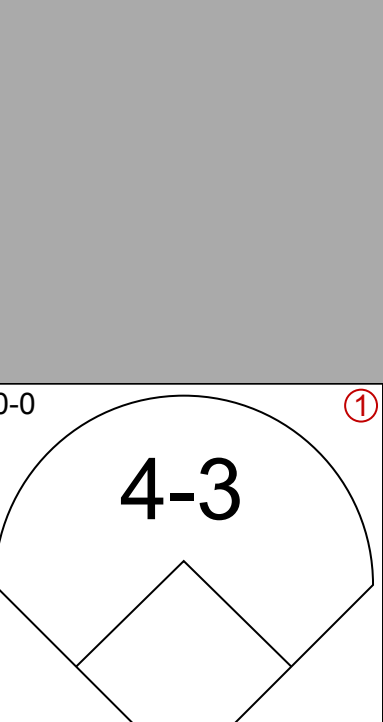
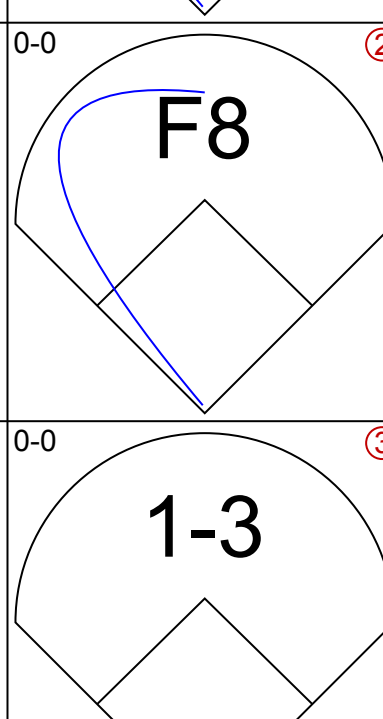
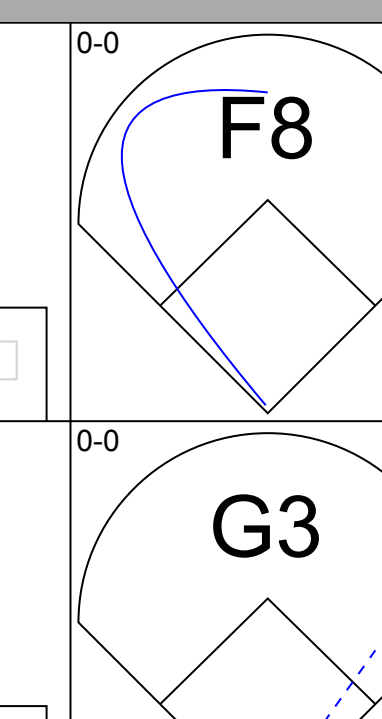
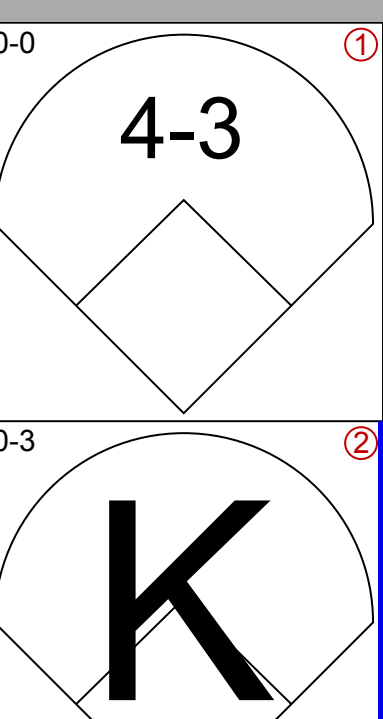
AB	34
R	4
H	9
RBI	3
BB	3
SO	4
LOB	15



Batter	1	2	3	4	5	6	7	8	9	AB	R	H	RBI	BB	SO	LOB	BOTTOM			
Davey Nelson, R OBP: 0.321, SLG: 0.396 (1,4)	P5					1-3		F8		4	0	1	0	0	0	1	<b>Minnesota Twins @ Texas Rangers</b> Arlington Stadium, Arlington, TX Thu Jun 28 1973, 8:05 PM EDT Att. 3,992 - Unknown - 92 F			
Toby Harrah, R OBP: 0.336, SLG: 0.374 (1,6)	SH5-3		5-3			WP BB		6-3		2	0	0	0	1	0	1				
Alex Johnson, R OBP: 0.309, SLG: 0.363 (1,10)	1B		F9			F9			K	3	0	0	0	1	1	1				
Rico Carty, R OBP: 0.293, SLG: 0.277 (1,7)						F2			P4	4	0	1	0	0	0	1				
Jim Spencer, L OBP: 0.335, SLG: 0.398 (1,3)										4	0	1	0	0	0	2				
Jeff Burroughs, R OBP: 0.348, SLG: 0.429 (1,9)										3	0	1	0	0	0	1				
Vic Harris, S OBP: 0.320, SLG: 0.377 (1,5)										2	0	0	0	1	0	1				
Dick Billings, R OBP: 0.269, SLG: 0.261 (1,2)										3	0	1	0	0	1	1				
Elliott Maddox, R OBP: 0.339, SLG: 0.269 (1,8)										3	0	0	0	0	0	2				
<b>Inning Stats</b>	R: 0 E: 0 K: 0 S: 4	H: 2 LOB: 2 BB: 1 P: 8	R: 0 E: 0 K: 1 S: 5	H: 0 LOB: 1 BB: 1 P: 9	R: 0 E: 0 K: 0 S: 3	H: 0 LOB: 0 BB: 0 P: 3	R: 0 E: 0 K: 0 S: 3	H: 1 LOB: 0 BB: 0 P: 3	R: 0 E: 0 K: 0 S: 3	H: 0 LOB: 1 BB: 1 P: 7	R: 0 E: 0 K: 0 S: 3	H: 1 LOB: 0 BB: 0 P: 3	R: 0 E: 0 K: 0 S: 4	H: 1 LOB: 1 BB: 0 P: 4	R: 0 E: 0 K: 1 S: 5	H: 0 LOB: 0 BB: 0 P: 5		1B: 4 2B: 1 3B: 0 HR: 0	SF: 0 SAC: 1 DP: 2 HBP: 0	WP: 1 PB: 0 CS: 1
<b>PITCHER</b> Dick Woodson, R ERA: 3.81 (1,1)	IP: 9.0 WLS: W BF: 32	H: 5 R: 0 ER: 0 SO: 2	BB: 3 IBB: 0 HBP: 0 BLK: 0	WP: 1 HR: 0 S: 33 P: 45	ERA: 0.00 WHIP: 0.889															



Batter	1	2	3	4	5	6	7	8	9	AB	R	H	RBI	BB	SO	LOB	TOP			
Rod Carew, L OBP: 0.399, SLG: 0.498 (1,4)										5	0	0	0	0	3	3	<b>Minnesota Twins @ California Angels</b> Anaheim Stadium, Anaheim, CA Fri Jun 29 1973, 10:05 PM EDT Att: 15,212 - Unknown			
Jerry Terrell, R OBP: 0.315, SLG: 0.338 (1,6)										4	1	0	0	0	1	2				
Tony Oliva, L OBP: 0.335, SLG: 0.349 (1,10)										1	1	0	0	3	0	0				
Bobby Darwin, R OBP: 0.322, SLG: 0.428 (1,9)										4	1	2	4	0	1	2				
Steve Braun, L OBP: 0.418, SLG: 0.472 (1,5)										4	0	2	0	0	1	3				
Larry Hisle, R OBP: 0.347, SLG: 0.412 (1,8)										2	0	0	0	2	1	3				
Joe Lis, R OBP: 0.232, SLG: 0.320 (1,3)										4	0	0	0	0	3	4				
George Mitterwald, R OBP: 0.324, SLG: 0.404 (1,2)										3	1	1	0	1	1	0				
Jim Holt, L OBP: 0.311, SLG: 0.444 (1,7)										4	0	1	0	0	1	1				
<b>Inning Stats</b>	R: 0 E: 1 K: 2 S: 8	H: 0 LOB: 2 BB: 1 P: 12	R: 0 E: 0 K: 2 S: 6	H: 0 LOB: 0 BB: 1 P: 10	R: 0 E: 0 K: 1 S: 3	H: 0 LOB: 0 BB: 0 P: 3	R: 0 E: 0 K: 1 S: 5	H: 1 LOB: 0 BB: 0 P: 5	R: 0 E: 0 K: 0 S: 2	H: 0 LOB: 0 BB: 1 P: 6	R: 0 E: 0 K: 3 S: 10	H: 1 LOB: 2 BB: 1 P: 14	R: 4 E: 0 K: 1 S: 8	H: 3 LOB: 1 BB: 2 P: 16	R: 0 E: 0 K: 1 S: 6	H: 1 LOB: 1 BB: 0 P: 6		1B: 3 2B: 3 3B: 0 HR: 1	SF: 0 SAC: 0 DP: 1 HBP: 0	WP: 0 PB: 0 CS: 1
<b>PITCHER</b> Nolan Ryan, R ERA: 2.92 (1,1)	IP: 9.0 WLS: L BF: 37	H: 6 R: 4 ER: 4 SO: 12	BB: 6 IBB: 0 HBP: 0 BLK: 0	WP: 0 HR: 1 S: 55 P: 79	ERA: 4.00 WHIP: 1.333	<b>PITCHER</b>														

Batter	1	2	3	4	5	6	7	8	9	AB	R	H	RBI	BB	SO	LOB	BOTTOM			
Sandy Alomar Sr., S OBP: 0.269, SLG: 0.228 (1,4)										4	0	0	0	0	0	0	<b>Minnesota Twins @ California Angels</b> Anaheim Stadium, Anaheim, CA Fri Jun 29 1973, 10:05 PM EDT Att: 15,212 - Unknown			
Vada Pinson, L OBP: 0.292, SLG: 0.412 (1,7)										4	0	0	0	0	0	0				
Tom McCraw, L OBP: 0.323, SLG: 0.278 (1,10)										4	0	1	0	0	0	0				
Mike Epstein, L OBP: 0.324, SLG: 0.296 (1,3)										3	0	1	0	1	0	0				
Richie Scheinblum, S OBP: 0.382, SLG: 0.352 (1,9)										4	0	1	0	0	1	3				
Ken Berry, R OBP: 0.336, SLG: 0.375 (1,8)										3	0	1	0	0	0	1				
Al Gallagher, R OBP: 0.349, SLG: 0.309 (1,5)										3	0	0	0	0	0	4				
Rudy Meoli, L OBP: 0.295, SLG: 0.241 (1,6)										3	0	0	0	0	0	0				
Jeff Torborg, R OBP: 0.286, SLG: 0.238 (1,2)										2	0	0	0	0	0	0				
Billy Grabarkewitz, R OBP: 0.277, SLG: 0.274 (8, PH)										1	0	0	0	0	1	0				
Art Kusnyer, R OBP: 0.151, SLG: 0.176 (9, 2)										0	0	0	0	0	0	0				
<b>Inning Stats</b>	R: 0 E: 0 K: 0 S: 3	H: 0 LOB: 0 BB: 0 P: 3	R: 0 E: 0 K: 0 S: 3	H: 0 LOB: 0 BB: 0 P: 3	R: 0 E: 0 K: 0 S: 3	H: 0 LOB: 0 BB: 0 P: 3	R: 0 E: 0 K: 0 S: 4	H: 1 LOB: 1 BB: 0 P: 4	R: 0 E: 0 K: 0 S: 3	H: 0 LOB: 0 BB: 0 P: 3	R: 0 E: 0 K: 1 S: 7	H: 2 LOB: 3 BB: 1 P: 11	R: 0 E: 0 K: 1 S: 5	H: 0 LOB: 0 BB: 0 P: 5	R: 0 E: 0 K: 0 S: 4	H: 1 LOB: 1 BB: 0 P: 4	1B: 4 2B: 0 3B: 0 HR: 0	SF: 0 SAC: 0 DP: 0 HBP: 0	WP: 0 PB: 0 CS: 0	PA: 32
<b>PITCHER</b> Bert Blyleven, R ERA: 2.27 (1,1)	IP: 9.0 WLS: W BF: 32	H: 4 R: 0 ER: 0 SO: 2	BB: 1 IBB: 0 HBP: 0 BLK: 0	WP: 0 HR: 0 S: 35 P: 39	ERA: 0.00 WHIP: 0.556	<b>PITCHER</b>														



Batter	1	2	3	4	5	6	7	8	9	AB	R	H	RBI	BB	SO	LOB	TOP								
Jerry Terrell, R OBP: 0.317, SLG: 0.340	0-0 4-3	0-0 1B			0-0 6-3	0-0 F7			0-0 FC4-2 1B	5	1	2	0	0	0	2									
Rod Carew, L OBP: 0.402, SLG: 0.500	0-0 BB 2B	0-0 F7			0-0 1B 2B	0-0 FC6-4			0-0 1B 1B	5	3	3	0	0	0	3									
Bobby Darwin, R OBP: 0.320, SLG: 0.421	4-0 2B FC4 BB		0-3 K		0-0 P4			0-0 F7	0-0 FC4-2 1B	4	1	0	0	1	1	4									
Tony Oliva, L OBP: 0.343, SLG: 0.362	0-0 FC4		0-0 CS 1B		0-0 2B 1B			0-0 F9	0-0 G5-4-3 1B	5	1	4	3	0	0	0									
Steve Brye, R OBP: 0.241, SLG: 0.185	0-0 2B		0-0 1B		0-0 2B 1B			0-0 F9	0-0 G5-4-3 1B	0	0	0	0	0	0	0									
Joe Lis, R OBP: 0.241, SLG: 0.329	4-0 FC4 BB		0-3 K		0-0 2B			0-3 K	0-0 G5-4-3	4	0	1	2	1	2	3									
Steve Braun, L OBP: 0.412, SLG: 0.464	0-0 FC4		0-0 F7		0-0 G3			0-0 F7		4	0	0	1	0	0	3									
Larry Hisle, R OBP: 0.346, SLG: 0.413	0-0 G6-4-3		0-0 2B		0-0 6-3			0-0 F9		4	0	1	0	0	0	3									
George Mitterwald, R OBP: 0.323, SLG: 0.401		0-0 F9		0-3 K		0-0 BB 1B		0-0 L6		4	0	1	0	0	1	1									
Mike Adams, R OBP: 0.375, SLG: 0.292		0-0 F9		0-0 F8		4-0 FC6-4 BB		0-0 1B 1B		3	0	1	0	1	0	1									
<b>Inning Stats</b>	R: 2 E: 0 K: 0 S: 5	H: 2 LOB: 2 BB: 2 P: 13	R: 0 E: 0 K: 0 S: 4	H: 1 LOB: 1 BB: 0 P: 4	R: 0 E: 0 K: 2 S: 7	H: 1 LOB: 1 BB: 0 P: 7	R: 0 E: 0 K: 1 S: 6	H: 1 LOB: 1 BB: 0 P: 6	R: 2 E: 0 K: 0 S: 6	H: 3 LOB: 2 BB: 0 P: 8	R: 0 E: 0 K: 1 S: 4	H: 1 LOB: 2 BB: 1 P: 8	R: 0 E: 0 K: 1 S: 5	H: 0 LOB: 0 BB: 0 P: 5	R: 0 E: 0 K: 0 S: 3	H: 0 LOB: 0 BB: 0 P: 3	R: 2 E: 0 K: 0 S: 6	H: 4 LOB: 2 BB: 0 P: 6	1B: 10 2B: 4 3B: 0 HR: 0	SF: 0 SAC: 0 DP: 3 HBP: 0	WP: 0 PB: 0 CS: 1	PA: 41			
<b>PITCHER</b>	IP WLS BF ERA WHIP	WLS BF ERA WHIP	IP WLS BF ERA WHIP	IP WLS BF ERA WHIP	IP WLS BF ERA WHIP	IP WLS BF ERA WHIP	IP WLS BF ERA WHIP	IP WLS BF ERA WHIP	IP WLS BF ERA WHIP	IP WLS BF ERA WHIP	IP WLS BF ERA WHIP	IP WLS BF ERA WHIP	IP WLS BF ERA WHIP	IP WLS BF ERA WHIP	IP WLS BF ERA WHIP	IP WLS BF ERA WHIP	IP WLS BF ERA WHIP	IP WLS BF ERA WHIP	IP WLS BF ERA WHIP	IP WLS BF ERA WHIP	IP WLS BF ERA WHIP	IP WLS BF ERA WHIP	IP WLS BF ERA WHIP	IP WLS BF ERA WHIP	
Andy Hassler, L ERA: 5.68	(1, 1) 0.1 L 5	(1, 1) 7.2 33	(1, 1) 1.0 3	(1, 1) 1.0 3	(1, 1) 1.0 3	(1, 1) 1.0 3	(1, 1) 1.0 3	(1, 1) 1.0 3	(1, 1) 1.0 3	(1, 1) 1.0 3	(1, 1) 1.0 3	(1, 1) 1.0 3	(1, 1) 1.0 3	(1, 1) 1.0 3	(1, 1) 1.0 3	(1, 1) 1.0 3	(1, 1) 1.0 3	(1, 1) 1.0 3	(1, 1) 1.0 3	(1, 1) 1.0 3	(1, 1) 1.0 3	(1, 1) 1.0 3	(1, 1) 1.0 3	(1, 1) 1.0 3	(1, 1) 1.0 3
Steve Barber, L ERA: 3.39	(1, 1) 7.2 33	(1, 1) 7.2 33	(1, 1) 1.0 3	(1, 1) 1.0 3	(1, 1) 1.0 3	(1, 1) 1.0 3	(1, 1) 1.0 3	(1, 1) 1.0 3	(1, 1) 1.0 3	(1, 1) 1.0 3	(1, 1) 1.0 3	(1, 1) 1.0 3	(1, 1) 1.0 3	(1, 1) 1.0 3	(1, 1) 1.0 3	(1, 1) 1.0 3	(1, 1) 1.0 3	(1, 1) 1.0 3	(1, 1) 1.0 3	(1, 1) 1.0 3	(1, 1) 1.0 3	(1, 1) 1.0 3	(1, 1) 1.0 3	(1, 1) 1.0 3	(1, 1) 1.0 3
Dave Sells, R ERA: 1.5	(9, 1) 1.0 3	(9, 1) 1.0 3	(9, 1) 1.0 3	(9, 1) 1.0 3	(9, 1) 1.0 3	(9, 1) 1.0 3	(9, 1) 1.0 3	(9, 1) 1.0 3	(9, 1) 1.0 3	(9, 1) 1.0 3	(9, 1) 1.0 3	(9, 1) 1.0 3	(9, 1) 1.0 3	(9, 1) 1.0 3	(9, 1) 1.0 3	(9, 1) 1.0 3	(9, 1) 1.0 3	(9, 1) 1.0 3	(9, 1) 1.0 3	(9, 1) 1.0 3	(9, 1) 1.0 3	(9, 1) 1.0 3	(9, 1) 1.0 3	(9, 1) 1.0 3	(9, 1) 1.0 3

Minnesota Twins @ California Angels  
Anaheim Stadium, Anaheim, CA  
Sat Jun 30 1973, 10:05 PM EDT  
Att: 25,017 - Unknown - 69 F

AB 38  
R 6  
H 13  
RBI 6  
BB 3  
SO 4  
LOB 20





Batter	1	2	3	4	5	6	7	8	9	AB	R	H	RBI	BB	SO	LOB	BOTTOM								
Sandy Alomar Sr., S OBP: 0.272, SLG: 0.226	4-0 G3 1B BB		4-0 FC6 BB	0-0 F8		0-0 4-3			0-3 K	2	0	0	0	2	0	3									
Bob Oliver, R OBP: 0.254, SLG: 0.382			0-0 FC6 BB	0-0 F8		0-0 4-3			0-3 K	1	0	0	0	0	1	1									
Vada Pinson, L OBP: 0.295, SLG: 0.416	0-0 G3 1B		0-0 FC6 BB	0-0 F8		0-0 P6			0-0 1B 1B	5	1	3	0	0	0	2									
Tom McCraw, L OBP: 0.337, SLG: 0.289	0-3 K		4-0 1B BB	0-0 F8		0-0 L6			0-0 FC6 1B	4	0	2	1	1	1	3									
Mike Epstein, L OBP: 0.321, SLG: 0.294	0-0 G3		0-0 FC6 BB	0-0 F8		0-3 K			0-0 F8	5	0	1	0	0	1	6									
Richie Scheinblum, S OBP: 0.382, SLG: 0.348	4-0 BB		0-3 K	0-0 F8		0-0 2B 1B			0-0 FC6	4	1	1	0	1	1	4									
Ken Berry, R OBP: 0.339, SLG: 0.382	0-3 K		0-0 F8 1B	0-0 F8 1B		0-0 2B			0-0 4-3	4	0	2	2	0	1	3									
Al Gallagher, R OBP: 0.347, SLG: 0.308		0-0 4-3		0-0 F8 1B		0-0 F9			0-0 F8	4	0	1	0	0	0	1									
Rudy Meoli, L OBP: 0.294, SLG: 0.236		0-0 6-3		0-0 F8		4-0 4-3 BB			0-0 F7	3	0	0	0	1	0	2									
Jeff Torborg, R OBP: 0.282, SLG: 0.234			0-0 P4	0-3 K		0-3 K			4-0 1B BB	2	0	0	0	0	1	2									
Billy Grabarkewitz, R OBP: 0.274, SLG: 0.271										1	0	0	0	0	1	1									
Art Kusnyer, R OBP: 0.151, SLG: 0.176										0	0	0	0	0	0	0									
Winston Llenas, R OBP: 0.316, SLG: 0.412										0	1	0	0	1	0	0									
<b>Inning Stats</b>	R: 0 E: 0 K: 2 S: 8	H: 1 LOB: 3 BB: 2 P: 16	R: 0 E: 0 K: 0 S: 3	H: 0 LOB: 0 BB: 0 P: 3	R: 0 E: 0 K: 1 S: 5	H: 1 LOB: 2 BB: 2 P: 13	R: 0 E: 0 K: 1 S: 7	H: 2 LOB: 2 BB: 0 P: 7	R: 2 E: 0 K: 1 S: 8	H: 3 LOB: 1 BB: 0 P: 8	R: 0 E: 0 K: 1 S: 5	H: 0 LOB: 1 BB: 1 P: 9	R: 0 E: 0 K: 0 S: 3	H: 1 LOB: 0 BB: 0 P: 3	R: 0 E: 0 K: 0 S: 3	H: 0 LOB: 0 BB: 0 P: 3	R: 1 E: 0 K: 1 S: 7	H: 2 LOB: 2 BB: 1 P: 11	1B: 9 2B: 1 3B: 0 HR: 0	SF: 0 SAC: 0 DP: 1 HBP: 0	WP: 0 PB: 0 CS: 0	PA: 41			
<b>PITCHER</b>	IP WLS BF ERA WHIP	IP WLS BF ERA WHIP	IP WLS BF ERA WHIP	IP WLS BF ERA WHIP	IP WLS BF ERA WHIP	IP WLS BF ERA WHIP	IP WLS BF ERA WHIP	IP WLS BF ERA WHIP	IP WLS BF ERA WHIP	IP WLS BF ERA WHIP	IP WLS BF ERA WHIP	IP WLS BF ERA WHIP	IP WLS BF ERA WHIP	IP WLS BF ERA WHIP	IP WLS BF ERA WHIP	IP WLS BF ERA WHIP	IP WLS BF ERA WHIP	IP WLS BF ERA WHIP	IP WLS BF ERA WHIP	IP WLS BF ERA WHIP	IP WLS BF ERA WHIP	IP WLS BF ERA WHIP	IP WLS BF ERA WHIP	IP WLS BF ERA WHIP	
Joe Decker, R ERA: 3.97	(1, 1) 7.0 32	(1, 1) 7.0 32	(8, 1) 2.0 9	(8, 1) 2.0 9	(8, 1) 2.0 9	(8, 1) 2.0 9	(8, 1) 2.0 9	(8, 1) 2.0 9	(8, 1) 2.0 9	(8, 1) 2.0 9	(8, 1) 2.0 9	(8, 1) 2.0 9	(8, 1) 2.0 9	(8, 1) 2.0 9	(8, 1) 2.0 9	(8, 1) 2.0 9	(8, 1) 2.0 9	(8, 1) 2.0 9	(8, 1) 2.0 9	(8, 1) 2.0 9	(8, 1) 2.0 9	(8, 1) 2.0 9	(8, 1) 2.0 9	(8, 1) 2.0 9	(8, 1) 2.0 9
Ray Corbin, R ERA: 2.05	(8, 1) 2.0 9	(8, 1) 2.0 9	(8, 1) 2.0 9	(8, 1) 2.0 9	(8, 1) 2.0 9	(8, 1) 2.0 9	(8, 1) 2.0 9	(8, 1) 2.0 9	(8, 1) 2.0 9	(8, 1) 2.0 9	(8, 1) 2.0 9	(8, 1) 2.0 9	(8, 1) 2.0 9	(8, 1) 2.0 9	(8, 1) 2.0 9	(8, 1) 2.0 9	(8, 1) 2.0 9	(8, 1) 2.0 9	(8, 1) 2.0 9	(8, 1) 2.0 9	(8, 1) 2.0 9	(8, 1) 2.0 9	(8, 1) 2.0 9	(8, 1) 2.0 9	(8, 1) 2.0 9

Minnesota Twins @ California Angels  
Anaheim Stadium, Anaheim, CA  
Sat Jun 30 1973, 10:05 PM EDT  
Att: 25,017 - Unknown - 69 F

AB 35  
R 3  
H 10  
RBI 3  
BB 6  
SO 7  
LOB 28



Batter	1	2	3	4	5	6	7	8	9	AB	R	H	RBI	BB	SO	LOB	TOP									
Rod Carew, L OBP: 0.400, SLG: 0.496 (1, 4)	F8		1-3 2H 3H 1B		4-3			F7		4	0	1	2	0	0	2	<b>Minnesota Twins @ California Angels</b> Anaheim Stadium, Anaheim, CA Sun Jul 01 1973, 6:33 AM EDT Att: 27,068 - Unknown - 92 F  <b>AB</b> 31 <b>R</b> 2 <b>H</b> 4 <b>RBI</b> 2 <b>BB</b> 0 <b>SO</b> 4 <b>LOB</b> 5  									
Jerry Terrell, R OBP: 0.310, SLG: 0.331 (1, 6)	4-3		1-3				F9	F9		4	0	0	0	0	0	2										
Tony Oliva, L OBP: 0.338, SLG: 0.357 (1, 10)	L4		5-3				4-3		F7	4	0	0	0	0	0	1										
Bobby Darwin, R OBP: 0.316, SLG: 0.415 (1, 9)		4-3		5-3			4-3		6-3	4	0	0	0	0	0	0										
Steve Braun, L OBP: 0.406, SLG: 0.455 (1, 5)		K		F5			F8		F8	4	0	0	0	0	1	0										
Larry Hisle, R OBP: 0.342, SLG: 0.408 (1, 8)		F8		F8			K			3	0	0	0	0	1	0										
Joe Lis, R OBP: 0.233, SLG: 0.317 (1, 3)			1-3		K		F7			3	0	0	0	0	1	0										
George Mitterwald, R OBP: 0.328, SLG: 0.401 Phil Roof, R OBP: 0.292, SLG: 0.250 (1, 2) (3, 2)			1B 1B HBP		4-3			K		0	1	0	0	0	0	0										
Jim Holt, L OBP: 0.321, SLG: 0.457 (1, 7)			1-3 1B 1B							2	0	0	0	0	1	0										
<b>Inning Stats</b>	R: 0 E: 0 K: 0 S: 3	H: 0 LOB: 0 BB: 0 P: 3	R: 0 E: 0 K: 1 S: 5	H: 0 LOB: 0 BB: 0 P: 5	R: 2 E: 0 K: 0 S: 5	H: 2 LOB: 1 BB: 0 P: 6	R: 0 E: 0 K: 0 S: 3	H: 0 LOB: 0 BB: 0 P: 3	R: 0 E: 0 K: 1 S: 6	H: 1 LOB: 1 BB: 0 P: 6	R: 0 E: 0 K: 0 S: 3	H: 0 LOB: 0 BB: 0 P: 3	R: 0 E: 0 K: 1 S: 5	H: 0 LOB: 0 BB: 0 P: 5	R: 0 E: 0 K: 1 S: 6	H: 1 LOB: 1 BB: 0 P: 6		R: 0 E: 0 K: 0 S: 3	H: 0 LOB: 0 BB: 0 P: 3	1B: 3 2B: 1 3B: 0 HR: 0	SF: 0 SAC: 0 DP: 0 HBP: 1	WP: 0 PB: 0 CS: 0	PA: 32			
<b>PITCHER</b> Bill Singer, R ERA: 2.41 (1, 1)	IP: 9.0 WLS: L BF: 32	H: 4 R: 2 ER: 2 SO: 4	BB: 0 IBB: 0 HBP: 1 BLK: 0	WP: 0 HR: 0 S: 39 P: 40	ERA: 2.00 WHIP: 0.444	<b>PITCHER</b>										ERA: 2.00 WHIP: 0.444	<b>PITCHER</b>									

Batter	1	2	3	4	5	6	7	8	9	AB	R	H	RBI	BB	SO	LOB	BOTTOM									
Vada Pinson, L OBP: 0.293, SLG: 0.409 (1, 7)	4-3		F8			P6			1-3	4	0	0	0	0	0	0	<b>Minnesota Twins @ California Angels</b> Anaheim Stadium, Anaheim, CA Sun Jul 01 1973, 6:33 AM EDT Att: 27,068 - Unknown - 92 F  <b>AB</b> 29 <b>R</b> 1 <b>H</b> 1 <b>RBI</b> 1 <b>BB</b> 0 <b>SO</b> 7 <b>LOB</b> 2  									
Sandy Alomar Sr., S OBP: 0.269, SLG: 0.223 Leroy Stanton, R OBP: 0.273, SLG: 0.301 (1, 4) (9, PH)	F8			6-3			F8		K	3	0	0	0	0	0	0										
Winston Llenas, R OBP: 0.293, SLG: 0.378 (1, 5)	F2			F7			E5			3	0	0	0	0	0	0										
Frank Robinson, R OBP: 0.370, SLG: 0.455 (1, 10)		HR		P4			K			3	1	1	1	0	1	1										
Bob Oliver, R OBP: 0.280, SLG: 0.376 (1, 3)		5-3			K			K		3	0	0	0	0	2	1										
Richie Scheinblum, S OBP: 0.374, SLG: 0.339 (1, 9)		F8			5-3			F9		3	0	0	0	0	0	0										
Ken Berry, R OBP: 0.335, SLG: 0.377 (1, 8)		3-1			K			P4		3	0	0	0	0	1	0										
Jeff Torborg, R OBP: 0.257, SLG: 0.229 (1, 2)			5-3			F2		6-3		3	0	0	0	0	0	0										
Rudy Meoli, L OBP: 0.291, SLG: 0.233 Al Gallagher, R OBP: 0.346, SLG: 0.307 (1, 6) (9, PH)			K			K			1-3	2	0	0	0	0	2	0										
<b>Inning Stats</b>	R: 0 E: 0 K: 0 S: 3	H: 0 LOB: 0 BB: 0 P: 3	R: 1 E: 0 K: 0 S: 4	H: 1 LOB: 0 BB: 0 P: 4	R: 0 E: 0 K: 1 S: 5	H: 0 LOB: 0 BB: 0 P: 5	R: 0 E: 0 K: 0 S: 3	H: 0 LOB: 0 BB: 0 P: 3	R: 0 E: 0 K: 2 S: 7	H: 0 LOB: 0 BB: 0 P: 7	R: 0 E: 0 K: 1 S: 5	H: 0 LOB: 0 BB: 0 P: 5	R: 0 E: 1 K: 2 S: 8	H: 0 LOB: 1 BB: 0 P: 8	R: 0 E: 0 K: 0 S: 3	H: 0 LOB: 0 BB: 0 P: 3		R: 0 E: 0 K: 1 S: 5	H: 0 LOB: 0 BB: 0 P: 5	1B: 0 2B: 0 3B: 0 HR: 1	SF: 0 SAC: 0 DP: 0 HBP: 0	WP: 0 PB: 0 CS: 0	PA: 29			
<b>PITCHER</b> Jim Kaat, L ERA: 4.09 (1, 1)	IP: 9.0 WLS: W BF: 29	H: 1 R: 1 ER: 1 SO: 7	BB: 0 IBB: 0 HBP: 0 BLK: 0	WP: 0 HR: 1 S: 43 P: 43	ERA: 1.00 WHIP: 0.111	<b>PITCHER</b>										ERA: 1.00 WHIP: 0.111	<b>PITCHER</b>									

Batter	1	2	3	4	5	6	7	8	9	AB	R	H	RBI	BB	SO	LOB	TOP								
Rod Carew, L OBP: 0.406, SLG: 0.502										5	1	4	0	0	0	0	<b>Minnesota Twins @ Kansas City Royals</b> Royals Stadium, Kansas City, MO Mon Jul 02 1973, 8:05 PM EDT Att: 11,724 - Unknown - 90 F								
Jerry Terrell, R OBP: 0.313, SLG: 0.333										5	0	2	2	0	0	3									
Tony Oliva, L OBP: 0.343, SLG: 0.359										4	0	2	0	1	0	1									
Bobby Darwin, R OBP: 0.314, SLG: 0.410										4	0	0	0	1	2	5									
Steve Braun, L OBP: 0.409, SLG: 0.463											5	1	3	0	0	0		1							
Larry Hisle, R OBP: 0.340, SLG: 0.408										5	1	1	1	0	1	3									
Joe Lis, R OBP: 0.223, SLG: 0.302										4	0	0	0	0	1	4									
Phil Roof, R OBP: 0.303, SLG: 0.254										3	1	1	1	1	2	0									
Jim Holt, L OBP: 0.324, SLG: 0.455										3	1	1	0	1	0	2									
<b>Inning Stats</b>	R: 1 E: 0 K: 0 S: 4	H: 2 LOB: 0 BB: 0 P: 4	R: 0 E: 0 K: 0 S: 4	H: 1 LOB: 2 BB: 1 P: 8	R: 0 E: 0 K: 1 S: 6	H: 1 LOB: 1 BB: 0 P: 6	R: 3 E: 0 K: 1 S: 9	H: 4 LOB: 3 BB: 2 P: 17	R: 0 E: 0 K: 1 S: 5	H: 0 LOB: 0 BB: 0 P: 5	R: 1 E: 0 K: 1 S: 6	H: 3 LOB: 0 BB: 0 P: 6	R: 0 E: 1 K: 1 S: 7	H: 2 LOB: 2 BB: 0 P: 7	R: 0 E: 0 K: 1 S: 6	H: 1 LOB: 1 BB: 0 P: 6		R: 0 E: 0 K: 0 S: 3	H: 0 LOB: 1 BB: 1 P: 7	1B: 12 2B: 2 3B: 0 HR: 0	SF: 0 SAC: 0 DP: 2 HBP: 0	WP: 0 PB: 0 SB: 1 CS: 1	PA: 43		
<b>PITCHER</b>	IP WLS BF H R ER SO BB IBB HBP BLK WP HR S P ERA WHIP	IP WLS BF H R ER SO BB IBB HBP BLK WP HR S P ERA WHIP	IP WLS BF H R ER SO BB IBB HBP BLK WP HR S P ERA WHIP	IP WLS BF H R ER SO BB IBB HBP BLK WP HR S P ERA WHIP	IP WLS BF H R ER SO BB IBB HBP BLK WP HR S P ERA WHIP	IP WLS BF H R ER SO BB IBB HBP BLK WP HR S P ERA WHIP	IP WLS BF H R ER SO BB IBB HBP BLK WP HR S P ERA WHIP	IP WLS BF H R ER SO BB IBB HBP BLK WP HR S P ERA WHIP	IP WLS BF H R ER SO BB IBB HBP BLK WP HR S P ERA WHIP	IP WLS BF H R ER SO BB IBB HBP BLK WP HR S P ERA WHIP	IP WLS BF H R ER SO BB IBB HBP BLK WP HR S P ERA WHIP	IP WLS BF H R ER SO BB IBB HBP BLK WP HR S P ERA WHIP	IP WLS BF H R ER SO BB IBB HBP BLK WP HR S P ERA WHIP	IP WLS BF H R ER SO BB IBB HBP BLK WP HR S P ERA WHIP	IP WLS BF H R ER SO BB IBB HBP BLK WP HR S P ERA WHIP	IP WLS BF H R ER SO BB IBB HBP BLK WP HR S P ERA WHIP	IP WLS BF H R ER SO BB IBB HBP BLK WP HR S P ERA WHIP	IP WLS BF H R ER SO BB IBB HBP BLK WP HR S P ERA WHIP	IP WLS BF H R ER SO BB IBB HBP BLK WP HR S P ERA WHIP	IP WLS BF H R ER SO BB IBB HBP BLK WP HR S P ERA WHIP	IP WLS BF H R ER SO BB IBB HBP BLK WP HR S P ERA WHIP	IP WLS BF H R ER SO BB IBB HBP BLK WP HR S P ERA WHIP	IP WLS BF H R ER SO BB IBB HBP BLK WP HR S P ERA WHIP	IP WLS BF H R ER SO BB IBB HBP BLK WP HR S P ERA WHIP	IP WLS BF H R ER SO BB IBB HBP BLK WP HR S P ERA WHIP

AB	38
R	5
H	14
RBI	4
BB	4
SO	6
LOB	19



Batter	1	2	3	4	5	6	7	8	9	AB	R	H	RBI	BB	SO	LOB	BOTTOM								
Freddie Patek, R OBP: 0.339, SLG: 0.326										4	0	0	0	0	1	1	<b>Minnesota Twins @ Kansas City Royals</b> Royals Stadium, Kansas City, MO Mon Jul 02 1973, 8:05 PM EDT Att: 11,724 - Unknown - 90 F								
Lou Piniella, R OBP: 0.280, SLG: 0.349										1	0	0	0	0	0	1									
Steve Hovley, L OBP: 0.360, SLG: 0.325										4	0	1	0	0	0	1									
Amos Otis, R OBP: 0.345, SLG: 0.469										4	0	1	0	0	0	2									
John Mayberry, L OBP: 0.418, SLG: 0.553										3	0	0	0	1	1	1									
Ed Kirkpatrick, L OBP: 0.364, SLG: 0.442										3	1	0	0	1	0	1									
Cookie Rojas, R OBP: 0.288, SLG: 0.332										3	0	2	1	1	0	0									
Paul Schaal, R OBP: 0.368, SLG: 0.367										3	0	0	0	1	1	3									
Jim Wohlford, R OBP: 0.292, SLG: 0.387										2	1	1	0	0	0	2									
Gail Hopkins, L OBP: 0.400, SLG: 0.424										2	0	1	0	0	1	2									
Frank White, R OBP: 0.257, SLG: 0.273										0	0	0	0	0	0	0									
Fran Healy, R OBP: 0.293, SLG: 0.328										3	0	1	1	0	1	2									
Kurt Bevacqua, R OBP: 0.341, SLG: 0.345										1	0	0	0	0	0	1									
<b>Inning Stats</b>	R: 0 E: 0 K: 0 S: 3	H: 0 LOB: 0 BB: 0 P: 3	R: 1 E: 0 K: 0 S: 4	H: 1 LOB: 2 BB: 2 P: 12	R: 0 E: 0 K: 1 S: 6	H: 1 LOB: 1 BB: 0 P: 6	R: 0 E: 0 K: 0 S: 3	H: 1 LOB: 0 BB: 0 P: 3	R: 1 E: 0 K: 0 S: 5	H: 2 LOB: 1 BB: 0 P: 5	R: 0 E: 0 K: 1 S: 5	H: 0 LOB: 2 BB: 2 P: 13	R: 0 E: 0 K: 2 S: 8	H: 1 LOB: 1 BB: 0 P: 8	R: 0 E: 0 K: 0 S: 3	H: 0 LOB: 0 BB: 0 P: 3	R: 0 E: 0 K: 1 S: 6	H: 1 LOB: 1 BB: 0 P: 6	1B: 5 2B: 2 3B: 0 HR: 0	SF: 0 SAC: 0 DP: 1 HBP: 0	WP: 0 PB: 0 SB: 0 CS: 0	PA: 37			
<b>PITCHER</b>	IP WLS BF H R ER SO BB IBB HBP BLK WP HR S P ERA WHIP	IP WLS BF H R ER SO BB IBB HBP BLK WP HR S P ERA WHIP	IP WLS BF H R ER SO BB IBB HBP BLK WP HR S P ERA WHIP	IP WLS BF H R ER SO BB IBB HBP BLK WP HR S P ERA WHIP	IP WLS BF H R ER SO BB IBB HBP BLK WP HR S P ERA WHIP	IP WLS BF H R ER SO BB IBB HBP BLK WP HR S P ERA WHIP	IP WLS BF H R ER SO BB IBB HBP BLK WP HR S P ERA WHIP	IP WLS BF H R ER SO BB IBB HBP BLK WP HR S P ERA WHIP	IP WLS BF H R ER SO BB IBB HBP BLK WP HR S P ERA WHIP	IP WLS BF H R ER SO BB IBB HBP BLK WP HR S P ERA WHIP	IP WLS BF H R ER SO BB IBB HBP BLK WP HR S P ERA WHIP	IP WLS BF H R ER SO BB IBB HBP BLK WP HR S P ERA WHIP	IP WLS BF H R ER SO BB IBB HBP BLK WP HR S P ERA WHIP	IP WLS BF H R ER SO BB IBB HBP BLK WP HR S P ERA WHIP	IP WLS BF H R ER SO BB IBB HBP BLK WP HR S P ERA WHIP	IP WLS BF H R ER SO BB IBB HBP BLK WP HR S P ERA WHIP	IP WLS BF H R ER SO BB IBB HBP BLK WP HR S P ERA WHIP	IP WLS BF H R ER SO BB IBB HBP BLK WP HR S P ERA WHIP	IP WLS BF H R ER SO BB IBB HBP BLK WP HR S P ERA WHIP	IP WLS BF H R ER SO BB IBB HBP BLK WP HR S P ERA WHIP	IP WLS BF H R ER SO BB IBB HBP BLK WP HR S P ERA WHIP	IP WLS BF H R ER SO BB IBB HBP BLK WP HR S P ERA WHIP	IP WLS BF H R ER SO BB IBB HBP BLK WP HR S P ERA WHIP	IP WLS BF H R ER SO BB IBB HBP BLK WP HR S P ERA WHIP	IP WLS BF H R ER SO BB IBB HBP BLK WP HR S P ERA WHIP


AB	33
R	2
H	7
RBI	2
BB	4
SO	5
LOB	17






Batter	1	2	3	4	5	6	7	8	9	AB	R	H	RBI	BB	SO	LOB	TOP								
Freddie Patek, R OBP: 0.336, SLG: 0.332	F8		1-6-3			5-3		K	BB	4	0	0	1	1	1	1	<b>Kansas City Royals @ Minnesota Twins</b> Metropolitan Stadium, Bloomington, MI Wed Jul 04 1973, 8:05 PM EDT Att: 45,890 - Unknown - 80 F  <b>livebaseballscorecards.com</b>								
Cookie Rojas, R OBP: 0.305, SLG: 0.334	FC6-4 BB		BB			F8		FC6 1B	BB	3	0	2	2	2	0	0									
Amos Otis, R OBP: 0.346, SLG: 0.468	FC6-4		4-3			4-3		FC6	L7	1	0	0	0	0	0	1									
Steve Howley, L OBP: 0.350, SLG: 0.314	CS							1-2		4	0	0	0	0	0	5									
Lou Piniella, R OBP: 0.276, SLG: 0.342	CS	K		1-3				E5 SH1-4	K	4	0	0	0	0	2	0									
Kurt Bevacqua, R OBP: 0.348, SLG: 0.353		5-3						SH1-4	BB	3	1	2	0	0	0	0									
Paul Schaaf, R OBP: 0.374, SLG: 0.392		6-3		G4-3 1B				1-2	BB	2	1	0	0	2	0	1									
Hal McRae, R OBP: 0.253, SLG: 0.242									BB	2	1	0	0	0	1	2									
John Mayberry, L OBP: 0.420, SLG: 0.553									BB	0	0	0	0	1	0	0									
Frank White, R OBP: 0.257, SLG: 0.273			6-3 2B						BB	0	1	0	0	0	0	0									
Carl Taylor, R OBP: 0.357, SLG: 0.221			1B						1-2 2-3 BB	0	0	0	0	0	0	0									
Jim Wohlford, R OBP: 0.279, SLG: 0.369			6-3						F5	3	0	0	0	0	0	3									
Gail Hopkins, L OBP: 0.418, SLG: 0.449			1-2						3-H	1	0	0	1	0	0	2									
Fran Healy, R OBP: 0.294, SLG: 0.336									BB	3	0	1	1	0	1	0									
Ed Kirkpatrick, L OBP: 0.363, SLG: 0.440			1-6-3 2H 2B						1-2 2-3 BB	0	1	0	0	1	0	0									
<b>Inning Stats</b>	R: 0 E: 0 K: 0 S: 2	H: 0 LOB: 0 BB: 1 P: 6	R: 0 E: 0 K: 1 S: 5	H: 0 LOB: 0 BB: 0 P: 5	R: 1 E: 0 K: 0 S: 5	H: 2 LOB: 2 BB: 1 P: 9	R: 0 E: 0 K: 0 S: 3	H: 1 LOB: 0 BB: 0 P: 3	R: 0 E: 0 K: 1 S: 5	H: 0 LOB: 0 BB: 0 P: 5	R: 0 E: 0 K: 0 S: 3	H: 0 LOB: 0 BB: 0 P: 3	R: 0 E: 1 K: 1 S: 6	H: 0 LOB: 2 BB: 1 P: 10	R: 0 E: 0 K: 1 S: 6	H: 1 LOB: 1 BB: 0 P: 6	R: 4 E: 0 K: 1 S: 7	H: 2 LOB: 2 BB: 4 P: 23	1B: 5 2B: 1 3B: 0 HR: 0	SF: 0 SAC: 1 DP: 1 HBP: 0	WP: 0 PB: 0 SB: 0 CS: 1	PA: 40			
<b>PITCHER</b>	IP	WLS	BF	H	R	ER	SO	BB	IBB	HBP	BLK	WP	HR	S	P	ERA	WHIP								
Eddie Bane, L ERA: 1.29	(1, 1)	7.0	26	3	1	1	3	3	0	0	0	0	0	29	41	1.29	0.857								
Ray Corbin, R ERA: 2.42	(8, 1)	1.2	L	11	2	4	4	2	4	0	0	0	0	11	27	21.60	3.600								
Bill Hands, R ERA: 4.63	(9, 1)	0.1		2	1	0	0	0	0	0	0	0	0	2	2	0.00	3.000								

Batter	1	2	3	4	5	6	7	8	9	AB	R	H	RBI	BB	SO	LOB	BOTTOM									
Rod Carew, L OBP: 0.406, SLG: 0.496	CS 1B		BB 1B	6-3			1-3		1B SF7 1B	5	1	3	0	0	0	1	<b>Kansas City Royals @ Minnesota Twins</b> Metropolitan Stadium, Bloomington, MI Wed Jul 04 1973, 8:05 PM EDT Att: 45,890 - Unknown - 80 F  <b>livebaseballscorecards.com</b>									
Jerry Terrell, R OBP: 0.317, SLG: 0.339	1B 2B		K				6-3		1B 1B	5	0	3	0	0	1	1										
Tony Oliva, L OBP: 0.345, SLG: 0.393	BB		F8						F7	3	0	0	1	1	0	2										
Bobby Darwin, R OBP: 0.317, SLG: 0.413	G4-6-3 1B		BB 1B						3-H	5	0	2	0	0	3	1										
Steve Braun, L OBP: 0.418, SLG: 0.479	G4-6-3		BB						BB	4	1	3	0	1	0	3										
Larry Hise, R OBP: 0.343, SLG: 0.418		F9	F8						HR 1B	5	1	1	1	0	0	6										
Joe Lis, R OBP: 0.245, SLG: 0.344		BLK BB		F9					HR	3	1	1	2	1	0	1										
George Mitterwald, R OBP: 0.319, SLG: 0.390		K		6-3					1B	4	0	1	0	0	1	2										
Jim Holt, L OBP: 0.321, SLG: 0.445		F7							F8	4	0	1	0	0	0	2										
<b>Inning Stats</b>	R: 0 E: 0 K: 0 S: 4	H: 3 LOB: 2 BB: 1 P: 8	R: 0 E: 0 K: 1 S: 5	H: 0 LOB: 1 BB: 1 P: 9	R: 0 E: 0 K: 1 S: 7	H: 2 LOB: 3 BB: 1 P: 11	R: 0 E: 0 K: 0 S: 4	H: 1 LOB: 1 BB: 0 P: 4	R: 0 E: 0 K: 0 S: 5	H: 1 LOB: 0 BB: 0 P: 5	R: 0 E: 0 K: 0 S: 4	H: 1 LOB: 1 BB: 0 P: 4	R: 0 E: 0 K: 0 S: 3	H: 0 LOB: 0 BB: 0 P: 3	R: 3 E: 0 K: 1 S: 9	H: 4 LOB: 1 BB: 0 P: 9		R: 1 E: 0 K: 1 S: 8	H: 3 LOB: 2 BB: 0 P: 8	1B: 11 2B: 2 3B: 1 HR: 1	SF: 1 SAC: 0 DP: 2 HBP: 0	WP: 0 PB: 0 SB: 0 CS: 1	PA: 42			
<b>PITCHER</b>	IP	WLS	BF	H	R	ER	SO	BB	IBB	HBP	BLK	WP	HR	S	P	ERA		WHIP								
Dick Drago, R ERA: 3.64	(1, 1)	8.0	W	38	14	4	4	4	0	0	1	1	43	55	4.50	2.125										
Gene Garber, R ERA: 3.64	(9, 1)	1.0	S	4	1	0	0	1	0	0	0	0	0	6	6	0.00		1.000								

Batter	1	2	3	4	5	6	7	8	9	AB	R	H	RBI	BB	SO	LOB	TOP									
Freddie Patek, R OBP: 0.336, SLG: 0.332	F8		K			PB	1-3		5-3	6	1	2	2	0	1	4	<b>Kansas City Royals @ Minnesota Twins</b> Metropolitan Stadium, Bloomington, MI Thu Jul 05 1973, 8:05 PM EDT Att: 8,787 - Unknown - 85 F  <b>AB 39</b> <b>R 12</b> <b>H 13</b> <b>RBI 12</b> <b>BB 8</b> <b>SO 4</b> <b>LOB 15</b>  									
Cookie Rojas, R OBP: 0.309, SLG: 0.355	1-3		2B			1B			K	6	3	3	5	0	1	1										
Amos Otis, R OBP: 0.346, SLG: 0.466	K		2B			F8	6-3		E7	4	2	1	1	1	1	1										
John Mayberry, L OBP: 0.423, SLG: 0.554									F5	3	0	1	2	2	0	1										
Gail Hopkins, L OBP: 0.409, SLG: 0.430										4	1	0	0	1	0	4										
Lou Piniella, R OBP: 0.275, SLG: 0.339										5	0	1	2	0	0	0										
Ed Kirkpatrick, L OBP: 0.367, SLG: 0.441										4	1	2	0	1	1	1										
Paul Schaal, R OBP: 0.378, SLG: 0.391										3	2	1	0	2	0	2										
Fran Healy, R OBP: 0.304, SLG: 0.340										4	2	2	0	1	0	1										
<b>Inning Stats</b>	R: 0 E: 0 K: 1 S: 5	H: 0 LOB: 0 BB: 0 P: 5	R: 0 E: 0 K: 0 S: 3	H: 0 LOB: 0 BB: 0 P: 3	R: 4 E: 0 K: 1 S: 7	H: 3 LOB: 1 BB: 3 P: 19	R: 0 E: 0 K: 0 S: 4	H: 1 LOB: 1 BB: 0 P: 4	R: 0 E: 0 K: 0 S: 4	H: 1 LOB: 2 BB: 1 P: 8	R: 5 E: 0 K: 0 S: 8	H: 5 LOB: 1 BB: 1 P: 12	R: 0 E: 0 K: 1 S: 5	H: 0 LOB: 2 BB: 2 P: 13	R: 3 E: 1 K: 0 S: 6	H: 3 LOB: 1 BB: 1 P: 10	R: 0 E: 0 K: 1 S: 5	H: 0 LOB: 0 BB: 0 P: 5	1B: 9 2B: 3 3B: 0 HR: 1	SF: 0 SAC: 0 DP: 0 HBP: 0	WP: 2 PB: 1 CS: 1	PA: 47				
<b>PITCHER</b>	IP	WLS	BF	H	R	ER	SO	BB	IBB	HBP	BLK	WP	HR	S	P	ERA	WHIP									
Joe Decker, R ERA: 4.79	(1, 1)	5.1	L	28	9	8	8	2	4	0	0	0	1	0	28	44	13.50	2.438								
Dave Goltz, R ERA: 4.7	(6, 1)	2.0		14	4	4	4	1	4	0	0	0	1	1	12	28	18.00	4.000								
Bill Hands, R ERA: 4.55	(8, 1)	1.2		5	0	0	0	1	0	0	0	0	0	0	7	7	0.00	0.000								

Batter	1	2	3	4	5	6	7	8	9	AB	R	H	RBI	BB	SO	LOB	BOTTOM									
Jerry Terrell, R OBP: 0.325, SLG: 0.352							L5		L9	5	0	3	0	0	0	2	<b>Kansas City Royals @ Minnesota Twins</b> Metropolitan Stadium, Bloomington, MI Thu Jul 05 1973, 8:05 PM EDT Att: 8,787 - Unknown - 85 F  <b>AB 42</b> <b>R 10</b> <b>H 17</b> <b>RBI 10</b> <b>BB 3</b> <b>SO 6</b> <b>LOB 18</b>  									
Rod Carew, L OBP: 0.408, SLG: 0.500										4	3	2	0	1	0	2										
Bobby Darwin, R OBP: 0.321, SLG: 0.414										4	1	2	2	1	0	1										
Tony Oliva, L OBP: 0.346, SLG: 0.391										4	2	1	1	1	0	2										
Joe Lis, R OBP: 0.252, SLG: 0.347										5	1	2	2	0	2	3										
Larry Hise, R OBP: 0.350, SLG: 0.436										5	2	4	3	0	0	0										
Steve Braun, L OBP: 0.414, SLG: 0.477										5	0	1	1	0	2	4										
George Mitterwald, R OBP: 0.316, SLG: 0.385										5	0	1	1	0	1	1										
Steve Brys, R OBP: 0.241, SLG: 0.185										0	0	0	0	0	0	0										
Mike Adams, R OBP: 0.371, SLG: 0.296										3	1	1	0	0	1	0										
Jim Holt, L OBP: 0.319, SLG: 0.441										2	0	0	0	0	0	3										
<b>Inning Stats</b>	R: 2 E: 0 K: 0 S: 6	H: 4 LOB: 2 BB: 1 P: 10	R: 0 E: 0 K: 1 S: 6	H: 1 LOB: 0 BB: 0 P: 6	R: 0 E: 0 K: 0 S: 3	H: 0 LOB: 0 BB: 0 P: 3	R: 0 E: 0 K: 0 S: 3	H: 0 LOB: 0 BB: 0 P: 3	R: 0 E: 0 K: 2 S: 9	H: 2 LOB: 0 BB: 0 P: 9	R: 2 E: 0 K: 1 S: 9	H: 4 LOB: 2 BB: 0 P: 9	R: 1 E: 0 K: 1 S: 7	H: 2 LOB: 1 BB: 0 P: 7	R: 3 E: 0 K: 1 S: 8	H: 3 LOB: 2 BB: 2 P: 16		1B: 13 2B: 3 3B: 0 HR: 1	SF: 0 SAC: 0 DP: 1 HBP: 0	WP: 1 PB: 0 SB: 1 CS: 0	PA: 45					
<b>PITCHER</b>	IP	WLS	BF	H	R	ER	SO	BB	IBB	HBP	BLK	WP	HR	S	P	ERA	WHIP									
Paul Splitterff, L ERA: 3.35	(1, 1)	6.2	W	31	12	6	3	1	0	0	0	0	1	36	40	8.10	1.950									
Doug Bird, R ERA: 3.69	(7, 1)	1.1		8	2	3	3	2	2	0	0	0	0	10	18	20.25	3.000									
Gene Garber, R ERA: 3.91	(9, 1)	1.0	S	6	3	1	1	1	0	0	0	0	1	0	8	8	9.00	3.000								



Batter	1	2	3	4	5	6	7	8	9	AB	R	H	RBI	BB	SO	LOB	TOP					
<b>Horace Clarke, S</b> OBP: 0.318, SLG: 0.297 (1, 4)										5	0	1	0	0	0	3						
<b>Roy White, S</b> OBP: 0.342, SLG: 0.366 (1, 7)										4	0	0	0	0	2	2						
<b>Matty Alou, L</b> OBP: 0.332, SLG: 0.342 (1, 9)										4	0	1	0	0	1	0						
<b>Bobby Murcer, L</b> OBP: 0.352, SLG: 0.485 (1, 8)										4	0	1	0	0	1	2						
<b>Ron Blomberg, L</b> OBP: 0.456, SLG: 0.526 (1, 3)										4	0	0	0	0	0	3						
<b>Graig Nettles, L</b> OBP: 0.352, SLG: 0.408 (1, 5)										3	0	0	0	1	0	0						
<b>Jim Ray Hart, R</b> OBP: 0.311, SLG: 0.390 (1, 10)										4	0	1	0	0	1	2						
<b>Ron Swoboda, R</b> OBP: 0.185, SLG: 0.083 (0, PR)										0	0	0	0	0	0	0						
<b>Thurman Munson, R</b> OBP: 0.354, SLG: 0.475 (1, 2)										3	1	3	0	1	0	0						
<b>Gene Michael, S</b> OBP: 0.284, SLG: 0.307 (1, 6)										4	0	1	0	0	2	6						
<b>Inning Stats</b>	R: 0 E: 0 K: 0 S: 3	H: 0 LOB: 0 BB: 0 P: 3	R: 0 E: 0 K: 0 S: 4	H: 1 LOB: 3 BB: 2 P: 12	R: 0 E: 0 K: 1 S: 5	H: 0 LOB: 0 BB: 0 P: 5	R: 0 E: 0 K: 1 S: 5	H: 0 LOB: 0 BB: 0 P: 5	R: 1 E: 0 K: 2 S: 9	H: 2 LOB: 1 BB: 0 P: 9	R: 0 E: 0 K: 1 S: 5	H: 0 LOB: 0 BB: 0 P: 5	R: 0 E: 0 K: 1 S: 6	H: 1 LOB: 1 BB: 0 P: 6	R: 0 E: 0 K: 0 S: 5	H: 2 LOB: 2 BB: 0 P: 5	R: 0 E: 0 K: 1 S: 7	H: 2 LOB: 2 BB: 0 P: 7	1B: 8 2B: 0 3B: 0 HR: 0	SF: 0 SAC: 0 DP: 0 HBP: 0	WP: 0 PB: 0 CS: 0	PA: 37
<b>PITCHER</b> <b>Bert Blyleven, R</b> ERA: 2.42 (1, 1)	IP: 9.0 WLS: W BF: 37 H: 8 R: 1 ER: 1 SO: 7 BB: 2 IBB: 0 HBP: 0 BLK: 0 WP: 0 HR: 0 S: 49 P: 57 ERA: 1.00 WHIP: 1.111															<b>PITCHER</b>	IP: 9.0 WLS: W BF: 37 H: 8 R: 1 ER: 1 SO: 7 BB: 2 IBB: 0 HBP: 0 BLK: 0 WP: 0 HR: 0 S: 49 P: 57 ERA: 1.00 WHIP: 1.111					

**New York Yankees @ Minnesota Twins**  
Metropolitan Stadium, Bloomington, MI  
Sat Jul 07 1973, 4:33 AM EDT  
Att: 17,810 - Unknown - 91 F

**AB 35**  
**R 1**  
**H 8**  
**RBI 0**  
**BB 2**  
**SO 7**  
**LOB 18**

Batter	1	2	3	4	5	6	7	8	9	AB	R	H	RBI	BB	SO	LOB	BOTTOM			
<b>Jerry Terrell, R</b> OBP: 0.328, SLG: 0.354 (1, 6)										5	0	2	2	0	0	0				
<b>Rod Carew, L</b> OBP: 0.410, SLG: 0.497 (1, 4)										2	0	0	0	0	0	1				
<b>Dan Monzon, R</b> OBP: 0.325, SLG: 0.351 (4, 4)										3	1	1	0	0	0	1				
<b>Bobby Darwin, R</b> OBP: 0.325, SLG: 0.424 (1, 9)										3	1	1	2	1	1	0				
<b>Tony Oliva, L</b> OBP: 0.350, SLG: 0.394 (1, 10)										4	1	2	0	0	0	1				
<b>Larry Hise, R</b> OBP: 0.345, SLG: 0.427 (1, 8)										4	0	0	0	0	0	2				
<b>Steve Braun, L</b> OBP: 0.418, SLG: 0.482 (1, 5)										2	0	1	0	1	0	0				
<b>Danny Thompson, R</b> OBP: 0.296, SLG: 0.331 (8, 5)										1	1	1	0	0	0	0				
<b>Joe Lis, R</b> OBP: 0.281, SLG: 0.337 (1, 3)										3	2	1	1	1	0	1				
<b>George Mitterwald, R</b> OBP: 0.315, SLG: 0.383 (1, 2)										4	1	1	0	0	0	4				
<b>Jim Holt, L</b> OBP: 0.325, SLG: 0.466 (1, 7)										4	2	2	3	0	1	2				
<b>Inning Stats</b>	R: 0 E: 0 K: 1 S: 5	H: 2 LOB: 2 BB: 1 P: 11	R: 0 E: 0 K: 0 S: 3	H: 1 LOB: 1 BB: 1 P: 7	R: 3 E: 1 K: 0 S: 7	H: 3 LOB: 1 BB: 0 P: 7	R: 0 E: 0 K: 0 S: 2	H: 0 LOB: 0 BB: 1 P: 6	R: 2 E: 0 K: 0 S: 6	H: 3 LOB: 1 BB: 0 P: 6	R: 3 E: 1 K: 0 S: 6	H: 3 LOB: 0 BB: 0 P: 6	R: 0 E: 0 K: 0 S: 6	H: 0 LOB: 0 BB: 0 P: 6	R: 0 E: 0 K: 0 S: 5	H: 0 LOB: 0 BB: 0 P: 6	1B: 7 2B: 3 3B: 0 HR: 2	SF: 0 SAC: 0 DP: 2 HBP: 0	WP: 0 PB: 0 CS: 0	PA: 38
<b>PITCHER</b> <b>Fritz Peterson, L</b> ERA: 3.99 (1, 1)	IP: 8.0 WLS: L BF: 38 H: 12 R: 9 ER: 5 SO: 2 BB: 2 IBB: 1 HBP: 0 BLK: 0 WP: 0 HR: 2 S: 39 P: 51 ERA: 5.62 WHIP: 1.750															<b>PITCHER</b>	IP: 8.0 WLS: L BF: 38 H: 12 R: 9 ER: 5 SO: 2 BB: 2 IBB: 1 HBP: 0 BLK: 0 WP: 0 HR: 2 S: 39 P: 51 ERA: 5.62 WHIP: 1.750			

**New York Yankees @ Minnesota Twins**  
Metropolitan Stadium, Bloomington, MI  
Sat Jul 07 1973, 4:33 AM EDT  
Att: 17,810 - Unknown - 91 F

**AB 35**  
**R 9**  
**H 12**  
**RBI 8**  
**BB 3**  
**SO 2**  
**LOB 12**



Batter	1	2	3	4	5	6	7	8	9	AB	R	H	RBI	BB	SO	LOB	TOP					
<b>Bernie Allen, L</b> OBP: 0.293, SLG: 0.289	F8		4-3		F5		3-1		6-3	5	0	0	0	0	0	1						
<b>Johnny Callison, L</b> OBP: 0.184, SLG: 0.190	WP 1B		K			K		F5		4	0	1	0	0	2	0						
<b>Roy White, S</b> OBP: 0.354, SLG: 0.364	1-2 BB		4-3			3B BB		FC4-6 1B BB		1	1	0	0	3	0	0						
<b>Bobby Murcer, L</b> OBP: 0.354, SLG: 0.484	P4			L4-3 HBP		F5		FC4-6 1B		3	0	1	0	0	0	3						
<b>Ron Blomberg, L</b> OBP: 0.451, SLG: 0.531	F7			L4-3		2B 3B		FC4-6 FC6		4	1	1	1	0	0	5						
<b>Graig Nettles, L</b> OBP: 0.354, SLG: 0.413		F5				2B		FC6		4	0	2	1	0	0	2						
<b>Jim Ray Hart, R</b> <b>Ron Swoboda, R</b> OBP: 0.185, SLG: 0.083		K		P4		K			1B	4	0	1	0	0	2	2	AB 33					
<b>Jerry Moses, R</b> OBP: 0.308, SLG: 0.360		FC6-4 1B			L7		4-3		F8	4	0	1	0	0	0	1	R 2					
<b>Hal Lanier, R</b> OBP: 0.184, SLG: 0.211	FC6-4			6-3					K	4	0	1	0	0	1	2	H 8					
<b>Inning Stats</b>	R: 0 E: 0 K: 0 S: 4	H: 1 LOB: 2 BB: 1 P: 8	R: 0 E: 0 K: 1 S: 6	H: 1 LOB: 1 BB: 0 P: 6	R: 0 E: 0 K: 1 S: 5	H: 0 LOB: 0 BB: 0 P: 5	R: 0 E: 0 K: 0 S: 3	H: 1 LOB: 0 BB: 0 P: 4	R: 0 E: 0 K: 0 S: 3	H: 0 LOB: 0 BB: 0 P: 3	R: 2 E: 0 K: 2 S: 9	H: 2 LOB: 1 BB: 1 P: 13	R: 0 E: 0 K: 0 S: 3	H: 1 LOB: 0 BB: 0 P: 3	R: 0 E: 0 K: 0 S: 4	H: 1 LOB: 2 BB: 1 P: 8	R: 0 E: 0 K: 1 S: 6	H: 1 LOB: 1 BB: 0 P: 6	1B: 6 2B: 2 3B: 1 HR: 0	SF: 0 SAC: 0 DP: 1 HBP: 1	WP: 1 PB: 0 CS: 0	PA: 37
<b>PITCHER</b>	IP	WLS	BF	H	R	ER	SO	BB	IBB	HBP	BLK	WP	HR	S	P	ERA	WHIP					
<b>Dick Woodson, R</b> ERA: 3.69	(1, 1)	7.1	W	30	6	2	2	4	3	0	1	0	0	34	47	2.46	1.227					
<b>Ray Corbin, R</b> ERA: 2.36	(8, 1)	1.2	S	7	2	0	0	1	0	0	0	0	0	9	9	0.00	1.200					

New York Yankees @ Minnesota Twins  
Metropolitan Stadium, Bloomington, MI  
Sat Jul 07 1973, 8:05 PM EDT  
Att: 10,719 - Unknown - 90 F

AB 33  
R 2  
H 8  
RBI 2  
BB 3  
SO 5  
LOB 16



Batter	1	2	3	4	5	6	7	8	9	AB	R	H	RBI	BB	SO	LOB	BOTTOM				
<b>Jerry Terrell, R</b> OBP: 0.335, SLG: 0.358	S BB 1B	1B HBP		BB SH5-4 BB 1B	K		FC4-6			4	1	2	1	0	1	3					
<b>Danny Thompson, R</b> OBP: 0.301, SLG: 0.331	HBP BB			SH5-4	F8			4-3		3	0	1	1	1	0	2					
<b>Tony Oliva, L</b> OBP: 0.347, SLG: 0.388	P6		F2	BB FC6-4 IBB	L6			6-3		4	1	0	0	1	0	2					
<b>Bobby Darwin, R</b> OBP: 0.329, SLG: 0.435	K			BB FC6-4 BB	HR			K		4	1	2	2	1	2	2					
<b>Steve Braun, L</b> OBP: 0.422, SLG: 0.482			F7	FC6-4 BB	L4-3 1B					2	0	1	1	1	0	1					
<b>Larry Hise, R</b> OBP: 0.343, SLG: 0.423	P6		FC5-4 BB	FC6-4	L4-3			L4-3		3	0	0	1	1	0	6					
<b>Joe Lis, R</b> OBP: 0.269, SLG: 0.343		6-3 4-3 1B	FC5-4	K		FC5-4 1B				4	1	2	0	0	1	4	AB 32				
<b>Phil Roof, R</b> OBP: 0.313, SLG: 0.284	4-3			1B 1B 1B	1B 2B		K			4	1	2	0	0	1	2	R 6				
<b>Jim Holt, L</b> OBP: 0.328, SLG: 0.466	6-3			SH5-4 BB 1B	CS 1B		FC5-4			4	1	2	0	0	0	2	H 12				
<b>Inning Stats</b>	R: 0 E: 0 K: 1 S: 6	H: 1 LOB: 3 BB: 1 P: 11	R: 1 E: 0 K: 0 S: 4	H: 2 LOB: 2 BB: 0 P: 5	R: 0 E: 0 K: 0 S: 4	H: 1 LOB: 2 BB: 1 P: 8	R: 4 E: 0 K: 1 S: 8	H: 3 LOB: 2 BB: 3 P: 20	R: 0 E: 0 K: 1 S: 6	H: 2 LOB: 1 BB: 0 P: 6	R: 1 E: 0 K: 0 S: 4	H: 2 LOB: 0 BB: 0 P: 4	R: 0 E: 0 K: 1 S: 6	H: 1 LOB: 1 BB: 0 P: 6	R: 0 E: 0 K: 1 S: 5	H: 0 LOB: 0 BB: 0 P: 5	1B: 10 2B: 2 3B: 0 HR: 1	SF: 0 SAC: 1 DP: 1 HBP: 2	WP: 0 PB: 0 CS: 1	PA: 40	
<b>PITCHER</b>	IP	WLS	BF	H	R	ER	SO	BB	IBB	HBP	BLK	WP	HR	S	P	ERA	WHIP				
<b>Pat Dobson, R</b> ERA: 4.59	(1, 1)	3.1	L	23	7	5	5	1	4	1	2	0	0	18	40	13.50	3.300				
<b>Dave Pagan, R</b> ERA: 4.76	(4, 1)	4.2		17	5	1	1	4	0	0	0	0	1	25	25	1.93	1.071				

New York Yankees @ Minnesota Twins  
Metropolitan Stadium, Bloomington, MI  
Sat Jul 07 1973, 8:05 PM EDT  
Att: 10,719 - Unknown - 90 F

AB 32  
R 6  
H 12  
RBI 6  
BB 5  
SO 5  
LOB 24



Batter	1	2	3	4	5	6	7	8	9	AB R H RBI BB SO LOB	TOP									
<b>Horace Clarke, S</b> (1, 4) OBP: 0.317, SLG: 0.298	0-0 4-3		0-3 K	0-0 G3		0-0 1B		0-0 4-3		5 1 1 0 0 1 4	<b>New York Yankees @ Minnesota Twins</b> Metropolitan Stadium, Bloomington, MI Sun Jul 08 1973, 4:33 AM EDT Att: 27,425 - Unknown - 84 F <a href="http://livebaseballscorecards.com">livebaseballscorecards.com</a>									
<b>Matty Alou, L</b> (1, 9) OBP: 0.333, SLG: 0.343	0-0 E1		0-0 4-3	0-3 K		0-0 1B		0-0 1B	5 0 2 3 0 1 3											
<b>Roy White, S</b> (1, 7) OBP: 0.345, SLG: 0.371	0-0 G5-4-3		0-0 HR		0-0 F7	0-0 F8		0-0 FC3-6	5 2 1 2 0 0 3											
<b>Bobby Murcer, L</b> (1, 8) OBP: 0.354, SLG: 0.482		0-0 4-3	0-0 2B		0-0 F7		0-0 E3	0-0 1B	5 0 2 0 0 0 0											
<b>Jim Ray Hart, R</b> (1, 10) OBP: 0.313, SLG: 0.394		0-0 FC6-4	0-0 1B		0-0 5-3		0-0 4-3	0-0 1B	4 0 2 0 0 0 1											
<b>Ron Blomberg, L</b> (9, PH) OBP: 0.454, SLG: 0.534		0-0 1B	1-3 2B					1-2 1B	1 0 1 1 0 0 0											
<b>Graig Nettles, L</b> (1, 5) OBP: 0.348, SLG: 0.406	0-0 F9		0-0 4-3			0-3 K	0-0 F8	0-3 K	5 0 0 0 0 2 6											
<b>Thurman Munson, R</b> (1, 2) OBP: 0.356, SLG: 0.484	0-0 FC6-4			4-0 CS		0-0 HR	0-0 5-3		3 1 1 1 1 0 2											
<b>Felipe Alou, R</b> (1, 3) OBP: 0.264, SLG: 0.329			0-0 1B	0-0 G3		0-3 K		0-0 E6	4 1 2 0 0 1 0											
<b>Gene Michael, S</b> (1, 6) OBP: 0.290, SLG: 0.314			0-0 HR	0-0 1B		0-0 2B		0-0 G1-6-3	4 2 3 0 0 0 1											
<b>Inning Stats</b>	R: 0 E: 1 K: 0 S: 3	H: 0 LOB: 0 BB: 0 P: 3	R: 0 E: 0 K: 0 S: 4	H: 1 LOB: 1 BB: 0 P: 4	R: 3 E: 0 K: 1 S: 10	H: 5 LOB: 2 BB: 0 P: 10	R: 0 E: 0 K: 1 S: 6	H: 2 LOB: 2 BB: 1 P: 10	R: 0 E: 0 K: 0 S: 3	H: 0 LOB: 0 BB: 0 P: 3	R: 0 E: 1 K: 0 S: 4	H: 0 LOB: 1 BB: 0 P: 4	R: 0 E: 1 K: 0 S: 3	H: 0 LOB: 0 BB: 0 P: 3	R: 1 E: 0 K: 1 S: 7	H: 3 LOB: 2 BB: 0 P: 7	1B: 11 2B: 3 3B: 0 HR: 2	SF: 0 SAC: 0 DP: 3 HBP: 0	WP: 0 PB: 0 CS: 2	PA: 42
<b>PITCHER</b>	IP WLS BF H R ER SO BB IBB HBP BLK WP HR S P ERA WHIP																			
<b>Eddie Bane, L</b> (1, 1) ERA: 3.48	3.1 L 18 8 3 3 1 1 0 0 0 0 1 19 23 8.10 2.700																			
<b>Dave Goltz, R</b> (4, 1) ERA: 4.95	2.2 12 4 3 3 3 0 0 0 0 0 1 18 18 10.12 1.500																			
<b>Ken Sanders, R</b> (7, 1) ERA: 5.22	3.0 12 3 1 1 1 0 0 0 0 0 0 14 14 3.00 1.000																			

Batter	1	2	3	4	5	6	7	8	9	AB R H RBI BB SO LOB	BOTTOM									
<b>Jerry Terrell, R</b> (1, 4) OBP: 0.338, SLG: 0.354	0-0 6-3		0-0 F9			4-0 BB			4-0 BB	2 0 0 0 2 0 0	<b>New York Yankees @ Minnesota Twins</b> Metropolitan Stadium, Bloomington, MI Sun Jul 08 1973, 4:33 AM EDT Att: 27,425 - Unknown - 84 F <a href="http://livebaseballscorecards.com">livebaseballscorecards.com</a>									
<b>Danny Thompson, R</b> (1, 6) OBP: 0.299, SLG: 0.326	0-0 F8			0-0 6-3		0-0 BB			4-0 BB	3 0 0 0 1 0 1										
<b>Tony Oliva, L</b> (1, 10) OBP: 0.343, SLG: 0.383	0-0 4-3			0-0 3-1			0-0 4-3		0-0 F3	4 0 0 0 0 0 2										
<b>Bobby Darwin, R</b> (1, 9) OBP: 0.329, SLG: 0.432		0-0 1B		0-3 K			0-3 K		0-0 G5-3	4 0 1 0 0 2 2										
<b>Steve Braun, L</b> (1, 5) OBP: 0.421, SLG: 0.480		0-0 1B			0-0 L8		0-0 4-3			3 0 1 0 0 0 0										
<b>Larry Hise, R</b> (1, 8) OBP: 0.343, SLG: 0.422		0-0 1B			0-0 F7				0-0 5-3	3 0 1 0 0 0 2										
<b>Joe Lis, R</b> (1, 3) OBP: 0.279, SLG: 0.355		0-0 G5-4-3			4-0 1B				0-0 2B	2 0 1 0 1 0 2										
<b>George Mitterwald, R</b> (1, 2) OBP: 0.311, SLG: 0.377			0-0 6-3		0-0 G5-3				0-0 5-3	3 0 0 0 0 0 3										
<b>Jim Holt, L</b> (1, 7) OBP: 0.324, SLG: 0.460			0-0 6-3			0-0 5-3			0-0 3-1	3 0 0 0 0 0 1										
<b>Inning Stats</b>	R: 0 E: 0 K: 0 S: 3	H: 0 LOB: 0 BB: 0 P: 3	R: 0 E: 0 K: 0 S: 4	H: 2 LOB: 1 BB: 0 P: 4	R: 0 E: 0 K: 1 S: 5	H: 0 LOB: 0 BB: 0 P: 5	R: 0 E: 0 K: 0 S: 2	H: 0 LOB: 0 BB: 1 P: 6	R: 0 E: 0 K: 1 S: 5	H: 0 LOB: 0 BB: 0 P: 5	R: 0 E: 0 K: 0 S: 4	H: 1 LOB: 1 BB: 0 P: 4	R: 0 E: 0 K: 0 S: 2	H: 0 LOB: 2 BB: 2 P: 10	1B: 3 2B: 1 3B: 0 HR: 0	SF: 0 SAC: 0 DP: 4 HBP: 0	WP: 0 PB: 0 CS: 0	PA: 31		
<b>PITCHER</b>	IP WLS BF H R ER SO BB IBB HBP BLK WP HR S P ERA WHIP																			
<b>Mel Stottlemyre, R</b> (1, 1) ERA: 3.11	9.0 W 31 4 0 0 2 4 0 0 0 0 0 31 47 0.00 0.889																			

Batter	1	2	3	4	5	6	7	8	9	AB	R	H	RBI	BB	SO	LOB	TOP			
<b>Tommy Harper, R</b> (1, 7) OBP: 0.324, SLG: 0.327										4	0	1	0	0	1	1				
<b>Luis Aparicio, R</b> (1, 6) OBP: 0.316, SLG: 0.292										4	0	0	0	0	0	1				
<b>Carl Yastrzemski, L</b> (1, 3) OBP: 0.360, SLG: 0.437										4	0	0	0	0	0	1				
<b>Orlando Cepeda, R</b> (1, 10) <b>Buddy Hunter, R</b> (9, PR) OBP: 0.342, SLG: 0.459										4	1	3	0	0	0	0				
<b>Rico Petrocelli, R</b> (1, 5) OBP: 0.338, SLG: 0.426										4	1	2	2	0	0	1				
<b>Carlton Fisk, R</b> (1, 2) OBP: 0.346, SLG: 0.514											2	0	0	0	2	1				
<b>Rick Miller, L</b> (1, 8) OBP: 0.363, SLG: 0.375										3	0	0	0	1	0	4				
<b>Dwight Evans, R</b> (1, 9) OBP: 0.320, SLG: 0.353										3	0	0	0	0	1	2				
<b>Mario Guerrero, R</b> (1, 4) OBP: 0.300, SLG: 0.287										3	0	1	0	0	1	1				
<b>Inning Stats</b>	R: 0 E: 0 K: 0 S: 3	H: 1 LOB: 0 BB: 0 P: 3	R: 2 E: 0 K: 1 S: 6	H: 2 LOB: 0 BB: 1 P: 10	R: 0 E: 0 K: 2 S: 7	H: 0 LOB: 0 BB: 0 P: 7	R: 0 E: 0 K: 0 S: 3	H: 0 LOB: 0 BB: 0 P: 3	R: 0 E: 0 K: 1 S: 5	H: 0 LOB: 1 BB: 1 P: 9	R: 0 E: 0 K: 0 S: 3	H: 1 LOB: 0 BB: 0 P: 3	R: 0 E: 0 K: 0 S: 4	H: 1 LOB: 0 BB: 0 P: 4	R: 0 E: 0 K: 0 S: 5	H: 2 LOB: 3 BB: 1 P: 9	1B: 6 2B: 1 3B: 0 HR: 1	SF: 0 SAC: 0 DP: 2 HBP: 0	WP: 0 PB: 0 SB: 1 CS: 1	PA: 34
<b>PITCHER</b> <b>Joe Decker, R</b> (1, 1) ERA: 4.44	IP: 9.0 WLS: L BF: 34 H: 7 R: 2 ER: 2 SO: 4 BB: 3 IBB: 0 HBP: 0 BLK: 0 WP: 0 HR: 1 S: 39 P: 51 ERA: 2.00 WHIP: 1.111															<b>PITCHER</b>				

**Boston Red Sox @ Minnesota Twins**  
Metropolitan Stadium, Bloomington, MI  
Mon Jul 09 1973, 8:05 PM EDT  
Att: 13,692 - Unknown - 84 F

AB 31  
R 2  
H 7  
RBI 2  
BB 3  
SO 4  
LOB 12



Batter	1	2	3	4	5	6	7	8	9	AB	R	H	RBI	BB	SO	LOB	BOTTOM					
<b>Jerry Terrell, R</b> (1, 6) OBP: 0.336, SLG: 0.352										4	0	1	0	0	0	1						
<b>Larry Hise, R</b> (1, 8) OBP: 0.342, SLG: 0.419										4	0	1	0	0	2	1						
<b>Bobby Darwin, R</b> (1, 9) OBP: 0.325, SLG: 0.427										4	0	0	0	0	1	2						
<b>Tony Oliva, L</b> (1, 10) <b>Mike Adams, R</b> (9, PR) OBP: 0.348, SLG: 0.388										4	0	3	0	0	0	0						
<b>Joe Lis, R</b> (1, 3) OBP: 0.278, SLG: 0.351										4	0	1	0	0	1	3						
<b>Steve Braun, L</b> (1, 5) OBP: 0.422, SLG: 0.478										3	0	1	0	1	0	1						
<b>Dan Monzon, R</b> (1, 4) OBP: 0.318, SLG: 0.325										3	0	0	0	1	1	5						
<b>George Mitterwald, R</b> (1, 2) OBP: 0.307, SLG: 0.372										3	0	0	0	0	0	3						
<b>Steve Brye, R</b> (1, 7) OBP: 0.250, SLG: 0.172										2	0	0	0	1	0	0						
<b>Inning Stats</b>	R: 0 E: 0 K: 1 S: 5	H: 0 LOB: 0 BB: 0 P: 5	R: 0 E: 0 K: 1 S: 7	H: 2 LOB: 2 BB: 0 P: 7	R: 0 E: 0 K: 0 S: 3	H: 0 LOB: 0 BB: 0 P: 3	R: 0 E: 1 K: 0 S: 4	H: 1 LOB: 2 BB: 1 P: 8	R: 0 E: 0 K: 1 S: 5	H: 0 LOB: 1 BB: 1 P: 9	R: 0 E: 0 K: 1 S: 5	H: 1 LOB: 0 BB: 0 P: 5	R: 0 E: 0 K: 0 S: 2	H: 0 LOB: 0 BB: 1 P: 6	R: 0 E: 0 K: 0 S: 4	H: 2 LOB: 1 BB: 0 P: 4	R: 0 E: 0 K: 1 S: 6	H: 1 LOB: 1 BB: 0 P: 6	1B: 7 2B: 0 3B: 0 HR: 0	SF: 0 SAC: 0 DP: 3 HBP: 0	WP: 0 PB: 0 SB: 0 CS: 0	PA: 34
<b>PITCHER</b> <b>Bill Lee, L</b> (1, 1) ERA: 2.33	IP: 9.0 WLS: W BF: 34 H: 7 R: 0 ER: 0 SO: 5 BB: 3 IBB: 0 HBP: 0 BLK: 0 WP: 0 HR: 0 S: 41 P: 53 ERA: 0.00 WHIP: 1.111															<b>PITCHER</b>						

**Boston Red Sox @ Minnesota Twins**  
Metropolitan Stadium, Bloomington, MI  
Mon Jul 09 1973, 8:05 PM EDT  
Att: 13,692 - Unknown - 84 F


AB 31  
R 0  
H 7  
RBI 0  
BB 3  
SO 5  
LOB 16



Batter	1	2	3	4	5	6	7	8	9	AB	R	H	RBI	BB	SO	LOB	TOP			
<b>Tommy Harper, R</b> OBP: 0.323, SLG: 0.329 (1, 7)	0-0		0-0		0-3			0-0		4	1	1	1	0	1	0				
<b>Luis Aparicio, R</b> OBP: 0.315, SLG: 0.291 (1, 6)	0-0		0-0			0-0		0-0		4	0	1	1	0	0	0				
<b>Carl Yastrzemski, L</b> OBP: 0.355, SLG: 0.431 (1, 3)	0-0		0-0			0-3			0-0	4	0	0	0	0	1	1				
<b>Orlando Cepeda, R</b> OBP: 0.337, SLG: 0.453 (1, 10)		0-0		0-0		0-0			0-3	4	0	0	0	0	1	0				
<b>Rico Petrocelli, R</b> OBP: 0.337, SLG: 0.424 (1, 5)	0-0		0-0			0-0			0-0	4	0	1	0	0	0	0				
<b>Carlton Fisk, R</b> OBP: 0.346, SLG: 0.512 (1, 2)	0-3		0-0			0-0				3	0	1	0	0	1	1				
<b>Rick Miller, L</b> OBP: 0.358, SLG: 0.369 (1, 8)			0-3		0-0			0-3		3	0	0	0	0	2	2				
<b>Dwight Evans, R</b> OBP: 0.320, SLG: 0.358 (1, 9)			0-0		0-0			0-0		3	1	1	0	0	0	1				
<b>Mario Guerrero, R</b> OBP: 0.293, SLG: 0.280 (1, 4)		0-0		0-0				0-0		3	0	0	0	0	0	1				
<b>Inning Stats</b>	R: 0 E: 0 K: 0 S: 3	H: 0 LOB: 0 BB: 0 P: 3	R: 0 E: 0 K: 1 S: 5	H: 0 LOB: 0 BB: 0 P: 5	R: 2 E: 0 K: 1 S: 8	H: 3 LOB: 1 BB: 0 P: 8	R: 0 E: 0 K: 0 S: 4	H: 1 LOB: 1 BB: 0 P: 4	R: 0 E: 0 K: 1 S: 5	H: 0 LOB: 0 BB: 0 P: 5	R: 0 E: 0 K: 1 S: 6	H: 1 LOB: 1 BB: 0 P: 6	R: 0 E: 0 K: 0 S: 3	H: 0 LOB: 0 BB: 0 P: 3	R: 0 E: 0 K: 1 S: 5	H: 0 LOB: 0 BB: 0 P: 5	1B: 3 2B: 2 HR: 0	SF: 0 SAC: 0 DP: 0 HBP: 0	WP: 0 PB: 0 SB: 1 CS: 0	PA: 32
<b>PITCHER</b> <b>Jim Kaat, L</b> ERA: 3.73 (1, 1)	IP: 9.0 WLS: L BF: 32	H: 5 R: 2 ER: 2 SO: 6	BB: 0 IBB: 0 HBP: 0 BLK: 0	WP: 0 HR: 0 S: 44 P: 44	ERA: 2.00 WHIP: 0.556															

**Boston Red Sox @ Minnesota Twins**  
Metropolitan Stadium, Bloomington, MI  
Tue Jul 10 1973, 8:05 PM EDT  
Att: 11,907 - Unknown - 83 F


**AB 32**  
**R 2**  
**H 5**  
**RBI 2**  
**BB 0**  
**SO 6**  
**LOB 6**



Batter	1	2	3	4	5	6	7	8	9	AB	R	H	RBI	BB	SO	LOB	BOTTOM					
<b>Jerry Terrell, R</b> OBP: 0.330, SLG: 0.345 (1, 6)	0-0		0-0			0-0			0-0	4	0	0	0	0	0	0						
<b>Rod Carew, L</b> OBP: 0.408, SLG: 0.493 (1, 4)	0-0		0-0			0-3			0-0	4	0	1	0	0	1	0						
<b>Tony Oliva, L</b> OBP: 0.344, SLG: 0.383 (1, 10)	0-0			0-0			0-0		0-0	4	0	0	0	0	0	1						
<b>Bobby Darwin, R</b> OBP: 0.322, SLG: 0.423 (1, 9)		0-3		0-3		0-0				3	0	0	0	0	2	0						
<b>Steve Braun, L</b> OBP: 0.418, SLG: 0.473 (1, 5)		0-0		0-3		0-0				3	0	0	0	0	1	0						
<b>Larry Hise, R</b> OBP: 0.345, SLG: 0.418 (1, 8)		4-0		4-0		0-3				1	1	0	0	2	1	0						
<b>Joe Lis, R</b> OBP: 0.279, SLG: 0.359 (1, 3)		0-0		0-0		0-3				3	0	1	1	0	1	1						
<b>Phil Roof, R</b> OBP: 0.306, SLG: 0.276 (1, 2)					0-3					2	0	0	0	0	2	1						
<b>Danny Thompson, R</b> OBP: 0.298, SLG: 0.324 (8, PH)										1	0	0	0	0	0	0						
<b>George Mitterwald, R</b> OBP: 0.307, SLG: 0.312 (9, 2)										0	0	0	0	0	0	0						
<b>Jim Holt, L</b> OBP: 0.320, SLG: 0.454 (1, 7)			0-0			0-0			0-0	3	0	0	0	0	0	0						
<b>Inning Stats</b>	R: 0 E: 0 K: 0 S: 3	H: 0 LOB: 0 BB: 0 P: 3	R: 1 E: 0 K: 2 S: 8	H: 1 LOB: 1 BB: 1 P: 12	R: 0 E: 0 K: 0 S: 3	H: 0 LOB: 0 BB: 0 P: 3	R: 0 E: 0 K: 2 S: 7	H: 0 LOB: 0 BB: 0 P: 7	R: 0 E: 0 K: 1 S: 4	H: 0 LOB: 0 BB: 1 P: 8	R: 0 E: 0 K: 1 S: 5	H: 0 LOB: 0 BB: 0 P: 5	R: 0 E: 0 K: 0 S: 3	H: 0 LOB: 0 BB: 0 P: 3	R: 0 E: 0 K: 2 S: 7	H: 0 LOB: 0 BB: 0 P: 7	R: 0 E: 0 K: 2 S: 4	H: 1 LOB: 1 BB: 0 P: 4	1B: 1 2B: 1 3B: 0 HR: 0	SF: 0 SAC: 0 DP: 1 HBP: 0	WP: 0 PB: 0 SB: 0 CS: 0	PA: 30
<b>PITCHER</b> <b>Luis Tiant, R</b> ERA: 3.69 (1, 1)	IP: 9.0 WLS: W BF: 30	H: 2 R: 1 ER: 1 SO: 8	BB: 2 IBB: 0 HBP: 0 BLK: 0	WP: 0 HR: 0 S: 44 P: 52	ERA: 1.00 WHIP: 0.444																	

**Boston Red Sox @ Minnesota Twins**  
Metropolitan Stadium, Bloomington, MI  
Tue Jul 10 1973, 8:05 PM EDT  
Att: 11,907 - Unknown - 83 F

**AB 28**  
**R 1**  
**H 2**  
**RBI 1**  
**BB 2**  
**SO 8**  
**LOB 3**



Batter	1	2	3	4	5	6	7	8	9	AB	R	H	RBI	BB	SO	LOB	TOP			
Tommy Harper, R OBP: 0.322, SLG: 0.328 (1, 7)	6-3		5-3			F5		G4-6-3 1B		4	0	1	0	0	0	1				
Mario Guerrero, R OBP: 0.285, SLG: 0.271 (1, 6)	K		5-3			P9		G4-6-3 1-2		4	0	0	0	0	1	2				
Carl Yastrzemski, L OBP: 0.354, SLG: 0.429 (1, 3)	L8			6-3					G3	4	0	1	0	0	0	0				
Orlando Cepeda, R OBP: 0.336, SLG: 0.451 (1, 10)		FC5 1B 1B		K		F5			5-3	4	0	1	0	0	1	2				
Rico Petrocelli, R OBP: 0.332, SLG: 0.417 (1, 5)		K		F2					6-3	4	0	0	0	0	1	1				
Rick Miller, L OBP: 0.358, SLG: 0.368 (1, 8)		K			G5-4-3 1B					3	0	1	0	0	1	1				
Bob Montgomery, R OBP: 0.362, SLG: 0.773 (1, 2)					G5-4-3 1-2 1B					3	0	2	0	0	0	1				
Dwight Evans, R OBP: 0.315, SLG: 0.352 (1, 9)		FC5 2-3			F9				L6	3	0	0	0	0	0	3				
Buddy Hunter, R OBP: 0.636, SLG: 0.571 (1, 4)			L3							2	0	0	0	1	1	0				
<b>Inning Stats</b>	R: 0 E: 0 K: 1 S: 5	H: 0 LOB: 0 BB: 0 P: 5	R: 0 E: 0 K: 2 S: 9	H: 2 LOB: 2 BB: 0 P: 9	R: 0 E: 0 K: 1 S: 3	H: 0 LOB: 0 BB: 0 P: 3	R: 0 E: 0 K: 1 S: 5	H: 0 LOB: 0 BB: 0 P: 5	R: 0 E: 0 K: 0 S: 3	H: 1 LOB: 2 BB: 1 P: 3	R: 0 E: 0 K: 0 S: 4	H: 1 LOB: 1 BB: 0 P: 4	R: 0 E: 0 K: 1 S: 5	H: 1 LOB: 0 BB: 0 P: 5	R: 0 E: 0 K: 0 S: 3	H: 0 LOB: 0 BB: 0 P: 3	1B: 5 2B: 1 3B: 0 HR: 0	SF: 0 SAC: 0 DP: 2 HBP: 0	WP: 0 PB: 0 SB: 0 CS: 0	PA: 32
<b>PITCHER</b> Bert Blyleven, R ERA: 2.29 (1, 1)	IP: 9.0 WLS: W BF: 32 H: 6 R: 0 ER: 0 SO: 5 BB: 1 IBB: 0 HBP: 0 BLK: 0 WP: 0 HR: 0 S: 41 P: 45 ERA: 0.00 WHIP: 0.778															<b>PITCHER</b>				

**Boston Red Sox @ Minnesota Twins**  
Metropolitan Stadium, Bloomington, MI  
Wed Jul 11 1973, 4:33 AM EDT  
Att: 11,617 - Unknown - 84 F

AB 31  
R 0  
H 6  
RBI 0  
BB 1  
SO 5  
LOB 11



Batter	1	2	3	4	5	6	7	8	9	AB	R	H	RBI	BB	SO	LOB	BOTTOM			
Larry Hise, R OBP: 0.344, SLG: 0.416 (1, 8)	1B 1B 1B	FC6-4 1-2		K		K				4	0	1	0	0	2	3				
Rod Carew, L OBP: 0.412, SLG: 0.497 (1, 4)	1B 2B 1B		F7			CS 1B		5-3 2-3 1B		4	1	3	0	0	0	0				
Bobby Darwin, R OBP: 0.321, SLG: 0.421 (1, 9)	1B 2B 1B		K		K			2-3 1-2		4	1	1	0	0	2	2				
Tony Oliva, L OBP: 0.349, SLG: 0.389 (1, 10)	2B		3-1		BB 1B 1B			5-3 IBB		3	0	2	2	1	0	0				
Danny Thompson, R OBP: 0.297, SLG: 0.323 (1, 6)	6-3			K		BB 1B		5-3		4	0	1	0	0	1	3				
George Mitterwald, R OBP: 0.310, SLG: 0.372 (1, 2)	K			1B E 1B		FC5-4 1-2 2-3 BB		F7		3	1	1	0	1	1	3				
Joe Lis, R OBP: 0.271, SLG: 0.347 (1, 3)		6-3		P4		FC5-4 1-2		5-3		4	0	0	0	0	0	4				
Danny Walton, R OBP: 0.307, SLG: 0.370 Steve Brys, R OBP: 0.242, SLG: 0.167 (1, 7) (7, 7)		FC6-4 1B		E 1-3 1B				L3		3	0	2	0	0	0	0				
Jerry Terrell, R OBP: 0.329, SLG: 0.343 (1, 5)		P7		E8 1-3 3H 1B				3-1		4	0	1	1	0	0	1				
<b>Inning Stats</b>	R: 2 E: 0 K: 1 S: 8	H: 4 LOB: 1 BB: 0 P: 8	R: 0 E: 0 K: 0 S: 4	H: 1 LOB: 1 BB: 0 P: 4	R: 0 E: 0 K: 1 S: 5	H: 0 LOB: 0 BB: 0 P: 5	R: 1 E: 1 K: 2 S: 10	H: 3 LOB: 2 BB: 0 P: 10	R: 0 E: 0 K: 1 S: 5	H: 0 LOB: 0 BB: 0 P: 5	R: 0 E: 0 K: 0 S: 4	H: 1 LOB: 2 BB: 1 P: 8	R: 0 E: 0 K: 0 S: 3	H: 0 LOB: 0 BB: 0 P: 3	R: 0 E: 0 K: 0 S: 3	H: 0 LOB: 0 BB: 0 P: 3	1B: 11 2B: 2 3B: 0 HR: 0	SF: 0 SAC: 0 DP: 1 HBP: 0	WP: 0 PB: 0 SB: 0 CS: 1	PA: 36
<b>PITCHER</b> John Curtis, L ERA: 3.04 Bobby Bolin, R ERA: 2.45 (1, 1) (5, 1)	IP: 4.2 WLS: L BF: 24 H: 11 R: 3 ER: 3 SO: 3 BB: 1 IBB: 0 HBP: 0 BLK: 0 WP: 0 HR: 0 S: 33 P: 37 ERA: 5.79 WHIP: 2.571															<b>PITCHER</b>				

**Boston Red Sox @ Minnesota Twins**  
Metropolitan Stadium, Bloomington, MI  
Wed Jul 11 1973, 4:33 AM EDT  
Att: 11,617 - Unknown - 84 F

AB 34  
R 3  
H 12  
RBI 3  
BB 2  
SO 6  
LOB 16



Batter	1	2	3	4	5	6	7	8	9	AB	R	H	RBI	BB	SO	LOB	TOP			
<b>Buddy Bell, R</b> OBP: 0.340, SLG: 0.387 (1, 5)	F7			5-3	3B		L5		K	5	0	1	1	0	1	1	<b>Cleveland Indians @ Minnesota Twins</b> Metropolitan Stadium, Bloomington, MI Thu Jul 12 1973, 8:05 PM EDT Unknown - 89 F			
<b>Oscar Gamble, L</b> OBP: 0.331, SLG: 0.486 (1, 10)	F7			P5	P6		F8		F7	5	0	0	0	0	2					
<b>George Hendrick, R</b> OBP: 0.294, SLG: 0.445 (1, 8)	4-3			1B	2B		K		6-3	4	1	1	0	0	1					
<b>Charlie Spikes, R</b> OBP: 0.288, SLG: 0.409 (1, 7)		6-3		2B	1B		P3		4-3	4	1	1	1	0	0					
<b>Chris Chambliss, L</b> OBP: 0.312, SLG: 0.314 (1, 3)	F8			1B	2B		1B		BB	4	1	3	1	0	0					
<b>John Lowenstein, L</b> OBP: 0.359, SLG: 0.396 (1, 9)	F7			1B			P3		BB	3	0	1	1	1	0	1				
<b>Jack Brohamer, L</b> OBP: 0.279, SLG: 0.314 (1, 4)				F9			1B		F8	4	0	2	0	0	0	3				
<b>Alan Ashby, S</b> OBP: 0.167, SLG: 0.167 (1, 2)			P7-6		3B		K		K	4	1	1	0	0	2	3				
<b>Leo Cardenas, R</b> OBP: 0.272, SLG: 0.244 <b>Rusty Torres, S</b> OBP: 0.309, SLG: 0.292 (9, PH)	G4-6-3			F9			K		1B	3	0	0	0	0	1	2				
<b>Inning Stats</b>	R: 0 E: 0 K: 0 S: 3	H: 0 LOB: 0 BB: 0 P: 3	R: 0 E: 0 K: 0 S: 3	H: 0 LOB: 0 BB: 0 P: 3	R: 0 E: 0 K: 0 S: 3	H: 1 LOB: 0 BB: 0 P: 3	R: 3 E: 0 K: 0 S: 7	H: 4 LOB: 1 BB: 0 P: 7	R: 1 E: 0 K: 1 S: 7	H: 2 LOB: 1 BB: 0 P: 7	R: 0 E: 0 K: 1 S: 5	H: 0 LOB: 0 BB: 0 P: 5	R: 0 E: 0 K: 0 S: 4	H: 1 LOB: 1 BB: 0 P: 8	R: 0 E: 0 K: 2 S: 8	H: 1 LOB: 1 BB: 0 P: 8	1B: 8 2B: 2 3B: 1 HR: 0	SF: 0 SAC: 0 DP: 1 HBP: 0	WP: 0 PB: 0 SB: 0 CS: 0	PA: 38
<b>PITCHER</b>	IP	WLS	BF	H	R	ER	SO	BB	IBB	HBP	BLK	WP	HR	S	P	ERA	WHIP			
<b>Dick Woodson, R</b> ERA: 3.84 (1, 1)	5.2		25	9	4	4	1	0	0	0	0	0	0	27	27	6.35	1.588			
<b>Dave Goltz, R</b> ERA: 4.73 (6, 1)	2.0	W	8	1	0	0	2	1	0	0	0	0	0	11	15	0.00	1.000			
<b>Ray Corbin, R</b> ERA: 2.31 (8, 1)	1.1	S	5	1	0	0	2	0	0	0	0	0	0	9	9	0.00	0.750			

Batter	1	2	3	4	5	6	7	8	9	AB	R	H	RBI	BB	SO	LOB	BOTTOM			
<b>Jerry Terrell, R</b> OBP: 0.330, SLG: 0.344 (1, 6)	6-3	G6-4-3		1B		6-3		K		5	0	2	0	0	1	3	<b>Cleveland Indians @ Minnesota Twins</b> Metropolitan Stadium, Bloomington, MI Thu Jul 12 1973, 8:05 PM EDT Unknown - 89 F			
<b>Rod Carew, L</b> OBP: 0.408, SLG: 0.492 (1, 4)	F7	G6-4-3		K			4-3	WP		5	0	1	1	0	1	3				
<b>Tony Oliva, L</b> OBP: 0.349, SLG: 0.395 (1, 10)	2B		G3		F7		F	G3		5	1	2	0	0	0	1				
<b>Bobby Darwin, R</b> OBP: 0.322, SLG: 0.419 (1, 9)	FC5-4		L3		4-3		E8	K		4	0	1	1	1	1	1				
<b>Steve Braun, L</b> OBP: 0.416, SLG: 0.467 (1, 5)	FC5-4		F9		K		IBB			3	0	0	0	1	1	2				
<b>Larry Hise, R</b> OBP: 0.346, SLG: 0.415 (1, 8)		1B		K		BB	F7			3	2	1	0	1	1	2				
<b>Joe Lis, R</b> OBP: 0.285, SLG: 0.363 (1, 3)		HR		1B		1B	K			3	2	2	0	1	1	2				
<b>George Mitterwald, R</b> OBP: 0.317, SLG: 0.392 (1, 2)		HR		1B		K		WP		4	2	3	4	0	1	2				
<b>Jim Holt, L</b> OBP: 0.323, SLG: 0.453 (1, 7)	6-3		FC4-6		1B		WP	1B		3	1	1	1	1	0	1				
<b>Inning Stats</b>	R: 0 E: 0 K: 0 S: 4	H: 1 LOB: 2 BB: 1 P: 8	R: 3 E: 0 K: 0 S: 6	H: 4 LOB: 0 BB: 0 P: 6	R: 0 E: 0 K: 0 S: 3	H: 0 LOB: 0 BB: 0 P: 3	R: 1 E: 0 K: 2 S: 10	H: 3 LOB: 2 BB: 0 P: 10	R: 0 E: 0 K: 1 S: 5	H: 0 LOB: 0 BB: 0 P: 5	R: 1 E: 0 K: 1 S: 5	H: 1 LOB: 1 BB: 2 P: 13	R: 1 E: 1 K: 1 S: 7	H: 2 LOB: 2 BB: 1 P: 11	R: 2 E: 0 K: 2 S: 9	H: 2 LOB: 1 BB: 1 P: 13	1B: 9 2B: 3 3B: 0 HR: 1	SF: 0 SAC: 0 DP: 1 HBP: 0	WP: 4 PB: 0 SB: 0 CS: 0	PA: 40
<b>PITCHER</b>	IP	WLS	BF	H	R	ER	SO	BB	IBB	HBP	BLK	WP	HR	S	P	ERA	WHIP			
<b>Milt Wilcox, R</b> ERA: 5.8 (1, 1)	6.1	L	32	11	6	6	4	3	1	0	0	1	1	36	52	8.53	2.211			
<b>Tom Timmermann, R</b> ERA: 5.16 (7, 1)	1.0		5	1	2	2	2	1	0	0	0	1	0	8	12	18.00	2.000			
<b>Tom Hilgendorf, L</b> ERA: 3.28 (8, 1)	0.2		3	1	0	0	1	0	0	0	0	1	0	5	5	0.00	1.500			

Batter	1	2	3	4	5	6	7	8	9	AB	R	H	RBI	BB	SO	LOB	TOP								
<b>Buddy Bell, R</b> OBP: 0.335, SLG: 0.381 (1, 5)										5	0	0	0	0	1	5									
<b>Walt Williams, R</b> OBP: 0.254, SLG: 0.288 (1, 10)										4	1	1	0	0	0	1									
<b>Oscar Gamble, L</b> OBP: 0.333, SLG: 0.488 (9, PH)										1	1	1	1	0	0	0									
<b>George Hendrick, R</b> OBP: 0.298, SLG: 0.466 (1, 8)										5	2	3	4	0	0	0									
<b>John Ellis, R</b> OBP: 0.333, SLG: 0.401 (1, 2)										4	0	1	0	1	0	0									
<b>Charlie Spikes, R</b> OBP: 0.287, SLG: 0.404 (1, 7)										4	0	0	0	1	2	2									
<b>Leo Cardenas, R</b> OBP: 0.272, SLG: 0.244 (9, 6)										0	0	0	0	0	0	0									
<b>Chris Chambliss, L</b> OBP: 0.311, SLG: 0.313 (1, 3)										4	0	1	0	0	0	4									
<b>Rusty Torres, S</b> OBP: 0.313, SLG: 0.289 (1, 9)										2	1	0	0	2	0	2									
<b>Tom Ragland, R</b> OBP: 0.292, SLG: 0.310 (1, 4)										3	0	0	0	0	0	1									
<b>Jack Brohamer, L</b> OBP: 0.293, SLG: 0.318 (9, PH)										1	1	1	0	0	0	0									
<b>Frank Duffy, R</b> OBP: 0.244, SLG: 0.239 (1, 6)										3	0	2	0	0	1	0									
<b>John Lowenstein, L</b> OBP: 0.363, SLG: 0.400 (9, 7)										1	1	1	1	0	0	0									
<b>Inning Stats</b>	R: 2 E: 0 K: 1 S: 7	H: 2 LOB: 0 BB: 0 P: 7	R: 0 E: 0 K: 0 S: 4	H: 2 LOB: 2 BB: 1 P: 8	R: 0 E: 0 K: 0 S: 3	H: 0 LOB: 0 BB: 0 P: 3	R: 0 E: 0 K: 1 S: 5	H: 0 LOB: 0 BB: 0 P: 5	R: 0 E: 1 K: 0 S: 4	H: 1 LOB: 1 BB: 0 P: 4	R: 0 E: 0 K: 0 S: 4	H: 1 LOB: 2 BB: 1 P: 8	R: 0 E: 0 K: 1 S: 5	H: 0 LOB: 0 BB: 0 P: 5	R: 0 E: 0 K: 0 S: 4	H: 1 LOB: 2 BB: 1 P: 8	R: 5 E: 0 K: 1 S: 9	H: 4 LOB: 0 BB: 1 P: 13	1B: 9 2B: 0 3B: 0 HR: 2	SF: 0 SAC: 0 DP: 0 HBP: 0	WP: 2 PB: 0 SB: 0 CS: 1	PA: 41			
<b>PITCHER</b>	IP	WLS	BF	H	R	ER	SO	BB	IBB	HBP	BLK	WP	HR	S	P	ERA	WHIP								
<b>Eddie Bane, L</b> ERA: 3.06 (1, 1)	7.1		31	7	2	2	3	3	0	0	0	0	1	34	46	2.46	1.364								
<b>Ray Corbin, R</b> ERA: 2.55 (8, 1)	0.2		4	1	2	2	0	1	0	0	0	1	0	3	7	27.00	3.000								
<b>Ken Sanders, R</b> ERA: 5.63 (9, 1)	0.1	L	3	2	0	0	0	0	0	0	0	0	0	3	3	0.00	6.000								
<b>Dave Goltz, R</b> ERA: 4.88 (9, 1)	0.2		3	1	3	3	1	0	0	0	0	1	1	5	5	40.50	1.500								

Cleveland Indians @ Minnesota Twins  
Metropolitan Stadium, Bloomington, MI  
Thu Jul 12 1973, 8:05 PM EDT  
Att: 11,054 - Unknown

AB 37  
R 7  
H 11  
RBI 6  
BB 4  
SO 4  
LOB 15



Batter	1	2	3	4	5	6	7	8	9	AB	R	H	RBI	BB	SO	LOB	BOTTOM								
<b>Larry Hise, R</b> OBP: 0.347, SLG: 0.413 (1, 8)										4	1	1	0	1	1	3									
<b>Rod Carew, L</b> OBP: 0.408, SLG: 0.494 (1, 4)										5	0	2	1	0	0	2									
<b>Danny Walton, R</b> OBP: 0.293, SLG: 0.351 (1, 7)										4	0	0	0	0	2	4									
<b>Steve Bnye, R</b> OBP: 0.242, SLG: 0.167 (9, 7)										0	0	0	0	0	0	0									
<b>Steve Braun, L</b> OBP: 0.415, SLG: 0.466 (9, PH)										1	0	0	0	0	1	0									
<b>Tony Oliva, L</b> OBP: 0.350, SLG: 0.405 (1, 10)										5	1	2	1	0	1	1									
<b>Danny Thompson, R</b> OBP: 0.291, SLG: 0.316 (1, 6)										4	0	0	0	0	0	2									
<b>Joe Lje, R</b> OBP: 0.305, SLG: 0.402 (1, 3)										3	1	3	1	1	0	0									
<b>Jim Holt, L</b> OBP: 0.325, SLG: 0.462 (1, 9)										4	1	2	0	0	1	2									
<b>Phil Roof, R</b> OBP: 0.299, SLG: 0.269 (1, 2)										2	0	0	0	0	1	3									
<b>George Mitterwald, R</b> OBP: 0.323, SLG: 0.399 (7, PH)										1	0	1	1	1	0	0									
<b>George Mitterwald, R</b> OBP: 0.323, SLG: 0.399 (8, 2)										1	0	1	1	1	0	0									
<b>Jerry Terrell, R</b> OBP: 0.325, SLG: 0.338 (1, 5)										4	0	0	0	0	1	5									
<b>Inning Stats</b>	R: 1 E: 0 K: 2 S: 9	H: 2 LOB: 1 BB: 0 P: 9	R: 0 E: 0 K: 1 S: 6	H: 1 LOB: 2 BB: 1 P: 10	R: 0 E: 0 K: 0 S: 4	H: 2 LOB: 1 BB: 0 P: 4	R: 0 E: 0 K: 1 S: 6	H: 1 LOB: 1 BB: 0 P: 6	R: 0 E: 0 K: 0 S: 3	H: 0 LOB: 0 BB: 0 P: 3	R: 0 E: 0 K: 0 S: 4	H: 1 LOB: 1 BB: 0 P: 4	R: 0 E: 0 K: 1 S: 5	H: 0 LOB: 2 BB: 2 P: 13	R: 3 E: 0 K: 2 S: 11	H: 4 LOB: 1 BB: 0 P: 11	R: 0 E: 0 K: 1 S: 5	H: 0 LOB: 0 BB: 0 P: 5	1B: 6 2B: 2 3B: 1 HR: 2	SF: 0 SAC: 0 DP: 1 HBP: 0	WP: 1 PB: 0 SB: 0 CS: 0	PA: 40			
<b>PITCHER</b>	IP	WLS	BF	H	R	ER	SO	BB	IBB	HBP	BLK	WP	HR	S	P	ERA	WHIP								
<b>Brent Strom, L</b> ERA: 4.99 (1, 1)	7.1		33	9	3	3	5	2	1	0	0	0	2	40	52	3.68	1.500								
<b>Jerry Johnson, R</b> ERA: 5.32 (8, 1)	1.2	W	7	2	1	1	3	0	0	0	0	0	0	13	13	5.40	1.200								

Cleveland Indians @ Minnesota Twins  
Metropolitan Stadium, Bloomington, MI  
Thu Jul 12 1973, 8:05 PM EDT  
Att: 11,054 - Unknown

AB 37  
R 4  
H 11  
RBI 4  
BB 3  
SO 8  
LOB 22



Batter	1	2	3	4	5	6	7	8	9	AB	R	H	RBI	BB	SO	LOB	TOP								
<b>Buddy Bell, R</b> OBP: 0.338, SLG: 0.384 (1, 5)										5	3	2	1	1	1	4	<b>Cleveland Indians @ Minnesota Twins</b> Metropolitan Stadium, Bloomington, MI Fri Jul 13 1973, 8:05 PM EDT Att: 12,233 - Unknown - 76 F								
<b>Oscar Gamble, L</b> OBP: 0.341, SLG: 0.489 (1, 10)										4	1	2	0	1	1	1									
<b>George Hendrick, R</b> OBP: 0.301, SLG: 0.464 (1, 8)										4	0	1	1	2	0	2									
<b>John Ellis, R</b> OBP: 0.333, SLG: 0.396 (1, 2)									5	2	1	1	1	0	5										
<b>Charlie Spikes, R</b> OBP: 0.294, SLG: 0.408 (1, 7)									4	2	3	0	1	0	1										
<b>Chris Chambliss, L</b> OBP: 0.316, SLG: 0.323 (1, 3)								4	2	2	3	1	0	3											
<b>John Lowenstein, L</b> OBP: 0.304, SLG: 0.400 (1, 9)								5	1	2	0	0	1	2											
<b>Jack Brohamer, L</b> OBP: 0.287, SLG: 0.319 (1, 4)								3	0	1	2	1	1	2											
<b>Frank Duffy, R</b> OBP: 0.250, SLG: 0.233 (1, 6)									3	0	0	1	2	0	2										
<b>Inning Stats</b>	R: 1 E: 0 K: 0 S: 6	H: 4 LOB: 2 BB: 0 P: 6	R: 0 E: 0 K: 1 S: 5	H: 1 LOB: 0 BB: 0 P: 5	R: 4 E: 1 K: 0 S: 5	H: 2 LOB: 1 BB: 3 P: 17	R: 0 E: 0 K: 1 S: 5	H: 0 LOB: 2 BB: 1 P: 10	R: 0 E: 0 K: 1 S: 6	H: 1 LOB: 0 BB: 0 P: 6	R: 0 E: 0 K: 0 S: 2	H: 0 LOB: 0 BB: 1 P: 6	R: 2 E: 0 K: 0 S: 4	H: 1 LOB: 3 BB: 4 P: 20	R: 0 E: 0 K: 1 S: 5	H: 0 LOB: 0 BB: 0 P: 5	R: 4 E: 0 K: 0 S: 8	H: 5 LOB: 2 BB: 1 P: 12	1B: 11 2B: 3 3B: 0 HR: 0	SF: 1 SAC: 0 DP: 3 HBP: 1	WP: 1 PB: 0 SB: 0 CS: 0	PA: 49			
<b>PITCHER</b>	IP	WLS	BF	H	R	ER	SO	BB	IBB	HBP	BLK	WP	HR	S	P	ERA	WHIP								
<b>Joe Decker, R</b> ERA: 4.87 (1, 1)	6.2	L	34	9	7	7	3	7	0	1	0	1	0	32	61	9.45	2.400								
<b>Ken Sanders, R</b> ERA: 6.17 (7, 1)	2.1		15	5	4	4	1	3	0	0	0	0	0	14	26	15.43	3.429								

AB	37
R	11
H	14
RBI	9
BB	10
SO	4
LOB	22



Batter	1	2	3	4	5	6	7	8	9	AB	R	H	RBI	BB	SO	LOB	BOTTOM								
<b>Larry Hise, R</b> OBP: 0.346, SLG: 0.411 (1, 8)										4	0	1	0	0	0	2	<b>Cleveland Indians @ Minnesota Twins</b> Metropolitan Stadium, Bloomington, MI Fri Jul 13 1973, 8:05 PM EDT Att: 12,233 - Unknown - 76 F								
<b>Rod Carew, L</b> OBP: 0.412, SLG: 0.497 (1, 4)										4	0	3	0	0	0	1									
<b>Tony Oliva, L</b> OBP: 0.349, SLG: 0.406 (1, 10)										4	0	1	1	0	0	4									
<b>Bobby Darwin, R</b> OBP: 0.319, SLG: 0.414 (1, 9)										4	0	0	0	0	2	3									
<b>Steve Braun, L</b> OBP: 0.413, SLG: 0.466 (1, 5)										4	0	1	0	0	0	0									
<b>Danny Thompson, R</b> OBP: 0.290, SLG: 0.311 (1, 6)										3	0	0	0	1	0	0									
<b>Joe Lis, R</b> OBP: 0.303, SLG: 0.420 (1, 3)										4	1	1	1	0	1	2									
<b>George Mitterwald, R</b> OBP: 0.322, SLG: 0.396 (1, 2)										4	0	1	0	0	2	1									
<b>Jim Holt, L</b> OBP: 0.324, SLG: 0.456 (1, 7)										3	1	0	0	1	0	1									
<b>Inning Stats</b>	R: 0 E: 0 K: 1 S: 6	H: 1 LOB: 1 BB: 0 P: 6	R: 0 E: 0 K: 1 S: 5	H: 1 LOB: 1 BB: 0 P: 9	R: 0 E: 0 K: 0 S: 4	H: 1 LOB: 1 BB: 0 P: 4	R: 0 E: 0 K: 1 S: 5	H: 0 LOB: 0 BB: 0 P: 5	R: 2 E: 0 K: 1 S: 8	H: 3 LOB: 2 BB: 1 P: 12	R: 0 E: 0 K: 1 S: 5	H: 0 LOB: 0 BB: 0 P: 5	R: 0 E: 0 K: 0 S: 3	H: 2 LOB: 2 BB: 0 P: 5	R: 0 E: 0 K: 0 S: 3	H: 0 LOB: 0 BB: 0 P: 3	R: 0 E: 0 K: 0 S: 3	H: 0 LOB: 0 BB: 0 P: 3	1B: 5 2B: 2 3B: 0 HR: 1	SF: 0 SAC: 0 DP: 1 HBP: 0	WP: 0 PB: 0 SB: 0 CS: 0	PA: 36			
<b>PITCHER</b>	IP	WLS	BF	H	R	ER	SO	BB	IBB	HBP	BLK	WP	HR	S	P	ERA	WHIP								
<b>Dick Bosman, R</b> ERA: 4.75 (1, 1)	9.0	W	36	8	2	2	5	2	0	0	0	0	1	44	52	2.00	1.111								





Batter	1	2	3	4	5	6	7	8	9	AB	R	H	RBI	BB	SO	LOB	TOP		
<b>Buddy Bell, R</b> OBP: 0.334, SLG: 0.380 (1, 5)	0-0 6-3	0-0 6-3			0-0 6-3			0-0 6-3		4	0	0	0	0	0	3			
<b>Walt Williams, R</b> OBP: 0.254, SLG: 0.295 (1, 10)	0-0 2B		0-0 F5			0-0 F9		0-0 F8		4	0	1	0	0	0	0			
<b>George Hendrick, R</b> OBP: 0.298, SLG: 0.458 (1, 8)	0-0 4-3		0-0 6-3			0-0 F8		0-0 1-3		4	0	0	0	0	0	1			
<b>John Ellis, R</b> OBP: 0.328, SLG: 0.389 (1, 2)	0-0 F8		0-0 5-3			0-0 F8			0-0 F8	4	0	0	0	0	0	1			
<b>Charlie Spikes, R</b> OBP: 0.296, SLG: 0.408 (1, 7)		4-0 1B BB		0-0 6-3			0-0 5-3		0-0 S 1B	3	1	1	0	1	0	0			
<b>Chris Chambliss, L</b> OBP: 0.318, SLG: 0.323 (1, 3)		0-0 1B		0-0 F9		4-0 HR BB		0-3 K		3	1	1	0	1	1	1			
<b>Rusty Torres, S</b> OBP: 0.316, SLG: 0.306 (1, 9)		4-0 1B BB		0-0 6-3			0-0 HR		0-3 K	3	1	1	2	1	1	1			
<b>Jack Brohamer, L</b> OBP: 0.282, SLG: 0.313 (1, 4)		0-3 K		0-0 4-3			0-0 F8			3	0	0	0	0	1	2			
<b>Frank Duffy, R</b> OBP: 0.260, SLG: 0.244 (1, 6)		0-0 1B		0-0 CS 1B			0-0 6-3			3	0	2	1	0	0	0			
<b>Inning Stats</b>	R: 0 E: 0 K: 0 S: 4	H: 1 LOB: 1 BB: 0 P: 4	R: 1 E: 0 K: 1 S: 6	H: 2 LOB: 2 BB: 2 P: 14	R: 0 E: 0 K: 0 S: 3	H: 0 LOB: 0 BB: 0 P: 3	R: 0 E: 0 K: 0 S: 3	H: 0 LOB: 0 BB: 0 P: 3	R: 0 E: 0 K: 0 S: 3	H: 1 LOB: 0 BB: 1 P: 8	R: 0 E: 0 K: 2 S: 3	H: 0 LOB: 0 BB: 0 P: 3	R: 0 E: 0 K: 2 S: 8	H: 1 LOB: 1 BB: 0 P: 8	1B: 4 2B: 1 3B: 0 HR: 1	SF: 0 SAC: 0 DP: 0 HBP: 0	WP: 0 PB: 0 SB: 1 CS: 1	PA: 34	
<b>PITCHER</b>	IP	WLS	BF	H	R	ER	SO	BB	IBB	HBP	BLK	WP	HR	S	P	ERA	WHIP		
<b>Jim Kaat, L</b> ERA: 3.71 (1, 1)	8.0	L	30	5	3	3	1	3	0	0	0	0	1	29	41	3.38	1.000		
<b>Bill Campbell, R</b> ERA: (9, 1)	1.0		4	1	0	0	2	0	0	0	0	0	0	8	8	0.00	1.000		

Cleveland Indians @ Minnesota Twins  
Metropolitan Stadium, Bloomington, MI

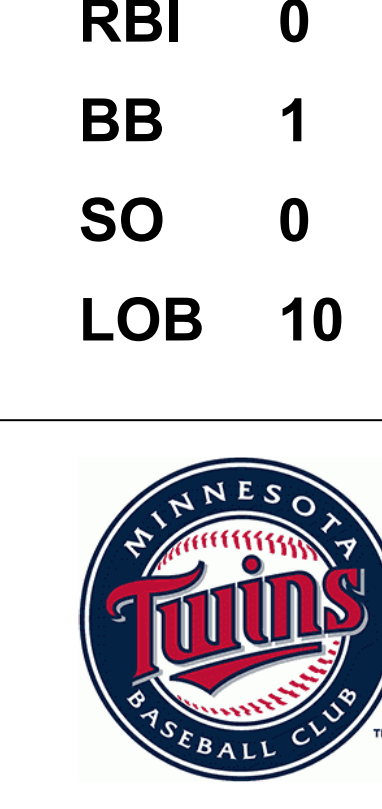
AB 31  
R 3  
H 6  
RBI 3  
BB 3  
SO 3  
LOB 9



WP: 0 PA: 34  
PB: 0  
SB: 1  
CS: 1

Cleveland Indians @ Minnesota Twins  
Metropolitan Stadium, Bloomington, MI

AB 31  
R 0  
H 4  
RBI 0  
BB 1  
SO 0  
LOB 10



WP: 0 PA: 32  
PB: 0  
SB: 0  
CS: 0

Batter	1	2	3	4	5	6	7	8	9	AB	R	H	RBI	BB	SO	LOB	BOTTOM		
<b>Larry Hise, R</b> OBP: 0.342, SLG: 0.406 (1, 8)	0-0 4-3		0-0 F8			0-0 4-3		0-0 P6		4	0	0	0	0	0	1			
<b>Rod Carew, L</b> OBP: 0.411, SLG: 0.494 (1, 4)	0-0 6-3		0-0 4-3			0-0 FC5-4 1B		0-0 P1		4	0	1	0	0	0	1			
<b>Tony Oliva, L</b> OBP: 0.345, SLG: 0.401 (1, 10)	0-0 F7			0-0 P4		0-0 F8		0-0 4-3		4	0	0	0	0	0	1			
<b>George Mitterwald, R</b> OBP: 0.324, SLG: 0.396 (1, 2)		0-0 6-3		0-0 1B		0-0 FC5-4		4-0 BB		3	0	1	0	1	0	1			
<b>Mike Adams, R</b> OBP: 0.371, SLG: 0.296 (9, PR)						1-2				0	0	0	0	0	0	0			
<b>Steve Braun, L</b> OBP: 0.410, SLG: 0.463 (1, 7)		0-0 1B		0-0 F7			0-0 F8		0-0 F9	4	0	1	0	0	0	2			
<b>Joe Lis, R</b> OBP: 0.297, SLG: 0.410 (1, 3)		0-0 F9		0-0 F8			0-0 F5			3	0	0	0	0	0	2			
<b>Danny Thompson, R</b> OBP: 0.286, SLG: 0.307 (1, 6)		0-0 1-3			0-0 F9		0-0 6-3			3	0	0	0	0	0	1			
<b>Jim Holt, L</b> OBP: 0.324, SLG: 0.455 (1, 9)			0-0 1B		0-0 F8			0-0 P4		3	0	1	0	0	0	0			
<b>Jerry Terrell, R</b> OBP: 0.321, SLG: 0.333 (1, 5)			0-0 F3		0-0 6-3			0-0 4-3		3	0	0	0	0	0	1			
<b>Inning Stats</b>	R: 0 E: 0 K: 0 S: 3	H: 0 LOB: 0 BB: 0 P: 3	R: 0 E: 0 K: 0 S: 4	H: 1 LOB: 1 BB: 0 P: 4	R: 0 E: 0 K: 0 S: 4	H: 1 LOB: 1 BB: 0 P: 4	R: 0 E: 0 K: 0 S: 3	H: 0 LOB: 0 BB: 0 P: 3	R: 0 E: 0 K: 0 S: 3	H: 0 LOB: 0 BB: 0 P: 3	R: 0 E: 0 K: 0 S: 3	H: 0 LOB: 0 BB: 0 P: 3	R: 0 E: 0 K: 0 S: 3	H: 0 LOB: 1 BB: 1 P: 7	1B: 4 2B: 0 3B: 0 HR: 0	SF: 0 SAC: 0 DP: 0 HBP: 0	WP: 0 PB: 0 SB: 0 CS: 0	PA: 32	
<b>PITCHER</b>	IP	WLS	BF	H	R	ER	SO	BB	IBB	HBP	BLK	WP	HR	S	P	ERA	WHIP		
<b>Dick Tidrow, R</b> ERA: 4.17 (1, 1)	9.0	W	32	4	0	0	0	1	0	0	0	0	0	31	35	0.00	0.556		

Cleveland Indians @ Minnesota Twins  
Metropolitan Stadium, Bloomington, MI

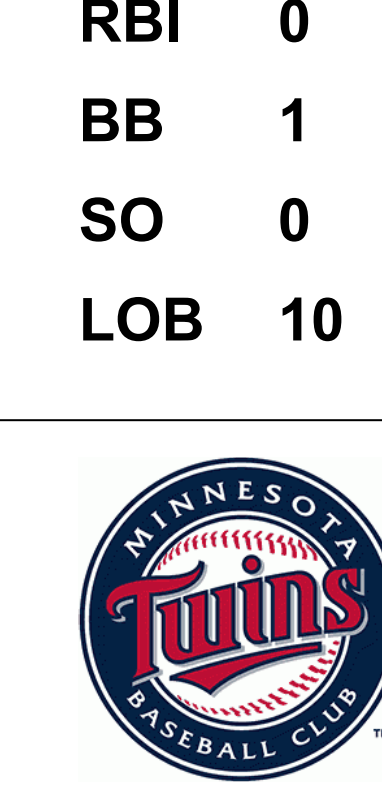
AB 31  
R 0  
H 4  
RBI 0  
BB 1  
SO 0  
LOB 10



WP: 0 PA: 32  
PB: 0  
SB: 0  
CS: 0

Cleveland Indians @ Minnesota Twins  
Metropolitan Stadium, Bloomington, MI

AB 31  
R 0  
H 4  
RBI 0  
BB 1  
SO 0  
LOB 10



WP: 0 PA: 32  
PB: 0  
SB: 0  
CS: 0

Sat Jul 14 1973, 4:33 AM EDT  
Att: 15,427 - Unknown - 75 F







Batter	1	2	3	4	5	6	7	8	9	AB	R	H	RBI	BB	SO	LOB	TOP			
Jerry Terrell, R OBP: 0.313, SLG: 0.328 (1, 6)	F2		5-3		3-1			2B		4	0	1	0	0	0	0	<b>Minnesota Twins @ New York Yankees</b> Yankee Stadium, Bronx, NY Wed Jul 18 1973, 3:33 AM EDT Att: 20,161 - Unknown - 86 F			
Rod Carew, L OBP: 0.414, SLG: 0.488 (1, 4)	1B		HR		K			5-3		3	2	1	0	1	1					
Tony Oliva, L OBP: 0.338, SLG: 0.398 (1, 10)	F8		HR		L9			6-3		4	1	1	2	0	0					
Bobby Darwin, R OBP: 0.323, SLG: 0.413 (1, 9)	1B		6-3		G3-6			HBP		3	0	2	1	0	0					
Steve Braun, L OBP: 0.405, SLG: 0.453 (1, 5)	F8		1-3		G3-6			F8		4	0	0	0	0	0					
George Mitterwald, R OBP: 0.331, SLG: 0.411 (1, 2)		6-3		G4-6-3			FC6-4	2B		4	0	3	0	0	0					
Joe Lis, R OBP: 0.307, SLG: 0.412 (1, 3)		FC6-4		F7			L7	F3		4	0	1	0	0	0					
Jim Holt, L OBP: 0.329, SLG: 0.461 (1, 7)		FC6-4		G4-6-3			F7	F7		4	0	0	0	0	0					
Larry Hise, R OBP: 0.339, SLG: 0.398 (1, 8)		FC5-4		P4			FC6-4	F8		4	0	0	0	0	0					
<b>Inning Stats</b>	R: 1 E: 1 K: 0 S: 5	H: 2 LOB: 1 BB: 0 P: 5	R: 0 E: 0 K: 0 S: 4	H: 1 LOB: 1 BB: 0 P: 4	R: 2 E: 0 K: 0 S: 4	H: 1 LOB: 0 BB: 1 P: 8	R: 0 E: 0 K: 0 S: 3	H: 1 LOB: 0 BB: 0 P: 3	R: 0 E: 0 K: 0 S: 4	H: 1 LOB: 1 BB: 0 P: 4	R: 0 E: 0 K: 0 S: 4	H: 1 LOB: 2 BB: 0 P: 5	R: 0 E: 0 K: 0 S: 4	H: 1 LOB: 1 BB: 0 P: 4	R: 0 E: 0 K: 0 S: 4	H: 1 LOB: 1 BB: 0 P: 4	1B: 6 2B: 2 3B: 0 HR: 1	SF: 0 SAC: 0 DP: 2 HBP: 1	WP: 0 PB: 0 CS: 0	PA: 36
<b>PITCHER</b> Mel Stottlemyre, R ERA: 2.89 (1, 1)	IP: 9.0 WLS: L BF: 36	H: 9 R: 3 ER: 2 SO: 1	BB: 1 IBB: 0 HBP: 1 BLK: 0	WP: 0 HR: 1 S: 36 P: 41	ERA: 2.00 WHIP: 1.111	<b>PITCHER</b>										ERA: 2.00 WHIP: 1.111				

Batter	1	2	3	4	5	6	7	8	9	AB	R	H	RBI	BB	SO	LOB	BOTTOM			
Horace Clarke, S OBP: 0.315, SLG: 0.297 (1, 4)	F8			5-3				F3		4	0	1	0	0	0	0	<b>Minnesota Twins @ New York Yankees</b> Yankee Stadium, Bronx, NY Wed Jul 18 1973, 3:33 AM EDT Att: 20,161 - Unknown - 86 F			
Matty Alou, L OBP: 0.337, SLG: 0.354 (1, 9)	1-4-3			L3-6				2B		4	0	3	0	0	0					
Roy White, S OBP: 0.347, SLG: 0.364 (1, 7)	5-3			L3-6				F7		4	0	0	0	0	0					
Bobby Murcer, L OBP: 0.345, SLG: 0.486 (1, 8)		K					F8	P4		4	0	0	0	0	2					
Thurman Munson, R OBP: 0.359, SLG: 0.495 (1, 2)		K					1-3			3	0	1	0	0	1					
Graig Nettles, L OBP: 0.358, SLG: 0.405 (1, 5)		K					F5			3	0	1	0	0	1					
Jerry Moses, R OBP: 0.300, SLG: 0.306 (1, 10)				5-3				L6		3	0	0	0	0	0					
Felipe Alou, R OBP: 0.260, SLG: 0.322 (1, 3)				6-3				5-3		3	0	0	0	0	0					
Gene Michael, S OBP: 0.275, SLG: 0.296 (1, 6)				F7				6-3		3	0	0	0	0	1					
<b>Inning Stats</b>	R: 0 E: 0 K: 0 S: 3	H: 0 LOB: 0 BB: 0 P: 3	R: 0 E: 0 K: 3 S: 9	H: 0 LOB: 0 BB: 0 P: 9	R: 0 E: 0 K: 0 S: 3	H: 0 LOB: 0 BB: 0 P: 3	R: 0 E: 0 K: 0 S: 3	H: 1 LOB: 0 BB: 0 P: 3	R: 0 E: 0 K: 0 S: 4	H: 1 LOB: 1 BB: 0 P: 4	R: 0 E: 0 K: 0 S: 4	H: 2 LOB: 1 BB: 0 P: 4	R: 0 E: 0 K: 2 S: 9	H: 2 LOB: 2 BB: 0 P: 9	R: 0 E: 0 K: 0 S: 9	H: 2 LOB: 2 BB: 0 P: 9	1B: 4 2B: 3 3B: 0 HR: 0	SF: 0 SAC: 0 DP: 2 HBP: 0	WP: 0 PB: 0 CS: 0	PA: 31
<b>PITCHER</b> Jim Kaat, L ERA: 3.5 (1, 1)	IP: 9.0 WLS: W BF: 31	H: 6 R: 0 ER: 0 SO: 5	BB: 0 IBB: 0 HBP: 0 BLK: 0	WP: 0 HR: 0 S: 41 P: 41	ERA: 0.00 WHIP: 0.667	<b>PITCHER</b>										ERA: 0.00 WHIP: 0.667				

Batter	1	2	3	4	5	6	7	8	9	AB	R	H	RBI	BB	SO	LOB	TOP					
Jerry Terrell, R (1, 6) OBP: 0.310, SLG: 0.323	0-3 K		0-3 K			0-0 SH3		0-3 K		3	0	0	0	0	0	3	2					
Rod Carew, L (1, 4) OBP: 0.415, SLG: 0.491	0-0 F7		0-0 F9			0-0 CS 1B		0-0 3B 2B		4	1	2	2	0	0	0	0					
Tony Oliva, L (1, 10) OBP: 0.340, SLG: 0.406	0-0 HR			0-0 P6		0-0 F9		4-0 3B IBB		3	2	1	1	1	0	1	1					
Bobby Darwin, R (1, 9) OBP: 0.322, SLG: 0.417	0-0 F8			0-0 L3		0-0 CS	0-0 5-3	0-0 3B IBB		4	0	1	3	0	0	0	0					
Steve Braun, L (1, 5) OBP: 0.400, SLG: 0.446		0-3 K		0-0 G3			0-0 F9	0-0 6-3		4	0	0	0	0	1	1	1					
George Mitterwald, R (1, 2) OBP: 0.330, SLG: 0.413		0-0 2B			0-3 K		0-0 F8		0-3 K	4	0	1	0	0	2	0	0					
Joe Lis, R (1, 3) OBP: 0.300, SLG: 0.401		0-3 K			0-0 P9			0-3 K	0-0 G3	4	0	0	0	0	2	1	1					
Jim Holt, L (1, 7) OBP: 0.327, SLG: 0.458		0-3 K			0-0 F9			0-0 1B 2B	0-3 K	4	1	1	0	0	2	1	1					
Larry Hisle, R (1, 8) OBP: 0.341, SLG: 0.398				0-0 P9		4-0 1B SH3 BB		0-0 2B 3B		2	2	1	0	1	0	0	0					
<b>Inning Stats</b>	R: 1 E: 0 K: 1 S: 6	H: 1 LOB: 0 BB: 0 P: 6	R: 0 E: 0 K: 3 S: 10	H: 1 LOB: 1 BB: 0 P: 10	R: 0 E: 0 K: 1 S: 5	H: 0 LOB: 0 BB: 0 P: 5	R: 0 E: 0 K: 0 S: 3	H: 0 LOB: 0 BB: 0 P: 3	R: 0 E: 0 K: 1 S: 5	H: 0 LOB: 2 BB: 0 P: 5	R: 0 E: 0 K: 0 S: 3	H: 0 LOB: 0 BB: 0 P: 3	R: 0 E: 0 K: 0 S: 3	H: 0 LOB: 0 BB: 0 P: 7	R: 0 E: 0 K: 2 S: 7	H: 0 LOB: 0 BB: 0 P: 7	R: 0 E: 0 K: 2 S: 7	H: 0 LOB: 0 BB: 0 P: 7	1B: 3 2B: 2 3B: 1 HR: 1	SF: 0 SAC: 1 DP: 0 HBP: 0	WP: 0 PB: 0 SB: 0 CS: 1	PA: 36
<b>PITCHER</b>	IP WLS BF H R ER SO BB IBB HBP BLK WP HR S P ERA WHIP																					
Luis Tiant, R (1, 1) ERA: 3.77	7.2 L 31 7 6 6 8 1 1 0 0 0 1 45 53 7.04 1.043																					
Bob Veale, L (8, 1) ERA: 2.49	1.1 4 0 0 0 2 0 0 0 0 0 0 0 8 8 0.00 0.000																					

Minnesota Twins @ Boston Red Sox  
Fenway Park, Boston, MA  
Thu Jul 19 1973, 7:05 PM EDT  
Att: 21,359 - Unknown - 84 F

AB 32  
R 6  
H 7  
RBI 6  
BB 2  
SO 10  
LOB 6



Batter	1	2	3	4	5	6	7	8	9	AB	R	H	RBI	BB	SO	LOB	BOTTOM				
Tommy Harper, R (1, 7) OBP: 0.336, SLG: 0.384	0-3 K	0-0 5-3			0-0 SH FC4-6		0-0 1-3		0-0 4-3	4	0	0	0	0	1	2	2				
Luis Aparicio, R (1, 6) OBP: 0.315, SLG: 0.305	0-0 P9		0-3 K		0-0 F2			0-0 5-3		3	0	0	0	0	1	2	2				
Mario Guerrero, R (7, 6) OBP: 0.288, SLG: 0.290										1	0	0	0	0	0	0	0				
Reggie Smith, S (1, 8) OBP: 0.394, SLG: 0.484	0-0 HR		0-0 3-1		0-0 FC4-6			0-0 WP 1B		4	1	2	1	0	0	2	2				
Carl Yastrzemski, L (1, 3) OBP: 0.354, SLG: 0.433	4-0 BB		4-0 FC6-4 BB		0-0 F9			0-0 F7		2	0	0	0	2	0	3	3				
Orlando Cepeda, R (1, 10) OBP: 0.334, SLG: 0.446	0-0 F9		0-0 FC6-4			0-0 1-3		4-0 BB		3	0	0	0	1	0	2	2				
John Kennedy, R (8, PR) OBP: 0.248, SLG: 0.282										0	0	0	0	0	0	0	0				
Rico Petrocelli, R (1, 5) OBP: 0.325, SLG: 0.401		0-3 K		0-0 5-3		0-0 L8		0-0 F8		4	0	0	0	0	1	2	2				
Carlton Fisk, R (1, 2) OBP: 0.332, SLG: 0.484		0-0 6-3		0-3 K		0-0 P7			0-0 P6	4	0	0	0	0	1	0	0				
Rick Miller, L (1, 9) OBP: 0.344, SLG: 0.346		0-0 1B E 1B		0-0 L6			0-0 4-3		0-0 F8	4	1	1	0	0	0	0	0				
Doug Griffin, R (1, 4) OBP: 0.335, SLG: 0.396		0-0 S 1B			4-0 FC4-6 SH BB		0-0 4-3			3	0	2	0	1	0	0	0				
<b>Inning Stats</b>	R: 1 E: 0 K: 1 S: 6	H: 1 LOB: 1 BB: 1 P: 10	R: 1 E: 0 K: 1 S: 7	H: 2 LOB: 1 BB: 0 P: 7	R: 0 E: 0 K: 1 S: 5	H: 0 LOB: 1 BB: 1 P: 9	R: 0 E: 0 K: 1 S: 5	H: 0 LOB: 0 BB: 0 P: 5	R: 0 E: 0 K: 0 S: 4	H: 0 LOB: 2 BB: 1 P: 8	R: 0 E: 0 K: 0 S: 3	H: 0 LOB: 0 BB: 0 P: 3	R: 0 E: 0 K: 0 S: 3	R: 0 E: 0 K: 0 S: 4	H: 1 LOB: 2 BB: 1 P: 8	R: 0 E: 0 K: 0 S: 4	H: 1 LOB: 1 BB: 0 P: 4	1B: 4 2B: 0 3B: 0 HR: 1	SF: 0 SAC: 1 DP: 0 HBP: 0	WP: 1 PB: 0 SB: 2 CS: 0	PA: 37
<b>PITCHER</b>	IP WLS BF H R ER SO BB IBB HBP BLK WP HR S P ERA WHIP																				
Joe Decker, R (1, 1) ERA: 4.47	9.0 W 37 5 2 1 4 4 0 0 0 1 1 41 57 1.00 1.000																				

Minnesota Twins @ Boston Red Sox  
Fenway Park, Boston, MA  
Thu Jul 19 1973, 7:05 PM EDT  
Att: 21,359 - Unknown - 84 F

AB 32  
R 2  
H 5  
RBI 1  
BB 4  
SO 4  
LOB 13





Batter	1	2	3	4	5	6	7	8	9	AB	R	H	RBI	BB	SO	LOB	TOP				
Larry Hisle, R OBP: 0.339, SLG: 0.390	F8		K		HBP		F8		K	4	0	0	0	0	2	1	<b>Minnesota Twins @ Boston Red Sox</b> Fenway Park, Boston, MA Sat Jul 21 1973, 3:33 AM EDT Att: 19,492 - Unknown - 75 F				
Rod Carew, L OBP: 0.413, SLG: 0.485	4-3		BB		G6-4-3		F9		1B	4	0	1	0	1	0	2					
Tony Oliva, L OBP: 0.345, SLG: 0.406	1B		L8		1B		1B		K	5	0	3	0	0	1	2					
Bobby Darwin, R OBP: 0.317, SLG: 0.409	P4				L5		P4		5-3	5	0	0	0	0	0	5					
Steve Braun, L OBP: 0.404, SLG: 0.450					3-1		F8		1B	2	0	1	0	2	0	0					
George Mitterwald, R OBP: 0.354, SLG: 0.462					G6-4-3		F8		F3	3	1	0	0	1	0	3					
Jim Holt, L OBP: 0.333, SLG: 0.472					1B		P7			3	1	2	2	1	0	1					
Joe Lis, R OBP: 0.303, SLG: 0.392	P6				G6-4-3		G6-4-3		1B	3	0	1	0	1	0	2					
Danny Thompson, R OBP: 0.276, SLG: 0.300			6-3		F8		1B		P7	4	0	1	0	0	0	4					
<b>Inning Stats</b>	R: 0 E: 0 K: 0 S: 4	H: 1 LOB: 1 BB: 0 P: 4	R: 1 E: 0 K: 0 S: 3	H: 1 LOB: 0 BB: 1 P: 7	R: 0 E: 0 K: 1 S: 5	H: 0 LOB: 1 BB: 1 P: 9	R: 1 E: 0 K: 0 S: 4	H: 1 LOB: 2 BB: 2 P: 12	R: 0 E: 0 K: 0 S: 3	H: 1 LOB: 1 BB: 1 P: 7	R: 0 E: 0 K: 0 S: 5	H: 2 LOB: 2 BB: 0 P: 5	R: 0 E: 0 K: 0 S: 4	H: 1 LOB: 2 BB: 1 P: 8	R: 0 E: 0 K: 2 S: 8	H: 1 LOB: 1 BB: 0 P: 8	1B: 7 2B: 1 3B: 0 HR: 1	SF: 0 SAC: 0 DP: 3 HBP: 1	WP: 0 PB: 0 SB: 1 CS: 0	PA: 40	
<b>PITCHER</b>	IP	WLS	BF	H	R	ER	SO	BB	IBB	HBP	BLK	WP	HR	S	P	ERA	WHIP				
Marty Pattin, R ERA: 4.53	(1, 1)	8.1	W	38	9	2	2	2	5	1	1	0	0	1	35	60	2.16	1.680			
Roger Moret, L ERA: 2.45	(9, 1)	0.2	S	2	0	0	0	1	0	0	0	0	0	4	4	0.00	0.000				

Batter	1	2	3	4	5	6	7	8	9	AB	R	H	RBI	BB	SO	LOB	BOTTOM			
Tommy Harper, R OBP: 0.342, SLG: 0.409	F5		HR		5-3		6-3		1B	5	1	2	2	0	0	0	<b>Minnesota Twins @ Boston Red Sox</b> Fenway Park, Boston, MA Sat Jul 21 1973, 3:33 AM EDT Att: 19,492 - Unknown - 75 F			
Reggie Smith, S OBP: 0.392, SLG: 0.483	2B		1B		P6		E		F7	5	0	3	0	0	0	2				
Carl Yastrzemski, L OBP: 0.354, SLG: 0.429	1-6-3		1B		4-3		4-3		1B	3	0	1	0	1	0	2				
Orlando Cepeda, R OBP: 0.327, SLG: 0.436	F8		F9		5-3		E6			4	0	0	0	0	0	5				
Rico Petrocelli, R OBP: 0.329, SLG: 0.416			5-3		BB		K			3	1	1	1	1	1	2				
Carlton Fisk, R OBP: 0.333, SLG: 0.491			6-3		F7		F8		L5	4	0	0	0	0	0	3				
Rick Miller, L OBP: 0.341, SLG: 0.339			BB		K		G3		FC6-4	3	1	1	0	1	1	0				
Doug Griffin, R OBP: 0.331, SLG: 0.395	P4		BB		F3		2B		FC6-4	4	0	2	0	0	0	1				
Mario Guerrero, R OBP: 0.292, SLG: 0.297			1-3		F8		6-3		FC6-4	4	0	0	0	0	0	3				
<b>Inning Stats</b>	R: 0 E: 0 K: 0 S: 4	H: 1 LOB: 1 BB: 0 P: 4	R: 0 E: 0 K: 0 S: 3	H: 0 LOB: 1 BB: 1 P: 7	R: 1 E: 0 K: 1 S: 6	H: 3 LOB: 3 BB: 1 P: 10	R: 0 E: 0 K: 1 S: 5	H: 0 LOB: 0 BB: 0 P: 5	R: 0 E: 0 K: 0 S: 3	H: 0 LOB: 1 BB: 1 P: 7	R: 1 E: 1 K: 1 S: 7	H: 2 LOB: 2 BB: 0 P: 5	R: 0 E: 0 K: 1 S: 6	H: 3 LOB: 2 BB: 0 P: 6	R: 1 E: 0 K: 0 S: 6	H: 3 LOB: 2 BB: 0 P: 6	1B: 6 2B: 2 3B: 0 HR: 2	SF: 0 SAC: 0 DP: 0 HBP: 0	WP: 0 PB: 0 SB: 1 CS: 0	PA: 38
<b>PITCHER</b>	IP	WLS	BF	H	R	ER	SO	BB	IBB	HBP	BLK	WP	HR	S	P	ERA	WHIP			
Dick Woodson, R ERA: 3.83	(1, 1)	8.0	L	38	10	3	3	2	3	0	0	0	2	39	51	3.38	1.625			



Batter	1	2	3	4	5	6	7	8	9	AB	R	H	RBI	BB	SO	LOB	TOP					
Jerry Terrell, R OBP: 0.317, SLG: 0.331 (1, 5)										6	2	4	0	0	1	2						
Rod Carew, L OBP: 0.413, SLG: 0.487 (1, 4)										5	2	2	1	0	0	4						
Bobby Darwin, R OBP: 0.321, SLG: 0.410 (1, 9)										4	1	2	1	1	0	3						
Tony Oliva, L OBP: 0.346, SLG: 0.406 (1, 10)										5	1	2	4	0	0	4						
George Mitterwald, R OBP: 0.325, SLG: 0.411 (1, 2)										4	1	1	3	1	0	3						
Danny Walton, R OBP: 0.304, SLG: 0.341 Larry Hisle, R OBP: 0.339, SLG: 0.394 (6, PR) (6, 7)										3	0	1	0	0	1	0						
Jim Holt, L OBP: 0.338, SLG: 0.476 (1, 3)										4	1	2	1	1	0	0						
Danny Thompson, R OBP: 0.275, SLG: 0.295 (1, 6)										4	1	0	0	1	1	3						
Steve Brye, R OBP: 0.214, SLG: 0.154 (1, 8)											5	0	0	0	1	4						
<b>Inning Stats</b>	R: 4 E: 0 K: 0 S: 7	H: 4 LOB: 0 BB: 0 P: 7	R: 0 E: 0 K: 0 S: 3	H: 0 LOB: 0 BB: 0 P: 3	R: 0 E: 0 K: 0 S: 3	H: 1 LOB: 0 BB: 0 P: 3	R: 0 E: 0 K: 1 S: 6	H: 1 LOB: 1 BB: 0 P: 6	R: 2 E: 1 K: 0 S: 5	H: 1 LOB: 1 BB: 1 P: 9	R: 4 E: 0 K: 1 S: 10	H: 5 LOB: 3 BB: 2 P: 18	R: 0 E: 0 K: 0 S: 3	H: 0 LOB: 0 BB: 0 P: 3	R: 0 E: 0 K: 2 S: 8	H: 2 LOB: 2 BB: 0 P: 5	R: 0 E: 0 K: 2 S: 8	H: 1 LOB: 2 BB: 1 P: 12	1B: 11 2B: 3 3B: 0 HR: 1	SF: 0 SAC: 0 DP: 0 HBP: 0	WP: 1 PB: 0 SB: 0 CS: 0	PA: 47
<b>PITCHER</b>	IP WLS BF H R ER SO BB IBB HBP BLK WP HR S P ERA WHIP	IP WLS BF H R ER SO BB IBB HBP BLK WP HR S P ERA WHIP																				
Bill Lee, L ERA: 2.63 (1, 1)	5.0 L 25 9 8 6 1 0 1 0 0 0 1 1 26 30 10.80 1.800																					
Mike Garman, R ERA: 7.43 (6, 1)	2.0 13 5 2 2 1 2 0 0 0 0 0 0 13 21 9.00 3.500																					
Bobby Bolin, R ERA: 2.76 (8, 1)	2.0 8 1 0 0 2 1 0 0 0 0 0 0 11 15 0.00 1.000																					

Minnesota Twins @ Boston Red Sox  
Fenway Park, Boston, MA  
Sun Jul 22 1973, 3:33 AM EDT  
Att: 28,656 - Unknown - 80 F

AB 42  
R 10  
H 15  
RBI 10  
BB 4  
SO 4  
LOB 26



Batter	1	2	3	4	5	6	7	8	9	AB	R	H	RBI	BB	SO	LOB	BOTTOM					
Tommy Harper, R OBP: 0.340, SLG: 0.407 Rick Miller, L OBP: 0.341, SLG: 0.339 (1, 7) (4, 7)										2	0	0	0	0	0	0						
Reggie Smith, S OBP: 0.395, SLG: 0.500 (1, 8)										5	2	3	4	0	1	0						
Carl Yastrzemski, L OBP: 0.355, SLG: 0.429 (1, 3)										5	0	2	1	0	0	1						
Orlando Cepeda, R OBP: 0.331, SLG: 0.447 (1, 10)										5	1	3	1	0	2	1						
Rico Petrocelli, R OBP: 0.331, SLG: 0.417 (1, 5)										4	0	2	0	0	0	2						
Carlton Fisk, R OBP: 0.332, SLG: 0.488 (1, 2)										4	0	1	0	0	1	5						
Doug Griffin, R OBP: 0.330, SLG: 0.392 (1, 4)										4	1	1	0	0	1	3						
Mario Guerrero, R OBP: 0.297, SLG: 0.309 (1, 6)										4	1	2	0	0	0	1						
Dwight Evans, R OBP: 0.302, SLG: 0.352 (1, 9)										3	1	0	0	1	0	2						
<b>Inning Stats</b>	R: 0 E: 0 K: 0 S: 3	H: 0 LOB: 0 BB: 0 P: 3	R: 0 E: 0 K: 1 S: 6	H: 2 LOB: 1 BB: 0 P: 6	R: 0 E: 0 K: 0 S: 3	H: 0 LOB: 0 BB: 0 P: 3	R: 0 E: 0 K: 1 S: 7	H: 2 LOB: 2 BB: 0 P: 7	R: 0 E: 0 K: 0 S: 3	H: 1 LOB: 0 BB: 0 P: 3	R: 2 E: 0 K: 0 S: 6	H: 4 LOB: 1 BB: 0 P: 6	R: 3 E: 0 K: 1 S: 7	H: 2 LOB: 1 BB: 1 P: 11	R: 0 E: 0 K: 2 S: 8	H: 1 LOB: 1 BB: 0 P: 8	R: 2 E: 0 K: 1 S: 8	H: 3 LOB: 1 BB: 0 P: 8	1B: 11 2B: 3 3B: 0 HR: 2	SF: 0 SAC: 0 DP: 3 HBP: 0	WP: 0 PB: 0 SB: 0 CS: 0	PA: 40
<b>PITCHER</b>	IP WLS BF H R ER SO BB IBB HBP BLK WP HR S P ERA WHIP	IP WLS BF H R ER SO BB IBB HBP BLK WP HR S P ERA WHIP																				
Jim Kaat, L ERA: 3.63 (7, 1)	2.0 10 4 2 2 2 0 0 0 0 0 0 0 14 14 9.00 2.000																					
Eddie Bane, L ERA: 3.71 (9, 1)	0.1 S 1 0 0 0 1 0 0 0 0 0 0 0 3 3 0.00 0.000																					

Minnesota Twins @ Boston Red Sox  
Fenway Park, Boston, MA  
Sun Jul 22 1973, 3:33 AM EDT  
Att: 28,656 - Unknown - 80 F

AB 39  
R 7  
H 15  
RBI 6  
BB 1  
SO 6  
LOB 18



Batter	1	2	3	4	5	6	7	8	9	AB	R	H	RBI	BB	SO	LOB	TOP	
Bert Campaneris, R (1,6) OBP: 0.334, SLG: 0.331	0-0 5-3			0-0 F7		4-0 BB BB		0-0 5-3		3	0	0	0	1	0	0		
Bill North, S (1,8) OBP: 0.385, SLG: 0.368	0-0 4-3			0-0 G5-4-3 1B		4-0 BB BB		0-0 6-3 1B 2B		3	1	2	0	1	0	0		
Sal Bando, R (1,5) OBP: 0.351, SLG: 0.460	0-0 6-3			0-0 G5-4-3 1-2		0-0 P4		0-0 P4		4	0	0	0	0	0	5		
Reggie Jackson, L (1,9) OBP: 0.361, SLG: 0.528		0-0 P4			0-0 F7		0-0 F8		0-0 6-3		4	0	0	0	0	1		
Deron Johnson, R (1,10) OBP: 0.331, SLG: 0.421		4-0 G5-4-3 BB			0-3 K		4-0 1B BB		0-0 1B		2	0	1	1	2	1	0	
Joe Rudi, R (1,7) OBP: 0.295, SLG: 0.382		0-0 G5-4-3 1-2			0-0 4-3		0-0 G5-4-3 1B		0-0 1B		4	0	2	0	0	1		
Gene Tenace, R (1,3) OBP: 0.373, SLG: 0.454			0-0 4-3			0-0 F8		0-0 G5-4-3 1-2		0-0 P4		4	0	0	0	4		
Ray Fosse, R (1,2) OBP: 0.297, SLG: 0.381			0-0 5-3			4-0 BB WP BB		0-0 L7		2	0	0	0	1	0	0		
Dick Green, R (1,4) OBP: 0.301, SLG: 0.330 (8, PH)			0-0 1-3			0-3 K		0-0 G3		2	0	0	0	0	1	1		
Jay Johnstone, L (8, PH) OBP: 0.192, SLG: 0.167										1	0	0	0	0	0	0		
Ted Kubiak, S (8, 4) OBP: 0.297, SLG: 0.356										0	0	0	0	0	0	0		
<b>Inning Stats</b>	R: 0 E: 0 K: 0 S: 3	H: 0 LOB: 0 BB: 0 P: 3	R: 0 E: 0 K: 0 S: 2	H: 0 LOB: 0 BB: 1 P: 6	R: 0 E: 0 K: 0 S: 3	H: 0 LOB: 0 BB: 0 P: 3	R: 0 E: 0 K: 1 S: 5	H: 1 LOB: 3 BB: 3 P: 17	R: 0 E: 0 K: 0 S: 3	H: 1 LOB: 1 BB: 7 P: 7	R: 0 E: 0 K: 0 S: 3	H: 0 LOB: 0 BB: 0 P: 3	R: 1 E: 0 K: 0 S: 6	H: 3 LOB: 2 BB: 0 P: 6	1B: 4 2B: 1 3B: 0 HR: 0	SF: 0 SAC: 0 DP: 3 HBP: 0	WP: 1 PB: 0 SB: 0 CS: 0	PA: 34
<b>PITCHER</b>	IP WLS BF H R ER SO BB IBB HBP BLK WP HR S P ERA WHIP	IP WLS BF H R ER SO BB IBB HBP BLK WP HR S P ERA WHIP	IP WLS BF H R ER SO BB IBB HBP BLK WP HR S P ERA WHIP	IP WLS BF H R ER SO BB IBB HBP BLK WP HR S P ERA WHIP	IP WLS BF H R ER SO BB IBB HBP BLK WP HR S P ERA WHIP	IP WLS BF H R ER SO BB IBB HBP BLK WP HR S P ERA WHIP	IP WLS BF H R ER SO BB IBB HBP BLK WP HR S P ERA WHIP	IP WLS BF H R ER SO BB IBB HBP BLK WP HR S P ERA WHIP	IP WLS BF H R ER SO BB IBB HBP BLK WP HR S P ERA WHIP	IP WLS BF H R ER SO BB IBB HBP BLK WP HR S P ERA WHIP	IP WLS BF H R ER SO BB IBB HBP BLK WP HR S P ERA WHIP	IP WLS BF H R ER SO BB IBB HBP BLK WP HR S P ERA WHIP	IP WLS BF H R ER SO BB IBB HBP BLK WP HR S P ERA WHIP	IP WLS BF H R ER SO BB IBB HBP BLK WP HR S P ERA WHIP	IP WLS BF H R ER SO BB IBB HBP BLK WP HR S P ERA WHIP	IP WLS BF H R ER SO BB IBB HBP BLK WP HR S P ERA WHIP	IP WLS BF H R ER SO BB IBB HBP BLK WP HR S P ERA WHIP	IP WLS BF H R ER SO BB IBB HBP BLK WP HR S P ERA WHIP

Oakland Athletics @ Minnesota Twins  
Metropolitan Stadium, Bloomington, MI  
Thu Jul 26 1973, 8:05 PM EDT  
Unknown - 78 F

AB	29
R	1
H	5
RBI	1
BB	5
SO	2
LOB	12



Batter	1	2	3	4	5	6	7	8	9	AB	R	H	RBI	BB	SO	LOB	BOTTOM			
Jerry Terrell, R (1,6) OBP: 0.315, SLG: 0.329	0-0 3B 1B	0-0 6-3		0-0 SF9 1-2 3H		0-0 F2		0-0 5-3		4	1	1	1	0	0	2				
Rod Carew, L (1,4) OBP: 0.413, SLG: 0.492	0-0 1H 1B 3B	0-0 G3		0-0 2H 1B		0-0 FC4 E WP 1-2		0-0 4-3		5	1	2	2	0	0	2				
Bobby Darwin, R (1,9) OBP: 0.320, SLG: 0.407	4-0 1B BB		0-3 K	0-3 K		0-0 E6 1-3				3	0	0	0	1	2	2				
Tony Oliva, L (1,10) OBP: 0.342, SLG: 0.402	0-0 F8		0-0 F8	0-0 1-3		0-0 F7				4	0	0	0	0	0	5				
George Mitterwald, R (1,2) OBP: 0.324, SLG: 0.408	0-3 K		0-0 1B		0-0 6-3		0-0 F3			4	0	1	0	0	1	2				
Steve Braun, L (1,5) OBP: 0.405, SLG: 0.449	0-0 FC6 1-2 3H 1B		0-0 F6		4-0 FC5 WP BB		0-0 F7			3	0	1	1	1	0	1				
Larry Hisle, R (1,7) OBP: 0.341, SLG: 0.401	0-0 FC6 1-2			0-0 2B WP 1B		0-0 F9 1-2				4	1	2	0	0	0	3				
Joe Lis, R (1,3) OBP: 0.302, SLG: 0.395		0-0 5-3		0-0 WP SF9 2B		0-0 FC5 2-3		0-3 K		4	1	1	0	0	1	2				
Steve Brye, R (1,8) OBP: 0.261, SLG: 0.238				4-0 PB S 1B BB		0-0 FC4 1B		0-3 K		3	1	2	0	1	1	0				
<b>Inning Stats</b>	R: 2 E: 0 K: 1 S: 8	H: 3 LOB: 2 BB: 1 P: 12	R: 0 E: 0 K: 0 S: 4	H: 1 LOB: 1 BB: 0 P: 4	R: 0 E: 0 K: 1 S: 6	H: 1 LOB: 1 BB: 0 P: 6	R: 3 E: 0 K: 1 S: 8	H: 3 LOB: 1 BB: 1 P: 12	R: 0 E: 0 K: 0 S: 3	H: 0 LOB: 1 BB: 1 P: 7	R: 0 E: 1 K: 0 S: 5	H: 1 LOB: 2 BB: 0 P: 5	R: 0 E: 0 K: 1 S: 6	H: 0 LOB: 0 BB: 0 P: 6	R: 0 E: 0 K: 1 S: 5	H: 0 LOB: 0 BB: 0 P: 5	1B: 6 2B: 1 3B: 3 HR: 0	SF: 1 SAC: 0 DP: 0 HBP: 0	WP: 3 PB: 1 SB: 1 CS: 0	PA: 38
<b>PITCHER</b>	IP WLS BF H R ER SO BB IBB HBP BLK WP HR S P ERA WHIP	IP WLS BF H R ER SO BB IBB HBP BLK WP HR S P ERA WHIP	IP WLS BF H R ER SO BB IBB HBP BLK WP HR S P ERA WHIP	IP WLS BF H R ER SO BB IBB HBP BLK WP HR S P ERA WHIP	IP WLS BF H R ER SO BB IBB HBP BLK WP HR S P ERA WHIP	IP WLS BF H R ER SO BB IBB HBP BLK WP HR S P ERA WHIP	IP WLS BF H R ER SO BB IBB HBP BLK WP HR S P ERA WHIP	IP WLS BF H R ER SO BB IBB HBP BLK WP HR S P ERA WHIP	IP WLS BF H R ER SO BB IBB HBP BLK WP HR S P ERA WHIP	IP WLS BF H R ER SO BB IBB HBP BLK WP HR S P ERA WHIP	IP WLS BF H R ER SO BB IBB HBP BLK WP HR S P ERA WHIP	IP WLS BF H R ER SO BB IBB HBP BLK WP HR S P ERA WHIP	IP WLS BF H R ER SO BB IBB HBP BLK WP HR S P ERA WHIP	IP WLS BF H R ER SO BB IBB HBP BLK WP HR S P ERA WHIP	IP WLS BF H R ER SO BB IBB HBP BLK WP HR S P ERA WHIP	IP WLS BF H R ER SO BB IBB HBP BLK WP HR S P ERA WHIP	IP WLS BF H R ER SO BB IBB HBP BLK WP HR S P ERA WHIP	IP WLS BF H R ER SO BB IBB HBP BLK WP HR S P ERA WHIP		

Oakland Athletics @ Minnesota Twins  
Metropolitan Stadium, Bloomington, MI  
Thu Jul 26 1973, 8:05 PM EDT  
Unknown - 78 F

AB	34
R	5
H	10
RBI	4
BB	3
SO	5
LOB	19



Batter	1	2	3	4	5	6	7	8	9	10	AB	R	H	RBI	BB	SO	LOB				
Bert Campaneris, R OBP: 0.333, SLG: 0.329	6-3	FC5-4		P5			F5		FC6-4 1B		5	0	1	0	0	0	1				
Bill North, S OBP: 0.385, SLG: 0.378	1B			6-3			6-3		FC6-4 1B		5	2	2	1	0	0	1				
Sal Bando, R OBP: 0.352, SLG: 0.459	K			HR			K				5	1	2	0	0	3	1				
Reggie Jackson, L OBP: 0.359, SLG: 0.523	BB			1B			K		4-3		4	0	0	0	1	1	3				
Deron Johnson, R OBP: 0.335, SLG: 0.434											4	2	3	3	0	1	0				
Mike Hegan, L OBP: 0.234, SLG: 0.237	1B			HR			K				1	0	0	0	0	1	0				
Jos Rudi, R OBP: 0.293, SLG: 0.378	F9			G5-3 1B			5-3		1-3		4	0	0	0	0	0	3				
Gene Tenace, R OBP: 0.381, SLG: 0.459											3	0	3	1	2	0	0				
Ray Fosse, R OBP: 0.296, SLG: 0.376		F8		G5-3			FC5-4		FC5-4 1B		4	0	0	0	1	0	5				
Ted Kubiak, S OBP: 0.287, SLG: 0.343							P6		G3		5	0	0	0	0	0	4				
<b>Inning Stats</b>	R: 1 E: 0 K: 1 S: 7	H: 2 LOB: 2 BB: 1 P: 11	R: 0 E: 0 K: 0 S: 4	H: 1 LOB: 1 BB: 0 P: 4	R: 3 E: 0 K: 0 S: 6	H: 4 LOB: 1 BB: 0 P: 7	R: 0 E: 0 K: 0 S: 3	H: 0 LOB: 0 BB: 0 P: 3	R: 0 E: 0 K: 3 S: 9	H: 0 LOB: 0 BB: 0 P: 9	R: 0 E: 0 K: 0 S: 3	H: 0 LOB: 1 BB: 1 P: 7	R: 0 E: 0 K: 1 S: 5	H: 2 LOB: 1 BB: 0 P: 5	R: 0 E: 0 K: 0 S: 5	H: 2 LOB: 2 BB: 0 P: 5	R: 0 E: 0 K: 1 S: 5	H: 0 LOB: 2 BB: 2 P: 13	1B: 9 2B: 0 3B: 0 HR: 2	SF: 0 SAC: 0 DP: 1 HBP: 1	WP: 0 PA: 45
<b>PITCHER</b>	IP WLS BF H R ER SO BB IBB HBP BLK WP HR S P ERA WHIP																				
Jim Kaat, L ERA: 3.8	2.1	15	6	4	4	1	1	0	0	0	0	0	0	0	0	29	33	1.50	0.833		
Bill Campbell, R ERA: 2.25	6.0	22	4	1	1	4	1	0	0	0	0	0	0	0	2	2	0.00	3.000			
Bill Hands, R ERA: 4.39	0.1	2	1	0	0	0	0	0	0	0	0	0	0	0	0	5	9	0.00	1.000		
Eddie Bane, L ERA: 3.58	1.0	4	0	0	0	1	1	0	0	0	0	0	0	0	0	5	9	0.00	1.000		
Ray Corbin, R ERA: 2.92	0.1	W	2	0	0	0	0	0	0	0	0	0	0	0	1	5	0.00	3.000			

**TOP**

**Oakland Athletics @ Minnesota Twins**  
Metropolitan Stadium, Bloomington, MI

Thu Jul 26 1973, 8:05 PM EDT  
Att: 26,679 - Unknown

AB	40
R	5
H	11
RBI	5
BB	4
SO	6
LOB	18

Batter	1	2	3	4	5	6	7	8	9	10	AB	R	H	RBI	BB	SO	LOB						
Jerry Terrell, R OBP: 0.316, SLG: 0.335	4-3		G6-3				6-3		FC5 2B		5	0	2	1	0	0	1						
Rod Carew, L OBP: 0.412, SLG: 0.487	BB		F7				4-3				3	0	0	0	2	0	1						
Bobby Darwin, R OBP: 0.321, SLG: 0.407	F7						1B		FC5		5	1	2	0	0	0	4						
Tony Oliva, L OBP: 0.343, SLG: 0.403							HR				4	1	1	0	0	0	2						
Dan Monzon, R OBP: 0.311, SLG: 0.317	4-3						HR				0	1	0	0	0	0	0						
George Mitterwald, R OBP: 0.326, SLG: 0.436			P4				HR				5	2	2	5	0	1	1						
Jim Holt, L OBP: 0.333, SLG: 0.469							F7				4	0	0	0	0	2	1						
Larry Hise, R OBP: 0.343, SLG: 0.402											4	0	2	0	0	1	0						
Danny Thompson, R OBP: 0.274, SLG: 0.303											4	1	1	0	0	0	2						
Mike Adams, R OBP: 0.371, SLG: 0.296											0	1	0	0	0	0	0						
Steve Braun, L OBP: 0.405, SLG: 0.449											0	0	0	0	0	0	0						
Sieve Brye, R OBP: 0.300, SLG: 0.289											3	0	2	1	1	0	0						
<b>Inning Stats</b>	R: 0 E: 0 K: 0 S: 3	H: 0 LOB: 1 BB: 1 P: 7	R: 0 E: 0 K: 1 S: 6	H: 1 LOB: 1 BB: 0 P: 6	R: 0 E: 0 K: 0 S: 3	H: 1 LOB: 1 BB: 0 P: 3	R: 0 E: 0 K: 0 S: 4	H: 1 LOB: 1 BB: 0 P: 4	R: 1 E: 0 K: 1 S: 7	H: 3 LOB: 1 BB: 0 P: 7	R: 3 E: 0 K: 0 S: 5	H: 2 LOB: 0 BB: 0 P: 6	R: 0 E: 0 K: 0 S: 3	H: 0 LOB: 0 BB: 0 P: 3	R: 0 E: 0 K: 1 S: 5	H: 0 LOB: 0 BB: 0 P: 5	R: 1 E: 0 K: 1 S: 7	H: 2 LOB: 3 BB: 2 P: 15	R: 2 E: 0 K: 0 S: 2	H: 2 LOB: 1 BB: 0 P: 2	1B: 6 2B: 3 3B: 1 HR: 2	SF: 0 SAC: 0 DP: 1 HBP: 1	WP: 0 PA: 41
<b>PITCHER</b>	IP WLS BF H R ER SO BB IBB HBP BLK WP HR S P ERA WHIP																						
Ken Holtzman, L ERA: 2.32	7.2	31	8	4	4	2	1	0	0	0	4.70	1.174											
Rollie Fingers, R ERA: 1.58	8.1	L	10	4	3	2	1	1	0	0	20.25	3.750											

**BOTTOM**

**Oakland Athletics @ Minnesota Twins**  
Metropolitan Stadium, Bloomington, MI

Thu Jul 26 1973, 8:05 PM EDT  
Att: 26,679 - Unknown

AB	37
R	7
H	12
RBI	7
BB	3
SO	4
LOB	12

Batter	1	2	3	4	5	6	7	8	9	AB	R	H	RBI	BB	SO	LOB	TOP					
Bert Campaneris, R OBP: 0.332, SLG: 0.328	F9		K				1-3			4	1	1	0	0	1	1	<b>Oakland Athletics @ Minnesota Twins</b> Metropolitan Stadium, Bloomington, MI Fri Jul 27 1973, 4:33 AM EDT Att: 11,098 - Cloudy - 72 F					
Bill North, S OBP: 0.383, SLG: 0.376	K		F8				K			4	0	1	0	0	2	1						
Sal Bando, R OBP: 0.348, SLG: 0.454	6-3		F9				F8			4	0	0	0	0	0	3						
Reggie Jackson, L OBP: 0.360, SLG: 0.524										3	1	1	0	0	2	2						
Deron Johnson, R OBP: 0.334, SLG: 0.432	K						K			4	0	1	0	0	3	2						
Billy Conigliaro, R OBP: 0.263, SLG: 0.340	L7									4	0	0	0	0	0	3						
Gene Tenace, R OBP: 0.383, SLG: 0.458										3	0	1	1	1	0	0						
Ray Fosse, R OBP: 0.295, SLG: 0.375	L9									4	0	1	0	0	0	4						
Dick Green, R OBP: 0.302, SLG: 0.330										3	0	1	0	0	0	3						
Mike Hegan, L OBP: 0.231, SLG: 0.233										1	0	0	0	0	1	0						
<b>Inning Stats</b>	R: 0 E: 0 K: 1 S: 5	H: 0 LOB: 0 BB: 0 P: 5	R: 0 E: 0 K: 1 S: 6	H: 1 LOB: 2 BB: 1 P: 10	R: 0 E: 0 K: 1 S: 6	H: 1 LOB: 1 BB: 0 P: 6	R: 1 E: 0 K: 0 S: 5	H: 2 LOB: 2 BB: 0 P: 6	R: 1 E: 0 K: 2 S: 9	H: 2 LOB: 1 BB: 0 P: 9	R: 0 E: 0 K: 1 S: 4	H: 1 LOB: 1 BB: 0 P: 4	R: 0 E: 0 K: 2 S: 5	H: 0 LOB: 0 BB: 0 P: 5	R: 0 E: 0 K: 1 S: 7	H: 0 LOB: 0 BB: 0 P: 7	R: 0 E: 0 K: 1 S: 5	H: 0 LOB: 0 BB: 0 P: 5	1B: 6 2B: 1 3B: 0 HR: 0	SF: 0 SAC: 0 DP: 0 HBP: 1	WP: 0 PB: 0 SB: 0 CS: 0	PA: 36
<b>PITCHER</b> Bert Blyleven, R ERA: 2.57	IP: 9.0 WLS: W BF: 36 H: 7 R: 2 ER: 2 SO: 9 BB: 1 IBB: 0 HBP: 1 BLK: 1 WP: 0 HR: 0 S: 52 P: 57 ERA: 2.00 WHIP: 0.889																					

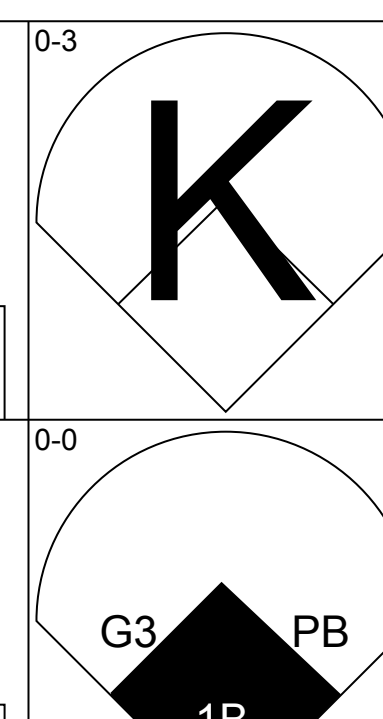
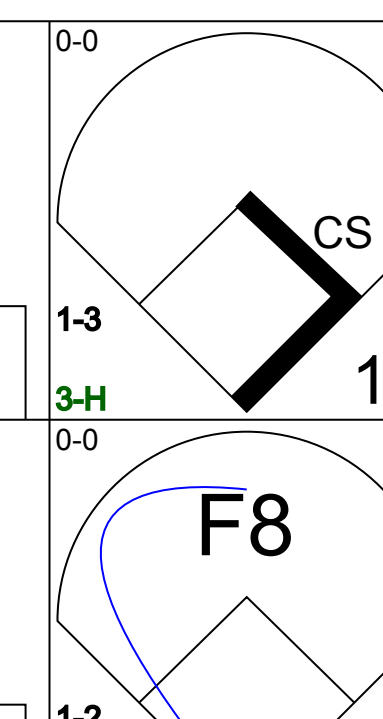
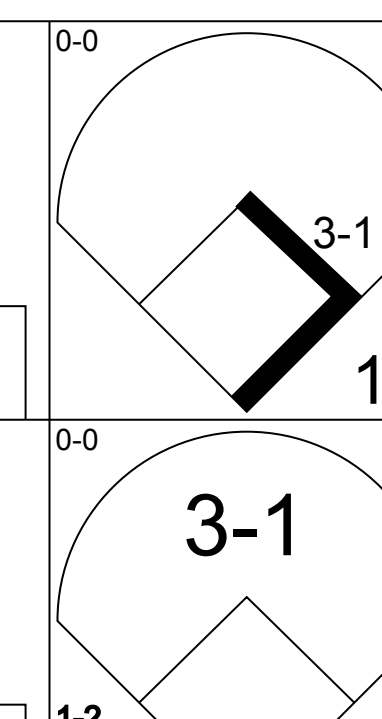
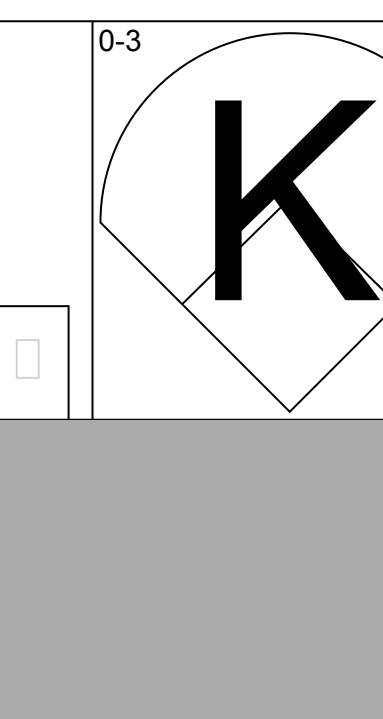
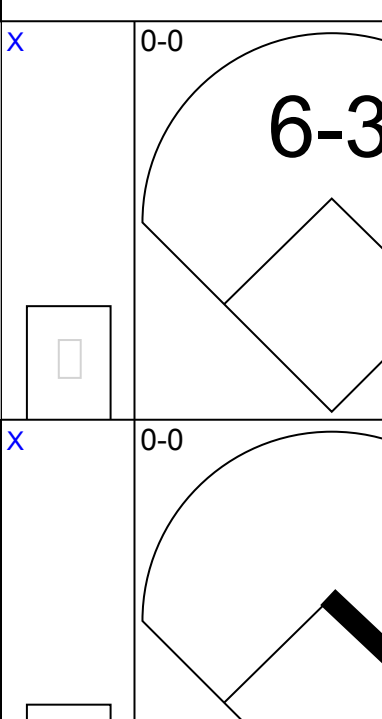
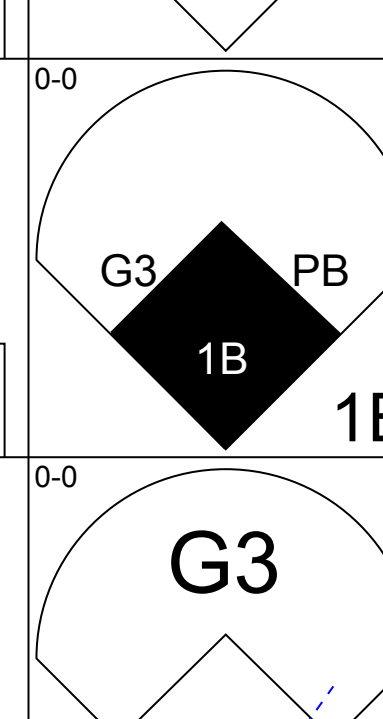
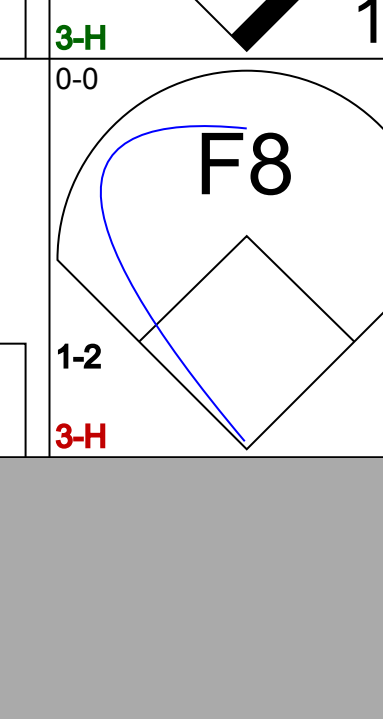
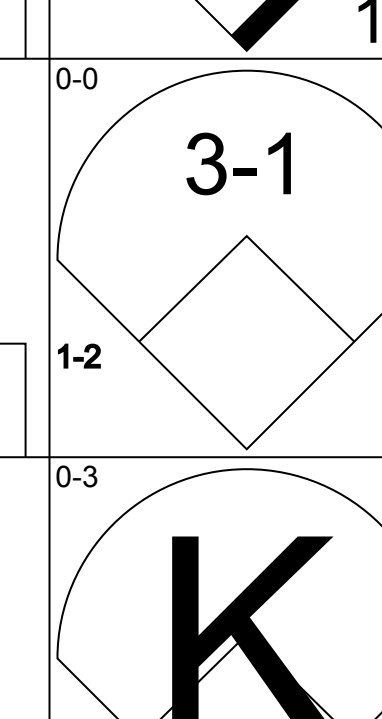
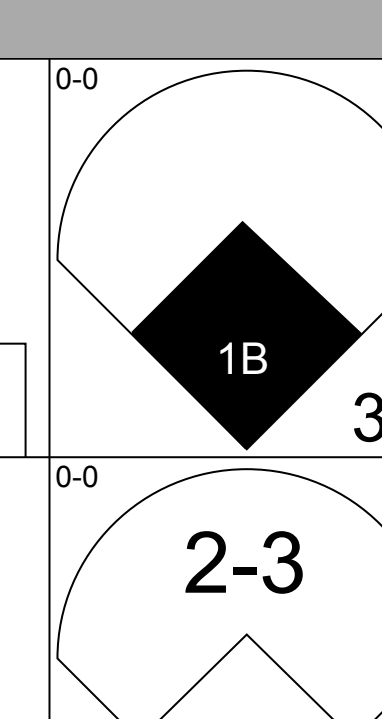
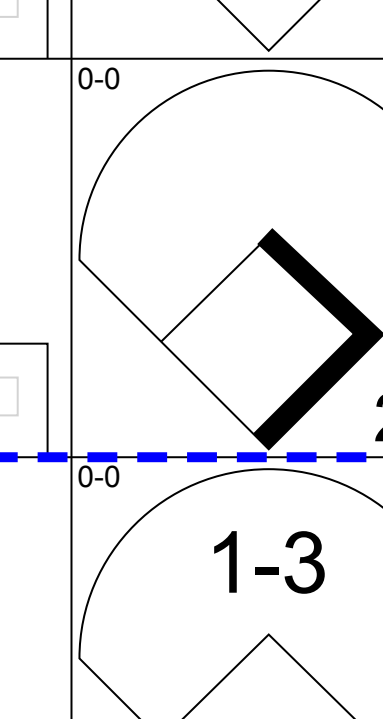
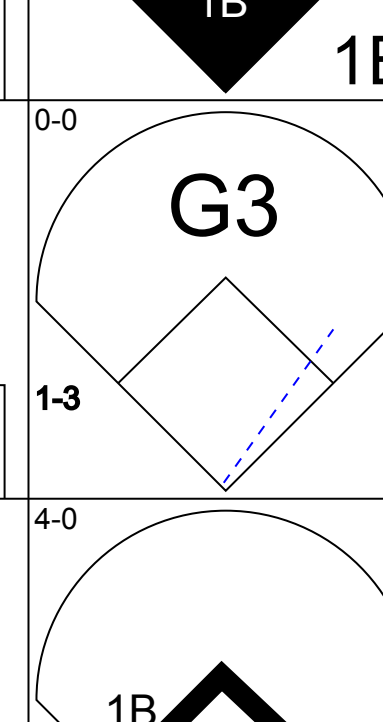
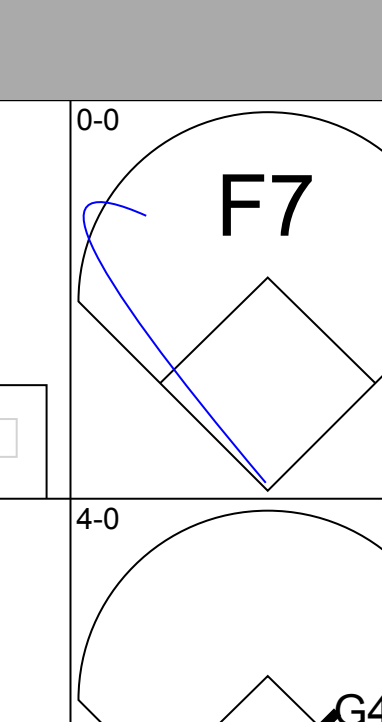
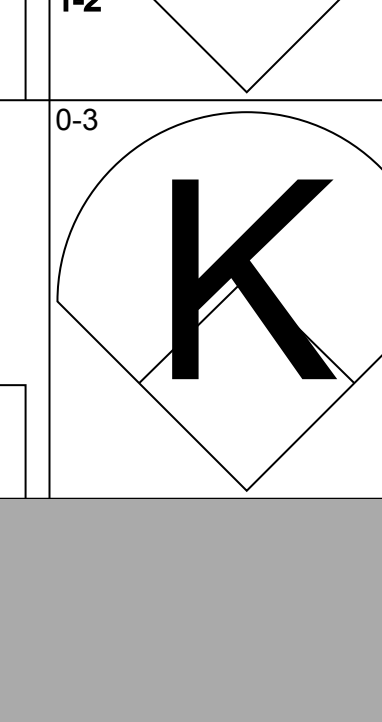
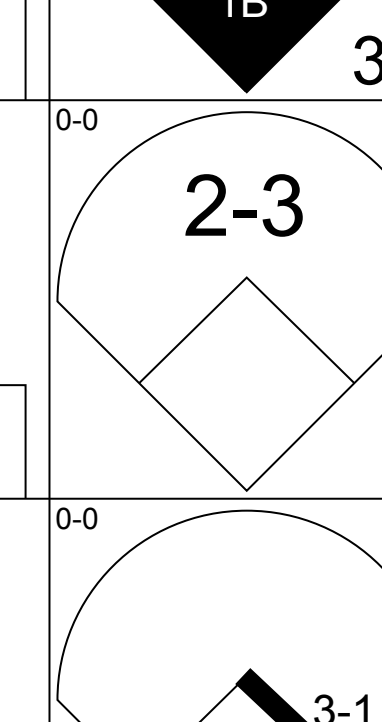
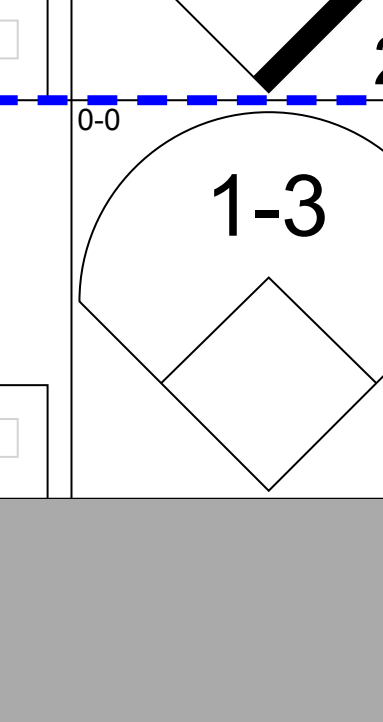
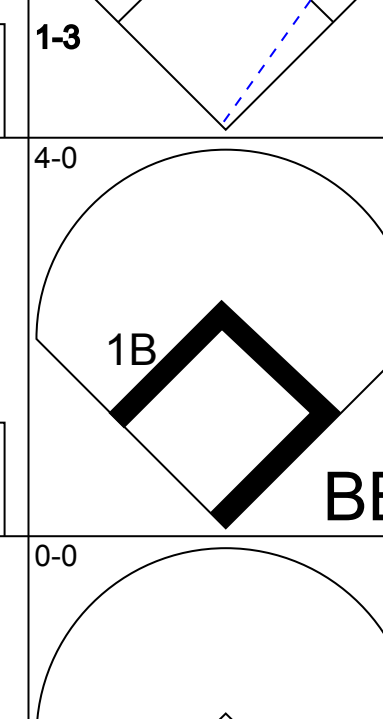
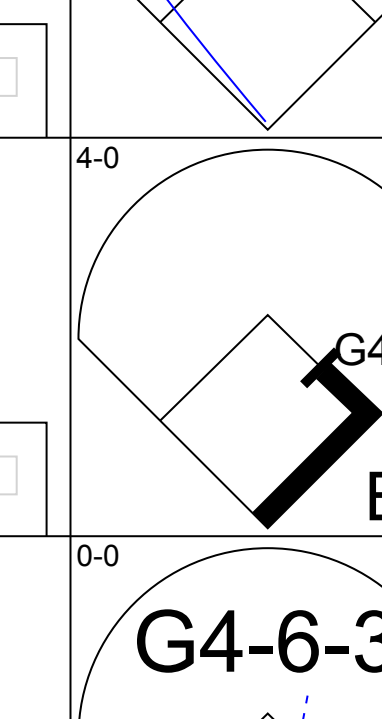
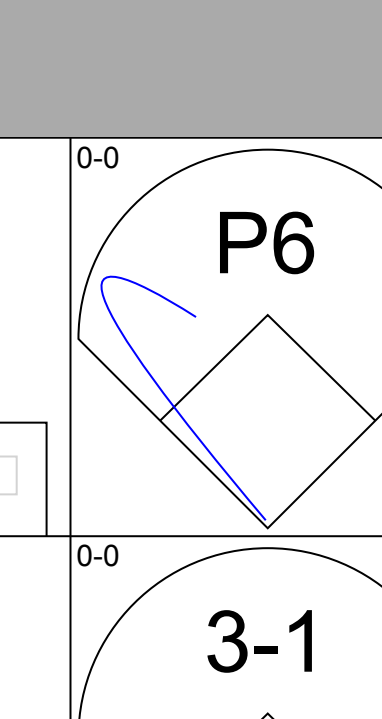
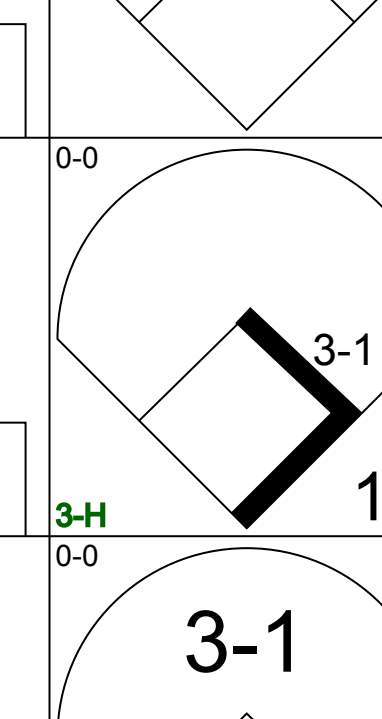
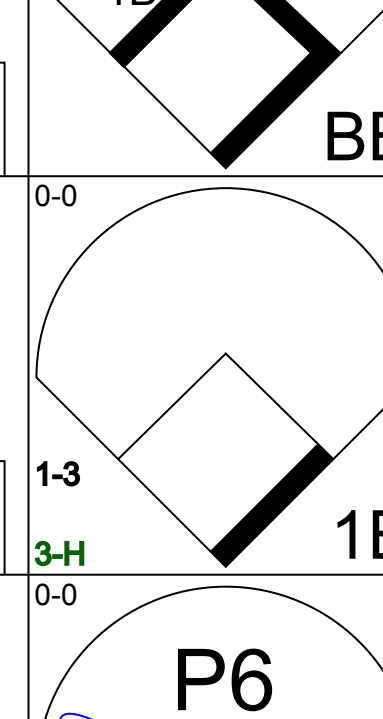
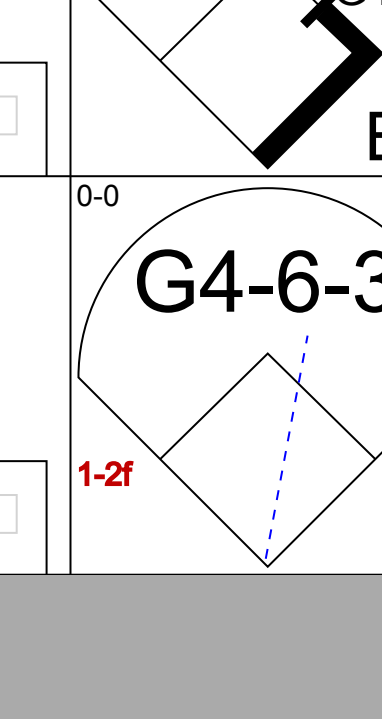
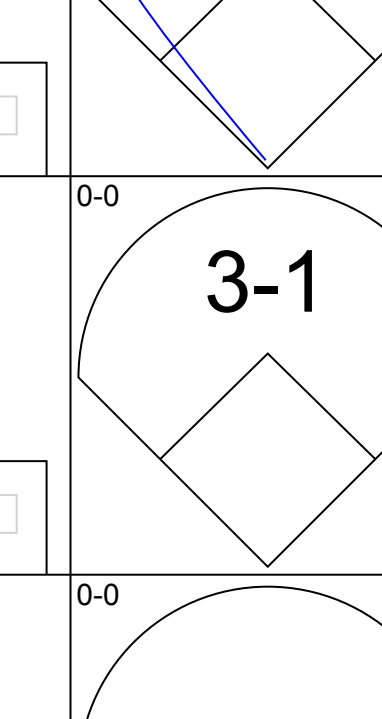
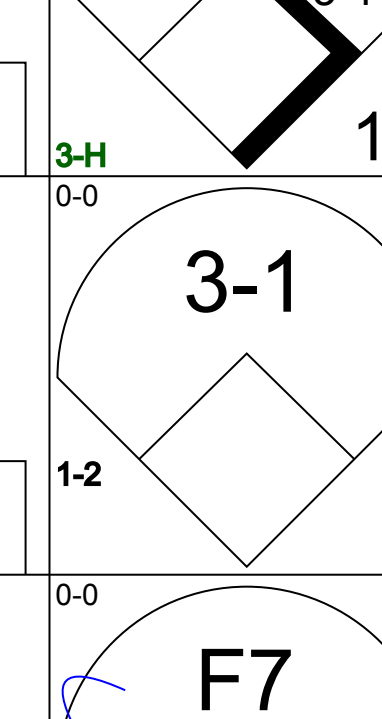
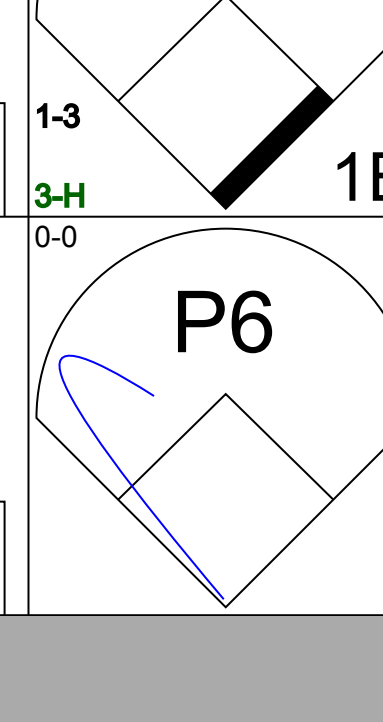
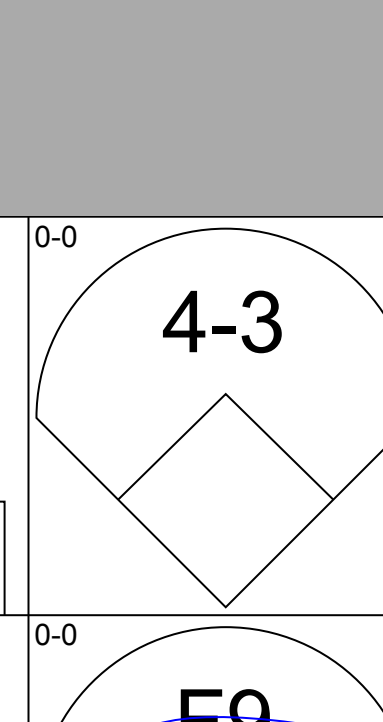
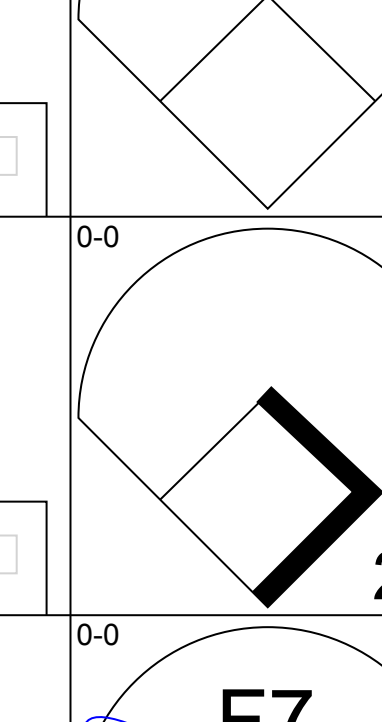
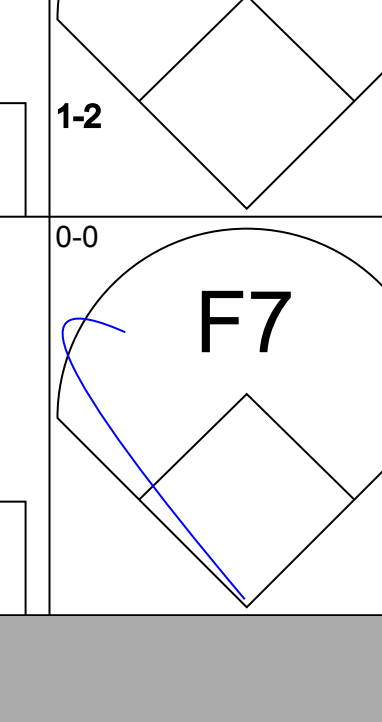
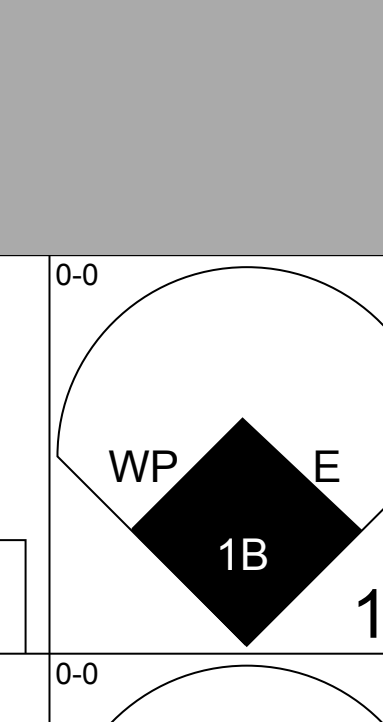
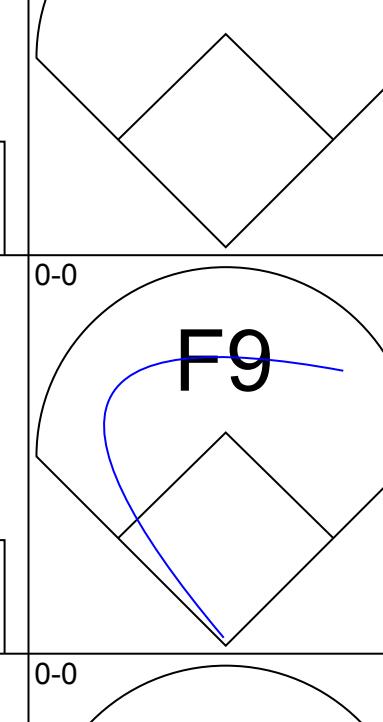
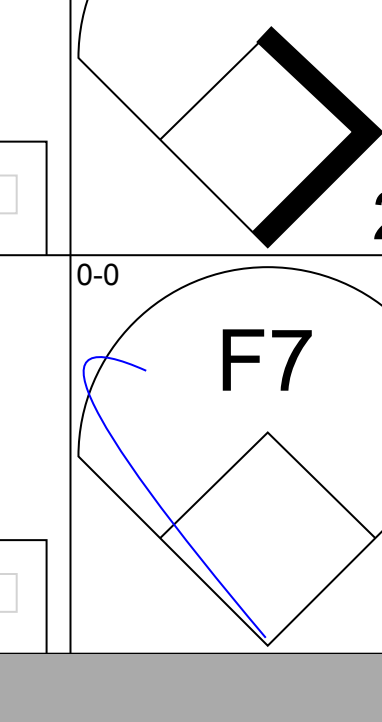
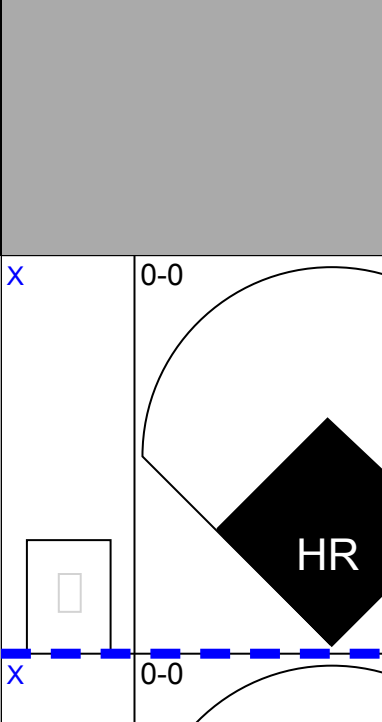
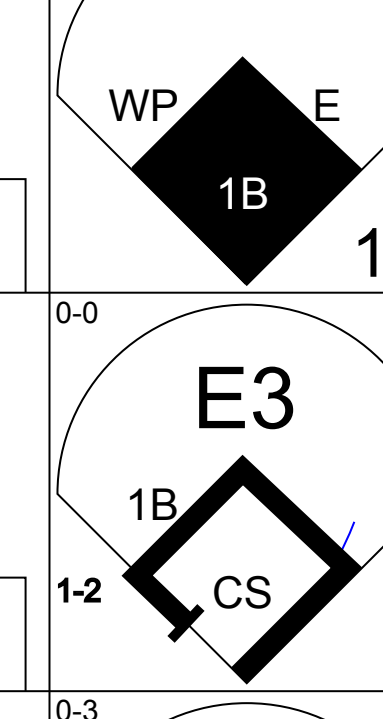
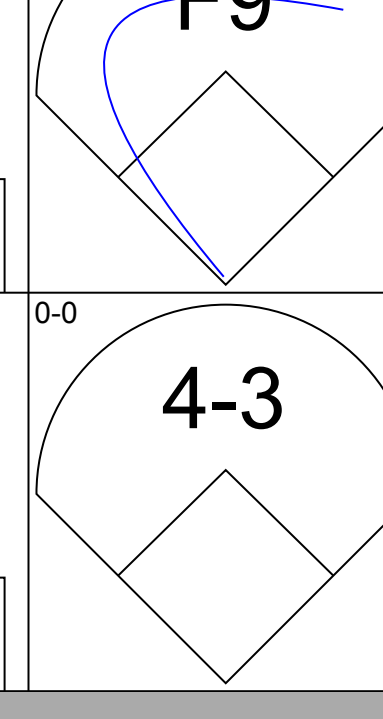
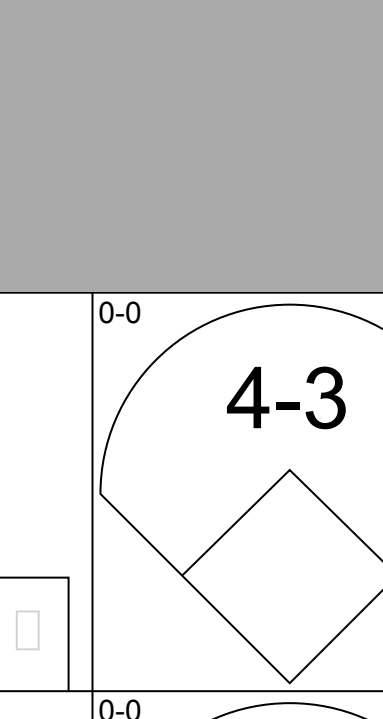
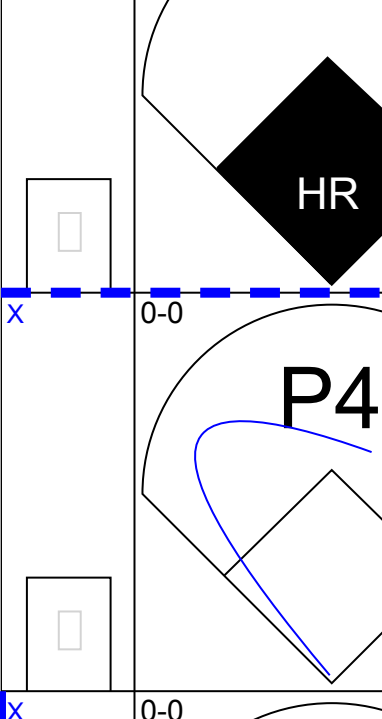
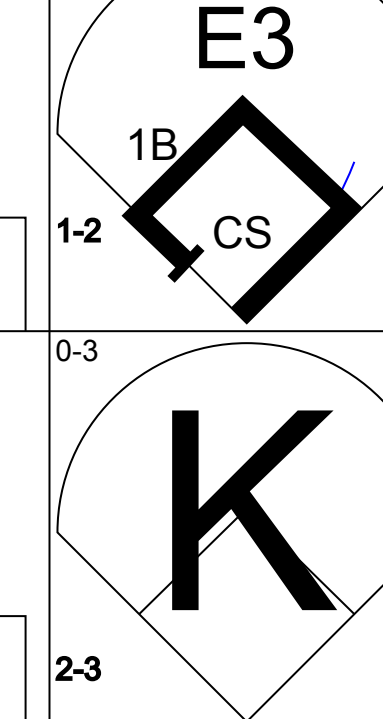
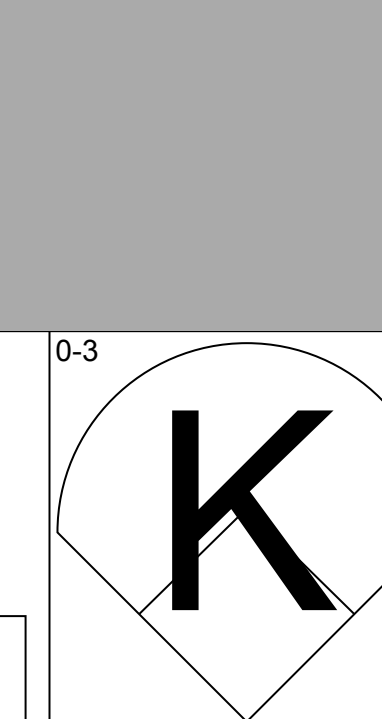
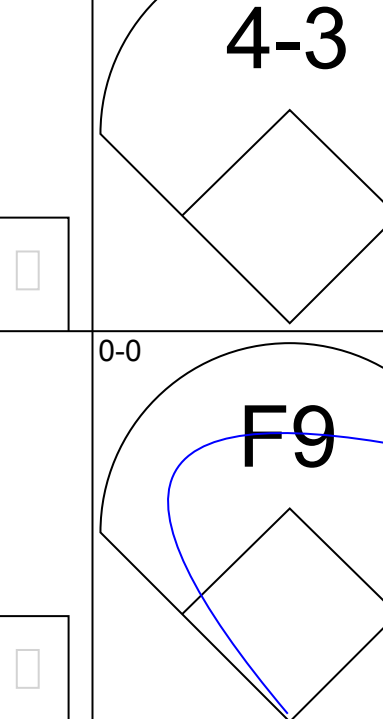
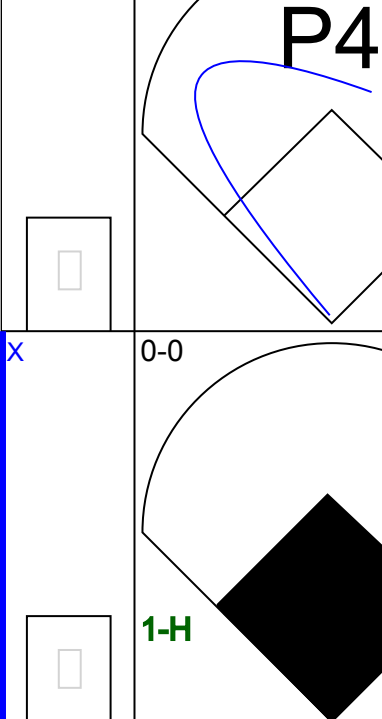
AB	34
R	2
H	7
RBI	1
BB	1
SO	9
LOB	19

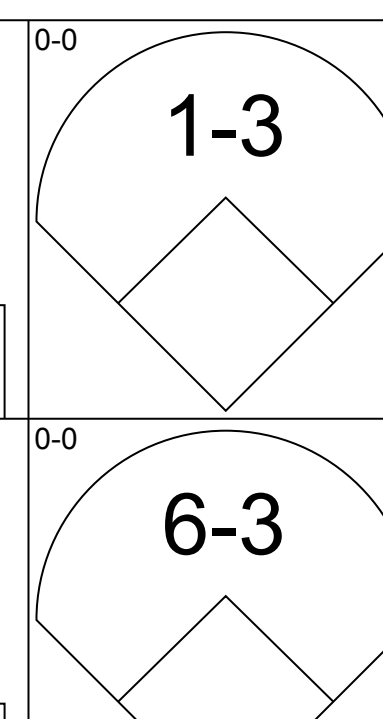
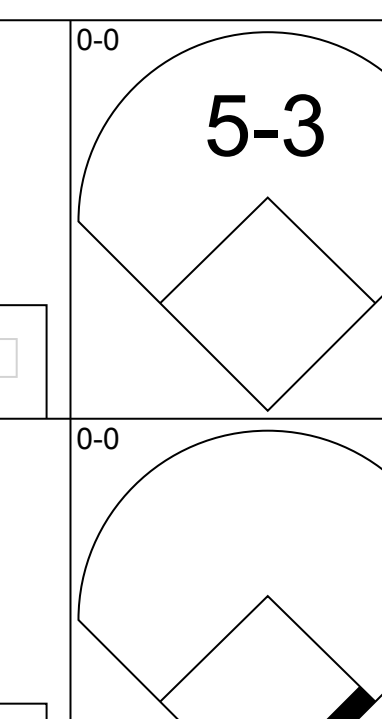
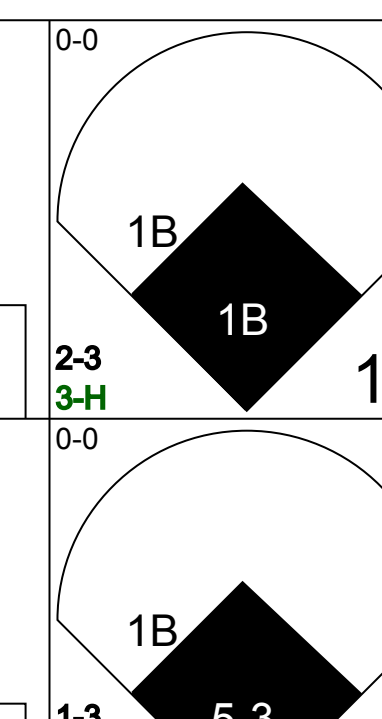
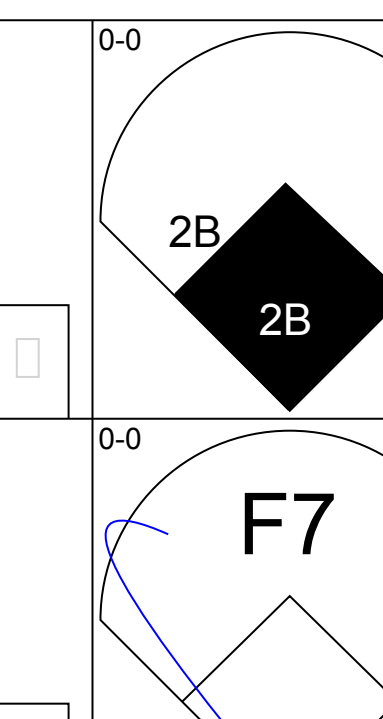
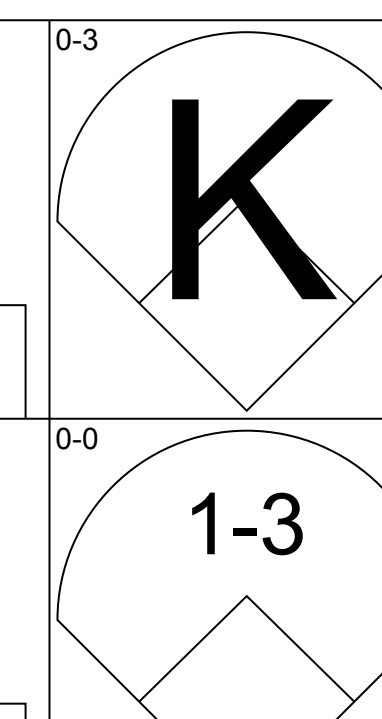
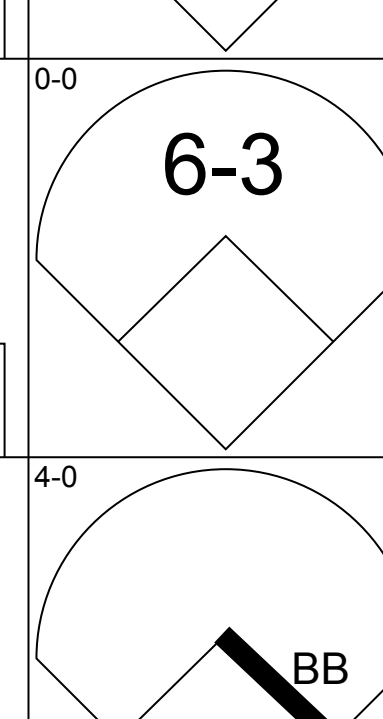
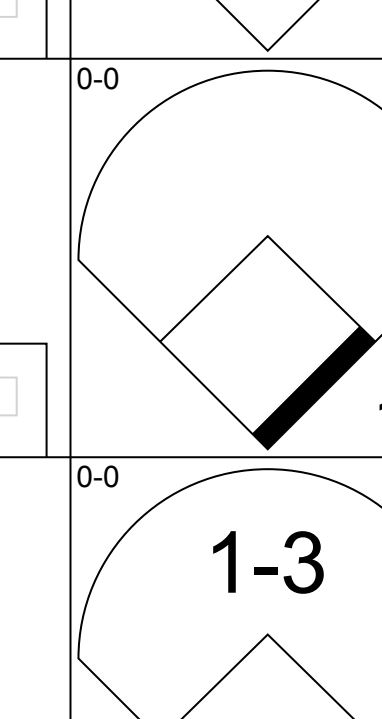
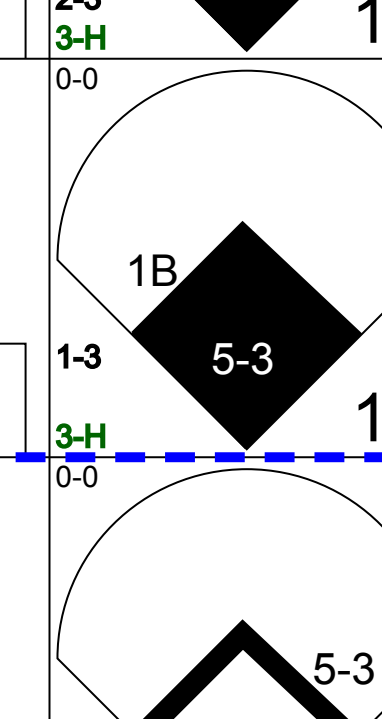
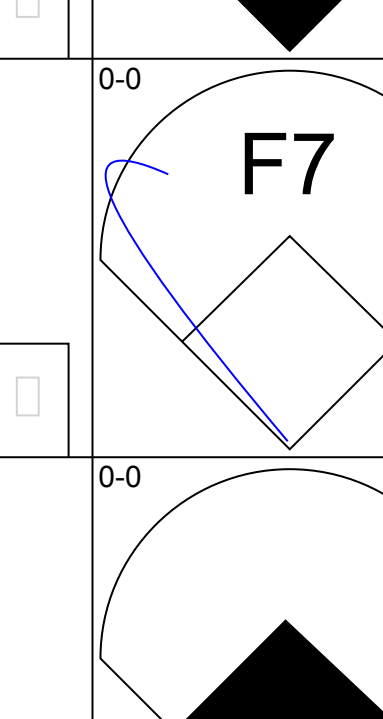
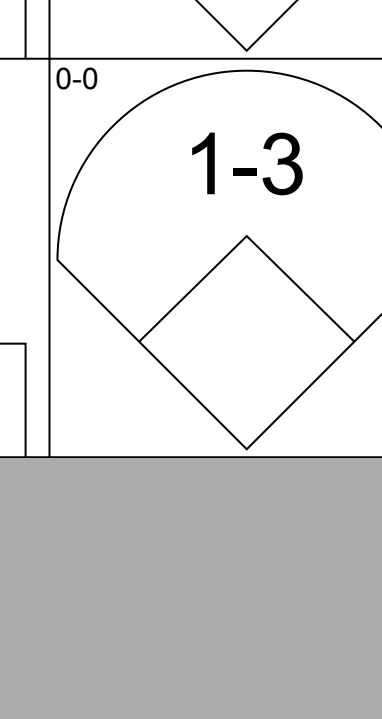
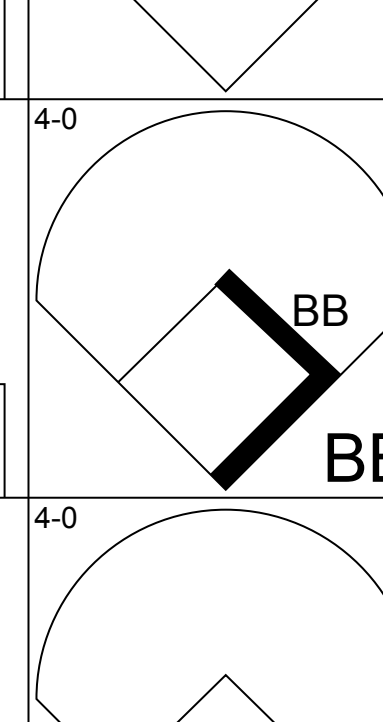
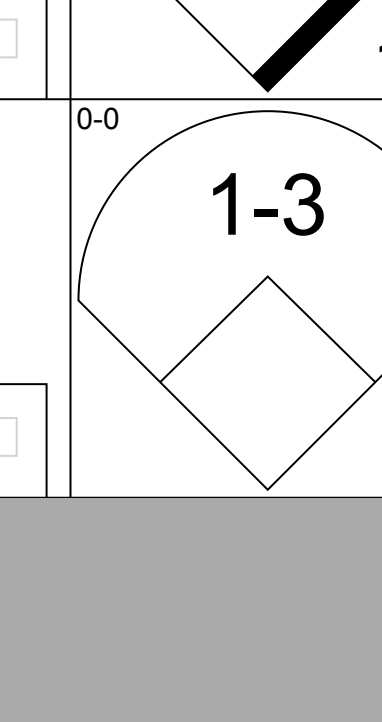
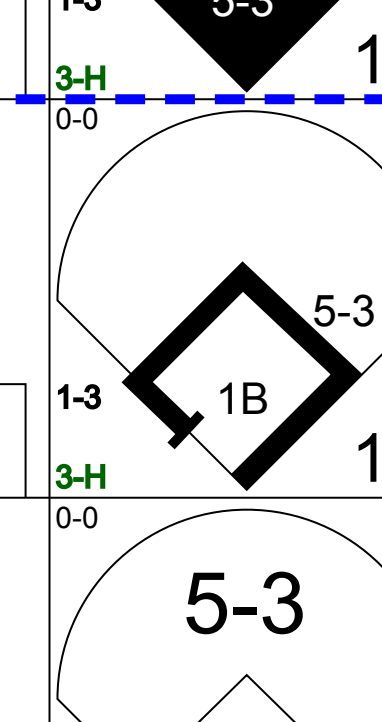
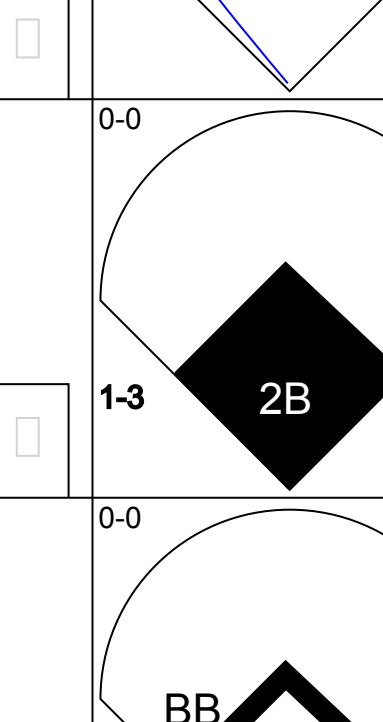
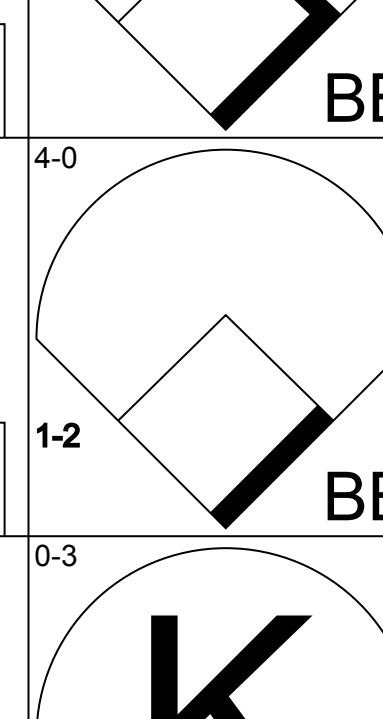
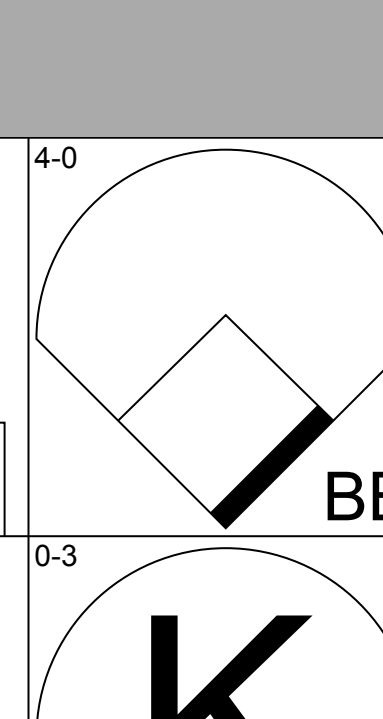
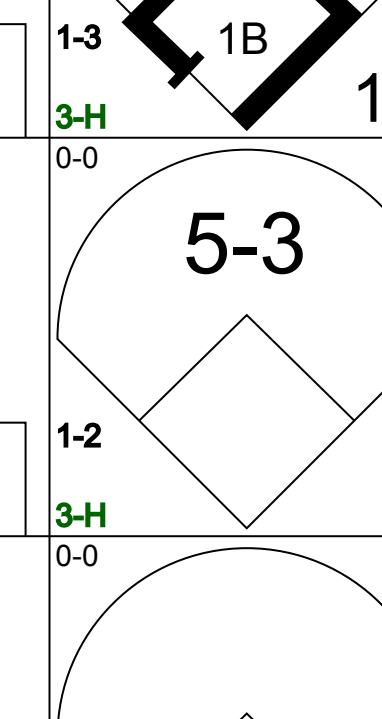
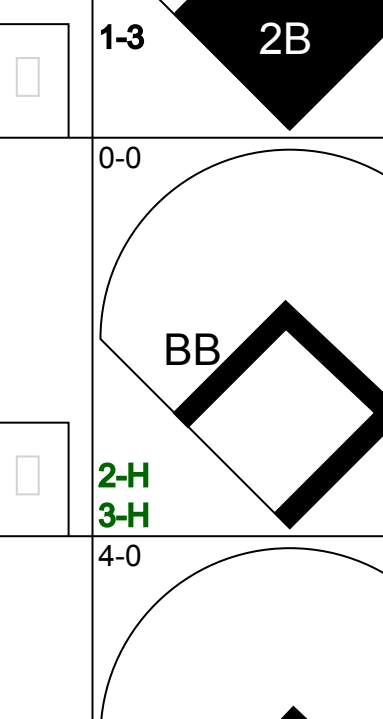
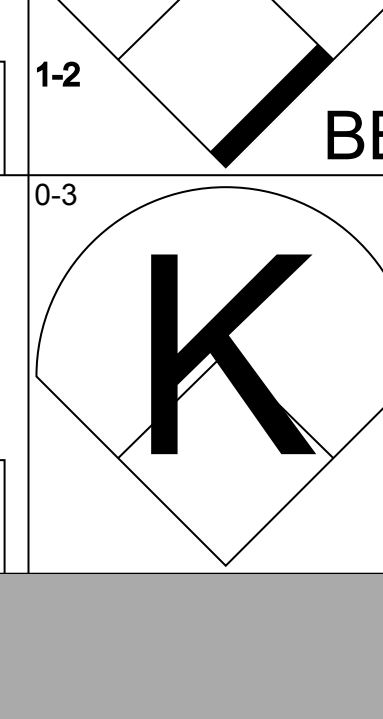
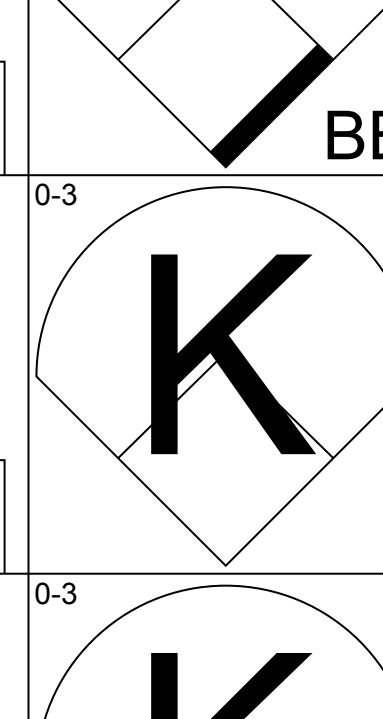
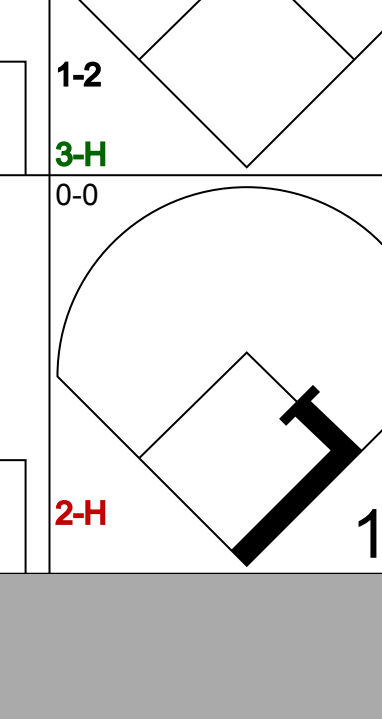
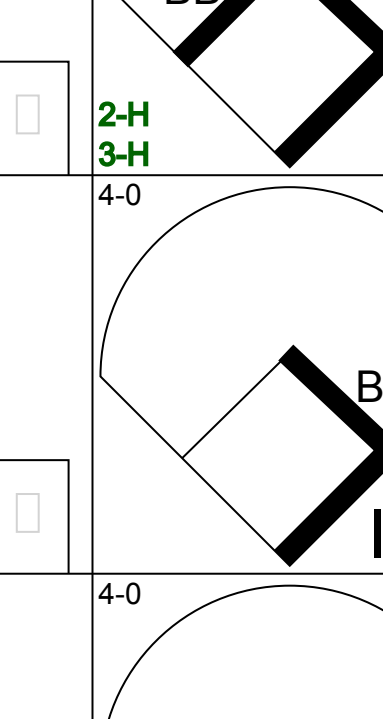
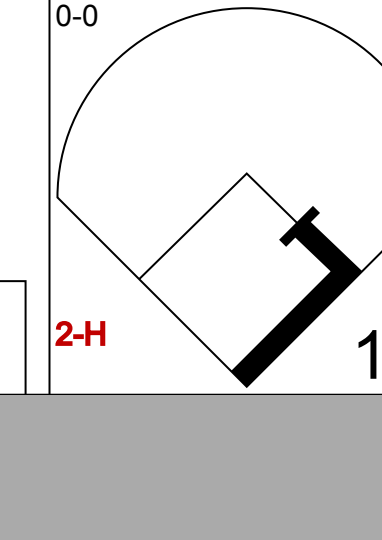
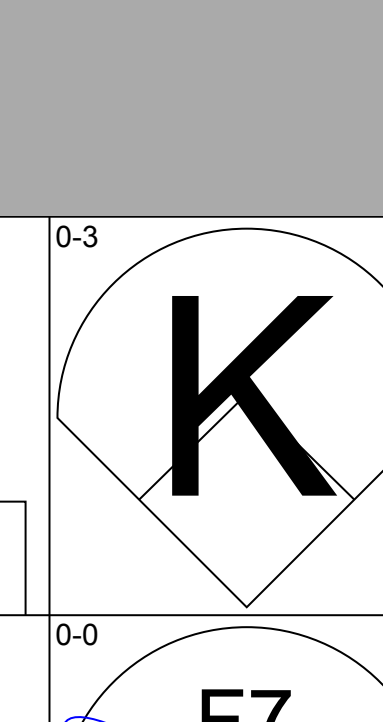
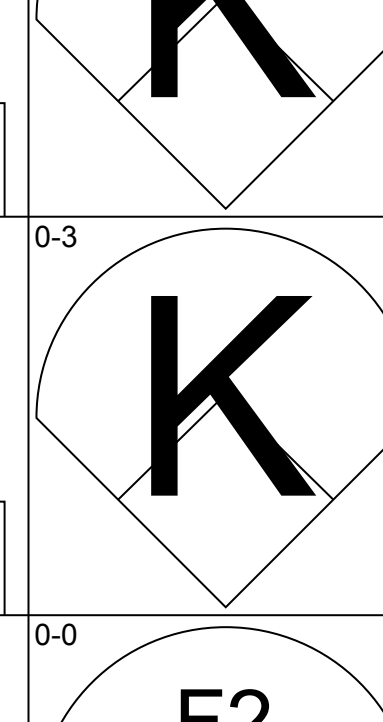
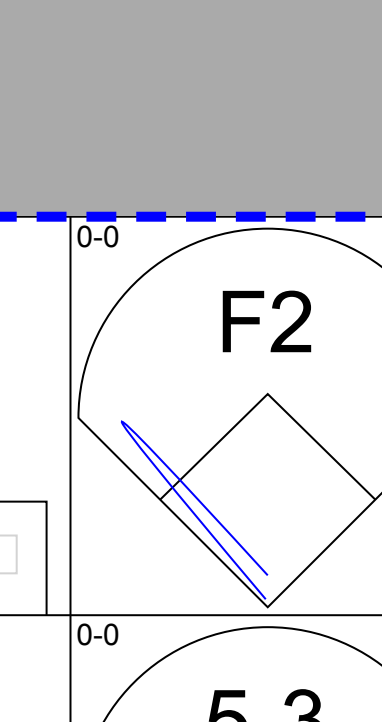
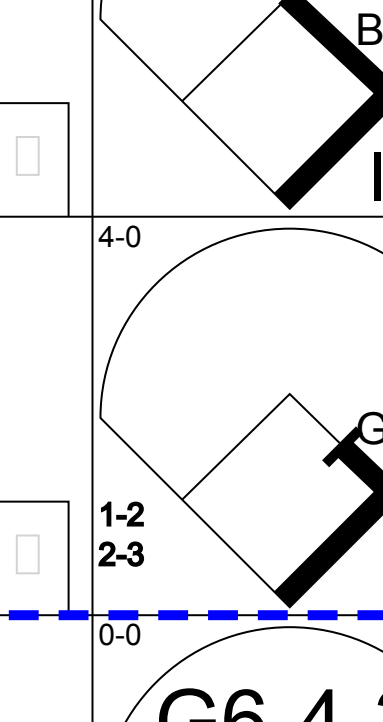
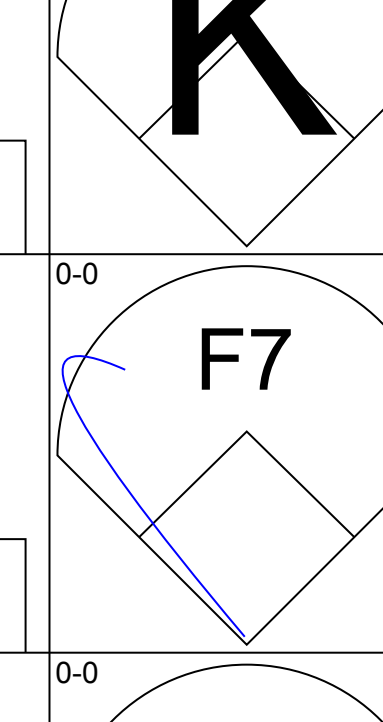
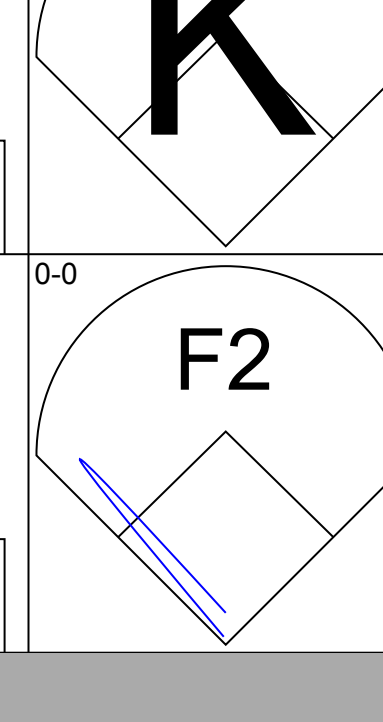
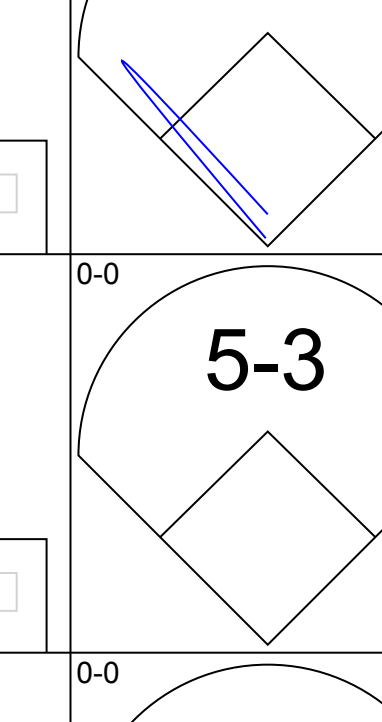
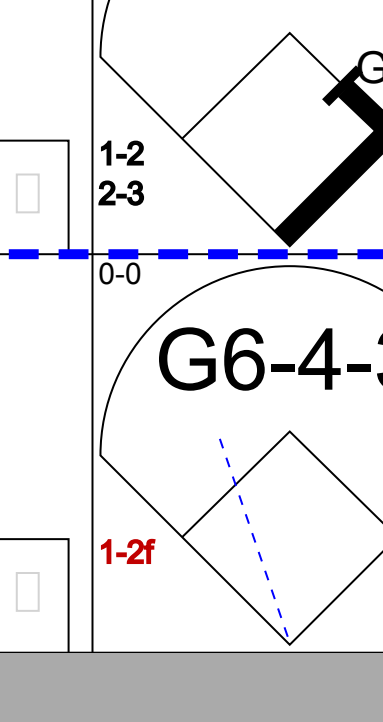
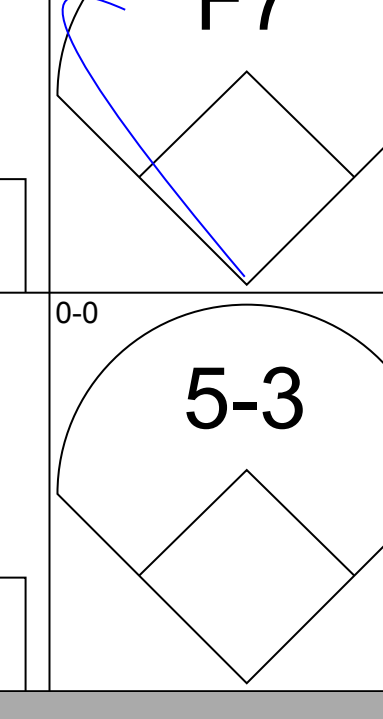
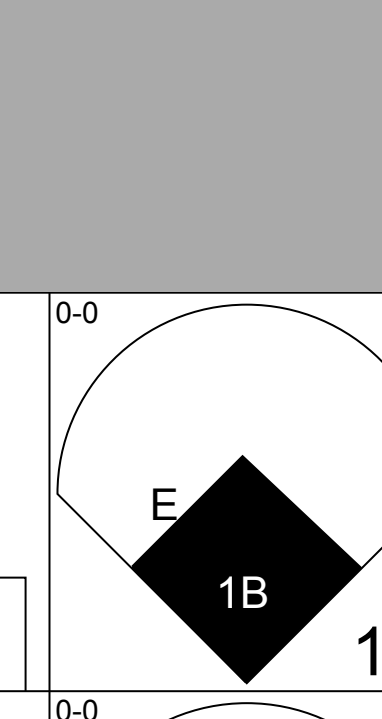
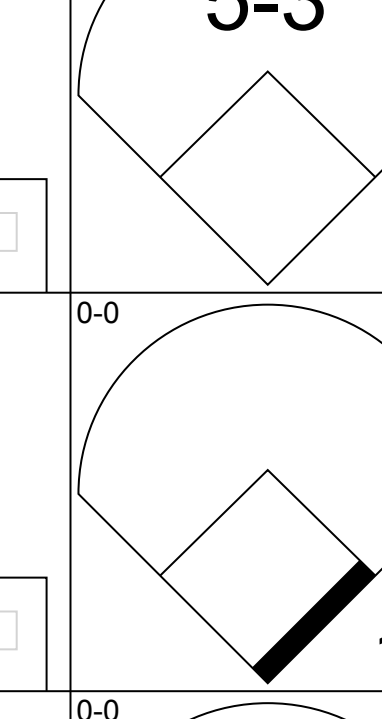
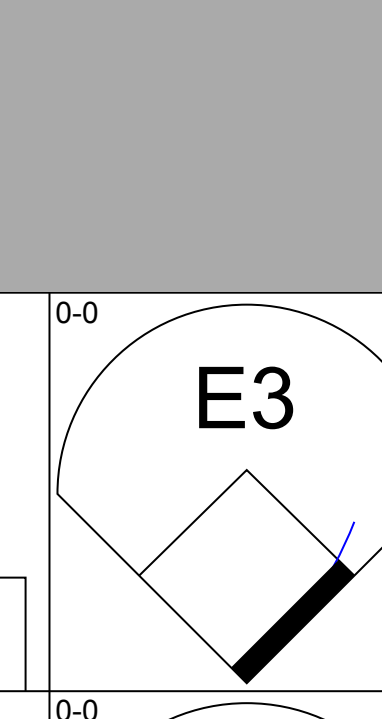
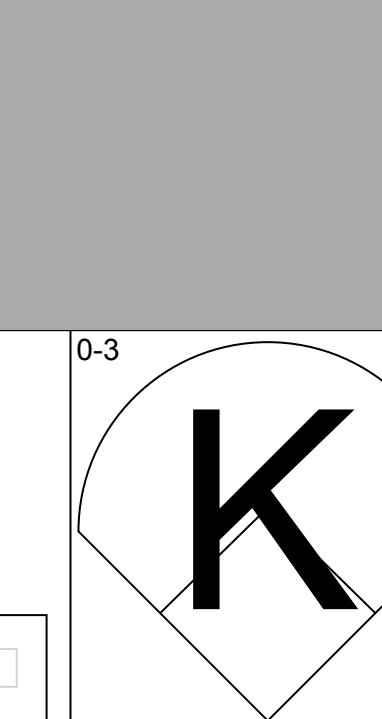
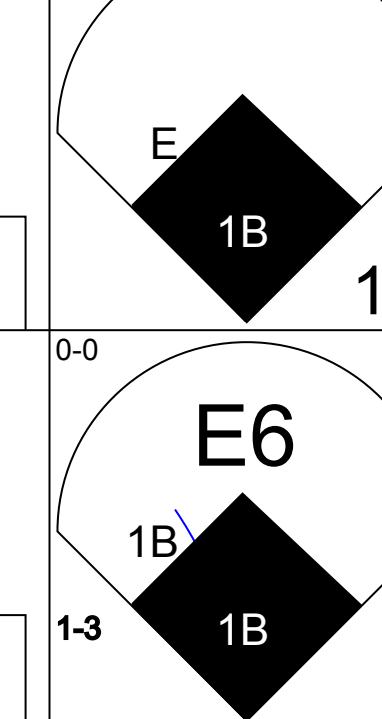
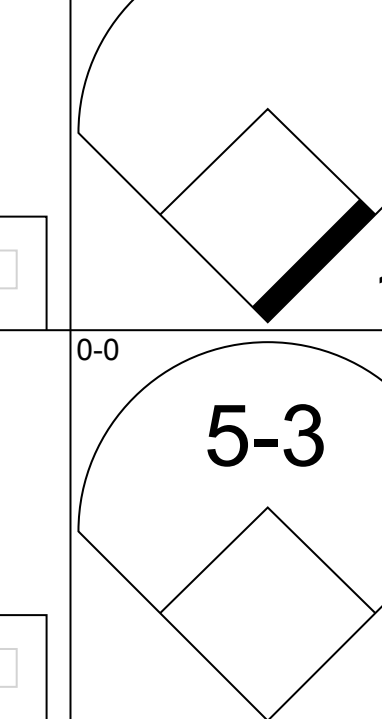
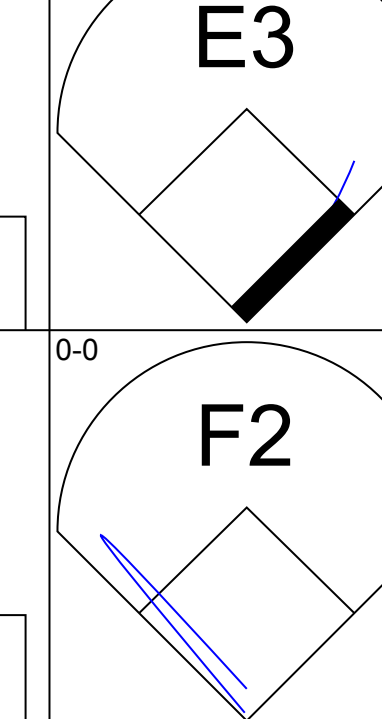


Batter	1	2	3	4	5	6	7	8	9	AB	R	H	RBI	BB	SO	LOB	BOTTOM			
Jerry Terrell, R OBP: 0.314, SLG: 0.332	B3							F9		5	0	1	0	0	0	2	<b>Oakland Athletics @ Minnesota Twins</b> Metropolitan Stadium, Bloomington, MI Fri Jul 27 1973, 4:33 AM EDT Att: 11,098 - Cloudy - 72 F			
Rod Carew, L OBP: 0.411, SLG: 0.485	HR									4	1	1	0	0	0	3				
Bobby Darwin, R OBP: 0.320, SLG: 0.405	HR									4	1	1	0	0	2	1				
Tony Oliva, L OBP: 0.339, SLG: 0.398	K									4	0	0	0	0	1	2				
George Mitterwald, R OBP: 0.325, SLG: 0.438	HR									4	1	1	3	0	2	0				
Larry Hise, R OBP: 0.342, SLG: 0.398	2B									3	1	0	0	1	1	0				
Joe Lis, R OBP: 0.312, SLG: 0.412	1B									3	2	2	0	0	0	0				
Danny Thompson, R OBP: 0.274, SLG: 0.302	HR									4	1	1	2	0	1	2				
Steve Brye, R OBP: 0.352, SLG: 0.383	HR									2	1	2	3	2	0	0				
<b>Inning Stats</b>	R: 7 E: 0 K: 1 S: 11	H: 6 LOB: 0 BB: 1 P: 15	R: 0 E: 0 K: 0 S: 3	H: 0 LOB: 0 BB: 0 P: 3	R: 0 E: 0 K: 1 S: 5	H: 0 LOB: 1 BB: 0 P: 6	R: 0 E: 0 K: 1 S: 5	H: 0 LOB: 1 BB: 1 P: 9	R: 0 E: 0 K: 0 S: 4	H: 1 LOB: 2 BB: 1 P: 8	R: 0 E: 0 K: 1 S: 5	H: 0 LOB: 0 BB: 0 P: 5	R: 0 E: 0 K: 2 S: 9	H: 2 LOB: 1 BB: 0 P: 9	R: 1 E: 0 K: 2 S: 9	H: 2 LOB: 1 BB: 0 P: 9	1B: 5 2B: 2 3B: 0 HR: 2	SF: 0 SAC: 0 DP: 0 HBP: 1	WP: 0 PB: 0 SB: 0 CS: 0	PA: 37
<b>PITCHER</b> Dave Hamilton, L ERA: 4.3	IP: 0.2 WLS: L BF: 8 H: 5 R: 6 ER: 6 SO: 1 BB: 1 IBB: 0 HBP: 0 BLK: 0 WP: 0 HR: 1 S: 9 P: 13 ERA: 81.00 WHIP: 9.000																			
<b>PITCHER</b> Horacio Pina, R ERA: 2.65	IP: 2.1 WLS: 9 BF: 1 H: 1 R: 1 ER: 1 SO: 1 BB: 0 IBB: 0 HBP: 1 BLK: 0 WP: 0 HR: 10 S: 11 P: 11 ERA: 3.86 WHIP: 0.429																			
<b>PITCHER</b> Darold Knowles, L ERA: 2.44	IP: 3.0 WLS: 12 BF: 1 H: 0 R: 0 ER: 0 SO: 2 BB: 2 IBB: 0 HBP: 0 BLK: 0 WP: 0 HR: 14 S: 22 P: 22 ERA: 0.00 WHIP: 1.000																			
<b>PITCHER</b> Paul Lindblad, L ERA: 3.89	IP: 1.0 WLS: 3 BF: 0 H: 0 R: 0 ER: 0 SO: 1 BB: 0 IBB: 0 HBP: 0 BLK: 0 WP: 0 HR: 5 S: 5 P: 5 ERA: 0.00 WHIP: 0.000																			
<b>PITCHER</b> Rolife Fingers, R ERA: 1.59	IP: 1.0 WLS: 5 BF: 2 H: 1 R: 0 ER: 0 SO: 2 BB: 0 IBB: 0 HBP: 0 BLK: 0 WP: 0 HR: 9 S: 9 P: 9 ERA: 0.00 WHIP: 2.000																			

AB	33
R	8
H	9
RBI	8
BB	3
SO	7
LOB	10



Batter	1	2	3	4	5	6	7	8	9	AB	R	H	RBI	BB	SO	LOB	TOP					
Pat Kelly, L OBP: 0.366, SLG: 0.369 (1, 9)										5	0	2	1	0	2	0	<b>Chicago White Sox @ Minnesota Twins</b> Metropolitan Stadium, Bloomington, MI Sat Jul 28 1973, 8:05 PM EDT Att: 21,873 - Unknown - 65 F <a href="http://livebaseballscorecards.com">livebaseballscorecards.com</a>					
Jorge Orta, L OBP: 0.282, SLG: 0.314 (1, 4)										5	2	3	0	0	0	3						
Jerry Hairston, S OBP: 0.231, SLG: 0.231 (1, 10)										5	0	0	0	0	1	4						
Bill Melton, R OBP: 0.385, SLG: 0.478 (1, 5)										2	0	1	1	2	0	0						
Ken Henderson, S OBP: 0.327, SLG: 0.352 (1, 7)										4	0	1	1	0	0	2						
Tony Muser, L OBP: 0.342, SLG: 0.337 (1, 3)											4	0	1	0	0	0		3				
Buddy Bradford, R OBP: 0.342, SLG: 0.426 (1, 8)										4	2	2	0	0	0	1						
Ed Herrmann, L OBP: 0.279, SLG: 0.360 (1, 2)										4	0	0	0	0	0	2						
Eddie Leon, R OBP: 0.299, SLG: 0.291 (1, 6)										3	0	0	0	0	2	2						
Bill Sharp, L OBP: 0.310, SLG: 0.378 (9, PH)										1	1	1	2	0	0	0						
<b>Inning Stats</b>	R: 1 E: 0 K: 1 S: 7	H: 2 LOB: 2 BB: 1 P: 11	R: 1 E: 1 K: 1 S: 7	H: 2 LOB: 1 BB: 0 P: 7	R: 0 E: 0 K: 0 S: 2	H: 0 LOB: 0 BB: 1 P: 6	R: 0 E: 0 K: 0 S: 3	H: 0 LOB: 0 BB: 0 P: 3	R: 0 E: 0 K: 2 S: 8	H: 1 LOB: 1 BB: 0 P: 8	R: 0 E: 0 K: 0 S: 4	H: 1 LOB: 1 BB: 0 P: 4	R: 0 E: 0 K: 1 S: 5	H: 0 LOB: 0 BB: 0 P: 5	R: 1 E: 0 K: 0 S: 5	H: 2 LOB: 1 BB: 0 P: 5	R: 2 E: 0 K: 0 S: 6	H: 3 LOB: 1 BB: 0 P: 6	1B: 7 2B: 2 3B: 1 HR: 1	SF: 0 SAC: 0 DP: 1 HBP: 0	WP: 1 PB: 1 CS: 0 SB: 2	PA: 39
<b>PITCHER</b>	IP WLS BF H R ER SO BB IBB HBP BLK WP HR S P ERA WHIP																					
Joe Decker, R ERA: 4.37 (1, 1)	8.0 W 34 9 4 3 5 2 0 0 0 0 1 0 42 50 3.38 1.375																					
Ray Corbin, R ERA: 2.92 (9, 1)	0.2 4 2 1 1 0 0 0 0 0 0 0 1 4 4 13.50 3.000																					
Eddie Bane, L ERA: 3.54 (9, 1)	0.1 S 1 0 0 0 0 0 0 0 0 0 0 0 1 1 0.00 0.000																					

Batter	1	2	3	4	5	6	7	8	9	AB	R	H	RBI	BB	SO	LOB	BOTTOM			
Jerry Terrell, R OBP: 0.316, SLG: 0.333 (1, 5)										5	2	2	1	0	1	1	<b>Chicago White Sox @ Minnesota Twins</b> Metropolitan Stadium, Bloomington, MI Sat Jul 28 1973, 8:05 PM EDT Att: 21,873 - Unknown - 65 F <a href="http://livebaseballscorecards.com">livebaseballscorecards.com</a>			
Rod Carew, L OBP: 0.411, SLG: 0.484 (1, 4)										5	1	2	1	0	0	2				
Jim Holt, L OBP: 0.339, SLG: 0.475 (1, 9)										3	1	2	1	1	0	1				
George Mitterwald, R OBP: 0.330, SLG: 0.442 (1, 2)										2	0	1	3	2	0	1				
Danny Walton, R OBP: 0.305, SLG: 0.341 (1, 10)										3	0	1	0	0	2	3				
Steve Braun, L OBP: 0.407, SLG: 0.449 (7, PH)										0	0	0	0	1	0	0				
Larry Hise, R OBP: 0.341, SLG: 0.395 (1, 7)										3	0	0	0	1	2	1				
Joe Lis, R OBP: 0.305, SLG: 0.402 (1, 3)										4	0	0	0	0	0	4				
Danny Thompson, R OBP: 0.278, SLG: 0.306 (1, 6)										4	1	2	0	0	0	0				
Steve Brye, R OBP: 0.328, SLG: 0.353 (1, 8)										4	1	0	0	0	1	3				
<b>Inning Stats</b>	R: 0 E: 0 K: 1 S: 5	H: 0 LOB: 2 BB: 2 P: 13	R: 0 E: 0 K: 1 S: 5	H: 0 LOB: 0 BB: 0 P: 5	R: 0 E: 0 K: 1 S: 6	H: 1 LOB: 1 BB: 0 P: 6	R: 0 E: 0 K: 2 S: 7	H: 0 LOB: 1 BB: 1 P: 11	R: 4 E: 1 K: 0 S: 7	H: 5 LOB: 2 BB: 0 P: 7	R: 0 E: 0 K: 0 S: 4	H: 1 LOB: 1 BB: 0 P: 4	R: 2 E: 0 K: 0 S: 5	H: 3 LOB: 2 BB: 2 P: 13	R: 0 E: 1 K: 1 S: 6	H: 0 LOB: 1 BB: 0 P: 6	1B: 8 2B: 2 3B: 0 HR: 0	SF: 0 SAC: 0 DP: 1 HBP: 0	WP: 0 PB: 0 CS: 0 SB: 0	PA: 38
<b>PITCHER</b>	IP WLS BF H R ER SO BB IBB HBP BLK WP HR S P ERA WHIP																			
Bart Johnson, R ERA: 4.4 (1, 1)	4.0 L 20 4 4 3 5 3 0 0 0 0 0 0 27 39 6.75 1.750																			
Ken Frailing, L ERA: (5, 1)	1.0 3 2 0 0 0 0 0 0 0 0 0 0 3 3 0.00 2.000																			
Dave Baldwin, R ERA: 13.5 (6, 1)	1.1 10 4 2 2 0 1 1 0 0 0 0 0 8 16 13.50 3.750																			
Eddie Fisher, R ERA: 4.84 (7, 1)	1.2 5 0 0 0 1 0 0 0 0 0 0 0 7 7 0.00 0.000																			



Batter	1	2	3	4	5	6	7	8	9	AB	R	H	RBI	BB	SO	LOB	TOP										
<b>Johnny Jeter, R</b> (1, 10) OBP: 0.250, SLG: 0.364	0-3 K		0-0 G4-3 1B			0-3 K	0-0 SF7 3B		0-0 F2	5	1	2	2	0	2	0											
<b>Pat Kelly, L</b> (1, 9) OBP: 0.365, SLG: 0.367	0-0 G3		0-0 G4-3			4-0 3B	0-0 SF7			2	1	0	1	1	0	2											
<b>Jerry Hairston, S</b> (1, 3) OBP: 0.333, SLG: 0.429	0-0 1-3			0-0 5-3		0-0 1B	0-0 3B			3	1	1	1	0	0	0											
<b>Tony Musser, L</b> (6, 3) OBP: 0.352, SLG: 0.357						1-H 1B	0-0 3B			1	0	1	0	0	0	0											
<b>Bill Melton, R</b> (1, 5) OBP: 0.386, SLG: 0.475		0-0 5-3		0-0 5-3		0-0 3B	0-0 2-1		0-0 P6	4	1	1	1	0	0	0											
<b>Ken Henderson, S</b> (1, 7) OBP: 0.328, SLG: 0.375		0-0 5-3		0-0 2-3		0-0 F9			0-0 HR	4	1	1	1	0	0	1											
<b>Buddy Bradford, R</b> (1, 8) OBP: 0.350, SLG: 0.500	0-3 K				0-0 HR	0-0 WP 3B			0-3 K	4	2	2	2	0	2	0											
<b>Luis Alvarado, R</b> (1, 4) OBP: 0.269, SLG: 0.315			0-0 SH 1B		0-0 F9	0-0 P3			0-3 K	4	1	1	0	0	1	0											
<b>Eddie Leon, R</b> (1, 6) OBP: 0.292, SLG: 0.284			0-0 F9		0-3 K				0-0 5-3	4	0	0	0	0	2	1											
<b>Chuck Brinkman, R</b> (1, 2) OBP: 0.212, SLG: 0.231			0-0 SH 1B		0-0 F9				0-0 F2	3	1	1	0	0	0	0											
<b>Inning Stats</b>	R: 0 E: 0 K: 1 S: 5	H: 0 LOB: 0 BB: 0 P: 5	R: 0 E: 0 K: 1 S: 5	H: 0 LOB: 0 BB: 0 P: 5	R: 1 E: 1 K: 0 S: 5	H: 2 LOB: 1 BB: 0 P: 5	R: 0 E: 0 K: 0 S: 3	H: 0 LOB: 0 BB: 0 P: 3	R: 1 E: 0 K: 1 S: 6	H: 1 LOB: 0 BB: 0 P: 6	R: 4 E: 0 K: 1 S: 8	H: 3 LOB: 0 BB: 1 P: 12	R: 2 E: 0 K: 1 S: 7	H: 3 LOB: 1 BB: 0 P: 7	R: 1 E: 0 K: 2 S: 8	H: 1 LOB: 0 BB: 0 P: 8	R: 0 E: 0 K: 0 S: 3	H: 0 LOB: 0 BB: 0 P: 3	1B: 3 2B: 1 3B: 4 HR: 2	SF: 1 SAC: 1 DP: 1 HBP: 0	WP: 1 PB: 0 SB: 0 CS: 0	PA: 37					
<b>PITCHER</b>	IP	WLS	BF	H	R	ER	SO	BB	IBB	HBP	BLK	WP	HR	S	P	ERA	WHIP										
<b>Jim Kaat, L</b> (1, 1) ERA: 3.93	5.2	L	24	6	6	5	4	1	0	0	0	0	1	31	35	7.94	1.235										
<b>Ray Corbin, R</b> (6, 1) ERA: 2.99	2.1		11	4	3	3	3	0	0	0	0	1	1	16	16	11.57	1.714										
<b>Bill Campbell, R</b> (9, 1) ERA: 2.25	1.0		3	0	0	0	0	0	0	0	0	0	0	3	3	0.00	0.000										

Chicago White Sox @ Minnesota Twins  
Metropolitan Stadium, Bloomington, MI  
Mon Jul 30 1973, 4:33 AM EDT  
Att: 20,758 - Unknown - 73 F

livebaseballscorecards.com

AB 34  
R 9  
H 10  
RBI 8  
BB 1  
SO 7  
LOB 4



Batter	1	2	3	4	5	6	7	8	9	AB	R	H	RBI	BB	SO	LOB	BOTTOM										
<b>Larry Hise, R</b> (1, 8) OBP: 0.342, SLG: 0.395	0-0 FC4-6 1B		0-0 F8		0-0 B2		0-0 6-3		0-0 F8	5	0	1	0	0	0	4											
<b>Rod Carew, L</b> (1, 4) OBP: 0.408, SLG: 0.479	0-0 FC4-6		4-0 1B		0-0 G3				0-0 6-3	3	0	0	0	1	0	1											
<b>Dan Monzon, R</b> (9, 4) OBP: 0.311, SLG: 0.317	0-0 E S 1-2		0-0 BB		0-0 G3				0-0 6-3	0	0	0	0	0	0	0											
<b>Tony Oliva, L</b> (1, 10) OBP: 0.342, SLG: 0.410	0-3 K		0-0 1B		0-0 6-3		0-0 6-3		0-0 HR	4	1	2	1	0	1	1											
<b>George Mitterwald, R</b> (1, 2) OBP: 0.333, SLG: 0.441	0-3 K		0-0 F9		0-0 P4		0-0 4-3			4	0	0	0	0	1	4											
<b>Jim Holt, L</b> (1, 7) OBP: 0.336, SLG: 0.467		0-0 3-1		0-0 G3		0-0 1-3			0-0 FC6-4 1B	4	0	1	0	0	0	0											
<b>Bobby Darwin, R</b> (1, 9) OBP: 0.321, SLG: 0.402		0-0 5-3		0-0 5-3 1B		0-0 1B			0-0 FC6-4	4	0	2	0	0	0	1											
<b>Danny Thompson, R</b> (1, 6) OBP: 0.277, SLG: 0.305		0-0 5-3		0-0 5-3		0-0 F7			4-0 BB	3	0	0	0	1	0	2											
<b>Joe Lis, R</b> (1, 3) OBP: 0.309, SLG: 0.405			0-0 1B WP 1B		0-0 F7		0-0 1B		0-0 P2	4	0	2	0	0	0	2											
<b>Jerry Terrell, R</b> (1, 5) OBP: 0.306, SLG: 0.322			0-0 P4		0-0 6-3		0-0 5-3		0-0 F9	4	0	0	0	0	0	4											
<b>Inning Stats</b>	R: 0 E: 0 K: 2 S: 8	H: 1 LOB: 1 BB: 0 P: 8	R: 0 E: 0 K: 0 S: 3	H: 0 LOB: 0 BB: 0 P: 3	R: 0 E: 0 K: 0 S: 4	H: 1 LOB: 1 BB: 0 P: 4	R: 0 E: 0 K: 0 S: 3	H: 0 LOB: 0 BB: 0 P: 3	R: 0 E: 0 K: 0 S: 5	H: 2 LOB: 2 BB: 0 P: 5	R: 1 E: 0 K: 0 S: 5	H: 2 LOB: 1 BB: 0 P: 5	R: 0 E: 0 K: 0 S: 3	H: 0 LOB: 1 BB: 1 P: 7	1B: 7 2B: 0 3B: 0 HR: 1	SF: 0 SAC: 0 DP: 0 HBP: 0	WP: 1 PB: 0 SB: 1 CS: 0	PA: 37									
<b>PITCHER</b>	IP	WLS	BF	H	R	ER	SO	BB	IBB	HBP	BLK	WP	HR	S	P	ERA	WHIP										
<b>Stan Bahnsen, R</b> (1, 1) ERA: 2.82	9.0	W	37	8	1	1	2	2	0	0	0	1	1	39	47	1.00	1.111										

Chicago White Sox @ Minnesota Twins  
Metropolitan Stadium, Bloomington, MI  
Mon Jul 30 1973, 4:33 AM EDT  
Att: 20,758 - Unknown - 73 F

livebaseballscorecards.com

AB 35  
R 1  
H 8  
RBI 1  
BB 2  
SO 2  
LOB 19



Batter	1	2	3	4	5	6	7	8	9	10	11	AB	R	H	RBI	BB	SO	LOB	TOP							
Larry Hisle, R OBP: 0.343, SLG: 0.398 (1, 8)	5-3 ①		E2 4-3 1B		1B 2B		F9 ②		F9 ③			5	1	2	1	0	0	0								
Rod Carew, L OBP: 0.411, SLG: 0.479 (1, 4)	1B BB		4-3 ②		3B 1B					K ①		4	1	2	1	1	1	1								
Bobby Darwin, R OBP: 0.319, SLG: 0.405 (1, 9)	K ②		5-3 ③		3B 1B		F9 ③			4-3 ②		5	0	1	1	0	1	3								
Tony Oliva, L OBP: 0.342, SLG: 0.408 (1, 10)	1B				F8 ①		F8 ③			K ①		4	0	1	0	1	1	1								
George Mitterwald, R OBP: 0.328, SLG: 0.433 (1, 2)	L7						F7 ①		K ②	K ③		5	0	0	0	0	2	3								
Jim Holt, L OBP: 0.334, SLG: 0.462 (1, 7)			4-3 ③				F7 ③					3	0	0	0	0	0	0								
Danny Walton, R OBP: 0.302, SLG: 0.337 (11, PH)												1	0	0	0	0	1	0								
Steve Bnye, R OBP: 0.339, SLG: 0.370 (11, 8)												0	0	0	0	0	0	0								
Joe Lis, R OBP: 0.307, SLG: 0.399 (1, 3)			6-3 ②				F8 ①			K ③		5	0	1	0	0	1	1								
Danny Thompson, R OBP: 0.275, SLG: 0.303 (1, 6)			1-3 ③				P3 ②			F8 ③		5	0	1	0	0	0	1								
Jerry Terrell, R OBP: 0.304, SLG: 0.320 (1, 5)			4-3 ①				2B 1B			6-3 ②		5	1	1	0	0	0	1								
<b>Inning Stats</b>	R: 0 E: 0 K: 1 S: 6	H: 1 LOB: 2 BB: 1 P: 10	R: 0 E: 0 K: 0 S: 3	H: 0 LOB: 0 BB: 0 P: 3	R: 0 E: 1 K: 0 S: 4	H: 1 LOB: 1 BB: 0 P: 4	R: 0 E: 0 K: 1 S: 5	H: 0 LOB: 0 BB: 0 P: 5	R: 3 E: 0 K: 0 S: 7	H: 4 LOB: 1 BB: 0 P: 7	R: 0 E: 0 K: 0 S: 4	H: 1 LOB: 1 BB: 0 P: 4	R: 0 E: 0 K: 3 S: 9	H: 0 LOB: 1 BB: 0 P: 10	R: 0 E: 0 K: 0 S: 3	H: 0 LOB: 0 BB: 0 P: 3	R: 0 E: 1 K: 1 S: 5	H: 1 LOB: 1 BB: 0 P: 6	1B: 7 2B: 1 3B: 1 HR: 0	SF: 0 SAC: 0 DP: 0 HBP: 1	WP: 0 PB: 0 SB: 1 CS: 0	PA: 45				
<b>PITCHER</b> Ken Holtzman, L ERA: 2.33 (1, 1)	IP 11.0	WLS W 45	BF H 9	R R 3	ER ER 3	SO SO 7	BB BB 2	IBB IBB 0	HBP HBP 1	BLK BLK 0	WP WP 0	HR HR 0	S S 56	P P 65	ERA ERA 2.46	WHIP WHIP 1.000										

Minnesota Twins @ Oakland Athletics  
Oakland-Alameda County Coliseum, Oakland, CA  
Tue Jul 31 1973, 7:05 PM PDT  
Att: 5,670 - Unknown - 65 F

AB	42
R	3
H	9
RBI	3
BB	2
SO	7
LOB	11



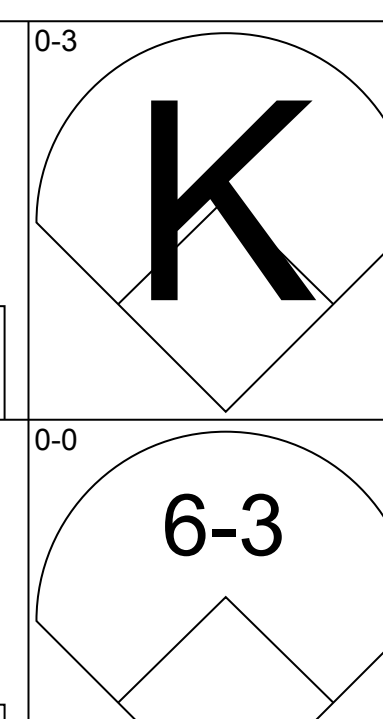
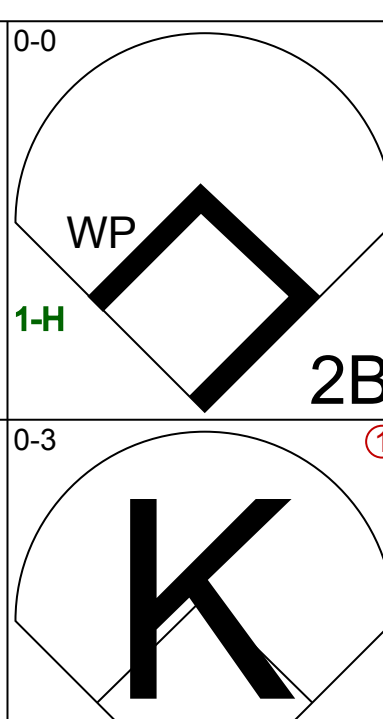
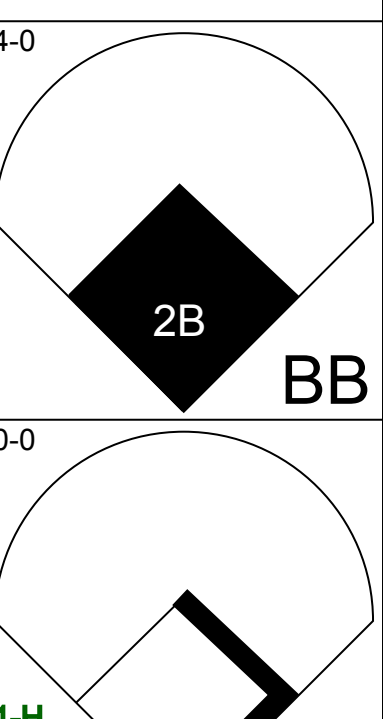
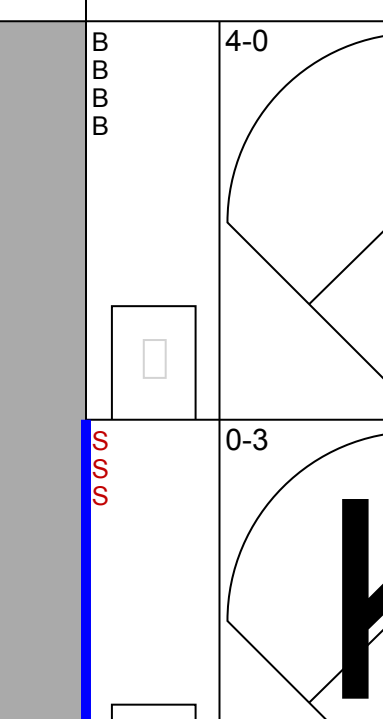
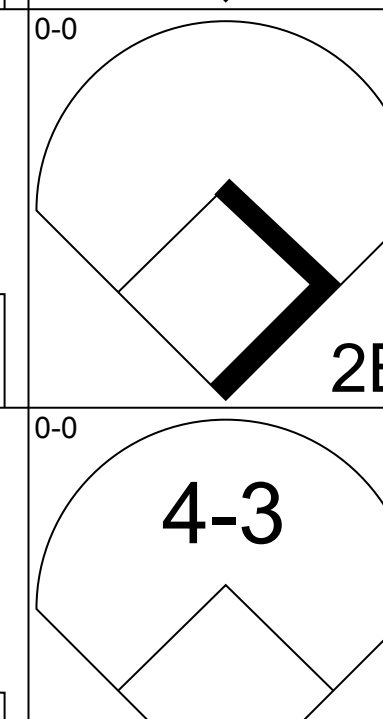
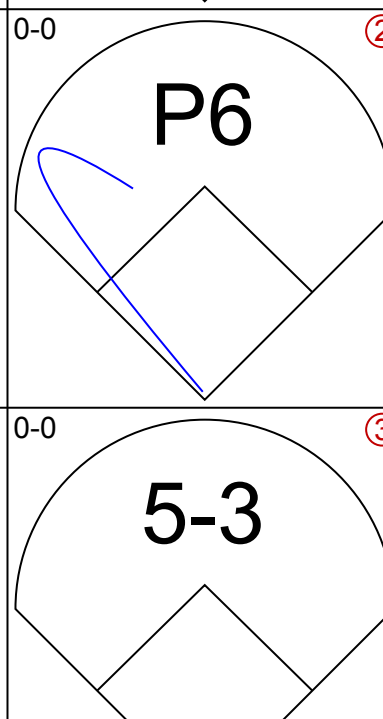
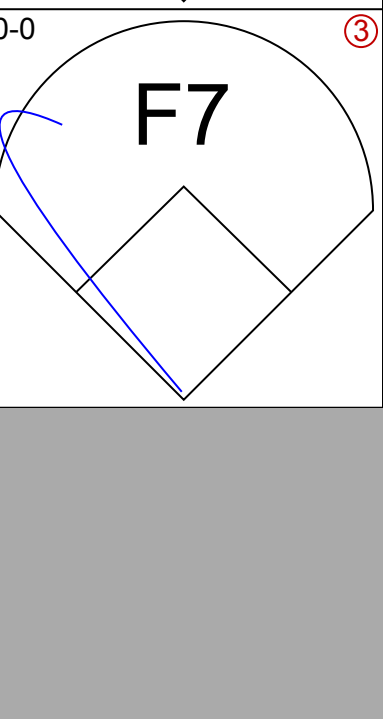




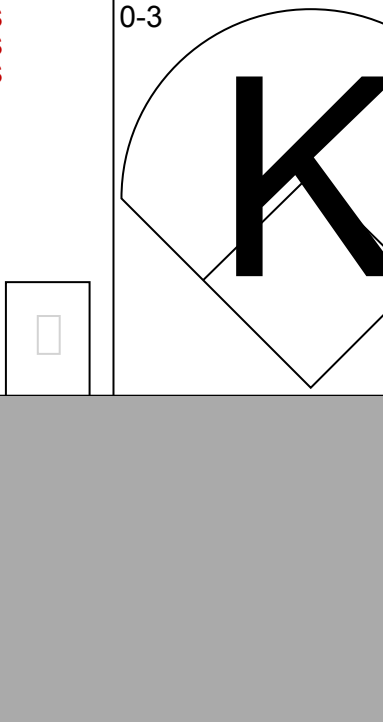


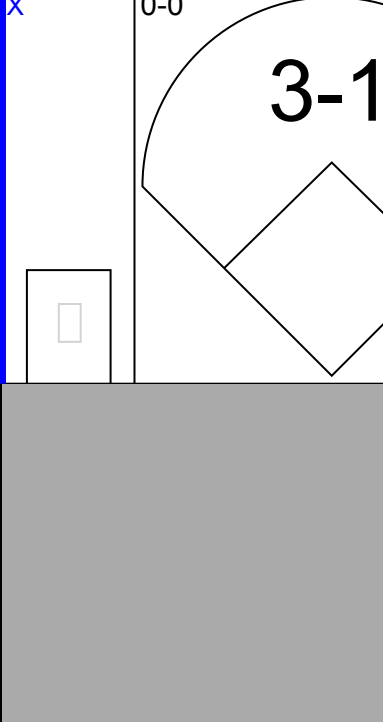

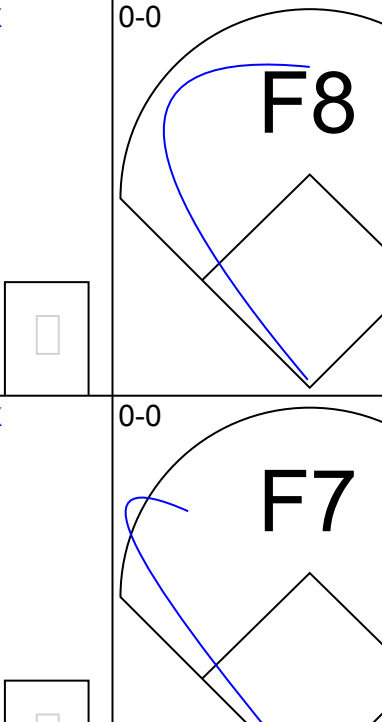
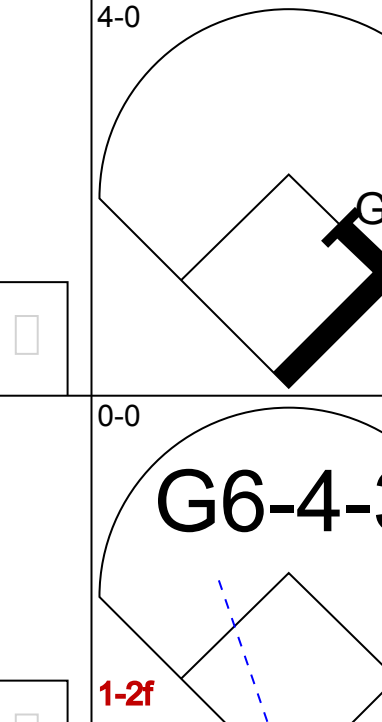
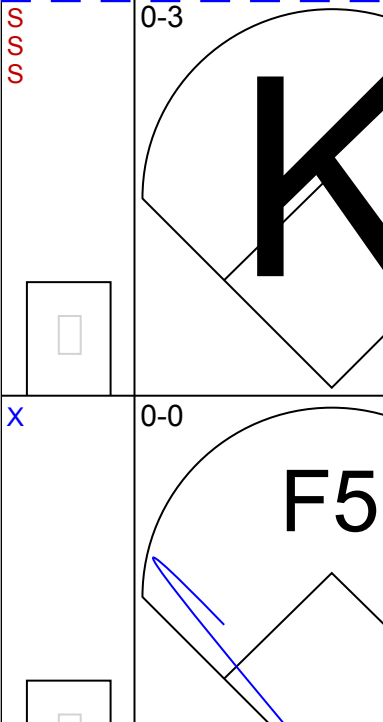
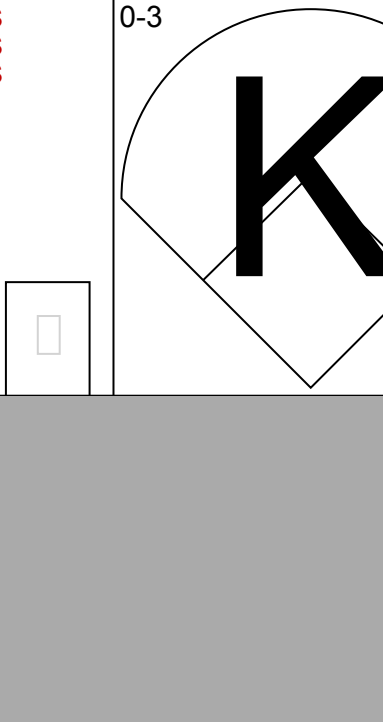
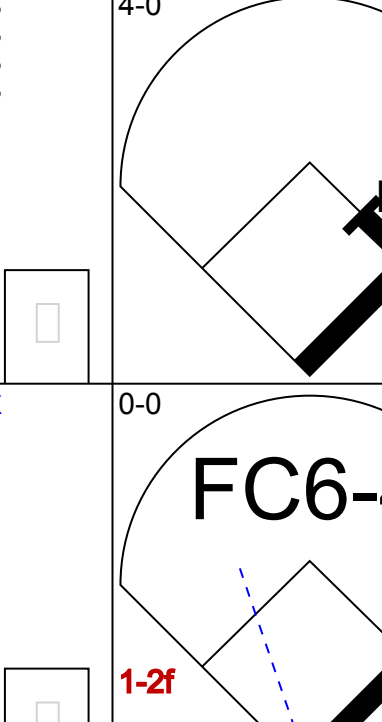
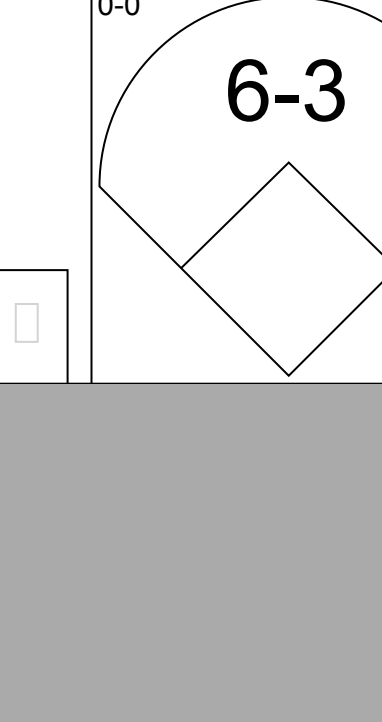
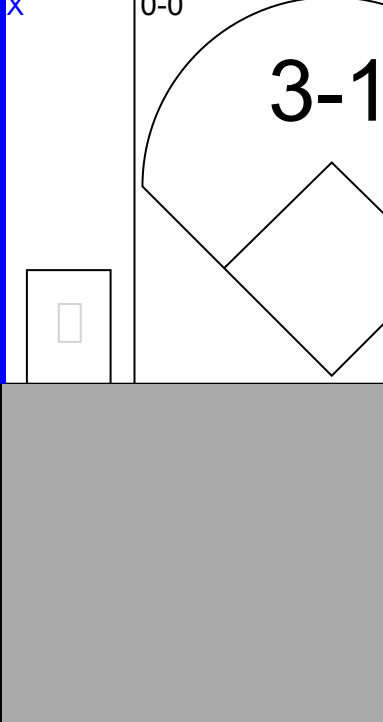
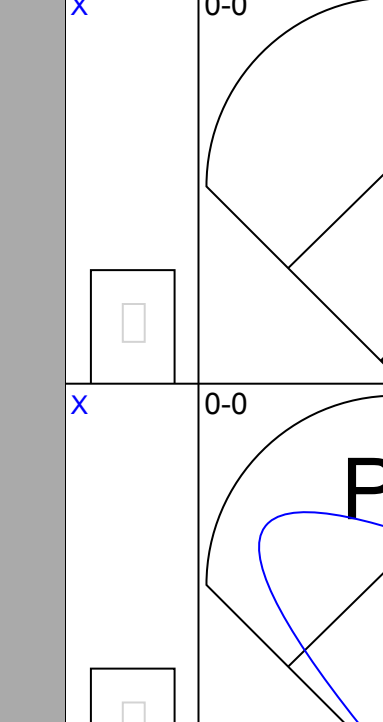
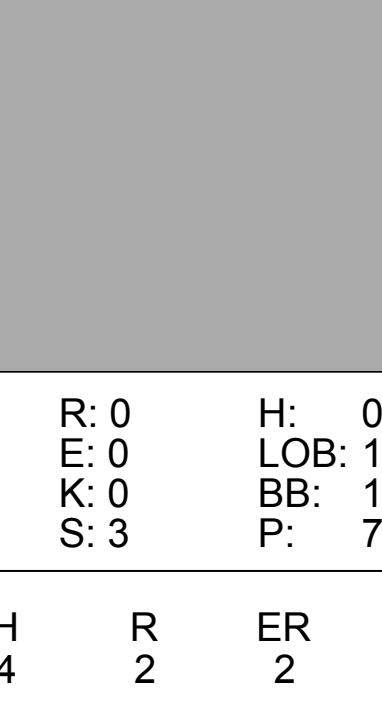
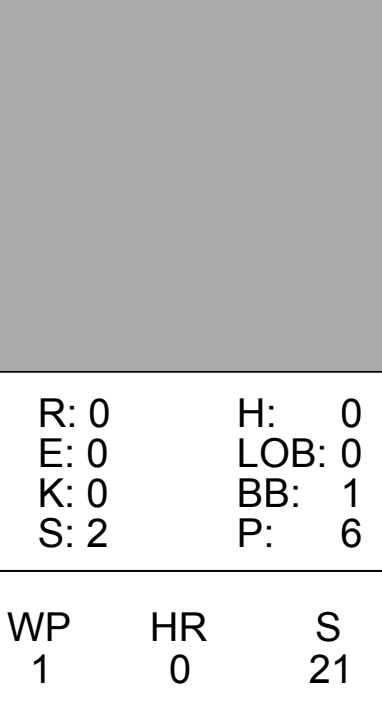
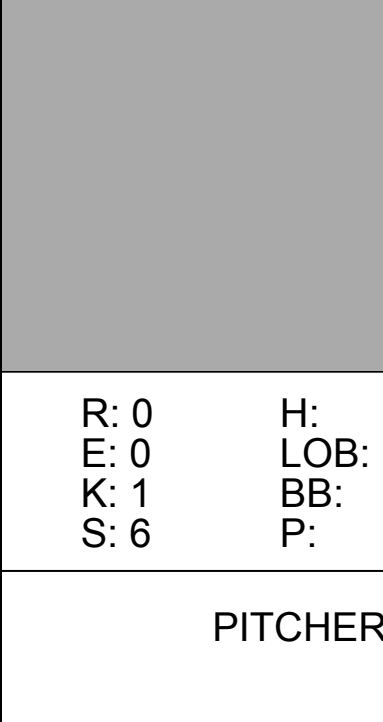
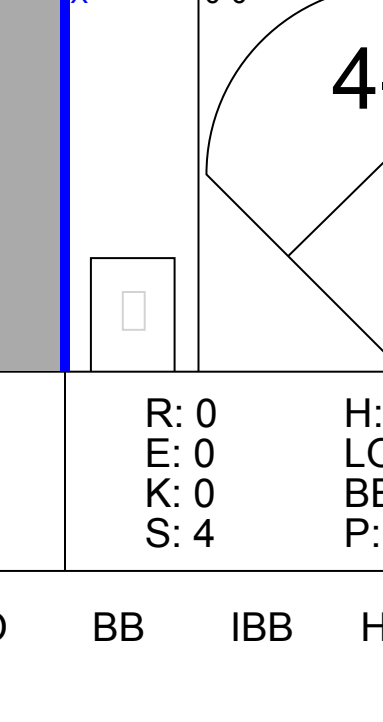
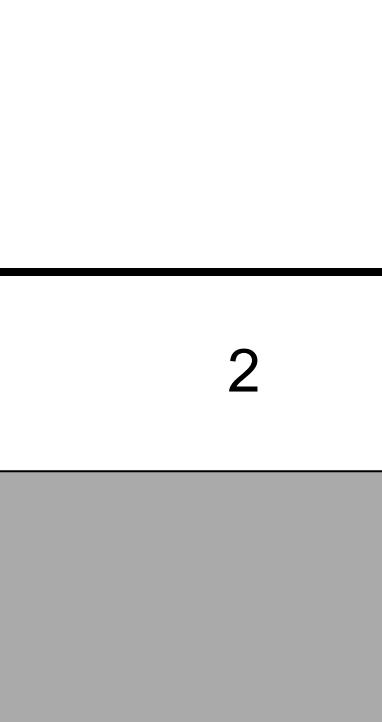
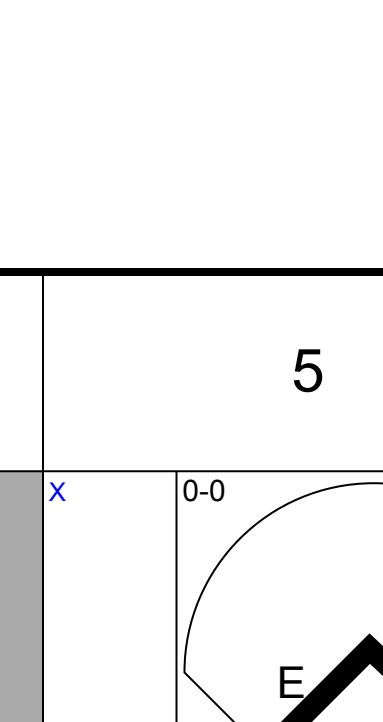
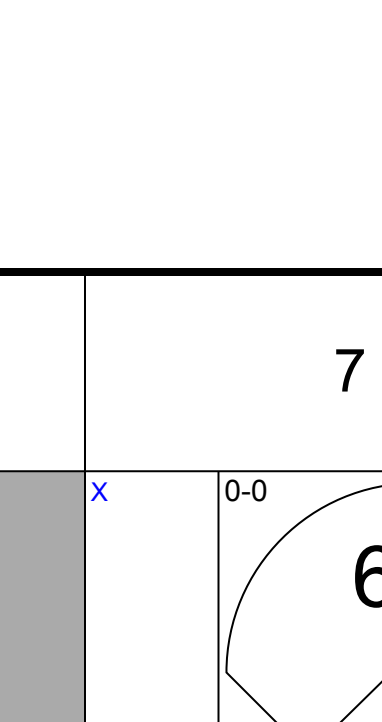
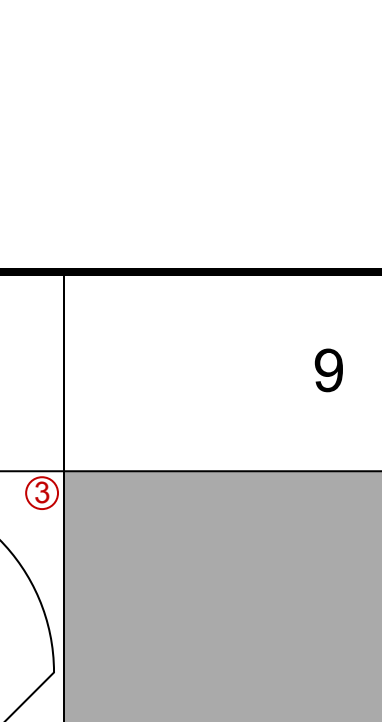
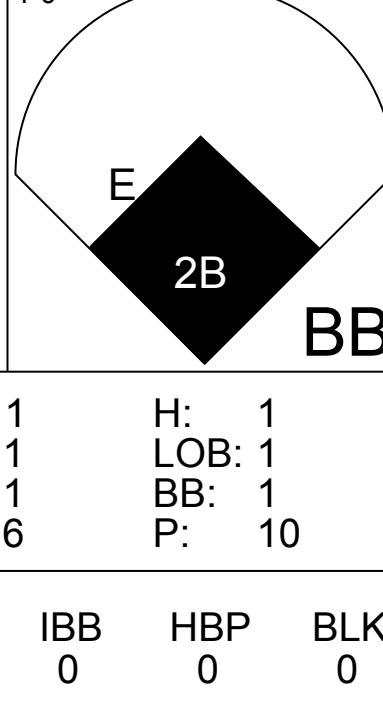
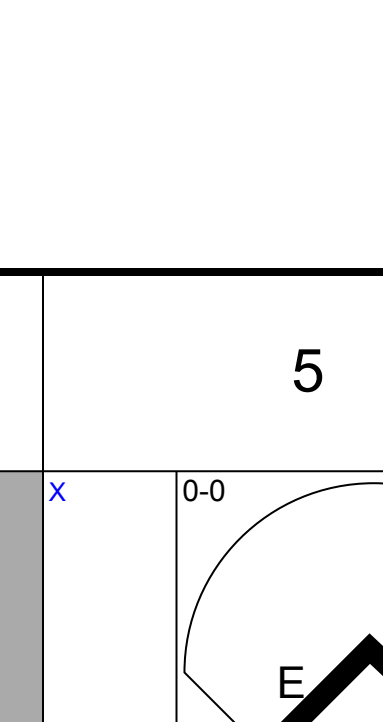
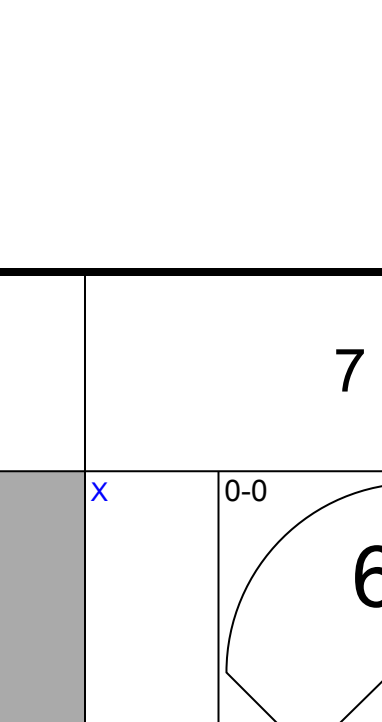
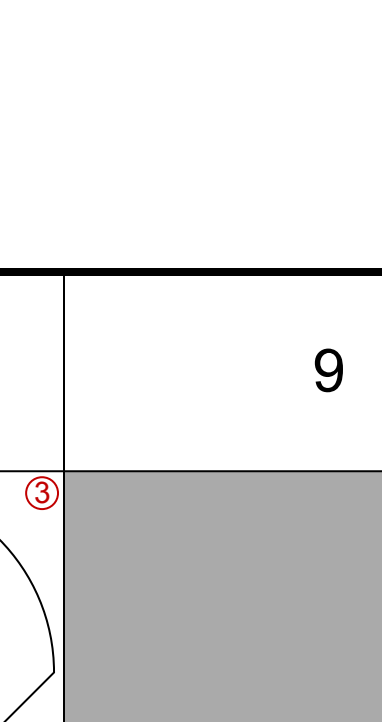
Batter	1	2	3	4	5	6	7	8	9	10	11	AB	R	H	RBI	BB	SO	LOB	BOTTOM								
Bert Campaneris, R OBP: 0.323, SLG: 0.313 (1, 6)	F9 ①		6-3 ③		5-3 ③		K ③		FC6-4 ③			5	0	0	0	0	1	4									
Bill North, S OBP: 0.377, SLG: 0.364 (1, 8)	K ②				S 1B BB		P5 ①			6-3 ①		3	2	0	0	2	1	0									
Sal Bando, R OBP: 0.354, SLG: 0.458 (1, 5)	6-3 ③				F9 ①		4-3 ②		SH3-4 ①		E6 ①	4	0	0	0	0	0	1									
Reggie Jackson, L OBP: 0.372, SLG: 0.531 (1, 9)			FC6-4 BB		1B ②		K ③		4-3 ②		G1-6-3 ③	4	0	1	1	1	1	2									
Deron Johnson, R OBP: 0.339, SLG: 0.427 Blue Moon Odom, R (11, PR)			P3 ①		F8 ②		FC6-4 1B BB		FC6-4 1B BB		E SF9 2B	3	1	1	0	2	0	2									
Gene Tenace, R OBP: 0.383, SLG: 0.452 (1, 3)			P5 ②		F5 ③		FC6-4 1B		F7 ③		E5 ②	5	0	1	0	0	0	4									
Billy Conigliaro, R OBP: 0.301, SLG: 0.318 (1, 7)			FC6-4 ③				FC6-4 1B				K ①	5	0	1	0	0	1	6									
Ray Fosse, R OBP: 0.294, SLG: 0.371 (1, 2)					F8 ①				FC5-4 FC6-4		SF9 ②	4	0	2	2	0	0	1									
Ted Kubiak, S OBP: 0.207, SLG: 0.318 (1, 4)			K ②		F7 ②		L9 ②		F8 ②			4	0	0	0	0	1	4									
<b>Inning Stats</b>	R: 0 E: 0 K: 1 S: 5	H: 0 LOB: 0 BB: 0 P: 5	R: 0 E: 0 K: 0 S: 3	H: 0 LOB: 1 BB: 1 P: 7	R: 0 E: 0 K: 1 S: 5	H: 0 LOB: 0 BB: 0 P: 5	R: 1 E: 0 K: 0 S: 4	H: 1 LOB: 1 BB: 1 P: 8	R: 0 E: 0 K: 0 S: 4	H: 0 LOB: 0 BB: 0 P: 5	R: 1 E: 0 K: 1 S: 7	H: 2 LOB: 2 BB: 1 P: 11	R: 1 E: 0 K: 0 S: 3	H: 0 LOB: 1 BB: 2 P: 11	R: 0 E: 0 K: 0 S: 4	H: 1 LOB: 1 BB: 0 P: 4	R: 0 E: 1 K: 0 S: 3	H: 0 LOB: 0 BB: 0 P: 3	R: 1 E: 1 K: 1 S: 6	H: 1 LOB: 2 BB: 0 P: 6	1B: 5 2B: 1 3B: 0 HR: 0	SF: 1 SAC: 1 DP: 1 HBP: 0	WP: 1 PB: 0 SB: 0 CS: 0	PA: 44			
<b>PITCHER</b> Dick Woodson, R ERA: 3.47 (1, 1)	IP 7.0	WLS W 29	BF H 4	R R 3	ER ER 3	SO SO 4	BB BB 4	IBB IBB 0	HBP HBP 0	BLK BLK 0	WP WP 0	HR HR 0	S S 33	P P 49	ERA ERA 3.86	WHIP WHIP 1.143											
Ray Corbin, R ERA: 2.87 (8, 1)	0.1	1	0	0	0	0	0	0	0	0	0	0	0	1	1	0.00	0.000										
Eddie Bane, L ERA: 3.45 (8, 1)	0.1	1	0	0	0	0	0	0	0	0	0	0	0	1	1	0.00	0.000										
Bill Hands, R ERA: 4.18 (8, 1)	3.0	L	13	2	1	0	1	1	0	0	0	1	0	14	18	0.00	1.000										

Minnesota Twins @ Oakland Athletics  
Oakland-Alameda County Coliseum, Oakland, CA  
Tue Jul 31 1973, 7:05 PM PDT  
Att: 5,670 - Unknown - 65 F

AB	37
R	4
H	6
RBI	3
BB	5
SO	5
LOB	24

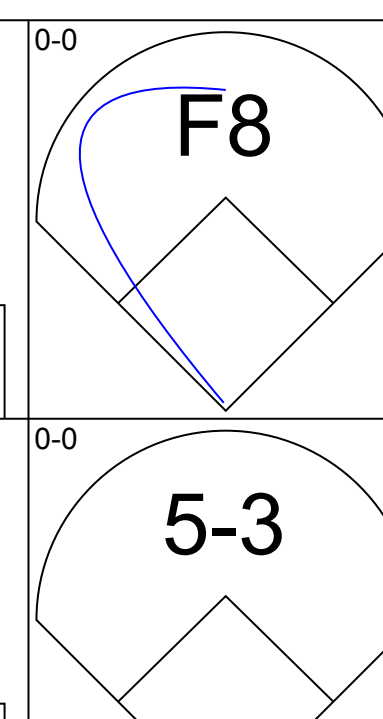
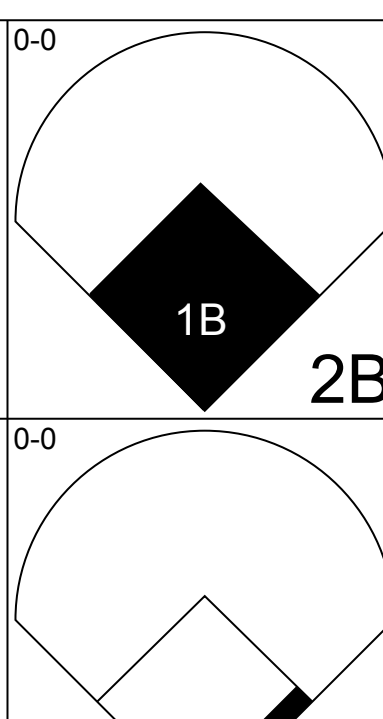
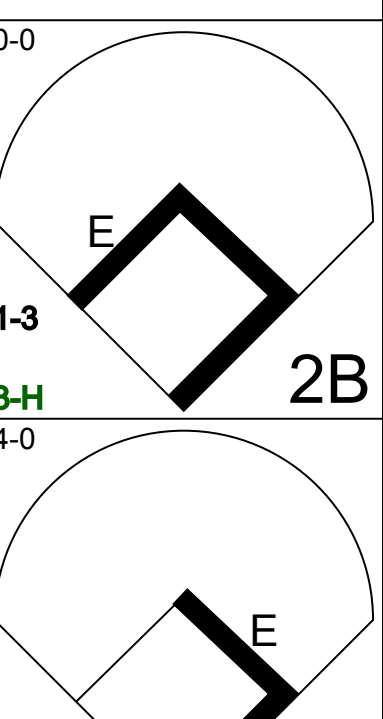
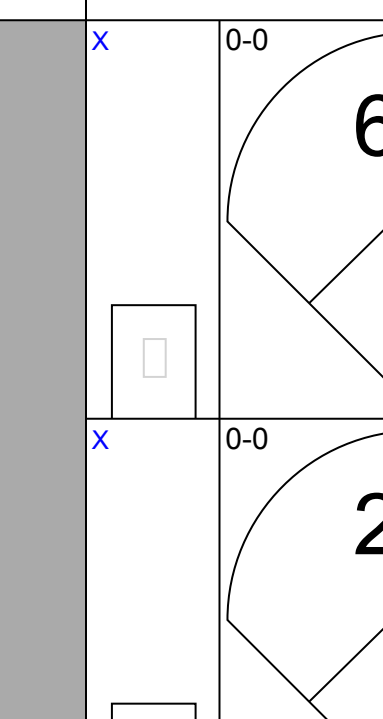
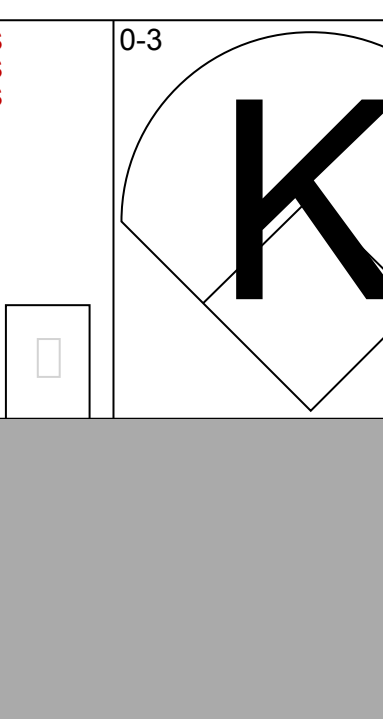
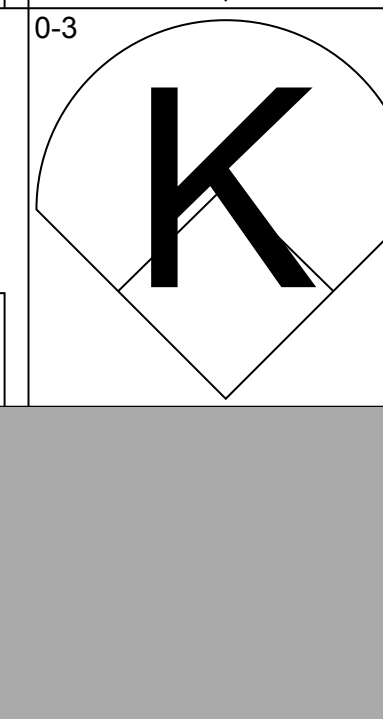
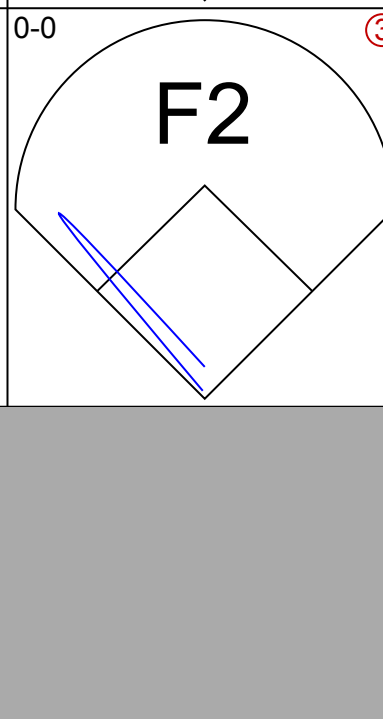
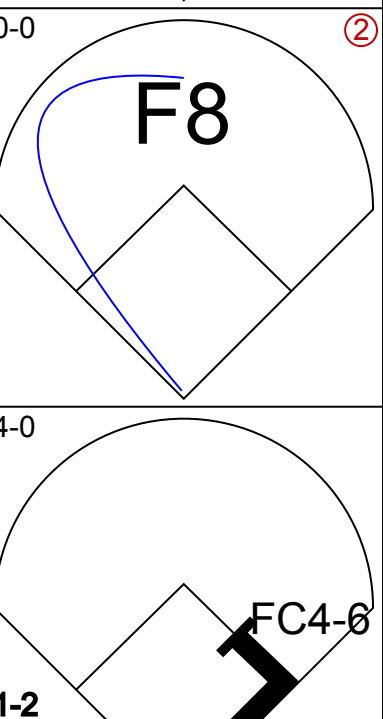



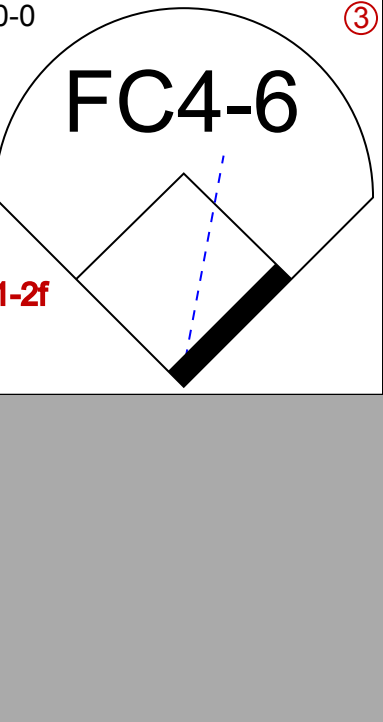
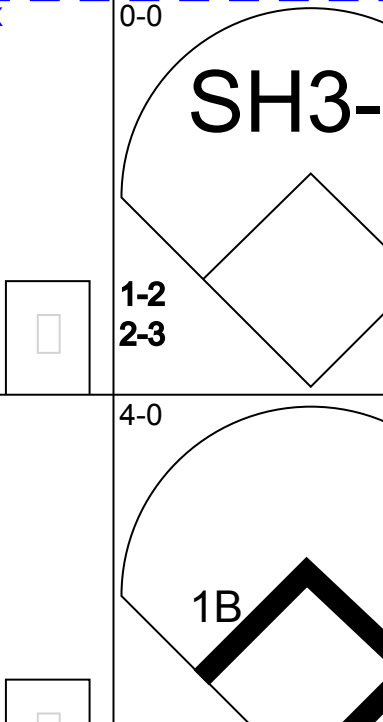
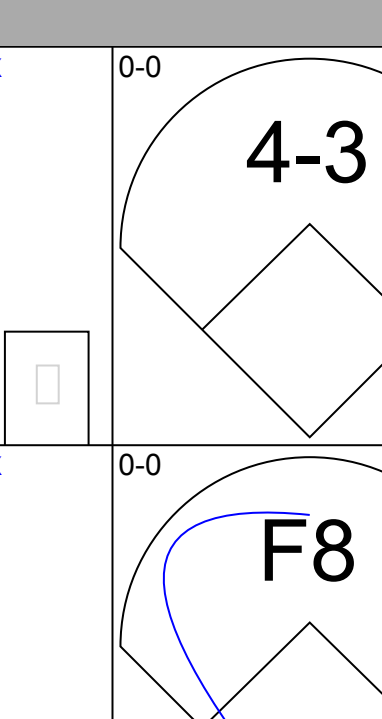
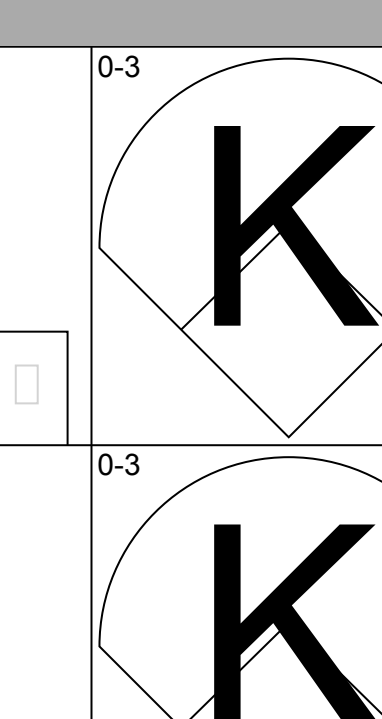
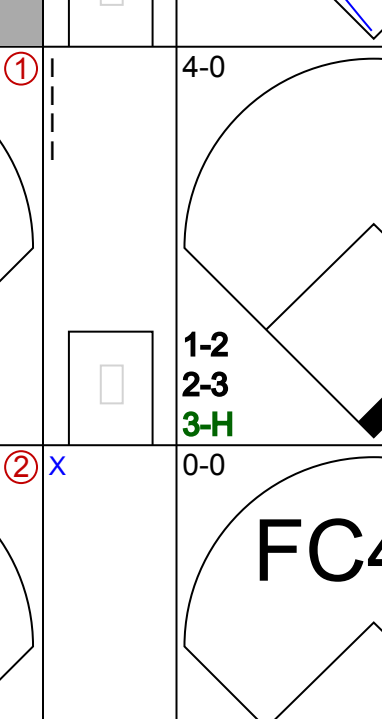
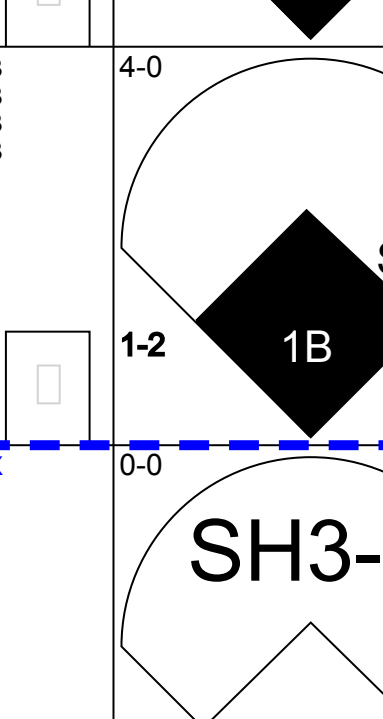
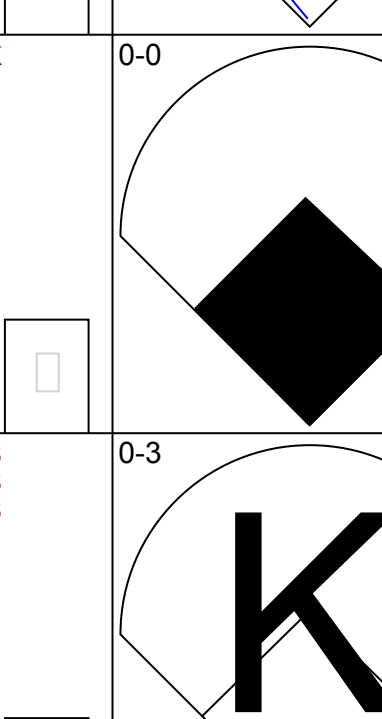
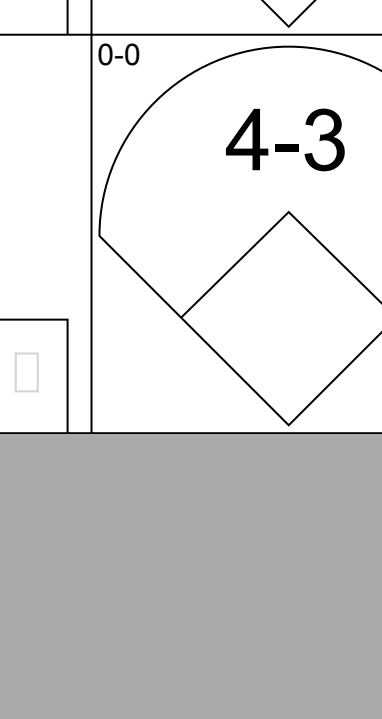
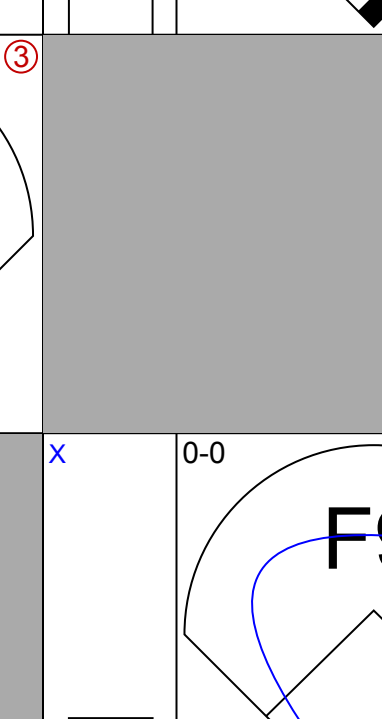
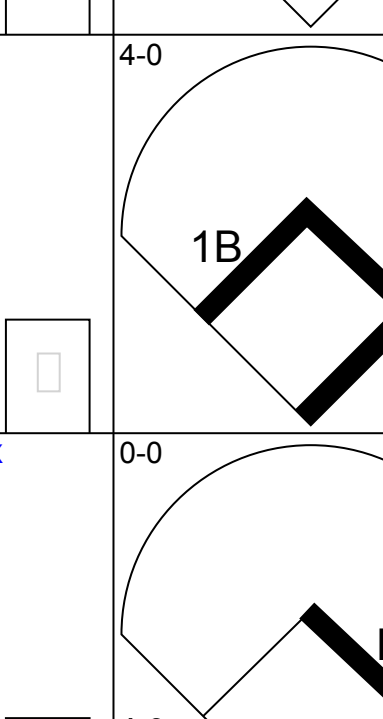


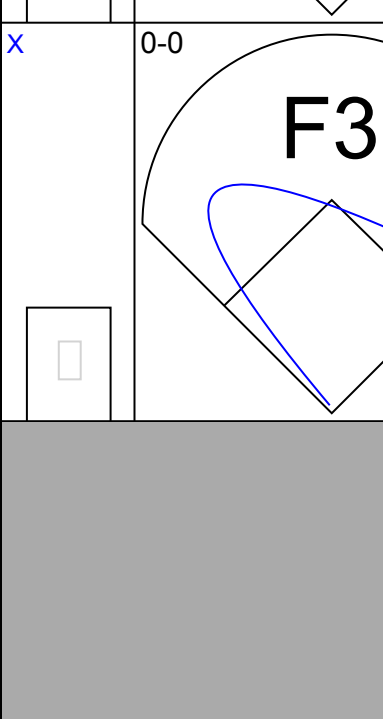
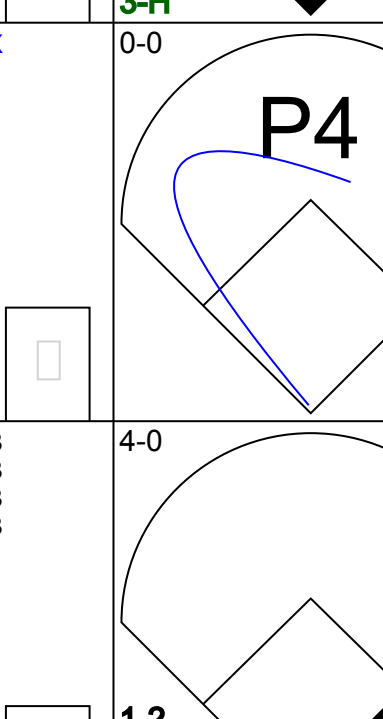
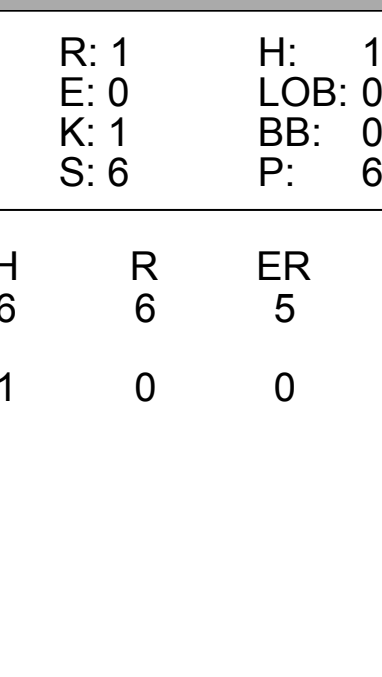
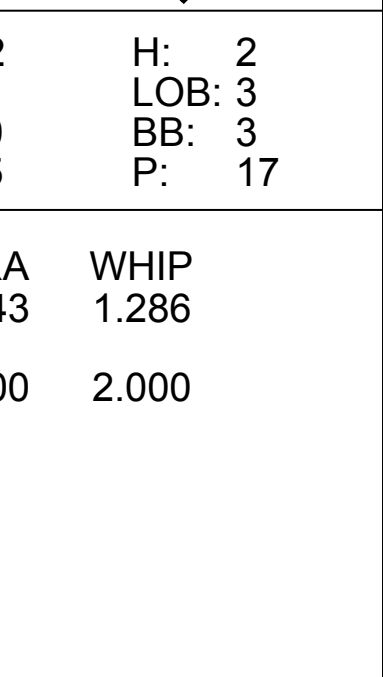
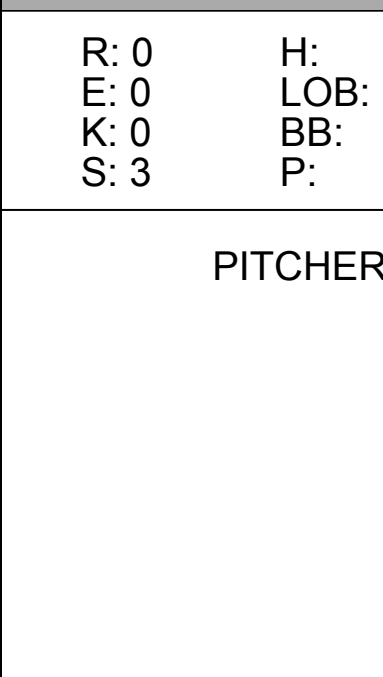
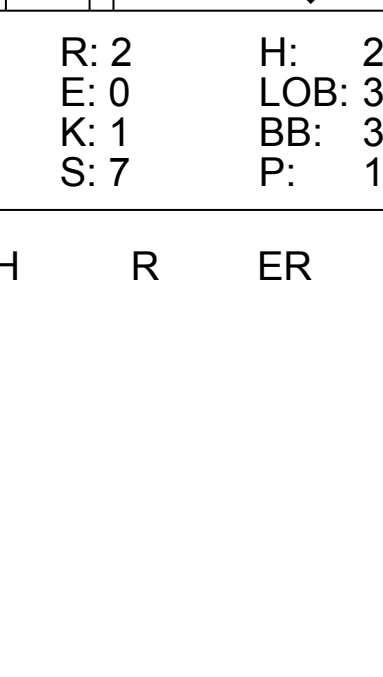
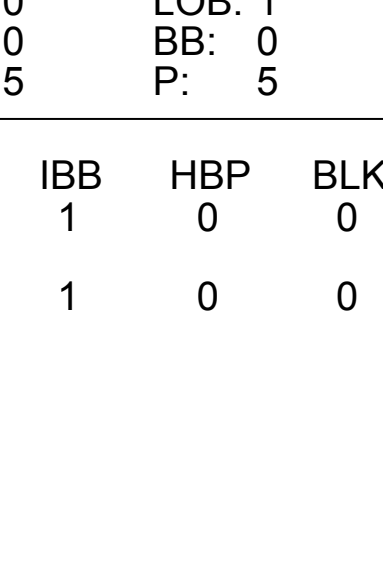
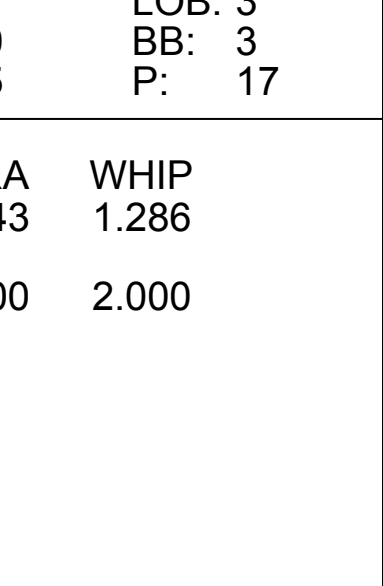
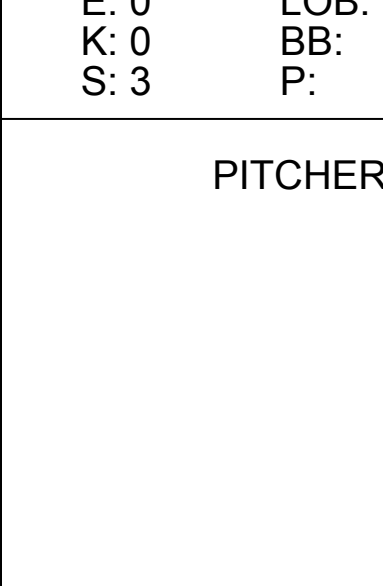
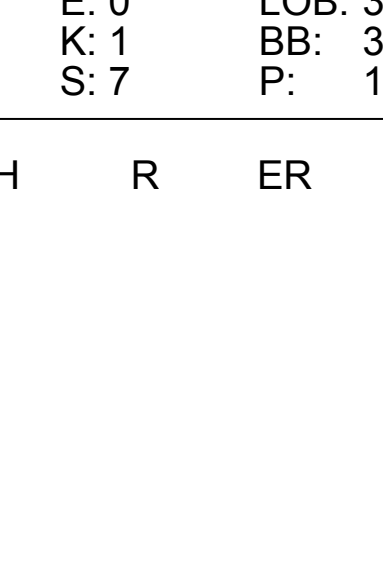




Batter	1	2	3	4	5	6	7	8	9	AB	R	H	RBI	BB	SO	LOB	TOP																					
Larry Hisle, R OBP: 0.347, SLG: 0.401 (1, 7)										2	1	1	1	2	1	0	<b>Minnesota Twins @ Oakland Athletics</b> Oakland-Alameda County Coliseum, Oakland, CA Wed Aug 01 1973, 7:05 PM PDT Att: 5,702 - Unknown - 60 F																					
Mike Adams, R OBP: 0.388, SLG: 0.333 Tony Oliva, L OBP: 0.341, SLG: 0.407 (1, 10) (7, PH)										3	0	1	1	0	1	1																						
Rod Carew, L OBP: 0.410, SLG: 0.479 (1, 4)										4	0	1	0	0	0	2																						
Bobby Darwin, R OBP: 0.319, SLG: 0.403 (1, 9)										4	0	1	0	0	0	2																						
George Mitterwald, R OBP: 0.327, SLG: 0.429 (1, 2)										3	0	0	0	1	2	1																						
Danny Thomson, R OBP: 0.271, SLG: 0.298 (1, 6)										4	0	0	0	0	0	2																						
Joe Lys, R OBP: 0.308, SLG: 0.397 Jim Holt, L OBP: 0.335, SLG: 0.462 (6, PH) (6, 3)										1	0	0	0	1	0	0																						
Steve Brye, R OBP: 0.333, SLG: 0.351 (1, 8)										3	0	0	0	1	0	2																						
Jerry Terrell, R OBP: 0.304, SLG: 0.318 Steve Braun, L OBP: 0.406, SLG: 0.447 (9, PH) (1, 5)										2	1	0	0	1	1	1																						
<b>Inning Stats</b>	R: 0 E: 0 K: 1 S: 6	H: 1 LOB: 1 BB: 0 P: 6	R: 0 E: 0 K: 0 S: 3	H: 0 LOB: 1 BB: 1 P: 7	R: 1 E: 1 K: 1 S: 6	H: 1 LOB: 1 BB: 1 P: 10	R: 0 E: 0 K: 0 S: 2	H: 0 LOB: 0 BB: 1 P: 6	R: 1 E: 0 K: 0 S: 3	H: 1 LOB: 1 BB: 2 P: 11	R: 0 E: 0 K: 1 S: 6	H: 1 LOB: 1 BB: 0 P: 6	R: 0 E: 0 K: 2 S: 7	H: 0 LOB: 1 BB: 1 P: 11	R: 0 E: 0 K: 1 S: 5	H: 0 LOB: 0 BB: 0 P: 5		R: 0 E: 0 K: 0 S: 4	H: 1 LOB: 1 BB: 0 P: 4	1B: 2 2B: 3 3B: 0 HR: 0	SF: 0 SAC: 0 DP: 1 HBP: 0	WP: 1 PB: 0 SB: 0 CS: 0	PA: 36															
<b>PITCHER</b>	IP	WLS	BF	H	R	ER	SO	BB	IBB	HBP	BLK	WP	HR	S	P	ERA	WHIP	<b>PITCHER</b>				IP	WLS	BF	H	R	ER	SO	BB	IBB	HBP	BLK	WP	HR	S	P	ERA	WHIP
Darold Knowles, L ERA: 2.33 (1, 1)	5.0	W	22	4	2	2	2	5	0	0	0	1	0	21	41	3.60	1.800																					
Rollie Fingers, R ERA: 1.54 (6, 1)	4.0	S	14	1	0	0	4	1	0	0	0	0	0	21	25	0.00	0.500																					

AB	30
R	2
H	5
RBI	2
BB	6
SO	6
LOB	14



Batter	1	2	3	4	5	6	7	8	9	AB	R	H	RBI	BB	SO	LOB	BOTTOM																					
Bert Campaneris, R OBP: 0.324, SLG: 0.320 (1, 6)										5	1	2	1	0	1	3	<b>Minnesota Twins @ Oakland Athletics</b> Oakland-Alameda County Coliseum, Oakland, CA Wed Aug 01 1973, 7:05 PM PDT Att: 5,702 - Unknown - 60 F																					
Bill North, S OBP: 0.378, SLG: 0.364 (1, 8)										3	0	1	1	1	0	0																						
Sal Bando, R OBP: 0.353, SLG: 0.456 (1, 5)										4	1	1	0	0	1	4																						
Reggie Jackson, L OBP: 0.373, SLG: 0.528 (1, 9)										2	1	0	0	2	1	0																						
Deron Johnson, R OBP: 0.337, SLG: 0.423 (1, 10)										3	0	0	0	0	1	3																						
Gene Tenace, R OBP: 0.384, SLG: 0.459 Blue Moon Odom, R OBP: 0.224, SLG: 0.226 (8, FR) (9, 3)										3	1	1	1	1	0	0																						
Billy Conigliaro, R OBP: 0.299, SLG: 0.314 (1, 7)										4	0	1	2	0	1	0																						
Ray Fosse, R OBP: 0.294, SLG: 0.368 (1, 2)										3	1	0	0	1	0	2																						
Ted Kubiak, S OBP: 0.273, SLG: 0.318 (1, 4)										3	1	1	0	1	0	0																						
<b>Inning Stats</b>	R: 0 E: 0 K: 1 S: 5	H: 0 LOB: 0 BB: 0 P: 5	R: 1 E: 0 K: 1 S: 6	H: 1 LOB: 0 BB: 0 P: 6	R: 1 E: 0 K: 0 S: 5	H: 2 LOB: 1 BB: 0 P: 5	R: 0 E: 0 K: 2 S: 7	H: 0 LOB: 0 BB: 0 P: 7	R: 2 E: 1 K: 0 S: 5	H: 2 LOB: 3 BB: 3 P: 17	R: 0 E: 0 K: 0 S: 3	H: 0 LOB: 0 BB: 0 P: 3	R: 0 E: 0 K: 0 S: 3	H: 0 LOB: 0 BB: 0 P: 3	R: 2 E: 0 K: 1 S: 7	H: 2 LOB: 3 BB: 3 P: 19		1B: 4 2B: 2 3B: 0 HR: 1	SF: 0 SAC: 1 DP: 0 HBP: 0	WP: 0 PB: 0 SB: 0 CS: 0	PA: 37																	
<b>PITCHER</b>	IP	WLS	BF	H	R	ER	SO	BB	IBB	HBP	BLK	WP	HR	S	P	ERA	WHIP	<b>PITCHER</b>				IP	WLS	BF	H	R	ER	SO	BB	IBB	HBP	BLK	WP	HR	S	P	ERA	WHIP
Bert Blyleven, R ERA: 2.7 (1, 1)	7.0	L	31	6	6	5	4	3	1	0	0	0	0	35	51	6.43	1.286																					
Ray Corbin, R ERA: 2.84 (8, 1)	1.0		6	1	0	0	1	1	1	0	0	0	0	6	14	0.00	2.000																					





Batter	1	2	3	4	5	6	7	8	9	AB	R	H	RBI	BB	SO	LOB	TOP										
Freddie Patek, R OBP: 0.323, SLG: 0.325										4	1	1	0	0	0	0	<b>Kansas City Royals @ Minnesota Twins</b> Metropolitan Stadium, Bloomington, MI Fri Aug 03 1973, 8:05 PM EDT Att: 20,024 - Unknown - 77 F										
Cookie Rojas, R OBP: 0.321, SLG: 0.372										4	1	1	0	0	1	0											
Amos Otis, R OBP: 0.366, SLG: 0.513										4	1	2	1	0	0	1											
John Mayberry, L OBP: 0.442, SLG: 0.537										4	1	3	2	0	1	0											
Rick Reichardt, R OBP: 0.293, SLG: 0.354										4	0	0	0	0	1	3											
Lou Piniella, R OBP: 0.293, SLG: 0.360										4	0	1	0	0	0	0											
Hal McRae, R OBP: 0.286, SLG: 0.294										3	0	0	0	0	1	1											
Steve Hovley, L OBP: 0.351, SLG: 0.328										0	0	0	0	1	0	0											
Kurt Bevacqua, R OBP: 0.315, SLG: 0.335										4	0	0	0	0	1	1											
Fran Healy, R OBP: 0.324, SLG: 0.384										3	0	0	0	0	2	0											
<b>Inning Stats</b>	R: 3 E: 0 K: 0 S: 6	H: 3 LOB: 0 BB: 0 P: 6	R: 0 E: 0 K: 2 S: 7	H: 0 LOB: 0 BB: 0 P: 7	R: 0 E: 0 K: 0 S: 5	H: 2 LOB: 2 BB: 0 P: 5	R: 0 E: 0 K: 0 S: 3	H: 0 LOB: 0 BB: 0 P: 3	R: 0 E: 0 K: 0 S: 3	H: 0 LOB: 0 BB: 0 P: 3	R: 1 E: 0 K: 0 S: 5	H: 3 LOB: 1 BB: 0 P: 5	R: 0 E: 0 K: 1 S: 5	H: 0 LOB: 0 BB: 0 P: 5	R: 0 E: 0 K: 2 S: 7	H: 0 LOB: 0 BB: 0 P: 7	R: 0 E: 0 K: 2 S: 7	H: 0 LOB: 1 BB: 1 P: 11	1B: 6 2B: 1 3B: 0 HR: 1	SF: 0 SAC: 0 DP: 1 HBP: 0	WP: 0 PB: 0 SB: 1 CS: 0	PA: 35					
<b>PITCHER</b>	IP	WLS	BF	H	R	ER	SO	BB	IBB	HBP	BLK	WP	HR	S	P	ERA	WHIP										
Jim Kaat, L ERA: 4.01	(1, 1)	5.2	L	24	8	4	4	2	0	0	0	0	1	28	28	6.35	1.412										
Bill Campbell, R ERA: 1.76	(6, 1)	3.1		11	0	0	0	5	1	0	0	0	0	20	24	0.00	0.300										

Batter	1	2	3	4	5	6	7	8	9	AB	R	H	RBI	BB	SO	LOB	BOTTOM										
Larry Hise, R OBP: 0.346, SLG: 0.402										4	0	0	0	0	0	4	<b>Kansas City Royals @ Minnesota Twins</b> Metropolitan Stadium, Bloomington, MI Fri Aug 03 1973, 8:05 PM EDT Att: 20,024 - Unknown - 77 F										
Rod Carew, L OBP: 0.407, SLG: 0.478										4	0	0	0	0	1	2											
Tony Oliva, L OBP: 0.348, SLG: 0.410										3	1	1	0	1	1	2											
Bobby Darwin, R OBP: 0.317, SLG: 0.405										4	0	0	0	0	0	2											
Steve Braun, L OBP: 0.407, SLG: 0.457										4	1	2	2	0	0	0											
George Mitterwald, R OBP: 0.326, SLG: 0.426										4	0	1	0	0	1	1											
Jim Holt, L OBP: 0.333, SLG: 0.458											4	0	0	0	0	1											
Danny Thompson, R OBP: 0.271, SLG: 0.298										3	0	2	0	0	0	0											
Steve Brye, R OBP: 0.356, SLG: 0.355										2	0	1	0	1	0	0											
<b>Inning Stats</b>	R: 0 E: 0 K: 0 S: 3	H: 0 LOB: 1 BB: 1 P: 7	R: 0 E: 0 K: 0 S: 3	H: 1 LOB: 0 BB: 0 P: 3	R: 0 E: 0 K: 1 S: 7	H: 2 LOB: 2 BB: 0 P: 7	R: 0 E: 0 K: 0 S: 4	H: 1 LOB: 1 BB: 0 P: 4	R: 0 E: 0 K: 0 S: 3	H: 0 LOB: 0 BB: 0 P: 3	R: 2 E: 0 K: 0 S: 5	H: 2 LOB: 0 BB: 0 P: 5	R: 0 E: 0 K: 0 S: 3	H: 1 LOB: 1 BB: 1 P: 7	R: 0 E: 0 K: 1 S: 5	H: 0 LOB: 0 BB: 0 P: 5	R: 0 E: 0 K: 1 S: 5	H: 0 LOB: 0 BB: 0 P: 5	1B: 6 2B: 0 3B: 0 HR: 1	SF: 0 SAC: 0 DP: 2 HBP: 0	WP: 0 PB: 0 SB: 1 CS: 0	PA: 34					
<b>PITCHER</b>	IP	WLS	BF	H	R	ER	SO	BB	IBB	HBP	BLK	WP	HR	S	P	ERA	WHIP										
Al Fitzmorris, R ERA: 2.05	(1, 1)	7.0	W	28	7	2	2	1	2	0	0	0	0	10	10	0.00	1.286										
Doug Bird, R ERA: 3.0	(8, 1)	2.0	S	6	0	0	0	2	0	0	0	0	0	10	10	0.00	0.000										

Batter	1	2	3	4	5	6	7	8	9	AB	R	H	RBI	BB	SO	LOB	TOP								
<b>Freddie Patek, R</b> OBP: 0.324, SLG: 0.324 (1, 6)	6-3		K		FC6-4 BB		1B 2B 1B		F8	4	1	1	0	1	1	1									
<b>Cookie Rojas, R</b> OBP: 0.318, SLG: 0.370 (1, 4)	F8		4-3		FC6-4		2B BB 1B		B1	5	1	1	2	0	0	3									
<b>Amos Otis, R</b> OBP: 0.368, SLG: 0.515 (1, 8)	P4				F3		BB 1B		BB	4	0	2	1	1	0	2									
<b>John Mayberry, L</b> OBP: 0.439, SLG: 0.531 (1, 3)		5-3		1-3		G3	BB IBB		1-3	4	0	0	0	1	0	2									
<b>Rick Reichardt, R</b> OBP: 0.293, SLG: 0.349 (1, 10)	F8		L9		6-3		G4-6-3 BB			3	0	0	1	1	0	1									
<b>Ed Kirkpatrick, L</b> OBP: 0.383, SLG: 0.405 (7, PH)										2	0	0	0	1	0	0									
<b>Hal McRae, R</b> OBP: 0.284, SLG: 0.292 (7, 9)		3-1								1	0	0	0	0	0	3									
<b>Steve Hovley, L</b> OBP: 0.351, SLG: 0.328 (9, 9)										0	0	0	0	0	0	0									
<b>Lou Piniella, R</b> OBP: 0.295, SLG: 0.361 (1, 7)			2-3 1B	CS	F7		SH2-4 1B	6-3		4	2	2	0	0	0	0									
<b>George Brett, L</b> OBP: 0.286, SLG: 0.286 (1, 5)			2-3		BB FC6-4 1B		SH2-4	3-1		3	1	1	0	0	0	1									
<b>Fran Healy, R</b> OBP: 0.331, SLG: 0.388 (1, 2)					FC6-4 BB		1B 1B	6-3		3	1	2	2	1	0	0									
<b>Inning Stats</b>	R: 0 E: 0 K: 0 S: 3	H: 0 LOB: 0 BB: 0 P: 3	R: 0 E: 0 K: 0 S: 3	H: 0 LOB: 0 BB: 0 P: 3	R: 1 E: 0 K: 1 S: 7	H: 2 LOB: 1 BB: 0 P: 7	R: 0 E: 0 K: 0 S: 3	H: 1 LOB: 1 BB: 1 P: 7	R: 1 E: 0 K: 0 S: 4	H: 1 LOB: 2 BB: 2 P: 12	R: 0 E: 0 K: 0 S: 3	H: 0 LOB: 0 BB: 0 P: 3	R: 4 E: 0 K: 0 S: 7	H: 5 LOB: 2 BB: 2 P: 15	R: 0 E: 0 K: 0 S: 3	H: 0 LOB: 0 BB: 0 P: 3	R: 0 E: 0 K: 0 S: 3	H: 0 LOB: 1 BB: 1 P: 7	1B: 8 2B: 1 3B: 0 HR: 0	SF: 0 SAC: 1 DP: 1 HBP: 0	WP: 1 PB: 0 SB: 0 CS: 1	PA: 41			
<b>PITCHER</b>	IP	WLS	BF	H	R	ER	SO	BB	IBB	HBP	BLK	WP	HR	S	P	ERA	WHIP								
<b>Dick Woodson, R</b> ERA: 3.64 (1, 1)	6.1	L	28	7	5	5	1	3	0	0	0	1	0	27	39	7.11	1.579								
<b>Bill Hands, R</b> ERA: 4.17 (7, 1)	0.0		4	2	1	1	0	1	1	0	0	0	0	2	10	∞	∞								
<b>Eddie Bane, L</b> ERA: 3.13 (7, 1)	2.2		8	0	0	0	0	1	0	0	0	0	0	7	11	0.00	0.375								

**Kansas City Royals @ Minnesota Twins**  
Metropolitan Stadium, Bloomington, MI  
Sat Aug 04 1973, 4:33 AM EDT  
Att: 26,468 - Unknown - 85 F

**AB 33**  
**R 6**  
**H 9**  
**RBI 6**  
**BB 6**  
**SO 1**  
**LOB 13**

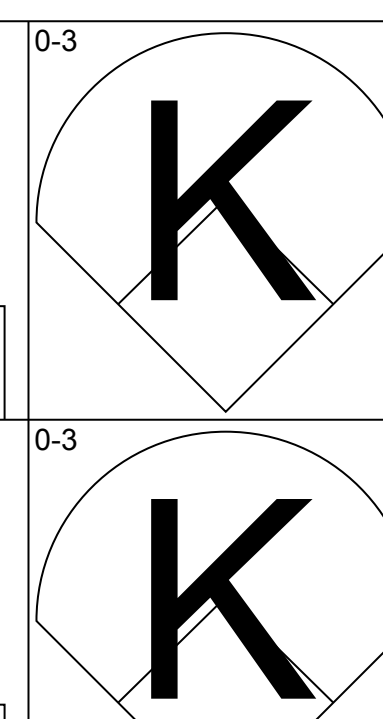
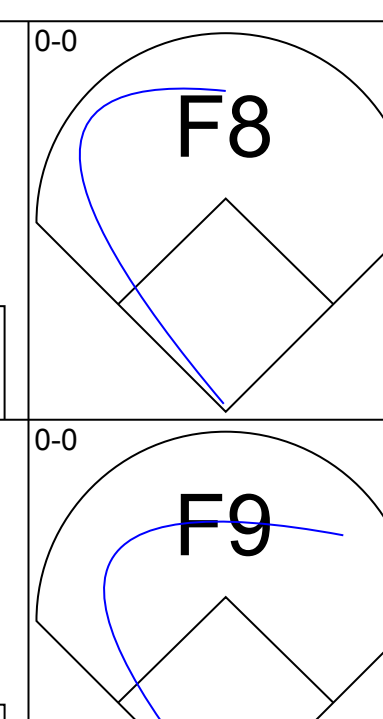
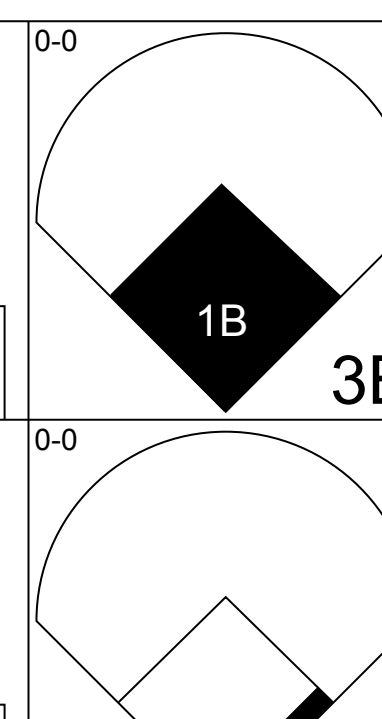
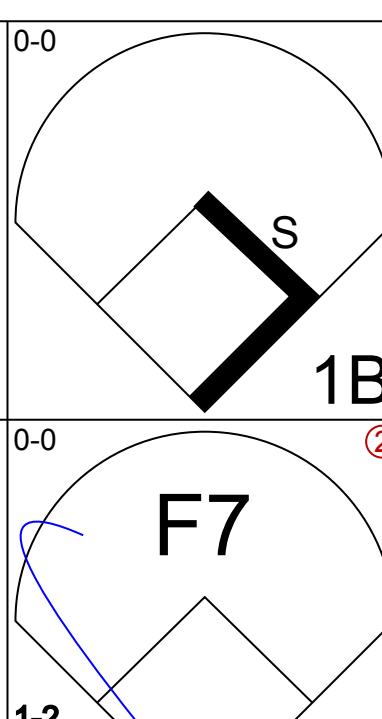
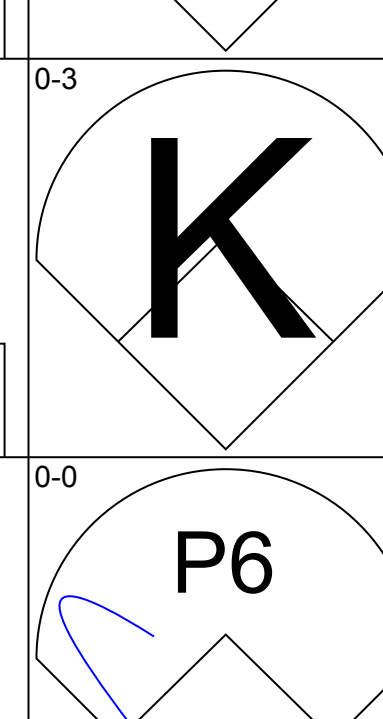
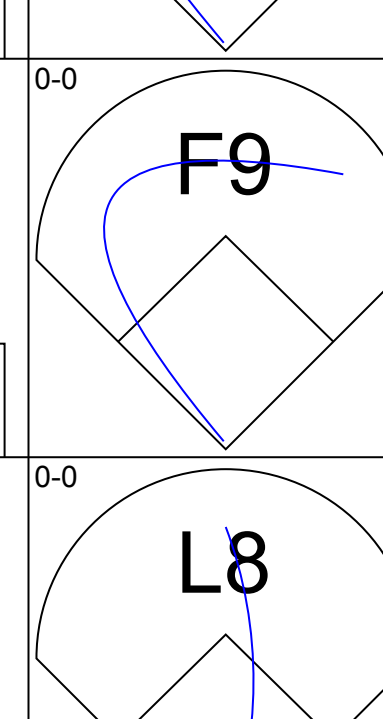
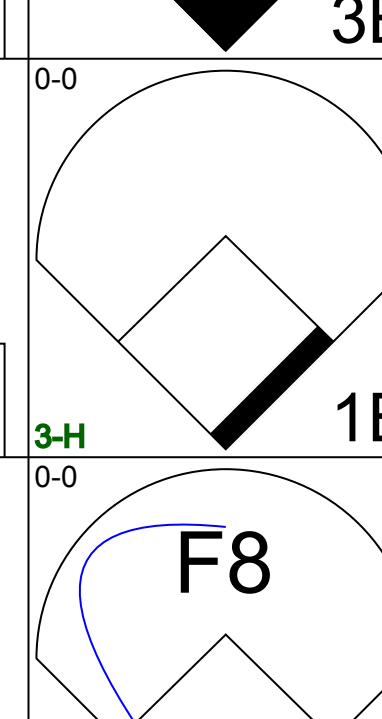
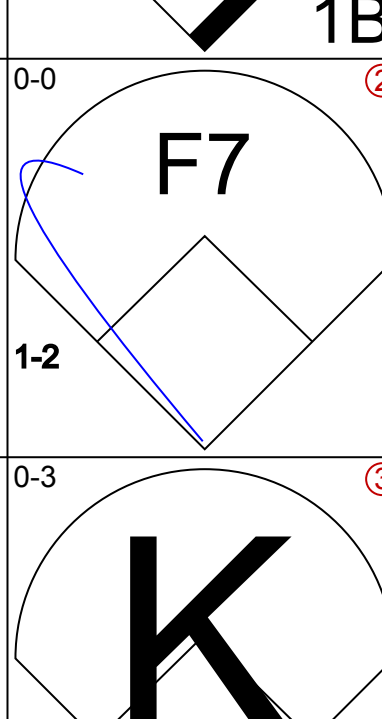
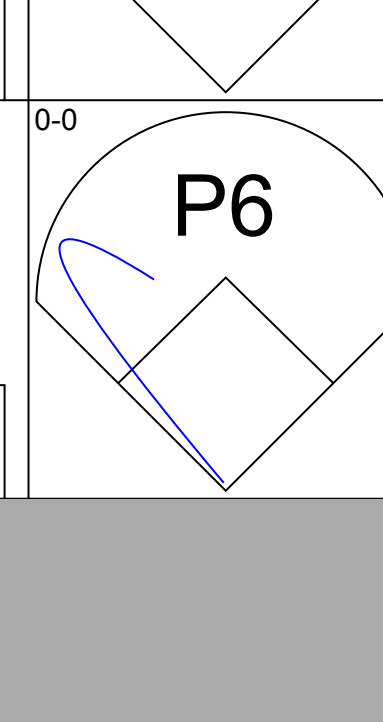
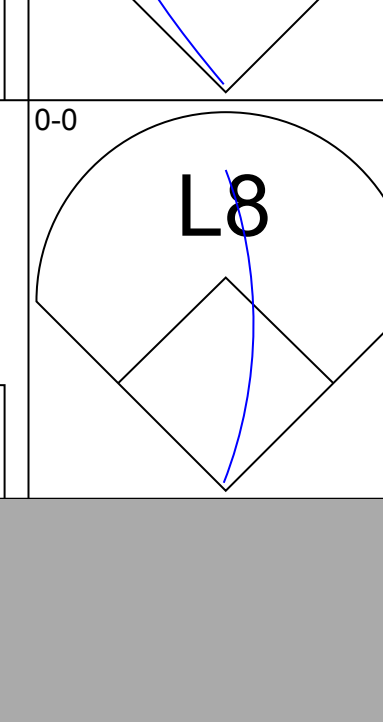
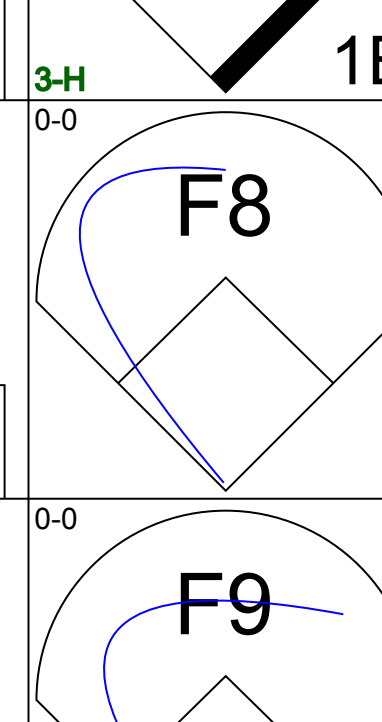
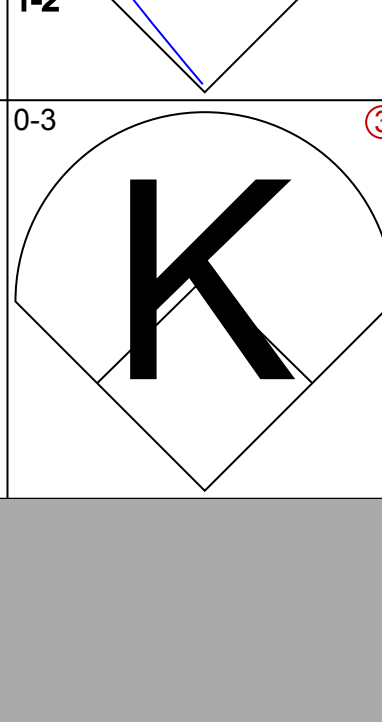
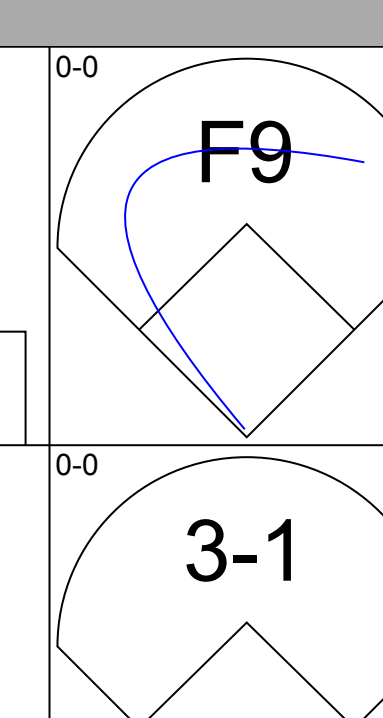
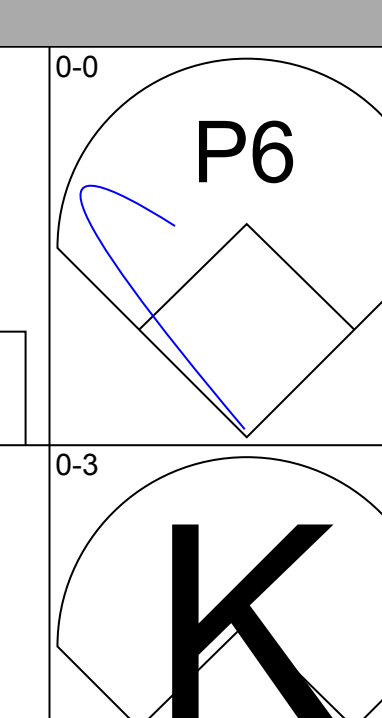
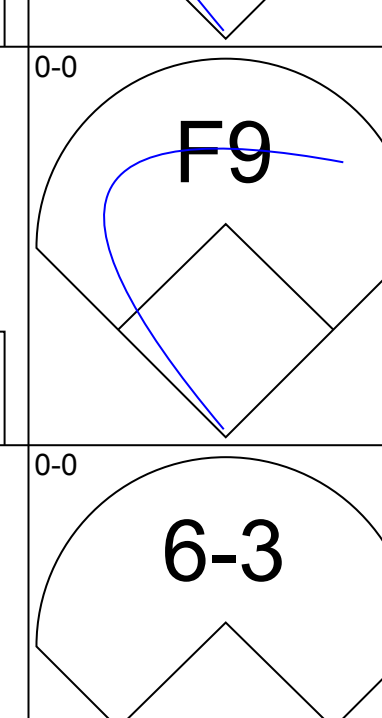
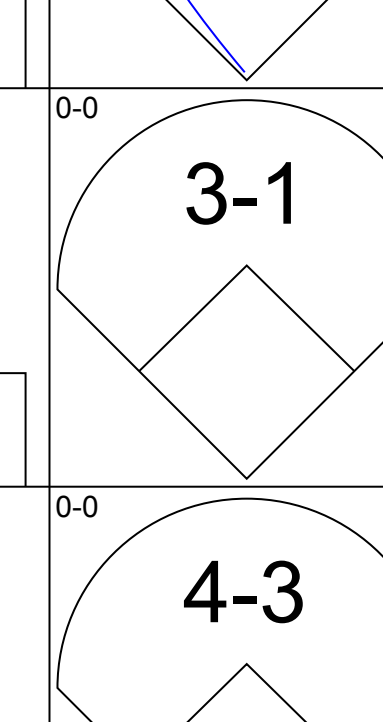
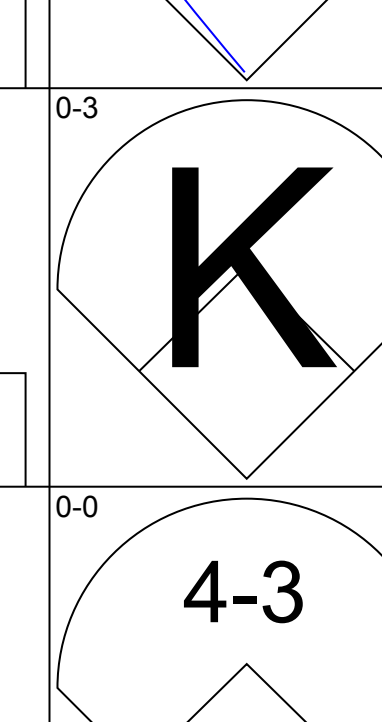
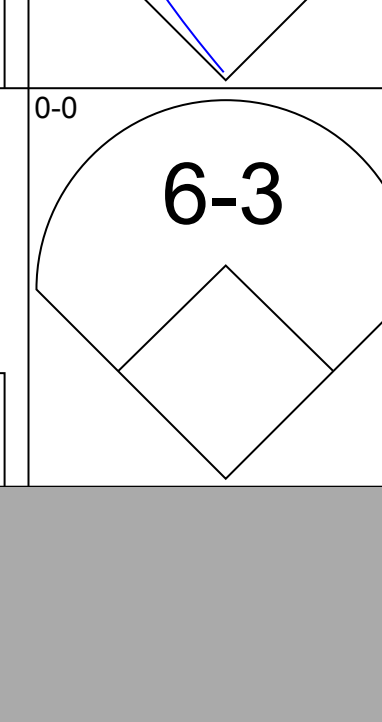
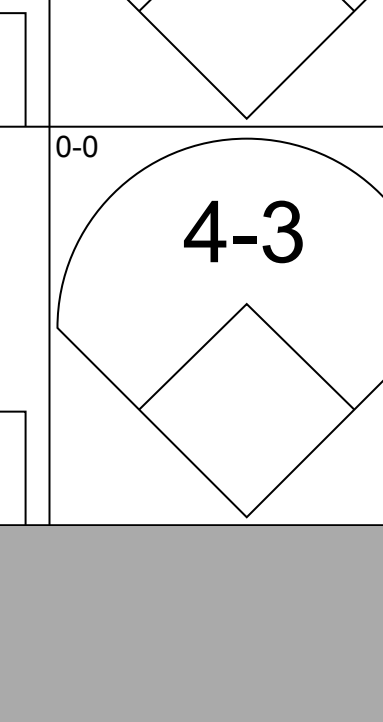
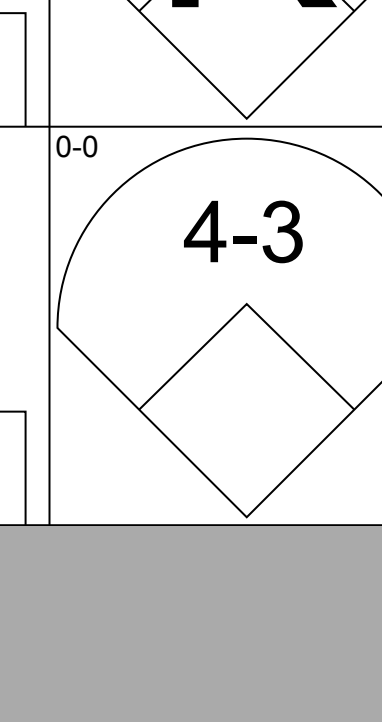
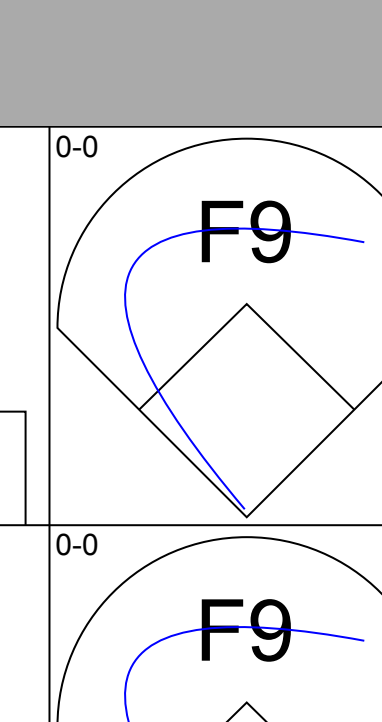
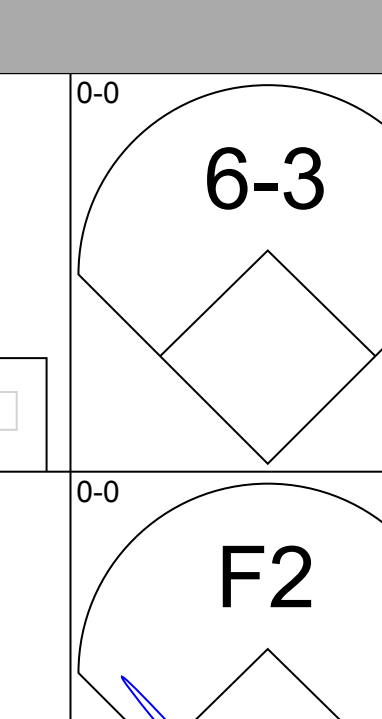
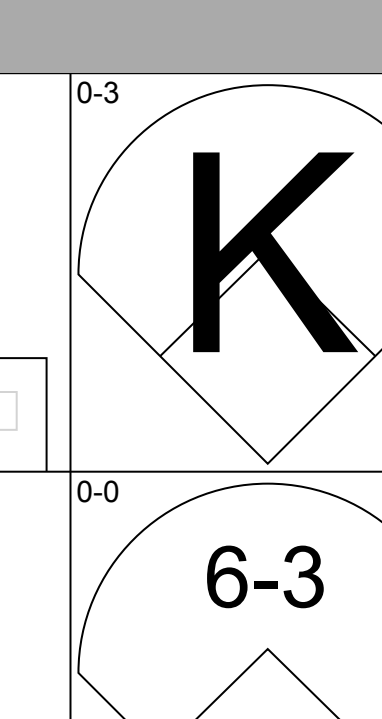
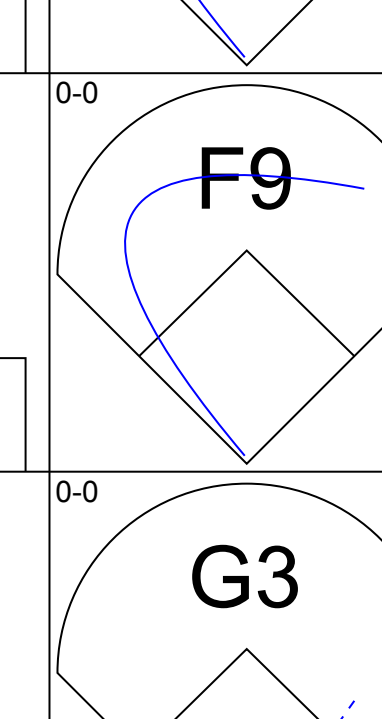
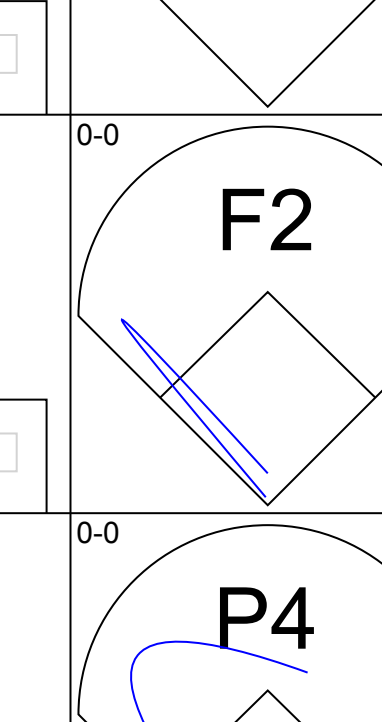
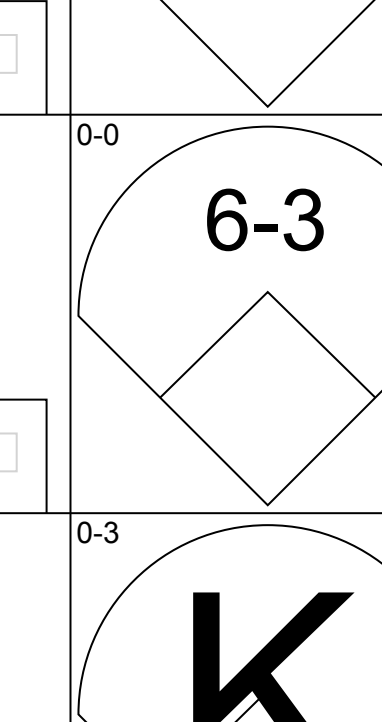
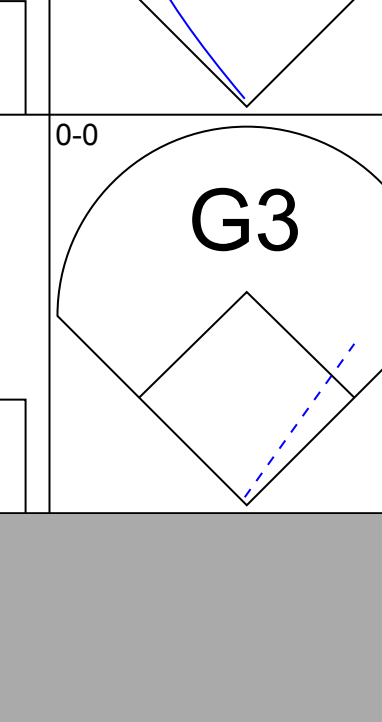
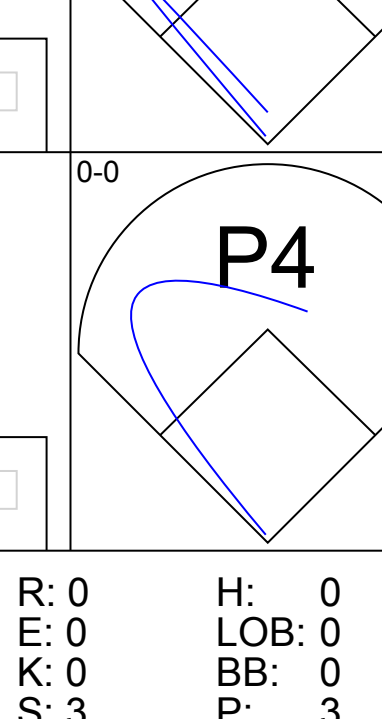
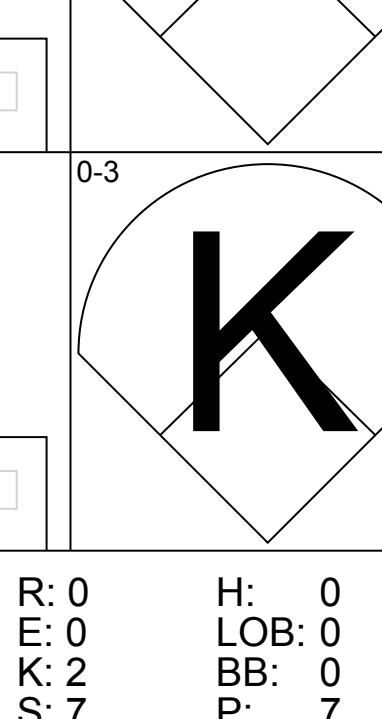
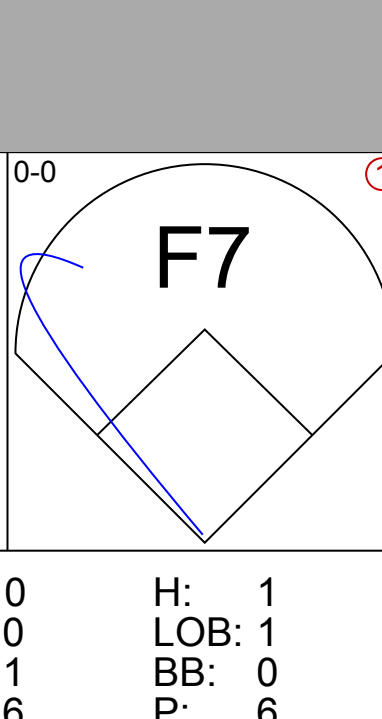


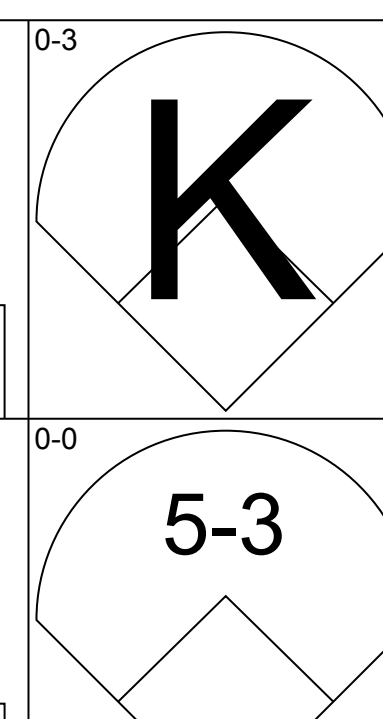
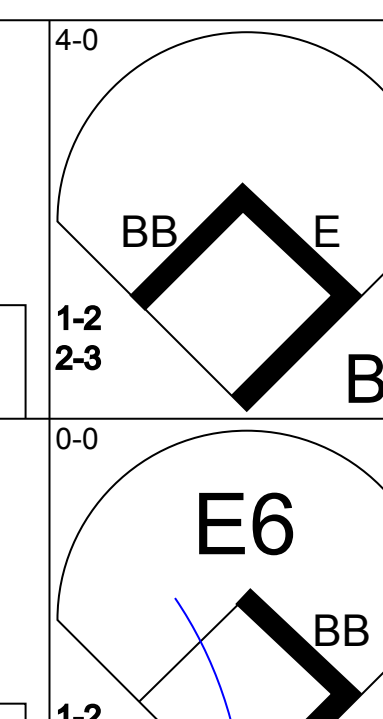
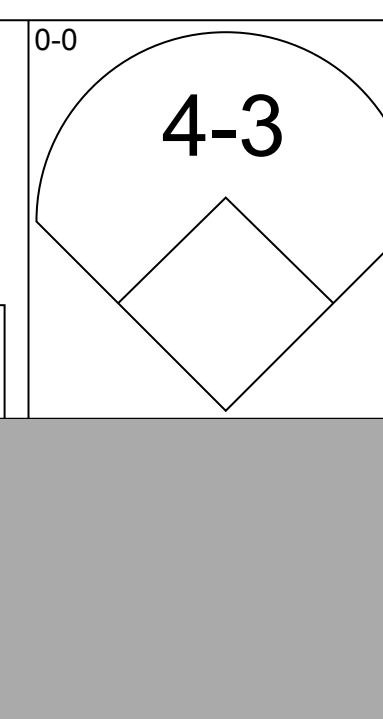
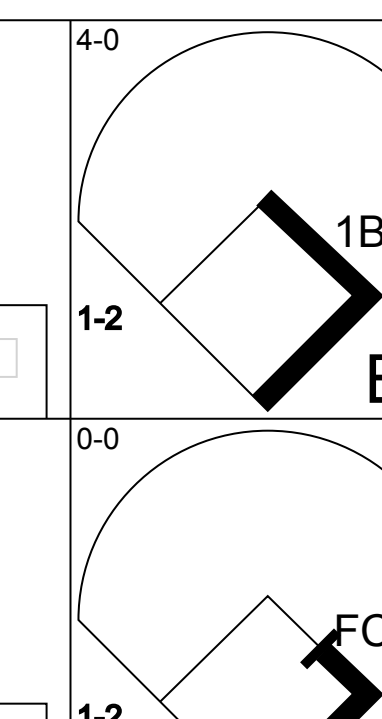
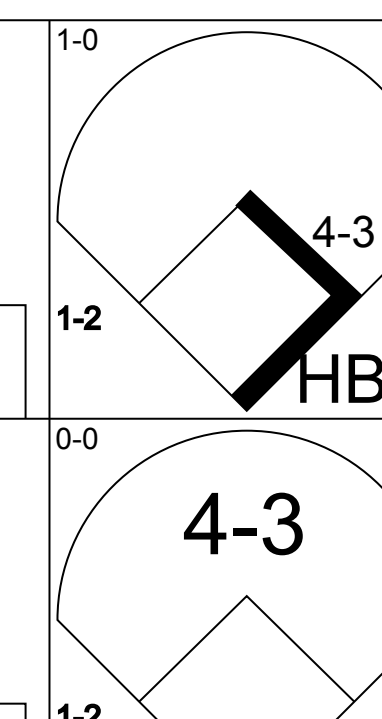
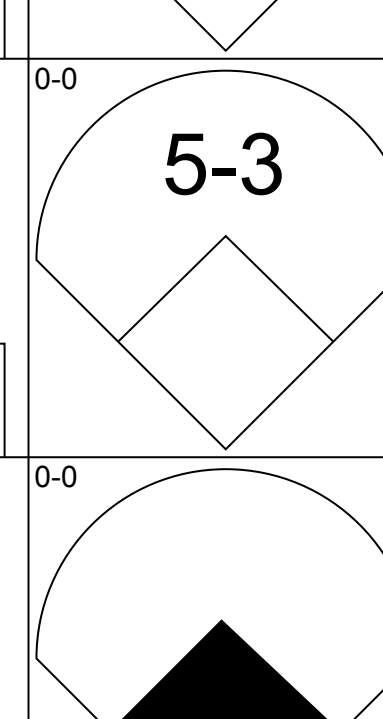
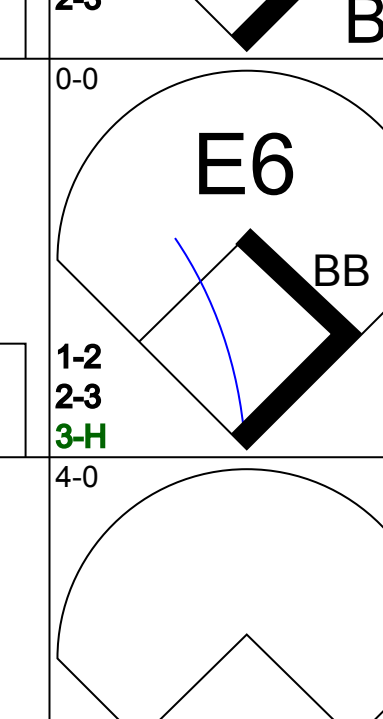
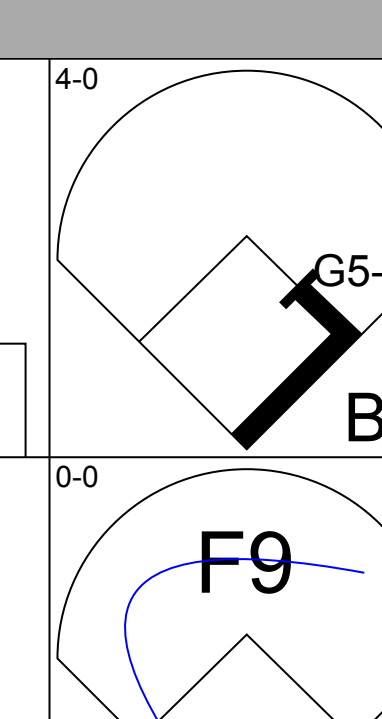
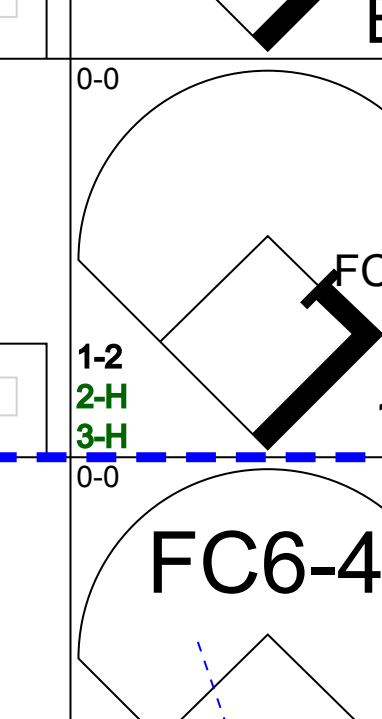
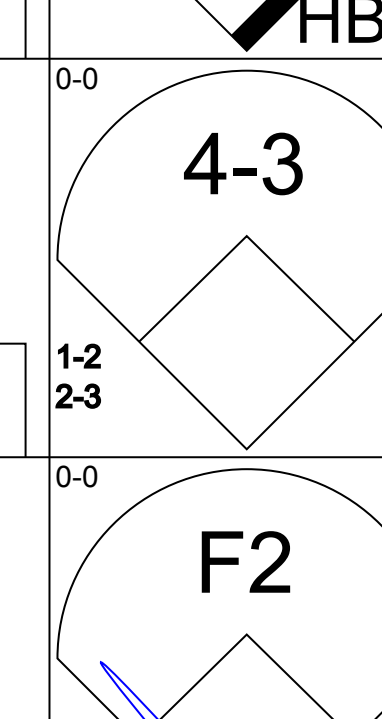
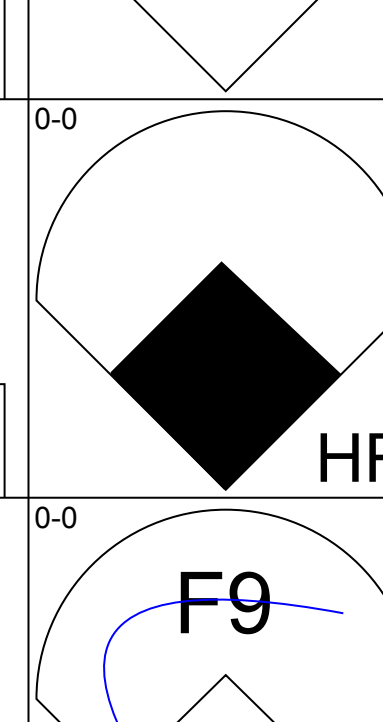
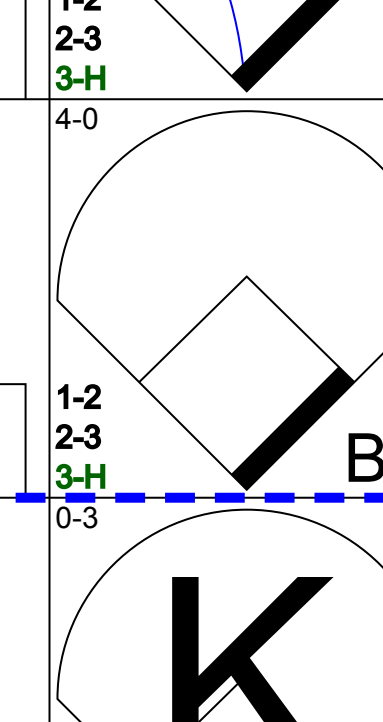
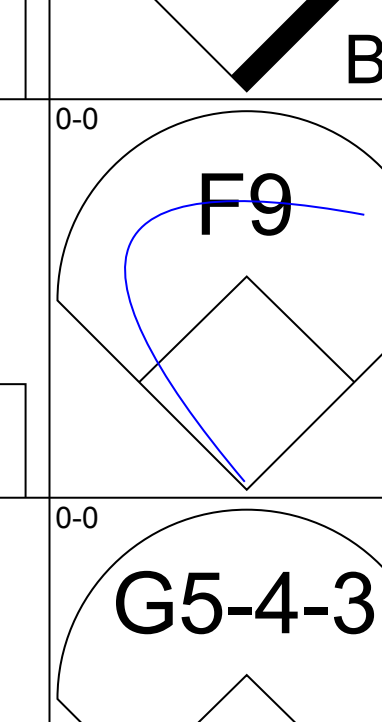
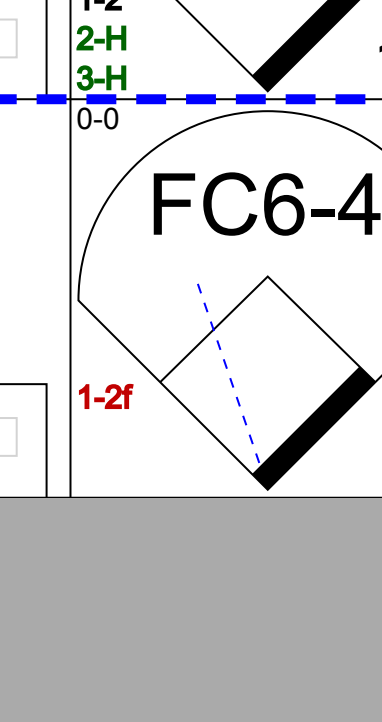
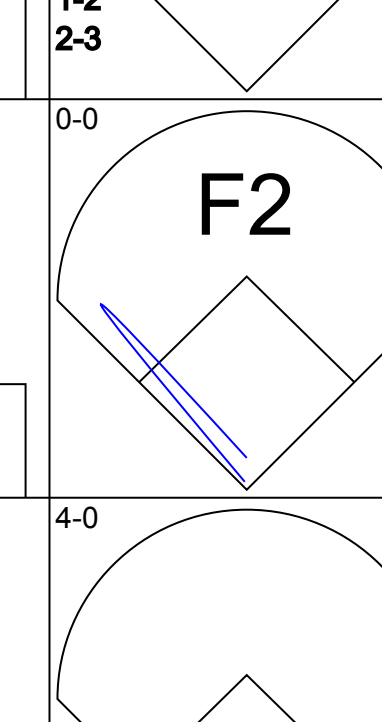
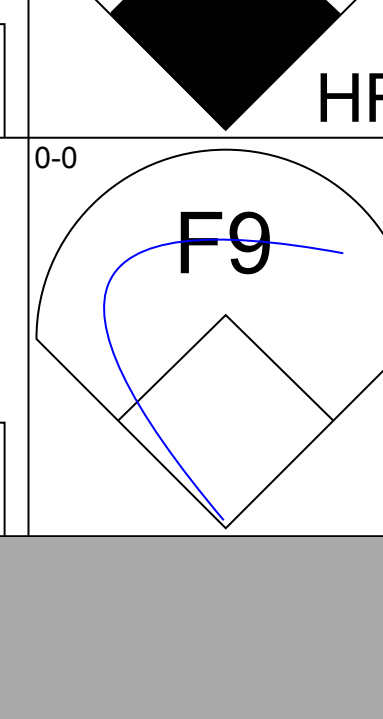
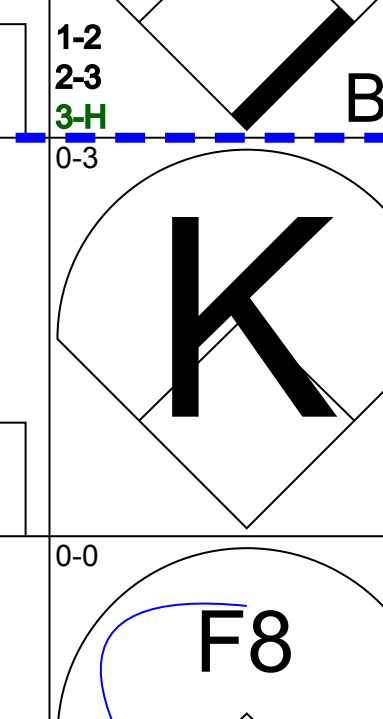
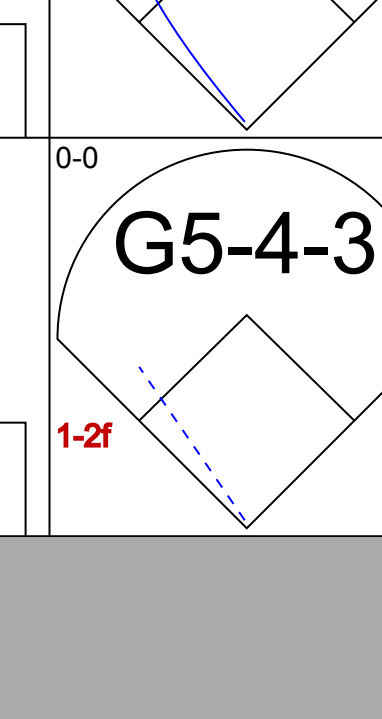
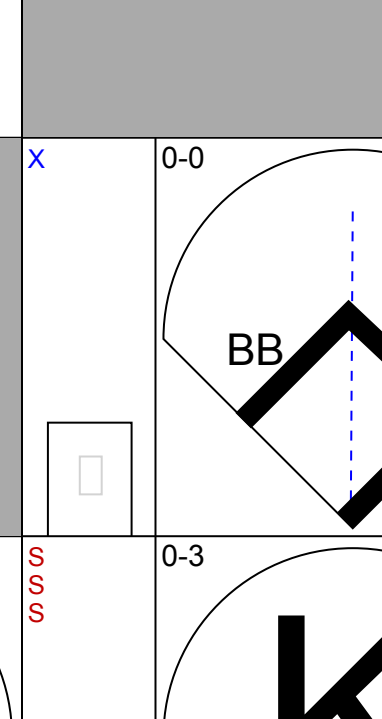
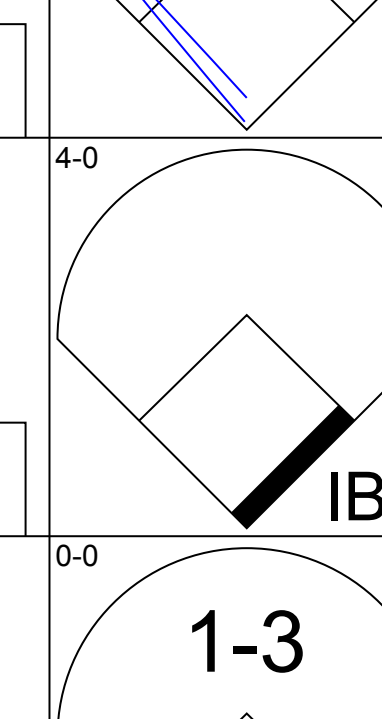
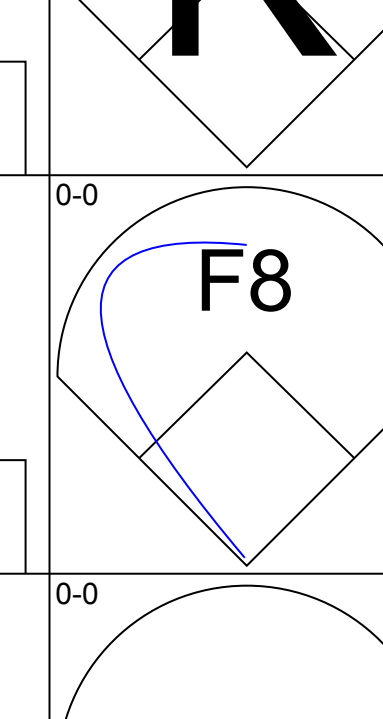
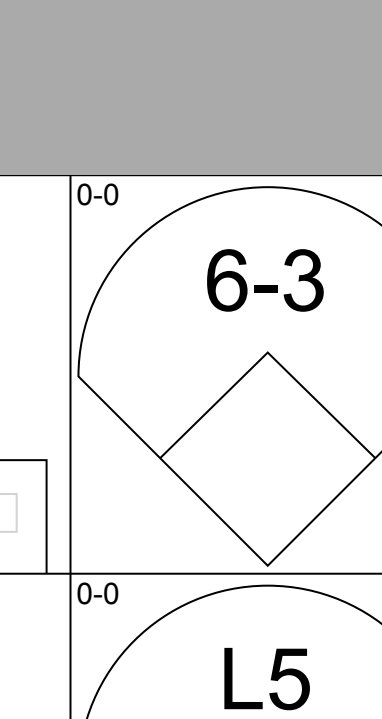
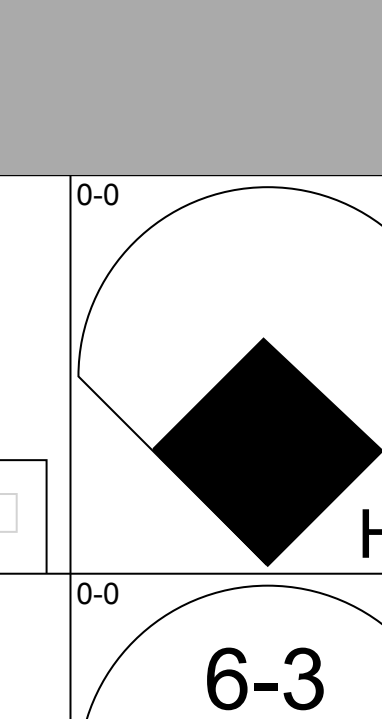
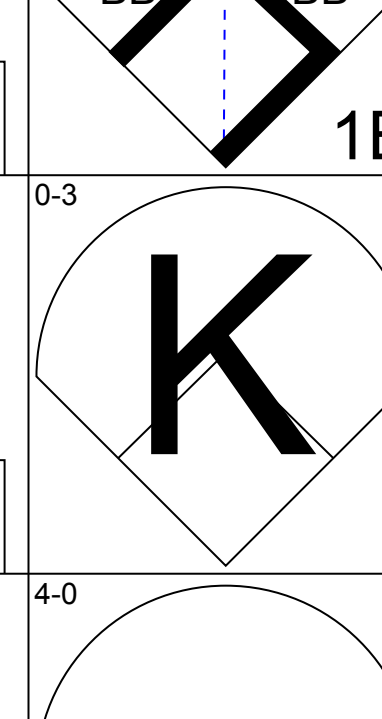
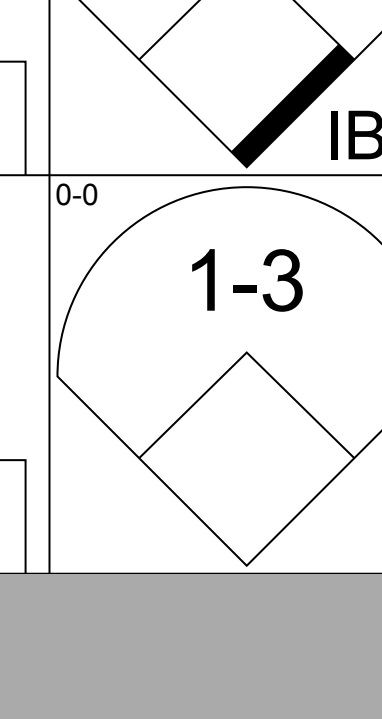
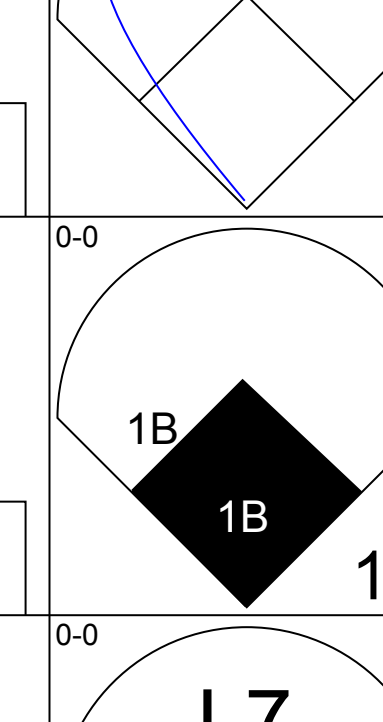
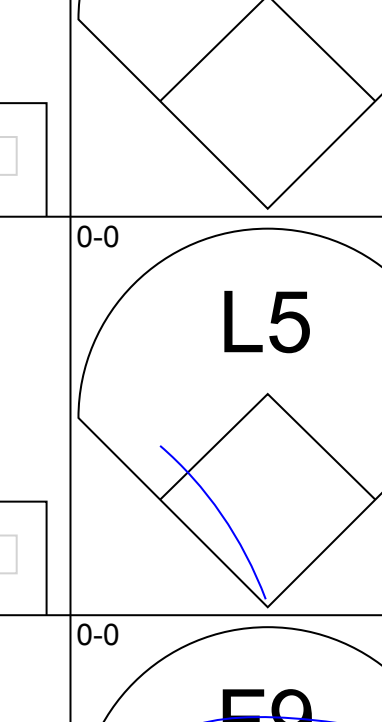
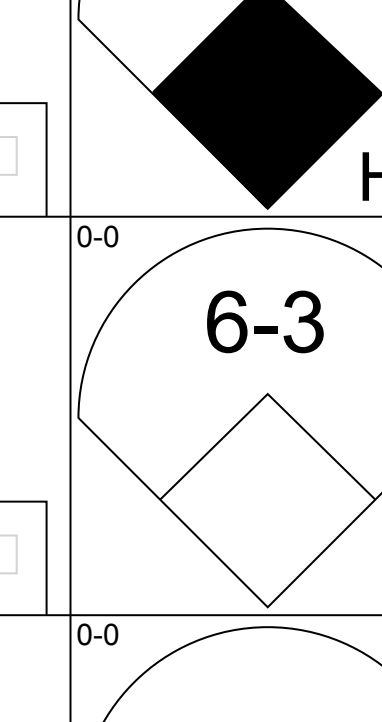
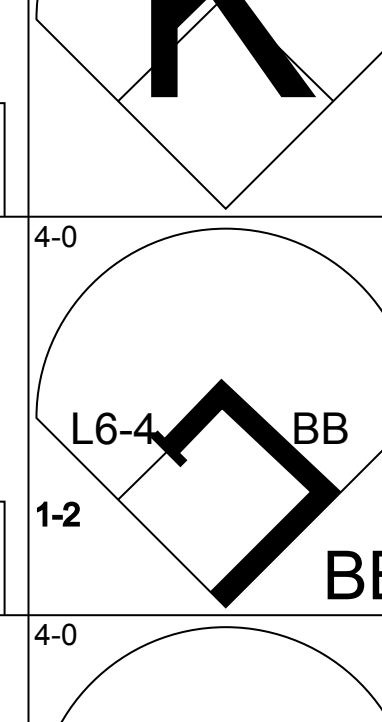
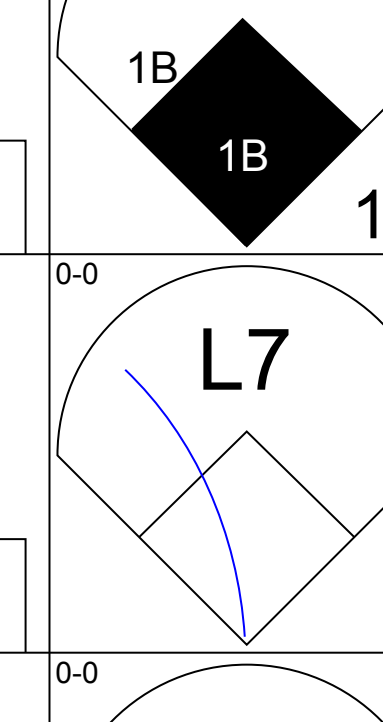
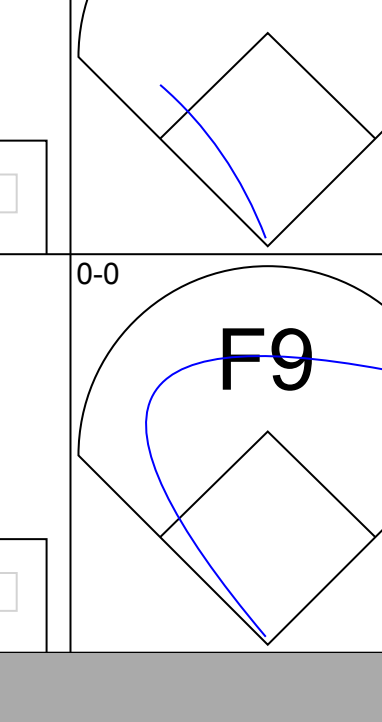
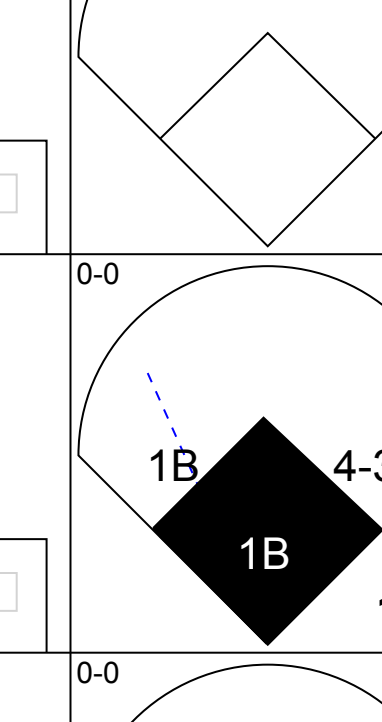
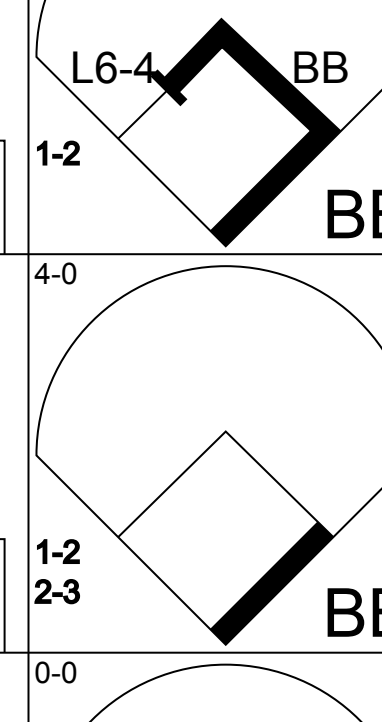
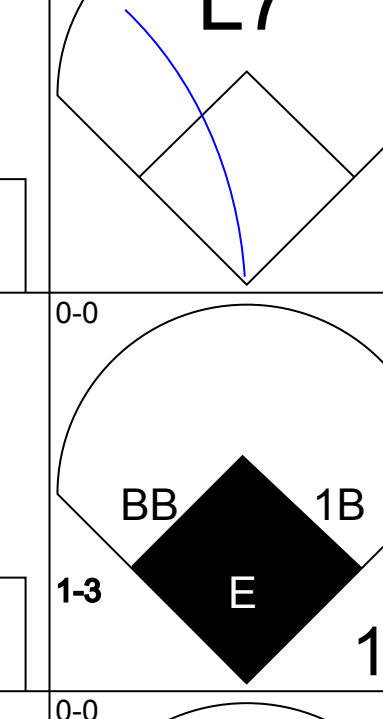
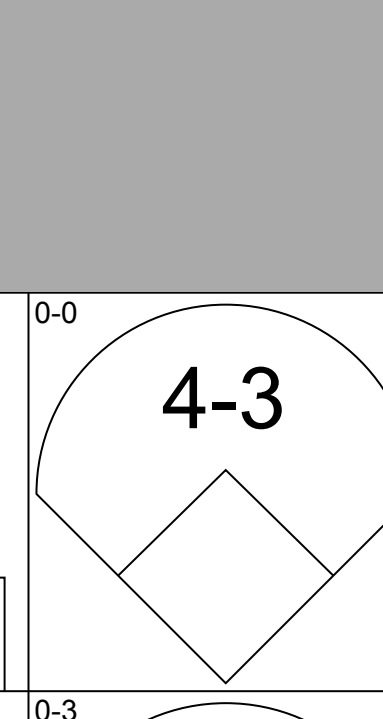
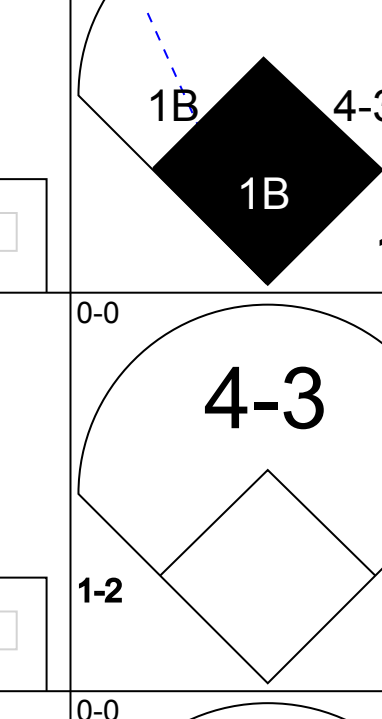
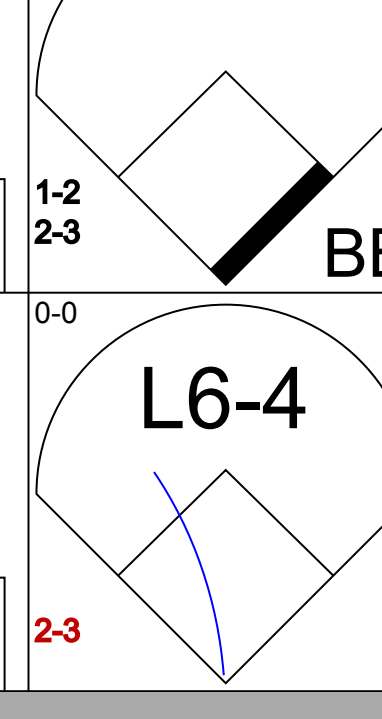
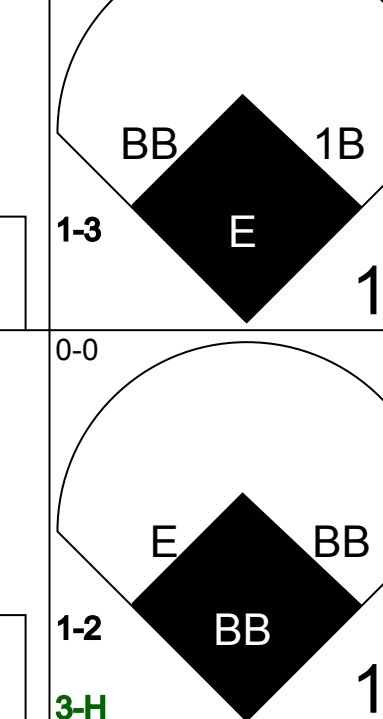
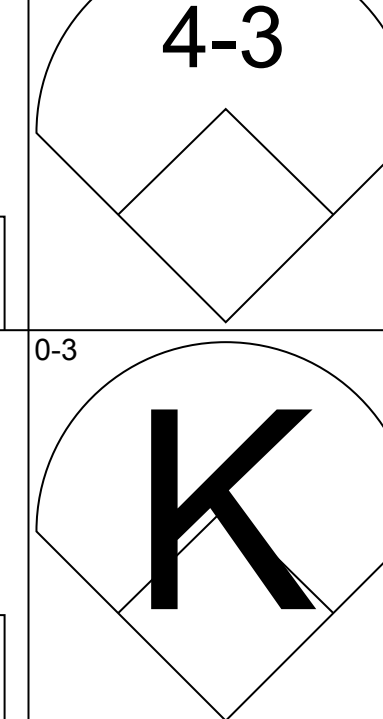
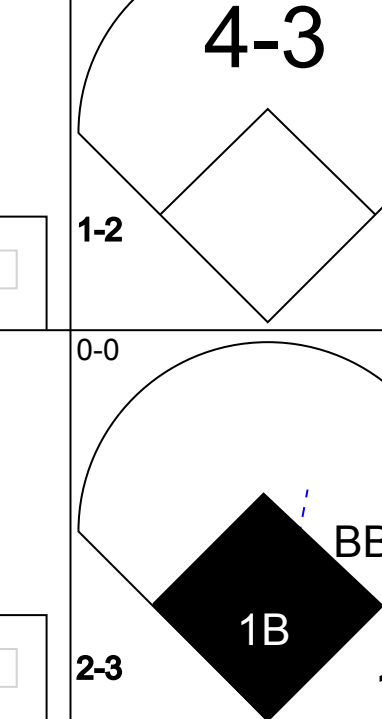
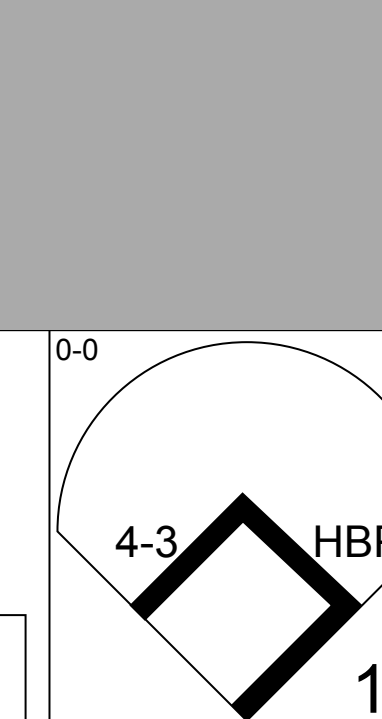
Batter	1	2	3	4	5	6	7	8	9	AB	R	H	RBI	BB	SO	LOB	BOTTOM								
<b>Larry Hise, R</b> OBP: 0.345, SLG: 0.405 (1, 7)	5-3		5-3		F9		4-3 3B		6-3	5	1	1	0	0	0	1									
<b>Danny Thompson, R</b> OBP: 0.270, SLG: 0.296 (1, 6)	F9		F7		L4		1-4-3		1B	5	0	1	0	0	0	2									
<b>Tony Oliva, L</b> OBP: 0.347, SLG: 0.408 (1, 10)	F7			1-6-3		E 1B 1B	4-3		L9	5	1	1	1	0	0	1									
<b>Bobby Darwin, R</b> OBP: 0.314, SLG: 0.401 (1, 9)		6-3		F8		E4 1B 1B	5-3			4	1	0	0	0	0	1									
<b>George Mitterwald, R</b> OBP: 0.334, SLG: 0.434 (1, 2)				1B 1B		1-2 2-H 1B			1B	4	0	4	1	0	0	0									
<b>Joe Lis, R</b> OBP: 0.313, SLG: 0.395 (1, 3)				1B		1-2 3B BB			F3	3	1	2	0	1	0	1									
<b>Steve Braun, L</b> OBP: 0.405, SLG: 0.454 (1, 5)		K		F7		1-3 2-H 1B			K	4	0	1	1	0	2	5									
<b>Steve Brye, R</b> OBP: 0.351, SLG: 0.379 (1, 8)		K			6-3				F9	4	0	1	1	0	1	3									
<b>Dan Monzon, R</b> OBP: 0.313, SLG: 0.302 (1, 4)						3-H 0-3 3B				2	0	0	0	1	1	1									
<b>Rod Carew, L</b> OBP: 0.406, SLG: 0.477 (9, PH)			F8						4-3	1	0	0	0	0	0	0									
<b>Inning Stats</b>	R: 0 E: 0 K: 0 S: 3	H: 0 LOB: 0 BB: 0 P: 3	R: 0 E: 0 K: 2 S: 9	H: 2 LOB: 0 BB: 0 P: 9	R: 0 E: 0 K: 0 S: 3	H: 0 LOB: 0 BB: 0 P: 3	R: 0 E: 0 K: 0 S: 5	H: 2 LOB: 2 BB: 0 P: 5	R: 0 E: 0 K: 0 S: 3	H: 0 LOB: 1 BB: 1 P: 7	R: 3 E: 1 K: 1 S: 8	H: 4 LOB: 1 BB: 1 P: 12	R: 1 E: 0 K: 0 S: 4	H: 1 LOB: 0 BB: 0 P: 4	R: 0 E: 0 K: 1 S: 6	H: 1 LOB: 1 BB: 0 P: 6	R: 0 E: 0 K: 0 S: 4	H: 1 LOB: 1 BB: 0 P: 4	1B: 9 2B: 0 3B: 2 HR: 0	SF: 0 SAC: 0 DP: 0 HBP: 0	WP: 0 PB: 0 SB: 0 CS: 0	PA: 39			
<b>PITCHER</b>	IP	WLS	BF	H	R	ER	SO	BB	IBB	HBP	BLK	WP	HR	S	P	ERA	WHIP								
<b>Paul Spittorff, L</b> ERA: 3.16 (1, 1)	5.2		26	8	3	1	2	0	0	0	0	0	0	28	36	1.59	1.765								
<b>Gene Garber, R</b> ERA: 4.37 (6, 1)	3.1	W	13	3	1	1	2	0	0	0	0	0	0	17	17	2.70	0.900								

**Kansas City Royals @ Minnesota Twins**  
Metropolitan Stadium, Bloomington, MI  
Sat Aug 04 1973, 4:33 AM EDT  
Att: 26,468 - Unknown - 85 F

**AB 37**  
**R 4**  
**H 11**  
**RBI 4**  
**BB 2**  
**SO 4**  
**LOB 15**



Batter	1	2	3	4	5	6	7	8	9	AB	R	H	RBI	BB	SO	LOB	TOP	
Freddie Patek, R OBP: 0.326, SLG: 0.331 (1, 6)										4	1	2	0	0	1	0	<b>Kansas City Royals @ Minnesota Twins</b> Metropolitan Stadium, Bloomington, MI Sun Aug 05 1973, 4:33 AM EDT Att: 15,311 - Unknown - 88 F	
Cookie Rojas, R OBP: 0.318, SLG: 0.369 (1, 4)										4	0	1	1	0	1	1		
Amos Otis, R OBP: 0.365, SLG: 0.511 (1, 8)										4	0	0	0	0	1	2		
John Mayberry, L OBP: 0.346, SLG: 0.526 (1, 3)										3	0	0	0	0	0	1		
Ed Kirkpatrick, L OBP: 0.360, SLG: 0.401 (1, 7)										3	0	0	0	0	1	1		
Lou Piniella, R OBP: 0.293, SLG: 0.358 (1, 10)										3	0	0	0	0	0	0		
Steve Hovley, L OBP: 0.346, SLG: 0.323 (1, 9)										3	0	0	0	0	1	0		
George Brett, L OBP: 0.200, SLG: 0.200 (1, 5)										3	0	0	0	0	0	0		
Fran Healy, R OBP: 0.327, SLG: 0.383 (1, 2)										3	0	0	0	0	1	0		
<b>Inning Stats</b>	R: 0 E: 0 K: 2 S: 7	H: 0 LOB: 0 BB: 0 P: 7	R: 0 E: 0 K: 0 S: 3	H: 0 LOB: 0 BB: 0 P: 3	R: 0 E: 0 K: 0 S: 3	H: 0 LOB: 0 BB: 0 P: 3	R: 0 E: 0 K: 0 S: 5	H: 0 LOB: 0 BB: 0 P: 5	R: 1 E: 0 K: 0 S: 5	H: 2 LOB: 1 BB: 0 P: 5	R: 0 E: 0 K: 0 S: 3	H: 0 LOB: 0 BB: 0 P: 3	R: 0 E: 0 K: 1 S: 6	H: 1 LOB: 1 BB: 0 P: 6	1B: 2 2B: 0 3B: 1 HR: 0	SF: 0 SAC: 0 DP: 0 HBP: 0	WP: 0 PB: 0 SB: 1 CS: 0	PA: 30
<b>PITCHER</b> Bert Blyleven, R ERA: 2.83 (1, 1)	IP: 9.0 WLS: W BF: 30 H: 3 R: 1 ER: 1 SO: 6 BB: 0 IBB: 0 HBP: 0 BLK: 0 WP: 0 HR: 0 S: 42 P: 42 ERA: 1.00 WHIP: 0.333															<b>PITCHER</b> (1, 1)		

Batter	1	2	3	4	5	6	7	8	9	AB	R	H	RBI	BB	SO	LOB	BOTTOM			
Steve Braun, L OBP: 0.408, SLG: 0.451 (1, 5)										2	0	0	0	2	1	0	<b>Kansas City Royals @ Minnesota Twins</b> Metropolitan Stadium, Bloomington, MI Sun Aug 05 1973, 4:33 AM EDT Att: 15,311 - Unknown - 88 F			
Larry Hise, R OBP: 0.345, SLG: 0.403 (1, 7)										4	0	1	2	1	0	4				
Tony Oliva, L OBP: 0.347, SLG: 0.414 (1, 10)										4	1	1	2	1	0	5				
Bobby Darwin, R OBP: 0.315, SLG: 0.400 (1, 9)										4	0	1	0	1	1	4				
Jim Holt, L OBP: 0.331, SLG: 0.463 (1, 3)										5	1	1	1	0	1	4				
George Mitterwald, R OBP: 0.336, SLG: 0.433 (1, 2)										3	1	1	0	1	0	0				
Danny Thompson, R OBP: 0.273, SLG: 0.296 (1, 6)										3	1	1	0	1	0	1				
Steve Brye, R OBP: 0.346, SLG: 0.371 (1, 8)										4	1	1	0	0	0	4				
Jerry Terrell, R OBP: 0.308, SLG: 0.322 (1, 4)										4	2	3	1	0	1	0				
<b>Inning Stats</b>	R: 1 E: 0 K: 1 S: 6	H: 1 LOB: 0 BB: 0 P: 6	R: 3 E: 1 K: 1 S: 9	H: 3 LOB: 3 BB: 2 P: 17	R: 0 E: 0 K: 0 S: 3	H: 0 LOB: 0 BB: 0 P: 3	R: 0 E: 0 K: 1 S: 5	H: 0 LOB: 0 BB: 0 P: 5	R: 0 E: 0 K: 0 S: 2	H: 0 LOB: 1 BB: 1 P: 6	R: 3 E: 0 K: 0 S: 7	H: 4 LOB: 2 BB: 1 P: 11	R: 0 E: 0 K: 1 S: 5	H: 1 LOB: 2 BB: 2 P: 13	R: 0 E: 0 K: 0 S: 4	H: 1 LOB: 3 BB: 1 P: 9	1B: 8 2B: 1 3B: 0 HR: 2	SF: 0 SAC: 0 DP: 2 HBP: 1	WP: 0 PB: 0 SB: 0 CS: 0	PA: 41
<b>PITCHER</b> Steve Busby, R ERA: 4.43 Bruce Dal Canton, R ERA: 4.45 Steve Mingo, L ERA: 5.19	IP: 1.2 WLS: L BF: 17 H: 4 R: 3 ER: 3 SO: 2 BB: 2 IBB: 0 HBP: 0 BLK: 0 WP: 0 HR: 1 S: 19 P: 27 ERA: 6.75 WHIP: 1.500															<b>PITCHER</b> (6, 1)				

Batter	1	2	3	4	5	6	7	8	9	AB	R	H	RBI	BB	SO	LOB	TOP	
<b>Al Bumby, L</b> OBP: 0.373, SLG: 0.498 <b>Merv Rettenmund, R</b> OBP: 0.333, SLG: 0.363	0-0 CS 1B		0-0 6-3		0-3 K		0-0 FC6-4 WP		0-3 K	3	0	1	0	0	1	0		
<b>Rich Coggins, L</b> OBP: 0.328, SLG: 0.412 <b>Don Baylor, R</b> OBP: 0.316, SLG: 0.347	0-0 L6		0-0 F8		0-0 F8		0-0 F3			3	0	0	0	0	0	1		
<b>Paul Blair, R</b> OBP: 0.352, SLG: 0.411	0-3 K		4-0 1B BB		0-3 K		0-0 6-3			3	0	0	0	1	2	1		
<b>Boog Powell, L</b> OBP: 0.363, SLG: 0.370		0-0 3-1	0-0 1-3 1B		0-0 G3			0-3 K		4	0	1	0	0	1	0		
<b>Terry Crowley, L</b> OBP: 0.306, SLG: 0.276 <b>Tommy Davis, R</b> OBP: 0.332, SLG: 0.395		0-0 4-3	0-3 K		0-0 F9			0-3 K		3	0	0	0	0	1	2		
<b>Bobby Grich, R</b> OBP: 0.356, SLG: 0.374		4-0 BB HBP BB		0-0 SF8 3B		0-0 1B 2B		0-0 F3		3	2	2	0	1	0	0		
<b>Eliot Hendricks, L</b> OBP: 0.287, SLG: 0.354 <b>Brooks Robinson, R</b> OBP: 0.311, SLG: 0.320		1-0 BB HBP	0-0 4-3		0-0 1B BB			0-0 F3		1	0	0	0	1	0	1	AB 29	
<b>Larry Brown, R</b> OBP: 0.357, SLG: 0.417		4-0 BB HBP BB	0-0 SF8		0-0 1-3 2H 1B			4-0 FC6-4 BB		1	0	1	2	2	0	0	R 2	
<b>Mark Belanger, R</b> OBP: 0.307, SLG: 0.261 <b>Earl Williams, R</b> OBP: 0.323, SLG: 0.395		0-3 K	0-3 F4		4-0 FC6-4 BB			0-0 FC6-4 1-2		1	0	0	0	1	1	3	H 5	
<b>Inning Stats</b>	R: 0 E: 0 K: 1 S: 5	H: 1 LOB: 0 BB: 0 P: 5	R: 0 E: 0 K: 1 S: 5	H: 0 LOB: 3 BB: 2 P: 14	R: 0 E: 0 K: 1 S: 6	H: 1 LOB: 2 BB: 1 P: 10	R: 1 E: 0 K: 0 S: 4	H: 1 LOB: 0 BB: 0 P: 4	R: 0 E: 0 K: 2 S: 7	H: 0 LOB: 0 BB: 0 P: 7	R: 0 E: 0 K: 2 S: 7	H: 0 LOB: 0 BB: 0 P: 7	R: 0 E: 0 K: 1 S: 5	H: 0 LOB: 1 BB: 1 P: 9	1B: 3 2B: 1 3B: 1 HR: 0	SF: 1 SAC: 0 DP: 0 HBP: 1	WP: 1 PA: 37 PB: 0 SB: 0 CS: 1	
<b>PITCHER</b>	IP	WLS	BF	H	R	ER	SO	BB	IBB	HBP	BLK	WP	HR	S	P	ERA	WHIP	
<b>Joe Decker, R</b> ERA: 4.29	6.0	W	27	5	2	2	5	5	0	1	0	0	0	31	52	3.00	1.667	
<b>Eddie Bane, L</b> ERA: 2.95	3.0	S	10	0	0	0	3	1	0	0	0	1	0	15	19	0.00	0.333	

Baltimore Orioles @ Minnesota Twins  
Metropolitan Stadium, Bloomington, MI  
Tue Aug 07 1973, 8:05 PM EDT  
Unknown

AB 29  
R 2  
H 5  
RBI 2  
BB 6  
SO 8  
LOB 12



Batter	1	2	3	4	5	6	7	8	9	AB	R	H	RBI	BB	SO	LOB	BOTTOM		
<b>Larry Hise, R</b> OBP: 0.345, SLG: 0.400	0-0 5-3		0-0 F4		0-3 K		4-0 G6-3 BB			3	0	0	0	1	1	0			
<b>Rod Carew, L</b> OBP: 0.407, SLG: 0.477	0-0 E3		0-0 S 1B		0-0 E5 1B SF7		0-0 G6-3 1-2			4	1	2	0	0	0	1			
<b>Tony Oliva, L</b> OBP: 0.346, SLG: 0.412	0-0 F7		0-0 6-3 1-2		0-0 2B 1B		0-0 F5			4	1	1	0	0	0	2			
<b>Bobby Darwin, R</b> OBP: 0.312, SLG: 0.397	0-0 F7			0-0 4-3		0-0 SF7		0-0 F7		3	0	0	1	0	0	1			
<b>Steve Braun, L</b> OBP: 0.409, SLG: 0.450		0-0 S 1B		0-0 1-3		0-0 2B BB		0-0 G3		3	1	1	0	1	0	0			
<b>George Mitterwald, R</b> OBP: 0.335, SLG: 0.429		0-0 F8		4-0 FC5-4 BB		0-3 K		0-3 K		3	0	0	0	1	2	3			
<b>Jim Holt, L</b> OBP: 0.331, SLG: 0.465		0-0 F5		0-0 FC5-4 1-2		0-0 1B 2B				3	1	1	2	0	0	2	AB 29		
<b>Danny Thompson, R</b> OBP: 0.274, SLG: 0.297		0-0 L4			0-0 F9		0-0 2H 1B			3	0	1	1	0	0	1	R 4		
<b>Steve Bnye, R</b> OBP: 0.333, SLG: 0.356			0-0 F8		0-0 6-3		0-0 F8			3	0	0	0	0	0	1	H 6		
<b>Inning Stats</b>	R: 0 E: 1 K: 0 S: 4	H: 0 LOB: 1 BB: 0 P: 4	R: 0 E: 0 K: 0 S: 4	H: 1 LOB: 1 BB: 0 P: 4	R: 0 E: 0 K: 0 S: 4	H: 1 LOB: 1 BB: 0 P: 4	R: 0 E: 0 K: 0 S: 3	H: 0 LOB: 1 BB: 1 P: 7	R: 0 E: 0 K: 1 S: 5	H: 0 LOB: 0 BB: 0 P: 5	R: 4 E: 1 K: 1 S: 9	H: 4 LOB: 1 BB: 1 P: 13	R: 0 E: 0 K: 0 S: 2	H: 0 LOB: 0 BB: 1 P: 6	R: 0 E: 0 K: 1 S: 5	H: 0 LOB: 0 BB: 0 P: 5	1B: 5 2B: 1 3B: 0 HR: 0	SF: 1 SAC: 0 DP: 1 HBP: 0	WP: 0 PA: 33 PB: 0 SB: 2 CS: 0
<b>PITCHER</b>	IP	WLS	BF	H	R	ER	SO	BB	IBB	HBP	BLK	WP	HR	S	P	ERA	WHIP		
<b>Jesse Jefferson, R</b> ERA: 3.99	5.2	L	26	6	4	4	2	2	0	0	0	0	0	28	36	6.35	1.412		
<b>Bob Reynolds, R</b> ERA: 2.24	0.1		2	0	0	0	0	1	0	0	0	0	0	1	5	0.00	3.000		
<b>Grant Jackson, L</b> ERA: 1.61	2.0		5	0	0	0	1	0	0	0	0	0	0	7	7	0.00	0.000		

Baltimore Orioles @ Minnesota Twins  
Metropolitan Stadium, Bloomington, MI  
Tue Aug 07 1973, 8:05 PM EDT  
Unknown

AB 29  
R 4  
H 6  
RBI 4  
BB 3  
SO 3  
LOB 11



Batter	1	2	3	4	5	6	7	8	9	AB	R	H	RBI	BB	SO	LOB	TOP			
Mery Rettenmund, R OBP: 0.343, SLG: 0.393										4	4	3	2	1	0	0				
Bobby Grich, R OBP: 0.357, SLG: 0.375										5	2	2	1	0	0	1				
Don Baylor, R OBP: 0.324, SLG: 0.361										4	2	3	2	1	0	1				
Tommy Davis, R OBP: 0.333, SLG: 0.395										5	0	2	2	0	0	3				
Paul Blair, R OBP: 0.350, SLG: 0.408										5	0	1	1	0	1	2				
Brooks Robinson, R OBP: 0.310, SLG: 0.318										5	1	1	0	0	2	4				
Andy Etchebarren, R OBP: 0.265, SLG: 0.359										4	0	1	0	0	1	2				
Earl Williams, R OBP: 0.322, SLG: 0.392									3	0	0	0	1	2	2					
Mark Belanger, R OBP: 0.306, SLG: 0.258									3	1	0	0	1	0	4					
<b>Inning Stats</b>	R: 3 E: 2 K: 2 S: 11	H: 4 LOB: 3 BB: 2 P: 19	R: 2 E: 0 K: 1 S: 8	H: 3 LOB: 1 BB: 0 P: 8	R: 2 E: 0 K: 1 S: 6	H: 1 LOB: 0 BB: 1 P: 10	R: 0 E: 0 K: 0 S: 3	H: 1 LOB: 0 BB: 0 P: 3	R: 1 E: 0 K: 0 S: 4	H: 2 LOB: 0 BB: 0 P: 4	R: 0 E: 0 K: 0 S: 3	H: 0 LOB: 0 BB: 0 P: 3	R: 0 E: 0 K: 1 S: 5	H: 0 LOB: 0 BB: 0 P: 5	R: 1 E: 1 K: 1 S: 7	H: 1 LOB: 1 BB: 0 P: 7	1B: 9 2B: 3 3B: 1 HR: 1	SF: 0 SAC: 0 DP: 3 HBP: 0	WP: 0 PB: 0 SB: 3 CS: 0	PA: 42
<b>PITCHER</b>	IP WLS BF H R ER SO BB IBB HBP BLK WP HR S P ERA WHIP																			
Jim Kaat, L ERA: 4.23	(1, 1) 1.0 L 11 6 5 5 2 1 1 0 0 0 0 0 1 19 23 45.00 7.000																			
Dave Goltz, R ERA: 5.54	(2, 1) 4.0 16 5 3 3 2 1 0 0 0 0 1 19 23 6.75 1.500																			
Vic Albury, L ERA: 4.5	(6, 1) 2.0 7 1 1 1 0 1 0 0 0 1 0 6 10 4.50 1.000																			
Ray Corbin, R ERA: 2.77	(8, 1) 2.0 8 1 1 1 0 2 0 0 0 0 0 0 12 12 0.00 0.500																			

Baltimore Orioles @ Minnesota Twins  
Metropolitan Stadium, Bloomington, MI  
Tue Aug 07 1973, 8:05 PM EDT  
Att: 15,176 - Unknown

AB	38
R	10
H	13
RBI	8
BB	4
SO	6
LOB	19



Batter	1	2	3	4	5	6	7	8	9	AB	R	H	RBI	BB	SO	LOB	BOTTOM					
Jerry Terrell, R OBP: 0.306, SLG: 0.323										5	1	1	0	0	2	4						
Rod Carew, L OBP: 0.412, SLG: 0.482										4	0	4	1	0	0	0						
Larry Hise, R OBP: 0.341, SLG: 0.396										4	0	0	0	0	2	4						
Bobby Darwin, R OBP: 0.309, SLG: 0.393									4	0	0	0	0	2	2							
Danny Walton, R OBP: 0.303, SLG: 0.337									3	2	1	0	0	0	0							
Tony Oliva, L OBP: 0.346, SLG: 0.411									1	0	0	0	0	1	0							
Danny Thompson, R OBP: 0.277, SLG: 0.299										1	0	1	0	0	0	0						
Dan Monzon, R OBP: 0.320, SLG: 0.311										2	1	1	0	0	0	0						
Steve Braun, L OBP: 0.406, SLG: 0.448										1	0	0	0	0	0	0						
Joe Lys, R OBP: 0.308, SLG: 0.388										3	0	0	0	0	1	4						
Jim Holt, L OBP: 0.333, SLG: 0.467										1	0	1	0	0	0	0						
Steve Brye, R OBP: 0.341, SLG: 0.377										4	0	2	3	0	0	1						
Phil Roof, R OBP: 0.290, SLG: 0.253										1	0	0	0	1	0	0						
George Mitterwald, R OBP: 0.333, SLG: 0.428										2	0	0	0	0	1	2						
<b>Inning Stats</b>	R: 0 E: 0 K: 1 S: 6	H: 1 LOB: 1 BB: 0 P: 6	R: 1 E: 1 K: 0 S: 5	H: 2 LOB: 2 BB: 1 P: 9	R: 0 E: 0 K: 1 S: 5	H: 1 LOB: 0 BB: 0 P: 5	R: 0 E: 0 K: 0 S: 3	H: 0 LOB: 0 BB: 0 P: 3	R: 1 E: 0 K: 0 S: 5	H: 2 LOB: 1 BB: 0 P: 5	R: 2 E: 0 K: 3 S: 12	H: 3 LOB: 1 BB: 0 P: 12	R: 0 E: 0 K: 1 S: 5	H: 1 LOB: 0 BB: 0 P: 5	R: 0 E: 0 K: 2 S: 7	H: 0 LOB: 0 BB: 0 P: 7	R: 0 E: 0 K: 1 S: 6	H: 1 LOB: 1 BB: 0 P: 6	1B: 9 2B: 3 3B: 0 HR: 0	SF: 0 SAC: 0 DP: 3 HBP: 0	WP: 0 PB: 0 SB: 0 CS: 0	PA: 37
<b>PITCHER</b>	IP WLS BF H R ER SO BB IBB HBP BLK WP HR S P ERA WHIP																					
Dave McNally, L ERA: 2.92	(1, 1) 5.2 W 26 9 4 3 4 1 0 0 0 0 0 0 33 37 4.76 1.765																					
Bob Reynolds, R ERA: 2.15	(6, 1) 3.1 S 11 2 0 0 5 0 0 0 0 0 0 0 21 21 0.00 0.600																					

Baltimore Orioles @ Minnesota Twins  
Metropolitan Stadium, Bloomington, MI  
Tue Aug 07 1973, 8:05 PM EDT  
Att: 15,176 - Unknown

AB	36
R	4
H	11
RBI	4
BB	1
SO	9
LOB	17



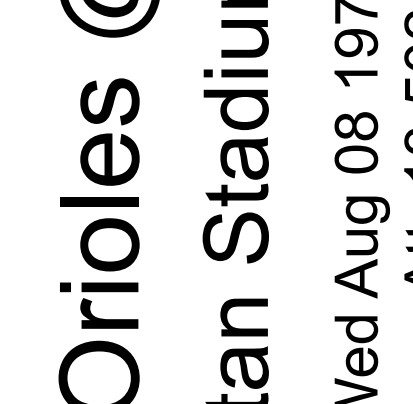
Batter	1	2	3	4	5	6	7	8	9	AB	R	H	RBI	BB	SO	LOB	TOP										
<b>Al Bumby, L</b> OBP: 0.374, SLG: 0.493 (1, 7)										4	0	1	0	1	1	0	<b>Baltimore Orioles @ Minnesota Twins</b> Metropolitan Stadium, Bloomington, MI Wed Aug 08 1973, 8:05 PM EDT Att: 13,502 - Unknown										
<b>Rich Coggins, L</b> OBP: 0.337, SLG: 0.437 (1, 9)										5	1	4	1	0	0	1											
<b>Tommy Davis, R</b> OBP: 0.330, SLG: 0.390 (1, 10)										4	0	0	0	0	0	2											
<b>Boog Powell, L</b> OBP: 0.361, SLG: 0.371 (1, 3)										4	1	1	0	0	2	2											
<b>Paul Blair, R</b> OBP: 0.349, SLG: 0.407 (1, 8)										4	0	1	1	0	0	0											
<b>Bobby Grich, R</b> OBP: 0.358, SLG: 0.377 (1, 4)										3	2	1	0	1	0	1											
<b>Brooks Robinson, R</b> OBP: 0.309, SLG: 0.318 (1, 5)										3	1	1	2	0	0	1											
<b>Eliot Hendricks, L</b> OBP: 0.277, SLG: 0.388 (1, 2)										3	1	1	2	1	1	0											
<b>Mark Belanger, R</b> OBP: 0.306, SLG: 0.258 (2, PH)										0	0	0	0	0	0	0											
<b>Frank Baker, L</b> OBP: 0.241, SLG: 0.167 (2, 6)										4	0	0	0	0	1	1											
<b>Inning Stats</b>	R: 0 E: 0 K: 0 S: 4	H: 1 LOB: 1 BB: 0 P: 4	R: 1 E: 1 K: 0 S: 3	H: 0 LOB: 1 BB: 2 P: 11	R: 0 E: 0 K: 1 S: 6	H: 1 LOB: 1 BB: 0 P: 6	R: 3 E: 0 K: 0 S: 6	H: 3 LOB: 1 BB: 1 P: 10	R: 1 E: 0 K: 0 S: 5	H: 2 LOB: 1 BB: 0 P: 5	R: 0 E: 0 K: 3 S: 9	H: 0 LOB: 0 BB: 0 P: 9	R: 1 E: 0 K: 1 S: 6	H: 1 LOB: 0 BB: 0 P: 6	R: 0 E: 0 K: 0 S: 3	H: 0 LOB: 0 BB: 0 P: 3	R: 0 E: 0 K: 0 S: 3	H: 2 LOB: 2 BB: 0 P: 3	1B: 5 2B: 3 3B: 0 HR: 2	SF: 1 SAC: 0 DP: 0 HBP: 0	WP: 0 PB: 0 SB: 0 CS: 1	PA: 39					
<b>PITCHER</b>	IP	WLS	BF	H	R	ER	SO	BB	IBB	HBP	BLK	WP	HR	S	P	ERA	WHIP										
<b>Dick Woodson, R</b> ERA: 3.78 (1, 1)	4.1	L	23	7	5	4	1	3	0	0	0	0	1	22	34	8.31	2.308										
<b>Bill Hands, R</b> ERA: 4.09 (5, 1)	4.2		15	3	1	1	4	0	0	0	0	0	1	23	23	1.93	0.643										

Batter	1	2	3	4	5	6	7	8	9	AB	R	H	RBI	BB	SO	LOB	BOTTOM										
<b>Steve Braun, L</b> OBP: 0.412, SLG: 0.452 (1, 5)										2	0	1	1	2	0	0	<b>Baltimore Orioles @ Minnesota Twins</b> Metropolitan Stadium, Bloomington, MI Wed Aug 08 1973, 8:05 PM EDT Att: 13,502 - Unknown										
<b>Rod Carew, L</b> OBP: 0.411, SLG: 0.480 (1, 4)										4	0	1	0	0	0	3											
<b>Steve Brye, R</b> OBP: 0.326, SLG: 0.358 (1, 8)										4	0	0	0	0	2	3											
<b>Tony Oliva, L</b> OBP: 0.347, SLG: 0.412 (1, 10)										4	0	2	0	0	0	0											
<b>George Mitterwald, R</b> OBP: 0.335, SLG: 0.425 (1, 2)										3	0	1	0	1	1	2											
<b>Jim Holt, L</b> OBP: 0.329, SLG: 0.461 (1, 9)										4	0	0	0	0	1	4											
<b>Danny Thompson, R</b> OBP: 0.273, SLG: 0.295 (1, 6)										4	0	0	0	0	0	0											
<b>Joe Lis, R</b> OBP: 0.307, SLG: 0.385 (1, 3)										4	1	1	0	0	0	0											
<b>Mike Adams, R</b> OBP: 0.341, SLG: 0.303 (1, 7)										3	0	0	0	0	3	1											
<b>Bobby Darwin, R</b> OBP: 0.308, SLG: 0.392 (9, PH)										1	0	0	0	0	1	0											
<b>Inning Stats</b>	R: 0 E: 0 K: 0 S: 4	H: 1 LOB: 2 BB: 1 P: 8	R: 0 E: 0 K: 1 S: 5	H: 0 LOB: 0 BB: 0 P: 5	R: 0 E: 0 K: 2 S: 7	H: 0 LOB: 1 BB: 1 P: 11	R: 0 E: 0 K: 1 S: 5	H: 0 LOB: 0 BB: 0 P: 5	R: 1 E: 0 K: 1 S: 7	H: 2 LOB: 1 BB: 0 P: 7	R: 0 E: 1 K: 1 S: 6	H: 1 LOB: 1 BB: 0 P: 6	R: 0 E: 0 K: 1 S: 5	H: 0 LOB: 0 BB: 0 P: 5	R: 0 E: 0 K: 0 S: 5	H: 2 LOB: 3 BB: 1 P: 9	R: 0 E: 0 K: 1 S: 5	H: 0 LOB: 0 BB: 0 P: 5	1B: 5 2B: 1 3B: 0 HR: 0	SF: 0 SAC: 0 DP: 0 HBP: 0	WP: 0 PB: 0 SB: 1 CS: 0	PA: 36					
<b>PITCHER</b>	IP	WLS	BF	H	R	ER	SO	BB	IBB	HBP	BLK	WP	HR	S	P	ERA	WHIP										
<b>Jim Palmer, R</b> ERA: 2.49 (1, 1)	9.0	W	36	6	1	1	8	3	0	0	0	0	0	49	61	1.00	1.000										

AB 34  
R 6  
H 10  
RBI 6  
BB 3  
SO 5  
LOB 8



AB 33  
R 1  
H 6  
RBI 1  
BB 3  
SO 8  
LOB 13





Batter	1	2	3	4	5	6	7	8	9	AB	R	H	RBI	BB	SO	LOB	TOP										
Merv Rettenmund, R OBP: 0.344, SLG: 0.402	F8		WP 3B		K		1B		F8	5	1	2	0	0	1	0											
Rich Coggins, L OBP: 0.336, SLG: 0.434	F3		K		G3		1B			4	0	1	0	0	1	1											
Tommy Davis, R OBP: 0.332, SLG: 0.402	HR		K BB				F7			4	1	2	1	0	1	2											
Boog Powell, L OBP: 0.366, SLG: 0.372	1B		3-H 1-2 BB				G3			2	0	1	0	2	0	2											
Paul Blair, R OBP: 0.346, SLG: 0.402	F8		K		K				G3	4	0	0	0	0	2	5											
Eliud Hendricks, L OBP: 0.285, SLG: 0.371		F7	F9			F8		K		4	0	0	0	0	1	2											
Bobby Grich, R OBP: 0.357, SLG: 0.376		F9		K		K		CS 1B		4	0	1	0	0	2	0											
Brooks Robinson, R OBP: 0.309, SLG: 0.317		1B		5-3		F7		CS	F8	4	0	1	0	0	0	0											
Frank Baker, L OBP: 0.212, SLG: 0.143		K		4-3			F7		B5	4	0	0	0	0	1	1											
<b>Inning Stats</b>	R: 1 E: 0 K: 0 S: 5	H: 2 LOB: 1 BB: 0 P: 5	R: 0 E: 0 K: 1 S: 6	H: 1 LOB: 1 BB: 0 P: 6	R: 1 E: 0 K: 3 S: 11	H: 1 LOB: 2 BB: 1 P: 15	R: 0 E: 0 K: 1 S: 5	H: 0 LOB: 0 BB: 0 P: 5	R: 0 E: 0 K: 1 S: 5	H: 2 LOB: 2 BB: 0 P: 5	R: 0 E: 0 K: 1 S: 5	H: 1 LOB: 0 BB: 0 P: 5	R: 0 E: 0 K: 0 S: 3	H: 0 LOB: 0 BB: 0 P: 3	1B: 5 2B: 1 3B: 1 HR: 1	SF: 0 SAC: 0 DP: 0 HBP: 0	WP: 1 PB: 0 SB: 0 CS: 1	PA: 38									
<b>PITCHER</b> Bert Blyleven, R ERA: 2.6	IP: 9.0 WLS: L BF: 37	H: 8 R: 2 ER: 2 SO: 9	BB: 1 IBB: 1 HBP: 0 BLK: 0	WP: 1 HR: 1 S: 53 P: 61	ERA: 2.00 WHIP: 1.000																						

Baltimore Orioles @ Minnesota Twins  
Metropolitan Stadium, Bloomington, MI  
Thu Aug 09 1973, 8:05 PM EDT  
Att: 11,071 - Unknown

AB 35  
R 2  
H 8  
RBI 1  
BB 2  
SO 9  
LOB 13

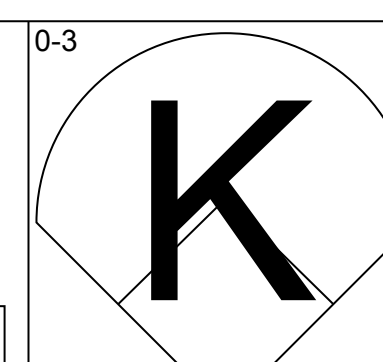
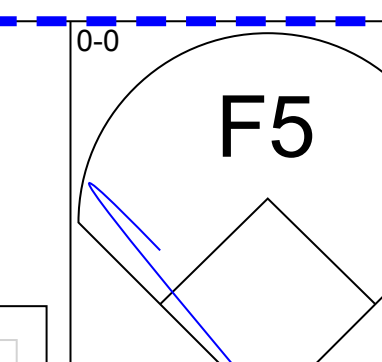
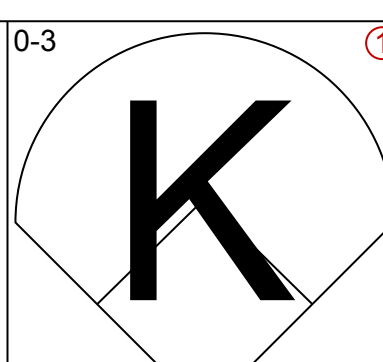
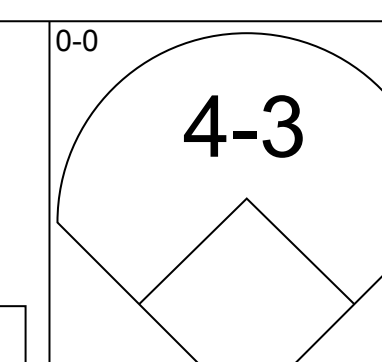
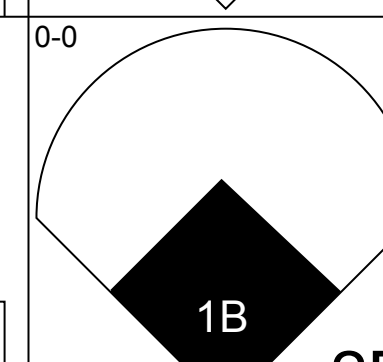
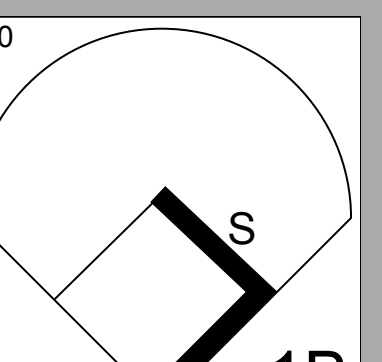
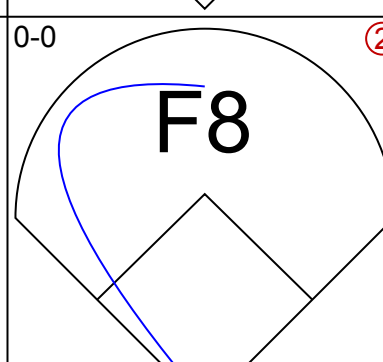
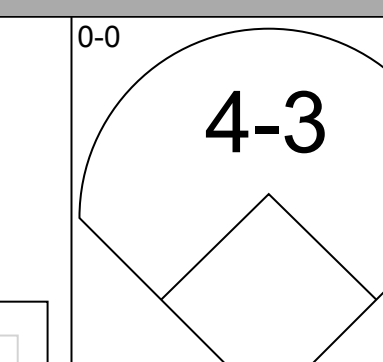
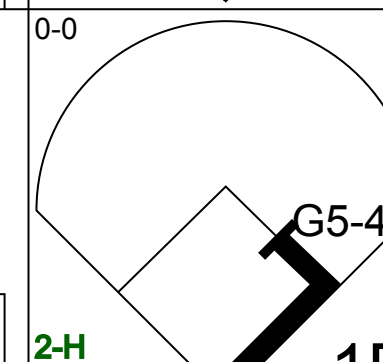
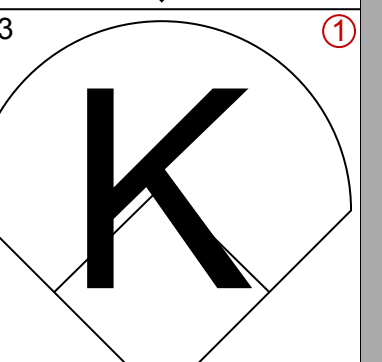
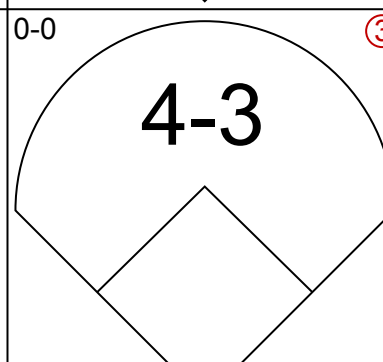
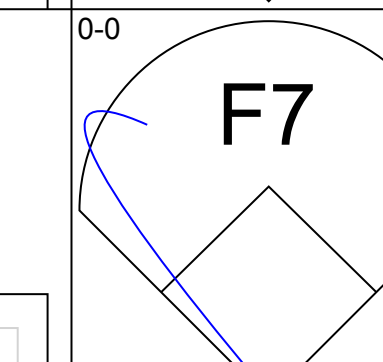
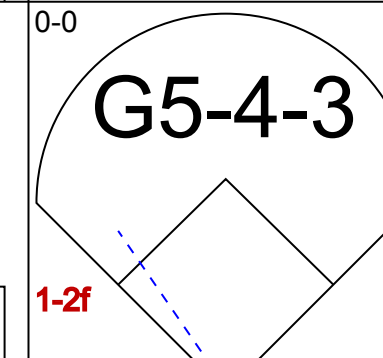
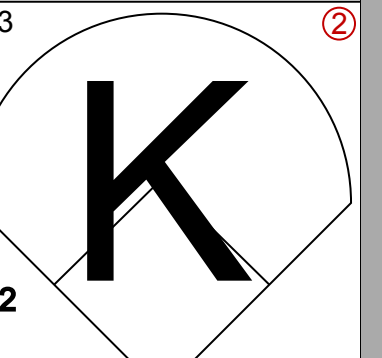
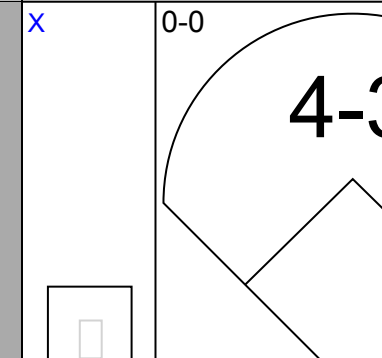
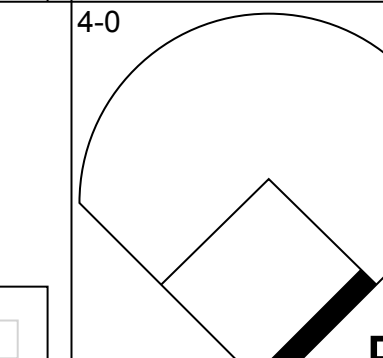
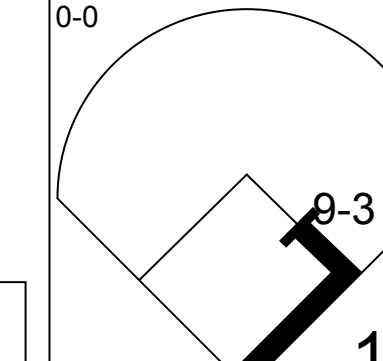
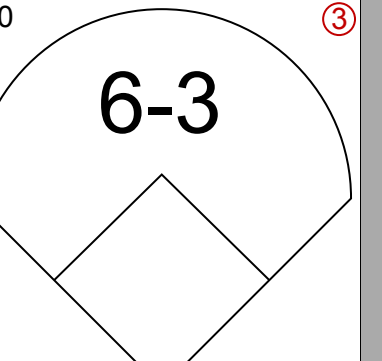
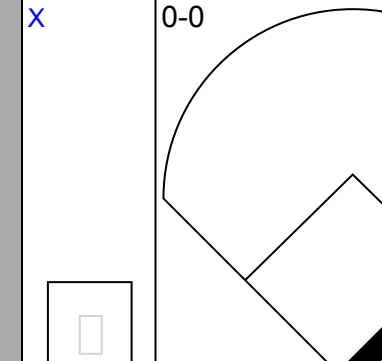
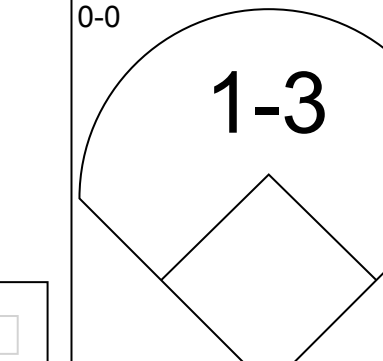
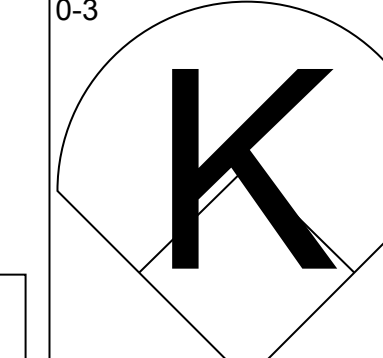
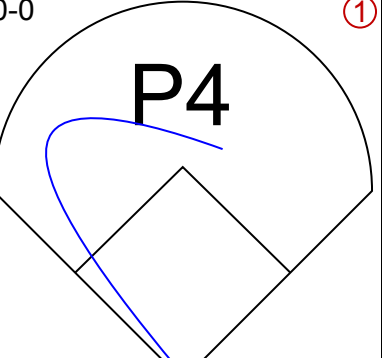
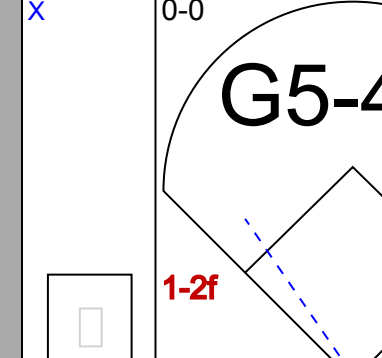
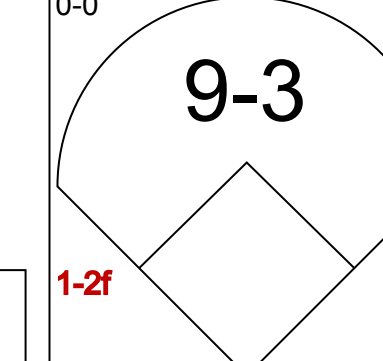
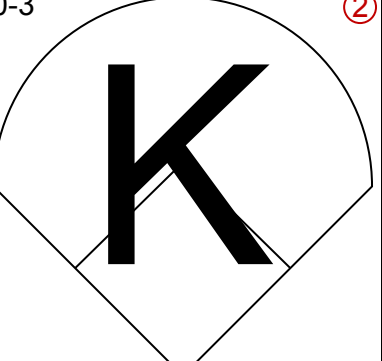
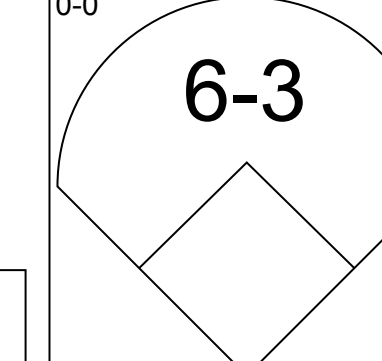
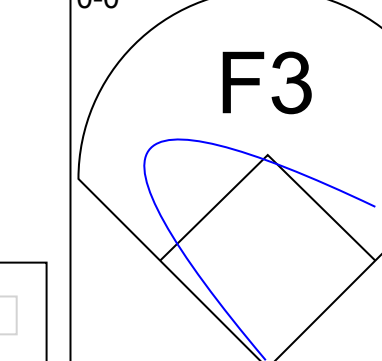
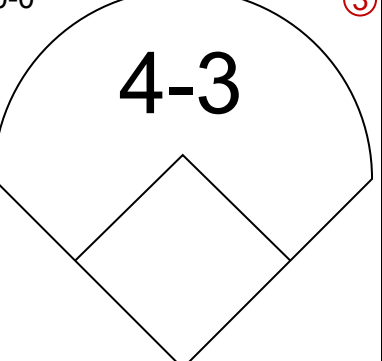
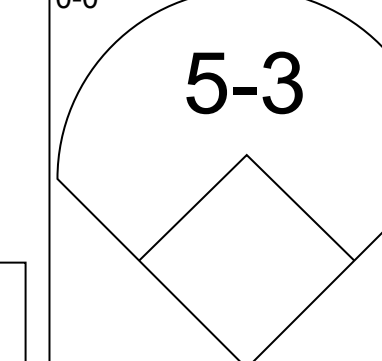
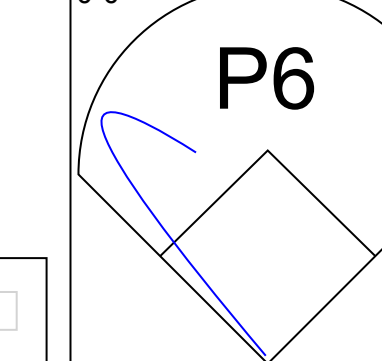
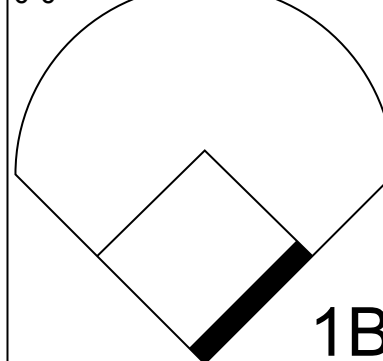
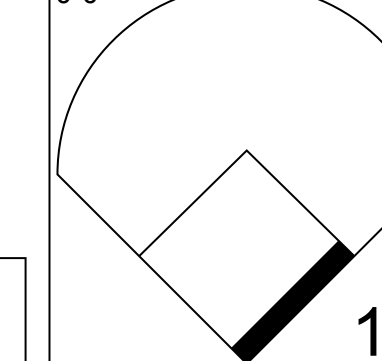


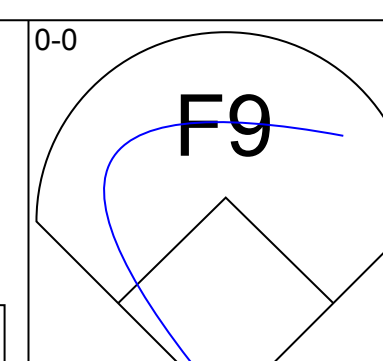
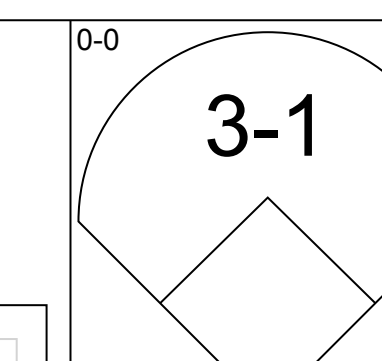
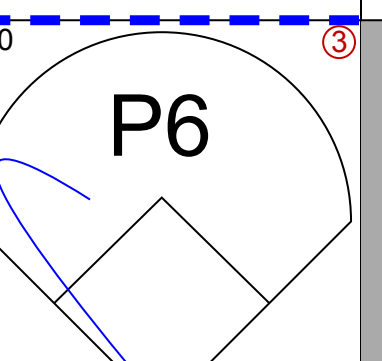
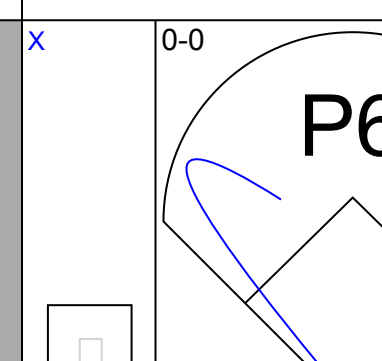
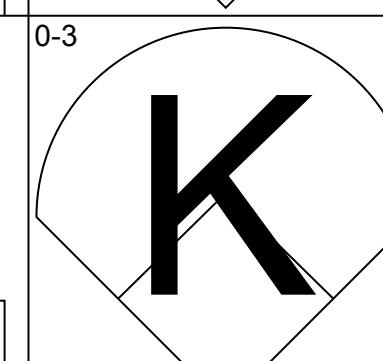
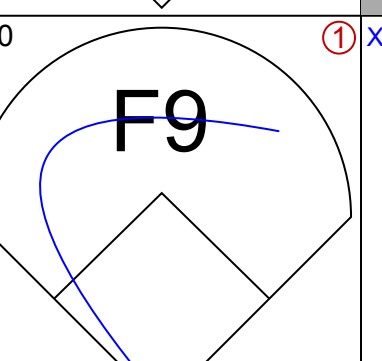
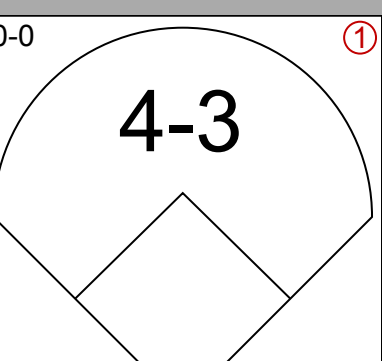
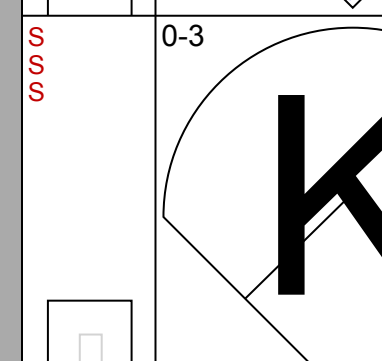
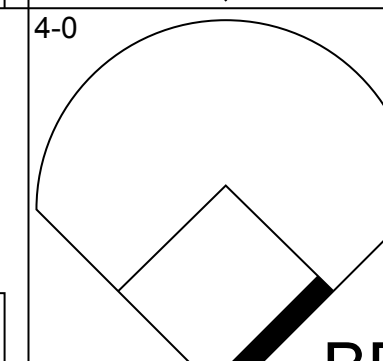
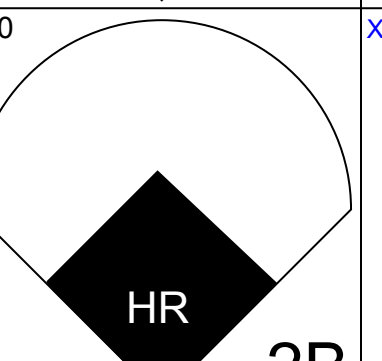
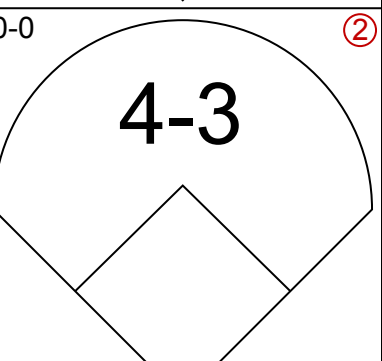
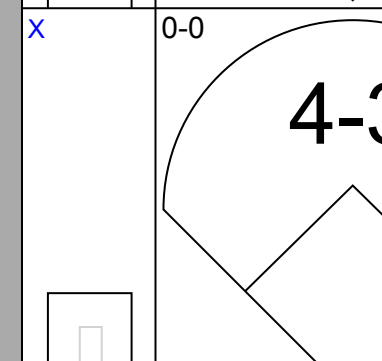
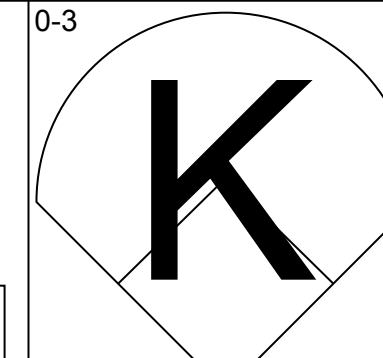
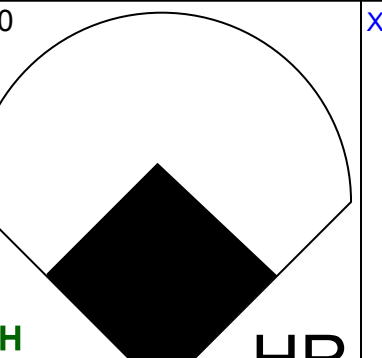
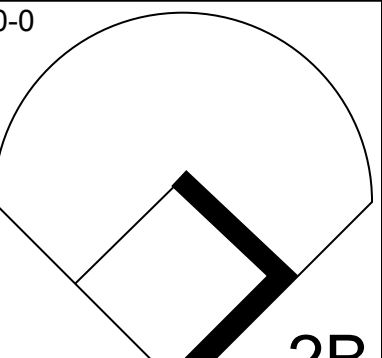
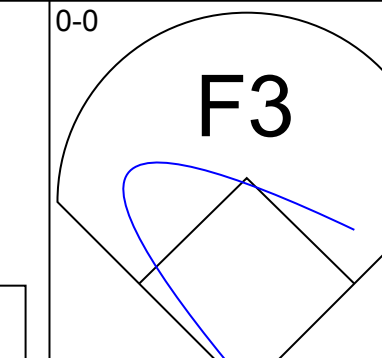
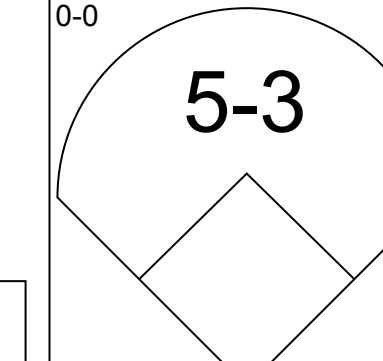
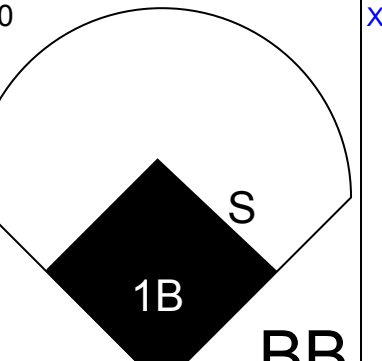
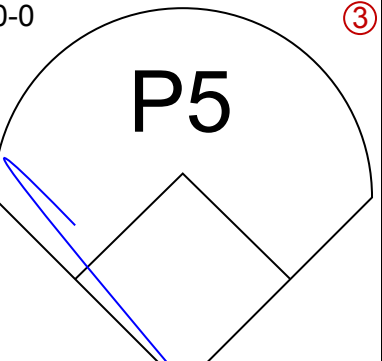
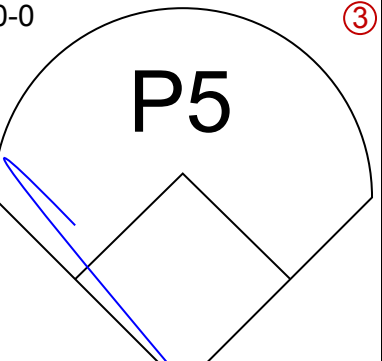
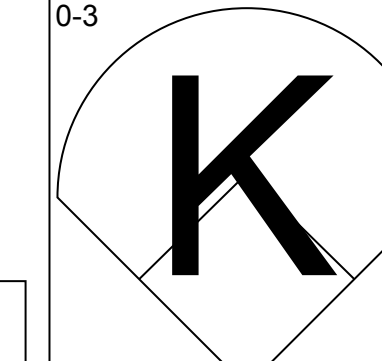
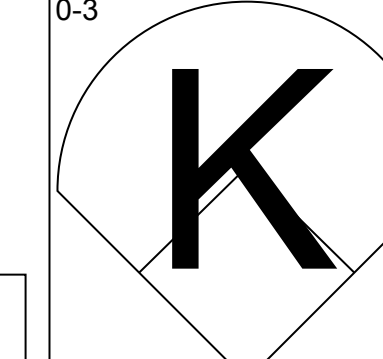

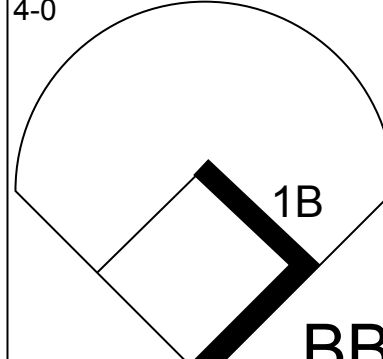

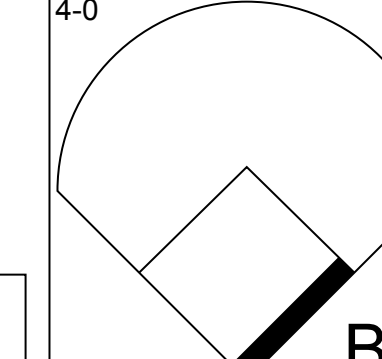
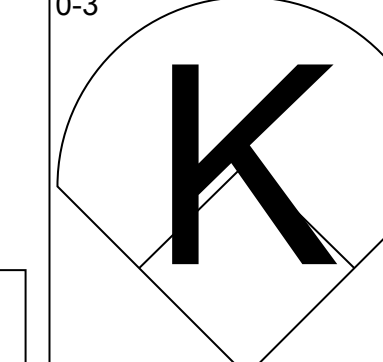
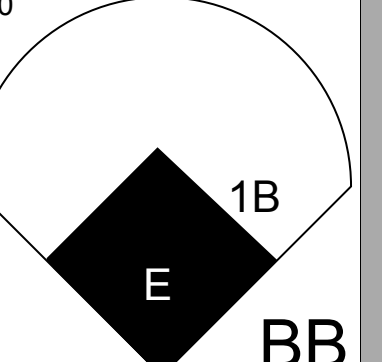

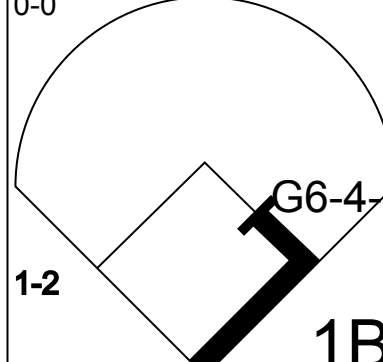

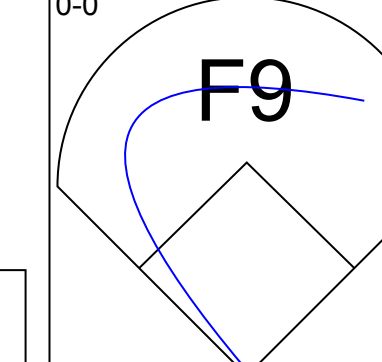
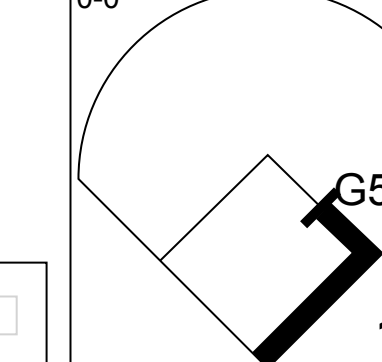
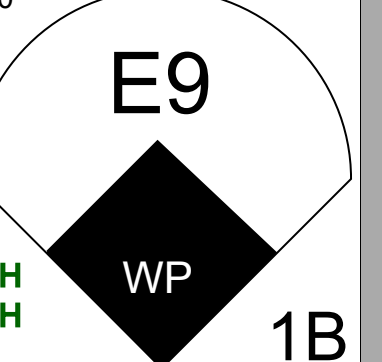

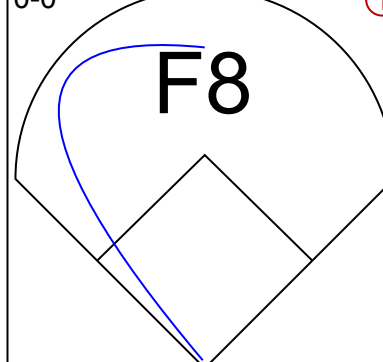
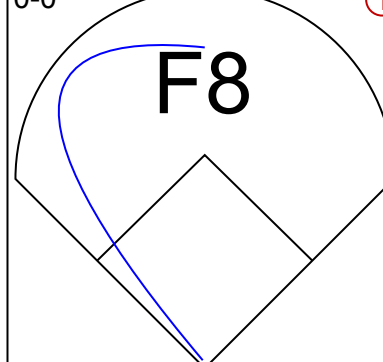
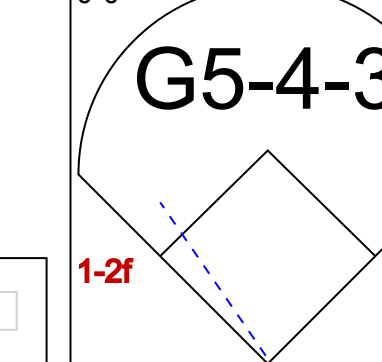
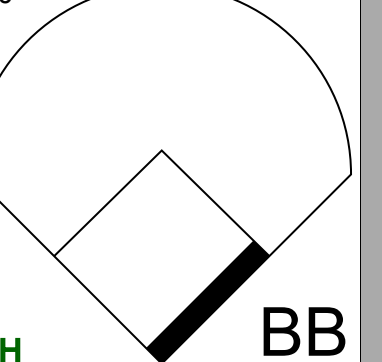

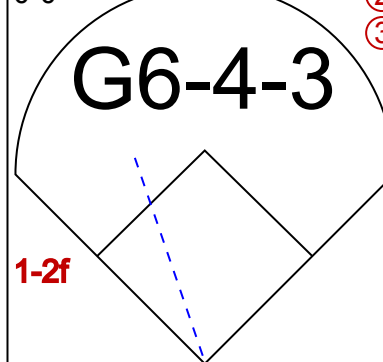
Batter	1	2	3	4	5	6	7	8	9	AB	R	H	RBI	BB	SO	LOB	BOTTOM										
Jerry Terrell, R OBP: 0.306, SLG: 0.322	K		G6-4-3 1B			B3		F9		4	0	1	0	0	1	0											
Rod Carew, L OBP: 0.411, SLG: 0.483	1B		G6-4-3 1-2			2B			4-3	4	0	2	0	0	0	2											
Steve Brye, R OBP: 0.323, SLG: 0.345	F4			K		L5		1-3 1B BB		3	1	0	0	1	1	2											
Tony Oliva, L OBP: 0.344, SLG: 0.408	4-3			F5		K		1-3		4	0	0	0	0	1	3											
George Mitterwald, R OBP: 0.334, SLG: 0.423		K				5-3				4	0	1	1	0	2	0											
Dan Monzon, R OBP: 0.320, SLG: 0.311				K				2-H 1B		0	0	0	0	0	0	0											
Jim Holt, L OBP: 0.326, SLG: 0.457	F5				G3				K	3	0	0	0	0	0	0											
Bobby Darwin, R OBP: 0.308, SLG: 0.391						G3				1	0	0	0	0	1	1											
Danny Thompson, R OBP: 0.273, SLG: 0.299	F2					5-3				3	0	1	0	0	0	0											
Joe Lis, R OBP: 0.303, SLG: 0.379				K		K		F7		3	0	0	0	0	2	1											
Mike Adams, R OBP: 0.341, SLG: 0.333			1B 2B		K			F5		3	0	1	0	0	1	1											
<b>Inning Stats</b>	R: 0 E: 1 K: 1 S: 6	H: 1 LOB: 0 BB: 0 P: 6	R: 0 E: 0 K: 1 S: 5	H: 0 LOB: 0 BB: 0 P: 5	R: 0 E: 0 K: 1 S: 6	H: 2 LOB: 1 BB: 0 P: 6	R: 0 E: 0 K: 2 S: 7	H: 0 LOB: 0 BB: 0 P: 7	R: 0 E: 0 K: 2 S: 8	H: 1 LOB: 1 BB: 0 P: 8	R: 0 E: 0 K: 1 S: 6	H: 1 LOB: 1 BB: 0 P: 6	R: 0 E: 0 K: 0 S: 3	H: 0 LOB: 0 BB: 0 P: 3	R: 0 E: 0 K: 0 S: 3	H: 0 LOB: 0 BB: 0 P: 3	R: 1 E: 0 K: 1 S: 6	H: 1 LOB: 1 BB: 1 P: 10	1B: 3 2B: 3 3B: 0 HR: 0	SF: 0 SAC: 0 DP: 1 HBP: 0	WP: 0 PB: 0 SB: 0 CS: 0	PA: 33					
<b>PITCHER</b> Mike Cuellar, L ERA: 3.38	IP: 9.0 WLS: W BF: 33	H: 6 R: 1 ER: 1 SO: 9	BB: 1 IBB: 0 HBP: 0 BLK: 0	WP: 0 HR: 0 S: 50 P: 54	ERA: 1.00 WHIP: 0.778																						


Baltimore Orioles @ Minnesota Twins  
Metropolitan Stadium, Bloomington, MI  
Thu Aug 09 1973, 8:05 PM EDT  
Att: 11,071 - Unknown


AB 32  
R 1  
H 6  
RBI 1  
BB 1  
SO 9  
LOB 10



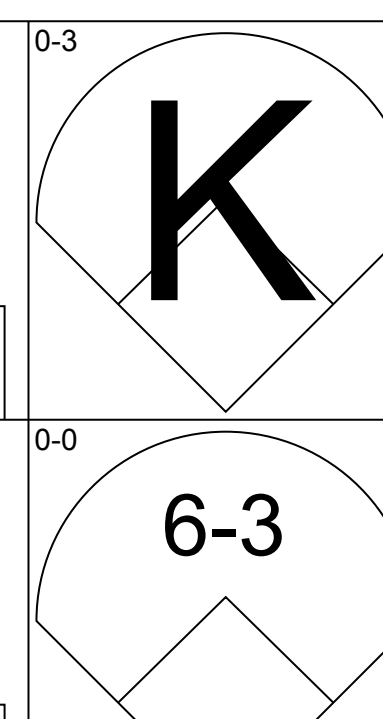
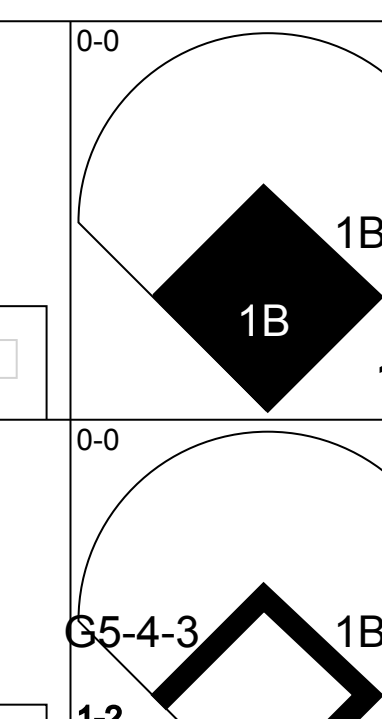
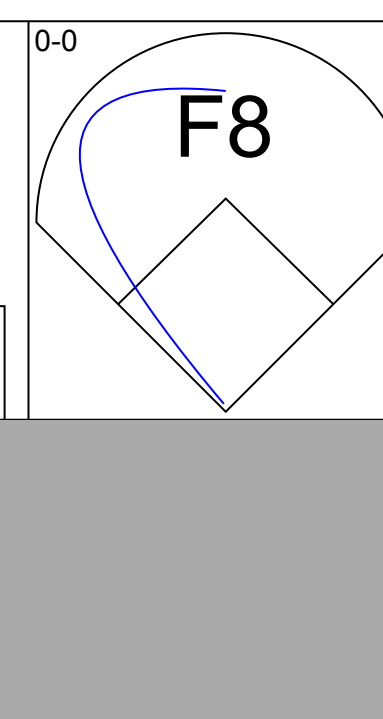
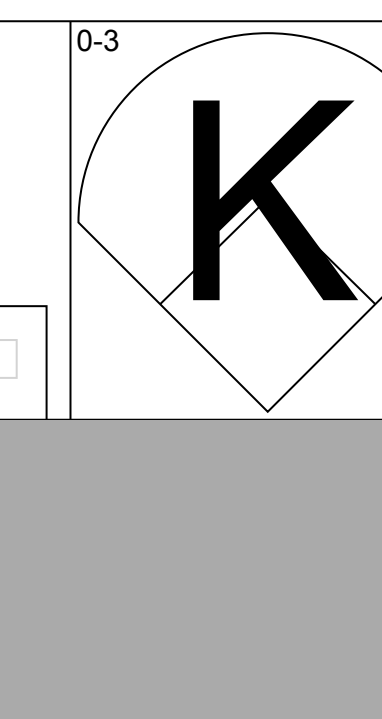
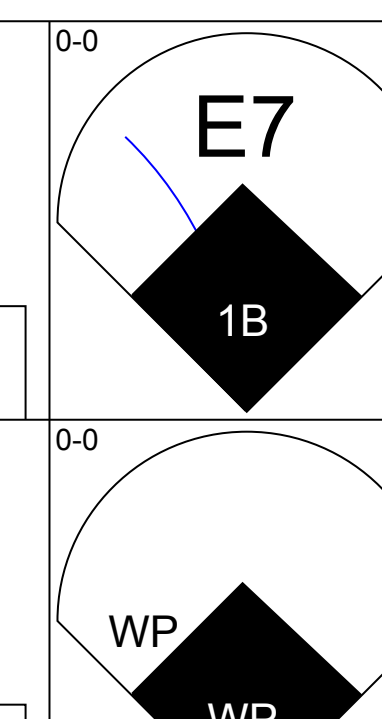
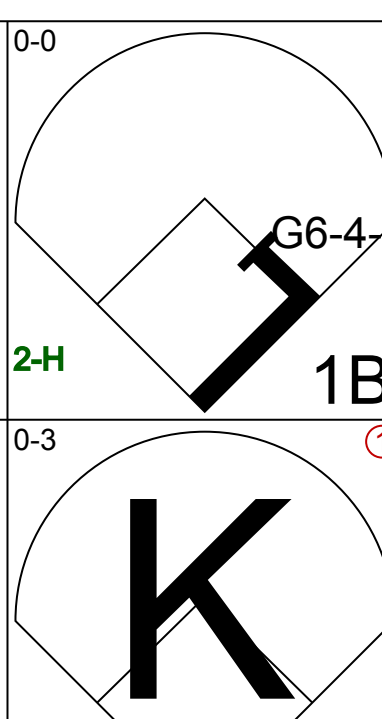
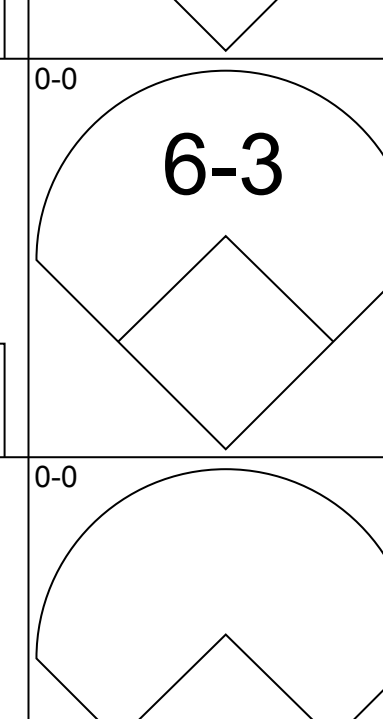
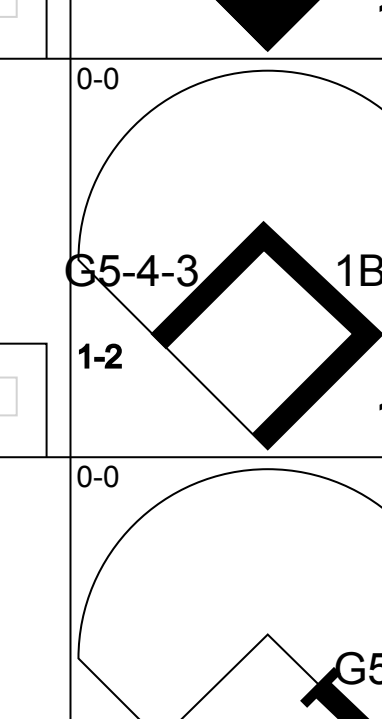
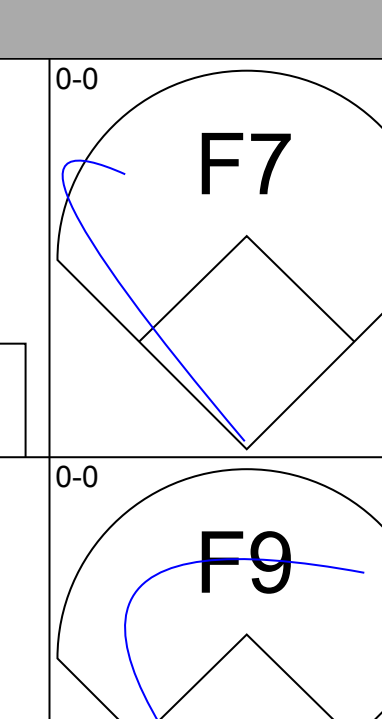
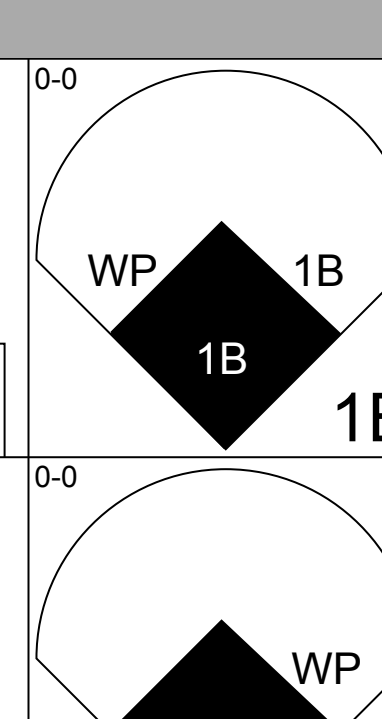
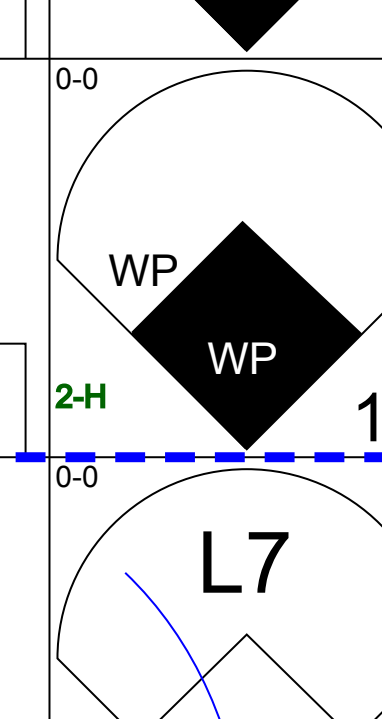
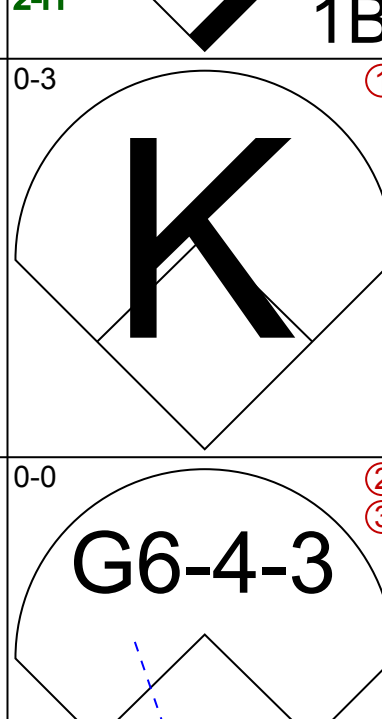
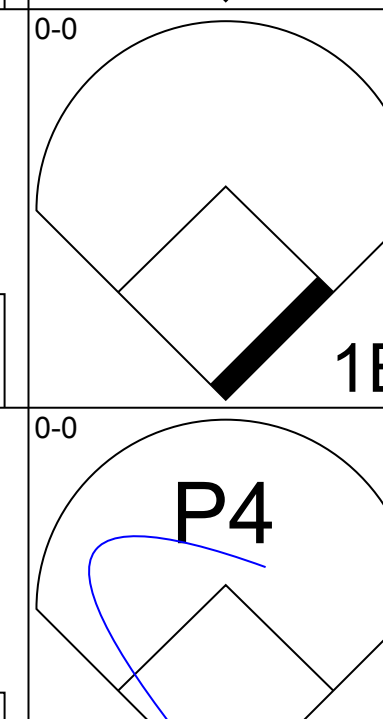
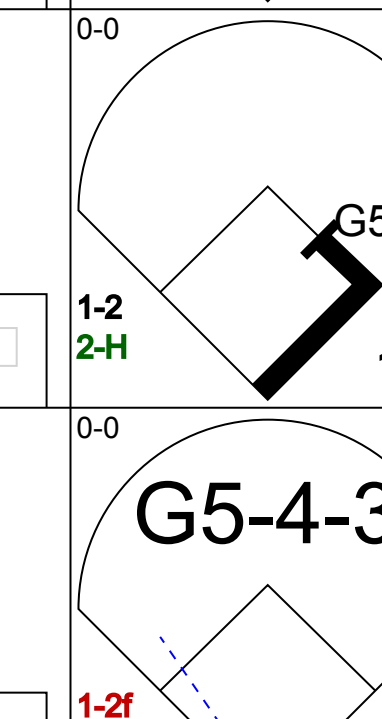
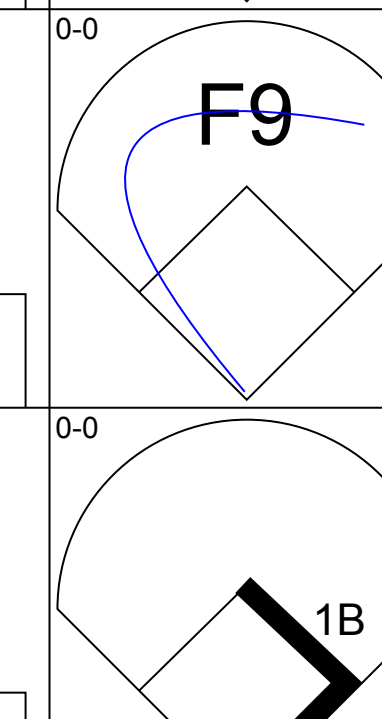
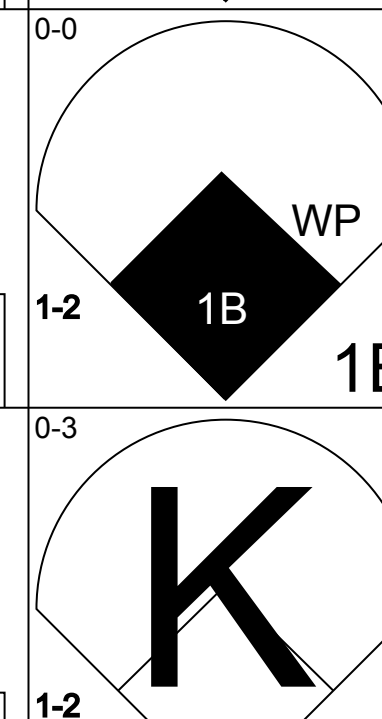
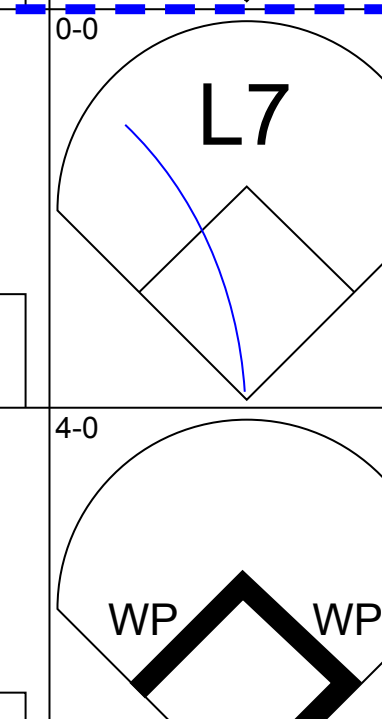
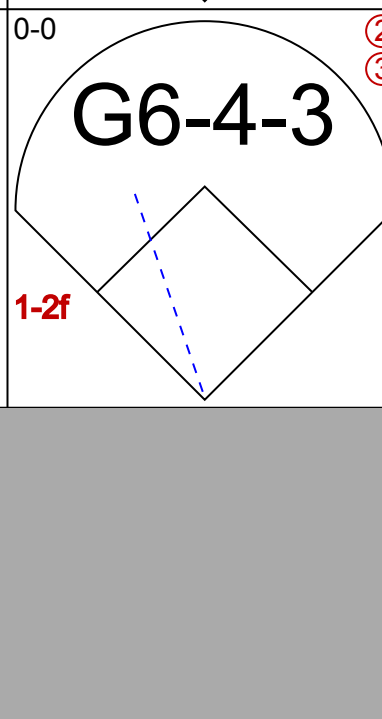
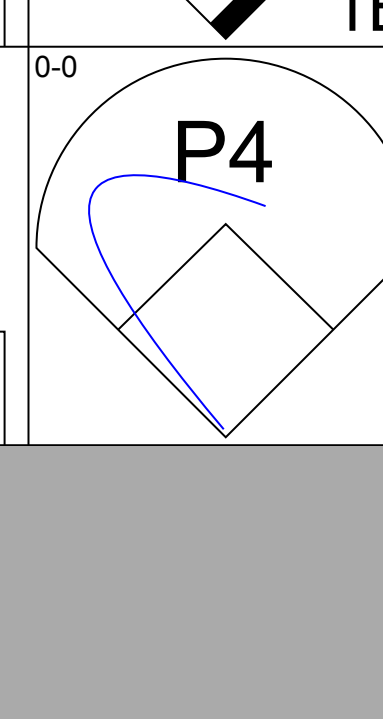
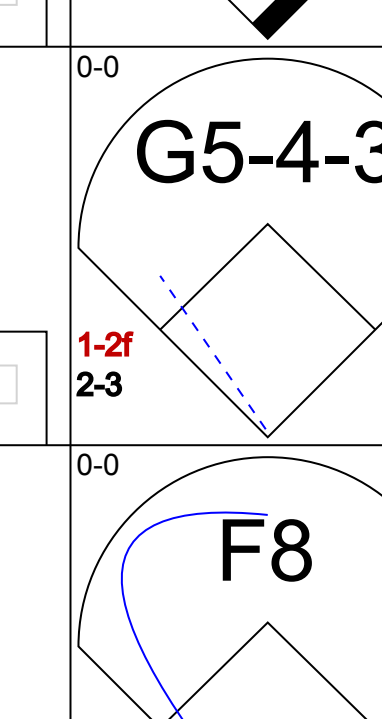
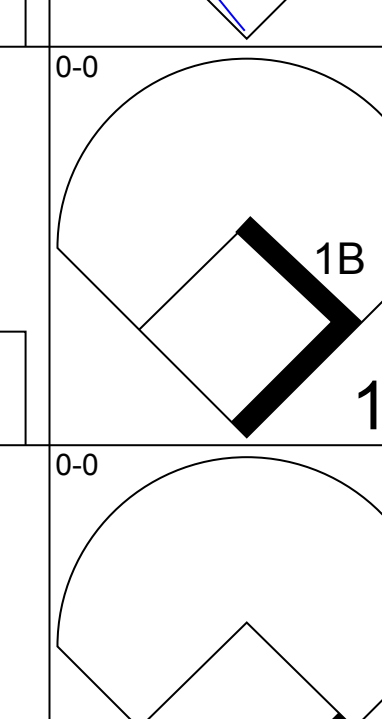
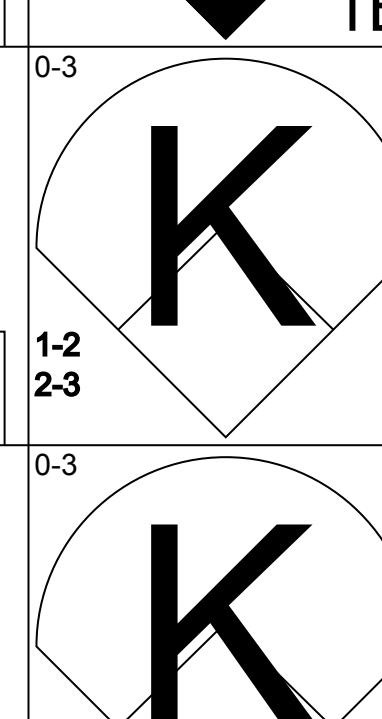
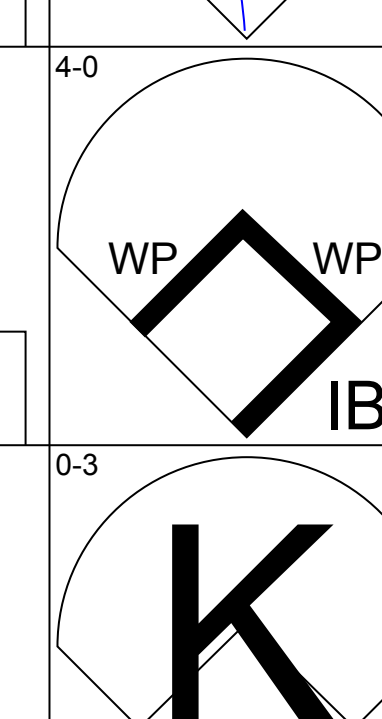
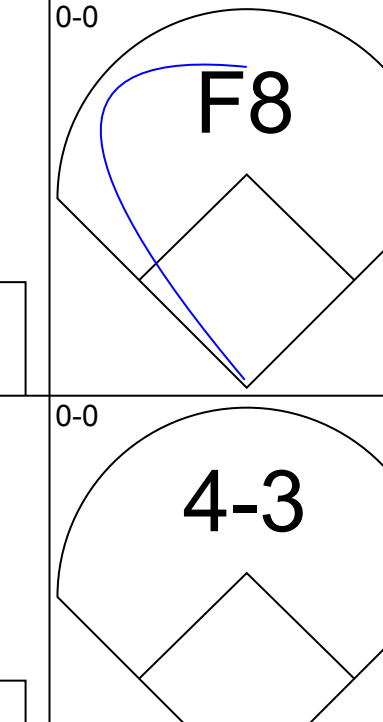
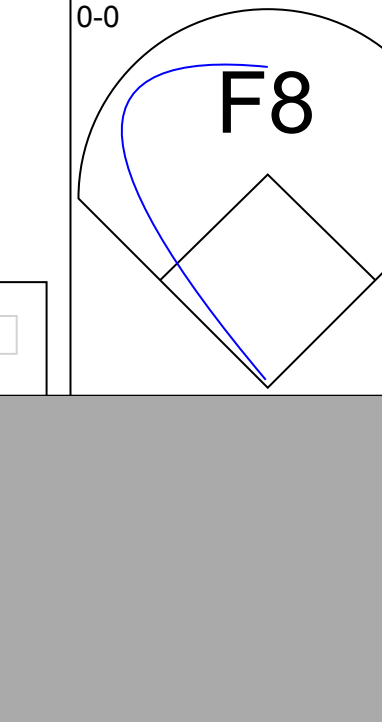
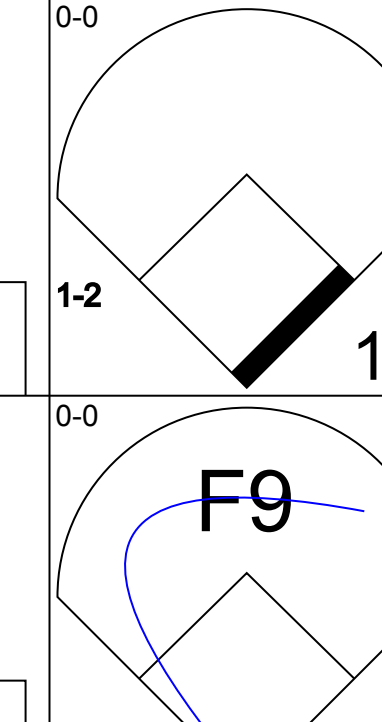
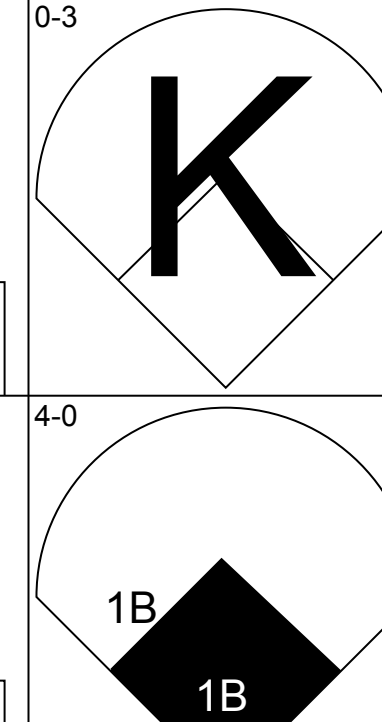
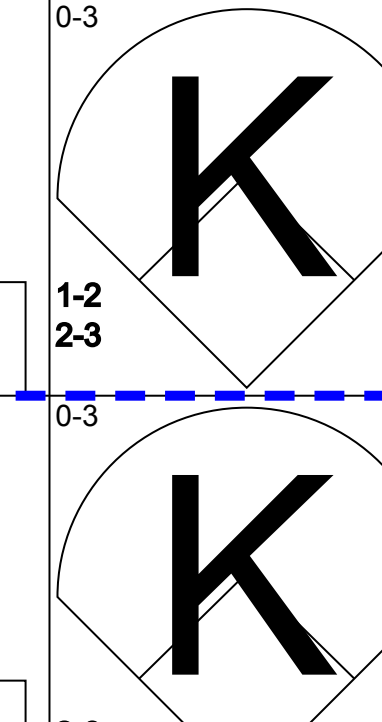
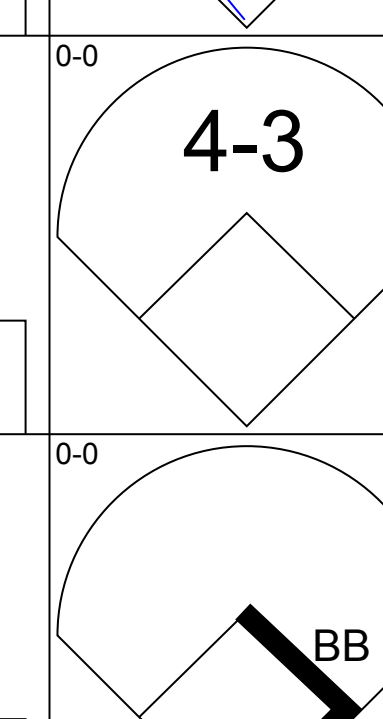
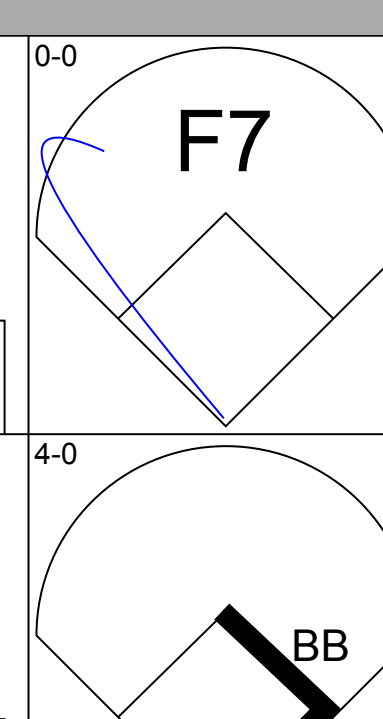
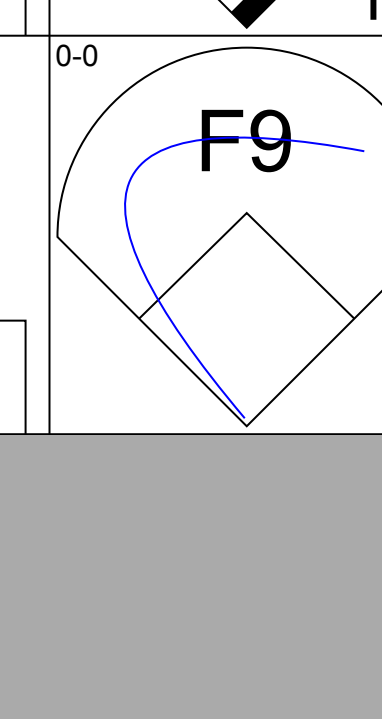
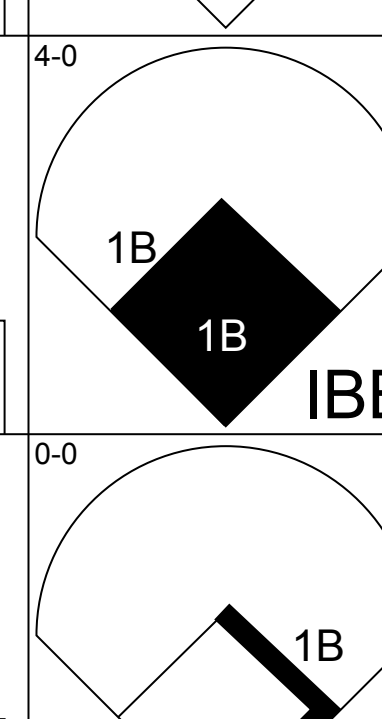
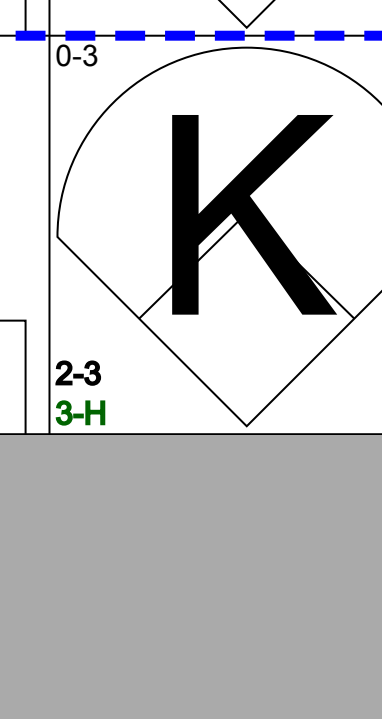
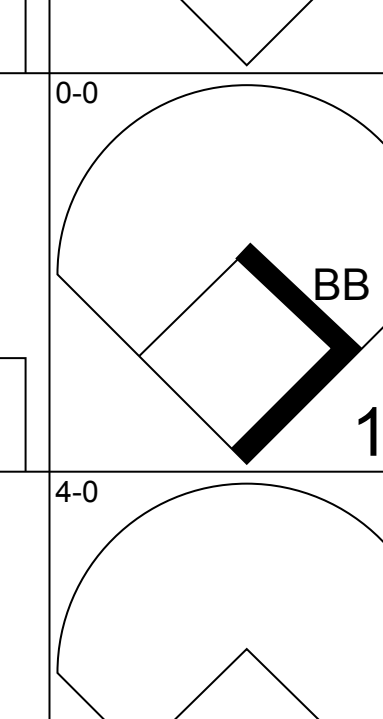
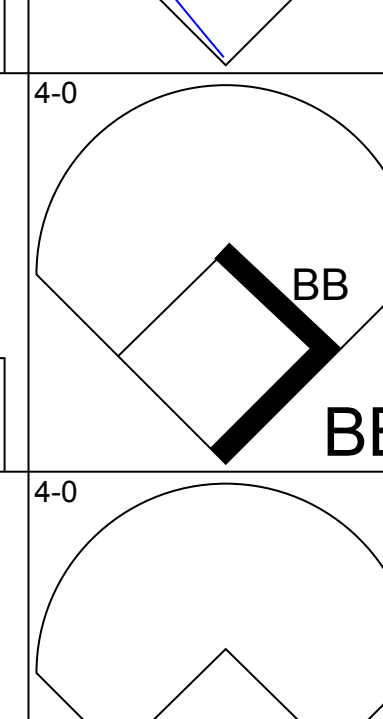
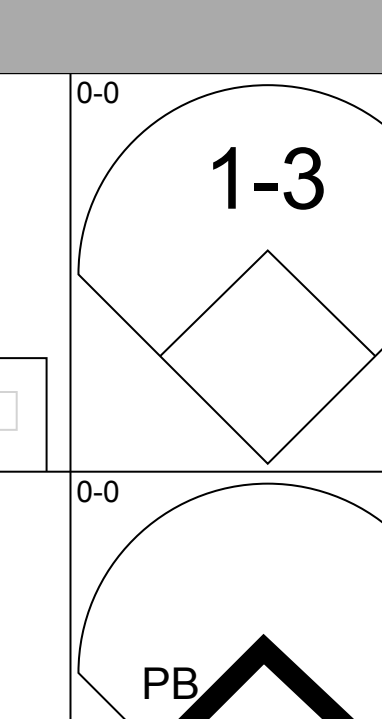
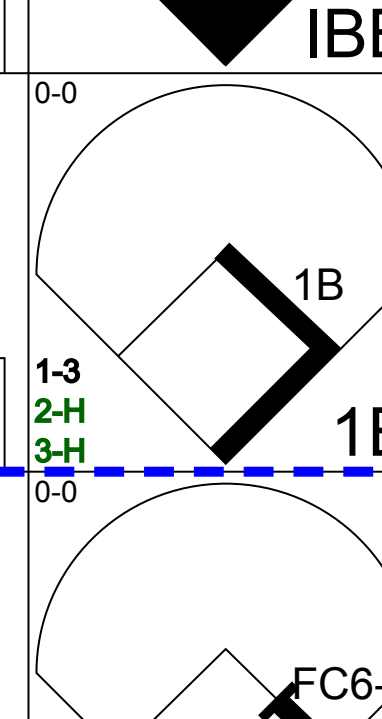
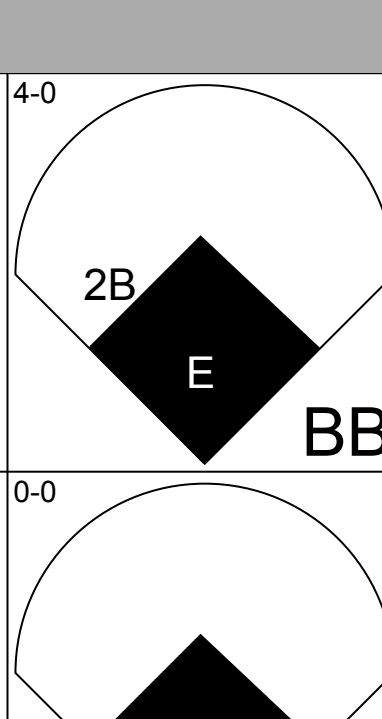
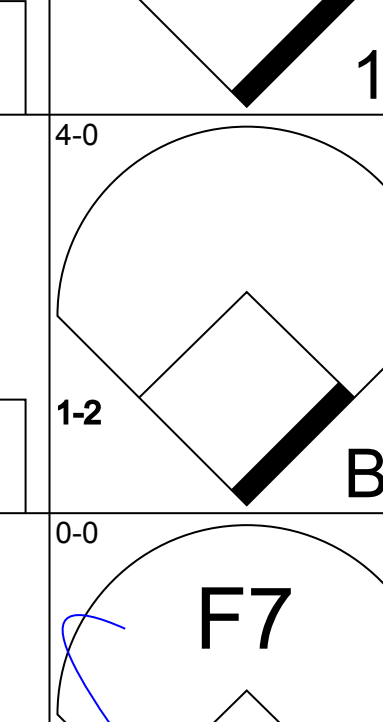
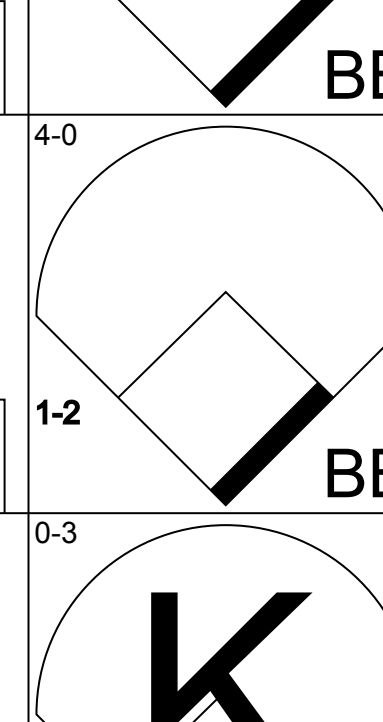
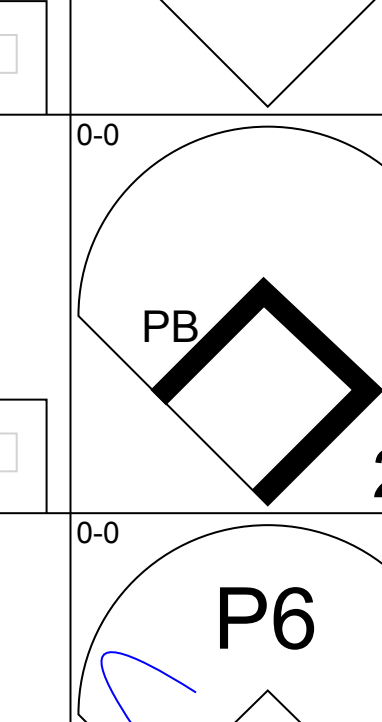
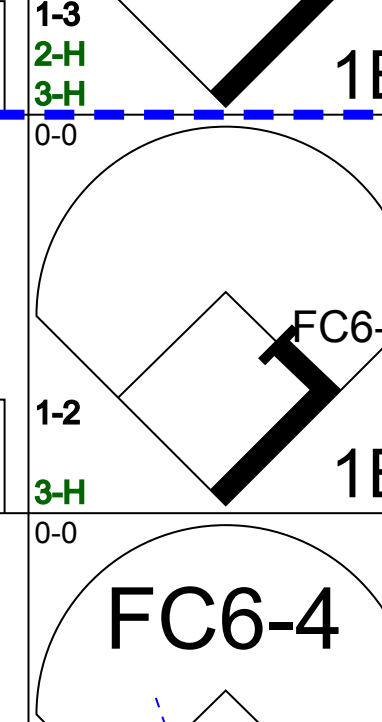
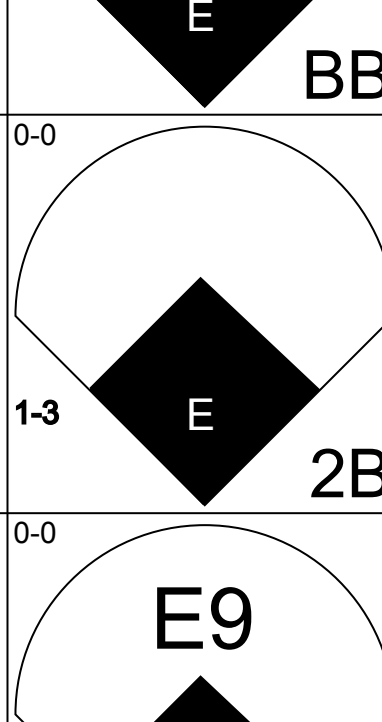
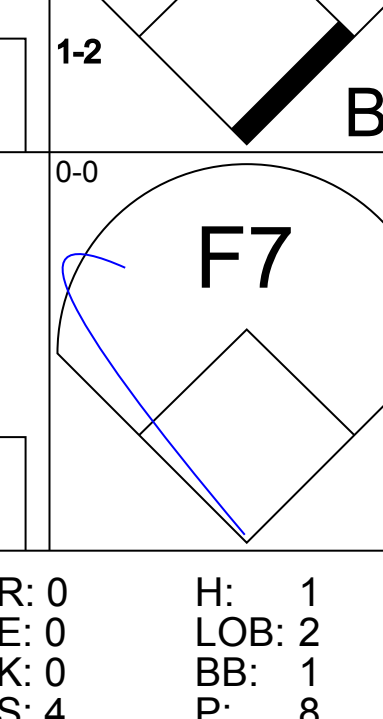
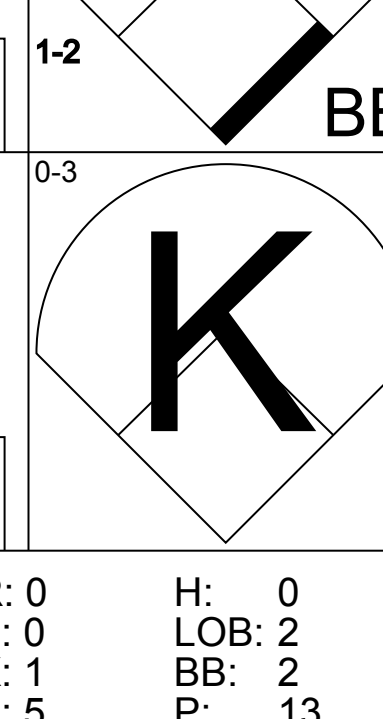
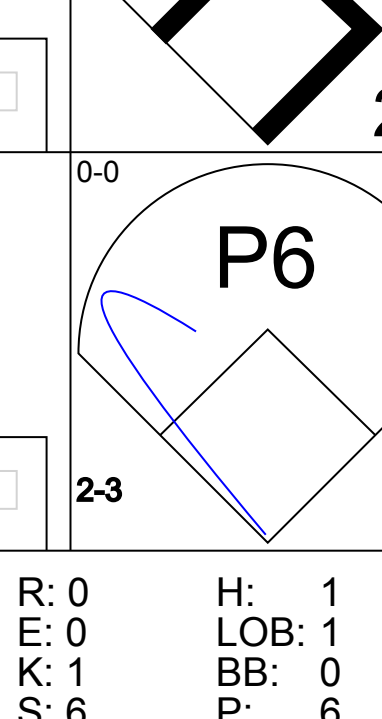
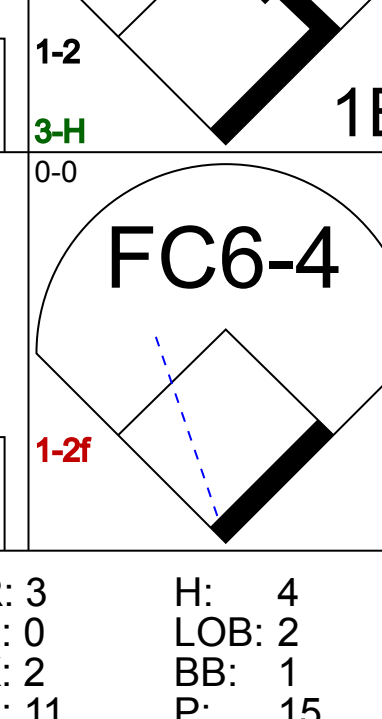
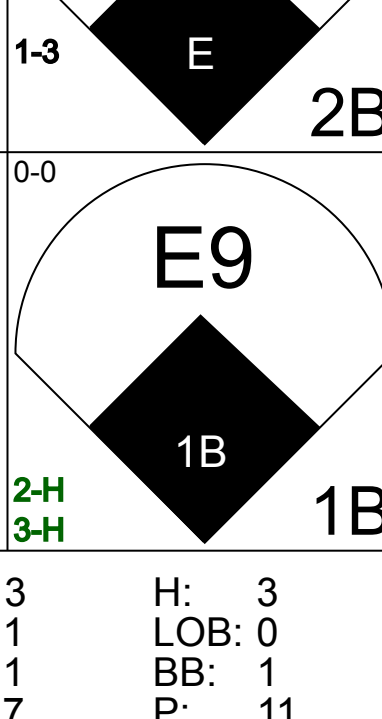
Batter	1	2	3	4	5	6	7	8	9	AB	R	H	RBI	BB	SO	LOB	TOP		
Steve Braun, L (1, 5) OBP: 0.407, SLG: 0.446										4	0	0	0	0	2	2	<b>Minnesota Twins @ Milwaukee Brewers</b> Milwaukee County Stadium, Milwaukee, WI Fri Aug 10 1973, 8:05 PM EDT Att: 21,331 - Unknown - 80 F <a href="http://livebaseballscorecards.com">livebaseballscorecards.com</a>		
Rod Carew, L (1, 4) OBP: 0.412, SLG: 0.485										4	1	2	0	0	0	1			
Tony Oliva, L (1, 10) OBP: 0.343, SLG: 0.406										4	0	1	1	0	1	2			
Bobby Darwin, R (1, 9) OBP: 0.307, SLG: 0.388										3	0	0	0	1	1	2			
Jim Holt, L (1, 7) OBP: 0.328, SLG: 0.457										4	0	2	0	0	0	2			
George Mittenwald, R (1, 2) OBP: 0.333, SLG: 0.421										1	0	0	0	0	1	1			
Phil Roof, R (4, 2) OBP: 0.284, SLG: 0.247										2	0	0	0	0	0	1			
Joe Lis, R (1, 3) OBP: 0.299, SLG: 0.374										3	0	0	0	0	1	1			
Danny Thompson, R (1, 6) OBP: 0.271, SLG: 0.296										3	0	0	0	0	0	0			
Steve Brye, R (1, 8) OBP: 0.333, SLG: 0.356										3	0	2	0	0	0	0			
<b>Inning Stats</b>	R: 1 E: 0 K: 1 S: 6	H: 2 LOB: 0 BB: 6 P: 6	R: 0 E: 0 K: 1 S: 5	H: 1 LOB: 0 BB: 5 P: 5	R: 0 E: 0 K: 0 S: 3	H: 0 LOB: 0 BB: 3 P: 3	R: 0 E: 0 K: 2 S: 8	H: 1 LOB: 1 BB: 0 P: 8	R: 0 E: 0 K: 1 S: 5	H: 0 LOB: 0 BB: 0 P: 5	R: 0 E: 0 K: 0 S: 3	H: 1 LOB: 0 BB: 0 P: 3	R: 0 E: 0 K: 0 S: 4	H: 1 LOB: 1 BB: 1 P: 4	R: 0 E: 0 K: 0 S: 3	H: 0 LOB: 1 BB: 1 P: 7	1B: 6 2B: 2 3B: 0 HR: 0	SF: 0 SAC: 0 DP: 3 HBP: 0	WP: 0 PA: 32 SB: 0 CS: 1
<b>PITCHER</b>	IP WLS BF H R ER SO BB IBB HBP BLK WP HR S P ERA WHIP																		
Skip Lockwood, R (1, 1) ERA: 3.37	2.2	9	3	1	1	2	0	0	0	0	0	0	0	13	13	3.38	1.125		
Bill Champion, R (3, 1) ERA: 4.19	6.1	W	23	4	0	0	4	1	0	0	0	0	0	30	34	0.00	0.789		

Batter	1	2	3	4	5	6	7	8	9	AB	R	H	RBI	BB	SO	LOB	BOTTOM			
John Briggs, L (1, 7) OBP: 0.361, SLG: 0.434										4	0	0	0	0	0	1	<b>Minnesota Twins @ Milwaukee Brewers</b> Milwaukee County Stadium, Milwaukee, WI Fri Aug 10 1973, 8:05 PM EDT Att: 21,331 - Unknown - 80 F <a href="http://livebaseballscorecards.com">livebaseballscorecards.com</a>			
Bob Coluccio, R (1, 9) OBP: 0.302, SLG: 0.438										4	0	0	0	0	2	0				
Dave May, L (1, 8) OBP: 0.362, SLG: 0.488										3	1	1	0	1	0	0				
George Scott, R (1, 3) OBP: 0.366, SLG: 0.474										4	1	2	2	0	1	1				
Darrell Porter, L (1, 2) OBP: 0.379, SLG: 0.540										3	1	0	0	1	1	1				
Don Money, R (1, 5) OBP: 0.321, SLG: 0.379										2	0	0	0	2	2	1				
Ollie Brown, R (1, 10) OBP: 0.348, SLG: 0.391										3	1	1	0	1	1	1				
Tim Johnson, L (1, 6) OBP: 0.276, SLG: 0.262										3	1	2	1	0	0	2				
Pedro Garcia, R (1, 4) OBP: 0.310, SLG: 0.398										2	0	0	0	1	0	3				
<b>Inning Stats</b>	R: 0 E: 0 K: 2 S: 7	H: 0 LOB: 1 BB: 1 P: 11	R: 0 E: 0 K: 2 S: 7	H: 0 LOB: 0 BB: 0 P: 7	R: 0 E: 0 K: 0 S: 3	H: 1 LOB: 0 BB: 0 P: 3	R: 5 E: 1 K: 1 S: 8	H: 3 LOB: 1 BB: 3 P: 20	R: 0 E: 0 K: 0 S: 4	H: 1 LOB: 1 BB: 0 P: 4	R: 0 E: 0 K: 0 S: 3	H: 1 LOB: 1 BB: 1 P: 7	R: 0 E: 0 K: 1 S: 5	H: 0 LOB: 0 BB: 0 P: 5	R: 0 E: 0 K: 1 S: 5	H: 0 LOB: 1 BB: 1 P: 9		1B: 3 2B: 2 3B: 0 HR: 1	SF: 0 SAC: 0 DP: 2 HBP: 0	WP: 1 PA: 34 SB: 0 CS: 0
<b>PITCHER</b>	IP WLS BF H R ER SO BB IBB HBP BLK WP HR S P ERA WHIP																			
Bill Campbell, R (1, 1) ERA: 3.32	3.2	L	18	4	5	4	5	4	0	0	0	0	0	1	24	40	9.82	2.182		
Vic Albury, L (4, 1) ERA: 1.42	4.1		16	2	0	0	2	2	0	0	0	0	0	18	26	0.00	0.923			

Batter	1	2	3	4	5	6	7	8	9	AB	R	H	RBI	BB	SO	LOB	TOP					
Jerry Terrell, R OBP: 0.307, SLG: 0.323 (1, 6)	0-0 5-3 ①			0-0 P3 ①		0-0 5-3 ①		0-0 2B 1B 1-2 ①	0-0 S 1B ①	5	1	2	0	0	0	0	<b>Minnesota Twins @ Milwaukee Brewers</b> Milwaukee County Stadium, Milwaukee, WI Sat Aug 11 1973, 4:33 AM EDT Att: 17,866 - Unknown - 83 F  <b>AB 36</b> <b>R 6</b> <b>H 10</b> <b>RBI 6</b> <b>BB 3</b> <b>SO 4</b> <b>LOB 11</b> 					
Rod Carew, L OBP: 0.410, SLG: 0.484 (1, 4)	0-0 F9 ②			0-0 4-3 ②		0-0 4-3 ②		0-0 1B 1-3 2H ②	0-0 4-3 ②	5	1	1	1	0	0	1						
Tony Oliva, L OBP: 0.346, SLG: 0.414 (1, 10)	0-0 F8 ③			0-0 1-3 ③		0-0 HR ③		0-0 1B BB SF8 2H 3H ③	4-0 1B IBB ③	4	2	2	3	1	0	0						
Bobby Darwin, R OBP: 0.304, SLG: 0.384 (1, 9)		0-0 6-3 ①			0-0 6-3 ①			0-0 F7 ①	0-0 5-3 ③	5	0	0	0	0	0	3						
Steve Braun, L OBP: 0.408, SLG: 0.445 (1, 5)		0-0 F2 ②						4-0 1B BB 1-2 ①		3	1	1	0	1	1	0						
George Mitterwald, R OBP: 0.335, SLG: 0.422 (1, 2)		0-3 K ③						0-0 1B 1-2 ②	0-0 1B 1-2 2-3 ②	4	0	2	0	0	1	0						
Jim Holt, L OBP: 0.327, SLG: 0.454 (8, 7)			0-0 4-3 ①					4-0 WP BB ③	0-0 SF8 3H ②	2	0	0	1	1	1	2						
Danny Walton, R OBP: 0.301, SLG: 0.333 Joe Lis, R OBP: 0.299, SLG: 0.374 (8, 3)			0-3 K ②					0-0 F8 1-2 ③	0-0 1-3 ③	4	0	1	1	0	1	3						
Steve Brye, R OBP: 0.330, SLG: 0.352 (1, 8)			0-0 F6 ③					0-0 2B 1B ③	0-0 F7 ①	4	1	1	0	0	0	2						
<b>Inning Stats</b>	R: 0 E: 0 K: 0 S: 3	H: 0 LOB: 0 BB: 0 P: 3	R: 0 E: 0 K: 1 S: 5	H: 0 LOB: 0 BB: 0 P: 5	R: 0 E: 0 K: 1 S: 5	H: 0 LOB: 0 BB: 0 P: 5	R: 0 E: 0 K: 0 S: 3	H: 0 LOB: 0 BB: 0 P: 3	R: 1 E: 0 K: 1 S: 8	H: 3 LOB: 2 BB: 0 P: 8	R: 1 E: 0 K: 0 S: 4	H: 1 LOB: 1 BB: 1 P: 4	R: 0 E: 0 K: 1 S: 5	H: 0 LOB: 1 BB: 1 P: 9	R: 4 E: 0 K: 0 S: 8	H: 5 LOB: 2 BB: 1 P: 12		R: 0 E: 0 K: 0 S: 4	H: 1 LOB: 2 BB: 1 P: 8	1B: 8 2B: 1 3B: 0 HR: 1	SF: 1 SAC: 0 DP: 0 HBP: 0	WP: 1 PB: 0 SB: 1 CS: 0
<b>PITCHER</b>	IP WLS BF H R ER SO BB IBB HBP BLK WP HR S P ERA WHIP	7.0 28 6 4 4 4 1 0 0 0 0 1 1 35 39 5.14 1.000	4.0 2 2 1 1 0 0 0 0 0 0 0 0 2 2 ∞ ∞	2.0 W 10 2 1 1 0 1 1 0 0 0 0 8 16 4.50 1.500											IP WLS BF H R ER SO BB IBB HBP BLK WP HR S P ERA WHIP	7.0 28 6 4 4 4 1 0 0 0 0 1 1 35 39 5.14 1.000	4.0 2 2 1 1 0 0 0 0 0 0 0 0 2 2 ∞ ∞	2.0 W 10 2 1 1 0 1 1 0 0 0 0 8 16 4.50 1.500				

Batter	1	2	3	4	5	6	7	8	9	AB	R	H	RBI	BB	SO	LOB	BOTTOM					
John Briggs, L OBP: 0.364, SLG: 0.432 (1, 7)	4-0 G3 BB ①		0-0 G3 ③		0-0 F7 ③		4-0 BB ③		4-0 BB 1-2 2B BB ①	2	1	0	0	3	0	2	<b>Minnesota Twins @ Milwaukee Brewers</b> Milwaukee County Stadium, Milwaukee, WI Sat Aug 11 1973, 4:33 AM EDT Att: 17,866 - Unknown - 83 F  <b>AB 32</b> <b>R 7</b> <b>H 7</b> <b>RBI 7</b> <b>BB 8</b> <b>SO 7</b> <b>LOB 13</b> 					
Bob Coluccio, R OBP: 0.304, SLG: 0.433 (1, 9)	0-3 K ①			0-0 F3 ①		4-0 WP 1B 3-1 BB ①	0-0 5-3 ③	4-0 2B BB 1-2 2-3 ②	3	2	0	0	2	1	2							
Dave May, L OBP: 0.364, SLG: 0.498 (1, 8)	0-0 G3 1-2 ②			0-0 1-3 1B ②		0-0 3-1 ①		0-0 HR 1H 2H 3H ①	0-0 1B 2B ②	5	2	3	4	0	2							
George Scott, R OBP: 0.367, SLG: 0.473 (1, 3)	0-3 K ③			0-0 1-3 ②		0-0 1B BB 2H 1B ②		0-0 F8 2H ①	0-0 1B ②	5	1	2	2	0	1	2						
Darrell Porter, L OBP: 0.377, SLG: 0.533 (1, 2)		0-0 3-1 ①		0-0 F7 ③		4-0 1B BB 1-2 ②		0-3 K ②		3	0	0	0	1	1	1						
Don Money, R OBP: 0.321, SLG: 0.377 (1, 5)		0-0 5-3 ②			0-0 P6 ①		0-0 G5-4-3 1B 1-2 2H ②	0-0 5-3 ③		4	0	1	1	0	0	0						
Ollie Brown, R OBP: 0.347, SLG: 0.389 (1, 10)		0-3 K ③			0-0 S 1B ②		0-0 G5-4-3 1-2 ③		0-3 K ①	4	0	1	0	0	2	2						
Tim Johnson, L OBP: 0.274, SLG: 0.260 Eddie Bane, R OBP: 0.379, SLG: 0.305 (9, PH)			0-0 4-1 ①		0-0 F7 1-2 ②		0-3 K ①		4-0 BB BB 2B BB ②	3	0	0	0	0	1	1						
Pedro Garcia, R OBP: 0.310, SLG: 0.395 (1, 4)		0-0 5-3 ②			4-0 BB ②		0-0 5-3 ②		0-3 K ②	3	0	0	0	1	1	1						
<b>Inning Stats</b>	R: 0 E: 0 K: 2 S: 7	H: 0 LOB: 1 BB: 1 P: 11	R: 0 E: 0 K: 1 S: 5	H: 0 LOB: 0 BB: 0 P: 5	R: 0 E: 0 K: 0 S: 3	H: 0 LOB: 0 BB: 0 P: 3	R: 0 E: 0 K: 0 S: 4	H: 1 LOB: 1 BB: 0 P: 4	R: 0 E: 0 K: 0 S: 4	H: 1 LOB: 2 BB: 1 P: 8	R: 2 E: 0 K: 0 S: 4	H: 2 LOB: 1 BB: 2 P: 12	R: 0 E: 0 K: 1 S: 5	H: 0 LOB: 1 BB: 1 P: 9	R: 1 E: 0 K: 1 S: 6	H: 1 LOB: 0 BB: 0 P: 6		R: 4 E: 0 K: 2 S: 8	H: 2 LOB: 1 BB: 3 P: 20	1B: 5 2B: 1 3B: 0 HR: 1	SF: 0 SAC: 0 DP: 1 HBP: 0	WP: 1 PB: 0 SB: 1 CS: 0
<b>PITCHER</b>	IP WLS BF H R ER SO BB IBB HBP BLK WP HR S P ERA WHIP	5.1 22 3 2 2 3 3 0 0 0 0 0 1 20 40 13.50 2.400	3.1 L 17 3 5 5 4 5 0 0 0 0 0 1 20 40 13.50 2.400	0.0 1 1 0 0 0 0 0 0 0 0 0 0 1 1 ∞ ∞											IP WLS BF H R ER SO BB IBB HBP BLK WP HR S P ERA WHIP	5.1 22 3 2 2 3 3 0 0 0 0 0 1 20 40 13.50 2.400	3.1 L 17 3 5 5 4 5 0 0 0 0 0 1 20 40 13.50 2.400	0.0 1 1 0 0 0 0 0 0 0 0 0 0 1 1 ∞ ∞				

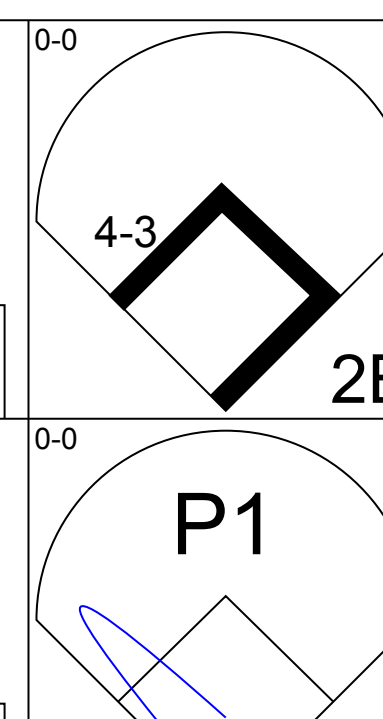
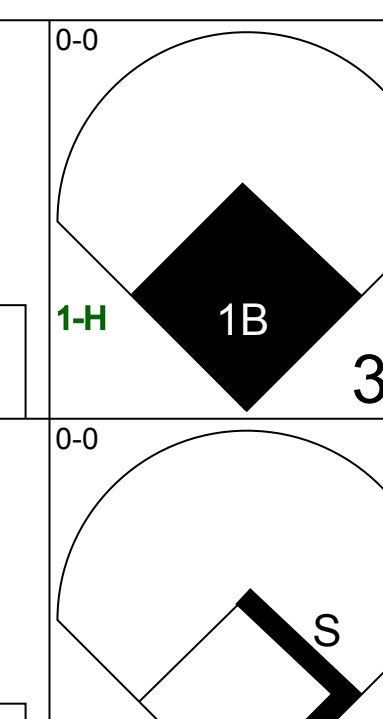
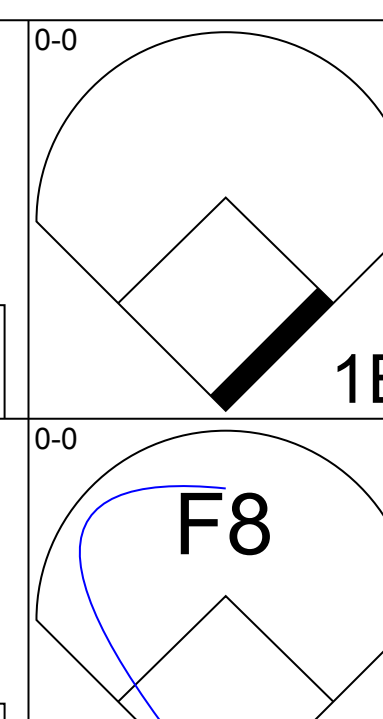
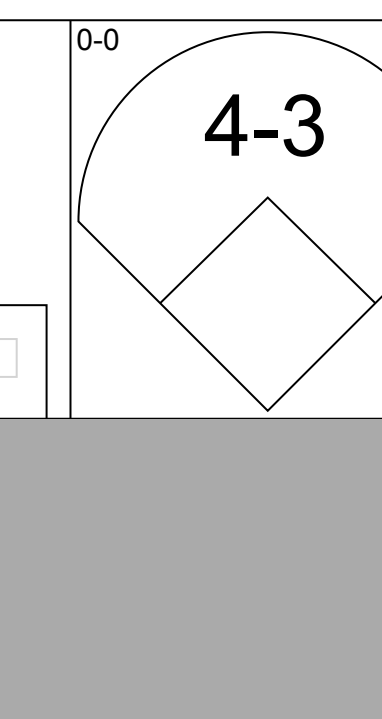
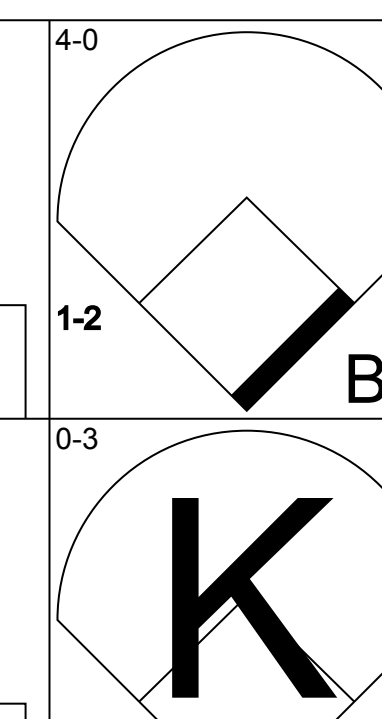
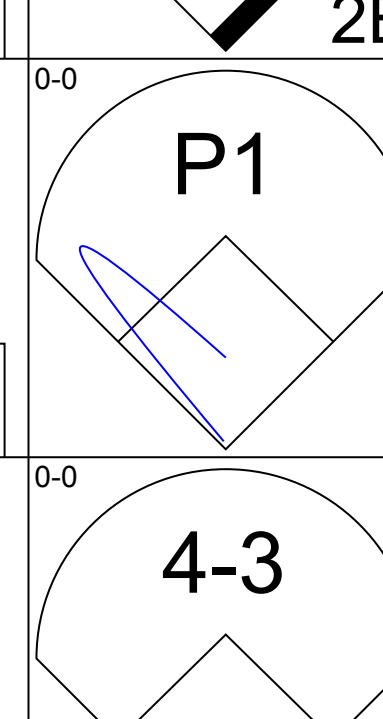
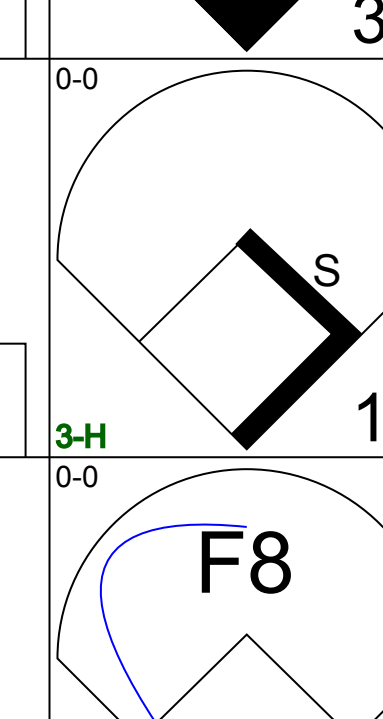
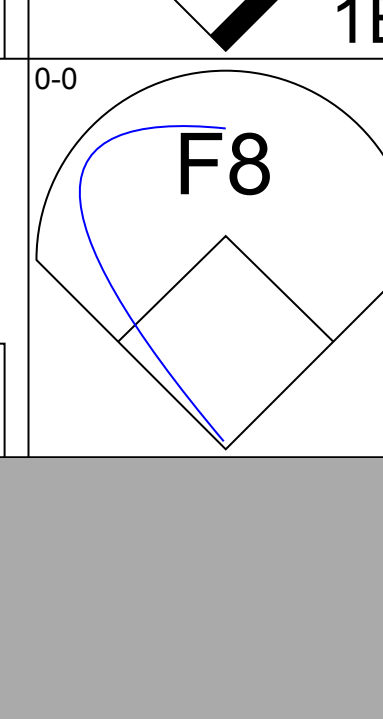
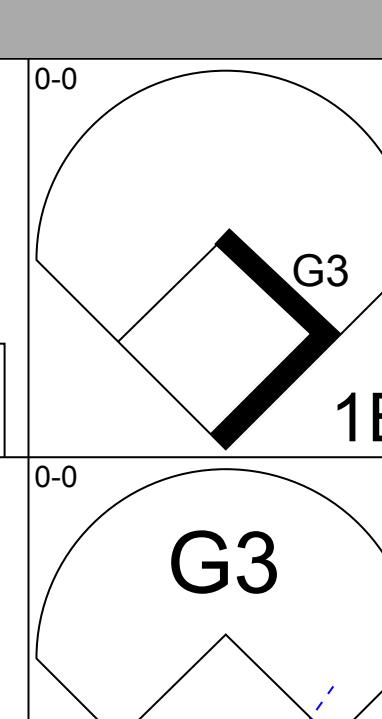
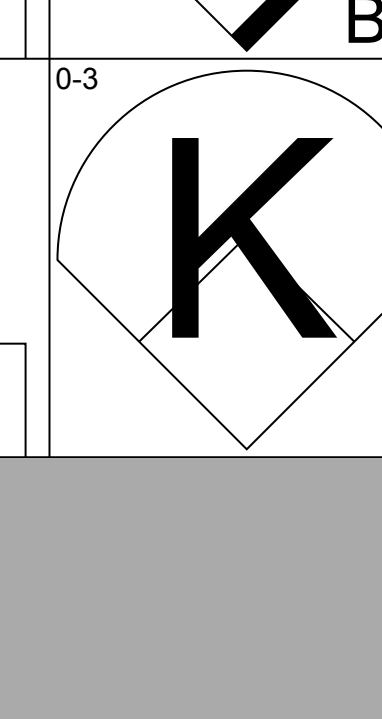
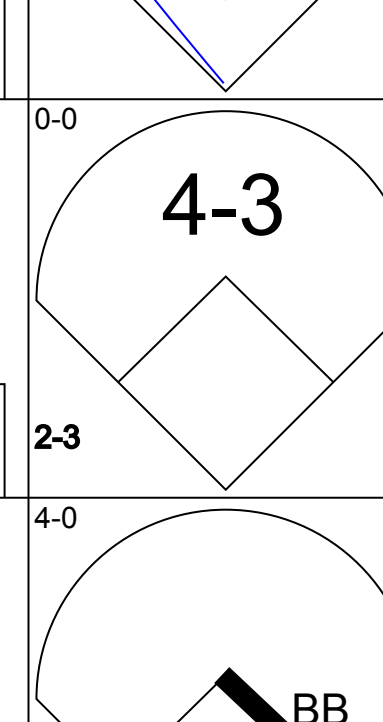
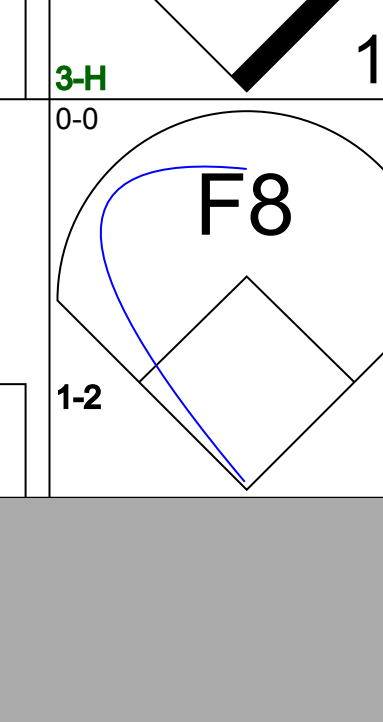
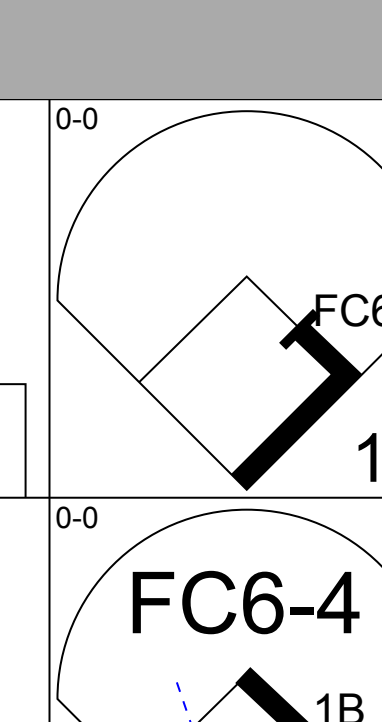

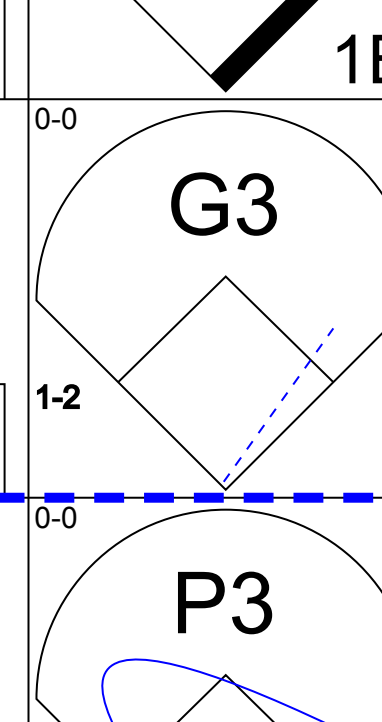
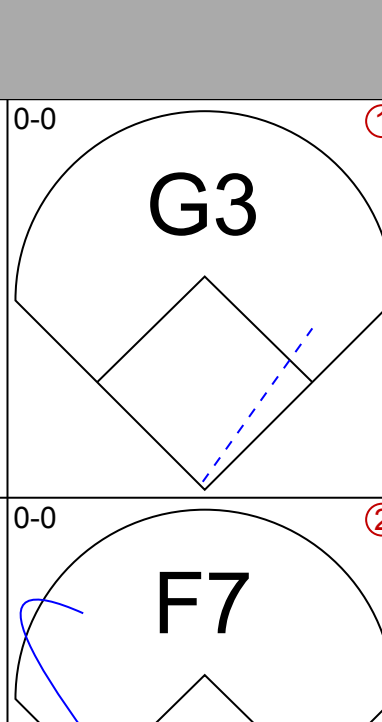


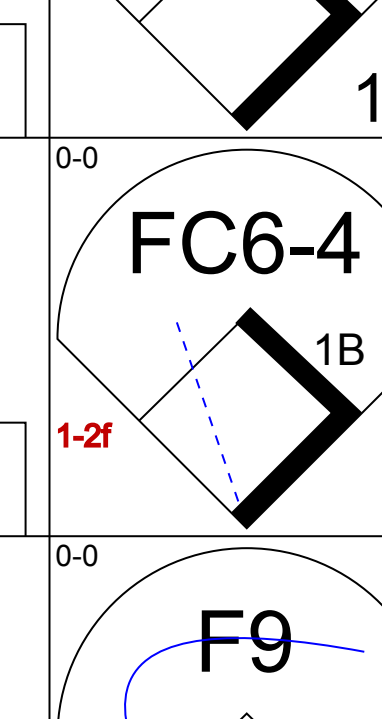

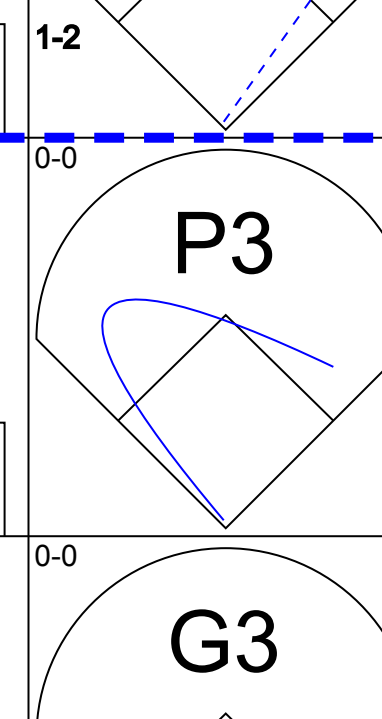
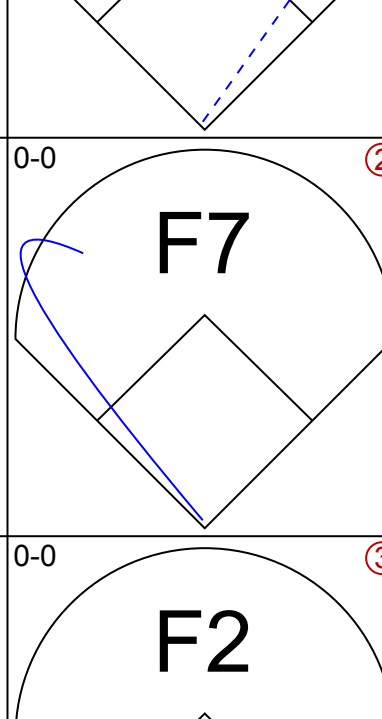
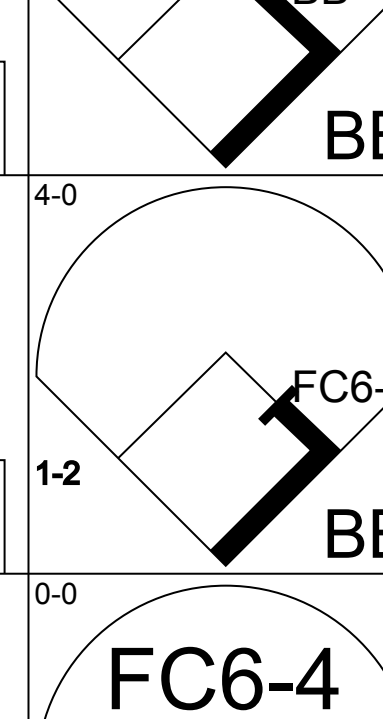


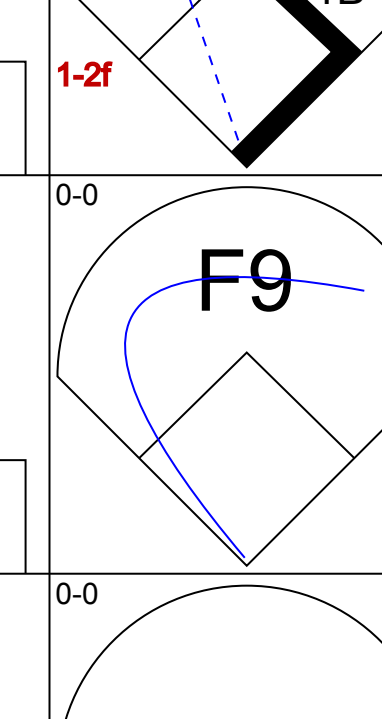
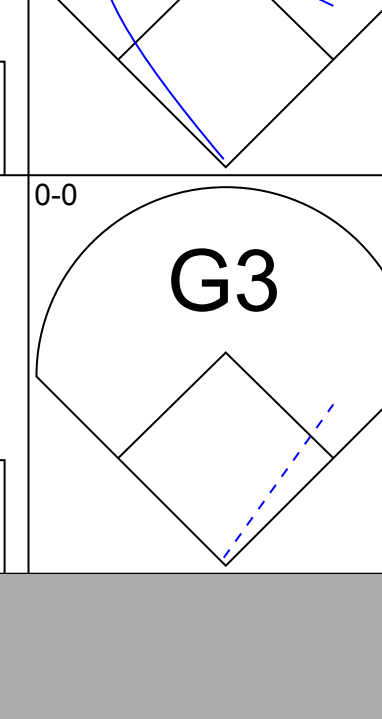
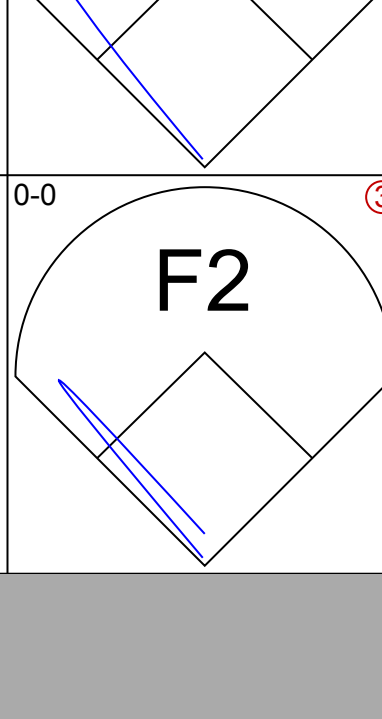
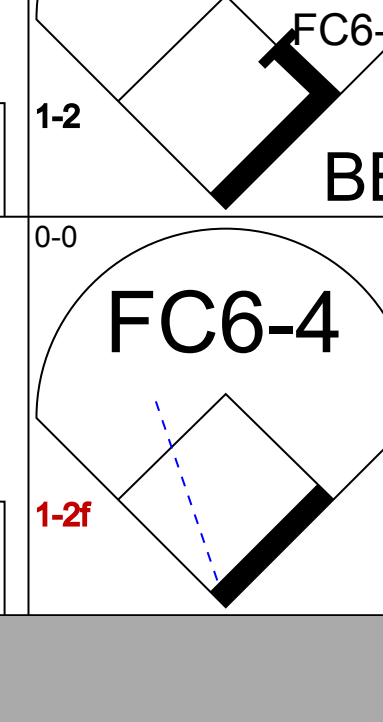

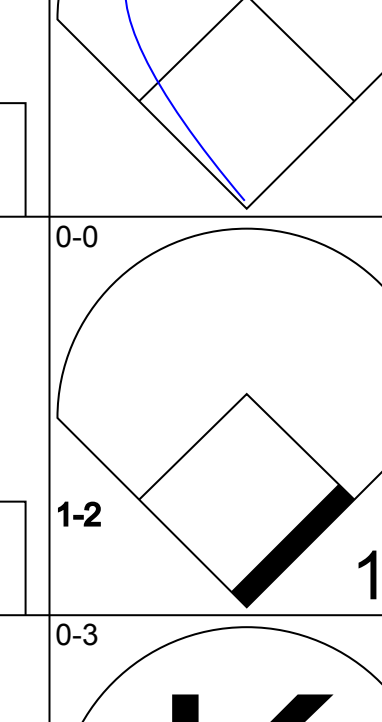
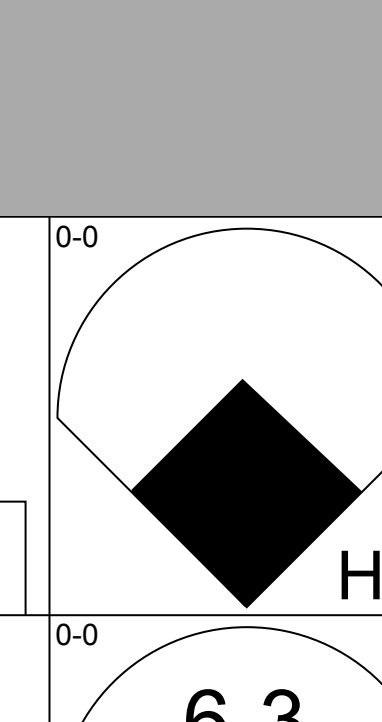
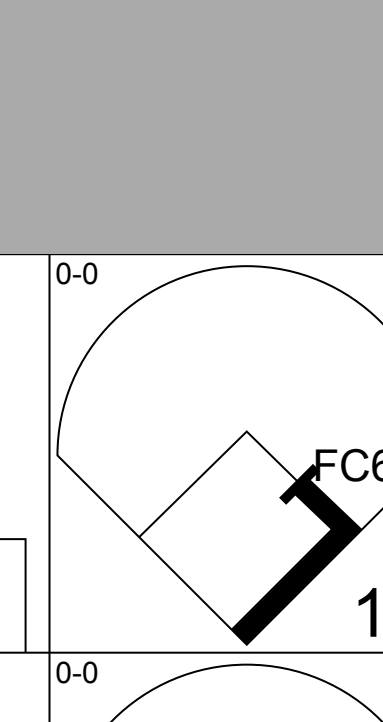
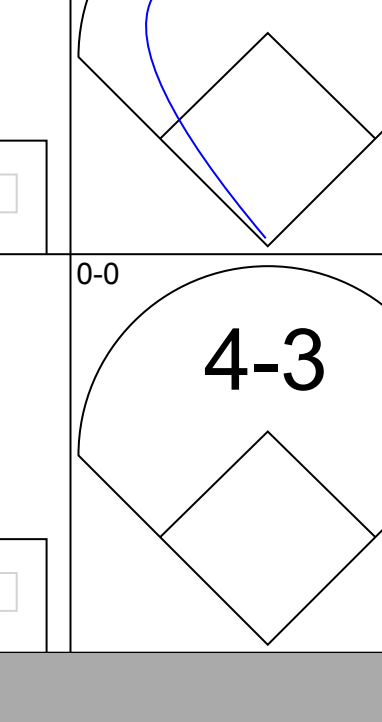
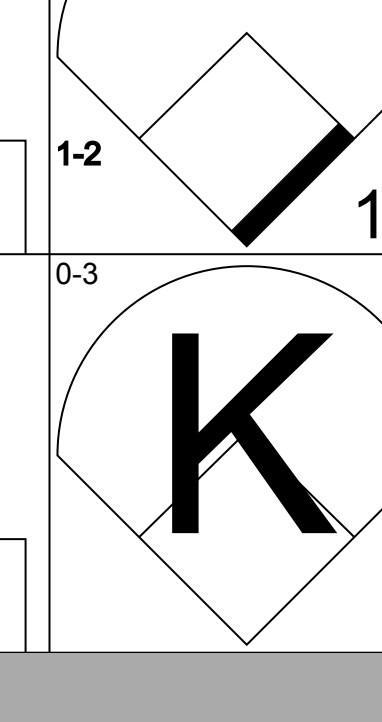
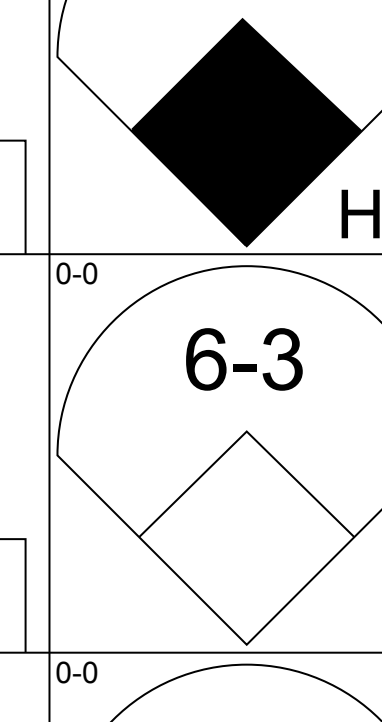
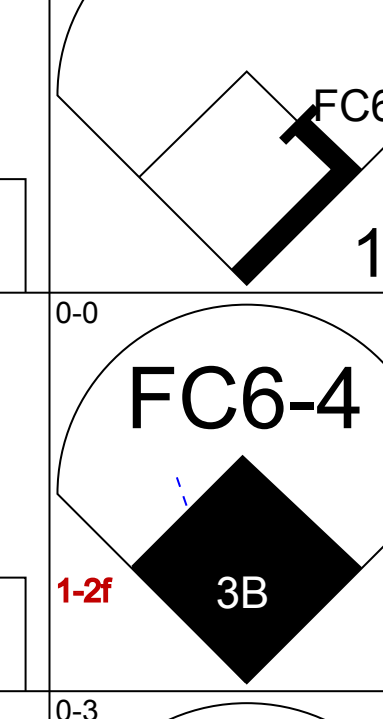
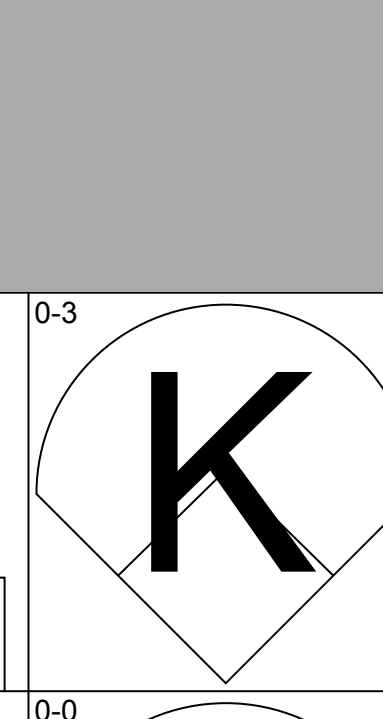
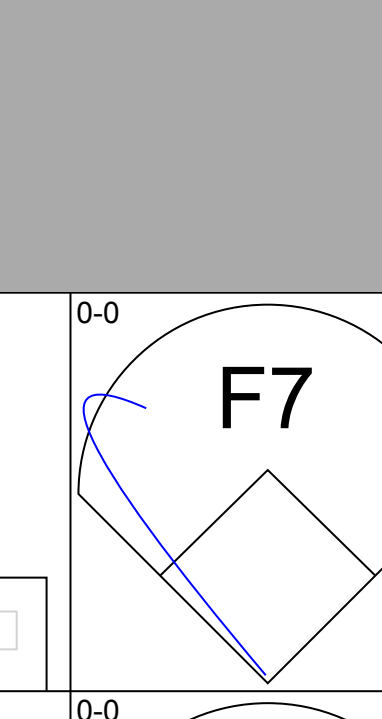
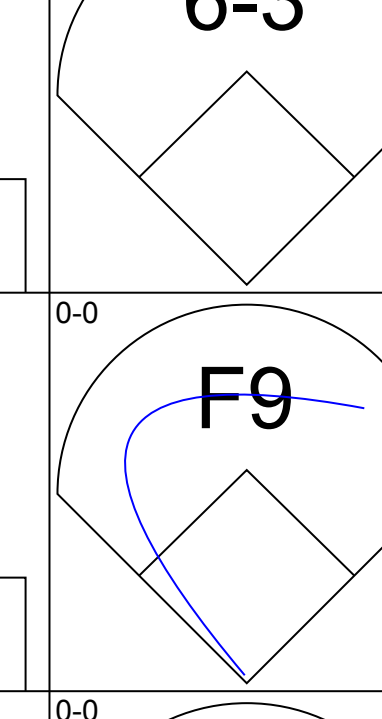

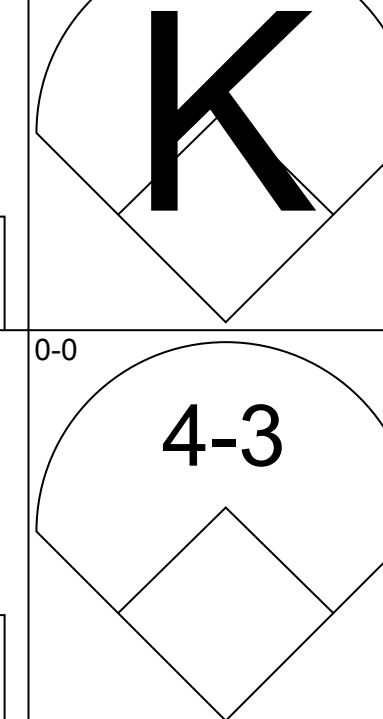
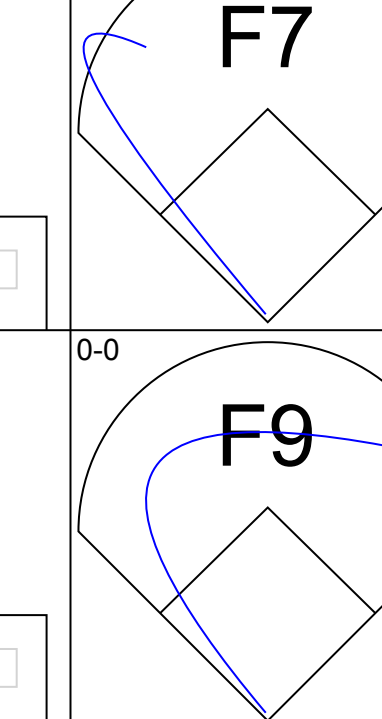
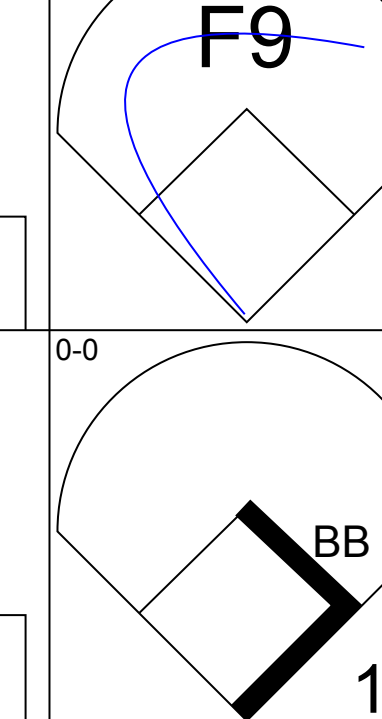



Batter	1	2	3	4	5	6	7	8	9	AB	R	H	RBI	BB	SO	LOB	TOP					
<b>Jim Northrup, L</b> OBP: 0.355, SLG: 0.464 (1, 9)										6	2	2	1	0	2	3						
<b>Mickey Stanley, R</b> OBP: 0.307, SLG: 0.390 (1, 8)										6	2	3	1	0	1	1						
<b>Gates Brown, L</b> OBP: 0.384, SLG: 0.429 <b>Frank Howard, R</b> OBP: 0.328, SLG: 0.438 (1, 10) (8, PH)										4	1	3	1	0	0	0						
<b>Willie Horton, R</b> OBP: 0.363, SLG: 0.534 <b>Dick Sharon, R</b> OBP: 0.275, SLG: 0.417 (1, 7) (8, PR)										4	0	1	0	1	1	5						
<b>Dick McAuliffe, L</b> OBP: 0.365, SLG: 0.462 (1, 4)										5	0	1	0	0	2	5						
<b>Norm Cash, L</b> OBP: 0.342, SLG: 0.480 <b>Ike Brown, R</b> OBP: 0.407, SLG: 0.277 (1, 3) (8, 3)										3	1	0	0	1	0	2						
<b>Bill Freehan, R</b> OBP: 0.332, SLG: 0.344 (1, 2)										3	1	2	2	2	0	0						
<b>Aurelio Rodriguez, R</b> OBP: 0.282, SLG: 0.371 (1, 5)										3	1	3	1	2	0	0						
<b>Ed Brinkman, R</b> OBP: 0.299, SLG: 0.344 (1, 6)										5	1	1	2	0	1	7						
<b>Inning Stats</b>	R: 0 E: 0 K: 1 S: 6	H: 1 LOB: 1 BB: 0 P: 6	R: 0 E: 0 K: 0 S: 4	H: 1 LOB: 2 BB: 1 P: 8	R: 1 E: 0 K: 0 S: 5	H: 3 LOB: 1 BB: 0 P: 5	R: 0 E: 0 K: 1 S: 5	H: 0 LOB: 2 BB: 2 P: 13	R: 0 E: 0 K: 0 S: 5	H: 2 LOB: 2 BB: 0 P: 5	R: 0 E: 0 K: 1 S: 6	H: 1 LOB: 1 BB: 0 P: 6	R: 3 E: 0 K: 2 S: 11	H: 4 LOB: 2 BB: 1 P: 15	R: 2 E: 1 K: 1 S: 9	H: 1 LOB: 2 BB: 1 P: 13	R: 3 E: 1 K: 1 S: 7	H: 3 LOB: 0 BB: 1 P: 11	1B: 14 2B: 2 3B: 0 HR: 0	SF: 0 SAC: 0 DP: 2 HBP: 0	WP: 3 PB: 1 SB: 0 CS: 0	PA: 48
<b>PITCHER</b>	IP	WLS	BF	H	R	ER	SO	BB	IBB	HBP	BLK	WP	HR	S	P	ERA	WHIP					
<b>Bert Blyleven, R</b> ERA: 2.68 (1, 1)	6.2	L	34	11	4	4	5	3	1	0	0	1	0	40	56	5.40	2.100					
<b>Bill Hands, R</b> ERA: 4.21 (7, 1)	0.1		4	2	2	0	0	0	0	0	0	0	0	4	4	0.00	6.000					
<b>Vic Albury, L</b> ERA: 1.23 (8, 1)	0.2		3	0	0	0	1	0	1	0	0	1	0	4	8	0.00	0.000					
<b>Ray Corbin, R</b> ERA: 3.21 (8, 1)	1.1		7	3	3	2	2	1	0	0	0	1	0	10	14	13.50	3.000					

**Detroit Tigers @ Minnesota Twins**  
Metropolitan Stadium, Bloomington, MI  
Mon Aug 13 1973, 8:05 PM EDT  
Att: 17,633 - Unknown - 78 F

AB 42  
R 9  
H 16  
RBI 8  
BB 6  
SO 8  
LOB 27



Batter	1	2	3	4	5	6	7	8	9	AB	R	H	RBI	BB	SO	LOB	BOTTOM				
<b>Jerry Terrell, R</b> OBP: 0.312, SLG: 0.335 (1, 6)										4	1	3	1	1	0	0					
<b>Rod Carew, L</b> OBP: 0.413, SLG: 0.485 (1, 4)										5	0	2	1	0	1	4					
<b>Tony Oliva, L</b> OBP: 0.346, SLG: 0.415 (1, 10)										5	0	1	0	0	0	3					
<b>Bobby Darwin, R</b> OBP: 0.303, SLG: 0.379 (1, 9)										4	0	1	0	1	0	2					
<b>George Mitterwald, R</b> OBP: 0.337, SLG: 0.421 (1, 2)										4	0	0	0	1	0	3					
<b>Steve Bnye, R</b> OBP: 0.333, SLG: 0.384 (1, 8)										4	1	2	1	0	0	4					
<b>Steve Braun, L</b> OBP: 0.407, SLG: 0.440 (1, 5)										4	0	1	0	0	1	3					
<b>Joe Lis, R</b> OBP: 0.300, SLG: 0.366 (1, 3)										4	1	0	0	0	1	1					
<b>Mike Adams, R</b> OBP: 0.333, SLG: 0.325 (1, 7)										4	0	1	0	0	1	1					
<b>Inning Stats</b>	R: 0 E: 0 K: 0 S: 4	H: 1 LOB: 3 BB: 2 P: 12	R: 2 E: 0 K: 1 S: 8	H: 3 LOB: 1 BB: 0 P: 8	R: 0 E: 0 K: 0 S: 4	H: 1 LOB: 1 BB: 0 P: 4	R: 0 E: 0 K: 1 S: 6	H: 1 LOB: 1 BB: 0 P: 6	R: 0 E: 0 K: 0 S: 3	H: 0 LOB: 0 BB: 0 P: 3	R: 0 E: 0 K: 0 S: 4	H: 1 LOB: 1 BB: 0 P: 4	R: 1 E: 0 K: 1 S: 7	H: 2 LOB: 2 BB: 1 P: 11	R: 0 E: 0 K: 0 S: 3	H: 0 LOB: 0 BB: 0 P: 3	1B: 8 2B: 1 3B: 1 HR: 1	SF: 0 SAC: 0 DP: 0 HBP: 0	WP: 0 PB: 0 SB: 1 CS: 0	PA: 41	
<b>PITCHER</b>	IP	WLS	BF	H	R	ER	SO	BB	IBB	HBP	BLK	WP	HR	S	P	ERA	WHIP				
<b>Woodie Fryman, L</b> ERA: 4.88 (1, 1)	6.1	W	30	9	2	2	3	2	0	0	0	0	1	12	16	3.38	1.125				
<b>John Hiller, L</b> ERA: 1.65 (7, 1)	2.2	S	11	2	1	1	1	1	0	0	0	0	1	12	16	3.38	1.125				

**Detroit Tigers @ Minnesota Twins**  
Metropolitan Stadium, Bloomington, MI  
Mon Aug 13 1973, 8:05 PM EDT  
Att: 17,633 - Unknown - 78 F


AB 38  
R 3  
H 11  
RBI 3  
BB 3  
SO 4  
LOB 21



Batter	1	2	3	4	5	6	7	8	9	AB	R	H	RBI	BB	SO	LOB	TOP			
Jim Northrup, L OBP: 0.356, SLG: 0.463 (1, 9)	0-0 4-3		0-0 4-3			0-0 1B	0-0 FC6-4		0-0 1B	5	0	2	0	0	0	2				
Mickey Stanley, R OBP: 0.306, SLG: 0.389 Dick Sharon, R OBP: 0.273, SLG: 0.414 (1, 8) (8, 8)	0-3 K			0-0 F8		0-3 K		0-0 1B	0-0 1-3	4	0	1	0	0	2	1				
Gates Brown, L OBP: 0.361, SLG: 0.426 (1, 10)	0-0 G3			0-0 5-3		0-0 1B		0-0 G1-6-3		4	0	1	0	0	0	1				
Willie Horton, R OBP: 0.385, SLG: 0.534 Ike Brown, R OBP: 0.407, SLG: 0.277 (1, 7) (8, 7)		0-0 FC5-4 1B		0-0 F7		0-0 F7		0-0 1B 1B		4	1	2	0	0	0	2				
Dick McAuliffe, L OBP: 0.367, SLG: 0.462 Tony Taylor, R OBP: 0.262, SLG: 0.304 (1, 4) (8, 4)	0-0 F7				0-0 2B 1B	0-3 K		0-0 1B 1B		4	0	2	0	0	1	3				
Bill Freehan, R OBP: 0.332, SLG: 0.347 Tom Verzyer, R OBP: 1.000, SLG: 1.000 (1, 2) (7, 6)	0-0 FC5-4				0-0 1B		0-0 5-3	0-0 1B 1B		3	0	1	0	0	0	1				
Norm Cash, L OBP: 0.341, SLG: 0.476 (1, 3)	0-3 K				0-3 K		0-0 1B 1B	0-0 4-3		4	0	1	0	0	2	5				
Aurelio Rodriguez, R OBP: 0.282, SLG: 0.370 (1, 5)			0-0 4-3		0-3 K		0-0 FC6-4 1B		0-3 K	4	0	1	0	0	2	2				
Ed Brinkman, R OBP: 0.297, SLG: 0.343 Duke Sims, L OBP: 0.337, SLG: 0.407 (1, 6) (7, PH) (7, 2)	0-0 F8		0-0 F8		0-0 F8		0-3 K	0-0 F5		2	0	0	0	0	0	2				
<b>Inning Stats</b>	R: 0 E: 0 K: 1 S: 5	H: 0 LOB: 0 BB: 0 P: 5	R: 0 E: 0 K: 1 S: 6	H: 1 LOB: 1 BB: 0 P: 6	R: 0 E: 0 K: 0 S: 3	H: 0 LOB: 0 BB: 0 P: 3	R: 0 E: 0 K: 0 S: 3	H: 2 LOB: 2 BB: 0 P: 9	R: 0 E: 0 K: 2 S: 9	H: 2 LOB: 2 BB: 0 P: 9	R: 0 E: 0 K: 1 S: 7	H: 2 LOB: 2 BB: 0 P: 7	R: 1 E: 0 K: 0 S: 6	H: 4 LOB: 2 BB: 0 P: 6	R: 0 E: 0 K: 1 S: 6	H: 1 LOB: 1 BB: 0 P: 6	1B: 11 2B: 1 3B: 0 HR: 0	SF: 0 SAC: 0 DP: 1 HBP: 0	WP: 0 PB: 0 SB: 0 CS: 0	PA: 38
<b>PITCHER</b> Dave Goltz, R ERA: 4.99 (1, 1)	IP: 9.0 WLS: W BF: 38 H: 12 R: 1 ER: 1 SO: 8 BB: 0 IBB: 0 HBP: 0 BLK: 0 WP: 0 HR: 0 S: 54 P: 54 ERA: 1.00 WHIP: 1.333															<b>PITCHER</b>				

Detroit Tigers @ Minnesota Twins  
Metropolitan Stadium, Bloomington, MI  
Tue Aug 14 1973, 8:05 PM EDT  
Att: 15,214 - Unknown - 76 F


AB 38  
R 1  
H 12  
RBI 1  
BB 0  
SO 8  
LOB 22

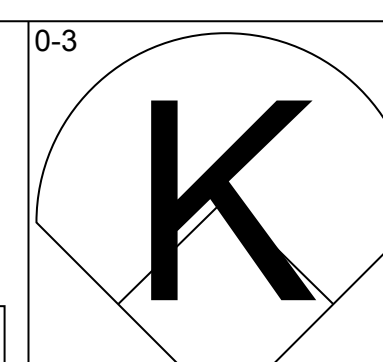
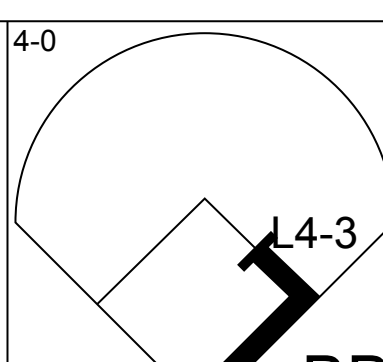
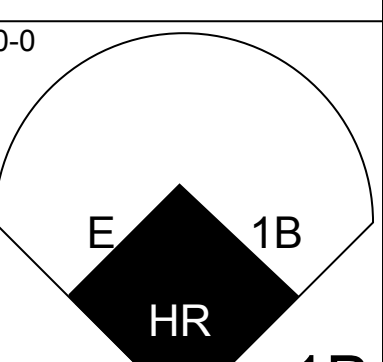
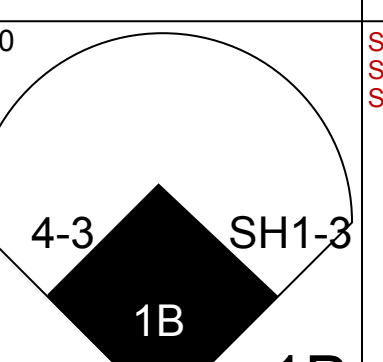
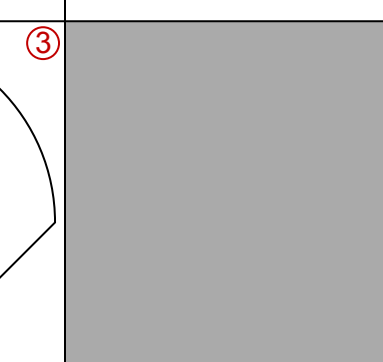
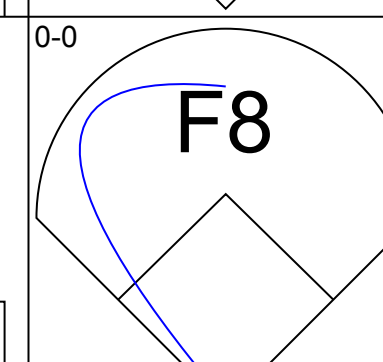
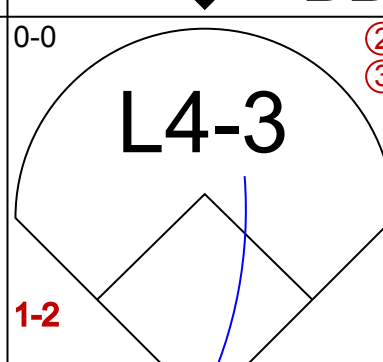
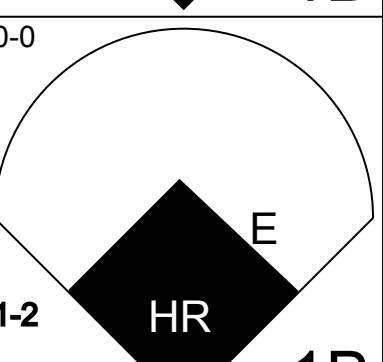
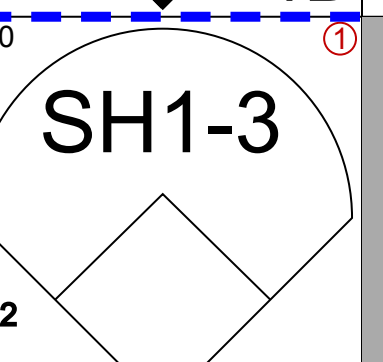
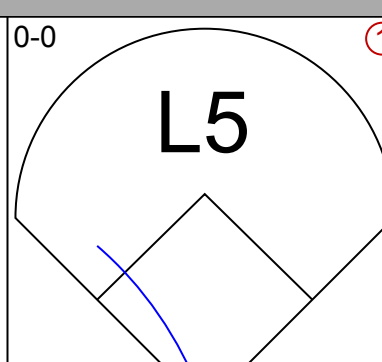
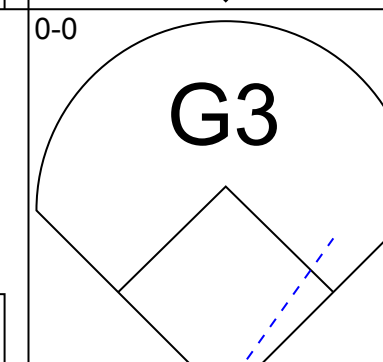
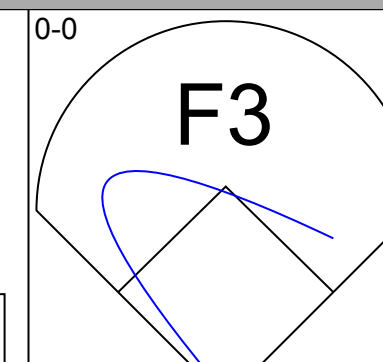
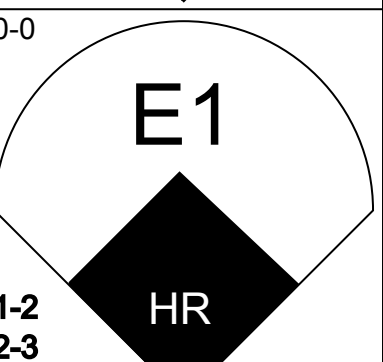
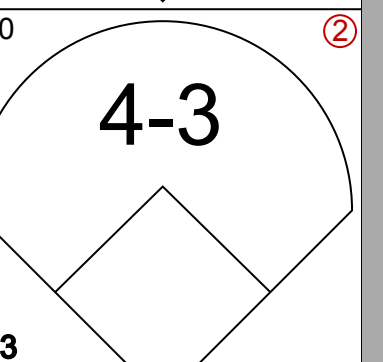
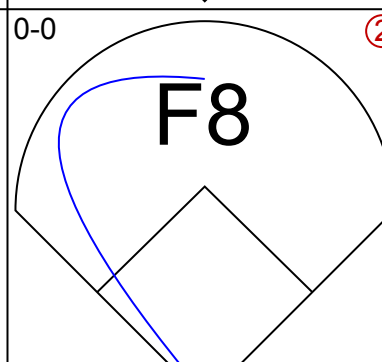
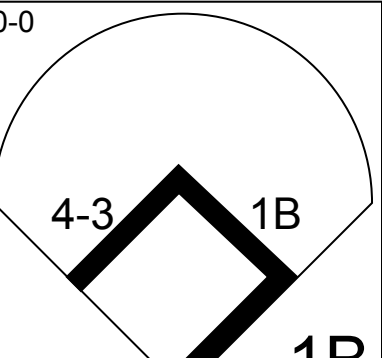
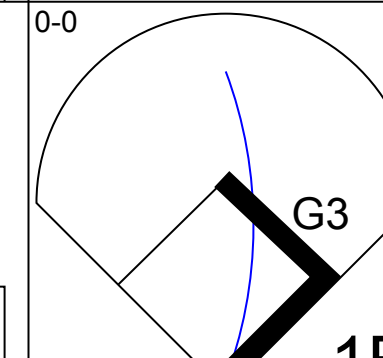
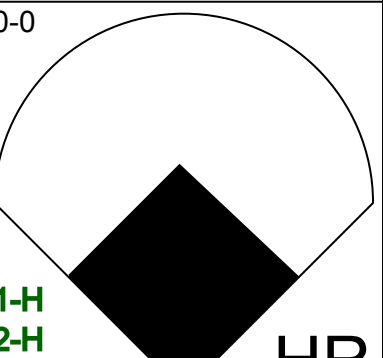
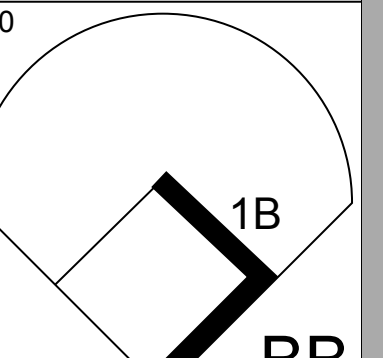
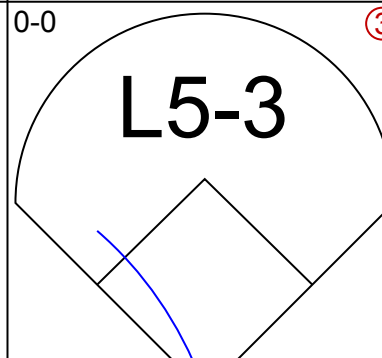
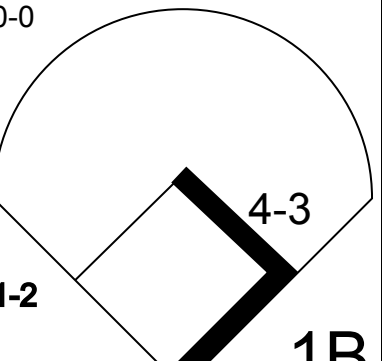
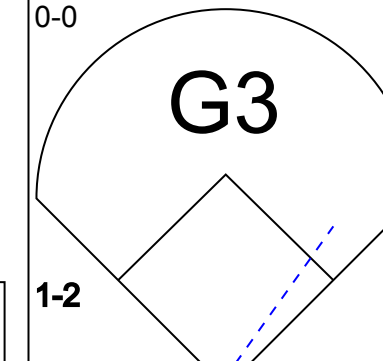
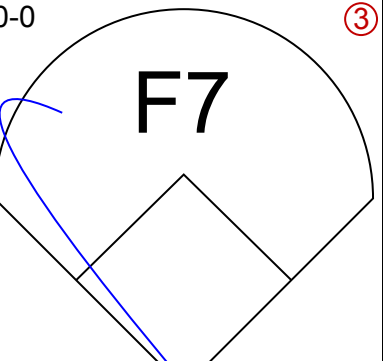
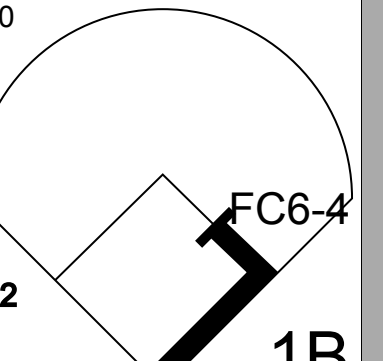

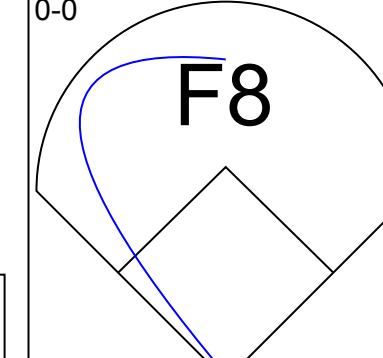
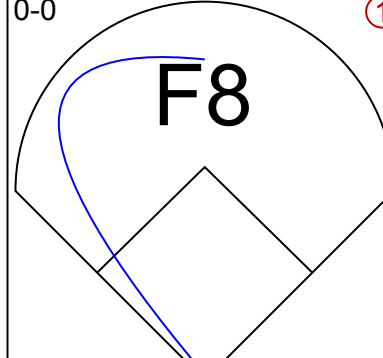
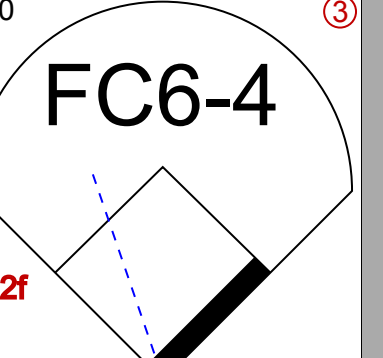

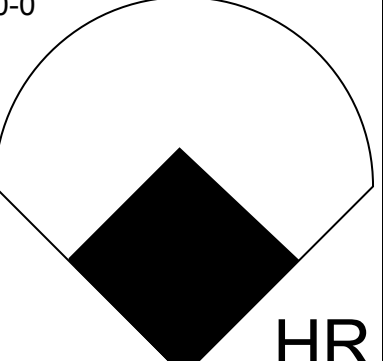
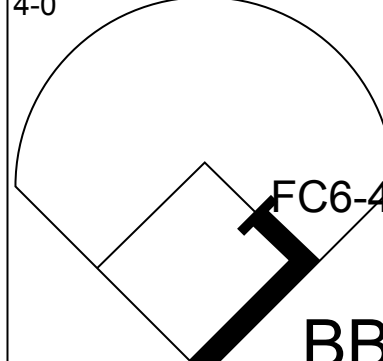
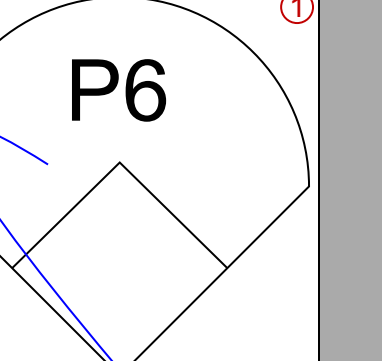

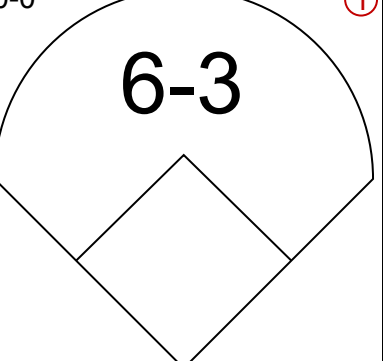
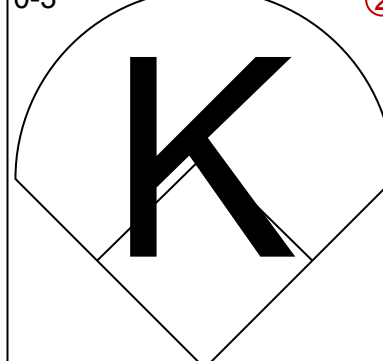
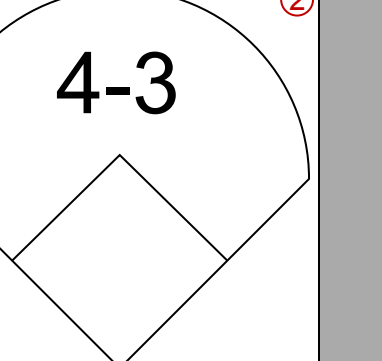

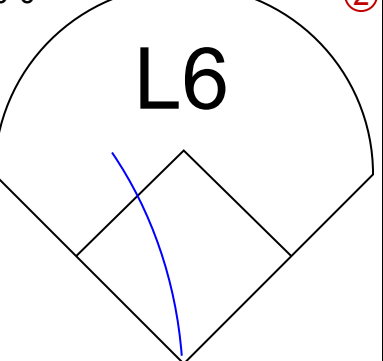
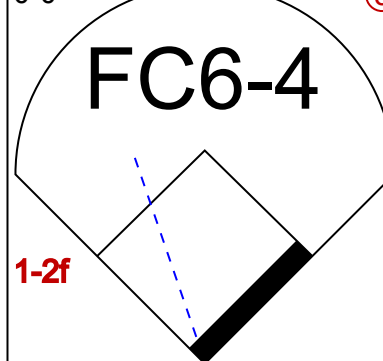
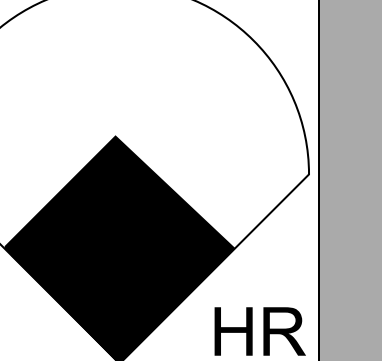


Batter	1	2	3	4	5	6	7	8	9	AB	R	H	RBI	BB	SO	LOB	BOTTOM	
Jerry Terrell, R OBP: 0.313, SLG: 0.333 (1, 6)	0-0 WP 1B	0-0 F8			0-0 1-3	0-0 F4	0-0 FC6-4	4-0 BB 1B		5	1	1	0	1	0	4		
Rod Carew, L OBP: 0.418, SLG: 0.492 Dan Monzon, R OBP: 0.320, SLG: 0.311 (1, 4) (9, 4)	0-0 F8 E 1B	0-0 1B			0-0 1B	0-0 BB 2B	0-0 FC6-4	0-0 BB 1B		6	1	5	3	0	0	2		
Tony Oliva, L OBP: 0.349, SLG: 0.415 Mike Adams, R OBP: 0.347, SLG: 0.325 (1, 10) (6, PR)	0-0 F8	0-0 F5			4-0 BB 1B	4-0 BB IBB		0-0 BB 1B		3	0	1	0	2	0	2		
Bobby Darwin, R OBP: 0.304, SLG: 0.380 (1, 9)	0-0 E5 1B		0-0 F8		0-0 1B	0-0 SF7		0-0 K		5	2	2	2	0	1	3		
Steve Braun, L OBP: 0.409, SLG: 0.441 (1, 5)	0-0 1B		0-0 G3		0-0 3-1	0-0 BB		0-0 2B 1B		4	1	2	1	1	0	2		
Steve Brye, R OBP: 0.328, SLG: 0.375 (1, 8)	0-0 F8		0-3 K			0-0 K		0-0 F9		5	1	1	0	0	2	7		
Jim Holt, L OBP: 0.338, SLG: 0.466 (1, 3)	0-0 1B			0-0 F7		0-0 1B 1B	0-0 FC6-4	0-0 2B 2B		5	2	4	3	0	0	0		
Phil Roof, R OBP: 0.290, SLG: 0.247 (1, 2)	0-3 K			0-0 F7		0-0 1B 1B	4-0 FC6-4	0-3 K		4	1	1	1	1	2	4		
Larry Hisle, R OBP: 0.342, SLG: 0.399 (1, 7)		0-0 F8		0-3 K		0-0 2B 1B	0-3 K	0-0 1B 2B		5	2	2	2	0	2	2		
<b>Inning Stats</b>	R: 3 E: 1 K: 1 S: 10	H: 4 LOB: 2 BB: 0 P: 10	R: 0 E: 0 K: 0 S: 4	H: 1 LOB: 1 BB: 0 P: 4	R: 0 E: 0 K: 1 S: 5	H: 0 LOB: 0 BB: 0 P: 5	R: 0 E: 0 K: 1 S: 5	H: 2 LOB: 2 BB: 1 P: 8	R: 4 E: 0 K: 1 S: 10	H: 5 LOB: 3 BB: 2 P: 18	R: 0 E: 0 K: 1 S: 6	H: 1 LOB: 2 BB: 1 P: 10	R: 5 E: 0 K: 2 S: 13	H: 6 LOB: 3 BB: 2 P: 21	1B: 15 2B: 4 3B: 0 HR: 0	SF: 1 SAC: 0 DP: 0 HBP: 0	WP: 1 PB: 0 SB: 2 CS: 0	PA: 49
<b>PITCHER</b> Joe Coleman, R ERA: 3.79 Bob Miller, R ERA: 3.7 Ed Farmer, R ERA: 4.5 (1, 1) (6, 1) (7, 1)	IP: 5.0 WLS: L BF: 27 H: 11 R: 7 ER: 6 SO: 3 BB: 1 IBB: 0 HBP: 0 BLK: 0 WP: 1 HR: 0 S: 32 P: 36 ERA: 10.80 WHIP: 2.400															<b>PITCHER</b>		

Detroit Tigers @ Minnesota Twins  
Metropolitan Stadium, Bloomington, MI  
Tue Aug 14 1973, 8:05 PM EDT  
Att: 15,214 - Unknown - 76 F


AB 42  
R 12  
H 19  
RBI 12  
BB 6  
SO 7  
LOB 26

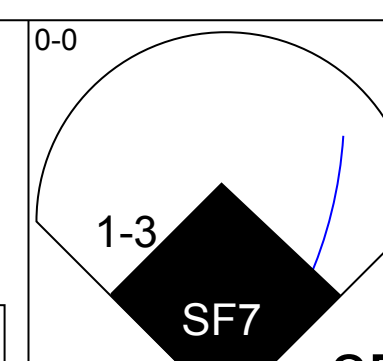
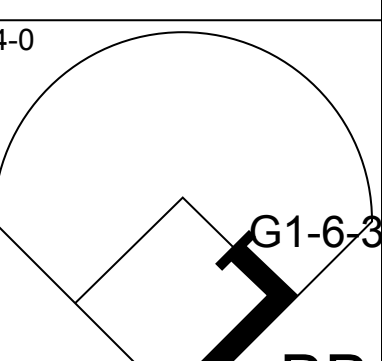
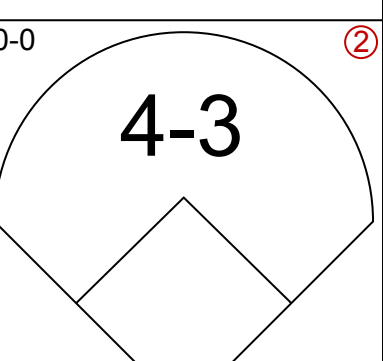
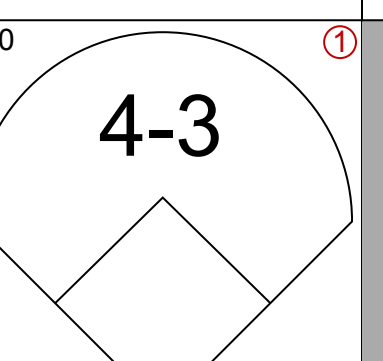
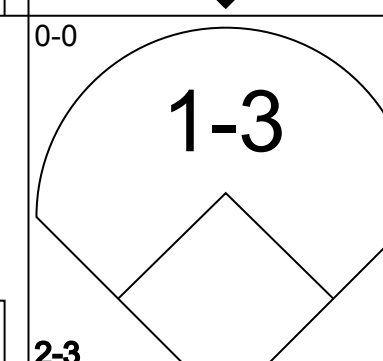
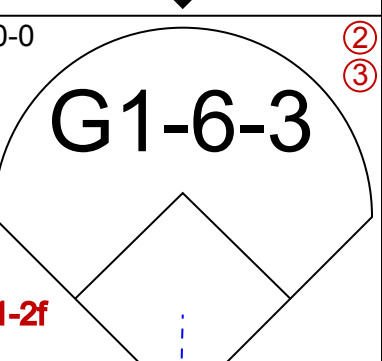
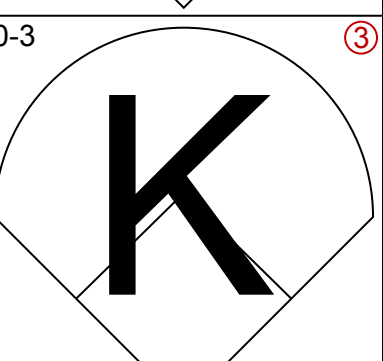
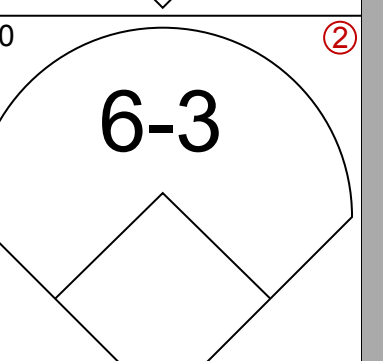
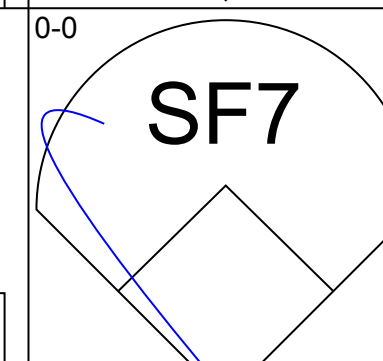
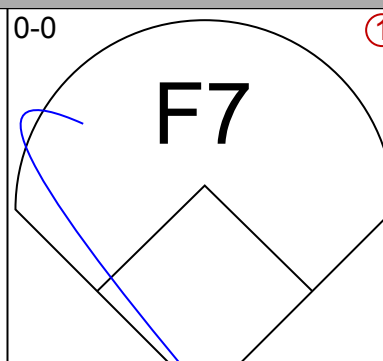
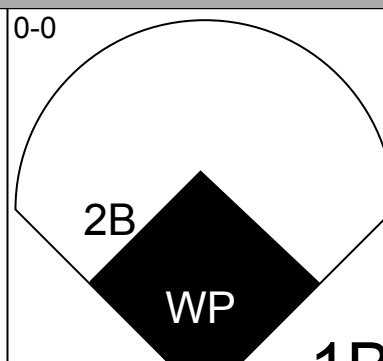
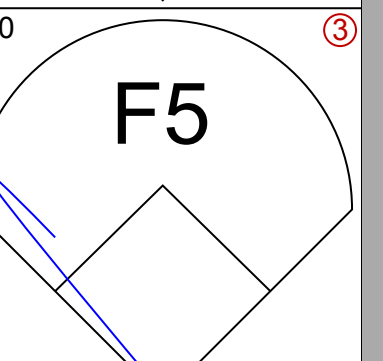
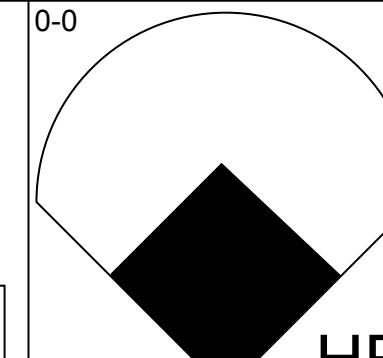
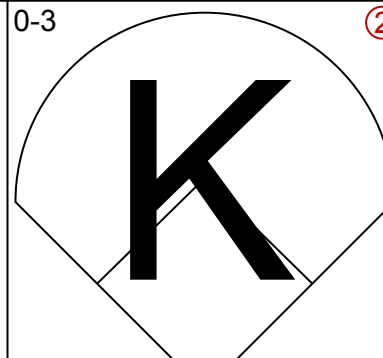
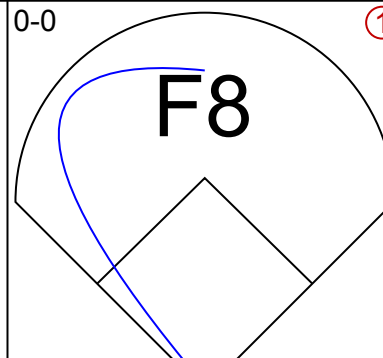
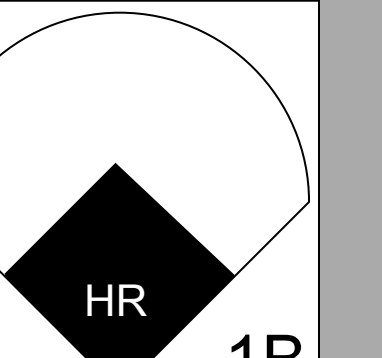
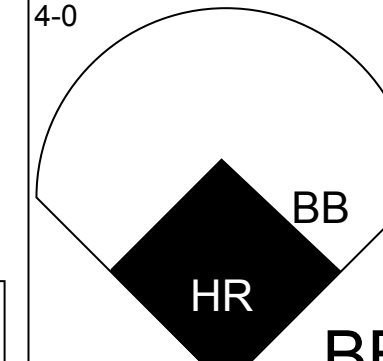
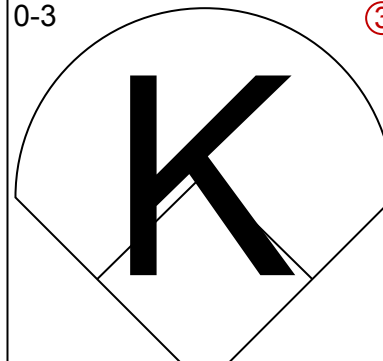
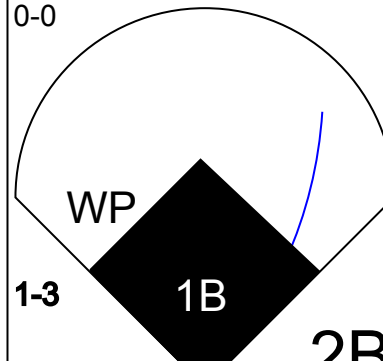
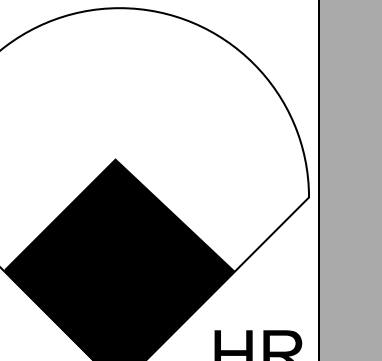
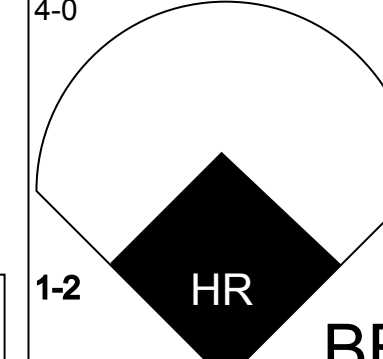
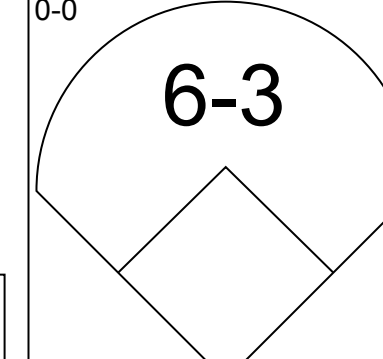
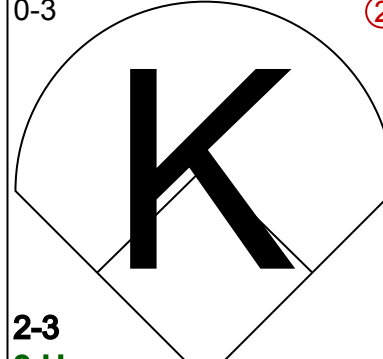
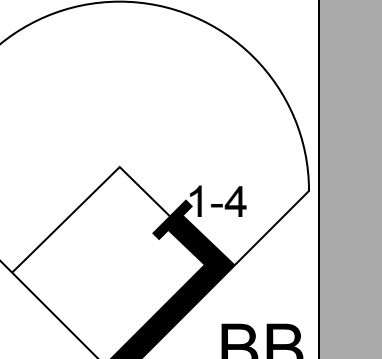
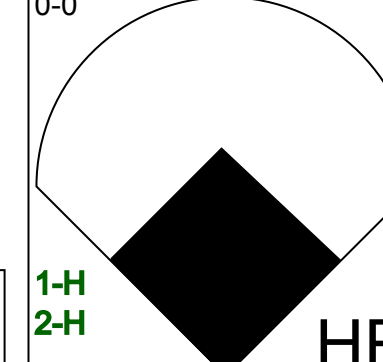
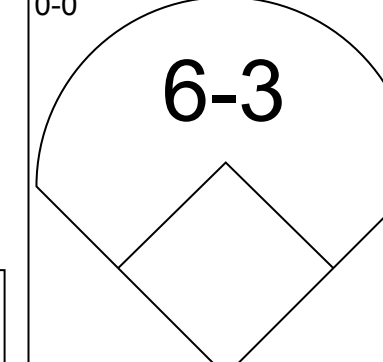
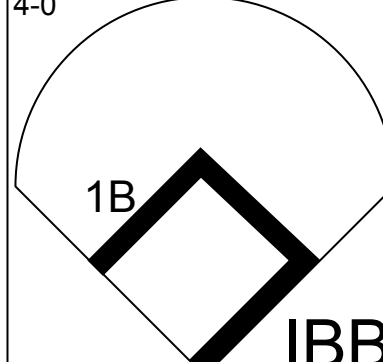

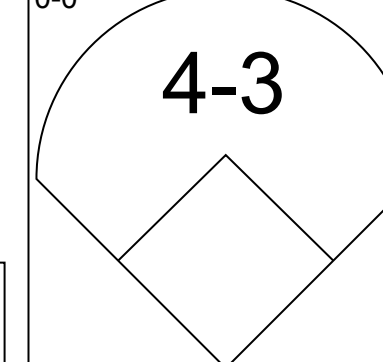
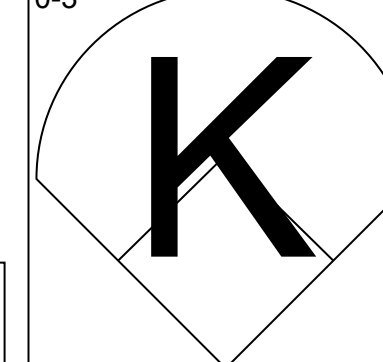
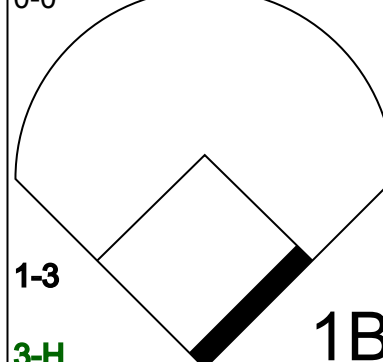
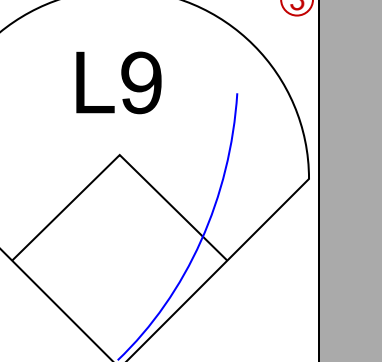
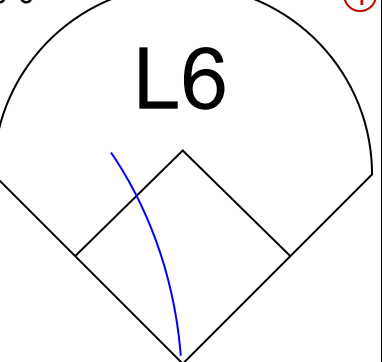
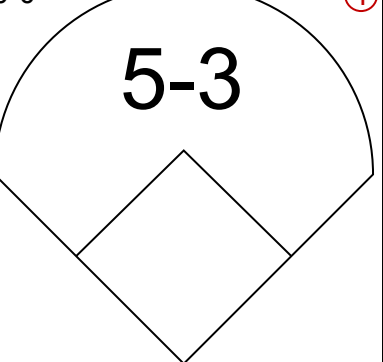
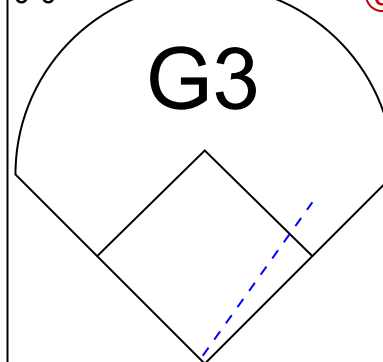


Batter	1	2	3	4	5	6	7	8	9	AB	R	H	RBI	BB	SO	LOB	TOP					
Jim Northrup, L OBP: 0.360, SLG: 0.463										4	2	2	0	1	2	0						
Mickey Stanley, R OBP: 0.306, SLG: 0.388										4	1	1	0	0	0	1						
Gates Brown, L OBP: 0.356, SLG: 0.418										5	1	0	0	0	0	3						
Al Kaline, R OBP: 0.325, SLG: 0.398										4	1	3	4	1	0	0						
Dick McAuliffe, L OBP: 0.368, SLG: 0.463										4	0	2	1	0	0	1						
Bill Freehan, R OBP: 0.326, SLG: 0.342										4	0	0	0	0	1	5						
Norm Cash, L OBP: 0.343, SLG: 0.486										3	1	1	1	1	0	2						
Aurelio Rodriguez, R OBP: 0.279, SLG: 0.367										4	0	0	0	0	2	3						
Ed Brinkman, R OBP: 0.297, SLG: 0.349										4	1	1	1	0	1	1						
<b>Inning Stats</b>	R: 0 E: 0 K: 1 S: 5	H: 0 LOB: 0 BB: 0 P: 5	R: 0 E: 0 K: 2 S: 9	H: 2 LOB: 2 BB: 0 P: 9	R: 0 E: 0 K: 1 S: 4	H: 0 LOB: 0 BB: 1 P: 8	R: 0 E: 0 K: 0 S: 4	H: 1 LOB: 1 BB: 0 P: 4	R: 5 E: 1 K: 0 S: 8	H: 4 LOB: 0 BB: 0 P: 8	R: 0 E: 0 K: 1 S: 5	H: 0 LOB: 1 BB: 1 P: 9	R: 1 E: 0 K: 0 S: 5	H: 2 LOB: 2 BB: 1 P: 9	R: 1 E: 0 K: 1 S: 6	H: 1 LOB: 0 BB: 0 P: 6	R: 0 E: 0 K: 0 S: 3	H: 0 LOB: 0 BB: 0 P: 3	1B: 7 2B: 1 3B: 0 HR: 3	SF: 0 SAC: 1 DP: 1 HBP: 0	WP: 0 PB: 0 SB: 0 CS: 0	PA: 40
<b>PITCHER</b>	IP WLS BF H R ER SO BB IBB HBP BLK WP HR S P ERA WHIP																					
Joe Decker, R ERA: 4.18	(1, 1) 6.0 28 8 6 2 5 2 0 0 0 0 2 36 44 3.00 1.667																					
Bill Campbell, R ERA: 2.92	(7, 1) 3.0 W 12 2 1 1 1 1 0 0 0 0 1 13 17 3.00 1.000																					

Detroit Tigers @ Minnesota Twins  
Metropolitan Stadium, Bloomington, MI  
Wed Aug 15 1973, 8:05 PM EDT  
Att: 17,214 - Unknown - 77 F


AB 36  
R 7  
H 10  
RBI 7  
BB 3  
SO 6  
LOB 16



Batter	1	2	3	4	5	6	7	8	9	AB	R	H	RBI	BB	SO	LOB	BOTTOM					
Jerry Terrell, R OBP: 0.315, SLG: 0.336										3	1	1	0	1	0	0						
Rod Carew, L OBP: 0.415, SLG: 0.487										4	0	0	0	0	1	2						
Tony Oliva, L OBP: 0.348, SLG: 0.414										3	1	1	1	0	0	0						
Bobby Darwin, R OBP: 0.305, SLG: 0.387										4	2	2	1	0	1	1						
Larry Hise, R OBP: 0.346, SLG: 0.410										3	3	2	2	1	1	0						
Steve Braun, L OBP: 0.410, SLG: 0.438										2	1	0	0	2	1	1						
Steve Brye, R OBP: 0.333, SLG: 0.402										3	1	1	3	1	0	1						
Jim Holt, L OBP: 0.337, SLG: 0.464										4	0	1	1	0	1	0						
Phil Roof, R OBP: 0.282, SLG: 0.239										3	0	0	0	0	0	2						
<b>Inning Stats</b>	R: 5 E: 0 K: 0 S: 6	H: 3 LOB: 0 BB: 2 P: 14	R: 0 E: 0 K: 0 S: 2	H: 0 LOB: 0 BB: 1 P: 6	R: 0 E: 0 K: 2 S: 7	H: 0 LOB: 0 BB: 0 P: 7	R: 0 E: 0 K: 1 S: 5	H: 0 LOB: 0 BB: 0 P: 5	R: 0 E: 0 K: 1 S: 5	H: 0 LOB: 0 BB: 0 P: 5	R: 2 E: 0 K: 1 S: 8	H: 3 LOB: 2 BB: 1 P: 12	R: 0 E: 0 K: 0 S: 3	H: 0 LOB: 0 BB: 0 P: 3	R: 2 E: 0 K: 0 S: 4	H: 2 LOB: 0 BB: 1 P: 8	R: 0 E: 0 K: 0 S: 3	H: 0 LOB: 0 BB: 0 P: 3	1B: 3 2B: 3 3B: 0 HR: 3	SF: 1 SAC: 0 DP: 2 HBP: 0	WP: 1 PB: 0 SB: 0 CS: 0	PA: 35
<b>PITCHER</b>	IP WLS BF H R ER SO BB IBB HBP BLK WP HR S P ERA WHIP																					
Mickey Lolich, L ERA: 3.72	(1, 1) 5.2 26 6 7 7 5 3 1 0 0 0 1 32 48 11.12 1.588																					
Bob Miller, R ERA: 3.66	(6, 1) 2.1 L 9 2 2 2 0 1 0 0 0 0 0 1 8 12 7.71 1.286																					

Detroit Tigers @ Minnesota Twins  
Metropolitan Stadium, Bloomington, MI  
Wed Aug 15 1973, 8:05 PM EDT  
Att: 17,214 - Unknown - 77 F

AB 29  
R 9  
H 8  
RBI 8  
BB 5  
SO 5  
LOB 7



Batter	1	2	3	4	5	6	7	8	9	AB	R	H	RBI	BB	SO	LOB	TOP				
Jerry Terrell, R OBP: 0.321, SLG: 0.352 (1, 6)										6	2	4	2	0	0	1	<b>Minnesota Twins @ Cleveland Indians</b> Cleveland Municipal Stadium, Cleveland, OH Fri Aug 17 1973, 7:05 PM EDT Att: 8,051 - Unknown - 75 F				
Rod Carew, L OBP: 0.418, SLG: 0.490 Danny Thompson, R OBP: 0.270, SLG: 0.295 (1, 4) (7, 6)										4	3	3	0	1	1	1					
Tony Oliva, L OBP: 0.351, SLG: 0.429 Joe Lis, R OBP: 0.299, SLG: 0.364 (1, 10) (9, PH)										4	2	2	6	1	1	3					
Bobby Darwin, R OBP: 0.305, SLG: 0.389 (1, 9)										6	1	2	1	0	2	2					
Steve Braun, L OBP: 0.411, SLG: 0.444 (1, 5)										5	1	2	1	1	1	1					
Larry Hisle, R OBP: 0.343, SLG: 0.407 (1, 7)										6	0	1	0	0	2	4					
Jim Holt, L OBP: 0.335, SLG: 0.458 (1, 3)										4	1	0	0	1	0	4					
Steve Brye, R OBP: 0.344, SLG: 0.420 (1, 8)										5	2	3	1	0	0	0					
Phil Roof, R OBP: 0.287, SLG: 0.271 (1, 2)										4	2	1	3	1	0	2					
<b>Inning Stats</b>	R: 2 E: 0 K: 1 S: 7	H: 2 LOB: 2 BB: 2 P: 15	R: 9 E: 0 K: 2 S: 17	H: 10 LOB: 2 BB: 1 P: 21	R: 0 E: 0 K: 1 S: 5	H: 0 LOB: 0 BB: 0 P: 5	R: 0 E: 0 K: 0 S: 3	H: 0 LOB: 0 BB: 0 P: 3	R: 2 E: 1 K: 1 S: 9	H: 3 LOB: 2 BB: 0 P: 9	R: 1 E: 1 K: 1 S: 7	H: 2 LOB: 2 BB: 1 P: 11	R: 0 E: 0 K: 1 S: 5	H: 0 LOB: 0 BB: 0 P: 5	R: 0 E: 0 K: 1 S: 5	H: 1 LOB: 1 BB: 0 P: 4	1B: 10 2B: 4 3B: 0 HR: 4	SF: 0 SAC: 0 DP: 0 HBP: 0	WP: 1 PB: 0 SB: 0 CS: 0	PA: 51	
<b>PITCHER</b>	IP WLS BF H R ER SO BB IBB HBP BLK WP HR S P ERA WHIP	IP WLS BF H R ER SO BB IBB HBP BLK WP HR S P ERA WHIP	IP WLS BF H R ER SO BB IBB HBP BLK WP HR S P ERA WHIP	IP WLS BF H R ER SO BB IBB HBP BLK WP HR S P ERA WHIP	IP WLS BF H R ER SO BB IBB HBP BLK WP HR S P ERA WHIP	IP WLS BF H R ER SO BB IBB HBP BLK WP HR S P ERA WHIP	IP WLS BF H R ER SO BB IBB HBP BLK WP HR S P ERA WHIP	IP WLS BF H R ER SO BB IBB HBP BLK WP HR S P ERA WHIP	IP WLS BF H R ER SO BB IBB HBP BLK WP HR S P ERA WHIP	IP WLS BF H R ER SO BB IBB HBP BLK WP HR S P ERA WHIP	IP WLS BF H R ER SO BB IBB HBP BLK WP HR S P ERA WHIP	IP WLS BF H R ER SO BB IBB HBP BLK WP HR S P ERA WHIP	IP WLS BF H R ER SO BB IBB HBP BLK WP HR S P ERA WHIP	IP WLS BF H R ER SO BB IBB HBP BLK WP HR S P ERA WHIP	IP WLS BF H R ER SO BB IBB HBP BLK WP HR S P ERA WHIP	IP WLS BF H R ER SO BB IBB HBP BLK WP HR S P ERA WHIP	IP WLS BF H R ER SO BB IBB HBP BLK WP HR S P ERA WHIP	IP WLS BF H R ER SO BB IBB HBP BLK WP HR S P ERA WHIP	IP WLS BF H R ER SO BB IBB HBP BLK WP HR S P ERA WHIP	IP WLS BF H R ER SO BB IBB HBP BLK WP HR S P ERA WHIP	IP WLS BF H R ER SO BB IBB HBP BLK WP HR S P ERA WHIP
Dick Bosman, R ERA: 5.48 (1, 1)	1.1 L	12 6	6 6	6 6	1 1	1 1	0 0	0 0	0 0	2 12	20	40.50	5.250								
Milt Wilcox, R ERA: 6.35 (2, 1)	0.1	6	4	5	5	1	0	1	0	0	1	7	11	135.00	12.000						
Ray Lamb, R ERA: 4.56 (2, 1)	3.2	19	7	3	3	3	0	0	0	0	1	25	25	7.36	1.909						
Mike Kekich, L ERA: 7.94 (6, 1)	3.2	14	1	0	0	3	2	0	0	0	1	0	18	26	0.00	0.818					

AB	46
R	14
H	18
RBI	14
BB	5
SO	8
LOB	19



Batter	1	2	3	4	5	6	7	8	9	AB	R	H	RBI	BB	SO	LOB	BOTTOM					
Buddy Bell, R OBP: 0.336, SLG: 0.392 (1, 5)										4	0	1	0	0	0	1	<b>Minnesota Twins @ Cleveland Indians</b> Cleveland Municipal Stadium, Cleveland, OH Fri Aug 17 1973, 7:05 PM EDT Att: 8,051 - Unknown - 75 F					
Walt Williams, R OBP: 0.303, SLG: 0.379 (1, 7)										4	0	0	0	0	0	2						
Chris Chambliss, L OBP: 0.353, SLG: 0.374 (1, 3)										4	1	2	0	0	0	2						
John Ellis, R OBP: 0.338, SLG: 0.405 (1, 2)										4	0	1	0	0	2	2						
Oscar Gamble, L OBP: 0.345, SLG: 0.500 (1, 9)										3	1	0	0	1	0	2						
Rusty Torres, S OBP: 0.322, SLG: 0.305 (1, 8)									4	0	1	0	0	1	3							
Ron Lolich, R OBP: 0.265, SLG: 0.347 (1, 10)									4	0	1	0	0	1	2							
Jack Brohamer, L OBP: 0.274, SLG: 0.301 (1, 4)									4	0	0	0	0	1	3							
Frank Duffy, R OBP: 0.318, SLG: 0.319 (1, 6)									4	0	1	0	0	0	2							
<b>Inning Stats</b>	R: 0 E: 0 K: 0 S: 4	H: 1 LOB: 1 BB: 0 P: 4	R: 0 E: 0 K: 0 S: 5	H: 2 LOB: 2 BB: 0 P: 5	R: 0 E: 1 K: 1 S: 6	H: 0 LOB: 1 BB: 0 P: 6	R: 0 E: 0 K: 0 S: 2	H: 0 LOB: 0 BB: 1 P: 6	R: 0 E: 0 K: 0 S: 4	H: 1 LOB: 1 BB: 0 P: 4	R: 0 E: 0 K: 0 S: 6	H: 2 LOB: 1 BB: 0 P: 6	R: 0 E: 0 K: 2 S: 7	H: 1 LOB: 0 BB: 0 P: 4	R: 0 E: 0 K: 2 S: 7	H: 0 LOB: 0 BB: 0 P: 7	R: 0 E: 0 K: 2 S: 7	H: 0 LOB: 0 BB: 0 P: 7	1B: 7 2B: 0 3B: 0 HR: 0	SF: 0 SAC: 0 DP: 1 HBP: 0	WP: 1 PB: 0 SB: 0 CS: 0	PA: 36
<b>PITCHER</b>	IP WLS BF H R ER SO BB IBB HBP BLK WP HR S P ERA WHIP	IP WLS BF H R ER SO BB IBB HBP BLK WP HR S P ERA WHIP	IP WLS BF H R ER SO BB IBB HBP BLK WP HR S P ERA WHIP	IP WLS BF H R ER SO BB IBB HBP BLK WP HR S P ERA WHIP	IP WLS BF H R ER SO BB IBB HBP BLK WP HR S P ERA WHIP	IP WLS BF H R ER SO BB IBB HBP BLK WP HR S P ERA WHIP	IP WLS BF H R ER SO BB IBB HBP BLK WP HR S P ERA WHIP	IP WLS BF H R ER SO BB IBB HBP BLK WP HR S P ERA WHIP	IP WLS BF H R ER SO BB IBB HBP BLK WP HR S P ERA WHIP	IP WLS BF H R ER SO BB IBB HBP BLK WP HR S P ERA WHIP	IP WLS BF H R ER SO BB IBB HBP BLK WP HR S P ERA WHIP	IP WLS BF H R ER SO BB IBB HBP BLK WP HR S P ERA WHIP	IP WLS BF H R ER SO BB IBB HBP BLK WP HR S P ERA WHIP	IP WLS BF H R ER SO BB IBB HBP BLK WP HR S P ERA WHIP	IP WLS BF H R ER SO BB IBB HBP BLK WP HR S P ERA WHIP	IP WLS BF H R ER SO BB IBB HBP BLK WP HR S P ERA WHIP	IP WLS BF H R ER SO BB IBB HBP BLK WP HR S P ERA WHIP	IP WLS BF H R ER SO BB IBB HBP BLK WP HR S P ERA WHIP	IP WLS BF H R ER SO BB IBB HBP BLK WP HR S P ERA WHIP	IP WLS BF H R ER SO BB IBB HBP BLK WP HR S P ERA WHIP	IP WLS BF H R ER SO BB IBB HBP BLK WP HR S P ERA WHIP	IP WLS BF H R ER SO BB IBB HBP BLK WP HR S P ERA WHIP
Bert Blyleven, R ERA: 2.88 (1, 1)	9.0 W	36 7	2 2	0 0	5 5	BB: 1 IBB: 0 HBP: 0 BLK: 1 WP: 1 HR: 0 S: 45 P: 49	ERA: 0.00 WHIP: 0.889															





Batter	1	2	3	4	5	6	7	8	9	AB	R	H	RBI	BB	SO	LOB	TOP			
Jerry Terrell, R OBP: 0.320, SLG: 0.351 (1, 6)	0-0 WP 1B		0-0 G3		0-0 P6			0-0 4-3		4	0	1	0	0	0	1				
Rod Carew, L OBP: 0.417, SLG: 0.490 (1, 4)	0-0 P6		0-0		0-0 4-3			0-0 F5		4	0	1	0	0	0	2				
Tony Oliva, L OBP: 0.348, SLG: 0.425 (1, 10)	0-3 K		0-0 F7		0-0 P4			0-3 K		4	0	0	0	0	2	2				
Bobby Darwin, R OBP: 0.305, SLG: 0.386 (1, 9)	4-0 FC6-4 BB		0-3 K		0-0 F8			0-3 K		3	0	0	0	1	2	1				
Steve Braun, L OBP: 0.410, SLG: 0.442 Dan Monzon, R OBP: 0.302, SLG: 0.292 (1, 5) (2, 5)	0-0 FC6-4				0-0 F8			0-0 F3		1	0	0	0	0	0	2				
Larry Hisle, R OBP: 0.343, SLG: 0.404 (1, 7)		0-0 6-3		4-0 G3-6-3 BB			0-0 1-3	0-3 K		3	0	0	0	1	1					
Jim Holt, L OBP: 0.335, SLG: 0.460 (1, 3)		0-0	0-0 2B		0-0 G3-6-3		0-0 F9			3	0	1	0	0	0	1				
Steve Brye, R OBP: 0.336, SLG: 0.409 (1, 8)		0-0 5-3			0-0 F9			0-3 K		3	0	0	0	0	1	1				
Phil Roof, R OBP: 0.282, SLG: 0.265 Rich Reese, L OBP: 0.230, SLG: 0.206 George Mitterwald, R OBP: 0.337, SLG: 0.421 (1, 2) (8, PH) (8, 2)	0-0 F9		0-0 F9		0-0 F7			4-0 4-3 BB		2	0	0	0	0	0	1				
<b>Inning Stats</b>	R: 0 E: 0 K: 1 S: 6	H: 1 LOB: 2 BB: 1 P: 10	R: 0 E: 0 K: 0 S: 4	H: 1 LOB: 0 BB: 0 P: 4	R: 0 E: 0 K: 1 S: 6	H: 1 LOB: 1 BB: 0 P: 6	R: 0 E: 0 K: 0 S: 2	H: 0 LOB: 0 BB: 0 P: 6	R: 0 E: 0 K: 0 S: 3	H: 0 LOB: 0 BB: 0 P: 3	R: 0 E: 0 K: 0 S: 3	H: 0 LOB: 0 BB: 0 P: 3	R: 0 E: 0 K: 0 S: 5	H: 0 LOB: 1 BB: 1 P: 9	R: 0 E: 1 K: 3 S: 10	H: 0 LOB: 1 BB: 0 P: 10	1B: 1 2B: 2 3B: 0 HR: 0	SF: 0 SAC: 0 DP: 1 HBP: 0	WP: 1 PB: 0 SB: 0 CS: 0	PA: 33
<b>PITCHER</b> Gaylord Perry, R ERA: 3.51 (1, 1)	IP: 9.0 WLS: W BF: 33 H: 3 R: 0 ER: 0 SO: 6 BB: 3 IBB: 0 HBP: 0 BLK: 0 WP: 1 HR: 0 S: 42 P: 54 ERA: 0.00 WHIP: 0.667															<b>PITCHER</b>	IP: 9.0 WLS: W BF: 33 H: 3 R: 0 ER: 0 SO: 6 BB: 3 IBB: 0 HBP: 0 BLK: 0 WP: 1 HR: 0 S: 42 P: 54 ERA: 0.00 WHIP: 0.667			

Minnesota Twins @ Cleveland Indians  
Cleveland Municipal Stadium, Cleveland, OH  
Sat Aug 18 1973, 7:05 PM EDT  
Att: 6,694 - Cloudy - 74 F

AB 30  
R 0  
H 3  
RBI 0  
BB 3  
SO 6  
LOB 12



Batter	1	2	3	4	5	6	7	8	9	AB	R	H	RBI	BB	SO	LOB	BOTTOM	
Buddy Bell, R OBP: 0.335, SLG: 0.390 (1, 5)	0-0 5-3	0-0 F9			0-0 5-3			0-0 1B 1B		4	1	1	0	0	0	1		
Oscar Gamble, L OBP: 0.347, SLG: 0.498 (1, 9)	4-0 WP HR BB	0-0 6-3			0-0 1-3			0-0 1B 1B		3	1	1	0	1	0	1		
Chris Chambliss, L OBP: 0.352, SLG: 0.373 (1, 3)	0-0 P5		0-0 L6		0-0 F7			0-0 1B		4	0	1	1	0	0	1		
John Ellis, R OBP: 0.337, SLG: 0.402 (1, 2)	4-0 HR BB		0-0 F3		0-0 F7			0-3 K		3	1	0	0	1	1	0		
Dave Duncan, R OBP: 0.273, SLG: 0.393 (1, 10)	0-0 1H 2H HR		0-3 K		0-0 1B			0-0 L5-3 1B		4	1	3	3	0	1	0		
Walt Williams, R OBP: 0.302, SLG: 0.376 (1, 7)	0-0 1-3			0-0 P4				0-0 L5-3		4	0	1	0	0	0	1		
Rusty Torres, S OBP: 0.318, SLG: 0.301 (1, 8)		0-3 K		0-0 4-3				0-3 K		3	0	0	0	0	2	1		
Jack Brohamer, L OBP: 0.278, SLG: 0.303 (1, 4)		0-0 WP 1B 1B		4-0				0-0 3-1		2	1	1	0	1	0	0		
Frank Duffy, R OBP: 0.322, SLG: 0.324 (1, 6)		0-0 S 1B		0-0 4-3				0-0 CS 1B		3	0	2	1	0	0	1		
<b>Inning Stats</b>	R: 3 E: 0 K: 0 S: 4	H: 1 LOB: 0 BB: 2 P: 12	R: 1 E: 0 K: 1 S: 7	H: 2 LOB: 1 BB: 0 P: 7	R: 0 E: 0 K: 1 S: 5	H: 0 LOB: 0 BB: 0 P: 5	R: 0 E: 0 K: 0 S: 3	H: 0 LOB: 1 BB: 1 P: 7	R: 0 E: 0 K: 1 S: 6	H: 2 LOB: 1 BB: 0 P: 6	R: 1 E: 0 K: 0 S: 5	H: 4 LOB: 2 BB: 0 P: 5	R: 0 E: 0 K: 1 S: 5	H: 1 LOB: 0 BB: 0 P: 5	1B: 9 2B: 1 3B: 0 HR: 1	SF: 0 SAC: 0 DP: 1 HBP: 0	WP: 2 PB: 0 SB: 1 CS: 1	PA: 33
<b>PITCHER</b> Dick Woodson, R ERA: 3.95 Bill Campbell, R ERA: 3.04 Danny Fife, R ERA: Eddie Bane, L ERA: 3.86 Vic Albury, L ERA: 1.08 (1, 1) (2, 1) (4, 1) (7, 1) (8, 1)	IP: 1.0 WLS: L BF: 6 H: 1 R: 3 ER: 3 SO: 0 BB: 2 IBB: 0 HBP: 0 BLK: 0 WP: 1 HR: 1 S: 4 P: 12 ERA: 27.00 WHIP: 3.000															<b>PITCHER</b>	IP: 1.0 WLS: L BF: 6 H: 1 R: 3 ER: 3 SO: 0 BB: 2 IBB: 0 HBP: 0 BLK: 0 WP: 1 HR: 1 S: 4 P: 12 ERA: 27.00 WHIP: 3.000	

Minnesota Twins @ Cleveland Indians  
Cleveland Municipal Stadium, Cleveland, OH  
Sat Aug 18 1973, 7:05 PM EDT  
Att: 6,694 - Cloudy - 74 F

AB 30  
R 5  
H 10  
RBI 5  
BB 3  
SO 4  
LOB 6



Batter	1	2	3	4	5	6	7	8	9	AB	R	H	RBI	BB	SO	LOB	TOP				
Jerry Terrell, R (1, 6) OBP: 0.316, SLG: 0.346	0-3 K		0-0 6-3		0-0 F7			0-3 K		4	0	0	0	0	2	1	<b>Minnesota Twins @ Cleveland Indians</b> Cleveland Municipal Stadium, Cleveland, OH Sun Aug 19 1973, 3:33 AM EDT Unknown <a href="http://livebaseballscores.com">livebaseballscores.com</a>				
Rod Carew, L (1, 4) OBP: 0.418, SLG: 0.491	0-0 4-3		4-0 BB		0-0 4-3			0-0 4-3 2B		3	0	1	0	1	0	0					
Tony Oliva, L (1, 10) OBP: 0.347, SLG: 0.423	0-0 FC6-4 1B		0-0 F7		0-0 F8			0-0 4-3		4	0	1	1	0	0	2					
Bobby Darwin, R (1, 9) OBP: 0.305, SLG: 0.384	0-0 FC6-4 1-2		0-0 L6		0-0 1-3			0-0 BB		3	0	0	0	1	0	2					
Jim Holt, L (1, 3) George Mitterwald, R (8, PH) OBP: 0.336, SLG: 0.420		0-0 HR 1B		0-0 1B		0-0 4-3		0-3 K		3	1	2	0	0	0	0					
Larry Hulse, R (1, 7) OBP: 0.344, SLG: 0.412		0-0 HR 1B		0-3 K		0-0 G6-4-3 1B		0-0 F9		4	1	2	2	0	1	1					
Steve Brye, R (1, 8) OBP: 0.326, SLG: 0.395		0-3 K		0-0 F2		0-0 G6-4-3 1-2		0-0 L6		4	0	0	0	0	1	2					
Dan Monzon, R (1, 5) Rich Reese, L (8, PH) OBP: 0.196, SLG: 0.204		0-0 P4		0-0 P6		0-0 1-3		0-3 K		3	0	0	0	0	0	1					
Phil Roof, R (1, 2) Steve Braun, L (8, PH) Joe Lis, R (8, 3) OBP: 0.299, SLG: 0.364		0-0 P1		0-0 4-3				4-0 2B WP 4-3 BB		2	0	0	0	0	0	0					
<b>Inning Stats</b>	R: 0 E: 0 K: 1 S: 6	H: 1 LOB: 1 BB: 0 P: 6	R: 2 E: 0 K: 1 S: 7	H: 2 LOB: 0 BB: 0 P: 7	R: 0 E: 0 K: 0 S: 3	H: 0 LOB: 1 BB: 1 P: 7	R: 0 E: 0 K: 1 S: 6	H: 1 LOB: 1 BB: 0 P: 6	R: 0 E: 0 K: 0 S: 3	H: 0 LOB: 0 BB: 0 P: 3	R: 0 E: 0 K: 0 S: 3	H: 1 LOB: 0 BB: 0 P: 3	R: 1 E: 0 K: 2 S: 8	H: 1 LOB: 2 BB: 2 P: 16	R: 0 E: 0 K: 1 S: 5	H: 0 LOB: 0 BB: 0 P: 5		1B: 4 2B: 1 3B: 0 HR: 1	SF: 0 SAC: 0 DP: 1 HBP: 0	WP: 1 PB: 0 SB: 0 CS: 0	PA: 35
<b>PITCHER</b>	IP WLS BF H R ER SO BB IBB HBP BLK WP HR S P ERA WHIP	7.1 W 28 5 3 3 4 2 0 0 0 1 1 34 42 3.68 0.955	0.1 3 1 0 0 0 1 0 0 0 0 0 2 6 0.00 6.000	1.1 S 4 0 0 0 2 0 0 0 0 0 8 8 0.00 0.000	<b>PITCHER</b>										IP WLS BF H R ER SO BB IBB HBP BLK WP HR S P ERA WHIP						

Batter	1	2	3	4	5	6	7	8	9	AB	R	H	RBI	BB	SO	LOB	BOTTOM				
Buddy Bell, R (1, 5) OBP: 0.335, SLG: 0.395	0-0 L4		0-0 6-3		0-0 HR		0-0 F9			4	1	1	3	0	0	0	<b>Minnesota Twins @ Cleveland Indians</b> Cleveland Municipal Stadium, Cleveland, OH Sun Aug 19 1973, 3:33 AM EDT Unknown <a href="http://livebaseballscores.com">livebaseballscores.com</a>				
Oscar Gamble, L (1, 9) Ron Litch, R (8, 9) OBP: 0.344, SLG: 0.493	0-3 K		0-0 F5		0-0 6-3			0-0 F5		3	0	0	0	0	1	0					
Chris Chambliss, L (1, 3) OBP: 0.352, SLG: 0.370	0-0 G3		0-0 G3		0-0 F8			4-0 G6-4-3 BB		3	0	0	0	1	0	0					
John Ellis, R (1, 2) OBP: 0.338, SLG: 0.401		0-0 1B 1B 1B		0-0 5-3		4-0 FC4-6 BB		0-0 G6-4-3 1-2		3	1	1	0	1	0	1					
Dave Duncan, R (1, 10) OBP: 0.270, SLG: 0.388		0-0 P4		0-0 6-3		0-3 K		0-0 K		3	0	0	0	0	1	2					
Walt Williams, R (1, 7) OBP: 0.302, SLG: 0.376		0-0 1B SF9 1B		0-0 F7		0-3 K				3	1	1	0	0	1	1					
Jack Brohamer, L (1, 4) OBP: 0.282, SLG: 0.307		0-0 1-3 3-H 1B		0-0 HR 1B		0-0 FC4-6 1-2				3	1	2	1	0	0	1					
Rusty Torres, S (1, 8) OBP: 0.315, SLG: 0.298		0-0 SF9		0-0 F8		0-3 K				2	0	0	1	0	1	1					
Frank Duffy, R (1, 6) OBP: 0.322, SLG: 0.321		0-0 5-3		0-0 HR HBP		0-0 P6				2	1	0	0	0	0	1					
<b>Inning Stats</b>	R: 0 E: 0 K: 1 S: 5	H: 0 LOB: 0 BB: 0 P: 5	R: 2 E: 0 K: 0 S: 6	H: 3 LOB: 1 BB: 0 P: 6	R: 0 E: 0 K: 0 S: 3	H: 0 LOB: 0 BB: 0 P: 3	R: 0 E: 0 K: 0 S: 3	H: 0 LOB: 0 BB: 0 P: 3	R: 3 E: 0 K: 0 S: 5	H: 2 LOB: 0 BB: 0 P: 6	R: 0 E: 0 K: 2 S: 7	H: 0 LOB: 1 BB: 1 P: 11	R: 0 E: 0 K: 1 S: 5	H: 0 LOB: 0 BB: 0 P: 5	R: 0 E: 0 K: 0 S: 2	H: 0 LOB: 0 BB: 1 P: 6		1B: 4 2B: 0 3B: 0 HR: 1	SF: 1 SAC: 0 DP: 1 HBP: 1	WP: 0 PB: 0 SB: 0 CS: 0	PA: 31
<b>PITCHER</b>	IP WLS BF H R ER SO BB IBB HBP BLK WP HR S P ERA WHIP	5.0 L 21 0 0 0 3 2 0 0 0 0 0 14 22 0.00 0.667	<b>PITCHER</b>										IP WLS BF H R ER SO BB IBB HBP BLK WP HR S P ERA WHIP								

Batter	1	2	3	4	5	6	7	8	9	AB	R	H	RBI	BB	SO	LOB	TOP	
Larry Hisle, R OBP: 0.344, SLG: 0.410	4-0 BB 1B	0-0 E8 E 1B		0-0 F3			0-3 K		0-0 L5-3	4	2	1	0	1	1	2		
Rod Carew, L OBP: 0.419, SLG: 0.490	4-0 1B SF8 BB	0-0 E7 2H 1B			0-0 G3		0-0 3-1			3	1	1	0	1	0	1		
Tony Oliva, L OBP: 0.348, SLG: 0.423	0-0 1B 1-3 2H	4-0 G5-4-3 1B			0-0 4-3			0-0 6-3		3	0	1	1	1	0	0		
Bobby Darwin, R OBP: 0.304, SLG: 0.383	0-0 SF8	0-0 G5-4-3 1-2			0-0 F7			0-0 2B 1B		3	0	1	1	0	0	2		
Jim Holt, L OBP: 0.340, SLG: 0.465	0-0 FC5-4 1-3 1B		0-0 6-3			0-0 4-3		0-0 1-3 2B		4	0	2	0	0	0	0		
George Mitterwald, R OBP: 0.332, SLG: 0.415	0-0 FC5-4 1-2 BB		0-3 K			0-0 5-3		0-3 K		4	0	0	0	0	2	4		
Steve Brye, R OBP: 0.324, SLG: 0.385	4-0 1-2 BB		0-0 F8			0-0 5-3		0-0 F8		3	0	0	0	1	0	2		
Dan Monzon, R OBP: 0.283, SLG: 0.259	0-3 K		0-0 6-3			4-0 BB		0-0 E5 L5-3		3	0	0	0	1	1	3		
Jerry Terrell, R OBP: 0.313, SLG: 0.342		0-0 F7		0-0 5-3		0-0 4-3 1-2		0-3 K		4	0	0	0	0	1	2		
<b>Inning Stats</b>	R: 2 E: 0 K: 1 S: 7	H: 2 LOB: 3 BB: 3 P: 19	R: 1 E: 2 K: 0 S: 4	H: 2 LOB: 1 BB: 1 P: 8	R: 0 E: 0 K: 1 S: 5	H: 0 LOB: 0 BB: 0 P: 5	R: 0 E: 0 K: 0 S: 3	H: 0 LOB: 0 BB: 0 P: 3	R: 0 E: 0 K: 0 S: 3	H: 0 LOB: 0 BB: 0 P: 3	R: 0 E: 0 K: 1 S: 5	H: 2 LOB: 2 BB: 1 P: 9	R: 0 E: 1 K: 1 S: 5	H: 0 LOB: 0 BB: 0 P: 5	1B: 5 2B: 2 3B: 0 HR: 0	SF: 1 SAC: 0 DP: 2 HBP: 0	WP: 0 PA: 37 CS: 0	
<b>PITCHER</b>	IP WLS BF H R ER SO BB IBB HBP BLK WP HR S P ERA WHIP	IP WLS BF H R ER SO BB IBB HBP BLK WP HR S P ERA WHIP																
Jerry Johnson, R ERA: 5.43	(1, 1) 0.2	(1, 1) 6.2	(8, 1) 1.2															
Mike Wilcox, R ERA: 5.91	(1, 1)	(1, 1)	(8, 1)															
Ken Sanders, R ERA: 4.68	(8, 1)	(8, 1)	(8, 1)															

Minnesota Twins @ Cleveland Indians  
Cleveland Municipal Stadium, Cleveland, OH  
Sun Aug 19 1973, 3:38 AM EDT  
Att: 13,146 - Unknown

AB 31  
R 3  
H 6  
RBI 2  
BB 5  
SO 5  
LOB 16



Batter	1	2	3	4	5	6	7	8	9	AB	R	H	RBI	BB	SO	LOB	BOTTOM		
Buddy Bell, R OBP: 0.335, SLG: 0.395	0-0 G3		0-0 3-1 WP 1B		0-0 6-3		0-3 K		0-0 1B	0	0	0	0	0	0	0			
Leo Cardenas, R OBP: 0.271, SLG: 0.242									3H 1B	5	1	2	1	0	1	0			
Oscar Gamble, L OBP: 0.343, SLG: 0.489	1-0 1B HBP		0-0 3-1		0-0 F8			0-0 E4 1B SF8		3	1	0	0	0	0	1			
Chris Chambliss, L OBP: 0.353, SLG: 0.371	0-0 1-2 1B		0-0 BB 1B		0-0 F7			0-3 K		4	0	2	1	0	1	1			
Dave Duncan, R OBP: 0.277, SLG: 0.389	0-3 K		4-0 3H BB		4-0 E 1B BB			0-0 2-3 1B		2	1	1	0	2	1	2			
John Lowenstein, L OBP: 0.331, SLG: 0.405	0-3 K		0-0 4-3		0-0 E4 1B			0-0 SF8		3	0	0	0	0	1	5			
John Ellis, R OBP: 0.338, SLG: 0.401	(8, PH)									0	0	0	1	0	0	0			
Ron Lichich, R OBP: 0.262, SLG: 0.343	(9, 9)									0	0	0	0	0	0	0			
Walt Williams, R OBP: 0.301, SLG: 0.373		0-0 6-3		0-0 F8		0-0 2H 3H 1B		0-0 F9		4	0	1	1	0	0	1			
Jack Brohamer, L OBP: 0.282, SLG: 0.304		0-0 4-3		0-0 6-3				4-0 1-3 SH1-4 1B BB		3	1	0	0	1	0	1			
Rusty Torres, S OBP: 0.312, SLG: 0.295		0-0 4-3		0-0 F8				0-0 SH1-4		3	0	0	0	0	0	0			
Frank Duffy, R OBP: 0.317, SLG: 0.316			0-0 P3		0-0 F9		0-0 F7		0-0 1-3	4	0	0	0	0	0	1			
<b>Inning Stats</b>	R: 0 E: 0 K: 2 S: 8	H: 1 LOB: 2 BB: 0 P: 9	R: 0 E: 0 K: 0 S: 3	H: 0 LOB: 0 BB: 0 P: 3	R: 1 E: 0 K: 0 S: 5	H: 2 LOB: 2 BB: 1 P: 9	R: 0 E: 0 K: 0 S: 3	H: 0 LOB: 0 BB: 0 P: 3	R: 1 E: 1 K: 0 S: 4	H: 1 LOB: 1 BB: 1 P: 8	R: 0 E: 0 K: 1 S: 5	H: 0 LOB: 0 BB: 0 P: 5	R: 1 E: 1 K: 1 S: 7	H: 1 LOB: 1 BB: 0 P: 7	R: 1 E: 0 K: 0 S: 3	H: 1 LOB: 1 BB: 1 P: 7	1B: 6 2B: 0 3B: 0 HR: 0	SF: 1 SAC: 1 DP: 0 HBP: 1	WP: 1 PA: 37 CS: 0
<b>PITCHER</b>	IP WLS BF H R ER SO BB IBB HBP BLK WP HR S P ERA WHIP	IP WLS BF H R ER SO BB IBB HBP BLK WP HR S P ERA WHIP																	
Joe Decker, R ERA: 4.02	(1, 1)	(8, 1)	(9, 1)																
Eddie Bane, L ERA: 3.95	(8, 1)	(9, 1)	(9, 1)																
Bill Hands, R ERA: 4.19	(9, 1)	(9, 1)	(9, 1)																

Minnesota Twins @ Cleveland Indians  
Cleveland Municipal Stadium, Cleveland, OH  
Sun Aug 19 1973, 3:38 AM EDT  
Att: 13,146 - Unknown

AB 31  
R 4  
H 6  
RBI 4  
BB 3  
SO 4  
LOB 12



Batter	1	2	3	4	5	6	7	8	9	AB	R	H	RBI	BB	SO	LOB	TOP										
Larry Hisle, R OBP: 0.343, SLG: 0.408 (1, 7)	0-0 4-3	0-3 K			0-0 F3		0-0 1B		0-0 F8	5	0	1	0	0	1	3	<b>Minnesota Twins @ Baltimore Orioles</b> Memorial Stadium, Baltimore, MD Mon Aug 20 1973, 7:05 PM EDT Att: 8,134 - Unknown										
Rod Carew, L OBP: 0.417, SLG: 0.487 (1, 4)	1-0 CS HBP	0-0 3-1			0-0 5-3		0-0 4-3			3	0	0	0	0	0	3											
Tony Oliva, L OBP: 0.348, SLG: 0.421 (1, 10)	0-0 1-2 1B			0-0 F6	0-0 F4			0-0 L4		4	0	1	0	0	0	1											
George Mitterwald, R OBP: 0.329, SLG: 0.410 (1, 2)	0-0 1-2 1B			0-3 K	0-0 F7			0-0 F8		4	0	0	0	0	1	1											
Jim Holt, L OBP: 0.336, SLG: 0.460 (1, 9)	0-0 F5			0-3 K	0-0 F8			0-0 4-3		4	0	0	0	0	1	2											
Steve Brye, R OBP: 0.329, SLG: 0.384 (1, 8)		0-0 BB SH 1B		0-3 K	4-0 BB			0-3 K		3	1	1	0	1	2	0											
Rich Reese, L OBP: 0.209, SLG: 0.236 (1, 3)		4-0 SH 1-2 BB		0-0 5-3	0-0 L9			0-0 HR		3	2	1	1	1	0	1											
Jerry Terrell, R OBP: 0.310, SLG: 0.339 (1, 6)		0-0 SH 1-3 2-H		0-0 F8	0-0 B1			0-0 1-3		3	0	0	0	0	0	0											
Dan Monzon, R OBP: 0.297, SLG: 0.276 (1, 5)		0-0 6-3 3-H			0-0 5-3 1B			0-0 1B		4	0	2	1	0	0	1											
<b>Inning Stats</b>	R: 0 E: 1 K: 0 S: 4	H: 1 LOB: 2 BB: 0 P: 5	R: 2 E: 1 K: 1 S: 7	H: 1 LOB: 1 BB: 1 P: 11	R: 0 E: 0 K: 2 S: 7	H: 0 LOB: 0 BB: 0 P: 7	R: 0 E: 0 K: 1 S: 5	H: 0 LOB: 0 BB: 0 P: 5	R: 0 E: 0 K: 0 S: 4	H: 1 LOB: 1 BB: 0 P: 4	R: 0 E: 0 K: 0 S: 3	H: 0 LOB: 1 BB: 1 P: 7	R: 0 E: 0 K: 0 S: 4	H: 1 LOB: 1 BB: 0 P: 4	R: 0 E: 0 K: 0 S: 3	H: 0 LOB: 0 BB: 0 P: 3	R: 1 E: 0 K: 1 S: 7	H: 2 LOB: 1 BB: 0 P: 7	1B: 5 2B: 0 3B: 0 HR: 1	SF: 0 SAC: 1 DP: 0 HBP: 1	WP: 0 PB: 0 SB: 0 CS: 1	PA: 37					
<b>PITCHER</b> Doyle Alexander, R ERA: 3.92 (1, 1)	IP 9.0	WLS W	BF 37	H 6	R 3	ER 2	SO 5	BB 2	IBB 0	HBP 1	BLK 0	WP 0	HR 1	S 44	P 53	ERA 2.00	WHIP 0.889										

Batter	1	2	3	4	5	6	7	8	9	AB	R	H	RBI	BB	SO	LOB	BOTTOM										
Al Bumbry, L OBP: 0.375, SLG: 0.479 (1, 7)	0-0 6-3		4-0 1B SH BB		0-0 G6-3			0-3 K		2	1	0	0	1	0	1	<b>Minnesota Twins @ Baltimore Orioles</b> Memorial Stadium, Baltimore, MD Mon Aug 20 1973, 7:05 PM EDT Att: 8,134 - Unknown										
Don Baylor, R OBP: 0.357, SLG: 0.438 (8, PH)					1-2			0-0 FC4		1	0	0	0	0	1	1											
Rich Cagans, L OBP: 0.338, SLG: 0.434 (1, 9)	0-0 F9		0-0 S 1B		0-0 G3			0-0 FC4		3	0	1	0	0	0	0											
Andy Etchebarren, R OBP: 0.280, SLG: 0.337 (8, PH)								0-0 1B BB		1	0	0	0	0	0	1											
Frank Baker, L OBP: 0.200, SLG: 0.133 (9, 6)								0-0 1B BB		3	0	1	1	0	0	1											
Tommy Davis, R OBP: 0.336, SLG: 0.400 (1, 10)	0-0 1B		0-3 K		0-0 F4			4-0 1B BB		3	1	1	0	1	1	2											
Boog Powell, L OBP: 0.360, SLG: 0.364 (1, 3)	0-0 F8		0-0 SF9-3-5		0-0 F3			0-0 1B BB		3	0	1	1	0	0	1											
Eliot Hendricks, L OBP: 0.297, SLG: 0.363 (9, PR)			2-3 3-H					1-3 1B 1B		0	1	0	0	0	0	0											
Paul Blair, R OBP: 0.336, SLG: 0.382 (1, 8)		4-0 G5-4-3 BB		0-0 5-3			0-3 K	0-0 SH5-4 1B FC 1B		3	1	1	1	1	1	0											
Brooks Robinson, R OBP: 0.315, SLG: 0.329 (1, 5)		0-0 G5-4-3		0-0 F8			0-0 6-3	0-0 FC SH5-4 1B		4	0	1	1	0	0	1											
Earl Williams, R OBP: 0.325, SLG: 0.404 (1, 2)		4-0 WP BB BB		0-3 K			0-0 F7	0-0 SH5-4		2	0	0	0	1	1	0											
Bobby Grich, R OBP: 0.360, SLG: 0.366 (1, 4)		4-0 WP BB			0-0 5-3			1-2 2-3		2	0	0	0	2	0	0											
Mark Belanger, R OBP: 0.308, SLG: 0.261 (1, 6)		0-0 F9			4-0 G6-3 BB			0-0 FC4 1B		1	0	0	0	1	0	2											
Merv Rettenmund, R OBP: 0.357, SLG: 0.421 (8, PH)		1-2 2-3						1-2 2-3 3-H		2	0	1	1	0	0	2											
<b>Inning Stats</b>	R: 0 E: 0 K: 0 S: 4	H: 1 LOB: 1 BB: 0 P: 4	R: 0 E: 0 K: 0 S: 2	H: 0 LOB: 2 BB: 3 P: 14	R: 1 E: 0 K: 1 S: 5	H: 1 LOB: 0 BB: 1 P: 9	R: 0 E: 0 K: 1 S: 5	H: 0 LOB: 0 BB: 0 P: 5	R: 0 E: 0 K: 0 S: 2	H: 0 LOB: 0 BB: 1 P: 6	R: 0 E: 0 K: 0 S: 3	H: 0 LOB: 0 BB: 0 P: 3	R: 0 E: 0 K: 1 S: 5	H: 0 LOB: 0 BB: 0 P: 5	R: 0 E: 0 K: 1 S: 6	H: 1 LOB: 1 BB: 0 P: 6	R: 3 E: 0 K: 0 S: 5	H: 3 LOB: 3 BB: 2 P: 13	1B: 6 2B: 1 3B: 0 HR: 0	SF: 1 SAC: 1 DP: 3 HBP: 0	WP: 1 PB: 0 SB: 1 CS: 0	PA: 36					
<b>PITCHER</b> Ray Corbin, R ERA: 3.05 (1, 1)	IP 7.1	WLS 4	BF 27	H 3	R 1	ER 1	SO 3	BB 5	IBB 0	HBP 0	BLK 0	WP 1	HR 0	S 28	P 48	ERA 1.23	WHIP 1.091										
Eddie Bane, L ERA: 4.32 (8, 1)	0.2		4	1	2	2	1	1	0	0	0	0	0	5	9	27.00	3.000										
Bill Hands, R ERA: 4.26 (9, 1)	0.1	L	5	2	1	1	0	0	1	0	0	0	0	4	8	27.00	6.000										

AB	33
R	3
H	6
RBI	2
BB	2
SO	5
LOB	12




AB	27
R	4
H	6
RBI	4
BB	7
SO	4
LOB	11






Batter	1	2	3	4	5	6	7	8	9	AB	R	H	RBI	BB	SO	LOB	TOP
Larry Hisle, R OBP: 0.348, SLG: 0.411 (1, 7)										4	1	2	0	1	0	1	<b>Minnesota Twins @ Baltimore Orioles</b> Memorial Stadium, Baltimore, MD Wed Aug 22 1973, 7:05 PM EDT Att: 12,063 - Unknown <a href="http://livebaseballscorecards.com">livebaseballscorecards.com</a>
Rod Carew, L OBP: 0.414, SLG: 0.483 (1, 4)										5	1	1	0	0	0	2	
Tony Oliva, L OBP: 0.345, SLG: 0.417 (1, 10)										5	0	1	0	0	0	3	
Bobby Darwin, R OBP: 0.305, SLG: 0.386 (1, 9)										4	1	2	2	0	0	2	
Steve Brye, R OBP: 0.318, SLG: 0.376 (1, 8)										4	0	0	0	0	1	2	
Jim Holt, L OBP: 0.337, SLG: 0.455 (1, 3)										4	0	1	1	0	1	1	
George Mitterwald, R OBP: 0.331, SLG: 0.411 Mike Adams, R OBP: 0.347, SLG: 0.325 Phil Roof, R OBP: 0.267, SLG: 0.250 (8, PR) (8, 2)										4	0	2	0	0	0	2	
Eric Soderholm, R OBP: 0.375, SLG: 0.167 (1, 5)										3	0	1	0	1	0	3	
Jerry Terrell, R OBP: 0.309, SLG: 0.335 (1, 6)										4	0	0	0	0	2	3	
<b>Inning Stats</b>	R: 3 E: 1 K: 0 S: 8	H: 4 LOB: 2 BB: 0 P: 8	R: 0 E: 0 K: 1 S: 6	H: 1 LOB: 2 BB: 1 P: 10	R: 0 E: 0 K: 1 S: 6	H: 1 LOB: 1 BB: 0 P: 6	R: 0 E: 0 K: 1 S: 6	H: 0 LOB: 0 BB: 1 P: 6	R: 0 E: 0 K: 0 S: 3	H: 2 LOB: 2 BB: 0 P: 7	R: 0 E: 0 K: 0 S: 3	H: 0 LOB: 0 BB: 0 P: 3	R: 0 E: 0 K: 1 S: 7	H: 0 LOB: 0 BB: 0 P: 3	1B: 7 2B: 3 3B: 0 HR: 0	SF: 0 SAC: 0 DP: 1 HBP: 0	
<b>PITCHER</b>	IP WLS BF H R ER SO BB IBB HBP BLK WP HR S P ERA WHIP																
Mike Cuellar, L ERA: 3.26 (1, 1)	7.2 W 35 10 3 3 4 2 0 0 0 0 0 0 41 49 3.52 1.565																
Bob Reynolds, R ERA: 2.01 (8, 1)	1.1 S 4 0 0 0 0 0 0 0 0 0 0 0 4 4 0.00 0.000																

Batter	1	2	3	4	5	6	7	8	9	AB	R	H	RBI	BB	SO	LOB	BOTTOM
Al Bumbry, L OBP: 0.370, SLG: 0.470 Paul Blair, R OBP: 0.336, SLG: 0.382 (1, 9) (8, 8)										4	1	1	0	0	0	0	<b>Minnesota Twins @ Baltimore Orioles</b> Memorial Stadium, Baltimore, MD Wed Aug 22 1973, 7:05 PM EDT Att: 12,063 - Unknown <a href="http://livebaseballscorecards.com">livebaseballscorecards.com</a>
Rich Coggins, L OBP: 0.342, SLG: 0.434 (1, 8) (8, 9)										3	1	1	0	1	0	0	
Tommy Davis, R OBP: 0.337, SLG: 0.398 (1, 10)										3	1	1	0	1	1	1	
Boog Powell, L OBP: 0.364, SLG: 0.367 (1, 3)										2	1	1	0	1	0	0	
Don Baylor, R OBP: 0.352, SLG: 0.432 (1, 7)										4	0	0	0	0	1	5	
Brooks Robinson, R OBP: 0.316, SLG: 0.326 (1, 5)										3	0	1	3	1	0	0	
Earl Williams, R OBP: 0.324, SLG: 0.398 (1, 2)										2	0	0	0	2	0	2	
Bobby Grich, R OBP: 0.357, SLG: 0.364 (1, 4)										3	0	0	0	0	1	3	
Mark Belanger, R OBP: 0.311, SLG: 0.267 (1, 6)										3	0	0	0	0	0	1	
<b>Inning Stats</b>	R: 3 E: 0 K: 0 S: 5	H: 2 LOB: 3 BB: 3 P: 17	R: 0 E: 0 K: 2 S: 7	H: 0 LOB: 0 BB: 0 P: 7	R: 0 E: 0 K: 0 S: 3	H: 0 LOB: 1 BB: 1 P: 7	R: 1 E: 0 K: 0 S: 4	H: 2 LOB: 1 BB: 1 P: 8	R: 0 E: 0 K: 1 S: 5	H: 0 LOB: 0 BB: 0 P: 5	R: 0 E: 0 K: 0 S: 3	H: 0 LOB: 0 BB: 0 P: 3	R: 0 E: 0 K: 0 S: 4	H: 1 LOB: 2 BB: 1 P: 8	1B: 5 2B: 0 3B: 0 HR: 0	SF: 0 SAC: 1 DP: 1 HBP: 0	
<b>PITCHER</b>	IP WLS BF H R ER SO BB IBB HBP BLK WP HR S P ERA WHIP																
Bill Campbell, R ERA: 3.95 Danny Fife, R ERA: 0.87 (1, 1) (1, 1)	0.2 L 28 3 1 1 3 4 0 0 0 0 0 0 30 46 1.23 0.955																

Batter	1	2	3	4	5	6	7	8	9	AB	R	H	RBI	BB	SO	LOB	TOP			
<b>Don Money, R</b> OBP: 0.331, SLG: 0.388 (1, 5)	0-0 6-3			0-0 F7		0-0 1B		0-0 PB BB	4-0 3 0 1 0 1 0 0								<b>Milwaukee Brewers @ Minnesota Twins</b> Metropolitan Stadium, Bloomington, MI Fri Aug 24 1973, 8:05 PM EDT Att: 15,012 - Unknown - 68 F  <b>AB 29</b> <b>R 0</b> <b>H 4</b> <b>RBI 0</b> <b>BB 2</b> <b>SO 10</b> <b>LOB 11</b>  			
<b>Bob Coluccio, R</b> OBP: 0.297, SLG: 0.410 (1, 9)	0-0 CS 1B			0-3 K		0-3 K		0-0 F8 1-2	4 0 1 0 0 2 3											
<b>Dave May, L</b> OBP: 0.354, SLG: 0.470 (1, 8)	0-3 K 1-2			0-0 6-3		0-0 4-3		0-0 F5	4 0 0 0 0 1 4											
<b>George Scott, R</b> OBP: 0.369, SLG: 0.482 (1, 3)		0-0 4-3		0-0 F8		0-0 K		0-3 K	4 0 0 0 0 2 1											
<b>John Briggs, L</b> OBP: 0.370, SLG: 0.438 (1, 7)		0-3 K		0-0 1B		0-3 K		0-3 K	3 0 1 0 0 2 0											
<b>Joe Lahoud, L</b> OBP: 0.274, SLG: 0.283 (1, 10)		0-0 3-1		0-3 K		0-0 F9		0-0 F9	3 0 0 0 0 1 1											
<b>Darrell Porter, L</b> OBP: 0.364, SLG: 0.494 (1, 2)			0-0 F8		0-0 6-3			0-0 F7	3 0 0 0 0 0 1											
<b>Pedro Garcia, R</b> OBP: 0.310, SLG: 0.394 (1, 4)			4-0 CS BB		0-0 6-3			0-0 6-3	2 0 0 0 1 0 0											
<b>Tim Johnson, L</b> OBP: 0.266, SLG: 0.257 (1, 6)			0-3 K 1-2		0-0 1B 1B			0-3 K	3 0 1 0 0 2 1											
<b>Inning Stats</b>	R: 0 E: 0 K: 1 S: 5	H: 1 LOB: 0 BB: 0 P: 5	R: 0 E: 0 K: 1 S: 5	H: 0 LOB: 0 BB: 0 P: 5	R: 0 E: 0 K: 1 S: 4	H: 0 LOB: 0 BB: 1 P: 8	R: 0 E: 0 K: 1 S: 5	H: 0 LOB: 0 BB: 0 P: 5	R: 0 E: 0 K: 1 S: 6	H: 1 LOB: 1 BB: 0 P: 6	R: 0 E: 0 K: 2 S: 7	H: 2 LOB: 2 BB: 0 P: 7	R: 0 E: 0 K: 1 S: 7	H: 0 LOB: 0 BB: 0 P: 7	R: 0 E: 0 K: 1 S: 5	H: 0 LOB: 0 BB: 1 P: 9	1B: 4 2B: 0 3B: 0 HR: 0	SF: 0 SAC: 0 DP: 0 HBP: 0	WP: 0 PB: 1 CS: 2	PA: 31
<b>PITCHER</b> <b>Joe Decker, R</b> ERA: 3.75 (1, 1)	IP: 9.0 WLS: W BF: 31 H: 4 R: 0 ER: 0 SO: 10 BB: 2 IBB: 0 HBP: 0 BLK: 0 WP: 0 HR: 0 S: 49 P: 57 ERA: 0.00 WHIP: 0.667																			

Batter	1	2	3	4	5	6	7	8	9	AB	R	H	RBI	BB	SO	LOB	BOTTOM				
<b>Larry Hise, R</b> OBP: 0.349, SLG: 0.419 (1, 7)	0-0 FC6-4 1B		0-0 HR		0-3 K			0-3 K	4 1 2 1 0 2 1								<b>Milwaukee Brewers @ Minnesota Twins</b> Metropolitan Stadium, Bloomington, MI Fri Aug 24 1973, 8:05 PM EDT Att: 15,012 - Unknown - 68 F  <b>AB 29</b> <b>R 3</b> <b>H 7</b> <b>RBI 3</b> <b>BB 1</b> <b>SO 9</b> <b>LOB 8</b>  				
<b>Rod Carew, L</b> OBP: 0.413, SLG: 0.481 (1, 4)	0-0 FC6-4 E S 1-2		0-0 G3		0-0 F7		0-0 E8 1B	4 0 1 1 0 0 1													
<b>Tony Oliva, L</b> OBP: 0.345, SLG: 0.415 (1, 10)	0-3 K		0-0 L7		0-3 K		4-0 IBB	3 0 0 0 1 2 1													
<b>Mike Adams, R</b> OBP: 0.347, SLG: 0.325 (6, PR)	1-3 K				0-0 L7		0-0 L9	0 0 0 0 0 0 0													
<b>Bobby Darwin, R</b> OBP: 0.303, SLG: 0.382 (1, 9)	0-3 K			0-3 K		0-0 L7		0-0 L9	4 0 0 0 0 2 3												
<b>Jim Holt, L</b> OBP: 0.337, SLG: 0.454 (1, 3)		0-3 K		0-0 1B 1B		0-0 F7		0-0 F7	3 0 1 0 0 1 0												
<b>George Mitterwald, R</b> OBP: 0.333, SLG: 0.422 (1, 2)		0-0 HR		0-0 G1-6-3 1B		0-0 4-3		0-0 4-3	3 1 2 1 0 0 0												
<b>Steve Braun, L</b> OBP: 0.409, SLG: 0.439 (1, 5)		0-0 F9		0-0 G1-6-3 1-2		0-0 6-3		0-0 6-3	3 0 0 0 0 0 2												
<b>Eric Soderholm, R</b> OBP: 0.375, SLG: 0.167 (8, 5)				1-2					0 0 0 0 0 0 0												
<b>Steve Brye, R</b> OBP: 0.318, SLG: 0.375 (1, 8)		0-3 K			0-0 1-3		0-0 SH1-4 E 1B	3 1 1 0 0 1 0													
<b>Jerry Terrell, R</b> OBP: 0.307, SLG: 0.333 (1, 6)			0-3 K		0-0 L9		0-0 SH1-4	2 0 0 0 0 1 0													
<b>Inning Stats</b>	R: 0 E: 0 K: 2 S: 8	H: 1 LOB: 1 BB: 0 P: 8	R: 1 E: 0 K: 2 S: 8	H: 1 LOB: 0 BB: 0 P: 8	R: 1 E: 0 K: 1 S: 6	H: 1 LOB: 0 BB: 0 P: 6	R: 0 E: 0 K: 1 S: 6	H: 2 LOB: 1 BB: 0 P: 6	R: 0 E: 0 K: 1 S: 5	H: 0 LOB: 0 BB: 0 P: 5	R: 0 E: 0 K: 1 S: 5	H: 0 LOB: 0 BB: 0 P: 5	R: 0 E: 0 K: 0 S: 3	H: 0 LOB: 0 BB: 0 P: 3	R: 1 E: 1 K: 1 S: 7	H: 2 LOB: 2 BB: 1 P: 11		1B: 5 2B: 0 3B: 0 HR: 2	SF: 0 SAC: 1 DP: 1 HBP: 0	WP: 0 PB: 0 CS: 0	PA: 31
<b>PITCHER</b> <b>Skip Lockwood, R</b> ERA: 3.46 (1, 1)	IP: 8.0 WLS: L BF: 31 H: 7 R: 3 ER: 3 SO: 9 BB: 0 IBB: 1 HBP: 0 BLK: 0 WP: 0 HR: 2 S: 48 P: 52 ERA: 3.38 WHIP: 0.875																				

Batter	1	2	3	4	5	6	7	8	9	AB	R	H	RBI	BB	SO	LOB	TOP																					
Joe Lahoud, L OBP: 0.272, SLG: 0.280 (1, 9)	4-3		F8	K		E9		F5		5	0	1	1	0	1	2	<b>Milwaukee Brewers @ Minnesota Twins</b> Metropolitan Stadium, Bloomington, MI Sat Aug 25 1973, 8:05 PM EDT Att: 12,955 - Unknown - 78 F																					
Bob Coluccio, R OBP: 0.295, SLG: 0.413 (1, 8)	E5		K		6-3	F3			HR	5	1	1	0	0	1																							
John Briggs, L OBP: 0.371, SLG: 0.444 (1, 7)	6-3			S	P6		F2		HR	5	2	2	2	0	0																							
George Scott, R OBP: 0.371, SLG: 0.481 (1, 3)		4-3		1B	P6		5-3		BB	3	2	1	0	2	0																							
Don Money, R OBP: 0.335, SLG: 0.392 (1, 5)	SH1-3			2B					BB	4	2	3	1	0	0																							
Darrell Porter, L OBP: 0.397, SLG: 0.496 (1, 2)	4-3			2B					BB	3	1	1	2	2	1																							
Bobby Mitchell, R OBP: 0.283, SLG: 0.528 (1, 10)									K	5	0	2	2	0	1																							
Tim Johnson, L OBP: 0.265, SLG: 0.256 (1, 6)	G3								G3	5	1	1	1	0	1																							
Pedro Garcia, R OBP: 0.309, SLG: 0.393 (1, 4)			L1		F3					4	1	1	0	0	0																							
<b>Inning Stats</b>	R: 0 E: 1 K: 0 S: 3	H: 0 LOB: 0 BB: 0 P: 3	R: 1 E: 0 K: 0 S: 5	H: 2 LOB: 1 BB: 0 P: 5	R: 0 E: 0 K: 1 S: 5	H: 0 LOB: 0 BB: 0 P: 5	R: 4 E: 0 K: 2 S: 11	H: 4 LOB: 1 BB: 1 P: 15	R: 0 E: 0 K: 0 S: 3	H: 0 LOB: 0 BB: 0 P: 3	R: 3 E: 1 K: 0 S: 6	H: 3 LOB: 1 BB: 1 P: 10	R: 0 E: 0 K: 1 S: 6	H: 1 LOB: 1 BB: 0 P: 6	R: 0 E: 0 K: 0 S: 4	H: 1 LOB: 1 BB: 0 P: 4	R: 2 E: 0 K: 1 S: 7	H: 2 LOB: 2 BB: 2 P: 15	1B: 9 2B: 2 3B: 1 HR: 1	SF: 0 SAC: 1 DP: 0 HBP: 0	WP: 1 PA: 44 PB: 0 SB: 4 CS: 0																	
<b>PITCHER</b>	IP	WLS	BF	H	R	ER	SO	BB	IBB	HBP	BLK	WP	HR	S	P	ERA	WHIP	<b>PITCHER</b>				IP	WLS	BF	H	R	ER	SO	BB	IBB	HBP	BLK	WP	HR	S	P	ERA	WHIP
Dave Goltz, R ERA: 5.6 (1, 1)	3.0	L	15	5	5	5	1	1	0	0	0	0	0	16	20	15.00	2.000																					
Ray Corbin, R ERA: 3.15 (4, 1)	2.2		12	3	3	2	2	1	0	0	0	1	0	15	19	6.75	1.500																					
Vic Albury, L ERA: 0.66 (6, 1)	2.1		10	3	0	0	1	0	0	0	0	0	0	12	12	0.00	1.286																					
Bill Campbell, R ERA: 4.5 (9, 1)	0.2		6	2	2	2	1	2	0	0	0	0	1	6	14	27.00	6.000																					
Eddie Bane, L ERA: 4.29 (9, 1)	0.1		1	0	0	0	0	0	0	0	0	0	0	1	1	0.00	0.000																					

Batter	1	2	3	4	5	6	7	8	9	AB	R	H	RBI	BB	SO	LOB	BOTTOM																					
Larry Hise, R OBP: 0.349, SLG: 0.419 (1, 7)	P4		FC6-4		FC5-2					5	1	2	0	0	0	3	<b>Milwaukee Brewers @ Minnesota Twins</b> Metropolitan Stadium, Bloomington, MI Sat Aug 25 1973, 8:05 PM EDT Att: 12,955 - Unknown - 78 F																					
Rod Carew, L OBP: 0.413, SLG: 0.479 (1, 4)	F8			K					L8	4	1	1	1	1	1																							
Tony Oliva, L OBP: 0.343, SLG: 0.412 (1, 10)	F9			K	F2				F7	5	0	1	0	0	1																							
Bobby Darwin, R OBP: 0.302, SLG: 0.381 (1, 9)		F9		L9					5-3	5	1	1	0	0	1																							
Jim Holt, L OBP: 0.337, SLG: 0.453 (1, 3)		P3							F9	3	1	1	0	0	0																							
Eric Soderholm, R OBP: 0.300, SLG: 0.125 (7, PH) (8, 6)										2	0	0	0	0	1																							
Steve Brye, R OBP: 0.327, SLG: 0.374 (1, 8)		3-1							K	3	1	1	2	2	1																							
Steve Braun, L OBP: 0.412, SLG: 0.446 (1, 5)			F5							3	0	2	3	1	0																							
Jerry Terrell, R OBP: 0.310, SLG: 0.336 (1, 6)										3	1	2	0	0	1																							
Rich Reese, L OBP: 0.202, SLG: 0.227 (7, PH) (8, 3)										1	0	0	0	0	0																							
Phil Roof, R OBP: 0.267, SLG: 0.243 (1, 2)									5-3	3	0	0	0	1	0																							
<b>Inning Stats</b>	R: 0 E: 0 K: 0 S: 3	H: 0 LOB: 0 BB: 0 P: 3	R: 0 E: 0 K: 0 S: 3	H: 0 LOB: 0 BB: 0 P: 3	R: 0 E: 0 K: 2 S: 7	H: 1 LOB: 1 BB: 1 P: 7	R: 0 E: 0 K: 2 S: 7	H: 0 LOB: 0 BB: 0 P: 7	R: 3 E: 0 K: 0 S: 7	H: 4 LOB: 2 BB: 1 P: 11	R: 1 E: 0 K: 1 S: 7	H: 2 LOB: 1 BB: 1 P: 11	R: 2 E: 1 K: 2 S: 10	H: 3 LOB: 3 BB: 2 P: 18	R: 0 E: 0 K: 0 S: 4	H: 1 LOB: 1 BB: 0 P: 4	R: 0 E: 0 K: 1 S: 5	H: 0 LOB: 0 BB: 0 P: 5	1B: 9 2B: 2 3B: 0 HR: 0	SF: 0 SAC: 0 DP: 0 HBP: 0	WP: 0 PA: 42 PB: 0 SB: 0 CS: 0																	
<b>PITCHER</b>	IP	WLS	BF	H	R	ER	SO	BB	IBB	HBP	BLK	WP	HR	S	P	ERA	WHIP	<b>PITCHER</b>				IP	WLS	BF	H	R	ER	SO	BB	IBB	HBP	BLK	WP	HR	S	P	ERA	WHIP
Jim Colborn, R ERA: 2.96 (1, 1)	6.0	W	28	8	5	5	3	3	0	0	0	0	0	31	43	7.50	1.833																					
Chris Short, L ERA: 4.68 (7, 1)	0.2		5	2	1	1	2	1	0	0	0	0	0	8	12	13.50	4.500																					
Carlos Velazquez, R ERA: 1.25 (7, 1)	2.1	S	9	1	0	0	1	0	1	0	0	0	0	10	14	0.00	0.429																					





Batter	1	2	3	4	5	6	7	8	9	AB	R	H	RBI	BB	SO	LOB	TOP			
Joe Lahoud, L (1, 9) OBP: 0.272, SLG: 0.286										4	0	1	0	0	1	0	<b>Milwaukee Brewers @ Minnesota Twins</b> Metropolitan Stadium, Bloomington, MI Sun Aug 26 1973, 4:33 AM EDT Att: 13,013 - Unknown - 83 F			
Bob Coluccio, R (1, 8) OBP: 0.296, SLG: 0.417										4	1	2	0	0	1	0				
John Briggs, L (1, 7) OBP: 0.370, SLG: 0.442										4	0	1	0	0	1	3				
George Scott, R (1, 3) OBP: 0.370, SLG: 0.479										4	0	1	0	0	1	4				
Don Money, R (1, 5) OBP: 0.334, SLG: 0.390										4	0	1	1	0	0	2				
Darrell Porter, L (1, 2) OBP: 0.366, SLG: 0.493										4	0	1	0	0	3	2				
Bobby Mitchell, R (1, 10) OBP: 0.263, SLG: 0.491										4	0	0	0	0	3	2				
Tim Johnson, L (1, 6) OBP: 0.265, SLG: 0.256										4	1	1	0	0	2	1				
Pedro Garcia, R (1, 4) OBP: 0.309, SLG: 0.399										3	1	1	2	0	1	0				
<b>Inning Stats</b>	R: 0 E: 0 K: 2 S: 9	H: 2 LOB: 2 BB: 0 P: 9	R: 2 E: 0 K: 1 S: 7	H: 3 LOB: 0 BB: 0 P: 7	R: 0 E: 0 K: 0 S: 3	H: 1 LOB: 0 BB: 0 P: 3	R: 0 E: 0 K: 2 S: 7	H: 0 LOB: 0 BB: 0 P: 7	R: 0 E: 0 K: 1 S: 7	H: 2 LOB: 1 BB: 0 P: 7	R: 0 E: 0 K: 1 S: 5	H: 0 LOB: 0 BB: 0 P: 5	R: 0 E: 0 K: 2 S: 8	H: 1 LOB: 1 BB: 0 P: 8	R: 0 E: 1 K: 2 S: 8	H: 0 LOB: 1 BB: 0 P: 8		1B: 6 2B: 3 3B: 0 HR: 1	SF: 0 SAC: 0 DP: 1 HBP: 0	WP: 0 PB: 0 SB: 3 CS: 2
<b>PITCHER</b>	IP WLS BF H R ER SO BB IBB HBP BLK WP HR S P ERA WHIP																			
Bert Blyleven, R (1, 1) ERA: 2.59	7.2 L 30 9 3 3 11 0 0 0 0 0 1 52 52 3.52 1.174																			
Bill Hands, R (8, 1) ERA: 4.21	1.1 5 0 0 0 2 0 0 0 0 0 0 9 9 0.00 0.000																			

Batter	1	2	3	4	5	6	7	8	9	AB	R	H	RBI	BB	SO	LOB	BOTTOM			
Rod Carew, L (1, 4) OBP: 0.409, SLG: 0.475										4	0	0	0	0	0	1	<b>Milwaukee Brewers @ Minnesota Twins</b> Metropolitan Stadium, Bloomington, MI Sun Aug 26 1973, 4:33 AM EDT Att: 13,013 - Unknown - 83 F			
Larry Hise, R (1, 7) OBP: 0.349, SLG: 0.422										4	1	1	0	0	0	0				
Tony Oliva, L (1, 10) OBP: 0.342, SLG: 0.411										4	0	1	1	0	0	0				
Mike Adams, R (9, PR) OBP: 0.347, SLG: 0.325										0	1	0	0	0	0	0				
Jim Holt, L (1, 9) OBP: 0.338, SLG: 0.456										4	0	2	0	0	0	1				
Steve Bnye, R (1, 8) OBP: 0.319, SLG: 0.364										4	0	0	0	0	0	4				
Steve Braun, L (1, 5) OBP: 0.411, SLG: 0.444										2	0	0	0	1	0	1				
Bobby Darwin, R (9, PH) OBP: 0.303, SLG: 0.381										0	0	0	0	1	0	0				
Rich Reese, L (1, 3) OBP: 0.197, SLG: 0.221										3	0	0	0	0	0	3				
Eric Soderholm, R (9, PH) OBP: 0.364, SLG: 0.222										1	0	1	1	0	0	0				
Jerry Terrell, R (1, 6) OBP: 0.310, SLG: 0.335										4	0	1	0	0	0	4				
Phil Roof, R (1, 2) OBP: 0.268, SLG: 0.245										3	0	1	0	0	0	1				
<b>Inning Stats</b>	R: 0 E: 0 K: 0 S: 3	H: 0 LOB: 0 BB: 0 P: 3	R: 0 E: 0 K: 0 S: 4	H: 1 LOB: 2 BB: 1 P: 8	R: 0 E: 0 K: 0 S: 3	H: 0 LOB: 0 BB: 0 P: 3	R: 0 E: 0 K: 0 S: 3	H: 0 LOB: 0 BB: 0 P: 3	R: 0 E: 0 K: 0 S: 4	H: 1 LOB: 1 BB: 0 P: 4	R: 0 E: 0 K: 0 S: 4	H: 1 LOB: 1 BB: 0 P: 4	R: 0 E: 0 K: 0 S: 3	H: 1 LOB: 0 BB: 0 P: 3	R: 2 E: 0 K: 0 S: 6	H: 3 LOB: 2 BB: 1 P: 10	1B: 5 2B: 1 3B: 1 HR: 0	SF: 0 SAC: 0 DP: 0 HBP: 0	WP: 0 PB: 0 SB: 0 CS: 1	PA: 36
<b>PITCHER</b>	IP WLS BF H R ER SO BB IBB HBP BLK WP HR S P ERA WHIP																			
Jim Slaton, R (1, 1) ERA: 4.04	8.2 W 32 6 2 2 2 0 1 0 0 0 0 31 35 2.08 0.808																			
Chris Short, L (9, 1) ERA: 4.68	0.0 1 0 0 0 0 0 1 0 0 0 0 0 4 - - -																			
Carlos Velazquez, R (9, 1) ERA: 1.23	0.1 S 2 1 0 0 0 0 0 0 0 0 0 0 2 2 0.00 3.000																			

Batter	1	2	3	4	5	6	7	8	9	AB	R	H	RBI	BB	SO	LOB	TOP			
Larry Hisle, R OBP: 0.347, SLG: 0.422 (1, 7)	5-3	E7			6-3	P4		K		5	0	1	1	0	1	2				
Rod Carew, L OBP: 0.413, SLG: 0.479 (1, 4)	2B	5-3			1B		CS	1B	5-3	4	2	3	0	1	0	1				
Tony Oliva, L OBP: 0.347, SLG: 0.416 (1, 10)	FC6-5				E			1B	5-3	4	0	3	1	0	0	1				
Bobby Darwin, R OBP: 0.302, SLG: 0.379 (1, 9)	FC6-5				K			1B	F9	5	0	1	0	0	1	4				
Jim Holt, L OBP: 0.336, SLG: 0.452 (7, PH)	FC6				K			1B	4-3	3	0	0	0	0	1	3				
Mike Adams, R OBP: 0.347, SLG: 0.325 (7, PH)					K					0	0	0	0	0	0	0				
Rich Reese, L OBP: 0.194, SLG: 0.217 (7, 3)										2	0	0	0	0	1	3				
Steve Brye, R OBP: 0.317, SLG: 0.381 (1, 8)										4	1	1	1	0	2	3				
Steve Braun, L OBP: 0.408, SLG: 0.440 (6, 5)										3	0	0	0	0	0	0				
Eric Soderholm, R OBP: 0.333, SLG: 0.200 (1, 2)										1	0	0	0	0	1	0				
George Mitterwald, R OBP: 0.335, SLG: 0.428 (1, 2)										4	1	2	0	0	2	0				
Jerry Terrell, R OBP: 0.312, SLG: 0.335 (1, 6)										3	1	1	0	1	0	1				
Inning Stats	R: 1 E: 0 K: 0 S: 5	H: 2 LOB: 1 BB: 0 P: 5	R: 2 E: 1 K: 1 S: 7	H: 2 LOB: 1 BB: 1 P: 11	R: 0 E: 0 K: 0 S: 3	H: 0 LOB: 0 BB: 0 P: 4	R: 0 E: 0 K: 1 S: 5	H: 0 LOB: 0 BB: 0 P: 5	R: 1 E: 0 K: 2 S: 9	H: 2 LOB: 1 BB: 0 P: 9	R: 0 E: 0 K: 2 S: 8	H: 2 LOB: 2 BB: 1 P: 12	R: 0 E: 0 K: 3 S: 10	H: 1 LOB: 1 BB: 0 P: 10	R: 0 E: 0 K: 0 S: 4	H: 1 LOB: 1 BB: 0 P: 4	1B: 7 2B: 4 3B: 0 HR: 1	SF: 0 SAC: 0 DP: 0 HBP: 1	WP: 0 PB: 0 SB: 5 CS: 1	PA: 41
PITCHER	IP	WLS	BF	H	R	ER	SO	BB	IBB	HBP	BLK	WP	HR	S	P	ERA	WHIP			
Mike Strahler, R ERA: 4.28 (1, 1)	1.2	L	10	4	3	2	1	1	0	0	0	0	0	11	15	10.80	3.000			
Fred Scherman, L ERA: 4.07 (2, 1)	4.2		21	6	2	2	3	1	0	1	0	0	1	25	30	3.86	1.500			
Ed Farmer, R ERA: 4.18 (7, 1)	2.2		10	2	0	0	5	0	0	0	0	0	0	20	20	0.00	0.750			

Minnesota Twins @ Detroit Tigers  
Tiger Stadium, Detroit, MI  
Mon Aug 27 1973, 7:05 PM EDT  
Att: 30,212 - Unknown - 91 F

AB	38
R	5
H	12
RBI	3
BB	2
SO	9
LOB	18



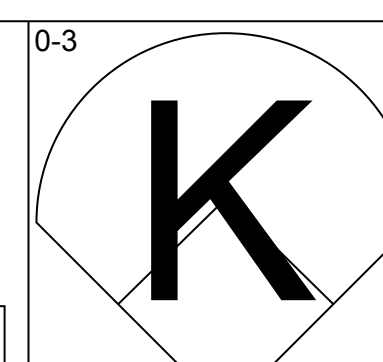
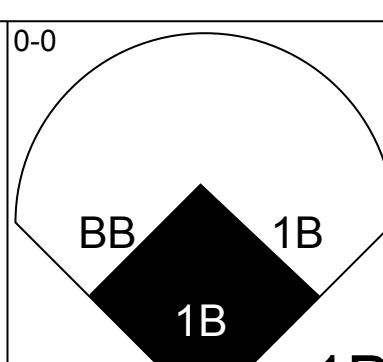
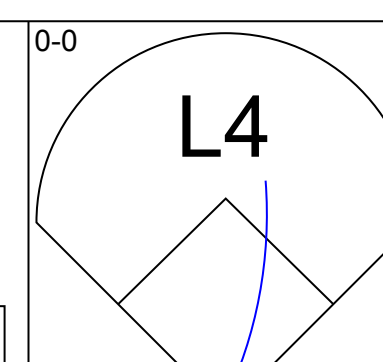
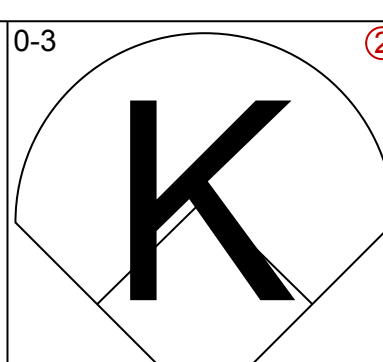
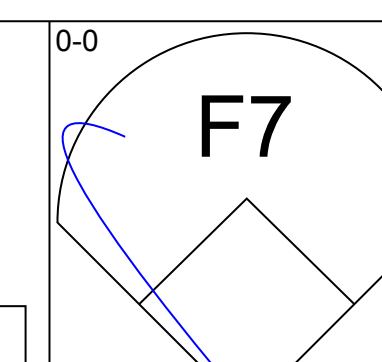
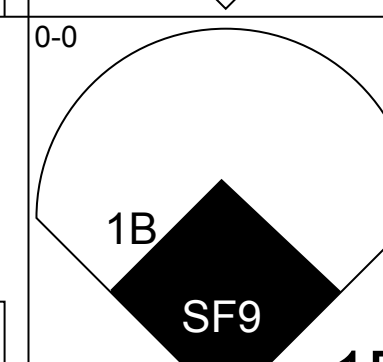
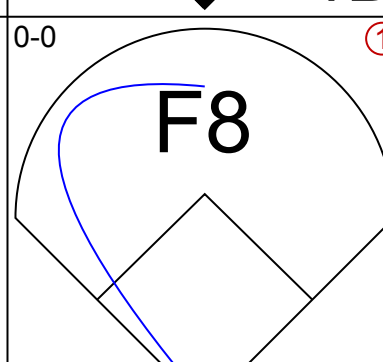
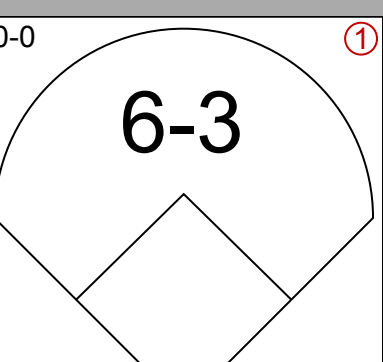
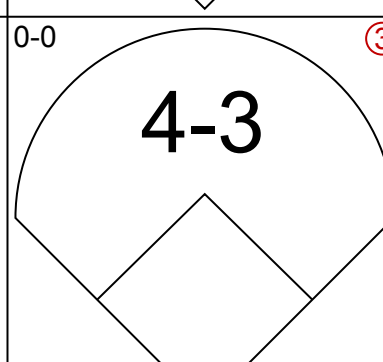
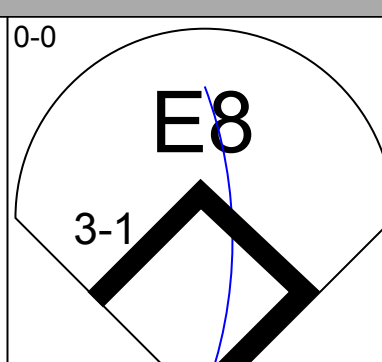
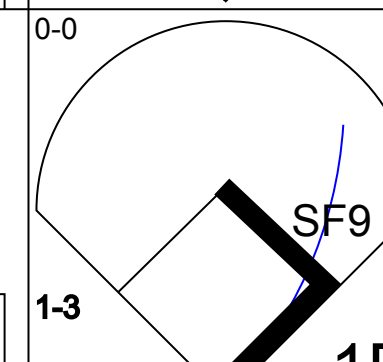
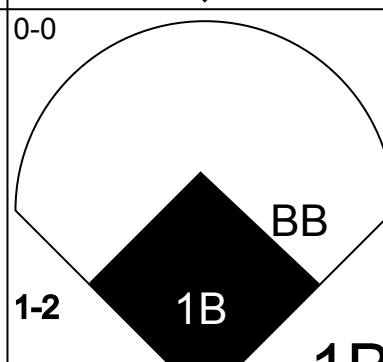
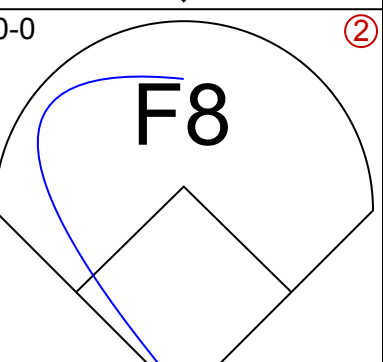
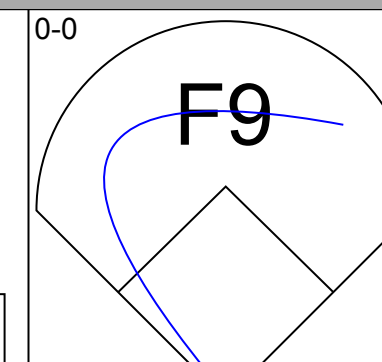
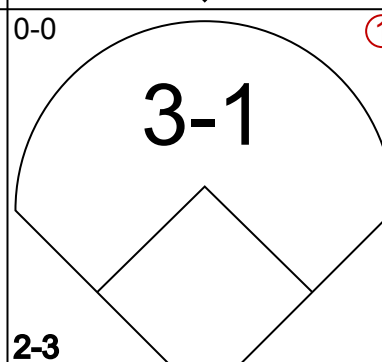
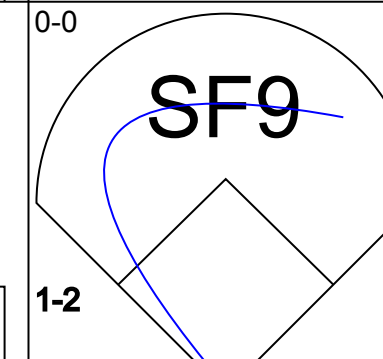
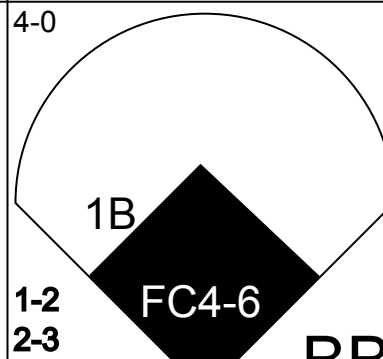
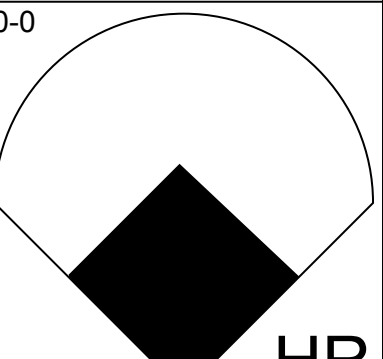
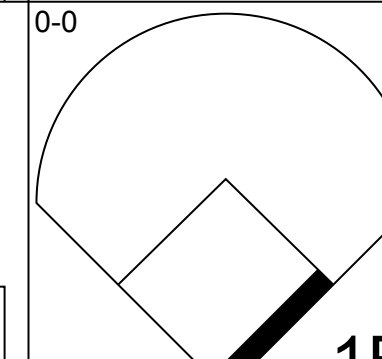
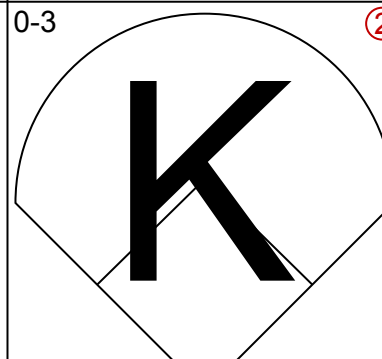
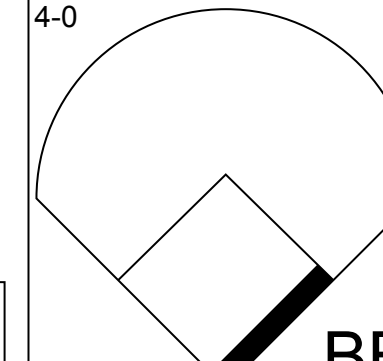
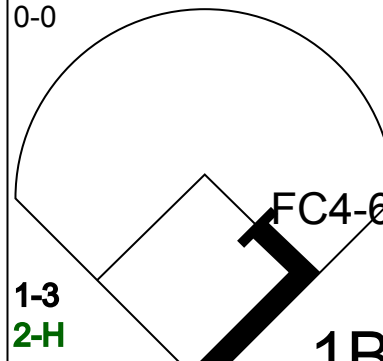
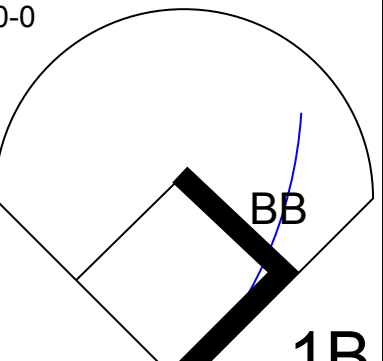
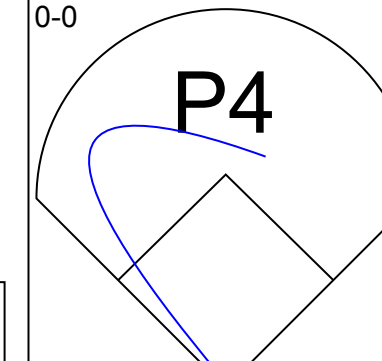
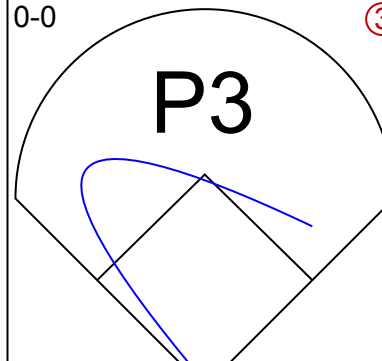
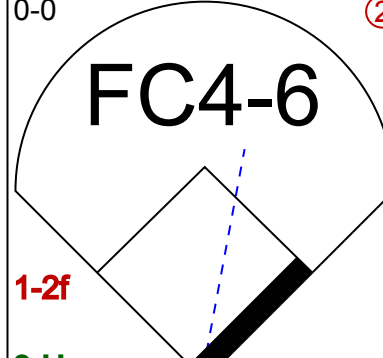
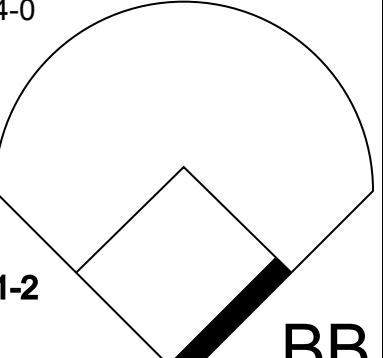

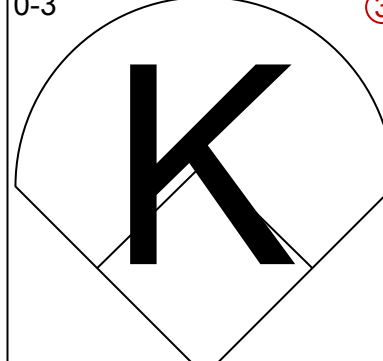
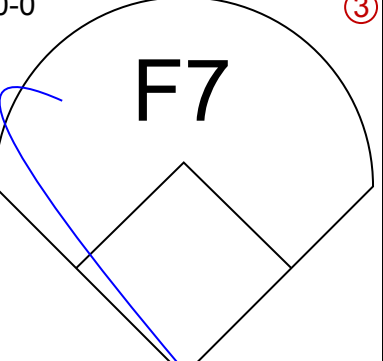

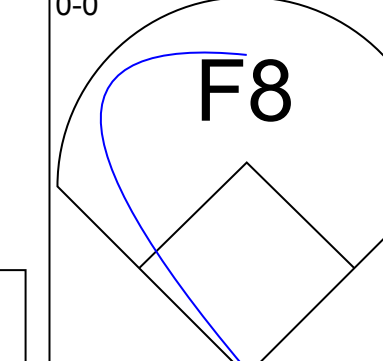
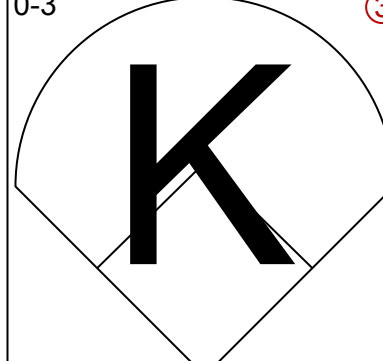
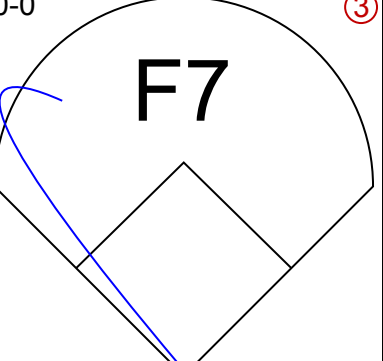
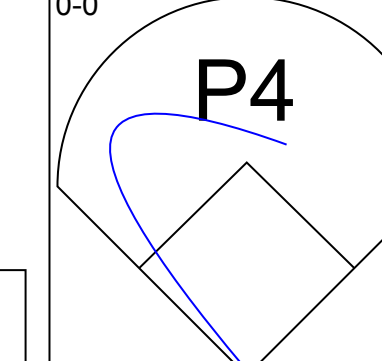
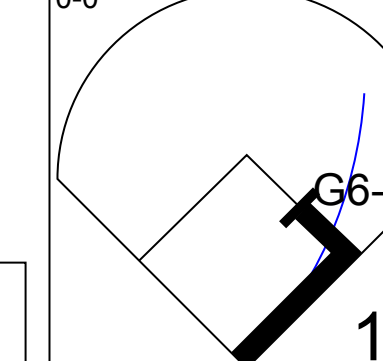
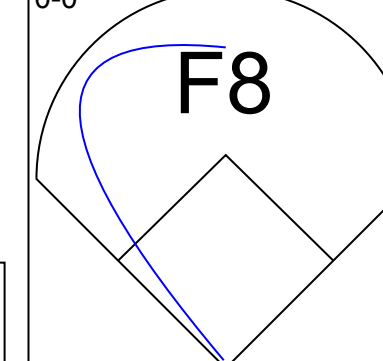
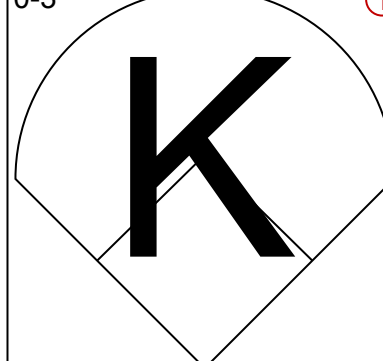
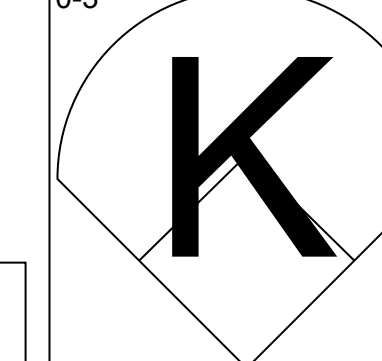
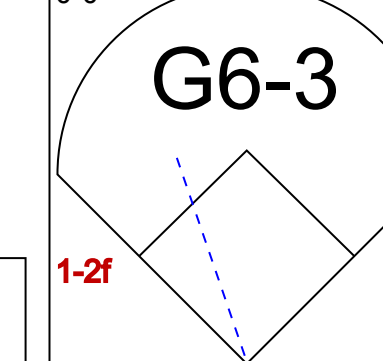
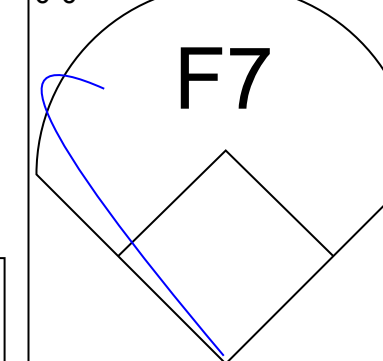
Batter	1	2	3	4	5	6	7	8	9	AB	R	H	RBI	BB	SO	LOB	BOTTOM					
Jim Northrup, L OBP: 0.356, SLG: 0.447 (1, 9)	6-3				F7		4-3		4-3	4	0	0	0	0	0	2						
Mickey Stanley, R OBP: 0.307, SLG: 0.406 (1, 8)	K				4-3			FC5-4	6-3	5	1	2	1	0	1	1						
Gates Brown, L OBP: 0.345, SLG: 0.401 (1, 10)	G3				L8		4-1	F9	K	3	0	0	0	0	0	2						
Ike Brown, R OBP: 0.406, SLG: 0.288 (6, PH)										2	0	0	0	0	1	2						
Willie Horton, R OBP: 0.373, SLG: 0.514 (1, 7)					F9					4	0	2	0	0	1	0						
Dick McAuliffe, L OBP: 0.363, SLG: 0.452 (1, 4)										0	0	0	0	0	0	0						
Tony Taylor, R OBP: 0.273, SLG: 0.318 (2, 4)										4	1	1	0	0	0	3						
Norm Cash, L OBP: 0.350, SLG: 0.485 (1, 3)					F2					3	0	0	0	0	0	2						
Duke Sims, L OBP: 0.332, SLG: 0.392 (1, 2)					F8					3	0	1	2	1	0	0						
Aurelio Rodriguez, R OBP: 0.276, SLG: 0.352 (1, 5)					4-3				5-3	2	1	0	0	2	0	4						
Ed Brinkman, R OBP: 0.297, SLG: 0.342 (7, PH)					F8					2	0	0	0	0	0	1						
Frank Howard, R OBP: 0.329, SLG: 0.460 (7, PH)										1	0	0	0	0	0	1						
Tom Verzyer, R OBP: 0.428, SLG: 0.333 (6, 6)										0	0	0	0	1	0	0						
Inning Stats	R: 0 E: 0 K: 1 S: 5	H: 0 LOB: 0 BB: 0 P: 5	R: 0 E: 0 K: 1 S: 5	H: 0 LOB: 0 BB: 0 P: 5	R: 1 E: 0 K: 0 S: 4	H: 1 LOB: 2 BB: 1 P: 9	R: 0 E: 0 K: 0 S: 4	H: 1 LOB: 2 BB: 1 P: 8	R: 0 E: 0 K: 0 S: 3	H: 0 LOB: 0 BB: 0 P: 3	R: 0 E: 0 K: 0 S: 4	H: 1 LOB: 1 BB: 0 P: 4	R: 0 E: 0 K: 0 S: 3	H: 0 LOB: 1 BB: 1 P: 7	R: 2 E: 0 K: 0 S: 6	H: 3 LOB: 2 BB: 0 P: 7	R: 0 E: 0 K: 1 S: 5	H: 0 LOB: 1 BB: 1 P: 9	1B: 4 2B: 2 3B: 0 HR: 0	SF: 0 SAC: 0 DP: 0 HBP: 2	WP: 1 PB: 0 SB: 0 CS: 0	PA: 39
PITCHER	IP	WLS	BF	H	R	ER	SO	BB	IBB	HBP	BLK	WP	HR	S	P	ERA	WHIP					
Danny Fife, R ERA: 1.56 (8, 1)	0.2		5	2	1	1	0	0	0	1	0	0	0	4	5	13.50	3.000					
Eddie Bane, L ERA: 4.43 (8, 1)	0.1		2	0	0	0	0	1	0	0	0	0	0	1	5	0.00	3.000					
Ray Corbin, R ERA: 3.14 (9, 1)	0.1		1	0	0	0	0	0	0	0	0	0	0	1	1	0.00	0.000					
Vic Albury, L ERA: 0.64 (9, 1)	0.2	S	2	0	0	0	1	0	0	0	0	0	0	4	4	0.00	0.000					

Minnesota Twins @ Detroit Tigers  
Tiger Stadium, Detroit, MI  
Mon Aug 27 1973, 7:05 PM EDT  
Att: 30,212 - Unknown - 91 F

AB	33
R	3
H	6
RBI	3
BB	4
SO	3
LOB	18




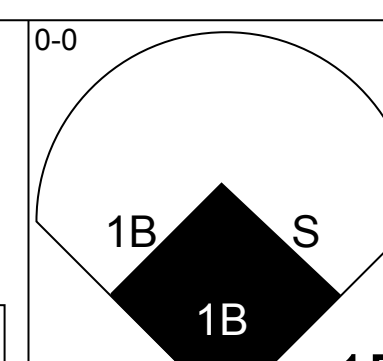
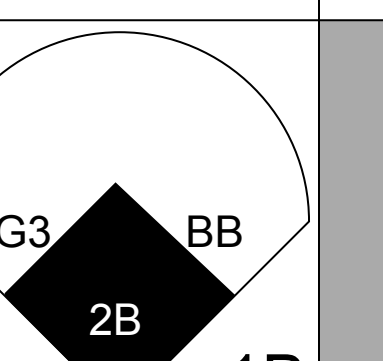
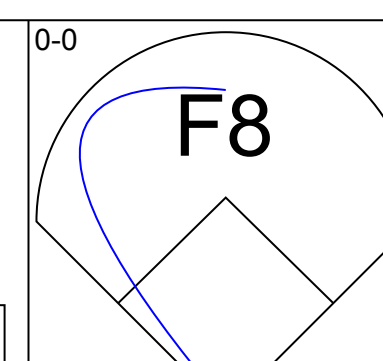
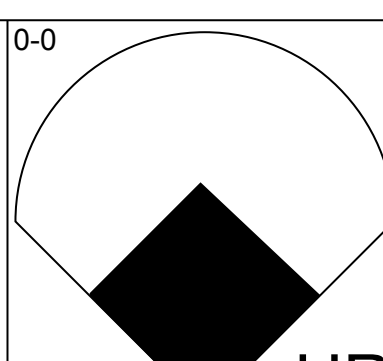
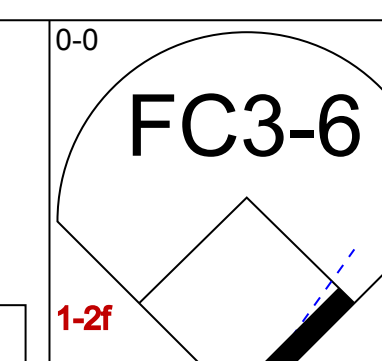
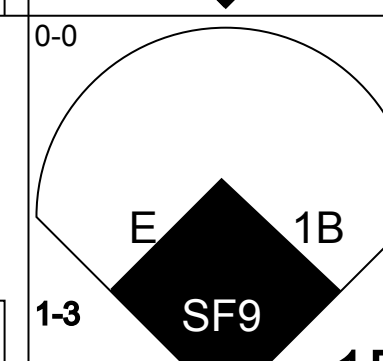
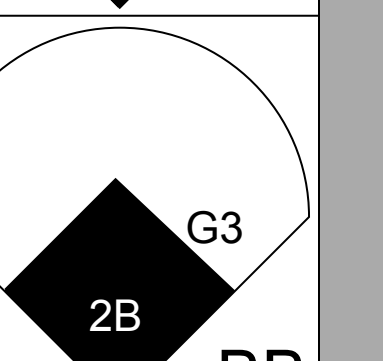
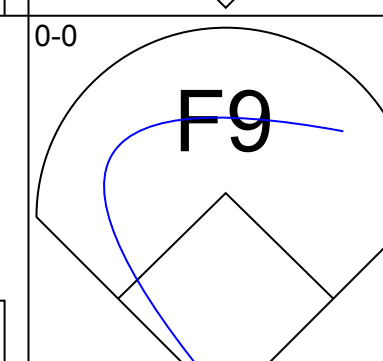
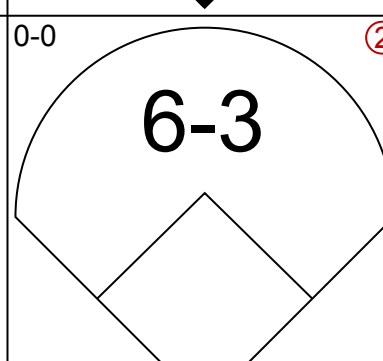
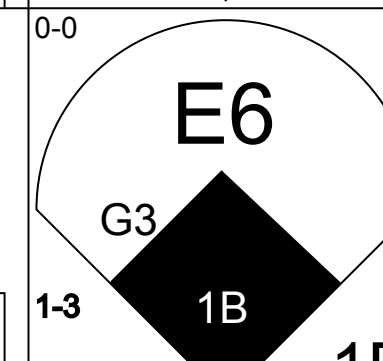
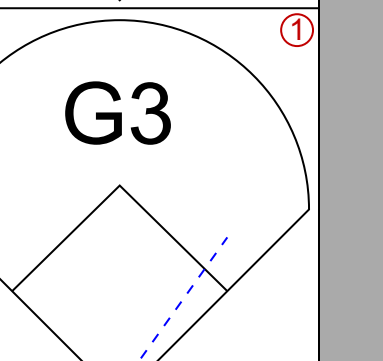
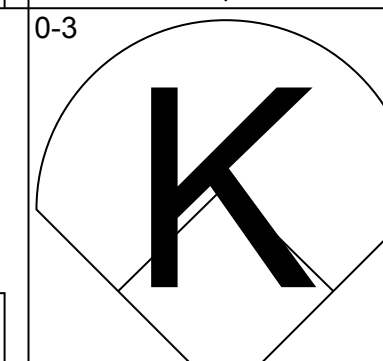
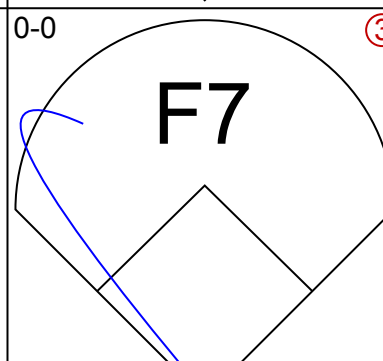
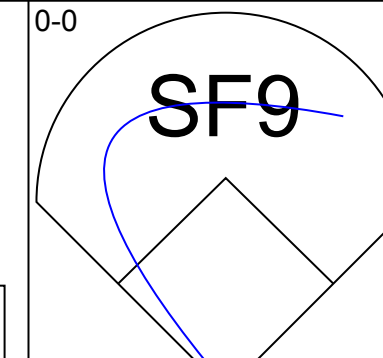
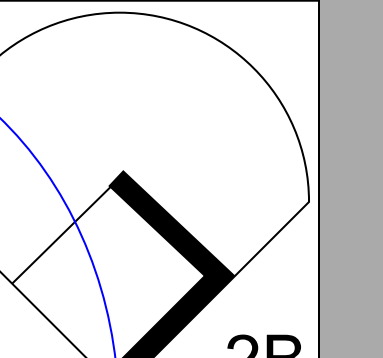
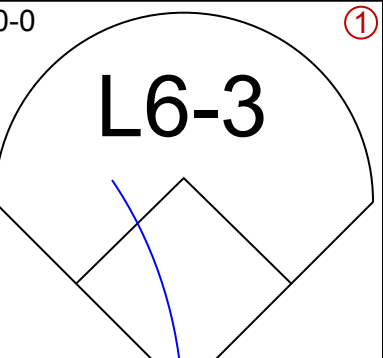
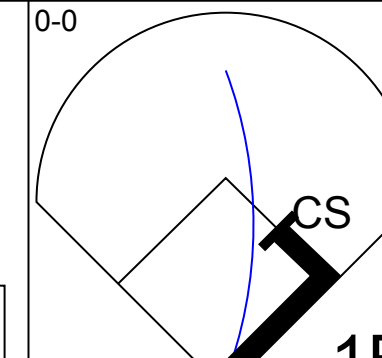
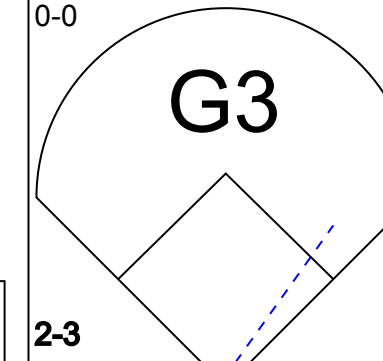
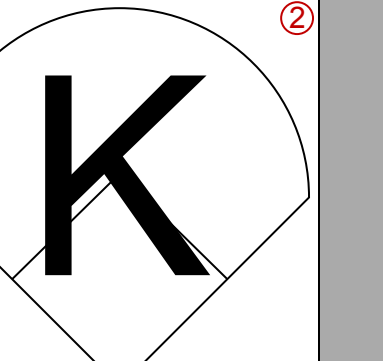
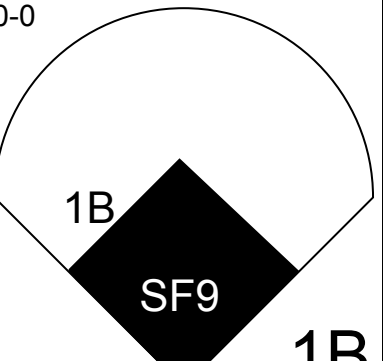
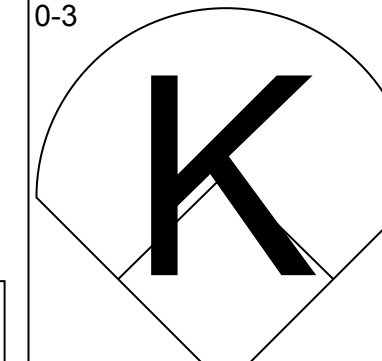
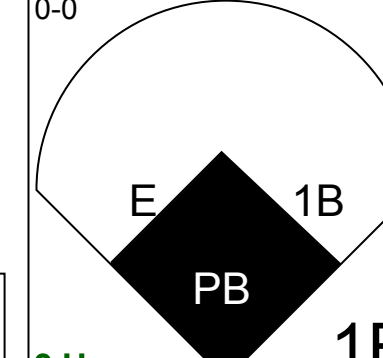
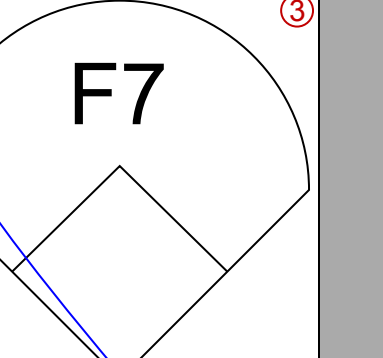
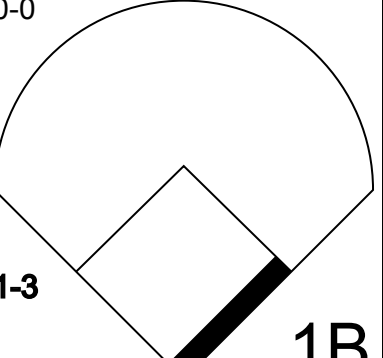
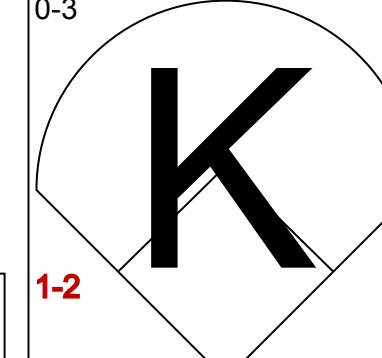
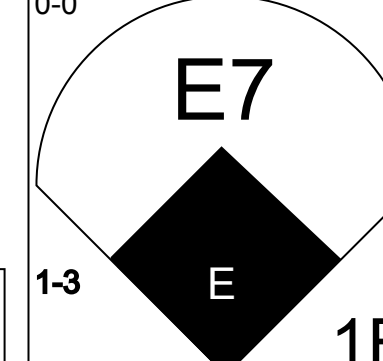
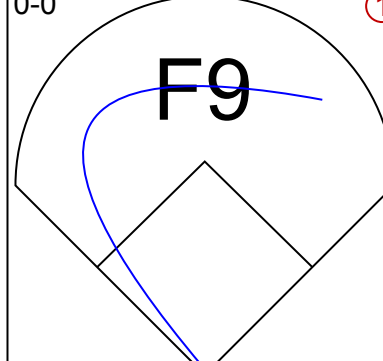
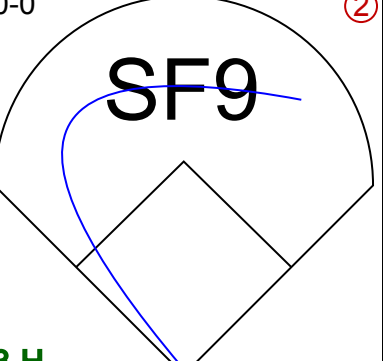
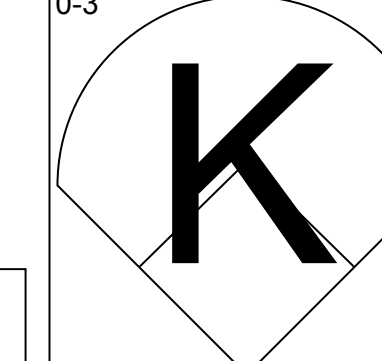
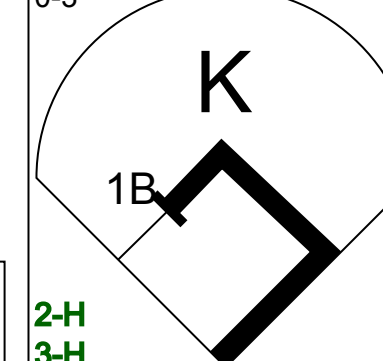
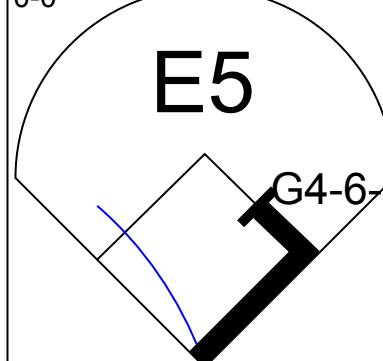
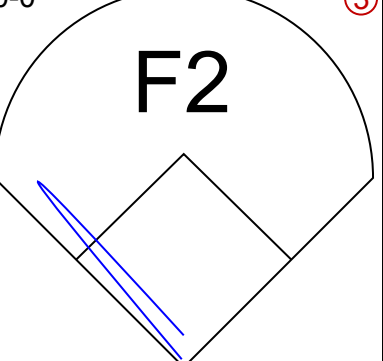
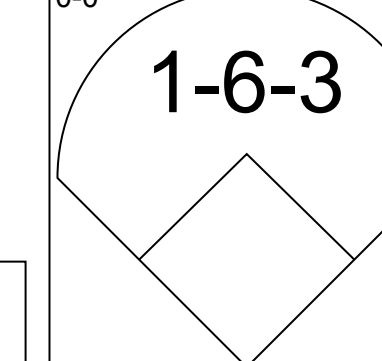
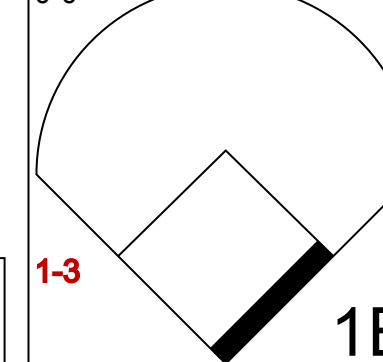
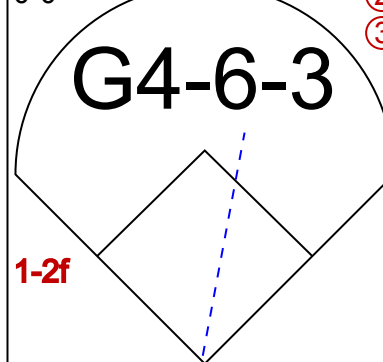

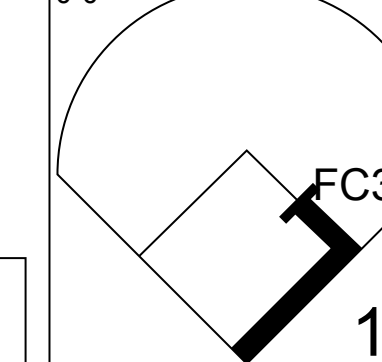


Batter	1	2	3	4	5	6	7	8	9	AB	R	H	RBI	BB	SO	LOB	TOP				
Larry Hise, R OBP: 0.346, SLG: 0.419 (1, 7)										5	1	1	0	0	2	2					
Rod Carew, L OBP: 0.415, SLG: 0.479 (1, 4)										5	1	1	0	0	0	2					
Dan Monzon, R OBP: 0.297, SLG: 0.276 (9, PR)										0	0	0	0	0	0	0					
Tony Oliva, L OBP: 0.344, SLG: 0.412 (1, 10)										5	1	2	0	0	0	1					
Joe Lis, R OBP: 0.313, SLG: 0.404 (1, 3)										3	2	2	2	1	1	2					
Jim Holt, L OBP: 0.341, SLG: 0.455 (1, 9)										2	0	2	2	1	0	0					
Bobby Darwin, R OBP: 0.298, SLG: 0.373 (7, PH)										2	0	0	0	0	0	3					
Steve Brye, R OBP: 0.324, SLG: 0.383 (1, 8)										3	0	0	1	1	2	4					
Steve Braun, L OBP: 0.407, SLG: 0.438 (1, 5)										2	0	0	0	0	1	1					
Eric Soderholm, R OBP: 0.278, SLG: 0.188 (5, PH)										2	0	0	0	0	0	2					
Phil Roof, R OBP: 0.270, SLG: 0.248 (1, 2)										3	0	1	0	0	1	0					
George Mitterwald, R OBP: 0.330, SLG: 0.419 (8, PH)										1	0	0	0	0	1	0					
Jerry Terrell, R OBP: 0.318, SLG: 0.342 (1, 6)										4	0	2	0	0	0	1					
<b>Inning Stats</b>	R: 1 H: 2 E: 0 K: 2 S: 9	H: 2 LOB: 2 BB: 1 P: 13	R: 0 H: 1 E: 0 K: 0 S: 3	H: 1 LOB: 0 BB: 0 P: 3	R: 3 H: 3 E: 0 K: 1 S: 8	H: 3 LOB: 1 BB: 1 P: 12	R: 0 H: 0 E: 0 K: 0 S: 3	H: 0 LOB: 0 BB: 0 P: 3	R: 1 H: 2 E: 0 K: 0 S: 5	H: 2 LOB: 2 BB: 1 P: 9	R: 0 H: 1 E: 0 K: 2 S: 8	H: 1 LOB: 1 BB: 0 P: 8	R: 0 H: 1 E: 0 K: 1 S: 6	H: 1 LOB: 1 BB: 0 P: 6	R: 0 H: 1 E: 0 K: 1 S: 6	H: 1 LOB: 2 BB: 0 P: 6	R: 0 H: 0 E: 1 K: 1 S: 6	H: 0 LOB: 0 BB: 0 P: 6	1B: 10 2B: 0 3B: 0 HR: 1	SF: 1 SAC: 0 DP: 1 HBP: 0	WP: 0 PA: 41 PB: 0 SB: 0 CS: 0
<b>PITCHER</b>	IP	WLS	BF	H	R	ER	SO	BB	IBB	HBP	BLK	WP	HR	S	P	ERA	WHIP				
Jim Perry, R ERA: 3.86 (1, 1)	4.2		24	8	5	5	3	3	0	0	0	0	1	27	39	9.64	2.357				
John Hiller, L ERA: 1.51 (5, 1)	4.1	W	17	3	0	0	5	0	0	0	0	0	0	27	27	0.00	0.692				

Minnesota Twins @ Detroit Tigers  
Tiger Stadium, Detroit, MI  
Wed Aug 29 1973, 7:05 PM EDT  
Att: 16,227 - Unknown - 90 F


AB	37
R	5
H	11
RBI	5
BB	3
SO	8
LOB	18



Batter	1	2	3	4	5	6	7	8	9	AB	R	H	RBI	BB	SO	LOB	BOTTOM				
Jim Northrup, L OBP: 0.358, SLG: 0.456 (1, 7)										5	3	3	1	0	0	1					
Tony Taylor, R OBP: 0.276, SLG: 0.317 (1, 4)										3	2	1	0	1	0	0					
Gates Brown, L OBP: 0.343, SLG: 0.395 (1, 10)										4	1	1	1	0	1	2					
Al Kaline, R OBP: 0.315, SLG: 0.380 (1, 9)										3	0	2	3	0	0	0					
Norm Cash, L OBP: 0.348, SLG: 0.477 (1, 3)										4	1	1	0	0	2	3					
Duke Sims, L OBP: 0.335, SLG: 0.393 (1, 2)										4	1	2	1	0	1	2					
Mickey Stanley, R OBP: 0.307, SLG: 0.404 (1, 8)										3	1	1	1	0	1	0					
Aurelio Rodriguez, R OBP: 0.276, SLG: 0.350 (1, 5)										4	0	0	0	0	1	1					
Ed Brinkman, R OBP: 0.297, SLG: 0.342 (1, 6)										4	0	2	0	0	0	1					
<b>Inning Stats</b>	R: 5 H: 6 E: 3 K: 1 S: 11	H: 6 LOB: 2 BB: 0 P: 11	R: 2 H: 2 E: 0 K: 1 S: 7	H: 2 LOB: 1 BB: 1 P: 11	R: 0 H: 0 E: 1 K: 0 S: 3	H: 0 LOB: 0 BB: 0 P: 3	R: 0 H: 0 E: 0 K: 1 S: 5	H: 0 LOB: 0 BB: 0 P: 5	R: 1 H: 2 E: 0 K: 0 S: 5	H: 2 LOB: 1 BB: 0 P: 5	R: 1 H: 1 E: 0 K: 0 S: 4	H: 1 LOB: 0 BB: 0 P: 4	R: 0 H: 1 E: 0 K: 2 S: 7	H: 1 LOB: 1 BB: 0 P: 7	R: 0 H: 1 E: 0 K: 1 S: 6	H: 1 LOB: 1 BB: 0 P: 6	R: 0 H: 0 E: 1 K: 1 S: 6	H: 0 LOB: 0 BB: 0 P: 6	1B: 11 2B: 2 3B: 0 HR: 1	SF: 2 SAC: 0 DP: 2 HBP: 0	WP: 0 PA: 37 PB: 1 SB: 1 CS: 1
<b>PITCHER</b>	IP	WLS	BF	H	R	ER	SO	BB	IBB	HBP	BLK	WP	HR	S	P	ERA	WHIP				
Dave Goltz, R ERA: 5.88 (1, 1)	0.2	L	7	5	3	3	0	0	0	0	0	0	0	24	28	6.23	1.385				
Ray Corbin, R ERA: 3.29 (1, 1)	4.1		19	5	3	3	3	1	0	0	0	0	0	17	17	3.00	1.000				
Bill Hands, R ERA: 4.18 (6, 1)	3.0		11	3	1	1	3	0	0	0	0	0	1	17	17	3.00	1.000				

Minnesota Twins @ Detroit Tigers  
Tiger Stadium, Detroit, MI  
Wed Aug 29 1973, 7:05 PM EDT  
Att: 16,227 - Unknown - 90 F

AB	34
R	9
H	13
RBI	7
BB	1
SO	6
LOB	10




Batter	1	2	3	4	5	6	7	8	9	10	11	AB	R	H	RBI	BB	SO	LOB					
Larry Hisle, R OBP: 0.345, SLG: 0.415 (1, 7)	4-3		BB			K			K	F9		4	0	0	0	1	2	2					
Rod Carew, L OBP: 0.415, SLG: 0.476 (1, 4)	K		F8			K			S 1B	SH 1B		3	2	0	0	2	2	1					
Tony Oliva, L OBP: 0.345, SLG: 0.412 Mike Adams, R OBP: 0.360, SLG: 0.325 (1, 10)	BB				P6				L6-4 1B	1B SF9		3	0	1	1	1	1	0					
Joe Lis, R OBP: 0.311, SLG: 0.401 Rich Reese, L OBP: 0.194, SLG: 0.217 (1, 3)	K				6-3				1B	SH SF9 1B		4	0	1	0	0	2	1					
Jim Holt, L OBP: 0.339, SLG: 0.452 (1, 9)					K				L6-4	2B 1B		5	1	1	1	0	3	2					
George Mitterwald, R OBP: 0.326, SLG: 0.414 (1, 2)	6-3				P6				K	SF9		4	0	0	1	0	2	0					
Steve Braun, L OBP: 0.409, SLG: 0.441 Eric Soderholm, R OBP: 0.278, SLG: 0.188 (1, 5)	K				G6-4-3 1B				2B	1B BB		4	0	2	1	1	1	1					
Steve Brye, R OBP: 0.326, SLG: 0.390 (1, 8)					K				F7	1B 2B		5	0	2	1	0	1	2					
Jerry Terrell, R OBP: 0.314, SLG: 0.338 (1, 6)					K				F9	4-3		5	0	0	0	0	1	4					
<b>Inning Stats</b>	R: 0 E: 0 K: 2 S: 7	H: 0 LOB: 1 BB: 1 P: 11	R: 0 E: 0 K: 2 S: 7	H: 0 LOB: 0 BB: 0 P: 7	R: 0 E: 0 K: 2 S: 7	H: 0 LOB: 1 BB: 1 P: 11	R: 0 E: 0 K: 1 S: 5	H: 0 LOB: 0 BB: 0 P: 5	R: 0 E: 0 K: 0 S: 3	H: 1 LOB: 0 BB: 0 P: 3	R: 0 E: 0 K: 2 S: 7	H: 0 LOB: 0 BB: 0 P: 7	R: 0 E: 0 K: 1 S: 6	H: 1 LOB: 1 BB: 1 P: 10	R: 0 E: 0 K: 1 S: 6	H: 1 LOB: 2 BB: 2 P: 14	R: 4 E: 0 K: 0 S: 6	H: 2 LOB: 1 BB: 2 P: 14	1B: 5 2B: 3 3B: 0 HR: 0	SF: 1 SAC: 1 DP: 2 HBP: 0	WP: 0 PB: 0 SB: 1 CS: 0	PA: 45	
<b>PITCHER</b>	IP 10.2	WLS 10	BF 44	H 7	R 5	ER 5	SO 15	BB 6	IBB 0	HBP 0	BLK 0	WP 0	HR 0	S 68	P 92	ERA 4.22	WHIP 1.219						
Jim Bibby, R ERA: 3.76 Jackie Brown, R ERA: 3.12 (1, 1)	(11, 1)	0.1	1	0	0	0	0	0	0	0	0	0	0	0	1	1	0.00	0.000					

**Minnesota Twins @ Texas Rangers**  
Arlington Stadium, Arlington, TX  
Thu Aug 30 1973, 8:05 PM EDT  
Att: 4,012 - Unknown - 88 F

livebaseballscores.com

AB 37  
R 5  
H 7  
RBI 5  
BB 6  
SO 15  
LOB 13




Batter	1	2	3	4	5	6	7	8	9	10	11	AB	R	H	RBI	BB	SO	LOB				
Davey Nelson, R OBP: 0.316, SLG: 0.364 (1, 4)	4-3		P4			6-3			5-3		2B	6-3	6	0	1	0	0	0	1			
Toby Harrah, R OBP: 0.332, SLG: 0.358 (1, 6)	1-3		5-3			E E3 1B			S 1B		IBB		4	0	2	0	1	0	0			
Jim Spencer, L OBP: 0.344, SLG: 0.368 (1, 3)	1B		K			6-3			F7		K		5	0	1	0	0	2	4			
Alex Johnson, R OBP: 0.324, SLG: 0.401 Elliott Maddox, R OBP: 0.345, SLG: 0.255 Jeff Burroughs, R OBP: 0.338, SLG: 0.458 (1, 7)	K				4-3				F9		K		3	0	0	0	1	1	2			
Bill Sudakis, S OBP: 0.298, SLG: 0.488 (1, 10)			1-3			G3			E3		F8		5	0	0	0	0	1	4			
Jim Fregosi, R OBP: 0.330, SLG: 0.363 (1, 5)			K			6-3			F9		1B 1B		5	1	2	0	0	1	0			
Larry Bittner, L OBP: 0.307, SLG: 0.303 (1, 9)			2B			F8			FC1-4 1B		1B 1B		5	1	4	0	0	0	0			
Vic Harris, S OBP: 0.307, SLG: 0.356 (1, 8)			1B			L3			K		P6		5	0	2	2	0	1	3			
Ken Suarez, R OBP: 0.365, SLG: 0.322 (1, 2)	F7					P6			FC1-4		1B		5	0	1	0	0	0	4			
<b>Inning Stats</b>	R: 0 E: 0 K: 1 S: 6	H: 1 LOB: 1 P: 6	R: 1 E: 0 K: 1 S: 7	H: 2 LOB: 1 BB: 0 P: 7	R: 0 E: 0 K: 1 S: 5	H: 0 LOB: 0 BB: 0 P: 5	R: 0 E: 0 K: 0 S: 3	H: 0 LOB: 0 BB: 0 P: 3	R: 0 E: 0 K: 0 S: 3	H: 1 LOB: 2 BB: 1 P: 8	R: 0 E: 0 K: 1 S: 6	H: 1 LOB: 1 BB: 0 P: 6	R: 0 E: 0 K: 0 S: 4	H: 1 LOB: 1 BB: 0 P: 4	R: 0 E: 0 K: 2 S: 8	H: 3 LOB: 2 BB: 1 P: 12	R: 1 E: 0 K: 0 S: 5	H: 3 LOB: 1 BB: 0 P: 5	1B: 10 2B: 3 3B: 0 HR: 0	SF: 0 SAC: 0 DP: 1 HBP: 0	WP: 0 PB: 0 SB: 2 CS: 0	PA: 46
<b>PITCHER</b>	IP 10.0	WLS W	BF 43	H 12	R 2	ER 2	SO 7	BB 1	IBB 1	HBP 0	BLK 0	WP 0	HR 0	S 55	P 63	ERA 1.80	WHIP 1.300					
Bert Blyleven, R ERA: 2.57 Bill Campbell, R ERA: 4.25 (1, 1)	(11, 1)	1.0	S	3	1	0	0	0	0	0	0	0	0	0	3	3	0.00	1.000				

**Minnesota Twins @ Texas Rangers**  
Arlington Stadium, Arlington, TX  
Thu Aug 30 1973, 8:05 PM EDT  
Att: 4,012 - Unknown - 88 F

livebaseballscores.com

AB 44  
R 2  
H 13  
RBI 2  
BB 2  
SO 7  
LOB 20





Batter	1	2	3	4	5	6	7	8	9	AB	R	H	RBI	BB	SO	LOB	TOP				
Steve Blye, R OBP: 0.323, SLG: 0.377 (1, 8)										5	0	1	2	1	1	2					
Danny Thompson, R OBP: 0.289, SLG: 0.293 Jerry Terrell, R OBP: 0.312, SLG: 0.336 (1, 6) (5, 6)										4	0	0	0	0	2	5					
Tony Oliva, L OBP: 0.344, SLG: 0.409 (1, 10)										5	0	2	2	0	2	0					
Joe Lis, R OBP: 0.327, SLG: 0.413 (1, 3)										3	2	1	0	1	0	1					
Eric Soderholm, R OBP: 0.464, SLG: 0.417 (1, 5)										3	2	2	0	2	1	3					
Bobby Darwin, R OBP: 0.300, SLG: 0.378 (1, 9)										5	2	2	3	0	1	3					
Larry Hisle, R OBP: 0.343, SLG: 0.410 (1, 7)										5	1	1	0	0	1	4					
George Mitterwald, R OBP: 0.333, SLG: 0.420 (1, 2)										4	2	3	2	1	0	0					
Dan Monzon, R OBP: 0.329, SLG: 0.290 (1, 4)										3	1	1	1	2	0	2					
<b>Inning Stats</b>	R: 0 E: 0 K: 0 S: 3	H: 1 LOB: 1 BB: 1 P: 7	R: 4 E: 0 K: 3 S: 12	H: 3 LOB: 3 BB: 3 P: 25	R: 2 E: 0 K: 2 S: 10	H: 3 LOB: 1 BB: 0 P: 10	R: 2 E: 2 K: 1 S: 9	H: 3 LOB: 2 BB: 0 P: 9	R: 0 E: 0 K: 0 S: 3	H: 0 LOB: 0 BB: 0 P: 3	R: 2 E: 0 K: 0 S: 4	H: 2 LOB: 0 BB: 1 P: 8	R: 0 E: 0 K: 0 S: 3	H: 0 LOB: 0 BB: 0 P: 3	R: 0 E: 0 K: 1 S: 5	H: 1 LOB: 1 BB: 1 P: 9	1B: 10 2B: 3 3B: 0 HR: 0	SF: 0 SAC: 0 DP: 2 HBP: 1	WP: 0 PB: 1 CS: 0	PA: 46	
<b>PITCHER</b>	IP	WLS	BF	H	R	ER	SO	BB	IBB	HBP	BLK	WP	HR	S	P	ERA	WHIP				
David Clyde, L ERA: 4.66 (1, 1)	1.2		13	4	4	4	2	4	0	1	0	0	0	12	29	21.60	4.800				
Jackie Brown, R ERA: 3.51 (2, 1)	3.1	L	20	8	6	4	4	1	0	0	0	0	0	27	31	10.80	2.700				
Don Durham, R ERA: 7.71 (6, 1)	4.0		13	1	0	0	2	2	0	0	0	0	0	15	23	0.00	0.750				

Minnesota Twins @ Texas Rangers  
Arlington Stadium, Arlington, TX  
Sat Sep 01 1973, 8:05 PM EDT  
Att: 7,798 - Unknown

AB 38  
R 10  
H 13  
RBI 10  
BB 7  
SO 8  
LOB 20



Batter	1	2	3	4	5	6	7	8	9	AB	R	H	RBI	BB	SO	LOB	BOTTOM				
Davey Nelson, R OBP: 0.317, SLG: 0.361 (1, 4)										3	0	0	1	1	2	0					
Toby Harrah, R OBP: 0.331, SLG: 0.352 (1, 6)										4	1	0	0	1	1	2					
Jeff Burroughs, R OBP: 0.339, SLG: 0.456 (1, 7)										4	2	2	0	1	1	0					
Alex Johnson, R OBP: 0.330, SLG: 0.405 (1, 10)										4	1	3	1	1	1	1					
Bill Sudakis, S OBP: 0.308, SLG: 0.495 Steve Dunning, R (9, PR)											5	1	3	1	0	0	2				
Jim Fregosi, R OBP: 0.329, SLG: 0.357 (1, 5)											5	0	1	0	0	2	6				
Vic Harris, S OBP: 0.308, SLG: 0.353 (1, 8)										3	2	0	1	1	0	4					
Dick Billings, R OBP: 0.233, SLG: 0.222 (1, 2)										4	0	1	2	0	0	2					
Elliott Maddox, R OBP: 0.341, SLG: 0.248 Larry Blittner, L OBP: 0.308, SLG: 0.304 (5, PH) (6, 9)										1	0	0	0	1	0	1					
<b>Inning Stats</b>	R: 2 E: 0 K: 0 S: 3	H: 2 LOB: 0 BB: 2 P: 11	R: 1 E: 1 K: 1 S: 6	H: 0 LOB: 2 BB: 2 P: 14	R: 3 E: 0 K: 1 S: 8	H: 3 LOB: 1 BB: 1 P: 12	R: 0 E: 0 K: 1 S: 5	H: 0 LOB: 1 BB: 1 P: 9	R: 1 E: 1 K: 0 S: 5	H: 2 LOB: 1 BB: 0 P: 5	R: 0 E: 0 K: 2 S: 7	H: 0 LOB: 0 BB: 0 P: 7	R: 0 E: 0 K: 0 S: 4	H: 1 LOB: 1 BB: 0 P: 4	R: 0 E: 0 K: 1 S: 5	H: 2 LOB: 2 BB: 0 P: 7	1B: 8 2B: 3 3B: 0 HR: 0	SF: 1 SAC: 0 DP: 1 HBP: 0	WP: 1 PB: 0 CS: 1	PA: 42	
<b>PITCHER</b>	IP	WLS	BF	H	R	ER	SO	BB	IBB	HBP	BLK	WP	HR	S	P	ERA	WHIP				
Eddie Bane, L ERA: 5.24 Bill Hands, R ERA: 3.93 (1, 1) (3, 1)	2.0		14	4	6	5	1	5	0	0	0	1	0	11	31	22.50	4.500				
	7.0	W	28	6	1	0	6	1	0	0	0	1	0	39	43	0.00	1.000				

Minnesota Twins @ Texas Rangers  
Arlington Stadium, Arlington, TX  
Sat Sep 01 1973, 8:05 PM EDT  
Att: 7,798 - Unknown

AB 35  
R 7  
H 10  
RBI 6  
BB 6  
SO 7  
LOB 19



Batter	1	2	3	4	5	6	7	8	9	AB	R	H	RBI	BB	SO	LOB	TOP					
Steve Blye, R (1, 8) OBP: 0.316, SLG: 0.368	4-3		F7			6-3		5-3		4	0	0	0	0	0	0	<b>Minnesota Twins @ Texas Rangers</b> Arlington Stadium, Arlington, TX Sun Sep 02 1973, 4:33 AM EDT Att: 3,242 - Unknown					
Danny Thompson, R (1, 6) OBP: 0.286, SLG: 0.290 Rod Carew, L (8, FH) OBP: 0.416, SLG: 0.481 (8, 4)	P3			P3		F8		3-1		3	0	0	0	0	0	0						
Tony Oliva, L (1, 10) OBP: 0.347, SLG: 0.414				FC6-4 1B		FC5 2B		1-4-3		4	0	3	0	0	0	0						
Joe Lis, R (1, 3) OBP: 0.326, SLG: 0.408	K			F8					P4	3	0	0	0	1	1	2						
Eric Soderholm, R (1, 5) OBP: 0.406, SLG: 0.357		L5		FC6-4 1-2f		FC5 2-3f		6-3		4	0	0	0	0	0	3						
Bobby Darwin, R (1, 9) OBP: 0.300, SLG: 0.377		F9							P3	4	0	1	0	0	0	0						
Larry Hisle, R (1, 7) OBP: 0.345, SLG: 0.413		6-3								3	0	2	0	0	0	0						
George Mitterwald, R (1, 2) OBP: 0.330, SLG: 0.417			L5			P3		F8		3	0	0	0	0	0	2						
Dan Monzon, R (1, 4) OBP: 0.315, SLG: 0.277 Jerry Terrell, R (8, 6) OBP: 0.312, SLG: 0.336			F8			F8		F8		3	0	0	0	0	0	2						
										0	0	0	0	0	0	0						
<b>Inning Stats</b>	R: 0 E: 0 K: 1 S: 6	H: 1 LOB: 1 BB: 0 P: 6	R: 0 E: 0 K: 0 S: 3	H: 0 LOB: 0 BB: 0 P: 3	R: 0 E: 0 K: 0 S: 3	H: 0 LOB: 0 BB: 0 P: 3	R: 0 E: 0 K: 0 S: 4	H: 1 LOB: 1 BB: 0 P: 4	R: 0 E: 0 K: 0 S: 4	H: 2 LOB: 1 BB: 0 P: 4	R: 0 E: 0 K: 0 S: 4	H: 1 LOB: 2 BB: 1 P: 8	R: 0 E: 0 K: 0 S: 4	H: 1 LOB: 1 BB: 0 P: 4	R: 0 E: 0 K: 0 S: 3	H: 0 LOB: 0 BB: 0 P: 3	R: 0 E: 0 K: 0 S: 3	H: 0 LOB: 0 BB: 0 P: 3	1B: 4 2B: 2 3B: 0 HR: 0	SF: 0 SAC: 0 DP: 0 HBP: 0	WP: 0 PB: 0 SB: 0 CS: 1	PA: 33
<b>PITCHER</b> Charlie Hudson, L (1, 1) ERA: 3.79	IP: 9.0 WLS: W BF: 33 H: 6 R: 0 ER: 0 SO: 1 BB: 1 IBB: 0 HBP: 0 BLK: 0 WP: 0 HR: 0 S: 34 P: 38 ERA: 0.00 WHIP: 0.778																					

Batter	1	2	3	4	5	6	7	8	9	AB	R	H	RBI	BB	SO	LOB	BOTTOM			
Davey Nelson, R (1, 4) OBP: 0.317, SLG: 0.363	3-1		K					FC5-4 1B		4	1	1	0	0	1	1	<b>Minnesota Twins @ Texas Rangers</b> Arlington Stadium, Arlington, TX Sun Sep 02 1973, 4:33 AM EDT Att: 3,242 - Unknown			
Toby Harrah, R (1, 6) OBP: 0.333, SLG: 0.352 (9, 5)	F3			4-3 S E BB	F8					3	1	1	1	1	0	1				
Larry Bittner, L (1, 9) OBP: 0.302, SLG: 0.298	F8				4-3 1-3	5-6-3	F8			4	0	0	0	0	0	2				
Alex Johnson, R (1, 10) OBP: 0.328, SLG: 0.402		6-3		E5 E		5-3		F9		4	0	0	1	0	0	0				
Bill Sudakis, S (1, 5) OBP: 0.316, SLG: 0.502 (8, PR) Jim Mason, L (8, PR) OBP: 0.282, SLG: 0.309 (9, 6)					F8					3	0	2	0	1	0	1				
Jeff Burroughs, R (1, 7) OBP: 0.340, SLG: 0.455 Elliott Maddox, R (8, PR) OBP: 0.341, SLG: 0.248 (9, 7)								BB 1B		0	0	0	0	0	0	0				
Jeff Burroughs, R (1, 7) OBP: 0.340, SLG: 0.455 Elliott Maddox, R (8, PR) OBP: 0.341, SLG: 0.248 (9, 7)								BB 1B		3	0	1	0	1	1	2				
Jim Spencer, L (1, 3) OBP: 0.337, SLG: 0.359					F8					0	0	0	0	0	0	0				
Vic Harris, S (1, 8) OBP: 0.311, SLG: 0.353										1	0	0	0	3	0	0				
Ken Suarez, R (1, 2) OBP: 0.350, SLG: 0.316										4	0	0	0	0	0	5				
<b>Inning Stats</b>	R: 0 E: 0 K: 0 S: 3	H: 0 LOB: 0 BB: 0 P: 3	R: 0 E: 0 K: 1 S: 5	H: 0 LOB: 1 BB: 1 P: 9	R: 0 E: 0 K: 1 S: 5	H: 0 LOB: 0 BB: 0 P: 5	R: 1 E: 2 K: 0 S: 5	H: 0 LOB: 2 BB: 1 P: 9	R: 0 E: 0 K: 0 S: 3	H: 1 LOB: 1 BB: 1 P: 7	R: 0 E: 0 K: 1 S: 6	H: 1 LOB: 2 BB: 1 P: 10	R: 1 E: 0 K: 0 S: 4	H: 1 LOB: 1 BB: 1 P: 8	R: 0 E: 0 K: 0 S: 5	H: 2 LOB: 3 BB: 1 P: 9	1B: 3 2B: 2 3B: 0 HR: 0	SF: 0 SAC: 0 DP: 0 HBP: 0	WP: 0 PB: 0 SB: 0 CS: 1	PA: 36
<b>PITCHER</b> Joe Decker, R (1, 1) ERA: 3.46 Bill Campbell, R (8, 1) ERA: 4.2	IP: 7.2 WLS: L BF: 35 H: 5 R: 2 ER: 2 SO: 3 BB: 6 IBB: 0 HBP: 0 BLK: 0 WP: 0 HR: 0 S: 35 P: 59 ERA: 2.35 WHIP: 1.435																			



Batter	1	2	3	4	5	6	7	8	9	AB	R	H	RBI	BB	SO	LOB	TOP					
Larry Hisle, R OBP: 0.352, SLG: 0.421 (1, 7)										5	2	5	2	1	0	0	<b>Minnesota Twins @ Kansas City Royals</b> Royals Stadium, Kansas City, MO Mon Sep 03 1973, 8:05 PM EDT Att: 11,134 - Unknown - 78 F					
Rod Carew, L OBP: 0.415, SLG: 0.478 (1, 4)										5	1	1	1	1	0	6						
Tony Oliva, L OBP: 0.348, SLG: 0.415 (1, 10)										6	2	3	1	0	1	4						
Bobby Darwin, R OBP: 0.300, SLG: 0.384 (1, 9)										6	1	2	3	0	2	6						
Jim Holt, L OBP: 0.341, SLG: 0.451 (9, PH)										3	0	1	0	1	1	1						
Joe Lis, R OBP: 0.328, SLG: 0.408 (9, PR)										0	0	0	0	1	0	0						
Dan Monzon, R OBP: 0.311, SLG: 0.273 (9, PR)										1	1	0	0	0	0	1						
Phil Roof, R OBP: 0.270, SLG: 0.248 (9, 2)										0	0	0	0	0	0	0						
George Mitterwald, R OBP: 0.327, SLG: 0.412 (9, PH)										4	0	0	0	0	1	5						
Rich Reese, L OBP: 0.200, SLG: 0.224 (9, 3)										1	1	1	1	0	0	0						
Steve Brye, R OBP: 0.315, SLG: 0.366 (1, 8)										4	1	1	0	0	0	2						
Eric Soderholm, R OBP: 0.405, SLG: 0.375 (1, 5)										4	2	1	1	1	0	1						
Danny Thompson, R OBP: 0.270, SLG: 0.294 (8, PH)										3	0	2	1	0	1	0						
Steve Braun, L OBP: 0.408, SLG: 0.440 (8, 6)										1	0	0	0	0	0	0						
Jerry Terrell, R OBP: 0.312, SLG: 0.335 (8, 6)										1	0	0	0	0	0	2						
<b>Inning Stats</b>	R: 0 E: 1 K: 0 S: 4	H: 0 LOB: 3 BB: 2 P: 12	R: 2 E: 0 K: 2 S: 10	H: 3 LOB: 2 BB: 1 P: 14	R: 0 E: 1 K: 0 S: 4	H: 0 LOB: 1 BB: 0 P: 4	R: 0 E: 0 K: 1 S: 6	H: 1 LOB: 1 BB: 0 P: 6	R: 0 E: 0 K: 0 S: 3	H: 1 LOB: 0 BB: 0 P: 3	R: 0 E: 0 K: 0 S: 5	H: 2 LOB: 2 BB: 0 P: 5	R: 1 E: 1 K: 2 S: 9	H: 2 LOB: 1 BB: 0 P: 9	R: 1 E: 0 K: 1 S: 7	H: 2 LOB: 2 BB: 1 P: 11	R: 7 E: 0 K: 0 S: 9	H: 6 LOB: 1 BB: 1 P: 13	1B: 13 2B: 3 3B: 0 HR: 1	SF: 0 SAC: 1 DP: 1 HBP: 0	WP: 1 PB: 0 SB: 0 CS: 0	PA: 50
<b>PITCHER</b>	IP	WLS	BF	H	R	ER	SO	BB	IBB	HBP	BLK	WP	HR	S	P	ERA	WHIP					
Dick Drago, R ERA: 4.21 (1, 1)	1.0		10	3	2	2	0	3	0	0	0	0	0	7	19	18.00	6.000					
Steve Mingo, L ERA: 3.74 (2, 1)	5.1		22	6	1	0	4	0	0	0	0	0	0	30	30	0.00	1.125					
Doug Bird, R ERA: 3.33 (7, 1)	1.1		6	1	1	1	1	1	0	0	0	0	0	7	11	6.75	1.500					
Joe Hoerner, L ERA: 5.88 (8, 1)	0.1		3	1	1	1	1	1	0	0	0	0	0	4	8	27.00	6.000					
Gene Garber, R ERA: 4.62 (9, 1)	0.2	L	6	4	3	3	0	0	0	0	0	1	0	6	6	40.50	6.000					
<b>PITCHER</b>	IP	WLS	BF	H	R	ER	SO	BB	IBB	HBP	BLK	WP	HR	S	P	ERA	WHIP					
Bruce Dal Canton, R ERA: 4.81 (9, 1)	0.1		3	2	3	3	0	0	0	0	0	0	1	3	3	81.00	6.000					

Batter	1	2	3	4	5	6	7	8	9	AB	R	H	RBI	BB	SO	LOB	BOTTOM					
Freddie Patek, R OBP: 0.313, SLG: 0.321 (1, 6)										5	1	1	0	0	1	1	<b>Minnesota Twins @ Kansas City Royals</b> Royals Stadium, Kansas City, MO Mon Sep 03 1973, 8:05 PM EDT Att: 11,134 - Unknown - 78 F					
Cookie Rojas, R OBP: 0.317, SLG: 0.373 (1, 4)										5	1	1	1	0	2	1						
Amos Otis, R OBP: 0.364, SLG: 0.500 (1, 8)										4	0	2	0	1	0	0						
John Mayberry, L OBP: 0.415, SLG: 0.491 (1, 3)										5	1	2	0	0	2	4						
Frank White, R OBP: 0.273, SLG: 0.278 (9, PR)										0	0	0	0	0	0	0						
Hal McRae, R OBP: 0.296, SLG: 0.355 (1, 10)										4	1	1	0	1	0	3						
Ed Kirkpatrick, L OBP: 0.350, SLG: 0.396 (1, 9)										2	0	1	1	0	0	2						
Kurt Bevacqua, R OBP: 0.318, SLG: 0.332 (7, PH)										1	0	0	0	0	0	3						
Tom Poquette, L (8, 9)										1	0	0	0	0	1	2						
Lou Piniella, R OBP: 0.299, SLG: 0.374 (1, 7)										4	0	0	1	0	0	5						
Paul Schaal, R OBP: 0.385, SLG: 0.405 (1, 5)										4	1	2	2	0	1	3						
Carl Taylor, R OBP: 0.391, SLG: 0.311 (1, 2)										4	0	0	0	0	1	3						
<b>Inning Stats</b>	R: 2 E: 0 K: 1 S: 8	H: 3 LOB: 2 BB: 1 P: 12	R: 0 E: 0 K: 0 S: 4	H: 1 LOB: 1 BB: 0 P: 4	R: 0 E: 0 K: 1 S: 5	H: 0 LOB: 0 BB: 0 P: 5	R: 0 E: 0 K: 1 S: 5	H: 1 LOB: 0 BB: 0 P: 5	R: 0 E: 0 K: 2 S: 7	H: 0 LOB: 0 BB: 0 P: 7	R: 2 E: 3 K: 0 S: 7	H: 1 LOB: 2 BB: 0 P: 7	R: 0 E: 1 K: 1 S: 7	H: 1 LOB: 3 BB: 1 P: 11	R: 1 E: 0 K: 0 S: 4	H: 1 LOB: 0 BB: 0 P: 4	R: 0 E: 0 K: 2 S: 9	H: 2 LOB: 2 BB: 0 P: 9	1B: 7 2B: 2 3B: 0 HR: 1	SF: 1 SAC: 0 DP: 0 HBP: 0	WP: 0 PB: 0 SB: 0 CS: 1	PA: 42
<b>PITCHER</b>	IP	WLS	BF	H	R	ER	SO	BB	IBB	HBP	BLK	WP	HR	S	P	ERA	WHIP					
Dave Goltz, R ERA: 5.66 (1, 1)	6.1		30	7	4	2	6	1	0	0	0	0	0	41	45	2.84	1.263					
Vic Albury, L ERA: 0.61 (7, 1)	0.2		3	0	0	0	0	0	1	0	0	0	0	2	6	0.00	0.000					
Bill Campbell, R ERA: 4.22 (8, 1)	2.0	W	9	3	1	1	2	0	0	0	0	0	1	13	13	4.50	1.500					







Batter	1	2	3	4	5	6	7	8	9	AB	R	H	RBI	BB	SO	LOB	TOP					
Pat Kelly, L OBP: 0.366, SLG: 0.358 (1, 9)										3	1	0	1	1	2	2	Chicago White Sox @ Minnesota Twins Metropolitan Stadium, Bloomington, MI Sat Sep 08 1973, 4:33 AM EDT Att: 8,902 - Unknown - 61 F					
Tony Muser, L OBP: 0.345, SLG: 0.365 (1, 3)										4	0	1	0	0	0	2						
Jerry Hairston, S OBP: 0.360, SLG: 0.324 (1, 7)										4	0	2	0	0	0	0						
Bill Melton, R OBP: 0.365, SLG: 0.446 (1, 5)										4	0	1	0	0	1	3						
Carlos May, L OBP: 0.326, SLG: 0.407 (1, 10)										4	0	0	0	0	1	2						
Jorge Orta, L OBP: 0.311, SLG: 0.370 (1, 4)										4	0	1	0	0	1	0						
Bill Sharp, L OBP: 0.321, SLG: 0.392 (1, 8)										4	1	2	0	0	0	0						
Bucky Dent, R OBP: 0.371, SLG: 0.359 (1, 6)										4	0	2	0	0	0	2						
Chuck Brinkman, R OBP: 0.248, SLG: 0.260 Brian Downing, R OBP: 0.317, SLG: 0.417 (7, PH) (7, 2)										2	0	0	0	0	1	1						
<b>Inning Stats</b>	R: 0 E: 0 K: 1 S: 6	H: 1 LOB: 1 BB: 0 P: 6	R: 0 E: 0 K: 0 S: 3	H: 0 LOB: 0 BB: 0 P: 3	R: 0 E: 0 K: 2 S: 7	H: 0 LOB: 0 BB: 0 P: 7	R: 0 E: 0 K: 0 S: 4	H: 1 LOB: 1 BB: 0 P: 4	R: 0 E: 0 K: 0 S: 4	H: 2 LOB: 1 BB: 0 P: 4	R: 1 E: 0 K: 1 S: 6	H: 2 LOB: 1 BB: 1 P: 10	R: 1 E: 0 K: 0 S: 6	H: 3 LOB: 2 BB: 0 P: 6	R: 0 E: 0 K: 0 S: 3	H: 0 LOB: 0 BB: 0 P: 3	R: 0 E: 0 K: 2 S: 8	H: 1 LOB: 2 BB: 1 P: 12	1B: 10 2B: 1 3B: 0 HR: 0	SF: 1 SAC: 0 DP: 2 HBP: 0	WP: 0 PB: 0 SB: 0 CS: 0	PA: 37
<b>PITCHER</b>	IP WLS BF H R ER SO BB IBB HBP BLK WP HR S P ERA WHIP	7.0 W 29 9 2 2 4 1 0 0 0 0 0 36 40 2.57 1.429	2.0 S 8 1 0 0 2 1 0 0 0 0 0 11 15 0.00 1.000																			

Batter	1	2	3	4	5	6	7	8	9	AB	R	H	RBI	BB	SO	LOB	BOTTOM			
Larry Hise, R OBP: 0.395, SLG: 0.421 (1, 7)										4	1	3	3	0	1	1	Chicago White Sox @ Minnesota Twins Metropolitan Stadium, Bloomington, MI Sat Sep 08 1973, 4:33 AM EDT Att: 8,902 - Unknown - 61 F			
Jerry Terrell, R OBP: 0.314, SLG: 0.333 (1, 4)										4	0	0	0	0	0	2				
Eric Soderholm, R OBP: 0.449, SLG: 0.488 (1, 5)										2	1	1	0	2	0	1				
Joe Lis, R OBP: 0.321, SLG: 0.404 (1, 3)										4	0	0	0	0	3	5				
Bobby Darwin, R OBP: 0.300, SLG: 0.383 (1, 9)										4	1	2	2	0	1	1				
George Mitterwald, R OBP: 0.329, SLG: 0.466 (1, 2)										3	1	0	0	1	1	3				
Craig Kusick, R (1, 10)										4	0	0	0	0	1	3				
Steve Brye, R OBP: 0.325, SLG: 0.364 (1, 8)										3	1	1	0	1	2	3				
Danny Thompson, R OBP: 0.271, SLG: 0.297 (1, 6)										4	1	1	1	0	1	4				
<b>Inning Stats</b>	R: 2 E: 1 K: 1 S: 8	H: 2 LOB: 1 BB: 0 P: 8	R: 1 E: 0 K: 0 S: 4	H: 2 LOB: 1 BB: 0 P: 4	R: 0 E: 0 K: 0 S: 2	H: 0 LOB: 0 BB: 1 P: 6	R: 3 E: 0 K: 2 S: 10	H: 3 LOB: 1 BB: 1 P: 14	R: 0 E: 0 K: 2 S: 7	H: 0 LOB: 1 BB: 1 P: 11	R: 0 E: 1 K: 3 S: 10	H: 0 LOB: 1 BB: 0 P: 10	R: 0 E: 0 K: 1 S: 5	H: 1 LOB: 0 BB: 0 P: 5	R: 0 E: 1 K: 1 S: 6	H: 0 LOB: 2 BB: 1 P: 10	1B: 5 2B: 3 3B: 0 HR: 0	SF: 0 SAC: 0 DP: 1 HBP: 0	WP: 0 PB: 0 SB: 0 CS: 1	PA: 36
<b>PITCHER</b>	IP WLS BF H R ER SO BB IBB HBP BLK WP HR S P ERA WHIP	3.2 L 19 7 6 4 3 2 0 0 0 0 0 23 31 9.82 2.455	4.1 17 1 0 0 7 2 0 0 0 0 0 29 37 0.00 0.692																	


Batter	1	2	3	4	5	6	7	8	9	AB	R	H	RBI	BB	SO	LOB	TOP					
Pat Kelly, L OBP: 0.364, SLG: 0.356 (1, 9)										5	2	1	0	0	2	3	<b>Chicago White Sox @ Minnesota Twins</b> Metropolitan Stadium, Bloomington, MI Sun Sep 09 1973, 4:33 AM EDT Att: 10,422 - Cloudy - 64 F					
Tony Muser, L OBP: 0.352, SLG: 0.379 (1, 3)										5	2	4	4	0	0	0						
Jerry Hairston, S OBP: 0.361, SLG: 0.333 (1, 7)										5	0	2	2	0	1	2						
Bill Melton, R OBP: 0.365, SLG: 0.445 (7, PH)										3	0	1	0	0	0	1						
Ed Herrmann, L OBP: 0.297, SLG: 0.352 (7, 5)										0	0	0	1	0	0	0						
Brian Downing, R OBP: 0.310, SLG: 0.405 (1, 10)										5	1	2	0	0	1	2						
Carlos May, L OBP: 0.327, SLG: 0.409 (1, 4)										4	2	3	0	1	0	1						
Jorge Orta, L OBP: 0.318, SLG: 0.380 (1, 8)										4	0	0	0	0	1	5						
Bill Sharp, L OBP: 0.314, SLG: 0.382 (1, 6)										2	1	0	1	1	2	2						
Bucky Dent, R OBP: 0.365, SLG: 0.348 (1, 2)										3	2	1	0	0	0	0						
Chuck Brinkman, R OBP: 0.250, SLG: 0.262 (1, 2)																						
<b>Inning Stats</b>	R: 0 E: 0 K: 2 S: 7	H: 1 LOB: 0 BB: 0 P: 7	R: 0 E: 0 K: 3 S: 11	H: 2 LOB: 2 BB: 0 P: 11	R: 0 E: 0 K: 0 S: 3	H: 0 LOB: 0 BB: 0 P: 3	R: 0 E: 0 K: 0 S: 3	H: 0 LOB: 0 BB: 0 P: 3	R: 4 E: 0 K: 0 S: 8	H: 5 LOB: 1 BB: 0 P: 8	R: 2 E: 1 K: 1 S: 7	H: 2 LOB: 0 BB: 0 P: 7	R: 1 E: 0 K: 1 S: 7	H: 2 LOB: 1 BB: 0 P: 7	R: 3 E: 1 K: 0 S: 5	H: 1 LOB: 2 BB: 2 P: 13	R: 0 E: 0 K: 0 S: 4	H: 1 LOB: 1 BB: 0 P: 4	1B: 10 2B: 2 3B: 2 HR: 0	SF: 2 SAC: 2 DP: 0 HBP: 0	WP: 1 PB: 0 SB: 0 CS: 1	PA: 43
<b>PITCHER</b>	IP WLS BF H R ER SO BB IBB HBP BLK WP HR S P ERA WHIP																					
Bert Blyleven, R ERA: 2.59 (1, 1)	6.1 L 30 12 7 5 7 0 0 0 0 0 0 0 44 44 7.11 1.895																					
Bill Hands, R ERA: 3.85 (7, 1)	1.0 5 0 2 0 0 2 0 0 0 1 0 3 11 0.00 2.000																					
Bill Campbell, R ERA: 3.68 (8, 1)	1.2 8 2 1 0 0 0 0 0 0 0 0 8 8 0.00 1.200																					

Batter	1	2	3	4	5	6	7	8	9	AB	R	H	RBI	BB	SO	LOB	BOTTOM					
Larry Hise, R OBP: 0.354, SLG: 0.419 (1, 7)										5	0	1	1	0	2	2	<b>Chicago White Sox @ Minnesota Twins</b> Metropolitan Stadium, Bloomington, MI Sun Sep 09 1973, 4:33 AM EDT Att: 10,422 - Cloudy - 64 F					
Jerry Terrell, R OBP: 0.313, SLG: 0.332 (1, 4)										4	1	1	0	0	1	1						
Tony Oliva, L OBP: 0.343, SLG: 0.406 (9, PH)										1	0	0	0	0	1	1						
Eric Soderholm, R OBP: 0.444, SLG: 0.500 (1, 5)										5	2	2	0	0	1	1						
Harmon Killebrew, R OBP: 0.361, SLG: 0.341 (1, 10)										4	0	2	1	0	0	2						
Bobby Darwin, R OBP: 0.298, SLG: 0.380 (1, 9)										4	1	0	1	0	0	3						
Joe Lje, R OBP: 0.321, SLG: 0.407 (1, 3)										3	1	1	0	0	0	1						
Jim Holt, L OBP: 0.336, SLG: 0.444 (8, PH)										1	0	0	1	0	0	1						
Steve Bnye, R OBP: 0.326, SLG: 0.374 (1, 8)										3	1	1	0	0	0	1						
Rich Reese, L OBP: 0.206, SLG: 0.239 (8, PH)										1	0	1	1	0	0	0						
Danny Thompson, R OBP: 0.268, SLG: 0.294 (8, PH)										3	0	0	0	0	0	2						
Rod Carew, L OBP: 0.409, SLG: 0.468 (9, 4)										1	0	0	0	0	0	1						
Phil Roof, R OBP: 0.279, SLG: 0.276 (1, 2)										3	1	2	2	0	0	0						
Steve Braun, L OBP: 0.408, SLG: 0.438 (9, PH)										1	0	1	0	0	0	0						
<b>Inning Stats</b>	R: 1 E: 0 K: 1 S: 7	H: 2 LOB: 1 BB: 0 P: 7	R: 2 E: 0 K: 0 S: 6	H: 3 LOB: 1 BB: 0 P: 6	R: 0 E: 0 K: 0 S: 3	H: 1 LOB: 0 BB: 0 P: 3	R: 1 E: 0 K: 1 S: 7	H: 2 LOB: 1 BB: 0 P: 7	R: 0 E: 0 K: 0 S: 3	H: 0 LOB: 0 BB: 0 P: 3	R: 0 E: 0 K: 0 S: 3	H: 0 LOB: 0 BB: 0 P: 3	R: 0 E: 0 K: 0 S: 3	H: 0 LOB: 0 BB: 0 P: 3	R: 3 E: 1 K: 0 S: 7	H: 3 LOB: 1 BB: 0 P: 7		R: 0 E: 0 K: 1 S: 6	H: 1 LOB: 1 BB: 0 P: 6	1B: 7 2B: 3 3B: 2 HR: 0	SF: 0 SAC: 0 DP: 2 HBP: 0	WP: 0 PB: 0 SB: 0 CS: 0
<b>PITCHER</b>	IP WLS BF H R ER SO BB IBB HBP BLK WP HR S P ERA WHIP																					
Jim Kaat, L ERA: 4.27 (1, 1)	7.0 W 30 10 6 5 2 0 0 0 0 0 0 0 34 34 6.43 1.429																					
Cy Acosta, R ERA: 2.24 (8, 1)	2.0 S 9 2 1 0 1 0 0 0 0 0 0 0 11 11 0.00 1.000																					

Batter	1	2	3	4	5	6	7	8	9	AB	R	H	RBI	BB	SO	LOB	TOP					
Davey Nelson, R OBP: 0.327, SLG: 0.376 (1, 4)	F8		P6						K	5	2	2	0	0	1	2						
Toby Harrah, R OBP: 0.337, SLG: 0.373 (1, 6)	5-3								6-3	5	0	2	2	0	0	0						
Jim Spencer, L OBP: 0.338, SLG: 0.364 (1, 3)	G3		F8						K	5	0	0	0	0	1	2						
Alex Johnson, R OBP: 0.327, SLG: 0.392 (1, 10)			F9							4	1	1	0	0	1	2						
Larry Blittner, L OBP: 0.314, SLG: 0.309 (1, 9)										4	1	1	0	0	0	1						
Jeff Burroughs, R OBP: 0.346, SLG: 0.467 (1, 7)										3	0	1	0	1	0	2						
Bill Madlock, R OBP: 0.333, SLG: 0.308 (1, 5)										4	0	0	0	0	1	3						
Vic Harris, S OBP: 0.317, SLG: 0.353 (1, 8)										2	0	0	0	1	1	2						
Ken Suarez, R OBP: 0.341, SLG: 0.313 (1, 2)										4	0	1	1	0	0	2						
<b>Inning Stats</b>	R: 0 E: 0 K: 0 S: 3	H: 0 LOB: 0 BB: 0 P: 3	R: 1 E: 1 K: 0 S: 5	H: 1 LOB: 1 BB: 0 P: 5	R: 1 E: 0 K: 0 S: 5	H: 2 LOB: 1 BB: 0 P: 5	R: 1 E: 0 K: 1 S: 7	H: 2 LOB: 2 BB: 1 P: 11	R: 0 E: 0 K: 0 S: 3	H: 0 LOB: 0 BB: 0 P: 3	R: 0 E: 0 K: 1 S: 5	H: 0 LOB: 1 BB: 1 P: 9	R: 1 E: 0 K: 1 S: 7	H: 2 LOB: 1 BB: 0 P: 7	R: 0 E: 0 K: 0 S: 4	H: 1 LOB: 2 BB: 0 P: 5	R: 0 E: 0 K: 2 S: 7	H: 0 LOB: 0 BB: 0 P: 7	1B: 6 2B: 1 3B: 1 HR: 0	SF: 0 SAC: 0 DP: 0 HBP: 1	WP: 0 PB: 0 SB: 2 CS: 0	PA: 39
<b>PITCHER</b>	IP	WLS	BF	H	R	ER	SO	BB	IBB	HBP	BLK	WP	HR	S	P	ERA	WHIP					
Danny Fife, R ERA: 3.31 (1, 1)	6.1		28	6	4	3	2	2	0	0	0	0	0	30	38	4.26	1.263					
Ray Corbin, R ERA: 3.05 (7, 1)	2.2	W	11	2	0	0	3	0	0	1	0	0	0	16	17	0.00	0.750					

Texas Rangers @ Minnesota Twins  
Metropolitan Stadium, Bloomington, MI  
Mon Sep 10 1973, 8:05 PM EDT  
Att: 5,063 - Unknown - 72 F

AB 36  
R 4  
H 8  
RBI 3  
BB 2  
SO 5  
LOB 16



Batter	1	2	3	4	5	6	7	8	9	AB	R	H	RBI	BB	SO	LOB	BOTTOM				
Larry Hise, R OBP: 0.392, SLG: 0.416 (1, 7)	6-3									3	0	0	0	0	1	2					
Jim Holt, L OBP: 0.334, SLG: 0.442 (6, 7)										2	0	0	0	0	0	3					
Rod Carew, L OBP: 0.408, SLG: 0.469 (1, 4)	F5		FC3-6						F7	5	0	2	1	0	0	1					
Tony Oliva, L OBP: 0.346, SLG: 0.406 (1, 10)										3	0	1	0	2	0	1					
Craig Kusick, R OBP: 0.111, SLG: 0.111 (1, 3)										5	0	1	0	0	1	4					
Rich Reese, L OBP: 0.206, SLG: 0.239 (9, 3)			5-3							0	0	0	0	0	0	0					
Eric Soderholm, R OBP: 0.448, SLG: 0.531 (1, 5)										3	2	1	0	1	0	2					
Bobby Darwin, R OBP: 0.301, SLG: 0.383 (1, 9)										3	1	2	1	1	1	0					
Steve Brye, R OBP: 0.326, SLG: 0.378 (1, 8)										3	1	1	1	0	0	1					
Danny Thompson, R OBP: 0.271, SLG: 0.293 (1, 6)										1	0	0	1	2	0	0					
Glenn Borgmann, R OBP: 0.687, SLG: 0.500 (1, 2)										2	1	1	1	1	0	2					
Steve Braun, L OBP: 0.458, SLG: 0.438 (7, PH)										0	0	0	0	0	0	0					
Harmon Killebrew, R OBP: 0.399, SLG: 0.340 (7, PH)										1	0	0	0	0	1	3					
Phil Roof, R OBP: 0.279, SLG: 0.276 (8, 2)										0	0	0	0	0	0	0					
<b>Inning Stats</b>	R: 0 E: 0 K: 0 S: 4	H: 1 LOB: 2 BB: 1 P: 8	R: 0 E: 0 K: 1 S: 5	H: 0 LOB: 0 BB: 0 P: 5	R: 0 E: 0 K: 1 S: 6	H: 1 LOB: 2 BB: 1 P: 10	R: 4 E: 0 K: 0 S: 6	H: 3 LOB: 2 BB: 3 P: 18	R: 0 E: 0 K: 0 S: 4	H: 1 LOB: 0 BB: 0 P: 8	R: 0 E: 0 K: 0 S: 3	H: 0 LOB: 0 BB: 0 P: 3	R: 1 E: 1 K: 2 S: 10	H: 2 LOB: 3 BB: 1 P: 14	R: 0 E: 0 K: 0 S: 3	H: 0 LOB: 0 BB: 0 P: 3	1B: 5 2B: 3 3B: 1 HR: 0	SF: 1 SAC: 1 DP: 0 HBP: 0	WP: 1 PB: 0 SB: 0 CS: 1	PA: 40	
<b>PITCHER</b>	IP	WLS	BF	H	R	ER	SO	BB	IBB	HBP	BLK	WP	HR	S	P	ERA	WHIP				
Charlie Hudson, L ERA: 4.15 (1, 1)	3.2		20	5	4	4	2	4	0	0	0	0	0	20	36	9.82	2.455				
Bill Gogolewski, R ERA: 4.14 (4, 1)	2.2	L	15	4	1	1	1	0	3	0	0	1	0	14	26	3.38	1.500				
Jim Merritt, L ERA: 4.19 (7, 1)	1.2		5	0	0	0	1	0	0	0	0	0	0	7	7	0.00	0.000				

Texas Rangers @ Minnesota Twins  
Metropolitan Stadium, Bloomington, MI  
Mon Sep 10 1973, 8:05 PM EDT  
Att: 5,063 - Unknown - 72 F

AB 31  
R 5  
H 9  
RBI 5  
BB 7  
SO 4  
LOB 19



Batter	1	2	3	4	5	6	7	8	9	AB	R	H	RBI	BB	SO	LOB	TOP																			
<b>Davey Nelson, R</b> OBP: 0.326, SLG: 0.375 (1,4)	F2		F8		6-3	P3			1B	5	0	1	0	0	0	3	<b>Texas Rangers @ Minnesota Twins</b> Metropolitan Stadium, Bloomington, MI Tue Sep 11 1973, 8:05 PM EDT Att. 3,912 - Unknown - 60 F																			
<b>Toby Harrah, R</b> OBP: 0.336, SLG: 0.373 (1,6)	K		5-3				5-3		F7	5	0	1	0	0	1	1																				
<b>Jim Spencer, L</b> OBP: 0.337, SLG: 0.363 (1,3)	P5									4	0	1	0	0	2	1																				
<b>Alex Johnson, R</b> OBP: 0.328, SLG: 0.391 (1,10)										3	1	1	0	1	0	1																				
<b>Jeff Burroughs, R</b> OBP: 0.347, SLG: 0.471 (1,9)										4	1	2	1	0	1	2																				
<b>Larry Bittner, L</b> OBP: 0.309, SLG: 0.304 (1,7)										4	0	0	0	0	0	2																				
<b>Bill Madlock, R</b> OBP: 0.316, SLG: 0.412 (1,5)										4	1	1	0	0	0	2																				
<b>Vic Harris, S</b> OBP: 0.318, SLG: 0.354 (1,8)										2	0	1	2	1	1	0																				
<b>Ken Suarez, R</b> OBP: 0.341, SLG: 0.310 (1,2)										2	0	0	0	1	1	1																				
<b>Don Castle, L</b> (9, PH)										1	0	0	0	0	1	0																				
<b>Inning Stats</b>	R: 0 E: 0 K: 1 S: 5	H: 0 LOB: 0 BB: 0 P: 5	R: 2 E: 0 K: 0 S: 5	H: 2 LOB: 1 BB: 1 P: 9	R: 0 E: 0 K: 1 S: 7	H: 2 LOB: 2 BB: 0 P: 7	R: 1 E: 0 K: 1 S: 6	H: 1 LOB: 0 BB: 0 P: 6	R: 0 E: 0 K: 1 S: 6	H: 1 LOB: 1 BB: 2 P: 6	R: 0 E: 0 K: 0 S: 4	H: 0 LOB: 0 BB: 0 P: 5	R: 0 E: 0 K: 0 S: 3	H: 0 LOB: 0 BB: 0 P: 3	R: 0 E: 0 K: 2 S: 8	H: 1 LOB: 1 BB: 0 P: 8	1B: 4 2B: 3 3B: 1 HR: 0	SF: 1 SAC: 0 DP: 0 HBP: 0	WP: 0 PA: 38 PB: 0 SB: 1 CS: 0																	
<b>PITCHER</b>	IP	WLS	BF	H	R	ER	SO	BB	IBB	HBP	BLK	WP	HR	S	P	ERA	WHIP	<b>PITCHER</b>		IP	WLS	BF	H	R	ER	SO	BB	IBB	HBP	BLK	WP	HR	S	P	ERA	WHIP
<b>Joe Decker, R</b> ERA: 3.69 (1,1)	5.2	W	27	7	3	3	4	3	0	0	0	0	0	32	44	4.76	1.765																			
<b>Bill Hands, R</b> ERA: 3.74 (6,1)	3.1	S	11	1	0	0	3	0	0	0	0	0	0	17	17	0.00	0.300																			

AB	34
R	3
H	8
RBI	3
BB	3
SO	7
LOB	13



Batter	1	2	3	4	5	6	7	8	9	AB	R	H	RBI	BB	SO	LOB	BOTTOM																			
<b>Rod Carew, L</b> OBP: 0.408, SLG: 0.469 (1,4)	F7		K			1B			F7	4	1	1	0	0	1	2	<b>Texas Rangers @ Minnesota Twins</b> Metropolitan Stadium, Bloomington, MI Tue Sep 11 1973, 8:05 PM EDT Att. 3,912 - Unknown - 60 F																			
<b>Danny Thompson, R</b> OBP: 0.274, SLG: 0.294 (1,6)	F9					1B			6-3	3	1	1	0	1	0	0																				
<b>Tony Oliva, L</b> OBP: 0.347, SLG: 0.407 (1,10)	F9		SF9			1B				3	0	2	2	0	0	0																				
<b>Craig Kusick, R</b> OBP: 0.154, SLG: 0.154 (1,3)		5-3	6-3			1B			F8	4	1	1	1	0	0	3																				
<b>Jim Holt, L</b> OBP: 0.336, SLG: 0.442 (1,7)	K					1B			F7	4	1	2	0	0	1	1																				
<b>Bobby Darwin, R</b> OBP: 0.299, SLG: 0.380 (1,9)	K					1B				4	0	0	0	0	1	4																				
<b>Eric Soderholm, R</b> OBP: 0.452, SLG: 0.519 (1,5)			1B			1B			1-3	3	1	1	2	1	0	1																				
<b>Steve Brye, R</b> OBP: 0.333, SLG: 0.379 (1,8)			2B			1B			4-3	2	1	1	0	2	0	0																				
<b>Glenn Borgmann, R</b> OBP: 0.500, SLG: 0.600 (1,2)			SF9			1B			F7	3	0	1	1	0	0	3																				
<b>Inning Stats</b>	R: 0 E: 0 K: 0 S: 3	H: 0 LOB: 0 BB: 0 P: 3	R: 0 E: 0 K: 2 S: 7	H: 0 LOB: 0 BB: 0 P: 7	R: 2 E: 0 K: 1 S: 7	H: 2 LOB: 2 BB: 2 P: 15	R: 0 E: 0 K: 0 S: 4	H: 1 LOB: 2 BB: 1 P: 8	R: 4 E: 0 K: 0 S: 7	H: 6 LOB: 1 BB: 0 P: 7	R: 0 E: 0 K: 0 S: 2	H: 0 LOB: 0 BB: 1 P: 6	R: 0 E: 0 K: 0 S: 4	H: 1 LOB: 1 BB: 0 P: 4	R: 0 E: 0 K: 0 S: 3	H: 0 LOB: 0 BB: 0 P: 3	1B: 8 2B: 2 3B: 0 HR: 0	SF: 1 SAC: 0 DP: 1 HBP: 0	WP: 0 PA: 35 PB: 0 SB: 0 CS: 1																	
<b>PITCHER</b>	IP	WLS	BF	H	R	ER	SO	BB	IBB	HBP	BLK	WP	HR	S	P	ERA	WHIP	<b>PITCHER</b>		IP	WLS	BF	H	R	ER	SO	BB	IBB	HBP	BLK	WP	HR	S	P	ERA	WHIP
<b>Sonny Siebert, R</b> ERA: 4.36 (1,1)	4.0	L	21	6	5	5	3	3	0	0	0	0	0	4	4	9.00	3.000																			
<b>Jackie Brown, R</b> ERA: 3.62 (5,1)	1.0		4	3	1	1	0	0	0	0	0	0	0	4	4	9.00	3.000																			
<b>Steve Foucault, R</b> ERA: 4.5 (6,1)	2.0		7	1	0	0	0	1	0	0	0	0	0	6	10	0.00	1.000																			
<b>Lloyd Allen, R</b> ERA: 8.74 (8,1)	1.0		3	0	0	0	0	0	0	0	0	0	0	3	3	0.00	0.000																			

AB	30
R	6
H	10
RBI	6
BB	4
SO	3
LOB	14





Batter	1	2	3	4	5	6	7	8	9	AB	R	H	RBI	BB	SO	LOB	TOP								
Davey Nelson, R OBP: 0.327, SLG: 0.375 (1, 4)										5	1	2	0	0	0	0	<b>Texas Rangers @ Minnesota Twins</b> Metropolitan Stadium, Bloomington, MI Wed Sep 12 1973, 8:05 PM EDT Att. 4,597 - Unknown - 63 F								
Toby Harrah, R OBP: 0.334, SLG: 0.369 (1, 6)										4	0	0	0	1	0	3									
Jeff Burroughs, R OBP: 0.349, SLG: 0.470 (1, 9)										1	0	0	1	3	0	0									
Alex Johnson, R OBP: 0.328, SLG: 0.390 (1, 10)										4	1	1	0	1	0	2									
Bill Madlock, R OBP: 0.261, SLG: 0.333 Pete Mackanin, R OBP: 0.133, SLG: 0.125 (8, 5)										4	1	0	0	0	0	1									
Jim Fregosi, R OBP: 0.321, SLG: 0.348 Jim Spencer, L OBP: 0.336, SLG: 0.362 (6, 3)										2	1	0	0	1	1	3									
Tom Grieve, R OBP: 0.371, SLG: 0.542 Elliott Maddox, R OBP: 0.357, SLG: 0.258 (8, 7)										3	1	2	2	1	1	1									
Dick Billings, R OBP: 0.227, SLG: 0.216 (1, 2)										4	0	1	2	0	1	2									
Vic Harris, S OBP: 0.316, SLG: 0.351 (1, 8)										4	0	0	0	0	1	2									
<b>Inning Stats</b>	R: 1 E: 1 K: 0 S: 4	H: 0 LOB: 0 BB: 0 P: 4	R: 0 E: 1 K: 2 S: 8	H: 0 LOB: 1 BB: 0 P: 8	R: 0 E: 0 K: 0 S: 3	H: 0 LOB: 0 BB: 0 P: 3	R: 2 E: 1 K: 2 S: 10	H: 2 LOB: 2 BB: 1 P: 14	R: 0 E: 0 K: 0 S: 3	H: 1 LOB: 1 BB: 1 P: 7	R: 2 E: 0 K: 0 S: 4	H: 1 LOB: 0 BB: 1 P: 8	R: 0 E: 0 K: 0 S: 3	H: 1 LOB: 1 BB: 0 P: 7	R: 0 E: 0 K: 0 S: 4	H: 1 LOB: 1 BB: 0 P: 4		R: 0 E: 0 K: 0 S: 3	H: 0 LOB: 3 BB: 3 P: 15	1B: 4 2B: 1 3B: 0 HR: 1	SF: 1 SAC: 0 DP: 0 HBP: 0	WP: 2 PB: 0 SB: 1 CS: 2	PA: 41		
<b>PITCHER</b>	IP	WLS	BF	H	R	ER	SO	BB	IBB	HBP	BLK	WP	HR	S	P	ERA	WHIP								
Eddie Bane, L ERA: 4.75 Ray Corbin, R ERA: 2.99 Vic Albury, L ERA: 0.55	(1, 1)	5.1	L	25	4	5	2	4	3	0	0	1	1	30	42	3.38	1.312								

AB	33
R	5
H	6
RBI	5
BB	7
SO	4
LOB	17



Batter	1	2	3	4	5	6	7	8	9	AB	R	H	RBI	BB	SO	LOB	BOTTOM								
Steve Brye, R OBP: 0.339, SLG: 0.384 (1, 8)										3	0	2	1	1	0	0	<b>Texas Rangers @ Minnesota Twins</b> Metropolitan Stadium, Bloomington, MI Wed Sep 12 1973, 8:05 PM EDT Att. 4,597 - Unknown - 63 F								
Rod Carew, L OBP: 0.408, SLG: 0.470 (1, 4)										5	0	3	0	0	1	3									
Eric Soderholm, R OBP: 0.418, SLG: 0.474 (1, 5)										5	0	0	0	0	0	6									
Harmon Killebrew, R OBP: 0.361, SLG: 0.354 (1, 10)										3	1	1	1	1	0	1									
Craig Kusick, R OBP: 0.188, SLG: 0.133 Jim Holt, L OBP: 0.337, SLG: 0.444 (8, PH) (9, 7)										2	0	0	0	1	1	3									
Bobby Darwin, R OBP: 0.299, SLG: 0.379 (1, 9)										4	0	1	0	0	2	5									
Joe Lis, R OBP: 0.320, SLG: 0.402 (1, 3)										3	0	0	0	1	1	2									
Danny Thompson, R OBP: 0.271, SLG: 0.290 (1, 6)										4	0	0	0	0	2										
Glenn Borgmann, R OBP: 0.444, SLG: 0.429 Rich Reese, L OBP: 0.213, SLG: 0.263 (9, PH)										2	0	0	0	1	0	2									
<b>Inning Stats</b>	R: 0 E: 0 K: 1 S: 4	H: 0 LOB: 0 BB: 1 P: 8	R: 1 E: 1 K: 1 S: 6	H: 1 LOB: 2 BB: 2 P: 14	R: 0 E: 0 K: 1 S: 7	H: 2 LOB: 3 BB: 1 P: 11	R: 0 E: 0 K: 0 S: 3	H: 0 LOB: 0 BB: 0 P: 3	R: 0 E: 0 K: 0 S: 4	H: 1 LOB: 1 BB: 0 P: 4	R: 0 E: 0 K: 0 S: 3	H: 1 LOB: 2 BB: 0 P: 3	R: 0 E: 0 K: 2 S: 8	H: 1 LOB: 1 BB: 0 P: 8	R: 0 E: 0 K: 0 S: 5	H: 2 LOB: 1 BB: 0 P: 5		1B: 7 2B: 0 3B: 1 HR: 1	SF: 1 SAC: 0 DP: 1 HBP: 0	WP: 0 PB: 0 SB: 2 CS: 1	PA: 39				
<b>PITCHER</b>	IP	WLS	BF	H	R	ER	SO	BB	IBB	HBP	BLK	WP	HR	S	P	ERA	WHIP								
David Clyde, L ERA: 5.24 Rick Henninger, R ERA: 2.76	(1, 1)	2.1	W	12	6	1	1	3	2	0	0	0	0	31	39	1.35	1.200								

AB	33
R	2
H	9
RBI	2
BB	5
SO	5
LOB	24



Batter	1	2	3	4	5	6	7	8	9	AB R H RBI BB SO LOB	TOP									
Steve Brye, R (1, 8) OBP: 0.338, SLG: 0.381										4 0 1 0 0 1 0	<b>Minnesota Twins @ Chicago White Sox</b> Comiskey Park, Chicago, IL Fri Sep 14 1973, 8:05 PM EDT Att: 11,698 - Unknown - 66 F									
Rod Carew, L (1, 4) OBP: 0.406, SLG: 0.467										4 0 0 0 0 0 1										
Tony Oliva, L (1, 10) OBP: 0.344, SLG: 0.404										4 0 0 0 0 0 0										
Bobby Darwin, R (1, 9) OBP: 0.302, SLG: 0.387										3 3 2 1 1 1 0										
Jim Holt, L (1, 3) OBP: 0.339, SLG: 0.452										4 2 2 1 0 0 1										
Eric Soderholm, R (1, 5) OBP: 0.408, SLG: 0.475										4 1 1 0 0 1 2										
George Mitterwald, R (1, 2) OBP: 0.329, SLG: 0.405										4 0 1 2 0 2 1										
Larry Hisle, R (1, 7) OBP: 0.350, SLG: 0.415										2 0 0 1 0 1 2										
Danny Thompson, R (1, 6) OBP: 0.268, SLG: 0.287										3 0 0 0 0 1 1										
<b>Inning Stats</b>	R: 0 E: 0 K: 0 S: 3	H: 1 LOB: 0 BB: 0 P: 3	R: 2 E: 1 K: 1 S: 8	H: 3 LOB: 1 BB: 0 P: 8	R: 0 E: 0 K: 0 S: 3	H: 0 LOB: 0 BB: 0 P: 3	R: 2 E: 0 K: 3 S: 11	H: 2 LOB: 0 BB: 0 P: 11	R: 0 E: 0 K: 0 S: 3	H: 0 LOB: 0 BB: 0 P: 5	R: 1 E: 0 K: 0 S: 4	H: 1 LOB: 0 BB: 0 P: 4	R: 0 E: 0 K: 1 S: 5	H: 0 LOB: 0 BB: 0 P: 5	R: 1 E: 0 K: 0 S: 5	H: 0 LOB: 0 BB: 1 P: 9	1B: 4 2B: 1 3B: 0 HR: 2	SF: 1 SAC: 0 DP: 2 HBP: 0	WP: 2 PA: 34	
<b>PITCHER</b>	IP WLS BF H R ER SO BB IBB HBP BLK WP HR S P ERA WHIP																			
Stan Bahnsen, R (1, 1) ERA: 3.19	7.0 L 27 7 5 4 5 0 0 0 0 0 2 37 37 5.14 1.000																			
Rich Gossage, R (8, 1) ERA: 8.64	2.0 7 0 1 1 2 1 0 0 0 2 0 10 14 4.50 0.500																			

AB	32
R	6
H	7
RBI	5
BB	1
SO	7
LOB	8



Batter	1	2	3	4	5	6	7	8	9	AB R H RBI BB SO LOB	BOTTOM									
Pat Kelly, L (1, 9) OBP: 0.359, SLG: 0.350										4 0 1 0 0 0 0	<b>Minnesota Twins @ Chicago White Sox</b> Comiskey Park, Chicago, IL Fri Sep 14 1973, 8:05 PM EDT Att: 11,698 - Unknown - 66 F									
Jorge Orta, L (1, 4) OBP: 0.315, SLG: 0.373										4 0 1 0 0 0 1										
Jerry Hairston, S (1, 7) OBP: 0.376, SLG: 0.348										3 0 1 0 1 0 1										
Bill Melton, R (1, 5) OBP: 0.364, SLG: 0.444										4 0 1 0 0 0 3										
Carlos May, L (1, 10) OBP: 0.325, SLG: 0.404										1 0 0 0 0 1 0										
Brian Downing, R (4, PH) OBP: 0.271, SLG: 0.349										2 0 0 0 0 2 2										
Sam Ewing, L (1, 3) OBP: 0.091, SLG: 0.091										3 0 0 0 0 2 1										
Bill Sharp, L (1, 8) OBP: 0.302, SLG: 0.388										3 0 0 0 0 2 0										
Bucky Dent, R (1, 6) OBP: 0.330, SLG: 0.304										3 0 0 0 0 2 0										
Chuck Brinkman, R (1, 2) OBP: 0.252, SLG: 0.257										2 0 0 0 0 2 0										
Eddie Leon, R (8, PH) OBP: 0.291, SLG: 0.293										1 0 0 0 0 1 0										
Pete Varney, R (9, 2)										0 0 0 0 0 0 0										
<b>Inning Stats</b>	R: 0 E: 0 K: 0 S: 3	H: 1 LOB: 1 BB: 1 P: 7	R: 0 E: 0 K: 2 S: 7	H: 0 LOB: 0 BB: 0 P: 7	R: 0 E: 0 K: 2 S: 6	H: 1 LOB: 1 BB: 0 P: 6	R: 0 E: 0 K: 3 S: 9	H: 0 LOB: 0 BB: 0 P: 9	R: 0 E: 0 K: 1 S: 5	H: 0 LOB: 0 BB: 0 P: 5	R: 0 E: 0 K: 2 S: 8	H: 1 LOB: 1 BB: 0 P: 8	R: 0 E: 0 K: 1 S: 5	H: 0 LOB: 0 BB: 0 P: 5	R: 0 E: 0 K: 0 S: 4	H: 1 LOB: 1 BB: 0 P: 4	1B: 3 2B: 1 3B: 0 HR: 0	SF: 0 SAC: 0 DP: 0 HBP: 0	WP: 0 PA: 31	
<b>PITCHER</b>	IP WLS BF H R ER SO BB IBB HBP BLK WP HR S P ERA WHIP																			
Bert Blyleven, R (1, 1) ERA: 2.51	9.0 W 31 4 0 0 12 1 0 0 0 0 0 54 58 0.00 0.556																			

AB	30
R	0
H	4
RBI	0
BB	1
SO	12
LOB	8



Batter	1	2	3	4	5	6	7	8	9	AB	R	H	RBI	BB	SO	LOB	TOP			
Steve Brye, R OBP: 0.331, SLG: 0.372 (1, 8)	F8		FC6-4		5-3		P4	FC6-4		5	0	0	0	0	0	6				
Rod Carew, L OBP: 0.405, SLG: 0.465 (1, 4)	6-3		FC6-4							2	0	0	0	0	0	1				
Jerry Terrell, R OBP: 0.316, SLG: 0.335 (4, 4)										3	1	2	1	0	1	0				
Eric Soderholm, R OBP: 0.395, SLG: 0.470 (1, 5)	K		F8							5	0	1	2	0	1	2				
Harmon Killebrew, R OBP: 0.362, SLG: 0.352 (1, 10)										4	0	1	0	1	0	2				
Bobby Darwin, R OBP: 0.303, SLG: 0.388 (1, 9)										3	1	1	0	1	1	2				
George Mitterwald, R OBP: 0.330, SLG: 0.408 (1, 2)										4	0	2	1	0	0	3				
Joe Lis, R OBP: 0.324, SLG: 0.406 (8, PH)										3	1	2	0	0	0	3				
Rich Reese, L OBP: 0.219, SLG: 0.263 (8, 3)										0	0	0	0	1	0	0				
Larry Hisle, R OBP: 0.350, SLG: 0.414 (8, PH)										3	0	1	0	0	0	3				
Jim Holt, L OBP: 0.338, SLG: 0.451 (8, 7)										1	0	0	0	0	0	2				
Danny Thompson, R OBP: 0.268, SLG: 0.287 (1, 6)										4	1	1	0	0	0	5				
<b>Inning Stats</b>	R: 0 E: 0 K: 1 S: 5	H: 0 LOB: 0 BB: 0 P: 5	R: 0 E: 1 K: 0 S: 4	H: 1 LOB: 2 BB: 1 P: 8	R: 0 E: 0 K: 0 S: 4	H: 1 LOB: 1 BB: 0 P: 4	R: 0 E: 0 K: 1 S: 5	H: 1 LOB: 0 BB: 0 P: 5	R: 0 E: 0 K: 0 S: 4	H: 1 LOB: 2 BB: 1 P: 8	R: 3 E: 0 K: 0 S: 7	H: 4 LOB: 1 BB: 0 P: 7	R: 1 E: 0 K: 0 S: 5	H: 2 LOB: 2 BB: 1 P: 9	R: 0 E: 0 K: 1 S: 5	H: 0 LOB: 0 BB: 0 P: 5	1B: 8 2B: 3 3B: 0 HR: 0	SF: 0 SAC: 0 DP: 2 HBP: 0	WP: 0 PB: 0 SB: 0 CS: 0	PA: 40
<b>PITCHER</b>	IP WLS BF H R ER SO BB IBB HBP BLK WP HR S P ERA WHIP																			
Wilbur Wood, L ERA: 3.36 (1, 1)	7.0 W 33 11 4 4 2 2 0 0 0 0 0 0 0 35 43 5.14 1.857																			
Cy Acosta, R ERA: 2.19 (8, 1)	2.0 S 7 0 0 0 1 1 0 0 0 0 0 0 0 8 12 0.00 0.500																			

Minnesota Twins @ Chicago White Sox  
Comiskey Park, Chicago, IL  
Sat Sep 15 1973, 8:05 PM EDT  
Att. 7,298 - Unknown - 60 F

AB 37  
R 4  
H 11  
RBI 4  
BB 3  
SO 3  
LOB 29



Batter	1	2	3	4	5	6	7	8	9	AB	R	H	RBI	BB	SO	LOB	BOTTOM			
Johnny Jeter, R OBP: 0.269, SLG: 0.409 (1, 7)	K	SF8	BB	K			K			4	1	1	2	0	3	1				
Pat Kelly, L OBP: 0.362, SLG: 0.350 (1, 9)	F7	BB	BB				HBP			2	1	1	1	3	0	0				
Jerry Hairston, S OBP: 0.393, SLG: 0.352 (1, 3)	HR	BB	BB				FC6			1	1	1	2	3	0	0				
Bill Melton, R OBP: 0.364, SLG: 0.450 (1, 5)	HR	BB	BB				HBP			5	1	2	3	0	0	5				
Carlos May, L OBP: 0.327, SLG: 0.405 (1, 10)	1B	FC4-6		1B			FC6			4	0	2	0	1	0	4				
Jorge Orta, L OBP: 0.318, SLG: 0.374 (1, 4)	1B		BB	1B			1B			4	2	2	0	1	1	2				
Bill Sharp, L OBP: 0.299, SLG: 0.382 (1, 8)	1-3		BB	1B			G3			5	2	1	0	0	0	4				
Bucky Dent, R OBP: 0.333, SLG: 0.310 (1, 6)		BB	BB	1B			K			5	2	2	0	0	1	2				
Chuck Brinkman, R OBP: 0.262, SLG: 0.261 (1, 2)	SH1-3	BB	BB	1B			K			2	1	1	2	1	1	0				
<b>Inning Stats</b>	R: 2 E: 0 K: 1 S: 8	H: 3 LOB: 2 BB: 1 P: 12	R: 2 E: 0 K: 0 S: 5	H: 2 LOB: 2 BB: 2 P: 13	R: 5 E: 0 K: 0 S: 5	H: 4 LOB: 0 BB: 3 P: 17	R: 2 E: 0 K: 1 S: 8	H: 3 LOB: 1 BB: 0 P: 8	R: 0 E: 0 K: 2 S: 7	H: 0 LOB: 0 BB: 0 P: 7	R: 0 E: 0 K: 1 S: 6	H: 1 LOB: 2 BB: 0 P: 7	R: 0 E: 0 K: 0 S: 3	H: 0 LOB: 0 BB: 0 P: 3	R: 0 E: 0 K: 1 S: 5	H: 0 LOB: 0 BB: 0 P: 5	1B: 12 2B: 0 3B: 0 HR: 1	SF: 1 SAC: 1 DP: 2 HBP: 1	WP: 3 PB: 1 SB: 0 CS: 0	PA: 44
<b>PITCHER</b>	IP WLS BF H R ER SO BB IBB HBP BLK WP HR S P ERA WHIP																			
Joe Decker, R ERA: 3.98 (1, 1)	2.0 L 16 6 6 6 1 4 0 0 0 0 1 0 4 12 27.00 5.000																			
Danny Fife, R ERA: 4.01 (3, 1)	1.0 6 3 3 3 0 2 0 0 0 0 1 0 4 12 27.00 5.000																			
Vic Albury, L ERA: 1.47 (4, 1)	2.0 11 3 2 2 2 3 0 0 0 0 2 0 12 24 9.00 3.000																			
Bill Campbell, R ERA: 3.49 (6, 1)	2.0 8 1 0 0 3 0 0 1 0 0 0 0 13 14 0.00 0.500																			
Bill Hands, R ERA: 3.71 (8, 1)	1.0 3 0 0 0 0 0 0 0 0 0 0 0 3 3 0.00 0.000																			

Minnesota Twins @ Chicago White Sox  
Comiskey Park, Chicago, IL  
Sat Sep 15 1973, 8:05 PM EDT  
Att. 7,298 - Unknown - 60 F

AB 32  
R 11  
H 13  
RBI 10  
BB 9  
SO 6  
LOB 18



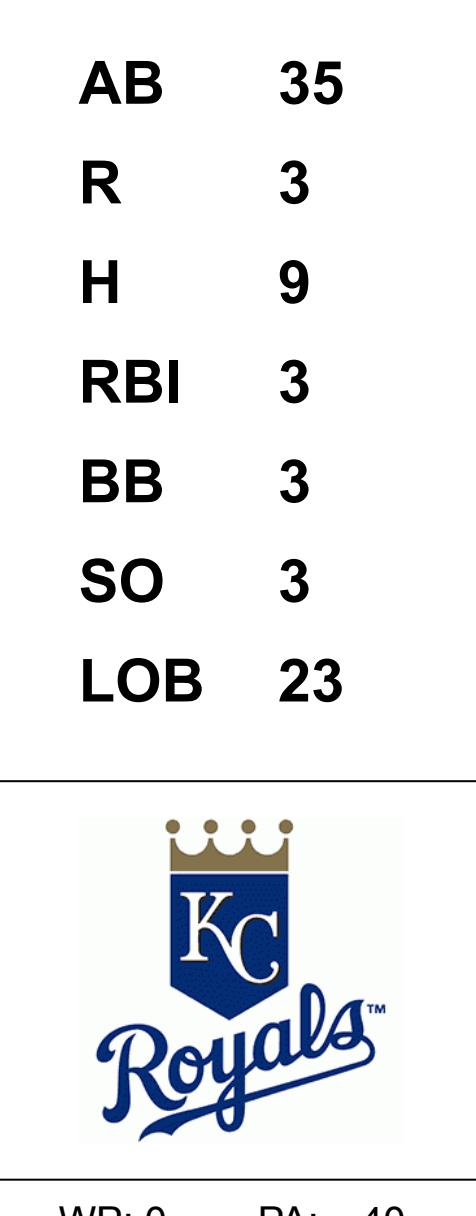
Batter	1	2	3	4	5	6	7	8	9	AB	R	H	RBI	BB	SO	LOB	TOP										
<b>Steve Bue, R</b> OBP: 0.336, SLG: 0.374 (1, 8)										4	1	2	0	1	0	2	<b>Minnesota Twins @ Chicago White Sox</b> Comiskey Park, Chicago, IL Sun Sep 16 1973, 4:33 AM EDT Att. 7,128 - Unknown - 56 F										
<b>Danny Thompson, R</b> OBP: 0.270, SLG: 0.289 (1, 6)										4	1	2	1	0	0	1											
<b>Eric Soderholm, R</b> OBP: 0.395, SLG: 0.465 (1, 5)										5	0	2	0	0	1	2											
<b>Joe Lis, R</b> OBP: 0.325, SLG: 0.403 (1, 10)										4	1	1	1	1	1	1											
<b>Bobby Darwin, R</b> OBP: 0.305, SLG: 0.389 (1, 9)										4	0	2	1	0	2	1											
<b>Larry Hisle, R</b> OBP: 0.353, SLG: 0.427 (1, 7)										3	2	2	3	1	0	1											
<b>Craig Kusick, R</b> OBP: 0.200, SLG: 0.211 (1, 3)										4	0	1	0	0	0	3											
<b>Glenn Borgmann, R</b> OBP: 0.385, SLG: 0.300 (1, 2)										3	0	0	0	1	1	1											
<b>Jerry Terrell, R</b> OBP: 0.315, SLG: 0.334 (1, 4)										4	1	1	0	0	0	2											
<b>Inning Stats</b>	R: 1 E: 0 K: 0 S: 5	H: 3 LOB: 3 BB: 2 P: 13	R: 0 E: 0 K: 0 S: 3	H: 0 LOB: 1 BB: 1 P: 7	R: 0 E: 0 K: 0 S: 4	H: 1 LOB: 1 BB: 0 P: 4	R: 0 E: 0 K: 0 S: 4	H: 1 LOB: 1 BB: 0 P: 4	R: 3 E: 0 K: 1 S: 8	H: 4 LOB: 0 BB: 0 P: 8	R: 0 E: 0 K: 1 S: 5	H: 1 LOB: 0 BB: 0 P: 5	R: 1 E: 0 K: 0 S: 4	H: 1 LOB: 1 BB: 1 P: 8	R: 0 E: 0 K: 2 S: 7	H: 0 LOB: 0 BB: 0 P: 7		1B: 10 2B: 1 3B: 0 HR: 2	SF: 1 SAC: 0 DP: 2 HBP: 0	WP: 0 PB: 0 SB: 1 CS: 1	PA: 41						
<b>PITCHER</b>	IP	WLS	BF	H	R	ER	SO	BB	IBB	HBP	BLK	WP	HR	S	P	ERA	WHIP										
<b>Terry Forster, L</b> ERA: 2.67 (1, 1)	4.2	L	24	9	4	4	1	3	0	0	0	0	1	23	35	7.71	2.571										
<b>Jim McGlothlin, R</b> ERA: 6.04 (5, 1)	3.1		13	4	2	2	2	1	0	0	0	0	1	16	20	5.40	1.500										
<b>Bart Johnson, R</b> ERA: 4.09 (9, 1)	1.0		3	0	0	0	2	0	0	0	0	0	0	7	7	0.00	0.000										
Batter	1	2	3	4	5	6	7	8	9	AB	R	H	RBI	BB	SO	LOB	BOTTOM										
<b>Johnny Jeter, R</b> OBP: 0.267, SLG: 0.405 (1, 7)										5	0	1	0	0	2	5	<b>Minnesota Twins @ Chicago White Sox</b> Comiskey Park, Chicago, IL Sun Sep 16 1973, 4:33 AM EDT Att. 7,128 - Unknown - 56 F										
<b>Pat Kelly, L</b> OBP: 0.359, SLG: 0.347 (1, 9)										5	0	0	0	0	0	4											
<b>Jerry Hairston, S</b> OBP: 0.400, SLG: 0.358 (1, 3)										3	0	2	0	1	0	0											
<b>Bill Melton, R</b> OBP: 0.364, SLG: 0.448 (1, 5)										4	0	1	0	0	0	3											
<b>Carlos May, L</b> OBP: 0.329, SLG: 0.404 (1, 10)										3	0	1	0	1	0	2											
<b>Jorge Orta, L</b> OBP: 0.320, SLG: 0.374 (1, 4)										3	1	1	0	1	1	2											
<b>Bill Sharp, L</b> OBP: 0.309, SLG: 0.402 (1, 8)										4	0	3	0	0	0	0											
<b>Bucky Dent, R</b> OBP: 0.320, SLG: 0.295 (1, 6)										4	0	0	0	0	2	3											
<b>Chuck Brinkman, R</b> OBP: 0.266, SLG: 0.265 (1, 2)										2	0	1	0	0	0	1											
<b>Brian Downing, R</b> OBP: 0.285, SLG: 0.341 (8, PH)										1	0	0	0	0	0	0											
<b>Sam Ewing, L</b> OBP: 0.167, SLG: 0.091 (9, PH)										0	0	0	0	1	0	0											
<b>Inning Stats</b>	R: 0 E: 0 K: 1 S: 5	H: 0 LOB: 0 BB: 0 P: 5	R: 0 E: 0 K: 0 S: 2	H: 0 LOB: 0 BB: 1 P: 6	R: 0 E: 0 K: 1 S: 6	H: 1 LOB: 1 BB: 0 P: 6	R: 0 E: 0 K: 1 S: 5	H: 0 LOB: 2 BB: 2 P: 13	R: 0 E: 0 K: 1 S: 6	H: 1 LOB: 1 BB: 0 P: 6	R: 0 E: 0 K: 0 S: 4	H: 2 LOB: 1 BB: 0 P: 4	R: 0 E: 0 K: 0 S: 3	H: 1 LOB: 0 BB: 0 P: 3	R: 0 E: 0 K: 0 S: 5	H: 2 LOB: 2 BB: 0 P: 5	R: 1 E: 1 K: 1 S: 8	H: 3 LOB: 3 BB: 1 P: 12	1B: 9 2B: 0 3B: 1 HR: 0	SF: 0 SAC: 0 DP: 2 HBP: 0	WP: 0 PB: 1 SB: 0 CS: 1	PA: 39					
<b>PITCHER</b>	IP	WLS	BF	H	R	ER	SO	BB	IBB	HBP	BLK	WP	HR	S	P	ERA	WHIP										
<b>Dave Goltz, R</b> ERA: 5.0 (1, 1)	8.1		35	10	1	0	4	3	0	0	0	0	0	40	52	0.00	1.560										
<b>Bill Campbell, R</b> ERA: 3.43 (9, 1)	0.2	S	3	0	0	0	1	1	0	0	0	0	0	4	8	0.00	1.500										

Batter	1	2	3	4	5	6	7	8	9	AB	R	H	RBI	BB	SO	LOB	TOP																									
Steve Brye, R OBP: 0.341, SLG: 0.374 (1, 8)	6-3		1B				2B	6-3		3	1	1	0	2	0	0	<b>Minnesota Twins @ Kansas City Royals</b> Royals Stadium, Kansas City, MO Mon Sep 17 1973, 8:05 PM EDT Att: 8,571 - Unknown - 56 F																									
Rod Carew, L OBP: 0.403, SLG: 0.464 (1, 4)	6-3		1B				P6		F8	4	0	1	1	0	0	3																										
Tony Oliva, L OBP: 0.345, SLG: 0.407 (1, 10)										4	0	2	3	0	0	2																										
Mike Adams, R OBP: 0.353, SLG: 0.317 (7, PR)	FC6-4		3-1				CS	6-3	5-3	1	1	0	0	0	0	0																										
Bobby Darwin, R OBP: 0.306, SLG: 0.388 (1, 9)	FC6-4						1B			4	1	1	0	1	2	1																										
Jim Holt, L OBP: 0.341, SLG: 0.455 (1, 3)							IBB		E9	5	1	3	1	0	0	0																										
Eric Soderholm, R OBP: 0.384, SLG: 0.474 (1, 5)							1B		2B	5	0	1	0	0	1	3																										
Larry Hise, R OBP: 0.352, SLG: 0.432 (1, 7)									6-3	4	1	1	1	0	0	1																										
Danny Thompson, R OBP: 0.272, SLG: 0.298 (1, 6)									6-3	4	2	2	0	0	0	0																										
Glenn Borgmann, R OBP: 0.357, SLG: 0.273 (1, 2)										1	0	0	0	0	1	0																										
Rich Reese, L OBP: 0.225, SLG: 0.263 (7, PH)										0	1	0	0	1	0	0																										
Phil Roof, R OBP: 0.277, SLG: 0.274 (7, 2)										1	0	0	0	0	1	0																										
<b>Inning Stats</b>	R: 0 E: 0 K: 0 S: 4	H: 1 LOB: 1 BB: 0 P: 4	R: 0 E: 0 K: 0 S: 3	H: 0 LOB: 0 BB: 0 P: 3	R: 0 E: 0 K: 1 S: 7	H: 2 LOB: 2 BB: 0 P: 7	R: 0 E: 0 K: 1 S: 6	H: 1 LOB: 1 BB: 0 P: 6	R: 1 E: 0 K: 0 S: 3	H: 1 LOB: 0 BB: 1 P: 7	R: 0 E: 0 K: 2 S: 8	H: 1 LOB: 1 BB: 0 P: 8	R: 4 E: 0 K: 0 S: 6	H: 3 LOB: 2 BB: 3 P: 18	R: 1 E: 0 K: 1 S: 6	H: 1 LOB: 0 BB: 0 P: 6	R: 2 E: 1 K: 0 S: 5	H: 2 LOB: 0 BB: 0 P: 5	1B: 6 2B: 4 3B: 1 HR: 1	SF: 1 SAC: 1 DP: 0 HBP: 0	WP: 0 PB: 0 CS: 1	PA: 43																				
<b>PITCHER</b>	IP	WLS	BF	H	R	ER	SO	BB	IBB	HBP	BLK	WP	HR	S	P	ERA	WHIP	<b>PITCHER</b>								IP	WLS	BF	H	R	ER	SO	BB	IBB	HBP	BLK	WP	HR	S	P	ERA	WHIP
Steve Busby, R ERA: 4.51 (1, 1)	6.1	L	28	7	4	4	4	3	0	0	0	0	0	33	45	5.68	1.579																									
Joe Hoerner, L ERA: 6.04 (7, 1)	0.1		4	2	1	1	0	0	1	0	0	0	0	3	7	27.00	6.000																									
Doug Bird, R ERA: 3.18 (7, 1)	2.1		10	3	3	1	1	0	0	0	0	0	1	12	12	3.86	1.286																									

AB	36
R	8
H	12
RBI	6
BB	4
SO	5
LOB	10



Batter	1	2	3	4	5	6	7	8	9	AB	R	H	RBI	BB	SO	LOB	BOTTOM																													
Steve Hovley, L OBP: 0.349, SLG: 0.332 (1, 8)	5-3	3-1							F8	3	1	0	0	2	0	2	<b>Minnesota Twins @ Kansas City Royals</b> Royals Stadium, Kansas City, MO Mon Sep 17 1973, 8:05 PM EDT Att: 8,571 - Unknown - 56 F																													
Cookie Rojas, R OBP: 0.321, SLG: 0.377 (1, 4)										5	1	2	0	0	0	3																														
Frank White, R OBP: 0.291, SLG: 0.311 (9, PR)	1B									0	0	0	0	0	0	0																														
Amos Otis, R OBP: 0.369, SLG: 0.489 (1, 10)	1B									5	0	2	2	0	1	3																														
John Mayberry, L OBP: 0.408, SLG: 0.469 (1, 3)										4	1	2	0	1	0	4																														
Lou Piniella, R OBP: 0.292, SLG: 0.362 (1, 7)										4	0	1	0	0	1	5																														
Ed Kirkpatrick, L OBP: 0.334, SLG: 0.375 (1, 2)										4	0	0	0	0	1	4																														
Paul Schaal, R OBP: 0.382, SLG: 0.386 (1, 5)										3	0	0	1	0	0	0																														
Freddie Patek, R OBP: 0.306, SLG: 0.311 (1, 6)										3	0	0	0	0	0	1																														
Hal McRae, R OBP: 0.308, SLG: 0.385 (1, 9)										4	0	2	0	0	0	1																														
<b>Inning Stats</b>	R: 1 E: 0 K: 2 S: 10	H: 3 LOB: 2 BB: 0 P: 10	R: 0 E: 1 K: 0 S: 4	H: 0 LOB: 1 BB: 0 P: 4	R: 0 E: 0 K: 1 S: 5	H: 0 LOB: 1 BB: 1 P: 9	R: 0 E: 0 K: 0 S: 3	H: 0 LOB: 0 BB: 0 P: 3	R: 0 E: 0 K: 0 S: 3	H: 0 LOB: 1 BB: 1 P: 7	R: 1 E: 0 K: 0 S: 5	H: 2 LOB: 1 BB: 0 P: 5	R: 1 E: 0 K: 0 S: 5	H: 2 LOB: 2 BB: 1 P: 9	R: 0 E: 0 K: 0 S: 3	H: 0 LOB: 0 BB: 0 P: 3	R: 0 E: 0 K: 0 S: 5	H: 2 LOB: 2 BB: 0 P: 5	1B: 7 2B: 2 3B: 0 HR: 0	SF: 1 SAC: 1 DP: 0 HBP: 0	WP: 0 PB: 0 CS: 0	PA: 40																								
<b>PITCHER</b>	IP	WLS	BF	H	R	ER	SO	BB	IBB	HBP	BLK	WP	HR	S	P	ERA	WHIP	<b>PITCHER</b>								IP	WLS	BF	H	R	ER	SO	BB	IBB	HBP	BLK	WP	HR	S	P	ERA	WHIP				
Ray Corbin, R ERA: 3.06 (1, 1)	6.0	W	28	6	3	3	3	3	0	0	0	0	0	31	43	4.50	1.500																													
Bill Campbell, R ERA: 3.19 (7, 1)	3.0	S	12	3	0	0	0	0	0	0	0	0	0	12	12	0.00	1.000																													



Batter	1	2	3	4	5	6	7	8	9	AB	R	H	RBI	BB	SO	LOB	TOP					
Steve Blye, R (1, 8) OBP: 0.348, SLG: 0.392	0-0 6-3		0-0 1-2 1B		0-0 HR			4-0 3B BB		3	2	2	1	1	0	0	<b>Minnesota Twins @ Kansas City Royals</b> Royals Stadium, Kansas City, MO Tue Sep 18 1973, 8:05 PM EDT Att. 9,350 - Unknown - 55 F					
Rod Carew, L (1, 4) OBP: 0.404, SLG: 0.467	0-0 4-3		0-0 L7		4-0 BB			0-0 1-H G3 3B		3	1	1	1	1	0	2						
Tony Oliva, L (1, 10) OBP: 0.343, SLG: 0.404	0-0 4-3		0-0 P6		0-0 F7			0-0 G3		4	0	0	1	0	0	3						
Bobby Darwin, R (1, 9) OBP: 0.305, SLG: 0.386		0-0 5-3		0-0 5-3		0-3 K		4-0 BB		3	0	0	0	1	1	0						
Jim Holt, L (1, 3) OBP: 0.339, SLG: 0.452 Craig Kusick, R (8, PH) OBP: 0.190, SLG: 0.200 (8, 3)		0-0 5-3		0-0 F8		0-0 4-3		0-0 F7		3	0	0	0	0	0	0						
Eric Soderholm, R (1, 5) OBP: 0.389, SLG: 0.475		0-0 1B		0-0 1B		0-3 K		0-0 4-3		4	0	2	0	0	1	1						
Larry Hise, R (1, 7) OBP: 0.351, SLG: 0.429		0-0 5-3		0-3 K			0-0 5-3	4-0 G5-4-3 BB		3	0	0	0	1	1	2						
George Mitterwald, R (1, 2) OBP: 0.327, SLG: 0.404			0-0 P4		0-0 6-3		0-3 K	0-0 F8		4	0	0	0	0	1	1						
Danny Thompson, R (1, 6) OBP: 0.272, SLG: 0.298			0-0 1B 1B		0-0 5-3		0-3 K	0-0 G5-4-3 1-2		4	0	1	0	0	1	1						
<b>Inning Stats</b>	R: 0 E: 0 K: 0 S: 3	H: 0 LOB: 0 BB: 0 P: 3	R: 0 E: 0 K: 0 S: 4	H: 1 LOB: 1 BB: 0 P: 4	R: 0 E: 0 K: 0 S: 5	H: 2 LOB: 2 BB: 0 P: 5	R: 0 E: 0 K: 1 S: 6	H: 1 LOB: 1 BB: 0 P: 6	R: 1 E: 0 K: 0 S: 4	H: 1 LOB: 1 BB: 1 P: 8	R: 0 E: 0 K: 2 S: 7	H: 0 LOB: 0 BB: 0 P: 7	R: 0 E: 0 K: 1 S: 7	H: 0 LOB: 0 BB: 0 P: 7	R: 2 E: 0 K: 0 S: 4	H: 1 LOB: 1 BB: 2 P: 12	R: 0 E: 0 K: 0 S: 2	H: 0 LOB: 0 BB: 1 P: 6	1B: 4 2B: 0 3B: 1 HR: 1	SF: 0 SAC: 0 DP: 1 HBP: 0	WP: 0 PB: 0 SB: 0 CS: 0	PA: 36
<b>PITCHER</b>	IP WLS BF H R ER SO BB IBB HBP BLK WP HR S P ERA WHIP	IP WLS BF H R ER SO BB IBB HBP BLK WP HR S P ERA WHIP																				
Al Fitzmorris, R (1, 1) ERA: 2.97	7.0 W 29 6 3 3 5	2.0 S 7 0 0 0 0																				
Steve Mingo, L (8, 1) ERA: 3.95	2.0 S 7 0 0 0 0																					

Batter	1	2	3	4	5	6	7	8	9	AB	R	H	RBI	BB	SO	LOB	BOTTOM			
Frank White, R (1, 6) OBP: 0.298, SLG: 0.318	0-0 P4		0-0 FC6-4 1B	0-0 1-2 1B			0-0 F8			4	0	2	0	0	0	0	<b>Minnesota Twins @ Kansas City Royals</b> Royals Stadium, Kansas City, MO Tue Sep 18 1973, 8:05 PM EDT Att. 9,350 - Unknown - 55 F			
George Brett, L (1, 5) OBP: 0.105, SLG: 0.105	0-3 K		0-0 FC6-4 1-2	0-0 F9			0-3 K			4	0	0	0	0	2	3				
Amos Otis, R (1, 10) OBP: 0.370, SLG: 0.495	0-0 F2		0-0 F7		0-0 HR		0-0 1B			4	1	2	1	0	0	1				
John Mayberry, L (1, 3) OBP: 0.407, SLG: 0.467		0-0 FC1-5 1B 1B	0-3 K		0-0 F8		0-0 P5			4	0	1	0	0	1	2				
Ed Kirkpatrick, L (1, 8) OBP: 0.338, SLG: 0.384		0-0 BB FC1-5 SF9 1B		0-0 FC1-6 1B		0-0 4-3		0-0 3B		4	1	3	0	0	0	0				
Jim Wehford, R (1, 7) OBP: 0.283, SLG: 0.333 Steve Hovley, L (9, 7) OBP: 0.349, SLG: 0.332		0-0 FC1-5 SF9 BB		0-0 L8		0-0 P5		0-0 G3		4	0	0	0	0	0	4				
Tom Poquette, L (1, 9) OBP: 0.200, SLG: 0.111		4-0 1-2 2-3 BB		0-0 FC1-6 3B		0-0 L8		0-0 F5		3	1	0	0	1	0	2				
Kurt Bevacqua, R (1, 4) OBP: 0.311, SLG: 0.332		0-0 SF9		0-0 1-H 1B 3B		0-0 5-3		0-0 F8		3	1	1	2	0	0	1				
Buck Martinez, R (1, 2) OBP: 0.375, SLG: 0.167		0-0 F8		0-0 3-H 1B 1B		0-3 K				3	0	1	1	0	1	2				
<b>Inning Stats</b>	R: 0 E: 0 K: 1 S: 5	H: 0 LOB: 0 BB: 0 P: 5	R: 1 E: 0 K: 0 S: 5	H: 2 LOB: 2 BB: 1 P: 9	R: 0 E: 0 K: 1 S: 6	H: 1 LOB: 1 BB: 0 P: 6	R: 2 E: 0 K: 0 S: 7	H: 4 LOB: 2 BB: 0 P: 7	R: 1 E: 0 K: 0 S: 4	H: 1 LOB: 0 BB: 0 P: 4	R: 0 E: 0 K: 1 S: 5	H: 0 LOB: 0 BB: 0 P: 5	R: 0 E: 0 K: 1 S: 6	H: 1 LOB: 1 BB: 0 P: 6	R: 0 E: 0 K: 0 S: 4	H: 1 LOB: 1 BB: 0 P: 4	1B: 7 2B: 0 3B: 2 HR: 1	SF: 1 SAC: 0 DP: 0 HBP: 0	WP: 0 PB: 0 SB: 1 CS: 0	PA: 35
<b>PITCHER</b>	IP WLS BF H R ER SO BB IBB HBP BLK WP HR S P ERA WHIP	IP WLS BF H R ER SO BB IBB HBP BLK WP HR S P ERA WHIP																		
Bert Blyleven, R (1, 1) ERA: 2.56	8.0 L 35 10 4 4 4																			


Batter	1	2	3	4	5	6	7	8	9	AB	R	H	RBI	BB	SO	LOB	TOP			
<b>Bill North, S</b> OBP: 0.379, SLG: 0.349 (1, 8)										3	0	0	0	1	0	0	<b>Oakland Athletics @ Minnesota Twins</b> Metropolitan Stadium, Bloomington, MI Wed Sep 19 1973, 8:05 PM EDT Att: 5,202 - Unknown - 58 F			
<b>Bert Campaneris, R</b> OBP: 0.391, SLG: 0.320 (1, 6)										3	2	1	1	1	0	1				
<b>Sal Bando, R</b> OBP: 0.371, SLG: 0.486 (1, 5)										4	0	1	0	0	0	1				
<b>Pat Bourque, L</b> OBP: 0.313, SLG: 0.412 (1, 10)										2	1	0	0	1	0	0				
<b>Reggie Jackson, L</b> OBP: 0.391, SLG: 0.531 (8, PH)										0	0	0	1	0	0	0				
<b>Gene Tenace, R</b> OBP: 0.384, SLG: 0.446 (1, 3)										4	0	1	0	0	1	2				
<b>Joe Rudi, R</b> OBP: 0.309, SLG: 0.401 (1, 7)										4	0	2	0	0	1	1				
<b>Angel Mangual, R</b> OBP: 0.253, SLG: 0.307 (1, 9)									4	0	1	0	0	0	3					
<b>Ray Fosse, R</b> OBP: 0.294, SLG: 0.362 (1, 2)										4	0	2	1	0	1	2				
<b>Dick Green, R</b> OBP: 0.300, SLG: 0.330 (1, 4)										3	0	0	0	0	0	1				
<b>Inning Stats</b>	R: 0 E: 0 K: 0 S: 2	H: 0 LOB: 0 BB: 1 P: 6	R: 1 E: 0 K: 1 S: 6	H: 2 LOB: 2 BB: 1 P: 10	R: 1 E: 1 K: 0 S: 4	H: 1 LOB: 0 BB: 0 P: 4	R: 0 E: 0 K: 1 S: 7	H: 2 LOB: 2 BB: 0 P: 7	R: 0 E: 0 K: 0 S: 3	H: 0 LOB: 0 BB: 0 P: 3	R: 0 E: 0 K: 1 S: 6	H: 1 LOB: 1 BB: 0 P: 6	R: 1 E: 0 K: 0 S: 4	H: 1 LOB: 0 BB: 0 P: 8	R: 0 E: 0 K: 0 S: 3	H: 1 LOB: 0 BB: 0 P: 3	1B: 6 2B: 1 3B: 0 HR: 1	SF: 1 SAC: 0 DP: 2 HBP: 0	WP: 0 PB: 0 SB: 0 CS: 1	PA: 35
<b>PITCHER</b> <b>Joe Decker, R</b> ERA: 3.93 (1, 1)	IP: 9.0 WLS: L BF: 35	H: 8 R: 3 ER: 3 SO: 3	BB: 3 IBB: 0 HBP: 0 BLK: 0	WP: 0 HR: 1 S: 38 P: 50	ERA: 3.00 WHIP: 1.222															

AB	31
R	3
H	8
RBI	3
BB	3
SO	3
LOB	11



Batter	1	2	3	4	5	6	7	8	9	AB	R	H	RBI	BB	SO	LOB	BOTTOM					
<b>Steve Brye, R</b> OBP: 0.346, SLG: 0.386 (1, 8)										3	0	0	0	1	1	1	<b>Oakland Athletics @ Minnesota Twins</b> Metropolitan Stadium, Bloomington, MI Wed Sep 19 1973, 8:05 PM EDT Att: 5,202 - Unknown - 58 F					
<b>Danny Thompson, R</b> OBP: 0.289, SLG: 0.294 (1, 6)										4	0	0	0	0	2	1						
<b>Eric Soderholm, R</b> OBP: 0.394, SLG: 0.470 (1, 5)										3	0	1	0	1	2	1						
<b>Harmon Killebrew, R</b> OBP: 0.357, SLG: 0.345 (1, 10)										4	0	0	0	0	1	3						
<b>Bobby Darwin, R</b> OBP: 0.306, SLG: 0.386 (1, 9)										3	0	1	0	1	0	0						
<b>George Mitterwald, R</b> OBP: 0.328, SLG: 0.462 (1, 2)										4	0	1	0	0	2	2						
<b>Larry Hise, R</b> OBP: 0.351, SLG: 0.427 (1, 7)										3	0	0	0	1	0	2						
<b>Craig Kusick, R</b> OBP: 0.167, SLG: 0.174 (1, 3)										3	0	0	0	0	1	3						
<b>Jerry Terrell, R</b> OBP: 0.313, SLG: 0.332 (1, 4)										3	0	0	0	0	1	3						
<b>Inning Stats</b>	R: 0 E: 0 K: 1 S: 6	H: 1 LOB: 1 BB: 0 P: 6	R: 0 E: 0 K: 2 S: 8	H: 1 LOB: 2 BB: 1 P: 12	R: 0 E: 0 K: 2 S: 7	H: 0 LOB: 1 BB: 1 P: 11	R: 0 E: 0 K: 1 S: 5	H: 0 LOB: 0 BB: 0 P: 5	R: 0 E: 0 K: 0 S: 3	H: 0 LOB: 0 BB: 0 P: 3	R: 0 E: 0 K: 1 S: 6	H: 1 LOB: 2 BB: 1 P: 10	R: 0 E: 0 K: 0 S: 3	H: 0 LOB: 1 BB: 1 P: 7	R: 0 E: 0 K: 3 S: 9	H: 0 LOB: 0 BB: 0 P: 9	R: 0 E: 0 K: 0 S: 3	H: 0 LOB: 0 BB: 0 P: 3	1B: 3 2B: 0 3B: 0 HR: 0	SF: 0 SAC: 0 DP: 0 HBP: 0	WP: 0 PB: 0 SB: 0 CS: 0	PA: 34
<b>PITCHER</b> <b>Vida Blue, L</b> ERA: 3.25 (1, 1)	IP: 9.0 WLS: W BF: 34	H: 3 R: 0 ER: 0 SO: 10	BB: 4 IBB: 0 HBP: 0 BLK: 0	WP: 0 HR: 0 S: 50 P: 66	ERA: 0.00 WHIP: 0.778																	

AB	30
R	0
H	3
RBI	0
BB	4
SO	10
LOB	16



Batter	1	2	3	4	5	6	7	8	9	AB	R	H	RBI	BB	SO	LOB	TOP																	
Bill North, S (1, 8) OBP: 0.377, SLG: 0.349										5	2	1	1	0	1	1	<p>Oakland Athletics @ Minnesota Twins Metropolitan Stadium, Bloomington, MI Thu Sep 20 1973, 4:33 AM EDT Unknown - 56 F</p> <p>livebaseballscores.com</p> <p>AB 32 R 3 H 5 RBI 3 BB 6 SO 8 LOB 16</p>																	
Bert Campaneris, R (1, 6) OBP: 0.304, SLG: 0.321										3	0	1	0	2	0																			
Sal Bando, R (1, 5) OBP: 0.371, SLG: 0.483										3	0	0	1	1	1	4																		
Gene Tenace, R (1, 3) OBP: 0.385, SLG: 0.445										3	0	1	1	1	1	2																		
Joe Rudi, R (1, 7) OBP: 0.306, SLG: 0.398										4	0	0	0	0	0	4																		
Rico Carty, R (1, 10) OBP: 0.305, SLG: 0.289										3	0	0	0	1	1	0																		
Angel Mangual, R (1, 9) OBP: 0.253, SLG: 0.305										4	0	1	0	0	3	0																		
Ray Fosse, R (1, 2) OBP: 0.294, SLG: 0.359										3	1	0	0	1	0	2																		
Dick Green, R (1, 4) OBP: 0.301, SLG: 0.331										2	0	1	0	0	0	2																		
Reggie Jackson, L (7, PH) OBP: 0.381, SLG: 0.530										1	0	0	0	0	1	1																		
Ted Kubiak, S (7, 4) OBP: 0.288, SLG: 0.322										0	0	0	0	0	0	0																		
Vic Davallo, L (9, PH) OBP: 0.213, SLG: 0.221										1	0	0	0	0	0	0																		
Manny Trillo, R (9, 4) OBP: 0.250, SLG: 0.250										0	0	0	0	0	0	0																		
<b>Inning Stats</b>	R: 0 E: 0 K: 2 S: 7	H: 0 LOB: 1 BB: 1 P: 11	R: 0 E: 0 K: 0 S: 4	H: 1 LOB: 2 BB: 1 P: 8	R: 0 E: 0 K: 0 S: 4	H: 0 LOB: 0 BB: 0 P: 8	R: 0 E: 0 K: 2 S: 7	H: 0 LOB: 0 BB: 0 P: 7	R: 1 E: 0 K: 0 S: 4	H: 1 LOB: 1 BB: 1 P: 8	R: 0 E: 0 K: 1 S: 5	H: 0 LOB: 0 BB: 0 P: 5	R: 2 E: 0 K: 2 S: 9	H: 2 LOB: 2 BB: 2 P: 17	R: 0 E: 0 K: 1 S: 5	H: 0 LOB: 0 BB: 0 P: 5	R: 0 E: 0 K: 0 S: 3	H: 0 LOB: 0 BB: 0 P: 3	1B: 4 2B: 1 3B: 0 HR: 0	SF: 0 SAC: 0 DP: 0 HBP: 0	WP: 0 PB: 0 SB: 3 CS: 0	PA: 38												
<b>PITCHER</b>	IP WLS BF H R ER SO BB IBB HBP BLK WP HR S P ERA WHIP																																	
Bill Hands, R (1, 1) ERA: 3.68	6.0	W	26	3	2	2	5	5	0	0	0	0	0	0	31	51	3.00	1.333																
Bill Campbell, R (7, 1) ERA: 3.16	3.0	W	12	2	1	1	3	1	0	0	0	0	0	0	17	21	3.00	1.000																

Batter	1	2	3	4	5	6	7	8	9	AB	R	H	RBI	BB	SO	LOB	BOTTOM																
Steve Brye, R (1, 8) OBP: 0.344, SLG: 0.382										5	0	1	1	0	1	2	<p>Oakland Athletics @ Minnesota Twins Metropolitan Stadium, Bloomington, MI Thu Sep 20 1973, 4:33 AM EDT Unknown - 56 F</p> <p>livebaseballscores.com</p> <p>AB 32 R 4 H 8 RBI 4 BB 4 SO 4 LOB 13</p>																
Rod Carew, L (1, 4) OBP: 0.405, SLG: 0.467										4	1	2	0	0	0	0																	
Tony Oliva, L (1, 10) OBP: 0.342, SLG: 0.401										3	0	0	0	1	0	2																	
Bobby Darwin, R (1, 9) OBP: 0.308, SLG: 0.392										4	1	2	2	0	1	2																	
Jim Holt, L (1, 3) OBP: 0.338, SLG: 0.448										3	0	0	0	1	0	2																	
Eric Soderholm, R (1, 5) OBP: 0.388, SLG: 0.465										3	1	1	0	1	0	1																	
Larry Hisle, R (1, 7) OBP: 0.352, SLG: 0.426										3	1	1	0	1	1	1																	
George Mitterwald, R (1, 2) OBP: 0.326, SLG: 0.402										3	0	1	1	0	0	0																	
Danny Thompson, R (1, 6) OBP: 0.268, SLG: 0.292										2	0	0	0	0	0	2																	
Jerry Terrell, R (6, 6) OBP: 0.312, SLG: 0.331										1	0	0	0	0	1	0																	
Rich Reese, L (9, PH) OBP: 0.223, SLG: 0.261										1	0	0	0	0	0	1																	
<b>Inning Stats</b>	R: 0 E: 1 K: 0 S: 4	H: 1 LOB: 1 BB: 0 P: 4	R: 1 E: 1 K: 0 S: 5	H: 2 LOB: 2 BB: 1 P: 9	R: 1 E: 0 K: 0 S: 4	H: 1 LOB: 0 BB: 0 P: 4	R: 0 E: 0 K: 0 S: 3	H: 0 LOB: 0 BB: 0 P: 3	R: 1 E: 0 K: 0 S: 5	H: 2 LOB: 2 BB: 1 P: 9	R: 0 E: 0 K: 1 S: 4	H: 0 LOB: 0 BB: 1 P: 8	R: 0 E: 0 K: 2 S: 7	H: 0 LOB: 0 BB: 0 P: 7	R: 0 E: 0 K: 1 S: 5	H: 0 LOB: 1 BB: 1 P: 9	R: 1 E: 0 K: 0 S: 4	H: 2 LOB: 1 BB: 0 P: 4	1B: 7 2B: 0 3B: 0 HR: 1	SF: 0 SAC: 1 DP: 1 HBP: 0	WP: 1 PB: 0 SB: 0 CS: 1	PA: 37											
<b>PITCHER</b>	IP WLS BF H R ER SO BB IBB HBP BLK WP HR S P ERA WHIP																																
Blue Moon Odom, R (1, 1) ERA: 4.46	8.2	L	37	8	4	4	4	3	1	0	0	1	1	41	57	4.15	1.269																



Batter	1	2	3	4	5	6	7	8	9	AB	R	H	RBI	BB	SO	LOB	TOP						
Bill North, S OBP: 0.376, SLG: 0.348 Blue Moon Odom, R (6, PR) Manny Trillo, R OBP: 0.250, SLG: 0.250 Jesus Alou, R (9, PH) OBP: 0.307, SLG: 0.354	K		E4 SF8 1B	P6		FC4-2			P2	4	1	1	0	0	1	3	<b>Oakland Athletics @ Minnesota Twins</b> Metropolitan Stadium, Bloomington, MI Thu Sep 20 1973, 8:05 PM EDT Att: 5,388 - Unknown <a href="http://livebaseballscorecards.com">livebaseballscorecards.com</a>						
Bert Campaneris, R (1, 6) OBP: 0.303, SLG: 0.319 Ted Kubiak, S (3, 6) OBP: 0.265, SLG: 0.318 Mike Andrews, R (9, PH) OBP: 0.300, SLG: 0.261	5-3		K	1-4-3		F5			F5	2	0	0	0	0	1	1							
Sal Bando, R (1, 5) OBP: 0.371, SLG: 0.483	BB 1B		SF8			F7			FC3-6 BB	2	0	1	1	1	0	0							
Pat Bourque, L (1, 10) OBP: 0.322, SLG: 0.440	1-2 BB		HR			2B			FC3-6 G4-6-3	3	1	2	1	1	0	1							
Gene Tenace, R (1, 2) OBP: 0.384, SLG: 0.445	F7		2B			P6			G4-6-3	4	0	1	0	0	0	4							
Deron Johnson, R (1, 3) OBP: 0.334, SLG: 0.412 Allan Lewis, S (6, PR) Ray Fosse, R (6, 2) OBP: 0.293, SLG: 0.359	5-3		K			SH3-4 1B			P4	3	0	1	0	0	1	1							
Angel Mangual, R (1, 9) OBP: 0.253, SLG: 0.304	F9					1B SH3-4 1B			F3	4	0	1	0	0	0	0							
Billy Conigliaro, R (1, 7) OBP: 0.250, SLG: 0.274	F7					SH3-4			F7	3	0	0	0	0	0	0							
Dick Green, R (1, 4) OBP: 0.306, SLG: 0.342 Vic Davallillo, L (6, PH) OBP: 0.219, SLG: 0.227 Joe Rudi, R (9, PH) OBP: 0.306, SLG: 0.397			E 2B			FC4-2 1B			F9	2	1	2	0	0	0	0							
										1	0	1	1	0	0	0							
										1	0	0	0	0	0	0							
<b>Inning Stats</b>	R: 0 E: 0 K: 1 S: 6	H: 1 LOB: 2 BB: 1 P: 10	R: 0 E: 0 K: 0 S: 3	H: 0 LOB: 0 BB: 0 P: 3	R: 3 E: 1 K: 2 S: 11	H: 4 LOB: 1 BB: 0 P: 11	R: 0 E: 0 K: 0 S: 4	H: 1 LOB: 1 BB: 0 P: 4	R: 0 E: 0 K: 0 S: 4	H: 1 LOB: 1 BB: 0 P: 4	R: 0 E: 0 K: 0 S: 2	H: 0 LOB: 0 BB: 1 P: 6	R: 0 E: 0 K: 0 S: 3	H: 0 LOB: 0 BB: 0 P: 3	R: 0 E: 0 K: 0 S: 3	H: 0 LOB: 0 BB: 0 P: 3		1B: 5 2B: 4 3B: 0 HR: 1	SF: 1 SAC: 1 DP: 1 HBP: 0	WP: 0 PB: 0 SB: 0 CS: 0	PA: 38		
<b>PITCHER</b>	IP WLS BF H R ER SO BB IBB HBP BLK WP HR S P ERA WHIP	6.0 30 10 4 4 3 2 0 0 0 0 1 34 42 6.00 2.000	3.0 W 8 0 0 0 0 0 0 0 0 0 8 8 0.00 0.000																				

Batter	1	2	3	4	5	6	7	8	9	AB	R	H	RBI	BB	SO	LOB	BOTTOM					
Steve Brye, R (1, 8) OBP: 0.345, SLG: 0.387	6-3			1B		1-3			FC6-4	5	0	2	2	0	0	3	<b>Oakland Athletics @ Minnesota Twins</b> Metropolitan Stadium, Bloomington, MI Thu Sep 20 1973, 8:05 PM EDT Att: 5,388 - Unknown <a href="http://livebaseballscorecards.com">livebaseballscorecards.com</a>					
Rod Carew, L (1, 4) OBP: 0.404, SLG: 0.465	4-3			1B					4-3	4	0	1	1	0	0	1						
Bobby Darwin, R (1, 9) OBP: 0.309, SLG: 0.391 Jim Holt, L (6, 9) OBP: 0.337, SLG: 0.447	BB HBP			1B		G5-4-3			K	1	0	0	0	1	0	2						
Harmon Killebrew, R (1, 10) OBP: 0.355, SLG: 0.541	BB			1B		G5-4-3			K	1	0	0	0	1	0	0						
Craig Kusick, R (1, 3) OBP: 0.214, SLG: 0.192 Larry Hisle, R (8, PR) OBP: 0.352, SLG: 0.426	F7			1B		F7			K	3	0	1	0	1	0	3						
Mike Adams, R (1, 7) OBP: 0.384, SLG: 0.333				1B		FC5-4			1B BB	0	1	0	0	0	0	0						
Eric Soderholm, R (1, 5) OBP: 0.406, SLG: 0.472	SH5-3			1B		FC5-4			F7	3	0	2	0	0	0	2						
Glenn Borgmann, R (1, 2) OBP: 0.353, SLG: 0.286 Tony Oliva, L (8, PH) OBP: 0.343, SLG: 0.403 Phil Roof, R (8, PR) OBP: 0.277, SLG: 0.274	6-3			1B		FC5-4			1B BB	3	1	1	0	0	0	2						
Jerry Terrell, R (1, 6) OBP: 0.311, SLG: 0.333	2B			1B		E 1B			FC6-4	1	0	1	1	0	0	0						
				1B					1B	0	0	0	0	0	0	0						
				1B					F7	4	2	1	1	0	1	4						
<b>Inning Stats</b>	R: 0 E: 0 K: 0 S: 3	H: 0 LOB: 2 BB: 1 P: 8	R: 2 E: 0 K: 0 S: 6	H: 3 LOB: 1 BB: 0 P: 6	R: 0 E: 0 K: 1 S: 5	H: 0 LOB: 1 BB: 1 P: 9	R: 2 E: 1 K: 0 S: 6	H: 3 LOB: 1 BB: 0 P: 6	R: 0 E: 0 K: 1 S: 3	H: 1 LOB: 0 BB: 0 P: 3	R: 0 E: 0 K: 1 S: 6	H: 2 LOB: 1 BB: 0 P: 6	R: 0 E: 0 K: 2 S: 7	H: 0 LOB: 0 BB: 0 P: 7	R: 1 E: 0 K: 0 S: 5	H: 2 LOB: 2 BB: 1 P: 9		1B: 9 2B: 2 3B: 0 HR: 0	SF: 0 SAC: 1 DP: 1 HBP: 1	WP: 0 PB: 0 SB: 0 CS: 1	PA: 38	
<b>PITCHER</b>	IP WLS BF H R ER SO BB IBB HBP BLK WP HR S P ERA WHIP	3.1 4 20 1 0 0 0 2 0 0 0 0 0 4 4 8.10 2.400	1.2 L 10 3 1 1 3 1 0 0 0 0 0 15 19 3.86 1.714	0.2 3 1 0 0 0 0 0 0 0 0 0 0 3 3 0.00 1.500																		



Batter	1	2	3	4	5	6	7	8	9	AB	R	H	RBI	BB	SO	LOB	TOP					
Bert Campaneris, R OBP: 0.303, SLG: 0.320 Ted Kubiak, S OBP: 0.269, SLG: 0.318	5-3		6-3			4-3 S 1B	BB			3	0	1	0	0	0	0						
Vic Davallilo, L OBP: 0.220, SLG: 0.228	1B		F6			4-3 1B	G3			4	0	1	1	0	0	3						
Sal Bando, R Phil Garner, R	F8			6-3		P4		F8		3	0	0	0	0	0	2						
Gene Tenace, R OBP: 0.382, SLG: 0.442	F7			6-3		F9		F8		4	0	0	0	0	2							
Deron Johnson, R OBP: 0.332, SLG: 0.409		1-3		K				K	P4	4	0	0	0	0	2	0						
Joe Rudi, R Billy Conigliaro, R OBP: 0.304, SLG: 0.395 OBP: 0.255, SLG: 0.271	F8				F8		1B 2B BB		P6	2	0	0	0	0	0	0						
Angel Mangual, R OBP: 0.259, SLG: 0.309	1B				F8		1-2 2B 1B		K	4	1	2	0	0	1	0						
Ray Fosse, R OBP: 0.291, SLG: 0.356	F9				P6		F8		F9	4	0	0	0	0	0	3						
Dick Green, R Manny Trillo, R OBP: 0.307, SLG: 0.343 OBP: 0.400, SLG: 0.600	F9					1B 4-3 1B	1-H 2-H 2B			2	1	1	0	0	0	0						
<b>Inning Stats</b>	R: 0 E: 0 K: 0 S: 4	H: 1 LOB: 1 BB: 0 P: 4	R: 0 E: 0 K: 0 S: 4	H: 1 LOB: 1 BB: 0 P: 4	R: 0 E: 0 K: 0 S: 3	H: 0 LOB: 0 BB: 0 P: 3	R: 0 E: 0 K: 1 S: 5	H: 0 LOB: 0 BB: 0 P: 5	R: 0 E: 0 K: 0 S: 3	H: 0 LOB: 0 BB: 0 P: 3	R: 1 E: 0 K: 0 S: 5	H: 2 LOB: 1 BB: 0 P: 5	R: 2 E: 0 K: 1 S: 7	H: 2 LOB: 2 BB: 2 P: 15	R: 0 E: 0 K: 1 S: 5	H: 0 LOB: 0 BB: 0 P: 5	R: 0 E: 0 K: 1 S: 5	H: 0 LOB: 0 BB: 0 P: 5	1B: 5 2B: 1 3B: 0 HR: 0	SF: 0 SAC: 0 DP: 0 HBP: 0	WP: 0 PB: 0 SB: 1 CS: 0	PA: 35
<b>PITCHER</b> Ray Corbin, R ERA: 3.05	IP: 9.0 WLS: W BF: 35 H: 6 R: 3 ER: 3 SO: 3 BB: 2 IBB: 0 HBP: 0 BLK: 0 WP: 0 HR: 0 S: 39 P: 47 ERA: 3.00 WHIP: 0.889															<b>PITCHER</b>						

Oakland Athletics @ Minnesota Twins  
Metropolitan Stadium, Bloomington, MI  
Fri Sep 21 1973, 4:33 AM EDT  
Alt. 3,000 - Unknown - 52 F

AB	33
R	3
H	6
RBI	3
BB	2
SO	3
LOB	10



Batter	1	2	3	4	5	6	7	8	9	AB	R	H	RBI	BB	SO	LOB	BOTTOM			
Steve Brye, R OBP: 0.346, SLG: 0.396	F9	1B 2H 3B		FC4-6 1B		F8	F9			5	1	2	1	0	0	3				
Rod Carew, L OBP: 0.404, SLG: 0.465	1B	CS 1B		FC4-6 1-2 2-3		K		K		5	0	2	0	0	2	2				
Larry Hisle, R OBP: 0.354, SLG: 0.429	G5-4-3 1B	1-2 3H 1B		SF8 3H		4-3		G5-4-3 1B		4	0	3	2	0	0	0				
Harmon Killebrew, R OBP: 0.348, SLG: 0.333	G5-4-3 1-2	K 2-3		F8			K	G5-4-3 1-2		5	0	0	0	0	2	6				
Craig Kusick, R OBP: 0.281, SLG: 0.241		1B 2B 1B		FC3-6 HBP		1-3		BB BB 1B		3	2	2	0	0	0	0				
Mike Adams, R OBP: 0.390, SLG: 0.326		1-2 2B BB		FC3-6 FC6-4 1-2		1B SF7 BB		BB BB BB		1	2	0	0	3	0	1				
Jerry Terrell, R OBP: 0.311, SLG: 0.332		P1		F7		1-3 1B		F9		4	0	1	0	0	0	5				
Dan Monzon, R OBP: 0.321, SLG: 0.279		1-2 2B 1B		FC6-4 1-2		SF7		BB 1-2 2-3 BB		2	1	1	1	1	0	1				
Glenn Borgmann, R OBP: 0.429, SLG: 0.375		1-H 2-H 3B 2B		FC4-6 1B SF8 BB		K		1-2 2-3 3H BB		2	2	1	4	2	1	1				
<b>Inning Stats</b>	R: 0 E: 0 K: 0 S: 4	H: 2 LOB: 1 BB: 0 P: 4	R: 5 E: 0 K: 1 S: 10	H: 6 LOB: 2 BB: 1 P: 14	R: 0 E: 0 K: 0 S: 3	H: 0 LOB: 1 BB: 0 P: 4	R: 1 E: 0 K: 0 S: 4	H: 1 LOB: 1 BB: 1 P: 8	R: 1 E: 0 K: 1 S: 6	H: 1 LOB: 1 BB: 1 P: 10	R: 0 E: 0 K: 1 S: 5	H: 0 LOB: 0 BB: 0 P: 5	R: 1 E: 0 K: 1 S: 6	H: 1 LOB: 3 BB: 3 P: 18	R: 0 E: 0 K: 1 S: 5	H: 1 LOB: 0 BB: 0 P: 5	1B: 10 2B: 2 3B: 1 HR: 0	SF: 2 SAC: 0 DP: 3 HBP: 1	WP: 0 PB: 0 SB: 0 CS: 1	PA: 40
<b>PITCHER</b> Ken Holtzman, L ERA: 2.94 Paul Lindblad, L ERA: 3.5 Glenn Abbott, R ERA: 3.86 Dave Hamilton, L ERA: 4.54	IP: 1.1 WLS: L BF: 15 H: 4 R: 2 ER: 2 SO: 1 BB: 2 IBB: 0 HBP: 1 BLK: 0 WP: 0 HR: 0 S: 14 P: 23 ERA: 6.00 WHIP: 2.000															<b>PITCHER</b>				

Oakland Athletics @ Minnesota Twins  
Metropolitan Stadium, Bloomington, MI  
Fri Sep 21 1973, 4:33 AM EDT  
Alt. 3,000 - Unknown - 52 F


AB	31
R	8
H	12
RBI	8
BB	6
SO	5
LOB	19



Batter	1	2	3	4	5	6	7	8	9	AB	R	H	RBI	BB	SO	LOB	TOP					
Mickey Rivers, L (1, 8) OBP: 0.388, SLG: 0.440	0-3 K			0-0 1B 2B 1B		0-0 F6		0-0 4-3		4	1	1	0	0	1	0	<b>California Angels @ Minnesota Twins</b> Metropolitan Stadium, Bloomington, MI Sat Sep 22 1973, 4:33 AM EDT Att. 6,665 - Unknown - 66 F					
Vada Pinson, L (1, 7) OBP: 0.288, SLG: 0.372	0-0 F7			0-0 F9		0-0 1-3		0-3 K		4	0	0	0	0	1	1						
Frank Robinson, R (1, 10) OBP: 0.372, SLG: 0.488	0-0 P3			0-0 2B 1B		0-0 HR			4-0 1B BB	3	2	2	1	1	0	0						
Bob Oliver, R (1, 5) OBP: 0.311, SLG: 0.416		0-3 K		0-0 2B		0-0 F5			0-3 K	4	0	1	2	0	2	1						
Tom McCraw, L (1, 3) OBP: 0.338, SLG: 0.328		0-0 4-3		0-0 F7			0-0 4-3		0-0 F5	4	0	0	0	0	0	2						
Richie Scheinblum, S (1, 9) OBP: 0.409, SLG: 0.408		0-0 4-3		0-3 K			0-0 1-3		0-0 1B	4	0	1	0	0	1	1						
Billy Parker, R (1, 4) OBP: 0.282, SLG: 0.273			0-0 1-3		0-0 F3			0-3 K		3	0	1	0	0	0	0						
Charlie Sands, L (0, PH) OBP: 0.333, SLG: 0.464										1	0	0	0	0	1	2						
John Stephenson, L (1, 2) OBP: 0.288, SLG: 0.314			0-0 5-3		0-0 F8					3	0	0	0	0	0	1						
Dave Chalk, R (1, 6) OBP: 0.313, SLG: 0.220				0-0 P4		0-0 5-3				2	0	0	0	0	0	0						
Winston Llenas, R (0, PH) OBP: 0.309, SLG: 0.302										1	0	0	0	0	0	0						
Rudy Meoli, L (0, 6) OBP: 0.291, SLG: 0.289										0	0	0	0	0	0	0						
<b>Inning Stats</b>	R: 0 E: 0 K: 1 S: 5	H: 0 LOB: 0 BB: 0 P: 5	R: 0 E: 0 K: 1 S: 5	H: 0 LOB: 0 BB: 0 P: 5	R: 0 E: 0 K: 0 S: 3	H: 0 LOB: 0 BB: 0 P: 3	R: 2 E: 0 K: 1 S: 8	H: 3 LOB: 1 BB: 0 P: 8	R: 0 E: 0 K: 0 S: 3	H: 0 LOB: 0 BB: 0 P: 3	R: 1 E: 0 K: 0 S: 4	H: 1 LOB: 0 BB: 0 P: 4	R: 0 E: 0 K: 0 S: 4	H: 1 LOB: 1 BB: 0 P: 4	R: 0 E: 0 K: 1 S: 5	H: 0 LOB: 0 BB: 0 P: 5	R: 0 E: 0 K: 2 S: 8	H: 1 LOB: 2 BB: 1 P: 12	1B: 4 2B: 1 3B: 0 HR: 1	SF: 0 SAC: 0 DP: 0 HBP: 0	WP: 0 PB: 0 SB: 0 CS: 0	PA: 34
<b>PITCHER</b> Bert Blyleven, R (1, 1) ERA: 2.57	IP: 9.0 WLS: W BF: 34 H: 6 R: 3 ER: 3 SO: 6 BB: 1 IBB: 0 HBP: 0 BLK: 0 WP: 0 HR: 1 S: 45 P: 49 ERA: 3.00 WHIP: 0.778															<b>PITCHER</b>						

Batter	1	2	3	4	5	6	7	8	9	AB	R	H	RBI	BB	SO	LOB	BOTTOM					
Steve Brye, R (1, 8) OBP: 0.341, SLG: 0.389	0-0 6-3		0-0 6-3		0-0 F9		0-0 F8			4	0	0	0	0	0	2	<b>California Angels @ Minnesota Twins</b> Metropolitan Stadium, Bloomington, MI Sat Sep 22 1973, 4:33 AM EDT Att. 6,665 - Unknown - 66 F					
Rod Carew, L (1, 4) OBP: 0.406, SLG: 0.468	0-0 G3		4-0 E 1B IBB		4-0 S E 1B		0-0 2B			3	2	2	0	1	0	0						
Larry Hise, R (1, 9) OBP: 0.353, SLG: 0.427	0-0 1-3		0-0 E8 1B		0-0 E2 S		0-3 K			4	2	1	2	0	1	2						
George Mitterwald, R (1, 10) OBP: 0.325, SLG: 0.400		0-3 K	0-0 E 1B		0-3 K		0-0 5-3			4	0	1	2	0	2	0						
Craig Kusick, R (1, 3) OBP: 0.278, SLG: 0.242		0-0 FC5-4 1B	0-0 E8		0-3 K		0-0 1-3			4	0	1	0	0	1	1						
Rich Reese, L (0, 3) OBP: 0.223, SLG: 0.261			1-2 G6-4-3		0-0 K			0-0 1-3		0	0	0	0	0	0	0						
Mike Adams, R (1, 7) OBP: 0.371, SLG: 0.306		0-3 K	0-0 G6-4-3		0-0 5-3		0-3 K			3	0	0	0	0	1	3						
Jim Holt, L (0, 9) OBP: 0.336, SLG: 0.446			1-2					0-3 K		1	0	0	0	0	1	0						
Jerry Terrell, R (1, 6) OBP: 0.309, SLG: 0.329	0-0 FC5-4			0-0 6-3		0-0 P6				3	0	0	0	0	0	1						
Dan Monzon, R (1, 5) OBP: 0.321, SLG: 0.282			0-0 6-3 E 1B		0-0 1-3		0-0 5-3			3	1	1	0	0	0	0						
Glenn Borgmann, R (1, 2) OBP: 0.375, SLG: 0.316			0-0 E4 6-3 E		0-3 K		0-0 F2			3	1	0	0	0	1	1						
<b>Inning Stats</b>	R: 0 E: 0 K: 0 S: 3	H: 0 LOB: 0 BB: 0 P: 3	R: 0 E: 0 K: 2 S: 8	H: 1 LOB: 1 BB: 0 P: 8	R: 4 E: 3 K: 0 S: 7	H: 3 LOB: 1 BB: 1 P: 11	R: 0 E: 0 K: 1 S: 5	H: 0 LOB: 0 BB: 0 P: 5	R: 2 E: 1 K: 2 S: 9	H: 1 LOB: 0 BB: 0 P: 9	R: 0 E: 0 K: 0 S: 3	H: 0 LOB: 0 BB: 0 P: 3	R: 0 E: 0 K: 1 S: 6	H: 1 LOB: 1 BB: 0 P: 6	R: 0 E: 0 K: 1 S: 5	H: 0 LOB: 0 BB: 0 P: 5	R: 0 E: 0 K: 2 S: 8	H: 1 LOB: 1 BB: 1 P: 12	1B: 5 2B: 1 3B: 0 HR: 0	SF: 0 SAC: 0 DP: 1 HBP: 0	WP: 0 PB: 0 SB: 3 CS: 0	PA: 33
<b>PITCHER</b> Rudy May, L (1, 1) ERA: 4.2	IP: 8.0 WLS: L BF: 33 H: 6 R: 6 ER: 3 SO: 7 BB: 0 IBB: 1 HBP: 0 BLK: 0 WP: 0 HR: 0 S: 46 P: 50 ERA: 3.38 WHIP: 0.750															<b>PITCHER</b>						

AB	33
R	3
H	6
RBI	3
BB	1
SO	6
LOB	8



AB	32
R	6
H	6
RBI	4
BB	1
SO	7
LOB	10



Batter	1	2	3	4	5	6	7	8	9	AB	R	H	RBI	BB	SO	LOB	TOP					
Mickey Rivers, L OBP: 0.394, SLG: 0.443										6	3	3	0	0	0	6						
Richie Scheinblum, S OBP: 0.404, SLG: 0.404										5	2	1	0	1	1	6						
Frank Robinson, R OBP: 0.375, SLG: 0.497											5	3	3	5	1	0						
Bob Oliver, R OBP: 0.308, SLG: 0.412											6	0	0	0	3	5						
Tom McCraw, L OBP: 0.335, SLG: 0.324											6	2	1	0	0	1						
Leroy Stanton, R OBP: 0.302, SLG: 0.357										3	3	3	2	2	0	0						
Billy Parker, R OBP: 0.278, SLG: 0.259										4	1	0	1	1	1	5						
Jeff Torborg, R OBP: 0.277, SLG: 0.256										4	0	1	1	1	0	3						
Dave Chalk, R OBP: 0.358, SLG: 0.289										4	1	3	4	1	0	1						
<b>Inning Stats</b>	R: 5 E: 0 K: 2 S: 11	H: 4 LOB: 2 BB: 3 P: 23	R: 0 E: 0 K: 1 S: 5	H: 0 LOB: 0 BB: 0 P: 5	R: 2 E: 1 K: 2 S: 10	H: 2 LOB: 2 BB: 1 P: 14	R: 0 E: 0 K: 0 S: 3	H: 1 LOB: 1 BB: 0 P: 3	R: 0 E: 0 K: 0 S: 4	H: 1 LOB: 1 BB: 0 P: 4	R: 4 E: 1 K: 0 S: 8	H: 4 LOB: 1 BB: 0 P: 8	R: 3 E: 0 K: 1 S: 7	H: 2 LOB: 0 BB: 1 P: 11	R: 1 E: 0 K: 0 S: 4	H: 1 LOB: 2 BB: 2 P: 12	R: 0 E: 0 K: 0 S: 3	H: 0 LOB: 0 BB: 0 P: 3	1B: 12 2B: 2 3B: 0 HR: 1	SF: 0 SAC: 0 DP: 1 HBP: 0	WP: 1 PB: 2 SB: 2 CS: 0	PA: 50
<b>PITCHER</b>	IP WLS BF H R ER SO BB IBB HBP BLK WP HR S P ERA WHIP																					
Joe Decker, R ERA: 4.17	(1, 1) 0.2 L 8 3 5 5 2 3 0 0 0 0 0 0 9 21 67.50 9.000																					
Eddie Bane, L ERA: 4.92	(1, 1) 5.1 27 9 6 4 3 1 0 0 0 1 0 32 36 6.75 1.875																					
Vic Albury, L ERA: 2.7	(7, 1) 2.0 12 3 4 4 1 3 0 0 0 0 0 1 11 23 18.00 3.000																					
Bill Campbell, R ERA: 3.11	(9, 1) 1.0 3 0 0 0 0 0 0 0 0 0 0 0 3 3 0.00 0.000																					

California Angels @ Minnesota Twins  
Metropolitan Stadium, Bloomington, MI  
Sun Sep 23 1973, 4:33 AM EDT  
Att: 5,426 - Unknown

AB	43
R	15
H	15
RBI	13
BB	7
SO	6
LOB	29



Batter	1	2	3	4	5	6	7	8	9	AB	R	H	RBI	BB	SO	LOB	BOTTOM					
Steve Brye, R OBP: 0.342, SLG: 0.389											5	2	2	0	0	1						
Rod Carew, L OBP: 0.408, SLG: 0.472											5	2	4	2	0	1						
Tony Oliva, L OBP: 0.342, SLG: 0.401											5	0	1	1	0	0						
Joe Lis, R OBP: 0.325, SLG: 0.403											0	0	0	0	0	0						
Craig Kusick, R OBP: 0.317, SLG: 0.250											3	0	1	0	2	2						
Jim Holt, L OBP: 0.337, SLG: 0.446											5	0	2	2	0	1						
Larry Hise, R OBP: 0.350, SLG: 0.423											5	0	0	0	0	3						
Jerry Terrell, R OBP: 0.308, SLG: 0.328											5	1	1	0	0	3						
Dan Monzon, R OBP: 0.341, SLG: 0.278											1	1	0	0	3	0						
Glenn Borgmann, R OBP: 0.383, SLG: 0.348											4	1	2	1	0	1						
<b>Inning Stats</b>	R: 0 E: 0 K: 1 S: 5	H: 0 LOB: 0 BB: 0 P: 5	R: 0 E: 0 K: 2 S: 7	H: 0 LOB: 0 BB: 0 P: 7	R: 0 E: 0 K: 1 S: 5	H: 0 LOB: 1 BB: 1 P: 9	R: 0 E: 0 K: 1 S: 5	H: 1 LOB: 1 BB: 1 P: 9	R: 0 E: 0 K: 2 S: 7	H: 0 LOB: 1 BB: 1 P: 11	R: 2 E: 0 K: 2 S: 10	H: 3 LOB: 2 BB: 1 P: 14	R: 0 E: 0 K: 1 S: 7	H: 2 LOB: 2 BB: 0 P: 7	R: 0 E: 0 K: 0 S: 3	H: 1 LOB: 0 BB: 0 P: 3	R: 5 E: 0 K: 2 S: 13	H: 6 LOB: 2 BB: 1 P: 17	1B: 12 2B: 1 3B: 0 HR: 0	SF: 0 SAC: 0 DP: 2 HBP: 0	WP: 1 PB: 0 SB: 1 CS: 0	PA: 43
<b>PITCHER</b>	IP WLS BF H R ER SO BB IBB HBP BLK WP HR S P ERA WHIP																					
Nolan Ryan, R ERA: 2.89	(1, 1) 9.0 W 43 13 7 7 12 5 0 0 0 1 0 62 82 7.00 2.000																					

California Angels @ Minnesota Twins  
Metropolitan Stadium, Bloomington, MI  
Sun Sep 23 1973, 4:33 AM EDT  
Att: 5,426 - Unknown

AB	38
R	7
H	13
RBI	6
BB	5
SO	12
LOB	22



Batter	1	2	3	4	5	6	7	8	9	AB	R	H	RBI	BB	SO	LOB	TOP										
Steve Brye, R OBP: 0.346, SLG: 0.399 (1, 8)										4	1	2	2	1	0	1	<b>Minnesota Twins @ Oakland Athletics</b> Oakland-Alameda County Coliseum, Oakland, CA Mon Sep 24 1973, 7:05 PM PDT Att: 18,556 - Unknown - 70 F										
Rod Carew, L OBP: 0.409, SLG: 0.472 (1, 4)										5	0	2	2	0	0	2											
Tony Oliva, L OBP: 0.343, SLG: 0.401 (1, 10)										5	1	2	0	0	1	2											
Harmon Killebrew, R OBP: 0.347, SLG: 0.332 Rich Reese, L OBP: 0.221, SLG: 0.258 (7, PR) (7, 3)										4	0	1	0	0	1	3											
Jim Holt, L OBP: 0.340, SLG: 0.447 (1, 9)										5	1	3	1	0	0	0											
Larry Hise, R OBP: 0.351, SLG: 0.422 (1, 7)										4	0	1	0	1	1	3											
George Mitterwald, R OBP: 0.329, SLG: 0.405 (1, 2)										5	1	3	2	0	0	3											
Eric Soderholm, R OBP: 0.400, SLG: 0.462 (1, 5)										4	1	1	0	0	1	5											
Jerry Terrell, R OBP: 0.307, SLG: 0.327 (1, 6)										4	1	1	0	0	1	2											
<b>Inning Stats</b>	R: 0 E: 0 K: 0 S: 4	H: 1 LOB: 1 BB: 0 P: 4	R: 0 E: 0 K: 0 S: 3	H: 1 LOB: 1 BB: 1 P: 7	R: 0 E: 0 K: 1 S: 5	H: 0 LOB: 0 BB: 1 P: 9	R: 0 E: 0 K: 0 S: 3	H: 0 LOB: 0 BB: 0 P: 3	R: 2 E: 0 K: 1 S: 9	H: 4 LOB: 2 BB: 0 P: 9	R: 0 E: 0 K: 1 S: 6	H: 1 LOB: 1 BB: 0 P: 6	R: 5 E: 0 K: 1 S: 11	H: 6 LOB: 2 BB: 0 P: 11	R: 0 E: 0 K: 1 S: 5	H: 1 LOB: 0 BB: 0 P: 5		R: 0 E: 0 K: 1 S: 7	H: 2 LOB: 2 BB: 0 P: 7	1B: 14 2B: 1 3B: 1 HR: 0	SF: 0 SAC: 0 DP: 2 HBP: 0	WP: 1 PB: 0 SB: 0 CS: 0	PA: 43				
<b>PITCHER</b>	IP	WLS	BF	H	R	ER	SO	BB	IBB	HBP	BLK	WP	HR	S	P	ERA	WHIP										
Blue Moon Odom, R ERA: 4.52 (1, 1)	6.0		28	9	4	4	3	2	0	0	0	1	0	32	40	6.00	1.833										
Paul Lindblad, L ERA: 3.91 (7, 1)	0.1		2	1	0	0	0	0	0	0	0	0	0	2	2	0.00	3.000										
Rollie Fingers, R ERA: 1.95 (7, 1)	2.2	L	13	6	3	3	3	0	0	0	0	0	0	19	19	10.12	2.250										

AB 41  
R 7  
H 16  
RBI 7  
BB 2  
SO 6  
LOB 21



Batter	1	2	3	4	5	6	7	8	9	AB	R	H	RBI	BB	SO	LOB	BOTTOM										
Bert Campaneris, R OBP: 0.306, SLG: 0.321 (1, 6)										2	0	0	0	0	1	1	<b>Minnesota Twins @ Oakland Athletics</b> Oakland-Alameda County Coliseum, Oakland, CA Mon Sep 24 1973, 7:05 PM PDT Att: 18,556 - Unknown - 70 F										
Catfish Hunter, R OBP: 1.000, SLG: 1.000 (4, PH)										1	0	1	0	0	0	0											
Ted Kubiak, S OBP: 0.263, SLG: 0.311 (5, 6)										1	0	0	0	0	0	0											
Rico Carty, R OBP: 0.306, SLG: 0.293 (9, PH)										1	0	1	0	0	0	0											
Joe Rudi, R OBP: 0.313, SLG: 0.417 (1, 7)										2	2	2	0	0	0	0											
Ken Holtzman, R (4, PH)										0	0	0	0	1	0	0											
Billy Conigliaro, R OBP: 0.273, SLG: 0.283 (5, 7) (9, 8)										1	0	1	0	1	0	0											
Sal Bando, R OBP: 0.373, SLG: 0.489 (1, 5)										1	2	0	0	1	0	2											
Mike Andrews, R OBP: 0.300, SLG: 0.258 (7, 4)										2	0	0	0	0	0	4											
Reggie Jackson, L OBP: 0.383, SLG: 0.535 (1, 9)										3	1	1	3	0	0	2											
Vic Davallo, L OBP: 0.217, SLG: 0.225 (6, 9)										2	0	0	0	0	0	3											
Deron Johnson, R OBP: 0.327, SLG: 0.402 (1, 10)										5	0	1	1	0	1	3											
Gene Tenace, R OBP: 0.386, SLG: 0.442 (1, 3)										2	0	1	1	0	1	0											
Vida Blue, S (5, PH)										1	0	0	0	0	0	0											
Pat Bourque, L OBP: 0.325, SLG: 0.439 (6, 3)										1	0	0	0	0	0	0											
Angel Mangual, R OBP: 0.261, SLG: 0.309 (1, 8)										3	1	1	0	1	0	1											
Allan Lewis, S (6, PR) (9, 7)										0	0	0	0	0	0	0											
Ray Fosse, R OBP: 0.291, SLG: 0.354 (1, 2)										4	0	0	0	0	0	2											
Dick Green, R OBP: 0.314, SLG: 0.348 (1, 4)										1	0	0	0	1	1	0											
Darold Knowles, L (6, PH)										0	0	0	1	0	0	0											
Phil Garner, R (7, 5)										0	0	0	0	0	0	0											
Jesus Alou, R OBP: 0.311, SLG: 0.358 (9, PH)										1	0	1	0	0	0	0											
Manny Trillo, R OBP: 0.375, SLG: 0.625 (9, PR)										0	0	0	0	0	0	0											
<b>Inning Stats</b>	R: 3 E: 0 K: 1 S: 7	H: 2 LOB: 0 BB: 1 P: 11	R: 0 E: 0 K: 1 S: 5	H: 0 LOB: 1 BB: 1 P: 9	R: 2 E: 0 K: 0 S: 5	H: 3 LOB: 1 BB: 0 P: 6	R: 0 E: 0 K: 1 S: 6	H: 1 LOB: 2 BB: 1 P: 10	R: 0 E: 0 K: 0 S: 3	H: 0 LOB: 0 BB: 0 P: 3	R: 1 E: 0 K: 0 S: 4	H: 1 LOB: 0 BB: 0 P: 4	R: 0 E: 0 K: 0 S: 3	H: 1 LOB: 0 BB: 0 P: 3	R: 0 E: 0 K: 1 S: 5	H: 0 LOB: 2 BB: 1 P: 9	R: 0 E: 0 K: 0 S: 5	H: 2 LOB: 3 BB: 1 P: 9	1B: 6 2B: 3 3B: 0 HR: 1	SF: 1 SAC: 0 DP: 1 HBP: 1	WP: 4 PB: 1 SB: 1 CS: 0	PA: 41					
<b>PITCHER</b>	IP	WLS	BF	H	R	ER	SO	BB	IBB	HBP	BLK	WP	HR	S	P	ERA	WHIP										
Danny Fife, R ERA: 5.06 (1, 1)	3.0		16	5	1	1	2	2	0	0	0	2	0	23	31	1.80	1.400										
Bill Hands, R ERA: 3.61 (4, 1)	5.0	W	21	5	1	1	2	2	0	0	0	2	0	23	31	1.80	1.400										
Bill Campbell, R ERA: 3.04 (9, 1)	1.0	S	4	0	0	0	0	0	1	0	0	0	0	3	7	0.00	0.000										

AB 34  
R 6  
H 10  
RBI 6  
BB 5  
SO 4  
LOB 18



Batter	1	2	3	4	5	6	7	8	9	AB	R	H	RBI	BB	SO	LOB	TOP										
Steve Brye, R OBP: 0.343, SLG: 0.394 (1, 8)										6	1	1	0	0	1	6	<b>Minnesota Twins @ Oakland Athletics</b> Oakland-Alameda County Coliseum, Oakland, CA Tue Sep 25 1973, 7:05 PM PDT Att: 3,713 - Unknown - 70 F										
Rod Carew, L OBP: 0.410, SLG: 0.473 Dan Monzon, R OBP: 0.337, SLG: 0.274 (1, 4) (8, 4)										5	3	3	0	0	0	1											
Tony Oliva, L OBP: 0.344, SLG: 0.409 Craig Kusick, R OBP: 0.333, SLG: 0.270 (1, 10) (7, PH)										4	1	2	5	0	0	2											
Harmon Killebrew, R OBP: 0.348, SLG: 0.346 Rich Reese, L OBP: 0.221, SLG: 0.258 (1, 3) (7, 3)										5	1	2	2	0	2	2											
Jim Holt, L OBP: 0.343, SLG: 0.450 (1, 9)										4	0	2	0	1	0	1											
George Mitterwald, R OBP: 0.337, SLG: 0.461 (1, 2)										4	1	0	0	1	3	5											
Eric Soderholm, R OBP: 0.400, SLG: 0.448 (1, 5)										3	0	0	0	2	1	1											
Mike Adams, R OBP: 0.388, SLG: 0.377 (1, 7)										4	2	2	2	1	0	0											
Jerry Terrell, R OBP: 0.304, SLG: 0.323 (1, 6)										5	0	0	0	0	0	6											
<b>Inning Stats</b>	R: 0 E: 0 K: 1 S: 7	H: 2 LOB: 3 BB: 1 P: 11	R: 3 E: 1 K: 2 S: 11	H: 3 LOB: 1 BB: 0 P: 11	R: 1 E: 0 K: 0 S: 5	H: 2 LOB: 1 BB: 1 P: 9	R: 2 E: 0 K: 0 S: 5	H: 2 LOB: 1 BB: 1 P: 9	R: 3 E: 2 K: 0 S: 6	H: 2 LOB: 0 BB: 0 P: 6	R: 0 E: 0 K: 1 S: 6	H: 1 LOB: 3 BB: 2 P: 14	R: 0 E: 1 K: 1 S: 6	H: 1 LOB: 1 BB: 0 P: 6	R: 0 E: 0 K: 1 S: 5	H: 0 LOB: 0 BB: 0 P: 5		R: 0 E: 0 K: 1 S: 5	H: 0 LOB: 0 BB: 0 P: 5	1B: 8 2B: 2 3B: 0 HR: 3	SF: 0 SAC: 0 DP: 0 HBP: 0	WP: 0 PB: 0 SB: 0 CS: 0	PA: 47				
<b>PITCHER</b>	IP	WLS	BF	H	R	ER	SO	BB	IBB	HBP	BLK	WP	HR	S	P	ERA	WHIP										
Chuck Dobson, R ERA: 7.71 (1, 1)	2.1	L	16	6	4	2	3	2	0	0	0	0	1	20	28	7.71	3.429										
Darold Knowles, L ERA: 3.09 (3, 1)	2.1		14	5	5	2	0	1	0	0	0	0	2	13	17	7.71	2.571										
Dave Hamilton, L ERA: 4.39 (5, 1)	2.1		11	2	0	0	2	2	0	0	0	0	0	13	21	0.00	1.714										
Horacio Pina, R ERA: 2.6 (8, 1)	2.0		6	0	0	0	2	0	0	0	0	0	0	10	10	0.00	0.000										

Batter	1	2	3	4	5	6	7	8	9	AB	R	H	RBI	BB	SO	LOB	BOTTOM										
Bert Campaneris, R OBP: 0.308, SLG: 0.321 Ted Kubiak, S OBP: 0.266, SLG: 0.313 (1, 6) (6, 6)										1	1	0	0	2	0	0	<b>Minnesota Twins @ Oakland Athletics</b> Oakland-Alameda County Coliseum, Oakland, CA Tue Sep 25 1973, 7:05 PM PDT Att: 3,713 - Unknown - 70 F										
Joe Rudi, R OBP: 0.313, SLG: 0.416 Billy Conigliaro, R OBP: 0.269, SLG: 0.277 (1, 7) (6, 7)										3	0	1	1	0	1	1											
Sal Bando, R OBP: 0.373, SLG: 0.493 Phil Garner, R OBP: 0.309, SLG: 0.356 Jesus Alou, R OBP: 0.319, SLG: 0.338 (1, 5) (7, 5) (8, PH) (9, 5)										3	1	1	1	0	0	2											
Reggie Jackson, L OBP: 0.383, SLG: 0.532 (1, 9)										3	0	0	0	1	0	0											
Deron Johnson, R OBP: 0.326, SLG: 0.400 (1, 10)										3	0	0	0	1	2	2											
Gene Tenace, R OBP: 0.385, SLG: 0.446 (1, 2)										4	1	1	1	0	0	3											
Pat Bourque, L OBP: 0.325, SLG: 0.434 Rico Carty, R OBP: 0.308, SLG: 0.303 (1, 3) (9, PH)										2	0	0	0	1	1	0											
Angel Mangual, R OBP: 0.255, SLG: 0.302 (1, 8)										4	0	0	0	0	1	2											
Dick Green, R OBP: 0.312, SLG: 0.346 Manny Trillo, R OBP: 0.333, SLG: 0.556 Vic Davalillo, L OBP: 0.222, SLG: 0.230 (1, 4) (6, 4) (9, PH)										2	0	0	0	0	1	0											
<b>Inning Stats</b>	R: 1 E: 1 K: 1 S: 6	H: 1 LOB: 2 BB: 2 P: 14	R: 0 E: 0 K: 1 S: 5	H: 0 LOB: 0 BB: 0 P: 5	R: 0 E: 0 K: 0 S: 2	H: 0 LOB: 0 BB: 1 P: 6	R: 0 E: 0 K: 1 S: 5	H: 0 LOB: 2 BB: 2 P: 13	R: 0 E: 0 K: 1 S: 5	H: 0 LOB: 0 BB: 0 P: 5	R: 1 E: 0 K: 1 S: 6	H: 1 LOB: 0 BB: 0 P: 6	R: 0 E: 0 K: 1 S: 5	H: 0 LOB: 0 BB: 0 P: 5	R: 0 E: 0 K: 0 S: 3	H: 0 LOB: 0 BB: 0 P: 3		R: 2 E: 1 K: 1 S: 10	H: 4 LOB: 3 BB: 0 P: 10	1B: 3 2B: 0 3B: 0 HR: 3	SF: 0 SAC: 0 DP: 1 HBP: 0	WP: 0 PB: 0 SB: 0 CS: 0	PA: 38				
<b>PITCHER</b>	IP	WLS	BF	H	R	ER	SO	BB	IBB	HBP	BLK	WP	HR	S	P	ERA	WHIP										
Ray Corbin, R ERA: 3.06 (1, 1)	8.2	W	37	6	4	3	6	5	0	0	0	0	3	44	64	3.12	1.269										
Bill Campbell, R ERA: 3.02 (9, 1)	0.1	S	1	0	0	0	1	0	0	0	0	0	0	3	3	0.00	0.000										



Batter	1	2	3	4	5	6	7	8	9	AB	R	H	RBI	BB	SO	LOB	TOP																			
Steve Brye, R OBP: 0.340, SLG: 0.390 (1, 8)	F9			4-3		FC6-4 1B		F8	FC6-4	5	0	1	0	0	0	2																				
Rod Carew, L OBP: 0.408, SLG: 0.469 (1, 4)	P5			6-3		FC6-4 1-2		1-3		4	0	0	0	0	0	1																				
Tony Oliva, L OBP: 0.343, SLG: 0.413 (1, 10)	F9			F8		F8			HR	4	1	1	1	0	0	1																				
Harmon Killebrew, R OBP: 0.343, SLG: 0.340 Rich Reese, L OBP: 0.221, SLG: 0.258 (9, 3)		F9			K			F9	F9	4	0	0	0	0	0	1																				
Jim Holt, L OBP: 0.342, SLG: 0.447 (1, 9)		P3			SH5-3 BB			6-3	F8	3	0	0	0	1	0	0																				
Georges Mitterwald, R OBP: 0.359, SLG: 0.410 (1, 2)		P4			SH5-3 1-2				HR	3	1	2	1	0	0	0																				
Eric Soderholm, R OBP: 0.404, SLG: 0.455 (1, 5)			F9			P4			HR	3	1	1	0	1	0	1																				
Mike Adams, R OBP: 0.394, SLG: 0.429 (1, 7)			P5			K			1B	3	1	1	1	1	1	2																				
Jerry Terrell, R OBP: 0.303, SLG: 0.322 (1, 6)			P6			K			FC6-4 1B	4	0	1	1	0	2	0																				
<b>Inning Stats</b>	R: 0 E: 0 K: 0 S: 3	H: 0 LOB: 0 BB: 0 P: 3	R: 0 E: 0 K: 0 S: 3	H: 0 LOB: 0 BB: 0 P: 3	R: 0 E: 0 K: 0 S: 3	H: 0 LOB: 0 BB: 0 P: 3	R: 0 E: 0 K: 2 S: 7	H: 0 LOB: 2 BB: 2 P: 15	R: 0 E: 0 K: 1 S: 6	H: 1 LOB: 1 BB: 0 P: 6	R: 0 E: 0 K: 0 S: 4	H: 1 LOB: 1 BB: 0 P: 4	R: 1 E: 0 K: 1 S: 6	H: 1 LOB: 0 BB: 0 P: 6	R: 3 E: 0 K: 0 S: 7	H: 4 LOB: 2 BB: 1 P: 11	1B: 3 2B: 1 3B: 0 HR: 3	SF: 0 SAC: 1 DP: 0 HBP: 0	WP: 0 PA: 37 PB: 0 SB: 0 CS: 0																	
<b>PITCHER</b>	IP	WLS	BF	H	R	ER	SO	BB	IBB	HBP	BLK	WP	HR	S	P	ERA	WHIP	<b>PITCHER</b>		IP	WLS	BF	H	R	ER	SO	BB	IBB	HBP	BLK	WP	HR	S	P	ERA	WHIP
Catfish Hunter, R ERA: 3.4 (1, 1)	8.2	L	34	6	4	4	4	2	0	0	0	0	3	40	48	4.15	0.923																			
Rollie Fingers, R ERA: 1.94 (9, 1)	0.1		3	1	0	0	0	1	0	0	0	0	0	2	6	0.00	6.000																			

Minnesota Twins @ Oakland Athletics  
Oakland-Alameda County Coliseum, Oakland, CA  
Wed Sep 26 1973, 7:05 PM PDT  
Att: 3,521 - Unknown

AB	33
R	4
H	7
RBI	4
BB	3
SO	4
LOB	7



Batter	1	2	3	4	5	6	7	8	9	AB	R	H	RBI	BB	SO	LOB	BOTTOM																			
Bert Campaneris, R OBP: 0.306, SLG: 0.319 (1, 6)	F9			5-3		1-3			6-3	4	0	0	0	0	0	0																				
Joe Rudi, R OBP: 0.310, SLG: 0.413 (1, 7)	1-3			K		P6			F8	4	0	0	0	0	1	0																				
Sal Bando, R OBP: 0.372, SLG: 0.491 (1, 5)	F9			P4		F9				3	0	0	0	0	0	0																				
Reggie Jackson, L OBP: 0.381, SLG: 0.529 (1, 9)		3-1			E8 F8 SH2-3 1B		K			3	1	0	0	0	1	0																				
Gene Tenace, R OBP: 0.384, SLG: 0.444 (9, 2)		K			SH2-3 1-2		F8			2	0	0	0	0	1	0																				
Pat Bourque, L OBP: 0.325, SLG: 0.429 Blue Moon Odom, R (8, FR)		K			F8 2-3			CS BB		2	0	0	0	1	1	1																				
Angel Mangual, R OBP: 0.258, SLG: 0.304 Allan Lewis, S (5, PR)			F9					K		2	0	1	1	0	0	0																				
Billy Conigliaro, R OBP: 0.265, SLG: 0.275 (6, 8)								K		1	0	0	0	0	0	1																				
Ray Fosse, R OBP: 0.290, SLG: 0.352 Jesus Alou, R (8, PH)			5-3					K		2	0	0	0	0	1	1																				
Vic Davallillo, L OBP: 0.222, SLG: 0.230 (9, 3)								K		1	0	0	0	0	0	0																				
Dick Green, R OBP: 0.311, SLG: 0.344 Rico Carty, R (8, PH)			F8						4-3	2	0	0	0	0	1	0																				
<b>Inning Stats</b>	R: 0 E: 0 K: 0 S: 3	H: 0 LOB: 0 BB: 0 P: 3	R: 0 E: 0 K: 2 S: 7	H: 0 LOB: 0 BB: 0 P: 7	R: 0 E: 0 K: 0 S: 3	H: 0 LOB: 0 BB: 0 P: 3	R: 0 E: 0 K: 1 S: 5	H: 0 LOB: 0 BB: 0 P: 5	R: 0 E: 0 K: 1 S: 5	H: 0 LOB: 0 BB: 0 P: 5	R: 0 E: 0 K: 2 S: 6	H: 0 LOB: 1 BB: 1 P: 10	R: 0 E: 0 K: 0 S: 3	H: 0 LOB: 0 BB: 0 P: 3	1B: 1 2B: 1 3B: 0 HR: 0	SF: 0 SAC: 1 DP: 1 HBP: 0	WP: 0 PA: 29 PB: 0 SB: 0 CS: 1																			
<b>PITCHER</b>	IP	WLS	BF	H	R	ER	SO	BB	IBB	HBP	BLK	WP	HR	S	P	ERA	WHIP	<b>PITCHER</b>		IP	WLS	BF	H	R	ER	SO	BB	IBB	HBP	BLK	WP	HR	S	P	ERA	WHIP
Bert Blyleven, R ERA: 2.5 (1, 1)	9.0	W	29	1	1	0	8	1	0	0	0	0	0	44	48	0.00	0.222																			

Minnesota Twins @ Oakland Athletics  
Oakland-Alameda County Coliseum, Oakland, CA  
Wed Sep 26 1973, 7:05 PM PDT  
Att: 3,521 - Unknown


AB	27
R	1
H	1
RBI	1
BB	1
SO	8
LOB	4



Batter	1	2	3	4	5	6	7	8	9	10	11	AB	R	H	RBI	BB	SO	LOB	TOP					
Steve Brye, R OBP: 0.340, SLG: 0.389 (1, 8)												6	1	2	0	0	2	3						
Rod Carew, L OBP: 0.407, SLG: 0.466 (1, 4)												4	1	0	0	2	3	1						
Tony Oliva, L OBP: 0.345, SLG: 0.413 (1, 10)												5	1	2	1	1	1	2						
Harmon Killebrew, R OBP: 0.347, SLG: 0.347 Rich Reese, L OBP: 0.220, SLG: 0.256 (9, PR) (9, 3)												4	0	2	2	1	2	2						
Jim Holt, L OBP: 0.341, SLG: 0.444 (1, 9)												5	0	1	0	0	2	4						
George Mitterwald, R OBP: 0.326, SLG: 0.468 (1, 2)												5	1	1	0	0	2	4						
Eric Soderholm, R OBP: 0.403, SLG: 0.441 (1, 5)											3	0	0	0	2	0	4							
Mike Adams, R OBP: 0.395, SLG: 0.417 (1, 7)												4	0	1	0	1	2	3						
Jerry Terrell, R OBP: 0.302, SLG: 0.321 (1, 6)												5	0	1	1	0	1	2						
<b>Inning Stats</b>	R: 3 E: 0 K: 3 S: 12	H: 3 LOB: 2 BB: 2 P: 20	R: 0 E: 0 K: 2 S: 8	H: 1 LOB: 1 BB: 0 P: 8	R: 0 E: 1 K: 1 S: 5	H: 0 LOB: 1 BB: 1 P: 9	R: 0 E: 0 K: 3 S: 9	H: 0 LOB: 0 BB: 0 P: 9	R: 0 E: 0 K: 2 S: 8	H: 1 LOB: 1 BB: 0 P: 8	R: 0 E: 0 K: 3 S: 10	H: 1 LOB: 2 BB: 1 P: 14	R: 0 E: 0 K: 1 S: 5	H: 0 LOB: 1 BB: 1 P: 9	R: 0 E: 0 K: 0 S: 4	H: 1 LOB: 0 BB: 0 P: 4	R: 0 E: 0 K: 0 S: 4	H: 2 LOB: 1 BB: 0 P: 4	R: 0 E: 0 K: 1 S: 5	H: 0 LOB: 1 BB: 1 P: 9	1B: 9 2B: 1 3B: 0 HR: 0	SF: 0 SAC: 0 DP: 3 HBP: 0	WP: 1 PB: 0 SB: 4 CS: 0	PA: 49
<b>PITCHER</b> Nolan Ryan, R ERA: 2.87 (1, 1)	IP: 11.0 WLS: 7 BF: 49 H: 10 R: 4 ER: 3 SO: 16 BB: 7 IBB: 0 HBP: 0 BLK: 0 WP: 1 HR: 0 S: 74 P: 102 ERA: 2.46 WHIP: 1.545																							

Minnesota Twins @ California Angels  
Anaheim Stadium, Anaheim, CA  
Thu Sep 27 1973, 10:05 PM EDT  
Att: 9,100 - Unknown


AB	42
R	4
H	10
RBI	4
BB	7
SO	16
LOB	26



Batter	1	2	3	4	5	6	7	8	9	10	11	AB	R	H	RBI	BB	SO	LOB	BOTTOM			
Mickey Rivers, L OBP: 0.395, SLG: 0.470 (1, 8)												5	1	2	0	0	0	0				
Dave Chalk, R OBP: 0.343, SLG: 0.283 (1, 6)												5	2	2	0	0	1	1				
Frank Robinson, R OBP: 0.376, SLG: 0.496 (1, 10)												3	1	1	1	2	0	0				
Tom McCraw, L OBP: 0.342, SLG: 0.327 (1, 3)												4	1	2	1	1	1	2				
Vada Pinson, L OBP: 0.283, SLG: 0.364 (1, 9)												4	0	0	1	0	0	5				
Ken Berry, R OBP: 0.327, SLG: 0.343 Richie Scheinblum, S OBP: 0.401, SLG: 0.402 (11, PH)												4	0	1	1	0	0	2				
Al Gallagher, R OBP: 0.343, SLG: 0.297 (1, 5)												4	0	0	0	0	2					
Billy Parker, R OBP: 0.274, SLG: 0.258 (1, 4)												4	0	1	0	0	0	1				
Jeff Torborg, R OBP: 0.277, SLG: 0.257 (1, 2)												4	0	0	0	0	0	1				
<b>Inning Stats</b>	R: 3 E: 0 K: 0 S: 6	H: 3 LOB: 1 BB: 1 P: 10	R: 0 E: 0 K: 0 S: 3	H: 0 LOB: 0 BB: 0 P: 3	R: 1 E: 1 K: 0 S: 4	H: 2 LOB: 1 BB: 1 P: 8	R: 0 E: 1 K: 0 S: 3	H: 0 LOB: 0 BB: 0 P: 3	R: 0 E: 0 K: 1 S: 6	H: 1 LOB: 2 BB: 1 P: 10	R: 0 E: 0 K: 0 S: 3	H: 1 LOB: 0 BB: 0 P: 3	R: 0 E: 0 K: 0 S: 3	H: 1 LOB: 0 BB: 0 P: 3	R: 0 E: 0 K: 0 S: 3	H: 0 LOB: 0 BB: 0 P: 3	R: 1 E: 1 K: 0 S: 4	H: 2 LOB: 2 BB: 0 P: 4	1B: 9 2B: 1 3B: 0 HR: 0	SF: 1 SAC: 0 DP: 4 HBP: 0	WP: 0 PB: 0 SB: 1 CS: 0	PA: 42
<b>PITCHER</b> Dave Goltz, R ERA: 5.25 (1, 1)	IP: 2.0 WLS: 1 BF: 13 H: 5 R: 4 ER: 4 SO: 4 BB: 2 IBB: 0 HBP: 0 BLK: 0 WP: 0 HR: 0 S: 11 P: 19 ERA: 18.00 WHIP: 3.500																					
Bill Hands, R ERA: 3.49 Bill Campbell, R ERA: 3.0 (3, 1)	IP: 5.0 WLS: 14 BF: 15 H: 1 R: 0 ER: 0 SO: 1 BB: 0 IBB: 0 HBP: 0 BLK: 0 WP: 0 HR: 0 S: 16 P: 16 ERA: 0.00 WHIP: 0.200																					
(8, 1)	IP: 3.1 WLS: L BF: 15 H: 4 R: 1 ER: 1 SO: 1 BB: 1 IBB: 0 HBP: 0 BLK: 0 WP: 0 HR: 0 S: 16 P: 20 ERA: 2.70 WHIP: 1.500																					

Minnesota Twins @ California Angels  
Anaheim Stadium, Anaheim, CA  
Thu Sep 27 1973, 10:05 PM EDT  
Att: 9,100 - Unknown

AB	38
R	5
H	10
RBI	5
BB	3
SO	2
LOB	14






Batter	1	2	3	4	5	6	7	8	9	AB	R	H	RBI	BB	SO	LOB	TOP					
Steve Brye, R (1, 8) OBP: 0.344, SLG: 0.401	F7		F8	F8		FC5-4 BB		E8		4	1	2	2	1	0	0	<b>Minnesota Twins @ California Angels</b> Anaheim Stadium, Anaheim, CA Fri Sep 28 1973, 10:05 PM EDT Alt. 5,430 - Unknown - 85 F					
Danny Thompson, R (1, 6) OBP: 0.294, SLG: 0.288	5-3		F8	6-3		FC5-4 FC5-4 1-2		6-3		5	0	0	0	0	0	3						
Eric Soderholm, R (1, 5) OBP: 0.411, SLG: 0.438	6-3		BB 1B			FC5-4 1-2				3	2	1	0	2	0	1						
Harmon Killebrew, R (1, 10) OBP: 0.352, SLG: 0.347 Dan Monzon, R (9, PR) OBP: 0.337, SLG: 0.274		K	HBP 1B 1B			2B G4-3 1B		5-3		3	2	1	0	2	1	0						
Craig Kusick, R (1, 3) OBP: 0.362, SLG: 0.317	P6		HBP 1B			G4-3 1-3 2-H 2B		K		4	1	2	2	1	1	2						
Mike Adams, R (1, 7) OBP: 0.395, SLG: 0.397	E6		1B 1-2 2-3 HBP			G4-3 BB		F8		3	0	0	0	1	0	3						
Jim Holt, L (1, 9) OBP: 0.339, SLG: 0.441	F8		1-3 2-H 3-H 1B			G4-3 1-2 2-3 3-H BB		P6		5	0	1	2	0	0	5						
Jerry Terrell, R (1, 4) OBP: 0.299, SLG: 0.318			5-3 F8			1-3		4-3		4	0	0	0	0	0	3						
Glenn Borgmann, R (1, 2) OBP: 0.406, SLG: 0.346			HR BB	K		F7		E 1B		3	1	1	0	1	1	0						
<b>Inning Stats</b>	R: 0 E: 0 K: 0 S: 3	H: 0 LOB: 0 BB: 0 P: 3	R: 0 E: 1 K: 1 S: 6	H: 0 LOB: 1 BB: 0 P: 6	R: 5 E: 0 K: 0 S: 7	H: 4 LOB: 2 BB: 2 P: 16	R: 0 E: 0 K: 1 S: 5	H: 0 LOB: 0 BB: 0 P: 5	R: 2 E: 0 K: 0 S: 4	H: 2 LOB: 1 BB: 2 P: 12	R: 0 E: 0 K: 0 S: 3	H: 0 LOB: 1 BB: 1 P: 7	R: 0 E: 0 K: 0 S: 2	H: 0 LOB: 0 BB: 0 P: 6	R: 0 E: 1 K: 0 S: 5	H: 2 LOB: 2 BB: 0 P: 5		R: 0 E: 0 K: 1 S: 5	H: 0 LOB: 2 BB: 2 P: 13	1B: 6 2B: 1 3B: 0 HR: 1	SF: 0 SAC: 0 DP: 2 HBP: 1	WP: 0 PB: 0 CS: 0
<b>PITCHER</b>	IP WLS BF H R ER SO BB IBB HBP BLK WP HR S P ERA WHIP	IP WLS BF H R ER SO BB IBB HBP BLK WP HR S P ERA WHIP	IP WLS BF H R ER SO BB IBB HBP BLK WP HR S P ERA WHIP	IP WLS BF H R ER SO BB IBB HBP BLK WP HR S P ERA WHIP	IP WLS BF H R ER SO BB IBB HBP BLK WP HR S P ERA WHIP	IP WLS BF H R ER SO BB IBB HBP BLK WP HR S P ERA WHIP	IP WLS BF H R ER SO BB IBB HBP BLK WP HR S P ERA WHIP	IP WLS BF H R ER SO BB IBB HBP BLK WP HR S P ERA WHIP	IP WLS BF H R ER SO BB IBB HBP BLK WP HR S P ERA WHIP	IP WLS BF H R ER SO BB IBB HBP BLK WP HR S P ERA WHIP	IP WLS BF H R ER SO BB IBB HBP BLK WP HR S P ERA WHIP	IP WLS BF H R ER SO BB IBB HBP BLK WP HR S P ERA WHIP	IP WLS BF H R ER SO BB IBB HBP BLK WP HR S P ERA WHIP	IP WLS BF H R ER SO BB IBB HBP BLK WP HR S P ERA WHIP	IP WLS BF H R ER SO BB IBB HBP BLK WP HR S P ERA WHIP	IP WLS BF H R ER SO BB IBB HBP BLK WP HR S P ERA WHIP						
Rudy May, L (1, 1) ERA: 4.38	2.2	L	14	3	5	5	1	2	0	0	0	0	0	0	0	0	16.88	1.875				
Dave Sellis, R (3, 1) ERA: 3.71	2.1		12	3	2	2	1	2	0	1	0	0	0	0	0	0	7.71	2.143				
Dick Lange, R (6, 1) ERA: 4.44	3.0		12	2	0	0	0	2	0	0	0	0	0	0	0	0	0.00	1.333				
Aurelio Monteaquedo, R (9, 1) ERA: 4.2	1.0		5	0	0	0	1	2	0	0	0	0	0	0	0	0	0.00	2.000				

AB	34
R	7
H	8
RBI	6
BB	8
SO	3
LOB	17



Batter	1	2	3	4	5	6	7	8	9	AB	R	H	RBI	BB	SO	LOB	BOTTOM					
Mickey Rivers, L (1, 8) OBP: 0.395, SLG: 0.463	4-3		1B BB	4-3			F7		4-3 1B	4	0	1	0	1	0	1	<b>Minnesota Twins @ California Angels</b> Anaheim Stadium, Anaheim, CA Fri Sep 28 1973, 10:05 PM EDT Alt. 5,430 - Unknown - 85 F					
Vada Pinson, L (1, 7) OBP: 0.294, SLG: 0.361			F8			F7		4-3		3	0	0	0	2	0	2						
Frank Robinson, R (1, 10) OBP: 0.374, SLG: 0.492	F8		F8			G4-6-3 BB		F9		4	0	0	0	1	0	4						
Bob Oliver, R (1, 5) OBP: 0.312, SLG: 0.410	F8		1-2 1B			G4-6-3 1-2		F8		4	0	1	0	0	0	2						
Tom McCraw, L (1, 3) OBP: 0.340, SLG: 0.323			F9	G3		6-3		F8 1B BB		3	0	0	0	1	0	2						
Richie Scheinblum, S (1, 9) OBP: 0.402, SLG: 0.407	4-3			1B 2B		3-1		1-2 1B		4	1	2	0	0	0	0						
Billy Parker, R (1, 4) OBP: 0.294, SLG: 0.263 Charlie Sands, L (6, PH) OBP: 0.333, SLG: 0.433			1B BB	1-3		FC6-4 1B		F8		2	0	1	0	1	0	1						
Jeff Torborg, R (1, 2) OBP: 0.281, SLG: 0.262 Winston Lianas, R (6, PH) OBP: 0.315, SLG: 0.297			FC6-4 1B	FC6-4 1B		FC6-4 1B		F9		3	0	2	1	0	0	1						
Dave Chalk, R (1, 6) OBP: 0.329, SLG: 0.266	FC6-4		1-2	FC6-4		FC6-4		F8		4	0	0	0	0	0	3						
<b>Inning Stats</b>	R: 0 E: 0 K: 0 S: 3	H: 0 LOB: 1 BB: 1 P: 7	R: 0 E: 0 K: 0 S: 4	H: 1 LOB: 2 BB: 1 P: 8	R: 0 E: 0 K: 0 S: 4	H: 1 LOB: 2 BB: 1 P: 8	R: 1 E: 0 K: 0 S: 5	H: 2 LOB: 1 BB: 0 P: 5	R: 0 E: 0 K: 0 S: 2	H: 0 LOB: 0 BB: 1 P: 6	R: 0 E: 0 K: 0 S: 4	H: 1 LOB: 1 BB: 0 P: 4	R: 0 E: 0 K: 0 S: 3	H: 0 LOB: 1 BB: 1 P: 7	R: 0 E: 0 K: 0 S: 4	H: 1 LOB: 2 BB: 1 P: 8		R: 0 E: 0 K: 0 S: 4	H: 1 LOB: 1 BB: 0 P: 4	1B: 6 2B: 1 3B: 0 HR: 0	SF: 0 SAC: 0 DP: 1 HBP: 0	WP: 0 PB: 0 CS: 0
<b>PITCHER</b>	IP WLS BF H R ER SO BB IBB HBP BLK WP HR S P ERA WHIP	IP WLS BF H R ER SO BB IBB HBP BLK WP HR S P ERA WHIP	IP WLS BF H R ER SO BB IBB HBP BLK WP HR S P ERA WHIP	IP WLS BF H R ER SO BB IBB HBP BLK WP HR S P ERA WHIP	IP WLS BF H R ER SO BB IBB HBP BLK WP HR S P ERA WHIP	IP WLS BF H R ER SO BB IBB HBP BLK WP HR S P ERA WHIP	IP WLS BF H R ER SO BB IBB HBP BLK WP HR S P ERA WHIP	IP WLS BF H R ER SO BB IBB HBP BLK WP HR S P ERA WHIP	IP WLS BF H R ER SO BB IBB HBP BLK WP HR S P ERA WHIP	IP WLS BF H R ER SO BB IBB HBP BLK WP HR S P ERA WHIP	IP WLS BF H R ER SO BB IBB HBP BLK WP HR S P ERA WHIP	IP WLS BF H R ER SO BB IBB HBP BLK WP HR S P ERA WHIP	IP WLS BF H R ER SO BB IBB HBP BLK WP HR S P ERA WHIP	IP WLS BF H R ER SO BB IBB HBP BLK WP HR S P ERA WHIP	IP WLS BF H R ER SO BB IBB HBP BLK WP HR S P ERA WHIP	IP WLS BF H R ER SO BB IBB HBP BLK WP HR S P ERA WHIP						
Danny Fife, R (1, 1) ERA: 4.35	9.0	W	39	7	1	1	0	6	0	0	0	0	0	0	0	0	1.00	1.444				

AB	33
R	1
H	7
RBI	1
BB	6
SO	0
LOB	20



Batter	1	2	3	4	5	6	7	8	9	10	11	AB	R	H	RBI	BB	SO	LOB	TOP			
Steve Brye, R OBP: 0.344, SLG: 0.398 (1, 8)	G3 FC1-5 1B BB	P5			K	FC5 1B 1-2 2-3f		FC3-6 SH1-3		E8 FC6-5 1B		5	0	1	0	1	1	5				
Rod Carew, L OBP: 0.413, SLG: 0.471 Jerry Terrell, R OBP: 0.299, SLG: 0.317 (1, 4) (6, 4)	G3 1B		4-3 1B BB		FC5 2B	FC5 1B 1-2 2-3		SH1-3		FC6-5		3	1	3	0	1	0	0				
Tony Oliva, L OBP: 0.345, SLG: 0.410 (1, 10)	G3		4-3			F7		FC5-4 IBB		F8		4	0	0	0	2	0	7				
Craig Kusick, R OBP: 0.368, SLG: 0.304 (1, 7)	FC1-5		G6-4-3 1B		FC5			FC5-4		6-3		5	0	1	1	1	0	7				
Jim Holt, L OBP: 0.341, SLG: 0.442 (1, 9)	F7		G6-4-3			BB 1B	F7					6	1	3	0	0	0	4				
Eric Soderholm, R OBP: 0.419, SLG: 0.430 (1, 5)		FC1-5 BB		4-3		BB 1B			F9		SH3-4	2	1	0	0	2	0	1				
Rich Reese, L OBP: 0.225, SLG: 0.248 (1, 3)		FC1-5 BB		F3		FC5 1B 1-2 2-3	K		F7		6-3	4	0	0	0	2	1	4				
Danny Thompson, R OBP: 0.262, SLG: 0.286 (1, 6)	FC1-5		G3		K	K					K	6	0	1	0	0	3	8				
Glenn Borgmann, R OBP: 0.405, SLG: 0.355 (1, 2)	K				K	1B FC5		FC3-6 1B		F7		5	0	2	2	0	2	4				
<b>Inning Stats</b>	R: 0 E: 0 K: 0 S: 4	H: 1 LOB: 2 BB: 1 P: 8	R: 0 E: 0 K: 1 S: 5	H: 0 LOB: 2 BB: 2 P: 13	R: 1 E: 0 K: 0 S: 3	H: 1 LOB: 0 BB: 1 P: 7	R: 0 E: 0 K: 0 S: 3	H: 0 LOB: 0 BB: 0 P: 3	R: 0 E: 0 K: 2 S: 8	H: 1 LOB: 2 BB: 1 P: 12	R: 0 E: 1 K: 2 S: 7	H: 0 LOB: 2 BB: 1 P: 12	R: 0 E: 0 K: 0 S: 4	H: 1 LOB: 2 BB: 0 P: 5	R: 0 E: 0 K: 0 S: 4	H: 1 LOB: 1 BB: 0 P: 4	R: 0 E: 0 K: 1 S: 6	H: 1 LOB: 1 BB: 0 P: 6	1B: 10 2B: 1 3B: 0 HR: 0	SF: 0 SAC: 2 DP: 1 HBP: 1	WP: 0 PB: 0 SB: 0 CS: 0	PA: 53
<b>PITCHER</b> Bill Singer, R ERA: 3.22 (1, 1)	IP 11.0	WLS W	BF 53	H 11	R 3	ER 3	SO 7	BB 8	IBB 1	HBP 1	BLK 0	WP 0	HR 0	S 57	P 94	ERA 2.46	WHIP 1.727					
<b>PITCHER</b>	IP	WLS	BF	H	R	ER	SO	BB	IBB	HBP	BLK	WP	HR	S	P	ERA	WHIP					

Minnesota Twins @ California Angels  
Anaheim Stadium, Anaheim, CA  
Sat Sep 29 1973, 10:05 PM EDT  
Att. 14,783 - Unknown - 70 F

AB 41  
R 3  
H 11  
RBI 3  
BB 9  
SO 7  
LOB 41



Batter	1	2	3	4	5	6	7	8	9	10	11	AB	R	H	RBI	BB	SO	LOB	BOTTOM		
Mickey Rivers, L OBP: 0.396, SLG: 0.456 (1, 8)	3-1		SH3 2B HBP		G5-4-3 1B		4-3			F7		4	1	1	0	0	0	0			
Richie Scheintlum, S OBP: 0.409, SLG: 0.462 Ken Berry, R OBP: 0.327, SLG: 0.342 (1, 9) (8, PR) (9, 7)	F9		SH3		F8			G6-3 1B		L6		3	0	1	0	0	0	1			
Frank Robinson, R OBP: 0.373, SLG: 0.489 (1, 10)	6-3		2B IBB		G5-4-3			G6-3		5-3		4	1	0	0	1	0	2			
Bob Oliver, R OBP: 0.311, SLG: 0.410 (1, 5)		F9	4-3 2B		K			3-1			K	5	0	1	3	0	2	1			
Tom McCraw, L OBP: 0.345, SLG: 0.330 (1, 3)		1B	4-3		6-3 2B			SH1-4 BB		6-3		4	0	2	0	1	0	1			
Leroy Stanton, R OBP: 0.302, SLG: 0.360 (1, 7) (9, 9)	F8		F8		6-3			SH1-4		1B 1B		4	1	1	0	0	0	3			
Billy Parker, R OBP: 0.286, SLG: 0.265 Charlie Sands, L OBP: 0.353, SLG: 0.433 Rudy Meoli, L OBP: 0.293, SLG: 0.291 (1, 4) (9, PH) (9, PR) (10, 6)		1B	6-3		K			FC5-4 IBB		1B BB 1B		3	0	1	0	0	1	1			
Jeff Torborg, R OBP: 0.278, SLG: 0.259 John Stephenson, L OBP: 0.292, SLG: 0.311 (1, 2) (8, 2)	K		G3		5-3			K		1B BB		3	0	0	0	0	1	2			
Dave Chalk, R OBP: 0.317, SLG: 0.300 Winston Llenas, R OBP: 0.317, SLG: 0.300 (1, 6) (9, PH) (10, 4)	E5 SH3 2B 1B		F7		K			FC5-4		1B		2	0	1	1	0	0	2			
<b>Inning Stats</b>	R: 0 E: 0 K: 0 S: 3	H: 0 LOB: 0 BB: 0 P: 3	R: 0 E: 0 K: 1 S: 7	H: 2 LOB: 2 BB: 0 P: 7	R: 3 E: 1 K: 0 S: 5	H: 2 LOB: 1 BB: 1 P: 10	R: 0 E: 0 K: 0 S: 3	H: 0 LOB: 0 BB: 0 P: 3	R: 0 E: 0 K: 2 S: 8	H: 1 LOB: 1 BB: 0 P: 8	R: 0 E: 0 K: 1 S: 5	H: 0 LOB: 2 BB: 2 P: 13	R: 0 E: 0 K: 0 S: 3	H: 0 LOB: 0 BB: 0 P: 3	R: 1 E: 0 K: 1 S: 7	H: 3 LOB: 3 BB: 1 P: 11	1B: 8 2B: 2 3B: 0 HR: 0	SF: 0 SAC: 2 DP: 2 HBP: 1	WP: 0 PB: 0 SB: 0 CS: 0	PA: 45	
<b>PITCHER</b> Ray Corbin, R ERA: 3.03 (1, 1)	IP 10.0	WLS L	BF 39	H 7	R 3	ER 3	SO 5	BB 1	IBB 2	HBP 1	BLK 0	WP 0	HR 0	S 45	P 58	ERA 2.70	WHIP 0.800				
<b>PITCHER</b> Bill Campbell, R ERA: 3.14 (11, 1)	IP 0.2	WLS L	BF 6	H 3	R 1	ER 1	SO 1	BB 1	IBB 0	HBP 0	BLK 0	WP 0	HR 0	S 7	P 11	ERA 13.50	WHIP 6.000				

Minnesota Twins @ California Angels  
Anaheim Stadium, Anaheim, CA  
Sat Sep 29 1973, 10:05 PM EDT  
Att. 14,783 - Unknown - 70 F

AB 38  
R 4  
H 10  
RBI 4  
BB 4  
SO 6  
LOB 15



Batter	1	2	3	4	5	6	7	8	9	AB	R	H	RBI	BB	SO	LOB	TOP					
Steve Brye, R OBP: 0.343, SLG: 0.396 (1, 8)	0-0 6-3		0-0 PB 1B			0-0 F3			0-0 P3	4	0	1	0	0	0	0						
Danny Thompson, R OBP: 0.259, SLG: 0.282 (1, 6)	0-3 K		0-0 F9 1-2			0-0 F8			0-0 F7	4	0	0	0	0	1	1						
Eric Soderholm, R OBP: 0.414, SLG: 0.423 (1, 5)	0-0 WP 1B			0-3 K					0-0 F9	4	0	1	0	0	1	0						
George Mitterwald, R OBP: 0.326, SLG: 0.405 (1, 10)	0-3 K 1-2			0-0 5-3					0-0 F3	3	0	0	0	0	1	1						
Craig Kusick, R OBP: 0.357, SLG: 0.292 (1, 3)		0-3 K		0-0 F8					4-0 BB	2	0	0	0	1	1	0						
Mike Adams, R OBP: 0.381, SLG: 0.379 (1, 7)		0-3 K			0-0 6-3				0-3 K	3	0	0	0	0	2	1						
Glenn Borgmann, R OBP: 0.375, SLG: 0.324 (1, 2)		0-3 K			0-3 K				0-0 P4	3	0	0	0	0	2	0						
Jerry Terrell, R OBP: 0.297, SLG: 0.315 (1, 9)			0-0 5-3		0-3 K				0-0 F3	3	0	0	0	0	1	0						
Dan Monzon, R OBP: 0.326, SLG: 0.263 (1, 4)			0-0 6-3			0-0 F7			0-0 F7	3	0	0	0	0	0	0						
<b>Inning Stats</b>	R: 0 E: 0 K: 2 S: 8	H: 1 LOB: 1 BB: 0 P: 8	R: 0 E: 0 K: 3 S: 9	H: 0 LOB: 0 BB: 0 P: 9	R: 0 E: 0 K: 0 S: 4	H: 1 LOB: 1 BB: 0 P: 4	R: 0 E: 0 K: 1 S: 5	H: 0 LOB: 0 BB: 0 P: 5	R: 0 E: 0 K: 2 S: 7	H: 0 LOB: 0 BB: 0 P: 7	R: 0 E: 0 K: 1 S: 5	H: 0 LOB: 1 BB: 1 P: 9	R: 0 E: 0 K: 0 S: 3	H: 0 LOB: 0 BB: 0 P: 3	R: 0 E: 0 K: 0 S: 3	H: 0 LOB: 0 BB: 0 P: 3	R: 0 E: 0 K: 0 S: 3	H: 0 LOB: 0 BB: 0 P: 3	1B: 2 2B: 0 3B: 0 HR: 0	SF: 0 SAC: 0 DP: 0 HBP: 0	WP: 1 PB: 1 CS: 0	PA: 30
<b>PITCHER</b> Frank Tanana, L ERA: 3.08 (1, 1)	IP: 9.0 WLS: W BF: 30 H: 2 R: 0 ER: 0 SO: 9 BB: 1 IBB: 0 HBP: 0 BLK: 0 WP: 1 HR: 0 S: 47 P: 51 ERA: 0.00 WHIP: 0.333											<b>PITCHER</b>	IP: 9.0 WLS: W BF: 30 H: 2 R: 0 ER: 0 SO: 9 BB: 1 IBB: 0 HBP: 0 BLK: 0 WP: 1 HR: 0 S: 47 P: 51 ERA: 0.00 WHIP: 0.333									

Minnesota Twins @ California Angels  
Anaheim Stadium, Anaheim, CA  
Sun Sep 30 1973, 6:33 AM EDT  
Att. 7,489 - Unknown - 75 F

AB 29  
R 0  
H 2  
RBI 0  
BB 1  
SO 9  
LOB 3



Batter	1	2	3	4	5	6	7	8	9	AB	R	H	RBI	BB	SO	LOB	BOTTOM					
Mickey Rivers, L OBP: 0.391, SLG: 0.457 (1, 8)	0-0 F8 2B		0-3 K	0-0 F8			0-0 F9			4	1	1	0	0	1	2						
Vada Pinson, L OBP: 0.286, SLG: 0.367 Ken Berry, R OBP: 0.327, SLG: 0.342 (1, 7) (8, 7)	0-0 F8 2-3		0-0 2B SF7 1B		0-0 6-3 3B		0-0 4-3			4	2	2	0	0	0	1						
Frank Robinson, R OBP: 0.372, SLG: 0.489 (1, 10)	0-0 P3		0-0 SF7 1-3 2B		0-0 6-3 3H 2B		0-0 P3			4	0	1	1	0	0	1						
Bob Oliver, R OBP: 0.311, SLG: 0.412 (1, 5)	0-0 2B		0-0 SF7		0-0 6-3			0-0 6-3		3	0	1	2	0	0	0						
Tom McCraw, L OBP: 0.343, SLG: 0.326 (1, 3)	0-3 K		0-0 F7		4-0 BB			0-0 F8		3	0	0	0	1	1	2						
Charlie Sands, L OBP: 0.368, SLG: 0.485 (1, 2)		0-0 3B		4-0 E BB		0-3 K		0-3 K		3	0	1	0	1	2	1						
Leroy Stanton, R OBP: 0.300, SLG: 0.356 (1, 9)		0-3 K		0-3 K 1-2		0-3 K				3	0	0	0	0	3	2						
Rudy Meoli, L OBP: 0.290, SLG: 0.289 (1, 4)		0-0 1-3		0-0 F7		0-0 4-3				3	0	0	0	0	2							
Dave Chalk, R OBP: 0.329, SLG: 0.261 (1, 6)		0-0 F9		1-0 HBP		0-0 6-3				2	0	0	0	0	1							
<b>Inning Stats</b>	R: 1 E: 0 K: 1 S: 7	H: 2 LOB: 1 BB: 0 P: 7	R: 0 E: 0 K: 1 S: 6	H: 1 LOB: 1 BB: 0 P: 6	R: 1 E: 0 K: 1 S: 7	H: 2 LOB: 1 BB: 0 P: 7	R: 0 E: 1 K: 1 S: 5	H: 0 LOB: 2 BB: 1 P: 10	R: 1 E: 0 K: 1 S: 6	H: 1 LOB: 1 BB: 1 P: 10	R: 0 E: 0 K: 1 S: 5	H: 0 LOB: 0 BB: 0 P: 5	R: 0 E: 0 K: 0 S: 3	H: 0 LOB: 0 BB: 0 P: 3	R: 0 E: 0 K: 1 S: 5	H: 0 LOB: 0 BB: 0 P: 5	R: 0 E: 0 K: 0 S: 5	H: 0 LOB: 0 BB: 0 P: 5	1B: 1 2B: 3 3B: 2 HR: 0	SF: 1 SAC: 0 DP: 0 HBP: 1	WP: 0 PB: 0 CS: 0	PA: 33
<b>PITCHER</b> Bert Blyleven, R ERA: 2.52 (1, 1)	IP: 8.0 WLS: L BF: 33 H: 6 R: 3 ER: 3 SO: 7 BB: 2 IBB: 0 HBP: 1 BLK: 0 WP: 0 HR: 0 S: 44 P: 53 ERA: 3.38 WHIP: 1.000											<b>PITCHER</b>	IP: 8.0 WLS: L BF: 33 H: 6 R: 3 ER: 3 SO: 7 BB: 2 IBB: 0 HBP: 1 BLK: 0 WP: 0 HR: 0 S: 44 P: 53 ERA: 3.38 WHIP: 1.000									

Minnesota Twins @ California Angels  
Anaheim Stadium, Anaheim, CA  
Sun Sep 30 1973, 6:33 AM EDT  
Att. 7,489 - Unknown - 75 F

AB 29  
R 3  
H 6  
RBI 3  
BB 2  
SO 7  
LOB 12

