Minnesota Twins - 1974

Minnesota Twins @ Kansas City Royals

Royals Stadium, Kansas City, MO

Fri Apr 05 1974, 9:05 PM EDT

Att. 31,781 - Sunny - 51 F

TOP

Batter	1	2	3	4	5	6	7	8	9	10	11	AB	R	H	RBI	BB	SO	LOB
Sergio Ferrer, S (1, 6) OBP: 0.500, SLG: 0.800	1-3		1-2 1B		E 3B		F7		F3		1B SF8 BB 1-2	5	2	2	0	1	0	2
Rod Carew, L (1, 4) OBP: 0.500, SLG: 0.500	CS 1B		1-3		E7 PB SF7 1B 3-H		4-3		4-3		FC6-4 1B 1-2 2-H	6	1	3	2	0	0	4
Larry Hisle, R (1, 8) (8, 7) OBP: 0.333, SLG: 1.000	F8 1-2			1B 3B	SF7 2-H		6-3			FC4-6 1B BB	SF8 2-H	3	1	1	2	1	0	1
Joe Lis, R (1, 3) OBP: 0.250, SLG: 0.250		K		4-3 1B 1B 3-H	K			F8		F5	FC6-4 1-2f	4	1	1	1	0	2	0
Jim Holt, L (10, PH) (10, 3)												2	0	0	0	0	0	2
Bobby Darwin, R (1, 9) OBP: 0.800, SLG: 0.750		F9		1B 4-3 1-2				BB		FC4-6 1B 1-2		4	0	3	0	1	0	0
Harmon Killebrew, R (1, 10)		K		K	F7			F8		FC4-6 1-2f 2-3		5	0	0	0	0	2	6
Steve Braun, L (1, 7)			F9	4-3 1-2 2-3		4-3		F8		F3		4	0	0	0	0	0	3
Steve Brye, R (8, 8)												1	0	0	0	0	0	2
Randy Hundley, R (1, 2) OBP: 0.750, SLG: 0.750			1B 1B	2-3 3-H 1B		5-3			SH1-4 1B		F8	4	0	3	1	0	0	0
Eric Soderholm, R (9, PR)												0	0	0	0	0	0	0
Glenn Borgmann, R (9, 2)												1	0	0	0	0	0	0
Jerry Terrell, R (1, 5) OBP: 0.250, SLG: 0.250			F9	F8		6-3			SH1-4 1-2		BB 1B	4	1	1	0	0	0	3
Inning Stats	R: 0 E: 0 K: 0 S: 3 H: 1 LOB: 0 BB: 0 P: 3	R: 0 E: 0 K: 2 S: 7 H: 0 LOB: 0 BB: 0 P: 7	R: 0 E: 0 K: 0 S: 5 H: 2 LOB: 2 BB: 0 P: 5	R: 2 E: 0 K: 1 S: 9 H: 4 LOB: 2 BB: 0 P: 9	R: 2 E: 1 K: 1 S: 8 H: 3 LOB: 1 BB: 0 P: 8	R: 0 E: 0 K: 0 S: 3 H: 0 LOB: 0 BB: 0 P: 3	R: 0 E: 0 K: 0 S: 3 H: 0 LOB: 0 BB: 0 P: 3	R: 0 E: 0 K: 0 S: 3 H: 0 LOB: 1 BB: 1 P: 7	R: 0 E: 0 K: 0 S: 4 H: 1 LOB: 2 BB: 0 P: 4	R: 0 E: 0 K: 0 S: 4 H: 1 LOB: 2 BB: 1 P: 8	R: 2 E: 0 K: 0 S: 5 H: 2 LOB: 1 BB: 1 P: 9	1B: 12 2B: 0 3B: 2 HR: 0 SF: 2 SAC: 1 DP: 0 HBP: 0						

PITCHER	IP	WLS	BF	H	R	ER	SO	BB	IBB	HBP	BLK	WP	HR	S	P	ERA	WHIP
Paul Splittorff, L (1, 1) ERA: 3.0	9.0		38	11	4	3	4	1	0	0	0	0	0	45	49	3.00	1.333
Lindy McDaniel, R (10, 1) ERA: 9.0	2.0	L	11	3	2	2	0	2	0	0	0	0	0	9	17	9.00	2.500

PITCHER	IP	WLS	BF	H	R	ER	SO	BB	IBB	HBP	BLK	WP	HR	S	P	ERA	WHIP

AB	43
R	6
H	14
RBI	6
BB	3
SO	4
LOB	23

WP: 0	PA: 49		
PB: 1			
SB: 0			
CS: 1			

livebaseballscorecards.com

Batter	1	2	3	4	5	6	7	8	9	10	11	AB	R	H	RBI	BB	SO	LOB
Freddie Patek, R (1, 6) Tony Solaita, L (11, PH)	K		E3 3B S	F7	1-3 2-3 3-H	L8-4 2-3			1-3	5 1	1 0	0 0	1 0	0 0	1 0	3 1
Jim Wohlford, R (1, 7) OBP: 0.600, SLG: 1.000	K		1B 3B 1-H	6-3	1B 3-H		BB S			4	1	2	2	1	1	0
Vada Pinson, L (1, 9) OBP: 0.400, SLG: 0.400	1B 1B		FC5-4 BB 1B 3-H	F9	L8		F8 1-2			5	0	2	1	0	0	2
John Mayberry, L (1, 3) OBP: 0.600, SLG: 0.333	1-3 1B		FC5-4 BB 1-2	K	6-3	FC5-4 BB	F7			3	0	1	0	2	1	1
Amos Otis, R (1, 8)	P4		FC5-4 1-2 2-3	6-3	FC5-4 1-2f		BB			4	0	0	0	1	0	5
Cookie Rojas, R (1, 4) OBP: 0.200, SLG: 0.200		FC5-4 1B	5-3	F8	F9					5	0	1	0	0	0	3
Hal McRae, R (1, 10) OBP: 0.400, SLG: 0.800		FC5-4 F9 1-2f	K	SH5-4 1-3 2B	F7		2B			5	1	2	0	0	1	2
Paul Schaal, R (1, 5) OBP: 0.667, SLG: 1.000 Fernando Gonzalez, R (7, PR) OBP: 0.500, SLG: 0.500 (8, 5)		F9 1-2	2B	1-3 SH5-4 1B BB		L8-4 S 1B			F9	2 2	0 1	1 1	0 0	1 0	0 0	1 1
Fran Healy, R (1, 2)			5-3	K	SH5-4 1-2 2-3		K 1-2		P5	4	0	0	0	0	2	3
Inning Stats	R: 0 E: 0 K: 2 S: 9 H: 2 LOB: 2 BB: 0 P: 9	R: 0 E: 0 K: 0 S: 3 H: 1 LOB: 0 BB: 0 P: 3	R: 2 E: 1 K: 0 S: 5 H: 2 LOB: 1 BB: 1 P: 9	R: 0 E: 0 K: 2 S: 8 H: 1 LOB: 1 BB: 0 P: 8	R: 0 E: 0 K: 0 S: 3 H: 0 LOB: 0 BB: 0 P: 3	R: 0 E: 0 K: 1 S: 5 H: 0 LOB: 0 BB: 0 P: 5	R: 2 E: 0 K: 0 S: 5 H: 2 LOB: 1 BB: 1 P: 9	R: 0 E: 0 K: 0 S: 3 H: 0 LOB: 1 BB: 1 P: 7	R: 0 E: 0 K: 1 S: 5 H: 1 LOB: 0 BB: 0 P: 5	R: 0 E: 0 K: 0 S: 3 H: 0 LOB: 2 BB: 2 P: 11	R: 0 E: 0 K: 0 S: 4 H: 1 LOB: 1 BB: 0 P: 4	1B: 6 2B: 5 3B: 1 HR: 0	SF: 0 SAC: 1 DP: 2 HBP: 0					

PITCHER	IP	WLS	BF	H	R	ER	SO	BB	IBB	HBP	BLK	WP	HR	S	P	ERA	WHIP
Bert Blyleven, R (1, 1) ERA: 3.0	9.0		37	9	4	3	6	3	0	0	0	0	0	46	58	3.00	1.333
Bill Campbell, R (10, 1) ERA:	2.0	W	9	1	0	0	0	2	0	0	0	0	0	7	15	0.00	1.500

PITCHER	IP	WLS	BF	H	R	ER	SO	BB	IBB	HBP	BLK	WP	HR	S	P	ERA	WHIP

BOTTOM

Minnesota Twins @ Kansas City Royals

Royals Stadium, Kansas City, MO

Fri Apr 05 1974, 9:05 PM EDT

Att. 31,781 - Sunny - 51 F

livebaseballscorecards.com

AB	40
R	4
H	10
RBI	4
BB	5
SO	6
LOB	22

1B: 6	SF: 0	WP: 0	PA: 46
2B: 5	SAC: 1	PB: 0	
3B: 1	DP: 2	SB: 3	
HR: 0	HBP: 0	CS: 0	

Minnesota Twins @ Kansas City Royals

Royals Stadium, Kansas City, MO

Sat Apr 06 1974, 4:33 AM EDT

Att. 11,228 - Unknown - 66 F

TOP

livebaseballscorecards.com

Batter	1	2	3	4	5	6	7	8	9	AB	R	H	RBI	BB	SO	LOB
Sergio Ferrer, S (1, 6) OBP: 0.455, SLG: 0.556	S 1B		F5 2-3	K		BB		F8		4	0	1	0	1	1	2
Danny Thompson, R (8, 6)										0	0	0	0	0	0	0
Rod Carew, L (1, 4) OBP: 0.364, SLG: 0.300	K 1-2		1B BB	G3		L8		4-3		4	0	0	0	1	1	3
Eric Soderholm, R (8, 5)										0	0	0	0	0	0	0
Larry Hisle, R (1, 8) OBP: 0.364, SLG: 0.625	F3		F5 1-2 3-H 1B		HR 1B	F4			K	5	1	2	1	0	1	2
Jim Holt, L (1, 3)	3-1		F8		K	G3			F9	4	0	0	0	0	1	5
Joe Lis, R (6, 3) OBP: 0.200, SLG: 0.200										1	0	0	0	0	0	0
Bobby Darwin, R (1, 9) OBP: 0.667, SLG: 1.000		F9		HR 1B	1-H HR		5-3		1B	4	2	2	2	0	0	0
Steve Brye, R (7, 9) OBP: 0.500, SLG: 0.500										1	0	1	0	0	0	0
Harmon Killebrew, R (1, 10) OBP: 0.222, SLG: 0.222		K		HR 1-2	3-1 1B		P5		K	4	1	2	0	0	1	0
Tony Oliva, L (9, PH)										1	0	0	0	0	1	1
Steve Braun, L (1, 7) OBP: 0.250, SLG: 0.625		6-3		HR 1-H 2-H	3-1 1-2		FC6-4 1B			4	1	2	3	0	0	1
Randy Hundley, R (1, 2) OBP: 0.625, SLG: 0.571			F5	1B	BB		FC6-4 1-2f			3	0	1	0	1	0	1
Glenn Borgmann, R (7, 2)										0	0	0	0	0	0	0
Jerry Terrell, R (1, 5) OBP: 0.250, SLG: 0.375			PB 1B 2B	P6	1-3			4-3		4	1	1	0	0	0	3
(8, 4)																

Inning Stats	1	2	3	4	5	6	7	8	9
R:	0	0	1	3	2	0	0	0	0
E:	0	0	0	0	0	0	0	0	0
K:	1	1	0	1	1	0	0	0	2
S:	6	5	5	9	8	3	4	3	8
H:	1	0	2	4	3	0	1	0	1
LOB:	1	0	2	1	2	1	1	0	1
BB:	0	0	1	0	1	1	0	0	0
P:	6	5	9	9	12	7	4	3	8

1B:	9
2B:	1
3B:	0
HR:	2
SF:	0
SAC:	0
DP:	0
HBP:	0
WP:	0
PB:	1
SB:	1
CS:	0
PA:	42

AB	39
R	6
H	12
RBI	6
BB	3
SO	6
LOB	18

PITCHER		IP	WLS	BF	H	R	ER	SO	BB	IBB	HBP	BLK	WP	HR	S	P	ERA	WHIP
Steve Busby, R ERA: 10.8	(1, 1)	5.0	W	27	10	6	6	4	2	0	0	0	0	2	33	41	10.80	2.400
Al Fitzmorris, R ERA:	(6, 1)	2.0		8	1	0	0	0	1	0	0	0	0	0	7	11	0.00	1.000
Bruce Dal Canton, R ERA:	(8, 1)	1.0		3	0	0	0	0	0	0	0	0	0	0	3	3	0.00	0.000
Joe Hoerner, L ERA:	(9, 1)	1.0		4	1	0	0	2	0	0	0	0	0	0	8	8	0.00	1.000

PITCHER	IP	WLS	BF	H	R	ER	SO	BB	IBB	HBP	BLK	WP	HR	S	P	ERA	WHIP

BOTTOM

Minnesota Twins @ Kansas City Royals

Royals Stadium, Kansas City, MO

Sat Apr 06 1974, 4:33 AM EDT

Att. 11,228 - Unknown - 66 F

livebaseballscorecards.com

Batter	1	2	3	4	5	6	7	8	9	AB	R	H	RBI	BB	SO	LOB
Freddie Patek, R (1, 6) OBP: 0.455, SLG: 0.333	1B S 1B 1B S 1B		L9		1-2 3-H BB 1B 1B	1-2 2B BB		FC6-4 E 2B BB		4	4	3	3	2	0	0
Jim Wohlford, R (1, 7) OBP: 0.545, SLG: 0.625	1-3 2B 1B 1B 5-3 1-2		BB 4-0		1B 1-2 2-3 2B BB	F7		FC4 FC6-4 1-2		4	2	1	0	2	0	4
Vada Pinson, L (1, 9) OBP: 0.333, SLG: 0.333 Al Cowens, R (6, PH) OBP: 0.500, SLG: 1.000 (7, 9)	K	F7	P4		2B E 1-3 2-H 3-H 1B	WP G3 1-H 2-H 2B		FC6-4 1-2f 2-3 2B		4 2	1 2	1 2	2 1	0 2	1 0	3 2
John Mayberry, L (1, 3) OBP: 0.636, SLG: 0.750	1-2 2B 3-H 1B	BB HR BB		L3	E 1-3 3-H 2B	G3 2-H		1B 1-H 3-H 2B		5	4	3	5	1	0	0
Amos Otis, R (1, 8) OBP: 0.273, SLG: 0.111	K	1-2 HR BB		K	6-3	F9		FC5-4 2-H 1B		5	1	1	1	1	2	4
Cookie Rojas, R (1, 4) OBP: 0.250, SLG: 0.375 Frank White, R (5, PH) OBP: 0.333, SLG: 1.333 (6, 4)	1B 1-H 2-H 2B	F7		P6	E6 WP BB 2-H 3-H		HR	FC5-4 1-2f		3 3	1 1	1 1	2 1	0 0	0 0	2 1
Hal McRae, R (1, 10) OBP: 0.600, SLG: 1.222 Tony Solaita, L (8, PH)	HBP 1B 2-H 1B	1-H 2-H HR	4-3 1B 2B WP 1-2 BB				1-3	F8		4 1	3 0	3 0	4 0	1 0	0 0	0 1
Paul Schaal, R (1, 5) OBP: 0.750, SLG: 1.000 Fernando Gonzalez, R (2, 5) OBP: 0.167, SLG: 0.167	1B 1-2 1B HBP	K	4-3 2-3 K 1-2 2-3				F2			0 4	1 0	0 0	0 0	0 0	0 2	0 3
Fran Healy, R (1, 2) OBP: 0.333, SLG: 0.143	1-3 2-H 1B		5-3		BB 1B 1B BB	BB 2B BB	1-3			3	3	1	1	2	0	0
Inning Stats	R: 7 E: 0 K: 2 S: 14 H: 7 LOB: 1 BB: 0 P: 15	R: 3 E: 0 K: 1 S: 6 H: 1 LOB: 0 BB: 2 P: 14	R: 0 E: 0 K: 0 S: 3 H: 0 LOB: 1 BB: 1 P: 7	R: 0 E: 0 K: 1 S: 5 H: 0 LOB: 0 BB: 0 P: 5	R: 6 E: 1 K: 1 S: 10 H: 4 LOB: 2 BB: 3 P: 22	R: 3 E: 0 K: 0 S: 4 H: 1 LOB: 0 BB: 2 P: 12	R: 1 E: 0 K: 0 S: 4 H: 1 LOB: 0 BB: 0 P: 4	R: 3 E: 1 K: 0 S: 6 H: 2 LOB: 1 BB: 1 P: 10								

AB	42
R	23
H	16
RBI	21
BB	9
SO	5
LOB	20

1B: 9 SF: 0 WP: 2 PA: 52
2B: 5 SAC: 0 PB: 0
3B: 0 DP: 0 SB: 2
HR: 2 HBP: 1 CS: 0

PITCHER		IP	WLS	BF	H	R	ER	SO	BB	IBB	HBP	BLK	WP	HR	S	P	ERA	WHIP
Bill Hands, R ERA: 94.5	(1, 1)	0.2	L	10	7	7	7	2	0	0	1	0	0	0	13	14	94.50	10.500
Ray Corbin, R ERA: 20.25	(1, 1)	1.1		7	1	3	3	1	2	0	0	0	0	1	7	15	20.25	2.250
Danny Fife, R ERA: 15.43	(3, 1)	2.1		12	2	4	4	1	3	0	0	0	0	0	11	23	15.43	2.143
Vic Albury, L ERA: 27.0	(5, 1)	0.2		8	2	4	2	1	3	0	0	0	1	0	7	19	27.00	7.500
Tom Burgmeier, L ERA: 9.0	(6, 1)	2.0		8	2	2	2	0	0	0	0	0	1	1	8	8	9.00	1.000

PITCHER		IP	WLS	BF	H	R	ER	SO	BB	IBB	HBP	BLK	WP	HR	S	P	ERA	WHIP
Dick Woodson, R ERA: 18.0	(8, 1)	1.0		7	2	3	2	0	1	0	0	0	0	0	6	10	18.00	3.000

Batter	1	2	3	4	5	6	7	8	9	AB	R	H	RBI	BB	SO	LOB
Pat Kelly, L (1, 9) OBP: 0.400, SLG: 0.308	K		3-4		FC4 FC3-2 1-3		FC6-4 1-2f		K	5	0	0	0	0	2	6
Ken Henderson, S (1, 8) OBP: 0.421, SLG: 0.412	K		K		FC3-2 1-2 3-H			1B	FC6-4 1-2f	5	0	1	0	0	2	6
Dick Allen, R (1, 3) OBP: 0.278, SLG: 0.313	1B		2B 3-H		F3			K		4	0	2	1	0	1	3
Bill Melton, R (1, 5) OBP: 0.353, SLG: 0.500	F9		5-3			F8		F4		4	0	0	0	0	0	3
Carlos May, L (1, 7) OBP: 0.176, SLG: 0.235		K		E4 G4-6-3		3-1		K		4	0	0	0	0	2	1
Ron Santo, R (1, 10) OBP: 0.412, SLG: 0.167		K		G4-6-3 1-2f		K			F8 1B 1B	4	0	1	0	0	2	1
Jorge Orta, L (1, 4) OBP: 0.294, SLG: 0.313		1B		L8			L8		BB 1-2 1B	4	0	2	0	0	0	0
Ed Herrmann, L (1, 2) OBP: 0.429, SLG: 0.538		K			E FC4 FC3-2 1B		G3		F8 2-3	3	0	1	0	0	1	1
Buddy Bradford, R (9, PH) OBP: 0.571, SLG: 1.200										1	0	0	0	0	0	2
Bucky Dent, R (1, 6) OBP: 0.273, SLG: 0.400			2B 3B		K		FC6-4 1B		FC6-4 1-2 BB	3	1	2	0	1	1	1

TOP

Chicago White Sox @ Minnesota Twins

Metropolitan Stadium, Bloomington , MI

Tue Apr 09 1974, 4:33 AM EDT

Att. 10,409 - Sunny - 53 F

livebaseballscorecards.com

AB	37
R	1
H	9
RBI	1
BB	1
SO	11
LOB	24

Inning Stats	1	2	3	4	5	6	7	8	9
	R: 0 E: 0 K: 2 S: 8	H: 1 LOB: 1 BB: 0 P: 8	R: 0 E: 0 K: 3 S: 10	H: 1 LOB: 1 BB: 0 P: 10	R: 1 E: 0 K: 1 S: 7	H: 2 LOB: 1 BB: 0 P: 7	R: 0 E: 1 K: 0 S: 3	H: 0 LOB: 0 BB: 0 P: 3	R: 0 E: 1 K: 1 S: 7	H: 1 LOB: 2 BB: 0 P: 7	R: 0 E: 0 K: 1 S: 5	H: 0 LOB: 0 BB: 0 P: 5	R: 0 E: 0 K: 0 S: 4	H: 1 LOB: 1 BB: 0 P: 4	R: 0 E: 0 K: 2 S: 8	H: 1 LOB: 1 BB: 0 P: 8	R: 0 E: 0 K: 1 S: 7	H: 2 LOB: 3 BB: 1 P: 11

| | | | | | | | | | |

Batter	1	2	3	4	5	6	7	8	9	AB	R	H	RBI	BB	SO	LOB
Sergio Ferrer, S (1, 6) OBP: 0.400, SLG: 0.462	CS 1B		P6 ①		F2 ①		FC6-4 ③ 1-2f			4	0	1	0	0	0	2
Rod Carew, L (1, 4) OBP: 0.400, SLG: 0.357	1B S SF8 1B ① 1-2		E S 2B 1B		G4-6-3 ②③ 1-2f			SSS K ①		4	2	2	0	0	1	1
Larry Hisle, R (1, 8) OBP: 0.400, SLG: 0.818	BBBB 1B BB 1-2		P5 ② 1-3			HR		6-3 ②		3	1	1	1	1	0	1
Bobby Darwin, R (1, 9) OBP: 0.615, SLG: 0.917	1B 1-2 2-3		2B 3-H			SSS K ①		E5		4	0	2	1	0	1	0
Harmon Killebrew, R (1, 10) OBP: 0.154, SLG: 0.167	SF8 ② 3-H		P4 ③			F8 ②		F8 ③		3	0	0	1	0	0	2
Steve Braun, L (1, 7) OBP: 0.182, SLG: 0.455	3-1 ③			F8 ①		L4 ③				3	0	0	0	0	0	2
Joe Lis, R (1, 3) OBP: 0.250, SLG: 0.250		P5 ①		F9 ②			FC6-4 1B			3	0	1	0	0	0	0
Randy Hundley, R (1, 2) OBP: 0.455, SLG: 0.400		5-3 ②		1-3 ③			B1 ①			3	0	0	0	0	0	1
Jerry Terrell, R (1, 5) OBP: 0.273, SLG: 0.364		6-3 ③			G4-6-3 1B		F8 ②			3	0	1	0	0	0	1
Inning Stats	R: 1 H: 3 E: 0 LOB: 2 K: 0 BB: 1 S: 5 P: 9	R: 0 H: 0 E: 0 LOB: 0 K: 0 BB: 0 S: 3 P: 3	R: 1 H: 2 E: 0 LOB: 1 K: 0 BB: 0 S: 5 P: 5	R: 0 H: 0 E: 0 LOB: 0 K: 0 BB: 0 S: 3 P: 3	R: 0 H: 1 E: 0 LOB: 0 K: 0 BB: 0 S: 3 P: 3	R: 1 H: 1 E: 0 LOB: 0 K: 1 BB: 0 S: 6 P: 6	R: 0 H: 1 E: 0 LOB: 1 K: 0 BB: 0 S: 4 P: 4	R: 0 H: 0 E: 1 LOB: 1 K: 1 BB: 0 S: 6 P: 6		1B: 6 SF: 1 2B: 1 SAC: 0 3B: 0 DP: 1 HR: 1 HBP: 0						

PITCHER	IP	WLS	BF	H	R	ER	SO	BB	IBB	HBP	BLK	WP	HR	S	P	ERA	WHIP
Wilbur Wood, L (1, 1) ERA: 3.68	8.0	L	32	8	3	3	2	1	0	0	0	0	1	35	39	3.38	1.125

PITCHER	IP	WLS	BF	H	R	ER	SO	BB	IBB	HBP	BLK	WP	HR	S	P	ERA	WHIP

BOTTOM

Chicago White Sox @ Minnesota Twins

Metropolitan Stadium, Bloomington , MI

Tue Apr 09 1974, 4:33 AM EDT
Att. 10,409 - Sunny - 53 F

livebaseballscorecards.com

AB	30
R	3
H	8
RBI	3
BB	1
SO	2
LOB	10

Batter	1	2	3	4	5	6	7	8	9	AB	R	H	RBI	BB	SO	LOB
Pat Kelly, L (1, 9) OBP: 0.500, SLG: 0.471	4-3	1-3 1B			HR 2B	BB CS		1-3 1B		4	1	3	0	1	0	0
Ken Henderson, S (1, 8) OBP: 0.417, SLG: 0.381	1B 1B 1B	G3			6-3	CS 1-2	BB E 1B	P3		4	2	1	0	1	0	5
Dick Allen, R (1, 3) OBP: 0.261, SLG: 0.429	K		K		HR 2-H		K	K		5	1	1	2	0	4	4
Bill Melton, R (1, 5) OBP: 0.409, SLG: 0.500	1B 1-2 1B		K		BB 1B FC5-4		F9		FC6-4 1B	4	1	2	0	1	1	1
Carlos May, L (1, 7) OBP: 0.318, SLG: 0.364	FC6-4 1-2 2-H 1B		S 1B		FC5-4 1-3 1B		E9 E 1-H 1B		FC6-4 G6-4-3 1-2f	5	0	4	1	0	0	1
Ron Santo, R (1, 10) OBP: 0.318, SLG: 0.118	FC6-4 1-2f		4-3 1-2		FC5-4 1-2f 3-H		E5 1-2		G6-4-3 1-2f	5	0	0	1	0	0	6
Jorge Orta, L (1, 4) OBP: 0.238, SLG: 0.250		K		3-1	F8		3-1			4	0	0	0	0	1	3
Ed Herrmann, L (1, 2) OBP: 0.444, SLG: 0.529		1B 1B		3-1		L4		1B 1B		4	0	2	0	0	0	0
Brian Downing, R (8, PR) (8, 2)										0	0	0	0	0	0	0
Bucky Dent, R (1, 6) OBP: 0.214, SLG: 0.308		K		5-3		P4		L5		3	0	0	0	0	1	1
Jerry Hairston, S (8, PH)										1	0	0	0	0	0	1
Luis Alvarado, R (8, 6)										0	0	0	0	0	0	0
Inning Stats	R: 1 H: 3 E: 0 LOB: 2 K: 1 BB: 0 S: 8 P: 8	R: 0 H: 2 E: 0 LOB: 2 K: 2 BB: 0 S: 9 P: 9	R: 0 H: 1 E: 0 LOB: 1 K: 2 BB: 0 S: 8 P: 8	R: 0 H: 0 E: 0 LOB: 0 K: 0 BB: 0 S: 3 P: 3	R: 3 H: 3 E: 0 LOB: 1 K: 0 BB: 1 S: 6 P: 10	R: 0 H: 0 E: 0 LOB: 0 K: 0 BB: 1 S: 2 P: 6	R: 1 H: 1 E: 2 LOB: 2 K: 1 BB: 1 S: 7 P: 11	R: 0 H: 2 E: 0 LOB: 2 K: 1 BB: 0 S: 7 P: 7	R: 0 H: 1 E: 0 LOB: 0 K: 0 BB: 0 S: 3 P: 3	1B: 11 SF: 0 2B: 1 SAC: 0 3B: 0 DP: 1 HR: 1 HBP: 0						

TOP

Chicago White Sox @ Minnesota Twins

Metropolitan Stadium, Bloomington , MI

Wed Apr 10 1974, 4:33 AM EDT

Att. 2,837 - Unknown - 56 F

livebaseballscorecards.com

AB	39
R	5
H	13
RBI	4
BB	3
SO	7
LOB	22

WP: 0 PA: 43
PB: 0
SB: 1
CS: 1

PITCHER		IP	WLS	BF	H	R	ER	SO	BB	IBB	HBP	BLK	WP	HR	S	P	ERA	WHIP
Bill Hands, R ERA: 17.47	(1, 1)	5.0		25	9	4	4	5	1	0	0	0	0	1	34	38	7.20	2.000
Vic Albury, L ERA: 7.71	(6, 1)	1.2		7	1	1	0	1	2	0	0	0	0	0	7	15	0.00	1.800
Ray Corbin, R ERA: 16.2	(7, 1)	0.1	W	2	0	0	0	0	0	0	0	0	0	0	2	2	0.00	0.000
Bill Campbell, R ERA:	(8, 1)	2.0	S	8	3	0	0	1	0	0	0	0	0	0	10	10	0.00	1.500

PITCHER	IP	WLS	BF	H	R	ER	SO	BB	IBB	HBP	BLK	WP	HR	S	P	ERA	WHIP

BOTTOM

Chicago White Sox @ Minnesota Twins

Metropolitan Stadium, Bloomington , MI

Wed Apr 10 1974, 4:33 AM EDT
Att. 2,837 - Unknown - 56 F

livebaseballscorecards.com

Batter	1	2	3	4	5	6	7	8	9	AB	R	H	RBI	BB	SO	LOB
Sergio Ferrer, S (1, 6) OBP: 0.450, SLG: 0.438	BBBB 4-0 FC4-6 BB			x 0-0 ① L7		x 0-0 G3 1B 1B	BBBB 4-0 BB SF8 BB	SSS 0-3 ③ K 1-2		3	2	1	0	2	1	2
Rod Carew, L (1, 4) OBP: 0.421, SLG: 0.412	x 0-0 ① FC4-6 G6-4-3 1-2f			x 0-0 1B 2B		x 0-0 ② G3 1-2	BBBB 4-0 BB 1-2 2-3 3-H BB			3	1	1	1	1	0	2
Larry Hisle, R (1, 8) OBP: 0.474, SLG: 0.786	x 0-0 ② ③ G6-4-3 1-2f			x 0-0 1B 2-H 1B		x 0-0 FC5 1B 2-H 1B	BBBB 4-0 1-2 2-3 3-H BB			3	0	2	3	1	0	1
Tony Oliva, L (1, 10) OBP: 0.400, SLG: 0.500		SSS 0-3 ① K		x 0-0 G6-4-3 2-3 1B		x 0-0 1-2 1B	x 0-0 ② SF8 3-H			3	0	2	1	0	1	0
Bobby Darwin, R (1, 9) OBP: 0.471, SLG: 0.688		x 0-0 ② F3		x 0-0 ② ③ G6-4-3 1-2f		x 0-0 ③ FC5 2-3f	x 0-0 ③ F3			4	0	0	0	0	0	6
Steve Braun, L (1, 7) OBP: 0.267, SLG: 0.429		x 0-0 ③ 4-3			x 0-0 G6-4-3 1B		x 0-0 ① F7	BBBB 4-0 FC1-6 BB		3	0	1	0	1	0	0
Jim Holt, L (1, 3) Danny Thompson, R (8, PH) Joe Lis, R (9, 3) OBP: 0.250, SLG: 0.250			x 0-0 ① F7		x 0-0 ① F2		BBBB 4-0 BB 2B BB	x 0-0 ① FC1-6 E 1B 1-2f		2 1 0	1 0 0	0 0 0	0 0 0	1 0 0	0 0 0	1 1 0
Randy Hundley, R (1, 2) OBP: 0.400, SLG: 0.308			x 0-0 ② 6-3		x 0-0 ② ③ G6-4-3 1-2f		BBBB 4-0 2B 1-2 BB BB	x 0-0 ② F9		3	1	0	0	1	0	2
Jerry Terrell, R (1, 5) OBP: 0.333, SLG: 0.467			x 0-0 ③ P6			x 0-0 ① 5-3	x 0-0 BB BB 1-3 2-H 2B	x 0-0 E6 S 1-3 1B		4	1	2	1	0	0	0
Inning Stats	R: 0 E: 0 K: 0 S: 2 H: 0 LOB: 0 BB: 1 P: 6	R: 0 E: 0 K: 1 S: 5 H: 0 LOB: 0 BB: 0 P: 5	R: 0 E: 0 K: 0 S: 3 H: 0 LOB: 0 BB: 0 P: 3	R: 1 E: 0 K: 0 S: 5 H: 3 LOB: 1 BB: 0 P: 5	R: 0 E: 0 K: 0 S: 3 H: 1 LOB: 0 BB: 0 P: 3	R: 1 E: 0 K: 0 S: 6 H: 3 LOB: 2 BB: 0 P: 6	R: 4 E: 0 K: 0 S: 4 H: 1 LOB: 2 BB: 5 P: 24	R: 0 E: 1 K: 1 S: 6 H: 1 LOB: 2 BB: 1 P: 10		1B: 7 2B: 2 3B: 0 HR: 0	SF: 1 SAC: 0 DP: 3 HBP: 0			WP: 0 PB: 0 SB: 1 CS: 0		PA: 37	

	AB	29
	R	6
	H	9
	RBI	6
	BB	7
	SO	2
	LOB	15

PITCHER		IP	WLS	BF	H	R	ER	SO	BB	IBB	HBP	BLK	WP	HR	S	P	ERA	WHIP
Stan Bahnsen, R ERA: 2.93	(1, 1)	6.1		25	7	3	3	1	2	0	0	0	0	0	25	33	4.26	1.421
Terry Forster, L ERA: 21.6	(7, 1)	0.0	L	4	1	1	1	0	3	0	0	0	0	0	1	13	∞	∞
Cy Acosta, R ERA:	(7, 1)	0.2		3	0	2	2	0	1	0	0	0	0	0	2	6	27.00	1.500
Skip Pitlock, L ERA:	(8, 1)	1.0		5	1	0	0	1	1	0	0	0	0	0	6	10	0.00	2.000

PITCHER	IP	WLS	BF	H	R	ER	SO	BB	IBB	HBP	BLK	WP	HR	S	P	ERA	WHIP

Batter	1	2	3	4	5	6	7	8	9	AB	R	H	RBI	BB	SO	LOB
Pat Kelly, L (1, 9) OBP: 0.478, SLG: 0.450	4-3		S 1B 1B 1B		4-3					3	1	1	0	0	0	0
Carlos May, L (1, 7) OBP: 0.320, SLG: 0.360	4-1		S 1B 1-2 1B		K					3	1	1	0	0	1	0
Dick Allen, R (1, 3) OBP: 0.231, SLG: 0.375	6-3		K 1-2 2-3		4-3					3	0	0	0	0	1	2
Bill Melton, R (1, 10) OBP: 0.400, SLG: 0.450		6-3	1B BB			F2				2	0	0	0	1	0	0
Ron Santo, R (1, 5) OBP: 0.400, SLG: 0.167		2B FC BB	1-3 2-H 3-H 1B			2B BB				1	2	1	2	2	0	0
Ken Henderson, S (1, 8) OBP: 0.444, SLG: 0.500		FC 1-3 2B	K			1-H 2B				3	0	2	1	0	1	2
Jorge Orta, L (1, 4) OBP: 0.208, SLG: 0.217		FC G5-4-3 2-3 3-H		4-3		F8				3	0	0	1	0	0	2
Ed Herrmann, L (1, 2) OBP: 0.381, SLG: 0.450		G5-4-3 1-2f		K		1-3				3	0	0	0	0	1	3
Bucky Dent, R (1, 6) OBP: 0.188, SLG: 0.267			1-3	F9						2	0	0	0	0	0	0
Inning Stats	R: 0 E: 0 K: 0 S: 3 H: 0 LOB: 0 BB: 0 P: 3	R: 1 E: 0 K: 0 S: 4 H: 1 LOB: 1 BB: 1 P: 8	R: 2 E: 0 K: 2 S: 10 H: 3 LOB: 2 BB: 1 P: 14	R: 0 E: 0 K: 1 S: 5 H: 0 LOB: 0 BB: 0 P: 5	R: 0 E: 0 K: 1 S: 5 H: 0 LOB: 0 BB: 0 P: 5	R: 1 E: 0 K: 0 S: 4 H: 1 LOB: 1 BB: 1 P: 8				1B: 3 2B: 2 3B: 0 HR: 0 SF: 0 SAC: 0 DP: 1 HBP: 0						

PITCHER	IP	WLS	BF	H	R	ER	SO	BB	IBB	HBP	BLK	WP	HR	S	P	ERA	WHIP
Joe Decker, R (1, 1) ERA: 6.0	6.0		26	5	4	4	4	3	0	0	0	0	0	31	43	6.00	1.333

PITCHER	IP	WLS	BF	H	R	ER	SO	BB	IBB	HBP	BLK	WP	HR	S	P	ERA	WHIP

TOP

Chicago White Sox @ Minnesota Twins

Metropolitan Stadium, Bloomington , MI

Thu Apr 11 1974, 4:33 AM EDT

Att. 2,182 - Overcast - 52 F

livebaseballscorecards.com

AB	23
R	4
H	5
RBI	4
BB	3
SO	4
LOB	9

Batter	1	2	3	4	5	6	7	8	9	AB	R	H	RBI	BB	SO	LOB
Sergio Ferrer, S (1, 6) OBP: 0.455, SLG: 0.444	x 0-0 ① 4-3		x 0-0 1B FC5-2 1B	x 0-0 1B						2	0	1	0	0	0	0
Danny Thompson, R (4, 6) OBP: 0.500, SLG: 0.500										1	0	1	0	0	0	0
Rod Carew, L (1, 4) OBP: 0.409, SLG: 0.400	x 0-0 ② 4-3		x 0-0 HBP FC5-2 1-3 1B	x 0-0 ③ F7						3	1	1	0	0	0	1
Larry Hisle, R (1, 7) (5, 8) OBP: 0.455, SLG: 0.706	S S S 0-3 ③ K		x 0-0 ② FC5-2 HBP 1-2 1B 3-H		x 0-0 CS 1B					3	1	1	0	0	1	2
Joe Lis, R (1, 3) OBP: 0.364, SLG: 0.222		B B B B 4-0 3B BB	H 1-0 1B 1-2 2-3 HBP		x 0-0 ① ② 4-3 1-2					1	1	0	0	1	0	1
Bobby Darwin, R (1, 9) OBP: 0.500, SLG: 0.789		x 0-0 1-H WP 3B	x 0-0 BB 1-3 2-H 3-H 1B		x 0-0 ③ P6					3	1	2	3	0	0	0
Harmon Killebrew, R (1, 10) OBP: 0.250, SLG: 0.214		x 0-0 FC5-4 3-H 1B	B B B 4-0 1-2 BB			S S S 0-3 ① K				2	0	1	0	1	1	0
Steve Brye, R (1, 8) OBP: 0.250, SLG: 0.250	x 0-0 ① FC5-4 G6-4-3 1-2f		x 0-0 ③ 5-3			H 1-0 HBP				2	0	0	0	0	0	4
Steve Braun, L (5, 7) OBP: 0.313, SLG: 0.429										0	0	0	0	0	0	0
Randy Hundley, R (1, 2) OBP: 0.333, SLG: 0.250		x 0-0 ② ③ G6-4-3 1-2f		x 0-0 ① 6-3		x 0-0 ② F8				3	0	0	0	0	0	2
Jerry Terrell, R (1, 5) OBP: 0.278, SLG: 0.389			x 0-0 ① 6-3	x 0-0 ② 6-3		x 0-0 ③ L8				3	0	0	0	0	0	1
Inning Stats	R: 0 E: 0 K: 1 S: 5 H: 0 LOB: 0 BB: 0 P: 5	R: 2 E: 0 K: 0 S: 4 H: 2 LOB: 0 BB: 1 P: 8	R: 2 E: 0 K: 0 S: 6 H: 3 LOB: 3 BB: 1 P: 11	R: 0 E: 0 K: 0 S: 4 H: 1 LOB: 1 BB: 0 P: 4	R: 0 E: 0 K: 0 S: 3 H: 1 LOB: 0 BB: 0 P: 3	R: 0 E: 0 K: 1 S: 5 H: 0 LOB: 1 BB: 0 P: 6				1B: 6 2B: 0 3B: 1 HR: 0	SF: 0 SAC: 0 DP: 1 HBP: 2				WP: 1 PB: 0 SB: 0 CS: 1	PA: 27	

PITCHER		IP	WLS	BF	H	R	ER	SO	BB	IBB	HBP	BLK	WP	HR	S	P	ERA	WHIP
Jim Kaat, L ERA: 5.79	(1, 1)	2.2		14	5	4	4	1	1	0	1	0	1	0	14	19	13.50	2.250
Rich Gossage, R ERA:	(3, 1)	3.1		13	2	0	0	1	1	0	1	0	0	0	13	18	0.00	0.900

PITCHER	IP	WLS	BF	H	R	ER	SO	BB	IBB	HBP	BLK	WP	HR	S	P	ERA	WHIP

BOTTOM

Chicago White Sox @ Minnesota Twins

Metropolitan Stadium, Bloomington , MI

Thu Apr 11 1974, 4:33 AM EDT
Att. 2,182 - Overcast - 52 F

livebaseballscorecards.com

AB	23
R	4
H	7
RBI	3
BB	2
SO	2
LOB	11

Batter	1	2	3	4	5	6	7	8	9	10	AB	R	H	RBI	BB	SO	LOB
Freddie Patek, R (1, 6) OBP: 0.320, SLG: 0.364	F8		6-3 2-3 3-H			6-3	5-3			F8	5	0	0	1	0	0	2
Jim Wohlford, R (1, 7) OBP: 0.520, SLG: 0.524	5-3		4-3			4-1 1B		FC1-6 1B		F8 2-3	5	1	2	0	0	0	2
Vada Pinson, L (1, 9) OBP: 0.238, SLG: 0.238	K			3-1		4-1 1-2		FC1-6 G4-6-3 1-2f		CS 3-H 1B	5	0	1	1	0	1	2
John Mayberry, L (1, 3) OBP: 0.542, SLG: 0.833		CS HBP		HR		FC6-4 2-H 1B		G4-6-3 1-2f		CS 1-2	3	1	2	2	0	0	1
Amos Otis, R (1, 8) OBP: 0.292, SLG: 0.211		F9		F8		FC6-4 1-2f			K		4	0	0	0	0	1	2
Cookie Rojas, R (1, 4) OBP: 0.333, SLG: 0.429		K 1-2		CS 1B			K		 1B		4	0	2	0	0	2	1
Tony Solaita, L (1, 10) OBP: 0.400, SLG: 0.250 Hal McRae, R (9, PH) OBP: 0.583, SLG: 1.091			2B 6-3 BB	CS 1-2	G6-4-3 1B		E1 HR		F9		2 1	2 0	1 0	0 0	1 0	0 0	0 1
Paul Schaal, R (1, 5) OBP: 0.375, SLG: 0.571			K		G6-4-3 1-2f		1-H HR		1-3		4	1	1	2	0	1	3
Fran Healy, R (1, 2) OBP: 0.429, SLG: 0.579			6-3 1-3 2B	1-4-3			6-3			F8 1B 2B	4	1	2	0	0	0	0
Inning Stats	R: 0 E: 0 K: 1 S: 5 H: 0 LOB: 0 BB: 0 P: 5	R: 0 E: 0 K: 1 S: 4 H: 0 LOB: 1 BB: 0 P: 5	R: 1 E: 0 K: 1 S: 6 H: 1 LOB: 1 BB: 1 P: 10	R: 1 E: 0 K: 0 S: 4 H: 2 LOB: 0 BB: 0 P: 4	R: 0 E: 0 K: 0 S: 3 H: 1 LOB: 0 BB: 0 P: 3	R: 1 E: 0 K: 0 S: 5 H: 2 LOB: 1 BB: 0 P: 5	R: 2 E: 1 K: 1 S: 7 H: 1 LOB: 0 BB: 0 P: 7	R: 0 E: 0 K: 0 S: 3 H: 1 LOB: 0 BB: 0 P: 3	R: 0 E: 0 K: 1 S: 6 H: 1 LOB: 1 BB: 0 P: 6	R: 1 E: 0 K: 0 S: 4 H: 2 LOB: 0 BB: 0 P: 4	1B: 7 2B: 3 3B: 0 HR: 2	SF: 0 SAC: 0 DP: 3 HBP: 1	WP: 0 PB: 0 SB: 0 CS: 3	PA: 41				

PITCHER		IP	WLS	BF	H	R	ER	SO	BB	IBB	HBP	BLK	WP	HR	S	P	ERA	WHIP
Dick Woodson, R ERA: 6.75	(1, 1)	5.2		22	6	3	3	3	1	0	1	0	0	1	26	31	4.76	1.235
Ray Corbin, R ERA: 12.0	(6, 1)	1.1		7	2	2	1	1	0	0	0	0	0	1	9	9	6.75	1.500
Tom Burgmeier, L ERA: 5.79	(8, 1)	2.1	L	8	2	1	1	1	0	0	0	0	0	0	10	10	3.86	0.857
Bill Campbell, R ERA:	(10, 1)	0.2		2	1	0	0	0	0	0	0	0	0	0	2	2	0.00	1.500

PITCHER	IP	WLS	BF	H	R	ER	SO	BB	IBB	HBP	BLK	WP	HR	S	P	ERA	WHIP

TOP

Kansas City Royals @ Minnesota Twins

Metropolitan Stadium, Bloomington , MI

Sat Apr 13 1974, 4:33 AM EDT
Att. 3,381 - Unknown - 44 F

livebaseballscorecards.com

AB	37
R	6
H	11
RBI	6
BB	1
SO	5
LOB	14

Batter	1	2	3	4	5	6	7	8	9	10	AB	R	H	RBI	BB	SO	LOB
Jerry Terrell, R (1, 5) OBP: 0.273, SLG: 0.364	G3		SH, BB, 1B, 3B 1-2	S, 2B, 1B		K			F8		4	2	1	0	0	1	1
Rod Carew, L (1, 4) OBP: 0.481, SLG: 0.500	5-3-6, S, 1B		BB, 3B, 1B 1-2 2-3	1-H, 2B		IBB			G3		4	1	3	1	1	0	0
Larry Hisle, R (1, 8) OBP: 0.444, SLG: 0.600	5-3-6 1-3f		BB, 3B 1-2 2-3 3-H	5-3		6-3			1B, BB		3	1	0	1	2	0	4
Tony Oliva, L (1, 10) OBP: 0.600, SLG: 0.889 Eric Soderholm, R (9, PR)		BB, 1B	1-H 2-H 3-H 3B	1B, 1B		K			1-3 1B		5 0	0 0	4 0	3 0	0 0	1 0	0 0
Bobby Darwin, R (1, 9) OBP: 0.440, SLG: 0.667		K	F8	CS 1-3 1B		K2-3			K		5	0	1	0	0	3	4
Steve Braun, L (1, 7) OBP: 0.333, SLG: 0.389		1-2 BB	G3	K		F8			SH1-4 1B		4	0	1	0	1	1	3
Randy Hundley, R (1, 2) OBP: 0.273, SLG: 0.200		F7	5-3	K 1-2		K			SH1-4 1-2		4	0	0	0	0	2	5
Jim Holt, L (1, 3)		G3		4-3		SH2-3, BB			F9		4	0	0	0	1	0	3
Danny Thompson, R (1, 6) OBP: 0.333, SLG: 0.333			1B, SH, BB, 1B	F7		SH2-3 1-2			1-3		4	1	1	0	0	0	1
Inning Stats	R: 0 H: 1 E: 0 LOB: 0 K: 0 BB: 0 S: 3 P: 3	R: 0 H: 1 E: 0 LOB: 2 K: 1 BB: 1 S: 6 P: 10	R: 4 H: 3 E: 1 LOB: 1 K: 0 BB: 1 S: 7 P: 11	R: 1 H: 2 E: 0 LOB: 1 K: 0 BB: 0 S: 5 P: 5	R: 0 H: 2 E: 0 LOB: 2 K: 2 BB: 0 S: 8 P: 8	R: 0 H: 0 E: 0 LOB: 2 K: 1 BB: 2 S: 5 P: 13	R: 0 H: 0 E: 0 LOB: 0 K: 2 BB: 0 S: 7 P: 7	R: 0 H: 0 E: 0 LOB: 0 K: 1 BB: 0 S: 5 P: 5	R: 0 H: 1 E: 0 LOB: 2 K: 1 BB: 1 S: 6 P: 10	R: 0 H: 1 E: 0 LOB: 1 K: 0 BB: 0 S: 4 P: 4	1B: 9 SF: 0 2B: 3 SAC: 3 3B: 1 DP: 2 HR: 0 HBP: 0						

PITCHER		IP	WLS	BF	H	R	ER	SO	BB	IBB	HBP	BLK	WP	HR	S	P	ERA	WHIP
Marty Pattin, R ERA: 9.0	(1, 1)	4.0		23	9	5	4	1	2	0	0	0	0	0	23	31	9.00	2.750
Bruce Dal Canton, R ERA:	(5, 1)	6.0	W	22	2	0	0	7	2	1	0	0	0	0	33	45	0.00	0.667

PITCHER	IP	WLS	BF	H	R	ER	SO	BB	IBB	HBP	BLK	WP	HR	S	P	ERA	WHIP

BOTTOM

Kansas City Royals @ Minnesota Twins

Metropolitan Stadium, Bloomington , MI

Sat Apr 13 1974, 4:33 AM EDT
Att. 3,381 - Unknown - 44 F

livebaseballscorecards.com

AB	37
R	5
H	11
RBI	5
BB	5
SO	8
LOB	21

WP: 0 PA: 45
PB: 0
SB: 2
CS: 1

Batter	1	2	3	4	5	6	7	8	9	AB	R	H	RBI	BB	SO	LOB
Freddie Patek, R (1, 6) OBP: 0.310, SLG: 0.346	P3		4-3			4-3 S 1B		5-3		4	0	1	0	0	0	0
Jim Wohlford, R (1, 7) OBP: 0.448, SLG: 0.440	K		K			4-3 1-2		K		4	0	0	0	0	3	1
Vada Pinson, L (1, 9) OBP: 0.200, SLG: 0.200	P5			4-3		4-3 2-3			F7	4	0	0	0	0	0	1
John Mayberry, L (1, 3) OBP: 0.500, SLG: 0.727		5-3		K		4-1			L5-3 1B	4	0	1	0	0	1	1
Amos Otis, R (1, 8) OBP: 0.250, SLG: 0.174		K		4-3			F8		L5-3 1-2	4	0	0	0	0	1	1
Cookie Rojas, R (1, 4) OBP: 0.375, SLG: 0.458		1B 1B			5-3		1B 1B			3	0	2	0	0	0	0
Hal McRae, R (1, 10) OBP: 0.600, SLG: 1.000		1-2 1B			F8		G5-4-3 1-2 1B			3	0	2	0	0	0	0
Paul Schaal, R (1, 5) OBP: 0.368, SLG: 0.588		F3			2B		G5-4-3 1-2f			3	0	1	0	0	0	4
Fran Healy, R (1, 2) OBP: 0.375, SLG: 0.500			F8		6-3			F8		3	0	0	0	0	0	1
Inning Stats	R: 0 E: 0 K: 1 S: 5 H: 0 LOB: 0 BB: 0 P: 5	R: 0 E: 0 K: 1 S: 7 H: 2 LOB: 2 BB: 0 P: 7	R: 0 E: 0 K: 1 S: 5 H: 0 LOB: 0 BB: 0 P: 5	R: 0 E: 0 K: 1 S: 5 H: 0 LOB: 0 BB: 0 P: 5	R: 0 E: 0 K: 0 S: 4 H: 1 LOB: 1 BB: 0 P: 4	R: 0 E: 0 K: 0 S: 4 H: 1 LOB: 1 BB: 0 P: 4	R: 0 E: 0 K: 0 S: 4 H: 2 LOB: 1 BB: 0 P: 4	R: 0 E: 0 K: 1 S: 5 H: 0 LOB: 0 BB: 0 P: 5	R: 0 E: 0 K: 0 S: 3 H: 1 LOB: 0 BB: 0 P: 3	1B: 6 2B: 2 3B: 0 HR: 0	SF: 0 SAC: 0 DP: 2 HBP: 0						

PITCHER		IP	WLS	BF	H	R	ER	SO	BB	IBB	HBP	BLK	WP	HR	S	P	ERA	WHIP
Bert Blyleven, R ERA: 1.48	(1, 1)	7.1	W	27	6	0	0	4	0	0	0	0	0	0	35	35	0.00	0.818
Bill Campbell, R ERA:	(8, 1)	1.2		5	1	0	0	1	0	0	0	0	0	0	7	7	0.00	0.600

PITCHER		IP	WLS	BF	H	R	ER	SO	BB	IBB	HBP	BLK	WP	HR	S	P	ERA	WHIP

TOP

Kansas City Royals @ Minnesota Twins

Metropolitan Stadium, Bloomington , MI

Sun Apr 14 1974, 4:33 AM EDT
Att. 2,778 - Unknown - 47 F

livebaseballscorecards.com

AB	32
R	0
H	7
RBI	0
BB	0
SO	5
LOB	9

1B: 6	SF: 0	WP: 0	PA: 32
2B: 2	SAC: 0	PB: 0	
3B: 0	DP: 2	SB: 1	
HR: 0	HBP: 0	CS: 0	

Kansas City Royals @ Minnesota Twins

Metropolitan Stadium, Bloomington , MI

Sun Apr 14 1974, 4:33 AM EDT
Att. 2,778 - Unknown - 47 F

livebaseballscorecards.com

Batter	1	2	3	4	5	6	7	8	9	AB	R	H	RBI	BB	SO	LOB
Jerry Terrell, R (1, 5) OBP: 0.333, SLG: 0.407	4-3	2-H 3-H 1B		6-3			FC5-2 1-2 HR 1B	1B		5	1	3	2	0	0	1
Rod Carew, L (1, 4) OBP: 0.438, SLG: 0.448	G3	1-4-3			K		FC5-2 1-2 2-3 HR 1B	L3		5	1	1	0	0	1	2
Larry Hisle, R (1, 8) OBP: 0.387, SLG: 0.500	6-3		6-3		K		FC5-2 1-2 2-3 3-Hf HR			4	1	0	0	0	1	3
Bobby Darwin, R (1, 9) OBP: 0.517, SLG: 0.893		BB 1B 1B 1B	1B 1B		3B		1-H 2-H 3-H HR			4	2	4	4	0	0	0
Tony Oliva, L (1, 10) OBP: 0.571, SLG: 0.846		F5	G4-6-3 1-3 1B		4-3		2B			4	0	2	0	0	0	2
Joe Lis, R (1, 3) OBP: 0.333, SLG: 0.231		BB 1-2 1B 1B	G4-6-3 1-2f			5-3	6-3			4	1	1	0	0	0	3
Glenn Borgmann, R (1, 2)		1B 1-2 2-3 1B BB		5-3		F8	F8			3	1	0	0	1	0	1
Steve Braun, L (1, 7) OBP: 0.360, SLG: 0.409		1-3 2-H 3-H 1B 1B		5-3 1B		F8		P5		4	1	2	2	0	0	0
Danny Thompson, R (1, 6) OBP: 0.300, SLG: 0.300		5-3		5-3 1-2			1B 1B FC5-2 1B	L3		4	0	1	0	0	0	3

Inning Stats	1	2	3	4	5	6	7	8	9
	R: 0 H: 0	R: 4 H: 4	R: 0 H: 2	R: 0 H: 1	R: 0 H: 1	R: 0 H: 0	R: 4 H: 5	R: 0 H: 1	
	E: 0 LOB: 0	E: 0 LOB: 1	E: 0 LOB: 1	E: 0 LOB: 1	E: 0 LOB: 1	E: 0 LOB: 0	E: 0 LOB: 1	E: 0 LOB: 1	
	K: 0 BB: 0	K: 0 BB: 1	K: 0 BB: 0	K: 0 BB: 0	K: 2 BB: 0	K: 0 BB: 0	K: 0 BB: 0	K: 0 BB: 0	
	S: 3 P: 3	S: 7 P: 11	S: 4 P: 4	S: 4 P: 4	S: 8 P: 8	S: 3 P: 3	S: 8 P: 8	S: 4 P: 4	

PITCHER	IP	WLS	BF	H	R	ER	SO	BB	IBB	HBP	BLK	WP	HR	S	P	ERA	WHIP
Paul Splittorff, L (1, 1) ERA: 4.71	6.0	L	26	8	4	4	2	1	0	0	0	0	0	29	33	6.00	1.500
Doug Bird, R (7, 1) ERA: 36.0	1.0		8	5	4	4	0	0	0	0	0	0	1	8	8	36.00	5.000
Lindy McDaniel, R (8, 1) ERA: 5.4	1.0		4	1	0	0	0	0	0	0	0	0	0	4	4	0.00	1.000

PITCHER	IP	WLS	BF	H	R	ER	SO	BB	IBB	HBP	BLK	WP	HR	S	P	ERA	WHIP

AB	37
R	8
H	14
RBI	8
BB	1
SO	2
LOB	15

1B: 11	SF: 0	WP: 0	PA: 38
2B: 1	SAC: 0	PB: 0	
3B: 1	DP: 1	SB: 0	
HR: 1	HBP: 0	CS: 0	

Batter	1	2	3	4	5	6	7	8	9	AB	R	H	RBI	BB	SO	LOB
Jerry Terrell, R (1, 5) OBP: 0.290, SLG: 0.355	F7		K			FC6 1-2f			L8	4	1	0	0	0	1	2
Rod Carew, L (1, 4) OBP: 0.444, SLG: 0.455	CS 1B			6-3		2-H 1B			F7	4	0	2	1	0	0	0
Tony Oliva, L (1, 10) OBP: 0.500, SLG: 0.706	F8 1-2			F7		F8			1B	4	0	1	0	0	0	2
Eric Soderholm, R (9, PR)										0	0	0	0	0	0	0
Bobby Darwin, R (1, 9) OBP: 0.455, SLG: 0.781		6-3		K			K		L7	4	0	0	0	0	2	1
Steve Braun, L (1, 7) OBP: 0.321, SLG: 0.360		6-3			4-3		P5			3	0	0	0	0	0	0
Harmon Killebrew, R (1, 3) OBP: 0.211, SLG: 0.176		4-3			L8		K			3	0	0	0	0	1	0
Joe Lis, R (7, 3) OBP: 0.333, SLG: 0.231										0	0	0	0	0	0	0
Larry Hisle, R (1, 8) OBP: 0.382, SLG: 0.519			4-3 2B		K			K		3	0	1	0	0	2	0
Randy Hundley, R (1, 2) OBP: 0.240, SLG: 0.174			4-3 2-3			F8		K		3	0	0	0	0	1	1
Danny Thompson, R (1, 6) OBP: 0.308, SLG: 0.308			3-1			FC6 1B		F7		3	0	1	0	0	0	1
Inning Stats	R: 0 E: 0 K: 0 S: 3	H: 1 LOB: 0 BB: 0 P: 3	R: 0 E: 0 K: 0 S: 3	H: 0 LOB: 0 BB: 0 P: 3	R: 0 E: 0 K: 1 S: 6	H: 1 LOB: 1 BB: 0 P: 6	R: 0 E: 0 K: 1 S: 5	H: 0 LOB: 0 BB: 0 P: 5	R: 0 E: 0 K: 1 S: 5	H: 0 LOB: 0 BB: 0 P: 5	R: 1 E: 1 K: 0 S: 5	H: 2 LOB: 1 BB: 0 P: 5	R: 0 E: 0 K: 2 S: 7	H: 0 LOB: 0 BB: 0 P: 7	R: 0 E: 0 K: 2 S: 7	H: 0 LOB: 0 BB: 0 P: 7	R: 0 E: 0 K: 0 S: 4	H: 1 LOB: 1 BB: 0 P: 4	1B: 4 2B: 1 3B: 0 HR: 0	SF: 0 SAC: 0 DP: 0 HBP: 0	WP: 0 PB: 0 SB: 0 CS: 1	PA: 31

PITCHER	IP	WLS	BF	H	R	ER	SO	BB	IBB	HBP	BLK	WP	HR	S	P	ERA	WHIP
Bill Singer, R (1, 1) ERA: 2.96	9.0	W	31	5	1	0	7	0	0	0	0	0	0	45	45	0.00	0.556

PITCHER	IP	WLS	BF	H	R	ER	SO	BB	IBB	HBP	BLK	WP	HR	S	P	ERA	WHIP

TOP

Minnesota Twins @ California Angels

Anaheim Stadium, Anaheim, CA

Mon Apr 15 1974, 10:05 PM EDT

Att. 12,968 - Unknown - 65 F

livebaseballscorecards.com

AB	31
R	1
H	5
RBI	1
BB	0
SO	7
LOB	7

Batter	1	2	3	4	5	6	7	8	9	AB	R	H	RBI	BB	SO	LOB
Mickey Rivers, L (1, 8) OBP: 0.354, SLG: 0.378	1-3		S 1B		4-3 WP 1B 1-2 1B	1B E 1B 1-2		4-3		5	2	3	0	0	0	0
Denny Doyle, L (1, 4) OBP: 0.357, SLG: 0.278	1B		4-3 1-2		4-3 1-3 2-H	P3		3-1		5	0	1	1	0	0	4
Joe Lahoud, L (1, 7) OBP: 0.267, SLG: 0.643	L8			HR	5-3	E8 1-H 2-H E 1B		P3		5	2	2	2	0	0	2
Frank Robinson, R (1, 10) OBP: 0.432, SLG: 0.667	K			FC1-6 1B	BB 1B 1B 3-H	E6 2-H				4	1	2	1	0	1	1
Mike Epstein, L (1, 3) OBP: 0.341, SLG: 0.406		4-3		FC1-6 1B 1-2f	4-0 1-2 1B BB	L4				3	0	0	0	1	0	2
Leroy Stanton, R (1, 9) OBP: 0.488, SLG: 0.865		CS 1B		K	1-2 2-H 1B		E6 E S SF7			4	1	2	1	0	1	1
Ellie Rodriguez, R (1, 2) OBP: 0.341, SLG: 0.297		K 1-2		1-2 1B	F9		K 1-3			4	0	1	0	0	2	4
Dave Chalk, R (1, 6) OBP: 0.262, SLG: 0.147			6-3	K		K	SF7 3-H			3	0	0	1	0	2	2
Sandy Alomar Sr., S (1, 5) OBP: 0.429, SLG: 0.714			K		WP 1B 4-3 1B	1B 1B 1B	F3			4	2	2	0	0	1	0
Inning Stats	R: 0 H: 1 E: 0 LOB: 1 K: 1 BB: 0 S: 6 P: 6	R: 0 H: 1 E: 0 LOB: 0 K: 1 BB: 0 S: 5 P: 5	R: 0 H: 1 E: 0 LOB: 1 K: 1 BB: 0 S: 6 P: 6	R: 1 H: 3 E: 0 LOB: 2 K: 2 BB: 0 S: 10 P: 10	R: 3 H: 4 E: 0 LOB: 2 K: 0 BB: 1 S: 7 P: 11	R: 3 H: 3 E: 2 LOB: 1 K: 1 BB: 0 S: 9 P: 9	R: 1 H: 0 E: 1 LOB: 0 K: 1 BB: 0 S: 6 P: 6	R: 0 H: 0 E: 0 LOB: 0 K: 0 BB: 0 S: 3 P: 3		1B: 12 SF: 1 2B: 0 SAC: 0 3B: 0 DP: 0 HR: 1 HBP: 0						

PITCHER		IP	WLS	BF	H	R	ER	SO	BB	IBB	HBP	BLK	WP	HR	S	P	ERA	WHIP
Bill Hands, R ERA: 13.06	(1, 1)	4.2	L	23	9	4	4	5	1	0	0	0	1	1	32	36	7.71	2.143
Danny Fife, R ERA: 13.5	(5, 1)	1.0		8	4	3	1	1	0	0	0	0	0	0	10	10	9.00	4.000
Vic Albury, L ERA: 3.86	(6, 1)	2.1		8	0	1	0	1	0	0	0	0	0	0	10	10	0.00	0.000

PITCHER	IP	WLS	BF	H	R	ER	SO	BB	IBB	HBP	BLK	WP	HR	S	P	ERA	WHIP

BOTTOM

Minnesota Twins @ California Angels

Anaheim Stadium, Anaheim, CA

Mon Apr 15 1974, 10:05 PM EDT

Att. 12,968 - Unknown - 65 F

livebaseballscorecards.com

AB	37
R	8
H	13
RBI	6
BB	1
SO	7
LOB	16

WP: 1	PA: 39		
PB: 0			
SB: 2			
CS: 1			

Batter	1	2	3	4	5	6	7	8	9	AB	R	H	RBI	BB	SO	LOB
Sergio Ferrer, S (1, 6) OBP: 0.462, SLG: 0.545	6-3 3B		K			F7			1B S SF 1B	4	2	2	0	0	1	0
Rod Carew, L (1, 4) OBP: 0.450, SLG: 0.459	6-3 3-H			E7 F9 1B		K			HBP SF 1B 1-3	4	1	2	1	0	1	0
Tony Oliva, L (1, 10) OBP: 0.455, SLG: 0.600	F2			F9 2-3		5-3			SF FC6-2 HBP 1-2	3	0	0	0	0	0	1
Eric Soderholm, R (9, PR)										0	0	0	0	0	0	0
Bobby Darwin, R (1, 9) OBP: 0.405, SLG: 0.714	F7			K			K		SF FC6-2 HR 1-3 2-H 3-H	3	1	0	1	0	2	1
Steve Braun, L (1, 7) OBP: 0.313, SLG: 0.345		K		K			G6-4-3 1B		F2	4	0	1	0	0	2	3
Harmon Killebrew, R (1, 3) OBP: 0.182, SLG: 0.150		1-3			F7		G6-4-3 1-2f		FC6-2 HR 1-2 3-H	3	0	0	0	0	0	1
Jim Holt, L (7, 3)										1	1	0	0	0	0	2
Larry Hisle, R (1, 8) OBP: 0.368, SLG: 0.581		P5			K			K	HR 1-H 2-H	4	1	1	3	0	2	0
Glenn Borgmann, R (1, 2) OBP: 0.333, SLG: 0.143			1-3		1B			BB		3	0	1	0	1	1	0
Jerry Terrell, R (1, 5) OBP: 0.257, SLG: 0.314			F7		F8			K	K	4	0	0	0	0	2	2
Inning Stats	R: 1 E: 0 K: 0 S: 4 H: 1 LOB: 0 BB: 0 P: 4	R: 0 E: 0 K: 1 S: 5 H: 0 LOB: 0 BB: 0 P: 5	R: 0 E: 0 K: 1 S: 5 H: 0 LOB: 0 BB: 0 P: 5	R: 0 E: 1 K: 2 S: 8 H: 1 LOB: 1 BB: 0 P: 8	R: 0 E: 0 K: 1 S: 6 H: 1 LOB: 1 BB: 0 P: 6	R: 0 E: 0 K: 1 S: 5 H: 0 LOB: 0 BB: 0 P: 5	R: 0 E: 0 K: 1 S: 5 H: 1 LOB: 0 BB: 0 P: 5	R: 0 E: 0 K: 3 S: 9 H: 0 LOB: 0 BB: 0 P: 9	R: 5 E: 1 K: 1 S: 9 H: 3 LOB: 1 BB: 1 P: 14	1B: 5 2B: 0 3B: 1 HR: 1	SF: 1 SAC: 0 DP: 1 HBP: 1						

PITCHER	IP	WLS	BF	H	R	ER	SO	BB	IBB	HBP	BLK	WP	HR	S	P	ERA	WHIP
Nolan Ryan, R (1, 1) ERA: 4.15	9.0	L	36	7	6	2	11	1	0	1	0	0	1	56	61	2.00	0.889

PITCHER	IP	WLS	BF	H	R	ER	SO	BB	IBB	HBP	BLK	WP	HR	S	P	ERA	WHIP

TOP

Minnesota Twins @ California Angels

Anaheim Stadium, Anaheim, CA

Tue Apr 16 1974, 10:05 PM EDT

Att. 9,529 - Unknown - 59 F

livebaseballscorecards.com

AB	33
R	6
H	7
RBI	5
BB	1
SO	11
LOB	10

WP: 0	PA: 36		
PB: 0			
SB: 1			
CS: 0			

Batter	1	2	3	4	5	6	7	8	9	AB	R	H	RBI	BB	SO	LOB
Mickey Rivers, L (1, 8) OBP: 0.346, SLG: 0.367	WP S 1B	3-1			4-3			6-3		4	0	1	0	0	0	2
Denny Doyle, L (1, 4) OBP: 0.326, SLG: 0.250	K 1-3		K		4-3			K		4	0	0	0	0	3	1
Joe Lahoud, L (1, 7) OBP: 0.211, SLG: 0.500	P4		K			K		3-1		4	0	0	0	0	2	1
Frank Robinson, R (1, 10) OBP: 0.438, SLG: 0.667	BB		2B			F8			K	3	0	1	0	1	1	0
Mike Epstein, L (1, 3) OBP: 0.333, SLG: 0.389	K		F8			G3			G1-4-3 1B	4	0	1	0	0	1	3
Bob Oliver, R (1, 5) OBP: 0.325, SLG: 0.333		1B 1B		K			6-3		G1-4-3 1-2f	4	0	1	0	0	1	1
Leroy Stanton, R (1, 9) OBP: 0.478, SLG: 0.821		K		K			BB FC1-6			2	0	0	0	1	2	1
Ellie Rodriguez, R (1, 2) OBP: 0.318, SLG: 0.275		K		K			FC1-6 1-2f			3	0	0	0	0	2	2
Dave Chalk, R (1, 6) OBP: 0.273, SLG: 0.167		1-2 1B			K		P6			2	0	1	0	0	1	0
Tom McCraw, L (7, PH) OBP: 0.400, SLG: 0.250										1	0	0	0	0	0	1
Sandy Alomar Sr., S (8, 6) OBP: 0.429, SLG: 0.714										0	0	0	0	0	0	0
Inning Stats	R: 0 E: 0 K: 2 S: 8 H: 1 LOB: 2 BB: 1 P: 12	R: 0 E: 0 K: 2 S: 9 H: 2 LOB: 2 BB: 0 P: 9	R: 0 E: 0 K: 2 S: 8 H: 1 LOB: 1 BB: 0 P: 8	R: 0 E: 0 K: 3 S: 9 H: 0 LOB: 0 BB: 0 P: 9	R: 0 E: 0 K: 1 S: 5 H: 0 LOB: 0 BB: 0 P: 5	R: 0 E: 0 K: 1 S: 5 H: 0 LOB: 0 BB: 0 P: 5	R: 0 E: 1 K: 0 S: 3 H: 0 LOB: 1 BB: 1 P: 7	R: 0 E: 0 K: 1 S: 5 H: 0 LOB: 0 BB: 0 P: 5	R: 0 E: 0 K: 1 S: 5 H: 1 LOB: 0 BB: 0 P: 5	1B: 4 2B: 1 3B: 0 HR: 0 SF: 0 SAC: 0 DP: 1 HBP: 0							

PITCHER		IP	WLS	BF	H	R	ER	SO	BB	IBB	HBP	BLK	WP	HR	S	P	ERA	WHIP
Joe Decker, R ERA: 2.92	(1, 1)	6.1	W	25	4	0	0	11	2	0	0	0	1	0	45	53	0.00	0.947
Bill Campbell, R ERA:	(7, 1)	2.2	S	8	1	0	0	2	0	0	0	0	0	0	12	12	0.00	0.375

PITCHER	IP	WLS	BF	H	R	ER	SO	BB	IBB	HBP	BLK	WP	HR	S	P	ERA	WHIP

BOTTOM

Minnesota Twins @ California Angels

Anaheim Stadium, Anaheim, CA

Tue Apr 16 1974, 10:05 PM EDT

Att. 9,529 - Unknown - 59 F

livebaseballscorecards.com

AB	31
R	0
H	5
RBI	0
BB	2
SO	13
LOB	12

1B: 4	SF: 0	WP: 1	PA: 33
2B: 1	SAC: 0	PB: 0	
3B: 0	DP: 1	SB: 1	
HR: 0	HBP: 0	CS: 0	

Batter	1	2	3	4	5	6	7	8	9	AB	R	H	RBI	BB	SO	LOB
Sergio Ferrer, S (1, 6) OBP: 0.433, SLG: 0.480	4-3		5-3		4-3 BB		SH2-4		P4	3	1	0	0	1	0	1
Rod Carew, L (1, 4) OBP: 0.455, SLG: 0.488	PB 2B		CS 1B		4-3		K			4	0	2	0	0	1	2
Steve Braun, L (1, 7) OBP: 0.333, SLG: 0.364	K		CS	FC6-4 1B			F7			4	1	2	1	0	1	2
Bobby Darwin, R (1, 9) OBP: 0.415, SLG: 0.692	4-3			FC6-4	F8			FC6-4		4	0	2	0	0	0	2
Jim Holt, L (1, 3)		6-3		FC6-4	G3			FC6-4 G6-4-3		4	1	0	0	0	0	4
Harmon Killebrew, R (1, 10) OBP: 0.231, SLG: 0.208		1B		1-6-3 1B		P4		G6-4-3		4	0	2	1	0	0	1
Larry Hisle, R (1, 8) OBP: 0.357, SLG: 0.543		K		1-6-3		K			6-3	4	0	1	1	0	2	1
Glenn Borgmann, R (1, 2) OBP: 0.250, SLG: 0.100		K		1-6-3		5-3			FC1-4 1B	3	0	0	0	0	1	3
Tony Oliva, L (9, PH) OBP: 0.478, SLG: 0.619										1	0	1	0	0	0	0
Eric Soderholm, R (9, PR)										0	0	0	0	0	0	0
Jerry Terrell, R (1, 5) OBP: 0.256, SLG: 0.308			1-3	F7			SH2-4		FC1-4	4	0	1	0	0	0	3

TOP

Minnesota Twins @ California Angels

Anaheim Stadium, Anaheim, CA

Wed Apr 17 1974, 10:05 PM EDT

Att. 7,259 - Unknown - 55 F

livebaseballscorecards.com

AB	35
R	3
H	11
RBI	3
BB	1
SO	5
LOB	19

Inning Stats	1	2	3	4	5	6	7	8	9
	R: 0 E: 0 K: 1 S: 6	R: 0 E: 0 K: 2 S: 8	R: 0 E: 0 K: 0 S: 3	R: 2 E: 0 K: 0 S: 7	R: 1 E: 0 K: 0 S: 4	R: 0 E: 0 K: 1 S: 5	R: 0 E: 0 K: 1 S: 6	R: 0 E: 0 K: 0 S: 3	R: 0 E: 0 K: 0 S: 4
	H: 1 LOB: 1 BB: 0 P: 6	H: 1 LOB: 1 BB: 0 P: 8	H: 1 LOB: 0 BB: 0 P: 3	H: 4 LOB: 2 BB: 0 P: 7	H: 1 LOB: 1 BB: 1 P: 8	H: 0 LOB: 0 BB: 0 P: 5	H: 1 LOB: 1 BB: 0 P: 6	H: 1 LOB: 0 BB: 0 P: 3	H: 1 LOB: 1 BB: 0 P: 4

	1B	SF	WP	PA
	10	0	0	38
	2B: 1	SAC: 1	PB: 1	
	3B: 0	DP: 1	SB: 0	
	HR: 0	HBP: 0	CS: 1	

PITCHER		IP	WLS	BF	H	R	ER	SO	BB	IBB	HBP	BLK	WP	HR	S	P	ERA	WHIP
Bill Stoneman, R ERA: 6.23	(1, 1)	4.1		21	8	3	3	3	1	0	0	0	0	0	26	30	6.23	2.077
Dave Sells, R ERA:	(5, 1)	4.2	W	16	3	0	0	2	0	0	0	0	0	0	20	20	0.00	0.643

PITCHER	IP	WLS	BF	H	R	ER	SO	BB	IBB	HBP	BLK	WP	HR	S	P	ERA	WHIP

Batter	1	2	3	4	5	6	7	8	9	AB	R	H	RBI	BB	SO	LOB
Mickey Rivers, L (1, 8) OBP: 0.321, SLG: 0.340	K		F7		FC1-6 1-3 1-2f		E6 SF7 SH5-4 1-2 3-H			4	0	0	0	0	1	2
Denny Doyle, L (1, 4) OBP: 0.327, SLG: 0.256	1B 1B		F7		1-3 1-2		SH5-4 1-2 2-3			3	0	1	0	0	0	1
Bobby Valentine, R (1, 7) OBP: 0.393, SLG: 0.522	F8		1B		F7		SF7 2-3 3-H			3	0	1	1	0	0	2
Frank Robinson, R (1, 10) OBP: 0.462, SLG: 0.738	1-2 1B		5-3			HR	S IBB			3	1	2	1	1	0	1
Mike Epstein, L (1, 3) OBP: 0.327, SLG: 0.359 Tom McCraw, L (7, PR) OBP: 0.400, SLG: 0.250 (8, 3)	K			K		F8	1-2 BB			3 0	0 0	0 0	0 0	1 0	2 0	2 0
Bob Oliver, R (1, 5) OBP: 0.341, SLG: 0.488		HR		HR		K	F9			4	2	2	2	0	1	3
Leroy Stanton, R (1, 9) OBP: 0.440, SLG: 0.744		F8		K		F8		F7		4	0	0	0	0	1	0
Ellie Rodriguez, R (1, 2) OBP: 0.313, SLG: 0.273		K		F8			1B E 1B	6-3		4	1	1	0	0	1	0
Dave Chalk, R (1, 6) OBP: 0.292, SLG: 0.200		6-3			FC1-6 1B		SH5-4 E 1-3 SF7 1B	P4		4	1	2	0	0	0	0
Inning Stats	R: 0 H: 2 E: 0 LOB: 2 K: 2 BB: 0 S: 9 P: 9	R: 1 H: 1 E: 0 LOB: 0 K: 1 BB: 0 S: 6 P: 6	R: 0 H: 1 E: 0 LOB: 1 K: 0 BB: 0 S: 4 P: 4	R: 1 H: 1 E: 0 LOB: 0 K: 2 BB: 0 S: 8 P: 8	R: 0 H: 1 E: 0 LOB: 1 K: 0 BB: 0 S: 4 P: 4	R: 1 H: 1 E: 0 LOB: 0 K: 1 BB: 0 S: 6 P: 6	R: 2 H: 2 E: 1 LOB: 3 K: 0 BB: 2 S: 6 P: 14	R: 0 H: 0 E: 0 LOB: 0 K: 0 BB: 0 S: 3 P: 3		1B: 6 SF: 1 2B: 0 SAC: 1 3B: 0 DP: 0 HR: 3 HBP: 0						

PITCHER	IP	WLS	BF	H	R	ER	SO	BB	IBB	HBP	BLK	WP	HR	S	P	ERA	WHIP
Dick Woodson, R (1, 1) ERA: 5.68	6.0	L	27	9	5	3	6	0	0	0	0	0	3	39	39	4.50	1.500
Tom Burgmeier, L (7, 1) ERA: 4.05	2.0		9	0	0	0	0	1	1	0	0	0	0	7	15	0.00	0.500

PITCHER	IP	WLS	BF	H	R	ER	SO	BB	IBB	HBP	BLK	WP	HR	S	P	ERA	WHIP

BOTTOM

Minnesota Twins @ California Angels

Anaheim Stadium, Anaheim, CA

Wed Apr 17 1974, 10:05 PM EDT

Att. 7,259 - Unknown - 55 F

livebaseballscorecards.com

AB	32
R	5
H	9
RBI	4
BB	2
SO	6
LOB	11

Batter	1	2	3	4	5	6	7	8	9	AB	R	H	RBI	BB	SO	LOB
Sergio Ferrer, S (1, 6) OBP: 0.429, SLG: 0.467	0-0 1B CS 1B		0-0 F9 ②		0-0 E 1B	0-0 L8 ③			0-0 1-3 ②	5	0	2	0	0	0	0
Rod Carew, L (1, 4) OBP: 0.469, SLG: 0.489	0-0 1-3 1B		4-0 1B BB		0-0 E6 BB 1-3		0-0 CS 1B		0-0 6-3 ③	4	0	2	0	1	0	1
Larry Hisle, R (1, 7) OBP: 0.370, SLG: 0.526	0-3 K ①		0-0 1-3 1B		4-0 1-2 BB		0-0 F7 ①② 1-2			3	0	1	0	1	1	3
Bobby Darwin, R (1, 9) OBP: 0.378, SLG: 0.628	0-3 K ②③ 3-H		0-3 K ③		0-0 F3 ③		0-0 1-3 ③			4	0	0	0	0	2	7
Harmon Killebrew, R (1, 10) OBP: 0.233, SLG: 0.214 Jerry Terrell, R (8, PR) OBP: 0.256, SLG: 0.308		0-0 F8 ①		0-3 K ①		0-0 L7 ①		0-0 1B		4 0	0 0	1 0	0 0	0 0	1 0	0 0
Joe Lis, R (1, 3) OBP: 0.316, SLG: 0.188		0-0 P6 ②		0-0 F2 ②		4-0 1B HR BB		0-3 K ①		3	1	0	0	1	1	1
Randy Hundley, R (1, 2) OBP: 0.250, SLG: 0.160 Tony Oliva, L (8, PH) OBP: 0.458, SLG: 0.591 Glenn Borgmann, R (8, 2) OBP: 0.250, SLG: 0.100		4-0 BB		0-0 F8 ③		0-0 F7 ②		0-3 K ②		2 1 0	0 0 0	0 0 0	0 0 0	1 0 0	0 1 0	1 1 0
Eric Soderholm, R (1, 5) OBP: 0.250, SLG: 0.250		0-0 F3 ③			0-0 F8 ①	0-0 1-2 HR 1B		0-0 F3 ③		4	1	1	0	0	0	2
Steve Brye, R (1, 8) OBP: 0.250, SLG: 0.625			0-0 F7 ①		0-3 K ②	0-0 1-H 2-H HR			0-0 6-3 ①	4	1	1	3	0	1	0
Inning Stats	R: 0 H: 2 E: 0 LOB: 2 K: 2 BB: 0 S: 8 P: 8	R: 0 H: 0 E: 0 LOB: 1 K: 0 BB: 1 S: 3 P: 7	R: 0 H: 1 E: 0 LOB: 2 K: 1 BB: 1 S: 6 P: 10	R: 0 H: 0 E: 0 LOB: 0 K: 1 BB: 0 S: 5 P: 5	R: 0 H: 1 E: 1 LOB: 3 K: 1 BB: 1 S: 7 P: 11	R: 3 H: 2 E: 0 LOB: 0 K: 0 BB: 1 S: 5 P: 9	R: 0 H: 1 E: 0 LOB: 0 K: 0 BB: 0 S: 3 P: 3	R: 0 H: 1 E: 0 LOB: 1 K: 2 BB: 0 S: 8 P: 8	R: 0 H: 0 E: 0 LOB: 0 K: 0 BB: 0 S: 3 P: 3	1B: 7 SF: 0 2B: 1 SAC: 0 3B: 0 DP: 1 HR: 1 HBP: 0						WP: 0 PA: 38 PB: 0 SB: 0 CS: 2	

TOP

Minnesota Twins @ California Angels

Anaheim Stadium, Anaheim, CA

Thu Apr 18 1974, 6:33 AM EDT

Att. 7,383 - Unknown

livebaseballscorecards.com

AB	34
R	3
H	8
RBI	3
BB	4
SO	7
LOB	16

PITCHER		IP	WLS	BF	H	R	ER	SO	BB	IBB	HBP	BLK	WP	HR	S	P	ERA	WHIP
Frank Tanana, L ERA: 3.07	(1, 1)	7.0	L	31	7	3	3	5	4	0	0	0	0	1	37	53	3.86	1.571
Skip Lockwood, R ERA: 2.16	(8, 1)	2.0		7	1	0	0	2	0	0	0	0	0	0	11	11	0.00	0.500

PITCHER	IP	WLS	BF	H	R	ER	SO	BB	IBB	HBP	BLK	WP	HR	S	P	ERA	WHIP

BOTTOM

Minnesota Twins @ California Angels

Anaheim Stadium, Anaheim, CA

Thu Apr 18 1974, 6:33 AM EDT

Att. 7,383 - Unknown

livebaseballscorecards.com

Batter	1	2	3	4	5	6	7	8	9	AB	R	H	RBI	BB	SO	LOB
Mickey Rivers, L (1, 8) OBP: 0.317, SLG: 0.333	3-1		CS 1-2	F7		1-3 1B		P6		4	0	1	0	0	0	1
Denny Doyle, L (1, 4) OBP: 0.314, SLG: 0.244	L9			F9		K		L8		2	0	0	0	0	0	0
Winston Llenas, R (6, PH)										1	0	0	0	0	1	2
Sandy Alomar Sr., S (7, 4) OBP: 0.429, SLG: 0.714										0	0	0	0	0	0	0
Richie Scheinblum, S (8, PH) OBP: 0.250, SLG: 0.250										1	0	0	0	0	0	1
(9, 7)																
Bobby Valentine, R (1, 7) OBP: 0.375, SLG: 0.519	P3			4-3			WP 1B 2B		6-3	4	1	1	0	0	0	0
(9, 4)																
Frank Robinson, R (1, 10) OBP: 0.446, SLG: 0.689		K			5-3		FC4-6 1B G4-3-6 2-3 BB		K	3	1	0	0	1	2	0
Bob Oliver, R (1, 5) OBP: 0.354, SLG: 0.489		5-3			FC5-4 1B		FC4-6 1B 1-2 3-H		L9	4	0	2	1	0	0	0
Tom McCraw, L (1, 3) OBP: 0.250, SLG: 0.143		F7			FC5-4 CS 1-2f		FC4-6 G4-3-6 1-2f 2-3			3	0	0	0	0	0	3
Leroy Stanton, R (1, 9) OBP: 0.415, SLG: 0.696			F2		CS 1-2	5-3	G4-3-6 1-2f 3-H			3	0	0	1	0	0	1
Ellie Rodriguez, R (1, 2) OBP: 0.353, SLG: 0.289			CS 1B			1B BB		BB		1	0	1	0	2	0	0
Dave Chalk, R (1, 6) OBP: 0.294, SLG: 0.209			CS 1-2 1B			F7		P1		3	0	1	0	0	0	2

	AB	29
	R	2
	H	6
	RBI	2
	BB	3
	SO	3
	LOB	10

Inning Stats	1	2	3	4	5	6	7	8	9	1B: 5	SF: 0	WP: 1	PA: 34
R:	0	0	0	0	0	0	2	0	0	2B: 2	SAC: 0	PB: 0	
E:	0	0	0	0	0	0	0	0	0	3B: 0	DP: 1	SB: 0	
K:	0	1	0	0	0	1	0	0	1	HR: 0	HBP: 0	CS: 3	
BB:	0	0	0	0	0	1	1	1	0				
S:	3	5	3	3	3	6	4	3	5				
H:	0	0	2	0	1	1	2	0	0				
LOB:	0	0	0	0	0	2	0	1	0				
P:	3	5	3	3	3	10	8	7	5				

PITCHER		IP	WLS	BF	H	R	ER	SO	BB	IBB	HBP	BLK	WP	HR	S	P	ERA	WHIP
Ray Corbin, R ERA: 4.15	(1, 1)	5.2	W	19	4	0	0	1	1	0	0	0	0	0	20	24	0.00	0.882
Tom Burgmeier, L ERA: 6.43	(6, 1)	0.1		3	1	2	2	1	1	0	0	0	1	0	4	8	54.00	6.000
Bill Campbell, R ERA:	(7, 1)	3.0	S	10	1	0	0	1	1	0	0	0	0	0	11	15	0.00	0.667

PITCHER	IP	WLS	BF	H	R	ER	SO	BB	IBB	HBP	BLK	WP	HR	S	P	ERA	WHIP

Batter	1	2	3	4	5	6	7	8	9	AB	R	H	RBI	BB	SO	LOB
Sergio Ferrer, S (1, 6) OBP: 0.385, SLG: 0.412	3-1		E3 G3-6		P4			L1		4	0	0	0	0	0	0
Rod Carew, L (1, 4) OBP: 0.453, SLG: 0.469	1B		F7			L7		F7		4	0	1	0	0	0	1
Steve Braun, L (1, 7) OBP: 0.350, SLG: 0.405	K		G3-6 1-2f			1B			1B 2B	4	1	2	0	0	1	2
Tony Oliva, L (1, 10) OBP: 0.393, SLG: 0.500	5-3			F7		L8			F8	4	0	0	0	0	0	3
Bobby Darwin, R (1, 9) OBP: 0.347, SLG: 0.574		K		L9		F8			K	4	0	0	0	0	2	2
Jim Holt, L (1, 3) OBP: 0.174, SLG: 0.095		1-4-3		1B			5-3		2-H 1B	4	0	2	1	0	0	0
Steve Brye, R (1, 8) OBP: 0.250, SLG: 0.583		E 2B		L3			L7		L6	4	1	1	0	0	0	2
Randy Hundley, R (1, 2) OBP: 0.258, SLG: 0.179		E7 2-H 1B			5-3		F8			3	0	1	1	0	0	0
Jerry Terrell, R (1, 5) OBP: 0.238, SLG: 0.286		1-3			F9			B5-3		3	0	0	0	0	0	1
Inning Stats	R: 0 E: 0 K: 1 S: 6 H: 1 LOB: 1 BB: 0 P: 6	R: 1 E: 1 K: 1 S: 7 H: 2 LOB: 1 BB: 0 P: 7	R: 0 E: 1 K: 0 S: 3 H: 0 LOB: 0 BB: 0 P: 3	R: 0 E: 0 K: 0 S: 4 H: 1 LOB: 1 BB: 0 P: 4	R: 0 E: 0 K: 0 S: 3 H: 0 LOB: 0 BB: 0 P: 3	R: 0 E: 0 K: 0 S: 4 H: 1 LOB: 1 BB: 0 P: 4	R: 0 E: 0 K: 0 S: 3 H: 0 LOB: 0 BB: 0 P: 3	R: 0 E: 0 K: 0 S: 3 H: 0 LOB: 0 BB: 0 P: 3	R: 1 E: 0 K: 1 S: 7 H: 2 LOB: 1 BB: 0 P: 7	1B: 5 2B: 2 3B: 0 HR: 0	SF: 0 SAC: 0 DP: 1 HBP: 0						

PITCHER	IP	WLS	BF	H	R	ER	SO	BB	IBB	HBP	BLK	WP	HR	S	P	ERA	WHIP
Fergie Jenkins, R (1, 1) ERA: 1.26	9.0	W	34	7	2	2	3	0	0	0	0	0	0	40	40	2.00	0.778

PITCHER	IP	WLS	BF	H	R	ER	SO	BB	IBB	HBP	BLK	WP	HR	S	P	ERA	WHIP

Minnesota Twins @ Texas Rangers

Arlington Stadium, Arlington, TX

Fri Apr 19 1974, 8:05 PM EDT

Att. 22,799 - Unknown

TOP

livebaseballscorecards.com

AB	34
R	2
H	7
RBI	2
BB	0
SO	3
LOB	11

WP: 0	PB: 0	SB: 0	CS: 0
PA: 34			

BOTTOM

Batter	1	2	3	4	5	6	7	8	9	AB	R	H	RBI	BB	SO	LOB
Davey Nelson, R (1, 4) OBP: 0.321, SLG: 0.375	0-0 1B G4-3 1B		0-0 CS 1B		0-0 ② 6-3		0-0 E6 FC5-4 1-2 2-3	1-0 BB 1B HBP		4	2	2	0	0	0	3
Toby Harrah, R (1, 6) OBP: 0.418, SLG: 0.404	0-0 G4-3 1-3 1B		B B B B 4-0 ② 1-2 BB		0-0 ③ 6-3		0-0 ③ FC5-4 1-2f	B B B B 4-0 1B E 1-2 BB		3	1	1	0	2	0	4
Alex Johnson, R (1, 7) OBP: 0.302, SLG: 0.280	0-0 ①② G4-3 1-2f 3-H		0-0 ③ F2			0-0 ① 5-3		0-0 BB 1B 1B 0-0 E9 1-H 2-H 3-H 2B 1B		5	2	2	2	0	0	2
Jeff Burroughs, R (1, 9) OBP: 0.340, SLG: 0.646	S S S 0-3 ③ K			0-0 SH2-3 1B		0-0 ② 4-3		4-0 FC1-4 1B 1-2 1B BB 0-0 1-H 2B		4	1	2	1	1	1	0
Tom Grieve, R (1, 10) OBP: 0.426, SLG: 0.698		0-0 E4 FC4-6		0-0 ① SH2-3 1-2		0-0 ③ 6-3		0-0 FC1-4 1-2 2-H 1B S S S 0-3 ③ K		4	0	1	1	0	1	1
Mike Hargrove, L (1, 3) OBP: 0.367, SLG: 0.269	S S S 0-3 ① K			0-0 ② F7			0-0 ① 4-3	S S S 0-3 ① K		4	0	0	0	0	2	4
Joe Lovitto, S (1, 8) OBP: 0.186, SLG: 0.214		0-0 ② FC4-6 CS 1-2f		0-0 ③ G3			0-0 ② 4-3	0-0 ② FC1-4 1B 1-2f 2-3 3B		4	1	0	0	0	0	4
Jim Fregosi, R (1, 5) OBP: 0.452, SLG: 0.455 Larry Brown, R (7, PR) OBP: 0.333, SLG: 0.286 (8, 5)		0-0 ③ CS 1-2	0-0 HR		0-0 ① F8		0-0 E 2B	0-0 1-2 3-H 3B 1B		3 1	1 1	2 1	1 1	0 0	0 0	0 0
Jim Sundberg, R (1, 2) OBP: 0.400, SLG: 0.500			S S S 0-3 ① K		0-0 2B		B B B B 4-0 E BB	0-0 1-H 2-H 3B		3	1	2	2	1	1	0
Inning Stats	R: 1 H: 2 E: 0 LOB: 0 K: 1 BB: 0 S: 6 P: 6	R: 0 H: 0 E: 1 LOB: 0 K: 1 BB: 0 S: 5 P: 5	R: 1 H: 2 E: 0 LOB: 1 K: 1 BB: 1 S: 6 P: 10	R: 0 H: 1 E: 0 LOB: 1 K: 0 BB: 0 S: 4 P: 4	R: 0 H: 1 E: 0 LOB: 1 K: 0 BB: 0 S: 4 P: 4	R: 0 H: 0 E: 0 LOB: 0 K: 0 BB: 0 S: 3 P: 3	R: 0 H: 1 E: 1 LOB: 3 K: 0 BB: 1 S: 5 P: 9	R: 8 H: 6 E: 1 LOB: 1 K: 2 BB: 2 S: 13 P: 22		1B: 8 SF: 0 2B: 3 SAC: 1 3B: 1 DP: 1 HR: 1 HBP: 1						

PITCHER		IP	WLS	BF	H	R	ER	SO	BB	IBB	HBP	BLK	WP	HR	S	P	ERA	WHIP
Bill Hands, R ERA: 8.83	(1, 1)	7.0	L	29	7	2	2	3	2	0	0	0	0	1	33	41	2.57	1.286
Tom Burgmeier, L ERA: 11.74	(8, 1)	0.2		7	4	5	5	1	1	0	0	0	0	0	8	12	67.50	7.500
Danny Fife, R ERA: 19.64	(8, 1)	0.1		5	2	3	3	1	1	0	1	0	0	0	5	10	81.00	9.000

PITCHER	IP	WLS	BF	H	R	ER	SO	BB	IBB	HBP	BLK	WP	HR	S	P	ERA	WHIP

Minnesota Twins @ Texas Rangers

Arlington Stadium, Arlington, TX

Fri Apr 19 1974, 8:05 PM EDT

Att. 22,799 - Unknown

livebaseballscorecards.com

AB	35
R	10
H	13
RBI	8
BB	4
SO	5
LOB	18

1B: 8	SF: 0	WP: 0	PA: 42
2B: 3	SAC: 1	PB: 0	
3B: 1	DP: 1	SB: 0	
HR: 1	HBP: 1	CS: 2	

Batter	1	2	3	4	5	6	7	8	9	AB	R	H	RBI	BB	SO	LOB
Sergio Ferrer, S (1, 6) OBP: 0.357, SLG: 0.378	x 0-0 ① 1-3		SSS 0-3 ② K			x 0-0 ① SH1-4 1-2		x 0-0 ③ 4-3		3	0	0	0	0	1	0
Rod Carew, L (1, 4) OBP: 0.439, SLG: 0.453	x 0-0 1-3 S 1B		x 0-0 ③ 6-3			SSS 0-3 ② K			SSS 0-3 ① K	4	0	1	0	0	2	1
Steve Braun, L (1, 7) OBP: 0.341, SLG: 0.375	x 0-0 ② 1-3 1-3			x 0-0 ① 3-1		BBBB 4-0 BB			x 0-0 ② F8	3	0	0	0	1	0	1
Tony Oliva, L (1, 10) OBP: 0.344, SLG: 0.433	x 0-0 ③ 4-3			x 0-0 ② L4		x 0-0 ③ L9			SSS 0-3 ③ K	4	0	0	0	0	1	3
Harmon Killebrew, R (1, 3) OBP: 0.273, SLG: 0.207 Jerry Terrell, R (7, PR) OBP: 0.238, SLG: 0.286 Jim Holt, L (7, 3) OBP: 0.174, SLG: 0.095		BBBB 4-0 BB		SSS 0-3 ③ K			BBBB 4-0 G3-6-4 BB			1 0 0	0 0 0	0 0 0	0 0 0	2 0 0	1 0 0	0 0 0
Steve Brye, R (1, 8) OBP: 0.200, SLG: 0.467		x 0-0 ① P4			x 0-0 ① F8		x 0-0 ①② G3-6-4 1-2f			3	0	0	0	0	0	2
Larry Hisle, R (1, 9) OBP: 0.347, SLG: 0.488		SSS 0-3 ② K			x 0-0 ② L8		x 0-0 ③ L7			3	0	0	0	0	1	2
Randy Hundley, R (1, 2) OBP: 0.235, SLG: 0.161		SSS 0-3 ③ K			SSS 0-3 ③ K			x 0-0 ① 5-3		3	0	0	0	0	2	1
Eric Soderholm, R (1, 5) OBP: 0.286, SLG: 0.286			SSS 0-3 ① K			x 0-0 SH1-4 1B		x 0-0 ② F5		3	0	1	0	0	1	0
Inning Stats	R: 0 H: 1 E: 0 LOB: 1 K: 0 BB: 0 S: 4 P: 4	R: 0 H: 0 E: 0 LOB: 1 K: 2 BB: 1 S: 7 P: 11	R: 0 H: 0 E: 0 LOB: 0 K: 2 BB: 0 S: 7 P: 7	R: 0 H: 0 E: 0 LOB: 0 K: 1 BB: 0 S: 5 P: 5	R: 0 H: 0 E: 0 LOB: 0 K: 1 BB: 0 S: 5 P: 5	R: 0 H: 1 E: 0 LOB: 2 K: 1 BB: 1 S: 6 P: 10	R: 0 H: 0 E: 0 LOB: 1 K: 0 BB: 1 S: 2 P: 6	R: 0 H: 0 E: 0 LOB: 0 K: 0 BB: 0 S: 3 P: 3	R: 0 H: 0 E: 0 LOB: 0 K: 2 BB: 0 S: 7 P: 7	1B: 2 SF: 0 2B: 0 SAC: 1 3B: 0 DP: 1 HR: 0 HBP: 0						

PITCHER	IP	WLS	BF	H	R	ER	SO	BB	IBB	HBP	BLK	WP	HR	S	P	ERA	WHIP
Steve Hargan, R (1, 1) ERA: 1.57	9.0	W	31	2	0	0	9	3	0	0	0	0	0	46	58	0.00	0.556

PITCHER	IP	WLS	BF	H	R	ER	SO	BB	IBB	HBP	BLK	WP	HR	S	P	ERA	WHIP

TOP

Minnesota Twins @ Texas Rangers

Arlington Stadium, Arlington, TX

Sat Apr 20 1974, 8:05 PM EDT

Att. 12,915 - Unknown

livebaseballscorecards.com

AB	27
R	0
H	2
RBI	0
BB	3
SO	9
LOB	10

PA: 31

WP: 0
PB: 0
SB: 1
CS: 0

Minnesota Twins @ Texas Rangers

Arlington Stadium, Arlington, TX

Sat Apr 20 1974, 8:05 PM EDT

Att. 12,915 - Unknown

BOTTOM

Batter	1	2	3	4	5	6	7	8	9	AB	R	H	RBI	BB	SO	LOB
Davey Nelson, R (1, 4) OBP: 0.333, SLG: 0.385	G3 1B	K			F2			4-3 SH1-3 CS 1B		4	0	2	0	0	1	3
Toby Harrah, R (1, 6) OBP: 0.397, SLG: 0.380	G3 1-2		K		K			SH1-3 1-2		3	0	0	0	0	2	1
Alex Johnson, R (1, 7) OBP: 0.298, SLG: 0.264	K		4-3			F9		4-3 IBB		3	0	0	0	1	1	1
Jeff Burroughs, R (1, 9) OBP: 0.333, SLG: 0.635	K		E4			2B		4-3 1-2 2-3		4	0	1	0	0	1	3
Tom Grieve, R (1, 10) OBP: 0.392, SLG: 0.638		3-1	K			K		CS 3-H	K	4	0	0	0	0	3	2
Jim Spencer, L (1, 3) OBP: 0.231, SLG: 0.385 Lenny Randle, S (9, PR) OBP: 0.667, SLG: 0.667		K	K			P4			PB 1B	4 0	0 1	1 0	0 0	0 0	2 0	1 0
Joe Lovitto, S (1, 8) OBP: 0.191, SLG: 0.217		1B E 1B	1-3			1-3			K 1-2	4	0	1	0	0	1	1
Jim Fregosi, R (1, 5) OBP: 0.435, SLG: 0.432		E6 1-2 1B	K			K			2-H 1B	4	0	1	1	0	2	1
Dick Billings, R (1, 2) OBP: 0.316, SLG: 0.235		1-2 2-3 1B			5-3	P6				3	0	1	0	0	0	0

	AB	33
	R	1
	H	7
	RBI	1
	BB	1
	SO	13
	LOB	13

Inning Stats										
	R: 0	H: 1	R: 0	H: 2	R: 0	H: 0	R: 0	H: 0	R: 0	H: 1
	E: 0	LOB: 1	E: 1	LOB: 3	E: 1	LOB: 1	E: 0	LOB: 0	E: 0	LOB: 1
	K: 2	BB: 0	K: 2	BB: 0	K: 2	BB: 0	K: 1	BB: 0	K: 1	BB: 0
	S: 8	P: 8	S: 10	P: 10	S: 8	P: 8	S: 7	P: 7	S: 5	P: 6

	R: 0	H: 0	R: 0	H: 1	R: 0	H: 0	R: 0	H: 1	R: 1	H: 2
	E: 0	LOB: 0	E: 0	LOB: 1	E: 0	LOB: 1	E: 0	LOB: 1	E: 0	LOB: 1
	K: 2	BB: 0	K: 1	BB: 0	K: 0	BB: 1	K: 2	BB: 0	K: 2	BB: 0
	S: 5	P: 5	S: 5	P: 5	S: 3	P: 7	S: 8	P: 8	S: 8	P: 8

	1B: 6	SF: 0	WP: 0	PA: 36
	2B: 1	SAC: 1	PB: 1	
	3B: 0	DP: 0	SB: 0	
	HR: 0	HBP: 0	CS: 1	

PITCHER	IP	WLS	BF	H	R	ER	SO	BB	IBB	HBP	BLK	WP	HR	S	P	ERA	WHIP
Bert Blyleven, R (1, 1) ERA: 1.09	8.2	L	35	7	1	0	13	0	1	0	0	0	0	60	64	0.00	0.808

PITCHER	IP	WLS	BF	H	R	ER	SO	BB	IBB	HBP	BLK	WP	HR	S	P	ERA	WHIP

livebaseballscorecards.com

Minnesota Twins @ Texas Rangers

Arlington Stadium, Arlington, TX

Sun Apr 21 1974, 4:33 AM EDT

Att. 14,494 - Unknown

TOP

livebaseballscorecards.com

Batter	1	2	3	4	5	6	7	8	9	AB	R	H	RBI	BB	SO	LOB
Sergio Ferrer, S (1, 6) OBP: 0.396, SLG: 0.375	BBBB 4-0 FC4-6 BB	x 0-0 ① FC3-6 1B 1-2f		x 0-0 1-3 1B		BBBB 4-0 1B 1-2 E BB	H 1-0 BB 1-2 HBP	x 0-0 ③ L5		3	1	1	0	2	0	3
Rod Carew, L (1, 4) OBP: 0.444, SLG: 0.448	x 0-0 ① FC4-6 S 1B 1-2f	x 0-0 FC6-4 1B 1-2		x 0-0 ② 1-3 1-2		x 0-0 E8 SF9 1B 1-H 2-H	BBBB 4-0 1-2 2-3 BB		x 0-0 E1 FC5-4	5	2	2	1	1	0	2
Steve Braun, L (1, 7) OBP: 0.340, SLG: 0.356	x 0-0 1B 1B 1-H 1B	x 0-0 ② F7		BBBB 4-0 FC4-6 BB		x 0-0 ① P6	x 0-0 ③ 4-3		x 0-0 ① FC5-4 G5-4-3 1-2f	5	1	1	1	1	0	7
Tony Oliva, L (1, 10) OBP: 0.378, SLG: 0.471 Jerry Terrell, R (8, PR) OBP: 0.233, SLG: 0.279	x 0-0 1B 1-2 1B	x 0-0 ③ FC6-4 1-2f		x 0-0 ③ FC4-6 1-2f		4-0 IBB		x 0-0 HR 2B	x 0-0 ② ③ G5-4-3 1-2f	4 1	0 1	2 0	0 0	1 0	0 0	4 1
Harmon Killebrew, R (1, 3) OBP: 0.306, SLG: 0.250 Jim Holt, L (5, PR) OBP: 0.200, SLG: 0.095 (5, 3)	x 0-0 BB 1-3 2-H 1B		SSS 0-3 ① K		x 0-0 P2-6 1B 1B	x 0-0 ② SF9 3-H		BBBB 4-0 HR BB		3 0	0 1	2 0	1 1	0 1	1 0	0 0
Steve Brye, R (1, 8) OBP: 0.200, SLG: 0.400	x 0-0 ② F8		SSS 0-3 ② K		x 0-0 ① 1-2 1B	SSS 0-3 ③ K		x 0-0 ① P3		5	0	1	0	0	2	5
Larry Hisle, R (1, 9) OBP: 0.370, SLG: 0.556	BBBB 4-0 1-2 BB	x 0-0 S 1B		x 0-0 ① ② P2-6 2-3f			SSS 0-3 ① K	x 0-0 1-H 2-H HR		4	1	2	3	1	1	2
Glenn Borgmann, R (1, 2) OBP: 0.235, SLG: 0.133	SSS 0-3 ③ K	x 0-0 ③ L7 1-2			SSS 0-3 ③ K	x 0-0 BB HBP 1B	x	x 0-0 ② 5-3		5	0	1	0	0	2	6
Eric Soderholm, R (1, 5) OBP: 0.417, SLG: 0.417		x 0-0 FC3-6 1B		SSS 0-3 ① K		x 0-0 BB 1B 1B	SSS 0-3 ② K	x 0-0 1B		5	1	3	0	0	2	1
Inning Stats	R: 2 E: 0 K: 1 S: 8 H: 3 LOB: 3 BB: 2 P: 16	R: 0 E: 0 K: 0 S: 5 H: 2 LOB: 2 BB: 0 P: 5	R: 0 E: 0 K: 2 S: 8 H: 1 LOB: 1 BB: 0 P: 8	R: 0 E: 0 K: 1 S: 6 H: 1 LOB: 2 BB: 1 P: 10	R: 0 E: 0 K: 1 S: 6 H: 2 LOB: 1 BB: 0 P: 6	R: 3 E: 1 K: 1 S: 7 H: 2 LOB: 1 BB: 2 P: 15	R: 0 E: 0 K: 2 S: 8 H: 1 LOB: 3 BB: 1 P: 13	R: 3 E: 0 K: 0 S: 6 H: 3 LOB: 2 BB: 1 P: 10	R: 0 E: 1 K: 0 S: 3 H: 0 LOB: 0 BB: 0 P: 3	1B: 13 2B: 2 3B: 0 HR: 1 SF: 1 SAC: 0 DP: 2 HBP: 1						

	AB	40
	R	8
	H	15
	RBI	7
	BB	7
	SO	8
	LOB	31

PITCHER		IP	WLS	BF	H	R	ER	SO	BB	IBB	HBP	BLK	WP	HR	S	P	ERA	WHIP	PITCHER	IP	WLS	BF	H	R	ER	SO	BB	IBB	HBP	BLK	WP	HR	S	P	ERA	WHIP
Jim Bibby, R ERA: 3.82	(1, 1)	4.0	L	24	9	2	2	4	3	0	0	0	0	0	29	41	4.50	3.000																	
Steve Foucault, R ERA: 2.25	(5, 1)	2.2		14	3	3	2	4	2	1	1	0	0	0	18	31	6.75	1.875																	
Jim Merritt, L ERA: 10.8	(7, 1)	2.1		11	3	3	3	0	1	0	0	0	0	1	10	14	11.57	1.714																	

WP: 0	PA: 49		
PB: 0			
SB: 2			
CS: 0			

BOTTOM

Minnesota Twins @ Texas Rangers

Arlington Stadium, Arlington, TX

Sun Apr 21 1974, 4:33 AM EDT

Att. 14,494 - Unknown

Batter	1	2	3	4	5	6	7	8	9	AB	R	H	RBI	BB	SO	LOB
Davey Nelson, R (1, 4) OBP: 0.311, SLG: 0.357	5-3		K			E6	F3			4	1	0	0	0	1	1
Toby Harrah, R (1, 6) OBP: 0.387, SLG: 0.370	1-3			F8		6-3		L5		4	0	1	0	0	0	0
Alex Johnson, R (1, 7) OBP: 0.311, SLG: 0.281	CS 1B			K		2B		4-3		4	1	2	0	0	1	0
Jeff Burroughs, R (1, 9) OBP: 0.333, SLG: 0.618	CS	L8		1B		6-3		4-3		3	0	1	0	0	0	3
Lenny Randle, S (7, 9) OBP: 0.571, SLG: 0.571										1	0	0	0	0	0	0
Tom Grieve, R (1, 10) OBP: 0.400, SLG: 0.640		BB FC6		4-3		2B			E6 FC5-4 1B	3	0	1	2	1	0	1
Jim Spencer, L (1, 3) OBP: 0.294, SLG: 0.375		K	BB G6-4-3			F8			FC5-4 1B	3	0	1	0	1	1	2
Joe Lovitto, S (1, 8) OBP: 0.176, SLG: 0.200		FC6	G6-4-3				B1		FC5-4 G5-4-3	4	0	0	0	0	0	4
Jim Fregosi, R (1, 5) OBP: 0.420, SLG: 0.415			K	1B			K		G5-4-3	4	0	1	0	0	2	2
Jim Sundberg, R (1, 2) OBP: 0.357, SLG: 0.435			5-3		P4		E6			3	0	0	0	0	0	1

	AB	33
	R	2
	H	7
	RBI	2
	BB	2
	SO	5
	LOB	14

livebaseballscorecards.com

Inning Stats	1	2	3	4	5	6	7	8	9
	R: 0 H: 1 E: 0 LOB: 0 K: 0 BB: 0 S: 3 P: 3	R: 0 H: 0 E: 0 LOB: 1 K: 1 BB: 1 S: 5 P: 9	R: 0 H: 0 E: 0 LOB: 0 K: 2 BB: 0 S: 7 P: 7	R: 0 H: 1 E: 0 LOB: 1 K: 1 BB: 0 S: 6 P: 6	R: 0 H: 1 E: 0 LOB: 1 K: 0 BB: 1 S: 3 P: 7	R: 2 H: 3 E: 1 LOB: 1 K: 0 BB: 0 S: 6 P: 6	R: 0 H: 0 E: 1 LOB: 1 K: 1 BB: 0 S: 6 P: 6	R: 0 H: 0 E: 0 LOB: 0 K: 0 BB: 0 S: 3 P: 3	R: 0 H: 1 E: 1 LOB: 1 K: 0 BB: 0 S: 4 P: 4

	1B: 6	SF: 0	WP: 0	PA: 36
	2B: 2	SAC: 0	PB: 0	
	3B: 0	DP: 3	SB: 0	
	HR: 0	HBP: 0	CS: 1	

PITCHER		IP	WLS	BF	H	R	ER	SO	BB	IBB	HBP	BLK	WP	HR	S	P	ERA	WHIP
Joe Decker, R ERA: 1.96	(1, 1)	6.0	W	24	6	2	0	4	2	0	0	0	0	0	30	38	0.00	1.333
Bill Campbell, R ERA:	(7, 1)	3.0	S	11	1	0	0	1	0	0	0	0	0	0	13	13	0.00	0.333

PITCHER	IP	WLS	BF	H	R	ER	SO	BB	IBB	HBP	BLK	WP	HR	S	P	ERA	WHIP

Batter	1	2	3	4	5	6	7	8	9	10	AB	R	H	RBI	BB	SO	LOB
Steve Braun, L (1, 7) OBP: 0.333, SLG: 0.408	6-3		4-3		SH1-3 1-2		F8			HR	4	1	1	1	0	0	1
Rod Carew, L (1, 4) OBP: 0.412, SLG: 0.413	1-3		4-3		K			F7		4-3	5	0	0	0	0	1	1
Tony Oliva, L (1, 10) OBP: 0.390, SLG: 0.474	WP, 1B 1B		1-3		F9			FC6-4 1B		5-3	4	0	2	0	0	0	1
Jerry Terrell, R (8, PR) OBP: 0.227, SLG: 0.273											1	0	0	0	0	0	0
Bobby Darwin, R (1, 9) OBP: 0.333, SLG: 0.538	WP 1-2 1B			F9		4-3		L9		4-3	5	0	1	0	0	0	1
Larry Hisle, R (10, 9) OBP: 0.370, SLG: 0.556											0	0	0	0	0	0	0
Harmon Killebrew, R (1, 3) OBP: 0.275, SLG: 0.222	6-3 1-2 2-3			4-3		1-3		FC6-4 1-2f			4	0	0	0	0	0	3
Jim Holt, L (10, 3) OBP: 0.200, SLG: 0.095											0	0	0	0	0	0	0
Steve Brye, R (1, 8) OBP: 0.208, SLG: 0.375		6-3		1B 1B		G3			F9		4	0	1	0	0	0	0
Eric Soderholm, R (1, 5) OBP: 0.438, SLG: 0.438		1B		1-3 1B			F9		5-3		4	0	2	0	0	0	0
Glenn Borgmann, R (1, 2) OBP: 0.286, SLG: 0.167		K		1-3			S 1B		BB		3	0	1	0	1	1	3
Danny Thompson, R (1, 6) OBP: 0.294, SLG: 0.250		5-3			SH1-3 BB		5-3 1-2		P4		3	0	0	0	1	0	3
Inning Stats	R: 0 H: 2 E: 0 LOB: 2 K: 0 BB: 0 S: 5 P: 5	R: 0 H: 1 E: 0 LOB: 1 K: 1 BB: 0 S: 6 P: 6	R: 0 H: 0 E: 0 LOB: 0 K: 0 BB: 0 S: 3 P: 3	R: 0 H: 2 E: 0 LOB: 2 K: 0 BB: 0 S: 5 P: 5	R: 0 H: 0 E: 0 LOB: 1 K: 1 BB: 1 S: 5 P: 9	R: 0 H: 0 E: 0 LOB: 0 K: 0 BB: 0 S: 3 P: 3	R: 0 H: 1 E: 0 LOB: 1 K: 0 BB: 0 S: 4 P: 4	R: 0 H: 1 E: 0 LOB: 1 K: 0 BB: 0 S: 4 P: 4	R: 0 H: 0 E: 0 LOB: 1 K: 0 BB: 1 S: 3 P: 7	R: 1 H: 1 E: 0 LOB: 0 K: 0 BB: 0 S: 4 P: 4						

PITCHER	IP	WLS	BF	H	R	ER	SO	BB	IBB	HBP	BLK	WP	HR	S	P	ERA	WHIP
Lerrin LaGrow, R (1, 1) ERA: 4.26	10.0	L	40	8	1	1	2	2	0	0	0	1	1	42	50	0.90	1.000

PITCHER	IP	WLS	BF	H	R	ER	SO	BB	IBB	HBP	BLK	WP	HR	S	P	ERA	WHIP

TOP

Minnesota Twins @ Detroit Tigers

Tiger Stadium, Detroit, MI

Tue Apr 23 1974, 7:05 PM EDT
Att. 5,422 - Unknown - 40 F

livebaseballscorecards.com

AB	37
R	1
H	8
RBI	1
BB	2
SO	2
LOB	13

1B: 7	SF: 0	WP: 1	PA: 40
2B: 0	SAC: 1	PB: 0	
3B: 0	DP: 0	SB: 1	
HR: 1	HBP: 0	CS: 0	

Batter	1	2	3	4	5	6	7	8	9	10	AB	R	H	RBI	BB	SO	LOB
Mickey Stanley, R (1, 8) OBP: 0.224, SLG: 0.357	P4		4-3		3-1			K		F7	5	0	0	0	0	1	2
Gary Sutherland, R (1, 4) OBP: 0.308, SLG: 0.360	1-3		5-3			P4		E5			4	0	0	0	0	0	1
Jim Northrup, L (1, 9) OBP: 0.206, SLG: 0.230	E1			F7		4-3		L9			4	0	0	0	0	0	2
Al Kaline, R (1, 10) OBP: 0.361, SLG: 0.400	K			FC4-6 BB		L1-3		L7			3	0	0	0	1	1	3
Willie Horton, R (1, 7) OBP: 0.246, SLG: 0.377		1B 1B		FC4-6 1-2f			P4		F8		4	0	1	0	0	0	1
Norm Cash, L (1, 3) OBP: 0.333, SLG: 0.485		G4-6-3 1-2 1B		F9			4-3		4-3		4	0	1	0	0	0	1
Aurelio Rodriquez, R (1, 5) OBP: 0.180, SLG: 0.140		F9	F8				2B		L5		4	0	1	0	0	0	2
Jerry Moses, R (1, 2) OBP: 0.333, SLG: 0.333		G4-6-3 1-2f	5-3 1B				F9			4-3	3	0	1	0	0	0	3
Gates Brown, L (10, PH) OBP: 0.600, SLG: 0.333											1	0	0	0	0	0	0
Ed Brinkman, R (1, 6) OBP: 0.263, SLG: 0.264			F8		5-3 1-2			E 1B		L9	3	0	1	0	0	0	1
Ben Oglivie, L (10, PH)											1	0	0	0	0	0	0
Inning Stats	R: 0 E: 1 K: 1 S: 6 H: 0 LOB: 1 BB: 0 P: 6	R: 0 E: 0 K: 0 S: 4 H: 2 LOB: 1 BB: 0 P: 4	R: 0 E: 0 K: 0 S: 3 H: 0 LOB: 0 BB: 0 P: 3	R: 0 E: 0 K: 0 S: 3 H: 0 LOB: 1 BB: 1 P: 7	R: 0 E: 0 K: 0 S: 4 H: 1 LOB: 1 BB: 0 P: 4	R: 0 E: 0 K: 0 S: 3 H: 0 LOB: 0 BB: 0 P: 3	R: 0 E: 0 K: 0 S: 4 H: 1 LOB: 1 BB: 0 P: 4	R: 0 E: 1 K: 1 S: 7 H: 1 LOB: 2 BB: 0 P: 7	R: 0 E: 0 K: 0 S: 3 H: 0 LOB: 0 BB: 0 P: 3	R: 0 E: 0 K: 0 S: 3 H: 0 LOB: 0 BB: 0 P: 3	1B: 4 2B: 1 3B: 0 HR: 0 SF: 0 SAC: 0 DP: 1 HBP: 0	WP: 0 PB: 0 SB: 0 CS: 0	PA: 37				

PITCHER	IP	WLS	BF	H	R	ER	SO	BB	IBB	HBP	BLK	WP	HR	S	P	ERA	WHIP
Dick Woodson, R (1, 1) ERA: 3.48	8.0		31	5	0	0	2	1	0	0	0	0	0	34	38	0.00	0.750
Bill Campbell, R (9, 1) ERA:	2.0	W	6	0	0	0	0	0	0	0	0	0	0	6	6	0.00	0.000

PITCHER	IP	WLS	BF	H	R	ER	SO	BB	IBB	HBP	BLK	WP	HR	S	P	ERA	WHIP

BOTTOM

Minnesota Twins @ Detroit Tigers

Tiger Stadium, Detroit, MI

Tue Apr 23 1974, 7:05 PM EDT
Att. 5,422 - Unknown - 40 F

livebaseballscorecards.com

AB	36
R	0
H	5
RBI	0
BB	1
SO	2
LOB	16

Batter	1	2	3	4	5	6	7	8	9	AB	R	H	RBI	BB	SO	LOB
Steve Braun, L (1, 7) OBP: 0.328, SLG: 0.396	E1 1B		F8		BB 1-3 1B		K	K		4	0	1	0	0	1	0
Larry Hisle, R (8, PH) OBP: 0.364, SLG: 0.543										1	0	0	0	0	1	1
(8, 7)																
Rod Carew, L (1, 4) OBP: 0.452, SLG: 0.463	FC5-4 1-2 1B		2B		BBBB G4-6-3 1-2 BB		1B 2B 1B		G5-4-3 1B	4	1	4	0	1	0	0
Bobby Darwin, R (1, 9) OBP: 0.322, SLG: 0.509	K		F9		K		1-3 2B 1B		K	5	1	1	0	0	3	7
Jim Holt, L (1, 3) OBP: 0.207, SLG: 0.160	L9			L7	G4-6-3 1-2f		1-H HR 3-H 2B		G5-4-3 1-2f	4	1	1	2	0	0	5
Joe Lis, R (9, PH) OBP: 0.300, SLG: 0.176										1	0	0	0	0	0	1
Harmon Killebrew, R (1, 10) OBP: 0.273, SLG: 0.300	FC5-4 1-2f			F8		F8	2-H HR			4	1	1	2	0	0	2
Steve Brye, R (1, 8) OBP: 0.250, SLG: 0.393		P1		1B		1B	K			4	0	2	0	0	1	0
Eric Soderholm, R (1, 5) OBP: 0.450, SLG: 0.450		F8		1-3 1B		K		FC6-4 1B		4	0	2	0	0	1	1
Glenn Borgmann, R (1, 2) OBP: 0.240, SLG: 0.136		P4		5-3		F8		F2		4	0	0	0	0	0	4
Sergio Ferrer, S (1, 6) OBP: 0.404, SLG: 0.386			4-3		1B 1B		1B	FC6-4 1-2f		4	0	2	0	0	0	1
Inning Stats	R: 0 E: 1 K: 1 S: 7 H: 1 LOB: 2 BB: 0 P: 7	R: 0 E: 0 K: 0 S: 3 H: 0 LOB: 0 BB: 0 P: 3	R: 0 E: 0 K: 0 S: 4 H: 1 LOB: 1 BB: 0 P: 4	R: 0 E: 0 K: 0 S: 5 H: 2 LOB: 2 BB: 0 P: 5	R: 0 E: 0 K: 1 S: 6 H: 2 LOB: 2 BB: 1 P: 10	R: 0 E: 0 K: 1 S: 6 H: 1 LOB: 1 BB: 0 P: 6	R: 4 E: 0 K: 2 S: 11 H: 5 LOB: 0 BB: 0 P: 11	R: 0 E: 0 K: 1 S: 6 H: 1 LOB: 1 BB: 0 P: 6	R: 0 E: 0 K: 1 S: 5 H: 1 LOB: 0 BB: 0 P: 5	1B: 11 2B: 2 3B: 0 HR: 1	SF: 0 SAC: 0 DP: 2 HBP: 0						

TOP

Minnesota Twins @ Detroit Tigers

Tiger Stadium, Detroit, MI

Wed Apr 24 1974, 7:05 PM EDT

Att. 6,804 - Unknown - 45 F

livebaseballscorecards.com

AB	39
R	4
H	14
RBI	4
BB	1
SO	7
LOB	22

WP: 0 PB: 0 SB: 0 CS: 0 PA: 40

PITCHER		IP	WLS	BF	H	R	ER	SO	BB	IBB	HBP	BLK	WP	HR	S	P	ERA	WHIP
Joe Coleman, R ERA: 2.37	(1, 1)	6.2	W	32	12	4	4	4	1	0	0	0	0	1	39	43	5.40	1.950
John Hiller, L ERA: 0.47	(7, 1)	2.1	S	8	2	0	0	3	0	0	0	0	0	0	14	14	0.00	0.857

PITCHER	IP	WLS	BF	H	R	ER	SO	BB	IBB	HBP	BLK	WP	HR	S	P	ERA	WHIP

Batter	1	2	3	4	5	6	7	8	9	AB	R	H	RBI	BB	SO	LOB
Mickey Stanley, R (1, 8) OBP: 0.238, SLG: 0.361	K	FC6-5 BB 2-3			1B	G6-3 1-2f		1B		5	0	2	0	0	1	2
Gary Sutherland, R (1, 4) OBP: 0.333, SLG: 0.389	2B 2B	1-2 BB			K	L9 WP 2B 1B		L7		4	2	2	0	1	1	2
Jim Northrup, L (1, 9) OBP: 0.206, SLG: 0.242	1B 2-H 2B	F9			F8	L9 1-3		F5		5	1	1	1	0	0	5
Al Kaline, R (1, 10) OBP: 0.354, SLG: 0.407	L8	L8			K	3B 3-H 2B				4	1	1	1	0	1	2
Willie Horton, R (1, 7) OBP: 0.262, SLG: 0.386	1B 2-H 1B	6-3				1B 3B 1B	F7			4	1	2	1	0	0	1
Norm Cash, L (1, 3) OBP: 0.350, SLG: 0.472	1-3 1B	3-1				K	3B IBB			3	1	1	0	1	1	1
Aurelio Rodriguez, R (1, 5) OBP: 0.200, SLG: 0.197	L9	3-1				1-2 3B 1B	1-H 2-H 3B			4	1	2	2	0	0	2
Jerry Moses, R (1, 2) OBP: 0.400, SLG: 0.600		FC6-5 SH1-3 1B		1-3		1-H 2-H 1B 3B	4-3			4	1	2	2	0	0	1
Ed Brinkman, R (1, 6) OBP: 0.267, SLG: 0.268		SH1-3 1-2		1-3		G6-3 3-H 1B		6-3		3	0	1	1	0	0	0
Inning Stats	R: 2 E: 0 K: 1 S: 9 H: 4 LOB: 2 BB: 0 P: 9	R: 0 E: 0 K: 0 S: 4 H: 1 LOB: 2 BB: 1 P: 8	R: 0 E: 0 K: 0 S: 3 H: 0 LOB: 0 BB: 0 P: 3	R: 0 E: 0 K: 0 S: 3 H: 0 LOB: 0 BB: 0 P: 3	R: 0 E: 0 K: 2 S: 8 H: 1 LOB: 1 BB: 0 P: 8	R: 3 E: 0 K: 1 S: 8 H: 4 LOB: 0 BB: 0 P: 8	R: 3 E: 0 K: 0 S: 6 H: 3 LOB: 1 BB: 1 P: 10	R: 0 E: 0 K: 0 S: 4 H: 1 LOB: 1 BB: 0 P: 4		1B: 9 2B: 3 3B: 2 HR: 0 SF: 0 SAC: 1 DP: 1 HBP: 0						

PITCHER		IP	WLS	BF	H	R	ER	SO	BB	IBB	HBP	BLK	WP	HR	S	P	ERA	WHIP
Bill Hands, R ERA: 8.74	(1, 1)	5.1	L	26	9	5	5	4	1	0	0	0	0	0	33	37	8.44	1.875
Danny Fife, R ERA: 17.36	(6, 1)	1.0		4	2	1	1	0	0	0	0	0	1	0	4	4	9.00	2.000
Ray Corbin, R ERA: 5.23	(7, 1)	1.2		9	3	2	2	0	0	1	0	0	0	0	8	12	10.80	1.800

PITCHER	IP	WLS	BF	H	R	ER	SO	BB	IBB	HBP	BLK	WP	HR	S	P	ERA	WHIP

BOTTOM

Minnesota Twins @ Detroit Tigers

Tiger Stadium, Detroit, MI

Wed Apr 24 1974, 7:05 PM EDT

Att. 6,804 - Unknown - 45 F

livebaseballscorecards.com

AB	36
R	8
H	14
RBI	8
BB	2
SO	4
LOB	16

1B: 9	SF: 0	WP: 1	PA: 39
2B: 3	SAC: 1	PB: 0	
3B: 2	DP: 1	SB: 0	
HR: 0	HBP: 0	CS: 0	

Batter	1	2	3	4	5	6	7	8	9	AB	R	H	RBI	BB	SO	LOB
Don Money, R (1, 5) OBP: 0.313, SLG: 0.368	5-3		F8 SH3-4 1B		F8		5-3		5-3	5	0	1	0	0	0	0
Bob Sheldon, L (1, 10) OBP: 0.500, SLG: 0.750	1B 3B		SH3-4 1-2		F7		CS BB		F7	3	1	1	0	1	0	0
John Briggs, L (1, 7) OBP: 0.317, SLG: 0.453	CS 1B 3-H		F8 2-3		3-1		CS 1-2	F5		4	0	1	1	0	0	1
George Scott, R (1, 3) OBP: 0.367, SLG: 0.353	K 1-2		K			2B		1B 3B 1B		4	1	2	0	0	2	2
Dave May, L (1, 9) OBP: 0.213, SLG: 0.254		4-3		4-3		1-3		3B 1B 1-3		4	1	1	0	0	0	1
Darrell Porter, L (1, 2) OBP: 0.326, SLG: 0.278		K		1-3		K		FC5-2 3B 1-H 3-H		4	0	1	2	0	2	1
Bob Coluccio, R (1, 8) OBP: 0.345, SLG: 0.385		E 2B		1B 2B		IBB		FC5-2 3-H		3	1	2	0	1	0	1
Pedro Garcia, R (1, 4) OBP: 0.293, SLG: 0.519		E5 FC6-4 2-3		S 1B 2-H		F8		K		4	0	1	1	0	1	4
Robin Yount, R (1, 6) OBP: 0.191, SLG: 0.233		FC6-4 1-2f		5-3 1-2			L3		4-3	4	0	0	0	0	0	3
Inning Stats	R: 1 H: 2 E: 0 LOB: 1 K: 1 BB: 0 S: 6 P: 6	R: 0 H: 1 E: 1 LOB: 2 K: 1 BB: 0 S: 7 P: 7	R: 0 H: 1 E: 0 LOB: 1 K: 1 BB: 0 S: 6 P: 6	R: 1 H: 2 E: 0 LOB: 1 K: 0 BB: 0 S: 5 P: 5	R: 0 H: 0 E: 0 LOB: 0 K: 0 BB: 0 S: 3 P: 3	R: 0 H: 1 E: 0 LOB: 2 K: 1 BB: 1 S: 6 P: 10	R: 0 H: 0 E: 0 LOB: 0 K: 0 BB: 1 S: 2 P: 6	R: 2 H: 3 E: 0 LOB: 1 K: 1 BB: 0 S: 8 P: 8	R: 0 H: 0 E: 0 LOB: 0 K: 0 BB: 0 S: 3 P: 3	1B: 5 SF: 0 2B: 4 SAC: 1 3B: 2 DP: 1 HR: 0 HBP: 0						

PITCHER	IP	WLS	BF	H	R	ER	SO	BB	IBB	HBP	BLK	WP	HR	S	P	ERA	WHIP
Bert Blyleven, R (1, 1) ERA: 1.71	9.0	L	38	10	4	4	5	1	1	0	0	0	0	46	54	4.00	1.222

PITCHER	IP	WLS	BF	H	R	ER	SO	BB	IBB	HBP	BLK	WP	HR	S	P	ERA	WHIP

TOP

Milwaukee Brewers @ Minnesota Twins

Metropolitan Stadium, Bloomington , MI

Fri Apr 26 1974, 4:33 AM EDT
Att. 3,720 - Unknown - 79 F

livebaseballscorecards.com

AB	35
R	4
H	10
RBI	4
BB	2
SO	5
LOB	13

WP: 0	PA: 39		
PB: 0			
SB: 1			
CS: 2			

Milwaukee Brewers @ Minnesota Twins

Metropolitan Stadium, Bloomington , MI

Fri Apr 26 1974, 4:33 AM EDT

Att. 3,720 - Unknown - 79 F

BOTTOM

livebaseballscorecards.com

Batter	1	2	3	4	5	6	7	8	9	AB	R	H	RBI	BB	SO	LOB
Sergio Ferrer, S (1, 6) OBP: 0.411, SLG: 0.396 Bobby Darwin, R (9, PH) OBP: 0.333, SLG: 0.509	L3		1B		FC6-4 1-2f			2B E 1-2 1B	HBP	4 0	1 0	2 0	0 0	0 0	0 0	1 0
Rod Carew, L (1, 4) OBP: 0.449, SLG: 0.472	CS 1B		F8			1-3		E4 2B 1-H 2-H 2B	5-3	5	1	2	1	0	0	2
Larry Hisle, R (1, 9) OBP: 0.356, SLG: 0.540	F8 1-2		F8			F7		6-3 2-H 2B		4	0	1	1	0	0	2
Jim Holt, L (1, 3) OBP: 0.212, SLG: 0.172		HBP 1B		4-1		L8		6-3 2-3		4	0	1	0	0	0	1
Harmon Killebrew, R (1, 10) OBP: 0.277, SLG: 0.302 Jerry Terrell, R (7, PR) OBP: 0.227, SLG: 0.273 Tony Oliva, L (8, PH) OBP: 0.381, SLG: 0.462		F6		5-3			6-3 1B	G3		3 0 1	0 0 0	1 0 0	0 0 0	0 0 0	0 0 0	1 0 1
Steve Braun, L (1, 7) OBP: 0.339, SLG: 0.382	FC5-4 1-2 HBP			G3			F9	BB		2	0	0	0	1	0	1
Steve Brye, R (1, 8) OBP: 0.250, SLG: 0.375	F7				FC6-4 1B		6-3 1-2	L7		4	0	1	0	0	0	5
Eric Soderholm, R (1, 5) OBP: 0.375, SLG: 0.375	FC5-4 1-2f				F9		5-3		F7	4	0	0	0	0	0	5
Glenn Borgmann, R (1, 2) OBP: 0.241, SLG: 0.120			F7		F8			1B 2B BB	6-3	3	1	0	0	1	0	1
Inning Stats	R: 0 E: 0 K: 0 S: 3 H: 1 LOB: 0 BB: 0 P: 3	R: 0 E: 0 K: 0 S: 4 H: 1 LOB: 2 BB: 0 P: 5	R: 0 E: 0 K: 0 S: 4 H: 1 LOB: 1 BB: 0 P: 4	R: 0 E: 0 K: 0 S: 3 H: 0 LOB: 0 BB: 0 P: 3	R: 0 E: 0 K: 0 S: 4 H: 1 LOB: 1 BB: 0 P: 4	R: 0 E: 0 K: 0 S: 3 H: 0 LOB: 0 BB: 0 P: 3	R: 0 E: 0 K: 0 S: 4 H: 1 LOB: 2 BB: 0 P: 4	R: 3 E: 1 K: 0 S: 6 H: 3 LOB: 2 BB: 2 P: 14	R: 0 E: 0 K: 0 S: 3 H: 0 LOB: 1 BB: 0 P: 4	1B: 6 2B: 2 3B: 0 HR: 0 SF: 0 SAC: 0 DP: 0 HBP: 2						

PITCHER	IP	WLS	BF	H	R	ER	SO	BB	IBB	HBP	BLK	WP	HR	S	P	ERA	WHIP
Jim Colborn, R (1, 1) ERA: 7.23	7.0	W	26	5	0	0	0	0	0	1	0	0	0	25	26	0.00	0.714
Eduardo Rodriguez, R (8, 1) ERA: 2.7	0.0		4	3	3	3	0	1	0	0	0	0	0	3	7	∞	∞
Tom Murphy, R (8, 1) ERA: 0.75	2.0	S	8	0	0	0	0	1	0	1	0	0	0	6	11	0.00	0.500

PITCHER	IP	WLS	BF	H	R	ER	SO	BB	IBB	HBP	BLK	WP	HR	S	P	ERA	WHIP

AB	34
R	3
H	8
RBI	2
BB	2
SO	0
LOB	20

WP: 0 PA: 38
PB: 0
SB: 0
CS: 1

Batter	1	2	3	4	5	6	7	8	9	AB	R	H	RBI	BB	SO	LOB
Don Money, R (1, 5) OBP: 0.319, SLG: 0.371	6-3		2B 1B 1B 1-2 3-H	1-H 1B		5-3		FC6-4 1-2f		5	1	2	2	0	0	1
Bob Sheldon, L (1, 10) OBP: 0.364, SLG: 0.556	E4		F2	4-3		4-3			1B 2B	5	1	1	0	0	0	3
John Briggs, L (1, 7) OBP: 0.323, SLG: 0.456	K		1B G1 2B 1-3 2-H		B B B B 4-0 HR BB	S S S 0-3 K			S S S 0-3 K	4	2	1	1	1	3	2
George Scott, R (1, 3) OBP: 0.375, SLG: 0.418 John Vukovich, R (7, 3)	4-3		G1 1B 2-3 3-H		1-H HR		5-3		5-3	4 1	1 0	2 0	3 0	0 0	0 0	1 1
Dave May, L (1, 9) OBP: 0.219, SLG: 0.258 Ken Berry, R (7, PH) OBP: 0.282, SLG: 0.222 (7, 9)		S S S 0-3 K	G1 1-2 3-H		3B 1B		G3		2-H 1B	3 2	1 0	1 1	1 1	0 0	1 0	1 0
Darrell Porter, L (1, 2) OBP: 0.313, SLG: 0.317		F9	4-3		1-H 3B		L3		S S S 0-3 K	5	0	1	1	0	1	2
Bob Coluccio, R (1, 8) OBP: 0.339, SLG: 0.375		5-3		F8	6-3			FC4 1B		4	0	1	0	0	0	1
Pedro Garcia, R (1, 4) OBP: 0.305, SLG: 0.527 Tim Johnson, L (3, 4) OBP: 0.125, SLG: 0.250		1B 1B 1B	S S S 0-3 K		S S S 0-3 K			FC4 FC1-6 1-2f		1 3	1 0	1 0	1 0	0 0	0 2	0 2
Robin Yount, R (1, 6) OBP: 0.216, SLG: 0.255		1B 2B 1B 1-3	S 1B 1B		6-3			FC1-6 FC6-4 1-2f		4	2	2	0	0	0	2
Inning Stats	R: 0 H: 0 E: 1 LOB: 1 K: 1 BB: 0 S: 6 P: 6	R: 0 H: 0 E: 0 LOB: 0 K: 1 BB: 0 S: 5 P: 5	R: 4 H: 5 E: 0 LOB: 1 K: 0 BB: 0 S: 8 P: 8	R: 1 H: 2 E: 0 LOB: 1 K: 1 BB: 0 S: 7 P: 7	R: 3 H: 3 E: 0 LOB: 1 K: 1 BB: 1 S: 8 P: 12	R: 0 H: 0 E: 0 LOB: 0 K: 1 BB: 0 S: 5 P: 5	R: 0 H: 0 E: 0 LOB: 0 K: 0 BB: 0 S: 3 P: 3	R: 0 H: 1 E: 0 LOB: 1 K: 0 BB: 0 S: 4 P: 4	R: 1 H: 2 E: 0 LOB: 1 K: 2 BB: 0 S: 9 P: 9	1B: 9 SF: 0 2B: 2 SAC: 0 3B: 1 DP: 0 HR: 1 HBP: 0						

PITCHER	IP	WLS	BF	H	R	ER	SO	BB	IBB	HBP	BLK	WP	HR	S	P	ERA	WHIP
Joe Decker, R (1, 1) ERA: 4.43	4.0	L	22	8	7	7	3	1	0	0	0	0	1	27	31	15.75	2.250
Tom Burgmeier, L (5, 1) ERA: 9.28	3.0		11	2	1	1	2	0	0	0	0	0	0	15	15	3.00	0.667
Ray Corbin, R (8, 1) ERA: 5.11	2.0		9	3	1	1	2	0	0	0	0	0	0	13	13	4.50	1.500

PITCHER	IP	WLS	BF	H	R	ER	SO	BB	IBB	HBP	BLK	WP	HR	S	P	ERA	WHIP

TOP

Milwaukee Brewers @ Minnesota Twins

Metropolitan Stadium, Bloomington , MI

Sat Apr 27 1974, 4:33 AM EDT
Att. 7,528 - Unknown - 75 F

livebaseballscorecards.com

AB	41
R	9
H	13
RBI	9
BB	1
SO	7
LOB	16

WP: 0	PA: 42																
PB: 0																	
SB: 1																	
CS: 0																	

Milwaukee Brewers @ Minnesota Twins

Metropolitan Stadium, Bloomington , MI

Sat Apr 27 1974, 4:33 AM EDT

Att. 7,528 - Unknown - 75 F

livebaseballscorecards.com

BOTTOM

Batter	1	2	3	4	5	6	7	8	9	AB	R	H	RBI	BB	SO	LOB
Jerry Terrell, R (1, 6) OBP: 0.229, SLG: 0.271	6-3		4-3			G6-4-3, 1-2, 1B		F7		4	0	1	0	0	0	2
Rod Carew, L (1, 4) OBP: 0.427, SLG: 0.447	F7			F7		G6-4-3, 1-2f			F7	4	0	0	0	0	0	2
Larry Hisle, R (1, 9) OBP: 0.333, SLG: 0.500	K			K			5-3		L5	4	0	0	0	0	2	0
Jim Holt, L (1, 3) OBP: 0.216, SLG: 0.156		BB		6-3			6-3		L8	3	0	0	0	1	0	0
Harmon Killebrew, R (1, 10) OBP: 0.260, SLG: 0.283		L8			K		L7			3	0	0	0	0	1	1
Steve Braun, L (1, 7) OBP: 0.323, SLG: 0.362		F9			G3			F3		3	0	0	0	0	0	1
Steve Brye, R (1, 8) OBP: 0.257, SLG: 0.371		6-3			F8			FC6-4, 1B		3	0	1	0	0	0	1
Eric Soderholm, R (1, 5) OBP: 0.444, SLG: 0.423			G6-4-3, BB			1B		FC6-4, 1-2		2	0	2	0	1	0	0
Randy Hundley, R (1, 2) OBP: 0.216, SLG: 0.147			G6-4-3, 1-2f			L8		FC6-4, 1-2f, 2-3		3	0	0	0	0	0	4

	AB	29
	R	0
	H	4
	RBI	0
	BB	2
	SO	3
	LOB	11

Inning Stats	1	2	3	4	5	6	7	8	9
	R: 0 E: 0 K: 1 S: 5	H: 0 LOB: 0 BB: 0 P: 5	R: 0 E: 0 K: 0 S: 3	H: 0 LOB: 1 BB: 1 P: 7	R: 0 E: 0 K: 0 S: 2	H: 0 LOB: 0 BB: 1 P: 6	R: 0 E: 0 K: 1 S: 5	H: 0 LOB: 0 BB: 0 P: 5	R: 0 E: 0 K: 1 S: 5	H: 0 LOB: 0 BB: 0 P: 5	R: 0 E: 0 K: 0 S: 4	H: 2 LOB: 1 BB: 0 P: 4	R: 0 E: 0 K: 0 S: 3	H: 0 LOB: 0 BB: 0 P: 3	R: 0 E: 0 K: 0 S: 5	H: 2 LOB: 2 BB: 0 P: 5	R: 0 E: 0 K: 0 S: 3	H: 0 LOB: 0 BB: 0 P: 3

1B: 4 SF: 0 WP: 0 PA: 31
2B: 0 SAC: 0 PB: 0
3B: 0 DP: 2 SB: 0
HR: 0 HBP: 0 CS: 0

PITCHER	IP	WLS	BF	H	R	ER	SO	BB	IBB	HBP	BLK	WP	HR	S	P	ERA	WHIP
Jim Slaton, R (1, 1) ERA: 3.82	9.0	W	31	4	0	0	3	2	0	0	0	0	0	35	43	0.00	0.667

PITCHER	IP	WLS	BF	H	R	ER	SO	BB	IBB	HBP	BLK	WP	HR	S	P	ERA	WHIP

Batter	1	2	3	4	5	6	7	8	9	AB	R	H	RBI	BB	SO	LOB
Don Money, R (1, 5) OBP: 0.312, SLG: 0.373	5-3	F5			5-3		1B 2B 1-H 2-H		5-3	5	1	1	2	0	0	0
Bob Sheldon, L (1, 4) OBP: 0.333, SLG: 0.417	F8		4-3		4-3		BBBB 1B BB			3	0	0	0	1	0	0
John Briggs, L (1, 7) OBP: 0.333, SLG: 0.459	WP 1B 1B		F8		SSS K		G6-4-3 1-3 2-H 1B			4	1	2	1	0	1	0
George Scott, R (1, 3) OBP: 0.382, SLG: 0.475	1B 1-H 1B		HR			6-3	G6-4-3 1-2f			4	1	2	2	0	0	2
Dave May, L (1, 9) OBP: 0.235, SLG: 0.273	BB 1-3 1B		1B			F9		4-3		4	0	2	0	0	0	0
Darrell Porter, L (1, 2) OBP: 0.308, SLG: 0.295	BBBB FC6-4 1-2 BB		F9			4-3		SSS K		3	0	0	0	1	1	1
Bob Coluccio, R (1, 8) OBP: 0.318, SLG: 0.350	FC6-4 1-2f			1-3			4-3	SSS K		4	0	0	0	0	1	3
Bobby Mitchell, R (1, 10) OBP: 0.250, SLG: 0.167		6-3		F6			1B 2B 1B		5-3	4	1	1	0	0	0	0
Robin Yount, R (1, 6) OBP: 0.218, SLG: 0.255		F9		F3			2B 1-2 1B		F9	4	1	1	0	0	0	0
Inning Stats	R: 1 E: 0 K: 0 S: 6 H: 3 LOB: 3 BB: 1 P: 10	R: 0 E: 0 K: 0 S: 3 H: 0 LOB: 0 BB: 0 P: 3	R: 1 E: 0 K: 0 S: 5 H: 2 LOB: 1 BB: 0 P: 5	R: 0 E: 0 K: 0 S: 3 H: 0 LOB: 0 BB: 0 P: 3	R: 0 E: 0 K: 1 S: 5 H: 0 LOB: 0 BB: 0 P: 5	R: 0 E: 0 K: 0 S: 3 H: 0 LOB: 0 BB: 0 P: 3	R: 3 E: 0 K: 0 S: 6 H: 4 LOB: 1 BB: 1 P: 10	R: 0 E: 0 K: 2 S: 7 H: 0 LOB: 0 BB: 0 P: 7	R: 0 E: 0 K: 0 S: 3 H: 0 LOB: 0 BB: 0 P: 3	1B: 7 2B: 1 3B: 0 HR: 1 SF: 0 SAC: 0 DP: 1 HBP: 0						

PITCHER		IP	WLS	BF	H	R	ER	SO	BB	IBB	HBP	BLK	WP	HR	S	P	ERA	WHIP
Dick Woodson, R ERA: 4.33	(1, 1)	6.1	W	28	8	5	5	1	1	0	0	0	1	1	29	33	7.11	1.421
Bill Campbell, R ERA:	(7, 1)	2.2	S	9	1	0	0	2	1	0	0	0	0	0	12	16	0.00	0.750

PITCHER	IP	WLS	BF	H	R	ER	SO	BB	IBB	HBP	BLK	WP	HR	S	P	ERA	WHIP

TOP

Milwaukee Brewers @ Minnesota Twins

Metropolitan Stadium, Bloomington , MI

Sun Apr 28 1974, 4:33 AM EDT

Att. 5,954 - Unknown - 70 F

livebaseballscorecards.com

AB	35
R	5
H	9
RBI	5
BB	2
SO	3
LOB	6

WP: 1 PA: 37
PB: 0
SB: 0
CS: 0

BOTTOM

Milwaukee Brewers @ Minnesota Twins

Metropolitan Stadium, Bloomington , MI

Sun Apr 28 1974, 4:33 AM EDT

Att. 5,954 - Unknown - 70 F

livebaseballscorecards.com

Batter	1	2	3	4	5	6	7	8	9	AB	R	H	RBI	BB	SO	LOB
Steve Braun, L (1, 7) OBP: 0.333, SLG: 0.361	x 0-0 ① L3		B B B B 4-0 1-2 BB		x 0-0 FC6-4 1B 1-2 1B 1B	S S S 0-3 ② K		x 0-0 ③ 6-3		3	1	1	0	1	1	2
Jim Holt, L (7, 7) OBP: 0.211, SLG: 0.152										1	0	0	0	0	0	0
Rod Carew, L (1, 4) OBP: 0.419, SLG: 0.438	x 0-0 ② 3-1		x 0-0 ② F7		x 0-0 FC6-4 1-2 2-3 1B	x 0-0 ③ L9				4	0	1	0	0	0	4
Larry Hisle, R (1, 8) OBP: 0.328, SLG: 0.534	x 0-0 HR		x 0-0 ③ F3		x 0-0 ② FC6-4 1B 1-2f 2-3 3-H 1B		x 0-0 ① F8			4	2	1	2	0	0	4
Bobby Darwin, R (1, 9) OBP: 0.328, SLG: 0.492	S S S 0-3 ③ K			S S S 0-3 ① K	x 0-0 1B 1-3 3-H 1B		S S S 0-3 ② K			4	0	1	1	0	3	0
Harmon Killebrew, R (1, 10) OBP: 0.278, SLG: 0.300		x 0-0 ① F5		x 0-0 ② 5-3	x 0-0 ③ 1-3 3-H 1B		x 0-0 BB 1B			4	0	2	1	0	0	0
Jerry Terrell, R (7, PR) OBP: 0.229, SLG: 0.271										0	0	0	0	0	0	0
Eric Soderholm, R (1, 5) OBP: 0.452, SLG: 0.517		x 0-0 ② F9		x 0-0 HR		x 0-0 ① 4-3	B B B B 4-0 1-2 BB			3	1	1	1	1	0	0
Joe Lis, R (1, 3) OBP: 0.292, SLG: 0.190		x 0-0 ③ F8		S S S 0-3 ③ K		x 0-0 2B 1B 1B	x 0-0 ③ F8			4	1	1	0	0	1	2
Randy Hundley, R (1, 2) OBP: 0.268, SLG: 0.237			x 0-0 BB 1B		x 0-0 FC3-6 1B	x 0-0 1B 1-3 2B		x 0-0 ① F7		4	0	3	0	0	0	0
Luis Gomez, R (1, 6) OBP: 0.250, SLG: 0.250			x 0-0 ① F9		x 0-0 ① FC3-6 1B 1B 1-2f FC6-4	x 0-0 2-3 3-H 1B		S S S 0-3 ② K		4	1	1	1	0	1	2
Inning Stats	R: 1 E: 0 K: 1 S: 6 H: 1 LOB: 0 BB: 0 P: 6	R: 0 E: 0 K: 0 S: 3 H: 0 LOB: 0 BB: 0 P: 3	R: 0 E: 0 K: 0 S: 4 H: 1 LOB: 2 BB: 1 P: 8	R: 1 E: 0 K: 2 S: 8 H: 1 LOB: 0 BB: 0 P: 8	R: 3 E: 0 K: 0 S: 7 H: 5 LOB: 2 BB: 0 P: 7	R: 1 E: 0 K: 1 S: 8 H: 3 LOB: 2 BB: 0 P: 8	R: 0 E: 0 K: 1 S: 6 H: 1 LOB: 2 BB: 1 P: 10	R: 0 E: 0 K: 1 S: 5 H: 0 LOB: 0 BB: 0 P: 5		1B: 9 2B: 1 3B: 0 HR: 2	SF: 0 SAC: 0 DP: 0 HBP: 0						

	AB	35
	R	6
	H	12
	RBI	6
	BB	2
	SO	6
	LOB	14

WP: 0 PB: 0 SB: 0 CS: 0 PA: 37

PITCHER		IP	WLS	BF	H	R	ER	SO	BB	IBB	HBP	BLK	WP	HR	S	P	ERA	WHIP
Clyde Wright, L ERA: 3.38	(1, 1)	4.2	L	22	7	5	5	3	1	0	0	0	0	2	27	31	9.64	1.714
Ed Sprague, R ERA: 1.69	(5, 1)	1.1		7	4	1	1	1	0	0	0	0	0	0	9	9	6.75	3.000
Eduardo Rodriguez, R ERA: 2.41	(7, 1)	2.0		8	1	0	0	2	1	0	0	0	0	0	11	15	0.00	1.000

PITCHER	IP	WLS	BF	H	R	ER	SO	BB	IBB	HBP	BLK	WP	HR	S	P	ERA	WHIP

Batter	1	2	3	4	5	6	7	8	9	AB	R	H	RBI	BB	SO	LOB
Remy Hermoso, R (1, 4) OBP: 0.266, SLG: 0.254	0-0 CS 1B		0-0 G4-6-3 1-2f		0-0 4-3			0-0 6-3		4	0	1	0	0	0	2
John Lowenstein, L (1, 7) OBP: 0.402, SLG: 0.373	0-0 F5 1-2		0-0 1B			0-0 F8		0-0 4-3		4	0	1	0	0	0	1
Buddy Bell, R (1, 5) OBP: 0.280, SLG: 0.360	0-0 F8		0-0 F5			0-0 6-3			0-0 F8	4	0	0	0	0	0	1
John Ellis, R (1, 3) OBP: 0.329, SLG: 0.392		0-0 F8		0-0 F8		0-0 F3			0-0 1B 1B 1B	4	0	1	0	0	0	0
Jack Heidemann, R (9, PR) (9, 3)										0	1	0	0	0	0	0
Charlie Spikes, R (1, 9) OBP: 0.395, SLG: 0.592		0-0 1B 1B		0-0 6-3			0-0 F9		0-0 1B 1-2 1B 1B	4	1	2	0	0	0	0
George Hendrick, R (1, 8) OBP: 0.275, SLG: 0.413		0-3 K		0-0 5-3			0-0 HR		0-0 F6	4	1	1	1	0	1	3
Oscar Gamble, L (1, 10) OBP: 0.270, SLG: 0.417		0-0 1-3 1B			0-0 F7		0-0 F4		0-0 1B 1-3 2-H 1B	4	0	2	1	0	0	0
Dave Duncan, R (1, 2) OBP: 0.302, SLG: 0.508		0-3 K			0-0 F7		0-0 F9		0-0 FC5-4 1-2 3-H 1B	4	0	1	1	0	1	2
Frank Duffy, R (1, 6) OBP: 0.203, SLG: 0.273			B B B B 4-0 G4-6-3 BB		0-0 2B			0-0 5-3	0-0 FC5-4 1-2f	3	0	1	0	1	0	2

TOP

Cleveland Indians @ Minnesota Twins

Metropolitan Stadium, Bloomington , MI

Mon Apr 29 1974, 4:33 AM EDT

Att. 4,461 - Unknown - 65 F

livebaseballscorecards.com

AB	35
R	3
H	10
RBI	3
BB	1
SO	2
LOB	11

Inning Stats	1	2	3	4	5	6	7	8	9	1B	SF	WP	PA
R	0	0	0	0	0	0	1	0	2	8	0	0	36
E	0	0	0	0	0	0	0	0	0	1	0	0	
K	0	2	0	0	0	0	0	0	0	2	0	0	
S	3	9	3	3	4	3	4	3	7	3	1	0	
H	1	2	1	0	1	0	1	0	4	1	0	0	
LOB	0	2	1	0	1	0	1	0	2	0	0	0	
BB	0	0	1	0	0	0	0	0	0	0	0	0	
P	3	9	7	3	4	3	4	3	7	1	1	0	
										2B	SAC	PB	
										0	0	0	
										3B	DP	SB	
										0	1	0	
										HR	HBP	CS	
										1	0	1	

PITCHER		IP	WLS	BF	H	R	ER	SO	BB	IBB	HBP	BLK	WP	HR	S	P	ERA	WHIP
Vic Albury, L ERA: 2.77	(1, 1)	8.1		31	7	2	2	2	1	0	0	0	0	1	34	38	2.16	0.960
Bill Campbell, R ERA: 0.43	(9, 1)	0.2	L	5	3	1	1	0	0	0	0	0	0	0	5	5	13.50	4.500

PITCHER		IP	WLS	BF	H	R	ER	SO	BB	IBB	HBP	BLK	WP	HR	S	P	ERA	WHIP

Cleveland Indians @ Minnesota Twins

Metropolitan Stadium, Bloomington , MI

Mon Apr 29 1974, 4:33 AM EDT

Att. 4,461 - Unknown - 65 F

livebaseballscorecards.com

BOTTOM

Batter	1	2	3	4	5	6	7	8	9	AB	R	H	RBI	BB	SO	LOB
Steve Braun, L (1, 7) OBP: 0.342, SLG: 0.369	G5-4-3 HR 1B 1B		L6 ①		4-3 ②		1B			4	1	2	0	0	0	0
Rod Carew, L (1, 4) OBP: 0.422, SLG: 0.440	1-2 G5-4-3 1B		1B 1B		4-3 ③		F7 ③			4	0	2	0	0	0	1
Larry Hisle, R (1, 8) OBP: 0.352, SLG: 0.548	G5-4-3 ① ② 1-2f 2-3		1-2 FC6-4 1B			E S 1B		G6-4-3 1B		4	0	3	0	0	0	2
Harmon Killebrew, R (1, 10) OBP: 0.276, SLG: 0.352	3-H HR		S S S K ②			F5 ① 1-3		G6-4-3 ① ② 1-2f		4	1	1	2	0	1	4
Eric Soderholm, R (1, 5) OBP: 0.429, SLG: 0.469	B B B B BB		FC6-4 ③ 1-2f			F3 ②		6-3 ③		3	0	0	0	1	0	3
Bobby Darwin, R (1, 9) OBP: 0.324, SLG: 0.469	S S S K ③			F8 ① 1B		B B B B BB			4-3 ①	3	0	0	0	1	1	1
Joe Lis, R (1, 3) OBP: 0.333, SLG: 0.217 Jim Holt, L (9, PH) OBP: 0.205, SLG: 0.147		1-2 L1-6-3 1B		B B B B G5-4-3 BB		S S S K ③			4-3 ②	2 1	0 0	1 0	0 0	1 0	1 0	2 0
Randy Hundley, R (1, 2) OBP: 0.250, SLG: 0.220 Tony Oliva, L (9, PH) OBP: 0.372, SLG: 0.450		F7 ① 1B		1-2f G5-4-3 ② ③ 1B			S S S K ①		F8 ③ 1B	3 1	0 0	0 0	0 0	1 0	2 0	2 0
Luis Gomez, R (1, 6) OBP: 0.143, SLG: 0.143		1-2 L1-6-3 ② ③ 1B			6-3 ① 1B		6-3 ② 1B			3	0	0	0	0	0	1

	AB	32
	R	2
	H	9
	RBI	2
	BB	3
	SO	4
	LOB	16

Inning Stats	1	2	3	4	5	6	7	8	9	1B: 8	SF: 0	WP: 0	PA: 35
R:	2	0	0	0	0	0	0	0	0	2B: 0	SAC: 0	PB: 0	
E:	0	0	0	0	0	0	0	0	0	3B: 0	DP: 4	SB: 1	
K:	1	0	1	0	0	1	1	0	0	HR: 1	HBP: 0	CS: 0	
S:	7	3	7	2	3	6	6	3	3				
H:	3	1	2	0	0	1	1	1	0				
LOB:	1	0	2	0	0	2	1	0	0				
BB:	1	0	0	1	0	1	0	0	0				
P:	11	3	7	6	3	10	6	3	3				

PITCHER	IP	WLS	BF	H	R	ER	SO	BB	IBB	HBP	BLK	WP	HR	S	P	ERA	WHIP
Steve Kline, R (1, 1) ERA: 3.09	9.0	W	35	9	2	2	4	3	0	0	0	0	1	40	52	2.00	1.333

Cleveland Indians @ Minnesota Twins

Metropolitan Stadium, Bloomington , MI

Tue Apr 30 1974, 4:33 AM EDT
Att. 2,193 - Unknown - 59 F

TOP

livebaseballscorecards.com

Batter	1	2	3	4	5	6	7	8	9	AB	R	H	RBI	BB	SO	LOB
John Lowenstein, L (1, 7) OBP: 0.402, SLG: 0.367	E6 S 1B E	BBB FC6 1-2 BB			2B 1B 1B	E2 SH1-3 1-2		G3		4	2	1	0	1	0	1
Jack Brohamer, L (1, 4) OBP: 0.476, SLG: 0.389	S 1-2 1B 1B	FC6 1-2f			L9	SH1-3 1-2 2-3		E S 1B 1B		4	2	2	0	0	0	3
Buddy Bell, R (1, 5) OBP: 0.276, SLG: 0.363	F2 1-3 2-H		L6		1-3 1B 2B	SSS K		6-3 1-3		5	1	1	0	0	1	4
John Ellis, R (1, 3) OBP: 0.322, SLG: 0.381	SSS K		L4		SSS K	F9		3-H 1B		5	0	1	1	0	2	5
Oscar Gamble, L (1, 10) OBP: 0.310, SLG: 0.450	3-H 1B		6-3		1B 1B IBB		2B	4-3		4	1	2	1	1	0	1
Charlie Spikes, R (1, 9) OBP: 0.384, SLG: 0.568 Rusty Torres, S (9, 9) OBP: 0.400, SLG: 0.250	5-3			6-3	1-3 2-H 3-H 1B		5-3		F8	5 0	1 0	1 0	2 0	0 0	0 0	2 0
George Hendrick, R (1, 8) OBP: 0.271, SLG: 0.400		4-3		6-3	2-H 3-H 1B		5-3		F9	5	0	1	2	0	0	1
Dave Duncan, R (1, 2) OBP: 0.309, SLG: 0.516		FC6-4 1B		WP 2B	5-3		F8		F7	5	0	2	0	0	0	2
Frank Duffy, R (1, 6) OBP: 0.219, SLG: 0.329		FC6-4 S 1-2f		6-3 2-3		SH1-3 E 1B		HR		4	1	2	1	0	0	2
Inning Stats	R: 2 E: 1 K: 1 S: 8 H: 2 LOB: 1 BB: 0 P: 8	R: 0 E: 0 K: 0 S: 4 H: 1 LOB: 2 BB: 1 P: 8	R: 0 E: 0 K: 0 S: 3 H: 0 LOB: 0 BB: 0 P: 3	R: 0 E: 0 K: 0 S: 4 H: 1 LOB: 1 BB: 0 P: 4	R: 4 E: 0 K: 1 S: 9 H: 4 LOB: 1 BB: 1 P: 13	R: 0 E: 1 K: 1 S: 7 H: 1 LOB: 2 BB: 0 P: 7	R: 0 E: 0 K: 0 S: 4 H: 1 LOB: 1 BB: 0 P: 4	R: 2 E: 0 K: 0 S: 6 H: 3 LOB: 1 BB: 0 P: 6	R: 0 E: 0 K: 0 S: 3 H: 0 LOB: 0 BB: 0 P: 3	1B: 9 2B: 3 3B: 0 HR: 1 SF: 0 SAC: 1 DP: 0 HBP: 0						

	AB	41
	R	8
	H	13
	RBI	7
	BB	2
	SO	3
	LOB	21

WP: 1 PB: 0 SB: 5 CS: 0 PA: 44

PITCHER		IP	WLS	BF	H	R	ER	SO	BB	IBB	HBP	BLK	WP	HR	S	P	ERA	WHIP
Bert Blyleven, R ERA: 2.31	(1, 1)	4.2	L	24	7	6	4	2	1	1	0	0	1	0	26	34	7.71	1.714
Ray Corbin, R ERA: 4.7	(5, 1)	3.0		16	6	2	1	1	0	0	0	0	0	1	18	18	3.00	2.000
Tom Burgmeier, L ERA: 8.25	(8, 1)	1.1		4	0	0	0	0	0	0	0	0	0	0	4	4	0.00	0.000

PITCHER	IP	WLS	BF	H	R	ER	SO	BB	IBB	HBP	BLK	WP	HR	S	P	ERA	WHIP

Batter	1	2	3	4	5	6	7	8	9	AB	R	H	RBI	BB	SO	LOB
Steve Braun, L (1, 7) OBP: 0.338, SLG: 0.362	F8		2-H 1B			3-1		F6		4	0	1	0	0	0	0
Rod Carew, L (1, 4) OBP: 0.436, SLG: 0.466	G6-4-3 1B			G5-4-3 1B		2B		1-3		4	0	3	0	0	0	0
Larry Hisle, R (1, 8) OBP: 0.333, SLG: 0.515	G6-4-3 1-2f			G5-4-3 1-2f		F8		K		4	0	0	0	0	1	3
Harmon Killebrew, R (1, 10) OBP: 0.258, SLG: 0.328		F9		F3			L5		F9	4	0	0	0	0	0	0
Eric Soderholm, R (1, 5) OBP: 0.410, SLG: 0.429		6-3			F8		BBBB HR BB		5-3	3	1	0	0	1	0	0
Bobby Darwin, R (1, 9) OBP: 0.347, SLG: 0.574		5-3			HR		1-H HR		1B	4	2	3	3	0	0	0
Joe Lis, R (1, 3) OBP: 0.310, SLG: 0.200 Jim Holt, L (7, PH) OBP: 0.195, SLG: 0.139 (8, 3)			L6		SSS K		F8		6-3	2 2	0 0	0 0	0 0	0 0	1 0	0 1
Randy Hundley, R (1, 2) OBP: 0.277, SLG: 0.233			4-3 1B 1B		F9		BBBB BB			2	0	1	0	1	0	0
Luis Gomez, R (1, 6) OBP: 0.111, SLG: 0.111 Jerry Terrell, R (7, PH) OBP: 0.224, SLG: 0.265 (8, 6)			4-3 1-2			5-3	3-1			2 1	0 0	0 0	0 0	0 0	0 0	1 1
Inning Stats	R: 0 E: 0 K: 0 S: 3 H: 1 LOB: 0 BB: 0 P: 3	R: 0 E: 0 K: 0 S: 3 H: 0 LOB: 0 BB: 0 P: 3	R: 0 E: 0 K: 0 S: 4 H: 2 LOB: 2 BB: 0 P: 4	R: 0 E: 0 K: 0 S: 3 H: 1 LOB: 0 BB: 0 P: 3	R: 1 E: 0 K: 1 S: 6 H: 1 LOB: 0 BB: 0 P: 6	R: 0 E: 0 K: 0 S: 4 H: 1 LOB: 1 BB: 0 P: 4	R: 2 E: 0 K: 0 S: 4 H: 1 LOB: 1 BB: 2 P: 12	R: 0 E: 0 K: 1 S: 5 H: 0 LOB: 0 BB: 0 P: 5	R: 0 E: 0 K: 0 S: 4 H: 1 LOB: 1 BB: 0 P: 4	1B: 5 2B: 1 3B: 0 HR: 2	SF: 0 SAC: 0 DP: 2 HBP: 0						

PITCHER	IP	WLS	BF	H	R	ER	SO	BB	IBB	HBP	BLK	WP	HR	S	P	ERA	WHIP
Fritz Peterson, L (1, 1) ERA: 4.5	6.1	W	24	7	3	3	1	1	0	0	0	0	2	25	29	4.26	1.263
Fred Beene, R (7, 1) ERA: 2.13	2.2		10	1	0	0	1	1	0	0	0	0	0	11	15	0.00	0.750

PITCHER	IP	WLS	BF	H	R	ER	SO	BB	IBB	HBP	BLK	WP	HR	S	P	ERA	WHIP

BOTTOM

Cleveland Indians @ Minnesota Twins

Metropolitan Stadium, Bloomington , MI

Tue Apr 30 1974, 4:33 AM EDT

Att. 2,193 - Unknown - 59 F

livebaseballscorecards.com

AB	32
R	3
H	8
RBI	3
BB	2
SO	2
LOB	6

WP: 0	PB: 0	SB: 0	CS: 0
PA: 34			

Batter	1	2	3	4	5	6	7	8	9	AB	R	H	RBI	BB	SO	LOB
Mickey Stanley, R (1, 8) OBP: 0.247, SLG: 0.333	6-3		P6			HR 1B	K		5-3	5	1	1	0	0	1	2
Gary Sutherland, R (1, 4) OBP: 0.300, SLG: 0.333	E9 BB 1B		5-3			L7	1-2 3-H 1B			4	0	2	1	0	0	1
Jim Northrup, L (1, 9) OBP: 0.286, SLG: 0.315	BB			F7		1-2 HR 1B	K			3	1	1	0	1	1	2
Al Kaline, R (1, 10) OBP: 0.340, SLG: 0.367	1-2 2-3 L4-3 BB			L8		L7		L7		3	0	0	0	1	0	2
Willie Horton, R (1, 7) OBP: 0.319, SLG: 0.518	L4-3 1-2			L8		1-H 2-H HR		F8		4	1	1	3	0	0	3
Norm Cash, L (1, 3) OBP: 0.373, SLG: 0.432		K			S 1B	P6		1B		4	0	2	0	0	1	0
Jerry Moses, R (1, 2) OBP: 0.333, SLG: 0.400		F7			K 1-2		F7	K		4	0	0	0	0	2	2
Aurelio Rodriguez, R (1, 5) OBP: 0.247, SLG: 0.264		G3			F9		1B 1B 1B		6-3	4	1	1	0	0	0	1
Ed Brinkman, R (1, 6) OBP: 0.241, SLG: 0.317			K		K		1-3 1B 1B		4-3	4	0	1	0	0	2	1
Inning Stats	R: 0 E: 1 K: 0 S: 3 H: 1 LOB: 2 BB: 2 P: 11	R: 0 E: 0 K: 1 S: 5 H: 0 LOB: 0 BB: 0 P: 5	R: 0 E: 0 K: 1 S: 5 H: 0 LOB: 0 BB: 0 P: 5	R: 0 E: 0 K: 0 S: 3 H: 0 LOB: 0 BB: 0 P: 3	R: 0 E: 0 K: 2 S: 8 H: 1 LOB: 1 BB: 0 P: 8	R: 3 E: 0 K: 0 S: 6 H: 3 LOB: 0 BB: 0 P: 6	R: 1 E: 0 K: 2 S: 10 H: 3 LOB: 2 BB: 0 P: 10	R: 0 E: 0 K: 1 S: 6 H: 1 LOB: 1 BB: 0 P: 6	R: 0 E: 0 K: 0 S: 3 H: 0 LOB: 0 BB: 0 P: 3	1B: 8 2B: 1 3B: 0 HR: 1 SF: 0 SAC: 0 DP: 1 HBP: 0	WP: 0 PB: 0 SB: 1 CS: 0 PA: 37					

PITCHER		IP	WLS	BF	H	R	ER	SO	BB	IBB	HBP	BLK	WP	HR	S	P	ERA	WHIP
Joe Decker, R ERA: 4.71	(1, 1)	6.1	L	27	7	4	4	4	2	0	0	0	0	1	33	41	5.68	1.421
Bill Hands, R ERA: 7.82	(7, 1)	2.2		10	2	0	0	3	0	0	0	0	0	0	16	16	0.00	0.750

PITCHER	IP	WLS	BF	H	R	ER	SO	BB	IBB	HBP	BLK	WP	HR	S	P	ERA	WHIP

TOP

Detroit Tigers @ Minnesota Twins

Metropolitan Stadium, Bloomington , MI

Fri May 03 1974, 8:05 PM EDT

Att. 4,467 - Unknown - 57 F

livebaseballscorecards.com

AB	35
R	4
H	9
RBI	4
BB	2
SO	7
LOB	14

BOTTOM

Batter	1	2	3	4	5	6	7	8	9	AB	R	H	RBI	BB	SO	LOB
Steve Braun, L (1, 7) OBP: 0.358, SLG: 0.425 Steve Brye, R (9, PH) OBP: 0.278, SLG: 0.371	HR		1B		1B 1-2 1B	G3			BBBB 1B 1B BB	4 0	1 1	3 0	1 0	0 1	0 0	2 0
Rod Carew, L (1, 4) OBP: 0.434, SLG: 0.473	4-3		1-2 1B		SSS K		4-3 2B		SSS K	5	0	2	0	0	2	3
Tony Oliva, L (1, 10) OBP: 0.354, SLG: 0.422 Jerry Terrell, R (9, PR) OBP: 0.224, SLG: 0.265	1-4-3		L4		P6		4-3 2-3		1B 1-2 1B	5 0	0 0	1 0	0 0	0 0	0 0	5 0
Harmon Killebrew, R (1, 3) OBP: 0.269, SLG: 0.333 Tom Burgmeier, L (9, PR)	6-3			SSS K	1-3 2-H 1B		SSS K		G6-4-3 1-2 2-H 1B	5 0	0 0	2 0	2 0	0 0	2 0	1 0
Bobby Darwin, R (1, 9) OBP: 0.325, SLG: 0.534		5-3		L6	G3		SSS K		G6-4-3 1-2f	5	0	0	0	0	1	5
Larry Hisle, R (1, 8) OBP: 0.342, SLG: 0.500		SSS K		H FC5 S HBP		5-3		BBBB BB		2	0	0	0	1	1	0
Eric Soderholm, R (1, 5) OBP: 0.395, SLG: 0.395		F8		BBBB 1-2 BB		5-3		F8		3	0	0	0	1	0	1
Randy Hundley, R (1, 2) OBP: 0.275, SLG: 0.234			P6	FC5 2-3f		E 1B		SSS K		4	0	1	0	0	1	3
Luis Gomez, R (1, 6) OBP: 0.167, SLG: 0.091 Joe Lis, R (8, PH) OBP: 0.300, SLG: 0.192 Sergio Ferrer, S (9, 6) OBP: 0.411, SLG: 0.396			F7		BBBB 1B 1B BB	E5 1-2		SSS K		2 1 0	1 0 0	0 0 0	0 0 0	1 1 0	0 1 0	1 1 0
Inning Stats	R: 1 E: 0 K: 0 S: 4 H: 1 LOB: 0 BB: 0 P: 4	R: 0 E: 0 K: 1 S: 5 H: 0 LOB: 0 BB: 0 P: 5	R: 0 E: 0 K: 0 S: 5 H: 2 LOB: 2 BB: 0 P: 5	R: 0 E: 0 K: 1 S: 5 H: 0 LOB: 2 BB: 1 P: 10	R: 1 E: 0 K: 1 S: 7 H: 2 LOB: 2 BB: 1 P: 11	R: 0 E: 1 K: 0 S: 5 H: 1 LOB: 2 BB: 0 P: 5	R: 0 E: 0 K: 2 S: 8 H: 1 LOB: 1 BB: 0 P: 8	R: 0 E: 0 K: 2 S: 7 H: 0 LOB: 1 BB: 1 P: 11	R: 1 E: 0 K: 1 S: 6 H: 2 LOB: 2 BB: 1 P: 10	1B: 7 2B: 1 3B: 0 HR: 1 SF: 0 SAC: 0 DP: 1 HBP: 1						

PITCHER	IP	WLS	BF	H	R	ER	SO	BB	IBB	HBP	BLK	WP	HR	S	P	ERA	WHIP
Bill Slayback, R (1, 1) ERA: 3.63	6.0	W	28	6	2	2	3	2	0	1	0	0	1	31	40	3.00	1.333
John Hiller, L (7, 1) ERA: 0.59	3.0	S	13	3	1	1	5	2	0	0	0	0	0	21	29	3.00	1.667

PITCHER	IP	WLS	BF	H	R	ER	SO	BB	IBB	HBP	BLK	WP	HR	S	P	ERA	WHIP

Detroit Tigers @ Minnesota Twins

Metropolitan Stadium, Bloomington , MI

Fri May 03 1974, 8:05 PM EDT

Att. 4,467 - Unknown - 57 F

livebaseballscorecards.com

AB	36
R	3
H	9
RBI	3
BB	4
SO	8
LOB	22

Batter	1	2	3	4	5	6	7	8	9	AB	R	H	RBI	BB	SO	LOB
Mickey Stanley, R (1, 8) OBP: 0.248, SLG: 0.330	G5-4-3 1B		K		FC6-4 1-2f			1-3		4	0	1	0	0	1	3
Gary Sutherland, R (1, 4) (8, 6) OBP: 0.309, SLG: 0.341	G5-4-3 1-2f			4-3 1B		FC3-6 1B			F8	4	0	2	0	0	0	1
Jim Northrup, L (1, 9) OBP: 0.275, SLG: 0.302	4-3			4-3 1-2		FC3-6 L5-4-3 1-2f			K	4	0	0	0	0	1	2
Al Kaline, R (1, 10) OBP: 0.327, SLG: 0.351		L4-3		L8		L5-4-3 1-2			L9	4	0	0	0	0	0	2
Willie Horton, R (1, 7) OBP: 0.309, SLG: 0.500		4-3		K			P6			3	0	0	0	0	1	1
Norm Cash, L (1, 3) OBP: 0.352, SLG: 0.404		G3			K		K			3	0	0	0	0	2	0
Jerry Moses, R (1, 2) OBP: 0.333, SLG: 0.435			4-3 2B		6-3		F8			3	0	1	0	0	0	0
Aurelio Rodriguez, R (1, 5) OBP: 0.253, SLG: 0.261 Ben Oglivie, L (8, PH) OBP: 0.200, SLG: 0.200 Ike Brown, R (8, 5)			4-3 2-3		BB BB			2-3		1 1 0	0 0 0	0 0 0	0 0 0	1 0 0	0 0 0	1 0 0
Ed Brinkman, R (1, 6) OBP: 0.247, SLG: 0.313 Gates Brown, L (8, PH) OBP: 0.500, SLG: 0.250 John Knox, L (8, 4) OBP: 0.250, SLG: 0.250			F3		FC6-4 1-2 BB			K		1 1 0	0 0 0	0 0 0	0 0 0	1 0 0	0 1 0	1 0 0
Inning Stats	R: 0 E: 0 K: 0 S: 3 H: 1 LOB: 0 BB: 0 P: 3	R: 0 E: 0 K: 0 S: 3 H: 0 LOB: 0 BB: 0 P: 3	R: 0 E: 0 K: 1 S: 6 H: 1 LOB: 0 BB: 0 P: 6	R: 0 E: 0 K: 1 S: 6 H: 1 LOB: 1 BB: 0 P: 6	R: 0 E: 0 K: 1 S: 5 H: 0 LOB: 2 BB: 2 P: 13	R: 0 E: 0 K: 0 S: 3 H: 1 LOB: 0 BB: 0 P: 3	R: 0 E: 0 K: 1 S: 5 H: 0 LOB: 0 BB: 0 P: 5	R: 0 E: 0 K: 1 S: 5 H: 0 LOB: 0 BB: 0 P: 5	R: 0 E: 0 K: 1 S: 5 H: 0 LOB: 0 BB: 0 P: 5	1B: 3 2B: 1 3B: 0 HR: 0 SF: 0 SAC: 0 DP: 2 HBP: 0						

PITCHER	IP	WLS	BF	H	R	ER	SO	BB	IBB	HBP	BLK	WP	HR	S	P	ERA	WHIP
Bert Blyleven, R (1, 1) ERA: 1.94	9.0	W	31	4	0	0	6	2	0	0	0	0	0	41	49	0.00	0.667

PITCHER	IP	WLS	BF	H	R	ER	SO	BB	IBB	HBP	BLK	WP	HR	S	P	ERA	WHIP

TOP

Detroit Tigers @ Minnesota Twins

Metropolitan Stadium, Bloomington , MI

Sat May 04 1974, 4:33 AM EDT

Att. 4,540 - Unknown - 46 F

livebaseballscorecards.com

AB	29
R	0
H	4
RBI	0
BB	2
SO	6
LOB	11

WP: 0 PB: 0 SB: 0 CS: 0 PA: 31

Detroit Tigers @ Minnesota Twins

Metropolitan Stadium, Bloomington , MI

Sat May 04 1974, 4:33 AM EDT

Att. 4,540 - Unknown - 46 F

BOTTOM

Batter	1	2	3	4	5	6	7	8	9	AB	R	H	RBI	BB	SO	LOB
Larry Hisle, R (1, 7) OBP: 0.357, SLG: 0.528	F9		FC4-6 1B		G6-4-3 1B		1B 3B 2B	SF8 3-H		4	1	3	1	0	0	0
Rod Carew, L (1, 4) OBP: 0.442, SLG: 0.480	E4 1B		FC4-6 1-2f		G6-4-3 1-2f		3B 1B 2-3	1B E 1B 1-3		5	2	3	0	0	0	2
Tony Oliva, L (1, 10) OBP: 0.377, SLG: 0.500 Jerry Terrell, R (8, PR) OBP: 0.224, SLG: 0.265	F9		F8			E 2B	1-H HR 3B 3-H	E4 HBP 1-H 1B 3-H		5 0	2 0	3 0	3 0	0 0	0 0	2 0
Harmon Killebrew, R (1, 3) OBP: 0.254, SLG: 0.313 Jim Holt, L (8, 3) OBP: 0.190, SLG: 0.135	5-3		F8			E6 5-3 FC5 2-H	F6	F8		4 1	1 0	0 0	0 0	0 0	0 0	3 1
Eric Soderholm, R (1, 5) OBP: 0.438, SLG: 0.561		HR		6-3		BBBB FC5 5-3 BB	HR 3-H	HBP 1-2		3	2	2	3	1	0	0
Bobby Darwin, R (1, 9) OBP: 0.317, SLG: 0.513		1B		6-3		5-3 1-2 2-3	5-3	6-3		5	0	1	0	0	0	4
Steve Brye, R (1, 8) OBP: 0.300, SLG: 0.395		F8		2B		FC5 IBB	5-3			3	0	1	0	1	0	1
Glenn Borgmann, R (1, 2) OBP: 0.242, SLG: 0.172		P6		6-3		FC5 1-2 2-3f 3-H		1B SF8 2B		4	1	1	1	0	0	4
Luis Gomez, R (1, 6) OBP: 0.188, SLG: 0.133		4-3			F7	6-3		1B 1B 1B 2-3		4	1	1	0	0	0	3
Inning Stats	R: 0 E: 1 K: 0 S: 4 H: 1 LOB: 1 BB: 0 P: 4	R: 1 E: 0 K: 0 S: 5 H: 2 LOB: 1 BB: 0 P: 5	R: 0 E: 0 K: 0 S: 4 H: 1 LOB: 1 BB: 0 P: 4	R: 0 E: 0 K: 0 S: 4 H: 1 LOB: 1 BB: 0 P: 4	R: 0 E: 0 K: 0 S: 3 H: 1 LOB: 0 BB: 0 P: 3	R: 2 E: 1 K: 0 S: 5 H: 1 LOB: 2 BB: 2 P: 13	R: 4 E: 0 K: 0 S: 7 H: 4 LOB: 0 BB: 0 P: 7	R: 3 E: 1 K: 0 S: 7 H: 4 LOB: 2 BB: 0 P: 8		1B: 8 2B: 4 3B: 1 HR: 2	SF: 1 SAC: 0 DP: 1 HBP: 1					

	AB	38
	R	10
	H	15
	RBI	8
	BB	2
	SO	0
	LOB	20

WP: 0 PB: 0 SB: 0 CS: 0 PA: 42

livebaseballscorecards.com

PITCHER		IP	WLS	BF	H	R	ER	SO	BB	IBB	HBP	BLK	WP	HR	S	P	ERA	WHIP
Mickey Lolich, L ERA: 4.96	(1, 1)	6.0	L	30	10	6	4	0	1	1	0	0	0	1	28	36	6.00	1.833
Jim Ray, R ERA: 12.0	(7, 1)	2.0		12	5	4	4	0	0	0	1	0	0	1	11	12	18.00	2.500

PITCHER	IP	WLS	BF	H	R	ER	SO	BB	IBB	HBP	BLK	WP	HR	S	P	ERA	WHIP

Batter	1	2	3	4	5	6	7	8	9	AB	R	H	RBI	BB	SO	LOB
Dick Sharon, R (1, 8) OBP: 0.438, SLG: 0.379	F7	FC5-4 1-2f			FC6-4 1B			HR BB	FC6-4 1B	4	1	2	0	1	0	3
Gary Sutherland, R (1, 4) OBP: 0.313, SLG: 0.375	1B		F7		FC6-4 1-2f			1-H HR	FC6-4 1-2f	5	1	2	2	0	0	2
Mickey Stanley, R (1, 3) OBP: 0.245, SLG: 0.324	K		F8			P6		BB 1B 1B	L6	5	0	1	0	0	1	2
Al Kaline, R (1, 10) OBP: 0.314, SLG: 0.337	K		K			L4-3		K		4	0	0	0	0	3	2
Willie Horton, R (1, 7) OBP: 0.306, SLG: 0.489		P4		P4		F8		BB 1-2 1B		4	0	1	0	0	0	0
Jerry Moses, R (1, 2) Gates Brown, L (8, PH) OBP: 0.429, SLG: 0.200 John Knox, L (8, 5) OBP: 0.250, SLG: 0.250		K		F8			HR	F5		3 1 0	1 0 0	1 0 0	1 0 0	0 0 0	1 0 0	0 2 0
Jim Northrup, L (1, 9) OBP: 0.283, SLG: 0.303		BB BB 1B		K			F8	BB 1-2 2-3 BB		3	0	1	0	1	1	0
Aurelio Rodriguez, R (1, 5) OBP: 0.255, SLG: 0.256 Ben Oglivie, L (8, PH) OBP: 0.167, SLG: 0.167 Gene Lamont, L (8, 2)		BB 1-2 BB			5-3		F9	3-1		2 1 0	0 0 0	0 0 0	0 0 0	1 0 0	0 0 0	0 3 0
Ed Brinkman, R (1, 6) OBP: 0.247, SLG: 0.302		FC5-4 1-2 2-3 BB			6-3		5-3		5-3	3	0	0	0	1	0	0
Inning Stats	R: 0 E: 0 K: 2 S: 8 H: 1 LOB: 1 BB: 0 P: 8	R: 0 E: 0 K: 1 S: 6 H: 1 LOB: 3 BB: 2 P: 14	R: 0 E: 0 K: 1 S: 5 H: 0 LOB: 0 BB: 0 P: 5	R: 0 E: 0 K: 1 S: 5 H: 0 LOB: 0 BB: 0 P: 5	R: 0 E: 0 K: 0 S: 4 H: 1 LOB: 1 BB: 0 P: 4	R: 0 E: 0 K: 0 S: 3 H: 0 LOB: 0 BB: 0 P: 3	R: 1 E: 0 K: 0 S: 4 H: 1 LOB: 0 BB: 0 P: 4	R: 2 E: 0 K: 1 S: 8 H: 3 LOB: 3 BB: 2 P: 16	R: 0 E: 0 K: 0 S: 4 H: 1 LOB: 1 BB: 0 P: 4	1B: 6 2B: 0 3B: 0 HR: 2 SF: 0 SAC: 0 DP: 0 HBP: 0						

PITCHER		IP	WLS	BF	H	R	ER	SO	BB	IBB	HBP	BLK	WP	HR	S	P	ERA	WHIP
Vic Albury, L ERA: 3.15	(1, 1)	7.0	W	29	5	3	3	5	3	0	0	0	0	2	36	48	3.86	1.143
Bill Campbell, R ERA: 0.39	(8, 1)	2.0		10	3	0	0	1	1	0	0	0	0	0	11	15	0.00	2.000

PITCHER	IP	WLS	BF	H	R	ER	SO	BB	IBB	HBP	BLK	WP	HR	S	P	ERA	WHIP

TOP

Detroit Tigers @ Minnesota Twins

Metropolitan Stadium, Bloomington , MI

Sun May 05 1974, 4:33 AM EDT

Att. 18,673 - Unknown - 61 F

livebaseballscorecards.com

AB	35
R	3
H	8
RBI	3
BB	4
SO	6
LOB	14

WP: 0 PA: 39
PB: 0
SB: 0
CS: 0

Detroit Tigers @ Minnesota Twins

Metropolitan Stadium, Bloomington , MI

Sun May 05 1974, 4:33 AM EDT

Att. 18,673 - Unknown - 61 F

livebaseballscorecards.com

BOTTOM

Batter	1	2	3	4	5	6	7	8	9	AB	R	H	RBI	BB	SO	LOB
Larry Hisle, R (1, 7) OBP: 0.352, SLG: 0.553	F8		5-3		HR		F7			4	1	1	1	0	0	0
Rod Carew, L (1, 4) OBP: 0.435, SLG: 0.471	PB HR 1B		5-3		6-3		F7			4	1	1	0	0	0	0
Tony Oliva, L (1, 10) OBP: 0.351, SLG: 0.463	K 1-2		4-3		4-3		4-3			4	0	0	0	0	1	1
Harmon Killebrew, R (1, 3) OBP: 0.280, SLG: 0.414 Sergio Ferrer, S (8, PR) OBP: 0.411, SLG: 0.396 Joe Lis, R (9, 3) OBP: 0.300, SLG: 0.192	2-H HR			E5 BB HBP	HR			2B BB BB BB		3 0 0	2 1 0	2 0 0	3 0 0	1 0 0	0 0 0	0 0 0
Eric Soderholm, R (1, 5) OBP: 0.431, SLG: 0.535 Jerry Terrell, R (5, PR) OBP: 0.240, SLG: 0.265 (6, 5)	P6			F8	HBP			1-2 2B BB BB		2 0	0 1	0 0	0 0	0 1	0 0	1 0
Bobby Darwin, R (1, 9) OBP: 0.337, SLG: 0.550		HR		BB 1-2 HBP	F9			1-2 2-3 2B BB		2	2	1	1	1	0	1
Steve Brye, R (1, 8) OBP: 0.295, SLG: 0.405		K		F6	5-3			CS 1-H 2-H 3-H 2B		4	0	1	3	0	1	2
Glenn Borgmann, R (1, 2) OBP: 0.243, SLG: 0.156		K		1-2 2-3 BB	6-3			P4 2-3		3	0	0	0	1	1	2
Luis Gomez, R (1, 6) OBP: 0.150, SLG: 0.105		4-3		L9	3-1			P4		4	0	0	0	0	0	4
Inning Stats	R: 2 E: 0 K: 1 S: 7 H: 2 LOB: 0 BB: 0 P: 7	R: 1 E: 0 K: 2 S: 8 H: 1 LOB: 0 BB: 0 P: 8	R: 0 E: 0 K: 0 S: 3 H: 0 LOB: 0 BB: 0 P: 3	R: 0 E: 1 K: 0 S: 4 H: 0 LOB: 3 BB: 1 P: 9	R: 2 E: 0 K: 0 S: 5 H: 2 LOB: 1 BB: 0 P: 6	R: 0 E: 0 K: 0 S: 3 H: 0 LOB: 0 BB: 0 P: 3	R: 0 E: 0 K: 0 S: 3 H: 0 LOB: 0 BB: 0 P: 3	R: 3 E: 0 K: 0 S: 3 H: 1 LOB: 1 BB: 3 P: 15		1B: 1 2B: 1 3B: 0 HR: 4	SF: 0 SAC: 0 DP: 0 HBP: 2			WP: 0 PB: 1 SB: 0 CS: 1	PA: 36		

	AB	30
	R	8
	H	6
	RBI	8
	BB	4
	SO	3
	LOB	11

PITCHER		IP	WLS	BF	H	R	ER	SO	BB	IBB	HBP	BLK	WP	HR	S	P	ERA	WHIP
Woodie Fryman, L ERA: 11.3	(1, 1)	7.0	L	33	5	8	8	3	4	0	2	0	0	4	33	51	10.29	1.286
Chuck Seelbach, R ERA: 1.93	(8, 1)	1.0		3	1	0	0	0	0	0	0	0	0	0	3	3	0.00	1.000

PITCHER	IP	WLS	BF	H	R	ER	SO	BB	IBB	HBP	BLK	WP	HR	S	P	ERA	WHIP

Batter	1	2	3	4	5	6	7	8	9	AB	R	H	RBI	BB	SO	LOB
Larry Hisle, R (1, 7) OBP: 0.355, SLG: 0.543	F4		E 2B 1B		K		K		G6-4-3 1B	5	1	2	0	0	2	0
Rod Carew, L (1, 4) OBP: 0.434, SLG: 0.467	S 1B		E6 L4-3 1-2		1B 1B 1B		F7		G6-4-3 1-2f	5	1	2	0	0	0	2
Tony Oliva, L (1, 10) OBP: 0.361, SLG: 0.517	F9 1-2		L4-3 1-2		1B 1-3 1B		HR			4	1	2	1	0	0	3
Harmon Killebrew, R (1, 3) OBP: 0.304, SLG: 0.446 Joe Lis, R (7, 3) OBP: 0.300, SLG: 0.192	P3		2-H 2B		G5-4-3 1-2 3-H 1B		1B			4 0	0 0	3 0	2 0	0 0	0 0	1 0
Eric Soderholm, R (1, 5) OBP: 0.400, SLG: 0.489		F8	F9		G5-4-3 1-2f		1-3			4	0	0	0	0	0	4
Bobby Darwin, R (1, 9) OBP: 0.333, SLG: 0.536		2B 1B		5-3		K		L4		4	0	1	0	0	1	0
Steve Brye, R (1, 8) OBP: 0.313, SLG: 0.435		1-3 2B		5-4-3 1B		4-3		F3		4	0	2	0	0	0	0
Glenn Borgmann, R (1, 2) OBP: 0.244, SLG: 0.143		F9		5-4-3 1-2		FC5-4 BB		6-3		3	0	0	0	1	0	3
Luis Gomez, R (1, 6) OBP: 0.125, SLG: 0.087		5-3		6-3		FC5-4 1-2f			F9	4	0	0	0	0	0	4
Inning Stats	R: 0 H: 1 E: 0 LOB: 1 K: 0 BB: 0 S: 4 P: 4	R: 0 H: 2 E: 0 LOB: 2 K: 0 BB: 0 S: 5 P: 5	R: 1 H: 2 E: 1 LOB: 1 K: 0 BB: 0 S: 5 P: 5	R: 0 H: 1 E: 0 LOB: 1 K: 0 BB: 0 S: 4 P: 4	R: 1 H: 3 E: 0 LOB: 1 K: 1 BB: 0 S: 7 P: 7	R: 0 H: 0 E: 0 LOB: 1 K: 1 BB: 1 S: 5 P: 9	R: 1 H: 2 E: 0 LOB: 1 K: 1 BB: 0 S: 7 P: 7	R: 0 H: 0 E: 0 LOB: 0 K: 0 BB: 0 S: 3 P: 3	R: 0 H: 1 E: 0 LOB: 0 K: 0 BB: 0 S: 3 P: 3	1B: 9 SF: 0 2B: 3 SAC: 0 3B: 0 DP: 3 HR: 1 HBP: 0						WP: 0 PA: 38 PB: 0 SB: 1 CS: 0	

PITCHER	IP	WLS	BF	H	R	ER	SO	BB	IBB	HBP	BLK	WP	HR	S	P	ERA	WHIP
Clyde Wright, L (1, 1) ERA: 4.5	9.0	L	38	12	3	2	3	1	0	0	0	0	1	43	47	2.00	1.444

PITCHER	IP	WLS	BF	H	R	ER	SO	BB	IBB	HBP	BLK	WP	HR	S	P	ERA	WHIP

TOP

Minnesota Twins @ Milwaukee Brewers

Milwaukee County Stadium, Milwaukee, WI

Tue May 07 1974, 8:05 PM EDT
Att. 3,264 - Unknown - 38 F

livebaseballscorecards.com

AB	37
R	3
H	12
RBI	3
BB	1
SO	3
LOB	17

Batter	1	2	3	4	5	6	7	8	9	AB	R	H	RBI	BB	SO	LOB
Don Money, R (1, 5) OBP: 0.350, SLG: 0.456	F3		G6-4-3 1B 1-2		CS 1-2	F7		F7		4	0	1	0	0	0	0
Bob Coluccio, R (1, 8) OBP: 0.286, SLG: 0.329	L6		G6-4-3 1-2f			F6		1B		4	0	1	0	0	0	2
John Briggs, L (1, 7) OBP: 0.389, SLG: 0.548	S 1B			L9		F8		P3		4	0	1	0	0	0	1
George Scott, R (1, 3) OBP: 0.330, SLG: 0.405	K 1-2			2B			L8		K	4	0	1	0	0	2	1
Dave May, L (1, 9) OBP: 0.236, SLG: 0.291		F7		K			4-3		BB	3	0	0	0	1	1	1
Bobby Mitchell, R (1, 10) OBP: 0.317, SLG: 0.351		5-3		K			1B 1B		K	4	0	1	0	0	2	2
Charlie Moore, R (1, 2) OBP: 0.269, SLG: 0.280		6-3			4-3		1-2 1B		F7	4	0	1	0	0	0	1
Pedro Garcia, R (1, 4) OBP: 0.316, SLG: 0.548			F3		K		P6			3	0	0	0	0	1	2
Robin Yount, R (1, 6) OBP: 0.227, SLG: 0.254			1B 1B		CS 1B			F7		3	0	2	0	0	0	0
Inning Stats	R: 0 H: 1 E: 0 LOB: 1 K: 1 BB: 0 S: 6 P: 6	R: 0 H: 0 E: 0 LOB: 0 K: 0 BB: 0 S: 3 P: 3	R: 0 H: 2 E: 0 LOB: 1 K: 0 BB: 0 S: 4 P: 4	R: 0 H: 1 E: 0 LOB: 1 K: 2 BB: 0 S: 8 P: 8	R: 0 H: 1 E: 0 LOB: 0 K: 1 BB: 0 S: 5 P: 5	R: 0 H: 0 E: 0 LOB: 0 K: 0 BB: 0 S: 3 P: 3	R: 0 H: 2 E: 0 LOB: 2 K: 0 BB: 0 S: 5 P: 5	R: 0 H: 1 E: 0 LOB: 1 K: 0 BB: 0 S: 4 P: 4	R: 0 H: 0 E: 0 LOB: 1 K: 2 BB: 1 S: 7 P: 11	1B: 7 SF: 0 2B: 1 SAC: 0 3B: 0 DP: 1 HR: 0 HBP: 0						

PITCHER	IP	WLS	BF	H	R	ER	SO	BB	IBB	HBP	BLK	WP	HR	S	P	ERA	WHIP
Joe Decker, R (1, 1) ERA: 3.58	9.0	W	34	8	0	0	6	1	0	0	0	0	0	45	49	0.00	1.000

PITCHER	IP	WLS	BF	H	R	ER	SO	BB	IBB	HBP	BLK	WP	HR	S	P	ERA	WHIP

BOTTOM

Minnesota Twins @ Milwaukee Brewers

Milwaukee County Stadium, Milwaukee, WI

Tue May 07 1974, 8:05 PM EDT

Att. 3,264 - Unknown - 38 F

livebaseballscorecards.com

AB	33
R	0
H	8
RBI	0
BB	1
SO	6
LOB	10

WP: 0	PA: 35		
PB: 0			
SB: 1			
CS: 1			

Minnesota Twins @ Oakland Athletics

Oakland-Alameda County Coliseum, Oakland, CA

Fri May 10 1974, 7:05 PM PDT

Att. 4,755 - Unknown - 55 F

TOP

livebaseballscorecards.com

Batter	1	2	3	4	5	6	7	8	9	AB	R	H	RBI	BB	SO	LOB
Larry Hisle, R (1, 9) OBP: 0.351, SLG: 0.524	F7		F9			5-3		BB FC5-4 1-2 2-3		3	0	0	0	1	0	2
Rod Carew, L (1, 4) OBP: 0.419, SLG: 0.455	4-3		L7			6-3		SF7 3-H		3	0	0	1	0	0	2
Tony Oliva, L (1, 10) OBP: 0.338, SLG: 0.484	4-3			L8			L9	FC5-4 1-2f		4	0	0	0	0	0	2
Harmon Killebrew, R (1, 3) OBP: 0.289, SLG: 0.423		F2		K			F5		6-3	4	0	0	0	0	1	0
Eric Soderholm, R (1, 5) OBP: 0.407, SLG: 0.549		P4		K			HR		1B	4	1	2	1	0	1	0
Steve Braun, L (1, 7) OBP: 0.341, SLG: 0.403		F9			L7		4-3		L8	4	0	0	0	0	0	1
Steve Brye, R (1, 8) OBP: 0.308, SLG: 0.420			1B 1B		K			E6 BB 1B SF7	K	4	1	1	0	0	2	1
Glenn Borgmann, R (1, 2) OBP: 0.233, SLG: 0.135			F8		6-3			BB 1-2 1B		2	0	0	0	0	0	1
Bobby Darwin, R (8, PH) OBP: 0.341, SLG: 0.541										1	0	1	0	0	0	0
Randy Hundley, R (8, 2) OBP: 0.275, SLG: 0.234										0	0	0	0	0	0	0
Luis Gomez, R (1, 6) OBP: 0.154, SLG: 0.120			1B 1-2			K		K		2	0	1	0	0	1	0
Jim Holt, L (8, PH) OBP: 0.190, SLG: 0.135										0	0	0	0	0	0	0
Joe Lis, R (8, PH) OBP: 0.290, SLG: 0.185										1	0	0	0	0	1	2
Sergio Ferrer, S (8, 6) OBP: 0.411, SLG: 0.396										0	0	0	0	0	0	0
										AB 32						
										R 2						
										H 5						
										RBI 2						
										BB 1						
										SO 6						
										LOB 11						

Inning Stats																																
	R: 0	H: 0		R: 0	H: 0		R: 0	H: 2		R: 0	H: 0		R: 0	H: 0		R: 0	H: 0		R: 1	H: 1		R: 1	H: 1		R: 0	H: 1		1B: 4	SF: 1		WP: 0	PA: 34	
	E: 0	LOB: 0		E: 0	LOB: 0		E: 0	LOB: 2		E: 0	LOB: 0		E: 0	LOB: 0		E: 0	LOB: 0		E: 0	LOB: 0		E: 1	LOB: 2		E: 0	LOB: 1		2B: 0	SAC: 0		PB: 0		
	K: 0	BB: 0		K: 0	BB: 0		K: 0	BB: 0		K: 0	BB: 0		K: 2	BB: 0		K: 1	BB: 0		K: 0	BB: 0		K: 1	BB: 1		K: 1	BB: 0		3B: 0	DP: 0		SB: 0		
	S: 3	P: 3		S: 3	P: 3		S: 5	P: 5		S: 7	P: 7		S: 5	P: 5		S: 5	P: 5		S: 4	P: 4		S: 7	P: 11		S: 6	P: 6		HR: 1	HBP: 0		CS: 0		

PITCHER		IP	WLS	BF	H	R	ER	SO	BB	IBB	HBP	BLK	WP	HR	S	P	ERA	WHIP
Catfish Hunter, R ERA: 2.33	(1, 1)	7.0	W	26	4	2	1	4	0	0	0	0	0	1	34	34	1.29	0.571
Darold Knowles, L ERA: 4.85	(8, 1)	1.0	S	4	0	0	0	1	1	0	0	0	0	0	5	9	0.00	1.000
Rollie Fingers, R ERA: 2.77	(9, 1)	1.0		4	1	0	0	1	0	0	0	0	0	0	6	6	0.00	1.000

PITCHER	IP	WLS	BF	H	R	ER	SO	BB	IBB	HBP	BLK	WP	HR	S	P	ERA	WHIP

Batter	1	2	3	4	5	6	7	8	9	AB	R	H	RBI	BB	SO	LOB
Bill North, S (1, 8) OBP: 0.271, SLG: 0.260	K	BB 1-2 2-3 3-H			G4-3 1-2f		CS 2-H 2B			3	0	1	2	1	1	1
Bert Campaneris, R (1, 6) OBP: 0.323, SLG: 0.331	4-3	G3			5-3		CS 2-3	CS 1B		4	0	1	0	0	0	3
Joe Rudi, R (1, 7) OBP: 0.347, SLG: 0.513	4-3		P6			5-3		L9 1-2		4	0	0	0	0	0	1
Reggie Jackson, L (1, 9) OBP: 0.452, SLG: 0.774		1B 2B	K			4-3		F5		4	1	1	0	0	1	0
Deron Johnson, R (1, 10) OBP: 0.210, SLG: 0.263		2-H 1B	6-3			HR				3	1	2	2	0	0	0
Gene Tenace, R (1, 3) OBP: 0.355, SLG: 0.351		K		L7		4-3				3	0	0	0	0	1	0
Ray Fosse, R (1, 2) OBP: 0.279, SLG: 0.400		E9 BB E BB		5-3			S 2B 1B			3	2	1	0	0	0	0
Ted Kubiak, S (1, 5) OBP: 0.191, SLG: 0.141		E4 BB BB 1-2		6-3			L7 1-2			3	0	0	0	0	0	2
Dal Maxvill, R (1, 4) OBP: 0.296, SLG: 0.174		BB 1-2 2-3 BB			G4-3 BB		F9			1	0	0	0	2	0	1
Inning Stats	R: 0 E: 0 K: 1 S: 5 H: 0 LOB: 0 BB: 0 P: 5	R: 2 E: 2 K: 1 S: 8 H: 2 LOB: 3 BB: 2 P: 16	R: 0 E: 0 K: 1 S: 5 H: 0 LOB: 0 BB: 0 P: 5	R: 0 E: 0 K: 0 S: 3 H: 0 LOB: 0 BB: 0 P: 3	R: 0 E: 0 K: 0 S: 2 H: 0 LOB: 0 BB: 1 P: 6	R: 1 E: 0 K: 0 S: 4 H: 1 LOB: 0 BB: 0 P: 4	R: 1 E: 0 K: 0 S: 4 H: 2 LOB: 0 BB: 0 P: 4	R: 0 E: 0 K: 0 S: 3 H: 1 LOB: 0 BB: 0 P: 3		1B: 3 2B: 2 3B: 0 HR: 1 SF: 0 SAC: 0 DP: 1 HBP: 0						

PITCHER	IP	WLS	BF	H	R	ER	SO	BB	IBB	HBP	BLK	WP	HR	S	P	ERA	WHIP
Bert Blyleven, R (1, 1) ERA: 2.12	8.0	L	31	6	4	3	3	3	0	0	0	0	1	34	46	3.38	1.125

PITCHER	IP	WLS	BF	H	R	ER	SO	BB	IBB	HBP	BLK	WP	HR	S	P	ERA	WHIP

BOTTOM

Minnesota Twins @ Oakland Athletics

Oakland-Alameda County Coliseum, Oakland, CA

Fri May 10 1974, 7:05 PM PDT

Att. 4,755 - Unknown - 55 F

livebaseballscorecards.com

AB	28
R	4
H	6
RBI	4
BB	3
SO	3
LOB	8

WP: 0 PA: 32
PB: 0
SB: 1
CS: 2

Batter	1	2	3	4	5	6	7	8	9	AB	R	H	RBI	BB	SO	LOB
Larry Hisle, R (1, 7) OBP: 0.347, SLG: 0.511	K		1B		FC6-4		5-3			4	0	1	0	0	1	1
Rod Carew, L (1, 4) OBP: 0.413, SLG: 0.447	4-3		G1-2-3			2B 1B		4-3		4	1	1	0	0	0	3
Tony Oliva, L (1, 10) OBP: 0.348, SLG: 0.500	L9			4-3		2B		1B		4	0	2	1	0	0	0
Harmon Killebrew, R (1, 3) OBP: 0.299, SLG: 0.420		6-3		1B		BB		K		3	0	1	0	1	1	1
Eric Soderholm, R (1, 5) OBP: 0.397, SLG: 0.527		K		L8		1B		L7		4	0	1	0	0	1	2
Bobby Darwin, R (1, 9) OBP: 0.337, SLG: 0.528		4-3		K		G6-4-3 1B			5-3	4	0	1	0	0	1	1
Steve Brye, R (1, 8) OBP: 0.286, SLG: 0.389			K		L8	G6-4-3			K	4	0	0	0	0	2	3
Randy Hundley, R (1, 2) OBP: 0.283, SLG: 0.245			1B G1-2-3 1B		5-3		K		P6	2	0	1	0	0	0	0
Sergio Ferrer, S (7, PH) OBP: 0.397, SLG: 0.380 (7, 6)										2	0	0	0	0	1	0
Luis Gomez, R (1, 6) OBP: 0.214, SLG: 0.185			1B		FC6-4		F2			2	0	2	0	0	0	0
Jim Holt, L (7, PH) OBP: 0.186, SLG: 0.132										0	0	0	0	0	0	0
Glenn Borgmann, R (7, 2) OBP: 0.233, SLG: 0.135										0	0	0	0	0	0	0

TOP

Minnesota Twins @ Oakland Athletics

Oakland-Alameda County Coliseum, Oakland, CA

Sat May 11 1974, 3:33 AM PDT
Att. 6,107 - Unknown - 65 F

livebaseballscorecards.com

AB	33
R	1
H	10
RBI	1
BB	1
SO	7
LOB	11

Inning Stats	1	2	3	4	5	6	7	8	9
	R: 0 E: 0 K: 1 S: 5	H: 0 LOB: 0 BB: 0 P: 5	R: 0 E: 0 K: 1 S: 5	H: 0 LOB: 0 BB: 0 P: 5	R: 0 E: 0 K: 1 S: 7	H: 3 LOB: 2 BB: 0 P: 7	R: 0 E: 0 K: 1 S: 6	H: 1 LOB: 1 BB: 0 P: 6	R: 0 E: 0 K: 0 S: 4	H: 1 LOB: 1 BB: 0 P: 4	R: 1 E: 0 K: 0 S: 5	H: 4 LOB: 2 BB: 1 P: 9	R: 0 E: 0 K: 1 S: 5	H: 0 LOB: 0 BB: 0 P: 5	R: 0 E: 0 K: 1 S: 6	H: 1 LOB: 1 BB: 0 P: 6	R: 0 E: 0 K: 1 S: 5	H: 0 LOB: 0 BB: 0 P: 5

PITCHER		IP	WLS	BF	H	R	ER	SO	BB	IBB	HBP	BLK	WP	HR	S	P	ERA	WHIP	PITCHER		IP	WLS	BF	H	R	ER	SO	BB	IBB	HBP	BLK	WP	HR	S	P	ERA	WHIP
Ken Holtzman, L (1, 1) ERA: 3.64		5.1	W	24	9	1	1	4	1	0	0	0	0	0	31	35	1.69	1.875																			
Rollie Fingers, R (6, 1) ERA: 2.43		3.2	S	11	1	0	0	3	0	0	0	0	0	0	17	17	0.00	0.273																			

1B: 9	SF: 0	WP: 0	PA: 35
2B: 1	SAC: 0	PB: 0	
3B: 0	DP: 2	SB: 0	
HR: 0	HBP: 0	CS: 0	

Batter	1	2	3	4	5	6	7	8	9	AB	R	H	RBI	BB	SO	LOB
Bill North, S (1, 8) OBP: 0.279, SLG: 0.271	0-0 3B 2B	4-0 CS BB		0-3 ② K			0-0 ① F8			3	1	1	0	1	1	1
Bert Campaneris, R (1, 6) OBP: 0.343, SLG: 0.358	0-0 2B 3B 2-H	0-0 ③ CS 1-2	0-0 E S SF8 1B	4-0 BB			4-0 FC1-6-4 BB			2	2	2	1	2	0	0
Joe Rudi, R (1, 7) OBP: 0.336, SLG: 0.500	0-0 ① 5-3		0-0 ① SF8 1-H	0-0 ③ F8			0-0 ② FC1-6-4 1-2f			3	0	0	1	0	0	4
Reggie Jackson, L (1, 9) OBP: 0.449, SLG: 0.771 Angel Mangual, R (6, 9) OBP: 0.150, SLG: 0.211	0-0 ② L4	0-3 ② K			0-0 CS 2B		0-3 ③ K			3 1	0 0	1 0	0 0	0 0	1 1	1 1
Deron Johnson, R (1, 10) OBP: 0.227, SLG: 0.317	4-0 2B BB	0-0 HR		0-3 ①② K 2-3				0-0 ① L8		3	1	1	1	1	1	1
Gene Tenace, R (1, 3) OBP: 0.368, SLG: 0.370	0-0 1-3 2B 3-H	4-0 FC5-4 BB		0-0 ③ 5-3				0-0 1B 1B		3	0	2	1	1	0	0
Ray Fosse, R (1, 2) OBP: 0.267, SLG: 0.381	0-0 ③ L7	0-0 ③ FC5-4 1-2f				0-3 ① K		0-0 ② F7		4	0	0	0	0	1	4
Ted Kubiak, S (1, 5) OBP: 0.208, SLG: 0.162 (6, 4)	0-0 ① 5-3		0-0 SH1-4 1B			0-3 ② K		0-0 1-2 1B		4	0	2	0	0	1	0
Dal Maxvill, R (1, 4) OBP: 0.286, SLG: 0.167 Larry Haney, R (6, 5) OBP: 0.286, SLG: 0.286	0-3 ② K		0-0 ① SH1-4 1-2			0-3 ③ K		0-0 ③ F9		1 2	0 0	0 0	0 0	0 0	1 1	0 2
Inning Stats	R: 2 E: 0 K: 0 S: 6 H: 3 LOB: 2 BB: 1 P: 10	R: 0 E: 0 K: 1 S: 4 H: 0 LOB: 0 BB: 1 P: 8	R: 2 E: 0 K: 1 S: 7 H: 2 LOB: 1 BB: 1 P: 11	R: 0 E: 0 K: 1 S: 6 H: 1 LOB: 2 BB: 1 P: 10	R: 0 E: 0 K: 1 S: 5 H: 1 LOB: 0 BB: 0 P: 5	R: 0 E: 0 K: 3 S: 9 H: 0 LOB: 0 BB: 0 P: 9	R: 0 E: 0 K: 1 S: 5 H: 0 LOB: 1 BB: 1 P: 9	R: 0 E: 0 K: 0 S: 5 H: 2 LOB: 2 BB: 0 P: 5		1B: 4 2B: 4 3B: 1 HR: 1 SF: 1 SAC: 1 DP: 1 HBP: 0						

PITCHER		IP	WLS	BF	H	R	ER	SO	BB	IBB	HBP	BLK	WP	HR	S	P	ERA	WHIP
Vic Albury, L ERA: 4.37	(1, 1)	2.2	L	15	5	4	4	2	3	0	0	0	0	1	16	28	13.50	3.000
Bill Butler, L ERA:	(3, 1)	5.1		21	4	0	0	6	2	0	0	0	0	0	31	39	0.00	1.125

PITCHER	IP	WLS	BF	H	R	ER	SO	BB	IBB	HBP	BLK	WP	HR	S	P	ERA	WHIP

BOTTOM

Minnesota Twins @ Oakland Athletics

Oakland-Alameda County Coliseum, Oakland, CA

Sat May 11 1974, 3:33 AM PDT

Att. 6,107 - Unknown - 65 F

livebaseballscorecards.com

AB	29
R	4
H	9
RBI	4
BB	5
SO	8
LOB	14

Minnesota Twins @ Oakland Athletics

Oakland-Alameda County Coliseum, Oakland, CA

Sun May 12 1974, 3:33 AM PDT

Att. 5,549 - Unknown - 65 F

TOP

livebaseballscorecards.com

Batter	1	2	3	4	5	6	7	8	9	AB	R	H	RBI	BB	SO	LOB
Jerry Terrell, R (1, 5) OBP: 0.218, SLG: 0.241	F7		F9		K		F9		P6	5	0	0	0	0	1	3
Rod Carew, L (1, 4) OBP: 0.416, SLG: 0.444	BB		K2-3			WP 1B 1B	E4 1-3 3-H			3	0	1	0	1	1	1
Tony Oliva, L (1, 10) OBP: 0.342, SLG: 0.486	K			G3		1-2 1B	L6			4	0	1	0	0	1	3
Harmon Killebrey, R (1, 3) OBP: 0.300, SLG: 0.410 Joe Lis, R (7, 3) OBP: 0.281, SLG: 0.179	F3			FC6-4 BB		L5 2-3		K		2 1	0 0	0 0	0 0	1 0	0 1	3 0
Larry Hisle, R (1, 7) OBP: 0.343, SLG: 0.511		2B		FC6-4 1-2f	K			6-3		4	0	1	0	0	1	3
Bobby Darwin, R (1, 9) OBP: 0.333, SLG: 0.548		K		F8	F8			HR		4	1	1	1	0	1	4
Steve Brye, R (1, 8) OBP: 0.267, SLG: 0.362		F9			L8		L4	P6		4	0	0	0	0	0	1
Glenn Borgmann, R (1, 2) OBP: 0.234, SLG: 0.146		K			1B		E1 1B E		F9	4	1	1	0	0	1	1
Sergio Ferrer, S (1, 6) OBP: 0.387, SLG: 0.370			P3		F7		E 1-3 1B		6-3	4	0	1	0	0	0	1
Inning Stats	R: 0 E: 0 K: 1 S: 5 H: 0 LOB: 1 BB: 1 P: 9	R: 0 E: 0 K: 2 S: 8 H: 1 LOB: 1 BB: 0 P: 8	R: 0 E: 0 K: 1 S: 5 H: 0 LOB: 0 BB: 0 P: 5	R: 0 E: 0 K: 0 S: 3 H: 0 LOB: 1 BB: 1 P: 7	R: 0 E: 0 K: 1 S: 6 H: 1 LOB: 1 BB: 0 P: 6	R: 0 E: 0 K: 1 S: 7 H: 2 LOB: 2 BB: 0 P: 7	R: 1 E: 2 K: 0 S: 6 H: 1 LOB: 2 BB: 0 P: 6	R: 1 E: 0 K: 1 S: 6 H: 1 LOB: 0 BB: 0 P: 6	R: 0 E: 0 K: 0 S: 3 H: 0 LOB: 0 BB: 0 P: 3	1B: 4 2B: 1 3B: 0 HR: 1 SF: 0 SAC: 0 DP: 0 HBP: 0						

	AB	35
	R	2
	H	6
	RBI	1
	BB	2
	SO	7
	LOB	20

WP: 1 PB: 0 SB: 0 CS: 0 PA: 37

PITCHER		IP	WLS	BF	H	R	ER	SO	BB	IBB	HBP	BLK	WP	HR	S	P	ERA	WHIP
Dave Hamilton, L ERA: 3.6	(1, 1)	7.0	W	30	5	1	0	6	2	0	0	0	1	0	40	48	0.00	1.000
Paul Lindblad, L ERA: 2.16	(8, 1)	2.0		7	1	1	1	1	0	0	0	0	0	1	9	9	4.50	0.500
Paul Lindblad, L ERA: 2.16	(9, 1)	2.0		7	1	1	1	1	0	0	0	0	0	1	9	9	4.50	0.500

PITCHER	IP	WLS	BF	H	R	ER	SO	BB	IBB	HBP	BLK	WP	HR	S	P	ERA	WHIP

BOTTOM

Batter	1	2	3	4	5	6	7	8	9	AB	R	H	RBI	BB	SO	LOB
Bill North, S (1, 8) OBP: 0.291, SLG: 0.266	K		L7		BB BB			BB FC5-4		2	1	0	0	3	1	1
Bert Campaneris, R (1, 6) OBP: 0.345, SLG: 0.355	1-3		BB 1B 1-2		E 1B 1-3 K			FC5-4 2B 1-2f		4	2	1	0	1	1	4
Joe Rudi, R (1, 7) OBP: 0.338, SLG: 0.504	K		1B 1-3 2-H		F9	F8		WP 1-H		5	0	2	2	0	1	2
Deron Johnson, R (1, 10) OBP: 0.229, SLG: 0.313 Pat Bourque, L (8, PH) OBP: 0.333, SLG: 0.333 (9, 3)		6-3	K		E7 BB 2B 1-H 3-H 1B	6-3		K2-3 2-3		4 1	1 0	1 0	1 0	0 0	1 1	2 1
Gene Tenace, R (1, 3) OBP: 0.380, SLG: 0.366 Champ Summers, L (8, PH) Paul Lindblad, L (9, 1)		F9		CS BB	BB 2B 1-2	BB		K		1 1 0	1 0 0	0 0 0	0 0 0	3 0 0	0 1 0	0 1 0
Ray Fosse, R (1, 2) OBP: 0.277, SLG: 0.409	6-3			E 2B 1-2	E 1B 2B 1-H 2-H	1-3				4	2	2	2	0	0	1
Angel Mangual, R (1, 9) OBP: 0.167, SLG: 0.348			HR	P5	E6 1B 2-3		F8			4	1	1	1	0	0	2
Ted Kubiak, S (1, 5) OBP: 0.211, SLG: 0.167			E4 BB 1B	E2 2-H 1B	F9		L7			4	1	1	1	0	0	2
Gaylen Pitts, R (1, 4) OBP: 0.250, SLG: 0.250			K	K	BB 1-3 3-H 1B		6-3			4	0	1	1	0	2	2
Inning Stats	R: 0 H: 0 E: 0 LOB: 0 K: 2 BB: 0 S: 7 P: 7	R: 0 H: 0 E: 0 LOB: 0 K: 0 BB: 0 S: 3 P: 3	R: 2 H: 2 E: 1 LOB: 2 K: 2 BB: 1 S: 10 P: 14	R: 1 H: 2 E: 1 LOB: 1 K: 1 BB: 1 S: 6 P: 10	R: 5 H: 4 E: 2 LOB: 3 K: 1 BB: 3 S: 10 P: 22	R: 0 H: 0 E: 0 LOB: 1 K: 0 BB: 1 S: 3 P: 7	R: 0 H: 0 E: 0 LOB: 0 K: 0 BB: 0 S: 3 P: 3	R: 1 H: 1 E: 0 LOB: 1 K: 2 BB: 1 S: 8 P: 12		1B: 5 SF: 0 2B: 3 SAC: 0 3B: 0 DP: 0 HR: 1 HBP: 0						WP: 1 PA: 41 PB: 0 SB: 0 CS: 1

PITCHER		IP	WLS	BF	H	R	ER	SO	BB	IBB	HBP	BLK	WP	HR	S	P	ERA	WHIP
Joe Decker, R ERA: 4.1	(1, 1)	4.0	L	20	5	5	4	5	3	0	0	0	0	1	27	39	9.00	2.000
Ray Corbin, R ERA: 5.63	(5, 1)	0.2		8	3	3	2	0	2	0	0	0	0	0	6	14	27.00	7.500
Tom Burgmeier, L ERA: 6.91	(5, 1)	2.1		8	0	0	0	1	1	0	0	0	0	0	9	13	0.00	0.429
Bill Campbell, R ERA: 0.75	(8, 1)	1.0		5	1	1	1	2	1	0	0	0	1	0	8	12	9.00	2.000

PITCHER	IP	WLS	BF	H	R	ER	SO	BB	IBB	HBP	BLK	WP	HR	S	P	ERA	WHIP

Minnesota Twins @ Oakland Athletics

Oakland-Alameda County Coliseum, Oakland, CA

Sun May 12 1974, 3:33 AM PDT

Att. 5,549 - Unknown - 65 F

livebaseballscorecards.com

AB	34
R	9
H	9
RBI	8
BB	7
SO	8
LOB	18

Batter	1	2	3	4	5	6	7	8	9	AB	R	H	RBI	BB	SO	LOB
Steve Braun, L (1, 7) OBP: 0.333, SLG: 0.390 Steve Brye, R (8, 8) OBP: 0.262, SLG: 0.356	L8		1B 1-2 1B		F7	K		F8	E4 1-H 3-H	5 1	0 0	1 0	0 0	0 0	1 0	4 1
Rod Carew, L (1, 4) OBP: 0.438, SLG: 0.458	6-3 BB		1-2 1B		2B 2-3 1B		WP S E BB	6-3 1B		3	2	3	0	2	0	0
Larry Hisle, R (1, 8) OBP: 0.345, SLG: 0.510 (8, 7)	6-3 1-2		L8		2B 1-H 3-H		FC6-4 E 1B 1-3 BB	6-3 1-2		4	1	1	2	1	0	4
Tony Oliva, L (1, 10) OBP: 0.333, SLG: 0.459	F7			1B BB	4-3		E5 FC6-4 1-2 3-H	1-3		4	0	0	0	1	0	4
Bobby Darwin, R (1, 9) OBP: 0.337, SLG: 0.531		2-3		K		1B BB HBP	FC6-4 5-3 1B 1-2f 2-3		SH1-3 3B HBP	3	2	0	0	0	1	3
Jim Holt, L (1, 3) OBP: 0.196, SLG: 0.146 Joe Lis, R (7, PH) OBP: 0.273, SLG: 0.172 (7, 3)		1-3		G6-4-3 1-2 1B		F5	5-3 1-2		SH1-3 1-2	3 1	0 0	1 0	0 0	0 0	0 0	1 2
Glenn Borgmann, R (1, 2) OBP: 0.250, SLG: 0.156		4-3		G6-4-3 1-2f		1B 1-2 BB	1B 2-H 3-H 1B		F8	4	0	1	2	1	0	3
Jerry Terrell, R (1, 5) OBP: 0.267, SLG: 0.322			K		1B SH1-3 2B 1B		1-2 2-3 1B 1-2 1B		E 2-H 3B	5	2	4	1	0	1	0
Luis Gomez, R (1, 6) OBP: 0.241, SLG: 0.214 Harmon Killebrew, R (6, PH) OBP: 0.297, SLG: 0.405 Sergio Ferrer, S (6, 6) OBP: 0.391, SLG: 0.364			CS 1B		SH1-3 1-2	F6	6-3		S E4 BB	1 1 1	0 0 0	1 0 0	0 0 0	0 0 1	0 0 0	0 3 2
Inning Stats	R: 0 E: 0 K: 0 S: 3 H: 0 LOB: 1 BB: 1 P: 7	R: 0 E: 0 K: 0 S: 3 H: 0 LOB: 0 BB: 0 P: 3	R: 0 E: 0 K: 1 S: 7 H: 3 LOB: 2 BB: 0 P: 7	R: 0 E: 0 K: 1 S: 5 H: 1 LOB: 1 BB: 1 P: 9	R: 2 E: 0 K: 0 S: 6 H: 3 LOB: 1 BB: 0 P: 6	R: 0 E: 0 K: 1 S: 6 H: 1 LOB: 3 BB: 1 P: 11	R: 3 E: 1 K: 0 S: 6 H: 2 LOB: 2 BB: 2 P: 14	R: 0 E: 0 K: 0 S: 4 H: 1 LOB: 1 BB: 0 P: 4	R: 2 E: 1 K: 0 S: 4 H: 1 LOB: 2 BB: 1 P: 9	1B: 10 2B: 1 3B: 1 HR: 0 SF: 0 SAC: 2 DP: 1 HBP: 2						

PITCHER	IP	WLS	BF	H	R	ER	SO	BB	IBB	HBP	BLK	WP	HR	S	P	ERA	WHIP
Bill Moran, R (1, 1) ERA: 2.4	5.1	L	26	8	2	2	2	3	0	1	0	0	0	26	39	3.38	2.062
Ken Tatum, R (6, 1) ERA:	0.1		1	0	0	0	0	0	0	0	0	0	0	1	1	0.00	0.000
Skip Pitlock, L (6, 1) ERA: 5.14	0.2		5	0	3	1	1	2	0	0	0	1	0	5	13	13.50	3.000
Wayne Granger, R (7, 1) ERA: 20.25	1.2		8	3	0	0	0	0	0	0	0	0	0	8	8	0.00	1.800
Cy Acosta, R (9, 1) ERA: 4.91	1.0		6	1	2	1	0	1	0	1	0	0	0	4	9	9.00	2.000

PITCHER	IP	WLS	BF	H	R	ER	SO	BB	IBB	HBP	BLK	WP	HR	S	P	ERA	WHIP

TOP

Minnesota Twins @ Chicago White Sox

Comiskey Park, Chicago, IL

Mon May 13 1974, 8:05 PM EDT
Att. 5,138 - Unknown - 48 F

livebaseballscorecards.com

AB	36
R	7
H	12
RBI	5
BB	6
SO	3
LOB	27

WP: 1 PA: 46
PB: 0
SB: 2
CS: 1

BOTTOM

Minnesota Twins @ Chicago White Sox

Comiskey Park, Chicago, IL

Mon May 13 1974, 8:05 PM EDT

Att. 5,138 - Unknown - 48 F

livebaseballscorecards.com

Batter	1	2	3	4	5	6	7	8	9	AB	R	H	RBI	BB	SO	LOB
Pat Kelly, L (1, 9) OBP: 0.360, SLG: 0.402	G3		5-3-5 1B 1B		1-3		1B 2-H 1B	SSS K		5	0	2	1	0	1	2
Carlos May, L (1, 7) OBP: 0.313, SLG: 0.308	BBBB G5-3 BB BB		1-2 0-0 5-3-5 1B 1B		SSS K		1-3 1B		SSS K	4	1	2	0	1	2	0
Dick Allen, R (1, 3) OBP: 0.386, SLG: 0.472 (9, 4)	BBBB 1-2 BB		1-2 2-3f 5-3-5		5-3		SSS K		F4	4	0	0	0	1	1	4
Bill Melton, R (1, 5) OBP: 0.328, SLG: 0.356	G5-3 2-3f		S 2-H 1B			F8		HR 1B	1B 2B	5	2	3	1	0	0	2
Ken Henderson, S (1, 8) OBP: 0.397, SLG: 0.496		F7	SSS K 1-2			6-3		1-H HR	2-H 1B	5	1	2	3	0	1	1
Ron Santo, R (1, 4) OBP: 0.344, SLG: 0.307 (9, 6)		1B 1B 1B		SSS K	SSS K			2B	F8	5	0	2	0	0	2	1
Jerry Hairston, S (1, 10) OBP: 0.130, SLG: 0.136		1-2 1B	5-3				G3	B1		4	0	1	0	0	0	1
Ed Herrmann, L (1, 2) OBP: 0.361, SLG: 0.461		F7	1B				1B 2B	SSS K		4	1	2	0	0	1	3
Bucky Dent, R (1, 6) OBP: 0.247, SLG: 0.343		1-2 2-H 1B	1-3				6-3	BBBB BB		2	0	1	0	0	0	1
Jorge Orta, L (7, PH) OBP: 0.259, SLG: 0.317										1	0	0	0	0	0	1
Eddie Leon, R (8, 6) OBP: 0.179, SLG: 0.120										0	0	0	0	0	0	0
Tony Muser, L (8, PH) OBP: 0.381, SLG: 0.400 (9, 3)										0	0	0	0	1	0	0
Inning Stats	R: 0 E: 0 K: 0 S: 2 H: 0 LOB: 1 BB: 2 P: 10	R: 0 E: 0 K: 0 S: 5 H: 3 LOB: 3 BB: 0 P: 5	R: 1 E: 0 K: 1 S: 7 H: 3 LOB: 1 BB: 0 P: 7	R: 0 E: 0 K: 1 S: 6 H: 1 LOB: 1 BB: 0 P: 6	R: 0 E: 0 K: 1 S: 5 H: 0 LOB: 0 BB: 0 P: 5	R: 0 E: 0 K: 1 S: 5 H: 0 LOB: 0 BB: 0 P: 5	R: 1 E: 0 K: 1 S: 8 H: 3 LOB: 2 BB: 0 P: 8	R: 2 E: 0 K: 2 S: 10 H: 3 LOB: 2 BB: 1 P: 14	R: 1 E: 0 K: 1 S: 7 H: 2 LOB: 1 BB: 0 P: 7	1B: 11 2B: 4 3B: 0 HR: 1 SF: 0 SAC: 0 DP: 2 HBP: 0						

AB	39
R	5
H	15
RBI	5
BB	3
SO	8
LOB	16

WP: 0 PA: 42
PB: 0
SB: 1
CS: 0

PITCHER		IP	WLS	BF	H	R	ER	SO	BB	IBB	HBP	BLK	WP	HR	S	P	ERA	WHIP
Dave Goltz, R ERA: 2.7	(1, 1)	6.2	W	29	10	2	2	4	2	0	0	0	0	0	35	43	2.70	1.800
Bill Campbell, R ERA: 1.71	(7, 1)	2.1	S	13	5	3	3	4	1	0	0	0	0	1	20	24	11.57	2.571

PITCHER	IP	WLS	BF	H	R	ER	SO	BB	IBB	HBP	BLK	WP	HR	S	P	ERA	WHIP

Batter	1	2	3	4	5	6	7	8	9	AB	R	H	RBI	BB	SO	LOB
Jerry Terrell, R (1, 5) OBP: 0.266, SLG: 0.317	K			F9			6-3		FC6 1B	4	0	1	0	0	1	0
Steve Braun, L (1, 7) OBP: 0.319, SLG: 0.372	4-3			4-3			4-3		FC6 1-2f	4	0	0	0	0	0	1
Tony Oliva, L (1, 10) OBP: 0.321, SLG: 0.442	K			K			F8			3	0	0	0	0	2	0
Harmon Killebrew, R (1, 3) OBP: 0.287, SLG: 0.391 Randy Hundley, R (8, 2) OBP: 0.283, SLG: 0.245		F8			K			F6		3 0	0 0	0 0	0 0	0 0	1 0	0 0
Larry Hisle, R (1, 8) OBP: 0.336, SLG: 0.495		F2			K			F9		3	0	0	0	0	1	0
Bobby Darwin, R (1, 9) OBP: 0.336, SLG: 0.525		F8			5-3			1B		3	0	1	0	0	0	0
Glenn Borgmann, R (1, 2) OBP: 0.241, SLG: 0.149 Jim Holt, L (8, PH) OBP: 0.191, SLG: 0.143 (8, 3)			K			6-3		1-3		2 1	0 0	0 0	0 0	0 0	1 0	0 1
Sergio Ferrer, S (1, 4) OBP: 0.379, SLG: 0.351 Rod Carew, L (9, PH) OBP: 0.435, SLG: 0.455			K			4-3			F8	2 1	0 0	0 0	0 0	0 0	1 0	0 0
Luis Gomez, R (1, 6) OBP: 0.226, SLG: 0.200 Eric Soderholm, R (9, PH) OBP: 0.391, SLG: 0.518			F6			5-3			K	2 1	0 0	0 0	0 0	0 0	0 1	0 0
Inning Stats	R: 0 E: 0 K: 2 S: 7 H: 0 LOB: 0 BB: 0 P: 7	R: 0 E: 0 K: 0 S: 3 H: 0 LOB: 0 BB: 0 P: 3	R: 0 E: 0 K: 2 S: 7 H: 0 LOB: 0 BB: 0 P: 7	R: 0 E: 0 K: 1 S: 5 H: 0 LOB: 0 BB: 0 P: 5	R: 0 E: 0 K: 2 S: 7 H: 0 LOB: 0 BB: 0 P: 7	R: 0 E: 0 K: 0 S: 3 H: 0 LOB: 0 BB: 0 P: 3	R: 0 E: 0 K: 0 S: 3 H: 0 LOB: 0 BB: 0 P: 3	R: 0 E: 0 K: 0 S: 4 H: 1 LOB: 1 BB: 0 P: 4	R: 0 E: 0 K: 1 S: 6 H: 1 LOB: 1 BB: 0 P: 6	1B: 2 2B: 0 3B: 0 HR: 0 SF: 0 SAC: 0 DP: 0 HBP: 0						

PITCHER	IP	WLS	BF	H	R	ER	SO	BB	IBB	HBP	BLK	WP	HR	S	P	ERA	WHIP
Stan Bahnsen, R (1, 1) ERA: 2.96	9.0	W	29	2	0	0	8	0	0	0	0	0	0	45	45	0.00	0.222

PITCHER	IP	WLS	BF	H	R	ER	SO	BB	IBB	HBP	BLK	WP	HR	S	P	ERA	WHIP

TOP

Minnesota Twins @ Chicago White Sox

Comiskey Park, Chicago, IL

Wed May 15 1974, 8:05 PM EDT

Att. 6,604 - Unknown - 50 F

livebaseballscorecards.com

AB	29
R	0
H	2
RBI	0
BB	0
SO	8
LOB	2

WP: 0	PA: 29
PB: 0	
SB: 0	
CS: 0	

Batter	1	2	3	4	5	6	7	8	9	AB	R	H	RBI	BB	SO	LOB
Pat Kelly, L (1, 9) OBP: 0.356, SLG: 0.396	G6-4-3 1B		K		6-3			F7		4	0	1	0	0	1	0
Jorge Orta, L (1, 4) OBP: 0.261, SLG: 0.318	G6-4-3 1-2f		S 1B			3-1				3	0	1	0	0	0	1
Dick Allen, R (1, 3) Tony Muser, L (7, 3) OBP: 0.381, SLG: 0.400	BB		K 1-2			6-3				2 0	0 0	0 0	0 0	1 0	1 0	1 0
Bill Melton, R (1, 10) OBP: 0.321, SLG: 0.347	5-3		6-3			1-3				3	0	0	0	0	0	2
Carlos May, L (1, 7) OBP: 0.322, SLG: 0.318		S 1B 1B		1-4-3			CS 1B			3	1	2	0	0	0	0
Ken Henderson, S (1, 8) OBP: 0.388, SLG: 0.484		6-3 1-2		4-3			F8			3	0	0	0	0	0	2
Ron Santo, R (1, 5) OBP: 0.343, SLG: 0.308		G3 2-H 1B		F9			K 1-2			3	0	1	1	0	1	1
Ed Herrmann, L (1, 2) OBP: 0.350, SLG: 0.446		G3 1-2			F9			1-3		3	0	0	0	0	0	1
Bucky Dent, R (1, 6) OBP: 0.237, SLG: 0.329		6-3			K			K		3	0	0	0	0	2	1
Inning Stats	R: 0 E: 0 K: 0 S: 3 H: 1 LOB: 1 BB: 1 P: 7	R: 1 E: 0 K: 0 S: 5 H: 2 LOB: 1 BB: 0 P: 5	R: 0 E: 0 K: 2 S: 8 H: 1 LOB: 1 BB: 0 P: 8	R: 0 E: 0 K: 0 S: 3 H: 0 LOB: 0 BB: 0 P: 3	R: 0 E: 0 K: 1 S: 5 H: 0 LOB: 0 BB: 0 P: 5	R: 0 E: 0 K: 0 S: 3 H: 0 LOB: 0 BB: 0 P: 3	R: 0 E: 0 K: 1 S: 5 H: 1 LOB: 0 BB: 0 P: 5	R: 0 E: 0 K: 1 S: 5 H: 0 LOB: 0 BB: 0 P: 5		1B: 5 2B: 0 3B: 0 HR: 0 SF: 0 SAC: 0 DP: 1 HBP: 0						

PITCHER	IP	WLS	BF	H	R	ER	SO	BB	IBB	HBP	BLK	WP	HR	S	P	ERA	WHIP
Bert Blyleven, R (1, 1) ERA: 2.01	8.0	L	28	5	1	1	5	1	0	0	0	0	0	37	41	1.12	0.750

PITCHER	IP	WLS	BF	H	R	ER	SO	BB	IBB	HBP	BLK	WP	HR	S	P	ERA	WHIP

BOTTOM

Minnesota Twins @ Chicago White Sox

Comiskey Park, Chicago, IL

Wed May 15 1974, 8:05 PM EDT

Att. 6,604 - Unknown - 50 F

livebaseballscorecards.com

AB	27
R	1
H	5
RBI	1
BB	1
SO	5
LOB	9

Batter	1	2	3	4	5	6	7	8	9	AB	R	H	RBI	BB	SO	LOB
Mickey Rivers, L (1, 8) OBP: 0.311, SLG: 0.357	6-3	K			WP S FC4-2 2-H 1B			SH3-4 1B		4	0	2	1	0	1	2
Morris Nettles, L (1, 9) OBP: 0.349, SLG: 0.306	1B BB		K		FC4-2 1-H			SH3-4 1-2		2	0	0	0	1	1	1
Denny Doyle, L (1, 4) OBP: 0.324, SLG: 0.309	1-2 1B		4-3		1-3			K		4	0	1	0	0	1	2
Charlie Sands, L (1, 10) OBP: 0.286, SLG: 0.353	K		4-3			6-3		IBB		3	0	0	0	1	1	2
Bobby Valentine, R (1, 7) OBP: 0.322, SLG: 0.411	F8			F4		6-3		F7		4	0	0	0	0	0	4
Paul Schaal, R (1, 5) OBP: 0.267, SLG: 0.288		F8		6-3		1-3			F3	4	0	0	0	0	0	0
Tom McCraw, L (1, 3) OBP: 0.387, SLG: 0.518		3-1		F6			G3		K	4	0	0	0	0	1	0
Ellie Rodriguez, R (1, 2) OBP: 0.351, SLG: 0.319 Joe Lahoud, L (9, PH) OBP: 0.317, SLG: 0.455 Sandy Alomar Sr., S (9, PR) OBP: 0.286, SLG: 0.429		1B BB			SH3-4 1B BB		F8		FC5-4 BB	1 0 0	1 0 0	0 0 0	0 0 0	2 1 0	0 0 0	0 0 0
Dave Chalk, R (1, 6) OBP: 0.298, SLG: 0.346 Bob Oliver, R (9, PH) OBP: 0.309, SLG: 0.383		1-2 1B			SH3-4 1-2		F9		FC5-4 1-2f	2 1	0 0	1 0	0 0	0 0	0 0	0 1
Inning Stats	R: 0 H: 1 E: 0 LOB: 2 K: 1 BB: 1 S: 6 P: 10	R: 0 H: 1 E: 0 LOB: 2 K: 1 BB: 1 S: 6 P: 10	R: 0 H: 0 E: 0 LOB: 0 K: 1 BB: 0 S: 5 P: 5	R: 0 H: 0 E: 0 LOB: 0 K: 0 BB: 0 S: 3 P: 3	R: 1 H: 1 E: 0 LOB: 1 K: 0 BB: 1 S: 4 P: 8	R: 0 H: 0 E: 0 LOB: 0 K: 0 BB: 0 S: 3 P: 3	R: 0 H: 0 E: 0 LOB: 0 K: 0 BB: 0 S: 3 P: 3	R: 0 H: 1 E: 0 LOB: 2 K: 1 BB: 1 S: 6 P: 10	R: 0 H: 0 E: 0 LOB: 1 K: 1 BB: 1 S: 5 P: 9	1B: 4 SF: 0 2B: 0 SAC: 2 3B: 0 DP: 0 HR: 0 HBP: 0						

California Angels @ Minnesota Twins

Metropolitan Stadium, Bloomington , MI

Fri May 17 1974, 8:05 PM EDT

Att. 4,695 - Unknown - 70 F

TOP

livebaseballscorecards.com

AB	29
R	1
H	4
RBI	1
BB	5
SO	5
LOB	12

WP: 1 PA: 36
PB: 0
SB: 1
CS: 0

PITCHER		IP	WLS	BF	H	R	ER	SO	BB	IBB	HBP	BLK	WP	HR	S	P	ERA	WHIP
Joe Decker, R ERA: 3.62	(1, 1)	8.0	W	32	4	1	1	4	3	1	0	0	1	0	36	52	1.12	0.875
Bill Campbell, R ERA: 1.65	(9, 1)	1.0	S	4	0	0	0	1	1	0	0	0	0	0	5	9	0.00	1.000

PITCHER	IP	WLS	BF	H	R	ER	SO	BB	IBB	HBP	BLK	WP	HR	S	P	ERA	WHIP

BOTTOM

California Angels @ Minnesota Twins

Metropolitan Stadium, Bloomington , MI

Fri May 17 1974, 8:05 PM EDT

Att. 4,695 - Unknown - 70 F

livebaseballscorecards.com

Batter	1	2	3	4	5	6	7	8	9	AB	R	H	RBI	BB	SO	LOB
Larry Hisle, R (1, 7) OBP: 0.333, SLG: 0.515	K		E5			6-3		1-H HR		4	1	1	2	0	1	0
Rod Carew, L (1, 4) OBP: 0.437, SLG: 0.460	2B		6-3			F6		BB G4-3		3	0	1	0	1	0	1
Tony Oliva, L (1, 10) OBP: 0.318, SLG: 0.432	5-3		K			1B		1-2f G4-3		4	0	1	0	0	1	3
Harmon Killebrew, R (1, 3) OBP: 0.296, SLG: 0.389 Jim Holt, L (8, PR) OBP: 0.191, SLG: 0.143 (9, 3)	BB			F8		6-3		1B		3 0	0 0	1 0	0 0	1 0	0 0	1 0
Eric Soderholm, R (1, 5) OBP: 0.368, SLG: 0.483	F9			F7			F7	F7		4	0	0	0	0	0	3
Bobby Darwin, R (1, 9) OBP: 0.327, SLG: 0.510		F8		6-3			K			3	0	0	0	0	1	0
Steve Brye, R (1, 8) OBP: 0.266, SLG: 0.355		4-3			K		1B			3	0	1	0	0	1	0
Glenn Borgmann, R (1, 2) OBP: 0.228, SLG: 0.140		F4			5-3		F7			3	0	0	0	0	0	1
Luis Gomez, R (1, 6) OBP: 0.212, SLG: 0.188 Joe Lis, R (8, PH) OBP: 0.294, SLG: 0.200 Sergio Ferrer, S (8, PR) OBP: 0.379, SLG: 0.351 (9, 6)			F3		F3			HR 1B		2 1 0	0 0 1	0 1 0	0 0 0	0 0 0	0 0 0	0 0 0
Inning Stats	R: 0 H: 1 E: 0 LOB: 2 K: 1 BB: 1 S: 6 P: 10	R: 0 H: 0 E: 0 LOB: 0 K: 0 BB: 0 S: 3 P: 3	R: 0 H: 0 E: 1 LOB: 1 K: 1 BB: 0 S: 6 P: 6	R: 0 H: 0 E: 0 LOB: 0 K: 0 BB: 0 S: 3 P: 3	R: 0 H: 0 E: 0 LOB: 0 K: 1 BB: 0 S: 5 P: 5	R: 0 H: 1 E: 0 LOB: 1 K: 0 BB: 0 S: 4 P: 4	R: 0 H: 1 E: 0 LOB: 1 K: 1 BB: 0 S: 6 P: 6	R: 2 H: 3 E: 0 LOB: 1 K: 0 BB: 1 S: 5 P: 9		1B: 4 SF: 0 2B: 1 SAC: 0 3B: 0 DP: 1 HR: 1 HBP: 0						

WP: 0 PA: 32
PB: 0
SB: 0
CS: 0

	AB	30
	R	2
	H	6
	RBI	2
	BB	2
	SO	4
	LOB	9

PITCHER	IP	WLS	BF	H	R	ER	SO	BB	IBB	HBP	BLK	WP	HR	S	P	ERA	WHIP
Frank Tanana, L (1, 1) ERA: 2.91	8.0	L	32	6	2	2	4	2	0	0	0	0	1	38	46	2.25	1.000

PITCHER	IP	WLS	BF	H	R	ER	SO	BB	IBB	HBP	BLK	WP	HR	S	P	ERA	WHIP

Batter	1	2	3	4	5	6	7	8	9	AB	R	H	RBI	BB	SO	LOB
Mickey Rivers, L (1, 8) OBP: 0.320, SLG: 0.368	4-3	HBP			G1 2-3		FC6-4 1B	1-3 2-H 2B		4	0	2	1	0	0	1
Morris Nettles, L (1, 9) OBP: 0.319, SLG: 0.275	K	4-3			1-3 3-H		FC6-4 1B 1-2f E	F7		4	1	0	1	0	1	4
Bob Oliver, R (8, PH) OBP: 0.307, SLG: 0.380 (8, 3)										1	0	0	0	0	0	2
Denny Doyle, L (1, 4) OBP: 0.320, SLG: 0.305	1B		E6 FC6-4		K		P4	F7		5	0	1	0	0	1	3
Frank Robinson, R (1, 10) OBP: 0.362, SLG: 0.470	1-3		P6			K	E 1-3 1B		5-3	5	0	1	0	0	1	2
Bobby Valentine, R (1, 7) OBP: 0.342, SLG: 0.438 (8, 6)		1B 2B	FC6-4 PO 1-2f			S 1B 1B	E9 1-3 3-H 1B		FC6-4 1B	5	1	4	1	0	0	1
Paul Schaal, R (1, 5) OBP: 0.275, SLG: 0.295		SH3-1 1B 2-H 1B	PO 1-2	K		BB 1-2 1B	6-3		K	5	0	2	1	0	2	3
Tom McCraw, L (1, 3) OBP: 0.388, SLG: 0.500 (8, 9)		SH3-1 1-2 1B	K	F7		1B 2B BB	FC6-4 1-2f			4	1	1	0	1	1	3
Ellie Rodriguez, R (1, 2) OBP: 0.358, SLG: 0.322		SH3-1 1-2 2-3	F2			1-2 2-3 BB		2B 1-2 1B		2	0	1	0	1	0	0
Dave Chalk, R (1, 6) OBP: 0.301, SLG: 0.357		K			G1 1-3 2B	P4		K		2	1	1	0	0	1	2
Joe Lahoud, L (6, PH) OBP: 0.311, SLG: 0.446										1	0	0	0	0	0	3
Sandy Alomar Sr., S (6, 6) OBP: 0.286, SLG: 0.429										0	0	0	0	0	0	0
Charlie Sands, L (8, PH) OBP: 0.273, SLG: 0.333										1	0	0	0	0	1	2
Winston Llenas, R (8, 7) OBP: 0.357, SLG: 0.364										0	0	0	0	0	0	0
Inning Stats	R: 0 E: 0 K: 1 S: 6 H: 1 LOB: 1 BB: 0 P: 6	R: 1 E: 0 K: 1 S: 8 H: 3 LOB: 3 BB: 0 P: 9	R: 0 E: 1 K: 0 S: 3 H: 0 LOB: 0 BB: 0 P: 3	R: 0 E: 0 K: 2 S: 7 H: 0 LOB: 0 BB: 0 P: 7	R: 1 E: 0 K: 1 S: 6 H: 1 LOB: 0 BB: 0 P: 6	R: 0 E: 0 K: 1 S: 7 H: 2 LOB: 3 BB: 1 P: 11	R: 1 E: 1 K: 0 S: 6 H: 3 LOB: 2 BB: 0 P: 6	R: 1 E: 0 K: 1 S: 7 H: 2 LOB: 2 BB: 1 P: 11	R: 0 E: 0 K: 1 S: 6 H: 1 LOB: 1 BB: 0 P: 6	1B: 10 2B: 3 3B: 0 HR: 0 SF: 0 SAC: 1 DP: 0 HBP: 1						

PITCHER		IP	WLS	BF	H	R	ER	SO	BB	IBB	HBP	BLK	WP	HR	S	P	ERA	WHIP
Dave Goltz, R ERA: 3.52	(1, 1)	1.0		7	4	1	1	1	0	0	0	0	0	0	9	9	9.00	4.000
Ray Corbin, R ERA: 4.98	(2, 1)	5.2	W	25	6	2	2	5	1	0	1	0	0	0	33	38	3.18	1.235
Bill Hands, R ERA: 7.48	(7, 1)	2.1		11	3	1	1	2	1	0	0	0	0	0	14	18	3.86	1.714

PITCHER	IP	WLS	BF	H	R	ER	SO	BB	IBB	HBP	BLK	WP	HR	S	P	ERA	WHIP

TOP

California Angels @ Minnesota Twins

Metropolitan Stadium, Bloomington , MI

Sat May 18 1974, 4:33 AM EDT
Att. 4,380 - Unknown - 55 F

livebaseballscorecards.com

AB	39
R	4
H	13
RBI	4
BB	2
SO	8
LOB	26

WP: 0 PB: 0 SB: 1 CS: 0 PA: 44

Batter	1	2	3	4	5	6	7	8	9	AB	R	H	RBI	BB	SO	LOB
Larry Hisle, R (1, 8) (9, 9) OBP: 0.336, SLG: 0.514	6-3 1B		1B E 1B	SF8 3-H		4-3 1-3	K			4	2	2	1	0	1	3
Rod Carew, L (1, 4) OBP: 0.436, SLG: 0.457	6-3 1-2		E 1B 1-3 2-H	4-3		FC3-6 1B 3-H	4-3 1-2 3-H			5	1	2	3	0	0	3
Tony Oliva, L (1, 10) OBP: 0.322, SLG: 0.430	G6-4-3 1B 2-H		FC6 1B 1-2 3-H		1B 1B	FC3-6 E 1B 1-2f	F7			5	2	2	2	0	0	3
Harmon Killebrew, R (1, 3) OBP: 0.284, SLG: 0.372 Jim Holt, L (6, PR) (7, 3) OBP: 0.188, SLG: 0.140	G6-4-3 1-2f		F2		F3	E6 WP 1B 1-2		5-3		4 1	0 0	0 0	0 0	0 0	0 0	5 0
Steve Braun, L (1, 7) OBP: 0.343, SLG: 0.389		1-3	1B 1-2 2-H		1B 1-2	WP 1-2 2-H		2B BB BBBB		4	1	3	2	1	0	0
Bobby Darwin, R (1, 9) OBP: 0.339, SLG: 0.519 Steve Brye, R (9, 8) OBP: 0.266, SLG: 0.355		K SSS	K SSS		1B 1-2 2-H	BB 1-2 2-3 BBBB		2B 1-H		4 0	0 0	2 0	2 0	1 0	2 0	2 0
Eric Soderholm, R (1, 5) OBP: 0.370, SLG: 0.484		4-3	BB WP 1B SF8 BBBB		F3	F9		WP		4	1	1	0	1	0	5
Glenn Borgmann, R (1, 2) OBP: 0.242, SLG: 0.164			K SSS	WP 1-2	F8		1B PB 4-3	F7 2-3		5	1	2	0	0	1	3
Luis Gomez, R (1, 6) OBP: 0.270, SLG: 0.250			1B 1B	P6 1-2 2-3		4-3 S 1B	4-3 1-3			4	2	3	0	0	0	2
Inning Stats	R: 1 E: 0 K: 0 S: 4 H: 2 LOB: 0 BB: 0 P: 4	R: 0 E: 0 K: 1 S: 5 H: 0 LOB: 0 BB: 0 P: 5	R: 3 E: 1 K: 2 S: 12 H: 4 LOB: 2 BB: 0 P: 12	R: 1 E: 0 K: 0 S: 4 H: 1 LOB: 1 BB: 1 P: 8	R: 1 E: 0 K: 0 S: 6 H: 3 LOB: 2 BB: 0 P: 6	R: 2 E: 1 K: 0 S: 7 H: 3 LOB: 3 BB: 1 P: 11	R: 1 E: 0 K: 1 S: 7 H: 2 LOB: 1 BB: 0 P: 7	R: 1 E: 0 K: 0 S: 4 H: 2 LOB: 1 BB: 1 P: 8		1B: 15 2B: 2 3B: 0 HR: 0	SF: 1 SAC: 0 DP: 1 HBP: 0					

PITCHER		IP	WLS	BF	H	R	ER	SO	BB	IBB	HBP	BLK	WP	HR	S	P	ERA	WHIP
Bill Singer, R ERA: 2.9	(1, 1)	4.1	L	24	10	6	5	3	1	0	0	0	1	0	29	33	10.38	2.538
Ed Figueroa, R ERA: 2.16	(5, 1)	1.0		4	1	1	1	0	0	0	0	0	0	0	4	4	9.00	1.000
Rudy May, L ERA: 5.89	(6, 1)	0.2		6	2	1	0	0	1	0	0	0	1	0	5	9	0.00	4.500
Dick Lange, R ERA: 1.13	(7, 1)	1.0		5	2	1	0	1	0	0	0	0	0	0	7	7	0.00	2.000
Dick Selma, R ERA: 5.4	(8, 1)	1.0		5	2	1	1	0	1	0	0	0	1	0	4	8	9.00	3.000

PITCHER	IP	WLS	BF	H	R	ER	SO	BB	IBB	HBP	BLK	WP	HR	S	P	ERA	WHIP

BOTTOM

California Angels @ Minnesota Twins

Metropolitan Stadium, Bloomington , MI

Sat May 18 1974, 4:33 AM EDT

Att. 4,380 - Unknown - 55 F

livebaseballscorecards.com

AB	40
R	10
H	17
RBI	10
BB	3
SO	4
LOB	26

Batter	1	2	3	4	5	6	7	8	9	AB	R	H	RBI	BB	SO	LOB
Mickey Rivers, L (1, 8) OBP: 0.323, SLG: 0.369	0-0 1B		0-0 1-3		0-0 F7			0-0 FC4-2 1B	0-0 F8	5	0	2	0	0	0	0
Denny Doyle, L (1, 4) OBP: 0.329, SLG: 0.322	0-0 1-3 1B		0-0 1B			0-0 4-3 2B		0-0 FC4-2 BB HBP 1-2f 1B	0-0 F7	5	1	3	0	0	0	1
Joe Lahoud, L (1, 9) OBP: 0.308, SLG: 0.424 Morris Nettles, L (8, PR) OBP: 0.319, SLG: 0.275 (8, 9)	0-3 K		0-3 K			0-0 1-3		1-0 1B BB 1-2 1B HBP		3 0	0 1	0 0	0 0	0 0	2 0	4 0
Charlie Sands, L (1, 10) OBP: 0.269, SLG: 0.286 Sandy Alomar Sr., S (8, PR) OBP: 0.286, SLG: 0.429	0-3 K			0-0 4-3		0-0 4-3 2-3		4-0 1B 1-2 1B 2-3 BB		3 0	0 1	0 0	0 0	1 0	1 0	3 0
Bobby Valentine, R (1, 7) OBP: 0.339, SLG: 0.431	0-3 K			0-3 K		0-0 F8		0-0 1B 1-2 G3 2-3 3-H 1B		4	1	1	1	0	2	3
Paul Schaal, R (1, 5) OBP: 0.295, SLG: 0.309		0-0 G4-3 1B		4-0 BB			0-0 4-3	0-0 G3 1-3 2-H 3-H 1B		3	0	2	2	1	0	0
Tom McCraw, L (1, 3) OBP: 0.366, SLG: 0.469		0-0 G4-3 1-2f		0-0 F5			0-0 F5	0-0 G3 1-2 3-H		4	0	0	1	0	0	3
Ellie Rodriguez, R (1, 2) OBP: 0.355, SLG: 0.314		0-0 6-3			0-3 K		4-0 BB	0-3 K		3	0	0	0	1	2	2
Dave Chalk, R (1, 6) OBP: 0.293, SLG: 0.346			0-0 P4		0-3 K		0-3 K		0-0 F7	4	0	0	0	0	2	1
Inning Stats	R: 0 E: 0 K: 3 S: 11 H: 2 LOB: 2 BB: 0 P: 11	R: 0 E: 0 K: 0 S: 3 H: 1 LOB: 0 BB: 0 P: 3	R: 0 E: 0 K: 1 S: 6 H: 1 LOB: 1 BB: 0 P: 6	R: 0 E: 0 K: 1 S: 5 H: 0 LOB: 1 BB: 1 P: 9	R: 0 E: 0 K: 2 S: 7 H: 0 LOB: 0 BB: 0 P: 7	R: 0 E: 0 K: 0 S: 4 H: 1 LOB: 1 BB: 0 P: 4	R: 0 E: 0 K: 1 S: 5 H: 0 LOB: 1 BB: 1 P: 9	R: 4 E: 0 K: 1 S: 8 H: 3 LOB: 2 BB: 1 P: 13	R: 0 E: 0 K: 0 S: 3 H: 0 LOB: 0 BB: 0 P: 3	1B: 7 2B: 1 3B: 0 HR: 0	SF: 0 SAC: 0 DP: 1 HBP: 1						

PITCHER	IP	WLS	BF	H	R	ER	SO	BB	IBB	HBP	BLK	WP	HR	S	P	ERA	WHIP
Bert Blyleven, R (1, 1) ERA: 2.28	7.1	L	32	7	4	4	8	3	0	1	0	0	0	44	57	4.91	1.364
Bill Campbell, R (8, 1) ERA: 1.55	1.2		6	1	0	0	1	0	0	0	0	0	0	8	8	0.00	0.600

PITCHER	IP	WLS	BF	H	R	ER	SO	BB	IBB	HBP	BLK	WP	HR	S	P	ERA	WHIP

TOP

California Angels @ Minnesota Twins

Metropolitan Stadium, Bloomington , MI

Sun May 19 1974, 4:33 AM EDT

Cloudy - 60 F

livebaseballscorecards.com

AB	34
R	4
H	8
RBI	4
BB	3
SO	9
LOB	17

WP: 0	PB: 0	SB: 0	CS: 0
PA: 38			

BOTTOM

California Angels @ Minnesota Twins

Metropolitan Stadium, Bloomington , MI

Sun May 19 1974, 4:33 AM EDT

Cloudy - 60 F

livebaseballscorecards.com

Batter	1	2	3	4	5	6	7	8	9	AB	R	H	RBI	BB	SO	LOB
Larry Hisle, R (1, 8) (8, 7) OBP: 0.339, SLG: 0.500	K		F8 1-3		1B BB		SH1-4 BB		K	3	0	0	0	2	2	1
Rod Carew, L (1, 4) OBP: 0.451, SLG: 0.470	CS 1B		S BB		1-2 3-H 1B		SH1-4 1-2		1B	3	0	3	1	1	0	0
Tony Oliva, L (1, 10) OBP: 0.319, SLG: 0.416	K 1-2		K 1-2		F9		BB		K	3	0	0	0	1	2	5
Jerry Terrell, R (7, PR) OBP: 0.262, SLG: 0.313										1	0	0	0	0	1	1
Harmon Killebrew, R (1, 3) OBP: 0.274, SLG: 0.357		F9		6-3	F7		K		K	4	0	0	0	0	1	4
Jim Holt, L (8, 3) OBP: 0.184, SLG: 0.136		1B		L6		4-3	F7			1	0	0	0	0	1	1
Steve Braun, L (1, 7) OBP: 0.343, SLG: 0.387		F7		6-3		BB		K		3	0	1	0	0	0	0
Steve Brye, R (7, PH) (8, 8) OBP: 0.262, SLG: 0.349		K								1	0	0	0	0	0	2
Bobby Darwin, R (1, 9) OBP: 0.336, SLG: 0.505					E 2B	BB				3	0	0	0	1	1	1
Eric Soderholm, R (1, 5) OBP: 0.377, SLG: 0.493			K		E6 SH1-4 1B 2-H 1B	P6		K		3	1	1	0	1	2	1
Glenn Borgmann, R (1, 2) OBP: 0.258, SLG: 0.172			K		SH1-4 2-3	4-3		K		3	1	1	1	1	1	2
Luis Gomez, R (1, 6) OBP: 0.282, SLG: 0.243			E BB							1	0	0	0	1	0	2
Joe Lis, R (8, PH) OBP: 0.286, SLG: 0.194										1	0	0	0	0	1	1
Sergio Ferrer, S (9, 6) OBP: 0.379, SLG: 0.351										0	0	0	0	0	0	0
Inning Stats	R: 0 E: 0 K: 2 S: 7 / H: 1 LOB: 0 BB: 0 P: 7	R: 0 E: 0 K: 1 S: 6 / H: 1 LOB: 1 BB: 0 P: 6	R: 0 E: 1 K: 2 S: 7 / H: 0 LOB: 2 BB: 2 P: 15	R: 0 E: 0 K: 0 S: 3 / H: 0 LOB: 0 BB: 0 P: 3	R: 2 E: 1 K: 0 S: 6 / H: 3 LOB: 2 BB: 1 P: 10	R: 0 E: 0 K: 0 S: 3 / H: 0 LOB: 2 BB: 2 P: 11	R: 0 E: 0 K: 1 S: 5 / H: 0 LOB: 2 BB: 2 P: 13	R: 0 E: 0 K: 3 S: 9 / H: 0 LOB: 1 BB: 1 P: 13	R: 0 E: 0 K: 3 S: 10 / H: 1 LOB: 1 BB: 0 P: 10	1B: 5 2B: 1 3B: 0 HR: 0	SF: 0 SAC: 2 DP: 0 HBP: 0					

AB	30
R	2
H	6
RBI	2
BB	8
SO	12
LOB	21

WP: 0 PB: 0 SB: 1 CS: 1 PA: 40

PITCHER	IP	WLS	BF	H	R	ER	SO	BB	IBB	HBP	BLK	WP	HR	S	P	ERA	WHIP
Nolan Ryan, R (1, 1) ERA: 4.6	9.0	W	40	6	2	1	12	8	0	0	0	0	0	56	88	1.00	1.556

PITCHER	IP	WLS	BF	H	R	ER	SO	BB	IBB	HBP	BLK	WP	HR	S	P	ERA	WHIP

Batter	1	2	3	4	5	6	7	8	9	AB	R	H	RBI	BB	SO	LOB
Mickey Rivers, L (1, 8) OBP: 0.327, SLG: 0.368	1-3		1-3 1B		F8			BB SH1-4 BB		3	0	1	0	1	0	1
Dave Chalk, R (1, 6) OBP: 0.287, SLG: 0.338	F8		F3			F8		BB SH1-4 1-2 BB		3	0	0	0	0	0	1
Joe Lahoud, L (8, PH) (8, 9) OBP: 0.318, SLG: 0.424										0	0	0	0	1	0	0
Bobby Valentine, R (1, 7) OBP: 0.331, SLG: 0.420	P4		K			F9		SH1-4 1-2 2-3		3	0	0	0	0	1	1
Frank Robinson, R (1, 10) OBP: 0.359, SLG: 0.471		F9		F8		2B		F7		4	1	1	0	0	0	2
Bob Oliver, R (1, 3) OBP: 0.319, SLG: 0.421		HR		G6-4-3 1B		2-H 2B		K		4	1	3	2	0	1	2
Paul Schaal, R (1, 5) OBP: 0.303, SLG: 0.329		2B		G6-4-3 1-2f		K			G4-6-3 1B	4	0	2	0	0	1	2
Tom Egan, R (1, 2) OBP: 0.300, SLG: 0.125		K	6-3				K		P6	3	0	0	0	0	2	1
Tom McCraw, L (9, PH) OBP: 0.361, SLG: 0.462										1	0	0	0	0	0	1
Sandy Alomar Sr., S (1, 4) (8, 6) OBP: 0.294, SLG: 0.375		P4	P6					BB G6-3	G4-6-3 1-2f	2	0	0	0	1	0	1
Charlie Sands, L (9, PH) OBP: 0.259, SLG: 0.273										1	0	0	0	0	0	1
Morris Nettles, L (1, 9) OBP: 0.340, SLG: 0.286			1B		BB			G6-3 1-2f		2	0	1	0	1	0	1
Denny Doyle, L (8, 4) OBP: 0.329, SLG: 0.322										0	0	0	0	0	0	0
Inning Stats	R: 0 E: 0 K: 0 S: 3 H: 0 LOB: 0 BB: 0 P: 3	R: 1 E: 0 K: 1 S: 7 H: 2 LOB: 1 BB: 0 P: 7	R: 0 E: 0 K: 1 S: 6 H: 2 LOB: 1 BB: 0 P: 6	R: 0 E: 0 K: 0 S: 3 H: 1 LOB: 0 BB: 0 P: 3	R: 0 E: 0 K: 0 S: 3 H: 0 LOB: 1 BB: 1 P: 7	R: 1 E: 0 K: 1 S: 7 H: 2 LOB: 1 BB: 0 P: 7	R: 0 E: 0 K: 1 S: 4 H: 0 LOB: 0 BB: 1 P: 8	R: 0 E: 0 K: 1 S: 5 H: 0 LOB: 2 BB: 2 P: 13	R: 0 E: 0 K: 0 S: 3 H: 1 LOB: 0 BB: 0 P: 3	1B: 4 2B: 3 3B: 0 HR: 1 SF: 0 SAC: 1 DP: 3 HBP: 0						

PITCHER		IP	WLS	BF	H	R	ER	SO	BB	IBB	HBP	BLK	WP	HR	S	P	ERA	WHIP
Vic Albury, L ERA: 3.94	(1, 1)	7.0	W	27	7	2	2	4	2	0	0	0	0	1	33	41	2.57	1.286
Bill Campbell, R ERA: 1.45	(8, 1)	2.0		8	1	0	0	1	2	0	0	0	0	0	8	16	0.00	1.500

PITCHER	IP	WLS	BF	H	R	ER	SO	BB	IBB	HBP	BLK	WP	HR	S	P	ERA	WHIP

California Angels @ Minnesota Twins

Metropolitan Stadium, Bloomington , MI

Sun May 19 1974, 4:38 AM EDT

Att. 6,714 - Unknown

TOP

AB	30
R	2
H	8
RBI	2
BB	4
SO	5
LOB	14

1B: 4	SF: 0	WP: 0	PA: 35
2B: 3	SAC: 1	PB: 0	
3B: 0	DP: 3	SB: 0	
HR: 1	HBP: 0	CS: 0	

livebaseballscorecards.com

BOTTOM

California Angels @ Minnesota Twins

Metropolitan Stadium, Bloomington , MI

Sun May 19 1974, 4:38 AM EDT

Att. 6,714 - Unknown

livebaseballscorecards.com

Batter	1	2	3	4	5	6	7	8	9	AB	R	H	RBI	BB	SO	LOB
Steve Braun, L (1, 7) OBP: 0.355, SLG: 0.385	BBBB 4-0 BB	0-0 ③ F7	BBBB 4-0 1-2 2-3 3-H BB		0-0 ③ CS 1-2	x 0-0 ① F8		x 0-0 1B 1B		3	0	1	1	2	0	2
Rod Carew, L (1, 4) OBP: 0.450, SLG: 0.467	x 0-0 ① F8		x 0-0 S 1B 1B x 0-0 ③ 4-3			x 0-0 ② 4-3		x 0-0 G6-4-3 1-3 1B		5	1	2	0	0	0	4
Larry Hisle, R (1, 9) OBP: 0.341, SLG: 0.491	x 0-0 ② L7		x 0-0 1B 1-2 1B 1B	x 0-0 ① 1-3		H 1-0 HBP		x 0-0 ②③ G6-4-3 1-2f		4	1	1	0	0	0	3
Tony Oliva, L (1, 10) OBP: 0.316, SLG: 0.402	BBBB 4-0 1-2 BB		x 0-0 ① F8	x 0-0 ② L6		x 0-0 ③ G3				3	0	0	0	1	0	3
Eric Soderholm, R (1, 5) OBP: 0.370, SLG: 0.471	x 0-0 ③ P3		x 0-0 ② F9	BBBB 4-0 BB			x 0-0 ① F8			3	0	0	0	1	0	4
Steve Brye, R (1, 8) OBP: 0.261, SLG: 0.343		x 0-0 ① F7	x 0-0 1B 1-2 2-H 1B 1B	x 0-0 ③ F3			x 0-0 ② P6			4	1	1	1	0	0	1
Jim Holt, L (1, 3) OBP: 0.245, SLG: 0.250		x 0-0 2B	x 0-0 BB 1B 1-2 2-H BB 1B		x 0-0 FC6-4 1B		x 0-0 2B			4	1	4	1	0	0	0
Glenn Borgmann, R (1, 2) OBP: 0.271, SLG: 0.180		BBBB 4-0 BB	x 0-0 BB BB 1-2 2-H 1B		SSS 0-3 ① K		SSS 0-3 ③ K			3	0	1	1	1	2	2
Luis Gomez, R (1, 6) OBP: 0.279, SLG: 0.225		x 0-0 ② F8	BBBB 4-0 BB 1-2 2-3 BB		x 0-0 ② FC6-4 CS 1-2f			x 0-0 ① F9		3	0	0	0	1	0	3
Inning Stats	R: 0 E: 0 K: 0 S: 3 H: 0 LOB: 2 BB: 2 P: 11	R: 0 E: 0 K: 0 S: 4 H: 1 LOB: 2 BB: 1 P: 8	R: 4 E: 0 K: 0 S: 8 H: 5 LOB: 3 BB: 2 P: 16	R: 0 E: 0 K: 0 S: 3 H: 0 LOB: 1 BB: 1 P: 7	R: 0 E: 0 K: 1 S: 5 H: 1 LOB: 0 BB: 0 P: 5	R: 0 E: 0 K: 0 S: 3 H: 0 LOB: 1 BB: 0 P: 4	R: 0 E: 0 K: 1 S: 6 H: 1 LOB: 1 BB: 0 P: 6	R: 0 E: 0 K: 0 S: 4 H: 2 LOB: 1 BB: 0 P: 4		1B: 8 2B: 2 3B: 0 HR: 0	SF: 0 SAC: 0 DP: 1 HBP: 1					

	AB	32
	R	4
	H	10
	RBI	4
	BB	6
	SO	2
	LOB	22

PITCHER		IP	WLS	BF	H	R	ER	SO	BB	IBB	HBP	BLK	WP	HR	S	P	ERA	WHIP
Bill Stoneman, R ERA: 4.95	(1, 1)	2.2	L	18	6	4	4	0	4	0	0	0	0	0	14	30	13.50	3.750
Skip Lockwood, R ERA: 3.92	(3, 1)	5.1		21	4	0	0	2	2	0	1	0	0	0	22	31	0.00	1.125

PITCHER	IP	WLS	BF	H	R	ER	SO	BB	IBB	HBP	BLK	WP	HR	S	P	ERA	WHIP

Batter	1	2	3	4	5	6	7	8	9	AB	R	H	RBI	BB	SO	LOB
Bill North, S (1, 8) OBP: 0.315, SLG: 0.285	B B B B 4-0 CS BB	x 0-0 1-3 1B		x 0-0 ③ 4-3		x 0-0 ③ 4-3			x 0-0 ②③ G6-4-3 1-2f	4	0	1	0	1	0	1
Bert Campaneris, R (1, 6) OBP: 0.356, SLG: 0.365	S S S 0-3 ①② K 1-2	x 0-0 ② 6-3			B B B B 4-0 S 3B BB		x 0-0 ① 5-3			3	1	0	0	1	1	3
Joe Rudi, R (1, 7) OBP: 0.351, SLG: 0.497	x 0-0 1B 2B	x 0-0 ③ 6-3			x 0-0 1-H SF7 3B		S S S 0-3 ② K			4	1	2	1	0	1	2
Reggie Jackson, L (1, 10) OBP: 0.457, SLG: 0.754	x 0-0 ③ 2-H 1B		x 0-0 ① F7		x 0-0 ① 5-3		x 0-0 ③ G3			4	0	1	0	0	0	1
Gene Tenace, R (1, 3) OBP: 0.395, SLG: 0.363		B B B B 4-0 3B BB	x 0-0 ② F8		x 0-0 ② SF7 3-H			x 0-0 ① 6-3		2	1	0	1	1	0	0
Angel Mangual, R (1, 9) OBP: 0.296, SLG: 0.558		x 0-0 1-H 3B 3B	x 0-0 1B		x 0-0 1B			x 0-0 ② 1-3		4	1	3	1	0	0	0
Ray Fosse, R (1, 2) OBP: 0.261, SLG: 0.407 Sal Bando, R (8, PH) OBP: 0.439, SLG: 0.556 Herb Washington, R (8, PR) Larry Haney, R (8, 2) OBP: 0.154, SLG: 0.154		x 0-0 3-H 1B 3B	x 0-0 ③ 4-3		x 0-0 ③ F7			x 0-0 CS 1B		3 1 0 0	1 0 0 0	1 1 0 0	1 0 0 0	0 0 0 0	0 0 0 0	2 0 0 0
Ted Kubiak, S (1, 4) OBP: 0.259, SLG: 0.252		x 0-0 3-H 1B 1B		x 0-0 ① 6-3		x 0-0 ① P3		x 0-0 ③ CS 1-2	x 0-0 ① 6-3	4	0	1	1	0	0	0
Gaylen Pitts, R (1, 5) OBP: 0.343, SLG: 0.375		x 0-0 ① L7		x 0-0 ② 5-3		x 0-0 ② 6-3			x 0-0 G6-4-3 1B	4	0	1	0	0	0	1
Inning Stats	R: 0 H: 2 E: 0 LOB: 2 K: 1 BB: 1 S: 5 P: 9	R: 3 H: 4 E: 0 LOB: 2 K: 0 BB: 1 S: 7 P: 11	R: 0 H: 1 E: 0 LOB: 1 K: 0 BB: 0 S: 4 P: 4	R: 0 H: 0 E: 0 LOB: 0 K: 0 BB: 0 S: 3 P: 3	R: 2 H: 2 E: 0 LOB: 1 K: 0 BB: 1 S: 5 P: 9	R: 0 H: 0 E: 0 LOB: 0 K: 0 BB: 0 S: 3 P: 3	R: 0 H: 0 E: 0 LOB: 0 K: 1 BB: 0 S: 5 P: 5	R: 0 H: 1 E: 0 LOB: 1 K: 0 BB: 0 S: 3 P: 3	R: 0 H: 1 E: 0 LOB: 0 K: 0 BB: 0 S: 3 P: 3	1B: 7 SF: 1 2B: 2 SAC: 0 3B: 3 DP: 2 HR: 0 HBP: 0						WP: 0 PA: 38 PB: 0 SB: 1 CS: 2	

PITCHER		IP	WLS	BF	H	R	ER	SO	BB	IBB	HBP	BLK	WP	HR	S	P	ERA	WHIP
Bill Butler, L ERA: 4.05	(1, 1)	1.1	L	10	6	3	3	1	2	0	0	0	0	0	10	18	20.25	6.000
Bill Hands, R ERA: 7.18	(2, 1)	3.2		15	3	2	2	0	1	0	0	0	0	0	14	18	4.91	1.091
Tom Burgmeier, L ERA: 5.4	(6, 1)	4.0		12	2	0	0	1	0	0	0	0	0	0	14	14	0.00	0.500

PITCHER	IP	WLS	BF	H	R	ER	SO	BB	IBB	HBP	BLK	WP	HR	S	P	ERA	WHIP

TOP

Oakland Athletics @ Minnesota Twins

Metropolitan Stadium, Bloomington , MI

Mon May 20 1974, 8:05 PM EDT

Att. 5,466 - Unknown - 82 F

livebaseballscorecards.com

AB	33
R	5
H	11
RBI	5
BB	3
SO	2
LOB	10

Oakland Athletics @ Minnesota Twins

Metropolitan Stadium, Bloomington , MI

Mon May 20 1974, 8:05 PM EDT

Att. 5,466 - Unknown - 82 F

livebaseballscorecards.com

BOTTOM

Batter	1	2	3	4	5	6	7	8	9	AB	R	H	RBI	BB	SO	LOB
Steve Brye, R (1, 8) OBP: 0.284, SLG: 0.361	0-0 1B		0-3 K		0-0 1B		0-0 5-3		0-0 BB 1B SF7 1B 1-2	5	1	3	0	0	1	1
Rod Carew, L (1, 4) OBP: 0.461, SLG: 0.475	0-3 K		0-0 BB 1B 1-2		0-0 1B 1-2		4-0 1B 1B BB		0-0 BB 1B 1-2 2-H	4	2	3	1	1	1	1
Larry Hisle, R (1, 7) OBP: 0.341, SLG: 0.483 Jerry Terrell, R (6, 7) OBP: 0.284, SLG: 0.323	0-0 P6		4-0 BB 1-2 2-3		0-3 K		0-0 1B 1-3		4-0 1B 1-2 2-3	2 1	0 0	0 1	0 0	1 1	1 0	3 0
Harmon Killebrew, R (1, 10) OBP: 0.270, SLG: 0.353	0-0 F3		0-3 K		0-0 F7		0-0 1B 1-3 3-H		0-0 SF7 3-H	4	0	1	2	0	1	6
Bobby Darwin, R (1, 9) OBP: 0.331, SLG: 0.491		0-0 F5	0-0 F9			0-0 5-3		0-0 6-3	0-0 1B 1-2 2-H	5	0	1	1	0	0	3
Joe Lis, R (1, 3) OBP: 0.289, SLG: 0.182 Jim Holt, L (8, PH) OBP: 0.241, SLG: 0.245 (9, 3) Randy Hundley, R (9, PH) OBP: 0.278, SLG: 0.240		0-3 K		0-0 5-3		4-0 BB		0-0 6-3	0-0 F8	2 1 1	0 0 0	0 0 0	0 0 0	1 0 0	1 0 0	0 0 2
Eric Soderholm, R (1, 5) OBP: 0.365, SLG: 0.459	0-0 1B		0-3 K		0-3 K			0-0 L9		4	0	1	0	0	2	1
Glenn Borgmann, R (1, 2) OBP: 0.260, SLG: 0.172 Steve Braun, L (9, PH) OBP: 0.352, SLG: 0.381	0-0 F8		0-0 6-3		0-3 K				0-0 L9	3 1	0 0	0 0	0 0	0 0	1 0	2 0
Luis Gomez, R (1, 6) OBP: 0.283, SLG: 0.233 Tony Oliva, L (9, PH) OBP: 0.323, SLG: 0.409 Sergio Ferrer, S (9, PR) OBP: 0.379, SLG: 0.351			0-0 BB 1B 1B		0-0 4-3		0-0 6-3		0-0 1B 1B 1B	3 1 0	0 0 1	1 1 0	0 0 0	0 0 0	0 0 0	0 0 0
Inning Stats	R: 0 H: 1 E: 0 LOB: 1 K: 1 BB: 0 S: 6 P: 6	R: 0 H: 1 E: 0 LOB: 1 K: 1 BB: 0 S: 6 P: 6	R: 0 H: 2 E: 0 LOB: 3 K: 2 BB: 1 S: 9 P: 13	R: 0 H: 0 E: 0 LOB: 0 K: 1 BB: 0 S: 5 P: 5	R: 0 H: 2 E: 0 LOB: 2 K: 1 BB: 0 S: 7 P: 7	R: 0 H: 0 E: 0 LOB: 1 K: 2 BB: 1 S: 7 P: 11	R: 1 H: 2 E: 0 LOB: 2 K: 0 BB: 1 S: 4 P: 8	R: 0 H: 0 E: 0 LOB: 0 K: 0 BB: 0 S: 3 P: 3	R: 3 H: 4 E: 0 LOB: 2 K: 0 BB: 1 S: 7 P: 11	1B: 12 SF: 1 2B: 0 SAC: 0 3B: 0 DP: 0 HR: 0 HBP: 0						

	AB	37
	R	4
	H	12
	RBI	4
	BB	4
	SO	8
	LOB	19

PITCHER		IP	WLS	BF	H	R	ER	SO	BB	IBB	HBP	BLK	WP	HR	S	P	ERA	WHIP
Ken Holtzman, L ERA: 3.52	(1, 1)	7.0	W	31	8	1	1	8	3	0	0	0	0	0	44	56	1.29	1.571
Rollie Fingers, R ERA: 2.8	(8, 1)	1.2		10	4	3	3	0	1	0	0	0	0	0	9	13	16.20	3.000
Darold Knowles, L ERA: 5.65	(9, 1)	0.1	S	1	0	0	0	0	0	0	0	0	0	0	1	1	0.00	0.000

PITCHER	IP	WLS	BF	H	R	ER	SO	BB	IBB	HBP	BLK	WP	HR	S	P	ERA	WHIP

Oakland Athletics @ Minnesota Twins

Metropolitan Stadium, Bloomington , MI

Tue May 21 1974, 8:05 PM EDT

Att. 4,639 - Overcast - 67 F

TOP

livebaseballscorecards.com

Batter	1	2	3	4	5	6	7	8	9	AB	R	H	RBI	BB	SO	LOB
Bill North, S (1, 8) OBP: 0.329, SLG: 0.312	S 1B		CS 1B		6-3		HR SH1-4 BB	3B		4	2	3	0	1	0	0
Bert Campaneris, R (1, 6) OBP: 0.359, SLG: 0.380	K 1-3		WP CS 1B 1-2		6-3		SH1-4 1-2 2-3	3B 3-H		4	0	2	1	0	1	1
Joe Rudi, R (1, 7) OBP: 0.347, SLG: 0.488	K		K 1-2 2-3			G6-4-3 E BB	SF7 3-H	K		3	0	0	1	1	3	4
Larry Haney, R (8, 2) OBP: 0.154, SLG: 0.154										0	0	0	0	0	0	0
Reggie Jackson, L (1, 10) OBP: 0.455, SLG: 0.762	6-3		BB 2-3			E4 G6-4-3 1-2	HR 2-H		F9	4	1	1	2	1	0	2
Angel Mangual, R (1, 9) OBP: 0.305, SLG: 0.544		1B SF7 1B	K			G6-4-3 1-2f 2-3	2B 1B		F7	5	2	2	0	0	1	4
Pat Bourque, L (1, 3) OBP: 0.383, SLG: 0.419		FC6-4 1-3 1B		WP CS 2B	K		1-H 2B		P5	4	0	3	1	0	1	1
Champ Summers, L (8, 7) OBP: 0.077, SLG: 0.077										1	0	0	0	0	0	0
Gene Tenace, R (1, 2) OBP: 0.392, SLG: 0.386 (8, 3)		SF7 3-H		5-3 2-3			HR K			3	1	1	2	0	1	3
Ted Kubiak, S (1, 4) OBP: 0.259, SLG: 0.252		FC6-4 1-2f		K 3-H			E7 1B 1B	G3		4	1	1	0	0	1	2
Phil Garner, R (1, 5)		K			6-3		SH1-4 BB SF7 3-H 1B	5-3		2	0	0	0	0	1	1
Sal Bando, R (7, PH) OBP: 0.444, SLG: 0.561										1	0	1	1	0	0	0
Herb Washington, R (7, PR)										0	1	0	0	0	0	0
Gaylen Pitts, R (7, 5) OBP: 0.333, SLG: 0.364										1	0	0	0	0	0	0
Inning Stats	R: 0 E: 0 K: 2 S: 8 H: 1 LOB: 1 BB: 0 P: 8	R: 1 E: 0 K: 1 S: 7 H: 2 LOB: 1 BB: 0 P: 7	R: 0 E: 0 K: 2 S: 8 H: 2 LOB: 2 BB: 1 P: 12	R: 0 E: 0 K: 1 S: 5 H: 1 LOB: 1 BB: 0 P: 5	R: 0 E: 0 K: 0 S: 3 H: 0 LOB: 0 BB: 0 P: 3	R: 0 E: 1 K: 1 S: 5 H: 0 LOB: 1 BB: 1 P: 9	R: 6 E: 1 K: 1 S: 11 H: 6 LOB: 2 BB: 1 P: 15	R: 1 E: 0 K: 1 S: 7 H: 2 LOB: 1 BB: 0 P: 7	R: 0 E: 0 K: 0 S: 3 H: 0 LOB: 0 BB: 0 P: 3	1B: 8 2B: 3 3B: 2 HR: 2 SF: 2 SAC: 1 DP: 2 HBP: 0						

AB	36
R	8
H	14
RBI	8
BB	3
SO	9
LOB	18

WP: 2 PB: 0 SB: 2 CS: 3 PA: 42

PITCHER		IP	WLS	BF	H	R	ER	SO	BB	IBB	HBP	BLK	WP	HR	S	P	ERA	WHIP
Joe Decker, R ERA: 3.72	(1, 1)	6.0	L	26	8	3	3	7	2	0	0	0	2	1	38	46	4.50	1.667
Tom Burgmeier, L ERA: 7.11	(7, 1)	0.2		7	4	4	4	0	1	0	0	0	0	1	6	10	54.00	7.500
Ray Corbin, R ERA: 4.88	(7, 1)	2.1		9	2	1	1	2	0	0	0	0	0	0	13	13	3.86	0.857

PITCHER	IP	WLS	BF	H	R	ER	SO	BB	IBB	HBP	BLK	WP	HR	S	P	ERA	WHIP

Batter	1	2	3	4	5	6	7	8	9	AB	R	H	RBI	BB	SO	LOB
Steve Brye, R (1, 8) OBP: 0.269, SLG: 0.342	6-3		F8 1-2			K		FC5-4 1-2f		4	0	0	0	0	1	3
Rod Carew, L (1, 4) OBP: 0.456, SLG: 0.476	1-3		6-3				2B		4-3	4	0	1	0	0	0	0
Tony Oliva, L (1, 10) OBP: 0.320, SLG: 0.402 Sergio Ferrer, S (9, PR) OBP: 0.379, SLG: 0.351	G3			F7			P5		BB 1B	4 0	0 0	1 0	0 0	0 0	0 0	1 0
Bobby Darwin, R (1, 9) OBP: 0.336, SLG: 0.513		HR		K			5-3		FC4-6 1-2 BB	3	1	1	1	1	1	1
Eric Soderholm, R (1, 5) OBP: 0.360, SLG: 0.449		G6-4-3 1B			F9		F8		F8	4	0	1	0	0	0	3
Joe Lis, R (1, 3) OBP: 0.262, SLG: 0.162		F9			K			5-3	FC4-6 1-2f	4	0	0	0	0	1	3
Jerry Terrell, R (1, 7) OBP: 0.286, SLG: 0.313 (9, 6)		G6-4-3 1-2f			4-3			1B BB		2	0	0	0	1	0	1
Glenn Borgmann, R (1, 2) OBP: 0.250, SLG: 0.164			F8				F7	K		3	0	0	0	0	1	1
Luis Gomez, R (1, 6) OBP: 0.292, SLG: 0.244 Steve Braun, L (8, PH) OBP: 0.358, SLG: 0.388 (9, 7)			CS 1B				F7	FC5-4 1-2 1B		2 1	0 0	1 1	0 0	0 0	0 0	0 0
Inning Stats	R: 0 E: 0 K: 0 S: 3 H: 0 LOB: 0 BB: 0 P: 3	R: 1 E: 0 K: 0 S: 4 H: 2 LOB: 0 BB: 0 P: 4	R: 0 E: 0 K: 0 S: 3 H: 1 LOB: 0 BB: 0 P: 3	R: 0 E: 0 K: 1 S: 5 H: 0 LOB: 0 BB: 0 P: 5	R: 0 E: 0 K: 1 S: 5 H: 0 LOB: 0 BB: 0 P: 5	R: 0 E: 0 K: 1 S: 5 H: 0 LOB: 0 BB: 0 P: 5	R: 0 E: 0 K: 0 S: 4 H: 1 LOB: 1 BB: 0 P: 4	R: 0 E: 0 K: 1 S: 6 H: 1 LOB: 2 BB: 1 P: 10	R: 0 E: 0 K: 0 S: 4 H: 1 LOB: 2 BB: 1 P: 8	1B: 4 2B: 1 3B: 0 HR: 1 SF: 0 SAC: 0 DP: 1 HBP: 0						

PITCHER		IP	WLS	BF	H	R	ER	SO	BB	IBB	HBP	BLK	WP	HR	S	P	ERA	WHIP
Dave Hamilton, L ERA: 2.91	(1, 1)	7.0	W	23	4	1	1	3	0	0	0	0	0	1	29	29	1.29	0.571
Blue Moon Odom, R ERA: 7.2	(8, 1)	1.0		5	1	0	0	1	1	0	0	0	0	0	6	10	0.00	2.000
Darold Knowles, L ERA: 5.28	(9, 1)	1.0		5	1	0	0	0	1	0	0	0	0	0	4	8	0.00	2.000

PITCHER	IP	WLS	BF	H	R	ER	SO	BB	IBB	HBP	BLK	WP	HR	S	P	ERA	WHIP

BOTTOM

Oakland Athletics @ Minnesota Twins

Metropolitan Stadium, Bloomington , MI

Tue May 21 1974, 8:05 PM EDT

Att. 4,639 - Overcast - 67 F

livebaseballscorecards.com

AB	31
R	1
H	6
RBI	1
BB	2
SO	4
LOB	13

Oakland Athletics @ Minnesota Twins

Metropolitan Stadium, Bloomington , MI

Wed May 22 1974, 8:05 PM EDT

Att. 4,956 - Sunny - 64 F

TOP

livebaseballscorecards.com

Batter	1	2	3	4	5	6	7	8	9	AB	R	H	RBI	BB	SO	LOB
Bill North, S (1, 8) OBP: 0.333, SLG: 0.313	B B B B 4-0 S WP BB		x 0-0 ① 6-3		x 0-0 ② F7		x 0-0 ① SH5-3 1-2 2-3		x 0-0 BB 3B 1B	3	1	1	0	1	0	0
Bert Campaneris, R (1, 6) OBP: 0.360, SLG: 0.377	S S S 0-3 ① K 1-2		S S S 0-3 ② K		x 0-0 S 1B		x 0-0 ② 1-3		B B B B 4-0 3B 1-2 BB	4	1	1	0	1	2	3
Joe Rudi, R (1, 7) OBP: 0.348, SLG: 0.494	x 0-0 ② F2 2-3		x 0-0 ③ 6-3		x 0-0 ③ L7 1-2		B B B B 4-0 2B BB		x 0-0 1B 1-H 2-H 3B	4	2	1	2	1	0	2
Reggie Jackson, L (1, 10) OBP: 0.466, SLG: 0.794 Herb Washington, R (9, PR)	S S S 0-3 ③ K			x 0-0 HR		B B B B 4-0 FC5-4 BB	x 0-0 1-H 2-H 3-H 2B		x 0-0 G6-4-3 3-H 1B	4 0	1 0	3 0	5 0	1 0	1 0	1 0
Pat Bourque, L (1, 3) OBP: 0.373, SLG: 0.391 Deron Johnson, R (9, PH) OBP: 0.225, SLG: 0.297 (9, 3)		B B B B 4-0 1B BB	x 0-0 ① F7	x 0-0 ① F8	x 0-0 ③ P6		x 0-0 ①② G6-4-3 1-2f		3 1	0 0	0 0	0 0	1 0	0 0	2 1
Angel Mangual, R (1, 9) OBP: 0.297, SLG: 0.516		x 0-0 1-2 1B	x 0-0 ② 6-3	x 0-0 ② FC5-4 1-2f		x 0-0 L8	x 0-0 ③ L8		5	0	1	0	0	0	2
Gene Tenace, R (1, 2) OBP: 0.394, SLG: 0.380		x 0-0 ① F3	B B B B 4-0 FC6-4 BB	x 0-0 ③ F8		H 1-0 FC1-6 HBP			2	0	0	0	1	0	3
Gaylen Pitts, R (1, 4) OBP: 0.325, SLG: 0.333		x 0-0 ② F8	x 0-0 ③ FC6-4 1-2f		B B B B 4-0 SH5-3 BB 2B BB	x 0-0 ② FC1-6 1-2f			3	1	0	0	1	0	4
Phil Garner, R (1, 5) Champ Summers, L (7, PH) OBP: 0.143, SLG: 0.077 Larry Haney, R (7, 5) OBP: 0.154, SLG: 0.154 Sal Bando, R (8, PH) OBP: 0.440, SLG: 0.554 Ted Kubiak, S (8, 5) OBP: 0.259, SLG: 0.252		x 0-0 ③ 5-3			x 0-0 ① F9		B B B B 4-0 SH5-3 1-2 2B BB	x 0-0 ③ F8	2 0 0 0 1 0	0 1 0 0 0 0	0 0 0 0 0 0	0 0 0 0 0 0	0 1 0 0 0 0	0 0 0 0 0 0	2 0 0 1 0 0
Inning Stats	R: 0 E: 0 K: 2 S: 7 H: 0 LOB: 1 BB: 1 P: 11	R: 0 E: 0 K: 0 S: 4 H: 1 LOB: 2 BB: 1 P: 8	R: 0 E: 0 K: 1 S: 5 H: 0 LOB: 0 BB: 0 P: 5	R: 1 E: 0 K: 0 S: 4 H: 1 LOB: 1 BB: 1 P: 8	R: 0 E: 0 K: 0 S: 4 H: 1 LOB: 1 BB: 0 P: 4	R: 0 E: 0 K: 0 S: 3 H: 0 LOB: 1 BB: 1 P: 7	R: 3 E: 0 K: 0 S: 4 H: 1 LOB: 1 BB: 3 P: 16	R: 0 E: 0 K: 0 S: 3 H: 0 LOB: 1 BB: 0 P: 4	R: 3 E: 0 K: 0 S: 5 H: 3 LOB: 1 BB: 1 P: 9	1B: 4 2B: 1 3B: 1 HR: 1	SF: 0 SAC: 1 DP: 1 HBP: 1					

AB	32
R	7
H	7
RBI	7
BB	8
SO	3
LOB	21

WP: 1 PA: 42
PB: 0
SB: 2
CS: 0

PITCHER		IP	WLS	BF	H	R	ER	SO	BB	IBB	HBP	BLK	WP	HR	S	P	ERA	WHIP
Dave Goltz, R ERA: 3.29	(1, 1)	6.0		26	3	2	2	3	5	0	0	0	1	1	27	47	3.00	1.333
Bill Campbell, R ERA: 2.73	(7, 1)	2.0	L	13	3	5	5	0	3	0	1	0	0	0	9	22	22.50	3.000
Tom Burgmeier, L ERA: 6.75	(9, 1)	1.0		3	1	0	0	0	0	0	0	0	0	0	3	3	0.00	1.000

PITCHER	IP	WLS	BF	H	R	ER	SO	BB	IBB	HBP	BLK	WP	HR	S	P	ERA	WHIP

Oakland Athletics @ Minnesota Twins

Metropolitan Stadium, Bloomington , MI

Wed May 22 1974, 8:05 PM EDT

Att. 4,956 - Sunny - 64 F

livebaseballscorecards.com

BOTTOM

Batter	1	2	3	4	5	6	7	8	9	AB	R	H	RBI	BB	SO	LOB
Steve Brye, R (1, 8) OBP: 0.277, SLG: 0.338	BBBB 4-0 G5-4-3 BB		x 0-0 ① P4		x 0-0 SF7 1B 1-3 SF9 1B	x 0-0 ③ F9			x 0-0 ① 6-3	4	1	1	0	1	0	1
Rod Carew, L (1, 4) OBP: 0.448, SLG: 0.467	x 0-0 ①② G5-4-3 1-2f		SSS 0-3 ② K		x 0-0 SF9 SF7 1-2 1B		SSS 0-3 ① K		x 0-0 ② 4-3	5	0	1	0	0	2	1
Bobby Darwin, R (1, 9) OBP: 0.323, SLG: 0.496	x 0-0 ③ L7		x 0-0 ③ L7		x 0-0 ① SF7 1-2 2-3 3-H		x 0-0 E5 FC6-4		SSS 0-3 ③ K	4	0	0	1	0	1	0
Harmon Killebrew, R (1, 10) OBP: 0.278, SLG: 0.346		BBBB 4-0 FC5-4 BB		x 0-0 ① F8	4-0 FC6 IBB		SSS 0-3 ② K			2	0	0	0	2	1	1
Eric Soderholm, R (1, 5) OBP: 0.344, SLG: 0.432		x 0-0 ① FC5-4 1B 1-2f 1B		x 0-0 ② L5	x 0-0 ② SF9 2-3 3-H		x 0-0 ③ FC6-4 1-2f			3	1	0	1	0	0	2
Steve Braun, L (1, 7) OBP: 0.363, SLG: 0.386		x 0-0 1B SF9 1-2 1B		BBBB 4-0 E BB	x 0-0 ③ FC6 1-2f			x 0-0 ① G3		3	1	1	0	1	0	2
Joe Lis, R (1, 3) OBP: 0.283, SLG: 0.175 Jerry Terrell, R (8, PR) OBP: 0.286, SLG: 0.313 Jim Holt, L (9, 3) OBP: 0.241, SLG: 0.245		x 0-0 1-3 2-H 1B		x 0-0 E6 1-2		x 0-0 ① P6		BBBB 4-0 1B BB		3 0 0	0 0 0	1 0 0	1 0 0	1 0 0	0 0 0	1 0 0
Glenn Borgmann, R (1, 2) OBP: 0.263, SLG: 0.186		x 0-0 ② SF9 3-H		x 0-0 ③ F8		x 0-0 6-3 1B		x 0-0 G5-4-3 1-2 1B		3	0	2	1	0	0	2
Luis Gomez, R (1, 6) OBP: 0.294, SLG: 0.250 Larry Hisle, R (8, PH) OBP: 0.338, SLG: 0.479 Danny Thompson, R (9, 6) OBP: 0.294, SLG: 0.250		x 0-0 ③ 5-3			x 0-0 1B SF7 1B	x 0-0 ② 6-3 1-2		x 0-0 ②③ G5-4-3 1-2f		3 1 0	1 0 0	1 0 0	0 0 0	0 0 0	0 0 0	2 2 0
Inning Stats	R: 0 E: 0 K: 0 S: 2 H: 0 LOB: 0 BB: 1 P: 6	R: 2 E: 0 K: 0 S: 5 H: 2 LOB: 1 BB: 1 P: 9	R: 0 E: 0 K: 1 S: 5 H: 0 LOB: 0 BB: 0 P: 5	R: 0 E: 1 K: 0 S: 4 H: 0 LOB: 2 BB: 1 P: 8	R: 2 E: 0 K: 0 S: 6 H: 3 LOB: 2 BB: 1 P: 10	R: 0 E: 0 K: 0 S: 4 H: 1 LOB: 1 BB: 0 P: 4	R: 0 E: 1 K: 2 S: 8 H: 0 LOB: 1 BB: 0 P: 8	R: 0 E: 0 K: 0 S: 3 H: 1 LOB: 2 BB: 1 P: 7	R: 0 E: 0 K: 1 S: 5 H: 0 LOB: 0 BB: 0 P: 5	1B: 7 2B: 0 3B: 0 HR: 0	SF: 3 SAC: 0 DP: 2 HBP: 0			WP: 0 PB: 0 SB: 0 CS: 0	PA: 39		

	AB	31
	R	4
	H	7
	RBI	4
	BB	5
	SO	4
	LOB	14

PITCHER		IP	WLS	BF	H	R	ER	SO	BB	IBB	HBP	BLK	WP	HR	S	P	ERA	WHIP
Vida Blue, L ERA: 4.5	(1, 1)	5.0		24	5	4	4	1	3	1	0	0	0	0	22	38	7.20	1.600
Paul Lindblad, L ERA: 1.8	(6, 1)	3.0	W	12	2	0	0	2	1	0	0	0	0	0	15	19	0.00	1.000
Rollie Fingers, R ERA: 2.72	(9, 1)	1.0		3	0	0	0	1	0	0	0	0	0	0	5	5	0.00	0.000

PITCHER	IP	WLS	BF	H	R	ER	SO	BB	IBB	HBP	BLK	WP	HR	S	P	ERA	WHIP

Batter	1	2	3	4	5	6	7	8	9	AB	R	H	RBI	BB	SO	LOB
Cesar Tovar, R (1, 8) OBP: 0.282, SLG: 0.245	S S S 0-3 ① K		x 0-0 ① F7			x 0-0 ① 4-3		S S S 0-3 ③ K		2	0	0	0	0	1	0
Joe Lovitto, S (5, 8) OBP: 0.200, SLG: 0.237										2	0	0	0	0	1	1
Lenny Randle, S (1, 4) OBP: 0.344, SLG: 0.380	x 0-0 E3 F9		x 0-0 ② 4-3			S S S 0-3 ② K			x 0-0 1B	4	0	1	0	0	1	0
Alex Johnson, R (1, 7) OBP: 0.347, SLG: 0.335	x 0-0 ② F9 2-3		x 0-0 ③ L9			x 0-0 ③ 5-3			x 0-0 ① F9	4	0	0	0	0	0	2
Jeff Burroughs, R (1, 9) OBP: 0.364, SLG: 0.587	S S S 0-3 ③ K			S S S 0-3 ① K			x 0-0 ① 5-3		x 0-0 ② F3	4	0	0	0	0	2	2
Mike Hargrove, L (1, 10) OBP: 0.429, SLG: 0.480		x 0-0 ① F8		x 0-0 G4-6-3 1B			S S S 0-3 ② K		S S S 0-3 ③ K	4	0	1	0	0	2	1
Jim Spencer, L (1, 3) OBP: 0.383, SLG: 0.527		x 0-0 1B 1B		x 0-0 ② ③ G4-6-3 1-2f			S S S 0-3 ③ K			3	0	1	0	0	1	1
Duke Sims, L (1, 2) OBP: 0.226, SLG: 0.184		x 0-0 ② F8			x 0-0 ① 3-1			x 0-0 ① 6-3		3	0	0	0	0	0	1
Toby Harrah, R (1, 6) OBP: 0.328, SLG: 0.331		x 0-0 1-2 1B			x 0-0 ② 6-3			x 0-0 1B		2	0	1	0	0	0	0
Larry Brown, R (8, PH) OBP: 0.258, SLG: 0.189										1	0	1	0	0	0	0
(8, 6)																
Leo Cardenas, R (1, 5) OBP: 0.406, SLG: 0.387		S S S 0-3 ③ K			S S S 0-3 ③ K			S S S 0-3 ② K		1	0	0	0	0	1	2
Mike Cubbage, L (5, PH)										2	0	0	0	0	2	1
(5, 5)																
Inning Stats	R: 0 E: 1 K: 2 S: 8 H: 0 LOB: 1 BB: 0 P: 8	R: 0 E: 0 K: 1 S: 7 H: 2 LOB: 2 BB: 0 P: 7	R: 0 E: 0 K: 0 S: 3 H: 0 LOB: 0 BB: 0 P: 3	R: 0 E: 0 K: 1 S: 5 H: 1 LOB: 0 BB: 0 P: 5	R: 0 E: 0 K: 1 S: 5 H: 0 LOB: 0 BB: 0 P: 5	R: 0 E: 0 K: 1 S: 5 H: 0 LOB: 0 BB: 0 P: 5	R: 0 E: 0 K: 2 S: 7 H: 0 LOB: 0 BB: 0 P: 7	R: 0 E: 0 K: 2 S: 8 H: 1 LOB: 1 BB: 0 P: 8	R: 0 E: 0 K: 1 S: 6 H: 1 LOB: 1 BB: 0 P: 6	1B: 5 2B: 0 3B: 0 HR: 0	SF: 0 SAC: 0 DP: 1 HBP: 0						

PITCHER		IP	WLS	BF	H	R	ER	SO	BB	IBB	HBP	BLK	WP	HR	S	P	ERA	WHIP
Bert Blyleven, R ERA: 2.05	(1, 1)	9.0	W	32	5	0	0	11	0	0	0	0	0	0	54	54	0.00	0.556

PITCHER	IP	WLS	BF	H	R	ER	SO	BB	IBB	HBP	BLK	WP	HR	S	P	ERA	WHIP

TOP

Texas Rangers @ Minnesota Twins

Metropolitan Stadium, Bloomington , MI

Fri May 24 1974, 8:05 PM EDT

Att. 5,172 - Unknown - 56 F

livebaseballscorecards.com

AB	32
R	0
H	5
RBI	0
BB	0
SO	11
LOB	11

1B: 5	SF: 0	WP: 0	PA: 32
2B: 0	SAC: 0	PB: 0	
3B: 0	DP: 1	SB: 0	
HR: 0	HBP: 0	CS: 0	

Texas Rangers @ Minnesota Twins

Metropolitan Stadium, Bloomington , MI

Fri May 24 1974, 8:05 PM EDT

Att. 5,172 - Unknown - 56 F

livebaseballscorecards.com

BOTTOM

Batter	1	2	3	4	5	6	7	8	9	AB	R	H	RBI	BB	SO	LOB
Larry Hisle, R (1, 7) OBP: 0.350, SLG: 0.508 Jerry Terrell, R (7, PH) OBP: 0.296, SLG: 0.338 (8, 4)	BBBB 4-0 SH5-3 BB BB		x 0-0 HR	x 0-0 2B 1B 1-3 1B		SSS 0-3 K FC4	x 0-0 1-3 2-H 3-H 2B			3 1	2 0	2 1	1 2	1 0	1 0	0 0
Rod Carew, L (1, 4) OBP: 0.446, SLG: 0.468 Steve Braun, L (8, 7) OBP: 0.363, SLG: 0.386	BBBB 4-0 SH5-3 1-2 BB		x 0-0 ② G1	x 0-0 1B 1-3 WP 3-H 2B		x 0-0 ① FC4 3-1 1-2f	SSS 0-3 ② K			4 0	1 0	1 0	1 0	1 0	1 0	3 0
Tony Oliva, L (1, 10) OBP: 0.327, SLG: 0.406	x 0-0 ① SH5-3 1-2 2-3		x 0-0 HR 1B	x 0-0 WP 1B 2-3 3-H 1B		x 0-0 ② 3-1 1-2	x 0-0 ③ G3			4	2	2	1	0	0	3
Harmon Killebrew, R (1, 3) OBP: 0.294, SLG: 0.383 Jim Holt, L (6, PR) OBP: 0.236, SLG: 0.240 (7, 3)	x 0-0 ② F3		x 0-0 1-H HR	x 0-0 1-H 3-H 1B		BBBB 4-0 BB		x 0-0 ① 5-3		3 1	1 0	2 0	3 0	1 0	0 0	2 0
Bobby Darwin, R (1, 9) OBP: 0.319, SLG: 0.480	x 0-0 ③ F7		BBBB 4-0 BB	SSS 0-3 ③ K		x 0-0 ③ P3		x 0-0 ② P5		4	0	0	0	1	1	5
Steve Brye, R (1, 8) OBP: 0.295, SLG: 0.345		x 0-0 G5-4-3 1B	x 0-0 ③ P4		x 0-0 4-3 1B		BBBB 4-0 BB 1B 2B BB	x 0-0 ③ 5-3		4	1	2	0	1	0	1
Eric Soderholm, R (1, 5) OBP: 0.330, SLG: 0.412	x 0-0 ① ② G5-4-3 1-2f			x 0-0 ① L5	x 0-0 ① 4-3 1-2		SSS 0-3 ① K			4	0	0	0	0	1	3
Glenn Borgmann, R (1, 2) OBP: 0.262, SLG: 0.189	x 0-0 ③ L4			x 0-0 ② F2	SSS 0-3 ② K		x 0-0 BB 1-2 2B 1B			4	1	1	0	0	1	1
Luis Gomez, R (1, 6) OBP: 0.309, SLG: 0.240			x 0-0 ① 4-3	BBBB 4-0 1B 2B BB	x 0-0 ③ 4-3		BBBB 4-0 2B 1-2 2-3 BB			2	1	0	0	2	0	1

Inning Stats	R: 0 E: 0 K: 0 S: 3	H: 0 LOB: 2 BB: 2 P: 11	R: 0 E: 0 K: 0 S: 3	H: 1 LOB: 0 BB: 0 P: 3	R: 3 E: 0 K: 0 S: 6	H: 3 LOB: 1 BB: 1 P: 10	R: 4 E: 0 K: 1 S: 9	H: 4 LOB: 1 BB: 1 P: 13	R: 0 E: 0 K: 1 S: 6	H: 1 LOB: 1 BB: 0 P: 6
	R: 0 E: 0 K: 1 S: 6	H: 0 LOB: 2 BB: 1 P: 10	R: 2 E: 0 K: 2 S: 9	H: 2 LOB: 2 BB: 2 P: 17	R: 0 E: 0 K: 0 S: 3	H: 0 LOB: 0 BB: 0 P: 3				

	AB	34
	R	9
	H	11
	RBI	8
	BB	7
	SO	5
	LOB	19

| | | | | | | | | |

Texas Rangers @ Minnesota Twins

Metropolitan Stadium, Bloomington , MI

Sat May 25 1974, 4:33 AM EDT

Att. 5,499 - Unknown - 62 F

TOP

livebaseballscorecards.com

Batter	1	2	3	4	5	6	7	8	9	AB	R	H	RBI	BB	SO	LOB
Cesar Tovar, R (1, 8) (8, 7) OBP: 0.287, SLG: 0.255	0-0 4-3 S 2B	0-0 ③ FC6-4 1-2f			B B B 4-0 L4-3 BB		0-0 ③ FC6-4 1-2f		0-0 ② F8	4	1	1	0	1	0	3
Toby Harrah, R (1, 6) OBP: 0.330, SLG: 0.329	0-0 ① 4-3 2-3		B B B B 4-0 CS BB		0-0 ②③ L4-3 1-2			0-0 HR 1B	0-0 ③ 1-3	4	1	1	0	1	0	2
Alex Johnson, R (1, 10) OBP: 0.351, SLG: 0.352	B B B B 4-0 S BB		0-0 ①② F9 1-2			0-0 ① 6-3		0-0 1-H HR		3	1	1	2	1	0	1
Jeff Burroughs, R (1, 9) OBP: 0.372, SLG: 0.594	S S S 0-3 ② K 1-2 3-H		B B B B 4-0 BB			0-0 2B		0-0 BB 1B		3	1	2	0	1	1	1
Tom Grieve, R (1, 7) OBP: 0.333, SLG: 0.449	0-0 ③ F6		0-0 ③ F9			S S S 0-3 ② K		B B B B 4-0 G5-3 1B 1-2 BB		3	0	0	0	0	1	3
Jim Spencer, L (8, PH) OBP: 0.383, SLG: 0.527										0	0	0	0	0	0	0
Mike Hargrove, L (8, PH) (8, 3) OBP: 0.434, SLG: 0.480										0	0	0	0	1	0	0
Lenny Randle, S (1, 4) OBP: 0.360, SLG: 0.396		0-0 ① 1B		0-0 L1-3 1B		0-0 ③ 1-3		0-0 1-2 2-H 1B		4	0	3	1	0	0	1
Leo Cardenas, R (1, 5) OBP: 0.371, SLG: 0.353		0-0 ② F7		0-0 ①② L1-3 1-2			0-0 ① 5-3	0-0 ① F9		3	0	0	0	0	0	1
Duke Sims, L (8, PH) OBP: 0.226, SLG: 0.184										0	0	0	0	0	0	0
Jim Fregosi, R (8, PH) OBP: 0.406, SLG: 0.423										1	0	0	0	0	0	2
Larry Brown, R (8, 5) OBP: 0.258, SLG: 0.189										0	0	0	0	0	0	0
Joe Lovitto, S (1, 3) (8, 8) OBP: 0.212, SLG: 0.248		0-0 S 1B		0-0 F9			0-0 1B 1B	0-0 ②③ G5-3 2-3f		4	0	2	0	0	0	2
Jim Sundberg, R (1, 2) OBP: 0.337, SLG: 0.305		B B B 4-0 FC6-4 1-2 BB			S S S 0-3 ① K		0-0 ② FC6-4 1-3 1B		0-0 ① 5-3	3	0	1	0	1	1	0

	AB	32
	R	4
	H	11
	RBI	3
	BB	6
	SO	3
	LOB	16

Inning Stats										
	R: 1 E: 0 K: 1 S: 6	H: 1 LOB: 1 BB: 1 P: 10	R: 0 E: 0 K: 0 S: 4	H: 2 LOB: 2 BB: 1 P: 8	R: 0 E: 0 K: 0 S: 2	H: 0 LOB: 1 BB: 2 P: 10	R: 0 E: 0 K: 0 S: 3	H: 1 LOB: 0 BB: 0 P: 3	R: 0 E: 0 K: 1 S: 4	H: 0 LOB: 0 BB: 1 P: 8
	R: 0 E: 0 K: 1 S: 6	H: 1 LOB: 1 BB: 0 P: 6	R: 0 E: 0 K: 0 S: 4	H: 2 LOB: 1 BB: 0 P: 4	R: 3 E: 0 K: 0 S: 6	H: 4 LOB: 1 BB: 1 P: 10	R: 0 E: 0 K: 0 S: 3	H: 0 LOB: 0 BB: 0 P: 3		

	1B: 8	SF: 0	WP: 0	PA: 38
	2B: 4	SAC: 0	PB: 0	
	3B: 0	DP: 3	SB: 3	
	HR: 1	HBP: 0	CS: 1	

PITCHER		IP	WLS	BF	H	R	ER	SO	BB	IBB	HBP	BLK	WP	HR	S	P	ERA	WHIP
Vic Albury, L ERA: 4.17	(1, 1)	7.0	L	31	10	4	4	3	5	0	0	0	0	1	32	52	5.14	2.143
Bill Campbell, R ERA: 2.73	(8, 1)	0.0		2	1	0	0	0	1	0	0	0	0	0	1	5	∞	∞
Tom Burgmeier, L ERA: 6.14	(8, 1)	2.0		5	0	0	0	0	0	0	0	0	0	0	5	5	0.00	0.000

PITCHER	IP	WLS	BF	H	R	ER	SO	BB	IBB	HBP	BLK	WP	HR	S	P	ERA	WHIP

Texas Rangers @ Minnesota Twins

Metropolitan Stadium, Bloomington , MI

Sat May 25 1974, 4:33 AM EDT

Att. 5,499 - Unknown - 62 F

BOTTOM

Batter	1	2	3	4	5	6	7	8	9	AB	R	H	RBI	BB	SO	LOB
Jerry Terrell, R (1, 4) OBP: 0.289, SLG: 0.342	4-3		FC4-6, 1B, BB, 1-2f		F8		2B		K	5	0	1	0	0	1	3
Steve Braun, L (1, 7) OBP: 0.364, SLG: 0.375	4-3		L4-6, 1B, BB, 1-2		FC6-4, BB		K		4-3	3	0	0	0	2	1	2
Jim Holt, L (1, 3) OBP: 0.271, SLG: 0.264	BB		1B, 1-2, 2-3		FC6-4, 1-2f			E6, 3B, 1B		3	1	2	0	1	0	2
Tony Oliva, L (1, 10) OBP: 0.324, SLG: 0.429	G3		L4-6, 2-3			HR		F7		4	1	1	1	0	0	5
Bobby Darwin, R (1, 9) OBP: 0.317, SLG: 0.488		5-3		K		K		3B, 2-H		4	0	1	1	0	2	0
Steve Brye, R (1, 8) OBP: 0.293, SLG: 0.352		2B, 1B		F2		F9		6-3		4	1	1	0	0	0	1
Luis Gomez, R (1, 6) OBP: 0.310, SLG: 0.245		G6-4-3, 1B, 2-H		6-3		6-3		5-3		3	0	1	1	0	0	0
Larry Hisle, R (8, PH) OBP: 0.348, SLG: 0.504										1	0	0	0	0	0	1
Danny Thompson, R (9, 6) OBP: 0.294, SLG: 0.250										0	0	0	0	0	0	0
Eric Soderholm, R (1, 5) OBP: 0.317, SLG: 0.393		G6-4-3, 1-2f			F7		K		F4	4	0	0	0	0	1	1
Glenn Borgmann, R (1, 2) OBP: 0.276, SLG: 0.211			FC4-6, BB		2B		F9		1B	2	0	1	0	1	0	0
Harmon Killebrew, R (9, PH) OBP: 0.300, SLG: 0.389										1	0	1	0	0	0	0
Randy Hundley, R (9, PR) OBP: 0.278, SLG: 0.240										0	0	0	0	0	0	0
Inning Stats	R: 0 E: 0 K: 0 S: 3 H: 0 LOB: 1 BB: 1 P: 7	R: 1 E: 0 K: 0 S: 4 H: 2 LOB: 0 BB: 0 P: 4	R: 0 E: 0 K: 0 S: 3 H: 1 LOB: 2 BB: 2 P: 11	R: 0 E: 0 K: 1 S: 5 H: 0 LOB: 0 BB: 0 P: 5	R: 0 E: 0 K: 0 S: 4 H: 1 LOB: 2 BB: 1 P: 8	R: 1 E: 0 K: 1 S: 6 H: 1 LOB: 0 BB: 0 P: 6	R: 0 E: 0 K: 2 S: 8 H: 1 LOB: 1 BB: 0 P: 8	R: 1 E: 1 K: 0 S: 5 H: 2 LOB: 1 BB: 0 P: 5	R: 0 E: 0 K: 1 S: 6 H: 1 LOB: 1 BB: 0 P: 6	1B: 4 2B: 4 3B: 1 HR: 1 SF: 0 SAC: 0 DP: 2 HBP: 0						

livebaseballscorecards.com

AB	34
R	3
H	9
RBI	3
BB	4
SO	5
LOB	15

WP: 0 PB: 0 SB: 0 CS: 0 PA: 38

PITCHER		IP	WLS	BF	H	R	ER	SO	BB	IBB	HBP	BLK	WP	HR	S	P	ERA	WHIP
Jackie Brown, R ERA: 2.86	(1, 1)	7.1	W	32	8	3	3	4	4	0	0	0	0	1	36	52	3.68	1.636
Steve Foucault, R ERA: 1.8	(8, 1)	1.2	S	6	1	0	0	1	0	0	0	0	0	0	8	8	0.00	0.600

PITCHER	IP	WLS	BF	H	R	ER	SO	BB	IBB	HBP	BLK	WP	HR	S	P	ERA	WHIP

Batter	1	2	3	4	5	6	7	8	9	AB	R	H	RBI	BB	SO	LOB
Cesar Tovar, R (1, 8) OBP: 0.286, SLG: 0.255	6-3			G4-6-3 1B		4-3		5-3		4	0	1	0	0	0	0
Toby Harrah, R (1, 6) OBP: 0.333, SLG: 0.340	CS 1B			G4-6-3 1-2f		2B			F8	4	0	2	0	0	0	1
Alex Johnson, R (1, 7) OBP: 0.348, SLG: 0.349	K 1-2			K		4-3			G6-4-3 1B	4	0	1	0	0	2	2
Jeff Burroughs, R (1, 9) OBP: 0.369, SLG: 0.587		6-3			1B 1B		F8		G6-4-3 1-2f	4	1	1	0	0	0	1
Mike Hargrove, L (1, 10) OBP: 0.440, SLG: 0.485		G1			1B FC4-2 1-2		1-4-3 1B			3	0	2	0	0	0	0
Jim Spencer, L (1, 3) OBP: 0.381, SLG: 0.519		6-3			G5-3 FC4-2 1-3 2-H		1-4-3 1-2			3	0	1	1	0	0	1
Joe Lovitto, S (7, 3) OBP: 0.212, SLG: 0.248										0	0	0	0	0	0	0
Lenny Randle, S (1, 4) OBP: 0.350, SLG: 0.384			F5	FC4-2 1-2 3-H			F8			3	0	0	0	0	0	3
Jim Fregosi, R (1, 5) OBP: 0.388, SLG: 0.400			K	G5-3 2-3f				F3		3	0	0	0	0	1	2
Jim Sundberg, R (1, 2) OBP: 0.327, SLG: 0.294			K			F9		F8		3	0	0	0	0	1	0
Inning Stats	R: 0 H: 1 E: 0 LOB: 0 K: 1 BB: 0 S: 5 P: 5	R: 0 H: 0 E: 0 LOB: 0 K: 0 BB: 0 S: 3 P: 3	R: 0 H: 0 E: 0 LOB: 0 K: 2 BB: 0 S: 7 P: 7	R: 0 H: 1 E: 0 LOB: 0 K: 1 BB: 0 S: 5 P: 5	R: 1 H: 3 E: 0 LOB: 1 K: 0 BB: 0 S: 5 P: 5	R: 0 H: 1 E: 0 LOB: 1 K: 0 BB: 0 S: 4 P: 4	R: 0 H: 1 E: 0 LOB: 1 K: 0 BB: 0 S: 4 P: 4	R: 0 H: 0 E: 0 LOB: 0 K: 0 BB: 0 S: 3 P: 3	R: 0 H: 1 E: 0 LOB: 0 K: 0 BB: 0 S: 3 P: 3	1B: 7 SF: 0 2B: 1 SAC: 0 3B: 0 DP: 3 HR: 0 HBP: 0						

TOP

Texas Rangers @ Minnesota Twins

Metropolitan Stadium, Bloomington , MI

Sun May 26 1974, 4:33 AM EDT

Att. 7,352 - Sunny - 69 F

livebaseballscorecards.com

AB	31
R	1
H	8
RBI	1
BB	0
SO	4
LOB	10

PITCHER	IP	WLS	BF	H	R	ER	SO	BB	IBB	HBP	BLK	WP	HR	S	P	ERA	WHIP
Joe Decker, R (1, 1) ERA: 3.34	9.0	W	31	8	1	1	4	0	0	0	0	0	0	39	39	1.00	0.889

PITCHER	IP	WLS	BF	H	R	ER	SO	BB	IBB	HBP	BLK	WP	HR	S	P	ERA	WHIP

Texas Rangers @ Minnesota Twins

Metropolitan Stadium, Bloomington , MI

Sun May 26 1974, 4:33 AM EDT

Att. 7,352 - Sunny - 69 F

livebaseballscorecards.com

BOTTOM

Batter	1	2	3	4	5	6	7	8	9	AB	R	H	RBI	BB	SO	LOB
Rod Carew, L (1, 4) OBP: 0.451, SLG: 0.491	F7		2-3		1-3 2-H 1B		HR	FC6-4 1-2 1B		5	1	3	2	0	0	0
Steve Braun, L (1, 7) OBP: 0.358, SLG: 0.367	K		F6		K		HR 1B	FC6-4 1-2f		5	1	1	0	0	2	4
Larry Hisle, R (9, 7) OBP: 0.348, SLG: 0.504										0	0	0	0	0	0	0
Tony Oliva, L (1, 10) OBP: 0.322, SLG: 0.422	1B			6-3		4-3	F9			4	0	1	0	0	0	1
Bobby Darwin, R (1, 9) OBP: 0.322, SLG: 0.511	F9			K		BB SF7 BB 1B	1-H HR			4	2	2	2	0	1	1
Steve Brye, R (1, 8) OBP: 0.302, SLG: 0.352		WP 1B		F4		4-0 BB 1-2 1B BB	K			3	1	1	0	1	1	0
Jim Holt, L (1, 3) OBP: 0.286, SLG: 0.268		F9			FC5-4 1B	4-0 1B 1-2 2-3 BB	6-3			3	0	1	0	1	0	1
Danny Thompson, R (1, 5) OBP: 0.238, SLG: 0.211		6-3 1-2			F7	SF7 3-H		G3		3	0	0	1	0	0	2
Randy Hundley, R (1, 2) OBP: 0.276, SLG: 0.241		5-3			FC5-4 1B 1-2f 1B	1-2 2-H 1B		F7		4	1	1	1	0	0	2
Luis Gomez, R (1, 6) OBP: 0.323, SLG: 0.250			1-3		1B 1-2 1B	K		1B BB		3	0	1	0	1	1	2
Inning Stats	R: 0 E: 0 K: 1 S: 6 H: 1 LOB: 1 BB: 0 P: 6	R: 0 E: 0 K: 0 S: 4 H: 1 LOB: 1 BB: 0 P: 4	R: 0 E: 0 K: 0 S: 3 H: 0 LOB: 0 BB: 0 P: 3	R: 0 E: 0 K: 1 S: 5 H: 0 LOB: 0 BB: 0 P: 5	R: 1 E: 0 K: 1 S: 8 H: 3 LOB: 2 BB: 0 P: 8	R: 2 E: 0 K: 1 S: 7 H: 2 LOB: 2 BB: 2 P: 15	R: 3 E: 0 K: 1 S: 8 H: 3 LOB: 0 BB: 0 P: 8	R: 0 E: 0 K: 0 S: 4 H: 1 LOB: 2 BB: 1 P: 8		1B: 9 2B: 0 3B: 0 HR: 2 SF: 1 SAC: 0 DP: 0 HBP: 0						

AB	34
R	6
H	11
RBI	6
BB	3
SO	5
LOB	13

WP: 1 PB: 0 SB: 0 CS: 0 PA: 38

PITCHER	IP	WLS	BF	H	R	ER	SO	BB	IBB	HBP	BLK	WP	HR	S	P	ERA	WHIP
Fergie Jenkins, R (1, 1) ERA: 2.76	6.1	L	31	10	6	6	4	2	0	0	0	1	2	37	45	8.53	1.895
Don Stanhouse, R (7, 1) ERA:	1.2		7	1	0	0	1	1	0	0	0	0	0	8	12	0.00	1.200

PITCHER	IP	WLS	BF	H	R	ER	SO	BB	IBB	HBP	BLK	WP	HR	S	P	ERA	WHIP

Batter	1	2	3	4	5	6	7	8	9	10	AB	R	H	RBI	BB	SO	LOB
Rod Carew, L (1, 4) OBP: 0.441, SLG: 0.479	L9		G6-3 1-2f		P7			SH5-3 1-2		F7	4	0	0	0	0	0	1
Steve Braun, L (1, 7) OBP: 0.359, SLG: 0.368	F9			L3		F7		G3-6 2-H 1B		1B 1B	5	0	2	1	0	0	0
Tony Oliva, L (1, 10) OBP: 0.317, SLG: 0.412	K			BB 1B 1B		F8		G3-6 1-2f		P4	5	1	1	0	0	1	2
Harmon Killebrew, R (1, 3) OBP: 0.312, SLG: 0.387		G4-6-3 1B BB		6-3 1B 1-2 BB		6-3			F9 1-2	1B	3	0	1	0	2	0	0
Bobby Darwin, R (1, 9) OBP: 0.331, SLG: 0.514		G4-6-3 1-2 1B		6-3 1-2 2-H 1B			P6		BB 1B 1B	5-3	5	0	3	1	0	0	2
Steve Brye, R (1, 8) OBP: 0.310, SLG: 0.358		G4-6-3 1-2f 2-3		6-3 1-2 2-3			4-3 1B		BB 1-2 1B		4	0	2	0	0	0	4
Danny Thompson, R (1, 5) OBP: 0.208, SLG: 0.182 Jim Holt, L (9, PH) OBP: 0.297, SLG: 0.268 Eric Soderholm, R (9, 5) OBP: 0.317, SLG: 0.393		P9		K			4-3 1-2		BB 1-2 2-3		3 0 0	0 0 0	0 0 0	0 1 0	1 0 0	4 0 0	
Randy Hundley, R (1, 2) OBP: 0.258, SLG: 0.224			B1-3		F2		P6		K		4	0	0	0	0	1	4
Luis Gomez, R (1, 6) OBP: 0.338, SLG: 0.259 Larry Hisle, R (9, PH) OBP: 0.345, SLG: 0.500 Jerry Terrell, R (9, 6) OBP: 0.289, SLG: 0.342			G6-3 1B		P7			SH5-3 1B BB	K		2 1 0	1 0 0	1 0 0	0 0 0	1 0 0	0 1 0	0 3 0
Inning Stats	R: 0 H: 0 E: 0 LOB: 0 K: 1 BB: 0 S: 5 P: 5	R: 0 H: 1 E: 0 LOB: 1 K: 0 BB: 1 S: 3 P: 7	R: 0 H: 1 E: 0 LOB: 0 K: 0 BB: 0 S: 3 P: 3	R: 1 H: 2 E: 0 LOB: 2 K: 1 BB: 1 S: 7 P: 11	R: 0 H: 0 E: 0 LOB: 0 K: 0 BB: 0 S: 3 P: 3	R: 0 H: 0 E: 0 LOB: 0 K: 0 BB: 0 S: 3 P: 3	R: 0 H: 1 E: 0 LOB: 1 K: 0 BB: 0 S: 4 P: 4	R: 1 H: 1 E: 0 LOB: 0 K: 0 BB: 1 S: 3 P: 7	R: 0 H: 2 E: 0 LOB: 3 K: 2 BB: 1 S: 9 P: 13	R: 0 H: 2 E: 0 LOB: 2 K: 0 BB: 0 S: 5 P: 5	1B: 10 2B: 0 3B: 0 HR: 0	SF: 0 SAC: 1 DP: 3 HBP: 0						

PITCHER	IP	WLS	BF	H	R	ER	SO	BB	IBB	HBP	BLK	WP	HR	S	P	ERA	WHIP
Luis Tiant, R (1, 1) ERA: 4.02	10.0	W	41	10	2	2	4	4	0	0	0	0	0	45	61	1.80	1.400

PITCHER	IP	WLS	BF	H	R	ER	SO	BB	IBB	HBP	BLK	WP	HR	S	P	ERA	WHIP

TOP

Minnesota Twins @ Boston Red Sox

Fenway Park, Boston, MA

Mon May 27 1974, 3:33 AM EDT

Att. 11,977 - Cloudy - 50 F

livebaseballscorecards.com

AB	36
R	2
H	10
RBI	2
BB	4
SO	4
LOB	20

1B: 10	SF: 0	WP: 0	PA: 41
2B: 0	SAC: 1	PB: 0	
3B: 0	DP: 3	SB: 0	
HR: 0	HBP: 0	CS: 0	

Batter	1	2	3	4	5	6	7	8	9	10	AB	R	H	RBI	BB	SO	LOB
Juan Beniquez, R (1, 8) OBP: 0.331, SLG: 0.395	4-3		K		6-3		6-3			G4-3 1B	5	0	1	0	0	1	0
Cecil Cooper, L (1, 3) OBP: 0.357, SLG: 0.420	6-3		F9		1B BB			F2		G4-3 1-2f	4	0	0	0	1	0	1
Dwight Evans, R (1, 9) OBP: 0.421, SLG: 0.573	P3			5-3	1-3 1B			K		BB 1B BB	4	1	1	0	1	1	0
Carl Yastrzemski, L (1, 10) OBP: 0.439, SLG: 0.493		F7		S HR 1B	1-3			F7		1B 1-2 BB	4	1	1	0	1	0	2
Bernie Carbo, L (1, 7) OBP: 0.386, SLG: 0.512		6-3 BB BB		1-H HR		L8			F9	1-2 2-H 1B	4	1	2	3	1	0	0
Rico Petrocelli, R (1, 5) OBP: 0.394, SLG: 0.469		6-3 1-2 BB		1B		4-3			E7		3	0	1	0	1	0	0
Carlton Fisk, R (1, 2) OBP: 0.330, SLG: 0.494		6-3 1-2 2-3		K		P6			F7		4	0	0	0	0	1	4
Dick McAuliffe, L (1, 4) OBP: 0.284, SLG: 0.303		1-3		P5			L9			FC5-4 IBB	3	0	0	0	1	0	3
Mario Guerrero, R (1, 6) OBP: 0.319, SLG: 0.306			L4		1-3		F7			FC5-4 1-2f	4	0	0	0	0	0	2
Inning Stats	R: 0 H: 0 E: 0 LOB: 0 K: 0 BB: 0 S: 3 P: 3	R: 0 H: 0 E: 0 LOB: 2 K: 0 BB: 2 S: 3 P: 11	R: 0 H: 0 E: 0 LOB: 0 K: 1 BB: 0 S: 5 P: 5	R: 2 H: 3 E: 0 LOB: 1 K: 1 BB: 0 S: 8 P: 8	R: 0 H: 1 E: 0 LOB: 2 K: 0 BB: 1 S: 4 P: 8	R: 0 H: 0 E: 0 LOB: 0 K: 0 BB: 0 S: 3 P: 3	R: 0 H: 0 E: 0 LOB: 0 K: 0 BB: 0 S: 3 P: 3	R: 0 H: 0 E: 0 LOB: 0 K: 1 BB: 0 S: 5 P: 5	R: 0 H: 0 E: 1 LOB: 2 K: 0 BB: 1 S: 4 P: 8	R: 1 H: 2 E: 0 LOB: 2 K: 0 BB: 2 S: 3 P: 11	1B: 5 SF: 0 2B: 0 SAC: 0 3B: 0 DP: 1 HR: 1 HBP: 0						

PITCHER	IP	WLS	BF	H	R	ER	SO	BB	IBB	HBP	BLK	WP	HR	S	P	ERA	WHIP
Ray Corbin, R (1, 1) ERA: 4.09	9.0		37	5	3	3	3	3	1	0	0	0	1	39	55	3.00	0.889
Tom Burgmeier, L (10, 1) ERA: 6.35	0.2	L	4	1	0	0	0	2	0	0	0	0	0	2	10	0.00	4.500

PITCHER	IP	WLS	BF	H	R	ER	SO	BB	IBB	HBP	BLK	WP	HR	S	P	ERA	WHIP

BOTTOM

Minnesota Twins @ Boston Red Sox

Fenway Park, Boston, MA

Mon May 27 1974, 3:33 AM EDT

Att. 11,977 - Cloudy - 50 F

livebaseballscorecards.com

AB	35
R	3
H	6
RBI	3
BB	6
SO	3
LOB	12

WP: 0	PA: 41		
PB: 0			
SB: 1			
CS: 0			

Minnesota Twins @ Boston Red Sox

Fenway Park, Boston, MA

Tue May 28 1974, 7:05 PM EDT

Att. 10,811 - Unknown - 64 F

TOP

livebaseballscorecards.com

Batter	1	2	3	4	5	6	7	8	9	AB	R	H	RBI	BB	SO	LOB
Rod Carew, L (1, 4) OBP: 0.445, SLG: 0.488	L6	2B		1B		HR 1B		K		5	1	3	0	0	1	1
Steve Braun, L (1, 7) OBP: 0.356, SLG: 0.364	1B 1B	F8		4-3		K		K		4	1	1	0	0	1	5
Larry Hisle, R (8, PH) OBP: 0.343, SLG: 0.496 (8, 7)										1	0	0	0	0	1	1
Tony Oliva, L (1, 10) OBP: 0.336, SLG: 0.454	HBP 1-3 1B		FC5-4		G3	1-H 2-H HR		2-H 1B		5	1	4	4	0	0	0
Jerry Terrell, R (8, PR) OBP: 0.289, SLG: 0.342										0	0	0	0	0	0	0
Bobby Darwin, R (1, 9) OBP: 0.333, SLG: 0.510	HBP 1-2 3-H		K		FC5-4	K		4-1		5	0	2	1	0	2	2
Harmon Killebrew, R (1, 3) OBP: 0.300, SLG: 0.371	P3		F9		FC5-4 1B 1-2f		K		6-3	5	0	0	0	0	1	4
Steve Brye, R (1, 8) OBP: 0.324, SLG: 0.357	1-2 2-3 HBP		FC5-4 1-2f		2-3 1B		FC6-4 HBP		3-1	3	0	1	0	0	0	1
Randy Hundley, R (1, 2) OBP: 0.254, SLG: 0.222	F2			FC2-6 1B	L8		K		P6	5	0	1	0	0	1	6
Danny Thompson, R (1, 5) OBP: 0.214, SLG: 0.192		K		F3		1B HR 1B	FC6-4 1-2f			4	1	1	0	0	1	2
Luis Gomez, R (1, 6) OBP: 0.333, SLG: 0.274		6-3		FC2-6 1B 1-2f		P4		1B 2B		4	1	1	0	0	0	2

	AB	41
	R	5
	H	14
	RBI	5
	BB	0
	SO	8
	LOB	24

Inning Stats																		
	R: 1	H: 3	R: 0	H: 1	R: 0	H: 1	R: 0	H: 2	R: 0	H: 2	R: 3	H: 3	R: 0	H: 0	R: 1	H: 2	R: 0	H: 0
	E: 0	LOB: 3	E: 0	LOB: 1	E: 0	LOB: 1	E: 0	LOB: 2	E: 1	LOB: 2	E: 0	LOB: 0	E: 0	LOB: 1	E: 0	LOB: 1	E: 0	LOB: 0
	K: 0	BB: 0	K: 1	BB: 0	K: 1	BB: 0	K: 0	BB: 0	K: 0	BB: 0	K: 2	BB: 0	K: 2	BB: 0	K: 2	BB: 0	K: 0	BB: 0
	S: 6	P: 7	S: 6	P: 6	S: 6	P: 6	S: 5	P: 5	S: 5	P: 5	S: 10	P: 10	S: 7	P: 8	S: 9	P: 9	S: 3	P: 3

	1B: 11	SF: 0	WP: 0	PA: 43
	2B: 2	SAC: 0	PB: 0	
	3B: 0	DP: 0	SB: 0	
	HR: 1	HBP: 2	CS: 0	

PITCHER		IP	WLS	BF	H	R	ER	SO	BB	IBB	HBP	BLK	WP	HR	S	P	ERA	WHIP
Reggie Cleveland, R ERA: 5.97	(1, 1)	7.0	W	36	13	5	5	6	0	0	2	0	0	1	46	48	6.43	1.857
Bob Veale, L ERA:	(8, 1)	0.2		3	1	0	0	2	0	0	0	0	0	0	7	7	0.00	1.500
Diego Segui, R ERA: 2.05	(8, 1)	1.1		4	0	0	0	0	0	0	0	0	0	0	4	4	0.00	0.000

PITCHER	IP	WLS	BF	H	R	ER	SO	BB	IBB	HBP	BLK	WP	HR	S	P	ERA	WHIP

Minnesota Twins @ Boston Red Sox

Fenway Park, Boston, MA

Tue May 28 1974, 7:05 PM EDT

Att. 10,811 - Unknown - 64 F

BOTTOM

livebaseballscorecards.com

Batter	1	2	3	4	5	6	7	8	9	AB	R	H	RBI	BB	SO	LOB
Juan Beniquez, R (1, 8) OBP: 0.328, SLG: 0.390	K			1B, 1B, SF8, 1B	SH3-4 1-2	K		P4		4	1	1	0	0	2	2
Cecil Cooper, L (1, 3) OBP: 0.358, SLG: 0.419	6-3			SF8, 1B 1-2 FC4, 1B	1B 2-H 1B	K 1-2		F9		5	2	2	1	0	1	2
Dwight Evans, R (1, 9) OBP: 0.423, SLG: 0.570	F2			FC4, SF8 1-2 2-3 SF8, 1B	6-3	2-H 1B				4	1	2	1	0	0	1
Carl Yastrzemski, L (1, 7) OBP: 0.435, SLG: 0.487		6-3		SF8 1-2 2-3 3-H	1B 1B HBP	4-3				2	1	0	1	0	0	1
Bernie Carbo, L (1, 10) OBP: 0.382, SLG: 0.504		K		FC4 2-3 3-H	1B 1B 1-3 2-H 1B		K			4	1	1	2	0	2	1
Rico Petrocelli, R (1, 5) OBP: 0.389, SLG: 0.466		F9		SF8 3-H	1B 1-2 3-H 1B		F7			3	0	1	2	0	0	0
Carlton Fisk, R (1, 2) OBP: 0.327, SLG: 0.484			K	F5	1-2 2-H 1B		P6			4	0	1	1	0	1	1
Dick McAuliffe, L (1, 4) OBP: 0.290, SLG: 0.333			1-3	HR K				1B		4	1	2	1	0	1	2
Mario Guerrero, R (1, 6) OBP: 0.325, SLG: 0.313			K	SH3-4 1B 1B	S 1B 1B			L7		4	2	2	0	0	1	1
Inning Stats	R: 0 E: 0 K: 1 S: 5 H: 0 LOB: 0 BB: 0 P: 5	R: 0 E: 0 K: 1 S: 5 H: 0 LOB: 0 BB: 0 P: 5	R: 0 E: 0 K: 2 S: 7 H: 0 LOB: 0 BB: 0 P: 7	R: 3 E: 0 K: 0 S: 7 H: 3 LOB: 1 BB: 0 P: 7	R: 5 E: 0 K: 1 S: 11 H: 6 LOB: 2 BB: 0 P: 12	R: 1 E: 0 K: 2 S: 9 H: 2 LOB: 1 BB: 0 P: 9	R: 0 E: 0 K: 1 S: 5 H: 0 LOB: 0 BB: 0 P: 5	R: 0 E: 0 K: 0 S: 4 H: 1 LOB: 1 BB: 0 P: 4		1B: 11 2B: 0 3B: 0 HR: 1 SF: 2 SAC: 1 DP: 0 HBP: 1				WP: 0 PB: 0 SB: 1 CS: 0 PA: 38	

	AB	34
	R	9
	H	12
	RBI	9
	BB	0
	SO	8
	LOB	11

PITCHER		IP	WLS	BF	H	R	ER	SO	BB	IBB	HBP	BLK	WP	HR	S	P	ERA	WHIP
Bert Blyleven, R ERA: 2.72	(1, 1)	4.2	L	23	7	8	8	4	0	0	1	0	0	1	30	31	15.43	1.500
Bill Hands, R ERA: 7.16	(5, 1)	1.1		8	4	1	1	3	0	0	0	0	0	0	14	14	6.75	3.000
Bill Campbell, R ERA: 2.57	(7, 1)	2.0		7	1	0	0	1	0	0	0	0	0	0	9	9	0.00	0.500

PITCHER	IP	WLS	BF	H	R	ER	SO	BB	IBB	HBP	BLK	WP	HR	S	P	ERA	WHIP

Batter	1	2	3	4	5	6	7	8	9	10	11	12	13	AB	R	H	RBI	BB	SO	LOB
Rod Carew, L (1, 4) OBP: 0.455, SLG: 0.494	BBBB 4-0 S 1B BB	BBBB 4-0 CS BB			x 0-0 4-3 2B 2B		SSS 0-3 K ②		x 0-0 S 1B		III 4-0 1-2 IBB		x 0-0 FC4-6 1B 1-2f BLK ①	4	3	2	0	3	1	1
Steve Braun, L (1, 7) OBP: 0.356, SLG: 0.358 Larry Hisle, R (7, PH) OBP: 0.347, SLG: 0.492 (7, 7)	BBBB 4-0 1B 1B 1-2 BB	0-0 CS ③ 1-2	x 0-0 L8 ①		x 0-0 L9 ①		x 0-0 F9 ③		II 4-0 FC6 1-2 IBB		SSS 0-3 K ②		x 0-0 BLK 1B 1-3 ①	2 3	1 0	0 1	0 0	1 1	0 1	1 3
Tony Oliva, L (1, 10) OBP: 0.341, SLG: 0.455 Jerry Terrell, R (8, PR) OBP: 0.278, SLG: 0.329	x 0-0 1B 1-3 2-H 1B	x 0-0 F7 ②	x 0-0 4-3 2-3 ②		x 0-0 4-3 2-3 ②			x 0-0 2B 1B	x 0-0 FC6 1-2f ③		x 0-0 F7 ③		SSS 0-3 K 1-2 3-H ②	4 3	0 1	2 0	1 0	0 0	0 1	1 6
Bobby Darwin, R (1, 9) OBP: 0.337, SLG: 0.510	x 0-0 1-2 3-H 1B	H 1-0 HBP	x 0-0 3-H 2B					SSS 0-3 K ①		x 0-0 6-3 ①		SSS 0-3 K ①	x 0-0 6-3 ③	6	0	2	2	0	2	2
Jim Holt, L (1, 3) OBP: 0.300, SLG: 0.290	x 0-0 F7 ①	x 0-0 L4 ③			x 0-0 6-3 ③			x 0-0 1-H 2B		x 0-0 4-3 ②		x 0-0 1B 1B		6	0	2	1	0	0	4
Steve Brye, R (1, 8) OBP: 0.315, SLG: 0.346	x 0-0 F8 ②			x 0-0 1B		x 0-0 F2 ①		SSS 0-3 K ②		x 0-0 6-3 ③		x 0-0 F8 ②		6	0	1	0	0	1	5
Danny Thompson, R (1, 5) OBP: 0.194, SLG: 0.172 Harmon Killebrew, R (8, PH) OBP: 0.298, SLG: 0.368 Eric Soderholm, R (8, 5) OBP: 0.320, SLG: 0.396	SSS 0-3 K ③			x 0-0 F2 ①		x 0-0 4-3 ②		SSS 0-3 K ③			x 0-0 F7 ①	x 0-0 1-3 1B		3 1 2	0 0 0	0 0 1	0 0 0	0 0 0	1 1 0	3 2 0
Randy Hundley, R (1, 2) OBP: 0.247, SLG: 0.232		x 0-0 P4 ①		SSS 0-3 K ②		x 0-0 4-3 ③			x 0-0 5-3 ①		x 0-0 WP 2B	x 0-0 F8 ③		6	0	1	0	0	1	3
Luis Gomez, R (1, 6) OBP: 0.333, SLG: 0.269		x 0-0 6-3 ②		x 0-0 F8 ③			x 0-0 G3 ①		x 0-0 F9 ②		BBBB 4-0 2-3 IBB BB		x 0-0 FC4-6 1B	5	0	1	0	1	0	1
Inning Stats	R: 2 H: 2 E: 0 LOB: 2 K: 1 BB: 2 S: 7 P: 15	R: 0 H: 0 E: 0 LOB: 0 K: 0 BB: 1 S: 2 P: 6	R: 0 H: 0 E: 0 LOB: 1 K: 0 BB: 0 S: 3 P: 4	R: 0 H: 1 E: 0 LOB: 1 K: 1 BB: 0 S: 6 P: 6	R: 1 H: 2 E: 0 LOB: 1 K: 0 BB: 0 S: 5 P: 5	R: 0 H: 0 E: 0 LOB: 0 K: 0 BB: 0 S: 3 P: 3	R: 0 H: 0 E: 0 LOB: 0 K: 1 BB: 0 S: 5 P: 5	R: 1 H: 2 E: 0 LOB: 2 K: 3 BB: 0 S: 11 P: 11	R: 0 H: 1 E: 0 LOB: 2 K: 0 BB: 1 S: 4 P: 8	R: 0 H: 0 E: 0 LOB: 0 K: 0 BB: 0 S: 3 P: 3	R: 0 H: 1 E: 0 LOB: 3 K: 1 BB: 2 S: 6 P: 14	R: 0 H: 2 E: 0 LOB: 2 K: 1 BB: 0 S: 7 P: 7	R: 1 H: 2 E: 0 LOB: 1 K: 1 BB: 0 S: 7 P: 7	1B: 9 SF: 0 2B: 4 SAC: 0 3B: 0 DP: 0 HR: 0 HBP: 1		WP: 1 PA: 59 PB: 0 SB: 2 CS: 1				

PITCHER		IP	WLS	BF	H	R	ER	SO	BB	IBB	HBP	BLK	WP	HR	S	P	ERA	WHIP
Dick Drago, R ERA: 2.72	(1, 1)	6.1		27	5	3	3	2	3	0	1	0	0	0	27	40	4.26	1.263
Bob Veale, L ERA: 2.7	(7, 1)	0.2		3	1	1	1	1	0	0	0	0	0	0	5	5	13.50	1.500
Diego Segui, R ERA: 1.96	(8, 1)	6.0	L	28	7	1	1	6	1	2	0	1	1	0	37	49	1.50	1.333

PITCHER	IP	WLS	BF	H	R	ER	SO	BB	IBB	HBP	BLK	WP	HR	S	P	ERA	WHIP

TOP

Minnesota Twins @ Boston Red Sox

Fenway Park, Boston, MA

Wed May 29 1974, 7:05 PM EDT

Att. 9,429 - Unknown - 61 F

livebaseballscorecards.com

AB	51
R	5
H	13
RBI	4
BB	6
SO	9
LOB	32

Batter	1	2	3	4	5	6	7	8	9	10	11	12	13	AB	R	H	RBI	BB	SO	LOB
Juan Beniquez, R (1, 8) OBP: 0.321, SLG: 0.388	E5		L8		F9		F9			K			6-3	6	1	1	0	0	1	1
Cecil Cooper, L (1, 3) OBP: 0.363, SLG: 0.429	G4-6-3 HR		SF8		L8			FC1-6		4-3			6-3	6	2	3	0	0	0	2
Dwight Evans, R (1, 9) OBP: 0.419, SLG: 0.557	G4-6-3		SF8		G3			FC1-6		F9			P8	6	0	2	1	0	0	3
Carl Yastrzemski, L (1, 10) OBP: 0.426, SLG: 0.474	G4-6-3		SF8			F8		K			BB		F3	4	0	0	1	1	1	4
Bernie Carbo, L (1, 7) OBP: 0.389, SLG: 0.533	HR		IBB			2B		L5			FC8-6 CS			4	1	2	2	1	0	2
Rico Petrocelli, R (1, 5) OBP: 0.375, SLG: 0.446	5-3		L8			5-3			6-3		F8			5	0	0	0	0	0	4
Carlton Fisk, R (1, 2) OBP: 0.311, SLG: 0.459		K		5-3		F7			F9			6-3		5	0	0	0	0	1	1
Dick McAuliffe, L (1, 4) OBP: 0.280, SLG: 0.320		L9		1-3			4-3		4-3			4-3		5	0	0	0	0	0	0
Mario Guerrero, R (1, 6) OBP: 0.320, SLG: 0.308		5-3		1-3			F9			4-3 S		P4		5	0	1	0	0	0	0
Inning Stats	R: 3 H: 3 E: 1 LOB: 0 K: 0 BB: 0 S: 6 P: 6		R: 0 H: 0 E: 0 LOB: 0 K: 1 BB: 0 S: 5 P: 5	R: 1 H: 2 E: 0 LOB: 2 K: 0 BB: 1 S: 5 P: 9	R: 0 H: 0 E: 0 LOB: 0 K: 0 BB: 0 S: 3 P: 3	R: 0 H: 0 E: 0 LOB: 0 K: 0 BB: 0 S: 3 P: 3	R: 0 H: 1 E: 0 LOB: 1 K: 0 BB: 0 S: 4 P: 4	R: 0 H: 0 E: 0 LOB: 0 K: 0 BB: 0 S: 3 P: 3	R: 0 H: 1 E: 0 LOB: 1 K: 1 BB: 0 S: 6 P: 6	R: 0 H: 0 E: 0 LOB: 0 K: 0 BB: 0 S: 3 P: 3	R: 0 H: 1 E: 0 LOB: 1 K: 1 BB: 0 S: 6 P: 6	R: 0 H: 0 E: 0 LOB: 0 K: 0 BB: 1 S: 2 P: 6	R: 0 H: 0 E: 0 LOB: 0 K: 0 BB: 0 S: 3 P: 3	R: 0 H: 1 E: 0 LOB: 1 K: 0 BB: 0 S: 4 P: 4	1B: 5 SF: 1 2B: 3 SAC: 0 3B: 0 DP: 1 HR: 1 HBP: 0		WP: 0 PA: 49 PB: 0 SB: 1 CS: 1				

PITCHER		IP	WLS	BF	H	R	ER	SO	BB	IBB	HBP	BLK	WP	HR	S	P	ERA	WHIP
Dave Goltz, R ERA: 2.61	(1, 1)	7.0		28	6	4	1	1	0	1	0	0	0	1	29	33	1.29	0.857
Tom Burgmeier, L ERA: 5.02	(8, 1)	6.0	W	21	3	0	0	2	1	0	0	0	0	0	24	28	0.00	0.667

PITCHER		IP	WLS	BF	H	R	ER	SO	BB	IBB	HBP	BLK	WP	HR	S	P	ERA	WHIP

BOTTOM

Minnesota Twins @ Boston Red Sox

Fenway Park, Boston, MA

Wed May 29 1974, 7:05 PM EDT

Att. 9,429 - Unknown - 61 F

livebaseballscorecards.com

AB	46
R	4
H	9
RBI	4
BB	2
SO	3
LOB	17

Batter	1	2	3	4	5	6	7	8	9	AB	R	H	RBI	BB	SO	LOB
Roy White, S (1, 7) OBP: 0.359, SLG: 0.379	S S S 0-3 K BB		B B B B 4-0 G4-3 1-2 BB		B B B B 4-0 1B BB		x 0-0 ③ 3-1		x 0-0 ② F4	3	0	0	0	2	1	0
Elliott Maddox, R (1, 8) OBP: 0.388, SLG: 0.328	S S S 0-3 ① K		S S S 0-3 ① K		x 0-0 1-2 3-H 1B			x 0-0 FC3-6 1B	x 0-0 ③ 6-3	5	0	2	1	0	2	3
Bobby Murcer, L (1, 9) OBP: 0.317, SLG: 0.333	B B B B 4-0 G4-6-3 1-2 BB		x 0-0 ② ③ G4-3 1-2f		x 0-0 ③ F8			x 0-0 ① FC3-6 E BB BB 1-2f		3	1	0	0	1	0	5
Ron Blomberg, L (1, 10) OBP: 0.432, SLG: 0.566	x 0-0 ② ③ G4-6-3 1-2f			x 0-0 ① F7		x 0-0 ① F7		S S S 0-3 ② K		4	0	0	0	0	1	3
Graig Nettles, L (1, 5) OBP: 0.340, SLG: 0.486		x 0-0 ① F8		B B B B 4-0 G4-3 BB		x 0-0 3-1 2B		B B B B 4-0 BB E 1-2 BB		2	0	1	0	2	0	0
Chris Chambliss, L (1, 3) OBP: 0.303, SLG: 0.339		x 0-0 1B		x 0-0 ② ③ G4-3 1-2f		x 0-0 ② 3-1 2-3		x 0-0 E4 BB 1-2 2-3		4	0	1	0	0	0	4
Rick Dempsey, R (1, 2) OBP: 0.245, SLG: 0.289 Lou Piniella, R (8, PH) OBP: 0.354, SLG: 0.388 Jim Deidel, R (8, 2)		x 0-0 ② F8			x 0-0 ① F9	x 0-0 ③ 6-3		B B B B 4-0 1-2 2-3 3-H BB		3 0 0	0 0 0	0 0 0	0 1 0	0 1 0	0 0 0	2 0 0
Jim Mason, L (1, 6) OBP: 0.287, SLG: 0.307 Walt Williams, R (8, PH) OBP: 0.115, SLG: 0.080 Gene Michael, S (8, 6) OBP: 0.224, SLG: 0.179		x 0-0 ③ F8			x 0-0 1B 3B		x 0-0 L3 1B	x 0-0 G3		3 1 0	1 0 0	2 0 0	0 0 0	0 0 0	0 0 0	1 3 0
Fred Stanley, R (1, 4) Bill Sudakis, S (5, PH) OBP: 0.287, SLG: 0.333 Fernando Gonzalez, R (5, 4) OBP: 0.218, SLG: 0.253			B B B B 4-0 BB BB		x 0-0 ② F9		x 0-0 ① ② L3 1-2		x 0-0 ① 6-3	0 1 2	0 0 0	0 0 0	0 0 0	1 0 0	0 0 0	0 1 1
Inning Stats	R: 0 H: 0 E: 0 LOB: 1 K: 2 BB: 1 S: 7 P: 11	R: 0 H: 1 E: 0 LOB: 1 K: 0 BB: 0 S: 4 P: 4	R: 0 H: 0 E: 0 LOB: 1 K: 1 BB: 2 S: 4 P: 12	R: 0 H: 0 E: 0 LOB: 0 K: 0 BB: 1 S: 2 P: 6	R: 1 H: 2 E: 0 LOB: 2 K: 0 BB: 1 S: 5 P: 9	R: 0 H: 1 E: 0 LOB: 1 K: 0 BB: 0 S: 4 P: 4	R: 0 H: 1 E: 0 LOB: 0 K: 0 BB: 0 S: 3 P: 3	R: 1 H: 1 E: 1 LOB: 3 K: 1 BB: 2 S: 7 P: 15	R: 0 H: 0 E: 0 LOB: 0 K: 0 BB: 0 S: 3 P: 3	1B: 4 2B: 2 3B: 1 HR: 0	SF: 0 SAC: 0 DP: 4 HBP: 0						

TOP

New York Yankees @ Minnesota Twins

Metropolitan Stadium, Bloomington , MI

Fri May 31 1974, 8:05 PM EDT

Att. 7,241 - Unknown - 68 F

livebaseballscorecards.com

AB	31
R	2
H	6
RBI	2
BB	7
SO	4
LOB	23

WP: 0 PA: 38
PB: 1
SB: 0
CS: 0

PITCHER		IP	WLS	BF	H	R	ER	SO	BB	IBB	HBP	BLK	WP	HR	S	P	ERA	WHIP
Joe Decker, R ERA: 3.11	(1, 1)	7.2	W	32	6	2	1	4	6	0	0	0	0	0	34	58	1.17	1.565
Tom Burgmeier, L ERA: 5.02	(8, 1)	0.0		2	0	0	0	0	1	0	0	0	0	0	1	5	∞	∞
Bill Campbell, R ERA: 2.48	(8, 1)	1.1	S	4	0	0	0	0	0	0	0	0	0	0	4	4	0.00	0.000

PITCHER	IP	WLS	BF	H	R	ER	SO	BB	IBB	HBP	BLK	WP	HR	S	P	ERA	WHIP

Batter	1	2	3	4	5	6	7	8	9	AB	R	H	RBI	BB	SO	LOB
Rod Carew, L (1, 4) OBP: 0.464, SLG: 0.497	CS 1B	FC4-6 1-2 IBB		1-3 2-H 1B			FC6-4 1B 1B BB	G4-6-3 1-2f		3	1	2	1	2	0	2
Steve Braun, L (1, 7) OBP: 0.355, SLG: 0.358 Larry Hisle, R (7, PH) OBP: 0.345, SLG: 0.488 (8, 7)	1B 1B 1-2 1B	FC4-6 1-2f			K		F9			3 1	1 0	1 0	0 0	0 0	1 0	2 1
Tony Oliva, L (1, 10) OBP: 0.361, SLG: 0.472	1B 2B 1-2 1B		G4-3 1B		WP 1B		FC6-4 1-2 1B			4	1	4	0	0	0	0
Bobby Darwin, R (1, 9) OBP: 0.329, SLG: 0.497	F4		G4-3 1-2f		F6		FC6-4 1B 1-2f 2-3			4	0	0	0	0	0	6
Jim Holt, L (1, 3) OBP: 0.311, SLG: 0.303	2B 1-2 2-H 1B		4-3		F8 1-2		1-2 3-H 1B			4	1	2	2	0	0	1
Steve Brye, R (1, 8) OBP: 0.330, SLG: 0.364	2B 1-H 2-H			1B 1B 1B			CS BB	K		3	1	2	2	1	1	2
Eric Soderholm, R (1, 5) OBP: 0.327, SLG: 0.400		FC5-4 1B		F8			F9 1-2	FC1-6 E 1B		4	0	2	0	0	0	2
Randy Hundley, R (1, 2) OBP: 0.260, SLG: 0.247		K		1B 1-2 1B			1B	E1 FC1-6 1-2		4	0	2	0	0	1	2
Luis Gomez, R (1, 6) OBP: 0.316, SLG: 0.254		FC5-4 S 1-2f		F7			K	FC1-6 G4-6-3 1-2 2-3f		4	0	0	0	0	1	6
Inning Stats	R: 3 H: 5 E: 0 LOB: 1 K: 0 BB: 0 S: 6 P: 6	R: 0 H: 1 E: 0 LOB: 2 K: 1 BB: 1 S: 6 P: 10	R: 0 H: 1 E: 0 LOB: 0 K: 0 BB: 0 S: 3 P: 3	R: 1 H: 3 E: 0 LOB: 2 K: 0 BB: 0 S: 5 P: 5	R: 0 H: 1 E: 0 LOB: 1 K: 1 BB: 0 S: 6 P: 6		R: 0 H: 1 E: 0 LOB: 1 K: 1 BB: 1 S: 5 P: 9	R: 1 H: 2 E: 0 LOB: 2 K: 1 BB: 1 S: 7 P: 11	R: 0 H: 1 E: 1 LOB: 1 K: 0 BB: 0 S: 4 P: 4		1B: 14 SF: 0 2B: 1 SAC: 0 3B: 0 DP: 2 HR: 0 HBP: 0					

BOTTOM

New York Yankees @ Minnesota Twins

Metropolitan Stadium, Bloomington , MI

Fri May 31 1974, 8:05 PM EDT

Att. 7,241 - Unknown - 68 F

livebaseballscorecards.com

AB	34
R	5
H	15
RBI	5
BB	3
SO	4
LOB	24

WP: 1 PA: 37
PB: 0
SB: 1
CS: 2

PITCHER		IP	WLS	BF	H	R	ER	SO	BB	IBB	HBP	BLK	WP	HR	S	P	ERA	WHIP
Dick Tidrow, R ERA: 5.57	(1, 1)	4.0	L	19	10	4	4	1	0	1	0	0	0	0	20	24	9.00	2.500
Mike Wallace, L ERA: 4.2	(5, 1)	2.1		11	3	1	1	2	2	0	0	0	1	0	13	21	3.86	2.143
Cecil Upshaw, R ERA: 3.52	(7, 1)	1.2		7	2	0	0	1	0	0	0	0	0	0	9	9	0.00	1.200

PITCHER	IP	WLS	BF	H	R	ER	SO	BB	IBB	HBP	BLK	WP	HR	S	P	ERA	WHIP

Batter	1	2	3	4	5	6	7	8	9	10	11	12	13	AB	R	H	RBI	BB	SO	LOB
Roy White, S (1, 7) OBP: 0.355, SLG: 0.370	F7	BB 1-2 1B		F5		F7		F8 2-3	K			F3		4	0	0	0	1	0	3
Lou Piniella, R (8, 7) OBP: 0.350, SLG: 0.383 (9, 3)														2	0	0	0	0	1	4
Elliott Maddox, R (1, 8) OBP: 0.405, SLG: 0.344	1B S 1B	1-2 2-H 3-H 1B		F8			6-3	BB 1-2		CS 1B		F3		6	1	3	2	1	0	1
Bobby Murcer, L (1, 9) OBP: 0.316, SLG: 0.348	S 1-3 1B	F5		G3			HR	3-1		F6		K		7	1	2	1	0	1	7
Ron Blomberg, L (1, 10) OBP: 0.426, SLG: 0.550	K	K			F8		BB		1-3	K 1-2			5-3	3	0	0	0	1	2	4
Walt Williams, R (9, PH) OBP: 0.103, SLG: 0.071 (9, 7)														3	0	0	0	0	1	1
Graig Nettles, L (1, 5) OBP: 0.346, SLG: 0.489	BB 1-2 3-H		2B		1-3		K		BB 1B 1B		K		1B FC6-4 1B	3	0	1	0	2	1	1
Thurman Munson, R (9, PR) OBP: 0.260, SLG: 0.412														0	1	0	0	0	0	0
Fernando Gonzalez, R (9, 5) OBP: 0.225, SLG: 0.259														2	1	1	0	0	1	0
Chris Chambliss, L (1, 3) OBP: 0.297, SLG: 0.331	5-3	1-3			K		4-3		BB 1B 1-2 FC6-2 1B		4-3		FC6-4 1-3 1B	4	0	0	0	0	1	4
Bill Sudakis, S (9, PH) OBP: 0.294, SLG: 0.341														1	0	1	0	0	0	0
Mel Stottlemyre, R (9, PR)														0	0	0	0	0	0	0
Sparky Lyle, L (9, 1)														1	0	0	0	0	0	0
Gene Michael, S (13, PH) OBP: 0.234, SLG: 0.191														1	0	1	0	0	0	0
Cecil Upshaw, R (13, 1)														0	0	0	0	0	0	0
Rick Dempsey, R (1, 2) OBP: 0.286, SLG: 0.314		F8 1B 1B	1-3			5-3		FC5-4	FC6-2 BB 1-2 2-H		BB		FC6-4 1-2f 3-H	6	1	3	2	1	0	2
Jim Mason, L (1, 6) OBP: 0.299, SLG: 0.310		BB 1-2 1B	BB			6-3		FC5-4 F8 1B 1-2f	FC6-2 1-2 2-3 BB		K		K	5	1	2	0	2	2	3
Fred Stanley, R (1, 4) OBP: 0.400, SLG: 0.250		F8 2-3	K			6-3 1-2		S 1-2 1B	FC6-2 1-2 2-3 3-Hf				1B	6	0	2	0	0	1	8
Inning Stats	R: 1 E: 0 K: 1 S: 7 H: 2 LOB: 2 BB: 1 P: 11	R: 2 E: 0 K: 1 S: 8 H: 3 LOB: 2 BB: 1 P: 12	R: 0 E: 0 K: 1 S: 6 H: 1 LOB: 2 BB: 1 P: 10	R: 0 E: 0 K: 0 S: 3 H: 0 LOB: 0 BB: 0 P: 3	R: 0 E: 0 K: 1 S: 5 H: 0 LOB: 0 BB: 0 P: 5	R: 0 E: 0 K: 0 S: 4 H: 1 LOB: 1 BB: 0 P: 4	R: 1 E: 0 K: 1 S: 6 H: 1 LOB: 1 BB: 1 P: 10	R: 0 E: 0 K: 0 S: 5 H: 2 LOB: 3 BB: 1 P: 9	R: 1 E: 0 K: 1 S: 7 H: 2 LOB: 3 BB: 2 P: 15	R: 0 E: 0 K: 1 S: 5 H: 1 LOB: 0 BB: 0 P: 5	R: 0 E: 0 K: 2 S: 7 H: 0 LOB: 1 BB: 1 P: 11	R: 0 E: 0 K: 1 S: 6 H: 1 LOB: 1 BB: 0 P: 6	R: 1 E: 0 K: 1 S: 7 H: 2 LOB: 1 BB: 0 P: 7	1B: 14 2B: 1 3B: 0 HR: 1	SF: 0 SAC: 0 DP: 0 HBP: 0	WP: 0 PB: 0 SB: 3 CS: 1	PA: 62							

PITCHER		IP	WLS	BF	H	R	ER	SO	BB	IBB	HBP	BLK	WP	HR	S	P	ERA	WHIP
Bert Blyleven, R ERA: 2.97	(1, 1)	1.1		11	5	3	3	1	2	0	0	0	0	0	11	19	20.25	5.250
Dave Goltz, R ERA: 2.33	(2, 1)	6.1		27	5	1	1	4	3	0	0	0	0	1	32	44	1.42	1.263
Tom Burgmeier, L ERA: 5.22	(8, 1)	0.2		4	1	1	1	0	1	0	0	0	0	0	3	7	13.50	3.000
Bill Campbell, R ERA: 2.41	(9, 1)	4.2	L	20	5	1	1	6	2	0	0	0	0	0	30	38	1.93	1.500

PITCHER	IP	WLS	BF	H	R	ER	SO	BB	IBB	HBP	BLK	WP	HR	S	P	ERA	WHIP

TOP

New York Yankees @ Minnesota Twins

Metropolitan Stadium, Bloomington , MI

Sat Jun 01 1974, 4:33 AM EDT

Att. 7,037 - Unknown - 55 F

livebaseballscorecards.com

AB	54
R	6
H	16
RBI	5
BB	8
SO	11
LOB	38

Batter	1	2	3	4	5	6	7	8	9	10	11	12	13	AB	R	H	RBI	BB	SO	LOB
Rod Carew, L (1, 4) OBP: 0.460, SLG: 0.492	6-3		1B		4-3			WP 1B 1B	K		FC1-5 1-2 2-3f			6	1	2	0	0	1	2
Steve Braun, L (1, 7) OBP: 0.359, SLG: 0.362 Larry Hisle, R (9, 7) OBP: 0.340, SLG: 0.481	6-3		F8		1B			WP 1-2 1B		6-3	L6-4 2-3			4 2	1 0	2 0	0 0	0 0	1 2	1 2
Tony Oliva, L (1, 10) OBP: 0.355, SLG: 0.462 Danny Thompson, R (10, PR) OBP: 0.188, SLG: 0.167	F4			F8		G3		F8		2B 1B		F3		5 1	0 0	1 0	0 0	0 0	0 0	2 0
Bobby Darwin, R (1, 9) OBP: 0.335, SLG: 0.519		HR		F6		K		1B 1-2 2-3 BB		2B 1-3		K		5	2	2	1	1	2	0
Jim Holt, L (1, 3) OBP: 0.312, SLG: 0.319 Harmon Killebrew, R (8, PH) OBP: 0.303, SLG: 0.373 Jerry Terrell, R (8, PR) OBP: 0.284, SLG: 0.325 (9, 3)	4-3		2B		4-3			1B 1-2 2-H 3-H 1B		IBB		F8		3 1 1	1 0 0	1 1 0	0 2 0	0 0 1	0 0 0	0 0 0
Steve Brye, R (1, 8) OBP: 0.347, SLG: 0.369	G6-4-3		1B	1B BB	5-3			1B 1-3 2-H 1B		F5			5-3 HBP	4	0	2	1	1	0	3
Eric Soderholm, R (1, 5) OBP: 0.319, SLG: 0.386	G6-4-3 1-2f			1B 1-3 2-H	K	K				K			5-3 1-2	6	0	1	1	0	3	8
Glenn Borgmann, R (1, 2) OBP: 0.267, SLG: 0.203 Randy Hundley, R (9, PH) OBP: 0.263, SLG: 0.250 (10, 2)			F8	6-3		F6			6-3		FC1-5 SH 1B		F4	3 3	0 0	0 1	0 0	0 0	0 0	2 0
Luis Gomez, R (1, 6) OBP: 0.301, SLG: 0.240			5-3		F4			F5	5-3		SH L6-4 FC1-5 1-2			4	0	0	0	0	0	0
Inning Stats	R: 0 E: 0 K: 0 S: 3 H: 0 LOB: 0 BB: 0 P: 3	R: 1 E: 0 K: 0 S: 4 H: 2 LOB: 0 BB: 0 P: 4	R: 0 E: 0 K: 0 S: 4 H: 1 LOB: 1 BB: 0 P: 4	R: 1 E: 0 K: 0 S: 5 H: 2 LOB: 2 BB: 1 P: 9	R: 0 E: 0 K: 0 S: 3 H: 1 LOB: 1 BB: 0 P: 3	R: 0 E: 0 K: 1 S: 5 H: 0 LOB: 0 BB: 0 P: 5	R: 0 E: 0 K: 1 S: 5 H: 0 LOB: 0 BB: 0 P: 5	R: 3 E: 0 K: 1 S: 9 H: 4 LOB: 3 BB: 1 P: 13	R: 0 E: 0 K: 1 S: 5 H: 0 LOB: 0 BB: 0 P: 5	R: 0 E: 0 K: 1 S: 7 H: 2 LOB: 3 BB: 1 P: 11	R: 0 E: 0 K: 0 S: 4 H: 1 LOB: 1 BB: 0 P: 4	R: 0 E: 0 K: 1 S: 5 H: 0 LOB: 0 BB: 0 P: 5	R: 0 E: 0 K: 0 S: 2 H: 0 LOB: 0 BB: 0 P: 3	1B: 10 2B: 3 3B: 0 HR: 1 SF: 0 SAC: 1 DP: 2 HBP: 1						

PITCHER		IP	WLS	BF	H	R	ER	SO	BB	IBB	HBP	BLK	WP	HR	S	P	ERA	WHIP
Doc Medich, R ERA: 3.57	(1, 1)	7.1		29	8	4	4	2	1	0	0	0	0	1	32	36	4.91	1.227
Sparky Lyle, L ERA: 1.59	(8, 1)	4.2	W	21	5	1	1	4	1	1	0	0	1	0	27	35	1.93	1.286
Sparky Lyle, L ERA: 1.59	(9, 1)	4.2	W	21	5	1	1	4	1	1	0	0	1	0	27	35	1.93	1.286
Cecil Upshaw, R ERA: 3.38	(13, 1)	1.0	S	3	0	0	0	0	0	0	1	0	0	0	2	3	0.00	0.000

PITCHER	IP	WLS	BF	H	R	ER	SO	BB	IBB	HBP	BLK	WP	HR	S	P	ERA	WHIP

BOTTOM

New York Yankees @ Minnesota Twins

Metropolitan Stadium, Bloomington , MI

Sat Jun 01 1974, 4:33 AM EDT

Att. 7,037 - Unknown - 55 F

livebaseballscorecards.com

AB	48
R	5
H	13
RBI	5
BB	3
SO	6
LOB	20

WP: 1 PA: 53
PB: 0
SB: 0
CS: 0

New York Yankees @ Minnesota Twins

Metropolitan Stadium, Bloomington , MI

Sun Jun 02 1974, 4:33 AM EDT

Att. 20,073 - Unknown - 69 F

TOP

livebaseballscorecards.com

Batter	1	2	3	4	5	6	7	8	9	AB	R	H	RBI	BB	SO	LOB
Elliott Maddox, R (1, 8) OBP: 0.430, SLG: 0.358	BBB 4-0 G4-6-3 BB		0-0 ① F8		E S 2B 1B	0-0 1-2 HR 1B		BBB 4-0 1B 1B BB		3	3	2	0	2	0	0
Ron Blomberg, L (1, 10) OBP: 0.433, SLG: 0.588	0-0 ①② G4-6-3 1-2f		0-0 ② F8		0-0 1-H 2B	0-0 1-H 2-H HR		0-0 1B 1-2 1B 1B		5	2	3	4	0	0	1
Bobby Murcer, L (1, 9) OBP: 0.313, SLG: 0.344	0-0 ③ F2		0-0 ③ 1-3		0-0 ③ F7	0-0 ② 6-3		0-0 1B 1-2 2-H 1B		5	0	1	1	0	0	1
Lou Piniella, R (1, 7) OBP: 0.358, SLG: 0.409		0-0 ① 1B		0-0 ① 6-3		0-0 HR 4-3 ③		0-0 1-2 2-H 1B		5	1	3	2	0	0	0
Bill Sudakis, S (1, 3) OBP: 0.308, SLG: 0.347		BBB 4-0 1B 1B BB		SSS 0-3 ② K		0-0 1B HR 1B	0-0 G5-4-3 1B	SSS 0-3 ③ K		4	2	2	0	1	2	2
Graig Nettles, L (1, 5) OBP: 0.352, SLG: 0.492		0-0 1B 1-2 1B		0-0 1B		0-0 1-2 HR 1B	0-0 ① F7		0-0 ① 3-1	5	1	3	0	0	0	1
Rick Dempsey, R (1, 2) OBP: 0.295, SLG: 0.375		0-0 ② F7		0-0 ③ F8		0-0 1-H 2-H HR	0-0 ②③ G5-4-3 1-2f		0-0 ② 1B	5	1	2	3	0	0	4
Fred Stanley, R (1, 4) OBP: 0.400, SLG: 0.250		0-0 1-3 2-H 1B			0-0 ① 5-3	0-0 ① 4-3		0-0 ① F9	BBBB 4-0 BB	4	0	1	1	1	0	0
Jim Mason, L (1, 6) OBP: 0.296, SLG: 0.307		SSS 0-3 ③ K			0-0 ② F9	0-0 1B HR 1B		0-0 ② F7	SSS 0-3 ③ K	5	1	1	0	0	2	3

Inning Stats	1	2	3	4	5	6	7	8	9
R	0	1	0	0	1	7	0	2	0
E	0	0	0	0	0	0	0	0	0
K	0	1	0	1	0	0	0	1	1
S	2	7	3	6	5	10	3	8	5
H	0	3	0	1	2	7	1	3	1
LOB	0	2	0	1	1	0	0	1	1
BB	1	1	0	0	0	0	0	1	1
P	6	11	3	6	5	10	3	12	9

1B	14
2B	1
3B	0
HR	3
SF	0
SAC	0
DP	2
HBP	0

WP	0
PB	0
SB	1
CS	0
PA	45

AB	41
R	11
H	18
RBI	11
BB	4
SO	4
LOB	12

PITCHER		IP	WLS	BF	H	R	ER	SO	BB	IBB	HBP	BLK	WP	HR	S	P	ERA	WHIP
Vic Albury, L ERA: 4.97	(1, 1)	5.0	L	25	10	6	6	2	2	0	0	0	0	2	27	35	10.80	2.400
Bill Butler, L ERA: 7.45	(6, 1)	3.0		16	7	5	5	1	1	0	0	0	0	1	17	21	15.00	2.667
Bill Hands, R ERA: 6.95	(9, 1)	1.0		4	1	0	0	1	1	0	0	0	0	0	5	9	0.00	2.000

PITCHER	IP	WLS	BF	H	R	ER	SO	BB	IBB	HBP	BLK	WP	HR	S	P	ERA	WHIP

BOTTOM

New York Yankees @ Minnesota Twins

Metropolitan Stadium, Bloomington , MI

Sun Jun 02 1974, 4:33 AM EDT

Att. 20,073 - Unknown - 69 F

Batter	1	2	3	4	5	6	7	8	9	AB	R	H	RBI	BB	SO	LOB
Rod Carew, L (1, 4) OBP: 0.466, SLG: 0.492	H 1-0 HBP		BBBB 4-0 BB		x 0-0 1B		x 0-0 ③ 4-3			2	0	1	0	1	0	1
Jerry Terrell, R (9, 4) OBP: 0.284, SLG: 0.325										0	0	0	0	0	0	0
Steve Braun, L (1, 7) OBP: 0.356, SLG: 0.354	x 0-0 ① F9		BBBB 4-0 1-2 BB		x 0-0 ③ F7			x 0-0 ① 5-3		3	0	0	0	1	0	2
Tony Oliva, L (1, 10) OBP: 0.345, SLG: 0.449	x 0-0 ② F8		x 0-0 ③ F9			x 0-0 ① 4-3		x 0-0 ② 3-1		4	0	0	0	0	0	3
Bobby Darwin, R (1, 9) OBP: 0.339, SLG: 0.519	x 0-0 ③ F9			x 0-0 1B 1B		x 0-0 ② 5-3		x 0-0 FC6-4 1B		4	0	2	0	0	0	1
Jim Holt, L (1, 3) OBP: 0.309, SLG: 0.315		x 0-0 ① 4-3		x 0-0 ① 1-3 1B		x 0-0 ③ 5-3		x 0-0 ③ FC6-4 1-2f		4	0	1	0	0	0	1
Steve Brye, R (1, 8) OBP: 0.336, SLG: 0.357		x 0-0 ② F8		x 0-0 ② F5			x 0-0 ① 6-3		x 0-0 ① F2	4	0	0	0	0	0	1
Danny Thompson, R (1, 5) OBP: 0.167, SLG: 0.147		x 0-0 ③ F3		x 0-0 ③ F8			x 0-0 ② 4-3		x 0-0 ② F5	4	0	0	0	0	0	1
Luis Gomez, R (1, 6) OBP: 0.302, SLG: 0.244			x 0-0 ① 5-3		x 0-0 ① 5-3		x 0-0 2B 1B		x 0-0 ③ 6-3	3	1	1	0	0	0	0
Harmon Killebrew, R (9, PH) OBP: 0.301, SLG: 0.370										1	0	0	0	0	0	0
Glenn Borgmann, R (1, 2) OBP: 0.269, SLG: 0.220			x 0-0 ② F7		x 0-0 ② 6-3		x 0-0 1-H 2B			3	0	1	1	0	0	0

	AB	32
	R	1
	H	6
	RBI	1
	BB	2
	SO	0
	LOB	10

livebaseballscorecards.com

Inning Stats	1	2	3	4	5	6	7	8	9
	R: 0 H: 0 E: 0 LOB: 1 K: 0 BB: 0 S: 3 P: 4	R: 0 H: 0 E: 0 LOB: 0 K: 0 BB: 0 S: 3 P: 3	R: 0 H: 0 E: 0 LOB: 2 K: 0 BB: 2 S: 3 P: 11	R: 0 H: 2 E: 0 LOB: 1 K: 0 BB: 0 S: 4 P: 4	R: 0 H: 1 E: 0 LOB: 1 K: 0 BB: 0 S: 4 P: 4	R: 0 H: 0 E: 0 LOB: 0 K: 0 BB: 0 S: 3 P: 3	R: 1 H: 2 E: 0 LOB: 1 K: 0 BB: 0 S: 5 P: 5	R: 0 H: 1 E: 0 LOB: 1 K: 0 BB: 0 S: 4 P: 4	R: 0 H: 0 E: 0 LOB: 0 K: 0 BB: 0 S: 3 P: 3

	1B: 5	SF: 0		WP: 0	PA: 35
	2B: 1	SAC: 0		PB: 0	
	3B: 0	DP: 0		SB: 0	
	HR: 0	HBP: 1		CS: 0	

PITCHER	IP	WLS	BF	H	R	ER	SO	BB	IBB	HBP	BLK	WP	HR	S	P	ERA	WHIP
Mel Stottlemyre, R (1, 1) ERA: 3.27	9.0	W	35	6	1	1	0	2	0	1	0	0	0	32	41	1.00	0.889

PITCHER	IP	WLS	BF	H	R	ER	SO	BB	IBB	HBP	BLK	WP	HR	S	P	ERA	WHIP

Boston Red Sox @ Minnesota Twins

Metropolitan Stadium, Bloomington , MI

Mon Jun 03 1974, 8:05 PM EDT

Att. 5,882 - Unknown - 82 F

livebaseballscorecards.com

TOP

Batter	1	2	3	4	5	6	7	8	9	10	11	12	AB	R	H	RBI	BB	SO	LOB
Juan Beniquez, R (1, 8) OBP: 0.318, SLG: 0.374	K			1-3	1B		1B		K			K	6	0	2	1	0	3	0
Cecil Cooper, L (1, 3) OBP: 0.352, SLG: 0.407	F3			4-3	F7		4-3		F7			3-1	6	0	0	0	0	0	3
Dwight Evans, R (1, 9) OBP: 0.378, SLG: 0.492	K			1B	6-3			6-3	K			6-3	6	0	1	0	0	2	1
Carl Yastrzemski, L (1, 7) OBP: 0.444, SLG: 0.497		G4-3 BB		1-2 1B		1-3 1B		BB 1B E BB		F7			3	1	2	0	2	0	0
Bernie Carbo, L (1, 10) OBP: 0.383, SLG: 0.521		G4-3 1-2f		F8		K		E BB 1-2 1B		K			5	0	1	0	0	2	4
Rico Petrocelli, R (1, 5) OBP: 0.379, SLG: 0.470		F2			HR BB	1-3 1-2		K		K			4	1	0	0	1	2	3
Carlton Fisk, R (1, 2) OBP: 0.350, SLG: 0.554			G4-6-3 1B		1-H HR		FC8-4 1B	E 1-2 2-3 BB			K		4	1	3	2	1	1	0
Dick McAuliffe, L (1, 4) OBP: 0.276, SLG: 0.314			F8		SH3-4 1B		K	E6 1-2 2-3 3-H			1-3		5	1	1	0	0	1	4
Mario Guerrero, R (1, 6) OBP: 0.299, SLG: 0.286			G4-6-3 1-2f		SH3-4 1-2		FC8-4 1B 1-2f	4-3			K		4	0	0	0	0	1	5

TOP	
AB	43
R	4
H	10
RBI	3
BB	4
SO	12
LOB	20

Inning Stats	1	2	3	4	5	6	7	8	9	10	11	12
	R: 0 E: 0 K: 2 S: 7 H: 0 LOB: 0 BB: 0 P: 7	R: 0 E: 0 K: 0 S: 2 H: 0 LOB: 0 BB: 1 P: 6	R: 0 E: 0 K: 0 S: 3 H: 1 LOB: 0 BB: 0 P: 3	R: 0 E: 0 K: 0 S: 5 H: 2 LOB: 2 BB: 0 P: 5	R: 3 E: 0 K: 0 S: 6 H: 3 LOB: 1 BB: 1 P: 10	R: 0 E: 0 K: 1 S: 5 H: 1 LOB: 0 BB: 0 P: 5	R: 0 E: 0 K: 1 S: 7 H: 2 LOB: 2 BB: 0 P: 7	R: 1 E: 1 K: 1 S: 7 H: 1 LOB: 3 BB: 2 P: 15	R: 0 E: 0 K: 2 S: 7 H: 0 LOB: 0 BB: 0 P: 7	R: 0 E: 0 K: 2 S: 7 H: 0 LOB: 0 BB: 0 P: 7	R: 0 E: 0 K: 2 S: 7 H: 0 LOB: 0 BB: 0 P: 7	R: 0 E: 0 K: 1 S: 5 H: 0 LOB: 0 BB: 0 P: 5

	1B	SF	WP	PA
	2B: 0	SAC: 1	PB: 0	
	3B: 0	DP: 2	SB: 0	
	HR: 1	HBP: 0	CS: 0	

PITCHER		IP	WLS	BF	H	R	ER	SO	BB	IBB	HBP	BLK	WP	HR	S	P	ERA	WHIP
Ray Corbin, R ERA: 4.02	(1, 1)	7.1		31	9	4	3	4	3	0	0	0	0	1	36	48	3.68	1.636
Tom Burgmeier, L ERA: 5.22	(8, 1)	0.0		1	1	0	0	0	0	0	0	0	0	0	1	1	∞	∞
Bill Hands, R ERA: 6.1	(8, 1)	4.2	W	16	0	0	0	8	1	0	0	0	0	0	31	35	0.00	0.214

PITCHER		IP	WLS	BF	H	R	ER	SO	BB	IBB	HBP	BLK	WP	HR	S	P	ERA	WHIP

Boston Red Sox @ Minnesota Twins

Metropolitan Stadium, Bloomington , MI

Mon Jun 03 1974, 8:05 PM EDT

Att. 5,882 - Unknown - 82 F

livebaseballscorecards.com

BOTTOM

Batter	1	2	3	4	5	6	7	8	9	10	11	12	AB	R	H	RBI	BB	SO	LOB
Rod Carew, L (1, 4) OBP: 0.462, SLG: 0.484	5-3	E S 1B 3-H		F7			1B 1B BB		5-3		G4-6-3 1-2f		5	1	1	1	1	0	1
Steve Braun, L (1, 7) OBP: 0.368, SLG: 0.363	1B WP 1B	FC4-6 BB 1-3			6-3		BB 1B 1B 1-3		K			BB S 1B 1B	5	2	3	0	1	1	0
Tony Oliva, L (1, 10) OBP: 0.358, SLG: 0.454	WP 1B 1-3	FC4-6 1-2f			F9		BB 1B 1-2 3-H		1B			1B BB IBB 1-2	5	0	3	1	1	0	2
Bobby Darwin, R (1, 9) OBP: 0.333, SLG: 0.503	K 1-2 3-H		6-3		6-3		G6-4-3 BB 1-2 2-3		6-3			F9	5	0	0	0	1	1	4
Jim Holt, L (1, 3) OBP: 0.321, SLG: 0.342	F7		1B 2B			1B	G6-4-3 1-2f			F4		1B BB 1-2 2-3	3	0	2	0	0	0	1
Harmon Killebrew, R (7, PH) OBP: 0.299, SLG: 0.367													1	0	0	0	0	0	3
Eric Soderholm, R (8, 5) OBP: 0.322, SLG: 0.382													1	0	0	0	1	0	0
Larry Hisle, R (1, 8) OBP: 0.353, SLG: 0.493		SH1-3 2B 2B	G6-4-3 2-3 1B			F9		SH1-4 BB		F3		1B 1-2 2-3 3-H	5	1	3	1	1	0	1
Jerry Terrell, R (1, 5) OBP: 0.286, SLG: 0.316 (8, 3)	SH1-3 2-3	G6-4-3 1-2f				K	SH1-4 1-2			CS BB			2	0	0	0	1	1	3
Glenn Borgmann, R (1, 2) OBP: 0.265, SLG: 0.230	6-3 1B 2B 3-H			F8		F7	4-3			CS 1-2	F2		5	1	1	1	0	0	2
Luis Gomez, R (1, 6) OBP: 0.292, SLG: 0.235	6-3 2-3			4-3			F9	K			G4-6-3 1B		3	0	0	0	0	0	1
Steve Brye, R (8, PH) OBP: 0.333, SLG: 0.353													1	0	0	0	0	1	1
Danny Thompson, R (9, 6) OBP: 0.189, SLG: 0.171													1	0	1	0	0	0	0

Inning Stats												
	R: 1 H: 2 E: 0 LOB: 1 K: 1 BB: 0 S: 7 P: 7	R: 2 H: 3 E: 0 LOB: 2 K: 0 BB: 1 S: 6 P: 10	R: 0 H: 2 E: 0 LOB: 1 K: 0 BB: 0 S: 4 P: 4	R: 0 H: 0 E: 0 LOB: 0 K: 0 BB: 0 S: 3 P: 3	R: 0 H: 0 E: 0 LOB: 0 K: 0 BB: 0 S: 3 P: 3	R: 0 H: 1 E: 0 LOB: 1 K: 1 BB: 0 S: 6 P: 6	R: 1 H: 2 E: 0 LOB: 2 K: 0 BB: 2 S: 4 P: 12	R: 0 H: 0 E: 0 LOB: 1 K: 1 BB: 1 S: 5 P: 9	R: 0 H: 1 E: 0 LOB: 1 K: 1 BB: 0 S: 6 P: 6	R: 0 H: 0 E: 0 LOB: 0 K: 0 BB: 1 S: 2 P: 6	R: 0 H: 1 E: 0 LOB: 0 K: 0 BB: 0 S: 3 P: 3	R: 1 H: 2 E: 0 LOB: 3 K: 0 BB: 2 S: 3 P: 11	1B: 11 SF: 0 2B: 3 SAC: 2 3B: 0 DP: 3 HR: 0 HBP: 0	WP: 1 PA: 52 PB: 0 SB: 2 CS: 1

PITCHER		IP	WLS	BF	H	R	ER	SO	BB	IBB	HBP	BLK	WP	HR	S	P	ERA	WHIP
Dick Drago, R ERA: 3.08	(1, 1)	6.1		29	9	4	4	2	2	0	0	0	1	0	31	39	5.68	1.737
Bob Veale, L ERA: 2.7	(7, 1)	0.0		2	1	0	0	0	1	0	0	0	0	0	1	5	∞	∞
Diego Segui, R ERA: 2.06	(7, 1)	5.0	L	20	4	1	1	2	3	1	0	0	0	0	20	36	1.80	1.400

PITCHER	IP	WLS	BF	H	R	ER	SO	BB	IBB	HBP	BLK	WP	HR	S	P	ERA	WHIP

AB	42
R	5
H	14
RBI	4
BB	7
SO	4
LOB	19

Boston Red Sox @ Minnesota Twins

Metropolitan Stadium, Bloomington , MI

Tue Jun 04 1974, 8:05 PM EDT

Att. 5,147 - Unknown - 80 F

TOP

livebaseballscorecards.com

Batter	1	2	3	4	5	6	7	8	9	10	11	AB	R	H	RBI	BB	SO	LOB
Juan Beniquez, R (1, 8) OBP: 0.319, SLG: 0.382	K		F7		WP S SF9 BB	2-3			2B 3B		E1 1B 1-2	5	2	1	0	1	1	1
Cecil Cooper, L (1, 3) OBP: 0.353, SLG: 0.413	K		1B		F8 1-2		K		4-3 2B 3-H		G6-4-3 1B 1-2 2-H	5	0	2	1	0	2	1
Danny Cater, R (10, 3) OBP: 0.351, SLG: 0.419												1	0	1	1	0	0	0
Dwight Evans, R (1, 9) OBP: 0.369, SLG: 0.504	HR		F9		SF9 2-H		E6		4-3 2-3		G6-4-3 1-2f	5	1	1	2	0	0	4
Carl Yastrzemski, L (1, 7) OBP: 0.438, SLG: 0.485	K		K		BB BB BB		F8		K			4	0	0	0	1	3	3
Rick Miller, L (9, 7) OBP: 0.359, SLG: 0.308												0	0	0	0	0	0	0
Bernie Carbo, L (1, 10) OBP: 0.384, SLG: 0.514		F9 BB FC6-4-2-5 1B		K	BB 1-2 BB		K			4-3		4	0	1	0	1	2	1
Rico Petrocelli, R (1, 5) OBP: 0.380, SLG: 0.460		BB 1-2 BB		F6	1-2 2-3 BB			5-3		K		3	0	0	0	2	1	0
Carlton Fisk, R (1, 2) OBP: 0.344, SLG: 0.534		F9 2-3		E6	F7			5-3		CS BB		4	0	0	0	1	0	5
Dick McAuliffe, L (1, 4) OBP: 0.287, SLG: 0.314		FC6-4-2-5 1-2 BB		BB		K		6-3		CS 1-2	FC3-6 1B	3	0	1	0	2	1	0
Mario Guerrero, R (1, 6) OBP: 0.289, SLG: 0.275		FC6-4-2-5 1-2f 3-H		6-3		F3			6-3		FC3-6 E 1B 1-2f	5	0	0	0	0	0	6
Tommy Harper, R (11, PR) OBP: 0.234, SLG: 0.254												0	1	0	0	0	0	0
Rick Burleson, R (11, 6) OBP: 0.378, SLG: 0.524												0	0	0	0	0	0	0
Inning Stats	R: 1 E: 0 K: 3 S: 10 H: 1 LOB: 0 BB: 0 P: 10	R: 0 E: 0 K: 0 S: 3 H: 1 LOB: 3 BB: 2 P: 11	R: 0 E: 0 K: 1 S: 6 H: 1 LOB: 1 BB: 0 P: 6	R: 0 E: 1 K: 1 S: 6 H: 0 LOB: 2 BB: 1 P: 10	R: 1 E: 0 K: 0 S: 3 H: 0 LOB: 3 BB: 4 P: 19	R: 0 E: 0 K: 1 S: 5 H: 0 LOB: 0 BB: 0 P: 5	R: 0 E: 1 K: 2 S: 8 H: 0 LOB: 1 BB: 0 P: 8	R: 0 E: 0 K: 0 S: 3 H: 0 LOB: 0 BB: 0 P: 3	R: 1 E: 0 K: 1 S: 7 H: 2 LOB: 1 BB: 0 P: 7	R: 0 E: 0 K: 1 S: 4 H: 0 LOB: 0 BB: 1 P: 8	R: 1 E: 1 K: 0 S: 5 H: 2 LOB: 2 BB: 0 P: 5	1B: 4 2B: 1 3B: 1 HR: 1	SF: 1 SAC: 0 DP: 1 HBP: 0		WP: 1 PB: 0 SB: 1 CS: 1	PA: 49		

PITCHER		IP	WLS	BF	H	R	ER	SO	BB	IBB	HBP	BLK	WP	HR	S	P	ERA	WHIP
Joe Decker, R ERA: 3.16	(1, 1)	4.2		22	3	2	2	5	5	0	0	0	1	1	27	47	3.86	1.714
Tom Burgmeier, L ERA: 5.22	(5, 1)	0.0		1	0	0	0	0	1	0	0	0	0	0	0	4	∞	∞
Bill Campbell, R ERA: 2.47	(5, 1)	6.1	L	25	4	2	2	5	2	0	0	0	0	0	33	41	2.84	0.947

PITCHER	IP	WLS	BF	H	R	ER	SO	BB	IBB	HBP	BLK	WP	HR	S	P	ERA	WHIP

AB	39
R	4
H	7
RBI	4
BB	8
SO	10
LOB	21

Batter	1	2	3	4	5	6	7	8	9	10	11	AB	R	H	RBI	BB	SO	LOB
Jerry Terrell, R (1, 4) OBP: 0.281, SLG: 0.333	6-3		4-3	1-H 3B			6-3		FC6-4 PO 1-2f			5	0	1	1	0	0	1
Larry Hisle, R (1, 7) OBP: 0.354, SLG: 0.518	2B		HR	6-3			6-3		PO 1-2	K		5	1	2	1	0	1	1
Tony Oliva, L (1, 10) OBP: 0.359, SLG: 0.452	1-6-3		BB 1B 1B		G6-4-3 1B		4-3			K		5	0	2	0	0	1	1
Bobby Darwin, R (1, 9) OBP: 0.330, SLG: 0.494	F9		BB 1-2 1B		F9			F7		F8		5	0	1	0	0	0	2
Harmon Killebrew, R (1, 3) OBP: 0.297, SLG: 0.358 Jim Holt, L (9, 3) OBP: 0.318, SLG: 0.338		6-3	B B B B 1-2 2-3 BB		G6-4-3 1-2f			F8			K	3 1	0 0	0 0	0 0	1 0	0 1	1 0
Steve Brye, R (1, 8) OBP: 0.336, SLG: 0.355	1B 1B		F8			F8		F4			BB 1B	5	0	2	0	0	0	3
Eric Soderholm, R (1, 5) OBP: 0.333, SLG: 0.396	G6-4-3 1-2 1B	6-3 FC5-2 2B				5-3			E6 SH1-4 1B		B B B B 1-2 BB	4	1	2	0	1	0	0
Glenn Borgmann, R (1, 2) OBP: 0.267, SLG: 0.233 Rod Carew, L (9, PH) OBP: 0.462, SLG: 0.484 Danny Thompson, R (10, 6) OBP: 0.184, SLG: 0.167	G6-4-3 1-2f	6-3 2-3				1B			SH1-4 1-2		S S S K	3 0 1	0 0 0	1 0 0	0 0 0	0 0 1	0 0 2	3 0 2
Luis Gomez, R (1, 6) OBP: 0.283, SLG: 0.226 Joe Lis, R (9, PH) OBP: 0.298, SLG: 0.195 Phil Roof, R (10, 2)		5-3	FC5-2 3B 3-H			1-3			FC6-4 1B 2-H		F4	3 1 1	1 0 0	0 1 0	0 1 0	0 0 0	0 0 0	2 0 2
Inning Stats	R: 0 H: 1 E: 0 LOB: 1 K: 0 BB: 0 S: 4 P: 4	R: 0 H: 2 E: 0 LOB: 1 K: 0 BB: 0 S: 4 P: 4	R: 1 H: 3 E: 0 LOB: 3 K: 0 BB: 1 S: 6 P: 10	R: 1 H: 2 E: 0 LOB: 1 K: 0 BB: 0 S: 5 P: 5	R: 0 H: 1 E: 0 LOB: 0 K: 0 BB: 0 S: 3 P: 3	R: 0 H: 1 E: 0 LOB: 1 K: 0 BB: 0 S: 4 P: 4	R: 0 H: 0 E: 0 LOB: 0 K: 0 BB: 0 S: 3 P: 3	R: 0 H: 0 E: 0 LOB: 0 K: 0 BB: 0 S: 3 P: 3	R: 1 H: 1 E: 1 LOB: 0 K: 0 BB: 0 S: 4 P: 4	R: 0 H: 0 E: 0 LOB: 0 K: 2 BB: 0 S: 7 P: 7	R: 0 H: 1 E: 0 LOB: 2 K: 2 BB: 1 S: 8 P: 12	1B: 8 2B: 2 3B: 1 HR: 1	SF: 0 SAC: 1 DP: 2 HBP: 0					

PITCHER		IP	WLS	BF	H	R	ER	SO	BB	IBB	HBP	BLK	WP	HR	S	P	ERA	WHIP
Bill Lee, L ERA: 2.8	(1, 1)	9.0		37	11	3	2	0	1	0	0	0	0	1	36	40	2.00	1.333
Diego Segui, R ERA: 2.01	(10, 1)	1.0	W	3	0	0	0	2	0	0	0	0	0	0	7	7	0.00	0.000
Roger Moret, L ERA: 4.5	(11, 1)	1.0	S	5	1	0	0	2	1	0	0	0	0	0	8	12	0.00	2.000

PITCHER	IP	WLS	BF	H	R	ER	SO	BB	IBB	HBP	BLK	WP	HR	S	P	ERA	WHIP

BOTTOM

Boston Red Sox @ Minnesota Twins

Metropolitan Stadium, Bloomington , MI

Tue Jun 04 1974, 8:05 PM EDT

Att. 5,147 - Unknown - 80 F

livebaseballscorecards.com

AB	42
R	3
H	12
RBI	3
BB	2
SO	4
LOB	18

WP: 0	PA: 46		
PB: 0			
SB: 0			
CS: 0			

Batter	1	2	3	4	5	6	7	8	9	AB	R	H	RBI	BB	SO	LOB
Tommy Harper, R (1, 10) OBP: 0.242, SLG: 0.282	BBBB 4-0 1-3 BB		x 0-0 4-3 ③		x 0-0 SH 5-3 S 1-3		x 0-0 F8 ①		x 0-0 HR	3	1	1	1	1	0	0
Juan Beniquez, R (1, 8) Rick Miller, L (6, 8) OBP: 0.319, SLG: 0.381 OBP: 0.375, SLG: 0.318	x 0-0 1-3 ① 1-2			x 0-0 G3 1B 1B 1B	x 0-0 5-3 ① 1-2		BBBB 4-0 5-3 BB		x 0-0 CS 1B	3 1	1 0	1 1	0 0	0 1	0 0	3 0
Dwight Evans, R (1, 9) OBP: 0.363, SLG: 0.493	x 0-0 F4 ②			x 0-0 1B G3 1-2 1B 1B	x 0-0 5-3 ② 2-3 3-H		x 0-0 5-3 ② 1-2		x 0-0 F9 ①	5	1	1	1	0	0	4
Carl Yastrzemski, L (1, 3) OBP: 0.429, SLG: 0.472	x 0-0 F7 ③			SSS 0-3 K ①	x 0-0 3-1 ③		x 0-0 F8 ③		SSS 0-3 K ② ③ 1-2	5	0	0	0	0	2	6
Bernie Carbo, L (1, 7) OBP: 0.381, SLG: 0.507		x 0-0 6-3 ①		x 0-0 G3 ② 1-2 2-3		x 0-0 G3-6 1B 1B 1B		x 0-0 4-3 ①		4	1	1	0	0	0	2
Rico Petrocelli, R (1, 5) OBP: 0.383, SLG: 0.461		x 0-0 6-3 ②		x 0-0 1B 2-3 3-H 1B		x 0-0 G3-6 1-2 1B		x 0-0 F8 ②		4	0	2	1	0	0	0
Carlton Fisk, R (1, 2) OBP: 0.348, SLG: 0.529		x 0-0 F4 ③		x 0-0 1-2 3-H 1B		x 0-0 G3-6 ① ② 1-2f 2-3		BBBB 4-0 1B BB		3	0	1	1	1	0	2
Rick Burleson, R (1, 4) OBP: 0.388, SLG: 0.522			x 0-0 6-3 ①	x 0-0 F7 ③		x 0-0 3-H 1B		x 0-0 FC6-4 1-3 1B		4	0	2	1	0	0	2
Mario Guerrero, R (1, 6) OBP: 0.288, SLG: 0.275			x 0-0 F4 ②		x 0-0 SH 5-3 1B	x 0-0 F6 ③		x 0-0 FC6-4 ③ 1-2f		4	1	1	0	0	0	3
Inning Stats	R: 0 E: 0 K: 0 S: 3 H: 0 LOB: 1 BB: 1 P: 7	R: 0 E: 0 K: 0 S: 3 H: 0 LOB: 0 BB: 0 P: 3	R: 0 E: 0 K: 0 S: 3 H: 0 LOB: 0 BB: 0 P: 3	R: 2 E: 0 K: 1 S: 9 H: 4 LOB: 2 BB: 0 P: 9	R: 1 E: 1 K: 0 S: 5 H: 1 LOB: 1 BB: 0 P: 5	R: 1 E: 0 K: 0 S: 5 H: 3 LOB: 1 BB: 0 P: 5	R: 0 E: 0 K: 0 S: 3 H: 0 LOB: 1 BB: 1 P: 7	R: 0 E: 0 K: 0 S: 4 H: 1 LOB: 2 BB: 1 P: 8	R: 1 E: 0 K: 1 S: 6 H: 2 LOB: 0 BB: 0 P: 6	1B: 10 2B: 0 3B: 0 HR: 1	SF: 0 SAC: 1 DP: 1 HBP: 0						

PITCHER	IP	WLS	BF	H	R	ER	SO	BB	IBB	HBP	BLK	WP	HR	S	P	ERA	WHIP
Dave Goltz, R (1, 1) ERA: 2.8	8.1	L	39	11	5	4	1	3	0	0	0	0	1	38	50	4.32	1.680
Bill Butler, L (9, 1) ERA: 6.97	0.2		1	0	0	0	1	0	0	0	0	0	0	3	3	0.00	0.000

PITCHER	IP	WLS	BF	H	R	ER	SO	BB	IBB	HBP	BLK	WP	HR	S	P	ERA	WHIP

TOP

Boston Red Sox @ Minnesota Twins

Metropolitan Stadium, Bloomington , MI

Wed Jun 05 1974, 8:05 PM EDT

Att. 5,183 - Unknown - 80 F

livebaseballscorecards.com

AB	36
R	5
H	11
RBI	5
BB	3
SO	2
LOB	22

1B: 10	SF: 0	WP: 0	PA: 40
2B: 0	SAC: 1	PB: 0	
3B: 0	DP: 1	SB: 1	
HR: 1	HBP: 0	CS: 1	

Boston Red Sox @ Minnesota Twins

Metropolitan Stadium, Bloomington , MI

Wed Jun 05 1974, 8:05 PM EDT

Att. 5,183 - Unknown - 80 F

BOTTOM

Batter	1	2	3	4	5	6	7	8	9	AB	R	H	RBI	BB	SO	LOB
Jerry Terrell, R (1, 4) OBP: 0.290, SLG: 0.341	1B		F9		BB		4-3			4	2	2	0	0	0	0
Larry Hisle, R (1, 7) OBP: 0.358, SLG: 0.535	K		6-3		BB 1-2		HR			3	1	1	1	1	1	1
Tony Oliva, L (1, 10) OBP: 0.363, SLG: 0.453	FC5 1-2		F8		G5-4-3 1-2 2-H		F2			4	0	2	1	0	0	0
Bobby Darwin, R (1, 9) OBP: 0.333, SLG: 0.494	FC5 1-2 2-H			K	F9			L1-3		4	0	2	1	0	1	2
Harmon Killebrew, R (1, 3) OBP: 0.289, SLG: 0.346 Jim Holt, L (9, 3) OBP: 0.318, SLG: 0.338	FC5 1-2 2-3f			6-3	G5-4-3 1-2f			K		4 0	0 0	0 0	0 0	0 0	1 0	5 0
Steve Brye, R (1, 8) OBP: 0.333, SLG: 0.352	F7			BB 1-2		F4		L1-3 1-2		4	0	1	0	0	0	3
Eric Soderholm, R (1, 5) OBP: 0.341, SLG: 0.404 Rod Carew, L (9, PH) OBP: 0.460, SLG: 0.481		G6-3		BB 1-2		F7			6-3	3 1	0 0	2 0	0 0	0 0	0 0	0 0
Glenn Borgmann, R (1, 2) OBP: 0.269, SLG: 0.228 Steve Braun, L (9, PH) OBP: 0.366, SLG: 0.360		F9		BB 1-2 2-3		F9			F6	2 1	0 0	0 0	0 0	1 0	0 0	1 0
Luis Gomez, R (1, 6) OBP: 0.274, SLG: 0.218 Craig Kusick, R (9, PH)		G6-3 1-2f		F8			K		K	3 1	0 0	0 0	0 0	0 0	1 1	4 0
Inning Stats	R: 1 E: 0 K: 1 S: 8	H: 3 LOB: 2 BB: 0 P: 8	R: 0 E: 0 K: 0 S: 3	H: 1 LOB: 0 BB: 0 P: 3	R: 0 E: 0 K: 0 S: 3	H: 0 LOB: 0 BB: 0 P: 3	R: 0 E: 0 K: 1 S: 7	H: 2 LOB: 3 BB: 1 P: 11	R: 1 E: 0 K: 0 S: 4	H: 2 LOB: 1 BB: 1 P: 8	R: 0 E: 0 K: 0 S: 3	H: 0 LOB: 0 BB: 0 P: 3	R: 1 E: 0 K: 1 S: 6	H: 1 LOB: 0 BB: 0 P: 6	R: 0 E: 0 K: 1 S: 5	H: 1 LOB: 0 BB: 0 P: 5	R: 0 E: 0 K: 1 S: 5	H: 0 LOB: 0 BB: 0 P: 5	1B: 9 2B: 1 3B: 0 HR: 1	SF: 0 SAC: 0 DP: 3 HBP: 0	WP: 0 PB: 0 SB: 0 CS: 0	PA: 36

livebaseballscorecards.com

	AB	34
	R	3
	H	10
	RBI	3
	BB	2
	SO	5
	LOB	16

PITCHER	IP	WLS	BF	H	R	ER	SO	BB	IBB	HBP	BLK	WP	HR	S	P	ERA	WHIP
Luis Tiant, R (1, 1) ERA: 3.62	9.0	W	36	10	3	3	5	2	0	0	0	0	1	44	52	3.00	1.333

PITCHER	IP	WLS	BF	H	R	ER	SO	BB	IBB	HBP	BLK	WP	HR	S	P	ERA	WHIP

Batter	1	2	3	4	5	6	7	8	9	AB	R	H	RBI	BB	SO	LOB
Rod Carew, L (1, 4) OBP: 0.463, SLG: 0.482	6-3		BB		1B		G3-6-3		L7	4	1	2	0	1	0	0
Steve Braun, L (1, 7) OBP: 0.363, SLG: 0.357	4-3		F3		1B		F8			4	0	1	0	0	0	3
Steve Brye, R (7, 8) OBP: 0.333, SLG: 0.352										0	0	0	0	0	0	0
Tony Oliva, L (1, 10) OBP: 0.360, SLG: 0.448	F4			FC6-4	F8		G3-6-3			4	0	1	0	0	0	3
Bobby Darwin, R (1, 9) OBP: 0.332, SLG: 0.489		K		FC6-4				K		4	0	1	1	0	2	1
Larry Hisle, R (1, 8) OBP: 0.349, SLG: 0.521 (7, 7)		F4		FC5-4	K			F9		4	1	0	0	0	1	3
Craig Kusick, R (1, 3) OBP: 0.200, SLG: 0.200		K		BB	6-3			E5		4	1	1	0	0	1	2
Eric Soderholm, R (1, 5) OBP: 0.346, SLG: 0.402			SH5-4	BB			K	K		3	0	1	0	1	2	1
Glenn Borgmann, R (1, 2) OBP: 0.271, SLG: 0.232			SH5-4				F7		K	3	0	1	2	0	1	0
Luis Gomez, R (1, 6) OBP: 0.263, SLG: 0.209			5-3	4-3			F7		1-3	4	0	0	0	0	0	3
Inning Stats	R: 0 E: 0 K: 0 S: 3 H: 0 LOB: 0 BB: 0 P: 3	R: 0 E: 0 K: 2 S: 7 H: 0 LOB: 0 BB: 0 P: 7	R: 0 E: 0 K: 0 S: 4 H: 1 LOB: 2 BB: 1 P: 8	R: 2 E: 0 K: 0 S: 6 H: 3 LOB: 2 BB: 1 P: 10	R: 1 E: 0 K: 1 S: 8 H: 3 LOB: 2 BB: 0 P: 8	R: 0 E: 0 K: 1 S: 5 H: 0 LOB: 0 BB: 0 P: 5	R: 0 E: 0 K: 0 S: 3 H: 1 LOB: 0 BB: 0 P: 3	R: 0 E: 1 K: 2 S: 8 H: 0 LOB: 1 BB: 0 P: 8	R: 0 E: 0 K: 1 S: 5 H: 0 LOB: 0 BB: 0 P: 5	1B: 8 2B: 0 3B: 0 HR: 0	SF: 0 SAC: 1 DP: 1 HBP: 0						

PITCHER	IP	WLS	BF	H	R	ER	SO	BB	IBB	HBP	BLK	WP	HR	S	P	ERA	WHIP
Mel Stottlemyre, R (1, 1) ERA: 3.25	9.0	L	37	8	3	3	7	2	0	0	0	0	0	49	57	3.00	1.111

PITCHER	IP	WLS	BF	H	R	ER	SO	BB	IBB	HBP	BLK	WP	HR	S	P	ERA	WHIP

TOP

Minnesota Twins @ New York Yankees

Shea Stadium, Flushing, NY

Fri Jun 07 1974, 7:05 PM EDT

Att. 12,514 - Cloudy - 59 F

livebaseballscorecards.com

AB	34
R	3
H	8
RBI	3
BB	2
SO	7
LOB	16

WP: 0	PA: 37					
PB: 0						
SB: 0						
CS: 0						

Minnesota Twins @ New York Yankees

Shea Stadium, Flushing, NY

Fri Jun 07 1974, 7:05 PM EDT

Att. 12,514 - Cloudy - 59 F

livebaseballscorecards.com

Batter	1	2	3	4	5	6	7	8	9	AB	R	H	RBI	BB	SO	LOB
Roy White, S (1, 7) OBP: 0.354, SLG: 0.356	F7		BB (1-2)		4-3		6-3		F9	4	0	0	0	1	0	0
Lou Piniella, R (1, 9) OBP: 0.355, SLG: 0.394	BB		F8		2B 1B 1B		K			3	1	1	0	1	1	1
Bobby Murcer, L (1, 8) OBP: 0.316, SLG: 0.346	F9			F8	1B 1-3 2B		S 1B			4	0	2	0	0	0	1
Ron Blomberg, L (1, 10) OBP: 0.403, SLG: 0.527	F7			1B 1B BB	2-3 3-H 1B		K 1-2			3	1	1	1	1	1	2
Graig Nettles, L (1, 5) OBP: 0.353, SLG: 0.485		4-3		1B 1-2 1B	F8			F7		4	0	1	0	0	0	2
Bill Sudakis, S (1, 3) OBP: 0.294, SLG: 0.325		F9		K		K		K		4	0	0	0	0	3	2
Rick Dempsey, R (1, 2) OBP: 0.304, SLG: 0.378		F2		1-2 2-H 1B		4-3		L7		4	0	1	1	0	0	0
Gene Michael, S (1, 4) OBP: 0.256, SLG: 0.234			FC3-6 1B	K		2B			K	3	0	2	0	0	1	2
Jim Mason, L (7, 6) OBP: 0.301, SLG: 0.325 (9, 6)										1	0	0	0	0	1	0
Fred Stanley, R (1, 6) OBP: 0.292, SLG: 0.190			FC3-6 CS 1-2f		6-3	6-3			6-3	2	0	0	0	0	0	1
Chris Chambliss, L (6, PH) OBP: 0.294, SLG: 0.328										1	0	0	0	0	0	1
Fernando Gonzalez, R (7, 4) OBP: 0.225, SLG: 0.259										0	0	0	0	0	0	0
Thurman Munson, R (9, PH) OBP: 0.279, SLG: 0.409										1	0	0	0	0	0	0

Inning Stats	1	2	3	4	5	6	7	8	9	1B	SF	WP	PA
	R: 0 H: 0 E: 0 LOB: 1 K: 0 BB: 1 S: 3 P: 7	R: 0 H: 0 E: 0 LOB: 0 K: 0 BB: 0 S: 3 P: 3	R: 0 H: 1 E: 0 LOB: 1 K: 0 BB: 1 S: 3 P: 7	R: 1 H: 2 E: 0 LOB: 2 K: 2 BB: 1 S: 9 P: 13	R: 1 H: 3 E: 0 LOB: 2 K: 0 BB: 0 S: 6 P: 6	R: 0 H: 1 E: 0 LOB: 1 K: 1 BB: 0 S: 6 P: 6	R: 0 H: 1 E: 0 LOB: 1 K: 2 BB: 0 S: 8 P: 8	R: 0 H: 0 E: 0 LOB: 0 K: 1 BB: 0 S: 5 P: 5	R: 0 H: 0 E: 0 LOB: 0 K: 1 BB: 0 S: 5 P: 5	1B: 6 2B: 2 3B: 0 HR: 0	SF: 0 SAC: 0 DP: 0 HBP: 0	WP: 0 PB: 0 SB: 1 CS: 1	PA: 37

PITCHER	IP	WLS	BF	H	R	ER	SO	BB	IBB	HBP	BLK	WP	HR	S	P	ERA	WHIP
Bert Blyleven, R (1, 1) ERA: 2.88	9.0	W	37	8	2	2	7	3	0	0	0	0	0	48	60	2.00	1.222

PITCHER	IP	WLS	BF	H	R	ER	SO	BB	IBB	HBP	BLK	WP	HR	S	P	ERA	WHIP

AB	R	H	RBI	BB	SO	LOB
4	0	0	0	1	0	0
3	1	1	0	1	1	1
4	0	2	0	0	0	1
3	1	1	1	1	1	2
4	0	1	0	0	0	2
4	0	0	0	0	3	2
4	0	1	1	0	0	0
3	0	2	0	0	1	2
1	0	0	0	0	1	0
2	0	0	0	0	0	1
1	0	0	0	0	0	1
0	0	0	0	0	0	0
1	0	0	0	0	0	0

AB	34
R	2
H	8
RBI	2
BB	3
SO	7
LOB	12

Batter	1	2	3	4	5	6	7	8	9	AB	R	H	RBI	BB	SO	LOB
Rod Carew, L (1, 4) OBP: 0.461, SLG: 0.480	3-1		CS 1B		G4-6-3 1-2f			SH5-3 1-2		3	0	1	0	0	0	1
Steve Braun, L (1, 7) OBP: 0.354, SLG: 0.347 Phil Roof, R (8, 2)	4-3		K 1-2			L7		F7		4 0	0 0	0 0	0 0	0 0	1 0	3 0
Tony Oliva, L (1, 10) OBP: 0.352, SLG: 0.437	G3			F7		L8			P6	4	0	0	0	0	0	0
Bobby Darwin, R (1, 9) OBP: 0.330, SLG: 0.484		5-3		1B 1B		6-3			6-3	4	0	1	0	0	0	0
Larry Hisle, R (1, 8) (8, 7) OBP: 0.358, SLG: 0.527		E S 1B		1-2 1B			F8		BB 1B 1B	4	1	3	0	0	0	0
Craig Kusick, R (1, 3) OBP: 0.222, SLG: 0.125		F6 1-3		K			K		1B 1-2 BB	3	0	0	0	1	2	3
Eric Soderholm, R (1, 5) OBP: 0.351, SLG: 0.400		BB		K			L8		FC6-4 1-2 2-H 1B	3	0	1	1	1	1	2
Glenn Borgmann, R (1, 2) OBP: 0.273, SLG: 0.235 Jerry Terrell, R (8, PR) OBP: 0.290, SLG: 0.341 Steve Brye, R (8, 8) OBP: 0.331, SLG: 0.349		4-3			L5			FC3-6 1B	FC6-4 1-2f	3 0 1	0 0 0	1 0 0	0 0 0	0 0 0	0 0 0	2 0 2
Luis Gomez, R (1, 6) OBP: 0.265, SLG: 0.213			G3		G4-6-3 1B			FC3-6 1-2f SH5-3		3	0	1	0	0	0	1
Inning Stats	R: 0 E: 0 K: 0 S: 3 H: 0 LOB: 0 BB: 0 P: 3	R: 0 E: 0 K: 0 S: 4 H: 1 LOB: 2 BB: 1 P: 8	R: 0 E: 0 K: 1 S: 5 H: 1 LOB: 0 BB: 0 P: 5	R: 0 E: 0 K: 2 S: 9 H: 2 LOB: 2 BB: 0 P: 9	R: 0 E: 0 K: 0 S: 3 H: 1 LOB: 0 BB: 0 P: 3	R: 0 E: 0 K: 0 S: 3 H: 0 LOB: 0 BB: 0 P: 3	R: 0 E: 0 K: 1 S: 5 H: 0 LOB: 0 BB: 0 P: 5	R: 0 E: 0 K: 0 S: 4 H: 1 LOB: 2 BB: 0 P: 4	R: 1 E: 0 K: 0 S: 5 H: 2 LOB: 2 BB: 1 P: 9	1B: 8 2B: 0 3B: 0 HR: 0 SF: 0 SAC: 1 DP: 1 HBP: 0						

PITCHER		IP	WLS	BF	H	R	ER	SO	BB	IBB	HBP	BLK	WP	HR	S	P	ERA	WHIP
Pat Dobson, R ERA: 3.93	(1, 1)	8.0	W	29	6	0	0	4	1	0	0	0	0	0	36	40	0.00	0.875
Sparky Lyle, L ERA: 1.58	(9, 1)	1.0		6	2	1	1	0	1	0	0	0	0	0	5	9	9.00	3.000

PITCHER	IP	WLS	BF	H	R	ER	SO	BB	IBB	HBP	BLK	WP	HR	S	P	ERA	WHIP

TOP

Minnesota Twins @ New York Yankees

Shea Stadium, Flushing, NY

Sat Jun 08 1974, 3:33 AM EDT

Att. 9,228 - Overcast - 68 F

livebaseballscorecards.com

AB	32
R	1
H	8
RBI	1
BB	2
SO	4
LOB	14

1B: 8	SF: 0	WP: 0	PA: 35
2B: 0	SAC: 1	PB: 0	
3B: 0	DP: 1	SB: 1	
HR: 0	HBP: 0	CS: 1	

Batter	1	2	3	4	5	6	7	8	9	AB	R	H	RBI	BB	SO	LOB
Roy White, S (1, 7) OBP: 0.357, SLG: 0.356	F8		BB			K		SH5-3		3	0	1	0	1	1	0
Mel Stottlemyre, R (8, PR)										0	1	0	0	0	0	0
Sparky Lyle, L (9, 1)										0	0	0	0	0	0	0
Ron Blomberg, L (1, 10) OBP: 0.408, SLG: 0.526	K		1-3			BB		SH5-3		2	0	1	0	1	1	0
Walt Williams, R (8, PH) OBP: 0.100, SLG: 0.069										0	0	0	0	0	0	0
(9, 7)																
Bobby Murcer, L (1, 8) OBP: 0.315, SLG: 0.344	K		F8			K		FC1		4	0	1	0	0	2	3
Lou Piniella, R (1, 9) OBP: 0.358, SLG: 0.393		G3 1-3		F7		K		FC1	IBB	3	1	1	0	1	1	1
Thurman Munson, R (1, 2) OBP: 0.278, SLG: 0.405		1-3		F7			L4	FC1		4	1	1	1	0	0	1
Graig Nettles, L (1, 5) OBP: 0.347, SLG: 0.475		G3		F5			E4	FC1		4	0	0	0	0	0	4
Chris Chambliss, L (1, 3) OBP: 0.293, SLG: 0.326		4-3			F8		F9			4	0	1	2	0	0	2
Fernando Gonzalez, R (1, 4) OBP: 0.237, SLG: 0.270			G6-4-3		6-3			L8		4	0	2	0	0	0	3
Fred Stanley, R (1, 6) OBP: 0.269, SLG: 0.174			G6-4-3		F6		F8			2	0	0	0	0	0	1
Rick Dempsey, R (7, PH) OBP: 0.300, SLG: 0.373										1	0	0	0	0	0	2
Jim Mason, L (8, 6) OBP: 0.301, SLG: 0.325										0	0	0	0	0	0	0
Inning Stats	R: 0 H: 0 E: 0 LOB: 0 K: 2 BB: 0 S: 7 P: 7	R: 0 H: 1 E: 0 LOB: 1 K: 0 BB: 0 S: 4 P: 4	R: 0 H: 2 E: 0 LOB: 2 K: 0 BB: 1 S: 4 P: 8	R: 0 H: 0 E: 0 LOB: 0 K: 0 BB: 0 S: 3 P: 3	R: 0 H: 0 E: 0 LOB: 0 K: 0 BB: 0 S: 3 P: 3	R: 0 H: 0 E: 0 LOB: 1 K: 3 BB: 1 S: 9 P: 13	R: 0 H: 1 E: 1 LOB: 2 K: 0 BB: 0 S: 5 P: 5	R: 3 H: 4 E: 0 LOB: 3 K: 0 BB: 1 S: 7 P: 11		1B: 8 SF: 0 2B: 0 SAC: 1 3B: 0 DP: 1 HR: 0 HBP: 0						

PITCHER		IP	WLS	BF	H	R	ER	SO	BB	IBB	HBP	BLK	WP	HR	S	P	ERA	WHIP
Vic Albury, L ERA: 4.78	(1, 1)	7.1	L	32	7	3	3	5	2	1	0	0	0	0	39	51	3.68	1.227
Tom Burgmeier, L ERA: 5.1	(8, 1)	0.2		3	1	0	0	0	0	0	0	0	0	0	3	3	0.00	1.500

PITCHER	IP	WLS	BF	H	R	ER	SO	BB	IBB	HBP	BLK	WP	HR	S	P	ERA	WHIP

BOTTOM

Minnesota Twins @ New York Yankees

Shea Stadium, Flushing, NY

Sat Jun 08 1974, 3:33 AM EDT

Att. 9,228 - Overcast - 68 F

livebaseballscorecards.com

AB	31
R	3
H	8
RBI	3
BB	3
SO	5
LOB	17

WP: 0 PA: 35
PB: 0
SB: 0
CS: 0

Batter	1	2	3	4	5	6	7	8	9	AB	R	H	RBI	BB	SO	LOB
Rod Carew, L (1, 4) OBP: 0.455, SLG: 0.470	4-3	1-3		4-3		FC4-6 1B 1-2f 3-H		BBBB 4-0 1-2 BB		4	0	0	1	1	0	5
Steve Braun, L (1, 7) OBP: 0.370, SLG: 0.372 Harmon Killebrew, R (8, PH) OBP: 0.287, SLG: 0.344 Steve Brye, R (8, 8) OBP: 0.331, SLG: 0.349	FC4-6 1B	2B		FC7-4 1B	1-3 1B			L5		4 1 0	0 0 0	4 0 0	0 0 0	0 0 0	0 0 0	0 2 0
Tony Oliva, L (1, 10) OBP: 0.353, SLG: 0.432 Jerry Terrell, R (9, PR) OBP: 0.290, SLG: 0.341	FC4-6 3B 1-2f	BBBB G6-4-3 BB			FC7-4 1B 1-2f	F8			F9 1B 1B	4 0	1 1	1 0	0 0	1 0	0 0	4 0
Bobby Darwin, R (1, 9) OBP: 0.332, SLG: 0.492	1-H 3B	P4			P6		SSS K		1B 1-2 1B	5	0	2	1	0	1	3
Larry Hisle, R (1, 8) (8, 7) OBP: 0.354, SLG: 0.516	F8	G6-4-3 1-2f			FC5-4 1-2 1B		4-3		F9 2-3	5	0	1	0	0	0	5
Craig Kusick, R (1, 3) OBP: 0.286, SLG: 0.231	6-3		BB 1B	FC5-4 1-2f			F8		1-2 3-H 1B	5	0	2	1	0	0	2
Eric Soderholm, R (1, 5) OBP: 0.346, SLG: 0.387	F8	F8		BBBB 4-0 1B 4-3 FC4-6 BB			SSS 5-3	SSS 0-3 K		4	1	0	0	1	1	3
Glenn Borgmann, R (1, 2) OBP: 0.270, SLG: 0.233	BB 1B	P4		4-3 1-2			1-3	F8		5	0	1	0	0	0	4
Luis Gomez, R (1, 6) OBP: 0.292, SLG: 0.229	BBBB 4-0 1-2 BB	BBBB 4-0 1-2 BB		FC4-6 2-3 1B			BB 1B			2	0	2	0	2	0	0
Inning Stats	R: 1 E: 0 K: 0 S: 5 H: 2 LOB: 1 BB: 0 P: 5	R: 0 E: 0 K: 0 S: 4 H: 1 LOB: 2 BB: 1 P: 8	R: 0 E: 0 K: 0 S: 3 H: 1 LOB: 1 BB: 1 P: 7	R: 0 E: 0 K: 0 S: 4 H: 1 LOB: 2 BB: 1 P: 8	R: 0 E: 0 K: 0 S: 5 H: 2 LOB: 2 BB: 0 P: 5	R: 1 E: 0 K: 0 S: 5 H: 2 LOB: 2 BB: 1 P: 9	R: 0 E: 0 K: 1 S: 5 H: 0 LOB: 0 BB: 0 P: 5	R: 0 E: 0 K: 0 S: 4 H: 1 LOB: 2 BB: 1 P: 8	R: 1 E: 0 K: 1 S: 8 H: 3 LOB: 2 BB: 0 P: 8	1B: 11 2B: 1 3B: 1 HR: 0 SF: 0 SAC: 0 DP: 1 HBP: 0						

PITCHER		IP	WLS	BF	H	R	ER	SO	BB	IBB	HBP	BLK	WP	HR	S	P	ERA	WHIP
Dick Tidrow, R ERA: 5.96	(1, 1)	5.2		29	9	2	2	0	4	0	0	0	0	0	25	41	3.18	2.294
Mike Wallace, L ERA: 3.6	(6, 1)	0.1		1	0	0	0	0	0	0	0	0	0	0	1	1	0.00	0.000
Cecil Upshaw, R ERA: 3.1	(7, 1)	1.2		6	1	0	0	1	0	0	0	0	0	0	8	8	0.00	0.600
Sparky Lyle, L ERA: 1.74	(8, 1)	1.1	W	8	3	1	1	1	1	0	0	0	0	0	9	13	6.75	3.000

PITCHER	IP	WLS	BF	H	R	ER	SO	BB	IBB	HBP	BLK	WP	HR	S	P	ERA	WHIP

TOP

Minnesota Twins @ New York Yankees

Shea Stadium, Flushing, NY

Sun Jun 09 1974, 3:33 AM EDT

Att. 50,093 - Unknown - 83 F

livebaseballscorecards.com

AB	39
R	3
H	13
RBI	3
BB	5
SO	2
LOB	28

WP: 0	PB: 0	SB: 0	CS: 0
PA: 44			

Batter	1	2	3	4	5	6	7	8	9	AB	R	H	RBI	BB	SO	LOB
Elliott Maddox, R (1, 8) OBP: 0.402, SLG: 0.345	S S S 0-3 ① K		x 0-0 ① 5-3		x 0-0 1-3 1B		x 0-0 ② 5-3		B B B B 4-0 1B 1-2 1B BB	4	1	1	0	1	1	0
Lou Piniella, R (1, 7) OBP: 0.354, SLG: 0.388	x 0-0 ② F9		x 0-0 ② F9		x 0-0 ② F9		x 0-0 E5 BB		x 0-0 1B 1-3 2-H 1B	5	1	1	1	0	0	2
Bobby Murcer, L (1, 9) OBP: 0.317, SLG: 0.343	x 0-0 S 1B		x 0-0 ③ G3		x 0-0 ③ F5		B B B B 4-0 1-2 BB		x 0-0 ② F4	4	0	1	0	1	0	4
Ron Blomberg, L (1, 10) OBP: 0.404, SLG: 0.515 Rick Dempsey, R (9, PH) OBP: 0.309, SLG: 0.382	B B B B 4-0 1-2 BB			x 0-0 ① G3		x 0-0 ① L6	x 0-0 ③ 4-3		x 0-0 1B 1-3 3-H 1B	3 1	0 0	0 1	0 1	1 0	0 0	2 0
Graig Nettles, L (1, 5) OBP: 0.349, SLG: 0.488	S S S 0-3 ③ K			x 0-0 ② P6		x 0-0 HR		x 0-0 ① 1-3	x 0-0 1-2 3-H 1B	5	1	2	2	0	1	2
Thurman Munson, R (1, 2) OBP: 0.283, SLG: 0.407		x 0-0 5-3 1B		x 0-0 1B		x 0-0 ② G3		x 0-0 ② 5-3		4	0	2	0	0	0	0
Chris Chambliss, L (1, 3) OBP: 0.292, SLG: 0.321		x 0-0 ① 5-3 1-2		x 0-0 ③ 6-3		B B B B 4-0 BB		x 0-0 ③ 4-3		3	0	0	0	1	0	2
Jim Mason, L (1, 6) OBP: 0.300, SLG: 0.323		S S S 0-3 ② K			S S S 0-3 ① K	S S S 0-3 ③ K			x 0-0 BB 1B 1B	4	1	1	0	0	3	2
Fernando Gonzalez, R (1, 4) OBP: 0.240, SLG: 0.264 Bill Sudakis, S (9, PH) OBP: 0.291, SLG: 0.322		x 0-0 ③ 6-3			B B B B 4-0 1B BB		x 0-0 ① 5-3		S S S 0-3 ① K	2 1	0 0	0 0	0 0	1 0	0 1	1 1
Inning Stats	R: 0 H: 1 E: 0 LOB: 2 K: 2 BB: 1 S: 8 P: 12	R: 0 H: 1 E: 0 LOB: 1 K: 1 BB: 0 S: 6 P: 6	R: 0 H: 0 E: 0 LOB: 0 K: 0 BB: 0 S: 3 P: 3	R: 0 H: 1 E: 0 LOB: 1 K: 0 BB: 0 S: 4 P: 4	R: 0 H: 1 E: 0 LOB: 2 K: 1 BB: 1 S: 6 P: 10	R: 1 H: 1 E: 0 LOB: 1 K: 1 BB: 1 S: 6 P: 10	R: 0 H: 0 E: 1 LOB: 2 K: 0 BB: 1 S: 4 P: 8	R: 0 H: 0 E: 0 LOB: 0 K: 0 BB: 0 S: 3 P: 3	R: 3 H: 4 E: 0 LOB: 2 K: 1 BB: 1 S: 8 P: 12	1B: 8 SF: 0 2B: 0 SAC: 0 3B: 0 DP: 0 HR: 1 HBP: 0						WP: 0 PA: 41 PB: 0 SB: 1 CS: 0	

PITCHER		IP	WLS	BF	H	R	ER	SO	BB	IBB	HBP	BLK	WP	HR	S	P	ERA	WHIP
Joe Decker, R ERA: 3.05	(1, 1)	5.2		25	5	1	1	4	3	0	0	0	0	1	30	42	1.59	1.412
Bill Campbell, R ERA: 2.88	(6, 1)	2.2	L	13	2	3	3	2	2	0	0	0	0	0	15	23	10.12	1.500
Bill Butler, L ERA: 6.75	(9, 1)	0.1		1	0	0	0	0	0	0	0	0	0	0	1	1	0.00	0.000
Bill Hands, R ERA: 6.1	(9, 1)	0.0		2	2	0	0	0	0	0	0	0	0	0	2	2	∞	∞

PITCHER	IP	WLS	BF	H	R	ER	SO	BB	IBB	HBP	BLK	WP	HR	S	P	ERA	WHIP

BOTTOM

Minnesota Twins @ New York Yankees

Shea Stadium, Flushing, NY

Sun Jun 09 1974, 3:33 AM EDT
Att. 50,093 - Unknown - 83 F

livebaseballscorecards.com

AB	36
R	4
H	9
RBI	4
BB	5
SO	6
LOB	16

Baltimore Orioles @ Minnesota Twins

Metropolitan Stadium, Bloomington , MI

Mon Jun 10 1974, 8:05 PM EDT

Att. 5,386 - Unknown - 65 F

TOP

livebaseballscorecards.com

Batter	1	2	3	4	5	6	7	8	9	AB	R	H	RBI	BB	SO	LOB
Al Bumbry, L (1, 7) OBP: 0.230, SLG: 0.275	F9		K		FC6-4 1B 1-2		F9			2	0	0	0	0	1	0
Don Baylor, R (5, PH) OBP: 0.314, SLG: 0.276										2	0	1	0	0	0	0
(5, 7)																
Rich Coggins, L (1, 9) OBP: 0.241, SLG: 0.236	1B 1B		F6		FC6-4 CS 1-2f 2-3		1B			4	0	2	0	0	0	2
Bobby Grich, R (1, 4) OBP: 0.421, SLG: 0.497	G4-6-3 1B 1-3		BB		K 1-2		6-3			3	0	1	0	1	1	3
Tommy Davis, R (1, 10) OBP: 0.289, SLG: 0.350	G4-6-3 1-2f		F3			4-3 3B		L6		4	1	1	0	0	0	3
Jim Fuller, R (1, 3) OBP: 0.326, SLG: 0.478		1B 1B		K		E BB		5-3		3	0	1	0	1	1	0
Paul Blair, R (1, 8) OBP: 0.285, SLG: 0.373		1B 1-2		2B		4-3 1-2 3-H		K		4	0	2	0	0	1	1
Earl Williams, R (1, 2) OBP: 0.328, SLG: 0.289		F3		K		K			6-3	4	0	0	0	0	2	4
Enos Cabell, R (1, 5) OBP: 0.323, SLG: 0.379		K		6-3		5-3			F4	4	0	0	0	0	1	4
Mark Belanger, R (1, 6) OBP: 0.360, SLG: 0.453		F3			FC6-4 1B		6-3		6-3	4	0	1	0	0	0	2
Inning Stats	R: 0 E: 0 K: 0 S: 4 H: 2 LOB: 1 BB: 0 P: 4	R: 0 E: 0 K: 1 S: 7 H: 2 LOB: 2 BB: 0 P: 7	R: 0 E: 0 K: 1 S: 5 H: 0 LOB: 1 BB: 1 P: 9	R: 0 E: 0 K: 2 S: 8 H: 1 LOB: 1 BB: 0 P: 8	R: 0 E: 0 K: 1 S: 6 H: 2 LOB: 2 BB: 0 P: 6	R: 1 E: 1 K: 1 S: 6 H: 1 LOB: 1 BB: 1 P: 10	R: 0 E: 0 K: 0 S: 4 H: 1 LOB: 1 BB: 0 P: 4	R: 0 E: 0 K: 1 S: 5 H: 0 LOB: 0 BB: 0 P: 5	R: 0 E: 0 K: 0 S: 3 H: 0 LOB: 0 BB: 0 P: 3	1B: 7 2B: 2 3B: 1 HR: 0	SF: 0 SAC: 0 DP: 2 HBP: 0						

	AB	34
	R	1
	H	9
	RBI	0
	BB	2
	SO	7
	LOB	19

WP: 0 PB: 0 SB: 0 CS: 1 PA: 36

PITCHER	IP	WLS	BF	H	R	ER	SO	BB	IBB	HBP	BLK	WP	HR	S	P	ERA	WHIP
Ray Corbin, R (1, 1) ERA: 3.98	0.1		2	1	0	0	0	0	0	0	0	0	0	2	2	0.00	3.000
Bill Butler, L (1, 1) ERA: 5.28	4.2	W	21	7	1	1	5	2	0	0	0	0	0	29	37	1.93	1.929
Bill Hands, R (6, 1) ERA: 5.53	4.0	S	13	1	0	0	2	0	0	0	0	0	0	17	17	0.00	0.250

PITCHER	IP	WLS	BF	H	R	ER	SO	BB	IBB	HBP	BLK	WP	HR	S	P	ERA	WHIP

Baltimore Orioles @ Minnesota Twins

Metropolitan Stadium, Bloomington , MI

Mon Jun 10 1974, 8:05 PM EDT

Att. 5,386 - Unknown - 65 F

BOTTOM

livebaseballscorecards.com

Batter	1	2	3	4	5	6	7	8	9	AB	R	H	RBI	BB	SO	LOB
Rod Carew, L (1, 4) OBP: 0.456, SLG: 0.471	4-3	1B		S 1B 2-H		SH 1B 3B 1-2 2-3	L6			4	1	2	1	0	0	0
Larry Hisle, R (1, 7) OBP: 0.344, SLG: 0.500	K	K		K 1-2		L1	5-3			5	0	0	0	0	3	5
Tony Oliva, L (1, 10) OBP: 0.360, SLG: 0.437	BB 1B 1B 1B		1B 1B	6-3		3B 1B 1-2 2-H 3-H		F6		5	2	3	2	0	0	1
Bobby Darwin, R (1, 9) OBP: 0.343, SLG: 0.510	BB 1B 1B 1-2		F9		1B	1B 3B 1-H 2-H		FC6-4 1B		5	2	4	2	0	0	1
Craig Kusick, R (1, 3) OBP: 0.316, SLG: 0.235	1B BB 1-2 2-3		1-2 1B		K	5-3		FC6-4 1-2f		4	0	1	0	1	1	3
Eric Soderholm, R (1, 5) OBP: 0.348, SLG: 0.387	1B 1-2 2-H 3-H		F8		K	FC4-6 1B 3-H		F4		5	0	2	3	0	1	4
Steve Brye, R (1, 8) OBP: 0.321, SLG: 0.338	K		L7		F7	FC4-6 1-2f				4	0	0	0	0	1	6
Glenn Borgmann, R (1, 2) OBP: 0.286, SLG: 0.280		5-3		SH1-3 1B		SH BB 1B	HR			4	3	3	1	0	0	0
Luis Gomez, R (1, 6) OBP: 0.294, SLG: 0.224		5-3		SH1-3 1-2		SH 1B BB 1-2	1-3			2	1	0	0	1	0	0
Inning Stats	R: 2 E: 0 K: 2 S: 10 H: 3 LOB: 2 BB: 1 P: 14	R: 0 E: 0 K: 1 S: 6 H: 1 LOB: 1 BB: 0 P: 6	R: 0 E: 0 K: 0 S: 5 H: 2 LOB: 0 BB: 0 P: 5	R: 1 E: 0 K: 1 S: 7 H: 2 LOB: 1 BB: 0 P: 7	R: 0 E: 0 K: 2 S: 8 H: 1 LOB: 1 BB: 0 P: 8	R: 5 E: 1 K: 0 S: 8 H: 4 LOB: 1 BB: 1 P: 12	R: 1 E: 0 K: 0 S: 4 H: 1 LOB: 0 BB: 0 P: 4	R: 0 E: 0 K: 0 S: 4 H: 1 LOB: 1 BB: 0 P: 4		1B: 13 2B: 0 3B: 1 HR: 1	SF: 0 SAC: 2 DP: 0 HBP: 0					

	AB	38
	R	9
	H	15
	RBI	9
	BB	2
	SO	6
	LOB	20

PITCHER		IP	WLS	BF	H	R	ER	SO	BB	IBB	HBP	BLK	WP	HR	S	P	ERA	WHIP
Dave McNally, L ERA: 4.33	(1, 1)	5.0	L	27	10	5	5	6	2	0	0	0	0	0	37	45	9.00	2.400
Don Hood, L ERA: 3.42	(6, 1)	0.1		3	1	0	0	0	0	0	0	0	0	0	3	3	0.00	3.000
Doyle Alexander, R ERA: 5.0	(6, 1)	2.2		12	4	4	3	0	0	0	0	0	0	1	12	12	10.12	1.500

PITCHER	IP	WLS	BF	H	R	ER	SO	BB	IBB	HBP	BLK	WP	HR	S	P	ERA	WHIP

Baltimore Orioles @ Minnesota Twins

Metropolitan Stadium, Bloomington , MI

Tue Jun 11 1974, 8:05 PM EDT

Att. 7,503 - Unknown - 65 F

TOP

Batter	1	2	3	4	5	6	7	8	9	AB	R	H	RBI	BB	SO	LOB
Al Bumbry, L (1, 7) OBP: 0.224, SLG: 0.267	K		K	4-3		F6		F7		4	0	0	0	0	2	6
Paul Blair, R (6, 8) OBP: 0.283, SLG: 0.371										1	0	0	0	0	0	2
Rich Coggins, L (1, 8) OBP: 0.246, SLG: 0.237 (6, 9)	K		K		5-3		1B SF8 1B	1-2 IBB		4	1	1	0	1	2	2
Tommy Davis, R (1, 10) OBP: 0.291, SLG: 0.352	6-3		2-H 3-H 1B 1B		6-3		1-3 HBP 1B	F9		5	0	2	2	0	0	3
Boog Powell, L (1, 3) OBP: 0.292, SLG: 0.406		3-1	1-2 1B		2B		K	F9		5	0	2	0	0	1	5
Bobby Grich, R (1, 4) OBP: 0.413, SLG: 0.488		K	G3		F9		3-H SF8		K	4	0	0	1	0	2	3
Brooks Robinson, R (1, 5) OBP: 0.374, SLG: 0.410		HR		6-3		BB HBP	1-2 HBP		E6 G5-4-3	3	1	1	1	0	0	0
Jim Fuller, R (1, 9) (6, 7) OBP: 0.330, SLG: 0.462		F7		1B BB		1-2 BB	K		1-2f G5-4-3	3	0	0	0	2	1	3
Elrod Hendricks, L (1, 2) OBP: 0.321, SLG: 0.457			E 1B BB	K		F2		1B BB		2	1	0	0	2	1	3
Mark Belanger, R (1, 6) OBP: 0.364, SLG: 0.454			E5 1-3 1B	1-2 1B		K		IBB 1-3 1B		4	1	2	0	0	1	3
Inning Stats	R: 0 E: 0 K: 2 S: 7 H: 0 LOB: 0 BB: 0 P: 7	R: 1 E: 0 K: 1 S: 6 H: 1 LOB: 0 BB: 0 P: 6	R: 2 E: 1 K: 2 S: 10 H: 2 LOB: 2 BB: 1 P: 14	R: 0 E: 0 K: 1 S: 6 H: 1 LOB: 2 BB: 1 P: 10	R: 0 E: 0 K: 0 S: 4 H: 1 LOB: 1 BB: 0 P: 4	R: 0 E: 0 K: 1 S: 5 H: 0 LOB: 2 BB: 1 P: 10	R: 1 E: 0 K: 2 S: 9 H: 2 LOB: 2 BB: 0 P: 10	R: 0 E: 0 K: 0 S: 4 H: 1 LOB: 3 BB: 2 P: 12	R: 0 E: 1 K: 1 S: 5 H: 0 LOB: 0 BB: 0 P: 5	1B: 6 2B: 1 3B: 0 HR: 1	SF: 1 SAC: 0 DP: 1 HBP: 2	WP: 0 PB: 0 SB: 0 CS: 0	PA: 43			

	AB	35
	R	4
	H	8
	RBI	4
	BB	5
	SO	10
	LOB	30

livebaseballscorecards.com

PITCHER	IP	WLS	BF	H	R	ER	SO	BB	IBB	HBP	BLK	WP	HR	S	P	ERA	WHIP
Bert Blyleven, R (1, 1) ERA: 2.86	7.0	L	36	8	4	2	9	4	0	2	0	0	1	48	66	2.57	1.714
Bill Campbell, R (8, 1) ERA: 2.77	2.0		7	0	0	0	1	0	1	0	0	0	0	8	12	0.00	0.000

PITCHER	IP	WLS	BF	H	R	ER	SO	BB	IBB	HBP	BLK	WP	HR	S	P	ERA	WHIP

BOTTOM

Baltimore Orioles @ Minnesota Twins

Metropolitan Stadium, Bloomington , MI

Tue Jun 11 1974, 8:05 PM EDT

Att. 7,503 - Unknown - 65 F

livebaseballscorecards.com

Batter	1	2	3	4	5	6	7	8	9	AB	R	H	RBI	BB	SO	LOB
Rod Carew, L (1, 4) OBP: 0.446, SLG: 0.459	1-3		L4		4-3		F5		6-3	5	0	0	0	0	0	3
Steve Braun, L (1, 7) OBP: 0.388, SLG: 0.384	G1-6-3 1B		1-2 1B		WP S BB		1-3 2-H 1B		1B BB	3	0	3	1	2	0	0
Tony Oliva, L (1, 10) OBP: 0.356, SLG: 0.430 Jerry Terrell, R (9, PR) OBP: 0.290, SLG: 0.341	G1-6-3 1-2f		F6		F5 1-3		F7		1-2 1B	5 0	0 0	1 0	0 0	0 0	0 0	6 0
Bobby Darwin, R (1, 9) OBP: 0.340, SLG: 0.500		SH2-3 BB		F8		F8		L6	K	4	0	0	0	1	1	2
Craig Kusick, R (1, 3) OBP: 0.304, SLG: 0.238		K		F3		1-3		2B 6-3 1B		4	1	1	0	0	1	1
Larry Hisle, R (1, 8) OBP: 0.349, SLG: 0.521		SH2-3 1-2		3B		1-3		1-3 2B		3	0	2	0	0	0	0
Eric Soderholm, R (1, 5) OBP: 0.345, SLG: 0.378		K		BB			5-3	6-3 3-H		3	0	0	1	1	1	2
Glenn Borgmann, R (1, 2) OBP: 0.281, SLG: 0.275 Jim Holt, L (7, PH) OBP: 0.326, SLG: 0.338 Phil Roof, R (8, 2)		K		F8			BB 1B BB	K		2 0 1	0 1 0	0 0 0	0 0 0	1 1 0	2 0 1	2 0 1
Luis Gomez, R (1, 6) OBP: 0.297, SLG: 0.230 Harmon Killebrew, R (7, PH) OBP: 0.292, SLG: 0.344 Danny Thompson, R (7, PR) OBP: 0.179, SLG: 0.162 (8, 6)		1B 1B			5-3		1B 1-2 BB		K	2 0 1	0 0 0	1 0 0	0 0 0	0 1 0	0 0 1	0 0 0

Inning Stats	1	2	3	4	5	6	7	8	9
	R: 0 H: 1 E: 0 LOB: 0 K: 0 BB: 0 S: 3 P: 3	R: 0 H: 0 E: 0 LOB: 1 K: 2 BB: 1 S: 7 P: 11	R: 0 H: 2 E: 0 LOB: 2 K: 1 BB: 0 S: 7 P: 7	R: 0 H: 1 E: 0 LOB: 2 K: 0 BB: 1 S: 4 P: 8	R: 0 H: 0 E: 0 LOB: 1 K: 0 BB: 1 S: 3 P: 7	R: 0 H: 0 E: 0 LOB: 0 K: 0 BB: 0 S: 3 P: 3	R: 1 H: 1 E: 0 LOB: 2 K: 0 BB: 2 S: 4 P: 12	R: 1 H: 2 E: 0 LOB: 1 K: 1 BB: 0 S: 7 P: 7	R: 0 H: 1 E: 0 LOB: 2 K: 2 BB: 1 S: 8 P: 12

1B: 6	SF: 0
2B: 1	SAC: 1
3B: 1	DP: 1
HR: 0	HBP: 0
WP: 1	PA: 40
PB: 0	
SB: 1	
CS: 0	

AB	33
R	2
H	8
RBI	2
BB	6
SO	6
LOB	17

PITCHER		IP	WLS	BF	H	R	ER	SO	BB	IBB	HBP	BLK	WP	HR	S	P	ERA	WHIP
Jim Palmer, R ERA: 3.84	(1, 1)	6.1	W	27	4	1	1	3	5	0	0	0	1	0	28	48	1.42	1.421
Grant Jackson, L ERA: 3.13	(7, 1)	1.0		6	3	1	1	0	0	0	0	0	0	0	6	6	9.00	3.000
Bob Reynolds, R ERA: 2.2	(8, 1)	1.2	S	7	1	0	0	3	1	0	0	0	0	0	12	16	0.00	1.200

PITCHER	IP	WLS	BF	H	R	ER	SO	BB	IBB	HBP	BLK	WP	HR	S	P	ERA	WHIP

Batter	1	2	3	4	5	6	7	8	9	AB	R	H	RBI	BB	SO	LOB
Paul Blair, R (1, 8) OBP: 0.286, SLG: 0.368	F7 BB 1B 1B	S HBP		4-3 1-2 2-3 3-H			F8		6-3	4	1	1	1	0	0	2
Bobby Grich, R (1, 4) OBP: 0.413, SLG: 0.480	S 1B BB 1-2	K 1-2		5-3			WP BB BB		F4	3	1	0	0	2	1	3
Tommy Davis, R (1, 10) OBP: 0.291, SLG: 0.347	F7 2-3		4-3		L7		WP BB 1-2			3	0	0	0	1	0	2
Earl Williams, R (1, 3) OBP: 0.326, SLG: 0.284	1B BB 1-2		K		K		6-3 1-2 2-3			3	0	0	0	1	2	2
Don Baylor, R (1, 7) OBP: 0.324, SLG: 0.284	1B 1-2 2-H 3-H		CS HBP		K			2B 1B		3	1	2	2	0	1	0
Brooks Robinson, R (1, 5) OBP: 0.372, SLG: 0.412	F6		CS 1-2	K	K	K		1-H 2B		4	0	1	1	0	2	2
Jim Fuller, R (1, 9) OBP: 0.327, SLG: 0.448	K			1B 4-3 BB		1-3		K		3	1	0	0	1	2	2
Andy Etchebarren, R (1, 2) OBP: 0.283, SLG: 0.250		F8		4-3 BB 1-3 1B		F8		K		4	0	1	0	0	1	0
Mark Belanger, R (1, 6) OBP: 0.361, SLG: 0.445		4-3		4-3 1-2 BB			F7		F8	3	0	0	0	1	0	0
Inning Stats	R: 2 E: 0 K: 1 S: 7 H: 2 LOB: 2 BB: 2 P: 15	R: 0 E: 0 K: 1 S: 5 H: 0 LOB: 1 BB: 0 P: 6	R: 0 E: 0 K: 1 S: 4 H: 0 LOB: 0 BB: 0 P: 5	R: 1 E: 0 K: 1 S: 6 H: 1 LOB: 2 BB: 2 P: 14	R: 0 E: 0 K: 2 S: 7 H: 0 LOB: 0 BB: 0 P: 7	R: 0 E: 0 K: 1 S: 5 H: 0 LOB: 0 BB: 0 P: 5	R: 0 E: 0 K: 0 S: 3 H: 0 LOB: 2 BB: 2 P: 11	R: 1 E: 0 K: 2 S: 8 H: 2 LOB: 0 BB: 0 P: 8	R: 0 E: 0 K: 0 S: 3 H: 0 LOB: 0 BB: 0 P: 3	1B: 4 2B: 1 3B: 0 HR: 0 SF: 0 SAC: 0 DP: 0 HBP: 2						

TOP

Baltimore Orioles @ Minnesota Twins

Metropolitan Stadium, Bloomington , MI

Wed Jun 12 1974, 8:05 PM EDT

Att. 6,359 - Unknown

livebaseballscorecards.com

AB	30
R	4
H	5
RBI	4
BB	6
SO	9
LOB	13

WP: 1 PB: 0 SB: 2 CS: 1 PA: 39

PITCHER		IP	WLS	BF	H	R	ER	SO	BB	IBB	HBP	BLK	WP	HR	S	P	ERA	WHIP
Vic Albury, L ERA: 4.66	(1, 1)	7.0	L	31	3	3	3	7	6	0	2	0	1	0	37	63	3.86	1.286
Bill Hands, R ERA: 5.48	(8, 1)	2.0		7	2	1	1	2	0	0	0	0	0	0	11	11	4.50	1.000

PITCHER		IP	WLS	BF	H	R	ER	SO	BB	IBB	HBP	BLK	WP	HR	S	P	ERA	WHIP

BOTTOM

Baltimore Orioles @ Minnesota Twins

Metropolitan Stadium, Bloomington , MI

Wed Jun 12 1974, 8:05 PM EDT

Att. 6,359 - Unknown

Batter	1	2	3	4	5	6	7	8	9	AB	R	H	RBI	BB	SO	LOB
Rod Carew, L (1, 4) OBP: 0.445, SLG: 0.458	S 1B		1B			G3		4-3	G3	5	0	2	0	0	0	0
Steve Braun, L (1, 7) OBP: 0.383, SLG: 0.378	K 1-2		F7			4-3		FC5 1B 1B	F8	5	0	1	0	0	1	2
Tony Oliva, L (1, 10) OBP: 0.359, SLG: 0.438 Jerry Terrell, R (8, PR) OBP: 0.290, SLG: 0.341	K		F3			2B		BB FC5 1-2 1B 1B		4 0	0 1	2 0	0 0	0 0	1 0	2 0
Bobby Darwin, R (1, 9) OBP: 0.333, SLG: 0.490	5-3			6-3		F9		FC5 BB 1-2 1B 2-3f		4	1	0	0	0	0	4
Larry Hisle, R (1, 8) OBP: 0.358, SLG: 0.548		3B		K			FC5-2-5 3B	4-0 FC5 1B 1-2 BB 2-3		3	0	2	0	1	1	0
Craig Kusick, R (1, 3) OBP: 0.296, SLG: 0.240		K		F8			K	0-0 1-2 2-H 1B 3-H		4	0	1	2	0	2	2
Eric Soderholm, R (1, 5) OBP: 0.342, SLG: 0.374		K			G5-4-3 1B		FC5-2-5 BB 3-H	FC5 2-3f		4	0	1	0	0	1	4
Phil Roof, R (1, 2) Harmon Killebrew, R (7, PH) OBP: 0.297, SLG: 0.344 Danny Thompson, R (8, 6) OBP: 0.200, SLG: 0.263	5-3				G5-4-3 1-2f		FC6-4 1-2 BB		HR	2 0 1	0 0 1	0 0 1	0 1 1	0 0 0	0 0 0	2 0 0
Luis Gomez, R (1, 6) OBP: 0.292, SLG: 0.225 Steve Brye, R (7, PH) OBP: 0.319, SLG: 0.336 Glenn Borgmann, R (8, 2) OBP: 0.279, SLG: 0.273			F4		F9		FC6-4 1-2f		5-3	2 1 1	0 0 0	0 0 0	0 0 0	0 0 0	0 0 0	0 2 0
Inning Stats	R: 0 H: 1 E: 0 LOB: 1 K: 2 BB: 0 S: 8 P: 8	R: 0 H: 1 E: 0 LOB: 1 K: 2 BB: 0 S: 8 P: 8	R: 0 H: 1 E: 0 LOB: 1 K: 0 BB: 0 S: 4 P: 4	R: 0 H: 0 E: 0 LOB: 0 K: 1 BB: 0 S: 5 P: 5	R: 0 H: 1 E: 0 LOB: 0 K: 0 BB: 0 S: 3 P: 3	R: 0 H: 1 E: 0 LOB: 1 K: 0 BB: 0 S: 4 P: 4	R: 0 H: 1 E: 0 LOB: 2 K: 1 BB: 1 S: 6 P: 10	R: 2 H: 3 E: 0 LOB: 2 K: 0 BB: 1 S: 6 P: 10	R: 1 H: 1 E: 0 LOB: 0 K: 0 BB: 0 S: 4 P: 4	1B: 6 SF: 0 2B: 1 SAC: 0 3B: 2 DP: 1 HR: 1 HBP: 0						WP: 0 PA: 38 PB: 0 SB: 1 CS: 0	

livebaseballscorecards.com

AB	36
R	3
H	10
RBI	3
BB	2
SO	6
LOB	18

PITCHER		IP	WLS	BF	H	R	ER	SO	BB	IBB	HBP	BLK	WP	HR	S	P	ERA	WHIP
Mike Cuellar, L ERA: 3.28	(1, 1)	9.0	W	38	10	3	3	6	2	0	0	0	0	1	48	56	3.00	1.333

PITCHER	IP	WLS	BF	H	R	ER	SO	BB	IBB	HBP	BLK	WP	HR	S	P	ERA	WHIP

Minnesota Twins @ Cleveland Indians

Cleveland Municipal Stadium, Cleveland, OH

Fri Jun 14 1974, 7:05 PM EDT

Att. 16,116 - Unknown - 74 F

TOP

livebaseballscorecards.com

Batter	1	2	3	4	5	6	7	8	9	AB	R	H	RBI	BB	SO	LOB
Jerry Terrell, R (1, 4) OBP: 0.296, SLG: 0.344	F8		1B E 1B 1-2 3-H	F3		F8 1B 1B		1-3		5	1	2	1	0	0	1
Larry Hisle, R (1, 8) (7, 7) OBP: 0.364, SLG: 0.550	6-3		E 1B HR 1B 1-2 2-H	F9		1-2 1B		BB 1B		5	1	3	1	0	0	0
Tony Oliva, L (1, 10) OBP: 0.365, SLG: 0.444	2B		F3		FC6 1B 1B	F8 2-3		BBBB 1-2 2-3 FC6-4 BB		4	1	2	0	1	0	4
Bobby Darwin, R (1, 9) OBP: 0.326, SLG: 0.478	F3		F9		SSS K	F7		1-2f FC6-4		5	0	0	0	0	1	9
Steve Braun, L (1, 7) OBP: 0.391, SLG: 0.388 Steve Brye, R (7, 8) OBP: 0.317, SLG: 0.333		4-3	E9 S HR 1B 1-3 2-H		1-2 FC6 1B		CS 1B		SSS K	4 1	1 0	3 0	1 0	0 0	0 1	0 0
Craig Kusick, R (1, 3) OBP: 0.313, SLG: 0.241		F9	BBBB 1-2 HR BB		1-2f FC6 2-3	F7 1-2			1B	4	1	1	0	1	0	3
Eric Soderholm, R (1, 5) OBP: 0.344, SLG: 0.397		SSS K	1-H 2-H 3-H HR		1-2 3-H 1B	SSS K			F9	5	1	2	5	0	2	1
Glenn Borgmann, R (1, 2) OBP: 0.283, SLG: 0.278			1B S 1B 6-3	F9				BB 1-3 1B	4-3	5	1	2	0	0	0	3
Luis Gomez, R (1, 6) OBP: 0.291, SLG: 0.226			1B 1B 1B 1-3	4-3		6-3		1-2 1-3		4	1	1	0	0	0	1

	AB	42
	R	8
	H	16
	RBI	8
	BB	2
	SO	4
	LOB	22

Inning Stats	1	2	3	4	5	6	7	8	9
	R: 0 E: 0 K: 0 S: 4	H: 1 LOB: 1 BB: 0 P: 4	R: 0 E: 0 K: 1 S: 5	H: 0 LOB: 0 BB: 0 P: 5	R: 7 E: 1 K: 0 S: 9	H: 6 LOB: 0 BB: 1 P: 13	R: 0 E: 0 K: 0 S: 3	H: 0 LOB: 0 BB: 0 P: 3	R: 1 E: 0 K: 1 S: 8	H: 3 LOB: 2 BB: 0 P: 8	R: 0 E: 0 K: 0 S: 5	H: 2 LOB: 2 BB: 0 P: 5	R: 0 E: 0 K: 1 S: 5	H: 1 LOB: 0 BB: 0 P: 5	R: 0 E: 0 K: 0 S: 5	H: 2 LOB: 3 BB: 1 P: 9	R: 0 E: 0 K: 1 S: 6	H: 1 LOB: 1 BB: 0 P: 6

	1B: 14	SF: 0	WP: 0	PA: 44
	2B: 1	SAC: 0	PB: 0	
	3B: 0	DP: 0	SB: 2	
	HR: 1	HBP: 0	CS: 1	

PITCHER		IP	WLS	BF	H	R	ER	SO	BB	IBB	HBP	BLK	WP	HR	S	P	ERA	WHIP
Bob Johnson, R ERA: 4.01	(1, 1)	2.2	L	15	6	6	6	1	1	0	0	0	0	0	16	20	20.25	2.625
Ken Sanders, R ERA: 9.82	(3, 1)	2.1		11	4	2	2	1	0	0	0	0	0	1	13	13	7.71	1.714
Tom Buskey, R ERA: 3.38	(6, 1)	3.0		14	5	0	0	1	1	0	0	0	0	0	15	19	0.00	2.000
Milt Wilcox, R ERA: 1.99	(9, 1)	1.0		4	1	0	0	1	0	0	0	0	0	0	6	6	0.00	1.000

PITCHER		IP	WLS	BF	H	R	ER	SO	BB	IBB	HBP	BLK	WP	HR	S	P	ERA	WHIP

Minnesota Twins @ Cleveland Indians

Cleveland Municipal Stadium, Cleveland, OH

Fri Jun 14 1974, 7:05 PM EDT

Att. 16,116 - Unknown - 74 F

livebaseballscorecards.com

BOTTOM

Batter	1	2	3	4	5	6	7	8	9	AB	R	H	RBI	BB	SO	LOB
Ed Crosby, L (1, 5) OBP: 0.261, SLG: 0.273	K			F6		4-3		3-1		4	0	0	0	0	1	0
Jack Brohamer, L (1, 4) OBP: 0.380, SLG: 0.409	G3			F5		4-3 BB			F8	3	0	0	0	1	0	0
Leron Lee, L (1, 7) OBP: 0.355, SLG: 0.471	F5			4-3		4-3			F8	3	0	0	0	0	0	1
Rusty Torres, S (7, 7) OBP: 0.321, SLG: 0.208										1	0	0	0	0	0	0
Charlie Spikes, R (1, 9) OBP: 0.345, SLG: 0.462		F8			HR		G3-6 1B		F4	4	1	2	1	0	0	0
Oscar Gamble, L (1, 10) OBP: 0.353, SLG: 0.439		F8			K		G3-6 1-2f			3	0	0	0	0	1	1
George Hendrick, R (1, 8) OBP: 0.321, SLG: 0.419		BB CS			1-3		2B			2	0	1	0	1	0	0
Joe Lis, R (1, 3) OBP: 0.324, SLG: 0.300		CS 1-2			K		K			3	0	1	0	0	2	1
Dave Duncan, R (1, 2) OBP: 0.245, SLG: 0.370			K			HR		K		3	1	1	1	0	2	1
Frank Duffy, R (1, 6) OBP: 0.245, SLG: 0.318			G4-6-3 1-2f			6-3		6-3		3	0	0	0	0	0	1
Inning Stats	R: 0 E: 0 K: 1 S: 5 H: 0 LOB: 0 BB: 0 P: 5	R: 0 E: 0 K: 0 S: 2 H: 0 LOB: 0 BB: 1 P: 6	R: 0 E: 0 K: 1 S: 5 H: 1 LOB: 0 BB: 0 P: 5	R: 0 E: 0 K: 0 S: 3 H: 0 LOB: 0 BB: 0 P: 3	R: 1 E: 0 K: 2 S: 8 H: 1 LOB: 0 BB: 0 P: 8	R: 1 E: 0 K: 0 S: 4 H: 1 LOB: 1 BB: 1 P: 8	R: 0 E: 0 K: 1 S: 6 H: 2 LOB: 1 BB: 0 P: 6	R: 0 E: 0 K: 1 S: 5 H: 0 LOB: 0 BB: 0 P: 5	R: 0 E: 0 K: 0 S: 3 H: 0 LOB: 0 BB: 0 P: 3	1B: 2 2B: 1 3B: 0 HR: 2 SF: 0 SAC: 0 DP: 2 HBP: 0						

PITCHER	IP	WLS	BF	H	R	ER	SO	BB	IBB	HBP	BLK	WP	HR	S	P	ERA	WHIP
Joe Decker, R (1, 1) ERA: 2.95	9.0	W	31	5	2	2	6	2	0	0	0	0	2	41	49	2.00	0.778

PITCHER	IP	WLS	BF	H	R	ER	SO	BB	IBB	HBP	BLK	WP	HR	S	P	ERA	WHIP

AB	29
R	2
H	5
RBI	2
BB	2
SO	6
LOB	5

WP: 0 PA: 32
PB: 0
SB: 0
CS: 1

Batter	1	2	3	4	5	6	7	8	9	AB	R	H	RBI	BB	SO	LOB
Larry Hisle, R (1, 8) OBP: 0.362, SLG: 0.543	F7			F9		1B		F8		4	0	1	0	0	0	0
Rod Carew, L (1, 4) OBP: 0.446, SLG: 0.459	G3			L1		BB 1-3			FC3-6 1B	4	0	2	0	0	0	0
Jerry Terrell, R (9, PR) OBP: 0.296, SLG: 0.344										0	0	0	0	0	0	0
Tony Oliva, L (1, 10) OBP: 0.363, SLG: 0.437	F8			F9		BB 1-2			FC3-6 1B 1-2f	3	0	0	0	1	0	1
Randy Hundley, R (9, PR) OBP: 0.263, SLG: 0.250										0	0	0	0	0	0	0
Bobby Darwin, R (1, 9) OBP: 0.325, SLG: 0.474		F8			E5 WP 1B	5-3			G4-6-3 1B 1-2	4	1	1	0	0	0	3
Steve Braun, L (1, 7) OBP: 0.388, SLG: 0.384		F8			G5-4-3 1B 1-H		4-3		G4-6-3 1-2f	4	0	1	1	0	0	2
Craig Kusick, R (1, 3) OBP: 0.286, SLG: 0.219		5-3			G5-4-3 1-2f		K			3	0	0	0	0	1	1
Eric Soderholm, R (1, 5) OBP: 0.338, SLG: 0.388			K		5-3		4-3			3	0	0	0	0	1	0
Glenn Borgmann, R (1, 2) OBP: 0.279, SLG: 0.274			6-3			F7		K		2	0	0	0	0	0	0
Jim Holt, L (8, PH) OBP: 0.322, SLG: 0.333										1	0	0	0	0	1	0
Phil Roof, R (8, 2)										0	0	0	0	0	0	0
Luis Gomez, R (1, 6) OBP: 0.286, SLG: 0.222			L1-3			G3		K		2	0	0	0	0	0	0
Harmon Killebrew, R (8, PH) OBP: 0.295, SLG: 0.341										1	0	0	0	0	1	0
Danny Thompson, R (8, 6) OBP: 0.200, SLG: 0.263										0	0	0	0	0	0	0
Inning Stats	R: 0 E: 0 K: 0 S: 3 H: 0 LOB: 0 BB: 0 P: 3	R: 0 E: 0 K: 0 S: 3 H: 0 LOB: 0 BB: 0 P: 3	R: 0 E: 0 K: 1 S: 5 H: 0 LOB: 0 BB: 0 P: 5	R: 0 E: 0 K: 0 S: 3 H: 0 LOB: 0 BB: 0 P: 3	R: 1 E: 1 K: 0 S: 4 H: 1 LOB: 0 BB: 0 P: 4	R: 0 E: 0 K: 0 S: 5 H: 2 LOB: 3 BB: 1 P: 9	R: 0 E: 0 K: 1 S: 5 H: 0 LOB: 0 BB: 0 P: 5	R: 0 E: 0 K: 2 S: 7 H: 0 LOB: 0 BB: 0 P: 7	R: 0 E: 0 K: 0 S: 4 H: 2 LOB: 2 BB: 0 P: 4	1B: 5 2B: 0 3B: 0 HR: 0	SF: 0 SAC: 0 DP: 2 HBP: 0					

TOP

Minnesota Twins @ Cleveland Indians

Cleveland Municipal Stadium, Cleveland, OH

Sat Jun 15 1974, 3:33 AM EDT

Att. 5,552 - Unknown - 70 F

livebaseballscorecards.com

AB	31
R	1
H	5
RBI	1
BB	1
SO	4
LOB	7

WP: 1 PB: 0 SB: 0 CS: 0 PA: 32

PITCHER		IP	W/L/S	BF	H	R	ER	SO	BB	IBB	HBP	BLK	WP	HR	S	P	ERA	WHIP
Steve Kline, R ERA: 3.84	(1, 1)	6.0	W	22	3	1	0	1	1	0	0	0	1	0	23	27	0.00	0.667
Fred Beene, R ERA: 3.05	(7, 1)	3.0	S	10	2	0	0	3	0	0	0	0	0	0	16	16	0.00	0.667

PITCHER		IP	W/L/S	BF	H	R	ER	SO	BB	IBB	HBP	BLK	WP	HR	S	P	ERA	WHIP

Batter	1	2	3	4	5	6	7	8	9	AB	R	H	RBI	BB	SO	LOB
Ed Crosby, L (1, 5) OBP: 0.222, SLG: 0.231	6-3	K		F2		F8				4	0	0	0	0	1	2
Jack Brohamer, L (1, 4) OBP: 0.383, SLG: 0.435	1B 2B F8 1B	K		HR		K				4	2	2	1	0	2	2
John Lowenstein, L (1, 7) OBP: 0.322, SLG: 0.299	F8		1B 2B 1B	F8			F8			4	1	1	0	0	0	1
Charlie Spikes, R (1, 9) OBP: 0.348, SLG: 0.463 Rusty Torres, S (8, 9) OBP: 0.321, SLG: 0.208	2B 1B		2B 1B		F8		K			4 0	1 0	2 0	0 0	0 0	1 0	0 0
Oscar Gamble, L (1, 10) OBP: 0.350, SLG: 0.440	2B	K			F3		6-3			4	0	1	2	0	1	2
George Hendrick, R (1, 8) OBP: 0.324, SLG: 0.423	BB		2B		F8			K		3	0	1	1	1	1	0
Joe Lis, R (1, 3) OBP: 0.306, SLG: 0.281	F7		F6			1-3		K		4	0	0	0	0	1	4
Dave Duncan, R (1, 2) OBP: 0.255, SLG: 0.395		SH3-4 1B	F3			HR		1B		4	1	3	1	0	0	2
Frank Duffy, R (1, 6) OBP: 0.246, SLG: 0.323		SH3-4		F5		F8 2B		K		3	0	1	0	0	1	1
Inning Stats	R: 2 H: 3 E: 0 LOB: 2 K: 0 BB: 1 S: 6 P: 10	R: 0 H: 1 E: 0 LOB: 1 K: 2 BB: 0 S: 8 P: 8	R: 1 H: 3 E: 0 LOB: 2 K: 1 BB: 0 S: 8 P: 8	R: 1 H: 1 E: 0 LOB: 0 K: 0 BB: 0 S: 4 P: 4	R: 0 H: 0 E: 0 LOB: 0 K: 0 BB: 0 S: 3 P: 3	R: 1 H: 2 E: 0 LOB: 1 K: 1 BB: 0 S: 7 P: 7	R: 0 H: 0 E: 0 LOB: 0 K: 1 BB: 0 S: 5 P: 5	R: 0 H: 1 E: 0 LOB: 1 K: 3 BB: 0 S: 10 P: 10		1B: 6 SF: 0 2B: 3 SAC: 1 3B: 0 DP: 0 HR: 2 HBP: 0						

PITCHER	IP	WLS	BF	H	R	ER	SO	BB	IBB	HBP	BLK	WP	HR	S	P	ERA	WHIP
Bert Blyleven, R (1, 1) ERA: 3.11	5.2	L	28	10	5	5	3	1	0	0	0	0	2	33	37	7.94	1.941
Bill Butler, L (6, 1) ERA: 4.58	2.1		8	1	0	0	5	0	0	0	0	0	0	18	18	0.00	0.429

PITCHER	IP	WLS	BF	H	R	ER	SO	BB	IBB	HBP	BLK	WP	HR	S	P	ERA	WHIP

BOTTOM

Minnesota Twins @ Cleveland Indians

Cleveland Municipal Stadium, Cleveland, OH

Sat Jun 15 1974, 3:33 AM EDT

Att. 5,552 - Unknown - 70 F

livebaseballscorecards.com

AB	34
R	5
H	11
RBI	5
BB	1
SO	8
LOB	14

WP: 0	PA: 36		
PB: 0			
SB: 0			
CS: 0			

Minnesota Twins @ Cleveland Indians

Cleveland Municipal Stadium, Cleveland, OH

Sun Jun 16 1974, 3:33 AM EDT

Unknown - 64 F

livebaseballscorecards.com

TOP

Batter	1	2	3	4	5	6	7	8	9	AB	R	H	RBI	BB	SO	LOB
Larry Hisle, R (1, 8) OBP: 0.368, SLG: 0.539	H 1-0 F7 1B CS HBP	SSS 0-3 ③ K		x 0-0 2-H 1B		x 0-0 ② F8			BBBB 4-0 2B BB	3	1	1	1	1	1	2
Rod Carew, L (1, 4) OBP: 0.453, SLG: 0.471	x 0-0 1-2 1B		x 0-0 S S 1B	x 0-0 1-2 1B		x 0-0 ③ 4-3			x 0-0 1-H 2B	5	0	4	1	0	0	0
Tony Oliva, L (1, 10) OBP: 0.354, SLG: 0.426	x 0-0 ① F7 2-3		x 0-0 ① F7 1-2	x 0-0 ③ F6			x 0-0 ① 4-3		x 0-0 ① F8	5	0	0	0	0	0	6
Bobby Darwin, R (1, 9) OBP: 0.322, SLG: 0.465	x 0-0 ② ③ 1-3 3-H		SSS 0-3 ② K 2-3		x 0-0 ① 6-3		x 0-0 ② F6		I I I I 4-0 IBB	4	0	0	0	1	1	3
Steve Braun, L (1, 7) OBP: 0.394, SLG: 0.393		x 0-0 4-3 1B 2B	BBBB 4-0 BB		x 0-0 2B 1B		x 0-0 ③ 4-3		x 0-0 ② F5	4	1	2	0	1	0	2
Jim Holt, L (1, 3) OBP: 0.330, SLG: 0.354 Harmon Killebrew, R (9, PH) OBP: 0.293, SLG: 0.338 Craig Kusick, R (9, 3) OBP: 0.286, SLG: 0.219		x 0-0 ① 4-3 2-3	x 0-0 ③ G3		x 0-0 1-3 2B			x 0-0 FC5-4 1B	SSS 0-3 ③ K	4 1 0	0 0 0	2 0 0	0 0 0	0 0 0	0 1 0	3 2 0
Eric Soderholm, R (1, 5) OBP: 0.335, SLG: 0.380		BBBB 4-0 1B BB		x 0-0 ① 6-3	x 0-0 ② F3			x 0-0 ① F9		3	0	0	0	1	0	3
Glenn Borgmann, R (1, 2) OBP: 0.286, SLG: 0.281		x 0-0 1-3 3-H 1B		x 0-0 SH2-3 1B 1B	x 0-0 ③ F7			x 0-0 ② F9		4	1	2	1	0	0	3
Luis Gomez, R (1, 6) OBP: 0.279, SLG: 0.216		SSS 0-3 ② K		x 0-0 ② SH2-3 1-2		x 0-0 ① 1-3		x 0-0 ③ FC5-4 1-2f		3	0	0	0	0	1	3
Inning Stats	R: 0 E: 0 K: 0 S: 3 H: 1 LOB: 1 BB: 0 P: 4	R: 1 E: 0 K: 2 S: 9 H: 2 LOB: 2 BB: 1 P: 13	R: 0 E: 0 K: 1 S: 6 H: 1 LOB: 2 BB: 1 P: 10	R: 1 E: 0 K: 0 S: 6 H: 3 LOB: 2 BB: 0 P: 6	R: 0 E: 0 K: 0 S: 5 H: 2 LOB: 2 BB: 0 P: 5	R: 0 E: 0 K: 0 S: 3 H: 0 LOB: 0 BB: 0 P: 3	R: 0 E: 0 K: 0 S: 3 H: 0 LOB: 0 BB: 0 P: 3	R: 0 E: 0 K: 0 S: 4 H: 1 LOB: 1 BB: 0 P: 4	R: 1 E: 0 K: 1 S: 6 H: 1 LOB: 2 BB: 2 P: 14	1B: 8 2B: 3 3B: 0 HR: 0 SF: 0 SAC: 1 DP: 0 HBP: 1						

	AB	36
	R	3
	H	11
	RBI	3
	BB	4
	SO	4
	LOB	27

WP: 0 PB: 0 SB: 2 CS: 1 PA: 42

PITCHER		IP	WLS	BF	H	R	ER	SO	BB	IBB	HBP	BLK	WP	HR	S	P	ERA	WHIP
Jim Perry, R ERA: 2.55	(1, 1)	8.0	L	37	10	3	3	3	3	0	1	0	0	0	39	52	3.38	1.625
Tom Hilgendorf, L ERA: 5.93	(9, 1)	0.2		4	1	0	0	0	0	1	0	0	0	0	3	7	0.00	1.500
Milt Wilcox, R ERA: 1.97	(9, 1)	0.1		1	0	0	0	1	0	0	0	0	0	0	3	3	0.00	0.000

PITCHER	IP	WLS	BF	H	R	ER	SO	BB	IBB	HBP	BLK	WP	HR	S	P	ERA	WHIP

Batter	1	2	3	4	5	6	7	8	9	AB	R	H	RBI	BB	SO	LOB
Ed Crosby, L (1, 5) OBP: 0.226, SLG: 0.233	4-3		F8			F6		SH1-4 BB 1B	F9	4	0	1	0	0	0	1
Rusty Torres, S (9, PH) OBP: 0.310, SLG: 0.200										1	0	0	0	0	0	1
Jack Brohamer, L (1, 4) OBP: 0.386, SLG: 0.433	BB 1B		5-3			F8		BBBB 4-0 SH1-4 1-2 BB		3	0	1	0	1	0	1
Luis Alvarado, R (8, PR) OBP: 0.185, SLG: 0.194										0	0	0	0	0	0	0
(9, 4)																
John Lowenstein, L (1, 7) OBP: 0.317, SLG: 0.294	F7			F7		F7		SH1-4 1-2 2-3		3	0	0	0	0	0	2
(8, 3)																
Charlie Spikes, R (1, 9) OBP: 0.354, SLG: 0.463	BBBB 4-0 1-2 BB			F7			1B 1B 1B	BBBB 4-0 BB		2	0	1	0	2	0	0
Oscar Gamble, L (1, 10) OBP: 0.343, SLG: 0.429	SSS 0-3 K			F9			F8	SSS 0-3 K		4	0	0	0	0	2	6
George Hendrick, R (1, 8) OBP: 0.323, SLG: 0.420		E5 G6-4-3			5-3		1B 1-2 1B	F5		4	0	1	0	0	0	3
Joe Lis, R (1, 3) OBP: 0.297, SLG: 0.273		G6-4-3 1-2f			SSS 0-3 K		F4		F6	2	0	0	0	0	1	1
Leron Lee, L (7, PH) OBP: 0.347, SLG: 0.461										2	0	0	0	0	0	2
(8, 7)																
Dave Duncan, R (1, 2) OBP: 0.255, SLG: 0.392		6-3			5-3		FC6-4 1-2 2-3 1B		F6	4	0	1	0	0	0	0
Frank Duffy, R (1, 6) OBP: 0.251, SLG: 0.324			SSS 0-3 K			1B	FC6-4 1-2f		BBBB 4-0 BB	3	0	1	0	1	1	3
Inning Stats	R: 0 H: 1 E: 0 LOB: 2 K: 1 BB: 1 S: 6 P: 10	R: 0 H: 0 E: 1 LOB: 0 K: 0 BB: 0 S: 3 P: 3	R: 0 H: 0 E: 0 LOB: 0 K: 1 BB: 0 S: 5 P: 5	R: 0 H: 0 E: 0 LOB: 0 K: 0 BB: 0 S: 3 P: 3	R: 0 H: 0 E: 0 LOB: 0 K: 1 BB: 0 S: 5 P: 5	R: 0 H: 1 E: 0 LOB: 1 K: 0 BB: 0 S: 4 P: 4	R: 0 H: 3 E: 0 LOB: 3 K: 0 BB: 0 S: 6 P: 6	R: 0 H: 1 E: 0 LOB: 3 K: 1 BB: 2 S: 6 P: 14	R: 0 H: 0 E: 0 LOB: 1 K: 0 BB: 1 S: 3 P: 7	1B: 6 SF: 0 2B: 0 SAC: 1 3B: 0 DP: 1 HR: 0 HBP: 0						

PITCHER		IP	WLS	BF	H	R	ER	SO	BB	IBB	HBP	BLK	WP	HR	S	P	ERA	WHIP
Ray Corbin, R ERA: 3.45	(1, 1)	6.1	W	24	4	0	0	3	1	0	0	0	0	0	29	33	0.00	0.789
Tom Burgmeier, L ERA: 5.04	(7, 1)	0.1		1	0	0	0	0	0	0	0	0	0	0	1	1	0.00	0.000
Bill Campbell, R ERA: 2.73	(7, 1)	0.2		6	2	0	0	0	2	0	0	0	0	0	4	12	0.00	6.000
Bill Butler, L ERA: 4.19	(8, 1)	1.2	S	6	0	0	0	1	1	0	0	0	0	0	7	11	0.00	0.600

PITCHER	IP	WLS	BF	H	R	ER	SO	BB	IBB	HBP	BLK	WP	HR	S	P	ERA	WHIP

BOTTOM

Minnesota Twins @ Cleveland Indians

Cleveland Municipal Stadium, Cleveland, OH

Sun Jun 16 1974, 3:33 AM EDT

Unknown - 64 F

livebaseballscorecards.com

AB	32
R	0
H	6
RBI	0
BB	4
SO	4
LOB	20

TOP

Minnesota Twins @ Cleveland Indians

Cleveland Municipal Stadium, Cleveland, OH

Sun Jun 16 1974, 3:38 AM EDT

Att. 28,933 - Unknown - 64 F

livebaseballscorecards.com

Batter	1	2	3	4	5	6	7	8	9	AB	R	H	RBI	BB	SO	LOB
Larry Hisle, R (1, 7) OBP: 0.361, SLG: 0.527	F9		FC5-4 1-2f			F9		K		4	0	0	0	0	1	1
Rod Carew, L (1, 4) OBP: 0.450, SLG: 0.471	1-3			4-3		4-3			F8 1B 2B	4	1	1	0	0	0	0
Bobby Darwin, R (1, 9) OBP: 0.316, SLG: 0.457	5-3			6-3		F4			6-3	4	0	0	0	0	0	1
Harmon Killebrew, R (1, 10) OBP: 0.298, SLG: 0.343		G4-6-3 1B		F5			1B		F8 2-3	4	0	2	0	0	0	1
Craig Kusick, R (1, 3) OBP: 0.308, SLG: 0.250		F7			FC6-4 1B		F8		1B 3-H	4	0	2	1	0	0	2
Steve Brye, R (1, 8) OBP: 0.308, SLG: 0.324		G4-6-3 1-2f			FC6-4 1B 1-2f		K		F4	4	0	0	0	0	1	4
Eric Soderholm, R (1, 5) OBP: 0.335, SLG: 0.379			6-3		1-2 1B		5-3			3	0	1	0	0	0	1
Danny Thompson, R (1, 6) OBP: 0.209, SLG: 0.268			3-1		F4			G5-4-3 1B		3	0	1	0	0	0	2
Phil Roof, R (1, 2)			BBBB FC5-4 BB		F8			G5-4-3 1-2f		1	0	0	0	1	0	2
Jerry Terrell, R (8, PH) OBP: 0.293, SLG: 0.340										1	0	0	0	0	0	1
Glenn Borgmann, R (8, 2) OBP: 0.286, SLG: 0.281										0	0	0	0	0	0	0

AB	32
R	1
H	7
RBI	1
BB	1
SO	2
LOB	15

Inning Stats	1	2	3	4	5	6	7	8	9
	R: 0 E: 0 K: 0 S: 3	H: 0 LOB: 0 BB: 0 P: 3	R: 0 E: 0 K: 0 S: 3	H: 1 LOB: 0 BB: 0 P: 3	R: 0 E: 0 K: 0 S: 3	H: 0 LOB: 1 BB: 1 P: 7	R: 0 E: 0 K: 0 S: 3	H: 0 LOB: 0 BB: 0 P: 3	R: 0 E: 0 K: 0 S: 5	H: 2 LOB: 2 BB: 0 P: 5	R: 0 E: 0 K: 0 S: 3	H: 0 LOB: 0 BB: 0 P: 3	R: 0 E: 0 K: 1 S: 6	H: 1 LOB: 1 BB: 0 P: 6	R: 0 E: 0 K: 1 S: 5	H: 1 LOB: 0 BB: 0 P: 5	R: 1 E: 0 K: 0 S: 5	H: 2 LOB: 1 BB: 0 P: 5

| | | | | | | | | | |

Batter	1	2	3	4	5	6	7	8	9	AB	R	H	RBI	BB	SO	LOB
Ed Crosby, L (1, 5) OBP: 0.286, SLG: 0.303	4-3 2B 2B		G1 1B 1B		BBB 4-0 FC4-6 BB		0-0 ① F3 1-2 ②			3	2	2	0	1	0	1
Jack Brohamer, L (1, 4) OBP: 0.376, SLG: 0.420	0-0 ① F8		0-0 ② G1 1-2		0-0 ② FC4-6 1B 1-2f 1B		SSS 0-3 ③ K			4	1	0	0	0	1	3
John Lowenstein, L (1, 3) (8, 7) OBP: 0.325, SLG: 0.303	0-0 ② 4-3 2-3		0-0 S 2-H 1B		0-0 S 1-H 1B			0-0 S 1B		4	0	3	2	0	0	1
Charlie Spikes, R (1, 9) OBP: 0.353, SLG: 0.464	0-0 3-H 2B		0-0 ③ 4-3 1-3		SSS 0-3 ③ K 1-2			SSS 0-3 ① K 1-2		4	0	1	1	0	2	3
Oscar Gamble, L (1, 10) OBP: 0.341, SLG: 0.422	0-0 ③ F4			0-0 ① F5		0-0 ① F1		H 1-0 G6-4-3 HBP		3	0	0	0	0	0	1
Leron Lee, L (1, 7) OBP: 0.337, SLG: 0.446 Joe Lis, R (8, 3) OBP: 0.293, SLG: 0.269		SSS 0-3 ① K		0-0 E5 S		SSS 0-3 ② K		0-0 ②③ G6-4-3 1-2f		3 1	0 0	0 0	0 0	0 0	2 0	0 2
George Hendrick, R (1, 8) OBP: 0.323, SLG: 0.415		0-0 ② 6-3		SSS 0-3 ② K 1-2		BBB 4-0 BB				2	0	0	0	1	1	1
Dave Duncan, R (1, 2) OBP: 0.251, SLG: 0.386		0-0 ③ F6		0-0 ③ F8		SSS 0-3 ③ K				3	0	0	0	0	1	2
Frank Duffy, R (1, 6) OBP: 0.252, SLG: 0.324			0-0 ① F8		0-0 ① 6-3		0-0 CS 1B			3	0	1	0	0	0	0
Inning Stats	R: 1 H: 2 E: 0 LOB: 1 K: 0 BB: 0 S: 5 P: 5	R: 0 H: 0 E: 0 LOB: 0 K: 1 BB: 0 S: 5 P: 5	R: 1 H: 2 E: 0 LOB: 1 K: 0 BB: 0 S: 5 P: 5	R: 0 H: 0 E: 1 LOB: 1 K: 1 BB: 0 S: 6 P: 6	R: 1 H: 1 E: 0 LOB: 1 K: 1 BB: 1 S: 6 P: 10	R: 0 H: 0 E: 0 LOB: 1 K: 2 BB: 1 S: 7 P: 11	R: 0 H: 1 E: 0 LOB: 0 K: 1 BB: 0 S: 5 P: 5	R: 0 H: 1 E: 0 LOB: 1 K: 1 BB: 0 S: 5 P: 6		1B: 5 SF: 0 2B: 2 SAC: 0 3B: 0 DP: 1 HR: 0 HBP: 1						

BOTTOM

Minnesota Twins @ Cleveland Indians

Cleveland Municipal Stadium, Cleveland, OH

Sun Jun 16 1974, 3:38 AM EDT

Att. 28,933 - Unknown - 64 F

livebaseballscorecards.com

AB	30
R	3
H	7
RBI	3
BB	2
SO	7
LOB	14

PITCHER		IP	WLS	BF	H	R	ER	SO	BB	IBB	HBP	BLK	WP	HR	S	P	ERA	WHIP
Dave Goltz, R ERA: 2.95	(1, 1)	7.1	L	32	7	3	3	7	2	0	1	0	0	0	43	52	3.68	1.227
Bill Hands, R ERA: 5.4	(8, 1)	0.2		1	0	0	0	0	0	0	0	0	0	0	1	1	0.00	0.000

PITCHER	IP	WLS	BF	H	R	ER	SO	BB	IBB	HBP	BLK	WP	HR	S	P	ERA	WHIP

Batter	1	2	3	4	5	6	7	8	9	AB	R	H	RBI	BB	SO	LOB
Jerry Terrell, R (1, 5) OBP: 0.291, SLG: 0.337	FC6-4 1B		5-3			4-3			6-3	4	0	1	0	0	0	1
Rod Carew, L (1, 4) OBP: 0.451, SLG: 0.472	FC6-4 S 1-2f			CS 1B		G3			1B 1B	4	0	2	0	0	0	2
Larry Hisle, R (1, 9) OBP: 0.358, SLG: 0.522	F8 1-2			5-3 1-2			6-3		1-2 1B	4	0	1	0	0	0	2
Harmon Killebrew, R (1, 10) OBP: 0.290, SLG: 0.333	6-3			5-3			F8		F7	4	0	0	0	0	0	3
Steve Braun, L (1, 7) OBP: 0.387, SLG: 0.386		F9			4-3		F9			3	0	0	0	0	0	0
Craig Kusick, R (1, 3) OBP: 0.310, SLG: 0.237		5-3			5-3			BBBB G6-4-3 BB		2	0	0	0	1	0	0
Steve Brye, R (1, 8) OBP: 0.302, SLG: 0.317		F8			SSS K			G6-4-3 1-2f		3	0	0	0	0	1	1
Glenn Borgmann, R (1, 2) OBP: 0.287, SLG: 0.282			F9			SH1-4 1B		SSS K		3	0	1	0	0	1	0
Luis Gomez, R (1, 6) OBP: 0.276, SLG: 0.214			G3			SH1-4 1-2			G1	1	0	0	0	0	0	0
Tony Oliva, L (9, PH) OBP: 0.352, SLG: 0.423										1	0	0	0	0	0	0

TOP

Minnesota Twins @ Baltimore Orioles

Memorial Stadium, Baltimore, MD

Mon Jun 17 1974, 7:05 PM EDT

Att. 7,157 - Unknown

livebaseballscorecards.com

AB	29
R	0
H	5
RBI	0
BB	1
SO	2
LOB	9

Inning Stats	1	2	3	4	5	6	7	8	9
R	0	0	0	0	0	0	0	0	0
E	0	0	0	0	0	0	0	0	0
K	0	0	0	0	1	0	0	1	0
S	4	3	3	3	5	4	3	4	5
H	1	0	0	1	0	1	0	0	2
LOB	1	0	0	0	0	1	0	0	0
BB	0	0	0	0	0	0	0	1	0
P	4	3	3	3	5	4	3	8	5

1B	5
2B	0
3B	0
HR	0
SF	0
SAC	1
DP	1
HBP	0
WP	0
PB	0
SB	1
CS	1
PA	31

PITCHER	IP	WLS	BF	H	R	ER	SO	BB	IBB	HBP	BLK	WP	HR	S	P	ERA	WHIP
Mike Cuellar, L (1, 1) ERA: 2.99	9.0	W	31	5	0	0	2	1	0	0	0	0	0	34	38	0.00	0.667

PITCHER	IP	WLS	BF	H	R	ER	SO	BB	IBB	HBP	BLK	WP	HR	S	P	ERA	WHIP

Batter	1	2	3	4	5	6	7	8	9	AB	R	H	RBI	BB	SO	LOB
Paul Blair, R (1, 8) OBP: 0.271, SLG: 0.346	F9		F9			F7 1-2		F7		4	0	0	0	0	0	2
Bobby Grich, R (1, 4) OBP: 0.417, SLG: 0.486	F7			5-3		HR				3	1	1	1	0	0	0
Tommy Davis, R (1, 10) OBP: 0.285, SLG: 0.342	F2			K		F2				3	0	0	0	0	1	0
Jim Fuller, R (1, 9) OBP: 0.322, SLG: 0.430		F7		K			F5			3	0	0	0	0	1	0
Don Baylor, R (1, 7) OBP: 0.321, SLG: 0.280		K			F8		F8			3	0	0	0	0	1	0
Brooks Robinson, R (1, 5) OBP: 0.380, SLG: 0.419		1B			2B		F7			3	0	2	0	0	0	0
Earl Williams, R (1, 3) OBP: 0.316, SLG: 0.273		F5			L6			F8		3	0	0	0	0	0	2
Andy Etchebarren, R (1, 2) OBP: 0.258, SLG: 0.246			F8		6-3			1B		3	0	1	0	0	0	1
Mark Belanger, R (1, 6) OBP: 0.352, SLG: 0.431			F3			CS 1B		F4		3	0	1	0	0	0	1
Inning Stats	R: 0 E: 0 K: 0 S: 3 H: 0 LOB: 0 BB: 0 P: 3	R: 0 E: 0 K: 1 S: 6 H: 1 LOB: 1 BB: 0 P: 6	R: 0 E: 0 K: 0 S: 3 H: 0 LOB: 0 BB: 0 P: 3	R: 0 E: 0 K: 2 S: 7 H: 0 LOB: 0 BB: 0 P: 7	R: 0 E: 0 K: 0 S: 4 H: 1 LOB: 1 BB: 0 P: 4	R: 1 E: 0 K: 0 S: 4 H: 2 LOB: 0 BB: 0 P: 4	R: 0 E: 0 K: 0 S: 3 H: 0 LOB: 0 BB: 0 P: 3	R: 0 E: 0 K: 0 S: 4 H: 1 LOB: 1 BB: 0 P: 4		1B: 3 2B: 1 3B: 0 HR: 1 SF: 0 SAC: 0 DP: 0 HBP: 0						

PITCHER	IP	WLS	BF	H	R	ER	SO	BB	IBB	HBP	BLK	WP	HR	S	P	ERA	WHIP
Vic Albury, L (1, 1) ERA: 4.22	8.0	L	28	5	1	1	3	0	0	0	0	0	1	34	34	1.12	0.625

PITCHER	IP	WLS	BF	H	R	ER	SO	BB	IBB	HBP	BLK	WP	HR	S	P	ERA	WHIP

BOTTOM

Minnesota Twins @ Baltimore Orioles

Memorial Stadium, Baltimore, MD

Mon Jun 17 1974, 7:05 PM EDT

Att. 7,157 - Unknown

livebaseballscorecards.com

AB	28
R	1
H	5
RBI	1
BB	0
SO	3
LOB	6

Batter	1	2	3	4	5	6	7	8	9	AB	R	H	RBI	BB	SO	LOB
Larry Hisle, R (1, 7) OBP: 0.364, SLG: 0.524	E 1B 1B		FC4-6 1B	F9 1-2 2-3			FC6-4 1B		L8	5	1	3	0	0	0	3
Rod Carew, L (1, 4) OBP: 0.446, SLG: 0.466	E4 CS 1B 1-2		FC4-6 FC5-4 1-2f		G3 1B		F7		FC6-4 1-2 1B	5	0	1	0	0	0	3
Bobby Darwin, R (1, 9) OBP: 0.318, SLG: 0.455	1-2 2-H 1B		FC5-4 1B 1-2f		5-3 1B		FC6-4 1-2f		FC6-4 1-2f	5	0	2	1	0	0	4
Harmon Killebrew, R (1, 10) OBP: 0.289, SLG: 0.331	K		1-3 1B	5-3 1-2			F3			4	0	1	0	0	1	4
Craig Kusick, R (1, 3) OBP: 0.283, SLG: 0.214	K 2-3		F8	1-3				F7		4	0	0	0	0	1	5
Eric Soderholm, R (1, 5) OBP: 0.327, SLG: 0.369		6-3		F7		K		F8		4	0	0	0	0	1	0
Steve Brye, R (1, 8) OBP: 0.307, SLG: 0.322		F8		WP 1B 1B		1B 1B		K		4	0	2	0	0	1	0
Glenn Borgmann, R (1, 2) OBP: 0.293, SLG: 0.289		FC6-4 1B		F4		1-3 1B			4-3	4	0	2	0	0	0	1
Luis Gomez, R (1, 6) OBP: 0.280, SLG: 0.219		FC6-4 1-2f		WP 1-2 1B		F8			1B 1B	2	0	1	0	0	0	1
Randy Hundley, R (6, PH) OBP: 0.259, SLG: 0.247										1	0	0	0	0	0	1
Danny Thompson, R (6, 6) OBP: 0.227, SLG: 0.286										1	0	1	0	0	0	0
Inning Stats	R: 1 E: 1 K: 2 S: 9 H: 2 LOB: 2 BB: 0 P: 9	R: 0 E: 0 K: 0 S: 4 H: 1 LOB: 1 BB: 0 P: 4	R: 0 E: 0 K: 0 S: 5 H: 2 LOB: 2 BB: 0 P: 5	R: 0 E: 0 K: 0 S: 5 H: 2 LOB: 2 BB: 0 P: 5	R: 0 E: 0 K: 0 S: 4 H: 1 LOB: 1 BB: 0 P: 4	R: 0 E: 0 K: 1 S: 6 H: 2 LOB: 1 BB: 0 P: 6	R: 0 E: 0 K: 0 S: 4 H: 1 LOB: 1 BB: 0 P: 4	R: 0 E: 0 K: 1 S: 5 H: 0 LOB: 0 BB: 0 P: 5	R: 0 E: 0 K: 0 S: 5 H: 2 LOB: 2 BB: 0 P: 5	1B: 13 2B: 1 3B: 0 HR: 0 SF: 0 SAC: 0 DP: 1 HBP: 0						

PITCHER	IP	WLS	BF	H	R	ER	SO	BB	IBB	HBP	BLK	WP	HR	S	P	ERA	WHIP
Ross Grimsley, L (1, 1) ERA: 3.53	9.0	W	39	13	1	0	4	0	0	0	0	1	0	47	47	0.00	1.444

PITCHER	IP	WLS	BF	H	R	ER	SO	BB	IBB	HBP	BLK	WP	HR	S	P	ERA	WHIP

TOP

Minnesota Twins @ Baltimore Orioles

Memorial Stadium, Baltimore, MD

Tue Jun 18 1974, 7:05 PM EDT

Att. 11,223 - Unknown

livebaseballscorecards.com

AB	39
R	1
H	13
RBI	1
BB	0
SO	4
LOB	22

WP: 1 PA: 39
PB: 0
SB: 0
CS: 1

BOTTOM

Minnesota Twins @ Baltimore Orioles

Memorial Stadium, Baltimore, MD

Tue Jun 18 1974, 7:05 PM EDT

Att. 11,223 - Unknown

livebaseballscorecards.com

Batter	1	2	3	4	5	6	7	8	9	AB	R	H	RBI	BB	SO	LOB
Al Bumbry, L (1, 7) OBP: 0.232, SLG: 0.268 Paul Blair, R (7, PH) (8, 8) OBP: 0.274, SLG: 0.347	F8	E7, HR, 1-3, 2-H		4-3			HR	L9		3 2	1 1	1 1	1 1	0 0	0 0	0 2
Rich Coggins, L (1, 8) (8, 9) OBP: 0.243, SLG: 0.241	E, S, 1B	K			5-3		F6	1-3, 2-H		5	1	2	1	0	1	3
Bobby Grich, R (1, 4) OBP: 0.421, SLG: 0.530	F8, 1-3	2-H, 3-H, HR			HR		1-H, HR	5-3		5	3	3	6	0	0	3
Tommy Davis, R (1, 10) OBP: 0.289, SLG: 0.357	1B, 3-H	F9			K		HR			4	1	2	2	0	1	0
Boog Powell, L (1, 3) OBP: 0.301, SLG: 0.426	1-3		3-1		F8		1B			4	0	2	0	0	0	0
Don Baylor, R (1, 9) (8, 7) OBP: 0.314, SLG: 0.274	F8		F8			K	F4			4	0	0	0	0	1	3
Brooks Robinson, R (1, 5) OBP: 0.378, SLG: 0.414		K	5-3			4-3		1B, 2B, BB		3	1	0	0	1	1	0
Earl Williams, R (1, 2) OBP: 0.319, SLG: 0.279		1B, 1B		5-3		6-3		2B, 1-2		4	1	2	0	0	0	0
Mark Belanger, R (1, 6) OBP: 0.350, SLG: 0.427		E, 1B, 1-2, HR		4-3			6-3	F7		4	1	1	0	0	0	2
Inning Stats	R: 1 E: 0 K: 0 S: 6 H: 3 LOB: 2 BB: 0 P: 6	R: 4 E: 1 K: 2 S: 11 H: 4 LOB: 0 BB: 0 P: 11	R: 0 E: 0 K: 0 S: 3 H: 0 LOB: 0 BB: 0 P: 3	R: 0 E: 0 K: 0 S: 3 H: 0 LOB: 0 BB: 0 P: 3	R: 1 E: 0 K: 1 S: 6 H: 1 LOB: 0 BB: 0 P: 6	R: 0 E: 0 K: 1 S: 5 H: 0 LOB: 0 BB: 0 P: 5	R: 3 E: 0 K: 0 S: 7 H: 4 LOB: 1 BB: 0 P: 7	R: 1 E: 0 K: 0 S: 5 H: 2 LOB: 2 BB: 1 P: 9		1B: 9 2B: 1 3B: 0 HR: 4 SF: 0 SAC: 0 DP: 0 HBP: 0				WP: 0 PB: 0 SB: 1 CS: 0 PA: 39	

	AB	38
	R	10
	H	14
	RBI	10
	BB	1
	SO	4
	LOB	13

PITCHER		IP	WLS	BF	H	R	ER	SO	BB	IBB	HBP	BLK	WP	HR	S	P	ERA	WHIP
Joe Decker, R ERA: 3.35	(1, 1)	5.0	L	23	8	6	6	3	0	0	0	0	0	2	29	29	10.80	1.600
Tom Burgmeier, L ERA: 5.67	(6, 1)	3.0		16	6	4	4	1	1	0	0	0	0	2	17	21	12.00	2.333

PITCHER	IP	WLS	BF	H	R	ER	SO	BB	IBB	HBP	BLK	WP	HR	S	P	ERA	WHIP

Batter	1	2	3	4	5	6	7	8	9	AB	R	H	RBI	BB	SO	LOB
Larry Hisle, R (1, 7) OBP: 0.357, SLG: 0.513	5-3		B1-3			6-3		K	1B 2B 1-H 2-H 3-H	4	0	0	0	0	1	0
Tony Oliva, L (9, PH) OBP: 0.355, SLG: 0.432										1	0	1	3	0	0	0
Jerry Terrell, R (9, PR) OBP: 0.291, SLG: 0.337										0	0	0	0	0	0	0
Rod Carew, L (1, 4) OBP: 0.449, SLG: 0.467	1B BB BB		4-3			K		FC6-4 1B	2-3 1B	4	0	2	0	1	1	0
Bobby Darwin, R (1, 9) OBP: 0.313, SLG: 0.447	F4		6-3			K		FC6-4 1-2f	F7	4	0	0	0	0	1	2
Steve Braun, L (9, PH) OBP: 0.385, SLG: 0.384										1	0	0	0	0	0	3
Harmon Killebrew, R (1, 10) OBP: 0.288, SLG: 0.324	1B 1-2 BB			F2			F3		F8	3	0	0	0	1	0	0
Eric Soderholm, R (1, 5) OBP: 0.337, SLG: 0.379	1-2 2-3 1B			F8			2B 1B		BB 1B 1B 1B	4	2	3	0	0	0	0
Craig Kusick, R (1, 3) OBP: 0.280, SLG: 0.217	F9			F3			F7		1B BB 1-2 2B 1B	4	1	1	0	0	0	4
Steve Brye, R (1, 8) OBP: 0.312, SLG: 0.329		6-3			K		1-H 2B		1B 1-2 2-3 2B BB	3	1	1	1	1	1	0
Randy Hundley, R (1, 2) OBP: 0.247, SLG: 0.235		5-3			F8		F5		K	4	0	0	0	0	1	4
Luis Gomez, R (1, 6) OBP: 0.276, SLG: 0.216		K			F7			F7	1-2 2-3 3-H 2B 1B	2	0	0	0	0	1	0
Danny Thompson, R (8, PH) OBP: 0.239, SLG: 0.295										2	1	1	1	0	0	0
(8, 6)																
Inning Stats	R: 0 E: 0 K: 0 S: 4 H: 1 LOB: 3 BB: 2 P: 12	R: 0 E: 0 K: 1 S: 5 H: 0 LOB: 0 BB: 0 P: 5	R: 0 E: 0 K: 0 S: 3 H: 0 LOB: 0 BB: 0 P: 3	R: 0 E: 0 K: 0 S: 3 H: 0 LOB: 0 BB: 0 P: 3	R: 0 E: 0 K: 1 S: 5 H: 0 LOB: 0 BB: 0 P: 5	R: 0 E: 0 K: 2 S: 7 H: 0 LOB: 0 BB: 0 P: 7	R: 1 E: 0 K: 0 S: 5 H: 2 LOB: 1 BB: 0 P: 5	R: 0 E: 0 K: 1 S: 6 H: 1 LOB: 1 BB: 0 P: 6	R: 4 E: 0 K: 1 S: 10 H: 5 LOB: 3 BB: 1 P: 14	1B: 7 2B: 2 3B: 0 HR: 0 SF: 0 SAC: 0 DP: 0 HBP: 0						

PITCHER		IP	WLS	BF	H	R	ER	SO	BB	IBB	HBP	BLK	WP	HR	S	P	ERA	WHIP
Dave McNally, L ERA: 4.21	(1, 1)	8.2	W	36	7	5	5	6	3	0	0	0	0	0	45	57	5.19	1.154
Bob Reynolds, R ERA: 2.2	(9, 1)	0.0		1	1	0	0	0	0	0	0	0	0	0	1	1	∞	∞
Grant Jackson, L ERA: 3.13	(9, 1)	0.0		1	1	0	0	0	0	0	0	0	0	0	1	1	∞	∞
Wayne Garland, R ERA: 2.45	(9, 1)	0.1	S	1	0	0	0	0	0	0	0	0	0	0	1	1	0.00	0.000

PITCHER	IP	WLS	BF	H	R	ER	SO	BB	IBB	HBP	BLK	WP	HR	S	P	ERA	WHIP

TOP

Minnesota Twins @ Baltimore Orioles

Memorial Stadium, Baltimore, MD

Wed Jun 19 1974, 7:05 PM EDT

Att. 7,325 - Unknown

livebaseballscorecards.com

AB	36
R	5
H	9
RBI	5
BB	3
SO	6
LOB	13

WP: 0 PA: 39
PB: 0
SB: 0
CS: 0

BOTTOM

Minnesota Twins @ Baltimore Orioles

Memorial Stadium, Baltimore, MD

Wed Jun 19 1974, 7:05 PM EDT

Att. 7,325 - Unknown

livebaseballscorecards.com

Batter	1	2	3	4	5	6	7	8	9	AB	R	H	RBI	BB	SO	LOB
Paul Blair, R (1, 8) OBP: 0.268, SLG: 0.340	F7		F9		4-3		F8			4	0	0	0	0	0	0
Bobby Grich, R (1, 4) OBP: 0.415, SLG: 0.520	5-3			6-3	6-3		F8			4	0	0	0	0	0	0
Tommy Davis, R (1, 10) OBP: 0.296, SLG: 0.361	F3			BB 2B FC1-5-2		1B 1B 1B	1B			3	1	2	0	1	0	0
Jim Fuller, R (1, 9) OBP: 0.319, SLG: 0.432		F9		2B FC1-5-2 1-3		K SSS	K SSS			4	1	1	0	0	2	2
Don Baylor, R (1, 7) OBP: 0.318, SLG: 0.279		5-3		FC1-5-2 2B 2-3 3-H		1B 1B 1-2		2B 1B		4	3	2	0	0	0	2
Brooks Robinson, R (1, 5) OBP: 0.384, SLG: 0.429		F8		2B 2-H 3-H		1B 1-2 2-3		WP 2B 1-H		4	0	3	3	0	0	0
Earl Williams, R (1, 3) OBP: 0.328, SLG: 0.292			4-3 1B 2B	BB FC6-4		1-2 2-H 3-H		K 2-3		3	1	2	2	1	1	1
Andy Etchebarren, R (1, 2) OBP: 0.243, SLG: 0.231			4-3 2-3	FC6-4 1-2f		F8		F9		4	0	0	0	0	0	6
Mark Belanger, R (1, 6) OBP: 0.348, SLG: 0.423			1B 3-H		6-3	5-3		K SSS		4	0	1	1	0	1	3
Inning Stats	R: 0 E: 0 K: 0 S: 3 H: 0 LOB: 0 BB: 0 P: 3	R: 0 E: 0 K: 0 S: 3 H: 0 LOB: 0 BB: 0 P: 3	R: 1 E: 0 K: 0 S: 4 H: 2 LOB: 0 BB: 0 P: 4	R: 2 E: 0 K: 0 S: 5 H: 2 LOB: 2 BB: 2 P: 13	R: 0 E: 0 K: 0 S: 3 H: 0 LOB: 0 BB: 0 P: 3	R: 2 E: 0 K: 1 S: 9 H: 4 LOB: 2 BB: 0 P: 9	R: 0 E: 0 K: 1 S: 6 H: 1 LOB: 1 BB: 0 P: 6	R: 1 E: 0 K: 2 S: 9 H: 2 LOB: 1 BB: 0 P: 9		1B: 7 2B: 4 3B: 0 HR: 0 SF: 0 SAC: 0 DP: 0 HBP: 0						

	AB	34
	R	6
	H	11
	RBI	6
	BB	2
	SO	4
	LOB	14

WP: 1 PA: 36
PB: 0
SB: 0
CS: 0

PITCHER		IP	WLS	BF	H	R	ER	SO	BB	IBB	HBP	BLK	WP	HR	S	P	ERA	WHIP
Bill Butler, L ERA: 4.7	(1, 1)	3.2	L	16	4	3	3	0	2	0	0	0	0	0	14	22	7.36	1.636
Bill Hands, R ERA: 5.47	(4, 1)	4.1		20	7	3	3	4	0	0	0	0	1	0	28	28	6.23	1.615

PITCHER	IP	WLS	BF	H	R	ER	SO	BB	IBB	HBP	BLK	WP	HR	S	P	ERA	WHIP

Batter	1	2	3	4	5	6	7	8	9	AB	R	H	RBI	BB	SO	LOB
Pat Kelly, L (1, 10) OBP: 0.354, SLG: 0.378	F6		G3-6-1 1-2f		G3 2-3		F7 1-2		FC4-6 1B 1-2f 3-H	5	0	0	1	0	0	4
Jorge Orta, L (1, 4) OBP: 0.355, SLG: 0.432	BB			4-3	4-3			F7	1B 1-3	4	0	1	0	1	0	1
Dick Allen, R (1, 3) OBP: 0.368, SLG: 0.571 Tony Muser, L (8, 3) OBP: 0.364, SLG: 0.453	F8			BB 1B		FC6-4 1B		2B	K	4 1	0 0	3 0	0 0	0 0	0 1	1 2
Carlos May, L (1, 7) OBP: 0.307, SLG: 0.317	F9			BB 1-2 1B		F2		K2-3		4	0	1	0	0	1	3
Ken Henderson, S (1, 8) OBP: 0.353, SLG: 0.430		F9		BB 1-2 2-3		F8		IBB		2	0	0	0	2	0	1
Ron Santo, R (1, 5) OBP: 0.335, SLG: 0.343		6-3		K		FC6-4 1-2f		K		4	0	0	0	0	2	6
Bill Sharp, L (1, 9) OBP: 0.408, SLG: 0.500		F4		4-3			HR		1B FC4-6 BB	3	2	1	1	1	0	3
Ed Herrmann, L (1, 2) OBP: 0.340, SLG: 0.403 Jerry Hairston, S (9, PR) OBP: 0.184, SLG: 0.188			G3-6-1 1B		G3 SH5-3 1B		K		FC4-6 1-3 1B	4 0	0 0	3 0	0 0	0 0	1 0	0 0
Bucky Dent, R (1, 6) OBP: 0.280, SLG: 0.364 Bill Melton, R (9, PH) OBP: 0.309, SLG: 0.324			B4		SH5-3 1-2		CS 1B		K	2 1	0 0	1 0	0 0	0 0	0 1	1 2
Inning Stats	R: 0 E: 0 K: 0 S: 3 H: 0 LOB: 1 BB: 1 P: 7	R: 0 E: 0 K: 0 S: 3 H: 0 LOB: 0 BB: 0 P: 3	R: 0 E: 0 K: 0 S: 3 H: 1 LOB: 0 BB: 0 P: 3	R: 0 E: 0 K: 1 S: 7 H: 2 LOB: 3 BB: 1 P: 11	R: 0 E: 0 K: 0 S: 4 H: 1 LOB: 1 BB: 0 P: 4	R: 0 E: 0 K: 0 S: 4 H: 1 LOB: 1 BB: 0 P: 4	R: 1 E: 0 K: 1 S: 6 H: 2 LOB: 0 BB: 0 P: 6	R: 0 E: 0 K: 2 S: 8 H: 1 LOB: 2 BB: 1 P: 12	R: 1 E: 0 K: 2 S: 9 H: 2 LOB: 2 BB: 1 P: 13	1B: 8 2B: 1 3B: 0 HR: 1 SF: 0 SAC: 1 DP: 1 HBP: 0						

PITCHER	IP	WLS	BF	H	R	ER	SO	BB	IBB	HBP	BLK	WP	HR	S	P	ERA	WHIP
Ray Corbin, R (1, 1) ERA: 3.27	8.0	W	34	8	2	2	4	3	1	0	0	0	1	38	54	2.25	1.375
Bill Campbell, R (9, 1) ERA: 2.68	1.0	S	5	2	0	0	2	0	0	0	0	0	0	9	9	0.00	2.000

PITCHER	IP	WLS	BF	H	R	ER	SO	BB	IBB	HBP	BLK	WP	HR	S	P	ERA	WHIP

TOP

Chicago White Sox @ Minnesota Twins

Metropolitan Stadium, Bloomington , MI

Thu Jun 20 1974, 8:05 PM EDT

Att. 12,802 - Unknown - 73 F

livebaseballscorecards.com

AB	34
R	2
H	10
RBI	2
BB	4
SO	6
LOB	24

WP: 0 PA: 39
PB: 0
SB: 0
CS: 1

Batter	1	2	3	4	5	6	7	8	9	AB	R	H	RBI	BB	SO	LOB
Steve Brye, R (1, 8) OBP: 0.311, SLG: 0.322	6-3		6-3			SH1-4 BB		FC1-6 1B HR 1-2f		3	1	0	0	1	0	1
Rod Carew, L (1, 4) OBP: 0.451, SLG: 0.469	6-3 1B			K		SH1-4 1-2		HR 1-2 1B		3	1	2	0	0	1	0
Tony Oliva, L (1, 10) OBP: 0.353, SLG: 0.443	6-3 1-2			K		K		HR 1-H 2-H		4	1	1	3	0	2	2
Bobby Darwin, R (1, 9) OBP: 0.312, SLG: 0.444	F8			1B		F6		5-3		4	0	1	0	0	0	3
Larry Hisle, R (1, 7) OBP: 0.364, SLG: 0.525		5-3		FC6-4 1-2 1B			3B	BB E S		3	0	2	0	1	0	0
Eric Soderholm, R (1, 5) OBP: 0.330, SLG: 0.369		F4		FC6-4 1-2f			5-3	K 1-3		4	0	0	0	0	1	4
Randy Hundley, R (1, 2) OBP: 0.239, SLG: 0.226 Glenn Borgmann, R (9, 2) OBP: 0.293, SLG: 0.289		F8			F5		F5			3 0	0 0	0 0	0 0	0 0	0 0	1 0
Craig Kusick, R (1, 3) OBP: 0.264, SLG: 0.204			5-3		K		1-3			3	0	0	0	0	1	1
Luis Gomez, R (1, 6) OBP: 0.271, SLG: 0.212 Harmon Killebrew, R (8, PH) OBP: 0.293, SLG: 0.329 Jerry Terrell, R (8, PR) OBP: 0.291, SLG: 0.337 Danny Thompson, R (9, 6) OBP: 0.239, SLG: 0.295			6-3		F7			FC1-6 1B		2 1 0 0	0 0 0 0	0 1 0 0	0 0 0 0	0 0 0 0	0 0 0 0	0 0 0 0
Inning Stats	R: 0 E: 0 K: 0 S: 4 H: 1 LOB: 1 BB: 0 P: 4	R: 0 E: 0 K: 0 S: 3 H: 0 LOB: 0 BB: 0 P: 3	R: 0 E: 0 K: 0 S: 3 H: 0 LOB: 0 BB: 0 P: 3	R: 0 E: 0 K: 2 S: 9 H: 2 LOB: 2 BB: 0 P: 9	R: 0 E: 0 K: 1 S: 5 H: 0 LOB: 0 BB: 0 P: 5	R: 0 E: 0 K: 1 S: 5 H: 0 LOB: 1 BB: 1 P: 9	R: 0 E: 0 K: 0 S: 4 H: 1 LOB: 1 BB: 0 P: 4	R: 3 E: 0 K: 1 S: 8 H: 3 LOB: 2 BB: 1 P: 12		1B: 5 2B: 0 3B: 1 HR: 1	SF: 0 SAC: 1 DP: 0 HBP: 0					

PITCHER		IP	WLS	BF	H	R	ER	SO	BB	IBB	HBP	BLK	WP	HR	S	P	ERA	WHIP
Wilbur Wood, L ERA: 3.53	(1, 1)	8.0	L	33	7	3	3	5	2	0	0	0	0	1	41	49	3.38	1.125

PITCHER	IP	WLS	BF	H	R	ER	SO	BB	IBB	HBP	BLK	WP	HR	S	P	ERA	WHIP

BOTTOM

Chicago White Sox @ Minnesota Twins

Metropolitan Stadium, Bloomington , MI

Thu Jun 20 1974, 8:05 PM EDT

Att. 12,802 - Unknown - 73 F

livebaseballscorecards.com

AB	30
R	3
H	7
RBI	3
BB	2
SO	5
LOB	12

WP: 0 PB: 0 SB: 1 CS: 0 PA: 33

Chicago White Sox @ Minnesota Twins

Metropolitan Stadium, Bloomington , MI

Fri Jun 21 1974, 8:05 PM EDT

Att. 10,182 - Unknown - 81 F

TOP

livebaseballscorecards.com

Batter	1	2	3	4	5	6	7	8	9	AB	R	H	RBI	BB	SO	LOB
Bill Sharp, L (1, 9) (8, 8) OBP: 0.418, SLG: 0.500	1B	F3	B2-3 1-2		3-1		1B		BB	6	1	3	0	0	0	1
Jorge Orta, L (1, 4) OBP: 0.366, SLG: 0.438	1-2 HR	2B 1B	F8		4-3		1-3 FC4-6		1-2 BB	5	2	3	0	1	0	1
Dick Allen, R (1, 3) OBP: 0.371, SLG: 0.575	K	1-3		2B SF7		6-3	FC4-6 1-2f		K	4	2	2	0	0	1	2
Joe Henderson, L (6, 1)										1	0	0	0	0	0	2
Cy Acosta, R (8, 1)										1	0	0	0	0	1	2
Skip Pitlock, L (9, 1)		1B		1B						0	0	0	0	0	0	0
Carlos May, L (1, 7) OBP: 0.321, SLG: 0.340	1-2 HR	F9 1B		1-3		HR		2B		5	3	5	3	0	0	0
Jerry Hairston, S (8, 7) OBP: 0.184, SLG: 0.188	2-H	2-H 3-H		1B		2B		1B		0	0	0	0	0	0	0
Ken Henderson, S (1, 8) OBP: 0.358, SLG: 0.460	1-H 2-H HR	1-2		SF7 3-H		2-H HR		F9		4	2	3	6	0	0	1
Brian Downing, R (8, 9) OBP: 0.398, SLG: 0.534		1B								0	0	0	0	0	0	0
Ron Santo, R (1, 5) OBP: 0.336, SLG: 0.349	6-3	F9 2-3		2-H 1B		F7		1-H 2B		5	0	2	1	0	0	2
Tony Muser, L (1, 10) (6, 3) OBP: 0.350, SLG: 0.431	2B 1B	F4		K		6-3		F6		5	1	1	0	0	1	4
Ed Herrmann, L (1, 2) OBP: 0.344, SLG: 0.411	1-H 2B		FC6-4 1B	F6			4-3		K	4	0	2	1	0	0	1
Chuck Brinkman, R (7, 2) OBP: 0.214, SLG: 0.154										1	0	0	0	0	1	0
Bucky Dent, R (1, 6) OBP: 0.272, SLG: 0.353	5-3		FC6-4 B2-3 1-2f		F8		F9		K	5	0	0	0	0	1	2

	AB	46
	R	11
	H	21
	RBI	11
	BB	1
	SO	5
	LOB	18

Inning Stats										
	R: 5 E: 0 K: 1 S: 11	H: 6 LOB: 1 BB: 0 P: 11	R: 2 E: 0 K: 0 S: 7	H: 4 LOB: 2 BB: 0 P: 7	R: 0 E: 0 K: 0 S: 4	H: 1 LOB: 1 BB: 0 P: 4	R: 2 E: 0 K: 1 S: 8	H: 3 LOB: 1 BB: 0 P: 8	R: 0 E: 0 K: 0 S: 3	H: 0 LOB: 0 BB: 0 P: 3
	R: 2 E: 0 K: 0 S: 5	H: 2 LOB: 0 BB: 0 P: 5	R: 0 E: 0 K: 0 S: 5	H: 2 LOB: 2 BB: 0 P: 5	R: 0 E: 0 K: 0 S: 4	H: 2 LOB: 1 BB: 0 P: 4	R: 0 E: 0 K: 3 S: 10	H: 1 LOB: 2 BB: 1 P: 14	1B: 14 2B: 5 3B: 0 HR: 2	SF: 1 SAC: 0 DP: 0 HBP: 0
	WP: 0 PB: 0 SB: 0 CS: 0	PA: 48								

PITCHER		IP	WLS	BF	H	R	ER	SO	BB	IBB	HBP	BLK	WP	HR	S	P	ERA	WHIP
Dave Goltz, R ERA: 3.95	(1, 1)	0.2	L	8	6	5	5	1	0	0	0	0	0	1	10	10	67.50	9.000
Tom Burgmeier, L ERA: 6.14	(1, 1)	3.1		18	8	4	4	1	0	0	0	0	0	0	20	20	10.80	2.400
Bill Hands, R ERA: 5.5	(5, 1)	3.0		13	4	2	2	0	0	0	0	0	0	1	13	13	6.00	1.333
Bill Campbell, R ERA: 2.59	(8, 1)	2.0		9	3	0	0	3	1	0	0	0	0	0	14	18	0.00	2.000

PITCHER	IP	WLS	BF	H	R	ER	SO	BB	IBB	HBP	BLK	WP	HR	S	P	ERA	WHIP

Batter	1	2	3	4	5	6	7	8	9	AB	R	H	RBI	BB	SO	LOB
Steve Braun, L (1, 7) OBP: 0.376, SLG: 0.375	S S S 0-3 K ①	x 0-0 F5 ③		S S S 0-3 K ①		x 0-0 4-3 ③		x 0-0 SF7 ② 3-H		4	0	0	1	0	2	4
Rod Carew, L (1, 4) OBP: 0.443, SLG: 0.460	x 0-0 4-3 ②		x 0-0 4-3 ①	S S S 0-3 K ②			x 0-0 4-3 ①	S S S 0-3 K ③		5	0	0	0	0	2	3
Tony Oliva, L (1, 10) OBP: 0.349, SLG: 0.452	x 0-0 F8 ③		x 0-0 F9 ②	x 0-0 F5 ③			x 0-0 G3 ②		x 0-0 HR	5	1	1	1	0	0	1
Bobby Darwin, R (1, 9) OBP: 0.318, SLG: 0.449		B B B B 4-0 3B BB	x 0-0 1B 1B 1B		S S S 0-3 K ①		S S S 0-3 K ③		x 0-0 FC3-6 SF8 2B	4	3	2	0	1	2	0
Larry Hisle, R (1, 8) OBP: 0.374, SLG: 0.537		x 0-0 1-H 1B 3B	x 0-0 BB 1B 1-2 1B		S S S 0-3 K ②			B B B B 4-0 BB BB 1B BB	B B B B 4-0 FC3-6 BB	3	2	2	1	2	1	0
Eric Soderholm, R (1, 5) OBP: 0.337, SLG: 0.373		x 0-0 1B 3-H 1B	x 0-0 BB 1-2 2-H 1B		S S S 0-3 K ③			B B B B 4-0 1B BB SF7 1-2 BB	x 0-0 FC3-6 FC6-4 1-2f 2-3 ①	4	1	2	2	1	1	2
Glenn Borgmann, R (1, 2) OBP: 0.297, SLG: 0.285		x 0-0 F4 ①	B B B B 4-0 1-2 2-3 BB			x 0-0 5-3 ①		B B B B 4-0 1B 1-2 2-3 BB	x 0-0 SF8 ② 3-H	2	0	0	1	2	0	1
Craig Kusick, R (1, 3) OBP: 0.259, SLG: 0.189		S S S 0-3 K ②	S S S 0-3 K ③			B B B B 4-0 FC1-6 BB		S S S 0-3 K ①	x 0-0 FC6-4 ③ 1-2f	4	0	0	0	1	3	8
Luis Gomez, R (1, 6) OBP: 0.280, SLG: 0.217 Harmon Killebrew, R (8, PH) OBP: 0.297, SLG: 0.333 Danny Thompson, R (9, 6) OBP: 0.239, SLG: 0.295		x 0-0 1-2 1B	B B B B 4-0 BB			x 0-0 FC1-6 ② 1-2f		x 0-0 1-2 2-3 3-H 1B		2 1 0	0 0 0	1 1 0	0 1 0	1 0 0	0 0 0	1 0 0
Inning Stats	R: 0 E: 0 K: 1 S: 5 H: 0 LOB: 0 BB: 0 P: 5	R: 2 E: 0 K: 1 S: 8 H: 3 LOB: 2 BB: 1 P: 12	R: 1 E: 0 K: 1 S: 8 H: 3 LOB: 3 BB: 1 P: 12	R: 0 E: 0 K: 2 S: 7 H: 0 LOB: 1 BB: 1 P: 11	R: 0 E: 0 K: 3 S: 9 H: 0 LOB: 0 BB: 0 P: 9	R: 0 E: 0 K: 0 S: 3 H: 0 LOB: 1 BB: 1 P: 7	R: 0 E: 0 K: 1 S: 5 H: 0 LOB: 0 BB: 0 P: 5	R: 2 E: 0 K: 2 S: 8 H: 1 LOB: 2 BB: 3 P: 20	R: 2 E: 0 K: 0 S: 5 H: 2 LOB: 1 BB: 1 P: 9	1B: 6 2B: 1 3B: 1 HR: 1	SF: 2 SAC: 0 DP: 0 HBP: 0						

PITCHER		IP	WLS	BF	H	R	ER	SO	BB	IBB	HBP	BLK	WP	HR	S	P	ERA	WHIP
Ken Tatum, R ERA: 4.86	(1, 1)	2.2		15	6	3	3	2	1	0	0	0	0	0	18	22	10.12	2.625
Joe Henderson, R ERA: 5.68	(3, 1)	4.1	W	19	0	2	2	7	6	0	0	0	0	0	27	51	4.15	1.385
Joe Henderson, R ERA: 5.68	(6, 1)	4.1	W	19	0	2	2	7	6	0	0	0	0	0	27	51	4.15	1.385
Cy Acosta, R ERA: 3.27	(8, 1)	1.0		7	3	2	2	2	1	0	0	0	0	1	10	14	18.00	4.000
Skip Pitlock, L ERA: 3.58	(9, 1)	1.0		3	0	0	0	0	0	0	0	0	0	0	3	3	0.00	0.000

PITCHER	IP	WLS	BF	H	R	ER	SO	BB	IBB	HBP	BLK	WP	HR	S	P	ERA	WHIP

BOTTOM

Chicago White Sox @ Minnesota Twins

Metropolitan Stadium, Bloomington , MI

Fri Jun 21 1974, 8:05 PM EDT

Att. 10,182 - Unknown - 81 F

livebaseballscorecards.com

AB	34
R	7
H	9
RBI	7
BB	8
SO	11
LOB	20

WP: 0	PA: 44																	
PB: 0																		
SB: 0																		
CS: 0																		

Batter	1	2	3	4	5	6	7	8	9	10	AB	R	H	RBI	BB	SO	LOB
Brian Downing, R (1, 9) OBP: 0.398, SLG: 0.522	B B B B 4-0 WP 1B 6-3 BB		x 0-0 ① 5-3		x 0-0 ② 5-3			x 0-0 ① F8		x 0-0 HR 1B	4	2	1	0	1	0	1
Jorge Orta, L (1, 4)	x 0-0 WP 1-2 1B		B B B B 4-0 BB		B B B B 4-0 BB			x 0-0 ② F8		x 0-0 1-H HR	3	1	2	2	2	0	0
Dick Allen, R (1, 3) OBP: 0.371, SLG: 0.569	x 0-0 ① F2		x 0-0 ② F3		x 0-0 ③ F7			B B B B 4-0 BB		x 0-0 1B	4	0	1	0	1	0	5
Ron Santo, R (1, 5) OBP: 0.329, SLG: 0.341	x 0-0 ② 6-3 1-2 2-H		x 0-0 ③ F9			x 0-0 ① F7		x 0-0 ③ F4		x 0-0 ③ F9	5	0	0	1	0	0	4
Ken Henderson, S (1, 8) OBP: 0.353, SLG: 0.453	x 0-0 ③ F7			S S S 0-3 ① K		x 0-0 ② 6-3			x 0-0 ① F9		4	0	0	0	0	1	1
Carlos May, L (1, 7) OBP: 0.316, SLG: 0.335		x 0-0 ① 4-3		x 0-0 ② 4-3		x 0-0 ③ 4-3			S S S 0-3 ② K		4	0	0	0	0	1	0
Bill Melton, R (1, 10) OBP: 0.308, SLG: 0.323		x 0-0 1B		x 0-0 ③ 5-3			x 0-0 ① F4		S S S 0-3 ③ K		4	0	1	0	0	1	0
Ed Herrmann, L (1, 2) OBP: 0.337, SLG: 0.402		x 0-0 ② F8			x 0-0 E4 SH3-4		S S S 0-3 ② K			x 0-0 ① 6-3	4	0	0	0	0	1	1
Bucky Dent, R (1, 6) OBP: 0.267, SLG: 0.347		S S S 0-3 ③ K			x 0-0 ① SH3-4 1-2		x 0-0 ③ F8			x 0-0 ② F7	3	0	0	0	0	1	1
Inning Stats	R: 1 H: 1 E: 0 LOB: 1 K: 0 BB: 1 S: 4 P: 8	R: 0 H: 1 E: 0 LOB: 1 K: 1 BB: 0 S: 6 P: 6	R: 0 H: 0 E: 0 LOB: 1 K: 0 BB: 1 S: 3 P: 7	R: 0 H: 0 E: 0 LOB: 0 K: 1 BB: 0 S: 5 P: 5	R: 0 H: 0 E: 1 LOB: 2 K: 0 BB: 1 S: 4 P: 8	R: 0 H: 0 E: 0 LOB: 0 K: 0 BB: 0 S: 3 P: 3	R: 0 H: 0 E: 0 LOB: 0 K: 1 BB: 0 S: 5 P: 5	R: 0 H: 0 E: 0 LOB: 1 K: 0 BB: 1 S: 3 P: 7	R: 0 H: 0 E: 0 LOB: 0 K: 2 BB: 0 S: 7 P: 7	R: 2 H: 3 E: 0 LOB: 1 K: 0 BB: 0 S: 6 P: 6	1B: 4 SF: 0 2B: 0 SAC: 1 3B: 0 DP: 0 HR: 1 HBP: 0						

PITCHER	IP	WLS	BF	H	R	ER	SO	BB	IBB	HBP	BLK	WP	HR	S	P	ERA	WHIP
Vic Albury, L (1, 1) ERA: 4.01	10.0	L	40	5	3	3	5	4	0	0	0	1	1	46	62	2.70	0.900

PITCHER	IP	WLS	BF	H	R	ER	SO	BB	IBB	HBP	BLK	WP	HR	S	P	ERA	WHIP

TOP

Chicago White Sox @ Minnesota Twins

Metropolitan Stadium, Bloomington , MI

Sat Jun 22 1974, 4:33 AM EDT
Att. 9,587 - Unknown - 72 F

livebaseballscorecards.com

AB	35
R	3
H	5
RBI	3
BB	4
SO	5
LOB	13

WP: 1 PA: 40
PB: 0
SB: 0
CS: 0

Batter	1	2	3	4	5	6	7	8	9	10	AB	R	H	RBI	BB	SO	LOB
Steve Brye, R (1, 8) OBP: 0.311, SLG: 0.322	5-3		F3			SH1 1-2		FC6-4 3-H 1B			3	0	1	1	0	0	0
Rod Carew, L (1, 4) OBP: 0.440, SLG: 0.456	1B			6-3		3-1 2-3		FC6-4 1-2f			4	0	1	0	0	0	2
Larry Hisle, R (1, 7) OBP: 0.372, SLG: 0.529	F9			BB		K			F8		3	0	0	0	1	1	2
Harmon Killebrew, R (1, 3) OBP: 0.290, SLG: 0.325	F8			F9			F4		6-3		4	0	0	0	0	0	2
Tony Oliva, L (1, 10) OBP: 0.343, SLG: 0.443		5-3		4-3			F7		G3		4	0	0	0	0	0	1
Bobby Darwin, R (1, 9) OBP: 0.317, SLG: 0.446		1-3			CS 1B		5-3			F9	4	0	1	0	0	0	0
Eric Soderholm, R (1, 5) OBP: 0.335, SLG: 0.370		F8			K			4-3 SH1-4 1B		F8	4	1	1	0	0	1	1
Glenn Borgmann, R (1, 2) OBP: 0.291, SLG: 0.278			K		4-3			SH1-4 1-2		F4	3	0	0	0	0	1	1
Luis Gomez, R (1, 6) OBP: 0.284, SLG: 0.221			F8			3-1 SH1 1B		4-3 2-3			2	0	1	0	0	0	0
Danny Thompson, R (8, PH) (9, 6) OBP: 0.234, SLG: 0.289											1	0	0	0	0	0	1
Inning Stats	R: 0 E: 0 K: 0 S: 4 H: 1 LOB: 1 BB: 0 P: 4	R: 0 E: 0 K: 0 S: 3 H: 0 LOB: 0 BB: 0 P: 3	R: 0 E: 0 K: 1 S: 5 H: 0 LOB: 0 BB: 0 P: 5	R: 0 E: 0 K: 0 S: 3 H: 0 LOB: 1 BB: 1 P: 7	R: 0 E: 0 K: 1 S: 5 H: 1 LOB: 0 BB: 0 P: 5	R: 0 E: 0 K: 1 S: 6 H: 1 LOB: 1 BB: 0 P: 6	R: 0 E: 0 K: 0 S: 3 H: 0 LOB: 0 BB: 0 P: 3	R: 1 E: 0 K: 0 S: 5 H: 2 LOB: 1 BB: 0 P: 5	R: 0 E: 0 K: 0 S: 3 H: 0 LOB: 0 BB: 0 P: 3	R: 0 E: 0 K: 0 S: 3 H: 0 LOB: 0 BB: 0 P: 3	1B: 5 2B: 0 3B: 0 HR: 0 SF: 0 SAC: 2 DP: 0 HBP: 0	WP: 0 PB: 0 SB: 0 CS: 1	PA: 35				

PITCHER	IP	WLS	BF	H	R	ER	SO	BB	IBB	HBP	BLK	WP	HR	S	P	ERA	WHIP
Jim Kaat, L (1, 1) ERA: 4.26	10.0	W	35	5	1	1	3	1	0	0	0	0	0	40	44	0.90	0.600

PITCHER	IP	WLS	BF	H	R	ER	SO	BB	IBB	HBP	BLK	WP	HR	S	P	ERA	WHIP

BOTTOM

Chicago White Sox @ Minnesota Twins

Metropolitan Stadium, Bloomington , MI

Sat Jun 22 1974, 4:33 AM EDT

Att. 9,587 - Unknown - 72 F

livebaseballscorecards.com

AB	32
R	1
H	5
RBI	1
BB	1
SO	3
LOB	10

Batter	1	2	3	4	5	6	7	8	9	AB	R	H	RBI	BB	SO	LOB
Pat Kelly, L (1, 10) OBP: 0.357, SLG: 0.378	G3		3-1		SH, FC4-6, 1-2		S, 1B		CS, BB	3	0	1	0	1	0	0
Jorge Orta, L (1, 4) OBP: 0.389, SLG: 0.464	S, 1B, 1B		BB		FC4-6, G6-4-3, 1-2f, 2-3		G5-4-3, 1-2, BB		1B, 1-2, 1B	3	1	2	0	2	0	2
Dick Allen, R (1, 3) OBP: 0.368, SLG: 0.561	K, 1-2		F9		G6-4-3, 1-2f		G5-4-3, 1-2f		1B, 1-2	5	0	1	0	0	1	6
Carlos May, L (1, 7) OBP: 0.322, SLG: 0.340	1B, 2-H			FC3-6, E, WP, 1B		1B, 1B		K	4-3	5	1	3	1	0	1	2
Ken Henderson, S (1, 8) OBP: 0.351, SLG: 0.449	4-3			F7		1B, 1-2, 1B		P3		4	0	1	0	0	0	2
Ron Santo, R (1, 5) OBP: 0.332, SLG: 0.344		F9		E6, FC3-6, 1-2		1B, 1-2, 1B		1B, 1B		4	0	2	0	0	0	1
Bill Sharp, L (1, 9) OBP: 0.407, SLG: 0.482		K		FC3-6, WP, 1-2f, 2-3		F7		1B, 1-2, 1B		4	0	1	0	0	1	4
Ed Herrmann, L (1, 2) OBP: 0.330, SLG: 0.394		K		6-3, 1-2, 3-H		F7		4-3		4	0	0	0	0	1	5
Bucky Dent, R (1, 6) OBP: 0.267, SLG: 0.345			F8		FC4-6, SH, 1B		F7		F7	4	0	1	0	0	0	0
Inning Stats	R: 1 E: 0 K: 1 S: 7 H: 2 LOB: 1 BB: 0 P: 7	R: 0 E: 0 K: 2 S: 7 H: 0 LOB: 0 BB: 0 P: 7	R: 0 E: 0 K: 0 S: 3 H: 0 LOB: 1 BB: 1 P: 7	R: 1 E: 1 K: 0 S: 5 H: 1 LOB: 1 BB: 0 P: 5	R: 0 E: 0 K: 0 S: 4 H: 1 LOB: 1 BB: 0 P: 4	R: 0 E: 0 K: 0 S: 5 H: 3 LOB: 2 BB: 0 P: 5	R: 0 E: 0 K: 0 S: 3 H: 1 LOB: 1 BB: 1 P: 7	R: 0 E: 0 K: 1 S: 7 H: 2 LOB: 2 BB: 0 P: 7	R: 0 E: 0 K: 0 S: 4 H: 2 LOB: 2 BB: 1 P: 8	1B: 12 2B: 0 3B: 0 HR: 0 SF: 0 SAC: 1 DP: 2 HBP: 0						

PITCHER	IP	WLS	BF	H	R	ER	SO	BB	IBB	HBP	BLK	WP	HR	S	P	ERA	WHIP
Joe Decker, R (1, 1) ERA: 3.16	8.2	L	39	12	2	1	4	3	0	0	0	1	0	44	56	1.04	1.731
Bill Campbell, R (9, 1) ERA: 2.57	0.1		1	0	0	0	0	0	0	0	0	0	0	1	1	0.00	0.000

PITCHER	IP	WLS	BF	H	R	ER	SO	BB	IBB	HBP	BLK	WP	HR	S	P	ERA	WHIP

TOP

Chicago White Sox @ Minnesota Twins

Metropolitan Stadium, Bloomington , MI

Sun Jun 23 1974, 4:33 AM EDT

Unknown - 67 F

AB	36
R	2
H	12
RBI	1
BB	3
SO	4
LOB	22

WP: 1	PA: 40		
PB: 0			
SB: 2			
CS: 1			

livebaseballscorecards.com

Chicago White Sox @ Minnesota Twins

Metropolitan Stadium, Bloomington , MI

Sun Jun 23 1974, 4:33 AM EDT

Unknown - 67 F

livebaseballscorecards.com

BOTTOM

Batter	1	2	3	4	5	6	7	8	9	AB	R	H	RBI	BB	SO	LOB
Steve Brye, R (1, 8) OBP: 0.304, SLG: 0.314	L6		F9		F7		F9			4	0	0	0	0	0	0
Jerry Terrell, R (1, 4) OBP: 0.299, SLG: 0.337	1B		BBBB 4-3 BB		1-3			F7		3	0	1	0	1	0	0
Tony Oliva, L (1, 10) OBP: 0.341, SLG: 0.444	F8		4-3 1-2		2B			SSS K		4	0	1	0	0	1	2
Harmon Killebrew, R (1, 3) OBP: 0.283, SLG: 0.316	F8		SSS K		F8			F8		4	0	0	0	0	1	3
Larry Hisle, R (1, 7) OBP: 0.370, SLG: 0.522		SSS K		BBBB 4-0 G3 1B BB		F8			F9	3	1	0	0	1	1	0
Steve Braun, L (1, 5) OBP: 0.368, SLG: 0.367		4-3		G3 1-2		G3			4-3	4	0	0	0	0	0	1
Jim Holt, L (1, 9) OBP: 0.326, SLG: 0.349		E6 BB		F5		P6			1B	4	0	1	0	0	0	1
Eric Soderholm, R (9, PR) OBP: 0.335, SLG: 0.370										0	0	0	0	0	0	0
Glenn Borgmann, R (1, 2) OBP: 0.298, SLG: 0.281		BBBB 4-0 1-2 BB		2-H 1B			F7		F9	2	0	1	1	1	0	0
Bobby Darwin, R (9, PH) OBP: 0.315, SLG: 0.444										1	0	0	0	0	0	1
Luis Gomez, R (1, 6) OBP: 0.277, SLG: 0.216		SSS K		F8			1-3			3	0	0	0	0	1	3

	AB	32
	R	1
	H	4
	RBI	1
	BB	3
	SO	4
	LOB	11

Inning Stats	1	2	3	4	5	6	7	8	9	1B: 3	SF: 0	WP: 0	PA: 35
R	0	0	0	1	0	0	0	0	0	2B: 1	SAC: 0	PB: 0	
E	0	1	0	0	0	0	0	0	1	3B: 0	DP: 0	SB: 0	
H	1	0	0	1	1	0	0	0	1	HR: 0	HBP: 0	CS: 0	
K	0	2	1	1	0	0	0	0	0				
LOB	1	2	1	1	1	0	0	0	1				
BB	0	1	1	0	0	0	0	0	0				
S	4	8	5	4	4	3	3	5	4				
P	4	12	9	8	4	3	3	5	4				

PITCHER	IP	WLS	BF	H	R	ER	SO	BB	IBB	HBP	BLK	WP	HR	S	P	ERA	WHIP
Stan Bahnsen, R (1, 1) ERA: 3.96	9.0	W	35	4	1	1	4	3	0	0	0	0	0	40	52	1.00	0.778

PITCHER	IP	WLS	BF	H	R	ER	SO	BB	IBB	HBP	BLK	WP	HR	S	P	ERA	WHIP

Batter	1	2	3	4	5	6	7	8	9	AB	R	H	RBI	BB	SO	LOB
Brian Downing, R (1, 2) OBP: 0.389, SLG: 0.505	6-3		6-3	1B			F9		F8	5	0	1	0	0	0	0
Jorge Orta, L (1, 4) OBP: 0.386, SLG: 0.456	F8		F7	F5			BB			3	0	0	0	1	0	2
Dick Allen, R (1, 3) OBP: 0.366, SLG: 0.560	K		2B		5-3		F2			4	0	1	0	0	1	1
Tony Muser, L (7, 3) OBP: 0.350, SLG: 0.431										0	0	0	0	0	0	0
Ron Santo, R (1, 10) OBP: 0.331, SLG: 0.339		BB FC3-6	6-3		K			K		3	0	0	0	1	2	1
Ken Henderson, S (1, 8) OBP: 0.353, SLG: 0.446		F7		BB 1B SH4-3	P4			BB FC6-4		2	1	0	0	2	0	1
Carlos May, L (1, 7) OBP: 0.321, SLG: 0.339		FC3-6 BB 1B 1-2f		SH4-3 1B 1-3		K		F7		4	2	1	0	0	1	2
Bill Melton, R (1, 5) OBP: 0.307, SLG: 0.318		BB 1B 1-2		P6		K		FC6-4 1-2f		3	0	0	0	1	1	3
Bill Sharp, L (1, 9) OBP: 0.403, SLG: 0.475		1B 1-3 2-H		SH4-3 1-2 3-H		F5			F8	3	0	1	2	0	0	0
Bucky Dent, R (1, 6) OBP: 0.266, SLG: 0.343		P4		1B 2-H			F2		F7	4	0	1	1	0	0	2
Inning Stats	R: 0 E: 0 K: 1 S: 5 H: 0 LOB: 0 BB: 0 P: 5	R: 1 E: 0 K: 0 S: 4 H: 1 LOB: 2 BB: 2 P: 12	R: 0 E: 0 K: 0 S: 4 H: 1 LOB: 1 BB: 0 P: 4	R: 2 E: 0 K: 0 S: 6 H: 3 LOB: 2 BB: 1 P: 10	R: 0 E: 0 K: 1 S: 5 H: 0 LOB: 0 BB: 0 P: 5	R: 0 E: 0 K: 2 S: 7 H: 0 LOB: 0 BB: 0 P: 7	R: 0 E: 0 K: 0 S: 3 H: 0 LOB: 1 BB: 1 P: 7	R: 0 E: 0 K: 1 S: 5 H: 0 LOB: 1 BB: 1 P: 9	R: 0 E: 0 K: 0 S: 3 H: 0 LOB: 0 BB: 0 P: 3	1B: 4 2B: 1 3B: 0 HR: 0 SF: 0 SAC: 1 DP: 0 HBP: 0						

PITCHER	IP	WLS	BF	H	R	ER	SO	BB	IBB	HBP	BLK	WP	HR	S	P	ERA	WHIP
Bill Butler, L (1, 1) ERA: 4.22	9.0	W	37	5	3	3	5	5	0	0	0	0	0	42	62	3.00	1.111

PITCHER	IP	WLS	BF	H	R	ER	SO	BB	IBB	HBP	BLK	WP	HR	S	P	ERA	WHIP

TOP

Chicago White Sox @ Minnesota Twins

Metropolitan Stadium, Bloomington , MI

Sun Jun 23 1974, 4:38 AM EDT

Att. 18,672 - Unknown

livebaseballscorecards.com

AB	31
R	3
H	5
RBI	3
BB	5
SO	5
LOB	12

PA: 37

WP: 0
PB: 0
SB: 0
CS: 0

Batter	1	2	3	4	5	6	7	8	9	AB	R	H	RBI	BB	SO	LOB
Steve Brye, R (1, 8) OBP: 0.314, SLG: 0.325	S S S 0-3 K ①		x 0-0 1-2 1B			x 0-0 BB HR 1B	x 0-0 3-H 1B			4	1	3	1	0	1	0
Jerry Terrell, R (1, 4) OBP: 0.297, SLG: 0.327	S S S 0-3 K ②		S S S 0-3 K ②			B B B B 4-0 1-2 HR BB	x 0-0 P4 ②			3	1	0	0	1	2	3
Tony Oliva, L (1, 10) OBP: 0.335, SLG: 0.436	x 0-0 G3 ③		x 0-0 F2 ③			x 0-0 F8 ①	x 0-0 P5 ③			4	0	0	0	0	0	5
Bobby Darwin, R (1, 9) OBP: 0.314, SLG: 0.453		S S S 0-3 K ①		S S S 0-3 K ①		x 0-0 1-H 2-H HR		x 0-0 F7 ①		4	1	1	3	0	2	0
Larry Hisle, R (1, 7) OBP: 0.365, SLG: 0.514		S S S 0-3 K ②		x 0-0 1-3 ②		S S S 0-3 K ②		x 0-0 6-3 ②		3	0	0	0	0	2	0
Eric Soderholm, R (7, 5) OBP: 0.333, SLG: 0.367										1	0	0	0	0	0	0
Steve Braun, L (1, 5) OBP: 0.371, SLG: 0.370 (7, 7)		x 0-0 FC6-4 1B		x 0-0 F7 ③		x 0-0 FC6-4 1B		S S S 0-3 K ③		4	0	2	0	0	1	0
Jim Holt, L (1, 3) OBP: 0.316, SLG: 0.337		x 0-0 FC6-4 ③ 1-2f		x 0-0 F8 ①		x 0-0 FC6-4 ③ 1-2f				3	0	0	0	0	0	2
Phil Roof, R (1, 2) OBP: 0.333, SLG: 0.143			x 0-0 1B 1B	B B B B 4-0 G4-6-3 BB			x 0-0 P4 ①			2	0	1	0	1	0	0
Luis Gomez, R (1, 6) OBP: 0.275, SLG: 0.214			x 0-0 F8 ①	x 0-0 ② ③ G4-6-3 1-2f			x 0-0 1B 3B			1	0	0	0	0	0	1
Danny Thompson, R (5, PH) (6, 6) OBP: 0.245, SLG: 0.340										2	1	1	0	0	0	1
Inning Stats	R: 0 H: 0 E: 0 LOB: 0 K: 2 BB: 0 S: 7 P: 7	R: 0 H: 1 E: 0 LOB: 1 K: 2 BB: 0 S: 8 P: 8	R: 0 H: 2 E: 0 LOB: 2 K: 1 BB: 0 S: 7 P: 7	R: 0 H: 0 E: 0 LOB: 0 K: 1 BB: 0 S: 5 P: 5	R: 0 H: 0 E: 0 LOB: 0 K: 0 BB: 1 S: 2 P: 6	R: 3 H: 3 E: 0 LOB: 1 K: 1 BB: 1 S: 8 P: 12	R: 1 H: 2 E: 0 LOB: 1 K: 0 BB: 0 S: 5 P: 5	R: 0 H: 0 E: 0 LOB: 0 K: 1 BB: 0 S: 5 P: 5		1B: 6 SF: 0 2B: 0 SAC: 0 3B: 1 DP: 1 HR: 1 HBP: 0						WP: 0 PA: 33 PB: 0 SB: 0 CS: 0

PITCHER		IP	WLS	BF	H	R	ER	SO	BB	IBB	HBP	BLK	WP	HR	S	P	ERA	WHIP
Rich Gossage, R ERA: 4.93	(1, 1)	5.2		24	6	3	3	7	2	0	0	0	0	1	36	44	4.76	1.412
Skip Pitlock, L ERA: 3.6	(6, 1)	2.1	L	9	2	1	1	1	0	0	0	0	0	0	11	11	3.86	0.857

PITCHER	IP	WLS	BF	H	R	ER	SO	BB	IBB	HBP	BLK	WP	HR	S	P	ERA	WHIP

BOTTOM

Chicago White Sox @ Minnesota Twins

Metropolitan Stadium, Bloomington , MI

Sun Jun 23 1974, 4:38 AM EDT

Att. 18,672 - Unknown

livebaseballscorecards.com

AB	31
R	4
H	8
RBI	4
BB	2
SO	8
LOB	12

Minnesota Twins @ Texas Rangers

Arlington Stadium, Arlington, TX

Mon Jun 24 1974, 4:33 AM EDT

Att. 12,200 - Unknown - 78 F

TOP

livebaseballscorecards.com

Batter	1	2	3	4	5	6	7	8	9	AB	R	H	RBI	BB	SO	LOB
Steve Brye, R (1, 8) OBP: 0.316, SLG: 0.345	4-3 E 2B	FC6-4 1-2f		FC5-4 1-2f		1-H 3B		F9		5	1	2	1	0	0	5
Jerry Terrell, R (1, 4) OBP: 0.284, SLG: 0.312	4-3 2-3		6-3		F3	G3		K		5	0	0	0	0	1	4
Tony Oliva, L (1, 10) OBP: 0.327, SLG: 0.426	E6 BB 3-H		4-3		F7		P6		P6	5	0	0	1	0	0	0
Harmon Killebrew, R (1, 3) OBP: 0.288, SLG: 0.323 Jim Holt, L (7, 3) OBP: 0.323, SLG: 0.344	G5-4-3 1-2 BB		P3		2B		P4		HR 1B 1B	3 1	0 1	1 1	0 1	1 0	0 0	0 0
Bobby Darwin, R (1, 9) OBP: 0.320, SLG: 0.454	G5-4-3 1-2f			G6-3 1B	5-3		FC4 BB		HR 1-2 1B	4	1	2	0	1	0	3
Larry Hisle, R (1, 7) OBP: 0.362, SLG: 0.521		K		G6-3 1-2f		F9	FC4 1-2f		HR 1-H 2-H	5	1	1	3	0	1	2
Steve Braun, L (1, 5) OBP: 0.371, SLG: 0.376		1B 1B		IHR 2B		G3		F8	K	5	1	2	0	0	1	0
Danny Thompson, R (1, 6) OBP: 0.302, SLG: 0.471 Luis Gomez, R (9, PH) OBP: 0.273, SLG: 0.213 (9, 6)	FC6-4 1-2 1B			IHR 2-H		WP 1B 2B		1B 1B	L6	4 1	2 0	4 0	2 0	0 0	0 0	0 0
Phil Roof, R (1, 2) OBP: 0.462, SLG: 0.300		K		FC5-4 BB		3B 2-H 1B		1B 1-2 1B		3	1	2	1	1	1	2

	AB	41
	R	8
	H	15
	RBI	8
	BB	3
	SO	4
	LOB	16

Inning Stats																						
	R: 1	H: 1	R: 0	H: 2	R: 0	H: 0	R: 2	H: 3	R: 0	H: 1	R: 2	H: 3	R: 0	H: 0	R: 0	H: 2	R: 3	H: 3	1B: 8	SF: 0	WP: 1	PA: 44
	E: 1	LOB: 1	E: 0	LOB: 2	E: 0	LOB: 0	E: 0	LOB: 1	E: 0	LOB: 1	E: 0	LOB: 1	E: 0	LOB: 1	E: 0	LOB: 2	E: 0	LOB: 0	2B: 4	SAC: 0	PB: 0	
	K: 0	BB: 1	K: 2	BB: 0	K: 0	BB: 0	K: 0	BB: 1	K: 0	BB: 0	K: 0	BB: 0	K: 0	BB: 1	K: 1	BB: 0	K: 1	BB: 0	3B: 1	DP: 2	SB: 0	
	S: 4	P: 8	S: 9	P: 9	S: 3	P: 3	S: 5	P: 9	S: 4	P: 4	S: 6	P: 6	S: 3	P: 7	S: 7	P: 7	S: 8	P: 8	HR: 2	HBP: 0	CS: 0	

PITCHER		IP	WLS	BF	H	R	ER	SO	BB	IBB	HBP	BLK	WP	HR	S	P	ERA	WHIP
David Clyde, L ERA: 3.87	(1, 1)	3.2	L	18	6	3	3	2	2	0	0	0	0	0	20	28	7.36	2.182
Steve Hargan, R ERA: 3.84	(4, 1)	3.2		18	6	2	2	0	1	0	0	0	1	0	17	21	4.91	1.909
Steve Foucault, R ERA: 2.0	(8, 1)	1.2		8	3	3	3	2	0	0	0	0	0	1	12	12	16.20	1.800

PITCHER	IP	WLS	BF	H	R	ER	SO	BB	IBB	HBP	BLK	WP	HR	S	P	ERA	WHIP

BOTTOM

Minnesota Twins @ Texas Rangers

Arlington Stadium, Arlington, TX

Mon Jun 24 1974, 4:33 AM EDT

Att. 12,200 - Unknown - 78 F

Batter	1	2	3	4	5	6	7	8	9	AB	R	H	RBI	BB	SO	LOB
Cesar Tovar, R (1, 7) OBP: 0.371, SLG: 0.359	P4		6-3		1B		K		HR	5	1	2	1	0	1	0
Lenny Randle, S (1, 5) (6, 8) OBP: 0.359, SLG: 0.410	5-3			K	4-3		1B		F8	5	0	1	0	0	1	2
Alex Johnson, R (1, 10) OBP: 0.346, SLG: 0.361	S, BB			3-1		1B, 1B, 1B	4-3			1	0	0	0	1	0	0
Dick Billings, R (6, PH) OBP: 0.314, SLG: 0.258										2	0	1	0	0	0	1
Jeff Burroughs, R (1, 9) OBP: 0.369, SLG: 0.518	F8			4-3		K		1B, BB		3	0	0	0	1	1	2
Mike Hargrove, L (1, 3) OBP: 0.436, SLG: 0.497		K			F7	1B		G5-4-3		4	0	2	0	0	1	0
Duke Sims, L (1, 2) OBP: 0.227, SLG: 0.256		K			4-3	K		K		4	0	0	0	0	3	4
Davey Nelson, R (1, 4) OBP: 0.332, SLG: 0.345		6-3			HR			G5-4-3		4	1	2	0	0	0	2
Toby Harrah, R (1, 6) OBP: 0.325, SLG: 0.398			6-3		HR		HR		5-3	4	2	2	3	0	0	0
Joe Lovitto, S (1, 8) OBP: 0.220, SLG: 0.282			K		1B		P5		5-3	1	0	0	0	0	1	0
Jim Fregosi, R (5, PH) (6, 5) OBP: 0.383, SLG: 0.463										3	0	1	0	0	0	0
Inning Stats	R: 0 E: 0 K: 0 S: 3 H: 0 LOB: 1 BB: 1 P: 7	R: 0 E: 0 K: 2 S: 7 H: 0 LOB: 0 BB: 0 P: 7	R: 0 E: 0 K: 1 S: 5 H: 0 LOB: 0 BB: 0 P: 5	R: 0 E: 0 K: 1 S: 5 H: 0 LOB: 0 BB: 0 P: 5	R: 2 E: 1 K: 0 S: 7 H: 4 LOB: 2 BB: 0 P: 7	R: 0 E: 0 K: 2 S: 9 H: 3 LOB: 2 BB: 0 P: 9	R: 1 E: 0 K: 1 S: 7 H: 2 LOB: 1 BB: 0 P: 7	R: 0 E: 0 K: 1 S: 5 H: 1 LOB: 1 BB: 1 P: 9	R: 1 E: 0 K: 0 S: 4 H: 1 LOB: 0 BB: 0 P: 4	1B: 8 2B: 0 3B: 0 HR: 3	SF: 0 SAC: 0 DP: 1 HBP: 0						

livebaseballscorecards.com

	AB	36
	R	4
	H	11
	RBI	4
	BB	2
	SO	8
	LOB	11

PITCHER		IP	WLS	BF	H	R	ER	SO	BB	IBB	HBP	BLK	WP	HR	S	P	ERA	WHIP
Bert Blyleven, R ERA: 3.18	(1, 1)	6.0	W	26	8	3	3	6	1	0	0	0	0	2	37	41	4.50	1.500
Bill Hands, R ERA: 5.37	(7, 1)	3.0	S	12	3	1	1	2	1	0	0	0	0	1	15	19	3.00	1.333

PITCHER	IP	WLS	BF	H	R	ER	SO	BB	IBB	HBP	BLK	WP	HR	S	P	ERA	WHIP

Batter	1	2	3	4	5	6	7	8	9	AB	R	H	RBI	BB	SO	LOB
Steve Brye, R (1, 8) OBP: 0.308, SLG: 0.335	F7		F5		FC6-4 1-2f 2B		K		L3	5	1	0	0	0	1	2
Rod Carew, L (1, 4) OBP: 0.447, SLG: 0.471	F8 2B		2B 1B		1-H 2B		1-2 1B		1-3	5	0	4	1	0	0	0
Tony Oliva, L (1, 10) OBP: 0.325, SLG: 0.425	F8 2-3		1-H 2B		F2		G3		5-3	5	0	1	0	0	0	4
Bobby Darwin, R (1, 9) OBP: 0.322, SLG: 0.455	F9			P6		1B		1B SF8 1B		4	1	2	0	0	0	1
Steve Braun, L (1, 7) OBP: 0.374, SLG: 0.394		HR		E3 1B		F7		1-3 1B		4	1	2	1	0	0	1
Jim Holt, L (1, 3) OBP: 0.320, SLG: 0.344		G3		G6-4-3 2-3 1B		F8		SF8 3-H		3	0	1	1	0	0	1
Danny Thompson, R (1, 6) OBP: 0.298, SLG: 0.455		P6		G6-4-3 1-2f		6-3		1-2 1B		4	0	1	0	0	0	3
Phil Roof, R (1, 2) OBP: 0.412, SLG: 0.286		6-3			FC6-4 1B		K	K		4	0	1	0	0	2	2
Jerry Terrell, R (1, 5) OBP: 0.283, SLG: 0.310			F8		FC6-4 1-2f FC6-4		1B 1B	F2		4	0	1	0	0	0	3
Inning Stats	R: 0 E: 0 K: 0 S: 4 H: 1 LOB: 1 BB: 0 P: 4	R: 1 E: 0 K: 0 S: 4 H: 1 LOB: 0 BB: 0 P: 4	R: 0 E: 0 K: 0 S: 4 H: 2 LOB: 2 BB: 0 P: 4	R: 0 E: 1 K: 0 S: 4 H: 1 LOB: 1 BB: 0 P: 4	R: 1 E: 0 K: 0 S: 5 H: 2 LOB: 1 BB: 0 P: 5	R: 0 E: 0 K: 0 S: 4 H: 1 LOB: 1 BB: 0 P: 4	R: 0 E: 0 K: 2 S: 9 H: 2 LOB: 2 BB: 0 P: 9	R: 1 E: 0 K: 1 S: 8 H: 3 LOB: 2 BB: 0 P: 8	R: 0 E: 0 K: 0 S: 3 H: 0 LOB: 0 BB: 0 P: 3	1B: 9 2B: 3 3B: 0 HR: 1 SF: 1 SAC: 0 DP: 1 HBP: 0						

PITCHER	IP	WLS	BF	H	R	ER	SO	BB	IBB	HBP	BLK	WP	HR	S	P	ERA	WHIP
Fergie Jenkins, R (1, 1) ERA: 3.78	7.0	W	32	12	3	3	2	0	0	0	0	0	1	36	36	3.86	1.714
Steve Foucault, R (8, 1) ERA: 1.94	2.0		7	1	0	0	1	0	0	0	0	0	0	9	9	0.00	0.500

PITCHER	IP	WLS	BF	H	R	ER	SO	BB	IBB	HBP	BLK	WP	HR	S	P	ERA	WHIP

TOP

Minnesota Twins @ Texas Rangers

Arlington Stadium, Arlington, TX

Tue Jun 25 1974, 8:05 PM EDT

Att. 10,790 - Unknown - 72 F

livebaseballscorecards.com

AB	38
R	3
H	13
RBI	3
BB	0
SO	3
LOB	17

Batter	1	2	3	4	5	6	7	8	9	AB	R	H	RBI	BB	SO	LOB
Cesar Tovar, R (1, 7) OBP: 0.372, SLG: 0.365	6-3		5-3		2B	P6		1B		5	0	2	0	0	0	2
Davey Nelson, R (1, 4) OBP: 0.328, SLG: 0.341	F9			E 1B 1B	5-3		F7	F9		5	1	1	0	0	0	2
Alex Johnson, R (1, 10) OBP: 0.342, SLG: 0.356	4-3			FC1 1B 1B 1-2	K		F8			4	1	0	0	0	1	2
Jeff Burroughs, R (1, 9) OBP: 0.374, SLG: 0.536		5-3		1B 1B 1-2 2-H		2B 2B	HR			4	2	3	2	0	0	0
Mike Hargrove, L (1, 3) OBP: 0.443, SLG: 0.509		3-1		FC6-4 1B 1-3 2-H		1B 2B 2-H	2B 1B			4	1	3	2	0	0	0
Lenny Randle, S (1, 8) OBP: 0.362, SLG: 0.413		K		FC6-4 S 1B 1-2f		1B SF9 HBP 1-0 H	2B 1-3			3	2	1	0	0	1	1
Toby Harrah, R (1, 6) OBP: 0.324, SLG: 0.396			K	1B 1-H		P3	F9			4	0	1	1	0	1	4
Jim Fregosi, R (1, 5) OBP: 0.385, SLG: 0.460			BB	K		1B 1-3 2-H		1-3		1	0	0	0	1	1	1
Larry Brown, R (6, PH) OBP: 0.257, SLG: 0.200 (7, 5)										2	0	1	1	0	0	0
Jim Sundberg, R (1, 2) OBP: 0.346, SLG: 0.317			FC5-4 1-2f		F7	SF9 3-H		5-3		3	0	0	1	0	0	1
Inning Stats	R: 0 H: 0 E: 0 LOB: 0 K: 0 BB: 0 S: 3 P: 3	R: 0 H: 0 E: 0 LOB: 0 K: 1 BB: 0 S: 5 P: 5	R: 0 H: 0 E: 0 LOB: 1 K: 1 BB: 1 S: 5 P: 9	R: 3 H: 4 E: 1 LOB: 1 K: 1 BB: 0 S: 9 P: 9	R: 0 H: 1 E: 0 LOB: 1 K: 1 BB: 0 S: 6 P: 6	R: 3 H: 3 E: 0 LOB: 1 K: 0 BB: 0 S: 6 P: 7	R: 1 H: 3 E: 0 LOB: 2 K: 0 BB: 0 S: 6 P: 6	R: 0 H: 1 E: 0 LOB: 1 K: 0 BB: 0 S: 4 P: 4		1B: 7 SF: 1 2B: 4 SAC: 0 3B: 0 DP: 0 HR: 1 HBP: 1						

Minnesota Twins @ Texas Rangers

Arlington Stadium, Arlington, TX

Tue Jun 25 1974, 8:05 PM EDT

Att. 10,790 - Unknown - 72 F

BOTTOM

livebaseballscorecards.com

AB	35
R	7
H	12
RBI	7
BB	1
SO	4
LOB	13

WP: 0 PB: 0 SB: 1 CS: 0 PA: 38

PITCHER		IP	WLS	BF	H	R	ER	SO	BB	IBB	HBP	BLK	WP	HR	S	P	ERA	WHIP
Dave Goltz, R ERA: 4.25	(1, 1)	5.1	L	26	8	6	4	4	1	0	1	0	0	0	32	37	6.75	1.688
Tom Burgmeier, L ERA: 5.95	(6, 1)	2.2		12	4	1	1	0	0	0	0	0	0	1	12	12	3.38	1.500

PITCHER	IP	WLS	BF	H	R	ER	SO	BB	IBB	HBP	BLK	WP	HR	S	P	ERA	WHIP

Batter	1	2	3	4	5	6	7	8	9	AB	R	H	RBI	BB	SO	LOB
Steve Brye, R (1, 8) OBP: 0.319, SLG: 0.343	BBBB 4-0 BB HR BB	x 0-0 1-2 3B 1B	x 0-0 FC5-4 2-H 3-H 1B		x 0-0 ② P4		x 0-0 FC6-4 1B		x 0-0 ③ 6-3	5	2	3	2	1	0	3
Rod Carew, L (1, 4) OBP: 0.449, SLG: 0.477	BBBB 4-0 1-2 HR BB	x 0-0 1-H 2-H 1B 3B	x 0-0 ② FC5-4 1-2f		BBB 4-0 BB		x 0-0 ③ FC6-4 1-2f			3	2	1	2	2	0	2
Tony Oliva, L (1, 10) OBP: 0.326, SLG: 0.438	x 0-0 1-H 2-H HR	x 0-0 3-H 1B 1B 1B	x 0-0 ③ F7		x 0-0 ③ FC5 2-3f			x 0-0 ① F8		5	1	2	4	0	0	4
Bobby Darwin, R (1, 9) OBP: 0.324, SLG: 0.457	x 0-0 ① F9	x 0-0 1-2 1B 1B		SSS 0-3 ① K		x 0-0 ① 4-3		x 0-0 4-3 2B		5	0	2	0	0	1	0
Steve Braun, L (1, 7) OBP: 0.379, SLG: 0.393	x 0-0 ② F5	x 0-0 ③ 1-2 2-H 1B		BBBB 4-0 G1-6-3 BB		BBBB 4-0 1-3 BB		x 0-0 ② 4-3 2-3		3	0	1	0	2	0	1
Jim Holt, L (1, 3) OBP: 0.315, SLG: 0.337	x 0-0 ③ F8		x 0-0 1B 1B 1B	x 0-0 ② ③ G1-6-3 1-2f		x 0-0 ② 1-2 1-3		SSS 0-3 ③ K		5	1	1	0	0	1	3
Eric Soderholm, R (1, 5) OBP: 0.335, SLG: 0.368		x 0-0 ① 5-3	x 0-0 SH1-4 1-2 1B 1B 1B		x 0-0 E6 1B	SSS 0-3 ③ K			x 0-0 FC4-6 1B	5	1	2	0	0	1	1
Danny Thompson, R (1, 6) OBP: 0.306, SLG: 0.450		x 0-0 ② 4-3	x 0-0 SH1-4 1-2 2-H 1B 1B		x 0-0 FC5 1-3 1B		x 0-0 ① 6-3		x 0-0 ① FC4-6 1-2f	5	1	2	1	0	0	1
Phil Roof, R (1, 2) OBP: 0.381, SLG: 0.235		BBBB 4-0 1B 3B BB	x 0-0 ① SH1-4 1-2 2-3		x 0-0 ① G3		x 0-0 ② P4		SSS 0-3 ② K	3	1	0	0	1	1	3
Inning Stats	R: 3 E: 0 K: 0 S: 4 H: 1 LOB: 0 BB: 2 P: 12	R: 3 E: 0 K: 0 S: 7 H: 5 LOB: 2 BB: 1 P: 11	R: 3 E: 0 K: 0 S: 7 H: 4 LOB: 1 BB: 0 P: 7	R: 0 E: 0 K: 1 S: 4 H: 0 LOB: 0 BB: 1 P: 8	R: 0 E: 1 K: 0 S: 5 H: 1 LOB: 3 BB: 1 P: 9	R: 0 E: 0 K: 1 S: 5 H: 0 LOB: 1 BB: 1 P: 9	R: 0 E: 0 K: 0 S: 4 H: 1 LOB: 1 BB: 0 P: 4	R: 0 E: 0 K: 1 S: 6 H: 1 LOB: 1 BB: 0 P: 6	R: 0 E: 0 K: 1 S: 6 H: 1 LOB: 1 BB: 0 P: 6	1B: 11 2B: 1 3B: 1 HR: 1 SF: 0 SAC: 1 DP: 1 HBP: 0						

PITCHER		IP	WLS	BF	H	R	ER	SO	BB	IBB	HBP	BLK	WP	HR	S	P	ERA	WHIP
Jim Bibby, R ERA: 4.93	(1, 1)	1.2	L	11	3	6	6	0	3	0	0	0	0	1	8	20	32.40	3.600
Jim Shellenback, L ERA: 6.46	(2, 1)	0.1		6	6	3	3	0	0	0	0	0	0	0	6	6	81.00	18.000
Don Stanhouse, R ERA: 3.38	(3, 1)	7.0		29	5	0	0	4	3	0	0	0	0	0	34	46	0.00	1.143

PITCHER	IP	WLS	BF	H	R	ER	SO	BB	IBB	HBP	BLK	WP	HR	S	P	ERA	WHIP

TOP

Minnesota Twins @ Texas Rangers

Arlington Stadium, Arlington, TX

Wed Jun 26 1974, 8:05 PM EDT

Att. 13,356 - Unknown - 72 F

livebaseballscorecards.com

AB	39
R	9
H	14
RBI	9
BB	6
SO	4
LOB	18

WP: 0	PB: 0	SB: 0	CS: 0	PA: 46	

Batter	1	2	3	4	5	6	7	8	9	AB	R	H	RBI	BB	SO	LOB
Cesar Tovar, R (1, 8) OBP: 0.372, SLG: 0.366	F8	4-3		FC5-4 BB 1-2f		BB 1-2 1B		FC6-4 1B		5	0	2	0	0	0	1
Davey Nelson, R (1, 4) OBP: 0.340, SLG: 0.339	HR BB		5-3 BB	BB 1-2		G6-4-3 BB 1-2 2-3		FC6-4 1-2f		1	1	0	0	4	0	1
Alex Johnson, R (1, 10) OBP: 0.343, SLG: 0.367	HR 1-H		5-3 1-2	K		G6-4-3 1-2f			G6-4-3 1B	5	1	2	2	0	1	6
Jeff Burroughs, R (1, 9) OBP: 0.368, SLG: 0.527	F7		F7		P6		F3		F8	5	0	0	0	0	0	2
Tom Grieve, R (1, 7) OBP: 0.324, SLG: 0.472	1B BB		F9		FC5-4 BB		6-3		G6-4-3 1-2f	3	0	0	0	2	0	2
Lenny Randle, S (1, 5) OBP: 0.364, SLG: 0.415	1B 1-2			HR 1B	FC5-4 1-2f		E3			4	1	2	0	0	0	1
Jim Fregosi, R (1, 3) OBP: 0.377, SLG: 0.449	F2			K	F8		P5			3	0	0	0	0	1	4
Mike Hargrove, L (7, PH) OBP: 0.440, SLG: 0.506 (8, 3)										1	0	0	0	0	0	1
Toby Harrah, R (1, 6) OBP: 0.323, SLG: 0.404		F8		HR 1-H		F7		6-3		4	1	1	2	0	0	0
Jim Sundberg, R (1, 2) OBP: 0.349, SLG: 0.313		F7		FC5-4 BB		BB 1B BB		K		2	0	0	0	2	1	0
Inning Stats	R: 2 E: 0 K: 0 S: 5 H: 2 LOB: 2 BB: 2 P: 13	R: 0 E: 0 K: 0 S: 3 H: 0 LOB: 0 BB: 0 P: 3	R: 0 E: 0 K: 0 S: 3 H: 0 LOB: 1 BB: 1 P: 7	R: 2 E: 0 K: 2 S: 9 H: 2 LOB: 2 BB: 2 P: 17	R: 0 E: 0 K: 0 S: 3 H: 0 LOB: 1 BB: 1 P: 7	R: 0 E: 0 K: 0 S: 3 H: 1 LOB: 2 BB: 2 P: 11	R: 0 E: 1 K: 0 S: 4 H: 0 LOB: 1 BB: 0 P: 4	R: 0 E: 0 K: 1 S: 6 H: 1 LOB: 1 BB: 0 P: 6	R: 0 E: 0 K: 0 S: 3 H: 1 LOB: 0 BB: 0 P: 3	1B: 5 2B: 0 3B: 0 HR: 2 SF: 0 SAC: 0 DP: 2 HBP: 0							

PITCHER		IP	WLS	BF	H	R	ER	SO	BB	IBB	HBP	BLK	WP	HR	S	P	ERA	WHIP
Vic Albury, L ERA: 4.2	(1, 1)	5.1	W	29	5	4	4	2	8	0	0	0	0	2	25	57	6.75	2.438
Bill Hands, R ERA: 5.03	(6, 1)	3.2	S	12	2	0	0	1	0	0	0	0	0	0	14	14	0.00	0.545

PITCHER	IP	WLS	BF	H	R	ER	SO	BB	IBB	HBP	BLK	WP	HR	S	P	ERA	WHIP

BOTTOM

Minnesota Twins @ Texas Rangers

Arlington Stadium, Arlington, TX

Wed Jun 26 1974, 8:05 PM EDT

Att. 13,356 - Unknown - 72 F

livebaseballscorecards.com

AB	33
R	4
H	7
RBI	4
BB	8
SO	3
LOB	18

WP: 0	PA: 41		
PB: 0			
SB: 0			
CS: 0			

Batter	1	2	3	4	5	6	7	8	9	AB	R	H	RBI	BB	SO	LOB
Steve Brye, R (1, 8) OBP: 0.321, SLG: 0.341	BBBB 4-0 3B BB	x 0-0 G6-4-3 ②③ 1-2f		SSS 0-3 K ②		x 0-0 1B ① 3-H 1B		x 0-0 6-3 ①		4	1	1	1	1	1	2
Rod Carew, L (1, 4) OBP: 0.452, SLG: 0.487	x 0-0 1-H HR 3B		x 0-0 1B 1B	x 0-0 F8 ③		x 0-0 1-2 1B		x 0-0 4-3 ②		5	2	3	1	0	0	0
Tony Oliva, L (1, 10) OBP: 0.328, SLG: 0.450	x 0-0 3-H HR		x 0-0 1B 1B 1-2 1B		x 0-0 F5 ①	x 0-0 L9 ②		x 0-0 4-3 ③		5	1	2	2	0	0	2
Bobby Darwin, R (1, 9) OBP: 0.322, SLG: 0.450	x 0-0 6-3 ①	SSS 0-3 K ①		BBBB 4-0 BB		x 0-0 G3 ③			x 0-0 F8 ①	4	0	0	0	1	1	4
Steve Braun, L (1, 7) OBP: 0.379, SLG: 0.393	x 0-0 4-3 ②	x 0-0 1B 1-2 2-H 1B		SSS 0-3 K ②			x 0-0 G4-6-3 1B		x 0-0 G3 ②	5	0	2	1	0	1	1
Jim Holt, L (1, 3) OBP: 0.310, SLG: 0.330	SSS 0-3 K ③	x 0-0 1-2 2-3 1B			x 0-0 5-3 ③		x 0-0 G4-6-3 ①② 1-2f		x 0-0 6-3 ③	5	0	1	0	0	1	2
Eric Soderholm, R (1, 5) OBP: 0.338, SLG: 0.364		BBBB 4-0 1B 6-3 BB	x 0-0 F9 ②			x 0-0 F3 ①	BBBB 4-0 BB BB			2	0	0	0	2	0	3
Danny Thompson, R (1, 6) OBP: 0.318, SLG: 0.435		x 0-0 6-3 ① 1-2	x 0-0 F9 ③			BBBB 4-0 3B BB	BBBB 4-0 1-2 BB			2	1	0	0	2	0	4
Glenn Borgmann, R (1, 2) OBP: 0.303, SLG: 0.302		x 0-0 G6-4-3 2-3 1B		x 0-0 F8 ①		x 0-0 1-H 1B 3B	x 0-0 4-3 ③			4	1	2	1	0	0	2
Inning Stats	R: 3 E: 0 K: 1 S: 7 H: 2 LOB: 0 BB: 1 P: 11	R: 0 E: 0 K: 0 S: 3 H: 1 LOB: 1 BB: 1 P: 7	R: 1 E: 0 K: 1 S: 9 H: 4 LOB: 3 BB: 0 P: 9	R: 0 E: 0 K: 1 S: 5 H: 0 LOB: 0 BB: 0 P: 5	R: 0 E: 0 K: 1 S: 5 H: 0 LOB: 1 BB: 1 P: 9	R: 2 E: 0 K: 0 S: 6 H: 3 LOB: 2 BB: 1 P: 10	R: 0 E: 0 K: 0 S: 3 H: 1 LOB: 2 BB: 2 P: 11	R: 0 E: 0 K: 0 S: 3 H: 0 LOB: 0 BB: 0 P: 3	R: 0 E: 0 K: 0 S: 3 H: 0 LOB: 0 BB: 0 P: 3	1B: 8 2B: 0 3B: 2 HR: 1	SF: 0 SAC: 0 DP: 2 HBP: 0						

TOP

Minnesota Twins @ Chicago White Sox

Comiskey Park, Chicago, IL

Thu Jun 27 1974, 8:05 PM EDT

Att. 12,841 - Unknown - 63 F

livebaseballscorecards.com

AB	36
R	6
H	11
RBI	6
BB	6
SO	4
LOB	20

WP: 0 PB: 0 SB: 0 CS: 0 PA: 42

PITCHER		IP	WLS	BF	H	R	ER	SO	BB	IBB	HBP	BLK	WP	HR	S	P	ERA	WHIP
Stan Bahnsen, R ERA: 4.17	(1, 1)	2.1	L	14	6	4	4	2	2	0	0	0	0	1	16	24	15.43	3.429
Skip Pitlock, L ERA: 3.93	(3, 1)	3.1		16	4	2	2	2	2	0	0	0	0	0	18	26	5.40	1.800
Ken Tatum, R ERA: 4.05	(6, 1)	3.1		12	1	0	0	0	2	0	0	0	0	0	10	18	0.00	0.900

PITCHER	IP	WLS	BF	H	R	ER	SO	BB	IBB	HBP	BLK	WP	HR	S	P	ERA	WHIP

Batter	1	2	3	4	5	6	7	8	9	AB	R	H	RBI	BB	SO	LOB
Pat Kelly, L (1, 10) OBP: 0.350, SLG: 0.366	F8		FC4-6 (1-2f)			G3		4-3		4	0	0	0	0	0	1
Jorge Orta, L (1, 4) OBP: 0.377, SLG: 0.437	4-1		6-3			1B		4-3		4	0	1	0	0	0	1
Dick Allen, R (1, 3) OBP: 0.374, SLG: 0.584	K			S		1-2		HR		4	1	3	0	0	1	0
Carlos May, L (1, 7) OBP: 0.319, SLG: 0.350		F9		K		F8		HR (1-H)		4	1	1	2	0	1	3
Ken Henderson, S (1, 8) OBP: 0.354, SLG: 0.440		E9 SF9		K (1-2)		4-3		P6		4	1	1	0	0	1	3
Ron Santo, R (1, 5) OBP: 0.324, SLG: 0.336		SF9 (3-H)		F7			4-3		5-3	3	0	0	1	0	0	1
Bill Sharp, L (1, 9) OBP: 0.383, SLG: 0.442		F7	G3-6-1				BB		L4	3	0	1	0	1	0	0
Ed Herrmann, L (1, 2) OBP: 0.315, SLG: 0.373			F8	G3-6-1 (1-2f)			F9		4-3	4	0	0	0	0	0	2
Bucky Dent, R (1, 6) OBP: 0.270, SLG: 0.337			FC4-6	5-3			K			3	0	1	0	0	1	1
Inning Stats	R: 0 E: 0 K: 1 S: 5 H: 0 LOB: 0 BB: 0 P: 5	R: 1 E: 1 K: 0 S: 4 H: 1 LOB: 0 BB: 0 P: 4	R: 0 E: 0 K: 0 S: 4 H: 1 LOB: 1 BB: 0 P: 4	R: 0 E: 0 K: 2 S: 8 H: 1 LOB: 1 BB: 0 P: 8	R: 0 E: 0 K: 0 S: 3 H: 1 LOB: 0 BB: 0 P: 3	R: 0 E: 0 K: 0 S: 5 H: 2 LOB: 2 BB: 0 P: 5	R: 0 E: 0 K: 1 S: 5 H: 0 LOB: 1 BB: 1 P: 9	R: 2 E: 0 K: 0 S: 5 H: 2 LOB: 0 BB: 0 P: 5	R: 0 E: 0 K: 0 S: 3 H: 0 LOB: 0 BB: 0 P: 3	1B: 7 2B: 0 3B: 0 HR: 1	SF: 1 SAC: 0 DP: 1 HBP: 0						

PITCHER	IP	WLS	BF	H	R	ER	SO	BB	IBB	HBP	BLK	WP	HR	S	P	ERA	WHIP
Joe Decker, R (1, 1) ERA: 2.98	6.1	W	25	6	1	0	3	1	0	0	0	0	0	30	34	0.00	1.105
Bill Campbell, R (7, 1) ERA: 2.76	2.2		10	2	2	2	1	0	0	0	0	0	1	12	12	6.75	0.750

PITCHER	IP	WLS	BF	H	R	ER	SO	BB	IBB	HBP	BLK	WP	HR	S	P	ERA	WHIP

BOTTOM

Minnesota Twins @ Chicago White Sox

Comiskey Park, Chicago, IL

Thu Jun 27 1974, 8:05 PM EDT

Att. 12,841 - Unknown - 63 F

livebaseballscorecards.com

AB	33
R	3
H	8
RBI	3
BB	1
SO	4
LOB	12

Minnesota Twins @ Chicago White Sox

Comiskey Park, Chicago, IL

Fri Jun 28 1974, 8:05 PM EDT

Att. 22,479 - Unknown - 69 F

TOP

livebaseballscorecards.com

Batter	1	2	3	4	5	6	7	8	9	AB	R	H	RBI	BB	SO	LOB
Steve Brye, R (1, 8) OBP: 0.328, SLG: 0.353	FC4-6 1B	F3			F7	E8 2-H 1B		1B 2B		5	0	3	1	0	0	0
Rod Carew, L (1, 4) OBP: 0.451, SLG: 0.483 Dave Goltz, R (8, 1)	FC4-6 1B 1-2f 2B	P2			BBBB HR BB	4-3		G4-6-3 2-3 1B		4	2	1	0	1	0	2
										0	0	0	0	0	0	0
Tony Oliva, L (1, 10) OBP: 0.339, SLG: 0.485 Jerry Terrell, R (7, PR) OBP: 0.281, SLG: 0.307 (8, 4)	2B FC5-4 1B 1-2		HR		1-H HR		HR 1B	L1		4	3	4	3	0	0	0
										1	1	0	0	0	0	2
Harmon Killebrew, R (1, 3) OBP: 0.293, SLG: 0.352 Jim Holt, L (7, 3) OBP: 0.307, SLG: 0.327	FC5-4 3B 1-3 2-H 2B		P4		SSS K		1-H HR	G4-6-3 1-2f		4	2	2	3	0	1	0
										1	0	0	0	0	0	2
Bobby Darwin, R (1, 9) OBP: 0.326, SLG: 0.449	FC5-4 HBP	6-3			1B		F8		G6-4-3 HBP	3	0	1	0	0	0	1
Larry Hisle, R (1, 7) OBP: 0.359, SLG: 0.514	FC5-4 3B 1-2f 2-3 3-H	6-3			F3		1B 1B		G6-4-3 1-2f	5	1	1	1	0	0	4
Steve Braun, L (1, 5) OBP: 0.384, SLG: 0.405	1-H 3B 3-H			BBBB G3-6-3 BB		G5-3 S 1B	F7		F8	4	0	2	2	1	0	1
Danny Thompson, R (1, 6) OBP: 0.329, SLG: 0.431 Luis Gomez, R (7, 6) OBP: 0.273, SLG: 0.213	6-3			G3-6-3 1-2f		BBBB G5-3 1-2 E BB	1-2 1B			3	1	1	0	1	0	2
										0	0	0	0	0	0	0
Glenn Borgmann, R (1, 2) OBP: 0.296, SLG: 0.294		5-3		F7		G5-3 1-2 2-3f	F7			4	0	0	0	0	0	4

	AB	38
	R	10
	H	15
	RBI	10
	BB	3
	SO	1
	LOB	18

Inning Stats																																		
	R: 4	E: 0	K: 0	S: 7	H: 4	LOB: 1	BB: 0	P: 8	R: 0	E: 0	K: 0	S: 3	H: 0	LOB: 0	BB: 0	P: 3	R: 1	E: 0	K: 0	S: 4	H: 1	LOB: 0	BB: 0	P: 4	R: 0	E: 0	K: 0	S: 2	H: 0	LOB: 0	BB: 1	P: 6	R: 2	E: 0	K: 1	S: 7	H: 2	LOB: 1	BB: 1	P: 11
	R: 1	E: 1	K: 0	S: 4	H: 2	LOB: 1	BB: 1	P: 8	R: 2	E: 0	K: 0	S: 7	H: 4	LOB: 2	BB: 0	P: 7	R: 0	E: 0	K: 0	S: 4	H: 2	LOB: 1	BB: 0	P: 4	R: 0	E: 0	K: 0	S: 2	H: 0	LOB: 0	BB: 0	P: 3	1B: 9	2B: 2	3B: 1	HR: 3	SF: 0	SAC: 0	DP: 4	HBP: 2	WP: 0	PB: 0	SB: 1	CS: 0	PA: 43

PITCHER		IP	WLS	BF	H	R	ER	SO	BB	IBB	HBP	BLK	WP	HR	S	P	ERA	WHIP
Wilbur Wood, L ERA: 3.71	(1, 1)	4.1	L	21	6	7	7	0	2	0	1	0	0	2	18	27	14.54	1.846
Joe Henderson, R ERA: 8.4	(5, 1)	2.1		14	7	3	3	1	1	0	0	0	0	1	15	19	11.57	3.429
Cy Acosta, R ERA: 3.06	(7, 1)	2.1		8	2	0	0	0	0	0	1	0	0	0	7	8	0.00	0.857

PITCHER	IP	WLS	BF	H	R	ER	SO	BB	IBB	HBP	BLK	WP	HR	S	P	ERA	WHIP

Batter	1	2	3	4	5	6	7	8	9	AB	R	H	RBI	BB	SO	LOB
Brian Downing, R (1, 9) OBP: 0.403, SLG: 0.524	G5-4-3 E 1B		BBBB 4-0 BB 1-2 BB		HR		BBBB 4-0 FC5-4 BB 1-2 FC5-4 BB	0-0 FC5-4 1-2f		3	2	2	1	2	0	1
Carlos May, L (1, 7) OBP: 0.321, SLG: 0.348	0-0 E4 G5-4-3 1-2		0-0 ① F8		1B 1B		BBBB 4-0 FC5-4 1-2 2-3 BB		0-0 ① 4-3	4	0	1	0	1	0	3
Dick Allen, R (1, 3) OBP: 0.372, SLG: 0.577 Tony Muser, L (8, 3) OBP: 0.359, SLG: 0.435	0-0 ①② G5-4-3 1-2f 2-3		BBBB 4-0 1-2 2-3 BB		0-0 ② P4		0-0 ① FC5-4 FC5-4 1-2f 2-3 3-H		0-0 ② 6-3	3 1	0 0 0 0	1 0 0 0	1 0 0 0	1 0 0 0	0 0 0 0	5 0
Ken Henderson, S (1, 8) OBP: 0.356, SLG: 0.439 Bill Sharp, L (7, PR) OBP: 0.378, SLG: 0.436 (8, 8)	BBBB 4-0 BB		SSS 0-3 ② K		0-0 1-2 1B		0-0 ② FC5-4 BB 1-2f 3-H		0-0 ③ F7	3 1	0 1 0 0	1 1 0 0	1 1 0 0	1 4 0 0	0 0 0 0	4 0
Ron Santo, R (1, 4) OBP: 0.323, SLG: 0.332	0-0 ③ 5-3		0-0 ③ L8		0-0 ③ 4-3		BBBB 4-0 FC5-4 1-2 BB			3	0	0	0	1	0	7
Bill Melton, R (1, 5) OBP: 0.295, SLG: 0.316		0-0 ① 4-3		0-0 ① P4		0-0 ① F5	0-0 ③ FC5-4 1-2f			4	0	0	0	0	0	2
Lee Richard, R (1, 10) OBP: 0.250, SLG: 0.250		0-0 ② F9		0-0 G4-6-3 1B		0-0 ② L6		0-0 ① P4		4	0	1	0	0	0	0
Ed Herrmann, L (1, 2) OBP: 0.310, SLG: 0.368 Chuck Brinkman, R (8, PH) OBP: 0.200, SLG: 0.143 (9, 2)		0-0 ③ F7		0-0 ②③ G4-6-3 1-2f		0-0 ③ 4-3		0-0 ② 5-3		3 1	0 0 0 0	0 0 0 0	0 0 0 0	0 1 0 0	0 0 0 0	1 0
Bucky Dent, R (1, 6) OBP: 0.279, SLG: 0.342		0-0 BB BB 1B			SSS 0-3 ① K		BBBB 4-0 BB BB FC5-4 BB	0-0 FC5-4 1B		3	1	2	0	1	1	0
Inning Stats	R: 0 H: 1 E: 1 LOB: 2 K: 0 BB: 1 S: 4 P: 8	R: 0 H: 0 E: 0 LOB: 0 K: 0 BB: 0 S: 3 P: 3	R: 0 H: 1 E: 0 LOB: 3 K: 1 BB: 2 S: 6 P: 14	R: 0 H: 1 E: 0 LOB: 0 K: 0 BB: 0 S: 3 P: 3	R: 1 H: 3 E: 0 LOB: 2 K: 1 BB: 0 S: 8 P: 8	R: 0 H: 0 E: 0 LOB: 0 K: 0 BB: 0 S: 3 P: 3	R: 2 H: 0 E: 0 LOB: 2 K: 0 BB: 4 S: 3 P: 19	R: 0 H: 1 E: 0 LOB: 1 K: 0 BB: 0 S: 4 P: 4	R: 0 H: 0 E: 0 LOB: 0 K: 0 BB: 0 S: 3 P: 3	1B: 6 2B: 0 3B: 0 HR: 1	SF: 0 SAC: 0 DP: 2 HBP: 0						

PITCHER		IP	WLS	BF	H	R	ER	SO	BB	IBB	HBP	BLK	WP	HR	S	P	ERA	WHIP
Bill Butler, L ERA: 4.26	(1, 1)	6.0	W	29	6	3	3	2	6	0	0	0	0	1	27	51	4.50	2.000
Dave Goltz, R ERA: 4.01	(7, 1)	3.0	S	11	1	0	0	0	1	0	0	0	0	0	10	14	0.00	0.667
Dave Goltz, R ERA: 4.01	(8, 1)	3.0	S	11	1	0	0	0	1	0	0	0	0	0	10	14	0.00	0.667

PITCHER	IP	WLS	BF	H	R	ER	SO	BB	IBB	HBP	BLK	WP	HR	S	P	ERA	WHIP

BOTTOM

Minnesota Twins @ Chicago White Sox

Comiskey Park, Chicago, IL

Fri Jun 28 1974, 8:05 PM EDT

Att. 22,479 - Unknown - 69 F

livebaseballscorecards.com

AB	33
R	3
H	7
RBI	3
BB	7
SO	2
LOB	23

Batter	1	2	3	4	5	6	7	8	9	AB	R	H	RBI	BB	SO	LOB
Steve Brye, R (1, 8) OBP: 0.327, SLG: 0.351	5-3		2B 1B	6-3			5-3			4	1	1	0	0	0	1
Rod Carew, L (1, 4) OBP: 0.449, SLG: 0.484	E4		1-H 2B	4-3			K			4	1	1	1	0	1	1
Tony Oliva, L (1, 10) OBP: 0.333, SLG: 0.477	F8		F6		F5		1-6-3			4	0	0	0	0	0	2
Harmon Killebrew, R (1, 3) OBP: 0.286, SLG: 0.343 Jim Holt, L (8, 3) OBP: 0.307, SLG: 0.327	F9		6-3		5-3			F9		4 0	0 0	0 0	0 0	0 0	0 0	2 0
Bobby Darwin, R (1, 9) OBP: 0.325, SLG: 0.450		F3	2-H 2B		5-3			K		4	0	1	1	0	1	0
Steve Braun, L (1, 5) OBP: 0.386, SLG: 0.401		BBBB 1B BB	BBBB BB			F7		F8		2	0	0	0	2	0	0
Larry Hisle, R (1, 7) OBP: 0.353, SLG: 0.504		SSS K	1-3			F7			5-3	4	0	0	0	0	1	3
Danny Thompson, R (1, 6) OBP: 0.351, SLG: 0.485		1-2 1B	BBBB SH2 S BB			HR			K	3	1	2	1	1	1	0
Phil Roof, R (1, 2) OBP: 0.348, SLG: 0.211 Eric Soderholm, R (9, PH) OBP: 0.337, SLG: 0.362		F7		SH2 1-3		K			1-3	2 1	0 0	0 0	0 0	0 0	1 0	2 0
Inning Stats	R: 0 E: 1 K: 0 S: 4 H: 0 LOB: 1 BB: 0 P: 4	R: 0 E: 0 K: 1 S: 6 H: 1 LOB: 2 BB: 1 P: 10	R: 2 E: 0 K: 0 S: 6 H: 3 LOB: 2 BB: 1 P: 10	R: 0 E: 0 K: 0 S: 3 H: 0 LOB: 1 BB: 1 P: 7	R: 0 E: 0 K: 0 S: 3 H: 0 LOB: 0 BB: 0 P: 3	R: 1 E: 0 K: 1 S: 6 H: 1 LOB: 0 BB: 0 P: 6	R: 0 E: 0 K: 1 S: 5 H: 0 LOB: 0 BB: 0 P: 5	R: 0 E: 0 K: 1 S: 5 H: 0 LOB: 0 BB: 0 P: 5	R: 0 E: 0 K: 1 S: 5 H: 0 LOB: 0 BB: 0 P: 5	1B: 2 2B: 2 3B: 0 HR: 1 SF: 0 SAC: 1 DP: 0 HBP: 0						

PITCHER		IP	WLS	BF	H	R	ER	SO	BB	IBB	HBP	BLK	WP	HR	S	P	ERA	WHIP
Bill Moran, R ERA: 3.6	(1, 1)	6.1		28	5	3	3	2	3	0	0	0	0	1	29	41	4.26	1.263
Terry Forster, L ERA: 2.97	(7, 1)	2.2	W	8	0	0	0	3	0	0	0	0	0	0	14	14	0.00	0.000

PITCHER		IP	WLS	BF	H	R	ER	SO	BB	IBB	HBP	BLK	WP	HR	S	P	ERA	WHIP

TOP

Minnesota Twins @ Chicago White Sox

Comiskey Park, Chicago, IL

Sat Jun 29 1974, 4:33 AM EDT
Att. 26,582 - Unknown - 80 F

livebaseballscorecards.com

AB	32
R	3
H	5
RBI	3
BB	3
SO	5
LOB	11

WP: 0 PA: 36
PB: 0
SB: 1
CS: 0

Batter	1	2	3	4	5	6	7	8	9	AB	R	H	RBI	BB	SO	LOB
Pat Kelly, L (1, 10) OBP: 0.344, SLG: 0.359	F9		K		K		4-3			4	0	0	0	0	2	2
Jorge Orta, L (1, 4) OBP: 0.385, SLG: 0.449	K		1-H 2B		2-3 1B			SH1-4 1B		4	1	3	1	0	1	0
Tony Muser, L (1, 3) OBP: 0.358, SLG: 0.431	BB 1B		K		2-1 3-H	L4		SH1-4 1-2		3	0	1	0	0	1	1
Carlos May, L (1, 7) OBP: 0.326, SLG: 0.360	1-2 BB		K			HR		1B 1B BB		2	2	1	1	2	1	1
Ken Henderson, S (1, 8) OBP: 0.355, SLG: 0.436	K			F8		F7		1B 1-3 2-H 1B		4	0	1	1	0	1	2
Bill Sharp, L (1, 9) OBP: 0.395, SLG: 0.451		G6-4-3 1B		F8		1B		1-2 3-H 1B		4	0	3	1	0	0	0
Ron Santo, R (1, 5) OBP: 0.318, SLG: 0.327		G6-4-3 1-2f		5-3		K		K		4	0	0	0	0	2	4
Ed Herrmann, L (1, 2) OBP: 0.311, SLG: 0.367 Dick Allen, R (8, PH) OBP: 0.371, SLG: 0.575 Chuck Brinkman, R (9, 2) OBP: 0.200, SLG: 0.143		F8			1B SH3-4 2-1 1B		4-3		F7	3 1 0	0 0 0	1 0 0	0 0 0	0 0 0	0 0 0	0 2 0
Bucky Dent, R (1, 6) OBP: 0.282, SLG: 0.343			2B		SH3-4 1-2		F3			2	1	1	0	0	0	0
Inning Stats	R: 0 E: 0 K: 2 S: 8 H: 1 LOB: 2 BB: 1 P: 12	R: 0 E: 0 K: 0 S: 3 H: 1 LOB: 0 BB: 0 P: 3	R: 1 E: 0 K: 3 S: 11 H: 2 LOB: 1 BB: 0 P: 11	R: 0 E: 0 K: 0 S: 3 H: 0 LOB: 0 BB: 0 P: 3	R: 0 E: 0 K: 1 S: 6 H: 2 LOB: 2 BB: 0 P: 6	R: 1 E: 0 K: 1 S: 7 H: 2 LOB: 1 BB: 0 P: 7	R: 0 E: 0 K: 0 S: 3 H: 0 LOB: 0 BB: 0 P: 3	R: 2 E: 0 K: 1 S: 8 H: 3 LOB: 2 BB: 1 P: 12		1B: 9 2B: 1 3B: 0 HR: 1 SF: 0 SAC: 2 DP: 1 HBP: 0						

BOTTOM

Minnesota Twins @ Chicago White Sox

Comiskey Park, Chicago, IL

Sat Jun 29 1974, 4:33 AM EDT

Att. 26,582 - Unknown - 80 F

livebaseballscorecards.com

AB	31
R	4
H	11
RBI	4
BB	2
SO	8
LOB	12

WP: 0 PB: 0 SB: 0 CS: 0 PA: 35

PITCHER		IP	WLS	BF	H	R	ER	SO	BB	IBB	HBP	BLK	WP	HR	S	P	ERA	WHIP
Bert Blyleven, R ERA: 3.28	(1, 1)	7.1	L	33	10	4	4	7	2	0	0	0	0	1	44	52	4.91	1.636
Bill Hands, R ERA: 4.98	(8, 1)	0.2		3	1	0	0	1	0	0	0	0	0	0	5	5	0.00	1.500

PITCHER	IP	WLS	BF	H	R	ER	SO	BB	IBB	HBP	BLK	WP	HR	S	P	ERA	WHIP

Batter	1	2	3	4	5	6	7	8	9	AB	R	H	RBI	BB	SO	LOB
Steve Brye, R (1, 8) OBP: 0.333, SLG: 0.363	F9		G1 2B		F8		1B 1B		1-2 1B	5	0	3	0	0	0	0
Rod Carew, L (1, 4) OBP: 0.448, SLG: 0.480	K		G1 2-3		BB		FC6 1B 1-2		F7	4	0	1	0	1	1	3
Larry Hisle, R (1, 7) OBP: 0.347, SLG: 0.496	K		K		5-3		FC6 1-2f			4	0	0	0	0	2	4
Harmon Killebrew, R (1, 10) OBP: 0.280, SLG: 0.335		E6 2B 1B	5-3			6-3		F7		4	1	0	0	0	0	1
Bobby Darwin, R (1, 9) OBP: 0.321, SLG: 0.443		F9		F8		F7		6-3		4	0	0	0	0	0	1
Eric Soderholm, R (1, 5) OBP: 0.340, SLG: 0.376		1B SF9 1-3 2B		4-3 2B		F7		F8		4	1	2	0	0	0	0
Danny Thompson, R (1, 6) OBP: 0.346, SLG: 0.472		1B 2-3 3-H		4-3 2-3			4-3		6-3	4	0	1	1	0	0	1
Craig Kusick, R (1, 3) OBP: 0.274, SLG: 0.268		SF9 3-H		K			HR		FC6-4 1B	3	1	2	2	0	1	1
Phil Roof, R (1, 2) OBP: 0.308, SLG: 0.182		6-3			K		6-3		FC6-4 1B 1-2f	3	0	0	0	0	1	1
Jerry Terrell, R (9, PH) OBP: 0.279, SLG: 0.304										1	0	0	0	0	0	1
Inning Stats	R: 0 H: 0 E: 0 LOB: 0 K: 2 BB: 0 S: 7 P: 7	R: 2 H: 2 E: 1 LOB: 1 K: 0 BB: 0 S: 6 P: 6	R: 0 H: 1 E: 0 LOB: 1 K: 1 BB: 0 S: 6 P: 6	R: 0 H: 1 E: 0 LOB: 1 K: 1 BB: 0 S: 6 P: 6	R: 0 H: 0 E: 0 LOB: 1 K: 1 BB: 1 S: 5 P: 9	R: 0 H: 0 E: 0 LOB: 0 K: 0 BB: 0 S: 3 P: 3	R: 1 H: 3 E: 0 LOB: 2 K: 0 BB: 0 S: 6 P: 6	R: 0 H: 0 E: 0 LOB: 0 K: 0 BB: 0 S: 3 P: 3	R: 0 H: 2 E: 0 LOB: 2 K: 0 BB: 0 S: 5 P: 5	1B: 5 SF: 1 2B: 3 SAC: 0 3B: 0 DP: 0 HR: 1 HBP: 0						

TOP

Minnesota Twins @ Chicago White Sox

Comiskey Park, Chicago, IL

Sun Jun 30 1974, 4:33 AM EDT

Unknown

livebaseballscorecards.com

AB	36
R	3
H	9
RBI	3
BB	1
SO	5
LOB	13

PITCHER		IP	WLS	BF	H	R	ER	SO	BB	IBB	HBP	BLK	WP	HR	S	P	ERA	WHIP
Jim Kaat, L ERA: 3.81	(1, 1)	9.0	W	38	9	3	1	5	1	0	0	0	0	1	47	51	1.00	1.111
Jim Kaat, L ERA: 3.81	(7, 1)	9.0	W	38	9	3	1	5	1	0	0	0	0	1	47	51	1.00	1.111

PITCHER	IP	WLS	BF	H	R	ER	SO	BB	IBB	HBP	BLK	WP	HR	S	P	ERA	WHIP

Batter	1	2	3	4	5	6	7	8	9	AB	R	H	RBI	BB	SO	LOB
Bill Sharp, L (1, 9) OBP: 0.396, SLG: 0.465	0-0 2B 3B	1-0 1B SF7 HBP	0-3 K ③			0-0 4-3 ①		0-3 K ① 1-2		4	2	1	0	0	2	1
Jorge Orta, L (1, 4) OBP: 0.399, SLG: 0.484	0-0 1B 2B 3-H	0-0 FC4-6 1-3 1B		0-0 G3 2B		0-0 1B 3B		0-0 1B 2-H 1B		5	2	5	2	0	0	0
Dick Allen, R (1, 3) OBP: 0.372, SLG: 0.576 Jim Kaat, L (7, 1)	0-0 1B E 2-3 1B	0-0 SF7 ① 3-H		0-0 F9 ①		0-0 G3-6-1 3-H 1B		0-0 F5 ②		3 1	1 0	2 0	2 0	0 0	0 0	1 1
Carlos May, L (1, 7) OBP: 0.328, SLG: 0.361 Brian Downing, R (8, PR) OBP: 0.403, SLG: 0.524 (9, 7)	0-0 E9 2B 1B 1-H 3-H	0-0 FC4-6 ② HBP 1B 1-2f		0-0 G3 ② 2-3		0-0 G3-6-1 ②③ 1-2f		0-0 1-2 1B		5 0	1 0	2 0	1 0	0 0	0 0	3 0
Ken Henderson, S (1, 8) OBP: 0.359, SLG: 0.440	0-0 1B 2B 1-H	0-0 HBP 1-2 1B		0-0 G3 ③			BBBB 4-0 BB	0-0 G3 ③		4	1	2	1	1	0	3
Tony Muser, L (1, 10) OBP: 0.380, SLG: 0.433 (7, 3)	0-0 1B 2-H	1-0 1-2 2-3 HBP			BBBB 4-0 FC6-4 BB		0-0 F8 ①			2	0	1	1	1	0	1
Bill Melton, R (1, 5) OBP: 0.291, SLG: 0.311	0-0 F7 ①	0-0 F8 ③			0-3 K ①		0-0 F9 ②			4	0	0	0	0	1	6
Ed Herrmann, L (1, 2) OBP: 0.305, SLG: 0.360	0-0 F5 ②		0-0 F8 ①		0-0 FC6-4 ② 1-2f		0-0 4-3 ③			4	0	0	0	0	0	3
Bucky Dent, R (1, 6) OBP: 0.281, SLG: 0.342	0-0 F7 ③		0-0 F6 ②		0-3 K ③			0-0 S 1B 1B		4	1	1	0	0	1	2
Inning Stats	R: 5 E: 1 K: 0 S: 9 H: 6 LOB: 1 BB: 0 P: 9	R: 1 E: 0 K: 0 S: 5 H: 2 LOB: 3 BB: 0 P: 7	R: 0 E: 0 K: 1 S: 5 H: 0 LOB: 0 BB: 0 P: 5	R: 0 E: 0 K: 0 S: 4 H: 1 LOB: 1 BB: 0 P: 4	R: 0 E: 0 K: 2 S: 7 H: 0 LOB: 1 BB: 1 P: 11	R: 1 E: 0 K: 0 S: 4 H: 2 LOB: 0 BB: 0 P: 4	R: 0 E: 0 K: 0 S: 3 H: 0 LOB: 1 BB: 1 P: 7	R: 1 E: 0 K: 1 S: 8 H: 3 LOB: 2 BB: 0 P: 8		1B: 9 2B: 3 3B: 2 HR: 0	SF: 1 SAC: 0 DP: 1 HBP: 2					

PITCHER		IP	WLS	BF	H	R	ER	SO	BB	IBB	HBP	BLK	WP	HR	S	P	ERA	WHIP
Ray Corbin, R ERA: 3.93	(1, 1)	0.0	L	4	4	4	4	0	0	0	0	0	0	0	4	4	∞	∞
Tom Burgmeier, L ERA: 6.15	(1, 1)	1.2		11	4	2	2	0	0	0	2	0	0	0	9	11	10.80	2.400
Dave Goltz, R ERA: 3.9	(2, 1)	6.0		25	6	2	2	4	2	0	0	0	0	0	31	39	3.00	1.333
Bill Campbell, R ERA: 2.75	(8, 1)	0.1		1	0	0	0	0	0	0	0	0	0	0	1	1	0.00	0.000

PITCHER	IP	WLS	BF	H	R	ER	SO	BB	IBB	HBP	BLK	WP	HR	S	P	ERA	WHIP

BOTTOM

Minnesota Twins @ Chicago White Sox

Comiskey Park, Chicago, IL

Sun Jun 30 1974, 4:33 AM EDT

Unknown

livebaseballscorecards.com

AB	36
R	8
H	14
RBI	7
BB	2
SO	4
LOB	21

1B: 9	SF: 1	WP: 0	PA: 41
2B: 3	SAC: 0	PB: 0	
3B: 2	DP: 1	SB: 1	
HR: 0	HBP: 2	CS: 0	

Batter	1	2	3	4	5	6	7	8	9	AB	R	H	RBI	BB	SO	LOB
Steve Brye, R (1, 8) OBP: 0.335, SLG: 0.360	F9		BB		1B SF7 1B	K		K		4	1	1	0	1	2	2
Rod Carew, L (1, 4) OBP: 0.444, SLG: 0.475	4-3		FC4-6 1-2f		1B 1-2 1B	F5			F8	5	2	1	0	0	0	1
Jerry Terrell, R (9, 4) OBP: 0.279, SLG: 0.304										0	0	0	0	0	0	0
Tony Oliva, L (1, 10) OBP: 0.339, SLG: 0.480	1B		1B 1-H		HBP 1B 1B 1-2 2-3		3-1		F4	5	1	3	1	0	0	0
Bobby Darwin, R (1, 9) OBP: 0.316, SLG: 0.437	K		K		SF7 3-H		K		F5	4	0	0	1	0	3	2
Steve Braun, L (1, 7) OBP: 0.384, SLG: 0.398		F8		6-3	HBP 1B 1-2 2-H 1B		F8			4	1	1	1	0	0	0
Jim Holt, L (1, 3) OBP: 0.314, SLG: 0.327		1B		6-3	1B 1-2 2-3 HBP			F7		3	0	1	0	0	0	0
Eric Soderholm, R (1, 5) OBP: 0.348, SLG: 0.401		F3		HR	1-2 2-H 3-H 1B			1B	1B	4	1	3	3	0	0	1
Glenn Borgmann, R (1, 2) OBP: 0.294, SLG: 0.293		K		4-3	F6			1-2 1B		4	0	1	0	0	1	3
Luis Gomez, R (1, 6) OBP: 0.266, SLG: 0.206			1-3		5-3	F6		F3		4	0	0	0	0	0	2
Inning Stats	R: 0 E: 0 K: 1 S: 6 / H: 1 LOB: 1 BB: 0 P: 6	R: 0 E: 0 K: 1 S: 6 / H: 1 LOB: 1 BB: 0 P: 6	R: 1 E: 0 K: 1 S: 6 / H: 1 LOB: 1 BB: 1 P: 10	R: 1 E: 0 K: 0 S: 4 / H: 1 LOB: 0 BB: 0 P: 4	R: 4 E: 0 K: 0 S: 8 / H: 5 LOB: 2 BB: 0 P: 9	R: 0 E: 0 K: 1 S: 5 / H: 0 LOB: 0 BB: 0 P: 5	R: 0 E: 0 K: 1 S: 5 / H: 0 LOB: 0 BB: 0 P: 5	R: 0 E: 0 K: 1 S: 7 / H: 2 LOB: 2 BB: 0 P: 7	R: 0 E: 0 K: 0 S: 3 / H: 0 LOB: 0 BB: 0 P: 3	1B: 10 2B: 0 3B: 0 HR: 1	SF: 1 SAC: 0 DP: 0 HBP: 1					

TOP

Minnesota Twins @ Chicago White Sox

Comiskey Park, Chicago, IL

Sun Jun 30 1974, 4:38 AM EDT

Att. 44,158 - Unknown

livebaseballscorecards.com

AB	37
R	6
H	11
RBI	6
BB	1
SO	6
LOB	11

PITCHER		IP	WLS	BF	H	R	ER	SO	BB	IBB	HBP	BLK	WP	HR	S	P	ERA	WHIP
Rich Gossage, R ERA: 5.02	(1, 1)	4.1	L	20	6	4	4	3	1	0	0	0	0	1	25	29	8.31	1.615
Skip Pitlock, L ERA: 4.26	(5, 1)	0.1		5	3	2	2	0	0	0	1	0	0	0	4	5	54.00	9.000
Cy Acosta, R ERA: 2.72	(5, 1)	4.1		15	2	0	0	3	0	0	0	0	0	0	21	21	0.00	0.462

PITCHER	IP	WLS	BF	H	R	ER	SO	BB	IBB	HBP	BLK	WP	HR	S	P	ERA	WHIP

Batter	1	2	3	4	5	6	7	8	9	AB	R	H	RBI	BB	SO	LOB
Lee Richard, R (1, 10) OBP: 0.250, SLG: 0.250	F6		1B			K		F8		4	0	1	0	0	1	1
Jorge Orta, L (1, 4) OBP: 0.396, SLG: 0.480	K			4-3		G3			2B 2B 1B	4	1	1	0	0	1	0
Dick Allen, R (1, 3) OBP: 0.374, SLG: 0.577	F6			F4			BB FC3-6		1-3 2B	3	1	1	0	1	0	0
Ken Henderson, S (1, 8) OBP: 0.357, SLG: 0.436		F8		BB			FC3-6 1-2f		F6	3	0	0	0	1	0	3
Carlos May, L (1, 7) OBP: 0.328, SLG: 0.361		G3 1B		4-3			F5		2B 2-H 3-H	3	0	1	0	0	0	2
Pat Kelly, L (8, 7) OBP: 0.346, SLG: 0.367										1	1	1	2	0	0	0
Brian Downing, R (1, 2) OBP: 0.391, SLG: 0.505		G3 1-2			F7		F5		F5	4	0	0	0	0	0	3
Ron Santo, R (1, 5) OBP: 0.317, SLG: 0.329		5-3			K			5-3	2B 2-H	4	0	1	1	0	1	1
Bill Sharp, L (1, 9) OBP: 0.400, SLG: 0.472			F9		K			2B	BB	3	0	1	0	1	1	0
Bucky Dent, R (1, 6) OBP: 0.277, SLG: 0.337			5-3			F7		F8	K	3	0	0	0	0	0	1
Tony Muser, L (9, PH) OBP: 0.375, SLG: 0.426										1	0	0	0	0	1	2
Inning Stats	R: 0 E: 0 K: 1 S: 5 H: 0 LOB: 0 BB: 0 P: 5	R: 0 E: 0 K: 0 S: 4 H: 1 LOB: 1 BB: 0 P: 4	R: 0 E: 0 K: 0 S: 3 H: 1 LOB: 1 BB: 0 P: 3	R: 0 E: 0 K: 0 S: 3 H: 0 LOB: 1 BB: 1 P: 7	R: 0 E: 0 K: 2 S: 7 H: 0 LOB: 0 BB: 0 P: 7	R: 0 E: 0 K: 1 S: 5 H: 0 LOB: 0 BB: 0 P: 5	R: 0 E: 0 K: 0 S: 3 H: 0 LOB: 1 BB: 1 P: 7	R: 0 E: 0 K: 0 S: 4 H: 1 LOB: 1 BB: 0 P: 4	R: 3 E: 0 K: 1 S: 9 H: 4 LOB: 2 BB: 1 P: 13	1B: 3 2B: 4 3B: 0 HR: 0	SF: 0 SAC: 0 DP: 0 HBP: 0						

PITCHER	IP	WLS	BF	H	R	ER	SO	BB	IBB	HBP	BLK	WP	HR	S	P	ERA	WHIP
Vic Albury, L (1, 1) ERA: 4.09	8.2	W	35	7	3	3	4	3	0	0	0	0	0	40	52	3.12	1.154
Bill Campbell, R (9, 1) ERA: 2.73	0.1	S	1	0	0	0	1	0	0	0	0	0	0	3	3	0.00	0.000

PITCHER	IP	WLS	BF	H	R	ER	SO	BB	IBB	HBP	BLK	WP	HR	S	P	ERA	WHIP

BOTTOM

Minnesota Twins @ Chicago White Sox

Comiskey Park, Chicago, IL

Sun Jun 30 1974, 4:38 AM EDT

Att. 44,158 - Unknown

livebaseballscorecards.com

AB	33
R	3
H	7
RBI	3
BB	3
SO	5
LOB	13

WP: 0	PA: 36
PB: 0	
SB: 0	
CS: 0	

Texas Rangers @ Minnesota Twins

Metropolitan Stadium, Bloomington , MI

Mon Jul 01 1974, 8:05 PM EDT

Att. 9,068 - Unknown - 92 F

TOP

livebaseballscorecards.com

Batter	1	2	3	4	5	6	7	8	9	AB	R	H	RBI	BB	SO	LOB
Cesar Tovar, R (1, 8) (9, 7) OBP: 0.377, SLG: 0.369	CS 1B		F9		F7		SH5-3 1-2		1B E 1B 2-H 3-H	4	1	2	2	0	0	0
Davey Nelson, R (1, 4) OBP: 0.323, SLG: 0.325	K 1-2		F7		K		6-3		S E 1B 1-3	5	1	1	0	0	2	2
Alex Johnson, R (1, 7) OBP: 0.334, SLG: 0.355	F9		S BB		4-3		K		E4 1-H 3-H	4	0	0	1	1	1	1
Joe Lovitto, S (9, 8) OBP: 0.219, SLG: 0.280										0	0	0	0	0	0	0
Jeff Burroughs, R (1, 9) OBP: 0.368, SLG: 0.507		FC4-6 BB	5-3 1-2			S BB		5-3	K	3	0	0	0	2	1	2
Mike Hargrove, L (1, 3) OBP: 0.433, SLG: 0.483		F8		1B BB		K 1-2		K	F7	4	0	0	0	1	2	3
Jim Spencer, L (1, 10) OBP: 0.350, SLG: 0.500		FC4-6 1B 1-2f		F9		F4		4-3		4	0	0	0	0	0	3
Lenny Randle, S (1, 5) OBP: 0.357, SLG: 0.404		1-2 1B		S 1-3 1B		4-3			SH5-4 1B 1B	4	1	3	0	0	0	1
Toby Harrah, R (1, 6) OBP: 0.333, SLG: 0.432		F8		G6-4-3 1-2 BB			HR		SH5-4 1-2 1B	3	2	2	1	1	0	2
Jim Sundberg, R (1, 2) OBP: 0.369, SLG: 0.344			HR	G6-4-3 1-2f			SH5-3 BB		SH5-4 1-2 2-3	2	1	1	1	1	0	3

	AB	33
	R	6
	H	9
	RBI	5
	BB	6
	SO	6
	LOB	17

Inning Stats																				
	R: 0	H: 1	R: 0	H: 1	R: 1	H: 1	R: 0	H: 1	R: 0	H: 0	R: 0	H: 0	R: 1	H: 1	R: 0	H: 0	R: 4	H: 4	1B: 7	SF: 0	WP: 0	PA: 41
	E: 0	LOB: 0	E: 0	LOB: 2	E: 0	LOB: 1	E: 0	LOB: 2	E: 0	LOB: 0	E: 0	LOB: 1	E: 0	LOB: 1	E: 0	LOB: 0	E: 1	LOB: 1	2B: 0	SAC: 2	PB: 0	
	K: 1	BB: 0	K: 0	BB: 1	K: 0	BB: 1	K: 0	BB: 2	K: 1	BB: 0	K: 1	BB: 1	K: 1	BB: 1	K: 1	BB: 0	K: 1	BB: 0	3B: 0	DP: 1	SB: 4	
	S: 5	P: 5	S: 4	P: 8	S: 4	P: 8	S: 3	P: 11	S: 5	P: 5	S: 5	P: 9	S: 6	P: 10	S: 5	P: 5	S: 10	P: 10	HR: 2	HBP: 0	CS: 1	

PITCHER		IP	WLS	BF	H	R	ER	SO	BB	IBB	HBP	BLK	WP	HR	S	P	ERA	WHIP
Joe Decker, R ERA: 3.15	(1, 1)	8.1	L	37	8	5	5	5	6	0	0	0	0	2	41	65	5.40	1.680
Bill Campbell, R ERA: 2.7	(9, 1)	0.2		4	1	1	0	1	0	0	0	0	0	0	6	6	0.00	1.500

PITCHER		IP	WLS	BF	H	R	ER	SO	BB	IBB	HBP	BLK	WP	HR	S	P	ERA	WHIP

Texas Rangers @ Minnesota Twins

Metropolitan Stadium, Bloomington , MI

Mon Jul 01 1974, 8:05 PM EDT

Att. 9,068 - Unknown - 92 F

BOTTOM

Batter	1	2	3	4	5	6	7	8	9	AB	R	H	RBI	BB	SO	LOB
Steve Brye, R (1, 8) OBP: 0.336, SLG: 0.371	K	5-3		6-3			G3 2B		2B	5	0	2	0	0	1	3
Rod Carew, L (1, 4) OBP: 0.443, SLG: 0.472	BB 1B 1B		K		1-3		G3 2-3		BB	4	0	1	0	1	1	1
Tony Oliva, L (1, 10) OBP: 0.340, SLG: 0.478	BB 1-2 1B		G3		1B 1B		3-1		F4	5	0	2	0	0	0	3
Bobby Darwin, R (1, 9) OBP: 0.314, SLG: 0.433	K		5-3		G6-4-3 1-2 1B			F3	F8	5	0	1	0	0	1	4
Steve Braun, L (1, 7) OBP: 0.386, SLG: 0.397	FC4-6 1-2 2-3 BB			G3	G6-4-3 1-2f			1B		3	0	1	0	1	0	2
Jim Holt, L (1, 3) OBP: 0.311, SLG: 0.324	FC4-6 1-2f			1B 1B 1B		4-3		F4		4	1	1	0	0	0	4
Eric Soderholm, R (1, 5) OBP: 0.351, SLG: 0.403		G3 1B		1B FC1-5-2-6-8-2 1-2 1B		5-3		F7		4	0	2	0	0	0	1
Glenn Borgmann, R (1, 2) OBP: 0.293, SLG: 0.291		F4		FC1-5-2-6-8-2 1-3 2-H 1B		6-3			K	4	0	1	1	0	1	1
Luis Gomez, R (1, 6) OBP: 0.260, SLG: 0.201 Harmon Killebrew, R (9, PH) OBP: 0.284, SLG: 0.357		G3 1-2		FC1-5-2-6-8-2 1-3 3-H			K		HR	3 1	0 1	0 1	0 1	0 0	1 0	3 0
Inning Stats	R: 0 E: 0 K: 2 S: 9 H: 2 LOB: 3 BB: 1 P: 13	R: 0 E: 0 K: 0 S: 4 H: 1 LOB: 1 BB: 0 P: 4	R: 0 E: 0 K: 1 S: 5 H: 0 LOB: 0 BB: 0 P: 5	R: 1 E: 0 K: 0 S: 6 H: 3 LOB: 2 BB: 0 P: 6	R: 0 E: 0 K: 0 S: 4 H: 2 LOB: 1 BB: 0 P: 4	R: 0 E: 0 K: 0 S: 3 H: 0 LOB: 0 BB: 0 P: 3	R: 0 E: 0 K: 1 S: 6 H: 1 LOB: 1 BB: 0 P: 6	R: 0 E: 0 K: 0 S: 4 H: 1 LOB: 1 BB: 0 P: 4	R: 1 E: 0 K: 1 S: 7 H: 2 LOB: 2 BB: 1 P: 11	1B: 9 2B: 2 3B: 0 HR: 1	SF: 0 SAC: 0 DP: 1 HBP: 0						

livebaseballscorecards.com

AB	38
R	2
H	12
RBI	2
BB	2
SO	5
LOB	22

WP: 0 PB: 0 SB: 0 CS: 0 PA: 40

PITCHER		IP	WLS	BF	H	R	ER	SO	BB	IBB	HBP	BLK	WP	HR	S	P	ERA	WHIP
Jackie Brown, R ERA: 2.61	(1, 1)	8.1	W	38	12	2	2	5	2	0	0	0	0	1	46	54	2.16	1.680
Steve Foucault, R ERA: 1.94	(9, 1)	0.2		2	0	0	0	0	0	0	0	0	0	0	2	2	0.00	0.000

PITCHER	IP	WLS	BF	H	R	ER	SO	BB	IBB	HBP	BLK	WP	HR	S	P	ERA	WHIP

Texas Rangers @ Minnesota Twins

Metropolitan Stadium, Bloomington , MI

Tue Jul 02 1974, 8:05 PM EDT

Att. 6,883 - Unknown - 90 F

TOP

livebaseballscorecards.com

Batter	1	2	3	4	5	6	7	8	9	AB	R	H	RBI	BB	SO	LOB
Cesar Tovar, R (1, 8) OBP: 0.370, SLG: 0.361	6-3		6-3		6-3	F8		FC6-4-2 1-2 3-H		5	0	0	0	0	0	5
Davey Nelson, R (1, 4) OBP: 0.315, SLG: 0.317	K		5-3		L4		F8		F4	5	0	0	0	0	1	0
Alex Johnson, R (1, 7) OBP: 0.335, SLG: 0.355	1B		CS 1B			6-3	4-3		F9	5	1	2	0	0	0	0
Jeff Burroughs, R (1, 9) OBP: 0.374, SLG: 0.512	1B 1-3 1B		CS 1-2	SF9 BB		1B 2B	1B BB		K	3	2	2	0	2	1	0
Mike Hargrove, L (1, 3) OBP: 0.444, SLG: 0.494	1-2 3-H 1B			SF9 1-2 1B		HBP 2-H 1B	1-2 1B			4	1	4	2	0	0	0
Jim Spencer, L (1, 10) OBP: 0.354, SLG: 0.496	4-3			G6-4-3 1-2 2-3 1B		BB 1-2 HBP	5-3			3	0	1	0	0	0	4
Lenny Randle, S (1, 5) OBP: 0.359, SLG: 0.407		4-3		SF9 2-3 3-H		BB 1-2 2-H 1B		1B FC6-4-2 1B		3	0	2	2	0	0	0
Toby Harrah, R (1, 6) OBP: 0.332, SLG: 0.430		F9		G6-4-3 1-2f		F8		FC5-4 1-3 1B		4	0	1	0	0	0	4
Jim Sundberg, R (1, 2) OBP: 0.367, SLG: 0.338		5-3			K	BB 1-2 2-3		FC5-4 1-2f		3	0	0	0	1	1	2

	AB	35
	R	4
	H	12
	RBI	4
	BB	3
	SO	3
	LOB	15

Inning Stats																																		
	R: 1	H: 3	R: 0	H: 0	R: 0	H: 1	R: 1	H: 2	R: 0	H: 0	R: 2	H: 3	R: 0	H: 1	R: 0	H: 2	R: 0	H: 0	1B: 11	SF: 1	WP: 0	PA: 41
	E: 0	LOB: 2	E: 0	LOB: 0	E: 0	LOB: 0	E: 0	LOB: 1	E: 0	LOB: 0	E: 0	LOB: 3	E: 0	LOB: 2	E: 0	LOB: 1	E: 0	LOB: 0	2B: 2	SAC: 0	PB: 0	
	K: 1	BB: 0	K: 0	BB: 0	K: 0	BB: 0	K: 0	BB: 1	K: 1	BB: 0	K: 0	BB: 1	K: 0	BB: 1	K: 0	BB: 0	K: 0	BB: 0	3B: 0	DP: 2	SB: 0	
	S: 8	P: 8	S: 3	P: 3	S: 3	P: 3	S: 4	P: 8	S: 5	P: 5	S: 6	P: 11	S: 4	P: 8	S: 4	P: 4	S: 5	P: 5	HR: 0	HBP: 1	CS: 1	

PITCHER		IP	WLS	BF	H	R	ER	SO	BB	IBB	HBP	BLK	WP	HR	S	P	ERA	WHIP
Ray Corbin, R ERA: 4.15	(1, 1)	5.2		27	9	4	4	2	2	0	1	0	0	0	28	37	6.35	1.941
Bill Hands, R ERA: 4.87	(6, 1)	0.0		0	0	0	0	0	0	0	0	0	0	0	0	0	∞	∞
Bill Campbell, R ERA: 2.61	(8, 1)	2.0	W	7	2	0	0	1	0	0	0	0	0	0	9	9	0.00	1.000

PITCHER	IP	WLS	BF	H	R	ER	SO	BB	IBB	HBP	BLK	WP	HR	S	P	ERA	WHIP

Texas Rangers @ Minnesota Twins

Metropolitan Stadium, Bloomington , MI

Tue Jul 02 1974, 8:05 PM EDT

Att. 6,883 - Unknown - 90 F

livebaseballscorecards.com

BOTTOM

Batter	1	2	3	4	5	6	7	8	9	AB	R	H	RBI	BB	SO	LOB
Steve Brye, R (1, 8) OBP: 0.339, SLG: 0.374	G2-5-3 1B 1B		F9			5-3	1-3 1B			4	0	2	0	0	0	0
Rod Carew, L (1, 4) OBP: 0.447, SLG: 0.479	1-2 1B		G4-3 1B			1B 2B	F4			4	1	3	0	0	0	2
Tony Oliva, L (1, 10) OBP: 0.335, SLG: 0.470	F8		G4-3 1-2f			F6		4-3		4	0	0	0	0	0	4
Harmon Killebrew, R (1, 3) OBP: 0.284, SLG: 0.354 Craig Kusick, R (9, 3) OBP: 0.274, SLG: 0.268	G2-5-3 2-3f			L5		2-H 1B		5-3		4 0	0 0	1 0	1 0	0 0	0 0	2 0
Steve Braun, L (1, 7) OBP: 0.384, SLG: 0.399		1B 2B		4-3		F8		F9		4	1	1	0	0	0	1
Jim Holt, L (1, 9) OBP: 0.310, SLG: 0.322		E 1B G6-4-3 2-H 1B		4-3			4-3		S S S K	4	1	1	1	0	1	0
Eric Soderholm, R (1, 5) OBP: 0.363, SLG: 0.410		E5 G6-4-3 1-3 1B			B B B G6-3 BB		1B SF8 1B		B B B 2B BB	2	2	2	0	2	0	0
Phil Roof, R (1, 2) OBP: 0.286, SLG: 0.167 Bobby Darwin, R (7, PH) OBP: 0.316, SLG: 0.435 Jerry Terrell, R (8, 6) OBP: 0.276, SLG: 0.302		G6-4-3 1-2f 3-H			G6-3 1-2f		1B 1-3 1B		F3	2 1 1	0 0 0	0 1 0	0 0 0	0 0 0	0 0 0	2 0 1
Luis Gomez, R (1, 6) OBP: 0.257, SLG: 0.199 Larry Hisle, R (7, PH) OBP: 0.346, SLG: 0.496 Glenn Borgmann, R (8, 2) OBP: 0.298, SLG: 0.303		F9			F7		SF8 3-H		1-H 2B	2 0 1	0 0 0	0 0 1	0 1 1	0 0 0	0 0 0	0 0 0
Inning Stats	R: 0 E: 0 K: 0 S: 4 H: 2 LOB: 1 BB: 0 P: 4	R: 2 E: 1 K: 0 S: 5 H: 3 LOB: 0 BB: 0 P: 5	R: 0 E: 0 K: 0 S: 3 H: 1 LOB: 0 BB: 0 P: 3	R: 0 E: 0 K: 0 S: 3 H: 0 LOB: 0 BB: 0 P: 3	R: 0 E: 0 K: 0 S: 2 H: 0 LOB: 0 BB: 1 P: 6	R: 1 E: 0 K: 0 S: 5 H: 2 LOB: 1 BB: 0 P: 5	R: 1 E: 0 K: 0 S: 6 H: 3 LOB: 2 BB: 0 P: 6	R: 0 E: 0 K: 0 S: 3 H: 0 LOB: 0 BB: 0 P: 3	R: 1 E: 0 K: 1 S: 5 H: 1 LOB: 1 BB: 1 P: 9	1B: 9 2B: 3 3B: 0 HR: 0	SF: 1 SAC: 0 DP: 4 HBP: 0						

	AB	33
	R	5
	H	12
	RBI	4
	BB	2
	SO	1
	LOB	12

WP: 0 PB: 0 SB: 0 CS: 0 PA: 36

PITCHER		IP	WLS	BF	H	R	ER	SO	BB	IBB	HBP	BLK	WP	HR	S	P	ERA	WHIP
Steve Hargan, R ERA: 3.72	(1, 1)	6.1		25	9	4	3	0	1	0	0	0	0	0	24	28	4.26	1.579
Steve Foucault, R ERA: 2.0	(7, 1)	2.1	L	11	3	1	1	1	1	0	0	0	0	0	12	16	3.86	1.714

PITCHER	IP	WLS	BF	H	R	ER	SO	BB	IBB	HBP	BLK	WP	HR	S	P	ERA	WHIP

Texas Rangers @ Minnesota Twins

Metropolitan Stadium, Bloomington , MI

Wed Jul 03 1974, 8:05 PM EDT

Att. 7,590 - Unknown - 80 F

Batter	1	2	3	4	5	6	7	8	9	AB	R	H	RBI	BB	SO	LOB
Cesar Tovar, R (1, 8) OBP: 0.378, SLG: 0.380 (8, 7)	6-3 5-3 1B	1-3 2-H 3-H 1B			1-H HR		P3		FC5-4 2-H BB	4	1	3	4	1	0	1
Davey Nelson, R (1, 4) OBP: 0.313, SLG: 0.314	5-3 1-2	F9			F8		CS 2-H 1B		FC5-4 1-2f	5	0	1	1	0	0	4
Alex Johnson, R (1, 10) OBP: 0.331, SLG: 0.351	6-3 2-3		L5		K		CS 1-2	5-3		4	0	0	0	0	1	1
Jeff Burroughs, R (1, 9) OBP: 0.370, SLG: 0.505	K		K		L5			P4		4	0	0	0	0	2	1
Tom Grieve, R (1, 7) OBP: 0.326, SLG: 0.491		F8 1B 1B 1B	F9			F9		HR		4	2	2	1	0	0	0
Joe Lovitto, S (8, 8) OBP: 0.219, SLG: 0.280										0	0	0	0	0	0	0
Lenny Randle, S (1, 5) OBP: 0.353, SLG: 0.400		F9		L3		L9		K2-3		4	0	0	0	0	1	1
Jim Fregosi, R (1, 3) OBP: 0.363, SLG: 0.468		BB 1-2 1B 1B		P6		K			6-3	3	1	1	0	0	1	0
Mike Hargrove, L (7, 3) OBP: 0.442, SLG: 0.492										1	0	0	0	0	0	0
Toby Harrah, R (1, 6) OBP: 0.337, SLG: 0.440		F8 2-3		CS BB			SH1-4 1B BB		HR	2	2	1	1	2	0	2
Jim Sundberg, R (1, 2) OBP: 0.377, SLG: 0.353		1B 1-2 BB		CS 1-2	HR 1B		SH1-4 1-2		WP BB 2B	2	1	2	0	1	0	0

Inning Stats	1	2	3	4	5	6	7	8	9	
	R: 0 H: 1 E: 0 LOB: 1 K: 1 BB: 0 S: 6 P: 6	R: 2 H: 3 E: 0 LOB: 2 K: 0 BB: 1 S: 6 P: 10	R: 0 H: 0 E: 0 LOB: 0 K: 1 BB: 0 S: 5 P: 5	R: 0 H: 0 E: 0 LOB: 0 K: 0 BB: 1 S: 2 P: 6	R: 2 H: 2 E: 0 LOB: 0 K: 1 BB: 0 S: 7 P: 7	R: 0 H: 0 E: 0 LOB: 0 K: 1 BB: 0 S: 5 P: 5	R: 1 H: 1 E: 0 LOB: 0 K: 0 BB: 1 S: 3 P: 7	R: 1 H: 1 E: 0 LOB: 0 K: 1 BB: 0 S: 6 P: 6	R: 1 H: 2 E: 0 LOB: 1 K: 0 BB: 1 S: 4 P: 8	1B: 6 SF: 0 2B: 1 SAC: 1 3B: 0 DP: 0 HR: 3 HBP: 0

WP: 1 PA: 40 PB: 0 SB: 0 CS: 2

PITCHER		IP	WLS	BF	H	R	ER	SO	BB	IBB	HBP	BLK	WP	HR	S	P	ERA	WHIP
Bill Butler, L ERA: 4.63	(1, 1)	6.2	L	29	7	5	5	4	3	0	0	0	0	1	34	46	6.75	1.500
Bill Hands, R ERA: 4.91	(7, 1)	0.0		0	0	0	0	0	0	0	0	0	0	0	0	0	∞	∞
Tom Burgmeier, L ERA: 6.21	(9, 1)	1.0		5	2	1	1	0	1	0	0	0	1	1	4	8	9.00	3.000

PITCHER	IP	WLS	BF	H	R	ER	SO	BB	IBB	HBP	BLK	WP	HR	S	P	ERA	WHIP

livebaseballscorecards.com

AB	33
R	7
H	10
RBI	7
BB	4
SO	5
LOB	10

Texas Rangers @ Minnesota Twins

Metropolitan Stadium, Bloomington , MI

Wed Jul 03 1974, 8:05 PM EDT

Att. 7,590 - Unknown - 80 F

livebaseballscorecards.com

BOTTOM

Batter	1	2	3	4	5	6	7	8	9	AB	R	H	RBI	BB	SO	LOB
Steve Brye, R (1, 8) OBP: 0.338, SLG: 0.371	L9-3 1B		P5		6-3			F7		4	0	1	0	0	0	1
Rod Carew, L (1, 4) OBP: 0.444, SLG: 0.476	F8		4-3			L7		FC4-6 1-2 1B		4	0	1	0	0	0	1
Tony Oliva, L (1, 10) OBP: 0.337, SLG: 0.475	L9-3 1-2			2B		1B		FC4-6 1-2f 2-3		4	0	2	0	0	0	3
Harmon Killebrew, R (1, 3) OBP: 0.283, SLG: 0.348 Craig Kusick, R (9, 3) OBP: 0.274, SLG: 0.268		BBB FC6-4 BB	F8	F8	SSS K	SSS K				3 0	0 0	0 0	0 0	1 0	2 0	4 0
Bobby Darwin, R (1, 9) OBP: 0.315, SLG: 0.432		FC6-4 BLK 1-2f 2B	1B	F8					SSS K	4	1	1	0	0	1	2
Steve Braun, L (1, 5) OBP: 0.382, SLG: 0.401		4-3 1-H 2B	F7	1B			F9	F8		4	0	1	1	0	0	2
Jim Holt, L (1, 7) OBP: 0.300, SLG: 0.311		4-3 2-3	4-3	4-3			L1	6-3		4	0	0	0	0	0	3
Glenn Borgmann, R (1, 2) OBP: 0.292, SLG: 0.297		F2			L7		SSS K			3	0	0	0	0	1	1
Luis Gomez, R (1, 6) OBP: 0.255, SLG: 0.197 Jerry Terrell, R (5, PH) OBP: 0.274, SLG: 0.299 (6, 6) Larry Hisle, R (8, PH) OBP: 0.349, SLG: 0.496 Danny Thompson, R (9, 6) OBP: 0.346, SLG: 0.472			P6		F8			BBB FC4-6 1B BB		1 1 0 0	0 0 0 0	0 0 0 0	0 0 1 0	0 0 0 0	0 0 0 0	0 0 0 0

Inning Stats																																	
	R: 0	E: 0	K: 0	S: 3	H: 1	LOB: 0	BB: 0	P: 3	R: 1	E: 0	K: 0	S: 4	H: 1	LOB: 1	BB: 1	P: 8	R: 0	E: 0	K: 0	S: 3	H: 0	LOB: 0	BB: 0	P: 3	R: 0	E: 0	K: 0	S: 5	H: 2	LOB: 2	BB: 0	P: 5
	R: 0	E: 0	K: 0	S: 3	H: 0	LOB: 0	BB: 0	P: 3	R: 0	E: 0	K: 1	S: 6	H: 1	LOB: 1	BB: 0	P: 6	R: 0	E: 0	K: 1	S: 5	H: 0	LOB: 0	BB: 0	P: 5	R: 0	E: 0	K: 1	S: 6	H: 1	LOB: 2	BB: 1	P: 10
	R: 0	E: 0	K: 1	S: 5	H: 0	LOB: 0	BB: 0	P: 5	1B: 4	2B: 3	3B: 0	HR: 0	SF: 0	SAC: 0	DP: 1	HBP: 0	WP: 0	PB: 0	SB: 0	CS: 0	PA: 34											

PITCHER		IP	WLS	BF	H	R	ER	SO	BB	IBB	HBP	BLK	WP	HR	S	P	ERA	WHIP
Fergie Jenkins, R ERA: 3.84	(1, 1)	9.0	W	34	6	1	1	4	2	0	0	1	0	0	40	48	1.00	0.889

PITCHER	IP	WLS	BF	H	R	ER	SO	BB	IBB	HBP	BLK	WP	HR	S	P	ERA	WHIP

AB	32
R	1
H	6
RBI	1
BB	2
SO	4
LOB	17

Batter	1	2	3	4	5	6	7	8	9	AB	R	H	RBI	BB	SO	LOB
Cesar Tovar, R (1, 8) (9, 7) OBP: 0.372, SLG: 0.373	S S S 0-3 ① K		x 0-0 ③ 5-3			x 0-0 ② F4		x 0-0 ③ FC5-4 1-2f		4	0	0	0	0	1	3
Davey Nelson, R (1, 4) OBP: 0.307, SLG: 0.308	x 0-0 ② 4-3			x 0-0 ① L3		x 0-0 ③ FC6-4 1-2f			x 0-0 ① F9	4	0	0	0	0	0	1
Alex Johnson, R (1, 7) OBP: 0.330, SLG: 0.348	S S S 0-3 ③ K			x 0-0 ② F9			x 0-0 ① 6-3		H 1-0 BB HBP	3	0	0	0	0	1	0
Joe Lovitto, S (9, 8) OBP: 0.219, SLG: 0.280										0	0	0	0	0	0	0
Jeff Burroughs, R (1, 9) OBP: 0.369, SLG: 0.500		S S S 0-3 ① K		S S S 0-3 ③ K			x 0-0 ② 6-3		B B B B 4-0 G4-6-3 1-2 BB	3	0	0	0	1	2	0
Mike Hargrove, L (1, 3) OBP: 0.433, SLG: 0.481		S S S 0-3 ② K			x 0-0 ① L3		x 0-0 ③ L7		x 0-0 ②③ G4-6-3 1-2f	4	0	0	0	0	1	2
Jim Spencer, L (1, 10) OBP: 0.354, SLG: 0.489		x 0-0 ③ F9			x 0-0 ② F8			B B B B 4-0 FC6-4 SH3-4 BB		2	0	0	0	1	0	0
Lenny Randle, S (1, 5) OBP: 0.351, SLG: 0.397			x 0-0 ① F6		x 0-0 ③ G3			x 0-0 ① SH3-4 1-2		2	0	0	0	0	0	0
Toby Harrah, R (1, 6) OBP: 0.340, SLG: 0.451			x 0-0 HR			S S S 0-3 ① K		B B B B 4-0 FC6-4 BB		2	1	1	1	1	1	0
Jim Sundberg, R (1, 2) OBP: 0.376, SLG: 0.348			x 0-0 ② 5-3			B B B B 4-0 FC6-4 BB		x 0-0 ② FC6-4 FC5-4 1-2f 2-3		2	0	0	0	1	0	2

TOP

Texas Rangers @ Minnesota Twins

Metropolitan Stadium, Bloomington , MI

Thu Jul 04 1974, 8:05 PM EDT

Att. 21,008 - Unknown - 82 F

livebaseballscorecards.com

AB	26
R	1
H	1
RBI	1
BB	4
SO	6
LOB	8

Inning Stats	1	2	3	4	5	6	7	8	9	1B	SF	WP	PA
R	0	0	1	0	0	0	0	0	0	0	0	0	32
E	0	0	0	0	0	0	0	0	0	2B 0	SAC 1	PB 0	
K	2	2	0	1	0	1	0	0	0	3B 0	DP 1	SB 0	
S	7	7	4	5	3	5	3	3	2	HR 1	HBP 1	CS 0	
H	0	0	1	0	0	0	0	0	0				
LOB	0	0	0	0	0	1	0	2	1				
BB	0	0	0	0	0	1	0	2	1				
P	7	7	4	5	3	9	3	11	7				

PITCHER	IP	WLS	BF	H	R	ER	SO	BB	IBB	HBP	BLK	WP	HR	S	P	ERA	WHIP
Bert Blyleven, R (1, 1) ERA: 3.13	9.0	W	32	1	1	1	6	4	0	1	0	0	1	39	56	1.00	0.556

Texas Rangers @ Minnesota Twins

Metropolitan Stadium, Bloomington , MI

Thu Jul 04 1974, 8:05 PM EDT

Att. 21,008 - Unknown - 82 F

livebaseballscorecards.com

BOTTOM

Batter	1	2	3	4	5	6	7	8	9	AB	R	H	RBI	BB	SO	LOB
Steve Brye, R (1, 8) OBP: 0.332, SLG: 0.364	1-6-3		F9			F8		6-3		4	0	0	0	0	0	1
Rod Carew, L (1, 4) OBP: 0.439, SLG: 0.470	F8			6-3		G3		F8		4	0	0	0	0	0	0
Tony Oliva, L (1, 10) OBP: 0.339, SLG: 0.477 Jerry Terrell, R (9, PR) OBP: 0.274, SLG: 0.299	K			L7		2B			1B SF7 BB	3 0	0 1	1 0	0 0	1 0	1 0	0 0
Bobby Darwin, R (1, 9) OBP: 0.314, SLG: 0.430		K		1B		F9			K	4	0	1	0	0	2	2
Steve Braun, L (1, 5) OBP: 0.379, SLG: 0.398		P6		F8			F8		1-3 HR 1B	4	1	1	0	0	0	1
Jim Holt, L (1, 3) OBP: 0.291, SLG: 0.303		6-3			F7		3-1		SF7 3-H	3	0	0	1	0	0	0
Larry Hisle, R (1, 7) OBP: 0.355, SLG: 0.515			K		BB		2B		1-H HR	3	1	2	2	1	1	0
Phil Roof, R (1, 2) OBP: 0.300, SLG: 0.192 Harmon Killebrew, R (7, PH) OBP: 0.281, SLG: 0.346 Glenn Borgmann, R (8, 2) OBP: 0.292, SLG: 0.297			1B		F8		F9			2 1 0	0 0 0	1 0 0	0 0 0	0 0 0	0 0 0	1 1 0
Luis Gomez, R (1, 6) OBP: 0.253, SLG: 0.196 Danny Thompson, R (5, PH) OBP: 0.338, SLG: 0.459 (6, 6)			F3		4-3			F8		1 2	0 0	0 0	0 0	0 0	0 0	1 1
Inning Stats	R: 0 E: 0 K: 1 S: 5 H: 0 LOB: 0 BB: 0 P: 5	R: 0 E: 0 K: 1 S: 5 H: 0 LOB: 0 BB: 0 P: 5	R: 0 E: 0 K: 1 S: 6 H: 1 LOB: 1 BB: 0 P: 6	R: 0 E: 0 K: 0 S: 4 H: 1 LOB: 1 BB: 0 P: 4	R: 0 E: 0 K: 0 S: 3 H: 0 LOB: 1 BB: 1 P: 7	R: 0 E: 0 K: 0 S: 4 H: 1 LOB: 1 BB: 0 P: 4	R: 0 E: 0 K: 0 S: 4 H: 1 LOB: 1 BB: 0 P: 4	R: 0 E: 0 K: 0 S: 3 H: 0 LOB: 0 BB: 0 P: 3	R: 3 E: 0 K: 1 S: 6 H: 2 LOB: 1 BB: 1 P: 10	1B: 3 2B: 2 3B: 0 HR: 1	SF: 1 SAC: 0 DP: 0 HBP: 0			WP: 0 PB: 0 SB: 0 CS: 0	PA: 34	

	AB	31
	R	3
	H	6
	RBI	3
	BB	2
	SO	4
	LOB	8

PITCHER		IP	WLS	BF	H	R	ER	SO	BB	IBB	HBP	BLK	WP	HR	S	P	ERA	WHIP
Jim Bibby, R ERA: 4.62	(1, 1)	8.0		30	4	1	1	3	2	0	0	0	0	0	34	42	1.12	0.750
Steve Foucault, R ERA: 2.23	(9, 1)	0.2	L	4	2	2	2	1	0	0	0	0	0	1	6	6	27.00	3.000

PITCHER	IP	WLS	BF	H	R	ER	SO	BB	IBB	HBP	BLK	WP	HR	S	P	ERA	WHIP

Minnesota Twins @ Milwaukee Brewers

Milwaukee County Stadium, Milwaukee, WI

Fri Jul 05 1974, 8:05 PM EDT

Unknown - 73 F

TOP

livebaseballscorecards.com

Batter	1	2	3	4	5	6	7	8	9	AB	R	H	RBI	BB	SO	LOB
Steve Brye, R (1, 8) OBP: 0.325, SLG: 0.356	6-3		5-3	F9		FC6-4 1-2f			6-3	5	0	0	0	0	0	3
Rod Carew, L (1, 4) OBP: 0.441, SLG: 0.475	E6 1B		G4-6-3 1B		FC6-5 2B		4-3		4-3	5	0	3	0	0	0	0
Tony Oliva, L (1, 10) OBP: 0.333, SLG: 0.468	F7		G4-6-3 1-2f		FC6-5 2-3		F3		F8	5	0	0	0	0	0	3
Harmon Killebrew, R (1, 3) OBP: 0.284, SLG: 0.344 Craig Kusick, R (4, PR) OBP: 0.266, SLG: 0.259 (4, 3)	E6 1-3			BBBB WP BB 1B BB	SSS K		SSS K			1 2	0 1	0 0	0 0	1 0	0 2	1 1
Bobby Darwin, R (1, 9) OBP: 0.317, SLG: 0.432		4-3 2B		BBBB WP 1-2 1B BB	F8			F9		3	1	1	0	1	0	1
Larry Hisle, R (1, 7) OBP: 0.357, SLG: 0.515		F8		6-3 1-2 2-3		FC5-4 1B		BB 1B		4	0	2	0	0	0	3
Steve Braun, L (1, 5) OBP: 0.383, SLG: 0.399 Eric Soderholm, R (8, PH) OBP: 0.362, SLG: 0.407 (8, 5)	4-3 2-3			BBBB 1B SF9 BB		FC5-4 1-2 1B		F8		2 1	1 0	1 0	0 0	1 0	0 0	1 1
Danny Thompson, R (1, 6) OBP: 0.357, SLG: 0.461 Luis Gomez, R (8, PR) OBP: 0.253, SLG: 0.196 (8, 6)	BBBB FC5-4 BB			1-3 2-H 3-H 1B		FC5-4 BB 1-2 2-3		BBBB 1-2 BB		2 0	0 0	1 0	2 0	2 0	0 0	2 0
Glenn Borgmann, R (1, 2) OBP: 0.291, SLG: 0.293	FC5-4 1-2f			SF9 3-H		BBBB FC6-4 1-2 BB		F9		2	0	0	1	1	0	4
Inning Stats	R: 0 E: 1 K: 0 S: 4 H: 1 LOB: 1 BB: 0 P: 4	R: 0 E: 0 K: 0 S: 4 H: 1 LOB: 2 BB: 1 P: 8	R: 0 E: 0 K: 0 S: 3 H: 1 LOB: 0 BB: 0 P: 3	R: 3 E: 0 K: 0 S: 4 H: 1 LOB: 1 BB: 3 P: 16	R: 0 E: 0 K: 1 S: 6 H: 1 LOB: 1 BB: 0 P: 6	R: 0 E: 0 K: 0 S: 4 H: 2 LOB: 2 BB: 1 P: 8	R: 0 E: 0 K: 1 S: 5 H: 0 LOB: 0 BB: 0 P: 5	R: 0 E: 0 K: 0 S: 4 H: 1 LOB: 2 BB: 1 P: 8	R: 0 E: 0 K: 0 S: 3 H: 0 LOB: 0 BB: 0 P: 3	1B: 6 2B: 2 3B: 0 HR: 0 SF: 1 SAC: 0 DP: 2 HBP: 0						

	AB	32
	R	3
	H	8
	RBI	3
	BB	6
	SO	2
	LOB	20

WP: 1 PB: 0 SB: 0 CS: 0 PA: 39

PITCHER		IP	WLS	BF	H	R	ER	SO	BB	IBB	HBP	BLK	WP	HR	S	P	ERA	WHIP
Clyde Wright, L ERA: 3.83	(1, 1)	4.0		19	4	3	3	0	4	0	0	0	1	0	15	31	6.75	2.000
Bill Travers, L ERA: 5.4	(5, 1)	3.2	W	16	4	0	0	2	2	0	0	0	0	0	18	26	0.00	1.636
Tom Murphy, R ERA: 1.93	(8, 1)	1.1	S	4	0	0	0	0	0	0	0	0	0	0	4	4	0.00	0.000

PITCHER	IP	WLS	BF	H	R	ER	SO	BB	IBB	HBP	BLK	WP	HR	S	P	ERA	WHIP

Batter	1	2	3	4	5	6	7	8	9	AB	R	H	RBI	BB	SO	LOB
Don Money, R (1, 5) OBP: 0.351, SLG: 0.434	1-3		F9	F8		6-3 1-2				4	0	0	0	0	0	1
Ken Berry, R (1, 8) OBP: 0.271, SLG: 0.242	FC5-4 1B		BB		E 1B		F9			3	1	2	0	1	0	0
Charlie Moore, R (1, 2) OBP: 0.345, SLG: 0.384	FC5-4 1B 1-2f		F7		E5 1-H 1B		F4			4	1	0	0	0	0	2
George Scott, R (1, 3) OBP: 0.343, SLG: 0.429	1-3 1B		K		G6-4-3 3-H 1B		F9			4	0	2	1	0	1	1
Deron Johnson, R (1, 10) OBP: 0.255, SLG: 0.387	F4			HR	G6-4-3 1-2f			K		4	1	1	1	0	1	3
Bobby Mitchell, R (1, 7) OBP: 0.303, SLG: 0.365 John Briggs, L (7, 7) OBP: 0.368, SLG: 0.552		6-3 1B		S HR 1B	F9			BB G5-4-3		3 0	1 0	2 0	0 0	0 1	0 0	0 0
Bob Coluccio, R (1, 9) OBP: 0.298, SLG: 0.367		F6	K 1-2			G3		G5-4-3 1-2f		4	0	0	0	0	1	3
Pedro Garcia, R (1, 4) OBP: 0.276, SLG: 0.395		6-3 1-2	F5			F2				3	0	0	0	0	0	2
John Vukovich, R (1, 6) OBP: 0.200, SLG: 0.447 Bob Hansen, L (6, PH) OBP: 0.296, SLG: 0.327 Robin Yount, R (6, PR) OBP: 0.290, SLG: 0.358 (7, 6)		F6	2-H HR			S 1B				2 1 0	1 0 0	1 1 0	2 0 0	0 0 0	0 0 0	1 0 0
Inning Stats	R: 0 E: 0 K: 0 S: 5 H: 2 LOB: 2 BB: 0 P: 5	R: 0 E: 0 K: 0 S: 4 H: 1 LOB: 1 BB: 0 P: 4	R: 0 E: 0 K: 1 S: 5 H: 0 LOB: 1 BB: 1 P: 9	R: 3 E: 0 K: 1 S: 8 H: 3 LOB: 0 BB: 0 P: 8	R: 2 E: 1 K: 0 S: 5 H: 2 LOB: 0 BB: 0 P: 5	R: 0 E: 0 K: 0 S: 4 H: 1 LOB: 2 BB: 0 P: 4	R: 0 E: 0 K: 0 S: 3 H: 0 LOB: 0 BB: 0 P: 3	R: 0 E: 0 K: 1 S: 4 H: 0 LOB: 0 BB: 1 P: 8		1B: 7 2B: 0 3B: 0 HR: 2 SF: 0 SAC: 0 DP: 2 HBP: 0				WP: 0 PB: 0 SB: 2 CS: 0 PA: 34		

PITCHER		IP	WLS	BF	H	R	ER	SO	BB	IBB	HBP	BLK	WP	HR	S	P	ERA	WHIP
Vic Albury, L ERA: 4.21	(1, 1)	4.0	L	22	8	5	3	2	1	0	0	0	0	2	25	29	6.75	2.250
Bill Hands, R ERA: 4.61	(5, 1)	4.0		12	1	0	0	1	1	0	0	0	0	0	13	17	0.00	0.500

PITCHER	IP	WLS	BF	H	R	ER	SO	BB	IBB	HBP	BLK	WP	HR	S	P	ERA	WHIP

BOTTOM

Minnesota Twins @ Milwaukee Brewers

Milwaukee County Stadium, Milwaukee, WI

Fri Jul 05 1974, 8:05 PM EDT

Unknown - 73 F

livebaseballscorecards.com

AB	32
R	5
H	9
RBI	4
BB	2
SO	3
LOB	13

Batter	1	2	3	4	5	6	7	8	9	AB	R	H	RBI	BB	SO	LOB
Larry Hisle, R (1, 8) OBP: 0.365, SLG: 0.533	HR		1B	1B	E7 1B			K		5	2	4	2	0	1	0
Rod Carew, L (1, 4) OBP: 0.438, SLG: 0.471	G3		F7		K			F8		5	0	1	1	0	1	3
Jerry Terrell, R (8, 4) OBP: 0.274, SLG: 0.299				1B						0	0	0	0	0	0	0
Tony Oliva, L (1, 10) OBP: 0.327, SLG: 0.461	F7		SF8	K		6-3		F8		4	0	0	1	0	1	2
Bobby Darwin, R (1, 9) OBP: 0.318, SLG: 0.430	K		HBP		1B WP 1B	F5			5-3	4	1	1	0	0	1	0
Steve Braun, L (1, 7) OBP: 0.383, SLG: 0.397		F8	BB		FC3-6 1B	F7			E4 CS	4	0	1	0	1	0	0
Jim Holt, L (1, 3) OBP: 0.288, SLG: 0.299		1B	F9		FC3-6 BB 1B		F8		4-3	5	1	1	0	0	0	4
Eric Soderholm, R (1, 5) OBP: 0.364, SLG: 0.403		F8		F9	1B BB		BB			2	1	0	0	2	0	1
Phil Roof, R (1, 2) OBP: 0.353, SLG: 0.267		1B		1B 1B	E 1B 1B		F8			4	1	3	1	0	0	1
Luis Gomez, R (1, 6) OBP: 0.247, SLG: 0.190		F3		F8	K		6-3			4	0	0	0	0	1	6
Inning Stats	R: 1 E: 0 K: 1 S: 6 H: 1 LOB: 0 BB: 0 P: 6	R: 0 E: 0 K: 0 S: 5 H: 2 LOB: 2 BB: 0 P: 5	R: 1 E: 0 K: 0 S: 4 H: 1 LOB: 2 BB: 1 P: 9	R: 1 E: 0 K: 1 S: 8 H: 3 LOB: 2 BB: 0 P: 8	R: 3 E: 1 K: 2 S: 11 H: 4 LOB: 2 BB: 1 P: 15	R: 0 E: 0 K: 0 S: 3 H: 0 LOB: 0 BB: 0 P: 3	R: 0 E: 0 K: 0 S: 3 H: 0 LOB: 1 BB: 1 P: 7	R: 0 E: 0 K: 1 S: 5 H: 0 LOB: 0 BB: 0 P: 5	R: 0 E: 1 K: 0 S: 3 H: 0 LOB: 0 BB: 0 P: 3	1B: 10 2B: 0 3B: 0 HR: 1	SF: 1 SAC: 0 DP: 0 HBP: 1						

TOP

Minnesota Twins @ Milwaukee Brewers

Milwaukee County Stadium, Milwaukee, WI

Fri Jul 05 1974, 8:05 PM EDT

Att. 16,009 - Unknown

livebaseballscorecards.com

AB	37
R	6
H	11
RBI	5
BB	3
SO	5
LOB	17

WP: 2 PB: 0 SB: 1 CS: 1 PA: 42

PITCHER		IP	WLS	BF	H	R	ER	SO	BB	IBB	HBP	BLK	WP	HR	S	P	ERA	WHIP
Jim Slaton, R ERA: 4.49	(1, 1)	4.0	L	23	9	5	5	2	1	0	1	0	1	1	25	30	11.25	2.500
Kevin Kobel, L ERA: 4.05	(5, 1)	5.0		19	2	1	1	3	2	0	0	0	1	0	23	31	1.80	0.800

PITCHER	IP	WLS	BF	H	R	ER	SO	BB	IBB	HBP	BLK	WP	HR	S	P	ERA	WHIP

Batter	1	2	3	4	5	6	7	8	9	AB	R	H	RBI	BB	SO	LOB
Ken Berry, R (1, 8) OBP: 0.279, SLG: 0.245 George Scott, R (9, PH) OBP: 0.342, SLG: 0.427	4-3		1-0 5-3 HBP 1-2		F5			HR 1B	K	3 1	1 0	1 0	0 0	0 0	0 1	0 1
Robin Yount, R (1, 6) OBP: 0.289, SLG: 0.368	6-3		5-3 1-2 2-3		5-3			1-H HR	5-3	5	1	1	2	0	0	3
Don Money, R (1, 5) OBP: 0.352, SLG: 0.435	4-3		F7			G4-6-3 1B		1B		4	0	2	0	0	0	2
John Briggs, L (1, 7) OBP: 0.370, SLG: 0.554		2B		BB 4-3-6 BBBB		F3		K		3	0	1	0	1	1	2
Darrell Porter, L (1, 2) OBP: 0.346, SLG: 0.385		4-3		6-4-3-6 1-2f		G4-6-3 1-2f		F8		4	0	0	0	0	0	4
Mike Hegan, L (1, 3) OBP: 0.327, SLG: 0.415		G5-4-3 BB BBBB		2B			G6-4-3 1B		K	3	0	2	0	1	1	0
Deron Johnson, R (1, 10) OBP: 0.259, SLG: 0.391		G5-4-3 1-2f		BB BBBB			G6-4-3 1-2f		2B	3	1	1	0	1	0	3
Dave May, L (1, 9) OBP: 0.259, SLG: 0.358			1-3	F6			3-1		3B 2-H	4	1	1	1	0	0	2
Tim Johnson, L (1, 4) OBP: 0.286, SLG: 0.373			5-3 HBP BB BBBB		K SSS			6-3	3B 2-H	3	0	1	1	1	1	0
Inning Stats	R: 0 E: 0 K: 0 S: 3 H: 0 LOB: 0 BB: 0 P: 3	R: 0 E: 0 K: 0 S: 3 H: 1 LOB: 1 BB: 1 P: 7	R: 0 E: 0 K: 0 S: 3 H: 0 LOB: 2 BB: 1 P: 8	R: 0 E: 0 K: 0 S: 3 H: 1 LOB: 2 BB: 2 P: 11	R: 0 E: 0 K: 1 S: 5 H: 0 LOB: 0 BB: 0 P: 5	R: 0 E: 0 K: 0 S: 3 H: 1 LOB: 0 BB: 0 P: 3	R: 0 E: 0 K: 0 S: 3 H: 1 LOB: 0 BB: 0 P: 3	R: 2 E: 0 K: 1 S: 8 H: 3 LOB: 1 BB: 0 P: 8	R: 2 E: 0 K: 2 S: 10 H: 3 LOB: 1 BB: 0 P: 10	1B: 4 2B: 5 3B: 1 HR: 1	SF: 0 SAC: 0 DP: 4 HBP: 1						

PITCHER		IP	WLS	BF	H	R	ER	SO	BB	IBB	HBP	BLK	WP	HR	S	P	ERA	WHIP
Dave Goltz, R ERA: 3.74	(1, 1)	7.1	W	30	7	2	2	1	4	0	1	0	0	1	27	44	2.46	1.500
Bill Campbell, R ERA: 2.83	(8, 1)	1.2		8	3	2	2	3	0	0	0	0	0	0	14	14	10.80	1.800

PITCHER	IP	WLS	BF	H	R	ER	SO	BB	IBB	HBP	BLK	WP	HR	S	P	ERA	WHIP

BOTTOM

Minnesota Twins @ Milwaukee Brewers

Milwaukee County Stadium, Milwaukee, WI

Fri Jul 05 1974, 8:05 PM EDT

Att. 16,009 - Unknown

livebaseballscorecards.com

AB	33
R	4
H	10
RBI	4
BB	4
SO	4
LOB	17

WP: 0	PB: 0	SB: 0	CS: 0
PA: 38			

Batter	1	2	3	4	5	6	7	8	9	AB	R	H	RBI	BB	SO	LOB
Larry Hisle, R (1, 8) OBP: 0.367, SLG: 0.531	S S S 0-3 ① K		B B B B 4-0 BB			x 0-0 1B 1B		x 0-0 ② F8		3	0	1	0	1	1	0
Rod Carew, L (1, 4) OBP: 0.437, SLG: 0.469	x 0-0 ② 4-3		S S S 0-3 ③ K			S S S 0-3 ② K		x 0-0 ③ F5		1	0	0	0	0	0	0
Jerry Terrell, R (3, PH) (3, 4) OBP: 0.268, SLG: 0.292										3	0	0	0	0	2	2
Tony Oliva, L (1, 10) OBP: 0.330, SLG: 0.462	x 0-0 ③ 5-3			x 0-0 FC5-4 1B		x 0-0 1-3 1B			x 0-0 ① G3	4	0	2	0	0	0	0
Bobby Darwin, R (1, 9) OBP: 0.317, SLG: 0.425		B B B B 4-0 1B BB		x 0-0 ① FC5-4 L3 1-2f		x 0-0 ③ G3			S S S 0-3 ② K	3	0	0	0	1	1	3
Steve Braun, L (1, 7) OBP: 0.381, SLG: 0.394		x 0-0 ① F8		x 0-0 ②③ L3 1-2			x 0-0 FC6-4 1B		x 0-0 ③ 1-3	4	0	1	0	0	0	2
Jim Holt, L (1, 3) OBP: 0.296, SLG: 0.308		x 0-0 G6-4-3 1B 1-2			x 0-0 G6-3 1B		x 0-0 ① F9			3	0	2	0	0	0	1
Eric Soderholm, R (1, 5) OBP: 0.359, SLG: 0.397		x 0-0 ②③ G6-4-3 1-2f			x 0-0 ① F9		x 0-0 ② FC6-4 1-2f			3	0	0	0	0	0	4
Danny Thompson, R (1, 6) OBP: 0.345, SLG: 0.443			x 0-0 ① F3		x 0-0 ②③ G6-3 1-2f		x 0-0 ③ F4			3	0	0	0	0	0	2
Glenn Borgmann, R (1, 2) OBP: 0.288, SLG: 0.289			x 0-0 ② 6-3			x 0-0 ① F3		x 0-0 ① F7		2	0	0	0	0	0	0
Steve Brye, R (8, PH) OBP: 0.323, SLG: 0.355										1	0	0	0	0	0	0
Phil Roof, R (8, 2) OBP: 0.353, SLG: 0.267										0	0	0	0	0	0	0
Inning Stats	R: 0 E: 0 K: 1 S: 5 H: 0 LOB: 0 BB: 0 P: 5	R: 0 E: 0 K: 0 S: 3 H: 1 LOB: 1 BB: 1 P: 7	R: 0 E: 0 K: 1 S: 5 H: 0 LOB: 1 BB: 1 P: 9	R: 0 E: 0 K: 0 S: 3 H: 1 LOB: 0 BB: 0 P: 3	R: 0 E: 0 K: 0 S: 3 H: 1 LOB: 0 BB: 0 P: 3	R: 0 E: 0 K: 1 S: 7 H: 2 LOB: 2 BB: 0 P: 7	R: 0 E: 0 K: 0 S: 4 H: 1 LOB: 1 BB: 0 P: 4	R: 0 E: 0 K: 0 S: 3 H: 0 LOB: 0 BB: 0 P: 3	R: 0 E: 0 K: 1 S: 5 H: 0 LOB: 0 BB: 0 P: 5	1B: 6 2B: 1 3B: 0 HR: 0	SF: 0 SAC: 0 DP: 3 HBP: 0						

PITCHER		IP	WLS	BF	H	R	ER	SO	BB	IBB	HBP	BLK	WP	HR	S	P	ERA	WHIP
Bill Champion, R ERA: 3.78	(1, 1)	5.2	W	21	5	0	0	3	2	0	0	0	0	0	25	33	0.00	1.235
Eduardo Rodriguez, R ERA: 3.33	(6, 1)	2.1	S	8	1	0	0	0	0	0	0	0	0	0	8	8	0.00	0.429
Tom Murphy, R ERA: 1.89	(9, 1)	1.0		3	0	0	0	1	0	0	0	0	0	0	5	5	0.00	0.000

PITCHER	IP	WLS	BF	H	R	ER	SO	BB	IBB	HBP	BLK	WP	HR	S	P	ERA	WHIP

TOP

Minnesota Twins @ Milwaukee Brewers

Milwaukee County Stadium, Milwaukee, WI

Sat Jul 06 1974, 4:33 AM EDT
Att. 11,550 - Unknown - 74 F

livebaseballscorecards.com

AB	30
R	0
H	6
RBI	0
BB	2
SO	4
LOB	14

1B: 6	SF: 0	WP: 0	PA: 32
2B: 1	SAC: 0	PB: 0	
3B: 0	DP: 3	SB: 0	
HR: 0	HBP: 0	CS: 0	

Batter	1	2	3	4	5	6	7	8	9	AB	R	H	RBI	BB	SO	LOB
Don Money, R (1, 5) OBP: 0.354, SLG: 0.436	S S S 0-3 ① K		x 0-0 CS 1B			x 0-0 ① F9		x 0-0 1B 1-2 1B		4	0	2	0	0	1	0
Robin Yount, R (1, 6) OBP: 0.288, SLG: 0.366	x 0-0 ② 6-3		x 0-0 ①② F8 1-2			x 0-0 ② 5-3		x 0-0 G1-4-3 1-3 2-H 1B		4	0	1	1	0	0	1
John Briggs, L (1, 7) OBP: 0.368, SLG: 0.548	x 0-0 ③ F7		x 0-0 ③ 4-3			B B B B 4-0 BB		x 0-0 ① F5		3	0	0	0	1	0	2
George Scott, R (1, 3) OBP: 0.340, SLG: 0.423		B B B B 4-0 CS BB		x 0-0 ① F9		x 0-0 ③ 4-3		x 0-0 ②③ G1-4-3 1-2f		3	0	0	0	1	0	3
Mike Hegan, L (1, 9) OBP: 0.330, SLG: 0.411 Ken Berry, R (7, 8) OBP: 0.277, SLG: 0.243		B B B B 4-0 ① BB 1-2 2B BB		x 0-0 ② G3			x 0-0 ① F4			1 1	1 0	0 0	0 0	1 0	0 0	0 0
Darrell Porter, L (1, 2) OBP: 0.346, SLG: 0.381		B B B B 4-0 1-2 2B BB		x 0-0 ③ F8			x 0-0 ② F5			2	1	0	0	1	0	0
Deron Johnson, R (1, 10) OBP: 0.260, SLG: 0.390 Bobby Mitchell, R (7, PR) OBP: 0.303, SLG: 0.365	S S S 0-3 ② K				x 0-0 ① F5		x 0-0 1B			3 0	0 0	1 0	0 0	0 0	1 0	2 0
Dave May, L (1, 8) (7, 9) OBP: 0.260, SLG: 0.362 Bob Coluccio, R (8, 9) OBP: 0.298, SLG: 0.367		x 0-0 1-H 2-H 2B			x 0-0 ② F8		x 0-0 ③ 1-3			3 0	0 0	1 0	2 0	0 0	0 0	1 0
Tim Johnson, L (1, 4) OBP: 0.273, SLG: 0.355		x 0-0 ③ 4-3			x 0-0 ③ 4-3			x 0-0 E4 1B 1B		3	1	0	0	0	0	1
Inning Stats	R: 0 E: 0 K: 1 S: 5 H: 0 LOB: 0 BB: 0 P: 5	R: 2 E: 0 K: 1 S: 5 H: 1 LOB: 1 BB: 3 P: 17	R: 0 E: 0 K: 0 S: 3 H: 1 LOB: 0 BB: 0 P: 3	R: 0 E: 0 K: 0 S: 3 H: 0 LOB: 0 BB: 0 P: 3	R: 0 E: 0 K: 0 S: 3 H: 0 LOB: 0 BB: 0 P: 3	R: 0 E: 0 K: 0 S: 3 H: 0 LOB: 1 BB: 1 P: 7	R: 0 E: 0 K: 0 S: 4 H: 1 LOB: 1 BB: 0 P: 4	R: 1 E: 1 K: 0 S: 5 H: 2 LOB: 1 BB: 0 P: 5		1B: 4 2B: 1 3B: 0 HR: 0	SF: 0 SAC: 0 DP: 1 HBP: 0			WP: 0 PB: 0 SB: 0 CS: 2	PA: 31		

PITCHER		IP	WLS	BF	H	R	ER	SO	BB	IBB	HBP	BLK	WP	HR	S	P	ERA	WHIP
Joe Decker, R ERA: 3.12	(1, 1)	7.0	L	29	5	3	2	2	4	0	0	0	0	0	29	45	2.57	1.286
Tom Burgmeier, L ERA: 6.17	(8, 1)	0.1		1	0	0	0	0	0	0	0	0	0	0	1	1	0.00	0.000
Bill Campbell, R ERA: 2.8	(8, 1)	0.2		1	0	0	0	0	0	0	0	0	0	0	1	1	0.00	0.000

PITCHER	IP	WLS	BF	H	R	ER	SO	BB	IBB	HBP	BLK	WP	HR	S	P	ERA	WHIP

BOTTOM

Minnesota Twins @ Milwaukee Brewers

Milwaukee County Stadium, Milwaukee, WI

Sat Jul 06 1974, 4:33 AM EDT

Att. 11,550 - Unknown - 74 F

livebaseballscorecards.com

AB	27
R	3
H	5
RBI	3
BB	4
SO	2
LOB	10

Batter	1	2	3	4	5	6	7	8	9	AB	R	H	RBI	BB	SO	LOB
Steve Brye, R (1, 8) OBP: 0.325, SLG: 0.356	S S S 0-3 ① K		x 0-0 E7 2-H 1B		x 0-0 ③ F8			x 0-0 ② 1B	x 0-0 ② FC6-4 FC4 1-2f 2-3	5	0	2	1	0	1	3
Rod Carew, L (1, 4) OBP: 0.436, SLG: 0.468	x 0-0 ② 1-3		x 0-0 ③ 4-3			x 0-0 S 1B		x 0-0 S 1B	x 0-0 ③ FC4 1-2f	5	0	2	0	0	0	3
Larry Hisle, R (1, 9) OBP: 0.365, SLG: 0.526	S S S 0-3 ③ K			x 0-0 1B FC6-4 1B		S S S 0-3 ① K 1-2		x 0-0 ③ F9 1-2		4	1	1	0	0	2	2
Tony Oliva, L (1, 10) OBP: 0.332, SLG: 0.473		x 0-0 ① F6		x 0-0 FC6-4 1-3 1B		x 0-0 ② F8			x 0-0 HR	4	1	2	1	0	0	1
Steve Braun, L (1, 7) OBP: 0.379, SLG: 0.392		S S S 0-3 ② K		x 0-0 ① FC6-4 G4-6-3 1-2f 3-H		x 0-0 ③ F9			x 0-0 1B 1B FC5-4 1B	4	1	1	1	0	1	2
Jim Holt, L (1, 3) OBP: 0.295, SLG: 0.306		x 0-0 ③ 4-3		x 0-0 ② ③ G4-6-3 1-2f			x 0-0 ① 4-3		x 0-0 FC5-4 1B 1-2 1B	4	1	1	0	0	0	1
Eric Soderholm, R (1, 5) OBP: 0.366, SLG: 0.401			B B B B 4-0 SH3 E BB		x 0-0 CS 1B		x 0-0 ② F8		x 0-0 FC5-4 1-2 2-3 1B	3	1	2	0	1	0	0
Danny Thompson, R (1, 6) OBP: 0.344, SLG: 0.439			x 0-0 ① SH3 1-2		x 0-0 ① 1-2 1B		S S S 0-3 ③ K		x 0-0 ① FC5-4 FC6-4 1B 1-2f 2-3 3-H	3	0	1	1	0	1	2
Phil Roof, R (1, 2) OBP: 0.333, SLG: 0.250 Harmon Killebrew, R (8, PH) OBP: 0.282, SLG: 0.343 Glenn Borgmann, R (8, 2) OBP: 0.288, SLG: 0.289 Bobby Darwin, R (9, PH) OBP: 0.319, SLG: 0.427			x 0-0 ② F7		x 0-0 ② F8			x 0-0 ① 6-3	x 0-0 FC6-4 1-2 3-H 1B	2 1 0 1	0 0 0 0	0 0 0 1	0 0 0 1	0 0 0 0	0 0 0 0	2 0 0 0
Inning Stats	R: 0 E: 0 K: 2 S: 7 H: 0 LOB: 0 BB: 0 P: 7	R: 0 E: 0 K: 1 S: 5 H: 0 LOB: 0 BB: 0 P: 5	R: 1 E: 1 K: 0 S: 4 H: 1 LOB: 1 BB: 1 P: 8	R: 1 E: 0 K: 0 S: 4 H: 2 LOB: 0 BB: 0 P: 4	R: 0 E: 0 K: 0 S: 4 H: 2 LOB: 1 BB: 0 P: 4	R: 0 E: 0 K: 1 S: 6 H: 1 LOB: 1 BB: 0 P: 6	R: 0 E: 0 K: 1 S: 5 H: 0 LOB: 0 BB: 0 P: 5	R: 0 E: 0 K: 0 S: 4 H: 2 LOB: 1 BB: 0 P: 4	R: 3 E: 0 K: 0 S: 8 H: 5 LOB: 2 BB: 0 P: 8	1B: 12 2B: 0 3B: 0 HR: 1 SF: 0 SAC: 1 DP: 1 HBP: 0						

PITCHER	IP	WLS	BF	H	R	ER	SO	BB	IBB	HBP	BLK	WP	HR	S	P	ERA	WHIP
Jim Colborn, R (1, 1) ERA: 5.19	8.0	W	33	11	5	5	5	1	0	0	0	0	1	42	46	5.62	1.500
Tom Murphy, R (9, 1) ERA: 1.85	1.0		5	2	0	0	0	0	0	0	0	0	0	5	5	0.00	2.000

PITCHER	IP	WLS	BF	H	R	ER	SO	BB	IBB	HBP	BLK	WP	HR	S	P	ERA	WHIP

TOP

Minnesota Twins @ Milwaukee Brewers

Milwaukee County Stadium, Milwaukee, WI

Sun Jul 07 1974, 4:33 AM EDT

Unknown - 83 F

livebaseballscorecards.com

AB	36
R	5
H	13
RBI	5
BB	1
SO	5
LOB	16

WP: 0	PA: 38
PB: 0	
SB: 2	
CS: 1	

Batter	1	2	3	4	5	6	7	8	9	AB	R	H	RBI	BB	SO	LOB
Don Money, R (1, 5) OBP: 0.353, SLG: 0.434	S S S 0-3 ① K			x 0-0 ① 6-3			x 0-0 FC6-4 1B	x 0-0 ② 5-3		4	0	1	0	0	1	2
Robin Yount, R (1, 6) OBP: 0.291, SLG: 0.365	B B B B 4-0 CS BB			x 0-0 ② G3			x 0-0 ① FC6-4 FC4-6 1-2f	x 0-0 BB E 3B 2-H 1B		3	1	1	1	1	0	1
John Briggs, L (1, 7) OBP: 0.367, SLG: 0.542	x 0-0 ② ③ F9 1-2			S S S 0-3 ③ K			x 0-0 ② FC4-6 BB BB 2B 1-2f	B B B B 4-0 BB 3B 1-2 BB		3	2	0	0	1	1	2
George Scott, R (1, 3) OBP: 0.342, SLG: 0.420		x 0-0 ① 6-3			x 0-0 ① 4-3		B B B B 4-0 BB 2B 1-2 BB	B B B B 4-0 3B 1-2 2-3 BB		2	2	0	0	2	0	0
Darrell Porter, L (1, 2) OBP: 0.348, SLG: 0.390		x 0-0 ② F9			x 0-0 ② 4-3		B B B B 4-0 2B 1-2 2-3 BB	x 0-0 1B 1-H 2-H 3-H 3B		3	2	1	3	1	0	0
Mike Hegan, L (1, 9) OBP: 0.330, SLG: 0.418 Bob Coluccio, R (7, PR) OBP: 0.300, SLG: 0.370 (8, 8) (9, 9)		S S S 0-3 ③ K			S S S 0-3 ③ K		x 0-0 2B 1-H 2-H 3-H	x 0-0 1B 3-H		3 1	0 0	1 1	3 1	0 0	2 0	0 0
Deron Johnson, R (1, 10) OBP: 0.256, SLG: 0.383			x 0-0 ① 5-3			S S S 0-3 ① K	x 0-0 ③ 5-3	x 0-0 ③ F8		4	0	0	0	0	1	2
Dave May, L (1, 8) OBP: 0.260, SLG: 0.361 (8, 9) Bobby Mitchell, R (8, PR) OBP: 0.303, SLG: 0.365 Ken Berry, R (9, 8) OBP: 0.277, SLG: 0.243			x 0-0 ② 3-1			x 0-0 ② 3-1		x 0-0 SH1-4 1B 1B		3 0 0	0 1 0	1 0 0	0 0 0	0 0 0	0 0 0	0 0 0
Tim Johnson, L (1, 4) OBP: 0.265, SLG: 0.344			x 0-0 ③ 6-3			x 0-0 ③ 5-3		x 0-0 ① SH1-4 1-2		2	0	0	0	0	0	0
Inning Stats	R: 0 E: 0 K: 1 S: 4 H: 0 LOB: 0 BB: 1 P: 8	R: 0 E: 0 K: 1 S: 5 H: 0 LOB: 0 BB: 0 P: 5	R: 0 E: 0 K: 0 S: 3 H: 0 LOB: 0 BB: 0 P: 3	R: 0 E: 0 K: 1 S: 5 H: 0 LOB: 0 BB: 0 P: 5	R: 0 E: 0 K: 1 S: 5 H: 0 LOB: 0 BB: 0 P: 5	R: 0 E: 0 K: 1 S: 5 H: 0 LOB: 0 BB: 0 P: 5	R: 3 E: 0 K: 0 S: 5 H: 2 LOB: 1 BB: 2 P: 13	R: 5 E: 1 K: 0 S: 7 H: 4 LOB: 1 BB: 2 P: 15		1B: 4 2B: 1 3B: 1 HR: 0	SF: 0 SAC: 1 DP: 0 HBP: 0						

PITCHER		IP	WLS	BF	H	R	ER	SO	BB	IBB	HBP	BLK	WP	HR	S	P	ERA	WHIP
Ray Corbin, R ERA: 4.35	(1, 1)	7.2	L	29	4	5	5	5	3	0	0	0	0	0	36	48	5.87	0.913
Bill Campbell, R ERA: 3.2	(8, 1)	0.1		5	2	3	3	0	2	0	0	0	0	0	3	11	81.00	12.000

PITCHER	IP	WLS	BF	H	R	ER	SO	BB	IBB	HBP	BLK	WP	HR	S	P	ERA	WHIP

BOTTOM

Minnesota Twins @ Milwaukee Brewers

Milwaukee County Stadium, Milwaukee, WI

Sun Jul 07 1974, 4:33 AM EDT

Unknown - 83 F

livebaseballscorecards.com

AB	28
R	8
H	6
RBI	8
BB	5
SO	5
LOB	7

TOP

Minnesota Twins @ Milwaukee Brewers

Milwaukee County Stadium, Milwaukee, WI

Sun Jul 07 1974, 4:38 AM EDT
Att. 17,939 - Unknown

livebaseballscorecards.com

Batter	1	2	3	4	5	6	7	8	9	10	11	AB	R	H	RBI	BB	SO	LOB
Steve Brye, R (1, 8) OBP: 0.325, SLG: 0.357	BBBB 4-0 SH5-3 HR BB	0-0 ③ F3			0-0 ① 6-3		0-0 ① 1-3		0-0 ① 1-3		0-0 F9 1B 2-H 2B	5	2	1	1	1	0	2
Rod Carew, L (1, 4) OBP: 0.436, SLG: 0.465	0-0 ① SH5-3 1-2	0-0 ① F7			0-0 ② 1-3		0-0 4-3 1B		SSS 0-3 ② K		4-0 1B IBB	4	0	1	0	1	1	0
Eric Soderholm, R (1, 5) OBP: 0.361, SLG: 0.394	0-0 ② 1-3	0-0 ② F8			0-0 WP 1B 1B		0-0 ② 4-3 1-2		SSS 0-3 ③ K		0-0 ② F9 2-3	6	1	1	0	0	1	4
Bobby Darwin, R (1, 9) OBP: 0.328, SLG: 0.443	0-0 2-H HR	0-0 1B			0-0 1-H 1B		4-0 IBB			0-0 ① 5-3	0-0 ③ 1-3 3-H 1B	5	1	4	4	1	0	0
Tony Oliva, L (1, 10) OBP: 0.330, SLG: 0.468 Jerry Terrell, R (10, PR) OBP: 0.268, SLG: 0.292	0-0 ③ 1-3	0-0 ③ F4			0-0 ③ F8		0-0 ③ F3			0-0 1B 1B		5 0	0 0	1 0	0 0	0 0	0 0	4 0
Craig Kusick, R (1, 3) OBP: 0.261, SLG: 0.254		0-0 ① F9		0-0 ① F8		0-0 ① F4		0-0 ① F2		0-0 G4-6-3 1-2 1B		5	0	1	0	0	0	0
Steve Braun, L (1, 7) OBP: 0.387, SLG: 0.400		0-0 FC6-4 1B		0-0 1B		0-0 FC6-4 1B		0-0 1B 1B		0-0 ②③ G4-6-3 1-2f		5	0	4	0	0	0	2
Danny Thompson, R (1, 6) OBP: 0.333, SLG: 0.424 Harmon Killebrew, R (8, PH) OBP: 0.286, SLG: 0.346 Luis Gomez, R (8, PR) OBP: 0.252, SLG: 0.196 (8, 6)		0-0 ② FC6-4 E 1-2f		0-0 ② F4		0-0 ② F8		0-0 G1-4-3 1-2 1B			0-0 G4 2B 1B	3 1 1	0 0 1	0 1 1	0 0 0	0 0 0	0 0 0	3 0 0
Randy Hundley, R (1, 2) OBP: 0.231, SLG: 0.218 Phil Roof, R (7, 2) OBP: 0.333, SLG: 0.250 Larry Hisle, R (8, PH) OBP: 0.364, SLG: 0.524 Glenn Borgmann, R (8, 2) OBP: 0.287, SLG: 0.288		0-0 E4 1-2		0-0 ③ 6-3		0-0 ③ FC6-4 1-2f		0-0 ②③ G1-4-3 1-2f			0-0 ① G4 1-2	3 0 1 1	0 0 0 0	0 0 0 0	0 0 0 0	0 0 0 0	0 0 0 0	3 0 2 1
Inning Stats	R: 2 E: 0 K: 0 S: 4 H: 1 LOB: 0 BB: 1 P: 8	R: 0 E: 1 K: 0 S: 5 H: 1 LOB: 2 BB: 0 P: 5	R: 0 E: 0 K: 0 S: 4 H: 1 LOB: 1 BB: 0 P: 4	R: 0 E: 0 K: 0 S: 4 H: 1 LOB: 1 BB: 0 P: 4	R: 1 E: 0 K: 0 S: 5 H: 2 LOB: 1 BB: 0 P: 5	R: 0 E: 0 K: 0 S: 4 H: 1 LOB: 1 BB: 0 P: 4	R: 0 E: 0 K: 0 S: 4 H: 1 LOB: 2 BB: 1 P: 8	R: 0 E: 0 K: 0 S: 4 H: 2 LOB: 2 BB: 0 P: 4	R: 0 E: 0 K: 2 S: 7 H: 0 LOB: 0 BB: 0 P: 7	R: 0 E: 0 K: 0 S: 4 H: 2 LOB: 2 BB: 0 P: 4	R: 2 E: 0 K: 0 S: 5 H: 3 LOB: 2 BB: 1 P: 9						

	AB	45
	R	5
	H	15
	RBI	5
	BB	3
	SO	2
	LOB	21

1B: 13 SF: 0 PA: 49
2B: 1 SAC: 1
3B: 0 DP: 2
HR: 1 HBP: 0

WP: 1
PB: 0
SB: 0
CS: 0

PITCHER		IP	WLS	BF	H	R	ER	SO	BB	IBB	HBP	BLK	WP	HR	S	P	ERA	WHIP
Clyde Wright, L ERA: 3.76	(1, 1)	10.0		43	12	3	3	2	1	1	0	0	1	1	45	53	2.70	1.300
Tom Murphy, R ERA: 2.17	(11, 1)	1.0	L	6	3	2	2	0	0	1	0	0	0	0	5	9	18.00	3.000

PITCHER	IP	WLS	BF	H	R	ER	SO	BB	IBB	HBP	BLK	WP	HR	S	P	ERA	WHIP

Batter	1	2	3	4	5	6	7	8	9	10	11	AB	R	H	RBI	BB	SO	LOB
Don Money, R (1, 5) OBP: 0.355, SLG: 0.435	F7		BB		F2		1B 1-2 2-3 BB		2B		1-3	4	0	1	0	2	0	0
Ken Berry, R (1, 8) OBP: 0.270, SLG: 0.236	F9		F7			F9	SF8 2-3 3-H		1-3		4-3	3	0	0	0	0	0	1
Mike Hegan, L (7, PH) (8, 9) OBP: 0.322, SLG: 0.410												2	0	0	1	0	0	1
Charlie Moore, R (1, 2) OBP: 0.348, SLG: 0.385	1B			1-3		2B 1B	F6		F5			5	0	2	0	0	0	3
George Scott, R (1, 3) OBP: 0.346, SLG: 0.424	6-3			F9		1-3 2B	1-3 3-H 1B		IBB			4	0	2	1	1	0	1
Deron Johnson, R (1, 10) OBP: 0.256, SLG: 0.378		K		BB		K	K		K			3	0	0	0	1	3	4
Darrell Porter, L (9, PH) OBP: 0.347, SLG: 0.388												1	0	0	0	0	1	2
Bob Coluccio, R (1, 9) OBP: 0.298, SLG: 0.366	F7			F5		BB	4-3 1B			3-1		2	0	0	0	0	0	1
Dave May, L (6, PH) (7, 9) (8, 8) OBP: 0.265, SLG: 0.362												2	0	1	0	1	0	0
Bobby Mitchell, R (1, 7) OBP: 0.306, SLG: 0.385	F9				SF8 3B	K	4-3 1-2			K		2	1	1	0	0	0	0
John Briggs, L (6, PH) (7, 7) OBP: 0.364, SLG: 0.536												3	0	0	0	0	2	4
Pedro Garcia, R (1, 4) OBP: 0.274, SLG: 0.392			5-3		K		WP 1B SF8 1B		F9		G1	2	0	0	0	0	1	1
Bob Hansen, L (7, PH) OBP: 0.309, SLG: 0.340												1	0	1	0	0	0	0
Robin Yount, R (7, PR) (8, 6) OBP: 0.289, SLG: 0.362												2	1	0	0	0	0	1
John Vukovich, R (1, 6) OBP: 0.190, SLG: 0.436			K		SF8 3-H		SF8 WP 1-2 1B 1B		L5		G1	1	0	0	1	0	1	0
Tim Johnson, L (7, PH) (8, 4) OBP: 0.268, SLG: 0.343												3	1	1	0	0	0	1
Inning Stats	R: 0 E: 0 K: 0 S: 4 H: 1 LOB: 1 BB: 0 P: 4	R: 0 E: 0 K: 1 S: 5 H: 0 LOB: 0 BB: 0 P: 5	R: 0 E: 0 K: 1 S: 5 H: 0 LOB: 1 BB: 1 P: 9	R: 0 E: 0 K: 0 S: 3 H: 0 LOB: 1 BB: 1 P: 7	R: 1 E: 0 K: 1 S: 6 H: 1 LOB: 0 BB: 0 P: 6	R: 0 E: 0 K: 2 S: 9 H: 2 LOB: 3 BB: 1 P: 13	R: 2 E: 0 K: 1 S: 8 H: 3 LOB: 2 BB: 1 P: 12	R: 0 E: 0 K: 0 S: 4 H: 1 LOB: 1 BB: 0 P: 4	R: 0 E: 0 K: 1 S: 6 H: 1 LOB: 2 BB: 1 P: 10	R: 0 E: 0 K: 1 S: 5 H: 0 LOB: 0 BB: 0 P: 5	R: 0 E: 0 K: 0 S: 3 H: 0 LOB: 0 BB: 0 P: 3	1B: 6 2B: 2 3B: 1 HR: 0	SF: 2 SAC: 0 DP: 0 HBP: 0	WP: 1 PB: 0 SB: 0 CS: 0	PA: 47			

PITCHER		IP	WLS	BF	H	R	ER	SO	BB	IBB	HBP	BLK	WP	HR	S	P	ERA	WHIP
Bill Butler, L ERA: 4.32	(1, 1)	5.1		21	3	1	1	3	2	0	0	0	0	0	25	33	1.69	0.938
Bill Hands, R ERA: 4.59	(6, 1)	0.1		2	1	0	0	1	0	0	0	0	0	0	4	4	0.00	3.000
Vic Albury, L ERA: 4.21	(6, 1)	0.0		1	0	0	0	0	1	0	0	0	0	0	0	4	∞	∞
Bill Campbell, R ERA: 3.31	(6, 1)	3.1		17	5	2	2	3	1	1	0	0	1	0	21	29	5.40	1.800
Tom Burgmeier, L ERA: 5.89	(10, 1)	2.0	W	6	0	0	0	1	0	0	0	0	0	0	8	8	0.00	0.000

PITCHER	IP	WLS	BF	H	R	ER	SO	BB	IBB	HBP	BLK	WP	HR	S	P	ERA	WHIP

BOTTOM

Minnesota Twins @ Milwaukee Brewers

Milwaukee County Stadium, Milwaukee, WI

Sun Jul 07 1974, 4:38 AM EDT

Att. 17,939 - Unknown

livebaseballscorecards.com

AB	40
R	3
H	9
RBI	3
BB	5
SO	8
LOB	20

Detroit Tigers @ Minnesota Twins

Metropolitan Stadium, Bloomington , MI

Mon Jul 08 1974, 8:05 PM EDT

Att. 7,343 - Unknown - 97 F

Batter	1	2	3	4	5	6	7	8	9	AB	R	H	RBI	BB	SO	LOB
Mickey Stanley, R (1, 8) OBP: 0.272, SLG: 0.321	5-3		1B, 2B, 1-3, 1B		K		K			4	1	1	0	0	2	0
Gary Sutherland, R (1, 4) (8, 6)	1B		L6		L5-4-3, BB			6-3		3	0	1	0	1	0	2
Al Kaline, R (1, 10) OBP: 0.342, SLG: 0.369	K		2B, 1-2, 3-H, 1B		L5-4-3, 1-2			L7		4	0	1	1	0	1	2
Jim Northrup, L (1, 9) OBP: 0.311, SLG: 0.371	4-3		1-3, 2-H, 2B			4-3		P4		4	0	1	1	0	0	1
Ben Oglivie, L (1, 7) OBP: 0.395, SLG: 0.432		K	F5			K			F7	4	0	0	0	0	2	2
Norm Cash, L (1, 3) OBP: 0.323, SLG: 0.414		K		L3		1B			P6	4	0	1	0	0	1	0
Aurelio Rodriguez, R (1, 5) OBP: 0.265, SLG: 0.290		G3		F7		L3			F3	4	0	0	0	0	0	1
Jerry Moses, R (1, 2) OBP: 0.284, SLG: 0.336			1B, 1B, 1B	1B			5-3			3	1	2	0	0	0	0
Ed Brinkman, R (1, 6) OBP: 0.269, SLG: 0.341			L8	P6			5-3			3	0	0	0	0	0	2
John Knox, L (8, 4) OBP: 0.340, SLG: 0.314										0	0	0	0	0	0	0

Inning Stats	1	2	3	4	5	6	7	8	9	
	R: 0 H: 1 E: 0 LOB: 1 K: 1 BB: 0 S: 6 P: 6	R: 0 H: 0 E: 0 LOB: 0 K: 2 BB: 0 S: 7 P: 7	R: 2 H: 4 E: 0 LOB: 2 K: 0 BB: 0 S: 7 P: 7	R: 0 H: 1 E: 0 LOB: 1 K: 0 BB: 0 S: 4 P: 4	R: 0 H: 0 E: 0 LOB: 0 K: 1 BB: 1 S: 4 P: 8	R: 0 H: 1 E: 0 LOB: 1 K: 1 BB: 0 S: 6 P: 6	R: 0 H: 0 E: 0 LOB: 0 K: 1 BB: 0 S: 5 P: 5	R: 0 H: 0 E: 0 LOB: 0 K: 0 BB: 0 S: 3 P: 3	R: 0 H: 0 E: 0 LOB: 0 K: 0 BB: 0 S: 3 P: 3	1B: 6 SF: 0 2B: 1 SAC: 0 3B: 0 DP: 1 HR: 0 HBP: 0

WP: 0 PA: 34 PB: 0 SB: 0 CS: 0

PITCHER	IP	WLS	BF	H	R	ER	SO	BB	IBB	HBP	BLK	WP	HR	S	P	ERA	WHIP
Bert Blyleven, R (1, 1) ERA: 3.06	9.0	W	34	7	2	2	6	1	0	0	0	0	0	45	49	2.00	0.889

PITCHER	IP	WLS	BF	H	R	ER	SO	BB	IBB	HBP	BLK	WP	HR	S	P	ERA	WHIP

TOP

AB	33
R	2
H	7
RBI	2
BB	1
SO	6
LOB	10

livebaseballscorecards.com

Detroit Tigers @ Minnesota Twins

Metropolitan Stadium, Bloomington , MI

Mon Jul 08 1974, 8:05 PM EDT

Att. 7,343 - Unknown - 97 F

livebaseballscorecards.com

BOTTOM

Batter	1	2	3	4	5	6	7	8	9	AB	R	H	RBI	BB	SO	LOB
Steve Brye, R (1, 8) OBP: 0.331, SLG: 0.362	SH1-3 1B	BB 1B 3-H		E5		K S S S		FC6-4 2-H 1B		5	0	3	2	0	1	1
Rod Carew, L (1, 4) OBP: 0.433, SLG: 0.463	SH1-3 1-2	BB 1-2 1B		F8		G3		FC6-4 1-2f		4	0	1	0	0	0	3
Larry Hisle, R (1, 7) OBP: 0.361, SLG: 0.522	K S S S	K S S S		F7			1B 2B	K S S S		5	0	1	0	0	3	5
Bobby Darwin, R (1, 9) OBP: 0.327, SLG: 0.439	F9 B B B B	BB 1-2 2-3		F3			K S S S			3	0	0	0	1	1	3
Harmon Killebrew, R (1, 10) OBP: 0.295, SLG: 0.348 Jerry Terrell, R (7, PR) OBP: 0.268, SLG: 0.292	HR 1B 4-3				G4-6-3 BB B B B B		1B BB B B B B			2 0	1 0	1 0	0 0	2 0	0 0	3 0
Eric Soderholm, R (1, 5) OBP: 0.363, SLG: 0.411	HR 1-H	1-3			G4-6-3 1-2f		G4-6-3 1-2 2-3 1B			4	1	2	2	0	0	1
Danny Thompson, R (1, 6) OBP: 0.340, SLG: 0.438	3B 1B	1B 2B			F9		G4-6-3 1-2f			4	2	2	0	0	0	3
Craig Kusick, R (1, 3) OBP: 0.288, SLG: 0.303	1B 1-H 3B	G5-4-3 2-H 1B				SH3-4 BB B B B B		E6 WP 4-3 1B		3	2	2	2	1	0	0
Phil Roof, R (1, 2) OBP: 0.308, SLG: 0.229	P4	G5-4-3 1-2f				SH3-4 1-2		4-3 1-2		3	0	0	0	0	0	3
Inning Stats	R: 0 E: 0 K: 1 S: 6 H: 1 LOB: 1 BB: 0 P: 6	R: 4 E: 0 K: 1 S: 11 H: 6 LOB: 3 BB: 1 P: 15	R: 1 E: 0 K: 0 S: 4 H: 2 LOB: 0 BB: 0 P: 4	R: 0 E: 1 K: 0 S: 4 H: 0 LOB: 1 BB: 0 P: 4	R: 0 E: 0 K: 0 S: 2 H: 0 LOB: 0 BB: 1 P: 6	R: 0 E: 0 K: 1 S: 5 H: 0 LOB: 1 BB: 1 P: 9	R: 0 E: 0 K: 1 S: 6 H: 2 LOB: 3 BB: 1 P: 10	R: 1 E: 1 K: 1 S: 7 H: 1 LOB: 1 BB: 0 P: 7		1B: 8 2B: 2 3B: 1 HR: 1 SF: 0 SAC: 2 DP: 3 HBP: 0				WP: 1 PB: 0 SB: 0 CS: 0 PA: 39		

	AB	33
	R	6
	H	12
	RBI	6
	BB	4
	SO	5
	LOB	22

PITCHER		IP	WLS	BF	H	R	ER	SO	BB	IBB	HBP	BLK	WP	HR	S	P	ERA	WHIP
Woodie Fryman, L ERA: 4.75	(1, 1)	1.1	L	11	7	4	4	1	0	0	0	0	0	1	13	13	27.00	5.250
Dave Lemanczyk, R ERA: 6.16	(2, 1)	6.2		28	5	2	1	4	4	0	0	0	1	0	32	48	1.35	1.350

PITCHER	IP	WLS	BF	H	R	ER	SO	BB	IBB	HBP	BLK	WP	HR	S	P	ERA	WHIP

Batter	1	2	3	4	5	6	7	8	9	10	11	AB	R	H	RBI	BB	SO	LOB
Mickey Stanley, R (1, 8) OBP: 0.268, SLG: 0.316	F8			K		P6		F8			6-3	5	0	0	0	0	1	0
Gary Sutherland, R (1, 4) OBP: 0.281, SLG: 0.327	F7			5-3		CS 1B			F8		6-3	5	0	1	0	0	0	0
Jim Northrup, L (1, 9) OBP: 0.309, SLG: 0.372	4-3			L9		K 1-2			L6-3 1B 2B		4-3	5	1	1	0	0	1	1
Al Kaline, R (1, 10) OBP: 0.337, SLG: 0.364		L8			L5-3		K		L6-3 2-3			4	0	0	0	0	1	1
Bill Freehan, R (1, 3) OBP: 0.358, SLG: 0.397		K			G3 1B		FC6-4 BB		3-H 1B			3	0	2	1	1	1	0
Aurelio Rodriguez, R (1, 5) OBP: 0.262, SLG: 0.286		6-3			G3 1-2		FC6-4 1-2f		5-3			4	0	0	0	0	0	3
Marvin Lane, R (1, 7) OBP: 0.296, SLG: 0.238			F8				5-3			P6		2	0	0	0	1	0	1
Ben Oglivie, L (10, PH) OBP: 0.391, SLG: 0.427 (10, 7)												1	0	0	0	0	0	0
Jerry Moses, R (1, 2) OBP: 0.278, SLG: 0.328			F6		K			6-3		4-3		3	0	0	0	1	2	
Gates Brown, L (10, PH) OBP: 0.333, SLG: 0.353												1	0	0	0	0	0	
Gene Lamont, L (10, 2) OBP: 0.292, SLG: 0.318												0	0	0	0	0	0	
Ed Brinkman, R (1, 6) OBP: 0.269, SLG: 0.351			L9			HR		5-3		K		4	1	1	1	0	1	0
Inning Stats	R: 0 E: 0 K: 0 S: 3 H: 0 LOB: 0 BB: 0 P: 3	R: 0 E: 0 K: 1 S: 5 H: 0 LOB: 0 BB: 0 P: 5	R: 0 E: 0 K: 0 S: 3 H: 0 LOB: 0 BB: 0 P: 3	R: 0 E: 0 K: 1 S: 5 H: 0 LOB: 0 BB: 0 P: 5	R: 0 E: 0 K: 1 S: 6 H: 1 LOB: 2 BB: 1 P: 10	R: 1 E: 0 K: 1 S: 6 H: 2 LOB: 1 BB: 0 P: 6	R: 0 E: 0 K: 1 S: 5 H: 0 LOB: 1 BB: 1 P: 9	R: 0 E: 0 K: 0 S: 3 H: 0 LOB: 0 BB: 0 P: 3	R: 1 E: 0 K: 0 S: 5 H: 2 LOB: 1 BB: 0 P: 5	R: 0 E: 0 K: 1 S: 5 H: 0 LOB: 0 BB: 0 P: 5	R: 0 E: 0 K: 0 S: 3 H: 0 LOB: 0 BB: 0 P: 3							

PITCHER		IP	WLS	BF	H	R	ER	SO	BB	IBB	HBP	BLK	WP	HR	S	P	ERA	WHIP
Vic Albury, L ERA: 4.04	(1, 1)	8.1		30	4	2	2	5	2	0	0	0	0	1	38	46	2.16	0.720
Bill Hands, R ERA: 4.41	(9, 1)	2.2	W	9	1	0	0	1	0	0	0	0	0	0	11	11	0.00	0.375

PITCHER	IP	WLS	BF	H	R	ER	SO	BB	IBB	HBP	BLK	WP	HR	S	P	ERA	WHIP

TOP

Detroit Tigers @ Minnesota Twins

Metropolitan Stadium, Bloomington , MI

Tue Jul 09 1974, 8:05 PM EDT

Att. 6,525 - Unknown - 88 F

livebaseballscorecards.com

AB	37
R	2
H	5
RBI	2
BB	2
SO	6
LOB	8

1B: 3	SF: 0	WP: 0	PA: 39
2B: 2	SAC: 0	PB: 0	
3B: 0	DP: 1	SB: 0	
HR: 1	HBP: 0	CS: 1	

Batter	1	2	3	4	5	6	7	8	9	10	11	AB	R	H	RBI	BB	SO	LOB
Steve Brye, R (1, 8) OBP: 0.335, SLG: 0.369	K		2B		4-3	BB 1-2 2-3 1B		K			SH1-4 1B	6	1	3	0	0	2	1
Rod Carew, L (1, 4) OBP: 0.436, SLG: 0.462	F8		4-3		HBP 1B	BBB 1-2 2-3 3-H BB		IIII FC5-4 IBB			SH1-4 1-2	3	0	1	1	2	0	1
Larry Hisle, R (1, 9) OBP: 0.364, SLG: 0.516	HBP		F7		H 1-2 HBP	SSS K		1-2f FC5-4			IIII 1B IBB	3	0	0	0	1	1	6
Tony Oliva, L (1, 10) OBP: 0.329, SLG: 0.465 Harmon Killebrew, R (9, PH) OBP: 0.297, SLG: 0.349	4-3			E4 F9 1B	F9		5-3		SSS K		1-2 2-H 1B	4 2	1 0	1 1	0 1	0 0	0 1	3 0
Steve Braun, L (1, 7) OBP: 0.384, SLG: 0.394		L9		F9 2-3	G3		BBBB BB		F8			4	0	0	0	1	0	3
Eric Soderholm, R (1, 5) OBP: 0.360, SLG: 0.410		4-3 2B		1-3		F9	F7		F9			5	0	1	0	0	0	2
Jim Holt, L (1, 3) OBP: 0.293, SLG: 0.299 Bobby Darwin, R (10, PH) OBP: 0.326, SLG: 0.437 Craig Kusick, R (11, 3) OBP: 0.288, SLG: 0.303		4-3 2-3		IIII 1B IBB		SSS K	F7			L7		3 1 0	0 0 0	0 0 0	0 0 0	1 0 0	1 0 0	2 0 0
Danny Thompson, R (1, 6) OBP: 0.353, SLG: 0.441		P4		1-2 3-H 1B		BBBB 1B BB BB BB		SH3-4 1B		6-3		4	1	2	1	1	0	1
Phil Roof, R (1, 2) OBP: 0.310, SLG: 0.216 Glenn Borgmann, R (10, PH) OBP: 0.285, SLG: 0.286 (11, 2)			F8	F8		BBBB 1-2 BB 1B BB		1-2 SH3-4		F8		2 1	0 0	0 0	0 0	1 0	0 0	2 0
Inning Stats	R: 0 E: 0 K: 1 S: 5 H: 0 LOB: 1 BB: 0 P: 6	R: 0 E: 0 K: 0 S: 4 H: 1 LOB: 1 BB: 0 P: 4	R: 0 E: 0 K: 0 S: 4 H: 1 LOB: 1 BB: 0 P: 4	R: 1 E: 1 K: 0 S: 5 H: 2 LOB: 2 BB: 1 P: 9	R: 0 E: 0 K: 0 S: 4 H: 1 LOB: 2 BB: 0 P: 5	R: 1 E: 0 K: 2 S: 8 H: 1 LOB: 3 BB: 3 P: 20	R: 0 E: 0 K: 0 S: 3 H: 0 LOB: 1 BB: 1 P: 7	R: 0 E: 0 K: 1 S: 6 H: 1 LOB: 2 BB: 1 P: 10	R: 0 E: 0 K: 1 S: 5 H: 0 LOB: 0 BB: 0 P: 5	R: 0 E: 0 K: 0 S: 3 H: 0 LOB: 0 BB: 0 P: 3	R: 1 E: 0 K: 0 S: 3 H: 2 LOB: 2 BB: 1 P: 7						

PITCHER		IP	WLS	BF	H	R	ER	SO	BB	IBB	HBP	BLK	WP	HR	S	P	ERA	WHIP
Joe Coleman, R ERA: 4.78	(1, 1)	8.0		39	7	2	1	4	4	2	2	0	0	0	39	65	1.12	1.375
John Hiller, L ERA: 2.92	(9, 1)	2.1	L	10	2	1	1	1	0	1	0	0	0	0	11	15	3.86	0.857

PITCHER	IP	WLS	BF	H	R	ER	SO	BB	IBB	HBP	BLK	WP	HR	S	P	ERA	WHIP

BOTTOM

Detroit Tigers @ Minnesota Twins

Metropolitan Stadium, Bloomington , MI

Tue Jul 09 1974, 8:05 PM EDT

Att. 6,525 - Unknown - 88 F

livebaseballscorecards.com

AB	38
R	3
H	9
RBI	3
BB	7
SO	5
LOB	21

1B: 7	SF: 0	WP: 0	PA: 49
2B: 2	SAC: 2	PB: 0	
3B: 0	DP: 0	SB: 0	
HR: 0	HBP: 2	CS: 0	

Batter	1	2	3	4	5	6	7	8	9	AB	R	H	RBI	BB	SO	LOB
Mickey Stanley, R (1, 8) OBP: 0.270, SLG: 0.318	F8	1B 1B		G4-6-3 1-2f		BB 1B 1-3 2-H 1B		5-3		5	0	2	1	0	0	1
Gary Sutherland, R (1, 4) OBP: 0.285, SLG: 0.331	E WP SF7 1B	FC5-4 1-2 1B			1-3	BB 1-2 3-H 1B			F9	5	1	3	1	0	0	0
Al Kaline, R (1, 10) OBP: 0.335, SLG: 0.359	L4 1B 1B 1-3	FC5-4 1-2f			K	BB 1-2 2-3			K	4	1	0	0	1	2	3
Jim Northrup, L (1, 9) OBP: 0.305, SLG: 0.366	SF7 3-H		6-3		F5	3-1			1-3	4	0	0	1	0	0	3
Ben Oglivie, L (1, 7) OBP: 0.396, SLG: 0.430	1B 1-3 1B		3-1			G5-4-3 1B	3-1			4	0	2	0	0	0	0
Bill Freehan, R (1, 3) OBP: 0.360, SLG: 0.399	1-3 3-H 1B		F8			G5-4-3 1-2f	G4-3 1B			4	0	2	1	0	0	1
Aurelio Rodriguez, R (1, 5) OBP: 0.259, SLG: 0.282	1-4-3			L9		E5 E 1B 1B	G4-3 1-2f			4	1	0	0	0	0	3
Jerry Moses, R (1, 2) OBP: 0.284, SLG: 0.333		6-3		E9 1B 1B		E7 1B 1-3 1B		K		4	2	2	0	0	1	0
Ed Brinkman, R (1, 6) OBP: 0.272, SLG: 0.353		1-3		G4-6-3 3-H 1B		1B 1B 1-2 3-H 1B		5-3		4	1	2	2	0	0	0
Inning Stats	R: 2 H: 3 E: 1 LOB: 2 K: 0 BB: 0 S: 7 P: 7	R: 0 H: 2 E: 0 LOB: 2 K: 0 BB: 0 S: 5 P: 5	R: 0 H: 0 E: 0 LOB: 0 K: 0 BB: 0 S: 3 P: 3	R: 1 H: 2 E: 1 LOB: 0 K: 0 BB: 0 S: 4 P: 4	R: 0 H: 0 E: 0 LOB: 0 K: 1 BB: 0 S: 5 P: 5	R: 3 H: 5 E: 2 LOB: 3 K: 0 BB: 1 S: 8 P: 12	R: 0 H: 1 E: 0 LOB: 0 K: 0 BB: 0 S: 3 P: 3	R: 0 H: 0 E: 0 LOB: 0 K: 1 BB: 0 S: 5 P: 5	R: 0 H: 0 E: 0 LOB: 0 K: 1 BB: 0 S: 5 P: 5	1B: 13 SF: 1 2B: 0 SAC: 0 3B: 0 DP: 3 HR: 0 HBP: 0						

TOP

Detroit Tigers @ Minnesota Twins

Metropolitan Stadium, Bloomington , MI

Wed Jul 10 1974, 8:05 PM EDT

Att. 6,884 - Unknown - 81 F

livebaseballscorecards.com

AB	38
R	6
H	13
RBI	6
BB	1
SO	3
LOB	11

PITCHER	IP	WLS	BF	H	R	ER	SO	BB	IBB	HBP	BLK	WP	HR	S	P	ERA	WHIP
Dave Goltz, R (1, 1) ERA: 3.44	5.2		28	11	6	0	1	0	0	0	0	1	0	30	30	0.00	1.941
Bill Campbell, R (6, 1) ERA: 3.31	0.0		2	1	0	0	0	1	0	0	0	0	0	1	5	∞	∞
Tom Burgmeier, L (6, 1) ERA: 5.48	3.1	W	10	1	0	0	2	0	0	0	0	0	0	14	14	0.00	0.300

PITCHER	IP	WLS	BF	H	R	ER	SO	BB	IBB	HBP	BLK	WP	HR	S	P	ERA	WHIP

Detroit Tigers @ Minnesota Twins

Metropolitan Stadium, Bloomington , MI

Wed Jul 10 1974, 8:05 PM EDT

Att. 6,884 - Unknown - 81 F

BOTTOM

Batter	1	2	3	4	5	6	7	8	9	AB	R	H	RBI	BB	SO	LOB
Rod Carew, L (1, 4) OBP: 0.441, SLG: 0.470	BBBB 4-0 HR BB	BBBB 4-0 1-2 1B BB		x 0-0 ② ③ G6-4-3 1-2f		x 0-0 2-H 2B		x 0-0 BB 1-3 2-H 1B 2B		3	2	2	2	2	0	1
Steve Braun, L (1, 7) OBP: 0.391, SLG: 0.394	BBBB 4-0 1-2 HR BB	x 0-0 ② P6			x 0-0 FC4-6 1B	BBBB 4-0 FC6-4 BB		IIII 4-0 BB 1B IBB		2	2	1	0	3	0	2
Larry Hisle, R (1, 8) OBP: 0.365, SLG: 0.525	x 0-0 1-H 2-H HR	x 0-0 FC3-6 1-2 2-H 1B			SSS 0-3 ① K	x 0-0 ③ FC6-4 1-2f		x 0-0 ② F3		5	1	2	4	0	1	6
Tony Oliva, L (1, 10) OBP: 0.325, SLG: 0.459 Jerry Terrell, R (7, PR) OBP: 0.268, SLG: 0.292 Harmon Killebrew, R (8, PH) OBP: 0.300, SLG: 0.349 Luis Gomez, R (8, PR) OBP: 0.252, SLG: 0.196	x 0-0 ① L8	x 0-0 ③ FC3-6 1-2f			x 0-0 ② FC4-6 1-2f		x 0-0 E3 G5-4-3	BBBB 4-0 1B 1-2 2-3 3-H 2B BB		4 0 0 0	0 0 0 1	0 0 0 0	0 0 1 0	0 0 1 0	0 0 0 0	3 0 0 0
Bobby Darwin, R (1, 9) OBP: 0.328, SLG: 0.435	x 0-0 ② F9		BBBB 4-0 CS BB		SSS 0-3 ③ K		SSS 0-3 ① K	x 0-0 1-2 2-H 3-H 2B 1B		4	0	1	2	1	2	2
Eric Soderholm, R (1, 5) OBP: 0.365, SLG: 0.419	x 0-0 1B		SSS 0-3 ① ② K 1-2			x 0-0 SH5-4 1B SF8 1B	x 0-0 ② ③ G5-4-3 1-2f	x 0-0 1-3 2-H 2B		5	1	3	1	0	1	2
Jim Holt, L (1, 3) OBP: 0.289, SLG: 0.295 Craig Kusick, R (6, PH) OBP: 0.316, SLG: 0.313 (7, 3)	x 0-0 ③ G3	x 0-0 ③ 6-3				x 0-0 SH5-4 1-2 2B 1B		BBBB 4-0 1B 2B BB BBBB 4-0 BB		2 1	0 2	0 1	0 0	0 2	0 0	1 0
Danny Thompson, R (1, 6) OBP: 0.349, SLG: 0.433		x 0-0 1B 1B		x 0-0 ① 6-3		x 0-0 ① SH5-4 1-2 2-3		x 0-0 P6 1-3		4	0	1	0	0	0	4
Glenn Borgmann, R (1, 2) OBP: 0.290, SLG: 0.293		x 0-0 ① BB 1-3 1B 1B		SSS 0-3 K G6-4-3		x 0-0 ② SF8 3-H		x 0-0 2B BB 1-2 1B		3	2	2	1	0	1	0
Inning Stats	R: 3 E: 0 K: 0 S: 5 H: 2 LOB: 1 BB: 2 P: 13	R: 1 E: 0 K: 0 S: 5 H: 3 LOB: 2 BB: 1 P: 9	R: 0 E: 0 K: 1 S: 4 H: 0 LOB: 0 BB: 1 P: 8	R: 0 E: 0 K: 1 S: 5 H: 0 LOB: 0 BB: 0 P: 5	R: 0 E: 0 K: 2 S: 8 H: 1 LOB: 1 BB: 0 P: 8	R: 2 E: 0 K: 0 S: 6 H: 3 LOB: 2 BB: 1 P: 10	R: 0 E: 1 K: 1 S: 5 H: 0 LOB: 1 BB: 0 P: 5	R: 5 E: 0 K: 0 S: 7 H: 4 LOB: 3 BB: 4 P: 23		1B: 9 2B: 4 3B: 0 HR: 1	SF: 1 SAC: 1 DP: 3 HBP: 0		WP: 0 PB: 1 SB: 0 CS: 1	PA: 44		

livebaseballscorecards.com

AB	33
R	11
H	13
RBI	11
BB	9
SO	5
LOB	21

PITCHER		IP	WLS	BF	H	R	ER	SO	BB	IBB	HBP	BLK	WP	HR	S	P	ERA	WHIP
Lerrin LaGrow, R ERA: 3.82	(1, 1)	1.2		12	5	4	4	0	3	0	0	0	0	1	9	21	21.60	4.800
Luke Walker, L ERA: 3.92	(2, 1)	4.0		16	4	2	2	4	1	0	0	0	0	0	23	27	4.50	1.250
Jim Ray, R ERA: 4.15	(6, 1)	2.0	L	15	4	5	5	1	4	1	0	0	0	0	12	32	22.50	4.000
Bill Slayback, R ERA: 4.01	(8, 1)	0.1		1	0	0	0	0	0	0	0	0	0	0	1	1	0.00	0.000

PITCHER	IP	WLS	BF	H	R	ER	SO	BB	IBB	HBP	BLK	WP	HR	S	P	ERA	WHIP

Cleveland Indians @ Minnesota Twins

Metropolitan Stadium, Bloomington , MI

Thu Jul 11 1974, 8:05 PM EDT

Att. 6,275 - Cloudy - 76 F

livebaseballscorecards.com

TOP

Batter	1	2	3	4	5	6	7	8	9	AB	R	H	RBI	BB	SO	LOB
John Lowenstein, L (1, 7) OBP: 0.324, SLG: 0.324	F9 S 1B		5-3 1-2		1-2 3-H 1B		L9			4	0	2	1	0	0	2
Jack Brohamer, L (1, 4) OBP: 0.327, SLG: 0.341	F9 1-3		3-1		F9 2-3		F8			4	0	0	0	0	0	5
John Ellis, R (1, 3) OBP: 0.318, SLG: 0.436	K			2B 2B	4-3			K		4	1	1	0	0	2	3
Charlie Spikes, R (1, 9) OBP: 0.328, SLG: 0.438	6-3			F9 8-2 2-H 2B		6-3		6-3		4	0	1	1	0	0	1
Oscar Gamble, L (1, 10) OBP: 0.357, SLG: 0.457		5-3		F9 2-3		BBBB 4-0 FC5-4 BB		K		3	0	0	0	1	1	1
George Hendrick, R (1, 8) OBP: 0.343, SLG: 0.500		L8		8-2 3-Hf		F3			6-3	4	0	0	0	0	0	2
Buddy Bell, R (1, 5) OBP: 0.319, SLG: 0.355		F4			1B F8 1B 1B	FC5-4 1-2f			F7	4	1	1	0	0	0	1
Dave Duncan, R (1, 2) OBP: 0.248, SLG: 0.366			K		F8 1-2		SH1-4 1B		F7	3	0	1	0	0	1	1
Ed Crosby, L (9, PH) OBP: 0.260, SLG: 0.255										1	0	0	0	0	0	0
Frank Duffy, R (1, 6) OBP: 0.261, SLG: 0.328			5-3 1B		F9 1B 2-3 1B		SH1-4 1-2			2	0	2	0	0	0	0

	AB	33
	R	2
	H	8
	RBI	2
	BB	1
	SO	4
	LOB	16

Inning Stats	1	2	3	4	5	6	7	8	9	1B: 6	SF: 0	WP: 0	PA: 35
R:	0	0	0	1	1	0	0	0	0	2B: 3	SAC: 1	PB: 0	
E:	0	0	0	0	0	0	0	0	0	3B: 0	DP: 1	SB: 1	
K:	1	0	1	0	0	0	0	2	0	HR: 0	HBP: 0	CS: 0	
S:	6	3	6	4	6	3	4	7	3				
H:	1	0	1	2	3	0	1	0	0				
LOB:	1	0	0	0	2	1	0	0	0				
BB:	0	0	0	0	0	1	0	0	0				
P:	6	3	6	4	6	7	4	7	3				

PITCHER	IP	WLS	BF	H	R	ER	SO	BB	IBB	HBP	BLK	WP	HR	S	P	ERA	WHIP
Joe Decker, R (1, 1) ERA: 3.04	9.0	W	35	8	2	2	4	1	0	0	0	0	0	42	46	2.00	1.000

PITCHER	IP	WLS	BF	H	R	ER	SO	BB	IBB	HBP	BLK	WP	HR	S	P	ERA	WHIP

Batter	1	2	3	4	5	6	7	8	9	AB	R	H	RBI	BB	SO	LOB
Rod Carew, L (1, 4) OBP: 0.441, SLG: 0.470	6-3		FC6-4 1-2f			1B FC5-4 1B	1B 2B 1B 1-3 2-H			4	2	2	1	0	0	1
Steve Braun, L (1, 7) OBP: 0.392, SLG: 0.396	4-3		F6			FC5-4 1-3 1B	2B 1-2 3-H 1B			4	1	2	1	0	0	1
Larry Hisle, R (1, 8) OBP: 0.366, SLG: 0.528	1B			F9		FC5-4 1-2f 3-H	2B 1-H 2-H			4	0	2	3	0	0	1
Harmon Killebrew, R (1, 10) OBP: 0.294, SLG: 0.342	F8			F8		K	6-3			4	0	0	0	0	1	4
Bobby Darwin, R (1, 9) OBP: 0.330, SLG: 0.434		G4-3 BB		6-3		5-3		1B 3-1 SH1-4		3	0	1	0	1	0	1
Eric Soderholm, R (1, 5) OBP: 0.364, SLG: 0.416		G4-3 1-2f			6-3		BB FC5-4	SH1-4 1-2		2	0	0	0	1	0	1
Craig Kusick, R (1, 3) OBP: 0.308, SLG: 0.304 Jim Holt, L (7, PH) OBP: 0.292, SLG: 0.293 (8, 3)		F8			F8		FC5-4 BB 1-2f 1B	3-1 IBB		2 1	0 1	0 1	0 0	0 1	0 0	0 1
Glenn Borgmann, R (1, 2) OBP: 0.289, SLG: 0.292			5-3		1B		F7	3-1 1-2 2-3		4	0	1	0	0	0	3
Luis Gomez, R (1, 6) OBP: 0.255, SLG: 0.200 Tony Oliva, L (7, PH) OBP: 0.327, SLG: 0.459 Jerry Terrell, R (7, PR) OBP: 0.266, SLG: 0.289 (8, 6)			FC6-4 1B		F3		1B 1B BB 1-2	K		2 0 1	0 0 1	1 0 1	0 0 0	0 1 0	0 0 1	1 0 2
Inning Stats	R: 0 E: 0 K: 0 S: 4 H: 1 LOB: 1 BB: 0 P: 4	R: 0 E: 0 K: 0 S: 2 H: 0 LOB: 0 BB: 1 P: 6	R: 0 E: 0 K: 0 S: 4 H: 1 LOB: 1 BB: 0 P: 4	R: 0 E: 0 K: 0 S: 3 H: 0 LOB: 0 BB: 0 P: 3	R: 0 E: 0 K: 0 S: 4 H: 1 LOB: 1 BB: 0 P: 4	R: 1 E: 0 K: 1 S: 7 H: 2 LOB: 1 BB: 0 P: 7	R: 4 E: 0 K: 0 S: 6 H: 3 LOB: 2 BB: 2 P: 14	R: 0 E: 0 K: 1 S: 6 H: 1 LOB: 2 BB: 1 P: 10		1B: 8 2B: 1 3B: 0 HR: 0 SF: 0 SAC: 1 DP: 1 HBP: 0						

PITCHER		IP	WLS	BF	H	R	ER	SO	BB	IBB	HBP	BLK	WP	HR	S	P	ERA	WHIP
Fritz Peterson, L ERA: 3.49	(1, 1)	5.0		20	5	1	1	0	1	0	0	0	0	0	19	23	1.80	1.200
Fred Beene, R ERA: 4.02	(6, 1)	1.2	L	7	0	2	2	1	2	0	0	0	0	0	7	15	10.80	1.200
Tom Hilgendorf, L ERA: 4.91	(7, 1)	0.0		2	2	0	0	0	0	0	0	0	0	0	2	2	∞	∞
Tom Buskey, R ERA: 3.82	(7, 1)	1.1		7	2	2	2	1	0	1	0	0	0	0	8	12	13.50	1.500

PITCHER	IP	WLS	BF	H	R	ER	SO	BB	IBB	HBP	BLK	WP	HR	S	P	ERA	WHIP

BOTTOM

Cleveland Indians @ Minnesota Twins

Metropolitan Stadium, Bloomington , MI

Thu Jul 11 1974, 8:05 PM EDT
Att. 6,275 - Cloudy - 76 F

livebaseballscorecards.com

AB	31
R	5
H	9
RBI	5
BB	4
SO	2
LOB	16

PA: 36
WP: 0
PB: 0
SB: 0
CS: 0

Batter	1	2	3	4	5	6	7	8	9	AB	R	H	RBI	BB	SO	LOB
John Lowenstein, L (1, 7) OBP: 0.322, SLG: 0.322	0-0 1B 2B 1B	0-3 K 1-2		0-0 3-1	0-0 F6		0-3 K			5	1	1	0	0	2	3
Luis Alvarado, R (1, 4) OBP: 0.218, SLG: 0.194	0-0 2B SF8 1B 1-2	4-0 BB		0-0 5-3		0-0 6-3		0-3 K		4	1	1	0	1	1	0
John Ellis, R (1, 3) OBP: 0.324, SLG: 0.444	0-0 2B 1-3 2-H 2B	0-3 K			0-0 2B 1B	0-0 FC6-4 1B 1B 1B		0-0 F4		5	3	3	1	0	1	1
Charlie Spikes, R (1, 9) OBP: 0.332, SLG: 0.456	0-0 SF8 3-H		0-0 HR		0-0 1B 1-H 2B	0-0 FC6-4 1-2 1B		0-0 L8		4	2	3	3	0	0	0
Oscar Gamble, L (1, 10) OBP: 0.350, SLG: 0.448	0-0 F9		0-0 F8		0-0 L8	0-0 FC6-4 1B 1-2f 2-3			0-0 F9	5	0	0	0	0	0	4
George Hendrick, R (1, 8) OBP: 0.347, SLG: 0.505	0-0 1B 2-H 2B		0-0 E6 FC5-4		0-0 5-3	0-0 1-2 3-H 1B			0-0 G5-4-3 1B	5	1	3	2	0	0	1
Buddy Bell, R (1, 5) OBP: 0.320, SLG: 0.353	0-0 2-H 1B		0-0 FC5-4 BLK 1-2f		4-0 1B 2B BB	0-0 F9			0-0 G5-4-3 1-2f	4	1	1	1	1	0	4
Dave Duncan, R (1, 2) OBP: 0.248, SLG: 0.364	0-3 K		0-3 K 1-2		0-0 2B 1-3 2-H 1B		0-0 F8			4	0	1	1	0	2	2
Frank Duffy, R (1, 6) OBP: 0.265, SLG: 0.335		0-0 CS 1B		0-0 5-3	0-0 1-3 3-H 2B		0-0 6-3			4	0	2	1	0	0	0
Inning Stats	R: 4 E: 0 K: 1 S: 10 H: 5 LOB: 1 BB: 0 P: 10	R: 0 E: 0 K: 2 S: 7 H: 1 LOB: 1 BB: 1 P: 11	R: 1 E: 1 K: 1 S: 7 H: 1 LOB: 1 BB: 0 P: 7	R: 0 E: 0 K: 0 S: 3 H: 0 LOB: 0 BB: 0 P: 3	R: 3 E: 0 K: 0 S: 7 H: 4 LOB: 2 BB: 1 P: 11	R: 1 E: 0 K: 0 S: 6 H: 3 LOB: 2 BB: 0 P: 6	R: 0 E: 0 K: 1 S: 5 H: 0 LOB: 0 BB: 0 P: 5	R: 0 E: 0 K: 1 S: 5 H: 0 LOB: 0 BB: 0 P: 5	R: 0 E: 0 K: 0 S: 3 H: 1 LOB: 0 BB: 0 P: 3	1B: 10 2B: 4 3B: 0 HR: 1 SF: 1 SAC: 0 DP: 1 HBP: 0						

TOP

Cleveland Indians @ Minnesota Twins

Metropolitan Stadium, Bloomington , MI

Fri Jul 12 1974, 8:05 PM EDT

Att. 13,066 - Unknown

livebaseballscorecards.com

AB	40
R	9
H	15
RBI	9
BB	2
SO	6
LOB	15

WP: 0 PB: 0 SB: 0 CS: 1 PA: 43

PITCHER		IP	WLS	BF	H	R	ER	SO	BB	IBB	HBP	BLK	WP	HR	S	P	ERA	WHIP
Ray Corbin, R ERA: 4.83	(1, 1)	0.2	L	7	5	4	4	0	0	0	0	0	0	0	7	7	54.00	7.500
Bill Butler, L ERA: 4.21	(1, 1)	1.1		5	1	0	0	3	1	0	0	0	0	0	10	14	0.00	1.500
Bill Hands, R ERA: 4.75	(3, 1)	2.2		14	4	4	4	1	1	0	0	1	0	1	15	19	13.50	1.875
Tom Burgmeier, L ERA: 5.4	(5, 1)	2.1		11	4	1	1	1	0	0	0	0	0	0	13	13	3.86	1.714
Bill Campbell, R ERA: 3.21	(8, 1)	2.0		6	1	0	0	1	0	0	0	0	0	0	8	8	0.00	0.500

PITCHER	IP	WLS	BF	H	R	ER	SO	BB	IBB	HBP	BLK	WP	HR	S	P	ERA	WHIP

Cleveland Indians @ Minnesota Twins

Metropolitan Stadium, Bloomington , MI

Fri Jul 12 1974, 8:05 PM EDT

Att. 13,066 - Unknown

BOTTOM

Batter	1	2	3	4	5	6	7	8	9	AB	R	H	RBI	BB	SO	LOB
Rod Carew, L (1, 4) OBP: 0.438, SLG: 0.466	G3		4-3	FC4-6 1-2f			FC3-6 1B	FC4-6 1-2f		5	0	1	0	0	0	4
Steve Braun, L (1, 7) OBP: 0.386, SLG: 0.388	F8		4-3		L9		FC3-6 1-2f		F9	5	0	0	0	0	0	1
Larry Hisle, R (1, 8) OBP: 0.373, SLG: 0.544	HR			1B 1B 1B 1B	FC6-4 1B		S S S K		1B	5	2	4	1	0	1	1
Tony Oliva, L (1, 10) OBP: 0.325, SLG: 0.452	B B B B FC6-4 BB			F8	F6		G3		P6	4	0	0	0	1	0	4
Bobby Darwin, R (1, 9) OBP: 0.328, SLG: 0.430	FC6-4 1-2f			1B 1B 1B 1-2	FC6-4 1-2f			S S S K	F9	5	1	1	0	0	1	3
Eric Soderholm, R (1, 5) OBP: 0.367, SLG: 0.417		F8		1B 1B 1-2 2-3		6-3		1B 1B		4	2	2	0	0	0	0
Jim Holt, L (1, 3) OBP: 0.304, SLG: 0.306		G5-4-3 1B		1B 1-2 2-3 3-H		G3		1B 1-3		4	0	3	1	0	0	0
Phil Roof, R (1, 2) OBP: 0.333, SLG: 0.250 Harmon Killebrew, R (8, PH) OBP: 0.293, SLG: 0.340 Glenn Borgmann, R (9, 2) OBP: 0.289, SLG: 0.292	G5-4-3 1-2f			FC4-6 1-2 2-H 3-H				S S S K		3 1 0	0 0 0	2 0 0	2 0 0	0 0 0	0 1 0	1 2 0
Luis Gomez, R (1, 6) OBP: 0.253, SLG: 0.199 Steve Brye, R (4, PH) OBP: 0.333, SLG: 0.368 Jerry Terrell, R (5, 6) OBP: 0.269, SLG: 0.293			5-3	F8			4-3	FC4-6 1-2 3-H		1 1 2	0 0 0	0 0 1	0 0 1	0 0 0	0 0 0	0 2 1
Inning Stats	R: 1 E: 0 K: 0 S: 4 H: 1 LOB: 1 BB: 1 P: 8	R: 0 E: 0 K: 0 S: 3 H: 1 LOB: 0 BB: 0 P: 3	R: 0 E: 0 K: 0 S: 3 H: 0 LOB: 0 BB: 0 P: 3	R: 3 E: 0 K: 0 S: 8 H: 5 LOB: 2 BB: 0 P: 8	R: 0 E: 0 K: 0 S: 4 H: 1 LOB: 1 BB: 0 P: 4	R: 0 E: 0 K: 0 S: 4 H: 1 LOB: 1 BB: 0 P: 4	R: 0 E: 0 K: 1 S: 6 H: 1 LOB: 1 BB: 0 P: 6	R: 1 E: 0 K: 2 S: 10 H: 3 LOB: 2 BB: 0 P: 10	R: 0 E: 0 K: 0 S: 4 H: 1 LOB: 1 BB: 0 P: 4	1B: 13 2B: 0 3B: 0 HR: 1	SF: 0 SAC: 0 DP: 1 HBP: 0					

livebaseballscorecards.com

AB	40
R	5
H	14
RBI	5
BB	1
SO	3
LOB	19

PITCHER		IP	WLS	BF	H	R	ER	SO	BB	IBB	HBP	BLK	WP	HR	S	P	ERA	WHIP
Jim Perry, R ERA: 2.68	(1, 1)	7.0	W	31	10	4	4	1	1	0	0	0	0	1	32	36	5.14	1.571
Milt Wilcox, R ERA: 3.86	(8, 1)	2.0		10	4	1	1	2	0	0	0	0	0	0	14	14	4.50	2.000

PITCHER	IP	WLS	BF	H	R	ER	SO	BB	IBB	HBP	BLK	WP	HR	S	P	ERA	WHIP

Cleveland Indians @ Minnesota Twins

Metropolitan Stadium, Bloomington , MI

Sat Jul 13 1974, 4:33 AM EDT

Att. 19,574 - Sunny - 92 F

TOP

livebaseballscorecards.com

Batter	1	2	3	4	5	6	7	8	9	10	11	AB	R	H	RBI	BB	SO	LOB
John Lowenstein, L (1, 7) OBP: 0.326, SLG: 0.326	BBBB 4-0 6-3 S BB		x 0-0 ① 1-3		x 0-0 2B		BBBB 4-0 CS BB			x 0-0 ② F9		3	0	1	0	2	0	0
Rusty Torres, S (10, 7) OBP: 0.260, SLG: 0.196												0	0	0	0	0	0	0
Luis Alvarado, R (1, 4) OBP: 0.207, SLG: 0.184	SSS 0-3 ① K 1-2		x 0-0 ② F9		x 0-0 ③ 5-3		0-0 ③ CS 1-2	x 0-0 ① 4-3		x 0-0 ③ F9		4	0	0	0	0	1	2
Jack Brohamer, L (10, PH) OBP: 0.325, SLG: 0.339												1	0	0	0	0	0	0
(10, 4)																		
John Ellis, R (1, 3) OBP: 0.329, SLG: 0.440	x 0-0 ② 6-3 2-3		BBBB 4-0 FC5-4 BB			x 0-0 ① 4-3		BBBB 4-0 BB			BBBB 4-0 FC6-4 1B BB	2	0	0	0	3	0	1
Charlie Spikes, R (1, 9) OBP: 0.330, SLG: 0.452	SSS 0-3 ③ K		x 0-0 ③ FC5-4 1-2f			x 0-0 ② 6-3		SSS 0-3 ② K			x 0-0 FC6-4 1-2 1B	5	0	1	0	0	2	3
Oscar Gamble, L (1, 10) OBP: 0.351, SLG: 0.447		x 0-0 1B FC6-4 1B		x 0-0 ① F8		x 0-0 1B		x 0-0 F7			x 0-0 ① F1	5	1	2	0	0	0	3
George Hendrick, R (1, 8) OBP: 0.351, SLG: 0.507		x 0-0 CS 1-3 1B		SSS 0-3 ② K		x 0-0 1-2 1B			x 0-0 B3-6-4 1B		x 0-0 ② FC6-4 1-2f 2-3	5	0	3	0	0	1	2
Buddy Bell, R (1, 5) OBP: 0.318, SLG: 0.347		BBBB 4-0 ① FC6-4 1-2 BB		x 0-0 ③ 6-3		SSS 0-3 ③ K			x 0-0 ① ② B3-6-4 1-2f		x 0-0 ③ 1-3	4	0	0	0	1	1	5
Dave Duncan, R (1, 2) OBP: 0.245, SLG: 0.358		x 0-0 ② FC6-4 1-2f 3-H			x 0-0 ① F8		x 0-0 ① F9		x 0-0 ③ 6-3			4	0	0	1	0	0	1
Frank Duffy, R (1, 6) OBP: 0.262, SLG: 0.331	SSS 0-3 ③ K				x 0-0 ② 6-3		SSS 0-3 ② K			x 0-0 ① F7		3	0	0	0	0	2	1
Ed Crosby, L (10, PH) OBP: 0.255, SLG: 0.250												1	0	0	0	0	0	0
(10, 6)																		
Inning Stats	R: 0 E: 0 K: 2 S: 7 H: 0 LOB: 1 BB: 1 P: 11	R: 1 E: 0 K: 1 S: 6 H: 2 LOB: 1 BB: 1 P: 10	R: 0 E: 0 K: 0 S: 3 H: 0 LOB: 1 BB: 1 P: 7	R: 0 E: 0 K: 1 S: 5 H: 0 LOB: 0 BB: 0 P: 5	R: 0 E: 0 K: 0 S: 4 H: 1 LOB: 1 BB: 0 P: 4	R: 0 E: 0 K: 1 S: 7 H: 2 LOB: 2 BB: 0 P: 7	R: 0 E: 0 K: 1 S: 4 H: 0 LOB: 0 BB: 1 P: 8	R: 0 E: 0 K: 1 S: 5 H: 0 LOB: 1 BB: 1 P: 9	R: 0 E: 0 K: 0 S: 3 H: 1 LOB: 0 BB: 0 P: 3	R: 0 E: 0 K: 0 S: 3 H: 0 LOB: 0 BB: 0 P: 3	R: 0 E: 0 K: 0 S: 4 H: 1 LOB: 2 BB: 1 P: 8	1B: 6 2B: 1 3B: 0 HR: 0	SF: 0 SAC: 0 DP: 1 HBP: 0	WP: 0 PB: 0 SB: 1 CS: 2	PA: 44			

	AB	37
	R	1
	H	7
	RBI	1
	BB	6
	SO	7
	LOB	18

PITCHER	IP	WLS	BF	H	R	ER	SO	BB	IBB	HBP	BLK	WP	HR	S	P	ERA	WHIP
Bert Blyleven, R (1, 1) ERA: 2.94	9.0		35	6	1	1	7	5	0	0	0	0	0	44	64	1.00	1.222
Bill Campbell, R (10, 1) ERA: 3.13	2.0	W	8	1	0	0	0	1	0	0	0	0	0	7	11	0.00	1.000

PITCHER	IP	WLS	BF	H	R	ER	SO	BB	IBB	HBP	BLK	WP	HR	S	P	ERA	WHIP

Cleveland Indians @ Minnesota Twins

Metropolitan Stadium, Bloomington , MI

Sat Jul 13 1974, 4:33 AM EDT

Att. 19,574 - Sunny - 92 F

livebaseballscorecards.com

BOTTOM

Batter	1	2	3	4	5	6	7	8	9	10	11	AB	R	H	RBI	BB	SO	LOB
Rod Carew, L (1, 4) OBP: 0.437, SLG: 0.464	4-3		4-3			1-3		E6 FC4-6		1B FC6-2 1B	1-2 3-H 1B	6	0	2	1	0	0	3
Steve Braun, L (1, 7) OBP: 0.386, SLG: 0.389	K			1B		K		FC4-6 1-2f 3-H		FC6-2 BB 1-3 1B		5	0	2	1	0	2	2
Larry Hisle, R (1, 8) OBP: 0.377, SLG: 0.542	K			K		1B		IBB		BB FC6-2 1-2 BB		3	0	1	0	2	2	1
Tony Oliva, L (1, 10) OBP: 0.319, SLG: 0.445		6-3		K		F8		F7		FC6-2 FC6 1-2 2-3 3-Hf		5	0	0	0	0	1	8
Bobby Darwin, R (1, 9) OBP: 0.323, SLG: 0.424		K		K			5-3		6-3	FC6 1-2f		5	0	0	0	0	2	4
Eric Soderholm, R (1, 5) OBP: 0.363, SLG: 0.412		F8			F9		5-3		L8		FC1-6 1B	5	0	1	0	0	0	0
Jim Holt, L (1, 3) OBP: 0.304, SLG: 0.306			6-3		1B		F4		BB FC4-6		FC1-6 1B 1-2f 1B	3	0	1	0	0	0	0
Craig Kusick, R (9, PH) OBP: 0.313, SLG: 0.300									BB		1B	1	1	0	0	1	0	1
(10, 3)																		
Phil Roof, R (1, 2) OBP: 0.319, SLG: 0.238			4-3		K			4-3 FC4-6 2B	FC4-6 1-2f		F4	2	0	0	0	0	1	1
Steve Brye, R (8, PH) OBP: 0.336, SLG: 0.374												1	0	1	0	0	0	0
Danny Thompson, R (8, PR) OBP: 0.349, SLG: 0.433												0	0	0	0	0	0	0
Jerry Terrell, R (8, PR) OBP: 0.265, SLG: 0.288												2	1	0	0	0	0	2
(9, 6)																		
Luis Gomez, R (1, 6) OBP: 0.256, SLG: 0.203			1B		F4			4-3 2-3		6-3	1B 1-3 1B	2	0	1	0	0	0	1
Harmon Killebrew, R (8, PH) OBP: 0.292, SLG: 0.339												1	0	0	0	0	0	1
Glenn Borgmann, R (9, 2) OBP: 0.291, SLG: 0.294												2	0	1	0	0	0	0
Inning Stats	R: 0 H: 0 E: 0 LOB: 0 K: 2 BB: 0 S: 7 P: 7	R: 0 H: 0 E: 0 LOB: 0 K: 1 BB: 0 S: 5 P: 5	R: 0 H: 1 E: 0 LOB: 1 K: 0 BB: 0 S: 4 P: 4	R: 0 H: 1 E: 0 LOB: 1 K: 3 BB: 0 S: 10 P: 10	R: 0 H: 1 E: 0 LOB: 1 K: 1 BB: 0 S: 6 P: 6	R: 0 H: 1 E: 0 LOB: 1 K: 1 BB: 0 S: 6 P: 6	R: 0 H: 0 E: 0 LOB: 0 K: 0 BB: 0 S: 3 P: 3	R: 1 H: 1 E: 2 LOB: 3 K: 0 BB: 1 S: 5 P: 9	R: 0 H: 0 E: 0 LOB: 1 K: 0 BB: 1 S: 3 P: 7	R: 0 H: 2 E: 0 LOB: 3 K: 0 BB: 1 S: 5 P: 9	R: 1 H: 3 E: 0 LOB: 2 K: 0 BB: 0 S: 5 P: 5	1B: 9 SF: 0 2B: 1 SAC: 0 3B: 0 DP: 0 HR: 0 HBP: 0						

	AB	43
	R	2
	H	10
	RBI	2
	BB	3
	SO	8
	LOB	24

WP: 0 PA: 46
PB: 0
SB: 0
CS: 0

PITCHER		IP	WLS	BF	H	R	ER	SO	BB	IBB	HBP	BLK	WP	HR	S	P	ERA	WHIP
Gaylord Perry, R ERA: 1.4	(1, 1)	6.0		22	4	0	0	8	0	0	0	0	0	0	38	38	0.00	0.667
Fred Beene, R ERA: 3.91	(7, 1)	1.1		6	1	1	0	0	0	0	0	0	0	0	6	6	0.00	0.750
Bruce Ellingsen, L ERA:	(8, 1)	2.0		10	2	0	0	0	1	1	0	0	0	0	8	16	0.00	1.500
Tom Buskey, R ERA: 3.82	(10, 1)	0.0		1	0	0	0	0	1	0	0	0	0	0	0	4	∞	∞
Tom Hilgendorf, L ERA: 5.01	(10, 1)	1.1	L	7	3	1	1	0	0	0	0	0	0	0	7	7	6.75	2.250

PITCHER	IP	WLS	BF	H	R	ER	SO	BB	IBB	HBP	BLK	WP	HR	S	P	ERA	WHIP

Batter	1	2	3	4	5	6	7	8	9	10	AB	R	H	RBI	BB	SO	LOB
John Lowenstein, L (1, 7) OBP: 0.327, SLG: 0.337	E 1B 2B	K			F8		1-H 2-H 3B			2-3	5	1	2	2	0	1	2
Luis Alvarado, R (1, 4) OBP: 0.200, SLG: 0.177	E9 1B 2-3	K			F8		K			F8	3	0	0	0	0	1	3
Jack Brohamer, L (7, PH) (7, 4) OBP: 0.323, SLG: 0.336											2	0	0	0	0	1	2
John Ellis, R (1, 10) OBP: 0.331, SLG: 0.439	G6-4-3 1-2 3-H 1B		6-3			L1-3 1B	F9			4-3	5	0	2	1	0	0	2
Charlie Spikes, R (1, 9) OBP: 0.326, SLG: 0.446	F8		F5			L1-3 1-2		L7			4	0	0	0	0	0	3
George Hendrick, R (1, 8) OBP: 0.347, SLG: 0.500	G6-4-3 1-2f		K			F7		F8			4	0	0	0	0	1	2
Buddy Bell, R (1, 5) OBP: 0.317, SLG: 0.343		E6 1B 1B		5-3			BBBB 4-0 1B 1B BB	6-3			3	2	0	0	1	0	0
Joe Lis, R (1, 3) OBP: 0.293, SLG: 0.250		K		6-3			K		1-3		4	0	0	0	0	2	2
Dave Duncan, R (1, 2) OBP: 0.249, SLG: 0.362	1B 1-3 1B			F9			1B 1-2 3B 1B		G3		3	0	2	0	0	0	0
Rusty Torres, S (7, PR) OBP: 0.260, SLG: 0.196											0	1	0	0	0	0	0
Alan Ashby, S (7, 2) OBP: 0.286, SLG: 0.167											1	0	0	0	0	0	0
Frank Duffy, R (1, 6) OBP: 0.264, SLG: 0.332	1-2 3-H 1B				L8		1-2 2-H 3B 1B		L7		2	0	1	1	0	0	0
Ed Crosby, L (7, PH) (7, 6) OBP: 0.264, SLG: 0.260											2	1	1	1	0	0	0
Inning Stats	R: 1 E: 1 K: 0 S: 5 / H: 2 LOB: 1 BB: 0 P: 5	R: 1 E: 1 K: 3 S: 12 / H: 2 LOB: 2 BB: 0 P: 12	R: 0 E: 0 K: 1 S: 5 / H: 0 LOB: 0 BB: 0 P: 5	R: 0 E: 0 K: 0 S: 3 / H: 0 LOB: 0 BB: 0 P: 3	R: 0 E: 0 K: 0 S: 3 / H: 0 LOB: 0 BB: 0 P: 3	R: 0 E: 0 K: 0 S: 3 / H: 1 LOB: 0 BB: 0 P: 3	R: 3 E: 0 K: 2 S: 10 / H: 3 LOB: 2 BB: 1 P: 14	R: 0 E: 0 K: 0 S: 3 / H: 0 LOB: 0 BB: 0 P: 3	R: 0 E: 0 K: 0 S: 3 / H: 0 LOB: 0 BB: 0 P: 3	R: 0 E: 0 K: 0 S: 3 / H: 0 LOB: 0 BB: 0 P: 3	1B: 6 2B: 2 3B: 1 HR: 0	SF: 0 SAC: 0 DP: 2 HBP: 0					

TOP

Cleveland Indians @ Minnesota Twins

Metropolitan Stadium, Bloomington , MI

Sun Jul 14 1974, 4:33 AM EDT
Att. 13,379 - Unknown - 83 F

livebaseballscorecards.com

AB	38
R	5
H	8
RBI	5
BB	1
SO	6
LOB	16

WP: 0 PA: 39
PB: 0
SB: 0
CS: 0

PITCHER		IP	WLS	BF	H	R	ER	SO	BB	IBB	HBP	BLK	WP	HR	S	P	ERA	WHIP
Vic Albury, L ERA: 4.05	(1, 1)	6.1		26	6	4	3	5	1	0	0	0	0	0	35	39	4.26	1.105
Bill Hands, R ERA: 4.88	(7, 1)	0.0		2	2	1	1	0	0	0	0	0	0	0	2	2	∞	∞
Tom Burgmeier, L ERA: 5.03	(7, 1)	3.2	W	11	0	0	0	1	0	0	0	0	0	0	13	13	0.00	0.000

PITCHER		IP	WLS	BF	H	R	ER	SO	BB	IBB	HBP	BLK	WP	HR	S	P	ERA	WHIP

Batter	1	2	3	4	5	6	7	8	9	10	AB	R	H	RBI	BB	SO	LOB
Steve Brye, R (1, 8) OBP: 0.333, SLG: 0.375	K	P5			K			E 2B	P4		5	0	1	0	0	2	1
Steve Braun, L (1, 7) OBP: 0.386, SLG: 0.400	1B		L8			F7		E6 SH3 2-3		HR	5	1	2	1	0	0	1
Larry Hisle, R (1, 9) OBP: 0.373, SLG: 0.536	F9		6-3			F9		SH3 1-2			3	0	0	0	0	0	1
Tony Oliva, L (1, 10) OBP: 0.315, SLG: 0.439	4-3		K			F5		P6			4	0	0	0	0	1	3
Eric Soderholm, R (1, 5) OBP: 0.358, SLG: 0.405		F7		F3			6-3	4-3			4	0	0	0	0	0	2
Jim Holt, L (1, 3) OBP: 0.303, SLG: 0.311		E4 1B HR		K			1B 2B		F8		4	2	1	0	0	1	0
Jerry Terrell, R (1, 4) (8, 6) OBP: 0.272, SLG: 0.295		1-2 HR 1B		5-3			5-3		PB 1B 1B		4	2	2	0	0	0	1
Phil Roof, R (1, 2) OBP: 0.327, SLG: 0.318		1-H 2-H HR			5-3		2-H 1B		1-H 1B		2	1	1	3	0	0	0
Harmon Killebrew, R (7, PH) OBP: 0.295, SLG: 0.342											1	0	1	1	0	0	0
Danny Thompson, R (7, PR) OBP: 0.349, SLG: 0.433											0	0	0	0	0	0	0
Glenn Borgmann, R (8, 2) OBP: 0.295, SLG: 0.298											1	0	1	1	0	0	0
Luis Gomez, R (1, 6) OBP: 0.253, SLG: 0.200		F3			K		F7		F8		2	0	0	0	0	1	0
Rod Carew, L (7, PH) OBP: 0.434, SLG: 0.461 (8, 4)											2	0	0	0	0	0	2
Inning Stats	R: 0 E: 0 K: 1 S: 6 / H: 1 LOB: 1 BB: 0 P: 6	R: 3 E: 1 K: 0 S: 6 / H: 2 LOB: 0 BB: 0 P: 6	R: 0 E: 0 K: 1 S: 5 / H: 0 LOB: 0 BB: 0 P: 5	R: 0 E: 0 K: 1 S: 5 / H: 0 LOB: 0 BB: 0 P: 5	R: 0 E: 0 K: 2 S: 7 / H: 0 LOB: 0 BB: 0 P: 7	R: 0 E: 0 K: 0 S: 3 / H: 0 LOB: 0 BB: 0 P: 3	R: 1 E: 0 K: 0 S: 5 / H: 2 LOB: 1 BB: 0 P: 5	R: 0 E: 1 K: 0 S: 5 / H: 1 LOB: 2 BB: 0 P: 5	R: 1 E: 0 K: 0 S: 5 / H: 2 LOB: 1 BB: 0 P: 5	R: 1 E: 0 K: 0 S: 1 / H: 1 LOB: 0 BB: 0 P: 1	1B: 5 2B: 2 3B: 0 HR: 2	SF: 0 SAC: 1 DP: 0 HBP: 0	WP: 0 PB: 1 SB: 0 CS: 0	PA: 38			

PITCHER		IP	WLS	BF	H	R	ER	SO	BB	IBB	HBP	BLK	WP	HR	S	P	ERA	WHIP
Dick Bosman, R ERA: 4.54	(1, 1)	6.1		24	4	4	3	5	0	0	0	0	0	1	34	34	4.26	0.632
Tom Buskey, R ERA: 3.75	(7, 1)	0.2		4	2	0	0	0	0	0	0	0	0	0	4	4	0.00	3.000
Bruce Ellingsen, L ERA:	(8, 1)	0.2		3	0	0	0	0	0	0	0	0	0	0	3	3	0.00	0.000
Milt Wilcox, R ERA: 4.13	(8, 1)	1.1	L	7	3	2	2	0	0	0	0	0	0	1	7	7	13.50	2.250

PITCHER	IP	WLS	BF	H	R	ER	SO	BB	IBB	HBP	BLK	WP	HR	S	P	ERA	WHIP

BOTTOM

Cleveland Indians @ Minnesota Twins

Metropolitan Stadium, Bloomington , MI

Sun Jul 14 1974, 4:33 AM EDT

Att. 13,379 - Unknown - 83 F

livebaseballscorecards.com

AB	37
R	6
H	9
RBI	6
BB	0
SO	5
LOB	11

Batter	1	2	3	4	5	6	7	8	9	AB	R	H	RBI	BB	SO	LOB
Bob Coluccio, R (1, 8) (7, 9) (8, 8) OBP: 0.320, SLG: 0.376	4-3 S 1B 1B	F2			F6		BBB 4-0 1-2 BB		CS 1B	4	1	2	0	1	0	1
Robin Yount, R (1, 6) OBP: 0.295, SLG: 0.376	SSS 0-3 K 1-2		L7		5-3		P1		SSS 0-3 K 1-2	5	0	0	0	0	2	4
John Briggs, L (1, 7) OBP: 0.361, SLG: 0.513	4-3 2-3		1B		6-3		P4		6-3	5	0	1	0	0	0	3
George Scott, R (1, 3) OBP: 0.352, SLG: 0.464	BBBB 4-0 1B BB		P4			5-3		6-3		3	0	0	0	1	0	1
Darrell Porter, L (1, 2) OBP: 0.357, SLG: 0.387	1-3 3-H 1B		G3			BBBB 4-0 L3 BB		E5 1B 1B		3	0	1	1	1	0	1
Bobby Mitchell, R (8, PR) (8, 9) OBP: 0.301, SLG: 0.378										0	1	0	0	0	0	0
Mike Hegan, L (1, 10) OBP: 0.319, SLG: 0.467	F8			F2		L3 1-2		6-3 1B 2-3 1B		4	0	1	0	0	0	3
Don Money, R (8, PR) OBP: 0.345, SLG: 0.415										0	0	0	0	0	0	0
Dave May, L (1, 9) OBP: 0.272, SLG: 0.354		F5		BBBB 4-0 BB			E1 SH3 1B	6-3 1-2 3-H 1B		2	1	0	0	1	0	0
Ken Berry, R (7, 8) OBP: 0.272, SLG: 0.241										0	0	0	0	0	0	0
Bob Hansen, L (8, PH) OBP: 0.311, SLG: 0.328										0	0	0	0	0	0	0
Charlie Moore, R (8, PH) (8, 2) OBP: 0.344, SLG: 0.376										1	0	1	1	0	0	0
Pedro Garcia, R (1, 4) OBP: 0.278, SLG: 0.405		1B 1B		F3			SH3 1-2	6-3 1-2 2-3		3	0	1	0	0	0	3
John Vukovich, R (1, 5) OBP: 0.229, SLG: 0.444		1-3 1B		F8			S 2-H 1B	1-3		4	0	2	1	0	0	4
Inning Stats	R: 1 E: 0 K: 1 S: 7 H: 2 LOB: 2 BB: 1 P: 11	R: 0 E: 0 K: 0 S: 4 H: 2 LOB: 1 BB: 0 P: 4	R: 0 E: 0 K: 0 S: 4 H: 1 LOB: 1 BB: 0 P: 4	R: 0 E: 0 K: 0 S: 3 H: 0 LOB: 1 BB: 1 P: 7	R: 0 E: 0 K: 0 S: 3 H: 0 LOB: 0 BB: 0 P: 3	R: 0 E: 0 K: 0 S: 2 H: 0 LOB: 0 BB: 1 P: 6	R: 1 E: 1 K: 0 S: 5 H: 1 LOB: 2 BB: 1 P: 9	R: 1 E: 1 K: 0 S: 6 H: 2 LOB: 3 BB: 0 P: 6	R: 0 E: 0 K: 1 S: 5 H: 1 LOB: 0 BB: 0 P: 5	1B: 9 2B: 1 3B: 0 HR: 0	SF: 0 SAC: 1 DP: 1 HBP: 0						

PITCHER	IP	WLS	BF	H	R	ER	SO	BB	IBB	HBP	BLK	WP	HR	S	P	ERA	WHIP
Joe Decker, R (1, 1) ERA: 2.95	7.1		33	7	3	1	1	4	0	0	0	0	0	31	47	1.23	1.500
Tom Burgmeier, L (8, 1) ERA: 5.0	0.1		2	1	0	0	0	0	0	0	0	0	0	2	2	0.00	3.000
Bill Campbell, R (8, 1) ERA: 3.07	1.1	W	4	1	0	0	1	0	0	0	0	0	0	6	6	0.00	0.750

PITCHER	IP	WLS	BF	H	R	ER	SO	BB	IBB	HBP	BLK	WP	HR	S	P	ERA	WHIP

TOP

Milwaukee Brewers @ Minnesota Twins

Metropolitan Stadium, Bloomington , MI

Mon Jul 15 1974, 8:05 PM EDT

Att. 12,940 - Unknown - 84 F

livebaseballscorecards.com

AB	34
R	3
H	9
RBI	3
BB	4
SO	2
LOB	20

1B: 9	SF: 0	WP: 0	PA: 39
2B: 1	SAC: 1	PB: 0	
3B: 0	DP: 1	SB: 2	
HR: 0	HBP: 0	CS: 1	

BOTTOM

Milwaukee Brewers @ Minnesota Twins

Metropolitan Stadium, Bloomington , MI

Mon Jul 15 1974, 8:05 PM EDT

Att. 12,940 - Unknown - 84 F

livebaseballscorecards.com

Batter	1	2	3	4	5	6	7	8	9	AB	R	H	RBI	BB	SO	LOB
Steve Brye, R (1, 8) OBP: 0.331, SLG: 0.372	F9		G4-3 1-2f			5-3	F9		2-3 3-H 1B	5	0	1	1	0	0	4
Rod Carew, L (1, 4) OBP: 0.432, SLG: 0.457	2-3			4-3		K		FC2-6 BB		3	0	0	0	1	1	0
Steve Braun, L (1, 7) OBP: 0.384, SLG: 0.398	4-3			1B			F7	FC2-6 BB 1-2f		4	0	1	0	0	0	1
Harmon Killebrew, R (1, 10) OBP: 0.294, SLG: 0.337		K		L9			2B BB	P4		3	1	0	0	1	1	2
Larry Hisle, R (1, 9) OBP: 0.372, SLG: 0.530		F9		F7			F8	1-2 BB		3	0	0	0	1	0	2
Eric Soderholm, R (1, 5) OBP: 0.360, SLG: 0.402		BB			4-3		2B 1-2 E BB	F9		2	1	0	0	2	0	2
Jim Holt, L (1, 3) Bobby Darwin, R (9, PH) OBP: 0.304, SLG: 0.318 OBP: 0.322, SLG: 0.422		F8			K		E 1-3 2-H 2B		F8	3 1	1 0	1 0	1 0	0 0	1 0	1 0
Jerry Terrell, R (1, 6) OBP: 0.275, SLG: 0.298 Tony Oliva, L (7, PH) OBP: 0.318, SLG: 0.439 Luis Gomez, R (7, PR) OBP: 0.258, SLG: 0.205 (8, 6)			G4-3 1B		F8		E IBB		2B 1B	2 0 1	0 0 1	1 0 0	0 0 0	0 1 0	0 0 0	0 0 0
Glenn Borgmann, R (1, 2) OBP: 0.299, SLG: 0.309			L9			1-3	E7 1-3 2-H 3-H 1B		1B 1-3 2B	4	0	2	2	0	0	1

	AB	31
	R	4
	H	7
	RBI	4
	BB	6
	SO	3
	LOB	13

Inning Stats										
	R: 0 H: 0 E: 0 LOB: 0 K: 0 BB: 0 S: 3 P: 3	R: 0 H: 0 E: 0 LOB: 1 K: 1 BB: 1 S: 5 P: 9	R: 0 H: 1 E: 0 LOB: 0 K: 0 BB: 0 S: 3 P: 3	R: 0 H: 1 E: 0 LOB: 1 K: 0 BB: 0 S: 4 P: 4	R: 0 H: 0 E: 0 LOB: 0 K: 1 BB: 0 S: 5 P: 5	R: 0 H: 0 E: 0 LOB: 0 K: 1 BB: 0 S: 5 P: 5	R: 3 H: 2 E: 1 LOB: 3 K: 0 BB: 3 S: 5 P: 17	R: 0 H: 0 E: 0 LOB: 2 K: 0 BB: 2 S: 3 P: 11	R: 1 H: 3 E: 0 LOB: 2 K: 0 BB: 0 S: 4 P: 4	1B: 5 SF: 0 2B: 2 SAC: 0 3B: 0 DP: 1 HR: 0 HBP: 0	WP: 0 PA: 37 PB: 0 SB: 0 CS: 0

PITCHER		IP	WLS	BF	H	R	ER	SO	BB	IBB	HBP	BLK	WP	HR	S	P	ERA	WHIP
Bill Champion, R ERA: 3.27	(1, 1)	6.2		24	2	2	2	3	3	0	0	0	0	0	27	39	2.70	0.750
Eduardo Rodriguez, R ERA: 3.16	(7, 1)	0.0		3	2	1	1	0	0	1	0	0	0	0	2	6	∞	∞
Bill Travers, L ERA: 5.34	(7, 1)	1.2	L	10	3	1	1	0	2	0	0	0	0	0	8	16	5.40	3.000

PITCHER		IP	WLS	BF	H	R	ER	SO	BB	IBB	HBP	BLK	WP	HR	S	P	ERA	WHIP

Batter	1	2	3	4	5	6	7	8	9	AB	R	H	RBI	BB	SO	LOB
Don Money, R (1, 5) OBP: 0.343, SLG: 0.418	S S S 0-3 ① K		X 0-0 1B 3B		X 0-0 ② P4		S S S 0-3 ② K		S S S 0-3 ③ K	5	1	1	0	0	3	0
Bob Coluccio, R (1, 8) OBP: 0.330, SLG: 0.384	X 0-0 S HR 1B		X 0-0 1B SF9 3-H 1B		X 0-0 1B 1B		H 1-0 HBP			3	2	3	1	0	0	0
Bobby Mitchell, R (7, PR) OBP: 0.301, SLG: 0.378 (7, 9)										0	0	0	0	0	0	0
John Briggs, L (1, 7) OBP: 0.365, SLG: 0.525	X 0-0 1-H HR		X 0-0 S 1-3 1B		X 0-0 1-3 1B		X 0-0 ③ G3			4	1	3	2	0	0	1
George Scott, R (1, 3) OBP: 0.354, SLG: 0.466	X 0-0 G4-6-3 1B		X 0-0 ② SF9 1-2 3-H		X 0-0 ③ 5-3			X 0-0 E 1B		3	0	2	1	0	0	2
Mike Hegan, L (1, 10) OBP: 0.317, SLG: 0.455	X 0-0 ② ③ G4-6-3 1-2f		S S S 0-3 ③ K			B B B B 4-0 WP 1B BB		X 0-0 E6 G6-4-3 1-3		3	1	0	0	1	1	3
Darrell Porter, L (1, 2) OBP: 0.352, SLG: 0.381		S S S 0-3 ① K		X 0-0 ① F8		X 0-0 ① L8		S S S 0-3 ① K		4	0	0	0	0	2	3
Dave May, L (1, 9) OBP: 0.270, SLG: 0.350		X 0-0 ② 4-3		S S S 0-3 ② K		X 0-0 ② P4		X 0-0 ② ③ G6-4-3 1-2f		3	0	0	0	0	1	1
Ken Berry, R (7, 8) OBP: 0.270, SLG: 0.239										1	0	0	0	0	0	2
Pedro Garcia, R (1, 4) OBP: 0.277, SLG: 0.402		X 0-0 ③ F7		X 0-0 ③ L5		X 0-0 ③ 1-H 1B			S S S 0-3 ① K	4	0	1	1	0	1	0
Robin Yount, R (1, 6) OBP: 0.291, SLG: 0.371			S S S 0-3 ① K		X 0-0 ① 5-3		S S S 0-3 ① K		X 0-0 ② 6-3	4	0	0	0	0	2	0
Inning Stats	R: 2 E: 0 K: 1 S: 7 H: 3 LOB: 0 BB: 0 P: 7	R: 0 E: 0 K: 1 S: 5 H: 0 LOB: 0 BB: 0 P: 5	R: 2 E: 0 K: 2 S: 10 H: 3 LOB: 1 BB: 0 P: 10	R: 0 E: 0 K: 1 S: 5 H: 0 LOB: 0 BB: 0 P: 5	R: 0 E: 0 K: 0 S: 5 H: 2 LOB: 2 BB: 0 P: 5	R: 1 E: 0 K: 0 S: 3 H: 1 LOB: 1 BB: 1 P: 7	R: 0 E: 0 K: 2 S: 7 H: 0 LOB: 1 BB: 0 P: 8	R: 0 E: 1 K: 1 S: 6 H: 1 LOB: 1 BB: 0 P: 6	R: 0 E: 0 K: 2 S: 7 H: 0 LOB: 0 BB: 0 P: 7	1B: 8 2B: 0 3B: 1 HR: 1	SF: 1 SAC: 0 DP: 2 HBP: 1						

TOP

Milwaukee Brewers @ Minnesota Twins

Metropolitan Stadium, Bloomington , MI

Tue Jul 16 1974, 8:05 PM EDT

Att. 10,897 - Unknown - 85 F

livebaseballscorecards.com

AB	34
R	5
H	10
RBI	5
BB	1
SO	10
LOB	12

WP: 1 PB: 0 SB: 2 CS: 0 PA: 37

PITCHER		IP	WLS	BF	H	R	ER	SO	BB	IBB	HBP	BLK	WP	HR	S	P	ERA	WHIP
Dave Goltz, R ERA: 3.76	(1, 1)	6.0	L	26	9	5	5	5	1	0	0	0	1	1	35	39	7.50	1.667
Ray Corbin, R ERA: 4.63	(7, 1)	3.0		11	1	0	0	5	0	0	1	0	0	0	20	21	0.00	0.333

PITCHER	IP	WLS	BF	H	R	ER	SO	BB	IBB	HBP	BLK	WP	HR	S	P	ERA	WHIP

Milwaukee Brewers @ Minnesota Twins

Metropolitan Stadium, Bloomington , MI

Tue Jul 16 1974, 8:05 PM EDT

Att. 10,897 - Unknown - 85 F

livebaseballscorecards.com

BOTTOM

Batter	1	2	3	4	5	6	7	8	9	AB	R	H	RBI	BB	SO	LOB
Steve Brye, R (1, 8) OBP: 0.325, SLG: 0.366	F9	G5-4-3 1-2f			F8		SF8 3-H		FC4-6 1B 1-2f 2-3	4	0	0	1	0	0	5
Rod Carew, L (1, 4) OBP: 0.434, SLG: 0.457	S BB		L8		4-3 1B		6-3		1B 1-2 3-H	4	0	2	1	1	0	0
Larry Hisle, R (1, 9) OBP: 0.369, SLG: 0.523	G6-4-3 1-2 BB		F9		4-3 1-2			F3	K	4	0	0	0	1	1	3
Harmon Killebrew, R (1, 10) OBP: 0.293, SLG: 0.335	G6-4-3 1-2f		1B		5-6-3			F9		4	0	1	0	0	0	3
Eric Soderholm, R (1, 5) OBP: 0.362, SLG: 0.409		3B BB	F9			1-3		3B		3	1	1	0	1	0	1
Steve Braun, L (1, 7) OBP: 0.379, SLG: 0.392		L8		4-3		4-3		F7		4	0	0	0	0	0	2
Jerry Terrell, R (1, 6) OBP: 0.282, SLG: 0.319		1-H 3B		F9		6-3			FC4-6 1B 1B	4	1	2	1	0	0	0
Craig Kusick, R (1, 3) OBP: 0.337, SLG: 0.375		BB BB		HR			G3 SF8 2B		F9	2	2	2	1	1	0	0
Tony Oliva, L (9, PH) OBP: 0.317, SLG: 0.438										1	0	0	0	0	0	1
Glenn Borgmann, R (1, 2) OBP: 0.303, SLG: 0.309		G5-4-3 1-2 BB		F9			G3 2-3		FC4-6 1-2 1B	3	0	1	0	1	0	1
Luis Gomez, R (9, PR) OBP: 0.258, SLG: 0.205										0	0	0	0	0	0	0

	AB	33
	R	4
	H	9
	RBI	4
	BB	5
	SO	1
	LOB	16

Inning Stats	1	2	3	4	5	6	7	8	9
	R: 0 E: 0 K: 0 S: 2	H: 0 LOB: 1 BB: 2 P: 10	R: 1 E: 0 K: 0 S: 3	H: 1 LOB: 2 BB: 3 P: 15	R: 0 E: 0 K: 0 S: 4	H: 1 LOB: 1 BB: 0 P: 4	R: 1 E: 0 K: 0 S: 4	H: 1 LOB: 0 BB: 0 P: 4	R: 0 E: 0 K: 0 S: 4	H: 1 LOB: 1 BB: 0 P: 4	R: 0 E: 0 K: 0 S: 3	H: 0 LOB: 0 BB: 0 P: 3	R: 1 E: 0 K: 0 S: 4	H: 1 LOB: 0 BB: 0 P: 4	R: 0 E: 0 K: 0 S: 4	H: 1 LOB: 1 BB: 0 P: 4	R: 1 E: 0 K: 1 S: 8	H: 3 LOB: 2 BB: 0 P: 8

	1B: 5	SF: 1	WP: 0	PA: 39
	2B: 1	SAC: 0	PB: 0	
	3B: 2	DP: 2	SB: 1	
	HR: 1	HBP: 0	CS: 0	

PITCHER		IP	WLS	BF	H	R	ER	SO	BB	IBB	HBP	BLK	WP	HR	S	P	ERA	WHIP
Clyde Wright, L ERA: 3.95	(1, 1)	8.0	W	34	7	4	4	0	5	0	0	0	0	1	29	49	4.50	1.500
Tom Murphy, R ERA: 1.92	(9, 1)	1.0	S	5	2	0	0	1	0	0	0	0	0	0	7	7	0.00	2.000

PITCHER		IP	WLS	BF	H	R	ER	SO	BB	IBB	HBP	BLK	WP	HR	S	P	ERA	WHIP

Milwaukee Brewers @ Minnesota Twins

Metropolitan Stadium, Bloomington , MI

Wed Jul 17 1974, 8:05 PM EDT

Att. 11,599 - Unknown - 90 F

TOP

livebaseballscorecards.com

Batter	1	2	3	4	5	6	7	8	9	AB	R	H	RBI	BB	SO	LOB
Don Money, R (1, 5) OBP: 0.341, SLG: 0.423	F6			6-3		G3		HR	G6-4-3 1-2f 3-H	5	1	1	1	0	0	1
Ken Berry, R (1, 8) OBP: 0.275, SLG: 0.262	G3			5-3		E4 1B		1B 3B	4-3	5	1	2	0	0	0	0
John Briggs, L (1, 7) OBP: 0.367, SLG: 0.523	K			K		BB		1B 2B 3-H 1B		3	1	1	1	1	2	0
George Scott, R (1, 3) OBP: 0.353, SLG: 0.464		K			F9	L9		2B 6-3 1-2 1B		4	1	1	0	0	1	2
Darrell Porter, L (1, 2) OBP: 0.354, SLG: 0.387		4-3			BB 1B		K	6-3 1-3 2-H 2B		4	0	2	1	0	1	0
Mike Hegan, L (1, 10) OBP: 0.317, SLG: 0.448 Bob Hansen, L (8, PH) OBP: 0.306, SLG: 0.322	K			BB 1-2			4-3	6-3 2-3 3-H		2 1	0 0	0 0	0 1	1 0	1 0	0 1
Dave May, L (1, 9) OBP: 0.270, SLG: 0.350 Bobby Mitchell, R (8, PH) OBP: 0.299, SLG: 0.375 (8, 9)	K			F8			1B	F8		3 1	0 0	1 0	0 0	0 0	1 0	2 1
Pedro Garcia, R (1, 4) OBP: 0.277, SLG: 0.408		6-3			F7		K		G6-4-3 3B	4	1	1	0	0	1	3
Tim Johnson, L (1, 6) OBP: 0.272, SLG: 0.355		K				1-3		1-3	G6-4-3 BB	3	0	0	0	1	1	0
Inning Stats	R: 0 E: 0 K: 1 S: 5 H: 0 LOB: 0 BB: 0 P: 5	R: 0 E: 0 K: 2 S: 7 H: 0 LOB: 0 BB: 0 P: 7	R: 0 E: 0 K: 2 S: 7 H: 0 LOB: 0 BB: 0 P: 7	R: 0 E: 0 K: 1 S: 5 H: 0 LOB: 0 BB: 0 P: 5	R: 0 E: 0 K: 0 S: 4 H: 1 LOB: 2 BB: 1 P: 8	R: 0 E: 1 K: 0 S: 4 H: 1 LOB: 2 BB: 1 P: 8	R: 0 E: 0 K: 2 S: 8 H: 1 LOB: 1 BB: 0 P: 8	R: 4 E: 0 K: 0 S: 8 H: 5 LOB: 1 BB: 0 P: 8	R: 1 E: 0 K: 0 S: 3 H: 1 LOB: 0 BB: 1 P: 7	1B: 5 2B: 1 3B: 2 HR: 1 SF: 0 SAC: 0 DP: 1 HBP: 0						

	AB	35
	R	5
	H	9
	RBI	4
	BB	3
	SO	8
	LOB	10

PITCHER	IP	WLS	BF	H	R	ER	SO	BB	IBB	HBP	BLK	WP	HR	S	P	ERA	WHIP
Bert Blyleven, R (1, 1) ERA: 3.03	7.1	W	32	8	4	4	8	2	0	0	0	0	1	46	54	4.91	1.364
Bill Hands, R (8, 1) ERA: 4.89	1.2		6	1	1	1	0	1	0	0	0	0	0	5	9	5.40	1.200

PITCHER	IP	WLS	BF	H	R	ER	SO	BB	IBB	HBP	BLK	WP	HR	S	P	ERA	WHIP

WP: 0 PA: 38
PB: 0
SB: 0
CS: 0

BOTTOM

Milwaukee Brewers @ Minnesota Twins

Metropolitan Stadium, Bloomington , MI

Wed Jul 17 1974, 8:05 PM EDT

Att. 11,599 - Unknown - 90 F

livebaseballscorecards.com

Batter	1	2	3	4	5	6	7	8	9	AB	R	H	RBI	BB	SO	LOB
Steve Brye, R (1, 8) OBP: 0.330, SLG: 0.370	E5 CS		1B 1B 1B	BB 1B 1B 2-H		PB 1B 1B 1-2		F9 ②		5	3	3	1	0	0	0
Rod Carew, L (1, 4) Luis Gomez, R (7, 6) OBP: 0.438, SLG: 0.458 OBP: 0.256, SLG: 0.204	B B B B 3-4 BB ① 1-2		1B 1B 1B 1-3	B B B 1B BB 1-2		F7 ① 1-2 2-3		P6 ③		2 1	1 0	1 0	0 0	2 0	0 0	2 0
Steve Braun, L (1, 7) OBP: 0.384, SLG: 0.397	3-4 ②③ 1-2f		1B HR 1B 1-3 3-H	G4-3 1B 1-2 2-H		L3 1B 2-H 3-H				4	1	3	4	0	0	1
Tony Oliva, L (1, 10) OBP: 0.316, SLG: 0.435		4-3 ① 3B	HR 1B 1-3 3-H	G4-3 ②③ 1-2f		L3 ②③ 1-2				4	1	1	1	0	0	3
Bobby Darwin, R (1, 9) OBP: 0.330, SLG: 0.453		3B	HR 1-H 3-H		HR		G4-6-3 1B			4	2	4	4	0	0	0
Jim Holt, L (1, 3) OBP: 0.302, SLG: 0.316		4-3 ②	1B		F8 ①		G4-6-3 ①② 1-2f			4	0	1	0	0	0	2
Eric Soderholm, R (1, 5) OBP: 0.364, SLG: 0.411		F8 ③	F9 ③		G1-4-3 1B		1B			4	0	2	0	0	0	2
Jerry Terrell, R (1, 6) (7, 4) OBP: 0.281, SLG: 0.317			P4 ① 1-2	E3 1B 1-2	G1-4-3 ②③ 1-2f		S S S K ③			4	1	1	0	0	1	2
Phil Roof, R (1, 2) OBP: 0.321, SLG: 0.298			S S S K ②	6-3 ① 1-2		B B B PB 1B 1B BB 1-2		S S S K ①		3	1	0	0	1	2	1
Inning Stats	R: 0 H: 0 E: 1 LOB: 0 K: 0 BB: 1 S: 2 P: 6	R: 0 H: 1 E: 0 LOB: 1 K: 0 BB: 0 S: 4 P: 4	R: 5 H: 6 E: 0 LOB: 1 K: 1 BB: 0 S: 11 P: 11	R: 2 H: 3 E: 1 LOB: 1 K: 0 BB: 1 S: 5 P: 9	R: 1 H: 2 E: 0 LOB: 0 K: 0 BB: 0 S: 4 P: 4	R: 2 H: 2 E: 0 LOB: 0 K: 0 BB: 1 S: 4 P: 8	R: 0 H: 2 E: 0 LOB: 1 K: 1 BB: 0 S: 6 P: 6	R: 0 H: 0 E: 0 LOB: 0 K: 1 BB: 0 S: 5 P: 5		1B: 13 SF: 0 2B: 2 SAC: 0 3B: 1 DP: 5 HR: 2 HBP: 0						

	AB	35
	R	10
	H	16
	RBI	10
	BB	3
	SO	3
	LOB	13

WP: 0 PB: 1 SB: 0 CS: 1 PA: 38

PITCHER		IP	WLS	BF	H	R	ER	SO	BB	IBB	HBP	BLK	WP	HR	S	P	ERA	WHIP
Jim Colborn, R ERA: 5.21	(1, 1)	3.0	L	16	7	5	5	1	1	0	0	0	0	1	17	21	15.00	2.667
Eduardo Rodriguez, R ERA: 3.6	(4, 1)	2.1		14	7	5	4	0	2	0	0	0	0	1	12	20	15.43	3.857
Jim Slaton, R ERA: 4.5	(6, 1)	1.2		5	2	0	0	1	0	0	0	0	0	0	7	7	0.00	1.200
Bill Travers, L ERA: 5.16	(8, 1)	1.0		3	0	0	0	1	0	0	0	0	0	0	5	5	0.00	0.000

PITCHER	IP	WLS	BF	H	R	ER	SO	BB	IBB	HBP	BLK	WP	HR	S	P	ERA	WHIP

Minnesota Twins @ Detroit Tigers

Tiger Stadium, Detroit, MI

Thu Jul 18 1974, 7:05 PM EDT

Att. 14,383 - Unknown - 75 F

TOP

livebaseballscorecards.com

Batter	1	2	3	4	5	6	7	8	9	AB	R	H	RBI	BB	SO	LOB
Steve Brye, R (1, 8) OBP: 0.329, SLG: 0.368	P6	P4			1-3		L5-3 1B			4	0	1	0	0	0	1
Rod Carew, L (1, 4) OBP: 0.436, SLG: 0.455	5-3 1B		3-1		F8		L5-3 1-2			4	0	1	0	0	0	1
Steve Braun, L (1, 7) OBP: 0.386, SLG: 0.400	5-3 1-2		F8		1B 2B			BBBB G3 BB		3	1	1	0	1	0	1
Tony Oliva, L (1, 10) OBP: 0.318, SLG: 0.436	4-3		1B		2-H 1B			G3 1-2f		4	0	2	1	0	0	2
Bobby Darwin, R (1, 9) OBP: 0.329, SLG: 0.449		BBBBB 1B 1B BB	G3		F7			SSS K		3	1	0	0	1	1	2
Eric Soderholm, R (1, 5) OBP: 0.366, SLG: 0.412		1B 1-2 SH1-3 1B		FC4-6 1B		F9			SSS K	4	1	2	0	0	1	0
Jim Holt, L (1, 3) OBP: 0.307, SLG: 0.317		SH1-3 1-3 2-H 1B		F7		F8			BBBB BB	3	0	1	1	1	0	1
Jerry Terrell, R (1, 6) OBP: 0.277, SLG: 0.312 Harmon Killebrew, R (9, PH) OBP: 0.292, SLG: 0.333		SH1-3 1-2 3-H		FC4-6 FC6-4 1-2f		SSS K			SSS K	2 1	0 0	0 0	1 0	0 0	1 1	1 1
Phil Roof, R (1, 2) OBP: 0.309, SLG: 0.286 Glenn Borgmann, R (7, PH) OBP: 0.300, SLG: 0.306 (7, 2)		5-3		FC6-4 1-2f			5-3		SSS K	2 2	0 0	0 0	0 0	0 0	0 1	2 1
Inning Stats	R: 0 H: 1 E: 0 LOB: 1 K: 0 BB: 0 S: 4 P: 4	R: 2 H: 2 E: 0 LOB: 1 K: 0 BB: 1 S: 5 P: 9	R: 0 H: 1 E: 0 LOB: 1 K: 0 BB: 0 S: 4 P: 4	R: 0 H: 1 E: 0 LOB: 1 K: 0 BB: 0 S: 4 P: 4	R: 1 H: 2 E: 0 LOB: 1 K: 0 BB: 0 S: 5 P: 5	R: 0 H: 0 E: 0 LOB: 0 K: 1 BB: 0 S: 5 P: 5	R: 0 H: 1 E: 0 LOB: 0 K: 0 BB: 0 S: 3 P: 3	R: 0 H: 0 E: 0 LOB: 0 K: 1 BB: 1 S: 4 P: 8	R: 0 H: 0 E: 0 LOB: 1 K: 3 BB: 1 S: 9 P: 13	1B: 7 SF: 0 2B: 2 SAC: 1 3B: 0 DP: 2 HR: 0 HBP: 0						WP: 0 PA: 36 PB: 0 SB: 0 CS: 0	

	AB	32
	R	3
	H	8
	RBI	3
	BB	3
	SO	5
	LOB	13

PITCHER	IP	WLS	BF	H	R	ER	SO	BB	IBB	HBP	BLK	WP	HR	S	P	ERA	WHIP
Joe Coleman, R (1, 1) ERA: 4.54	9.0	W	36	8	3	3	5	3	0	0	0	0	0	43	55	3.00	1.222

PITCHER	IP	WLS	BF	H	R	ER	SO	BB	IBB	HBP	BLK	WP	HR	S	P	ERA	WHIP

Minnesota Twins @ Detroit Tigers

Tiger Stadium, Detroit, MI

Thu Jul 18 1974, 7:05 PM EDT

Att. 14,383 - Unknown - 75 F

livebaseballscorecards.com

BOTTOM

Batter	1	2	3	4	5	6	7	8	9	AB	R	H	RBI	BB	SO	LOB
Mickey Stanley, R (1, 8) OBP: 0.264, SLG: 0.311	4-3	1B	E4 1-2			F7		F9		5	0	1	0	0	0	1
Gary Sutherland, R (1, 4) OBP: 0.283, SLG: 0.329	FC 1B 1B	K	1-3			6-3				4	0	1	0	0	1	3
Al Kaline, R (1, 10) OBP: 0.327, SLG: 0.342	FC 1-2 1B		HR BB	L8		CS BB				2	1	1	0	2	0	0
Bill Freehan, R (1, 3) OBP: 0.361, SLG: 0.416	F8		HR 1-H	6-3		L 1-2	5-3			5	1	1	2	0	0	3
Jim Northrup, L (1, 9) OBP: 0.309, SLG: 0.361	FC 1-2 2-3		SH1-4 BB 4-3 BB	FC6-4 1B			BB 1B			3	1	2	0	1	0	2
Marvin Lane, R (1, 7) OBP: 0.364, SLG: 0.371	F3		4-3 SH1-4 1B 1-2 BB	FC6-4 1-2f			G6-4-3 1-2 BB			2	1	0	0	2	0	4
Aurelio Rodriguez, R (1, 5) OBP: 0.253, SLG: 0.287		HR	SH1-4 1-2 2-3			6-3	G6-4-3 1-2f			3	1	1	1	0	0	2
Ed Brinkman, R (1, 6) OBP: 0.262, SLG: 0.332		F8	4-3 2-3 3-H			6-3		4-3		4	0	0	1	0	0	1
Jerry Moses, R (1, 2) OBP: 0.276, SLG: 0.318		6-3	E 3-H 1B			L7		6-3		4	0	1	1	0	0	0
Inning Stats	R: 0 E: 0 K: 0 S: 6 H: 2 LOB: 3 BB: 0 P: 6	R: 1 E: 0 K: 1 S: 7 H: 2 LOB: 1 BB: 0 P: 7	R: 4 E: 1 K: 0 S: 6 H: 2 LOB: 2 BB: 3 P: 18	R: 0 E: 0 K: 0 S: 4 H: 1 LOB: 1 BB: 0 P: 4		R: 0 E: 0 K: 0 S: 2 H: 0 LOB: 0 BB: 1 P: 6	R: 0 E: 0 K: 0 S: 3 H: 1 LOB: 1 BB: 1 P: 7	R: 0 E: 0 K: 0 S: 3 H: 0 LOB: 0 BB: 0 P: 3		1B: 6 2B: 0 3B: 0 HR: 2 SF: 0 SAC: 1 DP: 1 HBP: 0						

PITCHER	IP	WLS	BF	H	R	ER	SO	BB	IBB	HBP	BLK	WP	HR	S	P	ERA	WHIP
Bill Butler, L (1, 1) ERA: 4.73	2.0	L	14	5	4	4	1	2	0	0	0	0	2	14	22	18.00	3.500
Ray Corbin, R (3, 1) ERA: 4.38	6.0		24	3	1	1	0	3	0	0	0	0	0	20	32	1.50	1.000

PITCHER	IP	WLS	BF	H	R	ER	SO	BB	IBB	HBP	BLK	WP	HR	S	P	ERA	WHIP

AB	32
R	5
H	8
RBI	5
BB	5
SO	1
LOB	16

WP: 0 PB: 0 SB: 0 CS: 1 PA: 38

Batter	1	2	3	4	5	6	7	8	9	AB	R	H	RBI	BB	SO	LOB
Rod Carew, L (1, 4) OBP: 0.438, SLG: 0.457	F8	1-3 1B			1-2 SH1-4 2B 1B	K		1-2 3-H 1B		5	1	3	1	0	1	1
Steve Braun, L (1, 7) OBP: 0.384, SLG: 0.398	PB E 1B 1B	4-3			1-2 2-3 SH1-4	F7		P4		4	1	1	0	0	0	5
Larry Hisle, R (1, 8) (9, 9) OBP: 0.370, SLG: 0.523	1-3 1B WP BB		F8		2-H 3-H SH1-3 2B		F8		F9	4	1	1	2	1	0	0
Tony Oliva, L (1, 10) OBP: 0.317, SLG: 0.434	1-3 3-H WP WP 1B		4-3		2-3 SH1-3		K		3-1	4	1	1	1	0	1	0
Bobby Darwin, R (1, 9) OBP: 0.327, SLG: 0.444 Steve Brye, R (9, 8) OBP: 0.329, SLG: 0.368	1-2 3-H K		1-3		BB		6-3		6-3	4 0	0 0	0 0	0 0	1 0	1 0	1 0
Eric Soderholm, R (1, 5) OBP: 0.364, SLG: 0.414	2-H 5-3			P3	K			F9 1B 2B		4	1	1	0	0	1	2
Jim Holt, L (1, 3) OBP: 0.309, SLG: 0.315 Craig Kusick, R (6, PH) (6, 3) OBP: 0.341, SLG: 0.392		FC4-6 BB		4-3	SH3 1B 2B			K		1 2	0 1	0 1	0 1	1 0	0 1	0 1
Jerry Terrell, R (1, 6) OBP: 0.272, SLG: 0.306	1-2f 1B FC4-6			4-3	2-3 SH3			2-3 F9		3	0	0	0	0	0	2
Glenn Borgmann, R (1, 2) OBP: 0.309, SLG: 0.308	F8				SH1-4 1B 2B BB	3-H 1B		1B BB		2	1	1	1	2	0	1
Inning Stats	R: 3 E: 1 K: 1 S: 7 H: 2 LOB: 0 BB: 1 P: 11	R: 0 E: 0 K: 0 S: 4 H: 1 LOB: 2 BB: 1 P: 8	R: 0 E: 0 K: 0 S: 3 H: 0 LOB: 0 BB: 0 P: 3	R: 0 E: 0 K: 0 S: 3 H: 0 LOB: 0 BB: 0 P: 3	R: 2 E: 0 K: 1 S: 7 H: 2 LOB: 2 BB: 2 P: 15	R: 1 E: 0 K: 1 S: 7 H: 2 LOB: 1 BB: 0 P: 7	R: 0 E: 0 K: 1 S: 5 H: 0 LOB: 0 BB: 0 P: 5	R: 1 E: 0 K: 1 S: 7 H: 2 LOB: 2 BB: 1 P: 11	R: 0 E: 0 K: 0 S: 3 H: 0 LOB: 0 BB: 0 P: 3	1B: 6 2B: 3 3B: 0 HR: 0 SF: 0 SAC: 3 DP: 0 HBP: 0							

PITCHER	IP	WLS	BF	H	R	ER	SO	BB	IBB	HBP	BLK	WP	HR	S	P	ERA	WHIP
Lerrin LaGrow, R (1, 1) ERA: 3.99	4.1	L	21	5	5	5	1	3	0	0	0	2	0	20	32	10.38	1.846
Woodie Fryman, L (5, 1) ERA: 4.72	4.2		20	4	2	2	4	2	0	0	0	0	0	26	34	3.86	1.286

PITCHER	IP	WLS	BF	H	R	ER	SO	BB	IBB	HBP	BLK	WP	HR	S	P	ERA	WHIP

TOP

Minnesota Twins @ Detroit Tigers

Tiger Stadium, Detroit, MI

Fri Jul 19 1974, 7:05 PM EDT

Att. 19,138 - Unknown - 75 F

livebaseballscorecards.com

AB	33
R	7
H	9
RBI	5
BB	5
SO	5
LOB	13

WP: 3	PA: 41																
PB: 1																	
SB: 0																	
CS: 0																	

Minnesota Twins @ Detroit Tigers

Tiger Stadium, Detroit, MI

Fri Jul 19 1974, 7:05 PM EDT

Att. 19,138 - Unknown - 75 F

livebaseballscorecards.com

BOTTOM

Batter	1	2	3	4	5	6	7	8	9	AB	R	H	RBI	BB	SO	LOB
Mickey Stanley, R (1, 8) OBP: 0.263, SLG: 0.318	HR	4-3		K			6-3		F9	5	1	1	1	0	1	0
Gary Sutherland, R (1, 4) OBP: 0.283, SLG: 0.326	BB 1B HR	F7			5-3		6-3			3	1	0	0	1	0	0
Al Kaline, R (1, 10) OBP: 0.329, SLG: 0.344	1B 1-2 HR	WP 1B			K			L5-3		4	1	2	0	0	1	0
Bill Freehan, R (1, 3) OBP: 0.366, SLG: 0.436	HR 1-H 2-H	F9 1-2			BB			2B 2B		3	2	2	3	1	0	1
Jim Northrup, L (1, 9) OBP: 0.311, SLG: 0.366	1B FC6-4	4-3			1-3			2B 4-3 2-H		4	0	2	1	0	0	1
Marvin Lane, R (1, 7) OBP: 0.348, SLG: 0.351 Ben Oglivie, L (6, PH) OBP: 0.398, SLG: 0.416 (7, 7) Dick Sharon, R (8, PH) OBP: 0.283, SLG: 0.244 (9, 7)	FC6-4 1B 1-2f	5-3				G5-4-3 1B		4-3 2-3		2 1 1	0 0 0	0 1 0	0 0 0	0 0 0	0 0 0	1 0 1
Aurelio Rodriguez, R (1, 5) OBP: 0.250, SLG: 0.284	P6	L4				G5-4-3 1-2f		F9		4	0	0	0	0	0	3
Ed Brinkman, R (1, 6) OBP: 0.261, SLG: 0.331	1B 1-3			5-3		K			K	4	0	1	0	0	2	0
Jerry Moses, R (1, 2) OBP: 0.273, SLG: 0.314 Gates Brown, L (7, PH) OBP: 0.304, SLG: 0.317 Gene Lamont, L (8, 2) OBP: 0.250, SLG: 0.269 Norm Cash, L (9, PH) OBP: 0.317, SLG: 0.403	5-3			F7			K		P6	2 1 0 1	0 0 0 0	0 0 0 0	0 0 0 0	0 1 0 0	0 0 0 0	2 0 0 0

Inning Stats										
	R: 4 E: 0 K: 0 S: 8	H: 5 LOB: 2 BB: 1 P: 12	R: 0 E: 0 K: 0 S: 4	H: 1 LOB: 1 BB: 0 P: 4	R: 0 E: 0 K: 0 S: 3	H: 0 LOB: 0 BB: 0 P: 3	R: 0 E: 0 K: 1 S: 5	H: 0 LOB: 0 BB: 0 P: 5	R: 0 E: 0 K: 1 S: 5	H: 0 LOB: 1 BB: 1 P: 9
	R: 0 E: 0 K: 1 S: 5	H: 1 LOB: 0 BB: 0 P: 5	R: 0 E: 0 K: 1 S: 5	H: 0 LOB: 0 BB: 0 P: 5	R: 1 E: 0 K: 0 S: 5	H: 2 LOB: 1 BB: 0 P: 5	R: 0 E: 0 K: 1 S: 5	H: 0 LOB: 0 BB: 0 P: 5	1B: 5 2B: 2 3B: 0 HR: 2	SF: 0 SAC: 0 DP: 1 HBP: 0
	WP: 1 PB: 0 SB: 0 CS: 0	PA: 37								

PITCHER		IP	WLS	BF	H	R	ER	SO	BB	IBB	HBP	BLK	WP	HR	S	P	ERA	WHIP
Vic Albury, L ERA: 4.3	(1, 1)	0.0		3	2	3	3	0	1	0	0	0	0	1	2	6	∞	∞
Dave Goltz, R ERA: 3.64	(1, 1)	7.1	W	29	7	2	2	4	1	0	0	0	1	1	36	40	2.46	1.091
Tom Burgmeier, L ERA: 4.85	(8, 1)	1.2	S	5	0	0	0	1	0	0	0	0	0	0	7	7	0.00	0.000

PITCHER	IP	WLS	BF	H	R	ER	SO	BB	IBB	HBP	BLK	WP	HR	S	P	ERA	WHIP

Minnesota Twins @ Detroit Tigers

Tiger Stadium, Detroit, MI

Sat Jul 20 1974, 7:05 PM EDT

Att. 23,593 - Unknown - 73 F

TOP

livebaseballscorecards.com

Batter	1	2	3	4	5	6	7	8	9	AB	R	H	RBI	BB	SO	LOB
Steve Brye, R (1, 8) OBP: 0.336, SLG: 0.386	HR	2-H 1B		1-3	1-2 2-H 1B		E6 BB 1B	3-H 1B		6	3	4	4	0	0	0
Rod Carew, L (1, 4) OBP: 0.436, SLG: 0.461	1B 1B 1B	1-H 2B 3B		F8 ②	F8 ②		F7 ② SSS	K ③		6	2	2	1	0	1	4
Larry Hisle, R (1, 7) OBP: 0.372, SLG: 0.524	1B 1-2 1B	3-H 2B		5-3 ③	G1 ③		BBBB 1B 1-2 1B BB		5-3 ①	5	1	2	1	1	0	2
Bobby Darwin, R (1, 9) OBP: 0.330, SLG: 0.442	SSS K ①	5-3 ③			BBBB FC1 BB E BB	BBBB FC4-6 BB BB	1B 1-2 2-H 1B		4-3 ②	4	1	1	1	2	1	3
Harmon Killebrew, R (1, 10) OBP: 0.302, SLG: 0.337	G5-4-3 1-3 2-H 1B		5-3 ①		BBBB 4-0 E 1-2 BB	BBBB 4-0 FC4-6 1-2 BB	1B 1-2 2-H 1B		5-3 ③	4	1	2	2	2	0	0
Eric Soderholm, R (1, 5) OBP: 0.358, SLG: 0.406	G5-4-3 ②③ 1-2f		4-3 ②		FC1 S 1B 1-H 2-H	FC4-6 ① 1-2f 2-3	SSS K ③			5	1	0	0	0	1	6
Jerry Terrell, R (1, 6) OBP: 0.282, SLG: 0.329		E5 1B 1B	1B S 1B		P4 ① 2-3	F8 ②		1B 3B		5	2	3	0	0	0	3
Craig Kusick, R (1, 3) OBP: 0.344, SLG: 0.385		F7 ①	1-3 1B		BBBB 4-0 1B 1B BB	P3 ③		SSS K ①		4	1	1	0	1	1	4
Glenn Borgmann, R (1, 2) OBP: 0.306, SLG: 0.305		SSS L6 ②	SSS K ③		1-2 3-H 1B		SSS K ①	6-3 ②		5	0	1	1	0	2	4

Inning Stats	R: 2 E: 0 K: 1 S: 8	H: 4 LOB: 1 BB: 0 P: 8	R: 3 E: 1 K: 0 S: 7	H: 4 LOB: 1 BB: 0 P: 7	R: 0 E: 0 K: 1 S: 7	H: 2 LOB: 2 BB: 0 P: 7	R: 0 E: 0 K: 0 S: 3	H: 0 LOB: 0 BB: 0 P: 3	R: 4 E: 1 K: 0 S: 6	H: 2 LOB: 2 BB: 3 P: 18	R: 0 E: 0 K: 0 S: 3	H: 0 LOB: 2 BB: 2 P: 11	R: 2 E: 1 K: 2 S: 10	H: 2 LOB: 2 BB: 1 P: 14	R: 1 E: 0 K: 2 S: 9	H: 2 LOB: 1 BB: 0 P: 9	R: 0 E: 0 K: 0 S: 3	H: 0 LOB: 0 BB: 0 P: 3

	1B: 12 2B: 1 3B: 2 HR: 1	SF: 0 SAC: 0 DP: 1 HBP: 0	WP: 0 PB: 0 SB: 2 CS: 0	PA: 50

	AB	44
	R	12
	H	16
	RBI	10
	BB	6
	SO	6
	LOB	26

PITCHER		IP	WLS	BF	H	R	ER	SO	BB	IBB	HBP	BLK	WP	HR	S	P	ERA	WHIP
Mickey Lolich, L ERA: 3.67	(1, 1)	1.2	L	12	8	5	5	1	0	0	0	0	0	1	14	14	27.00	4.800
Bill Slayback, R ERA: 4.17	(2, 1)	2.2		14	2	4	3	1	3	0	0	0	0	0	13	25	10.12	1.875
Dave Lemanczyk, R ERA: 5.2	(5, 1)	4.2		24	6	3	1	4	3	0	0	0	0	0	29	41	1.93	1.929

PITCHER	IP	WLS	BF	H	R	ER	SO	BB	IBB	HBP	BLK	WP	HR	S	P	ERA	WHIP

Minnesota Twins @ Detroit Tigers

Tiger Stadium, Detroit, MI

Sat Jul 20 1974, 7:05 PM EDT

Att. 23,593 - Unknown - 73 F

BOTTOM

Batter	1	2	3	4	5	6	7	8	9	AB	R	H	RBI	BB	SO	LOB
Mickey Stanley, R (1, 8) OBP: 0.263, SLG: 0.315	F8	K		F9		BB	FC6-4			4	0	0	0	1	1	5
Gary Sutherland, R (1, 4) OBP: 0.282, SLG: 0.322	F7		BB	FC6-4		F8		F7		4	0	0	0	1	0	3
Al Kaline, R (1, 10) OBP: 0.327, SLG: 0.340	L6-3		BB		L8	L6-3		L7		4	0	0	0	1	0	2
Jim Northrup, L (1, 9) OBP: 0.310, SLG: 0.364		G3	3-1		HR 1B		F3	F7		5	1	1	0	0	0	2
Norm Cash, L (1, 3) OBP: 0.327, SLG: 0.417		HR 3B	BB		P5		BB 1B BB		F8	3	2	1	0	2	0	1
Jim Nettles, L (1, 7) OBP: 0.308, SLG: 0.727		HR	K		HR		1B 1B BB		F7	4	3	2	4	1	1	3
Aurelio Rodriguez, R (1, 5) OBP: 0.252, SLG: 0.288		4-3	F8		K		1B		2B	5	0	2	1	0	1	3
Ed Brinkman, R (1, 6) OBP: 0.266, SLG: 0.335		BB 1B		F8		BB 1B	FC6-4 1B		F9	5	0	3	1	0	0	1
Gene Lamont, L (1, 2) OBP: 0.290, SLG: 0.259		BB		FC6-4 BB		F7	F8			1	0	0	0	2	0	1
Gates Brown, L (7, PH) OBP: 0.300, SLG: 0.311										1	0	0	0	0	0	2
Jerry Moses, R (8, 2) OBP: 0.273, SLG: 0.314										0	0	0	0	0	0	0
Inning Stats	R: 0 E: 0 K: 0 S: 3 H: 0 LOB: 0 BB: 0 P: 3	R: 2 E: 0 K: 1 S: 8 H: 3 LOB: 2 BB: 1 P: 12	R: 0 E: 0 K: 1 S: 5 H: 0 LOB: 3 BB: 3 P: 17	R: 0 E: 0 K: 0 S: 3 H: 0 LOB: 1 BB: 1 P: 7	R: 2 E: 0 K: 1 S: 7 H: 2 LOB: 0 BB: 0 P: 7	R: 0 E: 0 K: 0 S: 4 H: 1 LOB: 2 BB: 1 P: 8	R: 2 E: 0 K: 0 S: 5 H: 2 LOB: 2 BB: 2 P: 13	R: 0 E: 0 K: 0 S: 3 H: 0 LOB: 0 BB: 0 P: 3	R: 0 E: 0 K: 0 S: 4 H: 1 LOB: 1 BB: 0 P: 4	1B: 5 2B: 1 3B: 1 HR: 2 SF: 0 SAC: 0 DP: 0 HBP: 0	WP: 0 PB: 0 SB: 0 CS: 0 PA: 44					

livebaseballscorecards.com

	AB	36
	R	6
	H	9
	RBI	6
	BB	8
	SO	3
	LOB	23

PITCHER		IP	WLS	BF	H	R	ER	SO	BB	IBB	HBP	BLK	WP	HR	S	P	ERA	WHIP
Joe Decker, R ERA: 3.09	(1, 1)	5.1	W	28	6	4	4	3	6	0	0	0	0	2	28	52	6.75	2.250
Bill Campbell, R ERA: 3.16	(6, 1)	3.2	S	16	3	2	2	0	2	0	0	0	0	0	14	22	4.91	1.364

PITCHER		IP	WLS	BF	H	R	ER	SO	BB	IBB	HBP	BLK	WP	HR	S	P	ERA	WHIP

Minnesota Twins @ Detroit Tigers

Tiger Stadium, Detroit, MI

Sun Jul 21 1974, 3:33 AM EDT

Att. 17,269 - Sunny - 74 F

livebaseballscorecards.com

Batter	1	2	3	4	5	6	7	8	9	AB	R	H	RBI	BB	SO	LOB
Steve Brye, R (1, 8) OBP: 0.339, SLG: 0.386	E5 FC6-4	1B BB		F7	5-3		FC3-6 1B		WP 1B	5	0	2	0	1	0	1
Rod Carew, L (1, 4) OBP: 0.440, SLG: 0.465	FC6-4 S 1B	1B		FC5-2 1B 2B	5-3 1B		FC3-6 WP S		BB	5	2	3	1	1	0	3
Larry Hisle, R (1, 7) OBP: 0.374, SLG: 0.520	K	4-3		FC5-2 1B IBB	5-3 1B		6-3		BB	4	1	1	0	2	1	4
Harmon Killebrew, R (1, 10) OBP: 0.298, SLG: 0.332	BB 1B		K	FC5-2 1B HR	5-3		F7		F9	6	1	1	1	0	1	9
Bobby Darwin, R (1, 9) OBP: 0.331, SLG: 0.440	BB		K	HR 1B	K			K		4	1	1	2	1	3	2
Eric Soderholm, R (1, 5) OBP: 0.355, SLG: 0.413	F9		K	HR		6-3		F8		5	1	1	3	0	1	2
Jerry Terrell, R (1, 6) OBP: 0.280, SLG: 0.325		4-3	E 1B E6 BB			4-3		K		5	1	1	0	0	1	0
Craig Kusick, R (1, 3) OBP: 0.358, SLG: 0.395		BB 1B BB	E9 1B 2B BB			5-3			K	3	2	1	1	2	1	0
Phil Roof, R (1, 2) OBP: 0.333, SLG: 0.302		K	2B FC5-2 1B K				FC3-6 1B WP 1B		1B HBP	4	1	2	1	0	2	3

TOP

AB	41
R	10
H	13
RBI	9
BB	7
SO	10
LOB	24

Inning Stats	1	2	3	4	5	6	7	8	9
	R: 1 E: 1 K: 1 S: 7	H: 1 LOB: 2 BB: 1 P: 11	R: 1 E: 0 K: 1 S: 6	H: 1 LOB: 2 BB: 2 P: 14	R: 0 E: 0 K: 3 S: 9	H: 0 LOB: 0 BB: 0 P: 9	R: 7 E: 2 K: 1 S: 12	H: 6 LOB: 2 BB: 2 P: 20	R: 0 E: 0 K: 1 S: 7	H: 2 LOB: 2 BB: 0 P: 7	R: 0 E: 0 K: 0 S: 3	H: 0 LOB: 0 BB: 0 P: 3	R: 1 E: 0 K: 0 S: 5	H: 2 LOB: 1 BB: 0 P: 5	R: 0 E: 0 K: 2 S: 7	H: 0 LOB: 0 BB: 0 P: 7	R: 0 E: 0 K: 1 S: 5	H: 1 LOB: 3 BB: 2 P: 14

1B: 10	SF: 0
2B: 2	SAC: 0
3B: 0	DP: 0
HR: 1	HBP: 1

WP: 2	PA: 49
PB: 0	
SB: 2	
CS: 0	

PITCHER		IP	WLS	BF	H	R	ER	SO	BB	IBB	HBP	BLK	WP	HR	S	P	ERA	WHIP
Luke Walker, L ERA: 4.6	(1, 1)	3.1	L	20	6	6	5	5	3	0	0	0	0	0	27	39	13.50	2.700
Lerrin LaGrow, R ERA: 4.16	(4, 1)	0.2		7	2	3	3	1	1	1	0	0	0	1	7	15	40.50	4.500
Jim Ray, R ERA: 4.25	(5, 1)	3.0		13	4	1	1	1	0	0	0	0	1	0	15	15	3.00	1.333
John Hiller, L ERA: 2.66	(8, 1)	2.0		9	1	0	0	3	2	0	1	0	1	0	12	21	0.00	1.500

PITCHER		IP	WLS	BF	H	R	ER	SO	BB	IBB	HBP	BLK	WP	HR	S	P	ERA	WHIP

Minnesota Twins @ Detroit Tigers

Tiger Stadium, Detroit, MI

Sun Jul 21 1974, 3:33 AM EDT

Att. 17,269 - Sunny - 74 F

BOTTOM

Batter	1	2	3	4	5	6	7	8	9	AB	R	H	RBI	BB	SO	LOB
Mickey Stanley, R (1, 8) OBP: 0.267, SLG: 0.316	E 1B		1B SF8 1B	FC6-4 1-2f		BBB 4-0 BB		SSS 0-3 K		4	1	2	0	1	1	1
Gary Sutherland, R (1, 4) OBP: 0.281, SLG: 0.320	E6 1-2		1-3 1B		5-3	F9		1-3		5	0	1	0	0	0	2
Ben Oglivie, L (1, 10) OBP: 0.396, SLG: 0.418 Al Kaline, R (6, PH) OBP: 0.325, SLG: 0.337	F9		SF8 3-H		E FC4 2B 1B	L4		L9		2 2	1 0	1 0	1 0	0 0	0 0	2 1
Jim Northrup, L (1, 9) OBP: 0.306, SLG: 0.358	SSS 0-3 K		SSS 0-3 K		FC4 BB 2B 1-3		1-3		4-3	5	1	0	0	0	2	4
Jim Nettles, L (1, 7) OBP: 0.313, SLG: 0.615 Marvin Lane, R (7, PH) OBP: 0.354, SLG: 0.359 (8, 7)	SSS 0-3 K			F7	BBB 4-0 2B 1-2 BB		1B 1B		5-3	2 2	1 1	0 1	0 0	1 0	1 0	2 0
Bill Freehan, R (1, 3) OBP: 0.367, SLG: 0.447		F3		HR	SSS 0-3 K		P4		1B	5	1	2	1	0	1	4
Aurelio Rodriguez, R (1, 5) OBP: 0.257, SLG: 0.302		L5	6-3 3B		1-H 2-H 3-H 2B		1B 1-2 1B		5-3	5	1	3	3	0	0	1
Ed Brinkman, R (1, 6) OBP: 0.266, SLG: 0.334		F8		6-3 3-H	F2		1-3 2-H 1B			4	0	1	2	0	0	1
Jerry Moses, R (1, 2) OBP: 0.273, SLG: 0.313			SSS 0-3 K	FC6-4 1B		SSS 0-3 K	SSS 0-3 K			4	0	1	0	0	3	2

	AB	40
	R	7
	H	12
	RBI	7
	BB	2
	SO	8
	LOB	20

livebaseballscorecards.com

Inning Stats																																		
	R: 0	H: 1		R: 0	H: 0		R: 1	H: 2		R: 2	H: 3		R: 3	H: 2		R: 0	H: 0		R: 1	H: 3		R: 0	H: 0		R: 0	H: 1		1B: 9	SF: 1		WP: 0	PA: 43			
	E: 1	LOB: 2		E: 0	LOB: 0		E: 0	LOB: 1		E: 0	LOB: 1		E: 1	LOB: 1		E: 0	LOB: 1		E: 0	LOB: 2		E: 0	LOB: 0		E: 0	LOB: 1		2B: 1	SAC: 0		PB: 0				
	K: 2	BB: 0		K: 0	BB: 0		K: 2	BB: 0		K: 0	BB: 0		K: 1	BB: 1		K: 1	BB: 1		K: 1	BB: 0		S: 5	BB: 0		K: 0	BB: 0		3B: 1	DP: 0		SB: 0				
	S: 9	P: 9		S: 3	P: 3		S: 9	P: 9		S: 6	P: 6		S: 8	P: 12		S: 5	P: 9		S: 8	P: 8		S: 5	P: 5		S: 4	P: 4		HR: 1	HBP: 0		CS: 0				

PITCHER		IP	WLS	BF	H	R	ER	SO	BB	IBB	HBP	BLK	WP	HR	S	P	ERA	WHIP
Bert Blyleven, R ERA: 3.1	(1, 1)	5.0	W	26	8	6	3	5	1	0	0	0	0	1	35	39	5.40	1.800
Tom Burgmeier, L ERA: 4.68	(6, 1)	4.0	S	17	4	1	1	3	1	0	0	0	0	0	22	26	2.25	1.250

PITCHER	IP	WLS	BF	H	R	ER	SO	BB	IBB	HBP	BLK	WP	HR	S	P	ERA	WHIP

Minnesota Twins @ Oakland Athletics

Oakland-Alameda County Coliseum, Oakland, CA

Thu Jul 25 1974, 3:33 AM PDT

Att. 5,606 - Unknown - 75 F

livebaseballscorecards.com

TOP

Batter	1	2	3	4	5	6	7	8	9	AB	R	H	RBI	BB	SO	LOB
Steve Brye, R (1, 8) OBP: 0.334, SLG: 0.381	F9		FC5 BB 1-2		5-3		F8			4	0	0	0	0	0	1
Rod Carew, L (1, 4) OBP: 0.440, SLG: 0.464	E6 CS		FC5-4 BB 1-2 2-3		FC6-4 1B			1-3		3	0	1	0	1	0	0
Larry Hisle, R (1, 9) OBP: 0.370, SLG: 0.513	K 1-2		K		FC6-4 1-2f			6-3		4	0	0	0	0	2	5
Harmon Killebrew, R (1, 10) OBP: 0.302, SLG: 0.332		F8	FC5-4 1-2f			G5-4-3 1B		BB		3	0	1	0	1	0	3
Eric Soderholm, R (1, 5) OBP: 0.357, SLG: 0.410		E BB		BB		G5-4-3 1-2f		F8		2	0	0	0	2	0	2
Steve Braun, L (1, 7) OBP: 0.379, SLG: 0.392		E4 G6-4-3 1-2		K		4-3			1-3	4	0	0	0	0	1	2
Jerry Terrell, R (1, 6) OBP: 0.274, SLG: 0.318		G6-4-3 1-2f		F3			3-1		F9	3	0	0	0	0	0	3
Bobby Darwin, R (9, PH) OBP: 0.330, SLG: 0.438										1	0	0	0	0	0	0
Craig Kusick, R (1, 3) OBP: 0.354, SLG: 0.424			F9	K			HR		6-3	4	1	1	1	0	1	1
Glenn Borgmann, R (1, 2) OBP: 0.307, SLG: 0.302			BB E BB		K		F8			2	0	0	0	1	1	0

	AB	30
	R	1
	H	3
	RBI	1
	BB	5
	SO	5
	LOB	17

Inning Stats	1	2	3	4	5	6	7	8	9
	R: 0 E: 1 K: 1 S: 5	H: 0 LOB: 1 BB: 0 P: 5	R: 0 E: 1 K: 0 S: 3	H: 0 LOB: 1 BB: 1 P: 7	R: 0 E: 1 K: 1 S: 6	H: 0 LOB: 3 BB: 2 P: 14	R: 0 E: 0 K: 2 S: 7	H: 0 LOB: 1 BB: 1 P: 11	R: 0 E: 0 K: 1 S: 6	H: 1 LOB: 1 BB: 0 P: 6	R: 0 E: 0 K: 0 S: 3	H: 1 LOB: 0 BB: 0 P: 3	R: 1 E: 0 K: 0 S: 4	H: 1 LOB: 0 BB: 0 P: 4	R: 0 E: 0 K: 0 S: 3	H: 0 LOB: 1 BB: 1 P: 7	R: 0 E: 0 K: 0 S: 3	H: 0 LOB: 0 BB: 0 P: 3

	1B: 2	SF: 0	WP: 0	PA: 35
	2B: 1	SAC: 0	PB: 0	
	3B: 0	DP: 3	SB: 0	
	HR: 1	HBP: 0	CS: 1	

PITCHER	IP	WLS	BF	H	R	ER	SO	BB	IBB	HBP	BLK	WP	HR	S	P	ERA	WHIP
Vida Blue, L (1, 1) ERA: 3.34	9.0	W	35	3	1	1	5	5	0	0	0	0	1	40	60	1.00	0.889

PITCHER	IP	WLS	BF	H	R	ER	SO	BB	IBB	HBP	BLK	WP	HR	S	P	ERA	WHIP

Batter	1	2	3	4	5	6	7	8	9	AB	R	H	RBI	BB	SO	LOB
Bill North, S (1, 8) OBP: 0.335, SLG: 0.338	1-3	G6-3 1-2f		P6		K		1-2 BB		4	0	0	0	1	1	3
Bert Campaneris, R (1, 6) OBP: 0.347, SLG: 0.367	HR 3B		F9	1-3		F8		F8		5	1	1	0	0	0	1
Sal Bando, R (1, 5) OBP: 0.388, SLG: 0.476	3-H HR		HR		BB 2B BB	1B				3	3	3	3	1	0	0
Reggie Jackson, L (1, 9) OBP: 0.406, SLG: 0.548	F5		2B 1B		1-2 FC3-2 BB	K				3	0	1	0	1	1	1
Joe Rudi, R (1, 3) OBP: 0.336, SLG: 0.471	F8		K		FC3-2 1-3 2-H 2B		5-3			4	0	1	1	0	1	1
Claudell Washington, L (1, 10) OBP: 0.273, SLG: 0.389		FC 1B 1B	1-3 2B		K		4-3			4	0	2	0	0	1	2
Angel Mangual, R (1, 7) OBP: 0.278, SLG: 0.421		F7	1-3		FC3-2 IBB		K			3	0	0	0	1	1	3
Gene Tenace, R (1, 2) OBP: 0.389, SLG: 0.389		FC 1-2 1B		F8	FC3-2 1-2 2-3 3-Hf			F8		1	0	1	0	0	0	0
Larry Haney, R (3, 2) OBP: 0.167, SLG: 0.185										3	0	0	0	0	0	3
Dick Green, R (1, 4) OBP: 0.307, SLG: 0.336		FC G6-3 1-2 2-3		HR	F3			E6 CS		4	1	1	1	0	0	5
Herb Washington, R (8, PR)										0	0	0	0	0	0	0
Ted Kubiak, S (9, 4) OBP: 0.270, SLG: 0.240										0	0	0	0	0	0	0
Inning Stats	R: 2 E: 0 K: 0 S: 5 H: 2 LOB: 0 BB: 0 P: 5	R: 0 E: 0 K: 0 S: 5 H: 2 LOB: 2 BB: 0 P: 5	R: 1 E: 0 K: 1 S: 8 H: 3 LOB: 2 BB: 0 P: 8	R: 1 E: 0 K: 0 S: 4 H: 1 LOB: 0 BB: 0 P: 4	R: 1 E: 0 K: 1 S: 6 H: 1 LOB: 3 BB: 3 P: 18	R: 0 E: 0 K: 2 S: 8 H: 1 LOB: 1 BB: 0 P: 8	R: 0 E: 0 K: 1 S: 5 H: 0 LOB: 0 BB: 0 P: 5	R: 0 E: 1 K: 0 S: 3 H: 0 LOB: 1 BB: 1 P: 7		1B: 4 2B: 2 3B: 1 HR: 3 SF: 0 SAC: 0 DP: 1 HBP: 0					WP: 0 PB: 0 SB: 0 CS: 1 PA: 38	

PITCHER		IP	WLS	BF	H	R	ER	SO	BB	IBB	HBP	BLK	WP	HR	S	P	ERA	WHIP
Joe Decker, R ERA: 3.3	(1, 1)	4.0	L	22	8	5	5	1	2	0	0	0	0	3	22	30	11.25	2.500
Bill Butler, L ERA: 4.4	(5, 1)	4.0		16	2	0	0	4	1	1	0	0	0	0	22	30	0.00	0.750

PITCHER	IP	WLS	BF	H	R	ER	SO	BB	IBB	HBP	BLK	WP	HR	S	P	ERA	WHIP

BOTTOM

Minnesota Twins @ Oakland Athletics

Oakland-Alameda County Coliseum, Oakland, CA

Thu Jul 25 1974, 3:33 AM PDT

Att. 5,606 - Unknown - 75 F

livebaseballscorecards.com

AB	34
R	5
H	10
RBI	5
BB	4
SO	5
LOB	19

Minnesota Twins @ Oakland Athletics

Oakland-Alameda County Coliseum, Oakland, CA

Fri Jul 26 1974, 7:05 PM PDT

Att. 9,059 - Unknown - 65 F

TOP

livebaseballscorecards.com

Batter	1	2	3	4	5	6	7	8	9	AB	R	H	RBI	BB	SO	LOB
Steve Brye, R (1, 8) OBP: 0.330, SLG: 0.375	5-3		5-3		F9			F8		4	0	0	0	0	0	1
Rod Carew, L (1, 4) OBP: 0.438, SLG: 0.462	6-3		6-3			PB, S, SF8, 1B		2-3		4	1	1	0	0	0	0
Steve Braun, L (1, 7) OBP: 0.375, SLG: 0.387	F8			P1		F5, 1-3		4-3		4	0	0	0	0	0	1
Tony Oliva, L (1, 10) OBP: 0.322, SLG: 0.434		HR, 1B		G3		BBB, BB			BBB, 1B, BB	2	1	1	0	2	0	0
Jerry Terrell, R (9, PR) OBP: 0.274, SLG: 0.318										0	0	0	0	0	0	0
Larry Hisle, R (1, 9) OBP: 0.371, SLG: 0.528		1-H, HR		PB, 2B		SF8, 3-H			SSS, K	3	1	2	3	0	1	1
Eric Soderholm, R (1, 5) OBP: 0.354, SLG: 0.405		F8		L5, 2-3		F8			1-2, 1B	3	0	0	0	0	0	2
Harmon Killebrew, R (9, PH) OBP: 0.305, SLG: 0.335										1	0	1	0	0	0	0
Luis Gomez, R (9, PR) OBP: 0.256, SLG: 0.204										0	0	0	0	0	0	0
Jim Holt, L (1, 3) OBP: 0.317, SLG: 0.329		1B			2B		4-3, 1		F8, 2	0	0	0	0	0	0	0
Craig Kusick, R (7, PH) OBP: 0.350, SLG: 0.419										1	0	0	0	0	0	0
(7, 3)										1	0	0	0	0	0	2
Bobby Darwin, R (9, PH) OBP: 0.329, SLG: 0.437																
Danny Thompson, R (1, 6) OBP: 0.336, SLG: 0.416		G1-6-3, 1-2f			L4		L7		SSS, K	4	0	0	0	0	1	4
Phil Roof, R (1, 2) OBP: 0.317, SLG: 0.286			1-3		SSS, K		5-3			3	0	0	0	0	1	1

	AB	30
	R	3
	H	5
	RBI	3
	BB	2
	SO	3
	LOB	12

Inning Stats	1	2	3	4	5	6	7	8	9
	R: 0 E: 0 K: 0 S: 3	H: 0 LOB: 0 BB: 0 P: 3	R: 2 E: 0 K: 0 S: 5	H: 3 LOB: 0 BB: 0 P: 5	R: 0 E: 0 K: 0 S: 3	H: 0 LOB: 0 BB: 0 P: 3	R: 0 E: 0 K: 0 S: 4	H: 1 LOB: 1 BB: 0 P: 4	R: 0 E: 0 K: 1 S: 6	H: 1 LOB: 1 BB: 0 P: 6	R: 1 E: 0 K: 0 S: 4	H: 1 LOB: 1 BB: 1 P: 8	R: 0 E: 0 K: 0 S: 3	H: 0 LOB: 0 BB: 0 P: 3	R: 0 E: 0 K: 0 S: 3	H: 0 LOB: 0 BB: 0 P: 3	R: 0 E: 0 K: 2 S: 8	H: 1 LOB: 2 BB: 1 P: 12

	1B: 4	SF: 1
	2B: 2	SAC: 0
	3B: 0	DP: 1
	HR: 1	HBP: 0

	WP: 0	PA: 35
	PB: 2	
	SB: 1	
	CS: 0	

PITCHER		IP	WLS	BF	H	R	ER	SO	BB	IBB	HBP	BLK	WP	HR	S	P	ERA	WHIP
Glenn Abbott, R ERA: 3.0	(1, 1)	6.0	W	24	6	3	2	1	1	0	0	0	0	1	25	29	3.00	1.167
Paul Lindblad, L ERA: 1.17	(7, 1)	2.0		7	0	0	0	0	1	0	0	0	0	0	6	10	0.00	0.500
Rollie Fingers, R ERA: 2.91	(9, 1)	1.0	S	4	1	0	0	2	0	0	0	0	0	0	8	8	0.00	1.000

PITCHER		IP	WLS	BF	H	R	ER	SO	BB	IBB	HBP	BLK	WP	HR	S	P	ERA	WHIP

Batter	1	2	3	4	5	6	7	8	9	AB	R	H	RBI	BB	SO	LOB
Bill North, S (1, 8) OBP: 0.338, SLG: 0.342	CS 1B		F7		2-3 1B	1-2 2-3 3-H 1B		5-3		5	0	3	1	0	0	1
Bert Campaneris, R (1, 6) OBP: 0.350, SLG: 0.370	CS 1B			F8	K	1-3 2-H 3-H 1B		G4-3		5	0	3	2	0	1	2
Sal Bando, R (1, 5) OBP: 0.386, SLG: 0.471	P4			1B BB 1B	P5	P5		G4-3		5	0	1	0	0	0	6
Reggie Jackson, L (1, 9) OBP: 0.404, SLG: 0.543		3-1		K		F7	1B 1B BB			3	1	0	0	1	1	1
Joe Rudi, R (1, 3) OBP: 0.340, SLG: 0.473		K		1B		4-3 1B	1B			3	1	2	0	1	1	0
Claudell Washington, L (1, 10) OBP: 0.288, SLG: 0.397 Herb Washington, R (7, PR)		5-3		FC4-6 1B		4-3				4 0	0 0	2 0	1 0	0 0	0 0	1 0
Angel Mangual, R (1, 7) OBP: 0.278, SLG: 0.418		3-1		FC4-6		BB 1B 2-H 1B		F9		4	1	1	1	0	0	5
Dick Green, R (1, 4) OBP: 0.313, SLG: 0.341		F9			1B 1-5-3 1B	1B BB 1-2 1B		K		4	1	2	0	0	1	2
Larry Haney, R (1, 2) OBP: 0.174, SLG: 0.193 Pat Bourque, L (6, PH) OBP: 0.333, SLG: 0.321 Tim Hosley, R (6, PR) OBP: 0.250, SLG: 0.333 (7, 2)					1-5-3	1B 1-2 2-3 BB		P4		2 0 1	0 0 1	1 0 0	0 0 0	0 1 0	0 0 0	1 0 2
Inning Stats	R: 0 E: 0 K: 0 S: 3 H: 2 LOB: 0 BB: 0 P: 3	R: 0 E: 0 K: 1 S: 5 H: 0 LOB: 0 BB: 0 P: 5	R: 0 E: 0 K: 0 S: 4 H: 1 LOB: 1 BB: 0 P: 4	R: 0 E: 0 K: 1 S: 7 H: 2 LOB: 3 BB: 1 P: 11	R: 0 E: 0 K: 1 S: 7 H: 2 LOB: 2 BB: 0 P: 7	R: 4 E: 0 K: 0 S: 8 H: 5 LOB: 2 BB: 1 P: 12	R: 1 E: 0 K: 1 S: 7 H: 2 LOB: 2 BB: 1 P: 11	R: 0 E: 0 K: 0 S: 3 H: 1 LOB: 0 BB: 0 P: 3		1B: 15 2B: 0 3B: 0 HR: 0	SF: 0 SAC: 0 DP: 1 HBP: 0					

PITCHER		IP	WLS	BF	H	R	ER	SO	BB	IBB	HBP	BLK	WP	HR	S	P	ERA	WHIP
Bert Blyleven, R ERA: 3.21	(1, 1)	5.2	L	27	10	4	4	3	2	0	0	0	0	0	31	39	6.35	2.118
Bill Campbell, R ERA: 3.26	(6, 1)	0.1		6	4	1	1	0	1	0	0	0	0	0	5	9	27.00	15.000
Tom Burgmeier, L ERA: 4.52	(7, 1)	2.0		6	1	0	0	1	0	0	0	0	0	0	8	8	0.00	0.500

PITCHER	IP	WLS	BF	H	R	ER	SO	BB	IBB	HBP	BLK	WP	HR	S	P	ERA	WHIP

BOTTOM

Minnesota Twins @ Oakland Athletics

Oakland-Alameda County Coliseum, Oakland, CA

Fri Jul 26 1974, 7:05 PM PDT

Att. 9,059 - Unknown - 65 F

livebaseballscorecards.com

AB	36
R	5
H	15
RBI	5
BB	3
SO	4
LOB	21

WP: 0	PB: 0	SB: 0	CS: 2
PA: 39			

Batter	1	2	3	4	5	6	7	8	9	AB	R	H	RBI	BB	SO	LOB
Rod Carew, L (1, 4) OBP: 0.438, SLG: 0.460	F8	E9 1-3		G3			BBBB SH1-3 1B 2B BB		F8	4	1	1	0	1	0	1
Steve Braun, L (1, 7) OBP: 0.375, SLG: 0.387	1-3	K SSS			CS 1B		1-2 SH1-3 2B 1B		F8	5	1	2	0	0	1	2
Larry Hisle, R (1, 8) (9, 9) OBP: 0.367, SLG: 0.521	K SSS		K SSS		F8 1-2		SH1-3 1-2 2-3		F2	4	0	0	0	0	2	1
Tony Oliva, L (1, 10) OBP: 0.324, SLG: 0.436		1B 2B 2B	6-3		F8		2B IBB			3	1	1	0	1	0	0
Bobby Darwin, R (1, 9) OBP: 0.328, SLG: 0.438 Steve Brye, R (9, 8) OBP: 0.330, SLG: 0.375	F7	K SSS				F9	1-3 2-H 3-H 2B			4 0	0 0	1 0	2 0	0 0	1 0	1 0
Jim Holt, L (1, 3) OBP: 0.321, SLG: 0.333	2-3 1B			1B		5-3	L9			0	2	0	0	0	0	0
Eric Soderholm, R (1, 5) OBP: 0.359, SLG: 0.414	1-3 3-H 1B 2B			6-3 1-2 1B		1B 1B		G1		4	1	3	1	0	0	0
Jerry Terrell, R (1, 6) OBP: 0.274, SLG: 0.317	F9			6-3 1-2 2-3		1-2 1B		F7		4	0	1	0	0	0	4
Glenn Borgmann, R (1, 2) OBP: 0.306, SLG: 0.302	E 1B 2-H 3-H 1B			SF7 3-H		F3		F7		3	0	1	3	0	0	2

| Inning Stats | | | |

Batter	1	2	3	4	5	6	7	8	9	AB	R	H	RBI	BB	SO	LOB
Bill North, S (1, 8) OBP: 0.337, SLG: 0.341	6-3		F7		K		1B			4	0	1	1	0	1	2
Bert Campaneris, R (1, 6) OBP: 0.351, SLG: 0.371	1B		1-3 1B		K		6-3			4	0	2	0	0	1	2
Sal Bando, R (1, 5) OBP: 0.384, SLG: 0.468	P4		K			1B		K		4	0	1	0	0	2	3
Reggie Jackson, L (1, 9) OBP: 0.403, SLG: 0.539	F8			F7		F8		1B		4	0	1	0	0	0	2
Joe Rudi, R (1, 3) OBP: 0.339, SLG: 0.471		L6		FC3-6 1B		K		L6		4	0	1	0	0	1	2
Claudell Washington, L (1, 10) OBP: 0.270, SLG: 0.371		F5		FC3-6 1-2f		L8		F7		4	0	0	0	0	0	3
Angel Mangual, R (1, 7) OBP: 0.273, SLG: 0.411		1-3		G3			6-3		F8	4	0	0	0	0	0	1
Gene Tenace, R (1, 2) OBP: 0.393, SLG: 0.392			1B 1B		FC6-4 1B		BB 5-3 1B		K	3	1	2	0	1	1	0
Dick Green, R (1, 4) OBP: 0.306, SLG: 0.333			F8		FC6-4 1-2f		5-3 1-2		L4	3	0	0	0	0	0	3
Jesus Alou, R (9, PH) OBP: 0.330, SLG: 0.333										1	0	0	0	0	0	0

BOTTOM

Minnesota Twins @ Oakland Athletics

Oakland-Alameda County Coliseum, Oakland, CA

Sat Jul 27 1974, 3:33 AM PDT

Att. 9,523 - Unknown - 78 F

livebaseballscorecards.com

AB	35
R	1
H	8
RBI	1
BB	1
SO	6
LOB	18

Inning Stats	1	2	3	4	5	6	7	8	9
	R: 0 H: 1 E: 0 LOB: 1 K: 0 BB: 0 S: 4 P: 4	R: 0 H: 0 E: 0 LOB: 0 K: 0 BB: 0 S: 3 P: 3	R: 0 H: 2 E: 0 LOB: 2 K: 1 BB: 0 S: 7 P: 7	R: 0 H: 1 E: 1 LOB: 1 K: 0 BB: 0 S: 4 P: 4	R: 0 H: 1 E: 0 LOB: 1 K: 2 BB: 0 S: 8 P: 8	R: 0 H: 1 E: 0 LOB: 1 K: 1 BB: 0 S: 6 P: 6	R: 1 H: 1 E: 0 LOB: 1 K: 0 BB: 1 S: 4 P: 8	R: 0 H: 1 E: 0 LOB: 1 K: 1 BB: 0 S: 6 P: 6	R: 0 H: 0 E: 0 LOB: 0 K: 1 BB: 0 S: 5 P: 5

	1B	SF	WP	PA
	8	0	0	36
	2B: 0	SAC: 0	PB: 0	
	3B: 0	DP: 0	SB: 0	
	HR: 0	HBP: 0	CS: 0	

PITCHER	IP	WLS	BF	H	R	ER	SO	BB	IBB	HBP	BLK	WP	HR	S	P	ERA	WHIP
Ray Corbin, R (1, 1) ERA: 4.03	9.0	W	36	8	1	1	6	1	0	0	0	0	0	47	51	1.00	1.000

PITCHER	IP	WLS	BF	H	R	ER	SO	BB	IBB	HBP	BLK	WP	HR	S	P	ERA	WHIP

Batter	1	2	3	4	5	6	7	8	9	AB	R	H	RBI	BB	SO	LOB
Steve Brye, R (1, 8) OBP: 0.325, SLG: 0.369	S S S 0-3 ① K	S S S 0-3 ③ K 1-2 2-3 3-H		x 0-0 ① F7		x 0-0 ③ F9		x 0-0 ③ F9		5	0	0	0	0	2	5
Rod Carew, L (1, 4) OBP: 0.433, SLG: 0.454	x 0-0 ② F7		x 0-0 ① 1-3	x 0-0 ② 4-3 1-2			x 0-0 ① P6		x 0-0 ① 4-3	5	0	0	0	0	0	1
Bobby Darwin, R (1, 9) OBP: 0.332, SLG: 0.444 Larry Hisle, R (9, PR) OBP: 0.367, SLG: 0.521 (9, 9)	x 0-0 1B		x 0-0 ② P6	x 0-0 ③ F9			x 0-0 3B		H 1-0 S HBP	4 0	0 0	2 0	0 0	0 0	0 0	1 0
Harmon Killebrew, R (1, 10) OBP: 0.302, SLG: 0.332	S S S 0-3 ③ K		S S S 0-3 ③ K		x 0-0 1B		x 0-0 ② 5-3		x 0-0 ② F7 1-2	5	0	1	0	0	2	3
Eric Soderholm, R (1, 5) OBP: 0.359, SLG: 0.412		x 0-0 ① F9		x 0-0 E 1B 1B 1B	x 0-0 ① F9		x 0-0 ③ L6		4-0 IBB	4	1	1	0	1	0	2
Steve Braun, L (1, 7) OBP: 0.375, SLG: 0.386		B B B B 4-0 FC6-4 BB WP BB		x 0-0 1-2 E 1B 1B	S S S 0-3 ② K			S S S 0-3 ① K	x 0-0 ③ F8	4	2	1	0	1	2	3
Craig Kusick, R (1, 3) OBP: 0.356, SLG: 0.409		B B B B 4-0 1-2 FC6-4 BB		x 0-0 E6 1B 1B 1B 1-2 2-3	x 0-0 ③ F8			B B B B 4-0 SH3 BB		2	1	0	0	2	0	3
Jerry Terrell, R (1, 6) OBP: 0.275, SLG: 0.317		x 0-0 ② FC6-4 WP BB 1-2f 2-3		x 0-0 1B 1B 1B 1-3 2-H 3-H		x 0-0 ① 6-3		x 0-0 ② SH3 1-2		3	1	1	2	0	0	2
Glenn Borgmann, R (1, 2) OBP: 0.314, SLG: 0.304		B B B B 4-0 WP 1-2 BB		x 0-0 4-3 1-H 3-H 1B		x 0-0 ② L5		B B B B 4-0 BB		2	0	1	2	2	0	0
Inning Stats	R: 0 H: 1 E: 0 LOB: 1 K: 2 BB: 0 S: 8 P: 8	R: 1 H: 0 E: 0 LOB: 2 K: 1 BB: 3 S: 5 P: 17	R: 0 H: 0 E: 0 LOB: 0 K: 1 BB: 0 S: 5 P: 5	R: 4 H: 4 E: 1 LOB: 1 K: 0 BB: 0 S: 8 P: 8	R: 0 H: 1 E: 0 LOB: 1 K: 1 BB: 0 S: 6 P: 6	R: 0 H: 0 E: 0 LOB: 0 K: 0 BB: 0 S: 3 P: 3	R: 0 H: 1 E: 0 LOB: 1 K: 0 BB: 0 S: 4 P: 4	R: 0 H: 0 E: 0 LOB: 2 K: 1 BB: 2 S: 5 P: 13	R: 0 H: 0 E: 0 LOB: 2 K: 0 BB: 1 S: 3 P: 8	1B: 6 SF: 0 2B: 0 SAC: 1 3B: 1 DP: 0 HR: 0 HBP: 1						

PITCHER	IP	WLS	BF	H	R	ER	SO	BB	IBB	HBP	BLK	WP	HR	S	P	ERA	WHIP
Andy Hassler, L (1, 1) ERA: 2.7	9.0	L	42	7	5	4	6	5	1	1	0	1	0	47	72	4.00	1.333

PITCHER	IP	WLS	BF	H	R	ER	SO	BB	IBB	HBP	BLK	WP	HR	S	P	ERA	WHIP

TOP

Minnesota Twins @ California Angels

Anaheim Stadium, Anaheim, CA

Sun Jul 28 1974, 6:33 AM EDT

Unknown - 74 F

livebaseballscorecards.com

AB	34
R	5
H	7
RBI	4
BB	6
SO	6
LOB	20

WP: 1	PA: 42		
PB: 0			
SB: 1			
CS: 0			

Batter	1	2	3	4	5	6	7	8	9	AB	R	H	RBI	BB	SO	LOB
Mickey Rivers, L (1, 8) OBP: 0.343, SLG: 0.393	SF9 3B	F8		BB		SF8 3-H		K		3	1	1	1	1	1	0
Denny Doyle, L (1, 4) OBP: 0.291, SLG: 0.305	SF9 3-H		K	4-3		K 1-2		K		4	0	0	1	0	3	2
Bruce Bochte, L (1, 9) OBP: 0.500, SLG: 0.421 (8, 3)	4-3		F5		3-1		K		K	5	0	0	0	0	2	0
Frank Robinson, R (1, 10) OBP: 0.361, SLG: 0.457 Winston Llenas, R (7, PH) OBP: 0.312, SLG: 0.417	HR		BB 1B HBP		F9		P6		FC3-6 BB	2 1	1 0	1 0	1 0	0 1	0 0	0 0
Joe Lahoud, L (1, 7) OBP: 0.355, SLG: 0.505	BB BB		BB 1-2 1B		BB		BB BB		FC3-6 1-2f	2	0	1	0	3	0	1
Charlie Sands, L (1, 2) OBP: 0.358, SLG: 0.377 Ellie Rodriguez, R (7, PH) OBP: 0.377, SLG: 0.356 (8, 2)	FC5-4 1-2 BB		BB 1-2 2-3 BB		6-3		BB 1-2 BB		K	1 1	0 0	0 0	0 1	2 1	0 1	1 1
Bobby Valentine, R (1, 5) OBP: 0.287, SLG: 0.339 (7, 6)	FC5-4 1-2f		F3			1B SF8 2B	BB 1-2 2-3 BB			3	1	1	0	1	0	5
John Doherty, L (1, 3) OBP: 0.275, SLG: 0.352 Leroy Stanton, R (7, PH) OBP: 0.353, SLG: 0.462 (8, 9)		1-3		F8		F9	L5			3 1	0 0	0 0	0 0	0 0	0 0	1 3
Orlando Ramirez, R (1, 6) OBP: 0.222, SLG: 0.180 Bob Oliver, R (6, PH) OBP: 0.273, SLG: 0.332 (7, 5)		6-3		6-3		S 2-3 1B		6-3		2 2	0 0	0 1	0 0	0 0	0 0	0 0
Inning Stats	R: 2 E: 0 K: 0 S: 5 H: 2 LOB: 2 BB: 2 P: 13	R: 0 E: 0 K: 0 S: 3 H: 0 LOB: 0 BB: 0 P: 3	R: 0 E: 0 K: 1 S: 6 H: 1 LOB: 3 BB: 1 P: 11	R: 0 E: 0 K: 0 S: 3 H: 0 LOB: 1 BB: 1 P: 7	R: 0 E: 0 K: 0 S: 3 H: 0 LOB: 1 BB: 1 P: 7	R: 1 E: 0 K: 1 S: 7 H: 2 LOB: 1 BB: 0 P: 7	R: 0 E: 0 K: 1 S: 5 H: 0 LOB: 3 BB: 3 P: 17	R: 0 E: 0 K: 2 S: 7 H: 0 LOB: 0 BB: 0 P: 7	R: 0 E: 0 K: 2 S: 7 H: 0 LOB: 1 BB: 1 P: 11	1B: 2 2B: 1 3B: 1 HR: 1	SF: 2 SAC: 0 DP: 0 HBP: 1						

PITCHER	IP	WLS	BF	H	R	ER	SO	BB	IBB	HBP	BLK	WP	HR	S	P	ERA	WHIP
Dave Goltz, R (1, 1) ERA: 3.73	5.1	W	27	5	3	3	1	5	0	1	0	0	1	23	44	5.06	1.875
Bill Butler, L (6, 1) ERA: 4.3	1.1		7	0	0	0	2	3	0	0	0	0	0	8	20	0.00	2.250
Bill Campbell, R (7, 1) ERA: 3.16	2.1	S	8	0	0	0	4	1	0	0	0	0	0	15	19	0.00	0.429

PITCHER	IP	WLS	BF	H	R	ER	SO	BB	IBB	HBP	BLK	WP	HR	S	P	ERA	WHIP

BOTTOM

Minnesota Twins @ California Angels

Anaheim Stadium, Anaheim, CA

Sun Jul 28 1974, 6:33 AM EDT

Unknown - 74 F

livebaseballscorecards.com

AB	30
R	3
H	5
RBI	3
BB	9
SO	7
LOB	14

WP: 0 PA: 42
PB: 0
SB: 1
CS: 0

Batter	1	2	3	4	5	6	7	8	9	AB	R	H	RBI	BB	SO	LOB
Steve Brye, R (1, 8) OBP: 0.324, SLG: 0.367 Steve Braun, L (9, PH) OBP: 0.374, SLG: 0.384	5-3		F9		K			BB, HR, 1B	K	4 1	1 0	1 0	0 0	0 0	1 1	0 0
Jerry Terrell, R (1, 4) OBP: 0.280, SLG: 0.317 Rod Carew, L (9, PH) OBP: 0.434, SLG: 0.463	K		1B, HR, 1B		6-3			1-2, HR, BB	HR	3 1	2 1	1 1	0 1	1 0	1 0	0 0
Larry Hisle, R (1, 7) OBP: 0.365, SLG: 0.516	K		1-2, HR, 1B		K			P4	5-3	5	1	1	0	0	2	2
Bobby Darwin, R (1, 9) OBP: 0.333, SLG: 0.461		K	1-H, 2-H, HR			K		1-H, 2-H, HR		4	2	2	6	0	2	0
Tony Oliva, L (1, 10) OBP: 0.322, SLG: 0.432 Harmon Killebrew, R (8, PH) OBP: 0.305, SLG: 0.348		1-3	1-3			3-1		HR		3 1	0 1	0 1	0 1	0 0	0 0	0 0
Eric Soderholm, R (1, 5) OBP: 0.361, SLG: 0.411		BB, 2B		E, G3, 1B		5-3		F9		3	1	1	0	1	0	0
Craig Kusick, R (1, 3) OBP: 0.361, SLG: 0.424		1-H, 2B		F7			F9	FC6-4, 1B		4	0	2	1	0	0	1
Danny Thompson, R (1, 6) OBP: 0.325, SLG: 0.400		1-3	1-3	G3			4-3	1-2f, FC6-4		4	0	0	0	0	0	3
Phil Roof, R (1, 2) OBP: 0.303, SLG: 0.271 Glenn Borgmann, R (7, 2) OBP: 0.312, SLG: 0.303			K	5-3			F3		P4	3 1	0 0	0 0	0 0	0 0	1 0	1 0
Inning Stats	R: 0 E: 0 K: 2 S: 7 H: 0 LOB: 0 BB: 0 P: 7	R: 1 E: 0 K: 1 S: 6 H: 1 LOB: 1 BB: 1 P: 10	R: 3 E: 0 K: 1 S: 8 H: 3 LOB: 0 BB: 0 P: 8	R: 0 E: 1 K: 0 S: 4 H: 1 LOB: 1 BB: 0 P: 4	R: 0 E: 0 K: 2 S: 7 H: 0 LOB: 0 BB: 0 P: 7	R: 0 E: 0 K: 1 S: 5 H: 0 LOB: 0 BB: 0 P: 5	R: 0 E: 0 K: 0 S: 3 H: 0 LOB: 0 BB: 0 P: 3	R: 4 E: 0 K: 0 S: 7 H: 4 LOB: 1 BB: 1 P: 11	R: 1 E: 0 K: 1 S: 6 H: 1 LOB: 0 BB: 0 P: 6	1B: 5 2B: 1 3B: 0 HR: 4 SF: 0 SAC: 0 DP: 0 HBP: 0						

PITCHER		IP	WLS	BF	H	R	ER	SO	BB	IBB	HBP	BLK	WP	HR	S	P	ERA	WHIP
Frank Tanana, L ERA: 4.05	(1, 1)	7.1		31	7	7	7	7	2	0	0	0	0	2	43	51	8.59	1.227
Nolan Ryan, R ERA: 3.48	(8, 1)	1.2	W	8	3	2	2	1	0	0	0	0	0	2	10	10	10.80	1.800

PITCHER	IP	WLS	BF	H	R	ER	SO	BB	IBB	HBP	BLK	WP	HR	S	P	ERA	WHIP

TOP

Minnesota Twins @ California Angels

Anaheim Stadium, Anaheim, CA

Sun Jul 28 1974, 6:38 AM EDT

Unknown

livebaseballscorecards.com

AB	37
R	9
H	10
RBI	9
BB	2
SO	8
LOB	7



BOTTOM

Minnesota Twins @ California Angels

Anaheim Stadium, Anaheim, CA

Sun Jul 28 1974, 6:38 AM EDT

Unknown

Batter	1	2	3	4	5	6	7	8	9	AB	R	H	RBI	BB	SO	LOB
Denny Doyle, L (1, 4) OBP: 0.296, SLG: 0.306	BBBB 4-0 HR BB	x 0-0 F7 ③			x 0-0 SH2-3 1B		BBBB 4-0 SH1-3 2B BB	x 0-0 SH 2B WP 1-3		2	3	1	0	2	0	0
Ellie Rodriguez, R (1, 2) OBP: 0.383, SLG: 0.375	x 0-0 1-H HR		H 1-0 5-3 HBP		x 0-0 ① SH2-3 1-2		x 0-0 ① SH1-3 1-2	x 0-0 WP HR 2B 1-3 3-H		2	2	2	3	0	0	0
Leroy Stanton, R (1, 8) (9, 9) OBP: 0.354, SLG: 0.475	x 0-0 ① F8		x 0-0 ① F9		x 0-0 ② 5-3		x 0-0 BB S 2B 2-H	x 0-0 HR 2-H 3-H		5	2	2	3	0	0	2
Frank Robinson, R (1, 10) OBP: 0.362, SLG: 0.452	BBBB 4-0 PB HR BB		x 0-0 ② 5-3 1-2		x 0-0 ③ P6		SSS 4-0 S BB IBB	SSS 0-3 ① K		3	1	0	0	2	1	2
Bob Oliver, R (1, 3) OBP: 0.271, SLG: 0.330 John Doherty, L (6, PH) (7, 3) OBP: 0.269, SLG: 0.344 Mickey Rivers, L (9, 8) OBP: 0.343, SLG: 0.393	x 0-0 ② P1 1-2		x 0-0 ③ 5-3			x 0-0 ① 4-3	SSS 0-3 ② K	x 0-0 ② F8		2 3 0	0 0 0	0 0 0	0 0 0	0 1 0	0 2 0	2 2 0
Bobby Valentine, R (1, 5) OBP: 0.293, SLG: 0.353	x 0-0 2-H HR			x 0-0 ① F7		x 0-0 ② 5-3	BBBB 4-0 S 1-2 2-3 BB	BBBB 4-0 BLK WP BB		3	1	1	2	2	0	0
Winston Llenas, R (1, 7) OBP: 0.313, SLG: 0.414 Joe Lahoud, L (7, 7) OBP: 0.357, SLG: 0.502	SSS 0-3 ③ K			x 0-0 ② 5-3		x 0-0 HR 1B	BBBB 4-0 1-2 2-3 3-H BB	x 0-0 ③ F8 1-3		3 1	1 0	1 0	0 0	0 1	1 0	0 1
Bruce Bochte, L (1, 9) (9, 3) OBP: 0.538, SLG: 0.591		BBBB 4-0 CS BB		x 0-0 1B		x 0-0 1-H HR	x 0-0 ③ P6			3	1	2	2	1	0	3
Orlando Ramirez, R (1, 6) OBP: 0.224, SLG: 0.185		SSS 0-3 ① ② K 1-2		x 0-0 ③ F9		x 0-0 ③ 6-3		x 0-0 SH 2B 1B		4	1	1	0	0	1	2
Inning Stats	R: 4 H: 2 E: 0 LOB: 0 K: 1 BB: 2 S: 7 P: 15	R: 0 H: 0 E: 0 LOB: 0 K: 1 BB: 1 S: 4 P: 8	R: 0 H: 0 E: 0 LOB: 1 K: 0 BB: 0 S: 3 P: 4	R: 0 H: 1 E: 0 LOB: 1 K: 0 BB: 0 S: 4 P: 4	R: 0 H: 1 E: 0 LOB: 1 K: 0 BB: 0 S: 4 P: 4	R: 2 H: 2 E: 0 LOB: 0 K: 0 BB: 0 S: 5 P: 5	R: 2 H: 1 E: 0 LOB: 3 K: 1 BB: 4 S: 6 P: 22	R: 4 H: 3 E: 1 LOB: 1 K: 1 BB: 1 S: 9 P: 13		1B: 4 SF: 0 2B: 2 SAC: 3 3B: 0 DP: 0 HR: 4 HBP: 1				WP: 2 PA: 43 PB: 1 SB: 3 CS: 1		

PITCHER		IP	WLS	BF	H	R	ER	SO	BB	IBB	HBP	BLK	WP	HR	S	P	ERA	WHIP
Vic Albury, L ERA: 4.61	(1, 1)	0.2		6	2	4	4	0	2	0	0	0	0	2	4	12	54.00	6.000
Bill Hands, R ERA: 4.78	(1, 1)	5.1		21	4	2	2	2	1	0	1	0	0	1	23	28	3.38	0.938
Tom Burgmeier, L ERA: 5.17	(7, 1)	1.0	L	11	3	5	5	1	3	1	0	0	0	0	9	25	45.00	6.000
Bill Campbell, R ERA: 3.24	(8, 1)	1.0		5	1	1	1	1	1	0	0	1	2	1	6	10	9.00	2.000

PITCHER	IP	WLS	BF	H	R	ER	SO	BB	IBB	HBP	BLK	WP	HR	S	P	ERA	WHIP

livebaseballscorecards.com

AB	31
R	12
H	10
RBI	10
BB	8
SO	4
LOB	14

Batter	1	2	3	4	5	6	7	8	9	AB	R	H	RBI	BB	SO	LOB
Freddie Patek, R (1, 6) OBP: 0.308, SLG: 0.294	S S S 0-3 ① K		x 0-0 ① 6-3	x 0-0 E4 1-3 2-H		x 0-0 ③ FC6-4 1-2f			x 0-0 ② L8	5	0	0	0	0	1	3
Vada Pinson, L (1, 9) OBP: 0.275, SLG: 0.356	S S S 0-3 ② K		x 0-0 S 1B 3-H 1B	x 0-0 ③ P3			x 0-0 ① P6		x 0-0 1B 1B	5	1	2	1	0	1	2
Cookie Rojas, R (1, 4) OBP: 0.332, SLG: 0.376 Frank White, R (9, PR) OBP: 0.240, SLG: 0.287	x 0-0 1B		x 0-0 F8 1-H 1B		x 0-0 ① 4-3		x 0-0 ② 5-3		x 0-0 1-2 1B	5 0	0 0	3 0	1 0	0 0	0 0	0 0
John Mayberry, L (1, 3) OBP: 0.396, SLG: 0.497	x 0-0 ③ G3		x 0-0 ② F8 2-3		x 0-0 ② P4		x 0-0 ③ G3		x 0-0 ③ G3	5	0	0	0	0	0	4
Tony Solaita, L (1, 10) OBP: 0.372, SLG: 0.409		B B B B 4-0 1B BB	x 0-0 ③ G3		x 0-0 1B			S S S 0-3 ① K		3	0	1	0	1	1	1
Amos Otis, R (1, 8) OBP: 0.347, SLG: 0.443		S S S 0-3 ① K		x 0-0 4-3-6 1B	S S S 0-3 ③ K			x 0-0 4-3 1B		4	0	2	0	0	2	2
Jim Wohlford, R (1, 7) OBP: 0.355, SLG: 0.373		x 0-0 ② 1-3 1B	x 0-0 ① ② 4-3-6 1-2f		S S S 0-3 ① K			x 0-0 ② 4-3 1-2		4	0	1	0	0	1	2
George Brett, L (1, 5) OBP: 0.288, SLG: 0.300		x 0-0 ③ 6-3		B B B B 4-0 BB E BB		x 0-0 FC1-6 1B		x 0-0 ③ 4-3		3	1	1	0	1	0	2
Fran Healy, R (1, 2) OBP: 0.343, SLG: 0.411 Buck Martinez, R (7, 2) OBP: 0.300, SLG: 0.190			x 0-0 1B 3B	B B B B 4-0 E 1-2 BB		x 0-0 ② FC1-6 FC6-4 1-2f			x 0-0 ① 4-3	2 1	1 0	1 0	0 0	1 0	0 0	1 0
Inning Stats	R: 0 H: 1 E: 0 LOB: 1 K: 2 BB: 0 S: 8 P: 8	R: 0 H: 1 E: 0 LOB: 1 K: 1 BB: 1 S: 5 P: 9	R: 2 H: 3 E: 0 LOB: 1 K: 0 BB: 0 S: 6 P: 6	R: 1 H: 1 E: 1 LOB: 2 K: 0 BB: 2 S: 4 P: 12	R: 0 H: 1 E: 0 LOB: 1 K: 1 BB: 0 S: 6 P: 6	R: 0 H: 1 E: 0 LOB: 1 K: 1 BB: 0 S: 6 P: 6	R: 0 H: 0 E: 0 LOB: 0 K: 0 BB: 0 S: 3 P: 3	R: 0 H: 1 E: 0 LOB: 1 K: 1 BB: 0 S: 6 P: 6	R: 0 H: 2 E: 0 LOB: 2 K: 0 BB: 0 S: 5 P: 5	1B: 10 SF: 0 2B: 1 SAC: 0 3B: 1 DP: 1 HR: 0 HBP: 0						WP: 0 PA: 40 PB: 0 SB: 1 CS: 0	

PITCHER	IP	WLS	BF	H	R	ER	SO	BB	IBB	HBP	BLK	WP	HR	S	P	ERA	WHIP
Joe Decker, R (1, 1) ERA: 3.23	9.0	W	40	11	3	2	6	3	0	0	0	0	0	49	61	2.00	1.556

PITCHER	IP	WLS	BF	H	R	ER	SO	BB	IBB	HBP	BLK	WP	HR	S	P	ERA	WHIP

TOP

Kansas City Royals @ Minnesota Twins

Metropolitan Stadium, Bloomington , MI

Tue Jul 30 1974, 8:05 PM EDT

Att. 12,294 - Unknown - 75 F

livebaseballscorecards.com

AB	37
R	3
H	11
RBI	2
BB	3
SO	6
LOB	17

Batter	1	2	3	4	5	6	7	8	9	AB	R	H	RBI	BB	SO	LOB
Steve Brye, R (1, 8) OBP: 0.322, SLG: 0.362	1-3	K	F8		BB 1B 1-2			G3		4	0	0	0	1	1	5
Rod Carew, L (1, 4) OBP: 0.432, SLG: 0.460	4-3	E6 1-2 2-3 3-H	F7		1B 1-2 2-H			4-3		5	0	1	1	0	0	4
Bobby Darwin, R (1, 9) OBP: 0.332, SLG: 0.458	6-3	K		1B E S	1-3			6-3		5	0	1	0	0	1	5
Harmon Killebrew, R (1, 10) OBP: 0.308, SLG: 0.369		2B E E	HR	K 1-3		6-3				4	2	2	1	0	1	1
Larry Hisle, R (1, 7) OBP: 0.364, SLG: 0.522		E6 BB E FC4-2 2-3	HR	5-3		F9				4	1	1	1	0	0	2
Eric Soderholm, R (1, 5) OBP: 0.357, SLG: 0.405		E6 FC4-2 BB 1B 1-2 3-H	1-3	F7		1-3				4	1	0	1	0	0	2
Craig Kusick, R (1, 3) OBP: 0.366, SLG: 0.415		BB 1B FC4-2 E 1-2 2-3	BB 1B 1B		F9		F7			2	2	0	0	2	0	0
Danny Thompson, R (1, 6) OBP: 0.331, SLG: 0.398		FC4-2 E 1B 1-2 2-3 3-Hf	1B 1-3 1B		F9		CS BB			3	0	1	0	1	0	3
Glenn Borgmann, R (1, 2) OBP: 0.320, SLG: 0.312		E 1-2 2-3 3-H 1B	1-2 3-H 1B		BB 1B 1B		P4 1-2			4	1	3	2	0	0	1
Inning Stats	R: 0 E: 0 K: 0 S: 3 H: 0 LOB: 0 BB: 0 P: 3	R: 3 E: 3 K: 2 S: 12 H: 2 LOB: 3 BB: 1 P: 16	R: 3 E: 0 K: 0 S: 7 H: 4 LOB: 2 BB: 1 P: 11	R: 0 E: 0 K: 1 S: 6 H: 1 LOB: 1 BB: 0 P: 6	R: 1 E: 0 K: 0 S: 5 H: 2 LOB: 2 BB: 1 P: 9	R: 0 E: 0 K: 0 S: 3 H: 0 LOB: 0 BB: 0 P: 3	R: 0 E: 0 K: 0 S: 2 H: 0 LOB: 0 BB: 1 P: 6	R: 0 E: 0 K: 0 S: 3 H: 0 LOB: 0 BB: 0 P: 3		1B: 6 2B: 1 3B: 0 HR: 2 SF: 0 SAC: 0 DP: 0 HBP: 0						

PITCHER	IP	WLS	BF	H	R	ER	SO	BB	IBB	HBP	BLK	WP	HR	S	P	ERA	WHIP
Paul Splittorff, L (1, 1) ERA: 3.8	2.1	L	17	5	6	3	2	2	0	0	0	0	2	19	27	11.57	3.000
Al Fitzmorris, R (3, 1) ERA: 3.46	4.2		19	4	1	1	1	2	0	0	0	0	0	19	27	1.93	1.286
Doug Bird, R (8, 1) ERA: 3.03	1.0		3	0	0	0	0	0	0	0	0	0	0	3	3	0.00	0.000

PITCHER	IP	WLS	BF	H	R	ER	SO	BB	IBB	HBP	BLK	WP	HR	S	P	ERA	WHIP

BOTTOM

Kansas City Royals @ Minnesota Twins

Metropolitan Stadium, Bloomington , MI

Tue Jul 30 1974, 8:05 PM EDT

Att. 12,294 - Unknown - 75 F

livebaseballscorecards.com

AB	35
R	7
H	9
RBI	6
BB	4
SO	3
LOB	23

Batter	1	2	3	4	5	6	7	8	9	AB	R	H	RBI	BB	SO	LOB
Freddie Patek, R (1, 6) OBP: 0.310, SLG: 0.294	S S S 0-3 ① K		x 0-0 ③ F9			x 0-0 S 2-3 1B		B B B 4-0 3-1 S BB		3	0	1	0	1	1	0
Vada Pinson, L (1, 9) OBP: 0.271, SLG: 0.351 Al Cowens, R (9, 9) OBP: 0.256, SLG: 0.269	x 0-0 ② L7			S S S 0-3 ① K		x 0-0 ② 6-3 1-2 3-H		x 0-0 ② 3-1 1-3		4 0	0 0	0 0	1 0	0 0	1 0	2 0
Cookie Rojas, R (1, 4) OBP: 0.331, SLG: 0.375 Frank White, R (8, 4) OBP: 0.240, SLG: 0.287	x 0-0 ③ 5-3			x 0-0 CS 1B		x 0-0 ③ F7		x 0-0 ③ B5-3		4 0	0 0	1 0	0 0	0 0	0 0	2 0
John Mayberry, L (1, 3) OBP: 0.395, SLG: 0.493		x 0-0 ① F9		x 0-0 ② ③ 4-3 1-2			S S S 0-3 ① K		x 0-0 HR 1B	4	1	1	0	0	1	1
Tony Solaita, L (1, 10) OBP: 0.375, SLG: 0.407		B B B B 4-0 BB			S S S 0-3 ① K		x 0-0 1B 1B		S S S 0-3 ① K	3	0	1	0	1	2	1
Amos Otis, R (1, 8) OBP: 0.346, SLG: 0.450		x 0-0 ② P3			S S S 0-3 ② K		x 0-0 ② G2		x 0-0 1-H HR	4	1	1	2	0	1	2
Jim Wohlford, R (1, 7) OBP: 0.354, SLG: 0.371		S S S 0-3 ③ K			x 0-0 ③ P6		x 0-0 FC1-4-6 1-3 1B		x 0-0 ② 6-3	4	0	1	0	0	1	1
George Brett, L (1, 5) OBP: 0.287, SLG: 0.304			x 0-0 ① F7			x 0-0 1B 6-3 2B	x 0-0 ③ FC1-4-6 1-2f		x 0-0 ③ 6-3	4	1	1	0	0	0	2
Buck Martinez, R (1, 2) OBP: 0.283, SLG: 0.178			x 0-0 ② 6-3			S S S 0-3 ① K		S S S 0-3 ① K		3	0	0	0	0	2	1
Inning Stats	R: 0 H: 0 E: 0 LOB: 0 K: 1 BB: 0 S: 5 P: 5	R: 0 H: 0 E: 0 LOB: 1 K: 1 BB: 1 S: 5 P: 9	R: 0 H: 0 E: 0 LOB: 0 K: 0 BB: 0 S: 3 P: 3	R: 0 H: 1 E: 0 LOB: 0 K: 1 BB: 0 S: 5 P: 5	R: 0 H: 0 E: 0 LOB: 0 K: 2 BB: 0 S: 7 P: 7	R: 1 H: 2 E: 0 LOB: 1 K: 1 BB: 0 S: 7 P: 7	R: 0 H: 2 E: 0 LOB: 2 K: 1 BB: 0 S: 7 P: 7	R: 0 H: 0 E: 0 LOB: 1 K: 1 BB: 1 S: 5 P: 9	R: 2 H: 2 E: 0 LOB: 0 K: 1 BB: 0 S: 7 P: 7	1B: 5 SF: 0 2B: 1 SAC: 0 3B: 0 DP: 0 HR: 1 HBP: 0						

PITCHER	IP	WLS	BF	H	R	ER	SO	BB	IBB	HBP	BLK	WP	HR	S	P	ERA	WHIP
Bert Blyleven, R (1, 1) ERA: 3.2	9.0	L	35	7	3	3	9	2	0	0	0	0	1	51	59	3.00	1.000

PITCHER	IP	WLS	BF	H	R	ER	SO	BB	IBB	HBP	BLK	WP	HR	S	P	ERA	WHIP

TOP

Kansas City Royals @ Minnesota Twins

Metropolitan Stadium, Bloomington , MI

Wed Jul 31 1974, 4:33 AM EDT

Att. 18,479 - Sunny - 77 F

livebaseballscorecards.com

AB	33
R	3
H	7
RBI	3
BB	2
SO	9
LOB	12

Kansas City Royals @ Minnesota Twins

Metropolitan Stadium, Bloomington , MI

Wed Jul 31 1974, 4:33 AM EDT

Att. 18,479 - Sunny - 77 F

livebaseballscorecards.com

BOTTOM

Batter	1	2	3	4	5	6	7	8	9	AB	R	H	RBI	BB	SO	LOB
Eric Soderholm, R (1, 5) OBP: 0.354, SLG: 0.405	F8		5-3			1-4-3 2B 2B	1-3		6-3	5	1	1	0	0	0	5
Rod Carew, L (1, 4) OBP: 0.430, SLG: 0.458	F8 S 1B			5-3		1-4-3 2-3		F7		4	0	1	0	0	0	1
Larry Hisle, R (1, 8) OBP: 0.362, SLG: 0.522	F8 1-3			K		2B 3-H		P4		4	0	1	1	0	1	1
Tony Oliva, L (1, 10) OBP: 0.321, SLG: 0.428	F7			G1		IBB		4-3		3	0	0	0	1	0	1
Bobby Darwin, R (1, 9) OBP: 0.333, SLG: 0.458		K			1B	F8			1B SF7 1B	4	1	2	0	0	1	2
Steve Braun, L (1, 7) OBP: 0.370, SLG: 0.379		B1			F6		4-3		L8	4	0	0	0	0	0	2
Jim Holt, L (1, 3) OBP: 0.316, SLG: 0.327 Harmon Killebrew, R (9, PH) OBP: 0.311, SLG: 0.372 Luis Gomez, R (9, PR) OBP: 0.256, SLG: 0.204		K			K		K2-3		SF7 1B 1-2 1B	3 1 0	0 0 0	0 1 0	0 0 0	0 0 0	3 0 0	1 0 0
Danny Thompson, R (1, 6) OBP: 0.336, SLG: 0.411 Jerry Terrell, R (9, PR) OBP: 0.280, SLG: 0.317			P4		1-3		2B		SF7 1-2 2-3 1B	4 0	0 0	2 0	0 0	0 0	0 0	1 0
Glenn Borgmann, R (1, 2) OBP: 0.319, SLG: 0.308			5-3			4-3	BB		SF7 1-2 2-3 3-H	2	0	0	1	1	0	0

	AB	34
	R	2
	H	8
	RBI	2
	BB	2
	SO	5
	LOB	14

Inning Stats	1	2	3	4	5	6	7	8	9
	R: 0 E: 0 K: 0 S: 4	H: 1 LOB: 1 BB: 0 P: 4	R: 0 E: 0 K: 2 S: 7	H: 0 LOB: 0 BB: 0 P: 7	R: 0 E: 0 K: 0 S: 3	H: 0 LOB: 0 BB: 0 P: 3	R: 0 E: 0 K: 1 S: 5	H: 0 LOB: 0 BB: 0 P: 5	R: 0 E: 0 K: 1 S: 6	H: 1 LOB: 1 BB: 0 P: 6	R: 1 E: 0 K: 0 S: 5	H: 2 LOB: 2 BB: 1 P: 9	R: 0 E: 0 K: 1 S: 6	H: 1 LOB: 2 BB: 1 P: 10	R: 0 E: 0 K: 0 S: 3	H: 0 LOB: 0 BB: 0 P: 3	R: 1 E: 0 K: 0 S: 6	H: 3 LOB: 3 BB: 0 P: 6

	1B	5	SF	1	WP	0	PA	37
	2B	3	SAC	0	PB	0		
	3B	0	DP	0	SB	1		
	HR	0	HBP	0	CS	0		

PITCHER		IP	WLS	BF	H	R	ER	SO	BB	IBB	HBP	BLK	WP	HR	S	P	ERA	WHIP
Steve Busby, R ERA: 3.15	(1, 1)	8.1	W	35	8	2	2	5	1	1	0	0	0	0	43	51	2.16	1.080
Doug Bird, R ERA: 3.0	(9, 1)	0.2	S	2	0	0	0	0	0	0	0	0	0	0	2	2	0.00	0.000

PITCHER	IP	WLS	BF	H	R	ER	SO	BB	IBB	HBP	BLK	WP	HR	S	P	ERA	WHIP

Batter	1	2	3	4	5	6	7	8	9	AB	R	H	RBI	BB	SO	LOB
Mickey Rivers, L (1, 8) OBP: 0.344, SLG: 0.394	F7		3B		3-1		K			4	1	1	0	0	1	0
Rudy Meoli, L (1, 5) OBP: 0.400, SLG: 0.333	F7		BB			1-3	6-3			3	1	0	0	1	0	0
Leroy Stanton, R (1, 9) OBP: 0.359, SLG: 0.480	1B		3B			BB		1-3		3	0	2	2	1	0	0
Joe Lahoud, L (1, 7) OBP: 0.356, SLG: 0.498	F9		F8			1B		4-3		4	1	1	0	0	0	2
Bruce Bochte, L (1, 3) OBP: 0.487, SLG: 0.500		1B		K		FC3-2		K		4	1	1	0	0	2	2
Bobby Valentine, R (1, 6) OBP: 0.294, SLG: 0.363		G5-4-3		6-3		HR			F9	4	1	1	3	0	0	1
Ellie Rodriguez, R (1, 2) OBP: 0.380, SLG: 0.370		F7		BB		1B			F9	3	0	1	0	1	0	0
John Doherty, L (1, 10) OBP: 0.268, SLG: 0.348			G3	CS	F9	G3			BB	2	0	0	0	0	0	0
Frank Robinson, R (6, PH) OBP: 0.367, SLG: 0.460										1	0	0	0	1	0	1
Denny Doyle, L (1, 4) OBP: 0.289, SLG: 0.298			P4		3-1		6-3		4-3	4	0	0	0	0	0	1
Inning Stats	R: 0 E: 0 K: 0 S: 4 H: 1 LOB: 1 BB: 0 P: 4	R: 0 E: 0 K: 0 S: 3 H: 1 LOB: 0 BB: 0 P: 3	R: 2 E: 0 K: 0 S: 5 H: 2 LOB: 1 BB: 1 P: 9	R: 0 E: 0 K: 1 S: 4 H: 0 LOB: 0 BB: 1 P: 8	R: 0 E: 0 K: 0 S: 3 H: 0 LOB: 0 BB: 0 P: 3	R: 3 E: 0 K: 0 S: 6 H: 3 LOB: 1 BB: 1 P: 10	R: 0 E: 0 K: 1 S: 5 H: 0 LOB: 0 BB: 0 P: 5	R: 0 E: 0 K: 1 S: 5 H: 0 LOB: 0 BB: 0 P: 5	R: 0 E: 0 K: 0 S: 3 H: 0 LOB: 1 BB: 1 P: 7	1B: 4 2B: 0 3B: 2 HR: 1 SF: 0 SAC: 0 DP: 1 HBP: 0						

PITCHER	IP	WLS	BF	H	R	ER	SO	BB	IBB	HBP	BLK	WP	HR	S	P	ERA	WHIP
Ray Corbin, R (1, 1) ERA: 4.27	5.2		25	7	5	5	1	3	0	0	0	0	1	24	36	7.94	1.765
Tom Burgmeier, L (6, 1) ERA: 4.98	2.1	W	7	0	0	0	2	0	0	0	0	0	0	11	11	0.00	0.000
Bill Campbell, R (9, 1) ERA: 3.2	1.0	S	4	0	0	0	0	1	0	0	0	0	0	3	7	0.00	1.000

PITCHER	IP	WLS	BF	H	R	ER	SO	BB	IBB	HBP	BLK	WP	HR	S	P	ERA	WHIP

TOP

California Angels @ Minnesota Twins

Metropolitan Stadium, Bloomington , MI

Thu Aug 01 1974, 8:05 PM EDT

Att. 6,233 - Unknown - 68 F

livebaseballscorecards.com

AB	32
R	5
H	7
RBI	5
BB	4
SO	3
LOB	7

WP: 0 PA: 37
PB: 0
SB: 0
CS: 1

California Angels @ Minnesota Twins

Metropolitan Stadium, Bloomington , MI

Thu Aug 01 1974, 8:05 PM EDT

Att. 6,233 - Unknown - 68 F

BOTTOM

Batter	1	2	3	4	5	6	7	8	9	AB	R	H	RBI	BB	SO	LOB
Eric Soderholm, R (1, 5) OBP: 0.353, SLG: 0.403	5-3		K 1-2		1B 1-2 1B		F8			4	0	1	0	0	1	2
Rod Carew, L (1, 4) OBP: 0.433, SLG: 0.460	5-3			HR 1B	 1-2 2-H 1B			PB 1B 1B		4	2	3	1	0	0	0
Larry Hisle, R (1, 7) OBP: 0.361, SLG: 0.519	1-3			K	K			HR 1-H 1B		4	1	1	1	0	2	3
Harmon Killebrew, R (1, 10) OBP: 0.310, SLG: 0.383		K		HR 1-H		5-3		K		4	1	1	2	0	2	1
Bobby Darwin, R (1, 9) OBP: 0.335, SLG: 0.467		F8		4-3		G6-4-3 1B		HR 1-H		4	1	2	2	0	0	0
Steve Brye, R (1, 8) OBP: 0.318, SLG: 0.358		F8		5-3		G6-4-3 1-2f		F8		4	0	0	0	0	0	1
Craig Kusick, R (1, 3) OBP: 0.362, SLG: 0.408			6-3		F9		6-3	 1B		4	0	1	0	0	0	0
Danny Thompson, R (1, 6) OBP: 0.341, SLG: 0.409			F9		1B 1B BB		 1B	L4		3	1	1	0	1	0	1
Glenn Borgmann, R (1, 2) OBP: 0.319, SLG: 0.305			WP BB		K		F8			2	0	0	0	1	1	2
Inning Stats	R: 0 E: 0 K: 0 S: 3 H: 0 LOB: 0 BB: 0 P: 3	R: 0 E: 0 K: 1 S: 5 H: 0 LOB: 0 BB: 0 P: 5	R: 0 E: 0 K: 1 S: 5 H: 0 LOB: 1 BB: 1 P: 9	R: 2 E: 0 K: 1 S: 7 H: 2 LOB: 0 BB: 0 P: 7	R: 1 E: 0 K: 2 S: 9 H: 2 LOB: 2 BB: 1 P: 13	R: 0 E: 0 K: 0 S: 3 H: 1 LOB: 0 BB: 0 P: 3	R: 0 E: 0 K: 0 S: 4 H: 1 LOB: 1 BB: 0 P: 4	R: 3 E: 0 K: 1 S: 9 H: 4 LOB: 1 BB: 0 P: 9		1B: 8 2B: 0 3B: 0 HR: 2 SF: 0 SAC: 0 DP: 1 HBP: 0						

livebaseballscorecards.com

AB	33
R	6
H	10
RBI	6
BB	2
SO	6
LOB	10

WP: 1 PB: 1 SB: 0 CS: 0 PA: 35

PITCHER		IP	WLS	BF	H	R	ER	SO	BB	IBB	HBP	BLK	WP	HR	S	P	ERA	WHIP
Andy Hassler, L ERA: 3.05	(1, 1)	7.0		30	8	5	5	5	2	0	0	0	1	1	38	46	6.43	1.429
Horacio Pina, R ERA: 4.1	(8, 1)	1.0	L	5	2	1	1	1	0	0	0	0	0	1	7	7	9.00	2.000

PITCHER	IP	WLS	BF	H	R	ER	SO	BB	IBB	HBP	BLK	WP	HR	S	P	ERA	WHIP

Batter	1	2	3	4	5	6	7	8	9	AB	R	H	RBI	BB	SO	LOB
Mickey Rivers, L (1, 8) OBP: 0.343, SLG: 0.392	F8		L1-3 1-2		1B 1B		P6			4	0	1	0	0	0	1
Rudy Meoli, L (1, 5) OBP: 0.462, SLG: 0.500	F9			SH1-3 1B 2B	1-3 1B					3	1	2	0	0	0	0
Leroy Stanton, R (1, 9) OBP: 0.356, SLG: 0.477	4-3			SH1-3 2-3	K					2	0	0	0	0	1	2
Frank Robinson, R (1, 10) OBP: 0.367, SLG: 0.458		K		BB 1B 3-H 1B	F7					3	1	1	1	0	1	2
Joe Lahoud, L (1, 7) OBP: 0.356, SLG: 0.493		F3		1B 1B 1-2 BB		K				2	1	0	0	1	1	0
Bruce Bochte, L (1, 3) OBP: 0.500, SLG: 0.514		1B CS 1B		F7-4 1B 1-2 2-H 1B		1-3				3	0	2	1	0	0	0
Bobby Valentine, R (1, 6) OBP: 0.302, SLG: 0.368		1-3 1B		1-2 2-H 1B		1B BB				2	0	2	1	1	0	0
Denny Doyle, L (1, 4) OBP: 0.290, SLG: 0.299		CS 3-H	4-3	F7-4 2-3		1-3 1B				3	0	1	0	0	0	2
Tom Egan, R (1, 2) OBP: 0.211, SLG: 0.063			L1-3 HBP		6-3	4-3				2	0	0	0	0	0	2
Inning Stats	R: 0 E: 0 K: 0 S: 3 H: 0 LOB: 0 BB: 0 P: 3	R: 0 E: 0 K: 1 S: 6 H: 2 LOB: 1 BB: 0 P: 6	R: 0 E: 0 K: 0 S: 2 H: 0 LOB: 0 BB: 0 P: 3	R: 3 E: 0 K: 0 S: 6 H: 4 LOB: 1 BB: 1 P: 10	R: 0 E: 0 K: 1 S: 7 H: 2 LOB: 2 BB: 0 P: 7	R: 0 E: 0 K: 1 S: 6 H: 1 LOB: 2 BB: 1 P: 10	R: 0 E: 0 K: 0 S: 1 H: 0 LOB: 0 BB: 0 P: 1			1B: 8 2B: 3 3B: 0 HR: 0 SF: 0 SAC: 1 DP: 2 HBP: 1						

PITCHER	IP	WLS	BF	H	R	ER	SO	BB	IBB	HBP	BLK	WP	HR	S	P	ERA	WHIP
Dave Goltz, R (1, 1) ERA: 3.76	6.1	L	28	9	3	3	3	2	0	1	0	0	0	31	40	4.26	1.737

PITCHER	IP	WLS	BF	H	R	ER	SO	BB	IBB	HBP	BLK	WP	HR	S	P	ERA	WHIP

TOP

California Angels @ Minnesota Twins

Metropolitan Stadium, Bloomington , MI

Fri Aug 02 1974, 8:05 PM EDT

Att. 9,453 - Unknown - 58 F

livebaseballscorecards.com

AB	24
R	3
H	9
RBI	3
BB	2
SO	3
LOB	9

WP: 0 PA: 29
PB: 0
SB: 0
CS: 1

Batter	1	2	3	4	5	6	7	8	9	AB	R	H	RBI	BB	SO	LOB
Eric Soderholm, R (1, 5) OBP: 0.351, SLG: 0.400	E6 S 1B		SH3 1-2		K					2	0	0	0	0	1	1
Rod Carew, L (1, 4) OBP: 0.432, SLG: 0.458	K 1-2		5-3		1B BB 1-2					2	0	0	0	1	1	2
Larry Hisle, R (1, 8) OBP: 0.361, SLG: 0.517	K		K		1B 1-3 2-H					3	0	1	1	0	2	2
Tony Oliva, L (1, 10) OBP: 0.321, SLG: 0.427	1B 2-H			F7	F7					3	0	1	0	0	0	1
Bobby Darwin, R (1, 9) OBP: 0.335, SLG: 0.474		4-3		HR		F9				3	1	1	1	0	0	0
Steve Braun, L (1, 7) OBP: 0.375, SLG: 0.387		6-3 1B		1B BB		2B				2	0	2	0	1	0	0
Jim Holt, L (1, 3) OBP: 0.316, SLG: 0.328		6-3 1-2		G6-4-3 1-2 1B		K				3	0	1	0	0	1	2
Danny Thompson, R (1, 6) OBP: 0.333, SLG: 0.398		4-3		G6-4-3 1-2f		F9				3	0	0	0	0	0	4
Glenn Borgmann, R (1, 2) OBP: 0.321, SLG: 0.307			SH3 1B		E4 BB 1B					2	1	1	0	0	0	0
Inning Stats	R: 0 E: 1 K: 2 S: 8 H: 1 LOB: 2 BB: 0 P: 8	R: 0 E: 0 K: 0 S: 4 H: 1 LOB: 1 BB: 0 P: 4	R: 0 E: 0 K: 1 S: 6 H: 1 LOB: 1 BB: 0 P: 6	R: 1 E: 0 K: 0 S: 4 H: 2 LOB: 1 BB: 1 P: 8	R: 1 E: 1 K: 1 S: 6 H: 1 LOB: 1 BB: 1 P: 10	R: 0 E: 0 K: 1 S: 6 H: 1 LOB: 1 BB: 0 P: 6				1B: 5 2B: 1 3B: 0 HR: 1		SF: 0 SAC: 1 DP: 1 HBP: 0				

PITCHER	IP	WLS	BF	H	R	ER	SO	BB	IBB	HBP	BLK	WP	HR	S	P	ERA	WHIP
Ed Figueroa, R (1, 1) ERA: 3.58	6.0	W	26	7	2	1	5	2	0	0	0	0	1	34	42	1.50	1.500

PITCHER	IP	WLS	BF	H	R	ER	SO	BB	IBB	HBP	BLK	WP	HR	S	P	ERA	WHIP

BOTTOM

California Angels @ Minnesota Twins

Metropolitan Stadium, Bloomington , MI

Fri Aug 02 1974, 8:05 PM EDT
Att. 9,453 - Unknown - 58 F

livebaseballscorecards.com

AB	23
R	2
H	7
RBI	2
BB	2
SO	5
LOB	12

WP: 0 PA: 26
PB: 0
SB: 1
CS: 0

Batter	1	2	3	4	5	6	7	8	9	AB	R	H	RBI	BB	SO	LOB
Bill North, S (1, 7) OBP: 0.348, SLG: 0.351	F7		E4 SF9-3-6 E 1-3		5-3 1-2		FC5 1B 1-3 1B	L8		5	1	0	0	0	0	3
Claudell Washington, L (1, 10) OBP: 0.293, SLG: 0.378 (8, 9)	6-3		E6 1-2		5-3		1B 2-3 3-H 1B	2B		5	1	2	1	0	0	3
Sal Bando, R (1, 5) OBP: 0.388, SLG: 0.471	P4		SF9-3-6 2-3 3-H			6-3	3B 2-H 3-H 1B	P6		4	1	1	3	0	0	1
Ted Kubiak, S (8, 6) OBP: 0.284, SLG: 0.239										0	0	0	0	0	0	0
Reggie Jackson, L (1, 9) OBP: 0.402, SLG: 0.544		BBBB 1B BB	G3			BBBB 1B HR BB	HR 1-H 3-H 3B	F5		3	2	1	1	2	0	2
Catfish Hunter, R (8, 1)										0	0	0	0	0	0	0
Joe Rudi, R (1, 3) OBP: 0.344, SLG: 0.481 (7, 7)		1-2 1B		5-3		1-3 HR 1B	HR 3-H		L7	4	2	3	2	0	0	0
Jesus Alou, R (9, PH) OBP: 0.316, SLG: 0.321 (9, 7)										1	0	0	0	0	0	0
Gene Tenace, R (1, 2) OBP: 0.391, SLG: 0.422 (7, 3)		F8		P4		SSS K	5-3		2B	5	0	1	0	0	1	5
Pat Bourque, L (9, 3) OBP: 0.333, SLG: 0.315										0	0	0	0	0	0	0
Angel Mangual, R (1, 7) OBP: 0.272, SLG: 0.402		SSS K		1-3		1-H 3-H HR	FC6-4 1B		F9	4	1	2	3	0	1	2
Larry Haney, R (7, 2) OBP: 0.179, SLG: 0.228										1	0	0	0	0	0	1
Dick Green, R (1, 4) OBP: 0.317, SLG: 0.344		SSS K			4-3	6-3	SSS K		SSS K	5	0	0	0	0	3	4
Dal Maxvill, R (1, 6) OBP: 0.325, SLG: 0.206			E SF9-3-6 1B		5-3 1B		E S 1B BB FC6-4			2	1	2	0	1	0	0
Herb Washington, R (7, PR)										0	1	0	0	0	0	0
Phil Garner, R (7, PH)										1	0	0	0	0	0	1
(7, 6)																
(8, 5)																
Inning Stats	R: 0 E: 0 K: 0 S: 3 H: 0 LOB: 0 BB: 0 P: 3	R: 0 E: 0 K: 2 S: 8 H: 1 LOB: 2 BB: 1 P: 12	R: 1 E: 2 K: 0 S: 5 H: 1 LOB: 1 BB: 0 P: 5	R: 0 E: 0 K: 0 S: 3 H: 0 LOB: 0 BB: 0 P: 3	R: 0 E: 0 K: 0 S: 4 H: 1 LOB: 1 BB: 0 P: 4	R: 3 E: 0 K: 1 S: 7 H: 2 LOB: 0 BB: 1 P: 11	R: 6 E: 1 K: 1 S: 11 H: 5 LOB: 1 BB: 1 P: 15	R: 0 E: 0 K: 0 S: 4 H: 1 LOB: 1 BB: 0 P: 4	R: 0 E: 0 K: 1 S: 6 H: 1 LOB: 1 BB: 0 P: 6	1B: 7 2B: 3 3B: 1 HR: 2 SF: 1 SAC: 0 DP: 1 HBP: 0	WP: 0 PB: 0 SB: 1 CS: 0 PA: 44					

TOP

Oakland Athletics @ Minnesota Twins

Metropolitan Stadium, Bloomington , MI

Sun Aug 04 1974, 4:33 AM EDT

Unknown - 75 F

livebaseballscorecards.com

AB	40
R	10
H	12
RBI	10
BB	3
SO	5
LOB	22

PITCHER		IP	WLS	BF	H	R	ER	SO	BB	IBB	HBP	BLK	WP	HR	S	P	ERA	WHIP
Joe Decker, R ERA: 3.44	(1, 1)	6.0	L	30	7	8	6	3	3	0	0	0	0	1	33	45	9.00	1.667
Tom Burgmeier, L ERA: 5.18	(7, 1)	1.0		6	3	2	2	1	0	0	0	0	0	1	8	8	18.00	3.000
Vic Albury, L ERA: 4.53	(8, 1)	2.0		8	2	0	0	1	0	0	0	0	0	0	10	10	0.00	1.000

PITCHER	IP	WLS	BF	H	R	ER	SO	BB	IBB	HBP	BLK	WP	HR	S	P	ERA	WHIP

Batter	1	2	3	4	5	6	7	8	9	AB	R	H	RBI	BB	SO	LOB
Eric Soderholm, R (1, 5) OBP: 0.353, SLG: 0.408	G3		SF7 3B		G6-3 1B		5-3			4	1	2	0	0	0	0
Rod Carew, L (1, 4) OBP: 0.430, SLG: 0.457	G4-6-3 1B		SF7 3-H		G6-3 1-2f		F8			3	0	1	1	0	0	1
Tony Oliva, L (1, 10) OBP: 0.317, SLG: 0.422	G4-6-3 1-2f		4-3			G3		L9		4	0	0	0	0	0	1
Bobby Darwin, R (1, 9) OBP: 0.337, SLG: 0.482		HR	1B			K		K		4	1	2	1	0	2	0
Steve Braun, L (1, 7) OBP: 0.377, SLG: 0.386		PB BB	K			1B 2B 1B		L7		3	1	1	0	1	1	1
Steve Brye, R (1, 8) OBP: 0.317, SLG: 0.356		F9 1-2		F8		2B 1B 1-2			F7	4	0	1	0	0	0	1
Jim Holt, L (1, 3) OBP: 0.314, SLG: 0.331		6-3		5-3		2B 1-3 2-H			F8	4	0	1	1	0	0	1
Danny Thompson, R (1, 6) OBP: 0.323, SLG: 0.385		6-3		K		F9			P4	4	0	0	0	0	1	3
Glenn Borgmann, R (1, 2) OBP: 0.321, SLG: 0.322			HR		F8		P6			3	1	1	1	0	0	0
Inning Stats	R: 0 E: 0 K: 0 S: 3 H: 1 LOB: 0 BB: 0 P: 3	R: 1 E: 0 K: 0 S: 4 H: 1 LOB: 1 BB: 1 P: 8	R: 2 E: 0 K: 1 S: 8 H: 3 LOB: 1 BB: 0 P: 8	R: 0 E: 0 K: 1 S: 5 H: 0 LOB: 0 BB: 0 P: 5	R: 0 E: 0 K: 0 S: 3 H: 1 LOB: 0 BB: 0 P: 3	R: 1 E: 0 K: 1 S: 8 H: 3 LOB: 2 BB: 0 P: 8	R: 0 E: 0 K: 0 S: 3 H: 0 LOB: 0 BB: 0 P: 3	R: 0 E: 0 K: 1 S: 5 H: 0 LOB: 0 BB: 0 P: 5	R: 0 E: 0 K: 0 S: 3 H: 0 LOB: 0 BB: 0 P: 3	1B: 5 2B: 1 3B: 1 HR: 2	SF: 1 SAC: 0 DP: 2 HBP: 0						

PITCHER	IP	WLS	BF	H	R	ER	SO	BB	IBB	HBP	BLK	WP	HR	S	P	ERA	WHIP
Catfish Hunter, R (1, 1) ERA: 2.98	9.0	W	35	9	4	4	4	1	0	0	0	0	2	42	46	4.00	1.111
Catfish Hunter, R (8, 1) ERA: 2.98	9.0	W	35	9	4	4	4	1	0	0	0	0	2	42	46	4.00	1.111

PITCHER	IP	WLS	BF	H	R	ER	SO	BB	IBB	HBP	BLK	WP	HR	S	P	ERA	WHIP

BOTTOM

Oakland Athletics @ Minnesota Twins

Metropolitan Stadium, Bloomington , MI

Sun Aug 04 1974, 4:33 AM EDT

Unknown - 75 F

livebaseballscorecards.com

AB	33
R	4
H	9
RBI	4
BB	1
SO	4
LOB	8

WP: 0	PB: 1	SB: 0	CS: 0
PA: 35			

Batter	1	2	3	4	5	6	7	8	9	AB	R	H	RBI	BB	SO	LOB
Bill North, S (1, 8) OBP: 0.345, SLG: 0.348	F8		K	G6-4-3 1-2f			F9			4	0	0	0	0	1	3
Dick Green, R (1, 4) OBP: 0.316, SLG: 0.348	5-3		1B 2B		K		5-3			4	0	1	0	0	1	0
Sal Bando, R (1, 5) OBP: 0.389, SLG: 0.479	L4		1B BB		HR			K		3	1	1	1	1	1	0
Reggie Jackson, L (1, 10) OBP: 0.406, SLG: 0.549		2B	1-2 2-3 1B		G4-3 1B			5-3		4	0	3	0	0	0	0
Joe Rudi, R (1, 7) OBP: 0.341, SLG: 0.476		4-3	K		G4-3 1-2f			5-3		4	0	0	0	0	1	5
Gene Tenace, R (1, 3) OBP: 0.389, SLG: 0.418		K	2B BB			P4			K	3	0	0	0	1	2	1
Angel Mangual, R (1, 9) OBP: 0.276, SLG: 0.404		BB	1-3 2B			4-3			K	3	0	1	0	1	1	0
Larry Haney, R (1, 2) OBP: 0.173, SLG: 0.221 Tim Hosley, R (9, PH) OBP: 0.375, SLG: 0.333		6-3	F8			F9			F5	3 1	0 0	0 0	0 0	0 0	0 0	4 0
Dal Maxvill, R (1, 6) OBP: 0.317, SLG: 0.200 Jesus Alou, R (4, PH) OBP: 0.313, SLG: 0.318 Phil Garner, R (4, PR) (4, 6)			K	FC G6-4-3			F7			1 1 1	0 0 0	0 0 0	0 0 0	0 0 0	1 0 0	0 2 0
Inning Stats	R: 0 E: 0 K: 0 S: 3 H: 0 LOB: 0 BB: 0 P: 3	R: 0 E: 0 K: 1 S: 6 H: 1 LOB: 2 BB: 1 P: 10	R: 0 E: 0 K: 3 S: 11 H: 2 LOB: 3 BB: 1 P: 15	R: 0 E: 0 K: 0 S: 4 H: 1 LOB: 3 BB: 1 P: 8	R: 1 E: 0 K: 1 S: 6 H: 2 LOB: 0 BB: 0 P: 6	R: 0 E: 0 K: 0 S: 3 H: 0 LOB: 0 BB: 0 P: 3	R: 0 E: 0 K: 0 S: 3 H: 0 LOB: 0 BB: 0 P: 3	R: 0 E: 0 K: 1 S: 5 H: 0 LOB: 0 BB: 0 P: 5	R: 0 E: 0 K: 2 S: 7 H: 0 LOB: 0 BB: 0 P: 7	1B: 2 2B: 3 3B: 0 HR: 1 SF: 0 SAC: 0 DP: 2 HBP: 0						

PITCHER	IP	WLS	BF	H	R	ER	SO	BB	IBB	HBP	BLK	WP	HR	S	P	ERA	WHIP
Bill Butler, L (1, 1) ERA: 3.86	9.0	W	35	6	1	1	8	3	0	0	0	0	1	48	60	1.00	1.000

PITCHER	IP	WLS	BF	H	R	ER	SO	BB	IBB	HBP	BLK	WP	HR	S	P	ERA	WHIP

Oakland Athletics @ Minnesota Twins

Metropolitan Stadium, Bloomington , MI

Sun Aug 04 1974, 4:38 AM EDT

Att. 34,145 - Unknown - 75 F

TOP

livebaseballscorecards.com

AB	32
R	1
H	6
RBI	1
BB	3
SO	8
LOB	15

Batter	1	2	3	4	5	6	7	8	9	AB	R	H	RBI	BB	SO	LOB
Rod Carew, L (1, 4) OBP: 0.427, SLG: 0.453	6-3		FC4-6 S 1-2f 2-3		4-3		5-3			4	0	0	0	0	0	2
Steve Braun, L (1, 7) OBP: 0.375, SLG: 0.388	4-3		L8 1-2			2B 2B		L7		4	1	1	0	0	0	2
Bobby Darwin, R (1, 9) OBP: 0.336, SLG: 0.478	5-3			5-3		F2		HBP		3	0	0	0	0	0	1
Harmon Killebrew, R (1, 10) OBP: 0.309, SLG: 0.380		4-3		1B 1B		K		K		4	0	1	0	0	2	2
Eric Soderholm, R (1, 5) OBP: 0.354, SLG: 0.413		F9		1-2 1B		2-H 1B 2B		F7		4	1	2	1	0	0	1
Jim Holt, L (1, 3) OBP: 0.315, SLG: 0.331		L6		F8		2-H 1B				3	0	1	1	0	0	2
Steve Brye, R (1, 8) OBP: 0.317, SLG: 0.359			FC4-6 2B	F9		2-3				3	0	1	0	0	0	3
Jerry Terrell, R (1, 6) OBP: 0.281, SLG: 0.318			FC4-6 1B		L8		F9			3	0	1	0	0	0	0
Phil Roof, R (1, 2) OBP: 0.290, SLG: 0.258			K		K		6-3			3	0	0	0	0	2	2
Inning Stats	R: 0 E: 0 K: 0 S: 3 H: 0 LOB: 0 BB: 0 P: 3	R: 0 E: 0 K: 0 S: 3 H: 0 LOB: 0 BB: 0 P: 3	R: 0 E: 0 K: 1 S: 7 H: 2 LOB: 2 BB: 0 P: 7	R: 0 E: 0 K: 0 S: 5 H: 2 LOB: 2 BB: 0 P: 5	R: 0 E: 0 K: 1 S: 5 H: 0 LOB: 0 BB: 0 P: 5	R: 2 E: 0 K: 1 S: 8 H: 3 LOB: 1 BB: 0 P: 8	R: 0 E: 0 K: 0 S: 3 H: 0 LOB: 0 BB: 0 P: 3	R: 0 E: 0 K: 1 S: 5 H: 0 LOB: 1 BB: 0 P: 6		1B: 4 2B: 3 3B: 0 HR: 0 SF: 0 SAC: 0 DP: 0 HBP: 1						

PITCHER	IP	WLS	BF	H	R	ER	SO	BB	IBB	HBP	BLK	WP	HR	S	P	ERA	WHIP
Glenn Abbott, R (1, 1) ERA: 2.84	8.0	L	32	7	2	2	4	0	0	1	0	0	0	39	40	2.25	0.875

PITCHER	IP	WLS	BF	H	R	ER	SO	BB	IBB	HBP	BLK	WP	HR	S	P	ERA	WHIP

BOTTOM

Oakland Athletics @ Minnesota Twins

Metropolitan Stadium, Bloomington , MI

Sun Aug 04 1974, 4:38 AM EDT
Att. 34,145 - Unknown - 75 F

livebaseballscorecards.com

AB	31
R	2
H	7
RBI	2
BB	0
SO	4
LOB	15

Batter	1	2	3	4	5	6	7	8	9	AB	R	H	RBI	BB	SO	LOB
Bill North, S (1, 8) OBP: 0.344, SLG: 0.347	E1 1B		6-3		K		1-3			4	1	1	0	0	1	0
Claudell Washington, L (1, 10) OBP: 0.292, SLG: 0.372	1B 3-H 1B		K		K			K		4	0	1	1	0	3	0
Sal Bando, R (1, 5) OBP: 0.388, SLG: 0.475	P6		2B BB		F9			6-3		3	0	0	0	1	0	1
Reggie Jackson, L (1, 9) OBP: 0.409, SLG: 0.563	1-3 1B		1-3 2B			K		HR		4	1	3	1	0	1	0
Joe Rudi, R (1, 3) (9, 7) OBP: 0.338, SLG: 0.471	6-3		F8			K		F8		4	0	0	0	0	1	3
Gene Tenace, R (1, 2) (9, 3) OBP: 0.388, SLG: 0.414		K		E5		BB			F8	3	0	0	0	1	1	0
Angel Mangual, R (1, 7) OBP: 0.272, SLG: 0.399		F9		L9		K			6-3	4	0	0	0	0	1	2
Larry Haney, R (9, 2) OBP: 0.173, SLG: 0.221										0	0	0	0	0	0	0
Dick Green, R (1, 4) OBP: 0.320, SLG: 0.344		FC6-4 BB		F3			F8		BB	2	0	0	0	2	0	1
Dal Maxvill, R (1, 6) OBP: 0.289, SLG: 0.179		FC6-4 1-2f		F9			6-3		K	4	0	0	0	0	1	3
Inning Stats	R: 1 E: 1 K: 0 S: 5 H: 3 LOB: 1 BB: 0 P: 5	R: 0 E: 0 K: 1 S: 5 H: 0 LOB: 1 BB: 1 P: 9	R: 0 E: 0 K: 1 S: 6 H: 1 LOB: 2 BB: 1 P: 10	R: 0 E: 1 K: 0 S: 4 H: 0 LOB: 1 BB: 0 P: 4	R: 0 E: 0 K: 2 S: 7 H: 0 LOB: 0 BB: 0 P: 7	R: 0 E: 0 K: 3 S: 9 H: 0 LOB: 1 BB: 1 P: 13	R: 0 E: 0 K: 0 S: 3 H: 0 LOB: 0 BB: 0 P: 3	R: 1 E: 0 K: 1 S: 6 H: 1 LOB: 0 BB: 0 P: 6	R: 0 E: 0 K: 1 S: 5 H: 0 LOB: 1 BB: 1 P: 9	1B: 3 2B: 1 3B: 0 HR: 1	SF: 0 SAC: 0 DP: 0 HBP: 0						

PITCHER	IP	WLS	BF	H	R	ER	SO	BB	IBB	HBP	BLK	WP	HR	S	P	ERA	WHIP
Bert Blyleven, R (1, 1) ERA: 3.14	9.0	L	36	5	2	2	9	4	0	0	0	0	1	50	66	2.00	1.000

PITCHER	IP	WLS	BF	H	R	ER	SO	BB	IBB	HBP	BLK	WP	HR	S	P	ERA	WHIP

TOP

Oakland Athletics @ Minnesota Twins

Metropolitan Stadium, Bloomington , MI

Mon Aug 05 1974, 8:05 PM EDT

Unknown - 79 F

livebaseballscorecards.com

AB	32
R	2
H	5
RBI	2
BB	4
SO	9
LOB	10

1B: 3 SF: 0
2B: 1 SAC: 0
3B: 0 DP: 0
HR: 1 HBP: 0

WP: 0 PA: 36
PB: 0
SB: 0
CS: 0

Oakland Athletics @ Minnesota Twins

Metropolitan Stadium, Bloomington , MI

Mon Aug 05 1974, 8:05 PM EDT

Unknown - 79 F

livebaseballscorecards.com

BOTTOM

Batter	1	2	3	4	5	6	7	8	9	AB	R	H	RBI	BB	SO	LOB
Eric Soderholm, R (1, 5) OBP: 0.354, SLG: 0.412	5-3		FC5-4 1-2f			CI SH1-4		1B		3	0	1	0	0	0	1
Rod Carew, L (1, 4) OBP: 0.424, SLG: 0.450	4-3			F8		SH1-4 1-2		F7		3	0	0	0	0	0	1
Bobby Darwin, R (1, 9) OBP: 0.337, SLG: 0.478	L7			E 1B 1B		F3			1B 1B	4	1	2	0	0	0	1
Harmon Killebrew, R (1, 10) OBP: 0.305, SLG: 0.374		F8		K		F8			F3	4	0	0	0	0	1	3
Steve Brye, R (1, 8) OBP: 0.317, SLG: 0.359 Tony Oliva, L (9, PH) OBP: 0.319, SLG: 0.424 Jerry Terrell, R (9, PR) OBP: 0.281, SLG: 0.318		5-3		E7 1-H 1B			5-3		1-2 1B	3 1 0	0 0 0	1 1 0	0 0 0	0 0 0	0 0 0	0 0 0
Steve Braun, L (1, 7) OBP: 0.371, SLG: 0.383		K		4-3			F8		K	4	0	0	0	0	2	3
Craig Kusick, R (1, 3) OBP: 0.361, SLG: 0.400 Jim Holt, L (9, PH) OBP: 0.313, SLG: 0.330			P6		FC1-6 BB		K		F7	2 1	0 0	0 0	0 0	1 0	1 0	0 2
Danny Thompson, R (1, 6) OBP: 0.324, SLG: 0.384			FC5-4 1B		FC1-6 G5-4-3 1-2f			K2-3		3	0	1	0	0	1	1
Glenn Borgmann, R (1, 2) OBP: 0.317, SLG: 0.318			F3		G5-4-3 1-2f			5-3		3	0	0	0	0	0	2
Inning Stats	R: 0 E: 0 K: 0 S: 3 H: 0 LOB: 0 BB: 0 P: 3	R: 0 E: 0 K: 1 S: 5 H: 0 LOB: 0 BB: 0 P: 5	R: 0 E: 0 K: 0 S: 4 H: 1 LOB: 1 BB: 0 P: 4	R: 1 E: 1 K: 1 S: 7 H: 2 LOB: 1 BB: 0 P: 7	R: 0 E: 0 K: 0 S: 2 H: 0 LOB: 0 BB: 1 P: 6	R: 0 E: 1 K: 0 S: 4 H: 0 LOB: 1 BB: 0 P: 4	R: 0 E: 0 K: 1 S: 5 H: 0 LOB: 0 BB: 0 P: 5	R: 0 E: 0 K: 1 S: 6 H: 1 LOB: 1 BB: 0 P: 6	R: 0 E: 0 K: 1 S: 7 H: 2 LOB: 2 BB: 0 P: 7	1B: 6 2B: 0 3B: 0 HR: 0 SF: 0 SAC: 1 DP: 1 HBP: 0						

AB	31
R	1
H	6
RBI	0
BB	1
SO	5
LOB	14

PITCHER		IP	WLS	BF	H	R	ER	SO	BB	IBB	HBP	BLK	WP	HR	S	P	ERA	WHIP
Ken Holtzman, L ERA: 3.66	(1, 1)	8.0	W	30	5	1	0	4	1	0	0	0	0	0	37	41	0.00	0.750
Rollie Fingers, R ERA: 2.68	(9, 1)	1.0	S	4	1	0	0	1	0	0	0	0	0	0	6	6	0.00	1.000

PITCHER	IP	WLS	BF	H	R	ER	SO	BB	IBB	HBP	BLK	WP	HR	S	P	ERA	WHIP

Oakland Athletics @ Minnesota Twins

Metropolitan Stadium, Bloomington , MI

Mon Aug 05 1974, 8:05 PM EDT

Att. 23,316 - Unknown

TOP

livebaseballscorecards.com

Batter	1	2	3	4	5	6	7	8	9	AB	R	H	RBI	BB	SO	LOB
Bill North, S (1, 8) OBP: 0.343, SLG: 0.345	6-3		6-3			F7		6-3		2	0	0	0	0	0	0
Angel Mangual, R (6, PH) (6, 8) OBP: 0.270, SLG: 0.396										2	0	0	0	0	0	0
Claudell Washington, L (1, 9) OBP: 0.290, SLG: 0.367	P6			K		HR 1B		K		4	1	1	0	0	2	0
Sal Bando, R (1, 5) OBP: 0.389, SLG: 0.483	BB			F8		1-H HR		P6		3	1	1	2	1	0	0
Reggie Jackson, L (1, 10) OBP: 0.405, SLG: 0.557	1-3			4-3		F9			F6	4	0	0	0	0	0	1
Joe Rudi, R (1, 7) OBP: 0.339, SLG: 0.474		4-3			F8 1B 2B		5-3		S 1B	4	1	2	0	0	0	0
Herb Washington, R (9, PR)										0	0	0	0	0	0	0
Gene Tenace, R (1, 3) (5, 2) OBP: 0.389, SLG: 0.414		K			F8 2-3		BB 1B		1-2 BB	3	0	1	0	1	1	1
Dick Green, R (1, 4) OBP: 0.318, SLG: 0.341		6-3			G6-3 3-H 1B		F9		F9	4	0	1	1	0	0	3
Larry Haney, R (1, 2) OBP: 0.172, SLG: 0.219			L5		G6-3 1-2f		1-2 BB		K	1	0	0	0	0	0	0
Pat Bourque, L (5, PH) (5, 3) OBP: 0.333, SLG: 0.308										2	0	0	0	1	1	3
Dal Maxvill, R (1, 6) OBP: 0.283, SLG: 0.175			6-3			5-3	P4			1	0	0	0	0	0	0
Jesus Alou, R (6, PH) (6, 6) OBP: 0.310, SLG: 0.315										1	0	0	0	0	0	0
Phil Garner, R (6, 6)										1	0	0	0	0	0	2

	AB	32
	R	3
	H	6
	RBI	3
	BB	3
	SO	4
	LOB	10

Inning Stats	1	2	3	4	5	6	7	8	9
	R: 0 H: 0 E: 0 LOB: 1 K: 0 BB: 1 S: 3 P: 7	R: 0 H: 0 E: 0 LOB: 0 K: 1 BB: 0 S: 5 P: 5	R: 0 H: 0 E: 0 LOB: 0 K: 0 BB: 0 S: 3 P: 3	R: 0 H: 0 E: 0 LOB: 0 K: 1 BB: 0 S: 5 P: 5	R: 1 H: 2 E: 0 LOB: 0 K: 0 BB: 0 S: 4 P: 4	R: 2 H: 2 E: 0 LOB: 0 K: 0 BB: 0 S: 5 P: 5	R: 0 H: 1 E: 0 LOB: 2 K: 0 BB: 1 S: 4 P: 8	R: 0 H: 0 E: 0 LOB: 0 K: 1 BB: 0 S: 5 P: 5	R: 0 H: 1 E: 0 LOB: 2 K: 1 BB: 1 S: 6 P: 10

1B: 4	SF: 0	WP: 0	PA: 35
2B: 1	SAC: 0	PB: 0	
3B: 0	DP: 1	SB: 1	
HR: 1	HBP: 0	CS: 0	

PITCHER		IP	WLS	BF	H	R	ER	SO	BB	IBB	HBP	BLK	WP	HR	S	P	ERA	WHIP
Bill Hands, R ERA: 4.76	(1, 1)	6.0	W	22	4	3	3	2	1	0	0	0	0	1	25	29	4.50	0.833
Bill Campbell, R ERA: 3.08	(7, 1)	3.0	S	13	2	0	0	2	2	0	0	0	0	0	15	23	0.00	1.333

PITCHER	IP	WLS	BF	H	R	ER	SO	BB	IBB	HBP	BLK	WP	HR	S	P	ERA	WHIP

Batter	1	2	3	4	5	6	7	8	9	AB	R	H	RBI	BB	SO	LOB
Eric Soderholm, R (1, 5) OBP: 0.349, SLG: 0.407	6-3	FC5-4 1-2f		SF8 2-3 3-H		F2		F9		4	0	0	1	0	0	3
Rod Carew, L (1, 4) OBP: 0.424, SLG: 0.449	F7		F3	S 3-H 1B		S 1B		FC4-6 S 1-2f		5	0	2	1	0	0	1
Bobby Darwin, R (1, 9) OBP: 0.336, SLG: 0.473	BB BB		K	L7 1-2		K 1-2		5-3 1-2		4	0	0	0	1	2	3
Harmon Killebrew, R (1, 10) OBP: 0.315, SLG: 0.381	FC6-4 1-2 BB		BB		1B 1B 2B	FC6-4 IBB				1	1	1	0	3	0	0
Steve Brye, R (1, 8) OBP: 0.316, SLG: 0.358	FC6-4 1-2f		F9		1B 2-3 1B	FC6-4 1-2f				4	0	1	0	0	0	5
Craig Kusick, R (1, 3) OBP: 0.366, SLG: 0.398		F9		1B 1B BB	1-2 3-H 1B		F8			3	1	1	1	1	0	0
Steve Braun, L (1, 7) OBP: 0.373, SLG: 0.382		BB BB		SH2-4 1-3 SF8 1B	K		4-3			3	1	1	0	1	1	2
Jerry Terrell, R (1, 6) OBP: 0.286, SLG: 0.318		FC5-4 1-2 BB		SF8 SH2-4 1-2 1B 3-H 1B	F2		6-3			3	1	1	1	1	0	2
Phil Roof, R (1, 2) OBP: 0.292, SLG: 0.262		F9		SH2-4 1-2 2-3	F9			FC4-6 1B		3	0	1	0	0	0	4
Inning Stats	R: 0 E: 0 K: 0 S: 3 H: 0 LOB: 2 BB: 2 P: 11	R: 0 E: 0 K: 0 S: 3 H: 0 LOB: 2 BB: 2 P: 11	R: 0 E: 0 K: 1 S: 5 H: 0 LOB: 1 BB: 1 P: 9	R: 3 E: 0 K: 0 S: 6 H: 3 LOB: 1 BB: 1 P: 10	R: 1 E: 0 K: 1 S: 8 H: 3 LOB: 2 BB: 0 P: 8	R: 0 E: 0 K: 1 S: 6 H: 1 LOB: 2 BB: 1 P: 10	R: 0 E: 0 K: 0 S: 3 H: 0 LOB: 0 BB: 0 P: 3	R: 0 E: 0 K: 0 S: 4 H: 1 LOB: 1 BB: 0 P: 4		1B: 7 2B: 1 3B: 0 HR: 0 SF: 1 SAC: 1 DP: 0 HBP: 0						

BOTTOM

Oakland Athletics @ Minnesota Twins

Metropolitan Stadium, Bloomington , MI

Mon Aug 05 1974, 8:05 PM EDT

Att. 23,316 - Unknown

livebaseballscorecards.com

AB	30
R	4
H	8
RBI	4
BB	7
SO	3
LOB	20

WP: 0 PB: 0 SB: 3 CS: 0 PA: 39

PITCHER		IP	WLS	BF	H	R	ER	SO	BB	IBB	HBP	BLK	WP	HR	S	P	ERA	WHIP
Dave Hamilton, L ERA: 3.47	(1, 1)	3.0	L	17	2	3	3	1	6	0	0	0	0	0	13	37	9.00	2.667
Paul Lindblad, L ERA: 1.61	(4, 1)	4.2		21	6	1	1	2	0	1	0	0	0	0	24	28	1.93	1.286
Rollie Fingers, R ERA: 2.66	(8, 1)	0.1		1	0	0	0	0	0	0	0	0	0	0	1	1	0.00	0.000

PITCHER	IP	WLS	BF	H	R	ER	SO	BB	IBB	HBP	BLK	WP	HR	S	P	ERA	WHIP

Batter	1	2	3	4	5	6	7	8	9	AB	R	H	RBI	BB	SO	LOB
Steve Brye, R (1, 8) OBP: 0.313, SLG: 0.353	F7		G6-4-3 1-2f		FC6-4 1-2f		K			4	0	0	0	0	1	2
Rod Carew, L (1, 4) OBP: 0.423, SLG: 0.448	K			L8		G5-4-3 1B PB 1B		G4-6-3 1B		3	1	1	0	0	1	0
Danny Thompson, R (6, 6) OBP: 0.328, SLG: 0.389										1	0	1	0	0	0	0
Tony Oliva, L (1, 10) OBP: 0.318, SLG: 0.422	3-1			6-3		G5-4-3 1-2 1B		G4-6-3 1-2f		4	0	1	0	0	0	1
Bobby Darwin, R (1, 9) OBP: 0.333, SLG: 0.470		6-3		K		G5-4-3 1-2f 2-3		5-3		3	0	0	0	0	1	2
Craig Kusick, R (6, 3) OBP: 0.363, SLG: 0.394										1	0	0	0	0	0	0
Steve Braun, L (1, 7) OBP: 0.374, SLG: 0.385		BB		F7		2B 3-H			3-1	3	0	1	0	1	0	1
Eric Soderholm, R (1, 5) OBP: 0.349, SLG: 0.409		L6			6-3 6-3 2B	1-3			6-3	3	1	1	0	0	0	2
Luis Gomez, R (6, 4) OBP: 0.255, SLG: 0.203										1	0	0	0	0	0	0
Jim Holt, L (1, 3) OBP: 0.307, SLG: 0.323		F7			6-3 2-3		6-3		K	4	0	0	0	0	1	2
Jerry Terrell, R (1, 6) OBP: 0.281, SLG: 0.313			P6		6-3 3-H		E6 6-3			3	1	0	1	0	0	0
Glenn Borgmann, R (1, 2) OBP: 0.321, SLG: 0.319			G6-4-3 1B		FC6-4 BB		6-3 3-H			2	0	1	1	1	0	0
Inning Stats	R: 0 E: 0 K: 1 S: 5 H: 0 LOB: 0 BB: 0 P: 5	R: 0 E: 0 K: 0 S: 3 H: 0 LOB: 1 BB: 1 P: 7	R: 0 E: 0 K: 0 S: 3 H: 1 LOB: 0 BB: 0 P: 3	R: 0 E: 0 K: 1 S: 6 H: 0 LOB: 1 BB: 0 P: 6	R: 1 E: 0 K: 0 S: 4 H: 1 LOB: 1 BB: 1 P: 8	R: 1 E: 0 K: 0 S: 5 H: 3 LOB: 1 BB: 0 P: 5	R: 1 E: 1 K: 1 S: 6 H: 0 LOB: 0 BB: 0 P: 6	R: 0 E: 0 K: 0 S: 3 H: 1 LOB: 0 BB: 0 P: 3	R: 0 E: 0 K: 1 S: 5 H: 0 LOB: 0 BB: 0 P: 5	1B: 4 2B: 2 3B: 0 HR: 0 SF: 0 SAC: 0 DP: 3 HBP: 0						

TOP

Minnesota Twins @ Kansas City Royals

Royals Stadium, Kansas City, MO

Tue Aug 06 1974, 8:05 PM EDT
Att. 13,301 - Unknown - 68 F

livebaseballscorecards.com

AB	32
R	3
H	6
RBI	2
BB	2
SO	4
LOB	10

PITCHER		IP	WLS	BF	H	R	ER	SO	BB	IBB	HBP	BLK	WP	HR	S	P	ERA	WHIP	PITCHER	IP	WLS	BF	H	R	ER	SO	BB	IBB	HBP	BLK	WP	HR	S	P	ERA	WHIP
Bruce Dal Canton, R ERA: 2.66	(1, 1)	7.0	W	28	5	3	2	3	2	0	0	0	0	0	32	40	2.57	1.000																	
Lindy McDaniel, R ERA: 3.41	(8, 1)	2.0		6	1	0	0	1	0	0	0	0	0	0	8	8	0.00	0.500																	

Batter	1	2	3	4	5	6	7	8	9	AB	R	H	RBI	BB	SO	LOB
Freddie Patek, R (1, 6) OBP: 0.321, SLG: 0.309	1B 2B		P6		1B BB	1B 1-2 BB	2B 1-2 BB			3	3	1	0	3	0	2
Kurt Bevacqua, R (8, 4) OBP: 0.254, SLG: 0.200	P4									0	0	0	0	0	0	0
Cookie Rojas, R (1, 4) OBP: 0.337, SLG: 0.377	2B 2-3 1B	F9	1-H HR 1B		BB 1-3 1B	L8	1-H 2-H 2B			4	2	3	1	0	0	0
Frank White, R (5, PR) (6, 4) (8, 6) OBP: 0.248, SLG: 0.303										2	1	1	2	0	0	2
Amos Otis, R (1, 8) OBP: 0.358, SLG: 0.478	SH E 1-H 3-H 2B	E6 1B 1B FC4-6	1-H HR		1B 1-2 BB	F8	K			4	4	2	4	1	0	2
Vada Pinson, L (7, 9) OBP: 0.263, SLG: 0.340										1	0	0	0	0	1	1
Hal McRae, R (1, 7) OBP: 0.387, SLG: 0.479	SH E 1B 2-3	FC4-6 1B 1-2 1B	5-3		P4	HBP 1-3 2-H 1B	P5			3	1	1	0	0	0	3
Al Cowens, R (6, 7) (7, 8) OBP: 0.261, SLG: 0.268										2	0	1	1	0	0	1
Orlando Cepeda, R (1, 10) OBP: 0.667, SLG: 0.500	P6 1-3 3-H	FC4-6 1-2 2-3 1B		BB 1B	1B 1-3 2-H 3-H 1B	1-2 HBP		6-3		4	0	2	2	1	0	1
Tony Solaita, L (1, 3) OBP: 0.365, SLG: 0.387	1B E FC6-4 3-H 1B	FC4-6 FC6-4 1-2f 2-3 3-H		L8	1-3 3-H 1B	K		5-3		6	1	2	3	0	1	6
Jim Wohlford, R (1, 9) (7, 7) OBP: 0.349, SLG: 0.369	FC6-4 1-3 1B	FC6-4 1-2f		P6	F8		F8	4-3		6	0	1	0	0	0	5
George Brett, L (1, 5) OBP: 0.287, SLG: 0.310	FC6-4 1-2f 3-H	1B 1B 1B		1-2 1B	F5		1B 3B			5	3	3	1	0	0	3
Fran Healy, R (1, 2) OBP: 0.343, SLG: 0.407	2-H 1B	P6		F5		BB 1B 1B	BB 2B 3-H 1B			5	2	3	2	0	0	3
Inning Stats	R: 6 E: 3 K: 0 S: 10 H: 6 LOB: 1 BB: 0 P: 10	R: 1 E: 1 K: 0 S: 6 H: 2 LOB: 2 BB: 0 P: 6	R: 3 E: 0 K: 0 S: 6 H: 3 LOB: 0 BB: 0 P: 6	R: 0 E: 0 K: 0 S: 4 H: 1 LOB: 2 BB: 1 P: 8	R: 3 E: 0 K: 0 S: 6 H: 3 LOB: 2 BB: 2 P: 14	R: 1 E: 0 K: 1 S: 7 H: 2 LOB: 3 BB: 1 P: 12	R: 3 E: 0 K: 1 S: 8 H: 3 LOB: 1 BB: 1 P: 12	R: 0 E: 0 K: 0 S: 3 H: 0 LOB: 0 BB: 0 P: 3		1B: 15 2B: 3 3B: 1 HR: 1 SF: 0 SAC: 1 DP: 0 HBP: 1						

BOTTOM

Minnesota Twins @ Kansas City Royals

Royals Stadium, Kansas City, MO

Tue Aug 06 1974, 8:05 PM EDT
Att. 13,301 - Unknown - 68 F

livebaseballscorecards.com

AB	45
R	17
H	20
RBI	16
BB	5
SO	2
LOB	29

WP: 0 PA: 52
PB: 0
SB: 0
CS: 0

PITCHER		IP	WLS	BF	H	R	ER	SO	BB	IBB	HBP	BLK	WP	HR	S	P	ERA	WHIP
Ray Corbin, R ERA: 4.66	(1, 1)	2.0	L	16	8	7	5	0	0	0	0	0	0	0	16	16	22.50	4.000
Vic Albury, L ERA: 5.12	(3, 1)	5.0		33	12	10	10	2	5	0	1	0	0	1	31	52	18.00	3.400
Tom Burgmeier, L ERA: 5.1	(8, 1)	1.0		3	0	0	0	0	0	0	0	0	0	0	3	3	0.00	0.000

PITCHER	IP	WLS	BF	H	R	ER	SO	BB	IBB	HBP	BLK	WP	HR	S	P	ERA	WHIP

Batter	1	2	3	4	5	6	7	8	9	AB	R	H	RBI	BB	SO	LOB
Rod Carew, L (1, 4) OBP: 0.425, SLG: 0.452	0-0 SF8 1B	0-0 1-3 2-H 3-H 1B		0-0 G4-3 1-2f		0-0 FC6-4 1-2f		0-0 E9 2-H 2B		5	1	3	3	0	0	2
Steve Braun, L (1, 7) OBP: 0.375, SLG: 0.386	0-0 G6-4-3 1-3 1B	0-0 F9		S S S 0-3 K			0-0 FC6-4 1B 1B	0-0 F7		4	0	2	0	0	1	2
Harmon Killebrew, R (8, PH) OBP: 0.314, SLG: 0.379										1	0	0	0	0	0	2
Steve Brye, R (8, 8) OBP: 0.313, SLG: 0.353										0	0	0	0	0	0	0
Bobby Darwin, R (1, 9) OBP: 0.332, SLG: 0.468	0-0 SF8 3-H		0-0 P4		0-0 FC6-4 1B		S S S 0-3 K	0-0 6-3		4	0	1	1	0	1	3
Tony Oliva, L (1, 10) OBP: 0.320, SLG: 0.420	0-0 G6-4-3 1-2f		B B B 4-0 1B 1B BB		0-0 F9		0-0 FC6-4 1-2 1B		0-0 F8	4	1	1	0	1	0	2
Larry Hisle, R (1, 8) (8, 7) OBP: 0.361, SLG: 0.515		0-0 BB SH1-3 1B 1B	0-0 1B 1-2 1B		S S S 0-3 K		0-0 FC6-4 1-2f 2-3		0-0 F3	5	1	2	0	0	1	3
Eric Soderholm, R (1, 5) OBP: 0.348, SLG: 0.407		0-0 SH1-3 1-2	0-0 1-2 2-H 1B		0-0 FC6-4 1-2f		0-0 P5		S S S 0-3 K	4	0	1	1	0	1	3
Jim Holt, L (1, 3) OBP: 0.311, SLG: 0.319	B B B 4-0 BB 1B BB	0-0 F8				0-0 P6		B B B 4-0 2B 6-3 BB		2	2	0	0	2	0	2
Danny Thompson, R (1, 6) OBP: 0.333, SLG: 0.400	S S S 0-3 K	0-0 L6				0-0 FC5-4 1B		0-0 1-3 E 2B		4	0	2	0	0	1	4
Jerry Terrell, R (8, PR) (8, 6) OBP: 0.281, SLG: 0.313										0	1	0	0	0	0	0
Glenn Borgmann, R (1, 2) OBP: 0.324, SLG: 0.319	B B B 4-0 1B 1-2 2-3 BB			0-0 G4-3 1B		0-0 FC5-4 FC6-4 1-2f		0-0 6-3 3-H		3	0	1	1	1	0	2
Inning Stats	R: 1 E: 0 K: 0 S: 4 H: 2 LOB: 0 BB: 0 P: 4	R: 2 E: 0 K: 1 S: 7 H: 2 LOB: 2 BB: 2 P: 15	R: 1 E: 0 K: 0 S: 5 H: 2 LOB: 2 BB: 1 P: 9	R: 0 E: 0 K: 1 S: 5 H: 1 LOB: 0 BB: 0 P: 5	R: 0 E: 0 K: 1 S: 6 H: 1 LOB: 1 BB: 0 P: 6	R: 0 E: 0 K: 0 S: 4 H: 1 LOB: 1 BB: 0 P: 4	R: 0 E: 0 K: 1 S: 7 H: 2 LOB: 2 BB: 0 P: 7	R: 2 E: 1 K: 0 S: 5 H: 2 LOB: 2 BB: 1 P: 9	R: 0 E: 0 K: 1 S: 5 H: 0 LOB: 0 BB: 0 P: 5	1B: 11 2B: 2 3B: 0 HR: 0 SF: 1 SAC: 1 DP: 2 HBP: 0							

TOP

Minnesota Twins @ Kansas City Royals

Royals Stadium, Kansas City, MO

Wed Aug 07 1974, 8:05 PM EDT

Cloudy - 76 F

livebaseballscorecards.com

AB	36
R	6
H	13
RBI	6
BB	4
SO	5
LOB	25

PITCHER		IP	WLS	BF	H	R	ER	SO	BB	IBB	HBP	BLK	WP	HR	S	P	ERA	WHIP
Nelson Briles, R ERA: 4.38	(1, 1)	2.1		15	6	4	4	1	3	0	0	0	0	0	14	26	15.43	3.857
Lindy McDaniel, R ERA: 3.43	(3, 1)	4.2		20	6	2	2	3	1	0	0	0	0	0	25	29	3.86	1.500
Steve Mingori, L ERA: 3.21	(8, 1)	0.1		2	1	0	0	0	0	0	0	0	0	0	2	2	0.00	3.000
Doug Bird, R ERA: 2.87	(8, 1)	1.2	W	5	0	0	0	1	0	0	0	0	0	0	7	7	0.00	0.000

PITCHER	IP	WLS	BF	H	R	ER	SO	BB	IBB	HBP	BLK	WP	HR	S	P	ERA	WHIP

WP: 0	PB: 0	SB: 0	CS: 0
PA: 42			

BOTTOM

Minnesota Twins @ Kansas City Royals

Royals Stadium, Kansas City, MO

Wed Aug 07 1974, 8:05 PM EDT

Cloudy - 76 F

livebaseballscorecards.com

Batter	1	2	3	4	5	6	7	8	9	AB	R	H	RBI	BB	SO	LOB
Freddie Patek, R (1, 6) OBP: 0.322, SLG: 0.309	0-0 5-3 S 1B		0-3 ① K	4-0 BB		0-0 ③ F9		0-3 ② K		4	0	1	0	1	2	3
Cookie Rojas, R (1, 4) OBP: 0.338, SLG: 0.376	0-0 ① P4 1-2		0-0 1-2 3B 1B 3-H	0-0 ③ F9			0-0 ① 4-3	4-0 1B 2-3 BB		4	1	1	1	1	0	3
Amos Otis, R (1, 8) OBP: 0.361, SLG: 0.480	0-0 ② 5-3 2-3		0-0 ② P3		0-0 1B 1B		0-0 1B 1B 1B	0-0 1-2 1B 3-H		5	1	3	1	0	0	3
Hal McRae, R (1, 7) OBP: 0.391, SLG: 0.488	0-0 ③ P4		0-0 1-H 2-H 1B 3B		0-0 1-2 1B		0-0 1-2 E 1B 1B	0-0 ③ P4		4	2	3	2	0	0	1
Al Cowens, R (8, 9) OBP: 0.261, SLG: 0.268										0	0	0	0	0	0	0
Vada Pinson, L (8, PH) (9, 9) OBP: 0.262, SLG: 0.338										1	0	0	0	0	0	2
Orlando Cepeda, R (1, 10) OBP: 0.600, SLG: 0.500		0-0 ① 6-3	0-0 3-H FC4-6 1B		0-0 ① F7		0-0 1-H 2-H E8 1B			4	0	2	2	0	0	2
Tony Solaita, L (1, 3) OBP: 0.357, SLG: 0.377		0-0 ② 1-3	0-0 ③ FC4-6 1-2f		0-3 ② K		0-0 ② P6			4	0	0	0	0	1	4
Jim Wohlford, R (1, 9) (8, 7) OBP: 0.346, SLG: 0.365		0-0 ③ P4		0-0 ① F2	0-0 ③ 5-3		0-0 ③ F2			4	0	0	0	0	0	3
George Brett, L (1, 5) OBP: 0.290, SLG: 0.320			0-0 E4 1B 1B	0-0 2B		0-0 ① 4-3		0-0 S 1B 2B		4	2	2	0	0	0	0
Fran Healy, R (1, 2) OBP: 0.342, SLG: 0.405			0-0 1-3 1B 3B 1B	0-3 ② K		0-3 ② K		0-0 ① P6		4	1	1	0	0	2	2
Inning Stats	R: 0 E: 0 K: 0 S: 4 H: 1 LOB: 1 BB: 0 P: 4	R: 0 E: 0 K: 0 S: 3 H: 0 LOB: 0 BB: 0 P: 3	R: 4 E: 1 K: 1 S: 10 H: 4 LOB: 1 BB: 0 P: 10	R: 0 E: 0 K: 1 S: 6 H: 1 LOB: 2 BB: 1 P: 10	R: 0 E: 0 K: 1 S: 7 H: 2 LOB: 2 BB: 0 P: 7	R: 0 E: 0 K: 1 S: 5 H: 0 LOB: 0 BB: 0 P: 5	R: 2 E: 1 K: 0 S: 6 H: 3 LOB: 1 BB: 0 P: 6	R: 1 E: 0 K: 1 S: 7 H: 2 LOB: 2 BB: 1 P: 11		1B: 10 2B: 2 3B: 1 HR: 0	SF: 0 SAC: 0 DP: 0 HBP: 0					

	AB	38
	R	7
	H	13
	RBI	6
	BB	2
	SO	5
	LOB	23

WP: 0 PB: 0 SB: 2 CS: 0 PA: 40

PITCHER		IP	WLS	BF	H	R	ER	SO	BB	IBB	HBP	BLK	WP	HR	S	P	ERA	WHIP
Dave Goltz, R ERA: 3.62	(1, 1)	6.1		32	11	6	1	4	1	0	0	0	0	0	39	43	1.42	1.895
Bill Campbell, R ERA: 3.13	(7, 1)	1.2	L	8	2	1	1	1	1	0	0	0	0	0	9	13	5.40	1.800

PITCHER	IP	WLS	BF	H	R	ER	SO	BB	IBB	HBP	BLK	WP	HR	S	P	ERA	WHIP

TOP

Minnesota Twins @ Kansas City Royals

Royals Stadium, Kansas City, MO

Wed Aug 07 1974, 8:05 PM EDT

Att. 16,575 - Unknown - 73 F

livebaseballscorecards.com

Batter	1	2	3	4	5	6	7	8	9	AB	R	H	RBI	BB	SO	LOB
Steve Brye, R (1, 8) OBP: 0.312, SLG: 0.352	K	FC4-6 1-3 1B		K			P4		1-2 2-3 1B	4	0	1	0	0	2	2
Tony Oliva, L (9, PH) OBP: 0.321, SLG: 0.422										1	0	1	0	0	0	0
Rod Carew, L (1, 4) OBP: 0.421, SLG: 0.447	F8	FC4-6 1-2f			K		6-3		L1-5 3-H	5	0	0	0	0	1	5
Larry Hisle, R (1, 7) OBP: 0.363, SLG: 0.515	S 1B 1B	6-3			E 1B			K		4	1	2	0	0	1	0
Harmon Killebrew, R (1, 10) OBP: 0.313, SLG: 0.377	1B 1-H 1B	P3			E4 1-2 G4-6-3			L7		4	0	1	1	0	0	1
Bobby Darwin, R (1, 9) OBP: 0.333, SLG: 0.470	1-2 1B	K			G4-6-3 1-2f			2B		4	0	2	0	0	1	2
Eric Soderholm, R (1, 5) OBP: 0.347, SLG: 0.405	K			L9		L4-3 1B		6-3		4	0	1	0	0	1	3
Craig Kusick, R (1, 3) OBP: 0.359, SLG: 0.389		FC6-4 1B		F8		L4-3 1-2			F7	4	0	1	0	0	0	1
Jerry Terrell, R (1, 6) OBP: 0.286, SLG: 0.317		FC6-4 1B 1-2f		1B 1B		F7			1B 1B L1-5 1B	4	0	2	0	0	0	1
Phil Roof, R (1, 2) OBP: 0.288, SLG: 0.258		K		1-2 1B			P5		1B 1-2 1B	1	0	0	0	0	1	1
Glenn Borgmann, R (2, 2) OBP: 0.328, SLG: 0.324										3	0	2	0	0	0	0

Inning Stats	1	2	3	4	5	6	7	8	9
	R: 1 E: 0 K: 2 S: 10	R: 0 E: 0 K: 1 S: 7	R: 0 E: 0 K: 1 S: 5	R: 0 E: 0 K: 1 S: 7	R: 0 E: 1 K: 1 S: 6	R: 0 E: 0 K: 0 S: 3	R: 0 E: 0 K: 0 S: 3	R: 0 E: 0 K: 1 S: 6	R: 0 E: 0 K: 0 S: 5
	H: 3 LOB: 2 BB: 0 P: 10	H: 2 LOB: 2 BB: 0 P: 7	H: 0 LOB: 0 BB: 0 P: 5	H: 2 LOB: 2 BB: 0 P: 7	H: 1 LOB: 1 BB: 0 P: 6	H: 1 LOB: 0 BB: 0 P: 3	H: 0 LOB: 0 BB: 0 P: 3	H: 1 LOB: 1 BB: 0 P: 6	H: 3 LOB: 2 BB: 0 P: 5

1B: 12	SF: 0	WP: 0
2B: 3	SAC: 0	PB: 0
3B: 0	DP: 3	SB: 1
HR: 0	HBP: 0	CS: 0

PA: 38

AB	38
R	1
H	13
RBI	1
BB	0
SO	7
LOB	16

PITCHER		IP	WLS	BF	H	R	ER	SO	BB	IBB	HBP	BLK	WP	HR	S	P	ERA	WHIP
Paul Splittorff, L ERA: 3.68	(1, 1)	8.0	W	33	10	1	1	7	0	0	0	0	0	0	47	47	1.12	1.250
Doug Bird, R ERA: 2.83	(9, 1)	1.0		5	3	0	0	0	0	0	0	0	0	0	5	5	0.00	3.000

PITCHER	IP	WLS	BF	H	R	ER	SO	BB	IBB	HBP	BLK	WP	HR	S	P	ERA	WHIP

Batter	1	2	3	4	5	6	7	8	9	AB	R	H	RBI	BB	SO	LOB
Freddie Patek, R (1, 6) OBP: 0.323, SLG: 0.309	BBBB 4-0 3B BB	x 0-0 FC6-4 1B		x 0-0 ② FC5-2 3-H		x 0-0 ②③ 1-3 1-2				3	1	1	0	1	0	2
Jim Wohlford, R (1, 9) (8, 7) OBP: 0.345, SLG: 0.369	x 0-0 SF7 1-H 3B	x 0-0 ③ FC6-4 1-2f		SSS 0-3 ③ K			x 0-0 ① L8			4	1	1	1	0	1	2
Amos Otis, R (1, 8) OBP: 0.362, SLG: 0.487	x 0-0 ① SF7 3-H		x 0-0 ① L9		x 0-0 2B 3B		x 0-0 1B			3	1	2	1	0	0	0
Hal McRae, R (1, 7) OBP: 0.392, SLG: 0.494	x 0-0 2B		x 0-0 ② P4		x 0-0 5-3 3-H 2B		x 0-0 ② P4			4	0	2	1	0	0	1
Al Cowens, R (8, 9) OBP: 0.261, SLG: 0.268										0	0	0	0	0	0	0
Orlando Cepeda, R (1, 10) OBP: 0.429, SLG: 0.333	x 0-0 ② L9		SSS 0-3 ③ K		x 0-0 ① F7		x 0-0 ③ 5-3			4	0	0	0	0	1	3
Kurt Bevacqua, R (1, 3) OBP: 0.267, SLG: 0.206	BBBB 4-0 BB			x 0-0 ① F9	x 0-0 ② 5-3 2-3			x 0-0 G5-4-3 1B		3	0	1	0	1	0	1
Fran Healy, R (1, 2) OBP: 0.341, SLG: 0.402	x 0-0 ③ P6			BBBB 4-0 3B BB	SSS 0-3 ③ K			x 0-0 ①② G5-4-3 1-2f		3	1	0	0	1	1	4
George Brett, L (1, 5) OBP: 0.293, SLG: 0.338		SSS 0-3 ① K		x 0-0 3B 1-H 3B		x 0-0 ① 4-3		x 0-0 3B		4	1	2	1	0	1	0
Frank White, R (1, 4) OBP: 0.257, SLG: 0.324		x 0-0 ② F8		x 0-0 FC5-2 3-H 3B		BBBB 4-0 CS BB		SSS 0-3 ③ K		3	0	1	1	1	1	1
Inning Stats	R: 2 E: 0 K: 0 S: 5 H: 2 LOB: 2 BB: 2 P: 13	R: 0 E: 0 K: 1 S: 6 H: 1 LOB: 1 BB: 0 P: 6	R: 0 E: 0 K: 1 S: 5 H: 0 LOB: 0 BB: 0 P: 5	R: 2 E: 0 K: 1 S: 7 H: 2 LOB: 1 BB: 1 P: 11	R: 1 E: 0 K: 1 S: 7 H: 2 LOB: 1 BB: 0 P: 7	R: 0 E: 0 K: 0 S: 2 H: 0 LOB: 0 BB: 1 P: 6	R: 0 E: 0 K: 0 S: 4 H: 1 LOB: 1 BB: 0 P: 4	R: 0 E: 0 K: 1 S: 6 H: 2 LOB: 1 BB: 0 P: 6		1B: 3 2B: 2 3B: 5 HR: 0 SF: 1 SAC: 0 DP: 1 HBP: 0						

BOTTOM

Minnesota Twins @ Kansas City Royals

Royals Stadium, Kansas City, MO

Wed Aug 07 1974, 8:05 PM EDT

Att. 16,575 - Unknown - 73 F

livebaseballscorecards.com

AB	31
R	5
H	10
RBI	5
BB	4
SO	5
LOB	14

WP: 0 PB: 0 SB: 0 CS: 1 PA: 36

PITCHER		IP	WLS	BF	H	R	ER	SO	BB	IBB	HBP	BLK	WP	HR	S	P	ERA	WHIP
Bill Butler, L ERA: 4.18	(1, 1)	3.1	L	18	5	4	4	2	3	0	0	0	0	0	19	31	10.80	2.400
Tom Burgmeier, L ERA: 4.9	(4, 1)	4.2		18	5	1	1	3	1	0	0	0	0	0	23	27	1.93	1.286

PITCHER	IP	WLS	BF	H	R	ER	SO	BB	IBB	HBP	BLK	WP	HR	S	P	ERA	WHIP

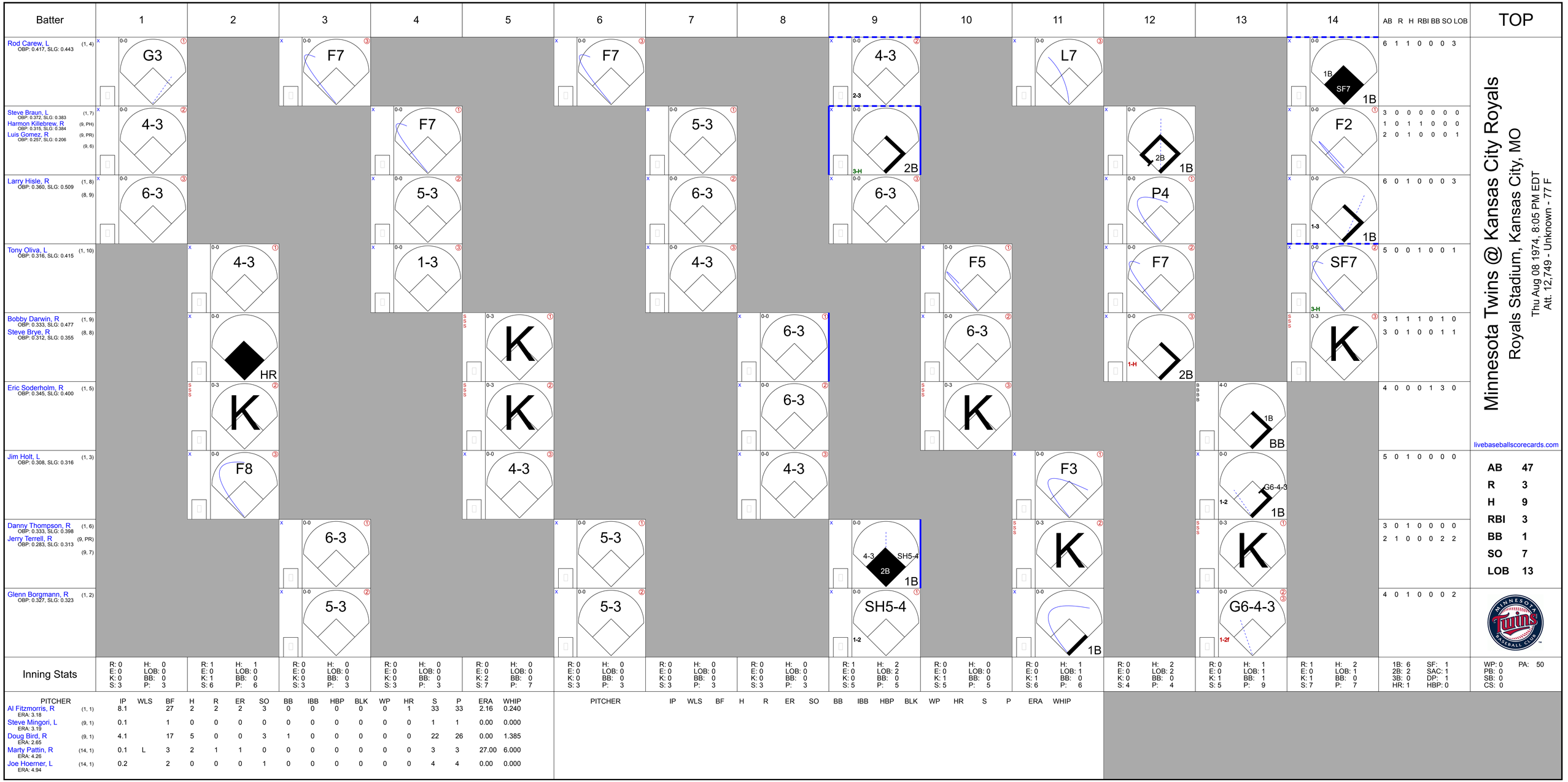
Batter
1
2
3
4
5
6
7
8
9
10
11
12
13
14
AB R H RBI BB SO LOB
TOP
Rod Carew, L (1, 4) OBP: 0.417, SLG: 0.443
G3
F7
F7
4-3
L7
1B SF7 1B
6 1 1 0 0 0 3
Steve Braun, L (1, 7) OBP: 0.372, SLG: 0.383
Harmon Killebrew, R (9, PH) OBP: 0.315, SLG: 0.384
Luis Gomez, R (9, PR) OBP: 0.257, SLG: 0.206 (9, 6)
4-3
F7
5-3
2-3
3-H 2B
2B 1B
F2
3 0 0 0 0 0 0
1 0 1 1 0 0 0
2 0 1 0 0 0 1
Larry Hisle, R (1, 8) (8, 9) OBP: 0.360, SLG: 0.509
6-3
5-3
6-3
6-3
P4
1-3 1B
6 0 1 0 0 0 3
Tony Oliva, L (1, 10) OBP: 0.316, SLG: 0.415
4-3
1-3
4-3
F5
F7
SF7 3-H
5 0 0 1 0 0 1
Bobby Darwin, R (1, 9) OBP: 0.333, SLG: 0.477
Steve Brye, R (8, 8) OBP: 0.312, SLG: 0.355
HR
K
6-3
6-3
1-H 2B
K
3 1 1 1 0 1 0
3 0 1 0 0 1 1
Eric Soderholm, R (1, 5) OBP: 0.345, SLG: 0.400
K
K
6-3
K
BBB 1B BB
4 0 0 0 1 3 0
Jim Holt, L (1, 3) OBP: 0.308, SLG: 0.316
F8
4-3
4-3
F3
G6-4-3 1-2 1B
5 0 1 0 0 0 0
Danny Thompson, R (1, 6) OBP: 0.333, SLG: 0.398
Jerry Terrell, R (9, PR) OBP: 0.283, SLG: 0.313 (9, 7)
6-3
5-3
4-3 SH5-4 2B 1B
K
K
3 0 1 0 0 0 0
2 1 0 0 0 2 2
Glenn Borgmann, R (1, 2) OBP: 0.327, SLG: 0.323
5-3
5-3
SH5-4 1-2
1B
G6-4-3 1-2f
4 0 1 0 0 0 2
Minnesota Twins @ Kansas City Royals
Royals Stadium, Kansas City, MO
Thu Aug 08 1974, 8:05 PM EDT
Att. 12,749 - Unknown - 77 F
livebaseballscorecards.com
AB 47
R 3
H 9
RBI 3
BB 1
SO 7
LOB 13
Inning Stats
R: 0 H: 0 E: 0 LOB: 0 K: 0 BB: 0 S: 3 P: 3
R: 1 H: 1 E: 0 LOB: 0 K: 1 BB: 0 S: 6 P: 6
R: 0 H: 0 E: 0 LOB: 0 K: 0 BB: 0 S: 3 P: 3
R: 0 H: 0 E: 0 LOB: 0 K: 0 BB: 0 S: 3 P: 3
R: 0 H: 0 E: 0 LOB: 0 K: 2 BB: 0 S: 7 P: 7
R: 0 H: 0 E: 0 LOB: 0 K: 0 BB: 0 S: 3 P: 3
R: 0 H: 0 E: 0 LOB: 0 K: 0 BB: 0 S: 3 P: 3
R: 0 H: 0 E: 0 LOB: 0 K: 0 BB: 0 S: 3 P: 3
R: 1 H: 2 E: 0 LOB: 2 K: 0 BB: 0 S: 5 P: 5
R: 0 H: 0 E: 0 LOB: 0 K: 1 BB: 0 S: 5 P: 5
R: 0 H: 1 E: 0 LOB: 1 K: 1 BB: 0 S: 6 P: 6
R: 0 H: 2 E: 0 LOB: 2 K: 0 BB: 0 S: 4 P: 4
R: 0 H: 1 E: 0 LOB: 1 K: 1 BB: 1 S: 5 P: 9
R: 1 H: 2 E: 0 LOB: 1 K: 1 BB: 0 S: 7 P: 7
1B: 6 SF: 1 2B: 2 SAC: 1 3B: 0 DP: 1 HR: 1 HBP: 0
WP: 0 PA: 50 PB: 0 SB: 0 CS: 0
PITCHER IP WLS BF H R ER SO BB IBB HBP BLK WP HR S P ERA WHIP
Al Fitzmorris, R (1, 1) ERA: 3.18 8.1 27 2 2 2 3 0 0 0 0 0 1 33 33 2.16 0.240
Steve Mingori, L (9, 1) ERA: 3.19 0.1 1 0 0 0 0 0 0 0 0 0 0 1 1 0.00 0.000
Doug Bird, R (9, 1) ERA: 2.65 4.1 17 5 0 0 3 1 0 0 0 0 0 22 26 0.00 1.385
Marty Pattin, R (14, 1) ERA: 4.26 0.1 L 3 2 1 1 0 0 0 0 0 0 0 3 3 27.00 6.000
Joe Hoerner, L (14, 1) ERA: 4.94 0.2 2 0 0 0 1 0 0 0 0 0 0 0 4 4 0.00 0.000
PITCHER IP WLS BF H R ER SO BB IBB HBP BLK WP HR S P ERA WHIP

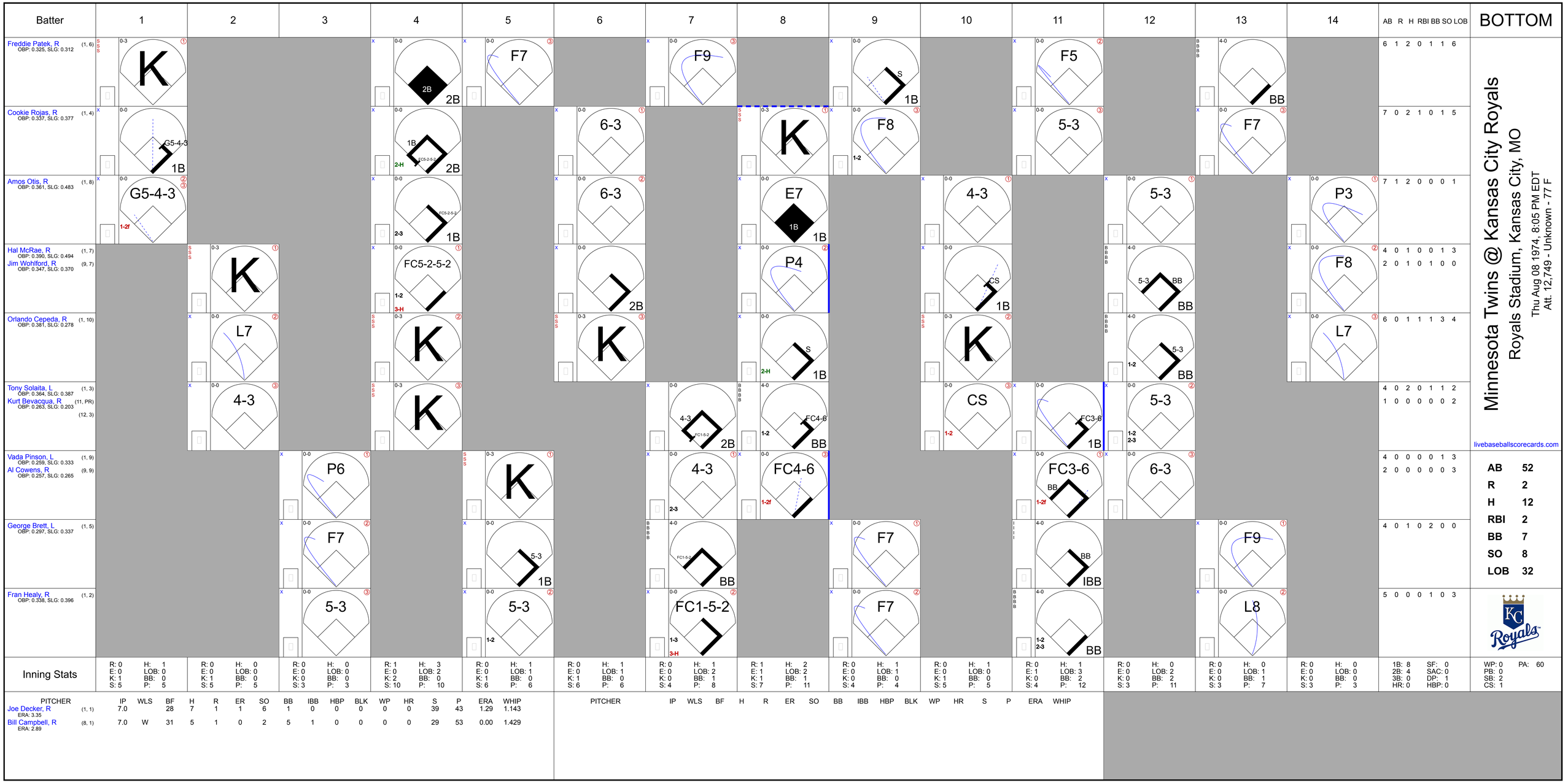
Batter
1
2
3
4
5
6
7
8
9
10
11
12
13
14
AB R H RBI BB SO LOB
BOTTOM
Freddie Patek, R (1, 6) OBP: 0.325, SLG: 0.312
K
2B
F7
F9
S
F5
BB
6 1 2 0 1 1 6
Cookie Rojas, R (1, 4) OBP: 0.337, SLG: 0.377
G5-4-3
1B
6-3
K
F8
5-3
F7
7 0 2 1 0 1 5
Amos Otis, R (1, 8) OBP: 0.361, SLG: 0.483
G5-4-3
E7
4-3
5-3
P3
7 1 2 0 0 0 1
Hal McRae, R (1, 7) OBP: 0.390, SLG: 0.494
Jim Wohlford, R (9, 7) OBP: 0.347, SLG: 0.370
K
FC5-2-5-2
P4
CS
5-3
F8
4 0 1 0 0 1 3
2 0 1 0 1 0 0
Orlando Cepeda, R (1, 10) OBP: 0.381, SLG: 0.278
L7
K
S
K
5-3
L7
6 0 1 1 1 3 4
Tony Solaita, L (1, 3) OBP: 0.364, SLG: 0.387
Kurt Bevacqua, R (11, PR) OBP: 0.263, SLG: 0.203
(12, 3)
4-3
K
4-3
FC4-6
CS
FC3-6
5-3
4 0 2 0 1 1 2
1 0 0 0 0 0 2
Vada Pinson, L (1, 9) OBP: 0.259, SLG: 0.333
Al Cowens, R (9, 9) OBP: 0.257, SLG: 0.265
P6
K
4-3
FC4-6
FC3-6
6-3
4 0 0 0 0 1 3
2 0 0 0 0 0 3
George Brett, L (1, 5) OBP: 0.297, SLG: 0.337
F7
5-3
FC1-5-2
F7
F9
4 0 1 0 2 0 0
Fran Healy, R (1, 2) OBP: 0.338, SLG: 0.396
5-3
5-3
FC1-5-2
F7
L8
5 0 0 0 1 0 3
livebaseballscorecards.com
Minnesota Twins @ Kansas City Royals
Royals Stadium, Kansas City, MO
Thu Aug 08 1974, 8:05 PM EDT
Att. 12,749 - Unknown - 77 F
AB 52
R 2
H 12
RBI 2
BB 7
SO 8
LOB 32
Inning Stats
1: R: 0 E: 0 K: 1 S: 5 | H: 1 LOB: 0 BB: 0 P: 5
2: R: 0 E: 0 K: 1 S: 5 | H: 0 LOB: 0 BB: 0 P: 5
3: R: 0 E: 0 K: 0 S: 3 | H: 0 LOB: 0 BB: 0 P: 3
4: R: 1 E: 0 K: 2 S: 10 | H: 3 LOB: 2 BB: 0 P: 10
5: R: 0 E: 0 K: 1 S: 6 | H: 1 LOB: 1 BB: 0 P: 6
6: R: 0 E: 0 K: 1 S: 6 | H: 1 LOB: 1 BB: 0 P: 6
7: R: 0 E: 0 K: 0 S: 4 | H: 1 LOB: 2 BB: 1 P: 8
8: R: 1 E: 1 K: 1 S: 7 | H: 2 LOB: 2 BB: 1 P: 11
9: R: 0 E: 0 K: 0 S: 4 | H: 1 LOB: 1 BB: 0 P: 4
10: R: 0 E: 0 K: 1 S: 5 | H: 1 LOB: 0 BB: 0 P: 5
11: R: 0 E: 1 K: 0 S: 4 | H: 1 LOB: 3 BB: 2 P: 12
12: R: 0 E: 0 K: 0 S: 3 | H: 0 LOB: 2 BB: 2 P: 11
13: R: 0 E: 0 K: 0 S: 3 | H: 0 LOB: 1 BB: 1 P: 7
14: R: 0 E: 0 K: 0 S: 3 | H: 0 LOB: 0 BB: 0 P: 3
1B: 8 2B: 4 3B: 0 HR: 0
SF: 0 SAC: 0 DP: 1 HBP: 0
WP: 0 PB: 0 SB: 2 CS: 1
PA: 60
PITCHER IP WLS BF H R ER SO BB IBB HBP BLK WP HR S P ERA WHIP
Joe Decker, R (1, 1) ERA: 3.35 7.0 28 7 1 1 6 1 0 0 0 0 0 39 43 1.29 1.143
Bill Campbell, R (8, 1) ERA: 2.89 7.0 W 31 5 1 0 2 5 1 0 0 0 0 29 53 0.00 1.429
PITCHER IP WLS BF H R ER SO BB IBB HBP BLK WP HR S P ERA WHIP

Baltimore Orioles @ Minnesota Twins

Metropolitan Stadium, Bloomington , MI

Fri Aug 09 1974, 8:05 PM EDT

Att. 14,390 - Unknown

TOP

livebaseballscorecards.com

Batter	1	2	3	4	5	6	7	8	9	AB	R	H	RBI	BB	SO	LOB
Rich Coggins, L (1, 9) OBP: 0.303, SLG: 0.330	F9	K			FC4	F3		4-3		5	1	0	0	0	1	5
Paul Blair, R (1, 8) OBP: 0.295, SLG: 0.399	F7		G4-6-3 HBP		1B		F4		E5 FC6-4	4	1	1	0	0	0	0
Tommy Davis, R (1, 10) OBP: 0.306, SLG: 0.368	1B		G4-6-3		1B		F8		L9	5	0	2	1	0	0	2
Bobby Grich, R (1, 4) OBP: 0.392, SLG: 0.488	1B		5-3		FC6-4		BB		F8	5	0	3	1	0	0	1
Boog Powell, L (1, 3) OBP: 0.354, SLG: 0.412	F6			E4 FC5-4	K		BBBB 4-0 FC5-4 BB		FC6-4	3	0	0	0	1	1	4
Curt Motton, R (9, PH)										1	0	0	0	0	0	1
Don Baylor, R (1, 7) OBP: 0.324, SLG: 0.346		5-3		FC5-4 FC6-4	FC6-4		FC5-4			4	0	0	0	0	0	5
Brooks Robinson, R (1, 5) OBP: 0.370, SLG: 0.406		BBBB 4-0 1B BB		F7	F8			6-3		3	0	0	0	1	0	1
Earl Williams, R (1, 2) OBP: 0.344, SLG: 0.364		K		FC6-4	HBP			6-3		3	0	0	0	0	1	2
Mark Belanger, R (1, 6) OBP: 0.316, SLG: 0.346		1B			FC4 1B	F9		1B		4	0	3	0	0	0	1

	AB	R	H	RBI	BB	SO	LOB
	37	2	9	2	2	3	22

Inning Stats	1	2	3	4	5	6	7	8	9
R	0	0	0	0	2	0	0	0	0
E	0	0	0	1	0	0	0	1	0
K	0	2	0	0	1	0	0	0	0
S	5	8	2	4	9	3	4	4	4
H	2	1	0	0	4	0	1	1	0
LOB	2	2	0	1	2	1	2	1	1
BB	0	1	0	0	0	0	1	0	0
P	5	12	3	4	9	4	8	4	4

	1B	SF	WP	PA
	9	0	0	41
	2B: 0	SAC: 0	PB: 0	
	3B: 0	DP: 1	SB: 0	
	HR: 0	HBP: 2	CS: 0	

PITCHER	IP	WLS	BF	H	R	ER	SO	BB	IBB	HBP	BLK	WP	HR	S	P	ERA	WHIP
Bill Hands, R (1, 1) ERA: 4.61	6.2	W	32	8	2	2	3	2	0	2	0	0	0	34	44	2.70	1.500
Tom Burgmeier, L (7, 1) ERA: 4.74	2.1		9	1	0	0	0	0	0	0	0	0	0	9	9	0.00	0.429

PITCHER	IP	WLS	BF	H	R	ER	SO	BB	IBB	HBP	BLK	WP	HR	S	P	ERA	WHIP

Baltimore Orioles @ Minnesota Twins

Metropolitan Stadium, Bloomington , MI

Fri Aug 09 1974, 8:05 PM EDT

Att. 14,390 - Unknown

BOTTOM

Batter	1	2	3	4	5	6	7	8	9	AB	R	H	RBI	BB	SO	LOB
Steve Brye, R (1, 8) OBP: 0.313, SLG: 0.361	4-3 1B	SH1-3 2-H		F9		K		6-3		5	1	2	1	0	1	0
Rod Carew, L (1, 4) OBP: 0.418, SLG: 0.444	4-3 2-3	SH1-3 2-3		1B		1B		1-3		4	0	2	0	0	0	1
Larry Hisle, R (1, 9) OBP: 0.360, SLG: 0.507	BLK 1B 3-H	K		FC5-4 1-3		F9		F4		5	1	2	1	0	1	2
Harmon Killebrew, R (1, 10) OBP: 0.314, SLG: 0.382	1B 1-H	K		K			K			4	0	1	1	0	3	3
Eric Soderholm, R (1, 5) OBP: 0.346, SLG: 0.401	1-2	E E		FC5-4 1-2f			F9			4	1	2	0	0	0	2
Craig Kusick, R (1, 3) OBP: 0.364, SLG: 0.387	K	E5 1-H		K	K		BB BB			3	1	1	0	1	2	2
Steve Braun, L (1, 7) OBP: 0.371, SLG: 0.381	F4	1-3			K		BB 1-2			4	0	1	0	0	1	2
Danny Thompson, R (1, 6) OBP: 0.338, SLG: 0.397		2B	K2-3		4-3		BB 1-2 2-3			3	1	1	0	1	1	0
Phil Roof, R (1, 2) OBP: 0.289, SLG: 0.275		2B 1-H	K			F3	K			3	1	1	1	0	1	0
Tony Oliva, L (7, PH) OBP: 0.315, SLG: 0.414										1	0	0	0	0	1	3
Glenn Borgmann, R (8, 2) OBP: 0.327, SLG: 0.323										0	0	0	0	0	0	0
Inning Stats	R: 2 E: 0 K: 1 S: 9 H: 4 LOB: 2 BB: 0 P: 9	R: 2 E: 0 K: 2 S: 10 H: 3 LOB: 1 BB: 0 P: 10	R: 2 E: 1 K: 2 S: 9 H: 2 LOB: 0 BB: 0 P: 9	R: 0 E: 0 K: 1 S: 7 H: 2 LOB: 2 BB: 0 P: 7	R: 0 E: 0 K: 2 S: 7 H: 0 LOB: 0 BB: 0 P: 7	R: 0 E: 0 K: 1 S: 6 H: 1 LOB: 1 BB: 0 P: 6	R: 0 E: 0 K: 2 S: 8 H: 1 LOB: 3 BB: 2 P: 16	R: 0 E: 0 K: 0 S: 3 H: 0 LOB: 0 BB: 0 P: 3		1B: 10 2B: 3 3B: 0 HR: 0	SF: 0 SAC: 1 DP: 0 HBP: 0					

livebaseballscorecards.com

AB	36
R	6
H	13
RBI	4
BB	2
SO	11
LOB	15

WP: 0 PB: 0 SB: 0 CS: 0 PA: 39

PITCHER		IP	WLS	BF	H	R	ER	SO	BB	IBB	HBP	BLK	WP	HR	S	P	ERA	WHIP
Dave McNally, L ERA: 4.34	(1, 1)	1.0	L	9	6	4	4	1	0	0	0	1	0	0	11	11	36.00	6.000
Doyle Alexander, R ERA: 4.38	(2, 1)	5.2		26	7	2	0	9	2	0	0	0	0	0	42	50	0.00	1.588
Grant Jackson, L ERA: 2.44	(7, 1)	1.1		4	0	0	0	1	0	0	0	0	0	0	6	6	0.00	0.000

PITCHER	IP	WLS	BF	H	R	ER	SO	BB	IBB	HBP	BLK	WP	HR	S	P	ERA	WHIP

Baltimore Orioles @ Minnesota Twins

Metropolitan Stadium, Bloomington , MI

Sat Aug 10 1974, 8:05 PM EDT

Att. 15,493 - Unknown

TOP

livebaseballscorecards.com

Batter	1	2	3	4	5	6	7	8	9	AB	R	H	RBI	BB	SO	LOB
Al Bumbry, L (1, 7) OBP: 0.261, SLG: 0.294	G3		K		3-1		B1-3			4	0	0	0	0	1	0
Rich Coggins, L (1, 8) OBP: 0.305, SLG: 0.330	S 1B		HBP			E4 1B 1B		F9		3	1	1	0	0	0	0
Tommy Davis, R (1, 10) OBP: 0.305, SLG: 0.367	K 1-2		F6			1B 1-3 1B		L6		4	0	1	0	0	1	2
Bobby Grich, R (1, 4) OBP: 0.393, SLG: 0.486	F9			G4-6-3 BB		K		1B		3	0	1	0	1	1	3
Boog Powell, L (1, 3) OBP: 0.353, SLG: 0.409		F7		G4-6-3 1-2f		1B 1-2 3-H		4-3		4	0	1	1	0	0	2
Don Baylor, R (1, 9) OBP: 0.324, SLG: 0.347		2B		E5 FC6-4		F3			K	4	0	1	0	0	1	2
Brooks Robinson, R (1, 5) OBP: 0.366, SLG: 0.402		F5		FC6-4 1-2f		F9			F6	4	0	0	0	0	0	4
Elrod Hendricks, L (1, 2) OBP: 0.303, SLG: 0.384		K	K		K		B4-3		K	4	0	0	0	0	3	1
Mark Belanger, R (1, 6) OBP: 0.313, SLG: 0.343			F3		K		F7			3	0	0	0	0	1	0
Inning Stats	R: 0 E: 0 K: 1 S: 6 H: 1 LOB: 1 BB: 0 P: 6	R: 0 E: 0 K: 1 S: 6 H: 1 LOB: 1 BB: 0 P: 6	R: 0 E: 0 K: 1 S: 5 H: 0 LOB: 1 BB: 0 P: 6	R: 0 E: 1 K: 0 S: 3 H: 0 LOB: 1 BB: 1 P: 7	R: 0 E: 0 K: 2 S: 7 H: 0 LOB: 0 BB: 0 P: 7	R: 1 E: 1 K: 1 S: 8 H: 2 LOB: 2 BB: 0 P: 8	R: 0 E: 0 K: 0 S: 3 H: 0 LOB: 0 BB: 0 P: 3	R: 0 E: 0 K: 0 S: 4 H: 1 LOB: 1 BB: 0 P: 4	R: 0 E: 0 K: 2 S: 7 H: 0 LOB: 0 BB: 0 P: 7	1B: 4 2B: 1 3B: 0 HR: 0 SF: 0 SAC: 0 DP: 1 HBP: 1						

	AB	33
	R	1
	H	5
	RBI	1
	BB	1
	SO	8
	LOB	14

WP: 0 PA: 35
PB: 0
SB: 1
CS: 0

PITCHER	IP	WLS	BF	H	R	ER	SO	BB	IBB	HBP	BLK	WP	HR	S	P	ERA	WHIP
Bert Blyleven, R (1, 1) ERA: 3.0	9.0	W	35	5	1	0	8	1	0	1	0	0	0	49	54	0.00	0.667

PITCHER	IP	WLS	BF	H	R	ER	SO	BB	IBB	HBP	BLK	WP	HR	S	P	ERA	WHIP

Batter	1	2	3	4	5	6	7	8	9	AB	R	H	RBI	BB	SO	LOB
Steve Brye, R (1, 8) OBP: 0.315, SLG: 0.363	1B		FC4-6 G6-4-3 1-2f		FC6-4 1-2f		1B			4	2	2	0	0	0	3
Rod Carew, L (1, 4) OBP: 0.421, SLG: 0.446	1B 1-3		G6-4-3 1-2f			BB 1B	1B 1-2			4	2	3	0	0	0	1
Jerry Terrell, R (8, 4) OBP: 0.283, SLG: 0.313										0	0	0	0	0	0	0
Larry Hisle, R (1, 7) OBP: 0.364, SLG: 0.509	G5-4-3 1-3 3-H			5-3		BBB 1B 1-2	1B 1-3 2-H			3	1	2	2	1	0	0
Harmon Killebrew, R (1, 10) OBP: 0.317, SLG: 0.383	F4			5-3		G6-4-3 1B 1-2 2-H	FC6 1-2 3-H			4	0	2	2	0	0	2
Bobby Darwin, R (1, 9) OBP: 0.333, SLG: 0.474	G5-4-3 1-2f			6-3		G6-4-3 1-2 2-H	FC6 1-2f			4	0	1	1	0	0	4
Eric Soderholm, R (1, 5) OBP: 0.342, SLG: 0.396		F7			F3	G6-4-3 1-2f 2-3		5-3		4	0	0	0	0	0	2
Craig Kusick, R (1, 3) OBP: 0.360, SLG: 0.391		L6-4 2B			K	F8		L3		4	0	1	0	0	1	1
Danny Thompson, R (1, 6) OBP: 0.336, SLG: 0.393		L6-4 2-3			BB 1B		6-3	4-3		4	0	1	0	0	0	1
Glenn Borgmann, R (1, 2) OBP: 0.331, SLG: 0.324			FC4-6 1B		BBB FC6-4 1-2 BB		5-3			2	0	1	0	1	0	0
Inning Stats	R: 1 E: 0 K: 0 S: 5 H: 3 LOB: 1 BB: 0 P: 5	R: 0 E: 0 K: 0 S: 3 H: 1 LOB: 0 BB: 0 P: 3	R: 0 E: 0 K: 0 S: 3 H: 1 LOB: 0 BB: 0 P: 3	R: 0 E: 0 K: 0 S: 3 H: 0 LOB: 0 BB: 0 P: 3	R: 0 E: 0 K: 1 S: 6 H: 1 LOB: 2 BB: 1 P: 10	R: 2 E: 0 K: 0 S: 5 H: 3 LOB: 1 BB: 1 P: 9	R: 2 E: 0 K: 0 S: 7 H: 4 LOB: 2 BB: 0 P: 7	R: 0 E: 0 K: 0 S: 3 H: 0 LOB: 0 BB: 0 P: 3		1B: 12 2B: 2 3B: 0 HR: 0 SF: 0 SAC: 0 DP: 4 HBP: 0						

BOTTOM

Baltimore Orioles @ Minnesota Twins

Metropolitan Stadium, Bloomington , MI

Sat Aug 10 1974, 8:05 PM EDT

Att. 15,493 - Unknown

livebaseballscorecards.com

AB	33
R	5
H	13
RBI	5
BB	2
SO	1
LOB	14

WP: 0 PB: 0 SB: 0 CS: 0 PA: 35

PITCHER		IP	WLS	BF	H	R	ER	SO	BB	IBB	HBP	BLK	WP	HR	S	P	ERA	WHIP
Mike Cuellar, L ERA: 3.54	(1, 1)	6.2	L	29	11	5	5	1	2	0	0	0	0	0	29	37	6.75	1.950
Bob Reynolds, R ERA: 3.04	(7, 1)	1.1		6	2	0	0	0	0	0	0	0	0	0	6	6	0.00	1.500

PITCHER	IP	WLS	BF	H	R	ER	SO	BB	IBB	HBP	BLK	WP	HR	S	P	ERA	WHIP

Batter	1	2	3	4	5	6	7	8	9	AB	R	H	RBI	BB	SO	LOB
Rich Coggins, L (1, 9) OBP: 0.304, SLG: 0.329	F5			4-3		2B SF7 1B		3-1		4	1	1	0	0	0	0
Paul Blair, R (1, 8) OBP: 0.297, SLG: 0.403	6-3			HR 1B		SF7 1-3 2B		K		4	1	2	0	0	1	0
Tommy Davis, R (1, 10) OBP: 0.305, SLG: 0.373	5-3			1-H HR		SF7 2-3 3-H			1-3	3	1	1	3	0	0	0
Bobby Grich, R (1, 4) OBP: 0.389, SLG: 0.482		F7		6-3		L1			F4	4	0	0	0	0	0	1
Boog Powell, L (1, 3) OBP: 0.351, SLG: 0.407		6-3		F6		F9			FC6-4 1B	4	0	1	0	0	0	1
Al Bumbry, L (9, PR) OBP: 0.261, SLG: 0.294										0	0	0	0	0	0	0
Don Baylor, R (1, 7) OBP: 0.320, SLG: 0.343		F7			F4		K		FC6-4 1-2f	4	0	0	0	0	1	1
Brooks Robinson, R (1, 5) OBP: 0.363, SLG: 0.398			K		F8		F4			3	0	0	0	0	1	0
Earl Williams, R (1, 2) OBP: 0.343, SLG: 0.373			6-3		HR		F8			3	1	1	1	0	0	0
Mark Belanger, R (1, 6) OBP: 0.311, SLG: 0.340			K		4-3			F5		3	0	0	0	0	1	0
Inning Stats	R: 0 E: 0 K: 0 S: 3 / H: 0 LOB: 0 BB: 0 P: 3	R: 0 E: 0 K: 0 S: 3 / H: 0 LOB: 0 BB: 0 P: 3	R: 0 E: 0 K: 2 S: 7 / H: 0 LOB: 0 BB: 0 P: 7	R: 2 E: 0 K: 0 S: 5 / H: 2 LOB: 0 BB: 0 P: 5	R: 1 E: 0 K: 0 S: 4 / H: 1 LOB: 0 BB: 0 P: 4	R: 1 E: 0 K: 0 S: 5 / H: 2 LOB: 1 BB: 0 P: 5	R: 0 E: 0 K: 1 S: 5 / H: 0 LOB: 0 BB: 0 P: 5	R: 0 E: 0 K: 1 S: 5 / H: 0 LOB: 0 BB: 0 P: 5	R: 0 E: 0 K: 0 S: 4 / H: 1 LOB: 1 BB: 0 P: 4	1B: 3 2B: 1 3B: 0 HR: 2	SF: 1 SAC: 0 DP: 0 HBP: 0						

TOP

Baltimore Orioles @ Minnesota Twins

Metropolitan Stadium, Bloomington , MI

Sun Aug 11 1974, 4:33 AM EDT
Att. 27,363 - Unknown

livebaseballscorecards.com

AB	32
R	4
H	6
RBI	4
BB	0
SO	4
LOB	3

WP: 0 PB: 0 SB: 0 CS: 0 PA: 33

PITCHER	IP	WLS	BF	H	R	ER	SO	BB	IBB	HBP	BLK	WP	HR	S	P	ERA	WHIP
Dave Goltz, R (1, 1) ERA: 3.75	6.0	W	23	5	4	4	2	0	0	0	0	0	2	27	27	6.00	0.833
Bill Campbell, R (7, 1) ERA: 2.8	3.0	S	10	1	0	0	2	0	0	0	0	0	0	14	14	0.00	0.333

PITCHER	IP	WLS	BF	H	R	ER	SO	BB	IBB	HBP	BLK	WP	HR	S	P	ERA	WHIP

BOTTOM

Baltimore Orioles @ Minnesota Twins

Metropolitan Stadium, Bloomington , MI

Sun Aug 11 1974, 4:33 AM EDT

Att. 27,363 - Unknown

Batter	1	2	3	4	5	6	7	8	9	AB	R	H	RBI	BB	SO	LOB
Steve Brye, R (1, 8) OBP: 0.314, SLG: 0.361	0-0 ① 5-3		0-0 ① F8	0-0 ③ 4-3		0-0 FC6-4 1B		0-0 ② 5-3		5	0	1	0	0	0	2
Larry Hisle, R (1, 7) OBP: 0.365, SLG: 0.507	0-0 ② F8		0-0 2B FC3-2 1-2 1B		0-0 1B 1B	0-0 ① F3		0-0 ③ F9		5	1	2	0	0	0	1
Bobby Darwin, R (1, 9) OBP: 0.336, SLG: 0.480	0-0 PB 1B 1B		0-0 FC3-2 1-3 2-H 2B		0-0 E 1B 1-2 1B 1B	0-0 ② F8				4	2	3	1	0	0	1
Harmon Killebrew, R (1, 10) OBP: 0.323, SLG: 0.387	0-0 1-H 1B		4-0 FC3-2 IBB		0-0 E7 1-3 2-H 1B 1B	0-0 ③ FC6-4 1-2f				3	1	2	2	1	0	1
Eric Soderholm, R (1, 5) OBP: 0.341, SLG: 0.398	0-0 ③ F3		0-0 ② FC3-2 FC4-6 1-2 2-3 3-Hf		0-0 ① F9		0-0 4-3 2B			4	0	1	0	0	0	6
Craig Kusick, R (1, 3) OBP: 0.357, SLG: 0.381		0-0 ① 6-3	0-0 ③ FC4-6 1-2f		4-0 1B IBB		0-0 ① F3			3	0	0	0	1	0	4
Jerry Terrell, R (1, 4) OBP: 0.287, SLG: 0.317		0-0 ② B1-3		0-0 5-3 SH3-4 1B	0-0 1-2 2-H 3-H 1B		0-0 ② 4-3 2-3			4	0	2	2	0	0	1
Danny Thompson, R (1, 6) OBP: 0.329, SLG: 0.385		0-0 ③ 4-3		0-0 ① SH3-4 1-2	0-0 ② F9		0-0 ③ 6-3			3	0	0	0	0	0	3
Glenn Borgmann, R (1, 2) OBP: 0.330, SLG: 0.323			0-0 1B 2B 1B	0-0 ② 5-3 2-3	0-0 ③ G3			0-0 ① F3		4	1	1	0	0	0	3
Inning Stats	R: 1 H: 2 E: 0 LOB: 1 K: 0 BB: 0 S: 5 P: 5	R: 0 H: 0 E: 0 LOB: 0 K: 0 BB: 0 S: 3 P: 3	R: 1 H: 3 E: 0 LOB: 3 K: 0 BB: 1 S: 6 P: 10	R: 0 H: 1 E: 0 LOB: 1 K: 0 BB: 0 S: 4 P: 4	R: 3 H: 4 E: 1 LOB: 2 K: 0 BB: 1 S: 7 P: 11	R: 0 H: 1 E: 0 LOB: 1 K: 0 BB: 0 S: 4 P: 4	R: 0 H: 1 E: 0 LOB: 1 K: 0 BB: 0 S: 4 P: 4	R: 0 H: 0 E: 0 LOB: 0 K: 0 BB: 0 S: 3 P: 3		1B: 10 SF: 0 2B: 2 SAC: 1 3B: 0 DP: 0 HR: 0 HBP: 0						

livebaseballscorecards.com

AB	35
R	5
H	12
RBI	5
BB	2
SO	0
LOB	22

WP: 0 PA: 38
PB: 1
SB: 0
CS: 0

PITCHER		IP	WLS	BF	H	R	ER	SO	BB	IBB	HBP	BLK	WP	HR	S	P	ERA	WHIP
Ross Grimsley, L ERA: 3.33	(1, 1)	4.0	L	22	9	5	4	0	0	1	0	0	0	0	21	25	9.00	2.250
Wayne Garland, R ERA: 3.25	(5, 1)	4.0		16	3	0	0	0	0	1	0	0	0	0	15	19	0.00	0.750

PITCHER	IP	WLS	BF	H	R	ER	SO	BB	IBB	HBP	BLK	WP	HR	S	P	ERA	WHIP

Batter	1	2	3	4	5	6	7	8	9	AB	R	H	RBI	BB	SO	LOB
Steve Brye, R (1, 8) OBP: 0.313, SLG: 0.359	6-3		G1-4-3 1-2f			FC4-6 1B	L7			4	0	1	0	0	0	3
Rod Carew, L (1, 4) OBP: 0.418, SLG: 0.443	6-3		1-3			FC4-6 1-2f 1B		SH1-4 1B		3	0	0	0	0	0	1
Jerry Terrell, R (6, 4) OBP: 0.291, SLG: 0.321										1	0	1	0	0	0	0
Larry Hisle, R (1, 7) OBP: 0.367, SLG: 0.508	CS 1B			F9		1-2 1B		SH1-4 1-2		3	0	2	0	0	0	0
Harmon Killebrew, R (1, 10) OBP: 0.329, SLG: 0.385	CS 1-2	FC5-4 BB		BB		L8		G5-4-3 BB		1	0	0	0	3	0	2
Luis Gomez, R (8, PR) OBP: 0.257, SLG: 0.206										0	0	0	0	0	0	0
Bobby Darwin, R (1, 9) OBP: 0.336, SLG: 0.477		L4		F8			HBP SF7 SH1-4 1B	G5-4-3 1-2f		4	1	1	0	0	0	4
Eric Soderholm, R (1, 5) OBP: 0.339, SLG: 0.394		FC5-4 1-2f			K		SH1-4 1-2		K	3	0	0	0	0	2	1
Craig Kusick, R (1, 3) OBP: 0.354, SLG: 0.372		5-3			F5	HBP HBP			6-3	3	0	0	0	0	0	1
Danny Thompson, R (1, 6) OBP: 0.327, SLG: 0.377			1-3		F8		1-2 2-3 HBP		6-3	3	0	0	0	0	0	0
Glenn Borgmann, R (1, 2) OBP: 0.330, SLG: 0.325			G1-4-3 1B			K	SF7 3-H			2	0	1	1	0	1	0
Inning Stats	R: 0 E: 0 K: 0 S: 3 H: 1 LOB: 0 BB: 0 P: 3	R: 0 E: 0 K: 0 S: 3 H: 0 LOB: 1 BB: 1 P: 7	R: 0 E: 0 K: 0 S: 3 H: 1 LOB: 0 BB: 0 P: 3	R: 0 E: 0 K: 0 S: 3 H: 0 LOB: 1 BB: 1 P: 7	R: 0 E: 0 K: 1 S: 5 H: 0 LOB: 0 BB: 0 P: 5	R: 0 E: 0 K: 1 S: 7 H: 2 LOB: 2 BB: 0 P: 7	R: 1 E: 0 K: 0 S: 4 H: 1 LOB: 2 BB: 0 P: 6	R: 0 E: 0 K: 0 S: 3 H: 1 LOB: 2 BB: 1 P: 7	R: 0 E: 0 K: 1 S: 5 H: 0 LOB: 0 BB: 0 P: 5	1B: 6 2B: 0 3B: 0 HR: 0 SF: 1 SAC: 2 DP: 2 HBP: 2						

PITCHER		IP	WLS	BF	H	R	ER	SO	BB	IBB	HBP	BLK	WP	HR	S	P	ERA	WHIP
Fritz Peterson, L ERA: 4.17	(1, 1)	7.0	L	29	6	1	1	2	2	0	2	0	0	0	29	39	1.29	1.143
Tom Buskey, R ERA: 3.3	(8, 1)	2.0		6	0	0	0	1	1	0	0	0	0	0	7	11	0.00	0.500

PITCHER	IP	WLS	BF	H	R	ER	SO	BB	IBB	HBP	BLK	WP	HR	S	P	ERA	WHIP

TOP

Minnesota Twins @ Cleveland Indians

Cleveland Municipal Stadium, Cleveland, OH

Wed Aug 14 1974, 7:05 PM EDT
Att. 9,685 - Unknown - 73 F

livebaseballscorecards.com

AB	27
R	1
H	6
RBI	1
BB	3
SO	3
LOB	12

BOTTOM

Batter	1	2	3	4	5	6	7	8	9	AB	R	H	RBI	BB	SO	LOB
John Lowenstein, L (1, 5) OBP: 0.327, SLG: 0.342	F6		CS 1B			F7		F7		4	0	1	0	0	0	0
Frank Duffy, R (1, 6) OBP: 0.277, SLG: 0.326	5-3		CS 1-2	5-3		L6			SH1-4 BB BBBB	3	0	0	0	1	0	0
Leron Lee, L (1, 7) OBP: 0.304, SLG: 0.381	G3			FC5-4 BB BBB		K SSS			SH1-4 1-2	2	0	0	0	1	1	0
Charlie Spikes, R (1, 9) OBP: 0.343, SLG: 0.456		5-3		FC5-4 1-2f			F5		G4-6-3 BB BBBB	3	0	0	0	1	0	1
John Ellis, R (1, 3) Rusty Torres, S (7, PR) Tom McCraw, L (8, 3) OBP: 0.345, SLG: 0.450 OBP: 0.213, SLG: 0.171 OBP: 0.343, SLG: 0.431		4-3		K SSS			2B		G4-6-3 1-2f	3 0 1	0 0 0	1 0 0	0 0 0	0 0 0	1 0 0	1 0 2
Oscar Gamble, L (1, 10) OBP: 0.356, SLG: 0.445		HBP H	1B CS 1B				K SSS			2	0	1	0	0	1	1
Tommy Smith, L (1, 8) OBP: 0.333, SLG: 0.333		L8	1-3 1B				F5			3	0	1	0	0	0	2
Dave Duncan, R (1, 2) OBP: 0.254, SLG: 0.348			1-3	K 3-H SSS				K SSS		3	0	0	0	0	2	2
Luis Alvarado, R (1, 4) Ed Crosby, L (8, PH) (9, 4) OBP: 0.227, SLG: 0.213 OBP: 0.290, SLG: 0.254			6-3	6-3				4-3		2 1	0 0	0 0	0 0	0 0	0 0	1 0
Inning Stats	R: 0 E: 0 K: 0 S: 3 H: 0 LOB: 0 BB: 0 P: 3	R: 0 E: 0 K: 0 S: 3 H: 0 LOB: 1 BB: 0 P: 4	R: 0 E: 0 K: 0 S: 3 H: 1 LOB: 0 BB: 0 P: 3	R: 0 E: 0 K: 1 S: 5 H: 0 LOB: 1 BB: 1 P: 9	R: 0 E: 0 K: 1 S: 6 H: 2 LOB: 1 BB: 0 P: 6	R: 0 E: 0 K: 1 S: 5 H: 0 LOB: 0 BB: 0 P: 5	R: 0 E: 0 K: 1 S: 6 H: 1 LOB: 1 BB: 0 P: 6	R: 0 E: 0 K: 1 S: 5 H: 0 LOB: 0 BB: 0 P: 5	R: 0 E: 0 K: 0 S: 2 H: 0 LOB: 1 BB: 2 P: 10	1B: 3 2B: 1 3B: 0 HR: 0 SF: 0 SAC: 1 DP: 1 HBP: 1						

PITCHER		IP	WLS	BF	H	R	ER	SO	BB	IBB	HBP	BLK	WP	HR	S	P	ERA	WHIP
Joe Decker, R ERA: 3.2	(1, 1)	8.0	W	29	4	0	0	5	2	0	1	0	0	0	36	45	0.00	0.750
Bill Campbell, R ERA: 2.77	(9, 1)	1.0	S	3	0	0	0	0	1	0	0	0	0	0	2	6	0.00	1.000

PITCHER	IP	WLS	BF	H	R	ER	SO	BB	IBB	HBP	BLK	WP	HR	S	P	ERA	WHIP

Minnesota Twins @ Cleveland Indians

Cleveland Municipal Stadium, Cleveland, OH

Wed Aug 14 1974, 7:05 PM EDT

Att. 9,685 - Unknown - 73 F

livebaseballscorecards.com

AB	27
R	0
H	4
RBI	0
BB	3
SO	5
LOB	10

Batter	1	2	3	4	5	6	7	8	9	AB	R	H	RBI	BB	SO	LOB
Steve Brye, R (1, 8) OBP: 0.313, SLG: 0.358	6-3		1-2 1B			E5 E SH	G3			4	0	1	0	0	0	1
Steve Braun, L (1, 5) OBP: 0.371, SLG: 0.379	6-3		F6			SH E 1-2		BBBB BB		2	0	0	0	1	0	2
Larry Hisle, R (1, 7) OBP: 0.366, SLG: 0.504	SSS K			BBBB G6-4-3 BB		E5 G4-6-3 1-2 2-3		F7		3	0	0	0	1	1	3
Bobby Darwin, R (1, 9) OBP: 0.333, SLG: 0.473		5-3		G6-4-3 1-2f		SSS K		L8		4	0	0	0	0	1	5
Tony Oliva, L (1, 10) OBP: 0.315, SLG: 0.421		4-3		HR		G4-6-3 1-2f		F8		4	1	1	1	0	0	4
Jim Holt, L (1, 3) OBP: 0.304, SLG: 0.311		5-3		F5			4-3		F8	3	0	0	0	0	0	0
Rod Carew, L (9, PH) OBP: 0.417, SLG: 0.442										1	0	0	0	0	0	0
Jerry Terrell, R (1, 4) OBP: 0.290, SLG: 0.319			5-3		F3		2B 1B		F3	4	1	1	0	0	0	0
Danny Thompson, R (1, 6) OBP: 0.331, SLG: 0.387			1B 1B		4-3		PB 1-H 2B		6-3	4	0	2	1	0	0	0
Glenn Borgmann, R (1, 2) OBP: 0.326, SLG: 0.321			L9		F8		2-3 F4			3	0	0	0	0	0	2
Inning Stats	R: 0 E: 0 K: 1 S: 5 H: 0 LOB: 0 BB: 0 P: 5	R: 0 E: 0 K: 0 S: 3 H: 0 LOB: 0 BB: 0 P: 3	R: 0 E: 0 K: 0 S: 5 H: 2 LOB: 2 BB: 0 P: 5	R: 1 E: 0 K: 0 S: 3 H: 1 LOB: 0 BB: 1 P: 7	R: 0 E: 0 K: 0 S: 3 H: 0 LOB: 0 BB: 0 P: 3	R: 0 E: 2 K: 1 S: 7 H: 0 LOB: 2 BB: 0 P: 7	R: 1 E: 0 K: 0 S: 5 H: 2 LOB: 1 BB: 0 P: 5	R: 0 E: 0 K: 0 S: 3 H: 0 LOB: 1 BB: 1 P: 7	R: 0 E: 0 K: 0 S: 3 H: 0 LOB: 0 BB: 0 P: 3	1B: 3 2B: 1 3B: 0 HR: 1	SF: 0 SAC: 1 DP: 2 HBP: 0					

TOP

Minnesota Twins @ Cleveland Indians

Cleveland Municipal Stadium, Cleveland, OH

Thu Aug 15 1974, 7:05 PM EDT
Att. 11,920 - Unknown - 73 F

livebaseballscorecards.com

AB	32
R	2
H	5
RBI	2
BB	2
SO	2
LOB	17

WP: 0 PB: 1 SB: 0 CS: 0 PA: 35

PITCHER		IP	WLS	BF	H	R	ER	SO	BB	IBB	HBP	BLK	WP	HR	S	P	ERA	WHIP
Gaylord Perry, R ERA: 2.43	(1, 1)	7.0	W	29	5	2	2	2	2	0	0	0	0	1	31	39	2.57	1.000
Tom Buskey, R ERA: 3.2	(8, 1)	2.0	S	6	0	0	0	0	0	0	0	0	0	0	6	6	0.00	0.000

PITCHER	IP	WLS	BF	H	R	ER	SO	BB	IBB	HBP	BLK	WP	HR	S	P	ERA	WHIP

Minnesota Twins @ Cleveland Indians

Cleveland Municipal Stadium, Cleveland, OH

Thu Aug 15 1974, 7:05 PM EDT
Att. 11,920 - Unknown - 73 F

BOTTOM

Batter	1	2	3	4	5	6	7	8	9	AB	R	H	RBI	BB	SO	LOB
John Lowenstein, L (1, 5) OBP: 0.327, SLG: 0.340	L8		PB, BB		4-3		F6			3	0	0	0	1	0	0
Leron Lee, L (1, 7) OBP: 0.297, SLG: 0.372	6-3		F7		6-3		K			4	0	0	0	0	1	2
George Hendrick, R (1, 8) OBP: 0.343, SLG: 0.480	6-3		K			F3		SH3, SF8, 2B		4	0	1	0	0	1	2
Rusty Torres, S (8, PR) OBP: 0.213, SLG: 0.171 (9, 8)										0	1	0	0	0	0	0
Charlie Spikes, R (1, 9) OBP: 0.342, SLG: 0.453		F7		F9		4-3		SH3, HBP		3	0	0	0	0	0	0
John Ellis, R (1, 2) OBP: 0.345, SLG: 0.452		K		F3		BB, 1B, 2B		SH3		3	1	1	0	0	1	0
Oscar Gamble, L (1, 10) OBP: 0.359, SLG: 0.444		1-3		BB, 1B		BB, 1B		BB		1	1	0	0	2	0	0
Joe Lis, R (8, PH) OBP: 0.289, SLG: 0.259										0	0	0	0	1	0	0
Luis Alvarado, R (8, PR) OBP: 0.227, SLG: 0.213										0	0	0	0	0	0	0
Tom McCraw, L (1, 3) OBP: 0.352, SLG: 0.444			SH5-4, FC, 2B	1-2, 1B		1B, BB		SF8, 3-H		2	1	2	1	1	0	0
Frank Duffy, R (1, 6) OBP: 0.277, SLG: 0.326			SH5-4, 2-3	K		1-3, 2-H, 3-H, 1B		1-3		3	0	1	2	0	1	4
Jack Brohamer, L (1, 4) OBP: 0.338, SLG: 0.336			FC, PB, WP, 3-H		F8		L4			3	0	0	1	0	0	0
Inning Stats	R: 0 E: 0 K: 0 S: 3 H: 0 LOB: 0 BB: 0 P: 3	R: 0 E: 0 K: 1 S: 5 H: 0 LOB: 0 BB: 0 P: 5	R: 1 E: 0 K: 1 S: 7 H: 1 LOB: 2 BB: 1 P: 11	R: 0 E: 0 K: 1 S: 6 H: 1 LOB: 2 BB: 1 P: 10	R: 0 E: 0 K: 0 S: 3 H: 0 LOB: 0 BB: 0 P: 3	R: 2 E: 0 K: 0 S: 4 H: 2 LOB: 3 BB: 2 P: 12	R: 0 E: 0 K: 1 S: 5 H: 0 LOB: 0 BB: 0 P: 5	R: 1 E: 0 K: 0 S: 4 H: 1 LOB: 2 BB: 1 P: 9		1B: 2 2B: 3 3B: 0 HR: 0 SF: 1 SAC: 2 DP: 0 HBP: 1						

PITCHER	IP	WLS	BF	H	R	ER	SO	BB	IBB	HBP	BLK	WP	HR	S	P	ERA	WHIP
Bert Blyleven, R (1, 1) ERA: 3.07	7.1	L	32	5	4	4	4	4	0	1	0	1	0	35	52	4.91	1.227
Tom Burgmeier, L (8, 1) ERA: 4.7	0.2		3	0	0	0	0	1	0	0	0	0	0	2	6	0.00	1.500

PITCHER	IP	WLS	BF	H	R	ER	SO	BB	IBB	HBP	BLK	WP	HR	S	P	ERA	WHIP

AB	26
R	4
H	5
RBI	4
BB	5
SO	4
LOB	8

WP: 1 PA: 35
PB: 1
SB: 0
CS: 0

livebaseballscorecards.com

Minnesota Twins @ Boston Red Sox

Fenway Park, Boston, MA

Fri Aug 16 1974, 7:05 PM EDT

Att. 33,218 - Unknown - 84 F

TOP

livebaseballscorecards.com

Batter	1	2	3	4	5	6	7	8	9	AB	R	H	RBI	BB	SO	LOB
Steve Brye, R (1, 8) OBP: 0.316, SLG: 0.364	0-0 1B 2B		0-0 ① L7		0-0 ② L6			0-0 WP 1B	0-0 1-2 1B	5	1	3	0	0	0	0
Rod Carew, L (1, 4) OBP: 0.413, SLG: 0.438	0-0 ① F7		0-0 ② F7		0-0 ③ F7			SSS 0-3 ① K 1-2	0-0 ③ F9	5	0	0	0	0	1	4
Tony Oliva, L (1, 10) OBP: 0.314, SLG: 0.419	0-0 CS 2-H 1B		SSS 0-3 ③ K			0-0 ① F9		SSS 0-3 ② K		4	0	1	1	0	2	1
Harmon Killebrew, R (1, 3) OBP: 0.331, SLG: 0.385 Jerry Terrell, R (8, PR) OBP: 0.280, SLG: 0.319 Craig Kusick, R (8, 3) OBP: 0.354, SLG: 0.372	SSS 0-3 ② ③ K 1-2			0-0 1B 1B 1B		0-0 ② 5-3		BBB 4-0 BB		3 0 0	0 0 0	1 0 0	0 0 0	1 0 0	1 0 0	1 0 0
Larry Hisle, R (1, 7) OBP: 0.365, SLG: 0.504		0-0 ① 5-3		0-0 ① F8		0-0 2B		0-0 ③ P6		4	0	1	0	0	0	3
Bobby Darwin, R (1, 9) OBP: 0.334, SLG: 0.475		0-0 E5 1B BB		0-0 1B 1-2 1B		0-0 ③ 5-3			0-0 L8 1B 2B	4	1	2	0	0	0	1
Steve Braun, L (1, 5) OBP: 0.372, SLG: 0.379		BBB 4-0 1B 1-2 BB		0-0 G6-3 1-2 2-3 1B			0-0 ① 4-3		0-0 ① F3	3	0	1	0	1	0	1
Danny Thompson, R (1, 6) OBP: 0.331, SLG: 0.386 Eric Soderholm, R (9, PH) OBP: 0.338, SLG: 0.393 Luis Gomez, R (9, 6) OBP: 0.257, SLG: 0.206		0-0 G6-3 1-2 2-3 1B		0-0 ② ③ G6-3 1-2f			0-0 ② 6-3		0-0 ② L8 2-3	3 1 0	0 0 0	1 0 0	0 0 0	0 0 0	0 0 0	3 1 0
Phil Roof, R (1, 2) OBP: 0.282, SLG: 0.268 Jim Holt, L (7, PH) OBP: 0.302, SLG: 0.310 Glenn Borgmann, R (7, 2) OBP: 0.328, SLG: 0.323		0-0 ② ③ G6-3 1-2f			0-0 ① L6		SSS 0-3 ③ K		0-0 1B 3-H 1B	2 1 1	0 0 0	0 0 1	0 0 1	0 0 0	0 1 0	3 0 0
Inning Stats	R: 1 H: 2 E: 0 LOB: 1 K: 1 BB: 0 S: 6 P: 6	R: 0 H: 1 E: 1 LOB: 2 K: 0 BB: 1 S: 4 P: 8	R: 0 H: 0 E: 0 LOB: 0 K: 1 BB: 0 S: 5 P: 5	R: 0 H: 3 E: 0 LOB: 2 K: 0 BB: 0 S: 5 P: 5	R: 0 H: 0 E: 0 LOB: 0 K: 0 BB: 0 S: 3 P: 3	R: 0 H: 1 E: 0 LOB: 1 K: 0 BB: 0 S: 4 P: 4	R: 0 H: 0 E: 0 LOB: 0 K: 1 BB: 0 S: 5 P: 5	R: 0 H: 1 E: 0 LOB: 2 K: 2 BB: 1 S: 8 P: 12	R: 1 H: 3 E: 0 LOB: 2 K: 0 BB: 0 S: 6 P: 6	1B: 8 SF: 0 2B: 4 SAC: 0 3B: 0 DP: 3 HR: 0 HBP: 0						WP: 1 PA: 38 PB: 0 SB: 0 CS: 1

	AB	36
	R	2
	H	11
	RBI	2
	BB	2
	SO	5
	LOB	18

PITCHER		IP	WLS	BF	H	R	ER	SO	BB	IBB	HBP	BLK	WP	HR	S	P	ERA	WHIP
Juan Marichal, R ERA: 4.12	(1, 1)	6.0		24	7	1	1	2	1	0	0	0	0	0	27	31	1.50	1.333
Dick Drago, R ERA: 3.76	(7, 1)	1.0		4	1	0	0	1	0	0	0	0	0	0	6	6	0.00	1.000
Bob Veale, L ERA: 5.68	(8, 1)	0.2		2	0	0	0	2	0	0	0	0	1	0	6	6	0.00	0.000
Diego Segui, R ERA: 3.81	(8, 1)	1.1	W	8	3	1	1	0	1	0	0	0	0	0	7	11	6.75	3.000

PITCHER		IP	WLS	BF	H	R	ER	SO	BB	IBB	HBP	BLK	WP	HR	S	P	ERA	WHIP

Minnesota Twins @ Boston Red Sox

Fenway Park, Boston, MA

Fri Aug 16 1974, 7:05 PM EDT

Att. 33,218 - Unknown - 84 F

BOTTOM

Batter	1	2	3	4	5	6	7	8	9	AB	R	H	RBI	BB	SO	LOB
Juan Beniquez, R (1, 8) OBP: 0.325, SLG: 0.393	6-3		S, 2B, 1B	FC5-4, 1-2f			F8		1-2, 2-3, 3-H, 1B	5	1	2	1	0	0	2
Cecil Cooper, L (1, 10) OBP: 0.327, SLG: 0.418	E, 1B, 1B		K, 1-2		4-3		1B			4	0	2	0	0	1	1
Rico Petrocelli, R (1, 5) OBP: 0.368, SLG: 0.472	1-2, 1B		2-H, 2B		6-3		K			4	0	2	1	0	1	1
Carl Yastrzemski, L (1, 3) OBP: 0.413, SLG: 0.458	K, 2-3		K		1B			F8		4	0	1	0	0	2	3
Dwight Evans, R (1, 9) OBP: 0.336, SLG: 0.443	6-3			1B, 2B	5-3			5-3		4	1	1	0	0	0	3
Bernie Carbo, L (1, 7) OBP: 0.376, SLG: 0.433		FC5-4, BB		SH1-4, 2-H, 1B		G5-4-3, 1B		K		3	0	2	1	1	1	0
Doug Griffin, R (1, 4) OBP: 0.359, SLG: 0.380		FC5-4, G5-4-3, 1-2f		SH1-4, 1-2		F5			2B, 1B, BB	2	1	0	0	1	0	2
Rick Burleson, R (1, 6) OBP: 0.340, SLG: 0.399		G5-4-3, 1-2f		FC5-4, BB		G5-4-3, 1-2f			1B, 1-3, 2B	3	0	1	0	1	0	2
Tim Blackwell, S (1, 2) OBP: 0.326, SLG: 0.282 Rick Miller, L (9, PH) OBP: 0.347, SLG: 0.348			1-3	K			F7		1B, IBB	3 0	0 0	0 0	0 0	0 1	1 0	2 0

Inning Stats	1	2	3	4	5	6	7	8	9
	R: 0 E: 1 K: 1 S: 7	H: 2 LOB: 2 BB: 0 P: 7	R: 0 E: 0 K: 0 S: 2	H: 0 LOB: 0 BB: 1 P: 6	R: 1 E: 0 K: 2 S: 9	H: 2 LOB: 1 BB: 0 P: 9	R: 1 E: 0 K: 1 S: 7	H: 2 LOB: 2 BB: 1 P: 11	R: 0 E: 0 K: 0 S: 4	H: 1 LOB: 1 BB: 0 P: 4	R: 0 E: 0 K: 0 S: 3	H: 1 LOB: 0 BB: 0 P: 3	R: 0 E: 0 K: 1 S: 6	H: 1 LOB: 1 BB: 0 P: 6	R: 0 E: 0 K: 1 S: 5	H: 0 LOB: 0 BB: 0 P: 5	R: 1 E: 0 K: 0 S: 2	H: 2 LOB: 3 BB: 2 P: 10

1B: 8 SF: 0 WP: 0 PA: 37
2B: 3 SAC: 1 PB: 0
3B: 0 DP: 2 SB: 1
HR: 0 HBP: 0 CS: 0

	AB	32
	R	3
	H	11
	RBI	3
	BB	4
	SO	6
	LOB	16

PITCHER		IP	WLS	BF	H	R	ER	SO	BB	IBB	HBP	BLK	WP	HR	S	P	ERA	WHIP
Bill Hands, R ERA: 4.42	(1, 1)	8.0		33	9	2	2	6	2	0	0	0	0	0	43	51	2.25	1.375
Bill Campbell, R ERA: 2.87	(9, 1)	0.0	L	4	2	1	1	0	1	1	0	0	0	0	2	10	∞	∞

PITCHER	IP	WLS	BF	H	R	ER	SO	BB	IBB	HBP	BLK	WP	HR	S	P	ERA	WHIP

livebaseballscorecards.com

Batter	1	2	3	4	5	6	7	8	9	AB	R	H	RBI	BB	SO	LOB
Steve Brye, R (1, 8) OBP: 0.315, SLG: 0.365	F8	FC5-4 1-2f			F8	5-3			E 2B	5	1	1	0	0	0	1
Larry Hisle, R (1, 7) OBP: 0.363, SLG: 0.500	P4		4-3		F9	5-3			E8 1B 2-H	5	1	1	0	0	0	0
Bobby Darwin, R (1, 9) OBP: 0.337, SLG: 0.477	1B 1B		P9		HR 1B		F9		G6-4-3 1B 3-H	5	1	3	1	0	0	0
Harmon Killebrew, R (1, 10) OBP: 0.332, SLG: 0.396	1-2 1B		SSS K		1-H HR		F8		G6-4-3 1-2f	5	1	2	2	0	1	1
Eric Soderholm, R (1, 5) OBP: 0.339, SLG: 0.394	SSS K			BBBB S BB	1B 2B		F9		SSS K	4	1	1	0	1	2	2
Craig Kusick, R (1, 3) OBP: 0.358, SLG: 0.400		HR		F8	3B 1B 2-H			L7		4	2	2	2	0	0	1
Jerry Terrell, R (1, 4) OBP: 0.289, SLG: 0.328		L9		L8	3B 1-H			5-3		4	0	1	1	0	0	1
Danny Thompson, R (1, 6) OBP: 0.341, SLG: 0.394		BBBB FC5-4 BB		BBBB 1-2 BB	F7			2B		2	0	1	0	2	0	1
Glenn Borgmann, R (1, 2) OBP: 0.324, SLG: 0.318		F9		P9		F9		F9		4	0	0	0	0	0	4
Inning Stats	R: 0 H: 2 E: 0 LOB: 2 K: 1 BB: 0 S: 7 P: 7	R: 1 H: 1 E: 0 LOB: 1 K: 0 BB: 1 S: 4 P: 8	R: 0 H: 0 E: 0 LOB: 0 K: 1 BB: 0 S: 5 P: 5	R: 0 H: 0 E: 0 LOB: 2 K: 0 BB: 2 S: 3 P: 11	R: 4 H: 5 E: 0 LOB: 1 K: 0 BB: 0 S: 8 P: 8	R: 0 H: 0 E: 0 LOB: 0 K: 0 BB: 0 S: 3 P: 3	R: 0 H: 0 E: 0 LOB: 0 K: 0 BB: 0 S: 3 P: 3	R: 0 H: 1 E: 0 LOB: 1 K: 0 BB: 0 S: 4 P: 4	R: 2 H: 3 E: 1 LOB: 0 K: 1 BB: 0 S: 7 P: 7	1B: 6 SF: 0 2B: 3 SAC: 0 3B: 1 DP: 1 HR: 2 HBP: 0						

PITCHER		IP	WLS	BF	H	R	ER	SO	BB	IBB	HBP	BLK	WP	HR	S	P	ERA	WHIP
Roger Moret, L ERA: 3.4	(1, 1)	4.2		23	6	4	4	2	3	0	0	0	0	2	24	36	7.71	1.929
Reggie Cleveland, R ERA: 4.66	(5, 1)	3.1	L	16	6	3	2	0	0	0	0	0	0	0	16	16	5.40	1.800
Dick Drago, R ERA: 3.73	(9, 1)	1.0		2	0	0	0	1	0	0	0	0	0	0	4	4	0.00	0.000

PITCHER		IP	WLS	BF	H	R	ER	SO	BB	IBB	HBP	BLK	WP	HR	S	P	ERA	WHIP

TOP

Minnesota Twins @ Boston Red Sox

Fenway Park, Boston, MA

Sat Aug 17 1974, 3:33 AM EDT

Att. 27,979 - Sunny - 84 F

livebaseballscorecards.com

AB	38
R	7
H	12
RBI	6
BB	3
SO	3
LOB	11

Batter	1	2	3	4	5	6	7	8	9	AB	R	H	RBI	BB	SO	LOB
Juan Beniquez, R (1, 8) OBP: 0.323, SLG: 0.389	1B		K	K			G6-4-3 1-2f 2-3		4-1	5	1	1	0	0	2	5
Cecil Cooper, L (1, 10) OBP: 0.326, SLG: 0.416	1B 1-2		F7		L6		K			4	0	1	0	0	1	1
Rico Petrocelli, R (1, 5) OBP: 0.365, SLG: 0.466	K		6-3		5-3			6-3		4	0	0	0	0	1	2
Carl Yastrzemski, L (1, 3) OBP: 0.413, SLG: 0.458	1B 1-3 2-H			4-3	P6			3-1		4	1	2	1	0	0	0
Dwight Evans, R (1, 9) OBP: 0.338, SLG: 0.444	1-2			4-3 1-2		F8		6-3		4	1	2	0	0	0	0
Bernie Carbo, L (1, 7) OBP: 0.372, SLG: 0.429	4-3			K		F7			2B	3	0	0	0	0	1	4
Bob Montgomery, R (9, PH) OBP: 0.273, SLG: 0.318										1	0	1	0	0	0	0
Rick Burleson, R (1, 6) OBP: 0.335, SLG: 0.393		F8		4-3 1-2 2-H		F8			5-3	4	0	0	0	0	0	2
Doug Griffin, R (1, 4) OBP: 0.366, SLG: 0.384		L5		1B 2-H			G6-4-3 1B		BB	3	1	2	1	1	0	0
Tim Blackwell, S (1, 2) OBP: 0.337, SLG: 0.296		P6		2-H			G6-4-3 1-2 1B		F3	3	0	2	1	0	0	0
Danny Cater, R (9, PH) OBP: 0.317, SLG: 0.411				1B						1	0	0	0	0	0	2
Inning Stats	R: 1 E: 0 K: 1 S: 8 H: 4 LOB: 2 BB: 0 P: 8	R: 0 E: 0 K: 0 S: 3 H: 0 LOB: 0 BB: 0 P: 3	R: 0 E: 0 K: 1 S: 5 H: 0 LOB: 0 BB: 0 P: 5	R: 3 E: 0 K: 2 S: 11 H: 4 LOB: 1 BB: 0 P: 11	R: 0 E: 0 K: 0 S: 3 H: 0 LOB: 0 BB: 0 P: 3	R: 0 E: 0 K: 0 S: 3 H: 0 LOB: 0 BB: 0 P: 3	R: 0 E: 0 K: 1 S: 6 H: 2 LOB: 1 BB: 0 P: 6	R: 0 E: 0 K: 0 S: 3 H: 0 LOB: 0 BB: 0 P: 3	R: 0 E: 0 K: 0 S: 4 H: 1 LOB: 2 BB: 1 P: 8	1B: 10 2B: 1 3B: 0 HR: 0 SF: 0 SAC: 0 DP: 1 HBP: 0						

PITCHER		IP	WLS	BF	H	R	ER	SO	BB	IBB	HBP	BLK	WP	HR	S	P	ERA	WHIP
Dave Goltz, R ERA: 3.87	(1, 1)	6.0	W	27	10	4	4	4	0	0	0	0	0	0	35	35	6.00	1.667
Tom Burgmeier, L ERA: 4.52	(7, 1)	3.0	S	10	1	0	0	1	1	0	0	0	0	0	11	15	0.00	0.667

PITCHER	IP	WLS	BF	H	R	ER	SO	BB	IBB	HBP	BLK	WP	HR	S	P	ERA	WHIP

BOTTOM

Minnesota Twins @ Boston Red Sox

Fenway Park, Boston, MA

Sat Aug 17 1974, 3:33 AM EDT
Att. 27,979 - Sunny - 84 F

livebaseballscorecards.com

AB	36
R	4
H	11
RBI	3
BB	1
SO	5
LOB	16

WP: 0 PB: 0 SB: 0 CS: 0 PA: 37

Batter	1	2	3	4	5	6	7	8	9	AB	R	H	RBI	BB	SO	LOB
Steve Brye, R (1, 8) OBP: 0.316, SLG: 0.364	F9		FC4-6 1B 1-2			5-3		BBB 4-0 FC1-6 1B 1B BB	F7	4	1	1	0	1	0	0
Rod Carew, L (1, 4) OBP: 0.413, SLG: 0.437	L4		FC4-6 S 1-2f 2-3			1B		0-0 FC1-6 1B 1-2	F7	5	0	2	0	0	0	2
Steve Braun, L (1, 5) OBP: 0.370, SLG: 0.376	1B		SSS 0-3 K 1-2			P7		0-0 FC1-6 1B BB 1B 1-2f 2-3	F8	5	1	1	0	0	1	5
Harmon Killebrew, R (1, 3) OBP: 0.331, SLG: 0.392 Jerry Terrell, R (8, PR) OBP: 0.289, SLG: 0.328 Craig Kusick, R (8, 3) OBP: 0.358, SLG: 0.400	5-3			6-3		6-3		BBB 4-0 1B 1B 1-2 BB		3 0 0	0 1 0	0 0 0	0 0 0	1 0 0	0 0 0	2 0 0
Tony Oliva, L (1, 10) OBP: 0.319, SLG: 0.423		4-3		G6-4-3 1B			1B 1B	0-0 HR 1B 1-2 2-3 3-H		4	1	3	1	0	0	0
Bobby Darwin, R (1, 9) OBP: 0.340, SLG: 0.478		H 1-0 G5-4-3 HBP		G6-4-3 1-2f			1-2 1B	0-0 HR 1B 1-2 2-H 3-H		3	1	2	2	0	0	1
Larry Hisle, R (1, 7) OBP: 0.362, SLG: 0.505		G5-4-3 1-2f			6-3		SSS 0-3 K	0-0 HR 1-H 2-H		4	1	1	3	0	1	3
Danny Thompson, R (1, 6) OBP: 0.335, SLG: 0.386 Randy Hundley, R (7, 2) OBP: 0.228, SLG: 0.216			5-3		F8		F8	0-0 F5		3 1	0 0	0 0	0 0	0 0	0 0	2 1
Glenn Borgmann, R (1, 2) OBP: 0.324, SLG: 0.318 Luis Gomez, R (7, 6) OBP: 0.256, SLG: 0.205			FC4-6 1B 1B		P3		SSS 0-3 K	SSS 0-3 K		3 1	0 0	1 0	0 0	0 0	1 1	2 1
Inning Stats	R: 0 E: 0 K: 0 S: 4 H: 1 LOB: 1 BB: 0 P: 4	R: 0 E: 0 K: 0 S: 2 H: 0 LOB: 0 BB: 0 P: 3	R: 0 E: 0 K: 1 S: 7 H: 2 LOB: 2 BB: 0 P: 7	R: 0 E: 0 K: 0 S: 3 H: 1 LOB: 0 BB: 0 P: 3	R: 0 E: 0 K: 0 S: 3 H: 0 LOB: 0 BB: 0 P: 3	R: 0 E: 0 K: 0 S: 4 H: 1 LOB: 1 BB: 0 P: 4	R: 0 E: 0 K: 2 S: 9 H: 2 LOB: 2 BB: 0 P: 9	R: 6 E: 0 K: 1 S: 9 H: 4 LOB: 1 BB: 2 P: 17	R: 0 E: 0 K: 0 S: 3 H: 0 LOB: 0 BB: 0 P: 3	1B: 10 2B: 0 3B: 0 HR: 1 SF: 0 SAC: 0 DP: 2 HBP: 1						

PITCHER		IP	WLS	BF	H	R	ER	SO	BB	IBB	HBP	BLK	WP	HR	S	P	ERA	WHIP
Luis Tiant, R ERA: 2.96	(1, 1)	7.1	W	34	11	6	6	3	2	0	1	0	0	1	37	46	7.36	1.773
Diego Segui, R ERA: 3.72	(8, 1)	1.2		5	0	0	0	1	0	0	0	0	0	0	7	7	0.00	0.000

PITCHER	IP	WLS	BF	H	R	ER	SO	BB	IBB	HBP	BLK	WP	HR	S	P	ERA	WHIP

TOP

Minnesota Twins @ Boston Red Sox

Fenway Park, Boston, MA

Sun Aug 18 1974, 3:33 AM EDT

Att. 24,384 - Sunny - 77 F

livebaseballscorecards.com

AB	36
R	6
H	11
RBI	6
BB	2
SO	4
LOB	19

WP: 0 PA: 39
PB: 0
SB: 1
CS: 0

BOTTOM

Minnesota Twins @ Boston Red Sox

Fenway Park, Boston, MA

Sun Aug 18 1974, 3:33 AM EDT
Att. 24,384 - Sunny - 77 F

livebaseballscorecards.com

Batter	1	2	3	4	5	6	7	8	9	AB	R	H	RBI	BB	SO	LOB
Juan Beniquez, R (1, 8) OBP: 0.324, SLG: 0.387	S S S 0-3 ① K		x 0-0 ① P9		x 0-0 ② 5-3	B B B B 4-0 1B BB		x 0-0 E S 2-H 1B		4	0	1	1	1	1	1
Cecil Cooper, L (1, 10) OBP: 0.327, SLG: 0.414	x 0-0 ② 3-1		x 0-0 ② 4-3		B B B B 4-0 WP 1B 2B BB	x 0-0 1-2 1B		S S S 0-3 ③ K 1-3		4	1	1	0	1	1	1
Dwight Evans, R (1, 9) OBP: 0.337, SLG: 0.441	x 0-0 ③ 5-3		S S S 0-3 ③ K		x 0-0 WP 1-2 2-H 2B 1B	x 0-0 ③ P5				4	1	1	1	0	1	2
Carl Yastrzemski, L (1, 3) OBP: 0.416, SLG: 0.462		x 0-0 1B 2B 1B		x 0-0 ① 1-3	x 0-0 1-H 2-H 1B 2B		B B B B 4-0 G1-6-3 BB			3	2	2	2	1	0	0
Bernie Carbo, L (1, 7) OBP: 0.374, SLG: 0.430		x 0-0 G5-4-3 1-3 1B		x 0-0 ② F8	x 0-0 FC6-4 2-H 1B		x 0-0 ① ② G1-6-3 1-2f			4	0	2	1	0	0	1
Doug Griffin, R (1, 4) OBP: 0.360, SLG: 0.377		x 0-0 ① ② G5-4-3 1-2f		x 0-0 ③ 5-3	x 0-0 ③ FC6-4 1-2f		x 0-0 ③ G3			4	0	0	0	0	0	3
Dick McAuliffe, L (1, 5) OBP: 0.324, SLG: 0.330		x 0-0 2B 3-H 2B			x 0-0 1-3 2B 2B	H 1-0 2B HBP		x 0-0 ① 4-3		3	3	2	1	0	0	0
Rick Burleson, R (1, 6) OBP: 0.341, SLG: 0.410		x 0-0 2-H 2B			x 0-0 ① 1-3 2-3	x 0-0 ① 1-H 2B		x 0-0 1B 2B		4	1	3	2	0	0	1
Tim Blackwell, S (1, 2) OBP: 0.333, SLG: 0.306		x 0-0 ③ 6-3			x 0-0 1B 3-H 2B	S S S 0-3 ② K		S S S 0-3 ② K		4	1	1	1	0	2	2
Inning Stats	R: 0 H: 0 E: 0 LOB: 0 K: 1 BB: 0 S: 5 P: 5	R: 2 H: 4 E: 0 LOB: 1 K: 0 BB: 0 S: 6 P: 6	R: 0 H: 0 E: 0 LOB: 0 K: 1 BB: 0 S: 5 P: 5	R: 0 H: 0 E: 0 LOB: 0 K: 0 BB: 0 S: 3 P: 3	R: 5 H: 5 E: 0 LOB: 1 K: 0 BB: 1 S: 8 P: 12	R: 1 H: 2 E: 0 LOB: 2 K: 1 BB: 1 S: 6 P: 11	R: 0 H: 0 E: 0 LOB: 0 K: 0 BB: 1 S: 2 P: 6	R: 1 H: 2 E: 0 LOB: 1 K: 2 BB: 0 S: 9 P: 9		1B: 6 SF: 0 2B: 7 SAC: 0 3B: 0 DP: 2 HR: 0 HBP: 1						

	AB	34
	R	9
	H	13
	RBI	9
	BB	3
	SO	5
	LOB	11

WP: 1 PA: 38
PB: 0
SB: 1
CS: 0

PITCHER		IP	WLS	BF	H	R	ER	SO	BB	IBB	HBP	BLK	WP	HR	S	P	ERA	WHIP
Ray Corbin, R ERA: 5.06	(1, 1)	5.0	L	24	9	7	7	2	1	0	0	0	1	0	27	31	12.60	2.000
Vic Albury, L ERA: 5.14	(6, 1)	3.0		14	4	2	2	3	2	0	1	0	0	0	17	26	6.00	2.000

PITCHER	IP	WLS	BF	H	R	ER	SO	BB	IBB	HBP	BLK	WP	HR	S	P	ERA	WHIP

Batter	1	2	3	4	5	6	7	8	9	AB	R	H	RBI	BB	SO	LOB
Steve Brye, R (1, 8) OBP: 0.320, SLG: 0.370	FC2-5 2B	E BB 1B		K			F9		BB 1B	5	0	3	0	0	1	0
Rod Carew, L (1, 4) OBP: 0.415, SLG: 0.437	FC2-5 5-3 1B HR	E BB		F9			1B		BB	3	1	1	0	2	0	1
Larry Hisle, R (1, 7) OBP: 0.362, SLG: 0.504	5-3 HR 1B	FC1 FC6-4			6-3		G6-4-3 1B		K	5	1	2	0	0	1	4
Harmon Killebrew, R (1, 10) OBP: 0.327, SLG: 0.386	5-3	K			F8		G6-4-3			4	0	0	0	0	1	7
Bobby Darwin, R (1, 9) OBP: 0.340, SLG: 0.483	HR	FC6-4			P3			P4		4	1	1	3	0	0	3
Eric Soderholm, R (1, 5) OBP: 0.338, SLG: 0.395	L7		5-3			1B 2B		P4		4	1	1	0	0	0	0
Craig Kusick, R (1, 3) OBP: 0.355, SLG: 0.391		2B BB	F7			L4		1-3		3	1	0	0	1	0	1
Danny Thompson, R (1, 6) OBP: 0.333, SLG: 0.383		L9	K			G1-4-3 1B			6-3	4	0	1	1	0	1	1
Glenn Borgmann, R (1, 2) OBP: 0.326, SLG: 0.325		1B E 2B		5-3		G1-4-3			1B 1B	4	1	2	1	0	0	1
Inning Stats	R: 3 H: 3 E: 0 LOB: 0 K: 0 BB: 0 S: 6 P: 6	R: 2 H: 2 E: 1 LOB: 3 K: 1 BB: 2 S: 8 P: 16	R: 0 H: 0 E: 0 LOB: 0 K: 1 BB: 0 S: 5 P: 5	R: 0 H: 0 E: 0 LOB: 0 K: 1 BB: 0 S: 5 P: 5	R: 0 H: 0 E: 0 LOB: 0 K: 0 BB: 0 S: 3 P: 3	R: 1 H: 2 E: 0 LOB: 0 K: 0 BB: 0 S: 4 P: 4	R: 0 H: 2 E: 0 LOB: 1 K: 0 BB: 0 S: 4 P: 4	R: 0 H: 0 E: 0 LOB: 0 K: 0 BB: 0 S: 3 P: 3	R: 0 H: 2 E: 0 LOB: 2 K: 1 BB: 1 S: 6 P: 10	1B: 7 SF: 0 2B: 3 SAC: 0 3B: 0 DP: 2 HR: 1 HBP: 0						

PITCHER		IP	WLS	BF	H	R	ER	SO	BB	IBB	HBP	BLK	WP	HR	S	P	ERA	WHIP
Sam McDowell, L ERA: 4.67	(1, 1)	1.1	L	11	5	5	4	0	2	0	0	0	0	1	9	17	27.00	5.250
Dick Tidrow, R ERA: 4.43	(2, 1)	7.1		26	6	1	1	3	0	0	0	0	0	0	32	32	1.23	0.818
Tippy Martinez, L ERA: 2.45	(9, 1)	0.1		2	0	0	0	1	1	0	0	0	0	0	3	7	0.00	3.000

PITCHER	IP	WLS	BF	H	R	ER	SO	BB	IBB	HBP	BLK	WP	HR	S	P	ERA	WHIP

TOP

Minnesota Twins @ New York Yankees

Shea Stadium, Flushing, NY

Mon Aug 19 1974, 7:05 PM EDT

Att. 18,219 - Unknown - 80 F

livebaseballscorecards.com

AB	36
R	6
H	11
RBI	5
BB	3
SO	4
LOB	18

WP: 0 PA: 39
PB: 0
SB: 0
CS: 0

Batter	1	2	3	4	5	6	7	8	9	AB	R	H	RBI	BB	SO	LOB
Sandy Alomar Sr., S (1, 4) OBP: 0.283, SLG: 0.286	F8		L4		G5-4-3, 1B 1-2 3-H			P6		4	0	1	1	0	0	0
Elliott Maddox, R (1, 8) OBP: 0.392, SLG: 0.373	1B		5-3		G5-4-3 1-2f			F8		4	0	1	0	0	0	2
Bobby Murcer, L (1, 9) OBP: 0.332, SLG: 0.383	P4		F9			4-1		K		4	0	0	0	0	1	1
Ron Blomberg, L (1, 10) OBP: 0.360, SLG: 0.442	K			G4-6-3, 1B		FC4-6, BB			G3	3	0	1	0	1	1	1
Lou Piniella, R (1, 7) OBP: 0.345, SLG: 0.403		L9		G4-6-3 1-2f		F9			L9	4	0	0	0	0	0	2
Chris Chambliss, L (1, 3) OBP: 0.283, SLG: 0.310		4-1		4-3		FC4-6 1-2f			F8	4	0	0	0	0	0	1
Graig Nettles, L (1, 5) OBP: 0.326, SLG: 0.397		HR			1B, WP, 1B, 1B		4-3			3	2	2	1	0	0	0
Thurman Munson, R (1, 2) OBP: 0.302, SLG: 0.374		BB			F8 1-2		K			2	0	0	0	1	1	1
Jim Mason, L (1, 6) OBP: 0.307, SLG: 0.359		4-3			1B 2-3		G3			3	0	1	0	0	0	1
Inning Stats	R: 0 E: 0 K: 1 S: 6 H: 1 LOB: 1 BB: 0 P: 6	R: 1 E: 0 K: 0 S: 4 H: 1 LOB: 1 BB: 1 P: 8	R: 0 E: 0 K: 0 S: 3 H: 0 LOB: 0 BB: 0 P: 3	R: 0 E: 0 K: 0 S: 3 H: 1 LOB: 0 BB: 0 P: 3	R: 1 E: 0 K: 0 S: 5 H: 3 LOB: 1 BB: 0 P: 5	R: 0 E: 0 K: 0 S: 3 H: 0 LOB: 1 BB: 1 P: 7	R: 0 E: 0 K: 1 S: 5 H: 0 LOB: 0 BB: 0 P: 5	R: 0 E: 0 K: 1 S: 5 H: 0 LOB: 0 BB: 0 P: 5	R: 0 E: 0 K: 0 S: 3 H: 0 LOB: 0 BB: 0 P: 3	1B: 5 2B: 0 3B: 0 HR: 1	SF: 0 SAC: 0 DP: 2 HBP: 0						

PITCHER	IP	WLS	BF	H	R	ER	SO	BB	IBB	HBP	BLK	WP	HR	S	P	ERA	WHIP
Joe Decker, R (1, 1) ERA: 3.15	9.0	W	33	6	2	2	3	2	0	0	0	1	1	37	45	2.00	0.889

PITCHER	IP	WLS	BF	H	R	ER	SO	BB	IBB	HBP	BLK	WP	HR	S	P	ERA	WHIP

BOTTOM

Minnesota Twins @ New York Yankees

Shea Stadium, Flushing, NY

Mon Aug 19 1974, 7:05 PM EDT

Att. 18,219 - Unknown - 80 F

livebaseballscorecards.com

AB	31
R	2
H	6
RBI	2
BB	2
SO	3
LOB	9

1B: 5	SF: 0	WP: 1	PA: 33
2B: 0	SAC: 0	PB: 0	
3B: 0	DP: 2	SB: 0	
HR: 1	HBP: 0	CS: 0	

Batter	1	2	3	4	5	6	7	8	9	AB	R	H	RBI	BB	SO	LOB
Steve Brye, R (1, 8) OBP: 0.319, SLG: 0.368	SSS 0-3 ① K		x 0-0 ① 5-3			x 0-0 ① 3-1		x 0-0 1B 1B		4	0	1	0	0	1	0
Rod Carew, L (1, 4) OBP: 0.417, SLG: 0.438	x 0-0 1B		x 0-0 ② F7			BBBB 4-0 CS BB		x 0-0 1-2 1B		3	0	2	0	1	0	0
Larry Hisle, R (1, 7) OBP: 0.359, SLG: 0.499	x 0-0 ② F8		x 0-0 ③ 5-3			x 0-0 ②③ 5-3 1-2		SSS 0-3 ③ K		4	0	0	0	0	1	4
Bobby Darwin, R (1, 9) OBP: 0.337, SLG: 0.479	x 0-0 ③ F6			SSS 0-3 ① K			SSS 0-3 ① K		x 0-0 ① F8	4	0	0	0	0	2	1
Tony Oliva, L (1, 10) OBP: 0.318, SLG: 0.423		x 0-0 ① G3		x 0-0 ② 4-3			x 0-0 1B 2B		SSS 0-3 ② K2-3	4	0	1	0	0	1	0
Steve Braun, L (1, 5) OBP: 0.369, SLG: 0.375		SSS 0-3 ② K		x 0-0 ③ 4-3			x 0-0 2-3 L1-3 1B		x 0-0 ③ F9	4	0	1	0	0	1	0
Craig Kusick, R (1, 3) OBP: 0.355, SLG: 0.412		x 0-0 HR			x 0-0 ① F5		x 0-0 ②③ L1-3 1-2			3	1	1	1	0	0	2
Danny Thompson, R (1, 6) OBP: 0.335, SLG: 0.384 Jerry Terrell, R (6, 6) OBP: 0.288, SLG: 0.327		x 0-0 FC5-4 1B			x 0-0 ② 1-3			x 0-0 ① 6-3		2 1	0 0	1 0	0 0	0 0	0 0	0 0
Glenn Borgmann, R (1, 2) OBP: 0.323, SLG: 0.321		x 0-0 ③ FC5-4 1-2f			x 0-0 ③ F8			SSS 0-3 ② K		3	0	0	0	0	1	1
Inning Stats	R: 0 H: 1 E: 0 LOB: 1 K: 1 BB: 0 S: 6 P: 6	R: 1 H: 2 E: 0 LOB: 1 K: 1 BB: 0 S: 7 P: 7	R: 0 H: 0 E: 0 LOB: 0 K: 0 BB: 0 S: 3 P: 3	R: 0 H: 0 E: 0 LOB: 0 K: 1 BB: 0 S: 5 P: 5	R: 0 H: 0 E: 0 LOB: 0 K: 0 BB: 0 S: 3 P: 3	R: 0 H: 0 E: 0 LOB: 0 K: 0 BB: 1 S: 2 P: 6	R: 0 H: 2 E: 0 LOB: 1 K: 1 BB: 0 S: 6 P: 6	R: 0 H: 2 E: 0 LOB: 2 K: 2 BB: 0 S: 9 P: 9	R: 0 H: 0 E: 0 LOB: 0 K: 1 BB: 0 S: 5 P: 5	1B: 5 SF: 0 2B: 2 SAC: 0 3B: 0 DP: 1 HR: 1 HBP: 0						

PITCHER	IP	WLS	BF	H	R	ER	SO	BB	IBB	HBP	BLK	WP	HR	S	P	ERA	WHIP
Pat Dobson, R (1, 1) ERA: 3.23	9.0	W	33	7	1	1	7	1	0	0	0	0	1	46	50	1.00	0.889

PITCHER	IP	WLS	BF	H	R	ER	SO	BB	IBB	HBP	BLK	WP	HR	S	P	ERA	WHIP

TOP

Minnesota Twins @ New York Yankees

Shea Stadium, Flushing, NY

Tue Aug 20 1974, 7:05 PM EDT

Att. 12,284 - Unknown - 80 F

livebaseballscorecards.com

AB	32
R	1
H	7
RBI	1
BB	1
SO	7
LOB	8

1B: 5	SF: 0
2B: 2	SAC: 0
3B: 0	DP: 1
HR: 1	HBP: 0

WP: 0	PA: 33
PB: 0	
SB: 0	
CS: 1	

Batter	1	2	3	4	5	6	7	8	9	AB	R	H	RBI	BB	SO	LOB
Sandy Alomar Sr., S (1, 4) OBP: 0.282, SLG: 0.281	BBBB 4-0 BB	x 0-0 4-3 ③		x 0-0 4-3 ③		SSS 0-3 K ③				3	0	0	0	1	1	5
Roy White, S (1, 7) Elliott Maddox, R (8, 8) OBP: 0.354, SLG: 0.363 OBP: 0.392, SLG: 0.373	SSS 0-3 K ①		x 0-0 3-1 ①		x 0-0 2B		x 0-0 G3 ①			4 0	0 0	1 0	0 0	0 0	1 0	1 0
Bobby Murcer, L (1, 8) (8, 9) OBP: 0.333, SLG: 0.381	SSS 0-3 K ②		BBBB 4-0 E 1B E BB		BBBB 4-0 G1-6-3 BB		x 0-0 F4 ②			2	1	0	0	2	1	1
Ron Blomberg, L (1, 10) OBP: 0.358, SLG: 0.439	x 0-0 F7 ③		x 0-0 E6 4-3 1-3 1B		SSS 0-3 K ①		SSS 0-3 K ③			4	0	1	0	0	2	3
Lou Piniella, R (1, 9) (8, 7) OBP: 0.344, SLG: 0.401		SSS 0-3 K ①	x 0-0 4-3 ② 1-2 3-H		x 0-0 G1-6-3 ②③ 1-2f			x 0-0 1B 1B		4	0	1	0	0	1	3
Chris Chambliss, L (1, 3) OBP: 0.283, SLG: 0.309		x 0-0 1B 1B 1B	x 0-0 F5 ③			SSS 0-3 K ①		x 0-0 F3 ①		4	1	1	0	0	1	3
Graig Nettles, L (1, 5) OBP: 0.330, SLG: 0.400		x 0-0 1B 1-2 1B		SSS 0-3 K ①		x 0-0 HBP 1B		x 0-0 FC4-6 1-3 1B		4	0	3	0	0	1	0
Thurman Munson, R (1, 2) OBP: 0.304, SLG: 0.373		x 0-0 1-2 2-H 1B		x 0-0 F9 ②		H 1-0 1-2 HBP		SSS 0-3 K ②		3	0	1	1	0	1	2
Jim Mason, L (1, 6) OBP: 0.306, SLG: 0.364		x 0-0 F2 ②		x 0-0 3B		SSS 0-3 K ②		x 0-0 FC4-6 ③ 1-2f		4	0	1	0	0	1	6
Inning Stats	R: 0 E: 0 K: 2 S: 7 H: 0 LOB: 1 BB: 1 P: 11	R: 1 E: 0 K: 1 S: 8 H: 3 LOB: 2 BB: 0 P: 8	R: 1 E: 2 K: 0 S: 4 H: 1 LOB: 2 BB: 1 P: 8	R: 0 E: 0 K: 1 S: 6 H: 1 LOB: 1 BB: 0 P: 6	R: 0 E: 0 K: 1 S: 5 H: 1 LOB: 1 BB: 1 P: 9	R: 0 E: 0 K: 3 S: 10 H: 1 LOB: 2 BB: 0 P: 11	R: 0 E: 0 K: 1 S: 5 H: 0 LOB: 0 BB: 0 P: 5	R: 0 E: 0 K: 1 S: 7 H: 2 LOB: 2 BB: 0 P: 7		1B: 7 2B: 1 3B: 1 HR: 0	SF: 0 SAC: 0 DP: 1 HBP: 1			WP: 0 PB: 0 SB: 0 CS: 0	PA: 36		

PITCHER	IP	WLS	BF	H	R	ER	SO	BB	IBB	HBP	BLK	WP	HR	S	P	ERA	WHIP
Bert Blyleven, R (1, 1) ERA: 3.0	8.0	L	36	9	2	1	10	3	0	1	0	0	0	52	65	1.12	1.500

PITCHER	IP	WLS	BF	H	R	ER	SO	BB	IBB	HBP	BLK	WP	HR	S	P	ERA	WHIP

BOTTOM

Minnesota Twins @ New York Yankees

Shea Stadium, Flushing, NY

Tue Aug 20 1974, 7:05 PM EDT

Att. 12,284 - Unknown - 80 F

livebaseballscorecards.com

AB	32
R	2
H	9
RBI	1
BB	3
SO	10
LOB	24

Batter	1	2	3	4	5	6	7	8	9	AB	R	H	RBI	BB	SO	LOB
Steve Brye, R (1, 8) OBP: 0.320, SLG: 0.365	F6		FC4-6 BB		K		1B BB		F7	3	0	0	0	2	1	1
Rod Carew, L (1, 4) OBP: 0.420, SLG: 0.439	2B 1B		FC4-6 1-2f			1B 1B BB	1-2 1B			3	1	2	0	1	0	1
Larry Hisle, R (1, 7) OBP: 0.358, SLG: 0.496	K		L8			1B 1-3	K			4	0	1	0	0	2	4
Tony Oliva, L (1, 10) OBP: 0.317, SLG: 0.424	1-3 2B			4-3		F9		F9		4	0	1	0	0	0	2
Bobby Darwin, R (1, 9) OBP: 0.338, SLG: 0.478	F8			1B BB		1-2 3-H 1B		5-3		3	0	1	1	1	0	2
Steve Braun, L (1, 5) OBP: 0.368, SLG: 0.373		L9		G6-4-3 1-2 1B		F8		3-1		4	0	1	0	0	0	2
Craig Kusick, R (1, 3) OBP: 0.350, SLG: 0.406		F2		G6-4-3 1-2f		G3			F9	2	0	0	0	0	0	2
Pat Bourque, L (6, PH) OBP: 0.322, SLG: 0.296 (6, 3)										2	0	0	0	0	0	2
Danny Thompson, R (1, 6) OBP: 0.330, SLG: 0.377		K		6-3		4-3			L7	3	0	0	0	0	1	0
Harmon Killebrew, R (9, PH) OBP: 0.326, SLG: 0.385										1	0	0	0	0	0	0
Phil Roof, R (1, 2) OBP: 0.275, SLG: 0.260			F9		K	F2			BB	2	0	0	0	0	1	0
Glenn Borgmann, R (7, PH) OBP: 0.324, SLG: 0.320 (7, 2)										1	0	0	0	1	0	0
Inning Stats	R: 0 E: 0 K: 1 S: 7 H: 2 LOB: 2 BB: 0 P: 7	R: 0 E: 0 K: 1 S: 5 H: 0 LOB: 0 BB: 0 P: 5	R: 0 E: 0 K: 0 S: 3 H: 0 LOB: 1 BB: 1 P: 7	R: 0 E: 0 K: 0 S: 3 H: 1 LOB: 1 BB: 1 P: 7	R: 0 E: 0 K: 2 S: 7 H: 0 LOB: 0 BB: 0 P: 7	R: 1 E: 0 K: 0 S: 5 H: 2 LOB: 2 BB: 1 P: 9	R: 0 E: 0 K: 1 S: 6 H: 1 LOB: 2 BB: 1 P: 10	R: 0 E: 0 K: 0 S: 3 H: 0 LOB: 0 BB: 0 P: 3	R: 0 E: 0 K: 0 S: 3 H: 0 LOB: 1 BB: 1 P: 7	1B: 5 2B: 1 3B: 0 HR: 0 SF: 0 SAC: 0 DP: 1 HBP: 0	WP: 0 PB: 0 SB: 0 CS: 0 PA: 37					

PITCHER	IP	WLS	BF	H	R	ER	SO	BB	IBB	HBP	BLK	WP	HR	S	P	ERA	WHIP
Doc Medich, R (1, 1) ERA: 3.42	9.0	W	37	6	1	1	5	5	0	0	0	0	0	42	62	1.00	1.222

PITCHER	IP	WLS	BF	H	R	ER	SO	BB	IBB	HBP	BLK	WP	HR	S	P	ERA	WHIP

TOP

Minnesota Twins @ New York Yankees

Shea Stadium, Flushing, NY

Wed Aug 21 1974, 3:33 AM EDT

Att. 13,321 - Unknown - 85 F

livebaseballscorecards.com

AB	32
R	1
H	6
RBI	1
BB	5
SO	5
LOB	16

Batter	1	2	3	4	5	6	7	8	9	AB	R	H	RBI	BB	SO	LOB
Sandy Alomar Sr., S (1, 4) OBP: 0.280, SLG: 0.279	S S S 0-3 K ①	S S S 0-3 K ③		x 0-0 F8 ①	x 0-0 4-3 ③ 1-2			x 0-0 1-2 1B		5	0	1	0	0	2	3
Elliott Maddox, R (1, 8) OBP: 0.392, SLG: 0.371	S S S 0-3 K ②		B B B 4-0 1B 1B BB	x 0-0 1B 1B		x 0-0 1-3 ①		x 0-0 F9 ②		4	1	1	0	1	1	2
Bobby Murcer, L (1, 9) OBP: 0.336, SLG: 0.383	x 0-0 1B		x 0-0 HBP 1B 1-3 1B 1B	x 0-0 1-3 1B		x 0-0 F9 ②		S S S 0-3 K ③		5	1	3	0	0	1	2
Lou Piniella, R (1, 7) OBP: 0.343, SLG: 0.398	S S S 0-3 K ③		x 0-0 F4 ①	B B B 4-0 BB		x 0-0 6-3 ③				3	0	0	0	1	1	3
Thurman Munson, R (1, 2) OBP: 0.306, SLG: 0.375		x 0-0 2B 1B	x 0-0 HBP 1-2 1B 3-H 1B	x 0-0 L8 ②			x 0-0 G3 ①			4	2	2	1	0	0	3
Bill Sudakis, S (1, 10) OBP: 0.298, SLG: 0.354		x 0-0 L8 ①	H 1-0 1B 1-2 2-3 HBP	x 0-0 F8 ③			S S S 0-3 K ②			3	0	0	0	0	1	4
Graig Nettles, L (1, 5) OBP: 0.331, SLG: 0.403		x 0-0 1-H 2B	x 0-0 BB 1-3 2-H 3-H 1B		x 0-0 4-1 ①		x 0-0 F7 ③			4	0	2	3	0	0	0
Chris Chambliss, L (1, 3) OBP: 0.285, SLG: 0.307		B B B B 4-0 BB	B B B B 4-0 1-2 BB		x 0-0 4-3 ②			x 0-0 G3 ①		2	0	0	0	2	0	0
Jim Mason, L (1, 6) OBP: 0.309, SLG: 0.365		x 0-0 F6 ②	S S S 0-3 K ③		x 0-0 S 1B			x 0-0 1B 1B		4	0	2	0	0	1	4
Inning Stats	R: 0 H: 1 E: 0 LOB: 1 K: 3 BB: 0 S: 10 P: 10	R: 1 H: 2 E: 0 LOB: 2 K: 1 BB: 1 S: 7 P: 11	R: 3 H: 3 E: 0 LOB: 2 K: 1 BB: 2 S: 7 P: 16	R: 0 H: 2 E: 0 LOB: 3 K: 0 BB: 1 S: 5 P: 9	R: 0 H: 1 E: 0 LOB: 1 K: 0 BB: 0 S: 4 P: 4	R: 0 H: 0 E: 0 LOB: 0 K: 0 BB: 0 S: 3 P: 3	R: 0 H: 0 E: 0 LOB: 0 K: 1 BB: 0 S: 5 P: 5	R: 0 H: 2 E: 0 LOB: 2 K: 1 BB: 0 S: 7 P: 7		1B: 10 SF: 0 2B: 1 SAC: 0 3B: 0 DP: 0 HR: 0 HBP: 1						

PITCHER		IP	WLS	BF	H	R	ER	SO	BB	IBB	HBP	BLK	WP	HR	S	P	ERA	WHIP
Bill Butler, L ERA: 4.5	(1, 1)	3.0	L	18	6	4	4	5	3	0	1	0	0	0	24	37	12.00	3.000
Bill Hands, R ERA: 4.21	(4, 1)	5.0		21	5	0	0	2	1	0	0	0	0	0	24	28	0.00	1.200

PITCHER	IP	WLS	BF	H	R	ER	SO	BB	IBB	HBP	BLK	WP	HR	S	P	ERA	WHIP

BOTTOM

Minnesota Twins @ New York Yankees

Shea Stadium, Flushing, NY

Wed Aug 21 1974, 3:33 AM EDT
Att. 13,321 - Unknown - 85 F

livebaseballscorecards.com

AB	34
R	4
H	11
RBI	4
BB	4
SO	7
LOB	21

Batter	1	2	3	4	5	6	7	8	9	AB	R	H	RBI	BB	SO	LOB
Steve Brye, R (1, 8) OBP: 0.317, SLG: 0.361	F9	G6-4-3 1-2f			K		L6			4	0	0	0	0	1	3
Rod Carew, L (1, 4) OBP: 0.419, SLG: 0.437	F7		1-3		1B BB			K		3	0	0	0	1	1	0
Larry Hisle, R (1, 7) OBP: 0.361, SLG: 0.499	1B		S 1B		1-2 1B			6-3		4	0	3	0	0	0	0
Harmon Killebrew, R (1, 10) OBP: 0.322, SLG: 0.379	L4		F7 1-2		F8			K		4	0	0	0	0	1	4
Bobby Darwin, R (1, 9) OBP: 0.337, SLG: 0.476		1B FC6-4 1B	F8			F4			6-3	4	1	1	0	0	0	1
Eric Soderholm, R (1, 5) OBP: 0.337, SLG: 0.394		FC6-4 1-3 BB 1B		L5		6-3			F9	4	0	1	0	0	0	0
Craig Kusick, R (1, 3) OBP: 0.354, SLG: 0.404		FC6-4 1-2 BB		F5		F8			1B	3	0	1	0	1	0	0
Danny Thompson, R (1, 6) OBP: 0.323, SLG: 0.368		FC6-4 1-2f 2-3 3-H BB		6-3			4-3		F9	4	0	0	1	0	0	3
Glenn Borgmann, R (1, 2) OBP: 0.324, SLG: 0.317		G6-4-3 1-2 BB			6-3		F4			2	0	0	0	1	0	0
Inning Stats	R: 0 E: 0 K: 0 S: 4 H: 1 LOB: 1 BB: 0 P: 4	R: 1 E: 0 K: 0 S: 4 H: 2 LOB: 2 BB: 2 P: 12	R: 0 E: 0 K: 0 S: 4 H: 1 LOB: 1 BB: 0 P: 4	R: 0 E: 0 K: 0 S: 3 H: 0 LOB: 0 BB: 0 P: 3	R: 0 E: 0 K: 1 S: 6 H: 1 LOB: 2 BB: 1 P: 10	R: 0 E: 0 K: 0 S: 3 H: 0 LOB: 0 BB: 0 P: 3	R: 0 E: 0 K: 0 S: 3 H: 0 LOB: 0 BB: 0 P: 3	R: 0 E: 0 K: 2 S: 7 H: 0 LOB: 0 BB: 0 P: 7	R: 0 E: 0 K: 0 S: 4 H: 1 LOB: 1 BB: 0 P: 4	1B: 6 2B: 0 3B: 0 HR: 0 SF: 0 SAC: 0 DP: 1 HBP: 0						

PITCHER	IP	WLS	BF	H	R	ER	SO	BB	IBB	HBP	BLK	WP	HR	S	P	ERA	WHIP
Dave McNally, L (1, 1) ERA: 4.03	9.0	W	35	6	1	1	3	3	0	0	0	0	0	38	50	1.00	1.000

PITCHER	IP	WLS	BF	H	R	ER	SO	BB	IBB	HBP	BLK	WP	HR	S	P	ERA	WHIP

Minnesota Twins @ Baltimore Orioles

Memorial Stadium, Baltimore, MD

Fri Aug 23 1974, 7:05 PM EDT

Att. 9,390 - Unknown

TOP

livebaseballscorecards.com

AB	32
R	1
H	6
RBI	1
BB	3
SO	3
LOB	11

WP: 0 PA: 35
PB: 0
SB: 1
CS: 0

Minnesota Twins @ Baltimore Orioles

Memorial Stadium, Baltimore, MD

Fri Aug 23 1974, 7:05 PM EDT

Att. 9,390 - Unknown

BOTTOM

Batter	1	2	3	4	5	6	7	8	9	AB	R	H	RBI	BB	SO	LOB
Rich Coggins, L (1, 9) OBP: 0.299, SLG: 0.322	FC4-6 1B		SH5-3 1-2		4-3 2-3		S SH1-3 1B			3	0	2	0	0	0	1
Paul Blair, R (1, 8) OBP: 0.301, SLG: 0.405	F7		F7		F7		SH1-3 1-2			3	0	0	0	0	0	3
Tommy Davis, R (1, 10) OBP: 0.312, SLG: 0.375	FC4-6 HBP 1-2f		BBB FC5-4 BB			G3 1B 1B	SSS K 2-3			3	1	1	0	1	1	2
Bobby Grich, R (1, 4) OBP: 0.386, SLG: 0.473	1-2 HBP		FC5-4 1-2f			SSS K	SSS K			3	0	0	0	0	2	4
Boog Powell, L (1, 3) OBP: 0.342, SLG: 0.399	4-3			F7		G3 1-2		SSS K		4	0	0	0	0	1	3
Don Baylor, R (1, 7) OBP: 0.319, SLG: 0.344		6-3		F2		S HR 2-H 1B		SSS K		4	1	1	1	0	1	0
Brooks Robinson, R (1, 5) OBP: 0.367, SLG: 0.397		F4		SSS K		BBB HR 1-3 BB		5-3		3	1	0	0	1	1	0
Earl Williams, R (1, 2) OBP: 0.339, SLG: 0.383		F7			4-3 SH5-3 1B	1-H 3-H HR				3	1	2	3	0	0	0
Mark Belanger, R (1, 6) OBP: 0.299, SLG: 0.326			SH5-3 1B		SH5-3 1-2	SSS K				2	0	1	0	0	1	0
Inning Stats	R: 0 E: 0 K: 0 S: 4 H: 1 LOB: 2 BB: 0 P: 5	R: 0 E: 0 K: 0 S: 3 H: 0 LOB: 0 BB: 0 P: 3	R: 0 E: 0 K: 0 S: 4 H: 1 LOB: 2 BB: 1 P: 8	R: 0 E: 0 K: 1 S: 5 H: 0 LOB: 0 BB: 0 P: 5	R: 0 E: 0 K: 0 S: 4 H: 1 LOB: 1 BB: 0 P: 4	R: 4 E: 0 K: 2 S: 10 H: 3 LOB: 0 BB: 1 P: 14	R: 0 E: 0 K: 2 S: 8 H: 1 LOB: 1 BB: 0 P: 8	R: 0 E: 0 K: 2 S: 7 H: 0 LOB: 0 BB: 0 P: 7		1B: 6 2B: 0 3B: 0 HR: 1	SF: 0 SAC: 3 DP: 0 HBP: 1			WP: 0 PB: 0 SB: 3 CS: 0	PA: 34		

livebaseballscorecards.com

	AB	28
	R	4
	H	7
	RBI	4
	BB	2
	SO	7
	LOB	13

PITCHER		IP	WLS	BF	H	R	ER	SO	BB	IBB	HBP	BLK	WP	HR	S	P	ERA	WHIP
Dave Goltz, R ERA: 3.98	(1, 1)	6.0	L	28	7	4	4	3	2	0	1	0	0	1	31	40	6.00	1.500
Bill Campbell, R ERA: 2.81	(7, 1)	2.0		6	0	0	0	4	0	0	0	0	0	0	14	14	0.00	0.000

PITCHER	IP	WLS	BF	H	R	ER	SO	BB	IBB	HBP	BLK	WP	HR	S	P	ERA	WHIP

Batter	1	2	3	4	5	6	7	8	9	AB	R	H	RBI	BB	SO	LOB
Steve Brye, R (1, 8) OBP: 0.315, SLG: 0.363	SH5-3 E 2B	SF8 2-3 3-H		L6	L5-3 1-2			4-3		4	1	1	1	0	0	1
Rod Carew, L (1, 4) OBP: 0.421, SLG: 0.437	SH5-3 2-3	HR 1-2 BB		CS 1B		1B BB		G3		2	1	1	0	2	0	0
Larry Hisle, R (1, 7) OBP: 0.362, SLG: 0.505	E6 E S 3-H	HR 1-H 2-H 3-H		1B 1-2 1B		F8		K		5	1	2	5	0	1	1
Harmon Killebrew, R (1, 10) OBP: 0.323, SLG: 0.377	F8 1-3	BB BB		1-3 1B		F7			5-3	4	0	1	0	1	0	2
Bobby Darwin, R (1, 9) OBP: 0.340, SLG: 0.475	F9	G1-4-3 1-2 BB		K		1-3 1B			BB	3	0	1	0	2	1	3
Eric Soderholm, R (1, 5) OBP: 0.335, SLG: 0.391		2B 1B 1B G1-4-3 1-2			E6 HR	K			F4	5	2	1	0	0	1	5
Craig Kusick, R (1, 3) OBP: 0.355, SLG: 0.433		1B SF8 1-3 2B	6-3		1-H HR	F4			L5	5	2	2	2	0	0	1
Danny Thompson, R (1, 6) OBP: 0.321, SLG: 0.366		SF8 BB HR 2-3 3-H 1B	F9		6-3	6-3				4	1	1	1	0	0	0
Glenn Borgmann, R (1, 2) OBP: 0.326, SLG: 0.318		BB HR 1-2 BB	F7		L5-3 1B	K				3	1	1	0	1	1	0
Inning Stats	R: 1 E: 1 K: 0 S: 5 H: 1 LOB: 1 BB: 0 P: 5	R: 6 E: 0 K: 0 S: 6 H: 4 LOB: 1 BB: 4 P: 22	R: 0 E: 0 K: 0 S: 3 H: 0 LOB: 0 BB: 0 P: 3	R: 0 E: 0 K: 1 S: 7 H: 3 LOB: 2 BB: 0 P: 7	R: 2 E: 1 K: 0 S: 5 H: 2 LOB: 0 BB: 0 P: 5	R: 0 E: 0 K: 1 S: 6 H: 1 LOB: 2 BB: 1 P: 10	R: 0 E: 0 K: 1 S: 5 H: 0 LOB: 0 BB: 0 P: 5	R: 0 E: 0 K: 1 S: 5 H: 0 LOB: 0 BB: 0 P: 5	R: 0 E: 0 K: 0 S: 3 H: 0 LOB: 1 BB: 1 P: 7	1B: 7 2B: 3 3B: 0 HR: 2 SF: 1 SAC: 1 DP: 2 HBP: 0						

PITCHER		IP	WLS	BF	H	R	ER	SO	BB	IBB	HBP	BLK	WP	HR	S	P	ERA	WHIP
Mike Cuellar, L ERA: 3.55	(1, 1)	1.1	L	11	4	6	6	0	2	0	0	0	0	0	9	17	40.50	4.500
Wayne Garland, R ERA: 3.38	(2, 1)	2.2		14	5	3	2	1	2	0	0	0	0	2	14	22	6.75	2.625
Jesse Jefferson, R ERA: 4.33	(5, 1)	5.0		18	2	0	0	3	2	0	0	0	0	0	22	30	0.00	0.800

PITCHER	IP	WLS	BF	H	R	ER	SO	BB	IBB	HBP	BLK	WP	HR	S	P	ERA	WHIP

TOP

Minnesota Twins @ Baltimore Orioles

Memorial Stadium, Baltimore, MD

Sat Aug 24 1974, 7:05 PM EDT

Att. 11,348 - Unknown

livebaseballscorecards.com

AB	35
R	9
H	11
RBI	9
BB	6
SO	4
LOB	13

WP: 0 PB: 0 SB: 1 CS: 1 PA: 43

BOTTOM

Minnesota Twins @ Baltimore Orioles

Memorial Stadium, Baltimore, MD

Sat Aug 24 1974, 7:05 PM EDT

Att. 11,348 - Unknown

livebaseballscorecards.com

Batter	1	2	3	4	5	6	7	8	9	AB	R	H	RBI	BB	SO	LOB
Rich Coggins, L (1, 9) OBP: 0.306, SLG: 0.330	E5 SH5-3 1B	1B BB 1B 1-2 2-3 3-H		F5		SF9 2B 1-3		WP 1B BB B B B		4	0	3	1	1	0	0
Paul Blair, R (1, 8) OBP: 0.303, SLG: 0.406	SH5-3 1-2	1B BB 1-2 2-3 3-H B B B		FC4 1B		SF9 2-3 3-H		F7 B B B		2	0	1	2	1	0	1
Tommy Davis, R (1, 10) OBP: 0.313, SLG: 0.376	E5 2-3	1B 1-2 2-3 3-H		FC4 1B 1-2f		5-3		WP 1B 1-2		5	0	2	1	0	0	3
Bobby Grich, R (1, 4) OBP: 0.386, SLG: 0.471	F6	F4		1B 1-2		F7		BB B B B B 1-2 2-3		4	0	1	0	1	0	5
Boog Powell, L (1, 3) OBP: 0.340, SLG: 0.393		BB BB BB BB F8		4-3			F6	F9		4	1	0	0	1	0	8
Don Baylor, R (1, 7) OBP: 0.320, SLG: 0.343		BB BB 1B BB B B B B 1-2 L7			F8		1B	5-3		4	1	1	0	1	0	0
Brooks Robinson, R (1, 5) OBP: 0.370, SLG: 0.397 Don Hood, L (9, PR)		1B BB BB B B B B 1-2 2-3 BB			F6		K S S S	1B		3 0	1 0	1 0	0 0	2 0	1 0	1 0
Earl Williams, R (1, 2) OBP: 0.338, SLG: 0.379		BB 1B 1B BB B B B B 1-2 2-3 3-H			5-3		F4		K S S S	4	1	0	1	1	1	3
Mark Belanger, R (1, 6) OBP: 0.298, SLG: 0.325 Elrod Hendricks, L (9, PH) OBP: 0.293, SLG: 0.369	K S S S	F8				2B SF9 1B		1-3	4-3	4 1	1 0	1 0	0 0	0 0	1 0	4 1
Inning Stats	R: 0 H: 1 E: 1 LOB: 1 K: 0 BB: 0 S: 4 P: 4	R: 4 H: 2 E: 0 LOB: 3 K: 1 BB: 5 S: 7 P: 27	R: 0 H: 0 E: 0 LOB: 1 K: 0 BB: 1 S: 3 P: 7	R: 0 H: 2 E: 0 LOB: 2 K: 0 BB: 0 S: 5 P: 5	R: 0 H: 0 E: 0 LOB: 0 K: 0 BB: 0 S: 3 P: 3	R: 1 H: 2 E: 0 LOB: 1 K: 0 BB: 0 S: 5 P: 5	R: 0 H: 1 E: 0 LOB: 1 K: 1 BB: 0 S: 6 P: 6	R: 0 H: 1 E: 0 LOB: 3 K: 0 BB: 2 S: 4 P: 12	R: 0 H: 1 E: 0 LOB: 1 K: 1 BB: 0 S: 6 P: 6	1B: 9 SF: 1 2B: 1 SAC: 1 3B: 0 DP: 0 HR: 0 HBP: 0						

	AB	35
	R	5
	H	10
	RBI	5
	BB	8
	SO	3
	LOB	26

PITCHER	IP	WLS	BF	H	R	ER	SO	BB	IBB	HBP	BLK	WP	HR	S	P	ERA	WHIP
Joe Decker, R (1, 1) ERA: 3.31	1.1		11	2	4	4	1	5	0	0	0	0	0	8	28	27.00	5.250
Ray Corbin, R (2, 1) ERA: 4.92	4.2	W	20	5	1	1	0	1	0	0	0	0	0	19	23	1.93	1.286
Bill Campbell, R (7, 1) ERA: 2.73	3.0	S	14	3	0	0	2	2	0	0	0	1	0	16	24	0.00	1.667

PITCHER	IP	WLS	BF	H	R	ER	SO	BB	IBB	HBP	BLK	WP	HR	S	P	ERA	WHIP

Minnesota Twins @ Baltimore Orioles

Memorial Stadium, Baltimore, MD

Sun Aug 25 1974, 3:33 AM EDT

Att. 10,951 - Unknown

livebaseballscorecards.com

Batter	1	2	3	4	5	6	7	8	9	AB	R	H	RBI	BB	SO	LOB
Steve Brye, R (1, 8) OBP: 0.315, SLG: 0.362	4-3		5-3			SH, FC5-2, 2B, 1-2, 2-3	G5-4-3, 1B		6-3	4	1	1	0	0	0	0
Rod Carew, L (1, 4) OBP: 0.421, SLG: 0.434	BB			4-3		FC5-2, 2B, 1B, 1-2, 2-3, 3-Hf	G5-4-3, 1-2f		BB	3	1	0	0	2	0	4
Larry Hisle, R (1, 7) OBP: 0.360, SLG: 0.504	K			5-3		1B, 2B, 1-3, 2-H, 3-H		F9	F4	5	1	1	2	0	1	2
Harmon Killebrew, R (1, 10) OBP: 0.325, SLG: 0.377	F8			6-3		1B, 1B, BB, IBB		BB, BB, 1B		3	1	1	0	1	0	1
Bobby Darwin, R (1, 9) OBP: 0.341, SLG: 0.474		F2			L9	BB, 1B, G3-2-3, 1-2, 2-H, 3-H, 1B		BB, 1-2, BB		3	0	1	2	1	0	0
Eric Soderholm, R (1, 5) OBP: 0.337, SLG: 0.390		F8			K	BB, 1-2, 2-3, 1B		BB, 1-2, 2-3, BB		3	0	1	0	1	1	0
Craig Kusick, R (1, 3) OBP: 0.353, SLG: 0.424		L7			6-3	BB, 1-2, 2-3, 3-H, BB		K		3	0	0	1	1	1	3
Danny Thompson, R (1, 6) OBP: 0.320, SLG: 0.360			F4			SH, BB, FC5-2, BB		F9		3	0	0	0	1	0	6
Luis Gomez, R (8, 6) OBP: 0.256, SLG: 0.205						G3-2-3, 3-Hf				0	0	0	0	0	0	0
Glenn Borgmann, R (1, 2) OBP: 0.325, SLG: 0.314			5-3			FC5-2, SH, 2B, 1-2, BB	F5		6-3	3	1	0	0	1	0	0

Inning Stats	1	2	3	4	5	6	7	8	9	AB	R	H	RBI	BB	SO	LOB
	R: 0 E: 0 K: 1 S: 5	H: 0 LOB: 1 BB: 1 P: 9	R: 0 E: 0 K: 0 S: 3	H: 0 LOB: 0 BB: 0 P: 3	R: 0 E: 0 K: 0 S: 3	H: 0 LOB: 0 BB: 0 P: 3	R: 0 E: 0 K: 1 S: 5	H: 0 LOB: 0 BB: 0 P: 5	R: 5 E: 1 K: 0 S: 6	H: 3 LOB: 2 BB: 4 P: 22	R: 0 E: 0 K: 0 S: 3	H: 1 LOB: 0 BB: 0 P: 3	R: 0 E: 0 K: 1 S: 6	H: 1 LOB: 3 BB: 2 P: 14	R: 0 E: 0 K: 0 S: 3	H: 0 LOB: 1 BB: 1 P: 7

1B: 4	SF: 0
2B: 1	SAC: 1
3B: 0	DP: 2
HR: 0	HBP: 0

WP: 0 PB: 0 SB: 0 CS: 0 PA: 39

PITCHER		IP	WLS	BF	H	R	ER	SO	BB	IBB	HBP	BLK	WP	HR	S	P	ERA	WHIP
Ross Grimsley, L ERA: 3.32	(1, 1)	5.1	L	25	3	5	4	2	4	1	0	0	0	0	24	44	6.75	1.312
Doyle Alexander, R ERA: 3.99	(6, 1)	3.2		14	2	0	0	1	3	0	0	0	0	0	13	25	0.00	1.364

PITCHER	IP	WLS	BF	H	R	ER	SO	BB	IBB	HBP	BLK	WP	HR	S	P	ERA	WHIP

Batter	1	2	3	4	5	6	7	8	9	AB	R	H	RBI	BB	SO	LOB
Rich Coggins, L (1, 9) OBP: 0.303, SLG: 0.326	G3			F4		F7			6-3	4	0	0	0	0	0	1
Paul Blair, R (1, 8) OBP: 0.300, SLG: 0.402	4-3			K		K			K	4	0	0	0	0	3	1
Tommy Davis, R (1, 10) OBP: 0.314, SLG: 0.383	F8			HR			5-3 1B		5-3	4	1	2	1	0	0	0
Bobby Grich, R (1, 4) OBP: 0.384, SLG: 0.468		4-3		K			5-3 1-2			3	0	0	0	0	1	1
Don Baylor, R (1, 7) OBP: 0.318, SLG: 0.340		K			F5		F9			3	0	0	0	0	1	1
Brooks Robinson, R (1, 5) OBP: 0.368, SLG: 0.394		F4			4-3		5-3			3	0	0	0	0	0	1
Boog Powell, L (1, 3) OBP: 0.340, SLG: 0.393			F8		3-1			G4-3-6 1B		3	0	1	0	0	0	0
Earl Williams, R (1, 2) OBP: 0.335, SLG: 0.375			6-3			F8		G4-3-6 1-2f		3	0	0	0	0	0	1
Mark Belanger, R (1, 6) OBP: 0.299, SLG: 0.325			L5			1B		K		3	0	1	0	0	1	0
Inning Stats	R: 0 E: 0 K: 0 S: 3 H: 0 LOB: 0 BB: 0 P: 3	R: 0 E: 0 K: 1 S: 5 H: 0 LOB: 0 BB: 0 P: 5	R: 0 E: 0 K: 0 S: 3 H: 0 LOB: 0 BB: 0 P: 3	R: 1 E: 0 K: 2 S: 8 H: 1 LOB: 0 BB: 0 P: 8	R: 0 E: 0 K: 0 S: 3 H: 0 LOB: 0 BB: 0 P: 3	R: 0 E: 0 K: 1 S: 6 H: 1 LOB: 1 BB: 0 P: 6	R: 0 E: 0 K: 0 S: 4 H: 1 LOB: 1 BB: 0 P: 4	R: 0 E: 0 K: 1 S: 5 H: 1 LOB: 0 BB: 0 P: 5	R: 0 E: 0 K: 1 S: 5 H: 0 LOB: 0 BB: 0 P: 5	1B: 3 2B: 0 3B: 0 HR: 1	SF: 0 SAC: 0 DP: 1 HBP: 0					

PITCHER	IP	WLS	BF	H	R	ER	SO	BB	IBB	HBP	BLK	WP	HR	S	P	ERA	WHIP
Bert Blyleven, R (1, 1) ERA: 2.92	9.0	W	30	4	1	1	6	0	0	0	0	0	1	42	42	1.00	0.444

PITCHER	IP	WLS	BF	H	R	ER	SO	BB	IBB	HBP	BLK	WP	HR	S	P	ERA	WHIP

BOTTOM

Minnesota Twins @ Baltimore Orioles

Memorial Stadium, Baltimore, MD

Sun Aug 25 1974, 3:33 AM EDT

Att. 10,951 - Unknown

livebaseballscorecards.com

AB	30
R	1
H	4
RBI	1
BB	0
SO	6
LOB	6

Batter	1	2	3	4	5	6	7	8	9	AB	R	H	RBI	BB	SO	LOB
Roy White, S (1, 10) OBP: 0.361, SLG: 0.383	B B B B 4-0 1B BB	x 0-0 ② P4		B B B 4-0 FC5-4 1-2 BB			x 0-0 ① 1-3		x 0-0 1-2 1B 1B	3	0	1	0	2	0	0
Elliott Maddox, R (1, 8) OBP: 0.395, SLG: 0.384	x 0-0 ① F8	x 0-0 ③ P4		x 0-0 ③ FC5-4 1-2f			x 0-0 ② 6-3		x 0-0 1-2 2-H 1B	5	0	1	1	0	0	3
Bobby Murcer, L (1, 9) OBP: 0.334, SLG: 0.382	x 0-0 ② F8		x 0-0 ① F8		x 0-0 1B G6-3 1B		x 0-0 ③ F9		x 0-0 ③ G1	5	1	1	0	0	0	3
Lou Piniella, R (1, 7) OBP: 0.342, SLG: 0.396	x 0-0 1-3 1B		x 0-0 ② 6-3		x 0-0 G6-3 1-3 1B			x 0-0 ① F8		4	0	2	0	0	0	0
Thurman Munson, R (1, 2) OBP: 0.301, SLG: 0.367	S S S 0-3 ③ K		x 0-0 ③ F8		x 0-0 ① ② G6-3 1-2f 3-H			x 0-0 ② 6-3		4	0	0	0	0	1	3
Graig Nettles, L (1, 5) OBP: 0.326, SLG: 0.399		B B B B 4-0 3B BB		x 0-0 ③ SF8 3B	x 0-0 ③ F8			x 0-0 ③ F7		3	2	1	0	1	0	0
Chris Chambliss, L (1, 3) OBP: 0.290, SLG: 0.324		x 0-0 1-H HR 3B		B B B 4-0 BB BB		x 0-0 ① F9			x 0-0 ① G3	3	1	1	1	1	0	0
Sandy Alomar Sr., S (1, 4) OBP: 0.294, SLG: 0.313		x 0-0 3-H HR		x 0-0 ① P4		x 0-0 ② 5-3			B B B B 4-0 1B 1B BB	3	2	1	2	1	0	2
Jim Mason, L (1, 6) OBP: 0.304, SLG: 0.358 Bill Sudakis, S (9, PH) OBP: 0.297, SLG: 0.352		S S S 0-3 ① K		x 0-0 ② SF8 3-H		x 0-0 ③ G3			x 0-0 ② F9	2 1	0 0	0 0	1 0	0 0	1 0	0 1
Inning Stats	R: 0 E: 0 K: 1 S: 6 H: 1 LOB: 2 BB: 1 P: 10	R: 3 E: 0 K: 1 S: 7 H: 2 LOB: 0 BB: 1 P: 11	R: 0 E: 0 K: 0 S: 3 H: 0 LOB: 0 BB: 0 P: 3	R: 1 E: 0 K: 0 S: 4 H: 1 LOB: 2 BB: 2 P: 12	R: 1 E: 0 K: 0 S: 4 H: 2 LOB: 0 BB: 0 P: 4	R: 0 E: 0 K: 0 S: 3 H: 0 LOB: 0 BB: 0 P: 3	R: 0 E: 0 K: 0 S: 3 H: 0 LOB: 0 BB: 0 P: 3	R: 0 E: 0 K: 0 S: 3 H: 0 LOB: 0 BB: 0 P: 3	R: 1 E: 0 K: 0 S: 5 H: 2 LOB: 2 BB: 1 P: 9	1B: 5 2B: 0 3B: 2 HR: 1 SF: 1 SAC: 0 DP: 1 HBP: 0						

PITCHER	IP	WLS	BF	H	R	ER	SO	BB	IBB	HBP	BLK	WP	HR	S	P	ERA	WHIP
Bill Butler, L (1, 1) ERA: 4.75	3.2		19	4	4	4	2	4	0	0	0	0	1	19	35	9.82	2.182
Vic Albury, L (4, 1) ERA: 5.11	2.1	W	8	2	1	1	0	0	0	0	0	0	0	8	8	3.86	0.857
Tom Burgmeier, L (7, 1) ERA: 4.46	3.0	S	12	2	1	1	0	1	0	0	0	0	0	11	15	3.00	1.000

PITCHER	IP	WLS	BF	H	R	ER	SO	BB	IBB	HBP	BLK	WP	HR	S	P	ERA	WHIP

TOP

New York Yankees @ Minnesota Twins

Metropolitan Stadium, Bloomington , MI

Mon Aug 26 1974, 8:05 PM EDT
Att. 9,694 - Unknown - 72 F

livebaseballscorecards.com

AB	33
R	6
H	8
RBI	5
BB	5
SO	2
LOB	12

WP: 0	PA: 39		
PB: 0			
SB: 0			
CS: 0			

Batter	1	2	3	4	5	6	7	8	9	AB	R	H	RBI	BB	SO	LOB
Steve Brye, R (1, 8) OBP: 0.316, SLG: 0.362 Eric Soderholm, R (4, PH) OBP: 0.337, SLG: 0.390 (5, 5)	F9	1B 1-3 2-H 3-H		G6-4-3 1-2f		FC5-2 1B 1-2 2-3 3-Hf		1B		2 3	0 0	1 1	2 0	0 0	0 0	0 5
Rod Carew, L (1, 4) OBP: 0.423, SLG: 0.435	L8		5-3 1B 1B		BBB G6-4-3 BB	IBB 1B 1-3 2-H 3-H		F7		4	1	2	2	1	0	1
Larry Hisle, R (1, 7) OBP: 0.359, SLG: 0.500 (5, 8)	F9		F8		G6-4-3 1-2f	IBB 1-2				3	0	0	0	1	0	2
Tony Oliva, L (1, 10) OBP: 0.316, SLG: 0.422		FC5-4 HBP 1B 1B	5-3 1-2		F8	F7				4	1	1	0	0	0	4
Bobby Darwin, R (1, 9) OBP: 0.343, SLG: 0.473		H FC5-4 1-2 HBP	1B 2-H			F7	SSS K			3	0	1	1	0	1	0
Steve Braun, L (1, 5) OBP: 0.369, SLG: 0.373 (5, 7)		FC5-4 BB 1B 1B 1-2f 2-3	3-1			1B 1B	BBBB G5-4-3 BB			3	2	1	0	1	0	3
Pat Bourque, L (1, 3) OBP: 0.331, SLG: 0.300 Craig Kusick, R (7, PH) OBP: 0.351, SLG: 0.421 (8, 3)		SSS K		BBBB 1B BB		BB 1B 1-2 FC5-2 1B		G5-4-3 1-2f		2 1	0 0	1 0	0 0	1 0	1 0	2 1
Danny Thompson, R (1, 6) OBP: 0.328, SLG: 0.368		BB 1B 1-2 3-H 1B		G6-4-3 1-3 1B		FC5-2 BB 1B 1-2 2-H 1B		5-3		4	2	3	2	0	0	0
Glenn Borgmann, R (1, 2) OBP: 0.328, SLG: 0.312		BBBB 1B 1-2 2-3 BB		F2		BBBB FC5-2 1B 1-2 2-3 BB		SSS K		2	1	0	0	2	1	2
Inning Stats	R: 0 E: 0 K: 0 S: 3 H: 0 LOB: 0 BB: 0 P: 3	R: 3 E: 0 K: 1 S: 7 H: 3 LOB: 2 BB: 1 P: 12	R: 1 E: 0 K: 0 S: 5 H: 2 LOB: 1 BB: 0 P: 5	R: 0 E: 0 K: 0 S: 3 H: 1 LOB: 1 BB: 1 P: 7	R: 0 E: 0 K: 0 S: 2 H: 0 LOB: 0 BB: 1 P: 6	R: 3 E: 0 K: 0 S: 7 H: 4 LOB: 3 BB: 2 P: 15	R: 0 E: 0 K: 1 S: 4 H: 0 LOB: 0 BB: 1 P: 8	R: 0 E: 0 K: 1 S: 6 H: 1 LOB: 1 BB: 0 P: 6		1B: 11 2B: 0 3B: 0 HR: 0 SF: 0 SAC: 0 DP: 3 HBP: 1					

PITCHER		IP	WLS	BF	H	R	ER	SO	BB	IBB	HBP	BLK	WP	HR	S	P	ERA	WHIP
Doc Medich, R ERA: 3.58	(1, 1)	5.1	L	25	8	6	6	1	3	0	1	0	0	0	23	36	10.12	2.062
Cecil Upshaw, R ERA: 2.62	(6, 1)	0.1		3	1	0	0	0	1	0	0	0	0	0	2	6	0.00	6.000
Mike Wallace, L ERA: 3.06	(6, 1)	2.1		10	2	1	1	2	1	1	0	0	0	0	12	20	3.86	1.286

PITCHER	IP	WLS	BF	H	R	ER	SO	BB	IBB	HBP	BLK	WP	HR	S	P	ERA	WHIP

BOTTOM

New York Yankees @ Minnesota Twins

Metropolitan Stadium, Bloomington , MI

Mon Aug 26 1974, 8:05 PM EDT

Att. 9,694 - Unknown - 72 F

livebaseballscorecards.com

AB	31
R	7
H	11
RBI	7
BB	6
SO	3
LOB	20

Batter	1	2	3	4	5	6	7	8	9	AB	R	H	RBI	BB	SO	LOB
Roy White, S (1, 10) OBP: 0.361, SLG: 0.386	F8		P6 1-2			F5	E7 1B 1-3 2-H 3-H 1B		2B	5	0	2	2	0	0	1
Elliott Maddox, R (1, 8) OBP: 0.395, SLG: 0.386	F9			5-3		G3 2B	1B BB		F8	4	0	1	0	1	0	1
Bobby Murcer, L (1, 9) OBP: 0.335, SLG: 0.381	G3			L6		G3 2-3	1-2 2-3 3-H 1B		BB	4	0	1	1	1	0	1
Graig Nettles, L (1, 5) OBP: 0.325, SLG: 0.396		6-3		1B		4-3	K		4-3	5	0	1	0	0	1	6
Lou Piniella, R (1, 7) OBP: 0.342, SLG: 0.395		F9		K			1B BB SF8 1B	4-3		4	1	1	0	0	1	4
Chris Chambliss, L (1, 3) OBP: 0.289, SLG: 0.321		K			K		1B 1B E 1-2 BB		K	3	1	0	0	1	3	0
Thurman Munson, R (1, 2) OBP: 0.303, SLG: 0.369			E6 SH3 FC5-2 1B	6-3			1B E 1-2 2-3 1B	5-3		4	1	2	0	0	0	0
Jim Mason, L (1, 6) OBP: 0.306, SLG: 0.360 Bill Sudakis, S (7, PH) OBP: 0.296, SLG: 0.352 Gene Michael, S (7, 6) OBP: 0.282, SLG: 0.273			SH3 2-3	1B			SF8 3-H	K		1 0 1	0 0 0	1 0 0	0 1 0	0 0 0	0 0 1	0 0 0
Sandy Alomar Sr., S (1, 4) OBP: 0.293, SLG: 0.312			FC5-2 S 3-H	K			E 1B 1-2 2-3 1B		3-1	4	1	1	0	0	1	2
Inning Stats	R: 0 E: 0 K: 0 S: 3 H: 0 LOB: 0 BB: 0 P: 3	R: 0 E: 0 K: 1 S: 5 H: 0 LOB: 0 BB: 0 P: 5	R: 0 E: 1 K: 0 S: 4 H: 1 LOB: 1 BB: 0 P: 4	R: 0 E: 0 K: 1 S: 6 H: 1 LOB: 1 BB: 0 P: 6	R: 0 E: 0 K: 2 S: 8 H: 1 LOB: 1 BB: 0 P: 8	R: 0 E: 0 K: 0 S: 4 H: 1 LOB: 1 BB: 0 P: 4	R: 4 E: 1 K: 1 S: 10 H: 5 LOB: 3 BB: 2 P: 18	R: 0 E: 0 K: 2 S: 7 H: 0 LOB: 0 BB: 0 P: 7	R: 0 E: 0 K: 0 S: 4 H: 1 LOB: 2 BB: 1 P: 8	1B: 8 2B: 2 3B: 0 HR: 0 SF: 1 SAC: 1 DP: 0 HBP: 0	WP: 0 PB: 0 SB: 1 CS: 0 PA: 40					

PITCHER		IP	WLS	BF	H	R	ER	SO	BB	IBB	HBP	BLK	WP	HR	S	P	ERA	WHIP
Bill Hands, R ERA: 4.23	(1, 1)	6.0	L	25	6	3	3	4	1	0	0	0	0	0	32	36	4.50	1.167
Tom Burgmeier, L ERA: 4.56	(7, 1)	0.1		2	1	0	0	0	0	0	0	0	0	0	2	2	0.00	3.000
Bill Campbell, R ERA: 2.66	(7, 1)	2.2		13	3	1	1	3	2	0	0	0	0	0	17	25	3.38	1.875

PITCHER	IP	WLS	BF	H	R	ER	SO	BB	IBB	HBP	BLK	WP	HR	S	P	ERA	WHIP

New York Yankees @ Minnesota Twins

Metropolitan Stadium, Bloomington , MI

Tue Aug 27 1974, 8:05 PM EDT

Att. 8,345 - Unknown - 71 F

TOP

livebaseballscorecards.com

AB	35
R	4
H	10
RBI	4
BB	3
SO	7
LOB	15

BOTTOM

New York Yankees @ Minnesota Twins

Metropolitan Stadium, Bloomington , MI

Tue Aug 27 1974, 8:05 PM EDT

Att. 8,345 - Unknown - 71 F

livebaseballscorecards.com

Batter	1	2	3	4	5	6	7	8	9	AB	R	H	RBI	BB	SO	LOB
Steve Braun, L (1, 7) OBP: 0.370, SLG: 0.374	1-3		1B		1-3 2B 1B		P5			4	1	2	0	0	0	0
Rod Carew, L (1, 4) OBP: 0.425, SLG: 0.439	1B 1B		E 1B 1-2 1B		1-H 3-H 2B		F7			4	0	3	2	0	0	0
Larry Hisle, R (1, 8) OBP: 0.358, SLG: 0.498	K		E7 1-3 1B		K			5-3		4	0	1	0	0	2	2
Tony Oliva, L (1, 10) OBP: 0.318, SLG: 0.422	1-3 1B		P4		FC6-4 IBB			1-3		3	0	1	0	1	0	2
Bobby Darwin, R (1, 9) OBP: 0.340, SLG: 0.469		K		K	FC6-4 1-2f			5-3		4	0	0	0	0	2	2
Eric Soderholm, R (1, 5) OBP: 0.333, SLG: 0.386		6-3		4-3		K			F7	4	0	0	0	0	1	0
Pat Bourque, L (1, 3) OBP: 0.328, SLG: 0.298	1B			G3		F8			F8	4	0	1	0	0	0	0
Danny Thompson, R (1, 6) OBP: 0.322, SLG: 0.360		K			4-3	3-1			L4	4	0	0	0	0	1	1
Phil Roof, R (1, 2) OBP: 0.280, SLG: 0.267			P4		1B 2B 1B		P4			2	1	1	0	0	0	0
Jerry Terrell, R (7, PH) OBP: 0.286, SLG: 0.325										1	0	0	0	0	0	0
Glenn Borgmann, R (8, 2) OBP: 0.328, SLG: 0.312										0	0	0	0	0	0	0

	AB	34
	R	2
	H	9
	RBI	2
	BB	1
	SO	6
	LOB	7

Inning Stats	1	2	3	4	5	6	7	8	9
	R: 0 E: 0 K: 1 S: 6	H: 2 LOB: 2 BB: 0 P: 6	R: 0 E: 0 K: 2 S: 8	H: 1 LOB: 1 BB: 0 P: 8	R: 0 E: 1 K: 0 S: 5	H: 3 LOB: 2 BB: 0 P: 5	R: 0 E: 0 K: 1 S: 5	H: 0 LOB: 0 BB: 0 P: 5	R: 2 E: 0 K: 1 S: 8	H: 3 LOB: 2 BB: 1 P: 12	R: 0 E: 0 K: 1 S: 5	H: 0 LOB: 0 BB: 0 P: 5	R: 0 E: 0 K: 0 S: 3	H: 0 LOB: 0 BB: 0 P: 3	R: 0 E: 0 K: 0 S: 3	H: 0 LOB: 0 BB: 0 P: 3	R: 0 E: 0 K: 0 S: 3	H: 0 LOB: 0 BB: 0 P: 3

	1B: 8	SF: 0	WP: 0	PA: 35
	2B: 1	SAC: 0	PB: 0	
	3B: 0	DP: 0	SB: 0	
	HR: 0	HBP: 0	CS: 0	

PITCHER		IP	WLS	BF	H	R	ER	SO	BB	IBB	HBP	BLK	WP	HR	S	P	ERA	WHIP
Dick Tidrow, R ERA: 4.18	(1, 1)	9.0	W	35	9	2	2	6	0	1	0	0	0	0	46	50	2.00	1.000

PITCHER	IP	WLS	BF	H	R	ER	SO	BB	IBB	HBP	BLK	WP	HR	S	P	ERA	WHIP

Batter	1	2	3	4	5	6	7	8	9	AB	R	H	RBI	BB	SO	LOB
Roy White, S (1, 10) OBP: 0.359, SLG: 0.383	CS 1B		5-3 1-2	F5		5-3			K	5	0	1	0	0	1	3
Elliott Maddox, R (1, 8) OBP: 0.395, SLG: 0.384	K 1-2		WP 1B 2-H 1B		5-3		G1-6-3 HBP		F9	4	0	1	1	0	1	1
Bobby Murcer, L (1, 9) OBP: 0.337, SLG: 0.384	F5		FC6-4 1-2 1B		1B SF9 1B		G1-6-3 1-2f		CS 1B	5	1	3	0	0	0	1
Graig Nettles, L (1, 5) OBP: 0.327, SLG: 0.397		E SF8 1B	F8 2-3		SF9 1-3 1B		K		CS 1-2	4	1	2	0	0	1	2
Lou Piniella, R (1, 7) OBP: 0.341, SLG: 0.394		F9	FC6-4 1-2f		SF9 2-3 3-H			4-3 E 1B		3	1	1	1	0	0	3
Chris Chambliss, L (1, 3) OBP: 0.286, SLG: 0.317		E4 1-3		4-3	F7			4-3 1-2		4	0	0	0	0	0	3
Thurman Munson, R (1, 2) OBP: 0.307, SLG: 0.379		SF8 3-H		HR		BBB E 1B BB		E7 2-H 1B		2	1	2	3	1	0	0
Jim Mason, L (1, 6) OBP: 0.305, SLG: 0.359		K		4-3		E5 1-3 1B		K		4	0	1	0	0	2	2
Sandy Alomar Sr., S (1, 4) OBP: 0.297, SLG: 0.316			S 1B 1B			6-3		F6		4	1	2	0	0	0	2
Inning Stats	R: 0 E: 0 K: 1 S: 5 H: 1 LOB: 0 BB: 0 P: 5	R: 1 E: 1 K: 1 S: 7 H: 1 LOB: 1 BB: 0 P: 7	R: 1 E: 0 K: 0 S: 6 H: 3 LOB: 2 BB: 0 P: 6	R: 1 E: 0 K: 0 S: 5 H: 2 LOB: 1 BB: 0 P: 5	R: 1 E: 0 K: 0 S: 5 H: 2 LOB: 1 BB: 0 P: 5	R: 0 E: 1 K: 0 S: 3 H: 1 LOB: 1 BB: 1 P: 7	R: 0 E: 0 K: 1 S: 4 H: 0 LOB: 0 BB: 0 P: 5	R: 1 E: 1 K: 1 S: 7 H: 2 LOB: 1 BB: 0 P: 7	R: 0 E: 0 K: 1 S: 5 H: 1 LOB: 0 BB: 0 P: 5	1B: 12 2B: 0 3B: 0 HR: 1	SF: 2 SAC: 0 DP: 1 HBP: 1						

TOP

New York Yankees @ Minnesota Twins

Metropolitan Stadium, Bloomington , MI

Wed Aug 28 1974, 8:05 PM EDT

Att. 6,545 - Unknown - 69 F

livebaseballscorecards.com

AB	35
R	5
H	13
RBI	5
BB	1
SO	5
LOB	17

WP: 1 PB: 0 SB: 1 CS: 2 PA: 40

PITCHER		IP	WLS	BF	H	R	ER	SO	BB	IBB	HBP	BLK	WP	HR	S	P	ERA	WHIP
Joe Decker, R ERA: 3.37	(1, 1)	4.2	L	23	9	4	3	2	0	0	0	0	1	1	27	27	5.79	1.929
Vic Albury, L ERA: 5.01	(5, 1)	4.1		16	4	1	1	3	1	0	1	0	0	0	20	25	2.08	1.154

PITCHER		IP	WLS	BF	H	R	ER	SO	BB	IBB	HBP	BLK	WP	HR	S	P	ERA	WHIP

New York Yankees @ Minnesota Twins

Metropolitan Stadium, Bloomington , MI

Wed Aug 28 1974, 8:05 PM EDT
Att. 6,545 - Unknown - 69 F

livebaseballscorecards.com

Batter	1	2	3	4	5	6	7	8	9	AB	R	H	RBI	BB	SO	LOB
Steve Braun, L (1, 7) OBP: 0.369, SLG: 0.373	1B 1B		F5		E3 1B 1-2		F7			4	0	1	0	0	0	2
Rod Carew, L (1, 4) OBP: 0.424, SLG: 0.438	F8		4-3		1B 1-2 2-3			4-3		4	0	1	0	0	0	1
Larry Hisle, R (1, 8) OBP: 0.355, SLG: 0.493	F9			L5	K			F4		4	0	0	0	0	1	4
Tony Oliva, L (1, 10) OBP: 0.320, SLG: 0.423	1B 1-2			1B		4-3		4-3		4	0	2	0	0	0	0
Bobby Darwin, R (1, 9) OBP: 0.337, SLG: 0.465	4-3			K		K			5-3	4	0	0	0	0	2	3
Pat Bourque, L (1, 3) OBP: 0.317, SLG: 0.287		4-3		4-3		F8			6-3	4	0	0	0	0	0	1
Eric Soderholm, R (1, 5) OBP: 0.337, SLG: 0.390		L5			1B E 1B		G4-6-3 1B		1B	4	0	3	0	0	0	0
Danny Thompson, R (1, 6) OBP: 0.316, SLG: 0.353		L4			L1		G4-6-3 1-2f		K	4	0	0	0	0	1	3
Glenn Borgmann, R (1, 2) OBP: 0.325, SLG: 0.308			4-3		L8		E1			3	0	0	0	0	0	1

Inning Stats	1	2	3	4	5	6	7	8	9		
	R: 0 H: 2	R: 0 H: 0	R: 0 H: 0	R: 0 H: 1	R: 0 H: 2	R: 0 H: 0	R: 0 H: 1	R: 0 H: 0	R: 0 H: 1	1B: 7 SF: 0	WP: 0 PA: 35
	E: 0 LOB: 2	E: 0 LOB: 0	E: 0 LOB: 0	E: 0 LOB: 1	E: 1 LOB: 3	E: 0 LOB: 0	E: 1 LOB: 1	E: 0 LOB: 0	E: 0 LOB: 1	2B: 0 SAC: 0	PB: 0
	K: 0 BB: 0	K: 0 BB: 0	K: 0 BB: 0	K: 1 BB: 0	K: 1 BB: 0	K: 1 BB: 0	K: 0 BB: 0	K: 0 BB: 0	K: 1 BB: 0	3B: 0 DP: 1	SB: 0
	S: 5 P: 5	S: 3 P: 3	S: 3 P: 3	S: 6 P: 6	S: 8 P: 8	S: 5 P: 5	S: 4 P: 4	S: 3 P: 3	S: 6 P: 6	HR: 0 HBP: 0	CS: 0

PITCHER	IP	WLS	BF	H	R	ER	SO	BB	IBB	HBP	BLK	WP	HR	S	P	ERA	WHIP
Pat Dobson, R (1, 1) ERA: 3.02	9.0	W	35	7	0	0	4	0	0	0	0	0	0	43	43	0.00	0.778

PITCHER	IP	WLS	BF	H	R	ER	SO	BB	IBB	HBP	BLK	WP	HR	S	P	ERA	WHIP

Batter	1	2	3	4	5	6	7	8	9	AB	R	H	RBI	BB	SO	LOB
Rick Miller, L (1, 8) OBP: 0.344, SLG: 0.341	S S S 0-3 ① K		x 0-0 ③ 6-3		x 0-0 ① SH2-4 1-2		S S S 0-3 ③ K			3	0	0	0	0	2	1
Cecil Cooper, L (1, 10) OBP: 0.321, SLG: 0.402	S S S 0-3 ② K			x 0-0 BB 1B E 1B	S S S 0-3 ② K			S S S 0-3 ① K		4	1	1	0	0	3	1
Dwight Evans, R (1, 9) OBP: 0.337, SLG: 0.432	S S S 0-3 ③ K			x 0-0 BB 1-2 E 1B	x 0-0 ③ 5-3			B B B B 4-0 BB		3	1	1	0	1	1	1
Carl Yastrzemski, L (1, 3) OBP: 0.412, SLG: 0.452		x 0-0 E3 FC6-4		S S S 0-3 ① K		x 0-0 ① 4-3		S S S 0-3 ② K		4	0	0	0	0	2	3
Rico Petrocelli, R (1, 5) OBP: 0.351, SLG: 0.441		x 0-0 ① FC6-4 1-2f		S S S 0-3 ② K		x 0-0 ② F8		S S S 0-3 ③ K		4	0	0	0	0	2	4
Bernie Carbo, L (1, 7) OBP: 0.362, SLG: 0.409		S S S 0-3 ② K		B B B B 4-0 E 1-2 2-3 BB		S S S 0-3 ③ K			S S S 0-3 ① K	3	0	0	0	1	3	1
Doug Griffin, R (1, 4) OBP: 0.345, SLG: 0.363		x 0-0 ③ 1-3		x 0-0 E4 1-3 2-H 3-H			x 0-0 FC6-4 1B		x 0-0 ② 6-3	4	0	1	0	0	0	2
Tim Blackwell, S (1, 2) OBP: 0.330, SLG: 0.292			x 0-0 ① 6-3	x 0-0 ③ 1-3			S S S 0-3 ① K		x 0-0 ③ 4-3	4	0	0	0	0	1	3
Mario Guerrero, R (1, 6) OBP: 0.290, SLG: 0.285			x 0-0 ② P4		x 0-0 SH2-4 1B		x 0-0 ② FC6-4 1-2f			3	0	1	0	0	0	1

| Inning Stats | | |

Batter	1	2	3	4	5	6	7	8	9	AB	R	H	RBI	BB	SO	LOB
Steve Brye, R (1, 8) OBP: 0.320, SLG: 0.367	FC6-4 SF8 1B 1B		WP BB SF9 BB		F3		SH3-4 1-2		1-3 2B	3	2	2	0	1	0	0
Rod Carew, L (1, 4) OBP: 0.424, SLG: 0.437	FC6-4 1-2 1B		SF9 WP 1-2 BB		F8		F7		SF7 3-H	3	0	1	1	1	0	1
Larry Hisle, R (1, 7) OBP: 0.352, SLG: 0.488	FC6-4 1-2f 2-3		F2		P9		K			4	0	0	0	0	1	5
Harmon Killebrew, R (1, 10) OBP: 0.321, SLG: 0.374	SF8 3-H		SF9 1-3 2-H			6-3		P6		2	0	0	2	0	0	0
Bobby Darwin, R (1, 9) OBP: 0.335, SLG: 0.461	K		K			F8		4-3		4	0	0	0	0	2	2
Eric Soderholm, R (1, 5) OBP: 0.342, SLG: 0.400		FC6-4 1B		3B		CI S		1B		3	0	3	0	0	0	0
Craig Kusick, R (1, 3) OBP: 0.354, SLG: 0.419		FC6-4 1-2f		4-3		BB 1-2		1B 1-2		3	0	1	0	1	0	2
Danny Thompson, R (1, 6) OBP: 0.314, SLG: 0.347		K		G4-6-3 BB		K		F3		3	0	0	0	1	2	5
Glenn Borgmann, R (1, 2) OBP: 0.327, SLG: 0.308		6-3		G4-6-3 1-2f			SH3-4 1B		2B SF7 BB	3	1	1	0	1	0	3
Inning Stats	R: 1 H: 2 E: 0 LOB: 1 K: 1 BB: 0 S: 7 P: 7	R: 0 H: 1 E: 0 LOB: 1 K: 1 BB: 0 S: 6 P: 6	R: 1 H: 0 E: 0 LOB: 1 K: 1 BB: 2 S: 5 P: 13	R: 0 H: 1 E: 0 LOB: 1 K: 0 BB: 1 S: 3 P: 7	R: 0 H: 0 E: 0 LOB: 0 K: 0 BB: 0 S: 3 P: 3	R: 0 H: 0 E: 1 LOB: 2 K: 1 BB: 1 S: 6 P: 10	R: 0 H: 1 E: 0 LOB: 1 K: 1 BB: 0 S: 6 P: 6	R: 0 H: 2 E: 0 LOB: 2 K: 0 BB: 0 S: 5 P: 5	R: 1 H: 1 E: 0 LOB: 1 K: 0 BB: 1 S: 2 P: 6	1B: 6 SF: 3 2B: 1 SAC: 1 3B: 1 DP: 1 HR: 0 HBP: 0						

PITCHER	IP	WLS	BF	H	R	ER	SO	BB	IBB	HBP	BLK	WP	HR	S	P	ERA	WHIP
Roger Moret, L (1, 1) ERA: 3.44	8.1	L	38	8	3	3	5	5	0	0	0	1	0	43	63	3.24	1.560

PITCHER	IP	WLS	BF	H	R	ER	SO	BB	IBB	HBP	BLK	WP	HR	S	P	ERA	WHIP

BOTTOM

Boston Red Sox @ Minnesota Twins

Metropolitan Stadium, Bloomington , MI

Fri Aug 30 1974, 8:05 PM EDT

Att. 7,337 - Unknown - 63 F

livebaseballscorecards.com

AB	28
R	3
H	8
RBI	3
BB	5
SO	5
LOB	18

1B: 6	SF: 3	WP: 1	PA: 38
2B: 1	SAC: 1	PB: 0	
3B: 1	DP: 1	SB: 1	
HR: 0	HBP: 0	CS: 0	

Batter	1	2	3	4	5	6	7	8	9	AB	R	H	RBI	BB	SO	LOB
Tommy Harper, R (1, 7) OBP: 0.298, SLG: 0.326	K		F2		F8			1B		4	0	1	0	0	1	2
Rick Miller, L (1, 8) OBP: 0.346, SLG: 0.344	K			1B 1B		FC6-4 1B		F8		4	1	2	0	0	1	1
Dwight Evans, R (1, 9) OBP: 0.337, SLG: 0.430	K			G6-4-3 1B 1-3		P3		L6		4	0	1	0	0	1	2
Carl Yastrzemski, L (1, 3) OBP: 0.412, SLG: 0.460		F8		G6-4-3 1-2 3-H		FC6-4 1-2f			HR	4	1	2	2	0	0	1
Rico Petrocelli, R (1, 5) OBP: 0.350, SLG: 0.439		F9		G6-4-3 1-2f 2-3		F8			G6-4-3 1B	4	0	1	0	0	0	3
Jim Rice, R (1, 10) Cecil Cooper, L (7, PH) Bob Montgomery, R (9, PH) OBP: 0.321, SLG: 0.320 OBP: 0.320, SLG: 0.401 OBP: 0.268, SLG: 0.307		K		K			K		G6-4-3 1-2f	2 1 1	0 0 0	0 0 0	0 0 0	0 0 0	2 1 0	1 0 1
Doug Griffin, R (1, 4) OBP: 0.340, SLG: 0.357			P4		5-3		F7		6-3	4	0	0	0	0	0	0
Rick Burleson, R (1, 6) OBP: 0.341, SLG: 0.408			4-3 1B		P4		P6			3	0	1	0	0	0	0
Tim Blackwell, S (1, 2) OBP: 0.330, SLG: 0.293			4-3 1-2		1B			4-3		3	0	1	0	0	0	1
Inning Stats	R: 0 E: 0 K: 3 S: 9 H: 0 LOB: 0 BB: 0 P: 9	R: 0 E: 0 K: 1 S: 5 H: 0 LOB: 0 BB: 0 P: 5	R: 0 E: 0 K: 0 S: 4 H: 1 LOB: 1 BB: 0 P: 4	R: 1 E: 0 K: 1 S: 7 H: 3 LOB: 1 BB: 0 P: 7	R: 0 E: 0 K: 0 S: 4 H: 1 LOB: 1 BB: 0 P: 4	R: 0 E: 0 K: 0 S: 4 H: 1 LOB: 1 BB: 0 P: 4	R: 0 E: 0 K: 1 S: 5 H: 0 LOB: 0 BB: 0 P: 5	R: 0 E: 0 K: 0 S: 4 H: 1 LOB: 1 BB: 0 P: 4	R: 1 E: 0 K: 0 S: 4 H: 2 LOB: 0 BB: 0 P: 4	1B: 8 2B: 0 3B: 0 HR: 1 SF: 0 SAC: 0 DP: 2 HBP: 0						

PITCHER	IP	WLS	BF	H	R	ER	SO	BB	IBB	HBP	BLK	WP	HR	S	P	ERA	WHIP
Dave Goltz, R (1, 1) ERA: 3.87	8.0	W	32	9	2	2	6	0	0	0	0	0	1	44	44	2.25	1.125
Tom Burgmeier, L (9, 1) ERA: 4.5	1.0		2	0	0	0	0	0	0	0	0	0	0	2	2	0.00	0.000

PITCHER	IP	WLS	BF	H	R	ER	SO	BB	IBB	HBP	BLK	WP	HR	S	P	ERA	WHIP

TOP

Boston Red Sox @ Minnesota Twins

Metropolitan Stadium, Bloomington , MI

Sat Aug 31 1974, 4:33 AM EDT

Att. 11,557 - Unknown - 65 F

AB	34
R	2
H	9
RBI	2
BB	0
SO	6
LOB	12

livebaseballscorecards.com

Batter	1	2	3	4	5	6	7	8	9	AB	R	H	RBI	BB	SO	LOB
Steve Brye, R (1, 8) OBP: 0.318, SLG: 0.368	P7	FC6-4 1-2f		F8		FC6-4 1-2f		2B 1-3 2-H		5	0	1	1	0	0	4
Rod Carew, L (1, 4) OBP: 0.425, SLG: 0.437	HBP 1B 1B		F7		3-4-1		FC6-4 BB	G3-6-3 IBB		3	1	1	0	2	0	0
Larry Hisle, R (1, 9) OBP: 0.352, SLG: 0.486	1B 1-2 HBP		F7		CS 1B		FC6-4 S 1B 1-2f	P3		4	1	1	0	0	0	4
Tony Oliva, L (1, 10) OBP: 0.321, SLG: 0.430	F7		HR		P7		FC6-4 1-H 1B	G3-6-3 1-2f		5	1	2	2	0	0	6
Eric Soderholm, R (1, 5) OBP: 0.344, SLG: 0.399	1B 1-2 2-H		K		CS 1-2	HR BB	FC6-4 S 1-2f			3	1	1	1	1	1	1
Steve Braun, L (1, 7) OBP: 0.370, SLG: 0.381	L7			P6		HR 1-H	IBB 1-2			3	1	1	2	1	0	2
Craig Kusick, R (1, 3) OBP: 0.346, SLG: 0.408		5-3		F8		F8	6-3			4	0	0	0	0	0	2
Danny Thompson, R (1, 6) OBP: 0.318, SLG: 0.350		5-3		1B 1B		F9		BB 2B 1B		4	1	2	0	0	0	0
Glenn Borgmann, R (1, 2) OBP: 0.335, SLG: 0.313		FC6-4 HBP		1-2 1B		FC6-4 1B		2B 1-2 BB		2	0	2	0	1	0	0
Inning Stats	R: 1 H: 2 E: 0 LOB: 2 K: 0 BB: 0 S: 5 P: 6	R: 0 H: 0 E: 0 LOB: 1 K: 0 BB: 0 S: 3 P: 4	R: 1 H: 1 E: 0 LOB: 0 K: 1 BB: 0 S: 6 P: 6	R: 0 H: 2 E: 0 LOB: 2 K: 0 BB: 0 S: 5 P: 5	R: 0 H: 1 E: 0 LOB: 0 K: 0 BB: 0 S: 3 P: 3	R: 2 H: 2 E: 0 LOB: 1 K: 0 BB: 1 S: 5 P: 9	R: 1 H: 1 E: 0 LOB: 2 K: 0 BB: 2 S: 4 P: 12	R: 1 H: 2 E: 0 LOB: 2 K: 0 BB: 2 S: 4 P: 12		1B: 8 SF: 0 2B: 1 SAC: 0 3B: 0 DP: 1 HR: 2 HBP: 2				WP: 0 PA: 41 PB: 0 SB: 2 CS: 1		

PITCHER		IP	WLS	BF	H	R	ER	SO	BB	IBB	HBP	BLK	WP	HR	S	P	ERA	WHIP
Dick Drago, R ERA: 3.79	(1, 1)	5.2	L	27	8	4	4	1	1	0	2	0	0	2	26	32	6.35	1.588
Diego Segui, R ERA: 3.77	(6, 1)	2.1		13	3	2	2	0	2	2	0	0	0	0	9	25	7.71	2.143

PITCHER	IP	WLS	BF	H	R	ER	SO	BB	IBB	HBP	BLK	WP	HR	S	P	ERA	WHIP

BOTTOM

Boston Red Sox @ Minnesota Twins

Metropolitan Stadium, Bloomington , MI

Sat Aug 31 1974, 4:33 AM EDT
Att. 11,557 - Unknown - 65 F

livebaseballscorecards.com

AB	33
R	6
H	11
RBI	6
BB	5
SO	1
LOB	19

Batter	1	2	3	4	5	6	7	8	9	AB	R	H	RBI	BB	SO	LOB
Rick Miller, L (1, 8) OBP: 0.340, SLG: 0.337	F8	F8			F7	F8			K	5	0	0	0	0	1	2
Dick McAuliffe, L (1, 10) OBP: 0.324, SLG: 0.330	F9		4-3		BB, 2B, 1B		5-3		4-3	3	1	1	0	0	0	0
Jim Rice, R (7, PH) OBP: 0.300, SLG: 0.296										2	0	0	0	0	0	0
Dwight Evans, R (1, 9) OBP: 0.333, SLG: 0.425	P4		5-3		K		K		F9	5	0	0	0	0	2	1
Carl Yastrzemski, L (1, 3) OBP: 0.415, SLG: 0.467		BB, S, 1B	F8		BB, 1-2, 2B		HR			2	3	1	1	2	0	0
Rico Petrocelli, R (1, 5) OBP: 0.349, SLG: 0.439		K		P3	1-H, 2-H, 2B		F9			4	0	1	2	0	1	1
Bernie Carbo, L (1, 7) OBP: 0.366, SLG: 0.413		1-H, 1B		S, 1B	K			5-3		2	1	2	1	0	0	0
Tommy Harper, R (5, PH) OBP: 0.296, SLG: 0.324										2	0	0	0	0	1	1
(5, 7)																
Doug Griffin, R (1, 4) OBP: 0.338, SLG: 0.355		6-3		F3		F9, 1B		4-3, 1B		4	0	1	0	0	0	2
Rick Burleson, R (1, 6) OBP: 0.346, SLG: 0.411		2-H, 1B		BB, 1-2		1B		4-3, 1-2		3	1	2	1	1	0	1
Tim Blackwell, S (1, 2) OBP: 0.327, SLG: 0.291		2-H, 1B		F7		F7		K		4	0	1	1	0	1	4
Inning Stats	R: 0 E: 0 K: 0 S: 3 H: 0 LOB: 0 BB: 0 P: 3	R: 3 E: 0 K: 1 S: 8 H: 3 LOB: 1 BB: 1 P: 12	R: 0 E: 0 K: 0 S: 3 H: 0 LOB: 0 BB: 0 P: 3	R: 0 E: 0 K: 0 S: 4 H: 1 LOB: 2 BB: 1 P: 8	R: 2 E: 0 K: 2 S: 9 H: 2 LOB: 1 BB: 1 P: 13	R: 0 E: 0 K: 0 S: 4 H: 1 LOB: 1 BB: 0 P: 4	R: 1 E: 0 K: 1 S: 6 H: 1 LOB: 0 BB: 0 P: 6	R: 0 E: 0 K: 1 S: 6 H: 1 LOB: 1 BB: 0 P: 6	R: 0 E: 0 K: 1 S: 5 H: 0 LOB: 0 BB: 0 P: 5	1B: 7 2B: 1 3B: 0 HR: 1 SF: 0 SAC: 0 DP: 0 HBP: 0						

TOP

Boston Red Sox @ Minnesota Twins

Metropolitan Stadium, Bloomington , MI

Sun Sep 01 1974, 4:33 AM EDT

Att. 11,769 - Unknown - 62 F

livebaseballscorecards.com

AB	36
R	6
H	9
RBI	6
BB	3
SO	6
LOB	12

WP: 0 PB: 0 SB: 2 CS: 0 PA: 39

PITCHER		IP	WLS	BF	H	R	ER	SO	BB	IBB	HBP	BLK	WP	HR	S	P	ERA	WHIP
Bill Hands, R ERA: 4.45	(1, 1)	4.2		23	6	5	5	2	3	0	0	0	0	0	24	36	9.64	1.929
Bill Butler, L ERA: 4.73	(5, 1)	2.1		9	2	1	1	2	0	0	0	0	0	1	13	13	3.86	0.857
Bill Campbell, R ERA: 2.61	(8, 1)	2.0	W	7	1	0	0	2	0	0	0	0	0	0	11	11	0.00	0.500

PITCHER	IP	WLS	BF	H	R	ER	SO	BB	IBB	HBP	BLK	WP	HR	S	P	ERA	WHIP

BOTTOM

Boston Red Sox @ Minnesota Twins

Metropolitan Stadium, Bloomington , MI

Sun Sep 01 1974, 4:33 AM EDT

Att. 11,769 - Unknown - 62 F

livebaseballscorecards.com

Batter	1	2	3	4	5	6	7	8	9	AB	R	H	RBI	BB	SO	LOB
Steve Brye, R (1, 8) OBP: 0.315, SLG: 0.363	P6		1-6-3		P9	K		P9		5	0	0	0	0	1	3
Rod Carew, L (1, 4) OBP: 0.429, SLG: 0.442	2B		1B 1B		1B 1B		FC3-6 HBP WP 1B	F7		5	1	4	0	0	0	0
Larry Hisle, R (1, 9) OBP: 0.357, SLG: 0.487	BB		1B		1B		FC3-6 HBP	K		3	0	2	1	1	1	0
Tony Oliva, L (1, 10) OBP: 0.320, SLG: 0.427 Luis Gomez, R (9, PR) OBP: 0.256, SLG: 0.205	F8		F5		1-3		FC3-6 WP HBP 2B		SH2-3 1B	5 0	1 1	1 0	0 0	0 0	0 0	8 0
Eric Soderholm, R (1, 5) OBP: 0.343, SLG: 0.396	F3			K	5-3		WP 2B HBP		SH2-3	3	1	0	0	0	1	2
Steve Braun, L (1, 7) OBP: 0.371, SLG: 0.382		4-3		4-3	F8				1B HR BB	4	1	1	2	1	0	0
Craig Kusick, R (1, 3) OBP: 0.346, SLG: 0.403 Harmon Killebrew, R (7, PH) OBP: 0.323, SLG: 0.374 Jerry Terrell, R (7, PR) OBP: 0.286, SLG: 0.325 (8, 6) Bobby Darwin, R (9, PH) OBP: 0.336, SLG: 0.462	F2		F8			1B BB BB	2B		HR 1B	2 0 0 1	1 0 0 1	0 0 0 1	0 0 0 1	1 1 0 0	0 0 0 0	0 0 0 0
Danny Thompson, R (1, 6) OBP: 0.318, SLG: 0.347 Pat Bourque, L (7, PH) OBP: 0.320, SLG: 0.318 (8, 3)	K				K	1B BB	P5		HR	2 2	0 1	0 1	0 3	1 0	2 0	0 2
Glenn Borgmann, R (1, 2) OBP: 0.338, SLG: 0.316			F7		1B 1B	1B	P9			4	1	2	1	0	0	2

Inning Stats																								
	R: 0	E: 0	K: 0	S: 4	H: 1	LOB: 2	BB: 1	P: 8	R: 0	E: 0	K: 1	S: 5	H: 0	LOB: 0	BB: 0	P: 5	R: 0	E: 0	K: 0	S: 5	H: 2	LOB: 2	BB: 0	P: 5
	R: 0	E: 0	K: 1	S: 5	H: 0	LOB: 0	BB: 0	P: 5	R: 1	E: 0	K: 1	S: 8	H: 3	LOB: 2	BB: 0	P: 8	R: 1	E: 0	K: 1	S: 6	H: 1	LOB: 2	BB: 2	P: 14
	R: 3	E: 0	K: 0	S: 5	H: 2	LOB: 2	BB: 1	P: 11	R: 0	E: 0	K: 1	S: 5	H: 0	LOB: 0	BB: 0	P: 5	R: 4	E: 0	K: 0	S: 4	H: 3	LOB: 1	BB: 1	P: 8

1B: 9	2B: 2	3B: 0	HR: 1	SF: 0	SAC: 1	DP: 0	HBP: 2	WP: 1	PB: 0	SB: 0	CS: 0	PA: 44
---	---	---	---	---	---	---	---	---	---	---	---	---

AB	36
R	9
H	12
RBI	8
BB	5
SO	5
LOB	17

PITCHER		IP	WLS	BF	H	R	ER	SO	BB	IBB	HBP	BLK	WP	HR	S	P	ERA	WHIP
Reggie Cleveland, R ERA: 4.59	(1, 1)	6.1		32	8	5	5	4	3	0	2	0	0	0	35	49	7.11	1.737
Diego Segui, R ERA: 4.08	(7, 1)	2.0	L	12	4	4	4	1	2	0	0	0	1	1	12	20	18.00	3.000

PITCHER	IP	WLS	BF	H	R	ER	SO	BB	IBB	HBP	BLK	WP	HR	S	P	ERA	WHIP

Minnesota Twins @ Texas Rangers

Arlington Stadium, Arlington, TX

Mon Sep 02 1974, 8:05 PM EDT

Att. 5,472 - Cloudy - 67 F

TOP

livebaseballscorecards.com

Batter	1	2	3	4	5	6	7	8	9	AB	R	H	RBI	BB	SO	LOB
Steve Brye, R (1, 8) OBP: 0.317, SLG: 0.362	H 1-0 1B SF8 HBP		x 0-0 ② 6-3		H 1-0 1B 1B HBP	x 0-0 1-2 1B		x 0-0 ② F8		1	2	0	0	0	0	0
Bobby Darwin, R (5, 9) OBP: 0.337, SLG: 0.462										2	0	1	0	0	0	1
Rod Carew, L (1, 4) OBP: 0.428, SLG: 0.441	x 0-0 ① F7		B B B B 4-0 S BB		x 0-0 ② F7	x 0-0 ③ 1-3		x 0-0 1-2 1B		4	0	1	0	1	0	4
Larry Hisle, R (1, 9) OBP: 0.358, SLG: 0.486	x 0-0 SF8 1-3 1B		x 0-0 ③ 6-3 1-2		x 0-0 1B E 1-2 1B		x 0-0 ① S S S 6-3	0-3 ③ K		5	1	2	0	0	1	3
(5, 8)																
Tony Oliva, L (1, 10) OBP: 0.323, SLG: 0.438	x 0-0 ② SF8 1-2 3-H			x 0-0 BB 1B G4-6-3 1B	x 0-0 E9 1-H 2-H HR 1B		x 0-0 ② F7		x 0-0 HR	4	3	3	3	0	0	0
Eric Soderholm, R (1, 5) OBP: 0.346, SLG: 0.407	x 0-0 ③ 6-3			x 0-0 G4-6-3 BB 1-2 1B	x 0-0 2-H HR		x 0-0 ③ F8		x 0-0 G6-4-3 1B	5	1	3	2	0	0	1
Steve Braun, L (1, 7) OBP: 0.371, SLG: 0.379		B B B B 4-0 G4-3 BB	B B B B 4-0 G4-6-3 1-2 2-3 BB		x 0-0 ③ 4-3			x 0-0 E3 HR	x 0-0 ① ② G6-4-3 1-2f	3	1	0	0	2	0	1
Craig Kusick, R (1, 3) OBP: 0.348, SLG: 0.418	x 0-0 ① ② G4-3 1-2f		x 0-0 ① ② G4-6-3 1-2f 2-3 3-H		x 0-0 ① 5-3			x 0-0 B B B B 2-H HR	4-0 WP BB	4	1	1	2	1	0	3
Danny Thompson, R (1, 6) OBP: 0.312, SLG: 0.340	x 0-0 ③ 4-3		x 0-0 ③ 3-1		S S S 0-3 ② K			x 0-0 ① S S S 6-3	0-3 ③ K 1-2	4	0	0	0	0	1	1
Luis Gomez, R (8, 6) OBP: 0.254, SLG: 0.204										1	0	0	0	0	1	1
Glenn Borgmann, R (1, 2) OBP: 0.340, SLG: 0.319			x 0-0 ① 1-3		x 0-0 ① F7	x 0-0 1B 1B		x 0-0 1B 1B		4	0	2	0	0	0	0

Inning Stats																																		
	R: 1	H: 1		R: 0	H: 0		R: 0	H: 0		R: 1	H: 2		R: 4	H: 3		R: 0	H: 2		R: 0	H: 0		R: 2	H: 3		R: 1	H: 2		1B: 10	SF: 1		WP: 1	PA: 44		
	E: 0	LOB: 1		E: 0	LOB: 0		E: 0	LOB: 1		E: 0	LOB: 1		E: 1	LOB: 0		E: 0	LOB: 2		E: 0	LOB: 0		E: 1	LOB: 2		E: 0	LOB: 1		2B: 0	SAC: 0		PB: 0			
	K: 0	BB: 0		K: 0	BB: 1		K: 0	BB: 1		K: 0	BB: 1		S: 6	BB: 0		K: 1	BB: 0		S: 3	BB: 0		K: 1	BB: 0		K: 1	BB: 1		3B: 0	DP: 3		SB: 1			
	S: 4	P: 5		S: 2	P: 6		S: 3	P: 8		S: 4	P: 8		S: 6	P: 7		S: 7	P: 7		S: 3	P: 3		S: 9	P: 9		S: 6	P: 10		HR: 3	HBP: 2		CS: 0			

PITCHER		IP	WLS	BF	H	R	ER	SO	BB	IBB	HBP	BLK	WP	HR	S	P	ERA	WHIP
Jim Bibby, R ERA: 4.77	(1, 1)	4.2	L	23	6	6	6	0	3	0	2	0	0	1	18	32	11.57	1.929
Stan Thomas, R ERA: 7.11	(5, 1)	1.1		6	2	0	0	1	0	0	0	0	0	0	8	8	0.00	1.500
Pete Broberg, R ERA: 8.07	(7, 1)	1.0		5	1	2	1	0	0	0	0	0	0	1	5	5	9.00	1.000
Steve Foucault, R ERA: 2.2	(8, 1)	1.0		5	2	0	0	1	0	0	0	0	0	0	7	7	0.00	2.000
Don Stanhouse, R ERA: 4.88	(9, 1)	1.0		5	2	1	1	1	1	0	0	0	1	1	6	10	9.00	3.000

PITCHER	IP	WLS	BF	H	R	ER	SO	BB	IBB	HBP	BLK	WP	HR	S	P	ERA	WHIP

AB	37
R	9
H	13
RBI	7
BB	4
SO	3
LOB	15

BOTTOM

Minnesota Twins @ Texas Rangers

Arlington Stadium, Arlington, TX

Mon Sep 02 1974, 8:05 PM EDT

Att. 5,472 - Cloudy - 67 F

livebaseballscorecards.com

Batter	1	2	3	4	5	6	7	8	9	AB	R	H	RBI	BB	SO	LOB
Davey Nelson, R (1, 4) OBP: 0.302, SLG: 0.306	F7		F8			K	F9		G6-3 1-2f	5	0	0	0	0	1	5
Cesar Tovar, R (1, 7) OBP: 0.347, SLG: 0.358	4-3		F8			P5	4-3			4	0	0	0	0	0	3
Jeff Burroughs, R (1, 9) OBP: 0.386, SLG: 0.514	CS BB			5-3		BB		FC3-6 1B		2	0	1	0	2	0	0
Mike Hargrove, L (1, 3) OBP: 0.406, SLG: 0.451	CS 1-2	G3		K		F5		FC3-6 G3-6-1 1-2f		4	0	0	0	0	1	2
Jim Spencer, L (1, 10) OBP: 0.337, SLG: 0.428		1B		FC4-6 BB			HR 1B	G3-6-1 1-2f		3	1	2	0	1	0	1
Lenny Randle, S (1, 5) OBP: 0.338, SLG: 0.368		K		FC4-6 1-2f			F9		1B 1B BB	3	1	0	0	1	1	3
Toby Harrah, R (1, 6) OBP: 0.319, SLG: 0.428		K			F8		1-H HR		L7	4	1	1	2	0	1	2
Joe Lovitto, S (1, 8) OBP: 0.267, SLG: 0.270			E8		L8		HBP BB		1B 1-2 1B	3	0	1	0	1	0	0
Jim Sundberg, R (1, 2) OBP: 0.371, SLG: 0.340 Duke Sims, L (7, PH) (8, 2) OBP: 0.250, SLG: 0.261			F8		K		1-2 HBP		G6-3 1-2 2-H 1B	2 1	0 0	0 1	0 1	0 0	1 0	1 0

	AB	31
	R	3
	H	6
	RBI	3
	BB	5
	SO	5
	LOB	17

Inning Stats	1	2	3	4	5	6	7	8	9	1B: 5	SF: 0	WP: 0	PA: 38
R:	0	0	0	0	0	0	2	0	1	2B: 0	SAC: 0	PB: 0	
E:	0	0	1	0	0	0	0	0	0	3B: 0	DP: 2	SB: 0	
K:	0	2	0	1	1	1	0	0	0	HR: 1	HBP: 1	CS: 1	
S:	2	8	4	5	5	5	5	3	4				
H:	0	1	0	0	0	0	2	1	2				
LOB:	0	1	1	1	0	1	2	0	1				
BB:	1	0	1	1	0	1	1	0	1				
P:	6	8	4	9	0	9	10	3	8				

PITCHER	IP	WLS	BF	H	R	ER	SO	BB	IBB	HBP	BLK	WP	HR	S	P	ERA	WHIP
Joe Decker, R (1, 1) ERA: 3.35	9.0	W	37	6	3	3	5	5	0	1	0	0	1	41	62	3.00	1.222

PITCHER	IP	WLS	BF	H	R	ER	SO	BB	IBB	HBP	BLK	WP	HR	S	P	ERA	WHIP

Minnesota Twins @ Texas Rangers

Arlington Stadium, Arlington, TX

Tue Sep 03 1974, 8:05 PM EDT

Att. 4,144 - Unknown - 67 F

livebaseballscorecards.com

Batter	1	2	3	4	5	6	7	8	9	AB	R	H	RBI	BB	SO	LOB
Rod Carew, L (1, 4) OBP: 0.429, SLG: 0.444	K		FC5-2 3B		1B BB		G4-6-3 1-2f			3	0	1	0	1	1	1
Larry Hisle, R (1, 8) OBP: 0.359, SLG: 0.485	HR BB		FC5-2 CS 3-H		1-3 1B			5-3		3	1	1	0	1	0	1
Bobby Darwin, R (1, 9) OBP: 0.338, SLG: 0.475	1-H HR		CS 1-2	HR	P4			4-3		4	2	2	3	0	0	2
Harmon Killebrew, R (1, 10) OBP: 0.322, SLG: 0.370	F9			6-3	F7			FC5-4 BB		3	0	0	0	1	0	2
Eric Soderholm, R (1, 5) OBP: 0.345, SLG: 0.404	5-3			CS BB		1-3		FC5-4 1-2f		3	0	0	0	1	0	1
Craig Kusick, R (1, 3) OBP: 0.342, SLG: 0.410		K		K 1-2		K			F9	3	0	0	0	0	3	1
Pat Bourque, L (9, PH) OBP: 0.318, SLG: 0.315										1	0	0	0	0	0	0
Steve Braun, L (1, 7) OBP: 0.370, SLG: 0.376		K		FC6-4 IBB		6-3			3-1	3	0	0	0	1	1	0
Danny Thompson, R (1, 6) OBP: 0.308, SLG: 0.335		6-3		FC6-4 1-2f			P6		F5	3	0	0	0	0	0	2
Tony Oliva, L (9, PH) OBP: 0.322, SLG: 0.437										1	0	0	0	0	0	0
Glenn Borgmann, R (1, 2) OBP: 0.340, SLG: 0.317			F8		6-3		G4-6-3 BB			2	0	0	0	1	0	0

TOP

AB	29
R	3
H	4
RBI	3
BB	6
SO	5
LOB	10

Inning Stats	1	2	3	4	5	6	7	8	9
	R: 2 E: 0 K: 1 S: 6	H: 1 LOB: 0 BB: 1 P: 10	R: 0 E: 0 K: 2 S: 7	H: 0 LOB: 0 BB: 0 P: 7	R: 0 E: 0 K: 0 S: 3	H: 1 LOB: 0 BB: 0 P: 3	R: 1 E: 0 K: 1 S: 6	H: 1 LOB: 2 BB: 2 P: 14	R: 0 E: 0 K: 0 S: 4	H: 1 LOB: 2 BB: 1 P: 8	R: 0 E: 0 K: 1 S: 5	H: 0 LOB: 0 BB: 0 P: 5	R: 0 E: 0 K: 0 S: 2	H: 0 LOB: 0 BB: 1 P: 6	R: 0 E: 0 K: 0 S: 3	H: 0 LOB: 1 BB: 1 P: 7	R: 0 E: 0 K: 0 S: 3	H: 0 LOB: 0 BB: 0 P: 3

1B: 1 SF: 0 WP: 0 PA: 36
2B: 0 SAC: 0 PB: 0
3B: 1 DP: 1 SB: 0
HR: 2 HBP: 0 CS: 2

PITCHER		IP	WLS	BF	H	R	ER	SO	BB	IBB	HBP	BLK	WP	HR	S	P	ERA	WHIP
David Clyde, L ERA: 4.04	(1, 1)	3.1		14	3	3	3	3	2	0	0	0	0	2	18	26	8.10	1.500
Stan Thomas, R ERA: 6.59	(4, 1)	1.0		6	1	0	0	1	1	1	0	0	0	0	6	14	0.00	2.000
Steve Foucault, R ERA: 2.11	(5, 1)	4.2	W	15	0	0	0	1	2	0	0	0	0	0	15	23	0.00	0.429

PITCHER	IP	WLS	BF	H	R	ER	SO	BB	IBB	HBP	BLK	WP	HR	S	P	ERA	WHIP

Minnesota Twins @ Texas Rangers

Arlington Stadium, Arlington, TX

Tue Sep 03 1974, 8:05 PM EDT

Att. 4,144 - Unknown - 67 F

BOTTOM

Batter	1	2	3	4	5	6	7	8	9	AB	R	H	RBI	BB	SO	LOB
Davey Nelson, R (1, 4) OBP: 0.302, SLG: 0.304	F2		BB		F9		SH			2	1	0	0	1	0	0
Cesar Tovar, R (1, 7) OBP: 0.346, SLG: 0.357	CS 1B		F2		L6		6-3			4	0	1	0	0	0	3
Jeff Burroughs, R (1, 9) OBP: 0.387, SLG: 0.515	K		2B			K	G6-4-3 IBB			3	0	1	1	1	2	1
Jim Fregosi, R (1, 3) OBP: 0.332, SLG: 0.453		F9	K			E BB	G6-4-3			3	1	0	0	1	1	4
Jim Spencer, L (8, 3) OBP: 0.337, SLG: 0.428										0	0	0	0	0	0	0
Lenny Randle, S (1, 5) OBP: 0.335, SLG: 0.364		F3		E4 1B SF8		K		F2		4	1	0	0	0	1	1
Toby Harrah, R (1, 6) OBP: 0.322, SLG: 0.435		HR		SF8 1B		E4 2B		BB		3	2	2	1	1	0	0
Leo Cardenas, R (1, 10) OBP: 0.296, SLG: 0.316		2B		SF8		1B 2B		F8		1	0	1	0	0	0	0
Mike Hargrove, L (4, PH) OBP: 0.406, SLG: 0.454										2	1	1	2	0	0	1
Joe Lovitto, S (1, 8) OBP: 0.267, SLG: 0.269		K		3-1		1B		G3		4	0	1	1	0	1	2
Jim Sundberg, R (1, 2) OBP: 0.373, SLG: 0.341			CS BB		F8		SH 1B			2	0	1	0	1	0	0
Inning Stats	R: 0 H: 1 E: 0 LOB: 1 K: 1 BB: 0 S: 5 P: 5	R: 1 H: 2 E: 0 LOB: 1 K: 1 BB: 0 S: 7 P: 7	R: 1 H: 1 E: 0 LOB: 1 K: 1 BB: 2 S: 5 P: 13	R: 1 H: 1 E: 1 LOB: 0 K: 0 BB: 0 S: 4 P: 4	R: 0 H: 0 E: 0 LOB: 0 K: 0 BB: 0 S: 3 P: 3	R: 3 H: 2 E: 1 LOB: 1 K: 2 BB: 1 S: 9 P: 13	R: 0 H: 1 E: 1 LOB: 2 K: 0 BB: 1 S: 4 P: 8	R: 0 H: 0 E: 0 LOB: 1 K: 0 BB: 1 S: 3 P: 7		1B: 4 SF: 1 2B: 4 SAC: 1 3B: 0 DP: 2 HR: 1 HBP: 0						

livebaseballscorecards.com

AB	28
R	6
H	8
RBI	5
BB	5
SO	5
LOB	12

WP: 0 PB: 0 SB: 0 CS: 2 PA: 35

PITCHER		IP	WLS	BF	H	R	ER	SO	BB	IBB	HBP	BLK	WP	HR	S	P	ERA	WHIP
Bill Butler, L ERA: 4.77	(1, 1)	3.0		15	5	3	2	3	2	0	0	0	0	1	19	27	6.00	2.333
Ray Corbin, R ERA: 4.69	(4, 1)	5.0	L	20	3	3	0	2	2	1	0	0	0	0	21	33	0.00	1.000

PITCHER	IP	WLS	BF	H	R	ER	SO	BB	IBB	HBP	BLK	WP	HR	S	P	ERA	WHIP

Minnesota Twins @ Texas Rangers

Arlington Stadium, Arlington, TX

Wed Sep 04 1974, 8:05 PM EDT

Att. 5,969 - Unknown - 70 F

TOP

livebaseballscorecards.com

Batter	1	2	3	4	5	6	7	8	9	AB	R	H	RBI	BB	SO	LOB
Steve Braun, L (1, 7) OBP: 0.371, SLG: 0.376	F8		F5		BB 1B		1B			3	0	1	0	1	0	0
Rod Carew, L (1, 4) OBP: 0.429, SLG: 0.446	2B		HBP 1B		F7		4-3			4	0	2	0	0	0	2
Larry Hisle, R (1, 8) OBP: 0.360, SLG: 0.484	K		1-2 HBP		1-2 1B			K		3	0	1	0	0	2	1
Tony Oliva, L (1, 10) OBP: 0.319, SLG: 0.433	F5		3-1		F7			K		4	0	0	0	0	1	5
Bobby Darwin, R (1, 9) OBP: 0.337, SLG: 0.473		P4		G6-3 1B		K		K		4	0	1	0	0	2	0
Pat Bourque, L (1, 3) OBP: 0.308, SLG: 0.304		F9		G6-3 1-2f		F8			4-3	4	0	0	0	0	0	1
Eric Soderholm, R (1, 5) OBP: 0.347, SLG: 0.405		E6		1B		F7			1B	4	0	2	0	0	0	0
Jerry Terrell, R (1, 6) OBP: 0.282, SLG: 0.320		5-3		P4			G3		P3	3	0	0	0	0	0	2
Harmon Killebrew, R (9, PH) OBP: 0.321, SLG: 0.369										1	0	0	0	0	0	1
Glenn Borgmann, R (1, 2) OBP: 0.335, SLG: 0.312			K		F7		K		F8	4	0	0	0	0	2	1

	AB	34
	R	0
	H	7
	RBI	0
	BB	1
	SO	7
	LOB	13

Inning Stats										
	R: 0 E: 0 K: 1 S: 6	H: 1 LOB: 1 BB: 0 P: 6	R: 0 E: 1 K: 0 S: 4	H: 0 LOB: 1 BB: 0 P: 4	R: 0 E: 0 K: 1 S: 6	H: 1 LOB: 2 BB: 0 P: 7	R: 0 E: 0 K: 0 S: 4	H: 2 LOB: 1 BB: 0 P: 4	R: 0 E: 0 K: 0 S: 4	H: 1 LOB: 2 BB: 1 P: 8
	R: 0 E: 0 K: 1 S: 5	H: 0 LOB: 0 BB: 0 P: 5	R: 0 E: 0 K: 1 S: 6	H: 1 LOB: 1 BB: 0 P: 6	R: 0 E: 0 K: 3 S: 9	H: 0 LOB: 0 BB: 0 P: 9	R: 0 E: 0 K: 0 S: 4	H: 1 LOB: 1 BB: 0 P: 4	1B: 6 2B: 1 3B: 0 HR: 0	SF: 0 SAC: 0 DP: 1 HBP: 1
	WP: 0 PB: 0 SB: 0 CS: 0	PA: 36								

PITCHER	IP	WLS	BF	H	R	ER	SO	BB	IBB	HBP	BLK	WP	HR	S	P	ERA	WHIP
Fergie Jenkins, R (1, 1) ERA: 3.03	9.0	W	36	7	0	0	7	1	0	1	0	0	0	48	53	0.00	0.889

PITCHER	IP	WLS	BF	H	R	ER	SO	BB	IBB	HBP	BLK	WP	HR	S	P	ERA	WHIP

BOTTOM

Minnesota Twins @ Texas Rangers

Arlington Stadium, Arlington, TX

Wed Sep 04 1974, 8:05 PM EDT

Att. 5,969 - Unknown - 70 F

Batter	1	2	3	4	5	6	7	8	9	AB	R	H	RBI	BB	SO	LOB
Davey Nelson, R (1, 4) OBP: 0.300, SLG: 0.301	K		K			L6		4-3		4	0	0	0	0	2	1
Cesar Tovar, R (1, 7) (4, 8) OBP: 0.347, SLG: 0.357	F7-4, BB, 1B		1-3			P4		HBP, BB		3	0	1	0	1	0	1
Jeff Burroughs, R (1, 9) OBP: 0.390, SLG: 0.515	BB			K		BB, 1B		HBP		2	1	1	0	1	1	0
Mike Hargrove, L (1, 3) (4, 7) OBP: 0.404, SLG: 0.450	F7-4			4-3		1B, BB		F7		3	0	0	0	1	0	4
Jim Spencer, L (1, 10) OBP: 0.335, SLG: 0.425		F9		F8		1B		G3		4	0	1	1	0	0	2
Lenny Randle, S (1, 5) OBP: 0.335, SLG: 0.363		BB, CS			K	L7				2	0	0	0	1	1	2
Toby Harrah, R (1, 6) OBP: 0.322, SLG: 0.435		1-3			6-3, 1B		F7			3	0	1	0	0	0	1
Joe Lovitto, S (1, 8) OBP: 0.266, SLG: 0.268			K		6-3		G6-4-3, 1B			1	0	0	0	0	1	0
Jim Fregosi, R (4, 3) OBP: 0.333, SLG: 0.453										2	0	1	0	0	0	1
Jim Sundberg, R (1, 2) OBP: 0.373, SLG: 0.341			1B		4-3		G6-4-3			3	0	1	0	0	0	2
Inning Stats	R: 0 E: 0 K: 1 S: 5 H: 1 LOB: 1 BB: 1 P: 9	R: 0 E: 0 K: 0 S: 2 H: 0 LOB: 0 BB: 1 P: 6	R: 0 E: 0 K: 2 S: 8 H: 1 LOB: 1 BB: 0 P: 8	R: 0 E: 0 K: 1 S: 5 H: 0 LOB: 0 BB: 0 P: 5	R: 0 E: 0 K: 1 S: 6 H: 1 LOB: 1 BB: 0 P: 6	R: 1 E: 0 K: 0 S: 5 H: 2 LOB: 2 BB: 1 P: 9	R: 0 E: 0 K: 0 S: 3 H: 1 LOB: 0 BB: 0 P: 3	R: 0 E: 0 K: 0 S: 3 H: 0 LOB: 2 BB: 1 P: 8		1B: 6 2B: 1 3B: 0 HR: 0 SF: 0 SAC: 0 DP: 2 HBP: 1						

livebaseballscorecards.com

AB	27
R	1
H	6
RBI	1
BB	4
SO	5
LOB	14

PITCHER		IP	WLS	BF	H	R	ER	SO	BB	IBB	HBP	BLK	WP	HR	S	P	ERA	WHIP
Dave Goltz, R ERA: 3.72	(1, 1)	7.1	L	30	6	1	1	5	4	0	1	0	0	0	35	52	1.23	1.364
Tom Burgmeier, L ERA: 4.46	(8, 1)	0.2		2	0	0	0	0	0	0	0	0	0	0	2	2	0.00	0.000

PITCHER	IP	WLS	BF	H	R	ER	SO	BB	IBB	HBP	BLK	WP	HR	S	P	ERA	WHIP

Batter	1	2	3	4	5	6	7	8	9	AB	R	H	RBI	BB	SO	LOB
Steve Braun, L (1, 7) OBP: 0.369, SLG: 0.373	S S S 0-3 ① K		x 0-0 ③ 6-3		x 0-0 ② L8 2-3		x 0-0 1B 1B		x 0-0 ① G3	5	0	1	0	0	1	2
Rod Carew, L (1, 4) OBP: 0.426, SLG: 0.442	x 0-0 ② 5-3			x 0-0 ① 4-3	x 0-0 ③ L6		S S S 0-3 ① K		x 0-0 ② 1-3	5	0	0	0	0	1	3
Larry Hisle, R (1, 8) OBP: 0.358, SLG: 0.481	x 0-0 ③ 6-3			S S S 0-3 ② K		S S S 0-3 ① K	x 0-0 1-3 1B		x 0-0 ③ 6-3	5	0	1	0	0	2	0
Bobby Darwin, R (1, 9) OBP: 0.338, SLG: 0.473		x 0-0 ① F3		x 0-0 FC6-4 1B		x 0-0 1B E 1B	x 0-0 ② L5			4	1	2	0	0	0	2
Tony Oliva, L (1, 10) OBP: 0.321, SLG: 0.433		x 0-0 1B		x 0-0 ③ FC6-4 1-2f		x 0-0 HBP 1-3 E 1B	x 0-0 ③ F5			4	1	2	0	0	0	3
Eric Soderholm, R (1, 5) OBP: 0.350, SLG: 0.405		x 0-0 ② F7			x 0-0 FC1-5 BB 1B	H 1-0 E 1-2 1B HBP		H 1-0 1B HBP		2	1	1	0	0	0	1
Craig Kusick, R (1, 3) OBP: 0.340, SLG: 0.402		x 0-0 ③ L8			B B B B 4-0 FC1-5 1-2 1B BB	x 0-0 ② 5-3 1-3 2-H 3-H		S S S 0-3 ① K		3	1	0	0	1	1	3
Danny Thompson, R (1, 6) OBP: 0.311, SLG: 0.338			x 0-0 ① 6-3		x 0-0 ① FC1-5 L8 1B 1-2 2-3f	x 0-0 3-H 1B		x 0-0 ② 1-3 1B		4	0	2	1	0	0	2
Glenn Borgmann, R (1, 2) OBP: 0.334, SLG: 0.311			S S S 0-3 ② K		x 0-0 ③ 1-2 2-H 1B	x 0-0 ③ 4-3		x 0-0 ③ L7		4	0	1	1	0	1	2
Inning Stats	R: 0 H: 0 E: 0 LOB: 0 K: 1 BB: 0 S: 5 P: 5	R: 0 H: 1 E: 0 LOB: 1 K: 0 BB: 0 S: 4 P: 4	R: 0 H: 0 E: 0 LOB: 0 K: 1 BB: 0 S: 5 P: 5	R: 0 H: 1 E: 0 LOB: 1 K: 1 BB: 0 S: 6 P: 6	R: 1 H: 2 E: 0 LOB: 2 K: 0 BB: 1 S: 5 P: 9	R: 3 H: 3 E: 1 LOB: 1 K: 1 BB: 0 S: 8 P: 9	R: 0 H: 2 E: 0 LOB: 2 K: 1 BB: 0 S: 7 P: 7	R: 0 H: 1 E: 0 LOB: 1 K: 1 BB: 0 S: 5 P: 6	R: 0 H: 0 E: 0 LOB: 0 K: 0 BB: 0 S: 3 P: 3	1B: 10 SF: 0 2B: 0 SAC: 0 3B: 0 DP: 0 HR: 0 HBP: 2						

PITCHER	IP	WLS	BF	H	R	ER	SO	BB	IBB	HBP	BLK	WP	HR	S	P	ERA	WHIP
Steve Busby, R (1, 1) ERA: 3.46	9.0	L	39	10	4	3	6	1	0	2	0	0	0	48	54	3.00	1.222

PITCHER	IP	WLS	BF	H	R	ER	SO	BB	IBB	HBP	BLK	WP	HR	S	P	ERA	WHIP

TOP

Minnesota Twins @ Kansas City Royals

Royals Stadium, Kansas City, MO

Thu Sep 05 1974, 8:05 PM EDT

Att. 7,421 - Unknown - 64 F

livebaseballscorecards.com

AB	36
R	4
H	10
RBI	2
BB	1
SO	6
LOB	18

WP: 0	PA: 39
PB: 0	
SB: 0	
CS: 0	

Batter	1	2	3	4	5	6	7	8	9	AB	R	H	RBI	BB	SO	LOB
Frank White, R (1, 5) OBP: 0.246, SLG: 0.319	F9	K		1B			G6-4-3		F9	5	0	1	0	0	1	5
Amos Otis, R (1, 8) OBP: 0.354, SLG: 0.459	SF7 1B	F7		K			P4			4	1	1	0	0	1	5
John Mayberry, L (1, 3) OBP: 0.374, SLG: 0.462	1B		L8		P3			4-3		4	0	1	0	0	0	0
Hal McRae, R (1, 10) OBP: 0.376, SLG: 0.494	SF7		P5		L7			F2		3	0	0	1	0	0	0
Jim Wohlford, R (1, 7) OBP: 0.340, SLG: 0.365	P6		1B		5-3			1B		4	0	2	0	0	0	1
Cookie Rojas, R (1, 4) OBP: 0.312, SLG: 0.347		F9	6-3			6-3		P6		4	0	0	0	0	0	2
Fran Healy, R (1, 2) OBP: 0.354, SLG: 0.396		BB 1B BB		CS BB		P6			F3	2	0	0	0	2	0	0
Al Cowens, R (1, 9) OBP: 0.280, SLG: 0.276		BB 1B		1B BB		F9			BB	2	0	1	0	2	0	0
Freddie Patek, R (1, 6) OBP: 0.328, SLG: 0.303		BB		F9			G6-4-3 BB		K	2	0	0	0	2	1	2
Inning Stats	R: 1 E: 0 K: 0 S: 5 H: 2 LOB: 1 BB: 0 P: 5	R: 0 E: 0 K: 1 S: 6 H: 1 LOB: 3 BB: 2 P: 14	R: 0 E: 0 K: 0 S: 4 H: 1 LOB: 1 BB: 0 P: 4	R: 0 E: 0 K: 1 S: 5 H: 1 LOB: 2 BB: 2 P: 13	R: 0 E: 0 K: 0 S: 3 H: 0 LOB: 0 BB: 0 P: 3	R: 0 E: 0 K: 0 S: 3 H: 0 LOB: 0 BB: 0 P: 3	R: 0 E: 0 K: 0 S: 2 H: 0 LOB: 0 BB: 1 P: 6	R: 0 E: 0 K: 0 S: 4 H: 1 LOB: 1 BB: 0 P: 4	R: 0 E: 0 K: 1 S: 5 H: 0 LOB: 1 BB: 1 P: 9	1B: 6 2B: 0 3B: 0 HR: 0	SF: 1 SAC: 0 DP: 1 HBP: 0						

PITCHER	IP	WLS	BF	H	R	ER	SO	BB	IBB	HBP	BLK	WP	HR	S	P	ERA	WHIP
Vic Albury, L (1, 1) ERA: 4.74	9.0	W	37	6	1	1	3	6	0	0	0	0	0	37	61	1.00	1.333

PITCHER	IP	WLS	BF	H	R	ER	SO	BB	IBB	HBP	BLK	WP	HR	S	P	ERA	WHIP

BOTTOM

Minnesota Twins @ Kansas City Royals

Royals Stadium, Kansas City, MO

Thu Sep 05 1974, 8:05 PM EDT

Att. 7,421 - Unknown - 64 F

livebaseballscorecards.com

AB	30
R	1
H	6
RBI	1
BB	6
SO	3
LOB	15

1B: 6	SF: 1	WP: 0	PA: 37
2B: 0	SAC: 0	PB: 0	
3B: 0	DP: 1	SB: 0	
HR: 0	HBP: 0	CS: 1	

Batter	1	2	3	4	5	6	7	8	9	AB	R	H	RBI	BB	SO	LOB
Steve Braun, L (1, 7) OBP: 0.369, SLG: 0.372	1B 1B 1B		1-3	F9		G3		BBB 4-0 FC6-4 BB		4	0	1	0	1	0	3
Rod Carew, L (1, 4) OBP: 0.425, SLG: 0.446	SSS 0-3 K		2B		F7		F9 2B	1-2f FC6-4		5	0	2	0	0	1	3
Larry Hisle, R (1, 8) OBP: 0.357, SLG: 0.477	1-2 1B 1B		5-3		SSS 0-3 K BB 5-3		2-3 F9		F8	5	0	1	0	0	1	2
Bobby Darwin, R (1, 9) OBP: 0.335, SLG: 0.468	SSS 0-3 K		5-3		1-2 5-3		F8		SSS 0-3 K	5	0	0	0	0	2	5
Tony Oliva, L (1, 10) OBP: 0.326, SLG: 0.435	1-2 2-3 FC6-4 1B			BB 1B 1B	1B IBB		IBB		6-3	3	0	2	0	2	0	0
Eric Soderholm, R (1, 5) OBP: 0.352, SLG: 0.405	1-2f FC6-4			1-2 BB 1B	BBB 1-2 2-3 BB		6-3			3	0	1	0	1	0	5
Craig Kusick, R (1, 3) OBP: 0.337, SLG: 0.398		P5		SSS 0-3 K	F8			1-2 SH3 1B		2	0	0	0	0	1	2
Pat Bourque, L (5, PH) OBP: 0.311, SLG: 0.308										2	0	1	0	0	0	3
(5, 3)																
Jerry Terrell, R (8, PR) OBP: 0.282, SLG: 0.320										0	0	0	0	0	0	0
Phil Roof, R (8, 2) OBP: 0.280, SLG: 0.267										0	0	0	0	0	0	0
Danny Thompson, R (1, 6) OBP: 0.312, SLG: 0.335		F9		BBB 4-0 1-2 2-3 BB		F8		SH3		2	0	0	0	1	0	0
Glenn Borgmann, R (1, 2) OBP: 0.331, SLG: 0.308		5-3		SSS 0-3 K		6-3		SSS 0-3 K		3	0	0	0	0	1	3
Harmon Killebrew, R (8, PH) OBP: 0.320, SLG: 0.368										1	0	0	0	0	1	2
(8, 3)																

TOP

Minnesota Twins @ Kansas City Royals

Royals Stadium, Kansas City, MO

Sat Sep 07 1974, 8:05 PM EDT

Att. 14,131 - Unknown - 77 F

livebaseballscorecards.com

	AB	35
	R	0
	H	8
	RBI	0
	BB	5
	SO	7
	LOB	28

Inning Stats																																		
	R: 0	H: 3		R: 0	H: 0		R: 0	H: 1		R: 0	H: 2		R: 0	H: 0		R: 0	H: 0		R: 0	H: 1		R: 0	H: 1		R: 0	H: 0		1B: 6	SF: 0		WP: 1	PA: 41	
	E: 0	LOB: 3		E: 0	LOB: 0		E: 0	LOB: 1		E: 0	LOB: 3		E: 0	LOB: 3		E: 0	LOB: 0		E: 0	LOB: 2		E: 0	LOB: 2		E: 0	LOB: 0		2B: 2	SAC: 1		PB: 0		
	K: 2	BB: 0		K: 0	BB: 0		K: 0	BB: 0		K: 2	BB: 1		K: 1	BB: 2		K: 0	BB: 0		S: 4	BB: 1		K: 1	BB: 1		K: 1	BB: 0		3B: 0	DP: 0		SB: 0		
	S: 10	P: 10		S: 3	P: 3		S: 4	P: 4		S: 9	P: 13		S: 6	P: 14		S: 3	P: 3			P: 8		S: 6	P: 10		S: 5	P: 5		HR: 0	HBP: 0		CS: 0		

PITCHER		IP	WLS	BF	H	R	ER	SO	BB	IBB	HBP	BLK	WP	HR	S	P	ERA	WHIP
Al Fitzmorris, R ERA: 2.9	(1, 1)	9.0	W	41	8	0	0	7	3	2	0	0	1	0	50	70	0.00	1.222

PITCHER	IP	WLS	BF	H	R	ER	SO	BB	IBB	HBP	BLK	WP	HR	S	P	ERA	WHIP

Batter	1	2	3	4	5	6	7	8	9	AB	R	H	RBI	BB	SO	LOB
Vada Pinson, L (1, 9) OBP: 0.298, SLG: 0.372	B B B B 4-0 1-3 G3 BB		x 0-0 ① ② G6-4-3 1-2f 2-3			x 0-0 ① G3				2	1	0	0	1	0	2
Cookie Rojas, R (1, 4) OBP: 0.310, SLG: 0.345	x 0-0 ① 1-3 1-3		x 0-0 ③ F7			x 0-0 ② 6-3				3	0	0	0	0	0	2
John Mayberry, L (1, 3) OBP: 0.372, SLG: 0.459	x 0-0 ② G3 3-H			S S S 0-3 ① K		x 0-0 ③ 5-3				3	0	0	1	0	1	0
Hal McRae, R (1, 10) OBP: 0.374, SLG: 0.491	S S S 0-3 ③ K			x 0-0 ② 5-3			x 0-0 ① F8			3	0	0	0	0	1	0
Jim Wohlford, R (1, 7) OBP: 0.338, SLG: 0.363		x 0-0 ① 6-3		x 0-0 ③ 5-3			x 0-0 ② F7			3	0	0	0	0	0	0
George Brett, L (1, 5) OBP: 0.313, SLG: 0.364		x 0-0 ② F8			x 0-0 FC3-5-6-S S 1B		x 0-0 ③ 4-3			3	0	1	0	0	0	0
Fran Healy, R (1, 2) OBP: 0.351, SLG: 0.393		S S S 0-3 ③ K			x 0-0 ① FC3-5-6-5 1-3 1-3			S S S 0-3 ① K		3	0	0	0	0	2	1
Al Cowens, R (1, 8) OBP: 0.281, SLG: 0.273			B B B B 4-0 G6-4-3 1B BB		x 0-0 ② 1-3 1-2			S S S 0-3 ② K		2	0	0	0	1	1	1
Freddie Patek, R (1, 6) OBP: 0.328, SLG: 0.303			x 0-0 G6-4-3 1-2 1B		x 0-0 ③ 5-3			x 0-0 ③ F8		3	0	1	0	0	0	1
Inning Stats	R: 1 H: 0 E: 0 LOB: 0 K: 1 BB: 1 S: 5 P: 9	R: 0 H: 0 E: 0 LOB: 0 K: 1 BB: 0 S: 5 P: 5	R: 0 H: 1 E: 0 LOB: 1 K: 0 BB: 1 S: 3 P: 7	R: 0 H: 0 E: 0 LOB: 0 K: 1 BB: 0 S: 5 P: 5	R: 0 H: 1 E: 0 LOB: 1 K: 0 BB: 0 S: 4 P: 4	R: 0 H: 0 E: 0 LOB: 0 K: 0 BB: 0 S: 3 P: 3	R: 0 H: 0 E: 0 LOB: 0 K: 0 BB: 0 S: 3 P: 3	R: 0 H: 0 E: 0 LOB: 0 K: 2 BB: 0 S: 7 P: 7		1B: 2 SF: 0 2B: 0 SAC: 0 3B: 0 DP: 1 HR: 0 HBP: 0						

PITCHER	IP	WLS	BF	H	R	ER	SO	BB	IBB	HBP	BLK	WP	HR	S	P	ERA	WHIP
Joe Decker, R (1, 1) ERA: 3.27	8.0	L	27	2	1	1	5	2	0	0	0	0	0	35	43	1.12	0.500

PITCHER	IP	WLS	BF	H	R	ER	SO	BB	IBB	HBP	BLK	WP	HR	S	P	ERA	WHIP

BOTTOM

Minnesota Twins @ Kansas City Royals

Royals Stadium, Kansas City, MO

Sat Sep 07 1974, 8:05 PM EDT

Att. 14,131 - Unknown - 77 F

livebaseballscorecards.com

AB	25
R	1
H	2
RBI	1
BB	2
SO	5
LOB	7

Minnesota Twins @ Kansas City Royals

Royals Stadium, Kansas City, MO

Sun Sep 08 1974, 4:33 AM EDT

Att. 11,847 - Unknown - 80 F

TOP

livebaseballscorecards.com

Batter	1	2	3	4	5	6	7	8	9	AB	R	H	RBI	BB	SO	LOB
Steve Braun, L (1, 7) OBP: 0.367, SLG: 0.368	x 0-0 ① L4		BBB 4-0 1-3 BB	x 0-0 ③ 4-3		x 0-0 ① F9		x 0-0 ① P6		4	0	0	0	1	0	3
Rod Carew, L (1, 4) OBP: 0.423, SLG: 0.445	x 0-0 1B WP 2B		SSS 0-3 ① K		x 0-0 ① G1	x 0-0 ② L7		x 0-0 ② 6-3		5	1	1	0	0	1	1
Larry Hisle, R (1, 8) OBP: 0.355, SLG: 0.474 Steve Brye, R (8, 8) OBP: 0.317, SLG: 0.362	x 0-0 WP 2-3 1B		x 0-0 ② 1-3 1-2		x 0-0 ② F8	x 0-0 ③ G3		x 0-0 ③ L8		5 0	0 0	1 0	0 0	0 0	0 0	1 0
Bobby Darwin, R (1, 9) OBP: 0.334, SLG: 0.472	x 0-0 E5 1-2 3-H		SSS 0-3 ③ K		x 0-0 ③ F7		x 0-0 ① 5-3		x 0-0 HR	5	1	1	1	0	1	2
Tony Oliva, L (1, 10) OBP: 0.327, SLG: 0.434	x 0-0 ② F8			x 0-0 1B WP 1B		x 0-0 BB 1B BB 1B	SSS 0-3 ② K		x 0-0 ① F5	5	1	2	0	0	1	2
Eric Soderholm, R (1, 5) OBP: 0.350, SLG: 0.403 Jerry Terrell, R (4, 5) OBP: 0.288, SLG: 0.325	x 0-0 ③ F2			SSS 0-3 ① K		x 0-0 BB BB 1-2 HR 1B	x 0-0 BB 1B 1B		x 0-0 ② 3-1	2 3	0 2	0 2	0 0	0 0	1 0	3 0
Pat Bourque, L (1, 3) OBP: 0.321, SLG: 0.308		x 0-0 ① 4-3		x 0-0 1-3 BB 1B		BBBB 4-0 BB 1-2 2-3 HR BB	BBBB 4-0 1B 1-2 BB		x 0-0 ③ 6-3	3	1	1	0	2	0	0
Danny Thompson, R (1, 6) OBP: 0.319, SLG: 0.336		x 0-0 ② F8		BBBB 4-0 1-2 BB		BBBB 4-0 1-2 2-3 3-H HR BB	x 0-0 1-3 2-H 1B			2	1	1	2	2	0	0
Phil Roof, R (1, 2) OBP: 0.279, SLG: 0.304		x 0-0 ③ 6-3		x 0-0 ② P6		x 0-0 1-H 2-H 3-H HR	x 0-0 ③ 4-3			4	1	1	4	0	0	5

| Inning Stats | | |

Batter	1	2	3	4	5	6	7	8	9	AB	R	H	RBI	BB	SO	LOB
Al Cowens, R (1, 9) OBP: 0.289, SLG: 0.278	0-0 1B 6-3 1B		0-3 K		0-0 2-H 1B		0-3 K ①		4-0 FC3-6 BB	4	1	2	1	1	2	2
Vada Pinson, L (1, 10) OBP: 0.302, SLG: 0.376	0-0 S 6-3 1-3 1B 1B		0-0 S 1B		0-3 K		0-0 1-2 3-H 1B		0-0 FC3-6 1-2f 1B ①	5	1	3	1	0	1	2
Amos Otis, R (1, 8) OBP: 0.354, SLG: 0.457	0-0 6-3 ① 1-2 3-H		4-0 1-2 BB		0-0 P3 ③		0-0 F8 ②		0-0 1-2 1B	4	0	1	1	1	0	4
John Mayberry, L (1, 3) OBP: 0.370, SLG: 0.455	0-3 K ② 2-3		0-0 3-1 ③			0-0 G6-4-3 1B 1B	0-0 3-1 ③		0-0 F7 ②	5	0	1	0	0	1	7
George Brett, L (1, 5) OBP: 0.314, SLG: 0.364	0-0 CS 3-H 1B			0-0 F9 ①		0-0 G6-4-3 1-2 1B		0-0 P6 ①	0-3 K ③	5	0	2	1	0	1	2
Jim Wohlford, R (1, 7) OBP: 0.339, SLG: 0.363	0-0 CS ③ 1-2	0-3 K ①		4-0 CS BB		0-0 G6-4-3 ① ② 1-2f 2-3		0-0 1B 1B		3	0	1	0	1	1	2
Frank White, R (1, 4) OBP: 0.241, SLG: 0.312 Orlando Cepeda, R (8, PH) OBP: 0.296, SLG: 0.306 Kurt Bevacqua, R (8, PR) OBP: 0.248, SLG: 0.192 (9, 6)		0-0 P6 ②		0-0 F7 ② ③ 1-2		0-0 5-3 ③		0-0 1-3 1B		3 1 0	0 0 0	0 1 0	0 0 0	0 0 0	0 0 0	2 0 0
Freddie Patek, R (1, 6) OBP: 0.328, SLG: 0.302 Hal McRae, R (8, PH) OBP: 0.373, SLG: 0.490 Cookie Rojas, R (9, 4) OBP: 0.310, SLG: 0.345		0-0 F7 ③			0-3 K ①		4-0 1B 1B BB		0-0 P4 ②	2 1 0	1 0 0	0 0 0	0 0 0	1 0 0	1 0 0	0 2 0
Buck Martinez, R (1, 2) OBP: 0.308, SLG: 0.224 Tony Solaita, L (7, PH) OBP: 0.368, SLG: 0.400 Fran Healy, R (7, PR) OBP: 0.351, SLG: 0.392 (8, 2)			0-0 1-6-3 ①		0-0 1B 2B		0-0 1-3 1B 1B		0-3 K ③	2 1 1	1 0 0	1 1 0	0 0 0	0 0 0	0 0 1	0 0 2
Inning Stats	R: 2 E: 0 K: 1 S: 7 H: 3 LOB: 0 BB: 0 P: 7	R: 0 E: 0 K: 1 S: 5 H: 0 LOB: 0 BB: 0 P: 5	R: 0 E: 0 K: 1 S: 6 H: 1 LOB: 2 BB: 1 P: 10	R: 0 E: 0 K: 0 S: 2 H: 0 LOB: 0 BB: 1 P: 6	R: 1 E: 0 K: 2 S: 9 H: 2 LOB: 1 BB: 0 P: 9	R: 0 E: 0 K: 0 S: 4 H: 2 LOB: 1 BB: 0 P: 4	R: 1 E: 0 K: 1 S: 7 H: 2 LOB: 2 BB: 1 P: 11	R: 0 E: 0 K: 1 S: 7 H: 2 LOB: 2 BB: 0 P: 7	R: 0 E: 0 K: 1 S: 6 H: 1 LOB: 2 BB: 1 P: 10	1B: 12 2B: 1 3B: 0 HR: 0	SF: 0 SAC: 0 DP: 1 HBP: 0						

PITCHER		IP	WLS	BF	H	R	ER	SO	BB	IBB	HBP	BLK	WP	HR	S	P	ERA	WHIP
Bert Blyleven, R ERA: 2.88	(1, 1)	6.0	W	27	9	4	4	5	3	0	0	0	0	0	34	46	6.00	2.000
Bill Campbell, R ERA: 2.54	(7, 1)	3.0	S	14	4	0	0	3	1	0	0	0	0	0	19	23	0.00	1.667

PITCHER	IP	WLS	BF	H	R	ER	SO	BB	IBB	HBP	BLK	WP	HR	S	P	ERA	WHIP

BOTTOM

Minnesota Twins @ Kansas City Royals

Royals Stadium, Kansas City, MO

Sun Sep 08 1974, 4:33 AM EDT

Att. 11,847 - Unknown - 80 F

livebaseballscorecards.com

AB	37
R	4
H	13
RBI	4
BB	4
SO	8
LOB	25

1B: 12 2B: 1 3B: 0 HR: 0 SF: 0 SAC: 0 DP: 1 HBP: 0

WP: 0 PB: 0 SB: 2 CS: 2 PA: 42

Batter	1	2	3	4	5	6	7	8	9	AB	R	H	RBI	BB	SO	LOB
Pat Kelly, L (1, 9) OBP: 0.344, SLG: 0.354	SH3-4 2B		4-3			F7		F9		4	0	1	0	0	0	1
Bucky Dent, R (1, 6) OBP: 0.312, SLG: 0.334	SH3-4 2-3			SH1-3 1B 1B		5-3			P5	3	1	1	0	0	0	0
Jorge Orta, L (1, 4) OBP: 0.374, SLG: 0.457	4-3			SH1-3 1-2		CS 1B			K	3	0	1	0	0	1	1
Carlos May, L (1, 10) OBP: 0.318, SLG: 0.353	4-3			K		CS 1-2	F6		6-3	4	0	0	0	0	1	2
Ken Henderson, S (1, 8) OBP: 0.348, SLG: 0.446		F8		2-H 1B			K			3	0	1	1	0	1	0
Tony Muser, L (1, 3) OBP: 0.308, SLG: 0.336		L4		K			F7			3	0	0	0	0	1	1
Bill Sharp, L (1, 7) OBP: 0.311, SLG: 0.356		F7			4-3			3-1		3	0	0	0	0	0	0
Brian Downing, R (1, 2) OBP: 0.350, SLG: 0.398			F8		P4			5-3		3	0	0	0	0	0	0
Lee Richard, R (1, 5) OBP: 0.234, SLG: 0.205			F8		F2			1B		3	0	1	0	0	0	0
Inning Stats	R: 0 H: 1 E: 0 LOB: 1 K: 0 BB: 0 S: 4 P: 4	R: 0 H: 0 E: 0 LOB: 0 K: 0 BB: 0 S: 3 P: 3	R: 0 H: 0 E: 0 LOB: 0 K: 0 BB: 0 S: 3 P: 3	R: 1 H: 2 E: 0 LOB: 1 K: 2 BB: 0 S: 9 P: 9	R: 0 H: 0 E: 0 LOB: 0 K: 0 BB: 0 S: 3 P: 3	R: 0 H: 1 E: 0 LOB: 0 K: 0 BB: 0 S: 3 P: 3	R: 0 H: 0 E: 0 LOB: 0 K: 1 BB: 0 S: 5 P: 5	R: 0 H: 1 E: 0 LOB: 1 K: 0 BB: 0 S: 4 P: 4	R: 0 H: 0 E: 0 LOB: 0 K: 1 BB: 0 S: 5 P: 5	1B: 4 SF: 0 2B: 1 SAC: 2 3B: 0 DP: 0 HR: 0 HBP: 0						

PITCHER	IP	WLS	BF	H	R	ER	SO	BB	IBB	HBP	BLK	WP	HR	S	P	ERA	WHIP
Dave Goltz, R (1, 1) ERA: 3.55	9.0	W	31	5	1	1	4	0	0	0	0	0	0	39	39	1.00	0.556

PITCHER	IP	WLS	BF	H	R	ER	SO	BB	IBB	HBP	BLK	WP	HR	S	P	ERA	WHIP

TOP

Chicago White Sox @ Minnesota Twins

Metropolitan Stadium, Bloomington , MI

Mon Sep 09 1974, 8:05 PM EDT

Att. 3,065 - Unknown - 56 F

livebaseballscorecards.com

AB	29
R	1
H	5
RBI	1
BB	0
SO	4
LOB	5

Batter	1	2	3	4	5	6	7	8	9	AB	R	H	RBI	BB	SO	LOB
Steve Braun, L (1, 7) OBP: 0.366, SLG: 0.375	G3		K			K		HR		4	1	1	1	0	2	0
Rod Carew, L (1, 4) OBP: 0.422, SLG: 0.444	S 1B		K			F8		6-3		4	0	1	0	0	1	1
Larry Hisle, R (1, 8) (9, 9) OBP: 0.353, SLG: 0.471	K 1-2			6-3			F4			3	0	0	0	0	1	1
Bobby Darwin, R (1, 9) OBP: 0.332, SLG: 0.469	K			F8			F8			3	0	0	0	0	1	1
Craig Kusick, R (9, 3) OBP: 0.337, SLG: 0.398										0	0	0	0	0	0	0
Tony Oliva, L (1, 10) OBP: 0.325, SLG: 0.431		6-3			F7		4-3			3	0	0	0	0	0	0
Jerry Terrell, R (1, 5) OBP: 0.288, SLG: 0.322		G6-3 BB			F8			K		2	0	0	0	1	1	0
Pat Bourque, L (1, 3) OBP: 0.329, SLG: 0.325		G6-3 1-2f			2B			3-1 HR 1B		3	0	2	0	0	0	1
Steve Brye, R (8, PR) (9, 8) OBP: 0.317, SLG: 0.362										0	1	0	0	0	0	0
Danny Thompson, R (1, 6) OBP: 0.315, SLG: 0.332			6-3		P4			3-1 1-2		3	0	0	0	0	0	2
Phil Roof, R (1, 2) OBP: 0.273, SLG: 0.296			F8			K		HR 2-H		2	0	0	0	0	1	0
Harmon Killebrew, R (8, PH) OBP: 0.322, SLG: 0.380										1	1	1	2	0	0	0
Glenn Borgmann, R (9, 2) OBP: 0.331, SLG: 0.308										0	0	0	0	0	0	0
Inning Stats	R: 0 E: 0 K: 2 S: 8 H: 1 LOB: 1 BB: 0 P: 8	R: 0 E: 0 K: 0 S: 2 H: 0 LOB: 0 BB: 1 P: 6	R: 0 E: 0 K: 1 S: 5 H: 0 LOB: 0 BB: 0 P: 5	R: 0 E: 0 K: 1 S: 5 H: 0 LOB: 0 BB: 0 P: 5	R: 0 E: 0 K: 0 S: 4 H: 1 LOB: 1 BB: 0 P: 4	R: 0 E: 0 K: 2 S: 7 H: 0 LOB: 0 BB: 0 P: 7	R: 0 E: 0 K: 0 S: 3 H: 0 LOB: 0 BB: 0 P: 3	R: 3 E: 0 K: 1 S: 8 H: 3 LOB: 1 BB: 0 P: 8		1B: 2 2B: 1 3B: 0 HR: 2	SF: 0 SAC: 0 DP: 1 HBP: 0						

PITCHER	IP	WLS	BF	H	R	ER	SO	BB	IBB	HBP	BLK	WP	HR	S	P	ERA	WHIP
Bart Johnson, R (1, 1) ERA: 3.21	8.0	L	29	5	3	3	7	1	0	0	0	0	2	42	46	3.38	0.750

PITCHER	IP	WLS	BF	H	R	ER	SO	BB	IBB	HBP	BLK	WP	HR	S	P	ERA	WHIP

BOTTOM

Chicago White Sox @ Minnesota Twins

Metropolitan Stadium, Bloomington , MI

Mon Sep 09 1974, 8:05 PM EDT

Att. 3,065 - Unknown - 56 F

livebaseballscorecards.com

AB	28
R	3
H	5
RBI	3
BB	1
SO	7
LOB	6

WP: 0 PB: 0 SB: 1 CS: 0 PA: 29

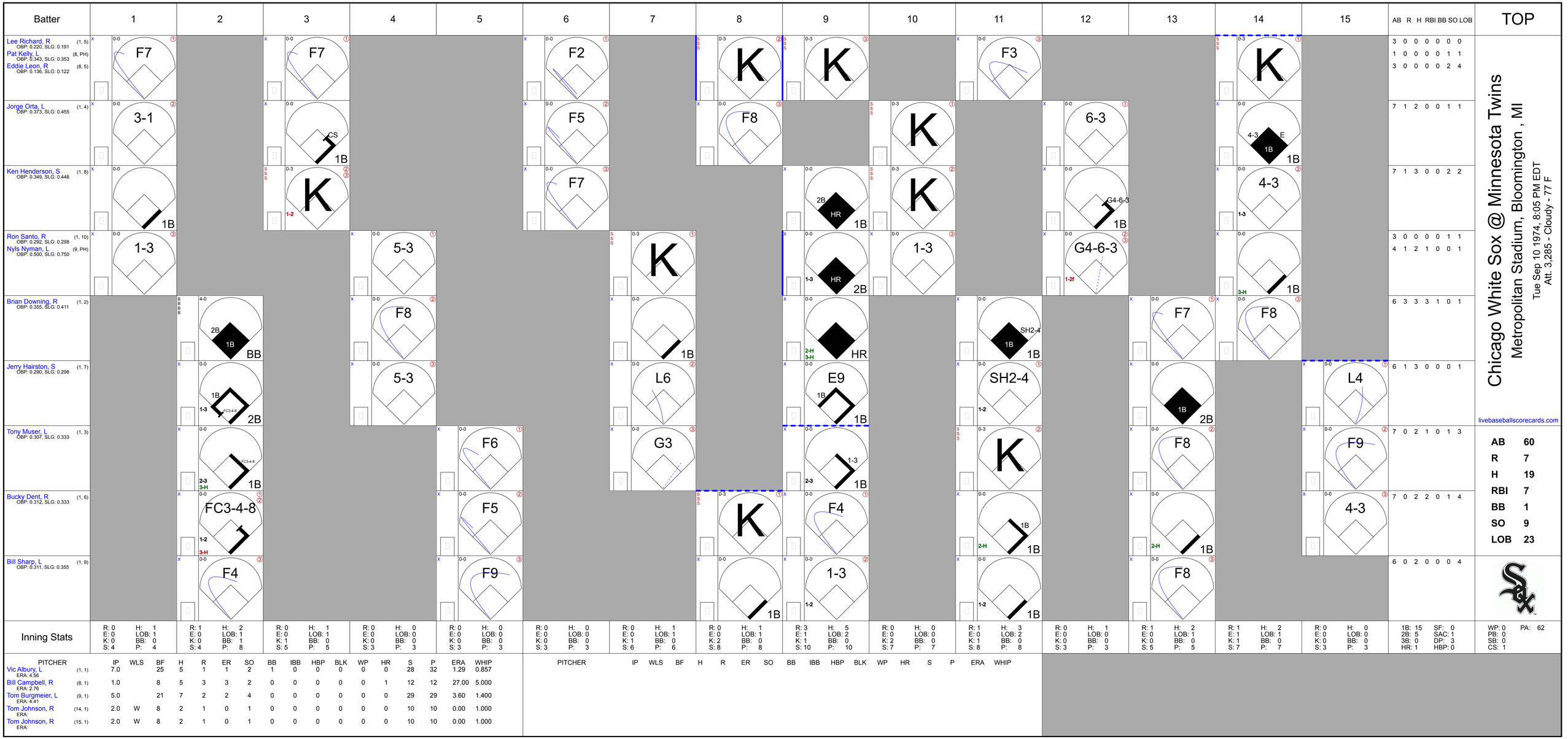
Batter
1
2
3
4
5
6
7
8
9
10
11
12
13
14
15
AB R H RBI BB SO LOB
TOP
Lee Richard, R (1, 5) OBP: 0.220, SLG: 0.191
Pat Kelly, L (8, PH) OBP: 0.343, SLG: 0.353
Eddie Leon, R (8, 5) OBP: 0.136, SLG: 0.122
F7
F7
F2
K
K
F3
K
3 0 0 0 0 0 0
1 0 0 0 0 1 1
3 0 0 0 0 2 4
Jorge Orta, L (1, 4) OBP: 0.373, SLG: 0.455
3-1
CS 1B
F5
F8
6-3
4-3 E 1B
7 1 2 0 0 1 1
Ken Henderson, S (1, 8) OBP: 0.349, SLG: 0.446
1B
K 1-2
F7
2B HR 1B
K
K
4-3 1-3
7 1 3 0 0 2 2
Ron Santo, R (1, 10) OBP: 0.292, SLG: 0.298
Nyls Nyman, L (9, PH) OBP: 0.500, SLG: 0.750
1-3
5-3
K
1-3 HR 2B
1-3
G4-6-3 1-2f
3-H 1B
3 0 0 0 0 1 1
4 1 2 1 0 0 1
Brian Downing, R (1, 2) OBP: 0.355, SLG: 0.411
2B 1B BB
F8
HR
SH2-4 1B
F7
F8
6 3 3 3 1 0 1
Jerry Hairston, S (1, 7) OBP: 0.290, SLG: 0.298
1B 1-3 FC3-4-8 2B
5-3
L6
E9 1B 1B
SH2-4 1-2
1B 2B
L4
6 1 3 0 0 0 1
Tony Muser, L (1, 3) OBP: 0.307, SLG: 0.333
FC3-4-8 2-3 3-H 1B
F6
G3
1-3 2-3 1B
K
F8
F9
7 0 2 1 0 1 3
Bucky Dent, R (1, 6) OBP: 0.312, SLG: 0.333
FC3-4-8 1-2 3-H
F5
K
F4
1B 2-H 1B
2-H 1B
4-3
7 0 2 2 0 1 4
Bill Sharp, L (1, 9) OBP: 0.311, SLG: 0.355
F4
F9
1B
1-3 1-2
1B 1-2 1B
F8
6 0 2 0 0 0 4
Chicago White Sox @ Minnesota Twins
Metropolitan Stadium, Bloomington , MI
Tue Sep 10 1974, 8:05 PM EDT
Att. 3,285 - Cloudy - 77 F
livebaseballscorecards.com
AB 60
R 7
H 19
RBI 7
BB 1
SO 9
LOB 23
Inning Stats
R: 0 H: 1 E: 0 LOB: 1 K: 0 BB: 0 S: 4 P: 4
R: 1 H: 2 E: 0 LOB: 1 K: 0 BB: 1 S: 4 P: 8
R: 0 H: 1 E: 0 LOB: 1 K: 1 BB: 0 S: 5 P: 5
R: 0 H: 0 E: 0 LOB: 0 K: 0 BB: 0 S: 3 P: 3
R: 0 H: 0 E: 0 LOB: 0 K: 0 BB: 0 S: 3 P: 3
R: 0 H: 0 E: 0 LOB: 0 K: 3 BB: 0 S: 3 P: 3
R: 0 H: 1 E: 0 LOB: 1 K: 1 BB: 0 S: 6 P: 6
R: 0 H: 1 E: 0 LOB: 1 K: 2 BB: 0 S: 8 P: 8
R: 3 H: 5 E: 1 LOB: 2 K: 1 BB: 0 S: 10 P: 10
R: 0 H: 0 E: 0 LOB: 0 K: 2 BB: 0 S: 7 P: 7
R: 1 H: 3 E: 0 LOB: 2 K: 1 BB: 0 S: 8 P: 8
R: 0 H: 1 E: 0 LOB: 0 K: 0 BB: 0 S: 3 P: 3
R: 1 H: 2 E: 0 LOB: 1 K: 0 BB: 0 S: 5 P: 5
R: 1 H: 2 E: 1 LOB: 1 K: 1 BB: 0 S: 7 P: 7
R: 0 H: 0 E: 0 LOB: 0 K: 0 BB: 0 S: 3 P: 3
1B: 15 SF: 0 2B: 5 SAC: 1 3B: 0 DP: 3 HR: 1 HBP: 0
WP: 0 PA: 62 PB: 0 SB: 0 CS: 1
PITCHER IP WLS BF H R ER SO BB IBB HBP BLK WP HR S P ERA WHIP
Vic Albury, L (1, 1) ERA: 4.56 7.0 25 5 1 1 2 1 0 0 0 0 0 28 32 1.29 0.857
Bill Campbell, R (8, 1) ERA: 2.76 1.0 8 5 3 3 2 0 0 0 0 1 12 12 27.00 5.000
Tom Burgmeier, L (9, 1) ERA: 4.41 5.0 21 7 2 2 4 0 0 0 0 0 0 29 29 3.60 1.400
Tom Johnson, R (14, 1) ERA: 2.0 W 8 2 1 0 1 0 0 0 0 0 0 10 10 0.00 1.000
Tom Johnson, R (15, 1) ERA: 2.0 W 8 2 1 0 1 0 0 0 0 0 0 10 10 0.00 1.000
PITCHER IP WLS BF H R ER SO BB IBB HBP BLK WP HR S P ERA WHIP

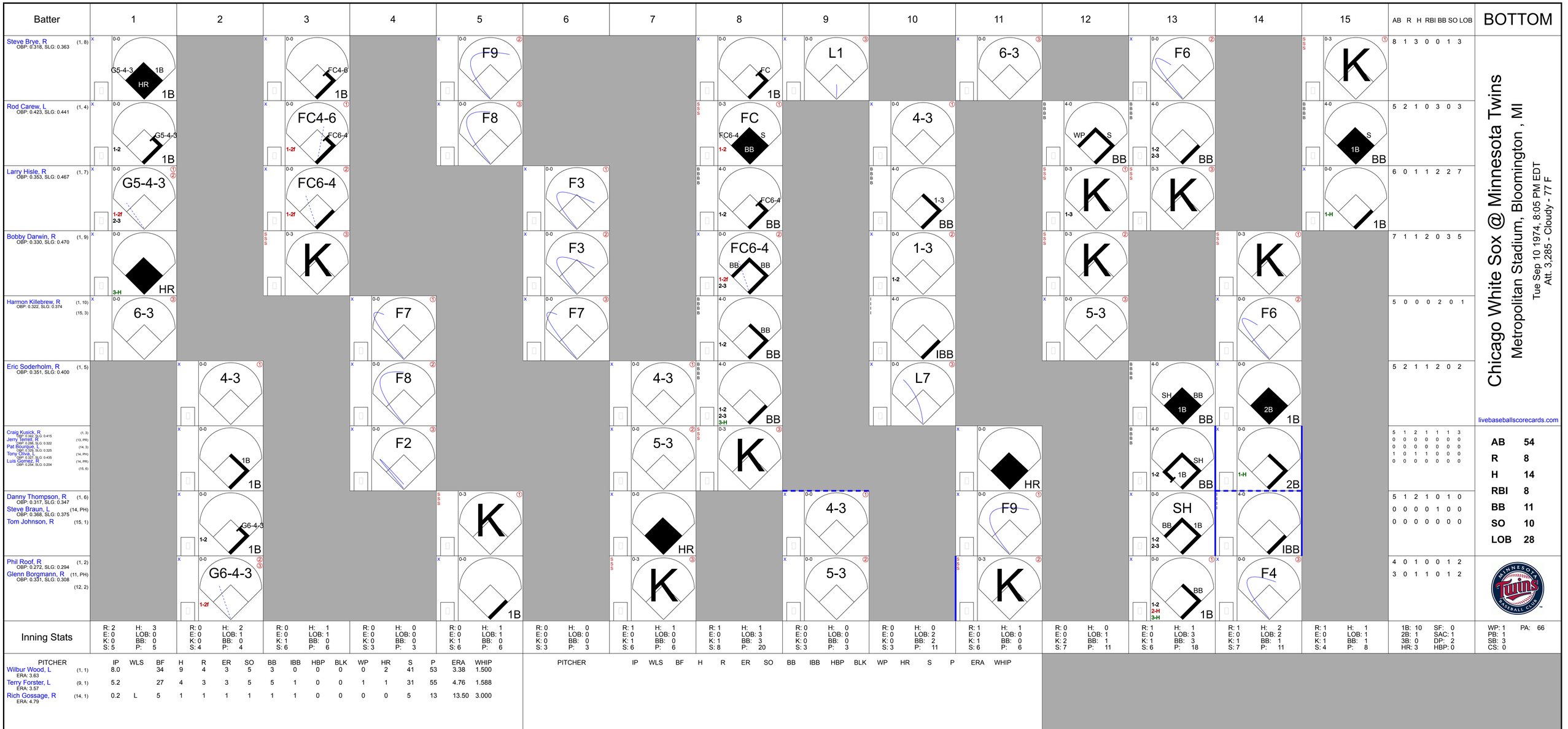
Batter
1
2
3
4
5
6
7
8
9
10
11
12
13
14
15
AB R H RBI BB SO LOB
BOTTOM
Steve Brye, R (1, 8) OBP: 0.318, SLG: 0.363
G5-4-3 1B HR 1B
FC4-6 1B
F9
FC 1B
L1
6-3
F6
K
8 1 3 0 0 1 3
Rod Carew, L (1, 4) OBP: 0.423, SLG: 0.441
G5-4-3 1B
FC4-6 FC6-4
F8
FC FC6-4 S BB
4-3
WP S BB
BB
1B BB
5 2 1 0 3 0 3
Larry Hisle, R (1, 7) OBP: 0.353, SLG: 0.467
G5-4-3
FC6-4
F3
FC6-4 BB
1-3 BB
K
K
1-H 1B
6 0 1 1 2 2 7
Bobby Darwin, R (1, 9) OBP: 0.330, SLG: 0.470
HR
K
F3
FC6-4 BB BB
1-3
K
K
K
7 1 1 2 0 3 5
Harmon Killebrew, R (1, 10) (15, 3) OBP: 0.322, SLG: 0.374
6-3
F7
F7
BB
IBB
5-3
F6
5 0 0 0 2 0 1
Eric Soderholm, R (1, 5) OBP: 0.351, SLG: 0.400
4-3
F8
4-3
BB
L7
SH BB 1B BB
2B 1B
5 2 1 1 2 0 2
Craig Kusick, R (1, 3) OBP: 0.342, SLG: 0.415
Jerry Terrell, R (13, PR) OBP: 0.288, SLG: 0.322
Pat Bourque, L (14, 3) OBP: 0.333, SLG: 0.325
Tony Oliva, R (14, PH) OBP: 0.337, SLG: 0.435
Luis Gomez, R (14, PR) OBP: 0.254, SLG: 0.204
1B 1B
F2
5-3
K
HR
SH 1B BB
2B
5 1 2 1 1 1 3
0 0 0 0 0 0 0
0 0 0 0 0 0 0
1 0 1 1 0 0 0
0 0 0 0 0 0 0
Danny Thompson, R (1, 6) OBP: 0.317, SLG: 0.347
Steve Braun, L (14, PH) OBP: 0.368, SLG: 0.375
Tom Johnson, R (15, 1)
G6-4-3 1B
K
HR
4-3
F9
SH 1B BB
IBB
5 1 2 1 0 1 0
0 0 0 0 1 0 0
0 0 0 0 0 0 0
Phil Roof, R (1, 2) OBP: 0.272, SLG: 0.294
Glenn Borgmann, R (11, PH) OBP: 0.331, SLG: 0.308
(12, 2)
G6-4-3
1B
K
5-3
K
BB 1B
F4
4 0 1 0 0 1 2
3 0 1 1 0 1 2
Inning Stats
R: 2 H: 3 E: 0 LOB: 0 K: 0 BB: 0 S: 5 P: 5
R: 0 H: 2 E: 0 LOB: 1 K: 1 BB: 0 S: 4 P: 4
R: 0 H: 1 E: 0 LOB: 1 K: 1 BB: 0 S: 6 P: 6
R: 0 H: 0 E: 0 LOB: 0 K: 0 BB: 0 S: 3 P: 3
R: 0 H: 1 E: 0 LOB: 1 K: 1 BB: 0 S: 6 P: 6
R: 0 H: 0 E: 0 LOB: 0 K: 0 BB: 0 S: 3 P: 3
R: 1 H: 1 E: 0 LOB: 0 K: 1 BB: 0 S: 6 P: 6
R: 1 H: 1 E: 0 LOB: 3 K: 1 BB: 3 S: 8 P: 20
R: 0 H: 0 E: 0 LOB: 0 K: 0 BB: 0 S: 3 P: 3
R: 0 H: 0 E: 0 LOB: 2 K: 0 BB: 2 S: 3 P: 11
R: 1 H: 1 E: 0 LOB: 0 K: 1 BB: 0 S: 6 P: 6
R: 0 H: 0 E: 0 LOB: 1 K: 2 BB: 1 S: 7 P: 11
R: 1 H: 1 E: 0 LOB: 3 K: 1 BB: 3 S: 6 P: 18
R: 1 H: 2 E: 0 LOB: 2 K: 1 BB: 1 S: 7 P: 11
R: 1 H: 1 E: 0 LOB: 1 K: 1 BB: 1 S: 4 P: 8
1B: 10 SF: 0 2B: 1 SAC: 1 3B: 0 DP: 2 HR: 3 HBP: 0
WP: 1 PA: 66 PB: 1 SB: 3 CS: 0
Chicago White Sox @ Minnesota Twins
Metropolitan Stadium, Bloomington , MI
Tue Sep 10 1974, 8:05 PM EDT
Att. 3,285 - Cloudy - 77 F
livebaseballscorecards.com
AB 54
R 8
H 14
RBI 8
BB 11
SO 10
LOB 28
PITCHER IP WLS BF H R ER SO BB IBB HBP BLK WP HR S P ERA WHIP
Wilbur Wood, L (1, 1) ERA: 3.63 8.0 34 9 4 3 5 3 0 0 0 2 41 53 3.38 1.500
Terry Forster, L (9, 1) ERA: 3.57 5.2 27 4 3 3 5 5 1 0 0 1 1 31 55 4.76 1.588
Rich Gossage, R (14, 1) ERA: 4.79 0.2 L 5 1 1 1 1 1 1 0 0 0 0 5 13 13.50 3.000
PITCHER IP WLS BF H R ER SO BB IBB HBP BLK WP HR S P ERA WHIP

Batter	1	2	3	4	5	6	7	8	9	10	AB	R	H	RBI	BB	SO	LOB
Bill North, S (1, 8) OBP: 0.346, SLG: 0.337	F7		K			BB	K		4-3		4	1	0	0	1	2	2
Bert Campaneris, R (1, 6) OBP: 0.358, SLG: 0.380	F5		6-3			E3 FC6-5 1-H		F3		K	5	0	1	0	0	1	0
Sal Bando, R (1, 5) OBP: 0.360, SLG: 0.450	5-3			G6-4-3		FC6-5		HR		BB	4	1	2	1	1	0	1
Reggie Jackson, L (1, 9) OBP: 0.396, SLG: 0.528		K		K		BB 1-2		6-3		K	4	0	0	0	1	3	2
Joe Rudi, R (1, 7) OBP: 0.338, SLG: 0.484		2B 1B		G6-4-3 1-2f		F9		HR		L6	5	1	2	1	0	0	4
Gene Tenace, R (1, 3) (7, 2) OBP: 0.374, SLG: 0.425		1-H 2B			6-3	1-2 2-3 BB		F8			3	0	1	0	1	0	0
Claudell Washington, L (1, 10) OBP: 0.335, SLG: 0.403 Herb Washington, R (9, PR)		BB			2B	G3			S BB		2 0	0 0	1 0	0 0	2 0	0 0	3 0
Ray Fosse, R (1, 2) OBP: 0.254, SLG: 0.356 Jim Holt, L (7, PH) (7, 3) OBP: 0.289, SLG: 0.288		K			F8		K		L7 1-2		2 0	0 0	0 0	0 0	0 0	1 0	3 0
Dick Green, R (1, 4) OBP: 0.279, SLG: 0.283 Jesus Alou, R (9, PH) OBP: 0.302, SLG: 0.344 Phil Garner, R (9, 4) OBP: 0.105, SLG: 0.056			F6		4-3		K		K		3 1 0	0 0 0	0 0 0	0 0 0	0 0 0	1 1 0	1 2 0
Inning Stats	R: 0 E: 0 K: 0 S: 3 H: 0 LOB: 0 BB: 0 P: 3	R: 0 E: 0 K: 2 S: 8 H: 2 LOB: 2 BB: 1 P: 12	R: 0 E: 0 K: 1 S: 5 H: 0 LOB: 0 BB: 0 P: 5	R: 0 E: 0 K: 1 S: 5 H: 1 LOB: 0 BB: 0 P: 5	R: 0 E: 0 K: 0 S: 4 H: 1 LOB: 1 BB: 0 P: 4	R: 1 E: 1 K: 0 S: 4 H: 1 LOB: 3 BB: 3 P: 16	R: 0 E: 0 K: 3 S: 9 H: 0 LOB: 0 BB: 0 P: 9	R: 2 E: 0 K: 0 S: 5 H: 2 LOB: 0 BB: 0 P: 5	R: 0 E: 0 K: 1 S: 5 H: 0 LOB: 2 BB: 1 P: 9	R: 0 E: 0 K: 2 S: 7 H: 0 LOB: 1 BB: 1 P: 11	1B: 3 2B: 2 3B: 0 HR: 2	SF: 0 SAC: 0 DP: 1 HBP: 0						

PITCHER	IP	WLS	BF	H	R	ER	SO	BB	IBB	HBP	BLK	WP	HR	S	P	ERA	WHIP
Joe Decker, R (1, 1) ERA: 3.27	8.0		33	7	3	3	7	4	0	0	0	0	2	43	59	3.38	1.375
Bill Campbell, R (9, 1) ERA: 2.71	2.0	W	8	0	0	0	3	2	0	0	0	0	0	12	20	0.00	1.000

PITCHER	IP	WLS	BF	H	R	ER	SO	BB	IBB	HBP	BLK	WP	HR	S	P	ERA	WHIP

TOP

Oakland Athletics @ Minnesota Twins

Metropolitan Stadium, Bloomington , MI

Wed Sep 11 1974, 8:05 PM EDT
Att. 3,982 - Unknown - 60 F

livebaseballscorecards.com

AB	33
R	3
H	7
RBI	2
BB	6
SO	9
LOB	18

1B: 3	SF: 0	WP: 0	PA: 41
2B: 2	SAC: 0	PB: 0	
3B: 0	DP: 1	SB: 2	
HR: 2	HBP: 0	CS: 0	

Batter	1	2	3	4	5	6	7	8	9	10	AB	R	H	RBI	BB	SO	LOB
Steve Brye, R (1, 8) OBP: 0.319, SLG: 0.365	F3		F8			1B 2B		BB E 2B 1B	FC6-4 1-2f		5	2	2	0	0	0	2
Rod Carew, L (1, 4) OBP: 0.423, SLG: 0.440	5-3		5-3			2-H 1B		E6 BB 1-2 2B		B B B B HR BB	4	2	1	1	1	0	2
Bobby Darwin, R (1, 9) OBP: 0.329, SLG: 0.467	L6			F7		F3		B B B B 2B 1-2 2-3 BB		S S S 0-3 K	4	0	0	0	1	1	2
Tony Oliva, L (1, 10) OBP: 0.324, SLG: 0.432 Harmon Killebrew, R (8, PH) OBP: 0.323, SLG: 0.385		4-3		F8		4-3		F6		1-H HR	3 2	0 1	0 1	0 2	0 0	0 0	1 3
Eric Soderholm, R (1, 5) OBP: 0.353, SLG: 0.403		1B		S S S K			F8	1-3 2-H 3-H 2B			4	0	2	2	0	1	0
Steve Braun, L (1, 7) OBP: 0.370, SLG: 0.377 Larry Hisle, R (8, PH) OBP: 0.353, SLG: 0.466 (9, 7)		F8			FC6-4 1B		FC6-4 1B	L6			3 1	0 0	2 0	0 0	0 0	0 0	1 2
Pat Bourque, L (1, 3) OBP: 0.322, SLG: 0.317 Craig Kusick, R (9, PH) OBP: 0.340, SLG: 0.413 (10, 3)		S S S K			FC6-4 G3-6-3 1-2f		F8		6-3		3 1	0 0	0 0	0 0	0 0	1 0	3 0
Danny Thompson, R (1, 6) OBP: 0.316, SLG: 0.345			S S S K		G3-6-3 1-2f		FC6-4 1-2f		FC6-4 1B		4	0	1	0	0	1	2
Glenn Borgmann, R (1, 2) OBP: 0.330, SLG: 0.307			1B			F6		S S S K	F8		4	0	1	0	0	1	1
Inning Stats	R: 0 E: 0 K: 0 S: 3 H: 0 LOB: 0 BB: 0 P: 3	R: 0 E: 0 K: 1 S: 6 H: 1 LOB: 1 BB: 0 P: 6	R: 0 E: 0 K: 1 S: 6 H: 1 LOB: 1 BB: 0 P: 6	R: 0 E: 0 K: 1 S: 5 H: 0 LOB: 0 BB: 0 P: 5	R: 0 E: 0 K: 0 S: 3 H: 1 LOB: 0 BB: 0 P: 3	R: 1 E: 0 K: 0 S: 5 H: 2 LOB: 1 BB: 0 P: 5	R: 0 E: 0 K: 0 S: 4 H: 1 LOB: 1 BB: 0 P: 4	R: 2 E: 1 K: 1 S: 8 H: 2 LOB: 2 BB: 1 P: 12	R: 0 E: 0 K: 0 S: 4 H: 1 LOB: 1 BB: 0 P: 4	R: 2 E: 0 K: 1 S: 4 H: 1 LOB: 0 BB: 1 P: 8	1B: 7 2B: 2 3B: 0 HR: 1	SF: 0 SAC: 0 DP: 1 HBP: 0					

PITCHER		IP	WLS	BF	H	R	ER	SO	BB	IBB	HBP	BLK	WP	HR	S	P	ERA	WHIP
Glenn Abbott, R ERA: 3.12	(1, 1)	7.0		26	6	1	1	3	0	0	0	0	0	0	32	32	1.29	0.857
Rollie Fingers, R ERA: 2.65	(8, 1)	0.1		4	1	2	0	1	1	0	0	0	0	0	5	9	0.00	6.000
Paul Lindblad, L ERA: 2.16	(8, 1)	0.1		1	0	0	0	0	0	0	0	0	0	0	1	1	0.00	0.000
Blue Moon Odom, R ERA: 3.45	(8, 1)	0.0		1	1	0	0	0	0	0	0	0	0	0	1	1	∞	∞
Darold Knowles, L ERA: 4.66	(8, 1)	1.2	L	8	2	2	2	1	1	0	0	0	0	1	9	13	10.80	1.800

PITCHER	IP	WLS	BF	H	R	ER	SO	BB	IBB	HBP	BLK	WP	HR	S	P	ERA	WHIP

BOTTOM

Oakland Athletics @ Minnesota Twins

Metropolitan Stadium, Bloomington , MI

Wed Sep 11 1974, 8:05 PM EDT

Att. 3,982 - Unknown - 60 F

livebaseballscorecards.com

AB	38
R	5
H	10
RBI	5
BB	2
SO	5
LOB	19

1B: 7 SF: 0
2B: 2 SAC: 0
3B: 0 DP: 1
HR: 1 HBP: 0

WP: 0 PA: 40
PB: 0
SB: 0
CS: 0

Batter	1	2	3	4	5	6	7	8	9	AB	R	H	RBI	BB	SO	LOB
Bill North, S (1, 8) OBP: 0.349, SLG: 0.340	0-0 4-3 1B 1B		0-0 4-3 S 1B		0-0 CS 1B			0-0 E6 WP 1B SF8		4	2	3	0	0	0	0
Bert Campaneris, R (1, 6) OBP: 0.359, SLG: 0.381	0-0 ① 4-3 1-2		0-0 ② 4-3 1-3		0-0 ② E3 1-2 1B			0-0 SF8 1-2 1B		4	0	2	0	0	0	2
Sal Bando, R (1, 5) OBP: 0.361, SLG: 0.450	0-0 FC4 2-H 1B		B B B B 4-0 FC6 BB		S S S 0-3 ③ K			0-0 ① SF8 1-2 2-H		2	0	1	2	1	1	1
Reggie Jackson, L (1, 9) OBP: 0.394, SLG: 0.524	0-0 ② FC4 1-2f		0-0 ③ FC6 1-2f			S S S 0-3 ① K		0-0 ② F7		4	0	0	0	0	1	4
Joe Rudi, R (1, 7) OBP: 0.337, SLG: 0.481	0-0 ③ F3			H 1-0 FC4-6 HBP		S S S 0-3 ② K		S S S 0-3 ③ K		3	0	0	0	0	2	2
Gene Tenace, R (1, 3) OBP: 0.371, SLG: 0.421		S S S 0-3 ① K		X 0-0 ① F7		S S S 0-3 ③ K			X 0-0 ① F7	4	0	0	0	0	2	1
Claudell Washington, L (1, 10) OBP: 0.328, SLG: 0.394		X 0-0 ② 6-3		X 0-0 ② FC4-6 1-2f			S S S 0-3 ① K		S S S 0-3 ② K	4	0	0	0	0	2	1
Ray Fosse, R (1, 2) OBP: 0.249, SLG: 0.347		X 0-0 ③ F7		S S S 0-3 ③ K			S S S 0-3 ② K		X 0-0 ③ F1	4	0	0	0	0	2	1
Ted Kubiak, S (1, 4) OBP: 0.275, SLG: 0.232			X 0-0 ① 4-3		X 0-0 ① F6		X 0-0 ③ F7			3	0	0	0	0	0	0

TOP

Oakland Athletics @ Minnesota Twins

Metropolitan Stadium, Bloomington , MI

Thu Sep 12 1974, 8:05 PM EDT

Att. 4,743 - Unknown - 47 F

livebaseballscorecards.com

AB	32
R	2
H	6
RBI	2
BB	1
SO	10
LOB	12

Inning Stats	1	2	3	4	5	6	7	8	9
	R: 1 E: 1 K: 0 S: 5 H: 2 LOB: 1 BB: 0 P: 5	R: 0 E: 0 K: 1 S: 5 H: 0 LOB: 0 BB: 0 P: 5	R: 0 E: 0 K: 0 S: 4 H: 1 LOB: 2 BB: 1 P: 8	R: 0 E: 0 K: 1 S: 5 H: 0 LOB: 1 BB: 0 P: 6	R: 0 E: 1 K: 1 S: 6 H: 2 LOB: 1 BB: 0 P: 6	R: 0 E: 0 K: 3 S: 9 H: 0 LOB: 0 BB: 0 P: 9	R: 0 E: 0 K: 2 S: 7 H: 0 LOB: 0 BB: 0 P: 7	R: 1 E: 1 K: 1 S: 7 H: 1 LOB: 1 BB: 0 P: 7	R: 0 E: 0 K: 1 S: 5 H: 0 LOB: 0 BB: 0 P: 5

1B: 6 2B: 0 3B: 0 HR: 0 SF: 1 SAC: 0 DP: 0 HBP: 1

WP: 1 PB: 0 SB: 1 CS: 1 PA: 35

PITCHER	IP	WLS	BF	H	R	ER	SO	BB	IBB	HBP	BLK	WP	HR	S	P	ERA	WHIP
Bert Blyleven, R (1, 1) ERA: 2.82	9.0	L	35	6	2	1	10	1	0	1	0	1	0	53	58	1.00	0.778

PITCHER	IP	WLS	BF	H	R	ER	SO	BB	IBB	HBP	BLK	WP	HR	S	P	ERA	WHIP

BOTTOM

Batter	1	2	3	4	5	6	7	8	9	AB	R	H	RBI	BB	SO	LOB
Steve Brye, R (1, 8) OBP: 0.316, SLG: 0.362	K		L6		5-3			L8		4	0	0	0	0	1	0
Larry Hisle, R (1, 7) OBP: 0.354, SLG: 0.470	1B 3B		S BB			E5 CS		K		3	1	1	0	1	1	0
Bobby Darwin, R (1, 9) OBP: 0.328, SLG: 0.465	FC6-4 1B 3-H		K 1-2			K 1-2			K	4	0	1	1	0	3	2
Harmon Killebrew, R (1, 10) OBP: 0.322, SLG: 0.383	K		F9			1B			F9	4	0	1	0	0	1	2
Eric Soderholm, R (1, 5) OBP: 0.349, SLG: 0.400	FC6-4 1-2f			K		K			6-3	4	0	0	0	0	2	2
Craig Kusick, R (1, 3) OBP: 0.340, SLG: 0.408		4-3 SH1-3 BB		1-3			F4			2	0	0	0	1	0	0
Jerry Terrell, R (1, 4) OBP: 0.290, SLG: 0.324		SH1-3 1-2		6-3			CS 1B			2	0	1	0	0	0	0
Danny Thompson, R (1, 6) OBP: 0.312, SLG: 0.341		4-3 2-3			1-3		G3 1-2			3	0	0	0	0	0	2
Glenn Borgmann, R (1, 2) OBP: 0.327, SLG: 0.304		F9			5-3			1-3		3	0	0	0	0	0	1
Inning Stats	R: 1 H: 2 E: 0 LOB: 1 K: 2 BB: 0 S: 9 P: 9	R: 0 H: 0 E: 0 LOB: 1 K: 0 BB: 1 S: 3 P: 7	R: 0 H: 0 E: 0 LOB: 1 K: 1 BB: 1 S: 5 P: 9	R: 0 H: 0 E: 0 LOB: 0 K: 1 BB: 0 S: 5 P: 5	R: 0 H: 0 E: 0 LOB: 0 K: 0 BB: 0 S: 3 P: 3	R: 0 H: 1 E: 1 LOB: 1 K: 2 BB: 0 S: 8 P: 8	R: 0 H: 1 E: 0 LOB: 0 K: 0 BB: 0 S: 3 P: 3	R: 0 H: 0 E: 0 LOB: 0 K: 1 BB: 0 S: 5 P: 5	R: 0 H: 0 E: 0 LOB: 0 K: 1 BB: 0 S: 5 P: 5	1B: 3 SF: 0 2B: 0 SAC: 1 3B: 1 DP: 0 HR: 0 HBP: 0						

PITCHER	IP	WLS	BF	H	R	ER	SO	BB	IBB	HBP	BLK	WP	HR	S	P	ERA	WHIP
Ken Holtzman, L (1, 1) ERA: 3.12	9.0	W	32	4	1	1	8	2	0	0	0	0	0	46	54	1.00	0.667

PITCHER	IP	WLS	BF	H	R	ER	SO	BB	IBB	HBP	BLK	WP	HR	S	P	ERA	WHIP

Oakland Athletics @ Minnesota Twins

Metropolitan Stadium, Bloomington , MI

Thu Sep 12 1974, 8:05 PM EDT

Att. 4,743 - Unknown - 47 F

livebaseballscorecards.com

AB	29
R	1
H	4
RBI	1
BB	2
SO	8
LOB	9

WP: 0 PA: 32
PB: 0
SB: 1
CS: 2

Batter	1	2	3	4	5	6	7	8	9	10	AB	R	H	RBI	BB	SO	LOB
Vada Pinson, L (1, 7) OBP: 0.295, SLG: 0.368	F2	F2	P4			4-3		K			4	0	0	0	0	0	2
Jim Wohlford, R (8, PH) OBP: 0.331, SLG: 0.353 (8, 7)											1	0	0	0	0	1	0
George Brett, L (1, 5) OBP: 0.306, SLG: 0.353	4-3	FC4 E 2B 1-2 2-3		4-3		PB 1B			SH3-4 1B		5	1	2	0	0	0	2
Amos Otis, R (1, 8) OBP: 0.351, SLG: 0.449	E5 1B	E6 2B 1-2 2-3 3-H		BBBB 4-0 BB		BBBB 4-0 1-2 BB			SH3-4 1-2		2	0	0	1	2	0	2
Hal McRae, R (1, 10) OBP: 0.379, SLG: 0.493	1-3 1B	1-3 2-H 3-H 2B		F7		F7			F7		5	0	2	2	0	0	4
John Mayberry, L (1, 3) OBP: 0.360, SLG: 0.439	L8	F5		F8			F9		K		5	0	0	0	0	1	6
Cookie Rojas, R (1, 4) OBP: 0.308, SLG: 0.340	BB 1B BB IBB				F7		L8			5-3	3	1	0	0	2	0	0
Al Cowens, R (1, 9) OBP: 0.304, SLG: 0.280	1-2 BB 1B K				BBBB 4-0 G6-4-3 BB		L9			K	4	1	1	0	1	2	3
Fran Healy, R (1, 2) OBP: 0.347, SLG: 0.386	BBBB 4-0 FC4 E 1B 1-2 2-3 BB	L3			G6-4-3 1-2f			F9		P3	4	1	0	0	1	0	1
Frank White, R (1, 6) OBP: 0.236, SLG: 0.301	E E 2B 1B 1-2 2-H 3-H	F7				F9		P4			4	1	1	2	0	0	0
Inning Stats	R: 0 H: 1 E: 1 LOB: 2 K: 0 BB: 0 S: 5 P: 5	R: 5 H: 3 E: 2 LOB: 3 K: 1 BB: 3 S: 10 P: 22	R: 0 H: 0 E: 0 LOB: 0 K: 0 BB: 0 S: 3 P: 3	R: 0 H: 0 E: 0 LOB: 1 K: 0 BB: 1 S: 3 P: 7	R: 0 H: 0 E: 0 LOB: 0 K: 0 BB: 1 S: 2 P: 6	R: 0 H: 1 E: 0 LOB: 2 K: 0 BB: 1 S: 4 P: 8	R: 0 H: 0 E: 0 LOB: 0 K: 0 BB: 0 S: 3 P: 3	R: 0 H: 0 E: 0 LOB: 0 K: 1 BB: 0 S: 5 P: 5	R: 0 H: 1 E: 0 LOB: 1 K: 1 BB: 0 S: 6 P: 6	R: 0 H: 0 E: 0 LOB: 0 K: 1 BB: 0 S: 5 P: 5	1B: 5 SF: 0 2B: 1 SAC: 1 3B: 0 DP: 1 HR: 0 HBP: 0						

PITCHER		IP	WLS	BF	H	R	ER	SO	BB	IBB	HBP	BLK	WP	HR	S	P	ERA	WHIP
Ray Corbin, R ERA: 4.8	(1, 1)	1.1		13	4	5	2	0	2	0	0	0	0	0	11	19	13.50	4.500
Bill Butler, L ERA: 4.37	(2, 1)	7.2		28	2	0	0	3	3	1	0	0	0	0	30	46	0.00	0.652
Tom Johnson, R ERA:	(10, 1)	1.0	W	3	0	0	0	1	0	0	0	0	0	0	5	5	0.00	0.000

PITCHER	IP	WLS	BF	H	R	ER	SO	BB	IBB	HBP	BLK	WP	HR	S	P	ERA	WHIP

TOP

Kansas City Royals @ Minnesota Twins

Metropolitan Stadium, Bloomington , MI

Fri Sep 13 1974, 8:05 PM EDT
Att. 3,815 - Unknown - 54 F

livebaseballscorecards.com

AB	37
R	5
H	6
RBI	5
BB	6
SO	4
LOB	20

WP: 0	PA: 44		
PB: 1			
SB: 0			
CS: 0			

Batter	1	2	3	4	5	6	7	8	9	10	AB	R	H	RBI	BB	SO	LOB
Steve Brye, R (1, 8) OBP: 0.315, SLG: 0.360	L6		K			6-3		1B	K		5	1	1	0	0	2	1
Rod Carew, L (1, 4) OBP: 0.425, SLG: 0.446	HR BB		E1 G6-4-3			F7		1B 1-2		HR	4	2	2	1	1	0	0
Larry Hisle, R (1, 7) OBP: 0.355, SLG: 0.479	1-H HR		G6-4-3 1-2f			1B 2B		B1			4	2	2	2	0	0	3
Tony Oliva, L (1, 10) OBP: 0.326, SLG: 0.433	4-3			K		FC4 2-H 1B		FC6-4 1-3 2-H 1B			4	0	2	2	0	1	0
Bobby Darwin, R (1, 9) OBP: 0.327, SLG: 0.463	1B			K		FC4 1-2f		K			4	0	1	0	0	2	3
Steve Braun, L (1, 5) OBP: 0.369, SLG: 0.383	L8			F7			HR	FC6-4 1-2f			4	1	1	1	0	0	3
Pat Bourque, L (1, 3) OBP: 0.313, SLG: 0.308		4-3			F8		E3		6-3		4	0	0	0	0	0	0
Danny Thompson, R (1, 6) OBP: 0.311, SLG: 0.339 Jerry Terrell, R (9, PR) OBP: 0.290, SLG: 0.324 (10, 6)		L3			6-3		4-3		1B		4 0	0 0	1 0	0 0	0 0	0 0	0 0
Glenn Borgmann, R (1, 2) OBP: 0.325, SLG: 0.301 Harmon Killebrew, R (9, PH) OBP: 0.321, SLG: 0.382 Phil Roof, R (10, 2) OBP: 0.272, SLG: 0.294		P6			F2		5-3		K		3 1 0	0 0 0	0 0 0	0 0 0	0 1 0	0 0 0	0 1 0
Inning Stats	R: 2 H: 2 E: 0 LOB: 1 K: 0 BB: 1 S: 5 P: 9	R: 0 H: 0 E: 0 LOB: 0 K: 0 BB: 0 S: 3 P: 3	R: 0 H: 0 E: 1 LOB: 0 K: 1 BB: 0 S: 5 P: 5	R: 0 H: 0 E: 0 LOB: 0 K: 2 BB: 0 S: 7 P: 7	R: 0 H: 0 E: 0 LOB: 0 K: 0 BB: 0 S: 3 P: 3	R: 1 H: 2 E: 0 LOB: 1 K: 0 BB: 0 S: 5 P: 5	R: 1 H: 1 E: 1 LOB: 0 K: 0 BB: 0 S: 4 P: 4	R: 1 H: 3 E: 0 LOB: 2 K: 1 BB: 0 S: 8 P: 8	R: 0 H: 1 E: 0 LOB: 1 K: 2 BB: 0 S: 8 P: 8	R: 1 H: 1 E: 0 LOB: 0 K: 0 BB: 0 S: 1 P: 1	1B: 6 SF: 0 2B: 1 SAC: 0 3B: 0 DP: 1 HR: 3 HBP: 0						WP: 0 PA: 38 PB: 0 SB: 0 CS: 0

PITCHER		IP	WLS	BF	H	R	ER	SO	BB	IBB	HBP	BLK	WP	HR	S	P	ERA	WHIP
Steve Busby, R ERA: 3.51	(1, 1)	6.1		25	5	4	4	3	1	0	0	0	0	2	30	34	5.68	0.947
Doug Bird, R ERA: 2.88	(7, 1)	2.2	L	13	5	2	2	3	0	0	0	0	0	1	19	19	6.75	1.875

PITCHER	IP	WLS	BF	H	R	ER	SO	BB	IBB	HBP	BLK	WP	HR	S	P	ERA	WHIP

BOTTOM

Kansas City Royals @ Minnesota Twins

Metropolitan Stadium, Bloomington , MI

Fri Sep 13 1974, 8:05 PM EDT

Att. 3,815 - Unknown - 54 F

livebaseballscorecards.com

AB	37
R	6
H	10
RBI	6
BB	1
SO	6
LOB	11

Kansas City Royals @ Minnesota Twins

Metropolitan Stadium, Bloomington , MI

Sat Sep 14 1974, 8:05 PM EDT

Unknown - 76 F

TOP

livebaseballscorecards.com

Batter	1	2	3	4	5	6	7	8	9	AB	R	H	RBI	BB	SO	LOB
Vada Pinson, L (1, 7) OBP: 0.295, SLG: 0.366	BBBB 4-0 1B SF8 BB		x 0-0 ① 4-3	x 0-0 ③ 4-3 1-2		x 0-0 ②③ G4-6-3 1-2f		x 0-0 ① G6-4-3 1-2f 3-H ②		2	1	0	0	1	0	1
Orlando Cepeda, R (6, PH) OBP: 0.283, SLG: 0.291										1	0	0	0	0	0	3
Dennis Paepke, R (6, 2) OBP: 0.167, SLG: 0.167										1	0	0	0	0	0	1
George Brett, L (1, 5) OBP: 0.309, SLG: 0.356	x 0-0 1B 1-3 1B		x 0-0 ② 4-3		x 0-0 ① L7		x 0-0 FC1-6 1B	x 0-0 1B		5	0	3	0	0	0	0
Amos Otis, R (1, 8) OBP: 0.351, SLG: 0.448	x 0-0 ① SF8 3-H		BBBB 4-0 1B 1B BB		x 0-0 BB 1B		x 0-0 ① FC1-6 6-3 1B 1-2f	x 0-0 ③ L7		3	2	1	1	1	0	2
John Mayberry, L (1, 3) OBP: 0.363, SLG: 0.439	x 0-0 1-3 1B		x 0-0 1B 1-2 1B		BBBB 4-0 G1-4-3 1-2 BB		x 0-0 ② 6-3 1-2		x 0-0 ① F7	4	0	2	0	1	0	1
Hal McRae, R (1, 10) OBP: 0.379, SLG: 0.492	SSS 0-3 ② K		x 0-0 1-3 2-H 1B		x 0-0 ②③ G1-4-3 1-2f		x 0-0 2-H 1B		x 0-0 ② 1-3	5	0	2	2	0	1	4
Cookie Rojas, R (1, 4) OBP: 0.307, SLG: 0.339	x 0-0 ③ 1-3		SSS 0-3 ③ K			x 0-0 BB 1B 1B	x 0-0 ③ 5-3		x 0-0 ③ 5-3	5	0	1	0	0	1	5
Al Cowens, R (1, 9) OBP: 0.307, SLG: 0.284		SSS 0-3 ① K		SSS 0-3 ① K		x 0-0 BB 1-2 1B		x 0-0 2B 1B 1B		4	1	2	0	0	2	0
Frank White, R (1, 6) OBP: 0.248, SLG: 0.314		x 0-0 ② 6-3		x 0-0 PB 1B		BBBB 4-0 G4-6-3 1-2 2-3 BB		x 0-0 1B 1-3 G6-4-3 2B		3	1	2	0	1	0	0
Buck Martinez, R (1, 2) OBP: 0.291, SLG: 0.213		x 0-0 ③ F3		x 0-0 ② F9		x 0-0 ① L9		x 0-0 G6-4-3 2-3 3-H 1B		2	0	0	0	0	0	1
Tony Solaita, L (6, PH) OBP: 0.362, SLG: 0.393										0	0	0	0	0	0	0
Jim Wohlford, R (6, PH) OBP: 0.332, SLG: 0.354 (6, 7)										2	0	1	1	0	0	3
Inning Stats	R: 1 E: 0 K: 1 S: 7 H: 2 LOB: 2 BB: 1 P: 11	R: 0 E: 0 K: 1 S: 5 H: 0 LOB: 0 BB: 0 P: 5	R: 1 E: 0 K: 1 S: 7 H: 2 LOB: 2 BB: 1 P: 11	R: 0 E: 0 K: 1 S: 6 H: 1 LOB: 1 BB: 0 P: 6	R: 0 E: 0 K: 0 S: 3 H: 1 LOB: 1 BB: 1 P: 7	R: 0 E: 0 K: 0 S: 4 H: 2 LOB: 2 BB: 1 P: 8	R: 1 E: 0 K: 0 S: 5 H: 2 LOB: 1 BB: 0 P: 5	R: 2 E: 0 K: 0 S: 6 H: 4 LOB: 1 BB: 0 P: 6	R: 0 E: 0 K: 0 S: 3 H: 0 LOB: 0 BB: 0 P: 3	1B: 13 2B: 1 3B: 0 HR: 0	SF: 1 SAC: 0 DP: 3 HBP: 0						

	AB	37
	R	5
	H	14
	RBI	4
	BB	4
	SO	4
	LOB	21

WP: 0 PB: 1 SB: 0 CS: 0 PA: 42

PITCHER	IP	WLS	BF	H	R	ER	SO	BB	IBB	HBP	BLK	WP	HR	S	P	ERA	WHIP
Dave Goltz, R (1, 1) ERA: 3.56	5.0	W	26	8	2	2	4	4	0	0	0	0	0	30	46	3.60	2.400
Tom Burgmeier, L (6, 1) ERA: 4.62	2.0		10	5	3	3	0	0	0	0	0	0	0	10	10	13.50	2.500
Tom Johnson, R (8, 1) ERA:	2.0	S	6	1	0	0	0	0	0	0	0	0	0	6	6	0.00	0.500

PITCHER	IP	WLS	BF	H	R	ER	SO	BB	IBB	HBP	BLK	WP	HR	S	P	ERA	WHIP

Batter	1	2	3	4	5	6	7	8	9	AB	R	H	RBI	BB	SO	LOB
Steve Brye, R (1, 8) OBP: 0.316, SLG: 0.360	6-3	1B 3-H 1B			6-3	S 2B 1B	SSS K 1-2			5	1	2	1	0	1	2
Larry Hisle, R (1, 7) OBP: 0.361, SLG: 0.484	BBBB FC6-4 BB	 1-2 1B			1B 1B BB	 1-H 2B		G4-6-3 1B		3	1	3	1	2	0	0
Bobby Darwin, R (1, 9) OBP: 0.326, SLG: 0.461	FC6-4 BB 1-2f	F9			 1-3 1B	6-3 1B		G4-6-3 1-2f		5	1	1	0	0	0	5
Harmon Killebrew, R (1, 10) OBP: 0.322, SLG: 0.378	BBBB 1-2 BB		6-3 1B		IIII 1B 1B IBB	F8 2B		SSS K		3	1	0	0	2	1	1
Eric Soderholm, R (1, 5) OBP: 0.353, SLG: 0.401	5-3		CS 1B		FC6-4 1-2 2-H 3-H 1B 1B	BBBB BB				3	1	2	2	1	0	2
Craig Kusick, R (1, 3) OBP: 0.343, SLG: 0.407		BBBB SH1-4 SF8 BB BB	F2 1-2		 1-2 2-H FC6-4 1B	5-3				3	1	1	1	1	0	3
Jerry Terrell, R (1, 4) OBP: 0.290, SLG: 0.319		BBBB SF8 SH1-4 1-2 1B BB	5-3		FC6-4 1B 1-2f 2-3		4-3			3	1	0	0	1	0	2
Danny Thompson, R (1, 6) OBP: 0.315, SLG: 0.343		SH1-4 1-2 2-3	SSS K		 1-3 3-H 1B		BB 1B			3	0	2	1	0	1	0
Glenn Borgmann, R (1, 2) OBP: 0.324, SLG: 0.299		SF8 2-3 3-H	SSS K		6-3		BBBB CS 1-2 BB			2	0	0	1	1	1	2
Inning Stats	R: 0 E: 0 K: 0 S: 3 H: 0 LOB: 2 BB: 2 P: 11	R: 2 E: 0 K: 0 S: 5 H: 2 LOB: 2 BB: 2 P: 13	R: 0 E: 0 K: 0 S: 3 H: 1 LOB: 0 BB: 0 P: 3		R: 4 E: 0 K: 0 S: 7 H: 4 LOB: 2 BB: 2 P: 15	R: 1 E: 0 K: 0 S: 5 H: 2 LOB: 2 BB: 1 P: 9	R: 0 E: 0 K: 1 S: 5 H: 1 LOB: 2 BB: 1 P: 9	R: 0 E: 0 K: 1 S: 5 H: 1 LOB: 0 BB: 0 P: 5		1B: 10 2B: 2 3B: 0 HR: 0	SF: 1 SAC: 1 DP: 2 HBP: 0					

BOTTOM

Kansas City Royals @ Minnesota Twins

Metropolitan Stadium, Bloomington , MI

Sat Sep 14 1974, 8:05 PM EDT

Unknown - 76 F

livebaseballscorecards.com

AB	30
R	7
H	11
RBI	7
BB	8
SO	4
LOB	17

WP: 0 PB: 0 SB: 1 CS: 2 PA: 40

PITCHER		IP	WLS	BF	H	R	ER	SO	BB	IBB	HBP	BLK	WP	HR	S	P	ERA	WHIP
Paul Splittorff, L ERA: 3.93	(1, 1)	4.1	L	24	6	6	6	2	5	1	0	0	0	0	22	46	12.46	2.538
Lindy McDaniel, R ERA: 3.39	(5, 1)	1.2		9	3	1	1	0	1	0	0	0	0	0	8	12	5.40	2.400
Aurelio Lopez, R ERA: 2.25	(7, 1)	2.0		7	2	0	0	2	1	0	0	0	0	0	10	14	0.00	1.500

PITCHER	IP	WLS	BF	H	R	ER	SO	BB	IBB	HBP	BLK	WP	HR	S	P	ERA	WHIP

Batter	1	2	3	4	5	6	7	8	9	AB	R	H	RBI	BB	SO	LOB
Vada Pinson, L (1, 9) OBP: 0.299, SLG: 0.369	F9	E S 1B	G3 1B 1-2 3-H	P4			G3-6 1-2f		1B	6	2	3	1	0	0	2
Jim Wohlford, R (1, 7) OBP: 0.330, SLG: 0.352	K	E7 3-1 1-H	G3 1-2 2-3		F7		2B 1B		K	6	0	1	0	0	2	3
George Brett, L (1, 5) OBP: 0.311, SLG: 0.358	4-3	3-1 1-2	WP 1B SF9 BB		P6		1-3 2B			4	1	1	0	1	0	1
Hal McRae, R (1, 10) OBP: 0.380, SLG: 0.492 Orlando Cepeda, R (5, PH) OBP: 0.278, SLG: 0.286		CS BB F9	WP 1-2 2-H 3-H 1B		F7		F7			2 2	0 0	1 0	2 0	1 0	0 0	1 2
Tony Solaita, L (1, 3) OBP: 0.363, SLG: 0.408	1B 1-2 1B	HR SF9				K		4-3		4	2	2	2	0	1	0
Al Cowens, R (1, 8) OBP: 0.314, SLG: 0.292	1B E 1-2 1B	WP 1B L8				1B		4-3		5	2	3	0	0	0	1
Kurt Bevacqua, R (1, 4) OBP: 0.271, SLG: 0.213	E HR 1-3 2-H 1B	1B 1-2 1B BB	WP 1B			G4-3 1-2 1B		K		4	2	3	1	1	1	0
Frank White, R (1, 6) OBP: 0.247, SLG: 0.311	E5 HR 1-3 3-H	1B 1-3 2-H 1B	F9 1-2			G4-3 1-2f			5-3	5	2	1	2	0	0	4
Buck Martinez, R (1, 2) OBP: 0.308, SLG: 0.266	HR 1-H 3-H	G3 1B 1-3 3-H 1B	F9				G3-6 BB		F9	4	2	2	4	1	0	1
Inning Stats	R: 0 E: 0 K: 1 S: 5 H: 0 LOB: 0 BB: 0 P: 5	R: 6 E: 2 K: 0 S: 9 H: 5 LOB: 1 BB: 1 P: 13	R: 7 E: 0 K: 0 S: 9 H: 6 LOB: 1 BB: 2 P: 17	R: 0 E: 0 K: 0 S: 4 H: 1 LOB: 1 BB: 0 P: 4	R: 0 E: 0 K: 0 S: 3 H: 0 LOB: 0 BB: 0 P: 3	R: 0 E: 0 K: 1 S: 6 H: 2 LOB: 1 BB: 0 P: 6	R: 0 E: 0 K: 0 S: 4 H: 2 LOB: 2 BB: 1 P: 8	R: 0 E: 0 K: 1 S: 5 H: 0 LOB: 0 BB: 0 P: 5	R: 0 E: 0 K: 1 S: 6 H: 1 LOB: 1 BB: 0 P: 6	1B: 14 2B: 1 3B: 0 HR: 2 SF: 1 SAC: 0 DP: 2 HBP: 0	WP: 3 PB: 0 SB: 1 CS: 1 PA: 47					

TOP

Kansas City Royals @ Minnesota Twins

Metropolitan Stadium, Bloomington , MI

Sat Sep 14 1974, 8:05 PM EDT

Att. 7,462 - Unknown

livebaseballscorecards.com

AB	42
R	13
H	17
RBI	12
BB	4
SO	4
LOB	15

PITCHER		IP	WLS	BF	H	R	ER	SO	BB	IBB	HBP	BLK	WP	HR	S	P	ERA	WHIP
Jim Hughes, R ERA: 27.0	(1, 1)	1.1	L	10	5	6	4	1	1	0	0	0	0	1	11	15	27.00	4.500
Ray Corbin, R ERA: 5.29	(2, 1)	1.2		14	6	7	7	0	2	0	0	0	2	1	12	20	37.80	4.800
Vic Albury, L ERA: 4.5	(4, 1)	2.0		7	1	0	0	0	0	0	0	0	1	0	7	7	0.00	0.500
Tom Burgmeier, L ERA: 4.52	(6, 1)	2.0		9	4	0	0	1	1	0	0	0	0	0	10	14	0.00	2.500
Tom Johnson, R ERA:	(8, 1)	2.0		7	1	0	0	2	0	0	0	0	0	0	11	11	0.00	0.500

PITCHER	IP	WLS	BF	H	R	ER	SO	BB	IBB	HBP	BLK	WP	HR	S	P	ERA	WHIP

Kansas City Royals @ Minnesota Twins

Metropolitan Stadium, Bloomington , MI

Sat Sep 14 1974, 8:05 PM EDT
Att. 7,462 - Unknown

livebaseballscorecards.com

Batter	1	2	3	4	5	6	7	8	9	AB	R	H	RBI	BB	SO	LOB
Steve Brye, R (1, 8) OBP: 0.315, SLG: 0.359	1B 1B 1B		F9		F7			6-3		4	1	1	0	0	0	1
Rod Carew, L (1, 4) OBP: 0.427, SLG: 0.450	G6-4-3 1B 1-2 1B		E3 1-3 1B			B5-3		WP 4-3 2B		4	1	3	0	0	0	0
Jerry Terrell, R (9, 4) OBP: 0.290, SLG: 0.319										0	0	0	0	0	0	0
Larry Hisle, R (1, 9) OBP: 0.362, SLG: 0.484	G6-4-3 1-2 2-H 1B		K			2B 6-3 1B		4-3 2-H		4	1	2	2	0	1	2
Tony Oliva, L (1, 10) OBP: 0.327, SLG: 0.436	G6-4-3 1-2f 2-3		L8			1-3 2B		1B		4	0	2	0	0	0	4
Eric Soderholm, R (1, 5) OBP: 0.350, SLG: 0.398	L7			F9		6-3 3-H		F9		4	0	0	1	0	0	3
Steve Braun, L (1, 7) OBP: 0.366, SLG: 0.379		B1		F8		F8			1-5-3	4	0	0	0	0	0	1
Pat Bourque, L (1, 3) OBP: 0.305, SLG: 0.299		K		F7			L4		6-3	4	0	0	0	0	1	0
Danny Thompson, R (1, 6) OBP: 0.312, SLG: 0.339		5-3			6-3		6-3		1B	3	0	0	0	0	0	0
Luis Gomez, R (8, 6) OBP: 0.259, SLG: 0.209										1	0	1	0	0	0	0
Phil Roof, R (1, 2) OBP: 0.260, SLG: 0.281			E5 E 1B		F8		K		F9	4	0	0	0	0	1	1

Inning Stats	1	2	3	4	5	6	7	8	9		
	R: 1 H: 3	R: 0 H: 0	R: 0 H: 1	R: 0 H: 0	R: 0 H: 0	R: 1 H: 2	R: 0 H: 0	R: 1 H: 2	R: 0 H: 1	1B: 7 SF: 0	WP: 1 PA: 36
	E: 0 LOB: 1	E: 0 LOB: 0	E: 2 LOB: 2	E: 0 LOB: 0	E: 0 LOB: 0	E: 0 LOB: 1	E: 0 LOB: 0	E: 0 LOB: 1	E: 0 LOB: 1	2B: 2 SAC: 0	PB: 0
	K: 0 BB: 0	K: 1 BB: 0	K: 1 BB: 0	K: 0 BB: 0	K: 0 BB: 0	K: 0 BB: 0	K: 1 BB: 0	K: 0 BB: 0	K: 0 BB: 0	3B: 0 DP: 1	SB: 0
	S: 5 P: 5	S: 5 P: 5	S: 7 P: 7	S: 3 P: 3	S: 3 P: 3	S: 5 P: 5	S: 5 P: 5	S: 5 P: 5	S: 4 P: 4	HR: 0 HBP: 0	CS: 0

PITCHER	IP	WLS	BF	H	R	ER	SO	BB	IBB	HBP	BLK	WP	HR	S	P	ERA	WHIP
Nelson Briles, R (1, 1) ERA: 4.03	9.0	W	36	9	3	3	3	0	0	0	0	1	0	42	42	3.00	1.000

PITCHER	IP	WLS	BF	H	R	ER	SO	BB	IBB	HBP	BLK	WP	HR	S	P	ERA	WHIP

Batter	1	2	3	4	5	6	7	8	9	AB	R	H	RBI	BB	SO	LOB
Vada Pinson, L (1, 9) OBP: 0.296, SLG: 0.364	SSS 0-3 ① K		SSS 0-3 ① K		x 0-0 ② F8			x 0-0 ① L3		4	0	0	0	0	2	0
Jim Wohlford, R (1, 7) OBP: 0.329, SLG: 0.349	BBBB 4-0 FC3-6 BB		x 0-0 ② F3		SSS 0-3 ③ K			x 0-0 ② F9		3	0	0	0	1	1	0
George Brett, L (1, 5) OBP: 0.308, SLG: 0.354	x 0-0 ② FC3-6 1B 2B 1-2f		x 0-0 ③ F5			x 0-0 ① 6-3		x 0-0 ③ F9		4	1	0	0	0	0	1
Hal McRae, R (1, 10) OBP: 0.381, SLG: 0.492	x 0-0 1-3 2B 1B			x 0-0 S 1B		SSS 0-3 ② K			x 0-0 ① 5-3	4	1	2	0	0	1	0
Tony Solaita, L (1, 3) OBP: 0.365, SLG: 0.414	x 0-0 1-H 3-H 2B			SSS 0-3 ① K 1-2		SSS 0-3 ③ K			x 0-0 1B	4	0	2	2	0	2	1
Al Cowens, R (1, 8) OBP: 0.308, SLG: 0.286	x 0-0 ③ G3			x 0-0 ② L4			x 0-0 ① F8		x 0-0 ② F9	4	0	0	0	0	0	3
Kurt Bevacqua, R (1, 4) OBP: 0.279, SLG: 0.216		x 0-0 ① 5-3		BBBB 4-0 BB			x 0-0 1B 1B		x 0-0 ③ F9	3	0	1	0	1	0	1
Frank White, R (1, 6) OBP: 0.249, SLG: 0.311		x 0-0 ② L6		SSS 0-3 ③ K			x 0-0 G4-6-3 1-2 1B			3	0	1	0	0	1	2
Buck Martinez, R (1, 2) OBP: 0.301, SLG: 0.259		x 0-0 ③ F9			SSS 0-3 ① K		x 0-0 ② ③ G4-6-3 1-2f			2	0	0	0	0	1	0
John Mayberry, L (7, PH) OBP: 0.362, SLG: 0.438										1	0	0	0	0	0	2
Dennis Paepke, R (7, 2) OBP: 0.167, SLG: 0.167										0	0	0	0	0	0	0
Inning Stats	R: 2 E: 0 K: 1 S: 7 H: 2 LOB: 1 BB: 1 P: 11	R: 0 E: 0 K: 0 S: 3 H: 0 LOB: 0 BB: 0 P: 3	R: 0 E: 0 K: 1 S: 5 H: 0 LOB: 0 BB: 0 P: 5	R: 0 E: 0 K: 2 S: 8 H: 1 LOB: 2 BB: 1 P: 12	R: 0 E: 0 K: 2 S: 7 H: 0 LOB: 0 BB: 0 P: 7	R: 0 E: 0 K: 2 S: 7 H: 0 LOB: 0 BB: 0 P: 7	R: 0 E: 0 K: 0 S: 4 H: 2 LOB: 1 BB: 0 P: 4	R: 0 E: 0 K: 0 S: 3 H: 0 LOB: 0 BB: 0 P: 3	R: 0 E: 0 K: 0 S: 4 H: 1 LOB: 1 BB: 0 P: 4	1B: 5 2B: 1 3B: 0 HR: 0	SF: 0 SAC: 0 DP: 1 HBP: 0						

TOP

Kansas City Royals @ Minnesota Twins

Metropolitan Stadium, Bloomington , MI

Sun Sep 15 1974, 4:33 AM EDT

Att. 6,754 - Sunny - 61 F

livebaseballscorecards.com

AB	32
R	2
H	6
RBI	2
BB	2
SO	8
LOB	10

WP: 0 PB: 0 SB: 1 CS: 0 PA: 34

PITCHER	IP	WLS	BF	H	R	ER	SO	BB	IBB	HBP	BLK	WP	HR	S	P	ERA	WHIP
Joe Decker, R (1, 1) ERA: 3.22	9.0	W	34	6	2	2	8	2	0	0	0	0	0	48	56	2.00	0.889

PITCHER	IP	WLS	BF	H	R	ER	SO	BB	IBB	HBP	BLK	WP	HR	S	P	ERA	WHIP

Batter	1	2	3	4	5	6	7	8	9	AB	R	H	RBI	BB	SO	LOB
Steve Brye, R (1, 8) OBP: 0.314, SLG: 0.358	F3		SH5-3 1B 1-2 1B	L1		FC5-4 E 1-2f 2-3		5-3		5	1	1	0	0	0	5
Rod Carew, L (1, 4) OBP: 0.429, SLG: 0.450	BB		SH5-3 1-2 2-3		3-1	E2 1-3 3-H 1B		BB S		2	0	1	1	2	0	0
Larry Hisle, R (1, 7) OBP: 0.361, SLG: 0.481	K		1-3		1B 1B	6-3		F9 1-2		5	0	1	0	0	1	7
Tony Oliva, L (1, 10) OBP: 0.329, SLG: 0.435	G3		1B HBP		G5-4-3 1-2 1B		6-3			3	0	1	0	0	0	1
Bobby Darwin, R (1, 9) OBP: 0.326, SLG: 0.459		L7	1-2 2-H 3-H 1B		G5-4-3 1-2f		P6			4	0	1	2	0	0	2
Steve Braun, L (1, 5) OBP: 0.365, SLG: 0.378		B3	K			F8	CS 1B			4	0	1	0	0	1	2
Pat Bourque, L (1, 3) OBP: 0.316, SLG: 0.312 Eric Soderholm, R (8, PR) OBP: 0.350, SLG: 0.398 Craig Kusick, R (9, 3) OBP: 0.343, SLG: 0.407		1B	K		1B 1B	CS 1-2	PB 3B 1B			4 0 0	1 1 0	3 0 0	0 0 0	0 0 0	1 0 0	0 0 0
Jerry Terrell, R (1, 6) OBP: 0.293, SLG: 0.332		1-3	6-3		FC5-4 E 1-2 1B		1-H 3B			4	1	2	1	0	0	1
Glenn Borgmann, R (1, 2) OBP: 0.329, SLG: 0.303			SH5-3 1B 1B BB		FC5-4 1-2 2-H 1B		5-3			3	1	2	1	1	0	2
Inning Stats	R: 0 H: 0 E: 0 LOB: 1 K: 1 BB: 1 S: 5 P: 9	R: 0 H: 1 E: 0 LOB: 1 K: 0 BB: 0 S: 4 P: 4	R: 2 H: 2 E: 0 LOB: 2 K: 1 BB: 1 S: 7 P: 12	R: 0 H: 1 E: 0 LOB: 1 K: 1 BB: 0 S: 6 P: 6	R: 0 H: 2 E: 0 LOB: 1 K: 0 BB: 0 S: 4 P: 4	R: 2 H: 4 E: 1 LOB: 2 K: 0 BB: 0 S: 7 P: 7	R: 0 H: 1 E: 0 LOB: 0 K: 0 BB: 0 S: 3 P: 3	R: 1 H: 2 E: 0 LOB: 3 K: 0 BB: 1 S: 5 P: 9		1B: 12 SF: 0 2B: 0 SAC: 1 3B: 1 DP: 1 HR: 0 HBP: 1						

PITCHER	IP	WLS	BF	H	R	ER	SO	BB	IBB	HBP	BLK	WP	HR	S	P	ERA	WHIP
Dennis Leonard, R (1, 1) ERA: 4.26	5.1	L	27	9	4	4	3	2	0	1	0	0	0	30	39	6.75	2.062
Bruce Dal Canton, R (6, 1) ERA: 3.12	2.2		12	4	1	1	0	1	0	0	0	0	0	11	15	3.38	1.875

PITCHER	IP	WLS	BF	H	R	ER	SO	BB	IBB	HBP	BLK	WP	HR	S	P	ERA	WHIP

BOTTOM

Kansas City Royals @ Minnesota Twins

Metropolitan Stadium, Bloomington , MI

Sun Sep 15 1974, 4:33 AM EDT

Att. 6,754 - Sunny - 61 F

livebaseballscorecards.com

AB	34
R	5
H	13
RBI	5
BB	3
SO	3
LOB	20

Batter	1	2	3	4	5	6	7	8	9	AB	R	H	RBI	BB	SO	LOB
Vada Pinson, L (1, 7) OBP: 0.298, SLG: 0.366	F8			1B		G6-4-3 1B 1-2		F7		4	0	2	0	0	0	0
Al Cowens, R (1, 9) OBP: 0.312, SLG: 0.287	6-3			G5-4-3 1B 1-3		G6-4-3 1-2f			BBBB FC4-6 BB	3	0	1	0	1	0	2
George Brett, L (1, 5) OBP: 0.307, SLG: 0.353	6-3			F7			FC5 BB 1B		FC4-6 BB 2B 1-2f	4	1	1	0	0	0	3
Hal McRae, R (1, 10) OBP: 0.382, SLG: 0.490		BBBB G6-4-3 BB		G5-4-3 1-2f			SSS K		BBBB 2B E BB 1-2	2	1	0	0	2	1	3
Tony Solaita, L (1, 3) OBP: 0.363, SLG: 0.416		L9			SSS K		SSS K		E7 2B 1-H 2-H	4	0	1	1	0	2	2
Amos Otis, R (1, 8) OBP: 0.351, SLG: 0.445		G6-4-3 1-2f			F8		BBBB BB 1-2		E4	3	0	0	0	1	0	2
Frank White, R (1, 4) OBP: 0.244, SLG: 0.305 (6, 6) John Mayberry, L (9, PH) OBP: 0.361, SLG: 0.437			5-3		6-3		FC5 2-3f		P4	3 1	0 0	0 0	0 0	0 0	0 0	2 2
Buck Martinez, R (1, 2) OBP: 0.299, SLG: 0.259			SSS K			1B 1B		SSS K	4-3	4	0	1	0	0	2	2
Freddie Patek, R (1, 6) OBP: 0.328, SLG: 0.298 Kurt Bevacqua, R (6, 4) OBP: 0.276, SLG: 0.214			3-1			F9		F9		2 1	0 0	0 0	0 0	0 0	0 0	1 0
Inning Stats	R: 0 H: 0 E: 0 LOB: 0 K: 0 BB: 0 S: 3 P: 3	R: 0 H: 0 E: 0 LOB: 0 K: 0 BB: 1 S: 2 P: 6	R: 0 H: 0 E: 0 LOB: 0 K: 1 BB: 0 S: 5 P: 5	R: 0 H: 2 E: 0 LOB: 1 K: 0 BB: 0 S: 4 P: 4	R: 0 H: 0 E: 0 LOB: 0 K: 1 BB: 0 S: 5 P: 5	R: 0 H: 2 E: 0 LOB: 1 K: 0 BB: 0 S: 4 P: 4	R: 0 H: 1 E: 0 LOB: 2 K: 2 BB: 1 S: 8 P: 12	R: 0 H: 0 E: 0 LOB: 0 K: 1 BB: 0 S: 5 P: 5	R: 2 H: 1 E: 2 LOB: 2 K: 0 BB: 2 S: 5 P: 13	1B: 5 SF: 0 2B: 1 SAC: 0 3B: 0 DP: 3 HR: 0 HBP: 0						

PITCHER	IP	WLS	BF	H	R	ER	SO	BB	IBB	HBP	BLK	WP	HR	S	P	ERA	WHIP
Bert Blyleven, R (1, 1) ERA: 2.75	9.0	W	35	6	2	1	5	4	0	0	0	0	0	41	57	1.00	1.111

PITCHER	IP	WLS	BF	H	R	ER	SO	BB	IBB	HBP	BLK	WP	HR	S	P	ERA	WHIP

TOP

Kansas City Royals @ Minnesota Twins

Metropolitan Stadium, Bloomington , MI

Mon Sep 16 1974, 8:05 PM EDT

Att. 4,095 - Unknown - 72 F

livebaseballscorecards.com

AB	31
R	2
H	6
RBI	1
BB	4
SO	5
LOB	19

WP: 0 PA: 35
PB: 0
SB: 0
CS: 0

Batter	1	2	3	4	5	6	7	8	9	AB	R	H	RBI	BB	SO	LOB
Steve Braun, L (1, 7) OBP: 0.367, SLG: 0.382	E3 4-3	1B 1-3 2-H 3-H 1B		F9 ③		BB BB		2B		4	0	2	2	1	0	0
Rod Carew, L (1, 4) OBP: 0.429, SLG: 0.449	4-3 ① 1-2	1B 1-2 3-H 1B			1-3 ① BBB	BB 1-2 BB		L4 ①		4	0	1	1	1	0	2
Larry Hisle, R (1, 8) OBP: 0.359, SLG: 0.478	6-3 ② 1-2	P6 ② 1-2 3-H 1B			PB 1B E 1B	L8 ② 1-2 BB		F9 ② 1-2		5	1	1	0	0	0	6
Tony Oliva, L (1, 10) OBP: 0.330, SLG: 0.433	BB BB	L5 ③ 1-2 BB			PB 1-2 E 1B	F8 ③ 1-2 BB		F5 ③ 1-2		4	1	1	0	1	0	5
Bobby Darwin, R (1, 9) OBP: 0.325, SLG: 0.457	K ③ SSS	5-3 ① 1-2			K ② SSS		HBP H			3	0	0	0	0	2	4
Eric Soderholm, R (1, 5) OBP: 0.353, SLG: 0.401		E 1B 1B 1B F5 S 1B			E8 1-H 2-H 1B	F3 ① 1-2				4	2	3	2	0	0	1
Pat Bourque, L (1, 3) OBP: 0.321, SLG: 0.317		E 1-2 1B 1B F5 ②③ 1-3			2-H 1B	F9 ② 1-2				4	1	2	1	0	0	2
Jerry Terrell, R (1, 6) OBP: 0.288, SLG: 0.326		E5 1B 1-2 2-3 1B		6-3 ① 1-2	F8 ③ 1-2		1-3 ③ 1-2			4	1	0	0	0	0	4
Glenn Borgmann, R (1, 2) OBP: 0.328, SLG: 0.312		K ① SSS		F7 ② 1-2		F7 ① 1-2		HR		4	1	1	1	0	1	3
Inning Stats	R: 0 E: 1 K: 1 S: 6 H: 0 LOB: 2 BB: 1 P: 10	R: 3 E: 1 K: 1 S: 10 H: 4 LOB: 2 BB: 0 P: 10	R: 0 E: 0 K: 0 S: 3 H: 1 LOB: 1 BB: 0 P: 3	R: 0 E: 0 K: 0 S: 3 H: 0 LOB: 0 BB: 0 P: 3	R: 3 E: 1 K: 1 S: 9 H: 4 LOB: 1 BB: 0 P: 9	R: 0 E: 0 K: 0 S: 3 H: 0 LOB: 2 BB: 2 P: 11	R: 0 E: 0 K: 0 S: 3 H: 0 LOB: 1 BB: 0 P: 4	R: 1 E: 0 K: 0 S: 5 H: 2 LOB: 1 BB: 0 P: 5		1B: 9 2B: 1 3B: 0 HR: 1 SF: 0 SAC: 0 DP: 0 HBP: 1						

PITCHER		IP	WLS	BF	H	R	ER	SO	BB	IBB	HBP	BLK	WP	HR	S	P	ERA	WHIP
Al Fitzmorris, R ERA: 3.04	(1, 1)	4.2	L	25	9	6	4	3	1	0	0	0	0	0	30	34	7.71	2.143
Marty Pattin, R ERA: 4.1	(5, 1)	3.1		15	2	1	1	0	2	0	1	0	0	1	12	21	2.70	1.200

PITCHER	IP	WLS	BF	H	R	ER	SO	BB	IBB	HBP	BLK	WP	HR	S	P	ERA	WHIP

BOTTOM

Kansas City Royals @ Minnesota Twins

Metropolitan Stadium, Bloomington , MI

Mon Sep 16 1974, 8:05 PM EDT

Att. 4,095 - Unknown - 72 F

livebaseballscorecards.com

AB	36
R	7
H	11
RBI	7
BB	3
SO	3
LOB	27

WP: 0 PB: 1 SB: 1 CS: 0 PA: 40

Batter	1	2	3	4	5	6	7	8	9	AB	R	H	RBI	BB	SO	LOB
Steve Braun, L (1, 7) OBP: 0.367, SLG: 0.381	1B		K		G3			G3	3-1	6	1	2	1	0	1	3
Rod Carew, L (1, 4) OBP: 0.432, SLG: 0.449	1B		IBB		K			BB		2	1	1	0	3	1	0
Larry Hisle, R (1, 8) OBP: 0.356, SLG: 0.473	K		K			F8		6-3		5	0	0	0	0	3	8
Tony Oliva, L (1, 10) OBP: 0.326, SLG: 0.428	1-3	K	F6			F9			F4	5	0	0	0	0	1	4
Bobby Darwin, R (1, 9) OBP: 0.328, SLG: 0.455	BB	F9		1B		K			HBP	2	2	0	0	2	1	0
Eric Soderholm, R (1, 5) OBP: 0.358, SLG: 0.407	BB	2B		G6-4-3			5-3		FC4-6	4	2	3	1	1	0	0
Pat Bourque, L (1, 3) OBP: 0.329, SLG: 0.317	BB	BB		F8			F6		FC4-6	3	1	1	1	2	0	2
Danny Thompson, R (1, 6) OBP: 0.306, SLG: 0.332	E9	6-3		G6-4-3			K		FC4-6	5	1	0	0	0	1	7
Glenn Borgmann, R (1, 2) OBP: 0.329, SLG: 0.316	E5		WP		F8			6-3		5	0	2	1	0	0	1
Inning Stats	R: 6 E: 2 K: 2 S: 13 H: 4 LOB: 3 BB: 3 P: 25	R: 0 E: 0 K: 1 S: 6 H: 1 LOB: 2 BB: 1 P: 10	R: 0 E: 0 K: 2 S: 8 H: 1 LOB: 2 BB: 1 P: 12	R: 0 E: 0 K: 0 S: 3 H: 1 LOB: 1 BB: 1 P: 7	R: 0 E: 0 K: 1 S: 5 H: 0 LOB: 0 BB: 0 P: 5	R: 0 E: 0 K: 1 S: 5 H: 0 LOB: 0 BB: 0 P: 5	R: 0 E: 0 K: 1 S: 5 H: 0 LOB: 0 BB: 0 P: 5	R: 0 E: 0 K: 0 S: 3 H: 0 LOB: 1 BB: 1 P: 7	R: 2 E: 0 K: 0 S: 5 H: 2 LOB: 2 BB: 1 P: 10	1B: 7 2B: 2 3B: 0 HR: 0 SF: 0 SAC: 0 DP: 1 HBP: 1	WP: 2 PB: 0 SB: 0 CS: 0 PA: 46					

PITCHER		IP	WLS	BF	H	R	ER	SO	BB	IBB	HBP	BLK	WP	HR	S	P	ERA	WHIP
Stan Bahnsen, R ERA: 4.88	(1, 1)	0.2	L	10	4	6	2	1	2	0	0	0	1	0	10	18	27.00	9.000
Jim Otten, R ERA: 5.73	(1, 1)	8.0		35	5	2	2	7	4	2	1	0	1	0	42	67	2.25	1.125
Skip Pitlock, L ERA: 4.43	(9, 1)	0.1		1	0	0	0	0	0	0	0	0	0	0	1	1	0.00	0.000

PITCHER	IP	WLS	BF	H	R	ER	SO	BB	IBB	HBP	BLK	WP	HR	S	P	ERA	WHIP

TOP

Minnesota Twins @ Chicago White Sox

Comiskey Park, Chicago, IL

Tue Sep 17 1974, 8:05 PM EDT

Att. 4,615 - Unknown - 61 F

livebaseballscorecards.com

AB	37
R	8
H	9
RBI	4
BB	8
SO	8
LOB	25

BOTTOM

Minnesota Twins @ Chicago White Sox

Comiskey Park, Chicago, IL

Tue Sep 17 1974, 8:05 PM EDT

Att. 4,615 - Unknown - 61 F

livebaseballscorecards.com

Batter	1	2	3	4	5	6	7	8	9	AB	R	H	RBI	BB	SO	LOB
Bucky Dent, R (1, 6) OBP: 0.316, SLG: 0.336	F3		2B		F7		FC6-4 1-2f			4	0	1	0	0	0	1
Jorge Orta, L (1, 4) OBP: 0.369, SLG: 0.447	F8		F6			BB 1B HBP	4-3			3	0	0	0	0	0	2
Bill Stein, R (1, 10) OBP: 0.188, SLG: 0.188	K			L4		BB 1B 1-2		K		4	0	1	0	0	2	0
Bill Melton, R (1, 5) OBP: 0.325, SLG: 0.408		K		1B		F6		BB G6-4-3		3	0	1	0	1	1	2
Ken Henderson, S (1, 8) OBP: 0.351, SLG: 0.459		5-3		1B 1-2		K		G6-4-3 1-2f		4	0	1	0	0	1	3
Brian Downing, R (1, 2) OBP: 0.350, SLG: 0.389		BB		K		BB 1-2 2-3			F9	2	0	0	0	2	1	2
Jerry Hairston, S (1, 7) OBP: 0.288, SLG: 0.291		F3		F7		K			K	4	0	0	0	0	2	6
Lamar Johnson, R (1, 3) OBP: 0.316, SLG: 0.316			F9		L4-3		FC6-4		1-3	4	0	2	0	0	0	0
Bill Sharp, L (1, 9) OBP: 0.309, SLG: 0.349			F9		L4-3 1-2		F4			3	0	0	0	0	0	2

	AB	
	R	0
	H	6
	RBI	0
	BB	3
	SO	7
	LOB	18

Inning Stats	1	2	3	4	5	6	7	8	9
	R: 0 E: 0 K: 1 S: 5	H: 0 LOB: 0 BB: 0 P: 5	R: 0 E: 0 K: 1 S: 5	H: 0 LOB: 1 BB: 1 P: 9	R: 0 E: 0 K: 0 S: 4	H: 1 LOB: 1 BB: 0 P: 4	R: 0 E: 0 K: 1 S: 7	H: 2 LOB: 2 BB: 0 P: 7	R: 0 E: 0 K: 0 S: 3	H: 1 LOB: 0 BB: 0 P: 3
	R: 0 E: 0 K: 2 S: 8	H: 1 LOB: 3 BB: 1 P: 13	R: 0 E: 0 K: 0 S: 4	H: 1 LOB: 1 BB: 0 P: 4	R: 0 E: 0 K: 1 S: 4	H: 0 LOB: 0 BB: 1 P: 8	R: 0 E: 0 K: 1 S: 5	H: 0 LOB: 0 BB: 0 P: 5	1B: 5 2B: 2 3B: 0 HR: 0	SF: 0 SAC: 0 DP: 2 HBP: 1
	WP: 0 PB: 0 SB: 0 CS: 0	PA: 35								

PITCHER	IP	WLS	BF	H	R	ER	SO	BB	IBB	HBP	BLK	WP	HR	S	P	ERA	WHIP
Vic Albury, L (1, 1) ERA: 4.23	9.0	W	35	6	0	0	7	3	0	1	0	0	0	45	58	0.00	1.000

PITCHER	IP	WLS	BF	H	R	ER	SO	BB	IBB	HBP	BLK	WP	HR	S	P	ERA	WHIP

Batter	1	2	3	4	5	6	7	8	9	AB	R	H	RBI	BB	SO	LOB
Steve Brye, R (1, 8) OBP: 0.311, SLG: 0.354	F3		K		L4			5-3		4	0	0	0	0	1	2
Rod Carew, L (1, 4) OBP: 0.430, SLG: 0.447	K		1B 1-2 2-H		6-3			K		4	0	1	1	0	2	0
Larry Hisle, R (1, 7) OBP: 0.355, SLG: 0.472	1B		L6-4 2-3			F7		E6 1B		4	0	1	0	0	0	2
Bobby Darwin, R (1, 9) OBP: 0.329, SLG: 0.455	K			1B 1B		K		1-2 1B		4	0	2	0	0	2	1
Harmon Killebrew, R (1, 10) OBP: 0.318, SLG: 0.373		K		F9		F4		K		4	0	0	0	0	2	3
Eric Soderholm, R (1, 5) OBP: 0.357, SLG: 0.405		F3		1-2 1B			K		L6	4	0	1	0	0	1	0
Craig Kusick, R (1, 3) OBP: 0.341, SLG: 0.403		4-3		F3			1B		F2	4	0	1	0	0	0	2
Danny Thompson, R (1, 6) OBP: 0.305, SLG: 0.328			BB 1B 1B	F6			F9		5-3	3	1	0	0	1	0	3
Glenn Borgmann, R (1, 2) OBP: 0.329, SLG: 0.317			L6-4 1-2 1B 1B		L7		F7			3	0	1	0	0	0	1
Inning Stats	R: 0 E: 0 K: 2 S: 8 H: 1 LOB: 1 BB: 0 P: 8	R: 0 E: 0 K: 1 S: 5 H: 0 LOB: 0 BB: 0 P: 5	R: 1 E: 0 K: 1 S: 6 H: 2 LOB: 1 BB: 1 P: 10	R: 0 E: 0 K: 0 S: 5 H: 2 LOB: 2 BB: 0 P: 5	R: 0 E: 0 K: 0 S: 3 H: 0 LOB: 0 BB: 0 P: 3	R: 0 E: 0 K: 1 S: 5 H: 0 LOB: 0 BB: 0 P: 5	R: 0 E: 0 K: 1 S: 6 H: 1 LOB: 1 BB: 0 P: 6	R: 0 E: 1 K: 2 S: 9 H: 1 LOB: 2 BB: 0 P: 9	R: 0 E: 0 K: 0 S: 3 H: 0 LOB: 0 BB: 0 P: 3	1B: 7 2B: 1 3B: 0 HR: 0 SF: 0 SAC: 0 DP: 1 HBP: 0	WP: 0 PB: 0 SB: 0 CS: 0 PA: 35					

PITCHER	IP	WLS	BF	H	R	ER	SO	BB	IBB	HBP	BLK	WP	HR	S	P	ERA	WHIP
Jim Kaat, L (1, 1) ERA: 3.2	9.0	W	35	7	1	1	8	1	0	0	0	0	0	50	54	1.00	0.889

PITCHER	IP	WLS	BF	H	R	ER	SO	BB	IBB	HBP	BLK	WP	HR	S	P	ERA	WHIP

TOP

Minnesota Twins @ Chicago White Sox

Comiskey Park, Chicago, IL

Wed Sep 18 1974, 8:05 PM EDT

Att. 4,189 - Unknown - 61 F

livebaseballscorecards.com

AB	34
R	1
H	7
RBI	1
BB	1
SO	8
LOB	14

Minnesota Twins @ Chicago White Sox

Comiskey Park, Chicago, IL

Wed Sep 18 1974, 8:05 PM EDT

Att. 4,189 - Unknown - 61 F

BOTTOM

Batter	1	2	3	4	5	6	7	8	9	AB	R	H	RBI	BB	SO	LOB
Pat Kelly, L (1, 9) OBP: 0.344, SLG: 0.359	6-3 3B	K			F8		4-3			4	1	1	0	0	1	1
Bucky Dent, R (1, 6) OBP: 0.315, SLG: 0.340	6-3 3-H		F9		1B 3B		F7			4	1	1	1	0	0	0
Jorge Orta, L (1, 4) OBP: 0.368, SLG: 0.445	4-3		F7		3-1 S 3-H 1B			4-3		4	0	1	1	0	0	0
Carlos May, L (1, 10) OBP: 0.315, SLG: 0.347	1B 1B		F8		3-1 1-3			1-3		4	0	1	0	0	0	1
Ken Henderson, S (1, 8) OBP: 0.352, SLG: 0.465	1-3 1B			HR	G3			4-3		4	1	2	1	0	0	1
Tony Muser, L (1, 3) OBP: 0.308, SLG: 0.331	F7			G3 1B		L4				3	0	1	0	0	0	2
Bill Sharp, L (1, 7) OBP: 0.310, SLG: 0.353		SH4-3 2B		G3 1-2		G3				3	0	1	0	0	0	1
Brian Downing, R (1, 2) OBP: 0.348, SLG: 0.387		SH4-3 2-3		6-3		K				2	0	0	0	0	1	1
Lee Richard, R (1, 5) OBP: 0.224, SLG: 0.190		6-3		2-H 1B			G3			3	0	1	0	0	0	1

livebaseballscorecards.com

	AB	31
	R	3
	H	9
	RBI	3
	BB	0
	SO	2
	LOB	8

Inning Stats																																		
	R: 1	H: 3		R: 0	H: 1		R: 0	H: 0		R: 1	H: 3		R: 1	H: 2		R: 0	H: 0		R: 0	H: 0		R: 0	H: 0		1B: 5	SF: 0		WP: 0	PA: 32					
	E: 0	LOB: 2		E: 0	LOB: 1		E: 0	LOB: 0		E: 0	LOB: 2		E: 0	LOB: 1		E: 0	LOB: 0		E: 0	LOB: 0		E: 0	LOB: 0		2B: 1	SAC: 1		PB: 0						
	K: 0	BB: 0		K: 1	BB: 0		K: 0	BB: 0		K: 0	BB: 0		K: 0	BB: 0		K: 1	BB: 0		K: 0	BB: 0		K: 0	BB: 0		3B: 2	DP: 0		SB: 1						
	S: 6	P: 6		S: 6	P: 6		S: 3	P: 3		S: 5	P: 5		S: 5	P: 5		S: 5	P: 5		S: 3	P: 3		S: 3	P: 3		HR: 1	HBP: 0		CS: 0						

PITCHER		IP	WLS	BF	H	R	ER	SO	BB	IBB	HBP	BLK	WP	HR	S	P	ERA	WHIP
Dave Goltz, R ERA: 3.55	(1, 1)	8.0	L	32	9	3	3	2	0	0	0	0	0	1	36	36	3.38	1.125

PITCHER	IP	WLS	BF	H	R	ER	SO	BB	IBB	HBP	BLK	WP	HR	S	P	ERA	WHIP

Batter	1	2	3	4	5	6	7	8	9	AB	R	H	RBI	BB	SO	LOB
Morris Nettles, L (1, 8) OBP: 0.324, SLG: 0.271	6-3	1-3 1B 3-H		4-3			6-3			4	0	1	0	0	0	1
Denny Doyle, L (1, 4) OBP: 0.287, SLG: 0.300	4-3	F8			F8		4-3			4	0	0	0	0	0	2
Bruce Bochte, L (1, 7) OBP: 0.343, SLG: 0.396	E4 S		WP 1B		BB			F8		3	0	1	0	1	0	0
Joe Lahoud, L (1, 9) OBP: 0.372, SLG: 0.472	K 1-2		K 1-2		K			F4		4	0	0	0	0	3	3
Charlie Sands, L (1, 10) OBP: 0.375, SLG: 0.375 Rudy Meoli, L (8, PR) OBP: 0.284, SLG: 0.250		1B 1B BB	K		K			CS BB		2 0	0 0	0 0	0 0	2 0	2 0	2 0
Bobby Valentine, R (1, 6) OBP: 0.306, SLG: 0.331		1B 1B 1-2 1B	K			F7		CS 1-2	L4	4	1	1	0	0	1	1
John Doherty, L (1, 3) OBP: 0.286, SLG: 0.376		1B S 1-3 2-H 1B		F5		P6			F8	4	1	1	0	0	0	0
Dave Chalk, R (1, 5) OBP: 0.313, SLG: 0.333		K		1B		L9			F3	4	0	1	0	0	1	2
Tom Egan, R (1, 2) OBP: 0.160, SLG: 0.081		1B S 1-3 3-H 1B		F9			F8			3	0	1	1	0	0	1
Inning Stats	R: 0 H: 0 E: 1 LOB: 1 K: 1 BB: 0 S: 6 P: 6	R: 2 H: 4 E: 0 LOB: 2 K: 1 BB: 1 S: 8 P: 12	R: 0 H: 1 E: 0 LOB: 1 K: 3 BB: 0 S: 10 P: 10	R: 0 H: 1 E: 0 LOB: 1 K: 0 BB: 0 S: 4 P: 4	R: 0 H: 0 E: 0 LOB: 1 K: 2 BB: 1 S: 7 P: 11	R: 0 H: 0 E: 0 LOB: 0 K: 0 BB: 0 S: 3 P: 3	R: 0 H: 0 E: 0 LOB: 0 K: 0 BB: 0 S: 3 P: 3	R: 0 H: 0 E: 0 LOB: 1 K: 0 BB: 1 S: 2 P: 6	R: 0 H: 0 E: 0 LOB: 0 K: 0 BB: 0 S: 3 P: 3	1B: 6 SF: 0 2B: 0 SAC: 0 3B: 0 DP: 0 HR: 0 HBP: 0						

PITCHER	IP	WLS	BF	H	R	ER	SO	BB	IBB	HBP	BLK	WP	HR	S	P	ERA	WHIP
Joe Decker, R (1, 1) ERA: 3.18	9.0	W	35	6	2	2	7	3	0	0	0	1	0	46	58	2.00	1.000

PITCHER	IP	WLS	BF	H	R	ER	SO	BB	IBB	HBP	BLK	WP	HR	S	P	ERA	WHIP

TOP

California Angels @ Minnesota Twins

Metropolitan Stadium, Bloomington , MI

Fri Sep 20 1974, 8:05 PM EDT

Att. 4,312 - Unknown - 59 F

livebaseballscorecards.com

AB	32
R	2
H	6
RBI	1
BB	3
SO	7
LOB	12

WP: 1 PA: 36
PB: 0
SB: 3
CS: 1

Batter	1	2	3	4	5	6	7	8	9	AB	R	H	RBI	BB	SO	LOB
Steve Braun, L (1, 7) OBP: 0.370, SLG: 0.380	BBBB 4-0 G3 1B BB		BBBB 4-0 WP BB 1-2 BB		SSS 0-3 ② K		BBBB 4-0 FC5-2 E 1-2 BB			1	1	0	0	3	1	0
Rod Carew, L (1, 4) OBP: 0.431, SLG: 0.447	x 0-0 G3 1-2 1B		BBBB 4-0 L6-4 WP 1-2 2-3 BB		SSS 0-3 ③ K		x 0-0 ① FC5-2 FC6-4 1-2 2-3 3-Hf			3	0	1	0	1	1	3
Bobby Darwin, R (1, 9) OBP: 0.327, SLG: 0.452	x 0-0 ① L7		x 0-0 ① ② L6-4 1-3 2-3 3-H			x 0-0 ① F8	x 0-0 ② FC6-4 1-2f 2-H 3-H			4	0	0	1	0	0	5
Tony Oliva, L (1, 10) OBP: 0.323, SLG: 0.424	x 0-0 ② G3 1-2 2-3		x 0-0 ③ 6-3			x 0-0 E4 1B	x 0-0 ③ 1-3			4	0	0	0	0	0	4
Eric Soderholm, R (1, 5) OBP: 0.356, SLG: 0.402	x 0-0 ③ 6-3			BBBB 4-0 S BB		x 0-0 ② P4		x 0-0 ① P5		3	0	0	0	1	0	3
Steve Brye, R (1, 8) OBP: 0.311, SLG: 0.353		x 0-0 ① F9		x 0-0 ① F8 1-2		x 0-0 1-2 1B		x 0-0 ② F3		4	0	1	0	0	0	1
Pat Bourque, L (1, 3) OBP: 0.322, SLG: 0.309 Craig Kusick, R (9, 3) OBP: 0.341, SLG: 0.403		x 0-0 ② F5		SSS 0-3 ② K		SSS 0-3 ③ K		x 0-0 ③ 4-3		4 0	0 0	0 0	0 0	0 0	2 0	3 0
Danny Thompson, R (1, 6) OBP: 0.305, SLG: 0.325		x 0-0 ③ F9		SSS 0-3 ③ K			BBBB 4-0 1B FC5-2 BB			2	0	0	0	1	1	1
Glenn Borgmann, R (1, 2) OBP: 0.332, SLG: 0.318			BBBB 4-0 BB BB WP BB		SSS 0-3 ① K		x 0-0 FC5-2 BB 1-3 FC6-4 1B			2	2	1	0	1	1	0
Inning Stats	R: 0 H: 1 E: 0 LOB: 2 K: 0 BB: 1 S: 4 P: 8	R: 0 H: 0 E: 0 LOB: 0 K: 0 BB: 0 S: 3 P: 3	R: 1 H: 0 E: 0 LOB: 1 K: 0 BB: 3 S: 2 P: 14	R: 0 H: 0 E: 0 LOB: 1 K: 2 BB: 1 S: 7 P: 11	R: 0 H: 0 E: 0 LOB: 0 K: 3 BB: 0 S: 9 P: 9	R: 0 H: 1 E: 1 LOB: 2 K: 1 BB: 0 S: 7 P: 7	R: 2 H: 1 E: 1 LOB: 1 K: 0 BB: 2 S: 4 P: 12	R: 0 H: 0 E: 0 LOB: 0 K: 0 BB: 0 S: 3 P: 3		1B: 3 SF: 0 2B: 1 SAC: 0 3B: 0 DP: 1 HR: 0 HBP: 0						

PITCHER	IP	WLS	BF	H	R	ER	SO	BB	IBB	HBP	BLK	WP	HR	S	P	ERA	WHIP
Nolan Ryan, R (1, 1) ERA: 2.97	8.0	L	34	3	3	2	6	7	0	0	0	1	0	39	67	2.25	1.250

PITCHER	IP	WLS	BF	H	R	ER	SO	BB	IBB	HBP	BLK	WP	HR	S	P	ERA	WHIP

BOTTOM

California Angels @ Minnesota Twins

Metropolitan Stadium, Bloomington , MI

Fri Sep 20 1974, 8:05 PM EDT

Att. 4,312 - Unknown - 59 F

livebaseballscorecards.com

AB	27
R	3
H	3
RBI	1
BB	7
SO	6
LOB	20

WP: 1 PA: 34
PB: 0
SB: 1
CS: 0

California Angels @ Minnesota Twins

Metropolitan Stadium, Bloomington , MI

Sat Sep 21 1974, 4:33 AM EDT
Att. 4,631 - Unknown - 44 F

Batter	1	2	3	4	5	6	7	8	9	AB	R	H	RBI	BB	SO	LOB
Morris Nettles, L (1, 8) OBP: 0.322, SLG: 0.270	6-3		1-3 1-2			K		1B 1-2 1B		4	0	1	0	0	1	1
Denny Doyle, L (1, 4) OBP: 0.287, SLG: 0.300	F7		K			F9		1B 1-2 2-H		4	0	1	1	0	1	1
Bruce Bochte, L (1, 7) OBP: 0.341, SLG: 0.393	PB 1B		L5			K		F7		4	0	1	0	0	1	3
Joe Lahoud, L (1, 9) OBP: 0.371, SLG: 0.467	BB 1-2			L3			F5		K	3	0	0	0	1	1	0
Charlie Sands, L (1, 10) OBP: 0.370, SLG: 0.361	K			F9			G6-4-3 BB		3-1	3	0	0	0	1	1	2
Ellie Rodriguez, R (1, 2) OBP: 0.372, SLG: 0.356		K		F4			G6-4-3 1-2f		BB	3	0	0	0	1	1	1
Dave Chalk, R (1, 5) OBP: 0.311, SLG: 0.331		K			K			K	K	3	0	0	0	0	3	0
Rudy Meoli, L (9, PH) OBP: 0.280, SLG: 0.247										1	0	0	0	0	1	1
John Doherty, L (1, 3) OBP: 0.283, SLG: 0.371		F8			K			4-3		3	0	0	0	0	1	0
Orlando Ramirez, R (1, 6) OBP: 0.215, SLG: 0.163			1-3 1B		K			1B 1B BB		2	1	1	0	1	1	0

TOP

livebaseballscorecards.com

AB	30
R	1
H	4
RBI	1
BB	4
SO	12
LOB	9

Inning Stats	1	2	3	4	5	6	7	8	9		
	R: 0 E: 0 K: 1 S: 6	R: 0 E: 0 K: 2 S: 7	R: 0 E: 0 K: 1 S: 6	R: 0 E: 0 K: 0 S: 3	R: 0 E: 0 K: 3 S: 9	R: 0 E: 0 K: 2 S: 7	R: 0 E: 0 K: 0 S: 2	R: 1 E: 0 K: 1 S: 7	R: 0 E: 0 K: 2 S: 7	1B: 4 2B: 0 3B: 0 HR: 0	SF: 0 SAC: 0 DP: 1 HBP: 0
	H: 1 LOB: 2 BB: 1 P: 10	H: 0 LOB: 0 BB: 0 P: 7	H: 1 LOB: 1 BB: 0 P: 6	H: 0 LOB: 0 BB: 0 P: 3	H: 0 LOB: 0 BB: 0 P: 9	H: 0 LOB: 0 BB: 0 P: 7	H: 0 LOB: 0 BB: 1 P: 6	H: 2 LOB: 2 BB: 1 P: 11	H: 0 LOB: 1 BB: 1 P: 11	WP: 0 PB: 1 SB: 0 CS: 0	PA: 34

PITCHER	IP	WLS	BF	H	R	ER	SO	BB	IBB	HBP	BLK	WP	HR	S	P	ERA	WHIP
Bert Blyleven, R (1, 1) ERA: 2.69	9.0	W	34	4	1	1	12	4	0	0	0	0	0	54	70	1.00	0.889

PITCHER	IP	WLS	BF	H	R	ER	SO	BB	IBB	HBP	BLK	WP	HR	S	P	ERA	WHIP

Batter	1	2	3	4	5	6	7	8	9	AB	R	H	RBI	BB	SO	LOB
Steve Braun, L (1, 7) OBP: 0.372, SLG: 0.381	0-0: 1-3, 1B, 1B	4-0: WP, 1B, BB, BB		0-3: K ①		0-0: F7 ①	0-0: WP, 1B			4	2	2	0	1	1	1
Rod Carew, L (1, 4) OBP: 0.431, SLG: 0.446	0-0: 1-3 ①, 1-2	0-0: BB, WP, 1-2, 1B		0-0: 5-3 ②		0-0: BB, 1B, 1-2, 1B	0-0: F7 ②, 1-2			5	1	2	0	0	0	2
Jerry Terrell, R (9, 4) OBP: 0.288, SLG: 0.326										0	0	0	0	0	0	0
Bobby Darwin, R (1, 9) OBP: 0.326, SLG: 0.450	0-0: BB, 2B, 2-H, 1B	0-0: F8 ②, 1-2, 2-3		0-0: 5-3 ③		0-3: K ②, SSS	0-0: 5-3 ③			5	1	1	1	0	1	5
Tony Oliva, L (1, 10) OBP: 0.326, SLG: 0.422	BBBB; 4-0: 2B, 2B, 1-2, BB	IIII; 4-0: BB, IBB			0-0: F7 ①	BBBB; 4-0: E, 1B, 1-2, 2-3, BB, BB		0-0: 4-3 ①		2	2	0	0	3	0	0
Eric Soderholm, R (1, 5) OBP: 0.361, SLG: 0.406	0-0: 2B, 1-3, 2-H, 2B	BBBB; 4-0: 1-2, 2-3, 3-H, BB			BBBB; 4-0: BB, 1B, BB	0-0: BB, E, 1-2, 2-H, 3-H, 1B		SSS; 0-3: K ②		3	1	2	4	2	1	0
Steve Brye, R (1, 8) OBP: 0.310, SLG: 0.352	0-0: F4 ②, 2-H	0-0: 4-3 ③, 2-3, 3-H			0-0: BB, 1-2, 1B	0-0: E6, BB, 1-2, 2-3		0-0: F3 ③		5	0	1	0	0	0	7
Pat Bourque, L (1, 3) OBP: 0.331, SLG: 0.318	0-0: 2-H, 3-H, 2B		0-0: G3 ①		BBBB; 4-0: G6-4-3, 1-2, 2-3, BB	BBBB; 4-0: 1-2, 2-3, 3-H, BB				2	0	1	3	2	0	0
Danny Thompson, R (1, 6) OBP: 0.301, SLG: 0.320	0-0: 6-3 ③		0-0: 6-3 ②		0-0: G6-4-3 ②③, 1-2f	0-0: F4 ③				4	0	0	0	0	0	7
Luis Gomez, R (7, 6) OBP: 0.259, SLG: 0.209										0	0	0	0	0	0	0
Glenn Borgmann, R (1, 2) OBP: 0.331, SLG: 0.317		0-0: F8 ①	0-0: F7 ③			0-0: BB, 1B, 1B, 1B	0-0: 6-3 ①			4	1	1	0	0	0	0
Inning Stats	R: 4 E: 0 K: 0 S: 7 H: 4 LOB: 1 BB: 1 P: 11	R: 1 E: 0 K: 0 S: 4 H: 1 LOB: 3 BB: 3 P: 16	R: 0 E: 0 K: 0 S: 3 H: 0 LOB: 0 BB: 0 P: 3	R: 0 E: 0 K: 1 S: 5 H: 0 LOB: 0 BB: 0 P: 5	R: 0 E: 0 K: 0 S: 3 H: 1 LOB: 2 BB: 2 P: 11	R: 3 E: 1 K: 1 S: 9 H: 3 LOB: 3 BB: 2 P: 17	R: 0 E: 0 K: 0 S: 4 H: 1 LOB: 1 BB: 0 P: 4	R: 0 E: 0 K: 1 S: 5 H: 0 LOB: 0 BB: 0 P: 5		1B: 8 2B: 2 3B: 0 HR: 0 SF: 0 SAC: 0 DP: 1 HBP: 0						

PITCHER		IP	WLS	BF	H	R	ER	SO	BB	IBB	HBP	BLK	WP	HR	S	P	ERA	WHIP
Chuck Dobson, R ERA: 5.63	(1, 1)	1.2	L	14	5	5	5	0	3	1	0	0	1	0	10	26	27.00	4.800
Don Kirkwood, R ERA: 8.53	(2, 1)	4.0		19	4	3	2	2	3	0	0	0	0	0	20	32	4.50	1.750
Luis Quintana, L ERA: 4.26	(6, 1)	0.1		2	0	0	0	0	1	0	0	0	0	0	1	5	0.00	3.000
Horacio Pina, R ERA: 3.72	(7, 1)	1.0		4	1	0	0	0	0	0	0	0	1	0	4	4	0.00	1.000
Ken Sanders, R ERA: 6.86	(8, 1)	1.0		3	0	0	0	1	0	0	0	0	0	0	5	5	0.00	0.000

PITCHER	IP	WLS	BF	H	R	ER	SO	BB	IBB	HBP	BLK	WP	HR	S	P	ERA	WHIP

BOTTOM

California Angels @ Minnesota Twins

Metropolitan Stadium, Bloomington , MI

Sat Sep 21 1974, 4:33 AM EDT

Att. 4,631 - Unknown - 44 F

livebaseballscorecards.com

AB	34
R	8
H	10
RBI	8
BB	8
SO	3
LOB	22

WP: 2 PB: 0 SB: 0 CS: 0 PA: 42

California Angels @ Minnesota Twins

Metropolitan Stadium, Bloomington , MI

Sun Sep 22 1974, 4:33 AM EDT

Att. 4,029 - Unknown - 46 F

TOP

livebaseballscorecards.com

Batter	1	2	3	4	5	6	7	8	9	AB	R	H	RBI	BB	SO	LOB
Morris Nettles, L (1, 8) OBP: 0.325, SLG: 0.275	K 1B	2-H 1B		1-2f FC6-4 CS			L6	4-3		5	0	2	1	0	0	3
Bob Heise, R (1, 4) OBP: 0.324, SLG: 0.371	1-2 K	F8		CS 1-2	F5		1B FC1-5 2B		G3-6-1 1B	4	0	1	0	0	1	2
Denny Doyle, L (9, PH) OBP: 0.288, SLG: 0.301										1	0	1	0	0	0	0
Bobby Valentine, R (1, 6) OBP: 0.312, SLG: 0.333	BB 1B BB		1B SF7 BB		6-3		FC1-5 2-3 1B		G3-6-1 1-2 1B	3	1	2	0	2	0	0
John Balaz, R (1, 7) OBP: 0.357, SLG: 0.357	BB 1-2 1B	1-3 1B			5-3		FC1-5 1-2 3-H		G3-6-1 1-2f 2-3	3	0	2	0	0	0	0
Bruce Bochte, L (7, PH) OBP: 0.337, SLG: 0.388										2	0	0	0	0	0	4
(7, 7)																
Winston Llenas, R (1, 10) OBP: 0.295, SLG: 0.341	FC5-4 1-2 2-3 BB		SF7 3-H			F6	4-3			1	0	0	1	1	0	0
Joe Lahoud, L (7, PH) OBP: 0.369, SLG: 0.464									K	2	0	0	0	0	1	3
Ellie Rodriguez, R (1, 2) OBP: 0.371, SLG: 0.353	FC5-4 1-2f		F7			BB 1B BB		K		3	0	0	0	1	1	4
Dave Chalk, R (1, 5) OBP: 0.313, SLG: 0.333		F7	F7			BB 1-2 1B		1B 1B		4	0	2	0	0	0	1
Leroy Stanton, R (1, 9) OBP: 0.328, SLG: 0.404		FC6-4 1B		6-3		G6-4-3 1-2 2-3 BB		1-2 1B		3	0	2	0	1	0	0
Doug Howard, R (1, 3) OBP: 0.263, SLG: 0.278		FC6-4 1-2f 1B		FC6-4 1B		G6-4-3 1-2f		F7		3	1	1	0	0	0	4
John Doherty, L (8, PH) OBP: 0.281, SLG: 0.369										1	0	0	0	0	0	2
(8, 3)																
Inning Stats	R: 0 E: 0 K: 1 S: 6 H: 2 LOB: 3 BB: 2 P: 14	R: 1 E: 1 K: 0 S: 5 H: 2 LOB: 1 BB: 0 P: 5	R: 1 E: 0 K: 0 S: 4 H: 1 LOB: 1 BB: 1 P: 8	R: 0 E: 0 K: 0 S: 3 H: 1 LOB: 0 BB: 0 P: 3	R: 0 E: 0 K: 0 S: 3 H: 0 LOB: 0 BB: 0 P: 3	R: 0 E: 0 K: 0 S: 3 H: 1 LOB: 2 BB: 2 P: 11	R: 0 E: 0 K: 0 S: 5 H: 2 LOB: 2 BB: 0 P: 5	R: 0 E: 0 K: 1 S: 7 H: 2 LOB: 2 BB: 0 P: 7	R: 0 E: 0 K: 1 S: 6 H: 2 LOB: 1 BB: 0 P: 6	1B: 12 2B: 1 3B: 0 HR: 0 SF: 1 SAC: 0 DP: 2 HBP: 0							

AB	35
R	2
H	13
RBI	2
BB	5
SO	3
LOB	23

WP: 0 PB: 0 SB: 0 CS: 1 PA: 42

PITCHER		IP	WLS	BF	H	R	ER	SO	BB	IBB	HBP	BLK	WP	HR	S	P	ERA	WHIP
Vic Albury, L ERA: 4.12	(1, 1)	6.1	W	29	8	2	1	1	5	0	0	0	0	0	26	46	1.42	2.053
Bill Campbell, R ERA: 2.65	(7, 1)	2.2		12	5	0	0	2	0	0	0	0	0	0	16	16	0.00	1.875

PITCHER		IP	WLS	BF	H	R	ER	SO	BB	IBB	HBP	BLK	WP	HR	S	P	ERA	WHIP

Batter	1	2	3	4	5	6	7	8	9	AB	R	H	RBI	BB	SO	LOB
Jerry Terrell, R (1, 6) OBP: 0.282, SLG: 0.318	4-3		4-3	F9		FC5-2, FC6-4 1-2 3-H		K		5	0	0	0	0	1	4
Rod Carew, L (1, 4) OBP: 0.430, SLG: 0.449	K		WP, BB		1B, 3B	FC6-4, S, E 1-2f 2-3		6-3		4	2	1	0	1	1	2
Bobby Darwin, R (1, 9) OBP: 0.324, SLG: 0.446	BB		F8 1-2		L5	E8, FC6-4 1-H 3-H		K		4	0	0	0	1	1	2
Harmon Killebrew, R (1, 10) OBP: 0.318, SLG: 0.371	L4		K		FC5-4, 1B 3-H	FC6-4 1-2f				4	0	1	1	0	1	3
Eric Soderholm, R (1, 5) OBP: 0.358, SLG: 0.403		4-3	K	F8			K			4	0	0	0	0	2	1
Larry Hisle, R (1, 7) OBP: 0.356, SLG: 0.474		1B, 1B	E6, 1B, 1B	FC5-4 1-2f			2B, 2B			4	2	2	0	0	0	1
Steve Brye, R (1, 8) OBP: 0.315, SLG: 0.362		FC5-6 1-2 1B	1B 2-3 1B			2B, 2B	2-H 2B			4	1	4	1	0	0	0
Craig Kusick, R (1, 3) OBP: 0.344, SLG: 0.411		K	1B 1-2 3-H 1B			1B, FC5-2 2-H 2B	F9			4	0	2	2	0	1	3
Glenn Borgmann, R (1, 2) OBP: 0.330, SLG: 0.316		FC5-6 1-2f	K			FC6-4, FC5-2, E 2-3 1B	L7			4	1	1	0	0	1	5
Inning Stats	R: 0 E: 0 K: 1 S: 5 H: 0 LOB: 1 BB: 1 P: 9	R: 0 E: 0 K: 1 S: 7 H: 2 LOB: 2 BB: 0 P: 7	R: 0 E: 0 K: 1 S: 5 H: 0 LOB: 1 BB: 1 P: 9	R: 1 E: 1 K: 2 S: 10 H: 2 LOB: 2 BB: 0 P: 10	R: 1 E: 0 K: 0 S: 5 H: 2 LOB: 1 BB: 0 P: 5	R: 3 E: 1 K: 0 S: 7 H: 3 LOB: 1 BB: 0 P: 7	R: 1 E: 0 K: 1 S: 7 H: 2 LOB: 1 BB: 0 P: 7	R: 0 E: 0 K: 2 S: 7 H: 0 LOB: 0 BB: 0 P: 7		1B: 6 2B: 4 3B: 1 HR: 0 SF: 0 SAC: 0 DP: 0 HBP: 0						

PITCHER		IP	WLS	BF	H	R	ER	SO	BB	IBB	HBP	BLK	WP	HR	S	P	ERA	WHIP
Frank Tanana, L ERA: 3.27	(1, 1)	5.0	L	27	9	5	2	5	2	0	0	0	1	0	35	43	3.60	2.200
Ed Figueroa, R ERA: 3.67	(6, 1)	3.0		12	2	1	1	3	0	0	0	0	0	0	18	18	3.00	0.667

PITCHER	IP	WLS	BF	H	R	ER	SO	BB	IBB	HBP	BLK	WP	HR	S	P	ERA	WHIP

BOTTOM

California Angels @ Minnesota Twins

Metropolitan Stadium, Bloomington , MI

Sun Sep 22 1974, 4:33 AM EDT

Att. 4,029 - Unknown - 46 F

livebaseballscorecards.com

AB	37
R	6
H	11
RBI	4
BB	2
SO	8
LOB	21

Minnesota Twins @ Oakland Athletics

Oakland-Alameda County Coliseum, Oakland, CA

Tue Sep 24 1974, 7:05 PM PDT

Att. 4,047 - Unknown - 60 F

livebaseballscorecards.com

TOP

Batter	1	2	3	4	5	6	7	8	9	AB	R	H	RBI	BB	SO	LOB
Steve Brye, R (1, 8) OBP: 0.318, SLG: 0.367	1B		L6-3 1B		FC5-4 1-2f		1-H 2B		1-3	5	0	3	1	0	0	3
Rod Carew, L (1, 4) OBP: 0.431, SLG: 0.448	K		L6-3 1-2			1B 1B	BB			3	0	1	0	1	1	2
Bobby Darwin, R (1, 9) OBP: 0.322, SLG: 0.443	F3			F3		F9	F8			4	0	0	0	0	0	4
Harmon Killebrew, R (1, 10) OBP: 0.314, SLG: 0.367	F8			4-3		K		K		4	0	0	0	0	2	2
Eric Soderholm, R (1, 5) OBP: 0.357, SLG: 0.401		F9		K		FC6-4 1-2 1B		K		4	0	1	0	0	2	0
Larry Hisle, R (1, 7) OBP: 0.355, SLG: 0.471		E6 1B			1B 5-3 BB	FC6-4 1-2f		5-3		3	0	0	0	1	0	2
Craig Kusick, R (1, 3) OBP: 0.348, SLG: 0.415					5-3 1-2		2B 1B		F9	3	1	2	0	0	0	1
Steve Braun, L (9, PH) OBP: 0.371, SLG: 0.380		G4-6-3 1-3 1B								1	0	0	0	0	0	0
Danny Thompson, R (1, 6) OBP: 0.301, SLG: 0.320		G4-6-3 1-2f			FC5-4 2-3 1B		K		K	3	0	1	0	0	1	3
Pat Bourque, L (9, PH) OBP: 0.330, SLG: 0.316										1	0	0	0	0	1	0
Glenn Borgmann, R (1, 2) OBP: 0.327, SLG: 0.313			6-3		F3		K		1B	3	0	0	0	0	1	3
Tony Oliva, L (9, PH) OBP: 0.328, SLG: 0.424										1	0	1	0	0	0	0
Jerry Terrell, R (9, PR) OBP: 0.282, SLG: 0.318										0	0	0	0	0	0	0
Inning Stats	R: 0 E: 0 K: 1 S: 6 H: 1 LOB: 1 BB: 0 P: 6	R: 0 E: 1 K: 0 S: 4 H: 1 LOB: 1 BB: 0 P: 4	R: 0 E: 0 K: 0 S: 3 H: 1 LOB: 0 BB: 0 P: 3	R: 0 E: 0 K: 1 S: 5 H: 0 LOB: 0 BB: 0 P: 5	R: 0 E: 0 K: 0 S: 4 H: 1 LOB: 2 BB: 1 P: 8	R: 0 E: 0 K: 1 S: 7 H: 2 LOB: 2 BB: 0 P: 7	R: 1 E: 0 K: 2 S: 9 H: 2 LOB: 2 BB: 1 P: 13	R: 0 E: 0 K: 2 S: 7 H: 0 LOB: 0 BB: 0 P: 7	R: 0 E: 0 K: 1 S: 6 H: 1 LOB: 1 BB: 0 P: 6	1B: 8 2B: 2 3B: 0 HR: 0 SF: 0 SAC: 0 DP: 2 HBP: 0						

	AB	35
	R	1
	H	9
	RBI	1
	BB	2
	SO	8
	LOB	20

WP: 0 PB: 0 SB: 0 CS: 0 PA: 37

PITCHER		IP	WLS	BF	H	R	ER	SO	BB	IBB	HBP	BLK	WP	HR	S	P	ERA	WHIP
Vida Blue, L ERA: 3.3	(1, 1)	6.2	W	29	8	1	1	5	2	0	0	0	0	0	37	45	1.35	1.500
Rollie Fingers, R ERA: 2.68	(7, 1)	2.1		8	1	0	0	3	0	0	0	0	0	0	14	14	0.00	0.429

PITCHER	IP	WLS	BF	H	R	ER	SO	BB	IBB	HBP	BLK	WP	HR	S	P	ERA	WHIP

Batter	1	2	3	4	5	6	7	8	9	AB	R	H	RBI	BB	SO	LOB
Bill North, S (1, 8) OBP: 0.351, SLG: 0.342	F8		G3		3B	L8				4	0	1	0	0	0	2
Bert Campaneris, R (1, 6) OBP: 0.352, SLG: 0.371	3-1			1B HR 2B	F3		K			4	1	1	0	0	1	1
Claudell Washington, L (1, 9) OBP: 0.325, SLG: 0.382	F8			2-3 BB HR 1B	1-3		4-3			4	1	1	0	0	0	1
Sal Bando, R (1, 5) OBP: 0.355, SLG: 0.433		1B		BBBB 1-2 HR BB	F8		F3			3	1	1	0	1	0	1
Joe Rudi, R (1, 7) OBP: 0.331, SLG: 0.475		K		SSS K		BB SH SF7 1B		5-3		4	1	1	0	0	2	4
Gene Tenace, R (1, 3) OBP: 0.369, SLG: 0.413		F5		1-H 2-H 3-H HR		SH 6-3 BB 1-2		6-3		3	1	1	4	0	0	1
Angel Mangual, R (1, 10) OBP: 0.259, SLG: 0.359		F3		L7		BBB 4-0 6-3 1-2 2-3 BB		SSS K		3	0	0	0	1	1	1
Ray Fosse, R (1, 2) OBP: 0.257, SLG: 0.347			F9	1B		SF7 3-H				2	0	1	1	0	0	0
Dick Green, R (1, 4) OBP: 0.270, SLG: 0.273			F9	6-3		6-3 1-2 2-3				2	0	0	0	0	0	1
Jim Holt, L (6, PH) OBP: 0.282, SLG: 0.280										0	0	0	0	0	0	0
Jesus Alou, R (6, PH) OBP: 0.292, SLG: 0.335										1	0	0	0	0	0	2
Dal Maxvill, R (7, 4) OBP: 0.271, SLG: 0.177										0	0	0	0	0	0	0
Inning Stats	R: 0 H: 0 E: 0 LOB: 0 K: 0 BB: 0 S: 3 P: 3	R: 0 H: 1 E: 0 LOB: 1 K: 1 BB: 0 S: 6 P: 6	R: 0 H: 0 E: 0 LOB: 0 K: 0 BB: 0 S: 3 P: 3	R: 4 H: 4 E: 0 LOB: 1 K: 1 BB: 1 S: 9 P: 13	R: 0 H: 1 E: 0 LOB: 1 K: 0 BB: 0 S: 4 P: 4	R: 1 H: 1 E: 1 LOB: 2 K: 0 BB: 1 S: 5 P: 9	R: 0 H: 0 E: 0 LOB: 0 K: 1 BB: 0 S: 5 P: 5	R: 0 H: 0 E: 0 LOB: 0 K: 1 BB: 0 S: 5 P: 5		1B: 4 SF: 1 2B: 1 SAC: 1 3B: 1 DP: 0 HR: 1 HBP: 0						

BOTTOM

Minnesota Twins @ Oakland Athletics

Oakland-Alameda County Coliseum, Oakland, CA

Tue Sep 24 1974, 7:05 PM PDT

Att. 4,047 - Unknown - 60 F

livebaseballscorecards.com

AB	30
R	5
H	7
RBI	5
BB	2
SO	4
LOB	14

PITCHER		IP	WLS	BF	H	R	ER	SO	BB	IBB	HBP	BLK	WP	HR	S	P	ERA	WHIP
Joe Decker, R ERA: 3.29	(1, 1)	5.1	L	26	7	5	5	2	2	0	0	0	0	1	28	36	8.44	1.688
Bill Butler, L ERA: 4.24	(6, 1)	2.2		8	0	0	0	2	0	0	0	0	0	0	12	12	0.00	0.000

PITCHER	IP	WLS	BF	H	R	ER	SO	BB	IBB	HBP	BLK	WP	HR	S	P	ERA	WHIP

Minnesota Twins @ Oakland Athletics

Oakland-Alameda County Coliseum, Oakland, CA

Wed Sep 25 1974, 7:05 PM PDT

Att. 3,211 - Cloudy - 65 F

livebaseballscorecards.com

TOP

Batter	1	2	3	4	5	6	7	8	9	AB	R	H	RBI	BB	SO	LOB
Steve Brye, R (1, 8) OBP: 0.317, SLG: 0.367	G3		1-3	1-H 2B		K			K	5	0	1	1	0	2	1
Rod Carew, L (1, 4) OBP: 0.434, SLG: 0.449	BB		6-3 S 1B	IBB		F7			G4-6-3 1B	3	0	2	0	2	0	1
Steve Braun, L (1, 7) OBP: 0.372, SLG: 0.378	FC4-6 1-2 BB		6-3 1-2 BB	K		FC6-4 1-2f			G4-6-3 1-2f	3	0	0	0	2	1	4
Bobby Darwin, R (1, 9) OBP: 0.322, SLG: 0.443	F3		6-3 1-2 2-3		2B		K			4	0	1	0	0	1	4
Tony Oliva, L (1, 10) OBP: 0.327, SLG: 0.421	FC4-6 1-2f		IBB		F7		F5			3	0	0	0	1	0	3
Eric Soderholm, R (1, 5) OBP: 0.356, SLG: 0.399		6-3	F8		FC6-4 BB		F9			3	0	0	0	1	0	3
Pat Bourque, L (1, 3) OBP: 0.326, SLG: 0.312		F9	4-3	F7				K		2	0	0	0	0	0	0
Craig Kusick, R (5, PH) (5, 3) OBP: 0.345, SLG: 0.411										2	0	0	0	0	1	2
Danny Thompson, R (1, 6) OBP: 0.304, SLG: 0.320		HBP	G3	FC6-4 1-2f				L8		0	0	0	0	0	0	0
Jerry Terrell, R (2, 6) OBP: 0.278, SLG: 0.314										3	0	0	0	0	0	2
Phil Roof, R (1, 2) OBP: 0.270, SLG: 0.283		F6	E 2B 1B			FC6-4 HBP		F9		3	1	1	0	0	0	1

	AB	R	H	RBI	BB	SO	LOB
	31	1	5	1	6	5	21

Inning Stats	1	2	3	4	5	6	7	8	9
R	0	0	0	1	0	0	0	0	0
E	0	0	0	1	0	0	0	0	0
K	0	0	0	1	0	1	1	1	1
S	3	3	4	7	4	5	5	5	5
H	0	0	1	2	1	0	0	0	1
LOB	2	1	3	2	2	1	0	0	0
BB	2	0	2	1	1	0	0	0	0
P	11	4	12	11	8	6	5	5	5

	1B	SF	WP	PA
	3	0	0	39
	2B	SAC	PB	
	2	0	0	
	3B	DP	SB	
	0	1	1	
	HR	HBP	CS	
	0	2	0	

PITCHER	IP	WLS	BF	H	R	ER	SO	BB	IBB	HBP	BLK	WP	HR	S	P	ERA	WHIP
Glenn Abbott, R (1, 1) ERA: 3.06	4.0	L	22	4	1	1	1	3	2	1	0	0	0	18	39	2.25	1.750
Paul Lindblad, L (5, 1) ERA: 1.94	5.0		17	1	0	0	4	1	0	1	0	0	0	23	28	0.00	0.400

PITCHER	IP	WLS	BF	H	R	ER	SO	BB	IBB	HBP	BLK	WP	HR	S	P	ERA	WHIP

Minnesota Twins @ Oakland Athletics

Oakland-Alameda County Coliseum, Oakland, CA

Wed Sep 25 1974, 7:05 PM PDT
Att. 3,211 - Cloudy - 65 F

livebaseballscorecards.com

BOTTOM

Batter	1	2	3	4	5	6	7	8	9	AB	R	H	RBI	BB	SO	LOB
Bill North, S (1, 8) OBP: 0.349, SLG: 0.340	L6		K			SH1-3 (1-3)			F5	3	0	0	0	0	1	0
Bert Campaneris, R (1, 6) OBP: 0.349, SLG: 0.369	4-3		F7			K (3-H)			L7	4	0	0	0	0	1	2
Claudell Washington, L (1, 9) OBP: 0.324, SLG: 0.379	S, 1B			6-3			1-3		4-3	4	0	1	0	0	0	0
Sal Bando, R (1, 5) OBP: 0.355, SLG: 0.431	BB (1-2)			K			6-3			2	0	0	0	1	1	0
Joe Rudi, R (1, 7) OBP: 0.330, SLG: 0.472	K			F8			6-3			3	0	0	0	0	1	2
Gene Tenace, R (1, 3) OBP: 0.371, SLG: 0.415		6-3			G5-4-3, 1B			CS, SH, 1B		3	0	2	0	0	0	0
Angel Mangual, R (1, 10) OBP: 0.258, SLG: 0.357		1-3			F4			SH (6-3, S; 1-2)		2	0	0	0	0	0	1
Ray Fosse, R (1, 2) OBP: 0.254, SLG: 0.342		F3			G5-4-3 (1-2f)			6-3 (1-3; 2-3)		3	0	0	0	0	0	3
Dick Green, R (1, 4) OBP: 0.269, SLG: 0.272 Jesus Alou, R (6, PH) OBP: 0.296, SLG: 0.338 Herb Washington, R (6, PR) Dal Maxvill, R (7, 4) OBP: 0.271, SLG: 0.177 Jim Holt, L (8, PH) OBP: 0.281, SLG: 0.279 Manny Trillo, R (9, 4) OBP: 0.208, SLG: 0.095			K			SH1-3, S, CS, 1B			5-3	1 1 0 0 1 0	0 0 0 0 0 0	0 1 0 0 0 0	0 0 0 0 0 0	0 0 0 0 0 0	1 0 0 0 0 0	0 0 0 0 1 0
Inning Stats	R: 0 E: 0 K: 1 S: 6 H: 1 LOB: 2 BB: 1 P: 10	R: 0 E: 0 K: 0 S: 3 H: 0 LOB: 0 BB: 0 P: 3	R: 0 E: 0 K: 2 S: 7 H: 0 LOB: 0 BB: 0 P: 7	R: 0 E: 0 K: 1 S: 5 H: 0 LOB: 0 BB: 0 P: 5	R: 0 E: 0 K: 0 S: 3 H: 1 LOB: 1 BB: 0 P: 3	R: 0 E: 0 K: 1 S: 5 H: 1 LOB: 1 BB: 0 P: 5	R: 0 E: 0 K: 0 S: 3 H: 0 LOB: 0 BB: 0 P: 3	R: 0 E: 0 K: 0 S: 4 H: 1 LOB: 1 BB: 0 P: 4	R: 0 E: 0 K: 0 S: 3 H: 0 LOB: 0 BB: 0 P: 3	1B: 4 2B: 0 3B: 0 HR: 0	SF: 0 SAC: 2 DP: 1 HBP: 0					

	AB	27
	R	0
	H	4
	RBI	0
	BB	1
	SO	5
	LOB	9

PITCHER	IP	WLS	BF	H	R	ER	SO	BB	IBB	HBP	BLK	WP	HR	S	P	ERA	WHIP
Bert Blyleven, R (1, 1) ERA: 2.61	9.0	W	30	4	0	0	5	1	0	0	0	0	0	39	43	0.00	0.556

PITCHER	IP	WLS	BF	H	R	ER	SO	BB	IBB	HBP	BLK	WP	HR	S	P	ERA	WHIP

Batter	1	2	3	4	5	6	7	8	9	AB	R	H	RBI	BB	SO	LOB
Steve Brye, R (1, 8) OBP: 0.317, SLG: 0.366	4-3		L8			F6		FC6-4 1B		4	0	1	0	0	0	0
Rod Carew, L (1, 4) OBP: 0.436, SLG: 0.451	1B			SH2-3 1B		CS 1B		FC6-4 1-2f		4	0	3	0	0	0	1
Steve Braun, L (1, 7) OBP: 0.369, SLG: 0.375	F9			SH2-3 1-2		F4 1-2			3-1	3	0	0	0	0	0	2
Bobby Darwin, R (1, 9) OBP: 0.321, SLG: 0.447	F1			F8			F8		HR	4	1	1	1	0	0	2
Tony Oliva, L (1, 10) OBP: 0.326, SLG: 0.419		F7		L9			1B		G3	4	0	1	0	0	0	1
Eric Soderholm, R (1, 5) OBP: 0.353, SLG: 0.395		F8			K		K		6-3	4	0	0	0	0	2	1
Pat Bourque, L (1, 3) OBP: 0.320, SLG: 0.306		K			L8		F9			3	0	0	0	0	1	1
Jerry Terrell, R (1, 6) OBP: 0.279, SLG: 0.314			K		1B			K		3	0	1	0	0	2	0
Phil Roof, R (1, 2) OBP: 0.265, SLG: 0.277			K		5-3			K		2	0	0	0	0	1	1
Harmon Killebrew, R (8, PH) OBP: 0.313, SLG: 0.366										1	0	0	0	0	1	0
Glenn Borgmann, R (8, 2) OBP: 0.327, SLG: 0.313										0	0	0	0	0	0	0
Inning Stats	R: 0 E: 0 K: 0 S: 4 H: 1 LOB: 1 BB: 0 P: 4	R: 0 E: 0 K: 1 S: 5 H: 0 LOB: 0 BB: 0 P: 5	R: 0 E: 0 K: 2 S: 7 H: 0 LOB: 0 BB: 0 P: 7	R: 0 E: 0 K: 0 S: 4 H: 1 LOB: 1 BB: 0 P: 4	R: 0 E: 0 K: 1 S: 6 H: 1 LOB: 1 BB: 0 P: 6	R: 0 E: 0 K: 0 S: 3 H: 1 LOB: 0 BB: 0 P: 3	R: 0 E: 0 K: 1 S: 6 H: 1 LOB: 1 BB: 0 P: 6	R: 0 E: 0 K: 2 S: 8 H: 1 LOB: 1 BB: 0 P: 8	R: 1 E: 0 K: 0 S: 4 H: 1 LOB: 0 BB: 0 P: 4	1B: 6 2B: 0 3B: 0 HR: 1	SF: 0 SAC: 1 DP: 0 HBP: 0						

PITCHER	IP	WLS	BF	H	R	ER	SO	BB	IBB	HBP	BLK	WP	HR	S	P	ERA	WHIP
Catfish Hunter, R (1, 1) ERA: 2.51	9.0	W	33	7	1	1	7	0	0	0	0	0	1	47	47	1.00	0.778

PITCHER	IP	WLS	BF	H	R	ER	SO	BB	IBB	HBP	BLK	WP	HR	S	P	ERA	WHIP

TOP

Minnesota Twins @ Oakland Athletics

Oakland-Alameda County Coliseum, Oakland, CA

Thu Sep 26 1974, 7:05 PM PDT

Att. 3,461 - Cloudy - 64 F

livebaseballscorecards.com

AB	32
R	1
H	7
RBI	1
BB	0
SO	7
LOB	9

1B: 6	SF: 0	WP: 0	PA: 33
2B: 0	SAC: 1	PB: 0	
3B: 0	DP: 0	SB: 0	
HR: 1	HBP: 0	CS: 1	

Batter	1	2	3	4	5	6	7	8	9	AB	R	H	RBI	BB	SO	LOB
Bill North, S (1, 8) OBP: 0.347, SLG: 0.338	0-0 ① 1-3		0-0 ① 3-1		0-3 ③ K			0-3 ② K		4	0	0	0	0	2	0
Bert Campaneris, R (1, 6) OBP: 0.348, SLG: 0.368	0-0 ② 5-3		0-0 ② F8			0-0 FC3-6 1B		0-0 ③ F2		4	0	1	0	0	0	0
Claudell Washington, L (1, 9) OBP: 0.324, SLG: 0.379	0-0 S 1B 1B		0-0 ③ 4-3			0-0 ① FC3-6 FC6-4 1-2f				3	1	1	0	0	0	1
Sal Bando, R (1, 5) OBP: 0.355, SLG: 0.430	0-0 FC4-6 1-H 1B			0-0 ① F8		0-0 ② F8				3	0	1	1	0	0	1
Joe Rudi, R (1, 7) OBP: 0.330, SLG: 0.472	0-0 ③ FC4-6 1-2f			0-0 E 1B		0-0 ③ FC6-4 1-2f				3	1	1	0	0	0	2
Gene Tenace, R (1, 3) OBP: 0.369, SLG: 0.412		0-0 ① F9		0-0 E5 L4-6 1-H			0-0 ① 6-3			3	0	0	0	0	0	0
Angel Mangual, R (1, 10) OBP: 0.258, SLG: 0.359		0-0 4-3 2B		0-0 ②③ L4-6 2-3			0-0 ② 1-3			3	0	1	0	0	0	1
Ray Fosse, R (1, 2) OBP: 0.250, SLG: 0.337		0-0 ② 4-3 2-3			0-0 ① 6-3		0-3 S S S ③ K			3	0	0	0	0	1	1
Dick Green, R (1, 4) OBP: 0.267, SLG: 0.270		0-3 S S S ③ K			0-0 ② 5-3			0-3 S S S ① K		2	0	0	0	0	1	1
Jim Holt, L (8, PH) OBP: 0.280, SLG: 0.278										1	0	0	0	0	1	0
Dal Maxvill, R (9, 4) OBP: 0.271, SLG: 0.177										0	0	0	0	0	0	0
Inning Stats	R: 1 E: 0 K: 0 S: 5 H: 2 LOB: 1 BB: 0 P: 5	R: 0 E: 0 K: 1 S: 6 H: 1 LOB: 1 BB: 0 P: 6	R: 0 E: 0 K: 0 S: 3 H: 0 LOB: 0 BB: 0 P: 3	R: 1 E: 1 K: 0 S: 4 H: 1 LOB: 0 BB: 0 P: 4	R: 0 E: 0 K: 1 S: 5 H: 0 LOB: 0 BB: 0 P: 5	R: 0 E: 0 K: 0 S: 4 H: 1 LOB: 1 BB: 0 P: 4	R: 0 E: 0 K: 1 S: 5 H: 0 LOB: 0 BB: 0 P: 5	R: 0 E: 0 K: 2 S: 7 H: 0 LOB: 0 BB: 0 P: 7		1B: 4 2B: 2 3B: 0 HR: 0		SF: 0 SAC: 0 DP: 1 HBP: 0			WP: 0 PB: 0 SB: 1 CS: 0		PA: 29

PITCHER	IP	WLS	BF	H	R	ER	SO	BB	IBB	HBP	BLK	WP	HR	S	P	ERA	WHIP
Dave Goltz, R (1, 1) ERA: 3.43	8.0	L	29	5	2	1	5	0	0	0	0	0	0	39	39	1.12	0.625

PITCHER	IP	WLS	BF	H	R	ER	SO	BB	IBB	HBP	BLK	WP	HR	S	P	ERA	WHIP

BOTTOM

Minnesota Twins @ Oakland Athletics

Oakland-Alameda County Coliseum, Oakland, CA

Thu Sep 26 1974, 7:05 PM PDT

Att. 3,461 - Cloudy - 64 F

livebaseballscorecards.com

AB	29
R	2
H	5
RBI	1
BB	0
SO	5
LOB	7

Batter	1	2	3	4	5	6	7	8	9	AB	R	H	RBI	BB	SO	LOB
Steve Brye, R (1, 8) OBP: 0.317, SLG: 0.367	5-3		FC5-4 1B		F8		SF9 3-H		1B	4	0	2	1	0	0	0
Rod Carew, L (1, 4) OBP: 0.434, SLG: 0.449	6-3		FC5-4 1B 1-2f		CS 1B		5-3 1-2		F8	5	0	1	0	0	0	3
Bobby Darwin, R (1, 9) OBP: 0.321, SLG: 0.446	4-3		FC3-6 1B 1-3		CS 1-2	6-3	F9			4	0	1	0	0	0	1
Harmon Killebrew, R (1, 10) OBP: 0.313, SLG: 0.367		FC4-6 1B 2B	FC3-6 1-2f			4-3		F7		4	1	1	0	0	0	2
Larry Hisle, R (1, 7) OBP: 0.355, SLG: 0.469		F9 S S S	K			BB 1B		6-3		4	0	1	0	0	1	3
Craig Kusick, R (1, 3) OBP: 0.352, SLG: 0.408		B B B B 4-0 FC4-6 BB		F3		B B B B 4-0 1-2 BB		B B B B 4-0 BB		1	0	0	0	3	0	0
Eric Soderholm, R (1, 5) OBP: 0.350, SLG: 0.392		FC4-6 1B 1-2f 2-3		F9		F9		S S S 0-3 K		4	0	0	0	0	1	5
Luis Gomez, R (1, 6) OBP: 0.264, SLG: 0.216		1-2 3-H 1B	S S S K				1B SF9 1B		F4	4	1	2	1	0	1	0
Glenn Borgmann, R (1, 2) OBP: 0.326, SLG: 0.313		5-3			1-3		1-3 5-3 1B		F9	4	0	1	0	0	0	2
Inning Stats	R: 0 H: 0 E: 0 LOB: 0 K: 0 BB: 0 S: 3 P: 3	R: 1 H: 2 E: 0 LOB: 2 K: 0 BB: 1 S: 5 P: 9	R: 0 H: 2 E: 0 LOB: 2 K: 1 BB: 0 S: 7 P: 7	R: 0 H: 0 E: 0 LOB: 0 K: 1 BB: 0 S: 5 P: 5	R: 0 H: 1 E: 0 LOB: 0 K: 0 BB: 0 S: 3 P: 3	R: 0 H: 1 E: 0 LOB: 2 K: 0 BB: 1 S: 4 P: 8	R: 1 H: 2 E: 0 LOB: 1 K: 0 BB: 0 S: 5 P: 5	R: 0 H: 0 E: 0 LOB: 1 K: 1 BB: 1 S: 5 P: 9	R: 0 H: 1 E: 0 LOB: 1 K: 0 BB: 0 S: 4 P: 4	1B: 8 SF: 1 2B: 1 SAC: 0 3B: 0 DP: 0 HR: 0 HBP: 0						

PITCHER	IP	WLS	BF	H	R	ER	SO	BB	IBB	HBP	BLK	WP	HR	S	P	ERA	WHIP
Frank Tanana, L (1, 1) ERA: 3.22	9.0	W	38	9	2	2	3	3	0	0	0	0	0	41	53	2.00	1.333

PITCHER	IP	WLS	BF	H	R	ER	SO	BB	IBB	HBP	BLK	WP	HR	S	P	ERA	WHIP

TOP

Minnesota Twins @ California Angels

Anaheim Stadium, Anaheim, CA

Fri Sep 27 1974, 10:05 PM EDT

Att. 4,946 - Cloudy - 65 F

livebaseballscorecards.com

AB	34
R	2
H	9
RBI	2
BB	3
SO	3
LOB	16

WP: 0	PA: 39		
PB: 0			
SB: 0			
CS: 1			

BOTTOM

Minnesota Twins @ California Angels

Anaheim Stadium, Anaheim, CA

Fri Sep 27 1974, 10:05 PM EDT

Att. 4,946 - Cloudy - 65 F

livebaseballscorecards.com

Batter	1	2	3	4	5	6	7	8	9	AB	R	H	RBI	BB	SO	LOB
Morris Nettles, L (1, 8) OBP: 0.326, SLG: 0.288	4-3 1B 2B		K		E4 S 1-3		S 1B 1-3 1B			4	2	2	0	0	1	3
Bob Heise, R (1, 6) OBP: 0.313, SLG: 0.359	4-3 2-3		K		K 1-2		BB 1-H 3-H 1B			3	0	0	0	0	2	5
Doug Howard, R (7, PH) OBP: 0.282, SLG: 0.297										1	0	1	2	0	0	0
Rudy Meoli, L (8, 6) OBP: 0.284, SLG: 0.244										0	0	0	0	0	0	0
Bruce Bochte, L (1, 3) OBP: 0.338, SLG: 0.387	CS 3-H 1B		4-3		BB		F7			3	0	1	1	1	0	3
John Balaz, R (1, 7) OBP: 0.313, SLG: 0.367	F4 1-2			F3	4-3		BB 1-2			3	0	0	0	1	0	4
Winston Llenas, R (1, 10) OBP: 0.303, SLG: 0.350		F7		K		4-3	F8			3	0	0	0	0	1	0
Joe Lahoud, L (7, PH) OBP: 0.367, SLG: 0.462										1	0	0	0	0	0	2
Leroy Stanton, R (1, 9) OBP: 0.326, SLG: 0.400		F7		1B		F8		F8		4	0	1	0	0	0	0
Dave Chalk, R (1, 5) OBP: 0.305, SLG: 0.322		CS BB		F7		6-3		K		3	0	0	0	1	1	1
Ellie Rodriguez, R (1, 2) OBP: 0.372, SLG: 0.353		CS 1-2	1B 1B		FC4-6 BB		5-3	K		3	0	1	0	1	1	0
Denny Doyle, L (1, 4) OBP: 0.291, SLG: 0.307			1-3 1B		FC4-6 E 1-2f		1B 1B			3	1	2	0	0	0	1
Inning Stats	R: 1 E: 0 K: 0 S: 4 H: 2 LOB: 0 BB: 0 P: 4	R: 0 E: 0 K: 0 S: 2 H: 0 LOB: 0 BB: 1 P: 6	R: 0 E: 0 K: 2 S: 9 H: 2 LOB: 2 BB: 0 P: 9	R: 0 E: 0 K: 1 S: 6 H: 1 LOB: 1 BB: 0 P: 6	R: 0 E: 1 K: 1 S: 6 H: 0 LOB: 3 BB: 2 P: 14	R: 0 E: 0 K: 0 S: 3 H: 0 LOB: 0 BB: 0 P: 3	R: 2 E: 0 K: 0 S: 6 H: 3 LOB: 2 BB: 1 P: 10	R: 0 E: 0 K: 2 S: 7 H: 0 LOB: 0 BB: 0 P: 7		1B: 7 2B: 1 3B: 0 HR: 0 SF: 0 SAC: 0 DP: 0 HBP: 0						

	AB	31
	R	3
	H	8
	RBI	3
	BB	4
	SO	6
	LOB	19

WP: 0 PB: 0 SB: 2 CS: 2 PA: 36

PITCHER		IP	WLS	BF	H	R	ER	SO	BB	IBB	HBP	BLK	WP	HR	S	P	ERA	WHIP
Vic Albury, L ERA: 4.12	(1, 1)	6.2	L	31	8	3	3	4	4	0	0	0	0	0	35	51	4.05	1.800
Bill Campbell, R ERA: 2.62	(7, 1)	1.1		4	0	0	0	2	0	0	0	0	0	0	8	8	0.00	0.000

PITCHER	IP	WLS	BF	H	R	ER	SO	BB	IBB	HBP	BLK	WP	HR	S	P	ERA	WHIP

Minnesota Twins @ California Angels

Anaheim Stadium, Anaheim, CA

Sat Sep 28 1974, 10:05 PM EDT

Att. 10,872 - Unknown - 68 F

TOP

livebaseballscorecards.com

Batter	1	2	3	4	5	6	7	8	9	AB	R	H	RBI	BB	SO	LOB
Steve Brye, R (1, 8) OBP: 0.319, SLG: 0.366	S S S 0-3 ① K		B B B B 4-0 BB BB		B B B B 4-0 FC4-6 BB BB		x 0-0 ③ F7			2	0	0	0	2	1	0
Rod Carew, L (1, 4) OBP: 0.434, SLG: 0.447	S S S 0-3 ② K		B B B B 4-0 1-2 BB		B B B B 4-0 1-2 FC4-6 BB			S S S 0-3 ① K		2	0	0	0	2	2	0
Steve Braun, L (1, 5) OBP: 0.369, SLG: 0.372	B B B B 4-0 BB		x 0-0 ② F7		x 0-0 ② FC4-6 1-2f 2-3			S S S 0-3 ② K		3	0	0	0	1	1	4
Bobby Darwin, R (1, 9) OBP: 0.319, SLG: 0.443	S S S 0-3 ③ K		S S S 0-3 ③ K		S S S 0-3 ③ K			x 0-0 ③ F8		4	0	0	0	0	3	5
Tony Oliva, L (1, 10) OBP: 0.326, SLG: 0.417		B B B B 4-0 BB		x 0-0 ① 6-3		x 0-0 ① 6-3			x 0-0 ① F8	3	0	0	0	1	0	0
Larry Hisle, R (1, 7) OBP: 0.354, SLG: 0.466		S S S 0-3 ① K		B B B B 4-0 BB		S S S 0-3 ② K			S S S 0-3 ② K	3	0	0	0	1	3	1
Pat Bourque, L (1, 3) OBP: 0.315, SLG: 0.300 Harmon Killebrew, R (9, PH) OBP: 0.315, SLG: 0.367 Jerry Terrell, R (9, PR) OBP: 0.279, SLG: 0.314		S S S 0-3 ② K		S S S 0-3 ② K		S S S 0-3 ③ K			B B B B 4-0 BB	3 0 0	0 0 0	0 0 0	0 0 0	0 1 0	3 0 0	2 0 0
Luis Gomez, R (1, 6) OBP: 0.261, SLG: 0.213 Eric Soderholm, R (7, PH) OBP: 0.349, SLG: 0.390 (7, 6)		S S S 0-3 ③ K		x 0-0 ③ F3			x 0-0 ① F9		S S S 0-3 ③ K	2 2	0 0	0 0	0 0	0 0	1 1	2 1
Glenn Borgmann, R (1, 2) OBP: 0.324, SLG: 0.310			x 0-0 ① F7		x 0-0 ① 4-3		x 0-0 ② F7			3	0	0	0	0	0	0

	AB	27
	R	0
	H	0
	RBI	0
	BB	8
	SO	15
	LOB	15

Inning Stats	1	2	3	4	5	6	7	8	9	1B	SF	WP	PA	35
R	0	0	0	0	0	0	0	0	0	0	0	0		
E	0	0	0	0	0	0	0	0	0	2B 0	SAC 0	PB 0		
K	3	3	1	1	1	2	0	2	2	3B 0	DP 0	SB 0		
S	9	9	5	5	5	7	3	7	7	HR 0	HBP 0	CS 0		
H	0	0	0	0	0	0	0	0	0					
LOB	1	1	2	1	2	0	0	0	1					
BB	1	1	2	1	2	0	0	0	1					
P	13	13	13	9	13	7	3	7	11					

PITCHER		IP	WLS	BF	H	R	ER	SO	BB	IBB	HBP	BLK	WP	HR	S	P	ERA	WHIP
Nolan Ryan, R ERA: 2.89	(1, 1)	9.0	W	35	0	0	0	15	8	0	0	0	0	0	57	89	0.00	0.889

PITCHER	IP	WLS	BF	H	R	ER	SO	BB	IBB	HBP	BLK	WP	HR	S	P	ERA	WHIP

BOTTOM

Batter	1	2	3	4	5	6	7	8	9	AB	R	H	RBI	BB	SO	LOB
Morris Nettles, L (1, 8) OBP: 0.330, SLG: 0.293	F7		E SF7 1B 3-H	CS 1B 1-3 2-H 3-H			4-3			4	1	2	3	0	0	0
Denny Doyle, L (1, 4) OBP: 0.290, SLG: 0.307	F9		FC 1B 1-3	CS 1-2	K		CS 1B			4	0	1	0	0	1	1
Bruce Bochte, L (1, 3) OBP: 0.332, SLG: 0.380	F7		SF7 3-H		3-1		CS 1-2	K		3	0	0	1	0	1	0
Joe Lahoud, L (1, 10) OBP: 0.366, SLG: 0.459		K	1-2 1B		K			F9		4	0	1	0	0	2	0
Leroy Stanton, R (1, 9) OBP: 0.325, SLG: 0.399		FC6-4 1B	K			F3		K		4	0	1	0	0	2	2
Dave Chalk, R (1, 5) OBP: 0.305, SLG: 0.320		FC6-4 FC6-4 1-2f		E 1B BB		K				2	1	0	0	1	1	1
John Balaz, R (1, 7) OBP: 0.343, SLG: 0.375		FC6-4 1-2f		E6 1B 1-3 1B		BB				2	1	1	0	1	0	1
Rudy Meoli, L (1, 6) OBP: 0.297, SLG: 0.262			SH1-3 1B 2B	1B BB		F9				2	1	1	0	1	0	1
Tom Egan, R (1, 2) OBP: 0.170, SLG: 0.103			SH1-3 2-3	K			K			2	0	0	0	0	2	3
Inning Stats	R: 0 H: 0 E: 0 LOB: 0 K: 0 BB: 0 S: 3 P: 3	R: 0 H: 1 E: 0 LOB: 1 K: 1 BB: 0 S: 6 P: 6	R: 2 H: 3 E: 1 LOB: 2 K: 1 BB: 0 S: 9 P: 9	R: 2 H: 2 E: 1 LOB: 0 K: 1 BB: 2 S: 5 P: 13	R: 0 H: 0 E: 0 LOB: 0 K: 2 BB: 0 S: 7 P: 7	R: 0 H: 0 E: 0 LOB: 1 K: 1 BB: 1 S: 5 P: 9	R: 0 H: 1 E: 0 LOB: 0 K: 1 BB: 0 S: 5 P: 5	R: 0 H: 0 E: 0 LOB: 0 K: 2 BB: 0 S: 7 P: 7		1B: 6 SF: 1 2B: 1 SAC: 1 3B: 0 DP: 0 HR: 0 HBP: 0						

PITCHER		IP	WLS	BF	H	R	ER	SO	BB	IBB	HBP	BLK	WP	HR	S	P	ERA	WHIP
Joe Decker, R ERA: 3.29	(1, 1)	2.2	L	13	4	2	1	1	0	0	0	0	0	0	15	15	3.38	1.500
Bill Butler, L ERA: 4.1	(3, 1)	5.1		19	3	2	1	8	3	0	0	0	0	0	32	44	1.69	1.125

PITCHER	IP	WLS	BF	H	R	ER	SO	BB	IBB	HBP	BLK	WP	HR	S	P	ERA	WHIP

Minnesota Twins @ California Angels

Anaheim Stadium, Anaheim, CA

Sat Sep 28 1974, 10:05 PM EDT

Att. 10,872 - Unknown - 68 F

livebaseballscorecards.com

AB	27
R	4
H	7
RBI	4
BB	3
SO	9
LOB	9

Minnesota Twins @ California Angels

Anaheim Stadium, Anaheim, CA

Sun Sep 29 1974, 6:33 AM EDT

Att. 4,959 - Unknown - 75 F

TOP

livebaseballscorecards.com

Batter	1	2	3	4	5	6	7	8	9	AB	R	H	RBI	BB	SO	LOB
Steve Brye, R (1, 8) OBP: 0.318, SLG: 0.363	B B B B 4-0 G1-6-3 BB		x 0-0 1-3 ③			x 0-0 F7 ③			S S S 0-3 K ①	3	0	0	0	1	1	1
Rod Carew, L (1, 4) OBP: 0.433, SLG: 0.446	x 0-0 G1-6-3 ① ② 1-2f			x 0-0 4-3 ①			x 0-0 1-3 ①		x 0-0 FC5-4 1B 1B	4	0	1	0	0	0	1
Bobby Darwin, R (1, 9) OBP: 0.320, SLG: 0.442	x 0-0 6-3 ③			x 0-0 F9 ②			B B B B 4-0 FC6-4 BB		x 0-0 FC5-4 1-2 1B	3	0	1	0	1	0	0
Harmon Killebrew, R (1, 10) OBP: 0.314, SLG: 0.366 Jerry Terrell, R (9, PR) OBP: 0.279, SLG: 0.314		x 0-0 G5-4-3 1B		x 0-0 6-3 ③			S S S 0-3 K ②		x 0-0 FC5-4 ② 1-2f 2-3	4	0	1	0	0	1	3
										0	0	0	0	0	0	0
Eric Soderholm, R (1, 5) OBP: 0.346, SLG: 0.386		x 0-0 G5-4-3 ① ② 1-2f			x 0-0 F8 ①		x 0-0 FC6-4 ③ 1-2f		x 0-0 5-3 ③	4	0	0	0	0	0	4
Craig Kusick, R (1, 3) OBP: 0.348, SLG: 0.402		x 0-0 5-3 ③			x 0-0 5-3 ②			S S S 0-3 K ①		3	0	0	0	0	1	0
Steve Braun, L (1, 7) OBP: 0.367, SLG: 0.371 Larry Hisle, R (8, PH) OBP: 0.355, SLG: 0.467 (8, 7)			S S S 0-3 K ①		S S S 0-3 K ③			x 0-0 1B		2	0	0	0	0	2	0
										1	0	1	0	0	0	0
Luis Gomez, R (1, 6) OBP: 0.260, SLG: 0.212 Danny Thompson, R (6, PH) OBP: 0.301, SLG: 0.318 (6, 6)			x 0-0 1-3 ②			x 0-0 5-3 ①		S S S 0-3 K ②		1	0	0	0	0	0	0
										2	0	0	0	0	1	1
Glenn Borgmann, R (1, 2) OBP: 0.324, SLG: 0.310			x 0-0 1B			x 0-0 1-3 ②		x 0-0 L4 ③		3	0	1	0	0	0	1

	AB	30
	R	0
	H	5
	RBI	0
	BB	2
	SO	6
	LOB	11

Inning Stats																				
	R: 0 E: 0 K: 0 S: 2	H: 0 LOB: 0 BB: 1 P: 6	R: 0 E: 0 K: 0 S: 3	H: 1 LOB: 0 BB: 0 P: 3	R: 0 E: 0 K: 1 S: 6	H: 1 LOB: 1 BB: 0 P: 6	R: 0 E: 0 K: 0 S: 3	H: 0 LOB: 0 BB: 0 P: 3	R: 0 E: 0 K: 1 S: 5	H: 0 LOB: 0 BB: 0 P: 5	R: 0 E: 0 K: 0 S: 3	H: 0 LOB: 0 BB: 0 P: 3	R: 0 E: 0 K: 1 S: 5	H: 0 LOB: 1 BB: 1 P: 9	R: 0 E: 0 K: 2 S: 8	H: 1 LOB: 1 BB: 0 P: 8	R: 0 E: 0 K: 1 S: 7	H: 2 LOB: 2 BB: 0 P: 7	1B: 5 2B: 0 3B: 0 HR: 0	SF: 0 SAC: 0 DP: 2 HBP: 0	WP: 0 PB: 0 SB: 0 CS: 0	PA: 32

PITCHER		IP	WLS	BF	H	R	ER	SO	BB	IBB	HBP	BLK	WP	HR	S	P	ERA	WHIP
Andy Hassler, L ERA: 2.61	(1, 1)	9.0	W	32	5	0	0	6	2	0	0	0	0	0	42	50	0.00	0.778

PITCHER	IP	WLS	BF	H	R	ER	SO	BB	IBB	HBP	BLK	WP	HR	S	P	ERA	WHIP

Minnesota Twins @ California Angels

Anaheim Stadium, Anaheim, CA

Sun Sep 29 1974, 6:33 AM EDT

Att. 4,959 - Unknown - 75 F

livebaseballscorecards.com

BOTTOM

Batter	1	2	3	4	5	6	7	8	9	AB	R	H	RBI	BB	SO	LOB
Morris Nettles, L (1, 8) OBP: 0.322, SLG: 0.286	K		G1-4-3 1-2f		FC5 1-2 2-3f 3-H		6-3 1-2			4	1	0	1	0	1	4
Denny Doyle, L (1, 4) OBP: 0.292, SLG: 0.308	K			F8	1B 1-2 2-3		2-H			4	0	2	1	0	1	0
Bruce Bochte, L (1, 3) OBP: 0.335, SLG: 0.383	F9			S 1B	BB 1-3 2-H 3-H		4-3			4	0	2	2	0	0	1
Joe Lahoud, L (1, 10) OBP: 0.367, SLG: 0.457		S BB		K 1-2	BB 1-2		F7			2	0	0	0	2	1	2
Leroy Stanton, R (1, 9) OBP: 0.322, SLG: 0.395		K 1-2		1-3	K			4-3		4	0	0	0	0	2	5
Dave Chalk, R (1, 5) OBP: 0.305, SLG: 0.318		F3			K	5-3		HBP		3	0	0	0	0	1	1
John Balaz, R (1, 7) OBP: 0.333, SLG: 0.361		K			BB 1B FC5 1B	K		K		4	1	1	0	0	3	2
Rudy Meoli, L (1, 6) OBP: 0.305, SLG: 0.264			G1-4-3 BB		FC5 BB 1-2 1B	F8		4-3		3	0	1	0	1	0	1
Tom Egan, R (1, 2) OBP: 0.186, SLG: 0.112			K		1B FC5 1-2 2-3 1B BB		6-3 1B			2	2	1	0	1	1	1
Inning Stats	R: 0 E: 0 K: 2 S: 7 H: 0 LOB: 0 BB: 0 P: 7	R: 0 E: 0 K: 2 S: 7 H: 0 LOB: 1 BB: 1 P: 11	R: 0 E: 0 K: 1 S: 4 H: 0 LOB: 0 BB: 1 P: 8	R: 0 E: 0 K: 1 S: 6 H: 1 LOB: 1 BB: 0 P: 6	R: 3 E: 0 K: 2 S: 11 H: 4 LOB: 3 BB: 2 P: 19	R: 0 E: 0 K: 1 S: 5 H: 0 LOB: 0 BB: 0 P: 5	R: 1 E: 0 K: 0 S: 5 H: 2 LOB: 1 BB: 0 P: 5	R: 0 E: 0 K: 1 S: 5 H: 0 LOB: 1 BB: 0 P: 6		1B: 7 2B: 0 3B: 0 HR: 0 SF: 0 SAC: 0 DP: 1 HBP: 1						

	AB	30
	R	4
	H	7
	RBI	4
	BB	4
	SO	10
	LOB	17

WP: 0 PB: 0 SB: 2 CS: 0 PA: 35

PITCHER		IP	WLS	BF	H	R	ER	SO	BB	IBB	HBP	BLK	WP	HR	S	P	ERA	WHIP
Bert Blyleven, R ERA: 2.66	(1, 1)	4.2	L	21	5	3	3	7	3	0	0	0	0	0	32	44	5.79	1.714
Bill Campbell, R ERA: 2.62	(5, 1)	3.1		14	2	1	1	3	1	0	1	0	0	0	18	23	2.70	0.900

PITCHER	IP	WLS	BF	H	R	ER	SO	BB	IBB	HBP	BLK	WP	HR	S	P	ERA	WHIP

Batter	1	2	3	4	5	6	7	8	9	AB	R	H	RBI	BB	SO	LOB
Mike Cubbage, L (1, 4)	F7		F9			G3			4-3	4	0	0	0	0	0	0
Toby Harrah, R (1, 6) OBP: 0.319, SLG: 0.417 Pete Mackanin, R (2, 6) OBP: 0.333, SLG: 1.000	FC3-6 1B			G3			G3		3B	1 3	0 0	1 1	0 0	0 0	0 0	0 0
Jim Spencer, L (1, 3) OBP: 0.323, SLG: 0.393 Tom Robson, R (8, 3) OBP: 0.412, SLG: 0.308	FC3-6 1-2f			F5			F9		5-3	3 1	0 0	0 0	0 0	0 0	0 0	1 1
Mike Hargrove, L (1, 10) OBP: 0.396, SLG: 0.425	3-4-1			F9			F8			3	0	0	0	0	0	1
Bob Jones, L (1, 7)		6-3			F7			F5		3	0	0	0	0	0	0
Tom Grieve, R (1, 9) OBP: 0.312, SLG: 0.420		L3			K			BB		2	0	0	0	1	1	0
Roy Howell, L (1, 5) OBP: 0.310, SLG: 0.375		K			F5			K		3	0	0	0	0	2	1
Joe Lovitto, S (1, 8) OBP: 0.288, SLG: 0.300			F8			K		F8		3	0	0	0	0	1	1
Jim Sundberg, R (1, 2) OBP: 0.352, SLG: 0.324 Bill Fahey, L (6, 2) OBP: 0.250, SLG: 0.250			6-3			K			F8	2 1	0 0	0 0	0 0	0 0	1 0	0 0
Inning Stats	R: 0 E: 0 K: 0 S: 4 H: 1 LOB: 1 BB: 0 P: 4	R: 0 E: 0 K: 1 S: 5 H: 0 LOB: 0 BB: 0 P: 5	R: 0 E: 0 K: 0 S: 3 H: 0 LOB: 0 BB: 0 P: 3	R: 0 E: 0 K: 0 S: 3 H: 0 LOB: 0 BB: 0 P: 3	R: 0 E: 0 K: 1 S: 5 H: 0 LOB: 0 BB: 0 P: 5	R: 0 E: 0 K: 2 S: 7 H: 0 LOB: 0 BB: 0 P: 7	R: 0 E: 0 K: 0 S: 3 H: 0 LOB: 0 BB: 0 P: 3	R: 0 E: 0 K: 1 S: 5 H: 0 LOB: 1 BB: 1 P: 9	R: 0 E: 0 K: 0 S: 4 H: 1 LOB: 1 BB: 0 P: 4	1B: 1 2B: 0 3B: 1 HR: 0 SF: 0 SAC: 0 DP: 0 HBP: 0						

PITCHER		IP	WLS	BF	H	R	ER	SO	BB	IBB	HBP	BLK	WP	HR	S	P	ERA	WHIP
Dave Goltz, R ERA: 3.25	(1, 1)	9.0	W	30	2	0	0	5	1	0	0	0	0	0	39	43	0.00	0.333

PITCHER		IP	WLS	BF	H	R	ER	SO	BB	IBB	HBP	BLK	WP	HR	S	P	ERA	WHIP

TOP

Texas Rangers @ Minnesota Twins

Metropolitan Stadium, Bloomington , MI

Tue Oct 01 1974, 4:33 AM EDT

Att. 2,274 - Unknown - 44 F

livebaseballscorecards.com

AB	29
R	0
H	2
RBI	0
BB	1
SO	5
LOB	5

PA: 30

WP: 0
PB: 0
SB: 0
CS: 0

Batter	1	2	3	4	5	6	7	8	9	AB	R	H	RBI	BB	SO	LOB
Steve Brye, R (1, 8) OBP: 0.319, SLG: 0.364	F9	BB, 1B	FC6-4 1-2 2-H 3-H		F9		F8			5	0	2	2	0	0	0
Rod Carew, L (1, 4) OBP: 0.433, SLG: 0.446	E, 1B 1B	BB 1-2	F7		L6			4-3		5	1	2	0	0	0	2
Bobby Darwin, R (1, 9) OBP: 0.322, SLG: 0.442	1B 1-2 1B	FC6-4 1-2 2-3	FC6-4 1-2f		F8			G6-4-3		3	1	1	0	2	0	2
Harmon Killebrew, R (1, 10) OBP: 0.312, SLG: 0.361	F7	FC6-4 1-2f		BB E	F9			G6-4-3 1-2f		4	1	0	0	1	0	6
Eric Soderholm, R (1, 5) OBP: 0.350, SLG: 0.387	WP, 1B 1-2 2-H		WP, 1B 1B	F8		BB				2	1	1	1	2	0	1
Craig Kusick, R (1, 3) OBP: 0.355, SLG: 0.406	WP 1-2 2-H		1B, WP 1-2 1B	E 1-2		K				3	1	2	1	1	1	1
Steve Braun, L (1, 7) OBP: 0.364, SLG: 0.367	K 1-2 2-3		G3 1-2 2-3	F5		F9				4	0	0	0	0	1	7
Danny Thompson, R (1, 6) OBP: 0.311, SLG: 0.326		G4-6-3 BB	BB 1B 2-3 3-H	E8 1-3 2-H			G6-4-3			3	1	3	2	1	0	0
Glenn Borgmann, R (1, 2) OBP: 0.323, SLG: 0.307		G4-6-3 1-2f	1B 1-2	F9			G6-4-3 1-2f			3	0	0	0	1	0	4
Inning Stats	R: 2 E: 1 K: 1 S: 8 H: 3 LOB: 2 BB: 1 P: 12	R: 0 E: 0 K: 0 S: 4 H: 2 LOB: 3 BB: 2 P: 12	R: 3 E: 0 K: 0 S: 6 H: 3 LOB: 2 BB: 2 P: 14	R: 1 E: 1 K: 0 S: 4 H: 1 LOB: 2 BB: 2 P: 12	R: 0 E: 0 K: 0 S: 3 H: 0 LOB: 0 BB: 0 P: 3	R: 0 E: 0 K: 1 S: 5 H: 0 LOB: 1 BB: 1 P: 9	R: 0 E: 0 K: 0 S: 3 H: 1 LOB: 0 BB: 0 P: 3	R: 0 E: 0 K: 0 S: 3 H: 1 LOB: 0 BB: 0 P: 3		1B: 11 2B: 0 3B: 0 HR: 0 SF: 0 SAC: 0 DP: 3 HBP: 0						

PITCHER		IP	WLS	BF	H	R	ER	SO	BB	IBB	HBP	BLK	WP	HR	S	P	ERA	WHIP
David Clyde, L ERA: 4.38	(1, 1)	2.1	L	17	7	5	5	1	4	0	0	0	2	0	15	31	19.29	4.714
Jeff Terpko, R ERA: 1.29	(3, 1)	5.2		23	4	1	1	1	4	0	0	0	0	0	21	37	1.59	1.412

PITCHER	IP	WLS	BF	H	R	ER	SO	BB	IBB	HBP	BLK	WP	HR	S	P	ERA	WHIP

BOTTOM

Texas Rangers @ Minnesota Twins

Metropolitan Stadium, Bloomington , MI

Tue Oct 01 1974, 4:33 AM EDT

Att. 2,274 - Unknown - 44 F

livebaseballscorecards.com

AB	32
R	6
H	11
RBI	6
BB	8
SO	2
LOB	23

Batter	1	2	3	4	5	6	7	8	9	AB	R	H	RBI	BB	SO	LOB
Davey Nelson, R (1, 4) OBP: 0.291, SLG: 0.287	BBBB 4-0 WP 4-3 BB		x 0-0 F9 ②			x 0-0 SH 1B BLK 1-2 CS		SSS 0-3 K ① 1-2		2	0	0	0	1	0	2
Lenny Randle, S (1, 7) OBP: 0.338, SLG: 0.356	x 0-0 4-3 ① 1-2		x 0-0 F7 ③			x 0-0 G3 ① 1-2 2-3		x 0-0 5-3 ②		2	0	0	0	0	0	2
Bob Jones, L (3, 7)										2	0	0	0	0	1	3
Jim Spencer, L (1, 3) OBP: 0.323, SLG: 0.392	x 0-0 G3 ② 2-3			x 0-0 G3 ①		x 0-0 CS 1B 2-3 3-H		SSS 0-3 K ③		3	0	1	1	0	0	1
Mike Hargrove, L (7, 3) OBP: 0.395, SLG: 0.424										1	0	0	0	0	0	0
Tom Grieve, R (1, 9) OBP: 0.311, SLG: 0.429	x 0-0 6-3 ③			x 0-0 F8 ②		0-0 CS ② ③ 1-2 3-H			x 0-0 G3 ①	4	1	1	1	0	0	1
Roy Howell, L (1, 5) OBP: 0.283, SLG: 0.341		x 0-0 4-3 ①		SSS 0-3 K ③			x 0-0 HR		x 0-0 F7 ②	4	0	0	0	0	2	0
Joe Lovitto, S (1, 8) OBP: 0.285, SLG: 0.297		x 0-0 4-3 ②			x 0-0 G3 ①		x 0-0 G3 ①		SSS 0-3 K ③	3	0	0	0	0	0	0
Toby Harrah, R (1, 6) OBP: 0.319, SLG: 0.417	SSS 0-3 K ③				x 0-0 F7 ②		x 0-0 G1 ②			0	0	0	0	0	0	0
Pete Mackanin, R (2, PH) OBP: 0.167, SLG: 0.500										3	0	0	0	0	2	0
(2, 6)																
Jim Sundberg, R (1, 2) OBP: 0.354, SLG: 0.323			BBBB 4-0 BB		x 0-0 5-3 ③		SSS 0-3 K ③			1	0	0	0	2	0	0
Fergie Jenkins, R (1, 1) OBP: 0.500, SLG: 0.500			SSS 0-3 K ①			x 0-0 BLK SH 1B 1B		BBBB 4-0 S BB		2	1	1	0	0	1	1
Mike Cubbage, L (8, PH)										1	0	0	0	0	1	1
Steve Foucault, L (8, 1)										0	0	0	0	0	0	0
Inning Stats	R: 0 E: 0 K: 0 S: 3 H: 0 LOB: 1 BB: 1 P: 7	R: 0 E: 0 K: 1 S: 5 H: 0 LOB: 0 BB: 0 P: 5	R: 0 E: 0 K: 1 S: 5 H: 0 LOB: 1 BB: 1 P: 9	R: 0 E: 0 K: 1 S: 5 H: 0 LOB: 0 BB: 0 P: 5	R: 0 E: 0 K: 0 S: 3 H: 0 LOB: 0 BB: 0 P: 3	R: 1 E: 0 K: 0 S: 4 H: 2 LOB: 1 BB: 0 P: 4	R: 1 E: 0 K: 1 S: 6 H: 1 LOB: 0 BB: 0 P: 6	R: 0 E: 0 K: 2 S: 7 H: 0 LOB: 1 BB: 1 P: 11	R: 0 E: 0 K: 1 S: 5 H: 0 LOB: 0 BB: 0 P: 5	1B: 2 2B: 1 3B: 0 HR: 1	SF: 0 SAC: 1 DP: 1 HBP: 0						

PITCHER	IP	WLS	BF	H	R	ER	SO	BB	IBB	HBP	BLK	WP	HR	S	P	ERA	WHIP
Jim Hughes, R (1, 1) ERA: 5.23	9.0	L	32	3	2	2	7	3	0	0	1	1	1	43	55	2.00	0.667

PITCHER	IP	WLS	BF	H	R	ER	SO	BB	IBB	HBP	BLK	WP	HR	S	P	ERA	WHIP

TOP

Texas Rangers @ Minnesota Twins

Metropolitan Stadium, Bloomington , MI

Wed Oct 02 1974, 4:33 AM EDT

Att. 2,570 - Unknown

livebaseballscorecards.com

AB	28
R	2
H	3
RBI	2
BB	3
SO	7
LOB	11

WP: 1 PB: 0 SB: 1 CS: 1 PA: 33

Batter	1	2	3	4	5	6	7	8	9	AB	R	H	RBI	BB	SO	LOB
Steve Brye, R (1, 8) OBP: 0.319, SLG: 0.365	S S S 0-3 ① K		x 0-0 ① 4-3 2B		x 0-0 ③ 5-3			x 0-0 ① 1-3		4	0	1	0	0	1	0
Steve Braun, L (1, 7) OBP: 0.361, SLG: 0.364	x 0-0 ② F3		x 0-0 ② 4-3 2-3			x 0-0 ① F7		S S S 0-3 ② K		4	0	0	0	0	1	1
Tony Oliva, L (1, 10) OBP: 0.325, SLG: 0.414	x 0-0 ③ 1-3		4-0 FC6-4 IBB			x 0-0 ② F2		x 0-0 ③ F7		3	0	0	0	1	0	0
Craig Kusick, R (1, 3) OBP: 0.353, SLG: 0.403		x 0-0 FC1-6 1B	x 0-0 ③ FC6-4 1-2f			x 0-0 ③ 6-3			x 0-0 ① 5-3	4	0	1	0	0	0	2
Eric Soderholm, R (1, 5) OBP: 0.349, SLG: 0.392		x 0-0 ① FC1-6 1B 1-2f		x 0-0 ① L7			x 0-0 HR		S S S 0-3 ② K	4	1	1	1	0	1	1
Larry Hisle, R (1, 9) OBP: 0.353, SLG: 0.465 Harmon Killebrew, R (9, PH) OBP: 0.312, SLG: 0.360		x 0-0 ② F9		x 0-0 ② F9			x 0-0 ① F9		S S S 0-3 ③ K	3 1	0 0	0 0	0 0	0 0	0 1	1 0
Danny Thompson, R (1, 6) OBP: 0.311, SLG: 0.326		x 0-0 1-3 1B		x 0-0 ③ F4			S S S 0-3 ② K			3	0	1	0	0	1	0
Luis Gomez, R (1, 4) OBP: 0.261, SLG: 0.214		S S S 0-3 ③ K			x 0-0 ① 5-3		x 0-0 FC6-4 1B			3	0	1	0	0	1	2
Phil Roof, R (1, 2) OBP: 0.257, SLG: 0.268			x 0-0 ① 5-3		S S S 0-3 ② K		x 0-0 ③ FC6-4 1-2f			3	0	0	0	0	1	1
Inning Stats	R: 0 H: 0 E: 0 LOB: 0 K: 1 BB: 0 S: 5 P: 5	R: 0 H: 2 E: 0 LOB: 2 K: 1 BB: 0 S: 7 P: 7	R: 0 H: 1 E: 0 LOB: 2 K: 0 BB: 1 S: 4 P: 8	R: 0 H: 0 E: 0 LOB: 0 K: 0 BB: 0 S: 3 P: 3	R: 0 H: 0 E: 0 LOB: 0 K: 1 BB: 0 S: 5 P: 5	R: 0 H: 0 E: 0 LOB: 0 K: 0 BB: 0 S: 3 P: 3	R: 1 H: 2 E: 0 LOB: 1 K: 1 BB: 0 S: 7 P: 7	R: 0 H: 0 E: 0 LOB: 0 K: 1 BB: 0 S: 5 P: 5	R: 0 H: 0 E: 0 LOB: 0 K: 2 BB: 0 S: 7 P: 7	1B: 3 SF: 0 2B: 1 SAC: 0 3B: 0 DP: 0 HR: 1 HBP: 0							

PITCHER		IP	WLS	BF	H	R	ER	SO	BB	IBB	HBP	BLK	WP	HR	S	P	ERA	WHIP
Fergie Jenkins, R ERA: 2.82	(1, 1)	7.0	W	27	5	1	1	4	0	1	0	0	0	1	34	38	1.29	0.714
Steve Foucault, R ERA: 2.24	(8, 1)	2.0	S	6	0	0	0	3	0	0	0	0	0	0	12	12	0.00	0.000

PITCHER	IP	WLS	BF	H	R	ER	SO	BB	IBB	HBP	BLK	WP	HR	S	P	ERA	WHIP

BOTTOM

Texas Rangers @ Minnesota Twins

Metropolitan Stadium, Bloomington , MI

Wed Oct 02 1974, 4:33 AM EDT

Att. 2,570 - Unknown

livebaseballscorecards.com

AB	32
R	1
H	5
RBI	1
BB	1
SO	7
LOB	8