

# Minnesota Twins - 1974

Batter	1	2	3	4	5	6	7	8	9	10	11	AB	R	H	RBI	BB	SO	LOB				
Sergio Ferrer, S OBP: 0.500, SLG: 0.800 (1, 6)	1-3		1B		E		F7		F3		1B BB	5	2	2	0	1	0	2				
Rod Carew, L OBP: 0.500, SLG: 0.500 (1, 4)	CS 1B		1-3		E7 PB SF7 1B		4-3		4-3		FC6-4 1B	6	1	3	2	0	0	4				
Larry Hisle, R OBP: 0.333, SLG: 1.000 (1, 8) (8, 7)	F8				SF7		6-3				FC4-6 1B BB	3	1	1	2	1	0	1				
Joe Lis, R OBP: 0.250, SLG: 0.250 Jim Holt, L (10, PH) (10, 3)		K			K						FC6-4	4	1	1	1	0	2	0				
Bobby Darwin, R OBP: 0.800, SLG: 0.750 (1, 9)		F9			1B 4-3 1B						FC4-6 1B	4	0	3	0	1	0	0				
Harmon Killebrew, R (1, 10)		K			K						FC4-6	5	0	0	0	0	2	6				
Steve Braun, L Steve Brye, R (1, 7) (8, 8)					F9		4-3		F8		F3	4	0	0	0	0	0	3				
Randy Hundley, R Eric Soderholm, R Glenn Borgmann, R (1, 2) (9, PR) (9, 2)					1B		5-3				F8	4	0	3	1	0	0	0				
Jerry Terrell, R OBP: 0.250, SLG: 0.250 (1, 5)					F9		6-3		SH1-4 1B		BB 1B	4	1	1	0	0	0	3				
<b>Inning Stats</b>	R: 0 E: 0 K: 2 S: 3	H: 1 LOB: 0 BB: 0 P: 3	R: 0 E: 0 K: 2 S: 7	H: 0 LOB: 0 BB: 0 P: 7	R: 0 E: 0 K: 0 S: 5	H: 2 LOB: 2 BB: 0 P: 5	R: 2 E: 0 K: 1 S: 9	H: 4 LOB: 2 BB: 0 P: 9	R: 0 E: 0 K: 0 S: 3	H: 0 LOB: 0 BB: 0 P: 3	R: 0 E: 0 K: 0 S: 3	H: 0 LOB: 1 BB: 1 P: 7	R: 0 E: 0 K: 0 S: 4	H: 1 LOB: 2 BB: 0 P: 4	R: 0 E: 0 K: 0 S: 4	H: 1 LOB: 2 BB: 1 P: 8	R: 2 E: 0 K: 0 S: 5	H: 2 LOB: 1 BB: 1 P: 9	1B: 12 2B: 0 3B: 2 HR: 0	SF: 2 SAC: 1 DP: 0 HBP: 0	WP: 0 PB: 1 SB: 0 CS: 1	PA: 49
<b>PITCHER</b>	IP ERA WLS BF H R ER SO BB IBB HBP BLK WP HR S P ERA WHIP	9.0 3.0 2.0 11 3 2 2 0 2 0 0 0 0 0 9 45 49 9.00 2.500																				


**TOP**

Minnesota Twins @ Kansas City Royals  
Royals Stadium, Kansas City, MO

Fri Apr 05 1974, 9:05 PM EDT  
Att: 31,781 - Sunny - 51 F

livebaseballscores.com

AB 43  
R 6  
H 14  
RBI 6  
BB 3  
SO 4  
LOB 23



Batter	1	2	3	4	5	6	7	8	9	10	11	AB	R	H	RBI	BB	SO	LOB						
Freddie Patek, R Tony Solaita, L (1, 6) (11, PH)	K		E3 3B		F7		1-3		L8-4		1-3	5	1	0	1	0	1	3						
Jim Wohlford, R OBP: 0.600, SLG: 1.000 (1, 7)	K		1B 3B		6-3				1B		S BB	4	1	2	2	1	1	0						
Vada Pinson, L OBP: 0.400, SLG: 0.400 (1, 9)	1B		FC5-4 BB 1B		F9		L8				F8	5	0	2	1	0	0	2						
John Mayberry, L OBP: 0.600, SLG: 0.333 (1, 3)			FC5-4 BB 1B				K		FC5-4 BB		F7	3	0	1	0	2	1	1						
Amos Otis, R (1, 8)	P4		FC5-4		6-3		6-3		FC5-4		BB	4	0	0	0	1	0	5						
Cookie Rojas, R OBP: 0.200, SLG: 0.200 (1, 4)			FC5-4 1B		5-3		6-3		F8		F9	5	0	1	0	0	0	3						
Hal McRae, R OBP: 0.400, SLG: 0.800 (1, 10)			FC5-4 F9		K				F7			5	1	2	0	0	1	2						
Paul Schaal, R OBP: 0.600, SLG: 1.000 Fernando Gonzalez, R OBP: 0.500, SLG: 0.500 (7, PR) (8, 5)			F9				SH5-4 1-3 2B				F9	2	0	1	0	1	0	1						
Fran Healy, R (1, 2)			5-3		K		SH5-4		L8-4 S 1B		P5	4	0	0	0	0	2	3						
<b>Inning Stats</b>	R: 0 E: 0 K: 2 S: 9	H: 2 LOB: 2 BB: 0 P: 9	R: 0 E: 0 K: 0 S: 3	H: 1 LOB: 0 BB: 0 P: 3	R: 2 E: 1 K: 0 S: 5	H: 2 LOB: 1 BB: 1 P: 9	R: 0 E: 0 K: 2 S: 8	H: 1 LOB: 1 BB: 0 P: 8	R: 0 E: 0 K: 0 S: 3	H: 0 LOB: 0 BB: 0 P: 5	R: 2 E: 0 K: 0 S: 5	H: 2 LOB: 1 BB: 1 P: 9	R: 0 E: 0 K: 0 S: 3	H: 0 LOB: 1 BB: 1 P: 7	R: 0 E: 0 K: 0 S: 3	H: 1 LOB: 0 BB: 0 P: 5	R: 0 E: 0 K: 0 S: 3	H: 0 LOB: 2 BB: 2 P: 11	R: 0 E: 0 K: 0 S: 4	H: 1 LOB: 1 BB: 0 P: 4	1B: 6 2B: 5 3B: 1 HR: 0	SF: 0 SAC: 1 DP: 2 HBP: 0	WP: 0 PB: 0 SB: 3 CS: 0	PA: 46
<b>PITCHER</b>	IP ERA WLS BF H R ER SO BB IBB HBP BLK WP HR S P ERA WHIP	9.0 3.0 2.0 9 1 0 0 0 2 0 0 0 0 0 7 46 15 0.00 1.500																						


**BOTTOM**

Minnesota Twins @ Kansas City Royals  
Royals Stadium, Kansas City, MO

Fri Apr 05 1974, 9:05 PM EDT  
Att: 31,781 - Sunny - 51 F

livebaseballscores.com

AB 40  
R 4  
H 10  
RBI 4  
BB 5  
SO 6  
LOB 22









Batter	1	2	3	4	5	6	7	8	9	AB	R	H	RBI	BB	SO	LOB	TOP					
Pat Kelly, L OBP: 0.400, SLG: 0.308 (1, 9)										5	0	0	0	0	2	6	<b>Chicago White Sox @ Minnesota Twins</b> Metropolitan Stadium, Bloomington, MI Tue Apr 09 1974, 4:33 AM EDT Att: 10,409 - Sunny - 53 F <a href="http://livebaseballscorecards.com">livebaseballscorecards.com</a>					
Ken Henderson, S OBP: 0.421, SLG: 0.412 (1, 8)										5	0	1	0	0	2	6						
Dick Allen, R OBP: 0.278, SLG: 0.313 (1, 3)										4	0	2	1	0	1	3						
Bill Melton, R OBP: 0.353, SLG: 0.500 (1, 5)										4	0	0	0	0	0	3						
Carlos May, L OBP: 0.176, SLG: 0.235 (1, 7)										4	0	0	0	0	2	1						
Ron Santo, R OBP: 0.412, SLG: 0.167 (1, 10)										4	0	1	0	0	2	1						
Jorge Orta, L OBP: 0.294, SLG: 0.313 (1, 4)										4	0	2	0	0	0	0						
Ed Herrmann, L OBP: 0.429, SLG: 0.538 (9, PH) Buddy Bradford, R OBP: 0.571, SLG: 1.200										3	0	1	0	0	1	1						
Bucky Dent, R OBP: 0.273, SLG: 0.400 (1, 6)										3	1	2	0	1	1	1						
<b>Inning Stats</b>	R: 0 E: 0 K: 2 S: 8	H: 1 LOB: 1 BB: 0 P: 8	R: 0 E: 0 K: 3 S: 10	H: 1 LOB: 1 BB: 0 P: 10	R: 1 E: 0 K: 1 S: 7	H: 2 LOB: 1 BB: 0 P: 7	R: 0 E: 1 K: 0 S: 3	H: 0 LOB: 0 BB: 0 P: 3	R: 0 E: 1 K: 1 S: 7	H: 1 LOB: 2 BB: 0 P: 7	R: 0 E: 0 K: 1 S: 5	H: 0 LOB: 0 BB: 0 P: 5	R: 0 E: 0 K: 0 S: 4	H: 1 LOB: 1 BB: 0 P: 4	R: 0 E: 2 K: 2 S: 8	H: 1 LOB: 3 BB: 1 P: 8		1B: 7 2B: 1 3B: 1 HR: 0	SF: 0 SAC: 0 DP: 1 HBP: 0	WP: 0 PB: 0 SB: 0 CS: 0	PA: 38	
<b>PITCHER</b>	IP WLS BF H R ER SO BB IBB HBP BLK WP HR S P ERA WHIP																					
Bert Blyleven, R ERA: 2.12 (1, 1)	8.0 W 34	H 9 R 1 ER 1 SO 10	BB 0 IBB 0 HBP 0 BLK 0	WP 0 HR 0 S 54 P 54	ERA 1.12 WHIP 1.125																	
Tom Burgmeier, L ERA: 7.71 (9, 1)	0.1	W 2	H 0 R 0 ER 0 SO 0	BB 1 IBB 0 HBP 0 BLK 0	WP 0 HR 0 S 1 P 5	ERA 0.00 WHIP 3.000																
Bill Campbell, R ERA: (9, 1)	0.2	S 2	H 0 R 0 ER 0 SO 1	BB 0 IBB 0 HBP 0 BLK 0	WP 0 HR 0 S 4 P 4	ERA 0.00 WHIP 0.000																

Batter	1	2	3	4	5	6	7	8	9	AB	R	H	RBI	BB	SO	LOB	BOTTOM				
Sergio Ferrer, S OBP: 0.400, SLG: 0.462 (1, 6)										4	0	1	0	0	0	2	<b>Chicago White Sox @ Minnesota Twins</b> Metropolitan Stadium, Bloomington, MI Tue Apr 09 1974, 4:33 AM EDT Att: 10,409 - Sunny - 53 F <a href="http://livebaseballscorecards.com">livebaseballscorecards.com</a>				
Rod Carew, L OBP: 0.400, SLG: 0.357 (1, 4)										4	2	2	0	0	1	1					
Larry Hisle, R OBP: 0.400, SLG: 0.818 (1, 8)										3	1	1	1	1	0	1					
Bobby Darwin, R OBP: 0.615, SLG: 0.917 (1, 9)										4	0	2	1	0	1	0					
Harmon Killebrew, R OBP: 0.154, SLG: 0.167 (1, 10)										3	0	0	1	0	0	2					
Steve Braun, L OBP: 0.182, SLG: 0.455 (1, 7)										3	0	0	0	0	0	2					
Joe Lis, R OBP: 0.250, SLG: 0.250 (1, 3)										3	0	1	0	0	0	0					
Randy Hundley, R OBP: 0.455, SLG: 0.400 (1, 2)										3	0	0	0	0	0	1					
Jerry Terrell, R OBP: 0.273, SLG: 0.364 (1, 5)										3	0	1	0	0	0	1					
<b>Inning Stats</b>	R: 1 E: 0 K: 0 S: 5	H: 3 LOB: 2 BB: 1 P: 9	R: 0 E: 0 K: 0 S: 3	H: 0 LOB: 0 BB: 0 P: 3	R: 1 E: 0 K: 0 S: 5	H: 2 LOB: 1 BB: 0 P: 5	R: 0 E: 0 K: 0 S: 3	H: 0 LOB: 0 BB: 0 P: 3	R: 0 E: 0 K: 1 S: 6	H: 1 LOB: 0 BB: 0 P: 6	R: 0 E: 0 K: 0 S: 4	H: 1 LOB: 1 BB: 0 P: 4	R: 0 E: 1 K: 1 S: 6	H: 0 LOB: 1 BB: 0 P: 6	1B: 6 2B: 1 3B: 0 HR: 1	SF: 1 SAC: 0 DP: 1 HBP: 0		WP: 0 PB: 0 SB: 2 CS: 1	PA: 32		
<b>PITCHER</b>	IP WLS BF H R ER SO BB IBB HBP BLK WP HR S P ERA WHIP																				
Wilbur Wood, L ERA: 3.88 (1, 1)	8.0 L 32	H 8 R 3 ER 3 SO 2	BB 1 IBB 0 HBP 0 BLK 0	WP 0 HR 1 S 35 P 39	ERA 3.38 WHIP 1.125																



Batter	1	2	3	4	5	6	7	8	9	AB	R	H	RBI	BB	SO	LOB	TOP			
Pat Kelly, L OBP: 0.500, SLG: 0.471 (1, 9)	0-0 4-3	0-0 1-3 1B			0-0 HR 2B	4-0 CS BB		0-0 1-3 1B		4	1	3	0	1	0	0	<b>Chicago White Sox @ Minnesota Twins</b> Metropolitan Stadium, Bloomington, MI Wed Apr 10 1974, 4:33 AM EDT Alt. 2,837 - Unknown - 56 F			
Ken Henderson, S OBP: 0.417, SLG: 0.381 (1, 8)	0-0 1B	0-0 G3			0-0 6-3	0-0 CS	4-0 1B E BB	0-0 P3		4	2	1	0	1	0	5				
Dick Allen, R OBP: 0.261, SLG: 0.429 (1, 3)	0-3 K		0-3 K		0-0 2H HR		0-3 K	0-3 K		5	1	1	2	0	4	4				
Bill Melton, R OBP: 0.409, SLG: 0.500 (1, 5)	0-0 1B		0-3 K		4-0 1B FC5-4 BB		0-0 F9		0-0 FC6-4 1B	4	1	2	0	1	1	1				
Carlos May, L OBP: 0.318, SLG: 0.364 (1, 7)	0-0 FC6-4 1B		0-0 S 1B		0-0 FC5-4 1B		0-0 E9 E 1B	0-0 FC6-4 G6-4-3		5	0	4	1	0	0	1				
Ron Santo, R OBP: 0.318, SLG: 0.118 (1, 10)	0-0 FC6-4 1-2f		0-0 4-3		0-0 FC5-4 1-2f		0-0 E5 1-2	0-0 G6-4-3 1-2f		5	0	0	1	0	0	6				
Jorge Orta, L OBP: 0.238, SLG: 0.250 (1, 4)		0-3 K		0-0 3-1	0-0 F8		0-0 3-1			4	0	0	0	0	1	3				
Ed Herrmann, L OBP: 0.444, SLG: 0.529 (1, 2)		0-0 1B		0-0 3-1		0-0 L4		0-0 1B		4	0	2	0	0	0	0				
Brian Downing, R (8, PR) (8, 2)		0-0 1B		0-0 3-1		0-0 P4		0-0 L5		0	0	0	0	0	0	0				
Bucky Dent, R OBP: 0.214, SLG: 0.308 (1, 6)		0-3 K		0-0 5-3						3	0	0	0	0	1	1				
Jerry Hairston, S (8, PH)										1	0	0	0	0	0	1				
Luis Alvarado, R (8, 6)										0	0	0	0	0	0	0				
<b>Inning Stats</b>	R: 1 E: 0 K: 1 S: 8	H: 3 LOB: 2 BB: 0 P: 8	R: 0 E: 0 K: 2 S: 9	H: 2 LOB: 2 BB: 0 P: 9	R: 0 E: 0 K: 2 S: 8	H: 1 LOB: 1 BB: 0 P: 8	R: 0 E: 0 K: 0 S: 3	H: 0 LOB: 0 BB: 0 P: 3	R: 3 E: 0 K: 0 S: 6	H: 3 LOB: 1 BB: 1 P: 10	R: 1 E: 2 K: 1 S: 7	H: 1 LOB: 2 BB: 1 P: 11	R: 0 E: 0 K: 1 S: 7	H: 2 LOB: 2 BB: 0 P: 7	R: 0 E: 0 K: 0 S: 3	H: 1 LOB: 0 BB: 0 P: 3	1B: 11 2B: 1 3B: 0 HR: 1	SF: 0 SAC: 0 DP: 1 HBP: 0	WP: 0 PB: 0 SB: 1 CS: 1	PA: 43
<b>PITCHER</b>	IP WLS BF H R ER SO BB IBB HBP BLK WP HR S P ERA WHIP	IP WLS BF H R ER SO BB IBB HBP BLK WP HR S P ERA WHIP	IP WLS BF H R ER SO BB IBB HBP BLK WP HR S P ERA WHIP	IP WLS BF H R ER SO BB IBB HBP BLK WP HR S P ERA WHIP	IP WLS BF H R ER SO BB IBB HBP BLK WP HR S P ERA WHIP	IP WLS BF H R ER SO BB IBB HBP BLK WP HR S P ERA WHIP	IP WLS BF H R ER SO BB IBB HBP BLK WP HR S P ERA WHIP	IP WLS BF H R ER SO BB IBB HBP BLK WP HR S P ERA WHIP	IP WLS BF H R ER SO BB IBB HBP BLK WP HR S P ERA WHIP	IP WLS BF H R ER SO BB IBB HBP BLK WP HR S P ERA WHIP	IP WLS BF H R ER SO BB IBB HBP BLK WP HR S P ERA WHIP	IP WLS BF H R ER SO BB IBB HBP BLK WP HR S P ERA WHIP	IP WLS BF H R ER SO BB IBB HBP BLK WP HR S P ERA WHIP	IP WLS BF H R ER SO BB IBB HBP BLK WP HR S P ERA WHIP	IP WLS BF H R ER SO BB IBB HBP BLK WP HR S P ERA WHIP	IP WLS BF H R ER SO BB IBB HBP BLK WP HR S P ERA WHIP	IP WLS BF H R ER SO BB IBB HBP BLK WP HR S P ERA WHIP			
Bill Hands, R ERA: 17.47 (1, 1)	5.0	25	9	4	4	5	1	0	0	0	0	0	0	0	0	0	7.20	2.000		
Vic Albury, L ERA: 7.71 (6, 1)	1.2	7	1	1	0	1	2	0	0	0	0	0	0	0	0	0	0.00	1.800		
Ray Corbin, R ERA: 16.2 (7, 1)	0.1	W	2	0	0	0	0	0	0	0	0	0	0	0	0	0	0.00	0.000		
Bill Campbell, R ERA: (8, 1)	2.0	S	8	3	0	0	0	0	0	0	0	0	0	0	0	0	0.00	1.500		

Batter	1	2	3	4	5	6	7	8	9	AB	R	H	RBI	BB	SO	LOB	BOTTOM			
Sergio Ferrer, S OBP: 0.450, SLG: 0.438 (1, 6)	4-0 FC4-6 BB			0-0 L7		0-0 G3 1B	4-0 BB SF8 BB	0-3 K		3	2	1	0	2	1	2	<b>Chicago White Sox @ Minnesota Twins</b> Metropolitan Stadium, Bloomington, MI Wed Apr 10 1974, 4:33 AM EDT Alt. 2,837 - Unknown - 56 F			
Rod Carew, L OBP: 0.421, SLG: 0.412 (1, 4)	0-0 FC4-6 1-2f			0-0 1B		0-0 G3 1-2	4-0 BB BB			3	1	1	1	1	0	2				
Larry Hisle, R OBP: 0.474, SLG: 0.786 (1, 8)	0-0 G6-4-3 1-2f			0-0 1B		0-0 FC5 1B	0-0 BB			3	0	2	3	1	0	1				
Tony Oliva, L OBP: 0.400, SLG: 0.500 (1, 10)		0-3 K		0-0 G6-4-3 1B		0-0 1B	0-0 SF8			3	0	2	1	0	1	0				
Bobby Darwin, R OBP: 0.471, SLG: 0.688 (1, 9)		0-0 F3		0-0 G6-4-3 1-2f		0-0 FC5	0-0 F3			4	0	0	0	0	0	6				
Steve Braun, L OBP: 0.287, SLG: 0.429 (1, 7)		0-0 4-3			0-0 G6-4-3 1B		0-0 F7	4-0 FC1-6 BB		3	0	1	0	1	0	0				
Jim Holt, L (1, 3)				0-0 F7		0-0 F2	4-0 BB 2B BB	0-0 FC1-6 E 1B		2	1	0	0	1	0	1				
Danny Thompson, R (8, PH)										1	0	0	0	0	0	1				
Joe Lis, R OBP: 0.250, SLG: 0.250 (9, 3)										0	0	0	0	0	0	0				
Randy Hundley, R OBP: 0.400, SLG: 0.308 (1, 2)										3	1	0	0	1	0	2				
Jerry Terrell, R OBP: 0.333, SLG: 0.467 (1, 5)										4	1	2	1	0	0	0				
<b>Inning Stats</b>	R: 0 E: 0 K: 0 S: 2	H: 0 LOB: 1 BB: 1 P: 6	R: 0 E: 0 K: 1 S: 5	H: 0 LOB: 0 BB: 0 P: 5	R: 0 E: 0 K: 0 S: 3	H: 0 LOB: 0 BB: 0 P: 3	R: 1 E: 0 K: 0 S: 5	H: 3 LOB: 1 BB: 0 P: 5	R: 0 E: 0 K: 0 S: 3	H: 1 LOB: 0 BB: 0 P: 3	R: 1 E: 0 K: 0 S: 6	H: 3 LOB: 2 BB: 0 P: 6	R: 4 E: 0 K: 0 S: 4	H: 1 LOB: 2 BB: 5 P: 24	R: 0 E: 1 K: 1 S: 6	H: 1 LOB: 2 BB: 1 P: 10	1B: 7 2B: 2 3B: 0 HR: 0	SF: 1 SAC: 0 DP: 3 HBP: 0	WP: 0 PB: 0 SB: 1 CS: 0	PA: 37
<b>PITCHER</b>	IP WLS BF H R ER SO BB IBB HBP BLK WP HR S P ERA WHIP	IP WLS BF H R ER SO BB IBB HBP BLK WP HR S P ERA WHIP	IP WLS BF H R ER SO BB IBB HBP BLK WP HR S P ERA WHIP	IP WLS BF H R ER SO BB IBB HBP BLK WP HR S P ERA WHIP	IP WLS BF H R ER SO BB IBB HBP BLK WP HR S P ERA WHIP	IP WLS BF H R ER SO BB IBB HBP BLK WP HR S P ERA WHIP	IP WLS BF H R ER SO BB IBB HBP BLK WP HR S P ERA WHIP	IP WLS BF H R ER SO BB IBB HBP BLK WP HR S P ERA WHIP	IP WLS BF H R ER SO BB IBB HBP BLK WP HR S P ERA WHIP	IP WLS BF H R ER SO BB IBB HBP BLK WP HR S P ERA WHIP	IP WLS BF H R ER SO BB IBB HBP BLK WP HR S P ERA WHIP	IP WLS BF H R ER SO BB IBB HBP BLK WP HR S P ERA WHIP	IP WLS BF H R ER SO BB IBB HBP BLK WP HR S P ERA WHIP	IP WLS BF H R ER SO BB IBB HBP BLK WP HR S P ERA WHIP	IP WLS BF H R ER SO BB IBB HBP BLK WP HR S P ERA WHIP	IP WLS BF H R ER SO BB IBB HBP BLK WP HR S P ERA WHIP	IP WLS BF H R ER SO BB IBB HBP BLK WP HR S P ERA WHIP			
Stan Bahnsen, R ERA: 2.93 (1, 1)	6.1	25	7	3	3	1	2	0	0	0	0	0	0	0	0	0	4.26	1.421		
Terry Forster, L ERA: 21.6 (7, 1)	0.0	L	4	1	1	0	3	0	0	0	0	0	0	0	0	0				
Cy Acosta, R ERA: (7, 1)	0.2	3	0	2	2	0	1	0	0	0	0	0	0	0	0	0	27.00	1.500		
Skip Pitlock, L ERA: (8, 1)	1.0	5	1	0	0	1	1	0	0	0	0	0	0	0	0	0	0.00	2.000		





Batter	1	2	3	4	5	6	7	8	9	AB	R	H	RBI	BB	SO	LOB	TOP			
Pat Kelly, L OBP: 0.478, SLG: 0.450 (1, 9)	0-0 4-3		0-0 S 1B 1B		0-0 4-3					3	1	1	0	0	0	0				
Carlos May, L OBP: 0.320, SLG: 0.360 (1, 7)	0-0 4-1		0-0 S 1B		0-3 K					3	1	1	0	0	1	0				
Dick Allen, R OBP: 0.231, SLG: 0.375 (1, 3)	0-0 6-3		0-3 K		0-0 4-3					3	0	0	0	0	1	2				
Bill Melton, R OBP: 0.400, SLG: 0.450 (1, 10)		0-0 6-3	4-0 1B BB		0-0 F2					2	0	0	0	1	0	0				
Ron Santo, R OBP: 0.400, SLG: 0.167 (1, 5)		4-0 2B FC BB	0-0 1-3 2-H 3-H 1B		4-0 2B BB					1	2	1	2	2	0	0				
Ken Henderson, S OBP: 0.444, SLG: 0.500 (1, 8)		0-0 FC 2B	0-3 K		0-0 2B					3	0	2	1	0	1	2				
Jorge Orta, L OBP: 0.208, SLG: 0.217 (1, 4)		0-0 FC G5-4-3		0-0 4-3		0-0 F8				3	0	0	1	0	0	2	AB 23			
Ed Herrmann, L OBP: 0.381, SLG: 0.450 (1, 2)		0-0 G5-4-3		0-3 K		0-0 1-3				3	0	0	0	0	1	3	R 4			
Bucky Dent, R OBP: 0.188, SLG: 0.267 (1, 6)			0-0 1-3		0-0 F9					2	0	0	0	0	0	0	H 5			
<b>Inning Stats</b>	R: 0 E: 0 K: 0 S: 3	H: 0 LOB: 0 BB: 0 P: 3	R: 1 E: 0 K: 0 S: 4	H: 1 LOB: 1 BB: 1 P: 8	R: 2 E: 0 K: 2 S: 10	H: 3 LOB: 2 BB: 1 P: 14	R: 0 E: 0 K: 1 S: 5	H: 0 LOB: 0 BB: 0 P: 5	R: 0 E: 0 K: 1 S: 5	H: 0 LOB: 0 BB: 0 P: 5	R: 1 E: 0 K: 0 S: 4	H: 1 LOB: 1 BB: 1 P: 8					1B: 3 2B: 2 3B: 0 HR: 0	SF: 0 SAC: 0 DP: 1 HBP: 0	WP: 0 PB: 0 CS: 2	PA: 26
<b>PITCHER</b> Joe Decker, R ERA: 6.0 (1, 1)	IP: 6.0 WLS: 26 BF: 5	H: 5 R: 4 ER: 4 SO: 4	BB: 3 IBB: 0 HBP: 0 BLK: 0	WP: 0 HR: 0 S: 31 P: 43	ERA: 6.00 WHIP: 1.333															

**Chicago White Sox @ Minnesota Twins**  
Metropolitan Stadium, Bloomington, MI  
Thu Apr 11 1974, 4:33 AM EDT  
Att. 2,182 - Overcast - 52 F

livebaseballscorecards.com



Batter	1	2	3	4	5	6	7	8	9	AB	R	H	RBI	BB	SO	LOB	BOTTOM			
Sergio Ferrer, S OBP: 0.455, SLG: 0.444 (1, 6)	0-0 4-3		0-0 1B FC5-2 1B		0-0 1B					2	0	1	0	0	0	0				
Danny Thompson, R OBP: 0.500, SLG: 0.500 (4, 6)										1	0	1	0	0	0	0				
Rod Carew, L OBP: 0.408, SLG: 0.400 (1, 4)	0-0 4-3		0-0 HBP 1-3 1B		0-0 F7					3	1	1	0	0	0	1				
Larry Hisle, R OBP: 0.455, SLG: 0.706 (1, 7)	0-3 K		0-0 FC5-2 HBP 1-2 1B		0-0 CS 1B					3	1	1	0	0	1	2				
Joe Lis, R OBP: 0.364, SLG: 0.222 (1, 3)		4-0 3B BB	1-0 1B HBP		0-0 4-3					1	1	0	0	1	0	1				
Bobby Darwin, R OBP: 0.500, SLG: 0.789 (1, 9)		0-0 1-H WP 3B	0-0 1-3 2-H 3-H 1B		0-0 P6					3	1	2	3	0	0	0				
Harmon Killebrew, R OBP: 0.250, SLG: 0.214 (1, 10)		0-0 FC5-4 1B	4-0 1-2 2-H 3-H BB		0-3 K					2	0	1	0	1	1	0				
Steve Brye, R OBP: 0.250, SLG: 0.250 (1, 8)		0-0 FC5-4 1-2 1B	0-0 5-3		1-0 HBP					2	0	0	0	0	0	4	AB 23			
Steve Braun, L OBP: 0.313, SLG: 0.429 (5, 7)										0	0	0	0	0	0	0	R 4			
Randy Hundley, R OBP: 0.333, SLG: 0.250 (1, 2)		0-0 G6-4-3		0-0 6-3		0-0 F8				3	0	0	0	0	0	2	H 7			
Jerry Terrell, R OBP: 0.278, SLG: 0.389 (1, 5)			0-0 6-3		0-0 6-3		0-0 L8			3	0	0	0	0	0	1	RBI 3			
<b>Inning Stats</b>	R: 0 E: 0 K: 1 S: 5	H: 0 LOB: 0 BB: 0 P: 5	R: 2 E: 0 K: 0 S: 4	H: 2 LOB: 0 BB: 1 P: 8	R: 2 E: 0 K: 0 S: 6	H: 3 LOB: 3 BB: 1 P: 11	R: 0 E: 0 K: 0 S: 4	H: 1 LOB: 1 BB: 0 P: 4	R: 0 E: 0 K: 0 S: 3	H: 1 LOB: 0 BB: 0 P: 3	R: 0 E: 0 K: 1 S: 5	H: 0 LOB: 1 BB: 0 P: 6					1B: 6 2B: 0 3B: 1 HR: 0	SF: 0 SAC: 0 DP: 1 HBP: 2	WP: 1 PB: 0 CS: 1	PA: 27
<b>PITCHER</b> Jim Kaat, L ERA: 5.79 (1, 1)	IP: 2.2 WLS: 14 BF: 14	H: 5 R: 4 ER: 4 SO: 4	BB: 1 IBB: 0 HBP: 1 BLK: 0	WP: 0 HR: 0 S: 13 P: 18	ERA: 13.50 WHIP: 2.250															
<b>PITCHER</b> Rich Gossage, R ERA: (3, 1)	IP: 3.1 WLS: 13 BF: 2	H: 2 R: 0 ER: 0 SO: 1	BB: 1 IBB: 0 HBP: 1 BLK: 0	WP: 0 HR: 0 S: 13 P: 18	ERA: 0.00 WHIP: 0.900															

**Chicago White Sox @ Minnesota Twins**  
Metropolitan Stadium, Bloomington, MI  
Thu Apr 11 1974, 4:33 AM EDT  
Att. 2,182 - Overcast - 52 F

livebaseballscorecards.com





Batter	1	2	3	4	5	6	7	8	9	10	AB	R	H	RBI	BB	SO	LOB								
<b>Freddie Patek, R</b> OBP: 0.320, SLG: 0.364 (1, 6)	F8		6-3			6-3	5-3			F8	5	0	0	1	0	0	2								
<b>Jim Wohlford, R</b> OBP: 0.520, SLG: 0.524 (1, 7)	5-3		4-3			4-1 1B		FC1-6 1B		F8	5	1	2	0	0	0	2								
<b>Vada Pinson, L</b> OBP: 0.238, SLG: 0.238 (1, 9)	K			3-1		4-1 1B		FC1-6 G4-6-3 1B		CS 1B	5	0	1	1	0	1	2								
<b>John Mayberry, L</b> OBP: 0.542, SLG: 0.833 (1, 3)		CS HBP			HR			G4-6-3 1B		CS	3	1	2	2	0	0	1								
<b>Amos Otis, R</b> OBP: 0.292, SLG: 0.211 (1, 8)	F9			F8		FC6-4 1B				K	4	0	0	0	0	1	2								
<b>Cookie Rojas, R</b> OBP: 0.533, SLG: 0.429 (1, 4)	K									1B	4	0	2	0	0	2	1								
<b>Tony Solaita, L</b> OBP: 0.400, SLG: 0.250 <b>Hal McRae, R</b> OBP: 0.583, SLG: 1.091 (9, PH)			2B 6-3 BB	CS		G6-4-3 1B				F9	2	2	1	0	1	0	0								
<b>Paul Schaal, R</b> OBP: 0.375, SLG: 0.571 (1, 5)			K			G6-4-3 1B				1-3	4	1	1	2	0	1	3								
<b>Fran Healy, R</b> OBP: 0.429, SLG: 0.579 (1, 2)			6-3 2B		1-4-3					F8 1B 2B	4	1	2	0	0	0	0								
<b>Inning Stats</b>	R: 0 E: 0 K: 1 S: 5	H: 0 LOB: 0 BB: 0 P: 5	R: 0 E: 0 K: 1 S: 4	H: 0 LOB: 1 BB: 0 P: 5	R: 1 E: 0 K: 1 S: 6	H: 1 LOB: 1 BB: 1 P: 10	R: 1 E: 0 K: 0 S: 4	H: 2 LOB: 0 BB: 0 P: 4	R: 0 E: 0 K: 2 S: 8	H: 1 LOB: 0 BB: 0 P: 3	R: 1 E: 0 K: 0 S: 5	H: 2 LOB: 1 BB: 0 P: 5	R: 2 E: 1 K: 1 S: 7	H: 1 LOB: 0 BB: 0 P: 7	R: 0 E: 0 K: 0 S: 3	H: 1 LOB: 0 BB: 0 P: 3	R: 0 E: 0 K: 1 S: 6	H: 1 LOB: 0 BB: 0 P: 6	R: 1 E: 0 K: 0 S: 4	H: 2 LOB: 0 BB: 0 P: 4	1B: 7 2B: 3 3B: 0 HR: 2	SF: 0 SAC: 0 DP: 3 HBP: 1	WP: 0 PB: 0 SB: 0 CS: 3	PA: 41	
<b>PITCHER</b>	IP	WLS	BF	H	R	ER	SO	BB	IBB	HBP	BLK	WP	HR	S	P	ERA	WHIP								
<b>Dick Woodson, R</b> ERA: 6.75 (1, 1)	5.2		22	6	3	3	3	1	0	0	0	0	1	26	31	4.76	1.235								
<b>Ray Corbin, R</b> ERA: 12.0 (6, 1)	1.1		7	2	2	1	1	0	0	0	0	0	1	9	9	6.75	1.500								
<b>Tom Burgmeier, L</b> ERA: 5.79 (8, 1)	2.1	L	8	2	1	1	1	0	0	0	0	0	0	10	10	3.86	0.857								
<b>Bill Campbell, R</b> ERA: (10, 1)	0.2		2	1	0	0	0	0	0	0	0	0	0	2	2	0.00	1.500								


**TOP**

**Kansas City Royals @ Minnesota Twins**  
Metropolitan Stadium, Bloomington, MI

Sat. Apr 13 1974, 4:33 AM EDT  
Att: 3,381 - Unknown - 44 F

livebaseballscorecards.com

AB	37
R	6
H	11
RBI	6
BB	1
SO	5
LOB	14



Batter	1	2	3	4	5	6	7	8	9	10	AB	R	H	RBI	BB	SO	LOB								
<b>Jerry Terrell, R</b> OBP: 0.273, SLG: 0.364 (1, 5)	G3		SH BB 1B	S 2B 1B		K			F8		4	2	1	0	0	1	1								
<b>Rod Carew, L</b> OBP: 0.481, SLG: 0.500 (1, 4)	5-3-6 S 1B		BB 3B 1B	1-H 2B		IBB			G3		4	1	3	1	1	0	0								
<b>Larry Hise, R</b> OBP: 0.444, SLG: 0.600 (1, 8)	5-3-6 1-3f		BB 3B BB	5-3		6-3			1B BB		3	1	0	1	2	0	4								
<b>Tony Oliva, L</b> OBP: 0.600, SLG: 0.889 <b>Eric Soderholm, R</b> (9, PR)			BB 1B	1-H 2-H 3-H 3B		1B			1-3 1B		5	0	4	3	0	1	0								
<b>Bobby Darwin, R</b> OBP: 0.440, SLG: 0.667 (1, 9)			K	F8		CS 1B			K		0	0	0	0	0	0	0								
<b>Steve Braun, L</b> OBP: 0.333, SLG: 0.389 (1, 7)			BB 1B	G3		K			F8		4	0	1	0	1	1	3								
<b>Randy Hundley, R</b> OBP: 0.273, SLG: 0.200 (1, 2)	F7		5-3			K			K		4	0	0	0	2	5									
<b>Jim Holt, L</b> (1, 3)	G3			4-3		SH2-3 BB			1-3		4	0	0	0	1	0	3								
<b>Danny Thompson, R</b> OBP: 0.333, SLG: 0.333 (1, 6)			1B SH BB 1B	F7		SH2-3			F7		4	1	1	0	0	0	1								
<b>Inning Stats</b>	R: 0 E: 0 K: 0 S: 3	H: 1 LOB: 1 BB: 0 P: 3	R: 0 E: 0 K: 1 S: 6	H: 1 LOB: 2 BB: 1 P: 10	R: 4 E: 1 K: 0 S: 7	H: 3 LOB: 1 BB: 1 P: 11	R: 1 E: 0 K: 0 S: 5	H: 2 LOB: 1 BB: 0 P: 5	R: 0 E: 0 K: 2 S: 8	H: 2 LOB: 2 BB: 0 P: 8	R: 0 E: 0 K: 1 S: 5	H: 0 LOB: 0 BB: 2 P: 13	R: 0 E: 0 K: 2 S: 7	H: 0 LOB: 0 BB: 0 P: 7	R: 0 E: 0 K: 1 S: 5	H: 0 LOB: 0 BB: 0 P: 5	R: 0 E: 0 K: 1 S: 6	H: 1 LOB: 2 BB: 0 P: 10	R: 0 E: 0 K: 0 S: 4	H: 1 LOB: 1 BB: 0 P: 4	1B: 9 2B: 3 3B: 1 HR: 0	SF: 0 SAC: 3 DP: 2 HBP: 0	WP: 0 PB: 0 SB: 2 CS: 1	PA: 45	
<b>PITCHER</b>	IP	WLS	BF	H	R	ER	SO	BB	IBB	HBP	BLK	WP	HR	S	P	ERA	WHIP								
<b>Marty Pattin, R</b> ERA: 9.0 <b>Bruce Dal Canton, R</b> ERA: (8, 1)	6.0	W	22	2	0	0	7	2	1	0	0	0	0	33	45	0.00	0.667								

**BOTTOM**

**Kansas City Royals @ Minnesota Twins**  
Metropolitan Stadium, Bloomington, MI

Sat. Apr 13 1974, 4:33 AM EDT  
Att: 3,381 - Unknown - 44 F

livebaseballscorecards.com

AB	37
R	5
H	11
RBI	5
BB	5
SO	8
LOB	21





Batter	1	2	3	4	5	6	7	8	9	AB	R	H	RBI	BB	SO	LOB	TOP								
Freddie Patek, R OBP: 0.310, SLG: 0.346										4	0	1	0	0	0	0									
Jim Wohlford, R OBP: 0.448, SLG: 0.440										4	0	0	0	0	3	1									
Vada Pinson, L OBP: 0.200, SLG: 0.200										4	0	0	0	0	0	1									
John Mayberry, L OBP: 0.500, SLG: 0.727										4	0	1	0	0	1	1									
Amos Otis, R OBP: 0.250, SLG: 0.174										4	0	0	0	0	1	1									
Cookie Rojas, R OBP: 0.375, SLG: 0.458										3	0	2	0	0	0	0									
Hal McRae, R OBP: 0.600, SLG: 1.000										3	0	2	0	0	0	0									
Paul Schaal, R OBP: 0.368, SLG: 0.588										3	0	1	0	0	0	4									
Fran Healy, R OBP: 0.375, SLG: 0.500										3	0	0	0	0	0	1									
<b>Inning Stats</b>	R: 0 E: 0 K: 1 S: 5	H: 0 LOB: 0 BB: 0 P: 5	R: 0 E: 0 K: 1 S: 7	H: 2 LOB: 2 BB: 0 P: 7	R: 0 E: 0 K: 1 S: 5	H: 0 LOB: 0 BB: 0 P: 5	R: 0 E: 0 K: 1 S: 5	H: 0 LOB: 0 BB: 0 P: 5	R: 0 E: 0 K: 0 S: 4	H: 1 LOB: 1 BB: 0 P: 4	R: 0 E: 0 K: 0 S: 4	H: 1 LOB: 1 BB: 0 P: 4	R: 0 E: 0 K: 0 S: 4	H: 2 LOB: 1 BB: 0 P: 4	R: 0 E: 0 K: 1 S: 5	H: 0 LOB: 0 BB: 0 P: 5	R: 0 E: 0 K: 0 S: 3	H: 1 LOB: 0 BB: 0 P: 3	1B: 6 2B: 2 3B: 0 HR: 0	SF: 0 SAC: 0 DP: 2 HBP: 0	WP: 0 PB: 0 SB: 1 CS: 0	PA: 32			
<b>PITCHER</b>	IP	WLS	BF	H	R	ER	SO	BB	IBB	HBP	BLK	WP	HR	S	P	ERA	WHIP								
Bert Blyleven, R ERA: 1.48	7.1	W	27	6	0	0	4	0	0	0	0	0	0	35	35	0.00	0.818								
Bill Campbell, R ERA:	8.1		5	1	0	0	1	0	0	0	0	0	0	7	7	0.00	0.600								

**Kansas City Royals @ Minnesota Twins**  
 Metropolitan Stadium, Bloomington, MI  
 Sun Apr 14 1974, 4:33 AM EDT  
 Att: 2,778 - Unknown - 47 F

AB 32  
 R 0  
 H 7  
 RBI 0  
 BB 0  
 SO 5  
 LOB 9

Batter	1	2	3	4	5	6	7	8	9	AB	R	H	RBI	BB	SO	LOB	BOTTOM								
Jerry Terrell, R OBP: 0.333, SLG: 0.407										5	1	3	2	0	0	1									
Rod Carew, L OBP: 0.438, SLG: 0.448										5	1	1	0	0	1	2									
Larry Hisle, R OBP: 0.387, SLG: 0.500										4	1	0	0	0	1	3									
Bobby Darwin, R OBP: 0.517, SLG: 0.893										4	2	4	4	0	0	0									
Tony Oliva, L OBP: 0.571, SLG: 0.846										4	0	2	0	0	0	2									
Joe Lis, R OBP: 0.333, SLG: 0.231										4	1	1	0	0	0	3									
Glenn Borgmann, R OBP: 0.360, SLG: 0.409										3	1	0	0	1	0	1									
Steve Braun, L OBP: 0.360, SLG: 0.409										4	1	2	2	0	0	0									
Danny Thompson, R OBP: 0.300, SLG: 0.300										4	0	1	0	0	0	3									
<b>Inning Stats</b>	R: 0 E: 0 K: 0 S: 3	H: 0 LOB: 0 BB: 0 P: 3	R: 4 E: 0 K: 0 S: 7	H: 4 LOB: 1 BB: 1 P: 11	R: 0 E: 0 K: 0 S: 4	H: 2 LOB: 0 BB: 0 P: 4	R: 0 E: 0 K: 0 S: 4	H: 1 LOB: 1 BB: 0 P: 4	R: 0 E: 0 K: 2 S: 8	H: 1 LOB: 1 BB: 0 P: 8	R: 0 E: 0 K: 0 S: 3	H: 0 LOB: 0 BB: 0 P: 3	R: 4 E: 0 K: 0 S: 8	H: 5 LOB: 1 BB: 0 P: 8	R: 0 E: 0 K: 0 S: 4	H: 1 LOB: 1 BB: 0 P: 4	1B: 11 2B: 1 3B: 1 HR: 1	SF: 0 SAC: 0 DP: 1 HBP: 0	WP: 0 PB: 0 SB: 0 CS: 0	PA: 38					
<b>PITCHER</b>	IP	WLS	BF	H	R	ER	SO	BB	IBB	HBP	BLK	WP	HR	S	P	ERA	WHIP								
Paul Splitteroff, L ERA: 4.71	6.0	L	26	8	4	4	2	0	0	0	0	0	0	29	33	6.00	1.500								
Doug Bird, R ERA: 36.0	7.1		8	5	4	4	0	0	0	0	0	0	1	8	8	36.00	5.000								
Lindy McDaniel, R ERA: 5.4	8.1		4	1	0	0	0	0	0	0	0	0	0	4	4	0.00	1.000								

**Kansas City Royals @ Minnesota Twins**  
 Metropolitan Stadium, Bloomington, MI  
 Sun Apr 14 1974, 4:33 AM EDT  
 Att: 2,778 - Unknown - 47 F

AB 37  
 R 8  
 H 14  
 RBI 8  
 BB 1  
 SO 2  
 LOB 15



Batter	1	2	3	4	5	6	7	8	9	AB	R	H	RBI	BB	SO	LOB	TOP					
Jerry Terrell, R OBP: 0.290, SLG: 0.355 (1, 5)	F7		K			FC6 1B			L8	4	1	0	0	0	1	2						
Rod Carew, L OBP: 0.444, SLG: 0.455 (1, 4)	CS 1B								F7	4	0	2	1	0	0	0						
Tony Oliva, L OBP: 0.500, SLG: 0.706 Eric Soderholm, R (9, PR)	F8									4	0	1	0	0	0	2						
Bobby Darwin, R OBP: 0.455, SLG: 0.781 (1, 9)		6-3							L7	4	0	0	0	0	2	1						
Steve Braun, L OBP: 0.321, SLG: 0.360 (1, 7)		6-3								3	0	0	0	0	0	0						
Harmon Killebrew, R OBP: 0.211, SLG: 0.176 Joe Lis, R OBP: 0.333, SLG: 0.231 (7, 3)		4-3								3	0	0	0	0	1	0						
Larry Hise, R OBP: 0.382, SLG: 0.519 (1, 8)			4-3 2B							3	0	1	0	0	2	0						
Randy Hundley, R OBP: 0.240, SLG: 0.174 (1, 2)			4-3							3	0	0	0	0	1	1						
Danny Thompson, R OBP: 0.308, SLG: 0.308 (1, 6)			3-1							3	0	1	0	0	0	1						
<b>Inning Stats</b>	R: 0 E: 0 K: 0 S: 3	H: 1 LOB: 0 BB: 0 P: 3	R: 0 E: 0 K: 0 S: 3	H: 0 LOB: 0 BB: 0 P: 3	R: 0 E: 0 K: 1 S: 6	H: 1 LOB: 1 BB: 0 P: 6	R: 0 E: 0 K: 1 S: 5	H: 0 LOB: 0 BB: 0 P: 5	R: 0 E: 0 K: 1 S: 5	H: 0 LOB: 2 BB: 0 P: 5	R: 1 E: 1 K: 0 S: 5	H: 2 LOB: 1 BB: 0 P: 5	R: 0 E: 0 K: 2 S: 7	H: 0 LOB: 0 BB: 0 P: 7	R: 0 E: 0 K: 2 S: 7	H: 0 LOB: 0 BB: 0 P: 7	R: 0 E: 0 K: 0 S: 4	H: 1 LOB: 1 BB: 0 P: 4	1B: 4 2B: 1 3B: 0 HR: 0	SF: 0 SAC: 0 DP: 0 HBP: 0	WP: 0 PB: 0 CS: 1	PA: 31
<b>PITCHER</b> Bill Singer, R ERA: 2.96 (1, 1)	IP: 9.0 WLS: W BF: 31 H: 5 R: 1 ER: 0 SO: 7 BB: 0 IBB: 0 HBP: 0 BLK: 0 WP: 0 HR: 0 S: 45 P: 45 ERA: 0.00 WHIP: 0.556											<b>PITCHER</b>	IP: 9.0 WLS: W BF: 31 H: 5 R: 1 ER: 0 SO: 7 BB: 0 IBB: 0 HBP: 0 BLK: 0 WP: 0 HR: 0 S: 45 P: 45 ERA: 0.00 WHIP: 0.556									

Minnesota Twins @ California Angels  
Anaheim Stadium, Anaheim, CA  
Mon Apr 15 1974, 10:05 PM EDT  
Att: 12,968 - Unknown - 65 F

AB 31  
R 1  
H 5  
RBI 1  
BB 0  
SO 7  
LOB 7



Batter	1	2	3	4	5	6	7	8	9	AB	R	H	RBI	BB	SO	LOB	BOTTOM			
Mickey Rivers, L OBP: 0.354, SLG: 0.378 (1, 8)	1-3		S 1B			4-3 WP 1B			4-3	5	2	3	0	0	0	0				
Denny Doyle, L OBP: 0.357, SLG: 0.278 (1, 4)			4-3						3-1	5	0	1	1	0	0	4				
Joe Lahoud, L OBP: 0.267, SLG: 0.643 (1, 7)			1-2							5	2	2	2	0	0	2				
Frank Robinson, R OBP: 0.432, SLG: 0.667 (1, 10)										4	1	2	1	0	1	1				
Mike Epstein, L OBP: 0.341, SLG: 0.406 (1, 3)										3	0	0	0	1	0	2				
Leroy Stanton, R OBP: 0.488, SLG: 0.865 (1, 9)										4	1	2	1	0	1	1				
Elie Rodriguez, R OBP: 0.341, SLG: 0.297 (1, 2)										4	0	1	0	0	2	4				
Dave Chalk, R OBP: 0.262, SLG: 0.147 (1, 6)										3	0	0	1	0	2	2				
Sandy Alomar Sr., S OBP: 0.429, SLG: 0.714 (1, 5)										4	2	2	0	0	1	0				
<b>Inning Stats</b>	R: 0 E: 0 K: 1 S: 6	H: 1 LOB: 1 BB: 0 P: 6	R: 0 E: 0 K: 1 S: 5	H: 1 LOB: 0 BB: 0 P: 5	R: 0 E: 0 K: 1 S: 6	H: 1 LOB: 1 BB: 0 P: 6	R: 1 E: 0 K: 2 S: 10	H: 3 LOB: 2 BB: 0 P: 10	R: 3 E: 0 K: 0 S: 7	H: 4 LOB: 2 BB: 1 P: 11	R: 3 E: 2 K: 1 S: 9	H: 3 LOB: 1 BB: 0 P: 9	R: 1 E: 1 K: 1 S: 6	H: 0 LOB: 0 BB: 0 P: 6	R: 0 E: 0 K: 0 S: 3	H: 0 LOB: 0 BB: 0 P: 3	1B: 12 2B: 0 3B: 0 HR: 1	SF: 1 SAC: 0 DP: 0 HBP: 0	WP: 1 PB: 0 CS: 1	PA: 39
<b>PITCHER</b> Bill Hands, R ERA: 13.06 Danny Fife, R ERA: 13.5 Vic Albury, L ERA: 3.86	IP: 4.2 WLS: L BF: 23 H: 9 R: 4 ER: 4 SO: 5 BB: 1 IBB: 0 HBP: 0 BLK: 0 WP: 0 HR: 1 S: 32 P: 36 ERA: 7.71 WHIP: 2.143											<b>PITCHER</b>	IP: 4.2 WLS: L BF: 23 H: 9 R: 4 ER: 4 SO: 5 BB: 1 IBB: 0 HBP: 0 BLK: 0 WP: 0 HR: 1 S: 32 P: 36 ERA: 7.71 WHIP: 2.143							

Minnesota Twins @ California Angels  
Anaheim Stadium, Anaheim, CA  
Mon Apr 15 1974, 10:05 PM EDT  
Att: 12,968 - Unknown - 65 F

AB 37  
R 8  
H 13  
RBI 6  
BB 1  
SO 7  
LOB 16










Batter	1	2	3	4	5	6	7	8	9	AB	R	H	RBI	BB	SO	LOB	TOP											
<b>Sergio Ferrer, S</b> OBP: 0.433, SLG: 0.480 (1, 6)	0-0 4-3		0-0 5-3		4-0 1B BB		0-0 SH2-4		0-0 P4	3	1	0	0	1	0	1												
<b>Rod Carew, L</b> OBP: 0.455, SLG: 0.488 (1, 4)	0-0 PB 2B		0-0 CS 1B		0-0 4-3		0-3 K			4	0	2	0	0	1	2												
<b>Steve Braun, L</b> OBP: 0.333, SLG: 0.364 (1, 7)	0-3 K		0-0 CS	0-0 FC6-4 1B	0-0 1B		0-0 F7			4	1	2	1	0	1	2												
<b>Bobby Darwin, R</b> OBP: 0.415, SLG: 0.692 (1, 9)	0-0 4-3			0-0 FC6-4 1B	0-0 F8				0-0 FC6-4 1B	4	0	2	0	0	0	2												
<b>Jim Holt, L</b> (1, 3)		0-0 6-3		0-0 FC6-4 1B	0-0 G3				0-0 FC6-4 1B	4	1	0	0	0	0	4												
<b>Harmon Killebrew, R</b> OBP: 0.231, SLG: 0.208 (1, 10)		0-0 1B		0-0 1-6-3 1B		0-0 P4			0-0 G6-4-3	4	0	2	1	0	0	1												
<b>Larry Hise, R</b> OBP: 0.357, SLG: 0.543 (1, 8)		0-3 K		0-0 1-6-3 1B		0-3 K			0-0 6-3	4	0	1	1	0	2	1												
<b>Glenn Borgmann, R</b> OBP: 0.250, SLG: 0.100 (9, PH)									0-0 6-3	3	0	0	0	0	1	3												
<b>Tony Oliva, L</b> OBP: 0.478, SLG: 0.619 (9, FR)									0-0 FC1-4 1B	1	0	1	0	0	0	0												
<b>Eric Soderholm, R</b> (9, FR)									0-0 FC1-4 1B	0	0	0	0	0	0	0												
<b>Jerry Terrell, R</b> OBP: 0.256, SLG: 0.308 (1, 5)			0-0 1-3	0-0 F7			0-0 SH2-4 1B		0-0 FC1-4	4	0	1	0	0	0	3												
<b>Inning Stats</b>	R: 0 E: 0 K: 1 S: 6	H: 1 LOB: 1 BB: 0 P: 6	R: 0 E: 0 K: 2 S: 8	H: 1 LOB: 1 BB: 0 P: 8	R: 0 E: 0 K: 0 S: 3	H: 1 LOB: 0 BB: 0 P: 3	R: 2 E: 0 K: 0 S: 7	H: 4 LOB: 2 BB: 0 P: 7	R: 1 E: 0 K: 0 S: 4	H: 1 LOB: 1 BB: 1 P: 8	R: 0 E: 0 K: 1 S: 5	H: 0 LOB: 0 BB: 0 P: 5	R: 0 E: 0 K: 1 S: 6	H: 1 LOB: 1 BB: 0 P: 6	R: 0 E: 0 K: 0 S: 3	H: 1 LOB: 0 BB: 0 P: 3	R: 0 E: 0 K: 0 S: 4	H: 1 LOB: 1 BB: 0 P: 4	1B: 10 2B: 1 3B: 0 HR: 0	SF: 0 SAC: 1 DP: 1 HBP: 0	WP: 0 PB: 1 CS: 1	PA: 38						
<b>PITCHER</b>	IP	WLS	BF	H	R	ER	SO	BB	IBB	HBP	BLK	WP	HR	S	P	ERA	WHIP											
<b>Bill Stoneman, R</b> ERA: 6.23	(1, 1)	4.1		21	8	3	3	3	1	0	0	0	0	0	26	30	6.23	2.077										
<b>Dave Sells, R</b> ERA:	(5, 1)	4.2	W	16	3	0	0	2	0	0	0	0	0	0	20	20	0.00	0.643										

Minnesota Twins @ California Angels  
Anaheim Stadium, Anaheim, CA  
Wed Apr 17 1974, 10:05 PM EDT  
Att. 7,259 - Unknown - 55 F


AB 35  
R 3  
H 11  
RBI 3  
BB 1  
SO 5  
LOB 19



Batter	1	2	3	4	5	6	7	8	9	AB	R	H	RBI	BB	SO	LOB	BOTTOM											
<b>Mickey Rivers, L</b> OBP: 0.321, SLG: 0.340 (1, 8)	0-3 K		0-0 F7		0-0 FC1-6 1-3		0-0 E6 SF7 SH5-4			4	0	0	0	0	1	2												
<b>Denny Doyle, L</b> OBP: 0.327, SLG: 0.256 (1, 4)	0-0 1B		0-0 F7		0-0 1-3		0-0 SH5-4			3	0	1	0	0	0	1												
<b>Bobby Valentine, R</b> OBP: 0.393, SLG: 0.522 (1, 7)	0-0 F8		0-0 1B		0-0 F7		0-0 SF7			3	0	1	1	0	0	2												
<b>Frank Robinson, R</b> OBP: 0.462, SLG: 0.738 (1, 10)	0-0 1-2 1B		0-0 5-3			0-0 HR	0-0 S IBB			3	1	2	1	1	0	1												
<b>Mike Epstein, L</b> OBP: 0.327, SLG: 0.359 (7, FR)	0-3 K			0-3 K		0-0 F8	4-0 BB			3	0	0	0	1	2	2												
<b>Tom McCraw, L</b> OBP: 0.400, SLG: 0.250 (8, 3)							1-2 BB			0	0	0	0	0	0	0												
<b>Bob Oliver, R</b> OBP: 0.341, SLG: 0.488 (1, 5)		0-0 HR		0-0 HR		0-3 K	0-0 F9			4	2	2	2	0	1	3												
<b>Leroy Stanton, R</b> OBP: 0.440, SLG: 0.744 (1, 9)		0-0 F8		0-3 K		0-0 F8		0-0 F7		4	0	0	0	0	1	0												
<b>Ellie Rodriguez, R</b> OBP: 0.313, SLG: 0.273 (1, 2)		0-3 K		0-0 F8			0-0 1B E	0-0 6-3		4	1	1	0	0	1	0												
<b>Dave Chalk, R</b> OBP: 0.292, SLG: 0.200 (1, 6)		0-0 6-3			0-0 FC1-6 1B		0-0 SH5-4 E SF7 1B	0-0 P4		4	1	2	0	0	0	0												
<b>Inning Stats</b>	R: 0 E: 0 K: 2 S: 9	H: 2 LOB: 2 BB: 0 P: 9	R: 1 E: 0 K: 1 S: 6	H: 1 LOB: 0 BB: 0 P: 6	R: 0 E: 0 K: 0 S: 4	H: 1 LOB: 1 BB: 0 P: 4	R: 1 E: 0 K: 2 S: 8	H: 1 LOB: 0 BB: 0 P: 8	R: 0 E: 0 K: 0 S: 4	H: 1 LOB: 1 BB: 0 P: 4	R: 1 E: 1 K: 0 S: 6	H: 1 LOB: 3 BB: 2 P: 14	R: 0 E: 0 K: 0 S: 3	H: 0 LOB: 0 BB: 0 P: 3	1B: 6 2B: 0 3B: 0 HR: 3	SF: 1 SAC: 1 DP: 0 HBP: 0	WP: 0 PB: 1 CS: 0	PA: 36										
<b>PITCHER</b>	IP	WLS	BF	H	R	ER	SO	BB	IBB	HBP	BLK	WP	HR	S	P	ERA	WHIP											
<b>Dick Woodson, R</b> ERA: 5.68	(1, 1)	6.0	L	27	9	5	3	6	0	0	0	0	0	3	39	39	4.50	1.500										
<b>Tom Burgmeier, L</b> ERA: 4.05	(7, 1)	2.0		9	0	0	0	0	1	1	0	0	0	0	7	15	0.00	0.500										

Minnesota Twins @ California Angels  
Anaheim Stadium, Anaheim, CA  
Wed Apr 17 1974, 10:05 PM EDT  
Att. 7,259 - Unknown - 55 F

AB 32  
R 5  
H 9  
RBI 4  
BB 2  
SO 6  
LOB 11





Batter	1	2	3	4	5	6	7	8	9	AB	R	H	RBI	BB	SO	LOB	TOP			
Sergio Ferrer, S OBP: 0.428, SLG: 0.467 (1,6)										5	0	2	0	0	0	0				
Rod Carew, L OBP: 0.468, SLG: 0.489 (1,4)										4	0	2	0	1	0	1				
Larry Hisle, R OBP: 0.370, SLG: 0.526 (1,7)										3	0	1	0	1	1	3				
Bobby Darwin, R OBP: 0.378, SLG: 0.628 (1,9)										4	0	0	0	0	2	7				
Harmon Killebrew, R OBP: 0.250, SLG: 0.160 (1,10)										4	0	1	0	0	1	0				
Jerry Terrell, R OBP: 0.250, SLG: 0.308 (8, PR)										0	0	0	0	0	0	0				
Joe Lis, R OBP: 0.316, SLG: 0.188 (1,3)										3	1	0	0	1	1	1				
Randy Hundley, R OBP: 0.233, SLG: 0.160 (1,2)										2	0	0	0	1	0	1				
Tony Oliva, L OBP: 0.458, SLG: 0.591 (8, PH)										1	0	0	0	0	1	1				
Glenn Borgmann, R OBP: 0.250, SLG: 0.100 (8,2)										0	0	0	0	0	0	0				
Eric Soderholm, R OBP: 0.250, SLG: 0.250 (1,5)										4	1	1	0	0	0	2				
Steve Brye, R OBP: 0.250, SLG: 0.625 (1,8)										4	1	1	3	0	1	0				
<b>Inning Stats</b>	R: 0 E: 0 K: 2 S: 8	H: 2 LOB: 2 BB: 0 P: 8	R: 0 E: 0 K: 0 S: 3	H: 0 LOB: 1 BB: 1 P: 7	R: 0 E: 0 K: 1 S: 6	H: 1 LOB: 2 BB: 1 P: 10	R: 0 E: 0 K: 1 S: 5	H: 0 LOB: 0 BB: 0 P: 5	R: 0 E: 1 K: 1 S: 7	H: 1 LOB: 3 BB: 1 P: 11	R: 3 E: 0 K: 0 S: 5	H: 2 LOB: 0 BB: 1 P: 9	R: 0 E: 0 K: 0 S: 3	H: 1 LOB: 1 BB: 0 P: 8	R: 0 E: 0 K: 0 S: 3	H: 0 LOB: 0 BB: 0 P: 3	1B: 7 2B: 1 3B: 0 HR: 1	SF: 0 SAC: 0 DP: 1 HBP: 0	WP: 0 PB: 0 CS: 2	PA: 38
<b>PITCHER</b>	IP WLS BF H R ER SO BB IBB HBP BLK WP HR S P ERA WHIP																			
Frank Tanana, L ERA: 3.07 (1,1)	7.0 L 31 7 3 3 5 4 0 0 0 0 0 1 37 53 3.86 1.571																			
Skip Lockwood, R ERA: 2.16 (8,1)	2.0 7 1 0 0 2 0 0 0 0 0 0 0 11 11 0.00 0.500																			

Minnesota Twins @ California Angels  
Anaheim Stadium, Anaheim, CA  
Thu Apr 18 1974, 6:33 AM EDT  
Att: 7,383 - Unknown

AB 34  
R 3  
H 8  
RBI 3  
BB 4  
SO 7  
LOB 16



Batter	1	2	3	4	5	6	7	8	9	AB	R	H	RBI	BB	SO	LOB	BOTTOM			
Mickey Rivers, L OBP: 0.317, SLG: 0.333 (1,8)										4	0	1	0	0	0	1				
Denny Doyle, L OBP: 0.314, SLG: 0.244 (1,4)										2	0	0	0	0	0	0				
Winston Llenas, R (8, PH)										1	0	0	0	1	2					
Sandy Alomar Sr., S OBP: 0.429, SLG: 0.714 (7,4)										0	0	0	0	0	0	0				
Richie Scheinblum, S OBP: 0.250, SLG: 0.250 (8, PH)										1	0	0	0	0	0	1				
Bobby Valentine, R OBP: 0.375, SLG: 0.519 (1,7)										4	1	1	0	0	0	0				
Frank Robinson, R OBP: 0.446, SLG: 0.689 (1,10)										3	1	0	0	1	2	0				
Bob Oliver, R OBP: 0.354, SLG: 0.489 (1,5)										4	0	2	1	0	0	0				
Tom McCraw, L OBP: 0.250, SLG: 0.143 (1,3)										3	0	0	0	0	0	3				
Leroy Stanton, R OBP: 0.415, SLG: 0.696 (1,9)										3	0	0	1	0	0	1				
Ellie Rodriguez, R OBP: 0.353, SLG: 0.289 (1,2)										1	0	1	0	2	0	0				
Dave Chalk, R OBP: 0.294, SLG: 0.209 (1,6)										3	0	1	0	0	0	2				
<b>Inning Stats</b>	R: 0 E: 0 K: 0 S: 3	H: 0 LOB: 0 BB: 0 P: 3	R: 0 E: 0 K: 1 S: 5	H: 0 LOB: 0 BB: 0 P: 5	R: 0 E: 0 K: 0 S: 3	H: 0 LOB: 0 BB: 0 P: 3	R: 0 E: 0 K: 0 S: 3	H: 0 LOB: 0 BB: 0 P: 3	R: 0 E: 0 K: 1 S: 6	H: 1 LOB: 2 BB: 1 P: 10	R: 2 E: 0 K: 0 S: 4	H: 2 LOB: 0 BB: 1 P: 8	R: 0 E: 0 K: 0 S: 3	H: 0 LOB: 1 BB: 1 P: 7	R: 0 E: 0 K: 1 S: 5	H: 0 LOB: 0 BB: 0 P: 5	1B: 5 2B: 2 3B: 0 HR: 0	SF: 0 SAC: 0 DP: 1 HBP: 0	WP: 1 PB: 0 CS: 3	PA: 34
<b>PITCHER</b>	IP WLS BF H R ER SO BB IBB HBP BLK WP HR S P ERA WHIP																			
Ray Corbin, R ERA: 4.15 (1,1)	5.2 W 19 4 0 0 1 1 0 0 0 0 1 0 4 8 54.00 6.000																			
Tom Burgmeier, L ERA: 6.43 (6,1)	0.1 3 1 2 2 1 1 0 0 0 0 1 0 4 8 54.00 6.000																			
Bill Campbell, R ERA: (7,1)	3.0 S 10 1 0 0 1 1 0 0 0 0 0 0 11 15 0.00 0.667																			

Minnesota Twins @ California Angels  
Anaheim Stadium, Anaheim, CA  
Thu Apr 18 1974, 6:33 AM EDT  
Att: 7,383 - Unknown

AB 29  
R 2  
H 6  
RBI 2  
BB 3  
SO 3  
LOB 10





Batter	1	2	3	4	5	6	7	8	9	AB	R	H	RBI	BB	SO	LOB	TOP				
Sergio Ferrer, S OBP: 0.385, SLG: 0.412 (1, 6)	0-0 3-1		0-0 E3		0-0 P4			0-0 L1		4	0	0	0	0	0	0	<b>Minnesota Twins @ Texas Rangers</b> Arlington Stadium, Arlington, TX Fri Apr 19 1974, 8:05 PM EDT Att: 22,799 - Unknown				
Rod Carew, L OBP: 0.453, SLG: 0.469 (1, 4)	0-0 1B		0-0 F7			0-0 L7		0-0 F7		4	0	1	0	0	0	1					
Steve Braun, L OBP: 0.350, SLG: 0.405 (1, 7)	0-3 K		0-0 G3-6			0-0 1B			0-0 1B 2B	4	1	2	0	0	1	2					
Tony Oliva, L OBP: 0.393, SLG: 0.500 (1, 10)	0-0 5-3			0-0 F7		0-0 L8			0-0 F8	4	0	0	0	0	0	3					
Bobby Darwin, R OBP: 0.347, SLG: 0.574 (1, 9)		0-3 K		0-0 L9		0-0 F8			0-3 K	4	0	0	0	0	2	2					
Jim Holt, L OBP: 0.174, SLG: 0.095 (1, 3)	0-0 1-4-3			0-0 1B			0-0 5-3		0-0 1B	4	0	2	1	0	0	0					
Steve Brye, R OBP: 0.250, SLG: 0.583 (1, 8)	0-0 E 2B			0-0 L3			0-0 L7		0-0 L6	4	1	1	0	0	0	2					
Randy Hundley, R OBP: 0.258, SLG: 0.179 (1, 2)	0-0 E7 1B				0-0 5-3			0-0 F8		3	0	1	1	0	0	0					
Jerry Terrell, R OBP: 0.238, SLG: 0.286 (1, 5)	0-0 1-3				0-0 F9			0-0 B5-3		3	0	0	0	0	0	1					
<b>Inning Stats</b>	R: 0 E: 0 K: 1 S: 6	H: 1 LOB: 1 BB: 0 P: 6	R: 1 E: 1 K: 1 S: 7	H: 2 LOB: 1 BB: 0 P: 7	R: 0 E: 1 K: 0 S: 3	H: 0 LOB: 0 BB: 0 P: 3	R: 0 E: 0 K: 0 S: 4	H: 1 LOB: 1 BB: 0 P: 4	R: 0 E: 0 K: 0 S: 3	H: 0 LOB: 0 BB: 0 P: 3	R: 0 E: 0 K: 0 S: 3	H: 0 LOB: 0 BB: 0 P: 3	R: 1 E: 0 K: 1 S: 7	H: 2 LOB: 1 BB: 0 P: 7	1B: 5 2B: 2 3B: 0 HR: 0	SF: 0 SAC: 0 DP: 1 HBP: 0	WP: 0 PB: 0 CS: 0	PA: 34			
<b>PITCHER</b> Fergie Jenkins, R ERA: 1.26 (1, 1)	IP: 9.0 WLS: W BF: 34	H: 7 R: 2 ER: 2 SO: 3	BB: 0 IBB: 0 HBP: 0 BLK: 0	WP: 0 HR: 0 S: 40 P: 40	ERA: 2.00 WHIP: 0.778	<b>PITCHER</b>											IP: 9.0 WLS: W BF: 34	H: 7 R: 2 ER: 2 SO: 3	BB: 0 IBB: 0 HBP: 0 BLK: 0	WP: 0 HR: 0 S: 40 P: 40	ERA: 2.00 WHIP: 0.778

Batter	1	2	3	4	5	6	7	8	9	AB	R	H	RBI	BB	SO	LOB	BOTTOM				
Davey Nelson, R OBP: 0.321, SLG: 0.375 (1, 4)	0-0 1B G4-3		0-0 CS 1B		0-0 6-3			0-0 E6 FC5-4		4	2	2	0	0	0	3	<b>Minnesota Twins @ Texas Rangers</b> Arlington Stadium, Arlington, TX Fri Apr 19 1974, 8:05 PM EDT Att: 22,799 - Unknown				
Toby Harrah, R OBP: 0.418, SLG: 0.404 (1, 6)	0-0 1B G4-3		4-0 1-2 BB		0-0 6-3		0-0 FC5-4		4-0 1-2 BB	3	1	1	0	2	0	4					
Alex Johnson, R OBP: 0.302, SLG: 0.280 (1, 7)	0-0 1-2 3-H G4-3		0-0 F2			0-0 5-3			0-0 BB 1B	5	2	2	2	0	0	2					
Jeff Burroughs, R OBP: 0.340, SLG: 0.646 (1, 9)	0-3 K			0-0 SH2-3 1B		0-0 4-3			0-0 BB 1B	4	1	2	1	1	1	0					
Tom Grieve, R OBP: 0.426, SLG: 0.698 (1, 10)		0-0 E4 FC4-6		0-0 SH2-3		0-0 6-3			0-0 K	4	0	1	1	0	1	1					
Mike Hargrove, L OBP: 0.367, SLG: 0.269 (1, 3)	0-3 K			0-0 F7			0-0 4-3		0-3 K	4	0	0	0	0	2	4					
Joe Lovitto, S OBP: 0.186, SLG: 0.214 (1, 8)	0-0 FC4-6			0-0 G3			0-0 4-3		0-0 FC1-4	4	1	0	0	0	0	4					
Jim Fregosi, R OBP: 0.452, SLG: 0.455 Larry Brown, R OBP: 0.333, SLG: 0.286 (7, PR) (8, 5)	0-0 CS		0-0 HR		0-0 F8				0-0 BB	3	1	2	1	0	0	0					
Jim Sundberg, R OBP: 0.400, SLG: 0.500 (1, 2)			0-3 K				0-0 E		0-0 1B 3B	3	1	2	2	1	1	0					
<b>Inning Stats</b>	R: 1 E: 0 K: 1 S: 6	H: 2 LOB: 0 BB: 0 P: 6	R: 0 E: 1 K: 1 S: 5	H: 0 LOB: 0 BB: 0 P: 5	R: 1 E: 0 K: 1 S: 6	H: 2 LOB: 1 BB: 1 P: 10	R: 0 E: 0 K: 0 S: 4	H: 1 LOB: 1 BB: 0 P: 4	R: 0 E: 0 K: 0 S: 4	H: 1 LOB: 1 BB: 0 P: 4	R: 0 E: 0 K: 0 S: 3	H: 0 LOB: 0 BB: 0 P: 3	R: 0 E: 1 K: 0 S: 5	H: 1 LOB: 3 BB: 1 P: 9	R: 8 E: 1 K: 2 S: 13	H: 6 LOB: 1 BB: 2 P: 22	1B: 8 2B: 3 3B: 1 HR: 1	SF: 0 SAC: 1 DP: 1 HBP: 1	WP: 0 PB: 0 CS: 2	PA: 42	
<b>PITCHER</b> Bill Hands, R ERA: 8.83 Tom Burgmeier, L ERA: 11.74 Danny Fife, R ERA: 19.64	IP: 7.0 WLS: L BF: 29	H: 7 R: 2 ER: 2 SO: 3	BB: 2 IBB: 0 HBP: 0 BLK: 0	WP: 0 HR: 1 S: 33 P: 41	ERA: 2.57 WHIP: 1.286	<b>PITCHER</b>											IP: 7.0 WLS: L BF: 29	H: 7 R: 2 ER: 2 SO: 3	BB: 2 IBB: 0 HBP: 0 BLK: 0	WP: 0 HR: 1 S: 33 P: 41	ERA: 2.57 WHIP: 1.286



Batter	1	2	3	4	5	6	7	8	9	AB	R	H	RBI	BB	SO	LOB	TOP			
Sergio Ferrer, S OBP: 0.357, SLG: 0.378 (1, 6)	0-0 1-3		0-3 K			0-0 SH1-4		0-0 4-3		3	0	0	0	0	1	0				
Rod Carew, L OBP: 0.438, SLG: 0.453 (1, 4)	0-0 1-3 S 1B		0-0 6-3			0-3 K			0-3 K	4	0	1	0	0	2	1				
Steve Braun, L OBP: 0.341, SLG: 0.375 (1, 7)	0-0 1-3			0-0 3-1		4-0 BB			0-0 F8	3	0	0	0	1	0	1				
Tony Oliva, L OBP: 0.344, SLG: 0.433 (1, 10)	0-0 4-3			0-0 L4		0-0 L9			0-3 K	4	0	0	0	0	1	3				
Harmon Killebrew, R OBP: 0.273, SLG: 0.207 (7, PR)		4-0 BB		0-3 K			4-0 BB			1	0	0	0	2	1	0				
Jerry Terrell, R OBP: 0.298, SLG: 0.286 (7, 3)										0	0	0	0	0	0	0				
Jim Holt, L OBP: 0.174, SLG: 0.095 (7, 3)										0	0	0	0	0	0	0				
Steve Brye, R OBP: 0.200, SLG: 0.467 (1, 8)		0-0 P4				0-0 F8			0-0 G3-6-4	3	0	0	0	0	0	2				
Larry Hisle, R OBP: 0.347, SLG: 0.488 (1, 9)						0-0 L8			0-0 L7	3	0	0	0	0	1	2				
Randy Hundley, R OBP: 0.235, SLG: 0.161 (1, 2)						0-3 K				3	0	0	0	0	2	1				
Eric Soderholm, R OBP: 0.286, SLG: 0.286 (1, 5)			0-3 K						0-0 SH1-4 1B	3	0	1	0	0	1	0				
<b>Inning Stats</b>	R: 0 E: 0 K: 0 S: 4	H: 1 LOB: 1 BB: 0 P: 4	R: 0 E: 0 K: 2 S: 7	H: 0 LOB: 1 BB: 1 P: 11	R: 0 E: 0 K: 2 S: 7	H: 0 LOB: 0 BB: 0 P: 7	R: 0 E: 0 K: 1 S: 5	H: 0 LOB: 0 BB: 0 P: 5	R: 0 E: 0 K: 1 S: 5	H: 1 LOB: 2 BB: 1 P: 10	R: 0 E: 0 K: 0 S: 2	H: 0 LOB: 1 BB: 1 P: 6	R: 0 E: 0 K: 0 S: 3	H: 0 LOB: 0 BB: 0 P: 3	R: 0 E: 0 K: 2 S: 7	H: 0 LOB: 0 BB: 0 P: 7	1B: 2 2B: 0 3B: 0 HR: 0	SF: 0 SAC: 1 DP: 1 HBP: 0	WP: 0 PB: 0 SB: 1 CS: 0	PA: 31
<b>PITCHER</b> Steve Hargan, R ERA: 1.57 (1, 1)	IP: 9.0 WLS: W BF: 31 H: 2 R: 0 ER: 0 SO: 9 BB: 3 IBB: 0 HBP: 0 BLK: 0 WP: 0 HR: 0 S: 46 P: 58 ERA: 0.00 WHIP: 0.556															<b>PITCHER</b>				

Minnesota Twins @ Texas Rangers  
Arlington Stadium, Arlington, TX  
Sat Apr 20 1974, 8:05 PM EDT  
Att: 12,915 - Unknown

AB 27  
R 0  
H 2  
RBI 0  
BB 3  
SO 9  
LOB 10



Batter	1	2	3	4	5	6	7	8	9	AB	R	H	RBI	BB	SO	LOB	BOTTOM					
Davey Nelson, R OBP: 0.333, SLG: 0.385 (1, 4)	0-0 G3 1B		0-3 K							4	0	2	0	0	1	3						
Toby Harrah, R OBP: 0.397, SLG: 0.380 (1, 6)	0-0 G3 1-2		0-3 K		0-0 K			0-0 SH1-3 CS 1B		3	0	0	0	0	2	1						
Alex Johnson, R OBP: 0.298, SLG: 0.264 (1, 7)	0-3 K		0-0 4-3			0-0 F9		4-0 4-3 IBB		3	0	0	0	1	1	1						
Jeff Burroughs, R OBP: 0.333, SLG: 0.635 (1, 9)	0-3 K		0-0 E4			0-0 2B		0-0 4-3 1-2 2-3		4	0	1	0	0	1	3						
Tom Grieve, R OBP: 0.392, SLG: 0.638 (1, 10)		0-0 3-1	0-3 K			0-3 K		0-0 CS 3-H	0-3 K	4	0	0	0	0	3	2						
Jim Spencer, L OBP: 0.231, SLG: 0.385 (9, PR)		0-3 K		0-3 K		0-0 P4			0-0 PB 1B	4	0	1	0	0	2	1						
Lenny Randle, S OBP: 0.667, SLG: 0.667 (9, PR)										0	1	0	0	0	0	0						
Joe Lovitto, S OBP: 0.191, SLG: 0.217 (1, 8)		0-0 1B E 1B		0-0 1-3					0-3 K	4	0	1	0	0	1	1						
Jim Fregosi, R OBP: 0.435, SLG: 0.432 (1, 5)		0-0 E6 1B		0-3 K					0-0 1B	4	0	1	1	0	2	1						
Dick Billings, R OBP: 0.316, SLG: 0.235 (1, 2)		0-0 1-2 2-3 1B				0-0 5-3			0-0 P6	3	0	1	0	0	0	0						
<b>Inning Stats</b>	R: 0 E: 0 K: 2 S: 8	H: 1 LOB: 3 BB: 0 P: 8	R: 0 E: 1 K: 2 S: 10	H: 2 LOB: 3 BB: 0 P: 10	R: 0 E: 1 K: 2 S: 8	H: 0 LOB: 1 BB: 0 P: 8	R: 0 E: 0 K: 2 S: 7	H: 0 LOB: 0 BB: 0 P: 7	R: 0 E: 0 K: 1 S: 5	H: 0 LOB: 0 BB: 0 P: 5	R: 0 E: 0 K: 1 S: 6	H: 1 LOB: 1 BB: 0 P: 6	R: 0 E: 0 K: 1 S: 5	H: 0 LOB: 0 BB: 0 P: 5	R: 0 E: 0 K: 0 S: 3	H: 1 LOB: 1 BB: 1 P: 7	R: 1 E: 0 K: 2 S: 8	H: 2 LOB: 1 BB: 0 P: 8	1B: 6 2B: 1 3B: 0 HR: 0	SF: 0 SAC: 1 DP: 0 HBP: 0	WP: 0 PB: 1 SB: 0 CS: 1	PA: 36
<b>PITCHER</b> Bert Blyleven, R ERA: 1.09 (1, 1)	IP: 8.2 WLS: L BF: 35 H: 7 R: 1 ER: 0 SO: 13 BB: 0 IBB: 1 HBP: 0 BLK: 0 WP: 0 HR: 0 S: 60 P: 64 ERA: 0.00 WHIP: 0.808															<b>PITCHER</b>						

Minnesota Twins @ Texas Rangers  
Arlington Stadium, Arlington, TX  
Sat Apr 20 1974, 8:05 PM EDT  
Att: 12,915 - Unknown

AB 33  
R 1  
H 7  
RBI 1  
BB 1  
SO 13  
LOB 13

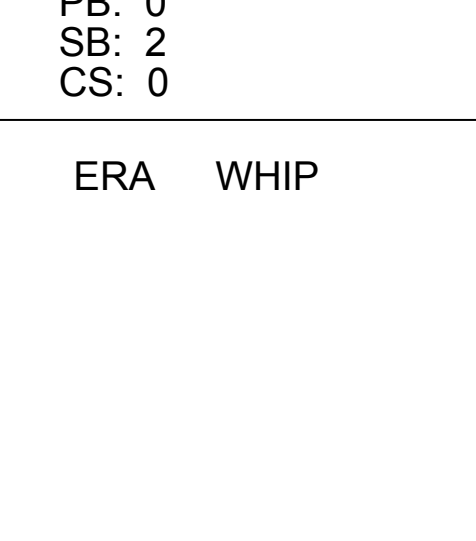




Batter	1	2	3	4	5	6	7	8	9	AB	R	H	RBI	BB	SO	LOB	TOP				
<b>Sergio Ferrer, S</b> OBP: 0.396, SLG: 0.375 (1, 6)	FC4-6 BB 1B	FC3-6 1B 1-2		1-3 1B		1B E BB 1-2	BB HBP 1-2	L5		3	1	1	0	2	0	3					
<b>Rod Carew, L</b> OBP: 0.444, SLG: 0.448 (1, 4)	FC4-6 1B 1-2	FC6-4 1B 1-2		1-3		E8 SF9 1B 1-H 2-H	BB 1-2 2-3	E1 FC5-4		5	2	2	1	1	0	2					
<b>Steve Braun, L</b> OBP: 0.340, SLG: 0.356 (1, 7)	1B 1B 1-H	F7		FC4-6 BB		P6	4-3	FC5-4 G5-4-3 1-2		5	1	1	1	1	0	7					
<b>Tony Oliva, L</b> OBP: 0.378, SLG: 0.471 <b>Jerry Terrell, R</b> OBP: 0.233, SLG: 0.279 (8, PR)	1B 1-2	FC6-4		FC4-6		IBB		HR 2B		4	0	2	0	1	0	4					
<b>Harmon Killebrew, R</b> OBP: 0.306, SLG: 0.250 <b>Jim Holt, L</b> OBP: 0.200, SLG: 0.095 (5, PR)	1B 1-3 2-H		K		P2-6 1B	SF9		HR BB		3	0	2	1	0	1	0					
<b>Steve Brye, R</b> OBP: 0.200, SLG: 0.400 (1, 8)	F8		K		1B 1-2	K 3-H		P3		5	0	1	0	0	2	5					
<b>Larry Hise, R</b> OBP: 0.370, SLG: 0.556 (1, 9)	BB 1-2				P2-6		K	HR 1-H 2-H		4	1	2	3	1	1	2					
<b>Glenn Borgmann, R</b> OBP: 0.235, SLG: 0.133 (1, 2)	K		L7		K		BB HBP 1B	5-3		5	0	1	0	0	2	6					
<b>Eric Soderholm, R</b> OBP: 0.417, SLG: 0.417 (1, 5)					K		BB 1B			5	1	3	0	0	2	1					
<b>Inning Stats</b>	R: 2 E: 0 K: 1 S: 8	H: 3 LOB: 3 BB: 2 P: 16	R: 0 E: 0 K: 0 S: 5	H: 2 LOB: 2 BB: 0 P: 5	R: 0 E: 0 K: 2 S: 8	H: 1 LOB: 1 BB: 0 P: 8	R: 0 E: 0 K: 1 S: 6	H: 2 LOB: 1 BB: 0 P: 10	R: 0 E: 0 K: 1 S: 7	H: 2 LOB: 2 BB: 2 P: 15	R: 0 E: 0 K: 2 S: 8	H: 1 LOB: 3 BB: 1 P: 13	R: 3 E: 1 K: 0 S: 6	H: 3 LOB: 2 BB: 0 P: 10	R: 0 E: 1 K: 0 S: 3	H: 0 LOB: 0 BB: 0 P: 3	1B: 13 2B: 2 3B: 0 HR: 1	SF: 1 SAC: 0 DP: 2 HBP: 1	WP: 0 PB: 0 SB: 2 CS: 0	PA: 49	
<b>PITCHER</b>	IP WLS BF H R ER SO	IP WLS BF H R ER SO	IP WLS BF H R ER SO	IP WLS BF H R ER SO	IP WLS BF H R ER SO	IP WLS BF H R ER SO	IP WLS BF H R ER SO	IP WLS BF H R ER SO	IP WLS BF H R ER SO	IP WLS BF H R ER SO	IP WLS BF H R ER SO	IP WLS BF H R ER SO	IP WLS BF H R ER SO	IP WLS BF H R ER SO	IP WLS BF H R ER SO	IP WLS BF H R ER SO	ERA WHIP	ERA WHIP			
<b>Jim Bibby, R</b> ERA: 3.82 (1, 1)	4.0 L	24 9	2 2	4 2	3 2	0 0	0 0	0 0	0 0	0 0	29 18	41 31	4.50 6.75	3.000 1.875							
<b>Steve Foucault, R</b> ERA: 2.25 (5, 1)	2.2	14 3	3 3	2 4	2 1	1 1	0 0	0 0	0 0	1 10	14 14	11.57	1.714								
<b>Jim Merritt, L</b> ERA: 10.8 (7, 1)	2.1	11 3	3 3	3 0	1 0	0 0	0 0	0 0	0 0	1 10	14 14	11.57	1.714								
<b>Batter</b>	<b>1</b>	<b>2</b>	<b>3</b>	<b>4</b>	<b>5</b>	<b>6</b>	<b>7</b>	<b>8</b>	<b>9</b>	<b>AB</b>	<b>R</b>	<b>H</b>	<b>RBI</b>	<b>BB</b>	<b>SO</b>	<b>LOB</b>	<b>BOTTOM</b>				
<b>Davey Nelson, R</b> OBP: 0.311, SLG: 0.357 (1, 4)	5-3		K			E6 1B 2B	F3			4	1	0	0	0	1	1					
<b>Toby Harrah, R</b> OBP: 0.387, SLG: 0.370 (1, 6)	1-3				F8	6-3 1B		L5		4	0	1	0	0	0	0					
<b>Alex Johnson, R</b> OBP: 0.311, SLG: 0.281 (1, 7)	CS 1B				K	2B 1B		4-3		4	1	2	0	0	1	0					
<b>Jeff Burroughs, R</b> OBP: 0.333, SLG: 0.618 <b>Lenny Randle, S</b> OBP: 0.571, SLG: 0.571 (7, 9)	CS	L8			1B	6-3		4-3		3	0	1	0	0	0	3					
<b>Tom Grieve, R</b> OBP: 0.400, SLG: 0.640 (1, 10)					4-3	2B 1B		4-3		3	0	1	2	1	0	1					
<b>Jim Spencer, L</b> OBP: 0.294, SLG: 0.375 (1, 3)					K	G6-4-3 BB		FC5-4 1B		3	0	1	0	1	1	2					
<b>Joe Lovitto, S</b> OBP: 0.176, SLG: 0.200 (1, 8)		FC6			G6-4-3			FC5-4 1B		4	0	0	0	0	0	4					
<b>Jim Fregosi, R</b> OBP: 0.420, SLG: 0.415 (1, 5)					K			G5-4-3		4	0	1	0	0	2	2					
<b>Jim Sundberg, R</b> OBP: 0.357, SLG: 0.435 (1, 2)					5-3					3	0	0	0	0	0	1					
<b>Inning Stats</b>	R: 0 E: 0 K: 0 S: 3	H: 1 LOB: 0 BB: 0 P: 3	R: 0 E: 0 K: 1 S: 5	H: 0 LOB: 1 BB: 1 P: 9	R: 0 E: 0 K: 2 S: 7	H: 0 LOB: 0 BB: 0 P: 7	R: 0 E: 0 K: 1 S: 6	H: 1 LOB: 1 BB: 0 P: 6	R: 0 E: 1 K: 0 S: 6	H: 3 LOB: 1 BB: 0 P: 6	R: 0 E: 1 K: 1 S: 6	H: 0 LOB: 1 BB: 0 P: 6	R: 0 E: 0 K: 0 S: 3	H: 0 LOB: 0 BB: 0 P: 3	R: 0 E: 0 K: 0 S: 4	H: 1 LOB: 0 BB: 0 P: 4	1B: 6 2B: 2 3B: 0 HR: 0	SF: 0 SAC: 0 DP: 3 HBP: 0	WP: 0 PB: 0 SB: 0 CS: 1	PA: 36	
<b>PITCHER</b>	IP WLS BF H R ER SO	IP WLS BF H R ER SO	IP WLS BF H R ER SO	IP WLS BF H R ER SO	IP WLS BF H R ER SO	IP WLS BF H R ER SO	IP WLS BF H R ER SO	IP WLS BF H R ER SO	IP WLS BF H R ER SO	IP WLS BF H R ER SO	IP WLS BF H R ER SO	IP WLS BF H R ER SO	IP WLS BF H R ER SO	IP WLS BF H R ER SO	IP WLS BF H R ER SO	IP WLS BF H R ER SO	ERA WHIP	ERA WHIP			
<b>Joe Decker, R</b> ERA: 1.96 (7, 1)	6.0 S	24 1	0 0	4 1	2 0	0 0	0 0	0 0	0 0	0 0	13 13	0.00	0.333								
<b>Bill Campbell, R</b> ERA: (7, 1)	3.0	11 1	0 0	0 1	0 0	0 0	0 0	0 0	0 0	13 13	0.00	0.333									

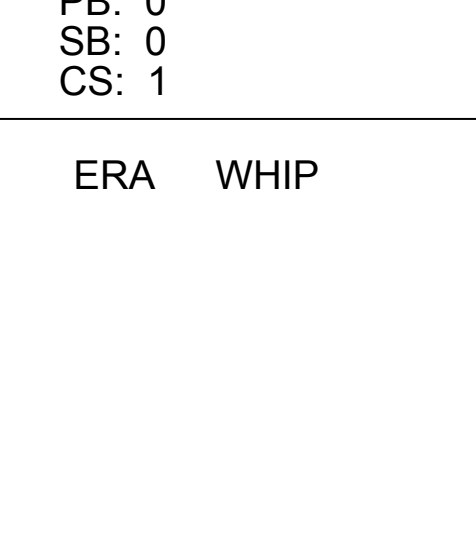
Minnesota Twins @ Texas Rangers  
Arlington Stadium, Arlington, TX  
Sun Apr 21 1974, 4:33 AM EDT  
Att: 14,494 - Unknown

AB 40  
R 8  
H 15  
RBI 7  
BB 7  
SO 8  
LOB 31



Minnesota Twins @ Texas Rangers  
Arlington Stadium, Arlington, TX  
Sun Apr 21 1974, 4:33 AM EDT  
Att: 14,494 - Unknown

AB 33  
R 2  
H 7  
RBI 2  
BB 2  
SO 5  
LOB 14






Batter	1	2	3	4	5	6	7	8	9	10	AB	R	H	RBI	BB	SO	LOB							
Steve Braun, L OBP: 0.333, SLG: 0.408 (1, 7)	6-3		4-3		SH1-3		F8			HR	4	1	1	1	0	0	1							
Rod Carew, L OBP: 0.412, SLG: 0.413 (1, 4)	1-3		4-3		K		F7			4-3	5	0	0	0	0	1	1							
Tony Oliva, L OBP: 0.390, SLG: 0.474 Jerry Terrell, R OBP: 0.273, SLG: 0.222 (8, PR)	WP 1B		1-3		F9		FC6-4 1B			5-3	4	0	2	0	0	0	1							
Bobby Darwin, R OBP: 0.353, SLG: 0.538 Larry Hisle, R OBP: 0.370, SLG: 0.556 (10, 9)	WP 1B				F9		4-3			L9	5	0	1	0	0	0	1							
Harmon Killebrew, R OBP: 0.275, SLG: 0.222 Jim Holt, L OBP: 0.200, SLG: 0.095 (10, 3)	6-3		4-3		4-3		1-3			FC6-4 1-2	4	0	0	0	0	0	3							
Steve Brye, R OBP: 0.208, SLG: 0.375 (1, 8)		6-3			1B		G3			F9	4	0	1	0	0	0	0							
Eric Soderholm, R OBP: 0.438, SLG: 0.438 (1, 5)					1B					F9	4	0	2	0	0	0	0							
Glenn Borgmann, R OBP: 0.286, SLG: 0.167 (1, 2)					1B					5-3	3	0	1	0	1	1	3							
Danny Thompson, R OBP: 0.294, SLG: 0.250 (1, 6)					5-3					BB	3	0	0	0	1	0	3							
					SH1-3 BB					5-3														
										P4														
<b>Inning Stats</b>	R: 0 E: 0 K: 0 S: 5	H: 2 LOB: 2 BB: 0 P: 5	R: 0 E: 0 K: 1 S: 6	H: 1 LOB: 1 BB: 0 P: 6	R: 0 E: 0 K: 0 S: 3	H: 0 LOB: 0 BB: 0 P: 3	R: 0 E: 0 K: 0 S: 5	H: 2 LOB: 2 BB: 0 P: 5	R: 0 E: 0 K: 1 S: 5	H: 0 LOB: 1 BB: 1 P: 9	R: 0 E: 0 K: 0 S: 3	H: 0 LOB: 0 BB: 0 P: 3	R: 0 E: 0 K: 0 S: 4	H: 1 LOB: 1 BB: 0 P: 4	R: 0 E: 0 K: 0 S: 3	H: 0 LOB: 1 BB: 1 P: 7	R: 0 E: 0 K: 0 S: 4	H: 0 LOB: 0 BB: 0 P: 4	R: 1 E: 0 K: 0 S: 4	H: 1 LOB: 0 BB: 0 P: 4	1B: 7 2B: 0 3B: 0 HR: 1	SF: 0 SAC: 1 DP: 0 HBP: 0	WP: 1 PB: 0 SB: 1 CS: 0	PA: 40
<b>PITCHER</b> Lerrin LaGrow, R ERA: 4.26 (1, 1)	IP 10.0	WLS L	BF 40	H 8	R 1	ER 1	SO 2	BB 2	IBB 0	HBP 0	BLK 0	WP 1	HR 1	S 42	P 50	ERA 0.90	WHIP 1.000							

**TOP**

**Minnesota Twins @ Detroit Tigers**  
Tiger Stadium, Detroit, MI  
Tue Apr 23 1974, 7:05 PM EDT  
Att: 5,422 - Unknown - 40 F

livebaseballscorecards.com

AB 37  
R 1  
H 8  
RBI 1  
BB 2  
SO 2  
LOB 13



WP: 1 PA: 40  
PB: 0  
SB: 1  
CS: 0


Batter	1	2	3	4	5	6	7	8	9	10	AB	R	H	RBI	BB	SO	LOB							
Mickey Stanley, R OBP: 0.224, SLG: 0.357 (1, 8)	P4		4-3		3-1					F7	5	0	0	0	0	1	2							
Gary Sutherland, R OBP: 0.308, SLG: 0.360 (1, 4)	1-3		5-3				P4			E5	4	0	0	0	0	1	1							
Jim Northrup, L OBP: 0.206, SLG: 0.230 (1, 9)	E1				F7		4-3			L9	4	0	0	0	0	2	2							
Al Kaline, R OBP: 0.361, SLG: 0.400 (1, 10)	K				FC4-6 BB		L1-3			L7	3	0	0	0	1	1	3							
Willie Horton, R OBP: 0.246, SLG: 0.377 (1, 7)					FC4-6		P4			F8	4	0	1	0	0	1	1							
Norm Cash, L OBP: 0.333, SLG: 0.485 (1, 3)					F9		4-3			4-3	4	0	1	0	0	1	1							
Aurelio Rodriguez, R OBP: 0.180, SLG: 0.140 (1, 5)					F8					L5	4	0	1	0	0	2	2							
Jerry Moses, R OBP: 0.333, SLG: 0.333 Gates Brown, L OBP: 0.600, SLG: 0.333 (10, PH)					G4-6-3 1B					4-3	3	0	1	0	0	3	3							
Ed Brinkman, R OBP: 0.263, SLG: 0.264 Ben Oglivie, L (10, PH)					F8					L9	3	0	1	0	0	1	1							
										5-3 1B	1	0	0	0	0	0	0							
										E 1B														
<b>Inning Stats</b>	R: 0 E: 1 K: 1 S: 6	H: 0 LOB: 1 BB: 0 P: 6	R: 0 E: 0 K: 0 S: 4	H: 2 LOB: 1 BB: 0 P: 4	R: 0 E: 0 K: 0 S: 3	H: 0 LOB: 0 BB: 0 P: 3	R: 0 E: 0 K: 0 S: 3	H: 0 LOB: 1 BB: 0 P: 7	R: 0 E: 0 K: 0 S: 4	H: 1 LOB: 1 BB: 0 P: 4	R: 0 E: 0 K: 0 S: 7	H: 1 LOB: 2 BB: 0 P: 7	R: 0 E: 0 K: 0 S: 3	H: 0 LOB: 0 BB: 0 P: 3	R: 0 E: 0 K: 0 S: 3	H: 0 LOB: 0 BB: 0 P: 3	R: 0 E: 0 K: 0 S: 3	H: 0 LOB: 0 BB: 0 P: 3	1B: 4 2B: 1 3B: 0 HR: 0	SF: 0 SAC: 0 DP: 1 HBP: 0	WP: 0 PB: 0 SB: 0 CS: 0	PA: 37		
<b>PITCHER</b> Dick Woodson, R ERA: 3.48 Bill Campbell, R ERA: (9, 1)	IP 8.0	WLS W	BF 31	H 5	R 0	ER 0	SO 2	BB 1	IBB 0	HBP 0	BLK 0	WP 0	HR 0	S 34	P 38	ERA 0.00	WHIP 0.750							

**BOTTOM**

**Minnesota Twins @ Detroit Tigers**  
Tiger Stadium, Detroit, MI  
Tue Apr 23 1974, 7:05 PM EDT  
Att: 5,422 - Unknown - 40 F

livebaseballscorecards.com

AB 36  
R 0  
H 5  
RBI 0  
BB 1  
SO 2  
LOB 16




WP: 0 PA: 37  
PB: 0  
SB: 0  
CS: 0



Batter	1	2	3	4	5	6	7	8	9	AB	R	H	RBI	BB	SO	LOB	TOP										
Steve Braun, L (1, 7) OBP: 0.328, SLG: 0.396 Larry Hisle, R (8, PH) OBP: 0.364, SLG: 0.543 (8, 7)	E1 1B		F8				K	K									4 0 1 0 0 1 0 1 0 0 0 0 1 1										
Rod Carew, L (1, 4) OBP: 0.452, SLG: 0.463	FC5-4 1B						1B 2B										4 1 4 0 1 0 0										
Bobby Darwin, R (1, 9) OBP: 0.322, SLG: 0.509	K		F9				2B										5 1 1 0 0 3 7										
Jim Holt, L (1, 3) OBP: 0.207, SLG: 0.160 Joe Lis, R (9, PH) OBP: 0.300, SLG: 0.176	L9																4 1 1 2 0 0 5 1 0 0 0 0 0 1										
Harmon Killebrew, R (1, 10) OBP: 0.273, SLG: 0.300	FC5-4 1-2																4 1 1 2 0 0 2										
Steve Brye, R (1, 8) OBP: 0.250, SLG: 0.393		P1															4 0 2 0 0 1 0										
Eric Soderholm, R (1, 5) OBP: 0.450, SLG: 0.450		F8															4 0 2 0 0 1 1										
Glenn Borgmann, R (1, 2) OBP: 0.240, SLG: 0.136		P4															4 0 0 0 0 0 4										
Sergio Ferrer, S (1, 6) OBP: 0.404, SLG: 0.386			4-3														4 0 2 0 0 0 1										
<b>Inning Stats</b>	R: 0 E: 1 K: 1 S: 7	H: 1 LOB: 2 BB: 0 P: 7	R: 0 E: 0 K: 0 S: 3	H: 0 LOB: 0 BB: 0 P: 3	R: 0 E: 0 K: 0 S: 4	H: 1 LOB: 1 BB: 0 P: 4	R: 0 E: 0 K: 0 S: 5	H: 2 LOB: 2 BB: 0 P: 5	R: 0 E: 0 K: 1 S: 6	H: 1 LOB: 1 BB: 0 P: 6	R: 4 E: 0 K: 2 S: 11	H: 5 LOB: 0 BB: 0 P: 11	R: 0 E: 0 K: 1 S: 6	H: 1 LOB: 0 BB: 0 P: 6	R: 0 E: 0 K: 1 S: 5	H: 1 LOB: 0 BB: 0 P: 5	1B: 11 2B: 2 3B: 0 HR: 1	SF: 0 SAC: 0 DP: 2 HBP: 0	WP: 0 PB: 0 SB: 0 CS: 0	PA: 40							
<b>PITCHER</b>	IP	WLS	BF	H	R	ER	SO	BB	IBB	HBP	BLK	WP	HR	S	P	ERA	WHIP										
Joe Coleman, R (1, 1) ERA: 2.37	6.2	W	32	12	4	4	4	1	0	0	0	0	1	39	43	5.40	1.950										
John Hiller, L (7, 1) ERA: 0.47	2.1	S	8	2	0	0	3	0	0	0	0	0	0	14	14	0.00	0.857										

Minnesota Twins @ Detroit Tigers  
Tiger Stadium, Detroit, MI  
Wed Apr 24 1974, 7:05 PM EDT  
Att. 6,804 - Unknown - 45 F


AB	39
R	4
H	14
RBI	4
BB	1
SO	7
LOB	22



Batter	1	2	3	4	5	6	7	8	9	AB	R	H	RBI	BB	SO	LOB	BOTTOM										
Mickey Stanley, R (1, 8) OBP: 0.238, SLG: 0.361	K	FC6-5 BB															5 0 2 0 0 1 2										
Gary Sutherland, R (1, 4) OBP: 0.333, SLG: 0.389	2B																4 2 2 0 1 1 2										
Jim Northrup, L (1, 9) OBP: 0.206, SLG: 0.242	1B																5 1 1 1 0 0 5										
Al Kaline, R (1, 10) OBP: 0.354, SLG: 0.407	L8																4 1 1 1 0 1 2										
Willie Horton, R (1, 7) OBP: 0.262, SLG: 0.386	1B																4 1 2 1 0 0 1										
Norm Cash, L (1, 3) OBP: 0.350, SLG: 0.472																	3 1 1 0 1 1 1										
Aurelio Rodriguez, R (1, 5) OBP: 0.200, SLG: 0.197	L9																4 1 2 2 0 0 2										
Jerry Moses, R (1, 2) OBP: 0.400, SLG: 0.600		FC6-5 SH1-3 1B															4 1 2 2 0 0 1										
Ed Brinkman, R (1, 6) OBP: 0.267, SLG: 0.268		SH1-3															3 0 1 1 0 0 0										
<b>Inning Stats</b>	R: 2 E: 0 K: 1 S: 9	H: 4 LOB: 2 BB: 0 P: 9	R: 0 E: 0 K: 0 S: 4	H: 1 LOB: 2 BB: 1 P: 8	R: 0 E: 0 K: 0 S: 3	H: 0 LOB: 0 BB: 0 P: 3	R: 0 E: 0 K: 0 S: 3	H: 0 LOB: 0 BB: 0 P: 3	R: 0 E: 0 K: 2 S: 8	H: 1 LOB: 1 BB: 0 P: 8	R: 3 E: 0 K: 1 S: 8	H: 3 LOB: 1 BB: 1 P: 10	R: 0 E: 0 K: 0 S: 4	H: 1 LOB: 1 BB: 0 P: 4	R: 0 E: 0 K: 0 S: 5	H: 1 LOB: 0 BB: 0 P: 5	1B: 9 2B: 3 3B: 2 HR: 0	SF: 0 SAC: 1 DP: 1 HBP: 0	WP: 1 PB: 0 SB: 0 CS: 0	PA: 39							
<b>PITCHER</b>	IP	WLS	BF	H	R	ER	SO	BB	IBB	HBP	BLK	WP	HR	S	P	ERA	WHIP										
Bill Hands, R (1, 1) ERA: 8.74	5.1	L	26	9	5	5	4	1	0	0	0	1	0	4	4	9.00	2.000										
Danny Fife, R (6, 1) ERA: 17.36	1.0		4	2	1	1	0	0	0	0	0	0	0	4	4	9.00	2.000										
Ray Corbin, R (7, 1) ERA: 5.23	1.2		9	3	2	2	0	0	1	0	0	0	0	8	12	10.80	1.800										

Minnesota Twins @ Detroit Tigers  
Tiger Stadium, Detroit, MI  
Wed Apr 24 1974, 7:05 PM EDT  
Att. 6,804 - Unknown - 45 F

AB	36
R	8
H	14
RBI	8
BB	2
SO	4
LOB	16





Batter	1	2	3	4	5	6	7	8	9	AB	R	H	RBI	BB	SO	LOB	TOP					
Don Money, R (1.5) OBP: 0.313, SLG: 0.368	5-3		F8 SH3-4 1B		F8		5-3		5-3	5	0	1	0	0	0	0	<b>Milwaukee Brewers @ Minnesota Twins</b> Metropolitan Stadium, Bloomington, MI Fri Apr 26 1974, 4:33 AM EDT Att: 3,720 - Unknown - 79 F <a href="http://livebaseballscorecards.com">livebaseballscorecards.com</a>					
Bob Sheldon, L (1.10) OBP: 0.500, SLG: 0.750	1B		SH3-4		F7		CS		F7	3	1	1	0	1	0	0						
John Briggs, L (1.7) OBP: 0.317, SLG: 0.453	CS		F8		3-1		CS		F5	4	0	1	1	0	0	1						
George Scott, R (1.3) OBP: 0.367, SLG: 0.353	3H		F8				CS		F5	4	1	2	0	0	2	2						
Dave May, L (1.9) OBP: 0.213, SLG: 0.254										4	1	1	0	0	0	1						
Darrell Porter, L (1.2) OBP: 0.326, SLG: 0.278										4	0	1	2	0	2	1						
Bob Coluccio, R (1.8) OBP: 0.345, SLG: 0.385										3	1	2	0	1	0	1						
Pedro Garcia, R (1.4) OBP: 0.293, SLG: 0.519										4	0	1	1	0	1	4						
Robin Yount, R (1.6) OBP: 0.191, SLG: 0.233										4	0	0	0	0	0	3						
<b>Inning Stats</b>	R: 1 E: 0 K: 1 S: 6	H: 2 LOB: 1 BB: 0 P: 6	R: 0 E: 1 K: 1 S: 7	H: 1 LOB: 2 BB: 0 P: 7	R: 0 E: 0 K: 1 S: 6	H: 1 LOB: 1 BB: 0 P: 6	R: 1 E: 0 K: 0 S: 5	H: 2 LOB: 1 BB: 0 P: 5	R: 0 E: 0 K: 0 S: 3	H: 0 LOB: 0 BB: 1 P: 3	R: 0 E: 0 K: 1 S: 6	H: 1 LOB: 2 BB: 1 P: 10	R: 0 E: 0 K: 0 S: 2	H: 0 LOB: 0 BB: 1 P: 6	R: 2 E: 0 K: 1 S: 8	H: 3 LOB: 1 BB: 0 P: 8	R: 0 E: 0 K: 0 S: 3	H: 0 LOB: 0 BB: 0 P: 3	1B: 5 2B: 4 3B: 2 HR: 0	SF: 0 SAC: 1 DP: 1 HBP: 0	WP: 0 PB: 0 SB: 1 CS: 2	PA: 39
<b>PITCHER</b> Bert Blyleven, R (1.1) ERA: 1.71	IP: 9.0 WLS: L BF: 38 H: 10 R: 4 ER: 4 SO: 5 BB: 1 IBB: 1 HBP: 0 BLK: 0 WP: 0 HR: 0 S: 46 P: 54 ERA: 4.00 WHIP: 1.222															<b>PITCHER</b>						

Batter	1	2	3	4	5	6	7	8	9	AB	R	H	RBI	BB	SO	LOB	BOTTOM					
Sergio Ferrer, S (1.6) OBP: 0.411, SLG: 0.396	L3				FC6-4					4	1	2	0	0	0	1	<b>Milwaukee Brewers @ Minnesota Twins</b> Metropolitan Stadium, Bloomington, MI Fri Apr 26 1974, 4:33 AM EDT Att: 3,720 - Unknown - 79 F <a href="http://livebaseballscorecards.com">livebaseballscorecards.com</a>					
Bobby Darwin, R (9, FH) OBP: 0.333, SLG: 0.509					1B					0	0	0	0	0	0	0						
Rod Carew, L (1.4) OBP: 0.448, SLG: 0.472					F8					5	1	2	1	0	0	2						
Larry Hise, R (1.9) OBP: 0.356, SLG: 0.540					F8					4	0	1	1	0	0	2						
Jim Holt, L (1.3) OBP: 0.212, SLG: 0.172										4	0	1	0	0	0	1						
Harmon Killebrew, R (1.10) OBP: 0.277, SLG: 0.302										3	0	1	0	0	0	1						
Jerry Terrell, R (7, PR) OBP: 0.277, SLG: 0.273										0	0	0	0	0	0	0						
Tony Oliva, L (8, PH) OBP: 0.381, SLG: 0.462										1	0	0	0	0	0	1						
Steve Braun, L (1.7) OBP: 0.339, SLG: 0.382										2	0	0	0	1	0	1						
Steve Brye, R (1.8) OBP: 0.250, SLG: 0.375										4	0	1	0	0	0	5						
Eric Soderholm, R (1.5) OBP: 0.375, SLG: 0.375										4	0	0	0	0	0	5						
Glenn Borgmann, R (1.2) OBP: 0.241, SLG: 0.120										3	1	0	0	1	0	1						
<b>Inning Stats</b>	R: 0 E: 0 K: 0 S: 3	H: 1 LOB: 0 BB: 0 P: 3	R: 0 E: 0 K: 0 S: 4	H: 1 LOB: 2 BB: 0 P: 5	R: 0 E: 0 K: 0 S: 4	H: 1 LOB: 1 BB: 0 P: 4	R: 0 E: 0 K: 0 S: 3	H: 0 LOB: 0 BB: 0 P: 3	R: 0 E: 0 K: 0 S: 4	H: 1 LOB: 2 BB: 0 P: 4	R: 0 E: 0 K: 0 S: 3	H: 0 LOB: 0 BB: 0 P: 3	R: 0 E: 0 K: 0 S: 4	H: 1 LOB: 2 BB: 0 P: 4	R: 3 E: 1 K: 0 S: 6	H: 3 LOB: 2 BB: 2 P: 14	R: 0 E: 0 K: 0 S: 3	H: 0 LOB: 1 BB: 0 P: 4	1B: 6 2B: 2 3B: 0 HR: 0	SF: 0 SAC: 0 DP: 0 HBP: 2	WP: 0 PB: 0 SB: 0 CS: 1	PA: 38
<b>PITCHER</b> Jim Colborn, R (1.1) ERA: 7.25 Eduardo Rodriguez, R (8.1) ERA: 2.7 Tom Murphy, R (8.1) ERA: 0.75	IP: 7.0 WLS: W BF: 26 H: 5 R: 0 ER: 0 SO: 0 BB: 0 IBB: 0 HBP: 0 BLK: 0 WP: 0 HR: 0 S: 26 P: 26 ERA: 0.00 WHIP: 0.714															<b>PITCHER</b>						



Batter	1	2	3	4	5	6	7	8	9	AB	R	H	RBI	BB	SO	LOB	TOP								
Don Money, R OBP: 0.319, SLG: 0.371 (1, 5)	6-3		2B 1B	1B		5-3		FC6-4		5	1	2	2	0	0	1									
Bob Sheldon, L OBP: 0.394, SLG: 0.556 (1, 10)	E4		F2	4-3		4-3			1B 2B	5	1	1	0	0	0	3									
John Briggs, L OBP: 0.323, SLG: 0.456 (1, 7)	K		1B G1 2B		HR BB	K			K	4	2	1	1	1	3	2									
George Scott, R OBP: 0.375, SLG: 0.418 John Vukovich, R (7, 3)	4-3		G1 1B		HR		5-3		5-3	4	1	2	3	0	0	1									
Dave May, L OBP: 0.219, SLG: 0.258 Ken Berry, R OBP: 0.282, SLG: 0.222 (7, PH) (7, 9)		K	G1 1B		HR		G3			3	1	1	1	0	1	1									
Darrell Porter, L OBP: 0.313, SLG: 0.317 (1, 2)	F9		4-3		3B 1B		L3		2H 1B	5	0	1	1	0	1	2									
Bob Coluccio, R OBP: 0.339, SLG: 0.375 (1, 8)	5-3			F8		6-3				4	0	1	0	0	0	1									
Pedro Garcia, R OBP: 0.305, SLG: 0.527 Tim Johnson, L OBP: 0.125, SLG: 0.250 (3, 4)			1B 1B	K		K		FC4 FC1-6		1	1	1	0	0	0	0									
Robin Yount, R OBP: 0.216, SLG: 0.255 (1, 6)			1B 2B 1B	S 1B 1B		6-3		FC1-6 FC6-4		4	2	2	0	0	0	2									
<b>Inning Stats</b>	R: 0 E: 1 K: 1 S: 6	H: 0 LOB: 1 BB: 0 P: 6	R: 0 E: 0 K: 1 S: 5	H: 0 LOB: 0 BB: 0 P: 5	R: 4 E: 0 K: 0 S: 8	H: 5 LOB: 1 BB: 0 P: 8	R: 1 E: 0 K: 1 S: 7	H: 2 LOB: 1 BB: 0 P: 7	R: 3 E: 0 K: 1 S: 8	H: 3 LOB: 1 BB: 1 P: 12	R: 0 E: 0 K: 0 S: 5	H: 0 LOB: 0 BB: 0 P: 5	R: 0 E: 0 K: 0 S: 3	H: 0 LOB: 0 BB: 0 P: 3	R: 0 E: 0 K: 0 S: 4	H: 1 LOB: 1 BB: 0 P: 4	R: 1 E: 0 K: 2 S: 9	H: 2 LOB: 1 BB: 0 P: 9	1B: 9 2B: 2 3B: 1 HR: 1	SF: 0 SAC: 0 DP: 0 HBP: 0	WP: 0 PB: 0 SB: 1 CS: 0	PA: 42			
<b>PITCHER</b>	IP	WLS	BF	H	R	ER	SO	BB	IBB	HBP	BLK	WP	HR	S	P	ERA	WHIP								
Joe Decker, R ERA: 4.43 (1, 1)	4.0	L	22	8	7	7	3	1	0	0	0	0	1	27	31	15.75	2.250								
Tom Burgmeier, L ERA: 9.29 (5, 1)	3.0		11	2	1	1	2	0	0	0	0	0	0	15	15	3.00	0.667								
Ray Corbin, R ERA: 5.11 (8, 1)	2.0		9	3	1	1	2	0	0	0	0	0	0	13	13	4.50	1.500								

Milwaukee Brewers @ Minnesota Twins  
Metropolitan Stadium, Bloomington, MI  
Sat Apr 27 1974, 4:33 AM EDT  
Alt. 7, 528 - Unknown - 75 F

AB	41
R	9
H	13
RBI	9
BB	1
SO	7
LOB	16




Batter	1	2	3	4	5	6	7	8	9	AB	R	H	RBI	BB	SO	LOB	BOTTOM								
Jerry Terrell, R OBP: 0.229, SLG: 0.271 (1, 6)	6-3		4-3			G6-4-3 1B		F7		4	0	1	0	0	0	2									
Rod Carew, L OBP: 0.427, SLG: 0.447 (1, 4)	F7			F7		G6-4-3			F7	4	0	0	0	0	0	2									
Larry Hise, R OBP: 0.333, SLG: 0.500 (1, 9)	K			K			5-3		L5	4	0	0	0	0	2	0									
Jim Holt, L OBP: 0.216, SLG: 0.156 (1, 3)				6-3			6-3		L8	3	0	0	0	1	0	0									
Harmon Killebrew, R OBP: 0.260, SLG: 0.283 (1, 10)		L8			K		L7			3	0	0	0	0	1	1									
Steve Braun, L OBP: 0.323, SLG: 0.362 (1, 7)		F9			G3			F3		3	0	0	0	0	0	1									
Steve Brye, R OBP: 0.257, SLG: 0.371 (1, 8)		6-3			F8			FC6-4 1B 1B		3	0	1	0	0	0	1									
Eric Soderholm, R OBP: 0.444, SLG: 0.423 (1, 5)					G6-4-3 BB			FC6-4 1B 1B		2	0	2	0	1	0	0									
Randy Hundley, R OBP: 0.216, SLG: 0.147 (1, 2)			G6-4-3			L8		FC6-4		3	0	0	0	0	0	4									
<b>Inning Stats</b>	R: 0 E: 0 K: 1 S: 5	H: 0 LOB: 0 BB: 0 P: 5	R: 0 E: 0 K: 0 S: 3	H: 0 LOB: 1 BB: 1 P: 7	R: 0 E: 0 K: 0 S: 2	H: 0 LOB: 0 BB: 1 P: 6	R: 0 E: 0 K: 1 S: 5	H: 0 LOB: 0 BB: 0 P: 5	R: 0 E: 0 K: 0 S: 4	H: 2 LOB: 1 BB: 0 P: 4	R: 0 E: 0 K: 0 S: 3	H: 0 LOB: 0 BB: 0 P: 3	R: 0 E: 0 K: 0 S: 5	H: 2 LOB: 2 BB: 0 P: 5	R: 0 E: 0 K: 0 S: 3	H: 0 LOB: 0 BB: 0 P: 3	1B: 4 2B: 0 3B: 0 HR: 0	SF: 0 SAC: 0 DP: 2 HBP: 0	WP: 0 PB: 0 SB: 0 CS: 0	PA: 31					
<b>PITCHER</b>	IP	WLS	BF	H	R	ER	SO	BB	IBB	HBP	BLK	WP	HR	S	P	ERA	WHIP								
Jim Slaton, R ERA: 3.82 (1, 1)	9.0	W	31	4	0	0	3	2	0	0	0	0	0	35	43	0.00	0.667								


Milwaukee Brewers @ Minnesota Twins  
Metropolitan Stadium, Bloomington, MI  
Sat Apr 27 1974, 4:33 AM EDT  
Alt. 7, 528 - Unknown - 75 F

AB	29
R	0
H	4
RBI	0
BB	2
SO	3
LOB	11





Batter	1	2	3	4	5	6	7	8	9	AB	R	H	RBI	BB	SO	LOB	TOP										
<b>Don Money, R</b> OBP: 0.312, SLG: 0.373 (1, 5)	5-3	F5			5-3				5-3	5	1	2	0	0	0	0	<b>Milwaukee Brewers @ Minnesota Twins</b> Metropolitan Stadium, Bloomington, MI Sun Apr 28 1974, 4:33 AM EDT Att. 5,954 - Unknown - 70 F										
<b>Bob Sheldon, L</b> OBP: 0.333, SLG: 0.417 (1, 4)	F8		4-3		4-3					3	0	0	0	1	0	0											
<b>John Briggs, L</b> OBP: 0.333, SLG: 0.459 (1, 7)	WP 1B		F8		K					4	1	2	1	0	1	0											
<b>George Scott, R</b> OBP: 0.382, SLG: 0.475 (1, 3)	1B									4	1	2	2	0	0	2											
<b>Dave May, L</b> OBP: 0.235, SLG: 0.273 (1, 9)	1B									4	0	2	0	0	0	0											
<b>Darrell Porter, L</b> OBP: 0.306, SLG: 0.295 (1, 2)	1B									3	0	0	0	1	1	1											
<b>Bob Coluccio, R</b> OBP: 0.318, SLG: 0.350 (1, 8)	FC6-4									4	0	0	0	0	1	3											
<b>Bobby Mitchell, R</b> OBP: 0.250, SLG: 0.167 (1, 10)		6-3			F6					4	1	1	0	0	0	0											
<b>Robin Yount, R</b> OBP: 0.218, SLG: 0.255 (1, 6)		F9			F3					4	1	1	0	0	0	0											
<b>Inning Stats</b>	R: 1 E: 0 K: 0 S: 6	H: 3 LOB: 3 BB: 1 P: 10	R: 0 E: 0 K: 0 S: 3	H: 0 LOB: 0 BB: 0 P: 3	R: 1 E: 0 K: 0 S: 5	H: 2 LOB: 1 BB: 0 P: 5	R: 0 E: 0 K: 0 S: 3	H: 0 LOB: 0 BB: 0 P: 3	R: 0 E: 0 K: 0 S: 5	H: 0 LOB: 0 BB: 0 P: 5	R: 0 E: 0 K: 0 S: 3	H: 0 LOB: 0 BB: 0 P: 3	R: 3 E: 0 K: 0 S: 6	H: 4 LOB: 1 BB: 1 P: 10	R: 0 E: 0 K: 2 S: 7	H: 0 LOB: 0 BB: 0 P: 7		R: 0 E: 0 K: 0 S: 3	H: 0 LOB: 0 BB: 0 P: 3	1B: 7 2B: 1 3B: 0 HR: 1	SF: 0 SAC: 0 DP: 1 HBP: 0	WP: 1 PB: 0 SB: 0 CS: 0	PA: 37				
<b>PITCHER</b>	IP	WLS	BF	H	R	ER	SO	BB	IBB	HBP	BLK	WP	HR	S	P	ERA	WHIP										
<b>Dick Woodson, R</b> ERA: 4.33 (1, 1)	6.1	W	28	8	5	5	1	1	0	0	0	1	1	29	33	7.11	1.421										
<b>Bill Campbell, R</b> ERA: (7, 1)	2.2	S	9	1	0	0	2	1	0	0	0	0	0	12	16	0.00	0.750										

Batter	1	2	3	4	5	6	7	8	9	AB	R	H	RBI	BB	SO	LOB	BOTTOM										
<b>Steve Braun, L</b> OBP: 0.333, SLG: 0.361 (1, 7)	L3									3	1	1	0	1	1	2	<b>Milwaukee Brewers @ Minnesota Twins</b> Metropolitan Stadium, Bloomington, MI Sun Apr 28 1974, 4:33 AM EDT Att. 5,954 - Unknown - 70 F										
<b>Jim Holt, L</b> OBP: 0.211, SLG: 0.152 (7, 7)										1	0	0	0	0	0	0											
<b>Rod Carew, L</b> OBP: 0.418, SLG: 0.438 (1, 4)	3-1									4	0	1	0	0	0	4											
<b>Larry Hise, R</b> OBP: 0.328, SLG: 0.534 (1, 8)										4	2	1	2	0	0	4											
<b>Bobby Darwin, R</b> OBP: 0.328, SLG: 0.492 (1, 9)	K									4	0	1	1	0	3	0											
<b>Harmon Killebrew, R</b> OBP: 0.278, SLG: 0.300 (1, 10)										4	0	2	1	0	0	0											
<b>Jerry Terrell, R</b> OBP: 0.220, SLG: 0.271 (7, PR)										0	0	0	0	0	0	0											
<b>Eric Soderholm, R</b> OBP: 0.452, SLG: 0.517 (1, 5)										3	1	1	1	1	0	0											
<b>Joe Lis, R</b> OBP: 0.292, SLG: 0.190 (1, 3)										4	1	1	0	0	1	2											
<b>Randy Hundley, R</b> OBP: 0.268, SLG: 0.237 (1, 2)										4	0	3	0	0	0	0											
<b>Luis Gomez, R</b> OBP: 0.250, SLG: 0.250 (1, 6)										4	1	1	1	0	1	2											
<b>Inning Stats</b>	R: 1 E: 0 K: 1 S: 6	H: 1 LOB: 0 BB: 0 P: 6	R: 0 E: 0 K: 0 S: 3	H: 0 LOB: 0 BB: 0 P: 3	R: 0 E: 0 K: 0 S: 4	H: 1 LOB: 2 BB: 1 P: 8	R: 1 E: 0 K: 2 S: 8	H: 1 LOB: 0 BB: 0 P: 8	R: 3 E: 0 K: 0 S: 7	H: 5 LOB: 2 BB: 0 P: 7	R: 1 E: 0 K: 0 S: 8	H: 3 LOB: 2 BB: 0 P: 8	R: 0 E: 0 K: 1 S: 6	H: 1 LOB: 2 BB: 1 P: 10	R: 0 E: 0 K: 1 S: 5	H: 0 LOB: 0 BB: 0 P: 5	1B: 9 2B: 1 3B: 0 HR: 2	SF: 0 SAC: 0 DP: 0 HBP: 0	WP: 0 PB: 0 SB: 0 CS: 0	PA: 37							
<b>PITCHER</b>	IP	WLS	BF	H	R	ER	SO	BB	IBB	HBP	BLK	WP	HR	S	P	ERA	WHIP										
<b>Clyde Wright, L</b> ERA: 3.38 (1, 1)	4.2	L	22	7	5	5	3	1	0	0	0	0	2	27	31	9.64	1.714										
<b>Ed Sprague, R</b> ERA: 1.69 (5, 1)	1.1		7	4	1	1	1	0	0	0	0	0	0	9	9	6.75	3.000										
<b>Eduardo Rodriguez, R</b> ERA: 2.41 (7, 1)	2.0		8	1	0	0	2	1	0	0	0	0	0	11	15	0.00	1.000										







Batter	1	2	3	4	5	6	7	8	9	AB	R	H	RBI	BB	SO	LOB	TOP					
John Lowenstein, L (1, 7) OBP: 0.402, SLG: 0.367	E6 S 1B E	FC6 1-2 BB				E2 SH1-3		G3		4	2	1	0	1	0	1	<b>Cleveland Indians @ Minnesota Twins</b> Metropolitan Stadium, Bloomington, MI Tue Apr 30 1974, 4:33 AM EDT Att. 2,193 - Unknown - 59 F					
Jack Brohamer, L (1, 4) OBP: 0.476, SLG: 0.389	S 1B 1B	FC6 1-2			L9	SH1-3		F 1B S 1B		4	2	2	0	0	0	3						
Buddy Bell, R (1, 5) OBP: 0.276, SLG: 0.363	F2 1-3 2-H		L6		1B 2B	K		6-3		5	1	1	0	0	1	4						
John Ellis, R (1, 3) OBP: 0.322, SLG: 0.381	K		L4		K	F9		1B		5	0	1	1	0	2	5						
Oscar Gamble, L (1, 10) OBP: 0.310, SLG: 0.450	1B		6-3		1B 1B IBB			4-3		4	1	2	1	1	0	1						
Charlie Spikes, R (1, 9) OBP: 0.584, SLG: 0.568	5-3				1B				F8	5	1	1	2	0	0	2						
Rusty Torres, S (9, 9) OBP: 0.400, SLG: 0.250					1B					0	0	0	0	0	0	0						
George Hendrick, R (1, 8) OBP: 0.271, SLG: 0.400		4-3			1B				F9	5	0	1	2	0	0	1						
Dave Duncan, R (1, 2) OBP: 0.309, SLG: 0.516		FC6-4 1B			5-3				F7	5	0	2	0	0	0	2						
Frank Duffy, R (1, 6) OBP: 0.219, SLG: 0.329	FC6-4 1-2				6-3					4	1	2	1	0	0	2						
<b>Inning Stats</b>	R: 2 E: 1 K: 1 S: 8	H: 2 LOB: 1 BB: 0 P: 8	R: 0 E: 0 K: 0 S: 4	H: 1 LOB: 2 BB: 1 P: 8	R: 0 E: 0 K: 0 S: 3	H: 0 LOB: 0 BB: 0 P: 3	R: 0 E: 0 K: 0 S: 4	H: 1 LOB: 1 BB: 0 P: 4	R: 4 E: 1 K: 1 S: 9	H: 4 LOB: 1 BB: 1 P: 13	R: 0 E: 0 K: 0 S: 7	H: 1 LOB: 2 BB: 0 P: 7	R: 0 E: 0 K: 0 S: 4	H: 1 LOB: 1 BB: 0 P: 4	R: 2 E: 0 K: 0 S: 6	H: 3 LOB: 1 BB: 0 P: 6	R: 0 E: 0 K: 0 S: 3	H: 0 LOB: 0 BB: 0 P: 3	1B: 9 2B: 3 3B: 0 HR: 1	SF: 0 SAC: 1 DP: 0 HBP: 0	WP: 1 PB: 0 SB: 5 CS: 0	PA: 44
<b>PITCHER</b>	IP WLS BF H R ER SO BB IBB HBP BLK WP HR S P ERA WHIP																					
Bert Blyleven, R (1, 1) ERA: 2.31	4.2 L 24 7 6 4 2 1 1 0 0 0 1 0 26 34 7.71 1.714																					
Ray Corbin, R (5, 1) ERA: 4.7	3.0 16 6 2 1 1 0 0 0 0 0 1 18 18 3.00 2.000																					
Tom Burgmeier, L (8, 1) ERA: 8.25	1.1 4 0 0 0 0 0 0 0 0 0 0 4 4 0.00 0.000																					

AB 41  
R 8  
H 13  
RBI 7  
BB 2  
SO 3  
LOB 21



Batter	1	2	3	4	5	6	7	8	9	AB	R	H	RBI	BB	SO	LOB	BOTTOM					
Steve Braun, L (1, 7) OBP: 0.338, SLG: 0.362	F8		1B			3-1		F6		4	0	1	0	0	0	0	<b>Cleveland Indians @ Minnesota Twins</b> Metropolitan Stadium, Bloomington, MI Tue Apr 30 1974, 4:33 AM EDT Att. 2,193 - Unknown - 59 F					
Rod Carew, L (1, 4) OBP: 0.436, SLG: 0.466	G6-4-3 1B				G5-4-3 1B			1-3		4	0	3	0	0	0	0						
Larry Hise, R (1, 8) OBP: 0.333, SLG: 0.515	G6-4-3 1-2				G5-4-3 1-2			F8		4	0	0	0	0	1	3						
Harmon Killebrew, R (1, 10) OBP: 0.258, SLG: 0.328		F9			F3			L5		4	0	0	0	0	0	0						
Eric Soderholm, R (1, 5) OBP: 0.410, SLG: 0.429		6-3			F8			5-3		3	1	0	0	1	0	0						
Bobby Darwin, R (1, 9) OBP: 0.347, SLG: 0.574		5-3			HR			1B		4	2	3	3	0	0	0						
Joe Lys, R (1, 3) OBP: 0.310, SLG: 0.200					L6			F8		2	0	0	0	0	1	0						
Jim Holt, L (7, PH) OBP: 0.195, SLG: 0.139								6-3		2	0	0	0	0	0	1						
Randy Hundley, R (1, 2) OBP: 0.277, SLG: 0.233					4-3 1B 1B			F9		2	0	1	0	1	0	0						
Luis Gomez, R (1, 6) OBP: 0.111, SLG: 0.111					4-3			5-3		2	0	0	0	0	0	1						
Jerry Terrell, R (7, PH) OBP: 0.224, SLG: 0.265					1-2			3-1		1	0	0	0	0	0	1						
<b>Inning Stats</b>	R: 0 E: 0 K: 0 S: 3	H: 1 LOB: 0 BB: 0 P: 3	R: 0 E: 0 K: 0 S: 3	H: 0 LOB: 0 BB: 0 P: 3	R: 0 E: 0 K: 0 S: 4	H: 2 LOB: 2 BB: 0 P: 4	R: 0 E: 0 K: 0 S: 3	H: 1 LOB: 0 BB: 0 P: 3	R: 1 E: 0 K: 1 S: 6	H: 1 LOB: 0 BB: 0 P: 6	R: 0 E: 0 K: 0 S: 4	H: 1 LOB: 1 BB: 0 P: 4	R: 2 E: 0 K: 0 S: 4	H: 1 LOB: 1 BB: 2 P: 12	R: 0 E: 0 K: 1 S: 5	H: 0 LOB: 0 BB: 0 P: 5	R: 0 E: 0 K: 0 S: 4	H: 1 LOB: 1 BB: 0 P: 4	1B: 5 2B: 1 3B: 0 HR: 2	SF: 0 SAC: 0 DP: 2 HBP: 0	WP: 0 PB: 0 SB: 0 CS: 0	PA: 34
<b>PITCHER</b>	IP WLS BF H R ER SO BB IBB HBP BLK WP HR S P ERA WHIP																					
Fritz Peterson, L (1, 1) ERA: 4.5	6.1 W 24 7 3 3 1 1 0 0 0 0 0 2 25 29 4.26 1.263																					
Fred Beene, R (7, 1) ERA: 2.13	2.2 10 1 0 0 1 1 0 0 0 0 0 0 11 15 0.00 0.750																					

AB 32  
R 3  
H 8  
RBI 3  
BB 2  
SO 2  
LOB 6





Batter	1	2	3	4	5	6	7	8	9	AB R H RBI BB SO LOB	TOP									
Mickey Stanley, R (1, 8) OBP: 0.247, SLG: 0.333	6-3		P6			1B HR	K		5-3	5 1 1 0 0 1 2	<b>Detroit Tigers @ Minnesota Twins</b> Metropolitan Stadium, Bloomington, MI Fri May 03 1974, 8:05 PM EDT Att. 4,467 - Unknown - 57 F									
Gary Sutherland, R (1, 4) OBP: 0.300, SLG: 0.333	E9 BB		5-3			L7	1B			4 0 2 1 0 0 1										
Jim Northrup, L (1, 9) OBP: 0.286, SLG: 0.315				F7		1B HR	K			3 1 1 0 1 1 2										
Al Kaline, R (1, 10) OBP: 0.340, SLG: 0.367				L8		L7		L7		3 0 0 0 1 0 2										
Willie Horton, R (1, 7) OBP: 0.319, SLG: 0.518	L4-3			L8		1B HR		F8		4 1 1 3 0 0 3										
Norm Cash, L (1, 3)						P6		1B		4 0 2 0 0 1 0										
Jerry Moses, R (1, 2) OBP: 0.333, SLG: 0.400			F7			K	F7	K		4 0 0 0 0 2 2										
Aurelio Rodriguez, R (1, 5) OBP: 0.247, SLG: 0.264			G3			F9	1B 1B	6-3		4 1 1 0 0 0 1										
Ed Brinkman, R (1, 6) OBP: 0.241, SLG: 0.317				K		K	1B 1B	4-3		4 0 1 0 0 2 1										
<b>Inning Stats</b>	R: 0 E: 1 K: 0 S: 3	H: 1 LOB: 2 BB: 2 P: 11	R: 0 E: 0 K: 1 S: 5	H: 0 LOB: 0 BB: 0 P: 5	R: 0 E: 0 K: 1 S: 5	H: 0 LOB: 0 BB: 0 P: 5	R: 0 E: 0 K: 0 S: 3	H: 1 LOB: 1 BB: 0 P: 8	R: 3 E: 0 K: 0 S: 6	H: 3 LOB: 2 BB: 0 P: 6	R: 1 E: 0 K: 2 S: 10	H: 3 LOB: 2 BB: 0 P: 10	R: 0 E: 0 K: 1 S: 6	H: 1 LOB: 1 BB: 0 P: 6	R: 0 E: 0 K: 0 S: 3	H: 0 LOB: 0 BB: 0 P: 3	1B: 8 2B: 1 3B: 0 HR: 1	SF: 0 SAC: 0 DP: 1 HBP: 0	WP: 0 PB: 0 SB: 1 CS: 0	PA: 37
<b>PITCHER</b>	IP WLS BF H R ER SO BB IBB HBP BLK WP HR S P ERA WHIP											IP WLS BF H R ER SO BB IBB HBP BLK WP HR S P ERA WHIP								
Joe Decker, R (1, 1) ERA: 4.71	6.1 L 27 7 4 4 4 2 0 0 0 0 0 1 33 41 5.68 1.421																			
Bill Hands, R (7, 1) ERA: 7.92	2.2 10 2 0 0 3 0 0 0 0 0 0 0 16 16 0.00 0.750																			

Batter	1	2	3	4	5	6	7	8	9	AB R H RBI BB SO LOB	BOTTOM									
Steve Braun, L (1, 7) OBP: 0.358, SLG: 0.425	HR		1B		1B	G3			1B	4 1 3 1 0 0 2	<b>Detroit Tigers @ Minnesota Twins</b> Metropolitan Stadium, Bloomington, MI Fri May 03 1974, 8:05 PM EDT Att. 4,467 - Unknown - 57 F									
Steve Brye, R (9, PH) OBP: 0.278, SLG: 0.371			1B		1B				BB	0 1 0 0 1 0 0										
Rod Carew, L (1, 4) OBP: 0.434, SLG: 0.473	4-3		1B		K		4-3	K		5 0 2 0 0 2 3										
Tony Oliva, L (1, 10) OBP: 0.354, SLG: 0.422	1-4-3		L4		P6		4-3	1B		5 0 1 0 0 0 5										
Jerry Terrell, R (9, PR) OBP: 0.224, SLG: 0.265							2-3	1B		0 0 0 0 0 0 0										
Harmon Killebrew, R (1, 3) OBP: 0.289, SLG: 0.333	6-3			K	1B		K	1B		5 0 2 2 0 2 1										
Tom Burgmeier, L (9, PR)					1B			G6-4-3		0 0 0 0 0 0 0										
Bobby Darwin, R (1, 9) OBP: 0.325, SLG: 0.534		5-3		L6	G3		K	G6-4-3		5 0 0 0 0 1 5										
Larry Hise, R (1, 8) OBP: 0.342, SLG: 0.500		K		FC5 HBP		5-3		BB		2 0 0 0 1 1 0										
Eric Soderholm, R (1, 5) OBP: 0.395, SLG: 0.395		F8		BB	BB	5-3		F8		3 0 0 0 1 0 1										
Randy Hundley, R (1, 2) OBP: 0.275, SLG: 0.234			P6	FC5		E		K		4 0 1 0 0 1 3										
Luis Gomez, R (1, 6) OBP: 0.167, SLG: 0.091			F7			1B		K		2 1 0 0 1 0 1										
Joe Lis, R (8, PH) OBP: 0.300, SLG: 0.192						1B		K		1 0 0 0 0 1 1										
Sergio Ferrer, S (9, 6) OBP: 0.411, SLG: 0.396					1B	1B		K		0 0 0 0 0 0 0										
<b>Inning Stats</b>	R: 1 E: 0 K: 0 S: 4	H: 1 LOB: 0 BB: 0 P: 4	R: 0 E: 0 K: 1 S: 5	H: 0 LOB: 0 BB: 0 P: 5	R: 0 E: 0 K: 1 S: 5	H: 2 LOB: 2 BB: 0 P: 5	R: 0 E: 0 K: 1 S: 7	H: 0 LOB: 2 BB: 1 P: 11	R: 0 E: 1 K: 0 S: 5	H: 1 LOB: 1 BB: 0 P: 5	R: 0 E: 0 K: 2 S: 8	H: 1 LOB: 1 BB: 0 P: 8	R: 0 E: 0 K: 2 S: 7	H: 0 LOB: 1 BB: 1 P: 11	R: 1 E: 0 K: 1 S: 6	H: 2 LOB: 2 BB: 1 P: 10	1B: 7 2B: 1 3B: 0 HR: 1	SF: 0 SAC: 0 DP: 1 HBP: 1	WP: 0 PB: 0 SB: 1 CS: 0	PA: 41
<b>PITCHER</b>	IP WLS BF H R ER SO BB IBB HBP BLK WP HR S P ERA WHIP											IP WLS BF H R ER SO BB IBB HBP BLK WP HR S P ERA WHIP								
Bill Slayback, R (1, 1) ERA: 3.63	6.0 W 28 6 2 2 3 2 0 0 0 0 0 1 31 40 3.00 1.333																			
John Hiller, L (7, 1) ERA: 0.99	3.0 S 13 3 1 1 5 2 0 0 0 0 0 0 21 29 3.00 1.667																			






Batter	1	2	3	4	5	6	7	8	9	AB	R	H	RBI	BB	SO	LOB	TOP					
Mickey Stanley, R (1, 8) OBP: 0.248, SLG: 0.330										4	0	1	0	0	1	3						
Gary Sutherland, R (1, 4) OBP: 0.305, SLG: 0.341										4	0	2	0	0	0	1						
Jim Northrup, L (1, 9) OBP: 0.275, SLG: 0.302										4	0	0	0	0	1	2						
Al Kaline, R (1, 10) OBP: 0.327, SLG: 0.351										4	0	0	0	0	2							
Willie Horton, R (1, 7) OBP: 0.309, SLG: 0.500										3	0	0	0	0	1	1						
Norm Cash, L (1, 3) OBP: 0.352, SLG: 0.404										3	0	0	0	0	2	0						
Jerry Moses, R (1, 2) OBP: 0.333, SLG: 0.435										3	0	1	0	0	0	0						
Aurelio Rodriguez, R (1, 5) OBP: 0.253, SLG: 0.261										1	0	0	0	1	0	1						
Ben Oglivie, L (8, PH) OBP: 0.200, SLG: 0.200										1	0	0	0	0	0	0						
Ike Brown, R (8, 5)										0	0	0	0	0	0	0						
Ed Brinkman, R (1, 6) OBP: 0.247, SLG: 0.313										1	0	0	0	1	0	1						
Gates Brown, L (8, PH) OBP: 0.200, SLG: 0.250										1	0	0	0	0	1	0						
John Knox, L (8, 4) OBP: 0.250, SLG: 0.250										0	0	0	0	0	0	0						
<b>Inning Stats</b>	R: 0 E: 0 K: 0 S: 3	H: 1 LOB: 0 BB: 0 P: 3	R: 0 E: 0 K: 0 S: 3	H: 0 LOB: 0 BB: 0 P: 3	R: 0 E: 0 K: 1 S: 6	H: 1 LOB: 1 BB: 0 P: 6	R: 0 E: 0 K: 1 S: 6	H: 1 LOB: 1 BB: 0 P: 6	R: 0 E: 0 K: 1 S: 5	H: 0 LOB: 2 BB: 2 P: 13	R: 0 E: 0 K: 0 S: 3	H: 1 LOB: 0 BB: 0 P: 3	R: 0 E: 0 K: 1 S: 5	H: 0 LOB: 0 BB: 0 P: 5	R: 0 E: 0 K: 1 S: 5	H: 0 LOB: 0 BB: 0 P: 5	R: 0 E: 0 K: 1 S: 5	H: 0 LOB: 0 BB: 0 P: 5	1B: 3 2B: 1 3B: 0 HR: 0	SF: 0 SAC: 0 DP: 2 HBP: 0	WP: 0 PB: 0 SB: 0 CS: 0	PA: 31
<b>PITCHER</b> Bert Blyleven, R (1, 1) ERA: 1.94	IP: 9.0 WLS: W BF: 31 H: 4 R: 0 ER: 0 SO: 6 BB: 2 IBB: 0 HBP: 0 BLK: 0 WP: 0 HR: 0 S: 41 P: 49 ERA: 0.00 WHIP: 0.667																					

Detroit Tigers @ Minnesota Twins  
Metropolitan Stadium, Bloomington, MI  
Sat May 04 1974, 4:33 AM EDT  
Alt. 4,540 - Unknown - 46 F


AB 29  
R 0  
H 4  
RBI 0  
BB 2  
SO 6  
LOB 11



Batter	1	2	3	4	5	6	7	8	9	AB	R	H	RBI	BB	SO	LOB	BOTTOM					
Larry Hisle, R (1, 7) OBP: 0.397, SLG: 0.528										4	1	3	1	0	0	0						
Rod Carew, L (1, 4) OBP: 0.442, SLG: 0.480										5	2	3	0	0	0	2						
Tony Oliva, L (1, 10) OBP: 0.377, SLG: 0.500										5	2	3	3	0	0	2						
Jerry Terrell, R (8, PR) OBP: 0.224, SLG: 0.265										0	0	0	0	0	0	0						
Harmon Killebrew, R (1, 3) OBP: 0.254, SLG: 0.313										4	1	0	0	0	0	3						
Jim Holt, L (8, 3) OBP: 0.190, SLG: 0.135										1	0	0	0	0	0	1						
Eric Soderholm, R (1, 5) OBP: 0.438, SLG: 0.561										3	2	2	3	1	0	0						
Bobby Darwin, R (1, 9) OBP: 0.317, SLG: 0.513										5	0	1	0	0	0	4						
Steve Brye, R (1, 8) OBP: 0.300, SLG: 0.395										3	0	1	0	1	0	1						
Glenn Borgmann, R (1, 2) OBP: 0.242, SLG: 0.172										4	1	1	1	0	0	4						
Luis Gomez, R (1, 6) OBP: 0.188, SLG: 0.133										4	1	1	0	0	0	3						
<b>Inning Stats</b>	R: 0 E: 1 K: 0 S: 4	H: 1 LOB: 1 BB: 0 P: 4	R: 1 E: 0 K: 0 S: 5	H: 2 LOB: 1 BB: 0 P: 5	R: 0 E: 0 K: 0 S: 4	H: 1 LOB: 1 BB: 0 P: 4	R: 0 E: 0 K: 0 S: 4	H: 1 LOB: 1 BB: 0 P: 4	R: 0 E: 0 K: 0 S: 3	H: 1 LOB: 0 BB: 0 P: 3	R: 2 E: 1 K: 0 S: 5	H: 1 LOB: 2 BB: 2 P: 13	R: 4 E: 0 K: 0 S: 7	H: 4 LOB: 0 BB: 0 P: 7	R: 3 E: 1 K: 0 S: 7	H: 4 LOB: 2 BB: 0 P: 8	R: 3 E: 1 K: 0 S: 7	H: 4 LOB: 2 BB: 0 P: 8	1B: 8 2B: 4 3B: 1 HR: 2	SF: 1 SAC: 0 DP: 1 HBP: 1	WP: 0 PB: 0 SB: 0 CS: 0	PA: 42
<b>PITCHER</b> Mickey Lolich, L (1, 1) ERA: 4.96	IP: 6.0 WLS: L BF: 30 H: 10 R: 6 ER: 4 SO: 0 BB: 1 IBB: 0 HBP: 0 BLK: 0 WP: 0 HR: 1 S: 28 P: 36 ERA: 6.00 WHIP: 1.833																					
<b>PITCHER</b> Jim Ray, R (7, 1) ERA: 12.0	IP: 2.0 WLS: L BF: 12 H: 5 R: 4 ER: 4 SO: 0 BB: 0 IBB: 0 HBP: 1 BLK: 0 WP: 0 HR: 1 S: 11 P: 12 ERA: 18.00 WHIP: 2.500																					

Detroit Tigers @ Minnesota Twins  
Metropolitan Stadium, Bloomington, MI  
Sat May 04 1974, 4:33 AM EDT  
Alt. 4,540 - Unknown - 46 F

AB 38  
R 10  
H 15  
RBI 8  
BB 2  
SO 0  
LOB 20





Batter	1	2	3	4	5	6	7	8	9	AB	R	H	RBI	BB	SO	LOB	TOP								
Dick Sharon, R OBP: 0.438, SLG: 0.379 (1, 8)	F7	FC5-4						HR	FC6-4	4	1	2	0	1	0	3	<b>Detroit Tigers @ Minnesota Twins</b> Metropolitan Stadium, Bloomington, MI Sun May 05 1974, 4:33 AM EDT Att: 18,673 - Unknown - 61 F								
Gary Sutherland, R OBP: 0.313, SLG: 0.375 (1, 4)	1B		F7					HR	FC6-4	5	1	2	2	0	0	2									
Mickey Stanley, R OBP: 0.245, SLG: 0.324 (1, 3)	K		F8					BB	L6	5	0	1	0	0	1	2									
Al Kaline, R OBP: 0.314, SLG: 0.337 (1, 10)	K		K					BB		4	0	0	0	0	3	2									
Willie Horton, R OBP: 0.306, SLG: 0.489 (1, 7)		P4						BB		4	0	1	0	0	0	0									
Jerry Moses, R OBP: 0.333, SLG: 0.538 (8, PH)	K		F8					HR	F5	3	1	1	1	0	1	0									
Gates Brown, L OBP: 0.429, SLG: 0.200 (8, 5)										1	0	0	0	0	0	2									
John Knox, L OBP: 0.250, SLG: 0.250 (8, 5)										0	0	0	0	0	0	0									
Jim Northrup, L OBP: 0.283, SLG: 0.303 (1, 9)	BB		K					F8	BB	3	0	1	0	1	1	0									
Aurelio Rodriguez, R OBP: 0.255, SLG: 0.256 (8, PH)	BB									2	0	0	0	1	0	0									
Ben Ogilvie, L OBP: 0.167, SLG: 0.167 (8, 2)	BB							5-3	3-1	1	0	0	0	0	0	3									
Gene Lamont, L (8, 2)	BB									0	0	0	0	0	0	0									
Ed Brinkman, R OBP: 0.247, SLG: 0.302 (1, 6)	BB							5-3	5-3	3	0	0	0	1	0	0									
<b>Inning Stats</b>	R: 0 E: 0 K: 2 S: 8	H: 1 LOB: 1 BB: 0 P: 8	R: 0 E: 0 K: 1 S: 6	H: 1 LOB: 3 BB: 2 P: 14	R: 0 E: 0 K: 1 S: 5	H: 0 LOB: 0 BB: 0 P: 5	R: 0 E: 0 K: 1 S: 5	H: 0 LOB: 0 BB: 0 P: 5	R: 0 E: 0 K: 0 S: 4	H: 1 LOB: 1 BB: 0 P: 4	R: 0 E: 0 K: 0 S: 3	H: 0 LOB: 0 BB: 0 P: 3	R: 1 E: 0 K: 0 S: 4	H: 1 LOB: 0 BB: 0 P: 4	R: 2 E: 0 K: 1 S: 8	H: 3 LOB: 3 BB: 2 P: 16	R: 0 E: 0 K: 0 S: 4	H: 1 LOB: 1 BB: 0 P: 4	1B: 6 2B: 0 3B: 0 HR: 2	SF: 0 SAC: 0 DP: 0 HBP: 0	WP: 0 PB: 0 SB: 0 CS: 0	PA: 39			
<b>PITCHER</b>	IP	WLS	BF	H	R	ER	SO	BB	IBB	HBP	BLK	WP	HR	S	P	ERA	WHIP								
Vic Albury, L ERA: 3.15 (1, 1)	7.0	W	29	5	3	3	5	3	0	0	0	0	2	36	48	3.86	1.143								
Bill Campbell, R ERA: 0.39 (8, 1)	2.0		10	3	0	0	1	1	0	0	0	0	0	11	15	0.00	2.000								

Batter	1	2	3	4	5	6	7	8	9	AB	R	H	RBI	BB	SO	LOB	BOTTOM								
Larry Hise, R OBP: 0.392, SLG: 0.553 (1, 7)	F8		5-3							4	1	1	1	0	0	0	<b>Detroit Tigers @ Minnesota Twins</b> Metropolitan Stadium, Bloomington, MI Sun May 05 1974, 4:33 AM EDT Att: 18,673 - Unknown - 61 F								
Rod Carew, L OBP: 0.435, SLG: 0.471 (1, 4)	HR		5-3							4	1	1	0	0	0	0									
Tony Oliva, L OBP: 0.351, SLG: 0.463 (1, 10)	K		4-3							4	0	0	0	0	1	1									
Harmon Killebrew, R OBP: 0.280, SLG: 0.414 (8, PR)	HR									3	2	2	3	1	0	0									
Sergio Ferrer, S OBP: 0.411, SLG: 0.396 (9, 3)	HR									0	1	0	0	0	0	0									
Joe Lis, R OBP: 0.300, SLG: 0.192 (9, 3)	HR									0	0	0	0	0	0	0									
Eric Soderholm, R OBP: 0.431, SLG: 0.535 (5, PR)	P6									2	0	0	0	0	0	1									
Jerry Terrell, R OBP: 0.240, SLG: 0.265 (6, 5)										0	1	0	0	1	0	0									
Bobby Darwin, R OBP: 0.337, SLG: 0.550 (1, 9)										2	2	1	1	1	0	1									
Steve Brye, R OBP: 0.295, SLG: 0.405 (1, 8)	K									4	0	1	3	0	1	2									
Glenn Borgmann, R OBP: 0.243, SLG: 0.156 (1, 2)	K									3	0	0	0	1	1	2									
Luis Gomez, R OBP: 0.150, SLG: 0.105 (1, 6)	4-3									4	0	0	0	0	0	4									
<b>Inning Stats</b>	R: 2 E: 0 K: 1 S: 7	H: 2 LOB: 0 BB: 0 P: 7	R: 1 E: 0 K: 2 S: 8	H: 1 LOB: 0 BB: 0 P: 8	R: 0 E: 0 K: 0 S: 3	H: 0 LOB: 0 BB: 0 P: 3	R: 0 E: 0 K: 0 S: 4	H: 0 LOB: 0 BB: 1 P: 9	R: 2 E: 0 K: 0 S: 5	H: 2 LOB: 1 BB: 0 P: 6	R: 0 E: 0 K: 0 S: 3	H: 0 LOB: 0 BB: 0 P: 3	R: 0 E: 0 K: 0 S: 3	H: 0 LOB: 0 BB: 0 P: 3	R: 3 E: 0 K: 0 S: 3	H: 1 LOB: 1 BB: 3 P: 15	R: 0 E: 0 K: 0 S: 3	H: 0 LOB: 0 BB: 0 P: 4	1B: 1 2B: 1 3B: 0 HR: 4	SF: 0 SAC: 0 DP: 0 HBP: 2	WP: 0 PB: 1 SB: 0 CS: 1	PA: 36			
<b>PITCHER</b>	IP	WLS	BF	H	R	ER	SO	BB	IBB	HBP	BLK	WP	HR	S	P	ERA	WHIP								
Woodie Fryman, L ERA: 11.3 (1, 1)	7.0	L	33	5	8	8	3	4	0	2	0	0	4	33	51	10.29	1.286								
Chuck Seelbach, R ERA: 1.93 (8, 1)	1.0		3	1	0	0	0	0	0	0	0	0	0	3	3	0.00	1.000								

AB 35  
R 3  
H 8  
RBI 3  
BB 4  
SO 6  
LOB 14



AB 30  
R 8  
H 6  
RBI 8  
BB 4  
SO 3  
LOB 11





Batter	1	2	3	4	5	6	7	8	9	AB	R	H	RBI	BB	SO	LOB	TOP					
Larry Hisle, R OBP: 0.395, SLG: 0.543 (1, 7)	F4		E 2B 1B		K		K		G6-4-3 1B	5	1	2	0	0	2	0	<b>Minnesota Twins @ Milwaukee Brewers</b> Milwaukee County Stadium, Milwaukee, WI Tue May 07 1974, 8:05 PM EDT Att. 3,264 - Unknown - 38 F					
Rod Carew, L OBP: 0.434, SLG: 0.467 (1, 4)	S 1B		E6 L4-3		1B 1B		F7		G6-4-3 1-2	5	1	2	0	0	0	2						
Tony Oliva, L OBP: 0.361, SLG: 0.517 (1, 10)	F9		L4-3		1B		HR			4	1	2	1	0	0	3						
Harmon Killebrew, R OBP: 0.304, SLG: 0.446 Joe Lis, R OBP: 0.300, SLG: 0.192 (7, 3)	P3		2B		G5-4-3 1B		1B			4	0	3	2	0	0	1						
Eric Soderholm, R OBP: 0.400, SLG: 0.489 (1, 5)	F8		F9		G5-4-3 1-2		1-3			4	0	0	0	0	0	4						
Bobby Darwin, R OBP: 0.333, SLG: 0.536 (1, 9)	2B 1B				5-3		K		L4	4	0	1	0	0	1	0						
Steve Brye, R OBP: 0.313, SLG: 0.435 (1, 8)	1-3 2B				5-4-3 1B		4-3		F3	4	0	2	0	0	0	0						
Glenn Borgmann, R OBP: 0.244, SLG: 0.143 (1, 2)	F9				5-4-3		FC5-4 BB		6-3	3	0	0	0	1	0	3						
Luis Gomez, R OBP: 0.125, SLG: 0.087 (1, 6)	5-3				6-3		FC5-4 1-2		F9	4	0	0	0	0	0	4						
<b>Inning Stats</b>	R: 0 E: 0 K: 0 S: 4	H: 1 LOB: 1 BB: 0 P: 4	R: 0 E: 0 K: 0 S: 5	H: 2 LOB: 2 BB: 0 P: 5	R: 1 E: 1 K: 0 S: 5	H: 2 LOB: 1 BB: 0 P: 5	R: 0 E: 0 K: 0 S: 4	H: 1 LOB: 1 BB: 0 P: 4	R: 1 E: 0 K: 1 S: 7	H: 3 LOB: 1 BB: 0 P: 7	R: 0 E: 0 K: 1 S: 5	H: 0 LOB: 1 BB: 1 P: 9	R: 1 E: 0 K: 1 S: 7	H: 2 LOB: 1 BB: 0 P: 7	R: 0 E: 0 K: 0 S: 3	H: 0 LOB: 0 BB: 0 P: 3		R: 0 E: 0 K: 0 S: 3	H: 1 LOB: 0 BB: 0 P: 3	1B: 9 2B: 3 3B: 0 HR: 1	SF: 0 SAC: 0 DP: 3 HBP: 0	WP: 0 PB: 0 SB: 1 CS: 0
<b>PITCHER</b> Clyde Wright, L ERA: 4.5 (1, 1)	IP: 9.0 WLS: L BF: 38	H: 12 R: 3 ER: 2 SO: 3	BB: 1 IBB: 0 HBP: 0 BLK: 0	WP: 0 HR: 1 S: 43 P: 47	ERA: 2.00 WHIP: 1.444											<b>PITCHER</b>	IP: 9.0 WLS: L BF: 38	H: 12 R: 3 ER: 2 SO: 3	BB: 1 IBB: 0 HBP: 0 BLK: 0	WP: 0 HR: 1 S: 43 P: 47	ERA: 2.00 WHIP: 1.444	

Batter	1	2	3	4	5	6	7	8	9	AB	R	H	RBI	BB	SO	LOB	BOTTOM				
Don Money, R OBP: 0.350, SLG: 0.456 (1, 5)	F3		G6-4-3 1B		CS		F7		F7	4	0	1	0	0	0	0	<b>Minnesota Twins @ Milwaukee Brewers</b> Milwaukee County Stadium, Milwaukee, WI Tue May 07 1974, 8:05 PM EDT Att. 3,264 - Unknown - 38 F				
Bob Coluccio, R OBP: 0.286, SLG: 0.329 (1, 8)	L6		G6-4-3 1-2				F6		1B	4	0	1	0	0	0	2					
John Briggs, L OBP: 0.389, SLG: 0.548 (1, 7)	S 1B				L9		F8		P3	4	0	1	0	0	0	1					
George Scott, R OBP: 0.330, SLG: 0.405 (1, 3)	K				2B		L8		K	4	0	1	0	0	2	1					
Dave May, L OBP: 0.236, SLG: 0.291 (1, 9)			F7		K		4-3		BB	3	0	0	0	1	1	1					
Bobby Mitchell, R OBP: 0.317, SLG: 0.351 (1, 10)	5-3				K		1B		K	4	0	1	0	0	2	2					
Charlie Moore, R OBP: 0.269, SLG: 0.280 (1, 2)	6-3				4-3		1B		F7	4	0	1	0	0	0	1					
Pedro Garcia, R OBP: 0.316, SLG: 0.548 (1, 4)			F3		K		P6			3	0	0	0	0	1	2					
Robin Yount, R OBP: 0.227, SLG: 0.254 (1, 6)			1B		CS 1B		F7			3	0	2	0	0	0	0					
<b>Inning Stats</b>	R: 0 E: 0 K: 1 S: 6	H: 1 LOB: 0 BB: 0 P: 6	R: 0 E: 0 K: 0 S: 3	H: 0 LOB: 0 BB: 0 P: 3	R: 0 E: 0 K: 2 S: 8	H: 1 LOB: 1 BB: 0 P: 8	R: 0 E: 0 K: 1 S: 5	H: 1 LOB: 0 BB: 0 P: 5	R: 0 E: 0 K: 0 S: 3	H: 0 LOB: 2 BB: 0 P: 3	R: 0 E: 0 K: 0 S: 5	H: 2 LOB: 2 BB: 0 P: 5	R: 0 E: 0 K: 0 S: 4	H: 1 LOB: 1 BB: 0 P: 4	R: 0 E: 0 K: 2 S: 7	H: 0 LOB: 1 BB: 1 P: 11		1B: 7 2B: 1 3B: 0 HR: 0	SF: 0 SAC: 0 DP: 1 HBP: 0	WP: 0 PB: 0 SB: 1 CS: 1	PA: 35
<b>PITCHER</b> Joe Decker, R ERA: 3.58 (1, 1)	IP: 9.0 WLS: W BF: 34	H: 8 R: 0 ER: 0 SO: 6	BB: 1 IBB: 0 HBP: 0 BLK: 0	WP: 0 HR: 0 S: 45 P: 49	ERA: 0.00 WHIP: 1.000											<b>PITCHER</b>	IP: 9.0 WLS: W BF: 34	H: 8 R: 0 ER: 0 SO: 6	BB: 1 IBB: 0 HBP: 0 BLK: 0	WP: 0 HR: 0 S: 45 P: 49	ERA: 0.00 WHIP: 1.000



Batter	1	2	3	4	5	6	7	8	9	AB	R	H	RBI	BB	SO	LOB	TOP										
Larry Hise, R OBP: 0.391, SLG: 0.524 (1, 9)	F7		F9			5-3		FC5-4 BB		3	0	0	0	1	0	2											
Rod Carew, L OBP: 0.418, SLG: 0.455 (1, 4)	4-3		L7			6-3		SF7		3	0	0	1	0	0	2											
Tony Oliva, L OBP: 0.338, SLG: 0.484 (1, 10)	4-3			L8			L9	FC5-4 1-2 2-3 3-H		4	0	0	0	0	0	2											
Harmon Killebrew, R OBP: 0.289, SLG: 0.423 (1, 3)		F2		K			F5		6-3	4	0	0	0	0	1	0											
Eric Soderholm, R OBP: 0.407, SLG: 0.549 (1, 5)		P4		K						4	1	2	1	0	1	0											
Steve Braun, L OBP: 0.341, SLG: 0.403 (1, 7)		F9			L7		4-3		L8	4	0	0	0	0	0	1											
Steve Brye, R OBP: 0.308, SLG: 0.420 (1, 8)					K			E6 BB 1B SF7	K	4	1	1	0	0	2	1											
Glenn Borgmann, R OBP: 0.233, SLG: 0.135 (8, PH)			F8							2	0	0	0	0	0	1											
Bobby Darwin, R OBP: 0.341, SLG: 0.541 (8, PH)				6-3						1	0	1	0	0	0	0											
Randy Hundley, R OBP: 0.275, SLG: 0.234 (8, 2)								BB 1B		0	0	0	0	0	0	0											
Luis Gomez, R OBP: 0.154, SLG: 0.120 (8, PH)										2	0	1	0	0	1	0											
Jim Holt, L OBP: 0.190, SLG: 0.135 (8, PH)										0	0	0	0	0	0	0											
Joe Lis, R OBP: 0.290, SLG: 0.185 (8, PH)										1	0	0	0	0	1	2											
Sergio Ferrer, S OBP: 0.411, SLG: 0.396 (8, 6)										0	0	0	0	0	0	0											
<b>Inning Stats</b>	R: 0 E: 0 K: 0 S: 3	H: 0 LOB: 0 BB: 0 P: 3	R: 0 E: 0 K: 0 S: 3	H: 0 LOB: 0 BB: 0 P: 3	R: 0 E: 0 K: 0 S: 5	H: 2 LOB: 2 BB: 0 P: 5	R: 0 E: 0 K: 2 S: 7	H: 0 LOB: 0 BB: 0 P: 7	R: 0 E: 0 K: 1 S: 5	H: 0 LOB: 0 BB: 0 P: 5	R: 1 E: 0 K: 0 S: 4	H: 1 LOB: 0 BB: 0 P: 4	R: 1 E: 1 K: 1 S: 7	H: 1 LOB: 2 BB: 1 P: 11	R: 0 E: 0 K: 1 S: 6	H: 1 LOB: 1 BB: 0 P: 6	1B: 4 2B: 0 3B: 0 HR: 1	SF: 1 SAC: 0 DP: 0 HBP: 0	WP: 0 PB: 0 SB: 0 CS: 0	PA: 34							
<b>PITCHER</b>	IP	WLS	BF	H	R	ER	SO	BB	IBB	HBP	BLK	WP	HR	S	P	ERA	WHIP										
Catfish Hunter, R ERA: 2.33 (1, 1)	7.0	W	26	4	2	1	4	0	0	0	0	0	1	34	34	1.29	0.571										
Darold Knowles, L ERA: 4.55 (8, 1)	1.0	S	4	0	0	0	1	1	0	0	0	0	0	5	9	0.00	1.000										
Rollie Fingers, R ERA: 2.77 (9, 1)	1.0		4	1	0	0	1	0	0	0	0	0	0	6	6	0.00	1.000										

Minnesota Twins @ Oakland Athletics  
Oakland-Alameda County Coliseum, Oakland, CA  
Fri May 10 1974, 7:05 PM PDT  
Att: 4,755 - Unknown - 55 F

AB	32
R	2
H	5
RBI	2
BB	1
SO	6
LOB	11



Batter	1	2	3	4	5	6	7	8	9	AB	R	H	RBI	BB	SO	LOB	BOTTOM										
Bill North, S OBP: 0.271, SLG: 0.260 (1, 8)	K				G4-3			CS		3	0	1	2	1	1	1											
Bert Campaneris, R OBP: 0.323, SLG: 0.331 (1, 6)	4-3	G3			5-3		CS			4	0	1	0	0	0	3											
Joe Rudi, R OBP: 0.347, SLG: 0.513 (1, 7)	4-3		P6			5-3		L9		4	0	0	0	0	0	1											
Reggie Jackson, L OBP: 0.452, SLG: 0.774 (1, 9)				K		4-3		F5		4	1	1	0	0	1	0											
Deron Johnson, R OBP: 0.210, SLG: 0.263 (1, 10)					6-3					3	1	2	2	0	0	0											
Gene Tenace, R OBP: 0.355, SLG: 0.351 (1, 3)					L7			4-3		3	0	0	0	0	1	0											
Ray Fosse, R OBP: 0.279, SLG: 0.400 (1, 2)		E9			5-3			S		3	2	1	0	0	0	0											
Ted Kubiak, S OBP: 0.191, SLG: 0.141 (1, 5)		E4			6-3			L7		3	0	0	0	0	0	2											
Dal Maxvill, R OBP: 0.296, SLG: 0.174 (1, 4)						G4-3		F9		1	0	0	0	2	0	1											
<b>Inning Stats</b>	R: 0 E: 0 K: 1 S: 5	H: 0 LOB: 0 BB: 0 P: 5	R: 2 E: 2 K: 1 S: 8	H: 2 LOB: 2 BB: 2 P: 16	R: 0 E: 0 K: 1 S: 5	H: 0 LOB: 0 BB: 0 P: 5	R: 0 E: 0 K: 0 S: 3	H: 0 LOB: 0 BB: 0 P: 3	R: 0 E: 0 K: 0 S: 2	H: 0 LOB: 0 BB: 1 P: 6	R: 1 E: 0 K: 0 S: 4	H: 1 LOB: 0 BB: 0 P: 4	R: 1 E: 0 K: 0 S: 4	H: 2 LOB: 0 BB: 0 P: 4	R: 0 E: 0 K: 0 S: 3	H: 1 LOB: 0 BB: 0 P: 3	1B: 3 2B: 2 3B: 0 HR: 1	SF: 0 SAC: 0 DP: 1 HBP: 0	WP: 0 PB: 0 SB: 1 CS: 2	PA: 32							
<b>PITCHER</b>	IP	WLS	BF	H	R	ER	SO	BB	IBB	HBP	BLK	WP	HR	S	P	ERA	WHIP										
Bert Blyleven, R ERA: 2.12 (1, 1)	8.0	L	31	6	4	3	3	3	0	0	0	0	1	34	46	3.38	1.125										

Minnesota Twins @ Oakland Athletics  
Oakland-Alameda County Coliseum, Oakland, CA  
Fri May 10 1974, 7:05 PM PDT  
Att: 4,755 - Unknown - 55 F

AB	28
R	4
H	6
RBI	4
BB	3
SO	3
LOB	8











Batter	1	2	3	4	5	6	7	8	9	AB	R	H	RBI	BB	SO	LOB	TOP										
Jerry Terrell, R OBP: 0.218, SLG: 0.241 (1, 5)	F7		F9		K		F9		P6	5	0	0	0	0	1	3	<b>Minnesota Twins @ Oakland Athletics</b> Oakland-Alameda County Coliseum, Oakland, CA Sun May 12 1974, 3:33 AM PDT Att. 5,549 - Unknown - 65 F										
Rod Carew, L OBP: 0.416, SLG: 0.444 (1, 4)	BB		K2-3			WP 1B 1B	E4			3	0	1	0	1	1												
Tony Oliva, L OBP: 0.342, SLG: 0.486 (1, 10)	K			G3			L6			4	0	1	0	0	1	3											
Harmon Killebrew, R OBP: 0.300, SLG: 0.410 Joe Lis, R OBP: 0.281, SLG: 0.179 (1, 3) (7, 3)	F3			FC6-4 BB		L5		K		2	0	0	0	1	0	3											
Larry Hulse, R OBP: 0.343, SLG: 0.511 (1, 7)				FC6-4 BB		K		6-3		4	0	1	0	0	1	3											
Bobby Darwin, R OBP: 0.333, SLG: 0.548 (1, 9)	K			F8		F8		HR		4	1	1	1	0	1	4											
Steve Brye, R OBP: 0.267, SLG: 0.362 (1, 8)	F9				L8		L4	P6		4	0	0	0	0	0	1											
Glenn Borgmann, R OBP: 0.234, SLG: 0.146 (1, 2)	K					E1 1B E		F9		4	1	1	0	0	1	1											
Sergio Ferrer, S OBP: 0.387, SLG: 0.370 (1, 6)			P3		F7		E 1-3 1B	6-3		4	0	1	0	0	0	1											
<b>Inning Stats</b>	R: 0 E: 0 K: 1 S: 5	H: 0 LOB: 1 BB: 1 P: 9	R: 0 E: 0 K: 2 S: 8	H: 1 LOB: 1 BB: 0 P: 8	R: 0 E: 0 K: 1 S: 5	H: 0 LOB: 0 BB: 0 P: 5	R: 0 E: 0 K: 0 S: 3	H: 0 LOB: 1 BB: 1 P: 7	R: 0 E: 0 K: 1 S: 6	H: 2 LOB: 2 BB: 0 P: 7	R: 1 E: 2 K: 0 S: 6	H: 1 LOB: 2 BB: 0 P: 6	R: 1 E: 0 K: 1 S: 6	H: 1 LOB: 0 BB: 0 P: 6	R: 0 E: 0 K: 0 S: 3	H: 0 LOB: 0 BB: 0 P: 3	1B: 4 2B: 1 3B: 0 HR: 1	SF: 0 SAC: 0 DP: 0 HBP: 0	WP: 1 PB: 0 SB: 0 CS: 0	PA: 37							
<b>PITCHER</b>	IP	WLS	BF	H	R	ER	SO	BB	IBB	HBP	BLK	WP	HR	S	P	ERA	WHIP										
Dave Hamilton, L ERA: 3.6 (1, 1)	7.0	W	30	5	1	0	6	2	0	0	0	1	0	40	48	0.00	1.000										
Paul Lindblad, L ERA: 2.16 (8, 1)	2.0		7	1	1	1	1	0	0	0	0	0	1	9	9	4.50	0.500										
Paul Lindblad, L ERA: 2.16 (9, 1)	2.0		7	1	1	1	1	0	0	0	0	0	1	9	9	4.50	0.500										

Batter	1	2	3	4	5	6	7	8	9	AB	R	H	RBI	BB	SO	LOB	BOTTOM										
Bill North, S OBP: 0.291, SLG: 0.266 (1, 8)	K		L7							2	1	0	0	3	1	1	<b>Minnesota Twins @ Oakland Athletics</b> Oakland-Alameda County Coliseum, Oakland, CA Sun May 12 1974, 3:33 AM PDT Att. 5,549 - Unknown - 65 F										
Bert Campaneris, R OBP: 0.345, SLG: 0.355 (1, 6)	1-3		1B BB				K	FC5-4 BB		4	2	1	0	1	1	4											
Joe Rudi, R OBP: 0.338, SLG: 0.504 (1, 7)	K				F9		F8	WP 1H 2B		5	0	2	2	0	1	2											
Deron Johnson, R OBP: 0.229, SLG: 0.313 Pat Bourque, L OBP: 0.333, SLG: 0.333 (8, PH) (9, 3)	6-3		K		E7 BB 2B 1B		6-3	K2-3		4	1	1	1	0	1	2											
Gene Tenace, R OBP: 0.380, SLG: 0.366 Champ Summers, L (8, PH) Paul Lindblad, L (9, 1)	F9				1-2 2B BB			2-3 K		1	1	0	0	3	0	0											
Ray Fosse, R OBP: 0.277, SLG: 0.409 (1, 2)	6-3				1-2 E 2B		1-3 E 1B 2B	1-3		4	2	2	2	0	0	1											
Angel Mangual, R OBP: 0.167, SLG: 0.348 (1, 9)					P5		E6 1B 2-3	F8		4	1	1	1	0	0	2											
Ted Kubiak, S OBP: 0.211, SLG: 0.167 (1, 5)			E4 BB 1B		E2 1B		F9	L7		4	1	1	1	0	0	2											
Gaylen Pitts, R OBP: 0.250, SLG: 0.250 (1, 4)			K		K		1-3 3H 1B	6-3		4	0	1	1	0	2	2											
<b>Inning Stats</b>	R: 0 E: 0 K: 2 S: 7	H: 0 LOB: 0 BB: 0 P: 7	R: 0 E: 0 K: 0 S: 3	H: 0 LOB: 0 BB: 0 P: 3	R: 2 E: 1 K: 2 S: 10	H: 2 LOB: 2 BB: 1 P: 14	R: 1 E: 1 K: 1 S: 6	H: 2 LOB: 1 BB: 1 P: 10	R: 5 E: 2 K: 1 S: 10	H: 4 LOB: 3 BB: 3 P: 22	R: 0 E: 0 K: 0 S: 3	H: 0 LOB: 1 BB: 1 P: 7	R: 0 E: 0 K: 0 S: 3	H: 0 LOB: 0 BB: 0 P: 3	R: 1 E: 0 K: 2 S: 8	H: 1 LOB: 1 BB: 1 P: 12	1B: 5 2B: 3 3B: 0 HR: 1	SF: 0 SAC: 0 DP: 0 HBP: 0	WP: 1 PB: 0 SB: 0 CS: 1	PA: 41							
<b>PITCHER</b>	IP	WLS	BF	H	R	ER	SO	BB	IBB	HBP	BLK	WP	HR	S	P	ERA	WHIP										
Joe Decker, R ERA: 4.1 (1, 1)	4.0	L	20	5	5	4	5	3	0	0	0	0	0	6	14	9.00	2.000										
Ray Corbin, R ERA: 5.63 (5, 1)	0.2		8	3	3	2	0	2	0	0	0	0	0	6	14	27.00	7.500										
Tom Burgmeier, L ERA: 6.91 (5, 1)	2.1		8	0	0	0	1	1	0	0	0	0	0	9	13	0.00	0.429										
Bill Campbell, R ERA: 0.75 (8, 1)	1.0		5	1	1	1	2	1	0	0	0	1	0	8	12	9.00	2.000										

**AB 35**  
**R 2**  
**H 6**  
**RBI 1**  
**BB 2**  
**SO 7**  
**LOB 20**



**AB 34**  
**R 9**  
**H 9**  
**RBI 8**  
**BB 7**  
**SO 8**  
**LOB 18**





Batter	1	2	3	4	5	6	7	8	9	AB	R	H	RBI	BB	SO	LOB	TOP										
Steve Braun, L OBP: 0.333, SLG: 0.390 Steve Brye, R OBP: 0.262, SLG: 0.356	L8		1B		F7	K		F8	E4	5	0	1	0	0	1	4											
Rod Carew, L OBP: 0.438, SLG: 0.458	6-3		1B		2B		WP	6-3		3	2	3	0	2	0	0											
Larry Hisle, R OBP: 0.345, SLG: 0.510	6-3		L8		2B		FC6-4	6-3		4	1	1	2	1	0	4											
Tony Oliva, L OBP: 0.333, SLG: 0.459	F7				4-3		E5	1-3		4	0	0	0	1	0	4											
Bobby Darwin, R OBP: 0.337, SLG: 0.531		2-3			K		FC6-4			3	2	0	0	0	1	3											
Jim Holt, L OBP: 0.196, SLG: 0.146 Joe Lis, R OBP: 0.273, SLG: 0.172	1-3				G6-4-3		F5	5-3		3	0	1	0	0	0	1											
Glenn Borgmann, R OBP: 0.250, SLG: 0.156	4-3				G6-4-3		1B			4	0	1	2	1	0	3											
Jerry Terrell, R OBP: 0.267, SLG: 0.322			K				1B			5	2	4	1	0	1	0											
Luis Gomez, R OBP: 0.241, SLG: 0.214 Harmon Killebrew, R OBP: 0.297, SLG: 0.465 Sergio Ferrer, S OBP: 0.391, SLG: 0.364					SH1-3		F6	6-3		1	0	1	0	0	0	0											
<b>Inning Stats</b>	R: 0 E: 0 K: 0 S: 3	H: 0 LOB: 1 BB: 1 P: 7	R: 0 E: 0 K: 0 S: 3	H: 0 LOB: 0 BB: 0 P: 3	R: 0 E: 0 K: 1 S: 7	H: 3 LOB: 2 BB: 0 P: 7	R: 0 E: 0 K: 1 S: 5	H: 1 LOB: 1 BB: 1 P: 9	R: 2 E: 0 K: 0 S: 6	H: 3 LOB: 1 BB: 0 P: 6	R: 0 E: 0 K: 1 S: 6	H: 1 LOB: 3 BB: 1 P: 11	R: 3 E: 1 K: 0 S: 6	H: 2 LOB: 2 BB: 2 P: 14	R: 0 E: 0 K: 0 S: 4	H: 1 LOB: 1 BB: 0 P: 4	R: 2 E: 1 K: 0 S: 4	H: 1 LOB: 2 BB: 1 P: 9	1B: 10 2B: 1 3B: 1 HR: 0	SF: 0 SAC: 2 DP: 1 HBP: 2	WP: 1 PB: 0 SB: 2 CS: 1	PA: 46					
<b>PITCHER</b>	IP	WLS	BF	H	R	ER	SO	BB	IBB	HBP	BLK	WP	HR	S	P	ERA	WHIP										
Bill Moran, R ERA: 2.4	5.1	L	26	8	2	2	2	3	0	1	0	0	0	26	39	3.38	2.062										
Ken Tatum, R ERA:	0.1		1	0	0	0	0	0	0	0	0	0	0	1	1	0.00	0.000										
Skip Pitlock, L ERA: 5.14	0.2		5	0	3	1	1	2	0	0	0	1	0	5	13	13.50	3.000										
Wayne Granger, R ERA: 20.25	1.2		8	3	0	0	0	0	0	0	0	0	0	8	8	0.00	1.800										
Cy Acosta, R ERA: 4.91	1.0		6	1	2	1	0	1	0	1	0	0	0	4	9	9.00	2.000										

Minnesota Twins @ Chicago White Sox  
Comiskey Park, Chicago, IL  
Mon May 13 1974, 8:05 PM EDT  
Att. 5,138 - Unknown - 48 F

AB 36  
R 7  
H 12  
RBI 5  
BB 6  
SO 3  
LOB 27



Batter	1	2	3	4	5	6	7	8	9	AB	R	H	RBI	BB	SO	LOB	BOTTOM										
Pat Kelly, L OBP: 0.360, SLG: 0.402	G3		1B		1-3		1B	K		5	0	2	1	0	1	2											
Carlos May, L OBP: 0.313, SLG: 0.308	G5-3		1B		K		1B			4	1	2	0	1	2	0											
Dick Allen, R OBP: 0.386, SLG: 0.472	1-2		5-3-5		5-3		K			4	0	0	0	1	1	4											
Bill Melton, R OBP: 0.328, SLG: 0.356	G5-3		S				F8			5	2	3	1	0	0	2											
Ken Henderson, S OBP: 0.397, SLG: 0.496	F7		K		6-3		6-3			5	1	2	3	0	1	1											
Ron Santo, R OBP: 0.344, SLG: 0.307	1B		1B		K		K			5	0	2	0	0	2	1											
Jerry Hairston, S OBP: 0.130, SLG: 0.136	1B		1B		5-3		G3			4	0	1	0	0	0	1											
Ed Herrmann, L OBP: 0.361, SLG: 0.461	F7						1B			4	1	2	0	0	1	3											
Bucky Dent, R OBP: 0.247, SLG: 0.343 Jorge Orta, L OBP: 0.259, SLG: 0.317 Eddie Leon, R OBP: 0.178, SLG: 0.120 Tony Muser, L OBP: 0.381, SLG: 0.400	1-2		1B		1-3		6-3			2	0	1	0	0	0	1											
<b>Inning Stats</b>	R: 0 E: 0 K: 0 S: 2	H: 0 LOB: 2 BB: 2 P: 10	R: 0 E: 0 K: 0 S: 5	H: 3 LOB: 0 BB: 0 P: 5	R: 1 E: 0 K: 1 S: 7	H: 3 LOB: 1 BB: 0 P: 7	R: 0 E: 0 K: 1 S: 6	H: 1 LOB: 1 BB: 0 P: 6	R: 0 E: 0 K: 1 S: 5	H: 0 LOB: 0 BB: 0 P: 5	R: 1 E: 0 K: 1 S: 8	H: 3 LOB: 2 BB: 0 P: 8	R: 2 E: 0 K: 2 S: 10	H: 3 LOB: 2 BB: 1 P: 14	R: 1 E: 0 K: 1 S: 7	H: 2 LOB: 1 BB: 0 P: 7	1B: 11 2B: 4 3B: 0 HR: 1	SF: 0 SAC: 0 DP: 2 HBP: 0	WP: 0 PB: 0 SB: 1 CS: 0	PA: 42							
<b>PITCHER</b>	IP	WLS	BF	H	R	ER	SO	BB	IBB	HBP	BLK	WP	HR	S	P	ERA	WHIP										
Dave Goltz, R ERA: 2.7	6.2	W	29	10	2	2	4	2	0	0	0	0	1	35	43	2.70	1.800										
Bill Campbell, R ERA: 1.71	2.1	S	13	5	3	3	4	1	0	0	0	0	1	20	24	11.57	2.571										

Minnesota Twins @ Chicago White Sox  
Comiskey Park, Chicago, IL  
Mon May 13 1974, 8:05 PM EDT  
Att. 5,138 - Unknown - 48 F

AB 39  
R 5  
H 15  
RBI 5  
BB 3  
SO 8  
LOB 16





Batter	1	2	3	4	5	6	7	8	9	AB	R	H	RBI	BB	SO	LOB	TOP			
Jerry Terrell, R (1, 5) OBP: 0.266, SLG: 0.317	0-3 K			0-0 F9			0-0 6-3		0-0 FC6 1B	4	0	1	0	0	1	0				
Steve Braun, L (1, 7) OBP: 0.319, SLG: 0.372	0-0 4-3			0-0 4-3			0-0 4-3		0-0 FC6 1-2	4	0	0	0	0	0	1				
Tony Oliva, L (1, 10) OBP: 0.321, SLG: 0.442	0-3 K			0-3 K			0-0 F8			3	0	0	0	0	2	0				
Harmon Killebrew, R (1, 3) OBP: 0.287, SLG: 0.391		0-0 F8			0-3 K			0-0 F6		3	0	0	0	0	1	0				
Randy Hundley, R (8, 2) OBP: 0.283, SLG: 0.245										0	0	0	0	0	0	0				
Larry Hise, R (1, 8) OBP: 0.336, SLG: 0.495		0-0 F2			0-3 K			0-0 F9		3	0	0	0	0	1	0				
Bobby Darwin, R (1, 9) OBP: 0.336, SLG: 0.525		0-0 F8			0-0 5-3			0-0 1B		3	0	1	0	0	0	0				
Glenn Borgmann, R (1, 2) OBP: 0.241, SLG: 0.149			0-3 K			0-0 6-3		0-0 1-3		2	0	0	0	0	1	0				
Jim Holt, L (8, PH) OBP: 0.191, SLG: 0.143										1	0	0	0	0	0	1				
Sergio Ferrer, S (1, 4) OBP: 0.379, SLG: 0.351			0-3 K			0-0 4-3		0-0 F8		2	0	0	0	0	1	0				
Rod Carew, L (9, PH) OBP: 0.435, SLG: 0.455										1	0	0	0	0	0	0				
Luis Gomez, R (1, 6) OBP: 0.226, SLG: 0.200			0-0 F6			0-0 5-3		0-3 K		2	0	0	0	0	0	0				
Eric Soderholm, R (9, PH) OBP: 0.391, SLG: 0.518										1	0	0	0	0	1	0				
<b>Inning Stats</b>	R: 0 E: 0 K: 2 S: 7	H: 0 LOB: 0 BB: 0 P: 7	R: 0 E: 0 K: 0 S: 3	H: 0 LOB: 0 BB: 0 P: 3	R: 0 E: 0 K: 2 S: 7	H: 0 LOB: 0 BB: 0 P: 7	R: 0 E: 0 K: 1 S: 5	H: 0 LOB: 0 BB: 0 P: 5	R: 0 E: 0 K: 2 S: 7	H: 0 LOB: 0 BB: 0 P: 7	R: 0 E: 0 K: 0 S: 3	H: 0 LOB: 0 BB: 0 P: 3	R: 0 E: 0 K: 0 S: 3	H: 1 LOB: 1 BB: 0 P: 3	R: 0 E: 0 K: 1 S: 6	H: 1 LOB: 1 BB: 0 P: 6	1B: 2 2B: 0 3B: 0 HR: 0	SF: 0 SAC: 0 DP: 0 HBP: 0	WP: 0 PB: 0 CS: 0	PA: 29
<b>PITCHER</b> Stan Bahnsen, R (1, 1) ERA: 2.96	IP: 9.0 WLS: W BF: 29 H: 2 R: 0 ER: 0 SO: 8 BB: 0 IBB: 0 HBP: 0 BLK: 0 WP: 0 HR: 0 S: 45 P: 45 ERA: 0.00 WHIP: 0.222																			

Minnesota Twins @ Chicago White Sox  
Comiskey Park, Chicago, IL  
Wed May 15 1974, 8:05 PM EDT  
Att. 6,604 - Unknown - 50 F

AB 29  
R 0  
H 2  
RBI 0  
BB 0  
SO 8  
LOB 2



Batter	1	2	3	4	5	6	7	8	9	AB	R	H	RBI	BB	SO	LOB	BOTTOM			
Pat Kelly, L (1, 9) OBP: 0.356, SLG: 0.396	0-0 G6-4-3 1B		0-3 K		0-0 6-3			0-0 F7		4	0	1	0	0	1	0				
Jorge Orta, L (1, 4) OBP: 0.281, SLG: 0.318	0-0 G6-4-3 1-2		0-0 S 1B		0-0 3-1					3	0	1	0	0	0	1				
Dick Allen, R (1, 3) OBP: 0.365, SLG: 0.463	4-0 BB		0-3 K		0-0 6-3			0-0 6-3		2	0	0	0	1	1	1				
Tony Muser, L (7, 3) OBP: 0.381, SLG: 0.400			1-2 K		0-0 6-3			0-0 1-3		0	0	0	0	0	0	0				
Bill Melton, R (1, 10) OBP: 0.321, SLG: 0.347	0-0 5-3		0-0 6-3		0-0 1-3					3	0	0	0	0	0	2				
Carlos May, L (1, 7) OBP: 0.322, SLG: 0.318		0-0 S 1B 1B		0-0 1-4-3		0-0 CS 1B				3	1	2	0	0	0	0				
Ken Henderson, S (1, 8) OBP: 0.388, SLG: 0.484		0-0 6-3 1-2		0-0 4-3		0-0 F8				3	0	0	0	0	0	2				
Ron Santo, R (1, 5) OBP: 0.343, SLG: 0.308		0-0 G3 2-H 1B		0-0 F9		0-3 K				3	0	1	1	0	1	1				
Ed Herrmann, L (1, 2) OBP: 0.350, SLG: 0.446		0-0 G3 1-2		0-0 F9		0-0 1-3				3	0	0	0	0	0	1				
Bucky Dent, R (1, 6) OBP: 0.237, SLG: 0.329		0-0 6-3		0-3 K		0-3 K				3	0	0	0	0	2	1				
<b>Inning Stats</b>	R: 0 E: 0 K: 0 S: 3	H: 1 LOB: 1 BB: 1 P: 7	R: 1 E: 0 K: 0 S: 5	H: 2 LOB: 1 BB: 0 P: 5	R: 0 E: 0 K: 2 S: 8	H: 1 LOB: 1 BB: 0 P: 8	R: 0 E: 0 K: 0 S: 3	H: 0 LOB: 0 BB: 0 P: 3	R: 0 E: 0 K: 1 S: 5	H: 0 LOB: 0 BB: 0 P: 5	R: 0 E: 0 K: 0 S: 3	H: 0 LOB: 0 BB: 0 P: 3	R: 0 E: 0 K: 1 S: 5	H: 1 LOB: 0 BB: 0 P: 5	R: 0 E: 0 K: 1 S: 5	H: 0 LOB: 0 BB: 0 P: 5	1B: 5 2B: 0 3B: 0 HR: 0	SF: 0 SAC: 0 DP: 1 HBP: 0	WP: 0 PB: 0 CS: 1	PA: 28
<b>PITCHER</b> Bert Blyleven, R (1, 1) ERA: 2.01	IP: 8.0 WLS: L BF: 28 H: 5 R: 1 ER: 1 SO: 5 BB: 1 IBB: 0 HBP: 0 BLK: 0 WP: 0 HR: 0 S: 37 P: 41 ERA: 1.12 WHIP: 0.750																			

Minnesota Twins @ Chicago White Sox  
Comiskey Park, Chicago, IL  
Wed May 15 1974, 8:05 PM EDT  
Att. 6,604 - Unknown - 50 F

AB 27  
R 1  
H 5  
RBI 1  
BB 1  
SO 5  
LOB 9









Batter	1	2	3	4	5	6	7	8	9	AB	R	H	RBI	BB	SO	LOB	TOP					
Mickey Rivers, L OBP: 0.320, SLG: 0.368 (1, 8)	4-3	HBP			G1		FC6-4 1B	2B		4	0	2	1	0	0	1	<b>California Angels @ Minnesota Twins</b> Metropolitan Stadium, Bloomington, MI Sat May 18 1974, 4:33 AM EDT Alt. 4,380 - Unknown - 55 F					
Morris Nettles, L OBP: 0.319, SLG: 0.275 Bob Oliver, R OBP: 0.307, SLG: 0.380 (8, 3)	K	4-3			1-3		FC6-4 1B E	F7		4	1	0	1	0	1	4						
Denny Doyle, L OBP: 0.320, SLG: 0.305 (1, 4)	1B				K		P4	F7		5	0	1	0	0	1	3						
Frank Robinson, R OBP: 0.362, SLG: 0.470 (1, 10)	1-3				P6		K	5-3		5	0	1	0	0	1	2						
Bobby Valentine, R OBP: 0.342, SLG: 0.438 (8, 6)		1B 2B			FC6-4 PO		1B 1B	E9 1B		5	1	4	1	0	0	1						
Paul Schaaf, R OBP: 0.275, SLG: 0.295 (1, 5)	SH3-1 1B	PO			K		BB 1B	6-3		5	0	2	1	0	2	3						
Tom McCraw, L OBP: 0.388, SLG: 0.500 (8, 9)	SH3-1 1B				K		F7	1B BB		4	1	1	0	1	1	3						
Ellie Rodriguez, R OBP: 0.358, SLG: 0.322 (1, 2)	SH3-1				F2		BB	2B 1B		2	0	1	0	1	0	0						
Dave Chalk, R OBP: 0.301, SLG: 0.357 Joe Lahoud, L OBP: 0.311, SLG: 0.446 Sandy Alomar Sr., S OBP: 0.288, SLG: 0.429 Charlie Sands, L OBP: 0.273, SLG: 0.333 Winston Llenas, R OBP: 0.307, SLG: 0.364 (8, 7)	K				G1 1-3 2B		P4	K		2	1	0	0	0	1	2						
<b>Inning Stats</b>	R: 0 E: 0 K: 1 S: 6	H: 1 LOB: 1 BB: 0 P: 6	R: 1 E: 0 K: 1 S: 8	H: 3 LOB: 3 BB: 0 P: 9	R: 0 E: 1 K: 0 S: 3	H: 0 LOB: 0 BB: 0 P: 3	R: 0 E: 0 K: 2 S: 7	H: 0 LOB: 0 BB: 0 P: 7	R: 1 E: 0 K: 1 S: 6	H: 1 LOB: 0 BB: 0 P: 6	R: 0 E: 0 K: 1 S: 7	H: 2 LOB: 3 BB: 1 P: 11	R: 1 E: 1 K: 0 S: 6	H: 3 LOB: 2 BB: 0 P: 6	R: 1 E: 0 K: 1 S: 7	H: 2 LOB: 2 BB: 1 P: 11		R: 0 E: 0 K: 1 S: 6	H: 1 LOB: 1 BB: 0 P: 6	1B: 10 2B: 3 3B: 0 HR: 0	SF: 0 SAC: 1 DP: 0 HBP: 1	WP: 0 PB: 0 SB: 1 CS: 0
<b>PITCHER</b>	IP WLS BF H R ER SO BB IBB HBP BLK WP HR S P ERA WHIP	1.0 L 7 4 1 1 1 0 0 0 0 0 0 9 9 9.00 4.000	5.2 W 25 6 2 2 5 1 0 1 0 0 0 33 38 3.18 1.235	2.1 L 11 3 1 1 2 1 0 0 0 0 0 14 18 3.86 1.714											1B: 10 2B: 3 3B: 0 HR: 0	SF: 0 SAC: 1 DP: 0 HBP: 1	WP: 0 PB: 0 SB: 1 CS: 0	PA: 44				


Batter	1	2	3	4	5	6	7	8	9	AB	R	H	RBI	BB	SO	LOB	BOTTOM			
Larry Hisle, R OBP: 0.336, SLG: 0.514 (9, 9)	6-3 1B				SF8		4-3	K		4	2	2	1	0	1	3	<b>California Angels @ Minnesota Twins</b> Metropolitan Stadium, Bloomington, MI Sat May 18 1974, 4:33 AM EDT Alt. 4,380 - Unknown - 55 F			
Rod Carew, L OBP: 0.436, SLG: 0.457 (1, 4)	6-3				4-3		FC3-6 1B	4-3		5	1	2	3	0	0	3				
Tony Oliva, L OBP: 0.322, SLG: 0.430 (1, 10)	G6-4-3 1B				FC6 1B		FC3-6 1B	F7		5	2	2	2	0	0	3				
Harmon Killebrew, R OBP: 0.284, SLG: 0.372 Jim Holt, L OBP: 0.188, SLG: 0.140 (7, 3)	G6-4-3				F2		F3	E6 1B		4	0	0	0	0	0	5				
Steve Braun, L OBP: 0.343, SLG: 0.389 (1, 7)					1-3		1B	WP		4	1	3	2	1	0	0				
Bobby Darwin, R OBP: 0.339, SLG: 0.519 Steve Brye, R OBP: 0.266, SLG: 0.355 (8, 8)	K				K		1B	2B BB		4	0	2	2	1	2	2				
Eric Soderholm, R OBP: 0.370, SLG: 0.484 (1, 5)	4-3				WP SF8 BB		F3	F9		4	1	1	0	1	0	5				
Glenn Borgmann, R OBP: 0.242, SLG: 0.164 (1, 2)					K		WP 1B	F8		5	1	2	0	0	1	3				
Luis Gomez, R OBP: 0.270, SLG: 0.250 (1, 6)					1B 1B		P6	F7		4	2	3	0	0	0	2				
<b>Inning Stats</b>	R: 1 E: 0 K: 0 S: 4	H: 2 LOB: 0 BB: 0 P: 4	R: 0 E: 0 K: 1 S: 5	H: 0 LOB: 0 BB: 0 P: 5	R: 3 E: 1 K: 2 S: 12	H: 4 LOB: 2 BB: 0 P: 12	R: 1 E: 0 K: 0 S: 4	H: 1 LOB: 1 BB: 1 P: 8	R: 1 E: 0 K: 0 S: 6	H: 3 LOB: 2 BB: 0 P: 6	R: 2 E: 1 K: 0 S: 7	H: 3 LOB: 3 BB: 1 P: 11	R: 1 E: 0 K: 1 S: 7	H: 2 LOB: 1 BB: 0 P: 7	R: 1 E: 0 K: 0 S: 4	H: 2 LOB: 1 BB: 1 P: 8		1B: 15 2B: 2 3B: 0 HR: 0	SF: 1 SAC: 0 DP: 1 HBP: 0	WP: 3 PB: 1 SB: 1 CS: 0
<b>PITCHER</b>	IP WLS BF H R ER SO BB IBB HBP BLK WP HR S P ERA WHIP	4.1 L 24 10 6 5 3 0 0 0 0 0 0 4 4 9.00 1.000	0.2 L 6 2 1 0 0 1 0 0 0 0 0 5 9 0.00 4.500	1.0 L 5 2 1 0 1 0 0 0 0 0 0 7 7 0.00 2.000	1.0 L 5 2 1 1 0 1 0 0 0 0 1 0 4 8 9.00 3.000											1B: 15 2B: 2 3B: 0 HR: 0	SF: 1 SAC: 0 DP: 1 HBP: 0	WP: 3 PB: 1 SB: 1 CS: 0	PA: 44	




Batter	1	2	3	4	5	6	7	8	9	AB	R	H	RBI	BB	SO	LOB	TOP					
Mickey Rivers, L (1, 8) OBP: 0.323, SLG: 0.369	0-0 1B		0-0 1-3		0-0 F7			0-0 FC4-2 1B	0-0 F8	5	0	2	0	0	0	0	<b>California Angels @ Minnesota Twins</b> Metropolitan Stadium, Bloomington, MI Sun May 19 1974, 4:33 AM EDT Cloudy - 60 F					
Denny Doyle, L (1, 4) OBP: 0.326, SLG: 0.322	0-0 1B		0-0 1B			0-0 4-3 2B		0-0 FC4-2 1B HBP	0-0 F7	5	1	3	0	0	0	1						
Joe Lahoud, L (1, 9) OBP: 0.309, SLG: 0.424	0-3 K		0-3 K			0-0 1-3		1-0 1B HBP		3	0	0	0	0	2	4						
Morris Nettles, L (8, PR) OBP: 0.319, SLG: 0.275								1-2 1B HBP		0	1	0	0	0	0	0						
Charlie Sands, L (1, 10) OBP: 0.269, SLG: 0.286	0-3 K				0-0 4-3			4-0 1B		3	0	0	0	1	1	3						
Sandy Alomar Sr., S (8, PR) OBP: 0.286, SLG: 0.429						0-0 4-3		1-2 2-3 1B BB		0	1	0	0	0	0	0						
Bobby Valentine, R (1, 7) OBP: 0.339, SLG: 0.431	0-3 K				0-0 4-3			0-0 1B BB		4	1	1	1	0	2	3						
Paul Schaaf, R (1, 5) OBP: 0.295, SLG: 0.309		0-0 G4-3 1B			0-0 4-3			0-0 G3 1B		3	0	2	2	1	0	0						
Tom McCraw, L (1, 3) OBP: 0.366, SLG: 0.469		0-0 G4-3 1-2			0-0 F5			0-0 F5	0-0 G3	4	0	0	1	0	0	3						
Ellie Rodriguez, R (1, 2) OBP: 0.355, SLG: 0.314	0-0 6-3				0-3 K			4-0 BB	0-3 K	3	0	0	0	1	2	2						
Dave Chalk, R (1, 6) OBP: 0.293, SLG: 0.346			0-0 P4		0-3 K			0-3 K	0-0 F7	4	0	0	0	0	2	1						
<b>Inning Stats</b>	R: 0 E: 0 K: 3 S: 11	H: 2 LOB: 2 BB: 0 P: 11	R: 0 E: 0 K: 0 S: 3	H: 1 LOB: 0 BB: 0 P: 3	R: 0 E: 0 K: 1 S: 6	H: 1 LOB: 1 BB: 0 P: 6	R: 0 E: 0 K: 1 S: 5	H: 0 LOB: 1 BB: 0 P: 9	R: 0 E: 0 K: 2 S: 7	H: 0 LOB: 0 BB: 0 P: 7	R: 0 E: 0 K: 0 S: 4	H: 1 LOB: 1 BB: 0 P: 4	R: 0 E: 0 K: 1 S: 5	H: 0 LOB: 1 BB: 1 P: 9	R: 4 E: 0 K: 1 S: 8	H: 3 LOB: 2 BB: 1 P: 13	R: 0 E: 0 K: 0 S: 3	H: 0 LOB: 0 BB: 0 P: 3	1B: 7 2B: 1 3B: 0 HR: 0	SF: 0 SAC: 0 DP: 1 HBP: 1	WP: 0 PB: 0 SB: 0 CS: 0	PA: 38
<b>PITCHER</b>	IP WLS BF H R ER SO BB IBB HBP BLK WP HR S P ERA WHIP																					
Bert Blyleven, R (1, 1) ERA: 2.28	7.1 L 32 7 4 4 8 3 0 1 0 0 0 0 44 57 4.91 1.364																					
Bill Campbell, R (8, 1) ERA: 1.55	1.2 6 1 0 0 1 0 0 0 0 0 0 0 8 8 0.00 0.600																					

Batter	1	2	3	4	5	6	7	8	9	AB	R	H	RBI	BB	SO	LOB	BOTTOM					
Larry Hise, R (1, 8) OBP: 0.339, SLG: 0.500	0-3 K		0-0 F8		4-0 1B BB			4-0 SH1-4 BB	0-3 K	3	0	0	0	2	2	1	<b>California Angels @ Minnesota Twins</b> Metropolitan Stadium, Bloomington, MI Sun May 19 1974, 4:33 AM EDT Cloudy - 60 F					
Rod Carew, L (1, 4) OBP: 0.451, SLG: 0.470	0-0 CS 1B		4-0 S BB		0-0 1-2 3-H 1B			0-0 SH1-4	0-0 1B	3	0	3	1	1	0	0						
Tony Oliva, L (1, 10) OBP: 0.319, SLG: 0.416	0-3 K		0-3 K		0-0 F9			4-0 BB	0-3 K	3	0	0	0	1	2	5						
Jerry Terrell, R (7, PR) OBP: 0.262, SLG: 0.313	1-2 K		1-2 K		0-0 F7			0-3 K	0-3 K	1	0	0	0	0	1	1						
Harmon Killebrew, R (1, 3) OBP: 0.274, SLG: 0.357		0-0 F9		0-0 6-3	0-0 F7			0-3 K	0-3 K	4	0	0	0	0	1	4						
Jim Holt, L (8, 3) OBP: 0.184, SLG: 0.136										1	0	0	0	0	1	1						
Steve Braun, L (1, 7) OBP: 0.343, SLG: 0.387		0-0 1B		0-0 L6		0-0 4-3		0-0 F7		3	0	1	0	0	0	0						
Steve Brye, R (7, PH) OBP: 0.262, SLG: 0.349										1	0	0	0	0	0	2						
Bobby Darwin, R (1, 9) OBP: 0.336, SLG: 0.505		0-0 F7		0-0 6-3		0-0 BB BB		0-3 K		3	0	0	0	1	1	1						
Eric Soderholm, R (1, 5) OBP: 0.377, SLG: 0.493		0-3 K			0-0 E 2B			0-3 K		3	1	1	0	1	2	1						
Glenn Borgmann, R (1, 2) OBP: 0.258, SLG: 0.172			0-3 K		0-0 SH1-4 1B 2H			4-0 BB		3	1	1	1	1	1	2						
Luis Gomez, R (1, 6) OBP: 0.282, SLG: 0.243			4-0 E BB		0-0 SH1-4 1B			0-3 K		1	0	0	0	1	0	2						
Joe Lis, R (8, PH) OBP: 0.286, SLG: 0.194					0-0 SH1-4			0-3 K		1	0	0	0	0	1	1						
Sergio Ferrer, S (8, 6) OBP: 0.379, SLG: 0.351					2-3					0	0	0	0	0	0	0						
<b>Inning Stats</b>	R: 0 E: 0 K: 2 S: 7	H: 1 LOB: 0 BB: 0 P: 7	R: 0 E: 0 K: 1 S: 6	H: 1 LOB: 1 BB: 0 P: 6	R: 0 E: 1 K: 2 S: 7	H: 0 LOB: 2 BB: 2 P: 15	R: 0 E: 0 K: 0 S: 3	H: 0 LOB: 0 BB: 0 P: 3	R: 2 E: 1 K: 0 S: 6	H: 3 LOB: 2 BB: 1 P: 10	R: 0 E: 0 K: 0 S: 3	H: 0 LOB: 2 BB: 2 P: 11	R: 0 E: 0 K: 1 S: 5	H: 0 LOB: 2 BB: 2 P: 13	R: 0 E: 0 K: 3 S: 9	H: 0 LOB: 1 BB: 1 P: 13	R: 0 E: 0 K: 3 S: 10	H: 1 LOB: 1 BB: 0 P: 10	1B: 5 2B: 1 3B: 0 HR: 0	SF: 0 SAC: 2 DP: 0 HBP: 0	WP: 0 PB: 0 SB: 1 CS: 1	PA: 40
<b>PITCHER</b>	IP WLS BF H R ER SO BB IBB HBP BLK WP HR S P ERA WHIP																					
Nolan Ryan, R (1, 1) ERA: 4.6	9.0 W 40 6 2 1 12 8 0 0 0 0 0 0 56 88 1.00 1.556																					

AB	34
R	4
H	8
RBI	4
BB	3
SO	9
LOB	17



AB	30
R	2
H	6
RBI	2
BB	8
SO	12
LOB	21





Batter	1	2	3	4	5	6	7	8	9	AB	R	H	RBI	BB	SO	LOB	TOP			
Mickey Rivers, L OBP: 0.327, SLG: 0.368 (1, 8)	1-3		1B		F8			SH1-4 BB BB		3	0	1	0	1	0	1	<b>California Angels @ Minnesota Twins</b> Metropolitan Stadium, Bloomington, MI Sun May 19 1974, 4:38 AM EDT Att: 6,714 - Unknown <a href="http://livebaseballscorecards.com">livebaseballscorecards.com</a>			
Dave Chalk, R OBP: 0.287, SLG: 0.338 Joe Lahoud, L OBP: 0.318, SLG: 0.424 (8, PH) (8, 9)	F8		F3		F8		F8	SH1-4 BB		3	0	0	0	0	0	1				
Bobby Valentine, R OBP: 0.331, SLG: 0.420 (1, 7)	P4		K		F9		F9	SH1-4		3	0	0	0	0	1	1				
Frank Robinson, R OBP: 0.359, SLG: 0.471 (1, 10)		F9		F8		2B		F7		4	1	1	0	0	0	2				
Bob Oliver, R OBP: 0.319, SLG: 0.421 (1, 3)		HR		G6-4-3 1B		2B		K		4	1	3	2	0	1	2				
Paul Schaaf, R OBP: 0.303, SLG: 0.329 (1, 5)				G6-4-3 1B		K				4	0	2	0	0	1	2				
Tom Egan, R OBP: 0.300, SLG: 0.125 Tom McCraw, L OBP: 0.361, SLG: 0.462 (9, PH)		K			6-3		K		P6	3	0	0	0	0	2	1				
Sandy Alomar Sr., S OBP: 0.294, SLG: 0.375 (1, 4) (8, PH)		P4			P6			G4-6-3 1B		2	0	0	0	1	0	1				
Charlie Sands, L OBP: 0.259, SLG: 0.273 (9, PH)								G6-3 BB		1	0	0	0	0	0	1				
Morris Nettles, L OBP: 0.340, SLG: 0.286 Denny Doyle, L OBP: 0.329, SLG: 0.322 (8, 4)				1B				G6-3		2	0	1	0	1	0	1				
<b>Inning Stats</b>	R: 0 E: 0 K: 0 S: 3	H: 0 LOB: 0 BB: 0 P: 3	R: 1 E: 0 K: 1 S: 7	H: 2 LOB: 1 BB: 0 P: 7	R: 0 E: 0 K: 1 S: 6	H: 2 LOB: 1 BB: 0 P: 6	R: 0 E: 0 K: 0 S: 3	H: 1 LOB: 0 BB: 0 P: 3	R: 0 E: 0 K: 1 S: 7	H: 2 LOB: 1 BB: 0 P: 7	R: 0 E: 0 K: 1 S: 4	H: 0 LOB: 0 BB: 1 P: 8	R: 0 E: 0 K: 1 S: 5	H: 0 LOB: 2 BB: 1 P: 13	R: 0 E: 0 K: 0 S: 3	H: 1 LOB: 0 BB: 0 P: 3	1B: 4 2B: 3 3B: 0 HR: 1	SF: 0 SAC: 1 DP: 3 HBP: 0	WP: 0 PB: 0 SB: 0 CS: 0	PA: 35
<b>PITCHER</b>	IP WLS BF H R ER SO BB IBB HBP BLK WP HR S P ERA WHIP	7.0 W 27 7 2 2 4 2 0 0 0 0 1 33 41 2.57 1.286	2.0 L 8 1 0 0 1 2 0 0 0 0 0 8 16 0.00 1.500	<b>PITCHER</b>																

Batter	1	2	3	4	5	6	7	8	9	AB	R	H	RBI	BB	SO	LOB	BOTTOM			
Steve Braun, L OBP: 0.355, SLG: 0.385 (1, 7)	BB	F7	BB		CS	F8		1B		3	0	1	1	2	0	2	<b>California Angels @ Minnesota Twins</b> Metropolitan Stadium, Bloomington, MI Sun May 19 1974, 4:38 AM EDT Att: 6,714 - Unknown <a href="http://livebaseballscorecards.com">livebaseballscorecards.com</a>			
Rod Carew, L OBP: 0.450, SLG: 0.467 (1, 4)	F8		1B		4-3	4-3		1B		5	1	2	0	0	0	4				
Larry Hisle, R OBP: 0.341, SLG: 0.491 (1, 9)	L7		1B		1-3			G6-4-3 1B		4	1	1	0	0	0	3				
Tony Oliva, L OBP: 0.316, SLG: 0.402 (1, 10)	BB		F8		L6			G3		3	0	0	0	1	0	3				
Eric Soderholm, R OBP: 0.370, SLG: 0.471 (1, 5)	P3		F9					F8		3	0	0	0	1	0	4				
Steve Brye, R OBP: 0.261, SLG: 0.343 (1, 8)		F7	1B		F3			P6		4	1	1	1	0	0	1				
Jim Holt, L OBP: 0.245, SLG: 0.250 (1, 3)			BB		FC6-4 1B					4	1	4	1	0	0	0				
Glenn Borgmann, R OBP: 0.271, SLG: 0.180 (1, 2)			BB		K			K		3	0	1	1	1	2	2				
Luis Gomez, R OBP: 0.279, SLG: 0.225 (1, 6)	F8		BB		FC6-4 CS			F9		3	0	0	0	1	0	3				
<b>Inning Stats</b>	R: 0 E: 0 K: 0 S: 3	H: 0 LOB: 2 BB: 2 P: 11	R: 0 E: 0 K: 0 S: 4	H: 1 LOB: 2 BB: 1 P: 8	R: 4 E: 0 K: 0 S: 8	H: 5 LOB: 3 BB: 2 P: 16	R: 0 E: 0 K: 0 S: 3	H: 0 LOB: 1 BB: 1 P: 7	R: 0 E: 0 K: 1 S: 5	H: 1 LOB: 0 BB: 0 P: 5	R: 0 E: 0 K: 0 S: 3	H: 0 LOB: 1 BB: 0 P: 4	R: 0 E: 0 K: 1 S: 6	H: 1 LOB: 1 BB: 0 P: 6	R: 0 E: 0 K: 0 S: 4	H: 2 LOB: 1 BB: 0 P: 4		1B: 8 2B: 2 3B: 0 HR: 0	SF: 0 SAC: 0 DP: 1 HBP: 1	WP: 0 PB: 0 SB: 1 CS: 1
<b>PITCHER</b>	IP WLS BF H R ER SO BB IBB HBP BLK WP HR S P ERA WHIP	2.2 L 18 6 4 4 0 4 0 0 0 0 0 14 30 13.50 3.750	5.1 L 21 4 0 0 2 2 0 1 0 0 0 22 31 0.00 1.125	<b>PITCHER</b>																



Batter	1	2	3	4	5	6	7	8	9	AB	R	H	RBI	BB	SO	LOB	TOP										
<b>Bill North, S</b> OBP: 0.315, SLG: 0.285 (1, 8)	4-0 CS BB	0-0 1-3 1B		0-0 4-3		0-0 4-3			0-0 G6-4-3	4	0	1	0	1	0	1											
<b>Bert Campaneris, R</b> OBP: 0.356, SLG: 0.365 (1, 6)	0-3 K	0-0 6-3			4-0 3B BB		0-0 5-3			3	1	0	0	1	1	3											
<b>Joe Rudi, R</b> OBP: 0.351, SLG: 0.497 (1, 7)	0-0 1B 2B	0-0 6-3			0-0 1-H SF7 3B		0-3 K			4	1	2	1	0	1	2											
<b>Reggie Jackson, L</b> OBP: 0.457, SLG: 0.754 (1, 10)	0-0 2H 1B		0-0 F7		0-0 5-3		0-0 G3			4	0	1	0	0	0	1											
<b>Gene Tenace, R</b> OBP: 0.395, SLG: 0.363 (1, 3)		4-0 3B BB	0-0 F8		0-0 SF7			0-0 6-3		2	1	0	1	1	0	0											
<b>Angel Mangual, R</b> OBP: 0.256, SLG: 0.558 (1, 9)		0-0 3B 3B	0-0 1B		0-0 1B			0-0 1-3		4	1	3	1	0	0	0											
<b>Ray Fosse, R</b> OBP: 0.341, SLG: 0.407 (8, PH)		0-0 1B 3B	0-0 4-3		0-0 F7			0-0 CS 1B		3	1	1	1	0	0	2											
<b>Sal Bando, R</b> OBP: 0.438, SLG: 0.556 (8, FR)										1	0	1	0	0	0	0											
<b>Herb Washington, R</b> OBP: 0.154, SLG: 0.154 (8, 2)										0	0	0	0	0	0	0											
<b>Larry Haney, R</b> OBP: 0.154, SLG: 0.154 (8, 2)										0	0	0	0	0	0	0											
<b>Ted Kubiak, S</b> OBP: 0.259, SLG: 0.252 (1, 4)		0-0 1B 1B	0-0 6-3		0-0 P3			0-0 CS 1B	0-0 6-3	4	0	1	1	0	0	0											
<b>Gaylen Pitts, R</b> OBP: 0.343, SLG: 0.375 (1, 5)		0-0 L7	0-0 5-3		0-0 6-3				0-0 G6-4-3 1B	4	0	1	0	0	0	1											
<b>Inning Stats</b>	R: 0 E: 0 K: 1 S: 5	H: 2 LOB: 2 BB: 1 P: 9	R: 3 E: 0 K: 0 S: 7	H: 4 LOB: 2 BB: 1 P: 11	R: 0 E: 0 K: 0 S: 4	H: 1 LOB: 0 BB: 0 P: 4	R: 0 E: 0 K: 0 S: 3	H: 0 LOB: 0 BB: 0 P: 3	R: 2 E: 0 K: 0 S: 5	H: 2 LOB: 1 BB: 1 P: 9	R: 0 E: 0 K: 1 S: 5	H: 0 LOB: 0 BB: 0 P: 5	R: 0 E: 0 K: 0 S: 3	H: 1 LOB: 1 BB: 0 P: 3	R: 0 E: 0 K: 0 S: 3	H: 1 LOB: 0 BB: 0 P: 3	1B: 7 2B: 2 3B: 3 HR: 0	SF: 1 SAC: 0 DP: 2 HBP: 0	WP: 0 PB: 0 SB: 1 CS: 2	PA: 38							
<b>PITCHER</b>	IP	WLS	BF	H	R	ER	SO	BB	IBB	HBP	BLK	WP	HR	S	P	ERA	WHIP										
<b>Bill Butler, L</b> ERA: 4.05 (1, 1)	1.1	L	10	6	3	3	1	2	0	0	0	0	0	10	18	20.25	6.000										
<b>Bill Hands, R</b> ERA: 7.18 (2, 1)	3.2		15	3	2	2	0	1	0	0	0	0	0	14	18	4.91	1.091										
<b>Tom Burgmeier, L</b> ERA: 5.4 (6, 1)	4.0		12	2	0	0	1	0	0	0	0	0	0	14	14	0.00	0.500										

Oakland Athletics @ Minnesota Twins  
Metropolitan Stadium, Bloomington, MI  
Mon May 20 1974, 8:05 PM EDT  
Att. 5,466 - Unknown - 82 F

AB 33  
R 5  
H 11  
RBI 5  
BB 3  
SO 2  
LOB 10



Batter	1	2	3	4	5	6	7	8	9	AB	R	H	RBI	BB	SO	LOB	BOTTOM										
<b>Steve Brye, R</b> OBP: 0.284, SLG: 0.361 (1, 8)	0-0 1B		0-3 K		0-0 1B 1B		0-0 5-3		0-0 BB 1B SF7 1B	5	1	3	0	0	1	1											
<b>Rod Carew, L</b> OBP: 0.461, SLG: 0.475 (1, 4)	0-3 K		0-0 BB 1B		0-0 1B 1B		4-0 1B BB		0-0 1B 1B	4	2	3	1	1	1	1											
<b>Lary Hisle, R</b> OBP: 0.341, SLG: 0.483 (1, 7)	0-0 P6		4-0 BB		0-3 K		0-0 1B 1B		4-0 1B BB	2	0	0	0	1	1	3											
<b>Jerry Terrell, R</b> OBP: 0.284, SLG: 0.323 (6, 7)			1-2 2-3 BB		0-0 K		0-0 1B 1B		1-2 2-3 BB	1	0	1	0	1	0	0											
<b>Harmon Killebrew, R</b> OBP: 0.270, SLG: 0.353 (1, 10)	0-0 F3		0-3 K		0-0 F7		0-0 1B		0-0 SF7	4	0	1	2	0	1	6											
<b>Bobby Darwin, R</b> OBP: 0.331, SLG: 0.491 (1, 9)		0-0 F5	0-0 F9		0-0 5-3			0-0 6-3	0-0 1B	5	0	1	1	0	0	3											
<b>Joe Lie, R</b> OBP: 0.289, SLG: 0.182 (1, 3)		0-3 K		0-0 5-3		4-0 BB		0-0 6-3	0-0 F8	2	0	0	0	1	1	0											
<b>Jim Holt, L</b> OBP: 0.241, SLG: 0.245 (8, PH)										1	0	0	0	0	0	0											
<b>Randy Hundley, R</b> OBP: 0.278, SLG: 0.240 (9, PH)										1	0	0	0	0	0	2											
<b>Eric Soderholm, R</b> OBP: 0.365, SLG: 0.459 (1, 5)		0-0 1B	0-3 K		0-3 K		0-3 K		0-0 L9	4	0	1	0	0	2	1											
<b>Glenn Borgmann, R</b> OBP: 0.260, SLG: 0.172 (1, 2)		0-0 F8	0-0 6-3		0-0 K				0-0 L9	3	0	0	0	0	1	2											
<b>Steve Braun, L</b> OBP: 0.352, SLG: 0.381 (9, PH)										1	0	0	0	0	0	0											
<b>Luis Gomez, R</b> OBP: 0.283, SLG: 0.233 (1, 6)			0-0 BB 1B		0-0 4-3				0-0 1B 1B	3	0	1	0	0	0	0											
<b>Tony Oliva, L</b> OBP: 0.323, SLG: 0.409 (9, PH)										1	0	1	0	0	0	0											
<b>Sergio Ferrer, S</b> OBP: 0.379, SLG: 0.351 (9, PR)										0	1	0	0	0	0	0											
<b>Inning Stats</b>	R: 0 E: 0 K: 1 S: 6	H: 1 LOB: 0 BB: 0 P: 6	R: 0 E: 0 K: 1 S: 6	H: 1 LOB: 0 BB: 0 P: 6	R: 0 E: 0 K: 2 S: 9	H: 2 LOB: 3 BB: 1 P: 13	R: 0 E: 0 K: 1 S: 5	H: 0 LOB: 0 BB: 0 P: 5	R: 0 E: 0 K: 2 S: 7	H: 0 LOB: 1 BB: 1 P: 11	R: 1 E: 0 K: 0 S: 4	H: 2 LOB: 2 BB: 1 P: 8	R: 0 E: 0 K: 0 S: 3	H: 0 LOB: 0 BB: 0 P: 3	R: 3 E: 0 K: 0 S: 7	H: 4 LOB: 2 BB: 1 P: 11	1B: 12 2B: 0 3B: 0 HR: 0	SF: 1 SAC: 0 DP: 0 HBP: 0	WP: 0 PB: 0 SB: 0 CS: 0	PA: 42							
<b>PITCHER</b>	IP	WLS	BF	H	R	ER	SO	BB	IBB	HBP	BLK	WP	HR	S	P	ERA	WHIP										
<b>Ken Holtzman, L</b> ERA: 3.52 (1, 1)	7.0	W	31	8	1	1	8	3	0	0	0	0	0	44	56	1.29	1.571										
<b>Rolfe Fingers, R</b> ERA: 2.5 (8, 1)	1.2		10	4	3	3	0	1	0	0	0	0	0	9	13	16.20	3.000										
<b>Darold Knowles, L</b> ERA: 5.65 (9, 1)	0.1	S	1	0	0	0	0	0	0	0	0	0	0	1	1	0.00	0.000										

Oakland Athletics @ Minnesota Twins  
Metropolitan Stadium, Bloomington, MI  
Mon May 20 1974, 8:05 PM EDT  
Att. 5,466 - Unknown - 82 F

AB 37  
R 4  
H 12  
RBI 4  
BB 4  
SO 8  
LOB 19





Batter	1	2	3	4	5	6	7	8	9	AB	R	H	RBI	BB	SO	LOB	TOP					
Bill North, S OBP: 0.329, SLG: 0.312 (1, 8)										4	2	3	0	1	0	0						
Bert Campaneris, R OBP: 0.347, SLG: 0.488 (1, 6)										4	0	2	1	0	1	1						
Joe Rudi, R OBP: 0.154, SLG: 0.154 (8, 2)										3	0	0	1	1	3	4						
Larry Haney, R OBP: 0.359, SLG: 0.380 (8, 2)										0	0	0	0	0	0	0						
Reggie Jackson, L OBP: 0.455, SLG: 0.762 (1, 10)										4	1	1	2	1	0	2						
Angel Mangual, R OBP: 0.305, SLG: 0.544 (1, 9)										5	2	2	0	0	1	4						
Pat Bourque, L OBP: 0.383, SLG: 0.419 (1, 3)										4	0	3	1	0	1	1						
Champ Summers, L OBP: 0.077, SLG: 0.077 (8, 7)										1	0	0	0	0	0	0						
Gene Tenace, R OBP: 0.392, SLG: 0.386 (8, 3)										3	1	1	2	0	1	3						
Ted Kubiak, S OBP: 0.259, SLG: 0.252 (1, 4)										4	1	1	0	0	1	2						
Phil Garner, R (7, PH)										2	0	0	0	0	1	1						
Sal Bando, R (7, PH)										1	0	1	1	0	0	0						
Herb Washington, R (7, PR)										0	1	0	0	0	0	0						
Gaylen Pitts, R OBP: 0.333, SLG: 0.364 (7, 5)										1	0	0	0	0	0	0						
<b>Inning Stats</b>	R: 0 E: 0 K: 2 S: 8	H: 1 LOB: 1 BB: 0 P: 8	R: 1 E: 0 K: 1 S: 7	H: 2 LOB: 1 BB: 7	R: 0 E: 0 K: 2 S: 8	H: 2 LOB: 2 BB: 1 P: 12	R: 0 E: 0 K: 1 S: 5	H: 1 LOB: 1 BB: 0 P: 5	R: 0 E: 0 K: 0 S: 3	H: 0 LOB: 0 BB: 0 P: 3	R: 0 E: 1 K: 1 S: 5	H: 0 LOB: 1 BB: 1 P: 9	R: 6 E: 1 K: 1 S: 11	H: 6 LOB: 2 BB: 1 P: 15	R: 1 E: 0 K: 1 S: 7	H: 2 LOB: 1 BB: 0 P: 7	R: 0 E: 0 K: 0 S: 3	H: 0 LOB: 0 BB: 0 P: 3	1B: 8 2B: 3 3B: 2 HR: 2	SF: 2 SAC: 1 DP: 2 HBP: 0	WP: 2 PB: 0 SB: 2 CS: 3	PA: 42
<b>PITCHER</b>	IP	WLS	BF	H	R	ER	SO	BB	IBB	HBP	BLK	WP	HR	S	P	ERA	WHIP					
Joe Decker, R ERA: 3.72 (1, 1)	6.0	L	26	8	3	3	7	2	0	0	0	2	1	38	46	4.50	1.667					
Tom Burgmeier, L ERA: 7.11 (7, 1)	0.2		7	4	4	4	0	1	0	0	0	0	1	6	10	54.00	7.500					
Ray Corbin, R ERA: 4.88 (7, 1)	2.1		9	2	1	1	2	0	0	0	0	0	0	13	13	3.86	0.857					

Oakland Athletics @ Minnesota Twins  
Metropolitan Stadium, Bloomington, MI  
Tue May 21 1974, 8:05 PM EDT  
Att. 4,639 - Overcast - 67 F

AB 36  
R 8  
H 14  
RBI 8  
BB 3  
SO 9  
LOB 18



Batter	1	2	3	4	5	6	7	8	9	AB	R	H	RBI	BB	SO	LOB	BOTTOM				
Steve Brye, R OBP: 0.269, SLG: 0.342 (1, 8)										4	0	0	0	0	1	3					
Rod Carew, L OBP: 0.456, SLG: 0.476 (1, 4)										4	0	1	0	0	0	0					
Tony Oliva, L OBP: 0.320, SLG: 0.402 (1, 10)										4	0	1	0	0	0	1					
Sergio Ferrer, S (9, PR)										0	0	0	0	0	0	0					
Bobby Darwin, R OBP: 0.336, SLG: 0.513 (1, 9)										3	1	1	1	1	1	1					
Eric Soderholm, R OBP: 0.360, SLG: 0.449 (1, 5)										4	0	1	0	0	0	3					
Joe Lie, R OBP: 0.262, SLG: 0.162 (1, 3)										4	0	0	0	0	1	3					
Jerry Terrell, R OBP: 0.286, SLG: 0.313 (9, 6)										2	0	0	0	1	0	1					
Glenn Borgmann, R OBP: 0.250, SLG: 0.164 (1, 2)										3	0	0	0	0	1	1					
Luis Gomez, R OBP: 0.292, SLG: 0.244 (1, 6)										2	0	1	0	0	0	0					
Steve Braun, L (8, PH)										1	0	1	0	0	0	0					
<b>Inning Stats</b>	R: 0 E: 0 K: 0 S: 3	H: 0 LOB: 0 BB: 0 P: 3	R: 1 E: 0 K: 0 S: 4	H: 2 LOB: 0 BB: 0 P: 4	R: 0 E: 0 K: 1 S: 3	H: 1 LOB: 0 BB: 0 P: 3	R: 0 E: 0 K: 1 S: 5	H: 0 LOB: 0 BB: 0 P: 5	R: 0 E: 0 K: 1 S: 5	H: 0 LOB: 0 BB: 0 P: 5	R: 0 E: 0 K: 1 S: 4	H: 1 LOB: 1 BB: 0 P: 4	R: 0 E: 0 K: 1 S: 6	H: 1 LOB: 2 BB: 1 P: 10	R: 0 E: 0 K: 0 S: 4	H: 1 LOB: 2 BB: 1 P: 8	1B: 4 2B: 1 3B: 0 HR: 1	SF: 0 SAC: 0 DP: 1 HBP: 0	WP: 0 PB: 0 SB: 0 CS: 1	PA: 33	
<b>PITCHER</b>	IP	WLS	BF	H	R	ER	SO	BB	IBB	HBP	BLK	WP	HR	S	P	ERA	WHIP				
Dave Hamilton, L ERA: 2.91 (1, 1)	7.0	W	23	4	1	1	3	0	0	0	0	0	0	29	29	1.29	0.571				
Blue Moon Odom, R ERA: 7.2 (8, 1)	1.0		5	1	0	0	1	1	0	0	0	0	0	6	10	0.00	2.000				
Darold Knowles, L ERA: 5.28 (9, 1)	1.0		5	1	0	0	0	1	0	0	0	0	0	4	8	0.00	2.000				

Oakland Athletics @ Minnesota Twins  
Metropolitan Stadium, Bloomington, MI  
Tue May 21 1974, 8:05 PM EDT  
Att. 4,639 - Overcast - 67 F

AB 31  
R 1  
H 6  
RBI 1  
BB 2  
SO 4  
LOB 13





Batter	1	2	3	4	5	6	7	8	9	AB	R	H	RBI	BB	SO	LOB	TOP			
Bill North, S OBP: 0.333, SLG: 0.313 (1, 8)										3	1	1	0	1	0	0	<b>Oakland Athletics @ Minnesota Twins</b> Metropolitan Stadium, Bloomington, MI Wed May 22 1974, 8:05 PM EDT Att.: 4,956 - Sunny - 64 F			
Bert Campaneris, R OBP: 0.360, SLG: 0.377 (1, 6)										4	1	1	0	1	2	3				
Joe Rudi, R OBP: 0.348, SLG: 0.494 (1, 7)										4	2	1	2	1	0	2				
Reggie Jackson, L OBP: 0.466, SLG: 0.794 (1, 10)										4	1	3	5	1	1	1				
Herb Washington, R (9, PR)										0	0	0	0	0	0	0				
Pat Bourque, L OBP: 0.373, SLG: 0.391 (1, 3)										3	0	0	0	1	0	2				
Deron Johnson, R (9, PH) OBP: 0.225, SLG: 0.297 (9, 3)										1	0	0	0	0	0	1				
Angel Mangual, R OBP: 0.297, SLG: 0.516 (1, 9)										5	0	1	0	0	0	2				
Gene Tenace, R OBP: 0.394, SLG: 0.380 (1, 2)										2	0	0	0	1	0	3				
Gaylen Pitts, R OBP: 0.325, SLG: 0.333 (1, 4)										3	1	0	0	1	0	4				
Phil Garner, R (1, 5)										2	0	0	0	0	0	2				
Champ Summers, L (7, PH) OBP: 0.143, SLG: 0.077 (7, 5)										0	1	0	0	1	0	0				
Larry Haney, R OBP: 0.154, SLG: 0.154 (8, PH)										0	0	0	0	0	0	0				
Sal Bando, R (8, PH) OBP: 0.440, SLG: 0.554 (8, 5)										1	0	0	0	0	1	0				
Ted Kubiak, S OBP: 0.259, SLG: 0.252 (8, 5)										0	0	0	0	0	0	0				
<b>Inning Stats</b>	R: 0 E: 0 K: 2 S: 7	H: 0 LOB: 1 BB: 1 P: 11	R: 0 E: 0 K: 0 S: 4	H: 1 LOB: 2 BB: 1 P: 8	R: 0 E: 0 K: 1 S: 5	H: 0 LOB: 0 BB: 0 P: 5	R: 1 E: 0 K: 0 S: 4	H: 1 LOB: 1 BB: 1 P: 8	R: 0 E: 0 K: 0 S: 4	H: 0 LOB: 1 BB: 1 P: 7	R: 3 E: 0 K: 0 S: 4	H: 1 LOB: 3 BB: 3 P: 16	R: 0 E: 0 K: 0 S: 3	H: 0 LOB: 1 BB: 0 P: 4	R: 3 E: 0 K: 0 S: 5	H: 3 LOB: 1 BB: 1 P: 9	1B: 4 2B: 1 3B: 1 HR: 1	SF: 0 SAC: 1 DP: 1 HBP: 1	WP: 1 PB: 0 SB: 2 CS: 0	PA: 42
<b>PITCHER</b>	IP WLS BF H R ER SO BB IBB HBP BLK WP HR S P ERA WHIP	6.0 L 26 3 2 2 3 5 0 0 0 1 1 27 47 3.00 1.333	2.0 L 13 3 5 5 0 3 0 1 0 0 0 9 22 22.50 3.000	1.0 3 1 0 0 0 0 0 0 0 0 0 3 3 0.00 1.000																

AB 32  
R 7  
H 7  
RBI 7  
BB 8  
SO 3  
LOB 21



Batter	1	2	3	4	5	6	7	8	9	AB	R	H	RBI	BB	SO	LOB	BOTTOM					
Steve Brye, R OBP: 0.277, SLG: 0.338 (1, 8)										4	1	1	0	1	0	1	<b>Oakland Athletics @ Minnesota Twins</b> Metropolitan Stadium, Bloomington, MI Wed May 22 1974, 8:05 PM EDT Att.: 4,956 - Sunny - 64 F					
Rod Carew, L OBP: 0.448, SLG: 0.467 (1, 4)										5	0	1	0	0	2	1						
Bobby Darwin, R OBP: 0.323, SLG: 0.496 (1, 9)										4	0	0	1	0	1	0						
Harmon Killebrew, R OBP: 0.278, SLG: 0.346 (1, 10)										2	0	0	0	2	1	1						
Eric Soderholm, R (1, 5)										3	1	0	1	0	0	2						
Steve Braun, L OBP: 0.383, SLG: 0.386 (1, 7)										3	1	1	0	1	0	2						
Joe Lis, R OBP: 0.283, SLG: 0.175 (1, 3)										3	0	1	1	1	0	1						
Jerry Terrell, R (8, PR) OBP: 0.286, SLG: 0.313 (8, 3)										0	0	0	0	0	0	0						
Jim Holt, L OBP: 0.241, SLG: 0.245 (9, 3)										0	0	0	0	0	0	0						
Glenn Borgmann, R OBP: 0.263, SLG: 0.186 (1, 2)										3	0	2	1	0	0	2						
Luis Gomez, R (1, 6) OBP: 0.294, SLG: 0.250 (8, PH)										3	1	1	0	0	0	2						
Larry Hisle, R (8, PH) OBP: 0.338, SLG: 0.479 (9, 6)										1	0	0	0	0	0	2						
Danny Thompson, R OBP: 0.294, SLG: 0.250 (8, 6)										0	0	0	0	0	0	0						
<b>Inning Stats</b>	R: 0 E: 0 K: 0 S: 2	H: 0 LOB: 0 BB: 1 P: 6	R: 2 E: 0 K: 0 S: 5	H: 2 LOB: 1 BB: 1 P: 9	R: 0 E: 0 K: 1 S: 5	H: 0 LOB: 0 BB: 0 P: 5	R: 0 E: 1 K: 0 S: 4	H: 0 LOB: 2 BB: 1 P: 8	R: 2 E: 0 K: 0 S: 6	H: 3 LOB: 2 BB: 1 P: 10	R: 0 E: 0 K: 0 S: 4	H: 1 LOB: 1 BB: 0 P: 4	R: 0 E: 1 K: 2 S: 8	H: 0 LOB: 1 BB: 0 P: 8	R: 0 E: 0 K: 0 S: 3	H: 1 LOB: 2 BB: 1 P: 7	R: 0 E: 0 K: 1 S: 5	H: 0 LOB: 0 BB: 0 P: 5	1B: 7 2B: 0 3B: 0 HR: 0	SF: 3 SAC: 0 DP: 2 HBP: 0	WP: 0 PB: 0 SB: 0 CS: 0	PA: 39
<b>PITCHER</b>	IP WLS BF H R ER SO BB IBB HBP BLK WP HR S P ERA WHIP	5.0 W 24 2 0 0 2 1 0 0 0 0 0 15 19 0.00 1.000	3.0 W 12 2 0 0 2 1 0 0 0 0 0 0 15 19 0.00 1.000	1.0 3 0 0 0 1 0 0 0 0 0 0 5 5 0.00 0.000																		

AB 31  
R 4  
H 7  
RBI 4  
BB 5  
SO 4  
LOB 14





Batter	1	2	3	4	5	6	7	8	9	AB	R	H	RBI	BB	SO	LOB	TOP			
Cesar Tovar, R (1, 8) OBP: 0.282, SLG: 0.245 Joe Lovitto, S (5, 8) OBP: 0.200, SLG: 0.237	K		F7			4-3		K		2	0	0	0	0	1	0				
Lenny Randle, S (1, 4) OBP: 0.344, SLG: 0.380	E3 F9		4-3			K			1B	4	0	1	0	0	1	0				
Alex Johnson, R (1, 7) OBP: 0.347, SLG: 0.335	F9 2-3		L9			5-3			F9	4	0	0	0	0	0	2				
Jeff Burroughs, R (1, 9) OBP: 0.364, SLG: 0.587	K					5-3			F3	4	0	0	0	0	2	2				
Mike Hargrove, L (1, 10) OBP: 0.429, SLG: 0.480		F8				K			K	4	0	1	0	0	2	1				
Jim Spencer, L (1, 3) OBP: 0.383, SLG: 0.527		1B				G4-6-3 1B			K	3	0	1	0	0	1	1				
Duke Sims, L (1, 2) OBP: 0.226, SLG: 0.184		F8				3-1			6-3	3	0	0	0	0	0	1				
Toby Harrah, R (1, 6) OBP: 0.328, SLG: 0.331 Larry Brown, R (8, PH) OBP: 0.236, SLG: 0.189						6-3			1B	2	0	1	0	0	0	0				
Leo Cardenas, R (1, 5) OBP: 0.406, SLG: 0.387 Mike Cubbage, L (5, PH) (5, 5)						K			K	1	0	0	0	0	1	2				
										2	0	0	0	0	2	1				
<b>Inning Stats</b>	R: 0 E: 1 K: 2 S: 8	H: 0 LOB: 1 BB: 0 P: 8	R: 0 E: 0 K: 1 S: 7	H: 2 LOB: 2 BB: 0 P: 7	R: 0 E: 0 K: 0 S: 3	H: 0 LOB: 0 BB: 0 P: 3	R: 0 E: 0 K: 1 S: 5	H: 1 LOB: 0 BB: 0 P: 5	R: 0 E: 0 K: 1 S: 5	H: 0 LOB: 0 BB: 0 P: 5	R: 0 E: 0 K: 2 S: 7	H: 0 LOB: 0 BB: 0 P: 7	R: 0 E: 0 K: 1 S: 6	H: 1 LOB: 1 BB: 0 P: 8	R: 0 E: 0 K: 1 S: 6	H: 1 LOB: 1 BB: 0 P: 6	1B: 5 2B: 0 3B: 0 HR: 0	SF: 0 SAC: 0 DP: 1 HBP: 0	WP: 0 PB: 0 CS: 0	PA: 32
<b>PITCHER</b> Bert Blyleven, R (1, 1) ERA: 2.05	IP: 9.0 WLS: W BF: 32 H: 5 R: 0 ER: 0 SO: 11 BB: 0 IBB: 0 HBP: 0 BLK: 0 WP: 0 HR: 0 S: 54 P: 54 ERA: 0.00 WHIP: 0.556															<b>PITCHER</b>				

Texas Rangers @ Minnesota Twins  
Metropolitan Stadium, Bloomington, MI  
Fri May 24 1974, 8:05 PM EDT  
Att. 5,172 - Unknown - 56 F

AB 32  
R 0  
H 5  
RBI 0  
BB 0  
SO 11  
LOB 11




Batter	1	2	3	4	5	6	7	8	9	AB	R	H	RBI	BB	SO	LOB	BOTTOM			
Larry Hise, R (1, 7) OBP: 0.390, SLG: 0.508 Jerry Terrell, R (7, PH) OBP: 0.296, SLG: 0.338	SH5-3 BB			2B 1B		K FC4				3	2	2	1	1	1	0				
Rod Carew, L (1, 4) OBP: 0.446, SLG: 0.468 Steve Braun, L (8, 7) OBP: 0.363, SLG: 0.386	SH5-3 1-2 BB		G1	1B WP		FC4 3-1				4	1	1	1	1	1	3				
Tony Oliva, L (1, 10) OBP: 0.327, SLG: 0.406	SH5-3 1-2 2-3			HR 1B		3-1			G3	4	2	2	1	0	0	3				
Harmon Killebrew, R (1, 3) OBP: 0.294, SLG: 0.383 Jim Holt, L (6, PR) OBP: 0.236, SLG: 0.240	F3			HR 1B					5-3	3	1	2	3	1	0	2				
Bobby Darwin, R (1, 9) OBP: 0.319, SLG: 0.480	F7			HR BB		P3			P5	4	0	0	0	1	1	5				
Steve Brye, R (1, 8) OBP: 0.295, SLG: 0.345									5-3	4	1	2	0	1	0	1				
Eric Soderholm, R (1, 5) OBP: 0.330, SLG: 0.412									BB 1B 2B BB	4	0	0	0	0	1	3				
Glenn Borgmann, R (1, 2) OBP: 0.262, SLG: 0.189									BB 2B 1B	4	1	1	0	0	1	1				
Luis Gomez, R (1, 6) OBP: 0.309, SLG: 0.240									2B BB	2	1	0	0	2	0	1				
<b>Inning Stats</b>	R: 0 E: 0 K: 0 S: 3	H: 0 LOB: 2 BB: 2 P: 11	R: 0 E: 0 K: 0 S: 3	H: 1 LOB: 0 BB: 0 P: 3	R: 3 E: 0 K: 0 S: 6	H: 3 LOB: 1 BB: 1 P: 10	R: 4 E: 0 K: 1 S: 9	H: 4 LOB: 1 BB: 1 P: 13	R: 0 E: 0 K: 1 S: 6	H: 1 LOB: 1 BB: 0 P: 6	R: 0 E: 0 K: 1 S: 6	H: 0 LOB: 2 BB: 1 P: 10	R: 2 E: 0 K: 2 S: 9	H: 2 LOB: 2 BB: 2 P: 17	R: 0 E: 0 K: 0 S: 3	H: 0 LOB: 0 BB: 0 P: 3	1B: 7 2B: 2 3B: 0 HR: 2	SF: 0 SAC: 1 DP: 1 HBP: 0	WP: 2 PB: 0 CS: 0	PA: 42
<b>PITCHER</b> David Clyde, L (1, 1) ERA: 3.13 Lloyd Allen, R (3, 1) ERA: 7.41 Jim Merritt, L (4, 1) ERA: 9.72 Steve Hargan, R (4, 1) ERA: 3.81 Jim Sheltenback, L (7, 1) ERA: 5.68	IP: 2.2 WLS: L BF: 14 H: 4 R: 3 ER: 3 SO: 3 BB: 3 IBB: 0 HBP: 0 BLK: 0 WP: 0 HR: 2 S: 23 P: 23 ERA: 10.12 WHIP: 2.625															<b>PITCHER</b>				


Texas Rangers @ Minnesota Twins  
Metropolitan Stadium, Bloomington, MI  
Fri May 24 1974, 8:05 PM EDT  
Att. 5,172 - Unknown - 56 F

AB 34  
R 9  
H 11  
RBI 8  
BB 7  
SO 5  
LOB 19





Batter	1	2	3	4	5	6	7	8	9	AB	R	H	RBI	BB	SO	LOB	TOP								
<b>Cesar Tovar, R</b> OBP: 0.287, SLG: 0.255 (1, 8)	0-0 4-3 S 2B	0-0 FC6-4			4-0 L4-3 BB		0-0 FC6-4		0-0 F8	4	1	1	0	1	0	3	<b>Texas Rangers @ Minnesota Twins</b> Metropolitan Stadium, Bloomington, MI Sat May 25 1974, 4:33 AM EDT Att. 5,499 - Unknown - 62 F  <b>AB 32</b> <b>R 4</b> <b>H 11</b> <b>RBI 3</b> <b>BB 6</b> <b>SO 3</b> <b>LOB 16</b> 								
<b>Toby Harrah, R</b> OBP: 0.330, SLG: 0.329 (1, 6)	0-0 4-3 2-3		4-0 CS BB		0-0 L4-3 1-2			0-0 HR 1B	4	1	1	0	1	0	2										
<b>Alex Johnson, R</b> OBP: 0.351, SLG: 0.352 (1, 10)	4-0 S BB		0-0 F9 1-2		0-0 6-3			0-0 HR 1B	3	1	1	2	1	0	1										
<b>Jeff Burroughs, R</b> OBP: 0.372, SLG: 0.594 (1, 9)	0-3 K 1-2 3-H		4-0 BB		0-0 2B			0-0 BB 1B 1B	3	1	2	0	1	1	1										
<b>Tom Grieve, R</b> OBP: 0.333, SLG: 0.449 (1, 7)	0-0 F6		0-0 F9		0-3 K			4-0 G5-3 1B BB	3	0	0	0	0	1	3										
<b>Jim Spencer, L</b> OBP: 0.383, SLG: 0.527 (8, PH)			0-0 F9		0-0 K			0-0 BB 1B	0	0	0	0	0	0	0										
<b>Mike Hargrave, L</b> OBP: 0.434, SLG: 0.480 (8, 3)					0-0 K			0-0 BB 1B	0	0	0	0	1	0	0										
<b>Lenny Randle, S</b> OBP: 0.380, SLG: 0.396 (1, 4)		0-0 L1-3 1B		0-0 L1-3 1B		0-0 1-3		0-0 1-2 2-H 1B	4	0	3	1	0	0	1										
<b>Leo Cardenas, R</b> OBP: 0.333, SLG: 0.353 (8, PH)		0-0 F7		0-0 L1-3		0-0 5-3		0-0 F9	3	0	0	0	0	0	1										
<b>Duke Sims, L</b> OBP: 0.226, SLG: 0.184 (8, PH)			0-0 L1-3		0-0 K			0-0 F9	0	0	0	0	0	0	0										
<b>Jim Fregosi, R</b> OBP: 0.406, SLG: 0.423 (8, PH)			0-0 F9		0-0 1B			0-0 G5-3	1	0	0	0	0	0	0										
<b>Larry Brown, R</b> OBP: 0.258, SLG: 0.189 (8, 5)					0-0 F9			0-0 1B	4	0	2	0	0	0	2										
<b>Joe Lovitto, S</b> OBP: 0.212, SLG: 0.248 (1, 3)		0-0 S 1B		0-0 F9		0-0 1B		0-0 G5-3	3	0	1	0	1	1	0										
<b>Jim Sundberg, R</b> OBP: 0.337, SLG: 0.305 (1, 2)		4-0 FC6-4 BB		0-3 K		0-0 K		0-0 5-3	3	0	1	0	1	1	0										
<b>Inning Stats</b>	R: 1 E: 0 K: 1 S: 6	H: 1 LOB: 1 BB: 1 P: 10	R: 0 E: 0 K: 0 S: 4	H: 2 LOB: 2 BB: 1 P: 8	R: 0 E: 0 K: 0 S: 2	H: 0 LOB: 0 BB: 0 P: 10	R: 0 E: 0 K: 0 S: 3	H: 1 LOB: 0 BB: 0 P: 3	R: 0 E: 0 K: 1 S: 4	H: 0 LOB: 0 BB: 0 P: 8	R: 0 E: 0 K: 1 S: 6	H: 1 LOB: 1 BB: 0 P: 6	R: 0 E: 0 K: 0 S: 4	H: 2 LOB: 1 BB: 0 P: 4	R: 3 E: 0 K: 0 S: 6	H: 4 LOB: 1 BB: 1 P: 10	R: 0 E: 0 K: 0 S: 3	H: 0 LOB: 0 BB: 0 P: 3	1B: 8 2B: 4 3B: 0 HR: 1	SF: 0 SAC: 0 DP: 3 HBP: 0	WP: 0 PB: 0 SB: 3 CS: 1	PA: 38			
<b>PITCHER</b>	IP	WLS	BF	H	R	ER	SO	BB	IBB	HBP	BLK	WP	HR	S	P	ERA	WHIP								
<b>Vic Albury, L</b> ERA: 4.17	7.0	L	31	10	4	4	3	5	0	0	0	0	1	32	52	5.14	2.143								
<b>Bill Campbell, R</b> ERA: 2.73	0.0		2	1	0	0	0	1	0	0	0	0	0	1	5	∞	∞								
<b>Tom Burgmeier, L</b> ERA: 6.14	2.0		5	0	0	0	0	0	0	0	0	0	0	5	5	0.00	0.000								


Batter	1	2	3	4	5	6	7	8	9	AB	R	H	RBI	BB	SO	LOB	BOTTOM								
<b>Jerry Terrell, R</b> OBP: 0.289, SLG: 0.342 (1, 4)	0-0 4-3		0-0 FC4-6 1B BB 1-2		0-0 F8		0-0 2B		0-3 K	5	0	1	0	0	1	3	<b>Texas Rangers @ Minnesota Twins</b> Metropolitan Stadium, Bloomington, MI Sat May 25 1974, 4:33 AM EDT Att. 5,499 - Unknown - 62 F  <b>AB 34</b> <b>R 3</b> <b>H 9</b> <b>RBI 3</b> <b>BB 4</b> <b>SO 5</b> <b>LOB 15</b> 								
<b>Steve Braun, L</b> OBP: 0.384, SLG: 0.375 (1, 7)	0-0 4-3		4-0 L4-6 1B BB 1-2		4-0 FC6-4 BB		0-3 K		0-0 4-3	3	0	0	0	2	1	2									
<b>Jim Holt, L</b> OBP: 0.271, SLG: 0.264 (1, 3)	4-0 BB		0-0 1-2 2-3 1B		0-0 FC6-4 1-2			0-0 E6 3B 1B	3	1	2	0	1	0	2										
<b>Tony Oliva, L</b> OBP: 0.324, SLG: 0.429 (1, 10)	0-0 G3		0-0 L4-6 2-3		0-0 HR			0-0 F7	4	1	1	1	0	0	5										
<b>Bobby Darwin, R</b> OBP: 0.317, SLG: 0.488 (1, 9)		0-0 5-3		0-3 K		0-3 K		0-0 2-H 3B	4	0	1	1	0	2	0										
<b>Steve Brye, R</b> OBP: 0.293, SLG: 0.352 (1, 8)		0-0 1B 2B		0-0 F2		0-0 F9		0-0 6-3	4	1	1	0	0	0	1										
<b>Luis Gomez, R</b> OBP: 0.276, SLG: 0.245 (1, 6)		0-0 2B		0-0 6-3		0-0 6-3		0-0 5-3	3	0	1	1	0	0	0										
<b>Larry Hisle, R</b> OBP: 0.348, SLG: 0.504 (8, PH)			0-0 G6-4-3 1B 2-H						1	0	0	0	0	0	1										
<b>Danny Thompson, R</b> OBP: 0.294, SLG: 0.250 (9, 6)									0	0	0	0	0	0	0										
<b>Eric Soderholm, R</b> OBP: 0.317, SLG: 0.393 (1, 5)		0-0 G6-4-3 1-2		0-0 F7		0-3 K		0-0 F4	4	0	0	0	0	1	1										
<b>Glenn Borgmann, R</b> OBP: 0.276, SLG: 0.211 (1, 2)			4-0 FC4-6 BB		0-0 2B			0-0 1B	2	0	1	0	1	0	0										
<b>Harmon Killebrew, R</b> OBP: 0.300, SLG: 0.389 (8, PH)					0-0 F9				1	0	1	0	0	0	0										
<b>Randy Hundley, R</b> OBP: 0.279, SLG: 0.240 (8, PH)									0	0	0	0	0	0	0										
<b>Inning Stats</b>	R: 0 E: 0 K: 0 S: 3	H: 0 LOB: 1 BB: 1 P: 7	R: 1 E: 0 K: 0 S: 4	H: 2 LOB: 0 BB: 0 P: 4	R: 0 E: 0 K: 0 S: 3	H: 1 LOB: 2 BB: 2 P: 11	R: 0 E: 0 K: 1 S: 5	H: 0 LOB: 0 BB: 0 P: 5	R: 0 E: 0 K: 1 S: 6	H: 1 LOB: 0 BB: 0 P: 6	R: 1 E: 0 K: 2 S: 8	H: 1 LOB: 1 BB: 0 P: 8	R: 0 E: 0 K: 0 S: 5	H: 2 LOB: 1 BB: 0 P: 5	R: 0 E: 0 K: 1 S: 6	H: 1 LOB: 1 BB: 0 P: 6	1B: 4 2B: 4 3B: 1 HR: 1	SF: 0 SAC: 0 DP: 2 HBP: 0	WP: 0 PB: 0 SB: 0 CS: 0	PA: 38					
<b>PITCHER</b>	IP	WLS	BF	H	R	ER	SO	BB	IBB	HBP	BLK	WP	HR	S	P	ERA	WHIP								
<b>Jackie Brown, R</b> ERA: 2.86	7.1	W	32	8	3	3	4	4	0	0	0	0	0	36	52	3.68	1.636								
<b>Steve Foucault, R</b> ERA: 1.6	1.2	S	6	1	0	0	1	0	0	0	0	0	0	8	8	0.00	0.600								



Batter	1	2	3	4	5	6	7	8	9	AB	R	H	RBI	BB	SO	LOB	TOP					
Cesar Tovar, R (1, 8) OBP: 0.286, SLG: 0.255	6-3			G4-6-3 1B		4-3		5-3		4	0	1	0	0	0	0						
Toby Harrah, R (1, 6) OBP: 0.333, SLG: 0.340	CS 1B			G4-6-3 1-2					F8	4	0	2	0	0	0	1						
Alex Johnson, R (1, 7) OBP: 0.348, SLG: 0.349	1-2 K			K		4-3			G6-4-3 1B	4	0	1	0	0	2	2						
Jeff Burroughs, R (1, 9) OBP: 0.369, SLG: 0.587		6-3			1B 1B			F8	G6-4-3 1-2	4	1	1	0	0	0	1						
Mike Hargrove, L (1, 10) OBP: 0.340, SLG: 0.485		G1			1B FC4-2 1B				1-4-3 1B	3	0	2	0	0	0	0						
Jim Spencer, L (1, 3) OBP: 0.381, SLG: 0.519									1-4-3	3	0	1	1	0	0	1						
Joe Lovitto, S (7, 3) OBP: 0.212, SLG: 0.248		6-3			G5-3 FC4-2 1-3 2H 1B				1-2	0	0	0	0	0	0	0						
Lenny Randle, S (1, 4) OBP: 0.350, SLG: 0.384					F5				FC4-2	3	0	0	0	0	0	3						
Jim Fregosi, R (1, 5) OBP: 0.388, SLG: 0.400				K	1-2 3H G5-3				F3	3	0	0	0	0	1	2						
Jim Sundberg, R (1, 2) OBP: 0.327, SLG: 0.294				K	2-3				F9	3	0	0	0	0	1	0						
<b>Inning Stats</b>	R: 0 E: 0 K: 1 S: 5	H: 1 LOB: 0 BB: 0 P: 5	R: 0 E: 0 K: 0 S: 3	H: 0 LOB: 0 BB: 0 P: 3	R: 0 E: 0 K: 2 S: 7	H: 0 LOB: 0 BB: 0 P: 7	R: 0 E: 0 K: 1 S: 5	H: 1 LOB: 0 BB: 0 P: 5	R: 1 E: 0 K: 0 S: 5	H: 3 LOB: 1 BB: 0 P: 5	R: 0 E: 0 K: 0 S: 4	H: 1 LOB: 1 BB: 0 P: 4	R: 0 E: 0 K: 0 S: 4	H: 1 LOB: 1 BB: 0 P: 4	R: 0 E: 0 K: 0 S: 3	H: 0 LOB: 0 BB: 0 P: 3	R: 0 E: 0 K: 0 S: 3	H: 1 LOB: 0 BB: 0 P: 3	1B: 7 2B: 1 3B: 0 HR: 0	SF: 0 SAC: 0 DP: 3 HBP: 0	WP: 0 PB: 0 SB: 0 CS: 1	PA: 31
<b>PITCHER</b> Joe Decker, R (1, 1) ERA: 3.34	IP: 9.0 WLS: W BF: 31 H: 8 R: 1 ER: 1 SO: 4 BB: 0 IBB: 0 HBP: 0 BLK: 0 WP: 0 HR: 0 S: 39 P: 39 ERA: 1.00 WHIP: 0.889											<b>PITCHER</b>	IP: 9.0 WLS: W BF: 31 H: 8 R: 1 ER: 1 SO: 4 BB: 0 IBB: 0 HBP: 0 BLK: 0 WP: 0 HR: 0 S: 39 P: 39 ERA: 1.00 WHIP: 0.889									

Texas Rangers @ Minnesota Twins  
Metropolitan Stadium, Bloomington, MI  
Sun May 26 1974, 4:33 AM EDT  
Att: 7,352 - Sunny - 69 F


AB	31
R	1
H	8
RBI	1
BB	0
SO	4
LOB	10



Batter	1	2	3	4	5	6	7	8	9	AB	R	H	RBI	BB	SO	LOB	BOTTOM					
Rod Carew, L (1, 4) OBP: 0.451, SLG: 0.491	F7		2-3		1-3 2H 1B			FC6-4 1B		5	1	3	2	0	0	0						
Steve Braun, L (1, 7) OBP: 0.358, SLG: 0.367										5	1	1	0	0	2	4						
Larry Hisle, R (9, 7) OBP: 0.348, SLG: 0.504	K		F6		K			FC6-4 1-2		0	0	0	0	0	0	0						
Tony Oliva, L (1, 10) OBP: 0.322, SLG: 0.422					6-3				F9	4	0	1	0	0	0	1						
Bobby Darwin, R (1, 9) OBP: 0.322, SLG: 0.511					K				F9	4	2	2	2	0	1	1						
Steve Brye, R (1, 8) OBP: 0.302, SLG: 0.352					F4				WP 1B	3	1	1	0	1	1	0						
Jim Holt, L (1, 3) OBP: 0.286, SLG: 0.268									F9	3	0	1	0	1	0	1						
Danny Thompson, R (1, 5) OBP: 0.238, SLG: 0.211									FC5-4 1B	3	0	0	1	0	2							
Randy Hundley, R (1, 2) OBP: 0.276, SLG: 0.241									FC5-4 1B	4	1	1	1	0	0	2						
Luis Gomez, R (1, 6) OBP: 0.323, SLG: 0.250					1-3				FC5-4 1B	3	0	1	0	1	1	2						
<b>Inning Stats</b>	R: 0 E: 0 K: 1 S: 6	H: 1 LOB: 1 BB: 0 P: 6	R: 0 E: 0 K: 0 S: 4	H: 1 LOB: 1 BB: 0 P: 4	R: 0 E: 0 K: 0 S: 3	H: 0 LOB: 0 BB: 0 P: 3	R: 0 E: 0 K: 1 S: 5	H: 0 LOB: 0 BB: 0 P: 5	R: 1 E: 0 K: 1 S: 8	H: 3 LOB: 2 BB: 0 P: 8	R: 2 E: 0 K: 1 S: 7	H: 2 LOB: 2 BB: 2 P: 15	R: 3 E: 0 K: 1 S: 8	H: 3 LOB: 0 BB: 0 P: 8	R: 0 E: 0 K: 0 S: 4	H: 1 LOB: 2 BB: 1 P: 8	R: 0 E: 0 K: 0 S: 4	H: 1 LOB: 2 BB: 1 P: 8	1B: 9 2B: 0 3B: 0 HR: 2	SF: 1 SAC: 0 DP: 0 HBP: 0	WP: 1 PB: 0 SB: 0 CS: 0	PA: 38
<b>PITCHER</b> Fergie Jenkins, R (1, 1) ERA: 2.76	IP: 6.1 WLS: L BF: 31 H: 10 R: 6 ER: 6 SO: 4 BB: 2 IBB: 0 HBP: 0 BLK: 0 WP: 1 HR: 2 S: 37 P: 45 ERA: 8.53 WHIP: 1.895											<b>PITCHER</b>	IP: 6.1 WLS: L BF: 31 H: 10 R: 6 ER: 6 SO: 4 BB: 2 IBB: 0 HBP: 0 BLK: 0 WP: 1 HR: 2 S: 37 P: 45 ERA: 8.53 WHIP: 1.895									
<b>PITCHER</b> Don Stanhouse, R (7, 1) ERA:	IP: 1.2 WLS: 7 BF: 1 H: 0 R: 0 ER: 0 SO: 1 BB: 1 IBB: 0 HBP: 0 BLK: 0 WP: 0 HR: 0 S: 8 P: 12 ERA: 0.00 WHIP: 1.200											<b>PITCHER</b>	IP: 1.2 WLS: 7 BF: 1 H: 0 R: 0 ER: 0 SO: 1 BB: 1 IBB: 0 HBP: 0 BLK: 0 WP: 0 HR: 0 S: 8 P: 12 ERA: 0.00 WHIP: 1.200									

Texas Rangers @ Minnesota Twins  
Metropolitan Stadium, Bloomington, MI  
Sun May 26 1974, 4:33 AM EDT  
Att: 7,352 - Sunny - 69 F

AB	34
R	6
H	11
RBI	6
BB	3
SO	5
LOB	13





Batter	1	2	3	4	5	6	7	8	9	10	AB	R	H	RBI	BB	SO	LOB	TOP			
Rod Carew, L OBP: 0.441, SLG: 0.479 (1.4)	L9		G6-3		P7			SH5-3		F7	4	0	0	0	0	0	1				
Steve Braun, L OBP: 0.359, SLG: 0.368 (1.7)	F9			L3		F7		G3-6 1B		1B	5	0	2	1	0	0	0				
Tony Oliva, L OBP: 0.317, SLG: 0.412 (1.10)	K			BB 1B		F8		G3-6 1B		P4	5	1	1	0	0	1	2				
Harmon Killebrew, R OBP: 0.312, SLG: 0.387 (1.3)		G4-6-3 BB		6-3 1B		6-3		F9		1B	3	0	1	0	2	0	0				
Bobby Darwin, R OBP: 0.331, SLG: 0.514 (1.9)		G4-6-3 1B		6-3 BB		6-3 1B		P6		BB 1B	5	0	3	1	0	0	2				
Steve Brye, R OBP: 0.310, SLG: 0.358 (1.8)		G4-6-3 1B		6-3		6-3 1B		4-3 1B		BB 1B	4	0	2	0	0	0	4				
Danny Thompson, R OBP: 0.208, SLG: 0.182 (1.5)		1-2 2-3		6-3		6-3		4-3 1B		BB 1B	3	0	0	0	0	1	4				
Jim Holt, L OBP: 0.297, SLG: 0.268 (9. PH)								4-3		1-2 2-3 BB	0	0	0	0	1	0	0				
Eric Soderholm, R OBP: 0.317, SLG: 0.393 (9.5)								1-2		BB	0	0	0	0	0	0	0				
Randy Hundley, R OBP: 0.288, SLG: 0.224 (1.2)				B1-3		F2		P6		K	4	0	0	0	0	1	4				
Luis Gomez, R OBP: 0.338, SLG: 0.259 (9. PH)						P7				K	2	1	0	1	0	0	0				
Larry Hisle, R OBP: 0.345, SLG: 0.500 (9. PH)								SH5-3 1B		K	1	0	0	0	0	1	3				
Jerry Terrell, R OBP: 0.289, SLG: 0.342 (9.6)								BB		K	0	0	0	0	0	0	0				
<b>Inning Stats</b>	R: 0 E: 0 K: 1 S: 5	H: 0 LOB: 0 BB: 0 P: 5	R: 0 E: 0 K: 0 S: 3	H: 1 LOB: 1 BB: 1 P: 7	R: 0 E: 0 K: 1 S: 3	H: 1 LOB: 0 BB: 0 P: 3	R: 1 E: 0 K: 1 S: 7	H: 2 LOB: 2 BB: 1 P: 11	R: 0 E: 0 K: 0 S: 3	H: 0 LOB: 0 BB: 0 P: 3	R: 0 E: 0 K: 0 S: 4	H: 1 LOB: 1 BB: 0 P: 4	R: 1 E: 0 K: 0 S: 3	H: 1 LOB: 0 BB: 1 P: 7	R: 0 E: 0 K: 2 S: 9	H: 2 LOB: 3 BB: 13 P: 13	R: 0 E: 0 K: 0 S: 5	H: 2 LOB: 2 BB: 0 P: 5	1B: 10 2B: 0 3B: 0 HR: 0	SF: 0 SAC: 1 DP: 3 HBP: 0	WP: 0 PA: 41
<b>PITCHER</b> Luis Tiant, R ERA: 4.02 (1.1)	IP: 10.0 W: 10 L: 4 BF: 41 H: 10 R: 2 ER: 2 SO: 4 BB: 4 IBB: 0 HBP: 0 BLK: 0 WP: 0 HR: 0 S: 45 P: 61 ERA: 1.80 WHIP: 1.400																				

Minnesota Twins @ Boston Red Sox  
Fenway Park, Boston, MA  
Mon May 27 1974, 3:33 AM EDT  
Att: 11,977 - Cloudy - 50 F

AB	36
R	2
H	10
RBI	2
BB	4
SO	4
LOB	20



Batter	1	2	3	4	5	6	7	8	9	10	AB	R	H	RBI	BB	SO	LOB	BOTTOM			
Juan Beniquez, R OBP: 0.331, SLG: 0.395 (1.8)	4-3		K		6-3		6-3			G4-3 1B	5	0	1	0	0	1	0				
Cecil Cooper, L OBP: 0.357, SLG: 0.420 (1.3)	6-3		F9		1B BB		F2			G4-3 1B	4	0	0	0	1	0	1				
Dwight Evans, R OBP: 0.421, SLG: 0.573 (1.9)	P3			5-3	1B		K			BB 1B	4	1	1	0	1	1	0				
Carl Yastrzemski, L OBP: 0.439, SLG: 0.493 (1.10)		F7		S HR 1B	1-3		F7			1B BB	4	1	1	0	1	0	2				
Bernie Carbo, L OBP: 0.399, SLG: 0.512 (1.7)		6-3 BB		HR		L8		F9		1B	4	1	2	3	1	0	0				
Rico Petrocelli, R OBP: 0.394, SLG: 0.469 (1.5)		6-3 BB		1B		4-3		E7		1B	3	0	1	0	1	0	0				
Carlton Fisk, R OBP: 0.330, SLG: 0.494 (1.2)		6-3		K		P6		F7			4	0	0	0	0	1	4				
Dick McAuliffe, L OBP: 0.284, SLG: 0.303 (1.4)		1-3		P5		L9		F7		FC5-4 IBB	3	0	0	0	1	0	3				
Mario Guerrero, R OBP: 0.319, SLG: 0.306 (1.6)			L4		1-3		F7		FC5-4	1-2	4	0	0	0	0	0	2				
<b>Inning Stats</b>	R: 0 E: 0 K: 0 S: 3	H: 0 LOB: 0 BB: 0 P: 3	R: 0 E: 0 K: 0 S: 3	H: 0 LOB: 2 BB: 2 P: 11	R: 0 E: 0 K: 1 S: 5	H: 0 LOB: 0 BB: 0 P: 5	R: 2 E: 0 K: 1 S: 8	H: 3 LOB: 1 BB: 0 P: 8	R: 0 E: 0 K: 0 S: 4	H: 0 LOB: 0 BB: 0 P: 3	R: 0 E: 0 K: 0 S: 3	H: 0 LOB: 0 BB: 0 P: 5	R: 0 E: 0 K: 1 S: 5	H: 0 LOB: 0 BB: 1 P: 5	R: 0 E: 1 K: 0 S: 4	H: 0 LOB: 2 BB: 8 P: 8	R: 1 E: 0 K: 0 S: 3	H: 2 LOB: 2 BB: 11 P: 11	1B: 5 2B: 0 3B: 0 HR: 1	SF: 0 SAC: 0 DP: 1 HBP: 0	WP: 0 PA: 41
<b>PITCHER</b> Ray Corbin, R ERA: 4.09 (1.1)	IP: 9.0 W: 5 L: 4 BF: 37 H: 5 R: 3 ER: 3 SO: 3 BB: 3 IBB: 1 HBP: 0 BLK: 0 WP: 0 HR: 1 S: 39 P: 55 ERA: 3.00 WHIP: 0.889																				
Tom Burgmeier, L ERA: 6.35 (10.1)	0.2 L 4 1 0 0 0 2 0 0 0 0 0 0 2 10 0.00 4.500																				

Minnesota Twins @ Boston Red Sox  
Fenway Park, Boston, MA  
Mon May 27 1974, 3:33 AM EDT  
Att: 11,977 - Cloudy - 50 F

AB	35
R	3
H	6
RBI	3
BB	6
SO	3
LOB	12





Batter	1	2	3	4	5	6	7	8	9	AB	R	H	RBI	BB	SO	LOB	TOP																			
Rod Carew, L OBP: 0.445, SLG: 0.488 (1, 4)	L6							K		5	1	3	0	0	1	1	<b>Minnesota Twins @ Boston Red Sox</b> Fenway Park, Boston, MA Tue May 28 1974, 7:05 PM EDT Att: 10,811 - Unknown - 64 F																			
Steve Braun, L OBP: 0.356, SLG: 0.364 Larry Hisle, R OBP: 0.343, SLG: 0.496 (8, PH) (8, 7)		F8		4-3		K		K		4	1	1	0	0	1	5																				
Tony Oliva, L OBP: 0.336, SLG: 0.454 Jerry Terrell, R OBP: 0.289, SLG: 0.342 (1, 10) (6, PR)	HBP			FC5-4		G3				5	1	4	4	0	0	0																				
Bobby Darwin, R OBP: 0.333, SLG: 0.510 (1, 9)										5	0	2	1	0	2	2																				
Harmon Killebrew, R OBP: 0.300, SLG: 0.371 (1, 3)	P3			F9		FC5-4		K		5	0	0	0	0	1	4																				
Steve Brye, R OBP: 0.324, SLG: 0.357 (1, 8)				FC5-4						3	0	1	0	0	0	1																				
Randy Hundley, R OBP: 0.254, SLG: 0.222 (1, 2)	F2					L8		K		5	0	1	0	0	1	6																				
Danny Thompson, R OBP: 0.214, SLG: 0.192 (1, 5)				F3				FC6-4		4	1	1	0	0	1	2																				
Luis Gomez, R OBP: 0.333, SLG: 0.274 (1, 6)		6-3		FC2-6				P4		4	1	1	0	0	0	2																				
<b>Inning Stats</b>	R: 1 E: 0 K: 0 S: 6	H: 3 LOB: 3 BB: 0 P: 7	R: 0 E: 0 K: 1 S: 6	H: 1 LOB: 1 BB: 0 P: 6	R: 0 E: 0 K: 1 S: 6	H: 1 LOB: 1 BB: 0 P: 6	R: 0 E: 0 K: 0 S: 5	H: 2 LOB: 2 BB: 0 P: 5	R: 0 E: 1 K: 2 S: 10	H: 3 LOB: 0 BB: 0 P: 10	R: 0 E: 0 K: 2 S: 7	H: 0 LOB: 1 BB: 0 P: 8	R: 1 E: 0 K: 2 S: 9	H: 2 LOB: 1 BB: 0 P: 9	R: 0 E: 0 K: 0 S: 3	H: 0 LOB: 0 BB: 0 P: 3		1B: 11 2B: 2 3B: 0 HR: 1	SF: 0 SAC: 0 DP: 0 HBP: 2	WP: 0 PB: 0 SB: 0 CS: 0	PA: 43															
<b>PITCHER</b>	IP	WLS	BF	H	R	ER	SO	BB	IBB	HBP	BLK	WP	HR	S	P	ERA	WHIP	<b>PITCHER</b>		IP	WLS	BF	H	R	ER	SO	BB	IBB	HBP	BLK	WP	HR	S	P	ERA	WHIP
Reggie Cleveland, R ERA: 5.97 (1, 1)	7.0	W	36	13	5	5	6	0	0	2	0	0	1	46	48	6.43	1.857			7.0	W	36	13	5	5	6	0	0	2	0	0	1	46	48	6.43	1.857
Bob Veale, L ERA: 2.05 (8, 1)	0.2		3	1	0	0	2	0	0	0	0	0	0	7	7	0.00	1.500			0.2		3	1	0	0	2	0	0	0	0	7	7	0.00	1.500		
Diego Segui, R ERA: 2.05 (8, 1)	1.1		4	0	0	0	0	0	0	0	0	0	0	4	4	0.00	0.000			1.1		4	0	0	0	0	0	0	0	0	4	4	0.00	0.000		

Batter	1	2	3	4	5	6	7	8	9	AB	R	H	RBI	BB	SO	LOB	BOTTOM																			
Juan Beniquez, R OBP: 0.326, SLG: 0.390 (1, 8)	K			1B	SH3-4	K		P4		4	1	1	0	0	2	2	<b>Minnesota Twins @ Boston Red Sox</b> Fenway Park, Boston, MA Tue May 28 1974, 7:05 PM EDT Att: 10,811 - Unknown - 64 F																			
Cecil Cooper, L OBP: 0.358, SLG: 0.419 (1, 3)	6-3			SF8		K		F9		5	2	2	1	0	1	2																				
Dwight Evans, R OBP: 0.423, SLG: 0.570 (1, 9)	F2			FC4	6-3					4	1	2	1	0	0	1																				
Carl Yastrzemski, L OBP: 0.435, SLG: 0.487 (1, 7)		6-3		SF8		4-3				2	1	0	1	0	0	1																				
Bernie Carbo, L OBP: 0.382, SLG: 0.504 (1, 10)		K		FC4				K		4	1	1	2	0	2	1																				
Rico Petrocelli, R OBP: 0.389, SLG: 0.466 (1, 5)		F9		SF8		F7				3	0	1	2	0	0	0																				
Carlton Fisk, R OBP: 0.327, SLG: 0.484 (1, 2)				K	F5			P6		4	0	1	1	0	1	1																				
Dick McAuliffe, L OBP: 0.290, SLG: 0.333 (1, 4)				1-3						4	1	2	1	0	1	2																				
Mario Guerrero, R OBP: 0.325, SLG: 0.313 (1, 6)				K		SH3-4		L7		4	2	2	0	0	1	1																				
<b>Inning Stats</b>	R: 0 E: 0 K: 1 S: 5	H: 0 LOB: 0 BB: 0 P: 5	R: 0 E: 0 K: 1 S: 5	H: 0 LOB: 0 BB: 0 P: 5	R: 0 E: 0 K: 2 S: 7	H: 0 LOB: 0 BB: 0 P: 7	R: 3 E: 0 K: 0 S: 7	H: 3 LOB: 1 BB: 0 P: 7	R: 5 E: 0 K: 1 S: 11	H: 6 LOB: 2 BB: 0 P: 12	R: 1 E: 0 K: 2 S: 9	H: 2 LOB: 1 BB: 0 P: 9	R: 0 E: 0 K: 1 S: 5	H: 0 LOB: 0 BB: 0 P: 5	R: 0 E: 0 K: 0 S: 4	H: 1 LOB: 1 BB: 0 P: 4		1B: 11 2B: 0 3B: 0 HR: 1	SF: 2 SAC: 1 DP: 0 HBP: 1	WP: 0 PB: 0 SB: 1 CS: 0	PA: 38															
<b>PITCHER</b>	IP	WLS	BF	H	R	ER	SO	BB	IBB	HBP	BLK	WP	HR	S	P	ERA	WHIP	<b>PITCHER</b>		IP	WLS	BF	H	R	ER	SO	BB	IBB	HBP	BLK	WP	HR	S	P	ERA	WHIP
Bert Blyleven, R ERA: 2.72 (5, 1)	1.1		8	4	1	1	3	0	0	0	0	0	0	14	14	6.75	3.000			1.1		8	4	1	1	3	0	0	0	0	14	14	6.75	3.000		
Bill Hands, R ERA: 7.15 (7, 1)	2.0		7	1	0	0	1	0	0	0	0	0	0	9	9	0.00	0.500			2.0		7	1	0	0	1	0	0	0	9	9	0.00	0.500			



Batter	1	2	3	4	5	6	7	8	9	10	11	12	13	AB R H RBI BB SO LOB	TOP								
Rod Carew, L OBP: 0.453, SLG: 0.494 (1.4)														4 3 2 0 3 1 1	<b>Minnesota Twins @ Boston Red Sox</b> Fenway Park, Boston, MA Wed May 29 1974, 7:05 PM EDT Att: 9,429 - Unknown -61 F  <b>AB 51</b> <b>R 5</b> <b>H 13</b> <b>RBI 4</b> <b>BB 6</b> <b>SO 9</b> <b>LOB 32</b>   WIP: 1 PA: 59 PB: 0 SB: 2 CS: 1								
Steve Braun, L OBP: 0.350, SLG: 0.358 Larry Hulse, R OBP: 0.347, SLG: 0.492 (7.7)														2 1 0 0 1 0 1 3 0 1 0 1 1 3									
Tony Oliva, L OBP: 0.341, SLG: 0.455 Jerry Terrell, R OBP: 0.278, SLG: 0.329 (8, PR)														4 0 2 1 0 0 1 3 1 0 0 0 1 6									
Bobby Darwin, R OBP: 0.337, SLG: 0.510 (1.5)														6 0 2 2 0 2 2									
Jim Holt, L OBP: 0.300, SLG: 0.290 (1.3)														6 0 2 1 0 0 4									
Steve Brye, R OBP: 0.315, SLG: 0.346 (1.5)														6 0 1 0 0 1 5									
Danny Thompson, R OBP: 0.194, SLG: 0.172 Harmon Killebrew, R OBP: 0.298, SLG: 0.368 Eric Soderholm, R OBP: 0.320, SLG: 0.396 (8, PR)														3 0 0 0 0 1 3 1 0 0 0 0 1 2 2 0 1 0 0 0 0									
Randy Hundley, R OBP: 0.247, SLG: 0.232 (1.2)														6 0 1 0 0 1 3									
Luis Gomez, R OBP: 0.333, SLG: 0.269 (1.6)														5 0 1 0 1 0 1									
<b>Inning Stats</b>	R: 2 E: 0 K: 1 S: 7	H: 2 LOB: 2 BB: 2 P: 15	R: 0 E: 0 K: 0 S: 2	H: 0 LOB: 0 BB: 1 P: 6	R: 0 E: 0 K: 0 S: 3	H: 1 LOB: 1 BB: 0 P: 4	R: 0 E: 0 K: 0 S: 6	H: 1 LOB: 1 BB: 0 P: 6	R: 1 E: 0 K: 3 S: 11	H: 2 LOB: 2 BB: 0 P: 11	R: 0 E: 0 K: 0 S: 4	H: 1 LOB: 2 BB: 1 P: 8	R: 0 E: 0 K: 1 S: 6	H: 0 LOB: 0 BB: 0 P: 3		R: 0 E: 0 K: 1 S: 7	H: 2 LOB: 2 BB: 0 P: 7	R: 1 E: 0 K: 1 S: 7	H: 2 LOB: 1 BB: 0 P: 7	1B: 9 2B: 4 3B: 0 HR: 0	SF: 0 SAC: 0 DP: 0 HBP: 1	WIP: 1 PB: 0 SB: 2 CS: 1	PA: 59
<b>PITCHER</b>	IP WLS BF H R ER SO BB IBB HBP BLK WP HR S P ERA WHIP	6.1 27 5 3 3 2 3 0 1 0 0 0 27 40 4.26 1.263	0.2 3 1 1 1 1 0 0 0 0 0 0 5 5 13.50 1.500	6.0 L 28 7 1 1 6 1 2 0 1 1 0 37 49 1.50 1.333																			

Batter	1	2	3	4	5	6	7	8	9	10	11	12	13	AB R H RBI BB SO LOB	BOTTOM								
Juan Beniquez, R OBP: 0.321, SLG: 0.388 (1.8)														6 1 1 0 0 1 1	<b>Minnesota Twins @ Boston Red Sox</b> Fenway Park, Boston, MA Wed May 29 1974, 7:05 PM EDT Att: 9,429 - Unknown -61 F  <b>AB 46</b> <b>R 4</b> <b>H 9</b> <b>RBI 4</b> <b>BB 2</b> <b>SO 3</b> <b>LOB 17</b>   WIP: 0 PA: 49 PB: 0 SB: 1 CS: 1								
Cecil Cooper, L OBP: 0.553, SLG: 0.429 (1.3)														6 2 3 0 0 0 2									
Dwight Evans, R OBP: 0.419, SLG: 0.557 (1.9)														6 0 2 1 0 0 3									
Carl Yastrzemski, L OBP: 0.426, SLG: 0.474 (1.10)														4 0 0 1 1 1 4									
Bernie Carbo, L OBP: 0.389, SLG: 0.533 (1.7)														4 1 2 2 1 0 2									
Rico Petrocelli, R OBP: 0.375, SLG: 0.446 (1.5)														5 0 0 0 0 0 4									
Carlton Fisk, R OBP: 0.311, SLG: 0.459 (1.2)														5 0 0 0 0 1 1									
Dick McAuliffe, L OBP: 0.280, SLG: 0.320 (1.4)														5 0 0 0 0 0 0									
Mario Guerrero, R OBP: 0.320, SLG: 0.308 (1.6)														5 0 1 0 0 0 0									
<b>Inning Stats</b>	R: 3 E: 1 K: 0 S: 6	H: 3 LOB: 0 BB: 0 P: 6	R: 0 E: 0 K: 1 S: 5	H: 0 LOB: 0 BB: 0 P: 5	R: 1 E: 0 K: 0 S: 9	H: 2 LOB: 2 BB: 1 P: 9	R: 0 E: 0 K: 0 S: 3	H: 0 LOB: 0 BB: 0 P: 3	R: 0 E: 0 K: 0 S: 4	H: 1 LOB: 1 BB: 0 P: 4	R: 0 E: 0 K: 0 S: 3	H: 0 LOB: 0 BB: 0 P: 3	R: 0 E: 0 K: 0 S: 4	H: 1 LOB: 1 BB: 0 P: 4		R: 0 E: 0 K: 0 S: 5	H: 0 LOB: 0 BB: 0 P: 3	R: 0 E: 0 K: 0 S: 4	H: 1 LOB: 1 BB: 0 P: 4	1B: 5 2B: 3 3B: 0 HR: 1	SF: 1 SAC: 0 DP: 1 HBP: 0	WIP: 0 PB: 0 SB: 1 CS: 1	PA: 49
<b>PITCHER</b>	IP WLS BF H R ER SO BB IBB HBP BLK WP HR S P ERA WHIP	7.0 28 6 4 1 1 0 1 0 0 0 1 29 33 1.29 0.857	6.0 W 21 3 0 0 2 1 0 0 0 0 0 24 28 0.00 0.667																				







Batter	1	2	3	4	5	6	7	8	9	10	11	12	13	AB	R	H	RBI	BB	SO	LOB	TOP							
Roy White, S (1, 7) Lou Piniella, R (8, 7) OBP: 0.350, SLG: 0.383 (9, 3)	F7	1B BB		F5		F7		F8	K			F3		4	0	0	0	1	0	3								
Elliott Maddox, R (1, 8) OBP: 0.405, SLG: 0.344	1B S	1B		F8			6-3					F3		6	1	3	2	1	0	1								
Bobby Murcer, L (1, 9) OBP: 0.316, SLG: 0.348	1B S	1B		G3				3-1				K		7	1	2	1	0	1	7								
Ron Blomberg, L (1, 10) Walt Williams, R (9, PH) OBP: 0.103, SLG: 0.071 (9, 7)	K	K							1-3			K		3	0	0	0	1	2	4								
Graig Nettles, L (1, 5) Thurman Munson, R (9, PH) OBP: 0.280, SLG: 0.412 Fernando Gonzalez, R (9, 5) OBP: 0.225, SLG: 0.239	1B BB			1-3								K		3	0	1	0	2	1	1								
Chris Chambliss, L (1, 3) Bill Sudake, S Mel Stottlemyre, R Gene Michael, S Ceol Upshaw, R	5-3			1-3									1B FC6-4	4	0	0	0	0	1	4								
Rick Dempsey, R (1, 2) OBP: 0.286, SLG: 0.314				1-3									1B FC6-4	6	1	3	2	1	0	2								
Jim Mason, L (1, 6) OBP: 0.299, SLG: 0.310													K	5	1	2	0	2	2	3								
Fred Stanley, R (1, 4) OBP: 0.400, SLG: 0.250														6	0	2	0	0	1	8								
<b>Inning Stats</b>	R: 1 E: 0 K: 1 S: 7	H: 2 LOB: 2 BB: 1 P: 11	R: 2 E: 0 K: 1 S: 8	H: 3 LOB: 2 BB: 1 P: 12	R: 0 E: 0 K: 1 S: 6	H: 1 LOB: 2 BB: 1 P: 10	R: 0 E: 0 K: 0 S: 3	H: 0 LOB: 0 BB: 0 P: 3	R: 0 E: 0 K: 0 S: 5	H: 0 LOB: 0 BB: 0 P: 5	R: 0 E: 0 K: 1 S: 4	H: 1 LOB: 1 BB: 1 P: 10	R: 1 E: 0 K: 1 S: 6	H: 1 LOB: 1 BB: 1 P: 10	R: 0 E: 0 K: 0 S: 5	H: 2 LOB: 3 BB: 1 P: 9	R: 1 E: 0 K: 1 S: 7	H: 2 LOB: 3 BB: 2 P: 15	R: 0 E: 0 K: 2 S: 7	H: 0 LOB: 1 BB: 1 P: 11	R: 0 E: 0 K: 1 S: 6	H: 1 LOB: 1 BB: 0 P: 6	R: 1 E: 0 K: 1 S: 7	H: 2 LOB: 1 BB: 0 P: 7	1B: 14 2B: 1 3B: 0 HR: 1	SF: 0 SAC: 0 DP: 0 HBP: 0	WP: 0 PB: 0 SB: 3 CS: 1	PA: 62
<b>PITCHER</b>	IP	WLS	BF	H	R	ER	SO	BB	IBB	HBP	BLK	WP	HR	S	P	ERA	WHIP											
Bert Blyleven, R ERA: 2.97	1.1		11	5	3	3	1	2	0	0	0	0	0	11	19	20.25	5.250											
Dave Goltz, R ERA: 2.33	6.1		27	5	1	1	4	3	0	0	0	0	1	32	44	1.42	1.263											
Tom Burgmeier, L ERA: 5.22	0.2		4	1	1	1	0	1	0	0	0	0	0	3	7	13.50	3.000											
Bill Campbell, R ERA: 2.41	4.2	L	20	5	1	1	6	2	0	0	0	0	0	30	38	1.93	1.500											

New York Yankees @ Minnesota Twins  
Metropolitan Stadium, Bloomington, MI  
Sat Jun 01 1974, 4:35 AM EDT  
Att: 7,037 - Unknown - 55 F

AB 54  
R 6  
H 16  
RBI 5  
BB 8  
SO 11  
LOB 38



Batter	1	2	3	4	5	6	7	8	9	10	11	12	13	AB	R	H	RBI	BB	SO	LOB	BOTTOM						
Rod Carew, L (1, 4) OBP: 0.460, SLG: 0.492	6-3				4-3			WP 1B	K			FC1-5		6	1	2	0	0	1	2							
Steve Braun, L (1, 7) Larry Hisle, R (9, 7) OBP: 0.340, SLG: 0.481	6-3							WP 1B				L6-4		4	1	2	0	0	0	1							
Tony Oliva, L (1, 10) Danny Thompson, R (10, PR) OBP: 0.188, SLG: 0.167	F4							F8					F3	5	0	1	0	0	0	2							
Bobby Darwin, R (1, 9) OBP: 0.335, SLG: 0.519								F8					K	5	2	2	1	1	2	0							
Jim Holt, L (1, 3) Harmon Killebrew, R (8, PH) Jery Tennell, R (9, 3) OBP: 0.284, SLG: 0.325								1B BB					F8	3	1	1	0	0	0	0							
Steve Brye, R (1, 8) OBP: 0.347, SLG: 0.369								1B BB						4	0	2	1	1	0	3							
Eric Soderholm, R (1, 5) OBP: 0.319, SLG: 0.386								1B BB						5	2	2	1	1	0	3							
Glenn Borgmann, R (1, 2) Randy Hundley, R (9, PH) OBP: 0.263, SLG: 0.256 (10, 2)								1B BB						6	0	1	1	0	3	8							
Luis Gomez, R (1, 6) OBP: 0.301, SLG: 0.240														4	0	0	0	0	0	0							
<b>Inning Stats</b>	R: 0 E: 0 K: 0 S: 3	H: 0 LOB: 0 BB: 0 P: 3	R: 1 E: 0 K: 0 S: 4	H: 2 LOB: 0 BB: 0 P: 4	R: 0 E: 0 K: 0 S: 4	H: 1 LOB: 1 BB: 0 P: 4	R: 1 E: 0 K: 0 S: 5	H: 2 LOB: 2 BB: 1 P: 9	R: 0 E: 0 K: 0 S: 3	H: 1 LOB: 1 BB: 0 P: 3	R: 0 E: 0 K: 1 S: 5	H: 0 LOB: 0 BB: 0 P: 5	R: 0 E: 0 K: 1 S: 7	H: 2 LOB: 3 BB: 1 P: 11	R: 0 E: 0 K: 0 S: 4	H: 1 LOB: 1 BB: 0 P: 4	R: 0 E: 0 K: 1 S: 5	H: 0 LOB: 0 BB: 0 P: 5	R: 0 E: 0 K: 0 S: 2	H: 0 LOB: 0 BB: 0 P: 3	1B: 10 2B: 3 3B: 0 HR: 1	SF: 0 SAC: 1 DP: 2 HBP: 1	WP: 1 PB: 0 SB: 0 CS: 0	PA: 53			
<b>PITCHER</b>	IP	WLS	BF	H	R	ER	SO	BB	IBB	HBP	BLK	WP	HR	S	P	ERA	WHIP										
Doc Medich, R ERA: 3.57	7.1		29	8	4	4	2	1	0	0	0	0	1	32	36	4.91	1.227										
Sparky Lyle, L ERA: 1.99	4.2	W	21	5	1	1	4	1	1	0	0	1	0	27	35	1.93	1.286										
Sparky Lyle, L ERA: 1.99	4.2	W	21	5	1	1	4	1	1	0	0	1	0	27	35	1.93	1.286										
Cecil Upshaw, R ERA: 3.38	1.0	S	3	0	0	0	0	0	0	1	0	0	0	2	3	0.00	0.000										

New York Yankees @ Minnesota Twins  
Metropolitan Stadium, Bloomington, MI  
Sat Jun 01 1974, 4:35 AM EDT  
Att: 7,037 - Unknown - 55 F

AB 48  
R 5  
H 13  
RBI 5  
BB 3  
SO 6  
LOB 20





Batter	1	2	3	4	5	6	7	8	9	AB	R	H	RBI	BB	SO	LOB	TOP					
<b>Elliott Maddox, R</b> OBP: 0.430, SLG: 0.358 (1, 8)										3	3	2	0	2	0	0						
<b>Ron Blomberg, L</b> OBP: 0.433, SLG: 0.588 (1, 10)										5	2	3	4	0	0	1						
<b>Bobby Murcer, L</b> OBP: 0.313, SLG: 0.344 (1, 9)										5	0	1	1	0	0	1						
<b>Lou Piniella, R</b> OBP: 0.358, SLG: 0.409 (1, 7)										5	1	3	2	0	0	0						
<b>Bill Sudakis, S</b> OBP: 0.308, SLG: 0.347 (1, 3)										4	2	2	0	1	2	2						
<b>Graig Nettles, L</b> OBP: 0.352, SLG: 0.492 (1, 5)										5	1	3	0	0	0	1						
<b>Rick Dempsey, R</b> OBP: 0.295, SLG: 0.375 (1, 2)										5	1	2	3	0	0	4						
<b>Fred Stanley, R</b> OBP: 0.400, SLG: 0.250 (1, 4)										4	0	1	1	1	0	0						
<b>Jim Mason, L</b> OBP: 0.296, SLG: 0.307 (1, 6)										5	1	1	0	0	2	3						
<b>Inning Stats</b>	R: 0 E: 0 K: 0 S: 2	H: 0 LOB: 0 BB: 1 P: 6	R: 1 E: 0 K: 1 S: 7	H: 3 LOB: 2 BB: 1 P: 11	R: 0 E: 0 K: 0 S: 3	H: 0 LOB: 0 BB: 0 P: 3	R: 0 E: 0 K: 1 S: 6	H: 1 LOB: 1 BB: 0 P: 6	R: 1 E: 0 K: 0 S: 5	H: 2 LOB: 1 BB: 0 P: 5	R: 7 E: 0 K: 0 S: 10	H: 7 LOB: 0 BB: 0 P: 10	R: 0 E: 0 K: 0 S: 3	H: 1 LOB: 0 BB: 0 P: 3	R: 2 E: 0 K: 1 S: 8	H: 3 LOB: 2 BB: 1 P: 12	R: 0 E: 0 K: 1 S: 5	H: 1 LOB: 1 BB: 1 P: 9	1B: 14 2B: 1 3B: 0 HR: 3	SF: 0 SAC: 0 DP: 2 HBP: 0	WP: 0 PB: 0 SB: 1 CS: 0	PA: 45
<b>PITCHER</b>	IP	WLS	BF	H	R	ER	SO	BB	IBB	HBP	BLK	WP	HR	S	P	ERA	WHIP					
<b>Vic Albury, L</b> ERA: 4.97 (1, 1)	5.0	L	25	10	6	6	2	2	0	0	0	0	2	27	35	10.80	2.400					
<b>Bill Butler, L</b> ERA: 7.45 (6, 1)	3.0		16	7	5	5	1	1	0	0	0	0	1	17	21	15.00	2.667					
<b>Bill Hands, R</b> ERA: 6.95 (9, 1)	1.0		4	1	0	0	1	1	0	0	0	0	0	5	9	0.00	2.000					

**New York Yankees @ Minnesota Twins**  
Metropolitan Stadium, Bloomington, MI  
Sun Jun 02 1974, 4:33 AM EDT  
Att: 20,073 - Unknown - 69 F

AB 41  
R 11  
H 18  
RBI 11  
BB 4  
SO 4  
LOB 12



Batter	1	2	3	4	5	6	7	8	9	AB	R	H	RBI	BB	SO	LOB	BOTTOM				
<b>Rod Carew, L</b> OBP: 0.466, SLG: 0.492 (1, 4)										2	0	1	0	1	0	1					
<b>Jerry Terrell, R</b> OBP: 0.284, SLG: 0.325 (9, 4)										0	0	0	0	0	0	0					
<b>Steve Braun, L</b> OBP: 0.356, SLG: 0.354 (1, 7)										3	0	0	0	1	0	2					
<b>Tony Oliva, L</b> OBP: 0.345, SLG: 0.449 (1, 10)										4	0	0	0	0	0	3					
<b>Bobby Darwin, R</b> OBP: 0.339, SLG: 0.519 (1, 9)										4	0	2	0	0	0	1					
<b>Jim Holt, L</b> OBP: 0.309, SLG: 0.315 (1, 3)										4	0	1	0	0	0	1					
<b>Steve Brye, R</b> OBP: 0.336, SLG: 0.357 (1, 8)										4	0	0	0	0	0	1					
<b>Danny Thompson, R</b> OBP: 0.167, SLG: 0.147 (1, 5)										4	0	0	0	0	0	1					
<b>Luis Gomez, R</b> OBP: 0.302, SLG: 0.244 (1, 6)										3	1	1	0	0	0	0					
<b>Harmon Killebrew, R</b> OBP: 0.301, SLG: 0.370 (9, PH)										1	0	0	0	0	0	0					
<b>Glenn Borgmann, R</b> OBP: 0.289, SLG: 0.220 (1, 2)										3	0	1	1	0	0	0					
<b>Inning Stats</b>	R: 0 E: 0 K: 0 S: 3	H: 0 LOB: 0 BB: 0 P: 4	R: 0 E: 0 K: 0 S: 3	H: 0 LOB: 0 BB: 0 P: 3	R: 0 E: 0 K: 0 S: 4	H: 2 LOB: 1 BB: 0 P: 4	R: 0 E: 0 K: 0 S: 4	H: 1 LOB: 1 BB: 0 P: 4	R: 0 E: 0 K: 0 S: 3	H: 0 LOB: 0 BB: 0 P: 3	R: 1 E: 0 K: 0 S: 5	H: 2 LOB: 1 BB: 0 P: 5	R: 0 E: 0 K: 0 S: 4	H: 1 LOB: 1 BB: 0 P: 4	R: 0 E: 0 K: 0 S: 3	H: 0 LOB: 0 BB: 0 P: 3	1B: 5 2B: 1 3B: 0 HR: 0	SF: 0 SAC: 0 DP: 0 HBP: 1	WP: 0 PB: 0 SB: 0 CS: 0	PA: 35	
<b>PITCHER</b>	IP	WLS	BF	H	R	ER	SO	BB	IBB	HBP	BLK	WP	HR	S	P	ERA	WHIP				
<b>Mel Stottlemyre, R</b> ERA: 3.27 (1, 1)	9.0	W	35	6	1	1	0	2	0	1	0	0	0	32	41	1.00	0.889				

**New York Yankees @ Minnesota Twins**  
Metropolitan Stadium, Bloomington, MI  
Sun Jun 02 1974, 4:33 AM EDT  
Att: 20,073 - Unknown - 69 F

AB 32  
R 1  
H 6  
RBI 1  
BB 2  
SO 0  
LOB 10














Batter	1	2	3	4	5	6	7	8	9	AB	R	H	RBI	BB	SO	LOB	TOP	
<b>Tommy Harper, R</b> OBP: 0.242, SLG: 0.282 (1, 10)	4-0 1-3 BB		0-0 4-3		0-0 SH 5-3		0-0 F8		0-0 HR	3	1	1	1	1	0	0		
<b>Juan Beniquez, R</b> OBP: 0.319, SLG: 0.381 <b>Rick Miller, L</b> OBP: 0.375, SLG: 0.318 (1, 8) (6, 8)	0-0 1-3			0-0 G3 1B 1B	0-0 5-3		4-0 5-3 BB		0-0 CS 1B	3	1	1	0	0	0	3		
<b>Dwight Evans, R</b> OBP: 0.363, SLG: 0.493 (1, 9)	0-0 F4			0-0 1B G3 1B	0-0 5-3		0-0 5-3		0-0 F9	5	1	1	1	0	0	4		
<b>Carl Yastrzemski, L</b> OBP: 0.429, SLG: 0.472 (1, 3)	0-0 F7			0-3 K	0-0 3-1		0-0 F8		0-3 K	5	0	0	0	0	2	6		
<b>Bernie Carbo, L</b> OBP: 0.381, SLG: 0.507 (1, 7)		0-0 6-3		0-0 G3		0-0 G3-6 1B		0-0 4-3		4	1	1	0	0	0	2		
<b>Rico Petrocelli, R</b> OBP: 0.383, SLG: 0.461 (1, 5)		0-0 6-3		0-0 1B		0-0 G3-6 1B		0-0 F8		4	0	2	1	0	0	0		
<b>Carlton Fisk, R</b> OBP: 0.348, SLG: 0.529 (1, 2)		0-0 F4		2-3 3-H 0-0 1B		0-0 G3-6		4-0 1B BB		3	0	1	1	1	0	2		
<b>Rick Burleson, R</b> OBP: 0.388, SLG: 0.522 (1, 4)			0-0 6-3	0-0 F7		0-0 1B		0-0 FC6-4 1B		4	0	2	1	0	0	2		
<b>Mario Guerrero, R</b> OBP: 0.288, SLG: 0.275 (1, 6)			0-0 F4		0-0 SH 5-3 1B		0-0 F6		0-0 FC6-4	4	1	1	0	0	0	3		
<b>Inning Stats</b>	R: 0 E: 0 K: 0 S: 3	H: 0 LOB: 1 BB: 1 P: 7	R: 0 E: 0 K: 0 S: 3	H: 0 LOB: 0 BB: 0 P: 3	R: 0 E: 0 K: 1 S: 3	H: 4 LOB: 2 BB: 0 P: 9	R: 1 E: 1 K: 0 S: 5	H: 3 LOB: 1 BB: 0 P: 5	R: 0 E: 0 K: 0 S: 3	H: 1 LOB: 2 BB: 1 P: 8	R: 1 E: 0 K: 1 S: 6	H: 2 LOB: 0 BB: 0 P: 6	1B: 10 2B: 0 3B: 0 HR: 1	SF: 0 SAC: 1 DP: 1 HBP: 0	WP: 0 PB: 0 SB: 1 CS: 1	PA: 40		
<b>PITCHER</b>	IP	WLS	BF	H	R	ER	SO	BB	IBB	HBP	BLK	WP	HR	S	P	ERA	WHIP	
<b>Dave Goltz, R</b> ERA: 2.8 (1, 1)	8.1	L	39	11	5	4	1	3	0	0	0	0	1	38	50	4.32	1.680	
<b>Bill Butler, L</b> ERA: 6.97 (9, 1)	0.2		1	0	0	0	1	0	0	0	0	0	0	3	3	0.00	0.000	

**Boston Red Sox @ Minnesota Twins**  
Metropolitan Stadium, Bloomington, MI  
Wed Jun 05 1974, 8:05 PM EDT  
Att: 5,183 - Unknown - 80 F


**AB 36**  
**R 5**  
**H 11**  
**RBI 5**  
**BB 3**  
**SO 2**  
**LOB 22**



Batter	1	2	3	4	5	6	7	8	9	AB	R	H	RBI	BB	SO	LOB	BOTTOM	
<b>Jerry Terrell, R</b> OBP: 0.290, SLG: 0.341 (1, 4)	0-0 1B 1B		0-0 F9		0-0 BB 1B		0-0 4-3			4	2	2	0	0	0	0		
<b>Larry Hiele, R</b> OBP: 0.358, SLG: 0.535 (1, 7)	0-3 K		0-0 6-3		4-0 1B BB		0-0 HR			3	1	1	1	1	1	1		
<b>Tony Oliva, L</b> OBP: 0.363, SLG: 0.453 (1, 10)	0-0 FC5 1B		0-0 F8		0-0 G5-4-3 1B		0-0 F2			4	0	2	1	0	0	0		
<b>Bobby Darwin, R</b> OBP: 0.333, SLG: 0.494 (1, 9)	0-0 FC5 1B			0-3 K	0-0 F9			0-0 L1-3 1B		4	0	2	1	0	1	2		
<b>Harmon Killebrew, R</b> OBP: 0.289, SLG: 0.346 <b>Jim Holt, L</b> OBP: 0.318, SLG: 0.338 (1, 3) (9, 3)	0-0 FC5		0-0 6-3		0-0 G5-4-3		0-3 K		0-3 K	4	0	0	0	0	1	5		
<b>Steve Brye, R</b> OBP: 0.333, SLG: 0.352 (1, 8)	0-0 F7			0-0 BB 1B		0-0 F4		0-0 L1-3		4	0	1	0	0	0	3		
<b>Eric Soderholm, R</b> OBP: 0.341, SLG: 0.404 <b>Rod Carew, L</b> OBP: 0.460, SLG: 0.481 (1, 5) (9, PH)		0-0 G6-3 1B		0-0 BB 1B		0-0 F7		0-0 6-3		3	0	2	0	0	0	0		
<b>Glenn Borgmann, R</b> OBP: 0.269, SLG: 0.228 <b>Steve Braun, L</b> OBP: 0.366, SLG: 0.360 (1, 2) (9, PH)		0-0 F9		4-0 BB		0-0 F9		0-0 F6		2	0	0	0	1	0	1		
<b>Luis Gomez, R</b> OBP: 0.274, SLG: 0.218 <b>Craig Kusick, R</b> (9, PH)		0-0 G6-3		0-0 F8		0-3 K		0-3 K		3	0	0	0	0	1	4		
<b>Inning Stats</b>	R: 1 E: 0 K: 1 S: 8	H: 3 LOB: 2 BB: 0 P: 8	R: 0 E: 0 K: 0 S: 3	H: 1 LOB: 0 BB: 0 P: 3	R: 0 E: 0 K: 1 S: 7	H: 2 LOB: 3 BB: 1 P: 11	R: 1 E: 0 K: 0 S: 4	H: 2 LOB: 1 BB: 1 P: 8	R: 0 E: 0 K: 1 S: 5	H: 1 LOB: 0 BB: 0 P: 5	R: 0 E: 0 K: 1 S: 5	H: 0 LOB: 0 BB: 0 P: 5	1B: 9 2B: 1 3B: 0 HR: 1	SF: 0 SAC: 0 DP: 3 HBP: 0	WP: 0 PB: 0 SB: 0 CS: 0	PA: 36		
<b>PITCHER</b>	IP	WLS	BF	H	R	ER	SO	BB	IBB	HBP	BLK	WP	HR	S	P	ERA	WHIP	
<b>Luis Tiant, R</b> ERA: 3.62 (1, 1)	9.0	W	36	10	3	3	5	2	0	0	0	0	1	44	52	3.00	1.333	

**Boston Red Sox @ Minnesota Twins**  
Metropolitan Stadium, Bloomington, MI  
Wed Jun 05 1974, 8:05 PM EDT  
Att: 5,183 - Unknown - 80 F

**AB 34**  
**R 3**  
**H 10**  
**RBI 3**  
**BB 2**  
**SO 5**  
**LOB 16**





Batter	1	2	3	4	5	6	7	8	9	AB	R	H	RBI	BB	SO	LOB	TOP			
Rod Carew, L OBP: 0.463, SLG: 0.482 (1, 4)	0-0 6-3		4-0 BB		0-0 1B 1B		0-0 G3-6-3 1B		0-0 L7	4	1	2	0	1	0	0				
Steve Braun, L OBP: 0.383, SLG: 0.357 Steve Brye, R OBP: 0.333, SLG: 0.352 (1, 7) (7, 8)	0-0 4-3		0-0 F3		0-0 1B 1B		0-0 F8			4	0	1	0	0	0	3				
Tony Oliva, L OBP: 0.360, SLG: 0.448 (1, 10)	0-0 F4			0-0 FC6-4 1B	0-0 F8		0-0 G3-6-3 1-2			4	0	1	0	0	0	3				
Bobby Darwin, R OBP: 0.332, SLG: 0.489 (1, 9)		0-3 K		0-0 FC6-4 FC5-4 1-2	0-0 1B			0-3 K		4	0	1	1	0	2	1				
Larry Hisle, R OBP: 0.349, SLG: 0.521 (1, 8) (7, 7)	0-0 F4		0-0 FC5-4 1B 1-2	0-3 K			0-0 F9			4	1	0	0	0	1	3				
Craig Kusick, R OBP: 0.200, SLG: 0.200 (1, 3)	0-3 K		0-0 BB 1B	0-0 6-3			0-0 E5			4	1	1	0	0	1	2				
Eric Soderholm, R OBP: 0.346, SLG: 0.402 (1, 5)			4-0 SH5-4 1B	4-0 1B BB			0-3 K	0-3 K		3	0	1	0	1	2	1				
Glenn Borgmann, R OBP: 0.271, SLG: 0.232 (1, 2)			0-0 SH5-4	0-0 1B			0-0 F7		0-3 K	3	0	1	2	0	1	0				
Luis Gomez, R OBP: 0.263, SLG: 0.209 (1, 6)	0-0 5-3		0-0 4-3				0-0 F7		0-0 1-3	4	0	0	0	0	0	3				
<b>Inning Stats</b>	R: 0 E: 0 K: 0 S: 3	H: 0 LOB: 0 BB: 0 P: 3	R: 0 E: 0 K: 2 S: 7	H: 0 LOB: 0 BB: 0 P: 7	R: 0 E: 0 K: 0 S: 4	H: 1 LOB: 2 BB: 1 P: 8	R: 2 E: 0 K: 0 S: 6	H: 3 LOB: 2 BB: 1 P: 10	R: 1 E: 0 K: 1 S: 8	H: 3 LOB: 0 BB: 0 P: 8	R: 0 E: 0 K: 0 S: 5	H: 0 LOB: 0 BB: 0 P: 5	R: 0 E: 1 K: 2 S: 8	H: 0 LOB: 1 BB: 0 P: 8	R: 0 E: 0 K: 1 S: 5	H: 0 LOB: 0 BB: 0 P: 5	1B: 8 2B: 0 3B: 0 HR: 0	SF: 0 SAC: 1 DP: 1 HBP: 0	WP: 0 PB: 0 CS: 0	PA: 37
<b>PITCHER</b> Mel Stottlemyre, R ERA: 3.25 (1, 1)	IP: 9.0 WLS: L BF: 37 H: 8 R: 3 ER: 3 SO: 7 BB: 2 IBB: 0 HBP: 0 BLK: 0 WP: 0 HR: 0 S: 49 P: 57 ERA: 3.00 WHIP: 1.111															<b>PITCHER</b>				

Minnesota Twins @ New York Yankees  
Shea Stadium, Flushing, NY  
Fri Jun 07 1974, 7:05 PM EDT  
Att: 12,514 - Cloudy - 59 F

AB	34
R	3
H	8
RBI	3
BB	2
SO	7
LOB	16



Batter	1	2	3	4	5	6	7	8	9	AB	R	H	RBI	BB	SO	LOB	BOTTOM					
Roy White, S OBP: 0.354, SLG: 0.356 (1, 7)	0-0 F7		4-0 BB		0-0 4-3		0-0 6-3		0-0 F9	4	0	0	0	1	0	0						
Lou Piniella, R OBP: 0.355, SLG: 0.394 (1, 9)	4-0 BB		0-0 F8		0-0 2B 1B		0-3 K			3	1	1	0	1	1	1						
Bobby Murcer, L OBP: 0.316, SLG: 0.346 (1, 8)	0-0 F9			0-0 F8	0-0 1B 2B		0-0 S 1B			4	0	2	0	0	0	1						
Ron Blomberg, L OBP: 0.403, SLG: 0.527 (1, 10)	0-0 F7			4-0 1B BB	0-0 2-3 3-H 1B		0-3 K	1-2 K		3	1	1	1	1	1	2						
Graig Nettles, L OBP: 0.353, SLG: 0.485 (1, 5)		0-0 4-3		0-0 1B 1B	0-0 F8			0-0 F7		4	0	1	0	0	0	2						
Bill Sudakis, S OBP: 0.294, SLG: 0.325 (1, 3)	0-0 F9			0-3 K		0-3 K		0-3 K		4	0	0	0	0	3	2						
Rick Dempsey, R OBP: 0.304, SLG: 0.378 (1, 2)	0-0 F2			0-0 1-2 2-H 1B	0-0 4-3		0-0 4-3		0-0 L7	4	0	1	1	0	0	0						
Gene Michael, S OBP: 0.256, SLG: 0.234 (7, 6)				0-0 K	0-3 K			0-3 K		3	0	2	0	0	1	2						
Jim Mason, L OBP: 0.301, SLG: 0.325 (9, 6)			0-0 FC3-6 1B		0-0 K		0-0 2B		0-3 K	1	0	0	0	0	1	0						
Fred Stanley, R OBP: 0.292, SLG: 0.190 Chris Chambliss, L OBP: 0.294, SLG: 0.328 Fernando Gonzalez, R OBP: 0.225, SLG: 0.259 Thurman Munson, R OBP: 0.279, SLG: 0.409 (1, 6) (6, PH) (7, 4) (9, PH)	0-0 FC3-6 CS			0-0 K	0-0 6-3		0-0 6-3		0-0 6-3	2	0	0	0	0	0	1						
<b>Inning Stats</b>	R: 0 E: 0 K: 0 S: 3	H: 0 LOB: 1 BB: 1 P: 7	R: 0 E: 0 K: 0 S: 3	H: 0 LOB: 0 BB: 0 P: 3	R: 0 E: 0 K: 0 S: 3	H: 1 LOB: 1 BB: 1 P: 7	R: 1 E: 0 K: 2 S: 9	H: 2 LOB: 2 BB: 1 P: 13	R: 1 E: 0 K: 0 S: 6	H: 3 LOB: 0 BB: 0 P: 6	R: 0 E: 0 K: 1 S: 6	H: 1 LOB: 1 BB: 0 P: 6	R: 0 E: 0 K: 2 S: 8	H: 1 LOB: 1 BB: 0 P: 8	R: 0 E: 0 K: 1 S: 5	H: 0 LOB: 0 BB: 0 P: 5	R: 0 E: 0 K: 1 S: 5	H: 0 LOB: 0 BB: 0 P: 5	1B: 6 2B: 2 3B: 0 HR: 0	SF: 0 SAC: 0 DP: 0 HBP: 0	WP: 0 PB: 0 CS: 1	PA: 37
<b>PITCHER</b> Bert Blyleven, R ERA: 2.88 (1, 1)	IP: 9.0 WLS: W BF: 37 H: 8 R: 2 ER: 2 SO: 7 BB: 3 IBB: 0 HBP: 0 BLK: 0 WP: 0 HR: 0 S: 48 P: 60 ERA: 2.00 WHIP: 1.222															<b>PITCHER</b>						

Minnesota Twins @ New York Yankees  
Shea Stadium, Flushing, NY  
Fri Jun 07 1974, 7:05 PM EDT  
Att: 12,514 - Cloudy - 59 F

AB	34
R	2
H	8
RBI	2
BB	3
SO	7
LOB	12





Batter	1	2	3	4	5	6	7	8	9	AB	R	H	RBI	BB	SO	LOB	TOP			
Rod Carew, L OBP: 0.461, SLG: 0.480 (1, 4)	3-1		CS 1B		G4-6-3			SH5-3		3	0	1	0	0	0	1				
Steve Braun, L OBP: 0.354, SLG: 0.347 Phil Roof, R (8, 2)	4-3		K			L7		F7		4	0	0	0	0	1	3				
Tony Oliva, L OBP: 0.352, SLG: 0.437 (1, 10)	G3				F7		L8		P6	4	0	0	0	0	0	0				
Bobby Darwin, R OBP: 0.330, SLG: 0.484 (1, 9)		5-3		1B 1B		6-3			6-3	4	0	1	0	0	0	0				
Larry Hise, R OBP: 0.358, SLG: 0.527 (8, 7)		E S 1B		1-2 1B			F8		BB 1B	4	1	3	0	0	0	0				
Craig Kusick, R OBP: 0.222, SLG: 0.125 (1, 3)		F6		K			K		1B BB	3	0	0	0	1	2	3				
Eric Soderholm, R OBP: 0.351, SLG: 0.400 (1, 5)				K			L8		FC6-4 1B	3	0	1	1	1	1	2				
Glenn Borgmann, R OBP: 0.273, SLG: 0.235 Jery Terrell, R OBP: 0.290, SLG: 0.341 Steve Brye, R OBP: 0.331, SLG: 0.349 (8, FR) (8, 8)	4-3				L5			FC3-6 1B	FC6-4 1-2 2-H	3	0	1	0	0	0	2				
Luis Gomez, R OBP: 0.265, SLG: 0.213 (1, 6)			G3			G4-6-3 1B		FC3-6 SH5-3		3	0	1	0	0	0	1				
<b>Inning Stats</b>	R: 0 E: 0 K: 0 S: 3	H: 0 LOB: 0 BB: 0 P: 3	R: 0 E: 0 K: 0 S: 4	H: 1 LOB: 2 BB: 1 P: 8	R: 0 E: 0 K: 1 S: 5	H: 1 LOB: 0 BB: 0 P: 5	R: 0 E: 0 K: 2 S: 9	H: 2 LOB: 2 BB: 0 P: 9	R: 0 E: 0 K: 0 S: 3	H: 0 LOB: 0 BB: 0 P: 3	R: 0 E: 0 K: 1 S: 5	H: 0 LOB: 0 BB: 0 P: 5	R: 0 E: 0 K: 0 S: 4	H: 1 LOB: 2 BB: 1 P: 4	R: 1 E: 0 K: 0 S: 5	H: 2 LOB: 2 BB: 1 P: 9	1B: 8 2B: 0 3B: 0 HR: 0	SF: 0 SAC: 1 DP: 1 HBP: 0	WP: 0 PB: 0 CS: 1	PA: 35
<b>PITCHER</b>	IP	WLS	BF	H	R	ER	SO	BB	IBB	HBP	BLK	WP	HR	S	P	ERA	WHIP			
Pat Dobson, R ERA: 3.93 Sparky Lyle, L ERA: 1.55	(1, 1) (9, 1)	8.0 1.0	W 6	29 2	6 1	0 1	4 0	1 1	0 0	0 0	0 0	0 0	0 0	36 5	40 9	0.00 9.00	0.875 3.000			

Minnesota Twins @ New York Yankees  
Shea Stadium, Flushing, NY  
Sat Jun 08 1974, 3:33 AM EDT  
Att. 9,228 - Overcast - 68 F

AB 32  
R 1  
H 8  
RBI 1  
BB 2  
SO 4  
LOB 14



Batter	1	2	3	4	5	6	7	8	9	AB	R	H	RBI	BB	SO	LOB	BOTTOM			
Roy White, S OBP: 0.357, SLG: 0.356 Mel Stottlemyre, R (8, FR) Sparky Lyle, L (9, 1)	F8		1B BB			K		1B SH5-3 1B		3	0	1	0	1	1	0				
Ron Blomberg, L OBP: 0.408, SLG: 0.526 Walt Williams, R OBP: 0.100, SLG: 0.069 (8, PH) (9, 7)	K							SH5-3		2	0	1	0	1	1	0				
Bobby Murcer, L OBP: 0.315, SLG: 0.344 (1, 8)	K		F8			K		1B FC1 1B		4	0	1	0	0	2	3				
Lou Piniella, R OBP: 0.358, SLG: 0.393 (1, 9)		G3 1-3 1B			F7		K	FC1 1B IBB		3	1	1	0	1	1	1				
Thurman Munson, R OBP: 0.278, SLG: 0.405 (1, 2)		1-3			F7			FC1 1B 1B		4	1	1	1	0	0	1				
Graig Nettles, L OBP: 0.347, SLG: 0.475 (1, 5)		G3			F5			FC1 1B		4	0	0	0	0	0	4				
Chris Chambliss, L OBP: 0.293, SLG: 0.326 (1, 3)		4-3				F8				4	0	1	2	0	0	2				
Fernando Gonzalez, R OBP: 0.237, SLG: 0.270 (1, 4)						6-3		L8		4	0	2	0	0	0	3				
Fred Stanley, R OBP: 0.269, SLG: 0.174 Rick Dempsey, R OBP: 0.300, SLG: 0.373 Jim Mason, L OBP: 0.301, SLG: 0.325 (7, PH) (8, 6)			G6-4-3 1B			F6				2	0	0	0	0	0	1				
<b>Inning Stats</b>	R: 0 E: 0 K: 2 S: 7	H: 0 LOB: 0 BB: 0 P: 7	R: 0 E: 0 K: 0 S: 4	H: 1 LOB: 1 BB: 0 P: 4	R: 0 E: 0 K: 0 S: 4	H: 2 LOB: 2 BB: 1 P: 8	R: 0 E: 0 K: 0 S: 3	H: 0 LOB: 0 BB: 0 P: 3	R: 0 E: 0 K: 3 S: 9	H: 0 LOB: 1 BB: 1 P: 13	R: 0 E: 1 K: 0 S: 5	H: 1 LOB: 2 BB: 0 P: 5	R: 3 E: 0 K: 0 S: 7	H: 4 LOB: 3 BB: 1 P: 11	1B: 8 2B: 0 3B: 0 HR: 0	SF: 0 SAC: 1 DP: 1 HBP: 0	WP: 0 PB: 0 CS: 0	PA: 35		
<b>PITCHER</b>	IP	WLS	BF	H	R	ER	SO	BB	IBB	HBP	BLK	WP	HR	S	P	ERA	WHIP			
Vic Albury, L ERA: 4.78 Tom Burgmeier, L ERA: 5.1	(1, 1) (8, 1)	7.1 0.2	L 3	32 1	3 0	3 0	5 0	2 0	1 0	0 0	0 0	0 0	0 3	3 3	0.00 1.500	3.68 1.227				

Minnesota Twins @ New York Yankees  
Shea Stadium, Flushing, NY  
Sat Jun 08 1974, 3:33 AM EDT  
Att. 9,228 - Overcast - 68 F

AB 31  
R 3  
H 8  
RBI 3  
BB 3  
SO 5  
LOB 17





Batter	1	2	3	4	5	6	7	8	9	AB	R	H	RBI	BB	SO	LOB	TOP										
<b>Rod Carew, L</b> OBP: 0.455, SLG: 0.470 (1, 4)	0-0 4-3	0-0 1-3		0-0 4-3		0-0 FC4-6 1B		4-0 BB		4	0	0	1	1	0	5	<b>Minnesota Twins @ New York Yankees</b> Shea Stadium, Flushing, NY Sun Jun 09 1974, 3:33 AM EDT Att: 50,093 - Unknown - 83 F										
<b>Steve Braun, L</b> OBP: 0.370, SLG: 0.372 <b>Harmon Killebrew, R</b> OBP: 0.287, SLG: 0.344 <b>Steve Brye, R</b> OBP: 0.331, SLG: 0.349 (1, 7) (8, PH) (8, 8)	0-0 FC4-6 1B		0-0 2B		0-0 FC7-4 1B	0-0 1-3 1B		0-0 L5		4	0	4	0	0	0	0											
<b>Tony Oliva, L</b> OBP: 0.353, SLG: 0.432 <b>Jerry Terrell, R</b> OBP: 0.290, SLG: 0.341 (1, 10) (9, PR)	0-0 FC4-6 3B		4-0 G6-4-3 BB		0-0 FC7-4 1B	0-0 F8			0-0 F9 1B	4	1	1	0	1	0	4											
<b>Bobby Darwin, R</b> OBP: 0.332, SLG: 0.492 (1, 9)	0-0 1-H 3B		0-0 P4		0-0 P6		0-3 K		0-0 1B 1B	5	0	2	1	0	1	3											
<b>Larry Hisle, R</b> OBP: 0.354, SLG: 0.516 (1, 8) (8, 7)	0-0 F8		0-0 G6-4-3		0-0 FC5-4 1B		0-0 4-3		0-0 F9	5	0	1	0	0	0	5											
<b>Craig Kusick, R</b> OBP: 0.286, SLG: 0.231 (1, 3)		0-0 6-3		0-0 BB 1B		0-0 FC5-4		0-0 F8		0-0 1B	5	0	2	1	0	2											
<b>Eric Soderholm, R</b> OBP: 0.346, SLG: 0.387 (1, 5)		0-0 F8		0-0 F8		4-0 1B FC4-6 BB		0-0 5-3		4	1	0	0	1	1	3											
<b>Glenn Borgmann, R</b> OBP: 0.270, SLG: 0.233 (1, 2)		0-0 BB 1B		0-0 P4		0-0 4-3		0-0 1-3		5	0	1	0	0	0	4											
<b>Luis Gomez, R</b> OBP: 0.292, SLG: 0.229 (1, 6)		4-0 1-2 BB		4-0 1-2 BB		0-0 FC4-6 1B		0-0 BB 1B		2	0	2	0	2	0	0											
<b>Inning Stats</b>	R: 1 E: 0 K: 0 S: 5	H: 2 LOB: 1 BB: 0 P: 5	R: 0 E: 0 K: 0 S: 4	H: 1 LOB: 2 BB: 1 P: 8	R: 0 E: 0 K: 0 S: 3	H: 1 LOB: 1 BB: 1 P: 7	R: 0 E: 0 K: 0 S: 4	H: 1 LOB: 2 BB: 0 P: 8	R: 0 E: 0 K: 0 S: 5	H: 2 LOB: 2 BB: 0 P: 5	R: 1 E: 0 K: 0 S: 5	H: 0 LOB: 0 BB: 0 P: 5	R: 0 E: 0 K: 0 S: 4	H: 1 LOB: 2 BB: 0 P: 8	R: 1 E: 0 K: 1 S: 8	H: 3 LOB: 2 BB: 0 P: 8		1B: 11 2B: 1 3B: 1 HR: 0	SF: 0 SAC: 0 DP: 1 HBP: 0	WP: 0 PB: 0 CS: 0	PA: 44						
<b>PITCHER</b>	IP	WLS	BF	H	R	ER	SO	BB	IBB	HBP	BLK	WP	HR	S	P	ERA	WHIP										
<b>Dick Tidrow, R</b> ERA: 5.96 (1, 1)	5.2		29	9	2	2	0	4	0	0	0	0	0	25	41	3.18	2.294										
<b>Mike Wallace, L</b> ERA: 3.5 (6, 1)	0.1	1	0	0	0	0	0	0	0	0	0	0	0	1	1	0.00	0.000										
<b>Cecil Upshaw, R</b> ERA: 3.1 (7, 1)	1.2	6	1	0	0	1	0	0	0	0	0	0	0	8	8	0.00	0.600										
<b>Sparky Lyle, L</b> ERA: 1.74 (8, 1)	1.1	W	8	3	1	1	1	1	0	0	0	0	0	9	13	6.75	3.000										
Batter	1	2	3	4	5	6	7	8	9	AB	R	H	RBI	BB	SO	LOB	BOTTOM										
<b>Elliott Maddox, R</b> OBP: 0.402, SLG: 0.345 (1, 8)	0-3 K		0-0 5-3		0-0 1-3 1B		0-0 5-3		4-0 1B 1B BB	4	1	1	0	1	1	0	<b>Minnesota Twins @ New York Yankees</b> Shea Stadium, Flushing, NY Sun Jun 09 1974, 3:33 AM EDT Att: 50,093 - Unknown - 83 F										
<b>Lou Piniella, R</b> OBP: 0.354, SLG: 0.388 (1, 7)	0-0 F9		0-0 F9		0-0 F9		0-0 E5 BB		0-0 1B 1B 1B	5	1	1	1	0	0	2											
<b>Bobby Murcer, L</b> OBP: 0.317, SLG: 0.343 (1, 9)	0-0 S 1B		0-0 G3		0-0 F5		4-0 1-2 BB		0-0 F4	4	0	1	0	1	0	4											
<b>Ron Blomberg, L</b> OBP: 0.404, SLG: 0.515 <b>Rick Dempsey, R</b> OBP: 0.309, SLG: 0.382 (1, 10) (9, PH)	4-0 1-2 BB		0-0 G3		0-0 L6		0-0 4-3		0-0 1B 1B	3	0	0	0	1	0	2											
<b>Graig Nettles, L</b> OBP: 0.349, SLG: 0.488 (1, 5)	0-3 K		0-0 P6		0-0 HR		0-0 1-3 1B		0-0 1-3 3-H 1B	5	1	2	2	0	1	2											
<b>Thurman Munson, R</b> OBP: 0.283, SLG: 0.407 (1, 2)		0-0 5-3 1B		0-0 1B		0-0 G3		0-0 5-3		4	0	2	0	0	0	0											
<b>Chris Chambliss, L</b> OBP: 0.292, SLG: 0.321 (1, 3)		0-0 5-3		0-0 6-3		4-0 BB		0-0 4-3		3	0	0	0	1	0	2											
<b>Jim Mason, L</b> OBP: 0.300, SLG: 0.323 (1, 6)		0-3 K		0-3 K		0-3 K		0-0 K		4	1	1	0	0	3	2											
<b>Fernando Gonzalez, R</b> OBP: 0.240, SLG: 0.264 <b>Bill Sudakis, S</b> OBP: 0.251, SLG: 0.322 (1, 4) (9, PH)		0-0 6-3		4-0 1B BB		0-0 5-3		0-3 K		2	0	0	0	1	0	1											
<b>Inning Stats</b>	R: 0 E: 0 K: 2 S: 8	H: 1 LOB: 1 BB: 1 P: 12	R: 0 E: 0 K: 1 S: 6	H: 1 LOB: 0 BB: 0 P: 6	R: 0 E: 0 K: 0 S: 3	H: 0 LOB: 0 BB: 0 P: 3	R: 0 E: 0 K: 0 S: 4	H: 1 LOB: 1 BB: 0 P: 4	R: 0 E: 0 K: 1 S: 6	H: 1 LOB: 2 BB: 1 P: 10	R: 1 E: 0 K: 0 S: 6	H: 0 LOB: 2 BB: 1 P: 8	R: 0 E: 0 K: 0 S: 3	H: 0 LOB: 0 BB: 0 P: 3	R: 3 E: 0 K: 1 S: 8	H: 4 LOB: 2 BB: 1 P: 12		1B: 8 2B: 0 3B: 0 HR: 1	SF: 0 SAC: 0 DP: 0 HBP: 0	WP: 0 PB: 0 CS: 0	PA: 41						
<b>PITCHER</b>	IP	WLS	BF	H	R	ER	SO	BB	IBB	HBP	BLK	WP	HR	S	P	ERA	WHIP										
<b>Joe Decker, R</b> ERA: 3.05 (1, 1)	5.2		25	5	1	1	4	3	0	0	0	0	0	15	23	10.12	1.500										
<b>Bill Campbell, R</b> ERA: 2.89 (6, 1)	2.2	L	13	2	3	3	2	2	0	0	0	0	0	1	1	0.00	0.000										
<b>Bill Butler, L</b> ERA: 6.75 (9, 1)	0.1	1	0	0	0	0	0	0	0	0	0	0	0	1	1	0.00	0.000										
<b>Bill Hands, R</b> ERA: 6.1 (9, 1)	0.0	2	2	0	0	0	0	0	0	0	0	0	0	2	2	∞	∞										



Batter	1	2	3	4	5	6	7	8	9	AB	R	H	RBI	BB	SO	LOB	TOP					
<b>Al Bumbry, L</b> OBP: 0.230, SLG: 0.275 <b>Don Baylor, R</b> OBP: 0.314, SLG: 0.276	F9		K			FC6-4 1B	F9			2	0	0	0	0	1	0	<b>Baltimore Orioles @ Minnesota Twins</b> Metropolitan Stadium, Bloomington, MI Mon Jun 10 1974, 8:05 PM EDT Att: 5,386 - Unknown - 65 F					
<b>Rich Coggins, L</b> OBP: 0.241, SLG: 0.236	1B		F6			FC6-4 CS	1B			4	0	2	0	0	0	2						
<b>Bobby Grich, R</b> OBP: 0.421, SLG: 0.497	G4-6-3 1B						6-3			3	0	1	0	1	1	3						
<b>Tommy Davis, R</b> OBP: 0.289, SLG: 0.350	G4-6-3		F3							4	1	1	0	0	0	3						
<b>Jim Fuller, R</b> OBP: 0.326, SLG: 0.478										3	0	1	0	1	1	0						
<b>Paul Blair, R</b> OBP: 0.285, SLG: 0.373										4	0	2	0	0	1	1						
<b>Earl Williams, R</b> OBP: 0.328, SLG: 0.289										4	0	0	0	0	2	4						
<b>Enos Cabell, R</b> OBP: 0.323, SLG: 0.379										4	0	0	0	0	1	4						
<b>Mark Belanger, R</b> OBP: 0.360, SLG: 0.453										4	0	1	0	0	0	2						
<b>Inning Stats</b>	R: 0 E: 0 K: 0 S: 4	H: 2 LOB: 1 BB: 0 P: 4	R: 0 E: 0 K: 1 S: 7	H: 2 LOB: 0 BB: 0 P: 7	R: 0 E: 0 K: 1 S: 5	H: 0 LOB: 1 BB: 1 P: 9	R: 0 E: 0 K: 2 S: 8	H: 1 LOB: 1 BB: 0 P: 8	R: 0 E: 0 K: 1 S: 6	H: 2 LOB: 2 BB: 0 P: 6	R: 1 E: 1 K: 1 S: 6	H: 1 LOB: 1 BB: 1 P: 10	R: 0 E: 0 K: 0 S: 4	H: 1 LOB: 0 BB: 0 P: 4	R: 0 E: 0 K: 1 S: 5	H: 0 LOB: 0 BB: 0 P: 3		1B: 7 2B: 2 3B: 1 HR: 0	SF: 0 SAC: 0 DP: 2 HBP: 0	WP: 0 PB: 0 SB: 0 CS: 1	PA: 36	
<b>PITCHER</b>	IP	WLS	BF	H	R	ER	SO	BB	IBB	HBP	BLK	WP	HR	S	P	ERA		WHIP				
<b>Ray Corbin, R</b> ERA: 3.98	(1, 1)	0.1	2	1	0	0	0	0	0	0	0	0	0	2	2	0.00		3.000				
<b>Bill Butler, L</b> ERA: 5.28	(1, 1)	4.2	W	21	7	1	1	5	2	0	0	0	0	29	37	1.93	1.929					
<b>Bill Hands, R</b> ERA: 5.53	(6, 1)	4.0	S	13	1	0	0	2	0	0	0	0	0	17	17	0.00	0.250					

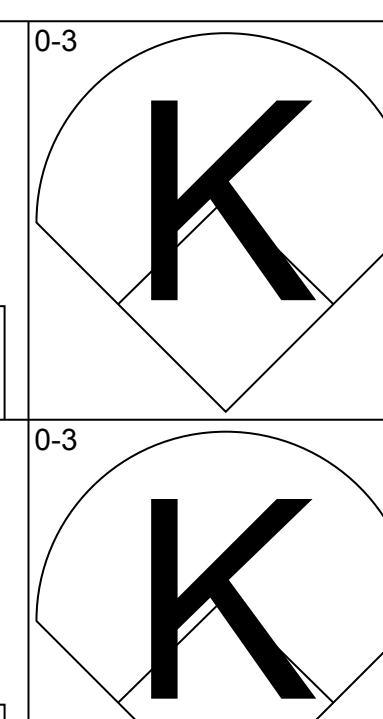
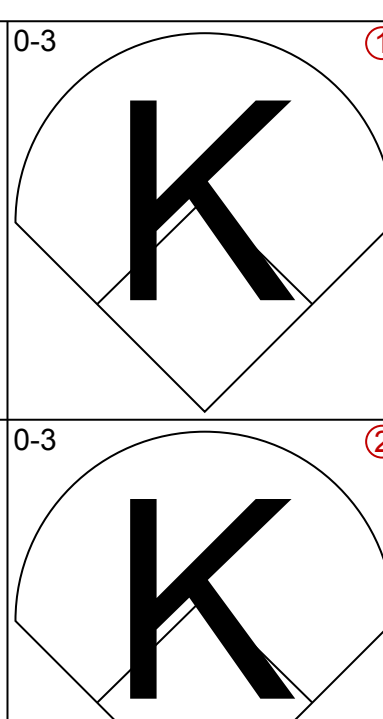
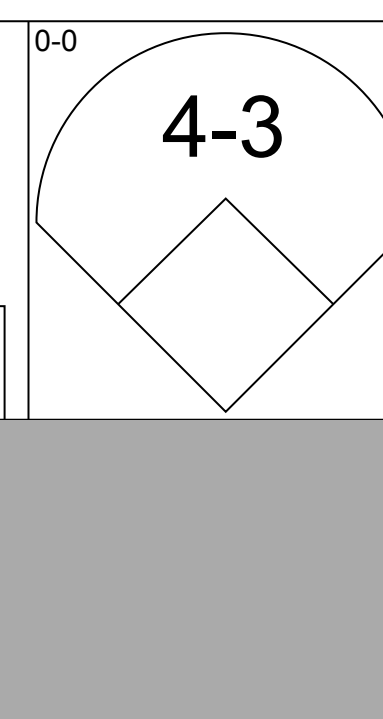
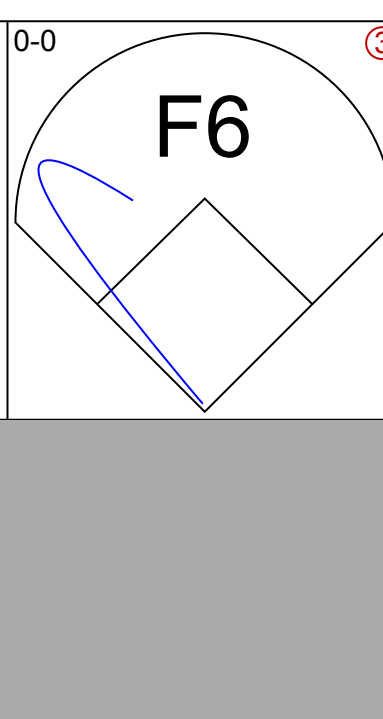
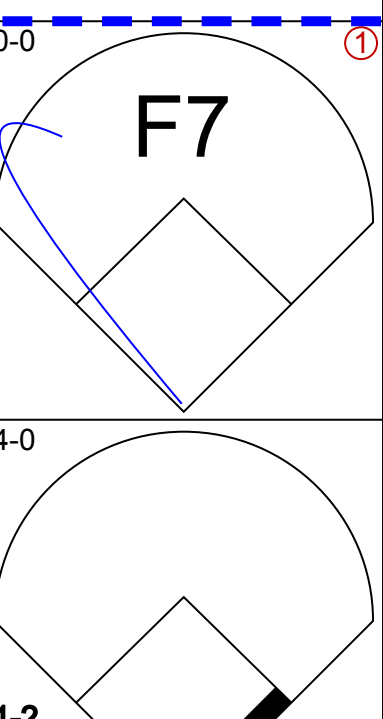
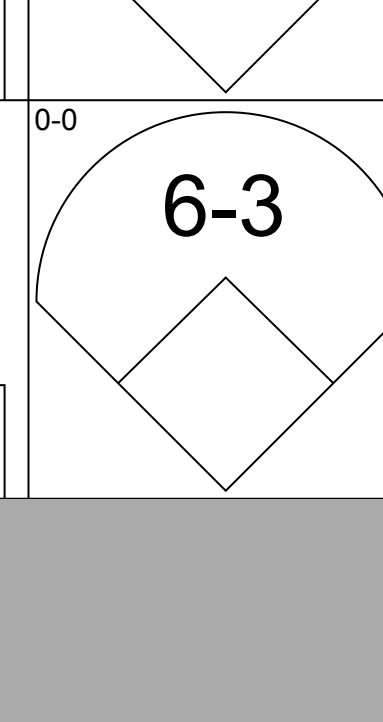
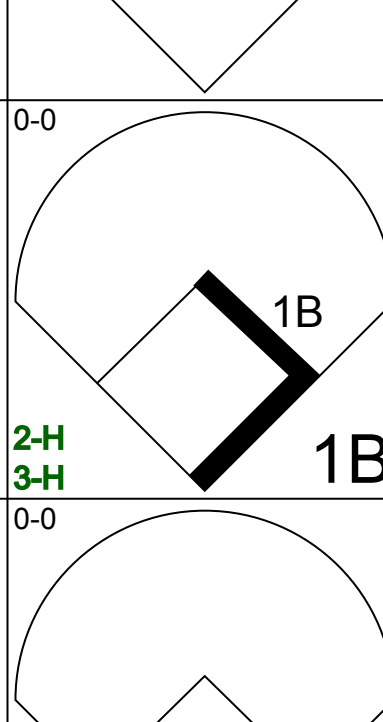

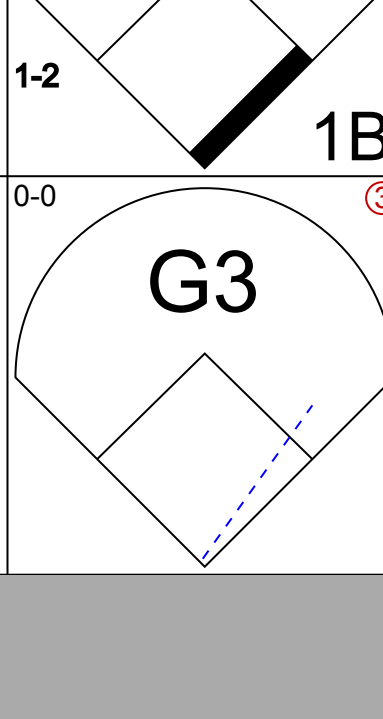
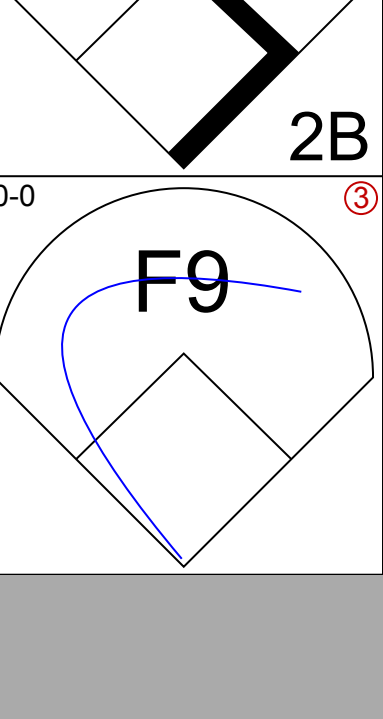
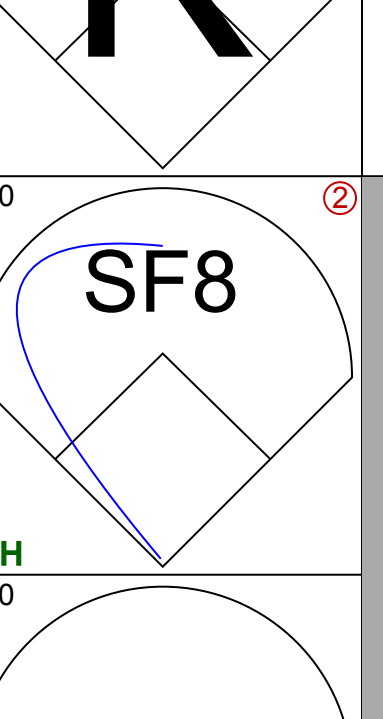

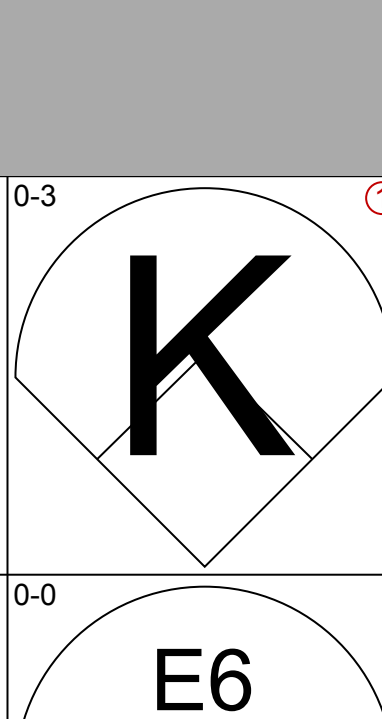



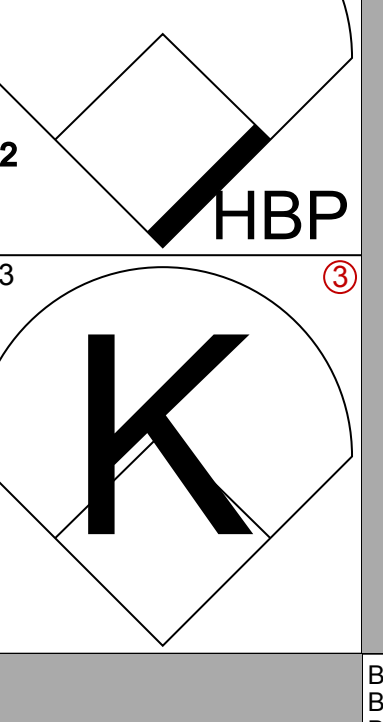


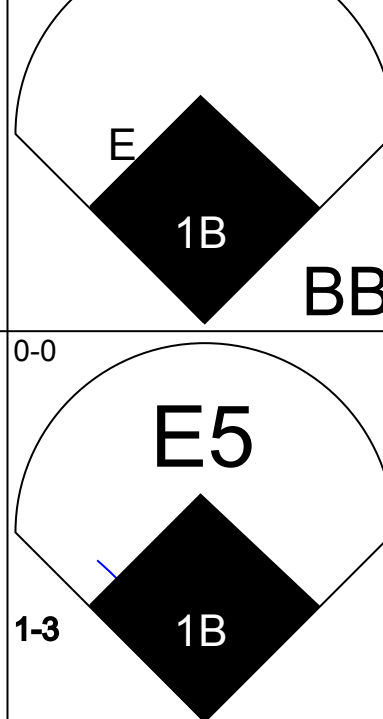


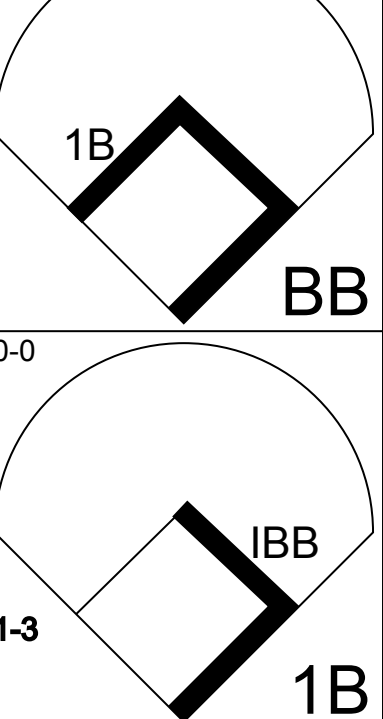
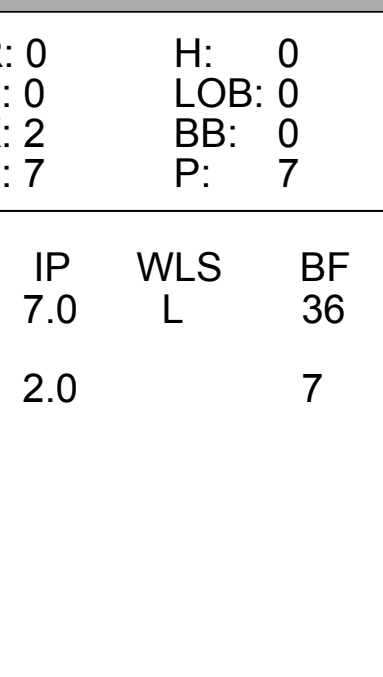
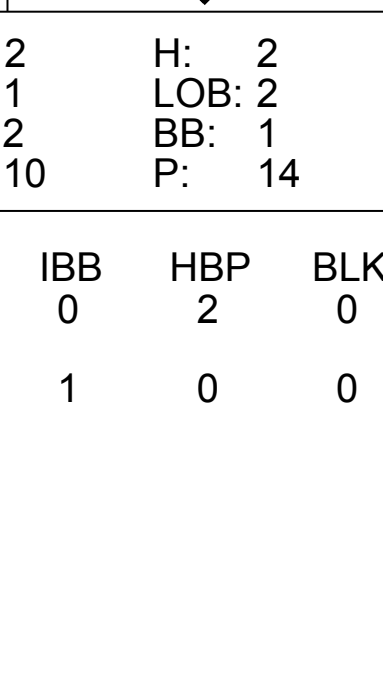
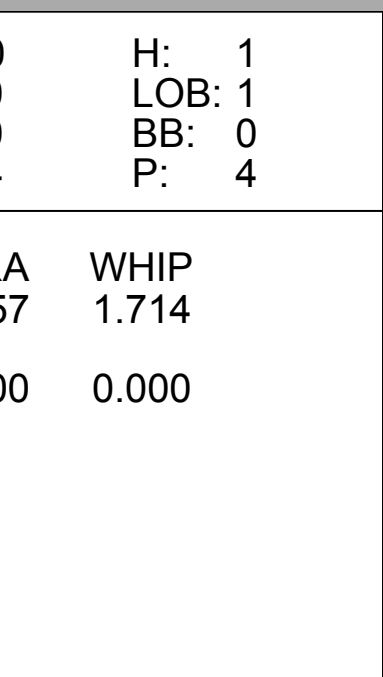
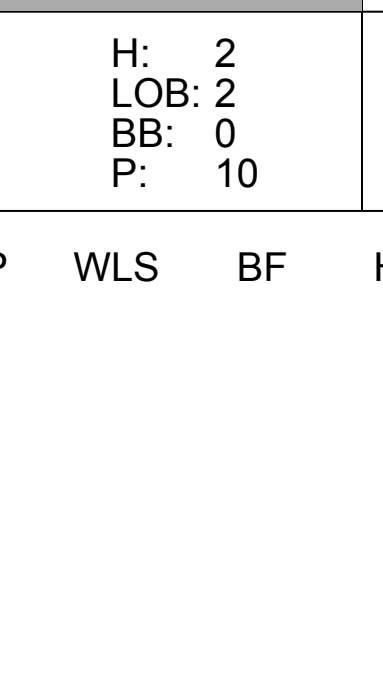

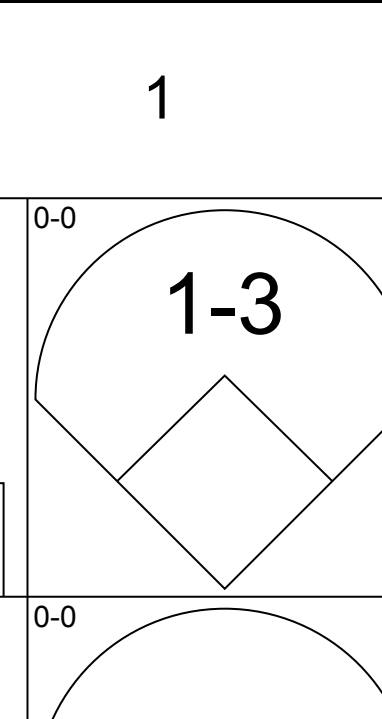


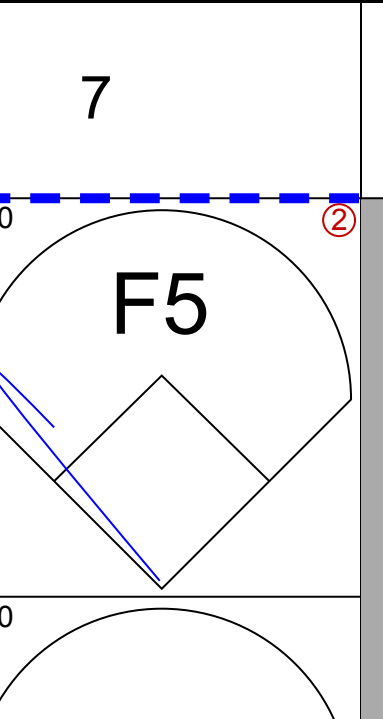

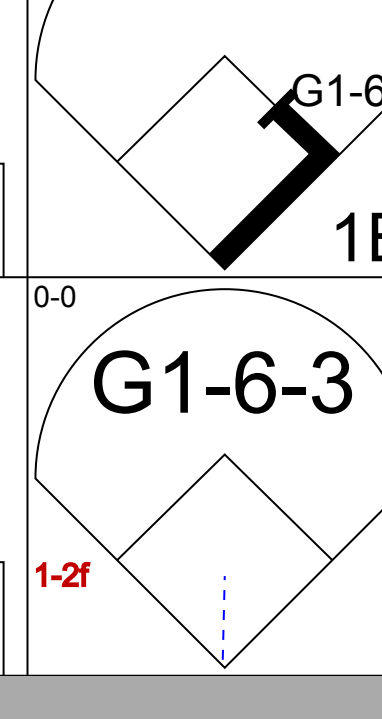


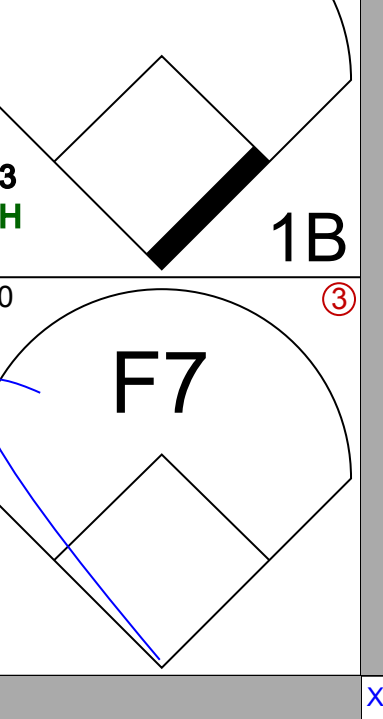


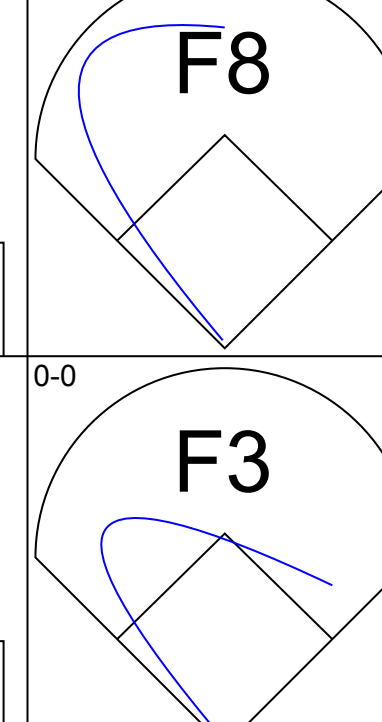
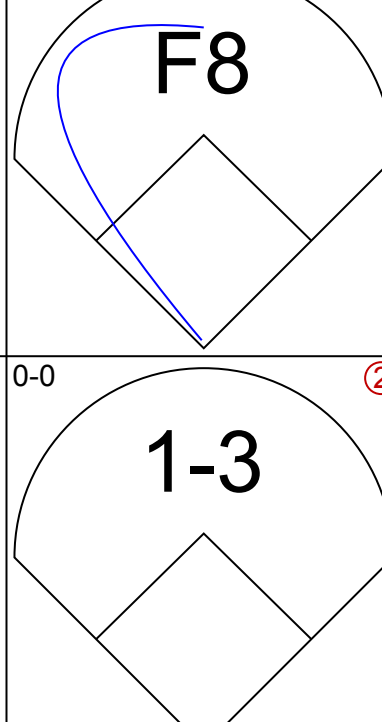
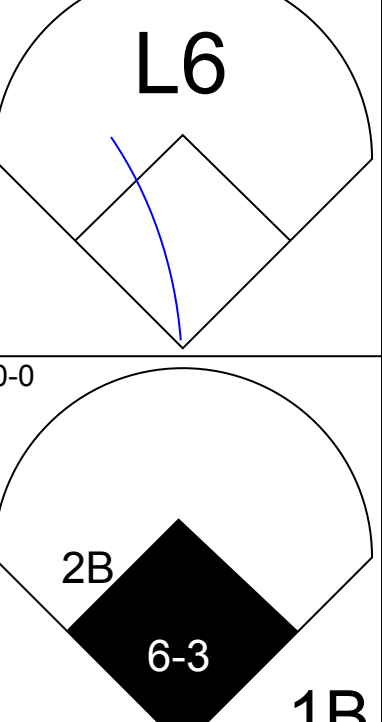

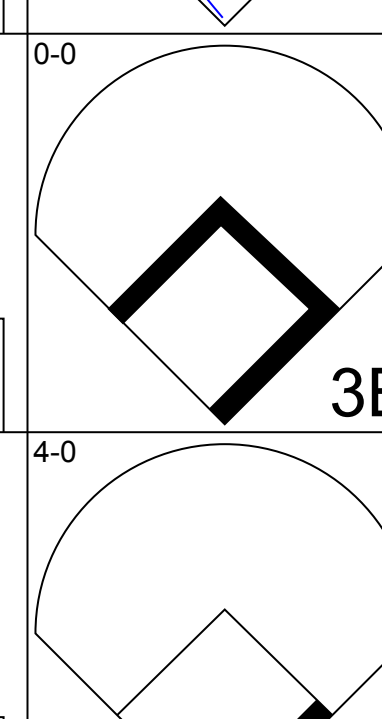
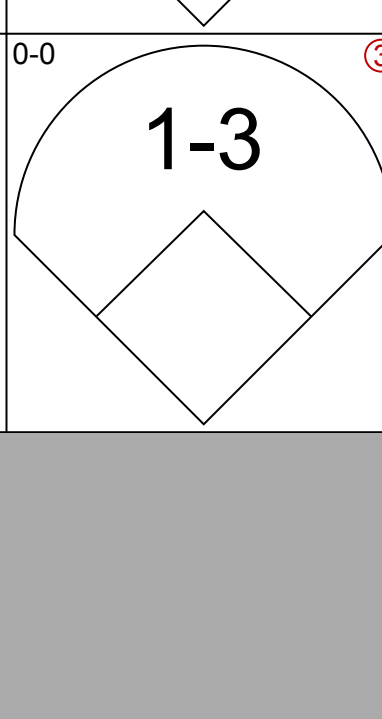
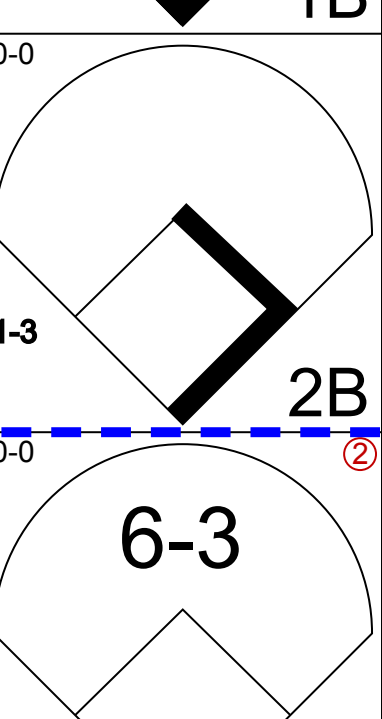
Batter	1	2	3	4	5	6	7	8	9	AB	R	H	RBI	BB	SO	LOB	BOTTOM					
<b>Rod Carew, L</b> OBP: 0.456, SLG: 0.471	4-3					SH 1B	L6			4	1	2	1	0	0	0	<b>Baltimore Orioles @ Minnesota Twins</b> Metropolitan Stadium, Bloomington, MI Mon Jun 10 1974, 8:05 PM EDT Att: 5,386 - Unknown - 65 F					
<b>Larry Hise, R</b> OBP: 0.344, SLG: 0.500	K					L1	5-3			5	0	0	0	0	3	5						
<b>Tony Oliva, L</b> OBP: 0.360, SLG: 0.437	BB 1B									5	2	3	2	0	0	1						
<b>Bobby Darwin, R</b> OBP: 0.343, SLG: 0.510	BB 1B									5	2	4	2	0	0	1						
<b>Craig Kusick, R</b> OBP: 0.316, SLG: 0.235	BB									4	0	1	0	1	1	3						
<b>Eric Soderholm, R</b> OBP: 0.348, SLG: 0.387	BB									5	0	2	3	0	1	4						
<b>Steve Brye, R</b> OBP: 0.321, SLG: 0.338	BB									4	0	0	0	0	1	6						
<b>Glenn Borgmann, R</b> OBP: 0.286, SLG: 0.280										4	3	3	1	0	0	0						
<b>Luis Gomez, R</b> OBP: 0.294, SLG: 0.224										2	1	0	0	1	0	0						
<b>Inning Stats</b>	R: 2 E: 0 K: 2 S: 10	H: 3 LOB: 2 BB: 1 P: 14	R: 0 E: 0 K: 1 S: 6	H: 1 LOB: 0 BB: 0 P: 6	R: 0 E: 0 K: 0 S: 5	H: 2 LOB: 2 BB: 0 P: 5	R: 1 E: 0 K: 1 S: 7	H: 2 LOB: 1 BB: 0 P: 7	R: 0 E: 0 K: 2 S: 8	H: 1 LOB: 1 BB: 0 P: 8	R: 5 E: 1 K: 0 S: 8	H: 4 LOB: 1 BB: 1 P: 12	R: 1 E: 0 K: 0 S: 4	H: 1 LOB: 0 BB: 0 P: 4	R: 0 E: 0 K: 0 S: 4	H: 1 LOB: 1 BB: 0 P: 4		1B: 13 2B: 0 3B: 1 HR: 1	SF: 0 SAC: 2 DP: 0 HBP: 0	WP: 0 PB: 0 SB: 1 CS: 0	PA: 42	
<b>PITCHER</b>	IP	WLS	BF	H	R	ER	SO	BB	IBB	HBP	BLK	WP	HR	S	P	ERA		WHIP				
<b>Dave McNally, L</b> ERA: 4.33	(1, 1)	5.0	L	27	10	5	5	6	2	0	0	0	0	37	45	9.00		2.400				
<b>Don Hood, L</b> ERA: 3.42	(6, 1)	0.1		3	1	0	0	0	0	0	0	0	0	3	3	0.00	3.000					
<b>Doyle Alexander, R</b> ERA: 5.0	(6, 1)	2.2		12	4	4	3	0	0	0	0	0	1	12	12	10.12	1.500					

AB 34  
R 1  
H 9  
RBI 0  
BB 2  
SO 7  
LOB 19

AB 38  
R 9  
H 15  
RBI 9  
BB 2  
SO 6  
LOB 20

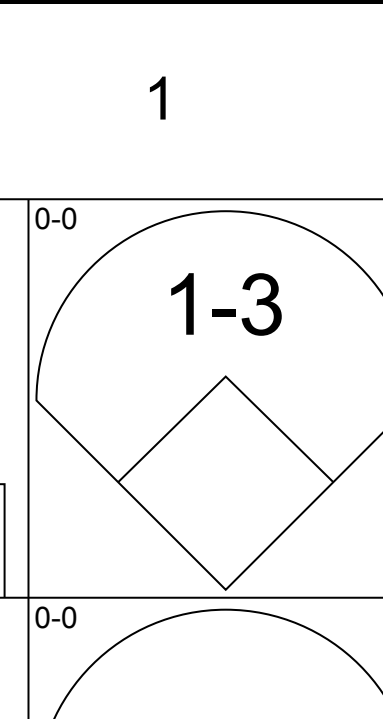
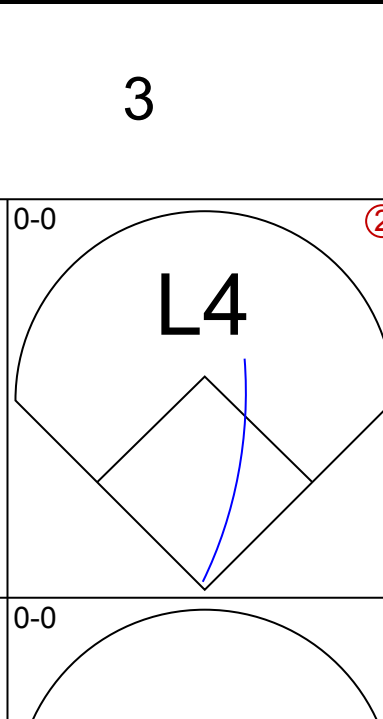
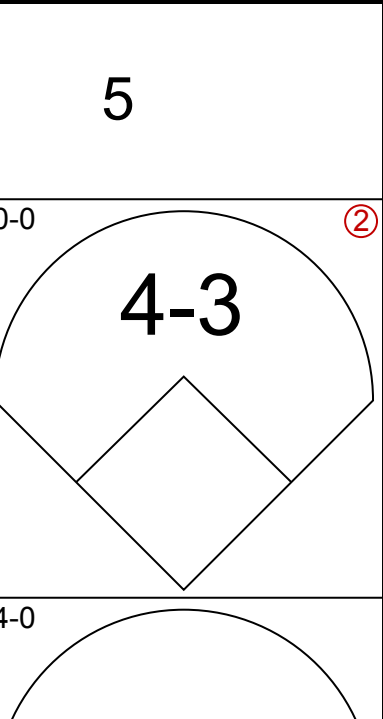
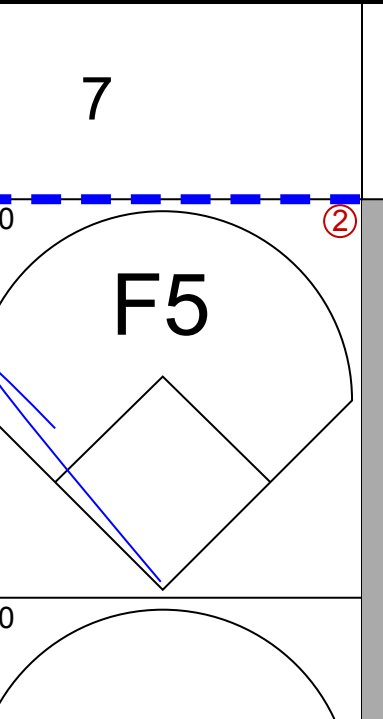
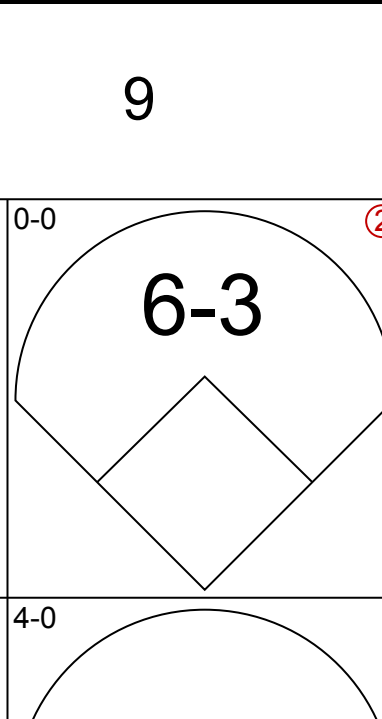
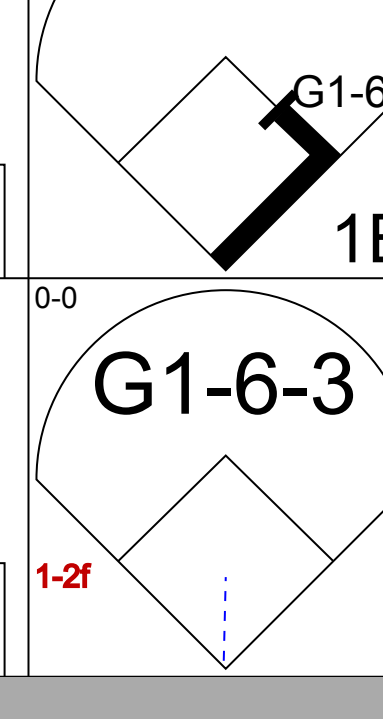
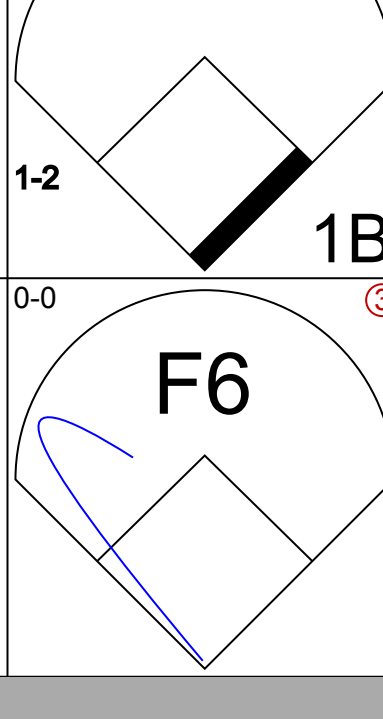
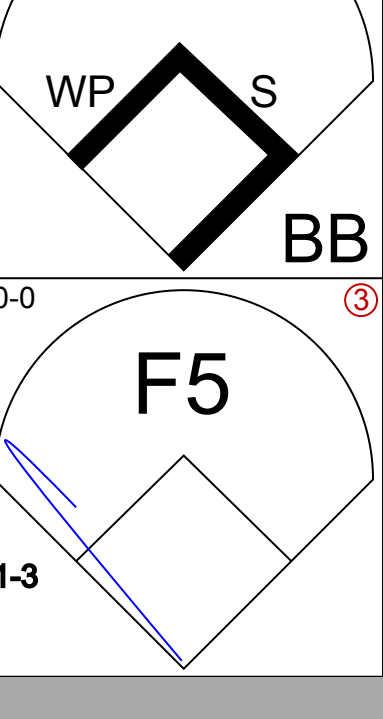
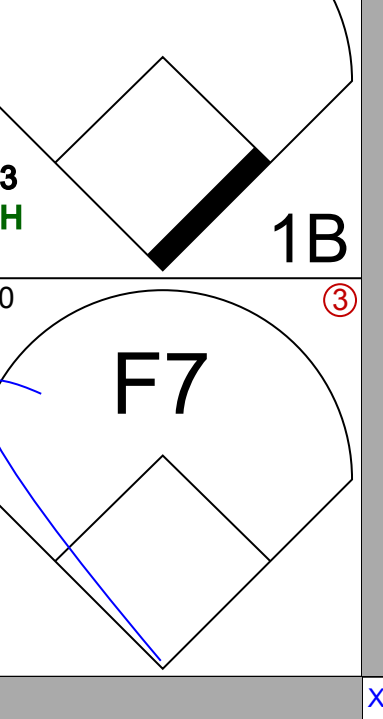





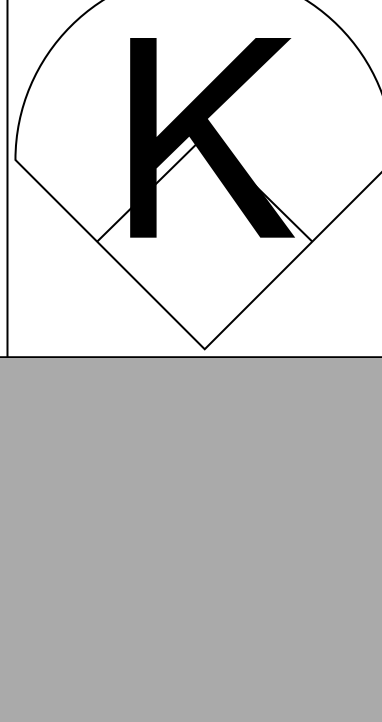


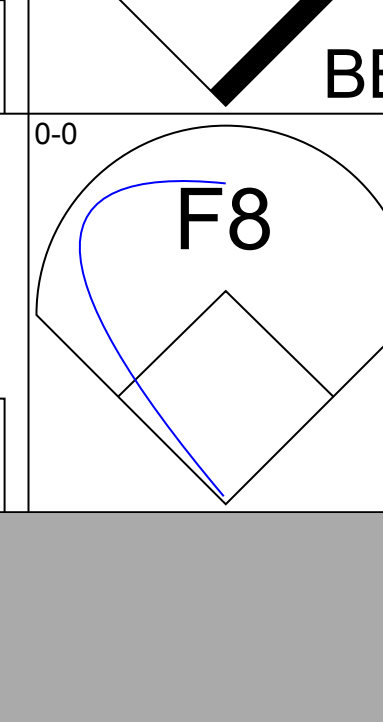

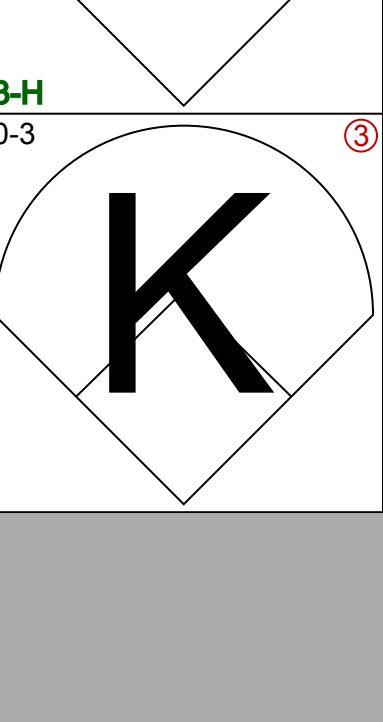

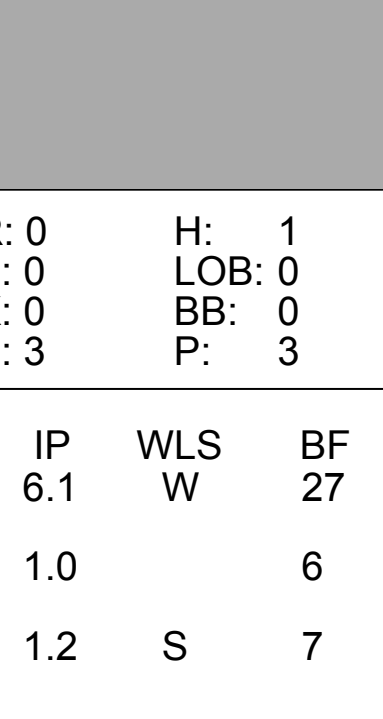
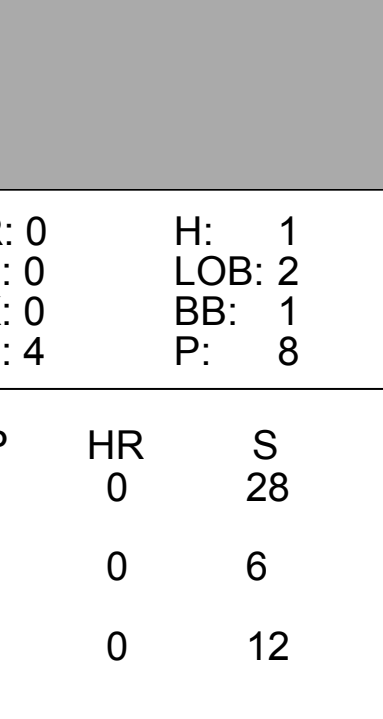
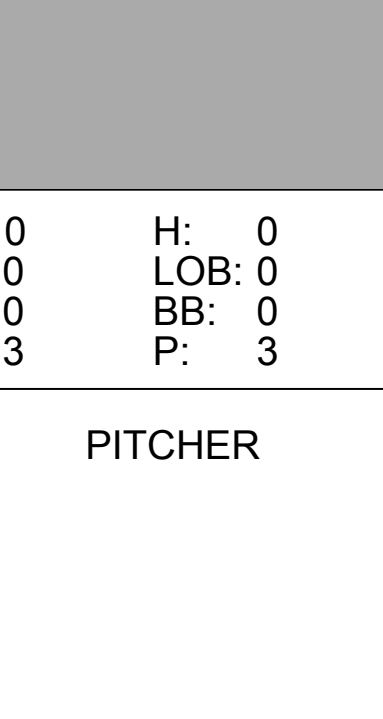
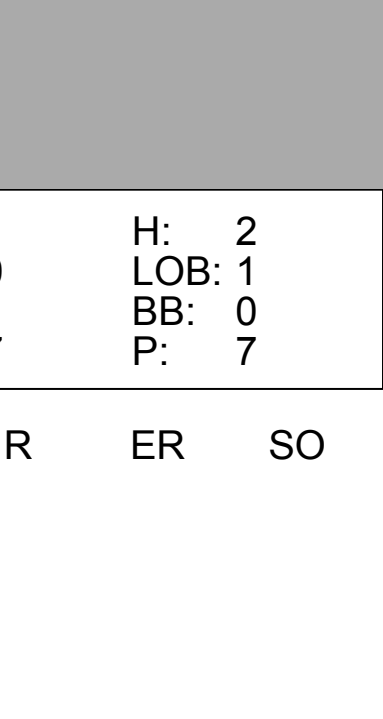








Batter	1	2	3	4	5	6	7	8	9	AB	R	H	RBI	BB	SO	LOB	TOP			
<b>Al Bumby, L</b> OBP: 0.224, SLG: 0.267 (1, 7)										4	0	0	0	0	2	6	<b>Baltimore Orioles @ Minnesota Twins</b> Metropolitan Stadium, Bloomington, MI Tue Jun 11 1974, 8:05 PM EDT Alt. 7,503 - Unknown - 65 F			
<b>Paul Blair, R</b> OBP: 0.283, SLG: 0.371 (6, 8)										1	0	0	0	0	2					
<b>Rich Coggins, L</b> OBP: 0.246, SLG: 0.237 (1, 8) (6, 9)										4	1	1	0	1	2	2				
<b>Tommy Davis, R</b> OBP: 0.291, SLG: 0.352 (1, 10)										5	0	2	2	0	0	3				
<b>Boog Powell, L</b> OBP: 0.292, SLG: 0.406 (1, 3)										5	0	2	0	0	1	5				
<b>Bobby Grich, R</b> OBP: 0.413, SLG: 0.488 (1, 4)										4	0	0	1	0	2	3				
<b>Brooks Robinson, R</b> OBP: 0.374, SLG: 0.410 (1, 5)										3	1	1	1	0	0	0				
<b>Jim Fuller, R</b> OBP: 0.330, SLG: 0.462 (1, 9) (6, 7)										3	0	0	0	2	1	3				
<b>Eliot Hendricks, L</b> OBP: 0.321, SLG: 0.457 (1, 2)										2	1	0	0	2	1	3				
<b>Mark Belanger, R</b> OBP: 0.364, SLG: 0.454 (1, 6)										4	1	2	0	0	1	3				
<b>Inning Stats</b>	R: 0 E: 0 K: 2 S: 7	H: 0 LOB: 0 BB: 0 P: 7	R: 1 E: 0 K: 1 S: 6	H: 1 LOB: 0 BB: 0 P: 6	R: 2 E: 1 K: 2 S: 10	H: 2 LOB: 2 BB: 1 P: 14	R: 0 E: 0 K: 1 S: 6	H: 1 LOB: 2 BB: 1 P: 10	R: 0 E: 0 K: 0 S: 4	H: 0 LOB: 1 BB: 0 P: 4	R: 1 E: 0 K: 2 S: 9	H: 2 LOB: 0 BB: 0 P: 10	R: 0 E: 0 K: 0 S: 4	H: 1 LOB: 3 BB: 2 P: 12	R: 0 E: 1 K: 1 S: 5	H: 0 LOB: 0 BB: 0 P: 5	1B: 6 2B: 1 3B: 0 HR: 1	SF: 1 SAC: 0 DP: 1 HBP: 2	WP: 0 PB: 0 SB: 0 CS: 0	PA: 43
<b>PITCHER</b>	IP	WLS	BF	H	R	ER	SO	BB	IBB	HBP	BLK	WP	HR	S	P	ERA	WHIP			
<b>Bert Blyleven, R</b> ERA: 2.86 (1, 1)	7.0	L	36	8	4	2	9	4	0	2	0	0	1	48	66	2.57	1.714			
<b>Bill Campbell, R</b> ERA: 2.77 (8, 1)	2.0		7	0	0	0	1	0	1	0	0	0	0	8	12	0.00	0.000			

AB	35
R	4
H	8
RBI	4
BB	5
SO	10
LOB	30



Batter	1	2	3	4	5	6	7	8	9	AB	R	H	RBI	BB	SO	LOB	BOTTOM			
<b>Rod Carew, L</b> OBP: 0.446, SLG: 0.459 (1, 4)										5	0	0	0	0	0	3	<b>Baltimore Orioles @ Minnesota Twins</b> Metropolitan Stadium, Bloomington, MI Tue Jun 11 1974, 8:05 PM EDT Alt. 7,503 - Unknown - 65 F			
<b>Steve Braun, L</b> OBP: 0.388, SLG: 0.384 (1, 7)										3	0	3	1	2	0	0				
<b>Tony Oliva, L</b> OBP: 0.356, SLG: 0.430 (1, 10)										5	0	1	0	0	0	6				
<b>Jerry Terrell, R</b> OBP: 0.290, SLG: 0.341 (9, PR)										0	0	0	0	0	0	0				
<b>Bobby Darwin, R</b> OBP: 0.340, SLG: 0.500 (1, 9)										4	0	0	0	1	1	2				
<b>Craig Kusick, R</b> OBP: 0.304, SLG: 0.238 (1, 3)										4	1	1	0	0	1	1				
<b>Larry Hise, R</b> OBP: 0.349, SLG: 0.521 (1, 8)										3	0	2	0	0	0	0				
<b>Eric Soderholm, R</b> OBP: 0.345, SLG: 0.378 (1, 5)										3	0	0	1	1	1	2				
<b>Glenn Borgmann, R</b> OBP: 0.281, SLG: 0.275 (1, 2)										2	0	0	0	0	1	2				
<b>Jim Holt, L</b> OBP: 0.326, SLG: 0.338 (7, PH)										0	1	0	0	1	0	0				
<b>Phil Roof, R</b> (8, 2)										1	0	0	0	0	1	1				
<b>Luis Gomez, R</b> OBP: 0.297, SLG: 0.230 (1, 6)										2	0	1	0	0	0	0				
<b>Hamon Killebrew, R</b> OBP: 0.352, SLG: 0.344 (7, PH)										0	0	0	0	1	0	0				
<b>Danny Thompson, R</b> OBP: 0.179, SLG: 0.162 (8, 6)										1	0	0	0	0	1	0				
<b>Inning Stats</b>	R: 0 E: 0 K: 0 S: 3	H: 1 LOB: 0 BB: 0 P: 3	R: 0 E: 0 K: 2 S: 7	H: 0 LOB: 1 BB: 1 P: 11	R: 0 E: 0 K: 1 S: 7	H: 2 LOB: 2 BB: 0 P: 7	R: 0 E: 0 K: 0 S: 4	H: 1 LOB: 2 BB: 1 P: 8	R: 0 E: 0 K: 0 S: 3	H: 0 LOB: 0 BB: 0 P: 3	R: 1 E: 0 K: 0 S: 4	H: 1 LOB: 2 BB: 2 P: 12	R: 0 E: 0 K: 1 S: 7	H: 2 LOB: 1 BB: 0 P: 7	R: 0 E: 0 K: 2 S: 8	H: 1 LOB: 2 BB: 1 P: 12	1B: 6 2B: 1 3B: 1 HR: 0	SF: 0 SAC: 1 DP: 1 HBP: 0	WP: 1 PB: 0 SB: 1 CS: 0	PA: 40
<b>PITCHER</b>	IP	WLS	BF	H	R	ER	SO	BB	IBB	HBP	BLK	WP	HR	S	P	ERA	WHIP			
<b>Jim Palmer, R</b> ERA: 3.84 (1, 1)	6.1	W	27	4	1	1	3	5	0	0	0	0	0	28	48	1.42	1.421			
<b>Grant Jackson, L</b> ERA: 3.13 (7, 1)	1.0		6	3	1	1	0	0	0	0	0	0	0	6	6	9.00	3.000			
<b>Bob Reynolds, R</b> ERA: 2.2 (8, 1)	1.2	S	7	1	0	0	3	1	0	0	0	0	0	12	16	0.00	1.200			





Batter	1	2	3	4	5	6	7	8	9	AB	R	H	RBI	BB	SO	LOB	TOP					
Paul Blair, R OBP: 0.286, SLG: 0.368 (1, 8)										4	1	1	1	0	0	2	<p><b>Baltimore Orioles @ Minnesota Twins</b> Metropolitan Stadium, Bloomington, MI Wed Jun 12 1974, 8:05 PM EDT Att: 6,359 - Unknown</p> <p>AB 30 R 4 H 5 RBI 4 BB 6 SO 9 LOB 13</p>					
Bobby Grich, R OBP: 0.413, SLG: 0.480 (1, 4)										3	1	0	0	2	1	3						
Tommy Davis, R OBP: 0.291, SLG: 0.347 (1, 10)										3	0	0	0	1	0	2						
Earl Williams, R OBP: 0.326, SLG: 0.284 (1, 3)										3	0	0	0	1	2	2						
Don Baylor, R OBP: 0.324, SLG: 0.284 (1, 7)										3	1	2	2	0	1	0						
Brooks Robinson, R OBP: 0.372, SLG: 0.412 (1, 5)										4	0	1	1	0	2	2						
Jim Fuller, R OBP: 0.327, SLG: 0.448 (1, 9)										3	1	0	0	1	2	2						
Andy Etchebarren, R OBP: 0.283, SLG: 0.250 (1, 2)										4	0	1	0	0	1	0						
Mark Belanger, R OBP: 0.361, SLG: 0.445 (1, 6)										3	0	0	0	1	0	0						
<b>Inning Stats</b>	R: 2 E: 0 K: 1 S: 7	H: 2 LOB: 2 BB: 2 P: 15	R: 0 E: 0 K: 1 S: 5	H: 0 LOB: 1 BB: 0 P: 6	R: 0 E: 0 K: 1 S: 4	H: 0 LOB: 0 BB: 0 P: 5	R: 1 E: 0 K: 1 S: 6	H: 1 LOB: 2 BB: 2 P: 14	R: 0 E: 0 K: 2 S: 7	H: 0 LOB: 0 BB: 0 P: 7	R: 0 E: 0 K: 1 S: 5	H: 0 LOB: 0 BB: 0 P: 5	R: 0 E: 0 K: 0 S: 3	H: 0 LOB: 2 BB: 2 P: 11	R: 1 E: 0 K: 0 S: 8	H: 2 LOB: 2 BB: 0 P: 8	R: 0 E: 0 K: 0 S: 3	H: 0 LOB: 0 BB: 0 P: 3	1B: 4 2B: 1 3B: 0 HR: 0	SF: 0 SAC: 0 DP: 0 HBP: 2	WP: 1 PB: 0 SB: 2 CS: 1	PA: 39
<b>PITCHER</b>	IP WLS BF H R ER SO BB IBB HBP BLK WP HR S P ERA WHIP	7.0 L 31 3 3 3 7 6 0 2 0 1 0 37 63 3.86 1.286	8.1 2.0 7 2 1 1 2 0 0 0 0 0 0 11 11 4.50 1.000																			

Batter	1	2	3	4	5	6	7	8	9	AB	R	H	RBI	BB	SO	LOB	BOTTOM					
Rod Carew, L OBP: 0.445, SLG: 0.458 (1, 4)										5	0	2	0	0	0	0	<p><b>Baltimore Orioles @ Minnesota Twins</b> Metropolitan Stadium, Bloomington, MI Wed Jun 12 1974, 8:05 PM EDT Att: 6,359 - Unknown</p> <p>AB 36 R 3 H 10 RBI 3 BB 2 SO 6 LOB 18</p>					
Steve Braun, L OBP: 0.383, SLG: 0.378 (1, 7)										5	0	1	0	0	1	2						
Tony Oliva, L OBP: 0.359, SLG: 0.438 (1, 10)										4	0	2	0	0	1	2						
Jerry Terrell, R OBP: 0.290, SLG: 0.341 (6, PR)										0	1	0	0	0	0	0						
Bobby Darwin, R OBP: 0.333, SLG: 0.490 (1, 9)										4	1	0	0	0	0	4						
Larry Hise, R OBP: 0.358, SLG: 0.548 (1, 8)										3	0	2	0	1	1	0						
Craig Kusick, R OBP: 0.296, SLG: 0.240 (1, 3)										4	0	1	2	0	2	2						
Eric Soderholm, R OBP: 0.342, SLG: 0.374 (1, 5)										4	0	1	0	0	1	4						
Phil Roof, R (1, 2)										2	0	0	0	0	0	2						
Harmon Killebrew, R OBP: 0.297, SLG: 0.344 (7, PH)										0	0	0	0	1	0	0						
Danny Thompson, R OBP: 0.230, SLG: 0.263 (8, 6)										1	1	1	1	0	0	0						
Luis Gomez, R OBP: 0.292, SLG: 0.225 (1, 6)										2	0	0	0	0	0	0						
Steve Brye, R OBP: 0.319, SLG: 0.336 (7, PH)										1	0	0	0	0	0	2						
Glenn Borgmann, R OBP: 0.278, SLG: 0.273 (8, 2)										1	0	0	0	0	0	0						
<b>Inning Stats</b>	R: 0 E: 0 K: 2 S: 8	H: 1 LOB: 1 BB: 0 P: 8	R: 0 E: 0 K: 2 S: 8	H: 1 LOB: 0 BB: 0 P: 8	R: 0 E: 0 K: 0 S: 4	H: 1 LOB: 0 BB: 0 P: 4	R: 0 E: 0 K: 1 S: 5	H: 0 LOB: 0 BB: 0 P: 5	R: 0 E: 0 K: 0 S: 3	H: 1 LOB: 0 BB: 0 P: 3	R: 0 E: 0 K: 0 S: 4	H: 1 LOB: 1 BB: 0 P: 4	R: 0 E: 0 K: 1 S: 6	H: 1 LOB: 2 BB: 1 P: 10	R: 2 E: 0 K: 0 S: 6	H: 3 LOB: 2 BB: 1 P: 10	R: 1 E: 0 K: 0 S: 4	H: 1 LOB: 0 BB: 0 P: 4	1B: 6 2B: 1 3B: 2 HR: 1	SF: 0 SAC: 0 DP: 1 HBP: 0	WP: 0 PB: 0 SB: 1 CS: 0	PA: 38
<b>PITCHER</b>	IP WLS BF H R ER SO BB IBB HBP BLK WP HR S P ERA WHIP	9.0 W 38 10 3 3 6 2 0 0 0 0 1 48 56 3.00 1.333																				



Batter	1	2	3	4	5	6	7	8	9	AB	R	H	RBI	BB	SO	LOB	TOP								
Jerry Terrell, R OBP: 0.296, SLG: 0.344 (1, 4)	F8		F3	F3		F8		1-3		5	1	2	1	0	0	1	<b>Minnesota Twins @ Cleveland Indians</b> Cleveland Municipal Stadium, Cleveland, OH Fri Jun 14 1974, 7:05 PM EDT Att: 16,116 - Unknown - 74 F								
Larry Hulse, R OBP: 0.364, SLG: 0.550 (1, 8) (7, 7)	6-3		F3	F9						5	1	3	1	0	0	0									
Tony Oliva, L OBP: 0.365, SLG: 0.444 (1, 10)			F3			F8				4	1	2	0	1	0	4									
Bobby Darwin, R OBP: 0.326, SLG: 0.478 (1, 9)	F3		F9			F7				5	0	0	0	0	1	9									
Steve Braun, L OBP: 0.391, SLG: 0.388 Steve Brye, R OBP: 0.317, SLG: 0.333 (1, 7) (7, 8)		4-3	E9							4	1	3	1	0	0	0									
Craig Kusick, R OBP: 0.313, SLG: 0.241 (1, 3)	F9		HR			F7				4	1	1	0	1	0	3									
Eric Soderholm, R OBP: 0.344, SLG: 0.397 (1, 5)										5	1	2	5	0	2	1									
Glenn Borgmann, R OBP: 0.283, SLG: 0.278 (1, 2)										5	1	2	0	0	0	3									
Luis Gomez, R OBP: 0.291, SLG: 0.226 (1, 6)				4-3		6-3				4	1	1	0	0	0	1									
<b>Inning Stats</b>	R: 0 E: 0 K: 0 S: 4	H: 1 LOB: 1 BB: 0 P: 4	R: 0 E: 0 K: 1 S: 5	H: 0 LOB: 0 BB: 0 P: 5	R: 7 E: 1 K: 0 S: 9	H: 6 LOB: 0 BB: 1 P: 13	R: 0 E: 0 K: 0 S: 3	H: 0 LOB: 0 BB: 0 P: 3	R: 1 E: 0 K: 1 S: 8	H: 3 LOB: 2 BB: 0 P: 8	R: 0 E: 0 K: 0 S: 5	H: 2 LOB: 2 BB: 0 P: 5	R: 0 E: 0 K: 1 S: 5	H: 1 LOB: 0 BB: 0 P: 5	R: 0 E: 0 K: 0 S: 5	H: 2 LOB: 3 BB: 1 P: 9		R: 0 E: 0 K: 1 S: 6	H: 1 LOB: 1 BB: 0 P: 6	1B: 14 2B: 1 3B: 0 HR: 1	SF: 0 SAC: 0 DP: 0 HBP: 0	WP: 0 PB: 0 SB: 2 CS: 1	PA: 44		
<b>PITCHER</b>	IP	WLS	BF	H	R	ER	SO	BB	IBB	HBP	BLK	WP	HR	S	P	ERA	WHIP								
Bob Johnson, R ERA: 4.01 (1, 1)	2.2	L	15	6	6	6	1	1	0	0	0	0	0	16	20	20.25	2.625								
Ken Sanders, R ERA: 9.82 (3, 1)	2.1		11	4	2	2	1	0	0	0	0	0	1	13	13	7.71	1.714								
Tom Buskey, R ERA: 3.38 (6, 1)	3.0		14	5	0	0	1	1	0	0	0	0	0	15	19	0.00	2.000								
Milt Wilcox, R ERA: 1.99 (9, 1)	1.0		4	1	0	0	1	0	0	0	0	0	0	6	6	0.00	1.000								

AB	42
R	8
H	16
RBI	8
BB	2
SO	4
LOB	22



Batter	1	2	3	4	5	6	7	8	9	AB	R	H	RBI	BB	SO	LOB	BOTTOM								
Ed Crosby, L OBP: 0.261, SLG: 0.273 (1, 5)	K			F6		4-3		3-1		4	0	0	0	0	1	0	<b>Minnesota Twins @ Cleveland Indians</b> Cleveland Municipal Stadium, Cleveland, OH Fri Jun 14 1974, 7:05 PM EDT Att: 16,116 - Unknown - 74 F								
Jack Brohamer, L OBP: 0.380, SLG: 0.409 (1, 4)	G3			F5						3	0	0	0	1	0	0									
Leron Lee, L OBP: 0.355, SLG: 0.471 Rusty Torres, S OBP: 0.321, SLG: 0.208 (1, 7) (7, 7)	F5			4-3		4-3				3	0	0	0	0	0	1									
Charlie Spikes, R OBP: 0.345, SLG: 0.462 (1, 9)										4	1	2	1	0	0	0									
Oscar Gamble, L OBP: 0.353, SLG: 0.439 (1, 10)										3	0	0	0	0	1	1									
George Hendrick, R OBP: 0.321, SLG: 0.419 (1, 8)										2	0	1	0	1	0	0									
Joe Lis, R OBP: 0.324, SLG: 0.300 (1, 3)										3	0	1	0	0	2	1									
Dave Duncan, R OBP: 0.245, SLG: 0.370 (1, 2)										3	1	1	1	0	2	1									
Frank Duffy, R OBP: 0.245, SLG: 0.318 (1, 6)										3	0	0	0	0	0	1									
<b>Inning Stats</b>	R: 0 E: 0 K: 1 S: 5	H: 0 LOB: 0 BB: 0 P: 5	R: 0 E: 0 K: 0 S: 2	H: 0 LOB: 0 BB: 1 P: 6	R: 0 E: 0 K: 1 S: 5	H: 1 LOB: 0 BB: 0 P: 5	R: 0 E: 0 K: 0 S: 3	H: 0 LOB: 0 BB: 0 P: 3	R: 1 E: 0 K: 2 S: 8	H: 1 LOB: 0 BB: 0 P: 8	R: 1 E: 0 K: 0 S: 4	H: 1 LOB: 1 BB: 1 P: 8	R: 0 E: 0 K: 1 S: 6	H: 2 LOB: 1 BB: 0 P: 6	R: 0 E: 0 K: 1 S: 5	H: 0 LOB: 0 BB: 0 P: 5		R: 0 E: 0 K: 0 S: 3	H: 0 LOB: 0 BB: 0 P: 3	1B: 2 2B: 1 3B: 0 HR: 2	SF: 0 SAC: 0 DP: 2 HBP: 0	WP: 0 PB: 0 SB: 0 CS: 1	PA: 32		
<b>PITCHER</b>	IP	WLS	BF	H	R	ER	SO	BB	IBB	HBP	BLK	WP	HR	S	P	ERA	WHIP								
Joe Decker, R ERA: 2.95 (1, 1)	9.0	W	31	5	2	2	6	2	0	0	0	0	2	41	49	2.00	0.778								





Batter	1	2	3	4	5	6	7	8	9	AB	R	H	RBI	BB	SO	LOB	TOP			
Larry Hise, R (1, 8) OBP: 0.362, SLG: 0.543	F7			F9		1B		F8		4	0	1	0	0	0	0	<b>Minnesota Twins @ Cleveland Indians</b> Cleveland Municipal Stadium, Cleveland, OH Sat Jun 15 1974, 3:33 AM EDT Att. 5,552 - Unknown - 70 F			
Rod Carew, L (1, 4) OBP: 0.446, SLG: 0.459 Jerry Terrell, R (9, FR) OBP: 0.296, SLG: 0.344	G3			L1		BB		FC3-6		4	0	2	0	0	0	0				
Tony Oliva, L (1, 10) OBP: 0.363, SLG: 0.437 Randy Hundley, R (9, FR) OBP: 0.263, SLG: 0.250	F8			F9		BB		FC3-6		3	0	0	0	1	0	1				
Bobby Darwin, R (1, 9) OBP: 0.325, SLG: 0.474	F8			E5		5-3		G4-6-3		4	1	1	0	0	0	3				
Steve Braun, L (1, 7) OBP: 0.388, SLG: 0.384	F8			G5-4-3		1B		4-3		4	0	1	1	0	0	2				
Craig Kusick, R (1, 3) OBP: 0.286, SLG: 0.219	5-3			G5-4-3		1B		K		3	0	0	0	0	1	1				
Eric Soderholm, R (1, 5) OBP: 0.338, SLG: 0.388				5-3		5-3		4-3		3	0	0	0	0	1	0				
Glenn Borgmann, R (1, 2) OBP: 0.279, SLG: 0.274 Jim Holt, L (8, PH) OBP: 0.522, SLG: 0.333 Phil Roof, R (8, 2)				6-3		F7		K		2	0	0	0	0	0	0				
Luis Gomez, R (1, 6) OBP: 0.286, SLG: 0.222 Hamon Kilbrew, R (8, PH) OBP: 0.255, SLG: 0.341 Danny Thompson, R (8, 6) OBP: 0.200, SLG: 0.263				L1-3		G3		K		1	0	0	0	0	1	0				
										0	0	0	0	0	0	0				
<b>Inning Stats</b>	R: 0 E: 0 K: 0 S: 3	H: 0 LOB: 0 BB: 0 P: 3	R: 0 E: 0 K: 0 S: 3	H: 0 LOB: 0 BB: 0 P: 3	R: 0 E: 0 K: 1 S: 5	H: 0 LOB: 0 BB: 0 P: 5	R: 0 E: 0 K: 0 S: 3	H: 0 LOB: 0 BB: 0 P: 3	R: 1 E: 1 K: 0 S: 4	H: 1 LOB: 0 BB: 0 P: 4	R: 0 E: 0 K: 1 S: 5	H: 0 LOB: 0 BB: 0 P: 5	R: 0 E: 0 K: 2 S: 7	H: 0 LOB: 0 BB: 0 P: 7	R: 0 E: 0 K: 0 S: 4	H: 2 LOB: 2 BB: 0 P: 4	1B: 5 2B: 0 3B: 0 HR: 0	SF: 0 SAC: 0 DP: 2 HBP: 0	WP: 1 PB: 0 SB: 0 CS: 0	PA: 32
<b>PITCHER</b>	IP WLS BF H R ER SO BB IBB HBP BLK WP HR S P ERA WHIP																			
Steve Kline, R (1, 1) ERA: 3.84	6.0 W 22 3 1 0 1 1 0 0 0 0 1 0 23 27 0.00 0.667																			
Fred Beene, R (7, 1) ERA: 3.05	3.0 S 10 2 0 0 3 0 0 0 0 0 0 0 16 16 0.00 0.667																			

Batter	1	2	3	4	5	6	7	8	9	AB	R	H	RBI	BB	SO	LOB	BOTTOM			
Ed Crosby, L (1, 5) OBP: 0.222, SLG: 0.231	6-3			F2		F8				4	0	0	0	0	1	2	<b>Minnesota Twins @ Cleveland Indians</b> Cleveland Municipal Stadium, Cleveland, OH Sat Jun 15 1974, 3:33 AM EDT Att. 5,552 - Unknown - 70 F			
Jack Brohamer, L (1, 4) OBP: 0.383, SLG: 0.435	1B			2B		K				4	2	2	1	0	2	2				
John Lowenstein, L (1, 7) OBP: 0.322, SLG: 0.299	F8			1B		F8				4	1	1	0	0	0	1				
Charlie Spikes, R (1, 9) OBP: 0.348, SLG: 0.463 Rusty Torres, S (8, 9) OBP: 0.321, SLG: 0.208	2B			2B		F8		K		4	1	2	0	0	1	0				
Oscar Gamble, L (1, 10) OBP: 0.350, SLG: 0.440	2B			K		F3		6-3		4	0	1	2	0	1	2				
George Hendrick, R (1, 8) OBP: 0.324, SLG: 0.423	BB			2B		F8		K		3	0	1	1	1	1	0				
Joe Lis, R (1, 3) OBP: 0.306, SLG: 0.281	F7			F6		1-3		K		4	0	0	0	0	1	4				
Dave Duncan, R (1, 2) OBP: 0.255, SLG: 0.395				F3		HR		1B		4	1	3	1	0	0	2				
Frank Duffy, R (1, 6) OBP: 0.246, SLG: 0.323	SH3-4			F5		F8		K		3	0	1	0	0	1	1				
										0	0	0	0	0	0	0				
<b>Inning Stats</b>	R: 2 E: 0 K: 0 S: 6	H: 3 LOB: 2 BB: 1 P: 10	R: 0 E: 0 K: 2 S: 8	H: 1 LOB: 1 BB: 0 P: 8	R: 1 E: 0 K: 1 S: 8	H: 3 LOB: 2 BB: 0 P: 8	R: 1 E: 0 K: 0 S: 4	H: 1 LOB: 0 BB: 0 P: 4	R: 0 E: 0 K: 0 S: 3	H: 0 LOB: 0 BB: 0 P: 3	R: 1 E: 0 K: 1 S: 7	H: 2 LOB: 1 BB: 0 P: 7	R: 0 E: 0 K: 1 S: 5	H: 0 LOB: 0 BB: 0 P: 5	R: 0 E: 0 K: 3 S: 10	H: 1 LOB: 1 BB: 0 P: 10	1B: 6 2B: 3 3B: 0 HR: 2	SF: 0 SAC: 1 DP: 0 HBP: 0	WP: 0 PB: 0 SB: 0 CS: 0	PA: 36
<b>PITCHER</b>	IP WLS BF H R ER SO BB IBB HBP BLK WP HR S P ERA WHIP																			
Bert Blyleven, R (1, 1) ERA: 3.11	5.2 L 28 10 5 5 3 1 0 0 0 0 0 0 2 33 37 7.94 1.941																			
Bill Butler, L (6, 1) ERA: 4.58	2.1 8 1 0 0 5 0 0 0 0 0 0 0 18 18 0.00 0.429																			

AB	31
R	1
H	5
RBI	1
BB	1
SO	4
LOB	7



AB	34
R	5
H	11
RBI	5
BB	1
SO	8
LOB	14





Batter	1	2	3	4	5	6	7	8	9	AB	R	H	RBI	BB	SO	LOB	TOP										
Larry Hisle, R OBP: 0.368, SLG: 0.539 (1, 8)										3	1	1	1	1	1	2											
Rod Carew, L OBP: 0.453, SLG: 0.471 (1, 4)										5	0	4	1	0	0	0											
Tony Oliva, L OBP: 0.354, SLG: 0.426 (1, 10)										5	0	0	0	0	0	6											
Bobby Darwin, R OBP: 0.322, SLG: 0.465 (1, 9)										4	0	0	0	1	1	3											
Steve Braun, L OBP: 0.394, SLG: 0.393 (1, 7)										4	1	2	0	1	0	2											
Jim Holt, L OBP: 0.330, SLG: 0.354 Hamon Killebrew, R OBP: 0.293, SLG: 0.338 Craig Kustick, R OBP: 0.286, SLG: 0.219 (1, 3)										4	0	2	0	0	0	3											
Eric Soderholm, R OBP: 0.335, SLG: 0.380 (1, 5)										3	0	0	0	1	0	3											
Glenn Borgmann, R OBP: 0.286, SLG: 0.281 (1, 2)										4	1	2	1	0	0	3											
Luis Gomez, R OBP: 0.279, SLG: 0.216 (1, 6)										3	0	0	0	0	1	3											
<b>Inning Stats</b>	R: 0 E: 0 K: 0 S: 3	H: 1 LOB: 1 BB: 0 P: 4	R: 1 E: 0 K: 2 S: 9	H: 2 LOB: 2 BB: 1 P: 13	R: 0 E: 0 K: 1 S: 6	H: 1 LOB: 2 BB: 1 P: 10	R: 1 E: 0 K: 0 S: 6	H: 3 LOB: 2 BB: 0 P: 6	R: 0 E: 0 K: 0 S: 5	H: 2 LOB: 2 BB: 0 P: 5	R: 0 E: 0 K: 0 S: 3	H: 0 LOB: 0 BB: 0 P: 3	R: 0 E: 0 K: 0 S: 3	H: 0 LOB: 0 BB: 0 P: 3	R: 0 E: 0 K: 0 S: 4	H: 1 LOB: 1 BB: 0 P: 4	R: 1 E: 0 K: 1 S: 6	H: 1 LOB: 2 BB: 2 P: 14	1B: 8 2B: 3 3B: 0 HR: 0	SF: 0 SAC: 1 DP: 0 HBP: 1	WP: 0 PB: 0 SB: 2 CS: 1	PA: 42					
<b>PITCHER</b>	IP	WLS	BF	H	R	ER	SO	BB	IBB	HBP	BLK	WP	HR	S	P	ERA	WHIP										
Jim Perry, R ERA: 2.55 (1, 1)	8.0	L	37	10	3	3	3	3	0	1	0	0	0	39	52	3.38	1.625										
Tom Hilgendorf, L ERA: 5.93 (9, 1)	0.2		4	1	0	0	0	0	1	0	0	0	0	3	7	0.00	1.500										
Milt Wilcox, R ERA: 1.97 (9, 1)	0.1		1	0	0	0	1	0	0	0	0	0	0	3	3	0.00	0.000										

Minnesota Twins @ Cleveland Indians  
Cleveland Municipal Stadium, Cleveland, OH  
Sun Jun 16 1974, 3:33 AM EDT  
Unknown - 64 F

AB 36  
R 3  
H 11  
RBI 3  
BB 4  
SO 4  
LOB 27



Batter	1	2	3	4	5	6	7	8	9	AB	R	H	RBI	BB	SO	LOB	BOTTOM										
Ed Crosby, L OBP: 0.226, SLG: 0.233 Rusty Torres, S OBP: 0.310, SLG: 0.200 (1, 5)										4	0	1	0	0	0	1											
Jack Brohamer, L OBP: 0.386, SLG: 0.433 Luis Alvarado, R OBP: 0.185, SLG: 0.194 (1, 4)										3	0	1	0	1	0	1											
John Lowenstein, L OBP: 0.317, SLG: 0.294 (1, 7)										3	0	0	0	0	0	2											
Charlie Spikes, R OBP: 0.354, SLG: 0.463 (1, 9)										2	0	1	0	2	0	0											
Oscar Gamble, L OBP: 0.343, SLG: 0.429 (1, 10)										4	0	0	0	0	2	6											
George Hendrick, R OBP: 0.323, SLG: 0.420 (1, 8)										4	0	1	0	0	0	3											
Joe Lis, R OBP: 0.297, SLG: 0.273 Leron Lee, L OBP: 0.347, SLG: 0.461 (1, 3)										2	0	0	0	0	1	1											
Dave Duncan, R OBP: 0.255, SLG: 0.392 (1, 2)										4	0	1	0	0	0	0											
Frank Duffy, R OBP: 0.251, SLG: 0.324 (1, 6)										3	0	1	0	1	1	3											
<b>Inning Stats</b>	R: 0 E: 0 K: 1 S: 6	H: 1 LOB: 2 BB: 1 P: 10	R: 0 E: 1 K: 0 S: 3	H: 0 LOB: 0 BB: 0 P: 3	R: 0 E: 0 K: 1 S: 5	H: 0 LOB: 0 BB: 0 P: 5	R: 0 E: 0 K: 0 S: 3	H: 0 LOB: 0 BB: 0 P: 3	R: 0 E: 0 K: 0 S: 4	H: 1 LOB: 1 BB: 0 P: 4	R: 0 E: 0 K: 0 S: 6	H: 3 LOB: 3 BB: 0 P: 6	R: 0 E: 0 K: 1 S: 6	H: 1 LOB: 3 BB: 2 P: 14	R: 0 E: 0 K: 0 S: 3	H: 0 LOB: 1 BB: 1 P: 7	1B: 6 2B: 0 3B: 0 HR: 0	SF: 0 SAC: 1 DP: 1 HBP: 0	WP: 0 PB: 0 SB: 0 CS: 0	PA: 37							
<b>PITCHER</b>	IP	WLS	BF	H	R	ER	SO	BB	IBB	HBP	BLK	WP	HR	S	P	ERA	WHIP										
Ray Corbin, R ERA: 3.45 (1, 1)	6.1	W	24	4	0	0	3	1	0	0	0	0	0	29	33	0.00	0.789										
Tom Burgmeier, L ERA: 5.04 (7, 1)	0.1		1	0	0	0	0	0	0	0	0	0	0	1	1	0.00	0.000										
Bill Campbell, R ERA: 2.73 (7, 1)	0.2		6	2	0	0	0	2	0	0	0	0	0	4	12	0.00	6.000										
Bill Butler, L ERA: 4.19 (8, 1)	1.2	S	6	0	0	0	1	1	0	0	0	0	0	7	11	0.00	0.600										

Minnesota Twins @ Cleveland Indians  
Cleveland Municipal Stadium, Cleveland, OH  
Sun Jun 16 1974, 3:33 AM EDT  
Unknown - 64 F

AB 32  
R 0  
H 6  
RBI 0  
BB 4  
SO 4  
LOB 20





Batter	1	2	3	4	5	6	7	8	9	AB	R	H	RBI	BB	SO	LOB	TOP	
Larry Hisle, R OBP: 0.391, SLG: 0.527 (1, 7)										4	0	0	0	0	1	1		
Rod Carew, L OBP: 0.450, SLG: 0.471 (1, 4)										4	1	1	0	0	0	0		
Bobby Darwin, R OBP: 0.316, SLG: 0.457 (1, 9)										4	0	0	0	0	0	1		
Harmon Killebrew, R OBP: 0.298, SLG: 0.343 (1, 10)										4	0	2	0	0	0	1		
Craig Kusick, R OBP: 0.308, SLG: 0.250 (1, 3)										4	0	2	1	0	0	2		
Steve Brye, R OBP: 0.308, SLG: 0.324 (1, 8)									4	0	0	0	0	1	4			
Eric Soderholm, R OBP: 0.335, SLG: 0.379 (1, 5)										3	0	1	0	0	0	1		
Danny Thompson, R OBP: 0.209, SLG: 0.268 (1, 6)									3	0	1	0	0	0	2			
Phil Roof, R (1, 2)									1	0	0	0	1	0	2			
Jerry Terrell, R OBP: 0.293, SLG: 0.340 (8, PH)									1	0	0	0	0	0	1			
Glenn Borgmann, R OBP: 0.286, SLG: 0.281 (8, 2)									0	0	0	0	0	0	0			
<b>Inning Stats</b>	R: 0 E: 0 K: 0 S: 3	H: 0 LOB: 0 BB: 0 P: 3	R: 0 E: 0 K: 0 S: 3	H: 1 LOB: 0 BB: 0 P: 3	R: 0 E: 0 K: 0 S: 3	H: 0 LOB: 1 BB: 1 P: 7	R: 0 E: 0 K: 0 S: 3	H: 0 LOB: 0 BB: 0 P: 3	R: 0 E: 0 K: 1 S: 6	H: 1 LOB: 1 BB: 0 P: 6	R: 0 E: 0 K: 1 S: 5	H: 1 LOB: 0 BB: 0 P: 5	R: 1 E: 0 K: 0 S: 5	H: 2 LOB: 1 BB: 0 P: 5	1B: 6 2B: 1 3B: 0 HR: 0	SF: 0 SAC: 0 DP: 2 HBP: 0	WP: 0 PB: 0 SB: 0 CS: 0	PA: 33
<b>PITCHER</b> Fritz Peterson, L ERA: 3.83 (1, 1)	IP: 9.0 WLS: W BF: 33 H: 7 R: 1 ER: 1 SO: 2 BB: 1 IBB: 0 HBP: 0 BLK: 0 WP: 0 HR: 0 S: 36 P: 40 ERA: 1.00 WHIP: 0.889																	

Minnesota Twins @ Cleveland Indians  
Cleveland Municipal Stadium, Cleveland, OH  
Sun Jun 16 1974, 3:38 AM EDT  
Att: 28,933 - Unknown - 64 F

AB	32
R	1
H	7
RBI	1
BB	1
SO	2
LOB	15



Batter	1	2	3	4	5	6	7	8	9	AB	R	H	RBI	BB	SO	LOB	BOTTOM			
Ed Crosby, L OBP: 0.286, SLG: 0.303 (1, 5)										3	2	2	0	1	0	1				
Jack Brohamer, L OBP: 0.376, SLG: 0.420 (1, 4)										4	1	0	0	0	1	3				
John Lowenstein, L OBP: 0.325, SLG: 0.303 (1, 3) (8, 7)									4	0	3	2	0	0	1					
Charlie Spikes, R OBP: 0.353, SLG: 0.464 (1, 9)									4	0	1	1	0	2	3					
Oscar Gamble, L OBP: 0.341, SLG: 0.422 (1, 10)									3	0	0	0	0	0	1					
Leron Lee, L OBP: 0.337, SLG: 0.446 (1, 7)									3	0	0	0	0	2	0					
Joe Lis, R OBP: 0.293, SLG: 0.269 (8, 3)									1	0	0	0	0	0	2					
George Hendrick, R OBP: 0.323, SLG: 0.415 (1, 8)									2	0	0	0	1	1	1					
Dave Duncan, R OBP: 0.251, SLG: 0.386 (1, 2)									3	0	0	0	0	1	2					
Frank Duffy, R OBP: 0.252, SLG: 0.324 (1, 6)										3	0	1	0	0	0	0				
<b>Inning Stats</b>	R: 1 E: 0 K: 0 S: 5	H: 2 LOB: 1 BB: 0 P: 5	R: 0 E: 0 K: 1 S: 5	H: 0 LOB: 0 BB: 0 P: 5	R: 1 E: 0 K: 0 S: 5	H: 2 LOB: 1 BB: 0 P: 5	R: 0 E: 1 K: 1 S: 6	H: 0 LOB: 1 BB: 0 P: 6	R: 1 E: 0 K: 1 S: 6	H: 1 LOB: 1 BB: 1 P: 10	R: 0 E: 0 K: 2 S: 7	H: 0 LOB: 1 BB: 1 P: 11	R: 0 E: 0 K: 1 S: 5	H: 1 LOB: 0 BB: 0 P: 5	R: 0 E: 0 K: 1 S: 5	H: 1 LOB: 1 BB: 0 P: 6	1B: 5 2B: 2 3B: 0 HR: 0	SF: 0 SAC: 0 DP: 1 HBP: 1	WP: 0 PB: 0 SB: 5 CS: 1	PA: 33
<b>PITCHER</b> Dave Goltz, R ERA: 2.95 Bill Hands, R ERA: 5.4 (1, 1) (8, 1)	IP: 7.1 WLS: L BF: 32 H: 7 R: 3 ER: 3 SO: 7 BB: 2 IBB: 0 HBP: 1 BLK: 0 WP: 0 HR: 0 S: 43 P: 52 ERA: 3.68 WHIP: 1.227																			

Minnesota Twins @ Cleveland Indians  
Cleveland Municipal Stadium, Cleveland, OH  
Sun Jun 16 1974, 3:38 AM EDT  
Att: 28,933 - Unknown - 64 F

AB	30
R	3
H	7
RBI	3
BB	2
SO	7
LOB	14





Batter	1	2	3	4	5	6	7	8	9	AB	R	H	RBI	BB	SO	LOB	TOP
Jerry Terrell, R OBP: 0.291, SLG: 0.337										4	0	1	0	0	0	1	<b>Minnesota Twins @ Baltimore Orioles</b> Memorial Stadium, Baltimore, MD Mon Jun 17 1974, 7:05 PM EDT Att: 7,157 - Unknown
Rod Carew, L OBP: 0.451, SLG: 0.472										4	0	2	0	0	0	2	
Larry Hisle, R OBP: 0.358, SLG: 0.522										4	0	1	0	0	0	2	
Harmon Killebrew, R OBP: 0.290, SLG: 0.333										4	0	0	0	0	0	3	
Steve Braun, L OBP: 0.387, SLG: 0.386										3	0	0	0	0	0	0	
Craig Kusick, R OBP: 0.310, SLG: 0.237										2	0	0	0	1	0	0	
Steve Brye, R OBP: 0.302, SLG: 0.317										3	0	0	0	0	1	1	
Glenn Borgmann, R OBP: 0.287, SLG: 0.282										3	0	1	0	0	1	0	
Luis Gomez, R OBP: 0.276, SLG: 0.214 Tony Oliva, L OBP: 0.352, SLG: 0.423										1	0	0	0	0	0	0	
<b>Inning Stats</b>	R: 0 E: 0 K: 0 S: 4	H: 1 LOB: 1 BB: 0 P: 4	R: 0 E: 0 K: 0 S: 3	H: 0 LOB: 0 BB: 0 P: 3	R: 0 E: 0 K: 0 S: 3	H: 1 LOB: 0 BB: 0 P: 3	R: 0 E: 0 K: 1 S: 5	H: 0 LOB: 0 BB: 0 P: 5	R: 0 E: 0 K: 0 S: 4	H: 0 LOB: 0 BB: 0 P: 3	R: 0 E: 0 K: 1 S: 4	H: 0 LOB: 0 BB: 1 P: 8	R: 0 E: 0 K: 0 S: 5	H: 2 LOB: 2 BB: 0 P: 5	1B: 5 2B: 0 3B: 0 HR: 0	SF: 0 SAC: 1 DP: 1 HBP: 0	WP: 0 PA: 31 PB: 0 SB: 1 CS: 1
<b>PITCHER</b> Mike Cuellar, L ERA: 2.99	IP: 9.0 WLS: W BF: 31 H: 5 R: 0 ER: 0 SO: 2 BB: 1 IBB: 0 HBP: 0 BLK: 0 WP: 0 HR: 0 S: 34 P: 38 ERA: 0.00 WHIP: 0.667																

Batter	1	2	3	4	5	6	7	8	9	AB	R	H	RBI	BB	SO	LOB	BOTTOM		
Paul Blair, R OBP: 0.271, SLG: 0.346										4	0	0	0	0	0	2	<b>Minnesota Twins @ Baltimore Orioles</b> Memorial Stadium, Baltimore, MD Mon Jun 17 1974, 7:05 PM EDT Att: 7,157 - Unknown		
Bobby Grich, R OBP: 0.417, SLG: 0.486										3	1	1	1	0	0	0			
Tommy Davis, R OBP: 0.285, SLG: 0.342										3	0	0	0	0	1	0			
Jim Fuller, R OBP: 0.322, SLG: 0.430										3	0	0	0	0	1	0			
Don Baylor, R OBP: 0.321, SLG: 0.280										3	0	0	0	0	1	0			
Brooks Robinson, R OBP: 0.380, SLG: 0.419										3	0	2	0	0	0	0			
Earl Williams, R OBP: 0.316, SLG: 0.273										3	0	0	0	0	0	2			
Andy Etchebarren, R OBP: 0.258, SLG: 0.246										3	0	1	0	0	0	1			
Mark Belanger, R OBP: 0.352, SLG: 0.431										3	0	1	0	0	0	1			
<b>Inning Stats</b>	R: 0 E: 0 K: 0 S: 3	H: 0 LOB: 0 BB: 0 P: 3	R: 0 E: 0 K: 1 S: 6	H: 1 LOB: 1 BB: 0 P: 6	R: 0 E: 0 K: 0 S: 3	H: 0 LOB: 0 BB: 0 P: 3	R: 0 E: 0 K: 2 S: 7	H: 0 LOB: 0 BB: 0 P: 7	R: 0 E: 0 K: 0 S: 4	H: 1 LOB: 1 BB: 0 P: 4	R: 1 E: 0 K: 0 S: 4	H: 2 LOB: 0 BB: 0 P: 4	R: 0 E: 0 K: 0 S: 3	H: 0 LOB: 0 BB: 0 P: 3	R: 0 E: 0 K: 0 S: 4	H: 1 LOB: 1 BB: 0 P: 4	1B: 3 2B: 1 3B: 0 HR: 1	SF: 0 SAC: 0 DP: 0 HBP: 0	WP: 0 PA: 28 PB: 0 SB: 0 CS: 1
<b>PITCHER</b> Vic Albury, L ERA: 4.22	IP: 8.0 WLS: L BF: 28 H: 5 R: 1 ER: 1 SO: 3 BB: 0 IBB: 0 HBP: 0 BLK: 0 WP: 0 HR: 1 S: 34 P: 34 ERA: 1.12 WHIP: 0.625																		

AB	29
R	0
H	5
RBI	0
BB	1
SO	2
LOB	9



AB	28
R	1
H	5
RBI	1
BB	0
SO	3
LOB	6





Batter	1	2	3	4	5	6	7	8	9	AB	R	H	RBI	BB	SO	LOB	TOP
Larry Hise, R OBP: 0.364, SLG: 0.524 (1, 7)										5	1	3	0	0	0	3	
Rod Carew, L OBP: 0.446, SLG: 0.466 (1, 4)										5	0	1	0	0	0	3	
Bobby Darwin, R OBP: 0.318, SLG: 0.455 (1, 9)										5	0	2	1	0	0	4	
Harmon Killebrew, R OBP: 0.289, SLG: 0.331 (1, 10)										4	0	1	0	0	1	4	
Craig Kusick, R OBP: 0.283, SLG: 0.214 (1, 3)										4	0	0	0	0	1	5	
Eric Soderholm, R OBP: 0.327, SLG: 0.369 (1, 5)										4	0	0	0	0	1	0	
Steve Bnye, R OBP: 0.307, SLG: 0.322 (1, 8)										4	0	2	0	0	1	0	
Glenn Borgmann, R OBP: 0.293, SLG: 0.289 (1, 2)										4	0	2	0	0	0	1	
Luis Gomez, R OBP: 0.280, SLG: 0.219 (1, 6)										2	0	1	0	0	0	1	
Randy Hundley, R OBP: 0.259, SLG: 0.247 (6, PH)										1	0	0	0	0	0	1	
Danny Thompson, R OBP: 0.227, SLG: 0.286 (6, 6)										1	0	1	0	0	0	0	
<b>Inning Stats</b>	R: 1 E: 1 K: 2 S: 9	H: 2 LOB: 2 BB: 0 P: 9	R: 0 E: 0 K: 0 S: 4	H: 1 LOB: 1 BB: 0 P: 4	R: 0 E: 0 K: 0 S: 5	H: 2 LOB: 2 BB: 0 P: 5	R: 0 E: 0 K: 0 S: 5	H: 2 LOB: 1 BB: 0 P: 6	R: 0 E: 0 K: 1 S: 6	H: 1 LOB: 1 BB: 0 P: 4	R: 0 E: 0 K: 1 S: 5	H: 0 LOB: 0 BB: 0 P: 5	R: 0 E: 0 K: 0 S: 5	H: 2 LOB: 2 BB: 0 P: 5	1B: 13 2B: 1 3B: 0 HR: 0	SF: 0 SAC: 0 DP: 1 HBP: 0	WP: 1 PA: 39
<b>PITCHER</b> Ross Grimsley, L ERA: 3.53 (1, 1)	IP: 9.0 WLS: W BF: 39 H: 13 R: 1 ER: 0 SO: 4 BB: 0 IBB: 0 HBP: 0 BLK: 0 WP: 1 HR: 0 S: 47 P: 47 ERA: 0.00 WHIP: 1.444											<b>PITCHER</b> (1, 1)	IP: 9.0 WLS: W BF: 39 H: 13 R: 1 ER: 0 SO: 4 BB: 0 IBB: 0 HBP: 0 BLK: 0 WP: 1 HR: 0 S: 47 P: 47 ERA: 0.00 WHIP: 1.444				

Minnesota Twins @ Baltimore Orioles  
Memorial Stadium, Baltimore, MD  
Tue Jun 18 1974, 7:05 PM EDT  
Att: 11,223 - Unknown

AB 39  
R 1  
H 13  
RBI 1  
BB 0  
SO 4  
LOB 22



Batter	1	2	3	4	5	6	7	8	9	AB	R	H	RBI	BB	SO	LOB	BOTTOM
Al Bumbry, L OBP: 0.232, SLG: 0.268 (1, 7)										3	1	1	1	0	0	0	
Paul Blair, R OBP: 0.274, SLG: 0.347 (7, PH)										2	1	1	0	0	0	2	
Rich Coggins, L OBP: 0.243, SLG: 0.241 (1, 8)										5	1	2	1	0	1	3	
Bobby Grich, R OBP: 0.421, SLG: 0.530 (1, 4)										5	3	3	6	0	0	3	
Tommy Davis, R OBP: 0.289, SLG: 0.357 (1, 10)										4	1	2	2	0	1	0	
Boog Powell, L OBP: 0.301, SLG: 0.426 (1, 3)										4	0	2	0	0	0	0	
Don Baylor, R OBP: 0.314, SLG: 0.274 (1, 9)										4	0	0	0	0	1	3	
Brooks Robinson, R OBP: 0.376, SLG: 0.414 (1, 5)										3	1	0	0	1	1	0	
Earl Williams, R OBP: 0.319, SLG: 0.279 (1, 2)										4	1	2	0	0	0	0	
Mark Belanger, R OBP: 0.350, SLG: 0.427 (1, 6)										4	1	1	0	0	0	2	
<b>Inning Stats</b>	R: 1 E: 0 K: 0 S: 6	H: 3 LOB: 2 BB: 0 P: 6	R: 4 E: 1 K: 2 S: 11	H: 4 LOB: 0 BB: 0 P: 11	R: 0 E: 0 K: 0 S: 3	H: 0 LOB: 0 BB: 0 P: 3	R: 0 E: 0 K: 1 S: 6	H: 0 LOB: 0 BB: 0 P: 6	R: 3 E: 0 K: 0 S: 7	H: 4 LOB: 1 BB: 0 P: 7	R: 1 E: 0 K: 0 S: 5	H: 2 LOB: 2 BB: 1 P: 9	1B: 9 2B: 1 3B: 0 HR: 4	SF: 0 SAC: 0 DP: 0 HBP: 0	WP: 0 PA: 39		
<b>PITCHER</b> Joe Decker, R ERA: 3.35 (1, 1)	IP: 5.0 WLS: L BF: 23 H: 8 R: 6 ER: 6 SO: 3 BB: 0 IBB: 0 HBP: 0 BLK: 0 WP: 0 HR: 2 S: 29 P: 29 ERA: 10.80 WHIP: 1.600											<b>PITCHER</b> Tom Burgmeier, L ERA: 5.67 (6, 1)	IP: 3.0 WLS: L BF: 16 H: 6 R: 4 ER: 4 SO: 1 BB: 1 IBB: 0 HBP: 0 BLK: 0 WP: 0 HR: 2 S: 17 P: 21 ERA: 12.00 WHIP: 2.333				

Minnesota Twins @ Baltimore Orioles  
Memorial Stadium, Baltimore, MD  
Tue Jun 18 1974, 7:05 PM EDT  
Att: 11,223 - Unknown

AB 38  
R 10  
H 14  
RBI 10  
BB 1  
SO 4  
LOB 13





Batter	1	2	3	4	5	6	7	8	9	AB	R	H	RBI	BB	SO	LOB	TOP										
Larry Hisle, R OBP: 0.397, SLG: 0.513 (1, 7)	5-3		B1-3			6-3		K	1B	4	0	0	0	0	1	0	<b>Minnesota Twins @ Baltimore Orioles</b> Memorial Stadium, Baltimore, MD Wed Jun 19 1974, 7:05 PM EDT Att: 7,325 - Unknown										
Tony Oliva, L OBP: 0.355, SLG: 0.432 (9, PH)									1B	1	0	1	3	0	0	0											
Jerry Turrell, R OBP: 0.291, SLG: 0.337 (9, PR)									2B	0	0	0	0	0	0	0											
Rod Carew, L OBP: 0.448, SLG: 0.467 (1, 4)	1B		4-3			K		FC6-4	1B	4	0	2	0	1	1	0											
Bobby Darwin, R OBP: 0.313, SLG: 0.447 (9, PH)	F4		6-3			K		FC6-4	F7	4	0	0	0	0	1	2											
Steve Braun, L OBP: 0.385, SLG: 0.384 (9, PH)										1	0	0	0	0	0	3											
Harmon Killebrew, R OBP: 0.288, SLG: 0.324 (1, 10)	1B					F2		F3	F8	3	0	0	0	1	0	0											
Eric Soderholm, R OBP: 0.337, SLG: 0.379 (1, 5)						F8		2B	1B	4	2	3	0	0	0	0											
Craig Kusick, R OBP: 0.280, SLG: 0.217 (1, 3)						F3		F7	1B	4	1	1	0	0	0	4											
Steve Brye, R OBP: 0.312, SLG: 0.329 (1, 8)			6-3			K		1H	2B	3	1	1	1	1	1	0											
Randy Hundley, R OBP: 0.247, SLG: 0.235 (1, 2)			5-3			F8		F5	K	4	0	0	0	0	1	4											
Luis Gomez, R OBP: 0.276, SLG: 0.216 (8, PH)			K			F7		F7	2B	2	0	0	0	0	1	0											
Danny Thompson, R OBP: 0.239, SLG: 0.295 (8, 6)									1B	2	1	1	1	0	0	0											
<b>Inning Stats</b>	R: 0 E: 0 K: 0 S: 4	H: 1 LOB: 3 BB: 2 P: 12	R: 0 E: 0 K: 1 S: 5	H: 0 LOB: 0 BB: 0 P: 5	R: 0 E: 0 K: 0 S: 3	H: 0 LOB: 0 BB: 0 P: 3	R: 0 E: 0 K: 0 S: 3	H: 0 LOB: 0 BB: 0 P: 3	R: 0 E: 0 K: 1 S: 5	H: 0 LOB: 1 BB: 0 P: 5	R: 1 E: 0 K: 0 S: 5	H: 2 LOB: 1 BB: 0 P: 5	R: 0 E: 0 K: 1 S: 6	H: 1 LOB: 1 BB: 0 P: 6	R: 4 E: 0 K: 1 S: 10	H: 5 LOB: 3 BB: 1 P: 14	1B: 7 2B: 2 3B: 0 HR: 0	SF: 0 SAC: 0 DP: 0 HBP: 0	WP: 0 PB: 0 SB: 0 CS: 0	PA: 39							
<b>PITCHER</b>	IP WLS BF H R ER SO BB IBB HBP BLK WP HR S P ERA WHIP	8.2 W 36 7 5 5 6 3 0 0 0 0 0 45 57 5.19 1.154	0.0 1 1 1 0 0 0 0 0 0 0 0 0 1 1 ∞ ∞	0.0 1 1 0 0 0 0 0 0 0 0 0 0 1 1 ∞ ∞	0.1 S 1 0 0 0 0 0 0 0 0 0 0 1 1 0.00 0.000	<b>PITCHER</b>										IP WLS BF H R ER SO BB IBB HBP BLK WP HR S P ERA WHIP	IP WLS BF H R ER SO BB IBB HBP BLK WP HR S P ERA WHIP										
Dave McNally, L ERA: 4.21											8.2	W	36	7	5	5	6	3	0	0	0	0	0	45	57	5.19	1.154
Bob Reynolds, R ERA: 2.2											0.0	1	1	0	0	0	0	0	0	0	0	0	0	1	1	∞	∞
Grant Jackson, L ERA: 3.13											0.0	1	1	0	0	0	0	0	0	0	0	0	0	1	1	∞	∞
Wayne Garland, R ERA: 2.45											0.1	S	1	0	0	0	0	0	0	0	0	0	0	1	1	0.00	0.000

Batter	1	2	3	4	5	6	7	8	9	AB	R	H	RBI	BB	SO	LOB	BOTTOM										
Paul Blair, R OBP: 0.268, SLG: 0.340 (1, 8)	F7		F9		4-3		F8			4	0	0	0	0	0	0	<b>Minnesota Twins @ Baltimore Orioles</b> Memorial Stadium, Baltimore, MD Wed Jun 19 1974, 7:05 PM EDT Att: 7,325 - Unknown										
Bobby Grich, R OBP: 0.415, SLG: 0.520 (1, 4)					6-3		F8			4	0	0	0	0	0	0											
Tommy Davis, R OBP: 0.296, SLG: 0.361 (1, 10)										3	1	2	0	1	0	0											
Jim Fuller, R OBP: 0.319, SLG: 0.432 (1, 9)										4	1	1	0	0	2	2											
Don Baylor, R OBP: 0.318, SLG: 0.279 (1, 7)										4	3	2	0	0	0	2											
Brooks Robinson, R OBP: 0.394, SLG: 0.429 (1, 5)										4	0	3	3	0	0	0											
Earl Williams, R OBP: 0.328, SLG: 0.292 (1, 3)										3	1	2	2	1	1	1											
Andy Etchebarren, R OBP: 0.243, SLG: 0.231 (1, 2)										4	0	0	0	0	0	6											
Mark Belanger, R OBP: 0.348, SLG: 0.423 (1, 6)										4	0	1	1	0	1	3											
<b>Inning Stats</b>	R: 0 E: 0 K: 0 S: 3	H: 0 LOB: 0 BB: 0 P: 3	R: 0 E: 0 K: 0 S: 3	H: 0 LOB: 0 BB: 0 P: 3	R: 1 E: 0 K: 0 S: 4	H: 2 LOB: 0 BB: 0 P: 4	R: 2 E: 0 K: 0 S: 5	H: 2 LOB: 2 BB: 2 P: 13	R: 0 E: 0 K: 0 S: 3	H: 0 LOB: 0 BB: 0 P: 3	R: 2 E: 0 K: 1 S: 9	H: 4 LOB: 2 BB: 0 P: 9	R: 0 E: 0 K: 1 S: 6	H: 1 LOB: 1 BB: 0 P: 6	R: 1 E: 0 K: 2 S: 9	H: 2 LOB: 1 BB: 0 P: 9		1B: 7 2B: 4 3B: 0 HR: 0	SF: 0 SAC: 0 DP: 0 HBP: 0	WP: 1 PB: 0 SB: 0 CS: 0	PA: 36						
<b>PITCHER</b>	IP WLS BF H R ER SO BB IBB HBP BLK WP HR S P ERA WHIP	3.2 L 16 4 3 3 0 4 3 3 0 1 0 28 28 6.23 1.615	<b>PITCHER</b>										IP WLS BF H R ER SO BB IBB HBP BLK WP HR S P ERA WHIP	IP WLS BF H R ER SO BB IBB HBP BLK WP HR S P ERA WHIP													
Bill Butler, L ERA: 4.7											3.2	L	16	4	3	3	0	4	3	3	0	1	0	28	28	6.23	1.615
Bill Hands, R ERA: 5.47											4.1		20	7	3	3	4	0	0	0	0	1	0	28	28	6.23	1.615

AB	36
R	5
H	9
RBI	5
BB	3
SO	6
LOB	13



AB	34
R	6
H	11
RBI	6
BB	2
SO	4
LOB	14













Batter	1	2	3	4	5	6	7	8	9	10	AB	R	H	RBI	BB	SO	LOB	TOP				
<b>Brian Downing, R</b> OBP: 0.398, SLG: 0.522 (1, 9)	4-0 WP 1B BB		0-0 5-3		0-0 5-3			0-0 F8		0-0 HR 1B	4	2	1	0	1	0	1					
<b>Jorge Orta, L</b> OBP: 0.378, SLG: 0.460 (1, 4)	0-0 WP 1B		4-0 BB		4-0 BB			0-0 F8		0-0 1-H HR	3	1	2	2	2	0	0					
<b>Dick Allen, R</b> OBP: 0.371, SLG: 0.569 (1, 3)	0-0 F2		0-0 F3		0-0 F7			4-0 BB		0-0 1B	4	0	1	0	1	0	5					
<b>Ron Santo, R</b> OBP: 0.329, SLG: 0.341 (1, 5)	0-0 6-3		0-0 F9		0-0 F7			0-0 F4		0-0 F9	5	0	0	1	0	0	4					
<b>Ken Henderson, S</b> OBP: 0.353, SLG: 0.453 (1, 8)	0-0 F7			0-3 K		0-0 6-3				0-0 F9	4	0	0	0	0	1	1					
<b>Carlos May, L</b> OBP: 0.316, SLG: 0.335 (1, 7)		0-0 4-3		0-0 4-3		0-0 4-3				0-3 K	4	0	0	0	0	1	0					
<b>Bill Melton, R</b> OBP: 0.308, SLG: 0.323 (1, 10)		0-0 1B		0-0 5-3				0-0 F4		0-3 K	4	0	1	0	0	1	0					
<b>Ed Herrmann, L</b> OBP: 0.337, SLG: 0.402 (1, 2)		0-0 F8			0-0 E4 SH3-4			0-3 K		0-0 6-3	4	0	0	0	0	1	1					
<b>Bucky Dent, R</b> OBP: 0.267, SLG: 0.347 (1, 6)		0-3 K			0-0 SH3-4			0-0 F8		0-0 F7	3	0	0	0	0	1	1					
<b>Inning Stats</b>	R: 1 E: 0 K: 0 S: 4	H: 1 LOB: 1 BB: 1 P: 8	R: 0 E: 0 K: 1 S: 6	H: 1 LOB: 1 BB: 0 P: 6	R: 0 E: 0 K: 0 S: 3	H: 0 LOB: 1 BB: 1 P: 7	R: 0 E: 0 K: 1 S: 5	H: 0 LOB: 2 BB: 1 P: 8	R: 0 E: 1 K: 0 S: 4	H: 0 LOB: 0 BB: 0 P: 3	R: 0 E: 0 K: 1 S: 5	H: 0 LOB: 0 BB: 0 P: 5	R: 0 E: 0 K: 0 S: 3	H: 0 LOB: 1 BB: 1 P: 7	R: 0 E: 0 K: 2 S: 7	H: 0 LOB: 0 BB: 0 P: 7	R: 2 E: 0 K: 0 S: 6	H: 3 LOB: 1 BB: 0 P: 6	1B: 4 2B: 0 3B: 0 HR: 1	SF: 0 SAC: 1 DP: 0 HBP: 0	WP: 1 PB: 0 SB: 0 CS: 0	PA: 40
<b>PITCHER</b> <b>Vic Albury, L</b> ERA: 4.01 (1, 1)	IP: 10.0 WLS: L BF: 40 H: 5 R: 3 ER: 3 SO: 5 BB: 4 IBB: 0 HBP: 0 BLK: 0 WP: 1 HR: 1 S: 46 P: 62 ERA: 2.70 WHIP: 0.900																					

Chicago White Sox @ Minnesota Twins  
Metropolitan Stadium, Bloomington, MI  
Sat Jun 22 1974, 4:33 AM EDT  
Att: 9,587 - Unknown - 72 F

AB 35  
R 3  
H 5  
RBI 3  
BB 4  
SO 5  
LOB 13



Batter	1	2	3	4	5	6	7	8	9	10	AB	R	H	RBI	BB	SO	LOB	BOTTOM				
<b>Steve Brye, R</b> OBP: 0.311, SLG: 0.322 (1, 8)	0-0 5-3		0-0 F3			0-0 SH1		0-0 FC6-4 1B			3	0	1	1	0	0	0					
<b>Rod Carew, L</b> OBP: 0.440, SLG: 0.456 (1, 4)	0-0 1B			0-0 6-3		0-0 3-1		0-0 FC6-4 1B			4	0	1	0	0	0	2					
<b>Larry Hisle, R</b> OBP: 0.372, SLG: 0.529 (1, 7)	0-0 F9			4-0 BB		0-3 K				0-0 F8	3	0	0	0	1	1	2					
<b>Harmon Killebrew, R</b> OBP: 0.290, SLG: 0.325 (1, 3)	0-0 F8			0-0 F9		0-0 F4				0-0 6-3	4	0	0	0	0	0	2					
<b>Tony Oliva, L</b> OBP: 0.345, SLG: 0.443 (1, 10)		0-0 5-3		0-0 4-3		0-0 F7				0-0 G3	4	0	0	0	0	0	1					
<b>Bobby Darwin, R</b> OBP: 0.317, SLG: 0.446 (1, 9)		0-0 1-3			0-0 CS 1B		0-0 5-3			0-0 F9	4	0	1	0	0	0	0					
<b>Eric Soderholm, R</b> OBP: 0.335, SLG: 0.370 (1, 5)		0-0 F8			0-3 K			0-0 4-3 SH1-4 1B		0-0 F8	4	1	1	0	0	1	1					
<b>Glenn Borgmann, R</b> OBP: 0.281, SLG: 0.278 (1, 2)			0-3 K		0-0 4-3			0-0 SH1-4		0-0 F4	3	0	0	0	0	1	1					
<b>Luis Gomez, R</b> OBP: 0.284, SLG: 0.221 <b>Danny Thompson, R</b> OBP: 0.234, SLG: 0.289 (8, PH) (9, 6)				0-0 F8		0-0 3-1 SH1 1B		0-0 4-3			2	0	1	0	0	0	0					
<b>Inning Stats</b>	R: 0 E: 0 K: 0 S: 4	H: 0 LOB: 0 BB: 0 P: 3	R: 0 E: 0 K: 0 S: 3	H: 0 LOB: 0 BB: 0 P: 3	R: 0 E: 0 K: 1 S: 5	H: 0 LOB: 1 BB: 1 P: 7	R: 0 E: 0 K: 1 S: 5	H: 1 LOB: 0 BB: 0 P: 5	R: 0 E: 0 K: 1 S: 6	H: 1 LOB: 1 BB: 0 P: 6	R: 0 E: 0 K: 0 S: 3	H: 0 LOB: 0 BB: 0 P: 3	R: 1 E: 0 K: 0 S: 5	H: 2 LOB: 1 BB: 0 P: 5	R: 0 E: 0 K: 0 S: 3	H: 0 LOB: 0 BB: 0 P: 3	R: 0 E: 0 K: 0 S: 3	H: 0 LOB: 0 BB: 0 P: 3	1B: 5 2B: 0 3B: 0 HR: 0	SF: 0 SAC: 2 DP: 0 HBP: 0	WP: 0 PB: 0 SB: 0 CS: 1	PA: 35
<b>PITCHER</b> <b>Jim Kaat, L</b> ERA: 4.26 (1, 1)	IP: 10.0 WLS: W BF: 35 H: 5 R: 1 ER: 1 SO: 3 BB: 1 IBB: 0 HBP: 0 BLK: 0 WP: 0 HR: 0 S: 40 P: 44 ERA: 0.90 WHIP: 0.600																					

Chicago White Sox @ Minnesota Twins  
Metropolitan Stadium, Bloomington, MI  
Sat Jun 22 1974, 4:33 AM EDT  
Att: 9,587 - Unknown - 72 F

AB 32  
R 1  
H 5  
RBI 1  
BB 1  
SO 3  
LOB 10









Batter	1	2	3	4	5	6	7	8	9	AB	R	H	RBI	BB	SO	LOB	TOP										
Brian Downing, R OBP: 0.389, SLG: 0.505 (1, 2)	0-0 6-3		0-0 6-3	0-0 1-2 1B		0-0 F9		0-0 F8		5	0	1	0	0	0	0											
Jorge Orta, L OBP: 0.386, SLG: 0.456 (1, 4)	0-0 F8		0-0 F7	0-0 F5		4-0 BB				3	0	0	0	1	0	2											
Dick Allen, R OBP: 0.366, SLG: 0.560 Tony Muser, L OBP: 0.350, SLG: 0.431 (1, 3) (7, 3)	0-3 K		0-0 2B		0-0 5-3		0-0 F2			4	0	1	0	0	1	1											
Ron Santo, R OBP: 0.331, SLG: 0.339 (1, 10)		4-0 FC3-6 BB	0-0 6-3		0-3 K			0-3 K		3	0	0	0	1	2	1											
Ken Henderson, S OBP: 0.353, SLG: 0.446 (1, 8)	0-0 F7			4-0 1B SH4-3 BB	0-0 P4			4-0 FC6-4 BB		2	1	0	0	2	0	1											
Carlos May, L OBP: 0.321, SLG: 0.339 (1, 7)	0-0 FC3-6 BB 1-2 1B		0-0 SH4-3 1B		0-3 K			0-0 F7		4	2	1	0	0	1	2											
Bill Melton, R OBP: 0.307, SLG: 0.318 (1, 5)	4-0 1B 1-2 BB		0-0 P6		0-3 K			0-0 FC6-4 1-2		3	0	0	0	1	1	3											
Bill Sharp, L OBP: 0.403, SLG: 0.475 (1, 9)	0-0 1-3 2-H 1B		0-0 SH4-3		0-0 F5			0-0 F8		3	0	1	2	0	0	0											
Bucky Dent, R OBP: 0.266, SLG: 0.343 (1, 6)	0-0 P4		0-0 1B 2-H		0-0 F2			0-0 F7		4	0	1	1	0	0	2											
<b>Inning Stats</b>	R: 0 E: 0 K: 1 S: 5	H: 0 LOB: 0 BB: 0 P: 5	R: 1 E: 0 K: 0 S: 4	H: 1 LOB: 2 BB: 2 P: 12	R: 0 E: 0 K: 0 S: 4	H: 1 LOB: 1 BB: 0 P: 4	R: 2 E: 0 K: 0 S: 6	H: 3 LOB: 2 BB: 1 P: 10	R: 0 E: 0 K: 1 S: 5	H: 0 LOB: 0 BB: 0 P: 5	R: 0 E: 0 K: 2 S: 7	H: 0 LOB: 1 BB: 1 P: 7	R: 0 E: 0 K: 0 S: 3	H: 0 LOB: 1 BB: 1 P: 7	R: 0 E: 0 K: 1 S: 5	H: 0 LOB: 1 BB: 1 P: 9	R: 0 E: 0 K: 0 S: 3	H: 0 LOB: 0 BB: 0 P: 3	1B: 4 2B: 1 3B: 0 HR: 0	SF: 0 SAC: 1 DP: 0 HBP: 0	WP: 0 PB: 0 SB: 0 CS: 0	PA: 37					
<b>PITCHER</b> Bill Butler, L ERA: 4.22 (1, 1)	IP 9.0	WLS W	BF 37	H 5	R 3	ER 3	SO 5	BB 5	IBB 0	HBP 0	BLK 0	WP 0	HR 0	S 42	P 62	ERA 3.00	WHIP 1.111										

Chicago White Sox @ Minnesota Twins  
Metropolitan Stadium, Bloomington, MI  
Sun Jun 23 1974, 4:38 AM EDT  
Att: 18,672 - Unknown

AB 31  
R 3  
H 5  
RBI 3  
BB 5  
SO 5  
LOB 12



Batter	1	2	3	4	5	6	7	8	9	AB	R	H	RBI	BB	SO	LOB	BOTTOM										
Steve Brye, R OBP: 0.314, SLG: 0.325 (1, 8)	0-3 K		0-0 1-2 1B			0-0 BB HR 1B	0-0 1B			4	1	3	1	0	1	0											
Jerry Terrell, R OBP: 0.297, SLG: 0.327 (1, 4)	0-3 K		0-3 K			4-0 BB HR BB	0-0 P4			3	1	0	0	1	2	3											
Tony Oliva, L OBP: 0.335, SLG: 0.436 (1, 10)	0-0 G3		0-0 F2			0-0 F8	0-0 P5			4	0	0	0	0	0	5											
Bobby Darwin, R OBP: 0.314, SLG: 0.453 (1, 9)		0-3 K		0-3 K		0-0 1-H 2-H HR		0-0 F7		4	1	1	3	0	2	0											
Larry Hise, R OBP: 0.365, SLG: 0.514 Eric Soderholm, R OBP: 0.333, SLG: 0.367 (1, 7) (7, 5)	0-3 K		0-0 1-3			0-3 K		0-0 6-3		3	0	0	0	0	2	0											
Steve Braun, L OBP: 0.371, SLG: 0.370 (1, 5) (7, 7)	0-0 FC6-4 1B		0-0 F7			0-0 FC6-4 1B		0-3 K		4	0	2	0	0	1	0											
Jim Holt, L OBP: 0.316, SLG: 0.337 (1, 3)	0-0 FC6-4 1-2				0-0 F8	0-0 FC6-4 1-2				3	0	0	0	0	2												
Phil Roof, R OBP: 0.333, SLG: 0.143 (1, 2)			0-0 1B 1B		4-0 G4-6-3 BB		0-0 P4			2	0	1	0	1	0	0											
Luis Gomez, R OBP: 0.275, SLG: 0.214 Danny Thompson, R OBP: 0.245, SLG: 0.340 (1, 6) (5, PH) (6, 6)	0-0 F8				0-0 G4-6-3 1-2		0-0 1B 3B			1	0	0	0	0	0	1											
<b>Inning Stats</b>	R: 0 E: 0 K: 2 S: 7	H: 0 LOB: 0 BB: 0 P: 7	R: 0 E: 0 K: 2 S: 8	H: 1 LOB: 1 BB: 0 P: 8	R: 0 E: 0 K: 1 S: 7	H: 2 LOB: 2 BB: 0 P: 7	R: 0 E: 0 K: 1 S: 5	H: 0 LOB: 0 BB: 0 P: 5	R: 0 E: 0 K: 0 S: 2	H: 0 LOB: 1 BB: 1 P: 6	R: 3 E: 0 K: 1 S: 8	H: 3 LOB: 1 BB: 1 P: 12	R: 1 E: 0 K: 0 S: 5	H: 2 LOB: 1 BB: 0 P: 5	R: 0 E: 0 K: 1 S: 5	H: 0 LOB: 0 BB: 0 P: 5	1B: 6 2B: 0 3B: 1 HR: 1	SF: 0 SAC: 0 DP: 1 HBP: 0	WP: 0 PB: 0 SB: 0 CS: 0	PA: 33							
<b>PITCHER</b> Rich Gossage, R ERA: 4.93 Skip Pitlock, L ERA: 3.6 (1, 1) (6, 1)	IP 5.2	WLS L	BF 9	H 2	R 1	ER 1	SO 1	BB 0	IBB 0	HBP 0	BLK 0	WP 0	HR 0	S 11	P 11	ERA 3.86	WHIP 0.857										

Chicago White Sox @ Minnesota Twins  
Metropolitan Stadium, Bloomington, MI  
Sun Jun 23 1974, 4:38 AM EDT  
Att: 18,672 - Unknown

AB 31  
R 4  
H 8  
RBI 4  
BB 2  
SO 8  
LOB 12





Batter	1	2	3	4	5	6	7	8	9	AB	R	H	RBI	BB	SO	LOB	TOP					
Steve Blye, R OBP: 0.316, SLG: 0.345 (1, 8)										5	1	2	1	0	0	5	<b>Minnesota Twins @ Texas Rangers</b> Arlington Stadium, Arlington, TX Mon Jun 24 1974, 4:33 AM EDT Att: 12,200 - Unknown - 78 F					
Jerry Terrell, R OBP: 0.284, SLG: 0.312 (1, 4)										5	0	0	0	0	1	4						
Tony Oliva, L OBP: 0.327, SLG: 0.426 (1, 10)										5	0	0	1	0	0	0						
Harmon Killebrew, R OBP: 0.288, SLG: 0.323 Jim Holt, L OBP: 0.323, SLG: 0.344 (7, 3)										3	0	1	0	1	0	0						
Bobby Darwin, R OBP: 0.320, SLG: 0.454 (1, 9)										4	1	2	0	1	0	3						
Larry Hisle, R OBP: 0.392, SLG: 0.521 (1, 7)										5	1	1	3	0	1	2						
Steve Braun, L OBP: 0.371, SLG: 0.376 (1, 5)										5	1	2	0	0	1	0						
Danny Thompson, R OBP: 0.302, SLG: 0.471 (9, PH)										4	2	4	2	0	0	0						
Luis Gomez, R OBP: 0.273, SLG: 0.213 (9, 6)										1	0	0	0	0	0	0						
Phil Roof, R OBP: 0.462, SLG: 0.300 (1, 2)										3	1	2	1	1	1	2						
<b>Inning Stats</b>	R: 1 E: 1 K: 0 S: 4	H: 1 LOB: 1 BB: 1 P: 8	R: 0 E: 0 K: 2 S: 9	H: 2 LOB: 2 BB: 0 P: 9	R: 0 E: 0 K: 0 S: 3	H: 0 LOB: 0 BB: 1 P: 3	R: 2 E: 0 K: 0 S: 5	H: 3 LOB: 1 BB: 0 P: 9	R: 0 E: 0 K: 0 S: 4	H: 1 LOB: 1 BB: 1 P: 4	R: 2 E: 0 K: 0 S: 6	H: 3 LOB: 1 BB: 0 P: 6	R: 0 E: 0 K: 0 S: 3	H: 0 LOB: 1 BB: 1 P: 7	R: 0 E: 0 K: 1 S: 7	H: 2 LOB: 2 BB: 0 P: 7	R: 3 E: 0 K: 1 S: 8	H: 3 LOB: 0 BB: 0 P: 8	1B: 8 2B: 4 3B: 1 HR: 2	SF: 0 SAC: 0 DP: 2 HBP: 0	WP: 1 PB: 0 CS: 0	PA: 44
<b>PITCHER</b>	IP WLS BF H R ER SO BB IBB HBP BLK WP HR S P ERA WHIP																					
David Clyde, L ERA: 3.87 (1, 1)	3.2 L 18 6 3 3 2 2 0 0 0 0 0 20 28 7.36 2.182																					
Steve Hargan, R ERA: 3.94 (4, 1)	3.2 18 6 2 2 0 1 0 0 0 0 1 0 17 21 4.91 1.909																					
Steve Foucault, R ERA: 2.0 (8, 1)	1.2 8 3 3 3 2 0 0 0 0 0 0 1 12 12 16.20 1.800																					

AB	41
R	8
H	15
RBI	8
BB	3
SO	4
LOB	16



Batter	1	2	3	4	5	6	7	8	9	AB	R	H	RBI	BB	SO	LOB	BOTTOM			
Cesar Tovar, R OBP: 0.371, SLG: 0.359 (1, 7)										5	1	2	1	0	1	0	<b>Minnesota Twins @ Texas Rangers</b> Arlington Stadium, Arlington, TX Mon Jun 24 1974, 4:33 AM EDT Att: 12,200 - Unknown - 78 F			
Lenny Randle, S OBP: 0.359, SLG: 0.410 (6, 8)										5	0	1	0	0	1	2				
Alex Johnson, R OBP: 0.348, SLG: 0.361 Dick Billings, R OBP: 0.314, SLG: 0.258 (6, PH)										1	0	0	0	1	0	0				
Jeff Burroughs, R OBP: 0.369, SLG: 0.518 (1, 9)										3	0	0	0	1	1	2				
Mike Hargrove, L OBP: 0.436, SLG: 0.497 (1, 3)										4	0	2	0	0	1	0				
Duke Sims, L OBP: 0.227, SLG: 0.256 (1, 2)										4	0	0	0	0	3	4				
Davey Nelson, R OBP: 0.332, SLG: 0.345 (1, 4)										4	1	2	0	0	0	2				
Toby Harrah, R OBP: 0.325, SLG: 0.398 (1, 6)										4	2	2	3	0	0	0				
Joe Lovitto, S OBP: 0.220, SLG: 0.282 Jim Fregosi, R OBP: 0.383, SLG: 0.463 (6, 5)										1	0	0	0	0	1	0				
<b>Inning Stats</b>	R: 0 E: 0 K: 0 S: 3	H: 0 LOB: 1 BB: 1 P: 7	R: 0 E: 0 K: 2 S: 7	H: 0 LOB: 0 BB: 0 P: 7	R: 0 E: 0 K: 1 S: 5	H: 0 LOB: 0 BB: 0 P: 5	R: 2 E: 1 K: 0 S: 7	H: 4 LOB: 2 BB: 0 P: 7	R: 0 E: 0 K: 2 S: 9	H: 3 LOB: 2 BB: 0 P: 9	R: 1 E: 0 K: 1 S: 7	H: 2 LOB: 1 BB: 0 P: 7	R: 0 E: 0 K: 1 S: 5	H: 1 LOB: 1 BB: 1 P: 9	R: 1 E: 0 K: 0 S: 4	H: 1 LOB: 0 BB: 0 P: 4		1B: 8 2B: 0 3B: 0 HR: 3	SF: 0 SAC: 0 DP: 1 HBP: 0	WP: 0 PB: 0 CS: 0
<b>PITCHER</b>	IP WLS BF H R ER SO BB IBB HBP BLK WP HR S P ERA WHIP																			
Bert Blyleven, R ERA: 3.18 (7, 1)	6.0 W 26 8 3 3 6 1 0 0 0 0 0 1 15 19 4.50 1.500																			
Bill Hands, R ERA: 5.37 (7, 1)	3.0 S 12 3 1 1 2 1 0 0 0 0 0 1 15 19 3.00 1.333																			

AB	36
R	4
H	11
RBI	4
BB	2
SO	8
LOB	11





Batter	1	2	3	4	5	6	7	8	9	AB	R	H	RBI	BB	SO	LOB	TOP								
Steve Blye, R OBP: 0.308, SLG: 0.335 (1, 8)	F7		F5		FC6-4 2B		K		L3	5	1	0	0	0	1	2									
Rod Carew, L OBP: 0.447, SLG: 0.471 (1, 4)	F8 2B		2B 1B		1-H 2B		1-2 1B		1-3	5	0	4	1	0	0	0									
Tony Oliva, L OBP: 0.325, SLG: 0.425 (1, 10)	F8 2-3		1-H 2B		F2		G3		5-3	5	0	1	0	0	0	4									
Bobby Darwin, R OBP: 0.322, SLG: 0.455 (1, 9)	F9				P6					4	1	2	0	0	0	1									
Steve Braun, L OBP: 0.374, SLG: 0.394 (1, 7)					E3 1B		F7			4	1	2	1	0	0	1									
Jim Holt, L OBP: 0.320, SLG: 0.344 (1, 3)					G6-4-3 1B		F8			3	0	1	1	0	0	1									
Danny Thompson, R OBP: 0.298, SLG: 0.455 (1, 6)					G6-4-3 1-2		6-3			4	0	1	0	0	0	3									
Phil Roof, R OBP: 0.412, SLG: 0.286 (1, 2)							FC6-4 1B			4	0	1	0	0	2	2									
Jerry Terrell, R OBP: 0.283, SLG: 0.310 (1, 5)			F8		FC6-4 1-2		1B 1B		F2	4	0	1	0	0	0	3									
<b>Inning Stats</b>	R: 0 E: 0 K: 0 S: 4	H: 1 LOB: 1 BB: 0 P: 4	R: 1 E: 0 K: 0 S: 4	H: 1 LOB: 0 BB: 0 P: 4	R: 0 E: 0 K: 0 S: 4	H: 2 LOB: 2 BB: 0 P: 4	R: 0 E: 1 K: 0 S: 4	H: 1 LOB: 1 BB: 0 P: 4	R: 1 E: 0 K: 0 S: 5	H: 2 LOB: 1 BB: 0 P: 5	R: 0 E: 0 K: 0 S: 4	H: 1 LOB: 1 BB: 0 P: 4	R: 0 E: 0 K: 2 S: 9	H: 2 LOB: 2 BB: 0 P: 9	R: 1 E: 0 K: 1 S: 8	H: 3 LOB: 2 BB: 0 P: 8	R: 0 E: 0 K: 0 S: 3	H: 0 LOB: 0 BB: 0 P: 3	1B: 9 2B: 3 3B: 0 HR: 1	SF: 1 SAC: 0 DP: 1 HBP: 0	WP: 0 PB: 0 SB: 0 CS: 0	PA: 39			
<b>PITCHER</b>	IP	WLS	BF	H	R	ER	SO	BB	IBB	HBP	BLK	WP	HR	S	P	ERA	WHIP								
Fergie Jenkins, R ERA: 3.78 (1, 1)	7.0	W	32	12	3	3	2	0	0	0	0	0	1	36	36	3.86	1.714								
Steve Foucault, R ERA: 1.94 (8, 1)	2.0		7	1	0	0	1	0	0	0	0	0	0	9	9	0.00	0.500								

Minnesota Twins @ Texas Rangers  
Arlington Stadium, Arlington, TX  
Tue Jun 25 1974, 8:05 PM EDT  
Att: 10,790 - Unknown - 72 F

AB 38  
R 3  
H 13  
RBI 3  
BB 0  
SO 3  
LOB 17



Batter	1	2	3	4	5	6	7	8	9	AB	R	H	RBI	BB	SO	LOB	BOTTOM								
Cesar Tovar, R OBP: 0.372, SLG: 0.365 (1, 7)	6-3		5-3			P6				5	0	2	0	0	0	2									
Davey Nelson, R OBP: 0.328, SLG: 0.341 (1, 4)	F9				E 1B	5-3		F7	F9	5	1	1	0	0	0	2									
Alex Johnson, R OBP: 0.342, SLG: 0.356 (1, 10)	4-3				FC1 1B	K		F8		4	1	0	0	0	1	2									
Jeff Burroughs, R OBP: 0.374, SLG: 0.536 (1, 9)		5-3			1B 1-2 2H	2B		2B	HR	4	2	3	2	0	0	0									
Mike Hargrove, L OBP: 0.343, SLG: 0.509 (1, 3)		3-1			FC6-4 1B	1B		2B	1B	4	1	3	2	0	0	0									
Lenny Randle, S OBP: 0.382, SLG: 0.413 (1, 8)					FC6-4 1B	1B		SF9 HBP	2B	3	2	1	0	0	1	1									
Toby Harrah, R OBP: 0.324, SLG: 0.396 (1, 6)					K	1B		P3	F9	4	0	1	1	0	1	4									
Jim Fregosi, R OBP: 0.385, SLG: 0.460 (1, 5)					FC5-4 BB	K				1	0	0	0	1	1	1									
Larry Brown, R OBP: 0.257, SLG: 0.200 (6, PH) (7, 5)								1-3 2H	1B	2	0	1	1	0	0	0									
Jim Sundberg, R OBP: 0.346, SLG: 0.317 (1, 2)					FC5-4			SF9	5-3	3	0	0	1	0	0	1									
<b>Inning Stats</b>	R: 0 E: 0 K: 0 S: 3	H: 0 LOB: 0 BB: 0 P: 3	R: 0 E: 0 K: 1 S: 5	H: 0 LOB: 0 BB: 0 P: 5	R: 0 E: 0 K: 1 S: 5	H: 0 LOB: 1 BB: 1 P: 9	R: 3 E: 1 K: 1 S: 9	H: 4 LOB: 1 BB: 0 P: 9	R: 0 E: 0 K: 1 S: 6	H: 1 LOB: 1 BB: 0 P: 6	R: 3 E: 0 K: 0 S: 6	H: 3 LOB: 1 BB: 0 P: 7	R: 1 E: 0 K: 0 S: 6	H: 3 LOB: 2 BB: 0 P: 6	R: 0 E: 0 K: 0 S: 4	H: 1 LOB: 1 BB: 0 P: 4	1B: 7 2B: 4 3B: 0 HR: 1	SF: 1 SAC: 0 DP: 0 HBP: 1	WP: 0 PB: 0 SB: 1 CS: 0	PA: 38					
<b>PITCHER</b>	IP	WLS	BF	H	R	ER	SO	BB	IBB	HBP	BLK	WP	HR	S	P	ERA	WHIP								
Dave Goltz, R ERA: 4.25 (1, 1)	5.1	L	26	8	6	4	4	1	0	0	0	0	1	32	37	6.75	1.688								
Tom Burgmeier, L ERA: 5.95 (6, 1)	2.2		12	4	1	1	0	0	0	0	0	0	1	12	12	3.38	1.500								

Minnesota Twins @ Texas Rangers  
Arlington Stadium, Arlington, TX  
Tue Jun 25 1974, 8:05 PM EDT  
Att: 10,790 - Unknown - 72 F

AB 35  
R 7  
H 12  
RBI 7  
BB 1  
SO 4  
LOB 13









Batter	1	2	3	4	5	6	7	8	9	AB	R	H	RBI	BB	SO	LOB	TOP					
Steve Brye, R OBP: 0.321, SLG: 0.341 (1, 8)										4	1	1	1	1	1	2	<b>Minnesota Twins @ Chicago White Sox</b> Comiskey Park, Chicago, IL Thu Jun 27 1974, 8:05 PM EDT Att: 12,841 - Unknown - 63 F					
Rod Carew, L OBP: 0.452, SLG: 0.487 (1, 4)										5	2	3	1	0	0							
Tony Oliva, L OBP: 0.328, SLG: 0.450 (1, 10)										5	1	2	2	0	0	2						
Bobby Darwin, R OBP: 0.322, SLG: 0.450 (1, 9)										4	0	0	0	1	1	4						
Steve Braun, L OBP: 0.379, SLG: 0.393 (1, 7)										5	0	2	1	0	1	1						
Jim Holt, L OBP: 0.310, SLG: 0.330 (1, 3)										5	0	1	0	0	1	2						
Eric Soderholm, R OBP: 0.338, SLG: 0.364 (1, 5)										2	0	0	0	2	0	3						
Danny Thompson, R OBP: 0.318, SLG: 0.435 (1, 6)										2	1	0	0	2	0	4						
Glenn Borgmann, R OBP: 0.303, SLG: 0.302 (1, 2)										4	1	2	1	0	0	2						
<b>Inning Stats</b>	R: 3 E: 0 K: 1 S: 7	H: 2 LOB: 0 BB: 1 P: 11	R: 0 E: 0 K: 0 S: 3	H: 1 LOB: 1 BB: 1 P: 7	R: 1 E: 0 K: 1 S: 9	H: 4 LOB: 3 BB: 0 P: 9	R: 0 E: 0 K: 1 S: 5	H: 0 LOB: 0 BB: 0 P: 5	R: 0 E: 0 K: 1 S: 5	H: 0 LOB: 1 BB: 1 P: 9	R: 2 E: 0 K: 0 S: 6	H: 3 LOB: 2 BB: 1 P: 10	R: 0 E: 0 K: 0 S: 3	H: 1 LOB: 2 BB: 2 P: 11	R: 0 E: 0 K: 0 S: 3	H: 0 LOB: 0 BB: 0 P: 3	R: 0 E: 0 K: 0 S: 3	H: 0 LOB: 0 BB: 0 P: 3	1B: 8 2B: 0 3B: 2 HR: 1	SF: 0 SAC: 0 DP: 2 HBP: 0	WP: 0 PB: 0 SB: 0 CS: 0	PA: 42
<b>PITCHER</b>	IP WLS BF H R ER SO BB IBB HBP BLK WP HR S P ERA WHIP																					
Stan Bahnsen, R ERA: 4.17 (1, 1)	2.1 L 14 6 4 4 2 2 2 0 0 0 0 1 16 24 15.43 3.429																					
Skip Pillock, L ERA: 3.53 (3, 1)	3.1 16 4 2 2 2 2 0 0 0 0 0 18 26 5.40 1.800																					
Ken Tatum, R ERA: 4.05 (6, 1)	3.1 12 1 0 0 0 2 0 0 0 0 0 10 18 0.00 0.900																					

AB	36
R	6
H	11
RBI	6
BB	6
SO	4
LOB	20



Batter	1	2	3	4	5	6	7	8	9	AB	R	H	RBI	BB	SO	LOB	BOTTOM			
Pat Kelly, L OBP: 0.350, SLG: 0.366 (1, 10)										4	0	0	0	0	0	1	<b>Minnesota Twins @ Chicago White Sox</b> Comiskey Park, Chicago, IL Thu Jun 27 1974, 8:05 PM EDT Att: 12,841 - Unknown - 63 F			
Jorge Orta, L OBP: 0.377, SLG: 0.437 (1, 4)										4	0	1	0	0	0	1				
Dick Allen, R OBP: 0.374, SLG: 0.584 (1, 3)										4	1	3	0	0	1	0				
Carlos May, L OBP: 0.319, SLG: 0.350 (1, 7)										4	1	1	2	0	1	3				
Ken Henderson, S OBP: 0.354, SLG: 0.440 (1, 8)										4	1	1	0	0	1	3				
Ron Santo, R OBP: 0.324, SLG: 0.336 (1, 5)										3	0	0	1	0	0	1				
Bill Sharp, L OBP: 0.383, SLG: 0.442 (1, 9)										3	0	1	0	1	0	0				
Ed Herrmann, L OBP: 0.315, SLG: 0.373 (1, 2)										4	0	0	0	0	0	2				
Bucky Dent, R OBP: 0.270, SLG: 0.337 (1, 6)										3	0	1	0	0	1	1				
<b>Inning Stats</b>	R: 0 E: 0 K: 1 S: 5	H: 0 LOB: 0 BB: 0 P: 5	R: 1 E: 1 K: 0 S: 4	H: 1 LOB: 0 BB: 0 P: 4	R: 0 E: 0 K: 2 S: 8	H: 1 LOB: 1 BB: 0 P: 8	R: 0 E: 0 K: 0 S: 3	H: 1 LOB: 0 BB: 0 P: 3	R: 0 E: 0 K: 0 S: 5	H: 2 LOB: 2 BB: 0 P: 5	R: 0 E: 0 K: 1 S: 5	H: 0 LOB: 1 BB: 1 P: 9	R: 2 E: 0 K: 0 S: 5	H: 2 LOB: 0 BB: 0 P: 5	R: 0 E: 0 K: 0 S: 3	H: 0 LOB: 0 BB: 0 P: 3	1B: 7 2B: 0 3B: 0 HR: 1	SF: 1 SAC: 0 DP: 1 HBP: 0	WP: 0 PB: 0 SB: 1 CS: 0	PA: 35
<b>PITCHER</b>	IP WLS BF H R ER SO BB IBB HBP BLK WP HR S P ERA WHIP																			
Joe Decker, R ERA: 2.98 (1, 1)	6.1 W 25 6 1 0 3 1 0 0 0 0 0 1 30 34 0.00 1.105																			
Bill Campbell, R ERA: 2.76 (7, 1)	2.2 10 2 2 2 1 0 0 0 0 0 0 1 12 12 6.75 0.750																			





Batter	1	2	3	4	5	6	7	8	9	AB	R	H	RBI	BB	SO	LOB	TOP			
Steve Bue, R OBP: 0.328, SLG: 0.353 (1, 8)										5	0	3	1	0	0	0				
Rod Carew, L OBP: 0.451, SLG: 0.483 Dave Goltz, R (8, 1)										4	2	1	0	1	0	2				
Tony Oliva, L OBP: 0.339, SLG: 0.485 Jerry Terrell, R OBP: 0.281, SLG: 0.307 (7, PR) (8, 4)										4	3	4	3	0	0	0				
Harmon Killebrew, R OBP: 0.293, SLG: 0.352 Jim Holt, L OBP: 0.307, SLG: 0.327 (7, 3)										4	2	2	3	0	1	0				
Bobby Darwin, R OBP: 0.326, SLG: 0.449 (1, 9)										3	0	1	0	0	0	1				
Larry Hulse, R OBP: 0.359, SLG: 0.514 (1, 7)										5	1	1	1	0	0	4				
Steve Braun, L OBP: 0.384, SLG: 0.405 (1, 5)										4	0	2	2	1	0	1				
Danny Thompson, R OBP: 0.329, SLG: 0.431 Luis Gomez, R OBP: 0.273, SLG: 0.213 (7, 6)										3	1	1	0	1	0	2				
Glenn Borgmann, R OBP: 0.296, SLG: 0.294 (1, 2)										4	0	0	0	0	0	4				
<b>Inning Stats</b>	R: 4 E: 0 K: 0 S: 7	H: 4 LOB: 1 BB: 0 P: 8	R: 0 E: 0 K: 0 S: 3	H: 0 LOB: 0 BB: 0 P: 3	R: 1 E: 0 K: 0 S: 4	H: 1 LOB: 0 BB: 0 P: 4	R: 0 E: 0 K: 0 S: 2	H: 0 LOB: 0 BB: 1 P: 6	R: 2 E: 0 K: 1 S: 7	H: 2 LOB: 1 BB: 1 P: 11	R: 2 E: 0 K: 0 S: 7	H: 4 LOB: 2 BB: 0 P: 7	R: 0 E: 0 K: 0 S: 4	H: 2 LOB: 1 BB: 0 P: 4	R: 0 E: 0 K: 0 S: 2	H: 0 LOB: 0 BB: 0 P: 3	1B: 9 2B: 2 3B: 1 HR: 3	SF: 0 SAC: 0 DP: 4 HBP: 2	WP: 0 PB: 0 SB: 1 CS: 0	PA: 43
<b>PITCHER</b>	IP WLS BF H R ER SO BB IBB HBP BLK WP HR S P ERA WHIP	IP WLS BF H R ER SO BB IBB HBP BLK WP HR S P ERA WHIP																		
Wilbur Wood, L ERA: 3.71 (1, 1)	4.1 L 21 6 7 7 0 2 0 1 0 0 2 18 27 14.54 1.846																			
Joe Henderson, R ERA: 8.4 (5, 1)	2.1 14 7 3 3 1 1 0 0 0 0 1 15 19 11.57 3.429																			
Cy Acosta, R ERA: 3.06 (7, 1)	2.1 8 2 0 0 0 0 0 1 0 0 0 7 8 0.00 0.857																			

Minnesota Twins @ Chicago White Sox  
Comiskey Park, Chicago, IL  
Fri Jun 28 1974, 8:05 PM EDT  
Att: 22,479 - Unknown - 69 F

livebaseballscores.com

AB 38  
R 10  
H 15  
RBI 10  
BB 3  
SO 1  
LOB 18

Batter	1	2	3	4	5	6	7	8	9	AB	R	H	RBI	BB	SO	LOB	BOTTOM					
Brian Downing, R OBP: 0.403, SLG: 0.524 (1, 9)										3	2	1	2	0	1							
Carlos May, L OBP: 0.321, SLG: 0.348 (1, 7)										4	0	1	0	1	0	3						
Dick Allen, R OBP: 0.372, SLG: 0.577 Tony Musser, L OBP: 0.359, SLG: 0.435 (1, 3) (8, 3)										3	0	0	1	1	0	5						
Ken Henderson, S OBP: 0.356, SLG: 0.439 Bill Sharp, L OBP: 0.376, SLG: 0.436 (7, PR) (8, 8)										3	0	1	1	1	1	4						
Ron Santo, R OBP: 0.323, SLG: 0.332 (1, 4)										3	0	0	0	1	0	7						
Bill Melton, R OBP: 0.295, SLG: 0.316 (1, 5)										4	0	0	0	0	2							
Lee Richard, R OBP: 0.250, SLG: 0.250 (1, 10)										4	0	1	0	0	0							
Ed Herrmann, L OBP: 0.310, SLG: 0.368 Chuck Brinkman, R OBP: 0.200, SLG: 0.143 (8, PH) (9, 2)										3	0	0	0	0	1							
Bucky Dent, R OBP: 0.279, SLG: 0.342 (1, 6)										3	1	2	0	1	1	0						
<b>Inning Stats</b>	R: 0 E: 1 K: 0 S: 4	H: 1 LOB: 2 BB: 1 P: 8	R: 0 E: 0 K: 0 S: 3	H: 0 LOB: 0 BB: 0 P: 3	R: 0 E: 0 K: 1 S: 6	H: 1 LOB: 3 BB: 2 P: 14	R: 0 E: 0 K: 0 S: 3	H: 1 LOB: 0 BB: 0 P: 3	R: 1 E: 0 K: 1 S: 8	H: 3 LOB: 2 BB: 0 P: 8	R: 0 E: 0 K: 0 S: 3	H: 0 LOB: 0 BB: 0 P: 3	R: 2 E: 0 K: 0 S: 3	H: 0 LOB: 2 BB: 4 P: 19	R: 0 E: 0 K: 0 S: 4	H: 1 LOB: 1 BB: 0 P: 4	R: 0 E: 0 K: 0 S: 3	H: 0 LOB: 0 BB: 0 P: 3	1B: 6 2B: 0 3B: 0 HR: 1	SF: 0 SAC: 0 DP: 2 HBP: 0	WP: 0 PB: 0 SB: 0 CS: 0	PA: 40
<b>PITCHER</b>	IP WLS BF H R ER SO BB IBB HBP BLK WP HR S P ERA WHIP	IP WLS BF H R ER SO BB IBB HBP BLK WP HR S P ERA WHIP																				
Bill Butler, L ERA: 4.26 (1, 1)	6.0 W 29 6 3 3 2 6 0 0 0 0 1 27 51 4.50 2.000																					
Dave Goltz, R ERA: 4.01 (7, 1)	3.0 S 11 1 0 0 0 1 0 0 0 0 0 10 14 0.00 0.667																					
Dave Goltz, R ERA: 4.01 (8, 1)	3.0 S 11 1 0 0 0 1 0 0 0 0 0 10 14 0.00 0.667																					

Minnesota Twins @ Chicago White Sox  
Comiskey Park, Chicago, IL  
Fri Jun 28 1974, 8:05 PM EDT  
Att: 22,479 - Unknown - 69 F

livebaseballscores.com

AB 33  
R 3  
H 7  
RBI 3  
BB 7  
SO 2  
LOB 23



Batter	1	2	3	4	5	6	7	8	9	AB	R	H	RBI	BB	SO	LOB	TOP										
Steve Brye, R OBP: 0.327, SLG: 0.351 (1, 8)	5-3		2B	6-3			5-3			4	1	1	0	0	0	1	<b>Minnesota Twins @ Chicago White Sox</b> Comiskey Park, Chicago, IL Sat Jun 29 1974, 4:33 AM EDT Att: 26,582 - Unknown - 80 F										
Rod Carew, L OBP: 0.448, SLG: 0.484 (1, 4)	E4		2B	4-3			K			4	1	1	1	0	1												
Tony Oliva, L OBP: 0.333, SLG: 0.477 (1, 10)	F8		F6				1-6-3			4	0	0	0	0	2												
Harmon Killebrew, R OBP: 0.286, SLG: 0.343 (1, 3)	F9		6-3				5-3			4	0	0	0	0	2												
Jim Holt, L OBP: 0.307, SLG: 0.327 (8, 3)										0	0	0	0	0	0												
Bobby Darwin, R OBP: 0.325, SLG: 0.450 (1, 9)		F3		5-3						4	0	1	1	0	1												
Steve Braun, L OBP: 0.386, SLG: 0.401 (1, 5)		1B		2B			F7			2	0	0	0	2	0												
Larry Hise, R OBP: 0.353, SLG: 0.504 (1, 7)		K		1-3			F7			4	0	0	0	0	1												
Danny Thompson, R OBP: 0.351, SLG: 0.485 (1, 6)										3	1	2	1	1	1	0											
Phil Roof, R OBP: 0.348, SLG: 0.211 (1, 2)										2	0	0	0	0	1	2											
Eric Soderholm, R OBP: 0.337, SLG: 0.362 (9, PH)	F7			SH2			K			1	0	0	0	0	0	0											
<b>Inning Stats</b>	R: 0 E: 1 K: 0 S: 4	H: 0 LOB: 1 BB: 0 P: 4	R: 0 E: 0 K: 1 S: 6	H: 1 LOB: 2 BB: 1 P: 10	R: 2 E: 0 K: 0 S: 6	H: 3 LOB: 2 BB: 1 P: 10	R: 0 E: 0 K: 0 S: 3	H: 0 LOB: 1 BB: 1 P: 7	R: 0 E: 0 K: 0 S: 3	H: 0 LOB: 0 BB: 0 P: 3	R: 1 E: 0 K: 1 S: 6	H: 1 LOB: 0 BB: 0 P: 6	R: 0 E: 0 K: 1 S: 5	H: 0 LOB: 0 BB: 0 P: 5	R: 0 E: 0 K: 1 S: 5	H: 0 LOB: 0 BB: 0 P: 5	R: 0 E: 0 K: 1 S: 5	H: 0 LOB: 0 BB: 0 P: 5	1B: 2 2B: 2 3B: 0 HR: 1	SF: 0 SAC: 1 DP: 0 HBP: 0	WP: 0 PB: 0 SB: 1 CS: 0	PA: 36					
<b>PITCHER</b>	IP	WLS	BF	H	R	ER	SO	BB	IBB	HBP	BLK	WP	HR	S	P	ERA	WHIP	<b>PITCHER</b>									
Bill Moran, R ERA: 3.6 (1, 1)	6.1		28	5	3	3	2	3	0	0	0	0	1	29	41	4.26	1.263										
Terry Forster, L ERA: 2.97 (7, 1)	2.2	W	8	0	0	0	3	0	0	0	0	0	0	14	14	0.00	0.000										

Batter	1	2	3	4	5	6	7	8	9	AB	R	H	RBI	BB	SO	LOB	BOTTOM										
Pat Kelly, L OBP: 0.344, SLG: 0.359 (1, 10)	F9		K				4-3			4	0	0	0	0	2	2	<b>Minnesota Twins @ Chicago White Sox</b> Comiskey Park, Chicago, IL Sat Jun 29 1974, 4:33 AM EDT Att: 26,582 - Unknown - 80 F										
Jorge Orta, L OBP: 0.385, SLG: 0.449 (1, 4)	K									4	1	3	1	0	1	0											
Tony Muser, L OBP: 0.358, SLG: 0.431 (1, 3)	1B		K				2-1			3	0	1	0	0	1	1											
Carlos May, L OBP: 0.326, SLG: 0.360 (1, 7)	1B		K							2	2	1	1	2	1	1											
Ken Henderson, S OBP: 0.355, SLG: 0.436 (1, 8)	K						F8			4	0	1	1	0	1	2											
Bill Sharp, L OBP: 0.395, SLG: 0.451 (1, 9)							F8			4	0	3	1	0	0	0											
Ron Santo, R OBP: 0.318, SLG: 0.327 (1, 5)							5-3			4	0	0	0	0	2	4											
Ed Herrmann, L OBP: 0.311, SLG: 0.367 (1, 2)										3	0	1	0	0	0	0											
Dick Allen, R OBP: 0.371, SLG: 0.575 (8, PH)	F8									1	0	0	0	0	0	2											
Chuck Brinkman, R OBP: 0.200, SLG: 0.143 (9, 2)										0	0	0	0	0	0	0											
Bucky Dent, R OBP: 0.282, SLG: 0.343 (1, 6)										2	1	1	0	0	0	0											
<b>Inning Stats</b>	R: 0 E: 0 K: 2 S: 8	H: 1 LOB: 2 BB: 1 P: 12	R: 0 E: 0 K: 0 S: 3	H: 1 LOB: 0 BB: 0 P: 3	R: 1 E: 0 K: 3 S: 11	H: 2 LOB: 1 BB: 0 P: 11	R: 0 E: 0 K: 0 S: 3	H: 0 LOB: 0 BB: 0 P: 3	R: 0 E: 0 K: 1 S: 6	H: 2 LOB: 2 BB: 0 P: 6	R: 1 E: 0 K: 1 S: 7	H: 2 LOB: 1 BB: 0 P: 7	R: 0 E: 0 K: 0 S: 3	H: 0 LOB: 0 BB: 0 P: 3	R: 2 E: 0 K: 1 S: 8	H: 3 LOB: 2 BB: 1 P: 12	R: 0 E: 0 K: 1 S: 8	H: 0 LOB: 0 BB: 0 P: 12	1B: 9 2B: 1 3B: 0 HR: 1	SF: 0 SAC: 2 DP: 1 HBP: 0	WP: 0 PB: 0 SB: 0 CS: 0	PA: 35					
<b>PITCHER</b>	IP	WLS	BF	H	R	ER	SO	BB	IBB	HBP	BLK	WP	HR	S	P	ERA	WHIP	<b>PITCHER</b>									
Bert Blyleven, R ERA: 3.28 (1, 1)	7.1	L	33	10	4	4	7	2	0	0	0	0	1	44	52	4.91	1.636										
Bill Hands, R ERA: 4.99 (8, 1)	0.2		3	1	0	0	1	0	0	0	0	0	0	5	5	0.00	1.500										





Batter	1	2	3	4	5	6	7	8	9	AB	R	H	RBI	BB	SO	LOB	TOP		
Steve Brye, R OBP: 0.333, SLG: 0.363 (1, 8)	F9		G1 2B		F8		1B 1B		1-2 1B	5	0	3	0	0	0	0	<b>Minnesota Twins @ Chicago White Sox</b> Comiskey Park, Chicago, IL Sun Jun 30 1974, 4:33 AM EDT Unknown <a href="http://livebaseballscores.com">livebaseballscores.com</a>		
Rod Carew, L OBP: 0.448, SLG: 0.480 (1, 4)	K		G1				FC6 1B		F7	4	0	1	0	1	1	3			
Larry Hisle, R OBP: 0.347, SLG: 0.496 (1, 7)	K		K		5-3		FC6 1B			4	0	0	0	0	2	4			
Harmon Killebrew, R OBP: 0.280, SLG: 0.335 (1, 10)		E6 2B 1B	5-3			6-3			F7	4	1	0	0	0	0	1			
Bobby Darwin, R OBP: 0.321, SLG: 0.443 (1, 9)	F9				F8		F7		6-3	4	0	0	0	0	0	1			
Eric Soderholm, R OBP: 0.340, SLG: 0.376 (1, 5)	1B SF9 2B				4-3 2B		F7		F8	4	1	2	0	0	0	0			
Danny Thompson, R OBP: 0.346, SLG: 0.472 (1, 6)					4-3				6-3	4	0	1	1	0	0	1			
Craig Kusick, R OBP: 0.274, SLG: 0.268 (1, 3)	SF9				K		HR		FC6-4 1B	3	1	2	2	0	1	1			
Phil Roof, R OBP: 0.308, SLG: 0.182 Jerry Terrell, R OBP: 0.279, SLG: 0.304 (9, PH)	6-3				K		6-3		FC6-4 1B	3	0	0	0	0	1	1			
<b>Inning Stats</b>	R: 0 E: 0 K: 2 S: 7	H: 0 LOB: 0 BB: 0 P: 7	R: 2 E: 1 K: 0 S: 6	H: 2 LOB: 1 BB: 0 P: 6	R: 0 E: 0 K: 1 S: 6	H: 1 LOB: 1 BB: 0 P: 6	R: 0 E: 0 K: 1 S: 6	H: 1 LOB: 1 BB: 1 P: 9	R: 0 E: 0 K: 0 S: 3	H: 0 LOB: 0 BB: 0 P: 3	R: 1 E: 0 K: 0 S: 6	H: 3 LOB: 2 BB: 0 P: 6	R: 0 E: 0 K: 0 S: 3	H: 0 LOB: 0 BB: 0 P: 3	R: 0 E: 0 K: 0 S: 5	H: 2 LOB: 2 BB: 0 P: 5	1B: 5 2B: 3 3B: 0 HR: 1	SF: 1 SAC: 0 DP: 0 HBP: 0	WP: 0 PA: 38 SB: 0 CS: 0
<b>PITCHER</b>	IP	WLS	BF	H	R	ER	SO	BB	IBB	HBP	BLK	WP	HR	S	P	ERA	WHIP		
Jim Kaat, L ERA: 3.81 Jim Kaat, L ERA: 3.81	(1, 1) (7, 1)	9.0 W	38 38	9 9	3 3	1 1	5 5	1 1	0 0	0 0	0 0	0 0	1 1	47 47	51 51	1.00 1.00	1.111 1.111		

Batter	1	2	3	4	5	6	7	8	9	AB	R	H	RBI	BB	SO	LOB	BOTTOM		
Bill Sharp, L OBP: 0.396, SLG: 0.465 (1, 9)	2B 3B	1B SF7 HBP	K			4-3		K		4	2	1	0	0	2	1	<b>Minnesota Twins @ Chicago White Sox</b> Comiskey Park, Chicago, IL Sun Jun 30 1974, 4:33 AM EDT Unknown <a href="http://livebaseballscores.com">livebaseballscores.com</a>		
Jorge Orta, L OBP: 0.399, SLG: 0.484 (1, 4)	1B 2B	FC4-6 1B			G3 2B	1B 3B		1B		5	2	5	2	0	0	0			
Dick Allen, R OBP: 0.372, SLG: 0.576 Jim Kaat, L	1B E	SF7			F9	G3-6 1B		F5		3	1	2	2	0	0	1			
Carlos May, L OBP: 0.328, SLG: 0.361 Brian Downing, R OBP: 0.403, SLG: 0.524	E9 2B	FC4-6 1B			G3	G3-6-1				5	1	2	1	0	0	3			
Ken Henderson, S OBP: 0.359, SLG: 0.440 (1, 8)	1B 2B	HBP 1B			G3			G3		4	1	2	1	1	0	3			
Tony Muser, L OBP: 0.380, SLG: 0.433 (1, 10) (7, 3)	1B	HBP				FC6-4 BB		F8		2	0	1	1	1	0	1			
Bill Melton, R OBP: 0.291, SLG: 0.311 (1, 5)	F7	F8			K			F9		4	0	0	0	0	1	6			
Ed Herrmann, L OBP: 0.305, SLG: 0.360 (1, 2)	F5				F8	FC6-4		4-3		4	0	0	0	0	0	3			
Bucky Dent, R OBP: 0.281, SLG: 0.342 (1, 6)	F7				F6	K			S 1B	4	1	1	0	0	1	2			
<b>Inning Stats</b>	R: 5 E: 1 K: 0 S: 9	H: 6 LOB: 1 BB: 0 P: 9	R: 1 E: 0 K: 0 S: 5	H: 2 LOB: 3 BB: 0 P: 7	R: 0 E: 0 K: 1 S: 5	H: 0 LOB: 0 BB: 0 P: 5	R: 0 E: 0 K: 0 S: 4	H: 1 LOB: 1 BB: 0 P: 4	R: 0 E: 0 K: 2 S: 7	H: 0 LOB: 1 BB: 1 P: 11	R: 1 E: 0 K: 0 S: 4	H: 2 LOB: 0 BB: 0 P: 4	R: 0 E: 0 K: 0 S: 3	H: 0 LOB: 1 BB: 1 P: 7	R: 1 E: 0 K: 1 S: 8	H: 3 LOB: 2 BB: 0 P: 8	1B: 9 2B: 3 3B: 2 HR: 0	SF: 1 SAC: 0 DP: 1 HBP: 2	WP: 0 PA: 41 SB: 1 CS: 0
<b>PITCHER</b>	IP	WLS	BF	H	R	ER	SO	BB	IBB	HBP	BLK	WP	HR	S	P	ERA	WHIP		
Ray Corbin, R ERA: 3.93 Tom Burgmeier, L ERA: 6.15 Dave Goltz, R ERA: 3.9 Bill Campbell, R ERA: 2.75	(1, 1) (1, 1) (2, 1) (8, 1)	0.0 L	11 11	4 4	2 2	2 2	0 0	0 0	0 0	2 0	0 0	0 0	0 0	9 31	11 39	10.80 3.00	2.400 1.333		



Batter	1	2	3	4	5	6	7	8	9	AB	R	H	RBI	BB	SO	LOB	TOP																			
Steve Blye, R OBP: 0.335, SLG: 0.360 (1, 8)	F9		FC4-6 BB		1B SF7	K		K		4	1	1	0	1	2	2	<b>Minnesota Twins @ Chicago White Sox</b> Comiskey Park, Chicago, IL Sun Jun 30 1974, 4:38 AM EDT Att: 44,158 - Unknown																			
Rod Carew, L OBP: 0.444, SLG: 0.475 Jerry Terrell, R OBP: 0.279, SLG: 0.304 (1, 4) (9, 4)	4-3		FC4-6 1B		1B	F5		F8		5	2	1	0	0	0	1																				
Tony Oliva, L OBP: 0.339, SLG: 0.480 (1, 10)	1B		1B		HBP 1B		3-1	F4		5	1	3	1	0	0	0																				
Bobby Darwin, R OBP: 0.316, SLG: 0.437 (1, 9)	K		K		SF7		K	F5		4	0	0	1	0	3	2																				
Steve Braun, L OBP: 0.384, SLG: 0.398 (1, 7)		F8		6-3	HBP 1B		F8			4	1	1	1	0	0	0																				
Jim Holt, L OBP: 0.314, SLG: 0.327 (1, 3)	1B		1B		1B HBP		F7			3	0	1	0	0	0	0																				
Eric Soderholm, R OBP: 0.348, SLG: 0.401 (1, 5)	F3		HR		1B		1B			4	1	3	3	0	0	1																				
Glenn Borgmann, R OBP: 0.294, SLG: 0.293 (1, 2)	K		4-3		F6		1B			4	0	1	0	0	1	3																				
Luis Gomez, R OBP: 0.266, SLG: 0.266 (1, 6)	1-3		1-3		5-3		F6	F3		4	0	0	0	0	0	2																				
<b>Inning Stats</b>	R: 0 E: 0 K: 1 S: 6	H: 1 LOB: 1 BB: 0 P: 6	R: 0 E: 0 K: 1 S: 6	H: 1 LOB: 1 BB: 0 P: 6	R: 1 E: 0 K: 1 S: 6	H: 1 LOB: 1 BB: 1 P: 10	R: 1 E: 0 K: 0 S: 4	H: 1 LOB: 0 BB: 0 P: 4	R: 4 E: 0 K: 0 S: 8	H: 5 LOB: 2 BB: 0 P: 9	R: 0 E: 0 K: 1 S: 5	H: 0 LOB: 0 BB: 0 P: 5	R: 0 E: 0 K: 0 S: 5	H: 0 LOB: 0 BB: 0 P: 5	R: 0 E: 0 K: 1 S: 7	H: 2 LOB: 2 BB: 0 P: 7	R: 0 E: 0 K: 0 S: 3	H: 0 LOB: 0 BB: 0 P: 3	1B: 10 2B: 0 3B: 0 HR: 1	SF: 1 SAC: 0 DP: 0 HBP: 1	WP: 0 PA: 40 SB: 0 CS: 1															
<b>PITCHER</b>	IP	WLS	BF	H	R	ER	SO	BB	IBB	HBP	BLK	WP	HR	S	P	ERA	WHIP	<b>PITCHER</b>		IP	WLS	BF	H	R	ER	SO	BB	IBB	HBP	BLK	WP	HR	S	P	ERA	WHIP
Rich Gossage, R ERA: 5.02 (1, 1)	4.1	L	20	6	4	4	3	1	0	0	0	0	1	25	29	8.31	1.615																			
Skip Pitlock, L ERA: 4.25 (5, 1)	0.1		5	3	2	2	0	0	0	1	0	0	0	4	5	54.00	9.000																			
Cy Acosta, R ERA: 2.72 (5, 1)	4.1		15	2	0	0	3	0	0	0	0	0	0	21	21	0.00	0.462																			

AB	37
R	6
H	11
RBI	6
BB	1
SO	6
LOB	11



Batter	1	2	3	4	5	6	7	8	9	AB	R	H	RBI	BB	SO	LOB	BOTTOM																			
Lee Richard, R OBP: 0.250, SLG: 0.250 (1, 10)	F6		1B			K		F8		4	0	1	0	0	1	1	<b>Minnesota Twins @ Chicago White Sox</b> Comiskey Park, Chicago, IL Sun Jun 30 1974, 4:38 AM EDT Att: 44,158 - Unknown																			
Jorge Orta, L OBP: 0.396, SLG: 0.480 (1, 4)	K		4-3		G3			2B 1B		4	1	1	0	0	1	0																				
Dick Allen, R OBP: 0.374, SLG: 0.577 (1, 3)	F6		F4		FC3-6 BB			2B 2B		3	1	1	0	1	0	0																				
Ken Henderson, S OBP: 0.357, SLG: 0.436 (1, 8)	F8		BB		FC3-6			F6		3	0	0	0	1	0	3																				
Carlos May, L OBP: 0.328, SLG: 0.361 Pat Kelly, L OBP: 0.346, SLG: 0.367 (1, 7) (8, 7)	G3 1B		4-3		F5			2B 2B		3	0	1	0	0	0	2																				
Brian Downing, R OBP: 0.391, SLG: 0.505 (1, 2)	G3		F7		F5			F5		4	0	0	0	0	0	3																				
Ron Santo, R OBP: 0.317, SLG: 0.329 (1, 5)	5-3		K		K			5-3		4	0	1	1	0	1	1																				
Bill Sharp, L OBP: 0.400, SLG: 0.472 (1, 9)	F9		K		K			2B BB		3	0	1	0	1	1	0																				
Bucky Dent, R OBP: 0.277, SLG: 0.337 Tony Muser, L OBP: 0.375, SLG: 0.426 (1, 6) (9, PH)	5-3		F7		F7			F8		3	0	0	0	0	0	1																				
<b>Inning Stats</b>	R: 0 E: 0 K: 1 S: 5	H: 0 LOB: 0 BB: 0 P: 5	R: 0 E: 0 K: 0 S: 4	H: 1 LOB: 1 BB: 0 P: 4	R: 0 E: 0 K: 0 S: 3	H: 1 LOB: 0 BB: 0 P: 3	R: 0 E: 0 K: 0 S: 3	H: 0 LOB: 1 BB: 1 P: 7	R: 0 E: 0 K: 2 S: 7	H: 0 LOB: 0 BB: 0 P: 7	R: 0 E: 0 K: 1 S: 5	H: 0 LOB: 0 BB: 0 P: 5	R: 0 E: 0 K: 0 S: 3	H: 0 LOB: 1 BB: 1 P: 7	R: 0 E: 0 K: 0 S: 4	H: 1 LOB: 1 BB: 0 P: 4	R: 3 E: 0 K: 1 S: 9	H: 4 LOB: 2 BB: 1 P: 13	1B: 3 2B: 4 3B: 0 HR: 0	SF: 0 SAC: 0 DP: 0 HBP: 0	WP: 0 PA: 36 SB: 0 CS: 0															
<b>PITCHER</b>	IP	WLS	BF	H	R	ER	SO	BB	IBB	HBP	BLK	WP	HR	S	P	ERA	WHIP	<b>PITCHER</b>		IP	WLS	BF	H	R	ER	SO	BB	IBB	HBP	BLK	WP	HR	S	P	ERA	WHIP
Vic Albury, L ERA: 4.09 (1, 1)	8.2		35	7	3	3	4	3	0	0	0	0	0	40	52	3.12	1.154																			
Bill Campbell, R ERA: 2.73 (9, 1)	0.1	S	1	0	0	0	1	0	0	0	0	0	0	3	3	0.00	0.000																			

AB	33
R	3
H	7
RBI	3
BB	3
SO	5
LOB	13





Batter	1	2	3	4	5	6	7	8	9	AB	R	H	RBI	BB	SO	LOB	TOP								
<b>Cesar Tovar, R</b> OBP: 0.377, SLG: 0.369 (1, 8)										4	1	2	2	0	0	0	<b>Texas Rangers @ Minnesota Twins</b> Metropolitan Stadium, Bloomington, MI Mon Jul 01 1974, 8:05 PM EDT Att: 9,068 - Unknown - 92 F								
<b>Davey Nelson, R</b> OBP: 0.323, SLG: 0.325 (1, 4)										5	1	1	0	0	2	2									
<b>Alex Johnson, R</b> OBP: 0.334, SLG: 0.355 <b>Joe Lovitto, S</b> OBP: 0.219, SLG: 0.280 (1, 7) (9, 8)										4	0	0	1	1	1	1									
<b>Jeff Burroughs, R</b> OBP: 0.368, SLG: 0.507 (1, 9)										3	0	0	0	2	1	2									
<b>Mike Hargrove, L</b> OBP: 0.433, SLG: 0.483 (1, 3)										4	0	0	0	1	2	3									
<b>Jim Spencer, L</b> OBP: 0.350, SLG: 0.500 (1, 10)										4	0	0	0	0	0	3									
<b>Lenny Randle, S</b> OBP: 0.357, SLG: 0.404 (1, 5)										4	1	3	0	0	0	1									
<b>Toby Harrah, R</b> OBP: 0.333, SLG: 0.432 (1, 6)										3	2	2	1	1	0	2									
<b>Jim Sundberg, R</b> OBP: 0.369, SLG: 0.344 (1, 2)										2	1	1	1	1	0	3									
<b>Inning Stats</b>	R: 0 E: 0 K: 1 S: 5	H: 1 LOB: 0 BB: 0 P: 5	R: 0 E: 0 K: 0 S: 4	H: 1 LOB: 2 BB: 1 P: 8	R: 1 E: 0 K: 0 S: 4	H: 1 LOB: 1 BB: 1 P: 8	R: 0 E: 0 K: 0 S: 3	H: 1 LOB: 2 BB: 2 P: 11	R: 0 E: 0 K: 1 S: 5	H: 0 LOB: 0 BB: 0 P: 5	R: 0 E: 0 K: 1 S: 5	H: 0 LOB: 1 BB: 1 P: 9	R: 1 E: 0 K: 1 S: 6	H: 1 LOB: 1 BB: 1 P: 10	R: 0 E: 0 K: 1 S: 5	H: 0 LOB: 0 BB: 0 P: 5	R: 4 E: 1 K: 1 S: 10	H: 4 LOB: 1 BB: 0 P: 10	1B: 7 2B: 0 3B: 0 HR: 2	SF: 0 SAC: 2 DP: 1 HBP: 0	WP: 0 PB: 0 SB: 4 CS: 1	PA: 41			
<b>PITCHER</b>	IP	WLS	BF	H	R	ER	SO	BB	IBB	HBP	BLK	WP	HR	S	P	ERA	WHIP	<b>PITCHER</b>							
<b>Joe Decker, R</b> ERA: 3.15 <b>Bill Campbell, R</b> ERA: 2.7	(1, 1) (9, 1)	8.1 0.2	L 4	37 1	8 1	5 1	5 0	5 1	0 0	0 0	0 0	0 0	0 0	2 6	41 6	65 0.00	5.40 1.500								

AB 33  
R 6  
H 9  
RBI 5  
BB 6  
SO 6  
LOB 17



Batter	1	2	3	4	5	6	7	8	9	AB	R	H	RBI	BB	SO	LOB	BOTTOM								
<b>Steve Bnye, R</b> OBP: 0.336, SLG: 0.371 (1, 8)										5	0	2	0	0	1	3	<b>Texas Rangers @ Minnesota Twins</b> Metropolitan Stadium, Bloomington, MI Mon Jul 01 1974, 8:05 PM EDT Att: 9,068 - Unknown - 92 F								
<b>Rod Carew, L</b> OBP: 0.443, SLG: 0.472 (1, 4)										4	0	1	0	1	1	1									
<b>Tony Oliva, L</b> OBP: 0.340, SLG: 0.478 (1, 10)										5	0	2	0	0	0	3									
<b>Bobby Darwin, R</b> OBP: 0.314, SLG: 0.433 (1, 9)										5	0	1	0	0	1	4									
<b>Steve Braun, L</b> OBP: 0.386, SLG: 0.397 (1, 7)										3	0	1	0	1	0	2									
<b>Jim Holt, L</b> OBP: 0.311, SLG: 0.324 (1, 3)										4	1	1	0	0	0	4									
<b>Eric Soderholm, R</b> OBP: 0.351, SLG: 0.403 (1, 5)										4	0	2	0	0	0	1									
<b>Glenn Borgmann, R</b> OBP: 0.293, SLG: 0.291 (1, 2)										4	0	1	1	0	1	1									
<b>Luis Gomez, R</b> OBP: 0.260, SLG: 0.201 <b>Harmon Killebrew, R</b> OBP: 0.254, SLG: 0.357 (1, 6) (9, PH)										3	0	0	0	0	1	3									
<b>Inning Stats</b>	R: 0 E: 0 K: 2 S: 9	H: 2 LOB: 3 BB: 1 P: 13	R: 0 E: 0 K: 0 S: 4	H: 1 LOB: 0 BB: 0 P: 4	R: 0 E: 0 K: 1 S: 5	H: 0 LOB: 0 BB: 0 P: 5	R: 0 E: 0 K: 0 S: 6	H: 3 LOB: 2 BB: 0 P: 6	R: 0 E: 0 K: 0 S: 4	H: 2 LOB: 1 BB: 0 P: 4	R: 0 E: 0 K: 0 S: 3	H: 0 LOB: 0 BB: 0 P: 3	R: 0 E: 0 K: 1 S: 6	H: 1 LOB: 1 BB: 0 P: 6	R: 0 E: 0 K: 0 S: 4	H: 1 LOB: 1 BB: 0 P: 4	R: 1 E: 0 K: 1 S: 7	H: 2 LOB: 2 BB: 1 P: 11	1B: 9 2B: 2 3B: 0 HR: 1	SF: 0 SAC: 0 DP: 1 HBP: 0	WP: 0 PB: 0 SB: 0 CS: 0	PA: 40			
<b>PITCHER</b>	IP	WLS	BF	H	R	ER	SO	BB	IBB	HBP	BLK	WP	HR	S	P	ERA	WHIP	<b>PITCHER</b>							
<b>Jackie Brown, R</b> ERA: 2.61 <b>Steve Foucault, R</b> ERA: 1.94	(1, 1) (9, 1)	8.1 0.2	W 2	38 0	12 0	2 0	2 0	5 0	0 0	0 0	0 0	0 0	0 0	1 2	46 2	54 0.00	2.16 0.000								

AB 38  
R 2  
H 12  
RBI 2  
BB 2  
SO 5  
LOB 22





Batter	1	2	3	4	5	6	7	8	9	AB	R	H	RBI	BB	SO	LOB	TOP								
Cesar Tovar, R OBP: 0.370, SLG: 0.361 (1, 8)	6-3		6-3		6-3	F8		FC6-4-2		5	0	0	0	0	0	5									
Davey Nelson, R OBP: 0.315, SLG: 0.317 (1, 4)	K		5-3		L4		F8		F4	5	0	0	0	0	1	0									
Alex Johnson, R OBP: 0.335, SLG: 0.355 (1, 7)	1B		CS		6-3	4-3		F9		5	1	2	0	0	0	0									
Jeff Burroughs, R OBP: 0.374, SLG: 0.512 (1, 9)	1B		CS		1B	1B		K		3	2	2	0	2	1	0									
Mike Hargrove, L OBP: 0.344, SLG: 0.494 (1, 3)	1B		SF9		SF9	HBP		1B		4	1	4	2	0	0	0									
Jim Spencer, L OBP: 0.354, SLG: 0.496 (1, 10)	4-3		G6-4-3		1B	HBP		5-3		3	0	1	0	0	0	4									
Lenny Randle, S OBP: 0.359, SLG: 0.407 (1, 5)	4-3		SF9		SF9	BB		1B		3	0	2	2	0	0	0									
Toby Harrah, R OBP: 0.332, SLG: 0.430 (1, 6)	F9		G6-4-3		F8			FC5-4		4	0	1	0	0	0	4									
Jim Sundberg, R OBP: 0.367, SLG: 0.338 (1, 2)	5-3		K		K	BB		FC5-4		3	0	0	0	1	1	2									
<b>Inning Stats</b>	R: 1 E: 0 K: 1 S: 8	H: 3 LOB: 2 BB: 0 P: 8	R: 0 E: 0 K: 0 S: 3	H: 0 LOB: 0 BB: 0 P: 3	R: 0 E: 0 K: 0 S: 3	H: 1 LOB: 1 BB: 0 P: 3	R: 1 E: 0 K: 0 S: 4	H: 2 LOB: 1 BB: 1 P: 8	R: 0 E: 0 K: 1 S: 5	H: 0 LOB: 0 BB: 0 P: 5	R: 2 E: 0 K: 0 S: 6	H: 3 LOB: 3 BB: 1 P: 11	R: 0 E: 0 K: 0 S: 4	H: 1 LOB: 2 BB: 1 P: 8	R: 0 E: 0 K: 0 S: 4	H: 2 LOB: 1 BB: 0 P: 4	R: 0 E: 0 K: 1 S: 5	H: 0 LOB: 0 BB: 0 P: 5	1B: 11 2B: 2 3B: 0 HR: 0	SF: 1 SAC: 0 DP: 2 HBP: 1	WP: 0 PB: 0 SB: 0 CS: 1	PA: 41			
<b>PITCHER</b>	IP	WLS	BF	H	R	ER	SO	BB	IBB	HBP	BLK	WP	HR	S	P	ERA	WHIP								
Ray Corbin, R ERA: 4.15 (1, 1)	5.2		27	9	4	4	2	2	0	1	0	0	0	28	37	6.35	1.941								
Bill Hands, R ERA: 4.57 (6, 1)	0.0		0	0	0	0	0	0	0	0	0	0	0	0	0	∞	∞								
Bill Campbell, R ERA: 2.61 (8, 1)	2.0	W	7	2	0	0	1	0	0	0	0	0	0	9	9	0.00	1.000								

Texas Rangers @ Minnesota Twins  
Metropolitan Stadium, Bloomington, MI  
Tue Jul 02 1974, 8:05 PM EDT  
Att. 6,883 - Unknown - 90 F

AB 35  
R 4  
H 12  
RBI 4  
BB 3  
SO 3  
LOB 15



Batter	1	2	3	4	5	6	7	8	9	AB	R	H	RBI	BB	SO	LOB	BOTTOM								
Steve Brye, R OBP: 0.339, SLG: 0.374 (1, 8)	G2-5-3		F9		5-3		1B			4	0	2	0	0	0	0									
Rod Carew, L OBP: 0.447, SLG: 0.479 (1, 4)	1B		G4-3		1B		F4			4	1	3	0	0	0	2									
Tony Oliva, L OBP: 0.335, SLG: 0.470 (1, 10)	F8		G4-3		F6		4-3			4	0	0	0	0	0	4									
Harmon Killebrew, R OBP: 0.284, SLG: 0.354 Craig Kusick, R OBP: 0.274, SLG: 0.288 (1, 3) (9, 3)	G2-5-3		L5		1B		5-3			4	0	1	1	0	0	2									
Steve Braun, L OBP: 0.384, SLG: 0.399 (1, 7)	1B		4-3		F8		F9			4	1	1	0	0	0	1									
Jim Holt, L OBP: 0.310, SLG: 0.322 (1, 9)	1B		G6-4-3		4-3		K			4	1	1	1	0	1	0									
Eric Soderholm, R OBP: 0.363, SLG: 0.410 (1, 5)	E5		G6-4-3		G6-3		1B			2	2	2	0	2	0	0									
Phil Roof, R OBP: 0.286, SLG: 0.167 Bobby Darwin, R OBP: 0.316, SLG: 0.435 Jerry Terrell, R OBP: 0.276, SLG: 0.302 (1, 2) (7, PH) (8, 6)	G6-4-3		G6-3		G6-3		1B			2	0	0	0	0	0	2									
Luis Gomez, R OBP: 0.257, SLG: 0.199 Larry Hisle, R OBP: 0.346, SLG: 0.496 Glenn Borgmann, R OBP: 0.286, SLG: 0.303 (1, 6) (7, PH) (8, 2)	F9		F7		F7		SF8			1	0	1	0	0	0	0									
<b>Inning Stats</b>	R: 0 E: 0 K: 0 S: 4	H: 2 LOB: 1 BB: 0 P: 4	R: 2 E: 1 K: 0 S: 5	H: 3 LOB: 0 BB: 0 P: 5	R: 0 E: 0 K: 0 S: 3	H: 1 LOB: 0 BB: 0 P: 3	R: 0 E: 0 K: 0 S: 2	H: 0 LOB: 0 BB: 0 P: 3	R: 0 E: 0 K: 0 S: 5	H: 0 LOB: 0 BB: 1 P: 6	R: 1 E: 0 K: 0 S: 6	H: 2 LOB: 1 BB: 0 P: 5	R: 1 E: 0 K: 0 S: 6	H: 3 LOB: 2 BB: 0 P: 6	R: 0 E: 0 K: 0 S: 3	H: 0 LOB: 0 BB: 0 P: 3	R: 1 E: 0 K: 1 S: 5	H: 1 LOB: 1 BB: 1 P: 9	1B: 9 2B: 3 3B: 0 HR: 0	SF: 1 SAC: 0 DP: 4 HBP: 0	WP: 0 PB: 0 SB: 0 CS: 0	PA: 36			
<b>PITCHER</b>	IP	WLS	BF	H	R	ER	SO	BB	IBB	HBP	BLK	WP	HR	S	P	ERA	WHIP								
Steve Hargan, R ERA: 3.72 (1, 1)	6.1		25	9	4	3	0	1	0	0	0	0	0	24	28	4.26	1.579								
Steve Foucault, R ERA: 2.0 (7, 1)	2.1	L	11	3	1	1	1	1	0	0	0	0	0	12	16	3.86	1.714								

Texas Rangers @ Minnesota Twins  
Metropolitan Stadium, Bloomington, MI  
Tue Jul 02 1974, 8:05 PM EDT  
Att. 6,883 - Unknown - 90 F

AB 33  
R 5  
H 12  
RBI 4  
BB 2  
SO 1  
LOB 12






Batter	1	2	3	4	5	6	7	8	9	AB	R	H	RBI	BB	SO	LOB	TOP								
<b>Cesar Tovar, R</b> OBP: 0.378, SLG: 0.380 (1, 8)	0-0 6-3 1B	0-0 1-3 2-H 3-H 1B					0-0 1-H HR		0-0 P3	4-0 FC5-4 BB	4	1	3	4	1	0	1								
<b>Davey Nelson, R</b> OBP: 0.313, SLG: 0.314 (1, 4)	0-0 5-3 1-2	0-0 F9					0-0 F8		0-0 CS 2-H 1B	0-0 FC5-4 1-2	5	0	1	1	0	0	4								
<b>Alex Johnson, R</b> OBP: 0.331, SLG: 0.351 (1, 10)	0-0 6-3 2-3		0-0 L5				0-3 K		0-0 CS 1-2	0-0 5-3	4	0	0	0	0	1	1								
<b>Jeff Burroughs, R</b> OBP: 0.370, SLG: 0.505 (1, 9)	0-3 K		0-3 K				0-0 L5			0-0 P4	4	0	0	0	0	2	1								
<b>Tom Grieve, R</b> OBP: 0.326, SLG: 0.491 <b>Joe Lovitto, S</b> OBP: 0.219, SLG: 0.280 (1, 7) (8, 8)		0-0 F8 1B 1B	0-0 F9				0-0 F9		0-0 HR		4	2	2	1	0	0	0								
<b>Lenny Randle, S</b> OBP: 0.353, SLG: 0.400 (1, 5)		0-0 F9		0-0 L3			0-0 L9		0-3 K2-3		4	0	0	0	0	1	1								
<b>Jim Fregosi, R</b> OBP: 0.363, SLG: 0.468 <b>Mike Hargrove, L</b> OBP: 0.342, SLG: 0.492 (1, 3) (7, 3)		0-0 BB 1-2 1B		0-0 P6			0-3 K			0-0 6-3	3	1	1	0	0	1	0								
<b>Toby Harrah, R</b> OBP: 0.337, SLG: 0.440 (1, 6)		0-0 F8 2-3		4-0 CS BB			4-0 SH1-4 1B BB			0-0 HR	2	2	1	1	2	0	2								
<b>Jim Sundberg, R</b> OBP: 0.377, SLG: 0.353 (1, 2)		4-0 1B 1-2 BB		0-0 CS 1-2			0-0 HR 1B		0-0 SH1-4 1-2	0-0 WP BB 2B	2	1	2	0	1	0	0								
<b>Inning Stats</b>	R: 0 E: 0 K: 1 S: 6	H: 1 LOB: 1 BB: 0 P: 6	R: 2 E: 0 K: 0 S: 6	H: 3 LOB: 2 BB: 1 P: 10	R: 0 E: 0 K: 1 S: 5	H: 0 LOB: 0 BB: 0 P: 5	R: 0 E: 0 K: 0 S: 2	H: 0 LOB: 0 BB: 1 P: 6	R: 2 E: 0 K: 1 S: 7	H: 2 LOB: 0 BB: 0 P: 7	R: 0 E: 0 K: 1 S: 5	H: 0 LOB: 0 BB: 0 P: 5	R: 1 E: 0 K: 0 S: 3	H: 1 LOB: 0 BB: 1 P: 7	R: 1 E: 0 K: 1 S: 6	H: 1 LOB: 0 BB: 0 P: 6	R: 1 E: 0 K: 0 S: 4	H: 2 LOB: 1 BB: 1 P: 8	1B: 6 2B: 1 3B: 0 HR: 3	SF: 0 SAC: 1 DP: 0 HBP: 0	WP: 1 PB: 0 SB: 0 CS: 2	PA: 40			
<b>PITCHER</b>	IP	WLS	BF	H	R	ER	SO	BB	IBB	HBP	BLK	WP	HR	S	P	ERA	WHIP								
<b>Bill Butler, L</b> ERA: 4.63 (1, 1)	6.2	L	29	7	5	5	4	3	0	0	0	0	1	34	46	6.75	1.500								
<b>Bill Hands, R</b> ERA: 4.91 (7, 1)	0.0		0	0	0	0	0	0	0	0	0	0	0	0	0	∞	∞								
<b>Tom Burgmeier, L</b> ERA: 6.21 (9, 1)	1.0		5	2	1	1	0	1	0	0	0	1	1	4	8	9.00	3.000								

Texas Rangers @ Minnesota Twins  
Metropolitan Stadium, Bloomington, MI  
Wed Jul 03 1974, 8:05 PM EDT  
Att. 7,590 - Unknown - 80 F


AB 33  
R 7  
H 10  
RBI 7  
BB 4  
SO 5  
LOB 10



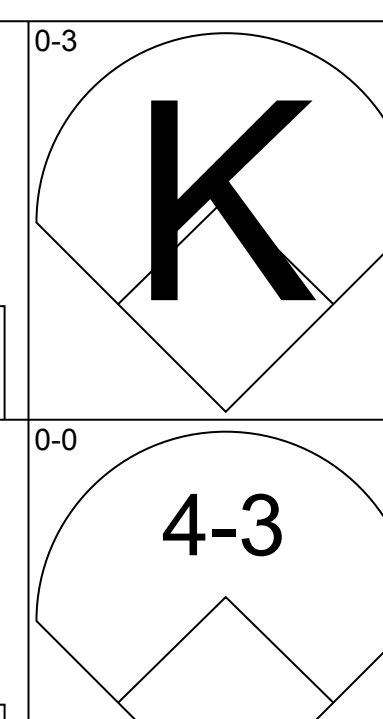
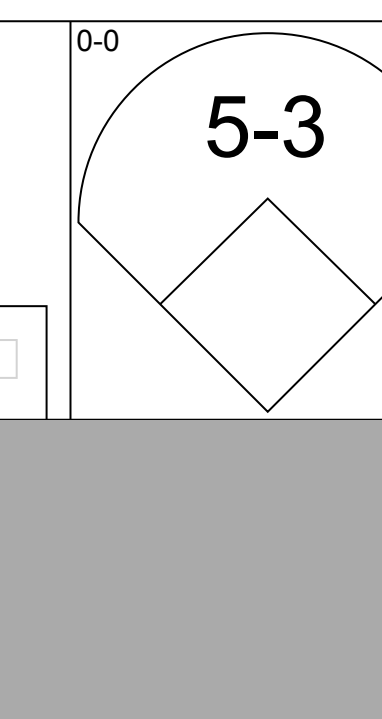
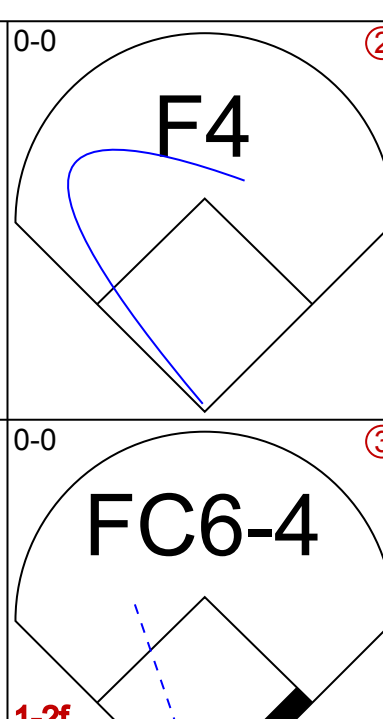
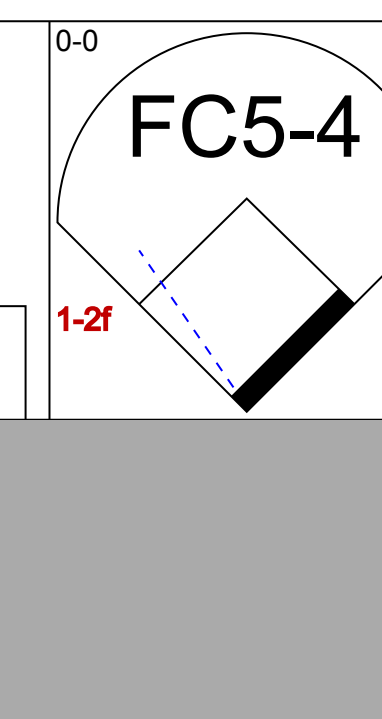
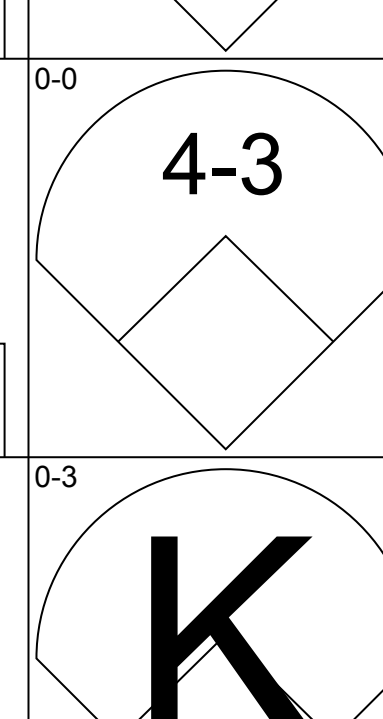
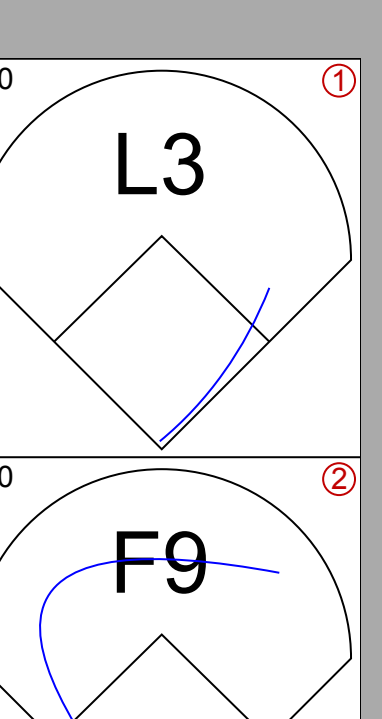
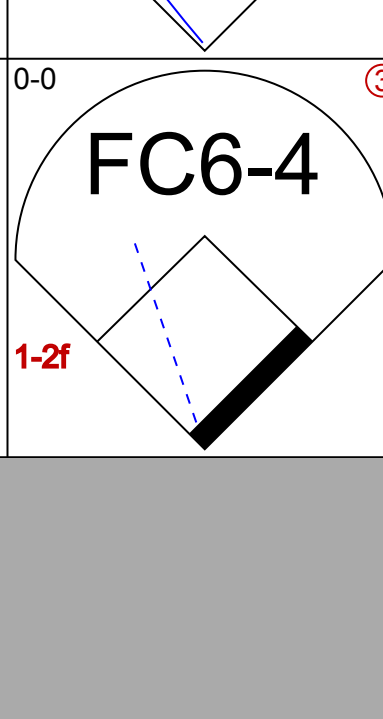
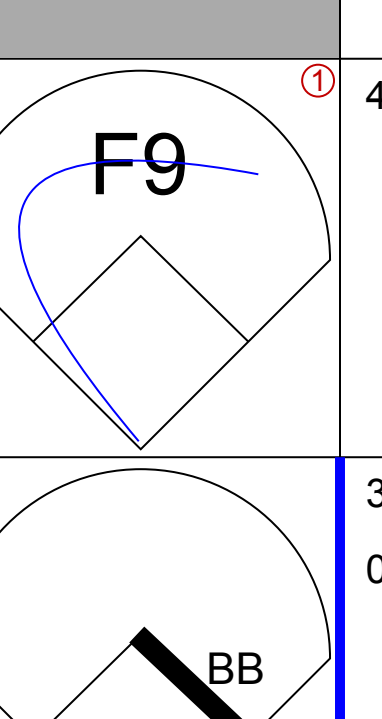
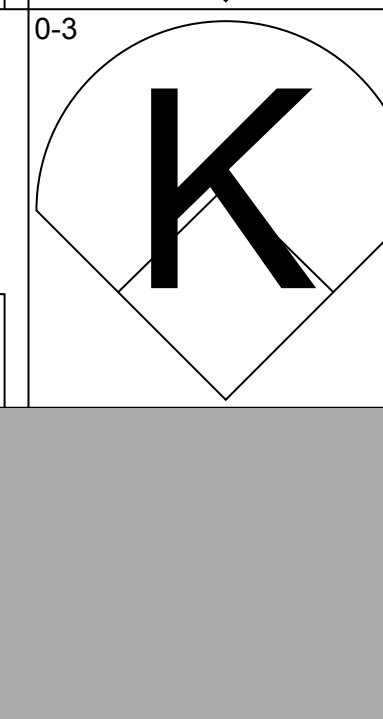
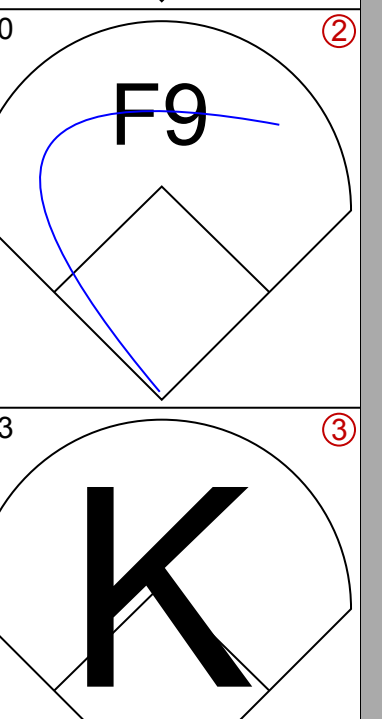
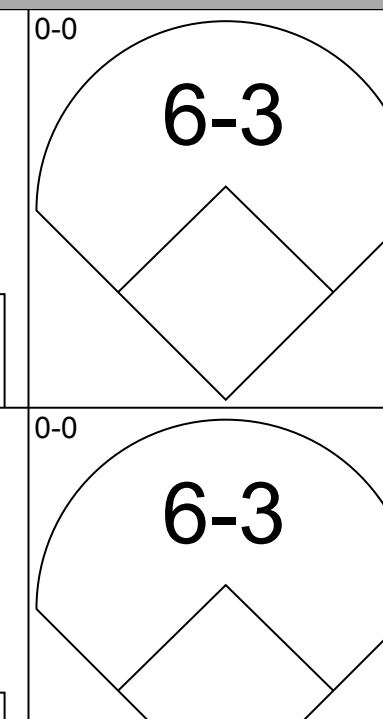
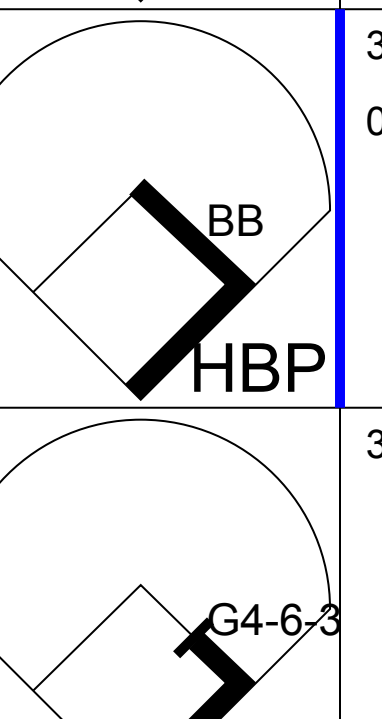
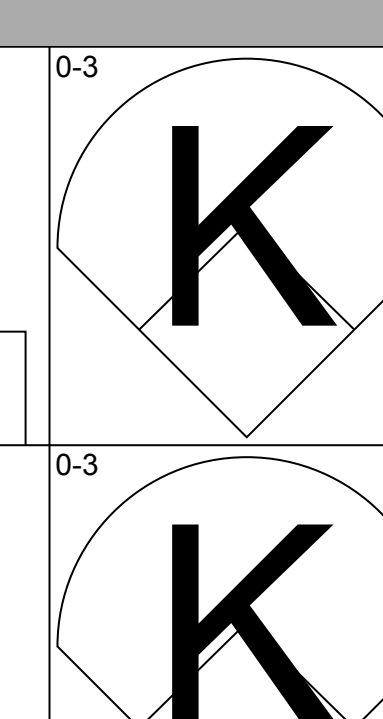
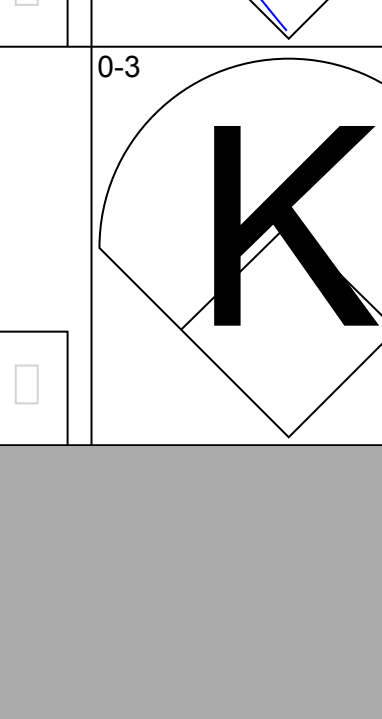
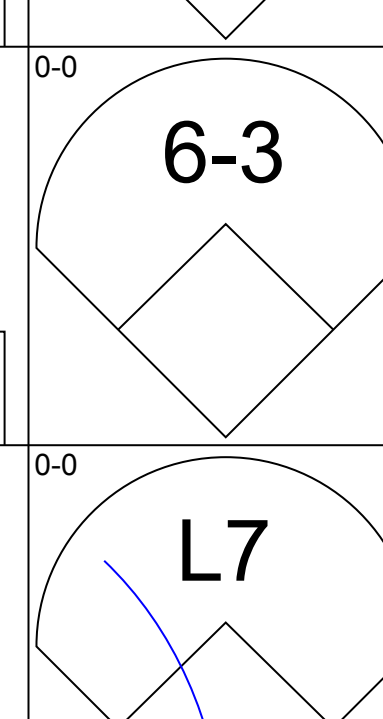
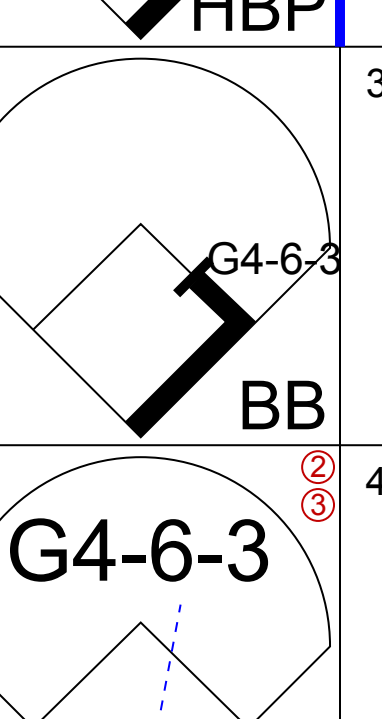
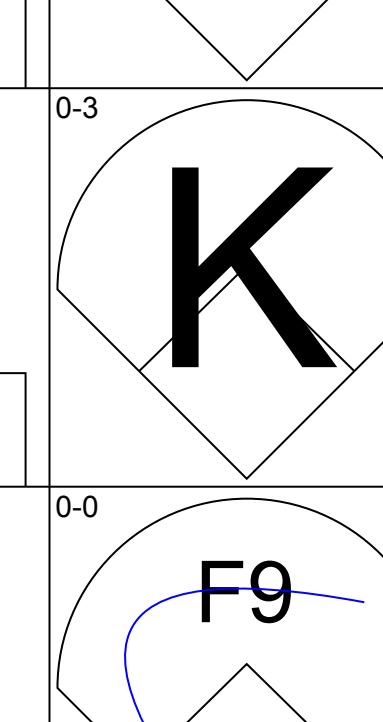
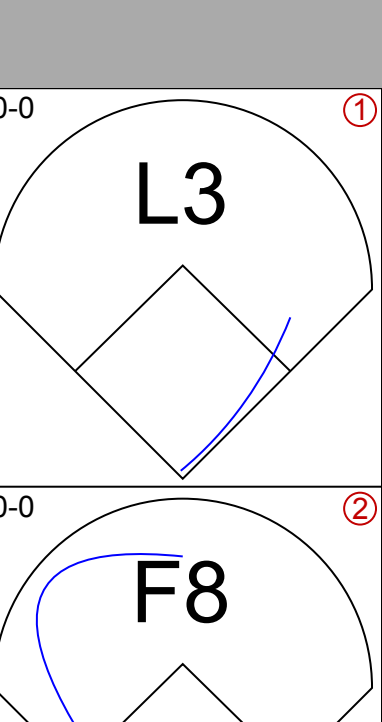
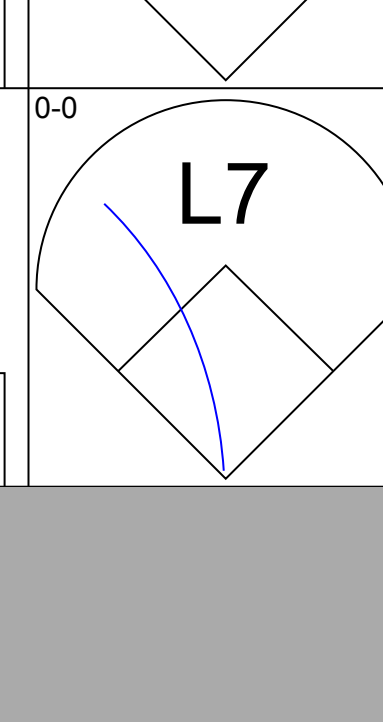
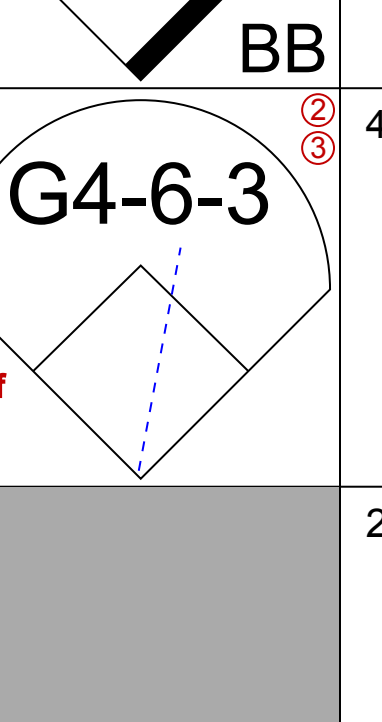
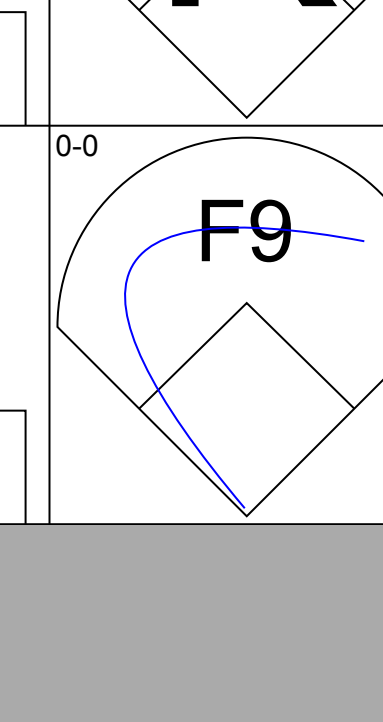
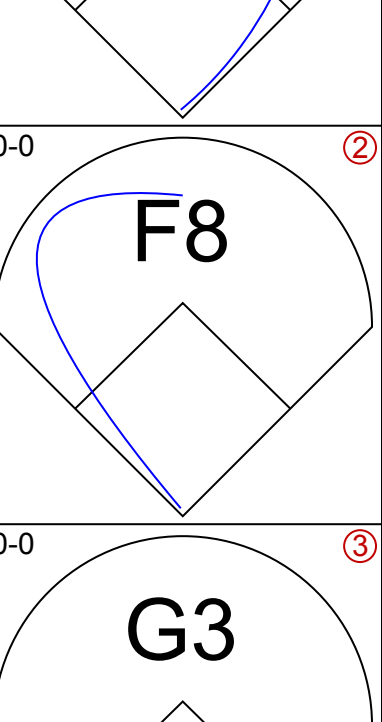
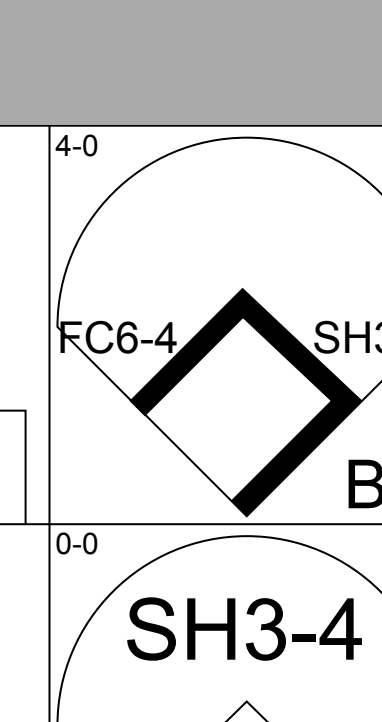
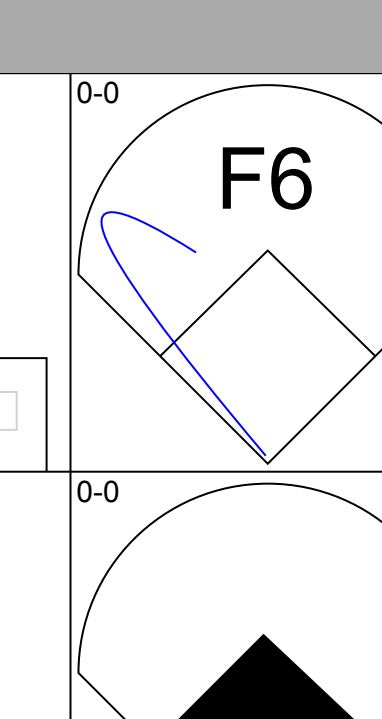
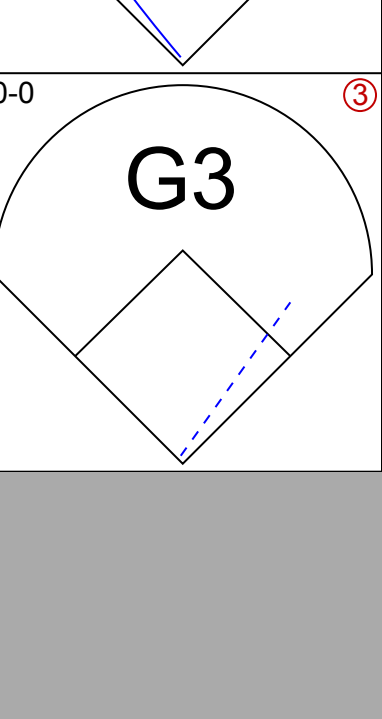
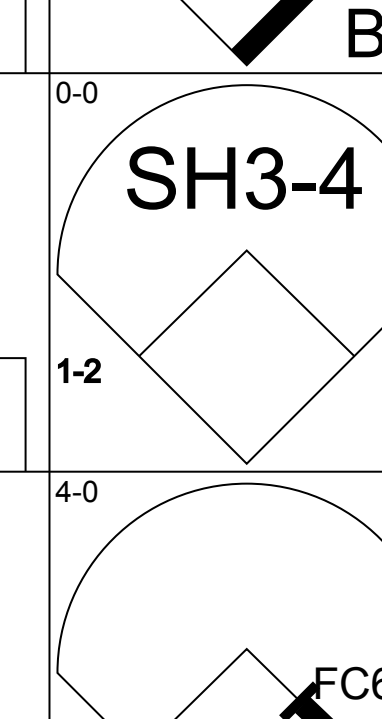
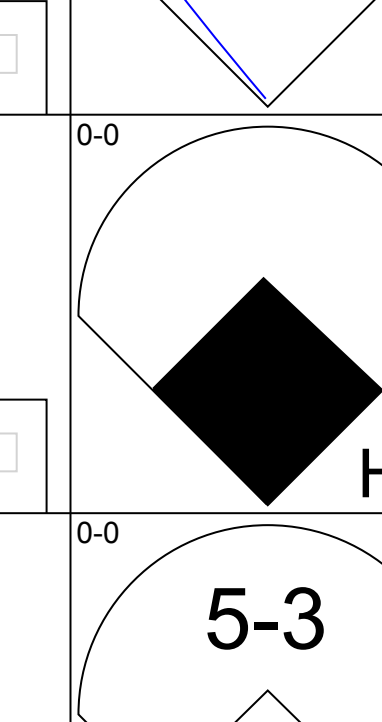
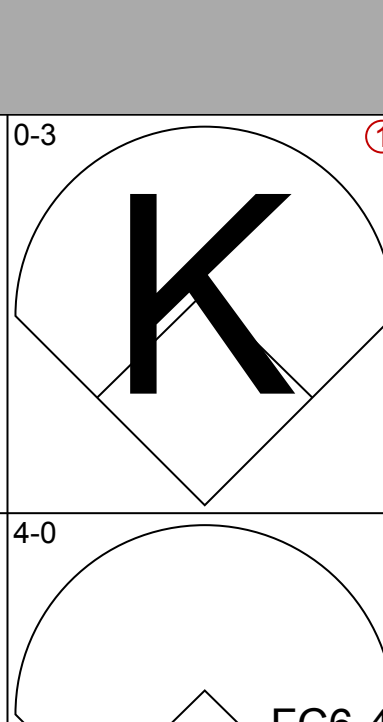
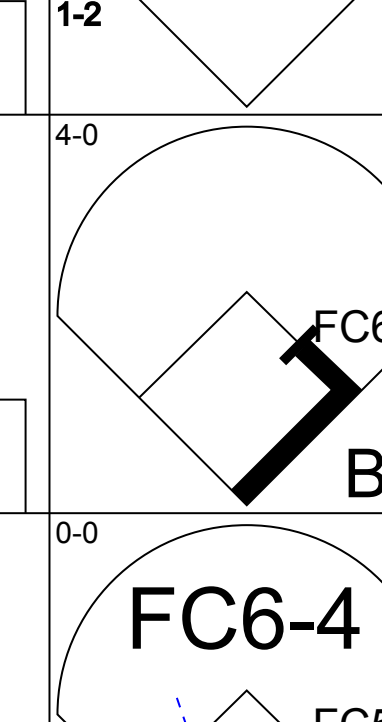
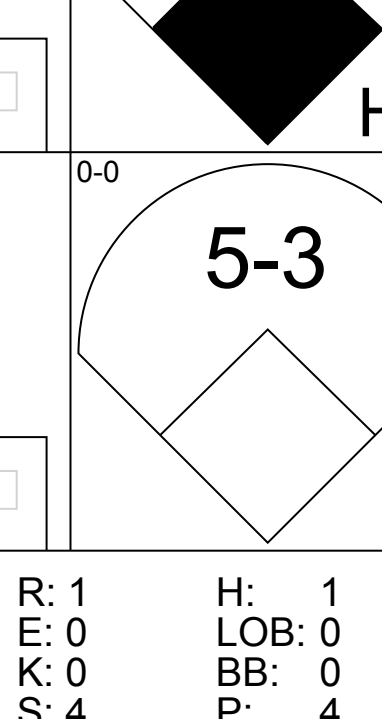
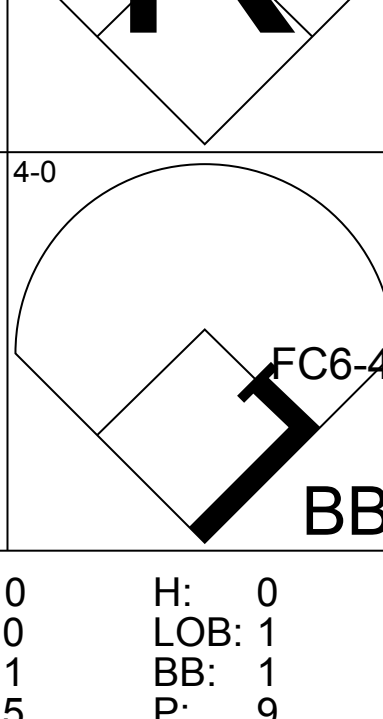
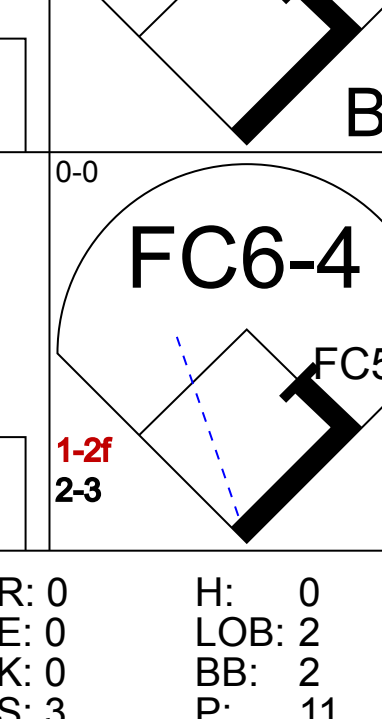
Batter	1	2	3	4	5	6	7	8	9	AB	R	H	RBI	BB	SO	LOB	BOTTOM								
<b>Steve Brye, R</b> OBP: 0.338, SLG: 0.371 (1, 8)	0-0 L9-3 1B		0-0 P5				0-0 6-3		0-0 F7	4	0	1	0	0	0	1									
<b>Rod Carew, L</b> OBP: 0.444, SLG: 0.476 (1, 4)	0-0 F8		0-0 4-3				0-0 L7		0-0 FC4-6 1B	4	0	1	0	0	0	1									
<b>Tony Oliva, L</b> OBP: 0.337, SLG: 0.475 (1, 10)	0-0 L9-3 1-2						0-0 2B		0-0 FC4-6 1-2 2-3 1B	4	0	2	0	0	0	3									
<b>Harmon Killebrew, R</b> OBP: 0.283, SLG: 0.348 <b>Craig Kusick, R</b> OBP: 0.274, SLG: 0.288 (1, 3) (9, 3)		4-0 FC6-4 BB		0-0 F8			0-3 K		0-3 K	3	0	0	0	1	2	4									
<b>Bobby Darwin, R</b> OBP: 0.315, SLG: 0.432 (1, 9)		0-0 FC6-4 BLK 2B		0-0 1B			0-0 F8			0-3 K	4	1	1	0	0	1									
<b>Steve Braun, L</b> OBP: 0.382, SLG: 0.401 (1, 5)		0-0 4-3 1-H 2B		0-0 F7			0-0 F9		0-0 F8	4	0	1	1	0	0	2									
<b>Jim Holt, L</b> OBP: 0.300, SLG: 0.311 (1, 7)		0-0 4-3 2-3		0-0 4-3			0-0 L1		0-0 6-3	4	0	0	0	0	0	3									
<b>Glenn Borgmann, R</b> OBP: 0.292, SLG: 0.297 (1, 2)		0-0 F2					0-0 L7			0-3 K	3	0	0	0	0	1									
<b>Luis Gomez, R</b> OBP: 0.255, SLG: 0.197 <b>Jerry Terrell, R</b> OBP: 0.274, SLG: 0.299 (1, 6) (5, PH) (6, 6)			0-0 P6				0-0 F8		4-0 FC4-6 1B BB	1	0	0	0	0	0	0									
<b>Larry Hise, R</b> OBP: 0.349, SLG: 0.496 <b>Danny Thompson, R</b> OBP: 0.346, SLG: 0.472 (8, PH) (9, 6)											0	0	0	0	1	0									
<b>Inning Stats</b>	R: 0 E: 0 K: 0 S: 3	H: 1 LOB: 0 BB: 0 P: 3	R: 1 E: 0 K: 0 S: 4	H: 1 LOB: 1 BB: 1 P: 8	R: 0 E: 0 K: 0 S: 3	H: 0 LOB: 0 BB: 0 P: 3	R: 0 E: 0 K: 0 S: 5	H: 2 LOB: 2 BB: 0 P: 5	R: 0 E: 0 K: 0 S: 3	H: 0 LOB: 0 BB: 0 P: 3	R: 0 E: 0 K: 1 S: 6	H: 1 LOB: 1 BB: 0 P: 6	R: 0 E: 0 K: 1 S: 5	H: 0 LOB: 0 BB: 0 P: 5	R: 0 E: 0 K: 1 S: 6	H: 1 LOB: 2 BB: 1 P: 10	R: 0 E: 0 K: 1 S: 5	H: 0 LOB: 0 BB: 0 P: 5	1B: 4 2B: 3 3B: 0 HR: 0	SF: 0 SAC: 0 DP: 1 HBP: 0	WP: 0 PB: 0 SB: 0 CS: 0	PA: 34			
<b>PITCHER</b>	IP	WLS	BF	H	R	ER	SO	BB	IBB	HBP	BLK	WP	HR	S	P	ERA	WHIP								
<b>Fergie Jenkins, R</b> ERA: 3.84 (1, 1)	9.0	W	34	6	1	1	4	2	0	0	1	0	0	40	48	1.00	0.889								

Texas Rangers @ Minnesota Twins  
Metropolitan Stadium, Bloomington, MI  
Wed Jul 03 1974, 8:05 PM EDT  
Att. 7,590 - Unknown - 80 F

AB 32  
R 1  
H 6  
RBI 1  
BB 2  
SO 4  
LOB 17



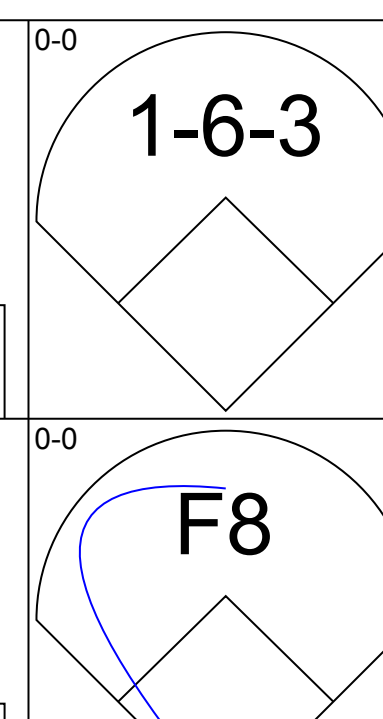
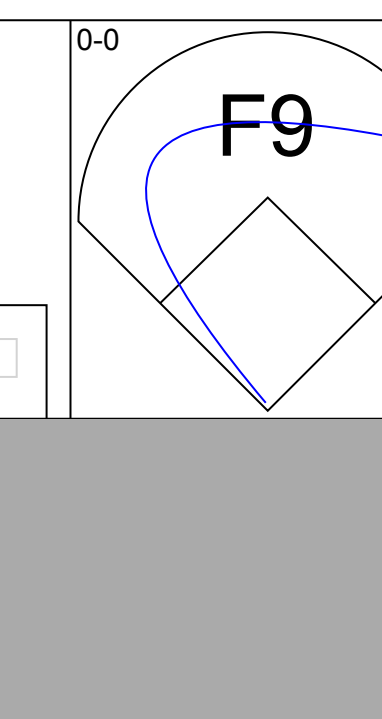
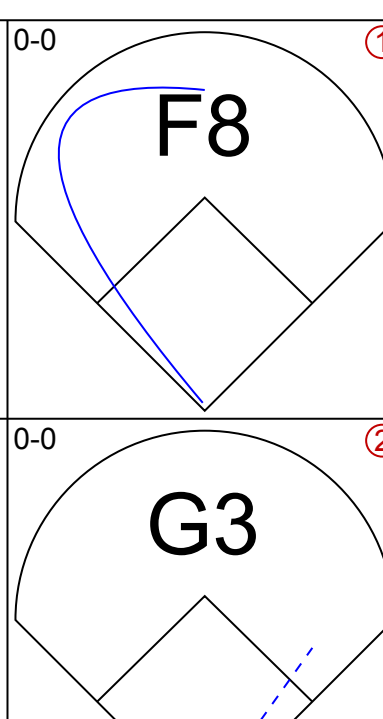
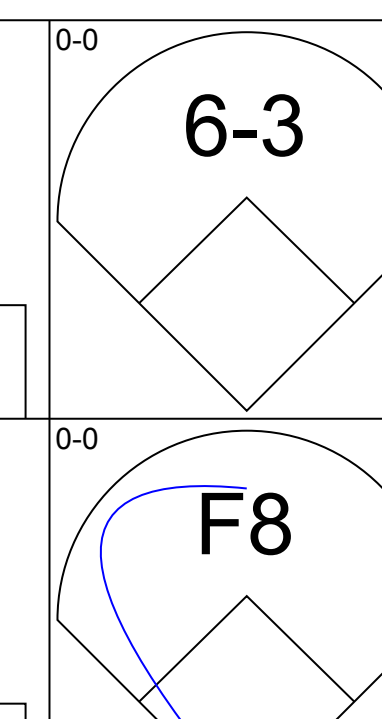
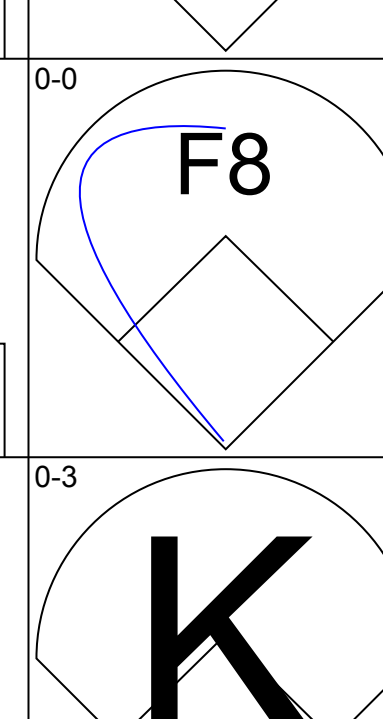

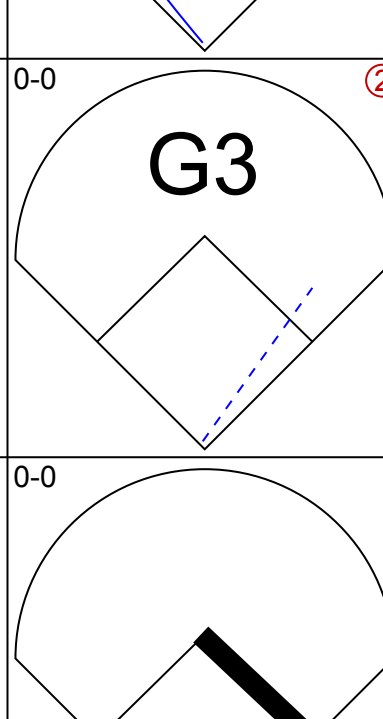
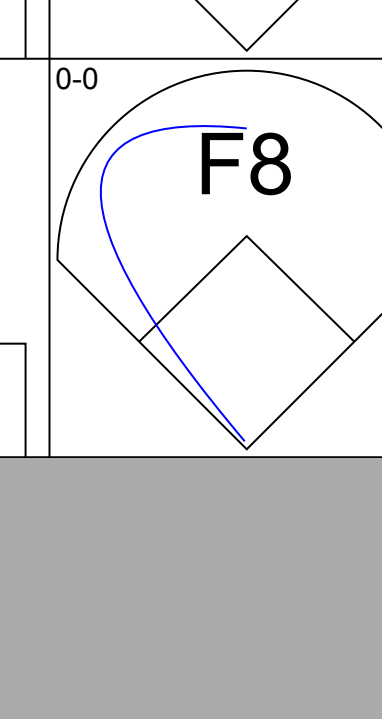
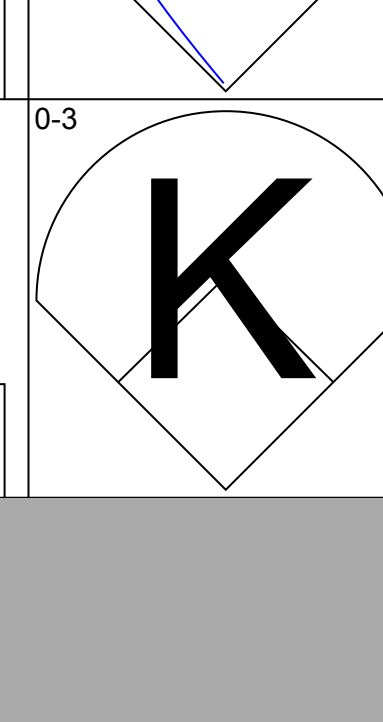
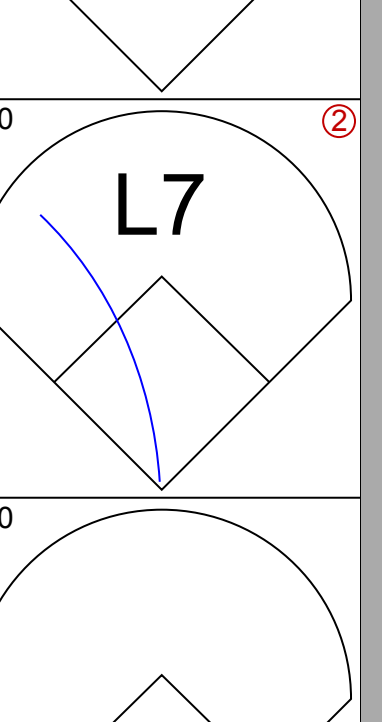
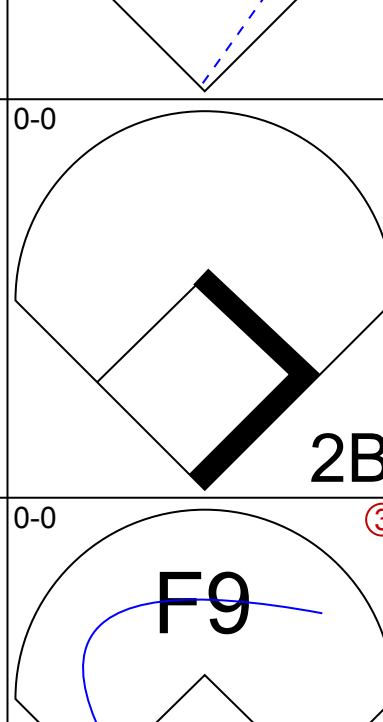
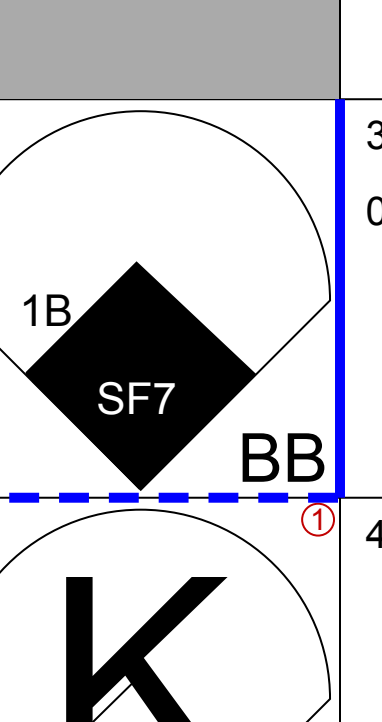
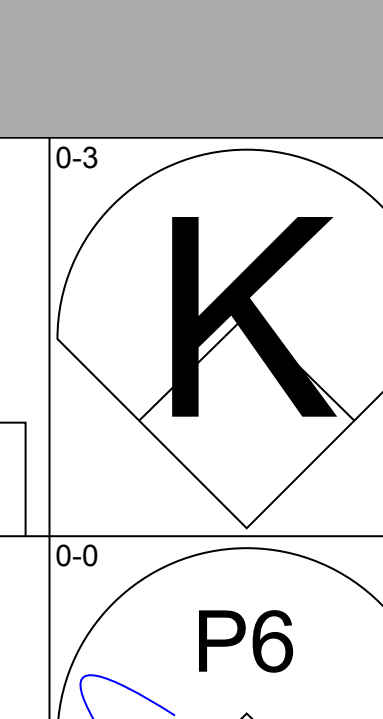
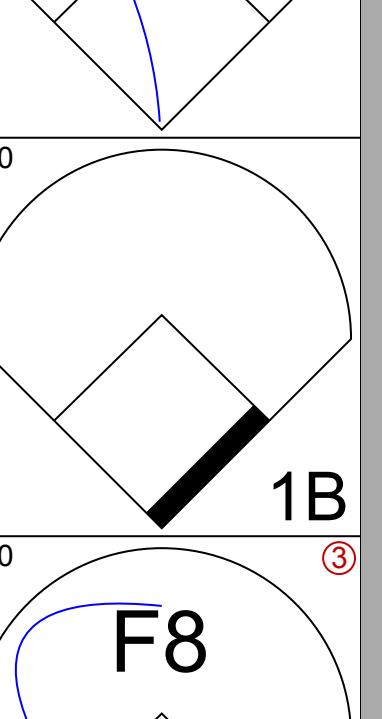
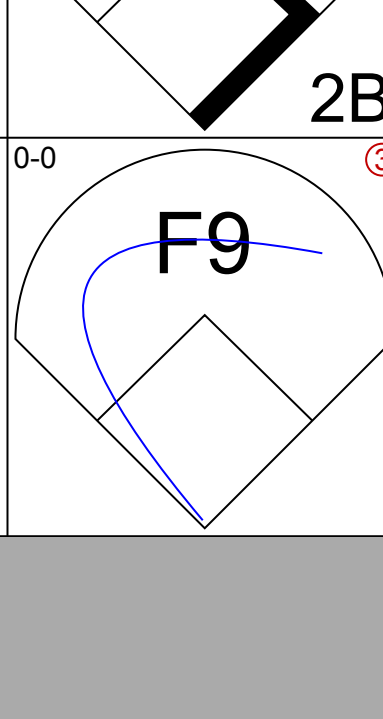
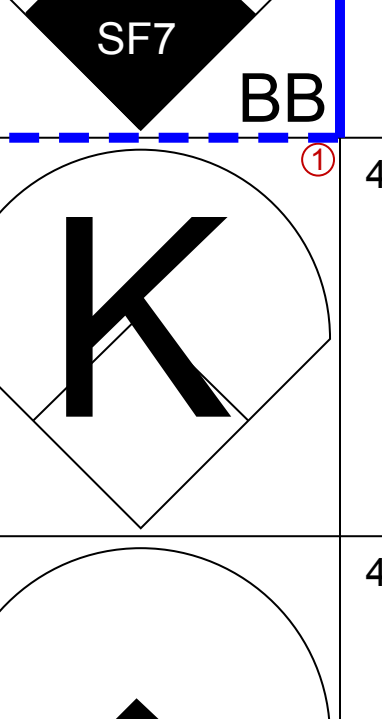
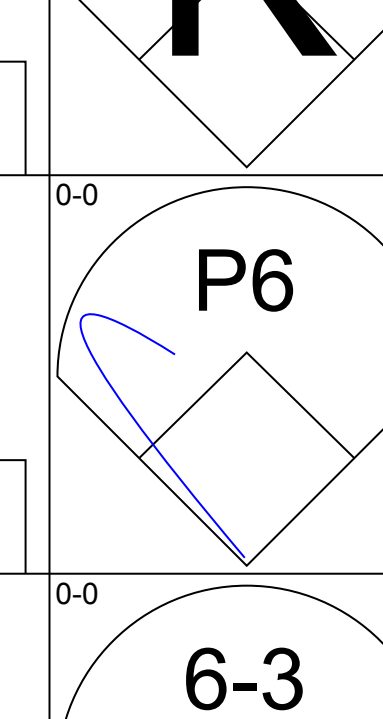
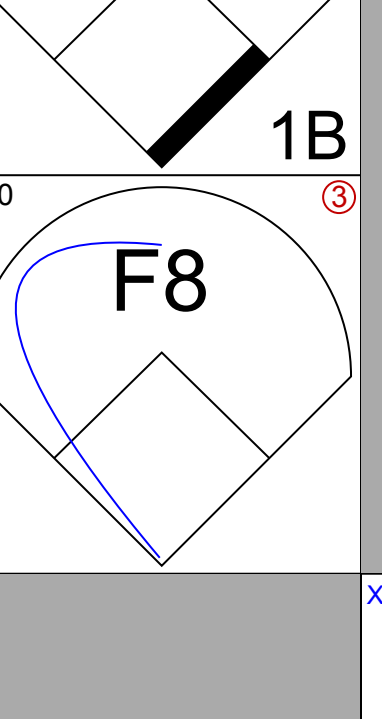
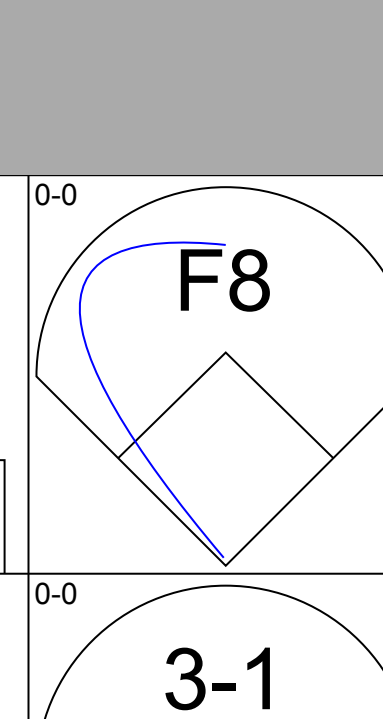
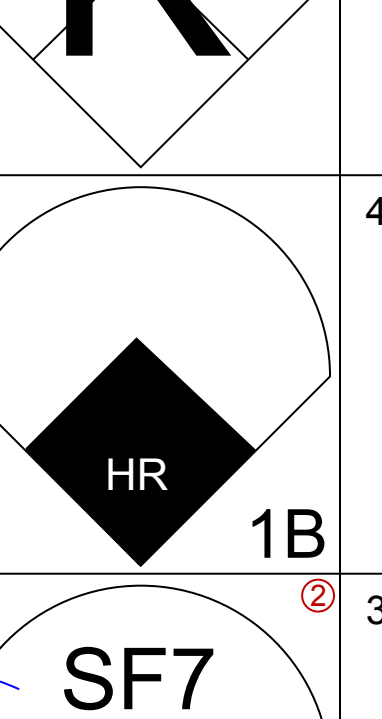
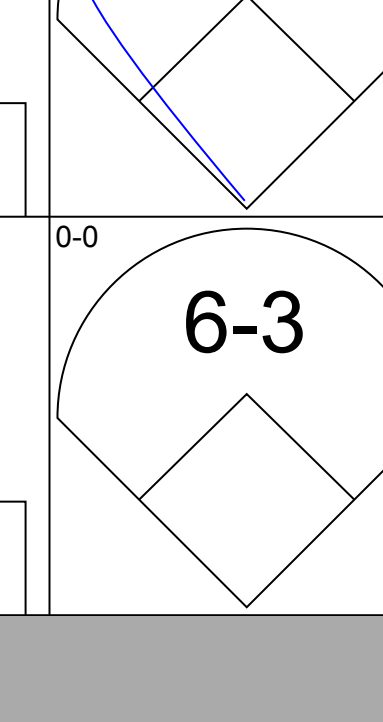
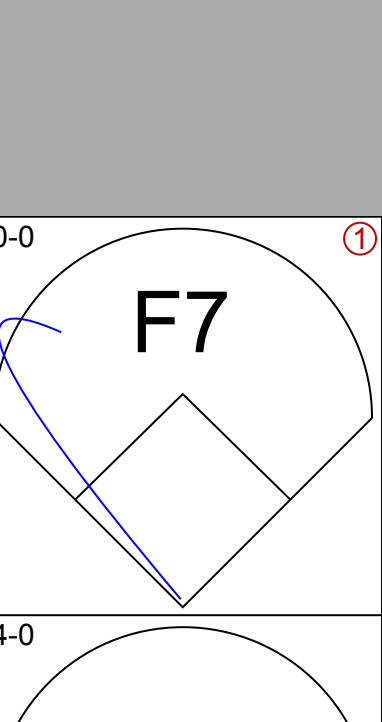
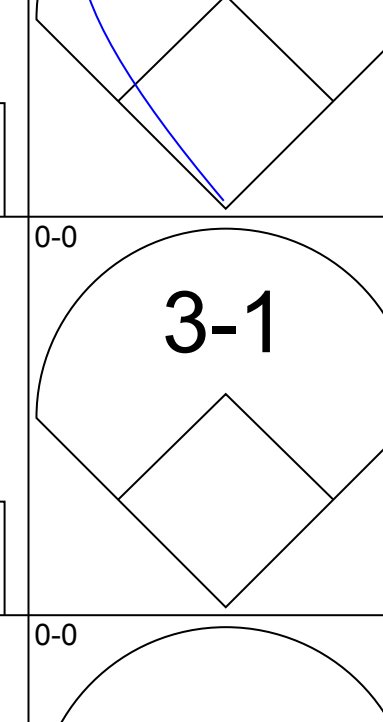
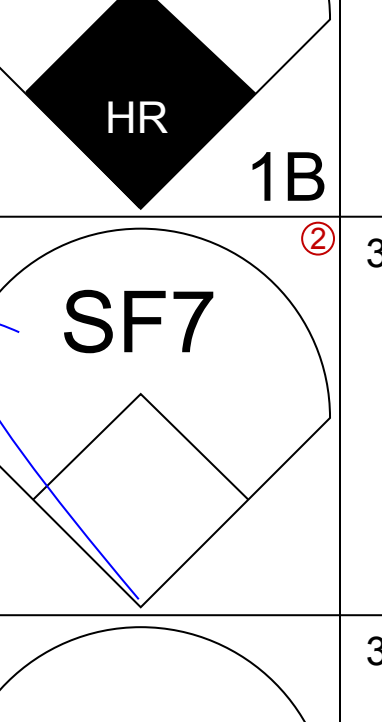
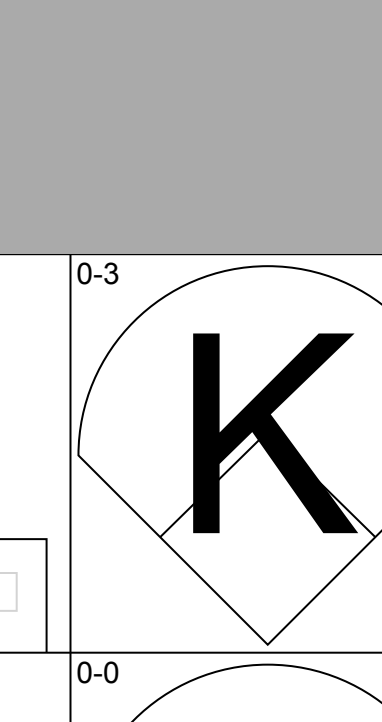
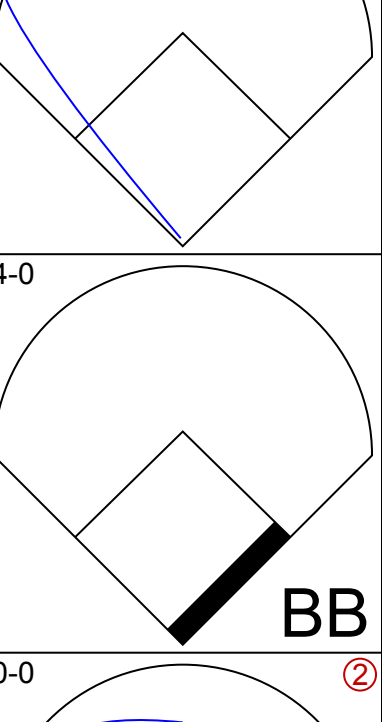
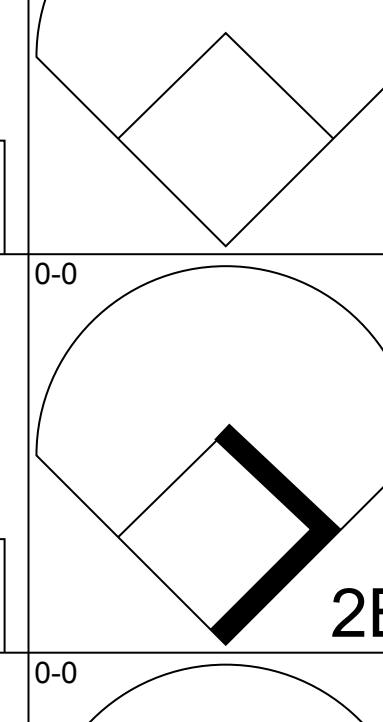
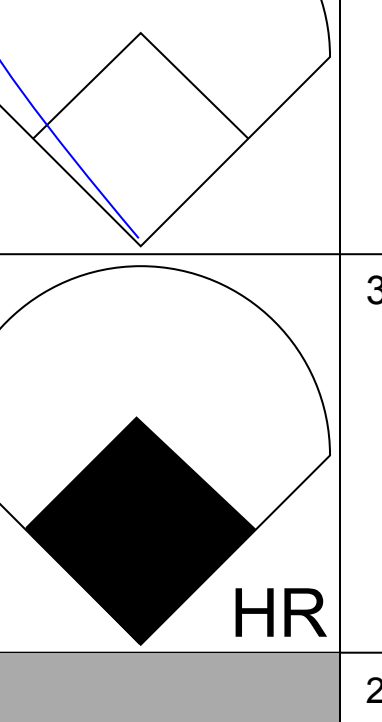
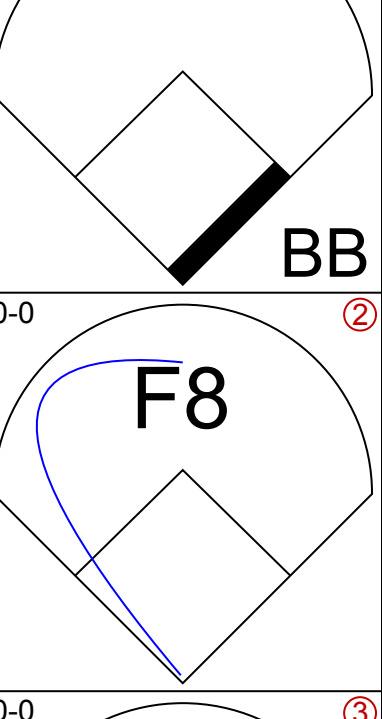
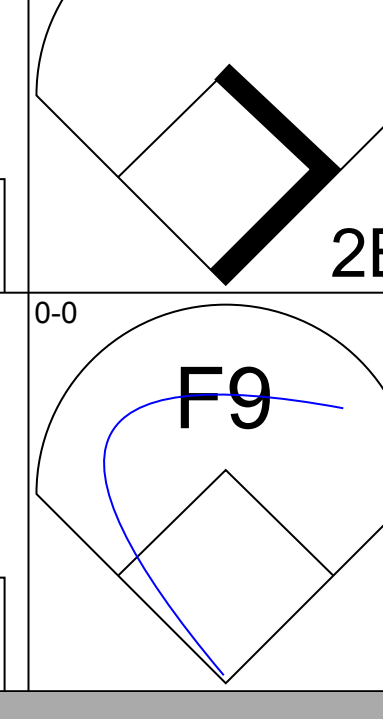
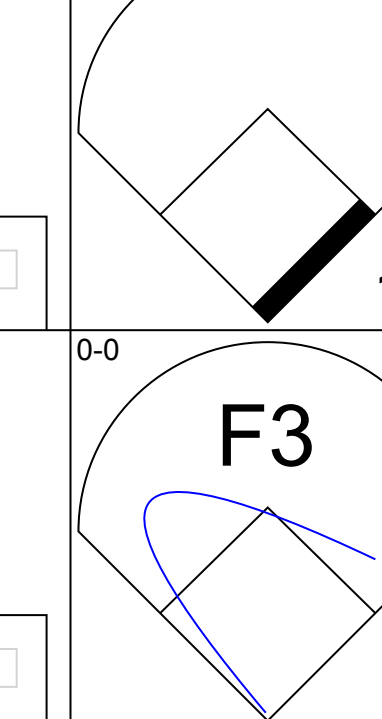
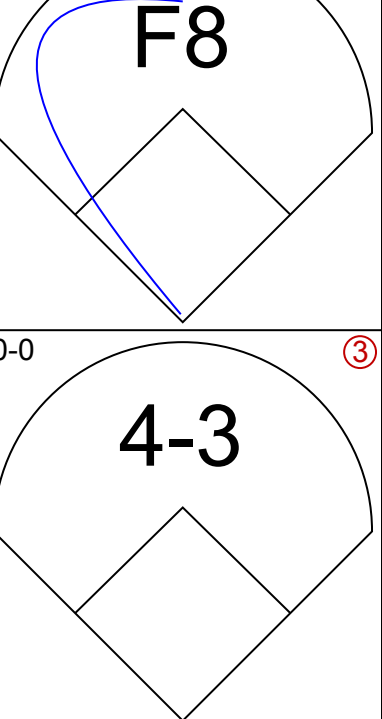
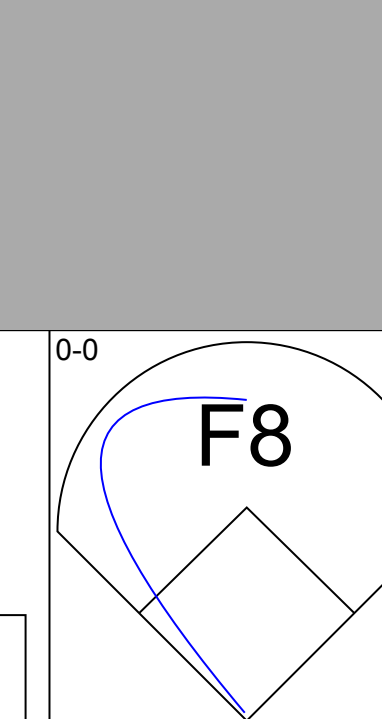


Batter	1	2	3	4	5	6	7	8	9	AB	R	H	RBI	BB	SO	LOB	TOP			
<b>Cesar Tovar, R</b> OBP: 0.372, SLG: 0.373 (1, 8)										4	0	0	0	0	1	3				
<b>Davey Nelson, R</b> OBP: 0.307, SLG: 0.308 (1, 4)										4	0	0	0	0	0	1				
<b>Alex Johnson, R</b> OBP: 0.330, SLG: 0.348 <b>Joe Lovitto, S</b> OBP: 0.219, SLG: 0.280 (1, 7) (9, 8)										3	0	0	0	0	1	0				
<b>Jeff Burroughs, R</b> OBP: 0.369, SLG: 0.500 (1, 9)										3	0	0	0	1	2	0				
<b>Mike Hargrove, L</b> OBP: 0.433, SLG: 0.481 (1, 3)										4	0	0	0	0	1	2				
<b>Jim Spencer, L</b> OBP: 0.354, SLG: 0.489 (1, 10)										2	0	0	0	1	0	0				
<b>Lenny Randle, S</b> OBP: 0.351, SLG: 0.397 (1, 5)										2	0	0	0	0	0	0				
<b>Toby Harrah, R</b> OBP: 0.340, SLG: 0.451 (1, 6)										2	1	1	1	1	1	0				
<b>Jim Sundberg, R</b> OBP: 0.376, SLG: 0.348 (1, 2)										2	0	0	0	1	0	2				
<b>Inning Stats</b>	R: 0 E: 0 K: 2 S: 7	H: 0 LOB: 0 BB: 0 P: 7	R: 0 E: 0 K: 2 S: 7	H: 0 LOB: 0 BB: 0 P: 7	R: 1 E: 0 K: 0 S: 4	H: 1 LOB: 0 BB: 0 P: 4	R: 0 E: 0 K: 1 S: 5	H: 0 LOB: 0 BB: 0 P: 5	R: 0 E: 0 K: 0 S: 3	H: 0 LOB: 0 BB: 0 P: 3	R: 0 E: 0 K: 0 S: 3	H: 0 LOB: 0 BB: 0 P: 3	R: 0 E: 0 K: 0 S: 3	H: 0 LOB: 2 BB: 2 P: 11	R: 0 E: 0 K: 0 S: 2	H: 0 LOB: 1 BB: 1 P: 7	1B: 0 2B: 0 3B: 0 HR: 1	SF: 0 SAC: 1 DP: 1 HBP: 1	WP: 0 PB: 0 SB: 0 CS: 0	PA: 32
<b>PITCHER</b> <b>Bert Blyleven, R</b> ERA: 3.13 (1, 1)	IP: 9.0 WLS: W BF: 32 H: 1 R: 1 ER: 1 SO: 6 BB: 4 IBB: 0 HBP: 1 BLK: 0 WP: 0 HR: 1 S: 39 P: 56 ERA: 1.00 WHIP: 0.556																			

Texas Rangers @ Minnesota Twins  
Metropolitan Stadium, Bloomington, MI  
Thu Jul 04 1974, 8:05 PM EDT  
Att: 21,008 - Unknown - 82 F

AB 26  
R 1  
H 1  
RBI 1  
BB 4  
SO 6  
LOB 8



Batter	1	2	3	4	5	6	7	8	9	AB	R	H	RBI	BB	SO	LOB	BOTTOM			
<b>Steve Brye, R</b> OBP: 0.332, SLG: 0.364 (1, 8)										4	0	0	0	0	0	1				
<b>Rod Carew, L</b> OBP: 0.438, SLG: 0.470 (1, 4)										4	0	0	0	0	0	0				
<b>Tony Oliva, L</b> OBP: 0.339, SLG: 0.477 <b>Jerry Terrell, R</b> OBP: 0.274, SLG: 0.299 (1, 10) (9, PR)										3	0	1	0	1	1	0				
<b>Bobby Darwin, R</b> OBP: 0.314, SLG: 0.430 (1, 9)										4	0	1	0	0	2	2				
<b>Steve Braun, L</b> OBP: 0.379, SLG: 0.398 (1, 5)										4	1	1	0	0	0	1				
<b>Jim Holt, L</b> OBP: 0.291, SLG: 0.303 (1, 3)										3	0	0	1	0	0	0				
<b>Larry Hisle, R</b> OBP: 0.355, SLG: 0.515 (1, 7)										3	1	2	2	1	1	0				
<b>Phil Roof, R</b> OBP: 0.300, SLG: 0.192 <b>Harmon Killebrew, R</b> OBP: 0.281, SLG: 0.346 <b>Glenn Borgmann, R</b> OBP: 0.252, SLG: 0.257 (1, 2) (7, PH) (8, 2)										2	0	1	0	0	0	1				
<b>Luis Gomez, R</b> OBP: 0.253, SLG: 0.196 <b>Danny Thompson, R</b> OBP: 0.338, SLG: 0.459 (1, 6) (5, PH) (6, 6)										1	0	0	0	0	0	1				
<b>Inning Stats</b>	R: 0 E: 0 K: 1 S: 5	H: 0 LOB: 0 BB: 0 P: 5	R: 0 E: 0 K: 1 S: 5	H: 0 LOB: 0 BB: 0 P: 5	R: 0 E: 0 K: 1 S: 6	H: 1 LOB: 0 BB: 0 P: 6	R: 0 E: 0 K: 0 S: 4	H: 1 LOB: 1 BB: 0 P: 4	R: 0 E: 0 K: 0 S: 3	H: 0 LOB: 1 BB: 1 P: 7	R: 0 E: 0 K: 0 S: 4	H: 1 LOB: 0 BB: 0 P: 4	R: 0 E: 0 K: 0 S: 3	H: 0 LOB: 0 BB: 0 P: 3	R: 3 E: 0 K: 1 S: 6	H: 2 LOB: 1 BB: 1 P: 10	1B: 3 2B: 2 3B: 0 HR: 1	SF: 1 SAC: 0 DP: 0 HBP: 0	WP: 0 PB: 0 SB: 0 CS: 0	PA: 34
<b>PITCHER</b> <b>Jim Bibby, R</b> ERA: 4.62 <b>Steve Foucault, R</b> ERA: 2.23 (1, 1) (9, 1)	IP: 8.0 WLS: L BF: 4 H: 2 R: 2 ER: 2 SO: 1 BB: 0 IBB: 0 HBP: 0 BLK: 0 WP: 0 HR: 1 S: 34 P: 6 ERA: 27.00 WHIP: 3.000																			

Texas Rangers @ Minnesota Twins  
Metropolitan Stadium, Bloomington, MI  
Thu Jul 04 1974, 8:05 PM EDT  
Att: 21,008 - Unknown - 82 F

AB 31  
R 3  
H 6  
RBI 3  
BB 2  
SO 4  
LOB 8









Batter	1	2	3	4	5	6	7	8	9	AB	R	H	RBI	BB	SO	LOB	TOP										
Larry Hisle, R OBP: 0.365, SLG: 0.533 (1, 8)										5	2	4	2	0	1	0	<b>Minnesota Twins @ Milwaukee Brewers</b> Milwaukee County Stadium, Milwaukee, WI Fri Jul 05 1974, 8:05 PM EDT Att: 16,009 - Unknown										
Rod Carew, L OBP: 0.438, SLG: 0.471 Jerry Terrell, R OBP: 0.274, SLG: 0.299 (1, 4) (8, 4)										5	0	1	1	0	1	3											
Tony Oliva, L OBP: 0.327, SLG: 0.461 (1, 10)										4	0	0	1	0	1	2											
Bobby Darwin, R OBP: 0.318, SLG: 0.430 (1, 9)										4	1	1	0	0	1	0											
Steve Braun, L OBP: 0.383, SLG: 0.397 (1, 7)										4	0	1	0	1	0	0											
Jim Holt, L OBP: 0.288, SLG: 0.299 (1, 3)										5	1	1	0	0	0	4											
Eric Soderholm, R OBP: 0.364, SLG: 0.403 (1, 5)										2	1	0	0	2	0	1											
Phil Roof, R OBP: 0.353, SLG: 0.267 (1, 2)										4	1	3	1	0	0	1											
Luis Gomez, R OBP: 0.247, SLG: 0.190 (1, 6)										4	0	0	0	0	1	6											
<b>Inning Stats</b>	R: 1 E: 0 K: 1 S: 6	H: 1 LOB: 0 BB: 0 P: 6	R: 0 E: 0 K: 0 S: 5	H: 2 LOB: 2 BB: 0 P: 5	R: 1 E: 0 K: 0 S: 4	H: 1 LOB: 2 BB: 1 P: 9	R: 1 E: 0 K: 1 S: 8	H: 3 LOB: 2 BB: 0 P: 8	R: 3 E: 1 K: 2 S: 11	H: 4 LOB: 2 BB: 1 P: 15	R: 0 E: 0 K: 0 S: 3	H: 0 LOB: 0 BB: 0 P: 3	R: 0 E: 0 K: 0 S: 3	H: 0 LOB: 1 BB: 1 P: 7	R: 0 E: 0 K: 1 S: 5	H: 0 LOB: 0 BB: 0 P: 5	R: 0 E: 0 K: 0 S: 3	H: 0 LOB: 0 BB: 0 P: 3	1B: 10 2B: 0 3B: 0 HR: 1	SF: 1 SAC: 0 DP: 0 HBP: 1	WP: 2 PB: 0 SB: 1 CS: 1	PA: 42					
<b>PITCHER</b>	IP	WLS	BF	H	R	ER	SO	BB	IBB	HBP	BLK	WP	HR	S	P	ERA	WHIP										
Jim Slaton, R ERA: 4.49 Kevin Kobel, L ERA: 4.05	(1, 1) (5, 1)	4.0 19	L 23	9 2	5 1	5 1	2 3	1 2	0 0	1 0	0 0	1 1	0 0	25 23	30 31	11.25 1.80	2.500 0.800										

Batter	1	2	3	4	5	6	7	8	9	AB	R	H	RBI	BB	SO	LOB	BOTTOM										
Ken Berry, R OBP: 0.279, SLG: 0.245 George Scott, R OBP: 0.342, SLG: 0.427 (1, 8) (9, FH)										3	1	1	0	0	0	0	<b>Minnesota Twins @ Milwaukee Brewers</b> Milwaukee County Stadium, Milwaukee, WI Fri Jul 05 1974, 8:05 PM EDT Att: 16,009 - Unknown										
Robin Yount, R OBP: 0.289, SLG: 0.368 (1, 6)										5	1	1	2	0	0	3											
Don Money, R OBP: 0.352, SLG: 0.435 (1, 5)										4	0	2	0	0	0	2											
John Briggs, L OBP: 0.370, SLG: 0.554 (1, 7)										3	0	1	0	1	1	2											
Darrell Porter, L OBP: 0.346, SLG: 0.385 (1, 2)										4	0	0	0	0	0	4											
Mike Hegan, L OBP: 0.327, SLG: 0.415 (1, 3)										3	0	2	0	1	1	0											
Deron Johnson, R OBP: 0.259, SLG: 0.391 (1, 10)										3	1	1	0	1	0	3											
Dave May, L OBP: 0.259, SLG: 0.358 (1, 9)										4	1	1	1	0	0	2											
Tim Johnson, L OBP: 0.286, SLG: 0.373 (1, 4)										3	0	1	1	1	1	0											
<b>Inning Stats</b>	R: 0 E: 0 K: 0 S: 3	H: 0 LOB: 0 BB: 0 P: 3	R: 0 E: 0 K: 0 S: 3	H: 1 LOB: 1 BB: 1 P: 7	R: 0 E: 0 K: 0 S: 3	H: 0 LOB: 2 BB: 1 P: 8	R: 0 E: 0 K: 0 S: 3	H: 1 LOB: 2 BB: 0 P: 11	R: 0 E: 0 K: 1 S: 5	H: 0 LOB: 0 BB: 0 P: 5	R: 0 E: 0 K: 0 S: 3	H: 1 LOB: 0 BB: 0 P: 3	R: 0 E: 0 K: 0 S: 3	H: 1 LOB: 0 BB: 0 P: 3	R: 2 E: 0 K: 1 S: 8	H: 3 LOB: 1 BB: 0 P: 8	R: 2 E: 0 K: 2 S: 10	H: 3 LOB: 1 BB: 0 P: 10	1B: 4 2B: 5 3B: 1 HR: 1	SF: 0 SAC: 0 DP: 4 HBP: 1	WP: 0 PB: 0 SB: 0 CS: 0	PA: 38					
<b>PITCHER</b>	IP	WLS	BF	H	R	ER	SO	BB	IBB	HBP	BLK	WP	HR	S	P	ERA	WHIP										
Dave Goltz, R ERA: 3.74 Bill Campbell, R ERA: 2.83	(1, 1) (8, 1)	7.1 1.2	W 8	3 3	2 2	2 2	1 3	4 0	0 0	1 0	0 0	0 0	0 0	14 14	44 14	2.46 10.80	1.500 1.800										



Batter	1	2	3	4	5	6	7	8	9	AB	R	H	RBI	BB	SO	LOB	TOP										
Larry Hisle, R OBP: 0.397, SLG: 0.531 (1, 8)										3	0	1	0	1	1	0	<b>Minnesota Twins @ Milwaukee Brewers</b> Milwaukee County Stadium, Milwaukee, WI Sat Jul 06 1974, 4:33 AM EDT Att: 11,550 - Unknown - 74 F										
Rod Carew, L OBP: 0.437, SLG: 0.469 (1, 4) Jerry Terrell, R OBP: 0.268, SLG: 0.292 (3, PH) (3, 4)										1	0	0	0	0	0	0											
Tony Oliva, L OBP: 0.330, SLG: 0.462 (1, 10)										4	0	2	0	0	0	0											
Bobby Darwin, R OBP: 0.317, SLG: 0.425 (1, 9)										3	0	0	0	1	1	3											
Steve Braun, L OBP: 0.381, SLG: 0.394 (1, 7)										4	0	1	0	0	0	2											
Jim Holt, L OBP: 0.296, SLG: 0.308 (1, 3)										3	0	2	0	0	0	1											
Eric Soderholm, R OBP: 0.359, SLG: 0.397 (1, 5)										3	0	0	0	0	0	4											
Danny Thompson, R OBP: 0.345, SLG: 0.443 (1, 6)										3	0	0	0	0	0	2											
Glenn Borgmann, R OBP: 0.288, SLG: 0.289 (1, 2) Steve Brye, R OBP: 0.323, SLG: 0.355 (8, PH) Phil Roof, R OBP: 0.353, SLG: 0.267 (8, 2)										2	0	0	0	0	0	0											
<b>Inning Stats</b>	R: 0 E: 0 K: 1 S: 5	H: 0 LOB: 0 BB: 0 P: 5	R: 0 E: 0 K: 0 S: 3	H: 1 LOB: 1 BB: 1 P: 7	R: 0 E: 0 K: 1 S: 5	H: 0 LOB: 1 BB: 1 P: 9	R: 0 E: 0 K: 0 S: 3	H: 1 LOB: 0 BB: 0 P: 3	R: 0 E: 0 K: 0 S: 3	H: 1 LOB: 0 BB: 0 P: 3	R: 0 E: 0 K: 1 S: 7	H: 2 LOB: 2 BB: 0 P: 7	R: 0 E: 0 K: 0 S: 4	H: 1 LOB: 1 BB: 0 P: 4	R: 0 E: 0 K: 0 S: 3	H: 0 LOB: 0 BB: 0 P: 3	R: 0 E: 0 K: 1 S: 5	H: 0 LOB: 0 BB: 0 P: 5	1B: 6 2B: 1 3B: 0 HR: 0	SF: 0 SAC: 0 DP: 3 HBP: 0	WP: 0 PB: 0 CS: 0	PA: 32					
<b>PITCHER</b>	IP	WLS	BF	H	R	ER	SO	BB	IBB	HBP	BLK	WP	HR	S	P	ERA	WHIP										
Bill Champion, R ERA: 3.78 (1, 1)	5.2	W	21	5	0	0	3	2	0	0	0	0	0	25	33	0.00	1.235										
Eduardo Rodriguez, R ERA: 3.33 (8, 1)	2.1	S	8	1	0	0	0	0	0	0	0	0	0	8	8	0.00	0.429										
Tom Murphy, R ERA: 1.88 (9, 1)	1.0		3	0	0	0	1	0	0	0	0	0	0	5	5	0.00	0.000										

Batter	1	2	3	4	5	6	7	8	9	AB	R	H	RBI	BB	SO	LOB	BOTTOM										
Don Money, R OBP: 0.354, SLG: 0.436 (1, 5)										4	0	2	0	0	1	0	<b>Minnesota Twins @ Milwaukee Brewers</b> Milwaukee County Stadium, Milwaukee, WI Sat Jul 06 1974, 4:33 AM EDT Att: 11,550 - Unknown - 74 F										
Robin Yount, R OBP: 0.288, SLG: 0.366 (1, 6)										4	0	1	1	0	0	1											
John Briggs, L OBP: 0.368, SLG: 0.548 (1, 7)										3	0	0	0	1	0	2											
George Scott, R OBP: 0.340, SLG: 0.423 (1, 3)										3	0	0	0	1	0	3											
Mike Hegan, L OBP: 0.330, SLG: 0.411 (1, 9) Ken Berry, R OBP: 0.277, SLG: 0.243 (7, 8)										1	1	0	0	1	0	0											
Darrell Porter, L OBP: 0.346, SLG: 0.381 (1, 2)										1	0	0	0	0	0	0											
Deron Johnson, R OBP: 0.260, SLG: 0.390 (1, 10) Bobby Mitchell, R OBP: 0.303, SLG: 0.365 (7, PR)										3	0	1	0	0	1	2											
Dave May, L OBP: 0.260, SLG: 0.362 (1, 8) Bob Coluccio, R OBP: 0.298, SLG: 0.367 (7, 9)										3	0	1	2	0	0	1											
Tim Johnson, L OBP: 0.273, SLG: 0.355 (1, 4)										3	1	0	0	0	0	1											
<b>Inning Stats</b>	R: 0 E: 0 K: 1 S: 5	H: 0 LOB: 0 BB: 0 P: 5	R: 2 E: 0 K: 1 S: 5	H: 1 LOB: 3 BB: 3 P: 17	R: 0 E: 0 K: 0 S: 3	H: 1 LOB: 0 BB: 0 P: 3	R: 0 E: 0 K: 0 S: 3	H: 0 LOB: 0 BB: 0 P: 3	R: 0 E: 0 K: 0 S: 3	H: 0 LOB: 0 BB: 0 P: 3	R: 0 E: 0 K: 0 S: 3	H: 0 LOB: 1 BB: 1 P: 7	R: 0 E: 0 K: 0 S: 4	H: 1 LOB: 1 BB: 0 P: 4	R: 1 E: 1 K: 0 S: 5	H: 2 LOB: 1 BB: 0 P: 5	R: 0 E: 0 K: 1 S: 5	H: 0 LOB: 0 BB: 0 P: 5	1B: 4 2B: 1 3B: 0 HR: 0	SF: 0 SAC: 0 DP: 1 HBP: 0	WP: 0 PB: 0 CS: 2	PA: 31					
<b>PITCHER</b>	IP	WLS	BF	H	R	ER	SO	BB	IBB	HBP	BLK	WP	HR	S	P	ERA	WHIP										
Joe Decker, R ERA: 3.12 (1, 1)	7.0	L	29	5	3	2	2	4	0	0	0	0	0	29	45	2.57	1.286										
Tom Burgmeier, L ERA: 6.17 (8, 1)	0.1		1	0	0	0	0	0	0	0	0	0	0	1	1	0.00	0.000										
Bill Campbell, R ERA: 2.8 (8, 1)	0.2		1	0	0	0	0	0	0	0	0	0	0	1	1	0.00	0.000										



Batter	1	2	3	4	5	6	7	8	9	AB	R	H	RBI	BB	SO	LOB	TOP										
Steve Brye, R OBP: 0.325, SLG: 0.356 (1, 8)										5	0	2	1	0	1	3	<b>Minnesota Twins @ Milwaukee Brewers</b> Milwaukee County Stadium, Milwaukee, WI Sun Jul 07 1974, 4:33 AM EDT Unknown - 83 F										
Rod Carew, L OBP: 0.436, SLG: 0.468 (1, 4)										5	0	2	0	0	0	3											
Larry Hisle, R OBP: 0.365, SLG: 0.526 (1, 9)										4	1	1	0	0	2	2											
Tony Oliva, L OBP: 0.332, SLG: 0.473 (1, 10)										4	1	2	1	0	0	1											
Steve Braun, L OBP: 0.379, SLG: 0.392 (1, 7)										4	1	1	1	0	1	2											
Jim Holt, L OBP: 0.295, SLG: 0.306 (1, 3)										4	1	1	0	0	0	1											
Eric Soderholm, R OBP: 0.366, SLG: 0.401 (1, 5)										3	1	2	0	1	0	0											
Danny Thompson, R OBP: 0.344, SLG: 0.439 (1, 6)										3	0	1	1	0	1	2											
Phil Roof, R OBP: 0.333, SLG: 0.250 (8, PH)										2	0	0	0	0	0	2											
Hamon Kilbrew, R OBP: 0.252, SLG: 0.343 (8, 2)										1	0	0	0	0	0	0											
Glenn Borgmann, R OBP: 0.289, SLG: 0.289 (8, 2)										0	0	0	0	0	0	0											
Bobby Darwin, R OBP: 0.319, SLG: 0.427 (9, PH)										1	0	1	1	0	0	0											
<b>Inning Stats</b>	R: 0 E: 0 K: 2 S: 7	H: 0 LOB: 0 BB: 0 P: 7	R: 0 E: 0 K: 1 S: 5	H: 0 LOB: 0 BB: 0 P: 5	R: 1 E: 1 K: 0 S: 4	H: 1 LOB: 1 BB: 1 P: 8	R: 1 E: 0 K: 0 S: 4	H: 2 LOB: 0 BB: 0 P: 4	R: 0 E: 0 K: 1 S: 6	H: 1 LOB: 1 BB: 0 P: 6	R: 0 E: 0 K: 1 S: 5	H: 0 LOB: 0 BB: 0 P: 5	R: 0 E: 0 K: 0 S: 4	H: 2 LOB: 1 BB: 0 P: 4	R: 3 E: 0 K: 0 S: 8	H: 5 LOB: 2 BB: 0 P: 8	1B: 12 2B: 0 3B: 0 HR: 1	SF: 0 SAC: 1 DP: 1 HBP: 0	WP: 0 PB: 0 SB: 2 CS: 1	PA: 38							
<b>PITCHER</b>	IP	WLS	BF	H	R	ER	SO	BB	IBB	HBP	BLK	WP	HR	S	P	ERA	WHIP										
Jim Colborn, R ERA: 5.19 (1, 1)	8.0	W	33	11	5	5	5	1	0	0	0	0	1	42	46	5.62	1.500										
Tom Murphy, R ERA: 1.65 (9, 1)	1.0		5	2	0	0	0	0	0	0	0	0	0	5	5	0.00	2.000										


Batter	1	2	3	4	5	6	7	8	9	AB	R	H	RBI	BB	SO	LOB	BOTTOM										
Don Money, R OBP: 0.353, SLG: 0.434 (1, 5)										4	0	1	0	0	1	2	<b>Minnesota Twins @ Milwaukee Brewers</b> Milwaukee County Stadium, Milwaukee, WI Sun Jul 07 1974, 4:33 AM EDT Unknown - 83 F										
Robin Yount, R OBP: 0.291, SLG: 0.365 (1, 6)										3	1	1	1	1	0	1											
John Briggs, L OBP: 0.367, SLG: 0.542 (1, 7)										3	2	0	0	1	1	2											
George Scott, R OBP: 0.342, SLG: 0.420 (1, 3)										2	2	0	0	2	0	0											
Darrell Porter, L OBP: 0.348, SLG: 0.390 (1, 2)										3	2	1	3	1	0	0											
Mike Hegan, L OBP: 0.330, SLG: 0.418 (7, FR)										3	0	1	3	0	2	0											
Bob Coluccio, R OBP: 0.300, SLG: 0.370 (8, 8) (9, 9)										1	0	1	1	0	0	0											
Deron Johnson, R OBP: 0.256, SLG: 0.383 (1, 10)										4	0	0	0	0	1	2											
Dave May, L OBP: 0.260, SLG: 0.361 (8, 9)										3	0	1	0	0	0	0											
Bobby Mitchell, R OBP: 0.303, SLG: 0.365 (8, FR)										0	1	0	0	0	0	0											
Ken Berry, R OBP: 0.277, SLG: 0.243 (9, 8)										0	0	0	0	0	0	0											
Tim Johnson, L OBP: 0.265, SLG: 0.344 (1, 4)										2	0	0	0	0	0	0											
<b>Inning Stats</b>	R: 0 E: 0 K: 1 S: 4	H: 0 LOB: 0 BB: 1 P: 8	R: 0 E: 0 K: 1 S: 5	H: 0 LOB: 0 BB: 0 P: 5	R: 0 E: 0 K: 0 S: 3	H: 0 LOB: 0 BB: 0 P: 3	R: 0 E: 0 K: 1 S: 5	H: 0 LOB: 0 BB: 0 P: 5	R: 0 E: 0 K: 1 S: 5	H: 0 LOB: 0 BB: 0 P: 5	R: 3 E: 0 K: 0 S: 5	H: 2 LOB: 1 BB: 2 P: 13	R: 5 E: 1 K: 0 S: 7	H: 4 LOB: 1 BB: 2 P: 15	1B: 4 2B: 1 3B: 1 HR: 0	SF: 0 SAC: 1 DP: 0 HBP: 0	WP: 0 PB: 0 SB: 0 CS: 1	PA: 34									
<b>PITCHER</b>	IP	WLS	BF	H	R	ER	SO	BB	IBB	HBP	BLK	WP	HR	S	P	ERA	WHIP										
Ray Corbin, R ERA: 4.35 (1, 1)	7.2	L	29	4	5	5	5	3	0	0	0	0	0	36	48	5.87	0.913										
Bill Campbell, R ERA: 3.2 (8, 1)	0.1		5	2	3	3	0	2	0	0	0	0	0	3	11	81.00	12.000										



Batter	1	2	3	4	5	6	7	8	9	10	11	AB	R	H	RBI	BB	SO	LOB	TOP
Steve Brye, R OBP: 0.325, SLG: 0.357 (1, 8)	SH5-3 HR BB	F3			6-3		1-3		1-3		F9 2B 1B	5	2	1	1	1	0	2	
Rod Carew, L OBP: 0.438, SLG: 0.465 (1, 4)	SH5-3 1-2		F7		1-3		4-3 1B		K		1B IBB	4	0	1	0	1	1	0	
Eric Soderholm, R OBP: 0.381, SLG: 0.394 (1, 5)	1-3		F8		WP 1B		4-3		K		F9 2-3	6	1	1	0	0	1	4	
Bobby Darwin, R OBP: 0.328, SLG: 0.443 (1, 9)	HR				1B					5-3	1B 1-3 3-H	5	1	4	4	1	0	0	
Tony Oliva, L OBP: 0.330, SLG: 0.468 Jerry Terrell, R OBP: 0.268, SLG: 0.292 (10, PR)	1-3		F4		F8		F3			1B 1B		5	0	1	0	0	0	4	
Craig Kusick, R OBP: 0.261, SLG: 0.254 (1, 3)			F9		F8		F4		F2		1B G4-6-3 1-2	5	0	1	0	0	0	0	
Steve Braun, L OBP: 0.387, SLG: 0.400 (1, 7)			FC6-4 1B		1B		FC6-4 1B		1B		G4-6-3 1-2	5	0	4	0	0	0	2	
Danny Thomson, R OBP: 0.333, SLG: 0.424 Harmon Killebrew, R OBP: 0.288, SLG: 0.348 Luis Gomez, R OBP: 0.252, SLG: 0.196 (8, PH)	FC6-4 1-2 E		F4		F8		G1-4-3 1B		G4 2B 1B			3	0	0	0	0	0	3	
Randy Hundley, R OBP: 0.333, SLG: 0.250 Phil Roof, R OBP: 0.354, SLG: 0.524 Larry Hise, R OBP: 0.287, SLG: 0.288 Glenn Borgmann, R OBP: 0.287, SLG: 0.288 (8, PH)	E4 1-2		6-3		FC6-4 1-2		G1-4-3 1-2		G4			3	0	0	0	0	0	3	
<b>Inning Stats</b>	R: 2 E: 0 K: 0 S: 4	H: 1 LOB: 0 BB: 1 P: 8	R: 0 E: 1 K: 0 S: 5	H: 1 LOB: 2 BB: 0 P: 5	R: 0 E: 0 K: 0 S: 4	H: 1 LOB: 1 BB: 0 P: 4	R: 0 E: 0 K: 0 S: 4	H: 1 LOB: 2 BB: 1 P: 8	R: 0 E: 0 K: 0 S: 4	H: 2 LOB: 2 BB: 0 P: 7	R: 0 E: 0 K: 0 S: 4	H: 2 LOB: 2 BB: 1 P: 9	1B: 13 2B: 1 3B: 0 HR: 1	SF: 0 SAC: 1 DP: 2 HBP: 0	WP: 1 PB: 0 SB: 0 CS: 0	PA: 49			
<b>PITCHER</b>	IP ERA WLS BF H R ER SO BB IBB HBP BLK WP HR S P ERA WHIP	(1, 1) ERA: 3.76	(11, 1) ERA: 2.17																

Minnesota Twins @ Milwaukee Brewers  
Milwaukee County Stadium, Milwaukee, WI  
Sun Jul 07 1974, 4:38 AM EDT  
Att: 17,939 - Unknown


AB 45  
R 5  
H 15  
RBI 5  
BB 3  
SO 2  
LOB 21



Batter	1	2	3	4	5	6	7	8	9	10	11	AB	R	H	RBI	BB	SO	LOB	BOTTOM	
Don Money, R OBP: 0.355, SLG: 0.435 (1, 5)	F7		BB		F2		1B BB		2B		1-3	4	0	1	0	2	0	0		
Ken Berry, R OBP: 0.270, SLG: 0.236 Mike Hegan, L OBP: 0.322, SLG: 0.410 (7, PH)	F9		F7		F9		SF8		1-3		4-3	3	0	0	0	0	0	1		
Charlie Moore, R OBP: 0.348, SLG: 0.385 (1, 2)	1B		1-3		F6		F5		F5			5	0	2	0	0	0	3		
George Scott, R OBP: 0.346, SLG: 0.424 (1, 3)	6-3		F9		2B		1B		IBB			4	0	2	1	1	0	1		
Deron Johnson, R OBP: 0.269, SLG: 0.378 Darrell Porter, L OBP: 0.347, SLG: 0.388 (9, PH)	K		BB		K		K		K			3	0	0	0	1	3	4		
Bob Coluccio, R OBP: 0.298, SLG: 0.366 Dave May, L OBP: 0.265, SLG: 0.362 (6, PH)	F7		F5		BB		BB		4-3 1B		3-1	2	0	0	0	0	0	1		
Bobby Mitchell, R OBP: 0.306, SLG: 0.385 John Briggs, L OBP: 0.364, SLG: 0.536 (7, 7)	F9		SF8 3B		K		K		4-3		K	2	1	1	0	0	0	0		
Pedro Garcia, R OBP: 0.274, SLG: 0.392 Bob Hansen, L OBP: 0.309, SLG: 0.340 Robin Yount, R OBP: 0.289, SLG: 0.362 (8, 6)	5-3		K		K		WP 1B SF8		F9		G1	2	0	0	0	0	1	1		
John Vukovich, R OBP: 0.268, SLG: 0.436 Tim Johnson, L OBP: 0.268, SLG: 0.343 (7, PH)	K		SF8		SF8		SF8 WP 1B		L5		G1	1	0	0	1	0	1	0		
<b>Inning Stats</b>	R: 0 E: 0 K: 0 S: 4	H: 1 LOB: 1 BB: 0 P: 4	R: 0 E: 0 K: 1 S: 5	H: 0 LOB: 0 BB: 0 P: 5	R: 0 E: 0 K: 1 S: 5	H: 0 LOB: 1 BB: 1 P: 9	R: 0 E: 0 K: 0 S: 3	H: 2 LOB: 3 BB: 1 P: 13	R: 2 E: 0 K: 1 S: 8	H: 3 LOB: 2 BB: 1 P: 12	R: 0 E: 0 K: 0 S: 4	H: 1 LOB: 1 BB: 0 P: 4	R: 0 E: 0 K: 1 S: 6	H: 0 LOB: 0 BB: 0 P: 5	R: 0 E: 0 K: 0 S: 3	H: 0 LOB: 0 BB: 0 P: 3	1B: 6 2B: 2 3B: 1 HR: 0	SF: 2 SAC: 0 DP: 0 HBP: 0	WP: 1 PB: 0 SB: 0 CS: 0	PA: 47
<b>PITCHER</b>	IP ERA WLS BF H R ER SO BB IBB HBP BLK WP HR S P ERA WHIP	(1, 1) ERA: 4.32	(6, 1) ERA: 4.59	(6, 1) ERA: 4.21	(6, 1) ERA: 3.31	(10, 1) ERA: 5.59														

Minnesota Twins @ Milwaukee Brewers  
Milwaukee County Stadium, Milwaukee, WI  
Sun Jul 07 1974, 4:38 AM EDT  
Att: 17,939 - Unknown

AB 40  
R 3  
H 9  
RBI 3  
BB 5  
SO 8  
LOB 20





Batter	1	2	3	4	5	6	7	8	9	AB	R	H	RBI	BB	SO	LOB	TOP			
Mickey Stanley, R OBP: 0.272, SLG: 0.321 (1, 8)	5-3		1B 2B		K		K			4	1	1	0	0	2	0	<b>Detroit Tigers @ Minnesota Twins</b> Metropolitan Stadium, Bloomington, MI Mon Jul 08 1974, 8:05 PM EDT Att. 7,343 - Unknown - 97 F			
Gary Sutherland, R OBP: 0.282, SLG: 0.329 (1, 4) (8, 6)	1B		L6		L5-4-3 BB			6-3		3	0	1	0	1	0	2				
Al Kaline, R OBP: 0.342, SLG: 0.369 (1, 10)	K		2B 1-2 3-H		L5-4-3			L7		4	0	1	1	0	1	2				
Jim Northrup, L OBP: 0.311, SLG: 0.371 (1, 9)	4-3		1-2 3-H 2H		4-3			P4		4	0	1	1	0	0	1				
Ben Oglivie, L OBP: 0.395, SLG: 0.432 (1, 7)		K	F5		K			F7		4	0	0	0	0	2	2				
Norm Cash, L OBP: 0.323, SLG: 0.414 (1, 3)	K			L3		1B		P6		4	0	1	0	0	1	0				
Aurelio Rodriguez, R OBP: 0.265, SLG: 0.290 (1, 5)	G3			F7		L3		F3		4	0	0	0	0	0	1				
Jerry Moses, R OBP: 0.284, SLG: 0.336 (1, 2)			1B 1B		5-3					3	1	2	0	0	0	0				
Ed Brinkman, R OBP: 0.269, SLG: 0.341 John Knox, L OBP: 0.340, SLG: 0.314 (1, 6) (8, 4)	L8			P6		5-3				3	0	0	0	0	0	2				
										0	0	0	0	0	0	0				
<b>Inning Stats</b>	R: 0 E: 0 K: 1 S: 6	H: 1 LOB: 1 BB: 0 P: 6	R: 0 E: 0 K: 2 S: 7	H: 0 LOB: 0 BB: 0 P: 7	R: 2 E: 0 K: 0 S: 7	H: 4 LOB: 2 BB: 0 P: 7	R: 0 E: 0 K: 0 S: 4	H: 1 LOB: 1 BB: 0 P: 4	R: 0 E: 0 K: 1 S: 4	H: 0 LOB: 0 BB: 1 P: 8	R: 0 E: 0 K: 1 S: 5	H: 0 LOB: 0 BB: 0 P: 5	R: 0 E: 0 K: 0 S: 3	H: 0 LOB: 0 BB: 0 P: 3	R: 0 E: 0 K: 0 S: 3	H: 0 LOB: 0 BB: 0 P: 3	1B: 6 2B: 1 3B: 0 HR: 0	SF: 0 SAC: 0 DP: 1 HBP: 0	WP: 0 PB: 0 SB: 0 CS: 0	PA: 34
<b>PITCHER</b> Bert Blyleven, R ERA: 3.06 (1, 1)	IP: 9.0 WLS: W BF: 34 H: 7 R: 2 ER: 2 SO: 6 BB: 1 IBB: 0 HBP: 0 BLK: 0 WP: 0 HR: 0 S: 45 P: 49 ERA: 2.00 WHIP: 0.889																			

Batter	1	2	3	4	5	6	7	8	9	AB	R	H	RBI	BB	SO	LOB	BOTTOM	
Steve Brye, R OBP: 0.331, SLG: 0.362 (1, 8)	SH1-3 1B	BB 1B		E5		K		FC6-4 1B		5	0	3	2	0	1	1	<b>Detroit Tigers @ Minnesota Twins</b> Metropolitan Stadium, Bloomington, MI Mon Jul 08 1974, 8:05 PM EDT Att. 7,343 - Unknown - 97 F	
Rod Carew, L OBP: 0.433, SLG: 0.463 (1, 4)	SH1-3 1-2	BB 1B		F8		G3		FC6-4 1-2		4	0	1	0	0	0	3		
Larry Hise, R OBP: 0.361, SLG: 0.522 (1, 7)	K	K		F7		1B 2B		K		5	0	1	0	0	3	5		
Bobby Darwin, R OBP: 0.327, SLG: 0.439 (1, 9)	F9			F3		K		K		3	0	0	0	1	1	3		
Harmon Killebrew, R OBP: 0.295, SLG: 0.348 Jerry Terrell, R OBP: 0.269, SLG: 0.292 (1, 10) (7, PR)	HR 1B	4-3		G4-6-3 BB		1B BB				2	1	1	0	2	0	3		
Eric Soderholm, R OBP: 0.363, SLG: 0.411 (1, 5)		1-3		G4-6-3 1-2		1B BB				4	1	2	2	0	0	1		
Danny Thompson, R OBP: 0.340, SLG: 0.438 (1, 6)		HR 3B 1B		F9		G4-6-3 1-2				4	2	2	0	0	0	3		
Craig Kusick, R OBP: 0.288, SLG: 0.303 (1, 3)		1B 3B		G5-4-3 1B		SH3-4 BB		E6 1B		3	2	2	2	1	0	0		
Phil Roof, R OBP: 0.308, SLG: 0.229 (1, 2)	P4			G5-4-3 1-2		SH3-4		4-3		3	0	0	0	0	0	3		
<b>Inning Stats</b>	R: 0 E: 0 K: 1 S: 6	H: 1 LOB: 1 BB: 0 P: 6	R: 4 E: 0 K: 1 S: 11	H: 6 LOB: 3 BB: 1 P: 15	R: 1 E: 0 K: 0 S: 4	H: 2 LOB: 0 BB: 0 P: 4	R: 0 E: 1 K: 0 S: 4	H: 0 LOB: 1 BB: 0 P: 4	R: 0 E: 0 K: 1 S: 5	H: 0 LOB: 1 BB: 1 P: 9	R: 0 E: 0 K: 1 S: 6	H: 2 LOB: 3 BB: 1 P: 10	R: 1 E: 1 K: 1 S: 7	H: 1 LOB: 1 BB: 0 P: 7	1B: 8 2B: 2 3B: 1 HR: 1	SF: 0 SAC: 2 DP: 3 HBP: 0	WP: 1 PB: 0 SB: 0 CS: 0	PA: 39
<b>PITCHER</b> Woody Fryman, L ERA: 4.75 Dave Lemanczyk, R ERA: 6.16 (1, 1) (2, 1)	IP: 1.1 WLS: L BF: 11 H: 4 R: 4 ER: 4 SO: 1 BB: 0 IBB: 0 HBP: 0 BLK: 0 WP: 1 HR: 0 S: 13 P: 13 ERA: 27.00 WHIP: 5.250																	

AB	33
R	2
H	7
RBI	2
BB	1
SO	6
LOB	10





Batter	1	2	3	4	5	6	7	8	9	10	11	AB	R	H	RBI	BB	SO	LOB	TOP					
Mickey Stanley, R OBP: 0.268, SLG: 0.316 (1, 8)	F8			K		P6		F8			6-3	5	0	0	0	0	1	0						
Gary Sutherland, R OBP: 0.261, SLG: 0.327 (1, 4)	F7			5-3					F8		6-3	5	0	1	0	0	0	0						
Jim Northrup, L OBP: 0.309, SLG: 0.372 (1, 9)	4-3			L9							4-3	5	1	1	0	0	1	1						
Al Kaline, R OBP: 0.337, SLG: 0.364 (1, 10)		L8										4	0	0	0	0	1	1						
Bill Freehan, R OBP: 0.358, SLG: 0.397 (1, 3)		K										3	0	2	1	1	1	0						
Aurelio Rodriguez, R OBP: 0.262, SLG: 0.286 (1, 5)		6-3										4	0	0	0	0	0	3						
Marvin Lane, R OBP: 0.296, SLG: 0.238 Ben Ogilvie, L OBP: 0.391, SLG: 0.427 (1, 7) (10, PH) (10, 7)												2	0	0	0	1	0	1						
Jerry Moses, R OBP: 0.278, SLG: 0.328 Gates Brown, L OBP: 0.333, SLG: 0.353 Gene Lamont, L OBP: 0.292, SLG: 0.318 (1, 2) (10, PH) (10, 2)												3	0	0	0	0	1	2						
Ed Brinkman, R OBP: 0.269, SLG: 0.351 (1, 6)												4	1	1	1	0	1	0						
<b>Inning Stats</b>	R: 0 E: 0 K: 0 S: 3	H: 0 LOB: 0 BB: 0 P: 3	R: 0 E: 0 K: 1 S: 5	H: 0 LOB: 0 BB: 0 P: 5	R: 0 E: 0 K: 0 S: 3	H: 0 LOB: 0 BB: 0 P: 3	R: 0 E: 0 K: 1 S: 5	H: 0 LOB: 0 BB: 0 P: 5	R: 0 E: 0 K: 1 S: 6	H: 1 LOB: 2 BB: 1 P: 10	R: 1 E: 0 K: 1 S: 6	H: 2 LOB: 1 BB: 0 P: 6	R: 0 E: 0 K: 0 S: 3	H: 0 LOB: 0 BB: 0 P: 3	R: 1 E: 0 K: 0 S: 5	H: 2 LOB: 1 BB: 0 P: 5	R: 0 E: 0 K: 1 S: 5	H: 0 LOB: 0 BB: 0 P: 3	R: 0 E: 0 K: 0 S: 3	H: 0 LOB: 0 BB: 0 P: 3	1B: 3 2B: 2 3B: 0 HR: 1	SF: 0 SAC: 0 DP: 1 HBP: 0	WP: 0 PB: 0 SB: 0 CS: 1	PA: 39
<b>PITCHER</b>	IP ERA WLS BF H R ER SO BB IBB HBP BLK WP HR S P ERA WHIP	IP ERA WLS BF H R ER SO BB IBB HBP BLK WP HR S P ERA WHIP																						
Vic Albury, L ERA: 4.04 Bill Hands, R ERA: 4.41 (1, 1) (9, 1)	8.1 2.2 W 9 1 0 0 1 0 0 0 0 0 0 0 11 11 0.00 0.375																							

Detroit Tigers @ Minnesota Twins  
Metropolitan Stadium, Bloomington, MI  
Tue Jul 09 1974, 8:05 PM EDT  
Att: 6,525 - Unknown - 88 F

AB 37  
R 2  
H 5  
RBI 2  
BB 2  
SO 6  
LOB 8



Batter	1	2	3	4	5	6	7	8	9	10	11	AB	R	H	RBI	BB	SO	LOB	BOTTOM					
Steve Brye, R OBP: 0.335, SLG: 0.369 (1, 8)	K											6	1	3	0	0	2	1						
Rod Carew, L OBP: 0.438, SLG: 0.482 (1, 4)	F8											3	0	1	1	2	0	1						
Larry Hisle, R OBP: 0.364, SLG: 0.516 (1, 9)	HBP											3	0	0	0	1	1	6						
Tony Oliva, L OBP: 0.325, SLG: 0.485 Harmon Killebrew, R OBP: 0.297, SLG: 0.349 (1, 10) (9, PH)	4-3											4	1	1	0	0	0	3						
Steve Braun, L OBP: 0.384, SLG: 0.394 (1, 7)		L9										4	0	0	0	1	0	3						
Eric Soderholm, R OBP: 0.360, SLG: 0.410 (1, 5)												5	0	1	0	0	0	2						
Jim Holt, L OBP: 0.293, SLG: 0.299 Bobby Darwin, R OBP: 0.339, SLG: 0.437 Craig Kusick, R OBP: 0.288, SLG: 0.303 (1, 3) (10, PH) (11, 3)												3	0	0	0	1	1	2						
Danny Thompson, R OBP: 0.353, SLG: 0.441 (1, 6)												4	1	2	1	1	0	1						
Phil Roof, R OBP: 0.310, SLG: 0.216 Glenn Borgmann, R OBP: 0.285, SLG: 0.286 (1, 2) (10, PH) (11, 2)												2	0	0	0	1	0	2						
<b>Inning Stats</b>	R: 0 E: 0 K: 1 S: 5	H: 0 LOB: 1 BB: 0 P: 6	R: 0 E: 0 K: 0 S: 4	H: 1 LOB: 1 BB: 0 P: 4	R: 0 E: 0 K: 0 S: 4	H: 1 LOB: 1 BB: 0 P: 4	R: 1 E: 1 K: 0 S: 5	H: 2 LOB: 2 BB: 1 P: 9	R: 0 E: 0 K: 2 S: 8	H: 1 LOB: 3 BB: 1 P: 20	R: 0 E: 0 K: 0 S: 3	H: 0 LOB: 1 BB: 1 P: 7	R: 0 E: 0 K: 1 S: 6	H: 1 LOB: 2 BB: 1 P: 10	R: 0 E: 0 K: 0 S: 3	H: 0 LOB: 0 BB: 0 P: 5	R: 0 E: 0 K: 0 S: 3	H: 0 LOB: 0 BB: 0 P: 3	R: 1 E: 0 K: 0 S: 3	H: 2 LOB: 2 BB: 1 P: 7	1B: 7 2B: 2 3B: 0 HR: 0	SF: 0 SAC: 2 DP: 0 HBP: 2	WP: 0 PB: 0 SB: 0 CS: 0	PA: 49
<b>PITCHER</b>	IP ERA WLS BF H R ER SO BB IBB HBP BLK WP HR S P ERA WHIP	IP ERA WLS BF H R ER SO BB IBB HBP BLK WP HR S P ERA WHIP																						
Joe Coleman, R ERA: 4.76 John Hiller, L ERA: 2.92 (1, 1) (9, 1)	8.0 2.1 L 10 2 1 1 1 0 1 0 0 0 0 11 15 3.86 0.857																							

Detroit Tigers @ Minnesota Twins  
Metropolitan Stadium, Bloomington, MI  
Tue Jul 09 1974, 8:05 PM EDT  
Att: 6,525 - Unknown - 88 F

AB 38  
R 3  
H 9  
RBI 3  
BB 7  
SO 5  
LOB 21






Batter	1	2	3	4	5	6	7	8	9	AB	R	H	RBI	BB	SO	LOB	TOP										
Mickey Stanley, R OBP: 0.270, SLG: 0.318 (1, 8)	F8	1B		G4-6-3		BB 1B		5-3		5	0	2	1	0	0	1											
Gary Sutherland, R OBP: 0.285, SLG: 0.331 (1, 4)	F WP SF7	FC5-4			1-3	BB			F9	5	1	3	1	0	0	0											
Al Kaline, R OBP: 0.335, SLG: 0.359 (1, 10)	L4	FC5-4			K				K	4	1	0	0	1	2	3											
Jim Northrup, L OBP: 0.305, SLG: 0.366 (1, 9)	SF7		6-3		F5	3-1			1-3	4	0	0	1	0	0	3											
Ben Oglivie, L OBP: 0.396, SLG: 0.430 (1, 7)	1B		3-1			G5-4-3		3-1		4	0	2	0	0	0	0											
Bill Freehan, R OBP: 0.380, SLG: 0.399 (1, 3)	1B			F8		G5-4-3		G4-3		4	0	2	1	0	0	1											
Aurelio Rodriguez, R OBP: 0.259, SLG: 0.282 (1, 5)	1-4-3			L9		E5		G4-3		4	1	0	0	0	0	3											
Jerry Moses, R OBP: 0.284, SLG: 0.333 (1, 2)		6-3		E9		E7		K		4	2	2	0	0	1	0											
Ed Brinkman, R OBP: 0.272, SLG: 0.353 (1, 6)	1-3			G4-6-3		1B		5-3		4	1	2	2	0	0	0											
<b>Inning Stats</b>	R: 2 E: 1 K: 0 S: 7	H: 3 LOB: 2 BB: 0 P: 7	R: 0 E: 0 K: 0 S: 5	H: 2 LOB: 2 BB: 0 P: 5	R: 0 E: 0 K: 0 S: 3	H: 0 LOB: 0 BB: 0 P: 3	R: 1 E: 1 K: 0 S: 4	H: 2 LOB: 0 BB: 0 P: 4	R: 0 E: 0 K: 1 S: 5	H: 0 LOB: 0 BB: 0 P: 5	R: 3 E: 2 K: 0 S: 8	H: 5 LOB: 3 BB: 1 P: 12	R: 0 E: 0 K: 0 S: 3	H: 1 LOB: 0 BB: 0 P: 3	R: 0 E: 0 K: 1 S: 5	H: 0 LOB: 0 BB: 0 P: 5	R: 0 E: 0 K: 1 S: 5	H: 0 LOB: 0 BB: 0 P: 5	1B: 13 2B: 0 3B: 0 HR: 0	SF: 1 SAC: 0 DP: 3 HBP: 0	WP: 1 PB: 0 SB: 0 CS: 0	PA: 40					
<b>PITCHER</b>	IP	WLS	BF	H	R	ER	SO	BB	IBB	HBP	BLK	WP	HR	S	P	ERA	WHIP										
Dave Goltz, R ERA: 3.44 (1, 1)	5.2		28	11	6	0	1	0	0	0	0	1	0	30	30	0.00	1.941										
Bill Campbell, R ERA: 3.31 (6, 1)	0.0		2	1	0	0	0	1	0	0	0	0	0	1	5	∞	∞										
Tom Burgmeier, L ERA: 5.48 (6, 1)	3.1	W	10	1	0	0	2	0	0	0	0	0	0	14	14	0.00	0.300										

Detroit Tigers @ Minnesota Twins  
Metropolitan Stadium, Bloomington, MI  
Wed Jul 10 1974, 8:05 PM EDT  
Att: 6,884 - Unknown - 81 F


AB 38  
R 6  
H 13  
RBI 6  
BB 1  
SO 3  
LOB 11



Batter	1	2	3	4	5	6	7	8	9	AB	R	H	RBI	BB	SO	LOB	BOTTOM										
Rod Carew, L OBP: 0.441, SLG: 0.470 (1, 4)	BB	1B		G6-4-3				BB		3	2	2	2	2	0	1											
Steve Braun, L OBP: 0.391, SLG: 0.394 (1, 7)	HR	P6			FC4-6	FC6-4		BB		2	2	1	0	3	0	2											
Larry Hise, R OBP: 0.365, SLG: 0.525 (1, 8)	HR	FC3-6			K	FC6-4		F3		5	1	2	4	0	1	6											
Tony Oliva, L OBP: 0.355, SLG: 0.459 (7, PR)	L8	FC3-6			FC4-6			E3		4	0	0	0	0	0	3											
Jerry Terrell, R OBP: 0.268, SLG: 0.292 (8, PH)										0	0	0	0	0	0	0											
Harmon Killebrew, R OBP: 0.300, SLG: 0.349 (8, PR)										0	0	0	1	1	0	0											
Luis Gomez, R OBP: 0.252, SLG: 0.196 (8, PR)										0	1	0	0	0	0	0											
Bobby Darwin, R OBP: 0.328, SLG: 0.435 (1, 9)	F9									4	0	1	2	1	2	2											
Eric Soderholm, R OBP: 0.385, SLG: 0.419 (1, 5)										5	1	3	1	0	1	2											
Jim Holt, L OBP: 0.289, SLG: 0.295 (6, PH)	G3									2	0	0	0	0	0	1											
Craig Kusick, R OBP: 0.316, SLG: 0.313 (7, 3)										1	2	1	0	2	0	0											
Danny Thompson, R OBP: 0.349, SLG: 0.433 (1, 6)		1B								4	0	1	0	0	0	4											
Glenn Borgmann, R OBP: 0.290, SLG: 0.293 (1, 2)		BB								3	2	2	1	0	1	0											
<b>Inning Stats</b>	R: 3 E: 0 K: 0 S: 5	H: 2 LOB: 1 BB: 2 P: 13	R: 1 E: 0 K: 0 S: 5	H: 3 LOB: 2 BB: 1 P: 9	R: 0 E: 0 K: 1 S: 4	H: 0 LOB: 0 BB: 1 P: 8	R: 0 E: 0 K: 1 S: 5	H: 0 LOB: 0 BB: 0 P: 5	R: 0 E: 0 K: 2 S: 8	H: 1 LOB: 1 BB: 0 P: 8	R: 2 E: 0 K: 0 S: 6	H: 3 LOB: 2 BB: 1 P: 10	R: 0 E: 1 K: 1 S: 5	H: 0 LOB: 1 BB: 0 P: 5	R: 5 E: 0 K: 0 S: 7	H: 4 LOB: 3 BB: 4 P: 23	R: 0 E: 0 K: 0 S: 7	H: 0 LOB: 0 BB: 0 P: 5	R: 0 E: 0 K: 0 S: 7	H: 0 LOB: 0 BB: 0 P: 5	1B: 9 2B: 4 3B: 0 HR: 1	SF: 1 SAC: 1 DP: 3 HBP: 0	WP: 0 PB: 1 SB: 0 CS: 1	PA: 44			
<b>PITCHER</b>	IP	WLS	BF	H	R	ER	SO	BB	IBB	HBP	BLK	WP	HR	S	P	ERA	WHIP										
Lerrin LaGrow, R ERA: 3.82 (2, 1)	4.0		16	4	2	2	4	1	0	0	0	0	0	23	27	4.50	1.250										
Jim Ray, R ERA: 4.15 (6, 1)	2.0	L	15	4	5	5	1	4	1	0	0	0	0	12	32	22.50	4.000										
Bill Slayback, R ERA: 4.01 (8, 1)	0.1		1	0	0	0	0	0	0	0	0	0	0	1	1	0.00	0.000										

Detroit Tigers @ Minnesota Twins  
Metropolitan Stadium, Bloomington, MI  
Wed Jul 10 1974, 8:05 PM EDT  
Att: 6,884 - Unknown - 81 F

AB 33  
R 11  
H 13  
RBI 11  
BB 9  
SO 5  
LOB 21





Batter	1	2	3	4	5	6	7	8	9	AB	R	H	RBI	BB	SO	LOB	TOP					
John Lowenstein, L (1,7) OBP: 0.324, SLG: 0.324										4	0	2	1	0	0	2	<b>Cleveland Indians @ Minnesota Twins</b> Metropolitan Stadium, Bloomington, MI Thu Jul 11 1974, 8:05 PM EDT Att: 6,275 - Cloudy - 76 F					
Jack Brohamer, L (1,4) OBP: 0.327, SLG: 0.341										4	0	0	0	0	0	5						
John Ellis, R (1,3) OBP: 0.318, SLG: 0.436										4	1	1	0	0	2	3						
Charlie Spikes, R (1,9) OBP: 0.328, SLG: 0.438										4	0	1	1	0	0	1						
Oscar Gamble, L (1,10) OBP: 0.357, SLG: 0.457										3	0	0	0	1	1	1						
George Hendrick, R (1,8) OBP: 0.343, SLG: 0.500										4	0	0	0	0	0	2						
Buddy Bell, R (1,5) OBP: 0.319, SLG: 0.355										4	1	1	0	0	0	1						
Dave Duncan, R (1,2) OBP: 0.248, SLG: 0.366										3	0	1	0	0	1	1						
Ed Crosby, L (9, PH) OBP: 0.250, SLG: 0.255										1	0	0	0	0	0	0						
Frank Duffy, R (1,6) OBP: 0.261, SLG: 0.328										2	0	2	0	0	0	0						
<b>Inning Stats</b>	R: 0 E: 0 K: 1 S: 6	H: 1 LOB: 1 BB: 0 P: 6	R: 0 E: 0 K: 0 S: 3	H: 0 LOB: 0 BB: 0 P: 3	R: 0 E: 0 K: 1 S: 6	H: 1 LOB: 1 BB: 0 P: 6	R: 1 E: 0 K: 0 S: 4	H: 2 LOB: 0 BB: 0 P: 4	R: 1 E: 0 K: 0 S: 6	H: 3 LOB: 2 BB: 0 P: 6	R: 0 E: 0 K: 0 S: 3	H: 0 LOB: 1 BB: 0 P: 7	R: 0 E: 0 K: 0 S: 4	H: 1 LOB: 1 BB: 0 P: 4	R: 0 E: 0 K: 2 S: 7	H: 0 LOB: 0 BB: 0 P: 7	R: 0 E: 0 K: 0 S: 3	H: 0 LOB: 0 BB: 0 P: 3	1B: 6 2B: 3 3B: 0 HR: 0	SF: 0 SAC: 1 DP: 1 HBP: 0	WP: 0 PB: 0 SB: 1 CS: 0	PA: 35
<b>PITCHER</b> Joe Decker, R (1,1) ERA: 3.04	IP: 9.0 WLS: W BF: 35 H: 8 R: 2 ER: 2 SO: 4 BB: 1 IBB: 0 HBP: 0 BLK: 0 WP: 0 HR: 0 S: 42 P: 46 ERA: 2.00 WHIP: 1.000															<b>PITCHER</b>						

Batter	1	2	3	4	5	6	7	8	9	AB	R	H	RBI	BB	SO	LOB	BOTTOM			
Rod Carew, L (1,4) OBP: 0.441, SLG: 0.470										4	2	2	1	0	0	1	<b>Cleveland Indians @ Minnesota Twins</b> Metropolitan Stadium, Bloomington, MI Thu Jul 11 1974, 8:05 PM EDT Att: 6,275 - Cloudy - 76 F			
Steve Braun, L (1,7) OBP: 0.392, SLG: 0.396										4	1	2	1	0	0	1				
Larry Hise, R (1,8) OBP: 0.366, SLG: 0.528										4	0	2	3	0	0	1				
Harmon Killebrew, R (1,10) OBP: 0.294, SLG: 0.342										4	0	0	0	0	1	4				
Bobby Darwin, R (1,9) OBP: 0.330, SLG: 0.434										3	0	1	0	1	0	1				
Eric Soderholm, R (1,5) OBP: 0.364, SLG: 0.416										2	0	0	0	1	0	1				
Craig Kusick, R (1,3) OBP: 0.255, SLG: 0.304										2	0	0	0	0	0	0				
Jim Holt, L (7, PH) OBP: 0.292, SLG: 0.293										1	1	0	0	1	0	1				
Glenn Borgmann, R (1,2) OBP: 0.289, SLG: 0.292										4	0	1	0	0	0	3				
Luis Gomez, R (1,6) OBP: 0.255, SLG: 0.200										2	0	1	0	0	0	1				
Tony Oliva, L (7, PH) OBP: 0.327, SLG: 0.459										0	0	0	0	1	0	0				
Jerry Terrell, R (7, PR) OBP: 0.266, SLG: 0.289										1	1	0	0	0	1	2				
<b>Inning Stats</b>	R: 0 E: 0 K: 0 S: 4	H: 1 LOB: 1 BB: 0 P: 4	R: 0 E: 0 K: 0 S: 2	H: 0 LOB: 0 BB: 1 P: 6	R: 0 E: 0 K: 0 S: 4	H: 1 LOB: 1 BB: 0 P: 4	R: 0 E: 0 K: 0 S: 3	H: 0 LOB: 0 BB: 0 P: 3	R: 0 E: 0 K: 0 S: 4	H: 1 LOB: 1 BB: 0 P: 4	R: 1 E: 0 K: 1 S: 7	H: 2 LOB: 1 BB: 0 P: 7	R: 4 E: 0 K: 0 S: 6	H: 3 LOB: 2 BB: 2 P: 14	R: 0 E: 0 K: 1 S: 6	H: 1 LOB: 2 BB: 1 P: 10	1B: 8 2B: 1 3B: 0 HR: 0	SF: 0 SAC: 1 DP: 1 HBP: 0	WP: 0 PB: 0 SB: 0 CS: 0	PA: 36
<b>PITCHER</b> Fritz Peterson, L (1,1) ERA: 3.49	IP: 5.0 WLS: L BF: 20 H: 5 R: 1 ER: 1 SO: 1 BB: 1 IBB: 0 HBP: 0 BLK: 0 WP: 0 HR: 0 S: 19 P: 23 ERA: 10.80 WHIP: 1.200															<b>PITCHER</b>				
Fred Beene, R (6,1) ERA: 4.02	IP: 1.2 WLS: L BF: 7 H: 0 R: 2 ER: 2 SO: 1 BB: 2 IBB: 0 HBP: 0 BLK: 0 WP: 0 HR: 0 S: 7 P: 15 ERA: ∞ WHIP: ∞															<b>PITCHER</b>				
Tom Hilgendorf, L (7,1) ERA: 4.91	IP: 0.0 WLS: L BF: 2 H: 2 R: 0 ER: 0 SO: 0 BB: 0 IBB: 0 HBP: 0 BLK: 0 WP: 0 HR: 0 S: 2 P: 2 ERA: ∞ WHIP: ∞															<b>PITCHER</b>				
Tom Buskey, R (7,1) ERA: 3.82	IP: 1.1 WLS: L BF: 7 H: 2 R: 2 ER: 2 SO: 1 BB: 0 IBB: 1 HBP: 0 BLK: 0 WP: 0 HR: 0 S: 8 P: 12 ERA: 13.50 WHIP: 1.500															<b>PITCHER</b>				





Batter	1	2	3	4	5	6	7	8	9	AB	R	H	RBI	BB	SO	LOB	TOP											
<b>John Lowenstein, L</b> OBP: 0.322, SLG: 0.322										5	1	1	0	0	2	3												
<b>Luis Avarado, R</b> OBP: 0.218, SLG: 0.194										4	1	1	0	1	1	0												
<b>John Ellis, R</b> OBP: 0.324, SLG: 0.444										5	3	3	1	0	1	1												
<b>Charlie Spikes, R</b> OBP: 0.332, SLG: 0.456										4	2	3	3	0	0	0												
<b>Oscar Gamble, L</b> OBP: 0.350, SLG: 0.448										5	0	0	0	0	0	4												
<b>George Hendrick, R</b> OBP: 0.347, SLG: 0.505										5	1	3	2	0	0	1												
<b>Buddy Bell, R</b> OBP: 0.320, SLG: 0.353										4	1	1	1	1	0	4												
<b>Dave Duncan, R</b> OBP: 0.248, SLG: 0.364										4	0	1	1	0	2	2												
<b>Frank Duffy, R</b> OBP: 0.265, SLG: 0.335										4	0	2	1	0	0	0												
<b>Inning Stats</b>	R: 4 E: 0 K: 1 S: 10	H: 5 LOB: 1 BB: 0 P: 10	R: 0 E: 0 K: 2 S: 7	H: 1 LOB: 1 BB: 1 P: 11	R: 1 E: 1 K: 1 S: 7	H: 1 LOB: 1 BB: 0 P: 7	R: 0 E: 0 K: 0 S: 3	H: 0 LOB: 0 BB: 0 P: 3	R: 3 E: 0 K: 0 S: 7	H: 4 LOB: 2 BB: 1 P: 11	R: 1 E: 0 K: 0 S: 6	H: 3 LOB: 2 BB: 0 P: 6	R: 0 E: 0 K: 1 S: 5	H: 0 LOB: 0 BB: 0 P: 5	R: 0 E: 0 K: 1 S: 5	H: 1 LOB: 0 BB: 0 P: 3	R: 0 E: 0 K: 0 S: 3	H: 1 LOB: 0 BB: 0 P: 3	1B: 10 2B: 4 3B: 0 HR: 1	SF: 1 SAC: 0 DP: 1 HBP: 0	WP: 0 PB: 0 SB: 0 CS: 1	PA: 43						
<b>PITCHER</b>	IP	WLS	BF	H	R	ER	SO	BB	IBB	HBP	BLK	WP	HR	S	P	ERA	WHIP											
<b>Ray Corbin, R</b> ERA: 4.83	(1, 1)	0.2	L	7	5	4	4	0	0	0	0	0	0	7	7	54.00	7.500											
<b>Bill Butler, L</b> ERA: 4.21	(1, 1)	1.1		5	1	0	0	3	1	0	0	0	0	10	14	0.00	1.500											
<b>Bill Hands, R</b> ERA: 4.75	(3, 1)	2.2		14	4	4	4	1	1	0	0	1	0	1	15	19	13.50	1.875										
<b>Tom Burgmeier, L</b> ERA: 5.4	(5, 1)	2.1		11	4	1	1	1	0	0	0	0	0	13	13	3.86	1.714											
<b>Bill Campbell, R</b> ERA: 3.21	(8, 1)	2.0		6	1	0	0	1	0	0	0	0	0	8	8	0.00	0.500											

Cleveland Indians @ Minnesota Twins  
Metropolitan Stadium, Bloomington, MI  
Fri Jul 12, 1974, 8:05 PM EDT  
Att: 13,066 - Unknown

AB 40  
R 9  
H 15  
RBI 9  
BB 2  
SO 6  
LOB 15



Batter	1	2	3	4	5	6	7	8	9	AB	R	H	RBI	BB	SO	LOB	BOTTOM											
<b>Rod Carew, L</b> OBP: 0.438, SLG: 0.466										5	0	1	0	0	0	4												
<b>Steve Braun, L</b> OBP: 0.386, SLG: 0.388										5	0	0	0	0	0	1												
<b>Larry Hisle, R</b> OBP: 0.373, SLG: 0.544										5	2	4	1	0	1	1												
<b>Tony Oliva, L</b> OBP: 0.325, SLG: 0.452										4	0	0	0	1	0	4												
<b>Bobby Darwin, R</b> OBP: 0.328, SLG: 0.430										5	1	1	0	0	1	3												
<b>Eric Soderholm, R</b> OBP: 0.367, SLG: 0.417										4	2	2	0	0	0	0												
<b>Jim Holt, L</b> OBP: 0.304, SLG: 0.306										4	0	3	1	0	0	0												
<b>Phil Roof, R</b> OBP: 0.333, SLG: 0.250	(1, 2)									3	0	2	2	0	0	1												
<b>Harmon Killebrew, R</b> OBP: 0.293, SLG: 0.340	(8, PH)									1	0	0	0	0	1	2												
<b>Glenn Borgmann, R</b> OBP: 0.289, SLG: 0.292	(9, 2)									0	0	0	0	0	0	0												
<b>Luis Gomez, R</b> OBP: 0.253, SLG: 0.199	(1, 6)									1	0	0	0	0	0	0												
<b>Steve Brye, R</b> OBP: 0.333, SLG: 0.368	(4, PH)									1	0	0	0	0	0	2												
<b>Jerry Terrell, R</b> OBP: 0.269, SLG: 0.293	(5, 6)									2	0	1	1	0	0	1												
<b>Inning Stats</b>	R: 1 E: 0 K: 0 S: 4	H: 1 LOB: 1 BB: 1 P: 8	R: 0 E: 0 K: 0 S: 3	H: 1 LOB: 0 BB: 0 P: 3	R: 0 E: 0 K: 0 S: 3	H: 0 LOB: 0 BB: 0 P: 3	R: 3 E: 0 K: 0 S: 8	H: 5 LOB: 2 BB: 0 P: 8	R: 0 E: 0 K: 0 S: 4	H: 1 LOB: 1 BB: 0 P: 4	R: 0 E: 0 K: 0 S: 4	H: 1 LOB: 1 BB: 0 P: 4	R: 0 E: 0 K: 1 S: 6	H: 1 LOB: 1 BB: 0 P: 6	R: 1 E: 0 K: 2 S: 10	H: 3 LOB: 2 BB: 0 P: 10	R: 0 E: 0 K: 0 S: 4	H: 1 LOB: 1 BB: 0 P: 4	1B: 13 2B: 0 3B: 0 HR: 1	SF: 0 SAC: 0 DP: 1 HBP: 0	WP: 0 PB: 0 SB: 0 CS: 0	PA: 41						
<b>PITCHER</b>	IP	WLS	BF	H	R	ER	SO	BB	IBB	HBP	BLK	WP	HR	S	P	ERA	WHIP											
<b>Jim Perry, R</b> ERA: 2.68	(1, 1)	7.0	W	31	10	4	4	1	0	0	0	0	0	14	32	36	5.14	1.571										
<b>Milt Wilcox, R</b> ERA: 3.95	(8, 1)	2.0		10	4	1	1	2	0	0	0	0	0	14	14	4.50	2.000											

Cleveland Indians @ Minnesota Twins  
Metropolitan Stadium, Bloomington, MI  
Fri Jul 12, 1974, 8:05 PM EDT  
Att: 13,066 - Unknown

AB 40  
R 5  
H 14  
RBI 5  
BB 1  
SO 3  
LOB 19





Batter	1	2	3	4	5	6	7	8	9	10	11	AB	R	H	RBI	BB	SO	LOB	TOP					
John Lowenstein, L (1, 7) OBP: 0.326, SLG: 0.326 Rusty Torres, S (10, 7) OBP: 0.260, SLG: 0.196	4-0 6-3 S BB		0-0 1-3		0-0 2B		4-0 CS BB		0-0 F9	0-0 F9		3	0	1	0	2	0	0						
Luis Alvarado, R (1, 4) OBP: 0.207, SLG: 0.184 Jack Brohamer, L (10, PH) OBP: 0.325, SLG: 0.339	0-3 K		0-0 F9		0-0 5-3		0-0 CS	0-0 4-3		0-0 F9		4	0	0	0	0	1	2						
John Ellis, R (1, 3) OBP: 0.329, SLG: 0.440	0-0 6-3		4-0 FC5-4 BB		0-0 4-3		4-0 BB		4-0 BB		4-0 FC6-4 1B BB	2	0	0	0	3	0	1						
Charlie Spikes, R (1, 9) OBP: 0.330, SLG: 0.452	0-3 K		0-0 FC5-4		0-0 6-3		0-3 K		0-3 K		0-0 FC6-4 1B	5	0	1	0	0	2	3						
Oscar Gamble, L (1, 10) OBP: 0.351, SLG: 0.447		0-0 1B FC6-4 1B		0-0 F8		0-0 1B		0-0 F7		0-0 F1		5	1	2	0	0	0	3						
George Hendrick, R (1, 8) OBP: 0.351, SLG: 0.507		0-0 CS 1B		0-3 K		0-0 1B		0-0 B3-6-4 1B		0-0 FC6-4		5	0	3	0	0	1	2						
Buddy Bell, R (1, 5) OBP: 0.318, SLG: 0.347	4-0 FC6-4 BB		0-0 6-3		0-0 K		0-0 K		0-0 B3-6-4		0-0 1-3	4	0	0	0	1	1	5						
Dave Duncan, R (1, 2) OBP: 0.245, SLG: 0.358	0-0 FC6-4		0-0 F8		0-0 F9		0-0 F9		0-0 6-3			4	0	0	1	0	0	1						
Frank Duffy, R (1, 6) OBP: 0.252, SLG: 0.331 Ed Crosby, L (10, PH) OBP: 0.255, SLG: 0.250	0-3 K		0-0 6-3		0-0 K		0-3 K		0-0 F7			3	0	0	0	0	2	1						
<b>Inning Stats</b>	R: 0 E: 0 K: 2 S: 7	H: 0 LOB: 1 BB: 1 P: 11	R: 1 E: 0 K: 1 S: 6	H: 2 LOB: 1 BB: 1 P: 10	R: 0 E: 0 K: 0 S: 3	H: 0 LOB: 1 BB: 1 P: 7	R: 0 E: 0 K: 1 S: 5	H: 0 LOB: 0 BB: 0 P: 5	R: 0 E: 0 K: 1 S: 4	H: 1 LOB: 1 BB: 0 P: 4	R: 0 E: 0 K: 0 S: 7	H: 2 LOB: 2 BB: 0 P: 7	R: 0 E: 0 K: 1 S: 5	H: 0 LOB: 1 BB: 1 P: 9	R: 0 E: 0 K: 0 S: 3	H: 1 LOB: 0 BB: 0 P: 3	R: 0 E: 0 K: 0 S: 3	H: 0 LOB: 2 BB: 0 P: 8	R: 0 E: 0 K: 0 S: 4	H: 1 LOB: 2 BB: 1 P: 8	1B: 6 2B: 1 3B: 0 HR: 0	SF: 0 SAC: 0 DP: 1 HBP: 0	WP: 0 PB: 0 SB: 1 CS: 2	PA: 44
<b>PITCHER</b>	IP ERA WLS BF H R ER SO BB IBB HBP BLK WP HR S P ERA WHIP	9.0 2.94 2 8 1 0 0 0 1 0 0 0 0 0 0 7 11 0.00 1.000																						

Cleveland Indians @ Minnesota Twins  
Metropolitan Stadium, Bloomington, MI  
Sat Jul 13 1974, 4:33 AM EDT  
Att: 19,574 - Sunny - 92 F

AB 37  
R 1  
H 7  
RBI 1  
BB 6  
SO 7  
LOB 18



Batter	1	2	3	4	5	6	7	8	9	10	11	AB	R	H	RBI	BB	SO	LOB	BOTTOM					
Rod Carew, L (1, 4) OBP: 0.437, SLG: 0.464	0-0 4-3		0-0 4-3		0-0 1-3		0-0 E6 FC4-6		0-0 FC6-2 1B	0-0 1B	0-0 1B	6	0	2	1	0	0	3						
Steve Braun, L (1, 7) OBP: 0.366, SLG: 0.389	0-3 K			0-0 1B		0-3 K		0-0 FC4-6		0-0 FC6-2 BB 1B		5	0	2	1	0	2	2						
Larry Hisle, R (1, 8) OBP: 0.377, SLG: 0.542	0-3 K		0-3 K		0-0 1B		0-0 1B		4-0 IBB		4-0 FC6-2 BB	3	0	1	0	2	2	1						
Tony Oliva, L (1, 10) OBP: 0.319, SLG: 0.445		0-0 6-3		0-3 K		0-0 F8		0-0 F7		0-0 FC6-2 FC6		5	0	0	0	0	1	8						
Bobby Darwin, R (1, 9) OBP: 0.323, SLG: 0.424		0-3 K		0-3 K		0-0 5-3		0-0 6-3		0-0 FC6		5	0	0	0	0	2	4						
Eric Soderholm, R (1, 5) OBP: 0.363, SLG: 0.412		0-0 F8		0-0 F9		0-0 5-3		0-0 L8		0-0 FC1-6 1B		5	0	1	0	0	0	0						
Jim Holt, L (1, 3) OBP: 0.304, SLG: 0.306 Craig Kusick, R (9, PH) OBP: 0.313, SLG: 0.300			0-0 6-3		0-0 1B		0-0 F4		4-0 FC4-6 BB		0-0 FC1-6 1B	3	0	1	0	0	0	0						
Phil Roof, R (1, 2) OBP: 0.319, SLG: 0.238 Steve Brye, R (8, PH) OBP: 0.336, SLG: 0.374 Danny Thompson, R (8, PR) OBP: 0.349, SLG: 0.433 Jerry Torrealba, R (8, PR) OBP: 0.265, SLG: 0.288			0-0 4-3		0-3 K		0-0 FC4-6 2B		0-0 FC4-6		0-0 F4	2	0	0	0	0	1	1						
Luis Gomez, R (1, 6) OBP: 0.256, SLG: 0.203 Harmon Killebrew, R (8, PH) OBP: 0.292, SLG: 0.339 Glenn Borgmann, R (9, 2) OBP: 0.291, SLG: 0.294			0-0 1B		0-0 F4		0-0 4-3		0-0 6-3		0-0 1B	2	0	1	0	0	0	1						
<b>Inning Stats</b>	R: 0 E: 0 K: 2 S: 7	H: 0 LOB: 0 BB: 0 P: 7	R: 0 E: 0 K: 1 S: 5	H: 0 LOB: 0 BB: 0 P: 5	R: 0 E: 0 K: 0 S: 4	H: 1 LOB: 1 BB: 0 P: 4	R: 0 E: 0 K: 3 S: 10	H: 1 LOB: 1 BB: 0 P: 10	R: 0 E: 0 K: 1 S: 6	H: 1 LOB: 1 BB: 0 P: 6	R: 0 E: 0 K: 0 S: 3	H: 0 LOB: 0 BB: 0 P: 3	R: 1 E: 2 K: 0 S: 5	H: 0 LOB: 3 BB: 1 P: 9	R: 0 E: 0 K: 0 S: 5	H: 2 LOB: 3 BB: 1 P: 9	R: 0 E: 0 K: 0 S: 5	H: 3 LOB: 2 BB: 0 P: 5	R: 1 E: 0 K: 0 S: 5	H: 3 LOB: 2 BB: 0 P: 5	1B: 9 2B: 1 3B: 0 HR: 0	SF: 0 SAC: 0 DP: 0 HBP: 0	WP: 0 PB: 0 SB: 0 CS: 0	PA: 46
<b>PITCHER</b>	IP ERA WLS BF H R ER SO BB IBB HBP BLK WP HR S P ERA WHIP	6.0 1.4 1 6 1 1 0 0 0 0 0 0 0 0 0 38 38 0.00 0.667	7.1 3.91 2 10 2 0 0 0 1 1 0 0 0 0 0 6 6 0.00 0.750	8.1 3.91 2 10 2 0 0 0 1 1 0 0 0 0 0 8 16 0.00 1.500	10.1 3.82 0 1 0 0 0 0 1 0 0 0 0 0 0 4 4 ∞ ∞	10.1 5.01 1 7 3 1 1 0 0 0 0 0 0 0 7 7 6.75 2.250																		

Cleveland Indians @ Minnesota Twins  
Metropolitan Stadium, Bloomington, MI  
Sat Jul 13 1974, 4:33 AM EDT  
Att: 19,574 - Sunny - 92 F

AB 43  
R 2  
H 10  
RBI 2  
BB 3  
SO 8  
LOB 24





Batter	1	2	3	4	5	6	7	8	9	10	AB	R	H	RBI	BB	SO	LOB			
John Lowenstein, L (1, 7) OBP: 0.327, SLG: 0.337											5	1	2	2	0	1	2			
Luis Alvarado, R (1, 4) OBP: 0.200, SLG: 0.177											3	0	0	0	0	1	3			
Jack Brohamer, L (7, PH) OBP: 0.323, SLG: 0.336											2	0	0	0	0	1	2			
John Ellis, R (1, 10) OBP: 0.331, SLG: 0.439												5	0	2	1	0	2			
Charlie Spikes, R (1, 9) OBP: 0.328, SLG: 0.446											4	0	0	0	0	0	3			
George Hendrick, R (1, 8) OBP: 0.347, SLG: 0.500											4	0	0	0	0	1	2			
Buddy Bell, R (1, 5) OBP: 0.317, SLG: 0.343											3	2	0	0	1	0	0			
Joe Lis, R (1, 3) OBP: 0.293, SLG: 0.250											4	0	0	0	0	2	2			
Dave Duncan, R (1, 2) OBP: 0.249, SLG: 0.362											3	0	2	0	0	0	0			
Rusty Torres, S (7, PR) OBP: 0.250, SLG: 0.196											0	1	0	0	0	0	0			
Alan Ashby, S (7, 2) OBP: 0.286, SLG: 0.167											1	0	0	0	0	0	0			
Frank Duffy, R (1, 6) OBP: 0.264, SLG: 0.332											2	0	1	1	0	0	0			
Ed Crosby, L (7, PH) OBP: 0.264, SLG: 0.260											2	1	1	1	0	0	0			
<b>Inning Stats</b>	R: 1 E: 1 K: 0 S: 5	H: 2 LOB: 1 BB: 0 P: 5	R: 1 E: 1 K: 3 S: 12	H: 2 LOB: 0 BB: 0 P: 12	R: 0 E: 0 K: 1 S: 5	H: 0 LOB: 0 BB: 0 P: 5	R: 0 E: 0 K: 0 S: 3	H: 0 LOB: 0 BB: 0 P: 3	R: 0 E: 0 K: 0 S: 3	H: 1 LOB: 0 BB: 0 P: 3	R: 3 E: 0 K: 2 S: 10	H: 3 LOB: 2 BB: 1 P: 14	R: 0 E: 0 K: 0 S: 3	H: 0 LOB: 0 BB: 0 P: 3	R: 0 E: 0 K: 0 S: 3	H: 0 LOB: 0 BB: 0 P: 3	1B: 6 2B: 2 3B: 1 HR: 0	SF: 0 SAC: 0 DP: 2 HBP: 0	WP: 0 PA: 39	
<b>PITCHER</b>	IP WLS BF H R ER SO BB IBB HBP BLK WP HR S P ERA WHIP	IP WLS BF H R ER SO BB IBB HBP BLK WP HR S P ERA WHIP	IP WLS BF H R ER SO BB IBB HBP BLK WP HR S P ERA WHIP	IP WLS BF H R ER SO BB IBB HBP BLK WP HR S P ERA WHIP	IP WLS BF H R ER SO BB IBB HBP BLK WP HR S P ERA WHIP	IP WLS BF H R ER SO BB IBB HBP BLK WP HR S P ERA WHIP	IP WLS BF H R ER SO BB IBB HBP BLK WP HR S P ERA WHIP	IP WLS BF H R ER SO BB IBB HBP BLK WP HR S P ERA WHIP	IP WLS BF H R ER SO BB IBB HBP BLK WP HR S P ERA WHIP	IP WLS BF H R ER SO BB IBB HBP BLK WP HR S P ERA WHIP	IP WLS BF H R ER SO BB IBB HBP BLK WP HR S P ERA WHIP	IP WLS BF H R ER SO BB IBB HBP BLK WP HR S P ERA WHIP	IP WLS BF H R ER SO BB IBB HBP BLK WP HR S P ERA WHIP	IP WLS BF H R ER SO BB IBB HBP BLK WP HR S P ERA WHIP	IP WLS BF H R ER SO BB IBB HBP BLK WP HR S P ERA WHIP	IP WLS BF H R ER SO BB IBB HBP BLK WP HR S P ERA WHIP	IP WLS BF H R ER SO BB IBB HBP BLK WP HR S P ERA WHIP	IP WLS BF H R ER SO BB IBB HBP BLK WP HR S P ERA WHIP	IP WLS BF H R ER SO BB IBB HBP BLK WP HR S P ERA WHIP	
Vic Albury, L (1, 1) ERA: 4.05	6.1	26	6	4	3	5	BB: 1	IBB: 0	HBP: 0	BLK: 0	WP: 0	HR: 0	S: 35	P: 39	ERA: 4.26	WHIP: 1.105				
Bill Hands, R (7, 1) ERA: 4.88	0.0	2	2	1	1	0	BB: 0	IBB: 0	HBP: 0	BLK: 0	WP: 0	HR: 0	S: 2	P: 2	ERA: ∞	WHIP: ∞				
Tom Burgmeier, L (7, 1) ERA: 5.03	3.2	11	0	0	0	1	BB: 0	IBB: 0	HBP: 0	BLK: 0	WP: 0	HR: 0	S: 13	P: 13	ERA: 0.00	WHIP: 0.000				

**TOP**

**Cleveland Indians @ Minnesota Twins**  
Metropolitan Stadium, Bloomington, MI

Sun Jul 14 1974, 4:33 AM EDT  
Att: 13,379 - Unknown - 83 F

AB	38
R	5
H	8
RBI	5
BB	1
SO	6
LOB	16

Batter	1	2	3	4	5	6	7	8	9	10	AB	R	H	RBI	BB	SO	LOB						
Steve Brye, R (1, 8) OBP: 0.333, SLG: 0.375											5	0	1	0	0	2	1						
Steve Braun, L (1, 7) OBP: 0.386, SLG: 0.400											5	1	2	1	0	0	1						
Larry Hisle, R (1, 9) OBP: 0.373, SLG: 0.536											3	0	0	0	0	0	1						
Tony Oliva, L (1, 10) OBP: 0.315, SLG: 0.439											4	0	0	0	0	1	3						
Eric Soderholm, R (1, 5) OBP: 0.356, SLG: 0.405											4	0	0	0	0	0	2						
Jim Holt, L (1, 3) OBP: 0.303, SLG: 0.311											4	2	1	0	0	1	0						
Jerry Terrell, R (1, 4) OBP: 0.272, SLG: 0.295											4	2	2	0	0	0	1						
Phil Roof, R (1, 2) OBP: 0.327, SLG: 0.318											2	1	1	3	0	0	0						
Harmon Killebrew, R (7, PH) OBP: 0.295, SLG: 0.542											1	0	1	1	0	0	0						
Danny Thompson, R (7, PR) OBP: 0.245, SLG: 0.433											0	0	0	0	0	0	0						
Glenn Borgmann, R (8, 2) OBP: 0.256, SLG: 0.296											1	0	1	1	0	0	0						
Luis Gomez, R (1, 6) OBP: 0.253, SLG: 0.200											2	0	0	0	0	1	0						
Rod Carew, L (7, PH) OBP: 0.434, SLG: 0.461											2	0	0	0	0	0	2						
<b>Inning Stats</b>	R: 0 E: 0 K: 1 S: 6	H: 1 LOB: 1 BB: 0 P: 6	R: 3 E: 1 K: 0 S: 6	H: 2 LOB: 0 BB: 0 P: 6	R: 0 E: 0 K: 1 S: 5	H: 0 LOB: 0 BB: 0 P: 5	R: 0 E: 0 K: 1 S: 5	H: 0 LOB: 0 BB: 0 P: 5	R: 0 E: 0 K: 2 S: 7	H: 1 LOB: 1 BB: 0 P: 7	R: 0 E: 0 K: 0 S: 3	H: 0 LOB: 0 BB: 0 P: 3	R: 1 E: 0 K: 0 S: 5	H: 2 LOB: 1 BB: 0 P: 5	R: 0 E: 1 K: 0 S: 5	H: 1 LOB: 2 BB: 0 P: 5	R: 1 E: 0 K: 0 S: 1	H: 2 LOB: 1 BB: 0 P: 5	R: 1 E: 0 K: 0 S: 1	H: 1 LOB: 0 BB: 0 P: 1	1B: 5 2B: 2 3B: 0 HR: 2	SF: 0 SAC: 1 DP: 0 HBP: 0	WP: 0 PA: 38
<b>PITCHER</b>	IP WLS BF H R ER SO BB IBB HBP BLK WP HR S P ERA WHIP	IP WLS BF H R ER SO BB IBB HBP BLK WP HR S P ERA WHIP	IP WLS BF H R ER SO BB IBB HBP BLK WP HR S P ERA WHIP	IP WLS BF H R ER SO BB IBB HBP BLK WP HR S P ERA WHIP	IP WLS BF H R ER SO BB IBB HBP BLK WP HR S P ERA WHIP	IP WLS BF H R ER SO BB IBB HBP BLK WP HR S P ERA WHIP	IP WLS BF H R ER SO BB IBB HBP BLK WP HR S P ERA WHIP	IP WLS BF H R ER SO BB IBB HBP BLK WP HR S P ERA WHIP	IP WLS BF H R ER SO BB IBB HBP BLK WP HR S P ERA WHIP	IP WLS BF H R ER SO BB IBB HBP BLK WP HR S P ERA WHIP	IP WLS BF H R ER SO BB IBB HBP BLK WP HR S P ERA WHIP	IP WLS BF H R ER SO BB IBB HBP BLK WP HR S P ERA WHIP	IP WLS BF H R ER SO BB IBB HBP BLK WP HR S P ERA WHIP	IP WLS BF H R ER SO BB IBB HBP BLK WP HR S P ERA WHIP	IP WLS BF H R ER SO BB IBB HBP BLK WP HR S P ERA WHIP	IP WLS BF H R ER SO BB IBB HBP BLK WP HR S P ERA WHIP	IP WLS BF H R ER SO BB IBB HBP BLK WP HR S P ERA WHIP	IP WLS BF H R ER SO BB IBB HBP BLK WP HR S P ERA WHIP	IP WLS BF H R ER SO BB IBB HBP BLK WP HR S P ERA WHIP				
Dick Bosman, R (1, 1) ERA: 4.54	6.1	24	4	4	3	5	BB: 0	IBB: 0	HBP: 0	BLK: 0	WP: 0	HR: 1	S: 34	P: 34	ERA: 4.26	WHIP: 0.632							
Tom Buskey, R (7, 1) ERA: 3.75	0.2	4	2	0	0	0	BB: 0	IBB: 0	HBP: 0	BLK: 0	WP: 0	HR: 0	S: 4	P: 4	ERA: 0.00	WHIP: 3.000							
Bruce Ellingsen, L (8, 1) ERA: 3.75	0.2	3	0	0	0	0	BB: 0	IBB: 0	HBP: 0	BLK: 0	WP: 0	HR: 0	S: 3	P: 3	ERA: 0.00	WHIP: 0.000							
Milt Wilcox, R (8, 1) ERA: 4.13	1.1	7	3	2	2	0	BB: 0	IBB: 0	HBP: 0	BLK: 0	WP: 0	HR: 1	S: 7	P: 7	ERA: 13.50	WHIP: 2.250							

**BOTTOM**

**Cleveland Indians @ Minnesota Twins**  
Metropolitan Stadium, Bloomington, MI

Sun Jul 14 1974, 4:33 AM EDT  
Att: 13,379 - Unknown - 83 F

AB	37
R	6
H	9
RBI	6
BB	0
SO	5
LOB	11



Batter	1	2	3	4	5	6	7	8	9	AB	R	H	RBI	BB	SO	LOB	TOP					
<b>Bob Coluccio, R</b> OBP: 0.320, SLG: 0.376 (1, 8)										4	1	2	0	1	0	1	<b>Milwaukee Brewers @ Minnesota Twins</b> Metropolitan Stadium, Bloomington, MI Mon Jul 15 1974, 8:05 PM EDT Att: 12,940 - Unknown - 84 F					
<b>Robin Yount, R</b> OBP: 0.295, SLG: 0.376 (1, 6)										5	0	0	0	0	2	4						
<b>John Briggs, L</b> OBP: 0.361, SLG: 0.513 (1, 7)										5	0	1	0	0	0	3						
<b>George Scott, R</b> OBP: 0.352, SLG: 0.464 (1, 3)										3	0	0	0	1	0	1						
<b>Darrell Porter, L</b> OBP: 0.357, SLG: 0.387 (8, PR)										3	0	1	1	1	0	1						
<b>Bobby Mitchell, R</b> OBP: 0.301, SLG: 0.378 (8, 9)										0	1	0	0	0	0	0						
<b>Mike Hegan, L</b> OBP: 0.319, SLG: 0.467 (8, PR)										4	0	1	0	0	0	3						
<b>Don Money, R</b> OBP: 0.345, SLG: 0.415 (8, PR)										0	0	0	0	0	0	0						
<b>Dave May, L</b> OBP: 0.354 (1, 9)										2	1	0	0	1	0	0						
<b>Ken Berry, R</b> OBP: 0.272, SLG: 0.241 (8, PH)										0	0	0	0	0	0	0						
<b>Bob Hansen, L</b> OBP: 0.311, SLG: 0.328 (8, PH)										0	0	0	0	0	0	0						
<b>Charlie Moore, R</b> OBP: 0.344, SLG: 0.376 (8, 2)										1	0	1	1	0	0	0						
<b>Pedro Garcia, R</b> OBP: 0.278, SLG: 0.405 (1, 4)										3	0	1	0	0	0	3						
<b>John Vukovich, R</b> OBP: 0.229, SLG: 0.444 (1, 5)										4	0	2	1	0	0	4						
<b>Inning Stats</b>	R: 1 E: 0 K: 1 S: 7	H: 2 LOB: 2 BB: 1 P: 11	R: 0 E: 0 K: 0 S: 4	H: 2 LOB: 1 BB: 0 P: 4	R: 0 E: 0 K: 0 S: 4	H: 1 LOB: 1 BB: 0 P: 4	R: 0 E: 0 K: 0 S: 3	H: 0 LOB: 0 BB: 1 P: 7	R: 0 E: 0 K: 0 S: 3	H: 0 LOB: 0 BB: 0 P: 3	R: 0 E: 0 K: 0 S: 2	H: 0 LOB: 0 BB: 1 P: 6	R: 1 E: 1 K: 0 S: 5	H: 1 LOB: 2 BB: 1 P: 9	R: 1 E: 0 K: 0 S: 6	H: 2 LOB: 2 BB: 0 P: 6	R: 0 E: 0 K: 1 S: 5	H: 1 LOB: 0 BB: 0 P: 5	1B: 9 2B: 1 3B: 0 HR: 0	SF: 0 SAC: 1 DP: 1 HBP: 0	WP: 0 PB: 0 SB: 2 CS: 1	PA: 39
<b>PITCHER</b>	IP	WLS	BF	H	R	ER	SO	BB	IBB	HBP	BLK	WP	HR	S	P	ERA	WHIP					
<b>Joe Decker, R</b> ERA: 2.95 (1, 1)	7.1		33	7	3	1	1	4	0	0	0	0	0	31	47	1.23	1.500					
<b>Tom Burgmeier, L</b> ERA: 5.0 (8, 1)	0.1	W	2	1	0	0	0	0	0	0	0	0	0	2	2	0.00	3.000					
<b>Bill Campbell, R</b> ERA: 3.07 (8, 1)	1.1		4	1	0	0	1	0	0	0	0	0	0	6	6	0.00	0.750					

Batter	1	2	3	4	5	6	7	8	9	AB	R	H	RBI	BB	SO	LOB	BOTTOM				
<b>Steve Brye, R</b> OBP: 0.331, SLG: 0.372 (1, 8)										5	0	1	1	0	0	4	<b>Milwaukee Brewers @ Minnesota Twins</b> Metropolitan Stadium, Bloomington, MI Mon Jul 15 1974, 8:05 PM EDT Att: 12,940 - Unknown - 84 F				
<b>Rod Carew, L</b> OBP: 0.432, SLG: 0.457 (1, 4)										3	0	0	0	1	1	0					
<b>Steve Braun, L</b> OBP: 0.384, SLG: 0.398 (1, 7)										4	0	1	0	0	0	1					
<b>Harmon Killebrew, R</b> OBP: 0.294, SLG: 0.337 (1, 10)										3	1	0	0	1	1	2					
<b>Larry Hise, R</b> OBP: 0.372, SLG: 0.530 (1, 9)										3	0	0	0	1	0	2					
<b>Eric Soderholm, R</b> OBP: 0.360, SLG: 0.402 (1, 5)										2	1	0	0	2	0	2					
<b>Jim Holt, L</b> OBP: 0.304, SLG: 0.318 (1, 3)										3	1	1	1	0	1	1					
<b>Bobby Darwin, R</b> OBP: 0.322, SLG: 0.422 (8, PH)										1	0	0	0	0	0	0					
<b>Jerry Terrell, R</b> OBP: 0.275, SLG: 0.298 (1, 6)										2	0	1	0	0	0	0					
<b>Tony Oliva, L</b> OBP: 0.318, SLG: 0.439 (7, PH)										0	0	0	0	1	0	0					
<b>Luis Gomez, R</b> OBP: 0.258, SLG: 0.205 (8, 6)										1	1	1	0	0	0	0					
<b>Glenn Borgmann, R</b> OBP: 0.289, SLG: 0.309 (1, 2)										4	0	2	2	0	0	1					
<b>Inning Stats</b>	R: 0 E: 0 K: 0 S: 3	H: 0 LOB: 0 BB: 0 P: 3	R: 0 E: 0 K: 1 S: 5	H: 0 LOB: 1 BB: 1 P: 9	R: 0 E: 0 K: 0 S: 3	H: 1 LOB: 0 BB: 0 P: 3	R: 0 E: 0 K: 0 S: 4	H: 1 LOB: 1 BB: 0 P: 4	R: 0 E: 0 K: 0 S: 5	H: 0 LOB: 0 BB: 0 P: 5	R: 3 E: 1 K: 0 S: 5	H: 2 LOB: 3 BB: 3 P: 17	R: 0 E: 0 K: 0 S: 3	H: 0 LOB: 2 BB: 2 P: 11	R: 1 E: 0 K: 0 S: 4	H: 3 LOB: 2 BB: 0 P: 4	1B: 5 2B: 2 3B: 0 HR: 0	SF: 0 SAC: 0 DP: 1 HBP: 0	WP: 0 PB: 0 SB: 0 CS: 0	PA: 37	
<b>PITCHER</b>	IP	WLS	BF	H	R	ER	SO	BB	IBB	HBP	BLK	WP	HR	S	P	ERA	WHIP				
<b>Bill Champion, R</b> ERA: 3.27 (1, 1)	6.2		24	2	2	2	3	3	0	0	0	0	0	27	39	2.70	0.750				
<b>Eduardo Rodriguez, R</b> ERA: 3.16 (7, 1)	0.0		3	2	1	1	0	0	1	0	0	0	0	2	6	-	-				
<b>Bill Travers, L</b> ERA: 5.34 (7, 1)	1.2	L	10	3	1	1	0	2	0	0	0	0	0	8	16	5.40	3.000				





Batter	1	2	3	4	5	6	7	8	9	AB	R	H	RBI	BB	SO	LOB	TOP																	
Don Money, R (1.5) OBP: 0.343, SLG: 0.418										5	1	1	0	0	3	0	<b>Milwaukee Brewers @ Minnesota Twins</b> Metropolitan Stadium, Bloomington, MI Tue Jul 16 19:74, 8:05 PM EDT Att: 10,897 - Unknown - 85 F																	
Bob Coluccio, R (1.8) OBP: 0.330, SLG: 0.384										3	2	3	1	0	0	0																		
Bobby Mitchell, R (7, PR) OBP: 0.301, SLG: 0.378										0	0	0	0	0	0	0																		
John Briggs, L (1.7) OBP: 0.365, SLG: 0.525										4	1	3	2	0	0	1																		
George Scott, R (1.3) OBP: 0.354, SLG: 0.466										3	0	2	1	0	0	2																		
Mike Hegan, L (1.10) OBP: 0.317, SLG: 0.455										3	1	0	0	1	1	3																		
Darrell Porter, L (1.2) OBP: 0.352, SLG: 0.381										4	0	0	0	0	2	3																		
Dave May, L (1.9) OBP: 0.270, SLG: 0.350										3	0	0	0	0	1	1																		
Ken Berry, R (7, PR) OBP: 0.270, SLG: 0.239										1	0	0	0	0	0	2																		
Pedro Garcia, R (1.4) OBP: 0.277, SLG: 0.402										4	0	1	1	0	1	0																		
Robin Yount, R (1.6) OBP: 0.291, SLG: 0.371										4	0	0	0	0	2	0																		
<b>Inning Stats</b>	R: 2 E: 0 K: 1 S: 7	H: 3 LOB: 0 BB: 0 P: 7	R: 0 E: 0 K: 1 S: 5	H: 0 LOB: 0 BB: 0 P: 5	R: 2 E: 0 K: 2 S: 10	H: 3 LOB: 1 BB: 0 P: 10	R: 0 E: 0 K: 1 S: 5	H: 0 LOB: 0 BB: 0 P: 5	R: 0 E: 0 K: 0 S: 3	H: 2 LOB: 2 BB: 1 P: 7	R: 0 E: 0 K: 2 S: 7	H: 0 LOB: 1 BB: 0 P: 8	R: 0 E: 1 K: 1 S: 6	H: 1 LOB: 1 BB: 0 P: 6	R: 0 E: 0 K: 2 S: 7	H: 0 LOB: 0 BB: 0 P: 7	1B: 8 2B: 0 3B: 1 HR: 1	SF: 1 SAC: 0 DP: 2 HBP: 1	WP: 1 PB: 0 SB: 2 CS: 0	PA: 37														
<b>PITCHER</b>	IP WLS BF H R ER SO BB IBB HBP BLK WP HR S P ERA WHIP	IP WLS BF H R ER SO BB IBB HBP BLK WP HR S P ERA WHIP																																
Dave Goltz, R (1.1) ERA: 3.76	6.0	L	26	9	5	5	5	1	0	0	0	1	1	35	39	7.50	1.667																	
Ray Corbin, R (7, 1) ERA: 4.63	3.0		11	1	0	0	5	0	0	1	0	0	0	20	21	0.00	0.333																	

Batter	1	2	3	4	5	6	7	8	9	AB	R	H	RBI	BB	SO	LOB	BOTTOM																	
Steve Brye, R (1.8) OBP: 0.325, SLG: 0.366										4	0	0	1	0	0	5	<b>Milwaukee Brewers @ Minnesota Twins</b> Metropolitan Stadium, Bloomington, MI Tue Jul 16 19:74, 8:05 PM EDT Att: 10,897 - Unknown - 85 F																	
Rod Carew, L (1.4) OBP: 0.434, SLG: 0.457										4	0	2	1	1	0	0																		
Larry Hise, R (1.9) OBP: 0.369, SLG: 0.523										4	0	0	0	1	1	3																		
Harmon Killebrew, R (1.10) OBP: 0.293, SLG: 0.335										4	0	1	0	0	0	3																		
Eric Soderholm, R (1.5) OBP: 0.362, SLG: 0.409										3	1	1	0	1	0	1																		
Steve Braun, L (1.7) OBP: 0.379, SLG: 0.392										4	0	0	0	0	0	2																		
Jerry Terrell, R (1.6) OBP: 0.282, SLG: 0.319										4	1	2	1	0	0	0																		
Craig Kusick, R (1.3) OBP: 0.337, SLG: 0.375										2	2	2	1	1	0	0																		
Tony Oliva, L (9, PH) OBP: 0.317, SLG: 0.438										1	0	0	0	0	0	1																		
Glenn Borgmann, R (1.2) OBP: 0.303, SLG: 0.309										3	0	1	0	1	0	1																		
Luis Gomez, R (9, PR) OBP: 0.258, SLG: 0.205										0	0	0	0	0	0	0																		
<b>Inning Stats</b>	R: 0 E: 0 K: 0 S: 2	H: 0 LOB: 1 BB: 2 P: 10	R: 1 E: 0 K: 0 S: 3	H: 1 LOB: 2 BB: 3 P: 15	R: 0 E: 0 K: 0 S: 4	H: 1 LOB: 1 BB: 0 P: 4	R: 1 E: 0 K: 0 S: 4	H: 1 LOB: 0 BB: 0 P: 4	R: 0 E: 0 K: 0 S: 3	H: 0 LOB: 0 BB: 0 P: 3	R: 1 E: 0 K: 0 S: 4	H: 1 LOB: 0 BB: 0 P: 4	R: 0 E: 0 K: 0 S: 4	H: 1 LOB: 1 BB: 0 P: 4	R: 1 E: 0 K: 1 S: 8	H: 3 LOB: 2 BB: 0 P: 8	1B: 5 2B: 1 3B: 2 HR: 1	SF: 1 SAC: 0 DP: 2 HBP: 0	WP: 0 PB: 0 SB: 1 CS: 0	PA: 39														
<b>PITCHER</b>	IP WLS BF H R ER SO BB IBB HBP BLK WP HR S P ERA WHIP	IP WLS BF H R ER SO BB IBB HBP BLK WP HR S P ERA WHIP																																
Clyde Wright, L (1.1) ERA: 3.95	8.0	W	34	7	4	4	0	5	0	0	0	0	1	29	49	4.50	1.500																	
Tom Murphy, R (9, 1) ERA: 1.92	1.0	S	5	2	0	0	1	0	0	0	0	0	7	7	0.00	2.000																		



Batter	1	2	3	4	5	6	7	8	9	AB	R	H	RBI	BB	SO	LOB	TOP								
<b>Don Money, R</b> OBP: 0.341, SLG: 0.423 (1, 5)	F6			6-3		G3		HR	G6-4-3	5	1	1	1	0	0	1	<b>Milwaukee Brewers @ Minnesota Twins</b> Metropolitan Stadium, Bloomington, MI Wed Jul 17 1974, 8:05 PM EDT Att: 11,599 - Unknown - 90 F								
<b>Ken Berry, R</b> OBP: 0.275, SLG: 0.262 (1, 8)	G3			5-3		E4		1B	4-3	5	1	2	0	0	0	0									
<b>John Briggs, L</b> OBP: 0.367, SLG: 0.523 (1, 7)	K			K				1B		3	1	1	1	1	2	0									
<b>George Scott, R</b> OBP: 0.353, SLG: 0.464 (1, 3)		K			F9	L9		1B		4	1	1	0	0	1	2									
<b>Darrell Porter, L</b> OBP: 0.354, SLG: 0.387 (1, 2)		4-3			BB			1B		4	0	2	1	0	1	0									
<b>Mike Hegan, L</b> OBP: 0.317, SLG: 0.448 (8, PH)					1B			2B		2	0	0	0	1	1	0									
<b>Bob Hansen, L</b> OBP: 0.306, SLG: 0.322 (8, PH)					BB			2B		1	0	0	1	0	0	1									
<b>Dave May, L</b> OBP: 0.350, SLG: 0.350 (8, PH)					BB			2B		3	0	1	0	0	1	2									
<b>Bobby Mitchell, R</b> OBP: 0.299, SLG: 0.375 (8, 9)			K		F8			F8		1	0	0	0	0	0	1									
<b>Pedro Garcia, R</b> OBP: 0.277, SLG: 0.408 (1, 4)				6-3		F7			G6-4-3	4	1	1	0	0	1	3									
<b>Tim Johnson, L</b> OBP: 0.272, SLG: 0.355 (1, 6)				K				1-3		3	0	0	0	1	1	0									
<b>Inning Stats</b>	R: 0 E: 0 K: 1 S: 5	H: 0 LOB: 0 BB: 0 P: 5	R: 0 E: 0 K: 2 S: 7	H: 0 LOB: 0 BB: 0 P: 7	R: 0 E: 0 K: 2 S: 7	H: 0 LOB: 0 BB: 0 P: 7	R: 0 E: 0 K: 1 S: 5	H: 0 LOB: 0 BB: 0 P: 5	R: 0 E: 0 K: 0 S: 4	H: 1 LOB: 2 BB: 1 P: 8	R: 0 E: 0 K: 0 S: 4	H: 1 LOB: 1 BB: 0 P: 8	R: 0 E: 0 K: 2 S: 8	H: 1 LOB: 1 BB: 0 P: 8	R: 4 E: 0 K: 0 S: 8	H: 5 LOB: 1 BB: 0 P: 8	R: 1 E: 0 K: 0 S: 3	H: 1 LOB: 0 BB: 1 P: 7	1B: 5 2B: 1 3B: 2 HR: 1	SF: 0 SAC: 0 DP: 1 HBP: 0	WP: 0 PB: 0 SB: 0 CS: 0	PA: 38			
<b>PITCHER</b>	IP	WLS	BF	H	R	ER	SO	BB	IBB	HBP	BLK	WP	HR	S	P	ERA	WHIP								
<b>Bert Blyleven, R</b> ERA: 3.03 (1, 1)	7.1	W	32	8	4	4	8	2	0	0	0	0	1	46	54	4.91	1.364								
<b>Bill Hands, R</b> ERA: 4.89 (8, 1)	1.2		6	1	1	1	0	1	0	0	0	0	0	5	9	5.40	1.200								

Batter	1	2	3	4	5	6	7	8	9	AB	R	H	RBI	BB	SO	LOB	BOTTOM								
<b>Steve Brye, R</b> OBP: 0.330, SLG: 0.370 (1, 8)	E5		1B	BB		PB		F9		5	3	3	1	0	0	0	<b>Milwaukee Brewers @ Minnesota Twins</b> Metropolitan Stadium, Bloomington, MI Wed Jul 17 1974, 8:05 PM EDT Att: 11,599 - Unknown - 90 F								
<b>Rod Carew, L</b> OBP: 0.438, SLG: 0.458 (1, 4)			1B	2H	1B	1B				2	1	1	0	2	0	2									
<b>Luis Gomez, R</b> OBP: 0.256, SLG: 0.204 (7, 6)			1B	1B	BB			P6		1	0	0	0	0	0	0									
<b>Steve Braun, L</b> OBP: 0.384, SLG: 0.397 (1, 7)	3-4		1B	BB						4	1	3	4	0	0	1									
<b>Tony Oliva, L</b> OBP: 0.316, SLG: 0.435 (1, 10)		4-3	HR	G4-3		L3				4	1	1	1	0	0	3									
<b>Bobby Darwin, R</b> OBP: 0.330, SLG: 0.453 (1, 9)			1B	HR						4	2	4	4	0	0	0									
<b>Jim Holt, L</b> OBP: 0.302, SLG: 0.316 (1, 3)			1B	HR						4	0	1	0	0	0	2									
<b>Eric Soderholm, R</b> OBP: 0.364, SLG: 0.411 (1, 5)			F8	F9						4	0	2	0	0	0	2									
<b>Jerry Terrell, R</b> OBP: 0.281, SLG: 0.317 (7, 4)			P4	E3	G1-4-3					4	1	1	0	0	1	2									
<b>Phil Roof, R</b> OBP: 0.321, SLG: 0.298 (1, 2)			K	6-3						3	1	0	0	1	2	1									
<b>Inning Stats</b>	R: 0 E: 1 K: 0 S: 2	H: 0 LOB: 1 BB: 1 P: 6	R: 0 E: 0 K: 0 S: 4	H: 1 LOB: 0 BB: 0 P: 4	R: 5 E: 0 K: 1 S: 11	H: 6 LOB: 1 BB: 0 P: 11	R: 2 E: 1 K: 0 S: 5	H: 3 LOB: 1 BB: 1 P: 9	R: 1 E: 0 K: 0 S: 4	H: 2 LOB: 0 BB: 0 P: 4	R: 2 E: 0 K: 0 S: 4	H: 2 LOB: 0 BB: 1 P: 8	R: 0 E: 0 K: 1 S: 6	H: 2 LOB: 1 BB: 0 P: 6	R: 0 E: 0 K: 1 S: 5	H: 0 LOB: 0 BB: 0 P: 5	1B: 13 2B: 2 3B: 1 HR: 2	SF: 0 SAC: 0 DP: 5 HBP: 0	WP: 0 PB: 1 SB: 0 CS: 1	PA: 38					
<b>PITCHER</b>	IP	WLS	BF	H	R	ER	SO	BB	IBB	HBP	BLK	WP	HR	S	P	ERA	WHIP								
<b>Jim Colborn, R</b> ERA: 5.21 (4, 1)	2.1	L	14	7	5	4	0	2	0	0	0	0	1	12	20	15.43	3.857								
<b>Jim Slaton, R</b> ERA: 4.5 (6, 1)	1.2		5	2	0	0	1	0	0	0	0	0	0	7	7	0.00	1.200								
<b>Bill Travers, L</b> ERA: 5.16 (8, 1)	1.0		3	0	0	0	1	0	0	0	0	0	0	5	5	0.00	0.000								



Batter	1	2	3	4	5	6	7	8	9	AB	R	H	RBI	BB	SO	LOB	TOP	
Steve Blye, R OBP: 0.329, SLG: 0.368 (1, 8)										4	0	1	0	0	0	1		
Rod Carew, L OBP: 0.436, SLG: 0.455 (1, 4)										4	0	1	0	0	0	1		
Steve Braun, L OBP: 0.386, SLG: 0.400 (1, 7)										3	1	1	0	1	0	1		
Tony Oliva, L OBP: 0.318, SLG: 0.436 (1, 10)										4	0	2	1	0	0	2		
Bobby Darwin, R OBP: 0.329, SLG: 0.449 (1, 9)										3	1	0	0	1	1	2		
Eric Soderholm, R OBP: 0.386, SLG: 0.412 (1, 5)										4	1	2	0	0	1	0		
Jim Holt, L OBP: 0.307, SLG: 0.317 (1, 3)										3	0	1	1	1	0	1		
Jerry Terrell, R OBP: 0.277, SLG: 0.312 Harmon Killebrew, R OBP: 0.292, SLG: 0.333 (1, 6) (9, PH)										2	0	0	1	0	1	1		
Phil Roof, R OBP: 0.309, SLG: 0.286 Glenn Borgmann, R OBP: 0.300, SLG: 0.306 (1, 2) (7, PH) (7, 2)										2	0	0	0	0	0	2		
<b>Inning Stats</b>	R: 0 E: 0 K: 0 S: 4	H: 1 LOB: 1 BB: 0 P: 4	R: 2 E: 0 K: 0 S: 5	H: 2 LOB: 1 BB: 1 P: 9	R: 0 E: 0 K: 0 S: 4	H: 1 LOB: 1 BB: 0 P: 4	R: 0 E: 0 K: 0 S: 4	H: 0 LOB: 0 BB: 0 P: 5	R: 0 E: 0 K: 1 S: 3	H: 1 LOB: 0 BB: 0 P: 3	R: 0 E: 0 K: 1 S: 4	H: 0 LOB: 1 BB: 1 P: 8	R: 0 E: 0 K: 3 S: 9	H: 0 LOB: 1 BB: 1 P: 13	1B: 7 2B: 2 3B: 0 HR: 0	SF: 0 SAC: 1 DP: 2 HBP: 0	WP: 0 PB: 0 SB: 0 CS: 0	PA: 36
<b>PITCHER</b> Joe Coleman, R ERA: 4.54 (1, 1)	IP: 9.0 WLS: W BF: 36 H: 8 R: 3 ER: 3 SO: 5 BB: 3 IBB: 0 HBP: 0 BLK: 0 WP: 0 HR: 0 S: 43 P: 55 ERA: 3.00 WHIP: 1.222																	

Minnesota Twins @ Detroit Tigers  
Tiger Stadium, Detroit, MI  
Thu Jul 18 1974, 7:05 PM EDT  
Att: 14,383 - Unknown - 75 F

AB 32  
R 3  
H 8  
RBI 3  
BB 3  
SO 5  
LOB 13



Batter	1	2	3	4	5	6	7	8	9	AB	R	H	RBI	BB	SO	LOB	BOTTOM			
Mickey Stanley, R OBP: 0.264, SLG: 0.311 (1, 8)										5	0	1	0	0	0	1				
Gary Sutherland, R OBP: 0.283, SLG: 0.329 (1, 4)										4	0	1	0	0	1	3				
Al Kaline, R OBP: 0.327, SLG: 0.342 (1, 10)										2	1	1	0	2	0	0				
Bill Freehan, R OBP: 0.361, SLG: 0.416 (1, 3)										5	1	1	2	0	0	3				
Jim Northrup, L OBP: 0.309, SLG: 0.361 (1, 9)										3	1	2	0	1	0	2				
Marvin Lane, R OBP: 0.364, SLG: 0.371 (1, 7)										2	1	0	0	2	0	4				
Aurelio Rodriguez, R OBP: 0.253, SLG: 0.267 (1, 5)										3	1	1	1	0	0	2				
Ed Brinkman, R OBP: 0.262, SLG: 0.332 (1, 6)										4	0	0	1	0	0	1				
Jerry Moses, R OBP: 0.276, SLG: 0.318 (1, 2)										4	0	1	1	0	0	0				
<b>Inning Stats</b>	R: 0 E: 0 K: 0 S: 6	H: 2 LOB: 3 BB: 0 P: 6	R: 1 E: 0 K: 1 S: 7	H: 2 LOB: 1 BB: 0 P: 7	R: 4 E: 1 K: 0 S: 6	H: 2 LOB: 2 BB: 3 P: 18	R: 0 E: 0 K: 0 S: 4	H: 1 LOB: 1 BB: 0 P: 4	R: 0 E: 0 K: 0 S: 3	H: 0 LOB: 0 BB: 0 P: 3	R: 0 E: 0 K: 0 S: 2	H: 0 LOB: 0 BB: 1 P: 6	R: 0 E: 0 K: 0 S: 3	H: 1 LOB: 1 BB: 1 P: 7	R: 0 E: 0 K: 0 S: 3	H: 0 LOB: 0 BB: 0 P: 3	1B: 6 2B: 0 3B: 0 HR: 2	SF: 0 SAC: 1 DP: 1 HBP: 0	WP: 0 PB: 0 SB: 0 CS: 1	PA: 38
<b>PITCHER</b> Bill Butler, L ERA: 4.73 Ray Corbin, R ERA: 4.39 (1, 1) (3, 1)	IP: 2.0 WLS: L BF: 14 H: 5 R: 4 ER: 4 SO: 4 BB: 2 IBB: 0 HBP: 0 BLK: 0 WP: 0 HR: 2 S: 14 P: 22 ERA: 18.00 WHIP: 3.500																			

Minnesota Twins @ Detroit Tigers  
Tiger Stadium, Detroit, MI  
Thu Jul 18 1974, 7:05 PM EDT  
Att: 14,383 - Unknown - 75 F

AB 32  
R 5  
H 8  
RBI 5  
BB 5  
SO 1  
LOB 16





Batter	1	2	3	4	5	6	7	8	9	AB	R	H	RBI	BB	SO	LOB	TOP			
Rod Carew, L OBP: 0.438, SLG: 0.457 (1, 4)	F8					SH1-4 2B	K			5	1	3	1	0	1	1	<b>Minnesota Twins @ Detroit Tigers</b> Tiger Stadium, Detroit, MI Fri Jul 19, 1974, 7:05 PM EDT Att: 19,138 - Unknown - 75 F			
Steve Braun, L OBP: 0.384, SLG: 0.398 (1, 7)	PB E 1B	4-3			SH1-4	F7		P4		4	1	1	0	0	0	5				
Larry Hisle, R OBP: 0.370, SLG: 0.523 (1, 8)	1B WP BB		F8		SH1-3 2B		F8	F9		4	1	1	2	1	0	0				
Tony Oliva, L OBP: 0.317, SLG: 0.434 (1, 10)	WP 1B		4-3		SH1-3		K	3-1		4	1	1	1	0	1	0				
Bobby Darwin, R OBP: 0.327, SLG: 0.444 Steve Brye, R OBP: 0.329, SLG: 0.368 (1, 9)	K		1-3				6-3	6-3		4	0	0	0	1	1	1				
Eric Soderholm, R OBP: 0.384, SLG: 0.414 (1, 5)	5-3			P3	K			F9 1B		4	1	1	0	0	1	2				
Jim Holt, L OBP: 0.309, SLG: 0.315 Craig Kuskick, R OBP: 0.341, SLG: 0.392 (6, PH)		FC4-6 BB		4-3		SH3 1B		K		1	0	0	0	1	0	0				
Jerry Terrell, R OBP: 0.272, SLG: 0.306 (1, 6)	FC4-6 1B		4-3		SH3			F9		3	0	0	0	0	0	2				
Glenn Borgmann, R OBP: 0.309, SLG: 0.308 (1, 2)	F8				SH1-4 1B			1B		2	1	1	1	2	0	1				
<b>Inning Stats</b>	R: 3 E: 1 K: 1 S: 7	H: 2 LOB: 0 BB: 1 P: 11	R: 0 E: 0 K: 0 S: 4	H: 1 LOB: 2 BB: 1 P: 8	R: 0 E: 0 K: 0 S: 3	H: 0 LOB: 0 BB: 0 P: 3	R: 0 E: 0 K: 0 S: 3	H: 0 LOB: 0 BB: 0 P: 3	R: 2 E: 0 K: 1 S: 7	H: 2 LOB: 1 BB: 0 P: 7	R: 0 E: 0 K: 1 S: 5	H: 0 LOB: 0 BB: 0 P: 5	R: 1 E: 0 K: 1 S: 7	H: 2 LOB: 2 BB: 1 P: 11	R: 0 E: 0 K: 0 S: 3	H: 0 LOB: 0 BB: 0 P: 3		1B: 6 2B: 3 3B: 0 HR: 0	SF: 0 SAC: 3 DP: 0 HBP: 0	WP: 3 PB: 1 SB: 0 CS: 0
<b>PITCHER</b>	IP WLS BF H R ER SO BB IBB HBP BLK WP HR S P ERA WHIP	IP WLS BF H R ER SO BB IBB HBP BLK WP HR S P ERA WHIP																		
Lerin LaGrow, R ERA: 3.99 Woodie Fryman, L ERA: 4.72 (1, 1)	4.1 L 21 5 5 5 1 3 0 0 0 2 0 20 32 10.38 1.846	(5, 1)	4.2 20 4 2 2 4 2 0 0 0 0 0 26 34 3.86 1.286																	

Batter	1	2	3	4	5	6	7	8	9	AB	R	H	RBI	BB	SO	LOB	BOTTOM			
Mickey Stanley, R OBP: 0.263, SLG: 0.318 (1, 8)	HR	4-3		K			6-3		F9	5	1	1	1	0	1	0	<b>Minnesota Twins @ Detroit Tigers</b> Tiger Stadium, Detroit, MI Fri Jul 19, 1974, 7:05 PM EDT Att: 19,138 - Unknown - 75 F			
Gary Sutherland, R OBP: 0.283, SLG: 0.326 (1, 4)	1B HR BB	F7			5-3		6-3			3	1	0	0	1	0	0				
Al Kaline, R OBP: 0.329, SLG: 0.344 (1, 10)	HR 1B				K			L5-3		4	1	2	0	0	1	0				
Bill Freehan, R OBP: 0.366, SLG: 0.436 (1, 3)	HR	F9						2B		3	2	2	3	1	0	1				
Jim Northrup, L OBP: 0.311, SLG: 0.366 (1, 9)	FC6-4 1B		4-3		1-3			4-3 2B		4	0	2	1	0	0	1				
Marvin Lane, R OBP: 0.348, SLG: 0.351 Ben Oglivie, L OBP: 0.398, SLG: 0.416 (7, PH)	FC6-4 1B		5-3			G5-4-3 1B		4-3		2	0	0	0	0	0	1				
Dick Sharon, R OBP: 0.283, SLG: 0.244 (8, PH)	1B							2B		1	0	0	0	0	0	1				
Aurelio Rodriguez, R OBP: 0.250, SLG: 0.264 (1, 5)	P6		L4			G5-4-3		F9		4	0	0	0	0	0	3				
Ed Brinkman, R OBP: 0.261, SLG: 0.331 (1, 6)	1B			5-3		K		K		4	0	1	0	0	2	0				
Jerry Moses, R OBP: 0.273, SLG: 0.314 Gates Brown, L OBP: 0.304, SLG: 0.317 Gene Lamont, L OBP: 0.250, SLG: 0.269 Norm Cash, L OBP: 0.317, SLG: 0.403 (1, 2)	5-3			F7			K	P6		2	0	0	0	0	0	2				
<b>Inning Stats</b>	R: 4 E: 0 K: 0 S: 8	H: 5 LOB: 2 BB: 1 P: 12	R: 0 E: 0 K: 0 S: 4	H: 1 LOB: 1 BB: 0 P: 4	R: 0 E: 0 K: 0 S: 3	H: 0 LOB: 0 BB: 0 P: 3	R: 0 E: 0 K: 1 S: 5	H: 0 LOB: 0 BB: 0 P: 5	R: 0 E: 0 K: 1 S: 5	H: 1 LOB: 0 BB: 0 P: 5	R: 0 E: 0 K: 1 S: 5	H: 0 LOB: 0 BB: 0 P: 5	R: 1 E: 0 K: 0 S: 5	H: 2 LOB: 1 BB: 0 P: 5	R: 0 E: 0 K: 1 S: 5	H: 0 LOB: 0 BB: 0 P: 5	1B: 5 2B: 2 3B: 0 HR: 2	SF: 0 SAC: 0 DP: 1 HBP: 0	WP: 1 PB: 0 SB: 0 CS: 0	PA: 37
<b>PITCHER</b>	IP WLS BF H R ER SO BB IBB HBP BLK WP HR S P ERA WHIP	IP WLS BF H R ER SO BB IBB HBP BLK WP HR S P ERA WHIP																		
Vic Albury, L ERA: 4.3 Dave Goltz, R ERA: 3.64 Tom Burgmeier, L ERA: 4.85 (1, 1)	0.0 W 29 7 2 2 4 1 0 0 0 1 1 36 40 2.46 1.091	(8, 1)	1.2 S 5 0 0 0 1 0 0 0 0 0 0 7 7 0.00 0.000																	









Batter	1	2	3	4	5	6	7	8	9	AB R H RBI BB SO LOB	TOP							
Steve Brye, R OBP: 0.339, SLG: 0.386 (1, 8)	E5 FC6-4 1B	4-0 1B BB		F7 1B	5-3 1B		FC3-6 1B		WP 1B	5 0 2 0 1 0 1	<b>Minnesota Twins @ Detroit Tigers</b> Tiger Stadium, Detroit, MI Sun Jul 21 1974, 3:33 AM EDT Att: 17,269 - Sunny - 74 F							
Rod Carew, L OBP: 0.440, SLG: 0.465 (1, 4)	FC6-4 S 1B	1-2 1B		FC5-2 1B 2B	5-3 1B		FC3-6 WP S 1B	1-3 1B	4-0 BB	5 2 3 1 1 0 3								
Larry Hisle, R OBP: 0.374, SLG: 0.520 (1, 7)	K	4-3		FC5-2 1B IBB	5-3 1B		6-3	1-3 1B	4-0 BB	4 1 1 0 2 1 4								
Harmon Killebrew, R OBP: 0.298, SLG: 0.332 (1, 10)	BB 1B			FC5-2 1B HR	5-3		F7	3-H F7	0-0 F9	6 1 1 1 0 1 9								
Bobby Darwin, R OBP: 0.331, SLG: 0.440 (1, 9)	1-2 BB			1-2 2-3 3-H 1B	K					4 1 1 2 1 3 2								
Eric Soderholm, R OBP: 0.355, SLG: 0.413 (1, 5)	F9			1-1 2-H 3-H HR			6-3		0-0 F8	5 1 1 3 0 1 2								
Jerry Terrell, R OBP: 0.280, SLG: 0.325 (1, 6)		4-3		E 1B			4-3		0-3 K	5 1 1 0 0 1 0								
Craig Kusick, R OBP: 0.358, SLG: 0.395 (1, 3)		BB 1B BB		E9 1B 2B			5-3		0-3 K	3 2 1 1 2 1 0								
Phil Roof, R OBP: 0.333, SLG: 0.302 (1, 2)	K			1B K			FC3-6 1B WP 1B		1-0 1B HBP	4 1 2 1 0 2 3								
<b>Inning Stats</b>	R: 1 E: 1 K: 1 S: 7	H: 1 LOB: 2 BB: 1 P: 11	R: 0 E: 0 K: 3 S: 6	H: 0 LOB: 0 BB: 0 P: 9	R: 7 E: 2 K: 1 S: 12	H: 6 LOB: 2 BB: 2 P: 20	R: 0 E: 0 K: 0 S: 3	H: 2 LOB: 1 BB: 0 P: 3	R: 1 E: 0 K: 0 S: 5	H: 2 LOB: 1 BB: 0 P: 5		R: 0 E: 0 K: 2 S: 7	H: 0 LOB: 0 BB: 0 P: 7	R: 0 E: 0 K: 1 S: 5	H: 1 LOB: 3 BB: 2 P: 14	1B: 10 2B: 2 3B: 0 HR: 1	SF: 0 SAC: 0 DP: 0 HBP: 1	WP: 2 PB: 0 SB: 2 CS: 0
<b>PITCHER</b>	IP WLS BF H R ER SO BB IBB HBP BLK WP HR S P ERA WHIP											<b>PITCHER</b>	IP WLS BF H R ER SO BB IBB HBP BLK WP HR S P ERA WHIP					
Luke Walker, L ERA: 4.6 (1, 1)	3.1 L 20 6 6 5 5 3 0 0 0 0 0 0 27 39 13.50 2.700																	
Lerrin LaGrow, R ERA: 4.15 (4, 1)	0.2 7 2 3 3 1 1 1 0 0 0 0 1 7 15 40.50 4.500																	
Jim Ray, R ERA: 4.25 (5, 1)	3.0 13 4 1 1 1 0 0 0 0 1 0 15 15 3.00 1.333																	
John Hiller, L ERA: 2.66 (8, 1)	2.0 9 1 0 0 3 2 0 1 0 1 0 12 21 0.00 1.500																	

Batter	1	2	3	4	5	6	7	8	9	AB R H RBI BB SO LOB	BOTTOM											
Mickey Stanley, R OBP: 0.267, SLG: 0.316 (1, 8)	E 1B		1B SF8 1B	FC6-4 1-2 1B		BB		K		4 1 2 0 1 1 1	<b>Minnesota Twins @ Detroit Tigers</b> Tiger Stadium, Detroit, MI Sun Jul 21 1974, 3:33 AM EDT Att: 17,269 - Sunny - 74 F											
Gary Sutherland, R OBP: 0.281, SLG: 0.320 (1, 4)	E6 1-2 1B		1-3 1B		5-3	F9		1-3		5 0 1 0 0 0 2												
Ben Oglivie, L OBP: 0.396, SLG: 0.418 (1, 10)	F9		SF8			E FC4 2B 1B		L4		2 1 1 1 0 0 2												
Al Kaline, R OBP: 0.325, SLG: 0.337 (6, PH)	F9		3-H K			FC4 BB 2B 1B		L9		2 0 0 0 0 0 1												
Jim Northrup, L OBP: 0.306, SLG: 0.358 (1, 9)	K		K		FC4 BB 2B		1-3		0-0 4-3	5 1 0 0 0 2 4												
Jim Nettles, L OBP: 0.313, SLG: 0.615 (1, 7)	K			F7 1B	4-0 2B BB		1B 1B		0-0 5-3	2 1 0 0 1 1 2												
Marvin Lane, R OBP: 0.354, SLG: 0.359 (7, PH) (8, 7)	K						1B 1B		0-0 5-3	2 1 1 0 0 0 0												
Bill Freehan, R OBP: 0.367, SLG: 0.447 (1, 3)		F3		HR			P4		0-0 1B	5 1 2 1 0 1 4												
Aurelio Rodriguez, R OBP: 0.257, SLG: 0.302 (1, 5)		L5		6-3 3B	1-H 2-H 3-H 2B		1B 1B		0-0 5-3	5 1 3 3 0 0 1												
Ed Brinkman, R OBP: 0.266, SLG: 0.334 (1, 6)		F8		6-3	F2		1-3 2-H 1B			4 0 1 2 0 0 1												
Jerry Moses, R OBP: 0.273, SLG: 0.313 (1, 2)			K	FC6-4 1B			K		0-3 K	4 0 1 0 0 3 2												
<b>Inning Stats</b>	R: 0 E: 1 K: 2 S: 9	H: 1 LOB: 2 BB: 0 P: 9	R: 0 E: 0 K: 0 S: 3	H: 0 LOB: 0 BB: 0 P: 3	R: 1 E: 0 K: 2 S: 9	H: 2 LOB: 1 BB: 0 P: 9	R: 2 E: 0 K: 0 S: 6	H: 3 LOB: 1 BB: 0 P: 6	R: 3 E: 1 K: 1 S: 8	H: 2 LOB: 1 BB: 1 P: 12	R: 0 E: 0 K: 1 S: 5	H: 0 LOB: 1 BB: 1 P: 9	R: 1 E: 0 K: 1 S: 8	H: 3 LOB: 2 BB: 0 P: 8	R: 0 E: 0 K: 1 S: 5	H: 0 LOB: 0 BB: 0 P: 5	R: 0 E: 0 K: 0 S: 4	H: 1 LOB: 1 BB: 0 P: 4	1B: 9 2B: 1 3B: 1 HR: 1	SF: 1 SAC: 0 DP: 0 HBP: 0	WP: 0 PB: 0 SB: 0 CS: 0	PA: 43
<b>PITCHER</b>	IP WLS BF H R ER SO BB IBB HBP BLK WP HR S P ERA WHIP											<b>PITCHER</b>	IP WLS BF H R ER SO BB IBB HBP BLK WP HR S P ERA WHIP									
Bert Blyleven, R ERA: 3.1 (1, 1)	5.0 W 26 8 6 3 5 1 0 0 0 0 0 35 39 5.40 1.800																					
Tom Burgmeier, L ERA: 4.66 (6, 1)	4.0 S 17 4 1 1 3 1 0 0 0 0 0 22 26 2.25 1.250																					





Batter	1	2	3	4	5	6	7	8	9	AB	R	H	RBI	BB	SO	LOB	TOP			
Steve Brye, R OBP: 0.334, SLG: 0.381 (1, 8)	F9		FC5 BB		5-3		F8			4	0	0	0	0	0	1	<b>Minnesota Twins @ Oakland Athletics</b> Oakland-Alameda County Coliseum, Oakland, CA Thu Jul 25 1974, 3:33 AM PDT Att: 5,606 - Unknown - 75 F			
Rod Carew, L OBP: 0.440, SLG: 0.464 (1, 4)	E6 CS		FC5-4 BB		FC6-4 1B			1-3		3	0	1	0	1	0	0				
Larry Hisle, R OBP: 0.370, SLG: 0.513 (1, 9)	K		K		FC6-4 1-2			6-3		4	0	0	0	0	2	5				
Harmon Killebrew, R OBP: 0.302, SLG: 0.332 (1, 10)		F8	FC5-4 1-2			G5-4-3 1B				3	0	1	0	1	0	3				
Eric Soderholm, R OBP: 0.357, SLG: 0.410 (1, 5)		E BB				G5-4-3 1-2		F8		2	0	0	0	2	0	2				
Steve Braun, L OBP: 0.379, SLG: 0.392 (1, 7)		E4 G6-4-3		K		4-3				4	0	0	0	0	1	2				
Jerry Terrell, R OBP: 0.274, SLG: 0.318 (1, 6)										3	0	0	0	0	0	3				
Bobby Darwin, R OBP: 0.330, SLG: 0.438 (9, PH)	G6-4-3 1-2			F3				F9		1	0	0	0	0	0	0				
Craig Kusick, R OBP: 0.354, SLG: 0.424 (1, 3)			F9	K				6-3		4	1	1	1	0	1	1				
Glenn Borgmann, R OBP: 0.307, SLG: 0.302 (1, 2)			BB E BB		K			F8		2	0	0	0	1	1	0				
<b>Inning Stats</b>	R: 0 E: 1 K: 1 S: 5	H: 0 LOB: 1 BB: 0 P: 5	R: 0 E: 1 K: 0 S: 3	H: 0 LOB: 1 BB: 1 P: 7	R: 0 E: 1 K: 1 S: 6	H: 0 LOB: 3 BB: 2 P: 14	R: 0 E: 0 K: 2 S: 7	H: 0 LOB: 1 BB: 1 P: 11	R: 0 E: 0 K: 0 S: 6	H: 1 LOB: 1 BB: 0 P: 6	R: 1 E: 0 K: 0 S: 4	H: 1 LOB: 0 BB: 0 P: 4	R: 0 E: 0 K: 0 S: 3	H: 0 LOB: 1 BB: 1 P: 7	R: 0 E: 0 K: 0 S: 3	H: 0 LOB: 0 BB: 0 P: 3	1B: 2 2B: 1 3B: 0 HR: 1	SF: 0 SAC: 0 DP: 3 HBP: 0	WP: 0 PB: 0 SB: 0 CS: 1	PA: 35
<b>PITCHER</b> Vida Blue, L ERA: 3.34 (1, 1)	IP: 9.0 WLS: W BF: 35 H: 3 R: 1 ER: 1 SO: 5 BB: 5 IBB: 0 HBP: 0 BLK: 0 WP: 0 HR: 1 S: 40 P: 60 ERA: 1.00 WHIP: 0.889															<b>PITCHER</b>				

AB	30
R	1
H	3
RBI	1
BB	5
SO	5
LOB	17



Batter	1	2	3	4	5	6	7	8	9	AB	R	H	RBI	BB	SO	LOB	BOTTOM			
Bill North, S OBP: 0.335, SLG: 0.338 (1, 8)	1-3	G6-3 1-2		P6		K				4	0	0	0	1	1	3	<b>Minnesota Twins @ Oakland Athletics</b> Oakland-Alameda County Coliseum, Oakland, CA Thu Jul 25 1974, 3:33 AM PDT Att: 5,606 - Unknown - 75 F			
Bert Campaneris, R OBP: 0.347, SLG: 0.367 (1, 6)			F9	1-3		F8		F8		5	1	1	0	0	0	1				
Sal Bando, R OBP: 0.388, SLG: 0.476 (1, 5)										3	3	3	3	1	0	0				
Reggie Jackson, L OBP: 0.406, SLG: 0.548 (1, 9)	F5 3H									3	0	1	0	1	1	1				
Joe Rudi, R OBP: 0.336, SLG: 0.471 (1, 3)	F8									4	0	1	1	0	1	1				
Claudell Washington, L OBP: 0.273, SLG: 0.389 (1, 10)										4	0	2	0	0	1	2				
Angel Mangual, R OBP: 0.278, SLG: 0.421 (1, 7)										3	0	0	0	1	1	3				
Gene Tenace, R OBP: 0.389, SLG: 0.389 (1, 2)										1	0	1	0	0	0	0				
Larry Haney, R OBP: 0.167, SLG: 0.185 (3, 2)										3	0	0	0	0	0	3				
Dick Green, R OBP: 0.307, SLG: 0.336 (1, 4)										4	1	1	1	0	0	5				
Herb Washington, R OBP: 0.167, SLG: 0.185 (8, PR)										0	0	0	0	0	0	0				
Ted Kubiak, S OBP: 0.270, SLG: 0.240 (9, 4)										0	0	0	0	0	0	0				
<b>Inning Stats</b>	R: 2 E: 0 K: 0 S: 5	H: 2 LOB: 0 BB: 0 P: 5	R: 0 E: 0 K: 0 S: 5	H: 2 LOB: 2 BB: 0 P: 5	R: 1 E: 0 K: 1 S: 8	H: 3 LOB: 0 BB: 0 P: 8	R: 1 E: 0 K: 0 S: 4	H: 1 LOB: 0 BB: 0 P: 4	R: 1 E: 0 K: 1 S: 6	H: 1 LOB: 3 BB: 3 P: 18	R: 0 E: 0 K: 2 S: 8	H: 1 LOB: 1 BB: 0 P: 8	R: 0 E: 0 K: 1 S: 5	H: 0 LOB: 0 BB: 0 P: 5	R: 0 E: 1 K: 0 S: 3	H: 0 LOB: 1 BB: 1 P: 7	1B: 4 2B: 2 3B: 1 HR: 3	SF: 0 SAC: 0 DP: 1 HBP: 0	WP: 0 PB: 0 SB: 0 CS: 1	PA: 38
<b>PITCHER</b> Joe Decker, R ERA: 3.3 (1, 1)	IP: 4.0 WLS: L BF: 22 H: 8 R: 5 ER: 5 SO: 1 BB: 2 IBB: 0 HBP: 0 BLK: 0 WP: 0 HR: 3 S: 22 P: 30 ERA: 11.25 WHIP: 2.500															<b>PITCHER</b>				
Bill Butler, L ERA: 4.4 (5, 1)	IP: 4.0 WLS: L BF: 16 H: 2 R: 0 ER: 0 SO: 4 BB: 1 IBB: 1 HBP: 0 BLK: 0 WP: 0 HR: 0 S: 22 P: 30 ERA: 0.00 WHIP: 0.750															<b>PITCHER</b>				

AB	34
R	5
H	10
RBI	5
BB	4
SO	5
LOB	19





Batter	1	2	3	4	5	6	7	8	9	AB	R	H	RBI	BB	SO	LOB	TOP			
Steve Brye, R (1, 8) OBP: 0.330, SLG: 0.375	5-3		5-3		F9			F8		4	0	0	0	0	0	1	<b>Minnesota Twins @ Oakland Athletics</b> Oakland-Alameda County Coliseum, Oakland, CA Fri Jul 26 1974, 7:05 PM PDT Att: 9,059 - Unknown - 65 F			
Rod Carew, L (1, 4) OBP: 0.438, SLG: 0.462	6-3		6-3			PB SF8 1B		2-3		4	1	1	0	0	0	0				
Steve Braun, L (1, 7) OBP: 0.375, SLG: 0.387	F8			P1		F5		4-3		4	0	0	0	0	0	1				
Tony Oliva, L (1, 10) OBP: 0.322, SLG: 0.434 Jerry Terrell, R (9, PR) OBP: 0.274, SLG: 0.318		HR 1B		G3		BB		BB		2	1	1	0	2	0	0				
Larry Hise, R (1, 9) OBP: 0.371, SLG: 0.528		HR 1B		1-H HR		PB 2B		SF8		3	1	2	3	0	1	1				
Eric Soderholm, R (1, 5) OBP: 0.354, SLG: 0.405 Harmon Killebrew, R (9, PH) OBP: 0.335, SLG: 0.335 Luis Gomez, R (9, PR) OBP: 0.296, SLG: 0.204		F8		L5		F8		1B		3	0	0	0	0	0	2				
Jim Holt, L (1, 3) OBP: 0.317, SLG: 0.329 Craig Kusick, R (7, PH) OBP: 0.350, SLG: 0.419								F8		0	0	0	0	0	0	0				
Bobby Darwin, R (9, PH) OBP: 0.329, SLG: 0.437		1B								1	0	0	0	0	0	2				
Danny Thompson, R (1, 6) OBP: 0.336, SLG: 0.416	G1-6-3				L4			L7		4	0	0	0	0	1	4				
Phil Roof, R (1, 2) OBP: 0.317, SLG: 0.286			1-3			K		5-3		3	0	0	0	0	1	1				
<b>Inning Stats</b>	R: 0 E: 0 K: 0 S: 3	H: 0 LOB: 0 BB: 0 P: 3	R: 2 E: 0 K: 0 S: 5	H: 3 LOB: 0 BB: 0 P: 5	R: 0 E: 0 K: 0 S: 3	H: 0 LOB: 0 BB: 0 P: 3	R: 0 E: 0 K: 0 S: 4	H: 1 LOB: 1 BB: 0 P: 4	R: 0 E: 0 K: 1 S: 6	H: 1 LOB: 1 BB: 0 P: 6	R: 1 E: 0 K: 0 S: 4	H: 1 LOB: 1 BB: 1 P: 8	R: 0 E: 0 K: 0 S: 3	H: 0 LOB: 0 BB: 0 P: 3	R: 0 E: 0 K: 2 S: 8	H: 1 LOB: 2 BB: 1 P: 12	1B: 4 2B: 2 3B: 0 HR: 1	SF: 1 SAC: 0 DP: 1 HBP: 0	WP: 0 PB: 2 SB: 1 CS: 0	PA: 35
<b>PITCHER</b>	IP WLS BF H R ER SO BB IBB HBP BLK WP HR S P ERA WHIP																			
Glenn Abbott, R (1, 1) ERA: 3.0	6.0 W 24 6 3 2 1 1 0 0 0 0 1 25 29 3.00 1.167																			
Paul Lindblad, L (7, 1) ERA: 1.17	2.0 7 0 0 0 0 1 0 0 0 0 0 6 10 0.00 0.500																			
Rollie Fingers, R (9, 1) ERA: 2.91	1.0 S 4 1 0 0 2 0 0 0 0 0 0 8 8 0.00 1.000																			


AB	30
R	3
H	5
RBI	3
BB	2
SO	3
LOB	12




Batter	1	2	3	4	5	6	7	8	9	AB	R	H	RBI	BB	SO	LOB	BOTTOM			
Bill North, S (1, 8) OBP: 0.338, SLG: 0.342	CS 1B		F7		2-3 1B	1-2 2-3 3-H 1B		5-3		5	0	3	1	0	0	1	<b>Minnesota Twins @ Oakland Athletics</b> Oakland-Alameda County Coliseum, Oakland, CA Fri Jul 26 1974, 7:05 PM PDT Att: 9,059 - Unknown - 65 F			
Bert Campaneris, R (1, 6) OBP: 0.350, SLG: 0.370	CS 1B			F8	K	1-3 2-H 3-H 1B		G4-3 1B		5	0	3	2	0	1	2				
Sal Bando, R (1, 5) OBP: 0.386, SLG: 0.471	P4			1B BB 1B	P5	P5		G4-3		5	0	1	0	0	0	6				
Reggie Jackson, L (1, 9) OBP: 0.404, SLG: 0.543		3-1		K		F7		1B BB		3	1	0	0	1	1	1				
Joe Rudi, R (1, 3) OBP: 0.340, SLG: 0.473		K		1B BB		4-3 1B		1B		3	1	2	0	1	1	0				
Claudell Washington, L (1, 10) OBP: 0.288, SLG: 0.397 Herb Washington, R (7, PR)		5-3		1-2 2-3 1B	FC4-6	4-3		1-2 3-H 1B		4	0	2	1	0	0	1				
Angel Mangual, R (1, 7) OBP: 0.278, SLG: 0.418			3-1	FC4-6		BB 1B 1B		F9		4	1	1	1	0	0	5				
Dick Green, R (1, 4) OBP: 0.313, SLG: 0.341			F9		1B 1-5-3 1B	1B BB 1B		K		4	1	2	0	0	1	2				
Larry Haney, R (1, 2) OBP: 0.174, SLG: 0.193 Pat Bourque, L (6, PH) OBP: 0.333, SLG: 0.321 Tim Hosley, R (6, PR) OBP: 0.250, SLG: 0.333					1-5-3 1B	1-2 1B BB		P4		2	0	1	0	0	0	1				
<b>Inning Stats</b>	R: 0 E: 0 K: 0 S: 3	H: 2 LOB: 0 BB: 0 P: 3	R: 0 E: 0 K: 1 S: 5	H: 0 LOB: 0 BB: 0 P: 5	R: 0 E: 0 K: 0 S: 4	H: 1 LOB: 1 BB: 0 P: 4	R: 0 E: 0 K: 1 S: 7	H: 2 LOB: 3 BB: 1 P: 11	R: 0 E: 0 K: 1 S: 7	H: 2 LOB: 2 BB: 0 P: 7	R: 4 E: 0 K: 0 S: 8	H: 5 LOB: 2 BB: 1 P: 12	R: 1 E: 0 K: 1 S: 7	H: 2 LOB: 2 BB: 1 P: 11	R: 0 E: 0 K: 0 S: 3	H: 1 LOB: 0 BB: 0 P: 3		1B: 15 2B: 0 3B: 0 HR: 0	SF: 0 SAC: 0 DP: 1 HBP: 0	WP: 0 PB: 0 SB: 0 CS: 2
<b>PITCHER</b>	IP WLS BF H R ER SO BB IBB HBP BLK WP HR S P ERA WHIP																			
Bert Blyleven, R (1, 1) ERA: 3.21	5.2 L 27 10 4 4 3 2 0 0 0 0 0 0 31 39 6.35 2.118																			
Bill Campbell, R (6, 1) ERA: 3.29	0.1 6 4 1 1 0 1 0 0 0 0 0 0 5 9 27.00 15.000																			
Tom Burgmeier, L (7, 1) ERA: 4.52	2.0 6 1 0 0 1 0 0 0 0 0 0 0 8 8 0.00 0.500																			





Batter	1	2	3	4	5	6	7	8	9	AB	R	H	RBI	BB	SO	LOB	TOP					
Rod Carew, L OBP: 0.438, SLG: 0.460 (1, 4)	F8	E9		G3			SH1-3 1B 2B BB		F8	4	1	1	0	1	0	1	<b>Minnesota Twins @ Oakland Athletics</b> Oakland-Alameda County Coliseum, Oakland, CA Sat Jul 27 1974, 3:33 AM PDT Alt. 9,523 - Unknown - 78 F  <b>AB 31</b> <b>R 6</b> <b>H 10</b> <b>RBI 6</b> <b>BB 2</b> <b>SO 4</b> <b>LOB 11</b> 					
Steve Braun, L OBP: 0.375, SLG: 0.387 (1, 7)	1-3	K					SH1-3 2B 1B		F8	5	1	2	0	0	1	2						
Larry Hisle, R OBP: 0.367, SLG: 0.521 (1, 8) (9, 9)	K			K			SH1-3		F2	4	0	0	0	0	2	1						
Tony Oliva, L OBP: 0.324, SLG: 0.436 (1, 10)		1B 2B 2B		6-3			2B IBB			3	1	1	0	1	0	0						
Bobby Darwin, R OBP: 0.328, SLG: 0.438 Steve Brye, R OBP: 0.330, SLG: 0.375 (1, 9) (9, 8)	F7			K			F9 2B			4	0	1	2	0	1	1						
Jim Holt, L OBP: 0.321, SLG: 0.333 (1, 3)							5-3 L9			0	2	0	0	0	0	0						
Eric Soderholm, R OBP: 0.359, SLG: 0.414 (1, 5)		1B 2B		1B			1B 1B		G1	4	1	3	1	0	0	0						
Jerry Terrell, R OBP: 0.274, SLG: 0.317 (1, 6)	F9			6-3			1B		F7	4	0	1	0	0	0	4						
Glenn Borgmann, R OBP: 0.306, SLG: 0.302 (1, 2)		1B 1B		SF7			F3		F7	3	0	1	3	0	0	2						
<b>Inning Stats</b>	R: 0 E: 0 K: 1 S: 5	H: 0 LOB: 0 BB: 0 P: 5	R: 3 E: 1 K: 1 S: 10	H: 5 LOB: 2 BB: 0 P: 10	R: 0 E: 0 K: 2 S: 7	H: 0 LOB: 0 BB: 0 P: 7	R: 1 E: 0 K: 0 S: 5	H: 2 LOB: 1 BB: 0 P: 5	R: 0 E: 0 K: 0 S: 3	H: 1 LOB: 0 BB: 0 P: 3	R: 0 E: 0 K: 0 S: 5	H: 2 LOB: 2 BB: 0 P: 5	R: 2 E: 0 K: 0 S: 4	H: 2 LOB: 1 BB: 2 P: 12	R: 0 E: 0 K: 0 S: 3	H: 0 LOB: 0 BB: 0 P: 3	R: 0 E: 0 K: 0 S: 3	H: 0 LOB: 0 BB: 0 P: 3	1B: 9 2B: 3 3B: 0 HR: 0	SF: 1 SAC: 1 DP: 0 HBP: 0	WP: 0 PB: 0 SB: 0 CS: 1	PA: 39
<b>PITCHER</b> Caffish Hunter, R ERA: 2.73 (1, 1)	IP: 9.0 WLS: L BF: 39	H: 12 R: 6 ER: 5 SO: 4	BB: 1 IBB: 1 HBP: 0 BLK: 0	WP: 0 HR: 0 S: 45 P: 53	ERA: 5.00 WHIP: 1.444	<b>PITCHER</b>										IP: 9.0 WLS: L BF: 39	H: 12 R: 6 ER: 5 SO: 4	BB: 1 IBB: 1 HBP: 0 BLK: 0	WP: 0 HR: 0 S: 45 P: 53	ERA: 5.00 WHIP: 1.444		

Batter	1	2	3	4	5	6	7	8	9	AB	R	H	RBI	BB	SO	LOB	BOTTOM					
Bill North, S OBP: 0.337, SLG: 0.341 (1, 8)	6-3		F7		K					4	0	1	1	0	1	2	<b>Minnesota Twins @ Oakland Athletics</b> Oakland-Alameda County Coliseum, Oakland, CA Sat Jul 27 1974, 3:33 AM PDT Alt. 9,523 - Unknown - 78 F  <b>AB 35</b> <b>R 1</b> <b>H 8</b> <b>RBI 1</b> <b>BB 1</b> <b>SO 6</b> <b>LOB 18</b> 					
Bert Campaneris, R OBP: 0.351, SLG: 0.371 (1, 6)					K		2H 1B		6-3	4	0	2	0	0	1	2						
Sal Bando, R OBP: 0.384, SLG: 0.468 (1, 5)	P4		K				1B		K	4	0	1	0	0	2	3						
Reggie Jackson, L OBP: 0.403, SLG: 0.539 (1, 9)	F8				F7		F8		1B	4	0	1	0	0	0	2						
Joe Rudi, R OBP: 0.339, SLG: 0.471 (1, 3)		L6			FC3-6 1B		K		L6	4	0	1	0	0	1	2						
Claudell Washington, L OBP: 0.270, SLG: 0.371 (1, 10)		F5			FC3-6		L8		F7	4	0	0	0	0	0	3						
Angel Mangual, R OBP: 0.273, SLG: 0.411 (1, 7)		1-3			G3		6-3		F8	4	0	0	0	0	0	1						
Gene Tenace, R OBP: 0.393, SLG: 0.392 (1, 2)					1B 1B		5-3 1B BB		K	3	1	2	0	1	1	0						
Dick Green, R OBP: 0.306, SLG: 0.333 Jesus Alou, R OBP: 0.330, SLG: 0.333 (1, 4) (9, PH)			F8		FC6-4		5-3		L4	3	0	0	0	0	0	3						
<b>Inning Stats</b>	R: 0 E: 0 K: 0 S: 4	H: 1 LOB: 1 BB: 0 P: 4	R: 0 E: 0 K: 0 S: 3	H: 0 LOB: 0 BB: 0 P: 3	R: 0 E: 0 K: 1 S: 7	H: 2 LOB: 2 BB: 0 P: 7	R: 0 E: 1 K: 0 S: 4	H: 1 LOB: 1 BB: 0 P: 4	R: 0 E: 0 K: 2 S: 8	H: 1 LOB: 1 BB: 0 P: 8	R: 0 E: 0 K: 1 S: 6	H: 1 LOB: 1 BB: 0 P: 6	R: 1 E: 0 K: 0 S: 4	H: 1 LOB: 1 BB: 1 P: 8	R: 0 E: 0 K: 1 S: 6	H: 1 LOB: 1 BB: 0 P: 6	R: 0 E: 0 K: 1 S: 5	H: 0 LOB: 0 BB: 0 P: 5	1B: 8 2B: 0 3B: 0 HR: 0	SF: 0 SAC: 0 DP: 0 HBP: 0	WP: 0 PB: 0 SB: 0 CS: 0	PA: 36
<b>PITCHER</b> Ray Corbin, R ERA: 4.03 (1, 1)	IP: 9.0 WLS: W BF: 36	H: 8 R: 1 ER: 1 SO: 6	BB: 1 IBB: 0 HBP: 0 BLK: 0	WP: 0 HR: 0 S: 47 P: 51	ERA: 1.00 WHIP: 1.000	<b>PITCHER</b>										IP: 9.0 WLS: W BF: 36	H: 8 R: 1 ER: 1 SO: 6	BB: 1 IBB: 0 HBP: 0 BLK: 0	WP: 0 HR: 0 S: 47 P: 51	ERA: 1.00 WHIP: 1.000		



Batter	1	2	3	4	5	6	7	8	9	AB	R	H	RBI	BB	SO	LOB	TOP					
Steve Blye, R OBP: 0.325, SLG: 0.369 (1, 8)	0-3 K	0-3 K		0-0 F7		0-0 F9		0-0 F9		5	0	0	0	0	2	5						
Rod Carew, L OBP: 0.433, SLG: 0.454 (1, 4)	0-0 F7		0-0 1-3	0-0 4-3			0-0 P6		0-0 4-3	5	0	0	0	0	0	1						
Bobby Darwin, R OBP: 0.332, SLG: 0.444 (9, PR)	0-0		0-0 P6	0-0 F9			0-0		1-0	4	0	2	0	0	0	1						
Larry Hisle, R OBP: 0.397, SLG: 0.521 (9, 9)										0	0	0	0	0	0	0						
Harmon Killebrew, R OBP: 0.302, SLG: 0.332 (1, 10)	0-3 K		0-3 K		0-0 1B		0-0 5-3		0-0 F7	5	0	1	0	0	2	3						
Eric Soderholm, R OBP: 0.359, SLG: 0.412 (1, 5)		0-0 F9		0-0 E 1B 1B	0-0 F9		0-0 L6		4-0	4	1	1	0	1	0	2						
Steve Braun, L OBP: 0.375, SLG: 0.386 (1, 7)		4-0 FC6-4 BB WP		0-0 E 1B	0-3 K			0-3 K	0-0 F8	4	2	1	0	1	2	3						
Craig Kusick, R OBP: 0.356, SLG: 0.409 (1, 3)		4-0 FC6-4 BB		0-0 E6 1B	0-0 F8			4-0 SH3 BB		2	1	0	0	2	0	3						
Jerry Terrell, R OBP: 0.275, SLG: 0.317 (1, 6)		0-0 FC6-4 WP BB		0-0 1B 1B	0-0 6-3			0-0 SH3		3	1	1	2	0	0	2						
Glenn Borgmann, R OBP: 0.314, SLG: 0.304 (1, 2)		4-0 WP BB		0-0 1B 4-3	0-0 L5			4-0 BB		2	0	1	2	2	0	0						
<b>Inning Stats</b>	R: 0 E: 0 K: 2 S: 8	H: 1 LOB: 1 BB: 0 P: 8	R: 1 E: 0 K: 1 S: 5	H: 0 LOB: 2 BB: 3 P: 17	R: 0 E: 0 K: 1 S: 5	H: 0 LOB: 0 BB: 0 P: 5	R: 4 E: 1 K: 0 S: 8	H: 4 LOB: 1 BB: 0 P: 8	R: 0 E: 0 K: 1 S: 6	H: 1 LOB: 1 BB: 0 P: 6	R: 0 E: 0 K: 0 S: 3	H: 0 LOB: 0 BB: 0 P: 3	R: 0 E: 0 K: 0 S: 4	H: 1 LOB: 1 BB: 0 P: 4	R: 0 E: 0 K: 1 S: 5	H: 0 LOB: 2 BB: 2 P: 13	R: 0 E: 0 K: 0 S: 3	H: 0 LOB: 0 BB: 1 P: 8	1B: 6 2B: 0 3B: 1 HR: 0	SF: 0 SAC: 1 DP: 0 HBP: 1	WP: 1 PB: 0 SB: 1 CS: 0	PA: 42
<b>PITCHER</b> Andy Hassler, L ERA: 2.7 (1, 1)	IP: 9.0 WLS: L BF: 42 H: 7 R: 5 ER: 4 SO: 6 BB: 5 IBB: 1 HBP: 1 BLK: 0 WP: 1 HR: 0 S: 47 P: 72 ERA: 4.00 WHIP: 1.333															<b>PITCHER</b>						

Minnesota Twins @ California Angels  
Anaheim Stadium, Anaheim, CA  
Sun Jul 28 1974, 6:33 AM EDT  
Unknown - 74 F

AB 34  
R 5  
H 7  
RBI 4  
BB 6  
SO 6  
LOB 20



Batter	1	2	3	4	5	6	7	8	9	AB	R	H	RBI	BB	SO	LOB	BOTTOM					
Mickey Rivers, L OBP: 0.343, SLG: 0.393 (1, 8)	0-0 SF9 3B	0-0 F8		4-0 BB		0-0 SF8		0-3 K		3	1	1	1	1	1	0						
Denny Doyle, L OBP: 0.291, SLG: 0.305 (1, 4)	0-0 SF9		0-3 K	0-0 4-3		0-3 K		0-3 K		4	0	0	1	0	3	2						
Bruce Bochte, L OBP: 0.500, SLG: 0.421 (1, 9)	0-0 4-3		0-0 F5		0-0 3-1		0-3 K		0-3 K	5	0	0	0	0	2	0						
Frank Robinson, R OBP: 0.361, SLG: 0.457 (7, PH)	0-0 HR		1-0 BB 1B HBP		0-0 F9		0-0 P6		4-0 FC3-6 BB	2	1	1	1	0	0	0						
Winston Lienes, R OBP: 0.312, SLG: 0.417 (7, PH)										1	0	0	0	1	0	0						
Joe Lahoud, L OBP: 0.355, SLG: 0.505 (1, 7)	4-0 BB BB		0-0 BB 1B		4-0 BB		4-0 BB BB		0-0 FC3-6 1-2	2	0	1	0	3	0	1						
Charlie Sands, L OBP: 0.358, SLG: 0.377 (7, PH)	4-0 FC5-4 BB		4-0 BB 1B		0-0 6-3		4-0 BB		0-3 K	1	0	0	0	2	0	1						
Ellie Rodriguez, R OBP: 0.377, SLG: 0.356 (8, 2)	1-2 BB		1-2 BB		0-0 6-3		1-2 BB			1	0	0	0	1	1	1						
Bobby Valentine, R OBP: 0.287, SLG: 0.339 (7, 6)	0-0 FC5-4 1-2		0-0 F3			0-0 1B SF8 2B	4-0 1-2 2-3 BB			3	1	1	0	1	0	5						
John Doherty, L OBP: 0.275, SLG: 0.352 (7, PH)		0-0 1-3		0-0 F8		0-0 F9		0-0 L5		3	0	0	0	0	0	1						
Leroy Stanton, R OBP: 0.353, SLG: 0.462 (8, 9)										1	0	0	0	0	0	3						
Orlando Ramirez, R OBP: 0.222, SLG: 0.180 (6, PH)		0-0 6-3		0-0 6-3				0-0 6-3		2	0	0	0	0	0	0						
Bob Oliver, R OBP: 0.273, SLG: 0.332 (7, 5)						0-0 S 1B				2	0	1	0	0	0	0						
<b>Inning Stats</b>	R: 2 E: 0 K: 0 S: 5	H: 2 LOB: 2 BB: 2 P: 13	R: 0 E: 0 K: 0 S: 3	H: 0 LOB: 0 BB: 0 P: 3	R: 0 E: 0 K: 1 S: 6	H: 1 LOB: 3 BB: 1 P: 11	R: 0 E: 0 K: 0 S: 3	H: 0 LOB: 1 BB: 1 P: 7	R: 0 E: 0 K: 0 S: 3	H: 0 LOB: 1 BB: 1 P: 7	R: 1 E: 0 K: 1 S: 7	H: 2 LOB: 1 BB: 0 P: 7	R: 0 E: 0 K: 1 S: 5	H: 0 LOB: 3 BB: 3 P: 17	R: 0 E: 0 K: 2 S: 7	H: 0 LOB: 0 BB: 0 P: 7	R: 0 E: 0 K: 2 S: 7	H: 0 LOB: 1 BB: 1 P: 11	1B: 2 2B: 1 3B: 1 HR: 1	SF: 2 SAC: 0 DP: 0 HBP: 1	WP: 0 PB: 0 SB: 1 CS: 0	PA: 42
<b>PITCHER</b> Dave Goltz, R ERA: 3.73 (1, 1)	IP: 5.1 WLS: W BF: 27 H: 5 R: 3 ER: 3 SO: 1 BB: 5 IBB: 0 HBP: 1 BLK: 0 WP: 0 HR: 1 S: 23 P: 44 ERA: 5.06 WHIP: 1.875															<b>PITCHER</b>						
Bill Butler, L ERA: 4.3 (6, 1)	1.1 S 8																					
Bill Campbell, R ERA: 3.16 (7, 1)	2.1 S 8																					

Minnesota Twins @ California Angels  
Anaheim Stadium, Anaheim, CA  
Sun Jul 28 1974, 6:33 AM EDT  
Unknown - 74 F

AB 30  
R 3  
H 5  
RBI 3  
BB 9  
SO 7  
LOB 14





Batter	1	2	3	4	5	6	7	8	9	AB	R	H	RBI	BB	SO	LOB	TOP										
Steve Blye, R (1, 8) OBP: 0.324, SLG: 0.367 Steve Braun, L (9, FH) OBP: 0.374, SLG: 0.384	5-3		F9		K			HR BB 1B	K	4	1	1	0	0	1	10	<b>Minnesota Twins @ California Angels</b> Anaheim Stadium, Anaheim, CA Sun Jul 28 1974, 6:38 AM EDT Unknown <a href="http://livebaseballscorecards.com">livebaseballscorecards.com</a>										
Jerry Terrell, R (1, 4) OBP: 0.280, SLG: 0.317 Rod Carew, L (9, FH) OBP: 0.434, SLG: 0.463	K		1B HR		6-3			HR BB 1B	HR	3	2	1	0	1	1	10											
Larry Hisle, R (1, 7) OBP: 0.365, SLG: 0.516	K		1B HR		K			P4	5-3	5	1	1	0	0	2	2											
Bobby Darwin, R (1, 9) OBP: 0.333, SLG: 0.461		K	HR 1B		K			HR		4	2	2	6	0	2	0											
Tony Oliva, L (1, 10) OBP: 0.322, SLG: 0.432 Harmon Killebrew, R (8, FH) OBP: 0.355, SLG: 0.348	1-3		1-3		3-1			HR		3	0	0	0	0	0	0											
Eric Soderholm, R (1, 5) OBP: 0.381, SLG: 0.411	2B BB				5-3			F9		3	1	1	0	1	0	0											
Craig Kusick, R (1, 3) OBP: 0.361, SLG: 0.424	2B				F7			FC6-4 1B		4	0	2	1	0	0	1											
Danny Thompson, R (1, 6) OBP: 0.325, SLG: 0.400	1-3				G3			FC6-4		4	0	0	0	0	0	3											
Phil Roof, R (1, 2) OBP: 0.303, SLG: 0.271 Glenn Borgmann, R (7, 2) OBP: 0.312, SLG: 0.303			K		5-3			F3	P4	3	0	0	0	0	1	1											
<b>Inning Stats</b>	R: 0 E: 0 K: 2 S: 7	H: 0 LOB: 0 BB: 0 P: 7	R: 1 E: 0 K: 1 S: 6	H: 1 LOB: 1 BB: 1 P: 10	R: 3 E: 0 K: 1 S: 8	H: 3 LOB: 0 BB: 0 P: 8	R: 0 E: 1 K: 0 S: 4	H: 1 LOB: 1 BB: 0 P: 4	R: 0 E: 0 K: 2 S: 7	H: 0 LOB: 0 BB: 0 P: 7	R: 0 E: 0 K: 1 S: 5	H: 0 LOB: 0 BB: 0 P: 5	R: 0 E: 0 K: 0 S: 3	H: 0 LOB: 0 BB: 0 P: 3	R: 4 E: 0 K: 0 S: 7	H: 4 LOB: 1 BB: 1 P: 11		R: 1 E: 0 K: 1 S: 6	H: 1 LOB: 0 BB: 0 P: 6	1B: 5 2B: 1 3B: 0 HR: 4	SF: 0 SAC: 0 DP: 0 HBP: 0	WP: 0 PB: 0 CS: 0	PA: 39				
<b>PITCHER</b>	IP	WLS	BF	H	R	ER	SO	BB	IBB	HBP	BLK	WP	HR	S	P	ERA	WHIP										
Frank Tanana, L (1, 1) ERA: 4.05 Nolan Ryan, R (8, 1) ERA: 3.45	7.1		31	7	7	7	7	2	0	0	0	0	2	43	51	8.59	1.227										

Batter	1	2	3	4	5	6	7	8	9	AB	R	H	RBI	BB	SO	LOB	BOTTOM										
Denny Doyle, L (1, 4) OBP: 0.296, SLG: 0.306	HR BB	F7			SH2-3 1B		SH1-3 2B BB	SH 2B WP		2	3	1	0	2	0	0	<b>Minnesota Twins @ California Angels</b> Anaheim Stadium, Anaheim, CA Sun Jul 28 1974, 6:38 AM EDT Unknown <a href="http://livebaseballscorecards.com">livebaseballscorecards.com</a>										
Elie Rodriguez, R (1, 2) OBP: 0.383, SLG: 0.375	HR			5-3 HBP	SH2-3		SH1-3	WP HR 2B		2	2	2	3	0	0	0											
Leroy Stanton, R (1, 8) OBP: 0.354, SLG: 0.475	F8		F9		5-3		BB S 2B	HR		5	2	2	3	0	0	2											
Frank Robinson, R (1, 10) OBP: 0.362, SLG: 0.452	PB HR BB		5-3		P6		S BB IBB	K		3	1	0	0	2	1	2											
Bob Oliver, R (1, 3) OBP: 0.271, SLG: 0.330 John Doherty, L (6, FH) OBP: 0.269, SLG: 0.344	P1		5-3				4-3	K	F8	2	0	0	0	0	0	2											
Mickey Rivers, L (9, 8) OBP: 0.343, SLG: 0.393	1-2							K	F8	3	0	0	0	0	1	2											
Bobby Valentine, R (1, 5) OBP: 0.293, SLG: 0.353	HR				F7		5-3	S BB	BLK WP BB	3	1	1	2	2	0	0											
Winston Llenas, R (1, 7) OBP: 0.313, SLG: 0.414 Joe Lahoud, L (7, 7) OBP: 0.357, SLG: 0.502	K				5-3		HR 1B	BB	F8	3	1	1	0	0	1	1											
Bruce Bochte, L (1, 9) OBP: 0.538, SLG: 0.591		CS BB					HR 1B		P6	3	1	2	2	1	0	3											
Orlando Ramirez, R (1, 6) OBP: 0.224, SLG: 0.185	K		1-2		F9		HR	SH 2B 1B		4	1	1	0	0	1	2											
<b>Inning Stats</b>	R: 4 E: 0 K: 1 S: 7	H: 2 LOB: 0 BB: 2 P: 15	R: 0 E: 0 K: 1 S: 4	H: 0 LOB: 0 BB: 1 P: 8	R: 0 E: 0 K: 0 S: 3	H: 0 LOB: 1 BB: 0 P: 4	R: 0 E: 0 K: 0 S: 4	H: 1 LOB: 1 BB: 0 P: 4	R: 0 E: 0 K: 0 S: 4	H: 1 LOB: 1 BB: 0 P: 4	R: 2 E: 0 K: 0 S: 5	H: 2 LOB: 0 BB: 0 P: 5	R: 2 E: 0 K: 1 S: 6	H: 1 LOB: 3 BB: 4 P: 22	R: 4 E: 1 K: 1 S: 9	H: 3 LOB: 1 BB: 1 P: 13	1B: 4 2B: 2 3B: 0 HR: 4	SF: 0 SAC: 3 DP: 0 HBP: 1	WP: 2 PB: 1 CS: 3	PA: 43							
<b>PITCHER</b>	IP	WLS	BF	H	R	ER	SO	BB	IBB	HBP	BLK	WP	HR	S	P	ERA	WHIP										
Vic Albury, L (1, 1) ERA: 4.61 Bill Hands, R (1, 1) ERA: 4.79 Tom Burgmeier, L (7, 1) ERA: 5.17 Bill Campbell, R (8, 1) ERA: 3.24	0.2		21	4	2	2	2	1	0	1	0	0	1	23	28	3.38	0.938										
	1.0	L	11	3	5	5	1	3	1	0	0	0	0	9	25	45.00	6.000										
	1.0		5	1	1	1	1	1	0	0	1	2	1	6	10	9.00	2.000										



Batter	1	2	3	4	5	6	7	8	9	AB	R	H	RBI	BB	SO	LOB	TOP			
Freddie Patek, R OBP: 0.308, SLG: 0.294 (1, 6)			6-3	E4		FC6-4			L8	5	0	0	0	0	1	3				
Vada Pinson, L OBP: 0.275, SLG: 0.356 (1, 9)			1B	P3			P6		1B	5	1	2	1	0	1	2				
Cookie Rojas, R OBP: 0.332, SLG: 0.376 Frank White, R OBP: 0.240, SLG: 0.287 (9, PR)			F8	1B		4-3			1B	5	0	3	1	0	0	0				
John Mayberry, L OBP: 0.396, SLG: 0.497 (1, 3)			F8	1B		P4			G3	5	0	0	0	0	0	4				
Tony Solaita, L OBP: 0.372, SLG: 0.409 (1, 10)		1B	G3						K	3	0	1	0	1	1	1				
Amos Otis, R OBP: 0.347, SLG: 0.443 (1, 8)				1B		K			4-3	4	0	2	0	0	2	2				
Jim Wohlford, R OBP: 0.355, SLG: 0.373 (1, 7)			4-3-6			K			4-3	4	0	1	0	0	1	2				
George Brett, L OBP: 0.288, SLG: 0.300 (1, 5)				BB		FC1-6			4-3	3	1	1	0	1	0	2				
Fran Healy, R OBP: 0.343, SLG: 0.411 Buck Martinez, R OBP: 0.300, SLG: 0.190 (7, 2)			1B	BB		FC1-6			4-3	2	1	1	0	1	0	1				
<b>Inning Stats</b>	R: 0 E: 0 K: 2 S: 8	H: 1 LOB: 1 BB: 0 P: 8	R: 0 E: 0 K: 1 S: 5	H: 1 LOB: 1 BB: 1 P: 9	R: 2 E: 0 K: 0 S: 6	H: 3 LOB: 1 BB: 0 P: 6	R: 1 E: 1 K: 0 S: 4	H: 1 LOB: 2 BB: 2 P: 12	R: 0 E: 0 K: 1 S: 6	H: 1 LOB: 1 BB: 0 P: 6	R: 0 E: 0 K: 0 S: 3	H: 0 LOB: 0 BB: 0 P: 3	R: 0 E: 0 K: 1 S: 6	H: 1 LOB: 1 BB: 0 P: 6	R: 0 E: 0 K: 0 S: 5	H: 2 LOB: 2 BB: 0 P: 5	1B: 10 2B: 1 3B: 1 HR: 0	SF: 0 SAC: 0 DP: 1 HBP: 0	WP: 0 PB: 0 SB: 1 CS: 0	PA: 40
<b>PITCHER</b> Joe Decker, R ERA: 3.23 (1, 1)	IP: 9.0 WLS: W BF: 40	H: 11 R: 3 ER: 2 SO: 6	BB: 3 IBB: 0 HBP: 0 BLK: 0	WP: 0 HR: 0 S: 49 P: 61	ERA: 2.00 WHIP: 1.556	<b>PITCHER</b>														

**Kansas City Royals @ Minnesota Twins**  
 Metropolitan Stadium, Bloomington, MI  
 Tue Jul 30 1974, 8:05 PM EDT  
 Att: 12,294 - Unknown - 75 F

AB	37
R	3
H	11
RBI	2
BB	3
SO	6
LOB	17



Batter	1	2	3	4	5	6	7	8	9	AB	R	H	RBI	BB	SO	LOB	BOTTOM			
Steve Brye, R OBP: 0.322, SLG: 0.362 (1, 8)	1-3	K	F8		1B			G3		4	0	0	0	1	1	5				
Rod Carew, L OBP: 0.432, SLG: 0.460 (1, 4)	4-3	E6	F7		1B			4-3		5	0	1	1	0	0	4				
Bobby Darwin, R OBP: 0.332, SLG: 0.458 (1, 9)	6-3	K		E	1B			6-3		5	0	1	0	0	1	5				
Harmon Killebrew, R OBP: 0.308, SLG: 0.369 (1, 10)		E		K		6-3				4	2	2	1	0	1	1				
Larry Hise, R OBP: 0.364, SLG: 0.522 (1, 7)		E6		5-3		F9				4	1	1	1	0	0	2				
Eric Soderholm, R OBP: 0.357, SLG: 0.405 (1, 5)		E6	1-3	F7		1-3				4	1	0	1	0	0	2				
Craig Kusick, R OBP: 0.366, SLG: 0.415 (1, 3)		1B	1B			F9		F7		2	2	0	0	2	0	0				
Danny Thompson, R OBP: 0.331, SLG: 0.398 (1, 6)		FC4-2	1B	1B		F9		CS		3	0	1	0	1	0	3				
Glenn Borgmann, R OBP: 0.320, SLG: 0.312 (1, 2)		E	1B		1B			P4		4	1	3	2	0	0	1				
<b>Inning Stats</b>	R: 0 E: 0 K: 0 S: 3	H: 0 LOB: 0 BB: 0 P: 3	R: 3 E: 3 K: 2 S: 12	H: 2 LOB: 3 BB: 1 P: 16	R: 3 E: 0 K: 0 S: 7	H: 4 LOB: 2 BB: 1 P: 11	R: 0 E: 0 K: 1 S: 6	H: 1 LOB: 1 BB: 0 P: 6	R: 1 E: 0 K: 0 S: 5	H: 2 LOB: 2 BB: 1 P: 9	R: 0 E: 0 K: 0 S: 3	H: 0 LOB: 0 BB: 1 P: 6	R: 0 E: 0 K: 0 S: 2	H: 0 LOB: 0 BB: 0 P: 3	R: 0 E: 0 K: 0 S: 3	H: 0 LOB: 0 BB: 0 P: 3	1B: 6 2B: 1 3B: 0 HR: 2	SF: 0 SAC: 0 DP: 0 HBP: 0	WP: 0 PB: 0 SB: 1 CS: 1	PA: 39
<b>PITCHER</b> Paul Splitter, L ERA: 3.8 Al Fitzmorris, R ERA: 3.46 Doug Bird, R ERA: 3.03	IP: 2.1 WLS: L BF: 17	H: 5 R: 6 ER: 3 SO: 2	BB: 2 IBB: 0 HBP: 0 BLK: 0	WP: 0 HR: 2 S: 19 P: 27	ERA: 11.57 WHIP: 3.000	<b>PITCHER</b>														

**Kansas City Royals @ Minnesota Twins**  
 Metropolitan Stadium, Bloomington, MI  
 Tue Jul 30 1974, 8:05 PM EDT  
 Att: 12,294 - Unknown - 75 F

AB	35
R	7
H	9
RBI	6
BB	4
SO	3
LOB	23






Batter	1	2	3	4	5	6	7	8	9	AB	R	H	RBI	BB	SO	LOB	TOP								
Freddie Patek, R (1, 6) OBP: 0.310, SLG: 0.294										3	0	1	0	1	1	0	<b>Kansas City Royals @ Minnesota Twins</b> Metropolitan Stadium, Bloomington, MI Wed Jul 31 1974, 4:33 AM EDT Att: 18,479 - Sunny - 77 F								
Vada Pinson, L (1, 9) OBP: 0.331, SLG: 0.351										4	0	0	1	0	1	2									
Al Cowens, R (9, 9) OBP: 0.256, SLG: 0.269										0	0	0	0	0	0	0									
Cookie Rojas, R (1, 4) OBP: 0.331, SLG: 0.375										4	1	1	0	0	1	1									
Frank White, R (8, 4) OBP: 0.240, SLG: 0.287										3	0	1	0	1	2	1									
John Mayberry, L (1, 3) OBP: 0.395, SLG: 0.493										4	1	1	2	0	1	2									
Tony Solaita, L (1, 10) OBP: 0.375, SLG: 0.407										4	0	1	0	0	1	1									
Amos Otis, R (1, 8) OBP: 0.346, SLG: 0.450										4	1	1	0	0	0	2									
Jim Wohlford, R (1, 7) OBP: 0.354, SLG: 0.371										3	0	0	0	0	2	1									
George Brett, L (1, 5) OBP: 0.287, SLG: 0.304																									
Buck Martinez, R (1, 2) OBP: 0.283, SLG: 0.178																									
<b>Inning Stats</b>	R: 0 E: 0 K: 1 S: 5	H: 0 LOB: 0 BB: 0 P: 5	R: 0 E: 0 K: 1 S: 5	H: 0 LOB: 1 BB: 1 P: 9	R: 0 E: 0 K: 0 S: 3	H: 0 LOB: 0 BB: 0 P: 3	R: 0 E: 0 K: 1 S: 5	H: 1 LOB: 0 BB: 0 P: 5	R: 0 E: 0 K: 2 S: 7	H: 0 LOB: 0 BB: 0 P: 7	R: 1 E: 0 K: 1 S: 7	H: 2 LOB: 1 BB: 0 P: 7	R: 0 E: 0 K: 1 S: 7	H: 2 LOB: 2 BB: 0 P: 7	R: 0 E: 0 K: 1 S: 5	H: 0 LOB: 1 BB: 1 P: 9	R: 2 E: 0 K: 1 S: 7	H: 2 LOB: 0 BB: 0 P: 7	1B: 5 2B: 1 3B: 0 HR: 1	SF: 0 SAC: 0 DP: 0 HBP: 0	WP: 0 PB: 0 SB: 2 CS: 1	PA: 35			
<b>PITCHER</b> Bert Blyleven, R (1, 1) ERA: 3.2	IP: 9.0 WLS: L BF: 35 H: 7 R: 3 ER: 3 SO: 9 BB: 2 IBB: 0 HBP: 0 BLK: 0 WP: 0 HR: 1 S: 51 P: 59 ERA: 3.00 WHIP: 1.000																								

Batter	1	2	3	4	5	6	7	8	9	AB	R	H	RBI	BB	SO	LOB	BOTTOM							
Eric Soderholm, R (1, 5) OBP: 0.354, SLG: 0.405										5	1	1	0	0	0	5	<b>Kansas City Royals @ Minnesota Twins</b> Metropolitan Stadium, Bloomington, MI Wed Jul 31 1974, 4:33 AM EDT Att: 18,479 - Sunny - 77 F							
Rod Carew, L (1, 4) OBP: 0.430, SLG: 0.458										4	0	1	0	0	0	1								
Larry Hisle, R (1, 8) OBP: 0.362, SLG: 0.522										4	0	1	1	0	1	1								
Tony Oliva, L (1, 10) OBP: 0.321, SLG: 0.428										3	0	0	0	1	0	1								
Bobby Darwin, R (1, 9) OBP: 0.333, SLG: 0.458										4	1	2	0	0	1	2								
Steve Braun, L (1, 7) OBP: 0.370, SLG: 0.379										4	0	0	0	0	0	2								
Jim Holt, L (1, 3) OBP: 0.316, SLG: 0.327										3	0	0	0	0	3	1								
Harmon Killebrew, R (9, PH) OBP: 0.311, SLG: 0.372										1	0	1	0	0	0	0								
Luis Gomez, R (9, PR) OBP: 0.256, SLG: 0.204										0	0	0	0	0	0	0								
Danny Thompson, R (1, 6) OBP: 0.336, SLG: 0.411										4	0	2	0	0	0	1								
Jerry Terrell, R (9, PR) OBP: 0.260, SLG: 0.317										0	0	0	0	0	0	0								
Glenn Borgmann, R (1, 2) OBP: 0.319, SLG: 0.308										2	0	0	1	1	0	0								
<b>Inning Stats</b>	R: 0 E: 0 K: 0 S: 4	H: 1 LOB: 1 BB: 0 P: 4	R: 0 E: 0 K: 2 S: 7	H: 0 LOB: 0 BB: 0 P: 7	R: 0 E: 0 K: 0 S: 3	H: 0 LOB: 0 BB: 0 P: 3	R: 0 E: 0 K: 1 S: 5	H: 0 LOB: 0 BB: 0 P: 5	R: 0 E: 0 K: 1 S: 6	H: 1 LOB: 1 BB: 0 P: 6	R: 1 E: 0 K: 0 S: 5	H: 2 LOB: 2 BB: 1 P: 9	R: 0 E: 0 K: 1 S: 6	H: 1 LOB: 2 BB: 1 P: 10	R: 0 E: 0 K: 0 S: 3	H: 0 LOB: 0 BB: 0 P: 3	R: 1 E: 0 K: 0 S: 6	H: 3 LOB: 3 BB: 0 P: 6	1B: 5 2B: 3 3B: 0 HR: 0	SF: 1 SAC: 0 DP: 0 HBP: 0	WP: 0 PB: 0 SB: 1 CS: 0	PA: 37		
<b>PITCHER</b> Steve Busby, R (1, 1) ERA: 3.15	IP: 8.1 WLS: W BF: 35 H: 8 R: 2 ER: 2 SO: 5 BB: 1 IBB: 0 HBP: 0 BLK: 0 WP: 0 HR: 0 S: 43 P: 51 ERA: 2.16 WHIP: 1.080																							
Doug Bird, R (9, 1) ERA: 3.0	0.2 S: 2	0 P: 2	0 P: 0	0 P: 0	0 P: 0	0 P: 0	0 P: 0	0 P: 0	0 P: 0	0 P: 2	0 P: 2	0.00 P: 2	0.00 P: 2											

**AB 33**  
**R 3**  
**H 7**  
**RBI 3**  
**BB 2**  
**SO 9**  
**LOB 12**



**AB 34**  
**R 2**  
**H 8**  
**RBI 2**  
**BB 2**  
**SO 5**  
**LOB 14**





Batter	1	2	3	4	5	6	7	8	9	AB	R	H	RBI	BB	SO	LOB	TOP																			
Mickey Rivers, L OBP: 0.344, SLG: 0.394 (1, 8)	F7		3B		3-1		K			4	1	1	0	0	1	0	<b>California Angels @ Minnesota Twins</b> Metropolitan Stadium, Bloomington, MI Thu Aug 01 1974, 8:05 PM EDT Att: 6,233 - Unknown - 68 F																			
Rudy Meoli, L OBP: 0.400, SLG: 0.333 (1, 5)	F7		3B			1-3	6-3			3	1	0	0	1	0	0																				
Leroy Stanton, R OBP: 0.359, SLG: 0.480 (1, 9)								1-3		3	0	2	2	1	0	0																				
Joe Lahoud, L OBP: 0.356, SLG: 0.498 (1, 7)	F9		F8			FC3-2 HR	1B	4-3		4	1	1	0	0	0	2																				
Bruce Bochte, L OBP: 0.487, SLG: 0.500 (1, 3)					K	FC3-2 HR	1B	K		4	1	1	0	0	2	2																				
Bobby Valentine, R OBP: 0.294, SLG: 0.363 (1, 6)	G5-4-3				6-3				F9	4	1	1	3	0	0	1																				
Elie Rodriguez, R OBP: 0.380, SLG: 0.370 (1, 2)	F7								F9	3	0	1	0	1	0	0																				
John Doherty, L OBP: 0.268, SLG: 0.348 Frank Robinson, R OBP: 0.397, SLG: 0.460 (6, PH)			G3	CS	F9	G3				2	0	0	0	0	0	0																				
Denny Doyle, L OBP: 0.289, SLG: 0.298 (1, 4)			P4		3-1				4-3	4	0	0	0	0	0	1																				
<b>Inning Stats</b>	R: 0 E: 0 K: 0 S: 4	H: 1 LOB: 1 BB: 0 P: 4	R: 0 E: 0 K: 0 S: 3	H: 1 LOB: 0 BB: 0 P: 3	R: 2 E: 0 K: 0 S: 5	H: 2 LOB: 1 BB: 1 P: 9	R: 0 E: 0 K: 1 S: 4	H: 0 LOB: 0 BB: 1 P: 8	R: 0 E: 0 K: 0 S: 3	H: 0 LOB: 0 BB: 0 P: 3	R: 3 E: 0 K: 0 S: 6	H: 3 LOB: 1 BB: 1 P: 10	R: 0 E: 0 K: 1 S: 5	H: 0 LOB: 0 BB: 0 P: 5	R: 0 E: 0 K: 0 S: 5	H: 0 LOB: 1 BB: 1 P: 7		1B: 4 2B: 0 3B: 2 HR: 1	SF: 0 SAC: 0 DP: 1 HBP: 0	WP: 0 PB: 0 SB: 0 CS: 1	PA: 37															
<b>PITCHER</b>	IP	WLS	BF	H	R	ER	SO	BB	IBB	HBP	BLK	WP	HR	S	P	ERA	WHIP	<b>PITCHER</b>		IP	WLS	BF	H	R	ER	SO	BB	IBB	HBP	BLK	WP	HR	S	P	ERA	WHIP
Ray Corbin, R ERA: 4.27 (1, 1)	5.2		25	7	5	5	1	3	0	0	0	0	1	24	36	7.94	1.765																			
Tom Burgmeier, L ERA: 4.38 (6, 1)	2.1	W	7	0	0	0	2	0	0	0	0	0	0	11	11	0.00	0.000																			
Bill Campbell, R ERA: 3.2 (9, 1)	1.0	S	4	0	0	0	0	1	0	0	0	0	0	3	7	0.00	1.000																			

AB	32
R	5
H	7
RBI	5
BB	4
SO	3
LOB	7



Batter	1	2	3	4	5	6	7	8	9	AB	R	H	RBI	BB	SO	LOB	BOTTOM																			
Eric Soderholm, R OBP: 0.353, SLG: 0.403 (1, 5)	5-3		K						F8	4	0	1	0	0	1	2	<b>California Angels @ Minnesota Twins</b> Metropolitan Stadium, Bloomington, MI Thu Aug 01 1974, 8:05 PM EDT Att: 6,233 - Unknown - 68 F																			
Rod Carew, L OBP: 0.433, SLG: 0.460 (1, 4)	5-3									4	2	3	1	0	0	0																				
Larry Hisle, R OBP: 0.361, SLG: 0.519 (1, 7)	1-3									4	1	1	1	0	2	3																				
Harmon Killebrew, R OBP: 0.310, SLG: 0.383 (1, 10)			K							4	1	1	2	0	2	1																				
Bobby Darwin, R OBP: 0.335, SLG: 0.467 (1, 9)										4	1	2	2	0	0	0																				
Steve Brye, R OBP: 0.318, SLG: 0.358 (1, 8)										4	0	0	0	0	0	1																				
Craig Kusick, R OBP: 0.362, SLG: 0.498 (1, 3)										4	0	1	0	0	0	0																				
Danny Thompson, R OBP: 0.341, SLG: 0.409 (1, 6)										3	1	1	0	1	0	1																				
Glenn Borgmann, R OBP: 0.319, SLG: 0.305 (1, 2)										2	0	0	0	1	1	2																				
<b>Inning Stats</b>	R: 0 E: 0 K: 0 S: 3	H: 0 LOB: 0 BB: 0 P: 3	R: 0 E: 0 K: 1 S: 5	H: 0 LOB: 0 BB: 0 P: 5	R: 0 E: 0 K: 1 S: 5	H: 0 LOB: 1 BB: 1 P: 9	R: 2 E: 0 K: 1 S: 7	H: 2 LOB: 0 BB: 0 P: 7	R: 1 E: 0 K: 2 S: 9	H: 2 LOB: 2 BB: 1 P: 13	R: 0 E: 0 K: 0 S: 3	H: 1 LOB: 0 BB: 0 P: 3	R: 0 E: 0 K: 0 S: 4	H: 1 LOB: 1 BB: 0 P: 4	R: 3 E: 0 K: 1 S: 9	H: 4 LOB: 1 BB: 0 P: 9		1B: 8 2B: 0 3B: 0 HR: 2	SF: 0 SAC: 0 DP: 1 HBP: 0	WP: 1 PB: 1 SB: 0 CS: 0	PA: 35															
<b>PITCHER</b>	IP	WLS	BF	H	R	ER	SO	BB	IBB	HBP	BLK	WP	HR	S	P	ERA	WHIP	<b>PITCHER</b>		IP	WLS	BF	H	R	ER	SO	BB	IBB	HBP	BLK	WP	HR	S	P	ERA	WHIP
Andy Hassler, L ERA: 3.05 (1, 1)	7.0		30	8	5	5	5	2	0	0	0	0	1	1	38	6.43	1.429																			
Horacio Pina, R ERA: 4.1 (8, 1)	1.0	L	5	2	1	1	1	0	0	0	0	0	0	1	7	9.00	2.000																			





Batter	1	2	3	4	5	6	7	8	9	AB	R	H	RBI	BB	SO	LOB	TOP
Mickey Rivers, L OBP: 0.343, SLG: 0.392	F8		L1-3		1B		P6			4	0	1	0	0	0	1	
Rudy Meoli, L OBP: 0.462, SLG: 0.500	F9			SH1-3 1B	2B	1-3	1B			3	1	2	0	0	0	0	
Leroy Stanton, R OBP: 0.356, SLG: 0.477	4-3			SH1-3	K					2	0	0	0	0	1	2	
Frank Robinson, R OBP: 0.367, SLG: 0.458		K		BB 1B	F7					3	1	1	1	0	1	2	
Joe Lahoud, L OBP: 0.356, SLG: 0.493	F3			1B	BB	K				2	1	0	0	1	1	0	
Bruce Bochte, L OBP: 0.500, SLG: 0.514	1B CS			F7-4 1B	1B	1-3				3	0	2	1	0	0	0	
Bobby Valentine, R OBP: 0.302, SLG: 0.368		1B		1-2 2-H	1B	1B	BB			2	0	2	1	1	0	0	
Denny Doyle, L OBP: 0.290, SLG: 0.299	CS		4-3	F7-4		1-3	1B			3	0	1	0	0	0	2	
Tom Egan, R OBP: 0.211, SLG: 0.063				L1-3 HBP		6-3	4-3			2	0	0	0	0	0	2	
<b>Inning Stats</b>	R: 0 E: 0 K: 0 S: 3	H: 0 LOB: 0 BB: 0 P: 3	R: 0 E: 0 K: 1 S: 6	H: 2 LOB: 1 BB: 0 P: 6	R: 0 E: 0 K: 0 S: 2	H: 0 LOB: 0 BB: 0 P: 3	R: 3 E: 0 K: 0 S: 6	H: 4 LOB: 1 BB: 1 P: 10	R: 0 E: 0 K: 1 S: 7	H: 2 LOB: 2 BB: 1 P: 7	R: 0 E: 0 K: 0 S: 1	H: 0 LOB: 0 BB: 0 P: 1	R: 0 E: 0 K: 0 S: 1	H: 0 LOB: 0 BB: 0 P: 1	R: 0 E: 0 K: 0 S: 1	H: 0 LOB: 0 BB: 0 P: 1	
<b>PITCHER</b> Dave Goltz, R ERA: 3.76	IP: 6.1 WLS: L BF: 28	H: 9 R: 3 ER: 3 SO: 3	BB: 2 IBB: 0 HBP: 1 BLK: 0	WP: 0 HR: 0 S: 31 P: 40	ERA: 4.26 WHIP: 1.737	<b>PITCHER</b>											IP: WLS: BF: H: R: ER: SO: BB: IBB: HBP: BLK: WP: HR: S: P: ERA: WHIP:

California Angels @ Minnesota Twins  
Metropolitan Stadium, Bloomington, MI  
Fri Aug 02 1974, 8:05 PM EDT  
Att. 9,453 - Unknown - 58 F

AB 24  
R 3  
H 9  
RBI 3  
BB 2  
SO 3  
LOB 9



WP: 0 PA: 29  
PB: 0  
SB: 0  
CS: 1

Batter	1	2	3	4	5	6	7	8	9	AB	R	H	RBI	BB	SO	LOB	BOTTOM
Eric Soderholm, R OBP: 0.351, SLG: 0.400	E6 1B		SH3		K					2	0	0	0	0	1	1	
Rod Carew, L OBP: 0.432, SLG: 0.458	K		5-3		1B BB					2	0	0	0	1	1	2	
Larry Hisle, R OBP: 0.361, SLG: 0.517	K		K		1-3 2-H	1B				3	0	1	1	0	2	2	
Tony Oliva, L OBP: 0.321, SLG: 0.427				F7	F7					3	0	1	0	0	0	1	
Bobby Darwin, R OBP: 0.335, SLG: 0.474		4-3		HR		F9				3	1	1	1	0	0	0	
Steve Braun, L OBP: 0.375, SLG: 0.387		6-3 1B		BB		2B				2	0	2	0	1	0	0	
Jim Holt, L OBP: 0.316, SLG: 0.328		6-3		G6-4-3 1B		K				3	0	1	0	0	1	2	
Danny Thompson, R OBP: 0.333, SLG: 0.398		4-3		G6-4-3		F9				3	0	0	0	0	0	4	
Glenn Borgmann, R OBP: 0.321, SLG: 0.307			SH3 1B		E4 BB 1B					2	1	1	0	0	0	0	
<b>Inning Stats</b>	R: 0 E: 1 K: 2 S: 8	H: 1 LOB: 2 BB: 0 P: 8	R: 0 E: 0 K: 0 S: 4	H: 1 LOB: 0 BB: 0 P: 4	R: 0 E: 0 K: 1 S: 6	H: 1 LOB: 1 BB: 0 P: 6	R: 1 E: 0 K: 0 S: 4	H: 2 LOB: 1 BB: 1 P: 8	R: 1 E: 1 K: 1 S: 6	H: 1 LOB: 1 BB: 1 P: 10	R: 0 E: 0 K: 1 S: 6	H: 1 LOB: 1 BB: 0 P: 6	R: 0 E: 0 K: 1 S: 6	H: 1 LOB: 1 BB: 0 P: 6	R: 0 E: 0 K: 1 S: 6	H: 1 LOB: 0 BB: 0 P: 6	
<b>PITCHER</b> Ed Figueroa, R ERA: 3.58	IP: 6.0 WLS: W BF: 26	H: 7 R: 2 ER: 1 SO: 5	BB: 2 IBB: 0 HBP: 0 BLK: 0	WP: 0 HR: 1 S: 34 P: 42	ERA: 1.50 WHIP: 1.500	<b>PITCHER</b>											IP: WLS: BF: H: R: ER: SO: BB: IBB: HBP: BLK: WP: HR: S: P: ERA: WHIP:

California Angels @ Minnesota Twins  
Metropolitan Stadium, Bloomington, MI  
Fri Aug 02 1974, 8:05 PM EDT  
Att. 9,453 - Unknown - 58 F

AB 23  
R 2  
H 7  
RBI 2  
BB 2  
SO 5  
LOB 12



WP: 0 PA: 26  
PB: 0  
SB: 0  
CS: 0







Batter	1	2	3	4	5	6	7	8	9	AB	R	H	RBI	BB	SO	LOB	TOP			
Bill North, S OBP: 0.345, SLG: 0.348 (1, 8)										4	0	0	0	0	1	3				
Dick Green, R OBP: 0.316, SLG: 0.348 (1, 4)										4	0	1	0	0	1	0				
Sal Bando, R OBP: 0.389, SLG: 0.479 (1, 5)										3	1	1	1	1	1	0				
Reggie Jackson, L OBP: 0.406, SLG: 0.549 (1, 10)										4	0	3	0	0	0	0				
Joe Rudi, R OBP: 0.341, SLG: 0.476 (1, 7)										4	0	0	0	0	1	5				
Gene Tenace, R OBP: 0.389, SLG: 0.418 (1, 3)										3	0	0	0	1	2	1				
Angel Mangual, R OBP: 0.276, SLG: 0.404 (1, 9)										3	0	1	0	1	1	0				
Larry Haney, R OBP: 0.173, SLG: 0.221 (9, PH)										3	0	0	0	0	0	4				
Tim Hosley, R OBP: 0.375, SLG: 0.333 (4, PR)										1	0	0	0	0	0	0				
Dal Maxvill, R OBP: 0.317, SLG: 0.200 (4, PH)										1	0	0	0	0	1	0				
Jesus Alou, R OBP: 0.313, SLG: 0.318 (4, PR)										1	0	0	0	0	0	2				
Phil Garner, R (4, 6)										1	0	0	0	0	0	0				
<b>Inning Stats</b>	R: 0 E: 0 K: 0 S: 3	H: 0 LOB: 0 BB: 0 P: 3	R: 0 E: 0 K: 1 S: 6	H: 1 LOB: 2 BB: 1 P: 10	R: 0 E: 0 K: 3 S: 11	H: 2 LOB: 3 BB: 1 P: 15	R: 0 E: 0 K: 0 S: 4	H: 1 LOB: 3 BB: 1 P: 8	R: 1 E: 0 K: 1 S: 6	H: 2 LOB: 0 BB: 0 P: 6	R: 0 E: 0 K: 0 S: 3	H: 0 LOB: 0 BB: 0 P: 3	R: 0 E: 0 K: 1 S: 5	H: 0 LOB: 0 BB: 0 P: 5	R: 0 E: 0 K: 2 S: 7	H: 0 LOB: 0 BB: 0 P: 7	1B: 2 2B: 3 3B: 0 HR: 1	SF: 0 SAC: 0 DP: 2 HBP: 0	WP: 0 PB: 0 SB: 0 CS: 0	PA: 35
<b>PITCHER</b> Bill Butler, L ERA: 3.86 (1, 1)	IP: 9.0 WLS: W BF: 35 H: 6 R: 1 ER: 1 SO: 8 BB: 3 IBB: 0 HBP: 0 BLK: 0 WP: 0 HR: 1 S: 48 P: 60 ERA: 1.00 WHIP: 1.000																			

Oakland Athletics @ Minnesota Twins  
Metropolitan Stadium, Bloomington, MI  
Sun Aug 04 1974, 4:38 AM EDT  
Att: 34,145 - Unknown - 75 F

AB 32  
R 1  
H 6  
RBI 1  
BB 3  
SO 8  
LOB 15



Batter	1	2	3	4	5	6	7	8	9	AB	R	H	RBI	BB	SO	LOB	BOTTOM	
Rod Carew, L OBP: 0.427, SLG: 0.453 (1, 4)										4	0	0	0	0	0	2		
Steve Braun, L OBP: 0.375, SLG: 0.388 (1, 7)										4	1	1	0	0	0	2		
Bobby Darwin, R OBP: 0.336, SLG: 0.478 (1, 9)										3	0	0	0	0	0	1		
Harmon Killebrew, R OBP: 0.309, SLG: 0.380 (1, 10)										4	0	1	0	0	2	2		
Eric Soderholm, R OBP: 0.354, SLG: 0.413 (1, 5)										4	1	2	1	0	0	1		
Jim Holt, L OBP: 0.315, SLG: 0.331 (1, 3)										3	0	1	1	0	0	2		
Steve Brye, R OBP: 0.317, SLG: 0.359 (1, 8)										3	0	1	0	0	0	3		
Jerry Terrell, R OBP: 0.281, SLG: 0.318 (1, 6)										3	0	1	0	0	0	0		
Phil Roof, R OBP: 0.290, SLG: 0.258 (1, 2)										3	0	0	0	0	2	2		
<b>Inning Stats</b>	R: 0 E: 0 K: 0 S: 3	H: 0 LOB: 0 BB: 0 P: 3	R: 0 E: 0 K: 1 S: 7	H: 2 LOB: 2 BB: 0 P: 7	R: 0 E: 0 K: 0 S: 5	H: 2 LOB: 2 BB: 0 P: 5	R: 0 E: 0 K: 1 S: 5	H: 0 LOB: 0 BB: 0 P: 5	R: 2 E: 0 K: 1 S: 8	H: 3 LOB: 1 BB: 0 P: 8	R: 0 E: 0 K: 0 S: 3	H: 0 LOB: 0 BB: 0 P: 3	R: 0 E: 0 K: 1 S: 5	H: 0 LOB: 1 BB: 0 P: 6	1B: 4 2B: 3 3B: 0 HR: 0	SF: 0 SAC: 0 DP: 0 HBP: 1	WP: 0 PB: 0 SB: 1 CS: 0	PA: 32
<b>PITCHER</b> Glenn Abbott, R ERA: 2.84 (1, 1)	IP: 8.0 WLS: L BF: 32 H: 7 R: 2 ER: 2 SO: 4 BB: 0 IBB: 0 HBP: 1 BLK: 0 WP: 0 HR: 0 S: 39 P: 40 ERA: 2.25 WHIP: 0.875																	

Oakland Athletics @ Minnesota Twins  
Metropolitan Stadium, Bloomington, MI  
Sun Aug 04 1974, 4:38 AM EDT  
Att: 34,145 - Unknown - 75 F

AB 31  
R 2  
H 7  
RBI 2  
BB 0  
SO 4  
LOB 15





Batter	1	2	3	4	5	6	7	8	9	AB	R	H	RBI	BB	SO	LOB	TOP					
Bill North, S OBP: 0.344, SLG: 0.347 (1, 8)	E1 1B		6-3		K		1-3			4	1	1	0	0	1	0	<p>Oakland Athletics @ Minnesota Twins Metropolitan Stadium, Bloomington, MI Mon Aug 05 1974, 8:05 PM EDT Unknown - 79 F</p>					
Claudell Washington, L OBP: 0.292, SLG: 0.372 (1, 10)	1B		K		K			K		4	0	1	1	0	3	0						
Sal Bando, R OBP: 0.388, SLG: 0.475 (1, 5)	P6		2B		F9			6-3		3	0	0	0	1	0	1						
Reggie Jackson, L OBP: 0.409, SLG: 0.563 (1, 9)	1B		2B		K			HR		4	1	3	1	0	1	0						
Joe Rudi, R OBP: 0.338, SLG: 0.471 (1, 3) (9, 7)	6-3		F8		K			F8		4	0	0	0	0	1	3						
Gene Tenace, R OBP: 0.272, SLG: 0.414 (1, 2) (9, 3)		K			E5			F8		3	0	0	0	1	1	0						
Angel Mangual, R OBP: 0.272, SLG: 0.399 Larry Haney, R OBP: 0.173, SLG: 0.221 (1, 7) (9, 2)	F9		L9		L9			6-3		4	0	0	0	0	1	2						
Dick Green, R OBP: 0.320, SLG: 0.344 (1, 4)		FC6-4 BB			F3			F8		2	0	0	0	2	0	1						
Dal Maxvill, R OBP: 0.289, SLG: 0.179 (1, 6)	FC6-4		F9		F9			6-3		4	0	0	0	0	1	3						
<b>Inning Stats</b>	R: 1 E: 1 K: 0 S: 5	H: 3 LOB: 1 BB: 0 P: 5	R: 0 E: 0 K: 1 S: 5	H: 0 LOB: 1 BB: 1 P: 9	R: 0 E: 0 K: 1 S: 6	H: 1 LOB: 2 BB: 1 P: 10	R: 0 E: 1 K: 0 S: 4	H: 0 LOB: 1 BB: 0 P: 4	R: 0 E: 0 K: 2 S: 7	H: 0 LOB: 0 BB: 0 P: 7	R: 0 E: 0 K: 3 S: 9	H: 0 LOB: 1 BB: 1 P: 13	R: 0 E: 0 K: 0 S: 3	H: 0 LOB: 0 BB: 0 P: 3	R: 1 E: 0 K: 1 S: 6	H: 1 LOB: 0 BB: 1 P: 6		R: 0 E: 0 K: 1 S: 5	H: 0 LOB: 1 BB: 1 P: 9	1B: 3 2B: 1 3B: 0 HR: 1	SF: 0 SAC: 0 DP: 0 HBP: 0	WP: 0 PB: 0 SB: 0 CS: 0
<b>PITCHER</b> Bert Blyleven, R ERA: 3.14 (1, 1)	IP: 9.0 WLS: L BF: 36	H: 5 R: 2 ER: 2 SO: 9	BB: 4 IBB: 0 HBP: 0 BLK: 0	WP: 0 HR: 1 S: 50 P: 66	ERA: 2.00 WHIP: 1.000	<b>PITCHER</b>										ERA: 2.00 WHIP: 1.000						

AB	32
R	2
H	5
RBI	2
BB	4
SO	9
LOB	10



Batter	1	2	3	4	5	6	7	8	9	AB	R	H	RBI	BB	SO	LOB	BOTTOM					
Eric Soderholm, R OBP: 0.354, SLG: 0.412 (1, 5)	5-3		FC5-4			CI SH1-4				3	0	1	0	0	0	1	<p>Oakland Athletics @ Minnesota Twins Metropolitan Stadium, Bloomington, MI Mon Aug 05 1974, 8:05 PM EDT Unknown - 79 F</p>					
Rod Carew, L OBP: 0.424, SLG: 0.450 (1, 4)	4-3				F8	SH1-4		F7		3	0	0	0	0	0	1						
Bobby Darwin, R OBP: 0.337, SLG: 0.478 (1, 9)	L7				1B	F3				4	1	2	0	0	0	1						
Harmon Killebrew, R OBP: 0.305, SLG: 0.374 (1, 10)		F8			K	F8		F3		4	0	0	0	0	1	3						
Steve Bnye, R OBP: 0.317, SLG: 0.359 Tony Oliva, L OBP: 0.319, SLG: 0.424 Jerry Terrell, R OBP: 0.281, SLG: 0.318 (1, 8) (9, PH) (9, PR)	5-3				E7			5-3		3	0	1	0	0	0	0						
Steve Braun, L OBP: 0.371, SLG: 0.383 (1, 7)	K				1B	4-3		F8		4	0	0	0	0	2	3						
Craig Kusick, R OBP: 0.361, SLG: 0.490 Jim Holt, L OBP: 0.313, SLG: 0.330 (1, 3) (9, PH)			P6			FC1-6 BB		K		2	0	0	0	1	1	0						
Danny Thompson, R OBP: 0.324, SLG: 0.384 (1, 6)			FC5-4 1B			FC1-6 G5-4-3		K2-3		3	0	1	0	0	1	1						
Glenn Borgmann, R OBP: 0.317, SLG: 0.318 (1, 2)			F3			G5-4-3		5-3		3	0	0	0	0	0	2						
<b>Inning Stats</b>	R: 0 E: 0 K: 0 S: 3	H: 0 LOB: 0 BB: 0 P: 3	R: 0 E: 0 K: 1 S: 5	H: 0 LOB: 0 BB: 0 P: 5	R: 0 E: 0 K: 0 S: 4	H: 1 LOB: 1 BB: 0 P: 4	R: 1 E: 1 K: 1 S: 7	H: 2 LOB: 1 BB: 0 P: 7	R: 0 E: 0 K: 0 S: 2	H: 0 LOB: 0 BB: 1 P: 6	R: 0 E: 1 K: 0 S: 4	H: 0 LOB: 1 BB: 0 P: 4	R: 0 E: 0 K: 1 S: 5	H: 0 LOB: 0 BB: 0 P: 5	R: 0 E: 0 K: 1 S: 6	H: 1 LOB: 1 BB: 0 P: 6		R: 0 E: 0 K: 1 S: 7	H: 2 LOB: 2 BB: 0 P: 7	1B: 6 2B: 0 3B: 0 HR: 0	SF: 0 SAC: 1 DP: 1 HBP: 0	WP: 0 PB: 0 SB: 0 CS: 0
<b>PITCHER</b> Ken Holtzman, L ERA: 3.66 Rollie Fingers, R ERA: 2.66 (1, 1) (9, 1)	IP: 8.0 WLS: W BF: 30	H: 5 R: 1 ER: 0 SO: 4	BB: 1 IBB: 0 HBP: 0 BLK: 0	WP: 0 HR: 0 S: 37 P: 41	ERA: 0.00 WHIP: 0.750	<b>PITCHER</b>										ERA: 0.00 WHIP: 1.000						

AB	31
R	1
H	6
RBI	0
BB	1
SO	5
LOB	14





Batter	1	2	3	4	5	6	7	8	9	AB	R	H	RBI	BB	SO	LOB	TOP			
Bill North, S OBP: 0.343, SLG: 0.345 Angel Mangual, R OBP: 0.270, SLG: 0.396	6-3		6-3			F7		6-3		2	0	0	0	0	0	0	<p>Oakland Athletics @ Minnesota Twins</p> <p>Metropolitan Stadium, Bloomington, MI</p> <p>Mon Aug 05 1974, 8:05 PM EDT</p> <p>Att: 23,316 - Unknown</p>			
Claudell Washington, L OBP: 0.250, SLG: 0.367	P6			K		HR		K		4	1	1	0	0	2	0				
Sal Bando, R OBP: 0.389, SLG: 0.483				F8		HR		P6		3	1	1	2	1	0	0				
Reggie Jackson, L OBP: 0.405, SLG: 0.557	1-3			4-3		F9			F6	4	0	0	0	0	0	1				
Joe Rudi, R OBP: 0.339, SLG: 0.474 Herb Washington, R OBP: 0.389, SLG: 0.414		4-3			F8	1B		5-3		4	1	2	0	0	0	0				
Gene Tenace, R OBP: 0.389, SLG: 0.414		K			F8	2B			1B	3	0	1	0	1	1	1				
Dick Green, R OBP: 0.318, SLG: 0.341		6-3			G6-3	1B		F9		4	0	1	1	0	0	3				
Larry Haney, R OBP: 0.172, SLG: 0.219 Pat Bourque, L OBP: 0.333, SLG: 0.308			L5		G6-3	1-2			K	1	0	0	0	0	0	0				
Dal Maxvill, R OBP: 0.283, SLG: 0.175 Jesus Alou, R OBP: 0.310, SLG: 0.315 Phil Garner, R OBP: 0.310, SLG: 0.315			6-3			5-3		P4		1	0	0	0	0	0	0				
										1	0	0	0	0	0	2				
<b>Inning Stats</b>	R: 0 E: 0 K: 0 S: 3	H: 0 LOB: 1 BB: 1 P: 7	R: 0 E: 0 K: 1 S: 5	H: 0 LOB: 0 BB: 0 P: 5	R: 0 E: 0 K: 1 S: 5	H: 0 LOB: 0 BB: 0 P: 3	R: 1 E: 0 K: 0 S: 4	H: 2 LOB: 0 BB: 0 P: 4	R: 2 E: 0 K: 0 S: 5	H: 2 LOB: 0 BB: 0 P: 5	R: 0 E: 0 K: 0 S: 4	H: 1 LOB: 2 BB: 1 P: 8	R: 0 E: 0 K: 1 S: 5	H: 0 LOB: 0 BB: 0 P: 5	R: 0 E: 0 K: 1 S: 6	H: 1 LOB: 2 BB: 1 P: 10	1B: 4 2B: 1 3B: 0 HR: 1	SF: 0 SAC: 0 DP: 1 HBP: 0	WP: 0 PB: 0 SB: 1 CS: 0	PA: 35
<b>PITCHER</b>	IP WLS BF H R ER SO BB IBB HBP BLK WP HR S P ERA WHIP																			
Bill Hands, R ERA: 4.76 Bill Campbell, R ERA: 3.09	(1, 1) (7, 1)	6.0 W 22 4 3 3 2 1 0 0 0 0 1 25 29 4.50 0.833																		

AB 32  
R 3  
H 6  
RBI 3  
BB 3  
SO 4  
LOB 10



Batter	1	2	3	4	5	6	7	8	9	AB	R	H	RBI	BB	SO	LOB	BOTTOM	
Eric Soderholm, R OBP: 0.349, SLG: 0.407	6-3	FC5-4		SF8		F2		F9		4	0	0	1	0	0	3	<p>Oakland Athletics @ Minnesota Twins</p> <p>Metropolitan Stadium, Bloomington, MI</p> <p>Mon Aug 05 1974, 8:05 PM EDT</p> <p>Att: 23,316 - Unknown</p>	
Rod Carew, L OBP: 0.424, SLG: 0.449	F7		F3	S		S		FC4-6		5	0	2	1	0	0	1		
Bobby Darwin, R OBP: 0.336, SLG: 0.473	BB		K	L7		K		5-3		4	0	0	0	1	2	3		
Harmon Killebrew, R OBP: 0.315, SLG: 0.381	FC6-4					1B		FC6-4		1	1	1	0	3	0	0		
Steve Bnye, R OBP: 0.316, SLG: 0.358	FC6-4		F9			1B		FC6-4		4	0	1	0	0	0	5		
Craig Kusick, R OBP: 0.366, SLG: 0.398		F9		1B		1B		F8		3	1	1	1	1	0	0		
Steve Braun, L OBP: 0.373, SLG: 0.382		BB		SH2-4		K		4-3		3	1	1	0	1	1	2		
Jerry Terrell, R OBP: 0.286, SLG: 0.318		FC5-4		SF8		F2		6-3		3	1	1	1	1	0	2		
Phil Roof, R OBP: 0.292, SLG: 0.262		F9		SH2-4		F9				3	0	1	0	0	0	4		
										1B: 7 2B: 1 3B: 0 HR: 0	SF: 1 SAC: 1 DP: 0 HBP: 0	WP: 0 PB: 0 SB: 3 CS: 0	PA: 39					
<b>Inning Stats</b>	R: 0 E: 0 K: 0 S: 3	H: 0 LOB: 2 BB: 2 P: 11	R: 0 E: 0 K: 1 S: 5	H: 0 LOB: 1 BB: 1 P: 9	R: 3 E: 0 K: 0 S: 6	H: 3 LOB: 1 BB: 1 P: 10	R: 1 E: 0 K: 1 S: 8	H: 3 LOB: 2 BB: 0 P: 8	R: 0 E: 0 K: 1 S: 6	H: 1 LOB: 1 BB: 1 P: 10	R: 0 E: 0 K: 0 S: 3	H: 0 LOB: 0 BB: 0 P: 3	R: 0 E: 0 K: 0 S: 4	H: 1 LOB: 1 BB: 0 P: 4				
<b>PITCHER</b>	IP WLS BF H R ER SO BB IBB HBP BLK WP HR S P ERA WHIP																	
Dave Hamilton, L ERA: 3.47 Paul Lindblad, L ERA: 1.61 Rollie Fingers, R ERA: 2.66	(1, 1) (4, 1) (8, 1)	3.0 L 21 6 1 1 2 0 1 0 0 0 0 24 28 1.93 1.286																

AB 30  
R 4  
H 8  
RBI 4  
BB 7  
SO 3  
LOB 20









Batter	1	2	3	4	5	6	7	8	9	AB	R	H	RBI	BB	SO	LOB	TOP				
Rod Carew, L OBP: 0.425, SLG: 0.452 (1, 4)										5	1	3	3	0	0	2	<b>Minnesota Twins @ Kansas City Royals</b> Royals Stadium, Kansas City, MO Wed Aug 07 1974, 8:05 PM EDT Cloudy - 76 F				
Steve Braun, L OBP: 0.375, SLG: 0.386 Harmon Killebrew, R OBP: 0.314, SLG: 0.379 Steve Brye, R OBP: 0.313, SLG: 0.353 (1, 7) (8, PH) (8, 8)										4	0	2	0	0	1	2					
Bobby Darwin, R OBP: 0.332, SLG: 0.468 (1, 9)										4	0	1	1	0	1	3					
Tony Oliva, L OBP: 0.320, SLG: 0.420 (1, 10)										4	1	1	0	1	0	2					
Larry Hisle, R OBP: 0.361, SLG: 0.515 (1, 8) (8, 7)										5	1	2	0	0	1	3					
Eric Soderholm, R OBP: 0.348, SLG: 0.407 (1, 5)										4	0	1	1	0	1	3					
Jim Holt, L OBP: 0.311, SLG: 0.319 (1, 3)										2	2	0	0	2	0	2					
Danny Thompson, R OBP: 0.333, SLG: 0.400 Jerry Terrell, R OBP: 0.291, SLG: 0.313 (1, 6) (8, PR) (8, 6)										4	0	2	0	0	1	4					
Glenn Borgmann, R OBP: 0.324, SLG: 0.319 (1, 2)										3	0	1	1	1	0	2					
<b>Inning Stats</b>	R: 1 E: 0 K: 0 S: 4	H: 2 LOB: 0 BB: 0 P: 4	R: 2 E: 0 K: 1 S: 7	H: 2 LOB: 2 BB: 2 P: 15	R: 1 E: 0 K: 0 S: 5	H: 2 LOB: 2 BB: 1 P: 9	R: 0 E: 0 K: 1 S: 5	H: 1 LOB: 0 BB: 0 P: 5	R: 0 E: 0 K: 1 S: 6	H: 1 LOB: 1 BB: 0 P: 6	R: 0 E: 0 K: 1 S: 7	H: 2 LOB: 0 BB: 0 P: 7	R: 2 E: 0 K: 0 S: 5	H: 2 LOB: 2 BB: 0 P: 9	R: 0 E: 0 K: 1 S: 5	H: 0 LOB: 0 BB: 0 P: 5		1B: 11 2B: 2 3B: 0 HR: 0	SF: 1 SAC: 1 DP: 2 HBP: 0	WP: 0 PB: 0 SB: 0 CS: 0	PA: 42
<b>PITCHER</b>	IP WLS BF H R ER SO BB IBB HBP BLK WP HR S P ERA WHIP																				
Nelson Briles, R ERA: 4.38 (1, 1)	2.1	15	6	4	4	1	3	0	0	0	0	0	0	0	14	26	15.43	3.857			
Lindy McDaniel, R ERA: 3.43 (3, 1)	4.2	20	6	2	2	3	1	0	0	0	0	0	0	25	29	3.86	1.500				
Steve Mingori, L ERA: 3.21 (8, 1)	0.1	2	1	0	0	0	0	0	0	0	0	2	2	0.00	3.000						
Doug Bird, R ERA: 2.87 (8, 1)	1.2	W 5	0	0	0	1	0	0	0	0	0	7	7	0.00	0.000						

Batter	1	2	3	4	5	6	7	8	9	AB	R	H	RBI	BB	SO	LOB	BOTTOM			
Freddie Patek, R OBP: 0.322, SLG: 0.309 (1, 6)										4	0	1	0	1	2	3	<b>Minnesota Twins @ Kansas City Royals</b> Royals Stadium, Kansas City, MO Wed Aug 07 1974, 8:05 PM EDT Cloudy - 76 F			
Cookie Rojas, R OBP: 0.338, SLG: 0.376 (1, 4)										4	1	1	1	1	0	3				
Amos Otis, R OBP: 0.361, SLG: 0.480 (1, 8)										5	1	3	1	0	0	3				
Hal McRae, R OBP: 0.391, SLG: 0.488 Al Cowens, R OBP: 0.261, SLG: 0.268 Vada Pinson, L OBP: 0.262, SLG: 0.338 (1, 7) (8, 9) (8, PH) (9, 9)										4	2	3	2	0	0	1				
Orlando Cepeda, R OBP: 0.600, SLG: 0.500 (1, 10)										4	0	2	2	0	0	2				
Tony Solaita, L OBP: 0.357, SLG: 0.377 (1, 3)										4	0	0	0	0	1	4				
Jim Wohlford, R OBP: 0.346, SLG: 0.365 (1, 9) (8, 7)										4	0	0	0	0	0	3				
George Brett, L OBP: 0.290, SLG: 0.320 (1, 5)										4	2	2	0	0	0	0				
Fran Healy, R OBP: 0.342, SLG: 0.405 (1, 2)										4	1	1	0	0	2	2				
<b>Inning Stats</b>	R: 0 E: 0 K: 0 S: 4	H: 1 LOB: 1 BB: 0 P: 4	R: 0 E: 0 K: 0 S: 3	H: 0 LOB: 0 BB: 0 P: 3	R: 4 E: 1 K: 1 S: 10	H: 4 LOB: 1 BB: 0 P: 10	R: 0 E: 0 K: 1 S: 6	H: 1 LOB: 2 BB: 1 P: 10	R: 0 E: 0 K: 1 S: 7	H: 2 LOB: 2 BB: 0 P: 7	R: 0 E: 0 K: 1 S: 5	H: 0 LOB: 0 BB: 0 P: 5	R: 2 E: 1 K: 0 S: 6	H: 3 LOB: 1 BB: 0 P: 6	R: 1 E: 0 K: 1 S: 7	H: 2 LOB: 2 BB: 1 P: 11		1B: 10 2B: 2 3B: 1 HR: 0	SF: 0 SAC: 0 DP: 0 HBP: 0	WP: 0 PB: 0 SB: 2 CS: 0
<b>PITCHER</b>	IP WLS BF H R ER SO BB IBB HBP BLK WP HR S P ERA WHIP																			
Dave Goltz, R ERA: 3.62 (1, 1)	6.1	32	11	6	1	4	1	0	0	0	0	9	13	5.40	1.800					
Bill Campbell, R ERA: 3.13 (7, 1)	1.2	L 8	2	1	1	1	1	0	0	0	0	9	13	5.40	1.800					



Batter	1	2	3	4	5	6	7	8	9	AB	R	H	RBI	BB	SO	LOB	TOP						
Steve Blye, R (1, 8) OBP: 0.312, SLG: 0.352 Tony Oliva, L (9, PH) OBP: 0.321, SLG: 0.422										4	0	1	0	0	2	2	<b>Minnesota Twins @ Kansas City Royals</b> Royals Stadium, Kansas City, MO Wed Aug 07 1974, 8:05 PM EDT Att: 16,575 - Unknown - 73 F						
Rod Carew, L (1, 4) OBP: 0.421, SLG: 0.447										5	0	0	0	0	1	5							
Larry Hisle, R (1, 7) OBP: 0.363, SLG: 0.515										4	1	2	0	0	1	0							
Harmon Killebrew, R (1, 10) OBP: 0.313, SLG: 0.377										4	0	1	1	0	0	1							
Bobby Darwin, R (1, 9) OBP: 0.333, SLG: 0.470										4	0	2	0	0	1	2							
Eric Soderholm, R (1, 5) OBP: 0.347, SLG: 0.405										4	0	1	0	0	1	3							
Craig Kusick, R (1, 3) OBP: 0.359, SLG: 0.389										4	0	1	0	0	0	1							
Jerry Terrell, R (1, 6) OBP: 0.286, SLG: 0.317										4	0	2	0	0	0	1							
Phil Roof, R (1, 2) OBP: 0.288, SLG: 0.258 Glenn Borgmann, R (2, 2) OBP: 0.326, SLG: 0.324										1	0	0	0	0	1	1							
<b>Inning Stats</b>	R: 1 E: 0 K: 2 S: 10	H: 3 LOB: 2 BB: 0 P: 10	R: 0 E: 0 K: 1 S: 7	H: 2 LOB: 0 BB: 0 P: 7	R: 0 E: 0 K: 1 S: 5	H: 0 LOB: 0 BB: 0 P: 5	R: 0 E: 0 K: 1 S: 7	H: 2 LOB: 0 BB: 0 P: 7	R: 0 E: 1 K: 1 S: 6	H: 1 LOB: 1 BB: 0 P: 6	R: 0 E: 0 K: 0 S: 3	H: 0 LOB: 0 BB: 0 P: 3	R: 0 E: 0 K: 1 S: 6	H: 1 LOB: 1 BB: 0 P: 6	R: 0 E: 0 K: 0 S: 5	H: 3 LOB: 2 BB: 0 P: 5	1B: 12 2B: 3 3B: 0 HR: 0	SF: 0 SAC: 0 DP: 3 HBP: 0	WP: 0 PB: 0 SB: 1 CS: 1	PA: 38			
<b>PITCHER</b>	IP WLS BF H R ER SO BB IBB HBP BLK WP HR S P ERA WHIP	8.0 W 33 10 1 1 7 0 0 0 0 0 0 47 47 1.12 1.250	1.0 5 3 0 0 0 0 0 0 0 0 0 0 5 5 0.00 3.000																				

AB	38
R	1
H	13
RBI	1
BB	0
SO	7
LOB	16



Batter	1	2	3	4	5	6	7	8	9	AB	R	H	RBI	BB	SO	LOB	BOTTOM						
Freddie Patek, R (1, 6) OBP: 0.323, SLG: 0.309										3	1	1	0	1	0	2	<b>Minnesota Twins @ Kansas City Royals</b> Royals Stadium, Kansas City, MO Wed Aug 07 1974, 8:05 PM EDT Att: 16,575 - Unknown - 73 F						
Jim Wehlford, R (1, 9) OBP: 0.345, SLG: 0.369										4	1	1	1	0	1	2							
Amos Otis, R (1, 8) OBP: 0.362, SLG: 0.487										3	1	2	1	0	0	0							
Hal McRae, R (1, 7) OBP: 0.392, SLG: 0.494 Al Cowens, R (8, 9) OBP: 0.291, SLG: 0.268										4	0	2	1	0	0	1							
Orlando Cepeda, R (1, 10) OBP: 0.429, SLG: 0.333										4	0	0	0	0	1	3							
Kurt Bevacqua, R (1, 3) OBP: 0.297, SLG: 0.206										3	0	1	0	1	0	1							
Fran Healy, R (1, 2) OBP: 0.341, SLG: 0.402										3	1	0	0	1	1	4							
George Brett, L (1, 5) OBP: 0.293, SLG: 0.338										4	1	2	1	0	1	0							
Frank White, R (1, 4) OBP: 0.257, SLG: 0.324										3	0	1	1	1	1	1							
<b>Inning Stats</b>	R: 2 E: 0 K: 0 S: 5	H: 2 LOB: 2 BB: 2 P: 13	R: 0 E: 0 K: 1 S: 6	H: 1 LOB: 0 BB: 0 P: 6	R: 0 E: 0 K: 1 S: 5	H: 0 LOB: 0 BB: 0 P: 5	R: 2 E: 0 K: 1 S: 7	H: 2 LOB: 1 BB: 1 P: 11	R: 1 E: 0 K: 1 S: 7	H: 2 LOB: 1 BB: 0 P: 7	R: 0 E: 0 K: 0 S: 2	H: 0 LOB: 0 BB: 1 P: 6	R: 0 E: 0 K: 0 S: 4	H: 1 LOB: 1 BB: 0 P: 4	R: 0 E: 0 K: 1 S: 6	H: 2 LOB: 1 BB: 0 P: 6	1B: 3 2B: 2 3B: 5 HR: 0	SF: 1 SAC: 0 DP: 1 HBP: 0	WP: 0 PB: 0 SB: 0 CS: 1	PA: 36			
<b>PITCHER</b>	IP WLS BF H R ER SO BB IBB HBP BLK WP HR S P ERA WHIP	3.1 L 18 5 4 4 2 3 0 0 0 0 0 19 31 10.80 2.400	4.2 18 5 1 1 3 1 0 0 0 0 0 0 23 27 1.93 1.286																				

AB	31
R	5
H	10
RBI	5
BB	4
SO	5
LOB	14





Batter	1	2	3	4	5	6	7	8	9	10	11	12	13	14	AB	R	H	RBI	BB	SO	LOB	TOP	
Rod Carew, L OBP: 0.417, SLG: 0.443 (1.4)	G3		F7			F7			4-3		L7			1B SF7 1B	6	1	1	0	0	0	3		
Steve Braun, L OBP: 0.372, SLG: 0.383 Harmon Killebrew, R OBP: 0.315, SLG: 0.384 Luis Gomez, R OBP: 0.297, SLG: 0.206 (1.7)	4-3			F7			5-3		2B			2B 1B		F2	3	0	0	0	0	0	0		
Larry Hiele, R OBP: 0.360, SLG: 0.509 (8.9)	6-3			5-3			6-3		6-3			P4		1B	6	0	1	0	0	0	3		
Tony Oliva, L OBP: 0.316, SLG: 0.415 (1.10)		4-3		1-3			4-3			F5		F7		SF7	5	0	0	1	0	0	1		
Bobby Darwin, R OBP: 0.333, SLG: 0.477 Steve Bnye, R OBP: 0.312, SLG: 0.355 (8.8)		HR				K		6-3		6-3		2B		K	3	1	1	1	0	1	0		
Eric Soderholm, R OBP: 0.345, SLG: 0.400 (1.5)		K				K		6-3			K				4	0	0	0	1	3	0		
Jim Hoff, L OBP: 0.308, SLG: 0.316 (1.3)			F8			4-3		4-3			F3			BB	5	0	1	0	0	0	0		
Danny Thomson, R OBP: 0.333, SLG: 0.398 Jerry Terrell, R OBP: 0.283, SLG: 0.313 (9.7)			6-3			5-3			4-3	SH5-4 2B 1B		K		K	3	0	1	0	0	0	0		
Glenn Borgmann, R OBP: 0.327, SLG: 0.323 (1.2)			5-3			5-3			SH5-4			1B		G6-4-3	4	0	1	0	0	0	2		
<b>Inning Stats</b>	R: 0 E: 0 K: 0 S: 3	H: 0 LOB: 0 BB: 0 P: 3	R: 1 E: 0 K: 1 S: 6	H: 1 LOB: 0 BB: 0 P: 6	R: 0 E: 0 K: 0 S: 3	H: 0 LOB: 0 BB: 0 P: 3	R: 0 E: 0 K: 0 S: 3	H: 0 LOB: 0 BB: 0 P: 3	R: 0 E: 0 K: 0 S: 3	H: 0 LOB: 0 BB: 0 P: 3	R: 1 E: 0 K: 0 S: 5	H: 2 LOB: 2 BB: 0 P: 5	R: 0 E: 0 K: 1 S: 6	H: 1 LOB: 1 BB: 1 P: 6	R: 0 E: 0 K: 1 S: 5	H: 2 LOB: 1 BB: 1 P: 9	R: 1 E: 0 K: 1 S: 7	H: 2 LOB: 1 BB: 0 P: 7	1B: 6 2B: 2 3B: 0 HR: 1	SF: 1 SAC: 1 DP: 1 HBP: 0	WP: 0 PB: 0 CS: 0	PA: 50	
<b>PITCHER</b>	IP	WLS	BF	H	R	ER	SO	BB	IBB	HBP	BLK	WP	HR	S	P	ERA	WHIP						
Al Fitzmorris, R ERA: 3.18 Steve Mingo, L ERA: 3.19 Doug Bird, R ERA: 2.85 Marty Pattin, R ERA: 4.26 Joe Hoerner, L ERA: 4.94 (1.1)	8.1		27	2	2	0	3	0	0	0	0	0	0	1	33	33	2.16	0.240					
(9.1)	0.1		1	0	0	0	0	0	0	0	0	0	0	1	1	0.00	0.000						
(9.1)	4.1		17	5	0	0	3	1	0	0	0	0	0	22	26	0.00	1.385						
(14.1)	0.1	L	3	2	1	1	0	0	0	0	0	0	0	3	3	27.00	6.000						
(14.1)	0.2		2	0	0	0	1	0	0	0	0	0	0	4	4	0.00	0.000						

Minnesota Twins @ Kansas City Royals  
Royals Stadium, Kansas City, MO  
Thu Aug 08 1974, 8:05 PM EDT  
Att: 12,749 - Unknown - 77 F

AB 47  
R 3  
H 9  
RBI 3  
BB 1  
SO 7  
LOB 13



Batter	1	2	3	4	5	6	7	8	9	10	11	12	13	14	AB	R	H	RBI	BB	SO	LOB	BOTTOM				
Freddie Patek, R OBP: 0.325, SLG: 0.312 (1.6)	K			2B	F7				F9		F5			BB	6	1	2	0	1	1	6					
Cookie Rojas, R OBP: 0.337, SLG: 0.377 (1.4)	G5-4-3 1B			1B	2B		6-3		K		F8			F7	7	0	2	1	0	1	5					
Amos Otis, R OBP: 0.361, SLG: 0.483 (1.8)	G5-4-3			2B	1B		6-3		E7 1B		4-3			5-3	7	1	2	0	0	0	1					
Hal McRae, R OBP: 0.390, SLG: 0.494 Jim Wohlford, R OBP: 0.347, SLG: 0.370 (9.7)		K		FC5-2-5-2					P4					F8	4	0	1	0	0	1	3					
Orlando Cepeda, R OBP: 0.381, SLG: 0.278 (1.10)		L7		K					2B		K			L7	6	0	1	1	1	3	4					
Tony Solaita, L OBP: 0.364, SLG: 0.387 Kurt Bevacqua, R OBP: 0.293, SLG: 0.203 (12.3)		4-3		K					4-3		CS			5-3	4	0	2	0	1	1	2					
Vada Pinson, L OBP: 0.299, SLG: 0.333 Al Cowens, R OBP: 0.257, SLG: 0.265 (9.9)			P6						4-3		FC3-6 1B			6-3	4	0	0	0	0	1	3					
George Brett, L OBP: 0.297, SLG: 0.337 (1.5)		F7							4-3		FC4-6 BB			5-3	4	0	1	0	2	0	0					
Fran Healy, R OBP: 0.338, SLG: 0.396 (1.2)		5-3							FC1-5-2		F7			L8	5	0	0	0	1	0	3					
<b>Inning Stats</b>	R: 0 E: 0 K: 1 S: 5	H: 1 LOB: 0 BB: 0 P: 5	R: 0 E: 0 K: 1 S: 5	H: 0 LOB: 0 BB: 0 P: 5	R: 1 E: 0 K: 2 S: 10	H: 3 LOB: 2 BB: 0 P: 10	R: 0 E: 0 K: 1 S: 6	H: 1 LOB: 1 BB: 0 P: 6	R: 0 E: 0 K: 0 S: 4	H: 1 LOB: 2 BB: 1 P: 8	R: 1 E: 1 K: 1 S: 7	H: 2 LOB: 2 BB: 1 P: 11	R: 0 E: 0 K: 1 S: 5	H: 1 LOB: 0 BB: 0 P: 5	R: 0 E: 0 K: 1 S: 4	H: 1 LOB: 3 BB: 2 P: 12	R: 0 E: 0 K: 0 S: 3	H: 0 LOB: 2 BB: 2 P: 11	R: 0 E: 0 K: 0 S: 3	H: 0 LOB: 1 BB: 1 P: 7	R: 0 E: 0 K: 0 S: 3	H: 0 LOB: 0 BB: 0 P: 3	1B: 8 2B: 4 3B: 0 HR: 0	SF: 0 SAC: 0 DP: 1 HBP: 0	WP: 0 PB: 0 CS: 1	PA: 60
<b>PITCHER</b>	IP	WLS	BF	H	R	ER	SO	BB	IBB	HBP	BLK	WP	HR	S	P	ERA	WHIP									
Joe Decker, R ERA: 3.35 Bill Campbell, R ERA: 2.89 (1.1)	7.0		28	7	1	0	6	1	0	0	0	0	0	39	43	1.29	1.143									
(8.1)	7.0	W	31	5	1	0	2	5	1	0	0	0	0	29	53	0.00	1.429									

Minnesota Twins @ Kansas City Royals  
Royals Stadium, Kansas City, MO  
Thu Aug 08 1974, 8:05 PM EDT  
Att: 12,749 - Unknown - 77 F

AB 52  
R 2  
H 12  
RBI 2  
BB 7  
SO 8  
LOB 32





Batter	1	2	3	4	5	6	7	8	9	AB	R	H	RBI	BB	SO	LOB	TOP					
<b>Rich Coggins, L</b> OBP: 0.303, SLG: 0.330	F9	K			FC4	F3		4-3		5	1	0	0	0	1	5						
<b>Paul Blair, R</b> OBP: 0.295, SLG: 0.399	F7		G4-6-3 HBP				F4		E5	4	1	1	0	0	0	0						
<b>Tommy Davis, R</b> OBP: 0.306, SLG: 0.368	1B		G4-6-3				F8		L9	5	0	2	1	0	0	2						
<b>Bobby Grich, R</b> OBP: 0.392, SLG: 0.488	1B		5-3						F8	5	0	3	1	0	0	1						
<b>Boog Powell, L</b> OBP: 0.354, SLG: 0.412 <b>Curt Motton, R</b> (9, PH)	F6				E4	K			FC6-4	3	0	0	0	1	1	4						
<b>Don Baylor, R</b> OBP: 0.324, SLG: 0.346		5-3			FC5-4	FC6-4			FC6-4	4	0	0	0	0	0	5						
<b>Brooks Robinson, R</b> OBP: 0.370, SLG: 0.406		1B			F7		F8		6-3	3	0	0	0	1	0	1						
<b>Earl Williams, R</b> OBP: 0.344, SLG: 0.364		K			FC6-4				6-3	3	0	0	0	0	1	2						
<b>Mark Belanger, R</b> OBP: 0.316, SLG: 0.346							F9			4	0	3	0	0	0	1						
<b>Inning Stats</b>	R: 0 E: 0 K: 0 S: 5	H: 2 LOB: 2 BB: 0 P: 5	R: 0 E: 0 K: 2 S: 8	H: 1 LOB: 2 BB: 1 P: 12	R: 0 E: 0 K: 0 S: 2	H: 0 LOB: 0 BB: 0 P: 3	R: 0 E: 1 K: 0 S: 4	H: 0 LOB: 1 BB: 0 P: 4	R: 2 E: 0 K: 1 S: 9	H: 4 LOB: 2 BB: 0 P: 9	R: 0 E: 0 K: 0 S: 3	H: 0 LOB: 1 BB: 0 P: 4	R: 0 E: 0 K: 0 S: 4	H: 1 LOB: 2 BB: 0 P: 8	R: 0 E: 1 K: 0 S: 4	H: 1 LOB: 1 BB: 0 P: 4	R: 0 E: 1 K: 0 S: 4	H: 0 LOB: 1 BB: 0 P: 4	1B: 9 2B: 0 3B: 0 HR: 0	SF: 0 SAC: 0 DP: 1 HBP: 2	WP: 0 PB: 0 SB: 0 CS: 0	PA: 41
<b>PITCHER</b>	IP	WLS	BF	H	R	ER	SO	BB	IBB	HBP	BLK	WP	HR	S	P	ERA	WHIP					
<b>Bill Hands, R</b> ERA: 4.61	(1, 1)	6.2	W	32	8	2	2	3	2	0	2	0	0	34	44	2.70	1.500					
<b>Tom Burgmeier, L</b> ERA: 4.74	(7, 1)	2.1		9	1	0	0	0	0	0	0	0	0	9	9	0.00	0.429					

Baltimore Orioles @ Minnesota Twins  
Metropolitan Stadium, Bloomington, MI  
Fri Aug 09 1974, 8:05 PM EDT  
Att: 14,390 - Unknown

AB 37  
R 2  
H 9  
RBI 2  
BB 2  
SO 3  
LOB 22



Batter	1	2	3	4	5	6	7	8	9	AB	R	H	RBI	BB	SO	LOB	BOTTOM					
<b>Steve Bnye, R</b> OBP: 0.313, SLG: 0.361	4-3	SH1-3		F9		K		6-3		5	1	2	1	0	1	0						
<b>Rod Carew, L</b> OBP: 0.418, SLG: 0.444	4-3	SH1-3		1B				1-3		4	0	2	0	0	0	1						
<b>Larry Hise, R</b> OBP: 0.360, SLG: 0.507	BLK	K		FC5-4		F9		F4		5	1	2	1	0	1	2						
<b>Harmon Killebrew, R</b> OBP: 0.314, SLG: 0.382	1B	K		K			K			4	0	1	1	0	3	3						
<b>Eric Soderholm, R</b> OBP: 0.346, SLG: 0.401	1B			FC5-4		F9				4	1	2	0	0	0	2						
<b>Craig Kusick, R</b> OBP: 0.364, SLG: 0.387	K			E5		K		BB		3	1	1	0	1	2	2						
<b>Steve Braun, L</b> OBP: 0.371, SLG: 0.381	F4			1-3		K		BB		4	0	1	0	0	1	2						
<b>Danny Thompson, R</b> OBP: 0.338, SLG: 0.397		2B		K2-3		4-3		BB		3	1	1	0	1	1	0						
<b>Phil Roof, R</b> OBP: 0.289, SLG: 0.275 <b>Tony Oliva, L</b> (7, PH) <b>Glenn Borgmann, R</b> OBP: 0.327, SLG: 0.323		2B		K		F3		K		3	1	1	1	0	1	0						
<b>Inning Stats</b>	R: 2 E: 0 K: 1 S: 9	H: 4 LOB: 2 BB: 0 P: 9	R: 2 E: 0 K: 2 S: 10	H: 3 LOB: 1 BB: 0 P: 10	R: 2 E: 1 K: 2 S: 9	H: 2 LOB: 0 BB: 0 P: 9	R: 0 E: 0 K: 1 S: 7	H: 2 LOB: 2 BB: 0 P: 7	R: 0 E: 0 K: 2 S: 7	H: 0 LOB: 0 BB: 0 P: 7	R: 0 E: 0 K: 1 S: 6	H: 1 LOB: 1 BB: 0 P: 6	R: 0 E: 0 K: 2 S: 8	H: 1 LOB: 3 BB: 2 P: 16	R: 0 E: 0 K: 0 S: 3	H: 0 LOB: 0 BB: 0 P: 3	1B: 10 2B: 3 3B: 0 HR: 0	SF: 0 SAC: 1 DP: 0 HBP: 0	WP: 0 PB: 0 SB: 0 CS: 0	PA: 39		
<b>PITCHER</b>	IP	WLS	BF	H	R	ER	SO	BB	IBB	HBP	BLK	WP	HR	S	P	ERA	WHIP					
<b>Dave McNally, L</b> ERA: 4.34	(1, 1)	1.0	L	9	6	4	4	1	0	0	1	11	11	36.00	6.000							
<b>Doyle Alexander, R</b> ERA: 4.39	(2, 1)	5.2		26	7	2	0	9	2	0	0	0	0	42	50	0.00	1.588					
<b>Grant Jackson, L</b> ERA: 2.44	(7, 1)	1.1		4	0	0	0	1	0	0	0	0	0	6	6	0.00	0.000					

Baltimore Orioles @ Minnesota Twins  
Metropolitan Stadium, Bloomington, MI  
Fri Aug 09 1974, 8:05 PM EDT  
Att: 14,390 - Unknown

AB 36  
R 6  
H 13  
RBI 4  
BB 2  
SO 11  
LOB 15





Batter	1	2	3	4	5	6	7	8	9	AB	R	H	RBI	BB	SO	LOB	TOP					
<b>Al Bumbry, L</b> OBP: 0.261, SLG: 0.294 (1, 7)	G3		K		3-1		B1-3			4	0	0	0	0	1	0						
<b>Rich Coggins, L</b> OBP: 0.305, SLG: 0.330 (1, 8)	1B		HBP			E4		F9		3	1	1	0	0	0	0						
<b>Tommy Davis, R</b> OBP: 0.305, SLG: 0.367 (1, 10)	K		F6			1B		L6		4	0	1	0	0	1	2						
<b>Bobby Grich, R</b> OBP: 0.393, SLG: 0.486 (1, 4)	F9					K				3	0	1	0	1	1	3						
<b>Boog Powell, L</b> OBP: 0.353, SLG: 0.409 (1, 3)		F7		G4-6-3						4	0	1	1	0	0	2						
<b>Don Baylor, R</b> OBP: 0.324, SLG: 0.347 (1, 9)				E5						4	0	1	0	0	1	2						
<b>Brooks Robinson, R</b> OBP: 0.366, SLG: 0.402 (1, 5)		2B		FC6-4						4	0	0	0	0	0	4						
<b>Eliot Hendricks, L</b> OBP: 0.303, SLG: 0.384 (1, 2)										4	0	0	0	0	3	1						
<b>Mark Belanger, R</b> OBP: 0.313, SLG: 0.343 (1, 6)				F3						3	0	0	0	0	1	0						
<b>Inning Stats</b>	R: 0 E: 0 K: 1 S: 6	H: 1 LOB: 1 BB: 0 P: 6	R: 0 E: 0 K: 1 S: 6	H: 1 LOB: 1 BB: 0 P: 6	R: 0 E: 0 K: 1 S: 5	H: 0 LOB: 1 BB: 0 P: 6	R: 0 E: 1 K: 0 S: 3	H: 0 LOB: 1 BB: 1 P: 7	R: 0 E: 0 K: 2 S: 7	H: 0 LOB: 0 BB: 0 P: 7	R: 1 E: 1 K: 1 S: 8	H: 2 LOB: 2 BB: 0 P: 8	R: 0 E: 0 K: 0 S: 3	H: 0 LOB: 0 BB: 0 P: 3	R: 0 E: 0 K: 2 S: 4	H: 1 LOB: 1 BB: 0 P: 4	R: 0 E: 0 K: 2 S: 7	H: 0 LOB: 0 BB: 0 P: 7	1B: 4 2B: 1 3B: 0 HR: 0	SF: 0 SAC: 0 DP: 1 HBP: 1	WP: 0 PB: 0 SB: 1 CS: 0	PA: 35
<b>PITCHER</b> <b>Bert Blyleven, R</b> ERA: 3.0 (1, 1)	IP: 9.0 WLS: W BF: 35 H: 5 R: 1 ER: 0 SO: 8 BB: 1 IBB: 0 HBP: 1 BLK: 0 WP: 0 HR: 0 S: 49 P: 54 ERA: 0.00 WHIP: 0.667															<b>PITCHER</b>						

Baltimore Orioles @ Minnesota Twins  
Metropolitan Stadium, Bloomington, MI  
Sat Aug 10 1974, 8:05 PM EDT  
Att: 15,493 - Unknown

AB 33  
R 1  
H 5  
RBI 1  
BB 1  
SO 8  
LOB 14



Batter	1	2	3	4	5	6	7	8	9	AB	R	H	RBI	BB	SO	LOB	BOTTOM			
<b>Steve Bnye, R</b> OBP: 0.315, SLG: 0.363 (1, 8)	1B		FC4-6		FC6-4		1B			4	2	2	0	0	0	3				
<b>Rod Carew, L</b> OBP: 0.421, SLG: 0.446 (1, 4)	1B		G6-4-3				BB			4	2	3	0	0	0	1				
<b>Jerry Terrell, R</b> OBP: 0.283, SLG: 0.313 (8, 4)	1B					1B	1B			0	0	0	0	0	0	0				
<b>Larry Hise, R</b> OBP: 0.364, SLG: 0.509 (1, 7)	1B				5-3		1B			3	1	2	2	1	0	0				
<b>Harmon Killebrew, R</b> OBP: 0.317, SLG: 0.383 (1, 10)	F4				5-3		1B			4	0	2	2	0	0	2				
<b>Bobby Darwin, R</b> OBP: 0.333, SLG: 0.474 (1, 9)	G5-4-3				6-3		1B			4	0	1	1	0	0	4				
<b>Eric Soderholm, R</b> OBP: 0.342, SLG: 0.396 (1, 5)		F7			F3		G6-4-3			4	0	0	0	0	0	2				
<b>Craig Kusick, R</b> OBP: 0.360, SLG: 0.391 (1, 3)		L6-4			K		F8			4	0	1	0	0	1	1				
<b>Danny Thompson, R</b> OBP: 0.336, SLG: 0.393 (1, 6)		L6-4								4	0	1	0	0	0	1				
<b>Glenn Borgmann, R</b> OBP: 0.331, SLG: 0.324 (1, 2)					FC4-6		FC6-4			2	0	1	0	1	0	0				
<b>Inning Stats</b>	R: 1 E: 0 K: 0 S: 5	H: 3 LOB: 1 BB: 0 P: 5	R: 0 E: 0 K: 0 S: 3	H: 1 LOB: 0 BB: 0 P: 3	R: 0 E: 0 K: 0 S: 3	H: 1 LOB: 0 BB: 0 P: 3	R: 0 E: 0 K: 0 S: 3	H: 0 LOB: 0 BB: 0 P: 3	R: 0 E: 0 K: 1 S: 6	H: 1 LOB: 2 BB: 1 P: 10	R: 2 E: 0 K: 0 S: 5	H: 3 LOB: 1 BB: 1 P: 9	R: 2 E: 0 K: 0 S: 7	H: 4 LOB: 2 BB: 0 P: 7	R: 0 E: 0 K: 0 S: 3	H: 0 LOB: 0 BB: 0 P: 3	1B: 12 2B: 2 3B: 0 HR: 0	SF: 0 SAC: 0 DP: 4 HBP: 0	WP: 0 PB: 0 SB: 0 CS: 0	PA: 35
<b>PITCHER</b> <b>Mike Cuellar, L</b> ERA: 3.54 (1, 1)	IP: 6.2 WLS: L BF: 29 H: 11 R: 5 ER: 5 SO: 1 BB: 2 IBB: 0 HBP: 0 BLK: 0 WP: 0 HR: 0 S: 29 P: 37 ERA: 6.75 WHIP: 1.950															<b>PITCHER</b>				
<b>Bob Reynolds, R</b> ERA: 3.04 (7, 1)	IP: 1.1 WLS: L BF: 6 H: 2 R: 0 ER: 0 SO: 0 BB: 0 IBB: 0 HBP: 0 BLK: 0 WP: 0 HR: 0 S: 6 P: 6 ERA: 0.00 WHIP: 1.500															<b>PITCHER</b>				

Baltimore Orioles @ Minnesota Twins  
Metropolitan Stadium, Bloomington, MI  
Sat Aug 10 1974, 8:05 PM EDT  
Att: 15,493 - Unknown

AB 33  
R 5  
H 13  
RBI 5  
BB 2  
SO 1  
LOB 14





Batter	1	2	3	4	5	6	7	8	9	AB	R	H	RBI	BB	SO	LOB	TOP				
<b>Rich Coggins, L</b> OBP: 0.304, SLG: 0.329	F5			4-3		2B SF7 1B		3-1		4	1	1	0	0	0	0	<b>Baltimore Orioles @ Minnesota Twins</b> Metropolitan Stadium, Bloomington, MI Sun Aug 11 1974, 4:33 AM EDT Att: 27,363 - Unknown <a href="http://livebaseballscorecards.com">livebaseballscorecards.com</a>				
<b>Paul Blair, R</b> OBP: 0.297, SLG: 0.403	6-3			HR 1B		SF7 1-3 2B		K		4	1	2	0	0	1	0					
<b>Tommy Davis, R</b> OBP: 0.305, SLG: 0.373	5-3			HR		SF7			1-3	3	1	1	3	0	0	0					
<b>Bobby Grich, R</b> OBP: 0.389, SLG: 0.482		F7		6-3		L1			F4	4	0	0	0	0	0	1					
<b>Boog Powell, L</b> OBP: 0.351, SLG: 0.407		6-3		F6		F9			FC6-4 1B	4	0	1	0	0	0	1					
<b>Al Bumbry, L</b> OBP: 0.261, SLG: 0.294										0	0	0	0	0	0	0					
<b>Don Baylor, R</b> OBP: 0.320, SLG: 0.343		F7				F4			FC6-4 1B	4	0	0	0	0	1	1					
<b>Brooks Robinson, R</b> OBP: 0.363, SLG: 0.398				K		F8				3	0	0	0	0	1	0					
<b>Earl Williams, R</b> OBP: 0.343, SLG: 0.373				6-3		HR			F8	3	1	1	1	0	0	0					
<b>Mark Belanger, R</b> OBP: 0.311, SLG: 0.340				K		4-3			F5	3	0	0	0	0	1	0					
<b>Inning Stats</b>	R: 0 E: 0 K: 0 S: 3	H: 0 LOB: 0 BB: 0 P: 3	R: 0 E: 0 K: 0 S: 3	H: 0 LOB: 0 BB: 0 P: 3	R: 0 E: 0 K: 2 S: 7	H: 0 LOB: 0 BB: 0 P: 7	R: 2 E: 0 K: 0 S: 5	H: 2 LOB: 0 BB: 0 P: 5	R: 1 E: 0 K: 0 S: 4	H: 1 LOB: 0 BB: 0 P: 4	R: 1 E: 0 K: 0 S: 5	H: 2 LOB: 1 BB: 0 P: 5	R: 0 E: 0 K: 1 S: 5	H: 0 LOB: 0 BB: 0 P: 5	R: 0 E: 0 K: 0 S: 4	H: 1 LOB: 1 BB: 0 P: 4	1B: 3 2B: 1 3B: 0 HR: 2	SF: 1 SAC: 0 DP: 0 HBP: 0	WP: 0 PB: 0 SB: 0 CS: 0	PA: 33	
<b>PITCHER</b>	IP	WLS	BF	H	R	ER	SO	BB	IBB	HBP	BLK	WP	HR	S	P	ERA	WHIP				
<b>Dave Goltz, R</b> ERA: 3.75	6.0	W	23	5	4	4	2	0	0	0	0	0	2	27	27	6.00	0.833				
<b>Bill Campbell, R</b> ERA: 2.6	3.0	S	10	1	0	0	2	0	0	0	0	0	0	14	14	0.00	0.333				

Batter	1	2	3	4	5	6	7	8	9	AB	R	H	RBI	BB	SO	LOB	BOTTOM				
<b>Steve Bnye, R</b> OBP: 0.314, SLG: 0.361	5-3		F8	4-3		FC6-4 1B		5-3		5	0	1	0	0	0	2	<b>Baltimore Orioles @ Minnesota Twins</b> Metropolitan Stadium, Bloomington, MI Sun Aug 11 1974, 4:33 AM EDT Att: 27,363 - Unknown <a href="http://livebaseballscorecards.com">livebaseballscorecards.com</a>				
<b>Larry Hisle, R</b> OBP: 0.365, SLG: 0.507	F8		2B FC3-2 1B		1B	F3		F9		5	1	2	0	0	0	1					
<b>Bobby Darwin, R</b> OBP: 0.336, SLG: 0.480			FC3-2 1-3 2-H		1B	F8				4	2	3	1	0	0	1					
<b>Harmon Killebrew, R</b> OBP: 0.323, SLG: 0.387			FC3-2 1B		E 1B	FC6-4				3	1	2	2	1	0	1					
<b>Eric Soderholm, R</b> OBP: 0.341, SLG: 0.398			FC3-2 1B		1B	F9				4	0	1	0	0	0	6					
<b>Craig Kusick, R</b> OBP: 0.357, SLG: 0.381			FC4-6 1-2 2-3 3-H		1B	F3				3	0	0	0	1	0	4					
<b>Jerry Terrell, R</b> OBP: 0.287, SLG: 0.317			FC4-6 1-2		1B	F3				4	0	2	2	0	0	1					
<b>Danny Thompson, R</b> OBP: 0.329, SLG: 0.385			FC4-6 1-2		1B	F9				3	0	0	0	0	0	3					
<b>Glenn Borgmann, R</b> OBP: 0.330, SLG: 0.323			1B 2B		1B	G3				4	1	1	0	0	0	3					
<b>Inning Stats</b>	R: 1 E: 0 K: 0 S: 5	H: 2 LOB: 1 BB: 0 P: 5	R: 0 E: 0 K: 0 S: 3	H: 0 LOB: 0 BB: 0 P: 3	R: 1 E: 0 K: 0 S: 6	H: 3 LOB: 3 BB: 1 P: 10	R: 0 E: 0 K: 0 S: 4	H: 1 LOB: 1 BB: 0 P: 4	R: 3 E: 0 K: 0 S: 7	H: 4 LOB: 2 BB: 1 P: 11	R: 0 E: 0 K: 0 S: 4	H: 1 LOB: 1 BB: 0 P: 4	R: 0 E: 0 K: 0 S: 4	H: 1 LOB: 1 BB: 0 P: 4	R: 0 E: 0 K: 0 S: 3	H: 0 LOB: 0 BB: 0 P: 3		1B: 10 2B: 2 3B: 0 HR: 0	SF: 0 SAC: 1 DP: 0 HBP: 0	WP: 0 PB: 1 SB: 0 CS: 0	PA: 38
<b>PITCHER</b>	IP	WLS	BF	H	R	ER	SO	BB	IBB	HBP	BLK	WP	HR	S	P	ERA	WHIP				
<b>Ross Grimsley, L</b> ERA: 3.33	4.0	L	22	9	5	4	0	0	1	0	0	0	0	21	25	9.00	2.250				
<b>Wayne Garland, R</b> ERA: 3.25	4.0		16	3	0	0	0	0	1	0	0	0	0	15	19	0.00	0.750				





Batter	1	2	3	4	5	6	7	8	9	AB	R	H	RBI	BB	SO	LOB	TOP					
Steve Brye, R OBP: 0.313, SLG: 0.359 (1, 8)	6-3		G1-4-3				L7			4	0	1	0	0	0	3	<b>Minnesota Twins @ Cleveland Indians</b> Cleveland Municipal Stadium, Cleveland, OH Wed Aug 14 1974, 7:05 PM EDT Att: 9,685 - Unknown - 73 F					
Rod Carew, L OBP: 0.418, SLG: 0.443 Jerry Terrell, R OBP: 0.291, SLG: 0.321 (1, 4) (6, 4)	6-3			1-3		FC4-6				3	0	0	0	0	0	1						
Larry Hisle, R OBP: 0.367, SLG: 0.508 (1, 7)				F9				SH1-4		3	0	2	0	0	0	0						
Harmon Killebrew, R OBP: 0.329, SLG: 0.385 Luis Gomez, R OBP: 0.257, SLG: 0.206 (1, 10) (8, PR)	CS	FC5-4				L8		G5-4-3		1	0	0	0	3	0	2						
Bobby Darwin, R OBP: 0.336, SLG: 0.477 (1, 9)		L4		F8				G5-4-3		4	1	1	0	0	0	4						
Eric Soderholm, R OBP: 0.354, SLG: 0.394 (1, 5)		FC5-4				K		SH1-4		3	0	0	0	0	2	1						
Craig Kusick, R OBP: 0.354, SLG: 0.372 (1, 3)		5-3				F5				3	0	0	0	0	0	1						
Danny Thompson, R OBP: 0.327, SLG: 0.377 (1, 6)			1-3			F8				3	0	0	0	0	0	0						
Glenn Borgmann, R OBP: 0.330, SLG: 0.325 (1, 2)								SF7		2	0	1	1	0	1	0						
<b>Inning Stats</b>	R: 0 E: 0 K: 0 S: 3	H: 1 LOB: 0 BB: 0 P: 3	R: 0 E: 0 K: 0 S: 3	H: 0 LOB: 1 BB: 1 P: 7	R: 0 E: 0 K: 0 S: 3	H: 1 LOB: 0 BB: 0 P: 3	R: 0 E: 0 K: 0 S: 3	H: 0 LOB: 1 BB: 1 P: 7	R: 0 E: 0 K: 1 S: 5	H: 0 LOB: 0 BB: 0 P: 5	R: 0 E: 0 K: 1 S: 7	H: 2 LOB: 2 BB: 0 P: 7	R: 1 E: 0 K: 0 S: 4	H: 1 LOB: 2 BB: 0 P: 6	R: 0 E: 0 K: 0 S: 3	H: 1 LOB: 2 BB: 1 P: 7		R: 0 E: 0 K: 1 S: 5	H: 0 LOB: 0 BB: 0 P: 5	1B: 6 2B: 0 3B: 0 HR: 0	SF: 1 SAC: 2 DP: 2 HBP: 2	WP: 0 PB: 0 SB: 0 CS: 1
<b>PITCHER</b>	IP	WLS	BF	H	R	ER	SO	BB	IBB	HBP	BLK	WP	HR	S	P	ERA	WHIP					
Fritz Peterson, L ERA: 4.17 (1, 1)	7.0	L	29	6	1	1	2	2	0	2	0	0	0	29	39	1.29	1.143					
Tom Buskey, R ERA: 3.3 (8, 1)	2.0		6	0	0	0	1	1	0	0	0	0	0	7	11	0.00	0.500					

Batter	1	2	3	4	5	6	7	8	9	AB	R	H	RBI	BB	SO	LOB	BOTTOM					
John Lowenstein, L OBP: 0.327, SLG: 0.342 (1, 5)	F6		CS			F7		F7		4	0	1	0	0	0	0	<b>Minnesota Twins @ Cleveland Indians</b> Cleveland Municipal Stadium, Cleveland, OH Wed Aug 14 1974, 7:05 PM EDT Att: 9,685 - Unknown - 73 F					
Frank Duffy, R OBP: 0.277, SLG: 0.326 (1, 6)	5-3		CS	5-3		L6				3	0	0	0	1	0	0						
Leron Lee, L OBP: 0.304, SLG: 0.381 (1, 7)	G3					K		SH1-4		2	0	0	0	1	1	0						
Charlie Spikes, R OBP: 0.343, SLG: 0.456 (1, 9)		5-3		FC5-4				SH1-4		3	0	0	0	1	0	1						
John Ellis, R OBP: 0.345, SLG: 0.450 Rusty Torres, S OBP: 0.213, SLG: 0.171 Tom McCraw, L OBP: 0.343, SLG: 0.431 (1, 3) (7, PR) (8, 3)		4-3				K		G4-6-3		3	0	1	0	0	1	1						
Oscar Gamble, L OBP: 0.356, SLG: 0.445 (1, 10)								G4-6-3		0	0	0	0	0	0	0						
Tommy Smith, L OBP: 0.333, SLG: 0.333 (1, 8)										1	0	0	0	0	0	2						
Dave Duncan, R OBP: 0.254, SLG: 0.348 (1, 2)										2	0	1	0	0	1	1						
Luis Alvarado, R OBP: 0.227, SLG: 0.213 Ed Crosby, L OBP: 0.290, SLG: 0.254 (1, 4) (8, PH) (9, 4)										2	0	0	0	0	0	1						
<b>Inning Stats</b>	R: 0 E: 0 K: 0 S: 3	H: 0 LOB: 0 BB: 0 P: 3	R: 0 E: 0 K: 0 S: 3	H: 0 LOB: 1 BB: 0 P: 4	R: 0 E: 0 K: 0 S: 3	H: 1 LOB: 0 BB: 0 P: 3	R: 0 E: 0 K: 1 S: 5	H: 0 LOB: 1 BB: 1 P: 9	R: 0 E: 0 K: 1 S: 6	H: 2 LOB: 1 BB: 0 P: 6	R: 0 E: 0 K: 1 S: 5	H: 0 LOB: 0 BB: 0 P: 5	R: 0 E: 0 K: 1 S: 6	H: 1 LOB: 1 BB: 0 P: 6	R: 0 E: 0 K: 1 S: 5	H: 0 LOB: 0 BB: 0 P: 5		R: 0 E: 0 K: 0 S: 2	H: 0 LOB: 1 BB: 2 P: 10	1B: 3 2B: 1 3B: 0 HR: 0	SF: 0 SAC: 1 DP: 1 HBP: 1	WP: 0 PB: 0 SB: 0 CS: 2
<b>PITCHER</b>	IP	WLS	BF	H	R	ER	SO	BB	IBB	HBP	BLK	WP	HR	S	P	ERA	WHIP					
Joe Decker, R ERA: 3.2 (1, 1)	8.0	W	29	4	0	0	5	2	0	1	0	0	0	36	45	0.00	0.750					
Bill Campbell, R ERA: 2.77 (9, 1)	1.0	S	3	0	0	0	0	1	0	0	0	0	0	2	6	0.00	1.000					

AB 27  
R 1  
H 6  
RBI 1  
BB 3  
SO 3  
LOB 12



AB 27  
R 0  
H 4  
RBI 0  
BB 3  
SO 5  
LOB 10



livebaseballscores.com

livebaseballscores.com



Batter	1	2	3	4	5	6	7	8	9	AB	R	H	RBI	BB	SO	LOB	TOP																			
Steve Blye, R OBP: 0.313, SLG: 0.358 (1, 8)	6-3		1-2 1B			E5 E SH	G3			4	0	1	0	0	0	1	<b>Minnesota Twins @ Cleveland Indians</b> Cleveland Municipal Stadium, Cleveland, OH Thu Aug 15 1974, 7:05 PM EDT Att: 11,920 - Unknown - 73 F																			
Steve Braun, L OBP: 0.371, SLG: 0.379 (1, 5)	6-3		F6			SH E		BB		2	0	0	0	1	0	2																				
Larry Hisle, R OBP: 0.366, SLG: 0.504 (1, 7)	K			G6-4-3 BB		E5 E SH		F7		3	0	0	0	1	1	3																				
Bobby Darwin, R OBP: 0.333, SLG: 0.473 (1, 9)		5-3		G6-4-3 1-2		K		L8		4	0	0	0	0	1	5																				
Tony Oliva, L OBP: 0.315, SLG: 0.421 (1, 10)	4-3			HR		G4-6-3 1-2		F8		4	1	1	1	0	0	4																				
Jim Holt, L OBP: 0.304, SLG: 0.311 (1, 3)	5-3			F5			4-3			3	0	0	0	0	0	0																				
Rod Carew, L OBP: 0.417, SLG: 0.442 (9, PH)									F8	1	0	0	0	0	0	0																				
Jerry Terrell, R OBP: 0.290, SLG: 0.319 (1, 4)			5-3			F3		F3		4	1	1	0	0	0	0																				
Danny Thompson, R OBP: 0.331, SLG: 0.387 (1, 6)			1B 1B			4-3		6-3		4	0	2	1	0	0	0																				
Glenn Borgmann, R OBP: 0.326, SLG: 0.321 (1, 2)			L9			F8		F4		3	0	0	0	0	0	2																				
<b>Inning Stats</b>	R: 0 E: 0 K: 1 S: 5	H: 0 LOB: 0 BB: 0 P: 5	R: 0 E: 0 K: 0 S: 3	H: 0 LOB: 0 BB: 0 P: 3	R: 0 E: 0 K: 0 S: 5	H: 2 LOB: 2 BB: 0 P: 5	R: 1 E: 0 K: 0 S: 3	H: 1 LOB: 0 BB: 1 P: 7	R: 0 E: 0 K: 0 S: 3	H: 0 LOB: 0 BB: 0 P: 3	R: 0 E: 2 K: 1 S: 7	H: 0 LOB: 2 BB: 0 P: 7	R: 1 E: 0 K: 0 S: 5	H: 2 LOB: 1 BB: 0 P: 5	R: 0 E: 0 K: 0 S: 3	H: 0 LOB: 1 BB: 1 P: 3	1B: 3 2B: 1 3B: 0 HR: 1	SF: 0 SAC: 1 DP: 2 HBP: 0	WP: 0 PB: 1 SB: 0 CS: 0	PA: 35																
<b>PITCHER</b>	IP	WLS	BF	H	R	ER	SO	BB	IBB	HBP	BLK	WP	HR	S	P	ERA	WHIP	<b>PITCHER</b>		IP	WLS	BF	H	R	ER	SO	BB	IBB	HBP	BLK	WP	HR	S	P	ERA	WHIP
Gaylord Perry, R ERA: 2.43 (1, 1)	7.0	W	29	5	2	2	2	2	0	0	0	0	1	31	39	2.57	1.000																			
Tom Buskey, R ERA: 3.2 (8, 1)	2.0	S	6	0	0	0	0	0	0	0	0	0	0	6	6	0.00	0.000																			

AB	32
R	2
H	5
RBI	2
BB	2
SO	2
LOB	17



Batter	1	2	3	4	5	6	7	8	9	AB	R	H	RBI	BB	SO	LOB	BOTTOM																			
John Lowenstein, L OBP: 0.327, SLG: 0.340 (1, 5)	L8		PB BB			4-3		F6		3	0	0	0	1	0	0	<b>Minnesota Twins @ Cleveland Indians</b> Cleveland Municipal Stadium, Cleveland, OH Thu Aug 15 1974, 7:05 PM EDT Att: 11,920 - Unknown - 73 F																			
Leron Lee, L OBP: 0.297, SLG: 0.372 (1, 7)	6-3		F7			6-3		K		4	0	0	0	0	1	2																				
George Hendrick, R OBP: 0.343, SLG: 0.480 (1, 8)	6-3		K			F3		SH3 SF8 2B		4	0	1	0	0	1	2																				
Rusty Torres, S OBP: 0.213, SLG: 0.171 (8, PR)										0	1	0	0	0	0	0																				
Charlie Spikes, R OBP: 0.342, SLG: 0.453 (1, 9)		F7				F9		4-3		3	0	0	0	0	0	0																				
John Ellis, R OBP: 0.345, SLG: 0.452 (1, 2)		K				F3		SH3 HBP		3	1	1	0	0	1	0																				
Oscar Gamble, L OBP: 0.359, SLG: 0.444 (1, 10)	1-3					BB 2B		SH3 1-2 2-3		1	1	0	0	2	0	0																				
Joe Lis, R OBP: 0.289, SLG: 0.259 (8, PH)						BB 1B		BB 1B BB		0	0	0	0	1	0	0																				
Luis Alvarado, R OBP: 0.227, SLG: 0.213 (8, PR)						BB		BB		0	0	0	0	0	0	0																				
Tom McCraw, L OBP: 0.352, SLG: 0.444 (1, 3)			SH5-4 FC 2B			1B 1B		SF8		2	1	2	1	1	0	0																				
Frank Duffy, R OBP: 0.277, SLG: 0.326 (1, 6)			SH5-4 2-3			K		1-3 2-H 3-H		3	0	1	2	0	1	4																				
Jack Brohamer, L OBP: 0.338, SLG: 0.336 (1, 4)			FC PB WP			F8		L4		3	0	0	1	0	0	0																				
<b>Inning Stats</b>	R: 0 E: 0 K: 0 S: 3	H: 0 LOB: 0 BB: 0 P: 3	R: 0 E: 0 K: 1 S: 5	H: 0 LOB: 0 BB: 0 P: 5	R: 1 E: 0 K: 1 S: 7	H: 1 LOB: 2 BB: 1 P: 11	R: 0 E: 0 K: 1 S: 6	H: 1 LOB: 2 BB: 1 P: 10	R: 0 E: 0 K: 0 S: 3	H: 0 LOB: 0 BB: 0 P: 3	R: 2 E: 0 K: 0 S: 4	H: 2 LOB: 3 BB: 2 P: 12	R: 0 E: 0 K: 1 S: 5	H: 0 LOB: 0 BB: 0 P: 5	R: 1 E: 0 K: 0 S: 4	H: 1 LOB: 2 BB: 1 P: 9	1B: 2 2B: 3 3B: 0 HR: 0	SF: 1 SAC: 2 DP: 0 HBP: 1	WP: 1 PB: 1 SB: 0 CS: 0	PA: 35																
<b>PITCHER</b>	IP	WLS	BF	H	R	ER	SO	BB	IBB	HBP	BLK	WP	HR	S	P	ERA	WHIP	<b>PITCHER</b>		IP	WLS	BF	H	R	ER	SO	BB	IBB	HBP	BLK	WP	HR	S	P	ERA	WHIP
Bert Blyleven, R ERA: 3.07 (1, 1)	7.1	L	32	5	4	4	4	4	4	1	0	1	0	35	52	4.91	1.227																			
Tom Burgmeier, L ERA: 4.7 (8, 1)	0.2		3	0	0	0	0	1	0	0	0	0	0	2	6	0.00	1.500																			





Batter	1	2	3	4	5	6	7	8	9	AB	R	H	RBI	BB	SO	LOB	TOP			
Steve Bue, R OBP: 0.316, SLG: 0.364 (1, 8)										5	1	3	0	0	0	0				
Rod Carew, L OBP: 0.413, SLG: 0.438 (1, 4)										5	0	0	0	0	1	4				
Tony Oliva, L OBP: 0.314, SLG: 0.419 (1, 10)										4	0	1	1	0	2	1				
Harmon Killebrew, R OBP: 0.331, SLG: 0.385 Jerry Terrell, R OBP: 0.290, SLG: 0.319 Craig Kusick, R OBP: 0.354, SLG: 0.372 (1, 3) (8, PR) (8, 3)										3	0	1	0	1	1	1				
Larry Hise, R OBP: 0.365, SLG: 0.504 (1, 7)										4	0	1	0	0	0	3				
Bobby Darwin, R OBP: 0.334, SLG: 0.475 (1, 9)										4	1	2	0	0	0	1				
Steve Braun, L OBP: 0.372, SLG: 0.379 (1, 5)										3	0	1	0	1	0	1				
Danny Thompson, R OBP: 0.331, SLG: 0.386 Eric Soderholm, R OBP: 0.338, SLG: 0.393 Luis Gomez, R OBP: 0.257, SLG: 0.206 (1, 6) (9, PH) (9, 6)										3	0	1	0	0	0	3				
Phil Roof, R OBP: 0.282, SLG: 0.268 Jim Holt, L OBP: 0.302, SLG: 0.310 Glenn Borgmann, R OBP: 0.326, SLG: 0.323 (1, 2) (7, PH) (7, 2)										2	0	0	0	0	0	3				
<b>Inning Stats</b>	R: 1 E: 0 K: 1 S: 6	H: 2 LOB: 1 BB: 0 P: 6	R: 0 E: 1 K: 0 S: 4	H: 1 LOB: 2 BB: 1 P: 8	R: 0 E: 0 K: 1 S: 5	H: 0 LOB: 0 BB: 0 P: 5	R: 0 E: 0 K: 0 S: 5	H: 3 LOB: 2 BB: 0 P: 5	R: 0 E: 0 K: 0 S: 3	H: 0 LOB: 1 BB: 0 P: 4	R: 0 E: 0 K: 1 S: 5	H: 0 LOB: 0 BB: 0 P: 5	R: 0 E: 0 K: 2 S: 8	H: 1 LOB: 2 BB: 1 P: 12	R: 0 E: 0 K: 0 S: 6	H: 3 LOB: 3 BB: 0 P: 6	1B: 8 2B: 4 3B: 0 HR: 0	SF: 0 SAC: 0 DP: 3 HBP: 0	WP: 1 PB: 0 SB: 0 CS: 1	PA: 38
<b>PITCHER</b>	IP WLS BF H R ER SO BB IBB HBP BLK WP HR S P ERA WHIP																			
Juan Marichal, R ERA: 4.12 Dick Drago, R ERA: 3.75 Bob Veale, L ERA: 5.68 Diego Segui, R ERA: 3.81 (1, 1) (7, 1) (8, 1) (8, 1)	6.0 1.0 0.2 1.1	WLS 4 2 W	BF 24 4 2 8	H 7 1 0 3	R 1 0 1	ER 1 0 0 1	SO 2 0 2 0	BB 1 0 0 1	IBB 0 0 0 0	HBP 0 0 0 0	BLK 0 0 0 0	WP 0 0 1 0	HR 0 0 6 7	S 31 6 6 11	P 31 6 6 11	ERA 1.50 0.00 0.00 6.75	WHIP 1.333 1.000 0.000 3.000			

Minnesota Twins @ Boston Red Sox  
Fenway Park, Boston, MA  
Fri Aug 16 1974, 7:05 PM EDT  
Att: 33,218 - Unknown - 84 F

livebaseballscores.com

AB 36  
R 2  
H 11  
RBI 2  
BB 2  
SO 5  
LOB 18

Batter	1	2	3	4	5	6	7	8	9	AB	R	H	RBI	BB	SO	LOB	BOTTOM			
Juan Benitez, R OBP: 0.325, SLG: 0.393 (1, 8)										5	1	2	1	0	0	2				
Cecil Cooper, L OBP: 0.327, SLG: 0.418 (1, 10)										4	0	2	0	0	1	1				
Rico Petrocelli, R OBP: 0.368, SLG: 0.472 (1, 5)										4	0	2	1	0	1	1				
Carl Yastrzemski, L OBP: 0.413, SLG: 0.458 (1, 3)										4	0	1	0	0	2	3				
Dwight Evans, R OBP: 0.336, SLG: 0.443 (1, 9)										4	1	1	0	0	0	3				
Bernie Carbo, L OBP: 0.376, SLG: 0.433 (1, 7)										3	0	2	1	1	1	0				
Doug Griffin, R OBP: 0.359, SLG: 0.380 (1, 4)										2	1	0	0	1	0	2				
Rick Burleson, R OBP: 0.340, SLG: 0.399 (1, 6)										3	0	1	0	1	0	2				
Tim Blackwell, S OBP: 0.326, SLG: 0.282 Rick Miller, L OBP: 0.347, SLG: 0.348 (1, 2) (9, PH)										3	0	0	0	0	1	2				
<b>Inning Stats</b>	R: 0 E: 1 K: 1 S: 7	H: 2 LOB: 2 BB: 0 P: 7	R: 0 E: 0 K: 0 S: 2	H: 0 LOB: 0 BB: 1 P: 6	R: 1 E: 0 K: 2 S: 9	H: 2 LOB: 1 BB: 0 P: 9	R: 1 E: 0 K: 1 S: 7	H: 2 LOB: 2 BB: 1 P: 11	R: 0 E: 0 K: 0 S: 4	H: 1 LOB: 1 BB: 0 P: 4	R: 0 E: 0 K: 1 S: 6	H: 1 LOB: 1 BB: 0 P: 6	R: 0 E: 0 K: 1 S: 5	H: 0 LOB: 0 BB: 0 P: 5	R: 0 E: 0 K: 0 S: 2	H: 2 LOB: 3 BB: 2 P: 10	1B: 8 2B: 3 3B: 0 HR: 0	SF: 0 SAC: 1 DP: 2 HBP: 0	WP: 0 PB: 0 SB: 1 CS: 0	PA: 37
<b>PITCHER</b>	IP WLS BF H R ER SO BB IBB HBP BLK WP HR S P ERA WHIP																			
Bill Hands, R ERA: 4.42 Bill Campbell, R ERA: 2.87 (1, 1) (9, 1)	8.0 0.0	L	4	2	1	1	0	1	1	0	0	0	0	2	10	∞	∞			

Minnesota Twins @ Boston Red Sox  
Fenway Park, Boston, MA  
Fri Aug 16 1974, 7:05 PM EDT  
Att: 33,218 - Unknown - 84 F

livebaseballscores.com

AB 32  
R 3  
H 11  
RBI 3  
BB 4  
SO 6  
LOB 16



Batter	1	2	3	4	5	6	7	8	9	AB	R	H	RBI	BB	SO	LOB	TOP								
Steve Blye, R OBP: 0.315, SLG: 0.365	F8	FC5-4			F8	5-3			E	5	1	1	0	0	0	1									
Larry Hisle, R OBP: 0.393, SLG: 0.500	P4		4-3		F9	5-3			E8	5	1	1	0	0	0	0									
Bobby Darwin, R OBP: 0.337, SLG: 0.477	1B		P9		HR				1B	5	1	3	1	0	0	0									
Harmon Killebrew, R OBP: 0.332, SLG: 0.396	1-2		K		HR				G6-4-3	5	1	2	2	0	1	1									
Eric Soderholm, R OBP: 0.339, SLG: 0.394	K			S	1B				K	4	1	1	0	1	2	2									
Craig Kusick, R OBP: 0.358, SLG: 0.400		HR		BB	F8	3B			L7	4	2	2	2	0	0	1									
Jerry Terrell, R OBP: 0.289, SLG: 0.328		L9			L8	3B			5-3	4	0	1	1	0	0	1									
Danny Thompson, R OBP: 0.341, SLG: 0.394		FC5-4		BB	F7					2	0	1	0	2	0	1									
Glenn Borgmann, R OBP: 0.324, SLG: 0.318	F9				P9				F9	4	0	0	0	0	0	4									
<b>Inning Stats</b>	R: 0 E: 0 K: 1 S: 7	H: 2 LOB: 2 BB: 0 P: 7	R: 1 E: 0 K: 0 S: 4	H: 1 LOB: 1 BB: 1 P: 8	R: 0 E: 0 K: 1 S: 5	H: 0 LOB: 0 BB: 0 P: 5	R: 0 E: 0 K: 0 S: 3	H: 0 LOB: 2 BB: 2 P: 11	R: 4 E: 0 K: 0 S: 8	H: 5 LOB: 1 BB: 0 P: 8	R: 0 E: 0 K: 0 S: 3	H: 0 LOB: 0 BB: 0 P: 3	R: 0 E: 0 K: 0 S: 3	H: 0 LOB: 0 BB: 0 P: 3	R: 0 E: 0 K: 0 S: 4	H: 1 LOB: 1 BB: 0 P: 4	R: 2 E: 1 K: 1 S: 7	H: 3 LOB: 0 BB: 0 P: 7	1B: 6 2B: 3 3B: 1 HR: 2	SF: 0 SAC: 0 DP: 1 HBP: 0	WP: 0 PB: 0 SB: 1 CS: 0	PA: 41			
<b>PITCHER</b>	IP	WLS	BF	H	R	ER	SO	BB	IBB	HBP	BLK	WP	HR	S	P	ERA	WHIP								
Roger Moret, L ERA: 3.4	4.2		23	6	4	4	2	3	0	0	0	0	2	24	36	7.71	1.929								
Reggie Cleveland, R ERA: 4.66	3.1	L	16	6	3	2	0	0	0	0	0	0	0	16	16	5.40	1.800								
Dick Drago, R ERA: 5.73	1.0		2	0	0	0	1	0	0	0	0	0	0	4	4	0.00	0.000								

Minnesota Twins @ Boston Red Sox  
Fenway Park, Boston, MA  
Sat Aug 17 1974, 3:33 AM EDT  
Att: 27,979 - Sunny - 84 F

AB 38  
R 7  
H 12  
RBI 6  
BB 3  
SO 3  
LOB 11



Batter	1	2	3	4	5	6	7	8	9	AB	R	H	RBI	BB	SO	LOB	BOTTOM								
Juan Beniquez, R OBP: 0.323, SLG: 0.389	1B		K	K			G6-4-3		4-1	5	1	1	0	0	2	5									
Cecil Cooper, L OBP: 0.326, SLG: 0.416	1B		F7		L6		K			4	0	1	0	0	1	1									
Rico Petrocelli, R OBP: 0.365, SLG: 0.466	K		6-3		5-3				6-3	4	0	0	0	0	1	2									
Carl Yastrzemski, L OBP: 0.413, SLG: 0.458	1B			1B	P6				3-1	4	1	2	1	0	0	0									
Dwight Evans, R OBP: 0.338, SLG: 0.444	1B			4-3			F8		6-3	4	1	2	0	0	0	0									
Bernie Carbo, L OBP: 0.372, SLG: 0.429	4-3			K			F7			3	0	0	0	0	1	4									
Bob Montgomery, R OBP: 0.273, SLG: 0.318					K				2B	1	0	1	0	0	0	0									
Rick Burleson, R OBP: 0.335, SLG: 0.393			F8	4-3			F8		5-3	4	0	0	0	0	0	2									
Doug Griffin, R OBP: 0.366, SLG: 0.384	L5			1B						3	1	2	1	1	0	0									
Tim Blackwell, S OBP: 0.337, SLG: 0.296	P6			1B						3	0	2	1	0	0	0									
Danny Cater, R OBP: 0.317, SLG: 0.411							G6-4-3		F3	1	0	0	0	0	0	2									
<b>Inning Stats</b>	R: 1 E: 0 K: 1 S: 8	H: 4 LOB: 2 BB: 0 P: 8	R: 0 E: 0 K: 0 S: 3	H: 0 LOB: 0 BB: 0 P: 3	R: 0 E: 0 K: 1 S: 5	H: 0 LOB: 0 BB: 0 P: 5	R: 3 E: 0 K: 2 S: 11	H: 4 LOB: 1 BB: 0 P: 11	R: 0 E: 0 K: 0 S: 3	H: 0 LOB: 0 BB: 0 P: 3	R: 0 E: 0 K: 1 S: 6	H: 2 LOB: 1 BB: 0 P: 6	R: 0 E: 0 K: 0 S: 3	H: 0 LOB: 0 BB: 0 P: 3	R: 0 E: 0 K: 0 S: 4	H: 1 LOB: 2 BB: 1 P: 8	R: 0 E: 0 K: 0 S: 4	H: 1 LOB: 2 BB: 1 P: 8	1B: 10 2B: 1 3B: 0 HR: 0	SF: 0 SAC: 0 DP: 1 HBP: 0	WP: 0 PB: 0 SB: 0 CS: 0	PA: 37			
<b>PITCHER</b>	IP	WLS	BF	H	R	ER	SO	BB	IBB	HBP	BLK	WP	HR	S	P	ERA	WHIP								
Dave Goltz, R ERA: 3.87	6.0		27	10	4	4	4	0	0	0	0	0	0	35	35	6.00	1.667								
Tom Burgmeier, L ERA: 4.52	3.0	S	10	1	0	0	1	1	0	0	0	0	0	11	15	0.00	0.667								

Minnesota Twins @ Boston Red Sox  
Fenway Park, Boston, MA  
Sat Aug 17 1974, 3:33 AM EDT  
Att: 27,979 - Sunny - 84 F

AB 36  
R 4  
H 11  
RBI 3  
BB 1  
SO 5  
LOB 16









Batter	1	2	3	4	5	6	7	8	9	AB	R	H	RBI	BB	SO	LOB	TOP											
Steve Bue, R OBP: 0.320, SLG: 0.370										5	0	3	0	0	1	0	<b>Minnesota Twins @ New York Yankees</b> Shea Stadium, Flushing, NY Mon Aug 19 1974, 7:05 PM EDT Att: 18,219 - Unknown - 80 F											
Rod Carew, L OBP: 0.415, SLG: 0.437										3	1	1	0	2	0	1												
Larry Hisle, R OBP: 0.362, SLG: 0.504										5	1	2	0	0	1	4												
Harmon Killebrew, R OBP: 0.327, SLG: 0.386										4	0	0	0	0	1	7												
Bobby Darwin, R OBP: 0.340, SLG: 0.483										4	1	1	3	0	0	3												
Eric Soderholm, R OBP: 0.338, SLG: 0.395										4	1	1	0	0	0	0												
Craig Kusick, R OBP: 0.355, SLG: 0.391										3	1	0	0	1	0	1												
Danny Thompson, R OBP: 0.333, SLG: 0.383										4	0	1	1	0	1	1												
Glenn Borgmann, R OBP: 0.326, SLG: 0.325										4	1	2	1	0	0	1												
<b>Inning Stats</b>	R: 3 E: 0 K: 0 S: 6	H: 3 LOB: 0 BB: 0 P: 6	R: 2 E: 1 K: 1 S: 8	H: 2 LOB: 3 BB: 2 P: 16	R: 0 E: 0 K: 1 S: 5	H: 0 LOB: 0 BB: 0 P: 5	R: 0 E: 0 K: 1 S: 5	H: 0 LOB: 0 BB: 0 P: 5	R: 0 E: 0 K: 0 S: 4	H: 2 LOB: 1 BB: 0 P: 4	R: 0 E: 0 K: 0 S: 4	H: 2 LOB: 1 BB: 0 P: 4	R: 0 E: 0 K: 0 S: 3	H: 0 LOB: 0 BB: 0 P: 3	R: 0 E: 0 K: 1 S: 6	H: 2 LOB: 2 BB: 1 P: 10	1B: 7 2B: 3 3B: 0 HR: 1	SF: 0 SAC: 0 DP: 2 HBP: 0	WP: 0 PB: 0 CS: 0	PA: 39								
<b>PITCHER</b>	IP	WLS	BF	H	R	ER	SO	BB	IBB	HBP	BLK	WP	HR	S	P	ERA	WHIP											
Sam McDowell, L ERA: 4.67	(1, 1)	1.1	L	11	5	5	4	0	2	0	0	0	0	1	9	17	27.00	5.250										
Dick Tidrow, R ERA: 4.43	(2, 1)	7.1		26	6	1	1	3	0	0	0	0	0	0	32	32	1.23	0.818										
Tippy Martinez, L ERA: 2.45	(9, 1)	0.1		2	0	0	0	1	1	0	0	0	0	0	3	7	0.00	3.000										

AB	36
R	6
H	11
RBI	5
BB	3
SO	4
LOB	18



Batter	1	2	3	4	5	6	7	8	9	AB	R	H	RBI	BB	SO	LOB	BOTTOM											
Sandy Alomar Sr., S OBP: 0.283, SLG: 0.286										4	0	1	1	0	0	0	<b>Minnesota Twins @ New York Yankees</b> Shea Stadium, Flushing, NY Mon Aug 19 1974, 7:05 PM EDT Att: 18,219 - Unknown - 80 F											
Elliott Maddox, R OBP: 0.392, SLG: 0.373										4	0	1	0	0	0	2												
Bobby Murcer, L OBP: 0.332, SLG: 0.383										4	0	0	0	0	1	1												
Ron Blomberg, L OBP: 0.360, SLG: 0.442										3	0	1	0	1	1	1												
Lou Piniella, R OBP: 0.345, SLG: 0.403										4	0	0	0	0	0	2												
Chris Chambliss, L OBP: 0.283, SLG: 0.310										4	0	0	0	0	0	1												
Graig Nettles, L OBP: 0.326, SLG: 0.397										3	2	2	1	0	0	0												
Thurman Munson, R OBP: 0.302, SLG: 0.374										2	0	0	0	1	1	1												
Jim Mason, L OBP: 0.307, SLG: 0.359										3	0	1	0	0	0	1												
<b>Inning Stats</b>	R: 0 E: 0 K: 1 S: 6	H: 1 LOB: 1 BB: 0 P: 6	R: 1 E: 0 K: 0 S: 4	H: 1 LOB: 1 BB: 1 P: 8	R: 0 E: 0 K: 0 S: 3	H: 0 LOB: 0 BB: 0 P: 3	R: 0 E: 0 K: 0 S: 3	H: 1 LOB: 0 BB: 0 P: 3	R: 1 E: 0 K: 0 S: 5	H: 3 LOB: 1 BB: 0 P: 5	R: 0 E: 0 K: 0 S: 3	H: 0 LOB: 1 BB: 1 P: 7	R: 0 E: 0 K: 1 S: 5	H: 0 LOB: 0 BB: 0 P: 5	R: 0 E: 0 K: 0 S: 3	H: 0 LOB: 0 BB: 0 P: 3	1B: 5 2B: 0 3B: 0 HR: 1	SF: 0 SAC: 0 DP: 2 HBP: 0	WP: 1 PB: 0 CS: 0	PA: 33								
<b>PITCHER</b>	IP	WLS	BF	H	R	ER	SO	BB	IBB	HBP	BLK	WP	HR	S	P	ERA	WHIP											
Joe Decker, R ERA: 3.15	(1, 1)	9.0	W	33	6	2	2	3	2	0	0	0	1	1	37	45	2.00	0.889										





Batter	1	2	3	4	5	6	7	8	9	AB	R	H	RBI	BB	SO	LOB	TOP			
Steve Blye, R (1.8) OBP: 0.319, SLG: 0.368			5-3			3-1				4	0	1	0	0	1	0	Minnesota Twins @ New York Yankees Shea Stadium, Flushing, NY Tue Aug 20 1974, 7:05 PM EDT Att: 12,284 - Unknown - 80 F			
Rod Carew, L (1.4) OBP: 0.417, SLG: 0.438			F7							3	0	2	0	1	0					
Larry Hisle, R (1.7) OBP: 0.359, SLG: 0.499	F8		5-3			5-3		K		4	0	0	0	0	1	4				
Bobby Darwin, R (1.9) OBP: 0.337, SLG: 0.479	F6					K				4	0	0	0	0	2	1				
Tony Oliva, L (1.10) OBP: 0.318, SLG: 0.423		G3				4-3				4	0	1	0	0	1	0				
Steve Braun, L (1.5) OBP: 0.369, SLG: 0.375	K					4-3				4	0	1	0	0	1	0				
Craig Kusick, R (1.3) OBP: 0.355, SLG: 0.412										3	1	1	1	0	0	2				
Danny Thompson, R (1.6) OBP: 0.335, SLG: 0.384						1-3				2	0	1	0	0	0	0				
Jerry Terrell, R (6.6) OBP: 0.298, SLG: 0.327										1	0	0	0	0	0	0				
Glenn Borgmann, R (1.2) OBP: 0.323, SLG: 0.321										3	0	0	0	0	1	1				
<b>Inning Stats</b>	R: 0 E: 0 K: 1 S: 6	H: 1 LOB: 1 BB: 0 P: 6	R: 1 E: 0 K: 1 S: 7	H: 2 LOB: 1 BB: 0 P: 7	R: 0 E: 0 K: 0 S: 3	H: 0 LOB: 0 BB: 0 P: 3	R: 0 E: 0 K: 1 S: 5	H: 0 LOB: 0 BB: 0 P: 5	R: 0 E: 0 K: 0 S: 2	H: 0 LOB: 0 BB: 1 P: 6	R: 0 E: 0 K: 1 S: 6	H: 2 LOB: 1 BB: 0 P: 6	R: 0 E: 0 K: 2 S: 9	H: 2 LOB: 2 BB: 0 P: 9	R: 0 E: 0 K: 1 S: 5	H: 0 LOB: 0 BB: 0 P: 5	1B: 5 2B: 2 3B: 0 HR: 1	SF: 0 SAC: 0 DP: 1 HBP: 0	WP: 0 PB: 0 CS: 1	PA: 33
<b>PITCHER</b> Pat Dobson, R (1.1) ERA: 3.23	IP: 9.0 WLS: W BF: 33 H: 7 R: 1 ER: 1 SO: 7 BB: 1 IBB: 0 HBP: 0 BLK: 0 WP: 0 HR: 1 S: 46 P: 50 ERA: 1.00 WHIP: 0.889											<b>PITCHER</b>	IP: 9.0 WLS: W BF: 33 H: 7 R: 1 ER: 1 SO: 7 BB: 1 IBB: 0 HBP: 0 BLK: 0 WP: 0 HR: 1 S: 46 P: 50 ERA: 1.00 WHIP: 0.889							


Batter	1	2	3	4	5	6	7	8	9	AB	R	H	RBI	BB	SO	LOB	BOTTOM			
Sandy Alomar Sr., S (1.4) OBP: 0.282, SLG: 0.281		4-3		4-3		K				3	0	0	0	1	1	5	Minnesota Twins @ New York Yankees Shea Stadium, Flushing, NY Tue Aug 20 1974, 7:05 PM EDT Att: 12,284 - Unknown - 80 F			
Roy White, S (1.7) OBP: 0.354, SLG: 0.363	K		3-1					G3		4	0	1	0	0	1	1				
Elliott Maddox, R (8.8) OBP: 0.392, SLG: 0.373										0	0	0	0	0	0	0				
Bobby Murcer, L (1.8) OBP: 0.333, SLG: 0.381	K							F4		2	1	0	0	2	1	1				
Ron Blomberg, L (1.10) OBP: 0.358, SLG: 0.439	F7							K		4	0	1	0	0	2	3				
Lou Piniella, R (1.9) OBP: 0.344, SLG: 0.401		K		4-3		G1-6-3				4	0	1	0	0	1	3				
Chris Chambliss, L (1.3) OBP: 0.283, SLG: 0.309										4	1	1	0	0	1	3				
Graig Nettles, L (1.5) OBP: 0.330, SLG: 0.400										4	0	3	0	0	1	0				
Thurman Munson, R (1.2) OBP: 0.304, SLG: 0.373										3	0	1	1	0	1	2				
Jim Mason, L (1.6) OBP: 0.306, SLG: 0.364										4	0	1	0	0	1	6				
<b>Inning Stats</b>	R: 0 E: 0 K: 2 S: 7	H: 0 LOB: 1 BB: 1 P: 11	R: 1 E: 0 K: 1 S: 8	H: 3 LOB: 2 BB: 0 P: 8	R: 1 E: 2 K: 0 S: 4	H: 1 LOB: 2 BB: 1 P: 8	R: 0 E: 0 K: 1 S: 6	H: 1 LOB: 1 BB: 0 P: 6	R: 0 E: 0 K: 3 S: 10	H: 1 LOB: 2 BB: 0 P: 11	R: 0 E: 0 K: 1 S: 5	H: 0 LOB: 0 BB: 0 P: 5	R: 0 E: 0 K: 1 S: 7	H: 2 LOB: 2 BB: 0 P: 7	R: 0 E: 0 K: 1 S: 7	H: 0 LOB: 0 BB: 0 P: 7	1B: 7 2B: 1 3B: 1 HR: 0	SF: 0 SAC: 0 DP: 1 HBP: 1	WP: 0 PB: 0 CS: 0	PA: 36
<b>PITCHER</b> Bert Blyleven, R (1.1) ERA: 3.0	IP: 8.0 WLS: L BF: 36 H: 9 R: 2 ER: 1 SO: 10 BB: 3 IBB: 0 HBP: 1 BLK: 0 WP: 0 HR: 0 S: 52 P: 65 ERA: 1.12 WHIP: 1.500											<b>PITCHER</b>	IP: 8.0 WLS: L BF: 36 H: 9 R: 2 ER: 1 SO: 10 BB: 3 IBB: 0 HBP: 1 BLK: 0 WP: 0 HR: 0 S: 52 P: 65 ERA: 1.12 WHIP: 1.500							




Batter	1	2	3	4	5	6	7	8	9	AB	R	H	RBI	BB	SO	LOB	TOP			
Steve Blye, R OBP: 0.320, SLG: 0.365 (1, 8)	F6		FC4-6 BB		K		1B BB		F7	3	0	0	0	2	1	1	<b>Minnesota Twins @ New York Yankees</b> Shea Stadium, Flushing, NY Wed Aug 21 1974, 3:33 AM EDT Att: 13,321 - Unknown - 85 F			
Rod Carew, L OBP: 0.420, SLG: 0.439 (1, 4)	2B 1B		FC4-6 1-2			1B BB	1-2 1B			3	1	2	0	1	0	1				
Larry Hisle, R OBP: 0.358, SLG: 0.496 (1, 7)	K		L8			1B BB	K			4	0	1	0	0	2	4				
Tony Oliva, L OBP: 0.317, SLG: 0.424 (1, 10)	1-3 2B			4-3			F9		F9	4	0	1	0	0	0	2				
Bobby Darwin, R OBP: 0.338, SLG: 0.478 (1, 9)	F8			1B BB			1-2 1B		5-3	3	0	1	1	1	0	2				
Steve Braun, L OBP: 0.388, SLG: 0.373 (1, 5)		L9		1-2 1B	G6-4-3		F8		3-1	4	0	1	0	0	0	2				
Craig Kusick, R OBP: 0.350, SLG: 0.406 Pat Bourque, L OBP: 0.322, SLG: 0.296 (6, PH) (6, 3)	F2		G6-4-3 1-2		G3				F9	2	0	0	0	0	0	2				
Danny Thompson, R OBP: 0.330, SLG: 0.377 Harmon Killebrew, R OBP: 0.326, SLG: 0.385 (9, PH)	K			6-3			4-3		L7	3	0	0	0	0	1	0				
Phil Roof, R OBP: 0.275, SLG: 0.260 Glenn Borgmann, R OBP: 0.324, SLG: 0.320 (7, PH) (7, 2)			F9		K		F2		BB	2	0	0	0	0	1	0				
<b>Inning Stats</b>	R: 0 E: 0 K: 1 S: 7	H: 2 LOB: 2 BB: 0 P: 7	R: 0 E: 0 K: 1 S: 5	H: 0 LOB: 0 BB: 0 P: 5	R: 0 E: 0 K: 0 S: 3	H: 0 LOB: 1 BB: 1 P: 7	R: 0 E: 0 K: 2 S: 3	H: 1 LOB: 0 BB: 0 P: 7	R: 0 E: 0 K: 1 S: 5	H: 2 LOB: 2 BB: 1 P: 9	R: 0 E: 0 K: 1 S: 6	H: 1 LOB: 2 BB: 1 P: 10	R: 0 E: 0 K: 0 S: 3	H: 0 LOB: 0 BB: 0 P: 3	R: 0 E: 0 K: 0 S: 3	H: 0 LOB: 1 BB: 1 P: 7		1B: 5 2B: 1 3B: 0 HR: 0	SF: 0 SAC: 0 DP: 1 HBP: 0	WP: 0 PB: 0 CS: 0
<b>PITCHER</b> Doc Medich, R ERA: 3.42 (1, 1)	IP: 9.0 WLS: W BF: 37 H: 6 R: 1 ER: 1 SO: 5 BB: 5 IBB: 0 HBP: 0 BLK: 0 WP: 0 HR: 0 S: 42 P: 62 ERA: 1.00 WHIP: 1.222															<b>PITCHER</b>				

Batter	1	2	3	4	5	6	7	8	9	AB	R	H	RBI	BB	SO	LOB	BOTTOM			
Sandy Alomar Sr., S OBP: 0.280, SLG: 0.279 (1, 4)	K	K		F8	4-3			1-2 1B		5	0	1	0	0	2	3	<b>Minnesota Twins @ New York Yankees</b> Shea Stadium, Flushing, NY Wed Aug 21 1974, 3:33 AM EDT Att: 13,321 - Unknown - 85 F			
Elliott Maddox, R OBP: 0.392, SLG: 0.371 (1, 8)	K		1B BB	1B 1B		1-3		F9		4	1	1	0	1	1	2				
Bobby Murcer, L OBP: 0.336, SLG: 0.383 (1, 9)	1B		HBP 1B	1-3 1B	1-3 1B	F9		K		5	1	3	0	0	1	2				
Lou Piniella, R OBP: 0.343, SLG: 0.398 (1, 7)	K		F4	4-0 BB		6-3				3	0	0	0	1	1	3				
Thurman Munson, R OBP: 0.306, SLG: 0.375 (1, 2)		2B 1B	1-2 3-H 1B	L8		G3				4	2	2	1	0	0	3				
Bill Sudakis, S OBP: 0.298, SLG: 0.354 (1, 10)	L8		1-2 2-3 HBP	F8		K				3	0	0	0	0	1	4				
Graig Nettles, L OBP: 0.331, SLG: 0.403 (1, 5)	1-H 2B		1-3 2-H 3-H 1B		4-1		F7			4	0	2	3	0	0	0				
Chris Chambliss, L OBP: 0.285, SLG: 0.307 (1, 3)	BB		1-2 BB		4-3			G3		2	0	0	0	2	0	0				
Jim Mason, L OBP: 0.309, SLG: 0.365 (1, 6)	F6		K		S 1B					4	0	2	0	0	1	4				
<b>Inning Stats</b>	R: 0 E: 0 K: 3 S: 10	H: 1 LOB: 1 BB: 0 P: 10	R: 1 E: 0 K: 1 S: 7	H: 2 LOB: 2 BB: 1 P: 11	R: 3 E: 0 K: 1 S: 7	H: 3 LOB: 2 BB: 2 P: 16	R: 0 E: 0 K: 0 S: 5	H: 2 LOB: 3 BB: 1 P: 9	R: 0 E: 0 K: 0 S: 4	H: 1 LOB: 1 BB: 0 P: 4	R: 0 E: 0 K: 0 S: 3	H: 0 LOB: 0 BB: 0 P: 3	R: 0 E: 0 K: 1 S: 5	H: 0 LOB: 0 BB: 0 P: 5	R: 0 E: 0 K: 1 S: 7	H: 2 LOB: 2 BB: 0 P: 7		1B: 10 2B: 1 3B: 0 HR: 0	SF: 0 SAC: 0 DP: 0 HBP: 1	WP: 0 PB: 0 CS: 0
<b>PITCHER</b> Bill Butler, L ERA: 4.5 Bill Hands, R ERA: 4.21 (1, 1) (4, 1)	IP: 3.0 WLS: L BF: 18 H: 6 R: 4 ER: 4 SO: 5 BB: 3 IBB: 0 HBP: 1 BLK: 0 WP: 0 HR: 0 S: 24 P: 37 ERA: 12.00 WHIP: 3.000															<b>PITCHER</b>				

**AB 32**  
**R 1**  
**H 6**  
**RBI 1**  
**BB 5**  
**SO 5**  
**LOB 16**



**AB 34**  
**R 4**  
**H 11**  
**RBI 4**  
**BB 4**  
**SO 7**  
**LOB 21**





Batter	1	2	3	4	5	6	7	8	9	AB	R	H	RBI	BB	SO	LOB	TOP			
Steve Brye, R OBP: 0.317, SLG: 0.361	F9	G6-4-3			K		L6			4	0	0	0	0	1	3	<b>Minnesota Twins @ Baltimore Orioles</b> Memorial Stadium, Baltimore, MD Fri Aug 23 1974, 7:05 PM EDT Att: 9,390 - Unknown			
Rod Carew, L OBP: 0.418, SLG: 0.437	F7		1-3		1B BB			K		3	0	0	0	1	1	0				
Larry Hisle, R OBP: 0.361, SLG: 0.499								6-3		4	0	3	0	0	0	0				
Harmon Killebrew, R OBP: 0.322, SLG: 0.379	L4		F7		F8			K		4	0	0	0	0	1	4				
Bobby Darwin, R OBP: 0.337, SLG: 0.476		1B FC6-4 1B	F8				F4		6-3	4	1	1	0	0	0	1				
Eric Soderholm, R OBP: 0.337, SLG: 0.394		FC6-4 BB 1B		L5			6-3		F9	4	0	1	0	0	0	0				
Craig Kusick, R OBP: 0.354, SLG: 0.404				F5			F8			3	0	1	0	1	0	0				
Danny Thompson, R OBP: 0.323, SLG: 0.368		FC6-4 BB		6-3			4-3		F9	4	0	0	1	0	0	3				
Glenn Borgmann, R OBP: 0.324, SLG: 0.317					6-3		F4			2	0	0	0	1	0	0				
<b>Inning Stats</b>	R: 0 E: 0 K: 0 S: 4	H: 1 LOB: 1 BB: 0 P: 4	R: 1 E: 0 K: 0 S: 4	H: 2 LOB: 2 BB: 2 P: 12	R: 0 E: 0 K: 0 S: 4	H: 1 LOB: 1 BB: 0 P: 4	R: 0 E: 0 K: 0 S: 3	H: 0 LOB: 0 BB: 0 P: 3	R: 0 E: 0 K: 1 S: 6	H: 1 LOB: 2 BB: 1 P: 10	R: 0 E: 0 K: 0 S: 3	H: 0 LOB: 0 BB: 0 P: 3	R: 0 E: 0 K: 2 S: 7	H: 0 LOB: 0 BB: 0 P: 7	R: 0 E: 0 K: 0 S: 4	H: 1 LOB: 1 BB: 0 P: 4	1B: 6 2B: 0 3B: 0 HR: 0	SF: 0 SAC: 0 DP: 1 HBP: 0	WP: 0 PB: 0 SB: 1 CS: 0	PA: 35
<b>PITCHER</b> Dave McNally, L ERA: 4.03	IP: 9.0 WLS: W BF: 35 H: 6 R: 1 ER: 1 SO: 3 BB: 3 IBB: 0 HBP: 0 BLK: 0 WP: 0 HR: 0 S: 38 P: 50 ERA: 1.00 WHIP: 1.000																			

Batter	1	2	3	4	5	6	7	8	9	AB	R	H	RBI	BB	SO	LOB	BOTTOM	
Rich Coggins, L OBP: 0.299, SLG: 0.322	FC4-6 1B		SH5-3		4-3		S SH1-3 1B			3	0	2	0	0	0	1	<b>Minnesota Twins @ Baltimore Orioles</b> Memorial Stadium, Baltimore, MD Fri Aug 23 1974, 7:05 PM EDT Att: 9,390 - Unknown	
Paul Blair, R OBP: 0.301, SLG: 0.405	F7		F7		F7		SH1-3			3	0	0	0	0	0	3		
Tommy Davis, R OBP: 0.312, SLG: 0.375	FC4-6 HBP		FC5-4 BB				K			3	1	1	0	1	1	2		
Bobby Grich, R OBP: 0.386, SLG: 0.473			FC5-4				K		K	3	0	0	0	0	2	4		
Boog Powell, L OBP: 0.342, SLG: 0.399	4-3				F7		G3		K	4	0	0	0	0	1	3		
Don Baylor, R OBP: 0.318, SLG: 0.344		6-3		F2		S HR 1B		K		4	1	1	1	0	1	0		
Brooks Robinson, R OBP: 0.367, SLG: 0.397		F4		K			HR BB		5-3	3	1	0	0	1	1	0		
Earl Williams, R OBP: 0.339, SLG: 0.383		F7			4-3 SH5-3 1B		1-H 3-H HR			3	1	2	3	0	0	0		
Mark Belanger, R OBP: 0.299, SLG: 0.326			SH5-3 1B		SH5-3		K			2	0	1	0	0	1	0		
<b>Inning Stats</b>	R: 0 E: 0 K: 0 S: 4	H: 1 LOB: 2 BB: 0 P: 5	R: 0 E: 0 K: 0 S: 3	H: 0 LOB: 0 BB: 0 P: 3	R: 0 E: 0 K: 1 S: 5	H: 0 LOB: 0 BB: 0 P: 5	R: 0 E: 0 K: 0 S: 4	H: 1 LOB: 1 BB: 0 P: 4	R: 4 E: 0 K: 2 S: 10	H: 3 LOB: 0 BB: 1 P: 14	R: 0 E: 0 K: 2 S: 8	H: 1 LOB: 0 BB: 0 P: 8	R: 0 E: 0 K: 2 S: 7	H: 0 LOB: 0 BB: 0 P: 7	1B: 6 2B: 0 3B: 0 HR: 1	SF: 0 SAC: 3 DP: 0 HBP: 1	WP: 0 PB: 0 SB: 3 CS: 0	PA: 34
<b>PITCHER</b> Dave Goltz, R ERA: 3.98 Bill Campbell, R ERA: 2.81	IP: 6.0 WLS: L BF: 28 H: 7 R: 4 ER: 4 SO: 3 BB: 2 IBB: 0 HBP: 1 BLK: 0 WP: 0 HR: 1 S: 31 P: 40 ERA: 6.00 WHIP: 1.500																	

AB	32
R	1
H	6
RBI	1
BB	3
SO	3
LOB	11



AB	28
R	4
H	7
RBI	4
BB	2
SO	7
LOB	13





Batter	1	2	3	4	5	6	7	8	9	AB	R	H	RBI	BB	SO	LOB	TOP					
Steve Bue, R OBP: 0.315, SLG: 0.363 (1, 8)										4	1	1	1	0	0	1	<b>Minnesota Twins @ Baltimore Orioles</b> Memorial Stadium, Baltimore, MD Sat Aug 24 1974, 7:05 PM EDT Att: 11,348 - Unknown					
Rod Carew, L OBP: 0.421, SLG: 0.437 (1, 4)										2	1	1	0	2	0	0						
Larry Hisle, R OBP: 0.362, SLG: 0.505 (1, 7)										5	1	2	5	0	1	1						
Harmon Killebrew, R OBP: 0.323, SLG: 0.377 (1, 10)										4	0	1	0	1	0	2						
Bobby Darwin, R OBP: 0.340, SLG: 0.475 (1, 9)										3	0	1	0	2	1	3						
Eric Soderholm, R OBP: 0.335, SLG: 0.391 (1, 5)										5	2	1	0	0	1	5						
Craig Kusick, R OBP: 0.355, SLG: 0.433 (1, 3)										5	2	2	2	0	0	1						
Danny Thompson, R OBP: 0.321, SLG: 0.366 (1, 6)										4	1	1	1	0	0	0						
Glenn Borgmann, R OBP: 0.326, SLG: 0.318 (1, 2)										3	1	1	0	1	1	0						
<b>Inning Stats</b>	R: 1 E: 1 K: 0 S: 5	H: 1 LOB: 1 BB: 0 P: 5	R: 6 E: 0 K: 0 S: 6	H: 4 LOB: 1 BB: 4 P: 22	R: 0 E: 0 K: 0 S: 3	H: 0 LOB: 0 BB: 0 P: 3	R: 0 E: 0 K: 1 S: 7	H: 3 LOB: 2 BB: 0 P: 7	R: 2 E: 1 K: 0 S: 5	H: 2 LOB: 0 BB: 0 P: 5	R: 0 E: 0 K: 1 S: 6	H: 1 LOB: 2 BB: 1 P: 10	R: 0 E: 0 K: 1 S: 5	H: 0 LOB: 0 BB: 0 P: 5	R: 0 E: 0 K: 1 S: 5	H: 0 LOB: 1 BB: 1 P: 7	1B: 7 2B: 3 3B: 0 HR: 2	SF: 1 SAC: 1 DP: 2 HBP: 0	WP: 0 PB: 0 SB: 1 CS: 1	PA: 43		
<b>PITCHER</b>	IP WLS BF H R ER SO BB IBB HBP BLK WP HR S P ERA WHIP	IP WLS BF H R ER SO BB IBB HBP BLK WP HR S P ERA WHIP	IP WLS BF H R ER SO BB IBB HBP BLK WP HR S P ERA WHIP	IP WLS BF H R ER SO BB IBB HBP BLK WP HR S P ERA WHIP	IP WLS BF H R ER SO BB IBB HBP BLK WP HR S P ERA WHIP	IP WLS BF H R ER SO BB IBB HBP BLK WP HR S P ERA WHIP	IP WLS BF H R ER SO BB IBB HBP BLK WP HR S P ERA WHIP	IP WLS BF H R ER SO BB IBB HBP BLK WP HR S P ERA WHIP	IP WLS BF H R ER SO BB IBB HBP BLK WP HR S P ERA WHIP	IP WLS BF H R ER SO BB IBB HBP BLK WP HR S P ERA WHIP	IP WLS BF H R ER SO BB IBB HBP BLK WP HR S P ERA WHIP	IP WLS BF H R ER SO BB IBB HBP BLK WP HR S P ERA WHIP	IP WLS BF H R ER SO BB IBB HBP BLK WP HR S P ERA WHIP	IP WLS BF H R ER SO BB IBB HBP BLK WP HR S P ERA WHIP	IP WLS BF H R ER SO BB IBB HBP BLK WP HR S P ERA WHIP	IP WLS BF H R ER SO BB IBB HBP BLK WP HR S P ERA WHIP	IP WLS BF H R ER SO BB IBB HBP BLK WP HR S P ERA WHIP	IP WLS BF H R ER SO BB IBB HBP BLK WP HR S P ERA WHIP	IP WLS BF H R ER SO BB IBB HBP BLK WP HR S P ERA WHIP	IP WLS BF H R ER SO BB IBB HBP BLK WP HR S P ERA WHIP	IP WLS BF H R ER SO BB IBB HBP BLK WP HR S P ERA WHIP	IP WLS BF H R ER SO BB IBB HBP BLK WP HR S P ERA WHIP

AB	35
R	9
H	11
RBI	9
BB	6
SO	4
LOB	13



Batter	1	2	3	4	5	6	7	8	9	AB	R	H	RBI	BB	SO	LOB	BOTTOM					
Rich Coggins, L OBP: 0.306, SLG: 0.330 (1, 9)										4	0	3	1	1	0	0	<b>Minnesota Twins @ Baltimore Orioles</b> Memorial Stadium, Baltimore, MD Sat Aug 24 1974, 7:05 PM EDT Att: 11,348 - Unknown					
Paul Blair, R OBP: 0.303, SLG: 0.406 (1, 8)										2	0	1	2	1	0	1						
Tommy Davis, R OBP: 0.313, SLG: 0.376 (1, 10)										5	0	2	1	0	0	3						
Bobby Grich, R OBP: 0.386, SLG: 0.471 (1, 4)										4	0	1	0	1	0	5						
Boog Powell, L OBP: 0.340, SLG: 0.393 (1, 3)										4	1	0	0	1	0	8						
Don Baylor, R OBP: 0.320, SLG: 0.343 (1, 7)										4	1	1	0	1	0	0						
Brooks Robinson, R OBP: 0.370, SLG: 0.397 (9, PR)										3	1	1	0	2	1	1						
Earl Williams, R OBP: 0.338, SLG: 0.379 (1, 2)										4	1	0	1	1	1	3						
Mark Belanger, R OBP: 0.298, SLG: 0.325 (9, PH)										4	1	1	0	0	1	4						
<b>Inning Stats</b>	R: 0 E: 1 K: 0 S: 4	H: 1 LOB: 1 BB: 0 P: 4	R: 4 E: 0 K: 1 S: 7	H: 2 LOB: 3 BB: 5 P: 27	R: 0 E: 0 K: 0 S: 3	H: 0 LOB: 1 BB: 1 P: 7	R: 0 E: 0 K: 0 S: 5	H: 2 LOB: 0 BB: 0 P: 5	R: 0 E: 0 K: 0 S: 3	H: 0 LOB: 0 BB: 0 P: 3	R: 1 E: 0 K: 0 S: 5	H: 2 LOB: 1 BB: 0 P: 5	R: 0 E: 0 K: 1 S: 6	H: 1 LOB: 1 BB: 0 P: 6	R: 0 E: 0 K: 0 S: 4	H: 1 LOB: 3 BB: 2 P: 12	R: 0 E: 0 K: 1 S: 6	H: 1 LOB: 1 BB: 0 P: 6	1B: 9 2B: 1 3B: 0 HR: 0	SF: 1 SAC: 1 DP: 0 HBP: 0	WP: 1 PB: 0 SB: 0 CS: 0	PA: 45
<b>PITCHER</b>	IP WLS BF H R ER SO BB IBB HBP BLK WP HR S P ERA WHIP	IP WLS BF H R ER SO BB IBB HBP BLK WP HR S P ERA WHIP	IP WLS BF H R ER SO BB IBB HBP BLK WP HR S P ERA WHIP	IP WLS BF H R ER SO BB IBB HBP BLK WP HR S P ERA WHIP	IP WLS BF H R ER SO BB IBB HBP BLK WP HR S P ERA WHIP	IP WLS BF H R ER SO BB IBB HBP BLK WP HR S P ERA WHIP	IP WLS BF H R ER SO BB IBB HBP BLK WP HR S P ERA WHIP	IP WLS BF H R ER SO BB IBB HBP BLK WP HR S P ERA WHIP	IP WLS BF H R ER SO BB IBB HBP BLK WP HR S P ERA WHIP	IP WLS BF H R ER SO BB IBB HBP BLK WP HR S P ERA WHIP	IP WLS BF H R ER SO BB IBB HBP BLK WP HR S P ERA WHIP	IP WLS BF H R ER SO BB IBB HBP BLK WP HR S P ERA WHIP	IP WLS BF H R ER SO BB IBB HBP BLK WP HR S P ERA WHIP	IP WLS BF H R ER SO BB IBB HBP BLK WP HR S P ERA WHIP	IP WLS BF H R ER SO BB IBB HBP BLK WP HR S P ERA WHIP	IP WLS BF H R ER SO BB IBB HBP BLK WP HR S P ERA WHIP	IP WLS BF H R ER SO BB IBB HBP BLK WP HR S P ERA WHIP	IP WLS BF H R ER SO BB IBB HBP BLK WP HR S P ERA WHIP	IP WLS BF H R ER SO BB IBB HBP BLK WP HR S P ERA WHIP	IP WLS BF H R ER SO BB IBB HBP BLK WP HR S P ERA WHIP	IP WLS BF H R ER SO BB IBB HBP BLK WP HR S P ERA WHIP	IP WLS BF H R ER SO BB IBB HBP BLK WP HR S P ERA WHIP

AB	35
R	5
H	10
RBI	5
BB	8
SO	3
LOB	26





Batter	1	2	3	4	5	6	7	8	9	AB	R	H	RBI	BB	SO	LOB	TOP			
Steve Blye, R OBP: 0.315, SLG: 0.362 (1, 8)	4-3		5-3			SH FC5-2 2B	G5-4-3 1B		6-3	4	1	1	0	0	0	0	<b>Minnesota Twins @ Baltimore Orioles</b> Memorial Stadium, Baltimore, MD Sun Aug 25 1974, 3:33 AM EDT Att: 10,951 - Unknown <a href="http://livebaseballscorecards.com">livebaseballscorecards.com</a>			
Rod Carew, L OBP: 0.421, SLG: 0.434 (1, 4)	BB			4-3		FC5-2 2B 1B	G5-4-3 1-2 2-3		BB	3	1	0	0	2	0	4				
Larry Hisle, R OBP: 0.360, SLG: 0.504 (1, 7)	K			5-3		1B 2B			F9	5	1	1	2	0	1	2				
Harmon Killebrew, R OBP: 0.325, SLG: 0.377 (1, 10)	F8			6-3		1B 1B BB IBB			BB BB 1B	3	1	1	0	1	0	1				
Bobby Darwin, R OBP: 0.341, SLG: 0.474 (1, 9)		F2			L9	BB 1B	G3-2-3 1B		BB BB	3	0	1	2	1	0	0				
Eric Soderholm, R OBP: 0.337, SLG: 0.390 (1, 5)	F8			K		1-2 2-H 3-H 1B	BB 1B		1-2 2-3 BB	3	0	1	0	1	1	0				
Craig Kusick, R OBP: 0.353, SLG: 0.424 (1, 3)	L7			6-3		1-2 2-3 3-H BB			1-2 2-3 BB	3	0	0	1	1	1	3				
Danny Thompson, R OBP: 0.320, SLG: 0.360 (1, 6)			F4			SH BB			F9	3	0	0	0	1	0	6				
Luis Gomez, R OBP: 0.256, SLG: 0.205 (8, 6)						G3-2-3 3				0	0	0	0	0	0	0				
Glenn Borgmann, R OBP: 0.325, SLG: 0.314 (1, 2)			5-3			FC5-2 SH 2B BB			F5	3	1	0	0	1	0	0				
<b>Inning Stats</b>	R: 0 E: 0 K: 1 S: 5	H: 0 LOB: 1 BB: 1 P: 9	R: 0 E: 0 K: 0 S: 3	H: 0 LOB: 0 BB: 0 P: 3	R: 0 E: 0 K: 0 S: 3	H: 0 LOB: 0 BB: 0 P: 3	R: 0 E: 0 K: 1 S: 5	H: 0 LOB: 0 BB: 0 P: 5	R: 5 E: 1 K: 0 S: 6	H: 3 LOB: 2 BB: 4 P: 22	R: 0 E: 0 K: 0 S: 3	H: 1 LOB: 0 BB: 0 P: 3	R: 0 E: 0 K: 1 S: 6	H: 1 LOB: 3 BB: 2 P: 14	R: 0 E: 0 K: 0 S: 3	H: 0 LOB: 1 BB: 1 P: 7	1B: 4 2B: 1 3B: 0 HR: 0	SF: 0 SAC: 1 DP: 2 HBP: 0	WP: 0 PB: 0 SB: 0 CS: 0	PA: 39
<b>PITCHER</b>	IP WLS BF H R ER SO BB IBB HBP BLK WP HR S P ERA WHIP	5.1 L 25 3 5 4 2 4 1 0 0 0 0 24 44 6.75 1.312	6.1 L 14 2 0 0 1 3 0 0 0 0 0 13 25 0.00 1.364																	

Batter	1	2	3	4	5	6	7	8	9	AB	R	H	RBI	BB	SO	LOB	BOTTOM					
Rich Coggins, L OBP: 0.303, SLG: 0.326 (1, 9)	G3			F4		F7			6-3	4	0	0	0	0	0	1	<b>Minnesota Twins @ Baltimore Orioles</b> Memorial Stadium, Baltimore, MD Sun Aug 25 1974, 3:33 AM EDT Att: 10,951 - Unknown <a href="http://livebaseballscorecards.com">livebaseballscorecards.com</a>					
Paul Blair, R OBP: 0.300, SLG: 0.402 (1, 8)	4-3			K		K			K	4	0	0	0	0	3	1						
Tommy Davis, R OBP: 0.314, SLG: 0.383 (1, 10)	F8			HR		5-3 1B			5-3	4	1	2	1	0	0	0						
Bobby Grich, R OBP: 0.384, SLG: 0.468 (1, 4)		4-3		K		5-3			5-3	3	0	0	0	0	1	1						
Don Baylor, R OBP: 0.318, SLG: 0.340 (1, 7)		K			F5				F9	3	0	0	0	0	1	1						
Brooks Robinson, R OBP: 0.368, SLG: 0.394 (1, 5)		F4			4-3				5-3	3	0	0	0	0	0	1						
Boog Powell, L OBP: 0.340, SLG: 0.393 (1, 3)			F8		3-1				G4-3-6 1B	3	0	1	0	0	0	0						
Earl Williams, R OBP: 0.335, SLG: 0.375 (1, 2)			6-3			F8			G4-3-6 1-2	3	0	0	0	0	0	1						
Mark Belanger, R OBP: 0.299, SLG: 0.325 (1, 6)			L5						K	3	0	1	0	0	1	0						
<b>Inning Stats</b>	R: 0 E: 0 K: 0 S: 3	H: 0 LOB: 0 BB: 0 P: 3	R: 0 E: 0 K: 1 S: 5	H: 0 LOB: 0 BB: 0 P: 5	R: 0 E: 0 K: 0 S: 3	H: 0 LOB: 0 BB: 0 P: 3	R: 1 E: 0 K: 2 S: 8	H: 1 LOB: 0 BB: 0 P: 8	R: 0 E: 0 K: 0 S: 3	H: 0 LOB: 0 BB: 0 P: 3	R: 0 E: 0 K: 1 S: 6	H: 1 LOB: 1 BB: 0 P: 6	R: 0 E: 0 K: 0 S: 4	H: 1 LOB: 1 BB: 0 P: 4	R: 0 E: 0 K: 1 S: 5	H: 1 LOB: 0 BB: 0 P: 5		R: 0 E: 0 K: 1 S: 5	H: 0 LOB: 0 BB: 0 P: 5	1B: 3 2B: 0 3B: 0 HR: 1	SF: 0 SAC: 0 DP: 1 HBP: 0	WP: 0 PB: 0 SB: 0 CS: 0
<b>PITCHER</b>	IP WLS BF H R ER SO BB IBB HBP BLK WP HR S P ERA WHIP	9.0 W 30 4 1 1 6 0 0 0 0 0 1 42 42 1.00 0.444																				



Batter	1	2	3	4	5	6	7	8	9	AB	R	H	RBI	BB	SO	LOB	TOP																	
Roy White, S (1, 10) OBP: 0.361, SLG: 0.383										3	0	1	0	2	0	0	<b>New York Yankees @ Minnesota Twins</b> Metropolitan Stadium, Bloomington, MI Mon Aug 26 1974, 8:05 PM EDT Att: 9,694 - Unknown - 72 F <a href="http://livebaseballscorecards.com">livebaseballscorecards.com</a>																	
Elliott Maddox, R (1, 8) OBP: 0.395, SLG: 0.384										5	0	1	1	0	0	3																		
Bobby Murcer, L (1, 9) OBP: 0.334, SLG: 0.382										5	1	1	0	0	0	3																		
Lou Piniella, R (1, 7) OBP: 0.342, SLG: 0.396										4	0	2	0	0	0	0																		
Thurman Munson, R (1, 2) OBP: 0.301, SLG: 0.367										4	0	0	0	0	1	3																		
Graig Nettles, L (1, 5) OBP: 0.326, SLG: 0.399										3	2	1	0	1	0	0																		
Chris Chambliss, L (1, 3) OBP: 0.290, SLG: 0.324										3	1	1	1	1	0	0																		
Sandy Alomar Sr., S (1, 4) OBP: 0.294, SLG: 0.313										3	2	1	2	1	0	2																		
Jim Mason, L (1, 6) OBP: 0.304, SLG: 0.358										2	0	0	1	0	1	0																		
Bill Sudakis, S (9, PH) OBP: 0.297, SLG: 0.352										1	0	0	0	0	0	1																		
<b>Inning Stats</b>	R: 0 E: 0 K: 1 S: 6	H: 1 LOB: 2 BB: 1 P: 10	R: 3 E: 0 K: 1 S: 7	H: 2 LOB: 0 BB: 1 P: 11	R: 0 E: 0 K: 0 S: 3	H: 0 LOB: 0 BB: 0 P: 3	R: 1 E: 0 K: 0 S: 4	H: 2 LOB: 0 BB: 0 P: 4	R: 0 E: 0 K: 0 S: 3	H: 0 LOB: 0 BB: 0 P: 3	R: 0 E: 0 K: 0 S: 3	H: 0 LOB: 0 BB: 0 P: 3	R: 0 E: 0 K: 0 S: 3	H: 0 LOB: 0 BB: 0 P: 3	R: 1 E: 0 K: 0 S: 5	H: 2 LOB: 2 BB: 1 P: 9	1B: 5 2B: 0 3B: 2 HR: 1	SF: 1 SAC: 0 DP: 1 HBP: 0	WP: 0 PA: 39 CS: 0															
<b>PITCHER</b>	IP WLS BF H R ER SO BB IBB HBP BLK WP HR S P ERA WHIP																																	
Bill Butler, L (1, 1) ERA: 4.75	3.2	19	4	4	4	2	4	0	0	0	0	0	0	1	19	35	9.82	2.182																
Vic Albury, L (4, PH) ERA: 5.11	2.1	W 8	2	1	1	0	0	0	0	0	0	0	0	0	8	8	3.86	0.857																
Tom Burgmeier, L (7, 1) ERA: 4.46	3.0	S 12	2	1	1	0	1	0	0	0	0	0	0	0	11	15	3.00	1.000																

Batter	1	2	3	4	5	6	7	8	9	AB	R	H	RBI	BB	SO	LOB	BOTTOM																	
Steve Brye, R (1, 8) OBP: 0.316, SLG: 0.362										2	0	1	2	0	0	0	<b>New York Yankees @ Minnesota Twins</b> Metropolitan Stadium, Bloomington, MI Mon Aug 26 1974, 8:05 PM EDT Att: 9,694 - Unknown - 72 F <a href="http://livebaseballscorecards.com">livebaseballscorecards.com</a>																	
Eric Soderholm, R (4, PH) OBP: 0.337, SLG: 0.390										3	0	1	0	0	0	5																		
Rod Carew, L (1, 4) OBP: 0.423, SLG: 0.435										4	1	2	2	1	0	1																		
Larry Hisle, R (1, 7) OBP: 0.359, SLG: 0.500										3	0	0	0	1	0	2																		
Tony Oliva, L (1, 10) OBP: 0.316, SLG: 0.422										4	1	1	0	0	0	4																		
Bobby Darwin, R (1, 9) OBP: 0.343, SLG: 0.473										3	0	1	1	0	1	0																		
Steve Braun, L (1, 5) OBP: 0.369, SLG: 0.373										3	2	1	0	1	0	3																		
Pat Bourque, L (1, 3) OBP: 0.331, SLG: 0.300										2	0	1	0	1	1	2																		
Craig Kusick, R (7, PH) OBP: 0.351, SLG: 0.421										1	0	0	0	0	0	1																		
Danny Thompson, R (1, 6) OBP: 0.328, SLG: 0.368										4	2	3	2	0	0	0																		
Glenn Borgmann, R (1, 2) OBP: 0.328, SLG: 0.312										2	1	0	0	2	1	2																		
<b>Inning Stats</b>	R: 0 E: 0 K: 0 S: 3	H: 0 LOB: 0 BB: 0 P: 3	R: 3 E: 0 K: 1 S: 7	H: 3 LOB: 2 BB: 1 P: 12	R: 1 E: 0 K: 0 S: 5	H: 2 LOB: 1 BB: 0 P: 5	R: 0 E: 0 K: 0 S: 3	H: 1 LOB: 1 BB: 1 P: 7	R: 0 E: 0 K: 0 S: 2	H: 0 LOB: 0 BB: 1 P: 6	R: 3 E: 0 K: 0 S: 7	H: 4 LOB: 3 BB: 2 P: 15	R: 0 E: 0 K: 1 S: 4	H: 0 LOB: 0 BB: 1 P: 8	R: 0 E: 0 K: 1 S: 6	H: 1 LOB: 1 BB: 0 P: 6	1B: 11 2B: 0 3B: 0 HR: 0	SF: 0 SAC: 0 DP: 3 HBP: 1	WP: 0 PA: 38 CS: 0															
<b>PITCHER</b>	IP WLS BF H R ER SO BB IBB HBP BLK WP HR S P ERA WHIP																																	
Doc Medich, R (1, 1) ERA: 3.58	5.1	L 25	6	6	6	1	3	0	0	0	0	0	0	0	23	36	10.12	2.062																
Cecil Upshaw, R (6, 1) ERA: 2.92	0.1	3	1	0	0	0	1	0	0	0	0	0	0	2	6	0.00	6.000																	
Mike Wallace, L (6, 1) ERA: 3.06	2.1	10	2	1	1	2	1	1	0	0	0	0	0	12	20	3.86	1.286																	



Batter	1	2	3	4	5	6	7	8	9	AB	R	H	RBI	BB	SO	LOB	TOP					
Roy White, S (1.10) OBP: 0.361, SLG: 0.386	F8		P6			F5	E7			5	0	2	2	0	0	1	<b>New York Yankees @ Minnesota Twins</b> Metropolitan Stadium, Bloomington, MI Tue Aug 27 1974, 8:05 PM EDT Alt: 8,345 - Unknown - 71 F <a href="http://livebaseballscorecards.com">livebaseballscorecards.com</a>					
Elliott Maddox, R (1.8) OBP: 0.395, SLG: 0.386	F9			5-3		G3			F8	4	0	1	0	1	0	1						
Bobby Murcer, L (1.9) OBP: 0.335, SLG: 0.381	G3			L6		G3				4	0	1	1	1	0	1						
Graig Nettles, L (1.5) OBP: 0.325, SLG: 0.396		6-3				4-3	K		4-3	5	0	1	0	0	1	6						
Lou Piniella, R (1.7) OBP: 0.342, SLG: 0.395	F9			K						4	1	1	0	0	1	4						
Chris Chambliss, L (1.3) OBP: 0.289, SLG: 0.321					K					3	1	0	0	1	3	0						
Thurman Munson, R (1.2) OBP: 0.303, SLG: 0.369				E6		6-3			5-3	4	1	2	0	0	0	0						
Jim Mason, L (1.6) OBP: 0.306, SLG: 0.360				SH3						1	0	1	0	0	0	0						
Bill Sudakis, S (7, PH) OBP: 0.296, SLG: 0.352				SH3						0	0	0	1	0	0	0						
Gene Michael, S (7, 6) OBP: 0.282, SLG: 0.273										1	0	0	0	0	1	0						
Sandy Alomar Sr., S (1.4) OBP: 0.293, SLG: 0.312				FC5-2		K			3-1	4	1	1	0	0	1	2						
<b>Inning Stats</b>	R: 0 E: 0 K: 0 S: 3	H: 0 LOB: 0 BB: 0 P: 3	R: 0 E: 0 K: 1 S: 5	H: 0 LOB: 0 BB: 0 P: 5	R: 0 E: 1 K: 0 S: 4	H: 1 LOB: 1 BB: 0 P: 4	R: 0 E: 0 K: 1 S: 6	H: 1 LOB: 1 BB: 0 P: 6	R: 0 E: 0 K: 1 S: 8	H: 1 LOB: 1 BB: 0 P: 8	R: 0 E: 0 K: 0 S: 4	H: 0 LOB: 0 BB: 0 P: 4	R: 4 E: 1 K: 1 S: 10	H: 5 LOB: 3 BB: 2 P: 18	R: 0 E: 0 K: 2 S: 7	H: 0 LOB: 0 BB: 0 P: 7	R: 0 E: 0 K: 0 S: 4	H: 1 LOB: 2 BB: 1 P: 8	1B: 8 2B: 2 3B: 0 HR: 0	SF: 1 SAC: 1 DP: 0 HBP: 0	WP: 0 PB: 0 SB: 1 CS: 0	PA: 40
<b>PITCHER</b>	IP	WLS	BF	H	R	ER	SO	BB	IBB	HBP	BLK	WP	HR	S	P	ERA	WHIP					
Bill Hands, R (1.1) ERA: 4.23	6.0	L	25	6	3	3	4	1	0	0	0	0	0	32	36	4.50	1.167					
Tom Burgmeier, L (7, 1) ERA: 4.56	0.1		2	1	0	0	0	0	0	0	0	0	0	2	2	0.00	3.000					
Bill Campbell, R (7, 1) ERA: 2.66	2.2		13	3	1	1	3	2	0	0	0	0	0	17	25	3.38	1.875					

Batter	1	2	3	4	5	6	7	8	9	AB	R	H	RBI	BB	SO	LOB	BOTTOM					
Steve Braun, L (1.7) OBP: 0.370, SLG: 0.374	1-3						P5			4	1	2	0	0	0	0	<b>New York Yankees @ Minnesota Twins</b> Metropolitan Stadium, Bloomington, MI Tue Aug 27 1974, 8:05 PM EDT Alt: 8,345 - Unknown - 71 F <a href="http://livebaseballscorecards.com">livebaseballscorecards.com</a>					
Rod Carew, L (1.4) OBP: 0.425, SLG: 0.439							F7			4	0	3	2	0	0	0						
Larry Hise, R (1.8) OBP: 0.358, SLG: 0.498										4	0	1	0	0	2	2						
Tony Oliva, L (1.10) OBP: 0.318, SLG: 0.422										3	0	1	0	1	0	2						
Bobby Darwin, R (1.9) OBP: 0.340, SLG: 0.469										4	0	0	0	0	2	2						
Eric Soderholm, R (1.5) OBP: 0.333, SLG: 0.386										4	0	0	0	0	1	0						
Pat Bourque, L (1.3) OBP: 0.328, SLG: 0.298										4	0	1	0	0	0	0						
Danny Thompson, R (1.6) OBP: 0.322, SLG: 0.360										4	0	0	0	0	1	1						
Phil Roof, R (1.2) OBP: 0.280, SLG: 0.267										2	1	1	0	0	0	0						
Jerry Terrell, R (7, PH) OBP: 0.296, SLG: 0.325										1	0	0	0	0	0	0						
Glenn Borgmann, R (8, 2) OBP: 0.328, SLG: 0.312										0	0	0	0	0	0	0						
<b>Inning Stats</b>	R: 0 E: 0 K: 1 S: 6	H: 2 LOB: 2 BB: 0 P: 6	R: 0 E: 0 K: 2 S: 8	H: 1 LOB: 1 BB: 0 P: 8	R: 0 E: 1 K: 0 S: 5	H: 3 LOB: 2 BB: 0 P: 5	R: 0 E: 0 K: 1 S: 5	H: 0 LOB: 0 BB: 0 P: 5	R: 2 E: 0 K: 1 S: 8	H: 3 LOB: 2 BB: 1 P: 12	R: 0 E: 0 K: 0 S: 3	H: 0 LOB: 0 BB: 0 P: 3	R: 0 E: 0 K: 0 S: 3	H: 0 LOB: 0 BB: 0 P: 3	R: 0 E: 0 K: 0 S: 3	H: 0 LOB: 0 BB: 0 P: 3	R: 0 E: 0 K: 0 S: 3	H: 0 LOB: 0 BB: 0 P: 3	1B: 8 2B: 1 3B: 0 HR: 0	SF: 0 SAC: 0 DP: 0 HBP: 0	WP: 0 PB: 0 SB: 0 CS: 0	PA: 35
<b>PITCHER</b>	IP	WLS	BF	H	R	ER	SO	BB	IBB	HBP	BLK	WP	HR	S	P	ERA	WHIP					
Dick Tidrow, R (1.1) ERA: 4.18	9.0	W	35	9	2	2	6	0	1	0	0	0	0	46	50	2.00	1.000					



Batter	1	2	3	4	5	6	7	8	9	AB	R	H	RBI	BB	SO	LOB	TOP								
Roy White, S (1.10) OBP: 0.359, SLG: 0.383										5	0	1	0	0	1	3									
Elliott Maddox, R (1.8) OBP: 0.395, SLG: 0.384										4	0	1	1	0	1	1									
Bobby Murcer, L (1.9) OBP: 0.337, SLG: 0.384										5	1	3	0	0	0	1									
Graig Nettles, L (1.5) OBP: 0.327, SLG: 0.397										4	1	2	0	0	1	2									
Lou Piniella, R (1.7) OBP: 0.341, SLG: 0.394										3	1	1	1	0	0	3									
Chris Chambliss, L (1.3) OBP: 0.286, SLG: 0.317										4	0	0	0	0	0	3									
Thurman Munson, R (1.2) OBP: 0.307, SLG: 0.379										2	1	2	3	1	0	0									
Jim Mason, L (1.6) OBP: 0.305, SLG: 0.359										4	0	1	0	0	2	2									
Sandy Alomar Sr., S (1.4) OBP: 0.297, SLG: 0.316										4	1	2	0	0	0	2									
<b>Inning Stats</b>	R: 0 E: 0 K: 1 S: 5	H: 1 LOB: 0 BB: 0 P: 5	R: 1 E: 1 K: 1 S: 7	H: 1 LOB: 1 BB: 0 P: 7	R: 1 E: 0 K: 0 S: 6	H: 3 LOB: 2 BB: 0 P: 6	R: 1 E: 0 K: 0 S: 5	H: 2 LOB: 1 BB: 0 P: 5	R: 1 E: 0 K: 0 S: 5	H: 2 LOB: 1 BB: 0 P: 5	R: 0 E: 1 K: 0 S: 3	H: 1 LOB: 1 BB: 1 P: 7	R: 0 E: 0 K: 1 S: 4	H: 0 LOB: 0 BB: 0 P: 5	R: 1 E: 1 K: 1 S: 7	H: 2 LOB: 1 BB: 0 P: 7	R: 0 E: 0 K: 1 S: 5	H: 1 LOB: 0 BB: 0 P: 5	1B: 12 2B: 0 3B: 0 HR: 1	SF: 2 SAC: 0 DP: 1 HBP: 1	WP: 1 PB: 0 CS: 2	PA: 40			
<b>PITCHER</b>	IP	WLS	BF	H	R	ER	SO	BB	IBB	HBP	BLK	WP	HR	S	P	ERA	WHIP								
Joe Decker, R (1.1) ERA: 3.37	4.2	L	23	9	4	3	2	0	0	0	0	1	1	27	27	5.79	1.929								
Vic Albury, L (5.1) ERA: 5.01	4.1		16	4	1	1	3	1	0	1	0	0	0	20	25	2.08	1.154								

**New York Yankees @ Minnesota Twins**  
Metropolitan Stadium, Bloomington, MI  
Wed Aug 28 1974, 8:05 PM EDT  
Att. 6,545 - Unknown - 69 F

**AB 35**  
**R 5**  
**H 13**  
**RBI 5**  
**BB 1**  
**SO 5**  
**LOB 17**

Batter	1	2	3	4	5	6	7	8	9	AB	R	H	RBI	BB	SO	LOB	BOTTOM								
Steve Braun, L (1.7) OBP: 0.369, SLG: 0.373										4	0	1	0	0	0	2									
Rod Carew, L (1.4) OBP: 0.424, SLG: 0.438										4	0	1	0	0	0	1									
Larry Hise, R (1.8) OBP: 0.355, SLG: 0.493										4	0	0	0	0	1	4									
Tony Oliva, L (1.10) OBP: 0.320, SLG: 0.423										4	0	2	0	0	0	0									
Bobby Darwin, R (1.9) OBP: 0.337, SLG: 0.465										4	0	0	0	0	2	3									
Pat Bourque, L (1.3) OBP: 0.317, SLG: 0.287										4	0	0	0	0	0	1									
Eric Soderholm, R (1.5) OBP: 0.337, SLG: 0.390										4	0	3	0	0	0	0									
Danny Thompson, R (1.6) OBP: 0.316, SLG: 0.353										4	0	0	0	0	1	3									
Glenn Borgmann, R (1.2) OBP: 0.325, SLG: 0.308										3	0	0	0	0	0	1									
<b>Inning Stats</b>	R: 0 E: 0 K: 0 S: 5	H: 2 LOB: 2 BB: 0 P: 5	R: 0 E: 0 K: 0 S: 3	H: 0 LOB: 0 BB: 0 P: 3	R: 0 E: 0 K: 1 S: 6	H: 1 LOB: 1 BB: 0 P: 6	R: 0 E: 0 K: 1 S: 5	H: 2 LOB: 3 BB: 0 P: 8	R: 0 E: 0 K: 1 S: 5	H: 0 LOB: 0 BB: 0 P: 5	R: 0 E: 1 K: 0 S: 4	H: 1 LOB: 1 BB: 0 P: 4	R: 0 E: 0 K: 0 S: 3	H: 0 LOB: 0 BB: 0 P: 3	R: 0 E: 0 K: 1 S: 6	H: 1 LOB: 1 BB: 0 P: 6	1B: 7 2B: 0 3B: 0 HR: 0	SF: 0 SAC: 0 DP: 1 HBP: 0	WP: 0 PB: 0 CS: 0	PA: 35					
<b>PITCHER</b>	IP	WLS	BF	H	R	ER	SO	BB	IBB	HBP	BLK	WP	HR	S	P	ERA	WHIP								
Pat Dobson, R (1.1) ERA: 3.02	9.0	W	35	7	0	0	4	0	0	0	0	0	0	43	43	0.00	0.778								

**New York Yankees @ Minnesota Twins**  
Metropolitan Stadium, Bloomington, MI  
Wed Aug 28 1974, 8:05 PM EDT  
Att. 6,545 - Unknown - 69 F

**AB 35**  
**R 0**  
**H 7**  
**RBI 0**  
**BB 0**  
**SO 4**  
**LOB 15**



Batter	1	2	3	4	5	6	7	8	9	AB	R	H	RBI	BB	SO	LOB	TOP			
<b>Rick Miller, L</b> OBP: 0.344, SLG: 0.341 (1, 8)										3	0	0	0	0	2	1				
<b>Cecil Cooper, L</b> OBP: 0.321, SLG: 0.402 (1, 10)										4	1	1	0	0	3	1				
<b>Dwight Evans, R</b> OBP: 0.337, SLG: 0.432 (1, 9)										3	1	1	0	1	1	1				
<b>Carl Yastrzemski, L</b> OBP: 0.412, SLG: 0.452 (1, 3)										4	0	0	0	0	2	3				
<b>Rico Petrocelli, R</b> OBP: 0.351, SLG: 0.441 (1, 5)										4	0	0	0	0	2	4				
<b>Bernie Carbo, L</b> OBP: 0.382, SLG: 0.409 (1, 7)										3	0	0	0	1	3	1				
<b>Doug Griffin, R</b> OBP: 0.345, SLG: 0.363 (1, 4)										4	0	1	0	0	0	2				
<b>Tim Blackwell, S</b> OBP: 0.330, SLG: 0.292 (1, 2)										4	0	0	0	0	1	3				
<b>Mario Guerrero, R</b> OBP: 0.290, SLG: 0.285 (1, 6)										3	0	1	0	0	0	1				
<b>Inning Stats</b>	R: 0 E: 0 K: 3 S: 9	H: 0 LOB: 0 BB: 0 P: 9	R: 0 E: 1 K: 1 S: 6	H: 0 LOB: 1 BB: 0 P: 6	R: 0 E: 0 K: 0 S: 3	H: 0 LOB: 0 BB: 0 P: 3	R: 2 E: 1 K: 2 S: 10	H: 2 LOB: 2 BB: 1 P: 14	R: 0 E: 0 K: 1 S: 5	H: 0 LOB: 0 BB: 0 P: 5	R: 0 E: 1 K: 2 S: 8	H: 1 LOB: 1 BB: 0 P: 8	R: 0 E: 0 K: 3 S: 9	H: 0 LOB: 1 BB: 1 P: 13	R: 0 E: 0 K: 1 S: 5	H: 0 LOB: 0 BB: 0 P: 5	1B: 4 2B: 0 3B: 0 HR: 0	SF: 0 SAC: 1 DP: 0 HBP: 0	WP: 0 PB: 0 SB: 0 CS: 0	PA: 35
<b>PITCHER</b> <b>Bert Blyleven, R</b> ERA: 2.8 (1, 1)	IP: 9.0 WLS: W BF: 35 H: 4 R: 2 ER: 0 SO: 14 BB: 2 IBB: 0 HBP: 0 BLK: 0 WP: 0 HR: 0 S: 61 P: 69 ERA: 0.00 WHIP: 0.667															<b>PITCHER</b>				

**Boston Red Sox @ Minnesota Twins**  
Metropolitan Stadium, Bloomington, MI  
Fri Aug 30 1974, 8:05 PM EDT  
Att. 7,337 - Unknown - 63 F

AB 32  
R 2  
H 4  
RBI 0  
BB 2  
SO 14  
LOB 17



Batter	1	2	3	4	5	6	7	8	9	AB	R	H	RBI	BB	SO	LOB	BOTTOM					
<b>Steve Brye, R</b> OBP: 0.320, SLG: 0.367 (1, 8)										3	2	2	0	1	0	0						
<b>Rod Carew, L</b> OBP: 0.424, SLG: 0.437 (1, 4)										3	0	1	1	1	0	1						
<b>Larry Hise, R</b> OBP: 0.352, SLG: 0.488 (1, 7)										4	0	0	0	0	1	5						
<b>Harmon Killebrew, R</b> OBP: 0.321, SLG: 0.374 (1, 10)										2	0	0	2	0	0	0						
<b>Bobby Darwin, R</b> OBP: 0.335, SLG: 0.461 (1, 9)										4	0	0	0	0	2	2						
<b>Eric Soderholm, R</b> OBP: 0.342, SLG: 0.400 (1, 5)										3	0	3	0	0	0	0						
<b>Craig Kusick, R</b> OBP: 0.354, SLG: 0.419 (1, 3)										3	0	1	0	1	0	2						
<b>Danny Thompson, R</b> OBP: 0.314, SLG: 0.347 (1, 6)										3	0	0	0	1	2	5						
<b>Glen Borgmann, R</b> OBP: 0.327, SLG: 0.308 (1, 2)										3	1	1	0	1	0	3						
<b>Inning Stats</b>	R: 1 E: 0 K: 1 S: 7	H: 2 LOB: 1 BB: 0 P: 7	R: 0 E: 0 K: 1 S: 6	H: 1 LOB: 1 BB: 0 P: 6	R: 1 E: 0 K: 1 S: 5	H: 0 LOB: 1 BB: 2 P: 13	R: 0 E: 0 K: 0 S: 3	H: 1 LOB: 1 BB: 1 P: 7	R: 0 E: 0 K: 0 S: 3	H: 0 LOB: 0 BB: 0 P: 3	R: 0 E: 1 K: 1 S: 6	H: 0 LOB: 2 BB: 1 P: 10	R: 0 E: 0 K: 1 S: 6	H: 1 LOB: 1 BB: 0 P: 6	R: 0 E: 0 K: 0 S: 5	H: 2 LOB: 2 BB: 0 P: 5	R: 1 E: 0 K: 0 S: 2	H: 1 LOB: 1 BB: 1 P: 6	1B: 6 2B: 1 3B: 1 HR: 0	SF: 3 SAC: 1 DP: 1 HBP: 0	WP: 1 PB: 0 SB: 1 CS: 0	PA: 38
<b>PITCHER</b> <b>Roger Moret, L</b> ERA: 3.44 (1, 1)	IP: 8.1 WLS: L BF: 38 H: 8 R: 3 ER: 3 SO: 5 BB: 5 IBB: 0 HBP: 0 BLK: 0 WP: 1 HR: 0 S: 43 P: 63 ERA: 3.24 WHIP: 1.560															<b>PITCHER</b>						

**Boston Red Sox @ Minnesota Twins**  
Metropolitan Stadium, Bloomington, MI  
Fri Aug 30 1974, 8:05 PM EDT  
Att. 7,337 - Unknown - 63 F

AB 28  
R 3  
H 8  
RBI 3  
BB 5  
SO 5  
LOB 18





Batter	1	2	3	4	5	6	7	8	9	AB	R	H	RBI	BB	SO	LOB	TOP					
<b>Tommy Harper, R</b> OBP: 0.298, SLG: 0.326 (1, 7)										4	0	1	0	0	1	2						
<b>Rick Miller, L</b> OBP: 0.346, SLG: 0.344 (1, 8)										4	1	2	0	0	1	1						
<b>Dwight Evans, R</b> OBP: 0.337, SLG: 0.430 (1, 9)										4	0	1	0	0	1	2						
<b>Carl Yastrzemski, L</b> OBP: 0.412, SLG: 0.460 (1, 3)										4	1	2	2	0	0	1						
<b>Rico Petrocelli, R</b> OBP: 0.350, SLG: 0.439 (1, 5)										4	0	1	0	0	0	3						
<b>Jim Rice, R</b> OBP: 0.321, SLG: 0.320 <b>Cecil Cooper, L</b> OBP: 0.320, SLG: 0.401 (7, PH) <b>Bob Montgomery, R</b> OBP: 0.288, SLG: 0.307 (8, PH)										2	0	0	0	0	2	1						
<b>Doug Griffin, R</b> OBP: 0.340, SLG: 0.357 (1, 4)										4	0	0	0	0	0	0						
<b>Rick Burleson, R</b> OBP: 0.341, SLG: 0.408 (1, 6)										3	0	1	0	0	0	0						
<b>Tim Blackwell, S</b> OBP: 0.330, SLG: 0.293 (1, 2)										3	0	1	0	0	0	1						
<b>Inning Stats</b>	R: 0 E: 0 K: 3 S: 9	H: 0 LOB: 0 BB: 0 P: 9	R: 0 E: 0 K: 1 S: 5	H: 0 LOB: 0 BB: 0 P: 5	R: 0 E: 0 K: 0 S: 4	H: 1 LOB: 1 BB: 0 P: 4	R: 1 E: 0 K: 1 S: 7	H: 3 LOB: 1 BB: 0 P: 7	R: 0 E: 0 K: 0 S: 4	H: 1 LOB: 1 BB: 0 P: 4	R: 0 E: 0 K: 1 S: 5	H: 0 LOB: 0 BB: 0 P: 5	R: 0 E: 0 K: 0 S: 4	H: 1 LOB: 1 BB: 0 P: 4	R: 0 E: 0 K: 0 S: 4	H: 2 LOB: 0 BB: 0 P: 4	R: 1 E: 0 K: 0 S: 4	H: 2 LOB: 0 BB: 0 P: 4	1B: 8 2B: 0 3B: 0 HR: 1	SF: 0 SAC: 0 DP: 2 HBP: 0	WP: 0 PB: 0 SB: 0 CS: 0	PA: 34
<b>PITCHER</b>	IP	WLS	BF	H	R	ER	SO	BB	IBB	HBP	BLK	WP	HR	S	P	ERA	WHIP					
<b>Dave Goltz, R</b> ERA: 3.87 <b>Tom Burgmeier, L</b> ERA: 4.5	(1, 1)	8.0	W	32	9	2	2	6	0	0	0	0	1	44	44	2.25	1.125					
(9, 1)	1.0		2	0	0	0	0	0	0	0	0	0	0	2	2	0.00	0.000					

**Boston Red Sox @ Minnesota Twins**  
Metropolitan Stadium, Bloomington, MI  
Sat Aug 31 1974, 4:33 AM EDT  
Att: 11,557 - Unknown - 65 F

AB 34  
R 2  
H 9  
RBI 2  
BB 0  
SO 6  
LOB 12

Batter	1	2	3	4	5	6	7	8	9	AB	R	H	RBI	BB	SO	LOB	BOTTOM					
<b>Steve Bnye, R</b> OBP: 0.318, SLG: 0.368 (1, 8)										5	0	1	1	0	0	4						
<b>Rod Carew, L</b> OBP: 0.425, SLG: 0.437 (1, 4)										3	1	1	0	2	0	0						
<b>Larry Hise, R</b> OBP: 0.352, SLG: 0.486 (1, 9)										4	1	1	0	0	0	4						
<b>Tony Oliva, L</b> OBP: 0.321, SLG: 0.430 (1, 10)										5	1	2	2	0	0	6						
<b>Eric Soderholm, R</b> OBP: 0.344, SLG: 0.399 (1, 5)									3	1	1	1	1	1	1							
<b>Steve Braun, L</b> OBP: 0.370, SLG: 0.381 (1, 7)									3	1	1	2	1	0	2							
<b>Craig Kusick, R</b> OBP: 0.346, SLG: 0.408 (1, 3)									4	0	0	0	0	0	2							
<b>Danny Thompson, R</b> OBP: 0.318, SLG: 0.350 (1, 6)										4	1	2	0	0	0							
<b>Glenn Borgmann, R</b> OBP: 0.335, SLG: 0.313 (1, 2)										2	0	2	0	1	0	0						
<b>Inning Stats</b>	R: 1 E: 0 K: 0 S: 5	H: 2 LOB: 2 BB: 0 P: 6	R: 0 E: 0 K: 0 S: 3	H: 0 LOB: 1 BB: 0 P: 4	R: 1 E: 0 K: 1 S: 6	H: 1 LOB: 0 BB: 0 P: 6	R: 0 E: 0 K: 0 S: 5	H: 2 LOB: 2 BB: 0 P: 5	R: 0 E: 0 K: 0 S: 3	H: 1 LOB: 0 BB: 0 P: 3	R: 2 E: 0 K: 0 S: 5	H: 2 LOB: 1 BB: 1 P: 9	R: 1 E: 0 K: 0 S: 4	H: 1 LOB: 2 BB: 2 P: 12	R: 1 E: 0 K: 0 S: 4	H: 2 LOB: 2 BB: 2 P: 12	R: 1 E: 0 K: 0 S: 4	H: 2 LOB: 2 BB: 2 P: 12	1B: 8 2B: 1 3B: 0 HR: 2	SF: 0 SAC: 0 DP: 1 HBP: 2	WP: 0 PB: 0 SB: 2 CS: 1	PA: 41
<b>PITCHER</b>	IP	WLS	BF	H	R	ER	SO	BB	IBB	HBP	BLK	WP	HR	S	P	ERA	WHIP					
<b>Dick Drago, R</b> ERA: 3.79 <b>Diego Segui, R</b> ERA: 3.77	(1, 1)	5.2	L	27	8	4	4	1	1	0	0	0	2	26	32	6.35	1.588					
(6, 1)	2.1		13	3	2	2	0	2	2	0	0	0	0	9	25	7.71	2.143					

**Boston Red Sox @ Minnesota Twins**  
Metropolitan Stadium, Bloomington, MI  
Sat Aug 31 1974, 4:33 AM EDT  
Att: 11,557 - Unknown - 65 F

AB 33  
R 6  
H 11  
RBI 6  
BB 5  
SO 1  
LOB 19




Batter	1	2	3	4	5	6	7	8	9	AB	R	H	RBI	BB	SO	LOB	TOP					
<b>Rick Miller, L</b> OBP: 0.340, SLG: 0.337 (1, 8)	F8	F8			F7	F8			K	5	0	0	0	0	1	2						
<b>Dick McAuliffe, L</b> OBP: 0.324, SLG: 0.330 <b>Jim Rice, R</b> OBP: 0.300, SLG: 0.296 (1, 10) (7, PH)	F9		4-3			BB 2B 1B			4-3	3	1	1	0	0	0	0						
<b>Dwight Evans, R</b> OBP: 0.333, SLG: 0.425 (1, 9)	P4		5-3						F9	5	0	0	0	0	2	1						
<b>Carl Yastrzemski, L</b> OBP: 0.415, SLG: 0.467 (1, 3)		S 1B BB	F8			1-2 2B BB				2	3	1	1	2	0	0						
<b>Rico Petrocelli, R</b> OBP: 0.349, SLG: 0.439 (1, 5)	K				P3				F9	4	0	1	2	0	1	1						
<b>Bernie Carbo, L</b> OBP: 0.386, SLG: 0.413 <b>Tommy Harper, R</b> OBP: 0.296, SLG: 0.324 (1, 7) (5, PH) (5, 7)					S 1B	1-H 2-H 2B			5-3	2	1	2	1	0	0	0						
<b>Doug Griffin, R</b> OBP: 0.338, SLG: 0.355 (1, 4)		6-3			F3				F9	4	0	1	0	0	0	2						
<b>Rick Burleson, R</b> OBP: 0.346, SLG: 0.411 (1, 6)									4-3	3	1	2	1	1	0	1						
<b>Tim Blackwell, S</b> OBP: 0.327, SLG: 0.291 (1, 2)					F7				K	4	0	1	1	0	1	4						
<b>Inning Stats</b>	R: 0 E: 0 K: 0 S: 3	H: 0 LOB: 0 BB: 0 P: 3	R: 3 E: 0 K: 1 S: 8	H: 3 LOB: 1 BB: 1 P: 12	R: 0 E: 0 K: 0 S: 3	H: 0 LOB: 0 BB: 0 P: 3	R: 0 E: 0 K: 0 S: 4	H: 1 LOB: 2 BB: 1 P: 8	R: 2 E: 0 K: 2 S: 9	H: 2 LOB: 1 BB: 1 P: 13	R: 0 E: 0 K: 0 S: 4	H: 1 LOB: 1 BB: 0 P: 4	R: 1 E: 0 K: 1 S: 6	H: 1 LOB: 0 BB: 0 P: 6	R: 0 E: 0 K: 1 S: 6	H: 1 LOB: 1 BB: 0 P: 6	R: 0 E: 0 K: 1 S: 5	H: 0 LOB: 0 BB: 0 P: 5	1B: 7 2B: 1 3B: 0 HR: 1	SF: 0 SAC: 0 DP: 0 HBP: 0	WP: 0 PB: 0 SB: 2 CS: 0	PA: 39
<b>PITCHER</b>	IP	WLS	BF	H	R	ER	SO	BB	IBB	HBP	BLK	WP	HR	S	P	ERA	WHIP					
<b>Bill Hands, R</b> ERA: 4.45 (1, 1)	4.2		23	6	5	5	2	3	0	0	0	0	0	24	36	9.64	1.929					
<b>Bill Butler, L</b> ERA: 4.73 (5, 1)	2.1		9	2	1	1	2	0	0	0	0	0	1	13	13	3.86	0.857					
<b>Bill Campbell, R</b> ERA: 2.61 (8, 1)	2.0	W	7	1	0	0	2	0	0	0	0	0	0	11	11	0.00	0.500					

**Boston Red Sox @ Minnesota Twins**  
Metropolitan Stadium, Bloomington, MI  
Sun Sep 01 1974, 4:33 AM EDT  
Att: 11,769 - Unknown - 62 F

livebaseballscores.com

**AB 36**  
**R 6**  
**H 9**  
**RBI 6**  
**BB 3**  
**SO 6**  
**LOB 12**




Batter	1	2	3	4	5	6	7	8	9	AB	R	H	RBI	BB	SO	LOB	BOTTOM					
<b>Steve Bnye, R</b> OBP: 0.315, SLG: 0.363 (1, 8)	P6		1-6-3						P9	5	0	0	0	0	1	3						
<b>Rod Carew, L</b> OBP: 0.428, SLG: 0.442 (1, 4)									F7	5	1	4	0	0	0	0						
<b>Larry Hise, R</b> OBP: 0.357, SLG: 0.487 (1, 9)									K	3	0	2	1	1	1	0						
<b>Tony Oliva, L</b> OBP: 0.320, SLG: 0.427 <b>Luis Gomez, R</b> OBP: 0.256, SLG: 0.205 (1, 10) (9, PR)	F8		F5						FC3-6 WP HBP 2B	5	1	1	0	0	0	8						
<b>Eric Soderholm, R</b> OBP: 0.343, SLG: 0.396 (1, 5)	F3								SH2-3 1B	0	1	0	0	0	0	0						
<b>Steve Braun, L</b> OBP: 0.371, SLG: 0.382 (1, 7)		4-3							SH2-3	3	1	0	0	0	1	2						
<b>Craig Kusick, R</b> OBP: 0.346, SLG: 0.403 <b>Harmon Killebrew, R</b> OBP: 0.323, SLG: 0.374 <b>Jerry Tennell, R</b> OBP: 0.286, SLG: 0.325 <b>Bobby Darwin, R</b> OBP: 0.336, SLG: 0.462 (1, 3) (7, PH) (7, PH) (8, 6) (9, PH)	F2		F8						1B BB	2	1	0	0	1	0	0						
<b>Danny Thompson, R</b> OBP: 0.318, SLG: 0.347 <b>Pat Bourque, L</b> OBP: 0.320, SLG: 0.318 (1, 6) (7, PH) (8, 3)									HR BB	0	0	0	0	0	0	0						
<b>Glenn Borgmann, R</b> OBP: 0.338, SLG: 0.316 (1, 2)			F7						HR	1	1	1	1	0	0	0						
<b>Inning Stats</b>	R: 0 E: 0 K: 0 S: 4	H: 1 LOB: 2 BB: 1 P: 8	R: 0 E: 0 K: 1 S: 5	H: 0 LOB: 0 BB: 0 P: 5	R: 0 E: 0 K: 1 S: 5	H: 0 LOB: 0 BB: 0 P: 5	R: 0 E: 0 K: 1 S: 5	H: 0 LOB: 0 BB: 0 P: 5	R: 1 E: 0 K: 1 S: 8	H: 3 LOB: 2 BB: 0 P: 8	R: 1 E: 0 K: 0 S: 6	H: 1 LOB: 2 BB: 2 P: 14	R: 3 E: 0 K: 0 S: 5	H: 2 LOB: 2 BB: 1 P: 11	R: 0 E: 0 K: 1 S: 5	H: 0 LOB: 0 BB: 0 P: 5	R: 4 E: 0 K: 0 S: 4	H: 3 LOB: 1 BB: 1 P: 8	1B: 9 2B: 2 3B: 0 HR: 1	SF: 0 SAC: 1 DP: 0 HBP: 2	WP: 1 PB: 0 SB: 0 CS: 0	PA: 44
<b>PITCHER</b>	IP	WLS	BF	H	R	ER	SO	BB	IBB	HBP	BLK	WP	HR	S	P	ERA	WHIP					
<b>Reggie Cleveland, R</b> ERA: 4.59 (1, 1)	6.1		32	4	4	4	1	3	0	2	0	0	1	1	12	20	18.00	3.000				
<b>Diego Segui, R</b> ERA: 4.08 (7, 1)	2.0	L	12	4	4	4	1	2	0	0	0	0	1	1	12	20	18.00	3.000				

**Boston Red Sox @ Minnesota Twins**  
Metropolitan Stadium, Bloomington, MI  
Sun Sep 01 1974, 4:33 AM EDT  
Att: 11,769 - Unknown - 62 F

livebaseballscores.com

**AB 36**  
**R 9**  
**H 12**  
**RBI 8**  
**BB 5**  
**SO 5**  
**LOB 17**





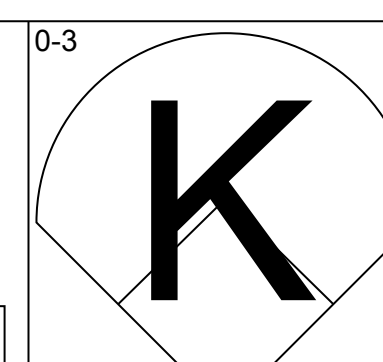
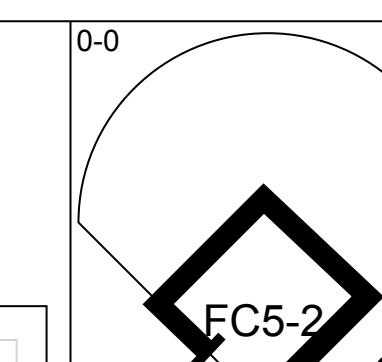
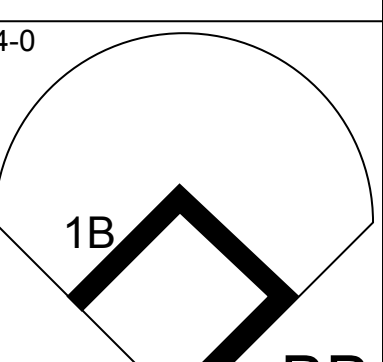
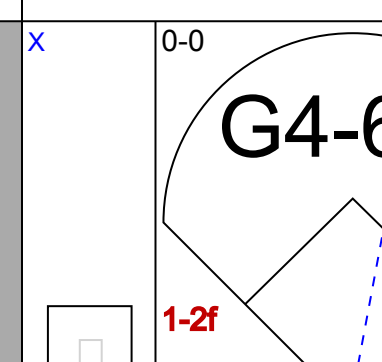
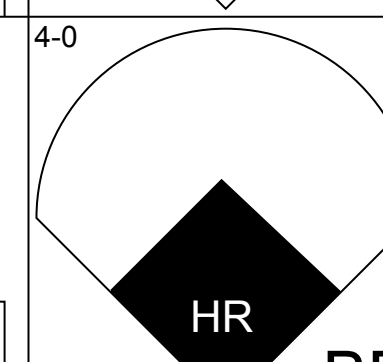
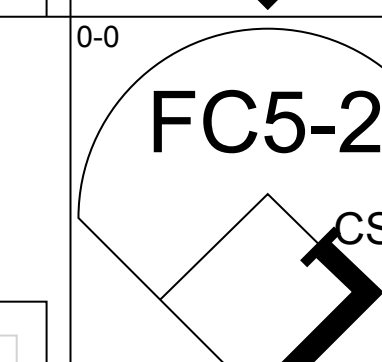
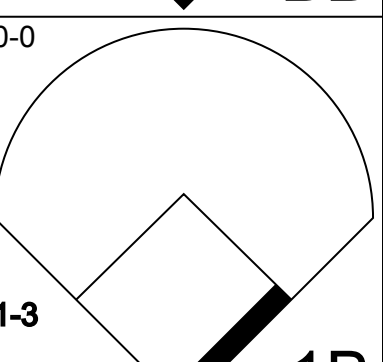
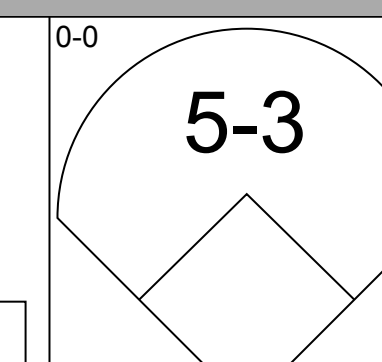
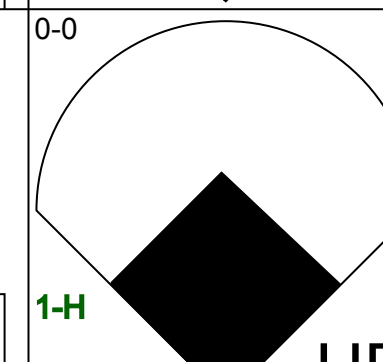
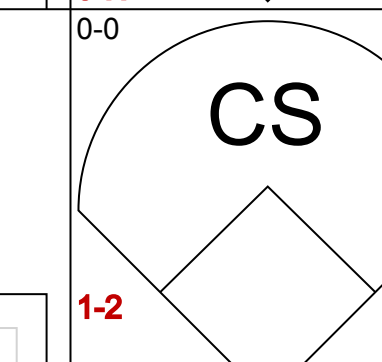
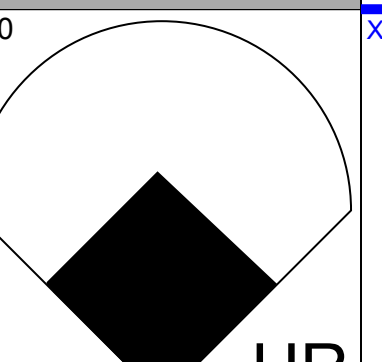
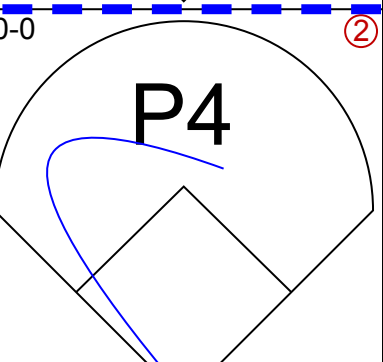
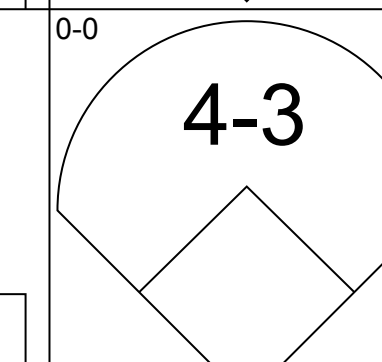
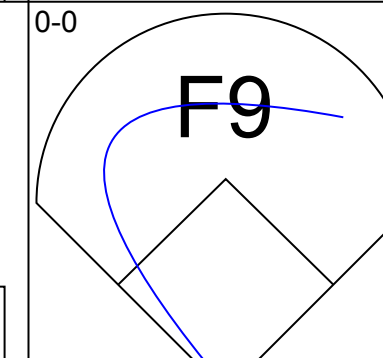
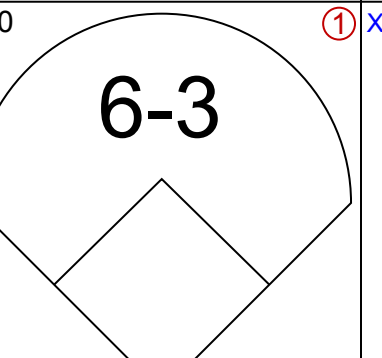
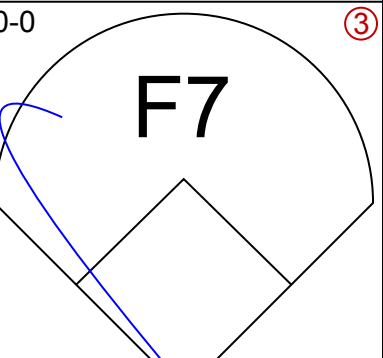
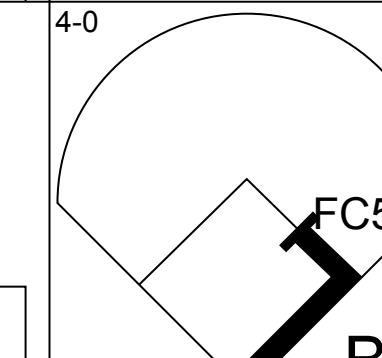
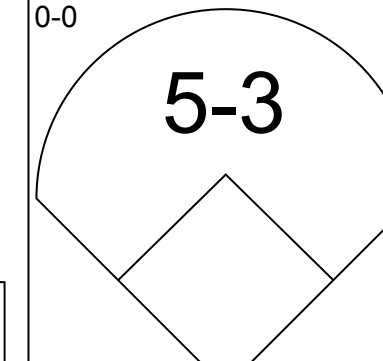
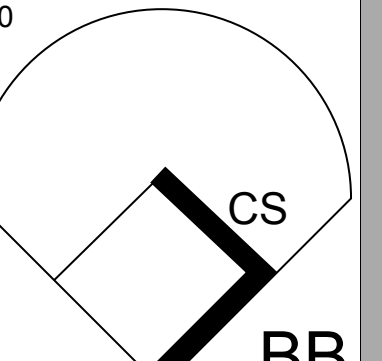
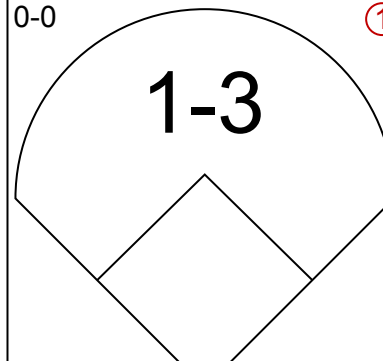
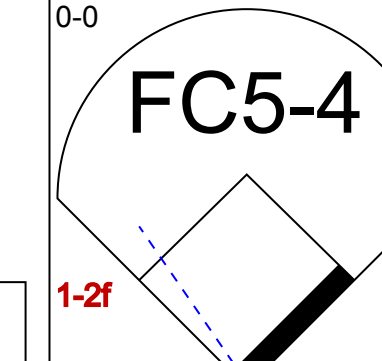
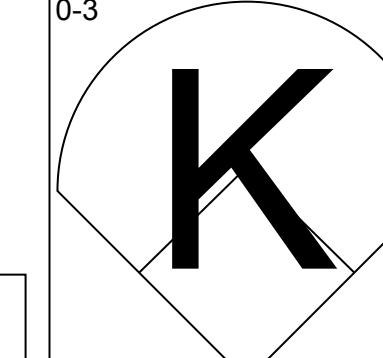
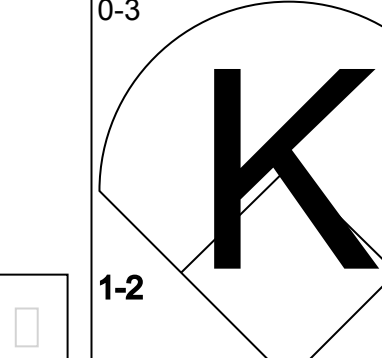
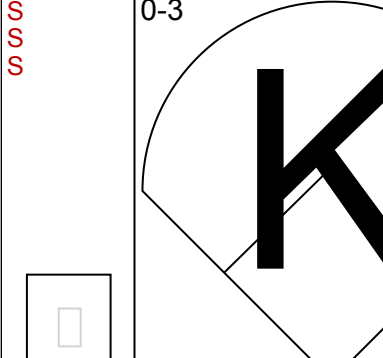
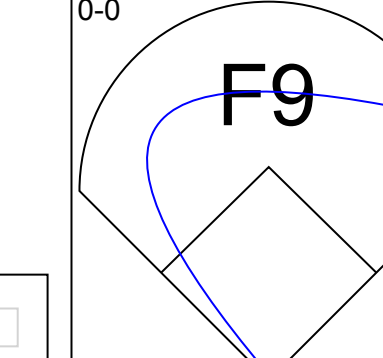
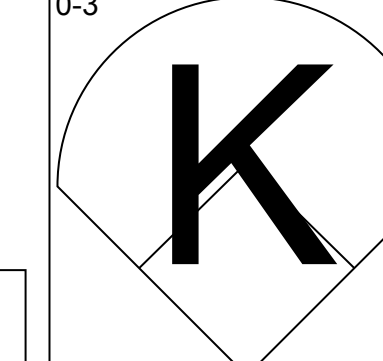
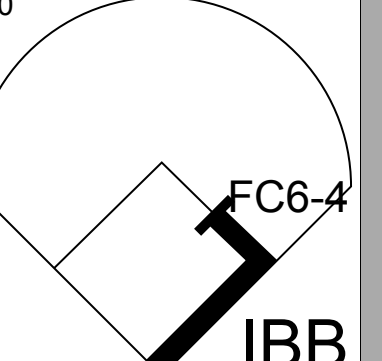
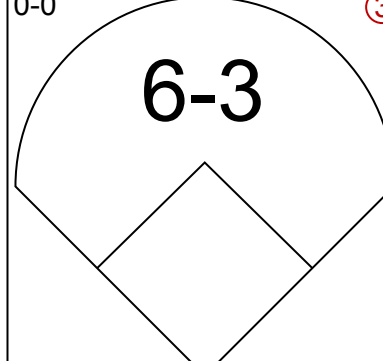
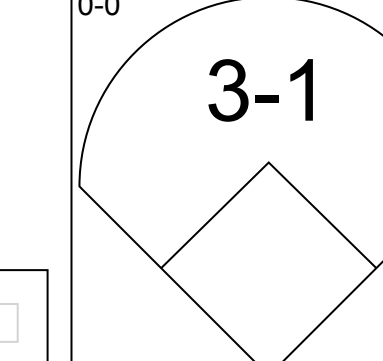
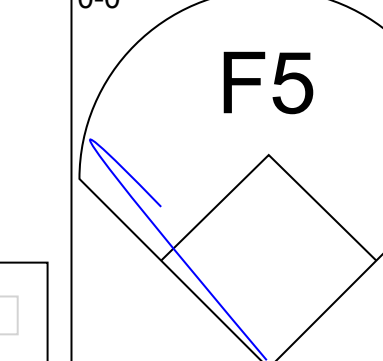
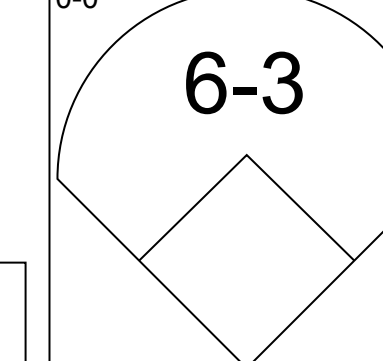
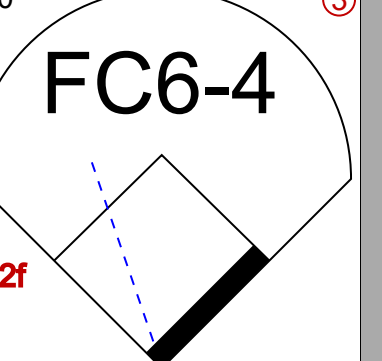
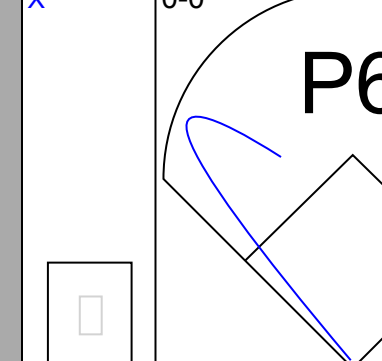
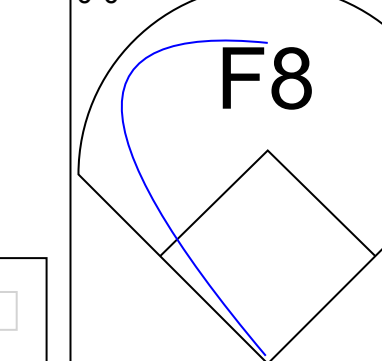
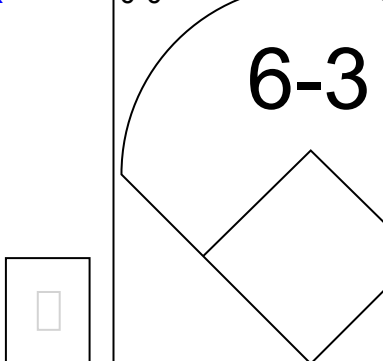
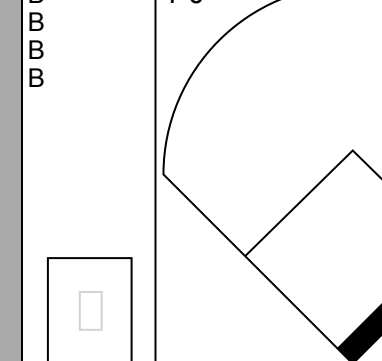
Batter	1	2	3	4	5	6	7	8	9	AB	R	H	RBI	BB	SO	LOB	TOP			
Steve Blye, R OBP: 0.317, SLG: 0.362 Bobby Darwin, R OBP: 0.337, SLG: 0.462	1-0 SF8 HBP		0-0 6-3		1-0 1B HBP	0-0 1B		0-0 F8		1 2 0 0 0 0 0 2 0 1 0 0 0 1							<b>Minnesota Twins @ Texas Rangers</b> Arlington Stadium, Arlington, TX Mon Sep 02 1974, 8:05 PM EDT Att: 5,472 - Cloudy - 67 F			
Rod Carew, L OBP: 0.428, SLG: 0.441	0-0 F7		4-0 S BB		0-0 F7	0-0 1-3		0-0 1B		4 0 1 0 1 0 4										
Larry Hisle, R OBP: 0.358, SLG: 0.486	0-0 SF8 1B		0-0 6-3		0-0 1B E		0-0 6-3	0-3 K		5 1 2 0 0 1 3										
Tony Oliva, L OBP: 0.323, SLG: 0.438	0-0 SF8			0-0 BB 1B G4-6-3	0-0 E9 HR 1B		0-0 F7		0-0 HR	4 3 3 3 0 0 0										
Eric Soderholm, R OBP: 0.346, SLG: 0.407	0-0 6-3			0-0 G4-6-3 BB 1B	0-0 HR 1B		0-0 F8		0-0 G6-4-3 1B	5 1 3 2 0 0 1										
Steve Braun, L OBP: 0.371, SLG: 0.379		4-0 G4-3 BB		4-0 G4-6-3 BB	0-0 4-3			0-0 E3 HR	0-0 G6-4-3	3 1 0 0 2 0 1										
Craig Kusick, R OBP: 0.348, SLG: 0.418		0-0 G4-3		0-0 G4-6-3		0-0 5-3		0-0 HR	4-0 WP BB	4 1 1 2 1 0 3										
Danny Thompson, R OBP: 0.312, SLG: 0.340 Luis Gomez, R OBP: 0.254, SLG: 0.204		0-0 4-3		0-0 3-1		0-3 K		0-0 6-3	0-3 K	4 0 0 0 0 1 1 1 0 0 0 0 1 1										
Glenn Borgmann, R OBP: 0.340, SLG: 0.319			0-0 1-3		0-0 F7		0-0 1B		0-0 1B	4 0 2 0 0 0 0										
<b>Inning Stats</b>	R: 1 E: 0 K: 0 S: 4	H: 1 LOB: 0 BB: 0 P: 5	R: 0 E: 0 K: 0 S: 2	H: 0 LOB: 0 BB: 1 P: 6	R: 0 E: 0 K: 0 S: 3	H: 0 LOB: 1 BB: 1 P: 7	R: 1 E: 0 K: 0 S: 4	H: 2 LOB: 1 BB: 1 P: 8	R: 4 E: 1 K: 1 S: 6	H: 3 LOB: 0 BB: 0 P: 7	R: 0 E: 0 K: 0 S: 3	H: 0 LOB: 0 BB: 0 P: 3	R: 2 E: 1 K: 1 S: 9	H: 3 LOB: 2 BB: 0 P: 9	R: 1 E: 0 K: 1 S: 6	H: 2 LOB: 1 BB: 1 P: 10		1B: 10 2B: 0 3B: 0 HR: 3	SF: 1 SAC: 0 DP: 3 HBP: 2	WP: 1 PB: 0 SB: 1 CS: 0
<b>PITCHER</b>	IP WLS BF H R ER SO BB IBB HBP BLK WP HR S P ERA WHIP																			
Jim Bibby, R ERA: 4.77	(1, 1) 4.2 L 23 6 6 6 0 3 0 0 2 0 0 0 1 18 32 11.57 1.929																			
Stan Thomas, R ERA: 7.11	(5, 1) 1.1 6 2 0 0 1 0 0 0 0 0 0 0 0 8 8 0.00 1.500																			
Pete Broberg, R ERA: 8.07	(7, 1) 1.0 5 1 2 1 0 0 0 0 0 0 0 0 1 5 5 9.00 1.000																			
Steve Foucault, R ERA: 2.2	(8, 1) 1.0 5 2 0 0 1 0 0 0 0 0 0 0 0 7 7 0.00 2.000																			
Don Stanhouse, R ERA: 4.88	(9, 1) 1.0 5 2 1 1 1 1 0 0 0 0 1 1 6 10 9.00 3.000																			

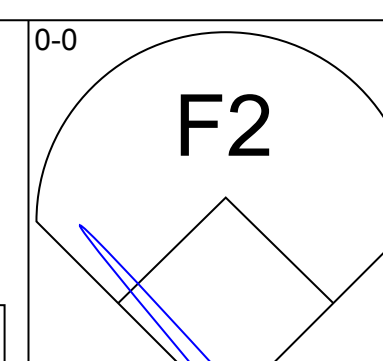
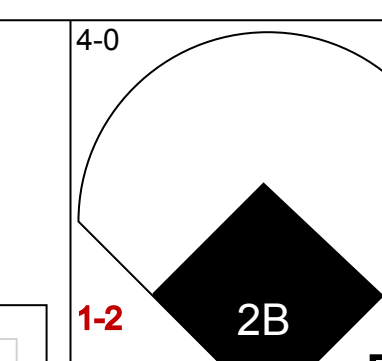
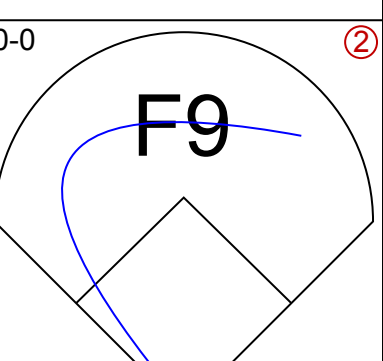
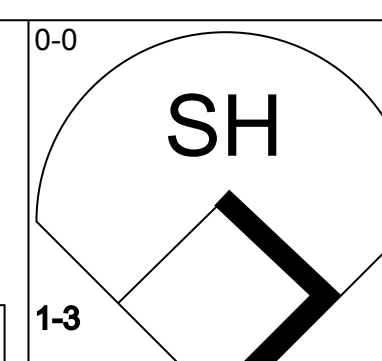
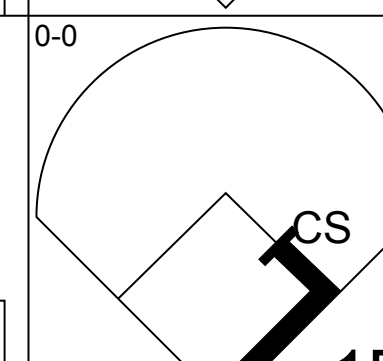
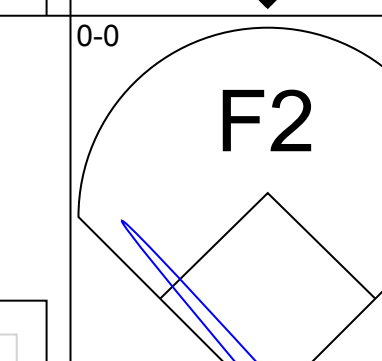
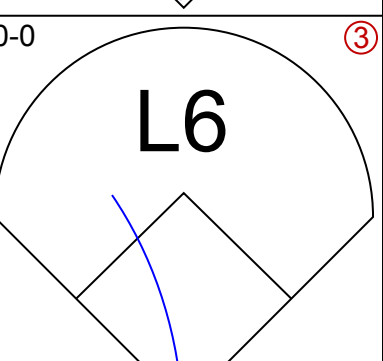
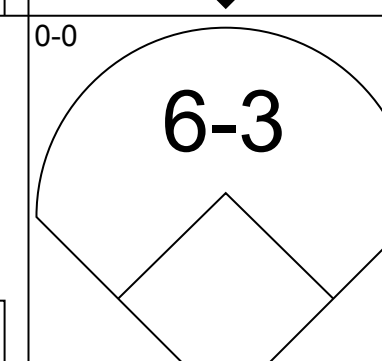
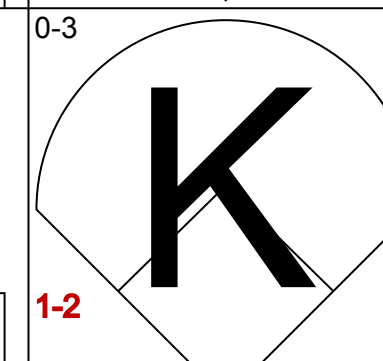
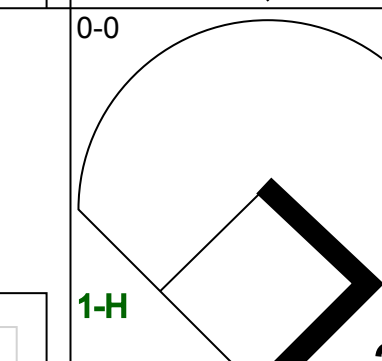

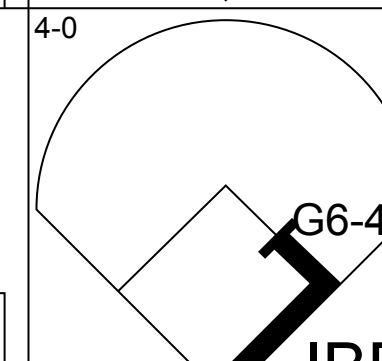
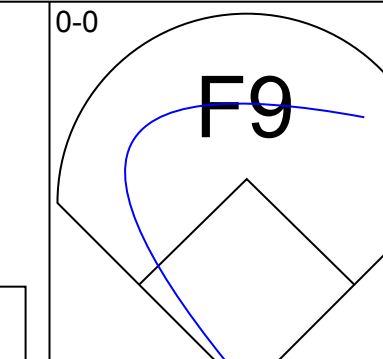
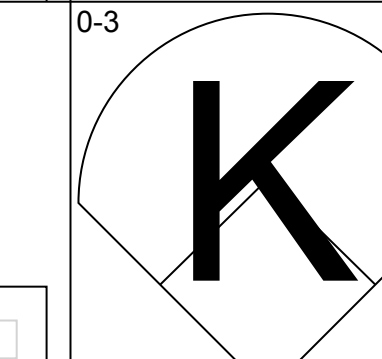
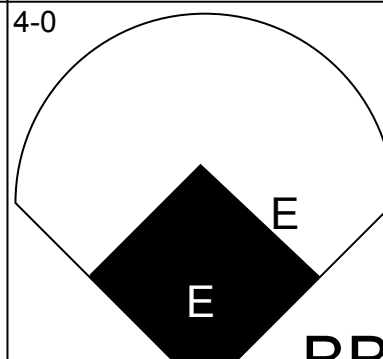
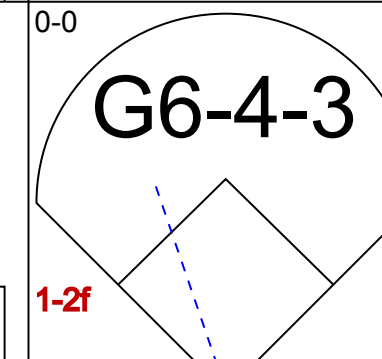
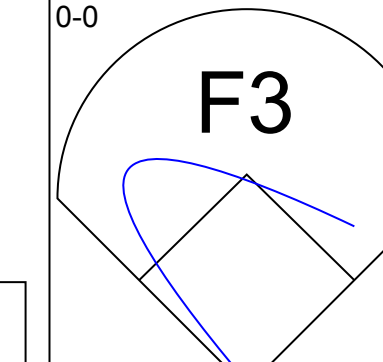
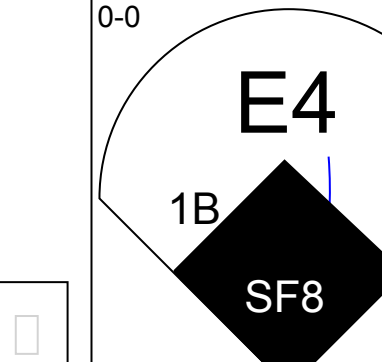
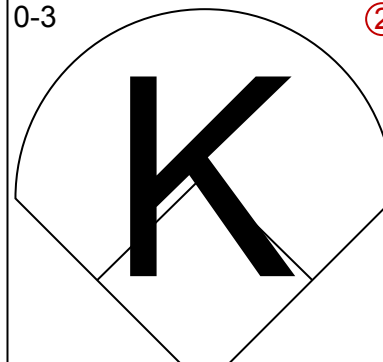
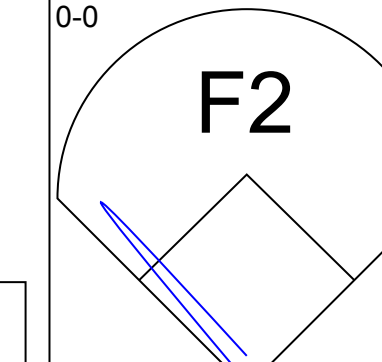
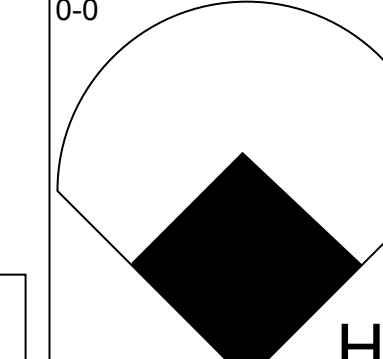
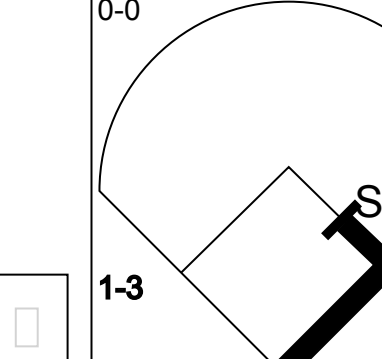
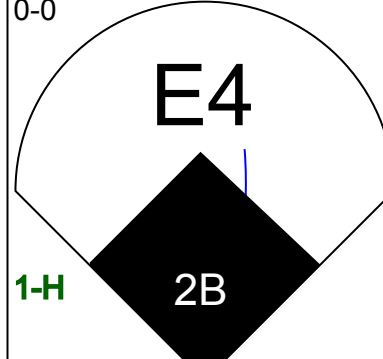
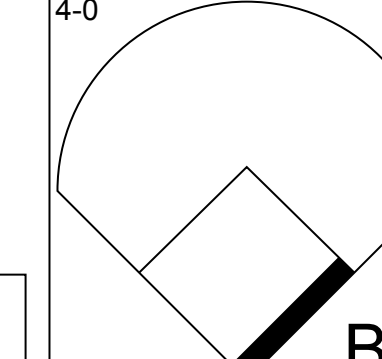
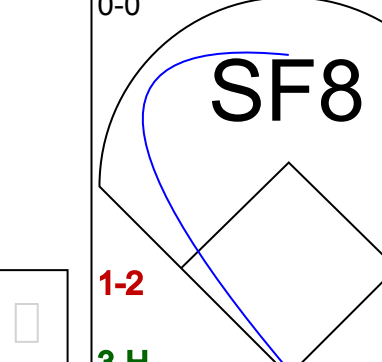
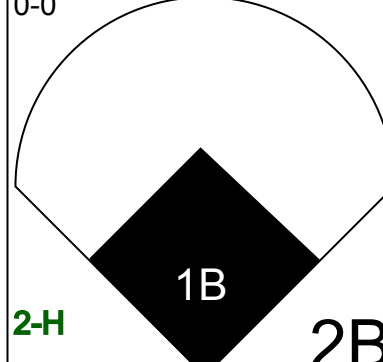
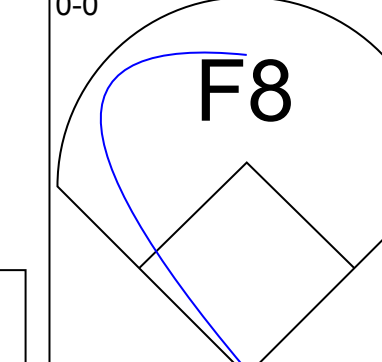
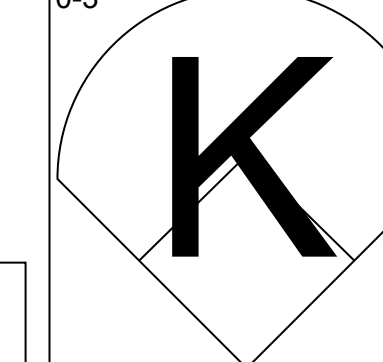
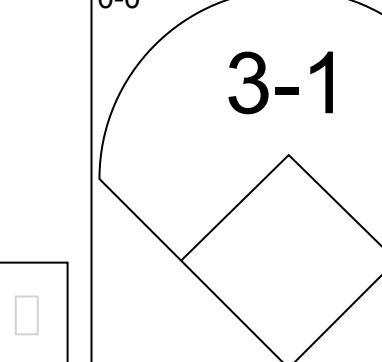
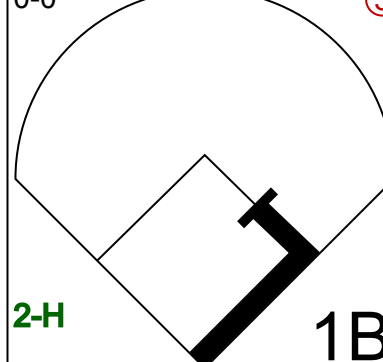
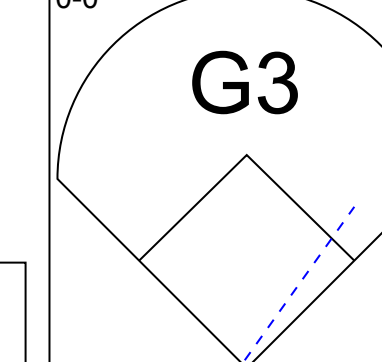
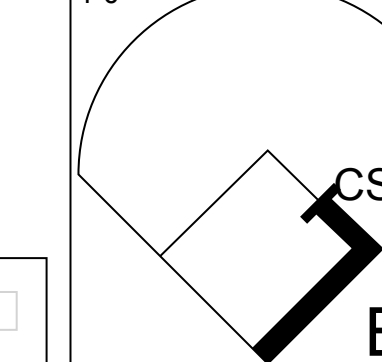
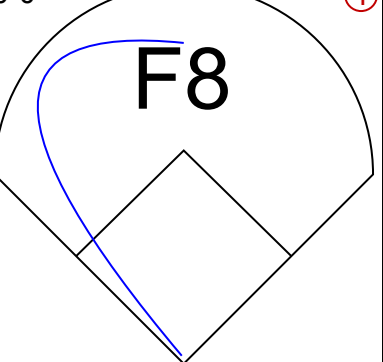
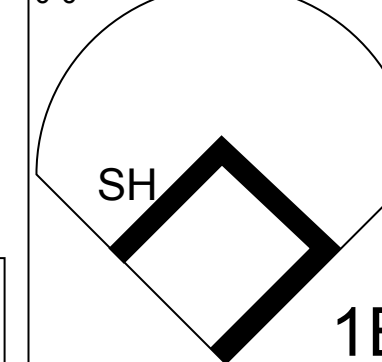
Batter	1	2	3	4	5	6	7	8	9	AB	R	H	RBI	BB	SO	LOB	BOTTOM			
Davey Nelson, R OBP: 0.302, SLG: 0.306	0-0 F7		0-0 F8			0-3 K	0-0 F9		0-0 G6-3	5 0 0 0 0 1 5							<b>Minnesota Twins @ Texas Rangers</b> Arlington Stadium, Arlington, TX Mon Sep 02 1974, 8:05 PM EDT Att: 5,472 - Cloudy - 67 F			
Cesar Tovar, R OBP: 0.347, SLG: 0.358	0-0 4-3		0-0 F8			0-0 P5	0-0 4-3			4 0 0 0 0 0 3										
Jeff Burroughs, R OBP: 0.386, SLG: 0.514	4-0 CS BB			0-0 5-3		4-0 BB		0-0 FC3-6 1B		2 0 1 0 2 0 0										
Mike Hargrove, L OBP: 0.306, SLG: 0.451	0-0 CS	0-0 G3		0-3 K		0-0 F5		0-0 FC3-6	0-0 G3-6-1	4 0 0 0 0 1 2										
Jim Spencer, L OBP: 0.337, SLG: 0.428				4-0 FC4-6 BB			0-0 HR 1B		0-0 G3-6-1	3 1 2 0 1 0 1										
Lenny Randle, S OBP: 0.338, SLG: 0.368		0-3 K		0-0 FC4-6			0-0 F9		4-0 1B BB	3 1 0 0 1 1 3										
Toby Harrah, R OBP: 0.319, SLG: 0.428			0-3 K		0-0 F8		1-0 HR		0-0 L7	4 1 1 2 0 1 2										
Joe Lovitto, S OBP: 0.267, SLG: 0.270			0-0 E8		0-0 L8		4-0 HBP BB		0-0 1B 1B	3 0 1 0 1 0 0										
Jim Sundberg, R OBP: 0.371, SLG: 0.340 Duke Sims, L OBP: 0.250, SLG: 0.261			0-0 F8		0-3 K		1-2 HBP		0-0 G6-3 1B	2 0 0 0 0 1 1 1 0 1 1 0 0 0										
<b>Inning Stats</b>	R: 0 E: 0 K: 0 S: 2	H: 0 LOB: 1 BB: 0 P: 6	R: 0 E: 0 K: 2 S: 8	H: 1 LOB: 0 BB: 0 P: 8	R: 0 E: 1 K: 0 S: 4	H: 0 LOB: 1 BB: 0 P: 4	R: 0 E: 0 K: 1 S: 5	H: 0 LOB: 1 BB: 1 P: 9	R: 0 E: 0 K: 1 S: 5	H: 0 LOB: 0 BB: 0 P: 5	R: 2 E: 0 K: 0 S: 5	H: 2 LOB: 2 BB: 1 P: 10	R: 0 E: 0 K: 0 S: 3	H: 1 LOB: 0 BB: 0 P: 3	R: 1 E: 0 K: 0 S: 4	H: 2 LOB: 1 BB: 1 P: 8		1B: 5 2B: 0 3B: 0 HR: 1	SF: 0 SAC: 0 DP: 2 HBP: 1	WP: 0 PB: 0 SB: 0 CS: 1
<b>PITCHER</b>	IP WLS BF H R ER SO BB IBB HBP BLK WP HR S P ERA WHIP																			
Joe Decker, R ERA: 3.35	(1, 1) 9.0 W 37 6 3 3 5 5 0 1 0 0 1 41 62 3.00 1.222																			

AB	37
R	9
H	13
RBI	7
BB	4
SO	3
LOB	15





Batter	1	2	3	4	5	6	7	8	9	AB	R	H	RBI	BB	SO	LOB	TOP								
Rod Carew, L (1,4) OBP: 0.428, SLG: 0.444										3	0	1	0	1	1	1	<b>Minnesota Twins @ Texas Rangers</b> Arlington Stadium, Arlington, TX Tue Sep 03 1974, 8:05 PM EDT Att. 4,144 - Unknown - 67 F								
Larry Hulse, R (1,8) OBP: 0.359, SLG: 0.485										3	1	1	0	1	0	1									
Bobby Darwin, R (1,9) OBP: 0.338, SLG: 0.475										4	2	2	3	0	0	2									
Harmon Killebrew, R (1,10) OBP: 0.322, SLG: 0.370										3	0	0	0	1	0	2									
Eric Soderholm, R (1,5) OBP: 0.345, SLG: 0.404										3	0	0	0	1	0	1									
Craig Kusick, R (1,3) OBP: 0.342, SLG: 0.410										3	0	0	0	0	3	1									
Pat Bourque, L (9, PH) OBP: 0.318, SLG: 0.315										1	0	0	0	0	0	0									
Steve Braun, L (1,7) OBP: 0.370, SLG: 0.376										3	0	0	0	1	1	0									
Danny Thompson, R (1,6) OBP: 0.308, SLG: 0.335										3	0	0	0	0	0	2									
Tony Oliva, L (9, PH) OBP: 0.322, SLG: 0.437										1	0	0	0	0	0	0									
Glenn Borgmann, R (1,2) OBP: 0.340, SLG: 0.317										2	0	0	0	1	0	0									
<b>Inning Stats</b>	R: 2 E: 0 K: 1 S: 6	H: 1 LOB: 0 BB: 1 P: 10	R: 0 E: 0 K: 2 S: 7	H: 0 LOB: 0 BB: 0 P: 7	R: 0 E: 0 K: 0 S: 3	H: 1 LOB: 0 BB: 0 P: 3	R: 1 E: 0 K: 1 S: 6	H: 1 LOB: 2 BB: 2 P: 14	R: 0 E: 0 K: 0 S: 4	H: 0 LOB: 0 BB: 0 P: 8	R: 0 E: 0 K: 0 S: 5	H: 0 LOB: 0 BB: 0 P: 5	R: 0 E: 0 K: 0 S: 2	H: 0 LOB: 1 BB: 1 P: 6	R: 0 E: 0 K: 0 S: 3	H: 0 LOB: 1 BB: 1 P: 7	R: 0 E: 0 K: 0 S: 3	H: 0 LOB: 0 BB: 0 P: 3	1B: 1 2B: 0 3B: 1 HR: 2	SF: 0 SAC: 0 DP: 1 HBP: 0	WP: 0 PB: 0 SB: 0 CS: 2	PA: 36			
<b>PITCHER</b>	IP	WLS	BF	H	R	ER	SO	BB	IBB	HBP	BLK	WP	HR	S	P	ERA	WHIP								
David Clyde, L (1,1) ERA: 4.04	3.1		14	3	3	3	3	2	0	0	0	0	2	18	26	8.10	1.500								
Stan Thomas, R (4,1) ERA: 6.59	1.0		6	1	0	0	1	1	1	0	0	0	0	6	14	0.00	2.000								
Steve Foucault, R (5,1) ERA: 2.11	4.2	W	15	0	0	0	1	2	0	0	0	0	0	15	23	0.00	0.429								


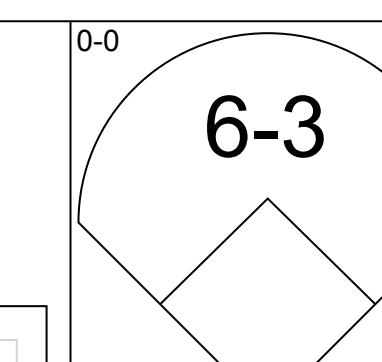
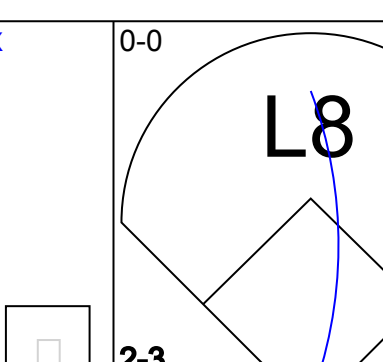
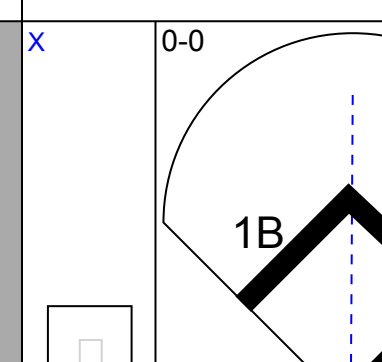
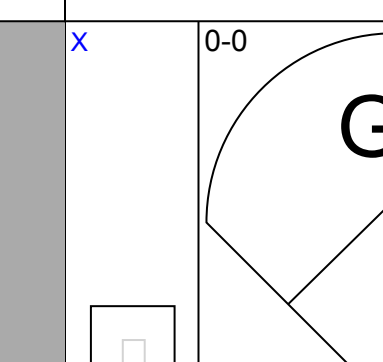
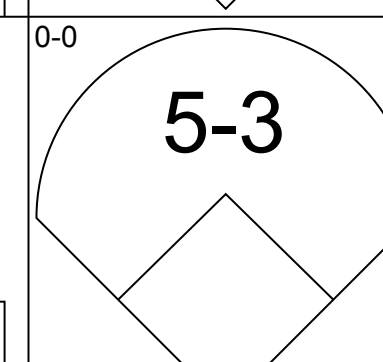
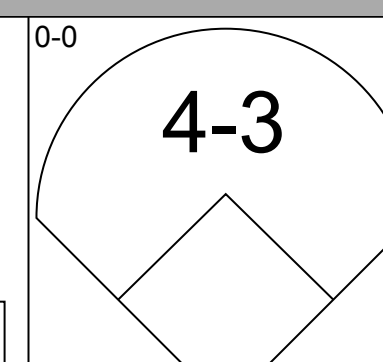
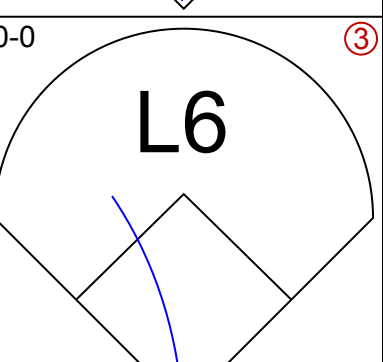
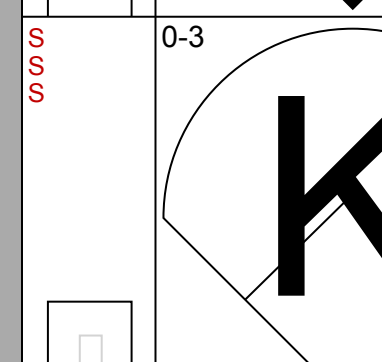
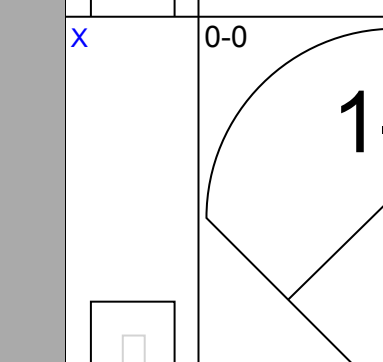
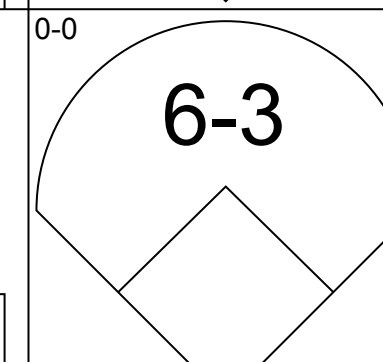
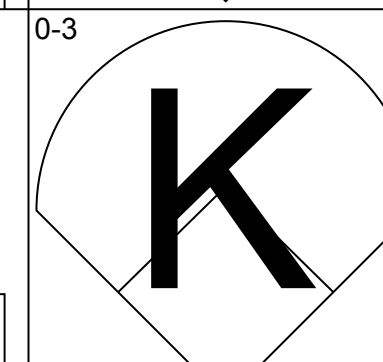
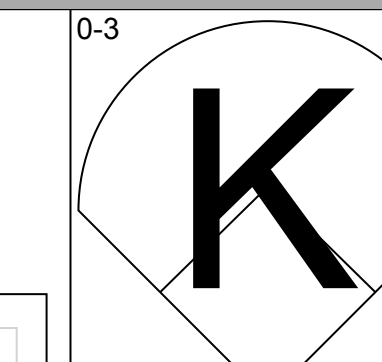
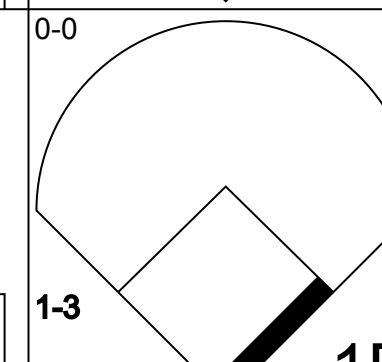
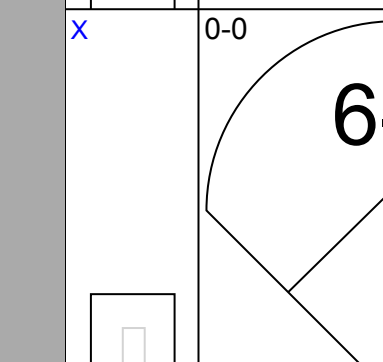
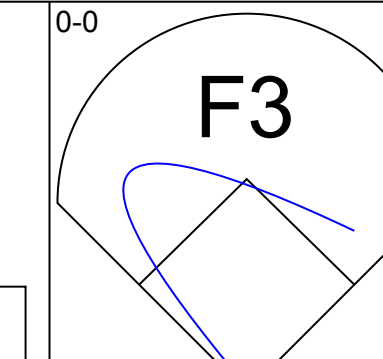
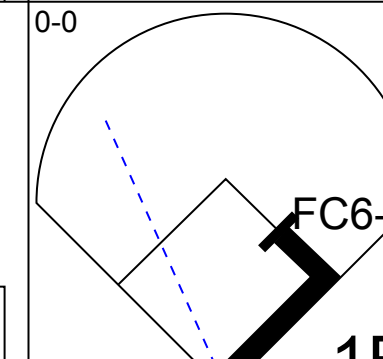
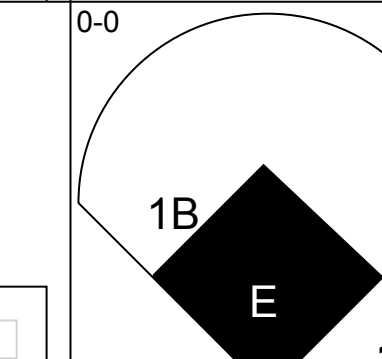
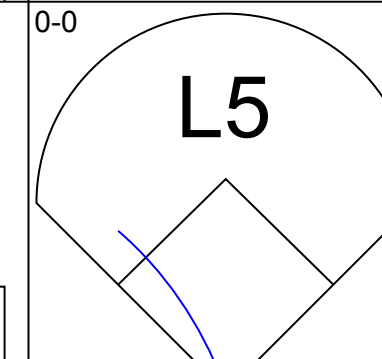
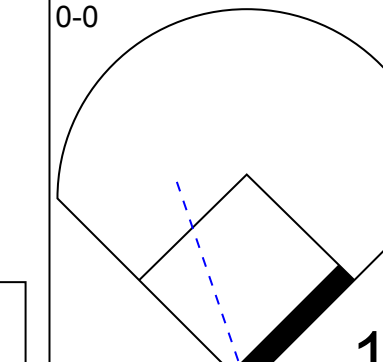
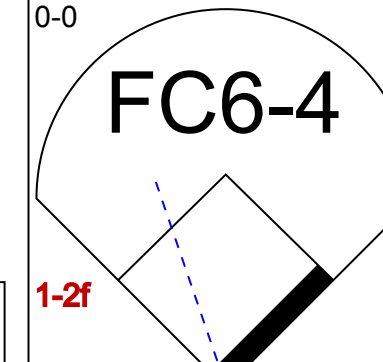
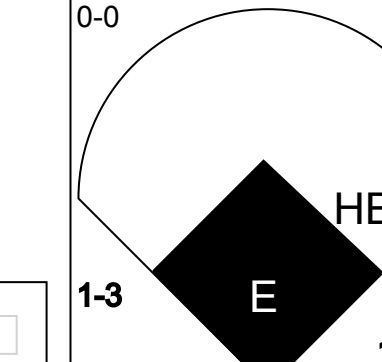
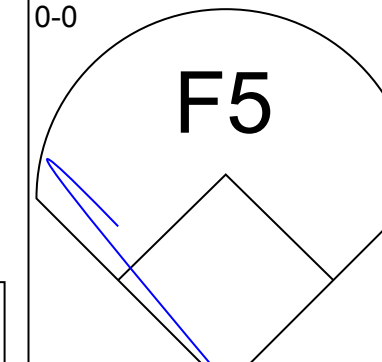
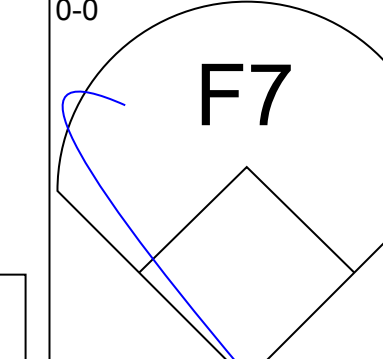
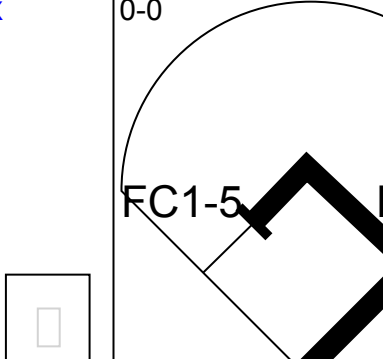
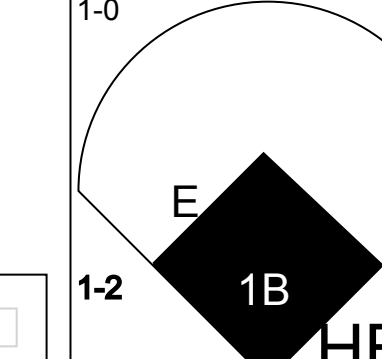


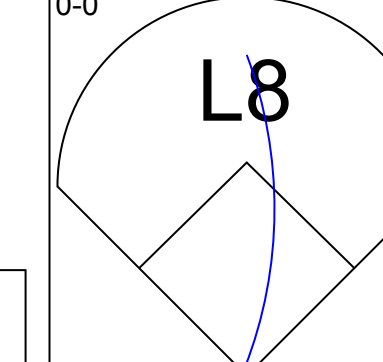
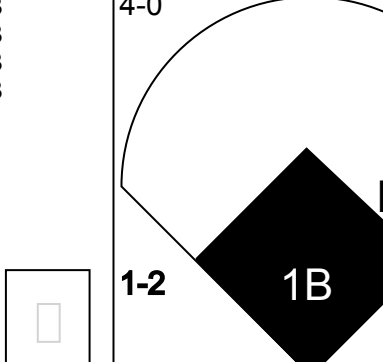
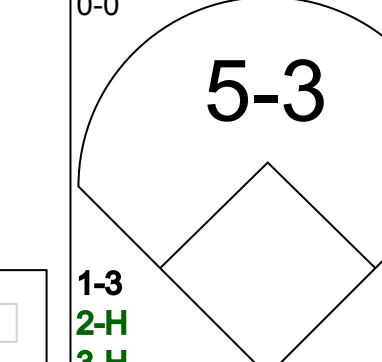
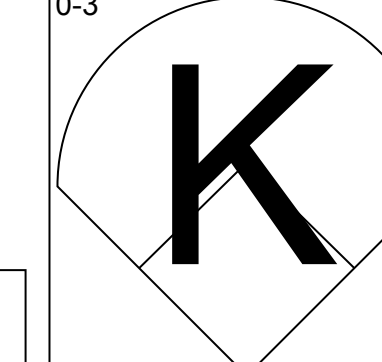
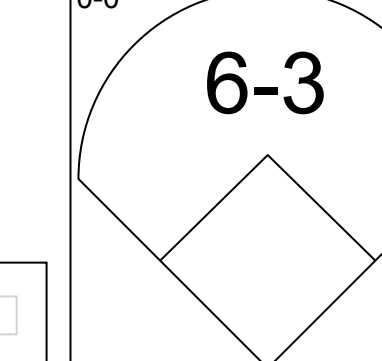
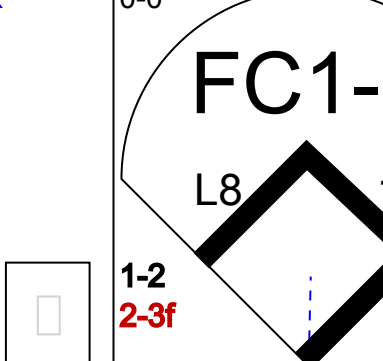
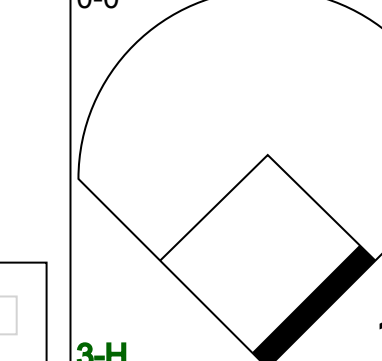
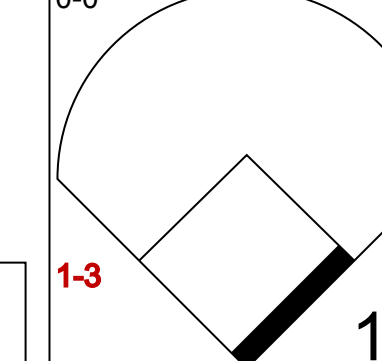
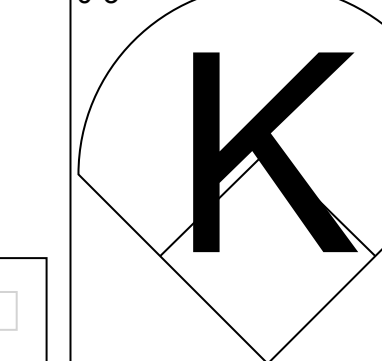
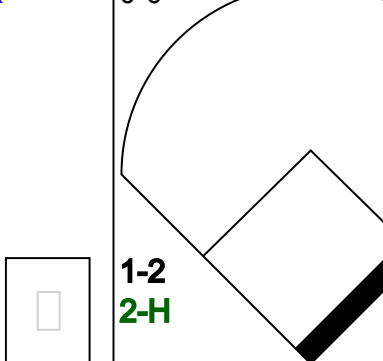
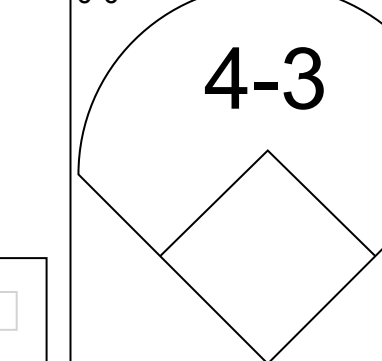
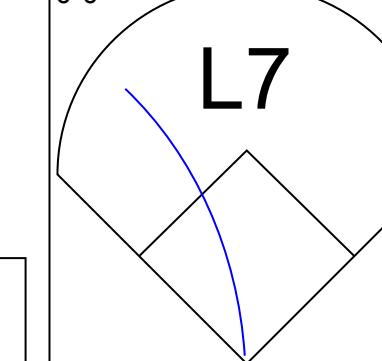
Batter	1	2	3	4	5	6	7	8	9	AB	R	H	RBI	BB	SO	LOB	BOTTOM								
Davey Nelson, R (1,4) OBP: 0.302, SLG: 0.304										2	1	0	0	1	0	0	<b>Minnesota Twins @ Texas Rangers</b> Arlington Stadium, Arlington, TX Tue Sep 03 1974, 8:05 PM EDT Att. 4,144 - Unknown - 67 F								
Cesar Tovar, R (1,7) OBP: 0.346, SLG: 0.357										4	0	1	0	0	0	3									
Jeff Burroughs, R (1,9) OBP: 0.387, SLG: 0.515										3	0	1	1	1	2	1									
Jim Fregosi, R (1,3) OBP: 0.332, SLG: 0.453										3	1	0	0	1	1	4									
Jim Spencer, L (8,3) OBP: 0.337, SLG: 0.428										0	0	0	0	0	0	0									
Lenny Randle, S (1,5) OBP: 0.335, SLG: 0.364										4	1	0	0	0	1	1									
Toby Harrah, R (1,6) OBP: 0.322, SLG: 0.435										3	2	2	1	1	0	0									
Leo Cardenas, R (1,10) OBP: 0.296, SLG: 0.316										1	0	1	0	0	0	0									
Mike Hargrove, L (4, PH) OBP: 0.406, SLG: 0.454										2	1	1	2	0	0	1									
Joe Lovitto, S (1,8) OBP: 0.267, SLG: 0.269										4	0	1	1	0	1	2									
Jim Sundberg, R (1,2) OBP: 0.373, SLG: 0.341										2	0	1	0	1	0	0									
<b>Inning Stats</b>	R: 0 E: 0 K: 1 S: 5	H: 1 LOB: 1 BB: 0 P: 5	R: 1 E: 0 K: 1 S: 7	H: 2 LOB: 1 BB: 0 P: 7	R: 1 E: 0 K: 1 S: 5	H: 1 LOB: 1 BB: 2 P: 13	R: 1 E: 1 K: 0 S: 4	H: 1 LOB: 0 BB: 0 P: 4	R: 0 E: 0 K: 0 S: 3	H: 0 LOB: 0 BB: 0 P: 3	R: 3 E: 1 K: 2 S: 9	H: 2 LOB: 1 BB: 1 P: 13	R: 0 E: 1 K: 0 S: 4	H: 1 LOB: 2 BB: 1 P: 8	R: 0 E: 0 K: 0 S: 3	H: 0 LOB: 1 BB: 1 P: 7	R: 0 E: 0 K: 0 S: 3	H: 0 LOB: 1 BB: 1 P: 7	1B: 4 2B: 4 3B: 0 HR: 1	SF: 1 SAC: 1 DP: 2 HBP: 0	WP: 0 PB: 0 SB: 0 CS: 2	PA: 35			
<b>PITCHER</b>	IP	WLS	BF	H	R	ER	SO	BB	IBB	HBP	BLK	WP	HR	S	P	ERA	WHIP								
Bill Butler, L (1,1) ERA: 4.77	3.0		15	5	3	2	3	2	0	0	0	0	1	19	27	6.00	2.333								
Ray Corbin, R (4,1) ERA: 4.69	5.0	L	20	3	3	0	2	2	1	0	0	0	0	21	33	0.00	1.000								



Batter	1	2	3	4	5	6	7	8	9	AB	R	H	RBI	BB	SO	LOB	TOP					
Steve Braun, L (1, 7) OBP: 0.371, SLG: 0.376	F8		F5		1B BB		1B			3	0	1	0	1	0	0	<b>Minnesota Twins @ Texas Rangers</b> Arlington Stadium, Arlington, TX Wed Sep 04 1974, 8:05 PM EDT Att: 5,969 - Unknown - 70 F					
Rod Carew, L (1, 4) OBP: 0.428, SLG: 0.446	2B		HBP 1B			F7	4-3			4	0	2	0	0	0	2						
Larry Hisle, R (1, 8) OBP: 0.360, SLG: 0.484	K		HBP 1B					K		3	0	1	0	0	2	1						
Tony Oliva, L (1, 10) OBP: 0.319, SLG: 0.433	F5		3-1			F7		K		4	0	0	0	0	1	5						
Bobby Darwin, R (1, 9) OBP: 0.337, SLG: 0.473		P4			G6-3 1B			K		4	0	1	0	0	2	0						
Pat Bourque, L (1, 3) OBP: 0.308, SLG: 0.304	F9				G6-3 1-2		F8		4-3	4	0	0	0	0	0	1						
Eric Soderholm, R (1, 5) OBP: 0.347, SLG: 0.405	E6				1B		F7			4	0	2	0	0	0	0						
Jerry Terrell, R (1, 6) OBP: 0.282, SLG: 0.320 Harmon Killebrew, R (9, PH) OBP: 0.321, SLG: 0.389	5-3				P4				P3	3	0	0	0	0	0	2						
Glenn Borgmann, R (1, 2) OBP: 0.335, SLG: 0.312			K			F7		K		4	0	0	0	0	2	1						
<b>Inning Stats</b>	R: 0 E: 0 K: 1 S: 6	H: 1 LOB: 1 BB: 0 P: 6	R: 0 E: 1 K: 0 S: 4	H: 0 LOB: 1 BB: 0 P: 4	R: 0 E: 0 K: 1 S: 6	H: 1 LOB: 2 BB: 0 P: 7	R: 0 E: 0 K: 0 S: 4	H: 2 LOB: 1 BB: 0 P: 4	R: 0 E: 0 K: 0 S: 4	H: 1 LOB: 2 BB: 1 P: 8	R: 0 E: 0 K: 1 S: 5	H: 0 LOB: 0 BB: 0 P: 5	R: 0 E: 0 K: 1 S: 6	H: 1 LOB: 1 BB: 0 P: 6	R: 0 E: 0 K: 3 S: 9	H: 0 LOB: 0 BB: 0 P: 9		R: 0 E: 0 K: 0 S: 4	H: 1 LOB: 1 BB: 0 P: 4	1B: 6 2B: 1 3B: 0 HR: 0	SF: 0 SAC: 0 DP: 1 HBP: 1	WP: 0 PB: 0 SB: 0 CS: 0
<b>PITCHER</b> Fergie Jenkins, R (1, 1) ERA: 3.03	IP: 9.0 WLS: W BF: 36 H: 7 R: 0 ER: 0 SO: 7 BB: 1 IBB: 0 HBP: 1 BLK: 0 WP: 0 HR: 0 S: 48 P: 53 ERA: 0.00 WHIP: 0.889																					

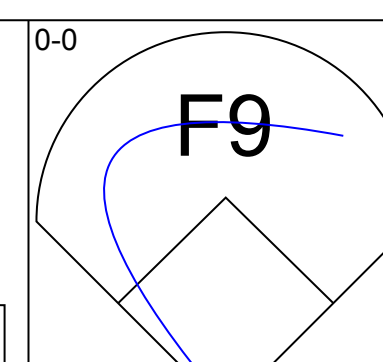
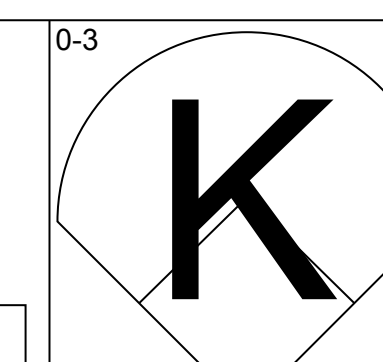
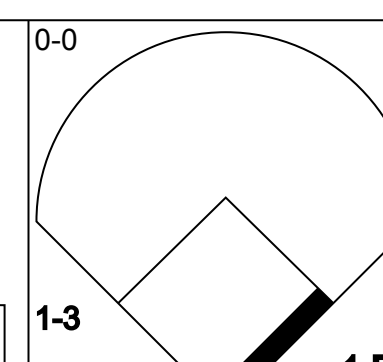
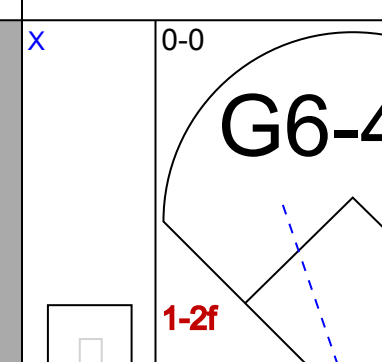
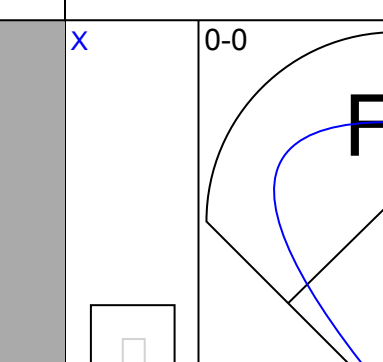
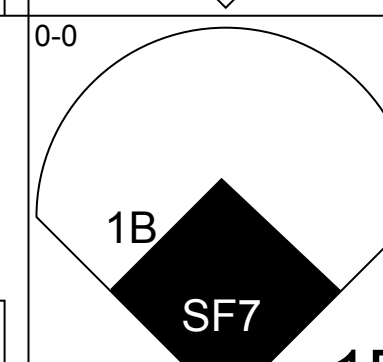
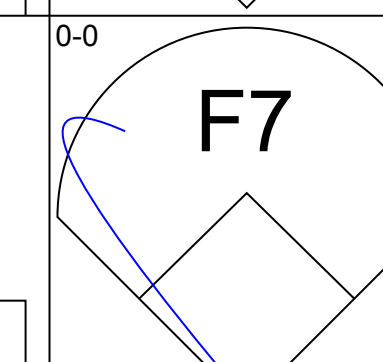
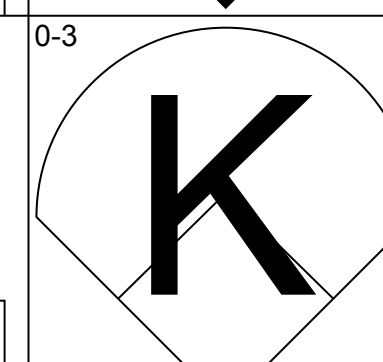
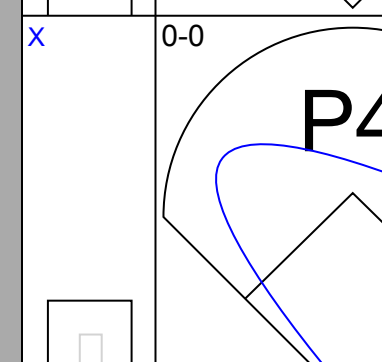
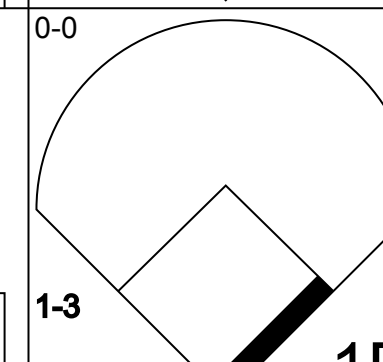
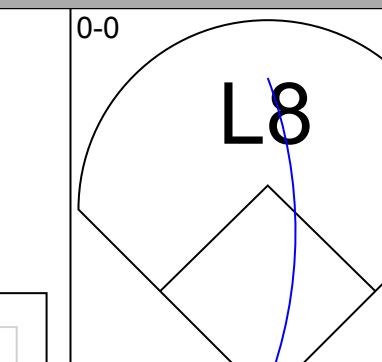
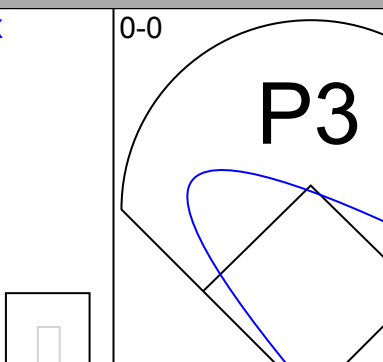
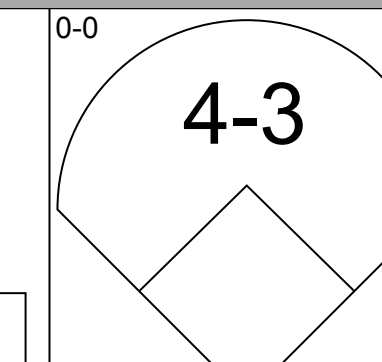
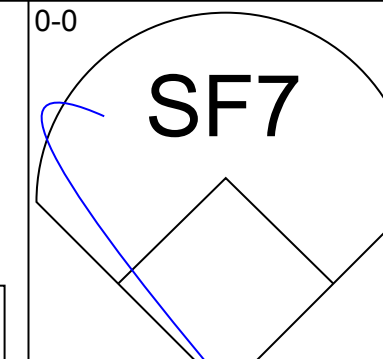
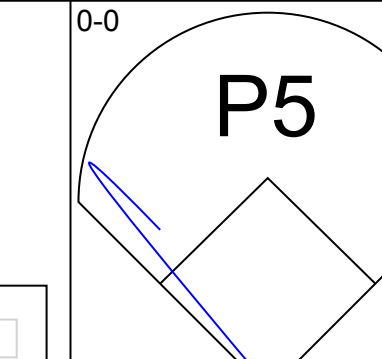
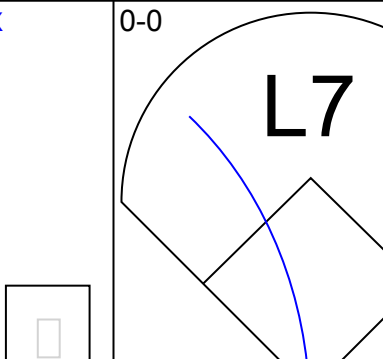
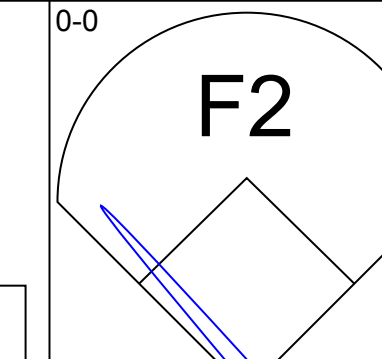
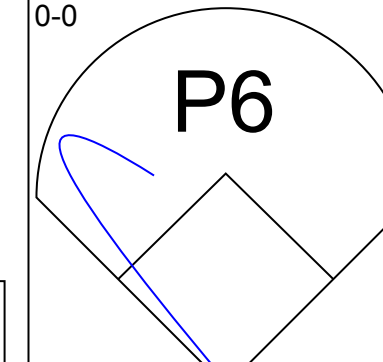
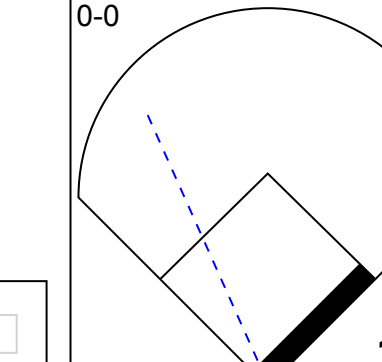
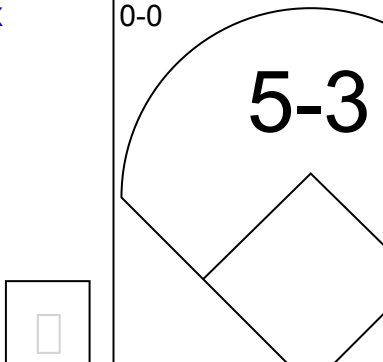
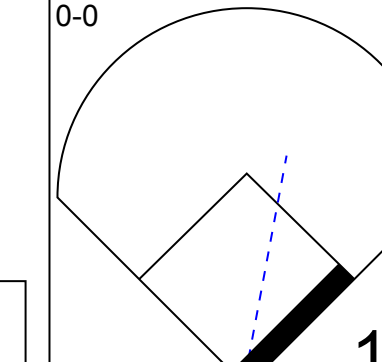
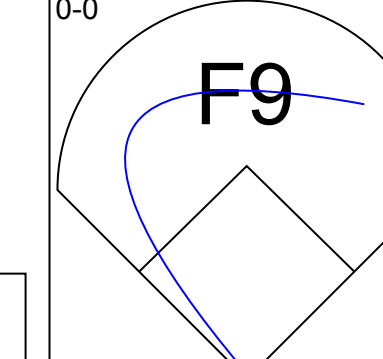
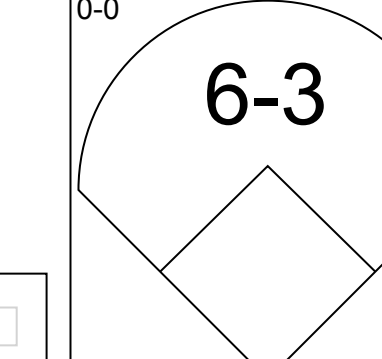
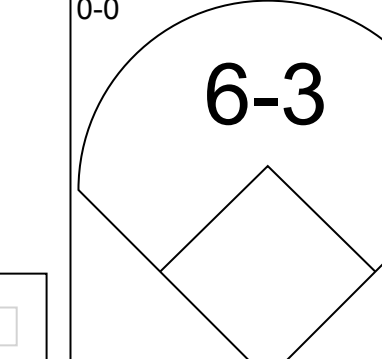
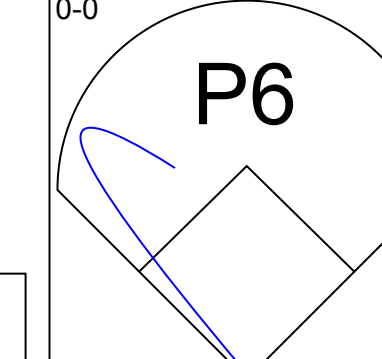
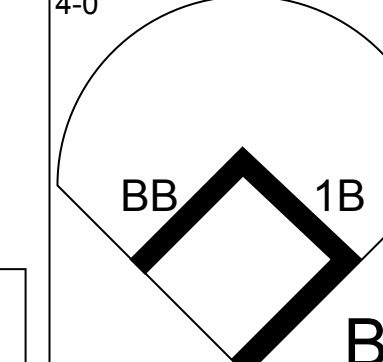
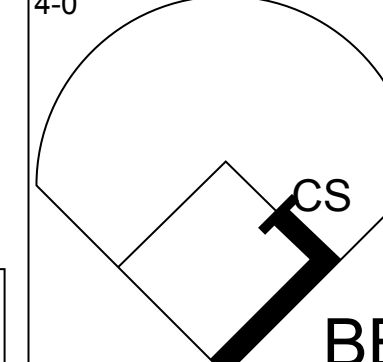
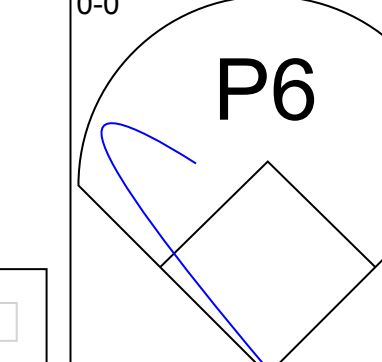
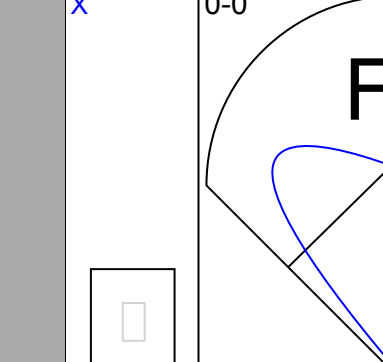
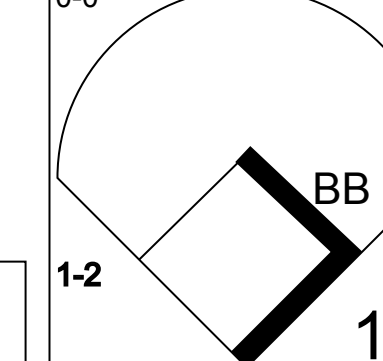
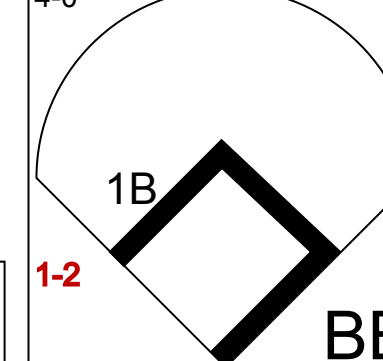
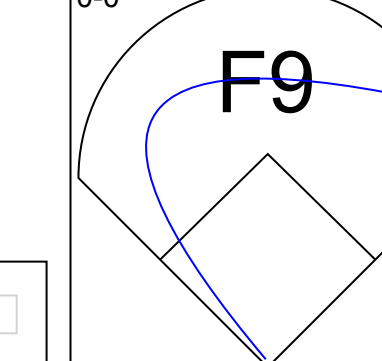
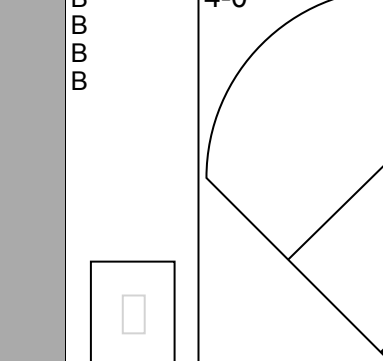
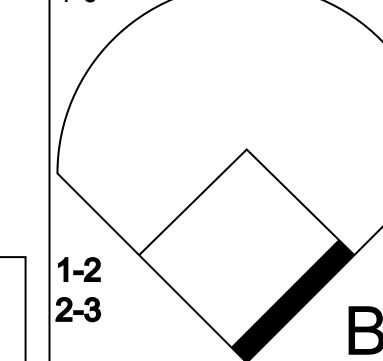
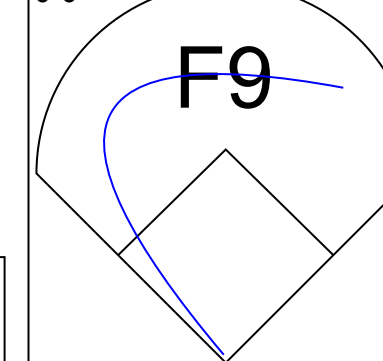
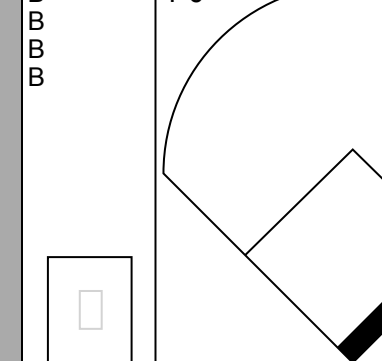
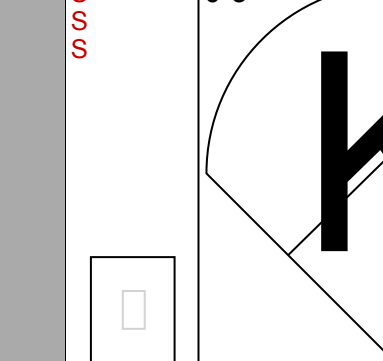
Batter	1	2	3	4	5	6	7	8	9	AB	R	H	RBI	BB	SO	LOB	BOTTOM			
Davey Nelson, R (1, 4) OBP: 0.300, SLG: 0.301	K		K			L6		4-3		4	0	0	0	0	2	1	<b>Minnesota Twins @ Texas Rangers</b> Arlington Stadium, Arlington, TX Wed Sep 04 1974, 8:05 PM EDT Att: 5,969 - Unknown - 70 F			
Cesar Tovar, R (1, 7) OBP: 0.347, SLG: 0.357	F7-4 BB 1B		1-3			P4		HBP BB		3	0	1	0	1	0	1				
Jeff Burroughs, R (1, 9) OBP: 0.390, SLG: 0.515	1-2 BB				K	BB 1B		1-2 HBP		2	1	1	0	1	1	0				
Mike Hargrove, L (1, 3) OBP: 0.304, SLG: 0.450	F7-4 2-3				4-3	1B BB		F7		3	0	0	0	1	0	4				
Jim Spencer, L (1, 10) OBP: 0.335, SLG: 0.425		F9			F8	1-2 2-H 1B		G3		4	0	1	1	0	0	2				
Lenny Randle, S (1, 5) OBP: 0.335, SLG: 0.363		CS BB				K		L7		2	0	0	0	1	1	2				
Toby Harrah, R (1, 6) OBP: 0.322, SLG: 0.435	1-3 1-2					6-3 1B		F7		3	0	1	0	0	0	1				
Joe Lovitto, S (1, 8) OBP: 0.266, SLG: 0.268 Jim Fregosi, R (4, 3) OBP: 0.333, SLG: 0.453			K			6-3 1-2 1B		G6-4-3 1B		1	0	0	0	0	1	0				
Jim Sundberg, R (1, 2) OBP: 0.373, SLG: 0.341						4-3		G6-4-3 1-2		3	0	1	0	0	0	2				
<b>Inning Stats</b>	R: 0 E: 0 K: 1 S: 5	H: 1 LOB: 1 BB: 1 P: 9	R: 0 E: 0 K: 0 S: 2	H: 0 LOB: 0 BB: 1 P: 6	R: 0 E: 0 K: 2 S: 8	H: 1 LOB: 1 BB: 0 P: 8	R: 0 E: 0 K: 1 S: 5	H: 0 LOB: 0 BB: 0 P: 5	R: 0 E: 0 K: 1 S: 6	H: 1 LOB: 1 BB: 0 P: 6	R: 1 E: 0 K: 0 S: 5	H: 2 LOB: 2 BB: 1 P: 9	R: 0 E: 0 K: 0 S: 3	H: 1 LOB: 0 BB: 0 P: 3	R: 0 E: 0 K: 0 S: 3	H: 0 LOB: 2 BB: 1 P: 8		1B: 6 2B: 1 3B: 0 HR: 0	SF: 0 SAC: 0 DP: 2 HBP: 1	WP: 0 PB: 0 SB: 0 CS: 1
<b>PITCHER</b> Dave Goltz, R (1, 1) ERA: 3.72 Tom Burgmeier, L (8, 1) ERA: 4.46	IP: 7.1 WLS: L BF: 30 H: 6 R: 1 ER: 1 SO: 5 BB: 4 IBB: 0 HBP: 1 BLK: 0 WP: 0 HR: 0 S: 35 P: 52 ERA: 1.23 WHIP: 1.364																			



Batter	1	2	3	4	5	6	7	8	9	AB	R	H	RBI	BB	SO	LOB	TOP					
Steve Braun, L OBP: 0.369, SLG: 0.373 (1, 7)										5	0	1	0	0	1	2	<b>Minnesota Twins @ Kansas City Royals</b> Royals Stadium, Kansas City, MO Thu Sep 05 1974, 8:05 PM EDT Att. 7,421 - Unknown - 64 F					
Rod Carew, L OBP: 0.426, SLG: 0.442 (1, 4)										5	0	0	0	0	1	3						
Larry Hisle, R OBP: 0.358, SLG: 0.481 (1, 8)										5	0	1	0	0	2	0						
Bobby Darwin, R OBP: 0.338, SLG: 0.473 (1, 9)										4	1	2	0	0	0	2						
Tony Oliva, L OBP: 0.321, SLG: 0.433 (1, 10)										4	1	2	0	0	0	3						
Eric Soderholm, R OBP: 0.350, SLG: 0.405 (1, 5)										2	1	1	0	0	0	1						
Craig Kusick, R OBP: 0.340, SLG: 0.402 (1, 3)										3	1	0	0	1	1	3						
Danny Thompson, R OBP: 0.311, SLG: 0.338 (1, 6)										4	0	2	1	0	0	2						
Glenn Borgmann, R OBP: 0.334, SLG: 0.311 (1, 2)										4	0	1	1	0	1	2						
<b>Inning Stats</b>	R: 0 E: 0 K: 1 S: 5	H: 0 LOB: 0 BB: 0 P: 5	R: 0 E: 0 K: 0 S: 4	H: 1 LOB: 1 BB: 0 P: 4	R: 0 E: 0 K: 1 S: 5	H: 0 LOB: 0 BB: 0 P: 5	R: 0 E: 0 K: 1 S: 6	H: 1 LOB: 1 BB: 0 P: 6	R: 1 E: 0 K: 0 S: 5	H: 2 LOB: 2 BB: 1 P: 9	R: 3 E: 1 K: 1 S: 8	H: 3 LOB: 1 BB: 0 P: 9	R: 0 E: 0 K: 1 S: 7	H: 2 LOB: 2 BB: 0 P: 7	R: 0 E: 0 K: 1 S: 5	H: 1 LOB: 1 BB: 0 P: 6	R: 0 E: 0 K: 0 S: 3	H: 0 LOB: 0 BB: 0 P: 3	1B: 10 2B: 0 3B: 0 HR: 0	SF: 0 SAC: 0 DP: 0 HBP: 2	WP: 0 PB: 0 SB: 0 CS: 0	PA: 39
<b>PITCHER</b> Steve Busby, R ERA: 3.46 (1, 1)	IP: 9.0 WLS: L BF: 39 H: 10 R: 4 ER: 3 SO: 6 BB: 1 IBB: 0 HBP: 2 BLK: 0 WP: 0 HR: 0 S: 48 P: 54 ERA: 3.00 WHIP: 1.222															<b>PITCHER</b>						

AB	36
R	4
H	10
RBI	2
BB	1
SO	6
LOB	18



Batter	1	2	3	4	5	6	7	8	9	AB	R	H	RBI	BB	SO	LOB	BOTTOM			
Frank White, R OBP: 0.246, SLG: 0.319 (1, 5)										5	0	1	0	0	1	5	<b>Minnesota Twins @ Kansas City Royals</b> Royals Stadium, Kansas City, MO Thu Sep 05 1974, 8:05 PM EDT Att. 7,421 - Unknown - 64 F			
Amos Otis, R OBP: 0.354, SLG: 0.459 (1, 8)										4	1	1	0	0	1	5				
John Mayberry, L OBP: 0.374, SLG: 0.462 (1, 3)										4	0	1	0	0	0	0				
Hal McRae, R OBP: 0.376, SLG: 0.494 (1, 10)										3	0	0	1	0	0	0				
Jim Wohlford, R OBP: 0.340, SLG: 0.365 (1, 7)										4	0	2	0	0	0	1				
Cookie Rojas, R OBP: 0.312, SLG: 0.347 (1, 4)										4	0	0	0	0	0	2				
Fran Healy, R OBP: 0.354, SLG: 0.396 (1, 2)										2	0	0	0	2	0	0				
Al Cowens, R OBP: 0.280, SLG: 0.276 (1, 9)										2	0	1	0	2	0	0				
Freddie Patek, R OBP: 0.328, SLG: 0.303 (1, 6)										2	0	0	0	2	1	2				
<b>Inning Stats</b>	R: 1 E: 0 K: 0 S: 5	H: 2 LOB: 1 BB: 0 P: 5	R: 0 E: 0 K: 1 S: 6	H: 1 LOB: 3 BB: 2 P: 14	R: 0 E: 0 K: 0 S: 4	H: 1 LOB: 1 BB: 0 P: 4	R: 0 E: 0 K: 1 S: 5	H: 1 LOB: 2 BB: 0 P: 13	R: 0 E: 0 K: 0 S: 3	H: 0 LOB: 0 BB: 0 P: 3	R: 0 E: 0 K: 0 S: 2	H: 0 LOB: 0 BB: 1 P: 6	R: 0 E: 0 K: 0 S: 4	H: 1 LOB: 1 BB: 0 P: 4	R: 0 E: 0 K: 1 S: 5	H: 0 LOB: 1 BB: 1 P: 9	1B: 6 2B: 0 3B: 0 HR: 0	SF: 1 SAC: 0 DP: 1 HBP: 0	WP: 0 PB: 0 SB: 0 CS: 1	PA: 37
<b>PITCHER</b> Vic Albury, L ERA: 4.74 (1, 1)	IP: 9.0 WLS: W BF: 37 H: 6 R: 1 ER: 1 SO: 3 BB: 6 IBB: 0 HBP: 0 BLK: 0 WP: 0 HR: 0 S: 37 P: 61 ERA: 1.00 WHIP: 1.333															<b>PITCHER</b>				

AB	30
R	1
H	6
RBI	1
BB	6
SO	3
LOB	15





Batter	1	2	3	4	5	6	7	8	9	AB	R	H	RBI	BB	SO	LOB	TOP			
Steve Braun, L OBP: 0.369, SLG: 0.372 (1, 7)										4	0	1	0	1	0	3	<b>Minnesota Twins @ Kansas City Royals</b> Royals Stadium, Kansas City, MO Sat Sep 07 1974, 8:05 PM EDT Att: 14,131 - Unknown - 77 F <a href="http://livebaseballscorecards.com">livebaseballscorecards.com</a>			
Rod Carew, L OBP: 0.425, SLG: 0.446 (1, 4)										5	0	2	0	0	1	3				
Larry Hisle, R OBP: 0.357, SLG: 0.477 (1, 8)										5	0	1	0	0	1	2				
Bobby Darwin, R OBP: 0.335, SLG: 0.468 (1, 9)										5	0	0	0	0	2	5				
Tony Oliva, L OBP: 0.326, SLG: 0.435 (1, 10)										3	0	2	0	2	0	0				
Eric Soderholm, R OBP: 0.352, SLG: 0.405 (1, 5)										3	0	1	0	1	0	5				
Craig Kusick, R OBP: 0.337, SLG: 0.398 (1, 3)										2	0	0	0	0	1	2				
Pat Bourque, L OBP: 0.311, SLG: 0.308 (5, PH)										2	0	1	0	0	0	3				
Jerry Terrell, R OBP: 0.282, SLG: 0.320 (8, PR)										0	0	0	0	0	0	0				
Phil Roof, R OBP: 0.280, SLG: 0.267 (8, 2)										0	0	0	0	0	0	0				
Danny Thompson, R OBP: 0.312, SLG: 0.335 (1, 6)										2	0	0	0	1	0	0				
Glenn Borgmann, R OBP: 0.331, SLG: 0.308 (1, 2)										3	0	0	0	0	1	3				
Harmon Killebrew, R OBP: 0.320, SLG: 0.368 (8, PH)										1	0	0	0	0	1	2				
<b>Inning Stats</b>	R: 0 E: 0 K: 2 S: 10	H: 3 LOB: 3 BB: 0 P: 10	R: 0 E: 0 K: 0 S: 3	H: 0 LOB: 0 BB: 0 P: 3	R: 0 E: 0 K: 0 S: 4	H: 1 LOB: 1 BB: 0 P: 4	R: 0 E: 0 K: 2 S: 9	H: 2 LOB: 3 BB: 1 P: 13	R: 0 E: 0 K: 1 S: 6	H: 0 LOB: 3 BB: 2 P: 14	R: 0 E: 0 K: 0 S: 3	H: 0 LOB: 2 BB: 1 P: 8	R: 0 E: 0 K: 1 S: 4	H: 1 LOB: 2 BB: 1 P: 10	R: 0 E: 0 K: 1 S: 5	H: 0 LOB: 0 BB: 0 P: 5	1B: 6 2B: 2 3B: 0 HR: 0	SF: 0 SAC: 1 DP: 0 HBP: 0	WP: 1 PB: 0 SB: 0 CS: 0	PA: 41
<b>PITCHER</b> A Fitzmorris, R ERA: 2.9 (1, 1)	IP: 9.0 WLS: W BF: 41 H: 8 R: 0 ER: 0 SO: 7 BB: 3 IBB: 2 HBP: 0 BLK: 0 WP: 1 HR: 0 S: 50 P: 70 ERA: 0.00 WHIP: 1.222																			

Batter	1	2	3	4	5	6	7	8	9	AB	R	H	RBI	BB	SO	LOB	BOTTOM			
Vada Pinson, L OBP: 0.298, SLG: 0.372 (1, 9)										2	1	0	0	1	0	2	<b>Minnesota Twins @ Kansas City Royals</b> Royals Stadium, Kansas City, MO Sat Sep 07 1974, 8:05 PM EDT Att: 14,131 - Unknown - 77 F <a href="http://livebaseballscorecards.com">livebaseballscorecards.com</a>			
Cookie Rojas, R OBP: 0.310, SLG: 0.345 (1, 4)										3	0	0	0	0	0	2				
John Mayberry, L OBP: 0.372, SLG: 0.459 (1, 3)										3	0	0	1	0	1	0				
Hal McRae, R OBP: 0.374, SLG: 0.491 (1, 10)										3	0	0	0	0	1	0				
Jim Wohlford, R OBP: 0.338, SLG: 0.363 (1, 7)										3	0	0	0	0	0	0				
George Brett, L OBP: 0.313, SLG: 0.364 (1, 5)										3	0	1	0	0	0	0				
Fran Healy, R OBP: 0.351, SLG: 0.393 (1, 2)										3	0	0	0	0	2	1				
Al Cowens, R OBP: 0.281, SLG: 0.273 (1, 8)										2	0	0	0	1	1	1				
Freddie Patek, R OBP: 0.328, SLG: 0.303 (1, 6)										3	0	1	0	0	0	1				
<b>Inning Stats</b>	R: 1 E: 0 K: 1 S: 5	H: 0 LOB: 0 BB: 1 P: 9	R: 0 E: 0 K: 1 S: 5	H: 0 LOB: 0 BB: 0 P: 5	R: 0 E: 0 K: 0 S: 3	H: 1 LOB: 1 BB: 1 P: 7	R: 0 E: 0 K: 1 S: 5	H: 0 LOB: 0 BB: 0 P: 5	R: 0 E: 0 K: 1 S: 4	H: 1 LOB: 1 BB: 0 P: 4	R: 0 E: 0 K: 0 S: 3	H: 0 LOB: 0 BB: 0 P: 3	R: 0 E: 0 K: 0 S: 3	H: 0 LOB: 0 BB: 0 P: 3	R: 0 E: 0 K: 2 S: 7	H: 0 LOB: 0 BB: 0 P: 7		1B: 2 2B: 0 3B: 0 HR: 0	SF: 0 SAC: 0 DP: 1 HBP: 0	WP: 0 PB: 0 SB: 1 CS: 0
<b>PITCHER</b> Joe Decker, R ERA: 3.27 (1, 1)	IP: 8.0 WLS: L BF: 27 H: 2 R: 1 ER: 1 SO: 5 BB: 2 IBB: 0 HBP: 0 BLK: 0 WP: 0 HR: 0 S: 35 P: 43 ERA: 1.12 WHIP: 0.500																			



Batter	1	2	3	4	5	6	7	8	9	AB	R	H	RBI	BB	SO	LOB	TOP			
Steve Braun, L (1, 7) OBP: 0.367, SLG: 0.368	L4		1-3 BB	4-3		F9		P6		4	0	0	0	1	0	3	<b>Minnesota Twins @ Kansas City Royals</b> Royals Stadium, Kansas City, MO Sun Sep 08 1974, 4:33 AM EDT Att: 11,847 - Unknown - 80 F			
Rod Carew, L (1, 4) OBP: 0.423, SLG: 0.445	1B WP 2B		K		G1	L7		6-3		5	1	1	0	0	1	1				
Larry Hisle, R (1, 8) OBP: 0.355, SLG: 0.474 Steve Brye, R (8, 8) OBP: 0.317, SLG: 0.362	2-3 WP 1B		1-3 1-2		F8	G3		L8		5	0	1	0	0	0	1				
Bobby Darwin, R (1, 9) OBP: 0.334, SLG: 0.472	E5		K		F7		5-3			5	1	1	1	0	1	2				
Tony Oliva, L (1, 10) OBP: 0.327, SLG: 0.434	F8			1B WP 1B		BB 1B BB 1B		K		5	1	2	0	0	1	2				
Eric Soderholm, R (1, 5) OBP: 0.350, SLG: 0.403 Jerry Terrell, R (4, 5) OBP: 0.288, SLG: 0.325	F2		K		BB 1B HR 1B	BB BB 1B BB 1B		3-1		2	0	0	0	0	1	3				
Pat Bourque, L (1, 3) OBP: 0.321, SLG: 0.308		4-3		1-3 BB 1B		1-2 2-3 HR BB		1-2 BB		3	1	1	0	2	0	0				
Danny Thompson, R (1, 6) OBP: 0.319, SLG: 0.336		F8		1-2 BB		1-2 HR BB		1-3 2-H BB 1B		2	1	1	2	2	0	0				
Phil Roof, R (1, 2) OBP: 0.279, SLG: 0.304		6-3		P6		1-1 2-H 3-H HR		4-3		4	1	1	4	0	0	5				
<b>Inning Stats</b>	R: 1 E: 1 K: 0 S: 6	H: 2 LOB: 2 BB: 0 P: 6	R: 0 E: 0 K: 0 S: 3	H: 0 LOB: 0 BB: 0 P: 3	R: 0 E: 0 K: 2 S: 7	H: 0 LOB: 1 BB: 1 P: 11	R: 0 E: 0 K: 1 S: 7	H: 2 LOB: 3 BB: 1 P: 11	R: 0 E: 0 K: 0 S: 3	H: 0 LOB: 0 BB: 0 P: 3	R: 5 E: 0 K: 0 S: 6	H: 3 LOB: 0 BB: 2 P: 14	R: 1 E: 0 K: 1 S: 7	H: 2 LOB: 2 BB: 1 P: 11	R: 0 E: 0 K: 0 S: 3	H: 0 LOB: 0 BB: 0 P: 3		1B: 7 2B: 1 3B: 0 HR: 2	SF: 0 SAC: 0 DP: 0 HBP: 0	WP: 2 PB: 2 SB: 0 CS: 0
<b>PITCHER</b>	IP WLS BF H R ER SO BB IBB HBP BLK WP HR S P ERA WHIP	IP WLS BF H R ER SO BB IBB HBP BLK WP HR S P ERA WHIP																		
Bruce Dal Canton, R (1, 1) ERA: 3.11	5.0	L	26	6	5	5	3	4	0	0	0	0	2	0	28	44	9.00	2.000		
Steve Mingo, L (6, 1) ERA: 3.15	2.0		10	3	2	2	1	1	0	0	0	0	0	1	11	15	9.00	2.000		
Lindy McDaniel, R (8, 1) ERA: 3.32	2.0		7	1	1	1	0	0	0	0	0	0	0	1	7	7	4.50	0.500		

Batter	1	2	3	4	5	6	7	8	9	AB	R	H	RBI	BB	SO	LOB	BOTTOM					
Al Cowens, R (1, 9) OBP: 0.289, SLG: 0.278	1B 6-3 1B		K		2-H 1B		K		FC3-6 BB	4	1	2	1	1	2	2	<b>Minnesota Twins @ Kansas City Royals</b> Royals Stadium, Kansas City, MO Sun Sep 08 1974, 4:33 AM EDT Att: 11,847 - Unknown - 80 F					
Vada Pinson, L (1, 10) OBP: 0.302, SLG: 0.376	S 6-3 1B		S 1B		K		1-2 1B		FC3-6 1B 1-2	5	1	3	1	0	1	2						
Amos Otis, R (1, 8) OBP: 0.354, SLG: 0.457	6-3		BB		P3		F8		1-2 3-H 1B	4	0	1	1	1	0	4						
John Mayberry, L (1, 3) OBP: 0.370, SLG: 0.455	K		3-1			G6-4-3 1B	3-1		1-2 1B	5	0	1	0	0	1	7						
George Brett, L (1, 5) OBP: 0.314, SLG: 0.364	CS 1B				F9			P6	K	5	0	2	1	0	1	2						
Jim Whiford, R (1, 7) OBP: 0.339, SLG: 0.363	CS	K		CS BB		G6-4-3 1B	1-2 1B	1B	1B	3	0	1	0	1	1	2						
Frank White, R (1, 4) OBP: 0.328, SLG: 0.312 Orlando Cepeda, R (8, PH) OBP: 0.296, SLG: 0.306 Kurt Bevacqua, R (8, PR) OBP: 0.248, SLG: 0.192		P6		F7		5-3		1-3 1B		3	0	0	0	0	0	2						
Freddie Patek, R (1, 6) OBP: 0.328, SLG: 0.302 Hal McRae, R (8, PH) OBP: 0.373, SLG: 0.490 Cookie Rojas, R (9, 4) OBP: 0.310, SLG: 0.345		F7			K			1B 1B BB	P4	1	0	0	0	0	0	2						
Buck Martinez, R (1, 2) OBP: 0.308, SLG: 0.224 Tony Solaita, L (7, PH) OBP: 0.388, SLG: 0.400 Fran Healy, R (8, 2) OBP: 0.351, SLG: 0.392			1-6-3			1B 2B		1-3 1B	K	2	1	1	0	0	0	0						
<b>Inning Stats</b>	R: 2 E: 0 K: 1 S: 7	H: 3 LOB: 0 BB: 0 P: 7	R: 0 E: 0 K: 1 S: 5	H: 0 LOB: 0 BB: 0 P: 5	R: 0 E: 0 K: 1 S: 6	H: 1 LOB: 2 BB: 1 P: 10	R: 0 E: 0 K: 0 S: 2	H: 0 LOB: 0 BB: 1 P: 6	R: 1 E: 0 K: 2 S: 9	H: 2 LOB: 1 BB: 0 P: 9	R: 0 E: 0 K: 0 S: 4	H: 2 LOB: 1 BB: 0 P: 4	R: 1 E: 0 K: 1 S: 7	H: 2 LOB: 2 BB: 1 P: 11	R: 0 E: 0 K: 1 S: 7	H: 2 LOB: 2 BB: 0 P: 7		R: 0 E: 0 K: 1 S: 6	H: 1 LOB: 2 BB: 1 P: 10	1B: 12 2B: 1 3B: 0 HR: 0	SF: 0 SAC: 0 DP: 1 HBP: 0	WP: 0 PB: 0 SB: 0 CS: 2
<b>PITCHER</b>	IP WLS BF H R ER SO BB IBB HBP BLK WP HR S P ERA WHIP	IP WLS BF H R ER SO BB IBB HBP BLK WP HR S P ERA WHIP																				
Bert Blyleven, R (1, 1) ERA: 2.88	6.0	W	27	9	4	4	4	3	0	0	0	0	0	0	19	23	0.00	1.667				
Bill Campbell, R (7, 1) ERA: 2.54	3.0	S	14	4	0	0	3	1	0	0	0	0	0	0	0	0	0.00	1.667				

AB	38
R	8
H	10
RBI	7
BB	5
SO	4
LOB	17





Batter	1	2	3	4	5	6	7	8	9	AB	R	H	RBI	BB	SO	LOB	TOP			
Pat Kelly, L OBP: 0.344, SLG: 0.354 (1, 9)										4	0	1	0	0	0	1				
Bucky Dent, R OBP: 0.312, SLG: 0.334 (1, 6)										3	1	1	0	0	0	0				
Jorge Orta, L OBP: 0.374, SLG: 0.457 (1, 4)										3	0	1	0	0	1	1				
Carlos May, L OBP: 0.318, SLG: 0.353 (1, 10)										4	0	0	0	0	1	2				
Ken Henderson, S OBP: 0.348, SLG: 0.446 (1, 8)										3	0	1	1	0	1	0				
Tony Muser, L OBP: 0.308, SLG: 0.336 (1, 3)										3	0	0	0	0	1	1				
Bill Sharp, L OBP: 0.311, SLG: 0.356 (1, 7)										3	0	0	0	0	0	0				
Brian Downing, R OBP: 0.350, SLG: 0.398 (1, 2)										3	0	0	0	0	0	0				
Lee Richard, R OBP: 0.234, SLG: 0.205 (1, 5)										3	0	1	0	0	0	0				
<b>Inning Stats</b>	R: 0 E: 0 K: 0 S: 4	H: 1 LOB: 1 BB: 0 P: 4	R: 0 E: 0 K: 0 S: 3	H: 0 LOB: 0 BB: 0 P: 3	R: 0 E: 0 K: 0 S: 3	H: 0 LOB: 0 BB: 0 P: 3	R: 1 E: 0 K: 2 S: 9	H: 2 LOB: 1 BB: 0 P: 9	R: 0 E: 0 K: 0 S: 3	H: 0 LOB: 0 BB: 0 P: 3	R: 0 E: 0 K: 1 S: 5	H: 0 LOB: 0 BB: 0 P: 5	R: 0 E: 0 K: 0 S: 4	H: 1 LOB: 1 BB: 0 P: 4	R: 0 E: 0 K: 1 S: 5	H: 0 LOB: 0 BB: 0 P: 5	1B: 4 2B: 1 3B: 0 HR: 0	SF: 0 SAC: 0 DP: 0 HBP: 0	WP: 0 PB: 0 SB: 0 CS: 1	PA: 32
<b>PITCHER</b> Dave Goltz, R ERA: 3.55 (1, 1)	IP: 9.0 WLS: W BF: 31 H: 5 R: 1 ER: 1 SO: 4 BB: 0 IBB: 0 HBP: 0 BLK: 0 WP: 0 HR: 0 S: 39 P: 39 ERA: 1.00 WHIP: 0.556															<b>PITCHER</b> IP: 9.0 WLS: W BF: 31 H: 5 R: 1 ER: 1 SO: 4 BB: 0 IBB: 0 HBP: 0 BLK: 0 WP: 0 HR: 0 S: 39 P: 39 ERA: 1.00 WHIP: 0.556				

Chicago White Sox @ Minnesota Twins  
 Metropolitan Stadium, Bloomington, MI  
 Mon Sep 09 1974, 8:05 PM EDT  
 Att: 3,065 - Unknown - 56 F

livebaseballscorecards.com

AB 29  
 R 1  
 H 5  
 RBI 1  
 BB 0  
 SO 4  
 LOB 5

Batter	1	2	3	4	5	6	7	8	9	AB	R	H	RBI	BB	SO	LOB	BOTTOM			
Steve Braun, L OBP: 0.366, SLG: 0.375 (1, 7)										4	1	1	1	0	2	0				
Rod Carew, L OBP: 0.422, SLG: 0.444 (1, 4)										4	0	1	0	0	1	1				
Larry Hise, R OBP: 0.353, SLG: 0.471 (1, 8) (9, 9)										3	0	0	0	0	1	1				
Bobby Darwin, R OBP: 0.332, SLG: 0.469 (9, 3) Craig Kusick, R OBP: 0.337, SLG: 0.398 (9, 3)										3	0	0	0	0	1	1				
Tony Oliva, L OBP: 0.325, SLG: 0.431 (1, 10)										3	0	0	0	0	0	0				
Jerry Terrell, R OBP: 0.288, SLG: 0.322 (1, 5)										2	0	0	0	1	1	0				
Pat Bourque, L OBP: 0.273, SLG: 0.296 (1, 3) Steve Brye, R OBP: 0.317, SLG: 0.362 (6, PR) (9, 8)										3	0	2	0	0	0	1				
Danny Thompson, R OBP: 0.315, SLG: 0.332 (1, 6)										3	0	0	0	0	0	2				
Phil Roof, R OBP: 0.273, SLG: 0.296 (1, 2) Harmon Killebrew, R OBP: 0.322, SLG: 0.380 (8, PH) Glenn Borgmann, R OBP: 0.331, SLG: 0.398 (9, 2)										2	0	0	0	0	1	0				
<b>Inning Stats</b>	R: 0 E: 0 K: 2 S: 8	H: 1 LOB: 1 BB: 0 P: 8	R: 0 E: 0 K: 0 S: 2	H: 0 LOB: 0 BB: 1 P: 6	R: 0 E: 0 K: 1 S: 5	H: 0 LOB: 0 BB: 0 P: 5	R: 0 E: 0 K: 1 S: 5	H: 0 LOB: 0 BB: 0 P: 5	R: 0 E: 0 K: 0 S: 4	H: 1 LOB: 1 BB: 0 P: 4	R: 0 E: 0 K: 2 S: 7	H: 0 LOB: 0 BB: 0 P: 7	R: 0 E: 0 K: 0 S: 3	H: 0 LOB: 0 BB: 0 P: 3	R: 3 E: 0 K: 1 S: 8	H: 3 LOB: 1 BB: 0 P: 8	1B: 2 2B: 1 3B: 0 HR: 2	SF: 0 SAC: 0 DP: 1 HBP: 0	WP: 0 PB: 0 SB: 1 CS: 0	PA: 29
<b>PITCHER</b> Bart Johnson, R ERA: 3.21 (1, 1)	IP: 8.0 WLS: L BF: 29 H: 5 R: 3 ER: 3 SO: 7 BB: 1 IBB: 0 HBP: 0 BLK: 0 WP: 0 HR: 2 S: 42 P: 46 ERA: 3.38 WHIP: 0.750															<b>PITCHER</b> IP: 8.0 WLS: L BF: 29 H: 5 R: 3 ER: 3 SO: 7 BB: 1 IBB: 0 HBP: 0 BLK: 0 WP: 0 HR: 2 S: 42 P: 46 ERA: 3.38 WHIP: 0.750				

Chicago White Sox @ Minnesota Twins  
 Metropolitan Stadium, Bloomington, MI  
 Mon Sep 09 1974, 8:05 PM EDT  
 Att: 3,065 - Unknown - 56 F

livebaseballscorecards.com

AB 28  
 R 3  
 H 5  
 RBI 3  
 BB 1  
 SO 7  
 LOB 6











Batter	1	2	3	4	5	6	7	8	9	AB	R	H	RBI	BB	SO	LOB	TOP					
Bill North, S OBP: 0.349, SLG: 0.340 (1, 8)										4	2	3	0	0	0	0	<b>Oakland Athletics @ Minnesota Twins</b> Metropolitan Stadium, Bloomington, MI Thu Sep 12 1974, 8:05 PM EDT Att. 4,743 - Unknown - 47 F					
Bert Campaneris, R OBP: 0.359, SLG: 0.381 (1, 6)										4	0	2	0	0	0	2						
Sal Bando, R OBP: 0.361, SLG: 0.450 (1, 5)										2	0	1	2	1	1	1						
Reggie Jackson, L OBP: 0.394, SLG: 0.524 (1, 9)										4	0	0	0	0	1	4						
Joe Rudi, R OBP: 0.337, SLG: 0.481 (1, 7)										3	0	0	0	0	2	2						
Gene Tenace, R OBP: 0.371, SLG: 0.421 (1, 3)										4	0	0	0	0	2	1						
Claudell Washington, L OBP: 0.329, SLG: 0.394 (1, 10)										4	0	0	0	0	2	1						
Ray Fosse, R OBP: 0.249, SLG: 0.347 (1, 2)										4	0	0	0	0	2	1						
Ted Kubiak, S OBP: 0.275, SLG: 0.232 (1, 4)										3	0	0	0	0	0	0						
<b>Inning Stats</b>	R: 1 E: 1 K: 0 S: 5	H: 2 LOB: 1 BB: 0 P: 5	R: 0 E: 0 K: 1 S: 5	H: 0 LOB: 0 BB: 0 P: 5	R: 0 E: 0 K: 0 S: 4	H: 1 LOB: 2 BB: 1 P: 8	R: 0 E: 0 K: 1 S: 5	H: 0 LOB: 1 BB: 0 P: 6	R: 0 E: 1 K: 1 S: 6	H: 2 LOB: 1 BB: 0 P: 6	R: 0 E: 0 K: 3 S: 9	H: 0 LOB: 0 BB: 0 P: 9	R: 0 E: 0 K: 2 S: 7	H: 0 LOB: 0 BB: 0 P: 7	R: 0 E: 1 K: 1 S: 7	H: 1 LOB: 1 BB: 0 P: 7	R: 0 E: 0 K: 1 S: 5	H: 0 LOB: 0 BB: 0 P: 5	1B: 6 2B: 0 3B: 0 HR: 0	SF: 1 SAC: 0 DP: 0 HBP: 1	WP: 1 PB: 0 SB: 1 CS: 1	PA: 35
<b>PITCHER</b> Bert Blyleven, R ERA: 2.82 (1, 1)	IP: 9.0 WLS: L BF: 35	H: 6 R: 2 ER: 1 SO: 10	BB: 1 IBB: 0 HBP: 1 BLK: 0	WP: 1 HR: 0 S: 53 P: 58	ERA: 1.00 WHIP: 0.778	<b>PITCHER</b>										IP: 9.0 WLS: L BF: 35	H: 6 R: 2 ER: 1 SO: 10	BB: 1 IBB: 0 HBP: 1 BLK: 0	WP: 1 HR: 0 S: 53 P: 58	ERA: 1.00 WHIP: 0.778		

AB	32
R	2
H	6
RBI	2
BB	1
SO	10
LOB	12



Batter	1	2	3	4	5	6	7	8	9	AB	R	H	RBI	BB	SO	LOB	BOTTOM					
Steve Bnye, R OBP: 0.316, SLG: 0.362 (1, 8)										4	0	0	0	0	1	0	<b>Oakland Athletics @ Minnesota Twins</b> Metropolitan Stadium, Bloomington, MI Thu Sep 12 1974, 8:05 PM EDT Att. 4,743 - Unknown - 47 F					
Larry Hisle, R OBP: 0.354, SLG: 0.470 (1, 7)										3	1	1	0	1	1	0						
Bobby Darwin, R OBP: 0.328, SLG: 0.465 (1, 9)										4	0	1	1	0	3	2						
Harmon Killebrew, R OBP: 0.322, SLG: 0.383 (1, 10)										4	0	1	0	0	1	2						
Eric Soderholm, R OBP: 0.349, SLG: 0.400 (1, 5)										4	0	0	0	0	2	2						
Craig Kusick, R OBP: 0.340, SLG: 0.408 (1, 3)										2	0	0	0	1	0	0						
Jerry Terrell, R OBP: 0.290, SLG: 0.324 (1, 4)										2	0	1	0	0	0	0						
Danny Thompson, R OBP: 0.312, SLG: 0.341 (1, 6)										3	0	0	0	0	0	2						
Glenn Borgmann, R OBP: 0.327, SLG: 0.304 (1, 2)										3	0	0	0	0	0	1						
<b>Inning Stats</b>	R: 1 E: 0 K: 2 S: 9	H: 2 LOB: 1 BB: 0 P: 9	R: 0 E: 0 K: 0 S: 3	H: 0 LOB: 1 BB: 1 P: 7	R: 0 E: 0 K: 1 S: 5	H: 0 LOB: 0 BB: 1 P: 9	R: 0 E: 0 K: 1 S: 5	H: 0 LOB: 0 BB: 0 P: 5	R: 0 E: 0 K: 0 S: 3	H: 0 LOB: 0 BB: 0 P: 3	R: 0 E: 1 K: 2 S: 8	H: 1 LOB: 1 BB: 0 P: 8	R: 0 E: 0 K: 0 S: 3	H: 1 LOB: 0 BB: 0 P: 3	R: 0 E: 0 K: 1 S: 5	H: 0 LOB: 0 BB: 0 P: 5	R: 0 E: 0 K: 1 S: 5	H: 0 LOB: 0 BB: 0 P: 5	1B: 3 2B: 0 3B: 1 HR: 0	SF: 0 SAC: 1 DP: 0 HBP: 0	WP: 0 PB: 0 SB: 1 CS: 2	PA: 32
<b>PITCHER</b> Ken Holtzman, L ERA: 3.12 (1, 1)	IP: 9.0 WLS: W BF: 32	H: 4 R: 1 ER: 1 SO: 8	BB: 2 IBB: 0 HBP: 0 BLK: 0	WP: 0 HR: 0 S: 46 P: 54	ERA: 1.00 WHIP: 0.667	<b>PITCHER</b>										IP: 9.0 WLS: W BF: 32	H: 4 R: 1 ER: 1 SO: 8	BB: 2 IBB: 0 HBP: 0 BLK: 0	WP: 0 HR: 0 S: 46 P: 54	ERA: 1.00 WHIP: 0.667		

AB	29
R	1
H	4
RBI	1
BB	2
SO	8
LOB	9





Batter	1	2	3	4	5	6	7	8	9	10	AB	R	H	RBI	BB	SO	LOB	TOP				
Vada Pinson, L OBP: 0.295, SLG: 0.368 Jim Wohlford, R OBP: 0.331, SLG: 0.353 (8, PH)	F2	F2	P4			4-3		K			4	0	0	0	0	0	2					
George Brett, L OBP: 0.306, SLG: 0.353	4-3	FC4 2B		4-3		1B		SH3-4 1B			5	1	2	0	0	0	2					
Amos Otis, R OBP: 0.351, SLG: 0.449	E5 1B	E6 2B		BB		BB		SH3-4			2	0	0	1	2	0	2					
Hal McRae, R OBP: 0.379, SLG: 0.493	1B	2B		F7		F7		F7			5	0	2	2	0	0	4					
John Mayberry, L OBP: 0.329, SLG: 0.439	L8	F5		F8		F9		K			5	0	0	0	0	1	6					
Cookie Rojas, R OBP: 0.308, SLG: 0.340		BB				F7		L8			3	1	0	0	2	0	0					
Al Cowens, R OBP: 0.304, SLG: 0.280		1B		K		G6-4-3 BB		L9			4	1	1	0	1	2	3					
Fran Healy, R OBP: 0.347, SLG: 0.386	FC4 1B E BB	L3		L3		G6-4-3		F9			4	1	0	0	1	0	1					
Frank White, R OBP: 0.236, SLG: 0.301	E 2B 1B	F7		F7		F9		P4			4	1	1	2	0	0	0					
<b>Inning Stats</b>	R: 0 E: 1 K: 0 S: 5	H: 1 LOB: 2 BB: 0 P: 5	R: 5 E: 2 K: 1 S: 10	H: 3 LOB: 3 BB: 3 P: 22	R: 0 E: 0 K: 0 S: 3	H: 0 LOB: 0 BB: 0 P: 3	R: 0 E: 0 K: 0 S: 3	H: 0 LOB: 1 BB: 1 P: 7	R: 0 E: 0 K: 0 S: 2	H: 0 LOB: 0 BB: 0 P: 6	R: 0 E: 0 K: 0 S: 4	H: 1 LOB: 2 BB: 1 P: 8	R: 0 E: 0 K: 1 S: 5	H: 0 LOB: 0 BB: 0 P: 5	R: 0 E: 0 K: 1 S: 6	H: 1 LOB: 1 BB: 0 P: 6	R: 0 E: 0 K: 1 S: 5	H: 0 LOB: 0 BB: 0 P: 5	1B: 5 2B: 1 3B: 0 HR: 0	SF: 0 SAC: 1 DP: 1 HBP: 0	WP: 0 PB: 1 SB: 0 CS: 0	PA: 44
<b>PITCHER</b>	IP	WLS	BF	H	R	ER	SO	BB	IBB	HBP	BLK	WP	HR	S	P	ERA	WHIP					
Ray Corbin, R ERA: 4.8	1.1		13	4	5	2	0	2	0	0	0	0	0	11	19	13.50	4.500					
Bill Butler, L ERA: 4.37	7.2		28	2	0	0	3	3	1	0	0	0	0	30	46	0.00	0.652					
Tom Johnson, R ERA:	1.0	W	3	0	0	0	1	0	0	0	0	0	0	5	5	0.00	0.000					

Kansas City Royals @ Minnesota Twins  
Metropolitan Stadium, Bloomington, MI  
Fri Sep 13 1974, 8:05 PM EDT  
Att: 3,815 - Unknown - 54 F

AB 37  
R 5  
H 6  
RBI 5  
BB 6  
SO 4  
LOB 20



Batter	1	2	3	4	5	6	7	8	9	10	AB	R	H	RBI	BB	SO	LOB	BOTTOM						
Steve Brye, R OBP: 0.315, SLG: 0.360	L6		K			6-3		1B 1B		K	5	1	1	0	0	2	1							
Rod Carew, L OBP: 0.425, SLG: 0.446	HR BB		E1 G6-4-3			F7		1B 1B		HR	4	2	2	1	1	0	0							
Larry Hise, R OBP: 0.355, SLG: 0.479	HR		G6-4-3			1B 2B		B1			4	2	2	2	0	0	3							
Tony Oliva, L OBP: 0.326, SLG: 0.433	4-3					FC4 1B		FC6-4 1B			4	0	2	2	0	1	0							
Bobby Darwin, R OBP: 0.327, SLG: 0.463	1B					FC4		K			4	0	1	0	0	2	3							
Steve Braun, L OBP: 0.369, SLG: 0.383	L8					F7		HR		FC6-4	4	1	1	1	0	0	3							
Pat Bourque, L OBP: 0.313, SLG: 0.308			4-3			F8		E3		6-3	4	0	0	0	0	0	0							
Danny Thompson, R OBP: 0.311, SLG: 0.339			L3			6-3		4-3			4	0	1	0	0	0	0							
Jerry Terrell, R OBP: 0.290, SLG: 0.324								1B			0	0	0	0	0	0	0							
Glenn Borgmann, R OBP: 0.325, SLG: 0.301			P6			F2		5-3			3	0	0	0	0	0	0							
Harmon Killebrew, R OBP: 0.321, SLG: 0.382											1	0	0	0	0	1	1							
Phil Roof, R OBP: 0.272, SLG: 0.294											0	0	0	0	0	0	0							
<b>Inning Stats</b>	R: 2 E: 0 K: 0 S: 5	H: 2 LOB: 1 BB: 1 P: 9	R: 0 E: 0 K: 0 S: 3	H: 0 LOB: 0 BB: 0 P: 3	R: 0 E: 1 K: 1 S: 5	H: 0 LOB: 0 BB: 0 P: 5	R: 0 E: 0 K: 2 S: 7	H: 0 LOB: 0 BB: 0 P: 7	R: 0 E: 0 K: 0 S: 3	H: 0 LOB: 0 BB: 0 P: 3	R: 1 E: 0 K: 0 S: 5	H: 1 LOB: 1 BB: 0 P: 5	R: 1 E: 1 K: 0 S: 4	H: 1 LOB: 0 BB: 0 P: 4	R: 1 E: 0 K: 1 S: 8	H: 3 LOB: 2 BB: 0 P: 8	R: 0 E: 0 K: 2 S: 8	H: 1 LOB: 1 BB: 0 P: 8	R: 1 E: 0 K: 0 S: 1	H: 1 LOB: 0 BB: 0 P: 1	1B: 6 2B: 1 3B: 0 HR: 3	SF: 0 SAC: 0 DP: 1 HBP: 0	WP: 0 PB: 0 SB: 0 CS: 0	PA: 38
<b>PITCHER</b>	IP	WLS	BF	H	R	ER	SO	BB	IBB	HBP	BLK	WP	HR	S	P	ERA	WHIP							
Steve Busby, R ERA: 3.51	6.1		25	5	4	4	3	1	0	0	0	0	2	30	34	5.68	0.947							
Doug Bird, R ERA: 2.88	2.2	L	13	5	2	2	3	0	0	0	0	0	1	19	19	6.75	1.875							

Kansas City Royals @ Minnesota Twins  
Metropolitan Stadium, Bloomington, MI  
Fri Sep 13 1974, 8:05 PM EDT  
Att: 3,815 - Unknown - 54 F

AB 37  
R 6  
H 10  
RBI 6  
BB 1  
SO 6  
LOB 11










Batter	1	2	3	4	5	6	7	8	9	AB	R	H	RBI	BB	SO	LOB	TOP								
Vada Pinson, L OBP: 0.299, SLG: 0.369	F9	S	G3	P4			G3-6		1B	6	2	3	1	0	0	2									
Jim Wohlford, R OBP: 0.311, SLG: 0.352	K	E7	G3				F7		K	6	0	1	0	0	0	2	3								
George Brett, L OBP: 0.311, SLG: 0.358	4-3	3-1	WP				P6			4	1	1	0	1	0	1									
Hal McRae, R OBP: 0.380, SLG: 0.492																									
Orlando Cepeda, R OBP: 0.276, SLG: 0.286							F7																		
Tony Solaita, L OBP: 0.363, SLG: 0.408																									
Al Cowens, R OBP: 0.314, SLG: 0.292																									
Kurt Bevacqua, R OBP: 0.271, SLG: 0.213																									
Frank White, R OBP: 0.247, SLG: 0.311																									
Buck Martinez, R OBP: 0.308, SLG: 0.266																									
<b>Inning Stats</b>	R: 0 E: 0 K: 1 S: 5	H: 0 LOB: 0 BB: 0 P: 5	R: 6 E: 2 K: 0 S: 9	H: 5 LOB: 1 BB: 1 P: 13	R: 7 E: 2 K: 0 S: 9	H: 6 LOB: 1 BB: 2 P: 17	R: 0 E: 0 K: 0 S: 4	H: 1 LOB: 1 BB: 0 P: 4	R: 0 E: 0 K: 0 S: 3	H: 0 LOB: 0 BB: 0 P: 3	R: 0 E: 0 K: 1 S: 6	H: 2 LOB: 1 BB: 0 P: 6	R: 0 E: 0 K: 0 S: 4	H: 2 LOB: 2 BB: 1 P: 8	R: 0 E: 0 K: 1 S: 5	H: 0 LOB: 0 BB: 0 P: 5	R: 0 E: 0 K: 1 S: 6	H: 1 LOB: 1 BB: 0 P: 6	1B: 14 2B: 1 3B: 0 HR: 2	SF: 1 SAC: 0 DP: 2 HBP: 0	WP: 3 PB: 0 SB: 1 CS: 1	PA: 47			
<b>PITCHER</b>	IP	WLS	BF	H	R	ER	SO	BB	IBB	HBP	BLK	WP	HR	S	P	ERA	WHIP								
Jim Hughes, R ERA: 27.0	1.1	L	10	5	6	4	1	1	0	0	0	0	1	11	15	27.00	4.500								
Ray Corbin, R ERA: 5.29	1.2		14	6	7	7	0	2	0	0	0	2	1	12	20	37.80	4.800								
Vic Albury, L ERA: 4.5	2.0		7	1	0	0	0	0	0	0	0	1	0	7	7	0.00	0.500								
Tom Burgmeier, L ERA: 4.52	2.0		9	4	0	0	1	1	0	0	0	0	0	10	14	0.00	2.500								
Tom Johnson, R ERA:	2.0		7	1	0	0	2	0	0	0	0	0	0	11	11	0.00	0.500								

**Kansas City Royals @ Minnesota Twins**  
Metropolitan Stadium, Bloomington, MI  
Sat Sep 14 1974, 8:05 PM EDT  
Att: 7,462 - Unknown

livebaseballscorecards.com

AB 42  
R 13  
H 17  
RBI 12  
BB 4  
SO 4  
LOB 15




Batter	1	2	3	4	5	6	7	8	9	AB	R	H	RBI	BB	SO	LOB	BOTTOM								
Steve Brye, R OBP: 0.315, SLG: 0.359	1B		F9				F7		6-3	4	1	1	0	0	0	1									
Rod Carew, L OBP: 0.427, SLG: 0.450	1B		E3				B5-3			4	1	3	0	0	0	0									
Jerry Terrell, R OBP: 0.290, SLG: 0.319	1B		1B						WP	0	0	0	0	0	0	0									
Larry Hisle, R OBP: 0.362, SLG: 0.484	1B		K				2B		4-3	4	1	2	2	0	1	2									
Tony Oliva, L OBP: 0.327, SLG: 0.436	G6-4-3		L8							4	0	2	0	0	0	4									
Eric Soderholm, R OBP: 0.350, SLG: 0.398	L7								F9	4	0	0	1	0	0	3									
Steve Braun, L OBP: 0.386, SLG: 0.379			B1				F8			4	0	0	0	0	0	1									
Pat Bourque, L OBP: 0.305, SLG: 0.299	K						F7			4	0	0	0	0	1	0									
Danny Thompson, R OBP: 0.312, SLG: 0.339										3	0	0	0	0	0	0									
Luis Gomez, R OBP: 0.259, SLG: 0.209			5-3							1	0	1	0	0	0	0									
Phil Roof, R OBP: 0.260, SLG: 0.281			E5				F8			4	0	0	0	0	1	1									
<b>Inning Stats</b>	R: 1 E: 0 K: 0 S: 5	H: 3 LOB: 1 BB: 0 P: 5	R: 0 E: 0 K: 1 S: 5	H: 0 LOB: 0 BB: 0 P: 5	R: 0 E: 2 K: 1 S: 7	H: 1 LOB: 2 BB: 0 P: 7	R: 0 E: 0 K: 0 S: 3	H: 0 LOB: 0 BB: 0 P: 3	R: 0 E: 0 K: 0 S: 3	H: 0 LOB: 0 BB: 0 P: 3	R: 1 E: 0 K: 0 S: 5	H: 2 LOB: 1 BB: 0 P: 5	R: 0 E: 0 K: 1 S: 5	H: 0 LOB: 0 BB: 0 P: 5	R: 1 E: 0 K: 0 S: 5	H: 2 LOB: 1 BB: 0 P: 5	R: 0 E: 0 K: 0 S: 4	H: 1 LOB: 1 BB: 0 P: 4	1B: 7 2B: 2 3B: 0 HR: 0	SF: 0 SAC: 0 DP: 1 HBP: 0	WP: 1 PB: 0 SB: 0 CS: 0	PA: 36			
<b>PITCHER</b>	IP	WLS	BF	H	R	ER	SO	BB	IBB	HBP	BLK	WP	HR	S	P	ERA	WHIP								
Nelson Briles, R ERA: 4.03	9.0	W	36	9	3	3	3	0	0	0	0	1	0	42	42	3.00	1.000								

**Kansas City Royals @ Minnesota Twins**  
Metropolitan Stadium, Bloomington, MI  
Sat Sep 14 1974, 8:05 PM EDT  
Att: 7,462 - Unknown

livebaseballscorecards.com

AB 36  
R 3  
H 9  
RBI 3  
BB 0  
SO 3  
LOB 12





Batter	1	2	3	4	5	6	7	8	9	AB	R	H	RBI	BB	SO	LOB	TOP			
Vada Pinson, L (1, 9) OBP: 0.296, SLG: 0.364	0-3 K		0-3 K		0-0 F8			0-0 L3		4	0	0	0	0	2	0	<b>Kansas City Royals @ Minnesota Twins</b> Metropolitan Stadium, Bloomington, MI Sun Sep 15 1974, 4:33 AM EDT Att: 6,754 - Sunny - 61 F			
Jim Wohlford, R (1, 7) OBP: 0.325, SLG: 0.349	4-0 FC3-6 BB		0-0 F3		0-3 K			0-0 F9		3	0	0	0	1	1	0				
George Brett, L (1, 5) OBP: 0.308, SLG: 0.354	0-0 FC3-6 1B 1-2 2B		0-0 F5		0-0 6-3			0-0 F9		4	1	0	0	0	0	1				
Hal McRae, R (1, 10) OBP: 0.381, SLG: 0.492	0-0 2B 1B			0-0 S 1B		0-3 K		0-0 5-3		4	1	2	0	0	1	0				
Tony Solaita, L (1, 3) OBP: 0.365, SLG: 0.414	0-0 1B		0-3 K		0-3 K			0-0 1B		4	0	2	2	0	2	1				
Al Cowens, R (1, 8) OBP: 0.308, SLG: 0.286	0-0 G3		0-0 L4				0-0 F8		0-0 F9	4	0	0	0	0	0	3				
Kurt Bevacqua, R (1, 4) OBP: 0.279, SLG: 0.216		0-0 5-3		4-0 BB			0-0 1B 1B		0-0 F9	3	0	1	0	1	0	1				
Frank White, R (1, 6) OBP: 0.249, SLG: 0.311		0-0 L6		0-3 K			0-0 G4-6-3 1B			3	0	1	0	0	1	2				
Buck Martinez, R (1, 2) OBP: 0.301, SLG: 0.259 (7, PH)		0-0 F9			0-3 K			0-0 G4-6-3 1B		2	0	0	0	0	1	0				
John Mayberry, L (7, PH) OBP: 0.362, SLG: 0.438										1	0	0	0	0	0	2				
Dennis Paepke, R (7, 2) OBP: 0.167, SLG: 0.167										0	0	0	0	0	0	0				
<b>Inning Stats</b>	R: 2 E: 0 K: 1 S: 7	H: 2 LOB: 1 BB: 1 P: 11	R: 0 E: 0 K: 0 S: 3	H: 0 LOB: 0 BB: 0 P: 3	R: 0 E: 0 K: 1 S: 5	H: 0 LOB: 0 BB: 0 P: 5	R: 0 E: 0 K: 2 S: 8	H: 1 LOB: 2 BB: 1 P: 12	R: 0 E: 0 K: 2 S: 7	H: 0 LOB: 0 BB: 0 P: 7	R: 0 E: 0 K: 0 S: 4	H: 2 LOB: 1 BB: 0 P: 4	R: 0 E: 0 K: 0 S: 3	H: 0 LOB: 1 BB: 0 P: 3	R: 0 E: 0 K: 0 S: 4	H: 1 LOB: 1 BB: 0 P: 4	1B: 5 2B: 1 3B: 0 HR: 0	SF: 0 SAC: 0 DP: 1 HBP: 0	WP: 0 PB: 0 SB: 1 CS: 0	PA: 34
<b>PITCHER</b> Joe Decker, R (1, 1) ERA: 3.22	IP: 9.0 WLS: W BF: 34 H: 6 R: 2 ER: 2 SO: 8 BB: 2 IBB: 0 HBP: 0 BLK: 0 WP: 0 HR: 0 S: 48 P: 56 ERA: 2.00 WHIP: 0.889															<b>PITCHER</b>				

Batter	1	2	3	4	5	6	7	8	9	AB	R	H	RBI	BB	SO	LOB	BOTTOM			
Steve Brye, R (1, 8) OBP: 0.314, SLG: 0.358	0-0 F3		0-0 SH5-3 1B	0-0 L1		0-0 FC5-4 E		0-0 5-3		5	1	1	0	0	0	5	<b>Kansas City Royals @ Minnesota Twins</b> Metropolitan Stadium, Bloomington, MI Sun Sep 15 1974, 4:33 AM EDT Att: 6,754 - Sunny - 61 F			
Rod Carew, L (1, 4) OBP: 0.428, SLG: 0.450	4-0 BB		0-0 SH5-3		0-0 3-1	0-0 E2 1B		4-0 S BB		2	0	1	1	2	0	0				
Larry Hisle, R (1, 7) OBP: 0.361, SLG: 0.481	0-3 K		0-0 1-3		0-0 1B	0-0 6-3		0-0 F9		5	0	1	0	0	1	7				
Tony Oliva, L (1, 10) OBP: 0.329, SLG: 0.435	0-0 G3		1-0 1B HBP		0-0 1B	0-0 6-3		0-0 F9		3	0	1	0	0	0	1				
Bobby Darwin, R (1, 9) OBP: 0.326, SLG: 0.459		0-0 L7	0-0 1B		0-0 G5-4-3	0-0 P6				4	0	1	2	0	0	2				
Steve Braun, L (1, 5) OBP: 0.385, SLG: 0.378		0-0 B3	0-3 K		0-0 F8	0-0 CS 1B				4	0	1	0	0	1	2				
Pat Bourque, L (1, 3) OBP: 0.316, SLG: 0.312				0-3 K		0-0 CS		0-0 PB 1B		4	1	3	0	0	1	0				
Eric Soderholm, R (8, PR) OBP: 0.350, SLG: 0.398						0-0 1B 1B		0-0 CS		0	1	0	0	0	0	0				
Craig Kusick, R (9, 3) OBP: 0.343, SLG: 0.407						0-0 1B 1B		0-0 PB 3B 1B		0	0	0	0	0	0	0				
Jerry Terrell, R (1, 6) OBP: 0.293, SLG: 0.332		0-0 1-3		0-0 6-3		0-0 FC5-4 E 1B		0-0 1B 3B		4	1	2	1	0	0	1				
Glenn Borgmann, R (1, 2) OBP: 0.329, SLG: 0.303			4-0 SH5-3 1B BB		0-0 1B	0-0 FC5-4 1B		0-0 5-3		3	1	2	1	1	0	2				
<b>Inning Stats</b>	R: 0 E: 0 K: 1 S: 5	H: 0 LOB: 1 BB: 1 P: 9	R: 0 E: 0 K: 0 S: 4	H: 1 LOB: 1 BB: 0 P: 4	R: 2 E: 0 K: 1 S: 7	H: 2 LOB: 2 BB: 1 P: 12	R: 0 E: 0 K: 1 S: 6	H: 1 LOB: 1 BB: 0 P: 6	R: 0 E: 0 K: 0 S: 4	H: 2 LOB: 1 BB: 0 P: 4	R: 2 E: 1 K: 0 S: 7	H: 4 LOB: 2 BB: 0 P: 7	R: 0 E: 0 K: 0 S: 3	H: 1 LOB: 0 BB: 0 P: 3	R: 1 E: 0 K: 0 S: 5	H: 2 LOB: 3 BB: 1 P: 9	1B: 12 2B: 0 3B: 1 HR: 0	SF: 0 SAC: 1 DP: 1 HBP: 1	WP: 0 PB: 2 SB: 1 CS: 1	PA: 40
<b>PITCHER</b> Dennis Leonard, R (1, 1) ERA: 4.28	IP: 5.1 WLS: L BF: 27 H: 9 R: 4 ER: 4 SO: 3 BB: 2 IBB: 0 HBP: 1 BLK: 0 WP: 0 HR: 0 S: 30 P: 39 ERA: 6.75 WHIP: 2.062															<b>PITCHER</b>				
<b>PITCHER</b> Bruce Dal Canton, R (6, 1) ERA: 3.12	IP: 2.2 WLS: L BF: 12 H: 4 R: 1 ER: 1 SO: 0 BB: 1 IBB: 0 HBP: 0 BLK: 0 WP: 0 HR: 0 S: 11 P: 15 ERA: 3.38 WHIP: 1.875															<b>PITCHER</b>				

AB	32
R	2
H	6
RBI	2
BB	2
SO	8
LOB	10



AB	34
R	5
H	13
RBI	5
BB	3
SO	3
LOB	20





Batter	1	2	3	4	5	6	7	8	9	AB	R	H	RBI	BB	SO	LOB	TOP					
Vada Pinson, L OBP: 0.298, SLG: 0.366	F8			1B				F7									4 0 2 0 0 0 0					
Al Cowens, R OBP: 0.312, SLG: 0.287	6-3			1B													3 0 1 0 1 0 2					
George Brett, L OBP: 0.307, SLG: 0.353	6-3			F7													4 1 1 0 0 0 3					
Hal McRae, R OBP: 0.382, SLG: 0.490				G5-4-3													2 1 0 0 2 1 3					
Tony Solaita, L OBP: 0.363, SLG: 0.416	L9																4 0 1 1 0 2 2					
Amos Otis, R OBP: 0.351, SLG: 0.445	G6-4-3																3 0 0 0 1 0 2					
Frank White, R OBP: 0.244, SLG: 0.305				5-3													3 0 0 0 0 0 2					
John Mayberry, L OBP: 0.361, SLG: 0.437				6-3													1 0 0 0 0 0 2					
Buck Martinez, R OBP: 0.299, SLG: 0.259				K													4 0 1 0 0 2 2					
Freddie Patek, R OBP: 0.328, SLG: 0.298				3-1													2 0 0 0 0 0 1					
Kurt Bevacqua, R OBP: 0.276, SLG: 0.214																	1 0 0 0 0 0 0					
<b>Inning Stats</b>	R: 0 E: 0 K: 0 S: 3	H: 0 LOB: 0 BB: 0 P: 3	R: 0 E: 0 K: 0 S: 2	H: 0 LOB: 0 BB: 1 P: 6	R: 0 E: 0 K: 1 S: 5	H: 0 LOB: 0 BB: 0 P: 5	R: 0 E: 0 K: 0 S: 4	H: 2 LOB: 1 BB: 0 P: 4	R: 0 E: 0 K: 1 S: 5	H: 0 LOB: 0 BB: 0 P: 5	R: 0 E: 0 K: 0 S: 4	H: 2 LOB: 1 BB: 0 P: 4	R: 0 E: 0 K: 2 S: 8	H: 1 LOB: 2 BB: 1 P: 12	R: 0 E: 0 K: 1 S: 5	H: 0 LOB: 0 BB: 0 P: 5	R: 2 E: 2 K: 0 S: 5	H: 1 LOB: 2 BB: 2 P: 13	1B: 5 2B: 1 3B: 0 HR: 0	SF: 0 SAC: 0 DP: 3 HBP: 0	WP: 0 PB: 0 SB: 0 CS: 0	PA: 35
<b>PITCHER</b> Bert Blyleven, R ERA: 2.75	IP: 9.0 WLS: W BF: 35 H: 6 R: 2 ER: 1 SO: 5 BB: 4 IBB: 0 HBP: 0 BLK: 0 WP: 0 HR: 0 S: 41 P: 57 ERA: 1.00 WHIP: 1.111															<b>PITCHER</b>						

Kansas City Royals @ Minnesota Twins  
Metropolitan Stadium, Bloomington, MI  
Mon Sep 16 1974, 8:05 PM EDT  
Att. 4,095 - Unknown - 72 F

AB 31  
R 2  
H 6  
RBI 1  
BB 4  
SO 5  
LOB 19



Batter	1	2	3	4	5	6	7	8	9	AB	R	H	RBI	BB	SO	LOB	BOTTOM			
Steve Braun, L OBP: 0.367, SLG: 0.382	E3			F9													4 0 2 2 1 0 0			
Rod Carew, L OBP: 0.428, SLG: 0.449	4-3																4 0 1 1 1 0 2			
Larry Hisle, R OBP: 0.359, SLG: 0.478	6-3																5 1 1 0 0 0 6			
Tony Oliva, L OBP: 0.330, SLG: 0.433																	4 1 1 0 1 0 5			
Bobby Darwin, R OBP: 0.325, SLG: 0.457	K			5-3													3 0 0 0 0 2 4			
Eric Soderholm, R OBP: 0.353, SLG: 0.401																	4 2 3 2 0 0 1			
Pat Bourque, L OBP: 0.321, SLG: 0.317																	4 1 2 1 0 0 2			
Jerry Terrell, R OBP: 0.288, SLG: 0.326																	4 1 0 0 0 0 4			
Glenn Borgmann, R OBP: 0.328, SLG: 0.312																	4 1 1 1 0 1 3			
<b>Inning Stats</b>	R: 0 E: 1 K: 1 S: 6	H: 4 LOB: 2 BB: 1 P: 10	R: 3 E: 1 K: 1 S: 10	H: 4 LOB: 0 BB: 0 P: 10	R: 0 E: 0 K: 0 S: 3	H: 1 LOB: 1 BB: 0 P: 3	R: 0 E: 0 K: 0 S: 3	H: 0 LOB: 0 BB: 0 P: 3	R: 3 E: 1 K: 1 S: 9	H: 4 LOB: 1 BB: 0 P: 9	R: 0 E: 0 K: 0 S: 3	H: 0 LOB: 2 BB: 2 P: 11	R: 0 E: 0 K: 0 S: 3	H: 0 LOB: 1 BB: 0 P: 4	R: 1 E: 0 K: 0 S: 5	H: 2 LOB: 1 BB: 0 P: 5	1B: 9 2B: 1 3B: 0 HR: 1	SF: 0 SAC: 0 DP: 0 HBP: 1	WP: 0 PB: 1 SB: 1 CS: 0	PA: 40
<b>PITCHER</b> Al Fitzmorris, R ERA: 3.04 Marty Pattin, R ERA: 4.1	IP: 4.2 WLS: L BF: 25 H: 9 R: 6 ER: 4 SO: 3 BB: 1 IBB: 0 HBP: 0 BLK: 0 WP: 0 HR: 0 S: 30 P: 34 ERA: 7.71 WHIP: 2.143															<b>PITCHER</b>				

Kansas City Royals @ Minnesota Twins  
Metropolitan Stadium, Bloomington, MI  
Mon Sep 16 1974, 8:05 PM EDT  
Att. 4,095 - Unknown - 72 F

AB 36  
R 7  
H 11  
RBI 7  
BB 3  
SO 3  
LOB 27





Batter	1	2	3	4	5	6	7	8	9	AB	R	H	RBI	BB	SO	LOB	TOP					
Steve Braun, L (1, 7) OBP: 0.367, SLG: 0.381										6	1	2	1	0	1	3	<b>Minnesota Twins @ Chicago White Sox</b> Comiskey Park, Chicago, IL Tue Sep 17 1974, 8:05 PM EDT Att. 4,615 - Unknown - 61 F					
Rod Carew, L (1, 4) OBP: 0.432, SLG: 0.449										2	1	1	0	3	1	0						
Larry Hisle, R (1, 8) OBP: 0.356, SLG: 0.473										5	0	0	0	0	3	8						
Tony Oliva, L (1, 10) OBP: 0.326, SLG: 0.428										5	0	0	0	0	1	4						
Bobby Darwin, R (1, 9) OBP: 0.328, SLG: 0.455										2	2	0	0	2	1	0						
Eric Soderholm, R (1, 5) OBP: 0.358, SLG: 0.407										4	2	3	1	1	0	0						
Pat Bourque, L (1, 3) OBP: 0.329, SLG: 0.317										3	1	1	1	2	0	2						
Danny Thompson, R (1, 6) OBP: 0.306, SLG: 0.332										5	1	0	0	0	1	7						
Glenn Borgmann, R (1, 2) OBP: 0.329, SLG: 0.316										5	0	2	1	0	0	1						
<b>Inning Stats</b>	R: 6 E: 2 K: 2 S: 13	H: 4 LOB: 3 BB: 3 P: 25	R: 0 E: 0 K: 1 S: 6	H: 1 LOB: 2 BB: 1 P: 10	R: 0 E: 0 K: 2 S: 8	H: 1 LOB: 2 BB: 1 P: 12	R: 0 E: 0 K: 0 S: 3	H: 1 LOB: 1 BB: 1 P: 7	R: 0 E: 0 K: 1 S: 5	H: 0 LOB: 0 BB: 0 P: 5	R: 0 E: 0 K: 1 S: 5	H: 0 LOB: 0 BB: 0 P: 5	R: 0 E: 0 K: 0 S: 3	H: 0 LOB: 1 BB: 1 P: 7	R: 0 E: 0 K: 0 S: 3	H: 0 LOB: 1 BB: 1 P: 7	R: 2 E: 0 K: 0 S: 5	H: 2 LOB: 2 BB: 1 P: 10	1B: 7 2B: 2 3B: 0 HR: 0	SF: 0 SAC: 0 DP: 1 HBP: 1	WP: 2 PB: 0 SB: 0 CS: 0	PA: 46
<b>PITCHER</b>	IP WLS BF H R ER SO BB IBB HBP BLK WP HR S P ERA WHIP	IP WLS BF H R ER SO BB IBB HBP BLK WP HR S P ERA WHIP																				
Stan Bahnsen, R (1, 1) ERA: 4.88	0.2 L 10 4 6 2 1 2 0 0 0 0 1 0 10 18 27.00 9.000																					
Jim Otten, R (1, 1) ERA: 5.73	8.0 35 5 2 2 7 4 2 1 0 1 0 42 67 2.25 1.125																					
Skip Pitcock, L (9, 1) ERA: 4.43	0.1 1 0 0 0 0 0 0 0 0 0 0 0 1 1 0.00 0.000																					
Batter	1	2	3	4	5	6	7	8	9	AB	R	H	RBI	BB	SO	LOB	BOTTOM					
Bucky Dent, R (1, 6) OBP: 0.316, SLG: 0.336										4	0	1	0	0	0	1	<b>Minnesota Twins @ Chicago White Sox</b> Comiskey Park, Chicago, IL Tue Sep 17 1974, 8:05 PM EDT Att. 4,615 - Unknown - 61 F					
Jorge Orta, L (1, 4) OBP: 0.369, SLG: 0.447										3	0	0	0	0	0	2						
Bill Stein, R (1, 10) OBP: 0.188, SLG: 0.188										4	0	1	0	0	2	0						
Bill Melton, R (1, 5) OBP: 0.325, SLG: 0.408										3	0	1	0	1	1	2						
Ken Henderson, S (1, 8) OBP: 0.351, SLG: 0.459										4	0	1	0	0	1	3						
Brian Downing, R (1, 2) OBP: 0.350, SLG: 0.389										2	0	0	0	2	1	2						
Jerry Hairston, S (1, 7) OBP: 0.288, SLG: 0.291										4	0	0	0	0	2	6						
Lamar Johnson, R (1, 3) OBP: 0.316, SLG: 0.316										4	0	2	0	0	0	0						
Bill Sharp, L (1, 9) OBP: 0.309, SLG: 0.349										3	0	0	0	0	0	2						
<b>Inning Stats</b>	R: 0 E: 0 K: 1 S: 5	H: 0 LOB: 0 BB: 0 P: 5	R: 0 E: 0 K: 1 S: 5	H: 0 LOB: 1 BB: 1 P: 9	R: 0 E: 0 K: 0 S: 4	H: 1 LOB: 1 BB: 0 P: 4	R: 0 E: 0 K: 1 S: 7	H: 2 LOB: 2 BB: 0 P: 7	R: 0 E: 0 K: 0 S: 3	H: 1 LOB: 0 BB: 0 P: 3	R: 0 E: 0 K: 2 S: 8	H: 1 LOB: 3 BB: 1 P: 13	R: 0 E: 0 K: 0 S: 4	H: 1 LOB: 1 BB: 0 P: 4	R: 0 E: 0 K: 1 S: 4	H: 0 LOB: 0 BB: 1 P: 8	R: 0 E: 0 K: 1 S: 5	H: 0 LOB: 0 BB: 0 P: 5	1B: 5 2B: 2 3B: 0 HR: 0	SF: 0 SAC: 0 DP: 2 HBP: 1	WP: 0 PB: 0 SB: 0 CS: 0	PA: 35
<b>PITCHER</b>	IP WLS BF H R ER SO BB IBB HBP BLK WP HR S P ERA WHIP	IP WLS BF H R ER SO BB IBB HBP BLK WP HR S P ERA WHIP																				
Vic Albury, L (1, 1) ERA: 4.23	9.0 W 35 6 0 0 7 3 0 1 0 0 0 45 58 0.00 1.000																					



Batter	1	2	3	4	5	6	7	8	9	AB	R	H	RBI	BB	SO	LOB	TOP			
Steve Brye, R OBP: 0.311, SLG: 0.354 (1, 8)	F3		K		L4			5-3		4	0	0	0	0	1	2				
Rod Carew, L OBP: 0.430, SLG: 0.447 (1, 4)	K				6-3			K		4	0	1	1	0	2	0				
Larry Hisle, R OBP: 0.355, SLG: 0.472 (1, 7)			L6-4				F7	E6		4	0	1	0	0	0	2				
Bobby Darwin, R OBP: 0.329, SLG: 0.455 (1, 9)	K						K			4	0	2	0	0	2	1				
Harmon Killebrew, R OBP: 0.318, SLG: 0.373 (1, 10)		K			F9		F4	K		4	0	0	0	0	2	3				
Eric Soderholm, R OBP: 0.357, SLG: 0.405 (1, 5)	F3							K		4	0	1	0	0	1	0				
Craig Kusick, R OBP: 0.341, SLG: 0.403 (1, 3)					F3					4	0	1	0	0	0	2				
Danny Thompson, R OBP: 0.305, SLG: 0.328 (1, 6)					F6			F9		3	1	0	0	1	0	3				
Glenn Borgmann, R OBP: 0.329, SLG: 0.317 (1, 2)					L6-4			F7		3	0	1	0	0	0	1				
<b>Inning Stats</b>	R: 0 E: 0 K: 2 S: 8	H: 1 LOB: 1 BB: 0 P: 8	R: 0 E: 0 K: 1 S: 5	H: 0 LOB: 0 BB: 0 P: 5	R: 1 E: 0 K: 1 S: 6	H: 2 LOB: 1 BB: 1 P: 10	R: 0 E: 0 K: 0 S: 5	H: 2 LOB: 2 BB: 0 P: 5	R: 0 E: 0 K: 1 S: 3	H: 0 LOB: 0 BB: 0 P: 3	R: 0 E: 0 K: 1 S: 6	H: 1 LOB: 1 BB: 0 P: 6	R: 0 E: 1 K: 2 S: 9	H: 1 LOB: 2 BB: 0 P: 9	R: 0 E: 0 K: 0 S: 3	H: 0 LOB: 0 BB: 0 P: 3	1B: 7 2B: 1 3B: 0 HR: 0	SF: 0 SAC: 0 DP: 1 HBP: 0	WP: 0 PB: 0 SB: 0 CS: 0	PA: 35
<b>PITCHER</b> Jim Kaat, L ERA: 3.2 (1, 1)	IP: 9.0 WLS: W BF: 35 H: 7 R: 1 ER: 1 SO: 8 BB: 1 IBB: 0 HBP: 0 BLK: 0 WP: 0 HR: 0 S: 50 P: 54 ERA: 1.00 WHIP: 0.889															<b>PITCHER</b>				

Minnesota Twins @ Chicago White Sox  
Comiskey Park, Chicago, IL  
Wed Sep 18 1974, 8:05 PM EDT  
Att. 4,189 - Unknown - 61 F

AB 34  
R 1  
H 7  
RBI 1  
BB 1  
SO 8  
LOB 14



Batter	1	2	3	4	5	6	7	8	9	AB	R	H	RBI	BB	SO	LOB	BOTTOM			
Pat Kelly, L OBP: 0.344, SLG: 0.359 (1, 9)	6-3	K			F8			4-3		4	1	1	0	0	1	1				
Bucky Dent, R OBP: 0.315, SLG: 0.340 (1, 6)	6-3				F9			F7		4	1	1	1	0	0	0				
Jorge Orta, L OBP: 0.368, SLG: 0.445 (1, 4)	4-3				F7			4-3		4	0	1	1	0	0	0				
Carlos May, L OBP: 0.315, SLG: 0.347 (1, 10)	1B				F8			1-3		4	0	1	0	0	0	1				
Ken Henderson, S OBP: 0.352, SLG: 0.465 (1, 8)								4-3		4	1	2	1	0	0	1				
Tony Muser, L OBP: 0.308, SLG: 0.331 (1, 3)	F7							4-3		3	0	1	0	0	0	2				
Bill Sharp, L OBP: 0.310, SLG: 0.353 (1, 7)										3	0	1	0	0	0	1				
Brian Downing, R OBP: 0.348, SLG: 0.387 (1, 2)										2	0	0	0	0	1	1				
Lee Richard, R OBP: 0.224, SLG: 0.190 (1, 5)	6-3									3	0	1	0	0	0	1				
<b>Inning Stats</b>	R: 1 E: 0 K: 0 S: 6	H: 3 LOB: 2 BB: 0 P: 6	R: 0 E: 0 K: 1 S: 6	H: 1 LOB: 1 BB: 0 P: 6	R: 0 E: 0 K: 0 S: 3	H: 0 LOB: 0 BB: 0 P: 3	R: 1 E: 0 K: 0 S: 5	H: 3 LOB: 2 BB: 0 P: 5	R: 1 E: 0 K: 0 S: 5	H: 2 LOB: 1 BB: 0 P: 5	R: 0 E: 0 K: 1 S: 3	H: 0 LOB: 0 BB: 0 P: 3	R: 0 E: 0 K: 0 S: 3	H: 0 LOB: 0 BB: 0 P: 3	R: 0 E: 0 K: 0 S: 3	H: 0 LOB: 0 BB: 0 P: 3	1B: 5 2B: 1 3B: 2 HR: 1	SF: 0 SAC: 1 DP: 0 HBP: 0	WP: 0 PB: 0 SB: 1 CS: 0	PA: 32
<b>PITCHER</b> Dave Goltz, R ERA: 3.55 (1, 1)	IP: 8.0 WLS: L BF: 32 H: 9 R: 3 ER: 3 SO: 2 BB: 0 IBB: 0 HBP: 0 BLK: 0 WP: 0 HR: 1 S: 36 P: 36 ERA: 3.38 WHIP: 1.125															<b>PITCHER</b>				

Minnesota Twins @ Chicago White Sox  
Comiskey Park, Chicago, IL  
Wed Sep 18 1974, 8:05 PM EDT  
Att. 4,189 - Unknown - 61 F

AB 31  
R 3  
H 9  
RBI 3  
BB 0  
SO 2  
LOB 8





Batter	1	2	3	4	5	6	7	8	9	AB	R	H	RBI	BB	SO	LOB	TOP			
Morris Nettles, L (1, 8) OBP: 0.324, SLG: 0.271	0-0 6-3	0-0 1-3 3-H 1B		0-0 4-3			0-0 6-3			4	0	1	0	0	0	1	<b>California Angels @ Minnesota Twins</b> Metropolitan Stadium, Bloomington, MI Fri Sep 20 1974, 8:05 PM EDT Att. 4,312 - Unknown - 59 F			
Denny Doyle, L (1, 4) OBP: 0.287, SLG: 0.300	0-0 4-3	0-0 F8			0-0 F8		0-0 4-3			4	0	0	0	0	0	2				
Bruce Bochte, L (1, 7) OBP: 0.343, SLG: 0.396	0-0 E4		0-0 WP 1B		4-0 BB			0-0 F8		3	0	1	0	1	0	0				
Joe Lahoud, L (1, 9) OBP: 0.372, SLG: 0.472	0-3 K		0-3 K		0-3 K			0-0 F4		4	0	0	0	0	3	3				
Charlie Sands, L (1, 10) OBP: 0.375, SLG: 0.375 Rudy Meoli, L (8, PR) OBP: 0.284, SLG: 0.250		4-0 1B BB	0-3 K		0-3 K			4-0 CS BB		2	0	0	0	2	2	2				
Bobby Valentine, R (1, 6) OBP: 0.306, SLG: 0.331	0-0 1B 1-2 1B	0-0 1B 1-2 1B	0-3 K			0-0 F7		0-0 CS	0-0 L4	4	1	1	0	0	1	1				
John Doherty, L (1, 3) OBP: 0.286, SLG: 0.376	0-0 1B 1-3 2-H 1B		0-0 F5		0-0 P6			0-0 F8		4	1	1	0	0	0	0				
Dave Chalk, R (1, 5) OBP: 0.313, SLG: 0.333	0-3 K		0-0 1B		0-0 L9			0-0 F3		4	0	1	0	0	1	2				
Tom Egan, R (1, 2) OBP: 0.160, SLG: 0.081	0-0 1B 1-3 3-H 1B		0-0 F9			0-0 F8				3	0	1	1	0	0	1				
<b>Inning Stats</b>	R: 0 E: 1 K: 1 S: 6	H: 0 LOB: 1 BB: 0 P: 6	R: 2 E: 0 K: 1 S: 8	H: 4 LOB: 2 BB: 1 P: 12	R: 0 E: 0 K: 3 S: 10	H: 1 LOB: 1 BB: 0 P: 10	R: 0 E: 0 K: 0 S: 4	H: 1 LOB: 1 BB: 0 P: 4	R: 0 E: 0 K: 2 S: 7	H: 0 LOB: 0 BB: 1 P: 11	R: 0 E: 0 K: 0 S: 3	H: 0 LOB: 0 BB: 0 P: 3	R: 0 E: 0 K: 0 S: 3	H: 0 LOB: 1 BB: 0 P: 6	R: 0 E: 0 K: 0 S: 3	H: 0 LOB: 0 BB: 0 P: 3		1B: 6 2B: 0 3B: 0 HR: 0	SF: 0 SAC: 0 DP: 0 HBP: 0	WP: 1 PB: 0 SB: 3 CS: 1
<b>PITCHER</b> Joe Decker, R (1, 1) ERA: 3.18	IP: 9.0 WLS: W BF: 35 H: 6 R: 2 ER: 2 SO: 7 BB: 3 IBB: 0 HBP: 0 BLK: 0 WP: 1 HR: 0 S: 46 P: 58 ERA: 2.00 WHIP: 1.000																			

Batter	1	2	3	4	5	6	7	8	9	AB	R	H	RBI	BB	SO	LOB	BOTTOM
Steve Braun, L (1, 7) OBP: 0.370, SLG: 0.380	4-0 G3 1B BB		4-0 WP BB 1-2 BB		0-3 K		4-0 FC5-2 E BB			1	1	0	0	3	1	0	<b>California Angels @ Minnesota Twins</b> Metropolitan Stadium, Bloomington, MI Fri Sep 20 1974, 8:05 PM EDT Att. 4,312 - Unknown - 59 F
Rod Carew, L (1, 4) OBP: 0.431, SLG: 0.447	0-0 G3 1-2 1B		4-0 L6-4 WP BB 1-2 2-3		0-3 K		0-0 FC5-2 FC6-4			3	0	1	0	1	1	3	
Bobby Darwin, R (1, 9) OBP: 0.327, SLG: 0.452	0-0 L7		0-0 L6-4		0-0 F8		0-0 FC6-4			4	0	0	1	0	0	5	
Tony Oliva, L (1, 10) OBP: 0.323, SLG: 0.424	0-0 G3 1-2 2-3		0-0 6-3		0-0 E4 1B		0-0 1-3			4	0	0	0	0	0	4	
Eric Soderholm, R (1, 5) OBP: 0.356, SLG: 0.402	0-0 6-3		4-0 S BB		0-0 P4		0-0 P5			3	0	0	0	1	0	3	
Steve Brye, R (1, 8) OBP: 0.311, SLG: 0.353		0-0 F9	0-0 F8		0-0 F8		0-0 F3			4	0	1	0	0	0	1	
Pat Bourque, L (1, 3) OBP: 0.322, SLG: 0.309 Craig Kusick, R (9, 3) OBP: 0.341, SLG: 0.403		0-0 F5	0-3 K		0-3 K		0-0 4-3			4	0	0	0	0	2	3	
Danny Thompson, R (1, 6) OBP: 0.305, SLG: 0.325		0-0 F9	0-3 K			4-0 1B FC5-2 BB				2	0	0	0	1	1	1	
Glenn Borgmann, R (1, 2) OBP: 0.332, SLG: 0.318		4-0 BB WP BB		0-3 K		0-0 FC5-2 FC6-4 1B				2	2	1	0	1	1	0	
<b>Inning Stats</b>	R: 0 E: 0 K: 0 S: 4	H: 1 LOB: 2 BB: 1 P: 8	R: 1 E: 0 K: 0 S: 2	H: 0 LOB: 1 BB: 3 P: 14	R: 0 E: 0 K: 2 S: 7	H: 0 LOB: 1 BB: 1 P: 11	R: 0 E: 1 K: 1 S: 7	H: 1 LOB: 2 BB: 0 P: 7	R: 2 E: 1 K: 0 S: 4	H: 1 LOB: 1 BB: 2 P: 12	R: 0 E: 0 K: 0 S: 3	H: 0 LOB: 0 BB: 0 P: 3	1B: 3 2B: 1 3B: 0 HR: 0	SF: 0 SAC: 0 DP: 1 HBP: 0	WP: 1 PB: 0 SB: 1 CS: 0	PA: 34	
<b>PITCHER</b> Nolan Ryan, R (1, 1) ERA: 2.97	IP: 8.0 WLS: L BF: 34 H: 3 R: 3 ER: 2 SO: 6 BB: 7 IBB: 0 HBP: 0 BLK: 0 WP: 1 HR: 0 S: 39 P: 67 ERA: 2.25 WHIP: 1.250																



Batter	1	2	3	4	5	6	7	8	9	AB	R	H	RBI	BB	SO	LOB	TOP			
Morris Nettles, L (1,8) OBP: 0.322, SLG: 0.270	0-0 6-3		0-0 1-3			0-3 K		0-0 1B		4	0	1	0	0	1	1	<b>California Angels @ Minnesota Twins</b> Metropolitan Stadium, Bloomington, MI Sat Sep 21 1974, 4:33 AM EDT Att. 4,631 - Unknown - 44 F <a href="http://livebaseballscorecards.com">livebaseballscorecards.com</a>			
Denny Doyle, L (1,4) OBP: 0.287, SLG: 0.300	0-0 F7		0-3 K			0-0 F9		0-0 1B		4	0	1	1	0	1	1				
Bruce Bochte, L (1,7) OBP: 0.341, SLG: 0.393	0-0 1B		0-0 L5			0-3 K		0-0 F7		4	0	1	0	0	1	3				
Joe Lahoud, L (1,9) OBP: 0.371, SLG: 0.467	4-0 1B			0-0 L3			0-0 F5		0-3 K	3	0	0	0	1	1	0				
Charlie Sands, L (1,10) OBP: 0.370, SLG: 0.361	0-3 K			0-0 F9			4-0 BB		0-0 3-1	3	0	0	0	1	1	2				
Elie Rodriguez, R (1,2) OBP: 0.372, SLG: 0.356		0-3 K		0-0 F4			0-0 BB		4-0 BB	3	0	0	0	1	1	1				
Dave Chalk, R (1,5) Rudy Meoli, L (9, PH) OBP: 0.280, SLG: 0.247		0-3 K			0-3 K			0-3 K	0-3 K	3	0	0	0	0	3	0				
John Doherty, L (1,3) OBP: 0.283, SLG: 0.371		0-0 F8			0-3 K			0-0 4-3		3	0	0	0	0	1	0				
Orlando Ramirez, R (1,6) OBP: 0.215, SLG: 0.163			0-0 1B		0-3 K			4-0 1B		2	1	1	0	1	1	0				
<b>Inning Stats</b>	R: 0 E: 0 K: 1 S: 6	H: 1 LOB: 2 BB: 1 P: 10	R: 0 E: 0 K: 2 S: 7	H: 0 LOB: 0 BB: 0 P: 7	R: 0 E: 0 K: 1 S: 6	H: 1 LOB: 1 BB: 0 P: 6	R: 0 E: 0 K: 0 S: 3	H: 0 LOB: 0 BB: 0 P: 3	R: 0 E: 0 K: 3 S: 9	H: 0 LOB: 0 BB: 0 P: 9	R: 0 E: 0 K: 0 S: 2	H: 0 LOB: 0 BB: 1 P: 6	R: 1 E: 0 K: 1 S: 7	H: 2 LOB: 2 BB: 1 P: 11	R: 0 E: 0 K: 2 S: 7	H: 0 LOB: 1 BB: 1 P: 11	1B: 4 2B: 0 3B: 0 HR: 0	SF: 0 SAC: 0 DP: 1 HBP: 0	WP: 0 PB: 1 SB: 0 CS: 0	PA: 34
<b>PITCHER</b> Bert Blyleven, R (1,1) ERA: 2.69	IP: 9.0 WLS: W BF: 34 H: 4 R: 1 ER: 1 SO: 12 BB: 4 IBB: 0 HBP: 0 BLK: 0 WP: 0 HR: 0 S: 54 P: 70 ERA: 1.00 WHIP: 0.889															<b>PITCHER</b>				


Batter	1	2	3	4	5	6	7	8	9	AB	R	H	RBI	BB	SO	LOB	BOTTOM			
Steve Braun, L (1,7) OBP: 0.372, SLG: 0.381	0-0 1B	4-0 1B		0-3 K		0-0 F7	0-0 WP			4	2	2	0	1	1	1	<b>California Angels @ Minnesota Twins</b> Metropolitan Stadium, Bloomington, MI Sat Sep 21 1974, 4:33 AM EDT Att. 4,631 - Unknown - 44 F <a href="http://livebaseballscorecards.com">livebaseballscorecards.com</a>			
Rod Carew, L (1,4) Jerry Terrell, R (9,4) OBP: 0.431, SLG: 0.446 OBP: 0.288, SLG: 0.326	0-0 1-3	0-0 1B		0-0 5-3		0-0 1B	0-0 F7			5	1	2	0	0	0	2				
Bobby Darwin, R (1,9) OBP: 0.326, SLG: 0.450	0-0 2B	0-0 F8		0-0 5-3		0-3 K	0-0 5-3			5	1	1	1	0	1	5				
Tony Oliva, L (1,10) OBP: 0.326, SLG: 0.422	4-0 2B	4-0 1B			0-0 F7	4-0 1B		0-0 4-3		2	2	0	0	3	0	0				
Eric Soderholm, R (1,5) OBP: 0.361, SLG: 0.406	0-0 2B	4-0 1B			4-0 BB	0-0 BB	0-0 BB	0-3 K		3	1	2	4	2	1	0				
Steve Brye, R (1,8) OBP: 0.310, SLG: 0.352	0-0 F4	0-0 4-3			0-0 1B	0-0 E6	0-0 F3			5	0	1	0	0	0	7				
Pat Bourque, L (1,3) OBP: 0.331, SLG: 0.318	0-0 2B		0-0 G3		4-0 BB	4-0 BB				2	0	1	3	2	0	0				
Danny Thompson, R (1,6) Luis Gomez, R (7,6) OBP: 0.301, SLG: 0.320 OBP: 0.259, SLG: 0.209	0-0 6-3		0-0 6-3		4-0 BB	0-0 F4				4	0	0	0	0	0	7				
Glenn Borgmann, R (1,2) OBP: 0.331, SLG: 0.317		0-0 F8	0-0 F7			0-0 1B	0-0 6-3			4	1	1	0	0	0	0				
<b>Inning Stats</b>	R: 4 E: 0 K: 0 S: 7	H: 4 LOB: 1 BB: 1 P: 11	R: 1 E: 0 K: 0 S: 4	H: 1 LOB: 3 BB: 3 P: 16	R: 0 E: 0 K: 0 S: 3	H: 0 LOB: 0 BB: 0 P: 3	R: 0 E: 0 K: 1 S: 5	H: 0 LOB: 0 BB: 0 P: 5	R: 0 E: 0 K: 1 S: 3	H: 1 LOB: 2 BB: 2 P: 11	R: 3 E: 1 K: 1 S: 9	H: 3 LOB: 3 BB: 2 P: 17	R: 0 E: 0 K: 0 S: 4	H: 1 LOB: 1 BB: 0 P: 4	R: 0 E: 0 K: 1 S: 5	H: 0 LOB: 0 BB: 0 P: 5	1B: 8 2B: 2 3B: 0 HR: 0	SF: 0 SAC: 0 DP: 1 HBP: 0	WP: 2 PB: 0 SB: 0 CS: 0	PA: 42
<b>PITCHER</b> Chuck Dobson, R (1,1) ERA: 5.63 Don Kirkwood, R (2,1) ERA: 8.53 Luis Quintana, L (6,1) ERA: 4.26 Horacio Pina, R (7,1) ERA: 3.72 Ken Sanders, R (8,1) ERA: 6.86	IP: 1.2 WLS: L BF: 14 H: 5 R: 3 ER: 5 SO: 0 BB: 3 IBB: 0 HBP: 0 BLK: 0 WP: 0 HR: 0 S: 10 P: 26 ERA: 27.00 WHIP: 4.800															<b>PITCHER</b>				



Batter	1	2	3	4	5	6	7	8	9	AB	R	H	RBI	BB	SO	LOB	TOP					
Morris Nettles, L (1, 8) OBP: 0.325, SLG: 0.275										5	0	2	1	0	0	3						
Bob Heise, R (1, 4) OBP: 0.324, SLG: 0.371										4	0	1	0	0	1	2						
Denny Doyle, L (9, PH) OBP: 0.288, SLG: 0.301										1	0	1	0	0	0	0						
Bobby Valentine, R (1, 6) OBP: 0.312, SLG: 0.333										3	1	2	0	2	0	0						
John Balaz, R (1, 7) OBP: 0.357, SLG: 0.357										3	0	2	0	0	0	0						
Bruce Bochte, L (7, PH) OBP: 0.337, SLG: 0.388										2	0	0	0	0	0	4						
Winston Llenas, R (1, 10) OBP: 0.295, SLG: 0.341										1	0	0	1	1	0	0						
Joe Lahoud, L (7, PH) OBP: 0.369, SLG: 0.464										2	0	0	0	0	1	3						
Elie Rodriguez, R (1, 2) OBP: 0.371, SLG: 0.353										3	0	0	0	1	1	4						
Dave Chalk, R (1, 5) OBP: 0.313, SLG: 0.333										4	0	2	0	0	0	1						
Leroy Stanton, R (1, 9) OBP: 0.328, SLG: 0.404									3	0	2	0	1	0	0							
Doug Howard, R (1, 3) OBP: 0.263, SLG: 0.278									3	1	1	0	0	0	4							
John Doherty, L (8, PH) OBP: 0.281, SLG: 0.369										1	0	0	0	0	0	2						
<b>Inning Stats</b>	R: 0 E: 0 K: 1 S: 6	H: 2 LOB: 3 BB: 2 P: 14	R: 1 E: 1 K: 0 S: 5	H: 2 LOB: 1 BB: 0 P: 5	R: 1 E: 0 K: 0 S: 4	H: 1 LOB: 0 BB: 1 P: 8	R: 0 E: 0 K: 0 S: 3	H: 1 LOB: 0 BB: 0 P: 3	R: 0 E: 0 K: 0 S: 3	H: 0 LOB: 0 BB: 0 P: 3	R: 0 E: 0 K: 0 S: 3	H: 1 LOB: 2 BB: 2 P: 11	R: 0 E: 0 K: 0 S: 5	H: 2 LOB: 2 BB: 0 P: 5	R: 0 E: 0 K: 1 S: 7	H: 2 LOB: 1 BB: 0 P: 7	R: 0 E: 0 K: 1 S: 6	H: 2 LOB: 1 BB: 0 P: 6	1B: 12 2B: 1 3B: 0 HR: 0	SF: 1 SAC: 0 DP: 2 HBP: 0	WP: 0 PB: 0 SB: 0 CS: 1	PA: 42
<b>PITCHER</b>	IP	WLS	BF	H	R	ER	SO	BB	IBB	HBP	BLK	WP	HR	S	P	ERA	WHIP					
Vic Albury, L (1, 1) ERA: 4.12	6.1	W	29	8	2	1	1	5	0	0	0	0	0	26	46	1.42	2.053					
Bill Campbell, R (7, 1) ERA: 2.65	2.2		12	5	0	0	2	0	0	0	0	0	0	16	16	0.00	1.875					

California Angels @ Minnesota Twins  
Metropolitan Stadium, Bloomington, MI  
Sun Sep 22 1974, 4:33 AM EDT  
Att. 4,029 - Unknown - 46 F

AB 35  
R 2  
H 13  
RBI 2  
BB 5  
SO 3  
LOB 23



Batter	1	2	3	4	5	6	7	8	9	AB	R	H	RBI	BB	SO	LOB	BOTTOM					
Jerry Terrell, R (1, 6) OBP: 0.282, SLG: 0.318										5	0	0	0	0	1	4						
Rod Carew, L (1, 4) OBP: 0.430, SLG: 0.449										4	2	1	0	1	1	2						
Bobby Darwin, R (1, 9) OBP: 0.324, SLG: 0.446										4	0	0	0	1	1	2						
Harmon Killebrew, R (1, 10) OBP: 0.318, SLG: 0.371										4	0	1	1	0	1	3						
Eric Soderholm, R (1, 5) OBP: 0.358, SLG: 0.403										4	0	0	0	0	2	1						
Larry Hise, R (1, 7) OBP: 0.356, SLG: 0.474										4	2	2	0	0	0	1						
Steve Brye, R (1, 8) OBP: 0.315, SLG: 0.362										4	1	4	1	0	0	0						
Craig Kusick, R (1, 3) OBP: 0.344, SLG: 0.411										4	0	2	2	0	1	3						
Glenn Borgmann, R (1, 2) OBP: 0.330, SLG: 0.316										4	1	1	0	0	1	5						
<b>Inning Stats</b>	R: 0 E: 0 K: 1 S: 5	H: 0 LOB: 1 BB: 1 P: 9	R: 0 E: 0 K: 1 S: 7	H: 2 LOB: 2 BB: 0 P: 7	R: 0 E: 0 K: 1 S: 5	H: 0 LOB: 1 BB: 1 P: 9	R: 1 E: 1 K: 2 S: 10	H: 2 LOB: 2 BB: 0 P: 10	R: 1 E: 0 K: 0 S: 5	H: 2 LOB: 1 BB: 0 P: 5	R: 3 E: 1 K: 0 S: 7	H: 3 LOB: 1 BB: 0 P: 7	R: 1 E: 0 K: 1 S: 7	H: 2 LOB: 1 BB: 0 P: 7	R: 0 E: 0 K: 2 S: 7	H: 0 LOB: 0 BB: 0 P: 7	R: 0 E: 0 K: 2 S: 7	H: 0 LOB: 0 BB: 0 P: 7	1B: 6 2B: 4 3B: 1 HR: 0	SF: 0 SAC: 0 DP: 0 HBP: 0	WP: 1 PB: 0 SB: 1 CS: 0	PA: 39
<b>PITCHER</b>	IP	WLS	BF	H	R	ER	SO	BB	IBB	HBP	BLK	WP	HR	S	P	ERA	WHIP					
Frank Tanana, L (1, 1) ERA: 3.27	5.0	L	27	9	5	2	5	2	0	0	0	0	0	35	43	3.60	2.200					
Ed Figueroa, R (6, 1) ERA: 3.67	3.0		12	2	1	1	3	0	0	0	0	0	0	18	18	3.00	0.667					

California Angels @ Minnesota Twins  
Metropolitan Stadium, Bloomington, MI  
Sun Sep 22 1974, 4:33 AM EDT  
Att. 4,029 - Unknown - 46 F

AB 37  
R 6  
H 11  
RBI 4  
BB 2  
SO 8  
LOB 21





Batter	1	2	3	4	5	6	7	8	9	AB	R	H	RBI	BB	SO	LOB	TOP			
Steve Blye, R OBP: 0.318, SLG: 0.367 (1, 8)										5	0	3	1	0	0	3	<b>Minnesota Twins @ Oakland Athletics</b> Oakland-Alameda County Coliseum, Oakland, CA Tue Sep 24 1974, 7:05 PM PDT Att. 4,047 - Unknown - 60 F			
Rod Carew, L OBP: 0.431, SLG: 0.448 (1, 4)										3	0	1	0	1	1	2				
Bobby Darwin, R OBP: 0.322, SLG: 0.443 (1, 9)										4	0	0	0	0	0	4				
Harmon Killebrew, R OBP: 0.314, SLG: 0.367 (1, 10)										4	0	0	0	0	2	2				
Eric Soderholm, R OBP: 0.357, SLG: 0.401 (1, 5)										4	0	1	0	0	2	0				
Larry Hulse, R OBP: 0.355, SLG: 0.471 (1, 7)										3	0	0	0	1	0	2				
Craig Kusick, R OBP: 0.348, SLG: 0.415 Steve Braun, L OBP: 0.371, SLG: 0.380 (9, PH)										3	1	2	0	0	0	1				
Danny Thompson, R OBP: 0.301, SLG: 0.320 Pat Bourque, L OBP: 0.330, SLG: 0.316 (9, PH)										3	0	1	0	0	1	3				
Glenn Borgmann, R OBP: 0.327, SLG: 0.313 Tony Oliva, L OBP: 0.328, SLG: 0.424 Jerry Terrell, R OBP: 0.282, SLG: 0.318 (9, PR)										3	0	0	0	0	1	3				
<b>Inning Stats</b>	R: 0 E: 0 K: 1 S: 6	H: 1 LOB: 1 BB: 0 P: 6	R: 0 E: 1 K: 0 S: 4	H: 1 LOB: 1 BB: 0 P: 4	R: 0 E: 0 K: 0 S: 3	H: 1 LOB: 0 BB: 0 P: 3	R: 0 E: 0 K: 1 S: 5	H: 0 LOB: 0 BB: 0 P: 5	R: 0 E: 0 K: 0 S: 4	H: 2 LOB: 2 BB: 0 P: 8	R: 1 E: 0 K: 2 S: 9	H: 2 LOB: 2 BB: 1 P: 13	R: 0 E: 0 K: 2 S: 7	H: 0 LOB: 0 BB: 0 P: 7	R: 0 E: 0 K: 1 S: 6	H: 1 LOB: 1 BB: 0 P: 6		1B: 8 2B: 2 3B: 0 HR: 0	SF: 0 SAC: 0 DP: 2 HBP: 0	WP: 0 PB: 0 SB: 0 CS: 0
<b>PITCHER</b>	IP WLS BF H R ER SO BB IBB HBP BLK WP HR S P ERA WHIP	6.2 W 29 8 1 1 5 2 0 0 0 0 0 0 37 45 1.35 1.500	2.1 8 1 0 0 3 0 0 0 0 0 0 0 14 14 0.00 0.429																	

AB 35  
R 1  
H 9  
RBI 1  
BB 2  
SO 8  
LOB 20



Batter	1	2	3	4	5	6	7	8	9	AB	R	H	RBI	BB	SO	LOB	BOTTOM			
Bill North, S OBP: 0.351, SLG: 0.342 (1, 8)										4	0	1	0	0	0	2	<b>Minnesota Twins @ Oakland Athletics</b> Oakland-Alameda County Coliseum, Oakland, CA Tue Sep 24 1974, 7:05 PM PDT Att. 4,047 - Unknown - 60 F			
Bert Campaneris, R OBP: 0.352, SLG: 0.371 (1, 6)										4	1	1	0	0	1	1				
Claudell Washington, L OBP: 0.325, SLG: 0.362 (1, 9)										4	1	1	0	0	0	1				
Sal Bando, R OBP: 0.355, SLG: 0.433 (1, 5)										3	1	1	0	1	0	1				
Joe Rudi, R OBP: 0.331, SLG: 0.475 (1, 7)										4	1	1	0	0	2	4				
Gene Tenace, R OBP: 0.389, SLG: 0.413 (1, 3)										3	1	1	4	0	0	1				
Angel Mangual, R OBP: 0.259, SLG: 0.359 (1, 10)										3	0	0	0	1	1	1				
Ray Fosse, R OBP: 0.257, SLG: 0.347 (1, 2)										2	0	1	1	0	0	0				
Dick Green, R OBP: 0.270, SLG: 0.273 Jim Holt, L OBP: 0.282, SLG: 0.280 Jesus Alou, R OBP: 0.292, SLG: 0.335 Dal Maxvill, R OBP: 0.271, SLG: 0.177 (7, 4)										2	0	0	0	0	0	1				
<b>Inning Stats</b>	R: 0 E: 0 K: 0 S: 3	H: 0 LOB: 0 BB: 0 P: 3	R: 0 E: 0 K: 1 S: 6	H: 1 LOB: 1 BB: 0 P: 6	R: 0 E: 0 K: 0 S: 3	H: 0 LOB: 0 BB: 0 P: 3	R: 4 E: 0 K: 1 S: 9	H: 4 LOB: 1 BB: 1 P: 13	R: 0 E: 0 K: 0 S: 4	H: 1 LOB: 1 BB: 0 P: 4	R: 1 E: 1 K: 0 S: 5	H: 1 LOB: 2 BB: 1 P: 9	R: 0 E: 0 K: 1 S: 5	H: 0 LOB: 0 BB: 0 P: 5	R: 0 E: 0 K: 1 S: 5	H: 0 LOB: 0 BB: 0 P: 5		1B: 4 2B: 1 3B: 1 HR: 1	SF: 1 SAC: 1 DP: 0 HBP: 0	WP: 0 PB: 0 SB: 0 CS: 0
<b>PITCHER</b>	IP WLS BF H R ER SO BB IBB HBP BLK WP HR S P ERA WHIP	5.1 L 26 7 5 5 2 2 0 0 0 0 0 0 12 28 36 8.44 1.688	2.2 8 0 0 0 2 0 0 0 0 0 0 0 12 12 0.00 0.000																	

AB 30  
R 5  
H 7  
RBI 5  
BB 2  
SO 4  
LOB 14





Batter	1	2	3	4	5	6	7	8	9	AB	R	H	RBI	BB	SO	LOB	TOP						
Steve Blye, R OBP: 0.317, SLG: 0.367 (1, 8)	G3		1-3	1-H 2B		K			K	5	0	1	1	0	2	1	<b>Minnesota Twins @ Oakland Athletics</b> Oakland-Alameda County Coliseum, Oakland, CA Wed Sep 25 1974, 7:05 PM PDT Att: 3,211 - Cloudy - 65 F						
Rod Carew, L OBP: 0.434, SLG: 0.449 (1, 4)	BB		6-3 1B	IBB		F7			G4-6-3 1B	3	0	2	0	2	0	1							
Steve Braun, L OBP: 0.372, SLG: 0.378 (1, 7)	FC4-6 BB		6-3 BB	K		FC6-4 1-2			G4-6-3 1-2	3	0	0	0	2	1	4							
Bobby Darwin, R OBP: 0.322, SLG: 0.443 (1, 9)	F3		6-3			2B			K	4	0	1	0	0	1	4							
Tony Oliva, L OBP: 0.327, SLG: 0.421 (1, 10)	FC4-6 1-2		1-2 2-3 IBB			F7			F5	3	0	0	0	1	0	3							
Eric Soderholm, R OBP: 0.356, SLG: 0.399 (1, 5)		6-3	F8			FC6-4 BB			F9	3	0	0	0	1	0	3							
Pat Bourque, L OBP: 0.326, SLG: 0.312 Craig Kusick, R OBP: 0.345, SLG: 0.411 (5, PH) (5, 3)	F9			4-3		F7			K	2	0	0	0	0	0	0							
Danny Thompson, R OBP: 0.304, SLG: 0.320 Jery Terrell, R OBP: 0.276, SLG: 0.314 (1, 6) (2, 6)	HBP		G3			FC6-4 1-2			L8	0	0	0	0	0	0	0							
Phil Roof, R OBP: 0.270, SLG: 0.283 (1, 2)	F6			E 2B 1B		FC6-4 HBP			F9	3	1	1	0	0	0	1							
<b>Inning Stats</b>	R: 0 E: 0 K: 0 S: 3	H: 0 LOB: 2 BB: 2 P: 11	R: 0 E: 0 K: 0 S: 3	H: 0 LOB: 1 BB: 0 P: 4	R: 0 E: 0 K: 0 S: 4	H: 1 LOB: 3 BB: 2 P: 12	R: 1 E: 1 K: 1 S: 7	H: 2 LOB: 2 BB: 1 P: 11	R: 0 E: 0 K: 0 S: 4	H: 1 LOB: 2 BB: 1 P: 8	R: 0 E: 0 K: 1 S: 5	H: 0 LOB: 0 BB: 0 P: 6	R: 0 E: 0 K: 1 S: 5	H: 0 LOB: 0 BB: 0 P: 5	R: 0 E: 0 K: 1 S: 5	H: 1 LOB: 0 BB: 0 P: 5		1B: 3 2B: 2 3B: 0 HR: 0	SF: 0 SAC: 0 DP: 1 HBP: 2	WP: 0 PB: 0 SB: 1 CS: 0	PA: 39		
<b>PITCHER</b>	IP WLS BF H R ER SO BB IBB HBP BLK WP HR S P ERA WHIP	4.0 L 22 4 1 1 1 3 2 1 0 0 0 18 39 2.25 1.750	5.0 17 1 0 0 4 1 0 1 0 0 0 23 28 0.00 0.400																				

AB	31
R	1
H	5
RBI	1
BB	6
SO	5
LOB	21



Batter	1	2	3	4	5	6	7	8	9	AB	R	H	RBI	BB	SO	LOB	BOTTOM						
Bill North, S OBP: 0.349, SLG: 0.340 (1, 8)	L6		K			SH1-3			F5	3	0	0	0	0	1	0	<b>Minnesota Twins @ Oakland Athletics</b> Oakland-Alameda County Coliseum, Oakland, CA Wed Sep 25 1974, 7:05 PM PDT Att: 3,211 - Cloudy - 65 F						
Bert Campaneris, R OBP: 0.348, SLG: 0.369 (1, 6)	4-3		F7			K			L7	4	0	0	0	0	1	2							
Claudell Washington, L OBP: 0.324, SLG: 0.379 (1, 9)	S 1B			6-3					4-3	4	0	1	0	0	0	0							
Sal Bando, R OBP: 0.355, SLG: 0.431 (1, 5)	1-2 BB			K					6-3	2	0	0	0	1	1	0							
Joe Rudi, R OBP: 0.330, SLG: 0.472 (1, 7)	K			F8					6-3	3	0	0	0	0	1	2							
Gene Tenace, R OBP: 0.371, SLG: 0.415 (1, 3)		6-3				G5-4-3 1B			CS SH 1B	3	0	2	0	0	0	0							
Angel Mangual, R OBP: 0.258, SLG: 0.357 (1, 10)	1-3					F4			SH 6-3 S 1-2	2	0	0	0	0	0	1							
Ray Fosse, R OBP: 0.254, SLG: 0.342 (1, 2)	F3					G5-4-3 1-2			6-3 1-3 2-3	3	0	0	0	0	0	3							
Dick Green, R OBP: 0.289, SLG: 0.272 Jesus Alou, R OBP: 0.296, SLG: 0.338 Herb Washington, R OBP: 0.271, SLG: 0.177 Dal Maxwell, R OBP: 0.279, SLG: 0.279 Jim Holt, L OBP: 0.238, SLG: 0.295 Manny Trillo, R OBP: 0.208, SLG: 0.295 (1, 4) (5, PH) (5, PH) (7, 4) (8, PH) (9, 4)	K					SH1-3 CS 1B			5-3	1	0	0	0	0	1	0							
<b>Inning Stats</b>	R: 0 E: 0 K: 1 S: 6	H: 1 LOB: 2 BB: 1 P: 10	R: 0 E: 0 K: 0 S: 3	H: 0 LOB: 0 BB: 0 P: 3	R: 0 E: 0 K: 2 S: 7	H: 0 LOB: 0 BB: 0 P: 7	R: 0 E: 0 K: 1 S: 5	H: 0 LOB: 0 BB: 0 P: 5	R: 0 E: 0 K: 1 S: 3	H: 1 LOB: 1 BB: 0 P: 3	R: 0 E: 0 K: 0 S: 3	H: 0 LOB: 0 BB: 0 P: 3	R: 0 E: 0 K: 0 S: 4	H: 1 LOB: 1 BB: 0 P: 4	R: 0 E: 0 K: 0 S: 3	H: 0 LOB: 0 BB: 0 P: 3		1B: 4 2B: 0 3B: 0 HR: 0	SF: 0 SAC: 2 DP: 1 HBP: 0	WP: 0 PB: 0 SB: 3 CS: 2	PA: 30		
<b>PITCHER</b>	IP WLS BF H R ER SO BB IBB HBP BLK WP HR S P ERA WHIP	9.0 W 30 4 0 0 5 1 0 0 0 0 0 39 43 0.00 0.556																					

AB	27
R	0
H	4
RBI	0
BB	1
SO	5
LOB	9







Batter	1	2	3	4	5	6	7	8	9	AB	R	H	RBI	BB	SO	LOB	TOP			
Steve Blye, R (1.8) OBP: 0.317, SLG: 0.366	4-3		L8			F6		FC6-4 1B		4	0	1	0	0	0	0	<b>Minnesota Twins @ Oakland Athletics</b> Oakland-Alameda County Coliseum, Oakland, CA Thu Sep 26 1974, 7:05 PM PDT Att: 3,461 - Cloudy - 64 F			
Rod Carew, L (1.4) OBP: 0.436, SLG: 0.451	1B			SH2-3 1B		CS 1B		FC6-4 1-2		4	0	3	0	0	0	1				
Steve Braun, L (1.7) OBP: 0.369, SLG: 0.375	F9			SH2-3 1-2		F4 1-2			3-1	3	0	0	0	0	0	2				
Bobby Darwin, R (1.9) OBP: 0.321, SLG: 0.447	F1			F8		F8			HR	4	1	1	1	0	0	2				
Tony Oliva, L (1.10) OBP: 0.326, SLG: 0.419		F7		L9					G3	4	0	1	0	0	0	1				
Eric Soderholm, R (1.5) OBP: 0.353, SLG: 0.395		F8			K				6-3	4	0	0	0	0	2	1				
Pat Bourque, L (1.3) OBP: 0.320, SLG: 0.306				K		L8				3	0	0	0	0	1	1				
Jerry Terrell, R (1.6) OBP: 0.279, SLG: 0.314				K						3	0	1	0	0	2	0				
Phil Roof, R (1.2) OBP: 0.265, SLG: 0.277				K						2	0	0	0	0	1	1				
Hamon Kilbreth, R (8. PH) OBP: 0.313, SLG: 0.366				K		5-3				1	0	0	0	0	1	0				
Glenn Borgmann, R (8.2) OBP: 0.327, SLG: 0.313										0	0	0	0	0	0	0				
<b>Inning Stats</b>	R: 0 E: 0 K: 0 S: 4	H: 1 LOB: 1 BB: 0 P: 4	R: 0 E: 0 K: 1 S: 5	H: 0 LOB: 0 BB: 0 P: 5	R: 0 E: 0 K: 2 S: 7	H: 0 LOB: 0 BB: 0 P: 7	R: 0 E: 0 K: 0 S: 4	H: 1 LOB: 1 BB: 0 P: 4	R: 0 E: 0 K: 1 S: 6	H: 1 LOB: 1 BB: 0 P: 6	R: 0 E: 0 K: 1 S: 6	H: 1 LOB: 1 BB: 0 P: 6	R: 0 E: 0 K: 2 S: 8	H: 1 LOB: 1 BB: 0 P: 8	R: 1 E: 0 K: 0 S: 4	H: 1 LOB: 0 BB: 0 P: 4	1B: 6 2B: 0 3B: 0 HR: 1	SF: 0 SAC: 1 DP: 0 HBP: 0	WP: 0 PB: 0 SB: 0 CS: 1	PA: 33
<b>PITCHER</b> Caffish Hunter, R (1.1) ERA: 2.51	IP: 9.0 WLS: W BF: 33 H: 7 R: 1 ER: 1 SO: 7 BB: 0 IBB: 0 HBP: 0 BLK: 0 WP: 0 HR: 1 S: 47 P: 47 ERA: 1.00 WHIP: 0.778																			

Batter	1	2	3	4	5	6	7	8	9	AB	R	H	RBI	BB	SO	LOB	BOTTOM			
Bill North, S (1.8) OBP: 0.347, SLG: 0.338	1-3		3-1		K			K		4	0	0	0	0	2	0	<b>Minnesota Twins @ Oakland Athletics</b> Oakland-Alameda County Coliseum, Oakland, CA Thu Sep 26 1974, 7:05 PM PDT Att: 3,461 - Cloudy - 64 F			
Bert Campaneris, R (1.6) OBP: 0.348, SLG: 0.368	5-3		F8			FC3-6 1B		F2		4	0	1	0	0	0	0				
Claudell Washington, L (1.9) OBP: 0.324, SLG: 0.379	S 1B		4-3			FC3-6 FC6-4 1-2				3	1	1	0	0	0	1				
Sal Bando, R (1.5) OBP: 0.355, SLG: 0.430	FC4-6 1-2 1B			F8		F8				3	0	1	1	0	0	1				
Joe Rudi, R (1.7) OBP: 0.330, SLG: 0.472	FC4-6 1-2			E 1B		FC6-4 1-2				3	1	1	0	0	0	2				
Gene Tenace, R (1.3) OBP: 0.369, SLG: 0.412		F9		E5 L4-6 1-2			6-3			3	0	0	0	0	0	0				
Angel Mangual, R (1.10) OBP: 0.258, SLG: 0.359			4-3 2B		L4-6 2-3		1-3			3	0	1	0	0	0	1				
Ray Fosse, R (1.2) OBP: 0.250, SLG: 0.337			4-3		6-3		K			3	0	0	0	0	1	1				
Dick Green, R (1.4) OBP: 0.267, SLG: 0.270					5-3					2	0	0	0	0	1	1				
Jim Holt, L (8. PH) OBP: 0.280, SLG: 0.278										1	0	0	0	0	1	0				
Dal Maxvill, R (9.4) OBP: 0.271, SLG: 0.177										0	0	0	0	0	0	0				
<b>Inning Stats</b>	R: 1 E: 0 K: 0 S: 5	H: 2 LOB: 1 BB: 0 P: 5	R: 0 E: 0 K: 1 S: 6	H: 1 LOB: 1 BB: 0 P: 6	R: 0 E: 0 K: 0 S: 3	H: 0 LOB: 0 BB: 0 P: 3	R: 1 E: 1 K: 0 S: 4	H: 1 LOB: 0 BB: 0 P: 4	R: 0 E: 0 K: 1 S: 5	H: 0 LOB: 0 BB: 0 P: 5	R: 0 E: 0 K: 0 S: 4	H: 1 LOB: 1 BB: 0 P: 4	R: 0 E: 0 K: 1 S: 5	H: 0 LOB: 0 BB: 0 P: 5	R: 0 E: 0 K: 2 S: 7	H: 0 LOB: 0 BB: 0 P: 7	1B: 4 2B: 2 3B: 0 HR: 0	SF: 0 SAC: 0 DP: 1 HBP: 0	WP: 0 PB: 0 SB: 1 CS: 0	PA: 29
<b>PITCHER</b> Dave Goltz, R (1.1) ERA: 3.43	IP: 8.0 WLS: L BF: 29 H: 5 R: 2 ER: 1 SO: 5 BB: 0 IBB: 0 HBP: 0 BLK: 0 WP: 0 HR: 0 S: 39 P: 39 ERA: 1.12 WHIP: 0.625																			

**AB 32**  
**R 1**  
**H 7**  
**RBI 1**  
**BB 0**  
**SO 7**  
**LOB 9**



**AB 29**  
**R 2**  
**H 5**  
**RBI 1**  
**BB 0**  
**SO 5**  
**LOB 7**






Batter	1	2	3	4	5	6	7	8	9	AB	R	H	RBI	BB	SO	LOB	TOP			
Steve Brye, R OBP: 0.317, SLG: 0.367 (1, 8)	5-3		FC5-4 1B		F8		SF9		1B	4	0	2	1	0	0	0	<b>Minnesota Twins @ California Angels</b> Anaheim Stadium, Anaheim, CA Fri Sep 27 1974, 10:05 PM EDT Att: 4,946 - Cloudy - 65 F			
Rod Carew, L OBP: 0.434, SLG: 0.449 (1, 4)	6-3		FC5-4 1B 1-2		CS 1B		5-3		F8	5	0	1	0	0	0	3				
Bobby Darwin, R OBP: 0.321, SLG: 0.446 (1, 9)	4-3		FC3-6 1B 1-3		CS 1-2	6-3	F9			4	0	1	0	0	0	1				
Harmon Killebrew, R OBP: 0.313, SLG: 0.367 (1, 10)		FC4-6 1B 2B	FC3-6 1-2		4-3				F7	4	1	1	0	0	0	2				
Larry Hise, R OBP: 0.395, SLG: 0.469 (1, 7)		F9	K			BB 1B			6-3	4	0	1	0	0	1	3				
Craig Kusick, R OBP: 0.352, SLG: 0.408 (1, 3)		FC4-6 BB			F3					1	0	0	0	3	0	0				
Eric Soderholm, R OBP: 0.350, SLG: 0.392 (1, 5)		FC4-6 1B 1-2 2-3			F9				F9	4	0	0	0	0	1	5				
Luis Gomez, R OBP: 0.264, SLG: 0.216 (1, 6)					K				F4	4	1	2	1	0	1	0				
Glenn Borgmann, R OBP: 0.326, SLG: 0.313 (1, 2)		5-3			1-3				F9	4	0	1	0	0	0	2				
<b>Inning Stats</b>	R: 0 E: 0 K: 0 S: 3	H: 0 LOB: 0 BB: 0 P: 3	R: 1 E: 0 K: 0 S: 5	H: 2 LOB: 2 BB: 1 P: 9	R: 0 E: 0 K: 1 S: 7	H: 2 LOB: 2 BB: 0 P: 7	R: 0 E: 0 K: 1 S: 5	H: 0 LOB: 0 BB: 0 P: 5	R: 0 E: 0 K: 0 S: 4	H: 1 LOB: 2 BB: 1 P: 8	R: 1 E: 0 K: 0 S: 5	H: 2 LOB: 1 BB: 0 P: 5	R: 0 E: 0 K: 1 S: 5	H: 0 LOB: 1 BB: 1 P: 9	R: 0 E: 0 K: 0 S: 4	H: 1 LOB: 1 BB: 0 P: 4	1B: 8 2B: 1 3B: 0 HR: 0	SF: 1 SAC: 0 DP: 0 HBP: 0	WP: 0 PB: 0 CS: 1	PA: 39
<b>PITCHER</b> Frank Tanana, L ERA: 3.22 (1, 1)	IP: 9.0 WLS: W BF: 38 H: 9 R: 2 ER: 2 SO: 3 BB: 3 IBB: 0 HBP: 0 BLK: 0 WP: 0 HR: 0 S: 41 P: 53 ERA: 2.00 WHIP: 1.333															<b>PITCHER</b>				

Batter	1	2	3	4	5	6	7	8	9	AB	R	H	RBI	BB	SO	LOB	BOTTOM			
Morris Nettles, L OBP: 0.326, SLG: 0.288 (1, 8)	4-3 1B 2B		K		E4 1-3		1B			4	2	2	0	0	1	3	<b>Minnesota Twins @ California Angels</b> Anaheim Stadium, Anaheim, CA Fri Sep 27 1974, 10:05 PM EDT Att: 4,946 - Cloudy - 65 F			
Bob Heise, R OBP: 0.313, SLG: 0.359 (1, 6)	4-3		K		K		BB 1B			3	0	0	0	0	2	5				
Doug Howard, R OBP: 0.282, SLG: 0.297 (7, PH)										1	0	1	2	0	0	0				
Rudy Meoli, L OBP: 0.294, SLG: 0.244 (8, 6)	2-3									0	0	0	0	0	0	0				
Bruce Bochte, L OBP: 0.338, SLG: 0.387 (1, 3)	CS 1B 3-H		4-3				F7			3	0	1	1	1	0	3				
John Balaz, R OBP: 0.313, SLG: 0.367 (1, 7)	F4 1-2				F3 4-3					3	0	0	0	1	0	4				
Winston Lienas, R OBP: 0.303, SLG: 0.350 (1, 10)			F7		K		4-3		F8	3	0	0	0	0	1	0				
Joe Lahoud, L OBP: 0.367, SLG: 0.462 (7, PH)										1	0	0	0	0	0	2				
Leroy Stanton, R OBP: 0.326, SLG: 0.400 (1, 9)			F7				F8		F8	4	0	1	0	0	0	0				
Dave Chalk, R OBP: 0.305, SLG: 0.322 (1, 5)			CS BB		F7		6-3		K	3	0	0	0	1	1	1				
Ellie Rodriguez, R OBP: 0.372, SLG: 0.353 (1, 2)		CS 1-2	CS		1B 1B				5-3 K	3	0	1	0	1	1	0				
Denny Doyle, L OBP: 0.291, SLG: 0.307 (1, 4)					FC4-6 E 1-2		1B 1B			3	1	2	0	0	0	1				
<b>Inning Stats</b>	R: 1 E: 0 K: 0 S: 4	H: 2 LOB: 0 BB: 0 P: 4	R: 0 E: 0 K: 0 S: 2	H: 0 LOB: 0 BB: 1 P: 6	R: 0 E: 0 K: 2 S: 9	H: 2 LOB: 2 BB: 0 P: 9	R: 0 E: 0 K: 1 S: 6	H: 1 LOB: 1 BB: 0 P: 6	R: 0 E: 1 K: 1 S: 6	H: 0 LOB: 3 BB: 2 P: 14	R: 0 E: 0 K: 0 S: 3	H: 0 LOB: 0 BB: 0 P: 3	R: 2 E: 0 K: 0 S: 6	H: 3 LOB: 2 BB: 1 P: 10	R: 0 E: 0 K: 2 S: 7	H: 0 LOB: 0 BB: 0 P: 7	1B: 7 2B: 1 3B: 0 HR: 0	SF: 0 SAC: 0 DP: 0 HBP: 0	WP: 0 PB: 0 CS: 2	PA: 36
<b>PITCHER</b> Vic Albury, L ERA: 4.12 (1, 1)	IP: 6.2 WLS: L BF: 31 H: 8 R: 3 ER: 3 SO: 4 BB: 4 IBB: 0 HBP: 0 BLK: 0 WP: 0 HR: 0 S: 35 P: 51 ERA: 4.05 WHIP: 1.800															<b>PITCHER</b>				
Bill Campbell, R ERA: 2.62 (7, 1)	IP: 1.1 WLS: L BF: 4 H: 0 R: 0 ER: 0 SO: 2 BB: 0 IBB: 0 HBP: 0 BLK: 0 WP: 0 HR: 0 S: 8 P: 8 ERA: 0.00 WHIP: 0.000															<b>PITCHER</b>				

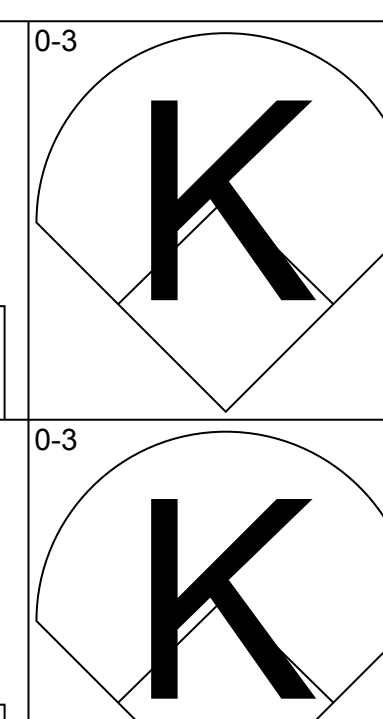
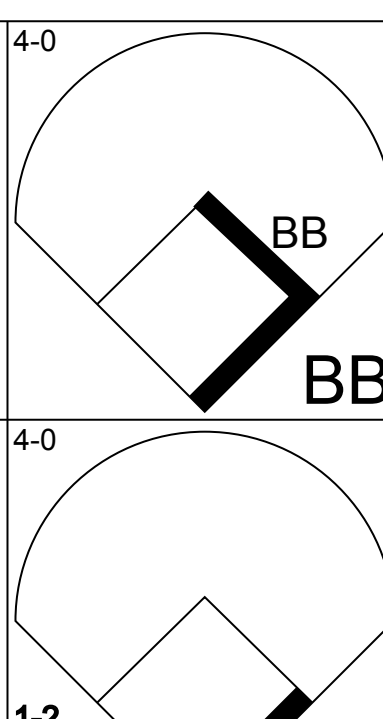
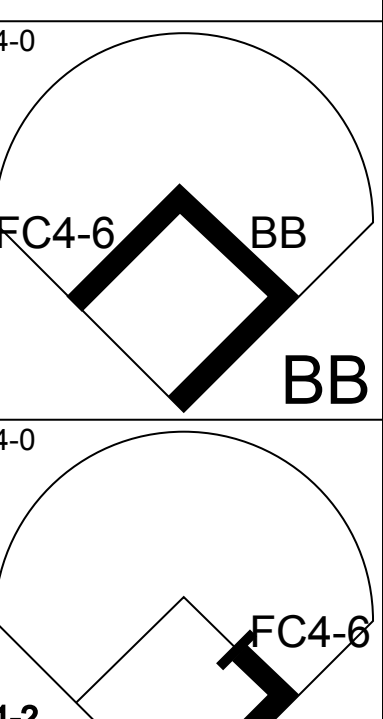
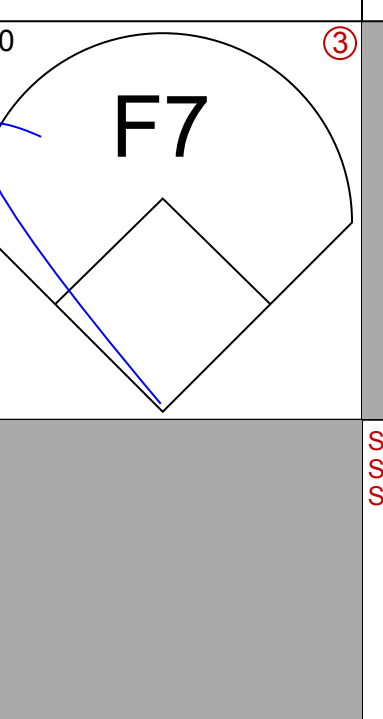
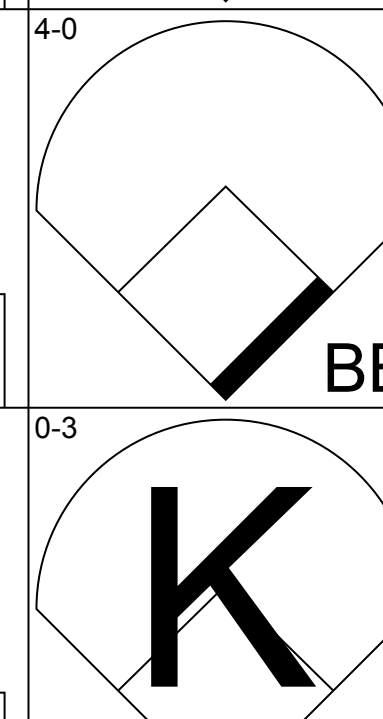
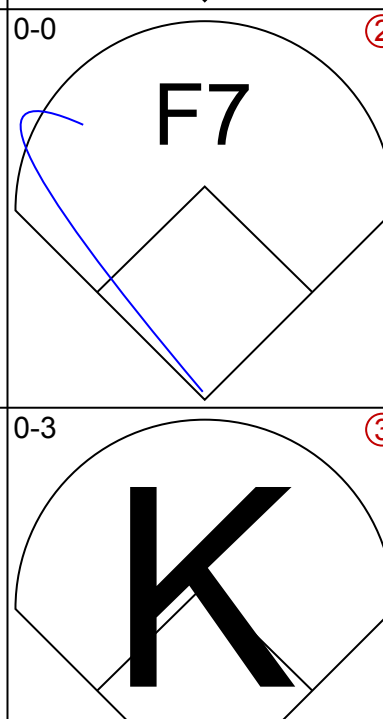
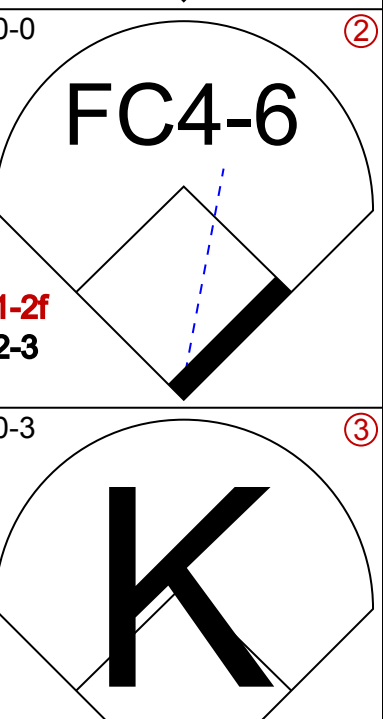








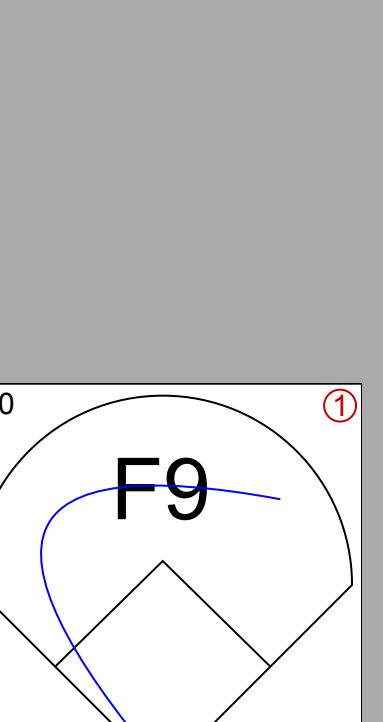
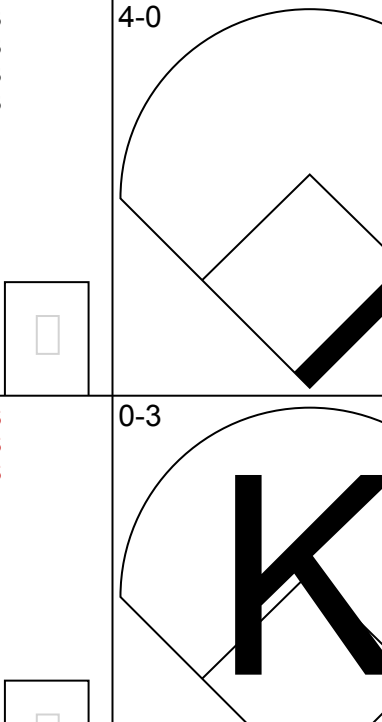
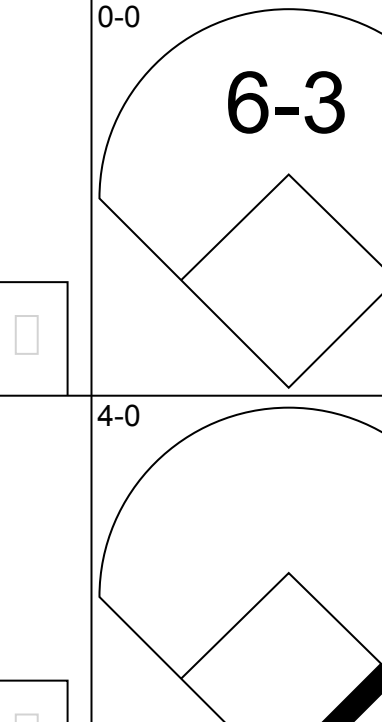
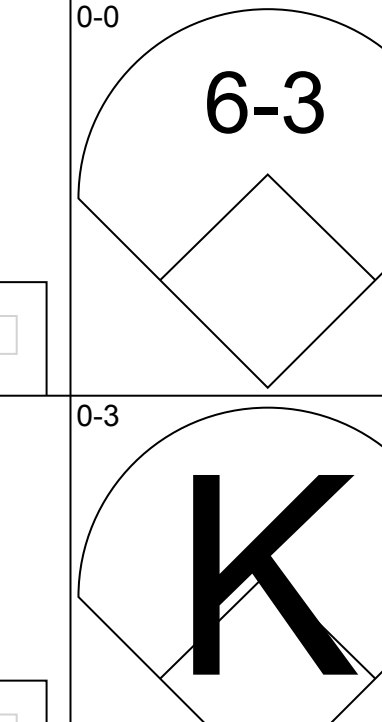








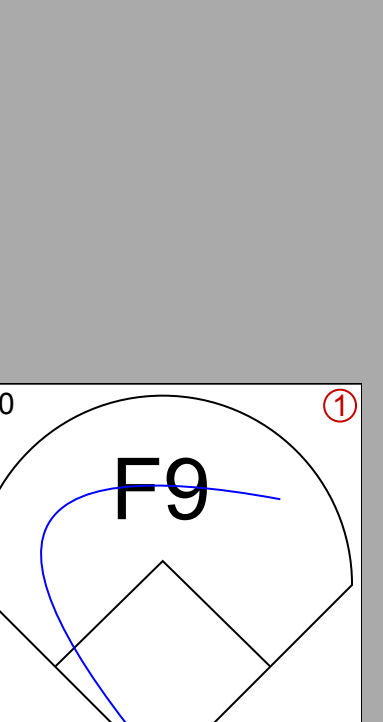



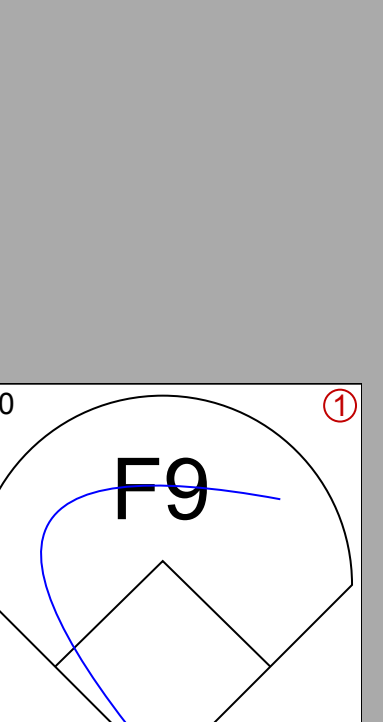



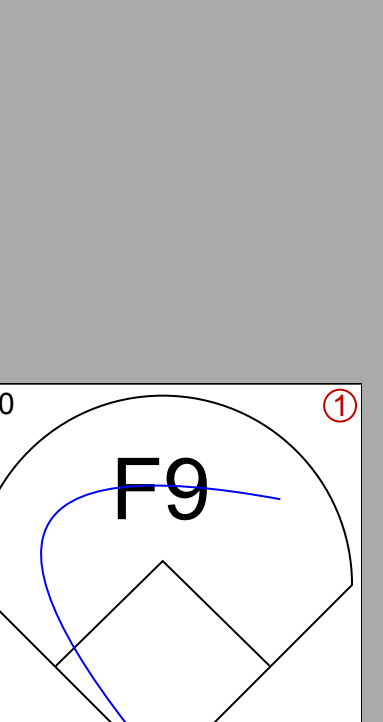

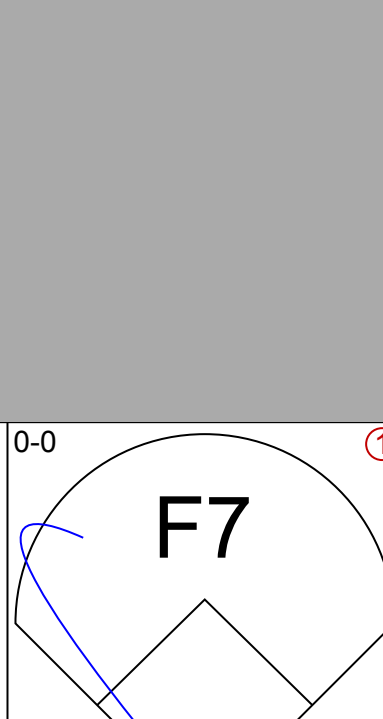
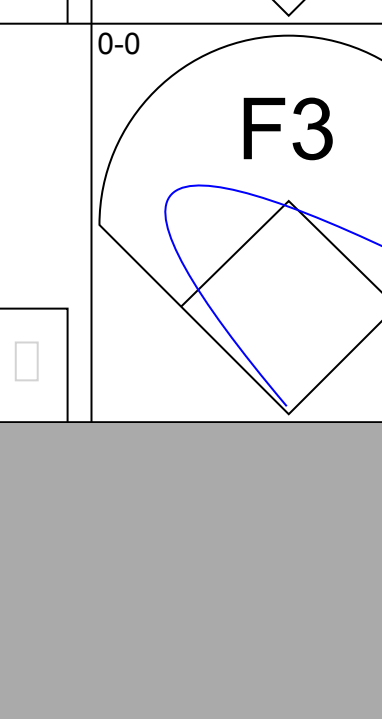
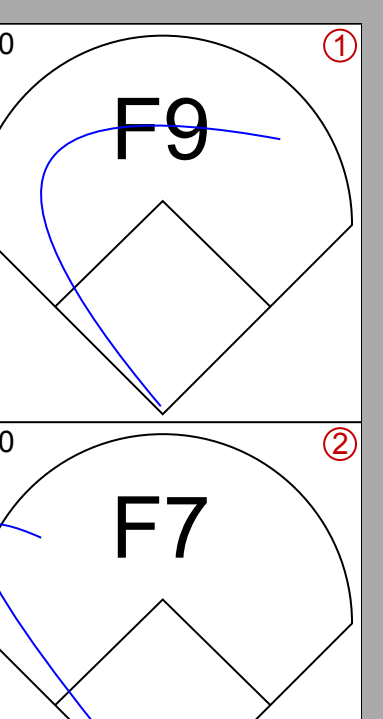

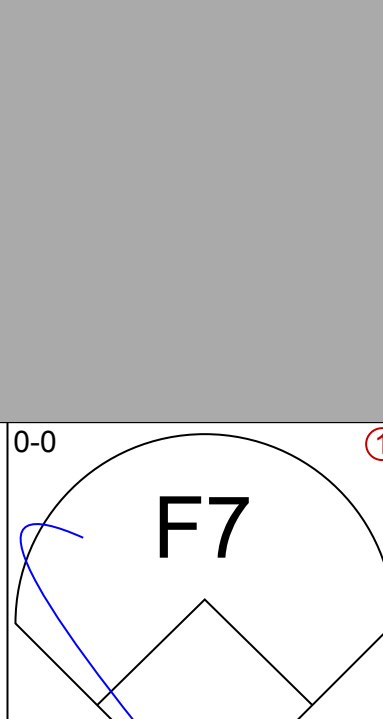
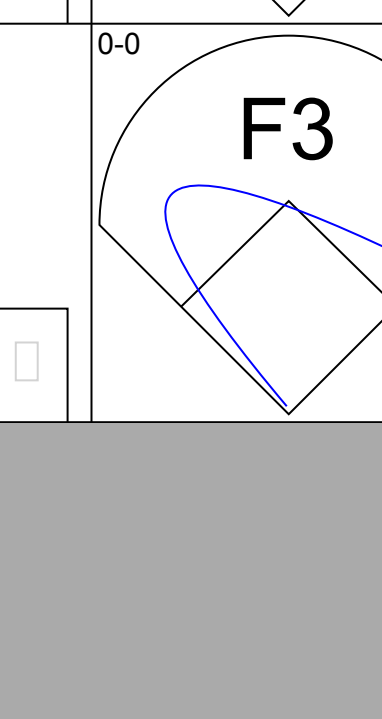
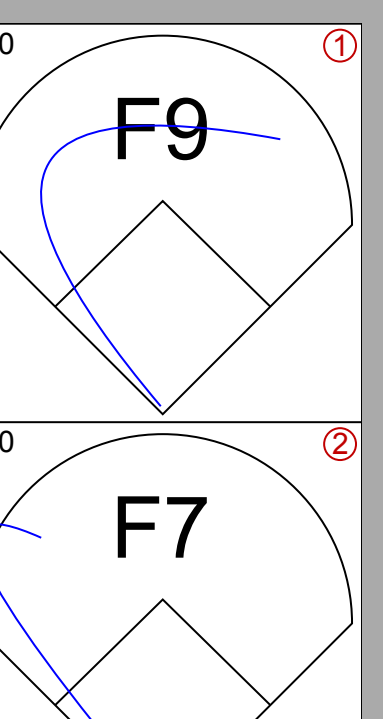
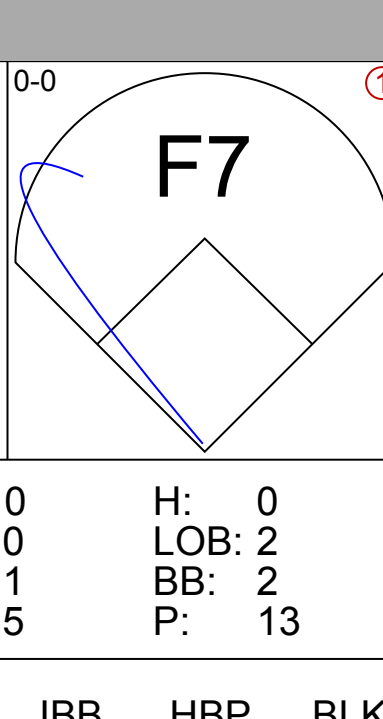
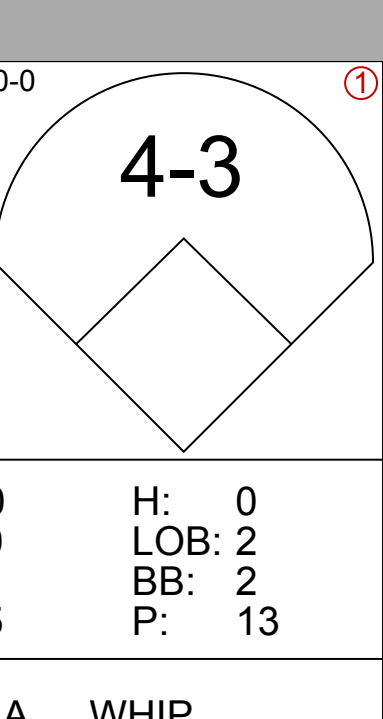
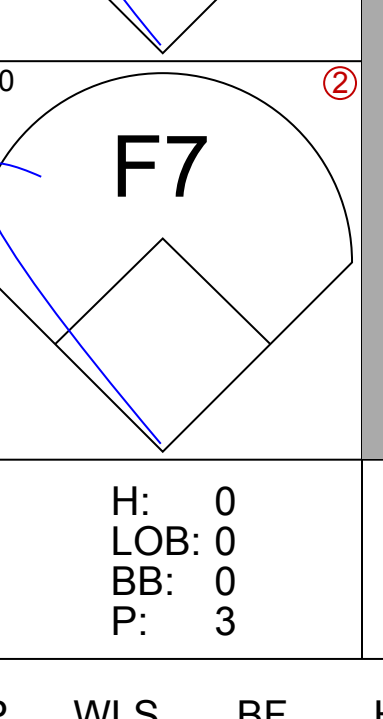
AB	34
R	2
H	9
RBI	2
BB	3
SO	3
LOB	16



AB	31
R	3
H	8
RBI	3
BB	4
SO	6
LOB	19



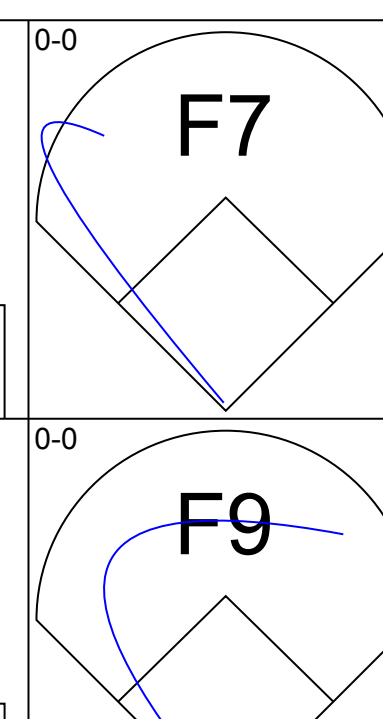
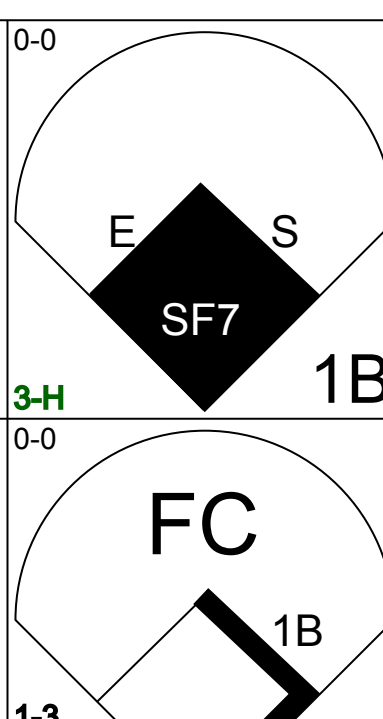
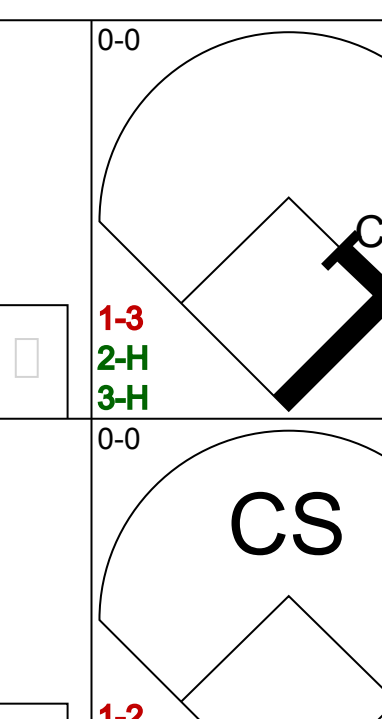

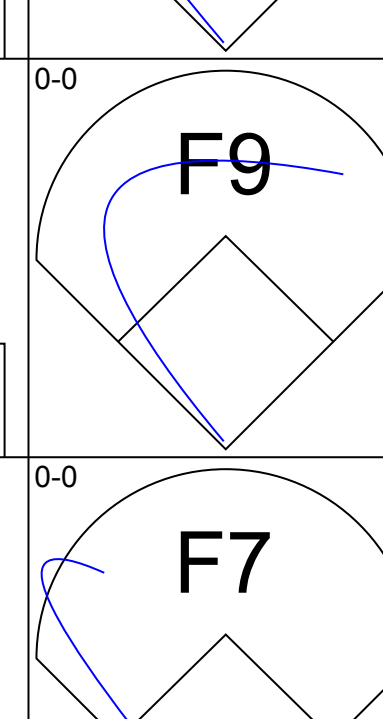
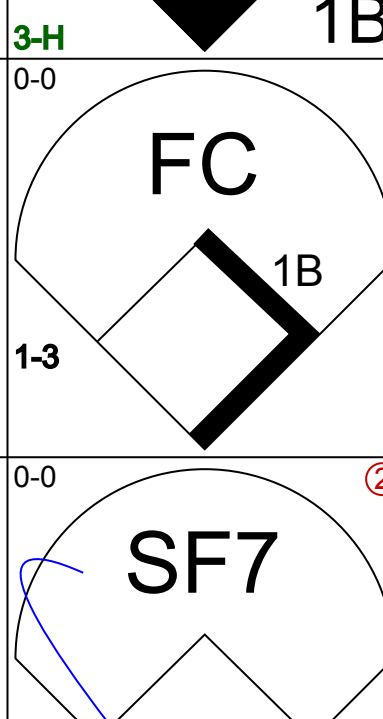
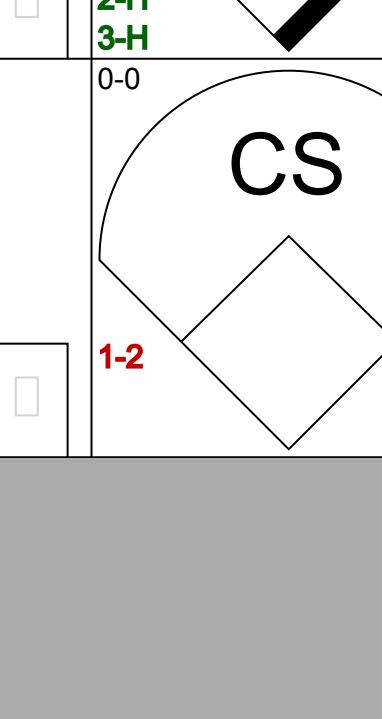
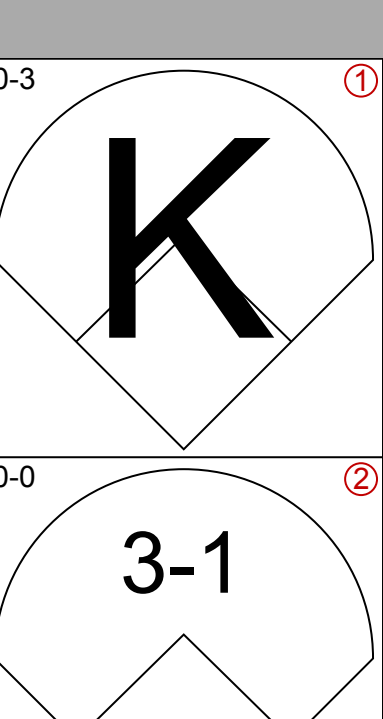

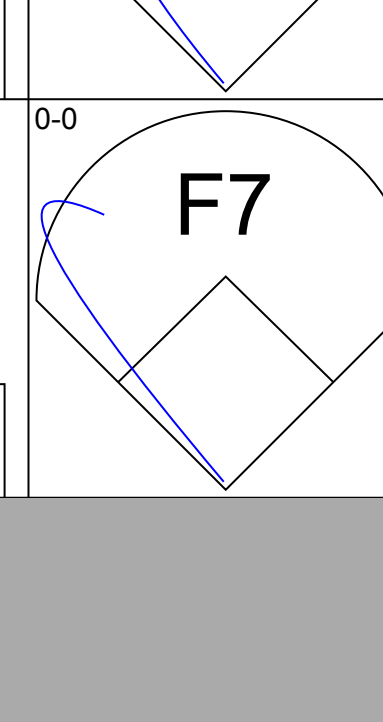
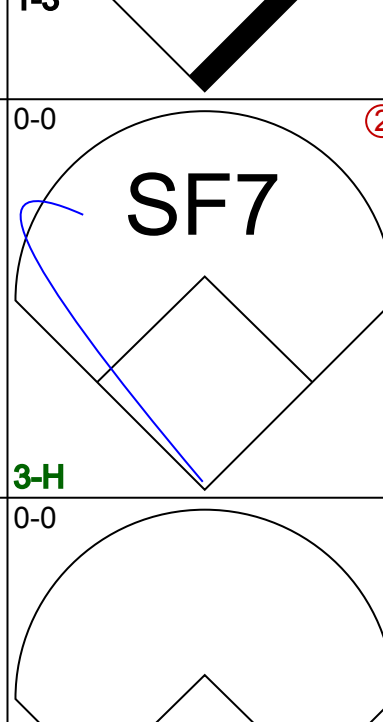
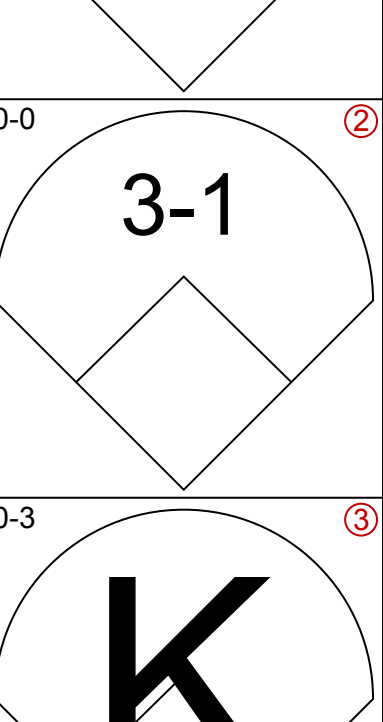

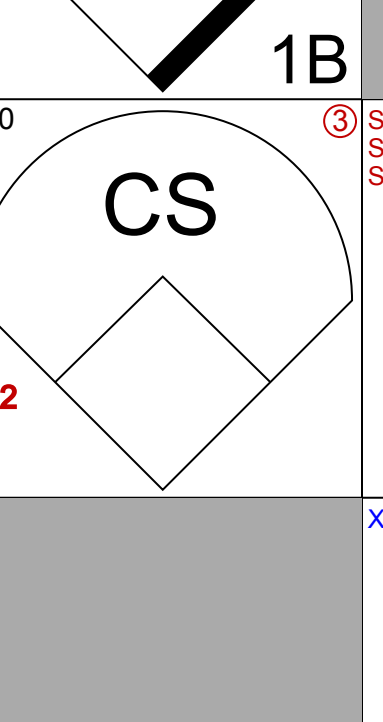
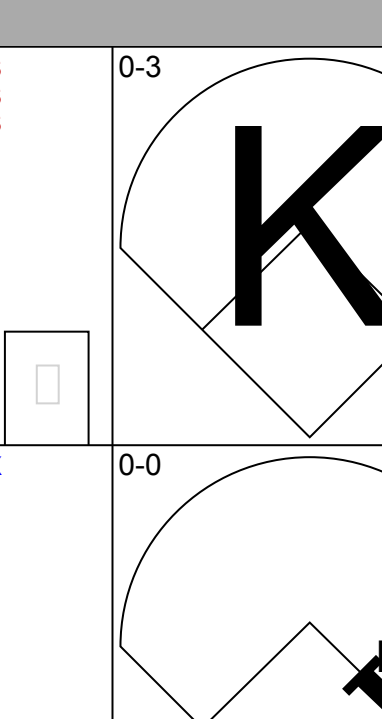
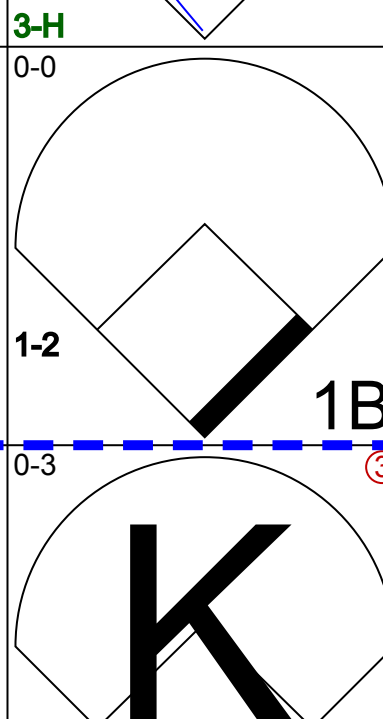

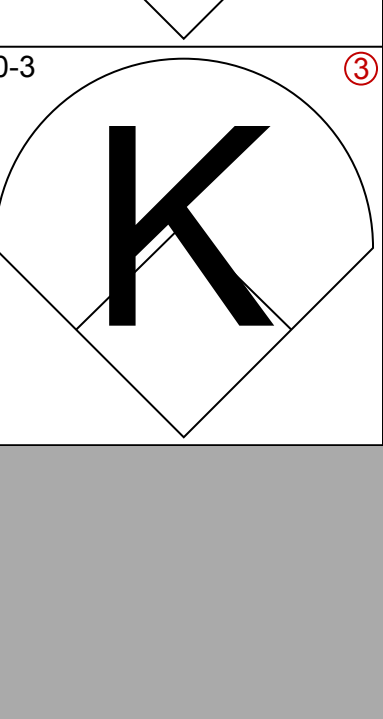

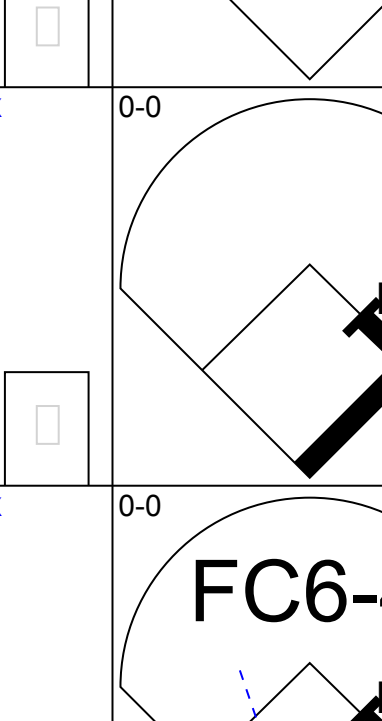
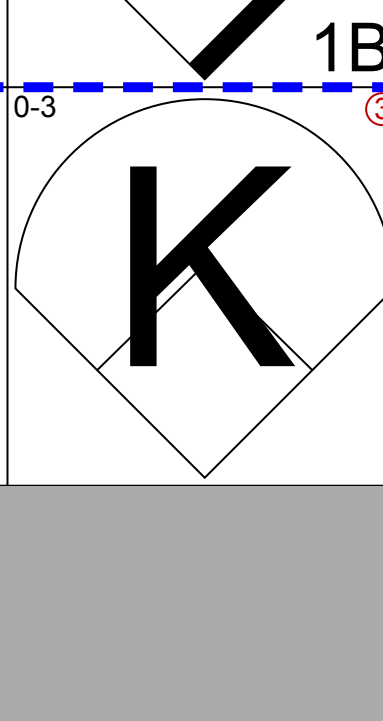


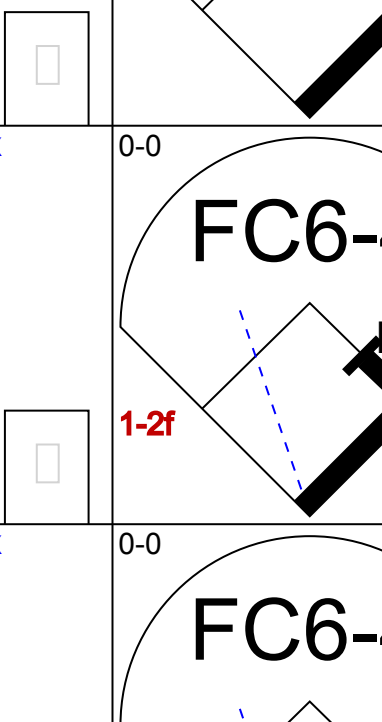
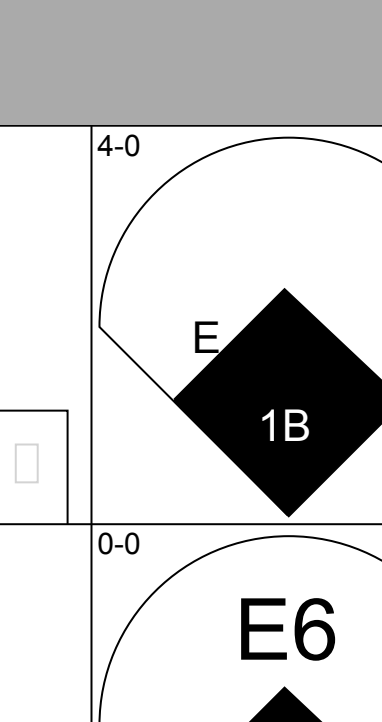


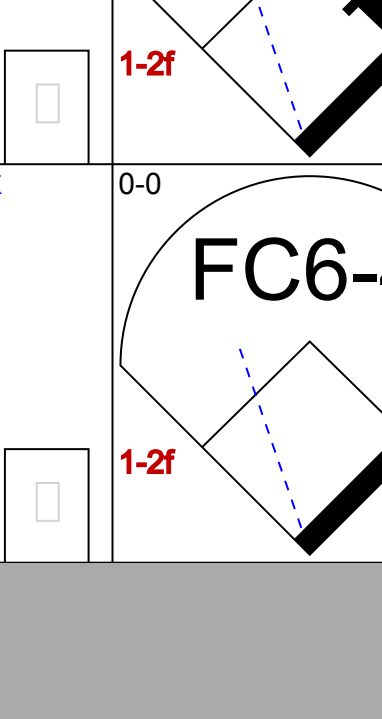
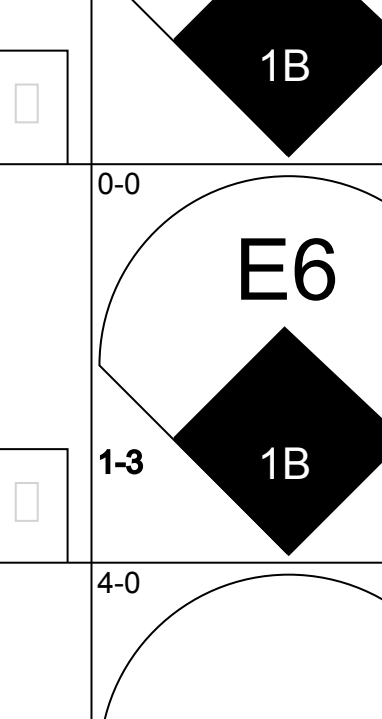


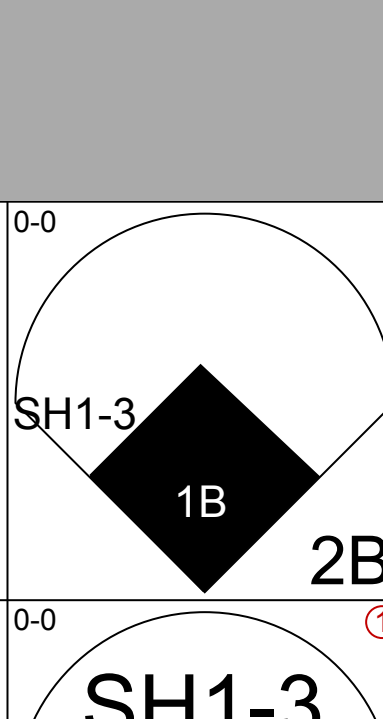
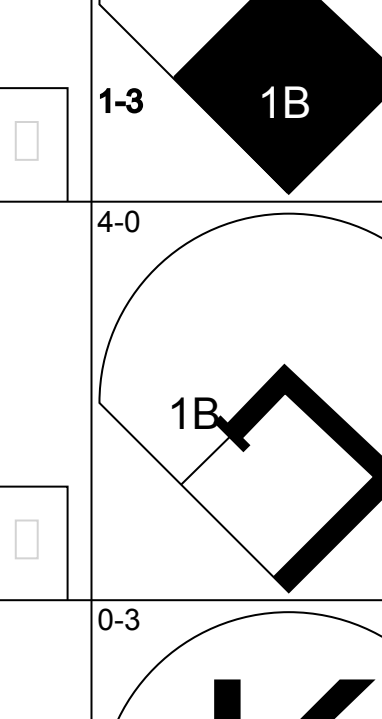

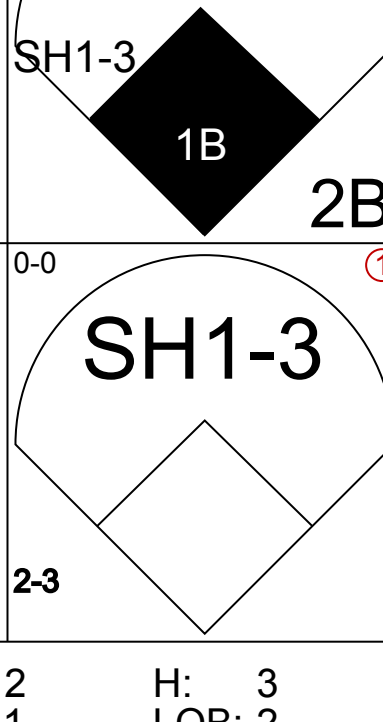
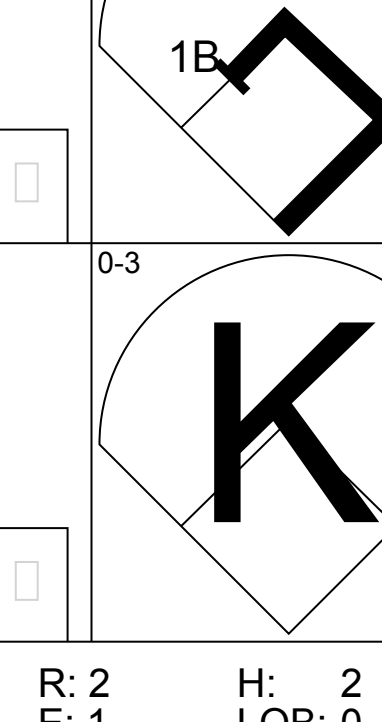
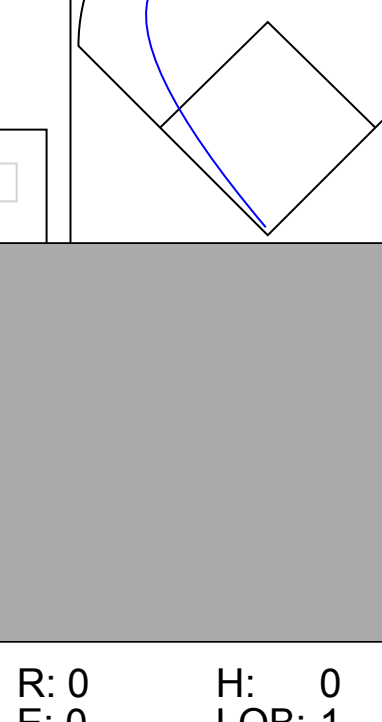


Batter	1	2	3	4	5	6	7	8	9	AB	R	H	RBI	BB	SO	LOB	TOP			
Steve Brye, R OBP: 0.319, SLG: 0.366 (1, 8)																	2 0 0 0 2 1 0			
Rod Carew, L OBP: 0.434, SLG: 0.447 (1, 4)																	2 0 0 0 2 2 0			
Steve Braun, L OBP: 0.369, SLG: 0.372 (1, 5)																	3 0 0 0 1 1 4			
Bobby Darwin, R OBP: 0.319, SLG: 0.443 (1, 9)																	4 0 0 0 0 3 5			
Tony Oliva, L OBP: 0.326, SLG: 0.417 (1, 10)																	3 0 0 0 1 0 0			
Larry Hisle, R OBP: 0.354, SLG: 0.466 (1, 7)																	3 0 0 0 1 3 1			
Pat Bourque, L OBP: 0.315, SLG: 0.300 (9, PH)																	3 0 0 0 0 3 2			
Harmon Killebrew, R OBP: 0.315, SLG: 0.367 (9, PR)																	0 0 0 0 0 1 0 0			
Jerry Terrell, R OBP: 0.279, SLG: 0.314 (9, PR)																	0 0 0 0 0 0 0			
Luis Gomez, R OBP: 0.261, SLG: 0.213 (7, PH)																	2 0 0 0 0 1 2			
Eric Soderholm, R OBP: 0.349, SLG: 0.350 (7, 6)																	2 0 0 0 0 1 1			
Glenn Borgmann, R OBP: 0.324, SLG: 0.310 (1, 2)																	3 0 0 0 0 0 0			
<b>Inning Stats</b>	R: 0 E: 0 K: 3 S: 9	H: 0 LOB: 1 BB: 1 P: 13	R: 0 E: 0 K: 3 S: 9	H: 0 LOB: 1 BB: 1 P: 13	R: 0 E: 0 K: 1 S: 5	H: 0 LOB: 2 BB: 2 P: 13	R: 0 E: 0 K: 1 S: 5	H: 0 LOB: 1 BB: 1 P: 9	R: 0 E: 0 K: 2 S: 7	H: 0 LOB: 0 BB: 0 P: 7	R: 0 E: 0 K: 0 S: 3	H: 0 LOB: 0 BB: 0 P: 3	R: 0 E: 0 K: 2 S: 7	H: 0 LOB: 0 BB: 0 P: 7	R: 0 E: 0 K: 2 S: 7	H: 0 LOB: 1 BB: 1 P: 11	1B: 0 2B: 0 3B: 0 HR: 0	SF: 0 SAC: 0 DP: 0 HBP: 0	WP: 0 PB: 0 CS: 0	PA: 35
<b>PITCHER</b> Nolan Ryan, R ERA: 2.89 (1, 1)	IP: 9.0 WLS: W BF: 35 H: 0 R: 0 ER: 0 SO: 15 BB: 8 IBB: 0 HBP: 0 BLK: 0 WP: 0 HR: 0 S: 57 P: 89 ERA: 0.00 WHIP: 0.889															<b>PITCHER</b>				

Minnesota Twins @ California Angels  
Anaheim Stadium, Anaheim, CA  
Sat Sep 28 1974, 10:05 PM EDT  
Att: 10,872 - Unknown - 68 F

AB	27
R	0
H	0
RBI	0
BB	8
SO	15
LOB	15



Batter	1	2	3	4	5	6	7	8	9	AB	R	H	RBI	BB	SO	LOB	BOTTOM			
Morris Nettles, L OBP: 0.330, SLG: 0.293 (1, 8)										4	1	2	3	0	0	0				
Denny Doyle, L OBP: 0.290, SLG: 0.307 (1, 4)										4	0	1	0	0	1	1				
Bruce Bochte, L OBP: 0.332, SLG: 0.380 (1, 3)										3	0	0	1	0	1	0				
Joe Lahoud, L OBP: 0.366, SLG: 0.459 (1, 10)										4	0	1	0	0	2	0				
Leroy Stanton, R OBP: 0.325, SLG: 0.399 (1, 9)										4	0	1	0	0	2	2				
Dave Chalk, R OBP: 0.305, SLG: 0.320 (1, 5)										2	1	0	0	1	1	1				
John Balaz, R OBP: 0.343, SLG: 0.375 (1, 7)										2	1	1	0	1	0	1				
Rudy Meoli, L OBP: 0.297, SLG: 0.262 (1, 6)										2	1	1	0	1	0	1				
Tom Egan, R OBP: 0.170, SLG: 0.103 (1, 2)										2	0	0	0	0	2	3				
<b>Inning Stats</b>	R: 0 E: 0 K: 0 S: 3	H: 0 LOB: 0 BB: 0 P: 3	R: 0 E: 0 K: 1 S: 6	H: 1 LOB: 0 BB: 0 P: 6	R: 2 E: 1 K: 1 S: 9	H: 3 LOB: 2 BB: 0 P: 9	R: 2 E: 1 K: 1 S: 5	H: 2 LOB: 0 BB: 2 P: 13	R: 0 E: 0 K: 2 S: 7	H: 0 LOB: 0 BB: 0 P: 7	R: 0 E: 0 K: 1 S: 5	H: 0 LOB: 1 BB: 1 P: 9	R: 0 E: 0 K: 1 S: 5	H: 1 LOB: 0 BB: 0 P: 5	R: 0 E: 0 K: 2 S: 7	H: 0 LOB: 0 BB: 0 P: 7	1B: 6 2B: 1 3B: 0 HR: 0	SF: 1 SAC: 1 DP: 0 HBP: 0	WP: 0 PB: 0 CS: 2	PA: 34
<b>PITCHER</b> Joe Decker, R ERA: 3.29 Bill Butler, L ERA: 4.1 (3, 1)	IP: 2.2 WLS: L BF: 13 H: 4 R: 2 ER: 1 SO: 1 BB: 1 IBB: 0 HBP: 0 BLK: 0 WP: 0 HR: 0 S: 15 P: 15 ERA: 3.38 WHIP: 1.500															<b>PITCHER</b>				

Minnesota Twins @ California Angels  
Anaheim Stadium, Anaheim, CA  
Sat Sep 28 1974, 10:05 PM EDT  
Att: 10,872 - Unknown - 68 F

AB	27
R	4
H	7
RBI	4
BB	3
SO	9
LOB	9





Batter	1	2	3	4	5	6	7	8	9	AB	R	H	RBI	BB	SO	LOB	TOP					
Steve Blye, R (1,8) OBP: 0.318, SLG: 0.363	4-0 G1-6-3 BB		0-0 1-3			0-0 F7			0-3 K	3	0	0	0	1	1	1	<b>Minnesota Twins @ California Angels</b> Anaheim Stadium, Anaheim, CA Sun Sep 29 1974, 6:33 AM EDT Att. 4,959 - Unknown - 75 F  <a href="http://livebaseballscorecards.com">livebaseballscorecards.com</a>					
Rod Carew, L (1,4) OBP: 0.433, SLG: 0.446	0-0 G1-6-3			0-0 4-3			0-0 1-3		0-0 FC5-4 1B	4	0	1	0	0	0	1						
Bobby Darwin, R (1,9) OBP: 0.320, SLG: 0.442	0-0 6-3			0-0 F9			4-0 FC6-4 BB		0-0 FC5-4 1B	3	0	1	0	1	0	0						
Harmon Killebrew, R (1,10) OBP: 0.314, SLG: 0.366 Jerry Terrell, R (9, PR) OBP: 0.279, SLG: 0.314		0-0 G5-4-3 1B		0-0 6-3			0-3 K		0-0 FC5-4 1B	4	0	1	0	0	1	3						
Eric Soderholm, R (1,5) OBP: 0.346, SLG: 0.386		0-0 G5-4-3 1B			0-0 F8		0-0 FC6-4		0-0 5-3	4	0	0	0	0	0	4						
Craig Kusick, R (1,3) OBP: 0.348, SLG: 0.402		0-0 5-3			0-0 5-3				0-3 K	3	0	0	0	0	1	0						
Steve Braun, L (1,7) Larry Hisle, R (8, PH) OBP: 0.355, SLG: 0.467			0-3 K		0-3 K				0-0 1B	2	0	0	0	0	2	0						
Luis Gomez, R (1,6) Danny Thompson, R (6, PH) OBP: 0.301, SLG: 0.318			0-0 1-3		0-0 5-3				0-3 K	1	0	0	0	0	0	0						
Glenn Borgmann, R (1,2) OBP: 0.324, SLG: 0.310			0-0 1B		0-0 1-3				0-0 L4	3	0	1	0	0	0	1						
<b>Inning Stats</b>	R: 0 E: 0 K: 0 S: 2	H: 0 LOB: 0 BB: 1 P: 6	R: 0 E: 0 K: 0 S: 3	H: 1 LOB: 0 BB: 0 P: 3	R: 0 E: 0 K: 1 S: 6	H: 1 LOB: 1 BB: 0 P: 6	R: 0 E: 0 K: 0 S: 3	H: 0 LOB: 0 BB: 0 P: 3	R: 0 E: 0 K: 1 S: 5	H: 0 LOB: 0 BB: 0 P: 5	R: 0 E: 0 K: 0 S: 3	H: 0 LOB: 0 BB: 0 P: 3	R: 0 E: 0 K: 1 S: 5	H: 0 LOB: 1 BB: 1 P: 9	R: 0 E: 0 K: 2 S: 8	H: 1 LOB: 1 BB: 0 P: 8		R: 0 E: 0 K: 1 S: 7	H: 2 LOB: 2 BB: 0 P: 7	1B: 5 2B: 0 3B: 0 HR: 0	SF: 0 SAC: 0 DP: 2 HBP: 0	WP: 0 PB: 0 CS: 0
<b>PITCHER</b> Andy Hassler, L (1,1) ERA: 2.61	IP: 9.0 WLS: W BF: 32 H: 5 R: 0 ER: 0 SO: 6 BB: 2 IBB: 0 HBP: 0 BLK: 0 WP: 0 HR: 0 S: 42 P: 50 ERA: 0.00 WHIP: 0.778															<b>PITCHER</b>						

Batter	1	2	3	4	5	6	7	8	9	AB	R	H	RBI	BB	SO	LOB	BOTTOM					
Morris Nettles, L (1,8) OBP: 0.322, SLG: 0.286	0-3 K		0-0 G1-4-3			0-0 FC5 1B			0-0 6-3	4	1	0	1	0	1	4	<b>Minnesota Twins @ California Angels</b> Anaheim Stadium, Anaheim, CA Sun Sep 29 1974, 6:33 AM EDT Att. 4,959 - Unknown - 75 F  <a href="http://livebaseballscorecards.com">livebaseballscorecards.com</a>					
Denny Doyle, L (1,4) OBP: 0.292, SLG: 0.308	0-3 K			0-0 F8		0-0 1B			0-0 1B	4	0	2	1	0	1	0						
Bruce Bochte, L (1,3) OBP: 0.335, SLG: 0.383	0-0 F9			0-0 1B		0-0 1B			0-0 4-3	4	0	2	2	0	0	1						
Joe Lahoud, L (1,10) OBP: 0.367, SLG: 0.457		4-0 S BB		0-3 K		0-0 1B			0-0 F7	2	0	0	0	2	1	2						
Leroy Stanton, R (1,9) OBP: 0.322, SLG: 0.395		0-3 K		0-0 1-3		0-3 K			0-0 4-3	4	0	0	0	0	2	5						
Dave Chalk, R (1,5) OBP: 0.305, SLG: 0.318		0-0 F3			0-3 K				0-0 5-3	3	0	0	0	0	1	1						
John Balaz, R (1,7) OBP: 0.333, SLG: 0.361		0-3 K			0-0 K				0-3 K	4	1	1	0	0	3	2						
Rudy Meoli, L (1,6) OBP: 0.305, SLG: 0.264			4-0 S BB		0-0 FC5 1B				0-0 4-3	3	0	1	0	1	0	1						
Tom Egan, R (1,2) OBP: 0.186, SLG: 0.112			0-3 K		0-0 K				0-0 6-3 1B	2	2	1	0	1	1	1						
<b>Inning Stats</b>	R: 0 E: 0 K: 2 S: 7	H: 0 LOB: 0 BB: 0 P: 7	R: 0 E: 0 K: 2 S: 7	H: 0 LOB: 1 BB: 1 P: 11	R: 0 E: 0 K: 1 S: 4	H: 0 LOB: 0 BB: 1 P: 8	R: 0 E: 0 K: 1 S: 6	H: 1 LOB: 0 BB: 0 P: 6	R: 3 E: 0 K: 2 S: 11	H: 4 LOB: 3 BB: 2 P: 19	R: 0 E: 0 K: 1 S: 5	H: 0 LOB: 0 BB: 0 P: 5	R: 1 E: 0 K: 0 S: 5	H: 2 LOB: 1 BB: 0 P: 5	R: 0 E: 0 K: 1 S: 5	H: 0 LOB: 1 BB: 0 P: 6		R: 0 E: 0 K: 1 S: 5	H: 0 LOB: 1 BB: 0 P: 6	1B: 7 2B: 0 3B: 0 HR: 0	SF: 0 SAC: 0 DP: 1 HBP: 1	WP: 0 PB: 0 CS: 0
<b>PITCHER</b> Bert Blyleven, R (1,1) ERA: 2.66 Bill Campbell, R (5,1) ERA: 2.62	IP: 4.2 WLS: L BF: 21 H: 5 R: 3 ER: 3 SO: 7 BB: 3 IBB: 0 HBP: 0 BLK: 0 WP: 0 HR: 0 S: 32 P: 44 ERA: 5.79 WHIP: 1.714															<b>PITCHER</b>						



Batter	1	2	3	4	5	6	7	8	9	AB	R	H	RBI	BB	SO	LOB	TOP			
Mike Cabbage, L (1,4)	F7		F9			G3			4-3	4	0	0	0	0	0	0				
Toby Harrah, R (1,6) Pete Mackanin, R (2,6) FC3-6					G3		G3			1	0	1	0	0	0	0				
Jim Spencer, L (1,3) Tom Robson, R (6,3) FC3-6				F5			F9		5-3	3	0	0	0	0	0	1				
Mike Hargrove, L (1,10) 3-4-1				F9			F8			3	0	0	0	0	0	1				
Bob Jones, L (1,7) 6-3					F7			F5		3	0	0	0	0	0	0				
Tom Grievy, R (1,9) L3						K				2	0	0	0	1	1	0				
Roy Howell, L (1,5) K						F5				3	0	0	0	0	2	1				
Joe Lovitto, S (1,8) F8							K			3	0	0	0	0	1	1				
Jim Sundberg, R (1,2) Bill Fahey, L (6,2) 6-3									F8	2	0	0	0	0	1	0				
<b>Inning Stats</b>	R: 0 E: 0 K: 0 S: 4	H: 1 LOB: 1 BB: 0 P: 4	R: 0 E: 0 K: 1 S: 5	H: 0 LOB: 0 BB: 0 P: 5	R: 0 E: 0 K: 0 S: 3	H: 0 LOB: 0 BB: 0 P: 3	R: 0 E: 0 K: 1 S: 5	H: 0 LOB: 0 BB: 0 P: 5	R: 0 E: 0 K: 2 S: 7	H: 0 LOB: 0 BB: 0 P: 7	R: 0 E: 0 K: 0 S: 3	H: 0 LOB: 0 BB: 0 P: 3	R: 0 E: 0 K: 1 S: 5	H: 0 LOB: 1 BB: 1 P: 9	R: 0 E: 0 K: 0 S: 4	H: 1 LOB: 1 BB: 0 P: 4	1B: 1 2B: 0 3B: 1 HR: 0	SF: 0 SAC: 0 DP: 0 HBP: 0	WP: 0 PB: 0 CS: 0	PA: 30
<b>PITCHER</b> Dave Goltz, R (1,1) ERA: 3.25	IP: 9.0 WLS: W BF: 30 H: 2 R: 0 ER: 0 SO: 5 BB: 1 IBB: 0 HBP: 0 BLK: 0 WP: 0 HR: 0 S: 39 P: 43 ERA: 0.00 WHIP: 0.333															<b>PITCHER</b>				

Texas Rangers @ Minnesota Twins  
Metropolitan Stadium, Bloomington, MI  
Tue Oct 01 1974, 4:33 AM EDT  
Alt. 2,274 - Unknown - 44 F

AB 29  
R 0  
H 2  
RBI 0  
BB 1  
SO 5  
LOB 5



Batter	1	2	3	4	5	6	7	8	9	AB	R	H	RBI	BB	SO	LOB	BOTTOM			
Steve Brye, R (1,8) F9							F8			5	0	2	2	0	0	0				
Rod Carew, L (1,4) E 1B										5	1	2	0	0	0	2				
Bobby Darwin, R (1,9) 1B BB										3	1	1	0	2	0	2				
Harmon Killebrew, R (1,10) F7 FC6-4										4	1	0	0	1	0	6				
Eric Soderholm, R (1,5) WP 1B										2	1	1	1	2	0	1				
Craig Kusick, R (1,3) WP 1B										3	1	2	1	1	1	1				
Steve Braun, L (1,7) K										4	0	0	0	0	1	7				
Danny Thompson, R (1,6) G4-6-3 BB										3	1	3	2	1	0	0				
Glenn Borgmann, R (1,2) G4-6-3 BB										3	0	0	0	1	0	4				
<b>Inning Stats</b>	R: 2 E: 1 K: 1 S: 8	H: 3 LOB: 2 BB: 1 P: 12	R: 0 E: 0 K: 0 S: 4	H: 2 LOB: 3 BB: 2 P: 12	R: 3 E: 0 K: 0 S: 6	H: 3 LOB: 2 BB: 2 P: 14	R: 1 E: 1 K: 0 S: 4	H: 1 LOB: 2 BB: 2 P: 12	R: 0 E: 0 K: 0 S: 3	H: 0 LOB: 0 BB: 0 P: 3	R: 0 E: 0 K: 1 S: 5	H: 0 LOB: 1 BB: 1 P: 9	R: 0 E: 0 K: 0 S: 3	H: 1 LOB: 0 BB: 0 P: 3	R: 0 E: 0 K: 0 S: 3	H: 1 LOB: 0 BB: 0 P: 3	1B: 11 2B: 0 3B: 0 HR: 0	SF: 0 SAC: 0 DP: 3 HBP: 0	WP: 2 PB: 0 CS: 0	PA: 40
<b>PITCHER</b> David Clyde, L (1,1) ERA: 4.38 Jeff Terpko, R (3,1) ERA: 1.29	IP: 2.1 WLS: L BF: 17 H: 7 R: 5 ER: 5 SO: 1 BB: 4 IBB: 0 HBP: 0 BLK: 0 WP: 2 HR: 0 S: 15 P: 31 ERA: 19.29 WHIP: 4.714															<b>PITCHER</b>				

Texas Rangers @ Minnesota Twins  
Metropolitan Stadium, Bloomington, MI  
Tue Oct 01 1974, 4:33 AM EDT  
Alt. 2,274 - Unknown - 44 F

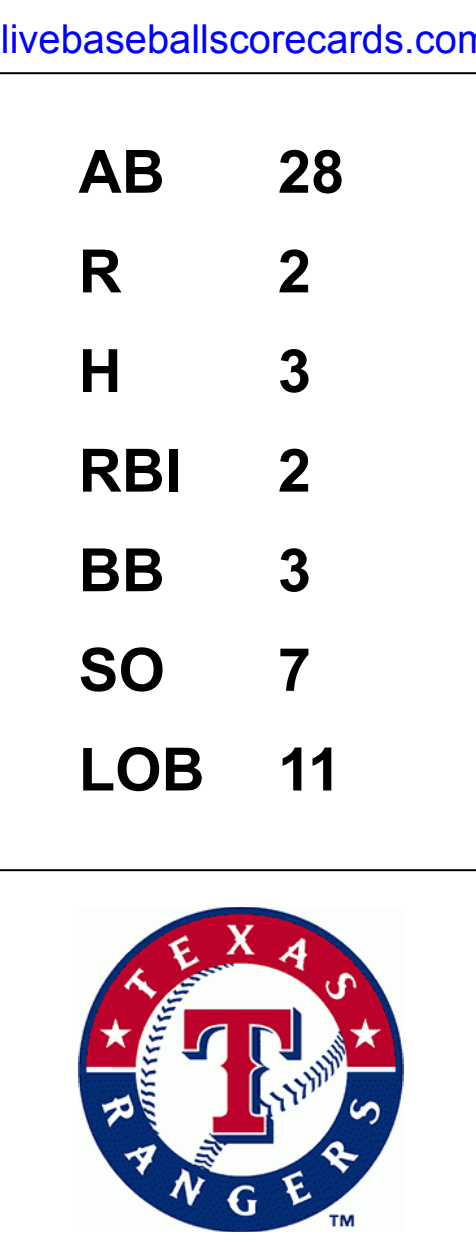
AB 32  
R 6  
H 11  
RBI 6  
BB 8  
SO 2  
LOB 23





Batter	1	2	3	4	5	6	7	8	9	AB	R	H	RBI	BB	SO	LOB	TOP					
Davey Nelson, R (1, 4) OBP: 0.291, SLG: 0.287	4-0 WP 4-3 BB		0-0 F9			0-0 SH 1B BLK CS		0-3 K		2	0	0	0	1	0	2						
Lenny Randle, S (1, 7) OBP: 0.338, SLG: 0.356 Bob Jones, L (3, 7)	0-0 4-3		0-0 F7			0-0 G3		0-0 5-3		2	0	0	0	0	0	2						
Jim Spencer, L (1, 3) Mike Hargrove, L (7, 3) OBP: 0.392, SLG: 0.424	0-0 G3			0-0 G3		0-0 CS 1B		0-3 K		3	0	1	1	0	0	1						
Tom Grieve, R (1, 9) OBP: 0.311, SLG: 0.429	0-0 6-3			0-0 F8		0-0 CS			0-0 G3	4	1	1	1	0	0	1						
Roy Howell, L (1, 5) OBP: 0.283, SLG: 0.341		0-0 4-3		0-3 K					0-0 F7	4	0	0	0	0	2	0						
Joe Lovitto, S (1, 8) OBP: 0.285, SLG: 0.297		0-0 4-3			0-0 G3				0-3 K	3	0	0	0	0	0	0						
Toby Harrah, R (1, 6) Pete Mackanin, R (2, PH) OBP: 0.167, SLG: 0.500		0-3 K			0-0 F7				0-0 G1	0	0	0	0	0	0	0	AB 28 R 2 H 3 RBI 2 BB 3 SO 7 LOB 11					
Jim Sundberg, R (1, 2) OBP: 0.354, SLG: 0.323			4-0 BB		0-0 5-3				0-3 K	1	0	0	0	2	0	0						
Fergie Jenkins, R (1, 1) Mike Cubbage, L (8, PH) Steve Foucault, L (8, 1)			0-3 K			0-0 BLK SH 1B 1B			4-0 S BB	2	1	1	0	0	1	1						
<b>Inning Stats</b>	R: 0 E: 0 K: 0 S: 3	H: 0 LOB: 1 BB: 1 P: 7	R: 0 E: 0 K: 1 S: 5	H: 0 LOB: 0 BB: 0 P: 5	R: 0 E: 0 K: 1 S: 5	H: 0 LOB: 1 BB: 1 P: 9	R: 0 E: 0 K: 1 S: 5	H: 0 LOB: 0 BB: 0 P: 5	R: 0 E: 0 K: 0 S: 3	H: 0 LOB: 0 BB: 0 P: 3	R: 1 E: 0 K: 0 S: 4	H: 2 LOB: 1 BB: 0 P: 4	R: 1 E: 0 K: 1 S: 6	H: 1 LOB: 0 BB: 0 P: 6	R: 0 E: 0 K: 2 S: 7	H: 0 LOB: 1 BB: 1 P: 11	R: 0 E: 0 K: 1 S: 5	H: 0 LOB: 0 BB: 0 P: 5	1B: 2 2B: 1 3B: 0 HR: 1	SF: 0 SAC: 1 DP: 1 HBP: 0	WP: 1 PB: 0 SB: 1 CS: 1	PA: 33
<b>PITCHER</b> Jim Hughes, R (1, 1) ERA: 5.23	IP: 9.0 WLS: L BF: 32 H: 3 R: 2 ER: 2 SO: 7 BB: 3 IBB: 0 HBP: 0 BLK: 1 WP: 1 HR: 1 S: 43 P: 55 ERA: 2.00 WHIP: 0.667															<b>PITCHER</b>	IP: 9.0 WLS: L BF: 32 H: 3 R: 2 ER: 2 SO: 7 BB: 3 IBB: 0 HBP: 0 BLK: 1 WP: 1 HR: 1 S: 43 P: 55 ERA: 2.00 WHIP: 0.667					

Texas Rangers @ Minnesota Twins  
Metropolitan Stadium, Bloomington, MI  
Wed Oct 02 1974, 4:33 AM EDT  
Att: 2,570 - Unknown



Batter	1	2	3	4	5	6	7	8	9	AB	R	H	RBI	BB	SO	LOB	BOTTOM			
Steve Bnye, R (1, 8) OBP: 0.319, SLG: 0.365	0-3 K		0-0 4-3 2B		0-0 5-3			0-0 1-3		4	0	1	0	0	1	0				
Steve Braun, L (1, 7) OBP: 0.361, SLG: 0.364	0-0 F3		0-0 4-3 2-3			0-0 F7		0-3 K		4	0	0	0	0	1	1				
Tony Oliva, L (1, 10) OBP: 0.325, SLG: 0.414	0-0 1-3		4-0 FC6-4 IBB			0-0 F2		0-0 F7		3	0	0	0	1	0	0				
Craig Kusick, R (1, 3) OBP: 0.353, SLG: 0.403		0-0 FC1-6 1B	0-0 FC6-4			0-0 6-3			0-0 5-3	4	0	1	0	0	0	2				
Eric Soderholm, R (1, 5) OBP: 0.349, SLG: 0.392		0-0 FC1-6 1B		0-0 L7					0-3 K	4	1	1	1	0	1	1				
Larry Hise, R (1, 9) Harmon Killebrew, R (8, PH) OBP: 0.353, SLG: 0.465		0-0 F9		0-0 F9					0-3 K	3	0	0	0	0	0	1				
Danny Thompson, R (1, 6) OBP: 0.311, SLG: 0.326		0-0 1-3 1B		0-0 F4					0-3 K	3	0	1	0	0	1	0	AB 32 R 1 H 5 RBI 1 BB 1 SO 7 LOB 8			
Luis Gomez, R (1, 4) OBP: 0.261, SLG: 0.214		0-3 K			0-0 5-3				0-0 FC6-4 1B	3	0	1	0	0	1	2				
Phil Roof, R (1, 2) OBP: 0.257, SLG: 0.268			0-0 5-3						0-0 FC6-4	3	0	0	0	0	1	1				
<b>Inning Stats</b>	R: 0 E: 0 K: 1 S: 5	H: 0 LOB: 0 BB: 0 P: 5	R: 0 E: 0 K: 1 S: 7	H: 2 LOB: 2 BB: 0 P: 7	R: 0 E: 0 K: 0 S: 4	H: 1 LOB: 2 BB: 1 P: 8	R: 0 E: 0 K: 0 S: 3	H: 0 LOB: 0 BB: 0 P: 3	R: 0 E: 0 K: 0 S: 3	H: 0 LOB: 0 BB: 0 P: 3	R: 1 E: 0 K: 1 S: 7	H: 2 LOB: 1 BB: 0 P: 7	R: 0 E: 0 K: 1 S: 5	H: 0 LOB: 0 BB: 0 P: 5	R: 0 E: 0 K: 2 S: 7	H: 0 LOB: 0 BB: 0 P: 7	1B: 3 2B: 1 3B: 0 HR: 1	SF: 0 SAC: 0 DP: 0 HBP: 0	WP: 0 PB: 0 SB: 0 CS: 0	PA: 33
<b>PITCHER</b> Fergie Jenkins, R (1, 1) ERA: 2.82 Steve Foucault, R (8, 1) ERA: 2.24	IP: 7.0 WLS: W BF: 27 H: 7 R: 1 ER: 1 SO: 4 BB: 2 IBB: 0 HBP: 0 BLK: 0 WP: 0 HR: 1 S: 34 P: 38 ERA: 1.29 WHIP: 0.714															<b>PITCHER</b>	IP: 2.0 WLS: S BF: 6 H: 0 R: 0 ER: 0 SO: 3 BB: 0 IBB: 0 HBP: 0 BLK: 0 WP: 0 HR: 0 S: 12 P: 12 ERA: 0.00 WHIP: 0.000			

Texas Rangers @ Minnesota Twins  
Metropolitan Stadium, Bloomington, MI  
Wed Oct 02 1974, 4:33 AM EDT  
Att: 2,570 - Unknown

