

Minnesota Twins - 1975

Minnesota Twins @ Texas Rangers
Arlington Stadium, Arlington, TX

Tue Apr 08 1975, 8:05 PM EDT
Att. 28,787 - Unknown - 66 F

AB	45
R	11
H	17
RBI	11
BB	4
SO	3
LOB	27



Batter	1	2	3	4	5	6	7	8	9	AB R H RBI BB SO LOB
Rod Carew, L (1, 4) OBP: 0.333, SLG: 0.667	0-0 F7 2B BB 1B	0-0 F9 1B	0-0 2-3			0-0 4-3	0-0 FC4-6 FC4-6 1-2f		0-0 HR 3B	6 2 2 0 0 0 2
Lyman Bostock, L (1, 8) OBP: 0.500, SLG: 0.250	4-0 2B 1-2 E BB	0-0 HR 1B	0-0 L3			0-0 E1 1B	0-0 FC4-6 1-2f		4-0 HR IBB	4 3 1 0 2 0 2
Larry Hise, R (1, 7) OBP: 0.500, SLG: 1.000	0-0 F7 2-3	0-0 HR 1B		0-0 E 1B		0-3 K		0-0 F5	0-0 HR 1-H 3-H	6 2 3 3 0 1 3
Bobby Darwin, R (1, 9) OBP: 0.333, SLG: 0.500	0-0 E 1-3 1B 2B 3-H	0-0 F8 1B		0-0 F9 1-2		0-0 HBP 1B		0-0 F7	0-0 5-3	6 1 2 1 0 0 3
Tony Oliva, L (1, 10) OBP: 0.800, SLG: 1.667 Sergio Ferrer, S (8, PR)	0-0 E4 1B BB 2-3 3-H	0-0 HR 1-H 2-H		4-0 G6-4-3 IBB		1-0 HBP 1B		0-0 1B 1B	0-0 P5	3 1 2 4 1 0 1 1 1 0 0 0 0 0
Eric Soderholm, R (1, 5) OBP: 0.600, SLG: 0.500	4-0 1B 1-2 BB	0-0 WP 1B		0-0 G6-4-3 1-2f		0-3 K		0-0 1B 1-2		4 0 2 0 1 1 5
Steve Braun, L (1, 3) OBP: 0.400, SLG: 0.600 Craig Kusick, R (8, 3)	0-0 F8 1-2	0-0 F9 1-2			0-3 K		0-0 WP 1B 2B	0-0 1B 1-2 2-H		5 1 2 1 0 1 4 0 0 0 0 0 0 0
Danny Thompson, R (1, 6) OBP: 0.600, SLG: 0.800 Luis Gomez, R (8, 6)	0-0 1-2 2-3 3-H 1B		0-0 4-3 2B		0-0 1-3		0-0 FC4-6 2-H 1B	0-0 F8		5 0 3 2 0 0 2 0 0 0 0 0 0 0
Glenn Borgmann, R (1, 2)	0-0 F8 2-3		0-0 4-3 2-3		0-0 1-3		0-0 F7		0-0 6-3	5 0 0 0 0 0 5

Inning Stats	R: 3	H: 3	R: 3	H: 4	R: 0	H: 1	R: 0	H: 0	R: 0	H: 1	R: 1	H: 2	R: 1	H: 3	R: 3	H: 2	1B: 11	SF: 0	WP: 2	PA: 50
	E: 1	LOB: 3	E: 0	LOB: 1	E: 0	LOB: 1	E: 0	LOB: 0	E: 1	LOB: 3	E: 0	LOB: 1	E: 0	LOB: 2	E: 0	LOB: 0	2B: 3 <td>SAC: 0 <td>PB: 0 <td></td> </td></td>	SAC: 0 <td>PB: 0 <td></td> </td>	PB: 0 <td></td>	
	K: 0	BB: 2	K: 0	BB: 0	K: 0	BB: 1	K: 1	BB: 0	K: 2	BB: 0	K: 0	BB: 0	K: 0	BB: 0	K: 0	BB: 1	3B: 1 <td>DP: 1 <td>SB: 0</td> <td></td> </td>	DP: 1 <td>SB: 0</td> <td></td>	SB: 0	
	S: 7	P: 15	S: 7	P: 7	S: 4	P: 4	S: 5	P: 5	S: 9	P: 10	S: 5	P: 5	S: 6	P: 6	S: 5	P: 9	HR: 2 <td>HBP: 1 <td>CS: 0</td> <td></td> </td>	HBP: 1 <td>CS: 0</td> <td></td>	CS: 0	

PITCHER	IP	WLS	BF	H	R	ER	SO	BB	IBB	HBP	BLK	WP	HR	S	P	ERA	WHIP
Fergie Jenkins, R (1, 1) ERA: 27.0	1.2	L	15	7	6	5	0	2	0	0	0	0	1	13	21	27.00	5.400
Steve Hargan, R (2, 1) ERA: 1.93	4.2		21	5	1	1	3	0	1	1	0	2	0	25	30	1.93	1.071
Jim Umbarger, L (7, 1) ERA:	0.2		2	0	0	0	0	0	0	0	0	0	0	2	2	0.00	0.000
Steve Foucault, R (8, 1) ERA: 18.0	2.0		12	5	4	4	0	0	1	0	0	0	1	11	15	18.00	2.500

livebaseballscores.com

Batter	1	2	3	4	5	6	7	8	9	AB	R	H	RBI	BB	SO	LOB
Cesar Tovar, R (1, 7) OBP: 0.800, SLG: 0.667	4-0 S 1B BB		0-0 6-3			4-0 1B BB	0-0 1B		0-0 G4-6-3 1B	3	1	2	2	2	0	0
Willie Davis, L (1, 8) OBP: 0.200, SLG: 0.200	0-3 K 1-2		0-3 K			0-3 K	0-0 1B		0-0 F9	5	0	1	0	0	3	3
Lenny Randle, S (1, 5) OBP: 0.400, SLG: 0.500	0-0 S 1B 2-H				0-0 FC5-4 1B	0-0 P5	0-0 SF7		0-0 G4-6-3 1-2f	4	0	2	2	0	0	2
Jeff Burroughs, R (1, 9) OBP: 0.250, SLG: 0.250	0-3 K 1-2				0-0 FC5-4 S 1-2f	0-0 1B	0-0 F5			4	0	1	0	0	1	4
Mike Hargrove, L (1, 3) OBP: 0.250, SLG: 0.250	0-0 4-3				0-3 K	0-3 K		0-0 F5		4	0	0	0	0	2	4
Jim Spencer, L (1, 10) OBP: 0.250, SLG: 0.500			0-3 K		0-0 L3		0-3 K	0-0 F8 2B		4	0	1	0	0	2	1
Toby Harrah, R (1, 6) OBP: 0.250, SLG: 0.250			4-0 P2-3 BB		0-0 6-3		4-0 1B 1B BB	4-0 FC4 BB		1	1	0	0	3	0	0
Davey Nelson, R (1, 4) OBP: 0.250, SLG: 0.250			0-0 P2-3 1-2f		0-0 F9		0-0 1B 1B	0-0 F8 2-3		4	1	1	0	0	0	3
Jim Sundberg, R (1, 2) OBP: 0.250, SLG: 0.250			0-0 F8		0-0 P5		0-0 1B 1B SF7	0-0 FC4 1-2f		4	1	1	0	0	0	2

Inning Stats	R: 1	H: 1	E: 0	K: 2	S: 8	LOB: 1	BB: 1	P: 12	R: 0	H: 0	E: 0	K: 1	S: 4	LOB: 0	BB: 1	P: 8	R: 0	H: 0	E: 0	K: 1	S: 5	LOB: 0	BB: 0	P: 5	R: 0	H: 1	E: 0	K: 1	S: 6	LOB: 1	BB: 0	P: 6	R: 0	H: 0	E: 0	K: 0	S: 3	LOB: 0	BB: 0	P: 3	R: 0	H: 1	E: 0	K: 2	S: 8	LOB: 2	BB: 1	P: 12	R: 3	H: 4	E: 0	K: 1	S: 9	LOB: 2	BB: 1	P: 13	R: 0	H: 1	E: 0	K: 0	S: 4	LOB: 2	BB: 1	P: 8	R: 0	H: 1	E: 0	K: 0	S: 3	LOB: 0	BB: 0	P: 3	1B: 8	2B: 2	3B: 0	HR: 0	SF: 1	SAC: 0	DP: 2	HBP: 0	WP: 0	PA: 39
Bert Blyleven, R (1, 1) ERA: 5.68	IP	WLS	BF	H	R	ER	SO	BB	IBB	HBP	BLK	WP	HR	S	P	ERA	WHIP																																																																	
Bill Campbell, R (7, 1) ERA:	2.2	S	11	3	0	0	0	1	0	0	0	0	0	10	14	0.00	1.500																																																																	

BOTTOM

Minnesota Twins @ Texas Rangers
Arlington Stadium, Arlington, TX
Tue Apr 08 1975, 8:05 PM EDT
Att: 28,787 - Unknown - 66 F

AB	33
R	4
H	9
RBI	4
BB	5
SO	8
LOB	19



WP: 0	PA: 39
PB: 0	
SB: 3	
CS: 0	

Batter	1	2	3	4	5	6	7	8	9	AB R H RBI BB SO LOB	TOP																								
Rod Carew, L (1, 4) OBP: 0.364, SLG: 0.636	0-0 6-3		0-0 1-3		0-0 6-3 1B		0-0 4-3 2B		0-0 4-3	5 0 2 0 0 0 1	Minnesota Twins @ Texas Rangers Arlington Stadium, Arlington, TX Wed Apr 09 1975, 8:05 PM EDT Att: 6,149 - Cloudy - 70 F																								
Lyman Bostock, L (1, 8) OBP: 0.300, SLG: 0.125	0-0 F7		0-0 P6		0-0 6-3 1-2		0-0 4-3 2-3		0-0 4-3	4 0 0 0 0 0 2																									
Larry Hise, R (1, 7) OBP: 0.400, SLG: 0.667	0-0 6-3		4-0 FC6-4 BB		0-0 F9		0-0 6-3		0-0 6-3	3 0 0 0 1 0 2																									
Bobby Darwin, R (1, 9) OBP: 0.300, SLG: 0.333		4-0 1B SF8 BB	0-0 FC6-4 1-2f		0-3 K		0-0 L6		0-0 L6	3 1 0 0 1 1 1																									
Tony Oliva, L (1, 10) OBP: 0.667, SLG: 1.429		0-0 1B 3-1 1-3 1B		0-0 HR		0-0 4-3		0-0 F8	0-0 F8	4 1 2 1 0 0 0																									
Eric Soderholm, R (1, 5) OBP: 0.444, SLG: 0.429		0-0 SF8		0-0 6-3		0-0 E S E 1B		0-0 4-3	0-0 4-3	3 1 1 1 0 0 0																									
Steve Braun, L (1, 3) OBP: 0.222, SLG: 0.333		0-0 3-H 3-1		0-3 K		0-0 E1 1-H		0-0 F7	0-0 F7	4 0 0 0 0 1 1 0 0 0 0 0 0 0																									
Craig Kusick, R (9, 3)		0-0 1-2 3-1		0-0 K		0-0 E1 1-H		0-0 F7	0-0 F7	4 0 0 0 0 1 1 0 0 0 0 0 0 0																									
Danny Thompson, R (1, 6) OBP: 0.444, SLG: 0.556		0-0 2-3 1B		0-0 4-3		0-0 6-3		0-3 K	0-3 K	4 0 1 0 0 1 1 0 0 0 0 0 0 0																									
Luis Gomez, R (9, 6)		0-0 2-3 1B		0-0 4-3		0-0 6-3		0-3 K	0-3 K	4 0 1 0 0 1 1 0 0 0 0 0 0 0																									
Glenn Borgmann, R (1, 2) OBP: 0.111, SLG: 0.111		0-0 F7		0-0 4-3		0-0 P3		0-0 F7	0-0 F7	4 0 1 0 0 0 2																									
Inning Stats	R: 0 E: 0 K: 0 S: 3	H: 0 LOB: 0 BB: 0 P: 3	R: 1 E: 0 K: 0 S: 5	H: 2 LOB: 2 BB: 1 P: 9	R: 0 E: 0 K: 0 S: 3	H: 0 LOB: 1 BB: 1 P: 7	R: 1 E: 0 K: 1 S: 6	H: 1 LOB: 0 BB: 0 P: 6	R: 0 E: 0 K: 0 S: 4	H: 1 LOB: 1 BB: 0 P: 4	R: 1 E: 1 K: 1 S: 7	H: 1 LOB: 1 BB: 0 P: 7	R: 0 E: 0 K: 0 S: 4	H: 1 LOB: 1 BB: 0 P: 4	R: 0 E: 0 K: 0 S: 3	H: 0 LOB: 0 BB: 0 P: 3	R: 0 E: 0 K: 1 S: 6	H: 1 LOB: 1 BB: 0 P: 6	1B: 5 2B: 1 3B: 0 HR: 1	SF: 1 SAC: 0 DP: 0 HBP: 0	WP: 0 PB: 0 SB: 1 CS: 0	PA: 37													
PITCHER Jim Bibby, R (1, 1) ERA: 2.0	IP 9.0	WLS L	BF 37	H 7	R 3	ER 2	SO 3	BB 2	IBB 0	HBP 0	BLK 0	WP 0	HR 1	S 41	P 49	ERA 2.00	WHIP 1.000	PITCHER	IP 9.0	WLS L	BF 37	H 7	R 3	ER 2	SO 3	BB 2	IBB 0	HBP 0	BLK 0	WP 0	HR 1	S 41	P 49	ERA 2.00	WHIP 1.000

livebaseballscorecards.com

AB	34
R	3
H	7
RBI	2
BB	2
SO	3
LOB	10



Batter	1	2	3	4	5	6	7	8	9	AB R H RBI BB SO LOB
Cesar Tovar, R (1, 7) OBP: 0.556, SLG: 0.333	4-0 L6-3 BB		0-0 6-3			0-0 6-3	0-0 SH FC1-6		0-0 F9	3 0 0 0 1 0 1
Willie Davis, L (1, 8) OBP: 0.200, SLG: 0.200	0-0 L6-3 1-2		0-0 4-3			0-0 L3	0-0 FC1-6 S		0-0 CS 1B	5 0 1 0 0 0 4
Lenny Randle, S (1, 5) OBP: 0.400, SLG: 0.667	0-0 3B			0-0 L3		0-0 BB 1B BB 1B	0-3 K 1-2		0-0 F7 1-2	5 1 2 0 0 1 3
Jeff Burroughs, R (1, 9) OBP: 0.375, SLG: 0.286	0-0 F8			0-3 K		0-0 BB 1B BB 1B	4-0 BB			3 1 1 0 1 1 1
Mike Hargrove, L (1, 3) Tom Grieve, R (7, PH) Joe Lovitto, S (8, 3)		0-3 K		0-0 L3		4-0 BB BB BB BB	0-3 K			2 0 0 0 1 1 0 1 0 0 0 0 1 3 0 0 0 0 0 0 0
Jim Spencer, L (1, 10) Jim Fregosi, R (8, PH) OBP: 1.000, SLG: 1.000		0-0 F9			0-0 3-1	4-0 BB BB		0-0 1B		2 0 0 1 1 0 0 1 0 1 0 0 0 0
Toby Harrah, R (1, 6)		0-0 P5			0-0 1-3	4-0 BB FC5-4 BB		0-3 K		3 0 0 1 1 1 1
Davey Nelson, R (1, 4) OBP: 0.250, SLG: 0.250			0-0 SH5-3 S 1B		0-0 E6	0-0 FC5-4		0-0 F8		4 0 1 0 0 0 4
Jim Sundberg, R (1, 2) OBP: 0.286, SLG: 0.167			0-0 SH5-3 1-3		0-0 F8		4-0 FC1-6 SH BB	0-0 4-3		2 0 0 0 1 0 2

Inning Stats	R: 0 E: 0 K: 0 S: 3	H: 1 LOB: 1 BB: 1 P: 7	R: 0 E: 0 K: 1 S: 5	H: 0 LOB: 0 BB: 0 P: 5	R: 0 E: 0 K: 0 S: 4	H: 1 LOB: 1 BB: 0 P: 4	R: 0 E: 0 K: 1 S: 5	H: 0 LOB: 0 BB: 0 P: 5	R: 0 E: 1 K: 0 S: 4	H: 0 LOB: 1 BB: 0 P: 4	R: 2 E: 0 K: 0 S: 5	H: 2 LOB: 3 BB: 3 P: 17	R: 0 E: 1 K: 2 S: 8	H: 0 LOB: 3 BB: 2 P: 16	R: 0 E: 0 K: 1 S: 6	H: 1 LOB: 1 BB: 0 P: 6	R: 0 E: 0 K: 0 S: 3	H: 1 LOB: 0 BB: 0 P: 3	1B: 5 2B: 1 3B: 1 HR: 0	SF: 0 SAC: 2 DP: 1 HBP: 0	WP: 0 PB: 0 SB: 2 CS: 1	PA: 39
--------------	------------------------------	---------------------------------	------------------------------	---------------------------------	------------------------------	---------------------------------	------------------------------	---------------------------------	------------------------------	---------------------------------	------------------------------	----------------------------------	------------------------------	----------------------------------	------------------------------	---------------------------------	------------------------------	---------------------------------	----------------------------------	------------------------------------	----------------------------------	--------

PITCHER	IP	WLS	BF	H	R	ER	SO	BB	IBB	HBP	BLK	WP	HR	S	P	ERA	WHIP
Joe Decker, R (1, 1) ERA: 3.18	5.2	W	24	4	2	2	2	3	0	0	0	0	0	25	37	3.18	1.235
Ray Corbin, R (6, 1) ERA:	1.0		7	0	0	0	1	3	0	0	0	0	0	6	18	0.00	3.000
Tom Burgmeier, L (7, 1) ERA:	2.1	S	8	2	0	0	2	0	0	0	0	0	0	12	12	0.00	0.857

BOTTOM

Minnesota Twins @ Texas Rangers
Arlington Stadium, Arlington, TX
Wed Apr 09 1975, 8:05 PM EDT
Att. 6,149 - Cloudy - 70 F

livebaseballscorecards.com

AB	31
R	2
H	6
RBI	2
BB	6
SO	5
LOB	19



Batter	1	2	3	4	5	6	7	8	9	AB R H RBI BB SO LOB	TOP																
Rod Carew, L (1, 4) OBP: 0.467, SLG: 0.643	4-0 CS BB		0-0 1B FC5-4 1B		0-0 SH2-3		0-0 SF8 E 1B	0-0 6-3		3 2 2 0 1 0 1																	
Lyman Bostock, L (1, 8) OBP: 0.467, SLG: 0.333	0-0 CS 1B		0-0 FC5-4 1B		4-0 1B BB		0-0 E 1B		0-0 F8	4 0 3 0 1 0 0																	
Larry Hise, R (1, 7) OBP: 0.333, SLG: 0.538	0-3 K		0-0 FC5-4		0-0 FC6-4 1B		0-0 SF8		0-0 L3	4 0 1 2 0 1 2																	
Bobby Darwin, R (1, 9) OBP: 0.200, SLG: 0.214			0-3 K		0-0 FC6-4		0-0 E6 FC6-4		0-3 K	5 0 0 0 0 2 4																	
Tony Oliva, L (1, 10) OBP: 0.538, SLG: 1.000					0-0 F8		0-0 L3		0-0 FC6-4	3 0 0 0 0 0 2																	
Eric Soderholm, R (1, 5) OBP: 0.462, SLG: 0.400					0-0		0-0 F7		0-0 F8	3 0 1 0 1 0 0																	
Steve Braun, L (1, 3) OBP: 0.231, SLG: 0.250					0-0 F5		0-3 K		4-0 2B E BB	3 1 0 0 1 1 3																	
Danny Thompson, R (1, 6) OBP: 0.417, SLG: 0.455					0-0 F2		4-0 1B SF8 BB		0-3 K	2 1 0 0 1 0 3																	
Danny Walton, R (8, PH)										1 0 0 0 0 1 1																	
Luis Gomez, R (8, 6)										0 0 0 0 0 0 0																	
Glenn Borgmann, R (1, 2) OBP: 0.231, SLG: 0.308			0-0 6-3		0-0 SH2-3 1B		0-3 K		0-0 E7 2B	4 0 2 0 0 1 1																	
Phil Roof, R (8, 2)										0 0 0 0 0 0 0																	
Inning Stats	R: 0 E: 0 K: 1 S: 4	H: 1 LOB: 1 BB: 1 P: 8	R: 0 E: 0 K: 0 S: 3	H: 0 LOB: 2 BB: 1 P: 8	R: 1 E: 0 K: 1 S: 7	H: 2 LOB: 1 BB: 0 P: 7	R: 0 E: 0 K: 0 S: 4	H: 1 LOB: 1 BB: 0 P: 4	R: 0 E: 0 K: 0 S: 4	H: 2 LOB: 2 BB: 1 P: 8	R: 0 E: 0 K: 1 S: 5	H: 0 LOB: 0 BB: 0 P: 5	R: 2 E: 1 K: 1 S: 8	H: 2 LOB: 2 BB: 1 P: 12	R: 1 E: 1 K: 1 S: 6	H: 1 LOB: 1 BB: 1 P: 10	R: 0 E: 0 K: 1 S: 5	H: 0 LOB: 0 BB: 0 P: 5	1B: 8 2B: 2 3B: 0 HR: 0	SF: 1 SAC: 1 DP: 1 HBP: 1	WP: 0 PB: 0 SB: 0 CS: 2	PA: 40					
PITCHER	IP WLS BF H R ER SO BB IBB HBP BLK WP HR S P ERA WHIP																										
Jackie Brown, R (1, 1) ERA: 2.84	6.1		28	7	3	2	4	4	0	1	0	0	0	31	48	2.84	1.737										
Jim Umbarger, L (7, 1) ERA:	0.0		1	1	0	0	0	0	0	0	0	0	1	1	∞	∞											
Steve Foucault, R (7, 1) ERA: 7.71	2.2	W	11	1	1	0	2	1	0	0	0	0	0	14	18	0.00	0.750										

Minnesota Twins @ Texas Rangers
Arlington Stadium, Arlington, TX
Thu Apr 10 1975, 8:05 PM EDT
Att: 5,066 - Cloudy - 57 F

livebaseballscorecards.com

AB	32
R	4
H	9
RBI	2
BB	5
SO	6
LOB	17



Batter	1	2	3	4	5	6	7	8	9
Cesar Tovar, R (1, 7) OBP: 0.500, SLG: 0.444	0-0 5-3			0-3 K		0-0 SH3-4	0-0 BB 2B		
Lenny Randle, S (1, 5) OBP: 0.429, SLG: 0.545	0-0 1-3			0-0 4-3		4-0 HR BB	4-0 BB BB		
Jim Spencer, L (1, 3) OBP: 0.300, SLG: 0.667 Jim Fregosi, R (7, PH) OBP: 1.000, SLG: 1.000 (8, 3)	0-0 4-3			0-0 E3		0-0 HR 1-H 2-H	4-0 BB 1-2 2-3 3-H		
Jeff Burroughs, R (1, 9) OBP: 0.250, SLG: 0.182		0-3 K		0-0 F5		0-0 5-3	0-3 K		
Willie Davis, L (1, 8) OBP: 0.214, SLG: 0.214		0-0 F8			0-0 1B	0-0 4-3		0-3 K	
Mike Hargrove, L (1, 10) OBP: 0.273, SLG: 0.300		0-0 4-3			0-0 F5 1-2		0-0 E 2B 1B	0-0 2B	
Toby Harrah, R (1, 6)			0-0 6-3		0-0 6-3		0-0 6-3 1-2	0-3 K	
Davey Nelson, R (1, 4) OBP: 0.167, SLG: 0.167			0-0 4-3		0-0 5-3		0-0 1-3	0-0 4-3	
Jim Sundberg, R (1, 2) OBP: 0.300, SLG: 0.222			0-0 6-3			0-0 HR SH3-4 1B	0-0 E5 2B BB		

Inning Stats	R: 0 E: 0 K: 0 S: 3	H: 0 LOB: 0 BB: 0 P: 3	R: 0 E: 0 K: 1 S: 5	H: 0 LOB: 0 BB: 0 P: 5	R: 0 E: 0 K: 0 S: 3	H: 0 LOB: 0 BB: 0 P: 3	R: 0 E: 1 K: 1 S: 6	H: 0 LOB: 1 BB: 0 P: 6	R: 0 E: 0 K: 0 S: 4	H: 1 LOB: 1 BB: 0 P: 4	R: 3 E: 0 K: 0 S: 5	H: 2 LOB: 0 BB: 1 P: 9	R: 2 E: 1 K: 1 S: 8	H: 2 LOB: 3 BB: 2 P: 16	R: 0 E: 0 K: 2 S: 8	H: 1 LOB: 1 BB: 0 P: 8
1B: 3 2B: 2 3B: 0 HR: 1	SF: 0 SAC: 1 DP: 0 HBP: 0	WP: 0 PB: 0 SB: 1 CS: 0	PA: 35													

PITCHER	IP	WLS	BF	H	R	ER	SO	BB	IBB	HBP	BLK	WP	HR	S	P	ERA	WHIP
Dave Goltz, R (1, 1) ERA: 4.05	6.2	L	29	5	5	3	2	2	0	0	0	0	1	31	39	4.05	1.050
Bill Butler, L (7, 1) ERA:	1.1		6	1	0	0	3	1	0	0	0	0	0	11	15	0.00	1.500

BOTTOM

Minnesota Twins @ Texas Rangers
Arlington Stadium, Arlington, TX
Thu Apr 10 1975, 8:05 PM EDT
Att. 5,066 - Cloudy - 57 F

AB	31
R	5
H	6
RBI	5
BB	3
SO	5
LOB	12




1B: 3	SF: 0	WP: 0	PA: 35
2B: 2	SAC: 1	PB: 0	
3B: 0	DP: 0	SB: 1	
HR: 1	HBP: 0	CS: 0	

livebaseballscorecards.com

Batter	1	2	3	4	5	6	7	8	9	AB R H RBI BB SO LOB	TOP													
Rod Carew, L (1, 4) OBP: 0.474, SLG: 0.722	0-0 3-1 SF8 2B		0-0 4-1 2B 2B		0-0 L3		0-0 4-3			4 2 2 1 0 0 0	Minnesota Twins @ Kansas City Royals Royals Stadium, Kansas City, MO Fri Apr 11 1975, 8:05 PM EDT Att. 20,397 - Unknown - 52 F													
Lyman Bostock, L (1, 8) OBP: 0.368, SLG: 0.250	0-0 3-1 2-3		0-0 4-1 2-3		0-0 4-3			0-0 4-3		4 0 0 0 0 0 2														
Larry Hise, R (1, 7) OBP: 0.316, SLG: 0.563	0-0 SF8 3-H		0-0 2B 3-H		0-3 K			0-0 6-3		3 0 1 2 0 1 0														
Bobby Darwin, R (1, 9) OBP: 0.263, SLG: 0.188	0-0 5-3		0-0 BB 4-0		4-0 F8 1B BB			0-0 5-3		2 0 0 0 2 0 0														
Danny Walton, R (1, 10) OBP: 0.200, SLG: 0.200		0-0 L3	0-0 L3		0-0 FC6-4 1-2 1B			0-0 F7		4 0 1 0 0 0 2														
Eric Soderholm, R (1, 5) OBP: 0.353, SLG: 0.286		0-0 F8		0-0 6-3		0-0 F8 2-3		0-0 F8		4 0 0 0 0 0 2														
Steve Braun, L (1, 3) OBP: 0.176, SLG: 0.188		0-0 F7		0-0 5-3		0-0 FC6-4 1-2f		0-0 L5		4 0 0 0 0 0 2														
Danny Thompson, R (1, 6) OBP: 0.400, SLG: 0.429			0-0 2B 1-3 1B		0-0 5-3		0-0 E6 G5-4-3			3 1 1 0 0 0 0														
Glenn Borgmann, R (1, 2) OBP: 0.188, SLG: 0.250			0-0 1-3 1-2		0-0 5-3		0-0 G5-4-3 1-2f			3 0 0 0 0 0 2														
Inning Stats	R: 1 E: 0 K: 0 S: 4	H: 1 LOB: 0 BB: 0 P: 4	R: 0 E: 0 K: 0 S: 3	H: 0 LOB: 0 BB: 0 P: 3	R: 2 E: 0 K: 0 S: 6	H: 3 LOB: 2 BB: 1 P: 10	R: 0 E: 0 K: 0 S: 3	H: 0 LOB: 0 BB: 0 P: 3	R: 0 E: 0 K: 1 S: 6	H: 1 LOB: 2 BB: 1 P: 10	R: 0 E: 1 K: 0 S: 3	H: 0 LOB: 0 BB: 0 P: 3	R: 0 E: 0 K: 0 S: 3	H: 0 LOB: 0 BB: 0 P: 3	R: 0 E: 0 K: 0 S: 3	H: 0 LOB: 0 BB: 0 P: 3	R: 0 E: 0 K: 0 S: 3	H: 0 LOB: 0 BB: 0 P: 3	R: 0 E: 0 K: 0 S: 3	H: 0 LOB: 0 BB: 0 P: 3	1B: 2 2B: 3 3B: 0 HR: 0	SF: 1 SAC: 0 DP: 1 HBP: 0	WP: 0 PB: 0 SB: 0 CS: 0	PA: 34
PITCHER Al Fitzmorris, R (1, 1) ERA: 3.0	IP: 9.0 WLS: W BF: 34 H: 5 R: 3 ER: 3 SO: 1 BB: 2 IBB: 0 HBP: 0 BLK: 0 WP: 0 HR: 0 S: 34 P: 42 ERA: 3.00 WHIP: 0.778											PITCHER	IP: WLS: BF: H: R: ER: SO: BB: IBB: HBP: BLK: WP: HR: S: P: ERA: WHIP:											

AB 31
R 3
H 5
RBI 3
BB 2
SO 1
LOB 10



BOTTOM

Minnesota Twins @ Kansas City Royals
Royals Stadium, Kansas City, MO

Fri Apr 11 1975, 8:05 PM EDT
Att: 20,397 - Unknown - 52 F

livebaseballscorecards.com

AB	33
R	8
H	11
RBI	7
BB	6
SO	3
LOB	20



WP:	0	PA:	41
PB:	0	SB:	1
CS:	1		

AB R H RBI BB SO LOB

3	0	1	2	1	0	1	
2	0	0	0	3	1	1	
5	0	0	0	0	0	6	
0	0	0	0	0	0	0	
3	1	0	0	2	1	2	
4	0	1	0	0	1	4	
0	0	0	0	0	0	0	
4	2	2	0	0	0	1	
4	2	3	2	0	0	1	
4	3	2	1	0	0	2	
4	0	2	2	0	0	2	
1B:	7	SF:	0	WP:	0	PA:	41
2B:	5	SAC:	1	PB:	0	SB:	1
3B:	0	DP:	1	CS:	1		
HR:	0	HBP:	0				

Batter	1	2	3	4	5	6	7	8	9								
Freddie Patek, R OBP: 0.308, SLG: 0.200 (1, 6)	F9		L4			BB S BB		SH1-3									
Amos Otis, R OBP: 0.571, SLG: 0.667 (1, 8)	F7		3-H P4-6-3-6 BB			2-H 3-H 2B		BB									
John Mayberry, L OBP: 0.214, SLG: 0.385 Tony Solaita, L (9, 3)	P6		P4-6-3-6 1-2f			F3		F2									
Hal McRae, R OBP: 0.429, SLG: 0.667 (1, 7)								F8									
Harmon Killebrew, R OBP: 0.154, SLG: 0.083 Rodney Scott, S (7, PR)																	
George Brett, L OBP: 0.500, SLG: 0.400 (1, 5)																	
Cookie Rojas, R OBP: 0.364, SLG: 0.455 (1, 4)																	
Jim Wohlford, R OBP: 0.500, SLG: 0.750 (1, 9)																	
Buck Martinez, R OBP: 0.500, SLG: 0.750 (1, 2)																	
Inning Stats	R: 0 E: 0 K: 0 S: 3	H: 0 LOB: 0 BB: 0 P: 3	R: 0 E: 0 K: 1 S: 5	H: 0 LOB: 0 BB: 0 P: 5	R: 2 E: 2 K: 0 S: 5	H: 3 LOB: 1 BB: 1 P: 9	R: 1 E: 0 K: 0 S: 4	H: 1 LOB: 1 BB: 1 P: 8	R: 0 E: 0 K: 0 S: 3	H: 0 LOB: 3 BB: 3 P: 15	R: 2 E: 0 K: 1 S: 8	H: 3 LOB: 1 BB: 0 P: 8	R: 0 E: 0 K: 1 S: 5	H: 1 LOB: 1 BB: 0 P: 5	R: 3 E: 0 K: 0 S: 7	H: 3 LOB: 2 BB: 1 P: 11	
PITCHER	IP	WLS	BF	H	R	ER	SO	BB	IBB	HBP	BLK	WP	HR	S	P	ERA	WHIP
Vic Albury, L ERA: 3.86 (1, 1)	4.2		21	4	3	2	1	4	0	0	0	0	0	19	35	3.86	1.714
Jim Hughes, R ERA: (5, 1)	0.1		2	0	0	0	0	1	0	0	0	0	0	1	5	0.00	3.000
Bill Butler, L ERA: 13.5 (6, 1)	2.0	L	13	7	5	5	2	0	0	0	0	0	0	17	17	22.50	3.500
Ray Corbin, R ERA: (8, 1)	1.0		4	0	0	0	0	1	0	0	0	0	0	3	7	0.00	1.000

BOTTOM

Minnesota Twins @ Kansas City Royals
Royals Stadium, Kansas City, MO

Sat Apr 12 1975, 4:33 AM EDT
Att: 8,369 - Unknown - 51 F

livebaseballscorecards.com

AB	38
R	2
H	11
RBI	2
BB	2
SO	2
LOB	17



WP:	0	PA:	40
PB:	0		
SB:	2		
CS:	2		

AB R H RBI BB SO LOB

5 1 2 0 0 0 0

5 1 2 0 0 0 3

4 0 1 0 1 0 1

5 0 2 1 0 0 2

3 0 1 1 1 1 3
0 0 0 0 0 0 0

4 0 1 0 0 0 0
0 0 0 0 0 0 0

4 0 1 0 0 0 1

4 0 1 0 0 1 1

1B: 9 SF: 0
2B: 2 SAC: 0
3B: 0 DP: 0
HR: 0 HBP: 0

Batter	1	2	3	4	5	6	7	8	9	10
Freddie Patek, R OBP: 0.333, SLG: 0.267 (1, 6)	0-0 3-1		0-0 F9			0-0 F8	0-0 1-2 1B			0-0 1B 1B
Amos Otis, R OBP: 0.526, SLG: 0.643 (1, 8)	0-0 1B 2B		0-0 P4			0-0 1B S FC3-2 1B	0-0 L7			0-0 P3
John Mayberry, L OBP: 0.263, SLG: 0.353 (1, 3)	0-0 1B		0-0 F9			4-0 FC3-2 1-2 1B BB		0-0 F5		0-0 1-3 1B 1B
Hal McRae, R OBP: 0.421, SLG: 0.588 (1, 7)	0-0 L9			0-0 L8		0-0 1-2 2-3 1B		0-0 1-3		0-0 1-2 3-H 1B
Tony Solaita, L OBP: 0.500, SLG: 0.333 (1, 10) Rodney Scott, S (8, PR)	0-0 1-3 2-H 1B			0-3 K		0-0 FC3-2		4-0 S BB		
George Brett, L OBP: 0.375, SLG: 0.286 (1, 5)	0-0 F7			0-0 L7		0-0 F5		0-0 F7		
Cookie Rojas, R OBP: 0.333, SLG: 0.400 (1, 4) Frank White, R (9, PR)		0-0 L6			0-0 4-3		0-0 5-3		0-0 CS 1B	
Vada Pinson, L OBP: 0.143, SLG: 0.286 (1, 9)		0-0 F7			0-0 F8		0-0 CS 2B		0-0 F3	
Buck Martinez, R OBP: 0.375, SLG: 0.500 (1, 2)		0-0 F8			0-0 F5		0-0 1B 2-3 1B		0-3 K	

Inning Stats	R: 1	H: 2	E: 1	LOB: 2	K: 0	BB: 0	S: 6	P: 6	R: 0	H: 0	E: 0	LOB: 0	K: 0	BB: 0	S: 3	P: 3	R: 0	H: 0	E: 0	LOB: 0	K: 0	BB: 0	S: 3	P: 3	R: 0	H: 0	E: 0	LOB: 0	K: 1	BB: 0	S: 5	P: 5	R: 0	H: 2	E: 0	LOB: 3	K: 0	BB: 1	S: 5	P: 9	R: 0	H: 3	E: 0	LOB: 2	K: 0	BB: 0	S: 5	P: 5	R: 0	H: 0	E: 0	LOB: 2	K: 0	BB: 1	S: 3	P: 7	R: 0	H: 1	E: 0	LOB: 1	K: 1	BB: 0	S: 5	P: 5	R: 1	H: 3	E: 0	LOB: 2	K: 0	BB: 0	S: 4	P: 4	1B: 9	SF: 0	2B: 2	SAC: 0	3B: 0	DP: 0	HR: 0	HBP: 0	WP: 0	PA: 40
--------------	------	------	------	--------	------	-------	------	------	------	------	------	--------	------	-------	------	------	------	------	------	--------	------	-------	------	------	------	------	------	--------	------	-------	------	------	------	------	------	--------	------	-------	------	------	------	------	------	--------	------	-------	------	------	------	------	------	--------	------	-------	------	------	------	------	------	--------	------	-------	------	------	------	------	------	--------	------	-------	------	------	-------	-------	-------	--------	-------	-------	-------	--------	-------	--------

PITCHER	IP	WLS	BF	H	R	ER	SO	BB	IBB	HBP	BLK	WP	HR	S	P	ERA	WHIP
Bert Blyleven, R ERA: 2.7 (1, 1)	7.0		29	7	1	0	1	1	0	0	0	0	0	30	34	0.00	1.143
Bill Campbell, R ERA: 1.8 (8, 1)	2.1	L	11	4	1	1	1	1	0	0	0	0	0	12	16	3.86	2.143

Batter	1	2	3	4	5	6	7	8	9	AB R H RBI BB SO LOB	TOP											
Lyman Bostock, L (1, 8) OBP: 0.321, SLG: 0.208	0-0 F7		0-0 G4-6-3			4-0 FC6-5 BB		0-0 F9	0-3 K	4 0 0 0 1 1 5												
Steve Braun, L (1, 3) OBP: 0.280, SLG: 0.261	0-0 E6 6-3 1B		0-0 3-1			4-0 FC6-5 BB		0-0 F8		3 0 1 0 1 0 2												
Larry Hisle, R (1, 7) OBP: 0.259, SLG: 0.391	0-0 6-3			4-0 FC5 WP BB		0-0 FC6-5 1-2 2-3f			0-0 1-3	3 0 0 0 1 0 3												
Bobby Darwin, R (1, 10) OBP: 0.222, SLG: 0.208	0-0 5-3			0-3 K 1-2		0-0 G5-4-3 1-2f			0-0 1B 2B	4 1 1 0 0 1 4												
Eric Soderholm, R (1, 5) OBP: 0.280, SLG: 0.227		0-0 L4		0-0 L6			0-0 F3		0-0 2B 1B	4 1 1 0 0 0 1												
Steve Brye, R (1, 9) OBP: 0.143, SLG: 0.286		0-0 5-3		0-0 FC5 2-3			0-0 P6		0-0 1B 2B 1B	4 1 1 2 0 0 1												
Danny Thompson, R (1, 6) OBP: 0.318, SLG: 0.333 Rod Carew, L (9, PH) OBP: 0.524, SLG: 0.737 Dan Ford, R (9, PR)		0-0 F8					0-0 F9		0-0 1B 2B 1B	3 0 0 0 0 0 0 1 0 1 0 0 0 0 0 0 0 0 0 0 0												
Glenn Borgmann, R (1, 2) OBP: 0.211, SLG: 0.263 Danny Walton, R (9, PH) OBP: 0.286, SLG: 0.286 Luis Gomez, R (9, PR)			0-0 G4-6-3 FC 1B				0-0 6-3		0-0 1B 2B 1B	3 0 1 0 0 1 0 1 0 1 1 0 0 0 0 0 0 0 0 0 0												
Sergio Ferrer, S (1, 4) OBP: 0.444, SLG: 0.500			0-0 FC G4-6-3 1-2				0-0 F9		0-0 1B	4 0 1 0 0 1 3												
Inning Stats	R: 0 E: 1 K: 0 S: 4	H: 1 LOB: 1 BB: 0 P: 4	R: 0 E: 0 K: 0 S: 3	H: 0 LOB: 0 BB: 0 P: 3	R: 0 E: 0 K: 1 S: 5	H: 1 LOB: 1 BB: 0 P: 4	R: 0 E: 0 K: 1 S: 5	H: 0 LOB: 1 BB: 1 P: 9	R: 0 E: 0 K: 0 S: 3	H: 0 LOB: 0 BB: 0 P: 3	R: 0 E: 0 K: 0 S: 2	H: 0 LOB: 1 BB: 2 P: 10	R: 0 E: 0 K: 0 S: 3	H: 0 LOB: 0 BB: 0 P: 3	R: 0 E: 0 K: 1 S: 6	H: 1 LOB: 1 BB: 0 P: 6	R: 3 E: 0 K: 2 S: 12	H: 5 LOB: 2 BB: 0 P: 12	1B: 6 2B: 2 3B: 0 HR: 0	SF: 0 SAC: 0 DP: 2 HBP: 0	WP: 1 PB: 0 SB: 0 CS: 0	PA: 37
PITCHER	IP WLS BF H R ER SO BB IBB HBP BLK WP HR S P ERA WHIP																					
Steve Busby, R (1, 1) ERA: 1.13	8.0 W 29 3 0 0 2 3 0 0 0 1 0 30 42 0.00 0.750																					
Marty Pattin, R (9, 1) ERA: 81.0	0.1 4 3 3 3 0 0 0 0 0 0 0 4 4 81.00 9.000																					
Doug Bird, R (9, 1) ERA:	0.2 S 4 2 0 0 2 0 0 0 0 0 0 8 8 0.00 3.000																					

Minnesota Twins @ Kansas City Royals
 Royals Stadium, Kansas City, MO
 Sun Apr 13 1975, 4:33 AM EDT
 Att. 7,771 - Unknown

livebaseballscorecards.com

AB	34
R	3
H	8
RBI	3
BB	3
SO	4
LOB	19



Batter	1	2	3	4	5	6	7	8	9	AB	R	H	RBI	BB	SO	LOB
Freddie Patek, R OBP: 0.304, SLG: 0.211 (1, 6)	0-0 F9		4-0 1B BB	0-0 5-3		0-0 1-3		0-0 6-3		4	1	0	0	1	0	0
Amos Otis, R OBP: 0.565, SLG: 0.706 (1, 8)	0-0 FC4-6 1B		4-0 1B BB	0-0 S 2B		0-0 5-3				3	2	2	0	1	0	0
John Mayberry, L OBP: 0.261, SLG: 0.300 (1, 3)	0-0 FC4-6 2B		0-3 K	4-0 2B BB		0-0 F7				3	1	0	0	1	1	3
Hal McRae, R OBP: 0.478, SLG: 0.714 (1, 7)	0-0 1-H 2B		0-0 1-3 2-H 1B	0-0 1-3 3-H 2B		0-0 P4				4	1	3	3	0	0	0
Harmon Killebrew, R OBP: 0.176, SLG: 0.125 (1, 10)	0-0 F7		0-0 FC1-6 2-H 3-H 1B	0-0 5-3		0-0 F2				4	0	1	2	0	0	3
George Brett, L OBP: 0.450, SLG: 0.389 (1, 5)		0-0 1B	0-0 1-2 FC1-6 1B		0-0 4-3		0-0 E7 1B			4	0	3	0	0	0	0
Vada Pinson, L OBP: 0.100, SLG: 0.200 (1, 9)		0-0 F8	0-0 FC1-6 WP		0-0 F8		0-0 F8			3	0	0	0	0	0	3
Al Cowens, R OBP: 0.400, SLG: 0.250 (7, 9)		0-0 F8	1-2 2-3		0-0 F8					1	0	0	0	0	0	1
Frank White, R OBP: 0.500, SLG: 0.750 (1, 4)		0-0 1-3 1B	0-0 1-2 F5		0-0 2B			0-0 F9		4	0	2	0	0	0	2
Buck Martinez, R OBP: 0.250, SLG: 0.333 (1, 2)		0-0 F7		0-0 F8		0-0 F7		0-0 F8		4	0	0	0	0	0	2

Inning Stats	R: 1	H: 2	E: 0	LOB: 1	K: 0	BB: 0	S: 5	P: 5
	R: 0	H: 2	E: 0	LOB: 1	K: 0	BB: 0	S: 4	P: 4
	R: 3	H: 3	E: 0	LOB: 2	K: 1	BB: 2	S: 8	P: 16
	R: 1	H: 2	E: 0	LOB: 2	K: 0	BB: 1	S: 5	P: 9
	R: 0	H: 1	E: 0	LOB: 1	K: 0	BB: 0	S: 4	P: 4
	R: 0	H: 0	E: 0	LOB: 0	K: 0	BB: 0	S: 3	P: 3
	R: 0	H: 1	E: 1	LOB: 1	K: 0	BB: 0	S: 4	P: 4
	R: 0	H: 0	E: 0	LOB: 0	K: 0	BB: 0	S: 3	P: 3

PITCHER	IP	WLS	BF	H	R	ER	SO	BB	IBB	HBP	BLK	WP	HR	S	P	ERA	WHIP
Joe Decker, R ERA: 4.61 (1, 1)	8.0	L	37	11	5	5	1	3	0	0	0	1	0	36	48	5.62	1.750

BOTTOM

Minnesota Twins @ Kansas City Royals
Royals Stadium, Kansas City, MO
 Sun Apr 13 1975, 4:33 AM EDT
 Att. 7,771 - Unknown

AB	34
R	5
H	11
RBI	5
BB	3
SO	1
LOB	14



1B: 7	SF: 0	WP: 1	PA: 37
2B: 4	SAC: 0	PB: 0	
3B: 0	DP: 0	SB: 2	
HR: 0	HBP: 0	CS: 0	

Batter	1	2	3	4	5	6	7	8	9	AB R H RBI BB SO LOB	TOP											
Morris Nettles, L (1, 8) OBP: 0.229, SLG: 0.182	0-3 K		0-0 4-3		0-0 5-3		0-0 6-3		0-0 1B 2B 1B	5 1 1 0 0 1 1												
Mickey Rivers, L (1, 7) OBP: 0.441, SLG: 0.452	0-0 G3		0-0 2B		0-0 6-3		0-0 E9 1B		0-0 1B 2B 1B	5 2 3 1 0 0 0												
Tommy Harper, R (1, 10) OBP: 0.424, SLG: 0.296	0-0 F7		4-0 BB		1-0 HBP		0-0 5-3		0-3 K	3 0 0 0 1 1 2												
Bruce Bochte, L (1, 3) OBP: 0.290, SLG: 0.296		0-0 1-3	0-0 1-4-3		0-0 G3		0-3 K		0-0 S E 2B	5 1 1 2 0 1 3												
Dave Chalk, R (1, 5) OBP: 0.563, SLG: 0.591		4-0 2B BB		0-0 5-3		0-3 K		0-0 L6	4-0 F2 BB	3 1 0 0 2 1 0												
Joe Lahoud, L (1, 9) OBP: 0.357, SLG: 0.615		0-0 1-H 2B		0-0 HR		0-0 4-3		0-0 4-3	0-0 F2 1-2	5 1 2 2 0 0 1												
Ellie Rodriguez, R (1, 2) OBP: 0.480, SLG: 0.389		0-0 5-3		4-0 BLK BB		0-0 2B		4-0 1B BB	4-0 BB BB	2 0 1 0 3 0 1												
Jerry Remy, L (1, 4) OBP: 0.345, SLG: 0.333		0-0 5-3		0-3 K2-3		0-0 4-3		0-0 1-2 1B	0-0 4-3	5 0 1 0 0 1 5												
Orlando Ramirez, R (1, 6) OBP: 0.333, SLG: 0.263			0-0 2-3		0-0 F8		0-0 E 1B		0-0 P4	4 1 1 0 0 0 3												
Inning Stats	R: 0 E: 0 K: 1 S: 5	H: 0 LOB: 0 BB: 0 P: 5	R: 1 E: 0 K: 0 S: 4	H: 1 LOB: 1 BB: 1 P: 8	R: 0 E: 0 K: 0 S: 4	H: 1 LOB: 2 BB: 1 P: 8	R: 1 E: 0 K: 1 S: 6	H: 1 LOB: 1 BB: 1 P: 10	R: 0 E: 0 K: 1 S: 3	H: 0 LOB: 1 BB: 0 P: 4	R: 0 E: 0 K: 1 S: 6	H: 1 LOB: 1 BB: 0 P: 6	R: 2 E: 1 K: 1 S: 7	H: 2 LOB: 0 BB: 0 P: 7	R: 0 E: 0 K: 0 S: 4	H: 1 LOB: 2 BB: 1 P: 8	R: 3 E: 0 K: 1 S: 8	H: 3 LOB: 2 BB: 2 P: 16	1B: 5 2B: 4 3B: 0 HR: 1	SF: 0 SAC: 0 DP: 0 HBP: 1	WP: 0 PB: 0 SB: 1 CS: 0	PA: 44
PITCHER	IP WLS BF H R ER SO BB IBB HBP BLK WP HR S P ERA WHIP																					
Dave Goltz, R (1, 1) ERA: 4.91	8.0 L 38 9 6 5 4 4 0 1 1 0 1 41 58 5.62 1.625																					
Bill Campbell, R (9, 1) ERA: 1.69	0.1 3 1 1 0 1 1 0 0 0 0 0 4 8 0.00 6.000																					
Tom Burgmeier, L (9, 1) ERA:	0.2 3 0 0 0 0 1 0 0 0 0 0 2 6 0.00 1.500																					

California Angels @ Minnesota Twins
Metropolitan Stadium, Bloomington, MI

Tue Apr 15 1975, 4:33 AM EDT
Att. 11,909 - Unknown - 48 F

livebaseballscorecards.com

AB	37
R	7
H	10
RBI	5
BB	6
SO	5
LOB	16



Batter	1	2	3	4	5	6	7	8	9	AB	R	H	RBI	BB	SO	LOB
Sergio Ferrer, S OBP: 0.357, SLG: 0.462 (1, 4)	0-0 E 2B	0-0 1-3	0-0 L5			0-0 E6 1B 2B	0-0 G3			5	2	1	0	0	0	4
Dan Ford, R OBP: 0.400, SLG: 0.400 (1, 8)	0-0 E3 2B	0-0 4-3			0-3 K	0-0 2B SF	0-0 1B			5	2	2	0	0	1	1
Larry Hisle, R OBP: 0.250, SLG: 0.355 (1, 7) Steve Brye, R OBP: 0.250, SLG: 0.375 (7, PH) (8, 7)	4-0 2B BB	0-0 4-3			0-3 K	0-0 SF SF8 2B	0-0 FC6-4 1B			3	2	1	2	1	1	1
Bobby Darwin, R OBP: 0.194, SLG: 0.219 (1, 9)	0-0 G3 1B 2B		0-0 6-3		0-3 K	0-0 SF	0-0 FC6-4			4	1	1	3	0	1	2
Tony Oliva, L OBP: 0.500, SLG: 0.667 (1, 10)	0-0 G3		1-0 2-3 1B 2B HBP		0-0 L9	0-0 F9		0-0 F7		4	1	0	0	0	0	3
Eric Soderholm, R OBP: 0.382, SLG: 0.310 (1, 5)	0-0 1B		0-0 2-3 2B 1B		0-3 K	4-0 BB		0-0 F9		4	1	2	1	1	1	0
Danny Thompson, R OBP: 0.400, SLG: 0.360 (1, 6) Luis Gomez, R (8, 6)	0-3 K		0-0 2-3		0-0 FC5-4 1B	0-0 SF8		4-0 BB		3	0	1	1	0	1	3
Craig Kusick, R OBP: 0.200, SLG: 0.400 (1, 3)	0-0 5-3		0-0 WP 2B		0-0 FC5-4	0-3 K		0-0 F9		5	0	1	2	0	1	5
Glenn Borgmann, R OBP: 0.296, SLG: 0.385 (1, 2)		0-0 4-3 2B	4-0 2-3 BB		0-0 1B 2B	0-0 1B		0-0 F9		3	1	2	0	1	0	0

Inning Stats	R: 4	H: 3	LOB: 1	K: 1	S: 9	P: 13	R: 0	H: 1	LOB: 1	K: 0	S: 4	P: 4	R: 2	H: 2	LOB: 2	K: 0	S: 5	P: 10	R: 0	H: 0	LOB: 0	K: 3	S: 9	P: 9	R: 0	H: 1	LOB: 1	K: 1	S: 6	P: 6	R: 4	H: 3	LOB: 2	K: 1	S: 10	P: 14	R: 0	H: 2	LOB: 2	K: 0	S: 5	R: 0	H: 0	LOB: 1	K: 0	S: 3	P: 7
--------------	------	------	--------	------	------	-------	------	------	--------	------	------	------	------	------	--------	------	------	-------	------	------	--------	------	------	------	------	------	--------	------	------	------	------	------	--------	------	-------	-------	------	------	--------	------	------	------	------	--------	------	------	------

PITCHER	IP	WLS	BF	H	R	ER	SO	BB	IBB	HBP	BLK	WP	HR	S	P	ERA	WHIP
Andy Hassler, L ERA: 5.84 (1, 1)	2.1	L	15	5	6	5	1	1	0	1	0	0	0	15	20	19.29	2.571
Steve Blateric, R ERA: 6.75 (3, 1)	2.2		16	5	4	2	4	1	0	0	0	1	0	23	27	6.75	2.250
Orlando Pena, R ERA: (6, 1)	3.0		13	2	0	0	1	2	0	0	0	0	0	13	21	0.00	1.333


BOTTOM

California Angels @ Minnesota Twins
Metropolitan Stadium, Bloomington, MI

Wed Apr 16 1975, 4:33 AM EDT
Att. 2,262 - Cloudy - 49 F

AB	37
R	10
H	12
RBI	9
BB	4
SO	6
LOB	19

livebaseballscores.com



WP: 1	PA: 44
PB: 0	SB: 0
CS: 0	

Batter	1	2	3	4	5	6	7	8	9	AB R H RBI BB SO LOB	TOP
Sergio Ferrer, S OBP: 0.368, SLG: 0.444 (1, 4) X	0-0 L5		0-0 CS 1B		0-0 F8		0-0 FC6 1B		0-3 K	5 0 2 0 0 1 0	Minnesota Twins @ Oakland Athletics Oakland-Alameda County Coliseum, Oakland, CA Fri Apr 18 1975, 7:05 PM PDT Att. 5,714 - Unknown - 50 F livebaseballscorecards.com AB 35 R 5 H 9 RBI 4 BB 3 SO 4 LOB 16
Dan Ford, R OBP: 0.200, SLG: 0.200 (1, 8) X	0-0 P1		0-0 F8 1-2		0-0 F9		0-0 FC6 1-2f		0-0 P4	5 0 0 0 0 0 3	
Larry Hise, R OBP: 0.220, SLG: 0.306 (1, 7) X	0-0 F8			0-0 4-3	0-0 F9			0-0 F8	0-3 K	5 0 0 0 0 1 0	
Bobby Darwin, R OBP: 0.250, SLG: 0.257 (1, 9)		4-0 FC5-6 BB		0-0 E 1B BB 1B		0-3 K		0-0 WP 2B 1B		3 2 2 0 1 1 0	
Tony Oliva, L OBP: 0.500, SLG: 0.611 (1, 10) X		0-0 FC5-6		0-0 BB E 1B		0-0 F9		4-0 2B 1B BB		3 2 1 0 1 0 1	
Lyman Bostock, L OBP: 0.333, SLG: 0.214 (8, PR)		1-2 SF8		1-2 WP 1B				1-2 1B BB		0 1 0 0 0 0 0	
Eric Soderholm, R OBP: 0.395, SLG: 0.364 (1, 5) X		0-0 E7 1-3 1B		0-0 E4 WP BB 1-2 2-3		0-0 1-3		1-3 2-H 2B		4 0 2 1 0 0 2	
Danny Thompson, R OBP: 0.364, SLG: 0.333 (1, 6) X		0-0 SF8		0-3 K		0-0 1-3		0-0 3-H 1B		2 0 0 1 0 1 3	
Steve Braun, L OBP: 0.300, SLG: 0.286 (8, PH)										1 0 1 1 0 0 0	
Luis Gomez, R (8, 6)										0 0 0 0 0 0 0	
Craig Kusick, R OBP: 0.222, SLG: 0.250 (1, 3) X		0-0 G3		4-0 WP 1-2 2-3 3-H BB		0-0 F7		0-0 F5		3 0 0 1 1 0 3	
Glenn Borgmann, R OBP: 0.290, SLG: 0.400 (1, 2) X			0-0 F7	0-0 5-3		0-0 1B 2B		0-0 6-3		4 0 1 0 0 0 4	
Inning Stats	R: 0 H: 0 E: 0 LOB: 0 K: 0 BB: 0 S: 3 P: 3	R: 1 H: 1 E: 1 LOB: 1 K: 0 BB: 1 S: 4 P: 8	R: 0 H: 1 E: 0 LOB: 0 K: 0 BB: 0 S: 3 P: 3	R: 2 H: 2 E: 1 LOB: 2 K: 1 BB: 1 S: 8 P: 12	R: 0 H: 0 E: 0 LOB: 0 K: 0 BB: 0 S: 3 P: 3	R: 0 H: 0 E: 0 LOB: 0 K: 1 BB: 0 S: 5 P: 5	R: 0 H: 2 E: 0 LOB: 2 K: 0 BB: 0 S: 5 P: 5	R: 2 H: 3 E: 0 LOB: 2 K: 2 BB: 1 S: 6 P: 10	R: 0 H: 0 E: 0 LOB: 0 K: 2 BB: 0 S: 7 P: 7	1B: 7 SF: 1 2B: 2 SAC: 0 3B: 0 DP: 0 HR: 0 HBP: 0	WP: 2 PA: 39 PB: 0 SB: 0 CS: 1
PITCHER Ken Holtzman, L ERA: 2.74 (1, 1)	IP 7.1 WLS L BF 33 H 8 R 5 ER 2 SO 2 BB 3 IBB 0 HBP 0 BLK 0 WP 2 HR 0 S 34 P 46 ERA 2.46 WHIP 1.500										
Rollie Fingers, R ERA: 5.19 (8, 1)	IP 1.2 WLS L BF 6 H 1 R 0 ER 0 SO 2 BB 0 IBB 0 HBP 0 BLK 0 WP 0 HR 0 S 10 P 10 ERA 0.00 WHIP 0.600										

Minnesota Twins @ Oakland Athletics
Oakland-Alameda County Coliseum, Oakland, CA
 Fri Apr 18 1975, 7:05 PM PDT
 Att. 5,714 - Unknown - 50 F

livebaseballscorecards.com



Batter	1	2	3	4	5	6	7	8	9	AB	R	H	RBI	BB	SO	LOB
Bill North, S OBP: 0.405, SLG: 0.432 (1, 8)	0-0 1B PB SF8 1B		0-0 SF7 3B		0-0 P4		0-0 1-3		0-0 F7	5	2	2	0	0	0	4
Bert Campaneris, R OBP: 0.250, SLG: 0.286 (1, 6)	0-0 CS 1-3 1B		0-0 SF7			0-0 G3		0-3 K		3	0	1	1	0	1	0
Sal Bando, R OBP: 0.282, SLG: 0.375 (1, 5)	0-0 SF8 1-2 3-H		0-0 F9			0-0 P6		0-0 F3		3	0	0	1	0	0	0
Reggie Jackson, L OBP: 0.289, SLG: 0.424 (1, 9)	4-0 BB		0-3 K			0-0 F9		0-0 P3		3	0	0	0	1	1	0
Joe Rudi, R OBP: 0.378, SLG: 0.694 (1, 3)	0-0 P6				0-0 F2				0-0 HR	4	2	2	1	0	0	1
Billy Williams, L OBP: 0.417, SLG: 0.370 (1, 10)		0-3 K			0-3 K				0-0 2B	3	0	1	0	0	2	0
Don Hopkins, L (7, PR)									0-0 1B	0	0	0	0	0	0	0
Angel Mangual, R (9, PH)									1-3 1B	1	0	1	0	0	0	0
Herb Washington, R (9, PR)									0-0 1B	0	0	0	0	0	0	0
Gene Tenace, R OBP: 0.389, SLG: 0.308 (1, 2)		4-0 BB			0-0 P4				0-0 1B	3	0	1	0	1	0	2
Claudell Washington, L OBP: 0.325, SLG: 0.395 (1, 7)		0-3 K			4-0 BB				0-0 BB	3	0	1	1	1	1	2
Phil Garner, R OBP: 0.233, SLG: 0.179 (1, 4)		0-0 F8			0-0 G1-6-3				4-0 BB	3	0	0	0	1	0	4

BOTTOM

Minnesota Twins @ Oakland Athletics
Oakland-Alameda County Coliseum, Oakland, CA
 Fri Apr 18 1975, 7:05 PM PDT
 Att. 5,714 - Unknown - 50 F

livebaseballscorecards.com

AB	31
R	4
H	9
RBI	4
BB	4
SO	5
LOB	13



Inning Stats	R: 1	H: 2	E: 0	K: 0	S: 4	R: 0	H: 0	E: 0	K: 2	S: 7	R: 1	H: 1	E: 0	K: 1	S: 6	R: 0	H: 0	E: 0	K: 1	S: 5	R: 0	H: 0	E: 0	K: 0	S: 2	R: 1	H: 3	E: 0	K: 0	S: 6	R: 0	H: 0	E: 0	K: 1	S: 5	R: 1	H: 3	E: 1	K: 0	S: 5	R: 1	H: 3	E: 1	K: 0	S: 5	1B: 6	SF: 2	2B: 1	SAC: 0	3B: 1	DP: 1	HR: 1	HBP: 0	WP: 0	PA: 37
--------------	------	------	------	------	------	------	------	------	------	------	------	------	------	------	------	------	------	------	------	------	------	------	------	------	------	------	------	------	------	------	------	------	------	------	------	------	------	------	------	------	------	------	------	------	------	-------	-------	-------	--------	-------	-------	-------	--------	-------	--------

PITCHER	IP	WLS	BF	H	R	ER	SO	BB	IBB	HBP	BLK	WP	HR	S	P	ERA	WHIP
Vic Albury, L ERA: 3.09 (1, 1)	7.0	W	28	6	3	2	4	3	0	0	0	0	0	33	45	2.57	1.286
Bill Campbell, R ERA: 2.7 (8, 1)	1.1		6	3	1	1	1	0	0	0	0	0	1	8	8	6.75	2.250
Tom Burgmeier, L ERA: (9, 1)	0.2	S	3	0	0	0	0	1	0	0	0	0	0	2	6	0.00	1.500

Batter	1	2	3	4	5	6	7	8	9	AB R H RBI BB SO LOB	TOP
Sergio Ferrer, S (1, 4) OBP: 0.304, SLG: 0.364 Danny Walton, R (9, PH) OBP: 0.250, SLG: 0.250	0-3 K		0-3 K		0-3 K2-3		X 0-0 L9		X 0-0 F9	4 0 0 0 0 3 1 1 0 0 0 0 0 2	
Dan Ford, R (1, 8) OBP: 0.143, SLG: 0.143	0-3 K		X 0-0 F8		X 0-0 F8			X 0-0 6-3		4 0 0 0 0 1 0	
Larry Hisle, R (1, 7) OBP: 0.244, SLG: 0.325	X 0-0 S 1B		X 0-0 F7			X 0-0 5-3 1B		X 0-0 F9		4 0 2 0 0 0 0	
Bobby Darwin, R (1, 9) OBP: 0.250, SLG: 0.256	X 0-0 6-3 1-2			S S S 0-3 K		S S S 0-3 K		X 0-0 1B		4 0 1 0 0 2 2	
Tony Oliva, L (1, 10) OBP: 0.467, SLG: 0.524		H 1-0 G6-4-3 HBP		S S S 0-3 K		X 0-0 5-3 1-2		X 0-0 4-3		3 0 0 0 0 1 2	
Eric Soderholm, R (1, 5) OBP: 0.381, SLG: 0.333		X 0-0 G6-4-3 1-2f		B B B B 4-0 S BB		X 0-0 6-3		S S S 0-3 K		3 0 0 0 1 1 2	
Danny Thompson, R (1, 6) OBP: 0.378, SLG: 0.433		X 0-0 HR		B B B B 4-0 1-2 BB		S S S 0-3 K		X 0-0 6-3		3 1 1 1 1 1 0	
Craig Kusick, R (1, 3) OBP: 0.231, SLG: 0.250		X 0-0 1B		X 0-0 F5		X 0-0 6-3		X 0-0 E4 1B		4 0 1 0 0 0 2	
Glenn Borgmann, R (1, 2) OBP: 0.314, SLG: 0.412 Lyman Bostock, L (9, PR) OBP: 0.333, SLG: 0.214		X 0-0 F2		S S S 0-3 K2-3		X 0-0 1B		X 0-0 1B		4 0 2 0 0 1 1 0 0 0 0 0 0 0	
Inning Stats	R: 0 H: 1 E: 0 LOB: 1 K: 2 BB: 0 S: 8 P: 8	R: 1 H: 2 E: 0 LOB: 1 K: 0 BB: 0 S: 4 P: 5	R: 0 H: 0 E: 0 LOB: 0 K: 1 BB: 0 S: 5 P: 5	R: 0 H: 0 E: 0 LOB: 2 K: 2 BB: 2 S: 7 P: 15	R: 0 H: 0 E: 0 LOB: 0 K: 2 BB: 0 S: 7 P: 7	R: 0 H: 1 E: 0 LOB: 1 K: 1 BB: 0 S: 6 P: 6	R: 0 H: 1 E: 0 LOB: 1 K: 1 BB: 0 S: 6 P: 6	R: 0 H: 1 E: 0 LOB: 1 K: 0 BB: 0 S: 4 P: 4	R: 0 H: 1 E: 1 LOB: 2 K: 1 BB: 0 S: 7 P: 7	1B: 6 SF: 0 2B: 0 SAC: 0 3B: 0 DP: 1 HR: 1 HBP: 1	WP: 0 PA: 37 PB: 0 SB: 2 CS: 0
PITCHER	IP WLS BF H R ER SO BB IBB HBP BLK WP HR S P ERA WHIP										
Vida Blue, L (1, 1) ERA: 3.58	8.2 W 36 7 1 1 10 2 0 1 0 0 1 53 62 1.04 1.038										
Rollie Fingers, R (9, 1) ERA: 5.0	0.1 S 1 0 0 0 0 0 0 0 0 0 0 1 1 0.00 0.000										

Minnesota Twins @ Oakland Athletics
Oakland-Alameda County Coliseum, Oakland, CA

Sat Apr 19 1975, 3:33 AM PDT
Att: 4,970 - Unknown - 61 F

livebaseballscorecards.com

AB	34
R	1
H	7
RBI	1
BB	2
SO	10
LOB	12




Batter	1	2	3	4	5	6	7	8	9	AB	R	H	RBI	BB	SO	LOB
Bill North, S OBP: 0.391, SLG: 0.400 (1, 8)	4-0 G6-3 BB		0-0 4-3			0-0 1-3	0-3 K			3	0	0	0	1	1	4
Bert Campaneris, R OBP: 0.167, SLG: 0.182 (1, 6)	0-0 G6-3 1-2f			0-0 F9		0-0 F7	0-3 K			4	0	0	0	0	1	4
Sal Bando, R OBP: 0.302, SLG: 0.371 (1, 5)	0-0 1-3			0-0 1B E 1B		4-0 HR BB		0-0 F2		3	2	1	0	1	0	0
Reggie Jackson, L OBP: 0.333, SLG: 0.528 (1, 9)		0-3 K		0-0 1-3 E 1B		0-0 HR		4-0 FC8-6 BB		3	2	2	2	1	1	0
Joe Rudi, R OBP: 0.341, SLG: 0.625 (1, 3)		0-0 6-3		0-3 K		0-0 5-3		0-0 FC8-6 1B		4	0	0	0	0	1	1
Billy Williams, L OBP: 0.400, SLG: 0.355 (1, 10)		0-3 K		0-0 L9			0-0 G3	0-0 FC5-4 1B		4	0	1	0	0	1	0
Herb Washington, R (8, PR)										0	0	0	0	0	0	0
Gene Tenace, R OBP: 0.385, SLG: 0.310 (1, 2)			0-0 F3		0-0 F7		0-0 1B 1B	0-0 FC5-4		3	0	1	0	0	0	0
Don Hopkins, L (7, PR)										0	0	0	0	0	0	0
Ray Fosse, R (8, 2)										1	0	0	0	0	0	2
Claudell Washington, L OBP: 0.326, SLG: 0.390 (1, 7)			0-3 K		0-3 K		0-0 1-3 1B			3	0	1	0	0	2	0
Phil Garner, R OBP: 0.273, SLG: 0.233 (1, 4)			0-0 2B		0-0 F8		4-0 1-2 BB			2	0	1	0	1	0	0

Inning Stats	R: 0	H: 0	E: 0	LOB: 0	K: 0	BB: 1	S: 2	P: 6	R: 0	H: 0	E: 0	LOB: 0	K: 2	BB: 0	S: 7	P: 7	R: 0	H: 1	E: 0	LOB: 1	K: 1	BB: 0	S: 6	P: 6	R: 2	H: 2	E: 1	LOB: 0	K: 1	BB: 0	S: 7	P: 7	R: 0	H: 0	E: 0	LOB: 0	K: 1	BB: 0	S: 5	P: 5	R: 2	H: 1	E: 0	LOB: 0	K: 0	BB: 1	S: 4	P: 8	R: 0	H: 2	E: 0	LOB: 3	K: 2	BB: 1	S: 9	P: 13	R: 0	H: 1	E: 0	LOB: 2	K: 0	BB: 1	S: 4	P: 8
1B: 5	SF: 0	2B: 1	SAC: 0	3B: 0	DP: 1	HR: 1	HBP: 0	WP: 0	PA: 34	ERA: 2.25	WHIP: 1.375	ERA: 1.8	IP: 8.0	WLS: L	BF: 34	H: 7	R: 4	ER: 2	SO: 7	BB: 4	IBB: 0	HBP: 0	BLK: 0	WP: 0	HR: 1	S: 44	P: 60	ERA: 1.8	WHIP: 1.375																																			

MINNESOTA TWINS @ OAKLAND ATHLETICS
Oakland-Alameda County Coliseum, Oakland, CA
 Sat Apr 19 1975, 3:33 AM PDT
 Att. 4,970 - Unknown - 61 F

AB	30
R	4
H	7
RBI	2
BB	4
SO	7
LOB	11



Batter	1	2	3	4	5	6	7	8	9	AB R H RBI BB SO LOB	TOP									
Rod Carew, L (1, 4) OBP: 0.567, SLG: 0.720	0-0 6-3		4-0 BB			0-0 F9 1B		0-0 4-3		3 0 1 0 1 0 0	Minnesota Twins @ Oakland Athletics Oakland-Alameda County Coliseum, Oakland, CA Sun Apr 20 1975, 3:33 AM PDT Unknown - 65 F									
Lyman Bostock, L (1, 8) OBP: 0.324, SLG: 0.219 Dan Ford, R (8, 8) OBP: 0.143, SLG: 0.143	0-0 4-3		0-0 4-3			0-0 1-2 1B		0-0 1-3		4 0 1 0 0 0 2 0 0 0 0 0 0 0										
Larry Hise, R (1, 7) OBP: 0.245, SLG: 0.318	0-0 L7			0-3 K		0-0 F9		0-0 1B		4 0 1 0 0 1 2										
Tony Oliva, L (1, 10) OBP: 0.412, SLG: 0.440		0-0 F8		0-0 F5		0-0 P6		0-0 4-3		4 0 0 0 0 0 3										
Bobby Darwin, R (1, 9) OBP: 0.271, SLG: 0.349		0-3 K		0-0 FC5-4 1B		0-0 F8		0-0 HR		4 1 2 1 0 1 2										
Eric Soderholm, R (1, 5) OBP: 0.348, SLG: 0.300		0-0 F8		0-0 FC5-4 1-2f		0-0 6-3		0-0 F3		4 0 0 0 0 0 1										
Steve Braun, L (1, 3) OBP: 0.294, SLG: 0.258			4-0 E BB		0-0 P5		0-0 F7		0-3 K	3 0 0 0 1 1 0										
Danny Thompson, R (1, 6) OBP: 0.366, SLG: 0.412			0-0 6-3		0-0 F3		0-0 1B		0-0 6-3	4 0 1 0 0 0 1										
Glenn Borgmann, R (1, 2) OBP: 0.289, SLG: 0.378			0-0 F2		0-3 K		0-3 K			3 0 0 0 0 2 2										
Inning Stats	R: 0 E: 0 K: 0 S: 3	H: 0 LOB: 0 BB: 0 P: 3	R: 0 E: 0 K: 1 S: 5	H: 0 LOB: 0 BB: 0 P: 5	R: 0 E: 1 K: 0 S: 3	H: 0 LOB: 2 BB: 2 P: 11	R: 0 E: 0 K: 1 S: 6	H: 1 LOB: 1 BB: 0 P: 6	R: 0 E: 0 K: 1 S: 5	H: 0 LOB: 0 BB: 0 P: 5	R: 0 E: 0 K: 1 S: 6	H: 1 LOB: 1 BB: 0 P: 6	R: 0 E: 0 K: 0 S: 4	H: 1 LOB: 1 BB: 0 P: 4	R: 1 E: 0 K: 1 S: 6	H: 1 LOB: 0 BB: 0 P: 6	1B: 5 2B: 0 3B: 0 HR: 1	SF: 0 SAC: 0 DP: 0 HBP: 0	WP: 0 PB: 0 SB: 0 CS: 0	PA: 35
PITCHER Glenn Abbott, R (1, 1) ERA: 2.61	IP 9.0 WLS W BF 35 H 6 R 1 ER 1 SO 5 BB 2 IBB 0 HBP 0 BLK 0 WP 0 HR 1 S 43 P 51 ERA 1.00 WHIP 0.889											PITCHER	IP WLS BF H R ER SO BB IBB HBP BLK WP HR S P ERA WHIP							

AB	33
R	1
H	6
RBI	1
BB	2
SO	5
LOB	13



livebaseballscorecards.com

Batter	1	2	3	4	5	6	7	8	9
Bill North, S (1, 8) OBP: 0.370, SLG: 0.348 	4-0 	0-0 SH5-4 			0-0 1-3 	4-0 		0-0 F8 	
Bert Campaneris, R (1, 6) OBP: 0.150, SLG: 0.158 	0-0 	0-0 5-3 			0-0 E5 	0-0 G6-4-3 			
Sal Bando, R (1, 5) OBP: 0.333, SLG: 0.350 Don Hopkins, L (7, PR) Ted Kubiak, S (8, 5) OBP: 0.320, SLG: 0.304 	0-0 E6 	0-0 F7 			4-0 		4-0 		
Reggie Jackson, L (1, 9) OBP: 0.340, SLG: 0.488 	0-0 1-3 		0-0 G3 		0-3 K 		0-3 K 		
Joe Rudi, R (1, 3) OBP: 0.375, SLG: 0.609 Herb Washington, R (7, PR) Ray Fosse, R (8, 2) 	0-0 		0-0 5-3 			0-0 		4-0 	
Billy Williams, L (1, 10) OBP: 0.404, SLG: 0.333 	0-3 K 		0-0 F8 			4-0 		0-0 	
Claudell Washington, L (1, 7) OBP: 0.320, SLG: 0.375 	0-0 4-3 			0-0 6-3 		0-0 		0-0 F7 	
Gene Tenace, R (1, 2) OBP: 0.395, SLG: 0.313 (8, 3) 		0-0 		0-3 K 		4-0 		0-3 K 	
Phil Garner, R (1, 4) OBP: 0.250, SLG: 0.200 		4-0 		0-0 F8 		0-0 		0-0 4-3 	

Inning Stats	R: 2	H: 3	E: 1	K: 1	S: 8	R: 0	H: 1	E: 0	K: 0	S: 4	R: 0	H: 0	E: 0	K: 0	S: 3	R: 0	H: 0	E: 0	K: 1	S: 5	R: 0	H: 0	E: 1	K: 1	S: 5	R: 2	H: 2	E: 0	K: 0	S: 4	R: 1	H: 1	E: 0	K: 1	S: 5	R: 0	H: 0	E: 0	K: 1	S: 5
	LOB: 2	BB: 1	P: 12	LOB: 2	BB: 1	P: 8	LOB: 0	BB: 0	P: 3	LOB: 0	BB: 0	LOB: 0	BB: 0	P: 5	LOB: 2	BB: 3	P: 16	LOB: 1	BB: 2	P: 13	LOB: 0	BB: 0	P: 5	LOB: 0	BB: 0	P: 5	LOB: 2	BB: 3	P: 16	LOB: 1	BB: 2	P: 13	LOB: 0	BB: 0	P: 5	LOB: 0	BB: 0	P: 5		

PITCHER	IP	WLS	BF	H	R	ER	SO	BB	IBB	HBP	BLK	WP	HR	S	P	ERA	WHIP
Jim Hughes, R (1, 1) ERA: 6.75	5.0	L	26	6	4	4	3	5	0	0	0	0	0	27	47	7.20	2.200
Bill Campbell, R (6, 1) ERA: 2.79	3.0		11	1	1	1	2	3	0	0	0	0	0	12	24	3.00	1.333

BOTTOM

Minnesota Twins @ Oakland Athletics
 Oakland-Alameda County Coliseum, Oakland, CA

Sun Apr 20 1975, 3:38 AM PDT
 Att: 19,737 - Unknown - 65 F

AB	27
R	5
H	7
RBI	5
BB	8
SO	5
LOB	16

WP: 0 PA: 37
 PB: 0
 SB: 2
 CS: 1

PITCHER	IP	WLS	BF	H	R	ER	SO	BB	IBB	HBP	BLK	WP	HR	S	P	ERA	WHIP
Jim Hughes, R (1, 1) ERA: 6.75	5.0	L	26	6	4	4	3	5	0	0	0	0	0	27	47	7.20	2.200
Bill Campbell, R (6, 1) ERA: 2.79	3.0		11	1	1	1	2	3	0	0	0	0	0	12	24	3.00	1.333

Batter	1	2	3	4	5	6	7	8	9	AB R H RBI BB SO LOB	TOP																
Dan Ford, R OBP: 0.211, SLG: 0.167 (1, 8)	0-3 K		0-0 1B		0-0 6-3	0-3 K		4-0 IBB		4 0 1 0 1 2 2																	
Sergio Ferrer, S OBP: 0.250, SLG: 0.300 (1, 4) (8, 6)	0-3 K		0-0 4-3		0-0 1B 1B	0-0 F8		0-0 P6		5 1 1 0 0 1 4																	
Steve Brye, R OBP: 0.529, SLG: 0.733 (1, 9)	0-3 K			4-0 1B HR BB	0-0 1B 1-2 1B		0-0 P4		0-0 3B 2B	4 2 2 0 1 1 0																	
Bobby Darwin, R OBP: 0.263, SLG: 0.314 (1, 10)		0-0 6-3		0-3 K	0-0 1B G6-4-3		0-0 6-3		0-3 K	5 0 1 1 0 2 2																	
Eric Soderholm, R OBP: 0.345, SLG: 0.292 (1, 5)		0-0 E8 2B		0-0 1B HR	0-0 G6-4-3 1-2 2-H		4-0 CS BB		0-3 K	4 2 1 0 1 1 3																	
Larry Hisle, R OBP: 0.293, SLG: 0.453 (1, 7)		0-0 P3		0-0 HR		0-0 1B SH1-3 1B	0-0 CS	0-0 6-3 WP SF7 1B	0-0 3B	5 3 4 4 0 0 1																	
Craig Kusick, R OBP: 0.300, SLG: 0.421 (1, 3)		0-0 2B		0-0 2B	0-0 2B	0-0 SH1-3 1B 1-2		0-0 6-3	0-3 K	5 0 3 1 0 1 2																	
Glenn Borgmann, R OBP: 0.285, SLG: 0.357 (1, 2)		0-0 F8		0-0 6-3	0-0 2-3	0-0 SH1-3 1B 1-2 2-3		4-0 SF7 BB		3 0 1 0 1 0 2																	
Luis Gomez, R (1, 6)			0-0 5-3	0-0 F9		0-0 SH1-3		0-0 SF7		2 0 0 1 0 0 1																	
Rod Carew, L OBP: 0.543, SLG: 0.679 (8, PH) (8, 4)						1-2 2-3 3-H		1-2 3-H		0 0 0 1 0 0 0																	
Inning Stats	R: 0 E: 0 K: 3 S: 9	H: 0 LOB: 0 BB: 0 P: 9	R: 1 E: 1 K: 0 S: 5	H: 1 LOB: 1 BB: 0 P: 5	R: 0 E: 0 K: 0 S: 3	H: 1 LOB: 0 BB: 0 P: 3	R: 3 E: 0 K: 1 S: 8	H: 3 LOB: 1 BB: 1 P: 12	R: 1 E: 0 K: 0 S: 5	H: 3 LOB: 1 BB: 0 P: 5	R: 1 E: 0 K: 1 S: 8	H: 3 LOB: 2 BB: 0 P: 8	R: 0 E: 0 K: 0 S: 2	H: 0 LOB: 0 BB: 1 P: 6	R: 1 E: 0 K: 0 S: 4	H: 1 LOB: 2 BB: 2 P: 12	R: 1 E: 0 K: 3 S: 11	H: 2 LOB: 1 BB: 0 P: 11	1B: 9 2B: 3 3B: 1 HR: 1	SF: 1 SAC: 1 DP: 1 HBP: 0	WP: 1 PB: 0 SB: 0 CS: 1	PA: 44					
PITCHER	IP WLS BF H R ER SO BB IBB HBP BLK WP HR S P ERA WHIP																										
Andy Hassler, L ERA: 6.48 (1, 1)	4.1		21	7	5	4	4	1	0	0	0	0	1	28	32	8.31	1.846										
Steve Blateric, R ERA: 6.23 (5, 1)	1.2		8	4	1	1	1	0	0	0	0	0	0	10	10	5.40	2.400										
Orlando Pena, R ERA: 1.93 (7, 1)	1.1	L	6	1	1	1	0	2	0	0	0	1	0	4	12	6.75	2.250										
Mickey Scott, L ERA: 2.7 (8, 1)	0.2		4	1	1	1	0	0	1	0	0	0	0	3	7	13.50	1.500										
Don Kirkwood, R ERA: (9, 1)	1.0		4	1	0	0	3	0	0	0	0	0	0	10	10	0.00	1.000										

Minnesota Twins @ California Angels
Anaheim Stadium, Anaheim, CA

Mon Apr 21 1975, 10:05 PM EDT
Att. 16,291 - Unknown - 60 F

AB	37
R	8
H	14
RBI	8
BB	4
SO	8
LOB	17



Batter	1	2	3	4	5	6	7	8	9	AB R H RBI BB SO LOB
Morris Nettles, L (1, 8) OBP: 0.236, SLG: 0.212	0-0 1B SF7 1B		4-0 2B BB		0-0 F7		0-0 F7		0-0 G1	4 2 1 0 1 0 0
Mickey Rivers, L (1, 7) OBP: 0.415, SLG: 0.479	0-0 CS SF7 1B		0-0 E 2B		0-0 F8		0-0 F7			4 1 2 1 0 0 0
Tommy Harper, R (1, 10) OBP: 0.385, SLG: 0.310	0-0 SF7		0-0 E1 1B		0-0 F3		0-0 F7			3 1 1 2 0 0 0
Bruce Bochte, L (1, 3) OBP: 0.327, SLG: 0.409	0-3 K		0-0 6-3 1B							4 1 2 0 0 1 2
Dave Chalk, R (1, 5) OBP: 0.633, SLG: 0.706		0-0 2B	0-0 1B			0-0 L4		0-0 F9		4 0 2 1 0 0 2
Leroy Stanton, R (1, 9) OBP: 0.300, SLG: 0.280		0-3 K	0-0 5-3			0-0 2B 1B		0-0 P4		4 1 1 0 0 1 3
Elie Rodriguez, R (1, 2) OBP: 0.425, SLG: 0.333		0-0 2-3		0-0 6-3		0-0 F7		0-0 F8		4 0 0 0 0 0 4
Jerry Remy, L (1, 4) OBP: 0.349, SLG: 0.325	0-0 F7			0-3 K		0-0 2B			0-0 4-3	2 0 0 0 0 1 1
Bill Sudakis, S (6, PH) OBP: 0.200, SLG: 0.400						1-1 2B				1 0 1 2 0 0 0
Denny Doyle, L (6, PR) (7, 4)						0-0 4-3				1 0 0 0 0 0 0
Orlando Ramirez, R (1, 6) OBP: 0.300, SLG: 0.222			4-0 CS BB		0-3 K				0-0 5-3	2 0 0 0 1 1 1
Winston Llenas, R (9, PH) OBP: 0.400, SLG: 0.500										1 0 0 0 0 0 0

Inning Stats	R: 1	H: 2	E: 0	K: 1	S: 6	R: 0	H: 1	E: 0	K: 1	S: 6	R: 3	H: 3	E: 1	K: 0	S: 5	R: 0	H: 0	E: 0	K: 2	S: 7	R: 0	H: 0	E: 0	K: 0	S: 3	R: 2	H: 3	E: 0	K: 0	S: 6	R: 0	H: 0	E: 0	K: 0	S: 3	R: 0	H: 1	E: 0	K: 0	S: 4	R: 0	H: 0	E: 0	K: 0	S: 3	R: 0	H: 0	E: 0	K: 0	S: 3	1B: 7	2B: 3	3B: 0	HR: 0	SF: 1	SAC: 0	DP: 0	HBP: 0	WP: 0	PB: 0	SB: 1	CS: 2	PA: 37					
PITCHER	IP	WLS	BF	H	R	ER	SO	BB	IBB	HBP	BLK	WP	HR	S	P	ERA	WHIP																			IP	WLS	BF	H	R	ER	SO	BB	IBB	HBP	BLK	WP	HR	S	P	ERA	WHIP																
Bill Butler, L (1, 1) ERA: 10.0	5.2		26	9	6	5	4	2	0	0	0	0	0	32	40	7.94	1.941																																																			
Tom Burgmeier, L (6, 1) ERA:	3.1	W	11	1	0	0	0	0	0	0	0	0	0	11	11	0.00	0.300																																																			

Minnesota Twins @ California Angels
Anaheim Stadium, Anaheim, CA
 Mon Apr 21 1975, 10:05 PM EDT
 Att: 16,291 - Unknown - 60 F

AB	34
R	6
H	10
RBI	6
BB	2
SO	4
LOB	13



Batter	1	2	3	4	5	6	7	8	9	AB	R	H	RBI	BB	SO	LOB
Morris Nettles, L (1, 8) OBP: 0.254, SLG: 0.232	0-0 F7		0-0 1B		0-0 4-3			0-0 1B		4	0	2	0	0	0	0
Mickey Rivers, L (1, 7) OBP: 0.421, SLG: 0.460	0-0 4-3		4-0 BB			4-0 BB		0-0 F9		2	0	0	0	2	0	1
Tommy Harper, R (1, 9) OBP: 0.357, SLG: 0.283	0-0 F8		0-0 6-3			0-0 G6-4-3		0-0 G5-4-3		4	0	0	0	0	0	5
Bruce Bochte, L (1, 3) OBP: 0.321, SLG: 0.396		0-0 F8		0-0 1B		0-0 F9			0-0 F8	4	0	1	0	0	0	0
Dave Chalk, R (1, 5) OBP: 0.642, SLG: 0.730		4-0 CS BB		0-0 5-3			0-0 SF4 2B		0-0 BB BB 1B	3	1	2	0	1	0	1
Bill Sudakis, S (1, 10) OBP: 0.222, SLG: 0.286		0-0 F8		0-3 K			0-0 SF4		4-0 BB BB	2	0	0	1	1	1	2
Elie Rodriguez, R (1, 2) OBP: 0.409, SLG: 0.303			0-0 F8		0-0 5-3		4-0 BB BB		0-0 F3	3	0	0	0	1	0	3
Jerry Remy, L (1, 4) Winston Llenas, R (9, PH) OBP: 0.326, SLG: 0.302 OBP: 0.500, SLG: 0.500			0-0 6-3		0-0 4-3		0-0 6-3		4-0 BB BB	3	0	0	0	0	0	1
Orlando Ramirez, R (1, 6) Leroy Stanton, R (9, PH) OBP: 0.303, SLG: 0.233 OBP: 0.290, SLG: 0.269			0-0 1B 1B		0-0 5-3		0-0 P6		0-3 K	0	0	0	0	1	0	0

Inning Stats	R: 0 E: 0 K: 0 S: 3	H: 0 LOB: 0 BB: 0 P: 3	R: 0 E: 0 K: 0 S: 2	H: 0 LOB: 0 BB: 1 P: 6	R: 0 E: 0 K: 0 S: 5	H: 2 LOB: 3 BB: 1 P: 9	R: 0 E: 0 K: 1 S: 6	H: 1 LOB: 1 BB: 0 P: 6	R: 0 E: 0 K: 0 S: 3	H: 0 LOB: 0 BB: 0 P: 3	R: 0 E: 0 K: 0 S: 2	H: 0 LOB: 0 BB: 1 P: 6	R: 1 E: 1 K: 0 S: 4	H: 1 LOB: 1 BB: 1 P: 8	R: 0 E: 0 K: 0 S: 3	H: 1 LOB: 0 BB: 0 P: 3	R: 0 E: 0 K: 1 S: 6	H: 1 LOB: 3 BB: 2 P: 14	1B: 5 2B: 1 3B: 0 HR: 0	SF: 1 SAC: 0 DP: 2 HBP: 0	WP: 0 PB: 0 SB: 0 CS: 1	PA: 36
---------------------	------------------------------	---------------------------------	------------------------------	---------------------------------	------------------------------	---------------------------------	------------------------------	---------------------------------	------------------------------	---------------------------------	------------------------------	---------------------------------	------------------------------	---------------------------------	------------------------------	---------------------------------	------------------------------	----------------------------------	----------------------------------	------------------------------------	----------------------------------	--------

PITCHER Vic Albury, L (1, 1) ERA: 1.74	IP: 9.0 WLS: W BF: 36 H: 6 R: 1 ER: 0 SO: 2 BB: 6 IBB: 0 HBP: 0 BLK: 0 WP: 0 HR: 0 S: 34 P: 58 ERA: 0.00 WHIP: 1.333	PITCHER	IP: 9.0 WLS: W BF: 36 H: 6 R: 1 ER: 0 SO: 2 BB: 6 IBB: 0 HBP: 0 BLK: 0 WP: 0 HR: 0 S: 34 P: 58 ERA: 0.00 WHIP: 1.333
---	--	----------------	--

BOTTOM

Minnesota Twins @ California Angels
Anaheim Stadium, Anaheim, CA
Tue Apr 22 1975, 6:33 AM EDT
Att. 5,540 - Cloudy - 64 F

AB	29
R	1
H	6
RBI	1
BB	6
SO	2
LOB	17



WP: 0	PA: 36
PB: 0	ERA: 0.00
SB: 0	WHIP: 1.333
CS: 1	

livebaseballscorecards.com

Batter	1	2	3	4	5	6	7	8	9	AB R H RBI BB SO LOB	TOP																		
Nyls Nyman, L (1, 7) OBP: 0.246, SLG: 0.258	0-0 F8		0-0 F5			0-0 G3		0-0 1B	0-0 F9	5 0 1 0 0 0 1																			
Jorge Orta, L (1, 4) OBP: 0.306, SLG: 0.362	0-3 K		0-3 K			0-0 F8		0-0 F8		4 0 0 0 0 2 3																			
Pat Kelly, L (1, 9) OBP: 0.419, SLG: 0.389 Bill Stein, R (8, 5)	0-3 K			0-0 F8		0-0 G3		0-3 K		4 0 0 0 0 2 2 0 0 0 0 0 0 0																			
Carlos May, L (1, 10) OBP: 0.400, SLG: 0.529		0-3 K		0-0 1B		0-0 4-3			0-0 HR	4 1 2 1 0 1 0																			
Ken Henderson, S (1, 8) OBP: 0.403, SLG: 0.474		0-0 G3		0-0 P5		0-0 HBP 1B			0-0 1B 3B	4 1 2 0 0 0 1																			
Bill Melton, R (1, 5) OBP: 0.377, SLG: 0.300 Lee Richard, R (7, PR) OBP: 0.500, SLG: 0.500 (7, 5) (8, 6)		4-0 BB		0-3 K		1-0 G3-6-1 HBP 1B			0-0 HR 1B	1 0 0 0 1 1 1 1 1 1 1 0 0 0																			
Tony Muser, L (1, 3) Deron Johnson, R (9, PH) OBP: 0.293, SLG: 0.425 (9, 3)		0-0 4-3			0-0 4-3		0-0 G3-6-1 1-2f		0-0 HR	3 0 0 0 0 0 3 1 1 1 2 0 0 0	AB 33 R 4 H 8 RBI 4 BB 3 SO 8 LOB 13																		
Bucky Dent, R (1, 6) OBP: 0.278, SLG: 0.288 Bill Sharp, L (8, PH) OBP: 0.318, SLG: 0.250 (8, 9) (9, 9) Buddy Bradford, R (9, PH) OBP: 0.294, SLG: 0.077 (9, 9)			0-0 F7		0-0 F8			0-0 F8 1B 1B	4-0 CS BB	2 0 0 0 0 0 0 1 0 1 0 0 0 0 0 0 0 0 1 0 0																			
Brian Downing, R (1, 2) OBP: 0.245, SLG: 0.195			4-0 S BB		0-3 K			0-0 L7	0-3 K	3 0 0 0 1 2 2																			
Inning Stats	R: 0 E: 0 K: 2 S: 7	H: 0 LOB: 0 BB: 0 P: 7	R: 0 E: 0 K: 1 S: 5	H: 0 LOB: 1 BB: 1 P: 9	R: 0 E: 0 K: 1 S: 5	H: 0 LOB: 1 BB: 1 P: 9	R: 0 E: 0 K: 1 S: 6	H: 1 LOB: 1 BB: 0 P: 6	R: 0 E: 0 K: 1 S: 5	H: 0 LOB: 0 BB: 0 P: 5	R: 0 E: 0 K: 0 S: 3	H: 0 LOB: 0 BB: 0 P: 3	R: 0 E: 0 K: 0 S: 3	H: 1 LOB: 2 BB: 0 P: 4	R: 0 E: 0 K: 1 S: 7	H: 2 LOB: 2 BB: 0 P: 7	R: 4 E: 0 K: 1 S: 8	H: 4 LOB: 0 BB: 1 P: 12	1B: 5 2B: 0 3B: 1 HR: 2	SF: 0 SAC: 0 DP: 1 HBP: 1	WP: 0 PB: 0 SB: 1 CS: 1	PA: 37							
PITCHER	IP WLS BF H R ER SO BB IBB HBP BLK WP HR S P ERA WHIP												PITCHER	IP WLS BF H R ER SO BB IBB HBP BLK WP HR S P ERA WHIP															
Bert Blyleven, R (1, 1) ERA: 3.05	8.0		33	7	3	3	7	2	0	1	0	0	0	1	44	53	3.38	1.125											
Tom Burgmeier, L (9, 1) ERA: 1.29	0.0	L	2	1	1	1	0	1	0	0	0	0	0	1	1	5	∞	∞											
Bill Campbell, R (9, 1) ERA: 2.53	1.0		2	0	0	0	1	0	0	0	0	0	0	0	4	4	0.00	0.000											

Chicago White Sox @ Minnesota Twins
Metropolitan Stadium, Bloomington, MI

Thu Apr 24 1975, 4:33 AM EDT
Att: 2,516 - Cloudy - 47 F

livebaseballscorecards.com



Batter	1	2	3	4	5	6	7	8	9	AB R H RBI BB SO LOB	TOP											
Cesar Tovar, R (1, 10) OBP: 0.354, SLG: 0.317	0-0 F8		4-0 FC3-6 BB	0-0 G3		0-0 E4			0-0 L5	4 0 0 0 1 0 1												
Willie Davis, L (1, 8) OBP: 0.243, SLG: 0.306	0-0 FC6-4 1B		0-0 FC3-6		4-0 SH1-4 BB	0-0 CS	0-0 4-3 1B 2B		0-0 F8 BB 1B	4 1 3 0 1 0 2												
Lenny Randle, S (1, 4) OBP: 0.347, SLG: 0.313	0-0 L8		0-0 L7		0-0 SH1-4		0-0 4-3		4-0 BB	3 0 0 0 1 0 4												
Jeff Burroughs, R (1, 9) OBP: 0.380, SLG: 0.500	0-0 FC6-4			0-0 HR	0-0 P4		0-0 BLK 1B		0-0 F8	5 1 2 2 0 0 4												
Jim Fregosi, R (1, 3) OBP: 0.280, SLG: 0.304		0-0 F7		4-0 FC6-4 BB HR BB	0-3 K		0-0 F8		0-0 1-3	4 1 0 0 1 1 4												
Tom Grieve, R (1, 7) OBP: 0.296, SLG: 0.650		0-3 K		4-0 FC6-4 BB		0-0 SH5-4 1B SH3 1B		0-0 6-3		2 0 1 0 1 1 0												
Joe Lovitto, S (6, PR) OBP: 0.313, SLG: 0.308		0-3 K		1-2 BB						1 1 0 0 0 0 1												
Toby Harrah, R (1, 6) OBP: 0.364, SLG: 0.421		0-3 K		0-0 P4		0-0 SH3 SH5-4 E 1B		0-0 4-3		4 1 1 0 0 1 2												
Leo Cardenas, R (1, 5) OBP: 0.167, SLG: 0.167			0-0 F8	0-0 FC6-4 HR		0-0 SH5-4		0-0 6-3		3 1 0 0 0 0 2												
Jim Sundberg, R (1, 2) OBP: 0.273, SLG: 0.234			4-0 FC3-6 BB BB	0-0 HR		0-0 SH3		0-0 4-3		2 1 1 4 1 0 0												
Inning Stats	R: 0 E: 0 K: 0 S: 4	H: 1 LOB: 1 BB: 0 P: 4	R: 0 E: 0 K: 2 S: 7	H: 0 LOB: 0 BB: 0 P: 7	R: 0 E: 0 K: 2 S: 3	H: 0 LOB: 2 BB: 2 P: 11	R: 4 E: 0 K: 0 S: 5	H: 2 LOB: 0 BB: 2 P: 13	R: 0 E: 0 K: 1 S: 5	H: 0 LOB: 1 BB: 1 P: 9	R: 2 E: 1 K: 0 S: 5	H: 2 LOB: 1 BB: 0 P: 5	R: 1 E: 0 K: 0 S: 5	H: 2 LOB: 1 BB: 0 P: 5	R: 0 E: 0 K: 0 S: 3	H: 0 LOB: 0 BB: 0 P: 3	R: 0 E: 0 K: 0 S: 4	H: 1 LOB: 2 BB: 1 P: 8	1B: 5 2B: 1 3B: 0 HR: 2	SF: 0 SAC: 3 DP: 0 HBP: 0	WP: 0 PB: 0 SB: 0 CS: 1	PA: 42
PITCHER	IP WLS BF H R ER SO BB IBB HBP BLK WP HR S P ERA WHIP																					
Vic Albury, L (1, 1) ERA: 2.92	4.0 L 20 3 4 4 2 5 0 0 0 0 0 2 19 39 9.00 2.000																					
Jim Hughes, R (5, 1) ERA: 6.14	2.0 8 2 2 1 1 0 0 0 0 0 0 0 10 10 4.50 1.000																					
Ray Corbin, R (7, 1) ERA: 2.08	3.0 13 3 1 1 0 1 0 0 0 1 0 0 12 16 3.00 1.333																					

Texas Rangers @ Minnesota Twins
Metropolitan Stadium, Bloomington, MI

Sat Apr 26 1975, 4:33 AM EDT
Att: 4,698 - Unknown - 57 F

livebaseballscorecards.com

AB	32
R	7
H	8
RBI	6
BB	6
SO	3
LOB	20



Batter	1	2	3	4	5	6	7	8	9	AB R H RBI BB SO LOB
Steve Brye, R (1, 8) OBP: 0.419, SLG: 0.571	0-0 G3		0-0 F9		0-0 1B 3B		0-0 E6		0-0 6-3	5 1 1 1 0 0 2
Danny Thompson, R (1, 4) OBP: 0.372, SLG: 0.400 Steve Braun, L (5, PH) OBP: 0.289, SLG: 0.257	0-0 1-3			4-0 BB	0-0 WP 1B		0-0 6-3			1 0 0 0 1 0 0 2 0 1 1 0 0 1
Bobby Darwin, R (1, 9) OBP: 0.286, SLG: 0.365	1-0 HBP			0-0 F3	0-3 K			0-0 1B		3 0 1 0 0 1 2
Tony Oliva, L (1, 10) OBP: 0.368, SLG: 0.379	0-0 F8			0-0 E4		0-0 5-3		0-0 F3		4 0 0 0 0 0 3
Eric Soderholm, R (1, 5) OBP: 0.313, SLG: 0.267		0-0 P4		0-0 P6		0-0 FC5-4 1B		0-3 K		4 0 1 0 0 1 3
Larry Hisle, R (1, 7) OBP: 0.300, SLG: 0.429		0-0 6-3		0-0 F5		0-0 FC5-4		0-0 6-3		4 0 0 0 0 0 4
Craig Kusick, R (1, 3) OBP: 0.344, SLG: 0.419		0-0 P6			0-0 FC5-4 1B	0-0 F8			0-0 5-3	4 0 1 0 0 0 1
Glenn Borgmann, R (1, 2) OBP: 0.304, SLG: 0.314 Dan Ford, R (9, PR) OBP: 0.179, SLG: 0.115			0-0 6-3		0-0 F7		4-0 G6-4-3 BB		0-0 E5	3 0 0 0 1 0 1 0 0 0 0 0 0 0
Luis Gomez, R (1, 6) OBP: 0.308, SLG: 0.182 Rod Carew, L (9, PH) OBP: 0.528, SLG: 0.655			0-0 6-3		0-0 FC5-4 3B		0-0 G6-4-3		0-0 5-3	3 1 0 0 0 0 2 1 0 0 0 0 0 1

Inning Stats	R: 0	H: 0	E: 0	K: 0	S: 3	LOB: 1	BB: 0	P: 4	R: 0	H: 0	E: 0	K: 0	S: 3	LOB: 0	BB: 0	P: 3	R: 0	H: 0	E: 0	K: 0	S: 3	LOB: 0	BB: 0	P: 3	R: 0	H: 0	E: 1	K: 0	S: 4	LOB: 2	BB: 1	P: 8	R: 2	H: 3	E: 0	K: 1	S: 8	LOB: 1	BB: 0	P: 8	R: 0	H: 1	E: 0	K: 0	S: 4	LOB: 1	BB: 0	P: 4	R: 0	H: 0	E: 1	K: 0	S: 3	LOB: 1	BB: 1	P: 7	R: 0	H: 1	E: 0	K: 1	S: 6	LOB: 1	BB: 0	P: 6	R: 0	H: 0	E: 1	K: 0	S: 4	LOB: 2	BB: 0	P: 4	1B: 4	SF: 0	2B: 0	3B: 1	HR: 0	SAC: 0	DP: 1	HBP: 1
--------------	------	------	------	------	------	--------	-------	------	------	------	------	------	------	--------	-------	------	------	------	------	------	------	--------	-------	------	------	------	------	------	------	--------	-------	------	------	------	------	------	------	--------	-------	------	------	------	------	------	------	--------	-------	------	------	------	------	------	------	--------	-------	------	------	------	------	------	------	--------	-------	------	------	------	------	------	------	--------	-------	------	-------	-------	-------	-------	-------	--------	-------	--------

PITCHER	IP	WLS	BF	H	R	ER	SO	BB	IBB	HBP	BLK	WP	HR	S	P	ERA	WHIP
Bill Hands, R (1, 1) ERA: 3.54	6.0	W	26	4	2	2	1	2	0	1	0	1	0	25	34	3.00	1.000
Steve Foucault, R (7, 1) ERA: 4.96	3.0	S	11	1	0	0	1	0	0	0	0	0	0	13	13	0.00	0.333

BOTTOM

Texas Rangers @ Minnesota Twins
Metropolitan Stadium, Bloomington, MI

livebaseballscores.com

AB	34
R	2
H	5
RBI	2
BB	2
SO	2
LOB	20



WP	PA
1	37

PITCHER	IP	WLS	BF	H	R	ER	SO	BB	IBB	HBP	BLK	WP	HR	S	P	ERA	WHIP
---------	----	-----	----	---	---	----	----	----	-----	-----	-----	----	----	---	---	-----	------

Sat Apr 26 1975, 4:33 AM EDT
Att. 4,698 - Unknown - 57 F

Batter	1	2	3	4	5	6	7	8	9	AB R H RBI BB SO LOB	TOP											
Freddie Patek, R (1, 6) OBP: 0.357, SLG: 0.384	0-3 K		0-3 K		0-0 1-3 2-H 1B		0-0 G4-6-3 1-2f		0-0 4-3	5 0 1 1 0 2 2												
Amos Otis, R (1, 8) OBP: 0.424, SLG: 0.513	0-0 F8		0-0 F9		0-0 5-3			0-0 L9		4 0 0 0 0 0 1												
Hal McRae, R (1, 7) OBP: 0.333, SLG: 0.386	0-0 BB 1B			0-0 5-3		0-0 6-3		0-0 BB 1B		4 0 2 0 0 0 0												
Harmon Killebrew, R (1, 10) OBP: 0.342, SLG: 0.439 Al Cowens, R (8, PR) OBP: 0.222, SLG: 0.353	4-0 1-2 BB			0-0 F3		0-0 E6		4-0 1-2 BB BB		2 0 0 0 2 0 0 0 0 0 0 0 0 0												
John Mayberry, L (1, 3) OBP: 0.374, SLG: 0.232	0-0 G3			4-0 BB		0-0 F7		4-0 1-2 2-3 BB		2 0 0 0 2 0 3												
George Brett, L (1, 5) OBP: 0.319, SLG: 0.325		0-0 6-3		0-3 K		0-0 G3		0-3 K		4 0 0 0 0 2 5												
Vada Pinson, L (1, 9) OBP: 0.263, SLG: 0.429 Jim Wohlford, R (8, PH) OBP: 0.327, SLG: 0.435 Steve Busby, R (8, 1)		0-0 4-3			0-0 BB 1B 1B		0-0 BB 1B	0-0 F8		3 1 2 0 0 0 0 1 0 0 0 0 0 3 0 0 0 0 0 0 0												
Frank White, R (1, 4) OBP: 0.179, SLG: 0.192 Tony Solaita, L (7, PH) OBP: 0.353, SLG: 0.600 Rodney Scott, S (7, PR)		0-0 5-3			0-0 F3		4-0 1-2 BB G4-6-3	0-0 F8		2 0 0 0 0 0 1 0 0 0 0 1 0 0 1 0 0 0 0 0 0												
Buck Martinez, R (1, 2) OBP: 0.290, SLG: 0.362			0-0 6-3		4-0 1B 1-2 BB		0-3 K	0-0 F9		3 0 0 0 1 1 2												
Inning Stats	R: 0 E: 0 K: 1 S: 6	H: 1 LOB: 2 BB: 1 P: 10	R: 0 E: 0 K: 0 S: 3	H: 0 LOB: 0 BB: 0 P: 3	R: 0 E: 0 K: 1 S: 5	H: 0 LOB: 0 BB: 0 P: 5	R: 0 E: 0 K: 1 S: 5	H: 0 LOB: 1 BB: 1 P: 9	R: 1 E: 0 K: 0 S: 4	H: 2 LOB: 1 BB: 1 P: 8	R: 0 E: 1 K: 0 S: 4	H: 0 LOB: 1 BB: 0 P: 4	R: 0 E: 0 K: 1 S: 5	H: 1 LOB: 2 BB: 1 P: 9	R: 0 E: 0 K: 1 S: 6	H: 1 LOB: 3 BB: 2 P: 14	R: 0 E: 0 K: 0 S: 3	H: 0 LOB: 0 BB: 0 P: 3	1B: 5 2B: 0 3B: 0 HR: 0	SF: 0 SAC: 0 DP: 1 HBP: 0	WP: 0 PB: 0 SB: 0 CS: 0	PA: 37
PITCHER	IP WLS BF H R ER SO BB IBB HBP BLK WP HR S P ERA WHIP																					
Dave Goltz, R (1, 1) ERA: 3.92	6.0 W 26 4 1 1 3 4 0 0 0 0 0 0 28 44 1.50 1.333																					
Bill Campbell, R (7, 1) ERA: 2.25	1.1 6 1 0 0 1 2 0 0 0 0 0 0 6 14 0.00 2.250																					
Tom Burgmeier, L (8, 1) ERA: 1.04	1.2 S 5 0 0 0 1 0 0 0 0 0 0 0 7 7 0.00 0.000																					

Kansas City Royals @ Minnesota Twins
Metropolitan Stadium, Bloomington, MI

Fri May 02 1975, 4:33 AM EDT
Att. 2,946 - Unknown - 54 F

livebaseballscorecards.com

AB	31
R	1
H	5
RBI	1
BB	6
SO	5
LOB	17



Batter	1	2	3	4	5	6	7	8	9	AB	R	H	RBI	BB	SO	LOB
Rod Carew, L OBP: 0.525, SLG: 0.636 (1, 4)	0-0 6-3 SH5-4 1B	0-0 G6-3 1-2f			0-0 1-3	0-0 1B				4	0	2	0	0	0	2
Sergio Ferrer, S OBP: 0.233, SLG: 0.250 (1, 6)	0-0 SH5-4 1-2		0-0 6-3		0-0 F7	0-3 K				3	0	0	0	0	1	1
Steve Brye, R OBP: 0.400, SLG: 0.516 (1, 9)	0-0 6-3 2-3		0-0 F8		4-0 1B 1B BB		0-0 F8			3	1	0	0	1	0	1
Bobby Darwin, R OBP: 0.284, SLG: 0.358 (1, 10)	0-0 6-3		0-3 K		0-0 1B 1B 1B		0-0 F2			4	0	1	0	0	1	1
Steve Braun, L OBP: 0.286, SLG: 0.256 (1, 7)		0-0 4-3		0-3 K	0-0 1B 1B		0-0 P5			4	0	1	1	0	1	0
Eric Soderholm, R OBP: 0.338, SLG: 0.302 (1, 5)		4-0 1B 1B 1B BB		0-0 1B 2B	0-0 1B 1B		0-0 5-3			3	2	2	0	1	0	0
Craig Kusick, R OBP: 0.333, SLG: 0.400 (1, 3)		0-0 1B 1B 1B		0-3 K 2B	0-3 K 1B		0-0 P2			4	1	1	0	0	2	4
Glenn Borgmann, R OBP: 0.317, SLG: 0.327 (1, 2)		0-0 1B 1B		0-0 1B		0-0 5-3		0-0 6-3		4	0	2	1	0	0	0
Dan Ford, R OBP: 0.194, SLG: 0.138 (1, 8)		0-0 1B 1B		0-3 K		0-0 P4				3	0	1	2	0	1	1

Inning Stats	R: 0	H: 1	E: 0	LOB: 1	K: 0	BB: 0	S: 4	P: 4
	R: 2	H: 3	E: 0	LOB: 1	K: 0	BB: 1	S: 5	P: 9
	R: 0	H: 0	E: 0	LOB: 0	K: 1	BB: 0	S: 5	P: 5
	R: 1	H: 2	E: 0	LOB: 1	K: 3	BB: 0	S: 11	P: 11
	R: 1	H: 3	E: 0	LOB: 3	K: 1	BB: 1	S: 8	P: 12
	R: 0	H: 1	E: 0	LOB: 1	K: 1	BB: 0	S: 6	P: 6
	R: 0	H: 0	E: 0	LOB: 0	K: 0	BB: 0	S: 3	P: 3
	R: 0	H: 0	E: 0	LOB: 0	K: 0	BB: 0	S: 3	P: 3

PITCHER	IP	WLS	BF	H	R	ER	SO	BB	IBB	HBP	BLK	WP	HR	S	P	ERA	WHIP
Steve Busby, R ERA: 2.57 (1, 1)	8.0	L	35	10	4	4	6	2	0	0	0	0	0	45	53	4.50	1.500
Steve Busby, R ERA: 2.57 (8, 1)	8.0	L	35	10	4	4	6	2	0	0	0	0	0	45	53	4.50	1.500


BOTTOM

Kansas City Royals @ Minnesota Twins
Metropolitan Stadium, Bloomington, MI


livebaseballscorecards.com

AB	32
R	4
H	10
RBI	4
BB	2
SO	6
LOB	10

WP: 0 PA: 35
PB: 0 SB: 0 CS: 0
SF: 0 SAC: 1 DP: 1 HBP: 0



Fri May 02 1975, 4:33 AM EDT
Att. 2,946 - Unknown - 54 F

Batter	1	2	3	4	5	6	7	8	9	AB R H RBI BB SO LOB	TOP
Vada Pinson, L (1, 9) OBP: 0.238, SLG: 0.385	0-0 G3		0-0 F9		0-0 4-3			0-0 F7		4 0 0 0 0 0 1	
Amos Otis, R (1, 8) OBP: 0.417, SLG: 0.494	4-0 1B E BB			0-3 K		0-0 4-3		0-3 K	3 1 0 0 1 2 0		
John Mayberry, L (1, 3) OBP: 0.389, SLG: 0.301	0-0 E9 L4-6 1-H 1B			0-0 HR		0-3 K		0-0 HR 1B	4 2 3 1 0 1 0		
Hal McRae, R (1, 7) OBP: 0.340, SLG: 0.419	0-0 L4-6 2-3			4-0 BB		0-0 5-3		0-0 HR 1-H	3 1 1 2 1 0 1		
Tony Solaita, L (1, 10) OBP: 0.333, SLG: 0.684		0-3 K		0-0 F7		0-0 G3		0-0 HR	4 1 1 1 0 1 1		
George Brett, L (1, 5) OBP: 0.305, SLG: 0.310		0-3 K		0-0 4-3		0-0 4-3		0-0 P5	4 0 0 0 0 1 1		
Cookie Rojas, R (1, 4) OBP: 0.333, SLG: 0.391 Rodney Scott, S (8, 4)		0-0 6-3			0-0 FC6-4 1B		0-0 5-3	0-3 K	3 0 1 0 0 0 0 1 0 0 0 0 1 0		AB 32 R 5 H 6 RBI 4 BB 2 SO 8 LOB 6
Frank White, R (1, 6) OBP: 0.161, SLG: 0.172			0-0 P6		0-0 FC6-4 1-2f		0-0 5-3		3 0 0 0 0 0 1		
Bob Stinson, S (1, 2) OBP: 0.267, SLG: 0.286			0-3 K		0-3 K		0-0 F7		3 0 0 0 0 2 1		
Inning Stats	R: 1 E: 1 K: 0 S: 3 H: 1 LOB: 0 BB: 1 P: 7	R: 0 E: 0 K: 2 S: 7 H: 0 LOB: 0 BB: 0 P: 7	R: 0 E: 0 K: 1 S: 5 H: 0 LOB: 0 BB: 0 P: 5	R: 1 E: 0 K: 1 S: 6 H: 1 LOB: 1 BB: 1 P: 10	R: 0 E: 0 K: 1 S: 6 H: 1 LOB: 1 BB: 0 P: 6	R: 0 E: 0 K: 1 S: 5 H: 0 LOB: 0 BB: 0 P: 5	R: 0 E: 0 K: 0 S: 3 H: 0 LOB: 0 BB: 0 P: 3	R: 0 E: 0 K: 2 S: 10 H: 0 LOB: 0 BB: 0 P: 10	R: 3 E: 0 K: 2 S: 10 H: 3 LOB: 0 BB: 0 P: 10	1B: 3 2B: 1 3B: 0 HR: 3 SF: 0 SAC: 0 DP: 1 HBP: 0	WP: 0 PB: 0 SB: 0 CS: 0 PA: 34
PITCHER Bert Blyleven, R (1, 1) ERA: 3.23	IP 9.0 WLS W BF 34 H 6 R 5 ER 4 SO 8 BB 2 IBB 0 HBP 0 BLK 0 WP 0 HR 3 S 48 P 56 ERA 4.00 WHIP 0.889	PITCHER IP WLS BF H R ER SO BB IBB HBP BLK WP HR S P ERA WHIP									

Kansas City Royals @ Minnesota Twins
Metropolitan Stadium, Bloomington, MI

Sat May 03 1975, 4:33 AM EDT
Att. 18,931 - Unknown - 57 F

livebaseballscorecards.com

Batter	1	2	3	4	5	6	7	8	9	AB R H RBI BB SO LOB	TOP															
Freddie Patek, R (1, 6) OBP: 0.348, SLG: 0.372	0-0 F8	0-0 F7	0-0 1-3			0-0 6-3		0-0 1B		5 0 1 0 0 0 4																
Amos Otis, R (1, 8) OBP: 0.426, SLG: 0.500	0-0 E 2B	4-0 1-2 BB			0-0 F8	4-0 FC4-6 BB		0-0 F7		3 1 1 0 2 0 2																
John Mayberry, L (1, 3) OBP: 0.370, SLG: 0.282	0-3 K	0-0 L9			0-3 K	0-0 FC4-6 1-2f		0-0 G3		5 0 0 0 0 2 6																
Hal McRae, R (1, 7) OBP: 0.333, SLG: 0.407	0-0 E5 HR	0-0 L9			0-0 1-3		0-0 P3		0-0 1B 1B	5 1 1 0 0 0 2																
Harmon Killebrew, R (1, 10) OBP: 0.357, SLG: 0.478	0-0 HR		4-0 FC6-4 BB		1-0 6-3 3-1 HBP		0-3 K		0-3 K	3 1 1 2 1 2 1																
Al Cowens, R (1, 9) OBP: 0.261, SLG: 0.300	0-0 E6 WP		4-0 FC6-4 BB		0-0 3-1		4-0 BB		0-0 F7	3 0 0 0 2 0 2																
George Brett, L (1, 5) OBP: 0.310, SLG: 0.308	4-0 1-2 BB		0-3 K		0-0 6-3		0-0 4-3		0-0 1B	4 0 1 0 1 1 4																
Frank White, R (1, 4) OBP: 0.147, SLG: 0.156	0-0 P4		0-0 FC6-4 BB		0-0 F2			0-0 4-3	0-0 F9	3 0 0 0 0 0 5																
Vada Pinson, L (8, PH) OBP: 0.233, SLG: 0.375			1-2f 2-3							1 0 0 0 0 0 0																
Rodney Scott, S (8, 4)										0 0 0 0 0 0 0																
Tony Solaita, L (9, PH) OBP: 0.318, SLG: 0.650										1 0 0 0 0 0 2																
Buck Martinez, R (1, 2) OBP: 0.318, SLG: 0.367		4-0 BB BB	4-0 BB		0-3 K			0-0 1B 1B		2 0 1 0 2 1 0																
Inning Stats	R: 3 E: 2 K: 1 S: 9	H: 2 LOB: 2 BB: 1 P: 13	R: 0 E: 0 K: 0 S: 3	H: 0 LOB: 2 BB: 2 P: 11	R: 0 E: 0 K: 1 S: 5	H: 0 LOB: 3 BB: 3 P: 17	R: 0 E: 0 K: 1 S: 5	H: 0 LOB: 0 BB: 0 P: 5	R: 0 E: 0 K: 1 S: 3	H: 0 LOB: 1 BB: 0 P: 4	R: 0 E: 0 K: 1 S: 5	H: 0 LOB: 1 BB: 1 P: 9	R: 0 E: 0 K: 1 S: 5	H: 0 LOB: 1 BB: 1 P: 9	R: 0 E: 0 K: 1 S: 5	H: 2 LOB: 2 BB: 0 P: 5	R: 0 E: 0 K: 1 S: 7	H: 2 LOB: 2 BB: 0 P: 7	1B: 4 2B: 1 3B: 0 HR: 1	SF: 0 SAC: 0 DP: 0 HBP: 1	WP: 1 PB: 0 SB: 0 CS: 0	PA: 44				
PITCHER	IP WLS BF H R ER SO BB IBB HBP BLK WP HR S P ERA WHIP																									
Vic Albury, L (1, 1) ERA: 2.7	2.0	14	2	3	0	1	4	0	0	0	1	1	12	28	0.00	3.000										
Jim Hughes, R (3, 1) ERA: 3.14	7.0	30	4	0	0	5	4	0	1	0	0	0	35	52	0.00	1.143										

Kansas City Royals @ Minnesota Twins
 Metropolitan Stadium, Bloomington, MI
 Sun May 04 1975, 4:33 AM EDT
 Att. 14,805 - Unknown - 55 F

AB	35
R	3
H	6
RBI	2
BB	8
SO	6
LOB	28



Batter	1	2	3	4	5	6	7	8	9	AB	R	H	RBI	BB	SO	LOB
Rod Carew, L (1, 4) OBP: 0.500, SLG: 0.595	0-0 F7	0-0 FC9-2 1B	0-0 P6			0-0 L7		0-0 L6		5	0	1	1	0	0	3
Sergio Ferrer, S (1, 6) OBP: 0.308, SLG: 0.333	0-0 1B	0-0 2B		4-0 FC6 BB		0-0 S 1B		0-0 FC6-4 1B		4	1	4	0	1	0	0
Steve Brye, R (1, 9) OBP: 0.400, SLG: 0.512	0-0 BB 1B	0-0 FC9-2		0-0 FC6 G5-4-3		0-3 K		0-0 FC6-4		5	1	1	1	0	1	5
Bobby Darwin, R (1, 10) OBP: 0.298, SLG: 0.347	4-0 1B BB	0-0 6-3		0-0 G5-4-3		0-3 K		0-3 K		4	1	0	0	1	2	4
Steve Braun, L (1, 7) OBP: 0.347, SLG: 0.295	0-0 E9 1B		4-0 FC1-6 BB		0-0 P6		0-0 BB 1B		0-0 P6	3	0	2	1	1	0	0
Larry Hisle, R (7, PR) OBP: 0.306, SLG: 0.431	0-0 2-3		0-0 FC1-6 BB 1B		4-0 HR BB		0-0 P6		0-0 P6	0	0	0	0	0	0	0
Eric Soderholm, R (1, 5) OBP: 0.350, SLG: 0.343	0-0 2-3		0-0 FC1-6 BB 1B		4-0 HR BB		0-0 P6		0-0 P6	3	1	0	0	1	0	3
Craig Kusick, R (1, 3) OBP: 0.378, SLG: 0.476	0-0 E5		0-0 BB 1B		0-0 HR		4-0 FC5-4 BB		4-0 FC5-4 BB	3	1	2	2	1	0	1
Glenn Borgmann, R (1, 2) OBP: 0.309, SLG: 0.295	0-0 P6		4-0 BB		0-3 K		0-0 L8		0-0 L8	3	0	0	0	1	1	4
Dan Ford, R (1, 8) OBP: 0.205, SLG: 0.162		0-0 2B 1B	0-3 K		0-0 F8		0-0 FC5-4		0-0 FC5-4	4	1	1	0	0	1	5

Inning Stats	R: 3	H: 3	R: 1	H: 3	R: 0	H: 1	R: 0	H: 0	R: 2	H: 1	R: 0	H: 1	R: 0	H: 1	R: 0	H: 1
	E: 2	LOB: 2	E: 0	LOB: 1	E: 0	LOB: 3	E: 0	LOB: 0	E: 0	LOB: 0	E: 0	LOB: 2	E: 0	LOB: 1	E: 0	LOB: 1
	K: 0	BB: 1	K: 0	BB: 0	K: 1	BB: 2	K: 0	BB: 1	K: 1	BB: 1	K: 0	BB: 1	K: 1	BB: 0	K: 1	BB: 0
	S: 7	P: 11	S: 5	P: 5	S: 6	P: 14	S: 2	P: 6	S: 6	P: 10	S: 8	P: 8	S: 4	P: 8	S: 6	P: 6

PITCHER	IP	WLS	BF	H	R	ER	SO	BB	IBB	HBP	BLK	WP	HR	S	P	ERA	WHIP
Al Fitzmorris, R (1, 1) ERA: 3.38	1.0	L	11	6	4	3	0	1	0	0	0	0	0	10	14	27.00	7.000
Dennis Leonard, R (2, 1) ERA: 3.38	5.1		23	4	2	2	4	5	0	0	0	0	1	26	46	3.38	1.688
Doug Bird, R (7, 1) ERA: 2.53	1.2		6	1	0	0	1	0	0	0	0	0	0	8	8	0.00	0.600


BOTTOM

Kansas City Royals @ Minnesota Twins
Metropolitan Stadium, Bloomington, MI

Sun May 04 1975, 4:33 AM EDT
Att: 14,805 - Unknown - 55 F

livebaseballscorecards.com

AB	34
R	6
H	11
RBI	5
BB	6
SO	5
LOB	25



WP	HR	S	P	ERA	WHIP
0	1	1	1	0.00	0.600
0	0	0	0	3.38	1.688
0	0	0	0	27.00	7.000

Batter	1	2	3	4	5	6	7	8	9	AB R H RBI BB SO LOB	TOP											
Rod Carew, L (1, 4) OBP: 0.491, SLG: 0.574	0-0 FC5-4 1B	0-0 1-2 3-H 1B		0-0 E3			0-0 F7		0-0 1-3	5 0 2 1 0 0 1												
Sergio Ferrer, S (1, 6) OBP: 0.298, SLG: 0.321	0-3 K	0-0 5-3		0-0 F8			0-0 P6		0-0 CS 1B	5 0 1 0 0 1 5												
Steve Brye, R (1, 9) OBP: 0.400, SLG: 0.565	0-0 L6		0-0 HR				0-0 F8		0-3 1-2 K	5 1 2 1 0 1 2												
Bobby Darwin, R (1, 10) OBP: 0.284, SLG: 0.329	0-0 FC5-4 1-2f		0-0 F7				0-0 5-3		0-0 1-2 FC5	4 0 0 0 0 0 3												
Eric Soderholm, R (1, 5) OBP: 0.357, SLG: 0.351		0-3 K2-3	0-0 1-3				0-0 CS 1B		0-0 3B 1B	4 1 2 0 0 1 0												
Larry Hisle, R (1, 8) OBP: 0.329, SLG: 0.478 (7, 7)		0-0 2B 1B 1B	0-0 S 1B			0-0 CS 1-2	0-0 F7		0-0 1-H 3B	4 1 3 1 0 0 0												
Craig Kusick, R (1, 3) OBP: 0.367, SLG: 0.478		0-0 1B 1B 2B	0-0 6-3				0-0 6-3		0-0 F7	4 1 1 0 0 0 2												
Steve Braun, L (1, 7) OBP: 0.346, SLG: 0.298 Dan Ford, R (7, 8) OBP: 0.200, SLG: 0.158		0-0 1B 1B		0-3 K			0-3 K		0-3 K	3 0 1 1 0 2 0 1 0 0 0 0 1 1												
Glenn Borgmann, R (1, 2) OBP: 0.306, SLG: 0.281		0-0 2-3 3-H F7		0-0 5-3			4-0 FC5 1B BB		0-0 1-3	3 0 0 0 1 0 3												
Inning Stats	R: 0 E: 0 K: 1 S: 6	H: 1 LOB: 1 BB: 0 P: 6	R: 2 E: 0 K: 1 S: 9	H: 4 LOB: 2 BB: 0 P: 9	R: 1 E: 0 K: 0 S: 5	H: 2 LOB: 1 BB: 0 P: 5	R: 0 E: 1 K: 1 S: 6	H: 0 LOB: 1 BB: 0 P: 6	R: 0 E: 0 K: 0 S: 3	H: 1 LOB: 0 BB: 0 P: 3	R: 0 E: 0 K: 1 S: 5	H: 0 LOB: 0 BB: 0 P: 5	R: 0 E: 0 K: 0 S: 4	H: 1 LOB: 2 BB: 1 P: 8	R: 1 E: 0 K: 1 S: 7	H: 2 LOB: 1 BB: 0 P: 7	R: 0 E: 0 K: 1 S: 5	H: 1 LOB: 0 BB: 0 P: 5	1B: 9 2B: 1 3B: 1 HR: 1	SF: 0 SAC: 0 DP: 0 HBP: 0	WP: 0 PB: 0 SB: 1 CS: 2	PA: 40
PITCHER	IP WLS BF H R ER SO BB IBB HBP BLK WP HR S P ERA WHIP																					
Wilbur Wood, L (1, 1) ERA: 4.79	7.0 L 33 11 4 4 4 4 1 0 0 0 0 1 40 44 5.14 1.714																					
Rich Gossage, R (8, 1) ERA: 1.3	2.0 6 1 0 0 2 0 0 0 0 0 0 0 10 10 0.00 0.500																					

Minnesota Twins @ Chicago White Sox
Comiskey Park, Chicago, IL
Tue May 06 1975, 8:05 PM EDT
Att. 3,458 - Unknown - 42 F

livebaseballscorecards.com

AB	38
R	4
H	12
RBI	4
BB	1
SO	6
LOB	17



Batter	1	2	3	4	5	6	7	8	9	AB R H RBI BB SO LOB	TOP															
Rod Carew, L (1, 4) OBP: 0.483, SLG: 0.549	0-0 2B 1B		0-0 4-3		4-0 IBB		0-0 G4-6-3 1-2f		0-0 FC6-4 1-2f	4 1 1 0 1 0 3																
Sergio Ferrer, S (1, 6) OBP: 0.279, SLG: 0.298	0-0 L9		0-0 F7		0-0 F9		0-0 F7			4 0 0 0 0 0 3																
Steve Brye, R (1, 9) OBP: 0.389, SLG: 0.540	0-0 F8		0-0 F9		0-0 L9			0-0 G1-4-3 1B		4 0 1 0 0 0 3																
Bobby Darwin, R (1, 10) OBP: 0.293, SLG: 0.386	0-0 1-H 2B			0-0 5-3		0-0 HR		0-0 G1-4-3 1-2f		4 1 2 2 0 0 1																
Eric Soderholm, R (1, 5) OBP: 0.341, SLG: 0.333	0-0 4-3			0-0 F9		0-0 5-3		0-3 K		4 0 0 0 0 1 1																
Larry Hisle, R (1, 8) OBP: 0.338, SLG: 0.472 (7, 7)		0-0 6-3		4-0 BB		0-0 S 1B		0-0 6-3		3 0 1 0 1 0 0																
Craig Kusick, R (1, 3) OBP: 0.340, SLG: 0.440		0-3 K		0-0 6-3		0-0 F9 1-2		0-0 F2		4 0 0 0 0 1 2																
Steve Braun, L (1, 7) OBP: 0.364, SLG: 0.320		0-0			0-0 SH5-3 1B		0-0 4-3		4-0 BB BB	3 0 2 0 0 0 1 0 0 0 0 1 0 0																
Dan Ford, R (7, 8) OBP: 0.220, SLG: 0.158		0-0 1B																								
Glenn Borgmann, R (1, 2) OBP: 0.320, SLG: 0.288		0-0 P6			0-0 SH5-3 1-2		0-0 G4-6-3 1B		4-0 FC6-4 BB	2 0 1 0 1 0 1																
Inning Stats	R: 1 E: 0 K: 0 S: 5	H: 2 LOB: 1 BB: 0 P: 5	R: 0 E: 0 K: 1 S: 6	H: 1 LOB: 1 BB: 0 P: 6	R: 0 E: 0 K: 0 S: 3	H: 0 LOB: 0 BB: 0 P: 3	R: 0 E: 0 K: 0 S: 3	H: 0 LOB: 1 BB: 1 P: 7	R: 0 E: 0 K: 0 S: 4	H: 1 LOB: 2 BB: 1 P: 8	R: 1 E: 0 K: 0 S: 5	H: 2 LOB: 1 BB: 0 P: 5	R: 0 E: 0 K: 1 S: 3	H: 1 LOB: 0 BB: 0 P: 3	R: 0 E: 0 K: 1 S: 5	H: 1 LOB: 0 BB: 0 P: 5	R: 0 E: 0 K: 0 S: 3	H: 0 LOB: 2 BB: 2 P: 11	1B: 6 2B: 1 3B: 0 HR: 1	SF: 0 SAC: 1 DP: 2 HBP: 0	WP: 0 PB: 0 SB: 1 CS: 0	PA: 37				
PITCHER	IP WLS BF H R ER SO BB IBB HBP BLK WP HR S P ERA WHIP																									
Claude Osteen, L (1, 1) ERA: 4.87	7.0	30	8	2	2	1	1	1	0	0	0	1	30	38	2.57	1.286										
Terry Forster, L (8, 1) ERA: 2.01	2.0	W	7	0	0	0	1	2	0	0	0	0	7	15	0.00	1.000										

Minnesota Twins @ Chicago White Sox
Comiskey Park, Chicago, IL
Wed May 07 1975, 8:05 PM EDT
Att: 3,255 - Unknown - 48 F

livebaseballscorecards.com

AB	32
R	2
H	8
RBI	2
BB	4
SO	2
LOB	15



BOTTOM

Minnesota Twins @ Chicago White Sox
 Comiskey Park, Chicago, IL
 Wed May 07 1975, 8:05 PM EDT
 Att. 3,255 - Unknown - 48 F

livebaseballscorecards.com

AB	32
R	3
H	8
RBI	3
BB	5
SO	7
LOB	14



WP: 0	PA: 37
PB: 0	
SB: 0	
CS: 0	

AB R H RBI BB SO LOB

4	0	1	0	0	0	1
1	0	1	2	0	0	0
4	0	0	0	0	1	1
2	0	0	0	2	0	1
3	0	0	0	1	2	2
3	0	0	0	1	2	3
0	1	0	0	0	0	0
4	0	1	0	0	0	1
4	0	3	0	0	0	2
0	1	0	0	0	0	0
3	0	0	0	0	0	2
1	1	1	1	0	0	0
3	0	1	0	1	2	1

Batter	1	2	3	4	5	6	7	8	9
Pat Kelly, L (1, 9) OBP: 0.402, SLG: 0.400 Deron Johnson, R (9, PH) OBP: 0.309, SLG: 0.338	0-0 G3		0-0 3B		0-0 4-3		0-0 G6-4-3		0-0 1B
Jorge Orta, L (1, 4) OBP: 0.304, SLG: 0.404	0-3 K		0-0 F7		0-0 F9			0-0 1-3	
Jerry Hairston, S (1, 7) OBP: 0.250, SLG: 0.143	4-0 BB BB		0-0 L4			4-0 1B BB		0-0 6-3	
Carlos May, L (1, 10) OBP: 0.423, SLG: 0.472	4-0 1-2 BB		0-3 K			0-0 P6		0-3 K	
Bill Melton, R (1, 5) OBP: 0.357, SLG: 0.337 Lee Richard, R (9, PR) OBP: 0.500, SLG: 0.500	0-0 F3			0-3 K		0-3 K		4-0 1B BB	4-0 1B BB
Bill Sharp, L (1, 8) OBP: 0.243, SLG: 0.200		0-0 F8		0-0 L8		0-0 1B		0-0 L4	
Tony Muser, L (1, 3) OBP: 0.217, SLG: 0.182 Nylys Nyman, L (9, PR) OBP: 0.191, SLG: 0.208		0-0 1B		0-0 FC6-4 1B		0-0 4-3		0-0 BB 1B 1B	0-0 BB 1B 1B
Bucky Dent, R (1, 6) OBP: 0.245, SLG: 0.263 Ken Henderson, S (9, PH) OBP: 0.429, SLG: 0.482		0-0 F8		0-0 FC6-4 1-2f			0-0 F7		0-0 1B BB 1B
Brian Downing, R (1, 2) OBP: 0.340, SLG: 0.342		0-3 K			0-3 K		0-0 G6-4-3 1B		4-0 1B BB

Inning Stats	R: 0 E: 0 K: 1 S: 5	H: 0 LOB: 2 BB: 2 P: 13	R: 0 E: 0 K: 1 S: 6	H: 1 LOB: 1 BB: 0 P: 6	R: 0 E: 0 K: 1 S: 6	H: 1 LOB: 1 BB: 0 P: 6	R: 0 E: 0 K: 1 S: 5	H: 0 LOB: 0 BB: 0 P: 5	R: 0 E: 0 K: 1 S: 6	H: 1 LOB: 2 BB: 1 P: 10	R: 0 E: 0 K: 0 S: 3	H: 1 LOB: 0 BB: 0 P: 3	R: 0 E: 0 K: 1 S: 5	H: 0 LOB: 0 BB: 0 P: 5	R: 3 E: 0 K: 0 S: 4	H: 3 LOB: 2 BB: 2 P: 12	1B: 7 2B: 0 3B: 1 HR: 0	SF: 0 SAC: 0 DP: 1 HBP: 0
---------------------	------------------------------	----------------------------------	------------------------------	---------------------------------	------------------------------	---------------------------------	------------------------------	---------------------------------	------------------------------	----------------------------------	------------------------------	---------------------------------	------------------------------	---------------------------------	------------------------------	----------------------------------	----------------------------------	------------------------------------

PITCHER	IP	WLS	BF	H	R	ER	SO	BB	IBB	HBP	BLK	WP	HR	S	P	ERA	WHIP
Bert Blyleven, R (1, 1) ERA: 2.93	8.0		32	5	1	1	7	4	0	0	0	0	0	42	58	1.12	1.125
Bill Campbell, R (9, 1) ERA: 3.0	0.1	L	4	2	0	0	0	1	0	0	0	0	0	3	7	0.00	9.000
Tom Burgmeier, L (9, 1) ERA: 1.04	0.0		1	1	2	2	0	0	0	0	0	0	0	1	1	∞	∞

Batter	1	2	3	4	5	6	7	8	9	AB R H RBI BB SO LOB	TOP									
Rod Carew, L (1, 4) OBP: 0.469, SLG: 0.527	0-0 L9	0-0 1-2 1B		0-0 G3			0-0 SH1-3		0-0 F8	4 0 1 0 0 0 0										
Sergio Ferrer, S (1, 6) OBP: 0.288, SLG: 0.306	0-0 F9	0-0 F9		0-0 F7			0-0 S 1B		0-0 FC5-4 1B	5 0 2 1 0 0 2										
Steve Brye, R (1, 9) OBP: 0.390, SLG: 0.519	0-0 P3		0-3 K		0-0 CS 1B		4-0 BB 1B		0-0 FC5-4 1B	4 0 1 0 1 1 1										
Bobby Darwin, R (1, 10) OBP: 0.289, SLG: 0.375		0-0 F8	0-0 2B FC6-4 1B		0-0 6-3 1B		0-3 K		0-3 K	5 1 1 0 0 2 4										
Eric Soderholm, R (1, 5) OBP: 0.348, SLG: 0.366		0-0 BB 4-3 2B	0-0 FC6-4 2B		0-0 F8		0-0 F8			4 1 2 0 0 0 2										
Larry Hisle, R (1, 8) OBP: 0.345, SLG: 0.459 (8, 7)		4-0 4-3 BB 1B BB	4-0 FC6-4 IBB		0-3 K		0-0 F9			2 1 0 0 2 1 0										
Craig Kusick, R (1, 3) OBP: 0.333, SLG: 0.415		4-0 1-2 2-3 1B BB	0-0 FC6-4		0-0 1-3		0-0 F7			3 1 0 1 1 0 2										
Steve Braun, L (1, 7) OBP: 0.356, SLG: 0.315		0-0 4-3	0-0 1-3		0-0 4-3		0-0		0-0	4 0 1 1 0 0 4										
Dan Ford, R (8, PR) OBP: 0.220, SLG: 0.158 (8, 8)		1-2 2-3 3-H 1B	0-0 1-3		0-0		0-0		0-0	0 0 0 0 0 0 0										
Glenn Borgmann, R (1, 2) OBP: 0.329, SLG: 0.290		0-0 2-H 3-H 1B		0-0 F9			4-0 SH1-3 1B BB		0-0 5-3	3 1 1 2 1 0 1										
Inning Stats	R: 0 H: 0 E: 0 K: 0 S: 3	H: 0 LOB: 0 BB: 0 P: 3	R: 3 H: 3 E: 0 K: 0 S: 6	H: 3 LOB: 2 BB: 2 P: 14	R: 1 H: 2 E: 0 K: 1 S: 7	H: 2 LOB: 2 BB: 1 P: 11	R: 0 H: 0 E: 0 K: 0 S: 3	H: 0 LOB: 0 BB: 0 P: 3	R: 0 H: 1 E: 0 K: 1 S: 5	H: 1 LOB: 0 BB: 0 P: 5	R: 1 H: 1 E: 0 K: 1 S: 6	H: 1 LOB: 2 BB: 2 P: 14	R: 0 H: 1 E: 0 K: 1 S: 4	H: 1 LOB: 1 BB: 0 P: 4	R: 0 H: 1 E: 0 K: 1 S: 6	H: 1 LOB: 1 BB: 0 P: 6	1B: 7 SF: 0 2B: 2 SAC: 1 3B: 0 DP: 0 HR: 0 HBP: 0	WP: 0 PA: 40 PB: 0 SB: 1 CS: 1		
PITCHER	IP WLS BF H R ER SO BB IBB HBP BLK WP HR S P ERA WHIP																			
Ross Grimsley, L (1, 1) ERA: 4.79	6.1 L 29 7 5 5 2 3 1 0 0 0 0 29 45 7.11 1.579																			
Wayne Garland, R (7, 1) ERA: 4.0	1.2 7 1 0 0 1 1 0 0 0 0 0 8 12 0.00 1.200																			
Bob Reynolds, R (9, 1) ERA: 9.0	1.0 4 1 0 0 1 0 0 0 0 0 0 6 6 0.00 1.000																			

Minnesota Twins @ Baltimore Orioles
 Memorial Stadium, Baltimore, MD
 Fri May 09 1975, 7:05 PM EDT
 Att. 7,595 - Unknown - 66 F

livebaseballscorecards.com

AB	34
R	5
H	9
RBI	5
BB	5
SO	4
LOB	16



Batter	1	2	3	4	5	6	7	8	9	AB	R	H	RBI	BB	SO	LOB
Al Bumbry, L OBP: 0.404, SLG: 0.511 (1, 10)	1-0 CS HBP	0-0 FC6-4 1-2f			0-0 G6-4-3 1B		0-3 K		0-0 F7	4	0	1	0	0	1	4
Paul Blair, R OBP: 0.319, SLG: 0.356 (1, 8)	0-0 P6-5 1-2 1B		0-0 6-3		0-0 G6-4-3 1-2f			0-0 F8		4	0	1	0	0	0	1
Bobby Grich, R OBP: 0.439, SLG: 0.484 (1, 4)	4-0 1-2 BB		0-0 F7		0-0 F8			0-0 1B		3	0	1	0	1	0	0
Lee May, R OBP: 0.266, SLG: 0.410 (1, 3)	0-0 P6-5 2-3f		0-0 2B 1B		0-0 P6			0-3 K		4	0	1	0	0	1	3
Don Baylor, R OBP: 0.360, SLG: 0.438 (1, 7)		0-0 BB 1B	0-0 1-3 2B		0-0 F7			0-0 5-3		4	0	2	0	0	0	1
Ken Singleton, S OBP: 0.420, SLG: 0.365 (1, 9)		4-0 1-2 BB BB	0-0 4-3		0-0 4-3			0-0 1-3		3	0	0	0	1	0	2
Brooks Robinson, R OBP: 0.232, SLG: 0.174 (1, 5)		0-0 F7		0-0 5-3			0-0 6-3		0-0 E3 HR	4	1	0	0	0	0	2
Dave Duncan, R OBP: 0.227, SLG: 0.349 (1, 2)		0-0 F8		0-0 5-3			0-0 5-3		0-0 HR	4	1	1	2	0	0	2
Tim Nordbrook, R OBP: 0.429, SLG: 0.200 Jim Northrup, L OBP: 0.500, SLG: 0.692 (9, PH)		4-0 1-2 2-3 BB		0-0 6-3			4-0 BB		0-0 F5	1	0	0	0	2	0	0
										1	0	0	0	0	0	0

Inning Stats	R: 0 E: 0 K: 0 S: 2	H: 1 LOB: 1 BB: 1 P: 7	R: 0 E: 0 K: 0 S: 4	H: 1 LOB: 3 BB: 2 P: 12	R: 0 E: 0 K: 0 S: 5	H: 2 LOB: 2 BB: 0 P: 5	R: 0 E: 0 K: 0 S: 3	H: 0 LOB: 0 BB: 0 P: 3	R: 0 E: 0 K: 0 S: 3	H: 1 LOB: 0 BB: 0 P: 3	R: 0 E: 0 K: 0 S: 3	H: 0 LOB: 0 BB: 0 P: 3	R: 0 E: 0 K: 1 S: 5	H: 0 LOB: 1 BB: 1 P: 9	R: 0 E: 0 K: 1 S: 6	H: 1 LOB: 1 BB: 0 P: 6	R: 2 E: 1 K: 0 S: 5	H: 1 LOB: 0 BB: 0 P: 5	1B: 5 2B: 2 3B: 0 HR: 1	SF: 0 SAC: 0 DP: 2 HBP: 1	WP: 0 PB: 0 SB: 0 CS: 1	PA: 37												
PITCHER Jim Hughes, R ERA: 2.31 (1, 1)	IP 9.0	WLS W	BF 37	H 7	R 2	ER 1	SO 2	BB 4	IBB 0	HBP 1	BLK 0	WP 0	HR 1	S 36	P 53	ERA 1.00	WHIP 1.222																	
																	PITCHER	IP	WLS	BF	H	R	ER	SO	BB	IBB	HBP	BLK	WP	HR	S	P	ERA	WHIP

MINNESOTA TWINS @ BALTIMORE ORIOLES
Memorial Stadium, Baltimore, MD
 Fri May 09 1975, 7:05 PM EDT
 Att. 7,595 - Unknown - 66 F

AB	32
R	2
H	7
RBI	2
BB	4
SO	2
LOB	15



Batter	1	2	3	4	5	6	7	8	9	AB R H RBI BB SO LOB	TOP
Rod Carew, L (1, 4) OBP: 0.478, SLG: 0.526 Danny Thompson, R (7, PH) OBP: 0.400, SLG: 0.417 (7, 6)	0-0 G6-4-3 1B		4-0 G6-4-3 1B BB		0-0 1-3		4-0 BB 1B BB	0-0 1B		2 0 1 0 1 0 0 1 1 1 0 1 0 0	
Steve Braun, L (1, 7) OBP: 0.375, SLG: 0.328	0-0 G6-4-3 1-2f		0-0 G6-4-3 1B		0-0 1B 1B		4-0 1-2 1B BB	0-0 4-3		4 1 2 0 1 0 2	
Steve Brye, R (1, 9) OBP: 0.422, SLG: 0.559	0-0 1B		0-0 G6-4-3 1-2f 2-3		0-0 1B 1B		0-0 1B HR 1B		0-0 2B	5 1 4 1 0 0 2	
Bobby Darwin, R (1, 10) OBP: 0.280, SLG: 0.363 Tony Oliva, L (7, PH) OBP: 0.375, SLG: 0.387	0-0 P4		0-3 K		0-3 K		0-0 1-3 2-H HR 1B		0-0 6-3	3 0 0 0 0 2 4 2 1 1 1 0 0 1	
Eric Soderholm, R (1, 5) OBP: 0.340, SLG: 0.349		0-0 4-3		0-0 4-3		4-0 FC6-4 BB	0-0 L5		0-0 6-3	4 0 0 0 1 0 3	
Larry Hisle, R (1, 8) OBP: 0.360, SLG: 0.506		0-0 E1 2B 1B		0-0 S 1B		0-3 K	0-0 1-H 3-H HR		0-0 P3	5 2 3 3 0 1 2	
Craig Kusick, R (1, 3) OBP: 0.328, SLG: 0.421		0-0 2-H 2B		0-3 K		0-0 FC6-4 1-2f FC6-4	0-0 6-3			4 0 1 1 0 1 2	
Glenn Borgmann, R (1, 2) OBP: 0.313, SLG: 0.274		0-0 5-3		0-3 K		0-0 FC6-4 1-2f		0-0 6-3		4 0 0 0 0 1 3	
Sergio Ferrer, S (1, 6) OBP: 0.271, SLG: 0.288 (7, 4)		0-0 6-3		0-0 4-3		0-0 4-3		0-0 1-3	0-0 1-3	4 0 0 0 0 0 1	
Inning Stats	R: 0 E: 0 K: 0 S: 4 H: 2 LOB: 1 BB: 0 P: 4	R: 1 E: 1 K: 0 S: 5 H: 2 LOB: 1 BB: 0 P: 5	R: 0 E: 0 K: 1 S: 5 H: 1 LOB: 1 BB: 1 P: 9	R: 0 E: 0 K: 2 S: 8 H: 1 LOB: 1 BB: 0 P: 8	R: 0 E: 0 K: 1 S: 7 H: 2 LOB: 2 BB: 0 P: 7	R: 0 E: 0 K: 1 S: 5 H: 0 LOB: 1 BB: 1 P: 9	R: 5 E: 0 K: 0 S: 6 H: 3 LOB: 0 BB: 2 P: 14	R: 0 E: 0 K: 0 S: 4 H: 1 LOB: 1 BB: 0 P: 4	R: 0 E: 0 K: 0 S: 4 H: 1 LOB: 1 BB: 0 P: 4	1B: 10 2B: 2 3B: 0 HR: 1 SF: 0 SAC: 0 DP: 2 HBP: 0	WP: 0 PB: 0 SB: 1 CS: 0 PA: 42
PITCHER	IP WLS BF H R ER SO BB IBB HBP BLK WP HR S P ERA WHIP	IP WLS BF H R ER SO BB IBB HBP BLK WP HR S P ERA WHIP	IP WLS BF H R ER SO BB IBB HBP BLK WP HR S P ERA WHIP	IP WLS BF H R ER SO BB IBB HBP BLK WP HR S P ERA WHIP	IP WLS BF H R ER SO BB IBB HBP BLK WP HR S P ERA WHIP	IP WLS BF H R ER SO BB IBB HBP BLK WP HR S P ERA WHIP	IP WLS BF H R ER SO BB IBB HBP BLK WP HR S P ERA WHIP	IP WLS BF H R ER SO BB IBB HBP BLK WP HR S P ERA WHIP	IP WLS BF H R ER SO BB IBB HBP BLK WP HR S P ERA WHIP	IP WLS BF H R ER SO BB IBB HBP BLK WP HR S P ERA WHIP	IP WLS BF H R ER SO BB IBB HBP BLK WP HR S P ERA WHIP
Mike Torrez, R (1, 1) ERA: 3.92	6.1 W 31 10 5 4 5 4 0 0 0 0 0 37 53 5.68 2.211										
Doyle Alexander, R (7, 1) ERA: 2.88	2.2 11 3 1 1 0 0 0 0 0 0 0 1 11 11 3.38 1.125										

Minnesota Twins @ Baltimore Orioles
Memorial Stadium, Baltimore, MD
 Sat May 10 1975, 3:33 AM EDT
 Att: 4,757 - Unknown - 72 F

livebaseballscorecards.com

AB	38
R	6
H	13
RBI	6
BB	4
SO	5
LOB	20



Batter	1	2	3	4	5	6	7	8	9	AB	R	H	RBI	BB	SO	LOB
Al Bumbry, L OBP: 0.442, SLG: 0.592 (1, 10) X	0-0 SF9 3B		0-0 2B		0-0 1B SH2-3 1B	4-0 3B BB	0-0 FC6-4 1-2f			4	3	3	0	1	0	1
Paul Blair, R OBP: 0.316, SLG: 0.378 (1, 8) X	0-0 SF9 3-H		0-0 F8		0-0 SH2-3 1-2	0-0 2B 3B 1-H	0-0 F9			3	1	1	2	0	0	2
Bobby Grich, R OBP: 0.437, SLG: 0.463 (1, 4) B B B B	4-0 G6-4-3 BB		0-3 K		4-0 BB 1B 2B BB	0-0 1-3		0-0 5-3		3	1	0	0	2	1	2
Lee May, R OBP: 0.272, SLG: 0.419 (1, 3) X	0-0 G6-4-3 1-2f		0-0 5-3		0-0 BB 2B 1B 1-2 2-3	0-0 1B 2B 3-H		0-0 E3		5	1	2	1	0	0	2
Don Baylor, R OBP: 0.371, SLG: 0.473 (1, 7) B B B B		4-0 E BB		0-0 HR	0-0 P4	0-0 BB 1B 2-3		0-3 K		4	2	2	1	1	1	4
Ken Singleton, S OBP: 0.427, SLG: 0.364 (1, 9) X	0-0 F7		0-0 E CS 1B		4-0 2B BB 1-2 2-3 3-H	4-0 BB 1-2		0-0 F8		3	0	1	1	2	0	2
Brooks Robinson, R OBP: 0.232, SLG: 0.189 (1, 5) X	0-0 E5 1-H		0-0 E4 CS 1-3		0-0 2B 1-3 2-H 3-H	0-0 F8		0-0 F8		4	0	1	2	0	0	4
Dave Duncan, R OBP: 0.229, SLG: 0.326 (1, 2) S S S S	0-3 K		0-0 P4 1-2 3-H		0-0 F8		4-0 FC1-6 BB			3	0	0	0	1	1	5
Tim Nordbrook, R OBP: 0.273, SLG: 0.111 (1, 6) X	0-0 6-3		0-0 F8		0-0 L7		0-0 FC1-6 FC6-4 1-2f			4	0	0	0	0	0	3

Inning Stats	R: 1	H: 1	E: 0	K: 0	S: 3	LOB: 0	BB: 1	P: 7	R: 1	H: 0	E: 1	K: 1	S: 6	LOB: 1	BB: 1	P: 10	R: 0	H: 1	E: 0	K: 1	S: 6	LOB: 1	BB: 0	P: 6	R: 1	H: 2	E: 1	K: 0	S: 5	LOB: 1	BB: 0	P: 5	R: 3	H: 3	E: 0	K: 0	S: 6	LOB: 2	BB: 2	P: 14	R: 2	H: 3	E: 0	K: 0	S: 6	LOB: 3	BB: 2	P: 14	R: 0	H: 0	E: 1	K: 0	S: 3	LOB: 1	BB: 1	P: 7	R: 0	H: 0	E: 1	K: 1	S: 6	LOB: 1	BB: 0	P: 6
--------------	------	------	------	------	------	--------	-------	------	------	------	------	------	------	--------	-------	-------	------	------	------	------	------	--------	-------	------	------	------	------	------	------	--------	-------	------	------	------	------	------	------	--------	-------	-------	------	------	------	------	------	--------	-------	-------	------	------	------	------	------	--------	-------	------	------	------	------	------	------	--------	-------	------

PITCHER	IP	WLS	BF	H	R	ER	SO	BB	IBB	HBP	BLK	WP	HR	S	P	ERA	WHIP
Ray Corbin, R ERA: 4.08 (1, 1)	4.2	L	24	6	6	5	2	4	0	0	0	0	1	24	40	9.64	2.143
Bill Butler, L ERA: 10.45 (5, 1)	1.1		10	4	2	2	0	2	0	0	0	0	0	8	16	13.50	4.500
Tom Burgmeier, L ERA: 0.84 (7, 1)	2.0		8	0	0	0	1	1	0	0	0	0	0	9	13	0.00	0.500


BOTTOM

Minnesota Twins @ Baltimore Orioles
Memorial Stadium, Baltimore, MD

Sat May 10 1975, 3:33 AM EDT
Att. 4,757 - Unknown - 72 F

AB	33
R	8
H	10
RBI	7
BB	7
SO	3
LOB	25

WP: 0 PA: 42
PB: 0
SB: 0
CS: 2



PITCHER	IP	WLS	BF	H	R	ER	SO	BB	IBB	HBP	BLK	WP	HR	S	P	ERA	WHIP
---------	----	-----	----	---	---	----	----	----	-----	-----	-----	----	----	---	---	-----	------

Batter	1	2	3	4	5	6	7	8	9	AB R H RBI BB SO LOB	TOP											
Steve Braun, L (1, 7) OBP: 0.348, SLG: 0.302 Dan Ford, R (9, 8) OBP: 0.220, SLG: 0.158	0-0 F8		0-0 4-3		0-0 F8		0-0 4-3		0-0 3-1	5 0 0 0 0 0 2 0 0 0 0 0 0 0												
Rod Carew, L (1, 4) OBP: 0.472, SLG: 0.508	0-0 4-3		0-0 F9		0-0 2B 1B		0-3 K		4-0 BB	4 1 1 1 1 1 0												
Steve Brye, R (1, 9) OBP: 0.406, SLG: 0.547	0-0 P3			0-0 F8	0-0 1B 2B		0-0 G3		0-0 F8	5 1 1 2 0 0 1												
Tony Oliva, L (1, 10) OBP: 0.364, SLG: 0.371		0-0 F5		0-0 P4	0-0 1B			0-0 6-3		4 0 1 1 0 0 0												
Eric Soderholm, R (1, 5) OBP: 0.356, SLG: 0.360		0-0 1B FC5-4 1B		0-0 1B	0-0 G3			4-0 1B WP BB		3 2 2 0 1 0 1												
Larry Hisle, R (1, 8) OBP: 0.366, SLG: 0.506 (9, 7)		0-0 1B FC5-4 1B		0-0 F8		0-0 S 1B		0-3 K 1-2		4 0 2 0 0 1 2												
Craig Kusick, R (1, 3) OBP: 0.338, SLG: 0.417		0-0 FC5-4 FC5-4			4-0 1B SH5-3 BB	0-0 5-3		0-0 FC6-4 1B		3 1 1 2 1 0 2												
Danny Thompson, R (1, 6) OBP: 0.375, SLG: 0.385		0-0 FC5-4			0-0 SH5-3	0-0 F9		0-0 FC6-4		3 0 0 0 0 0 3												
Glenn Borgmann, R (1, 2) OBP: 0.310, SLG: 0.263			0-0 6-3		4-0 1B 2B BB	0-3 K		0-0 6-3		3 1 0 0 1 1 1												
Inning Stats	R: 0 E: 0 K: 0 S: 3	H: 0 LOB: 0 BB: 0 P: 3	R: 1 E: 0 K: 0 S: 5	H: 2 LOB: 1 BB: 0 P: 5	R: 0 E: 0 K: 0 S: 3	H: 0 LOB: 0 BB: 0 P: 3	R: 0 E: 0 K: 0 S: 4	H: 1 LOB: 1 BB: 0 P: 4	R: 4 E: 0 K: 0 S: 6	H: 3 LOB: 1 BB: 2 P: 14	R: 0 E: 0 K: 1 S: 6	H: 1 LOB: 1 BB: 0 P: 6	R: 0 E: 0 K: 1 S: 5	H: 0 LOB: 0 BB: 0 P: 5	R: 1 E: 0 K: 1 S: 6	H: 1 LOB: 1 BB: 1 P: 10	R: 0 E: 0 K: 0 S: 3	H: 0 LOB: 1 BB: 1 P: 7	1B: 7 2B: 1 3B: 0 HR: 0	SF: 0 SAC: 1 DP: 0 HBP: 0	WP: 1 PB: 0 SB: 1 CS: 0	PA: 39
PITCHER	IP WLS BF H R ER SO BB IBB HBP BLK WP HR S P ERA WHIP												PITCHER	IP WLS BF H R ER SO BB IBB HBP BLK WP HR S P ERA WHIP								
Mike Cuellar, L (1, 1) ERA: 4.25	4.2 L 22 6 5 5 0 2 0 0 0 0 0 0 20 28 9.64 1.714																					
Dave Johnson, R (5, 1) ERA: 5.4	4.1 17 2 1 1 3 2 0 0 0 1 0 21 29 2.08 0.923																					

Minnesota Twins @ Baltimore Orioles
 Memorial Stadium, Baltimore, MD
 Sun May 11 1975, 3:33 AM EDT
 Unknown - 72 F

livebaseballscorecards.com

AB 34
 R 6
 H 8
 RBI 6
 BB 4
 SO 3
 LOB 12



Batter	1	2	3	4	5	6	7	8	9	AB R H RBI BB SO LOB	TOP									
Steve Braun, L (1, 7) OBP: 0.370, SLG: 0.358	0-0 G6-4-3 1B		0-0 G5-4-3 1-2f			0-0 SF8 3B		0-0 1B		4 1 3 1 0 0 1										
Rod Carew, L (1, 4) OBP: 0.447, SLG: 0.484	0-0 G6-4-3 1-2f			0-0 6-3		0-0 SF8		0-0 F7		3 0 0 1 0 0 2										
Steve Brye, R (1, 9) OBP: 0.384, SLG: 0.515	0-0 6-3			0-0 F9		0-3 K		0-3 K		4 0 0 0 0 2 1										
Tony Oliva, L (1, 10) OBP: 0.354, SLG: 0.359		0-0 4-3		0-0 P6			0-0 1B 1B	0-0 F9		4 1 1 0 0 0 1										
Eric Soderholm, R (1, 5) OBP: 0.352, SLG: 0.355		0-0 4-3			0-0 F9		0-0 1B 1-2 1B		0-0 5-3	4 0 1 0 0 0 0										
Larry Hisle, R (1, 8) OBP: 0.361, SLG: 0.494		0-0 1B			0-3 K		0-3 K		0-0 6-3	4 0 1 0 0 2 2										
Craig Kusick, R (1, 3) OBP: 0.319, SLG: 0.391		0-0 F3			0-0 L7		0-3 K		0-3 K	4 0 0 0 0 2 3										
Tom Lundstedt, S (1, 2) Danny Walton, R (7, PH) Luis Gomez, R (7, PR) OBP: 0.286, SLG: 0.286 OBP: 0.308, SLG: 0.182			0-0 1-3			0-0 P6	0-0 1-3 2-H 1B			2 0 0 0 0 0 0 1 0 1 1 0 0 0 0 0 0 0 0 0 0										
Sergio Ferrer, S (1, 6) Tom Kelly, L (7, PH) Glenn Borgmann, R (7, 2) OBP: 0.292, SLG: 0.309 OBP: 0.310, SLG: 0.263			0-0 G5-4-3 1B			0-0 3B 1B	0-0 4-1			2 1 2 0 0 0 0 1 0 0 0 0 0 2 0 0 0 0 0 0 0										
Inning Stats	R: 0 E: 0 K: 0 S: 3	H: 1 LOB: 0 BB: 0 P: 3	R: 0 E: 0 K: 0 S: 4	H: 1 LOB: 1 BB: 0 P: 4	R: 0 E: 0 K: 0 S: 3	H: 1 LOB: 0 BB: 0 P: 3	R: 0 E: 0 K: 1 S: 5	H: 0 LOB: 0 BB: 0 P: 5	R: 2 E: 0 K: 1 S: 7	H: 2 LOB: 0 BB: 0 P: 7	R: 1 E: 0 K: 2 S: 10	H: 3 LOB: 2 BB: 0 P: 10	R: 0 E: 0 K: 1 S: 6	H: 1 LOB: 1 BB: 0 P: 6	R: 0 E: 0 K: 1 S: 5	H: 0 LOB: 0 BB: 0 P: 5	1B: 8 2B: 0 3B: 1 HR: 0	SF: 1 SAC: 0 DP: 2 HBP: 0	WP: 0 PB: 0 SB: 0 CS: 0	PA: 34
PITCHER Jim Palmer, R (1, 1) ERA: 1.84	IP: 9.0 WLS: W BF: 34 H: 9 R: 3 ER: 3 SO: 6 BB: 0 IBB: 0 HBP: 0 BLK: 0 WP: 0 HR: 0 S: 46 P: 46 ERA: 3.00 WHIP: 1.000											PITCHER	IP: 9.0 WLS: W BF: 34 H: 9 R: 3 ER: 3 SO: 6 BB: 0 IBB: 0 HBP: 0 BLK: 0 WP: 0 HR: 0 S: 46 P: 46 ERA: 3.00 WHIP: 1.000							

Minnesota Twins @ Baltimore Orioles
 Memorial Stadium, Baltimore, MD
 Sun May 11 1975, 3:38 AM EDT
 Att. 12,536 - Unknown - 72 F

livebaseballscorecards.com

AB 33
 R 3
 H 9
 RBI 3
 BB 0
 SO 6
 LOB 12



Batter	1	2	3	4	5	6	7	8	9
Al Bumbry, L OBP: 0.426, SLG: 0.569 (1, 7) X	0-0 F7		0-0 4-3	0-0 1B 2B		0-0 F7		0-0 1B 1B	
Paul Blair, R OBP: 0.330, SLG: 0.376 (1, 8) B B B B	4-0 CS BB		0-3 K	0-0 L5			0-0 SH1-3 1B	4-0 1B 1B BB	
Tommy Davis, R OBP: 0.310, SLG: 0.333 (1, 10) X	0-0 5-3		0-0 1B	0-0 1B			0-0 SH1-3	0-0 1B 1B	
Lee May, R OBP: 0.268, SLG: 0.404 (1, 3) X		0-0 F9	0-3 K	0-0 L4			0-0 5-3	0-0 1B 1B	
Bobby Grich, R OBP: 0.438, SLG: 0.527 (1, 4) X		0-0 HR		0-0 HR	4-0 S 4-3 BB		4-0 FC6-4 BB	0-0 FC5-4 1B	
Don Baylor, R OBP: 0.367, SLG: 0.464 (1, 9) X		0-0 6-3 1B		0-0 P4	0-0 4-3		0-0 FC6-4		
Brooks Robinson, R OBP: 0.243, SLG: 0.194 (1, 5) X		0-0 6-3		0-0 1B 2B 1B	0-0 5-3-2			4-0 1B 1B BB	
Dave Duncan, R OBP: 0.250, SLG: 0.327 (1, 2) B B B B		4-0 BB		0-0 BB 2B 1B		0-0 P4		0-0 P6	
Tim Nordbrook, R OBP: 0.222, SLG: 0.067 (1, 6) S S S S		0-3 K		4-0 2B 1B BB		0-0 F7		0-0 F9	


Inning Stats	R: 0	H: 0	E: 0	K: 0	S: 2	R: 1	H: 2	E: 0	K: 1	S: 7	R: 0	H: 1	E: 0	K: 2	S: 8	R: 5	H: 5	E: 0	K: 0	S: 8	R: 0	H: 0	E: 0	K: 0	S: 2	R: 0	H: 0	E: 0	K: 0	S: 3	R: 0	H: 1	E: 0	K: 0	S: 4	R: 3	H: 3	E: 0	K: 0	S: 6	R: 0	H: 0	E: 0	K: 0	S: 3	R: 0	H: 1	E: 0	K: 0	S: 4	R: 0	H: 0	E: 0	K: 0	S: 6
	LOB: 0	BB: 1	P: 6	LOB: 2	BB: 1	P: 11	LOB: 1	BB: 0	P: 8	LOB: 1	BB: 1	P: 12	LOB: 0	BB: 1	P: 6	LOB: 0	BB: 0	P: 3	LOB: 2	BB: 1	P: 8	LOB: 2	BB: 2	P: 14	LOB: 0	BB: 0	P: 3	LOB: 0	BB: 0	P: 8	LOB: 2	BB: 1	P: 8	LOB: 2	BB: 2	P: 14	LOB: 0	BB: 0	P: 14	LOB: 0	BB: 0	P: 14	LOB: 0	BB: 0	P: 14	LOB: 0	BB: 0	P: 14							

AB R H RBI BB SO LOB		BOTTOM																												
5 2 2 2 0 0 0																														
3 1 1 0 2 1 2																														
4 0 3 4 0 0 1																														
5 0 1 1 0 1 3																														
3 2 2 2 2 0 2																														
4 0 1 0 0 0 3																														
3 2 1 0 1 0 2																														
3 1 1 0 1 0 1																														
3 1 0 0 1 1 3																														
1B: 9 SF: 0		WP: 0 PA: 41																												
2B: 2 SAC: 1		PB: 0																												
3B: 0 DP: 1		SB: 1																												
HR: 2 HBP: 0		CS: 1																												
PITCHER	IP	WLS	BF	H	R	ER	SO	BB	IBB	HBP	BLK	WP	HR	S	P	ERA	WHIP													
Mike Pazik, L ERA: 14.73 (1, 1)	3.2	L	21	8	6	6	3	3	0	0	0	0	2	24	36	14.73	3.000													
Bill Campbell, R ERA: 3.72 (4, 1)	4.1		20	4	3	3	0	4	0	0	0	0	0	16	32	6.23	1.846													

Minnesota Twins @ Baltimore Orioles
Memorial Stadium, Baltimore, MD
 Sun May 11 1975, 3:38 AM EDT
 Att: 12,536 - Unknown - 72 F

livebaseballscorecards.com

AB	33
R	9
H	12
RBI	9
BB	7
SO	3
LOB	17



Batter	1	2	3	4	5	6	7	8	9	AB R H RBI BB SO LOB	TOP
Frank Duffy, R (1, 6) OBP: 0.283, SLG: 0.292	0-3 K		0-0 2B		0-0 F9		0-0 1B			4 0 2 2 0 1 0	
Frank Robinson, R (1, 10) OBP: 0.351, SLG: 0.387	0-0 P5		0-0 6-3		0-0 2B		0-3 K			4 0 1 0 0 1 3	
George Hendrick, R (1, 8) OBP: 0.322, SLG: 0.477	0-0 5-3		0-0 6-3		0-0 6-3			0-0 P5		4 0 0 0 0 0 2	
Rico Carty, R (1, 7) OBP: 0.368, SLG: 0.490 Ken Berry, R (8, 7) OBP: 0.222, SLG: 0.200		4-0 BB		0-0 6-3		0-0 F3		0-0 6-3		3 0 0 0 1 0 0 0 0 0 0 0 0 0	
John Ellis, R (1, 2) OBP: 0.268, SLG: 0.359		0-0 F9		0-0 1B		0-0 L7		0-0 F8		4 0 1 0 0 0 1	
Boog Powell, L (1, 3) OBP: 0.432, SLG: 0.537		0-0 F8		0-0 F7		0-0 4-3			0-0 4-3	4 0 0 0 0 0 1	
Charlie Spikes, R (1, 9) OBP: 0.215, SLG: 0.233			4-0 2B BB		0-0 P6		0-0 F8		0-3 K	3 1 0 0 1 1 1	AB 32 R 3 H 6 RBI 3 BB 3 SO 3 LOB 9
Buddy Bell, R (1, 5) OBP: 0.289, SLG: 0.281			0-0 L9			0-0 HR		0-0 F3	0-0 F8	4 1 1 1 0 0 1	
Jack Brohamer, L (1, 4) OBP: 0.280, SLG: 0.341			0-0 2B		0-0 F9		4-0 1B BB			2 1 1 0 1 0 0	
Inning Stats	R: 0 H: 0 E: 0 LOB: 0 K: 1 BB: 0 S: 5 P: 5	R: 0 H: 0 E: 0 LOB: 0 K: 0 BB: 1 S: 2 P: 6	R: 2 H: 2 E: 0 LOB: 1 K: 0 BB: 1 S: 5 P: 9	R: 0 H: 1 E: 0 LOB: 1 K: 0 BB: 0 S: 4 P: 4	R: 1 H: 2 E: 0 LOB: 1 K: 0 BB: 0 S: 5 P: 5	R: 0 H: 0 E: 0 LOB: 0 K: 0 BB: 0 S: 3 P: 3	R: 0 H: 1 E: 0 LOB: 2 K: 1 BB: 1 S: 6 P: 10	R: 0 H: 0 E: 0 LOB: 0 K: 0 BB: 0 S: 3 P: 3	R: 0 H: 0 E: 0 LOB: 0 K: 1 BB: 0 S: 5 P: 5	1B: 2 SF: 0 2B: 3 SAC: 0 3B: 0 DP: 0 HR: 1 HBP: 0	WP: 0 PA: 35 PB: 0 SB: 0 CS: 1
PITCHER Vic Albury, L (1, 1) ERA: 2.78	IP 9.0 WLS L BF 35 H 6 R 3 ER 3 SO 3 BB 3 IBB 0 HBP 0 BLK 0 WP 0 HR 1 S 38 P 50 ERA 3.00 WHIP 1.000										

Cleveland Indians @ Minnesota Twins
Metropolitan Stadium, Bloomington, MI

Tue May 13 1975, 8:05 PM EDT
Att: 4,097 - Unknown - 66 F

livebaseballscorecards.com



Batter	1	2	3	4	5	6	7	8	9	AB R H RBI BB SO LOB	TOP
John Lowenstein, L (1, 7) OBP: 0.323, SLG: 0.377 (8, 9)	0-0 3B		0-0 2-3			0-0 5-3		0-0 1-3		4 0 1 0 0 0 1	
Frank Duffy, R (1, 6) OBP: 0.281, SLG: 0.301	0-0 5-3			0-0 FC3-2 2B		0-0 F4		0-0 6-3		4 0 1 0 0 0 1	
George Hendrick, R (1, 8) OBP: 0.311, SLG: 0.460	0-3 K			0-0 5-3 2-3		0-0 5-3		0-0 6-3		4 0 0 0 0 1 2	
Boog Powell, L (1, 3) OBP: 0.412, SLG: 0.507	0-0 F5			0-0 FC3-2 BB 3-H			0-3 K		0-3 K	4 0 0 0 0 2 2	
Rico Carty, R (1, 10) OBP: 0.367, SLG: 0.471		0-0 6-3		4-0 BB 1-2 BB			0-3 K			2 0 0 0 1 1 0	
John Ellis, R (1, 2) OBP: 0.260, SLG: 0.347		0-0 P1		0-0 F9			0-0 1-3			3 0 0 0 0 0 2	
Charlie Spikes, R (1, 9) OBP: 0.211, SLG: 0.227 Tom McCraw, L (8, PH) OBP: 0.308, SLG: 0.432 Ed Crosby, L (8, 5) OBP: 0.412, SLG: 0.357		0-0 P4			0-0 6-3			0-3 K		2 0 0 0 0 0 0 1 0 0 0 0 1 0 0 0 0 0 0 0 0	AB 30 R 0 H 4 RBI 0 BB 1 SO 5 LOB 9
Buddy Bell, R (1, 5) OBP: 0.293, SLG: 0.286 Leron Lee, L (8, PH) OBP: 0.231, SLG: 0.174 (8, 7)			0-0 F8		0-0 G4-6-3 1B			0-0 G3		2 0 1 0 0 0 0 1 0 0 0 0 0 0	
Jack Brohamer, L (1, 4) OBP: 0.281, SLG: 0.341			0-0 1-3		0-0 G4-6-3 1-2f 1B			0-0 1B		3 0 1 0 0 0 1	
Inning Stats	R: 0 H: 1 E: 0 LOB: 1 K: 1 BB: 0 S: 6 P: 6	R: 0 H: 0 E: 0 LOB: 0 K: 0 BB: 0 S: 3 P: 3	R: 0 H: 0 E: 0 LOB: 0 K: 0 BB: 0 S: 3 P: 3	R: 0 H: 1 E: 0 LOB: 2 K: 0 BB: 1 S: 4 P: 8	R: 0 H: 1 E: 0 LOB: 0 K: 0 BB: 0 S: 3 P: 3	R: 0 H: 0 E: 0 LOB: 0 K: 2 BB: 0 S: 7 P: 7	R: 0 H: 1 E: 0 LOB: 1 K: 1 BB: 0 S: 6 P: 6	R: 0 H: 0 E: 0 LOB: 0 K: 1 BB: 0 S: 5 P: 5	1B: 2 SF: 0 2B: 1 SAC: 0 3B: 1 DP: 1 HR: 0 HBP: 0	WP: 0 PA: 31 PB: 0 SB: 0 CS: 0	
PITCHER Jim Hughes, R (1, 1) ERA: 1.67	IP WLS BF H R ER SO BB IBB HBP BLK WP HR S P ERA WHIP										

Cleveland Indians @ Minnesota Twins
Metropolitan Stadium, Bloomington, MI

Wed May 14 1975, 8:05 PM EDT
Att: 3,176 - Unknown - 52 F

livebaseballscorecards.com



Batter	1	2	3	4	5	6	7	8	9	AB	R	H	RBI	BB	SO	LOB
--------	---	---	---	---	---	---	---	---	---	----	---	---	-----	----	----	-----

Steve Braun, L (1, 7) OBP: 0.375, SLG: 0.370 Dan Ford, R (7, PR) OBP: 0.220, SLG: 0.158 (8, 8)	0-0 FC3-6 1B		0-0 F9		0-0 WP 1B		0-0 S 1B			4	0	3	0	0	0	0
Rod Carew, L (1, 4) OBP: 0.429, SLG: 0.443	0-0 FC3-6 E S S 1-2f		0-3 K		4-0 1-2 2-3 IBB		4-0 1-2 IBB			2	1	0	0	2	1	1
Larry Hisle, R (1, 8) OBP: 0.352, SLG: 0.505 (8, 7)	0-3 K 1-3			0-0 HR	0-0 P4		0-0 F3			4	1	1	1	0	1	6
Bobby Darwin, R (1, 10) OBP: 0.296, SLG: 0.408	4-0 BB 3-H			0-0 5-3		0-0 HR		0-3 K		3	1	1	1	1	1	0
Eric Soderholm, R (1, 5) OBP: 0.354, SLG: 0.337	0-3 K			4-0 CS BB		0-0 F9		4-0 BB		2	0	0	0	2	1	1
Steve Brye, R (1, 9) OBP: 0.346, SLG: 0.461		0-0 2-3		0-0 1-3		0-0 4-3		0-3 K		4	0	0	0	0	1	2
Craig Kusick, R (1, 3) OBP: 0.316, SLG: 0.362		0-0 P5			0-0 F7	0-0 F3		0-0 F8		4	0	0	0	0	0	1
Glenn Borgmann, R (1, 2) OBP: 0.304, SLG: 0.250		0-0 P6			4-0 FC6 BB		0-3 K			2	0	0	0	1	1	0
Sergio Ferrer, S (1, 6) OBP: 0.269, SLG: 0.284			0-0 L6		0-0 FC6 WP 1B 1-2f		0-0 5-3			3	0	0	0	0	0	1

Inning Stats	R: 1	H: 1	R: 0	H: 0	R: 0	H: 0	R: 1	H: 1	R: 0	H: 1	R: 0	H: 1	R: 0	H: 0	R: 0	H: 0
	E: 0	LOB: 1	E: 0	LOB: 0	E: 0	LOB: 0	E: 0	LOB: 0	E: 1	LOB: 3	E: 0	LOB: 0	E: 0	LOB: 1	E: 0	LOB: 1
	K: 2	BB: 1	K: 0	BB: 0	K: 1	BB: 0	K: 0	BB: 1	K: 0	BB: 2	K: 1	BB: 1	K: 2	BB: 1	K: 2	BB: 1
	S: 8	P: 12	S: 3	P: 3	S: 5	P: 5	S: 3	P: 7	S: 4	P: 12	S: 4	P: 4	S: 6	P: 10	S: 7	P: 11

PITCHER	IP	WLS	BF	H	R	ER	SO	BB	IBB	HBP	BLK	WP	HR	S	P	ERA	WHIP
Gaylord Perry, R (1, 1) ERA: 3.05	8.0	L	34	5	3	2	6	4	2	0	0	1	2	40	64	2.25	1.125

BOTTOM

Cleveland Indians @ Minnesota Twins
 Metropolitan Stadium, Bloomington, MI
 Wed May 14 1975, 8:05 PM EDT
 Att. 3,176 - Unknown - 52 F

AB	28
R	3
H	5
RBI	2
BB	6
SO	6
LOB	12



1B:	3	SF:	0	WP:	1	PA:	34
2B:	0	SAC:	0	PB:	0		
3B:	0	DP:	0	SB:	3		
HR:	2	HBP:	0	CS:	1		

Batter	1	2	3	4	5	6	7	8	9	AB R H RBI BB SO LOB	TOP																									
John Lowenstein, L (1, 9) OBP: 0.299, SLG: 0.345	0-0 F2		0-0 1-3		0-3 K		0-0 4-3	0-3 K		5 0 0 0 0 2 3																										
Jack Brohamer, L (1, 4) OBP: 0.287, SLG: 0.368	0-3 K		4-0 FC5-4 BB			0-0 HR	0-0 P6		0-0 P6	4 1 1 1 1 1 0																										
George Hendrick, R (1, 8) OBP: 0.315, SLG: 0.453	0-0 6-3		0-0 FC5-4			0-0 HR 1B	4-0 BB		0-0 6-3	4 1 1 0 1 0 1																										
Boog Powell, L (1, 3) OBP: 0.400, SLG: 0.526		0-0 E4 2B 1-3	0-3 K			0-0 HR 1-H	0-0 4-3		0-0 P5	5 2 1 2 0 1 2																										
Oscar Gamble, L (1, 10) OBP: 0.339, SLG: 0.453		0-0 1-3 1B 2B		0-3 K		0-0 3-1		4-0 FC5 SH1-4 BB		3 1 1 0 0 1 0 0 0 0 0 1 0 0																										
Rico Carty, R (8, PH) OBP: 0.377, SLG: 0.471																																				
Tom McCraw, L (1, 7) OBP: 0.310, SLG: 0.410		0-0 1-3		0-0 4-3		4-0 FC6-4 BB		0-0 SH1-4		2 0 0 1 1 0 1 0 0 0 0 0 0 0																										
Charlie Spikes, R (8, PH) OBP: 0.211, SLG: 0.227		2-3 3-H						1-2																												
Alan Ashby, S (1, 2) OBP: 0.294, SLG: 0.200		0-0 E 1B		0-0 F7		0-0 FC6-4 2B		0-0 FC5 BB BB		3 1 1 1 0 0 1 1 0 0 0 0 0 1	AB 33 R 6 H 6 RBI 6 BB 6 SO 8 LOB 12																									
John Ellis, R (8, PH) OBP: 0.257, SLG: 0.344		3-H				1-2f		2-3																												
Ed Crosby, L (1, 5) OBP: 0.400, SLG: 0.412		0-3 K			0-0 P4		0-0 2B	4-0 BB BB		3 0 1 1 0 1 1 0 0 0 0 1 0 0																										
Buddy Bell, R (8, PH) OBP: 0.300, SLG: 0.286		1-3			1-H			1-2																												
Frank Duffy, R (1, 6) OBP: 0.280, SLG: 0.292		0-3 K			0-3 K		0-0 5-3	4-0 BB		3 0 0 0 1 2 2																										
								1-2 2-3																												
Inning Stats	R: 0 E: 0 K: 1 S: 5	H: 0 LOB: 0 BB: 0 P: 5	R: 2 E: 2 K: 2 S: 10	H: 2 LOB: 1 BB: 0 P: 10	R: 0 E: 0 K: 1 S: 5	H: 0 LOB: 0 BB: 1 P: 9	R: 0 E: 0 K: 2 S: 7	H: 0 LOB: 0 BB: 0 P: 7	R: 4 E: 0 K: 0 S: 7	H: 4 LOB: 1 BB: 1 P: 11	R: 0 E: 0 K: 0 S: 3	H: 0 LOB: 1 BB: 1 P: 7	R: 0 E: 0 K: 1 S: 5	H: 0 LOB: 3 BB: 3 P: 17	R: 0 E: 0 K: 0 S: 3	H: 0 LOB: 0 BB: 0 P: 3	1B: 2 2B: 2 3B: 0 HR: 2	SF: 0 SAC: 1 DP: 0 HBP: 0	WP: 0 PB: 0 SB: 1 CS: 0	PA: 40																
PITCHER	IP WLS BF H R ER SO BB IBB HBP BLK WP HR S P ERA WHIP																																			
Bert Blyleven, R (1, 1) ERA: 3.25	5.0		21	4	4	3	7	1	0	0	0	0	1	34	38	5.40	1.000																			
Bill Campbell, R (6, 1) ERA: 4.43	1.0		6	2	2	2	0	1	0	0	0	0	1	5	9	18.00	3.000																			
Tom Burgmeier, L (7, 1) ERA: 0.66	3.0	W	13	0	0	0	1	4	0	0	0	0	0	11	27	0.00	1.333																			

Cleveland Indians @ Minnesota Twins
Metropolitan Stadium, Bloomington, MI

Thu May 15 1975, 8:05 PM EDT
Att: 5,531 - Unknown - 64 F

AB 33
R 6
H 6
RBI 6
BB 6
SO 8
LOB 12



WP: 0 PA: 40
PB: 0
SB: 1
CS: 0

PITCHER	IP	WLS	BF	H	R	ER	SO	BB	IBB	HBP	BLK	WP	HR	S	P	ERA	WHIP
Bert Blyleven, R	5.0		21	4	4	3	7	1	0	0	0	0	1	34	38	5.40	1.000
Bill Campbell, R	1.0		6	2	2	2	0	1	0	0	0	0	1	5	9	18.00	3.000
Tom Burgmeier, L	3.0	W	13	0	0	0	1	4	0	0	0	0	0	11	27	0.00	1.333

Batter	1	2	3	4	5	6	7	8	9	AB	R	H	RBI	BB	SO	LOB
Steve Brye, R (1, 9) OBP: 0.353, SLG: 0.449 Tony Oliva, L (9, PH) OBP: 0.360, SLG: 0.350	4-0 FC3-6 BB		0-0 G5-4-3 1-2f		0-3 K		4-0 G6-4-3 BB		0-3 K	2	0	0	0	2	1	1
Rod Carew, L (1, 4) OBP: 0.427, SLG: 0.440	0-0 FC3-6 1-2f WP HR		0-0 4-3		0-0 S 1B		0-0 G6-4-3 1-2f		0-0 1B	5	2	2	1	0	0	2
Larry Hisle, R (1, 8) OBP: 0.358, SLG: 0.535	0-0 1-H HR			0-3 K	0-0 S E 1B			0-0 F8		4	2	2	3	0	1	0
Bobby Darwin, R (1, 10) OBP: 0.313, SLG: 0.410	4-0 G6-4-3 BB			4-0 E WP BB	0-0 1-H E7			0-0 1B		2	1	1	0	2	0	0
Eric Soderholm, R (1, 5) OBP: 0.350, SLG: 0.327	0-0 G6-4-3 1-2f			4-0 1-2 E BB	0-0 6-3			0-3 K		3	1	0	0	1	1	3
Craig Kusick, R (1, 3) OBP: 0.300, SLG: 0.342		0-0 6-3		0-3 K		0-0 L8		0-0 P6		4	0	0	0	0	1	3
Steve Braun, L (1, 7) OBP: 0.381, SLG: 0.382 Dan Ford, R (9, PR) OBP: 0.220, SLG: 0.158		0-0 6-3		0-0 1-H 2-H E6 2B		0-0 F7		4-0 SH3-4 1B BB		3	0	1	2	1	0	0
Danny Thompson, R (1, 6) OBP: 0.353, SLG: 0.357		0-0 G3		0-0 4-3		0-0 1-3		0-0 SH3-4 1-2		3	0	0	0	0	0	1
Glenn Borgmann, R (1, 2) OBP: 0.305, SLG: 0.244 Danny Walton, R (9, PH) OBP: 0.313, SLG: 0.267 Sergio Ferrer, S (9, PR) OBP: 0.269, SLG: 0.284			4-0 G5-4-3 BB		0-3 K		0-0 6-3		4-0 1B IBB	2	0	0	0	1	1	0

Inning Stats	R: 2	H: 1	E: 0	K: 0	S: 3	LOB: 0	BB: 2	P: 11	R: 0	H: 0	E: 0	K: 0	S: 3	LOB: 0	BB: 0	P: 3	R: 0	H: 0	E: 0	K: 0	S: 2	LOB: 0	BB: 1	P: 6	R: 2	H: 1	E: 1	K: 2	S: 8	LOB: 1	BB: 2	P: 16	R: 2	H: 2	E: 1	K: 2	S: 10	LOB: 1	BB: 0	P: 10	R: 0	H: 0	E: 0	K: 0	S: 3	LOB: 0	BB: 0	P: 3	R: 0	H: 0	E: 0	K: 0	S: 2	LOB: 0	BB: 1	P: 6	R: 0	H: 1	E: 0	K: 1	S: 5	LOB: 1	BB: 2	P: 13	1B: 4	SF: 0	2B: 1	SAC: 1	3B: 0	DP: 3	HR: 1	HBP: 0	WP: 2	PA: 38
--------------	------	------	------	------	------	--------	-------	-------	------	------	------	------	------	--------	-------	------	------	------	------	------	------	--------	-------	------	------	------	------	------	------	--------	-------	-------	------	------	------	------	-------	--------	-------	-------	------	------	------	------	------	--------	-------	------	------	------	------	------	------	--------	-------	------	------	------	------	------	------	--------	-------	-------	-------	-------	-------	--------	-------	-------	-------	--------	-------	--------

PITCHER	IP	WLS	BF	H	R	ER	SO	BB	IBB	HBP	BLK	WP	HR	S	P	ERA	WHIP
Don Hood, L (1, 1) ERA: 4.88	3.2		16	2	4	4	2	5	0	0	0	2	1	15	35	9.82	1.909
Jim Perry, R (4, 1) ERA: 6.43	4.2	L	20	3	3	2	3	2	1	0	0	0	0	23	35	3.86	1.071
Dave LaRoche, L (9, 1) ERA: 4.5	0.1		2	1	0	0	1	0	0	0	0	0	0	4	4	0.00	3.000

BOTTOM

Cleveland Indians @ Minnesota Twins
Metropolitan Stadium, Bloomington, MI

Thu May 15 1975, 8:05 PM EDT
Att. 5,531 - Unknown - 64 F

livebaseballscores.com

AB	29
R	7
H	6
RBI	6
BB	8
SO	6
LOB	12



Batter	1	2	3	4	5	6	7	8	9	AB R H RBI BB SO LOB	TOP
Don Money, R (1, 6) <small>OBP: 0.300, SLG: 0.328</small>	0-0 5-3			0-0 2B 1B	H 1-0 FC4-6 HBP			0-0 5-3		3 1 1 0 0 0 0	Milwaukee Brewers @ Minnesota Twins Metropolitan Stadium, Bloomington, MI Fri May 16 1975, 8:05 PM EDT Att. 10,026 - Unknown - 71 F
Bill Sharp, L (1, 8) <small>OBP: 0.239, SLG: 0.250</small>	0-0 L9			0-0 1B 2B	0-0 FC4-6 WP		0-0 4-3		4 1 1 1 0 0 1		
Bobby Mitchell, R (1, 7) Gorman Thomas, R (8, 7) <small>OBP: 0.235, SLG: 0.333</small>	0-0 P3			0-0 1B 1B	0-3 K		0-0 6-3		4 1 1 1 0 1 1 0 0 0 0 0 0 0		
George Scott, R (1, 3) <small>OBP: 0.317, SLG: 0.417</small>			0-0 6-3	0-0 1B 1B		0-0 P4		0-0 5-3	4 0 1 0 0 0 0		
Hank Aaron, R (1, 10) <small>OBP: 0.328, SLG: 0.364</small>			0-3 K	0-0 F7		0-3 K		0-3 K	4 0 0 0 0 3 2		
Darrell Porter, L (1, 2) <small>OBP: 0.361, SLG: 0.369</small>			0-3 K	0-0 1B		0-3 K		0-0 3-1	4 0 1 1 0 2 0		
Sixto Lezcano, R (1, 9) <small>OBP: 0.296, SLG: 0.415</small>			0-3 K	0-0 F7		0-0 6-3			3 0 0 0 0 1 2		
Tim Johnson, L (1, 4) <small>OBP: 0.133, SLG: 0.103</small>			0-0 5-3	0-0 6-3		0-0 4-3			3 0 0 0 0 0 2		
Kurt Bevacqua, R (1, 5)			0-0 6-3		0-0 5-3		0-0 6-3		3 0 0 0 0 0 0		
Inning Stats	R: 0 H: 0 E: 0 LOB: 0 K: 0 BB: 0 S: 3 P: 3	R: 0 H: 0 E: 0 LOB: 0 K: 2 BB: 0 S: 7 P: 7	R: 0 H: 0 E: 0 LOB: 0 K: 1 BB: 0 S: 5 P: 5	R: 3 H: 5 E: 0 LOB: 2 K: 0 BB: 0 S: 8 P: 8	R: 0 H: 0 E: 0 LOB: 1 K: 1 BB: 0 S: 5 P: 6	R: 0 H: 0 E: 0 LOB: 0 K: 2 BB: 0 S: 7 P: 7	R: 0 H: 0 E: 0 LOB: 0 K: 0 BB: 0 S: 3 P: 3	R: 0 H: 0 E: 0 LOB: 0 K: 1 BB: 0 S: 5 P: 5	1B: 4 SF: 0 2B: 1 SAC: 0 3B: 0 DP: 0 HR: 0 HBP: 1	WP: 1 PA: 33 PB: 0 SB: 0 CS: 0	
PITCHER Dave Goltz, R (1, 1) <small>ERA: 3.25</small>	IP 9.0 WLS L BF 33 H 5 R 3 ER 3 SO 7 BB 0 IBB 0 HBP 1 BLK 0 WP 1 HR 0 S 46 P 47 ERA 3.00 WHIP 0.556										

livebaseballscorecards.com

AB	32
R	3
H	5
RBI	3
BB	0
SO	7
LOB	8



Batter	1	2	3	4	5	6	7	8	9	AB R H RBI BB SO LOB	TOP																
Don Money, R (1, 6) OBP: 0.304, SLG: 0.325	4-0 SH3-4 BB		0-0 1B HR 1B	0-0 FC5-4-6 S		0-3 K		0-3 K		4 1 1 0 1 2 1																	
Bill Sharp, L (1, 8) OBP: 0.267, SLG: 0.268	0-0 SH3-4 1-2		0-0 1B HR 1B	4-0 IBB		0-0 FC6-4 1B		0-0 P6		3 1 2 0 1 0 0																	
Bobby Mitchell, R (1, 7) OBP: 0.412, SLG: 0.667	4-0 BB		0-0 1B HR	0-0 F3		0-0 FC6-4		0-3 K		3 1 1 3 1 0 3																	
Gorman Thomas, R (6, 7) OBP: 0.235, SLG: 0.333										0 0 0 0 0 0 0																	
Mike Hegan, L (9, PH) OBP: 0.423, SLG: 0.474										1 0 0 0 0 1 0																	
George Scott, R (1, 3) OBP: 0.336, SLG: 0.424	0-0 F3		4-0 2B BB		0-0 HR 1B		4-0 G5-4-3 BB		0-0 BB 1B	3 2 2 0 2 0 2																	
Hank Aaron, R (1, 10) OBP: 0.339, SLG: 0.408	0-0 L6		0-0 1B 2B		0-0 HR		0-0 G5-4-3		4-0 BB	4 1 2 3 1 0 3																	
Pedro Garcia, R (9, PR) OBP: 0.270, SLG: 0.313									1-2 BB	0 0 0 0 0 0 0																	
Sixto Lezcano, R (1, 9) OBP: 0.292, SLG: 0.432		0-0 L5	0-3 K		0-0 F9		0-0 HR		0-3 K	5 1 1 1 0 2 3																	
Darrell Porter, L (1, 2) OBP: 0.348, SLG: 0.352		0-3 K	0-0 F7		0-3 K		0-0 6-3			4 0 0 0 0 2 1																	
Kurt Bevacqua, R (1, 5) OBP: 0.050, SLG: 0.053		0-3 K		0-0 FC5-4-6 SH2-4 1B		0-0 F8		0-0 L4		4 0 1 0 0 1 0																	
Tim Johnson, L (1, 4) OBP: 0.121, SLG: 0.094			0-3 K	0-0 SH2-4		0-0 4-3		0-0 6-3		3 0 0 0 0 1 0																	
Inning Stats	R: 0 E: 0 K: 0 S: 3	H: 0 LOB: 2 BB: 2 P: 11	R: 0 E: 0 K: 2 S: 7	H: 0 LOB: 0 BB: 0 P: 7	R: 4 E: 0 K: 2 S: 11	H: 4 LOB: 1 BB: 1 P: 15	R: 0 E: 0 K: 0 S: 4	H: 1 LOB: 2 BB: 1 P: 8	R: 2 E: 0 K: 1 S: 7	H: 2 LOB: 0 BB: 0 P: 7	R: 0 E: 0 K: 1 S: 6	H: 1 LOB: 1 BB: 0 P: 6	R: 1 E: 0 K: 0 S: 3	H: 1 LOB: 0 BB: 1 P: 7	R: 0 E: 0 K: 1 S: 5	H: 0 LOB: 0 BB: 0 P: 5	R: 0 E: 0 K: 2 S: 8	H: 1 LOB: 2 BB: 1 P: 12	1B: 6 2B: 1 3B: 0 HR: 3	SF: 0 SAC: 2 DP: 1 HBP: 0	WP: 0 PB: 0 SB: 1 CS: 0	PA: 42					
PITCHER	IP WLS BF H R ER SO BB IBB HBP BLK WP HR S P ERA WHIP																										
Vic Albury, L (1, 1) ERA: 3.55	2.1		14	4	4	4	3	3	0	0	0	0	1	17	29	15.43	3.000										
Ray Corbin, R (3, 1) ERA: 4.13	6.1	W	27	6	3	3	5	2	1	0	0	0	2	34	46	4.26	1.263										
Bill Campbell, R (9, 1) ERA: 4.35	0.1	S	1	0	0	0	1	0	0	0	0	0	0	3	3	0.00	0.000										

Milwaukee Brewers @ Minnesota Twins
Metropolitan Stadium, Bloomington, MI

Sat May 17 1975, 4:33 AM EDT
Att. 12,300 - Unknown - 77 F

livebaseballscorecards.com

AB	34
R	7
H	10
RBI	7
BB	6
SO	9
LOB	13



Batter	1	2	3	4	5	6	7	8	9	AB	R	H	RBI	BB	SO	LOB
Steve Braun, L (1, 7) OBP: 0.398, SLG: 0.443	0-0 1B 1B		0-0 2-H HR	0-0 3-1			4-0 4-3 BB			3	1	2	2	1	0	1
Rod Carew, L (1, 4) OBP: 0.416, SLG: 0.430	0-0 G5-4-3 1-2 1B		0-0 F8			0-0 4-3	0-0 4-3 1-2			4	0	1	0	0	0	1
Larry Hisle, R (1, 8) OBP: 0.352, SLG: 0.541	0-0 F7		0-0 4-3			0-0 HR	0-0 F2			4	1	1	1	0	0	3
Bobby Darwin, R (1, 9) OBP: 0.336, SLG: 0.404	0-0 G5-4-3 1-2f			4-0 1B 2B BB	4-0 BB BB	4-0 BB BB	0-0 5-3			2	1	0	0	2	0	3
Tony Oliva, L (1, 10) OBP: 0.339, SLG: 0.327		0-0 4-3		0-0 2B 1-3 SF7 1B	0-0 F8		0-0 3-1			4	1	1	0	0	0	1
Eric Soderholm, R (1, 5) OBP: 0.357, SLG: 0.342		0-0 5-3		0-0 SF7 1-3 3-H 1B 2B	0-0 F3		0-0 1-3			4	1	1	1	0	0	1
Tom Kelly, L (1, 3) OBP: 0.308, SLG: 0.182		0-3 K		0-0 SF7 2-3 3-H		0-0 6-3		0-0 4-3		3	0	0	1	0	1	0
Danny Thompson, R (1, 6) OBP: 0.361, SLG: 0.423			0-0 SH5-4 HR 1B	0-0 1B		0-0 F9				3	1	2	1	0	0	0
Luis Gomez, R (9, 6) OBP: 0.308, SLG: 0.182				3-H 1B						0	0	0	0	0	0	0
Glenn Borgmann, R (1, 2) OBP: 0.296, SLG: 0.235			0-0 SH5-4 1-2	0-0 L7		0-3 K				2	0	0	0	0	1	1

Inning Stats	R: 0	H: 2	E: 0	K: 0	S: 4	LOB: 1	BB: 0	P: 4	R: 0	H: 0	E: 0	K: 1	S: 5	LOB: 0	BB: 0	P: 5	R: 2	H: 2	E: 0	K: 0	S: 5	LOB: 0	BB: 0	P: 5	R: 3	H: 3	E: 0	K: 0	S: 6	LOB: 1	BB: 1	P: 10	R: 1	H: 1	E: 0	K: 0	S: 4	LOB: 1	BB: 1	P: 8	R: 0	H: 0	E: 0	K: 1	S: 5	LOB: 0	BB: 0	P: 5	R: 0	H: 0	E: 0	K: 0	S: 3	LOB: 1	BB: 1	P: 7	R: 0	H: 0	E: 0	K: 0	S: 3	LOB: 0	BB: 0	P: 3
AB	29																																																															
R	6																																																															
H	8																																																															
RBI	6																																																															
BB	3																																																															
SO	2																																																															
LOB	11																																																															


BOTTOM

Milwaukee Brewers @ Minnesota Twins
Metropolitan Stadium, Bloomington, MI

Sun May 18 1975, 4:33 AM EDT
Att: 12,608 - Unknown - 80 F

livebaseballscores.com

WP: 0 PA: 34
PB: 0 SB: 0 CS: 0



PITCHER	IP	WLS	BF	H	R	ER	SO	BB	IBB	HBP	BLK	WP	HR	S	P	ERA	WHIP
Ed Sprague, R (1, 1) ERA: 4.84	3.0	L	15	6	5	5	1	1	0	0	0	0	1	16	20	15.00	2.333
Jim Staton, R (4, 1) ERA: 5.73	4.0		16	2	1	1	1	2	0	0	0	0	1	16	24	2.25	1.000
Tom Hausman, R (8, 1) ERA: 6.0	1.0		3	0	0	0	0	0	0	0	0	0	0	3	3	0.00	0.000

Batter	1	2	3	4	5	6	7	8	9	AB R H RBI BB SO LOB	TOP
Ron LeFlore, R OBP: 0.338, SLG: 0.441 (1, 8) X	0-0 HR 1B		0-0 L9		0-0 4-3		0-3 K		0-0 6-3	5 1 1 0 0 1 0	
Gary Sutherland, R OBP: 0.308, SLG: 0.339 (1, 4) X	0-0 F9		0-0 L7		0-0 F3		0-0 HR		0-0 HR	5 2 2 2 0 0 1	
Leon Roberts, R OBP: 0.418, SLG: 0.662 (1, 9) X	0-0 HR		4-0 HR BB		0-0 6-3		0-0 6-3		0-3 K	4 2 1 2 1 1 0	
Willie Horton, R OBP: 0.275, SLG: 0.476 (1, 10) X John Knox, L OBP: 0.182, SLG: 0.100 (9, PR)	0-0 4-3		0-0 HR		4-0 WP 1B BB		0-0 F9		0-0 1B	4 1 2 2 1 0 0 0 0 0 0 0 0 0	
Nate Colbert, R OBP: 0.245, SLG: 0.323 (1, 3) B Mickey Stanley, R OBP: 0.292, SLG: 0.200 (3, PH) B (3, 3)	4-0 BB		0-0 P4		0-3 K				0-0 4-3 5-3 1B	0 0 0 0 1 0 0 4 0 1 0 0 1 2	
Bill Freehan, R OBP: 0.289, SLG: 0.377 (1, 2) X	0-0 L6				0-0 5-3		0-0 WP 1B		0-0 5-3	4 0 1 0 0 0 2	
Dan Meyer, L OBP: 0.316, SLG: 0.407 (1, 7)					0-3 K		4-0 1-2 2-3 BB		0-0 4-3	3 0 0 0 1 1 1	
Aurelio Rodriguez, R OBP: 0.265, SLG: 0.360 (1, 5) X					0-0 L5				4-0 BB	3 0 1 0 1 0 3	
Gene Michael, S OBP: 0.179, SLG: 0.148 (1, 6) X					0-3 K		0-0 F8		0-3 K	4 0 0 0 0 2 6	
Inning Stats	R: 2 H: 2 E: 0 LOB: 1 K: 0 BB: 1 S: 5 P: 9	R: 0 H: 0 E: 0 LOB: 0 K: 0 BB: 0 S: 3 P: 3	R: 2 H: 1 E: 0 LOB: 0 K: 0 BB: 1 S: 4 P: 8	R: 0 H: 1 E: 0 LOB: 1 K: 2 BB: 0 S: 8 P: 8	R: 0 H: 0 E: 0 LOB: 0 K: 0 BB: 0 S: 3 P: 3	R: 0 H: 1 E: 0 LOB: 3 K: 1 BB: 2 S: 6 P: 14	R: 1 H: 1 E: 0 LOB: 0 K: 1 BB: 0 S: 6 P: 6	R: 0 H: 1 E: 0 LOB: 2 K: 1 BB: 1 S: 6 P: 10	R: 1 H: 2 E: 0 LOB: 1 K: 1 BB: 0 S: 7 P: 7	1B: 5 SF: 0 2B: 0 SAC: 0 3B: 0 DP: 0 HR: 4 HBP: 0	WP: 1 PA: 41 PB: 0 SB: 0 CS: 0
PITCHER Mike Pazik, L ERA: 10.0 (1, 1) Bill Campbell, R ERA: 4.44 (6, 1)	IP WLS BF H R ER SO BB IBB HBP BLK WP HR S P ERA WHIP	5.1 L 25 5 4 4 3 4 0 0 0 1 2 27 43 6.75 1.688	3.2 16 4 2 2 3 1 0 0 0 0 2 21 25 4.91 1.364	PITCHER IP WLS BF H R ER SO BB IBB HBP BLK WP HR S P ERA WHIP							

Detroit Tigers @ Minnesota Twins
Metropolitan Stadium, Bloomington, MI

Mon May 19 1975, 8:05 PM EDT
Att: 3,399 - Unknown - 70 F

livebaseballscorecards.com

AB 36
R 6
H 9
RBI 6
BB 5
SO 6
LOB 15



Batter	1	2	3	4	5	6	7	8	9	AB	R	H	RBI	BB	SO	LOB
Steve Braun, L (1, 7) OBP: 0.382, SLG: 0.424 Steve Brye, R (8, PH) OBP: 0.349, SLG: 0.443 (9, 7)	0-3 K		0-0 L9		0-0 G3	0-0 F9		0-3 K		4	0	0	0	0	1	0
Rod Carew, L (1, 4) OBP: 0.425, SLG: 0.433	0-0 FC5-4 1B		4-0 BB		0-0 L8	0-0 S 1B		0-0 4-3		4	0	2	0	1	0	2
Larry Hisle, R (1, 8) OBP: 0.346, SLG: 0.522	0-0 FC5-4 FC6-4 1-2f		0-0 F8		4-0 HR BB	0-3 K 1-2		0-0 5-3		4	1	0	0	1	1	3
Bobby Darwin, R (1, 9) OBP: 0.331, SLG: 0.421	0-0 FC6-4 1-2f		0-0 P4		0-0 HR		0-3 K		0-0 6-3	5	1	1	2	0	1	2
Tony Oliva, L (1, 10) OBP: 0.343, SLG: 0.339		0-0 F8		1-0 1B HBP	0-0 E 1B 2B		0-0 G3		0-0 F8	4	1	1	0	0	0	0
Eric Soderholm, R (1, 5) OBP: 0.353, SLG: 0.333		4-0 E BB		0-0 L9	0-0 E6 1B 2-3		0-0 F8			3	0	0	0	1	0	2
Tom Kelly, L (1, 3) OBP: 0.200, SLG: 0.125		0-0 E3 1-2		0-3 K	0-0 1-3 3-H 1B			4-0 FC5-4 1B BB		3	0	1	1	1	1	2
Danny Thompson, R (1, 6) OBP: 0.369, SLG: 0.429		0-0 F9		0-0 1-2 1B	0-3 K			0-0 FC5-4 1-2 1B		4	0	2	0	0	1	4
Glenn Borgmann, R (1, 2) OBP: 0.290, SLG: 0.230 Sergio Ferrer, S (6, PH) OBP: 0.266, SLG: 0.280 Tom Lundstedt, S (7, 2) OBP: 0.125, SLG: 0.125		0-3 K		0-3 K			0-0 6-3		0-0 FC5-4 1-2f 2-3	2	0	0	0	0	2	4

Inning Stats	R: 0	H: 1	E: 0	K: 1	S: 6	LOB: 1	BB: 0	P: 6	R: 0	H: 0	E: 1	K: 1	S: 6	LOB: 2	BB: 1	P: 10	R: 0	H: 0	E: 0	K: 0	S: 3	LOB: 1	BB: 1	P: 7	R: 0	H: 1	E: 0	K: 2	S: 8	LOB: 2	BB: 0	P: 9	R: 3	H: 3	E: 1	K: 1	S: 9	LOB: 2	BB: 1	P: 13	R: 0	H: 1	E: 0	K: 1	S: 6	LOB: 1	BB: 0	P: 6	R: 0	H: 0	E: 0	K: 1	S: 5	LOB: 0	BB: 0	P: 5	R: 0	H: 1	E: 0	K: 1	S: 6	LOB: 2	BB: 1	P: 10	R: 0	H: 0	E: 0	K: 0	S: 3	LOB: 0	BB: 0	P: 3	1B: 5	SF: 0	2B: 1	SAC: 0	3B: 0	DP: 0	HR: 1	HBP: 1	WP: 0	PA: 41
PITCHER	IP	WLS	BF	H	R	ER	SO	BB	IBB	HBP	BLK	WP	HR	S	P	ERA	WHIP																																																																	
Joe Coleman, R (1, 1) ERA: 5.66	7.0	W	35	7	3	2	7	4	0	1	0	0	0	44	61	2.57	1.571																																																																	
John Hiller, L (8, 1) ERA: 1.48	2.0	S	6	0	0	0	1	0	0	0	0	0	0	8	8	0.00	0.000																																																																	

BOTTOM

Detroit Tigers @ Minnesota Twins
Metropolitan Stadium, Bloomington, MI
 Mon May 19 1975, 8:05 PM EDT
 Att. 3,399 - Unknown - 70 F

livebaseballscorecards.com

AB	36
R	3
H	7
RBI	3
BB	4
SO	8
LOB	23



Batter	1	2	3	4	5	6	7	8	9	AB R H RBI BB SO LOB	TOP
Ron LeFlore, R OBP: 0.328, SLG: 0.427 (1, 8) X	0-0 4-3		0-3 K			0-0 1-3	0-0 G3			4 0 0 0 0 1 2	
Gary Sutherland, R OBP: 0.313, SLG: 0.339 (1, 4) B B B	4-0 G3-6-3 BB			0-0 4-3		0-0 2-3 3B 1B	0-0 F3			3 1 1 0 1 0 1	
Dan Meyer, L OBP: 0.314, SLG: 0.421 (1, 7) X	0-0 G3-6-3 1-2f			0-0 G3		0-0 1-H 3-H E 3B		0-0 L3		4 1 1 2 0 0 1	
Willie Horton, R OBP: 0.274, SLG: 0.477 (1, 10) X		0-0 F9		0-0 4-3		0-0 E6 E BLK 2B		0-0 2B		4 1 1 0 0 0 0	
Leon Roberts, R OBP: 0.410, SLG: 0.640 (1, 9) S S S				0-3 K		0-0 E6 1-3 2B		0-3 K		4 1 1 0 0 2 2	
Bill Freehan, R OBP: 0.288, SLG: 0.382 (1, 2) S S S				0-3 K		0-0 L7		0-0 F9		4 0 1 2 0 1 2	
Ben Oglivie, L OBP: 0.158, SLG: 0.216 (1, 3) S S S				0-3 K		0-0 F7				4 0 0 0 0 1 2	
Aurelio Rodriguez, R OBP: 0.275, SLG: 0.370 (1, 5) X			0-0 5-3			4-0 FC3-6 BB	0-0 1B 2B		0-0 P5	3 0 1 0 1 0 0	
Gene Michael, S OBP: 0.188, SLG: 0.161 (1, 6) X			0-0 3-1			0-0 FC3-6 1B 1-3 3B	0-0 G3 2-H 1B		0-0 4-3	4 1 1 0 0 0 1	
Inning Stats	R: 0 H: 0 E: 0 LOB: 0 K: 0 BB: 1 S: 2 P: 6	R: 0 H: 1 E: 0 LOB: 1 K: 2 BB: 0 S: 8 P: 8	R: 0 H: 0 E: 0 LOB: 0 K: 1 BB: 0 S: 5 P: 5	R: 0 H: 0 E: 0 LOB: 0 K: 0 BB: 0 S: 3 P: 3	R: 0 H: 0 E: 0 LOB: 0 K: 1 BB: 0 S: 5 P: 5	R: 5 H: 3 E: 2 LOB: 1 K: 0 BB: 1 S: 8 P: 12	R: 0 H: 2 E: 0 LOB: 1 K: 0 BB: 0 S: 4 P: 4	R: 0 H: 1 E: 0 LOB: 1 K: 1 BB: 0 S: 6 P: 6	R: 0 H: 0 E: 0 LOB: 0 K: 0 BB: 0 S: 3 P: 3	1B: 3 SF: 0 2B: 3 SAC: 0 3B: 1 DP: 1 HR: 0 HBP: 0	WP: 0 PA: 36 PB: 0 SB: 0 CS: 0
PITCHER Dave Goltz, R (1, 1) ERA: 3.0	IP WLS BF H R ER SO BB IBB HBP BLK WP HR S P ERA WHIP										
	9.0 L 36 7 5 2 5 2 0 0 0 1 0 0 44 52 2.00 1.000										

Detroit Tigers @ Minnesota Twins
Metropolitan Stadium, Bloomington, MI

Tue May 20 1975, 8:05 PM EDT
Att: 4,144 - Unknown - 82 F

livebaseballscorecards.com

AB 34
R 5
H 7
RBI 4
BB 2
SO 5
LOB 11



Batter	1	2	3	4	5	6	7	8	9	AB	R	H	RBI	BB	SO	LOB
Steve Brye, R (1, 9) OBP: 0.352, SLG: 0.440	0-0 5-3		0-0 1B		0-0 5-3		0-0 4-3 WP 1B		0-3 K	5	0	2	0	0	1	3
Rod Carew, L (1, 4) OBP: 0.423, SLG: 0.432	0-0 P2		0-0 F7		0-0 1B		0-0 4-3		0-0 1B	5	0	2	2	0	0	3
Larry Hisle, R (1, 7) OBP: 0.333, SLG: 0.500	0-0 F3			0-0 F8	0-0 F8		0-0 6-3		0-0 F8	5	0	0	0	0	0	5
Bobby Darwin, R (1, 10) OBP: 0.328, SLG: 0.415		0-0 4-3		0-3 K		0-0 5-3		0-0 FC5-4 1B		4	0	1	0	0	1	0
Eric Soderholm, R (1, 5) OBP: 0.350, SLG: 0.339		0-0 5-3		0-0 2B		0-0 6-3		0-0 FC5-4 G6-4-3		4	0	1	0	0	0	1
Craig Kusick, R (1, 3) OBP: 0.326, SLG: 0.325		0-0 F9		4-0 FC6 BB		4-0 BB		0-0 G6-4-3		2	0	0	0	2	0	1
Danny Thompson, R (1, 6) OBP: 0.377, SLG: 0.433			0-0 CS 1B	0-0 FC6 1-2f		0-3 K			0-0 2B 1B	4	1	2	0	0	1	3
Dan Ford, R (1, 8) OBP: 0.244, SLG: 0.214			0-0 P5		0-0 SH1-4 1B		0-0 1B WP 2B		0-3 K	4	2	2	0	0	1	2
Glenn Borgmann, R (1, 2) OBP: 0.294, SLG: 0.236 Danny Walton, R (9, PH) OBP: 0.333, SLG: 0.353 Sergio Ferrer, S (9, PR) OBP: 0.266, SLG: 0.280			0-0 1B		0-0 SH1-4		0-0 F2		0-0 1B 2B	2	0	1	0	0	0	1
			0-0 1B		1-2				1-3 2B	1	0	1	0	0	0	0
										0	0	0	0	0	0	0

Inning Stats	R: 0	H: 0	E: 0	K: 0	S: 3	R: 0	H: 0	E: 0	K: 0	S: 3	R: 0	H: 3	E: 0	K: 0	S: 5	R: 0	H: 1	E: 0	K: 1	S: 6	R: 1	H: 2	E: 0	K: 0	S: 5	R: 0	H: 0	E: 0	K: 1	S: 5	R: 1	H: 2	E: 0	K: 0	S: 5	R: 0	H: 1	E: 0	K: 0	S: 3	R: 1	H: 3	E: 0	K: 2	S: 10	R: 1	H: 0	E: 0	K: 0	S: 10	R: 0	H: 0	E: 0	K: 0	S: 3	R: 1	H: 3	E: 0	K: 2	S: 10	1B: 9	2B: 3	3B: 0	HR: 0	SF: 0	SAC: 1	DP: 1	HBP: 0	WP: 1	PB: 0	SB: 0	CS: 1	PA: 39
PITCHER Mickey Lolich, L (1, 1) ERA: 4.33	IP	WLS	BF	H	R	ER	SO	BB	IBB	HBP	BLK	WP	HR	S	P	ERA	WHIP																			PITCHER	IP	WLS	BF	H	R	ER	SO	BB	IBB	HBP	BLK	WP	HR	S	P	ERA	WHIP																				

DETROIT TIGERS @ MINNESOTA TWINS
Metropolitan Stadium, Bloomington, MI
 Tue May 20 1975, 8:05 PM EDT
 Att. 4,144 - Unknown - 82 F

AB	36
R	3
H	12
RBI	2
BB	2
SO	4
LOB	19



WP: 1	PA: 39
PB: 0	
SB: 0	
CS: 1	

livebaseballscores.com

Batter	1	2	3	4	5	6	7	8	9	10	11	AB R H RBI BB SO LOB	TOP												
Ron LeFlore, R OBP: 0.329, SLG: 0.423 (1, 8)	0-0 P4	0-0 6-3		0-0 L4			0-0 S 1B		0-0 F8		0-0 E 1B	6 1 2 0 0 0 0	Detroit Tigers @ Minnesota Twins Metropolitan Stadium, Bloomington, MI Wed May 21 1975, 8:05 PM EDT Att: 4,999 - Unknown - 81 F												
Gary Sutherland, R OBP: 0.329, SLG: 0.358 (1, 4)	0-0 BB HR 1B	4-0 BB			0-0 6-3		0-0 5-3		0-0 BB 2B		0-0 1B	5 1 3 1 1 0 1													
Dan Meyer, L OBP: 0.315, SLG: 0.404 (1, 7)	4-0 HR BB	0-0 P6			0-0 4-3		0-0 F7		4-0 BB IBB		0-0 P4	4 1 0 0 2 0 3													
Willie Horton, R OBP: 0.281, SLG: 0.500 John Knox, L OBP: 0.182, SLG: 0.100 Nate Colbert, R OBP: 0.250, SLG: 0.320 (1, 10) (8, PR) (9, PH)	0-0 HR	0-0 F5			0-0 6-3			0-0 5-3 SH5-4 1B	4-0 BB		0-3 K	4 1 2 3 0 0 1 0 0 0 0 0 0 0 1 0 0 0 1 1 1													
Leon Roberts, R OBP: 0.414, SLG: 0.628 (1, 9)	0-0 BB 1B		0-3 K			4-0 6-3 S BB		0-0 SH5-4	0-3 K			3 0 1 0 1 2 3													
Bill Freehan, R OBP: 0.287, SLG: 0.372 Terry Humphrey, R (8, 2)	0-0 F8		0-0 F8			0-0 F8		1-0 5-3 HBP		0-0 5-3		3 0 0 0 0 0 2 1 0 0 0 0 0 0													
Mickey Stanley, R OBP: 0.296, SLG: 0.182 Gates Brown, L (8, PH) Ben Oglivie, L OBP: 0.179, SLG: 0.237 (8, 3)	4-0 BB		0-0 L9			0-0 6-3		0-0 5-3		0-0 CS 1B		2 0 0 0 1 0 1 1 0 0 0 0 0 2 1 0 1 0 0 0 0													
Aurelio Rodriguez, R OBP: 0.262, SLG: 0.351 (1, 5)	0-0 F8			0-0 F2		0-0 L7		0-0 F7		0-0 F8		5 0 0 0 0 0 7													
Gene Michael, S OBP: 0.189, SLG: 0.250 (1, 6)		0-0 HR		0-3 K			0-0 F9		0-0 G3		0-0 L9	5 1 1 1 0 1 0													
Inning Stats	R: 3 E: 0 K: 0 S: 6	H: 3 LOB: 2 BB: 2 P: 14	R: 1 E: 0 K: 0 S: 4	H: 1 LOB: 1 BB: 1 P: 8	R: 0 E: 0 K: 1 S: 5	H: 0 LOB: 0 BB: 0 P: 5	R: 0 E: 0 K: 1 S: 5	H: 0 LOB: 0 BB: 0 P: 5	R: 0 E: 0 K: 0 S: 3	H: 0 LOB: 1 BB: 1 P: 7	R: 0 E: 0 K: 0 S: 4	H: 1 LOB: 1 BB: 0 P: 4		R: 0 E: 0 K: 0 S: 4	H: 1 LOB: 3 BB: 0 P: 5	R: 0 E: 0 K: 1 S: 6	H: 1 LOB: 3 BB: 2 P: 14	R: 0 E: 0 K: 0 S: 3	H: 1 LOB: 0 BB: 0 P: 3	R: 1 E: 1 K: 1 S: 7	H: 2 LOB: 1 BB: 0 P: 7	1B: 7 2B: 1 3B: 0 HR: 2	SF: 0 SAC: 1 DP: 0 HBP: 1	WP: 0 PB: 0 SB: 2 CS: 1	PA: 49
PITCHER	IP WLS BF H R ER SO BB IBB HBP BLK WP HR S P ERA WHIP													IP WLS BF H R ER SO BB IBB HBP BLK WP HR S P ERA WHIP											
Vic Albury, L ERA: 4.19 Ray Corbin, R ERA: 3.15	(1, 1) 0.2 W 7 3 3 3 0 2 0 0 0 0 1 5 13 40.50 7.500												(1, 1) 10.1 W 42 7 2 1 4 3 1 1 0 0 1 45 62 0.87 0.968												

livebaseballscorecards.com

AB	41
R	5
H	10
RBI	5
BB	6
SO	4
LOB	21



Batter	1	2	3	4	5	6	7	8	9	10	11	AB R H RBI BB SO LOB	BOTTOM			
Steve Braun, L (1, 7) OBP: 0.393, SLG: 0.458 Glenn Borgmann, R (10, 2) OBP: 0.284, SLG: 0.236	4-3		G5-4-3 1B		HR		F8		BB			4 1 2 1 1 0 0 0 0 0 0 0 0 0	Detroit Tigers @ Minnesota Twins Metropolitan Stadium, Bloomington, MI Wed May 21 1975, 8:05 PM EDT Att. 4,999 - Unknown - 81 F			
Rod Carew, L (1, 4) OBP: 0.431, SLG: 0.460	G3		G5-4-3 1B		1B				BB			5 0 3 0 0 0 0 2				
Bobby Darwin, R (1, 9) OBP: 0.317, SLG: 0.398	F8		G5-4-3		L9		F8					5 0 0 0 0 0 1 4				
Tony Oliva, L (1, 10) OBP: 0.366, SLG: 0.367 Sergio Ferrer, S (8, PR) OBP: 0.266, SLG: 0.280 Dan Ford, R (10, PH) OBP: 0.239, SLG: 0.209		HR	1-3			FC5-4 1B		F8-6-3 1B				4 1 3 0 0 0 0 1 0 0 0 0 0 0 0 0 1 0 0 0 0 0 0 0				
Eric Soderholm, R (1, 5) OBP: 0.345, SLG: 0.358		HR			P3	FC5-4 4-3		F8-6-3				5 1 1 2 0 0 0 2				
Steve Brye, R (1, 8) OBP: 0.354, SLG: 0.432					1-3	4-3		K				4 1 1 0 1 1 1 2				
Tom Kelly, L (1, 3) OBP: 0.231, SLG: 0.100 Larry Hisle, R (9, PH) OBP: 0.336, SLG: 0.525			G4-6-3 1B		K							2 0 0 0 1 1 1 1 2 1 1 2 0 0 0 0				
Danny Thompson, R (1, 6) OBP: 0.370, SLG: 0.413 Luis Gomez, R (9, PR) OBP: 0.308, SLG: 0.182			4-3		K	P6						3 0 0 0 1 1 1 2 0 0 0 0 0 0 0 0				
Tom Lundstedt, S (1, 2) OBP: 0.091, SLG: 0.091 Danny Walton, R (9, PH) OBP: 0.316, SLG: 0.333 Craig Kusick, R (10, 3) OBP: 0.326, SLG: 0.325			E4 1B G5-4-3		4-3		G3					3 1 0 0 0 0 0 0 1 0 0 0 0 0 1 1 0 0 0 0 0 0 0 0				
Inning Stats	R: 0 H: 0 E: 0 LOB: 0 K: 0 BB: 0 S: 3 P: 3	R: 2 H: 3 E: 0 LOB: 0 K: 0 BB: 0 S: 5 P: 5	R: 1 H: 2 E: 1 LOB: 1 K: 0 BB: 0 S: 5 P: 5	R: 0 H: 0 E: 0 LOB: 0 K: 1 BB: 0 S: 5 P: 5	R: 1 H: 2 E: 0 LOB: 1 K: 1 BB: 0 S: 7 P: 7	R: 0 H: 1 E: 0 LOB: 2 K: 0 BB: 1 S: 4 P: 8	R: 0 H: 1 E: 0 LOB: 1 K: 0 BB: 0 S: 4 P: 4	R: 0 H: 1 E: 0 LOB: 1 K: 1 BB: 0 S: 5 P: 5	R: 0 H: 0 E: 0 LOB: 2 K: 1 BB: 2 S: 5 P: 13	R: 0 H: 0 E: 0 LOB: 0 K: 1 BB: 0 S: 5 P: 5	R: 2 H: 1 E: 0 LOB: 0 K: 0 BB: 1 S: 1 P: 5	1B: 7 SF: 0 2B: 1 SAC: 0 3B: 1 DP: 3 HR: 3 HBP: 0		WP: 0 PA: 43 PB: 0 SB: 0 CS: 0		
PITCHER	IP WLS BF H R ER SO BB IBB HBP BLK WP HR S P ERA WHIP															
Vern Ruhle, R (1, 1) ERA: 3.74	4.2	20	7	4	3	2	0	0	0	0	0	2	24	24	5.79	1.500
Tom Walker, R (5, 1) ERA: 3.0	3.1	13	3	0	0	1	1	0	0	0	0	0	14	18	0.00	1.200
John Hiller, L (9, 1) ERA: 2.05	2.0	L 10	1	2	2	2	3	0	0	0	0	1	11	23	9.00	2.000

livebaseballscores.com

AB	39
R	6
H	11
RBI	5
BB	4
SO	5
LOB	15



Batter	1	2	3	4	5	6	7	8	9	AB R H RBI BB SO LOB	TOP
Steve Braun, L (1, 7) OBP: 0.378, SLG: 0.440 Luis Gomez, R (9, 6) OBP: 0.308, SLG: 0.182	0-0 L4		0-0 F8		0-0 3-1			0-0 G4-6-3 1-2f		4 0 0 0 0 0 2 0 0 0 0 0 0 0	
Rod Carew, L (1, 4) OBP: 0.417, SLG: 0.442	0-0 1-3		0-0 F7		0-0 F7			0-0 4-3		4 0 0 0 0 0 2	
Bobby Darwin, R (1, 9) OBP: 0.315, SLG: 0.389	1-0 HBP			0-3 K		0-0 F8			0-0 5-3	3 0 0 0 0 1 0	
Tony Oliva, L (1, 10) OBP: 0.360, SLG: 0.359 Dan Ford, R (9, PR) OBP: 0.239, SLG: 0.209 (9, 8)	0-0 F7			0-0 3-1		0-0 3-1			0-0 1B 1B	4 0 1 0 0 0 1 0 1 0 0 0 0 0	
Larry Hisle, R (1, 8) OBP: 0.341, SLG: 0.524 (9, 7)		0-0 6-3		0-0 BB S 1B		0-0 6-3			0-0 1B 1B 1B	4 1 2 0 0 0 0	
Eric Soderholm, R (1, 5) OBP: 0.356, SLG: 0.365		0-0 CS 1B		4-0 BB 1-2 BB		0-0 E5 FC3-6			0-0 1B 1B	3 0 2 1 1 0 0	
Tom Kelly, L (1, 3) OBP: 0.294, SLG: 0.154		0-0 F9 1-2		4-0 BB 1-2 2-3 BB		0-0 FC3-6 G4-6-3 1-2f			0-0 PO 1B 1-3 2-H 3-H	3 0 1 1 1 0 2	
Danny Thompson, R (1, 6) OBP: 0.355, SLG: 0.394 Danny Walton, R (9, PH) OBP: 0.350, SLG: 0.333 Bert Blyleven, R (9, 1)			0-0 6-3	0-0 4-3		0-0 G4-6-3 1-2f			4-0 IBB	3 0 0 0 0 0 4 0 0 0 0 1 0 0 0 0 0 0 0 0 0	
Glenn Borgmann, R (1, 2) OBP: 0.305, SLG: 0.233 Sergio Ferrer, S (8, PR) OBP: 0.266, SLG: 0.280 Tom Lundstedt, S (8, 2) OBP: 0.091, SLG: 0.091			4-0 BB		0-0 F7			4-0 G4-6-3 BB	0-0 PO 2-3	1 0 0 0 2 0 0 0 0 0 0 0 0 0 0 0 0 0 0 0 0	
Inning Stats	R: 0 H: 0 E: 0 LOB: 1 K: 0 BB: 0 S: 3 P: 4	R: 0 H: 1 E: 0 LOB: 0 K: 0 BB: 0 S: 3 P: 3	R: 0 H: 0 E: 0 LOB: 1 K: 0 BB: 1 S: 3 P: 7	R: 0 H: 1 E: 0 LOB: 3 K: 1 BB: 2 S: 6 P: 14	R: 0 H: 0 E: 0 LOB: 0 K: 0 BB: 0 S: 3 P: 3	R: 0 H: 0 E: 0 LOB: 0 K: 0 BB: 0 S: 3 P: 3	R: 0 H: 0 E: 1 LOB: 0 K: 0 BB: 0 S: 3 P: 3	R: 0 H: 0 E: 0 LOB: 1 K: 0 BB: 1 S: 5 P: 6	R: 2 H: 4 E: 0 LOB: 1 K: 0 BB: 1 S: 5 P: 9	1B: 6 SF: 0 2B: 0 SAC: 0 3B: 0 DP: 2 HR: 0 HBP: 1	WP: 0 PA: 36 PB: 0 SB: 1 CS: 1
PITCHER Ed Sprague, R (1, 1) ERA: 4.11 Tom Murphy, R (9, 1) ERA: 1.5	IP WLS BF H R ER SO BB IBB HBP BLK WP HR S P ERA WHIP	8.1 L 32 4 2 2 1 4 0 1 0 0 0 0 29 46 2.16 0.960	0.2 3 2 0 0 0 0 0 1 0 0 0 0 2 6 0.00 3.000	PITCHER IP WLS BF H R ER SO BB IBB HBP BLK WP HR S P ERA WHIP							

Minnesota Twins @ Milwaukee Brewers
Milwaukee County Stadium, Milwaukee, WI

Fri May 23 1975, 8:05 PM EDT
Att. 13,841 - Unknown - 70 F

livebaseballscorecards.com

AB	29
R	2
H	6
RBI	2
BB	5
SO	1
LOB	11



Batter	1	2	3	4	5	6	7	8	9	AB R H RBI BB SO LOB	TOP																																	
Steve Braun, L (1, 7) ^x OBP: 0.391, SLG: 0.447 Luis Gomez, R (9, 6) OBP: 0.308, SLG: 0.182	0-0 F7		4-0 G6-4-3 BB		0-0 SH5-3		0-0 5-3 1B		0-0 1B	3 0 2 0 1 0 0 0 0 0 0 0 0 0																																		
Rod Carew, L (1, 4) ^x OBP: 0.416, SLG: 0.444	0-0 1B		0-0 F7		0-0 SF8		0-0 5-3		0-0 1B	4 0 2 1 0 0 3																																		
Bobby Darwin, R (1, 9) ^x OBP: 0.304, SLG: 0.374	0-0 F8		0-0 G6-4-3 1-2f		0-0 E6		0-0 P4		0-3 K	5 0 0 0 0 1 6																																		
Tony Oliva, L (1, 10) ^x OBP: 0.342, SLG: 0.338	0-0 F7				0-0 F8		0-0 F8		0-0 4-3	4 0 0 0 0 0 3																																		
Larry Hisle, R (1, 8) (9, 7) OBP: 0.352, SLG: 0.538					0-0 1B		0-0 4-3 1B		0-0 6-3	4 1 3 0 0 0 0																																		
Eric Soderholm, R (1, 5) OBP: 0.353, SLG: 0.357					0-0 F9		0-0 F8		0-0 F9	3 0 0 0 1 0 2																																		
Tom Kelly, L (1, 3) OBP: 0.238, SLG: 0.118					0-0 4-3		0-0 4-3		0-0 P4	4 0 0 0 0 1 3																																		
Danny Thompson, R (1, 6) (9, 8) OBP: 0.363, SLG: 0.400 Dan Ford, R OBP: 0.239, SLG: 0.209					0-0 F9		0-0 SH5-3 SF8 1B		0-0 F9	4 1 2 1 0 0 1 0 0 0 0 0 0 0																																		
Glenn Borgmann, R (1, 2) OBP: 0.321, SLG: 0.258					0-0 2B		0-0 SH5-3 E BB		0-0 1B	3 1 2 0 1 0 1																																		
Inning Stats	R: 0 E: 0 K: 0 S: 4	H: 1 LOB: 1 BB: 0 P: 4	R: 0 E: 0 K: 1 S: 5	H: 1 LOB: 1 BB: 1 P: 9	R: 0 E: 0 K: 0 S: 3	H: 1 LOB: 1 BB: 1 P: 7	R: 0 E: 0 K: 0 S: 4	H: 1 LOB: 1 BB: 0 P: 4	R: 2 E: 1 K: 0 S: 5	H: 1 LOB: 1 BB: 1 P: 9	R: 1 E: 0 K: 0 S: 5	H: 2 LOB: 1 BB: 0 P: 5	R: 0 E: 0 K: 0 S: 4	H: 1 LOB: 1 BB: 0 P: 4	R: 0 E: 0 K: 0 S: 3	H: 0 LOB: 0 BB: 0 P: 3	R: 0 E: 0 K: 1 S: 7	H: 3 LOB: 2 BB: 0 P: 7	1B: 9 2B: 2 3B: 0 HR: 0	SF: 1 SAC: 1 DP: 1 HBP: 0	WP: 0 PB: 0 SB: 0 CS: 1	PA: 39																						
PITCHER Pete Broberg, R (1, 1) ERA: 3.05 Bill Castro, R (6, 1) ERA: 1.07	IP 5.2	WLS L	BF 26	H 7	R 3	ER 2	SO 1	BB 3	IBB 0	HBP 0	BLK 0	WP 0	HR 0	S 25	P 37	ERA 3.18	WHIP 1.765						PITCHER IP 3.1	WLS L	BF 13	H 4	R 0	ER 0	SO 1	BB 0	IBB 0	HBP 0	BLK 0	WP 0	HR 0	S 15	P 15	ERA 0.00	WHIP 1.200					

Minnesota Twins @ Milwaukee Brewers
 Milwaukee County Stadium, Milwaukee, WI

Sat May 24 1975, 8:05 PM EDT
 Att. 22,880 - Unknown - 70 F

livebaseballscorecards.com

AB	34
R	3
H	11
RBI	2
BB	3
SO	2
LOB	19



Batter	1	2	3	4	5	6	7	8	9	AB R H RBI BB SO LOB	TOP
Steve Braun, L (1, 7) <small>B B B</small> OBP: 0.400, SLG: 0.443 Dan Ford, R (9, 8) <small>B B B</small> OBP: 0.239, SLG: 0.209	4-0 		0-0 		4-0 		0-0 	0-0 		3 2 1 0 2 0 2 0 0 0 0 0 0 0	
Rod Carew, L (1, 4) <small>X</small> OBP: 0.423, SLG: 0.469	0-0 		0-0 		0-0 		0-0 		0-0 	5 1 3 1 0 0 1	
Bobby Darwin, R (1, 9) <small>X</small> OBP: 0.307, SLG: 0.375	0-0 		0-0 		0-0 		0-0 		0-0 	5 1 2 2 0 0 3	
Tony Oliva, L (1, 10) <small>X</small> OBP: 0.333, SLG: 0.342	0-0 		0-0 		0-0 			0-0 	0-0 	5 0 1 2 0 0 3	
Larry Hisle, R (1, 8) <small>X</small> OBP: 0.361, SLG: 0.537 (9, 7)		0-0 	4-0 		0-0 			0-0 	0-0 	4 1 2 0 1 0 2	
Eric Soderholm, R (1, 5) OBP: 0.355, SLG: 0.353		0-0 	0-0 			0-0 		4-0 	0-0 	4 1 1 0 1 0 4	
Tom Kelly, L (1, 3) OBP: 0.240, SLG: 0.190		0-0 		0-0 		0-0 		0-0 		4 0 1 1 0 0 2	
Danny Thompson, R (1, 6) OBP: 0.381, SLG: 0.411 Luis Gomez, R (8, 6) OBP: 0.308, SLG: 0.182			0-0 	0-0 		0-0 		4-0 		3 0 2 0 1 0 0 0 0 0 0 0 0 0	
Glenn Borgmann, R (1, 2) OBP: 0.319, SLG: 0.253			4-0 	0-0 		0-0 		0-0 		2 1 0 1 1 0 2	
Inning Stats	R: 0 H: 1 E: 0 LOB: 1 K: 0 BB: 1 S: 3 P: 7	R: 0 H: 1 E: 0 LOB: 0 K: 0 BB: 0 S: 3 P: 3	R: 3 H: 3 E: 0 LOB: 2 K: 0 BB: 2 S: 6 P: 14	R: 0 H: 1 E: 0 LOB: 0 K: 0 BB: 0 S: 3 P: 3	R: 1 H: 1 E: 0 LOB: 1 K: 0 BB: 1 S: 4 P: 8	R: 0 H: 2 E: 0 LOB: 1 K: 0 BB: 0 S: 4 P: 4	R: 0 H: 0 E: 0 LOB: 0 K: 0 BB: 0 S: 3 P: 3	R: 2 H: 2 E: 0 LOB: 2 K: 0 BB: 2 S: 5 P: 13	R: 1 H: 2 E: 0 LOB: 1 K: 0 BB: 0 S: 5 P: 5	1B: 9 SF: 1 2B: 5 SAC: 0 3B: 0 DP: 3 HR: 0 HBP: 0	WP: 0 PA: 42 PB: 0 SB: 1 CS: 1
PITCHER Bill Champion, R (1, 1) <small>B B B</small> ERA: 4.15 Jim Staton, R (5, 1) <small>B B B</small> ERA: 5.71 Tom Murphy, R (8, 1) <small>B B B</small> ERA: 1.75	IP WLS BF H R ER SO BB IBB HBP BLK WP HR S P ERA WHIP 4.0 L 20 7 4 4 0 3 1 0 0 0 0 0 16 32 9.00 2.500 3.1 14 4 2 2 0 1 0 0 0 0 0 0 13 17 5.40 1.500 1.2 8 2 1 1 0 0 1 0 0 0 0 0 7 11 5.40 1.200	PITCHER IP WLS BF H R ER SO BB IBB HBP BLK WP HR S P ERA WHIP 4.0 0 20 7 4 4 0 3 1 0 0 0 0 16 32 9.00 2.500 3.1 14 4 2 2 0 1 0 0 0 0 0 0 13 17 5.40 1.500 1.2 8 2 1 1 0 0 1 0 0 0 0 0 7 11 5.40 1.200									

Minnesota Twins @ Milwaukee Brewers
 Milwaukee County Stadium, Milwaukee, WI

Sun May 25 1975, 4:33 AM EDT
 Att. 46,782 - Unknown - 76 F

AB	35
R	7
H	13
RBI	7
BB	6
SO	0
LOB	19



Batter	1	2	3	4	5	6	7	8	9	AB R H RBI BB SO LOB	TOP											
Steve Braun, L (1, 7) OBP: 0.387, SLG: 0.427	0-0 E4 FC6-4		0-0 3-1		0-0 G3			0-0 G3		4 0 0 0 0 0 0	Minnesota Twins @ Detroit Tigers Tiger Stadium, Detroit, MI Mon May 26 1975, 7:05 PM EDT Att. 15,361 - Unknown - 72 F											
Rod Carew, L (1, 4) OBP: 0.433, SLG: 0.474	0-0 FC6-4 1-2f		0-0 1B		4-0 FC5-4 BB			0-0 1B		3 0 2 0 1 0 1												
Bobby Darwin, R (1, 9) OBP: 0.299, SLG: 0.364	0-0 4-3 1-2		0-0 F2		0-0 FC5-4 1-2f			0-0 L9		4 0 0 0 0 0 4												
Tony Oliva, L (1, 10) OBP: 0.318, SLG: 0.325	0-0 F5		0-3 K		0-0 F8			0-0 F5		4 0 0 0 0 1 3												
Larry Hise, R (1, 8) OBP: 0.364, SLG: 0.533		4-0 BB G3 E BB		0-0 P6		0-0 G6-4-3 1B		0-0 4-3		3 1 1 0 1 0 0												
Eric Soderholm, R (1, 5) OBP: 0.346, SLG: 0.343		0-3 SS K		0-0 F9		0-0 G6-4-3 1-2f		0-3 SS K		4 0 0 0 0 2 2												
Tom Kelly, L (1, 3) OBP: 0.276, SLG: 0.360		0-0 X G3 2-3		0-0 X HR		0-0 X F8		0-0 X 1B		4 1 2 1 0 0 1												
Danny Thompson, R (1, 6) OBP: 0.379, SLG: 0.408 Danny Walton, R (9, PH) OBP: 0.333, SLG: 0.316		0-0 X E1 3-H		0-0 X L3		0-0 X G5-4-3 1B		0-0 X G3		3 0 1 0 0 0 0 1 0 0 0 0 0 1												
Glenn Borgmann, R (1, 2) OBP: 0.310, SLG: 0.245		0-0 X F8		0-0 X L7		0-0 X G5-4-3 1-2f				3 0 0 0 0 0 2												
Inning Stats	R: 0 E: 1 K: 0 S: 4	H: 0 LOB: 1 BB: 0 P: 4	R: 1 E: 1 K: 1 S: 6	H: 0 LOB: 1 BB: 1 P: 10	R: 0 E: 0 K: 1 S: 6	H: 1 LOB: 1 BB: 0 P: 6	R: 1 E: 0 K: 0 S: 4	H: 1 LOB: 0 BB: 0 P: 4	R: 0 E: 0 K: 0 S: 3	H: 0 LOB: 1 BB: 1 P: 7	R: 0 E: 0 K: 0 S: 3	H: 1 LOB: 0 BB: 0 P: 3	R: 0 E: 0 K: 0 S: 3	H: 1 LOB: 0 BB: 0 P: 3	R: 0 E: 0 K: 0 S: 4	H: 1 LOB: 1 BB: 0 P: 4	R: 0 E: 0 K: 1 S: 6	H: 1 LOB: 1 BB: 0 P: 6	1B: 5 2B: 0 3B: 0 HR: 1	SF: 0 SAC: 0 DP: 2 HBP: 0	WP: 0 PB: 0 SB: 1 CS: 0	PA: 35
PITCHER Vern Ruhle, R (1, 1) ERA: 3.29	IP 9.0 WLS W BF 35 H 6 R 2 ER 1 SO 3 BB 2 IBB 0 HBP 0 BLK 0 WP 0 HR 1 S 39 P 47 ERA 1.00 WHIP 0.889											PITCHER	IP WLS BF H R ER SO BB IBB HBP BLK WP HR S P ERA WHIP									

livebaseballscorecards.com

AB	33
R	2
H	6
RBI	1
BB	2
SO	3
LOB	14



Batter	1	2	3	4	5	6	7	8	9	AB	R	H	RBI	BB	SO	LOB
Ron LeFlore, R OBP: 0.323, SLG: 0.401 (1, 8)	0-0 5-3	0-0 F7			0-0 5-3		0-3 K			4	0	0	0	0	1	2
Gary Sutherland, R OBP: 0.331, SLG: 0.348 (1, 4)	4-0 HR BB		0-0 5-3		0-0 1B 2-H 1B		0-0 P6			3	1	1	1	1	0	0
Dan Meyer, L OBP: 0.344, SLG: 0.474 (1, 7)	0-0 1-H HR		0-0 1-3		0-0 1-3 1B			0-0 BB 2B 1B		4	2	3	2	0	0	0
Willie Horton, R OBP: 0.276, SLG: 0.470 (1, 10)	0-3 K		0-0 5-3		0-0 5-3			0-0 F8		4	0	0	0	0	1	3
Leon Roberts, R OBP: 0.394, SLG: 0.554 (1, 9)	0-3 K			0-3 K		0-3 K		4-0 BB 2B BB		3	1	0	0	1	3	0
Nate Colbert, R OBP: 0.244, SLG: 0.304 (1, 3)		0-0 L6		0-0 L5		0-3 K		0-0 P3		4	0	0	0	0	1	2
Aurelio Rodriguez, R OBP: 0.273, SLG: 0.396 (1, 5)		0-0 HR		0-3 K		0-0 E6		0-0 1-H 2-H 2B		4	1	2	3	0	1	0
Tom Verzyer, R OBP: 0.278, SLG: 0.244 (1, 6)		0-0 5-3			4-0 SH1-4 1B BB		0-3 K		0-0 L4	3	1	0	0	1	1	2
Terry Humphrey, R OBP: 0.167, SLG: 0.167 (1, 2)		0-0 1B			0-0 SH1-4		0-3 K			2	0	1	0	0	1	0


Inning Stats	R: 2	H: 1	E: 0	LOB: 0	K: 2	S: 8	P: 12	R: 1	H: 2	E: 0	LOB: 1	K: 0	BB: 0	S: 5	R: 0	H: 0	E: 0	LOB: 0	K: 0	BB: 0	S: 3	R: 0	H: 0	E: 0	LOB: 0	K: 2	BB: 0	S: 7	R: 1	H: 2	E: 0	LOB: 2	K: 0	BB: 1	S: 9	R: 0	H: 0	E: 1	LOB: 1	K: 3	BB: 0	S: 10	R: 0	H: 0	E: 0	LOB: 0	K: 2	BB: 0	S: 7	R: 2	H: 2	E: 0	LOB: 1	K: 0	BB: 1	S: 9
--------------	------	------	------	--------	------	------	-------	------	------	------	--------	------	-------	------	------	------	------	--------	------	-------	------	------	------	------	--------	------	-------	------	------	------	------	--------	------	-------	------	------	------	------	--------	------	-------	-------	------	------	------	--------	------	-------	------	------	------	------	--------	------	-------	------

PITCHER	IP	WLS	BF	H	R	ER	SO	BB	IBB	HBP	BLK	WP	HR	S	P	ERA	WHIP
Bill Campbell, R ERA: 4.6 (1, 1)	7.0	L	29	5	4	4	9	2	0	0	0	0	2	45	53	5.14	1.000
Tom Burgmeier, L ERA: 1.84 (8, 1)	1.0		6	2	2	2	0	1	0	0	0	0	0	5	9	18.00	3.000

BOTTOM

Minnesota Twins @ Detroit Tigers
Tiger Stadium, Detroit, MI
Mon May 26 1975, 7:05 PM EDT
Att: 15,361 - Unknown - 72 F

AB	31
R	6
H	7
RBI	6
BB	3
SO	9
LOB	9



WP: 0	PA: 35
PB: 0	SB: 0
CS: 0	

livebaseballscores.com

Batter	1	2	3	4	5	6	7	8	9	AB R H RBI BB SO LOB
Ron LeFlore, R OBP: 0.325, SLG: 0.427 (1, 8)	0-0 2B		0-0 6-3		0-0 IHR		0-0 F3		0-3 K	5 1 2 1 0 1 2
Gary Sutherland, R OBP: 0.335, SLG: 0.348 (1, 4)	0-0 2B		0-0 P6		4-0 BB WP		0-0 6-3			3 1 1 0 1 0 0
Dan Meyer, L OBP: 0.341, SLG: 0.462 (1, 7)	4-0 2B		0-3 K		0-3 K		0-0 F9			3 1 0 0 1 2 1
Willie Horton, R OBP: 0.281, SLG: 0.474 (1, 10)	0-0 SF9			0-0 1-3	4-0 BB		0-0 F7			3 0 1 1 1 0 0
Leon Roberts, R OBP: 0.398, SLG: 0.553 (1, 9)	0-0 SF9			0-0 2B	4-0 BB		0-0 6-3			2 1 1 1 1 0 0
Bill Freehan, R OBP: 0.304, SLG: 0.392 (1, 2)	0-0 5-3			0-0 1B	0-0 G5-4-3		0-0 F8			4 1 1 1 0 0 4
Nate Colbert, R OBP: 0.244, SLG: 0.297 (1, 3)		0-0 L8		0-3 K		0-0 F7		4-0 SH1-4		3 0 0 0 1 1 1
Ben Oglivie, L OBP: 0.175, SLG: 0.231 (9, PR)								BB		0 0 0 0 0 0 0
Aurelio Rodriguez, R OBP: 0.274, SLG: 0.395 (1, 5)		0-0 F8		0-0 1B		0-0 L4		0-0 SH1-4		3 0 1 1 0 0 0
Tom Verzyer, R OBP: 0.269, SLG: 0.235 (1, 6)		0-0 F8		0-0 L7		0-3 K		0-0 F3		3 0 0 0 0 1 1
Mickey Stanley, R OBP: 0.286, SLG: 0.174 (9, PH)										1 0 0 0 0 0 2

Inning Stats	R: 2	H: 3	E: 1	K: 0	S: 5	LOB: 1	BB: 1	P: 9	R: 0	H: 0	E: 0	K: 0	S: 3	LOB: 0	BB: 0	P: 3	R: 0	H: 0	E: 0	K: 1	S: 8	LOB: 1	BB: 0	P: 8	R: 1	H: 1	E: 0	K: 1	S: 5	LOB: 2	BB: 3	P: 17	R: 0	H: 0	E: 0	K: 0	S: 3	LOB: 0	BB: 0	P: 3	R: 0	H: 0	E: 0	K: 0	S: 3	LOB: 0	BB: 0	P: 3	R: 0	H: 0	E: 0	K: 1	S: 5	LOB: 2	BB: 1	P: 9	1B: 3	SF: 1	2B: 3	SAC: 1	3B: 0	DP: 1	HR: 1	HBP: 0
--------------	------	------	------	------	------	--------	-------	------	------	------	------	------	------	--------	-------	------	------	------	------	------	------	--------	-------	------	------	------	------	------	------	--------	-------	-------	------	------	------	------	------	--------	-------	------	------	------	------	------	------	--------	-------	------	------	------	------	------	------	--------	-------	------	-------	-------	-------	--------	-------	-------	-------	--------

PITCHER	IP	WLS	BF	H	R	ER	SO	BB	IBB	HBP	BLK	WP	HR	S	P	ERA	WHIP
Bert Blyleven, R ERA: 3.38 (1, 1)	4.1		22	7	5	5	3	3	0	0	0	1	0	25	37	10.38	2.308
Vic Albury, L ERA: 3.74 (5, 1)	4.2	W	15	0	0	0	2	2	0	0	0	0	0	17	25	0.00	0.429

BOTTOM

Minnesota Twins @ Detroit Tigers
Tiger Stadium, Detroit, MI
Tue May 27 1975, 7:05 PM EDT
Att. 8,764 - Unknown - 75 F

AB	30
R	5
H	7
RBI	5
BB	5
SO	5
LOB	11



WP: 1	PA: 37
PB: 0	SB: 0
CS: 0	

livebaseballscores.com

Batter	1	2	3	4	5	6	7	8	9	AB R H RBI BB SO LOB	TOP	
Steve Braun, L (1, 7) X OBP: 0.383, SLG: 0.441 Dan Ford, R (8, 8) OBP: 0.239, SLG: 0.209	0-0 F8		0-0 2B 1B		0-0 E3 2-3		4-0 E 1B BB	0-0 1-H HR		4 3 2 2 1 0 0 0 0 0 0 0 0 0		
Rod Carew, L (1, 4) B B B OBP: 0.431, SLG: 0.500	4-0 1B BB		0-0 1-H 2B		0-0 F9		0-0 E8 1-3 1B	0-0 4-3		4 1 1 1 1 0 2		
Bobby Darwin, R (1, 9) X OBP: 0.311, SLG: 0.365	0-0 G5-3 HBP 1-3 1B		0-3 K		0-0 2-3 1-2		4-0 1B IBB		0-0 6-3	4 0 1 0 1 1 2		
Tony Oliva, L (1, 10) H OBP: 0.323, SLG: 0.321	1-0 1-2 HBP		0-3 K		0-0 F8		0-0 1-2 2-H 3-H 1B		0-0 F9	4 0 1 2 0 1 2		
Larry Hise, R (1, 8) X OBP: 0.356, SLG: 0.531 (8, 7)	0-0 G5-3 2-3f			0-0 4-3		4-0 3-1 S BB	0-0 F3		0-0 6-3	4 0 0 0 1 0 5		
Eric Soderholm, R (1, 5) OBP: 0.347, SLG: 0.347		0-0 6-3		0-0 E 2B		0-3 K 1-2	0-0 FC4-6 1-2f		0-0 6-3	4 0 1 0 0 1 3		
Tom Kelly, L (1, 3) B B B B OBP: 0.257, SLG: 0.300		4-0 G4-6-3 BB		0-3 K		0-0 3-1		0-0 F8		3 0 0 0 1 1 2		
Danny Thompson, R (1, 6) X OBP: 0.379, SLG: 0.405 Luis Gomez, R (8, 6) OBP: 0.308, SLG: 0.182		0-0 G4-6-3 1-2f		0-0 E6 FC5-4 2-3		0-0 4-3		0-0 6-3		4 0 0 0 0 0 3 0 0 0 0 0 0 0		
Glenn Borgmann, R (1, 2) X OBP: 0.290, SLG: 0.226			0-0 6-3	0-0 FC5-4 1-2f			0-0 P3	0-0 E5 HR		4 1 0 0 0 0 2		
Inning Stats	R: 0 H: 1 E: 0 LOB: 2 K: 0 BB: 1 S: 3 P: 8	R: 0 H: 0 E: 0 LOB: 0 K: 0 BB: 1 S: 2 P: 6	R: 1 H: 2 E: 0 LOB: 1 K: 2 BB: 0 S: 9 P: 9	R: 0 H: 1 E: 1 LOB: 2 K: 1 BB: 0 S: 7 P: 7	R: 0 H: 0 E: 1 LOB: 1 K: 0 BB: 0 S: 4 P: 4	R: 0 H: 0 E: 0 LOB: 1 K: 1 BB: 1 S: 5 P: 9	R: 2 H: 1 E: 1 LOB: 2 K: 0 BB: 2 S: 5 P: 13	R: 2 H: 1 E: 1 LOB: 0 K: 0 BB: 0 S: 5 P: 5	R: 0 H: 0 E: 0 LOB: 0 K: 0 BB: 0 S: 3 P: 3	1B: 3 SF: 0 2B: 2 SAC: 0 3B: 0 DP: 2 HR: 1 HBP: 1	WP: 0 PA: 41 PB: 0 SB: 1 CS: 0	
PITCHER Joe Coleman, R (1, 1) ERA: 6.05 Tom Walker, R (7, 1) ERA: 2.87	IP WLS BF H R ER SO BB IBB HBP BLK WP HR S P ERA WHIP	PITCHER IP WLS BF H R ER SO BB IBB HBP BLK WP HR S P ERA WHIP										

Minnesota Twins @ Detroit Tigers
 Tiger Stadium, Detroit, MI
 Wed May 28 1975, 7:05 PM EDT
 Att: 9,675 - Unknown - 70 F

livebaseballscorecards.com

AB 35
 R 5
 H 6
 RBI 5
 BB 5
 SO 4
 LOB 21




Batter	1	2	3	4	5	6	7	8	9	AB R H RBI BB SO LOB
Ron LeFlore, R OBP: 0.329, SLG: 0.441 (1, 8)	0-0 E 1B BB 1B	0-3 K			0-0 3B		0-0 1-3			4 1 2 0 0 1 1
Gary Sutherland, R OBP: 0.339, SLG: 0.352 (1, 4)	0-0 E7 BB 1-3 1B		0-0 5-3		0-0 F3			0-0 G5-4-3 1B		4 0 2 0 0 0 1
Dan Meyer, L OBP: 0.331, SLG: 0.447 (1, 7)	0-0 4-3		0-0 G3		0-0 6-3			0-3 K		4 0 0 0 0 1 4
Willie Horton, R OBP: 0.280, SLG: 0.465 (1, 10)	4-0 BB BB BB		0-0 L4		0-0 P6			0-0 G5-4-3 1-2f		3 0 0 0 1 0 1
Leon Roberts, R OBP: 0.402, SLG: 0.542 (1, 9)	4-0 G5-4-3 1-2 2-3 3-H BB		0-3 K		0-0 L5			4-0 1B BB		2 0 0 1 2 1 0
Bill Freehan, R OBP: 0.309, SLG: 0.411 (1, 2)	0-0 G5-4-3 1-2f		0-0 3B		0-3 K			0-0 1-2 1B		4 0 2 0 0 1 3
Nate Colbert, R OBP: 0.237, SLG: 0.287 (1, 3)		0-3 K		0-0 F3		0-3 K		0-0 P4		4 0 0 0 0 2 3
Aurelio Rodriguez, R OBP: 0.266, SLG: 0.381 (1, 5)		0-0 P3		0-0 1-3		0-3 K		0-0 L5		4 0 0 0 0 1 3
Tom Verzyer, R OBP: 0.281, SLG: 0.276 (1, 6) Gates Brown, L (9, PH)		1-0 HBP		0-0 P3		0-0 HR		0-0 P6		2 1 1 1 0 0 0 1 0 0 0 0 0 2

Inning Stats	R: 1 E: 1 K: 0 S: 4	H: 2 LOB: 2 BB: 2 P: 12	R: 0 E: 0 K: 2 S: 7	H: 0 LOB: 1 BB: 0 P: 8	R: 0 E: 0 K: 0 S: 3	H: 0 LOB: 0 BB: 0 P: 3	R: 0 E: 0 K: 1 S: 6	H: 1 LOB: 1 BB: 0 P: 6	R: 0 E: 0 K: 0 S: 4	H: 1 LOB: 1 BB: 0 P: 4	R: 0 E: 0 K: 1 S: 5	H: 0 LOB: 0 BB: 0 P: 5	R: 1 E: 0 K: 2 S: 8	H: 1 LOB: 0 BB: 0 P: 8	R: 0 E: 0 K: 1 S: 5	H: 1 LOB: 0 BB: 0 P: 5	R: 0 E: 0 K: 0 S: 4	H: 1 LOB: 2 BB: 1 P: 8	1B: 4 2B: 0 3B: 2 HR: 1	SF: 0 SAC: 0 DP: 2 HBP: 1	WP: 0 PB: 0 SB: 0 CS: 0	PA: 36											
PITCHER Jim Hughes, R ERA: 1.52 (1, 1)	IP 9.0	WLS W	BF 36	H 7	R 2	ER 2	SO 7	BB 3	IBB 0	HBP 1	BLK 0	WP 0	HR 1	S 46	P 59	ERA 2.00	WHIP 1.111																
PITCHER																	IP	WLS	BF	H	R	ER	SO	BB	IBB	HBP	BLK	WP	HR	S	P	ERA	WHIP

MINNESOTA TWINS @ DETROIT TIGERS
Tiger Stadium, Detroit, MI
Wed May 28 1975, 7:05 PM EDT
Att. 9,675 - Unknown - 70 F

AB	32
R	2
H	7
RBI	2
BB	3
SO	7
LOB	18



Batter	1	2	3	4	5	6	7	8	9	AB	R	H	RBI	BB	SO	LOB
Steve Braun, L (1, 7) OBP: 0.377, SLG: 0.455 Dan Ford, R (9, 8) OBP: 0.239, SLG: 0.209	0-0 F9	0-3 K				0-0 HR		0-3 K		5	1	1	1	0	2	2
Rod Carew, L (1, 4) OBP: 0.430, SLG: 0.492	0-0 S 1B		0-3 K			0-0 4-3		0-0 6-3		4	1	1	0	1	1	0
Bobby Darwin, R (1, 9) OBP: 0.316, SLG: 0.371 Steve Brye, R (9, 9) OBP: 0.361, SLG: 0.438	0-3 K 1-2		0-0 1B 2B			4-0 E S 1B BB		0-0 5-3 1-3		3	1	1	0	1	1	2
Tony Oliva, L (1, 10) OBP: 0.340, SLG: 0.333 Sergio Ferrer, S (7, PR) OBP: 0.266, SLG: 0.280	4-0 FC5-4 BB		0-0 2-4 1B			0-0 F5 1-3		0-0 1B 1B		3	0	2	1	1	0	1
Larry Hisle, R (1, 8) OBP: 0.354, SLG: 0.520	0-0 FC5-4 1-2f		0-0 2-4 1-2		0-0 F9	4-0 1B BB		0-0 F7 1-2		3	0	0	0	1	0	3
Eric Soderholm, R (1, 5) OBP: 0.357, SLG: 0.358		0-3 K			0-0 1B 1B	0-0 1B 1B		0-0 1B 1B		4	0	3	2	0	1	0
Tom Kelly, L (1, 3) OBP: 0.256, SLG: 0.294		0-0 P6			0-0 L8	0-0 F2		0-0 1B		4	0	1	0	0	0	3
Danny Thompson, R (1, 6) OBP: 0.384, SLG: 0.409 Luis Gomez, R (8, 6) OBP: 0.308, SLG: 0.182		0-0 1B 1B			0-0 FC5-4 1-2 1B		0-0 P6	0-0 5-3		4	0	2	0	0	0	2
Glenn Borgmann, R (1, 2) OBP: 0.289, SLG: 0.227		0-0 1B			0-0 FC5-4 1-2f		0-0 5-3	0-0 6-3		0	0	0	0	0	0	0

Inning Stats	R: 0	H: 1	E: 0	K: 1	S: 6	R: 0	H: 2	E: 0	K: 2	S: 9	R: 0	H: 2	E: 0	K: 1	S: 5	R: 0	H: 2	E: 0	K: 0	S: 5	R: 2	H: 2	E: 0	K: 0	S: 5	R: 0	H: 0	E: 0	K: 0	S: 3	R: 2	H: 3	E: 0	K: 0	S: 6	R: 0	H: 0	E: 0	K: 1	S: 5
	LOB: 2	BB: 1	P: 10	LOB: 2	BB: 0	P: 9	LOB: 1	BB: 0	P: 5	LOB: 2	BB: 0	P: 5	LOB: 2	BB: 2	P: 13	LOB: 0	BB: 0	P: 3	LOB: 2	BB: 1	P: 10	LOB: 0	BB: 0	P: 5	LOB: 0	BB: 0	P: 5	LOB: 0	BB: 0	P: 5	SF: 0	SAC: 0	DP: 0	HBP: 0	1B: 10	2B: 1	3B: 0	HR: 1		

PITCHER	IP	WLS	BF	H	R	ER	SO	BB	IBB	HBP	BLK	WP	HR	S	P	ERA	WHIP
Dick Pole, R (1, 1) ERA: 4.26	4.2		24	8	2	2	4	3	0	0	0	0	1	28	40	3.86	2.357
Diego Segui, R (5, 1) ERA: 3.5	2.0	L	11	4	2	2	0	1	0	0	0	0	0	10	14	9.00	2.500
Dick Drago, R (7, 1) ERA: 1.84	1.1		4	0	0	0	1	0	0	0	0	0	0	6	6	0.00	0.000


BOTTOM

Boston Red Sox @ Minnesota Twins
Metropolitan Stadium, Bloomington, MI

Fri May 30 1975, 8:05 PM EDT
Att: 11,666 - Unknown - 61 F

livebaseballscorecards.com

AB	34
R	4
H	12
RBI	4
BB	4
SO	5
LOB	15



WP	HR	S	P	ERA	WHIP
0	0	0	0	0	0

Batter	1	2	3	4	5	6	7	8	9	AB R H RBI BB SO LOB	TOP																											
Bernie Carbo, L (1, 7) OBP: 0.442, SLG: 0.700 Tony Conigliaro, R (8, PH) OBP: 0.220, SLG: 0.240 Rick Miller, L (8, 7) OBP: 0.250, SLG: 0.143	0-3 K	0-0 F7			0-3 K	0-0 2-1 3B		0-0 G6-4-3		4 0 1 1 0 2 2 1 0 0 0 0 0 1 0 0 0 0 0 0 0																												
Rick Burleson, R (1, 6) OBP: 0.337, SLG: 0.331	0-0 4-3		0-0 6-3 1B		0-0 FC6-4 1B	0-0 2-1	0-0 SH5-4 1B		0-0 L7	5 2 2 0 0 0 1																												
Carl Yastrzemski, L (1, 3) OBP: 0.372, SLG: 0.364	0-3 K		0-0 6-3		0-0 1B		0-0 SH5-4 1B		0-0 P5	5 2 2 0 0 1 1																												
Fred Lynn, L (1, 8) OBP: 0.417, SLG: 0.600		0-0 2B	0-0 1-3		0-0 1B		0-0 SH5-4		0-0 BB 2B	4 3 3 1 0 0 1																												
Jim Rice, R (1, 10) OBP: 0.321, SLG: 0.508		0-3 K	0-0 F8		0-0 1B		0-0 HR		4-0 BB 2B	4 2 2 4 1 1 2																												
Dwight Evans, R (1, 9) OBP: 0.335, SLG: 0.435		0-0 1B		0-0 L8	0-0 4-3		0-0 6-3		0-0 2B	5 1 2 3 0 0 1																												
Juan Beniquez, R (1, 5) OBP: 0.372, SLG: 0.400		0-0 2B	0-0 1-3		0-0 1-3	0-0 3B	0-0 5-3		0-0 F8	5 2 2 0 0 0 1																												
Tim Blackwell, S (1, 2) OBP: 0.355, SLG: 0.280		0-0 SF9	0-0 F7		0-0 F7	0-0 1-3		0-0 4-3		4 0 1 1 0 0 1																												
Doug Griffin, R (1, 4) OBP: 0.294, SLG: 0.270		0-0 SF9		0-0 FC6-4 1B	0-0 6-3		0-0 G6-4-3 1B			3 0 2 1 0 0 1																												
Inning Stats	R: 0 E: 0 K: 2 S: 7	H: 0 LOB: 0 BB: 0 P: 7	R: 3 E: 0 K: 1 S: 9	H: 4 LOB: 1 BB: 0 P: 9	R: 0 E: 0 K: 0 S: 4	H: 1 LOB: 1 BB: 0 P: 4	R: 0 E: 0 K: 0 S: 3	H: 0 LOB: 0 BB: 0 P: 3	R: 3 E: 0 K: 1 S: 9	H: 4 LOB: 1 BB: 0 P: 9	R: 1 E: 0 K: 0 S: 4	H: 2 LOB: 1 BB: 0 P: 4	R: 3 E: 0 K: 0 S: 6	H: 3 LOB: 0 BB: 0 P: 6	R: 0 E: 0 K: 0 S: 3	H: 1 LOB: 0 BB: 0 P: 3	R: 2 E: 0 K: 0 S: 5	H: 2 LOB: 1 BB: 1 P: 9	1B: 11 2B: 4 3B: 1 HR: 1	SF: 1 SAC: 1 DP: 1 HBP: 0	WP: 0 PB: 0 SB: 2 CS: 0	PA: 43																
PITCHER	IP WLS BF H R ER SO BB IBB HBP BLK WP HR S P ERA WHIP																					PITCHER	IP WLS BF H R ER SO BB IBB HBP BLK WP HR S P ERA WHIP															
Bert Blyleven, R (1, 1) ERA: 3.81 Ray Corbin, R (5, 1) ERA: 3.28 Tom Burgmeier, L (7, 1) ERA: 3.93 Tom Burgmeier, L (9, 1) ERA: 3.93	4.2		23	9	6	6	4	0	0	0	0	0	0	31	31	11.57	1.929																					
	1.1		6	2	1	1	0	0	0	0	0	0	0	5	5	6.75	1.500																					
	3.0	L	15	6	5	5	0	1	0	0	0	0	1	14	18	15.00	2.333																					
	3.0	L	15	6	5	5	0	1	0	0	0	0	1	14	18	15.00	2.333																					

Boston Red Sox @ Minnesota Twins
 Metropolitan Stadium, Bloomington, MI

Sat May 31 1975, 4:33 AM EDT
 Att. 10,873 - Unknown - 64 F

livebaseballscorecards.com

AB	40
R	12
H	17
RBI	11
BB	1
SO	4
LOB	12



Batter	1	2	3	4	5	6	7	8	9	AB R H RBI BB SO LOB
Steve Braun, L (1, 7) OBP: 0.378, SLG: 0.477	0-0 L9 ①		0-0 HR	0-0 F8 ②		0-0 F7 ③			0-0 WP 4-3 1B	5 1 2 1 0 0 2
Rod Carew, L (1, 4) OBP: 0.442, SLG: 0.530	0-0 4-3 S HR 1B		4-0 S BB	0-0 1-H 3-H 0-0 HR			0-0 F9 1B 2B		0-0 4-3 1-3	4 3 3 3 1 0 1
Steve Brye, R (1, 9) OBP: 0.343, SLG: 0.415	0-0 4-3 1-3		0-0 F3 1-2	0-0 F9 ③			0-0 F9 2-3		0-0 5-3 ②	5 0 0 0 0 0 4
Tony Oliva, L (1, 10) OBP: 0.346, SLG: 0.333 Craig Kusick, R (7, PR) OBP: 0.330, SLG: 0.321 Danny Walton, R (9, PH) OBP: 0.304, SLG: 0.286	4-0 HR BB		0-0 P4 ②		0-0 4-3 ①		0-0 FC6-4 1B		0-0 P3 ③	3 1 1 1 1 0 1 0 0 0 0 0 0 0 1 0 0 0 0 0 1
Larry Hisle, R (1, 8) OBP: 0.357, SLG: 0.536	0-0 1-H 3-H HR		4-0 BB		0-0 L4 ②		0-0 FC6-4 1-2f			3 1 1 3 1 0 1
Eric Soderholm, R (1, 5) OBP: 0.351, SLG: 0.351 Sergio Ferrer, S (6, 6) OBP: 0.266, SLG: 0.280 Bobby Darwin, R (7, PH) OBP: 0.314, SLG: 0.368 Luis Gomez, R (8, 6) OBP: 0.308, SLG: 0.182	0-0 4-3 ③		0-3 K ③		0-0 E4		0-0 P4 ③			3 0 0 0 0 1 2 0 0 0 0 0 0 0 1 0 0 0 0 0 1 0 0 0 0 0 0 0
Tom Kelly, L (1, 3) OBP: 0.238, SLG: 0.270 Dan Ford, R (8, PH) OBP: 0.234, SLG: 0.205 Tom Burgmeier, L (9, 1)		0-3 K ①		0-0 3-1 ①	0-0 F8 ③			0-3 K ①		3 0 0 0 0 1 1 1 0 0 0 0 1 0 0 0 0 0 0 0 0
Danny Thompson, R (1, 6) OBP: 0.379, SLG: 0.402 (6, 5)		0-0 G1 ②		0-0 1B HR 1B		0-0 F9 ①		0-0 F8 ②		4 1 1 0 0 0 0
Glenn Borgmann, R (1, 2) OBP: 0.288, SLG: 0.228		0-0 6-3 ③		0-0 1-3 HR 1B		0-0 L7 ②		0-0 F7 ③		4 1 1 0 0 0 0

Inning Stats	R: 3 E: 0 K: 0 S: 5	H: 2 LOB: 0 BB: 1 P: 9	R: 0 E: 0 K: 1 S: 5	H: 0 LOB: 0 BB: 0 P: 5	R: 1 E: 0 K: 1 S: 6	H: 1 LOB: 2 BB: 2 P: 14	R: 3 E: 0 K: 0 S: 6	H: 3 LOB: 0 BB: 0 P: 6	R: 0 E: 1 K: 0 S: 4	H: 0 LOB: 1 BB: 0 P: 4	R: 0 E: 0 K: 0 S: 3	H: 0 LOB: 0 BB: 0 P: 3	R: 1 E: 0 K: 0 S: 5	H: 2 LOB: 1 BB: 0 P: 5	R: 0 E: 0 K: 1 S: 5	H: 0 LOB: 0 BB: 0 P: 5	R: 0 E: 0 K: 0 S: 4	H: 1 LOB: 1 BB: 0 P: 4	1B: 5 2B: 1 3B: 0 HR: 3	SF: 0 SAC: 0 DP: 0 HBP: 0	WP: 1 PB: 0 SB: 2 CS: 0	PA: 40 ERA WHIP	
PITCHER	IP	WLS	BF	H	R	ER	SO	BB	IBB	HBP	BLK	WP	HR	S	P	ERA	WHIP						
Rick Wise, R (1, 1) ERA: 4.71	3.2		20	6	7	7	2	3	0	0	0	0	0	3	21	33	17.18	2.455					
Roger Moret, L (4, 1) ERA: 4.32	5.1	W	20	3	1	1	1	0	0	0	0	1	0	22	22	1.69	0.562						

BOTTOM

Boston Red Sox @ Minnesota Twins
 Metropolitan Stadium, Bloomington, MI
 Sat May 31 1975, 4:33 AM EDT
 Att: 10,873 - Unknown - 64 F

livebaseballscorecards.com

AB	37
R	8
H	9
RBI	8
BB	3
SO	3
LOB	14



Batter	1	2	3	4	5	6	7	8	9	AB R H RBI BB SO LOB	TOP									
Bernie Carbo, L (1, 7) OBP: 0.441, SLG: 0.681	0-3 K	0-0 F8	4-0 1B BB		0-0 2-H 1B			0-0 G3		4 0 1 1 1 1 0										
Rick Burleson, R (1, 6) OBP: 0.333, SLG: 0.327	0-0 5-3	0-0 F7	0-0 1B		0-0 P4			0-0 P4		5 0 1 1 0 0 1										
Carl Yastrzemski, L (1, 3) OBP: 0.377, SLG: 0.399	0-0 HR	0-0 HR	0-0 G3					0-0 G3		3 2 2 1 0 0 2										
Cecil Cooper, L (5, 3) OBP: 0.259, SLG: 0.308										2 0 0 0 0 1 0										
Fred Lynn, L (1, 8) OBP: 0.417, SLG: 0.616	0-0 1B BB 2B	0-0 2-H HR			0-0 F7			0-0 5-3		5 2 2 2 0 0 0										
Jim Rice, R (1, 10) OBP: 0.324, SLG: 0.523	4-0 1B 2B BB	0-3 K			0-0 5-3			0-0 HR		4 2 1 1 1 1 0										
Dwight Evans, R (1, 9) OBP: 0.337, SLG: 0.430	0-0 1-2 2-3 2B 1B				0-3 FC6-4 BB			0-0 1-3		4 1 1 0 1 2 0										
Juan Beniquez, R (1, 5) OBP: 0.378, SLG: 0.419	0-0 1-H 2-H 3-H 2B				0-0 FC6-4 1B SF9			0-0 5-3		4 1 2 3 0 0 1										
Tim Blackwell, S (1, 2) OBP: 0.343, SLG: 0.276	0-0 6-3				0-0 1-3 1B 1B			0-0 FC6-4 5-3 1B		4 2 1 0 0 0 2										
Doug Griffin, R (1, 4) OBP: 0.295, SLG: 0.297					0-0 SF9			0-0 5-3		2 1 1 2 0 0 1										
Buddy Hunter, R (5, 4)					0-0 HR			0-0 5-3		1 0 0 0 0 0 0										
Inning Stats	R: 4 E: 0 K: 1 S: 9	H: 4 LOB: 1 BB: 1 P: 13	R: 3 E: 0 K: 1 S: 8	H: 3 LOB: 0 BB: 0 P: 8	R: 2 E: 0 K: 0 S: 5	H: 2 LOB: 2 BB: 2 P: 13	R: 0 E: 0 K: 1 S: 5	H: 0 LOB: 0 BB: 0 P: 5	R: 1 E: 0 K: 0 S: 5	H: 2 LOB: 1 BB: 0 P: 5	R: 1 E: 0 K: 1 S: 6	H: 1 LOB: 0 BB: 0 P: 6	R: 0 E: 0 K: 0 S: 3	H: 0 LOB: 0 BB: 0 P: 3	R: 0 E: 0 K: 1 S: 5	H: 0 LOB: 0 BB: 0 P: 5	1B: 6 2B: 2 3B: 0 HR: 4	SF: 1 SAC: 0 DP: 0 HBP: 0	WP: 0 PB: 0 SB: 0 CS: 0	PA: 42
PITCHER	IP WLS BF H R ER SO BB IBB HBP BLK WP HR S P ERA WHIP																			
Jim Hughes, R (1, 1) ERA: 2.51	1.2 L 13 7 7 7 1 1 0 0 0 0 0 3 14 18 37.80 4.800																			
Bill Butler, L (2, 1) ERA: 9.82	4.1 20 5 4 4 3 2 0 0 0 0 0 1 24 32 8.31 1.615																			
Mike Pazik, L (7, 1) ERA: 8.18	2.0 6 0 0 0 0 0 0 0 0 0 0 0 6 6 0.00 0.000																			
Bill Campbell, R (9, 1) ERA: 4.45	1.0 3 0 0 0 1 0 0 0 0 0 0 0 5 5 0.00 0.000																			

Boston Red Sox @ Minnesota Twins
Metropolitan Stadium, Bloomington, MI

Sun Jun 01 1975, 4:33 AM EDT
Att. 25,493 - Unknown - 67 F

AB	38
R	11
H	12
RBI	11
BB	3
SO	5
LOB	7



WP: 0	PA: 42
PB: 0	
SB: 0	
CS: 0	

PITCHER	IP	WLS	BF	H	R	ER	SO	BB	IBB	HBP	BLK	WP	HR	S	P	ERA	WHIP
Jim Hughes, R	1.2	L	13	7	7	7	1	1	0	0	0	0	3	14	18	37.80	4.800
Bill Butler, L	4.1		20	5	4	4	3	2	0	0	0	0	1	24	32	8.31	1.615
Mike Pazik, L	2.0		6	0	0	0	0	0	0	0	0	0	0	6	6	0.00	0.000
Bill Campbell, R	1.0		3	0	0	0	1	0	0	0	0	0	0	5	5	0.00	0.000

BOTTOM

Boston Red Sox @ Minnesota Twins
Metropolitan Stadium, Bloomington, MI

Sun Jun 01 1975, 4:33 AM EDT
Att: 25,493 - Unknown - 67 F

livebaseballscorecards.com

AB	39
R	9
H	12
RBI	8
BB	10
SO	5
LOB	28



WP:	0	PA:	49
PB:	0	SB:	1
CS:	0		

AB R H RBI BB SO LOB

4	0	0	0	2	1	5
4	3	3	1	2	0	0
5	2	2	3	1	0	4
3	0	2	2	2	0	0
0	1	0	0	0	0	0
1	0	0	0	0	0	2
5	0	1	1	0	0	6
4	1	0	0	1	2	5
4	0	1	0	1	0	2
4	0	1	1	0	2	2
0	0	0	0	0	0	0
1	0	0	0	0	0	2
4	2	2	0	1	0	0

Batter	1	2	3	4	5	6	7	8	9
Steve Braun, L (1, 7) OBP: 0.376, SLG: 0.462	4-0 BB BB BB		0-0 F7	0-0 P5		0-0 F8		0-3 K	4-0 6-3 1B BB
Rod Carew, L (1, 4) OBP: 0.456, SLG: 0.537	4-0 BB BB BB		0-0 F9		0-0 HR 1B	4-0 E 1B 1B BB		0-0 S 1B 1B	0-0 6-3 1B
Steve Brye, R (1, 9) OBP: 0.352, SLG: 0.444	0-0 P6		0-0 P5		0-0 HR 1B	0-0 E8 1B 1B		4-0 1B 1B BB	0-0 6-3
Tony Oliva, L (1, 10) Eric Soderholm, R (8, PR) Bobby Darwin, R (9, PH) OBP: 0.367, SLG: 0.344 OBP: 0.351, SLG: 0.351 OBP: 0.312, SLG: 0.366	4-0 BB BB BB			0-0 F8	4-0 1B BB	0-0 G6-4-3 1B		0-0 E 1B 1B	0-0 F3
Larry Hisle, R (1, 8) OBP: 0.353, SLG: 0.526	0-0 F3			0-0 F8	0-0 L6	0-0 G6-4-3		0-0 FC6-4 E 1B	
Tom Kelly, L (1, 3) OBP: 0.234, SLG: 0.244	0-3 K			4-0 BB 1B BB	0-0 F7		0-3 K	0-0 E4 FC6-4	
Danny Thompson, R (1, 5) OBP: 0.380, SLG: 0.396		0-0 F9		4-0 BB 1B BB	0-0 FC6 1B		0-0 F9	0-0 FC6-4	
Glenn Borgmann, R (1, 2) Phil Roof, R (8, 2) Danny Walton, R (8, PH) OBP: 0.287, SLG: 0.229 OBP: 0.292, SLG: 0.273		0-3 K		0-0 BB 1B	0-0 FC6		0-3 K	0-0 6-3	
Sergio Ferrer, S (1, 6) OBP: 0.286, SLG: 0.316		0-0 G3		1-2 2-3 BB 1B		0-0 BB 1B		0-0 1B 3B	0-0 L5

Inning Stats	R: 0	H: 0	E: 0	K: 1	S: 5	LOB: 3	BB: 3	P: 17	R: 0	H: 0	E: 0	K: 1	S: 5	LOB: 0	BB: 0	P: 5	R: 0	H: 0	E: 0	K: 0	S: 3	LOB: 0	BB: 0	P: 3	R: 1	H: 1	E: 0	K: 0	S: 4	LOB: 3	BB: 3	P: 16	R: 2	H: 3	E: 0	K: 0	S: 6	LOB: 2	BB: 1	P: 10	R: 2	H: 3	E: 1	K: 0	S: 5	LOB: 1	BB: 1	P: 9	R: 0	H: 0	E: 0	K: 2	S: 7	LOB: 0	BB: 0	P: 7	R: 4	H: 4	E: 1	K: 1	S: 10	LOB: 2	BB: 1	P: 14	R: 0	H: 1	E: 0	K: 0	S: 4	LOB: 2	BB: 1	P: 8	1B: 10	SF: 0	2B: 0	SAC: 0	3B: 1	DP: 1	HR: 1	HBP: 0	WP: 0	PA: 49
--------------	------	------	------	------	------	--------	-------	-------	------	------	------	------	------	--------	-------	------	------	------	------	------	------	--------	-------	------	------	------	------	------	------	--------	-------	-------	------	------	------	------	------	--------	-------	-------	------	------	------	------	------	--------	-------	------	------	------	------	------	------	--------	-------	------	------	------	------	------	-------	--------	-------	-------	------	------	------	------	------	--------	-------	------	--------	-------	-------	--------	-------	-------	-------	--------	-------	--------

PITCHER	IP	WLS	BF	H	R	ER	SO	BB	IBB	HBP	BLK	WP	HR	S	P	ERA	WHIP
Luis Tiant, R (1, 1) ERA: 3.58	5.0	W	26	4	3	3	2	7	0	0	0	0	0	23	51	5.40	2.200
Diego Segui, R (6, 1) ERA: 5.31	2.1		14	6	6	5	3	2	0	0	0	0	0	18	26	19.29	3.429
Dick Drago, R (8, 1) ERA: 1.65	1.2	S	9	2	0	0	0	1	0	0	0	0	0	8	12	0.00	1.800

Batter	1	2	3	4	5	6	7	8	9	AB R H RBI BB SO LOB	TOP	
Bobby Bonds, R (1, 9) OBP: 0.333, SLG: 0.486	0-0 HR	H 1-0 WP HBP			X 0-0 F8		X 0-0 CS 1B	X 0-0 L6		4 1 2 1 0 0 3		
Elliott Maddox, R (1, 8) OBP: 0.383, SLG: 0.398	0-0 6-3	0-0 5-3			X 0-0 E 1B		X 0-0 4-3		X 0-3 K	5 0 1 0 0 1 3		
Roy White, S (1, 7) OBP: 0.418, SLG: 0.487	0-0 4-3		X 0-0 G3		X 0-0 E6 G6-4-3		X 0-3 K		X 0-0 F9	5 0 0 0 0 1 1		
Thurman Munson, R (1, 2) OBP: 0.384, SLG: 0.420	0-0 6-3		X 0-0 E6 4-3		X 0-0 G6-4-3 1-2f			X 0-0 5-3	X 0-0 F7	5 0 0 0 0 0 2		
Chris Chambliss, L (1, 3) OBP: 0.345, SLG: 0.468 Larry Murray, S (8, PR) Bob Oliver, R (8, 3) OBP: 0.105, SLG: 0.158		X 0-0 F9	X 0-0 4-3 2-3		X 0-0 1-3 BB 1B			X 0-0 1B 2B 1B		4 0 2 0 0 0 1 0 1 0 0 0 0 0 0 0 0 0 0 0 0		
Graig Nettles, L (1, 5) OBP: 0.307, SLG: 0.398		X 0-0 4-3	X 0-0 4-3		X 0-0 F8			X 0-0 BB 2B 1B		4 1 1 0 0 0 2		
Rick Dempsey, R (1, 10) OBP: 0.643, SLG: 0.636		X 0-0 1B 1B 1B		X 0-0 6-3		X 4-0 1-3 BB		X 4-0 2B 1-2 BB		2 1 1 0 2 0 0		
Jim Mason, L (1, 6) OBP: 0.195, SLG: 0.188 Alex Johnson, R (8, PH) Sandy Alomar Sr., S (8, 6) OBP: 0.284, SLG: 0.324 OBP: 0.210, SLG: 0.212		X 0-0 1B WP 1B		X 0-3 K		X 0-0 1-3		X 0-0 1-3 2-H 3-H 2B		3 1 1 0 0 1 2 1 0 1 2 0 0 0 0 0 0 0 0 0 0		
Fred Stanley, R (1, 4) OBP: 0.273, SLG: 0.250 Walt Williams, R (6, PH) OBP: 0.400, SLG: 0.500 (6, 4)		X 0-0 WP 1B 1-3 2-H		X 0-0 5-3		X 0-0 1-3		X 0-3 K		2 0 1 1 0 0 0 2 0 0 0 0 1 5		
Inning Stats	R: 1 E: 0 K: 0 S: 4 H: 1 LOB: 0 BB: 0 P: 4	R: 2 E: 0 K: 0 S: 6 H: 3 LOB: 2 BB: 0 P: 7	R: 0 E: 1 K: 0 S: 4 H: 0 LOB: 1 BB: 0 P: 4	R: 0 E: 0 K: 1 S: 5 H: 0 LOB: 0 BB: 0 P: 5	R: 0 E: 1 K: 0 S: 4 H: 1 LOB: 1 BB: 0 P: 4	R: 0 E: 0 K: 0 S: 4 H: 1 LOB: 2 BB: 1 P: 8	R: 0 E: 0 K: 1 S: 5 H: 1 LOB: 0 BB: 0 P: 5	R: 2 E: 0 K: 1 S: 8 H: 3 LOB: 3 BB: 1 P: 12	R: 0 E: 0 K: 1 S: 5 H: 0 LOB: 0 BB: 0 P: 5	1B: 8 2B: 1 3B: 0 HR: 1 SF: 0 SAC: 0 DP: 1 HBP: 1	WP: 1 PB: 0 SB: 0 CS: 1 PA: 40	
PITCHER	IP WLS BF H R ER SO BB IBB HBP BLK WP HR S P ERA WHIP											
Dave Goltz, R (1, 1) ERA: 3.23 Bill Campbell, R (8, 1) ERA: 4.24	7.1 L 34 9 5 5 2 2 0 0 1 0 1 1 35 44 6.14 1.500											

New York Yankees @ Minnesota Twins
Metropolitan Stadium, Bloomington, MI

Tue Jun 03 1975, 8:05 PM EDT
Att. 10,184 - Unknown - 75 F

AB	37
R	5
H	10
RBI	4
BB	2
SO	4
LOB	19



WP: 1	PA: 40
PB: 0	
SB: 0	
CS: 1	

Batter	1	2	3	4	5	6	7	8	9	AB R H RBI BB SO LOB	TOP									
Bobby Bonds, R (1, 9) OBP: 0.335, SLG: 0.481	0-3 K		0-0 S 1B	0-0 FC5		0-0 F8		4-0 1B L1-5 BB		4 0 1 0 1 1 3										
Elliott Maddox, R (1, 8) OBP: 0.388, SLG: 0.400	0-3 K		0-3 K		4-0 S HR BB	0-0 S 1B		0-0 FC5-4 1B		4 2 2 1 1 2 1										
Roy White, S (1, 7) OBP: 0.417, SLG: 0.481	0-0 1B		0-0 L6		0-3 K	4-0 1B BB		0-0 FC5-4		4 0 1 0 1 1 4										
Thurman Munson, R (1, 2) OBP: 0.390, SLG: 0.441	0-0 1B		0-0 E5		0-0 HR	0-0 1B		0-0 L1-5		5 1 3 3 0 0 3										
Chris Chambliss, L (1, 3) OBP: 0.340, SLG: 0.459	0-3 K		0-0 F8		0-0 F9		0-3 K		0-0 G6-4-3 1B	5 0 1 0 0 2 4										
Graig Nettles, L (1, 5) OBP: 0.314, SLG: 0.406		0-0 2B		0-0 L3-6 BB 1B	0-0 4-3		4-0 WP 2B BB		0-0 G6-4-3	4 1 2 0 1 0 1										
Rick Dempsey, R (1, 10) OBP: 0.579, SLG: 0.600		0-3 K		4-0 FC5 BB BB		0-0 E5 WP SH3-4 1B	0-0 4-1 2B		0-0 F9	4 1 1 1 1 1 1										
Jim Mason, L (1, 6) OBP: 0.190, SLG: 0.183		0-3 K		0-0 L3-6		0-0 SH3-4	0-0 4-1			3 0 0 0 0 1 4										
Fred Stanley, R (1, 4) OBP: 0.288, SLG: 0.255		0-3 K		4-0 BB		0-0 F8 PB 1B	0-0 6-3			3 1 1 1 1 1 2										
Inning Stats	R: 0 E: 0 K: 3 S: 11	H: 2 LOB: 2 BB: 0 P: 11	R: 0 E: 0 K: 3 S: 10	H: 1 LOB: 1 BB: 0 P: 10	R: 0 E: 1 K: 1 S: 7	H: 1 LOB: 2 BB: 2 P: 11	R: 2 E: 0 K: 1 S: 6	H: 1 LOB: 0 BB: 1 P: 10	R: 3 E: 1 K: 0 S: 6	H: 3 LOB: 2 BB: 1 P: 10	R: 1 E: 0 K: 1 S: 6	H: 1 LOB: 1 BB: 1 P: 10	R: 0 E: 0 K: 0 S: 3	H: 1 LOB: 1 BB: 1 P: 7	R: 0 E: 0 K: 0 S: 3	H: 1 LOB: 0 BB: 0 P: 3	1B: 9 2B: 4 3B: 0 HR: 1	SF: 0 SAC: 1 DP: 3 HBP: 0	WP: 3 PB: 1 SB: 3 CS: 0	PA: 43
PITCHER	IP WLS BF H R ER SO BB IBB HBP BLK WP HR S P ERA WHIP																			
Bert Blyleven, R (1, 1) ERA: 3.76	6.0 L 31 9 5 2 8 4 0 0 0 1 1 43 59 3.00 2.167																			
Vic Albury, L (7, 1) ERA: 3.69	3.0 12 3 1 1 1 2 0 0 0 1 0 12 20 3.00 1.667																			

New York Yankees @ Minnesota Twins
 Metropolitan Stadium, Bloomington, MI
 Wed Jun 04 1975, 8:05 PM EDT
 Att: 9,161 - Unknown - 70 F

livebaseballscorecards.com

AB 36
R 6
H 12
RBI 6
BB 6
SO 9
LOB 23



Batter	1	2	3	4	5	6	7	8	9	AB R H RBI BB SO LOB
Steve Braun, L (1, 7) OBP: 0.373, SLG: 0.457	0-0 F7			4-0 BB CS		0-0 6-3		0-3 K		3 0 0 0 1 1 1
Rod Carew, L (1, 4) OBP: 0.479, SLG: 0.573	0-0 G5-4-3 1B			0-0 1-2 F8			0-0 FC4-6 1B		0-0 BB 1B	4 1 3 0 0 0 1
Steve Brye, R (1, 9) OBP: 0.350, SLG: 0.458	0-0 G5-4-3 1-2f			0-0 1-6-3			0-0 L7		4-0 BB 1B 1B	3 1 0 0 1 0 2
Tony Oliva, L (1, 10) OBP: 0.356, SLG: 0.333 Eric Soderholm, R (9, PR) OBP: 0.351, SLG: 0.351			0-0 F7		0-0 F8		0-0 FC4-6 1-2f		0-0 BB 1B 1B	4 0 1 1 0 0 1 0 0 0 0 0 0 0
Larry Hisle, R (1, 8) OBP: 0.346, SLG: 0.506		0-3 K			0-0 L6		0-0 F8		0-0 BB 1B 1B G6-4-3	4 0 1 1 0 1 1
Danny Thompson, R (1, 5) OBP: 0.379, SLG: 0.404		0-3 K			0-0 2B			0-0 L9	0-0 L9	4 0 1 0 0 1 2
Craig Kusick, R (1, 3) OBP: 0.327, SLG: 0.353			0-0 6-3		0-0 F3			0-0 HR	0-0 G6-4-3 1-2f	4 1 1 1 0 0 3
Phil Roof, R (1, 2) Tom Kelly, L (8, PH) OBP: 0.231, SLG: 0.239 Glenn Borgmann, R (9, 2) OBP: 0.288, SLG: 0.225			0-0 P6			0-3 K		0-0 1B		2 0 0 0 0 1 0 1 0 1 0 0 0 0 0 0 0 0 0 0 0
Luis Gomez, R (1, 6) OBP: 0.235, SLG: 0.133 Danny Walton, R (8, PH) OBP: 0.269, SLG: 0.250 Sergio Ferrer, S (9, 6) OBP: 0.279, SLG: 0.309			0-0 4-3			0-0 L7		0-3 K		2 0 0 0 0 0 0 1 0 0 0 0 1 1 0 0 0 0 0 0 0

Inning Stats	R: 0 E: 0 K: 0 S: 3	H: 1 LOB: 0 BB: 0 P: 3	R: 0 E: 0 K: 2 S: 7	H: 0 LOB: 0 BB: 0 P: 7	R: 0 E: 0 K: 0 S: 3	H: 0 LOB: 0 BB: 0 P: 3	R: 0 E: 0 K: 0 S: 2	H: 0 LOB: 0 BB: 1 P: 6	R: 0 E: 0 K: 0 S: 4	H: 1 LOB: 1 BB: 0 P: 4	R: 0 E: 0 K: 1 S: 5	H: 0 LOB: 0 BB: 0 P: 5	R: 0 E: 0 K: 0 S: 4	H: 1 LOB: 1 BB: 0 P: 4	R: 1 E: 0 K: 2 S: 9	H: 2 LOB: 1 BB: 0 P: 9	R: 2 E: 0 K: 0 S: 5	H: 3 LOB: 2 BB: 1 P: 9	1B: 6 2B: 1 3B: 0 HR: 1	SF: 0 SAC: 0 DP: 2 HBP: 0	WP: 0 PB: 0 SB: 0 CS: 1	PA: 34
--------------	------------------------------	---------------------------------	------------------------------	---------------------------------	------------------------------	---------------------------------	------------------------------	---------------------------------	------------------------------	---------------------------------	------------------------------	---------------------------------	------------------------------	---------------------------------	------------------------------	---------------------------------	------------------------------	---------------------------------	----------------------------------	------------------------------------	----------------------------------	--------

PITCHER	IP	WLS	BF	H	R	ER	SO	BB	IBB	HBP	BLK	WP	HR	S	P	ERA	WHIP
Doc Medich, R (1, 1) ERA: 3.63	8.0	W	28	5	1	1	5	1	0	0	0	0	1	37	41	1.12	0.750
Sparky Lyle, L (9, 1) ERA: 3.7	0.0		4	3	2	2	0	1	0	0	0	0	0	3	7	∞	∞
Dick Tidrow, R (9, 1) ERA: 4.13	1.0	S	2	0	0	0	0	0	0	0	0	0	0	2	2	0.00	0.000

BOTTOM

New York Yankees @ Minnesota Twins
Metropolitan Stadium, Bloomington, MI

Wed Jun 04 1975, 8:05 PM EDT
Att. 9,161 - Unknown - 70 F

livebaseballscores.com

AB	32
R	3
H	8
RBI	3
BB	2
SO	5
LOB	12



New York Yankees @ Minnesota Twins
Metropolitan Stadium, Bloomington, MI

Thu Jun 05 1975, 4:33 AM EDT
Att. 11,721 - Unknown - 70 F

AB	37
R	7
H	14
RBI	6
BB	6
SO	4
LOB	25



Batter	1	2	3	4	5	6	7	8	9	AB	R	H	RBI	BB	SO	LOB
Bobby Bonds, R (1, 9) OBP: 0.336, SLG: 0.479	0-0 P6	0-3 K		0-0 1B		0-0 P2		0-0 FC6-4 1B		5	0	2	2	0	1	4
Elliott Maddox, R (1, 8) OBP: 0.384, SLG: 0.395	0-0 6-3		0-0 1B	0-0 5-3		0-0 G3		0-0 FC6-4		5	0	1	0	0	0	5
Roy White, S (1, 7) OBP: 0.417, SLG: 0.472	4-0 E S BB		0-0 G4-6-3 1B		4-0 WP S BB		0-0 L6	0-0 P4		3	1	0	0	2	0	2
Thurman Munson, R (1, 2) OBP: 0.390, SLG: 0.457	0-0 1-H HR		0-0 P4		0-0 F8		0-0 6-3		0-0 SH1-4 1B	5	2	2	1	0	0	1
Chris Chambliss, L (1, 3) OBP: 0.350, SLG: 0.463	0-0 4-3			0-0 1B 1B	4-0 G4-6-3 BB		0-0 HR 1B		0-0 SH1-4	3	2	2	0	1	0	0
Graig Nettles, L (1, 5) OBP: 0.322, SLG: 0.429		0-0 F7		0-0 1B 1B	0-0 G4-6-3		0-0 HR		0-0 1B 1B	5	2	3	3	0	0	2
Rick Dempsey, R (1, 10) OBP: 0.667, SLG: 0.647		4-0 1B BB		0-0 1B 1B		4-0 FC2-6 BB	4-0 BB		0-0 1B	2	0	2	0	3	0	0
Jim Mason, L (1, 6) OBP: 0.194, SLG: 0.186		0-0		0-3 K		0-0 FC2-6 1B	0-3 K		0-0 P6	3	0	1	0	0	1	4
Bob Oliver, R (7, PH) OBP: 0.100, SLG: 0.150		1-3 1B				1-2f				1	0	0	0	0	1	1
Sandy Alomar Sr., S (7, 4) OBP: 0.209, SLG: 0.211										1	0	0	0	0	0	1
Fred Stanley, R (1, 4) OBP: 0.286, SLG: 0.254		0-0 F8		0-3 K		0-0 1B		0-0 4-3		4	0	1	0	0	1	5

Inning Stats	R: 2	H: 1	E: 1	K: 0	S: 4	P: 8	R: 0	H: 1	E: 0	K: 1	S: 6	P: 10	R: 0	H: 1	E: 0	K: 0	S: 3	P: 3	R: 2	H: 4	E: 0	K: 2	S: 11	P: 11	R: 0	H: 0	E: 0	K: 0	S: 2	P: 10	R: 0	H: 1	E: 0	K: 0	S: 4	P: 8	R: 2	H: 2	E: 0	K: 1	S: 7	P: 11	R: 0	H: 1	E: 0	K: 0	S: 4	P: 4	R: 1	H: 3	E: 0	K: 0	S: 5	P: 5	1B: 12	2B: 0	3B: 0	HR: 2	SF: 0	SAC: 1	DP: 2	HBP: 0	WP: 1	PA: 44
--------------	------	------	------	------	------	------	------	------	------	------	------	-------	------	------	------	------	------	------	------	------	------	------	-------	-------	------	------	------	------	------	-------	------	------	------	------	------	------	------	------	------	------	------	-------	------	------	------	------	------	------	------	------	------	------	------	------	--------	-------	-------	-------	-------	--------	-------	--------	-------	--------

PITCHER	IP	WLS	BF	H	R	ER	SO	BB	IBB	HBP	BLK	WP	HR	S	P	ERA	WHIP
Jim Hughes, R (1, 1) ERA: 3.06	6.2	L	34	10	6	6	3	6	0	0	0	1	2	34	58	8.10	2.400
Bill Butler, L (7, 1) ERA: 9.37	1.2		8	3	1	1	1	0	0	0	0	0	0	10	10	5.40	1.800
Bill Campbell, R (9, 1) ERA: 4.15	0.2		2	1	0	0	0	0	0	0	0	0	0	2	2	0.00	1.500

Batter	1	2	3	4	5	6	7	8	9	AB R H RBI BB SO LOB
Steve Braun, L OBP: 0.370, SLG: 0.458 (1, 7) (8, 5)	0-0 L7		0-0 HR 2B		0-0 F7		0-3 K			4 1 1 0 0 1 1
Rod Carew, L OBP: 0.491, SLG: 0.623 (1, 4)	0-0 HR		0-0 2-H HR		0-0 2-H 1B			4-0 BB G6-4-3		3 2 3 4 1 0 0
Bobby Darwin, R OBP: 0.303, SLG: 0.354 (1, 9)	0-0 5-3		0-3 K			0-0 P4		0-3 K		4 0 0 0 0 2 1
Tony Oliva, L OBP: 0.361, SLG: 0.340 (1, 10)	0-0 1B		0-0 F9			0-0 FC5-4 1B		0-0 G6-4-3 1-2f		4 0 2 0 0 0 1
Larry Hisle, R OBP: 0.344, SLG: 0.506 (1, 8)	0-0 P5			0-0 4-3		0-0 FC5-4 1B 1-2f				4 0 1 0 0 0 2
Danny Thompson, R OBP: 0.375, SLG: 0.398 (1, 5) (8, 6)		0-0 F9		0-0 6-3		0-0 1-2 1B		0-0 F9		4 0 1 0 0 0 1
Craig Kusick, R OBP: 0.314, SLG: 0.337 (1, 3)		0-0 L7		0-0 5-3		0-0 6-3		0-3 K		4 0 0 0 0 1 3
Glenn Borgmann, R OBP: 0.289, SLG: 0.221 Danny Walton, R OBP: 0.259, SLG: 0.240 (1, 2) (9, PH)		0-0 P4			4-0 SH1-4 1B BB		0-0 L7		0-3 K	2 1 0 0 1 0 0 1 0 0 0 0 1 1
Luis Gomez, R OBP: 0.222, SLG: 0.125 Tom Kelly, L OBP: 0.226, SLG: 0.234 (1, 6) (7, PH) (8, 7)			0-0 F2		0-0 SH1-4 1-2		0-0 L8			1 0 0 0 0 0 0 1 0 0 0 0 0 0

Inning Stats	R: 1	H: 2	E: 0	K: 0	S: 5	R: 0	H: 0	E: 0	K: 0	S: 3	R: 0	H: 0	E: 0	K: 0	S: 3	R: 2	H: 2	E: 0	K: 1	S: 7	R: 0	H: 0	E: 0	K: 0	S: 3	R: 1	H: 1	E: 0	K: 0	S: 3	R: 0	H: 2	E: 0	K: 1	S: 5	R: 0	H: 0	E: 0	K: 1	S: 5	R: 0	H: 0	E: 0	K: 1	S: 4	R: 0	H: 1	E: 0	K: 2	S: 8	R: 0	H: 0	E: 0	K: 1	S: 8	R: 0	H: 1	E: 0	K: 2	S: 8	1B: 4	SF: 0	2B: 2	SAC: 1	3B: 0	DP: 1	HR: 2	HBP: 0	WP: 0	PA: 35
PITCHER Catfish Hunter, R ERA: 3.16 (1, 1)	IP	WLS	BF	H	R	ER	SO	BB	IBB	HBP	BLK	WP	HR	S	P	ERA	WHIP																IP	WLS	BF	H	R	ER	SO	BB	IBB	HBP	BLK	WP	HR	S	P	ERA	WHIP																					

BOTTOM

New York Yankees @ Minnesota Twins
Metropolitan Stadium, Bloomington, MI

Thu Jun 05 1975, 4:33 AM EDT
Att: 11,721 - Unknown - 70 F

AB	32
R	4
H	8
RBI	4
BB	2
SO	5
LOB	10



BOTTOM

Minnesota Twins @ Boston Red Sox
Fenway Park, Boston, MA
Fri Jun 06 1975, 7:05 PM EDT
Att: 18,120 - Unknown - 60 F

livebaseballscores.com

AB	29
R	13
H	9
RBI	12
BB	9
SO	3
LOB	7



WP:	1	PA:	41
PB:	0	SB:	0
CS:	1		

Batter	1	2	3	4	5	6	7	8	9	AB	R	H	RBI	BB	SO	LOB
Bernie Carbo, L OBP: 0.450, SLG: 0.657 Juan Beniquez, R OBP: 0.385, SLG: 0.419 Rick Miller, L OBP: 0.250, SLG: 0.143	4-0 G4-6-3 BB	4-0 CS BB	0-0 4-3 2-3		0-0 6-3		4-0 2B 1-2 2-3 BB			1	0	0	0	2	0	1
Rick Burleson, R OBP: 0.332, SLG: 0.329	0-0 G4-6-3 1-2f	0-3 K	0-0 F9			0-0 F7	0-0 1-3 2-H 3-H 2B			5	0	1	2	0	1	3
Carl Yastrzemski, L OBP: 0.373, SLG: 0.376	4-0 BB WP HR BB		4-0 1B 2B BB		0-0 F7	0-0 4-3		0-3 K		3	2	0	0	2	1	0
Fred Lynn, L OBP: 0.420, SLG: 0.607	4-0 1-2 HR BB		0-0 1-2 2B 1B		0-0 4-3	0-0 4-3		0-3 K		4	2	1	0	1	1	0
Jim Rice, R OBP: 0.327, SLG: 0.524	4-0 1-2 2-3 HR BB		0-0 1-H 2-H HR 2B		0-0 5-3		0-0 5-3	0-0 1-3		4	2	1	2	1	0	0
Dwight Evans, R OBP: 0.342, SLG: 0.454	0-0 1-H 2-H 3-H HR		0-0 2-H HR		4-0 1B SH1-4 SH1-3 BB		0-0 F3			3	3	2	6	1	0	0
Bob Montgomery, R OBP: 0.248, SLG: 0.266	0-0 1B		0-0 E 2B		0-0 SH1-4		1-0 BB 1B HBP			2	2	2	0	0	0	0
Doug Griffin, R OBP: 0.289, SLG: 0.286	0-0 L6		0-0 5-3		0-0 SH1-3 1B		4-0 BB 1B 2B BB			3	1	1	0	1	0	2
Bob Heise, R OBP: 0.167, SLG: 0.136		0-0 F5	0-0 FC6 4-3 2-H		0-0 SH1-3		0-0 1-2 2-H 2B 1B			3	1	1	2	0	0	0

Inning Stats	R: 4	H: 2	E: 0	LOB: 1	K: 0	S: 4	P: 20	R: 0	H: 0	E: 0	LOB: 0	K: 1	S: 4	R: 5	H: 4	E: 1	LOB: 1	K: 0	S: 8	R: 0	H: 0	E: 0	LOB: 0	K: 0	S: 3	R: 1	H: 1	E: 0	LOB: 1	K: 0	S: 4	R: 0	H: 0	E: 0	LOB: 0	K: 0	S: 3	R: 3	H: 2	E: 0	LOB: 2	K: 0	S: 4	R: 0	H: 0	E: 0	LOB: 0	K: 2	S: 7	R: 0	H: 0	E: 0	LOB: 0	K: 2	S: 7	1B: 4	SF: 0	2B: 3	SAC: 2	3B: 0	DP: 1	HR: 2	HBP: 1
--------------	------	------	------	--------	------	------	-------	------	------	------	--------	------	------	------	------	------	--------	------	------	------	------	------	--------	------	------	------	------	------	--------	------	------	------	------	------	--------	------	------	------	------	------	--------	------	------	------	------	------	--------	------	------	------	------	------	--------	------	------	-------	-------	-------	--------	-------	-------	-------	--------

PITCHER	IP	WLS	BF	H	R	ER	SO	BB	IBB	HBP	BLK	WP	HR	S	P	ERA	WHIP
Joe Decker, R ERA: 6.91	(1, 1)	0.2	7	2	4	4	0	4	0	0	0	1	1	3	19	54.00	9.000
Mike Pazik, L ERA: 9.45	(1, 1)	2.1	13	4	5	4	1	2	0	0	0	0	1	13	21	15.43	2.571
Vic Albury, L ERA: 4.14	(4, 1)	3.2	17	2	4	4	0	3	0	1	0	0	0	13	26	9.82	1.364
Bill Campbell, R ERA: 4.0	(7, 1)	1.1	4	1	0	0	2	0	0	0	0	0	0	8	8	0.00	0.750

Batter	1	2	3	4	5	6	7	8	9	AB R H RBI BB SO LOB	TOP													
Jerry Terrell, R (1, 5) OBP: 0.500, SLG: 0.500	0-0 G4-6-3 1B		0-0 F8		0-0 G5-4-3 1-2f			0-0 1-3		4 0 1 0 0 0 2														
Rod Carew, L (1, 4) OBP: 0.483, SLG: 0.605 Luis Gomez, R (4, 4) OBP: 0.200, SLG: 0.111	0-0 G4-6-3 1-2f			0-0 1B 1B 1B		0-0 5-3		0-0 L4		2 1 1 0 0 0 1 2 0 0 0 0 0 0														
Larry Hise, R (1, 7) OBP: 0.359, SLG: 0.525	0-3 K			0-0 1B 1B 1-2 1B		0-0 CS 1B		0-0 2B		4 0 3 0 0 1 0														
Tony Oliva, L (1, 10) OBP: 0.359, SLG: 0.374		0-3 K		0-0 F2		0-0 F8 1-2		0-0 F8		4 0 0 0 0 1 4														
Bobby Darwin, R (1, 9) OBP: 0.310, SLG: 0.352		0-0 6-3		0-0 1-2 2-3 1B		4-0 BB 6-3 4-3 BB		0-0 F8		3 0 1 0 1 0 1														
Dan Ford, R (1, 8) OBP: 0.235, SLG: 0.208		0-0 2-3		0-0 FC6 1B 2-3 3-H		0-0 1-2 4-3		0-0 F8		4 0 1 1 0 0 2														
Danny Thompson, R (1, 6) OBP: 0.367, SLG: 0.388			0-0 SH3-4 1B		0-0 FC6 1-2f		0-0 2-3 6-3			3 0 1 0 0 0 3														
Tom Kelly, L (1, 3) OBP: 0.224, SLG: 0.250			0-0 SH3-4 1-2		0-0 5-3		0-0 F8			2 0 0 0 0 0 1														
Glenn Borgmann, R (1, 2) OBP: 0.295, SLG: 0.234			0-0 P6		1-0 G5-4-3 HBP		0-0 6-3			2 0 0 0 0 0 1														
Inning Stats	R: 0 E: 0 K: 1 S: 5	H: 1 LOB: 0 BB: 0 P: 5	R: 0 E: 0 K: 1 S: 5	H: 0 LOB: 0 BB: 0 P: 5	R: 0 E: 0 K: 0 S: 4	H: 1 LOB: 1 BB: 0 P: 4	R: 1 E: 0 K: 0 S: 6	H: 4 LOB: 2 BB: 0 P: 6	R: 0 E: 0 K: 0 S: 2	H: 0 LOB: 0 BB: 0 P: 3	R: 0 E: 0 K: 0 S: 3	H: 1 LOB: 0 BB: 0 P: 3	R: 0 E: 0 K: 0 S: 3	H: 0 LOB: 1 BB: 1 P: 7	R: 0 E: 0 K: 0 S: 3	H: 0 LOB: 0 BB: 0 P: 3	R: 0 E: 0 K: 0 S: 4	H: 1 LOB: 1 BB: 0 P: 4	R: 0 E: 0 K: 0 S: 4	H: 1 LOB: 1 BB: 0 P: 4	1B: 7 2B: 1 3B: 0 HR: 0	SF: 0 SAC: 1 DP: 2 HBP: 1	WP: 0 PB: 0 SB: 0 CS: 1	PA: 33
PITCHER Bill Lee, L (1, 1) ERA: 3.39	IP: 9.0 WLS: W BF: 33 H: 8 R: 1 ER: 1 SO: 2 BB: 1 IBB: 0 HBP: 1 BLK: 0 WP: 0 HR: 0 S: 35 P: 40 ERA: 1.00 WHIP: 1.000																				PITCHER	IP: WLS: BF: H: R: ER: SO: BB: IBB: HBP: BLK: WP: HR: S: P: ERA: WHIP:		

Minnesota Twins @ Boston Red Sox
 Fenway Park, Boston, MA
 Sat Jun 07 1975, 3:33 AM EDT
 Att. 18,649 - Cloudy - 75 F

livebaseballscorecards.com

AB	30
R	1
H	8
RBI	1
BB	1
SO	2
LOB	15



Batter	1	2	3	4	5	6	7	8	9	AB R H RBI BB SO LOB	TOP	
Jerry Terrell, R (1, 4) OBP: 0.385, SLG: 0.385	0-0 F8		0-0 G6-3		0-0 6-3			0-0 G3	0-0 1B	5 0 1 1 0 0 1		
Steve Braun, L (1, 7) OBP: 0.368, SLG: 0.447	0-0 1B		0-0 1B			0-0 F8		0-0 F8	0-0 L9	5 0 2 0 0 0 2		
Larry Hise, R (1, 9) OBP: 0.360, SLG: 0.527	0-0 L4		0-0 L6			0-0 5-3			0-0 1B 2B	5 1 2 1 0 0 2		
Tony Oliva, L (1, 10) Eric Soderholm, R (9, PR) OBP: 0.349, SLG: 0.349	0-0 L7				0-0 F8		0-0 1B		0-0 1B 2B	4 0 2 0 0 0 1 1 1 0 0 0 0 3		
Tom Kelly, L (1, 3) OBP: 0.242, SLG: 0.286		0-0 F7		0-0 6-3 2B		0-0 F9			0-0 1B SH1-4 1B	4 1 2 1 0 0 1		
Danny Thompson, R (1, 5) OBP: 0.359, SLG: 0.378		0-0 L8		0-0 6-3			0-0 F8		0-0 SH1-4	3 0 0 0 0 0 1		
Dan Ford, R (1, 8) OBP: 0.255, SLG: 0.216		0-0 CS 1B		0-0 F8			0-0 5-3		4-0 1B 1B	3 1 1 0 1 0 1		
Glenn Borgmann, R (1, 2) Rod Carew, L (9, PH) Phil Roof, R (9, 2)		0-0 CS	0-0 1B G6-3 2B		0-0 6-3		0-3 K		0-0 1B 1B	3 1 1 0 0 1 0 1 1 1 1 0 0 0 0 0 0 0 0 0 0		
Luis Gomez, R (1, 6) Danny Walton, R (9, PH) Dave Goltz, R (9, 1) Bill Campbell, R (9, 1) Tom Burgmeier, L (9, 1)			0-0 1B		0-0 F9			0-0 6-3	0-0 1B 1B	3 0 1 0 0 0 0 1 1 1 2 0 0 0 0 0 0 0 0 0 0 0 0 0 0 0 0 0		
Inning Stats	R: 0 H: 1 E: 0 LOB: 1 K: 0 BB: 0 S: 4 P: 4	R: 0 H: 1 E: 0 LOB: 0 K: 0 BB: 0 S: 3 P: 3	R: 1 H: 3 E: 0 LOB: 1 K: 0 BB: 0 S: 5 P: 5	R: 0 H: 1 E: 0 LOB: 1 K: 0 BB: 0 S: 4 P: 4	R: 0 H: 0 E: 0 LOB: 0 K: 0 BB: 0 S: 3 P: 3	R: 0 H: 1 E: 0 LOB: 1 K: 0 BB: 0 S: 4 P: 4	R: 0 H: 0 E: 0 LOB: 0 K: 1 BB: 0 S: 5 P: 5	R: 0 H: 0 E: 0 LOB: 0 K: 0 BB: 0 S: 3 P: 3	R: 6 H: 7 E: 0 LOB: 3 K: 0 BB: 1 S: 10 P: 14	1B: 11 SF: 0 2B: 3 SAC: 1 3B: 0 DP: 1 HR: 0 HBP: 0	WP: 0 PA: 41 PB: 0 SB: 0 CS: 1	
PITCHER	IP WLS BF H R ER SO BB IBB HBP BLK WP HR S P ERA WHIP											
Dick Pole, R (1, 1) ERA: 3.3	8.1 L 34 10 5 5 1 0 0 1 0 0 0 0 0 35 39 5.40 1.200											
Roger Moret, L (9, 1) ERA: 4.91	0.0 1 1 0 0 0 0 0 0 0 0 0 0 0 1 1 ∞ ∞											
Dick Drago, R (9, 1) ERA: 2.41	0.2 5 3 2 2 0 0 0 0 0 0 0 0 0 5 5 27.00 4.500											

Minnesota Twins @ Boston Red Sox
 Fenway Park, Boston, MA
 Sun Jun 08 1975, 3:33 AM EDT
 Att. 18,301 - Cloudy - 54 F

livebaseballscorecards.com

AB	38
R	7
H	14
RBI	6
BB	1
SO	1
LOB	12



BOTTOM

Minnesota Twins @ Boston Red Sox
Fenway Park, Boston, MA
Sun Jun 08 1975, 3:33 AM EDT
Att: 18,301 - Cloudy - 54 F

livebaseballscorecards.com

AB	32
R	5
H	9
RBI	5
BB	3
SO	5
LOB	13



WP:	0	PA:	37
PB:	0		
SB:	1		
CS:	1		

AB R H RBI BB SO LOB

4	0	0	0	1	0	2
3	0	0	0	1	0	2
4	1	1	0	0	1	2
4	1	1	0	0	2	1
4	2	3	2	0	0	0
3	0	1	0	0	0	1
3	1	1	1	1	0	2
3	0	1	0	0	1	1
1	0	1	1	0	0	0
2	0	0	0	0	1	1
0	0	0	0	0	0	0
1	0	0	1	0	0	1

Batter	1	2	3	4	5	6	7	8	9
Bernie Carbo, L (1, 7) OBP: 0.436, SLG: 0.618	4-0 FC3-6 BB		0-0 4-3		0-0 1-3			0-0 G3 2-3	0-0 5-3
Rick Burleson, R (1, 6) OBP: 0.330, SLG: 0.324	0-0 FC3-6 1-2f		0-0 L7			4-0 CS BB		0-0 F7	
Carl Yastrzemski, L (1, 3) OBP: 0.373, SLG: 0.376	0-0 F9 1-2		0-0 4-3			0-3 K 1-2		0-0 2B 1B	
Fred Lynn, L (1, 8) OBP: 0.424, SLG: 0.635	0-3 K			0-0 P4		0-3 K		0-0 2B 2B	
Jim Rice, R (1, 10) OBP: 0.329, SLG: 0.523		0-0 SH3-4 1B		0-0 1B 1B		0-0 5-3		0-0 2B 2B	
Juan Beniquez, R (1, 5) OBP: 0.384, SLG: 0.416		0-0 SH3-4 1-2		0-0 G6-4-3 1B		0-0 F9		0-0 F9	
Dwight Evans, R (1, 9) OBP: 0.343, SLG: 0.447		0-0 2-H 1B		0-0 G6-4-3 1-2f		0-0 6-3		4-0 2B 6-3 BB	
Doug Griffin, R (1, 4) OBP: 0.291, SLG: 0.288		0-0 P3			0-3 K		0-0 G3 SH3-4 1B	0-0 1-3 2-H 2B	
Tim McCarver, L (9, PH) OBP: 0.400, SLG: 0.444								0-0 SH3-4 1-2	0-0 6-3 3-H
Bob Montgomery, R (1, 2) OBP: 0.244, SLG: 0.262		0-3 K			0-0 F9				
Cecil Cooper, L (9, PH) OBP: 0.276, SLG: 0.321									
Tony Conigliaro, R (9, PH) OBP: 0.219, SLG: 0.259									

Inning Stats	R: 0	H: 0	E: 0	K: 1	S: 5	LOB: 1	BB: 1	P: 9	R: 1	H: 2	E: 0	K: 1	S: 7	LOB: 1	BB: 0	P: 7	R: 0	H: 0	E: 0	K: 0	S: 3	LOB: 0	BB: 0	P: 3	R: 0	H: 2	E: 0	K: 0	S: 4	LOB: 1	BB: 0	P: 4	R: 0	H: 0	E: 0	K: 1	S: 5	LOB: 0	BB: 0	P: 5	R: 0	H: 0	E: 0	K: 2	S: 6	LOB: 0	BB: 1	P: 10	R: 0	H: 0	E: 0	K: 0	S: 3	LOB: 0	BB: 0	P: 3	R: 0	H: 1	E: 0	K: 0	S: 4	LOB: 1	BB: 0	P: 4	R: 4	H: 4	E: 0	K: 0	S: 7	LOB: 1	BB: 1	P: 11	1B: 6	SF: 0	2B: 3	SAC: 2	3B: 0	DP: 1	HR: 0	HBP: 0	WP: 0	PA: 37
--------------	------	------	------	------	------	--------	-------	------	------	------	------	------	------	--------	-------	------	------	------	------	------	------	--------	-------	------	------	------	------	------	------	--------	-------	------	------	------	------	------	------	--------	-------	------	------	------	------	------	------	--------	-------	-------	------	------	------	------	------	--------	-------	------	------	------	------	------	------	--------	-------	------	------	------	------	------	------	--------	-------	-------	-------	-------	-------	--------	-------	-------	-------	--------	-------	--------

PITCHER	IP	WLS	BF	H	R	ER	SO	BB	IBB	HBP	BLK	WP	HR	S	P	ERA	WHIP
Dave Goltz, R (1, 1) ERA: 3.13	8.0	W	30	6	2	2	5	2	0	0	0	0	0	38	46	2.25	1.000
Dave Goltz, R (9, 1) ERA: 3.13	8.0	W	30	6	2	2	5	2	0	0	0	0	0	38	46	2.25	1.000
Bill Campbell, R (9, 1) ERA: 4.62	0.1		5	3	2	2	0	1	0	0	0	0	0	4	8	54.00	12.000
Tom Burgmeier, L (9, 1) ERA: 3.72	0.2	S	2	0	1	1	0	0	0	0	0	0	0	2	2	13.50	0.000

Batter	1	2	3	4	5	6	7	8	9	10	11	AB R H RBI BB SO LOB	TOP				
Steve Braun, L (1, 7) OBP: 0.367, SLG: 0.439	0-0 SH2-3 1B 1B	4-0 BB		0-0 4-3		0-0 4-3		0-0 1-3	0-0 L6			5 1 1 1 1 0 2	Minnesota Twins @ Cleveland Indians Cleveland Municipal Stadium, Cleveland, OH Mon Jun 09 1975, 7:05 PM EDT Att: 6,912 - Unknown - 60 F				
Rod Carew, L (1, 4) OBP: 0.487, SLG: 0.604	0-0 SH2-3 1B 1-2 1B	0-0 6-3			0-0 L7	0-0 1B 3-H		0-0 FC6-4 1B		0-0 4-3		6 1 3 0 0 0 1					
Larry Hise, R (1, 9) OBP: 0.361, SLG: 0.524	0-0 SH2-3 1-2 2-3		0-0 F8		0-0 4-3 2B 1B	0-0 1-2 1B		0-0 FC6-4 1B 1-2f		0-0 F8		5 1 2 0 0 0 1					
Tony Oliva, L (1, 10) OBP: 0.371, SLG: 0.407 Luis Gomez, R (9, PR) OBP: 0.217, SLG: 0.143 Bobby Darwin, R (10, PH) OBP: 0.308, SLG: 0.350	4-0 1-3 1B IBB		0-0 HR		0-0 4-3 1-2	0-0 4-3			0-0 WP E 1B	0-0 5-3		4 1 2 1 1 0 3 0 1 0 0 0 0 0 1 0 0 0 0 0 0					
Eric Soderholm, R (1, 5) OBP: 0.365, SLG: 0.365	0-0 1-3 1B 1-2 2-H 3-H		0-0 6-3		4-0 2B BB		0-0 2B		4-0 E 4-3 1-2 BB		0-0 WP SH1-3 1B	4 3 3 2 2 0 0					
Tom Kelly, L (1, 3) OBP: 0.239, SLG: 0.295	0-0 1-3 1-2 2-3		0-0 4-3		0-0 2B 1-H 2-H		0-0 6-3		0-0 E3 4-3 6-3 1-3 2-H		0-0 SH1-3 1-2	5 1 1 2 0 0 4					
Dan Ford, R (1, 8) OBP: 0.246, SLG: 0.246	0-0 F7			0-0 SH5-3 1B		0-0 F3		0-0 F8		0-0 4-3 2-3 3-H		0-3 K 2-3		6 1 1 1 0 1 5			
Danny Thompson, R (1, 6) OBP: 0.358, SLG: 0.376		0-0 5-3		0-0 F3		0-0 4-3 3B		0-0 L6		0-0 6-3 3-H		0-0 1B 3-H		6 0 2 2 0 0 5			
Glenn Borgmann, R (1, 2) OBP: 0.292, SLG: 0.241 Jerry Terrell, R (8, PH) OBP: 0.357, SLG: 0.357 Phil Roof, R (8, 2) Danny Walton, R (9, PH) OBP: 0.323, SLG: 0.448		0-0 5-3-5		0-0 SH5-3 1-2		0-0 P4		0-0 F9		0-0 HR		0-0 F7		2 0 0 0 0 0 1 1 0 0 0 0 0 0 0 0 0 0 0 0 0 2 1 1 1 0 0 1			
Inning Stats	R: 2 H: 3 E: 0 LOB: 2 K: 0 BB: 1 S: 6 P: 10	R: 0 H: 0 E: 0 LOB: 1 K: 0 BB: 1 S: 3 P: 7	R: 1 H: 1 E: 0 LOB: 0 K: 0 BB: 0 S: 4 P: 4	R: 0 H: 1 E: 0 LOB: 1 K: 0 BB: 0 S: 4 P: 4	R: 2 H: 2 E: 0 LOB: 1 K: 0 BB: 1 S: 5 P: 9	R: 1 H: 3 E: 0 LOB: 2 K: 0 BB: 0 S: 6 P: 6	R: 0 H: 1 E: 0 LOB: 1 K: 0 BB: 0 S: 4 P: 4	R: 0 H: 1 E: 0 LOB: 1 K: 0 BB: 0 S: 4 P: 4	R: 4 H: 2 E: 1 LOB: 1 K: 0 BB: 1 S: 6 P: 10	R: 0 H: 0 E: 0 LOB: 0 K: 0 BB: 0 S: 3 P: 3	R: 1 H: 2 E: 0 LOB: 1 K: 1 BB: 0 S: 7 P: 7	1B: 11 SF: 0 2B: 2 SAC: 3 3B: 1 DP: 0 HR: 2 HBP: 0		WP: 2 PA: 54 PB: 0 SB: 0 CS: 0			
PITCHER	IP WLS BF H R ER SO BB IBB HBP BLK WP HR S P ERA WHIP																
Roric Harrison, R (1, 1) ERA: 5.22	5.2	29	9	6	6	0	2	1	0	0	0	0	1	26	38	9.53	1.941
Fred Beene, R (6, 1) ERA: 4.5	2.1	12	4	2	1	0	1	0	0	0	1	0	11	15	3.86	2.143	
Tom Buskey, R (9, 1) ERA: 2.83	3.0	L 13	3	3	1	1	0	0	0	0	1	1	15	15	3.00	1.000	

livebaseballscores.com

AB	47
R	11
H	16
RBI	10
BB	4
SO	1
LOB	23



Batter	1	2	3	4	5	6	7	8	9	10	11	AB R H RBI BB SO LOB	BOTTOM																	
Buddy Bell, R OBP: 0.309, SLG: 0.326 (1, 5)	0-0 1B		4-0 FC4-6 BB	0-0 E7 1-H 1B		0-0 FC4-6 1-2f	0-3 K			0-3 K 1-2		5 0 2 0 1 2 5	Minnesota Twins @ Cleveland Indians Cleveland Municipal Stadium, Cleveland, OH Mon Jun 09 1975, 7:05 PM EDT Att: 6,912 - Unknown - 60 F																	
Rick Manning, L OBP: 0.377, SLG: 0.429 (1, 9) (6, 7)	0-0 F7		0-0 FC4-6 1B 1-2f 3-H		0-0 FC6-4 1B	0-0 P5	0-0 F9			0-0 4-3		6 1 1 1 0 0 6																		
George Hendrick, R OBP: 0.304, SLG: 0.453 (1, 8)	0-0 F9		0-0 1B 1-3 4-3 1B		0-0 FC6-4 BB 1-2f 2B	0-0 F3				0-3 K	0-0 F8	6 2 1 0 0 1 3																		
Boog Powell, L OBP: 0.385, SLG: 0.481 (1, 10)	0-0 1-3		0-0 BLK 1-3 3-H 4-3 1B		4-0 2B 1-2 1B BB		0-0 HR			0-3 K	0-0 6-3	5 2 2 2 1 1 1																		
John Lowenstein, L OBP: 0.354, SLG: 0.506 Charlie Spikes, R OBP: 0.282, SLG: 0.311 (1, 7) (5, PH) (6, 9)		0-0 4-3	0-0 4-3		0-0 1B 1-3 2-H 2B		0-0 E BB 1B			0-0 F7	0-0 G3	2 0 0 1 0 0 1 4 2 2 1 0 0 0																		
Tom McCraw, L OBP: 0.362, SLG: 0.451 Rico Carty, R OBP: 0.368, SLG: 0.455 (1, 3) (5, PH) (6, 3)		0-3 K	0-0 6-3		0-0 1B 2-H 3-H 1B		0-0 BB E 1B			0-0 F7		2 0 0 0 0 1 1 3 0 2 2 0 0 0																		
John Ellis, R OBP: 0.257, SLG: 0.362 (1, 2)		0-0 P6			0-3 K	0-3 K				0-3 E7 BB 1-2 2-3	0-3 K	5 0 0 0 0 3 3																		
Frank Duffy, R OBP: 0.253, SLG: 0.236 (1, 6)			0-0 E5 3B		0-3 K	0-3 K				4-0 BB 1-2 2-3 3-H BB	0-0 F7	4 1 0 1 1 2 1																		
Duane Kuiper, L OBP: 0.565, SLG: 0.632 (1, 4)			0-0 FC4-6 3B 1-H		1-0 E 1B HBP		0-0 FC4-6 1B			0-0 P3	4-0 CS BB	3 2 2 1 1 0 3																		
Inning Stats	R: 0 E: 0 K: 0 S: 4	H: 1 LOB: 1 BB: 0 P: 4	R: 0 E: 0 K: 1 S: 5	H: 0 LOB: 0 BB: 0 P: 5	R: 4 E: 1 K: 0 S: 7	H: 3 LOB: 1 BB: 1 P: 11	R: 1 E: 1 K: 2 S: 7	H: 1 LOB: 1 BB: 0 P: 8	R: 3 E: 0 K: 2 S: 10	H: 3 LOB: 1 BB: 1 P: 14	R: 0 E: 0 K: 0 S: 4	H: 1 LOB: 1 BB: 0 P: 4		R: 2 E: 1 K: 1 S: 9	H: 3 LOB: 3 BB: 1 P: 13	R: 0 E: 0 K: 2 S: 7	H: 0 LOB: 0 BB: 0 P: 7	R: 0 E: 0 K: 1 S: 5	H: 0 LOB: 0 BB: 0 P: 5	R: 0 E: 0 K: 1 S: 4	H: 0 LOB: 0 BB: 1 P: 8	R: 0 E: 0 K: 0 S: 3	H: 0 LOB: 0 BB: 0 P: 3	1B: 9 2B: 1 3B: 1 HR: 1	SF: 0 SAC: 0 DP: 0 HBP: 1	WP: 0 PB: 0 SB: 0 CS: 1	PA: 50			
PITCHER	IP WLS BF H R ER SO BB IBB HBP BLK WP HR S P ERA WHIP																													
Jim Hughes, R ERA: 3.25 (1, 1)	4.1		21	6	6	3	3	1	0	1	1	0	0	25	30	6.23	1.615													
Bill Butler, L ERA: 10.0 (5, 1)	1.2		12	6	4	3	2	1	0	0	0	0	1	15	19	16.20	4.200													
Vic Albury, L ERA: 3.76 (7, 1)	5.0	W	17	0	0	0	5	2	0	0	0	0	0	25	33	0.00	0.400													

AB	45
R	10
H	12
RBI	9
BB	4
SO	10
LOB	24



Batter	1	2	3	4	5	6	7	8	9	10	11	12	AB	R	H	RBI	BB	SO	LOB
Buddy Bell, R OBP: 0.308, SLG: 0.321 Rico Carty, R OBP: 0.374, SLG: 0.455 Frank Duffy, R OBP: 0.251, SLG: 0.234	4-0 SH3-4 BB BB	0-0 5-3			0-0 5-3		0-0 FC5-4 1-2f		4-0 BB			0-0 E3	3 0 1	1 0 0	0 0 0	0 1 0	0 0 0	2 0 0	
Rick Manning, L OBP: 0.360, SLG: 0.397	4-0 BB SH3-4 FC6-4 BB	0-0 5-3			0-0 1-3			0-3 K	0-0 L5			0-3 K	5 5 5	1 1 1	0 0 2	0 1 1	2 1 1	4 1 1	
George Hendrick, R OBP: 0.306, SLG: 0.465	0-0 SH3-4 1-2 2-3		0-0 6-3			0-0 4-3		0-0 HR		0-0 1B		0-3 K	3 1	0 0	1 0	1 0	1 1	1 1	
Boog Powell, L OBP: 0.383, SLG: 0.471	4-0 FC6-4 BB BB		0-0 L9			0-0 14-3 1B		0-0 G3		0-0 P1		0-0 L6	5 5	0 0	1 0	0 0	1 1	0 2	
John Lowenstein, L OBP: 0.350, SLG: 0.489 Frank Robinson, R OBP: 0.349, SLG: 0.563	4-0 FC6-4 BB		0-3 K			0-0 L4-3 1-2		0-0 F9		0-3 K			3 1	0 0	0 0	1 0	1 1	1 1	
Charlie Spikes, R OBP: 0.279, SLG: 0.307	0-0 FC6-4 BB 1-2f 2-3 3-H			0-0 5-3			0-0 5-3		0-0 4-3 1B 1B		0-0 F7	5	0	1	1	0	0	3	
John Ellis, R OBP: 0.262, SLG: 0.359	4-0 1-2 BB			0-0 6-3			0-0 F9		0-0 4-3 1B 1B		0-0 E6 G5-6-3	4	0	1	0	1	0	0	
Ed Crosby, L OBP: 0.292, SLG: 0.267	0-0 G3			0-0 F8			0-0 1B 1B		0-3 K		0-0 G5-6-3 1-2f	5	0	1	0	0	1	6	
Duane Kuiper, L OBP: 0.500, SLG: 0.542		0-0 4-3			0-0 F9		0-0 FC5-4 1-2 1B		0-0 4-3		0-0 G2	5	0	1	0	0	0	2	

Inning Stats	R: 2	H: 0	E: 0	LOB: 3	K: 0	S: 3	P: 23	R: 0	H: 0	E: 0	LOB: 0	K: 1	S: 3	R: 0	H: 0	E: 0	LOB: 0	K: 1	S: 5	R: 0	H: 0	E: 0	LOB: 0	K: 0	S: 3	R: 0	H: 0	E: 0	LOB: 0	K: 0	S: 3	R: 0	H: 1	E: 0	LOB: 0	K: 0	S: 3	R: 0	H: 2	E: 0	LOB: 2	K: 0	S: 5	R: 1	H: 1	E: 0	LOB: 0	K: 1	S: 6	R: 0	H: 2	E: 0	LOB: 3	K: 1	S: 7	R: 0	H: 1	E: 0	LOB: 1	K: 1	S: 6	R: 0	H: 0	E: 1	LOB: 0	K: 0	S: 3	R: 0	H: 0	E: 1	LOB: 1	K: 2	S: 8	1B: 6	2B: 1	3B: 0	HR: 1	SF: 0	SAC: 1	DP: 2	HBP: 0	WP: 0	PA: 49
--------------	------	------	------	--------	------	------	-------	------	------	------	--------	------	------	------	------	------	--------	------	------	------	------	------	--------	------	------	------	------	------	--------	------	------	------	------	------	--------	------	------	------	------	------	--------	------	------	------	------	------	--------	------	------	------	------	------	--------	------	------	------	------	------	--------	------	------	------	------	------	--------	------	------	------	------	------	--------	------	------	-------	-------	-------	-------	-------	--------	-------	--------	-------	--------

PITCHER	IP	WLS	BF	H	R	ER	SO	BB	IBB	HBP	BLK	WP	HR	S	P	ERA	WHIP
Joe Decker, R ERA: 7.8	0.2		7	0	2	2	0	5	0	0	0	0	0	2	22	27.00	7.500
Bill Campbell, R ERA: 3.97	8.1		32	7	1	1	3	1	0	0	0	0	1	37	41	1.08	0.960
Tom Burgmeier, L ERA: 3.22	3.0	W	10	0	0	0	3	0	0	0	0	0	0	16	16	0.00	0.000

MINNESOTA TWINS @ CLEVELAND INDIANS
CLEVELAND MUNICIPAL STADIUM, CLEVELAND, OH
 Tue Jun 10 1975, 7:05 PM EDT
 Att. 6,340 - Unknown - 72 F

livebaseballscorecards.com

AB	42
R	3
H	7
RBI	3
BB	6
SO	6
LOB	22



Batter	1	2	3	4	5	6	7	8	9	AB R H RBI BB SO LOB	TOP											
Dan Ford, R OBP: 0.257, SLG: 0.308 (1, 8)	0-3 K		0-3 K	0-0 5-3			0-0 4-3			4 0 0 0 0 2 3	Minnesota Twins @ New York Yankees Shea Stadium, Flushing, NY Wed Jun 11 1975, 7:05 PM EDT Att. 13,659 - Unknown - 72 F livebaseballscorecards.com											
Rod Carew, L OBP: 0.472, SLG: 0.598 (1, 4)	0-0 6-3		0-0 FC5-6 1B			0-0 4-3	0-0 6-3			4 0 0 0 0 0 1												
Larry Hise, R OBP: 0.358, SLG: 0.510 (1, 7)	0-0 1B		0-0 1B			0-0 L8		0-3 K		4 0 2 0 0 1 0												
Bobby Darwin, R OBP: 0.307, SLG: 0.347 (1, 10)	0-3 K		0-3 K			0-0 FC6 1B		0-3 K		4 0 1 0 0 3 3												
Eric Soderholm, R OBP: 0.351, SLG: 0.349 (1, 5)		0-0 E3		0-0 F7		0-0 FC6 1-2f		0-0 6-3		4 0 0 0 0 0 1												
Steve Brye, R OBP: 0.344, SLG: 0.436 (1, 9)		0-3 K		4-0 1B BB		0-0 P4		0-0 G4-6-3 1B		3 1 1 0 1 1 1												
Danny Thompson, R OBP: 0.342, SLG: 0.358 (1, 6)		0-0 F8		0-0 1B 1B		0-0 6-3		0-0 G4-6-3 1-2f		4 0 1 0 0 0 2												
Tom Kelly, L OBP: 0.240, SLG: 0.279 Danny Walton, R OBP: 0.333, SLG: 0.433 (1, 3) (9, PH)		0-0 F8		0-3 K		0-0 4-3		0-3 K		3 0 0 0 0 1 3 1 0 0 0 0 1 0												
Glenn Borgmann, R OBP: 0.296, SLG: 0.246 (1, 2)			0-0 FC5-6 1B	0-0 1B 3-H			0-3 K			3 0 2 1 0 1 0												
Inning Stats	R: 0 E: 0 K: 2 S: 8	H: 1 LOB: 1 BB: 0 P: 8	R: 0 E: 1 K: 1 S: 6	H: 0 LOB: 1 BB: 0 P: 6	R: 0 E: 0 K: 2 S: 9	H: 2 LOB: 2 BB: 0 P: 9	R: 1 E: 0 K: 1 S: 7	H: 2 LOB: 2 BB: 1 P: 11	R: 0 E: 0 K: 0 S: 4	H: 1 LOB: 1 BB: 0 P: 4	R: 0 E: 0 K: 0 S: 3	H: 0 LOB: 0 BB: 0 P: 3	R: 0 E: 0 K: 1 S: 5	H: 0 LOB: 0 BB: 0 P: 5	R: 0 E: 0 K: 2 S: 7	H: 0 LOB: 0 BB: 0 P: 7	R: 0 E: 0 K: 1 S: 5	H: 1 LOB: 0 BB: 0 P: 5	1B: 7 2B: 0 3B: 0 HR: 0	SF: 0 SAC: 0 DP: 1 HBP: 0	WP: 0 PB: 0 SB: 0 CS: 0	PA: 35
PITCHER Rudy May, L ERA: 2.42 (1, 1)	IP 9.0 WLS W BF 35 H 7 R 1 ER 1 SO 10 BB 1 IBB 0 HBP 0 BLK 0 WP 0 HR 0 S 54 P 58 ERA 1.00 WHIP 0.889											PITCHER	IP WLS BF H R ER SO BB IBB HBP BLK WP HR S P ERA WHIP									



Batter	1	2	3	4	5	6	7	8	9	AB	R	H	RBI	BB	SO	LOB
Walt Williams, R OBP: 0.311, SLG: 0.349 (1, 9) X	0-0 L5	0-0 F8			X 0-0 G3	0-0 F2		X 0-0 6-3		5	0	0	0	0	0	6
Elliott Maddox, R OBP: 0.376, SLG: 0.388 (1, 8) X	0-0 P4	0-0 F7			X 0-0 2B		X 0-0 1B			4	2	2	0	0	0	3
Roy White, S OBP: 0.413, SLG: 0.470 (1, 7) B Larry Murray, S (7, PR) B (8, 7)	4-0 CS BB		X 0-0 F9		X 0-0 E		X 0-0 1-3 6-3			3	1	2	2	1	0	0
Thurman Munson, R OBP: 0.382, SLG: 0.444 (1, 2)	0-0 CS	0-0 1B	X 0-0 2B		X 0-0 E5		X 0-0 6-3			4	1	2	0	0	0	1
Rick Dempsey, R OBP: 0.514, SLG: 0.467 (1, 10)		0-0 F8	X 0-0 F9		X 0-0 4-3		X 0-0 1-3			4	1	1	0	0	0	3
Graig Nettles, L OBP: 0.327, SLG: 0.421 (1, 5)		0-0 1B	X 0-3 K		X 0-0 F7		X 0-0 F8			4	0	1	1	0	1	3
Chris Chambliss, L OBP: 0.343, SLG: 0.477 (1, 3)		0-0 F8	X 0-0 L4		X 0-0 F7		X 0-0 F8			4	0	0	0	0	0	2
Sandy Alomar Sr., S OBP: 0.220, SLG: 0.229 (1, 4)		0-0 SH	X 0-0 F7		X 0-0 1B		X 0-0 F9			3	0	1	1	0	0	0
Fred Stanley, R OBP: 0.284, SLG: 0.260 (1, 6)		0-0 1B	X 0-0 5-3		X 0-0 2B		X 0-0 1B			4	0	3	0	0	0	0

Inning Stats	R: 0	H: 0	E: 0	K: 0	S: 2	LOB: 0	BB: 1	P: 6	R: 2	H: 4	E: 0	K: 0	S: 8	LOB: 3	BB: 0	P: 8	R: 0	H: 1	E: 0	K: 1	S: 6	LOB: 1	BB: 0	P: 6	R: 0	H: 0	E: 0	K: 0	S: 3	LOB: 0	BB: 0	P: 3	R: 2	H: 2	E: 1	K: 0	S: 5	LOB: 0	BB: 0	P: 5	R: 0	H: 2	E: 0	K: 0	S: 5	LOB: 2	BB: 0	P: 5	R: 1	H: 2	E: 0	K: 0	S: 5	LOB: 2	BB: 0	P: 5	R: 0	H: 1	E: 0	K: 0	S: 4	LOB: 1	BB: 0	P: 4
PITCHER	IP	WLS	BF	H	R	ER	SO	BB	IBB	HBP	BLK	WP	HR	S	P	ERA	WHIP																																															
Mike Pazik, L ERA: 8.24 (1, 1)	6.1	L	31	11	5	4	1	1	0	0	0	0	0	32	36	5.68	1.895																																															
Vic Albury, L ERA: 3.65 (7, 1)	1.2		6	1	0	0	0	0	0	0	0	0	0	6	6	0.00	0.600																																															

MINNESOTA TWINS @ NEW YORK YANKEES
 Shea Stadium, Flushing, NY
 Wed Jun 11 1975, 7:05 PM EDT
 Att: 13,659 - Unknown - 72 F

AB	35
R	5
H	12
RBI	4
BB	1
SO	1
LOB	18



1B: 8	SF: 0	WP: 0	PA: 38
2B: 4	SAC: 1	PB: 0	
3B: 0	DP: 0	SB: 0	
HR: 0	HBP: 0	CS: 1	

livebaseballscorecards.com

Batter	1	2	3	4	5	6	7	8	9	AB R H RBI BB SO LOB	TOP
Ken Singleton, S (1, 9) OBP: 0.419, SLG: 0.415	0-0 1B		0-0 4-3			0-0 HR	0-0 1B		0-0 4-3	5 1 3 1 0 0 0	
Bobby Grich, R (1, 4) OBP: 0.377, SLG: 0.377	0-0 L9			0-0 4-3		4-0 SH1-3 1B BB	0-3 K			3 1 0 0 1 1 2	
Al Bumbry, L (1, 10) OBP: 0.366, SLG: 0.429	0-0 F7			4-0 G6-4-3 BB		0-0 SH1-3 1-2		0-0 2-3 S 1B		2 0 1 0 1 0 1	
Lee May, R (1, 3) OBP: 0.248, SLG: 0.366	0-0 L7			0-0 G6-4-3 1-2f		0-0 F3		0-3 K 1-2		4 0 0 0 0 1 4	
Don Baylor, R (1, 7) OBP: 0.347, SLG: 0.450		0-3 K			0-0 F3	4-0 1B BB		1-0 2-3 HBP		2 0 0 0 1 1 0	
Jim Northrup, L (1, 8) OBP: 0.386, SLG: 0.447		0-0 4-3			0-0	0-0		0-0 2-3		3 1 2 1 0 0 0	
Paul Blair, R (6, PR) OBP: 0.276, SLG: 0.302 (6, 8)					6-3 1B 2B	1-3 2-H 1B		1-2 2-3		1 0 0 0 0 0 2	
Brooks Robinson, R (1, 5) OBP: 0.268, SLG: 0.246		0-0 6-3			0-0 6-3 2-3	0-0 4-3 1-2		0-0 L8		4 0 0 0 0 0 5	
Dave Duncan, R (1, 2) OBP: 0.239, SLG: 0.378			0-0 F9		0-0	0-0 1B	0-0 P3		0-0 F9	4 0 1 1 0 0 0	
Mark Belanger, R (1, 6) OBP: 0.291, SLG: 0.243			0-0 5-3		0-0 4-3		0-0 1B 2B		0-0 P6	3 0 1 0 0 0 1	
Tommy Davis, R (9, PH) OBP: 0.299, SLG: 0.327										1 0 0 0 0 0 0	
Inning Stats	R: 0 E: 0 K: 0 S: 4 H: 1 LOB: 1 BB: 0 P: 4	R: 0 E: 0 K: 1 S: 5 H: 0 LOB: 0 BB: 0 P: 5	R: 0 E: 0 K: 0 S: 3 H: 0 LOB: 0 BB: 0 P: 3	R: 0 E: 0 K: 0 S: 2 H: 0 LOB: 0 BB: 1 P: 6	R: 1 E: 0 K: 0 S: 5 H: 2 LOB: 1 BB: 0 P: 5	R: 2 E: 0 K: 0 S: 5 H: 2 LOB: 3 BB: 2 P: 13	R: 0 E: 0 K: 1 S: 6 H: 2 LOB: 1 BB: 0 P: 6	R: 0 E: 0 K: 1 S: 6 H: 1 LOB: 2 BB: 0 P: 7	R: 0 E: 0 K: 0 S: 3 H: 0 LOB: 0 BB: 0 P: 3	1B: 5 2B: 2 3B: 0 HR: 1 SF: 0 SAC: 1 DP: 1 HBP: 1	WP: 0 PB: 0 SB: 2 CS: 0 PA: 37
PITCHER Dave Goltz, R (1, 1) ERA: 3.12	IP: 9.0 WLS: W BF: 37 H: 8 R: 3 ER: 3 SO: 3 BB: 3 IBB: 0 HBP: 1 BLK: 0 WP: 0 HR: 1 S: 39 P: 52 ERA: 3.00 WHIP: 1.222										

Baltimore Orioles @ Minnesota Twins
 Metropolitan Stadium, Bloomington, MI
 Fri Jun 13 1975, 8:05 PM EDT
 Att: 9,791 - Unknown - 68 F

livebaseballscorecards.com

AB	32
R	3
H	8
RBI	3
BB	3
SO	3
LOB	15



Batter	1	2	3	4	5	6	7	8	9	AB R H RBI BB SO LOB	TOP											
Ken Singleton, S (1, 9) OBP: 0.423, SLG: 0.416	0-0 L7 1B		0-0 1B BB 1B	4-0 BB BB BB	0-3 K			0-0 FC6-4 1B 1-2f		4 1 2 0 1 1 2												
Mark Belanger, R (1, 6) OBP: 0.294, SLG: 0.243	0-0 F2		4-0 1B BB 1B	0-0 F8			0-0 L7	0-0 1B		4 1 1 0 1 0 2												
Al Bumbry, L (1, 10) OBP: 0.367, SLG: 0.424	0-0 L7		0-0 1B SF8 1B	0-3 K			4-0 2B WP BB	0-0 F5		4 2 1 0 1 1 4												
Lee May, R (1, 3) OBP: 0.255, SLG: 0.376	0-0 1B		0-0 SF8 1B		0-0 6-3		0-0 WP SF7 2B	0-0 F8		5 2 3 2 0 0 0												
Jim Northrup, L (1, 8) OBP: 0.373, SLG: 0.438	0-3 K		0-0 SF8		0-0 F8		0-0 SF7	0-0 5-3		1 0 0 1 0 1 2												
Paul Blair, R (3, 8) OBP: 0.271, SLG: 0.299			2-3 3-H				2-H 3-H			2 0 0 1 0 0 0												
Don Baylor, R (1, 7) OBP: 0.354, SLG: 0.474		0-0 F3	0-0 2B		0-0 F3		4-0 BB	0-0 HR		4 1 2 2 1 0 0												
Brooks Robinson, R (1, 5) OBP: 0.267, SLG: 0.241		0-0 P6	0-0 P4			0-0 F8	0-0 F8	4-0 BB		4 0 0 0 1 0 2												
Dave Duncan, R (1, 2) OBP: 0.238, SLG: 0.365		4-0 BB	0-0 5-3			0-3 K		0-0 5-3	0-0 4-3	4 0 0 0 1 1 2												
Doug DeCinces, R (1, 4) OBP: 0.279, SLG: 0.375		0-3 K			0-3 K			4-0 FC6-4 BB		2 0 0 0 1 2 1												
Bobby Grich, R (6, 4) OBP: 0.380, SLG: 0.377						4-0 BB				0 0 0 0 1 0 0												
Inning Stats	R: 0 E: 0 K: 1 S: 7	H: 2 LOB: 2 BB: 0 P: 7	R: 0 E: 0 K: 1 S: 5	H: 0 LOB: 1 BB: 1 P: 9	R: 4 E: 0 K: 0 S: 7	H: 4 LOB: 1 BB: 1 P: 11	R: 0 E: 0 K: 2 S: 7	H: 0 LOB: 1 BB: 1 P: 11	R: 0 E: 0 K: 0 S: 3	H: 0 LOB: 0 BB: 0 P: 3	R: 0 E: 0 K: 2 S: 7	H: 0 LOB: 1 BB: 1 P: 11	R: 2 E: 0 K: 0 S: 4	H: 1 LOB: 1 BB: 2 P: 12	R: 0 E: 0 K: 0 S: 4	H: 1 LOB: 2 BB: 1 P: 8	R: 1 E: 0 K: 0 S: 4	H: 1 LOB: 1 BB: 1 P: 8	1B: 6 2B: 2 3B: 0 HR: 1	SF: 2 SAC: 0 DP: 0 HBP: 0	WP: 1 PB: 0 SB: 0 CS: 0	PA: 44
PITCHER	IP WLS BF H R ER SO BB IBB HBP BLK WP HR S P ERA WHIP																					
Jim Hughes, R (1, 1) ERA: 3.63	2.1 L 15 6 4 4 2 2 0 0 0 0 0 0 17 25 15.43 3.429																					
Vic Albury, L (3, 1) ERA: 3.69	6.2 29 3 3 3 4 6 0 0 0 1 1 31 55 4.05 1.350																					

Baltimore Orioles @ Minnesota Twins
Metropolitan Stadium, Bloomington, MI
Sat Jun 14 1975, 4:33 AM EDT
Att: 9,718 - Unknown - 65 F

livebaseballscorecards.com

AB 34
R 7
H 9
RBI 6
BB 8
SO 6
LOB 15



Batter	1	2	3	4	5	6	7	8	9	AB R H RBI BB SO LOB	TOP													
Ken Singleton, S (1, 9) OBP: 0.426, SLG: 0.418	0-0 FC3-6 1B		0-0 1B		0-0 F7		4-0 1B BB		0-0 4-3	4 1 2 0 1 0 1														
Bobby Grich, R (1, 4) OBP: 0.381, SLG: 0.378	0-0 L8		0-0 5-3		0-0 F5		0-0 1B 1-2 2-H		0-0 1B	5 0 2 1 0 0 3														
Al Bumbry, L (1, 10) OBP: 0.368, SLG: 0.423	0-0 FC3-6 1-2f			0-0 2B 6-3 1B		0-0 6-3	0-0 FC5-4 1B 1-2 2-H		0-0 G3	5 1 2 1 0 0 2														
Lee May, R (1, 3) OBP: 0.255, SLG: 0.378	0-3 K			0-0 1-3 2B		0-0 5-3	0-0 FC5-4 1-2f			4 0 1 0 0 1 3														
Jim Northrup, L (1, 8) OBP: 0.365, SLG: 0.442		0-0 4-3		0-0 G3		0-0 2B		0-3 K		4 0 1 0 0 1 2														
Don Baylor, R (1, 7) OBP: 0.352, SLG: 0.486		0-0 6-3		0-0 6-3		0-0 F8		0-0 HR		4 1 1 2 0 0 2														
Brooks Robinson, R (1, 5) OBP: 0.266, SLG: 0.246		0-0 6-3		0-0 3-H 5-3			0-0 1B 2B	0-0 F2		4 1 1 0 0 0 1														
Dave Duncan, R (1, 2) OBP: 0.230, SLG: 0.353			0-3 K		0-0 5-3		0-0 5-3	0-3 K		4 0 0 0 0 2 1														
Mark Belanger, R (1, 6) OBP: 0.295, SLG: 0.245			0-0 6-3			0-0 1B			0-0 4-3	3 0 1 0 0 1 1														
Tommy Davis, R (9, PH) OBP: 0.298, SLG: 0.325										1 0 0 0 0 0 0														
Inning Stats	R: 0 E: 1 K: 1 S: 6	H: 1 LOB: 1 BB: 0 P: 6	R: 0 E: 0 K: 0 S: 3	H: 0 LOB: 0 BB: 0 P: 3	R: 0 E: 0 K: 1 S: 6	H: 1 LOB: 1 BB: 0 P: 6	R: 1 E: 0 K: 0 S: 5	H: 2 LOB: 1 BB: 0 P: 5	R: 0 E: 0 K: 0 S: 4	H: 1 LOB: 1 BB: 0 P: 4	R: 0 E: 0 K: 0 S: 4	H: 1 LOB: 1 BB: 0 P: 4	R: 2 E: 0 K: 1 S: 8	H: 3 LOB: 2 BB: 1 P: 12	R: 1 E: 0 K: 2 S: 8	H: 1 LOB: 0 BB: 0 P: 8	R: 0 E: 0 K: 0 S: 4	H: 1 LOB: 1 BB: 0 P: 4	1B: 7 2B: 3 3B: 0 HR: 1	SF: 0 SAC: 0 DP: 0 HBP: 0	WP: 0 PB: 0 SB: 0 CS: 0	PA: 39		
PITCHER Ray Corbin, R (1, 1) ERA: 3.48	IP: 9.0 WLS: W BF: 39 H: 11 R: 4 ER: 4 SO: 5 BB: 1 IBB: 0 HBP: 0 BLK: 0 WP: 0 HR: 1 S: 48 P: 52 ERA: 4.00 WHIP: 1.333																							

Baltimore Orioles @ Minnesota Twins
Metropolitan Stadium, Bloomington, MI

Sun Jun 15 1975, 4:33 AM EDT
Att. 13,400 - Unknown - 57 F

livebaseballscorecards.com

AB	38
R	4
H	11
RBI	4
BB	1
SO	5
LOB	16



Batter	1	2	3	4	5	6	7	8	9	AB	R	H	RBI	BB	SO	LOB																		
Jerry Terrell, R OBP: 0.370, SLG: 0.444 (1, 4)	0-0 1B 2B	0-0 G6-4-3 1-2f		0-0 5-3			0-0 4-3 SH2-4 1B	0-0 FC4-6 1-2f		5	1	2	0	0	0	3																		
Steve Braun, L OBP: 0.374, SLG: 0.440 (1, 7)	0-0 1B 1B		0-0 4-3		0-0 5-3		0-0 SH2-4 1-2			2	1	1	1	0	0	0																		
Steve Brye, R OBP: 0.341, SLG: 0.432 (4, 9)										1	0	0	0	0	0	0																		
Larry Hisle, R OBP: 0.370, SLG: 0.510 (1, 9)	0-0 1B 1B		0-0 BB 1B		4-0 BB		0-0 4-3			3	2	2	0	1	0	1																		
Tony Oliva, L OBP: 0.361, SLG: 0.382 (1, 10)	0-0 G3 1-2		4-0 1B BB		0-3 K		4-0 FC6-4 IBB			2	0	0	0	2	1	3																		
Eric Soderholm, R OBP: 0.360, SLG: 0.393 (1, 5)	0-0 WP 1B		0-0 G6-4-3 1B		0-3 K		0-0 FC6-4 1-2f			4	0	2	3	0	1	3																		
Tom Kelly, L OBP: 0.214, SLG: 0.247 (1, 3)	0-0 F7 1-2		0-0 G6-4-3 1-2f		0-0 G3			0-0 L8		4	0	0	0	0	0	3																		
Dan Ford, R OBP: 0.250, SLG: 0.333 (1, 8)	0-0 P4			0-0 HR		0-0 1-3		0-0 6-3		4	1	1	1	0	0	1																		
Danny Thompson, R OBP: 0.344, SLG: 0.367 (1, 6)		0-0 6-3		0-0 4-3		0-0 FC6-4 1B		0-0 2B		4	0	2	0	0	0	0																		
Glenn Borgmann, R OBP: 0.287, SLG: 0.234 (1, 2)			4-0 BB		0-0 F7		0-0 FC6-4 1-2f		4-0 FC4-6 IBB	2	0	0	0	1	0	1																		
Rod Carew, L OBP: 0.466, SLG: 0.582 (8, PH)										0	0	0	0	1	0	0																		
Phil Roof, R (9, 2)										0	0	0	0	0	0	0																		
Inning Stats	R: 3 E: 0 K: 0 S: 7	H: 4 LOB: 1 BB: 0 P: 7	R: 0 E: 0 K: 0 S: 2	H: 0 LOB: 0 BB: 1 P: 6	R: 1 E: 0 K: 0 S: 4	H: 2 LOB: 1 BB: 1 P: 8	R: 1 E: 0 K: 0 S: 4	H: 1 LOB: 0 BB: 0 P: 4	R: 0 E: 0 K: 2 S: 7	H: 0 LOB: 1 BB: 1 P: 11	R: 0 E: 0 K: 0 S: 4	H: 1 LOB: 1 BB: 0 P: 4	R: 0 E: 0 K: 0 S: 4	H: 1 LOB: 2 BB: 1 P: 8	R: 0 E: 0 K: 0 S: 4	H: 1 LOB: 2 BB: 1 P: 8	1B: 7 2B: 2 3B: 0 HR: 1	SF: 0 SAC: 1 DP: 2 HBP: 0	WP: 1 PB: 0 SB: 1 CS: 0	PA: 37														
PITCHER Mike Torrez, R ERA: 3.65 (1, 1)	IP 8.0	WLS L	BF 37	H 10	R 5	ER 5	SO 2	BB 3	IBB 2	HBP 0	BLK 0	WP 1	HR 1	S 36	P 56	ERA 5.62	WHIP 1.625																	
																	PITCHER	IP	WLS	BF	H	R	ER	SO	BB	IBB	HBP	BLK	WP	HR	S	P	ERA	WHIP

BOTTOM

Baltimore Orioles @ Minnesota Twins
Metropolitan Stadium, Bloomington, MI

Sun Jun 15 1975, 4:33 AM EDT
Att: 13,400 - Unknown - 57 F

livebaseballscores.com

AB	31
R	5
H	10
RBI	5
BB	5
SO	2
LOB	15



Batter	1	2	3	4	5	6	7	8	9	AB R H RBI BB SO LOB	TOP
Bill North, S (1, 8) OBP: 0.369, SLG: 0.304	0-0 E WP 1B		4-0 BB FC5-4 BB 1-2		0-0 F7		0-0 1B		0-3 K	4 1 2 0 1 1 0	
Bert Campaneris, R (1, 6) OBP: 0.268, SLG: 0.295	0-0 F7 1-H		0-0 F9		0-3 K		0-0 5-3		0-0 FC6-4 1B	5 0 1 0 0 1 3	
Claudell Washington, L (1, 7) OBP: 0.359, SLG: 0.456	0-0 4-3		0-0 FC5-4 PO 1-2f 2-3		0-0 CS 1B			0-0 5-3	0-0 FC6-4 1-2f	5 0 1 0 0 0 3	
Joe Rudi, R (1, 3) OBP: 0.333, SLG: 0.443	0-0 5-3		0-0 PO 1-2	0-0 2B 1B	0-0 CS 1-2	0-0 1-3		0-0 P6		4 1 1 0 0 0 0	
Reggie Jackson, L (1, 9) OBP: 0.326, SLG: 0.498		0-0 F7		0-0 1B 2B		0-3 K		0-0 HR		4 2 2 1 0 1 0	
Gene Tenace, R (1, 2) OBP: 0.436, SLG: 0.560		0-0 1B		0-0 1-3		0-3 K		0-0 HR		4 1 2 1 0 1 2	
Billy Williams, L (1, 10) OBP: 0.333, SLG: 0.382 Don Hopkins, L (8, PR)		0-3 K		0-0 F8			0-0 P6	0-0 S 1B		4 0 1 0 0 1 3 0 0 0 0 0 0 0	
Sal Bando, R (1, 5) OBP: 0.310, SLG: 0.266		0-3 K		0-0 FC6-4 1B 2-H 3-H			0-3 K	0-3 K 1-2		4 0 1 2 0 3 2	
Phil Garner, R (1, 4) OBP: 0.272, SLG: 0.333			0-0 FC5-4 BB 1B	0-0 FC6-4 1-2f			0-0 HR	0-0 F9		4 1 2 1 0 0 1	
Inning Stats	R: 1 H: 1 E: 1 LOB: 0 K: 0 BB: 0 S: 4 P: 4	R: 0 H: 1 E: 0 LOB: 1 K: 2 BB: 0 S: 8 P: 8	R: 0 H: 1 E: 0 LOB: 1 K: 0 BB: 1 S: 3 P: 7	R: 2 H: 3 E: 0 LOB: 1 K: 0 BB: 0 S: 6 P: 6	R: 0 H: 1 E: 0 LOB: 0 K: 1 BB: 0 S: 5 P: 5	R: 0 H: 0 E: 0 LOB: 0 K: 2 BB: 0 S: 7 P: 7	R: 1 H: 2 E: 0 LOB: 1 K: 1 BB: 0 S: 7 P: 7	R: 2 H: 3 E: 0 LOB: 2 K: 1 BB: 0 S: 8 P: 8	R: 0 H: 1 E: 0 LOB: 1 K: 1 BB: 0 S: 6 P: 6	1B: 9 SF: 0 2B: 1 SAC: 0 3B: 0 DP: 0 HR: 3 HBP: 0	WP: 1 PA: 41 PB: 0 SB: 1 CS: 1
PITCHER Bill Campbell, R (1, 1) ERA: 4.25 Tom Burgmeier, L (8, 1) ERA: 3.04	IP WLS BF H R ER SO BB IBB HBP BLK WP HR S P ERA WHIP	7.2 33 11 6 5 6 1 0 0 0 1 3 44 48 5.87 1.565	1.1 W 6 2 0 0 2 0 0 0 0 0 0 0 10 10 0.00 1.500		PITCHER IP WLS BF H R ER SO BB IBB HBP BLK WP HR S P ERA WHIP						

Oakland Athletics @ Minnesota Twins
Metropolitan Stadium, Bloomington, MI

Mon Jun 16 1975, 8:05 PM EDT
Att. 11,058 - Unknown - 71 F

livebaseballscorecards.com

AB 38
R 6
H 13
RBI 5
BB 1
SO 8
LOB 14



Batter	1	2	3	4	5	6	7	8	9	AB	R	H	RBI	BB	SO	LOB
Dan Ford, R OBP: 0.271, SLG: 0.388 (1, 8)	0-0 5-3 1B	0-0 1B			0-0 HR		0-0 6-3		0-0 1B 1B	5	1	3	2	0	0	0
Rod Carew, L OBP: 0.469, SLG: 0.578 (1, 4)	4-0 HR BB	0-0 F8			0-0 CS 1B		0-0 G3		4-0 1B IBB	3	1	1	0	2	0	1
Larry Hise, R OBP: 0.371, SLG: 0.521 (1, 9)	0-0 HR		0-0 F3		0-3 K		0-0 6-3		0-0 1B	5	1	2	3	0	1	1
Tony Oliva, L OBP: 0.370, SLG: 0.396 (1, 10)	0-0 PB 2B		0-0 F8		4-0 CS 1B IBB			0-0 G6-3 1B		3	1	2	0	1	0	0
Luis Gomez, R OBP: 0.217, SLG: 0.143 (8, PR)										0	0	0	0	0	0	0
Eric Soderholm, R OBP: 0.357, SLG: 0.390 (1, 5)	0-3 K		0-0 F3		0-0 S 1B			0-0 G6-3		4	0	1	1	0	1	2
John Briggs, L OBP: 0.449, SLG: 0.429 (1, 7)	4-0 BB			0-0 1B		0-3 K		0-3 K		3	0	1	0	1	2	2
Danny Thompson, R OBP: 0.338, SLG: 0.359 (1, 6)	0-3 K			0-0 F9		0-0 5-3			0-0 HR	3	0	0	0	0	1	3
Steve Braun, L OBP: 0.378, SLG: 0.461 (9, PH)										1	1	1	1	0	0	0
Tom Kelly, L OBP: 0.216, SLG: 0.247 (1, 3)		0-0 G3		0-0 F8		0-0 4-3			0-0 1B 1B	4	1	1	0	0	0	1
Glenn Borgmann, R OBP: 0.282, SLG: 0.230 (1, 2)		0-3 K		0-0 F8		0-3 K			0-0 1B 1B	3	0	0	0	0	2	1
Danny Walton, R OBP: 0.333, SLG: 0.424 (9, PH)										1	0	1	0	0	0	0
Jerry Terrell, R OBP: 0.370, SLG: 0.444 (9, PR)									1-3 1B 1B	0	1	0	0	0	0	0

Inning Stats	R: 2	H: 2	E: 0	K: 2	S: 9	H: 2	LOB: 2	BB: 2	P: 17	R: 0	H: 1	E: 0	K: 1	S: 6	R: 0	H: 0	E: 0	K: 0	S: 3	R: 0	H: 1	E: 0	K: 0	S: 4	R: 0	H: 3	E: 0	K: 2	S: 9	R: 0	H: 0	E: 0	K: 1	S: 5	R: 0	H: 0	E: 0	K: 0	S: 3	R: 0	H: 1	E: 0	K: 1	S: 5	R: 3	H: 5	E: 0	K: 0	S: 5	1B: 9	2B: 1	3B: 0	HR: 3	SF: 0	SAC: 0	DP: 1	HBP: 0	WP: 0	PB: 1	SB: 2	CS: 2	PA: 39
--------------	------	------	------	------	------	------	--------	-------	-------	------	------	------	------	------	------	------	------	------	------	------	------	------	------	------	------	------	------	------	------	------	------	------	------	------	------	------	------	------	------	------	------	------	------	------	------	------	------	------	------	-------	-------	-------	-------	-------	--------	-------	--------	-------	-------	-------	-------	--------

PITCHER	IP	WLS	BF	H	R	ER	SO	BB	IBB	HBP	BLK	WP	HR	S	P	ERA	WHIP
Dick Bosman, R ERA: 4.37 (1, 1)	4.2		23	7	4	4	4	2	1	0	0	0	2	28	40	7.71	1.929
Paul Lindblad, L ERA: 3.15 (5, 1)	2.1		8	1	0	0	2	0	0	0	0	0	0	12	12	0.00	0.429
Rollie Fingers, R ERA: 2.73 (8, 1)	1.0	L	5	3	3	3	1	0	0	0	0	0	1	7	7	27.00	3.000
Jim Todd, R ERA: 2.38 (9, 1)	0.0		3	2	0	0	0	0	1	0	0	0	0	2	6	∞	∞

BOTTOM

Oakland Athletics @ Minnesota Twins
Metropolitan Stadium, Bloomington, MI
 Mon Jun 16 1975, 8:05 PM EDT
 Att: 11,058 - Unknown - 71 F

AB	35
R	7
H	13
RBI	7
BB	4
SO	7
LOB	11



WP	HR	S	P	ERA	WHIP
0	0	0	0	0	0

Batter	1	2	3	4	5	6	7	8	9	AB R H RBI BB SO LOB	TOP	
Bert Campaneris, R (1, 6) OBP: 0.268, SLG: 0.294	0-0 6-3		0-0 6-3 1B		0-0 5-3			0-0 F3		4 0 1 2 0 0 0		
Bill North, S (1, 8) OBP: 0.370, SLG: 0.306 Angel Mangual, R (5, PH) OBP: 0.139, SLG: 0.167 (5, 7)	0-0 F8		0-0 1-2 1B		0-0 1B			0-0 F9		2 0 1 0 0 0 0 2 0 1 0 0 0 0		
Claudell Washington, L (1, 7) OBP: 0.353, SLG: 0.448 (5, 8)	0-0 1-3		0-0 6-3		0-0 5-3			0-0 E4 2B		4 1 0 0 0 0 3		
Reggie Jackson, L (1, 9) OBP: 0.329, SLG: 0.516		0-0 6-3		0-0 HR				0-0 3-1 2B		4 1 2 2 0 0 0		
Joe Rudi, R (1, 3) OBP: 0.332, SLG: 0.440		0-0 L9		0-0 1B				0-0 1-3 5-3		4 0 1 0 0 0 1		
Gene Tenace, R (1, 2) OBP: 0.429, SLG: 0.547		0-0 F7		0-0 F8				0-0 F2	0-3 K	4 0 0 0 0 1 1		
Billy Williams, L (1, 10) OBP: 0.332, SLG: 0.385			0-0 SH1-4 1B 2B	0-0 F5			0-0 4-3	0-0 P5		4 1 1 0 0 0 1		
Sal Bando, R (1, 5) OBP: 0.305, SLG: 0.280			0-0 E6 1B SH1-4	0-0 6-3			0-0 4-3	0-0 6-3		4 1 0 0 0 0 2		
Phil Garner, R (1, 4) OBP: 0.269, SLG: 0.330			0-0 SH1-4		0-3 K		0-0 5-3			2 0 0 0 0 1 0		
Inning Stats	R: 0 H: 0 E: 0 LOB: 0 K: 0 BB: 0 S: 3 P: 3	R: 0 H: 0 E: 0 LOB: 0 K: 0 BB: 0 S: 3 P: 3	R: 2 H: 3 E: 1 LOB: 1 K: 0 BB: 0 S: 6 P: 6	R: 1 H: 2 E: 0 LOB: 1 K: 0 BB: 0 S: 5 P: 5	R: 0 H: 1 E: 0 LOB: 1 K: 1 BB: 0 S: 6 P: 6	R: 0 H: 0 E: 0 LOB: 0 K: 0 BB: 0 S: 3 P: 3	R: 0 H: 0 E: 0 LOB: 0 K: 0 BB: 0 S: 3 P: 3	R: 1 H: 1 E: 1 LOB: 1 K: 0 BB: 0 S: 5 P: 5	R: 0 H: 0 E: 0 LOB: 0 K: 1 BB: 0 S: 5 P: 5	1B: 4 SF: 0 2B: 2 SAC: 1 3B: 0 DP: 0 HR: 1 HBP: 0	WP: 0 PA: 35 PB: 0 SB: 1 CS: 0	
PITCHER Dave Goltz, R (1, 1) ERA: 3.01	IP WLS BF H R ER SO BB IBB HBP BLK WP HR S P ERA WHIP	9.0 L 35 7 4 2 2 0 0 0 0 0 0 1 39 39 2.00 0.778										

Oakland Athletics @ Minnesota Twins
 Metropolitan Stadium, Bloomington, MI
 Tue Jun 17 1975, 8:05 PM EDT
 Unknown - 74 F

livebaseballscorecards.com

AB	34
R	4
H	7
RBI	4
BB	0
SO	2
LOB	8



Batter	1	2	3	4	5	6	7	8	9	AB R H RBI BB SO LOB	TOP											
Bert Campaneris, R (1, 6) OBP: 0.270, SLG: 0.301	0-0 P3-4 1B			0-0 P1	0-0 1B 2B	0-0 4-3			0-0 6-3	5 1 2 1 0 0 0												
Bill North, S (1, 8) OBP: 0.375, SLG: 0.310	0-3 K			4-0 S BB	0-0 1B 2B 1B			0-0 G3 PB 1B	0-0 6-3	4 1 2 2 1 1 1												
Claudell Washington, L (1, 7) OBP: 0.348, SLG: 0.441	0-0 P3-4 1-2f			0-0 L5	0-0 G3			0-0 F8		4 0 0 0 0 0 4												
Reggie Jackson, L (1, 9) OBP: 0.328, SLG: 0.509		0-0 3-1		0-0 L8	4-0 1B 2B BB			0-0 G3		3 1 0 0 0 1 0 2												
Joe Rudi, R (1, 3) OBP: 0.335, SLG: 0.449		0-0 6-3						0-0 L8		4 2 2 0 0 0 1												
Gene Tenace, R (1, 2) OBP: 0.427, SLG: 0.549										3 0 1 3 0 2 1												
Ray Fosse, R (5, 2) OBP: 0.079, SLG: 0.054										1 0 1 0 0 0 0												
Billy Williams, L (1, 10) OBP: 0.327, SLG: 0.377				0-0 F7						4 1 0 1 0 1 2												
Don Hopkins, L (8, PR)										0 0 0 0 0 0 0												
Sal Bando, R (1, 5) OBP: 0.304, SLG: 0.284				0-0 6-3						4 1 1 0 0 0 1												
Phil Garner, R (1, 4) OBP: 0.268, SLG: 0.328				0-3 K						4 1 1 1 0 1 0												
Inning Stats	R: 0 E: 0 K: 1 S: 5	H: 1 LOB: 0 BB: 0 P: 5	R: 0 E: 0 K: 1 S: 5	H: 0 LOB: 0 BB: 0 P: 5	R: 0 E: 0 K: 1 S: 5	H: 0 LOB: 0 BB: 0 P: 5	R: 0 E: 0 K: 0 S: 3	H: 0 LOB: 1 BB: 1 P: 7	R: 8 E: 1 K: 2 S: 15	H: 7 LOB: 1 BB: 1 P: 19	R: 0 E: 0 K: 0 S: 3	H: 0 LOB: 0 BB: 0 P: 3	R: 0 E: 0 K: 0 S: 4	H: 1 LOB: 1 BB: 0 P: 4	R: 0 E: 0 K: 0 S: 3	H: 1 LOB: 1 BB: 0 P: 3	R: 0 E: 0 K: 0 S: 3	H: 0 LOB: 0 BB: 0 P: 3	1B: 6 2B: 4 3B: 1 HR: 0	SF: 0 SAC: 0 DP: 1 HBP: 0	WP: 0 PB: 1 SB: 1 CS: 1	PA: 38
PITCHER	IP WLS BF H R ER SO BB IBB HBP BLK WP HR S P ERA WHIP																					
Bill Butler, L (1, 1) ERA: 9.67	4.1 L 19 5 5 4 4 1 0 0 0 0 0 0 26 30 8.31 1.385																					
Mark Wiley, R (5, 1) ERA: 10.13	2.2 13 4 3 3 1 1 0 0 0 0 0 0 14 18 10.12 1.875																					
Tom Burgmeier, L (8, 1) ERA: 2.81	2.0 6 1 0 0 0 0 0 0 0 0 0 0 6 6 0.00 0.500																					

Oakland Athletics @ Minnesota Twins
 Metropolitan Stadium, Bloomington, MI
 Tue Jun 17 1975, 8:05 PM EDT
 Att: 16,752 - Unknown

livebaseballscorecards.com

AB	36
R	8
H	10
RBI	8
BB	2
SO	5
LOB	12



BOTTOM

Oakland Athletics @ Minnesota Twins
Metropolitan Stadium, Bloomington, MI

Tue Jun 17 1975, 8:05 PM EDT
Att. 16,752 - Unknown

AB 38
R 7
H 12
RBI 7
BB 6
SO 5
LOB 23



WP: 0 PA: 44
PB: 0
SB: 1
CS: 0

AB R H RBI BB SO LOB

3 1 1 0 2 0 0

5 1 2 2 0 1 3

5 1 1 3 0 0 4

5 1 1 0 0 4 2

3 1 1 0 2 0 0

3 0 2 1 0 0 1

0 0 0 0 1 0 0

0 0 0 0 0 0 0

1 0 0 0 0 0 0

4 1 1 0 1 0 5

5 1 2 1 0 0 4

3 0 1 0 0 0 2

1 0 0 0 0 0 2

0 0 0 0 0 0 0

1B: 10 SF: 0
2B: 2 SAC: 0
3B: 0 DP: 1
HR: 1 HBP: 0

Batter	1	2	3	4	5	6	7	8	9
Dan Ford, R OBP: 0.298, SLG: 0.425 (1, 8)	0-0 FC6-5 4-3 1B		4-0 HR BB	0-0 2-3		4-0 L4-6 1B BB		0-0 4-3	
Jerry Terrell, R OBP: 0.364, SLG: 0.424 (1, 4)	0-0 4-3		0-0 FC5-6 HR BB	0-3 K		0-0 1-2 2-H 3-H 1B		0-0 1B	
Larry Hise, R OBP: 0.361, SLG: 0.518 (1, 7) (8, 9)	0-0 FC6-5 2-3		0-0 HR		0-0 F9	0-0 L4-6 2-3		0-0 L8	
Danny Walton, R OBP: 0.302, SLG: 0.375 (1, 10)	0-3 K		0-0 1B 2B 1B		0-3 K		0-3 K	0-3 K	
Eric Soderholm, R OBP: 0.361, SLG: 0.383 (1, 5)		0-0 5-3	0-0 2B 1-2 1B		4-0 BB		4-0 BB 1B BB	0-0 6-3	
Steve Brye, R OBP: 0.346, SLG: 0.443 (1, 9)		0-0	0-0		0-0 4-3		4-0 1B BB	0-0 4-3	
Steve Braun, L OBP: 0.380, SLG: 0.459 (7, PH)									
Tom Kelly, L OBP: 0.216, SLG: 0.247 (7, PR)									
Rod Carew, L OBP: 0.463, SLG: 0.568 (9, PH)									
John Briggs, L OBP: 0.438, SLG: 0.410 (1, 3) (8, 7)		0-0 L8	0-0 F7			0-0 1B 1B	0-0 F2	4-0 FC6 BB	
Danny Thompson, R OBP: 0.337, SLG: 0.358 (1, 6)		0-0 FC6-4 1-2f	0-0 F8			0-0 1B BB 1B	0-0 1-2 2-H 1B	0-0 FC6 1-2f	
Phil Roof, R OBP: 0.182, SLG: 0.100 (1, 2)			0-0		0-0 5-3		0-0 P3	0-0 3-1	
Tony Oliva, L OBP: 0.367, SLG: 0.392 (7, PH)									
Glenn Borgmann, R OBP: 0.283, SLG: 0.227 (8, 2)			0-0 FC5-6 BB 1B						

Inning Stats	R: 0	H: 1	E: 0	K: 1	S: 6	LOB: 1	BB: 0	P: 6	R: 0	H: 1	E: 0	K: 0	S: 4	LOB: 1	BB: 0	P: 4	R: 4	H: 5	E: 0	K: 0	S: 8	LOB: 2	BB: 1	P: 12	R: 0	H: 0	E: 0	K: 1	S: 5	LOB: 1	BB: 1	P: 9	R: 2	H: 3	E: 0	K: 0	S: 5	LOB: 1	BB: 1	P: 9	R: 1	H: 1	E: 0	K: 1	S: 6	LOB: 2	BB: 2	P: 14	R: 0	H: 1	E: 0	K: 1	S: 6	LOB: 1	BB: 0	P: 6	R: 0	H: 0	E: 0	K: 0	S: 3	LOB: 1	BB: 1	P: 7	1B: 10	SF: 0	2B: 2	SAC: 0	3B: 0	DP: 1	HR: 1	HBP: 0	WP: 0	PA: 44
--------------	------	------	------	------	------	--------	-------	------	------	------	------	------	------	--------	-------	------	------	------	------	------	------	--------	-------	-------	------	------	------	------	------	--------	-------	------	------	------	------	------	------	--------	-------	------	------	------	------	------	------	--------	-------	-------	------	------	------	------	------	--------	-------	------	------	------	------	------	------	--------	-------	------	--------	-------	-------	--------	-------	-------	-------	--------	-------	--------

PITCHER	IP	WLS	BF	H	R	ER	SO	BB	IBB	HBP	BLK	WP	HR	S	P	ERA	WHIP
Ken Holtzman, L ERA: 3.5 (1, 1)	5.1		29	10	6	6	3	3	0	0	0	0	1	32	44	10.12	2.438
Rollie Fingers, R ERA: 2.84 (6, 1)	1.0		3	0	1	1	1	1	0	0	0	0	0	4	8	9.00	1.000
Paul Lindblad, L ERA: 3.0 (7, 1)	2.1		11	2	0	0	1	2	0	0	0	0	0	11	19	0.00	1.714
Jim Todd, R ERA: 2.36 (9, 1)	0.1	S	1	0	0	0	0	0	0	0	0	0	0	1	1	0.00	0.000

Batter	1	2	3	4	5	6	7	8	9	AB R H RBI BB SO LOB	TOP											
Bert Campaneris, R (1, 6) OBP: 0.280, SLG: 0.305	0-0 E1 1B		0-0 1B 1B		0-0 5-3				0-0 5-3	4 1 2 0 2 0 1												
Bill North, S (1, 8) OBP: 0.370, SLG: 0.306	0-3 K		0-0 F8 1B		0-0 S 1B				0-3 K	6 0 1 0 0 2 6												
Claudell Washington, L (1, 7) OBP: 0.345, SLG: 0.436	0-3 K		0-0 1-3 1B		0-3 K 1-2			0-3 K		5 1 1 0 0 3 3												
Reggie Jackson, L (1, 9) OBP: 0.329, SLG: 0.502	1-0 HBP		0-3 K		0-3 K			0-0 E3 1B		3 1 0 0 1 2 3												
Joe Rudi, R (1, 3) OBP: 0.336, SLG: 0.473	0-3 K		0-0 5-3					0-0 L8		5 2 2 5 0 1 5												
Gene Tenace, R (1, 2) OBP: 0.431, SLG: 0.546		4-0 G3-6-3 BB		0-3 K				0-0 1-3		3 1 1 0 1 1 0												
Billy Williams, L (1, 10) OBP: 0.332, SLG: 0.374		0-0 G3-6-3 1-2f		4-0 BB				0-0 BB	1-0 HBP 2B HBP	2 1 0 0 2 0 3												
Sal Bando, R (1, 5) OBP: 0.306, SLG: 0.288		4-0 BB		0-3 K				0-0 P6	0-0 1-2 2B HBP	4 0 1 2 1 1 2												
Phil Garner, R (1, 4) OBP: 0.267, SLG: 0.330		0-0 F8		0-0 F9				0-0 F8	0-0 F9	5 0 1 0 0 0 4												
Inning Stats	R: 0 E: 1 K: 3 S: 10	H: 1 LOB: 2 BB: 0 P: 11	R: 0 E: 0 K: 0 S: 2	H: 0 LOB: 1 BB: 2 P: 10	R: 0 E: 0 K: 1 S: 7	H: 2 LOB: 2 BB: 0 P: 7	R: 0 E: 0 K: 2 S: 7	H: 0 LOB: 1 BB: 1 P: 11	R: 0 E: 0 K: 2 S: 8	H: 1 LOB: 1 BB: 0 P: 8	R: 1 E: 0 K: 0 S: 4	H: 1 LOB: 1 BB: 1 P: 8	R: 6 E: 1 K: 0 S: 6	H: 2 LOB: 2 BB: 3 P: 20	R: 0 E: 1 K: 1 S: 7	H: 1 LOB: 2 BB: 0 P: 7	R: 0 E: 0 K: 1 S: 6	H: 1 LOB: 1 BB: 0 P: 6	1B: 5 2B: 2 3B: 0 HR: 2	SF: 0 SAC: 0 DP: 1 HBP: 3	WP: 0 PB: 0 SB: 1 CS: 0	PA: 47
PITCHER	IP WLS BF H R ER SO BB IBB HBP BLK WP HR S P ERA WHIP												PITCHER	IP WLS BF H R ER SO BB IBB HBP BLK WP HR S P ERA WHIP								
Vic Albury, L (1, 1) ERA: 4.0	6.1 L 33 6 6 5 8 6 0 2 0 0 2 41 67 7.11 1.895																					
Tom Burgmeier, L (7, 1) ERA: 2.86	2.2 14 3 1 1 2 1 0 1 0 0 0 16 21 3.38 1.500																					

Oakland Athletics @ Minnesota Twins
Metropolitan Stadium, Bloomington, MI

Wed Jun 18 1975, 8:05 PM EDT
Att. 14,706 - Unknown - 69 F

livebaseballscorecards.com

AB	37
R	7
H	9
RBI	7
BB	7
SO	10
LOB	27



Batter	1	2	3	4	5	6	7	8	9	10	AB R H RBI BB SO LOB	TOP										
Bill North, S OBP: 0.367, SLG: 0.303 (1, 8)	0-0 FC1-6 1B S	0-0 E3			0-0 6-3		0-0 FC6-4 5-3-5 1-2f			0-3 K	5 1 1 0 0 1 1											
Phil Garner, R OBP: 0.270, SLG: 0.328 (1, 4)	4-0 FC1-6 1-2 BB	0-3 K			0-3 K		0-0 5-3-5 1-2f			0-0 1B WP 1B	4 1 1 0 1 2 2											
Claudell Washington, L OBP: 0.353, SLG: 0.441 (1, 7)	0-3 K				4-0 E 1B S		0-0 4-3 1B			0-0 1-3 WP 1B E	4 1 3 0 1 1 2											
Reggie Jackson, L OBP: 0.323, SLG: 0.491 (1, 10)	0-0 FC1-6 1B 1-2f 2-3				0-3 K		0-0 4-3 1-2			0-0 F7	5 1 0 0 0 1 5											
Joe Rudi, R OBP: 0.344, SLG: 0.488 (1, 3)	0-0 1B 1-2 3-H 1B				4-0 G6-4-3 BB		4-0 E 6-3 BB			0-0 4-3 1-2	3 1 2 2 2 0 1											
Sal Bando, R OBP: 0.307, SLG: 0.288 (1, 5)	0-0 1-3 2-H 1B				0-0 G6-4-3 1-2f		0-0 6-3 1-2			0-0 1-3	4 0 1 1 1 0 4											
Angel Mangual, R OBP: 0.146, SLG: 0.150 (1, 9)	0-0 6-3				0-0 F7		0-0 FC G6-4-3 2-3			0-0 6-3	4 0 0 0 1 0 3											
Ray Fosse, R OBP: 0.075, SLG: 0.051 (1, 2)					0-0 F8		0-0 G6-4-3 1-2f			0-0 6-3	2 0 0 0 0 0 0											
Jim Holt, L OBP: 0.464, SLG: 0.286 (6, PH)										0-0 6-3	1 0 0 0 0 0 2											
Larry Haney, R (6, 2)										4-0 1-2 BB BB	1 0 0 0 0 0 0											
Billy Williams, L OBP: 0.335, SLG: 0.374 (10, PH)										0-0 1-2 2-3 BB	0 0 0 0 0 1 0											
Don Hopkins, L (10, PR)											0 0 0 0 0 0 0											
Gene Tenace, R OBP: 0.431, SLG: 0.546 (10, 2)											0 0 0 0 0 0 0											
Ted Martinez, R OBP: 0.200, SLG: 0.257 (1, 6)					0-0 6-3		0-0 FC6-4 1B			0-0 F7	5 0 1 0 0 0 3											
										0-0 L9												
Inning Stats	R: 2 E: 0 K: 1 S: 8	H: 3 LOB: 2 BB: 1 P: 12	R: 0 E: 1 K: 1 S: 6	H: 0 LOB: 1 BB: 0 P: 6	R: 0 E: 1 K: 1 S: 5	H: 1 LOB: 1 BB: 1 P: 9	R: 0 E: 0 K: 0 S: 3	H: 0 LOB: 0 BB: 0 P: 3	R: 0 E: 1 K: 0 S: 3	H: 0 LOB: 1 BB: 1 P: 7	R: 0 E: 0 K: 0 S: 3	H: 1 LOB: 0 BB: 0 P: 3	R: 0 E: 0 K: 0 S: 4	H: 1 LOB: 1 BB: 0 P: 4	R: 0 E: 0 K: 0 S: 3	H: 0 LOB: 0 BB: 0 P: 3	R: 3 E: 1 K: 1 S: 8	H: 3 LOB: 3 BB: 3 P: 20	1B: 8 2B: 1 3B: 0 HR: 1	SF: 0 SAC: 0 DP: 3 HBP: 0	WP: 1 PB: 0 SB: 2 CS: 0	PA: 45
PITCHER	IP WLS BF H R ER SO BB IBB HBP BLK WP HR S P ERA WHIP	IP WLS BF H R ER SO BB IBB HBP BLK WP HR S P ERA WHIP											IP WLS BF H R ER SO BB IBB HBP BLK WP HR S P ERA WHIP									
Jim Hughes, R ERA: 3.75 (1, 1)	9.2 L 43	0 0 0 0 1 0 0 0 0 0 0 0 1 5 0.00 3.000																				
Mark Wiley, R ERA: 9.0 (10, 1)	0.1																					

Oakland Athletics @ Minnesota Twins
 Metropolitan Stadium, Bloomington, MI
 Thu Jun 19 1975, 4:33 AM EDT
 Att: 12,206 - Unknown - 81 F

livebaseballscorecards.com

AB	38
R	5
H	9
RBI	3
BB	7
SO	5
LOB	23



BOTTOM

Oakland Athletics @ Minnesota Twins
Metropolitan Stadium, Bloomington, MI

Thu Jun 19 1975, 4:33 AM EDT
Att. 12,206 - Unknown - 81 F

livebaseballscorecards.com

AB	34
R	2
H	3
RBI	2
BB	5
SO	8
LOB	14



WP:	0	PA:	39
PB:	0		
SB:	0		
CS:	0		

AB R H RBI BB SO LOB

4 0 0 0 1 0 1

4 0 0 0 1 0 2

4 0 0 0 1 1 4

4 0 1 0 0 1 0

4 0 0 0 0 2 2

4 0 0 0 0 2 2

4 1 0 0 0 0 2

4 0 1 0 0 2 2

4 0 1 2 0 0 1

1B: 1 SF: 0
2B: 2 SAC: 0
3B: 0 DP: 0
HR: 0 HBP: 0

Batter	1	2	3	4	5	6	7	8	9	10
Jerry Terrell, R OBP: 0.342, SLG: 0.378 (1, 6)	0-0 F3	0-0 4-3		0-0 F5			0-0 F8			4-0 FC6-4 BB
Rod Carew, L OBP: 0.456, SLG: 0.552 (1, 4)	0-0 G3	4-0 BB			0-0 F7			0-0 6-3		0-0 F7
Eric Soderholm, R OBP: 0.354, SLG: 0.372 (1, 5)	4-0 1B BB	0-0 6-3			0-0 L7			0-3 K		0-0 FC6-4 1-2f
Tony Oliva, L OBP: 0.366, SLG: 0.384 (1, 10)	0-0 1-2 1B			0-0 F8			0-3 K		0-0 4-3	
Danny Walton, R OBP: 0.277, SLG: 0.341 (1, 3)	0-0 3-1						0-3 K		0-0 F8	
John Briggs, L OBP: 0.430, SLG: 0.422 (1, 7)		4-0 E 2B BB		4-0 BB			0-3 K		0-3 K	
Steve Bnye, R OBP: 0.331, SLG: 0.443 (1, 8)		0-0 E8 2B		0-0 F2			0-0 3-1		0-0 6-3	
Tom Kelly, L OBP: 0.237, SLG: 0.270 (1, 9)		0-3 K					0-3 K			0-0 2B
Glenn Borgmann, R OBP: 0.293, SLG: 0.242 (1, 2)		0-0 4-3 2B					0-0 P4			0-0 F8

Inning Stats	R: 0	H: 1	E: 0	K: 0	S: 4	P: 8	R: 2	H: 1	E: 1	K: 1	S: 7	P: 15	R: 0	H: 0	E: 0	K: 1	S: 5	R: 0	H: 0	E: 0	K: 0	S: 3	P: 3	R: 0	H: 0	E: 0	K: 2	S: 7	P: 7	R: 0	H: 0	E: 0	K: 1	S: 5	P: 5	R: 0	H: 0	E: 0	K: 1	S: 5	P: 5	R: 0	H: 0	E: 0	K: 1	S: 5	P: 5	R: 0	H: 1	E: 0	K: 0	S: 4	P: 8	R: 0	H: 1	E: 0	K: 0	S: 4	P: 8	1B: 1	SF: 0	2B: 2	SAC: 0	3B: 0	DP: 0	HR: 0	HBP: 0	WP: 0	PA: 39
--------------	------	------	------	------	------	------	------	------	------	------	------	-------	------	------	------	------	------	------	------	------	------	------	------	------	------	------	------	------	------	------	------	------	------	------	------	------	------	------	------	------	------	------	------	------	------	------	------	------	------	------	------	------	------	------	------	------	------	------	------	-------	-------	-------	--------	-------	-------	-------	--------	-------	--------

PITCHER	IP	WLS	BF	H	R	ER	SO	BB	IBB	HBP	BLK	WP	HR	S	P	ERA	WHIP
Sonny Siebert, R ERA: 2.83 (1, 1)	5.0		22	2	2	0	3	4	0	0	0	0	0	24	40	0.00	1.200
Glenn Abbott, R ERA: 4.04 (6, 1)	4.1	W	15	1	0	0	5	1	0	0	0	0	0	24	28	0.00	0.462
Paul Lindblad, L ERA: 2.96 (10, 1)	0.2	S	2	0	0	0	0	0	0	0	0	0	0	2	2	0.00	0.000

Batter	1	2	3	4	5	6	7	8	9	AB R H RBI BB SO LOB	TOP											
Dan Ford, R OBP: 0.324, SLG: 0.485 (1, 8)	0-0 FC5-4 1B		0-0 1-H HR		0-0 3-1		0-0 FC1-4 2B	0-0 HR		5 3 3 3 0 0 2												
Rod Carew, L OBP: 0.449, SLG: 0.544 (1, 4)	0-3 K		0-0 6-3		0-0 1-3		0-0 1-3 2B	0-0 L5		5 1 1 0 0 1 2												
Eric Soderholm, R OBP: 0.369, SLG: 0.392 (1, 5)	0-0 FC5-4 1B		4-0 L4-3 BB			0-0 E 1B	0-3 K		0-0 FC5-4 1B	4 1 3 0 1 1 2												
Tony Oliva, L OBP: 0.362, SLG: 0.371 (1, 10)	0-0 FC5-4		0-0 L4-3			0-0 E4 1B	4-0 2B		0-0 FC5-4	4 1 0 0 1 0 5												
Larry Hisle, R OBP: 0.361, SLG: 0.518 (9, PR)	1-2f 2-3		1-2			1-3 2B	4-0 IBB		1-2f	0 0 0 0 0 0 0												
Steve Brye, R OBP: 0.336, SLG: 0.468 (1, 9)	0-3 K			0-0 5-3		0-0 2B	0-0 2B		0-0 F7	5 1 2 3 0 1 3												
John Briggs, L OBP: 0.427, SLG: 0.402 (1, 7)		0-0 1-6-3		0-3 K		0-0 3-H P5	4-0 IBB		0-0 L4	4 0 0 0 1 1 3												
Danny Thompson, R OBP: 0.330, SLG: 0.350 (1, 6)		0-0 6-3		0-0 4-3		0-0 1-H 2B	0-0 F7			4 0 1 2 0 0 3												
Luis Gomez, R OBP: 0.217, SLG: 0.143 (7, 6)										0 0 0 0 0 0 0												
Glenn Borgmann, R OBP: 0.236, SLG: 0.248 (1, 2)		0-3 K			0-0 FC3-6 1B		0-0 P6		0-0 F8	4 0 1 0 0 1 0												
Tom Kelly, L OBP: 0.248, SLG: 0.274 (1, 3)			4-0 HR BB		0-0 FC3-6 3-1		0-0 FC1-4 1B		0-3 K	3 1 1 0 1 1 1												
Inning Stats	R: 0 E: 0 K: 2 S: 9	H: 2 LOB: 2 BB: 0 P: 9	R: 0 E: 0 K: 1 S: 5	H: 0 LOB: 0 BB: 0 P: 5	R: 2 E: 0 K: 0 S: 3	H: 1 LOB: 0 BB: 2 P: 11	R: 0 E: 0 K: 1 S: 5	H: 0 LOB: 0 BB: 0 P: 5	R: 0 E: 0 K: 0 S: 4	H: 1 LOB: 1 BB: 0 P: 4	R: 3 E: 1 K: 0 S: 6	H: 3 LOB: 0 BB: 0 P: 6	R: 2 E: 0 K: 1 S: 8	H: 3 LOB: 3 BB: 2 P: 16	R: 1 E: 0 K: 1 S: 6	H: 1 LOB: 0 BB: 0 P: 6	R: 0 E: 0 K: 0 S: 4	H: 1 LOB: 1 BB: 0 P: 4	1B: 7 2B: 4 3B: 0 HR: 2	SF: 0 SAC: 0 DP: 1 HBP: 0	WP: 0 PB: 0 SB: 0 CS: 0	PA: 42
PITCHER	IP WLS BF H R ER SO BB IBB HBP BLK WP HR S P ERA WHIP																					
Jim Kaat, L ERA: 2.91 (1, 1)	6.1 L 29 9 7 6 4 2 0 0 0 0 0 1 35 43 8.53 1.737																					
Rich Gossage, R ERA: 1.72 (7, 1)	0.2 5 1 0 0 1 0 2 0 0 0 0 5 13 0.00 1.500																					
Ozzie Osborn, R ERA: 4.85 (8, 1)	2.0 8 2 1 1 1 0 0 0 0 0 0 1 10 10 4.50 1.000																					

Minnesota Twins @ Chicago White Sox
Comiskey Park, Chicago, IL
Sat Jun 21 1975, 4:33 AM EDT
Att. 15,079 - Unknown - 77 F

livebaseballscorecards.com

AB	38
R	8
H	12
RBI	8
BB	4
SO	6
LOB	21



Batter	1	2	3	4	5	6	7	8	9	AB	R	H	RBI	BB	SO	LOB
Pat Kelly, L OBP: 0.355, SLG: 0.399 (1, 9)	0-0 4-3		0-0 SF9 1B S 2-3 3-H		0-3 K		0-3 K			4	1	1	1	0	2	1
Jorge Orta, L OBP: 0.346, SLG: 0.398 (1, 4)	0-0 G3		0-0 E S 1-2 1B		0-0 F7			0-0 4-3		4	0	1	0	0	0	1
Carlos May, L OBP: 0.368, SLG: 0.427 (1, 3)	0-0 1-3		0-0 SF9 2-3 3-H		0-3 K			0-0 F2		3	0	0	1	0	1	1
Deron Johnson, R OBP: 0.296, SLG: 0.417 (1, 10)		0-0 2B	0-3 K 1-3 3-H		0-0 FC4-6 1B			0-0 2B		4	0	3	0	0	1	1
Ken Henderson, S OBP: 0.352, SLG: 0.362 (1, 8)		0-0 P3	0-0 L9		0-0 FC4-6 1-3			0-0 F7		4	0	0	0	0	0	4
Bill Melton, R OBP: 0.329, SLG: 0.315 (1, 5)		0-0 5-3		0-0 F3		0-0 1-3		0-0 4-3		4	0	0	0	0	0	2
Nylis Nyman, L OBP: 0.202, SLG: 0.216 (1, 7)		0-0 P4		0-0 1-3		0-0 L1		0-0 F2		4	0	0	0	0	0	2
Bucky Dent, R OBP: 0.328, SLG: 0.385 (1, 6)			0-0 2B 1B 1B	0-0 6-3			0-0 F8	0-0 F9		4	1	1	0	0	0	0
Pete Varney, R OBP: 0.391, SLG: 0.435 (1, 2)			0-0 1B SF9 2B		0-0 1B		0-3 K			3	1	2	0	0	1	0

Inning Stats	R: 0	H: 0	E: 0	K: 0	S: 3	R: 0	H: 1	E: 0	K: 0	S: 4	R: 3	H: 4	E: 0	K: 1	S: 9	R: 0	H: 0	E: 0	K: 0	S: 3	R: 0	H: 1	E: 0	K: 2	S: 8	R: 0	H: 1	E: 0	K: 0	S: 4	R: 0	H: 0	E: 0	K: 0	S: 7	R: 0	H: 1	E: 0	K: 0	S: 4	R: 0	H: 0	E: 0	K: 0	S: 3	1B: 5	SF: 1	2B: 3	SAC: 0	3B: 0	DP: 0	HR: 0	HBP: 0	WP: 0	PA: 35
PITCHER Bill Campbell, R ERA: 4.06 (1, 1)	IP	WLS	BF	H	R	ER	SO	BB	IBB	HBP	BLK	WP	HR	S	P	ERA	WHIP																IP	WLS	BF	H	R	ER	SO	BB	IBB	HBP	BLK	WP	HR	S	P	ERA	WHIP						

MINNESOTA TWINS @ CHICAGO WHITE SOX
 Comiskey Park, Chicago, IL
 Sat Jun 21 1975, 4:33 AM EDT
 Att: 15,079 - Unknown - 77 F

livebaseballscorecards.com

AB 34
R 3
H 8
RBI 2
BB 0
SO 5
LOB 12




Batter	1	2	3	4	5	6	7	8	9	10	AB	R	H	RBI	BB	SO	LOB
Pat Kelly, L (1, 9) OBP: 0.351, SLG: 0.393 Bob Coluccio, R (9, 9) OBP: 0.309, SLG: 0.311	0-0 3-1	0-0 4-3		0-0 5-3		0-0 F9		0-0 1B		0-0 2B	5	0	1	0	0	0	2
Jorge Orta, L (1, 4) OBP: 0.347, SLG: 0.406	0-0 2B		0-0 4-3	0-0 2B		0-0 F8		0-0 4-3			5	0	2	0	0	0	2
Carlos May, L (1, 3) OBP: 0.388, SLG: 0.426	0-3 K		0-0 1B E	0-0 G3		0-0 1-2 1B			0-0 F9		5	1	2	0	0	1	2
Deron Johnson, R (1, 10) OBP: 0.294, SLG: 0.412	0-0 P3		0-0 E8 SF7 1B		0-0 L6	0-0 P3			0-0 F8		5	1	1	0	0	0	3
Ken Henderson, S (1, 8) OBP: 0.349, SLG: 0.369		0-0 1B 3B	0-0 SF7		0-0 4-3		0-0 4-3		0-0 F3		4	1	1	1	0	0	0
Bill Melton, R (1, 5) OBP: 0.335, SLG: 0.327		0-0 G3 1B	0-0 1B	0-0 1B	0-0 1B 2B		0-0 F7		0-0 P3		5	2	3	1	0	0	0
Nyls Nyman, L (1, 7) OBP: 0.209, SLG: 0.223		0-0 G3	0-0 FC5-4 1B		0-0 1B		0-3 K		0-3 K		5	0	2	1	0	2	1
Bucky Dent, R (1, 6) OBP: 0.329, SLG: 0.385 Lee Richard, R (10, PR) OBP: 0.385, SLG: 0.273		0-0 5-3	0-0 FC5-4		0-0 5-3			0-0 CS 1B		0-0 BB 2B 1B	5	0	2	0	0	0	4
Brian Downing, R (1, 2) OBP: 0.357, SLG: 0.337	0-0 S 1B			0-0 4-3		0-0 1B		0-0 F7		4-0 2B BB	4	0	2	1	1	0	1

Inning Stats	R: 0	H: 1	E: 0	K: 1	S: 6	R: 2	H: 3	E: 0	K: 0	S: 6	R: 2	H: 4	E: 1	K: 0	S: 7	R: 0	H: 1	E: 0	K: 0	S: 4	R: 1	H: 2	E: 0	K: 0	S: 5	R: 0	H: 2	E: 0	K: 1	S: 5	R: 0	H: 0	E: 0	K: 0	S: 5	R: 0	H: 2	E: 0	K: 0	S: 4	R: 0	H: 2	E: 0	K: 1	S: 6	R: 1	H: 2	E: 0	K: 1	S: 6
	LOB: 1	BB: 0	P: 6	LOB: 1	BB: 0	P: 6	LOB: 2	BB: 0	P: 7	LOB: 1	BB: 0	P: 4	LOB: 1	BB: 0	P: 5	LOB: 2	BB: 0	P: 5	LOB: 0	BB: 0	P: 5	LOB: 0	BB: 0	P: 5	LOB: 1	BB: 0	P: 4	LOB: 0	BB: 0	P: 3	LOB: 3	BB: 1	P: 10	LOB: 0	BB: 0	P: 10	LOB: 0	BB: 0	P: 10	LOB: 0	BB: 0	P: 10	LOB: 0	BB: 0	P: 10					

PITCHER	IP	WLS	BF	H	R	ER	SO	BB	IBB	HBP	BLK	WP	HR	S	P	ERA	WHIP
Dave Goltz, R (1, 1) ERA: 3.28	6.0		31	13	5	5	1	0	0	0	0	0	0	33	33	7.50	2.167
Mark Wiley, R (7, 1) ERA: 5.79	1.2		6	2	0	0	1	0	0	0	0	0	0	8	8	0.00	1.200
Tom Burgmeier, L (8, 1) ERA: 2.97	2.0	L	9	2	1	1	1	1	0	0	0	0	0	10	14	4.50	1.500

MINNESOTA TWINS @ CHICAGO WHITE SOX
 Comiskey Park, Chicago, IL
 Sun Jun 22 1975, 4:33 AM EDT
 Unknown - 89 F

AB	44
R	6
H	17
RBI	5
BB	1
SO	3
LOB	15



WP	PA
0	46

Batter	1	2	3	4	5	6	7	8	9	AB R H RBI BB SO LOB	TOP																
Dan Ford, R OBP: 0.322, SLG: 0.486 (1, 8) X	0-0 6-3		0-0 F7			4-0 1B FC5-4 BB	0-0 F9			3 1 0 0 1 0 1																	
Rod Carew, L OBP: 0.443, SLG: 0.547 Luis Gomez, R OBP: 0.217, SLG: 0.143 (1, 4) X (8, 6)	0-0 4-3		0-0 F8			0-0 F5		0-0 E6 L4-3		4 0 0 0 0 0 1 0 0 0 0 0 0 0																	
Eric Soderholm, R OBP: 0.374, SLG: 0.386 (1, 5) B B B	4-0 BB			0-3 K		0-0 FC5-4 1B		0-0 L4-3 1-2		3 0 1 0 1 1 1																	
Tony Oliva, L OBP: 0.349, SLG: 0.355 (1, 10) X	0-0 6-3			0-0 4-3		0-0 FC5-4 1-2f 3-H		0-0 F8		4 0 0 1 0 0 2																	
Steve Brye, R OBP: 0.327, SLG: 0.450 (1, 9) X		0-0 1-3		0-0 E5		0-3 K			0-0 4-3	4 0 0 0 0 1 1																	
John Briggs, L OBP: 0.436, SLG: 0.456 (1, 7) B B B B		4-0 BB		0-0 G3			0-0 HR		0-0 4-3	3 1 1 1 1 0 1																	
Jerry Terrell, R OBP: 0.326, SLG: 0.357 (1, 6) (8, 4)		0-3 K			0-0 5-3		0-0 6-3		0-0 6-3	4 0 0 0 0 1 1																	
Tom Kelly, L OBP: 0.248, SLG: 0.265 (1, 3) X		0-0 1-3			0-0 F2		0-0 G3			3 0 0 0 0 0 1																	
Phil Roof, R OBP: 0.200, SLG: 0.077 (1, 2) X			0-0 P6		0-3 K		0-0 E4			3 0 0 0 0 1 0																	
Inning Stats	R: 0 E: 0 K: 0 S: 3	H: 0 LOB: 1 BB: 1 P: 7	R: 0 E: 0 K: 1 S: 5	H: 0 LOB: 1 BB: 1 P: 9	R: 0 E: 0 K: 0 S: 3	H: 0 LOB: 0 BB: 1 P: 3	R: 0 E: 1 K: 1 S: 6	H: 0 LOB: 1 BB: 0 P: 6	R: 0 E: 0 K: 1 S: 5	H: 0 LOB: 0 BB: 0 P: 5	R: 1 E: 1 K: 1 S: 6	H: 1 LOB: 1 BB: 1 P: 10	R: 1 E: 1 K: 0 S: 5	H: 1 LOB: 1 BB: 0 P: 5	R: 0 E: 1 K: 0 S: 3	H: 0 LOB: 0 BB: 0 P: 3	R: 0 E: 0 K: 0 S: 3	H: 0 LOB: 0 BB: 0 P: 3	R: 0 E: 0 K: 0 S: 3	H: 0 LOB: 0 BB: 0 P: 3	1B: 1 2B: 1 3B: 0 HR: 1	SF: 0 SAC: 0 DP: 1 HBP: 0	WP: 0 PB: 0 SB: 0 CS: 0	PA: 34			
PITCHER Jesse Jefferson, R ERA: 2.03 Cecil Upshaw, R ERA: 4.09	IP WLS BF H R ER SO BB IBB HBP BLK WP HR S P ERA WHIP	(1, 1) 5.2 W 22 1 1 1 3 3 0 0 0 0 0 0 25 37 1.59 0.706	(6, 1) 3.1 S 12 1 1 1 1 0 0 0 0 0 1 14 14 2.70 0.300	PITCHER IP WLS BF H R ER SO BB IBB HBP BLK WP HR S P ERA WHIP	(1, 1) 5.2 W 22 1 1 1 3 3 0 0 0 0 0 0 25 37 1.59 0.706	(6, 1) 3.1 S 12 1 1 1 1 0 0 0 0 0 1 14 14 2.70 0.300																					

Minnesota Twins @ Chicago White Sox
Comiskey Park, Chicago, IL
Sun Jun 22 1975, 4:38 AM EDT
Att. 23,299 - Unknown

livebaseballscorecards.com

AB	31
R	2
H	2
RBI	2
BB	3
SO	4
LOB	9




Batter	1	2	3	4	5	6	7	8	9	AB R H RBI BB SO LOB
Bob Coluccio, R OBP: 0.321, SLG: 0.360 (1, 9)	0-0 F8	0-0 1B	0-0			0-0 HR				4 1 3 2 0 0 0
Bucky Dent, R OBP: 0.332, SLG: 0.387 (1, 6)	0-0 1B	0-0 1B	0-0 L3			0-0 F8				4 0 2 1 0 0 1
Ken Henderson, S OBP: 0.348, SLG: 0.364 (1, 8)	0-0 F2		4-0 HR		0-0 1-3	0-3 K				3 1 0 0 1 1 1
Deron Johnson, R OBP: 0.297, SLG: 0.428 (1, 3)	0-3 K		0-0 HR		0-3 K		0-0 CS			4 1 2 2 0 2 1
Bill Melton, R OBP: 0.337, SLG: 0.332 (1, 5)		4-0 1B WP	0-0 HR		0-0 P4		0-3 K			3 2 1 0 1 1 1
Carlos May, L OBP: 0.386, SLG: 0.423 (1, 10)		0-0 WP	0-3 K		0-0 F8		0-3 K			4 1 1 0 0 2 2
Bill Stein, R OBP: 0.351, SLG: 0.368 (1, 4)		4-0 1B	4-0 HR		0-0 1-3			0-3 K		2 2 0 0 2 1 0
Buddy Bradford, R OBP: 0.275, SLG: 0.364 (1, 7)		0-3 K	0-0 HR		0-3 K		0-0 F9			4 1 1 3 0 2 2
Pete Varney, R OBP: 0.333, SLG: 0.370 (1, 2)		0-3 K	0-3 K			0-0 F7		0-0 F7		4 0 0 0 0 2 2

Inning Stats	R: 0	H: 1	E: 0	K: 1	S: 6	LOB: 1	BB: 0	P: 6	R: 3	H: 3	E: 0	K: 2	S: 9	LOB: 2	BB: 2	P: 17	R: 5	H: 4	E: 0	K: 2	S: 11	LOB: 1	BB: 2	P: 19	R: 0	H: 0	E: 0	K: 1	S: 5	LOB: 0	BB: 0	P: 5	R: 0	H: 0	E: 0	K: 1	S: 5	LOB: 0	BB: 0	P: 5	R: 1	H: 1	E: 0	K: 1	S: 6	LOB: 0	BB: 0	P: 6	R: 0	H: 1	E: 0	K: 2	S: 7	LOB: 1	BB: 0	P: 7	R: 0	H: 0	E: 0	K: 1	S: 5	LOB: 0	BB: 0	P: 5
AB	32																																																															
R	9																																																															
H	10																																																															
RBI	8																																																															
BB	4																																																															
SO	11																																																															
LOB	10																																																															
WP	1																																																															
PA	36																																																															

Minnesota Twins @ Chicago White Sox
Comiskey Park, Chicago, IL

Sun Jun 22 1975, 4:38 AM EDT
Att. 23,299 - Unknown



PITCHER	IP	WLS	BF	H	R	ER	SO	BB	IBB	HBP	BLK	WP	HR	S	P	ERA	WHIP
Vic Albury, L ERA: 4.65 (1, 1)	2.0	L	14	6	6	6	3	3	0	0	0	1	1	17	29	27.00	4.500
Bill Butler, L ERA: 8.58 (3, 1)	6.0		22	4	3	3	8	1	0	0	0	0	2	37	41	4.50	0.833

Batter	1	2	3	4	5	6	7	8	9	AB R H RBI BB SO LOB	TOP															
Dan Ford, R (1, 8) OBP: 0.309, SLG: 0.464	0-0 F3		0-3 K		0-0 1-3		0-0 1-3		0-0 FC6-4	5 0 0 0 0 1 2	Minnesota Twins @ Oakland Athletics Oakland-Alameda County Coliseum, Oakland, CA Mon Jun 23 1975, 7:05 PM PDT Att. 29,410 - Unknown - 50 F livebaseballscorecards.com															
Rod Carew, L (1, 4) OBP: 0.440, SLG: 0.539	0-0 G3		4-0 IBB		0-0 5-3		0-0 4-3			3 0 0 0 1 0 0																
Eric Soderholm, R (1, 5) OBP: 0.372, SLG: 0.383	0-3 K		0-0 F9		0-0 P4			0-0 FC6-4 1B		4 0 1 0 0 1 2																
Tony Oliva, L (1, 10) OBP: 0.357, SLG: 0.363		1-0 FC4-6 HBP		4-0 WP 1B BB		0-0 1B SF7 2B		0-0 F5		2 1 1 0 1 0 1																
Steve Brye, R (1, 9) OBP: 0.331, SLG: 0.452		0-0 FC4-6		0-0 E4 SF8 1B		0-0 2-3 1B		0-0 FC6-4		4 1 2 0 0 0 2																
John Briggs, L (1, 7) OBP: 0.431, SLG: 0.448		0-0 P4		4-0 SF8 E BB		0-0 SF7		0-0 F7		2 0 0 1 1 0 2																
Danny Thompson, R (1, 6) OBP: 0.328, SLG: 0.347		0-0 F3		0-0 E4		0-0 F8		0-0 FC6-4 1B		4 0 1 0 0 0 4																
Larry Hisle, R (9, PR) OBP: 0.361, SLG: 0.518				1-2 2-3						0 0 0 0 0 0 0																
Tom Kelly, L (1, 3) OBP: 0.250, SLG: 0.269			0-0 E 1B		0-0 SF8		0-3 K		0-3 K	2 0 1 1 0 1 1																
Jerry Terrell, R (9, PH) OBP: 0.318, SLG: 0.349				2-3 3-H					0-3 K	1 0 0 0 0 1 1																
Glenn Borgmann, R (1, 2) OBP: 0.296, SLG: 0.262			0-0 P2		0-0 L7		0-3 K			4 0 0 0 0 2 4																
Inning Stats	R: 0 E: 0 K: 1 S: 5	H: 0 LOB: 0 BB: 0 P: 5	R: 0 E: 0 K: 0 S: 3	H: 0 LOB: 1 BB: 0 P: 4	R: 0 E: 1 K: 1 S: 6	H: 1 LOB: 2 BB: 1 P: 10	R: 1 E: 2 K: 0 S: 4	H: 1 LOB: 2 BB: 2 P: 12	R: 0 E: 0 K: 0 S: 3	H: 0 LOB: 0 BB: 0 P: 3	R: 1 E: 0 K: 1 S: 7	H: 2 LOB: 1 BB: 0 P: 7	R: 0 E: 0 K: 1 S: 5	H: 0 LOB: 0 BB: 0 P: 5	R: 0 E: 0 K: 0 S: 4	H: 1 LOB: 1 BB: 0 P: 4	R: 0 E: 0 K: 2 S: 8	H: 1 LOB: 1 BB: 0 P: 8	1B: 5 2B: 1 3B: 0 HR: 0	SF: 2 SAC: 0 DP: 0 HBP: 1	WP: 1 PB: 0 SB: 0 CS: 0	PA: 37				
PITCHER	IP WLS BF H R ER SO BB IBB HBP BLK WP HR S P ERA WHIP																									
Jim Perry, R (1, 1) ERA: 5.32	5.0		23	4	2	2	2	2	2	2	1	0	23	36	3.60	1.200										
Paul Lindblad, L (6, 1) ERA: 2.72	4.0	W	14	2	0	0	4	0	0	0	0	0	22	22	0.00	0.500										

Minnesota Twins @ Oakland Athletics
Oakland-Alameda County Coliseum, Oakland, CA
Mon Jun 23 1975, 7:05 PM PDT
Att. 29,410 - Unknown - 50 F

AB	31
R	2
H	6
RBI	2
BB	3
SO	6
LOB	19



Batter	1	2	3	4	5	6	7	8	9
Bert Campaneris, R OBP: 0.285, SLG: 0.300 (1, 6)	0-0 F7	0-0 FC6-4			0-3 K		0-0 6-3		
Bill North, S OBP: 0.379, SLG: 0.304 (1, 8)	0-0 G3 1B		0-0 4-3			4-0 1B BB	0-0 P6		
Claudell Washington, L OBP: 0.353, SLG: 0.442 (1, 7)	0-0 G3		0-0 F5			0-0 SH3-4 1B G3-2-3 1B	0-0 S BB 1B		
Reggie Jackson, L OBP: 0.329, SLG: 0.502 (1, 9)	0-0 FC5-4 1B		0-0 F7			0-0 SH3-4 1B	4-0 BB S FC4-2 BB		
Joe Rudi, R OBP: 0.334, SLG: 0.463 Don Hopkins, L (8, PR) Ray Fosse, R OBP: 0.068, SLG: 0.047 (9, 2)	0-0 FC5-4		0-0 F7			0-0 SH3-4	4-0 FC4-2 BB FC6-4 BB		
Gene Tenace, R OBP: 0.425, SLG: 0.520 (9, 3)		4-0 FC4-6 BB		0-0 5-3		4-0 BB BB	4-0 FC6-4 FC4-2 BB		
Billy Williams, L OBP: 0.333, SLG: 0.373 Angel Mangual, R OBP: 0.146, SLG: 0.150 (8, PR)		0-0 FC4-6 HBP		0-0 P5		0-0 G3-2-3	0-0 FC4-2 FC6-4		
Sal Bando, R OBP: 0.314, SLG: 0.325 (1, 5)		0-0 P3		0-0 5-3		0-0 HR	0-0 FC6-4 FC6-4		
Phil Garner, R OBP: 0.265, SLG: 0.312 Jim Holt, L OBP: 0.484, SLG: 0.375 Ted Martinez, R OBP: 0.200, SLG: 0.257 (9, 4)		1-0 FC6-4 HBP		0-0 F8		0-0 6-3	0-0 FC6-4		

AB	R	H	RBI	BB	SO	LOB
4	0	0	0	0	1	2
3	2	1	0	1	0	0
4	1	2	0	0	0	1
3	0	2	2	1	0	0
2	0	0	0	1	0	1
0	1	0	0	0	0	0
0	0	0	0	0	0	0
1	0	0	1	3	0	0
4	0	0	0	0	0	7
0	0	0	0	0	0	0
4	1	1	2	0	0	3
2	0	0	0	0	0	0
1	0	0	0	0	0	2
0	0	0	0	0	0	0


AB	R	H	RBI	BB	SO	LOB
28	5	6	5	6	1	16

Inning Stats	R: 1	H: 2	E: 0	K: 0	S: 5	LOB: 1	BB: 0	P: 5									
Jim Hughes, R ERA: 3.96 (1, 1)	IP: 7.0	WLS: 1	BF: 33	H: 6	R: 5	ER: 5	SO: 1	BB: 6	IBB: 0	HBP: 1	BLK: 0	WP: 0	HR: 1	S: 28	P: 53	ERA: 6.43	WHIP: 1.714
Tom Burgmeier, L ERA: 2.93 (8, 1)	IP: 0.1	WLS: 1	BF: 0	H: 0	R: 0	ER: 0	SO: 0	BB: 0	IBB: 0	HBP: 0	BLK: 0	WP: 0	HR: 0	S: 1	P: 1	ERA: 0.00	WHIP: 0.000
Mark Wiley, R ERA: 5.06 (8, 1)	IP: 0.2	WLS: 2	BF: 0	H: 0	R: 0	ER: 0	SO: 0	BB: 0	IBB: 0	HBP: 0	BLK: 0	WP: 0	HR: 0	S: 2	P: 2	ERA: 0.00	WHIP: 0.000

Minnesota Twins @ Oakland Athletics
Oakland-Alameda County Coliseum, Oakland, CA

Mon Jun 23 1975, 7:05 PM PDT
Att: 29,410 - Unknown - 50 F

livebaseballscorecards.com



Batter	1	2	3	4	5	6	7	8	9	AB R H RBI BB SO LOB	TOP	
Dan Ford, R OBP: 0.313, SLG: 0.457 (1, 8) BB	4-0 E4 BB		0-0 P6		0-0 F8 1-2 2-3		0-0 E 1B 4-3 1B		0-3 K	4 1 1 0 1 1 2		
Rod Carew, L OBP: 0.443, SLG: 0.538 (1, 4) X	0-0 E4 1B 1-2		0-0 1B		4-0 1B BB FC4-6 BB		0-0 E6 FC5 1B		0-0 1-3	4 1 2 0 1 0 1		
Eric Soderholm, R OBP: 0.372, SLG: 0.380 (1, 5) S S S Jerry Terrell, R OBP: 0.311, SLG: 0.341 (7, PH) (7, 5) Danny Walton, R OBP: 0.265, SLG: 0.326 (9, PH)	0-3 K		0-3 K		4-0 FC4-6 1B 1-2 2-3 3-H BB		0-0 5-3		0-0 P5	2 0 0 1 1 2 2 1 0 0 0 0 0 2 1 0 0 0 0 0 0		
John Briggs, L OBP: 0.433, SLG: 0.450 (1, 7) X	0-0 FC6-4 1-3 1B			0-0 P5	0-0 FC4-6 1-2 2-3 3-H 1B		0-0 4-3			4 0 2 2 0 0 1		
Tony Oliva, L OBP: 0.355, SLG: 0.356 (1, 10) X	0-0 FC6-4 1-2f			0-0 F8	0-0 FC4-6 1-2f 2-3 3-H		4-0 IBB			3 0 0 1 1 0 4		
Steve Brye, R OBP: 0.329, SLG: 0.447 (1, 9) X		0-0 F8		0-0 1B	0-0 1-3		0-0 FC5 2-3f			4 0 1 0 0 0 4		
Danny Thompson, R OBP: 0.323, SLG: 0.341 (1, 6) Steve Braun, L OBP: 0.379, SLG: 0.457 (8, PH) Luis Gomez, R OBP: 0.217, SLG: 0.143 (8, 6)		0-0 F4		0-3 K		0-0 4-3		0-0 P6		3 0 0 0 0 1 1 1 0 0 0 0 0 0 0 0 0 0 0 0 0	AB 34 R 4 H 7 RBI 4 BB 5 SO 5 LOB 17	
Tom Kelly, L OBP: 0.250, SLG: 0.262 (1, 3) S S S		0-3 K			4-0 PB 1B BB BB		0-0 G1		0-0 4-3	3 1 0 0 1 1 0		
Glenn Borgmann, R OBP: 0.295, SLG: 0.261 (1, 2) X			0-0 L5		0-0 BB PB 1-2 1B		0-0 4-3		0-0 6-3	4 1 1 0 0 0 0		
Inning Stats	R: 0 H: 1 E: 1 LOB: 2 K: 1 BB: 1 S: 6 P: 10	R: 0 H: 0 E: 0 LOB: 0 K: 1 BB: 0 S: 5 P: 5	R: 0 H: 1 E: 0 LOB: 1 K: 1 BB: 0 S: 6 P: 6	R: 0 H: 1 E: 0 LOB: 1 K: 1 BB: 0 S: 6 P: 6	R: 3 H: 2 E: 0 LOB: 2 K: 0 BB: 3 S: 5 P: 17	R: 0 H: 0 E: 0 LOB: 0 K: 0 BB: 0 S: 3 P: 3	R: 1 H: 2 E: 1 LOB: 2 K: 0 BB: 1 S: 5 P: 9	R: 0 H: 0 E: 0 LOB: 0 K: 0 BB: 0 S: 3 P: 3	R: 0 H: 0 E: 0 LOB: 0 K: 1 BB: 0 S: 5 P: 5	1B: 7 SF: 0 2B: 0 SAC: 0 3B: 0 DP: 0 HR: 0 HBP: 0	WP: 0 PA: 39 PB: 1 SB: 0 CS: 0	
PITCHER Stan Bahnsen, R ERA: 5.58 Paul Lindblad, L ERA: 2.7 Jim Todd, R ERA: 2.12	IP WLS BF H R ER SO BB IBB HBP BLK WP HR S P ERA WHIP											PITCHER IP WLS BF H R ER SO BB IBB HBP BLK WP HR S P ERA WHIP
(1, 1) 4.1 0 21 4 3 3 4 4 0 0 0 0 0 0 25 41 6.23 1.846											(5, 1) 0.1 2 1 0 0 0 0 0 0 0 0 0 0 2 2 0.00 3.000	
(5, 1) 4.1 W 16 2 1 0 1 0 1 0 1 0 0 0 0 17 21 0.00 0.462												

Minnesota Twins @ Oakland Athletics
Oakland-Alameda County Coliseum, Oakland, CA

Tue Jun 24 1975, 7:05 PM PDT
Att: 4,826 - Unknown - 58 F

livebaseballscorecards.com



Batter	1	2	3	4	5	6	7	8	9	AB	R	H	RBI	BB	SO	LOB	BOTTOM	
Bert Campaneris, R OBP: 0.295, SLG: 0.305 (1, 6)	0-0 E S WP 1B	0-0 F9		0-0 SH1-3 1B		4-0 2B BB		4-0 CS BB		3	2	2	0	2	0	0	Minnesota Twins @ Oakland Athletics Oakland-Alameda County Coliseum, Oakland, CA Tue Jun 24 1975, 7:05 PM PDT Att. 4,826 - Unknown - 58 F	
Bill North, S OBP: 0.378, SLG: 0.307 (1, 8)	0-0 E6 CS 1-3	0-3 K		0-0 SH1-3		0-0 2B		0-0 F3 1-2		4	0	1	1	0	1	2		
Claudell Washington, L OBP: 0.354, SLG: 0.437 (1, 7)	4-0 WP S WP 1-2 BB	0-3 K		0-0 1-3		0-0 L7		4-0 FC4-6 BB		3	1	0	0	2	1	4		
Reggie Jackson, L OBP: 0.326, SLG: 0.494 (1, 9)	4-0 BB WP 1B BB		0-0 F7		0-0 5-3		0-0 F8	0-0 FC4-6 1-2f		4	1	0	0	1	0	1		
Joe Rudi, R OBP: 0.333, SLG: 0.458 (1, 3)	4-0 1B BB SF9 BB		0-3 K		0-0 F3		0-0 F7			3	1	0	0	1	1	0		
Gene Tenace, R OBP: 0.434, SLG: 0.537 (1, 2)	4-0 SF9 1B BB		4-0 BB		4-0 BB		0-0 HR			1	1	1	1	3	0	0		
Sal Bando, R OBP: 0.317, SLG: 0.325 (1, 5)	0-0 FC4 1B		0-3 K		0-0 P6		4-0 BB BB			3	0	1	1	1	1	2		
Billy Williams, L OBP: 0.337, SLG: 0.379 (1, 10)	0-0 SF9			0-0 FC3-6 1B		0-0 CS SH2-4 1B		4-0 FC5-4 BB		2	0	2	1	0	0	0		
Don Hopkins, L (6, PR)										0	0	0	0	0	0	0		
Angel Mangual, R OBP: 0.167, SLG: 0.150 (7, PH)	2-3 3-H									0	0	0	0	1	0	0		
Phil Garner, R OBP: 0.261, SLG: 0.307 (1, 4)	0-0 FC4 1-2f			0-0 FC3-6 SH1-3 1B 1-2f		0-0 SH2-4		0-0 FC5-4		3	0	0	0	0	0	5		
Inning Stats	R: 4 E: 1 K: 0 S: 5	H: 2 LOB: 2 BB: 4 P: 21	R: 0 E: 0 K: 2 S: 7	H: 0 LOB: 0 BB: 0 P: 7	R: 0 E: 0 K: 2 S: 7	H: 0 LOB: 1 BB: 1 P: 11	R: 0 E: 0 K: 0 S: 5	H: 2 LOB: 2 BB: 1 P: 8	R: 1 E: 0 K: 0 S: 4	H: 1 LOB: 2 BB: 2 P: 12	R: 0 E: 0 K: 0 S: 2	H: 0 LOB: 1 BB: 2 P: 10	1B: 5 2B: 1 3B: 0 HR: 1	SF: 1 SAC: 2 DP: 0 HBP: 0	WP: 2 PB: 0 SB: 2 CS: 3	PA: 40		
PITCHER	IP WLS BF H R ER SO	IP WLS BF H R ER SO	IP WLS BF H R ER SO	IP WLS BF H R ER SO	IP WLS BF H R ER SO	IP WLS BF H R ER SO	IP WLS BF H R ER SO	IP WLS BF H R ER SO	IP WLS BF H R ER SO	IP WLS BF H R ER SO	IP WLS BF H R ER SO	IP WLS BF H R ER SO	IP WLS BF H R ER SO	IP WLS BF H R ER SO	IP WLS BF H R ER SO	IP WLS BF H R ER SO	ERA WHIP	
Joe Decker, R ERA: 9.98 (1, 1)	0.1																108.00	15.000
Vic Albury, L ERA: 4.42 (1, 1)	7.2																2.35	1.696

livebaseballscorecards.com

AB	26
R	6
H	7
RBI	4
BB	11
SO	4
LOB	14



Batter	1	2	3	4	5	6	7	8	9	AB R H RBI BB SO LOB	TOP											
Dan Ford, R OBP: 0.308, SLG: 0.442 (1, 8) X	0-0 F7		4-0 BB		0-3 K		0-3 K		0-0 P4	4 0 0 0 1 2 3	Minnesota Twins @ Oakland Athletics Oakland-Alameda County Coliseum, Oakland, CA Wed Jun 25 1975, 7:05 PM PDT Att: 4,723 - Unknown - 65 F livebaseballscorecards.com											
Rod Carew, L OBP: 0.442, SLG: 0.535 (1, 4) X	0-0 CS 1B		0-0 F7		0-0 5-3		0-0 G1-4-3 1B		0-0 G3	5 0 2 0 0 0 4												
Eric Soderholm, R OBP: 0.370, SLG: 0.374 (1, 5) B B B	4-0 1-2 BB		0-3 K		0-0 1-3		0-0 G1-4-3 1-2f			3 0 0 0 1 1 4												
Danny Walton, R OBP: 0.245, SLG: 0.300 (1, 10) X	0-0 F7			0-0 6-3		0-0 5-3		0-0 F9		4 0 0 0 0 0 1												
Steve Brye, R OBP: 0.328, SLG: 0.442 (1, 9) X		0-0 4-3		0-3 K		0-0 1B 1B 1B		0-0 4-3		4 1 1 0 0 1 0												
John Briggs, L OBP: 0.441, SLG: 0.450 (1, 7) X		0-0 F7		4-0 BB		0-0 1B 1B		4-0 FC6 BB		2 0 1 0 2 0 0												
Jerry Terrell, R OBP: 0.306, SLG: 0.333 (1, 6) X		0-0 P6		0-0 F7		0-0 1-2 3-H 1B		0-0 FC6 1-2f		4 0 1 1 0 0 2												
Glenn Borgmann, R OBP: 0.289, SLG: 0.263 (1, 2) B B B B			4-0 BB BB		0-0 1-5-3 1B		0-0 1-3		0-0 F2	3 0 1 0 1 0 2												
Tom Kelly, L OBP: 0.258, SLG: 0.264 (1, 3) X			0-0 F9		0-0 1-5-3 1-2		0-0 1B 1B		4-0 BB	3 0 1 0 1 0 2												
Inning Stats	R: 0 E: 0 K: 0 S: 3	H: 1 LOB: 1 BB: 1 P: 7	R: 0 E: 0 K: 0 S: 3	H: 0 LOB: 0 BB: 0 P: 3	R: 0 E: 0 K: 1 S: 5	H: 0 LOB: 2 BB: 2 P: 13	R: 0 E: 0 K: 1 S: 5	H: 0 LOB: 1 BB: 1 P: 9	R: 0 E: 0 K: 1 S: 6	H: 1 LOB: 1 BB: 0 P: 6	R: 1 E: 0 K: 0 S: 6	H: 3 LOB: 2 BB: 0 P: 6	R: 0 E: 0 K: 1 S: 6	H: 2 LOB: 1 BB: 0 P: 6	R: 0 E: 0 K: 0 S: 3	H: 0 LOB: 1 BB: 1 P: 7	R: 0 E: 0 K: 0 S: 3	H: 0 LOB: 1 BB: 1 P: 7	1B: 7 2B: 0 3B: 0 HR: 0	SF: 0 SAC: 0 DP: 1 HBP: 0	WP: 0 PB: 0 SB: 0 CS: 1	PA: 38
PITCHER Ken Holtzman, L (1, 1) ERA: 3.23	IP 9.0 WLS W BF 38 H 7 R 1 ER 1 SO 4 BB 6 IBB 0 HBP 0 BLK 0 WP 0 HR 0 S 40 P 64 ERA 1.00 WHIP 1.444											PITCHER	IP WLS BF H R ER SO BB IBB HBP BLK WP HR S P ERA WHIP									

Minnesota Twins @ Oakland Athletics
Oakland-Alameda County Coliseum, Oakland, CA

Wed Jun 25 1975, 7:05 PM PDT
 Att: 4,723 - Unknown - 65 F

AB 32
R 1
H 7
RBI 1
BB 6
SO 4
LOB 18



Batter	1	2	3	4	5	6	7	8	9	AB	R	H	RBI	BB	SO	LOB
Bert Campaneris, R OBP: 0.299, SLG: 0.313 (1, 6)	0-0 6-3		0-0 G3-6-1 1B	0-0 1B 2B			0-0 SH 1B			3	0	2	2	0	0	0
Billy Williams, L OBP: 0.339, SLG: 0.378 (1, 10)	4-0 FC1-6 BB		0-0 G3-6-1 1-2f	0-0 F9			0-0 1B			3	0	1	1	1	0	2
Claudell Washington, L OBP: 0.349, SLG: 0.431 (1, 8)	0-0 FC1-6 1-2f CS		0-3 K			0-0 5-3		0-0 4-3		4	0	0	0	0	1	2
Reggie Jackson, L OBP: 0.322, SLG: 0.486 (1, 9)	0-0 CS 1-2	0-0 1-3		0-0 F8	0-0 F9		0-3 K			4	0	0	0	0	1	1
Joe Rudi, R OBP: 0.336, SLG: 0.462 (1, 7)		0-0 F8 2B		0-0 P4	0-0 5-3			0-0 FC4 1B		4	1	2	0	0	0	0
Don Hopkins, L (8, PR)										0	0	0	0	0	0	0
Angel Mangual, R OBP: 0.167, SLG: 0.150 (9, 7)										0	0	0	0	0	0	0
Gene Tenace, R OBP: 0.431, SLG: 0.531 (1, 3)		0-0 F8 2-3		0-0 BB 1B		0-0 F7		0-0 F8		4	1	1	0	0	0	2
Sal Bando, R OBP: 0.319, SLG: 0.322 (1, 5)		4-0 2B BB		4-0 BB 1B BB		0-0 P3		0-0 L7		2	2	0	0	2	0	1
Phil Garner, R OBP: 0.266, SLG: 0.313 (1, 4)		0-0 1B 2B		4-0 1B 2B BB		0-0 L9		0-0 FC4		3	1	1	2	1	0	1
Ray Fosse, R OBP: 0.085, SLG: 0.065 (1, 2)		0-0 1-3		0-0 1-3 2-H 3-H 2B 1B			0-0 E6 SH 1B			3	2	1	2	0	0	1

Inning Stats	R: 0	H: 0	E: 0	K: 0	S: 2	R: 2	H: 2	E: 0	K: 0	S: 5	R: 0	H: 1	E: 0	K: 1	S: 5	R: 4	H: 3	E: 0	K: 0	S: 6	R: 0	H: 0	E: 0	K: 0	S: 3	R: 0	H: 0	E: 0	K: 0	S: 3	R: 1	H: 1	E: 2	K: 1	S: 7	R: 0	H: 1	E: 0	K: 0	S: 4	1B: 5	2B: 3	3B: 0	HR: 0	SF: 0	SAC: 1	DP: 1	HBP: 0	WP: 0	PB: 0	SB: 0	CS: 1	PA: 36
--------------	------	------	------	------	------	------	------	------	------	------	------	------	------	------	------	------	------	------	------	------	------	------	------	------	------	------	------	------	------	------	------	------	------	------	------	------	------	------	------	------	-------	-------	-------	-------	-------	--------	-------	--------	-------	-------	-------	-------	--------

PITCHER	IP	WLS	BF	H	R	ER	SO	BB	IBB	HBP	BLK	WP	HR	S	P	ERA	WHIP
Ray Corbin, R ERA: 4.04 (1, 1)	4.0	L	20	6	6	6	1	4	0	0	0	0	0	18	34	13.50	2.500
Bill Butler, L ERA: 7.52 (5, 1)	4.0		15	2	1	0	1	0	0	0	0	0	0	17	17	0.00	0.500

BOTTOM

Minnesota Twins @ Oakland Athletics
Oakland-Alameda County Coliseum, Oakland, CA
Wed Jun 25 1975, 7:05 PM PDT
Att. 4,723 - Unknown - 65 F

livebaseballscores.com

AB	30
R	7
H	8
RBI	7
BB	4
SO	2
LOB	10



Batter	1	2	3	4	5	6	7	8	9	AB R H RBI BB SO LOB	TOP									
Lyman Bostock, L (1, 7) OBP: 0.293, SLG: 0.194	0-0 G3		0-0 4-3		0-0 6-3		0-0 3-1			4 0 0 0 0 0 1	Minnesota Twins @ Texas Rangers Arlington Stadium, Arlington, TX Fri Jun 27 1975, 8:05 PM EDT Unknown - 85 F									
Rod Carew, L (1, 4) OBP: 0.439, SLG: 0.530	0-0 4-3		0-0 1B		0-0 F8			0-0 F7		4 0 1 0 0 0 0										
Eric Soderholm, R (1, 5) OBP: 0.368, SLG: 0.369	4-0 BB		0-0 6-3		0-3 K			0-0 6-3		3 0 0 0 1 1 1										
Steve Braun, L (1, 10) OBP: 0.377, SLG: 0.452	0-3 K			0-0 5-3		0-0 1B		0-3 K		4 0 1 0 0 2 1										
Steve Brye, R (1, 9) OBP: 0.326, SLG: 0.443		0-0 1B FC3-2 2B		0-0 F8		0-0 P4		0-0 F7		4 0 1 0 0 0 1										
Danny Thompson, R (1, 6) OBP: 0.326, SLG: 0.350		0-0 FC3-2 2-3 1B		0-0 2B		0-0 F8		0-0 4-3		4 0 2 0 0 0 1										
Tom Kelly, L (1, 3) OBP: 0.258, SLG: 0.257		0-0 FC3-2 1-2 3-H G6-4-3		4-0 BB		0-0 F8		0-3 K		3 0 0 0 1 1 2										
Dan Ford, R (1, 8) OBP: 0.309, SLG: 0.447		0-0 G6-4-3 1-2f		0-0 F7			0-0 4-3 2B			3 0 1 0 0 0 4										
Glenn Borgmann, R (1, 2) OBP: 0.296, SLG: 0.260			0-0 6-3		0-0 F8		0-0 4-3			2 0 0 0 0 0 0										
Tony Oliva, L (7, PH) OBP: 0.353, SLG: 0.354										1 0 0 0 0 0 1										
Phil Roof, R (7, 2) OBP: 0.200, SLG: 0.077										0 0 0 0 0 0 0										
Inning Stats	R: 0 E: 0 K: 1 S: 5	H: 0 LOB: 1 BB: 1 P: 9	R: 0 E: 0 K: 0 S: 4	H: 2 LOB: 1 BB: 0 P: 4	R: 0 E: 0 K: 0 S: 4	H: 1 LOB: 1 BB: 0 P: 4	R: 0 E: 0 K: 0 S: 4	H: 1 LOB: 2 BB: 1 P: 8	R: 0 E: 0 K: 1 S: 6	H: 1 LOB: 1 BB: 0 P: 6	R: 0 E: 0 K: 0 S: 4	H: 1 LOB: 1 BB: 0 P: 4	R: 0 E: 0 K: 1 S: 5	H: 0 LOB: 0 BB: 0 P: 5	R: 0 E: 0 K: 1 S: 5	H: 0 LOB: 0 BB: 0 P: 5	1B: 3 2B: 3 3B: 0 HR: 0	SF: 0 SAC: 0 DP: 1 HBP: 0	WP: 0 PB: 0 SB: 0 CS: 0	PA: 34
PITCHER Steve Hargan, R (1, 1) ERA: 3.04	IP: 9.0 WLS: W BF: 34 H: 6 R: 0 ER: 0 SO: 4 BB: 2 IBB: 0 HBP: 0 BLK: 0 WP: 0 HR: 0 S: 40 P: 48 ERA: 0.00 WHIP: 0.889																			

livebaseballscores.com

AB	32
R	0
H	6
RBI	0
BB	2
SO	4
LOB	12



Batter	1	2	3	4	5	6	7	8	9
Cesar Tovar, R OBP: 0.290, SLG: 0.297 (1, 8) X	0-0 HR		4-0 BB			0-3 K		0-0 5-3	
Mike Cabbage, L OBP: 0.259, SLG: 0.261 (1, 4) S S S	0-3 K		0-0 G3			0-0 F9		4-0 BB	
Mike Hargrove, L OBP: 0.426, SLG: 0.493 (1, 7) X	0-0 4-3				0-3 K	4-0 BB		0-3 K	
Jim Spencer, L OBP: 0.317, SLG: 0.457 (1, 3) X	0-0 G3				0-0 F3	0-3 K			
Lenny Randle, S OBP: 0.331, SLG: 0.346 (1, 5) X		0-0 E3 CS			0-0 F9		0-0 3-1		
Tom Grieve, R OBP: 0.306, SLG: 0.513 (1, 9) X		0-0 6-3 1-2			0-0 FC3-6 1B		0-0 HR		
Roy Howell, L OBP: 0.266, SLG: 0.298 (1, 10) S S S		0-3 K			0-3 K		0-3 K		
Roy Smalley, S OBP: 0.306, SLG: 0.345 (1, 6) S S S			0-3 K		0-0 FC3-6 FC6-4 1-2f		0-3 K		
Jim Sundberg, R OBP: 0.292, SLG: 0.312 (1, 2) X			0-0 2-3		0-0 FC6-4 1-2f		0-0 F9		

Inning Stats	R: 1	H: 1	E: 0	K: 1	S: 6	LOB: 0	BB: 0	P: 6
	R: 0	H: 0	E: 1	K: 1	S: 5	LOB: 0	BB: 0	P: 5
	R: 0	H: 0	E: 0	K: 1	S: 5	LOB: 1	BB: 1	P: 9
	R: 0	H: 0	E: 0	K: 1	S: 5	LOB: 0	BB: 0	P: 5
	R: 0	H: 1	E: 0	K: 1	S: 6	LOB: 1	BB: 0	P: 6
	R: 0	H: 0	E: 0	K: 2	S: 7	LOB: 1	BB: 1	P: 11
	R: 1	H: 1	E: 0	K: 2	S: 8	LOB: 0	BB: 0	P: 8
	R: 0	H: 0	E: 0	K: 1	S: 5	LOB: 1	BB: 1	P: 9

PITCHER	IP	WLS	BF	H	R	ER	SO	BB	IBB	HBP	BLK	WP	HR	S	P	ERA	WHIP
Bert Blyleven, R ERA: 3.64 (1, 1)	8.0	L	30	3	2	2	10	3	0	0	0	0	2	47	59	2.25	0.750

BOTTOM

AB	R	H	RBI	BB	SO	LOB
3	1	1	1	1	1	0
3	0	0	0	1	1	1
3	0	0	0	1	2	1
3	0	0	0	0	1	1
3	0	0	0	0	0	0
3	1	2	1	0	0	1
3	0	0	0	0	3	1
3	0	0	0	0	2	1
3	0	0	0	0	0	1

AB	27
R	2
H	3
RBI	2
BB	3
SO	10
LOB	7



WP	PA	ERA	WHIP
0	30		

Minnesota Twins @ Texas Rangers
Arlington Stadium, Arlington, TX
Fri Jun 27 1975, 8:05 PM EDT
Unknown - 85 F

livebaseballscorecards.com

Batter	1	2	3	4	5	6	7	8	9	AB R H RBI BB SO LOB	TOP																									
Lyman Bostock, L (1, 7) OBP: 0.304, SLG: 0.268	0-0 SF8 2B		0-0 4-3 1B 2B		0-0 P1		0-0 FC1-4 FC3-6		0-0 F8	5 2 2 1 0 0 1																										
Rod Carew, L (1, 4) OBP: 0.435, SLG: 0.524	0-0 SF8		0-0 4-3		0-0 4-3		0-0 FC3-6		4-0 1B BB	3 1 0 1 1 0 2																										
Steve Brye, R (1, 9) OBP: 0.328, SLG: 0.439	0-3 K		0-3 K		0-0 6-3		4-0 IBB		0-0 1B 1B	4 1 1 0 1 2 1																										
Steve Braun, L (1, 10) Eric Soderholm, R (7, PH) OBP: 0.381, SLG: 0.449 OBP: 0.369, SLG: 0.368	0-0 G3		4-0 1B IBB		4-0 1B BB		0-3 K		4-0 1B BB	1 1 0 0 2 0 0 1 1 0 0 1 1 2																										
Dan Ford, R (1, 8) OBP: 0.326, SLG: 0.457		0-0 CS 1B 1B	0-0 1-2 1B		0-0 5-3 1B BB			4-0 SH3-4 BB	0-0 1B 1B	4 0 3 3 1 0 1																										
Jerry Terrell, R (1, 5) OBP: 0.340, SLG: 0.365		0-0 1-2 1B	0-0 6-3		0-0 G3 WP 1B			0-0 SH3-4	0-0 1-2 2-H 3-H 1B	4 1 3 2 0 0 2																										
Danny Thompson, R (1, 6) Luis Gomez, R (9, 6) OBP: 0.318, SLG: 0.341 OBP: 0.217, SLG: 0.143		0-3 K		0-0 5-3		0-0 G3		0-0 6-3	0-0 F7	5 0 0 0 0 1 6 0 0 0 0 0 0 0	AB 34 R 8 H 10 RBI 7 BB 7 SO 6 LOB 18																									
Tom Kelly, L (1, 3) Danny Walton, R (8, PH) OBP: 0.252, SLG: 0.250 OBP: 0.241, SLG: 0.294		0-3 K		0-0 P1		0-0 3-1		0-0 6-3		3 0 0 0 0 1 2 1 0 0 0 0 0 1																										
Glenn Borgmann, R (1, 2) OBP: 0.300, SLG: 0.272			0-0 2B 3B		0-3 K		4-0 FC1-4 BB		0-0 F7	3 1 1 0 1 1 0																										
Inning Stats	R: 1 E: 1 K: 1 S: 6	H: 1 LOB: 0 BB: 0 P: 6	R: 0 E: 0 K: 2 S: 8	H: 2 LOB: 2 BB: 0 P: 8	R: 2 E: 0 K: 1 S: 8	H: 3 LOB: 2 BB: 1 P: 12	R: 0 E: 0 K: 1 S: 5	H: 0 LOB: 0 BB: 0 P: 5	R: 0 E: 0 K: 0 S: 3	H: 0 LOB: 0 BB: 1 P: 3	R: 2 E: 0 K: 0 S: 4	H: 1 LOB: 0 BB: 1 P: 8	R: 0 E: 0 K: 1 S: 5	H: 0 LOB: 2 BB: 2 P: 13	R: 0 E: 0 K: 0 S: 3	H: 0 LOB: 1 BB: 1 P: 7	R: 3 E: 0 K: 0 S: 6	H: 3 LOB: 2 BB: 2 P: 14	1B: 7 2B: 3 3B: 1 HR: 0	SF: 1 SAC: 1 DP: 1 HBP: 0	WP: 1 PB: 0 SB: 2 CS: 1	PA: 43														
PITCHER	IP WLS BF H R ER SO BB IBB HBP BLK WP HR S P ERA WHIP																																			
Bill Hands, R (1, 1) ERA: 2.93	6.0		26	7	5	4	5	1	1	0	0	1	0	34	42	6.00	1.333																			
Jim Umbarger, L (7, 1) ERA: 3.23	2.2	L	16	3	3	3	1	4	1	0	0	0	0	13	33	10.12	2.625																			
Stan Thomas, R (9, 1) ERA: 2.57	0.1		1	0	0	0	0	0	0	0	0	0	0	1	1	0.00	0.000																			

Minnesota Twins @ Texas Rangers
Arlington Stadium, Arlington, TX
Fri Jun 27 1975, 8:05 PM EDT
Att. 20,601 - Unknown

livebaseballscorecards.com



BOTTOM

Minnesota Twins @ Texas Rangers
Arlington Stadium, Arlington, TX

Sat Jun 28 1975, 8:05 PM EDT
Att: 18,191 - Unknown - 86 F

livebaseballscorecards.com

AB	31
R	3
H	8
RBI	3
BB	4
SO	3
LOB	10



WP:	1	PA:	35
PB:	0		
SB:	0		
CS:	0		

AB	R	H	RBI	BB	SO	LOB
4	1	2	0	0	0	1
4	0	1	0	0	1	2
4	0	1	1	0	0	0
4	1	1	0	0	0	2
4	1	1	0	0	1	0
3	0	0	0	1	0	2
1	0	0	0	3	0	0
4	0	1	2	0	0	3
2	0	1	0	0	1	0
1	0	0	0	0	0	0

Batter	1	2	3	4	5	6	7	8	9
Cesar Tovar, R OBP: 0.292, SLG: 0.303 (1, 10)	0-0 5-3 ①		0-0 FC5-4 G6-3 1-2f ①		0-0 1B 1B		0-0 G4-6-3 1B		
Mike Cabbage, L OBP: 0.257, SLG: 0.258 (1, 4)	0-3 K ②		0-0 G6-3 1-2f ②		0-0 1B 1B		0-0 G4-6-3 1-2f ②		
Mike Hargrove, L OBP: 0.421, SLG: 0.484 (1, 7)	0-0 G3 ③			0-0 G3 ①	0-0 G3-6-3 1-2 3-H 1B			0-0 F7 ①	
Jim Spencer, L OBP: 0.318, SLG: 0.453 (1, 3)		0-0 4-3 ①		0-0 BB 1B 1B	0-0 G3-6-3 1-2f ②			0-0 4-3 ②	
Lenny Randle, S OBP: 0.326, SLG: 0.340 (1, 8)		0-0 L1 ②		0-0 1-2 BB 1B		0-3 K ①		0-0 4-3 ③	
Tom Grieve, R OBP: 0.303, SLG: 0.492 (1, 9)		4-0 WP BB		0-0 F7 ②		0-0 F9 ②		0-0 P4 ①	
Roy Howell, L OBP: 0.285, SLG: 0.316 (1, 5)		4-0 BB BB		4-0 1-2 2-3 BB 1B		4-0 BB		0-0 P3 ②	
Roy Smalley, S OBP: 0.305, SLG: 0.342 (1, 6)		0-0 F8 ③		0-0 E1 1-H 2-H 3-H 1B		0-0 F8 ③		0-0 F8 ③	
Jim Sundberg, R OBP: 0.294, SLG: 0.314 Ron Pruitt, R (6, 2)			0-0 FC5-4 1B		0-3 K ①		0-0 5-3 ①		

Inning Stats	R: 0	H: 0	E: 0	K: 1	S: 5	LOB: 0	BB: 0	P: 5
	0	0	0	0	5	0	0	5
	0	0	0	0	3	2	2	11
	0	0	0	0	3	0	0	3
	2	3	1	0	5	2	1	9
	1	3	0	1	7	0	0	7
	0	0	0	1	5	1	1	9
	0	0	0	0	3	0	0	3
	0	0	0	0	3	0	0	3
	0	0	0	0	3	0	0	3
	0	0	0	0	3	0	0	3

PITCHER	IP	WLS	BF	H	R	ER	SO	BB	IBB	HBP	BLK	WP	HR	S	P	ERA	WHIP
Jim Hughes, R ERA: 3.87 (1, 1)	9.0	W	35	8	3	3	3	4	0	0	0	1	0	37	53	3.00	1.333

Batter	1	2	3	4	5	6	7	8	9	AB R H RBI BB SO LOB	TOP									
Lyman Bostock, L (1, 7) OBP: 0.286, SLG: 0.294	0-0 6-3		0-0 3-1			0-0 FC5-4 1B	0-0 G3-6		0-0 4-3	5 0 1 1 0 0 1										
Rod Carew, L (1, 4) OBP: 0.428, SLG: 0.517	0-0 6-3			0-0 4-3		0-0 P6	0-3 K			4 0 0 0 0 1 2										
Steve Brye, R (1, 9) OBP: 0.328, SLG: 0.424	0-0 L3			0-0 5-3		0-0 FC5-4 1B E		0-3 K		4 1 0 0 0 1 2										
Steve Braun, L (1, 10) OBP: 0.389, SLG: 0.459		0-0 L9		0-0 G3		0-0 E 1B 1-2 HR 3-H		0-0 G3		4 1 1 1 0 0 0										
Dan Ford, R (1, 8) OBP: 0.340, SLG: 0.467		0-0 6-3			0-0 P4	0-0 E 1-2 HR 2-3 1B		4-0 1B BB		3 1 1 0 1 0 0										
Jerry Terrell, R (1, 5) OBP: 0.344, SLG: 0.367 (8, 6)		0-0 S 1B		0-0 5-3		0-0 E6 1-2 HR 2-3 3-H		0-0 FC6-4 1B		4 1 2 0 0 0 2										
Danny Thompson, R (1, 6) OBP: 0.308, SLG: 0.330		0-0 4-3			0-0 F9	0-0 HR		0-0 FC6-4		2 0 0 0 0 0 1										
Tony Oliva, L (6, PH) OBP: 0.356, SLG: 0.375										1 1 1 4 0 0 0										
Luis Gomez, R (6, 6) OBP: 0.217, SLG: 0.143										0 0 0 0 0 0 0										
Danny Walton, R (8, PH) OBP: 0.236, SLG: 0.288 (8, 3)		1-2								1 0 0 0 0 0 2										
Tom Kelly, L (1, 3) OBP: 0.261, SLG: 0.248			0-0 G3						0-3 K	2 1 0 0 1 0 0										
Eric Soderholm, R (8, 5) OBP: 0.367, SLG: 0.366										1 0 0 0 0 1 0										
Glenn Borgmann, R (1, 2) OBP: 0.298, SLG: 0.267			0-0 P4			0-0 FC5-4 1B	4-0 G3-6 BB		0-3 K	3 1 1 0 1 1 0										
Inning Stats	R: 0 E: 0 K: 0 S: 3	H: 0 LOB: 0 BB: 0 P: 3	R: 0 E: 0 K: 0 S: 4	H: 1 LOB: 1 BB: 0 P: 4	R: 0 E: 0 K: 0 S: 3	H: 0 LOB: 0 BB: 0 P: 3	R: 0 E: 0 K: 0 S: 3	H: 0 LOB: 0 BB: 0 P: 3	R: 7 E: 1 K: 0 S: 9	H: 5 LOB: 0 BB: 1 P: 13	R: 0 E: 0 K: 1 S: 4	H: 0 LOB: 0 BB: 1 P: 8	R: 0 E: 0 K: 1 S: 6	H: 1 LOB: 2 BB: 1 P: 10	R: 0 E: 0 K: 2 S: 7	H: 0 LOB: 0 BB: 0 P: 7	1B: 6 2B: 0 3B: 0 HR: 1	SF: 0 SAC: 0 DP: 1 HBP: 0	WP: 0 PB: 0 SB: 1 CS: 0	PA: 37
PITCHER	IP WLS BF H R ER SO BB IBB HBP BLK WP HR S P ERA WHIP																			
Mike Bacsik, R (1, 1) ERA: 2.78	5.2 W 24 5 6 3 0 1 0 0 0 0 0 0 23 27 4.76 1.059																			
Jim Umbarger, L (6, 1) ERA: 3.38	0.1 3 1 1 0 0 1 0 0 0 0 0 1 2 6 0.00 6.000																			
Mike Kekich, L (7, 1) ERA: 3.18	3.0 S 10 1 0 0 4 1 0 0 0 0 0 0 17 21 0.00 0.667																			

Minnesota Twins @ Texas Rangers
Arlington Stadium, Arlington, TX
Sun Jun 29 1975, 8:05 PM EDT
Att: 9,052 - Unknown - 92 F

livebaseballscorecards.com

AB	34
R	7
H	7
RBI	6
BB	3
SO	4
LOB	10



Batter	1	2	3	4	5	6	7	8	9
Cesar Tovar, R (1, 10) OBP: 0.300, SLG: 0.313	4-0 G3-6 BB		0-0 1-2 2B	0-0 1-2 HR 1B		0-0 1B FC4-1 1B		0-0 L9	
Mike Cabbage, L (1, 4) OBP: 0.275, SLG: 0.361	0-0 G3-6 1-2f		0-0 G3	0-0 1-H 2-H HR		0-0 F7		0-0 G4-6-3 1B	
Mike Hargrove, L (1, 7) OBP: 0.424, SLG: 0.485	0-0 3-1			0-0 1B 1B BB		0-0 1-3 FC4-1 1B		0-0 G4-6-3 1-2f	
Jim Spencer, L (1, 3) OBP: 0.317, SLG: 0.448		0-3 K		0-0 SH5-3 1B 1B F9		0-0 FC4-1		0-0 1-2f 3-H FC4-1	
Lenny Randle, S (1, 8) OBP: 0.328, SLG: 0.342		0-0 5-3		0-0 SH5-3 1B 1B 1B		0-0 4-3			
Tom Grieve, R (1, 9) OBP: 0.304, SLG: 0.488		0-0 1B		0-0 SH5-3 1B F9		0-0 5-3			
Roy Howell, L (1, 5) OBP: 0.279, SLG: 0.309		0-0 F7		0-0 E3 1B 1B	0-0 P5		0-0 E4		
Leo Cardenas, R (7, PH) OBP: 0.333, SLG: 0.328									
Roy Smalley, S (1, 6) OBP: 0.304, SLG: 0.340			0-0 G3	0-0 1-2 2-H 3-H 1B 1B	0-3 K		0-0 F9		
Jim Sundberg, R (1, 2) OBP: 0.298, SLG: 0.317			0-0 CS 1B	0-0 1-3 2-H HR 1B 1B	0-0 6-3		0-0 5-3		

Inning Stats	R: 0 E: 0 K: 0 S: 2	H: 0 LOB: 0 BB: 1 P: 6	R: 0 E: 0 K: 1 S: 6	H: 1 LOB: 1 BB: 0 P: 6	R: 0 E: 0 K: 0 S: 4	H: 2 LOB: 1 BB: 0 P: 4	R: 8 E: 1 K: 0 S: 12	H: 8 LOB: 2 BB: 1 P: 16	R: 0 E: 0 K: 1 S: 5	H: 0 LOB: 0 BB: 0 P: 5	R: 1 E: 0 K: 0 S: 5	H: 2 LOB: 1 BB: 0 P: 5	R: 0 E: 1 K: 0 S: 4	H: 0 LOB: 1 BB: 0 P: 4	R: 0 E: 0 K: 0 S: 3	H: 1 LOB: 0 BB: 0 P: 3
1B: 12 2B: 1 3B: 0 HR: 1	SF: 0 SAC: 1 DP: 2 HBP: 0	WP: 0 PB: 0 SB: 0 CS: 1	PA: 39													

PITCHER	IP	WLS	BF	H	R	ER	SO	BB	IBB	HBP	BLK	WP	HR	S	P	ERA	WHIP
Bill Campbell, R (1, 1) ERA: 4.55	3.1	L	18	8	6	5	1	1	0	0	0	0	0	19	23	13.50	2.700
Bill Butler, L (4, 1) ERA: 7.94	1.2		10	4	3	3	1	1	0	0	0	0	1	11	15	16.20	3.000
Tom Burgmeier, L (6, 1) ERA: 2.67	3.0		11	2	0	0	0	0	0	0	0	0	0	11	11	0.00	0.667

BOTTOM

Minnesota Twins @ Texas Rangers
Arlington Stadium, Arlington, TX

Sun Jun 29 1975, 8:05 PM EDT
Att. 9,052 - Unknown - 92 F

livebaseballscorecards.com

AB	36
R	9
H	14
RBI	9
BB	2
SO	2
LOB	14



Batter	1	2	3	4	5	6	7	8	9	AB R H RBI BB SO LOB	TOP											
Morris Nettles, L OBP: 0.291, SLG: 0.273 (1, 8)										5 2 1 0 0 0 3												
Dave Collins, S OBP: 0.411, SLG: 0.420 (1, 7)										5 1 2 0 0 0 2												
Jerry Remy, L OBP: 0.339, SLG: 0.359 (1, 4)										5 2 2 1 0 1 1												
Joe Lahoud, L OBP: 0.382, SLG: 0.405 (1, 10)										3 2 1 1 2 1 0												
Leroy Stanton, R OBP: 0.377, SLG: 0.468 (1, 9)										3 2 2 3 2 0 0												
John Doherty, L OBP: 0.289, SLG: 0.400 (1, 3)										5 1 1 4 0 1 4												
Dave Chalk, R OBP: 0.380, SLG: 0.379 (1, 5)										5 0 3 1 0 0 0												
Ellie Rodriguez, R OBP: 0.385, SLG: 0.305 (1, 2)										4 0 0 0 1 0 3												
Rudy Meoli, L OBP: 0.375, SLG: 0.271 (1, 6)										2 0 0 0 2 1 2												
Inning Stats	R: 6 E: 0 K: 0 S: 9	H: 6 LOB: 1 BB: 1 P: 13	R: 0 E: 0 K: 1 S: 5	H: 0 LOB: 2 BB: 2 P: 13	R: 0 E: 0 K: 0 S: 3	H: 1 LOB: 1 BB: 1 P: 7	R: 0 E: 0 K: 1 S: 5	H: 1 LOB: 0 BB: 0 P: 5	R: 0 E: 0 K: 0 S: 3	H: 0 LOB: 0 BB: 0 P: 3	R: 0 E: 0 K: 0 S: 3	H: 0 LOB: 1 BB: 1 P: 7	R: 0 E: 0 K: 1 S: 5	H: 0 LOB: 1 BB: 1 P: 9	R: 0 E: 0 K: 1 S: 5	H: 1 LOB: 0 BB: 0 P: 5	R: 4 E: 1 K: 0 S: 7	H: 3 LOB: 1 BB: 1 P: 11	1B: 10 2B: 1 3B: 0 HR: 1	SF: 0 SAC: 0 DP: 1 HBP: 0	WP: 0 PB: 0 SB: 0 CS: 2	PA: 44
PITCHER	IP WLS BF H R ER SO BB IBB HBP BLK WP HR S P ERA WHIP																					
Ray Corbin, R ERA: 4.87 (1, 1)	0.0 L 6 6 6 6 0 0 0 0 0 0 0 1 6 6 ∞ ∞																					
Vic Albury, L ERA: 3.68 (1, 1)	9.0 38 6 4 1 4 7 0 0 0 0 0 0 39 67 1.00 1.444																					

California Angels @ Minnesota Twins
Metropolitan Stadium, Bloomington, MI

Mon Jun 30 1975, 8:05 PM EDT
Att: 7,033 - Unknown - 85 F

livebaseballscorecards.com

AB	37
R	10
H	12
RBI	10
BB	7
SO	4
LOB	15



Batter	1	2	3	4	5	6	7	8	9	AB R H RBI BB SO LOB
Jerry Terrell, R OBP: 0.348, SLG: 0.375 (1, 6)	0-0 4-3		4-0 1B BB		0-3 K		0-0 2B		0-0 4-3	4 1 1 0 1 1 2
Rod Carew, L OBP: 0.429, SLG: 0.533 (1, 4)	0-0 HR		0-3 K		0-0 L7		0-0 2B			4 1 2 2 0 1 2
Dan Ford, R OBP: 0.338, SLG: 0.460 (1, 8)	0-3 K		0-0 1B			0-3 K	0-3 K			4 0 1 0 0 3 1
Tony Oliva, L OBP: 0.354, SLG: 0.369 (1, 10)	0-3 K		0-0 1-3			1-0 FC5-4 1B HBP		0-0 F7		3 0 0 0 0 1 2
Steve Brye, R OBP: 0.332, SLG: 0.425 (1, 9)		0-0 G5-4-3 1B		0-3 K		0-0 FC5-4 1B		0-3 K		4 0 2 0 0 2 0
Eric Soderholm, R OBP: 0.362, SLG: 0.360 (1, 5)		0-0 G5-4-3		0-0 6-3		0-0 FC5-4		0-0 5-3		4 0 0 0 0 0 3
Lyman Bostock, L OBP: 0.267, SLG: 0.273 (1, 7)		0-0 6-3		0-3 K		0-3 K			0-0 4-3	4 0 0 0 0 2 2
Glenn Borgmann, R OBP: 0.306, SLG: 0.289 (1, 2)			0-0 HR		0-0 1B		0-3 K		4-0 BB	3 1 2 1 1 1 0
Tom Kelly, L OBP: 0.259, SLG: 0.246 (1, 3)			0-3 K		0-3 K		0-3 K		0-3 K	1 0 0 0 0 1 0
Danny Walton, R OBP: 0.224, SLG: 0.273 (5, PH)										3 0 0 0 0 3 2

Inning Stats	R: 1	H: 1	R: 0	H: 1	R: 1	H: 2	R: 0	H: 0	R: 0	H: 1	R: 1	H: 2	R: 0	H: 0	R: 0	H: 0	R: 0	H: 0	R: 0	H: 0	1B: 4	SF: 0	WP: 0	PA: 37	
E: 0	LOB: 0	E: 0	LOB: 0	E: 0	LOB: 2	E: 0	LOB: 0	E: 0	LOB: 1	E: 0	LOB: 2	E: 0	LOB: 1	E: 0	LOB: 0	E: 0	LOB: 0	E: 0	LOB: 1	E: 0	LOB: 1	2B: 2	SAC: 0	PB: 0	
K: 2	BB: 0	K: 0	BB: 0	K: 2	BB: 1	K: 2	BB: 0	K: 2	BB: 0	K: 3	BB: 0	K: 3	BB: 0	K: 1	BB: 0	K: 1	BB: 0	K: 1	BB: 1	K: 3	BB: 1	3B: 0	DP: 1	SB: 0	
S: 8	P: 8	S: 3	P: 3	S: 9	P: 13	S: 7	P: 7	S: 8	P: 8	S: 8	P: 9	S: 11	P: 11	S: 5	P: 5	S: 5	P: 9	S: 5	P: 9	S: 5	P: 9	HR: 2	HBP: 1	CS: 0	

PITCHER	IP	WLS	BF	H	R	ER	SO	BB	IBB	HBP	BLK	WP	HR	S	P	ERA	WHIP	PITCHER	IP	WLS	BF	H	R	ER	SO	BB	IBB	HBP	BLK	WP	HR	S	P	ERA	WHIP	
Frank Tanana, L ERA: 3.21 (1, 1)	9.0	W	37	8	3	3	15	2	0	1	0	0	2	64	73	3.00	1.111																			

BOTTOM

California Angels @ Minnesota Twins
Metropolitan Stadium, Bloomington, MI

Mon Jun 30 1975, 8:05 PM EDT
Att. 7,033 - Unknown - 85 F

livebaseballscorecards.com

AB	34
R	3
H	8
RBI	3
BB	2
SO	15
LOB	14



BOTTOM

California Angels @ Minnesota Twins
Metropolitan Stadium, Bloomington, MI
Tue Jul 01 1975, 8:05 PM EDT
Unknown - 88 F

livebaseballscorecards.com

AB 40
R 3
H 11
RBI 3
BB 1
SO 6
LOB 16



WP: 0 PA: 42
PB: 0
SB: 3
CS: 0

AB R H RBI BB SO LOB

5 0 1 0 0 1 2

4 1 1 0 0 1 2

5 1 2 3 0 1 2

5 0 1 0 0 0 2

0 0 0 0 0 0 0

5 0 1 0 0 0 3

3 0 1 0 1 1 1

3 0 0 0 0 2 3

1 0 0 0 0 0 0

0 0 0 0 0 0 0

4 0 1 0 0 0 0

1B: 9 SF: 0
2B: 2 SAC: 0
3B: 0 DP: 1
HR: 1 HBP: 1

Batter	1	2	3	4	5	6	7	8	9	10
Lyman Bostock, L (1, 7) OBP: 0.262, SLG: 0.267	0-0 FC7-2 1B		0-0 5-3		0-0 4-3		0-0 4-3		0-3 K	
Rod Carew, L (1, 4) OBP: 0.432, SLG: 0.534	0-0 FC7-2 1-H		0-0 S 1B			0-0 F8 S 1B		0-0 S HR 1B		0-0 1-3
Dan Ford, R (1, 8) OBP: 0.340, SLG: 0.455	0-0 L6		0-3 K 1-2			0-0 F8 1-3		1-0 HR HBP 1-2		0-0 1B 1B
John Briggs, L (1, 3) OBP: 0.440, SLG: 0.474		0-0 F9		0-0 FC6-4 1B		0-0 P6		0-0 1-H 2-H HR		0-3 K
Tony Oliva, L (1, 10) Luis Gomez, R (10, PR) OBP: 0.350, SLG: 0.364 OBP: 0.217, SLG: 0.143		0-0 6-3		0-0 FC6-4 1-2f		0-0 3-1		0-0 F8		0-0 1-3 1B
Steve Brye, R (1, 9) OBP: 0.328, SLG: 0.425		0-0 2B		0-0 F8			0-0 4-3	0-0 6-3		0-0 1-3
Eric Soderholm, R (1, 5) OBP: 0.364, SLG: 0.359		4-0 BB BB		0-3 K			0-0 1B 1B	0-0 5-3		
Glenn Borgmann, R (1, 2) Steve Braun, L (9, PH) Phil Roof, R (10, 2) OBP: 0.302, SLG: 0.284 OBP: 0.387, SLG: 0.457 OBP: 0.200, SLG: 0.077		0-3 K			0-0 L8		0-3 K		0-0 6-3	
Jerry Terrell, R (1, 6) OBP: 0.343, SLG: 0.368			0-0 P3		0-0 6-3		0-0 1-3 1B		0-0 4-3	

Inning Stats	R: 0	H: 1	E: 1	K: 0	S: 3	P: 3	R: 0	H: 1	E: 0	K: 1	S: 6	R: 0	H: 1	E: 0	K: 1	S: 6	R: 0	H: 1	E: 0	K: 1	S: 6	R: 0	H: 0	E: 0	K: 0	S: 3	R: 0	H: 1	E: 0	K: 0	S: 4	R: 0	H: 2	E: 0	K: 1	S: 7	R: 3	H: 2	E: 0	K: 0	S: 5	R: 0	H: 0	E: 0	K: 1	S: 5	R: 0	H: 2	E: 0	K: 1	S: 7	1B: 9	SF: 0	2B: 2	SAC: 0	3B: 0	DP: 1	HR: 1	HBP: 1	WP: 0	PA: 42
--------------	------	------	------	------	------	------	------	------	------	------	------	------	------	------	------	------	------	------	------	------	------	------	------	------	------	------	------	------	------	------	------	------	------	------	------	------	------	------	------	------	------	------	------	------	------	------	------	------	------	------	------	-------	-------	-------	--------	-------	-------	-------	--------	-------	--------

PITCHER	IP	WLS	BF	H	R	ER	SO	BB	IBB	HBP	BLK	WP	HR	S	P	ERA	WHIP
Ed Figueroa, R (1, 1) ERA: 2.18	7.0		30	8	2	2	4	1	0	1	0	0	0	36	41	2.57	1.286
Mickey Scott, L (8, 1) ERA: 3.6	1.0		4	1	1	1	0	0	0	0	0	0	1	4	4	9.00	1.000
Dick Lange, R (9, 1) ERA: 3.99	2.0	W	8	2	0	0	2	0	0	0	0	0	0	12	12	0.00	1.000

Batter	1	2	3	4	5	6	7	8	9	AB R H RBI BB SO LOB	TOP
Morris Nettles, L (1, 8) OBP: 0.292, SLG: 0.274 (8, 7)	0-0 G3			0-3 K		0-0 2B E 1B	0-0 FC4 BB		0-0 6-3	5 1 1 0 0 1 2	
Dave Collins, S (1, 7) Mickey Rivers, L (8, 8) OBP: 0.394, SLG: 0.398 (8, 8)	0-0 G3			0-0 S 1B		0-0 F8	4-0 BB BB			3 0 1 0 1 0 1	
John Doherty, L (1, 3) OBP: 0.311, SLG: 0.429	0-0 4-3			0-0 F7		0-0 E SF9 2B	0-0 F7			0 0 0 0 0 0 0	
Joe Lahoud, L (1, 10) OBP: 0.370, SLG: 0.388		0-0 F9		0-3 K		0-0 E3		0-0 P4		4 1 1 0 0 0 4	
Leroy Stanton, R (1, 9) Bob Allietta, R (6, 2) OBP: 0.380, SLG: 0.486 (6, 2)		0-0 6-3			0-0 1B E 1B	0-0 SF9		0-0 FC4 1B		4 0 0 1 0 1 2	
Dave Chalk, R (1, 5) Billy Smith, S (6, 5) OBP: 0.390, SLG: 0.378 (6, 5)		0-3 K			0-0 E5 1B	0-0 F7		0-0 FC4		2 1 1 1 0 0 0	
Winston Llenas, R (1, 4) OBP: 0.216, SLG: 0.182			0-0 FC6-4 1B		0-0 F7		0-0 5-3	0-0 F3		1 0 1 0 0 0 0	
Ellie Rodriguez, R (1, 2) John Balaz, R (6, 9) OBP: 0.383, SLG: 0.323 (6, 9)			0-0 FC6-4 G3-6-1		4-0 G4-3 BB		0-0 FC4 BB 1B		0-0 L7	2 0 1 0 0 0 0	
Rudy Meoli, L (1, 6) OBP: 0.344, SLG: 0.236			0-0 G3-6-1		0-0 G4-3		4-0 FC4 BB		0-0 3-1	3 0 0 0 1 0 3	
Inning Stats	R: 0 H: 0 E: 0 LOB: 0 K: 0 BB: 0 S: 3 P: 3	R: 0 H: 0 E: 0 LOB: 0 K: 1 BB: 0 S: 5 P: 5	R: 0 H: 1 E: 0 LOB: 0 K: 0 BB: 0 S: 3 P: 3	R: 0 H: 1 E: 0 LOB: 1 K: 2 BB: 0 S: 8 P: 8	R: 1 H: 2 E: 1 LOB: 1 K: 0 BB: 1 S: 4 P: 8	R: 2 H: 2 E: 1 LOB: 1 K: 0 BB: 0 S: 6 P: 6	R: 0 H: 1 E: 0 LOB: 3 K: 0 BB: 2 S: 4 P: 12	R: 0 H: 1 E: 0 LOB: 1 K: 0 BB: 0 S: 4 P: 4	R: 0 H: 0 E: 0 LOB: 0 K: 0 BB: 0 S: 3 P: 3	1B: 7 SF: 1 2B: 1 SAC: 0 3B: 0 DP: 2 HR: 0 HBP: 0	WP: 0 PA: 37 PB: 0 SB: 1 CS: 0
PITCHER Mark Wiley, R (1, 1) ERA: 2.51	IP WLS BF H R ER SO BB IBB HBP BLK WP HR S P ERA WHIP										

California Angels @ Minnesota Twins
Metropolitan Stadium, Bloomington, MI

Tue Jul 01 1975, 8:05 PM EDT
Att. 7,109 - Unknown

livebaseballscorecards.com

AB	33
R	3
H	8
RBI	2
BB	3
SO	3
LOB	17



Batter	1	2	3	4	5	6	7	8	9	AB R H RBI BB SO LOB	TOP											
Dave Collins, S (1, 7) OBP: 0.394, SLG: 0.391	0-0 L4		4-0 S BB		0-0 FC4-6 1B		0-0 F7	0-3 K		4 0 1 0 1 1 2												
Jerry Remy, L (1, 4) OBP: 0.332, SLG: 0.351	0-3 K		0-0 F7		0-0 FC4-6 1B SF8		0-0 4-3		0-0 F7	5 1 0 0 0 1 3												
Mickey Rivers, L (1, 8) OBP: 0.333, SLG: 0.366	0-0 F7		0-0 F7		0-0 1B		0-0 6-3		0-0 P4	5 0 1 1 0 0 1												
Joe Lahoud, L (1, 10) OBP: 0.371, SLG: 0.396		0-0 G3		0-0 1-3	0-0 1B			0-0 1B	0-0 F4	5 1 2 0 0 0 0												
Leroy Stanton, R (1, 9) OBP: 0.378, SLG: 0.483		0-0 S 1B		0-3 K	0-0 SF8			0-0 6-3		3 0 1 1 0 1 1												
John Doherty, L (1, 3) OBP: 0.306, SLG: 0.400		4-0 FC6-4 BB		0-0 E1 1B	0-0 L7			0-0 6-3		3 0 0 0 1 0 3												
Dave Chalk, R (1, 5) OBP: 0.381, SLG: 0.380		0-0 F8		0-0 1B		0-0 L7		0-0 1B		4 1 2 1 0 0 2												
Elie Rodriguez, R (1, 2) OBP: 0.380, SLG: 0.321		0-0 FC6-4		0-0 3-1		0-3 K		0-0 1B		4 0 1 0 0 1 4												
Rudy Meoli, L (1, 6) OBP: 0.343, SLG: 0.241			0-0 F8		0-0 FC4-6 1B	0-0 F8		0-0 2B		3 1 1 0 0 0 0												
Winston Llenas, R (8, PH) OBP: 0.227, SLG: 0.209										1 0 1 1 0 0 0												
Orlando Ramirez, R (8, PR) OBP: 0.324, SLG: 0.316										0 0 0 0 0 0 0												
Inning Stats	R: 0 E: 0 K: 1 S: 5	H: 0 LOB: 0 BB: 0 P: 5	R: 0 E: 0 K: 0 S: 4	H: 1 LOB: 2 BB: 1 P: 8	R: 0 E: 0 K: 0 S: 3	H: 0 LOB: 1 BB: 1 P: 7	R: 0 E: 1 K: 1 S: 7	H: 1 LOB: 2 BB: 0 P: 7	R: 2 E: 0 K: 0 S: 7	H: 4 LOB: 2 BB: 0 P: 7	R: 0 E: 0 K: 1 S: 5	H: 0 LOB: 0 BB: 0 P: 5	R: 0 E: 0 K: 0 S: 3	H: 0 LOB: 0 BB: 0 P: 3	R: 2 E: 0 K: 1 S: 9	H: 4 LOB: 2 BB: 0 P: 9	R: 0 E: 0 K: 0 S: 3	H: 0 LOB: 0 BB: 0 P: 3	1B: 8 2B: 2 3B: 0 HR: 0	SF: 1 SAC: 0 DP: 0 HBP: 0	WP: 0 PB: 0 SB: 2 CS: 0	PA: 40
PITCHER	IP WLS BF H R ER SO BB IBB HBP BLK WP HR S P ERA WHIP												PITCHER	IP WLS BF H R ER SO BB IBB HBP BLK WP HR S P ERA WHIP								
Bert Blyleven, R (1, 1) ERA: 3.72	7.2 W 36 10 4 4 3 2 0 0 0 0 0 0 40 48 4.70 1.565																					
Vic Albury, L (8, 1) ERA: 3.63	1.1 S 4 0 0 0 1 0 0 0 0 0 0 0 6 6 0.00 0.000																					

California Angels @ Minnesota Twins
Metropolitan Stadium, Bloomington, MI

Wed Jul 02 1975, 8:05 PM EDT
Att: 6,435 - Unknown - 87 F

livebaseballscorecards.com

AB	37
R	4
H	10
RBI	4
BB	2
SO	4
LOB	16



Batter	1	2	3	4	5	6	7	8	9	AB R H RBI BB SO LOB	TOP
Dave Collins, S (1, 7) <small>OBP: 0.398, SLG: 0.389</small> John Balaz, R (7, 9) <small>OBP: 0.250, SLG: 0.333</small>	4-0 BB	0-3 K			0-0 1B		0-0 F9		0-0 F8	3 1 1 0 1 1 0 1 0 0 0 0 0 0	
Jerry Remy, L (1, 4) <small>OBP: 0.338, SLG: 0.356</small> Winston Llenas, R (7, 4) <small>OBP: 0.237, SLG: 0.221</small>	0-0 1B		0-0 F7		0-0 1B		0-0 1B		0-0 1B	4 1 3 1 0 0 0 1 1 1 0 0 0 0	
Mickey Rivers, L (1, 8) <small>OBP: 0.331, SLG: 0.361</small>	4-0 1B		0-3 K		0-0 F8		0-0 F8		0-0 F9	4 1 0 0 1 1 4	
Joe Lahoud, L (1, 10) <small>OBP: 0.377, SLG: 0.416</small>	0-0 3-1		0-3 K		0-0 1B		0-0 1B		0-0 3B	5 0 3 3 0 1 1	
Leroy Stanton, R (1, 9) <small>OBP: 0.380, SLG: 0.481</small> Morris Nettles, L (7, 7) <small>OBP: 0.291, SLG: 0.273</small>	0-0 1B			4-0 BB	0-0 FC6-4		0-0 FC5-4		0-0 1-3	3 0 1 1 1 0 4 1 0 0 0 0 0 1	
John Doherty, L (1, 3) <small>OBP: 0.283, SLG: 0.367</small>	0-0 CS	0-0 F8		0-0 G4-6-3		0-3 K		0-0 F7		4 0 0 0 0 1 1	
Dave Chalk, R (1, 5) <small>OBP: 0.379, SLG: 0.378</small>				0-0 L7		0-0 5-3		0-0 6-3		4 1 1 0 0 0 0	
Ellie Rodriguez, R (1, 2) <small>OBP: 0.398, SLG: 0.350</small>		0-0 HR			0-0 F7	0-0 1B		4-0 BB		3 1 2 2 1 0 0	
Orlando Ramirez, R (1, 6) <small>OBP: 0.321, SLG: 0.306</small>		0-0 4-3			4-0 BB	0-0 1-3		0-3 K		3 1 0 0 1 1 2	
Inning Stats	R: 2 H: 2 E: 0 LOB: 0 K: 0 BB: 2 S: 3 P: 11	R: 2 H: 2 E: 0 LOB: 0 K: 1 BB: 0 S: 7 P: 7	R: 0 H: 0 E: 0 LOB: 0 K: 2 BB: 0 S: 7 P: 7	R: 0 H: 0 E: 0 LOB: 0 K: 0 BB: 1 S: 2 P: 6	R: 2 H: 3 E: 0 LOB: 2 K: 0 BB: 1 S: 6 P: 10	R: 0 H: 1 E: 0 LOB: 1 K: 1 BB: 0 S: 6 P: 6	R: 0 H: 2 E: 0 LOB: 2 K: 0 BB: 0 S: 5 P: 5	R: 0 H: 0 E: 0 LOB: 1 K: 1 BB: 1 S: 5 P: 9	R: 1 H: 2 E: 0 LOB: 1 K: 0 BB: 0 S: 5 P: 5	1B: 10 SF: 0 2B: 0 SAC: 0 3B: 1 DP: 1 HR: 1 HBP: 0	WP: 0 PA: 42 PB: 0 SB: 3 CS: 1
PITCHER Jim Hughes, R (1, 1) <small>ERA: 4.23</small> Bill Butler, L (5, 1) <small>ERA: 7.28</small> Tom Burgmeier, L (9, 1) <small>ERA: 2.78</small>	IP WLS BF H R ER SO BB IBB HBP BLK WP HR S P ERA WHIP 4.1 0 20 6 6 6 3 4 0 0 0 0 1 22 38 12.46 2.308										

California Angels @ Minnesota Twins
 Metropolitan Stadium, Bloomington, MI

Thu Jul 03 1975, 4:33 AM EDT
 Att: 6,071 - Unknown - 88 F

livebaseballscorecards.com

AB	36
R	7
H	12
RBI	7
BB	5
SO	5
LOB	13



Batter	1	2	3	4	5	6	7	8	9	AB	R	H	RBI	BB	SO	LOB
Dan Ford, R OBP: 0.362, SLG: 0.477 (1, 8)	L9	F9			K			BB 1B	1B 2B 1B	5	2	2	0	0	1	2
Rod Carew, L OBP: 0.433, SLG: 0.542 (1, 4)	3B		K		FC4-6 1B		F7	F7		5	0	2	0	0	1	2
Steve Brye, R OBP: 0.325, SLG: 0.429 (1, 9)	5-3				FC4-6 BB		K	2B 1B 1B		1	0	0	0	0	0	1
Tom Kelly, L OBP: 0.266, SLG: 0.248 (3, PR) (4, 3)			HBP		1-2 BB			1-3 1B 1B		2	1	1	0	1	1	1
John Briggs, L OBP: 0.438, SLG: 0.468 (1, 3) (4, 9)	FC6 BB		F9		FC4-6		BB 1B BB	1-3 1B 2B		3	2	1	1	2	0	3
Jerry Terrell, R OBP: 0.341, SLG: 0.354 (1, 6)	FC6 1-2f		K		L5		1-2 2-H 1B 1B	3-H 3-H 1B		5	1	2	3	0	1	5
Steve Braun, L OBP: 0.387, SLG: 0.462 (1, 10)		BB 1B		F9		K	1-2 2-3 1B BB	5-3		4	0	1	0	1	1	1
Eric Soderholm, R OBP: 0.365, SLG: 0.358 (1, 5)		K			1B		FC4-6 BB	1-2 2-H 3-H 1B	F8	4	0	2	2	1	1	1
Lyman Bostock, L OBP: 0.269, SLG: 0.264 (1, 7)		1-2 BB			K		FC4-6 FC5-4	3-1	4-3	4	0	0	0	1	1	4
Glenn Borgmann, R OBP: 0.299, SLG: 0.277 (1, 2)		F8			K		FC5-4		G3	3	0	0	0	0	1	4
Tony Oliva, L OBP: 0.352, SLG: 0.366 (8, PH)										1	0	0	0	0	0	0
Phil Roof, R OBP: 0.263, SLG: 0.176 (9, 2)										0	0	0	0	0	0	0
Danny Walton, R OBP: 0.220, SLG: 0.268 (9, PH)										1	0	0	0	0	1	0

Inning Stats	R: 0	H: 1	E: 0	K: 0	S: 4	R: 0	H: 1	E: 0	K: 1	S: 6	R: 0	H: 0	E: 0	K: 2	S: 7	R: 0	H: 1	E: 0	K: 2	S: 8	R: 0	H: 1	E: 0	K: 1	S: 6	R: 0	H: 0	E: 0	K: 1	S: 5	R: 3	H: 3	E: 0	K: 1	S: 8	R: 0	H: 4	E: 0	K: 1	S: 7	R: 0	H: 0	E: 0	K: 1	S: 5	1B: 9	SF: 0	2B: 1	SAC: 0	3B: 1	DP: 0	HR: 0	HBP: 1	WP: 0	PA: 45
PITCHER	IP	WLS	BF	H	R	ER	SO	BB	IBB	HBP	BLK	WP	HR	S	P	ERA	WHIP																																						
Nolan Ryan, R ERA: 3.15 (1, 1)	7.2		41	11	6	6	8	6	0	1	0	0	0	50	75	7.04	2.217																																						
Mickey Scott, L ERA: 4.5 (8, 1)	1.0	W	3	0	0	0	0	0	0	0	0	0	0	3	3	0.00	0.000																																						
Don Kirkwood, R ERA: 1.88 (9, 1)	0.1	S	1	0	0	0	1	0	0	0	0	0	0	3	3	0.00	0.000																																						


BOTTOM

California Angels @ Minnesota Twins
Metropolitan Stadium, Bloomington, MI

Thu Jul 03 1975, 4:33 AM EDT
Att. 6,071 - Unknown - 88 F

livebaseballscorecards.com

AB	38
R	6
H	11
RBI	6
BB	6
SO	9
LOB	24



Batter	1	2	3	4	5	6	7	8	9	AB R H RBI BB SO LOB	TOP											
Cesar Tovar, R (1, 10) OBP: 0.298, SLG: 0.313	0-0 6-3		0-0 G1-4-3			0-0 L8		0-0 6-3		4 0 0 0 0 0 1												
Toby Harrah, R (1, 5) OBP: 0.378, SLG: 0.424	0-0 5-3		0-0 2B			0-3 K			0-0 4-3	4 0 1 0 0 1 0												
Jeff Burroughs, R (1, 9) OBP: 0.298, SLG: 0.408	0-3 K		0-0 5-3			0-0 5-3			0-0 1B 1B 1B	4 0 1 0 0 1 1												
Mike Hargrove, L (1, 7) OBP: 0.426, SLG: 0.485		0-0 F7		0-3 K		4-0 BB			0-0 1B 1B	3 0 1 0 1 1 0												
Jim Spencer, L (1, 3) OBP: 0.319, SLG: 0.434		0-0 BB 1B		0-0 F7		0-0 F9			0-0 F9	4 0 1 0 0 0 3												
Lenny Randle, S (1, 8) OBP: 0.328, SLG: 0.340		0-0 F8		0-0 L6		0-0 F8			0-0 1B	4 0 1 0 0 0 2												
Mike Cabbage, L (1, 4) OBP: 0.241, SLG: 0.358		4-0 BB			0-0 L8		0-0 F8		0-0 4-3	3 0 0 0 1 0 4												
Roy Smalley, S (1, 6) OBP: 0.293, SLG: 0.313		0-3 K			4-0 BB			0-0 4-3		2 0 0 0 1 1 2												
Jim Sundberg, R (1, 2) OBP: 0.311, SLG: 0.326			1-0 HBP		0-0 G6-4-3			0-0 5-3		2 0 0 0 0 0 1												
Inning Stats	R: 0 E: 0 K: 1 S: 5	H: 0 LOB: 0 BB: 0 P: 5	R: 0 E: 0 K: 1 S: 6	H: 1 LOB: 2 BB: 1 P: 10	R: 0 E: 0 K: 0 S: 3	H: 1 LOB: 1 BB: 0 P: 4	R: 0 E: 0 K: 1 S: 5	H: 0 LOB: 0 BB: 0 P: 5	R: 0 E: 0 K: 0 S: 2	H: 0 LOB: 0 BB: 1 P: 6	R: 0 E: 0 K: 1 S: 5	H: 0 LOB: 0 BB: 0 P: 5	R: 0 E: 0 K: 0 S: 3	H: 0 LOB: 1 BB: 1 P: 7	R: 0 E: 0 K: 0 S: 3	H: 0 LOB: 0 BB: 0 P: 3	R: 0 E: 0 K: 0 S: 6	H: 3 LOB: 3 BB: 0 P: 6	1B: 4 2B: 1 3B: 0 HR: 0	SF: 0 SAC: 0 DP: 2 HBP: 1	WP: 0 PB: 0 SB: 0 CS: 0	PA: 34
PITCHER Bill Campbell, R (1, 1) ERA: 4.0	IP: 9.0 WLS: W BF: 34 H: 5 R: 0 ER: 0 SO: 4 BB: 3 IBB: 0 HBP: 1 BLK: 0 WP: 0 HR: 0 S: 38 P: 51 ERA: 0.00 WHIP: 0.889											PITCHER IP: WLS: BF: H: R: ER: SO: BB: IBB: HBP: BLK: WP: HR: S: P: ERA: WHIP:										

Texas Rangers @ Minnesota Twins
Metropolitan Stadium, Bloomington, MI
Fri Jul 04 1975, 8:05 PM EDT
Unknown - 86 F

livebaseballscorecards.com

AB	30
R	0
H	5
RBI	0
BB	3
SO	4
LOB	14



Batter	1	2	3	4	5	6	7	8	9
Jerry Terrell, R OBP: 0.333, SLG: 0.357 (1, 6) (9, 4)	0-0 G3	0-0 6-3		0-0 G3 1-H 2B		0-0 FC5-4 1B HR		0-0 F8	
Rod Carew, L OBP: 0.433, SLG: 0.543 Luis Gomez, R OBP: 0.208, SLG: 0.136 (1, 4) (9, 6)	0-0 4-3		0-0 2B	0-0 G3		0-0 1-2 HR 1B		0-0 1-3	
Dan Ford, R OBP: 0.369, SLG: 0.525 (1, 8)	0-0 HR		0-0 4-3 2-H 2B	0-0 1-3		0-0 1-H 2-H HR		0-0 4-3	
John Briggs, L OBP: 0.434, SLG: 0.457 Tom Kelly, L OBP: 0.266, SLG: 0.248 (1, 3) (9, 3)	0-0 L8		0-3 K		0-0 3-1	4-0 FC5 BB BB			
Tony Oliva, L OBP: 0.355, SLG: 0.365 (1, 10)		0-0 1B 2B 1B	0-0 4-3		0-0 5-3	4-0 1-2 BB			
Eric Soderholm, R OBP: 0.367, SLG: 0.366 (1, 5)		0-0 P4	4-0 BB		0-0 3B	0-0 FC5 2-3f			
Steve Braun, L OBP: 0.384, SLG: 0.458 (1, 7)		0-0 2B 1-2 BLK 1B	0-0 F9		0-0 4-3		0-3 K		
Lyman Bostock, L OBP: 0.280, SLG: 0.257 (1, 9)		0-3 K		0-3 K		4-0 FC5-4 BB	4-0 G5-4-3 BB		
Glenn Borgmann, R OBP: 0.302, SLG: 0.283 (1, 2)		0-0 BLK 1-3 2-H 2B		4-0 2B BB		0-0 P6	0-0 G5-4-3 1-2f		

Inning Stats	R: 1	H: 1	E: 0	K: 0	S: 4	R: 2	H: 3	E: 0	K: 1	S: 8	R: 1	H: 2	E: 0	K: 1	S: 7	R: 1	H: 1	E: 0	K: 1	S: 6	R: 0	H: 1	E: 0	K: 0	S: 4	R: 3	H: 2	E: 0	K: 0	S: 5	R: 0	H: 0	E: 0	K: 1	S: 4	R: 0	H: 0	E: 0	K: 0	S: 3					
	LOB: 0	BB: 4	LOB: 1	BB: 0		LOB: 2	BB: 1	LOB: 1	BB: 1		LOB: 1	BB: 1	LOB: 1	BB: 0		LOB: 2	BB: 3	LOB: 0	BB: 1		LOB: 0	BB: 0	LOB: 0	BB: 0		LOB: 0	BB: 1	LOB: 0	BB: 0		LOB: 0	BB: 0	LOB: 0	BB: 0		LOB: 0	BB: 0	LOB: 0	BB: 0		LOB: 0	BB: 0	LOB: 0	BB: 0	


PITCHER	IP	WLS	BF	H	R	ER	SO	BB	IBB	HBP	BLK	WP	HR	S	P	ERA	WHIP
Mike Bacsik, R ERA: 4.01 (1, 1)	2.0	L	12	6	4	4	1	0	0	0	1	0	1	14	14	18.00	3.000
Jim Umbarger, L ERA: 3.81 (3, 1)	3.2		17	3	3	3	2	3	0	0	0	0	0	18	30	7.36	1.636
Steve Foucault, R ERA: 4.26 (6, 1)	0.0		2	1	1	1	0	1	0	0	0	0	1	1	5	∞	∞
Mike Kekich, L ERA: 4.41 (6, 1)	2.1		8	0	0	0	1	2	0	0	0	0	0	8	16	0.00	0.857

BOTTOM

AB	R	H	RBI	BB	SO	LOB
5	1	1	1	0	0	2
5	2	2	0	0	0	1
0	0	0	0	0	0	0
5	2	3	5	0	0	1
3	0	0	0	1	1	1
0	0	0	0	0	0	0
3	1	1	0	1	0	1
3	0	1	0	1	0	3
4	1	1	0	0	1	3
2	0	0	0	2	2	2
3	1	1	1	1	0	2

AB 33
R 8
H 10
RBI 7
BB 6
SO 4
LOB 16

livebaseballscorecards.com



Texas Rangers @ Minnesota Twins
Metropolitan Stadium, Bloomington, MI

Fri Jul 04 1975, 8:05 PM EDT
Unknown - 86 F

WP	PA	ERA	WHIP
0	39		

Batter	1	2	3	4	5	6	7	8	9	AB R H RBI BB SO LOB	TOP			
Cesar Tovar, R OBP: 0.296, SLG: 0.311 (1, 10) X	0-0 1-4-3		0-0 P6		0-0 F7	0-0 FC6-4 1B		0-0 F8		5 0 1 1 0 0 2				
Lenny Randle, S OBP: 0.327, SLG: 0.338 (1, 8) X	0-0 1-4-3		0-0 S 1B		0-0 6-3	0-0 FC6-4 1-2f			0-0 F3	5 0 1 0 0 0 2				
Roy Howell, L OBP: 0.303, SLG: 0.327 (1, 5) X Leo Cardenas, R OBP: 0.352, SLG: 0.339 (7, PH) (7, 5)	0-0 1B 1B		0-3 K 1-2			4-0 HR BB	4-0 G4-3 BB		0-0 2B 1B	2 1 1 0 1 1 1 1 0 1 0 1 0 0				
Jeff Burroughs, R OBP: 0.302, SLG: 0.425 (1, 9) X	0-0 1-3 1B			0-3 K		0-0 1-H HR	0-3 K		0-0 1-H 2B	5 1 3 2 0 2 1				
Mike Hargrove, L OBP: 0.426, SLG: 0.484 (1, 7) X	0-0 F7			0-0 BB 1B		0-0 1B 2B 1B	0-0 G4-3		0-0 4-3	5 1 2 0 0 0 4				
Jim Spencer, L OBP: 0.323, SLG: 0.436 (1, 3) X		0-0 F7		0-0 F7		0-0 2B 1-3 FC1-2 1B		0-0 1B 1B		4 0 2 0 0 0 1				
Toby Harrah, R OBP: 0.379, SLG: 0.427 (1, 6) X		0-0 5-3		4-0 1-2 BB		0-0 FC1-2 1-3 1B 2B		0-0 F9		3 1 1 1 1 0 1				
Mike Cabbage, L OBP: 0.226, SLG: 0.333 (1, 4) X		0-0 F5		0-0 F7		0-0 FC1-2 1B 2-3 3-H		0-3 K		4 0 0 0 0 1 5				
Ron Pruitt, R OBP: 0.286, SLG: 0.167 (1, 2) X			0-0 F9		0-0 6-3	0-3 K		0-0 1-2 1B		4 0 1 0 0 1 2				
Inning Stats	R: 0 E: 0 K: 0 S: 5 H: 2 LOB: 2 BB: 0 P: 5	R: 0 E: 0 K: 0 S: 3 H: 0 LOB: 0 BB: 0 P: 3	R: 0 E: 0 K: 1 S: 6 H: 1 LOB: 1 BB: 0 P: 6	R: 0 E: 0 K: 1 S: 6 H: 1 LOB: 2 BB: 1 P: 10	R: 0 E: 0 K: 0 S: 3 H: 0 LOB: 0 BB: 0 P: 3	R: 4 E: 0 K: 1 S: 10 H: 5 LOB: 2 BB: 1 P: 14	R: 0 E: 0 K: 1 S: 4 H: 0 LOB: 0 BB: 1 P: 8	R: 0 E: 0 K: 1 S: 7 H: 2 LOB: 2 BB: 0 P: 7	R: 0 E: 0 K: 0 S: 4 H: 2 LOB: 1 BB: 0 P: 4	1B: 10 2B: 2 3B: 0 HR: 1 SF: 0 SAC: 0 DP: 1 HBP: 0	WP: 0 PB: 0 SB: 1 CS: 0 PA: 41			
PITCHER	IP WLS BF H R ER SO BB IBB HBP BLK WP HR S P ERA WHIP												PITCHER	IP WLS BF H R ER SO BB IBB HBP BLK WP HR S P ERA WHIP
Ray Corbin, R ERA: 4.91 (1, 1)	5.0 L 23 6 3 3 2 2 0 0 0 0 0 1 25 33 5.40 1.600													
Mark Wiley, R ERA: 3.14 (6, 1)	0.0 1 1 0 0 0 0 0 0 0 0 0 0 1 1 ∞ ∞													
Tom Burgmeier, L ERA: 2.5 (6, 1)	4.0 17 6 1 1 3 1 0 0 0 0 0 0 22 26 2.25 1.750													

Texas Rangers @ Minnesota Twins
Metropolitan Stadium, Bloomington, MI

Fri Jul 04 1975, 8:05 PM EDT
Att: 25,714 - Unknown

livebaseballscorecards.com

AB 38
R 4
H 13
RBI 4
BB 3
SO 5
LOB 19



Batter	1	2	3	4	5	6	7	8	9	AB R H RBI BB SO LOB	TOP	
Cesar Tovar, R (1, 10) OBP: 0.292, SLG: 0.306	0-0 F8		0-0 L4	0-0 4-3		0-0 FC5			0-0 E6	5 0 0 0 0 0 5		
Lenny Randle, S (1, 8) OBP: 0.322, SLG: 0.332	0-0 4-3		0-0 F7		0-3 K		0-0 4-3		0-0 3-1	5 0 0 0 0 1 2		
Roy Howell, L (1, 5) OBP: 0.300, SLG: 0.342	0-0 F7		0-0 HR		0-0 L7		0-0 F8		0-0 F8	5 1 1 1 0 0 2		
Jeff Burroughs, R (1, 9) OBP: 0.299, SLG: 0.419		0-0 6-3	0-0 6-3		0-3 K		0-0 F9			4 0 0 0 0 1 0		
Mike Hargrove, L (1, 7) OBP: 0.430, SLG: 0.486		0-0 BB 1B		4-0 BB 1B		0-0 SH3-4 BB 1B		0-0 F7		3 2 2 0 1 0 0		
Jim Spencer, L (1, 3) OBP: 0.326, SLG: 0.434		0-0 F8		0-0 BB 1B		4-0 FC5 SH3-4 BB		0-0 4-3		3 1 1 0 1 0 1		
Toby Harrah, R (1, 6) OBP: 0.382, SLG: 0.428		4-0 BB 1B		0-0 CS 1B		0-0 SH3-4		0-0 F9		2 0 1 1 1 0 0		
Mike Cabbage, L (1, 4) OBP: 0.273, SLG: 0.367		0-0 1B		0-0 3-1 CS 1B		4-0 IBB			0-0 3-1 E 1B	3 0 3 2 1 0 0		
Jim Sundberg, R (1, 2) OBP: 0.307, SLG: 0.322		0-0 6-3		0-0 3-1		0-3 K			0-0 F9	3 0 0 0 0 1 7		
Tom Grieve, R (9, PH) OBP: 0.299, SLG: 0.481				1-3 2-3						1 0 0 0 0 0 1		
Inning Stats	R: 0 E: 0 K: 0 S: 3 H: 0 LOB: 0 BB: 0 P: 3	R: 1 E: 0 K: 0 S: 5 H: 2 LOB: 2 BB: 1 P: 9	R: 1 E: 0 K: 0 S: 4 H: 1 LOB: 0 BB: 0 P: 4	R: 2 E: 0 K: 0 S: 5 H: 3 LOB: 1 BB: 1 P: 9	R: 0 E: 0 K: 2 S: 7 H: 0 LOB: 0 BB: 0 P: 7	R: 0 E: 0 K: 1 S: 6 H: 1 LOB: 3 BB: 2 P: 14	R: 0 E: 0 K: 0 S: 3 H: 0 LOB: 0 BB: 0 P: 3	R: 0 E: 0 K: 0 S: 3 H: 0 LOB: 0 BB: 0 P: 3	R: 0 E: 1 K: 0 S: 5 H: 1 LOB: 2 BB: 0 P: 5	1B: 7 2B: 0 3B: 0 HR: 1 SF: 0 SAC: 1 DP: 0 HBP: 0	WP: 0 PB: 0 SB: 0 CS: 2 PA: 39	
PITCHER Dave Goltz, R (1, 1) ERA: 3.42	IP 9.0 WLS W BF 39 H 8 R 4 ER 4 SO 3 BB 3 IBB 1 HBP 0 BLK 0 WP 0 HR 1 S 41 P 57 ERA 4.00 WHIP 1.222											PITCHER IP WLS BF H R ER SO BB IBB HBP BLK WP HR S P ERA WHIP

Texas Rangers @ Minnesota Twins
Metropolitan Stadium, Bloomington, MI

Sat Jul 05 1975, 4:33 AM EDT
Att: 9,399 - Unknown - 84 F

livebaseballscorecards.com

AB 34
R 4
H 8
RBI 4
BB 4
SO 3
LOB 18



Batter	1	2	3	4	5	6	7	8	9
Lyman Bostock, L (1, 9) OBP: 0.281, SLG: 0.250	0-0 P4		0-0 1-3		0-0 F8		0-0 F8		
Rod Carew, L (1, 4) OBP: 0.431, SLG: 0.546	0-0 3-1		4-0 1B IBB		0-0 HR			0-0 E1 5-3 SH3-4 1B	
Dan Ford, R (1, 8) OBP: 0.371, SLG: 0.536	0-3 K		0-0 1-2 2-3 1B		0-3 K			0-0 SH3-4	
John Briggs, L (1, 3) OBP: 0.414, SLG: 0.431		0-3 K	0-0 3-1		0-0 E3			0-0 5-3	
Tony Oliva, L (1, 10) OBP: 0.360, SLG: 0.388 Luis Gomez, R (8, PR) OBP: 0.208, SLG: 0.136		0-0 4-3		0-0 HR		0-0 F7		4-0 1B IBB	
Eric Soderholm, R (1, 5) OBP: 0.364, SLG: 0.362		0-0 1-3		0-0 F8		0-3 K		0-0 1-2 3-H 1B	
Steve Braun, L (1, 7) OBP: 0.376, SLG: 0.442			4-0 1B FC3-2 BB	0-3 K		0-0 F9		0-0 L3	
Glenn Borgmann, R (1, 2) OBP: 0.303, SLG: 0.284			0-0 1-3 FC3-2 1B 1B	0-3 K			0-3 K		
Jerry Terrell, R (1, 6) OBP: 0.319, SLG: 0.341			0-0 FC3-2 1-3 1B 3-H		0-0 4-3		0-0 P6		

AB	R	H	RBI	BB	SO	LOB
4	0	0	0	0	0	2
3	2	1	1	1	0	0
3	0	1	2	0	2	0
4	0	0	0	0	1	3
3	1	1	1	1	0	1
0	0	0	0	0	0	0
4	0	1	1	0	1	1
3	0	0	0	1	1	3
3	1	1	0	0	2	0
3	1	0	0	0	0	2

BOTTOM

Texas Rangers @ Minnesota Twins
 Metropolitan Stadium, Bloomington, MI
 Sat Jul 05 1975, 4:33 AM EDT
 Att. 9,399 - Unknown - 84 F

AB	30
R	5
H	5
RBI	5
BB	3
SO	7
LOB	12



1B:	3	SF:	0
2B:	0	SAC:	1
3B:	0	DP:	0
HR:	2	HBP:	0

WP:	0	PA:	34
PB:	0		
SB:	0		
CS:	0		

Inning Stats	R	H	E	K	S	P	IP	WLS	BF	H	R	ER	SO	BB	IBB	HBP	BLK	WP	HR	S	P	ERA	WHIP
	0	0	0	1	5		8.0	L	34	5	5	4	7	1	2	0	0	0	2	45	57	4.50	0.750

PITCHER	IP	WLS	BF	H	R	ER	SO	BB	IBB	HBP	BLK	WP	HR	S	P	ERA	WHIP
Fergie Jenkins, R (1, 1) ERA: 4.38	8.0	L	34	5	5	4	7	1	2	0	0	0	2	45	57	4.50	0.750

Batter	1	2	3	4	5	6	7	8	9	AB R H RBI BB SO LOB	TOP									
Cesar Tovar, R (1, 10) OBP: 0.292, SLG: 0.305	0-0 6-3		0-0 1-3		0-0 CS 1B		0-3 K			4 0 1 0 0 1 1										
Lenny Randle, S (1, 8) OBP: 0.324, SLG: 0.337	0-0 F7		0-0 E 2B		0-3 K 1-2		0-0 2-H 1B			4 1 2 1 0 1 1										
Roy Howell, L (1, 5) OBP: 0.299, SLG: 0.335 Leo Cardenas, R (8, 5) OBP: 0.352, SLG: 0.339	0-3 K		0-0 E6 2-H		4-0 BB		0-0 4-3			3 0 0 0 1 1 1 0 0 0 0 0 0 0										
Jeff Burroughs, R (1, 9) OBP: 0.298, SLG: 0.417		0-0 4-3 HR 1B	0-0 F8		0-3 K			0-0 F9		4 1 1 0 0 1 2										
Mike Hargrove, L (1, 7) OBP: 0.428, SLG: 0.480		0-0 4-3 1-2		4-0 G1-4-3 1B BB		0-0 4-3		0-0 F7		3 0 0 0 1 0 1										
Jim Spencer, L (1, 3) OBP: 0.325, SLG: 0.431		0-0 F5		0-0 G1-4-3 1B 1-2		0-0 F8		0-0 F8		4 0 1 0 0 0 1										
Toby Harrah, R (1, 6) OBP: 0.384, SLG: 0.439		0-0 2-H HR		0-0 G1-4-3 1-2 2-3		4-0 CS BB			0-0 5-3	3 1 1 2 1 0 2	AB 32									
Mike Cubbage, L (1, 4) OBP: 0.286, SLG: 0.381		0-0 G3		4-0 BB BB		0-0 CS 1-2	0-0 K 1B 2B		0-0 3-1	3 1 1 0 1 0 0	R 4									
Jim Sundberg, R (1, 2) OBP: 0.303, SLG: 0.317			0-3 K		0-0 4-3		0-3 K		0-0 6-3	4 0 0 0 0 2 3	H 7									
Inning Stats	R: 0 E: 0 K: 1 S: 5	H: 0 LOB: 0 BB: 0 P: 5	R: 2 E: 0 K: 0 S: 5	H: 2 LOB: 0 BB: 0 P: 5	R: 1 E: 1 K: 1 S: 7	H: 1 LOB: 1 BB: 0 P: 7	R: 0 E: 0 K: 0 S: 3	H: 1 LOB: 2 BB: 2 P: 11	R: 0 E: 0 K: 2 S: 7	H: 0 LOB: 0 BB: 1 P: 6	R: 1 E: 0 K: 2 S: 9	H: 2 LOB: 1 BB: 0 P: 9	R: 0 E: 0 K: 0 S: 3	H: 0 LOB: 0 BB: 0 P: 3	R: 0 E: 0 K: 0 S: 3	H: 0 LOB: 0 BB: 0 P: 3	1B: 4 2B: 2 3B: 0 HR: 1	SF: 0 SAC: 0 DP: 1 HBP: 0	WP: 0 PB: 0 SB: 0 CS: 2	PA: 37
PITCHER Bert Blyleven, R (1, 1) ERA: 3.66	IP 9.0 WLS L BF 36 H 7 R 4 ER 3 SO 6 BB 4 IBB 0 HBP 0 BLK 0 WP 0 HR 1 S 44 P 60 ERA 3.00 WHIP 1.222											PITCHER	IP WLS BF H R ER SO BB IBB HBP BLK WP HR S P ERA WHIP							

Texas Rangers @ Minnesota Twins
Metropolitan Stadium, Bloomington, MI
Sun Jul 06 1975, 4:33 AM EDT
Unknown - 81 F

livebaseballscorecards.com



Batter	1	2	3	4	5	6	7	8	9	AB R H RBI BB SO LOB
Jerry Terrell, R OBP: 0.327, SLG: 0.347 (1, 6)	0-0 1B FC1-4-2		0-0 5-3		0-0 F8			0-0 BB 1B		4 0 2 0 0 0 0
Rod Carew, L OBP: 0.432, SLG: 0.556 (1, 4)	0-0 1B FC1-4-2		0-0 HR		0-0 F7			0-0 L9		4 1 2 1 0 0 1
Dan Ford, R OBP: 0.368, SLG: 0.527 (1, 8)	0-0 FC1-4-2 FC3-6 1-2 3-H		0-3 K					4-0 BB 1-2		3 0 0 0 1 1 2
John Briggs, L OBP: 0.410, SLG: 0.421 (1, 3)	0-0 FC3-6 1-2f		4-0 BB					0-0 P6		3 0 0 0 1 0 3
Tony Oliva, L OBP: 0.362, SLG: 0.402 (1, 10)		0-0 HR	0-0 1-3					0-0 1-3		3 1 1 1 1 0 3
Eric Soderholm, R OBP: 0.359, SLG: 0.357 (1, 5)		0-0 F9		0-0 6-3				0-3 K		4 0 0 0 0 1 1
Steve Braun, L OBP: 0.369, SLG: 0.434 (1, 7)		0-0 5-3		0-0 F2				0-3 K		4 0 0 0 0 2 0
Glenn Borgmann, R OBP: 0.302, SLG: 0.292 (1, 2)		0-0 3B		0-0 5-3				0-0 5-3		4 0 1 0 0 1 0
Lyman Bostock, L OBP: 0.272, SLG: 0.241 (1, 9)		0-0 4-3			0-0 6-3			0-0 4-3		3 0 0 0 0 0 1

Inning Stats	R: 0 E: 0 K: 0 S: 4	H: 2 LOB: 1 BB: 0 P: 4	R: 1 E: 0 K: 0 S: 5	H: 2 LOB: 1 BB: 0 P: 5	R: 1 E: 0 K: 1 S: 6	H: 1 LOB: 1 BB: 1 P: 10	R: 0 E: 0 K: 0 S: 3	H: 0 LOB: 0 BB: 0 P: 3	R: 0 E: 0 K: 0 S: 3	H: 0 LOB: 0 BB: 0 P: 3	R: 0 E: 0 K: 0 S: 3	H: 0 LOB: 1 BB: 1 P: 7	R: 0 E: 0 K: 2 S: 7	H: 0 LOB: 0 BB: 0 P: 7	R: 0 E: 0 K: 0 S: 4	H: 1 LOB: 2 BB: 1 P: 8	R: 0 E: 0 K: 2 S: 7	H: 0 LOB: 0 BB: 0 P: 7	1B: 3 2B: 1 3B: 1 HR: 2	SF: 0 SAC: 0 DP: 1 HBP: 0	WP: 0 PB: 0 SB: 0 CS: 0	PA: 35
--------------	------------------------------	---------------------------------	------------------------------	---------------------------------	------------------------------	----------------------------------	------------------------------	---------------------------------	------------------------------	---------------------------------	------------------------------	---------------------------------	------------------------------	---------------------------------	------------------------------	---------------------------------	------------------------------	---------------------------------	----------------------------------	------------------------------------	----------------------------------	--------

PITCHER	IP	WLS	BF	H	R	ER	SO	BB	IBB	HBP	BLK	WP	HR	S	P	ERA	WHIP
Clyde Wright, L ERA: 3.76 (1, 1)	7.1	W	29	6	2	2	3	2	0	0	0	0	2	33	41	2.46	1.091
Stan Thomas, R ERA: 2.27 (8, 1)	0.0		1	0	0	0	0	1	0	0	0	0	0	4	4	∞	∞
Jim Umbarger, L ERA: 3.71 (8, 1)	1.2	S	5	0	0	0	2	0	0	0	0	0	0	9	9	0.00	0.000


BOTTOM

Texas Rangers @ Minnesota Twins
Metropolitan Stadium, Bloomington, MI

Sun Jul 06 1975, 4:33 AM EDT
Unknown - 81 F

livebaseballscorecards.com

AB	32
R	2
H	6
RBI	2
BB	3
SO	5
LOB	11



Batter	1	2	3	4	5	6	7	8	9	AB R H RBI BB SO LOB	TOP											
Cesar Tovar, R (1, 10) OBP: 0.296, SLG: 0.310	0-0 E 1B	0-0 1B 1-2			0-0 6-3	0-0 1-2 2-H 1B		0-3 K		5 1 3 1 0 1 1												
Lenny Randle, S (1, 8) OBP: 0.328, SLG: 0.341	0-0 E8 SF9 1-H 1B	0-0 1-3 2-H 1B			0-0 SH5-3 1B	0-0 F5		0-3 K		5 1 3 1 0 1 3												
Roy Howell, L (1, 5) OBP: 0.295, SLG: 0.331	0-0 4-3	0-3 K			0-0 SH5-3 1-2		0-0 P6		0-0 6-3	2 0 0 0 0 1 3												
Tom Grieve, R (7, PH) OBP: 0.297, SLG: 0.477										1 0 0 0 0 0 0												
Roy Smalley, S (7, 6) OBP: 0.292, SLG: 0.311										1 0 0 0 0 0 0												
Jeff Burroughs, R (1, 9) OBP: 0.299, SLG: 0.416	0-0 SF9 3-H				0-0 G4-6-3 1B	4-0 IBB		0-0 6-3	0-0 5-3	3 0 1 1 1 0 0												
Mike Hargrove, L (1, 7) OBP: 0.424, SLG: 0.479	0-0 4-3				0-0 G4-6-3 1-2f	0-0 4-3		0-0 HR 2B	0-3 K	5 1 1 0 0 1 3												
Jim Spencer, L (1, 3) OBP: 0.323, SLG: 0.429										1 0 0 0 0 0 0												
Jim Fregosi, R (3, PH) OBP: 0.333, SLG: 0.418		0-0 F8	0-0 4-3					0-3 K	0-0 HR 2-H	3 1 1 2 0 1 0												
Toby Harrah, R (1, 6) OBP: 0.386, SLG: 0.452					0-0 6-3	0-0 1B BB 1B		0-3 K		4 1 2 1 0 1 0												
Mike Cabbage, L (1, 4) OBP: 0.311, SLG: 0.394		0-0 1B 1B 1B			0-0 G3	0-0 1B 1B			4-0 BB	3 2 2 0 1 0 0												
Jim Sundberg, R (1, 2) OBP: 0.302, SLG: 0.313		0-0 F2			0-3 K	4-0 1B BB 3-H		0-0 F9		3 0 0 0 1 1 2												
Inning Stats	R: 2 E: 1 K: 0 S: 5	H: 2 LOB: 0 BB: 0 P: 5	R: 2 E: 0 K: 1 S: 9	H: 4 LOB: 2 BB: 0 P: 9	R: 0 E: 0 K: 0 S: 3	H: 1 LOB: 0 BB: 0 P: 3	R: 0 E: 0 K: 1 S: 5	H: 0 LOB: 0 BB: 0 P: 5	R: 0 E: 0 K: 0 S: 4	H: 1 LOB: 2 BB: 1 P: 8	R: 1 E: 0 K: 1 S: 7	H: 3 LOB: 2 BB: 1 P: 11	R: 2 E: 0 K: 1 S: 7	H: 2 LOB: 0 BB: 0 P: 7	R: 0 E: 0 K: 2 S: 7	H: 0 LOB: 1 BB: 1 P: 11	R: 0 E: 0 K: 1 S: 5	H: 0 LOB: 0 BB: 0 P: 5	1B: 10 2B: 1 3B: 0 HR: 2	SF: 1 SAC: 1 DP: 1 HBP: 0	WP: 0 PB: 0 SB: 0 CS: 0	PA: 41
PITCHER	IP WLS BF H R ER SO BB IBB HBP BLK WP HR S P ERA WHIP																					
Mark Wiley, R (1, 1) ERA: 4.5	1.2 L 11 6 4 3 0 0 0 0 0 0 0 1 11 11 16.20 3.600																					
Tom Burgmeier, L (2, 1) ERA: 2.8	5.1 23 7 3 3 4 1 1 0 0 0 1 29 37 5.06 1.500																					
Vic Albury, L (8, 1) ERA: 3.75	2.0 7 0 0 0 3 1 0 0 0 0 0 0 12 16 0.00 0.500																					

Texas Rangers @ Minnesota Twins
Metropolitan Stadium, Bloomington, MI

Sun Jul 06 1975, 4:38 AM EDT
Att. 14,211 - Unknown

livebaseballscorecards.com

AB	36
R	7
H	13
RBI	6
BB	3
SO	7
LOB	12



Batter	1	2	3	4	5	6	7	8	9	AB R H RBI BB SO LOB	TOP											
Lyman Bostock, L (1, 9) OBP: 0.265, SLG: 0.247	0-0 E 2B	0-3 K			0-0 4-1	0-0 L4		0-0 G3		5 1 1 0 0 1 5												
Rod Carew, L (1, 4) OBP: 0.434, SLG: 0.549	0-0 L7		0-0 G3		4-0 S BB		0-0 G3 S 1B		4-0 S 1B BB	3 1 1 0 2 0 1												
Dan Ford, R (1, 8) OBP: 0.362, SLG: 0.506	0-3 K		4-0 BB		0-0 6-3		0-0 L8		0-3 K	4 0 0 0 1 2 4												
John Briggs, L (1, 3) OBP: 0.401, SLG: 0.405	0-0 E4 2-H		0-0 P6		0-0 4-3		4-0 G3 BB		0-3 K	4 0 0 0 1 1 3												
Tony Oliva, L (1, 10) OBP: 0.361, SLG: 0.399 Luis Gomez, R (9, PR) OBP: 0.208, SLG: 0.136	0-3 K		0-0 4-3		0-0 BB 1B		0-0 G3		0-0 BB 1B 2-H	5 1 2 1 0 1 4 0 0 0 0 0 0 0												
Eric Soderholm, R (1, 5) OBP: 0.355, SLG: 0.350		0-0 F8		0-3 K		0-0 F9		0-3 K	0-3 K	5 0 0 0 0 3 4												
Steve Braun, L (1, 7) OBP: 0.382, SLG: 0.445		0-0 1B 1B		4-0 BB		4-0 1B BB		0-0 FC6-4 1B		2 0 2 0 2 0 0												
Glenn Borgmann, R (1, 2) OBP: 0.300, SLG: 0.290		0-0 1B		0-0 P4		0-0 F7		0-0 FC6-4		4 0 1 0 0 0 4												
Jerry Terrell, R (1, 6) OBP: 0.320, SLG: 0.340		0-3 K		0-0 F8		0-0 1B		0-3 K		4 0 1 1 0 2 4												
Inning Stats	R: 1 E: 1 K: 2 S: 9	H: 1 LOB: 1 BB: 0 P: 9	R: 0 E: 0 K: 2 S: 9	H: 2 LOB: 2 BB: 0 P: 9	R: 0 E: 0 K: 0 S: 3	H: 0 LOB: 1 BB: 1 P: 7	R: 0 E: 0 K: 1 S: 5	H: 0 LOB: 1 BB: 1 P: 9	R: 0 E: 0 K: 0 S: 3	H: 0 LOB: 1 BB: 1 P: 7	R: 1 E: 0 K: 0 S: 5	H: 2 LOB: 2 BB: 1 P: 9	R: 0 E: 0 K: 1 S: 6	H: 1 LOB: 2 BB: 1 P: 10	R: 0 E: 0 K: 1 S: 6	H: 1 LOB: 1 BB: 0 P: 6	R: 1 E: 0 K: 3 S: 10	H: 1 LOB: 1 BB: 1 P: 14	1B: 7 2B: 1 3B: 0 HR: 0	SF: 0 SAC: 0 DP: 0 HBP: 0	WP: 0 PB: 0 SB: 3 CS: 0	PA: 42
PITCHER	IP WLS BF H R ER SO BB IBB HBP BLK WP HR S P ERA WHIP																					
Rick Wise, R (1, 1) ERA: 4.59	6.0 W 28 5 2 1 5 4 0 0 0 0 0 0 34 50 1.50 1.500																					
Jim Burton, L (7, 1) ERA: 3.2	0.2 4 1 0 0 0 1 0 0 0 0 0 0 3 7 0.00 3.000																					
Jim Willoughby, R (7, 1) ERA: 9.82	2.1 S 10 2 1 1 5 1 0 0 0 0 0 0 19 23 3.86 1.286																					

Minnesota Twins @ Boston Red Sox
Fenway Park, Boston, MA
Mon Jul 07 1975, 7:05 PM EDT
Att. 21,885 - Unknown - 78 F

livebaseballscorecards.com

AB	36
R	3
H	8
RBI	2
BB	6
SO	10
LOB	29



Batter	1	2	3	4	5	6	7	8	9
Bernie Carbo, L OBP: 0.420, SLG: 0.541 (1, 9) X	0-0 HR 3B	0-0 F7		4-0 BB		0-0 FC3-6 1-2f		0-3 K	
Rick Miller, L OBP: 0.379, SLG: 0.327 (1, 8) B B B B	4-0 HR BB	0-0 1-3 1B		0-3 K		0-0 P5		0-0 2B	
Cecil Cooper, L OBP: 0.350, SLG: 0.485 (1, 3) X	0-0 1-3 1-2	0-0 1-3 1-2			4-0 FC5-4 BB	0-3 K			
Jim Rice, R OBP: 0.328, SLG: 0.495 (1, 7) X	0-0 HR 2-H 3-H	0-0 4-3			0-0 FC5-4 1B 1-2f		1-0 SH1-3 HBP		
Dwight Evans, R OBP: 0.335, SLG: 0.402 (1, 10) X	0-0 1B FC6-4 1B		0-0 6-3		4-0 1B BB		0-0 SH1-3		
Rick Burleson, R OBP: 0.334, SLG: 0.353 (1, 6) B B B B	4-0 FC6-4 1B BB		0-0 6-3		0-0 F3		0-0 6-3		
Doug Griffin, R OBP: 0.297, SLG: 0.282 (1, 4) X	0-0 FC6-4 1B 1-2 2-3		0-0 5-3		0-0 1B 1-3 2-H		0-0 1-3		
Bob Heise, R OBP: 0.250, SLG: 0.216 (1, 5) X	0-0 FC6-4 1-2f 2-3 3-H		0-0 5-3		0-0 F3		0-0 F6		
Tim Blackwell, S OBP: 0.284, SLG: 0.214 (1, 2) X	0-0 6-3		0-0 4-3		4-0 FC3-6 BB		0-0 2B 1B		

AB	R	H	RBI	BB	SO	LOB
4	1	1	0	1	1	2
4	1	2	1	1	1	2
3	0	0	0	1	1	4
3	2	1	3	0	0	2
2	1	1	0	1	0	0
3	0	0	0	1	0	3
4	0	2	1	0	0	1
4	0	0	1	0	0	4
3	1	1	0	1	0	2

BOTTOM

Minnesota Twins @ Boston Red Sox
Fenway Park, Boston, MA
Mon Jul 07 1975, 7:05 PM EDT
Att: 21,885 - Unknown - 78 F

livebaseballscorecards.com

AB	30
R	6
H	8
RBI	6
BB	6
SO	3
LOB	20



1B: 5	SF: 0	WP: 0	PA: 38
2B: 1	SAC: 1	PB: 0	
3B: 1	DP: 0	SB: 1	
HR: 1	HBP: 1	CS: 0	

Inning	R	H	E	K	S	WLS	BF	H	R	ER	SO	BB	IBB	HBP	BLK	WP	HR	S	P	ERA	WHIP
1	4	4	0	0	7		36	7	6	6	2	6	0	1	0	0	1	33	58	7.36	1.773
2	0	1	0	0	6		15	1	0	0	0	4	0	0	0	0	4	4	0.00	1.500	

PITCHER	IP	WLS	BF	H	R	ER	SO	BB	IBB	HBP	BLK	WP	HR	S	P	ERA	WHIP
Jim Hughes, R ERA: 4.43 (1, 1)	7.1	L	36	7	6	6	2	6	0	1	0	0	1	33	58	7.36	1.773
Vic Albury, L ERA: 3.72 (8, 1)	0.2		2	1	0	0	1	0	0	0	0	0	0	4	4	0.00	1.500

Batter	1	2	3	4	5	6	7	8	9	AB R H RBI BB SO LOB	TOP																									
Dan Ford, R (1, 8) OBP: 0.358, SLG: 0.503	0-0 P3		0-0 K		0-3 K			0-3 K	0-3 K	5 0 1 1 0 3 0																										
Rod Carew, L (1, 4) OBP: 0.432, SLG: 0.545	0-3 K		0-0 P5			0-0 L9		0-0 BB 1B		4 1 1 0 0 1 1																										
Steve Braun, L (1, 7) OBP: 0.383, SLG: 0.443	0-0 F9			0-0 BB 1B		0-0 5-3		4-0 BB 1B FC5 BB		3 1 1 0 1 0 0																										
Tony Oliva, L (1, 10) Tom Burgmeier, L (8, PR)		0-0 5-3		0-0 F5		0-3 K		0-0 FC5 BB 1B		4 0 1 1 0 1 1 0 0 0 0 0 0 0																										
Jerry Terrell, R (1, 5) OBP: 0.327, SLG: 0.340		0-0 F8		0-0 P2			0-0 2B 1B 1B	4-0 FC5 BB		3 1 1 0 1 0 1																										
John Briggs, L (1, 3) OBP: 0.403, SLG: 0.411		0-0 F8		4-0 BB			0-0 1B 2B	0-0 FC5		3 1 1 1 1 0 2																										
Lyman Bostock, L (1, 9) OBP: 0.274, SLG: 0.258			0-0 1B 1B	0-0 F7			0-0 1B	0-0 5-3		4 0 2 1 0 0 4																										
Danny Thompson, R (1, 6) OBP: 0.300, SLG: 0.320			0-0 P5		0-0 P2		0-0 G4-6-3		0-0 L8	2 0 0 0 0 0 1																										
Danny Walton, R (7, PH) OBP: 0.217, SLG: 0.263										1 0 0 0 0 0 1																										
Luis Gomez, R (7, 6) OBP: 0.200, SLG: 0.130										1 0 0 0 0 0 0																										
Glenn Borgmann, R (1, 2) OBP: 0.299, SLG: 0.290			0-0 2B 1B		0-0 5-3		0-0 4-3		0-3 K	4 1 1 0 0 1 0																										
Inning Stats	R: 0 E: 0 K: 1 S: 5	H: 0 LOB: 0 BB: 0 P: 5	R: 0 E: 0 S: 3	H: 0 LOB: 0 BB: 0 P: 3	R: 1 E: 0 K: 0 S: 5	H: 3 LOB: 1 BB: 0 P: 5	R: 0 E: 0 K: 0 S: 4	H: 1 LOB: 2 BB: 1 P: 8	R: 0 E: 0 K: 1 S: 5	H: 0 LOB: 0 BB: 0 P: 5	R: 2 E: 0 K: 0 S: 5	H: 3 LOB: 0 BB: 0 P: 5	R: 2 E: 0 K: 1 S: 7	H: 2 LOB: 2 BB: 2 P: 15	R: 0 E: 0 K: 2 S: 7	H: 0 LOB: 0 BB: 0 P: 7	1B: 7 2B: 2 3B: 0 HR: 0	SF: 0 SAC: 0 DP: 1 HBP: 0	WP: 0 PB: 0 SB: 0 CS: 0	PA: 37																
PITCHER	IP WLS BF H R ER SO BB IBB HBP BLK WP HR S P ERA WHIP																																			
Luis Tiant, R (1, 1) ERA: 4.02	7.0		27	7	3	3	3	1	0	0	0	0	0	32	36	3.86	1.143																			
Dick Drago, R (8, 1) ERA: 4.68	0.1		5	2	2	2	1	2	0	0	0	0	0	5	13	54.00	12.000																			
Jim Burton, L (8, 1) ERA: 3.12	0.2		2	0	0	0	0	0	0	0	0	0	0	2	2	0.00	0.000																			
Reggie Cleveland, R (9, 1) ERA: 5.31	1.0	W	3	0	0	0	2	0	0	0	0	0	0	7	7	0.00	0.000																			

Minnesota Twins @ Boston Red Sox
 Fenway Park, Boston, MA
 Tue Jul 08 1975, 7:05 PM EDT
 Att. 17,519 - Unknown - 82 F

livebaseballscorecards.com

AB	34
R	5
H	9
RBI	4
BB	3
SO	6
LOB	11




Batter	1	2	3	4	5	6	7	8	9	AB R H RBI BB SO LOB
Bernie Carbo, L OBP: 0.424, SLG: 0.545 (1, 9) X	0-0 1B 1B	0-0 BB 2B		4-0 BB	0-0 P6			0-3 K		4 1 2 1 1 1 1
Rick Miller, L OBP: 0.366, SLG: 0.305 (1, 8) X	0-0 L7	4-0 BB BB		0-0 F7		0-0 5-3		0-0 3-1		4 0 0 0 1 0 2
Carl Yastrzemski, L OBP: 0.405, SLG: 0.465 (1, 3) X	0-0 4-3 1-3 1B 1B	4-0 FC5-4 1-2 2-3 BB		0-3 K		0-0 FC6-4 1B		0-0 4-3		4 0 2 0 1 1 1
Jim Rice, R OBP: 0.329, SLG: 0.493 (1, 7) X	0-0 4-3 1-2 1B	0-0 FC5-4 1-2f		0-3 K		0-0 FC6-4 1-2f		0-0 BB SH3-4 1B 1B		5 1 2 1 0 1 5
Cecil Cooper, L OBP: 0.346, SLG: 0.485 (1, 10) X	0-0 4-3 1-2 2-3		0-0 E G6-4-3 2B		0-0 6-3	0-0 F7		0-0 SH3-4		4 1 1 0 0 0 3
Carlton Fisk, R OBP: 0.408, SLG: 0.465 (1, 2) X	0-0 6-3		4-0 G6-4-3 E BB		0-0 E4 WP 2B		H 1-0 FC3-6 HBP	4-0 1B BB IBB		2 1 0 0 2 0 2
Rick Burleson, R OBP: 0.338, SLG: 0.358 (1, 6) X		0-0 G1-6-3 1B	0-0 E6 1-2 2-3 G6-4-3		0-0 2B 2B		X 0-0 FC3-6 6-3 WP 1-2f	4-0 1B BB		4 1 2 1 1 0 3
Doug Griffin, R OBP: 0.291, SLG: 0.277 (1, 4) X		0-0 G1-6-3	0-0 G6-4-3		0-0 F7		X 0-0 6-3	X 0-0 1B		4 0 0 0 0 0 5
Fred Lynn, L OBP: 0.400, SLG: 0.586 (9, PH) X		1-2f	1-2f 2-3 3-H				X 1-3	X 1-2 2-3 3-H		1 0 1 1 0 0 0
Bob Heise, R OBP: 0.267, SLG: 0.255 (1, 5) X		0-0 2B 1B	0-0 4-3		0-0 2B		X 0-0 6-3			4 1 2 1 0 0 2

Inning Stats	R: 1 E: 0 K: 0 S: 6	H: 3 LOB: 2 BB: 0 P: 6	R: 1 E: 0 K: 0 S: 5	H: 3 LOB: 3 BB: 2 P: 13	R: 1 E: 1 K: 0 S: 4	H: 1 LOB: 1 BB: 1 P: 8	R: 0 E: 0 K: 2 S: 7	H: 0 LOB: 1 BB: 1 P: 11	R: 2 E: 1 K: 0 S: 6	H: 2 LOB: 1 BB: 0 P: 6	R: 0 E: 0 K: 0 S: 4	H: 1 LOB: 1 BB: 0 P: 4	R: 0 E: 0 K: 0 S: 3	H: 0 LOB: 1 BB: 0 P: 4	R: 0 E: 0 K: 1 S: 5	H: 0 LOB: 0 BB: 0 P: 5	R: 1 E: 0 K: 0 S: 3	H: 2 LOB: 3 BB: 2 P: 11	1B: 8 2B: 4 3B: 0 HR: 0	SF: 0 SAC: 1 DP: 2 HBP: 1
--------------	------------------------------	---------------------------------	------------------------------	----------------------------------	------------------------------	---------------------------------	------------------------------	----------------------------------	------------------------------	---------------------------------	------------------------------	---------------------------------	------------------------------	---------------------------------	------------------------------	---------------------------------	------------------------------	----------------------------------	----------------------------------	------------------------------------

PITCHER	IP	WLS	BF	H	R	ER	SO	BB	IBB	HBP	BLK	WP	HR	S	P	ERA	WHIP
Bill Campbell, R ERA: 3.92 (1, 1)	6.0		33	10	5	2	2	4	0	1	0	1	0	32	49	3.00	2.333
Tom Johnson, R ERA: 3.86 (7, 1)	2.1	L	11	2	1	1	1	1	1	0	0	1	0	11	19	3.86	1.286

MINNESOTA TWINS @ BOSTON RED SOX
Fenway Park, Boston, MA
 Tue Jul 08 1975, 7:05 PM EDT
 Att: 17,519 - Unknown - 82 F

AB	36
R	6
H	12
RBI	5
BB	6
SO	3
LOB	24



WP	PA	ERA	WHIP
2	44		

Batter	1	2	3	4	5	6	7	8	9	AB	R	H	RBI	BB	SO	LOB
Bernie Carbo, L (1, 10) OBP: 0.421, SLG: 0.544 Rico Petrocelli, R (9, PH) OBP: 0.332, SLG: 0.346	0-3 K		0-0 F8 1-H 2B		0-3 K		0-0 4-3		0-0 6-3	4	0	1	1	0	2	0
Denny Doyle, L (1, 4) OBP: 0.245, SLG: 0.290 Doug Griffin, R (9, PH) OBP: 0.295, SLG: 0.280	0-0 4-3		0-0 F8 2-3		0-0 6-3			0-0 2B 3B	0-0 2B 1B	4	1	1	0	0	0	1
Carl Yastrzemski, L (1, 3) OBP: 0.405, SLG: 0.462	0-0 FC5-4 1B		4-0 G4-6-3 BB			0-0 3-1		0-0 1-3	0-0 F9	4	0	1	0	1	0	2
Jim Rice, R (1, 7) OBP: 0.330, SLG: 0.498	0-0 FC5-4 1-2f		0-0 G4-6-3 1-2f			0-0 6-3		0-0 HR 2B	0-0 1-H 2B	5	1	2	2	0	0	3
Fred Lynn, L (1, 8) OBP: 0.405, SLG: 0.603		0-0 CS 1B			0-0 2B		0-0 E1 WP HR	0-0 2-H HR		4	2	3	2	0	0	0
Carlton Fisk, R (1, 2) OBP: 0.396, SLG: 0.511		0-0 F9 1-2			0-0 5-3		0-0 1-H HR	0-0 G1		4	1	1	2	0	0	2
Dwight Evans, R (1, 9) OBP: 0.337, SLG: 0.415		0-0 HR			0-0 5-3		0-0 5-3	4-0 BB		3	1	1	1	1	0	1
Rick Burleson, R (1, 6) OBP: 0.334, SLG: 0.353		0-0 4-3			0-0 6-3			0-0 F3	0-0 5-3	4	0	0	0	0	0	2
Bob Heise, R (1, 5) OBP: 0.270, SLG: 0.259 Cecil Cooper, L (9, PH) OBP: 0.352, SLG: 0.519			0-0 2B 1B		0-0 5-3			0-0 6-3	0-0 HR	3	1	1	0	0	0	0
										1	1	1	1	0	0	0

Inning Stats	R: 0	H: 1	E: 0	K: 1	S: 6	H: 1	LOB: 1	BB: 0	P: 6	R: 1	H: 2	E: 0	K: 0	S: 4	R: 1	H: 2	E: 0	K: 0	S: 4	R: 0	H: 1	E: 0	K: 0	S: 4	R: 0	H: 0	E: 0	K: 1	S: 5	R: 2	H: 1	E: 1	K: 0	S: 5	R: 0	H: 0	E: 0	K: 0	S: 3	R: 3	H: 3	E: 0	K: 0	S: 6	R: 2	H: 3	E: 0	K: 0	S: 5	1B: 4	SF: 0	2B: 4	SAC: 0	3B: 1	DP: 1	HR: 4	HBP: 0	WP: 1	PA: 40
--------------	------	------	------	------	------	------	--------	-------	------	------	------	------	------	------	------	------	------	------	------	------	------	------	------	------	------	------	------	------	------	------	------	------	------	------	------	------	------	------	------	------	------	------	------	------	------	------	------	------	------	-------	-------	-------	--------	-------	-------	-------	--------	-------	--------

PITCHER	IP	WLS	BF	H	R	ER	SO	BB	IBB	HBP	BLK	WP	HR	S	P	ERA	WHIP
Dave Goltz, R (1, 1) ERA: 3.5	7.1		31	9	6	4	2	1	0	0	0	1	2	34	38	4.91	1.364
Vic Albury, L (8, 1) ERA: 3.82	0.0		1	1	1	1	0	0	0	0	0	0	1	1	1	∞	∞
Tom Johnson, R (8, 1) ERA: 6.0	0.2		4	1	1	1	0	1	0	0	0	0	1	3	7	13.50	3.000
Tom Burgmeier, L (9, 1) ERA: 2.96	0.2	L	4	2	1	1	0	0	0	0	0	0	0	4	4	13.50	3.000

MINNESOTA TWINS @ BOSTON RED SOX
Fenway Park, Boston, MA
 Wed Jul 09 1975, 3:33 AM EDT
 Att: 21,103 - Unknown - 90 F

AB	38
R	9
H	13
RBI	9
BB	2
SO	2
LOB	11



Batter	1	2	3	4	5	6	7	8	9	AB R H RBI BB SO LOB	TOP											
Lyman Bostock, L (1, 9) OBP: 0.259, SLG: 0.243	0-0 4-3	0-0 G3			0-0 1-3		0-0 1-3		0-3 K	5 0 0 0 0 1 1												
Dan Ford, R (1, 8) OBP: 0.360, SLG: 0.497	0-0 F9		0-0 1B		0-3 K		0-0 6-3		0-0 P4	5 0 1 0 0 1 0												
Steve Braun, L (1, 7) OBP: 0.378, SLG: 0.435	0-0 F7		0-0 F7		0-0 G3		0-3 K			4 0 0 0 0 1 1												
Tony Oliva, L (1, 10) Danny Thompson, R (8, PR) OBP: 0.369, SLG: 0.421 OBP: 0.300, SLG: 0.320		0-0 HR	0-0 1B		0-0 1B		0-0 1B		0-0 1B	4 2 4 1 0 0 0 0 1 0 0 0 0 0												
Eric Soderholm, R (1, 5) OBP: 0.357, SLG: 0.346		4-0 2B	0-0 1B		0-0 1B		0-0 1B		4-0 BB	2 2 1 0 2 0 2												
Jerry Terrell, R (1, 4) OBP: 0.336, SLG: 0.366		0-0 SH2-3			0-0 5-3		0-0 2B		0-0 1B	3 0 1 1 0 0 2												
John Briggs, L (1, 3) OBP: 0.420, SLG: 0.417		4-0 2B			4-0 BB		4-0 IBB		0-0 1B	1 1 1 1 1 3 0 0												
Glenn Borgmann, R (1, 2) OBP: 0.308, SLG: 0.295		0-0 2B			0-3 K		0-0 K		0-0 FC5-4	4 0 1 2 0 1 5												
Luis Gomez, R (1, 6) OBP: 0.206, SLG: 0.133		0-0 F9			0-0 P6		0-3 K		0-3 K	4 0 0 0 0 2 3												
Inning Stats	R: 0 E: 0 K: 0 S: 3	H: 0 LOB: 0 BB: 0 P: 3	R: 3 E: 0 K: 0 S: 5	H: 2 LOB: 1 BB: 2 P: 13	R: 0 E: 0 K: 0 S: 4	H: 2 LOB: 1 BB: 0 P: 4	R: 0 E: 0 K: 1 S: 5	H: 0 LOB: 1 BB: 1 P: 9	R: 0 E: 0 K: 1 S: 5	H: 0 LOB: 0 BB: 0 P: 5	R: 2 E: 0 K: 1 S: 7	H: 3 LOB: 1 BB: 1 P: 11	R: 0 E: 0 K: 1 S: 5	H: 0 LOB: 0 BB: 0 P: 5	R: 1 E: 0 K: 0 S: 4	H: 2 LOB: 1 BB: 1 P: 8	R: 0 E: 0 K: 2 S: 7	H: 0 LOB: 0 BB: 0 P: 7	1B: 6 2B: 2 3B: 0 HR: 1	SF: 0 SAC: 1 DP: 2 HBP: 0	WP: 0 PB: 0 SB: 0 CS: 1	PA: 38
PITCHER	IP WLS BF H R ER SO BB IBB HBP BLK WP HR S P ERA WHIP																					
Pat Dobson, R (1, 1) ERA: 3.5	6.0 L 27 7 5 5 3 3 1 0 0 0 0 1 29 45 7.50 1.667																					
Sparky Lyle, L (7, 1) ERA: 2.93	3.0 11 2 1 1 3 1 0 0 0 0 0 0 16 20 3.00 1.000																					

Minnesota Twins @ New York Yankees
 Shea Stadium, Flushing, NY
 Thu Jul 10 1975, 7:05 PM EDT
 Att. 12,556 - Unknown - 75 F

livebaseballscorecards.com

AB	32
R	6
H	9
RBI	5
BB	5
SO	6
LOB	14



BOTTOM

Minnesota Twins @ New York Yankees
Shea Stadium, Flushing, NY
Thu Jul 10 1975, 7:05 PM EDT
Att: 12,556 - Unknown - 75 F

livebaseballscorecards.com

AB 32
R 3
H 7
RBI 3
BB 1
SO 4
LOB 5



WP: 0 PA: 35
PB: 0
SB: 0
CS: 0

AB R H RBI BB SO LOB

3 1 1 1 0 2 0
1 0 0 0 0 1 0

4 0 0 0 0 0 0

4 0 1 0 0 0 0

4 1 2 0 0 0 0

4 1 2 0 0 0 2

3 0 1 0 1 0 0

2 0 0 1 0 0 0
0 0 0 1 0 0 0

2 0 0 0 0 0 0
1 0 0 0 0 0 1
0 0 0 0 0 0 0
1 0 0 0 0 1 2

2 0 0 0 0 0 0
1 0 0 0 0 0 0
0 0 0 0 0 0 0

1B: 4 SF: 2
2B: 2 SAC: 0
3B: 0 DP: 0
HR: 1 HBP: 0

Batter	1	2	3	4	5	6	7	8	9
Bobby Bonds, R (1, 8) OBP: 0.334, SLG: 0.519 Rich Coggins, L (8, 8) OBP: 0.239, SLG: 0.279	0-3 K ①		0-0 HR			0-3 K ①		0-3 K ②	
Roy White, S (1, 7) OBP: 0.389, SLG: 0.444	0-0 4-3 ②		0-0 F5 ②			0-0 F8 ②		0-0 5-3 ③	
Ron Blomberg, L (1, 10) OBP: 0.354, SLG: 0.510	0-0 1B 1B		0-0 L5 ③			0-0 F6 ③		0-0 1-3 ①	
Thurman Munson, R (1, 2) OBP: 0.369, SLG: 0.421	0-0 1B 1-2 1B		0-0 5-3 ①			0-0 F8 ①		0-0 2B SF9 1B	
Chris Chambliss, L (1, 3) OBP: 0.314, SLG: 0.434	0-0 L9 ③		0-0 3-1 ②			0-0 2B SF8 1B		0-0 1B 1-3 2B	
Graig Nettles, L (1, 5) OBP: 0.347, SLG: 0.478		0-0 G1 ①		0-0 F8 ③		0-0 SF8 1-3 2B		0-0 BB 4-0	
Terry Whitfield, L (1, 9) OBP: 0.258, SLG: 0.300 Lou Piniella, R (9, PH) OBP: 0.284, SLG: 0.254		0-0 1-4-3 ②		0-0 F7 ①		0-0 SF8 ②		0-0 SF9 ②	
Jim Mason, L (1, 6) OBP: 0.206, SLG: 0.213 Ed Herrmann, L (7, PH) OBP: 0.318, SLG: 0.358 Ed Brinkman, R (8, 6) OBP: 0.259, SLG: 0.306 Walt Williams, R (9, PH) OBP: 0.293, SLG: 0.361		0-0 P6 ③		0-0 4-3 ②		0-0 F8 ③		0-0 K ③	
Fred Stanley, R (1, 4) OBP: 0.279, SLG: 0.250 Rick Dempsey, R (8, PH) OBP: 0.439, SLG: 0.393 Sandy Alomar Sr., S (9, 4) OBP: 0.220, SLG: 0.237			0-0 6-3 ①		0-0 6-3 ③			0-0 F7 ①	

Inning Stats	R: 0	H: 2	E: 0	LOB: 2	K: 1	BB: 0	S: 7	P: 7
	R: 0	H: 0	E: 0	LOB: 0	K: 0	BB: 0	S: 3	P: 3
	R: 1	H: 1	E: 0	LOB: 0	K: 0	BB: 0	S: 4	P: 4
	R: 0	H: 0	E: 0	LOB: 0	K: 0	BB: 0	S: 3	P: 3
	R: 0	H: 0	E: 0	LOB: 0	K: 0	BB: 0	S: 3	P: 3
	R: 0	H: 0	E: 0	LOB: 0	K: 1	BB: 0	S: 5	P: 5
	R: 1	H: 2	E: 0	LOB: 1	K: 0	BB: 0	S: 5	P: 5
	R: 0	H: 0	E: 0	LOB: 0	K: 1	BB: 0	S: 5	P: 5
	R: 1	H: 2	E: 0	LOB: 2	K: 1	BB: 1	S: 7	P: 11

PITCHER	IP	WLS	BF	H	R	ER	SO	BB	IBB	HBP	BLK	WP	HR	S	P	ERA	WHIP
Ray Corbin, R (1, 1) ERA: 4.73	8.1	W	32	7	3	3	3	0	0	0	0	0	1	38	38	3.24	0.840
Vic Albury, L (9, 1) ERA: 3.82	0.0		1	0	0	0	0	1	0	0	0	0	0	4	4	∞	∞
Tom Johnson, R (9, 1) ERA: 4.91	0.2	S	2	0	0	0	1	0	0	0	0	0	0	4	4	0.00	0.000

Batter	1	2	3	4	5	6	7	8	9	AB R H RBI BB SO LOB	TOP
Jerry Terrell, R (1, 4) OBP: 0.331, SLG: 0.359	0-0 1B 1B	0-0 4-3			0-0 G6-4-3 1-2f		0-0 5-3			4 1 1 0 0 0 2	
Dan Ford, R (1, 8) OBP: 0.350, SLG: 0.495	0-0 F8		0-0 6-3		0-0 HR		0-0 F7			4 1 1 1 0 0 1	
Rod Carew, L (1, 10) OBP: 0.434, SLG: 0.544	0-0 1B 1-3 4-3 1B		0-0 6-3		0-0 1B 1B			0-3 K		4 1 2 0 0 1 0	
John Briggs, L (1, 3) OBP: 0.428, SLG: 0.448	0-0 1-3 3-H 4-3 1B		0-0 6-3		0-0 1-3 FC6-4 1B			0-0 4-3		4 0 2 1 0 0 0	
Eric Soderholm, R (1, 5) OBP: 0.357, SLG: 0.352	0-0 1-2 3-H 4-3			0-0 2B	0-0 1-2f FC6-4			0-0 1B		4 0 2 1 0 0 3	
Steve Braun, L (1, 7) OBP: 0.373, SLG: 0.431	0-0 P6			0-0 L4		0-0 L6			0-3 K	4 0 0 0 0 1 2	
Glenn Borgmann, R (1, 2) OBP: 0.310, SLG: 0.292		0-0 5-3		0-0 1-3		0-0 1-3			0-0 L7	4 0 0 0 0 0 1	
Lyman Bostock, L (1, 9) OBP: 0.250, SLG: 0.235 Tony Oliva, L (9, PH) OBP: 0.374, SLG: 0.436 Danny Thompson, R (9, PR) OBP: 0.298, SLG: 0.318		0-0 6-3		0-0 1-3		0-0 1-3			0-0 1B	3 0 0 0 0 0 1 1 0 1 0 0 0 0 0 0 0 0 0 0 0	
Luis Gomez, R (1, 6) OBP: 0.262, SLG: 0.189 Danny Walton, R (9, PH) OBP: 0.227, SLG: 0.258		0-0 1B			0-0 G6-4-3 1B		0-0 G3		0-0 P4	3 0 2 0 0 0 0 1 0 0 0 0 0 1	
Inning Stats	R: 2 H: 3 E: 0 LOB: 1 K: 0 BB: 0 S: 6 P: 6	R: 0 H: 1 E: 0 LOB: 1 K: 0 BB: 0 S: 4 P: 4	R: 0 H: 0 E: 0 LOB: 0 K: 0 BB: 0 S: 3 P: 3	R: 0 H: 1 E: 0 LOB: 1 K: 0 BB: 0 S: 4 P: 4	R: 1 H: 4 E: 0 LOB: 2 K: 0 BB: 0 S: 6 P: 6	R: 0 H: 0 E: 0 LOB: 0 K: 0 BB: 0 S: 3 P: 3	R: 0 H: 0 E: 0 LOB: 0 K: 1 BB: 0 S: 3 P: 5	R: 0 H: 1 E: 0 LOB: 1 K: 1 BB: 0 S: 6 P: 6	1B: 9 SF: 0 2B: 1 SAC: 0 3B: 0 DP: 1 HR: 1 HBP: 0	WP: 0 PA: 36 PB: 0 SB: 0 CS: 0	
PITCHER Larry Gura, L (1, 1) ERA: 3.45	IP WLS BF H R ER SO BB IBB HBP BLK WP HR S P ERA WHIP										

Minnesota Twins @ New York Yankees
 Shea Stadium, Flushing, NY
 Fri Jul 11 1975, 7:05 PM EDT
 Att: 21,355 - Unknown

livebaseballscorecards.com

AB 36
 R 3
 H 11
 RBI 3
 BB 0
 SO 2
 LOB 11



Batter	1	2	3	4	5	6	7	8	9	10	11	12	AB	R	H	RBI	BB	SO	LOB	TOP				
Steve Braun, L (1, 7) OBP: 0.359, SLG: 0.425	0-0 4-3		0-0 4-3		0-0 6-3		0-0 F5		0-0 6-3		0-0 6-3		5	0	0	1	0	0	3					
Dan Ford, R (1, 8) OBP: 0.339, SLG: 0.488	0-0 F9		0-0 HR		0-0 F9		0-0 L8		0-0 L8		0-3 K		5	1	1	2	0	1	0					
Rod Carew, L (1, 4) OBP: 0.432, SLG: 0.537	0-0 6-3		0-0 4-3		0-0 FC4-6 1B		0-0 1-3		0-0 1-3		0-0 F7		5	0	1	0	0	0	0					
Tony Oliva, L (1, 10) OBP: 0.375, SLG: 0.445 Danny Thompson, R (11, PR) OBP: 0.301, SLG: 0.327		0-3 K		0-0 4-3		0-0 L7		0-0 4-3		0-0 1B		0-0 1B	5	0	1	0	0	1	1					
John Briggs, L (1, 3) OBP: 0.425, SLG: 0.446	0-0 3-1		0-0 CS 1B		0-0 FC4-6 1-2f		0-0 L8 2B		0-0 K		0-3 K		5	0	2	0	0	1	2					
Eric Soderholm, R (1, 5) OBP: 0.357, SLG: 0.351	0-0 1-3		0-0 E5 1-2		0-0 FC4-6 1B		0-0 L8 2-3		0-3 K		0-3 K		5	0	1	0	0	1	3					
Lyman Bostock, L (1, 9) OBP: 0.250, SLG: 0.236		0-0 SH1-3 1B 4-3 1B		0-0 P6		0-0 FC4-6 1-2f 1B		0-0 G3		0-0 4-3		0-0 4-3	5	1	1	0	0	0	3					
Glenn Borgmann, R (1, 2) OBP: 0.307, SLG: 0.287		0-0 4-3 SH1-3 HR 1B		0-3 K		0-0 L7		0-0 F7		0-0 F8		0-0 F8	5	1	1	0	0	1	2					
Luis Gomez, R (1, 6) OBP: 0.261, SLG: 0.195 Larry Hisle, R (10, PH) OBP: 0.356, SLG: 0.509 Jerry Terrell, R (10, 6) OBP: 0.341, SLG: 0.371		0-0 SH1-3 1-2 2-3		0-0 5-3		0-0 1-2 1B		0-0 1-3		0-0 1-3		0-0 4-3	2	0	1	0	0	0	0					
Inning Stats	R: 0 E: 0 K: 0 S: 3	H: 0 LOB: 0 BB: 0 P: 3	R: 0 E: 0 K: 1 S: 5	H: 0 LOB: 0 BB: 0 P: 5	R: 3 E: 0 K: 0 S: 6	H: 3 LOB: 0 BB: 0 P: 6	R: 0 E: 1 K: 0 S: 4	H: 1 LOB: 1 BB: 0 P: 4	R: 0 E: 0 K: 1 S: 5	H: 2 LOB: 2 BB: 0 P: 5	R: 0 E: 0 K: 0 S: 3	H: 0 LOB: 0 BB: 0 P: 3	R: 0 E: 0 K: 0 S: 4	H: 1 LOB: 1 BB: 0 P: 4	R: 0 E: 0 K: 1 S: 5	H: 0 LOB: 0 BB: 0 P: 5	R: 0 E: 0 K: 2 S: 8	H: 1 LOB: 1 BB: 0 P: 8	R: 0 E: 0 K: 0 S: 3	H: 0 LOB: 0 BB: 0 P: 3	1B: 7 2B: 1 3B: 0 HR: 1	SF: 0 SAC: 1 DP: 0 HBP: 0	WP: 0 PB: 0 SB: 0 CS: 1	PA: 45
PITCHER	IP WLS BF H R ER SO BB IBB HBP BLK WP HR S P ERA WHIP																							
Mike Torrez, R (1, 1) ERA: 3.33	10.0	W	38	8	3	3	3	0	0	0	0	0	0	0	0	0	0	0	0	0	2.70	0.800		
Grant Jackson, L (11, 1) ERA: 3.69	2.0	W	7	1	0	0	2	0	0	0	0	0	0	0	0	0	0	0	0	0	0.00	0.500		

Minnesota Twins @ Baltimore Orioles
 Memorial Stadium, Baltimore, MD
 Thu Jul 17 1975, 7:05 PM EDT
 Att. 10,809 - Unknown - 81 F

livebaseballscores.com

AB	44
R	3
H	9
RBI	3
BB	0
SO	5
LOB	14



Batter	1	2	3	4	5	6	7	8	9	10	11	12	AB R H RBI BB SO LOB
Ken Singleton, S OBP: 0.419, SLG: 0.445 (1, 9)	0-3 K		4-0 1B BB			0-0 F7		0-0 F8	0-0 SF8			0-0 3-1	4 0 0 1 1 1 0
Bobby Grich, R OBP: 0.398, SLG: 0.400 (1, 4)	0-0 E4 G4-3		0-0 1-2 1B			0-0 BB S 1B		0-0 4-3	4-0 FC6 BB			4-0 1B HR BB	4 1 2 0 2 0 0
Tommy Davis, R OBP: 0.296, SLG: 0.319 (1, 10)	0-0 G4-3 1-2f		0-0 P4			0-0 4-3 1-2		0-0 1B 1B	0-0 FC6 1-2f			0-0 1-3 HR 1B	6 1 2 0 0 0 6
Lee May, R OBP: 0.290, SLG: 0.436 Tom Shopay, L OBP: 0.217, SLG: 0.190 Doug DeCinces, R OBP: 0.284, SLG: 0.362 (1, 3) (8, PR) (9, 3) (10, 5)		0-0 HR		0-0 4-3		4-0 BB BB		0-0 1-2 1B		0-0 G4-6-3-5 1B		0-0 P5 1-2	3 1 2 1 1 0 0 0 0 0 0 0 0 0 2 0 1 0 0 0 2
Jim Northrup, L OBP: 0.355, SLG: 0.511 Elrod Hendricks, L OBP: 0.343, SLG: 0.384 (1, 8) (10, 2)	0-3 K		0-0 4-3		0-0 4-3	4-0 1-2 2-3 BB		0-3 K		0-0 G4-6-3-5 1-2f		0-0 HR	3 0 0 0 1 2 2 2 1 1 3 0 0 1
Al Bumbry, L OBP: 0.333, SLG: 0.379 (1, 7)	0-3 K		0-3 K		0-3 K	0-3 K			4-0 1B BB	0-0 4-3			4 1 0 0 1 3 3
Brooks Robinson, R OBP: 0.278, SLG: 0.286 Tim Lincecum, R OBP: 0.259, SLG: 0.091 (1, 5) (9, PR) (10, 6)	0-3 K		0-3 K		0-0 F8		0-0 F3		0-0 1B SH1-4 SF8 1B		0-0 F8		4 0 1 0 0 1 0 1 1 0 0 0 0 0
Dave Duncan, R OBP: 0.242, SLG: 0.346 Paul Blair, R OBP: 0.260, SLG: 0.289 (1, 2) (9, PH) (10, 8)		0-0 G3		0-0 F3		0-0 F7		0-0 F7	0-0 SH1-4		0-0 5-3		3 0 0 0 0 0 0 1 0 0 0 0 0 0
Mark Belanger, R OBP: 0.294, SLG: 0.266 Tony Muser, L OBP: 0.319, SLG: 0.290 (1, 6) (9, PH) (10, 3)			0-0 F7		0-0 P5		0-0 F7		0-0 BB 1B		0-0 4-3		3 0 0 0 0 0 0 2 0 1 1 0 0 0


Inning Stats	R: 0	H: 0	E: 1	LOB: 0	K: 1	BB: 0	S: 5	R: 1	H: 1	E: 0	LOB: 0	K: 3	BB: 0	S: 10	R: 0	H: 0	E: 0	LOB: 0	K: 0	BB: 0	S: 3	R: 0	H: 0	E: 0	LOB: 0	K: 0	BB: 0	S: 3	R: 0	H: 1	E: 0	LOB: 2	K: 1	BB: 2	S: 6	R: 0	H: 0	E: 0	LOB: 0	K: 0	BB: 0	S: 3	R: 0	H: 2	E: 0	LOB: 2	K: 1	BB: 0	S: 7	R: 2	H: 2	E: 0	LOB: 2	K: 0	BB: 2	S: 5	R: 0	H: 1	E: 0	LOB: 0	K: 0	BB: 0	S: 3	R: 3	H: 2	E: 0	LOB: 0	K: 0	BB: 1	S: 4	1B: 8	2B: 0	3B: 0	HR: 2	SF: 1	SAC: 1	DP: 2	HBP: 0	WP: 0	PA: 50
--------------	------	------	------	--------	------	-------	------	------	------	------	--------	------	-------	-------	------	------	------	--------	------	-------	------	------	------	------	--------	------	-------	------	------	------	------	--------	------	-------	------	------	------	------	--------	------	-------	------	------	------	------	--------	------	-------	------	------	------	------	--------	------	-------	------	------	------	------	--------	------	-------	------	------	------	------	--------	------	-------	------	-------	-------	-------	-------	-------	--------	-------	--------	-------	--------

PITCHER	IP	WLS	BF	H	R	ER	SO	BB	IBB	HBP	BLK	WP	HR	S	P	ERA	WHIP
Bert Blyleven, R ERA: 3.42 (1, 1)	10.0		42	8	3	3	7	5	0	0	0	0	1	51	71	2.70	1.300
Bill Campbell, R ERA: 4.04 (11, 1)	1.2	L	8	2	3	3	0	1	0	0	0	0	1	7	11	16.20	1.800

MINNESOTA TWINS @ BALTIMORE ORIOLES
Memorial Stadium, Baltimore, MD
 Thu Jul 17 1975, 7:05 PM EDT
 Att: 10,809 - Unknown - 81 F

livebaseballscorecards.com

AB	42
R	6
H	10
RBI	6
BB	6
SO	7
LOB	14



Batter	1	2	3	4	5	6	7	8	9	AB R H RBI BB SO LOB	TOP													
Jerry Terrell, R (1, 4) OBP: 0.328, SLG: 0.357	0-0 L7		0-0 6-3		0-0 5-3	0-0 6-3			0-0 E6	5 0 0 0 0 0 4														
Steve Braun, L (1, 7) OBP: 0.356, SLG: 0.420	0-0 F8		0-0 F8			0-0 BB 1B BB		0-0 6-3	0-3 K	5 1 1 0 0 1 2														
Dan Ford, R (1, 8) OBP: 0.332, SLG: 0.477	0-0 F7			0-0 F8		0-3 K		0-0 F9	0-3 K	5 0 0 0 0 2 3														
John Briggs, L (1, 3) OBP: 0.434, SLG: 0.446		4-0 SH5-3 1B BB		0-0 4-3		4-0 1B 2B BB		4-0 BB	0-0 1B	2 2 1 0 3 0 0														
Larry Hisle, R (1, 10) OBP: 0.361, SLG: 0.511		0-0 SH5-3		0-0 CS 1B		4-0 1B 2B BB		0-3 K	0-3 K	1 1 1 0 1 0 0														
Rod Carew, L (7, PH) OBP: 0.429, SLG: 0.534		1-2		1-2		1-2 2-3 BB				2 0 0 0 0 2 4														
Eric Soderholm, R (1, 5) OBP: 0.359, SLG: 0.353		0-0 SH1-4 1B		0-0 CS	0-0 F8	0-0 2B 4-3 1B		0-0 6-3		4 1 2 2 0 0 0														
Lyman Bostock, L (1, 9) OBP: 0.259, SLG: 0.262		0-0 SH1-4		1-2	0-0 1B 2B	0-0 4-3 2B		0-0 1-3		3 1 2 2 0 0 0														
Glenn Borgmann, R (1, 2) OBP: 0.309, SLG: 0.289		0-0 F8			0-0 2B	0-0 4-3 2B		0-0 4-3		2 0 1 1 0 0 1														
Tony Oliva, L (6, PH) OBP: 0.374, SLG: 0.443					0-0 1B	0-0 4-3 2B				1 0 0 1 0 0 1														
Phil Roof, R (6, 2) OBP: 0.250, SLG: 0.182					2-H	2-3 3-H				0 0 0 0 0 0 0														
Tom Lundstedt, S (8, PH) OBP: 0.154, SLG: 0.154										1 0 0 0 0 0 0														
Luis Gomez, R (1, 6) OBP: 0.255, SLG: 0.190			0-0 F7		0-0 F3	4-0 BB			0-0 E9	2 0 0 0 1 0 1														
Danny Thompson, R (5, PH) OBP: 0.302, SLG: 0.323																								
Inning Stats	R: 0 E: 0 K: 0 S: 3	H: 0 LOB: 0 BB: 0 P: 3	R: 1 E: 0 K: 0 S: 4	H: 1 LOB: 1 BB: 1 P: 8	R: 0 E: 0 K: 0 S: 3	H: 0 LOB: 0 BB: 0 P: 3	R: 0 E: 0 K: 0 S: 3	H: 1 LOB: 0 BB: 0 P: 3	R: 1 E: 0 K: 1 S: 5	H: 2 LOB: 1 BB: 0 P: 5	R: 4 E: 0 K: 1 S: 8	H: 3 LOB: 2 BB: 3 P: 20	R: 0 E: 0 K: 1 S: 5	H: 0 LOB: 1 BB: 1 P: 9	R: 0 E: 0 K: 0 S: 3	H: 0 LOB: 0 BB: 0 P: 3	R: 0 E: 2 K: 3 S: 12	H: 1 LOB: 3 BB: 0 P: 12	1B: 6 2B: 2 3B: 0 HR: 0	SF: 0 SAC: 2 DP: 0 HBP: 0	WP: 0 PB: 0 SB: 0 CS: 1	PA: 42		
PITCHER	IP WLS BF H R ER SO BB IBB HBP BLK WP HR S P ERA WHIP												IP WLS BF H R ER SO BB IBB HBP BLK WP HR S P ERA WHIP											
Mike Cuellar, L (1, 1) ERA: 4.25	5.1 W 25 7 6 6 1 3 0 0 0 0 0 0 24 36 10.12 1.875																							
Dyar Miller, R (6, 1) ERA: 1.8	3.2 S 16 1 0 0 4 2 0 0 0 0 0 0 22 30 0.00 0.818																							

Minnesota Twins @ Baltimore Orioles
 Memorial Stadium, Baltimore, MD
 Fri Jul 18 1975, 7:05 PM EDT
 Att. 13,698 - Unknown - 80 F

livebaseballscorecards.com

AB	34
R	6
H	8
RBI	6
BB	5
SO	5
LOB	16



Batter	1	2	3	4	5	6	7	8	9
Ken Singleton, S (1, 9) OBP: 0.419, SLG: 0.441	0-3 K		4-0 FC6-4 BB	0-0 4-3	4-0 HBP BB		0-0 4-3		
Bobby Grich, R (1, 4) OBP: 0.401, SLG: 0.397	4-0 G1-6-3 BB		0-0 FC6-4 1-2f 2-3	4-0 S HR BB	1-0 HBP		0-0 L9		
Al Bumbry, L (1, 7) OBP: 0.331, SLG: 0.372	0-0 G1-6-3 1-2f		0-3 K 1-2	4-0 HR BB	0-0 4-3		0-3 K		
Lee May, R (1, 3) OBP: 0.297, SLG: 0.458		0-0 L6		0-0 1B 2B	4-0 FC5-4 BB		0-0 HR		
Tony Muser, L (9, 3) OBP: 0.319, SLG: 0.290				0-0 HR 1B					
Jim Northrup, L (1, 8) OBP: 0.363, SLG: 0.510		0-0 4-3		0-0 HR 1B			0-3 K		
Paul Blair, R (6, PH) OBP: 0.258, SLG: 0.286				0-0 BB				0-0 5-3	
Don Baylor, R (1, 10) OBP: 0.346, SLG: 0.487		0-0 2B		0-0 2B			0-0 F8		
Brooks Robinson, R (1, 5) OBP: 0.277, SLG: 0.283		0-3 K		0-0 HR BB			0-0 FC5-4 1-2f		
Elrod Hendricks, L (1, 2) OBP: 0.339, SLG: 0.411			0-0 F9	0-0 HR	0-0 F8		0-0 P1		
Mark Belanger, R (1, 6) OBP: 0.293, SLG: 0.266			0-0 FC6-4 BB 1B	0-0 5-3	0-0 F8		0-0 5-3		

Inning Stats	R: 0	H: 0	E: 0	K: 1	S: 4	R: 0	H: 1	E: 0	K: 1	S: 6	R: 0	H: 1	E: 0	K: 1	S: 6	R: 8	H: 6	E: 0	K: 0	S: 9	R: 0	H: 0	E: 0	K: 0	S: 3	R: 0	H: 0	E: 0	K: 1	S: 5	R: 0	H: 0	E: 0	K: 0	S: 3	R: 1	H: 1	E: 0	K: 1	S: 6
	LOB: 0	BB: 1	P: 8	LOB: 1	BB: 0	P: 6	LOB: 2	BB: 1	P: 10	LOB: 2	BB: 4	P: 25	LOB: 2	BB: 1	P: 8	LOB: 0	BB: 1	P: 9	LOB: 0	BB: 0	P: 3	LOB: 0	BB: 0	P: 6	LOB: 0	BB: 0	P: 6	LOB: 0	BB: 0	P: 6	LOB: 0	BB: 0	P: 6	LOB: 0	BB: 0	P: 6	LOB: 0	BB: 0	P: 6	

PITCHER	IP	WLS	BF	H	R	ER	SO	BB	IBB	HBP	BLK	WP	HR	S	P	ERA	WHIP
Dave Goltz, R (1, 1) ERA: 3.88	3.2	L	21	6	7	7	3	5	0	0	0	0	1	22	42	17.18	3.000
Tom Johnson, R (4, 1) ERA: 6.75	2.1		13	2	1	1	1	3	0	1	0	0	1	11	24	3.86	2.143
Tom Burgmeier, L (7, 1) ERA: 3.14	2.0		7	1	1	1	1	0	0	0	0	0	1	9	9	4.50	0.500

AB R H RBI BB SO LOB

3	0	0	0	2	1	0
2	1	0	0	2	0	2
4	1	0	0	1	2	5
4	3	3	4	1	0	0
0	0	0	0	0	0	0
2	1	1	0	1	0	0
2	0	0	0	0	1	1
4	1	3	1	0	0	1
3	1	0	0	1	1	4
4	1	1	4	0	0	0
4	0	1	0	0	0	0

AB	32
R	9
H	9
RBI	9
BB	8
SO	5
LOB	13



WP	HR	S	P	ERA	WHIP
0	0	1	41		

Minnesota Twins @ Baltimore Orioles
Memorial Stadium, Baltimore, MD
 Fri Jul 18 1975, 7:05 PM EDT
 Att: 13,698 - Unknown - 80 F

livebaseballscorecards.com

Batter	1	2	3	4	5	6	7	8	9	10	11	12	13	14	15	16	AB	R	H	RBI	BB	SO	LOB	TOP		
Dan Ford, R OBP: 0.342, SLG: 0.481 (1, 8)	0-3 K	0-0 4-3			0-0 5-3		0-0 P6		0-0 1B 1B	0-0 5-3			0-3 K			0-0 P5	8	1	1	0	0	2	4			
Rod Carew, L OBP: 0.435, SLG: 0.543 (1, 4)	0-0 P6		0-3 K		0-0 L1		0-0		0-0 1B 1B		0-0		0-0 6-3			0-0 1B 1B	8	2	4	1	0	1	0			
John Briggs, L OBP: 0.426, SLG: 0.441 (1, 3)	4-0 BB		0-0 P6			0-0 L5-4 BB 1B	0-3 K		0-0 1B 1B		0-0 F3		0-0 F8			0-3 K	7	1	2	0	1	2	5			
Tony Oliva, L OBP: 0.378, SLG: 0.451 (1, 10)	0-0 F7		0-0 G3			4-0 1B		0-0	0-0 1B 1B		0-0		0-0 F8			4-0 1B IBB	4	1	2	2	1	0	1			
Eric Soderholm, R OBP: 0.360, SLG: 0.353 (9, PR)						1-2 BB		0-0 HR	0-0 FC3-6 1B		0-0		1-2 1B				2	0	1	0	1	0	0			
Larry Hisle, R OBP: 0.358, SLG: 0.511 (9, 1)		0-0 F8		0-0 6-3		0-3 K		0-0 P4	0-0 FC3-6 1B		0-3 K		0-3 K			0-0 1B	5	0	1	2	0	1	2			
Jim Hughes, R Tom Johnson, R Vic Albury, L Bill Campbell, R Tom Lundstedt, S Tom Burgmeier, L									1-2 2-3 3-H 1B				1-2 2-3 3-H 1B			1-2 2-H 1B	8	1	1	1	0	0	8			
Steve Braun, L OBP: 0.366, SLG: 0.433 (1, 7)		0-0 HR		0-0 F8		0-0 L5-4		0-0 L7	0-0 FC3-6 G6-3		0-0 F8		0-0 4-3			0-0 G3	6	0	3	0	1	1	3			
Jerry Terrill, R OBP: 0.344, SLG: 0.374 (1, 5)		4-0 1B BB		0-0			0-0 1B BB	0-0 2B	0-0 G6-3			0-3 K			0-0 L5		6	0	3	0	1	1	3			
Glenn Borgmann, R OBP: 0.309, SLG: 0.289 (1, 2)		0-0 1B		0-3 K			4-0 1B BB	0-0 1-3		0-0 5-3		0-0 L7			0-3 K		6	0	1	0	1	2	2			
Luis Gomez, R OBP: 0.293, SLG: 0.179 (1, 6)		0-0 P3					0-3 K		0-0 1B 2B	0-0 5-3		0-0 4-3			0-0 4-3		2	0	0	0	0	0	2			
Danny Walton, R OBP: 0.224, SLG: 0.254 (7, PH)																	1	0	0	0	0	1	2			
Danny Thompson, R OBP: 0.301, SLG: 0.327 (7, 6)																	1	0	1	0	0	0	0			
Lyman Bostock, L OBP: 0.292, SLG: 0.237 (9, PR)																	3	1	1	0	0	0	0			
Inning Stats	R: 0 E: 0 K: 1 S: 5	H: 0 LOB: 1 BB: 1 P: 9	R: 1 E: 0 K: 0 S: 5	H: 2 LOB: 2 BB: 1 P: 9	R: 0 E: 0 K: 1 S: 5	H: 0 LOB: 0 BB: 0 P: 5	R: 0 E: 0 K: 1 S: 6	H: 1 LOB: 1 BB: 0 P: 6	R: 0 E: 0 K: 0 S: 3	H: 0 LOB: 0 BB: 0 P: 3	R: 0 E: 0 K: 0 S: 5	H: 1 LOB: 1 BB: 0 P: 5	R: 0 E: 0 K: 1 S: 7	H: 0 LOB: 2 BB: 0 P: 7	R: 0 E: 0 K: 1 S: 5	H: 0 LOB: 0 BB: 0 P: 5	R: 0 E: 0 K: 1 S: 5	H: 0 LOB: 0 BB: 0 P: 5	R: 0 E: 0 K: 1 S: 5	H: 0 LOB: 0 BB: 0 P: 5	R: 1 E: 0 K: 1 S: 7	H: 2 LOB: 2 BB: 1 P: 11	1B: 15 2B: 3 3B: 0 HR: 2	SF: 0 SAC: 0 DP: 2 HBP: 0	WP: 0 PB: 0 SB: 1 CS: 0	PA: 69
PITCHER	IP WLS BF H R ER SO BB IBB HBP BLK WP HR S P ERA WHIP	IP WLS BF H R ER SO BB IBB HBP BLK WP HR S P ERA WHIP	IP WLS BF H R ER SO BB IBB HBP BLK WP HR S P ERA WHIP	IP WLS BF H R ER SO BB IBB HBP BLK WP HR S P ERA WHIP	IP WLS BF H R ER SO BB IBB HBP BLK WP HR S P ERA WHIP	IP WLS BF H R ER SO BB IBB HBP BLK WP HR S P ERA WHIP	IP WLS BF H R ER SO BB IBB HBP BLK WP HR S P ERA WHIP	IP WLS BF H R ER SO BB IBB HBP BLK WP HR S P ERA WHIP	IP WLS BF H R ER SO BB IBB HBP BLK WP HR S P ERA WHIP	IP WLS BF H R ER SO BB IBB HBP BLK WP HR S P ERA WHIP	IP WLS BF H R ER SO BB IBB HBP BLK WP HR S P ERA WHIP	IP WLS BF H R ER SO BB IBB HBP BLK WP HR S P ERA WHIP	IP WLS BF H R ER SO BB IBB HBP BLK WP HR S P ERA WHIP	IP WLS BF H R ER SO BB IBB HBP BLK WP HR S P ERA WHIP	IP WLS BF H R ER SO BB IBB HBP BLK WP HR S P ERA WHIP	IP WLS BF H R ER SO BB IBB HBP BLK WP HR S P ERA WHIP	IP WLS BF H R ER SO BB IBB HBP BLK WP HR S P ERA WHIP	IP WLS BF H R ER SO BB IBB HBP BLK WP HR S P ERA WHIP	IP WLS BF H R ER SO BB IBB HBP BLK WP HR S P ERA WHIP	IP WLS BF H R ER SO BB IBB HBP BLK WP HR S P ERA WHIP	IP WLS BF H R ER SO BB IBB HBP BLK WP HR S P ERA WHIP	IP WLS BF H R ER SO BB IBB HBP BLK WP HR S P ERA WHIP	IP WLS BF H R ER SO BB IBB HBP BLK WP HR S P ERA WHIP	IP WLS BF H R ER SO BB IBB HBP BLK WP HR S P ERA WHIP	IP WLS BF H R ER SO BB IBB HBP BLK WP HR S P ERA WHIP	IP WLS BF H R ER SO BB IBB HBP BLK WP HR S P ERA WHIP
Catfish Hunter, R ERA: 2.85 (1, 1)	8.0	36	9	3	3	0	6	4	0	0	0	0	0	0	0	0	0	0	0	0	0	0	0	0		
Dick Tidrow, R ERA: 3.27 (9, 1)	0.0	1	1	0	0	0	0	0	0	0	0	0	0	0	0	0	0	0	0	0	0	0	0	0		
Sparky Lyle, L ERA: 3.38 (9, 1)	0.0	3	3	1	1	0	0	0	0	0	0	0	0	0	0	0	0	0	0	0	0	0	0	0		
Doc Medich, R ERA: 3.86 (9, 1)	2.1	9	4	2	2	0	0	0	0	0	0	0	0	0	0	0	0	0	0	0	0	0	0	0		
Pat Dobson, R ERA: 3.43 (11, 1)	5.1	19	2	1	1	6	0	1	0	0	0	0	0	0	0	0	0	0	0	0	0	0	0	0		

Minnesota Twins @ New York Yankees
Metropolitan Stadium, Bloomington, MI
Fri Jul 18 1975, Postponed
Att. 13,573 - Unknown - 72 F

AB 64
R 7
H 19
RBI 7
BB 5
SO 12
LOB 31



WP: 0 PA: 69
PB: 0
SB: 1
CS: 0


livebaseballscores.com

Batter	1	2	3	4	5	6	7	8	9	10	11	12	13	14	15	16	AB	R	H	RBI	BB	SO	LOB	BOTTOM				
Rich Coggins, L OBP: 0.253, SLG: 0.329 (1, 8)	0-0 4-3 1B	0-0 G3			0-3 K		0-0 4-3		0-0 HR		0-0 SH1-3		0-0 G6-4-3 1B		0-0 FC3-6 CS		7	2	3	2	0	1	1					
Ron Blomberg, L OBP: 0.336, SLG: 0.481 (1, 10)	0-0 4-3 1-2		0-0 5-3		0-0 5-3		0-0 6-3		0-0 4-3 1B		0-0 FC4-2-5		0-0 G6-4-3 1-2		0-0 CS	0-0 4-3	2	0	0	0	0	0	1					
Rick Dempsey, R OBP: 0.405, SLG: 0.359 (5, PH)																	6	1	1	0	0	0	3					
Roy White, S OBP: 0.392, SLG: 0.447 (1, 7)	0-0 2-H 1B		0-3 K			0-0 G3	0-0 4-3		0-0 4-3		0-0 F8			0-0 F8 2B		0-0 FC5-4 1B	8	2	3	1	0	1	2					
Thurman Munson, R OBP: 0.374, SLG: 0.422 (1, 2)	4-0 1B FC3-2 BB		0-3 K			0-0 1B 1B		4-0 BB BB	0-0 2-H 1B		4-0 F9 SH1-4 BB			0-0 F7		0-0 FC5-4 1B	5	1	3	1	3	1	1					
Chris Chambliss, L OBP: 0.321, SLG: 0.440 (1, 3)	0-0 1-3 2-H 1B			0-3 K		0-0 L8		0-0 L8	0-0 4-3		0-0 SH1-4			4-0 FC6-4 IBB		0-0 FC5-4 1B	6	1	1	1	1	1	5					
Graig Nettles, L OBP: 0.345, SLG: 0.468 (1, 5)	0-0 FC3-2 FC4-6 1-2 3-H			0-0 L3		0-0 BB 1B 1B		4-0 BB BB	0-0 G5-4-3 BB		0-0 F5		0-0 F9		0-0 F8		0-0 1B	7	0	2	1	1	0	5				
Lou Piniella, R OBP: 0.279, SLG: 0.269 (1, 9)	0-0 FC4-6 1-2			0-0 2B		0-0 BB 1B		0-0 G5-4-3 1-2	0-0 K		0-0 K		0-0 5-3		0-0 FC6-4		0-0 1B	8	0	3	2	0	1	7				
Jim Mason, L OBP: 0.213, SLG: 0.227 (1, 6)		0-0 F7		0-0 5-3		4-0 1-2 2-3 BB		0-0 HR 1B	0-0 F8		0-0 F8		0-3 K		0-3 K		6	1	1	0	1	2	1					
Sandy Alomar Sr., S OBP: 0.220, SLG: 0.236 (1, 4)																												
Ed Herrmann, L OBP: 0.306, SLG: 0.343 (6, PH)		0-0 4-3							0-0 P4																			
Fred Stanley, R OBP: 0.274, SLG: 0.245 (7, 4)											0-0 SH1-3 FC4-2-5 2B																	
Alex Johnson, R OBP: 0.304, SLG: 0.364 (9, PH)																												
Ed Brinkman, R OBP: 0.295, SLG: 0.317 (10, 4)																												
Inning Stats	R: 2 E: 0 K: 0 S: 6	H: 3 LOB: 2 BB: 1 P: 10	R: 0 E: 0 K: 0 S: 3	H: 0 LOB: 0 BB: 0 P: 3	R: 0 E: 0 K: 2 S: 7	H: 0 LOB: 0 BB: 0 P: 7	R: 0 E: 0 K: 1 S: 6	H: 1 LOB: 1 BB: 0 P: 6	R: 0 E: 0 K: 0 S: 3	H: 0 LOB: 0 BB: 0 P: 3	R: 0 E: 0 K: 0 S: 2	H: 0 LOB: 1 BB: 2 P: 10	R: 0 E: 0 K: 0 S: 5	H: 0 LOB: 0 BB: 0 P: 5	R: 0 E: 0 K: 0 S: 3	H: 0 LOB: 1 BB: 1 P: 7	R: 0 E: 0 K: 1 S: 5	H: 1 LOB: 1 BB: 1 P: 9	R: 0 E: 0 K: 0 S: 4	H: 1 LOB: 2 BB: 1 P: 8	R: 0 E: 0 K: 0 S: 6	H: 0 LOB: 0 BB: 0 P: 5	R: 2 E: 0 K: 0 S: 6	H: 4 LOB: 2 BB: 0 P: 6	1B: 14 2B: 3 3B: 0 HR: 1	SF: 0 SAC: 2 DP: 2 HBP: 0	WP: 0 PB: 0 SB: 0 CS: 1	PA: 71
PITCHER	IP WLS BF H R ER SO BB IBB HBP BLK WP HR S P ERA WHIP	IP WLS BF H R ER SO BB IBB HBP BLK WP HR S P ERA WHIP	IP WLS BF H R ER SO BB IBB HBP BLK WP HR S P ERA WHIP	IP WLS BF H R ER SO BB IBB HBP BLK WP HR S P ERA WHIP	IP WLS BF H R ER SO BB IBB HBP BLK WP HR S P ERA WHIP	IP WLS BF H R ER SO BB IBB HBP BLK WP HR S P ERA WHIP	IP WLS BF H R ER SO BB IBB HBP BLK WP HR S P ERA WHIP	IP WLS BF H R ER SO BB IBB HBP BLK WP HR S P ERA WHIP	IP WLS BF H R ER SO BB IBB HBP BLK WP HR S P ERA WHIP	IP WLS BF H R ER SO BB IBB HBP BLK WP HR S P ERA WHIP	IP WLS BF H R ER SO BB IBB HBP BLK WP HR S P ERA WHIP	IP WLS BF H R ER SO BB IBB HBP BLK WP HR S P ERA WHIP	IP WLS BF H R ER SO BB IBB HBP BLK WP HR S P ERA WHIP	IP WLS BF H R ER SO BB IBB HBP BLK WP HR S P ERA WHIP	IP WLS BF H R ER SO BB IBB HBP BLK WP HR S P ERA WHIP	IP WLS BF H R ER SO BB IBB HBP BLK WP HR S P ERA WHIP	IP WLS BF H R ER SO BB IBB HBP BLK WP HR S P ERA WHIP	IP WLS BF H R ER SO BB IBB HBP BLK WP HR S P ERA WHIP	IP WLS BF H R ER SO BB IBB HBP BLK WP HR S P ERA WHIP	IP WLS BF H R ER SO BB IBB HBP BLK WP HR S P ERA WHIP	IP WLS BF H R ER SO BB IBB HBP BLK WP HR S P ERA WHIP	IP WLS BF H R ER SO BB IBB HBP BLK WP HR S P ERA WHIP	IP WLS BF H R ER SO BB IBB HBP BLK WP HR S P ERA WHIP	IP WLS BF H R ER SO BB IBB HBP BLK WP HR S P ERA WHIP	IP WLS BF H R ER SO BB IBB HBP BLK WP HR S P ERA WHIP	IP WLS BF H R ER SO BB IBB HBP BLK WP HR S P ERA WHIP	IP WLS BF H R ER SO BB IBB HBP BLK WP HR S P ERA WHIP	IP WLS BF H R ER SO BB IBB HBP BLK WP HR S P ERA WHIP

Minnesota Twins @ New York Yankees
 Metropolitan Stadium, Bloomington, MI
 Fri Jul 18 1975, Postponed
 Att: 13,573 - Unknown - 72 F

AB 61
 R 8
 H 18
 RBI 8
 BB 7
 SO 7
 LOB 30



Batter	1	2	3	4	5	6	7	8	9	AB R H RBI BB SO LOB	TOP										
Bobby Bonds, R OBP: 0.325, SLG: 0.491 (1, 8) (8, 9)	0-3 K		0-0 SH2-4 1B	0-0 P4			0-3 K	0-0 FC6-4		5 0 1 0 0 2 6											
Rich Coggins, L OBP: 0.256, SLG: 0.314 (1, 10)	0-0 1-3		0-0 SH2-4		0-0 F8		4-0 BB BB		0-0 G3	3 0 0 0 1 0 0											
Roy White, S OBP: 0.393, SLG: 0.445 (1, 7)	0-0 S 1B		0-0 3-1		0-0 3-1		4-0 BB BB		4-0 BB BB	3 0 1 1 2 0 1											
Thurman Munson, R OBP: 0.370, SLG: 0.417 (1, 2)	0-0 F2		0-0 BB		0-0 F7		0-3 K		0-0 F9	4 0 0 0 1 1 5											
Chris Chambliss, L OBP: 0.319, SLG: 0.430 (1, 3)		4-0 BB BB BB	0-0 F7		0-0 L1		0-3 K		4-0 BB	3 0 0 0 2 1 2											
Graig Nettles, L OBP: 0.340, SLG: 0.455 (1, 5)		0-0 FC3-6 BB		0-0 F7		0-0 4-3		4-0 BB E BB	0-0 4-3	4 0 0 0 1 0 3											
Lou Piniella, R OBP: 0.260, SLG: 0.241 Rick Bladt, R (8, PR) (8, 8)		0-0 FC5-4		1-0 1B HBP		0-0 L7		0-0 E6 BB		3 0 0 0 0 0 2 0 0 0 0 0 0 0	AB 31 R 1 H 4 RBI 1 BB 9 SO 6 LOB 24										
Jim Mason, L OBP: 0.204, SLG: 0.217 Ed Herrmann, L OBP: 0.307, SLG: 0.337 Fred Stanley, R OBP: 0.271, SLG: 0.242 (8, 4)		0-0 P6		0-0 F7		0-3 K		4-0 FC6-4 BB		3 0 0 0 0 1 2 0 0 0 0 1 0 0 0 0 0 0 0 0 0											
Sandy Alomar Sr., S OBP: 0.228, SLG: 0.241 Alex Johnson, R OBP: 0.302, SLG: 0.361 Ed Brinkman, R OBP: 0.268, SLG: 0.317 (8, 6)			4-0 SH2-4 1B BB	0-0 1B		0-0 BB S 1B		0-3 K		2 1 2 0 1 0 0 1 0 0 0 0 1 3 0 0 0 0 0 0 0											
Inning Stats	R: 0 E: 0 K: 1 S: 6	H: 1 LOB: 1 BB: 0 P: 6	R: 0 E: 0 K: 0 S: 3	H: 0 LOB: 1 BB: 1 P: 7	R: 1 E: 0 K: 0 S: 4	H: 1 LOB: 2 BB: 2 P: 12	R: 0 E: 0 K: 0 S: 4	H: 1 LOB: 2 BB: 0 P: 5	R: 0 E: 0 K: 0 S: 3	H: 0 LOB: 0 BB: 0 P: 3	R: 0 E: 0 K: 3 S: 10	H: 1 LOB: 3 BB: 2 P: 18	R: 0 E: 1 K: 2 S: 8	H: 0 LOB: 3 BB: 2 P: 16	R: 0 E: 0 K: 0 S: 3	H: 0 LOB: 2 BB: 2 P: 11	1B: 4 2B: 0 3B: 0 HR: 0	SF: 0 SAC: 1 DP: 0 HBP: 1	WP: 0 PB: 0 SB: 2 CS: 0	PA: 42	
PITCHER Jim Hughes, R ERA: 4.21 Tom Burgmeier, L ERA: 3.12	IP 8.2	WLS W	BF 41	H 4	R 1	ER 1	SO 6	BB 9	IBB 0	HBP 1	BLK 0	WP 0	HR 0	S 43	P 80	ERA 1.04	WHIP 1.500				
	IP 0.1	WLS S	BF 1	H 0	R 0	ER 0	SO 0	BB 0	IBB 0	HBP 0	BLK 0	WP 0	HR 0	S 1	P 1	ERA 0.00	WHIP 0.000				

New York Yankees @ Minnesota Twins
Metropolitan Stadium, Bloomington, MI
Sat Jul 19 1975, 8:05 PM EDT
Att. 37,602 - Unknown - 83 F

livebaseballscorecards.com

New York Yankees @ Minnesota Twins
Metropolitan Stadium, Bloomington, MI

Sun Jul 20 1975, 4:38 AM EDT
Att. 23,782 - Unknown

livebaseballscorecards.com

AB	36
R	5
H	12
RBI	4
BB	7
SO	2
LOB	26



WP:	0	PA:	45
PB:	1		
SB:	1		
CS:	0		

AB R H RBI BB SO LOB

4	1	2	0	1	1	3
4	0	0	0	1	0	4
0	0	0	0	0	0	0
3	0	1	0	2	0	2
4	1	2	1	1	0	3
4	1	2	1	1	0	4
4	1	1	0	0	1	4
5	0	2	1	0	0	2
3	1	0	0	0	0	2
1	0	1	1	0	0	0
0	0	0	0	0	0	0
3	0	1	0	0	0	1
1	0	0	0	1	0	1

Batter	1	2	3	4	5	6	7	8	9
Bobby Bonds, R OBP: 0.334, SLG: 0.503 (1, 8) (8, 9)	0-0 BB S 1B	0-0 FC5-4 BB BB 1B 1-2f 2-3	0-3 K			4-0 2B BB		0-0 1-2 1B	
Lou Piniella, R OBP: 0.255, SLG: 0.229 Jim Mason, L OBP: 0.209, SLG: 0.218 (1, 9) (8, 6)	0-0 F8 1-2	4-0 1B BB BB 1-2		0-0 L8		0-0 F8		0-0 P5-6 2-3f	
Roy White, S OBP: 0.401, SLG: 0.464 (1, 7)	0-0 F3	4-0 1B BB 1-2 2-3 3-H		4-0 BB		0-0 1-3 2B		0-0 F7	
Thurman Munson, R OBP: 0.372, SLG: 0.431 (1, 10)	4-0 BB BB	0-0 FC5-4 1B 1-2 2-3 3-H		0-0 F8		0-0 L4		0-0 1B 3B	
Rick Dempsey, R OBP: 0.407, SLG: 0.357 (1, 2)	4-0 BB 1-2 2-3	0-0 FC5-4 1-2f		0-0 F3		0-0 FC4 1B		0-0 F8 SH5-4 2B 1B 3-H	
Graig Nettles, L OBP: 0.341, SLG: 0.461 (1, 5)	0-3 K		0-0 1B 3B		0-0 G1		0-0 F7	0-0 SH5-4 1-2	
Chris Chambliss, L OBP: 0.323, SLG: 0.429 (1, 3)		0-0 FC1-6 1B 3-H	0-0 SH5-3 1B		0-0 F7		0-0 FC4 1-2f	0-0 F8 2-3	
Sandy Alomar Sr., S OBP: 0.221, SLG: 0.233 Ed Herrmann, L OBP: 0.322, SLG: 0.361 Fred Stanley, R OBP: 0.269, SLG: 0.240 (1, 4) (9, PH) (9, PR) (9, 4)		0-0 FC1-6 FC5-4 1B PB 1-2f	0-0 SH5-3 1-2		0-0 F7		0-0 P4	0-0 2B 3-H	
Ed Brinkman, R OBP: 0.270, SLG: 0.318 Rick Bladt, R OBP: 0.750, SLG: 0.500 (1, 6) (8, PH) (8, 8)		0-0 FC5-4 1B 1-2	0-0 6-3		0-0 F2		0-0 P5-6 1B BB	0-0 6-3	

Inning Stats	R: 0	H: 1	E: 0	LOB: 3	K: 1	BB: 2	S: 6	P: 14	R: 2	H: 3	E: 0	LOB: 3	K: 0	BB: 2	S: 6	P: 14	R: 1	H: 2	E: 0	LOB: 1	K: 1	BB: 0	S: 7	P: 7	R: 0	H: 0	E: 0	LOB: 1	K: 0	BB: 1	S: 3	P: 7	R: 0	H: 0	E: 0	LOB: 0	K: 0	BB: 0	S: 3	P: 3	R: 0	H: 1	E: 0	LOB: 2	K: 0	BB: 1	S: 4	P: 8	R: 0	H: 1	E: 1	LOB: 1	K: 0	BB: 0	S: 4	P: 4	R: 0	H: 1	E: 0	LOB: 1	K: 0	BB: 1	S: 3	P: 7	R: 2	H: 3	E: 0	LOB: 1	K: 0	BB: 0	S: 6	P: 6	1B: 8	SF: 0	2B: 3	SAC: 2	3B: 2	DP: 1	HR: 0	HBP: 0	WP: 0	PA: 45
--------------	------	------	------	--------	------	-------	------	-------	------	------	------	--------	------	-------	------	-------	------	------	------	--------	------	-------	------	------	------	------	------	--------	------	-------	------	------	------	------	------	--------	------	-------	------	------	------	------	------	--------	------	-------	------	------	------	------	------	--------	------	-------	------	------	------	------	------	--------	------	-------	------	------	------	------	------	--------	------	-------	------	------	-------	-------	-------	--------	-------	-------	-------	--------	-------	--------

PITCHER	IP	WLS	BF	H	R	ER	SO	BB	IBB	HBP	BLK	WP	HR	S	P	ERA	WHIP
Vic Albury, L ERA: 3.69 (1, 1)	7.0		36	8	3	3	2	7	0	0	0	0	0	33	61	3.86	2.143
Bill Campbell, R ERA: 4.15 (8, 1)	2.0	L	9	4	2	2	0	0	0	0	0	0	0	9	9	9.00	2.000

PITCHER	IP	WLS	BF	H	R	ER	SO	BB	IBB	HBP	BLK	WP	HR	S	P	ERA	WHIP
---------	----	-----	----	---	---	----	----	----	-----	-----	-----	----	----	---	---	-----	------

Batter	1	2	3	4	5	6	7	8	9	AB	R	H	RBI	BB	SO	LOB
Jerry Terrell, R OBP: 0.313, SLG: 0.338 (1, 3)	0-0 5-3	0-3 K			0-0 F3		0-0 E6 1B		0-0 SH3-4	4	1	0	0	0	1	2
Dan Ford, R OBP: 0.323, SLG: 0.457 (1, 8)	0-0 L1	0-0 P4			0-0 5-3		0-0 P4		0-0 F8	5	0	0	0	0	0	4
Rod Carew, L OBP: 0.435, SLG: 0.535 (1, 4)	0-0 1B 1B				0-0 L7		0-0 1B 1-2 1B		4-0 FC6-4 IBB	3	2	2	0	2	0	0
Eric Soderholm, R OBP: 0.368, SLG: 0.362 (1, 5)	0-0 FC4-6 1B				0-0 G4-6-3 1B		0-0 5-3		0-0 FC6-4	5	0	3	2	0	0	2
Tony Oliva, L OBP: 0.366, SLG: 0.432 (1, 10)	0-0 FC4-6				0-0 G4-6-3		0-0 1B 1B		0-3 K	3	0	1	0	0	0	2
Larry Hisle, R OBP: 0.361, SLG: 0.511 (6, PR)										0	0	0	0	0	0	0
John Briggs, L OBP: 0.426, SLG: 0.429 (7, PH)										1	0	0	0	0	1	2
Danny Thompson, R OBP: 0.306, SLG: 0.332 (1, 6)		0-0 P6			0-0 5-3		0-3 K		0-0 F9	1	0	0	0	0	0	0
Luis Gomez, R OBP: 0.231, SLG: 0.170 (3, 6)										3	0	0	0	0	1	1
Steve Braun, L OBP: 0.364, SLG: 0.419 (1, 7)		0-0 1B 1B			0-0 L8		0-0 FC6-4 1B		0-0 3-1	4	1	2	0	0	0	0
Tom Lundstedt, S OBP: 0.176, SLG: 0.176 (1, 2)		0-0 1B 1-2 1B			0-0 F9		0-0 FC6-4		0-0 5-3	4	0	1	0	0	0	2
Lyman Bostock, L OBP: 0.272, SLG: 0.275 (1, 9)		0-0 1-2 2-H 1B			0-0 2-3		0-0 6-3		0-0 SH3-4 1B	4	0	2	1	0	0	0

BOTTOM

New York Yankees @ Minnesota Twins
Metropolitan Stadium, Bloomington, MI

Sun Jul 20 1975, 4:38 AM EDT
Att. 23,782 - Unknown

livebaseballscorecards.com

AB	37
R	4
H	11
RBI	3
BB	2
SO	3
LOB	15



Inning Stats	R: 1	H: 2	E: 0	K: 0	S: 5	LOB: 1	BB: 0	P: 5	R: 1	H: 3	E: 0	K: 1	S: 8	LOB: 2	BB: 0	P: 8	R: 1	H: 1	E: 0	K: 0	S: 3	LOB: 0	BB: 1	P: 7	R: 0	H: 0	E: 0	K: 0	S: 3	R: 0	H: 0	E: 0	K: 0	S: 3	R: 0	H: 2	E: 0	K: 1	S: 7	LOB: 2	BB: 0	P: 7	R: 1	H: 2	E: 1	K: 1	S: 8	LOB: 2	BB: 0	P: 8	R: 0	H: 0	E: 0	K: 0	S: 3	R: 0	H: 1	E: 0	K: 0	S: 4	LOB: 2	BB: 1	P: 8	1B: 11	2B: 0	3B: 0	HR: 0	SF: 0	SAC: 1	DP: 1	HBP: 0	WP: 0	PB: 0	SB: 1	CS: 0	PA: 40
--------------	------	------	------	------	------	--------	-------	------	------	------	------	------	------	--------	-------	------	------	------	------	------	------	--------	-------	------	------	------	------	------	------	------	------	------	------	------	------	------	------	------	------	--------	-------	------	------	------	------	------	------	--------	-------	------	------	------	------	------	------	------	------	------	------	------	--------	-------	------	--------	-------	-------	-------	-------	--------	-------	--------	-------	-------	-------	-------	--------

PITCHER	IP	WLS	BF	H	R	ER	SO	BB	IBB	HBP	BLK	WP	HR	S	P	ERA	WHIP
Larry Gura, L ERA: 3.51 (1, 1)	6.2		30	9	4	3	2	1	0	0	0	0	0	33	37	4.05	1.500
Dick Tidrow, R ERA: 3.09 (7, 1)	2.1	W	10	2	0	0	1	0	1	0	0	0	0	11	15	0.00	0.857

WP: 0 PA: 40

ERA WHIP

New York Yankees @ Minnesota Twins
 Metropolitan Stadium, Bloomington, MI

Mon Jul 21 1975, 8:05 PM EDT
 Att. 12,475 - Unknown - 88 F

livebaseballscorecards.com

AB	29
R	0
H	4
RBI	0
BB	1
SO	5
LOB	9



AB	R	H	RBI	BB	SO	LOB
4	0	2	0	0	1	0
3	0	0	0	0	2	1
4	0	0	0	0	1	1
4	0	1	0	0	0	1
3	0	0	0	0	1	1
3	0	0	0	0	0	1
2	0	1	0	1	0	0
2	0	0	0	0	0	1
1	0	0	0	0	0	2
0	0	0	0	0	0	0
2	0	0	0	0	0	1
1	0	0	0	0	0	0
0	0	0	0	0	0	0

Batter	1	2	3	4	5	6	7	8	9
Bobby Bonds, R (1, 8) OBP: 0.336, SLG: 0.503	0-0 1-3 SH1-3 1B		0-0 F9			0-0 CS 1B		0-3 K	
Rick Dempsey, R (1, 10) OBP: 0.393, SLG: 0.342	0-0 SH1-3 1-2		0-0 5-3			0-3 K 1-2		0-3 K	
Roy White, S (1, 7) OBP: 0.396, SLG: 0.458	0-0 1-3 2-3			0-3 K		0-0 G3			0-0 F8
Thurman Munson, R (1, 2) OBP: 0.371, SLG: 0.429	0-0 6-3			0-0 E6 CS			0-0 SH1-3 1B		0-0 L9
Chris Chambliss, L (1, 3) OBP: 0.320, SLG: 0.425		0-0 G3		0-3 K 1-2			0-0 SH1-3 1-2		0-0 4-3
Graig Nettles, L (1, 5) OBP: 0.339, SLG: 0.457		0-0 F7			0-0 4-3		0-0 FC1-5-6-3 2-3		
Lou Piniella, R (1, 9) OBP: 0.266, SLG: 0.235		0-0 1B			0-0 P6		4-0 IBB		
Jim Mason, L (1, 6) OBP: 0.207, SLG: 0.216		0-0 G3			0-0 E7		0-0 4-3		
Ed Herrmann, L (7, PH) OBP: 0.320, SLG: 0.358									
Ed Brinkman, R (7, 6) OBP: 0.270, SLG: 0.318									
Sandy Alomar Sr., S (1, 4) OBP: 0.219, SLG: 0.231			0-0 P3			0-0 F5		0-0 G3	
Rich Coggins, L (8, PH) OBP: 0.253, SLG: 0.310									
Fred Stanley, R (8, 4) OBP: 0.269, SLG: 0.240									

Inning Stats	R: 0	H: 1	E: 0	K: 0	S: 4	P: 4	R: 0	H: 1	E: 0	K: 0	S: 4	P: 4	R: 0	H: 0	E: 0	K: 0	S: 3	P: 3	R: 0	H: 0	E: 1	K: 2	S: 7	P: 7	R: 0	H: 1	E: 0	K: 1	S: 5	P: 5	R: 0	H: 1	E: 0	K: 0	S: 4	P: 8	R: 0	H: 0	E: 0	K: 2	S: 7	P: 7	R: 0	H: 0	E: 0	K: 0	S: 3	P: 3	1B: 4	2B: 2	3B: 0	HR: 0	SF: 0	SAC: 2	DP: 2	HBP: 0	WP: 0	PA: 32
--------------	------	------	------	------	------	------	------	------	------	------	------	------	------	------	------	------	------	------	------	------	------	------	------	------	------	------	------	------	------	------	------	------	------	------	------	------	------	------	------	------	------	------	------	------	------	------	------	------	-------	-------	-------	-------	-------	--------	-------	--------	-------	--------

PITCHER	IP	WLS	BF	H	R	ER	SO	BB	IBB	HBP	BLK	WP	HR	S	P	ERA	WHIP
Bert Blyleven, R (1, 1) ERA: 3.21	9.0	W	32	4	0	0	5	0	1	0	0	0	0	41	45	0.00	0.444

Batter	1	2	3	4	5	6	7	8	9
Steve Braun, L (1, 7) OBP: 0.359, SLG: 0.413	0-0 G1		0-0 F7			0-0 G3		0-0 4-3	
Jerry Terrell, R (1, 3) OBP: 0.318, SLG: 0.342	0-0 1B		0-0 5-3			0-0 6-3		0-0 PB 1B	
Rod Carew, L (1, 4) OBP: 0.438, SLG: 0.538	0-0 1B			0-0 L8			0-0 SH2-4 1B	0-0 PB 1B	
Tony Oliva, L (1, 10) OBP: 0.369, SLG: 0.434 Larry Hise, R (7, PR) OBP: 0.361, SLG: 0.511 Tom Lundstedt, S (8, PH) OBP: 0.167, SLG: 0.167	0-0 1B		0-0 F7			0-0 1B	0-0 SH2-4 1B	0-0 F8	
Eric Soderholm, R (1, 5) OBP: 0.366, SLG: 0.359	0-3 K		0-0 2-3			0-0 SH2-4			
Dan Ford, R (1, 8) OBP: 0.323, SLG: 0.453		0-0 4-3			4-0 CS BB	0-3 K			
Lyman Bostock, L (1, 9) OBP: 0.287, SLG: 0.291		0-0 G6-3 1B			0-0 CS 1B	0-0 2-H 3-H 1B			
Danny Thompson, R (1, 6) OBP: 0.302, SLG: 0.327 Luis Gomez, R (8, 6) OBP: 0.231, SLG: 0.170		0-0 G6-3			0-0 F3	0-3 K			
Glenn Borgmann, R (1, 2) OBP: 0.312, SLG: 0.305			0-0 F2			0-0 5-3		0-3 K	

Inning Stats	R: 1	H: 3	E: 0	K: 1	S: 7	R: 0	H: 1	E: 0	K: 0	S: 3	R: 0	H: 0	E: 0	K: 0	S: 3	R: 0	H: 0	E: 0	K: 0	S: 3	R: 0	H: 1	E: 0	K: 0	S: 2	R: 0	H: 0	E: 0	K: 2	S: 10	R: 0	H: 2	E: 0	K: 1	S: 7
	LOB: 1	BB: 0	P: 7	LOB: 0	BB: 0	P: 3	LOB: 0	BB: 0	P: 3	LOB: 0	BB: 0	LOB: 0	BB: 1	P: 6	LOB: 1	BB: 0	LOB: 2	BB: 0	P: 7	LOB: 0	SF: 0	SAC: 1	DP: 1	HBP: 0	1B: 10	2B: 0	3B: 0	HR: 0							


PITCHER	IP	WLS	BF	H	R	ER	SO	BB	IBB	HBP	BLK	WP	HR	S	P	ERA	WHIP
Pat Dobson, R (1, 1) ERA: 3.72	6.2	L	24	7	3	3	2	1	0	0	0	0	0	27	31	4.05	1.200
Sparky Lyle, L (7, 1) ERA: 3.04	1.1		7	3	0	0	2	0	0	0	0	0	0	11	11	0.00	2.250

BOTTOM

New York Yankees @ Minnesota Twins
Metropolitan Stadium, Bloomington, MI

Mon Jul 21 1975, 8:05 PM EDT
Att: 12,475 - Unknown - 88 F

AB	29
R	3
H	10
RBI	3
BB	1
SO	4
LOB	9



WP	HR	S	P	ERA	WHIP
0	0	1	1	0.00	2.250

Batter	1	2	3	4	5	6	7	8	9	AB R H RBI BB SO LOB	TOP	
Bernie Carbo, L (1, 9) OBP: 0.430, SLG: 0.546	4-0 BB G6-3		0-0 4-3	4-0 BB G1-6-3			0-0 4-3			2 0 0 0 2 0 0		
Denny Doyle, L (1, 4) OBP: 0.284, SLG: 0.357	0-0 G6-3 1-2f		0-0 1B BB BB 1B	0-0 G1-6-3 1-2f			0-0 3-1			4 1 1 0 0 0 2		
Carl Yastrzemski, L (1, 3) OBP: 0.402, SLG: 0.465	0-0 F5		4-0 BB 1B 1-2 BB				0-0 F2			2 1 0 0 2 0 0		
Fred Lynn, L (1, 8) OBP: 0.398, SLG: 0.603		4-0 3B BB	0-0 1B BB 1-2 2-3				0-0 F8			3 2 1 0 1 1 1		
Jim Rice, R (1, 7) OBP: 0.333, SLG: 0.503		0-0 1B 3B 1-H	0-3 K				0-0 L9			4 1 1 1 0 2 4		
Cecil Cooper, L (1, 10) OBP: 0.363, SLG: 0.576		0-0 1-3	4-0 1B BB 1-2 2-3 3-H				0-3 K			3 0 0 1 1 1 2		
Carlton Fisk, R (1, 2) OBP: 0.365, SLG: 0.397		0-0 F3	0-0 1B 1-2 2-H 3-H				0-0 L7			4 0 1 2 0 1 1		
Rico Petrocelli, R (1, 5) OBP: 0.342, SLG: 0.357		0-0 1B 3-H	0-3 K				0-0 6-3			4 0 1 1 0 1 2		
Rick Burleson, R (1, 6) OBP: 0.328, SLG: 0.359		0-3 K		0-0 F3			0-0 F8			4 0 0 0 0 1 1		
Inning Stats	R: 0 H: 0 E: 0 LOB: 0 K: 0 BB: 1 S: 2 P: 6	R: 2 H: 2 E: 0 LOB: 1 K: 1 BB: 1 S: 7 P: 11	R: 3 H: 3 E: 0 LOB: 2 K: 2 BB: 2 S: 10 P: 18	R: 0 H: 0 E: 0 LOB: 0 K: 0 BB: 1 S: 2 P: 6	R: 0 H: 0 E: 0 LOB: 0 K: 0 BB: 0 S: 3 P: 3	R: 0 H: 0 E: 0 LOB: 0 K: 1 BB: 0 S: 5 P: 5	R: 0 H: 0 E: 0 LOB: 0 K: 0 BB: 0 S: 3 P: 3	R: 0 H: 0 E: 0 LOB: 1 K: 2 BB: 1 S: 7 P: 11	R: 0 H: 0 E: 0 LOB: 0 K: 1 BB: 0 S: 5 P: 5	1B: 4 SF: 0 2B: 0 SAC: 0 3B: 1 DP: 2 HR: 0 HBP: 0	WP: 0 PA: 36 PB: 0 SB: 0 CS: 0	
PITCHER Dave Goltz, R (1, 1) ERA: 3.95	IP WLS BF H R ER SO BB IBB HBP BLK WP HR S P ERA WHIP	9.0 L 36 5 5 5 7 6 0 0 0 0 0 0 44 68 5.00 1.222										

Boston Red Sox @ Minnesota Twins
Metropolitan Stadium, Bloomington, MI

Tue Jul 22 1975, 8:05 PM EDT
Att: 9,531 - Unknown - 87 F

livebaseballscorecards.com

AB	30
R	5
H	5
RBI	5
BB	6
SO	7
LOB	13



Batter	1	2	3	4	5	6	7	8	9	AB R H RBI BB SO LOB	TOP											
Bernie Carbo, L (1, 9) <small>OBP: 0.423, SLG: 0.535</small> Dwight Evans, R (9, 9) <small>OBP: 0.335, SLG: 0.413</small>	0-3 K	0-3 K		0-0 F7		0-0 G3			0-0 F9	5 0 0 0 0 2 3 0 0 0 0 0 0 0												
Denny Doyle, L (1, 4) <small>OBP: 0.288, SLG: 0.366</small>	0-0 3-1		0-0 F8 E 2B		0-0 F8 1B		0-0 P6		0-0 F9	5 1 2 0 0 0 0												
Carl Yastrzemski, L (1, 3) <small>OBP: 0.400, SLG: 0.463</small>	0-3 K		0-0 F8 2-3		0-0 P6		0-0 FC6-4 1B			4 0 1 0 0 1 2												
Fred Lynn, L (1, 8) <small>OBP: 0.394, SLG: 0.596</small>		0-0 4-3	0-3 K		0-0 F8 1-2		0-0 FC6-4 1-2f			4 0 0 0 0 1 3												
Jim Rice, R (1, 7) <small>OBP: 0.332, SLG: 0.499</small>		4-0 BB 1B BB	0-0 E6 1B		0-0 F8		0-3 K			3 1 0 0 1 1 2												
Cecil Cooper, L (1, 10) <small>OBP: 0.367, SLG: 0.594</small>		0-0 F7	0-0 FC6-4 1B		0-0 HR		0-0 F7			4 1 2 1 0 0 1												
Carlton Fisk, R (1, 2) <small>OBP: 0.360, SLG: 0.390</small>		0-0 BB 1B 1B	0-0 FC6-4 1-2f		0-0 L6		0-0 P3			4 1 1 0 0 0 2												
Rico Petrocelli, R (1, 5) <small>OBP: 0.344, SLG: 0.356</small>		4-0 BB 1B 1B		0-0 5-3		0-0 1B		0-0 1-3		3 0 1 0 1 0 0												
Rick Burleson, R (1, 6) <small>OBP: 0.330, SLG: 0.363</small>		0-0 1B	0-3 K		0-0 2B		0-0 F2			4 0 2 2 0 1 0												
Inning Stats	R: 0 E: 0 K: 2 S: 7	H: 0 LOB: 0 BB: 0 P: 7	R: 2 E: 0 K: 1 S: 7	H: 2 LOB: 2 BB: 2 P: 15	R: 1 E: 1 K: 1 S: 8	H: 2 LOB: 2 BB: 0 P: 8	R: 0 E: 0 K: 1 S: 5	H: 0 LOB: 0 BB: 0 P: 5	R: 0 E: 0 K: 0 S: 4	H: 1 LOB: 1 BB: 0 P: 4	R: 1 E: 0 K: 0 S: 5	H: 3 LOB: 1 BB: 0 P: 5	R: 0 E: 0 K: 1 S: 6	H: 1 LOB: 1 BB: 0 P: 6	R: 0 E: 0 K: 0 S: 3	H: 0 LOB: 0 BB: 0 P: 3	R: 0 E: 0 K: 0 S: 3	H: 0 LOB: 0 BB: 0 P: 3	1B: 6 2B: 2 3B: 0 HR: 1	SF: 0 SAC: 0 DP: 0 HBP: 0	WP: 0 PB: 0 SB: 0 CS: 0	PA: 38
PITCHER Jim Hughes, R (1, 1) <small>ERA: 4.13</small>	IP: 9.0 WLS: L BF: 38 H: 9 R: 4 ER: 3 SO: 6 BB: 2 IBB: 0 HBP: 0 BLK: 0 WP: 0 HR: 1 S: 48 P: 56 ERA: 3.00 WHIP: 1.222																					
PITCHER IP WLS BF H R ER SO BB IBB HBP BLK WP HR S P ERA WHIP																						

Boston Red Sox @ Minnesota Twins
Metropolitan Stadium, Bloomington, MI

Wed Jul 23 1975, 8:05 PM EDT
Att: 9,452 - Unknown - 72 F

livebaseballscorecards.com

AB	36
R	4
H	9
RBI	3
BB	2
SO	6
LOB	13



Batter	1	2	3	4	5	6	7	8	9	AB	R	H	RBI	BB	SO	LOB
Steve Braun, L (1, 7) OBP: 0.357, SLG: 0.412	0-0 F8	0-0 FC6-4 1-2 1B			0-0 4-3		0-0 FC6-4 1-2f			4	0	1	0	0	0	1
Jerry Terrell, R (1, 3) OBP: 0.314, SLG: 0.329	0-0 F5	0-0 FC6-4 1-2f			4-0 FC6-4 BB			0-0 L8		3	0	0	0	1	0	2
Rod Carew, L (1, 4) OBP: 0.437, SLG: 0.543	0-0 E 1B		0-0 4-3		0-0 FC6-4 1-2f			0-0 3-1		4	0	1	0	0	0	1
Tony Oliva, L (1, 10) OBP: 0.362, SLG: 0.425	0-3 K 1-2		0-0 L6			0-0 F7		0-0 1B		4	0	1	0	0	1	1
Luis Gomez, R (8, PR) OBP: 0.231, SLG: 0.170										0	0	0	0	0	0	0
Eric Soderholm, R (1, 5) OBP: 0.358, SLG: 0.350		0-3 K	0-0 F9			0-0 P2		0-0 1-3		4	0	0	0	0	1	1
Dan Ford, R (1, 8) OBP: 0.321, SLG: 0.446		0-0 2B 1B		0-0 F9		0-3 K			0-0 5-3	4	1	1	0	0	1	0
Lyman Bostock, L (1, 9) OBP: 0.297, SLG: 0.309		0-0 WP SF8 1-H 2B		0-0 G3			0-3 K		0-0 1-3 1B	4	1	2	1	0	1	0
Danny Thompson, R (1, 6) OBP: 0.306, SLG: 0.333		0-0 SF8		0-0 2-3			4-0 FC6-4 BB		0-0 1-3	1	0	0	1	1	0	0
John Briggs, L (9, PH) OBP: 0.424, SLG: 0.427		2-H							1-2	1	0	0	0	0	0	1
Glenn Borgmann, R (1, 2) OBP: 0.308, SLG: 0.302		0-0 1B					0-0 F7		0-0 F8	3	0	1	0	0	0	1
Tom Lundstedt, S (9, PH) OBP: 0.158, SLG: 0.158		0-0 1B								1	0	0	0	0	0	1

Inning Stats	R: 0	H: 1	E: 1	K: 1	S: 6	H: 1	LOB: 1	BB: 0	P: 6	R: 2	H: 4	E: 0	K: 1	S: 9	H: 0	LOB: 2	BB: 0	P: 9	R: 0	H: 0	E: 0	K: 0	S: 3	H: 0	LOB: 0	BB: 0	P: 3	R: 0	H: 0	E: 0	K: 0	S: 3	R: 0	H: 0	E: 0	K: 1	S: 5	H: 0	LOB: 0	BB: 0	P: 5	R: 0	H: 0	E: 0	K: 1	S: 5	H: 0	LOB: 1	BB: 1	P: 9	R: 0	H: 1	E: 0	K: 0	S: 4	H: 1	LOB: 1	BB: 0	P: 4	R: 0	H: 1	E: 0	K: 0	S: 4	H: 1	LOB: 1	BB: 0	P: 4	R: 0	H: 1	E: 0	K: 0	S: 4	H: 1	LOB: 1	BB: 0	P: 4	1B: 6	SF: 1	2B: 1	3B: 0	HR: 0	SF: 1	SAC: 0	DP: 0	HBP: 0	WP: 1	PB: 0	SB: 0	CS: 0	PA: 36
PITCHER	IP	WLS	BF	H	R	ER	SO	BB	IBB	HBP	BLK	WP	HR	S	P	ERA	WHIP																																																																										
Roger Moret, L (1, 1) ERA: 4.59	8.1	W	34	7	2	2	4	2	0	0	0	1	0	40	48	2.16	1.080																																																																										
Jim Willoughby, R (9, 1) ERA: 3.77	0.2	S	2	0	0	0	0	0	0	0	0	0	0	2	2	0.00	0.000																																																																										

BOTTOM


Boston Red Sox @ Minnesota Twins
Metropolitan Stadium, Bloomington, MI

Wed Jul 23 1975, 8:05 PM EDT
Att. 9,452 - Unknown - 72 F

livebaseballscorecards.com

AB	33
R	2
H	7
RBI	2
BB	2
SO	4
LOB	9



Batter	1	2	3	4	5	6	7	8	9	AB R H RBI BB SO LOB	TOP											
Juan Beniquez, R (1, 10) OBP: 0.370, SLG: 0.418	0-0 6-3	0-0 P4		4-0 BB	0-0 G3			0-0 6-3		4 0 0 0 1 0 4												
Denny Doyle, L (1, 4) OBP: 0.292, SLG: 0.363	4-0 HR BB	0-0 6-3		0-0 L7		0-0 CS 1B		0-0 4-3		4 1 1 0 1 0 3												
Cecil Cooper, L (1, 3) OBP: 0.368, SLG: 0.590 Carl Yastrzemski, L (4, PH) OBP: 0.397, SLG: 0.459	0-0 L7		4-0 BB 1B BB	0-0 P4		0-0 P4 1-2		0-0 1-3		1 1 0 0 1 0 1 3 0 0 0 0 0 2												
Jim Rice, R (1, 7) OBP: 0.336, SLG: 0.507	0-0 1-H HR		4-0 1B 1-2 BB		0-0 2B 1B	0-0 F8		0-0 E6 G1-4-3		4 2 2 2 1 0 0												
Dwight Evans, R (1, 9) OBP: 0.340, SLG: 0.419	4-0 WP BB		0-0 1-3 2-H 1B		0-0 1B 2B	0-0 F9		0-0 G1-4-3 1-2f		4 1 2 1 1 0 1												
Rick Miller, L (1, 8) OBP: 0.354, SLG: 0.277	0-0 L7 1-2		0-0 L7		0-3 K	4-0 E WP BB		0-0 F7		4 1 0 0 1 1 4												
Rick Burleson, R (1, 6) OBP: 0.334, SLG: 0.362		4-0 SH5-4 BB BB	4-0 FC6-4 BB		4-0 1B IBB	0-0 E6 WP S				1 0 0 0 3 0 1	AB 31 R 6 H 6 RBI 5 BB 10 SO 1 LOB 22											
Bob Heise, R (1, 5) OBP: 0.284, SLG: 0.270		4-0 SH5-4 BB	0-0 FC6-4 1-2f		0-0 1B 1-3 2-H 3-H	0-0 L7				3 0 1 2 1 0 3												
Tim Blackwell, S (1, 2) OBP: 0.296, SLG: 0.240		0-0 SH5-4 1-2 2-3		0-0 5-3	0-0 F7	0-0 1-3				3 0 0 0 0 0 3												
Inning Stats	R: 2 E: 0 K: 0 S: 4	H: 1 LOB: 1 BB: 2 P: 12	R: 0 E: 0 K: 0 S: 3	H: 0 LOB: 2 BB: 2 P: 11	R: 1 E: 0 K: 0 S: 3	H: 1 LOB: 2 BB: 3 P: 15	R: 0 E: 0 K: 0 S: 3	H: 0 LOB: 1 BB: 1 P: 7	R: 2 E: 0 K: 1 S: 8	H: 3 LOB: 2 BB: 1 P: 12	R: 0 E: 0 K: 0 S: 3	H: 1 LOB: 0 BB: 0 P: 3	R: 1 E: 1 K: 0 S: 4	H: 0 LOB: 1 BB: 1 P: 8	R: 0 E: 0 K: 0 S: 3	H: 0 LOB: 0 BB: 0 P: 3	R: 0 E: 1 K: 0 S: 3	H: 0 LOB: 0 BB: 0 P: 3	1B: 4 2B: 1 3B: 0 HR: 1	SF: 0 SAC: 1 DP: 1 HBP: 0	WP: 2 PB: 0 SB: 1 CS: 1	PA: 42
PITCHER	IP WLS BF H R ER SO BB IBB HBP BLK WP HR S P ERA WHIP																					
Joe Decker, R (1, 1) ERA: 9.82	2.0 L 13 1 3 3 0 6 0 0 0 1 1 7 31 13.50 3.500																					
Ray Corbin, R (3, 1) ERA: 4.67	7.0 29 5 3 2 1 3 1 0 0 1 0 27 43 2.57 1.143																					

Boston Red Sox @ Minnesota Twins
Metropolitan Stadium, Bloomington, MI

Thu Jul 24 1975, 4:33 AM EDT
Att. 14,880 - Unknown - 77 F

livebaseballscorecards.com

Batter	1	2	3	4	5	6	7	8	9	AB	R	H	RBI	BB	SO	LOB
Steve Braun, L (1, 7) OBP: 0.362, SLG: 0.415	0-0 2-3 1B		0-0 G6-4-3 1B			4-0 L8-3 BB		0-0 G3		3	1	2	0	1	0	0
Jerry Terrell, R (1, 6) OBP: 0.307, SLG: 0.321	0-0 2-3 1-2		0-0 G6-4-3 1-2f			0-0 F9		0-0 1-3		4	0	0	0	0	0	3
Rod Carew, L (1, 4) OBP: 0.437, SLG: 0.542	0-0 2-H 1B			0-0 4-3		0-0 L8-3 1-2			0-0 G5-4-3 1B	4	1	2	1	0	0	1
Tony Oliva, L (1, 10) OBP: 0.361, SLG: 0.422	0-3 K			0-0 5-3			0-0 F8		0-0 G5-4-3 1B	4	0	1	0	0	1	1
Luis Gomez, R (9, PR) OBP: 0.231, SLG: 0.170	1-2 K								1-2 G5-4-3 1B	0	0	0	0	0	0	0
Dan Ford, R (1, 8) OBP: 0.316, SLG: 0.439	0-3 K			0-0 F7			0-3 K		0-0 G5-4-3 1-2f 2-3	4	0	0	0	0	2	3
John Briggs, L (1, 3) OBP: 0.425, SLG: 0.429		0-0 F8			0-0 4-3		0-0 1B		0-0 1B	4	0	2	1	0	0	0
Eric Soderholm, R (1, 5) OBP: 0.360, SLG: 0.355		0-0 6-3			0-0 2B		0-0 1B		0-3 K	4	0	2	0	0	1	1
Lyman Bostock, L (1, 9) OBP: 0.292, SLG: 0.303		0-3 K			0-3 K		0-0 L7			3	0	0	0	0	2	3
Glenn Borgmann, R (1, 2) OBP: 0.305, SLG: 0.298			0-0 F8		0-3 K			0-0 6-3		3	0	0	0	0	1	1

Inning Stats	R: 1 E: 0 K: 2 S: 9	H: 2 LOB: 1 BB: 0 P: 9	R: 0 E: 0 K: 1 S: 5	H: 0 LOB: 0 BB: 0 P: 5	R: 0 E: 0 K: 0 S: 3	H: 1 LOB: 0 BB: 0 P: 3	R: 0 E: 0 K: 0 S: 3	H: 0 LOB: 0 BB: 0 P: 3	R: 0 E: 0 K: 2 S: 8	H: 1 LOB: 1 BB: 0 P: 8	R: 0 E: 0 K: 0 S: 2	H: 0 LOB: 0 BB: 1 P: 6	R: 0 E: 0 K: 1 S: 7	H: 2 LOB: 2 BB: 0 P: 7	R: 0 E: 0 K: 0 S: 3	H: 0 LOB: 0 BB: 0 P: 3	R: 1 E: 0 K: 1 S: 7	H: 3 LOB: 1 BB: 0 P: 7	1B: 8 2B: 2 3B: 0 HR: 0	SF: 0 SAC: 0 DP: 3 HBP: 0	WP: 0 PB: 0 SB: 1 CS: 0	PA: 34
PITCHER Rick Wise, R (1, 1) ERA: 4.17	IP 9.0	WLS W	BF 34	H 9	R 2	ER 2	SO 7	BB 1	IBB 0	HBP 0	BLK 0	WP 0	HR 0	S 47	P 51	ERA 2.00	WHIP 1.111					
					PITCHER	IP 9.0	WLS W	BF 34	H 9	R 2	ER 2	SO 7	BB 1	IBB 0	HBP 0	BLK 0	WP 0	HR 0	S 47	P 51	ERA 2.00	WHIP 1.111

BOTTOM

Boston Red Sox @ Minnesota Twins
Metropolitan Stadium, Bloomington, MI

Thu Jul 24 1975, 4:33 AM EDT
Att: 14,880 - Unknown - 77 F

AB	33
R	2
H	9
RBI	2
BB	1
SO	7
LOB	13



WP: 0	PA: 34
ERA	WHIP

Batter	1	2	3	4	5	6	7	8	9	AB R H RBI BB SO LOB	TOP											
Steve Braun, L (1, 7) OBP: 0.367, SLG: 0.416	4-0 E WP BB	0-0 1B 1B	0-0 4-3	0-3 K			4-0 G5-4-3 BB		0-0 G1-6-3 1B	4 2 2 0 2 1 3												
Dan Ford, R (1, 8) OBP: 0.316, SLG: 0.436	0-0 F9	0-0 1B G4-6-3 1B	0-0 6-3		0-0 G4-6-3 1B 1B		0-0 G5-4-3 1-2f		0-0 G1-6-3 1-2f	6 2 2 1 0 0 3												
Rod Carew, L (1, 4) Luis Gomez, R (7, 6) OBP: 0.442, SLG: 0.552 OBP: 0.231, SLG: 0.170	0-0 E 1B	0-0 G4-6-3 1B	0-0 L4		0-0 G4-6-3 1B		0-0 3B			5 1 4 1 0 0 0 0 0 0 0 0 0 0												
Tony Oliva, L (1, 10) OBP: 0.355, SLG: 0.414	0-0 E6 WP 2B	0-0 G4-6-3	0-0 G1		0-0 G4-6-3		0-0 F8			5 1 0 0 0 0 6												
Eric Soderholm, R (1, 5) OBP: 0.363, SLG: 0.359	0-3 K	0-0 WP 1B		0-0 E9 F8 2B		0-0 1B		0-0 P4		5 2 3 1 0 1 1												
John Briggs, L (1, 3) OBP: 0.424, SLG: 0.425	4-0 2B BB	0-0 1B 1B		0-0 F8		0-0 G3		0-0 F9		4 1 1 1 1 0 2												
Lyman Bostock, L (1, 9) OBP: 0.301, SLG: 0.318	0-0 1-3 2-H 2B	0-0 1B 2B 1B		0-3 K		0-0 F8		0-0 FC5-4 1B		5 1 3 1 0 1 1												
Danny Thompson, R (1, 6) Jerry Terrell, R (7, 4) OBP: 0.309, SLG: 0.341 OBP: 0.305, SLG: 0.318	0-0 F9	0-0 1-2 2-H 2B 1B		0-0 2B		0-0 F8		0-0 FC5-4		4 1 2 2 0 0 2 1 0 0 0 0 0 1												
Glenn Borgmann, R (1, 2) Phil Roof, R (7, 2) OBP: 0.310, SLG: 0.306 OBP: 0.231, SLG: 0.167		0-0 1B		4-0 BB		0-0 5-3		0-0 L5		3 1 2 2 1 0 0 1 0 0 0 0 0 0												
Inning Stats	R: 3 E: 1 K: 1 S: 8	H: 2 LOB: 2 BB: 2 P: 16	R: 7 E: 0 K: 0 S: 11	H: 9 LOB: 1 BB: 0 P: 11	R: 0 E: 0 K: 0 S: 3	H: 0 LOB: 0 BB: 0 P: 3	R: 1 E: 1 K: 2 S: 9	H: 2 LOB: 2 BB: 1 P: 13	R: 1 E: 0 K: 0 S: 5	H: 3 LOB: 1 BB: 0 P: 5	R: 0 E: 0 K: 0 S: 3	H: 0 LOB: 0 BB: 0 P: 3	R: 0 E: 0 K: 0 S: 3	H: 1 LOB: 1 BB: 1 P: 7	R: 0 E: 0 K: 0 S: 4	H: 1 LOB: 1 BB: 0 P: 4	R: 0 E: 0 K: 0 S: 3	H: 1 LOB: 0 BB: 0 P: 3	1B: 15 2B: 3 3B: 1 HR: 0	SF: 0 SAC: 0 DP: 4 HBP: 0	WP: 3 PB: 0 SB: 0 CS: 0	PA: 47
PITCHER	IP WLS BF H R ER SO BB IBB HBP BLK WP HR S P ERA WHIP											PITCHER	IP WLS BF H R ER SO BB IBB HBP BLK WP HR S P ERA WHIP									
Bill Singer, R (1, 1) ERA: 4.6	1.0 L 11 5 6 4 1 2 0 0 0 1 0 11 19 36.00 7.000																					
Andy Hassler, L (2, 1) ERA: 5.67	4.0 22 11 6 5 2 1 0 0 0 0 1 0 25 29 11.25 3.000																					
Mickey Scott, L (6, 1) ERA: 4.33	2.0 7 1 0 0 0 0 1 0 0 0 0 0 6 10 0.00 1.000																					
Jim Brewer, L (8, 1) ERA: 4.42	2.0 7 2 0 0 0 0 0 0 0 0 0 0 7 7 0.00 1.000																					

Minnesota Twins @ California Angels
Anaheim Stadium, Anaheim, CA

Fri Jul 25 1975, 10:05 PM EDT
Att. 12,432 - Unknown - 76 F

livebaseballscorecards.com

AB	43
R	12
H	19
RBI	9
BB	4
SO	3
LOB	19



Batter	1	2	3	4	5	6	7	8	9	AB R H RBI BB SO LOB
Jerry Remy, L (1, 4) OBP: 0.324, SLG: 0.335	0-3 K2-3		0-0 F7			0-0 1B		0-0 L7		4 0 1 0 0 1 1
Mickey Rivers, L (1, 8) OBP: 0.317, SLG: 0.343	0-0 G3			0-0 F7		0-3 K		0-0 P3		4 0 0 0 0 1 4
Dave Collins, S (1, 7) OBP: 0.406, SLG: 0.430	4-0 BB			0-0 1-3		0-3 K			4-0 WP HBP 1B BB	2 1 0 0 2 1 3
Joe Lahoud, L (1, 10) OBP: 0.364, SLG: 0.360	0-0 6-3			0-0 3-1		0-3 K		0-0 F9		4 0 0 0 0 1 5
Leroy Stanton, R (1, 9) OBP: 0.373, SLG: 0.460		0-3 K			0-3 K		0-0 4-3		1-0 1B WP 1-2 HBP	3 0 0 0 0 2 0
John Doherty, L (1, 3) OBP: 0.258, SLG: 0.261		0-0 G3			0-0 5-3		0-0 4-3		0-3 K	4 0 0 0 0 1 2
Elie Rodriguez, R (1, 2) OBP: 0.384, SLG: 0.311		0-3 K			0-3 K		0-3 K		0-0 1B	1 0 0 0 0 1 0
Ike Hampton, S (4, 2) OBP: 0.231, SLG: 0.250									2-3 3-H 1B	2 0 0 0 0 2 0
Morris Nettles, L (9, PH) OBP: 0.296, SLG: 0.276									0-0 2-3	1 0 1 1 0 0 0
Rudy Meoli, L (1, 5) OBP: 0.333, SLG: 0.243			0-0 F9			0-0 1B 1B 1B		0-0 1B	0-0 2-3	4 0 2 0 0 0 2
Mike Miley, S (1, 6) OBP: 0.296, SLG: 0.362			0-0 F8			0-0 1B 1B		0-3 K		3 0 1 0 0 1 1

Inning Stats	R: 0	H: 0	E: 0	K: 1	S: 5	LOB: 1	BB: 1	P: 9	R: 0	H: 0	E: 0	K: 2	S: 7	LOB: 0	BB: 0	P: 7	R: 0	H: 0	E: 0	K: 0	S: 3	LOB: 0	BB: 0	P: 3	R: 0	H: 0	E: 0	K: 2	S: 7	LOB: 0	BB: 0	P: 7	R: 0	H: 3	E: 0	K: 3	S: 12	LOB: 3	BB: 0	P: 12	R: 0	H: 0	E: 0	K: 1	S: 5	LOB: 0	BB: 0	P: 5	R: 0	H: 1	E: 0	K: 1	S: 6	LOB: 1	BB: 0	P: 6	R: 1	H: 1	E: 0	K: 1	S: 6	LOB: 2	BB: 1	P: 11	1B: 5	2B: 0	3B: 0	HR: 0	SF: 0	SAC: 0	DP: 0	HBP: 1	WP: 1	PB: 0	SB: 0	CS: 0	PA: 35
PITCHER Bert Blyleven, R (1, 1) ERA: 3.08	IP	WLS	BF	H	R	ER	SO	BB	IBB	HBP	BLK	WP	HR	S	P	ERA	WHIP																																																												

BOTTOM

Minnesota Twins @ California Angels
Anaheim Stadium, Anaheim, CA

Fri Jul 25 1975, 10:05 PM EDT
Att: 12,432 - Unknown - 76 F

livebaseballscores.com

AB	32
R	1
H	5
RBI	1
BB	2
SO	11
LOB	18



Batter	1	2	3	4	5	6	7	8	9	AB R H RBI BB SO LOB	TOP																													
Steve Braun, L (1, 7) OBP: 0.371, SLG: 0.417	0-3 K		0-0 1B		4-0 E BB			0-0 1B 5-3 1B	0-0 E3 1B	4 2 2 0 1 1 0																														
Dan Ford, R (1, 8) OBP: 0.314, SLG: 0.431	0-0 F7		0-0 L7		0-0 E6			0-0 5-3	0-0 1B SF9 1B	5 1 1 0 0 0 3																														
Rod Carew, L (1, 4) OBP: 0.444, SLG: 0.552	4-0 BB			0-3 K	0-0 3-1			0-0 1B S 1B	0-0 1B SF8 1B	4 2 2 1 1 1 2																														
Tony Oliva, L (1, 10) OBP: 0.353, SLG: 0.409 Jerry Terrell, R (8, PR) OBP: 0.303, SLG: 0.318	0-0 4-3			0-0 F7		0-0 F7		4-0 1B BB 1B	0-0 SF9	3 0 0 0 1 0 1 0 1 0 1 0 0 0																														
Eric Soderholm, R (1, 5) OBP: 0.363, SLG: 0.360		0-0 6-3		0-3 K		0-0 4-3		0-0 1B BB 1B	0-0 1B	5 1 2 2 0 1 0																														
John Briggs, L (1, 3) OBP: 0.420, SLG: 0.426		0-0 4-3			0-0 E 2B	0-0 F8		0-3 K	0-0 SF8	4 1 1 1 0 1 2																														
Lyman Bostock, L (1, 9) OBP: 0.304, SLG: 0.317		0-0 1-4-3			0-0 E1 6-3 E 1B		0-3 K	4-0 1B BB	0-0 F7	4 1 1 0 1 1 1																														
Danny Thompson, R (1, 6) OBP: 0.308, SLG: 0.339 Luis Gomez, R (8, 6) OBP: 0.231, SLG: 0.170			0-0 4-3		0-0 6-3		0-0 6-3	0-0 1B		4 0 1 2 0 0 1 0 0 0 0 0 0 0																														
Glenn Borgmann, R (1, 2) OBP: 0.306, SLG: 0.301			0-0 F8		0-0 P4		0-0 F7	0-0 1-3		4 0 0 0 0 0 3																														
Inning Stats	R: 0 E: 0 K: 1 S: 5	H: 0 LOB: 1 BB: 1 P: 9	R: 0 E: 0 K: 0 S: 3	H: 0 LOB: 0 BB: 0 P: 3	R: 0 E: 0 K: 0 S: 4	H: 1 LOB: 1 BB: 0 P: 4	R: 0 E: 0 K: 2 S: 7	H: 0 LOB: 0 BB: 0 P: 7	R: 2 E: 2 K: 0 S: 6	H: 2 LOB: 2 BB: 1 P: 10	R: 0 E: 0 K: 0 S: 3	H: 0 LOB: 0 BB: 0 P: 3	R: 0 E: 0 K: 1 S: 5	H: 0 LOB: 0 BB: 0 P: 5	R: 4 E: 0 K: 1 S: 9	H: 4 LOB: 2 BB: 2 P: 17	R: 3 E: 1 K: 0 S: 7	H: 3 LOB: 1 BB: 0 P: 7	1B: 9 2B: 1 3B: 0 HR: 0	SF: 2 SAC: 0 DP: 0 HBP: 0	WP: 0 PB: 0 SB: 1 CS: 0	PA: 43																		
PITCHER Ed Figueroa, R (1, 1) ERA: 2.38 Jim Brewer, L (8, 1) ERA: 4.46	IP 7.1	WLS L	BF 32	H 6	R 6	ER 5	SO 4	BB 3	IBB 0	HBP 0	BLK 0	WP 0	HR 0	S 37	P 49	ERA 6.14	WHIP 1.227						PITCHER	IP 1.2	WLS L	BF 11	H 4	R 3	ER 1	SO 1	BB 1	IBB 0	HBP 0	BLK 0	WP 0	HR 0	S 12	P 16	ERA 5.40	WHIP 3.000

Minnesota Twins @ California Angels
Anaheim Stadium, Anaheim, CA
Sat Jul 26 1975, 10:05 PM EDT
Unknown - 79 F

livebaseballscorecards.com

AB	37
R	9
H	10
RBI	7
BB	4
SO	5
LOB	13



Batter	1	2	3	4	5	6	7	8	9	AB R H RBI BB SO LOB
Jerry Remy, L (1, 4) OBP: 0.321, SLG: 0.332 Tommy Harper, R (9, PH) OBP: 0.326, SLG: 0.335	0-0 F8		0-0 F7	0-0 F7			0-0 4-3		0-0 2-H 1B	4 0 0 0 0 0 1 1 0 1 1 0 0 0
Mickey Rivers, L (1, 8) OBP: 0.321, SLG: 0.346	0-0 3B 1B		0-0 WP 1B		0-0 S 1B		0-0 F9		0-0 1-3	5 1 3 0 0 0 1
Dave Collins, S (1, 7) OBP: 0.402, SLG: 0.422	0-0 F8 1-2		4-0 WP BB		0-0 F8 1-2		0-0 4-3			3 0 0 0 1 0 2
Joe Lahoud, L (1, 10) OBP: 0.366, SLG: 0.356	4-0 3B BB		4-0 G6-4-3 BB		0-0 F8		0-0 3-1			2 1 0 0 2 0 1
Leroy Stanton, R (1, 9) OBP: 0.371, SLG: 0.464	0-0 1-H 2-H 3B		0-0 G6-4-3 1-2f		0-0 F8		0-0 6-3			4 0 1 2 0 0 4
Dave Chalk, R (1, 5) OBP: 0.374, SLG: 0.370	0-0 L3		0-0 F8		0-0 G3		0-0 6-3			4 0 0 0 0 0 1
John Doherty, L (1, 3) OBP: 0.257, SLG: 0.261		0-0 6-3	0-0 6-3 1B 1B		0-0 F8		0-0 F7			4 1 1 0 0 0 0
Elie Rodriguez, R (1, 2) OBP: 0.384, SLG: 0.308 Morris Nettles, L (9, PH) OBP: 0.299, SLG: 0.283		0-3 K	0-0 6-3 1-2		0-0 6-3 BB		0-0 1B 2B			2 0 0 0 1 1 1 1 1 1 0 0 0 0
Mike Miley, S (1, 6) OBP: 0.293, SLG: 0.353		0-3 K	0-0 2-H 1B		0-0 F8		0-0 F7			4 0 1 1 0 1 2
Inning Stats	R: 2 H: 2 E: 0 LOB: 1 K: 0 BB: 1 S: 5 P: 9	R: 0 H: 0 E: 0 LOB: 0 K: 2 BB: 0 S: 7 P: 7	R: 0 H: 1 E: 0 LOB: 2 K: 0 BB: 2 S: 3 P: 11	R: 1 H: 2 E: 0 LOB: 1 K: 0 BB: 0 S: 5 P: 5	R: 0 H: 1 E: 0 LOB: 1 K: 0 BB: 0 S: 4 P: 4	R: 0 H: 0 E: 0 LOB: 1 K: 0 BB: 1 S: 3 P: 7	R: 0 H: 0 E: 0 LOB: 0 K: 0 BB: 0 S: 3 P: 3	R: 0 H: 0 E: 0 LOB: 0 K: 0 BB: 0 S: 3 P: 3	R: 1 H: 2 E: 0 LOB: 1 K: 0 BB: 0 S: 5 P: 5	1B: 6 SF: 0 2B: 1 SAC: 0 3B: 1 DP: 1 HR: 0 HBP: 0
PITCHER Dave Goltz, R (1, 1) ERA: 3.97 Tom Burgmeier, L (9, 1) ERA: 3.08	IP WLS BF H R ER SO BB IBB HBP BLK WP HR S P ERA WHIP	8.1 W 35 7 4 4 2 4 0 0 0 1 0 35 51 4.32 1.320	0.2 3 1 0 0 0 0 0 0 0 0 0 3 3 0.00 1.500							

BOTTOM

Minnesota Twins @ California Angels
Anaheim Stadium, Anaheim, CA
 Sat Jul 26 1975, 10:05 PM EDT
 Unknown - 79 F

livebaseballscorecards.com

AB	34
R	4
H	8
RBI	4
BB	4
SO	2
LOB	13



WP : 1	PA : 38
PB : 0	
SB : 3	
CS : 0	

Batter	1	2	3	4	5	6	7	8	9	AB R H RBI BB SO LOB	TOP											
Steve Braun, L (1, 7) OBP: 0.374, SLG: 0.416	4-0 1B BB		0-0 5-3			0-0 FC5-4 1B		4-0 FC5 1B BB	0-0 2-3	3 0 1 0 2 0 2												
Dan Ford, R (1, 8) OBP: 0.320, SLG: 0.436	0-0 L5-3 1B			0-0 G1 1B		0-3 K		0-0 1-2 2-3 1B		4 0 3 0 0 1 1												
Rod Carew, L (1, 4) OBP: 0.440, SLG: 0.545	0-0 L5-3 1-2			0-0 G1 1-2		0-0 FC5-4 1-2f		0-0 F7		4 0 0 0 0 0 6												
Tony Oliva, L (1, 10) OBP: 0.355, SLG: 0.408		0-0 1B		1-0 HBP		0-0 G3		0-0 L3		3 0 1 0 0 0 4												
Eric Soderholm, R (1, 5) OBP: 0.360, SLG: 0.355		0-0 F8		0-0 P6			0-0 F3	0-0 FC5 2-3f		4 0 0 0 0 0 6												
John Briggs, L (1, 3) OBP: 0.413, SLG: 0.418		0-0 F9		0-3 K			0-0 3-1		0-3 K	4 0 0 0 0 2 3												
Lyman Bostock, L (1, 9) OBP: 0.303, SLG: 0.311		0-0 4-3			0-0 4-3		4-0 FC4-6 BB		0-0 4-3	3 0 0 0 1 0 1												
Danny Thompson, R (1, 6) OBP: 0.311, SLG: 0.339			4-0 G6-4-3 BB		0-0 G3		0-0 FC4-6 1-2f		0-0 BB 1B	3 0 1 0 1 0 1												
Glenn Borgmann, R (1, 2) OBP: 0.309, SLG: 0.302			0-0 G6-4-3 1-2f		0-0 F9			0-0 1B BB 1B	4-0 BB	3 0 1 0 1 0 1												
Inning Stats	R: 0 E: 0 K: 0 S: 2	H: 1 LOB: 0 BB: 1 P: 6	R: 0 E: 0 K: 0 S: 4	H: 1 LOB: 1 BB: 0 P: 4	R: 0 E: 0 K: 0 S: 2	H: 0 LOB: 0 BB: 1 P: 6	R: 0 E: 0 K: 1 S: 6	H: 1 LOB: 2 BB: 0 P: 7	R: 0 E: 0 K: 0 S: 3	H: 0 LOB: 0 BB: 0 P: 3	R: 0 E: 0 K: 1 S: 6	H: 1 LOB: 1 BB: 0 P: 6	R: 0 E: 0 K: 0 S: 3	H: 0 LOB: 1 BB: 1 P: 7	R: 0 E: 0 K: 0 S: 5	H: 2 LOB: 3 BB: 1 P: 9	R: 0 E: 0 K: 1 S: 6	H: 1 LOB: 2 BB: 1 P: 10	1B: 7 2B: 1 3B: 0 HR: 0	SF: 0 SAC: 0 DP: 2 HBP: 1	WP: 0 PB: 0 SB: 0 CS: 0	PA: 37
PITCHER	IP WLS BF H R ER SO BB IBB HBP BLK WP HR S P ERA WHIP																					
Nolan Ryan, R (1, 1) ERA: 3.54	7.0 W 29 6 0 0 2 4 0 1 0 0 0 0 28 45 0.00 1.429																					
Jim Brewer, L (8, 1) ERA: 4.25	2.0 S 8 1 0 0 1 1 0 0 0 0 0 0 9 13 0.00 1.000																					

Minnesota Twins @ California Angels
Anaheim Stadium, Anaheim, CA

Sat Jul 26 1975, 10:05 PM EDT
Att: 16,801 - Unknown

livebaseballscorecards.com

AB	31
R	0
H	7
RBI	0
BB	5
SO	3
LOB	25



Batter	1	2	3	4	5	6	7	8	9	AB R H RBI BB SO LOB	TOP											
Steve Braun, L (1, 7) OBP: 0.370, SLG: 0.411	0-0 F7		0-0 G3			0-0 L3		0-0 F8		4 0 0 0 0 0 2												
Danny Thompson, R (1, 6) OBP: 0.310, SLG: 0.338	0-0 3-1		0-0 F8			0-0 1B		0-0 P4		4 0 1 0 0 0 2												
Rod Carew, L (1, 4) OBP: 0.435, SLG: 0.539	0-3 K			0-0 G3		0-0 F7		0-3 K		4 0 0 0 0 2 3												
Tony Oliva, L (1, 10) OBP: 0.357, SLG: 0.419		4-0 BB BB		0-0 F9		0-0 L7		0-0 HR		3 1 1 1 1 0 1												
Eric Soderholm, R (1, 5) OBP: 0.356, SLG: 0.351		0-0 F8		0-0 6-3		0-0 L8		0-0 F8		4 0 0 0 0 0 1												
John Briggs, L (1, 9) OBP: 0.415, SLG: 0.417		4-0 BB 1-2		0-0 4-3 1B		0-0 F8		0-0 F7		3 0 1 0 1 0 0												
Lyman Bostock, L (1, 8) OBP: 0.302, SLG: 0.310		0-0 L7		0-0 4-3 1-2		0-0 6-3		0-0 1B		4 0 1 0 0 0 3												
Jerry Terrell, R (1, 3) OBP: 0.302, SLG: 0.313		0-0 F8		0-0 F8		4-0 BB BB		0-0 P4		3 0 0 0 1 0 4												
Tom Lundstedt, S (1, 2) OBP: 0.182, SLG: 0.143		0-3 K		0-0 F8		4-0 BB BB				2 0 0 0 1 1 1												
Inning Stats	R: 0 E: 0 K: 1 S: 5	H: 0 LOB: 0 BB: 0 P: 5	R: 0 E: 0 K: 0 S: 3	H: 0 LOB: 2 BB: 2 P: 11	R: 0 E: 0 K: 1 S: 5	H: 0 LOB: 0 BB: 0 P: 5	R: 0 E: 0 K: 0 S: 3	H: 0 LOB: 0 BB: 0 P: 3	R: 0 E: 0 K: 0 S: 4	H: 1 LOB: 1 BB: 0 P: 4	R: 0 E: 0 K: 0 S: 4	H: 1 LOB: 1 BB: 0 P: 4	R: 0 E: 0 K: 0 S: 3	H: 0 LOB: 0 BB: 0 P: 3	R: 0 E: 0 K: 1 S: 5	H: 0 LOB: 2 BB: 2 P: 13	R: 1 E: 0 K: 0 S: 5	H: 2 LOB: 1 BB: 0 P: 5	1B: 3 2B: 0 3B: 0 HR: 1	SF: 0 SAC: 0 DP: 0 HBP: 0	WP: 0 PB: 0 SB: 0 CS: 0	PA: 35
PITCHER Dick Lange, R (1, 1) ERA: 4.06	IP: 9.0 WLS: W BF: 35 H: 4 R: 1 ER: 1 SO: 3 BB: 4 IBB: 0 HBP: 0 BLK: 0 WP: 0 HR: 1 S: 37 P: 53 ERA: 1.00 WHIP: 0.889											PITCHER	IP: 9.0 WLS: W BF: 35 H: 4 R: 1 ER: 1 SO: 3 BB: 4 IBB: 0 HBP: 0 BLK: 0 WP: 0 HR: 1 S: 37 P: 53 ERA: 1.00 WHIP: 0.889									

Minnesota Twins @ California Angels
Anaheim Stadium, Anaheim, CA

Sun Jul 27 1975, 6:33 AM EDT
Att: 7,633 - Unknown - 83 F

livebaseballscorecards.com

AB	31
R	1
H	4
RBI	1
BB	4
SO	3
LOB	17



Batter	1	2	3	4	5	6	7	8	9
Jerry Remy, L (1, 4) OBP: 0.322, SLG: 0.331	0-0 1-3 		0-0 L3 	0-0 1B 		0-0 SH1-3 		0-0 5-3 	
Mickey Rivers, L (1, 8) OBP: 0.324, SLG: 0.351	0-0 6-3 		0-0 HR 	0-0 1B 		4-0 BB 			
Dave Collins, S (1, 7) OBP: 0.401, SLG: 0.435	0-0 1B 		0-0 HR 	0-0 1-3 		0-0 F8 			
Joe Lahoud, L (1, 10) OBP: 0.368, SLG: 0.361	0-0 3-4-3 		0-0 1B 2B 		0-0 P5 		4-0 1B FC5-2 BB 		
Leroy Stanton, R (1, 9) OBP: 0.371, SLG: 0.462		0-3 K 	0-0 1B 		0-0 5-3 		0-0 1B FC5-2 		
Dave Chalk, R (1, 5) OBP: 0.368, SLG: 0.362		0-0 F7 	0-0 F8 		0-0 5-3 		0-0 FC5-2 		
Tommy Harper, R (1, 3) OBP: 0.327, SLG: 0.328		4-0 1B BB 	0-3 K 			4-0 SH BB 		0-0 P6 	
Ike Hampton, S (1, 2) OBP: 0.316, SLG: 0.353		0-0 1B 		0-0 5-3 		0-0 SH SH1-3 		0-0 5-3 	
Mike Miley, S (1, 6) OBP: 0.292, SLG: 0.333		0-3 K 		0-0 F7 		0-3 K 		0-0 F7 	

AB	R	H	RBI	BB	SO	LOB
4	1	1	1	0	0	0
3	1	2	1	1	0	0
4	1	2	2	0	0	2
3	0	1	0	1	0	1
4	0	2	0	0	1	0
4	0	0	0	0	0	4
2	2	0	0	2	1	3
3	1	1	1	0	0	0
4	0	0	0	0	2	2

BOTTOM

Minnesota Twins @ California Angels
Anaheim Stadium, Anaheim, CA
 Sun Jul 27 1975, 6:33 AM EDT
 Att. 7,633 - Unknown - 83 F

livebaseballscorecards.com

AB	31
R	6
H	9
RBI	5
BB	4
SO	4
LOB	12



1B: 6	SF: 0	WP: 0	PA: 37
2B: 2	SAC: 2	PB: 0	
3B: 1	DP: 1	SB: 2	
HR: 1	HBP: 0	CS: 0	

Inning Stats		R: 0	H: 1	E: 0	LOB: 1	K: 0	BB: 0	S: 4									
PITCHER	IP	WLS	BF	H	R	ER	SO	BB	IBB	HBP	BLK	WP	HR	S	P	ERA	WHIP
Jim Hughes, R (1, 1) ERA: 4.24	5.0	L	26	8	6	4	3	2	0	0	0	0	0	30	38	7.20	2.000
Bill Butler, L (6, 1) ERA: 7.13	1.0		6	1	0	0	1	2	0	0	0	0	0	6	14	0.00	3.000
Mark Wiley, R (7, 1) ERA: 6.46	2.0		5	0	0	0	0	0	0	0	0	0	0	5	5	0.00	0.000

Inning Stats		R: 1	H: 2	E: 0	LOB: 1	K: 0	BB: 0	S: 5									
PITCHER	IP	WLS	BF	H	R	ER	SO	BB	IBB	HBP	BLK	WP	HR	S	P	ERA	WHIP

Batter	1	2	3	4	5	6	7	8	9	AB	R	H	RBI	BB	SO	LOB	TOP					
Freddie Patek, R (1, 6) OBP: 0.310, SLG: 0.323	0-3 K	0-0 1B	0-0 1B			0-0 6-3		0-0 1-3		5	0	2	1	0	1	1						
Cookie Rojas, R (1, 4) OBP: 0.328, SLG: 0.356	0-0 HR	0-0 G3			4-0 2B	4-0 5-3		0-0 P6		3	2	1	1	2	0	3						
Amos Otis, R (1, 8) OBP: 0.363, SLG: 0.387	0-0 G3		0-0 1B		0-0 F8	0-0 5-3		4-0 2B		4	2	2	0	1	0	2						
John Mayberry, L (1, 3) OBP: 0.394, SLG: 0.513	0-0 G3		0-0 1B		0-0 E	4-0 1-2		0-0 2B		4	1	3	3	1	0	1						
Hal McRae, R (1, 7) OBP: 0.365, SLG: 0.438	4-0 BB		0-0 1B		0-0 E4	0-0 F8		0-3 K		4	1	1	1	1	1	4						
George Brett, L (1, 5) OBP: 0.338, SLG: 0.412	0-0 F9		1-0 1B		0-0 G6-4-3		0-0 F9		0-0 FC1-5	2	1	0	0	0	0	4						
Frank White, R (5, 5) OBP: 0.262, SLG: 0.327			1-2 1B		0-0 G6-4-3				0-0 FC1-5	2	0	1	0	0	0	0						
Harmon Killebrew, R (1, 10) OBP: 0.320, SLG: 0.396		4-0 1B	0-0 1B		0-0 G3		0-0 5-3		0-0 L7-4	4	0	2	1	1	0	0						
Jim Wohlford, R (9, PR) OBP: 0.341, SLG: 0.340			1-2 1B		1-2 1B				1-2 1B	0	0	0	0	0	0	0						
Vada Pinson, L (1, 9) OBP: 0.248, SLG: 0.354		0-3 K	0-0 SF8		0-0 F8		0-0 6-3		0-0 FC1-5	4	0	0	1	0	1	3						
Bob Stinson, S (1, 2) OBP: 0.385, SLG: 0.444		0-3 K	0-0 G3		0-0 F5				0-0 L7-4	4	1	1	0	0	1	3						
Al Cowens, R (9, PH) OBP: 0.307, SLG: 0.379			1-2 2-3						2-3	1	0	0	0	0	0	2						
Buck Martinez, R (9, 2) OBP: 0.327, SLG: 0.386										0	0	0	0	0	0	0						
Inning Stats	R: 1 E: 0 K: 1 S: 7	H: 2 LOB: 2 BB: 1 P: 11	R: 0 E: 0 K: 2 S: 8	H: 1 LOB: 2 BB: 1 P: 12	R: 4 E: 0 K: 0 S: 7	H: 5 LOB: 2 BB: 0 P: 8	R: 1 E: 1 K: 0 S: 4	H: 1 LOB: 1 BB: 1 P: 8	R: 0 E: 0 K: 0 S: 3	H: 0 LOB: 0 BB: 0 P: 3	R: 0 E: 0 K: 0 S: 3	H: 0 LOB: 2 BB: 2 P: 11	R: 0 E: 0 K: 0 S: 3	H: 0 LOB: 0 BB: 0 P: 3	R: 2 E: 0 K: 1 S: 7	H: 2 LOB: 1 BB: 1 P: 11	R: 0 E: 0 K: 0 S: 4	H: 2 LOB: 1 BB: 0 P: 4	1B: 8 2B: 5 3B: 0 HR: 1	SF: 1 SAC: 0 DP: 2 HBP: 1	WP: 0 PB: 0 SB: 0 CS: 0	PA: 45
PITCHER	IP	WLS	BF	H	R	ER	SO	BB	IBB	HBP	BLK	WP	HR	S	P	ERA	WHIP					
Ray Corbin, R (1, 1) ERA: 5.12	3.0		20	8	6	6	3	3	0	1	0	0	1	22	35	18.00	3.667					
Tom Johnson, R (4, 1) ERA: 4.5	4.1		17	2	1	1	0	1	1	0	0	0	0	15	23	2.08	0.692					
Bill Campbell, R (8, 1) ERA: 4.15	0.2		6	3	1	1	1	1	0	0	0	0	0	7	11	13.50	6.000					
Tom Burgmeier, L (9, 1) ERA: 3.02	1.0	W	2	0	0	0	0	0	0	0	0	0	0	2	2	0.00	0.000					

Kansas City Royals @ Minnesota Twins
 Metropolitan Stadium, Bloomington, MI
 Mon Jul 28 1975, 8:05 PM EDT
 Att: 6,829 - Unknown - 89 F

AB	37
R	8
H	13
RBI	8
BB	6
SO	4
LOB	23



WP: 0	PA: 45
-------	--------

ERA	WHIP
-----	------

Batter	1	2	3	4	5	6	7	8	9	AB	R	H	RBI	BB	SO	LOB
Lyman Bostock, L (1, 8) OBP: 0.314, SLG: 0.333	0-0 1B FC4-6 2B		0-0 HR 1B		0-0 1B 2B	0-0 F7		0-0 L4	0-0 1B 1-2 2-3 3-H	6	3	4	1	0	0	1
Jerry Terrell, R (1, 9) OBP: 0.316, SLG: 0.327	0-0 FC4-6 2-3 1B		0-0 L9		0-0 FC3-6 2-H 1B	0-0 WP 2-H 1B		0-0 G3 1B		5	0	4	2	0	0	1
Rod Carew, L (1, 4) OBP: 0.435, SLG: 0.544	0-0 FC4-6 1-2f 3-H 1B		0-0 1-H HR		0-0 FC3-6 1-2f SF7 1B	4-0 WP IBB		0-0 G3 1-2		4	2	1	3	1	0	3
Tony Oliva, L (1, 10) OBP: 0.361, SLG: 0.420	0-0 CS 1-3 1B		0-0 F7		0-0 1-3 1B	0-0 F8 1-2 2-3		4-0 IBB		4	0	2	0	1	0	2
Steve Brye, R (8, PR) OBP: 0.325, SLG: 0.429										0	0	0	0	0	0	0
Steve Braun, L (1, 7) OBP: 0.364, SLG: 0.405	0-3 K 1-2		0-0 5-3		0-0 SF7 3-H		0-0 6-3	0-0 F5		4	0	0	1	0	1	4
Eric Soderholm, R (1, 5) OBP: 0.354, SLG: 0.352		0-0 F9		0-3 K	0-0 1-3		0-0 5-3		0-0 1B 2B	5	1	1	0	0	1	1
John Briggs, L (1, 3) OBP: 0.426, SLG: 0.437		0-0 1B		4-0 BB		0-0 HR	4-0 3B BB		4-0 1B 1B IBB	2	2	2	1	3	0	0
Danny Thompson, R (1, 6) OBP: 0.313, SLG: 0.349		0-0 F7		0-0 L9		0-0 SH5-3 1B	0-0 1-H 3B		0-0 1B 1B	4	1	2	1	0	0	2
Luis Gomez, R (8, 6) OBP: 0.245, SLG: 0.188									1-2 2-3	1	0	1	0	0	0	0
Glenn Borgmann, R (1, 2) OBP: 0.305, SLG: 0.297		0-0 5-3		0-0 F8		0-0 SH5-3 1-2	0-0 P4		0-0 F3	4	0	0	0	0	0	6

Inning Stats	R: 1	H: 3	E: 0	K: 1	S: 7	H: 3	LOB: 2	BB: 0	P: 7	R: 0	H: 1	E: 0	K: 0	S: 4	H: 2	LOB: 1	BB: 0	P: 4	R: 2	H: 2	E: 0	K: 0	S: 5	H: 0	LOB: 0	BB: 0	P: 5	R: 0	H: 0	E: 0	K: 1	S: 5	R: 2	H: 3	E: 0	K: 0	S: 6	H: 3	LOB: 1	BB: 0	P: 6	R: 2	H: 3	E: 0	K: 0	S: 6	H: 3	LOB: 2	BB: 1	P: 10	R: 1	H: 1	E: 0	K: 0	S: 4	H: 1	LOB: 1	BB: 1	P: 8	R: 0	H: 1	E: 0	K: 0	S: 4	H: 1	LOB: 2	BB: 1	P: 8	R: 1	H: 3	E: 0	K: 0	S: 4	H: 3	LOB: 3	BB: 1	P: 8	1B: 11	SF: 1	2B: 4	SAC: 1	3B: 1	DP: 1	HR: 2	HBP: 0
--------------	------	------	------	------	------	------	--------	-------	------	------	------	------	------	------	------	--------	-------	------	------	------	------	------	------	------	--------	-------	------	------	------	------	------	------	------	------	------	------	------	------	--------	-------	------	------	------	------	------	------	------	--------	-------	-------	------	------	------	------	------	------	--------	-------	------	------	------	------	------	------	------	--------	-------	------	------	------	------	------	------	------	--------	-------	------	--------	-------	-------	--------	-------	-------	-------	--------

PITCHER	IP	WLS	BF	H	R	ER	SO	BB	IBB	HBP	BLK	WP	HR	S	P	ERA	WHIP
Marty Pattin, R (1, 1) ERA: 3.58	4.1		22	9	5	5	2	1	0	0	0	0	1	25	29	10.38	2.308
Lindy McDaniel, R (5, 1) ERA: 4.34	1.1		8	3	2	2	0	0	1	0	0	0	1	7	11	13.50	2.250
Steve Mingori, L (6, 1) ERA: 2.45	2.1		11	2	1	1	0	1	1	0	0	1	0	9	17	3.86	1.286
Doug Bird, R (9, 1) ERA: 3.49	0.1	L	5	3	1	1	0	0	1	0	0	0	0	4	8	27.00	9.000


BOTTOM

Kansas City Royals @ Minnesota Twins
Metropolitan Stadium, Bloomington, MI

Mon Jul 28 1975, 8:05 PM EDT
Att. 6,829 - Unknown - 89 F

livebaseballscorecards.com

AB	39
R	9
H	17
RBI	9
BB	5
SO	2
LOB	20



PITCHER	IP	WLS	BF	H	R	ER	SO	BB	IBB	HBP	BLK	WP	HR	S	P	ERA	WHIP
WP: 1	PA: 46	PB: 0	SB: 0	CS: 1													

Batter	1	2	3	4	5	6	7	8	9	AB	R	H	RBI	BB	SO	LOB
Lyman Bostock, L (1, 8) OBP: 0.307, SLG: 0.326	0-0 6-3		0-0 1-3		0-0 4-3		0-0 G1-6-3			4	0	0	0	0	0	2
Jerry Terrell, R (1, 9) OBP: 0.309, SLG: 0.320	0-0 6-3		0-3 K		0-0 1-3			0-0 P6		4	0	0	0	0	1	0
Rod Carew, L (1, 4) OBP: 0.433, SLG: 0.540	4-0 1B S BB			0-0 L8		0-0 P6		0-3 K		3	0	0	0	1	1	0
Tony Oliva, L (1, 10) OBP: 0.366, SLG: 0.424	0-0 1-3 1B			0-0 1B 1B		0-0 4-3		0-0 1B		4	1	3	0	0	0	0
Steve Braun, L (1, 7) OBP: 0.363, SLG: 0.403	0-0 1-3			0-0 1B 1B		0-0 3-4-1		0-0 4-3		4	0	1	0	0	0	3
Eric Soderholm, R (1, 5) OBP: 0.355, SLG: 0.354		0-0 F8		0-0 F9			0-0 1B 1B		0-0 4-3 1B	4	1	2	0	0	0	2
John Briggs, L (1, 3) OBP: 0.423, SLG: 0.433		0-0 F8		0-0 FC6-4 1B			0-0 F9		0-0 4-3	4	0	1	1	0	0	2
Luis Gomez, R (1, 6) OBP: 0.236, SLG: 0.180 Danny Thompson, R (7, PH) OBP: 0.315, SLG: 0.350 (8, 6)		0-0 6-3		0-0 FC6-4			0-0 1B 1B		0-0 6-3	2	0	0	0	0	0	2
Glenn Borgmann, R (1, 2) OBP: 0.304, SLG: 0.297			0-0 6-3		0-0 F8		0-0 1B 1B		0-3 K2-3	2	0	1	0	0	1	1

BOTTOM

Kansas City Royals @ Minnesota Twins
Metropolitan Stadium, Bloomington, MI

Tue Jul 29 1975, 8:05 PM EDT
Att. 8,558 - Unknown - 92 F

livebaseballscorecards.com

AB	35
R	2
H	9
RBI	2
BB	1
SO	3
LOB	13



Inning Stats	R: 0	H: 1	E: 0	K: 0	S: 4	LOB: 2	BB: 1	P: 8	R: 0	H: 0	E: 0	K: 0	S: 3	LOB: 0	BB: 0	P: 3	R: 0	H: 0	E: 0	K: 1	S: 5	LOB: 0	BB: 0	P: 5	R: 1	H: 3	E: 0	K: 0	S: 6	LOB: 2	BB: 0	P: 6	R: 0	H: 0	E: 0	K: 0	S: 3	LOB: 0	BB: 0	P: 3	R: 0	H: 0	E: 0	K: 0	S: 3	LOB: 0	BB: 0	P: 3	R: 1	H: 3	E: 0	K: 0	S: 5	LOB: 1	BB: 0	P: 5	R: 0	H: 1	E: 0	K: 1	S: 6	LOB: 1	BB: 0	P: 6	R: 0	H: 1	E: 0	K: 1	S: 6	LOB: 1	BB: 0	P: 6	1B: 9	SF: 0	2B: 0	SAC: 0	3B: 0	DP: 1	HR: 0	HBP: 0	WP: 0	PA: 36
--------------	------	------	------	------	------	--------	-------	------	------	------	------	------	------	--------	-------	------	------	------	------	------	------	--------	-------	------	------	------	------	------	------	--------	-------	------	------	------	------	------	------	--------	-------	------	------	------	------	------	------	--------	-------	------	------	------	------	------	------	--------	-------	------	------	------	------	------	------	--------	-------	------	------	------	------	------	------	--------	-------	------	-------	-------	-------	--------	-------	-------	-------	--------	-------	--------

PITCHER	IP	WLS	BF	H	R	ER	SO	BB	IBB	HBP	BLK	WP	HR	S	P	ERA	WHIP
Paul Splittorf, L (1, 1) ERA: 4.14	6.1	W	25	5	2	2	1	1	0	0	0	0	0	26	30	2.84	0.947
Lindy McDaniel, R (7, 1) ERA: 4.34	0.0		2	2	0	0	0	0	0	0	0	0	0	2	2	∞	∞
Steve Mingori, L (7, 1) ERA: 2.3	2.2	S	9	2	0	0	2	0	0	0	0	0	0	13	13	0.00	0.750

PITCHER	IP	WLS	BF	H	R	ER	SO	BB	IBB	HBP	BLK	WP	HR	S	P	ERA	WHIP
---------	----	-----	----	---	---	----	----	----	-----	-----	-----	----	----	---	---	-----	------

Batter	1	2	3	4	5	6	7	8	9	AB R H RBI BB SO LOB	TOP
Freddie Patek, R (1, 6) OBP: 0.316, SLG: 0.333	0-3 K		0-0 E	0-0 2B		0-0 1B		0-0 1B		5 1 4 3 0 1 0	
Cookie Rojas, R (1, 4) OBP: 0.324, SLG: 0.352	0-0 F7		0-0 E4	0-0 2B		4-0 1B		0-0 1B	0-3 K	4 0 1 0 1 1 0	
Amos Otis, R (1, 8) OBP: 0.363, SLG: 0.384	4-0 BB		0-0 F8	0-0 5-3		0-0 F8		0-0 F8	0-0 F3	4 0 0 0 1 0 5	
Hal McRae, R (1, 7) Al Cowens, R (7, 7) OBP: 0.365, SLG: 0.439 OBP: 0.304, SLG: 0.376	0-0 L5			0-0 1B		0-0 F8		0-0 3-1	0-0 5-3	4 1 1 0 0 0 1 1 0 0 0 0 0 0	
John Mayberry, L (1, 3) OBP: 0.396, SLG: 0.513		0-3 K		0-0 1B		4-0 F7		0-0 F7		3 1 1 0 1 1 0	
Harmon Killebrew, R (1, 10) OBP: 0.321, SLG: 0.391		0-0 F9		4-0 1B		0-3 K		0-0 L8		3 1 0 0 1 1 1	
George Brett, L (1, 5) OBP: 0.341, SLG: 0.422		0-0 F7		0-0 1B				0-0 1B		4 2 3 1 0 0 0	
Jim Wohlford, R (1, 9) OBP: 0.336, SLG: 0.336			0-0 6-3	0-0 SF9		0-0 SH1-3		0-0 F8		2 0 0 1 0 0 1	
Buck Martinez, R (1, 2) OBP: 0.318, SLG: 0.375			0-0 F9	0-3 K		0-0 F8		0-0 4-3		4 0 0 0 0 1 4	
Inning Stats	R: 0 H: 0 E: 0 LOB: 1 K: 1 BB: 1 S: 5 P: 9	R: 0 H: 0 E: 0 LOB: 0 K: 1 BB: 0 S: 5 P: 5	R: 1 H: 1 E: 1 LOB: 1 K: 0 BB: 0 S: 5 P: 5	R: 4 H: 5 E: 0 LOB: 2 K: 1 BB: 1 S: 10 P: 14	R: 0 H: 0 E: 0 LOB: 1 K: 1 BB: 1 S: 4 P: 8	R: 1 H: 2 E: 0 LOB: 2 K: 0 BB: 1 S: 5 P: 9	R: 0 H: 0 E: 0 LOB: 0 K: 0 BB: 0 S: 3 P: 3	R: 0 H: 2 E: 0 LOB: 2 K: 0 BB: 0 S: 4 P: 4	R: 0 H: 0 E: 0 LOB: 0 K: 1 BB: 0 S: 5 P: 5	1B: 7 SF: 1 2B: 4 SAC: 1 3B: 0 DP: 1 HR: 0 HBP: 0	WP: 1 PA: 40 PB: 0 SB: 0 CS: 1
PITCHER Vic Albury, L (1, 1) ERA: 4.07 Tom Johnson, R (4, 1) ERA: 3.72	IP WLS BF H R ER SO BB IBB HBP BLK WP HR S P ERA WHIP										
	3.2 L 19 5 5 4 3 2 0 0 0 1 0 23 31 9.82 1.909										
	5.1 21 5 1 1 2 2 0 0 0 0 0 23 31 1.69 1.312										

Kansas City Royals @ Minnesota Twins
Metropolitan Stadium, Bloomington, MI

Wed Jul 30 1975, 8:05 PM EDT
Att: 6,906 - Unknown - 90 F

AB	34
R	6
H	10
RBI	5
BB	4
SO	5
LOB	12



Batter	1	2	3	4	5	6	7	8	9	AB	R	H	RBI	BB	SO	LOB
Lyman Bostock, L (1, 8) OBP: 0.309, SLG: 0.328	0-3 K	0-0 L8			0-0 4-3		0-0 1B	0-0 1B		5	0	2	1	0	1	2
Jerry Terrell, R (1, 9) OBP: 0.301, SLG: 0.310	0-0 5-3		0-0 6-3		0-0 6-3		0-3 K	0-0 6-3		5	0	0	0	0	1	3
Rod Carew, L (1, 4) OBP: 0.432, SLG: 0.538	0-3 K		0-0 BB		0-3 K		0-0 1B		0-0 L5	5	0	2	0	0	2	0
Tony Oliva, L (1, 10) OBP: 0.366, SLG: 0.422		0-0 BB	0-0 F7		4-0 1B		0-0 F7		0-0 4-3	4	1	1	0	1	0	3
Steve Braun, L (1, 7) OBP: 0.366, SLG: 0.403		4-0 1B	4-0 BB		0-0 1B		0-0 1B		0-0 G3	3	1	1	0	2	1	0
Eric Soderholm, R (1, 5) OBP: 0.352, SLG: 0.350		0-0 P6	0-0 5-3		0-0 P3		0-0 L7			4	0	0	0	0	0	6
John Briggs, L (1, 3) OBP: 0.424, SLG: 0.435		0-0 1B		0-0 F5		0-0 L8		0-0 1B		4	1	2	1	0	0	2
Danny Thompson, R (1, 6) OBP: 0.318, SLG: 0.353		0-0 1B		0-0 L8		0-3 K		0-0 1B		4	1	2	1	0	1	2
Glenn Borgmann, R (1, 2) OBP: 0.304, SLG: 0.296		0-0 F7		0-0 6-3		0-0 F9		0-0 1B		4	0	1	1	0	0	2

Inning Stats	R: 0	H: 0	E: 0	K: 2	S: 7	H: 0	LOB: 0	BB: 0	P: 7	R: 2	H: 3	E: 0	K: 0	S: 6	H: 1	LOB: 2	BB: 1	P: 10	R: 0	H: 0	E: 0	K: 0	S: 3	R: 0	H: 0	E: 0	K: 1	S: 5	H: 1	LOB: 2	BB: 1	P: 10	R: 0	H: 2	E: 0	K: 1	S: 7	H: 2	LOB: 2	BB: 0	P: 7	R: 2	H: 4	E: 0	K: 0	S: 7	H: 0	LOB: 0	BB: 0	P: 5	1B: 11	SF: 0	2B: 0	3B: 0	HR: 0	SAC: 0	DP: 0	HBP: 0	WP: 0	PA: 41
--------------	------	------	------	------	------	------	--------	-------	------	------	------	------	------	------	------	--------	-------	-------	------	------	------	------	------	------	------	------	------	------	------	--------	-------	-------	------	------	------	------	------	------	--------	-------	------	------	------	------	------	------	------	--------	-------	------	--------	-------	-------	-------	-------	--------	-------	--------	-------	--------

PITCHER	IP	WLS	BF	H	R	ER	SO	BB	IBB	HBP	BLK	WP	HR	S	P	ERA	WHIP
Dennis Leonard, R (1, 1) ERA: 3.74	6.2	W	30	7	2	2	5	3	0	0	0	0	0	37	49	2.70	1.500
Doug Bird, R (7, 1) ERA: 3.66	2.1	S	11	4	2	2	1	0	0	0	0	0	0	13	13	7.71	1.714

BOTTOM

Kansas City Royals @ Minnesota Twins
Metropolitan Stadium, Bloomington, MI

Wed Jul 30 1975, 8:05 PM EDT
Att. 6,906 - Unknown - 90 F

livebaseballscores.com

AB	38
R	4
H	11
RBI	4
BB	3
SO	6
LOB	20



Batter	1	2	3	4	5	6	7	8	9	AB R H RBI BB SO LOB	TOP
Freddie Patek, R (1, 6) OBP: 0.314, SLG: 0.331	0-0 F8		0-0 F9		0-0 1-3		0-0 1B 1-2 1B		0-0 1-3	5 0 1 0 0 0 2	
Vada Pinson, L (1, 9) OBP: 0.252, SLG: 0.357	0-0 4-3		0-0 F9		0-0 1B 2B		0-0 L3		0-0 3-1	5 1 1 0 0 0 4	
Amos Otis, R (1, 8) OBP: 0.367, SLG: 0.389	0-0 2B		4-0 1-2 2-3 BB		4-0 1B BB		0-0 L7			2 0 1 0 2 0 2	
John Mayberry, L (1, 3) OBP: 0.397, SLG: 0.513	0-0 F8		0-0 L1		0-0 1-3 2-H 1B		0-0 1-3 2-H FC5-4 1B			4 0 2 2 0 0 4	
Hal McRae, R (1, 10) OBP: 0.364, SLG: 0.440		0-0 5-3		0-3 K		0-0 2B		0-0 FC5-4		4 0 1 0 0 1 2	
George Brett, L (1, 5) OBP: 0.340, SLG: 0.423		0-0 F8		0-0 2B		0-0 F5		0-0 F8		4 0 1 0 0 0 1	
Jim Wohlford, R (1, 7) OBP: 0.331, SLG: 0.331		0-0 5-3		0-0 6-3		0-0 P3		0-3 K		4 0 0 0 0 1 2	
Bob Stinson, S (1, 2) OBP: 0.384, SLG: 0.459			0-0 E3 BB 1B		0-0 G3		0-0 4-3		0-0 5-3	4 0 0 0 0 0 2	
Fran Healy, R (8, 2) OBP: 0.291, SLG: 0.312										0 0 0 0 0 0 0	
Frank White, R (1, 4) OBP: 0.267, SLG: 0.331			0-0 BB 1B		0-0 F5		0-0 1B 1B		0-0 4-3	4 1 2 0 0 0 0	
Inning Stats	R: 0 H: 1 E: 0 LOB: 1 K: 0 BB: 0 S: 4 P: 4	R: 0 H: 0 E: 0 LOB: 0 K: 0 BB: 0 S: 3 P: 3	R: 0 H: 1 E: 1 LOB: 3 K: 0 BB: 1 S: 5 P: 9	R: 0 H: 1 E: 0 LOB: 1 K: 1 BB: 0 S: 6 P: 6	R: 1 H: 2 E: 0 LOB: 2 K: 0 BB: 1 S: 4 P: 8	R: 0 H: 1 E: 0 LOB: 1 K: 0 BB: 0 S: 4 P: 4	R: 1 H: 3 E: 0 LOB: 2 K: 0 BB: 0 S: 6 P: 6	R: 0 H: 0 E: 0 LOB: 0 K: 1 BB: 0 S: 5 P: 5	R: 0 H: 0 E: 0 LOB: 0 K: 0 BB: 0 S: 3 P: 3	1B: 5 SF: 0 2B: 4 SAC: 0 3B: 0 DP: 0 HR: 0 HBP: 0	WP: 0 PA: 38 PB: 0 SB: 0 CS: 0
PITCHER	IP WLS BF H R ER SO BB IBB HBP BLK WP HR S P ERA WHIP										
Jim Hughes, R (1, 1) ERA: 4.17	6.2 W 31 9 2 2 1 2 0 0 0 0 0 0 31 39 2.70 1.650										
Bill Campbell, R (7, 1) ERA: 3.98	2.1 7 0 0 0 1 0 0 0 0 0 0 0 9 9 0.00 0.000										

Kansas City Royals @ Minnesota Twins
Metropolitan Stadium, Bloomington, MI

Thu Jul 31 1975, 4:33 AM EDT
Att. 11,410 - Unknown - 93 F

livebaseballscorecards.com

AB	36
R	2
H	9
RBI	2
BB	2
SO	2
LOB	19



Batter	1	2	3	4	5	6	7	8	9
Lyman Bostock, L (1, 8) OBP: 0.302, SLG: 0.319	0-0 3-1		0-0 4-3	0-0 F7		0-0 4-3		0-0 6-3	
Jerry Terrell, R (1, 9) OBP: 0.305, SLG: 0.315	0-0 L9		0-0 FC6-4 1B		0-0 P4	0-0 1B			
Rod Carew, L (1, 4) OBP: 0.433, SLG: 0.537	0-0 1B		0-0 FC6-4 1-2f		0-0 2B 1B	0-0 3-1			
Tony Oliva, L (1, 10) OBP: 0.368, SLG: 0.437	0-0 5-3			0-0 HR	0-0 2B		0-3 K		
Steve Braun, L (1, 7) OBP: 0.365, SLG: 0.404		0-0 F7		0-0 HR 2B	0-3 K		0-3 K		
Eric Soderholm, R (1, 5) OBP: 0.351, SLG: 0.357		0-0 HR		0-0 L1	0-0 E5		0-3 K		
John Briggs, L (1, 3) OBP: 0.422, SLG: 0.429		0-0 F9		4-0 HR IBB	0-0 4-3			0-0 F3	
Danny Thompson, R (1, 6) Luis Gomez, R (9, 6) OBP: 0.317, SLG: 0.351 OBP: 0.236, SLG: 0.180		0-0 F9		0-0 F8		0-0 3-1		0-0 1-3 1B	
Phil Roof, R (1, 2) OBP: 0.267, SLG: 0.321			0-0 5-3	0-0 1-2f HR		0-0 4-3 1B WP 1B		0-0 1-3	

Inning Stats	R: 0	H: 1	E: 0	K: 0	S: 4	LOB: 1	BB: 0	P: 4	R: 1	H: 1	E: 0	K: 0	S: 4	LOB: 0	BB: 0	P: 4	R: 0	H: 1	E: 0	K: 0	S: 4	LOB: 1	BB: 0	P: 4	R: 1	H: 2	E: 1	K: 1	S: 8	LOB: 2	BB: 0	P: 8	R: 1	H: 2	E: 0	K: 0	S: 5	LOB: 1	BB: 0	P: 5	R: 0	H: 0	E: 0	K: 3	S: 9	LOB: 0	BB: 0	P: 9	R: 0	H: 1	E: 0	K: 0	S: 4	LOB: 1	BB: 0	P: 4	1B: 6	SF: 0	2B: 2	SAC: 0	3B: 0	DP: 0	HR: 3	HBP: 0
--------------	------	------	------	------	------	--------	-------	------	------	------	------	------	------	--------	-------	------	------	------	------	------	------	--------	-------	------	------	------	------	------	------	--------	-------	------	------	------	------	------	------	--------	-------	------	------	------	------	------	------	--------	-------	------	------	------	------	------	------	--------	-------	------	-------	-------	-------	--------	-------	-------	-------	--------

PITCHER	IP	WLS	BF	H	R	ER	SO	BB	IBB	HBP	BLK	WP	HR	S	P	ERA	WHIP
Al Fitzmorris, R (1, 1) ERA: 4.04	4.1	L	22	8	6	6	0	0	1	0	0	0	3	21	25	12.46	1.846
Lindy McDaniel, R (5, 1) ERA: 4.22	3.2		15	3	1	1	4	0	0	0	0	1	0	23	23	2.46	0.818

BOTTOM

Kansas City Royals @ Minnesota Twins
Metropolitan Stadium, Bloomington, MI

livebaseballscores.com

AB	36
R	7
H	11
RBI	7
BB	1
SO	4
LOB	13



WP	PA	ERA	WHIP
1	37		

Thu Jul 31 1975, 4:33 AM EDT
Att: 11,410 - Unknown - 93 F

Batter	1	2	3	4	5	6	7	8	9	AB R H RBI BB SO LOB	TOP
Pat Kelly, L (1, 9) OBP: 0.351, SLG: 0.415	0-0 2B		0-0 1-H HR	0-0 1-2						3 1 2 2 0 0 1	
Jorge Orta, L (1, 4) OBP: 0.358, SLG: 0.448	0-0 5-3		0-0 1B HR 1B		0-0 4-3					3 1 1 0 0 0 1	
Carlos May, L (1, 3) OBP: 0.370, SLG: 0.397	4-0 G1-4-3 BB		0-0 1-2 HR 1B		4-0 1B BB					1 1 1 0 2 0 0	
Deron Johnson, R (1, 10) OBP: 0.294, SLG: 0.389	0-0 G1-4-3 1-2f		0-3 K		0-3 K					3 0 0 0 0 2 5	
Ken Henderson, S (1, 8) OBP: 0.358, SLG: 0.376		0-3 K	0-0 1-H 2-H HR		0-0 1-2 1B					3 1 2 3 0 1 0	
Bill Melton, R (1, 5) OBP: 0.328, SLG: 0.326		0-0 P4	0-0 5-3		0-3 K					3 0 0 0 0 1 2	
Bucky Dent, R (1, 6) OBP: 0.323, SLG: 0.382		0-0 5-3		0-0 5-3		0-0 5-3				3 0 0 0 0 0 0	
Nyils Nyman, L (1, 7) OBP: 0.243, SLG: 0.254			0-0 L9	0-0 F9		0-0 6-3 1B				3 0 1 0 0 0 0	
Brian Downing, R (1, 2) OBP: 0.371, SLG: 0.351			0-0 HR 1B	0-0 PB 1B		0-0 6-3 1-2				3 1 2 0 0 0 1	
Inning Stats	R: 0 H: 1 E: 0 LOB: 1 K: 0 BB: 1 S: 3 P: 7	R: 0 H: 0 E: 0 LOB: 0 K: 1 BB: 0 S: 5 P: 5	R: 5 H: 5 E: 0 LOB: 0 K: 1 BB: 0 S: 10 P: 10	R: 0 H: 1 E: 0 LOB: 1 K: 2 BB: 1 S: 4 P: 4	R: 0 H: 1 E: 0 LOB: 2 K: 2 BB: 1 S: 8 P: 12	R: 0 H: 1 E: 0 LOB: 1 K: 0 BB: 0 S: 3 P: 3				1B: 6 SF: 0 2B: 1 SAC: 0 3B: 0 DP: 1 HR: 2 HBP: 0	WP: 0 PA: 27 PB: 1 SB: 0 CS: 0
PITCHER Dave Goltz, R (1, 1) ERA: 4.1	IP WLS BF H R ER SO BB IBB HBP BLK WP HR S P ERA WHIP	6.0 L 27 9 5 5 4 2 0 0 0 0 0 2 33 41 7.50 1.833		PITCHER	IP WLS BF H R ER SO BB IBB HBP BLK WP HR S P ERA WHIP						

Chicago White Sox @ Minnesota Twins
Metropolitan Stadium, Bloomington, MI

Fri Aug 01 1975, 8:05 PM EDT
Att. 12,239 - Unknown - 86 F

AB	25
R	5
H	9
RBI	5
BB	2
SO	4
LOB	10



Batter	1	2	3	4	5	6	7	8	9	AB R H RBI BB SO LOB
Dan Ford, R OBP: 0.317, SLG: 0.431 (1, 8) X	0-0 L9 ①		0-0 5-3 ①		0-3 K ①					3 0 0 0 0 1 1
Jerry Terrell, R OBP: 0.305, SLG: 0.320 (1, 3) X	0-0 G3 2B		0-0 F8 ②		0-0 F8 ②					3 0 1 0 0 0 1
Rod Carew, L OBP: 0.430, SLG: 0.533 (1, 4) X	0-0 G3 ②		0-0 4-3 ③		0-0 F8 ③					3 0 0 0 0 0 2
Tony Oliva, L OBP: 0.368, SLG: 0.436 (1, 10) X	0-0 6-3 ③			0-0 2B 1B		0-0 4-3 ①				3 0 1 0 0 0 1
Eric Soderholm, R OBP: 0.351, SLG: 0.357 (1, 5) X		0-0 5-3 ①		0-0 F9 ①		0-0 BB 2B 1B				3 1 1 0 0 0 1
Steve Braun, L OBP: 0.370, SLG: 0.409 (1, 7) X		4-0 1B BB		0-0 1-3 2B		4-0 2B BB				1 0 1 0 2 0 0
Danny Thompson, R OBP: 0.317, SLG: 0.355 (1, 6) X		0-0 F8 ②		0-0 P6 ②		0-0 1-3 2-H 2B				3 0 1 1 0 0 3
Lyman Bostock, L OBP: 0.303, SLG: 0.321 (1, 9) X		0-0 1-3 1B		0-0 F7 ③						2 0 1 0 0 0 2
Phil Roof, R OBP: 0.281, SLG: 0.367 (1, 2) X		0-3 K ③			0-0 2B					2 0 1 0 0 1 2

Inning Stats	R: 0 E: 0 K: 0 S: 4	H: 1 LOB: 1 BB: 0 P: 4	R: 0 E: 0 K: 1 S: 6	H: 1 LOB: 2 BB: 1 P: 10	R: 0 E: 0 K: 0 S: 3	H: 0 LOB: 0 BB: 0 P: 3	R: 0 E: 0 K: 0 S: 5	H: 2 LOB: 2 BB: 0 P: 5	R: 0 E: 0 K: 1 S: 6	H: 1 LOB: 1 BB: 0 P: 6	R: 1 E: 0 K: 0 S: 3	H: 2 LOB: 2 BB: 1 P: 7	1B: 3 2B: 4 3B: 0 HR: 0	SF: 0 SAC: 0 DP: 0 HBP: 0	WP: 0 PB: 0 SB: 0 CS: 0	PA: 25	
PITCHER	IP	WLS	BF	H	R	ER	SO	BB	IBB	HBP	BLK	WP	HR	S	P	ERA	WHIP
Wilbur Wood, L ERA: 3.81 (1, 1)	5.1	W	25	7	1	1	2	2	0	0	0	0	0	27	35	1.69	1.688


BOTTOM

Chicago White Sox @ Minnesota Twins
Metropolitan Stadium, Bloomington, MI

Fri Aug 01 1975, 8:05 PM EDT
Att: 12,239 - Unknown - 86 F

livebaseballscorecards.com

AB	23
R	1
H	7
RBI	1
BB	2
SO	2
LOB	13



Batter	1	2	3	4	5	6	7	8	9	AB R H RBI BB SO LOB
Pat Kelly, L (1, 9) OBP: 0.346, SLG: 0.409	0-0 G3			0-0 3-1	0-0 E4		0-0 F8		0-0 L3	5 0 0 0 0 0 1
Jorge Orta, L (1, 4) OBP: 0.356, SLG: 0.444	0-0 F8			0-3 K	0-0 F5		0-0 P6		0-0 1B	5 0 1 0 0 1 2
Carlos May, L (1, 3) OBP: 0.371, SLG: 0.398	0-3 K			4-0 BB BB BB		0-0 1B 2B	0-0 1-3		0-0 4-3	4 0 1 0 1 1 2
Deron Johnson, R (1, 10) OBP: 0.298, SLG: 0.392 Jerry Hairston, S (8, PR) OBP: 0.356, SLG: 0.284		0-3 K		4-0 BB BB	4-0 BB BB	0-0 G2 1B		0-0 FC6-4 1B		3 0 2 0 1 1 0 0 0 0 0 0 0 0
Ken Henderson, S (1, 8) OBP: 0.357, SLG: 0.373		0-0 L6		4-0 BB BB		0-0 G2		0-0 F8		3 0 0 0 1 0 3
Bill Melton, R (1, 5) OBP: 0.327, SLG: 0.323 Lee Richard, R (8, PR) OBP: 0.353, SLG: 0.355		0-3 K		4-0 BB BB		4-0 BB		0-0 FC6-4		3 0 0 0 1 1 4 0 0 0 0 0 0 0
Nylis Nyman, L (1, 7) OBP: 0.243, SLG: 0.254			0-0 4-3		0-0 SH1-4 1B	0-3 K		0-0 E3		4 1 1 0 0 1 4
Bucky Dent, R (1, 6) OBP: 0.321, SLG: 0.379			0-0 5-3		0-0 SH1-4	0-3 K		0-3 K		3 0 0 0 0 2 5
Brian Downing, R (1, 2) OBP: 0.370, SLG: 0.348			0-0 G3		0-0 6-3		4-0 BB		0-0 F7	3 0 0 0 1 0 1
Inning Stats	R: 0 H: 0 E: 0 LOB: 0 K: 1 BB: 0 S: 5 P: 5	R: 0 H: 0 E: 0 LOB: 0 K: 2 BB: 0 S: 7 P: 7	R: 0 H: 0 E: 0 LOB: 0 K: 0 BB: 0 S: 3 P: 3	R: 0 H: 0 E: 0 LOB: 3 K: 1 BB: 3 S: 5 P: 17	R: 1 H: 1 E: 1 LOB: 1 K: 0 BB: 0 S: 5 P: 5	R: 0 H: 2 E: 0 LOB: 3 K: 2 BB: 1 S: 9 P: 13	R: 0 H: 0 E: 0 LOB: 1 K: 0 BB: 1 S: 3 P: 7	R: 0 H: 1 E: 1 LOB: 2 K: 1 BB: 0 S: 7 P: 7	R: 0 H: 1 E: 0 LOB: 1 K: 0 BB: 0 S: 4 P: 4	1B: 4 SF: 0 2B: 1 SAC: 1 3B: 0 DP: 0 HR: 0 HBP: 0

Chicago White Sox @ Minnesota Twins
Metropolitan Stadium, Bloomington, MI

AB	33
R	1
H	5
RBI	0
BB	5
SO	7
LOB	22



Sat Aug 02 1975, 4:33 AM EDT
Unknown - 80 F

PITCHER	IP	WLS	BF	H	R	ER	SO	BB	IBB	HBP	BLK	WP	HR	S	P	ERA	WHIP
Bert Blyleven, R (1, 1) ERA: 3.05	9.0	W	39	5	1	0	7	5	0	0	0	0	0	48	68	0.00	1.111

WP: 0	PA: 39
PB: 0	
SB: 1	
CS: 0	

Batter	1	2	3	4	5	6	7	8	9
Dan Ford, R OBP: 0.318, SLG: 0.431 (1, 8)	0-0 1B 1B		0-0 F3		0-0 1B 1B		0-0 4-3	0-3 K	
Jerry Terrell, R OBP: 0.304, SLG: 0.319 (1, 3)	0-0 F8		0-0 2-3		0-0 1B 1B		0-3 K		
Rod Carew, L OBP: 0.431, SLG: 0.532 (1, 4)	0-0 G6-4-3 1B			0-0 L7	0-0 BB 1B		0-0 F8		
Tony Oliva, L OBP: 0.366, SLG: 0.432 (1, 10)	0-0 G6-4-3 1-2f			0-0 4-3	4-0 BB			0-3 K	
Eric Soderholm, R OBP: 0.352, SLG: 0.358 (1, 5)		0-0 SH5-3 1B		0-0 1B 1B	0-3 K			0-3 K	
Steve Braun, L OBP: 0.373, SLG: 0.415 (1, 7)		0-0 SH5-3		0-0 1-2 1B	0-3 K			0-0 1B 2B	
Danny Thompson, R OBP: 0.313, SLG: 0.351 (1, 6)		0-0 F8		0-0 1-3		0-0 P6		4-0 1B 1B IBB	
John Briggs, L OBP: 0.424, SLG: 0.429 (8, PH)									
Luis Gomez, R OBP: 0.236, SLG: 0.180 (9, 6)									
Lyman Bostock, L OBP: 0.307, SLG: 0.321 (1, 9)		0-0 4-3			0-0 3-1	4-0 BB		0-0 1B 1B	
Phil Roof, R OBP: 0.306, SLG: 0.364 (1, 2)			0-0 F8		4-0 1B BB	0-0 F9		0-0 1B	

Inning Stats	R: 0	H: 2	E: 0	K: 0	S: 4	R: 0	H: 1	E: 0	K: 0	S: 4	R: 0	H: 0	E: 0	K: 0	S: 3	R: 0	H: 2	E: 0	K: 0	S: 5	R: 2	H: 3	E: 0	K: 2	S: 10	R: 0	H: 0	E: 0	K: 1	S: 5	R: 2	H: 3	E: 0	K: 3	S: 12
	LOB: 1	BB: 0	P: 4	LOB: 1	BB: 0	P: 4	LOB: 0	BB: 0	P: 3	LOB: 2	BB: 0	P: 5	LOB: 3	BB: 2	P: 18	LOB: 0	BB: 1	P: 6	LOB: 0	BB: 1	P: 6	LOB: 0	BB: 0	P: 5	LOB: 2	BB: 1	P: 16	LOB: 3	BB: 2	P: 16	LOB: 0	SF: 0	SAC: 1	DP: 1	HBP: 0

PITCHER	IP	WLS	BF	H	R	ER	SO	BB	IBB	HBP	BLK	WP	HR	S	P	ERA	WHIP
Claude Osteen, L ERA: 4.4 (1, 1)	4.1	L	20	7	2	2	0	1	0	0	0	0	0	19	23	4.15	1.846
Rich Gossage, R ERA: 2.03 (5, 1)	3.2		17	4	2	2	6	2	1	0	0	0	0	26	38	4.91	1.636

BOTTOM

Chicago White Sox @ Minnesota Twins
Metropolitan Stadium, Bloomington, MI
Sat Aug 02 1975, 4:33 AM EDT
Unknown - 80 F

livebaseballscorecards.com

AB	32
R	4
H	11
RBI	4
BB	4
SO	6
LOB	16



1B	2B	3B	HR	SF	SAC	DP	HBP	WP	HR	S	P	ERA	WHIP
10	1	0	0	0	1	1	0	0	0	0	0	0	0

Batter	1	2	3	4	5	6	7	8	9	AB R H RBI BB SO LOB	TOP	
Pat Kelly, L (1, 9) x OBP: 0.347, SLG: 0.410	0-0 S 1B		0-0 4-3		0-0 4-3		0-0 1-3 2-H FC5-4 1B		0-0 SF8	4 0 2 2 0 0 0		
Bucky Dent, R (1, 6) x OBP: 0.324, SLG: 0.378	0-0 F9		4-0 FC5-4 BB			4-0 BB	0-0 FC5-4		0-0 3-H 1-3 1B	3 0 1 0 2 0 3		
Ken Henderson, S (1, 8) x OBP: 0.353, SLG: 0.368	0-0 F7		0-0 FC5-4			0-0 F7		0-0 P4	0-0 P3	5 0 0 0 0 0 5		
Deron Johnson, R (1, 3) B OBP: 0.298, SLG: 0.388	4-0 BB			0-3 K		0-3 K		0-0 5-3		3 0 0 0 1 2 1		
Bill Melton, R (1, 5) x OBP: 0.327, SLG: 0.321	0-0 F2			4-0 BB		0-3 K		0-0 F3		3 0 0 0 1 1 3		
Carlos May, L (1, 10) x OBP: 0.367, SLG: 0.394		0-0 6-3		0-0 F7		0-0 4-3		0-0 F7		4 0 0 0 0 0 1		
Bill Stein, R (1, 4) x OBP: 0.318, SLG: 0.338		0-0 L7		0-0 F9		4-0 1B 1B BB		0-0 1B 1B 1B		3 2 1 0 1 0 1		
Jerry Hairston, S (1, 7) x OBP: 0.363, SLG: 0.295		0-0 L3			0-3 K		0-0 1B 1-2 1B		0-0 1B 1-3 SF8 1B	4 1 2 0 0 1 0		
Pete Varney, R (1, 2) x OBP: 0.321, SLG: 0.392			0-0 P3		0-0 F8		0-3 K		0-0 1B 1-3 3-H 1B	4 0 1 1 0 1 2		
Inning Stats	R: 0 E: 0 K: 0 S: 4 H: 1 LOB: 2 BB: 1 P: 8	R: 0 E: 0 K: 0 S: 3 H: 0 LOB: 0 BB: 0 P: 3	R: 0 E: 0 K: 0 S: 3 H: 0 LOB: 1 BB: 1 P: 7	R: 0 E: 0 K: 1 S: 5 H: 0 LOB: 1 BB: 1 P: 9	R: 0 E: 0 K: 1 S: 5 H: 0 LOB: 0 BB: 0 P: 5	R: 0 E: 0 K: 2 S: 7 H: 0 LOB: 1 BB: 1 P: 11	R: 1 E: 0 K: 1 S: 7 H: 2 LOB: 2 BB: 1 P: 11	R: 0 E: 0 K: 0 S: 3 H: 0 LOB: 0 BB: 0 P: 3	R: 2 E: 0 K: 0 S: 7 H: 4 LOB: 2 BB: 0 P: 7	1B: 7 2B: 0 3B: 0 HR: 0 SF: 1 SAC: 0 DP: 0 HBP: 0	WP: 0 PB: 0 SB: 1 CS: 0 PA: 39	
PITCHER Bill Butler, L (1, 1) ERA: 6.39	IP WLS BF H R ER SO BB IBB HBP BLK WP HR S P ERA WHIP	9.0 W 39 7 3 3 5 5 0 0 0 0 0 0 44 64 3.00 1.333										
PITCHER	IP WLS BF H R ER SO BB IBB HBP BLK WP HR S P ERA WHIP											

Chicago White Sox @ Minnesota Twins
 Metropolitan Stadium, Bloomington, MI
 Sat Aug 02 1975, 4:38 AM EDT
 Att: 17,194 - Unknown

livebaseballscorecards.com

AB	33
R	3
H	7
RBI	3
BB	5
SO	5
LOB	16



Batter	1	2	3	4	5	6	7	8	9	AB R H RBI BB SO LOB	TOP									
Pat Kelly, L (1, 9) OBP: 0.348, SLG: 0.408	4-0 FC5-4 BB		0-0 F8		0-0 1B		0-0 E3	0-0 4-3		4 0 1 0 1 0 4										
Bucky Dent, R (1, 6) OBP: 0.323, SLG: 0.377	0-0 FC5-4 BB S 1-2f		0-0 F7		0-0 P6		0-0 SF7		0-0 BB 1B	4 1 1 1 0 0 3										
Ken Henderson, S (1, 8) OBP: 0.351, SLG: 0.364	0-3 K		0-0 4-3		0-0 F8		0-0 F9		4-0 BB BB BB BB G5-4-3 1B 1-2	4 0 0 0 1 1 2										
Deron Johnson, R (1, 3) OBP: 0.299, SLG: 0.387	4-0 BB BB			0-0 6-3		0-0 5-3		0-3 K	0-0 BB BB BB BB G5-4-3 1B 1-2 2-H	4 0 1 1 1 1 0										
Bill Melton, R (1, 5) OBP: 0.330, SLG: 0.319	4-0 BB BB BB 1-2 2-3			0-3 K		4-0 BB		4-0 BB BB	0-0 BB BB BB BB G5-4-3 1-2f 2-3	2 1 0 0 3 1 2										
Carlos May, L (1, 7) OBP: 0.365, SLG: 0.390	0-3 K			0-0 G3		0-0 L9		4-0 1B 1B 1-2	0-0 BB 1-3	4 0 0 0 1 1 5										
Bill Stein, R (1, 4) OBP: 0.319, SLG: 0.338		0-0 4-3			0-0 F8		0-0 1B E 1B	0-0 1B 1B		3 1 1 0 0 0 0										
Nyls Nyman, L (8, PH) OBP: 0.246, SLG: 0.257										1 0 1 1 0 0 0										
Lee Richard, R (8, 4) OBP: 0.353, SLG: 0.355										0 0 0 0 0 0 0										
Jorge Orta, L (1, 10) OBP: 0.352, SLG: 0.438		0-3 K			0-0 F7		0-0 F8	0-0 F7		4 0 0 0 0 1 3										
Brian Downing, R (1, 2) OBP: 0.374, SLG: 0.351		0-0 F7			4-0 1B BB		0-0 E SF7 1B	0-0 1B 1-2 2-3		3 1 2 0 1 0 0										
Inning Stats	R: 0 E: 0 K: 2 S: 7	H: 0 LOB: 3 BB: 3 P: 19	R: 0 E: 0 K: 1 S: 5	H: 0 LOB: 0 BB: 0 P: 5	R: 0 E: 0 K: 0 S: 3	H: 0 LOB: 0 BB: 0 P: 3	R: 0 E: 0 K: 1 S: 5	H: 1 LOB: 2 BB: 1 P: 8	R: 0 E: 0 K: 0 S: 3	H: 0 LOB: 1 BB: 1 P: 7	R: 2 E: 1 K: 0 S: 6	H: 2 LOB: 1 BB: 0 P: 6	R: 1 E: 0 K: 1 S: 7	H: 2 LOB: 3 BB: 2 P: 15	R: 1 E: 0 K: 0 S: 4	H: 2 LOB: 1 BB: 1 P: 8	1B: 7 2B: 0 3B: 0 HR: 0	SF: 1 SAC: 0 DP: 1 HBP: 0	WP: 0 PB: 0 SB: 1 CS: 0	PA: 42
PITCHER	IP WLS BF H R ER SO BB IBB HBP BLK WP HR S P ERA WHIP																			
Vic Albury, L (1, 1) ERA: 3.86	6.1 W 28 3 2 0 4 5 0 0 0 0 0 31 51 0.00 1.263																			
Tom Johnson, R (7, 1) ERA: 3.98	1.0 5 0 1 1 1 2 0 0 0 0 0 5 13 9.00 2.000																			
Tom Burgmeier, L (8, 1) ERA: 3.13	0.2 7 4 1 1 0 1 0 0 0 0 0 6 10 13.50 7.500																			
Mark Wiley, R (9, 1) ERA: 6.2	1.0 S 2 0 0 0 0 0 0 0 0 0 0 2 2 0.00 0.000																			

Chicago White Sox @ Minnesota Twins
Metropolitan Stadium, Bloomington, MI
Sun Aug 03 1975, 4:33 AM EDT
Unknown - 81 F

AB	33
R	4
H	7
RBI	3
BB	8
SO	5
LOB	19



WP: 0	PA: 42
PB: 0	
SB: 1	
CS: 0	

ERA	WHIP
-----	------

Batter	1	2	3	4	5	6	7	8	9	AB	R	H	RBI	BB	SO	LOB
Dan Ford, R OBP: 0.318, SLG: 0.437 (1, 8)	0-0 1B 1B	0-0 F9			0-0 HR		0-0 L4-3 1B	0-0 P4		5	2	3	1	0	0	1
Jerry Terrell, R OBP: 0.317, SLG: 0.325 (1, 3)	0-0 F9		0-0 1B G3 FC5-4 1B		0-0 6-3		0-0 L4-3 1-2			4	1	1	0	0	0	2
Rod Carew, L OBP: 0.434, SLG: 0.531 (1, 4)	0-0 1B 1-3 HR 1B		0-0 G3 1-2		0-0 6-3		4-0 BLK BB			3	1	1	0	1	0	1
Tony Oliva, L OBP: 0.371, SLG: 0.443 (1, 10)	0-0 1B 1-2 HR 1B		0-0 FC5-4 1B 2-3		0-0 1B		4-0 BB 1-2 BB			3	1	3	1	1	0	0
Steve Brye, R OBP: 0.325, SLG: 0.429 (7, PR)										0	0	0	0	0	0	0
Eric Soderholm, R OBP: 0.356, SLG: 0.370 (1, 5)	0-0 1B 1-H 2-H HR		0-0 FC5-4 1-2f 3-H		0-0 F9		0-3 K			4	1	1	4	0	1	4
John Briggs, L OBP: 0.425, SLG: 0.419 (1, 7)	0-0 L6		0-3 K		0-3 K			4-0 1B PB BB		3	1	0	0	1	2	1
Danny Thompson, R OBP: 0.309, SLG: 0.345 (1, 6)	0-0 6-3				0-0 6-3		0-0 L8			4	0	0	0	0	0	1
Luis Gomez, R OBP: 0.232, SLG: 0.176 (9, 6)										0	0	0	0	0	0	0
Lyman Bostock, L OBP: 0.313, SLG: 0.320 (1, 9)			0-0 P6		0-0 4-3		0-0 FC5-4 1B			4	0	2	0	0	0	0
Phil Roof, R OBP: 0.282, SLG: 0.333 (1, 2)			0-3 K		0-0 5-3		0-0 FC5-4 1-2f			3	0	0	0	0	1	1
Steve Braun, L OBP: 0.373, SLG: 0.413 (8, PH)								0-0 6-3 1-2 3-H		0	0	0	0	0	0	0
Glenn Borgmann, R OBP: 0.303, SLG: 0.296 (8, PH)										1	0	0	0	0	0	1

Inning Stats	R: 4	H: 4	E: 0	LOB: 0	K: 0	BB: 0	S: 7	P: 7	R: 0	H: 0	E: 0	LOB: 0	K: 1	BB: 0	S: 5	P: 5	R: 1	H: 2	E: 0	LOB: 1	K: 1	BB: 0	S: 7	P: 7	R: 0	H: 0	E: 0	LOB: 0	K: 0	BB: 0	S: 3	P: 3	R: 1	H: 2	E: 0	LOB: 1	K: 0	BB: 0	S: 5	P: 5	R: 0	H: 1	E: 0	LOB: 1	K: 1	BB: 2	S: 6	P: 6	R: 0	H: 1	E: 0	LOB: 2	K: 1	BB: 2	S: 5	P: 13	R: 1	H: 1	E: 0	LOB: 1	K: 0	BB: 1	S: 4	P: 8
--------------	------	------	------	--------	------	-------	------	------	------	------	------	--------	------	-------	------	------	------	------	------	--------	------	-------	------	------	------	------	------	--------	------	-------	------	------	------	------	------	--------	------	-------	------	------	------	------	------	--------	------	-------	------	------	------	------	------	--------	------	-------	------	-------	------	------	------	--------	------	-------	------	------

1B: 9	SF: 0	WP: 0	PA: 37
2B: 1	SAC: 0	PB: 1	
3B: 0	DP: 1	SB: 0	
HR: 2	HBP: 0	CS: 0	

PITCHER	IP	WLS	BF	H	R	ER	SO	BB	IBB	HBP	BLK	WP	HR	S	P	ERA	WHIP
Jim Kaat, L ERA: 3.17 (1, 1)	6.2	L	31	10	6	6	3	2	0	0	1	0	2	35	43	8.10	1.800
Cecil Upshaw, R ERA: 4.09 (7, 1)	0.2		4	1	1	0	1	1	0	0	0	0	0	5	9	0.00	3.000
Dave Hamilton, L ERA: 4.23 (8, 1)	0.2		2	0	0	0	0	0	0	0	0	0	0	2	2	0.00	0.000

BOTTOM

Chicago White Sox @ Minnesota Twins
Metropolitan Stadium, Bloomington, MI
Sun Aug 03 1975, 4:33 AM EDT
Unknown - 81 F

livebaseballscores.com

AB	34
R	7
H	11
RBI	6
BB	3
SO	4
LOB	12



Batter	1	2	3	4	5	6	7	8	9	AB R H RBI BB SO LOB	TOP											
Pat Kelly, L (1, 9) OBP: 0.353, SLG: 0.412	4-0 FC5-4 BB	0-0 1-3 2B		0-0 G3		4-0 1B 2B BB	0-3 K		0-0 G6-3 1B	4 1 2 0 2 1 0												
Jorge Orta, L (1, 4) OBP: 0.349, SLG: 0.434	0-0 FC5-4 2B 1-2f FC5-2	0-0 4-3			0-0 F7	0-0 1-3 2B 1B	0-0 4-3		0-0 G6-3 1-2f	6 1 1 0 0 0 5												
Carlos May, L (1, 3) OBP: 0.370, SLG: 0.395	0-0 1-3 1B 2B	4-0 1BB			0-0 2B 4-3 1B	4-0 1-2 2B BB	0-0 F8			3 3 2 0 2 0 0												
Deron Johnson, R (1, 10) OBP: 0.303, SLG: 0.403	0-0 FC5-2 E 1B	0-0 F9			0-0 1-3 1B 2B	0-0 1-3 2-H 2B		0-0 HR		5 3 3 3 0 0 5												
Ken Henderson, S (1, 8) OBP: 0.354, SLG: 0.365	0-0 E9 BB 1-3 2-H 1B		0-0 G3		0-0 4-3	4-0 1B BB		0-0 G6-4-3 1B		4 1 2 2 1 0 1												
Bill Melton, R (1, 5) OBP: 0.332, SLG: 0.319	4-0 1-2 BB		0-3 K		0-0 1B	4-0 BB 1B		0-0 G6-4-3 1-2f		0 0 0 0 1 0 0												
Bill Stein, R (1, 5) OBP: 0.323, SLG: 0.338					3-H	1-2 2-3 3-H BB				3 0 1 2 1 1 1												
Nylis Nyman, L (1, 7) OBP: 0.245, SLG: 0.256	0-0 L1		0-3 K		0-0 P4	0-0 1-2 2-3 3-H BB 1B		0-0 G3		5 0 1 2 0 1 4												
Bucky Dent, R (1, 6) OBP: 0.321, SLG: 0.373		0-0 5-3		0-0 5-3		0-0 5-3		0-0 6-3		4 0 0 0 1 0 0												
Pete Varney, R (1, 2) OBP: 0.321, SLG: 0.389										3 0 1 0 0 1 0												
Jerry Hairston, S (6, PH) OBP: 0.359, SLG: 0.291		0-0 2B 1B		0-3 K					0-0 1B 2B	1 0 0 0 0 0 3												
Brian Downing, R (6, 2) OBP: 0.376, SLG: 0.357										1 0 1 0 0 0 0												
Inning Stats	R: 1 E: 1 K: 0 S: 5	H: 2 LOB: 3 BB: 2 P: 13	R: 0 E: 0 K: 0 S: 5	H: 2 LOB: 3 BB: 1 P: 9	R: 0 E: 0 K: 2 S: 7	H: 0 LOB: 0 BB: 0 P: 7	R: 0 E: 0 K: 1 S: 5	H: 0 LOB: 0 BB: 0 P: 5	R: 2 E: 0 K: 0 S: 6	H: 3 LOB: 1 BB: 0 P: 6	R: 5 E: 0 K: 0 S: 6	H: 3 LOB: 3 BB: 5 P: 26	R: 0 E: 0 K: 1 S: 5	H: 0 LOB: 0 BB: 0 P: 5	R: 1 E: 0 K: 0 S: 4	H: 2 LOB: 0 BB: 0 P: 4	R: 0 E: 0 K: 0 S: 4	H: 2 LOB: 1 BB: 0 P: 4	1B: 8 2B: 5 3B: 0 HR: 1	SF: 0 SAC: 0 DP: 2 HBP: 0	WP: 0 PB: 0 SB: 0 CS: 0	PA: 47
PITCHER	IP WLS BF H R ER SO BB IBB HBP BLK WP HR S P ERA WHIP																					
Bill Campbell, R (1, 1) ERA: 4.48	5.2 W 32 9 8 8 3 5 1 0 0 0 0 32 56 12.71 2.471																					
Tom Johnson, R (6, 1) ERA: 3.98	0.0 3 1 0 0 0 2 0 0 0 0 0 1 9 ∞ ∞																					
Mark Wiley, R (6, 1) ERA: 5.79	3.1 S 12 4 1 1 1 0 0 0 0 0 0 1 14 2.70 1.200																					

Chicago White Sox @ Minnesota Twins
Metropolitan Stadium, Bloomington, MI

Sun Aug 03 1975, 4:38 AM EDT
Att. 14,782 - Unknown

AB	39
R	9
H	14
RBI	9
BB	8
SO	4
LOB	19



livebaseballscorecards.com

Batter	1	2	3	4	5	6	7	8	9	AB R H RBI BB SO LOB
Lyman Bostock, L (1, 9) OBP: 0.320, SLG: 0.333	0-0 FC 1B 2B		0-0 WP 1B		0-0 SF7		0-0 FC6-4 BB 1B			4 3 3 1 0 0 2
Dan Ford, R (1, 8) OBP: 0.319, SLG: 0.440	0-0 FC WP 1B 2-3		0-0 F8		0-0 P6		0-0 BB 1B			5 1 2 4 0 0 4
Rod Carew, L (1, 4) OBP: 0.436, SLG: 0.530	0-0 F8 1B 1-H 3-H		0-0 1B 1B		0-3 K		4-0 G6-4-3 BB			4 1 2 3 1 1 3
Tony Oliva, L (1, 10) OBP: 0.374, SLG: 0.446	0-0 F8 1-2		0-0 1B 1B		0-0 L3 1B		0-0 G6-4-3 1-2f			3 1 2 1 0 0 1
Steve Brye, R (4, PR) OBP: 0.325, SLG: 0.429										0 0 0 0 0 0 0
Tom Lundstedt, S (6, PH) OBP: 0.208, SLG: 0.136										1 0 0 0 1 0 3
John Briggs, L (1, 3) OBP: 0.421, SLG: 0.412	0-0 F7		4-0 1B 1B IBB		0-0 L3 1-2		0-3 K		0-0 F9	4 1 0 0 1 1 2
Eric Soderholm, R (1, 5) OBP: 0.357, SLG: 0.370		0-0 F8	0-0 1B 1B 1-2 2-H		0-0 F3		0-0 P4		0-0 1B	5 1 2 1 0 0 2
Steve Braun, L (1, 7) OBP: 0.376, SLG: 0.417		4-0 G5-3 1B BB	0-0 1B 1B 1B 1-3 2-H		0-0 1B SF7 2B		0-0 4-3		0-3 K	4 2 2 1 1 1 2
Jerry Terrell, R (1, 6) OBP: 0.329, SLG: 0.333		0-0 1B	0-0 1B 2B 1B 1-2 3-H		0-0 BB 1B		4-0 FC6-4 BB 1B BB		0-0 5-3	4 2 3 1 1 0 1
Luis Gomez, R (9, 6) OBP: 0.232, SLG: 0.176		1-2 1B			2-3 1B					0 0 0 0 0 0 0
Glenn Borgmann, R (1, 2) OBP: 0.305, SLG: 0.294		0-0 G5-3	0-3 K		4-0 BB		4-0 FC6-4 BB			2 0 0 0 2 1 4

Inning Stats	R: 2	H: 2	E: 0	K: 5	S: 5	LOB: 0	BB: 0	P: 5	R: 0	H: 1	E: 0	K: 0	S: 3	LOB: 1	BB: 1	P: 7	R: 8	H: 8	E: 0	K: 1	S: 13	LOB: 1	BB: 1	P: 17	R: 0	H: 1	E: 0	K: 0	S: 3	LOB: 1	BB: 0	P: 3	R: 1	H: 2	E: 0	K: 1	S: 7	LOB: 2	BB: 1	P: 11	R: 0	H: 0	E: 0	K: 1	S: 5	LOB: 1	BB: 1	P: 9	R: 1	H: 1	E: 0	K: 0	S: 3	LOB: 2	BB: 3	P: 15	R: 0	H: 1	E: 0	K: 1	S: 6	LOB: 1	BB: 0	P: 6
--------------	------	------	------	------	------	--------	-------	------	------	------	------	------	------	--------	-------	------	------	------	------	------	-------	--------	-------	-------	------	------	------	------	------	--------	-------	------	------	------	------	------	------	--------	-------	-------	------	------	------	------	------	--------	-------	------	------	------	------	------	------	--------	-------	-------	------	------	------	------	------	--------	-------	------

PITCHER	IP	WLS	BF	H	R	ER	SO	BB	IBB	HBP	BLK	WP	HR	S	P	ERA	WHIP
Pete Vuckovich, R (1, 1) ERA: 27.0	2.1	L	15	7	7	7	0	1	1	0	0	2	0	13	21	27.00	3.429
Rich Hinton, L (3, 1) ERA: 10.8	0.0		1	1	0	0	0	0	0	0	0	0	0	1	1	∞	∞
Ozzie Osborn, R (3, 1) ERA: 4.1	2.2		15	6	4	4	2	2	0	0	0	0	0	17	25	13.50	3.000
Dave Hamilton, L (6, 1) ERA: 4.18	3.0		13	2	1	1	2	3	0	0	0	0	0	14	26	3.00	1.667


BOTTOM

Chicago White Sox @ Minnesota Twins
Metropolitan Stadium, Bloomington, MI

Sun Aug 03 1975, 4:38 AM EDT
Att. 14,782 - Unknown

AB	36
R	12
H	16
RBI	12
BB	7
SO	4
LOB	24

livebaseballscorecards.com




1B	2B	3B	HR	SF	SAC	DP	HBP	WP	HR	S	P	ERA	WHIP
13	4	0	0	1	0	3	0	2	0	0	0	27.00	3.429
2	0	0	0	0	0	0	0	0	0	0	0	∞	∞
0	0	0	0	0	0	0	0	0	0	0	0	13.50	3.000
0	0	0	0	0	0	0	0	0	0	0	0	3.00	1.667

Batter	1	2	3	4	5	6	7	8	9	10	AB R H RBI BB SO LOB	TOP												
Lyman Bostock, L (1, 9) OBP: 0.329, SLG: 0.354	0-0 1-3		0-0 FC6-4 1B		0-0 3B		0-0 FC6-4 WP 1B		0-0 SH5-4 SF7 2B	4-0 IBB	5 2 3 0 1 0 1	Minnesota Twins @ Kansas City Royals Royals Stadium, Kansas City, MO Mon Aug 04 1975, 8:05 PM EDT Att: 12,195 - Unknown - 92 F												
Dan Ford, R (1, 8) OBP: 0.314, SLG: 0.432	0-0 5-3		0-0 F3		0-0 5-3		0-3 K		0-0 SH5-4	0-0 L4	5 0 0 0 0 1 5													
Rod Carew, L (1, 4) OBP: 0.438, SLG: 0.529	0-0 G3		0-0 FC6-4		4-0 CS IBB		0-0 2-H 1B		4-0 SF7 IBB		3 0 1 1 2 0 1													
Tony Oliva, L (1, 10) OBP: 0.369, SLG: 0.440		0-0 1-3	0-0 4-3		0-3 K		0-0 L3		0-0 SF7		4 0 0 1 0 1 4													
John Briggs, L (1, 3) OBP: 0.424, SLG: 0.422		0-0 2B 3B		0-0 3-1 1B 6-3 1B		0-0 L3		0-0 4-3		4-0 IBB	4 2 2 0 1 0 0													
Eric Soderholm, R (1, 5) OBP: 0.357, SLG: 0.373		0-0 3-H 2B		0-0 6-3 3-1 1B		0-0 F7		0-3 K	0-3 K		5 0 2 1 0 2 2													
Steve Braun, L (1, 7) OBP: 0.379, SLG: 0.421		0-0 BB 1B		0-0 3-1 1-2 2-3		4-0 BB BB BB		0-0 1B 2B		0-3 K	4 1 2 0 1 1 2													
Jerry Terrell, R (1, 6) OBP: 0.335, SLG: 0.342		4-0 BB BB BB		0-0 6-3 1-2 BB		0-0 F7		0-0 2-H 1B		0-0 E 2B	4 0 2 2 1 0 2													
Phil Roof, R (1, 2) OBP: 0.273, SLG: 0.317		0-0 4-3		0-0 3-1			0-0 FC6-4 1B		0-3 K	0-3 K	5 0 1 0 0 2 5													
Inning Stats	R: 0 E: 0 K: 0 S: 3	H: 0 LOB: 0 BB: 0 P: 3	R: 1 E: 0 K: 0 S: 5	H: 3 LOB: 2 BB: 1 P: 9	R: 0 E: 0 K: 0 S: 4	H: 1 LOB: 1 BB: 0 P: 4	R: 1 E: 0 K: 0 S: 5	H: 2 LOB: 1 BB: 0 P: 5	R: 0 E: 0 K: 1 S: 5	H: 0 LOB: 1 BB: 1 P: 7	R: 1 E: 0 K: 1 S: 7		H: 2 LOB: 1 BB: 0 P: 7	R: 1 E: 0 K: 2 S: 9	H: 2 LOB: 1 BB: 0 P: 9	R: 1 E: 0 K: 1 S: 6	H: 1 LOB: 2 BB: 2 P: 14	R: 0 E: 1 K: 2 S: 8	H: 1 LOB: 2 BB: 1 P: 12	1B: 7 2B: 5 3B: 2 HR: 0	SF: 1 SAC: 1 DP: 1 HBP: 0	WP: 1 PB: 0 SB: 0 CS: 1	PA: 47	
PITCHER	IP WLS BF H R ER SO BB IBB HBP BLK WP HR S P ERA WHIP																							
Dennis Leonard, R (1, 1) ERA: 3.7	6.0																							
Lindy McDaniel, R (7, 1) ERA: 4.33	0.2																							
Steve Mingori, L (7, 1) ERA: 2.35	0.1																							
Doug Bird, R (8, 1) ERA: 3.68	3.0	W	16	4	2	2	5	0	3	0	0	0	0	23	35	6.00	1.333							

livebaseballscores.com



Batter	1	2	3	4	5	6	7	8	9	AB R H RBI BB SO LOB	TOP									
Lyman Bostock, L (1, 9) OBP: 0.323, SLG: 0.347	0-0 4-3		0-0 4-3			0-0 G3			0-0 G3	4 0 0 0 0 0 1	Minnesota Twins @ Kansas City Royals Royals Stadium, Kansas City, MO Tue Aug 05 1975, 8:05 PM EDT Att. 14,275 - Unknown - 92 F livebaseballscorecards.com AB 29 R 1 H 2 RBI 1 BB 1 SO 5 LOB 6 									
Dan Ford, R (1, 8) OBP: 0.310, SLG: 0.426	0-0 5-3			0-0 F7		0-3 K		0-3 K	4 0 0 0 0 2 1											
Rod Carew, L (1, 4) OBP: 0.434, SLG: 0.523	0-0 4-3			0-0 6-3		0-0 4-3		0-0 F7	4 0 0 0 0 0 1											
Tony Oliva, L (1, 10) OBP: 0.365, SLG: 0.435		0-0 3-1		0-0 G3		0-0 1-3			3 0 0 0 0 0 0											
John Briggs, L (1, 3) OBP: 0.428, SLG: 0.429 Danny Thompson, R (5, 6) OBP: 0.307, SLG: 0.344		4-0 BB			0-0 1B	0-3 K			1 1 1 0 1 0 0 1 0 0 0 0 1 0											
Eric Soderholm, R (1, 5) OBP: 0.357, SLG: 0.373		0-3 K			0-0 G4-6-3 1B	0-0 F8			3 0 1 1 0 1 1											
Steve Braun, L (1, 7) OBP: 0.376, SLG: 0.417		0-0 4-3			0-0 G4-6-3 1-2f		0-0 G3		3 0 0 0 0 0 2											
Jerry Terrell, R (1, 6) OBP: 0.330, SLG: 0.337			0-0 4-3		0-0 F7		0-0 5-3		3 0 0 0 0 0 0											
Tom Lundstedt, S (1, 2) OBP: 0.185, SLG: 0.120			0-3 K			0-0 E4 G3		0-0 F8	3 0 0 0 0 1 0											
Inning Stats	R: 0 E: 0 K: 0 S: 3	H: 0 LOB: 0 BB: 0 P: 3	R: 0 E: 0 K: 1 S: 5	H: 0 LOB: 1 BB: 1 P: 9	R: 0 E: 0 K: 1 S: 5	H: 0 LOB: 0 BB: 0 P: 5	R: 0 E: 0 K: 0 S: 3	H: 0 LOB: 0 BB: 0 P: 3	R: 0 E: 0 K: 1 S: 5	H: 0 LOB: 0 BB: 0 P: 5	R: 0 E: 0 K: 1 S: 5	H: 0 LOB: 0 BB: 0 P: 5	R: 0 E: 0 K: 1 S: 5	H: 0 LOB: 0 BB: 0 P: 5	R: 0 E: 0 K: 1 S: 5	H: 0 LOB: 0 BB: 0 P: 5	1B: 1 2B: 1 3B: 0 HR: 0	SF: 0 SAC: 0 DP: 1 HBP: 0	WP: 0 PB: 0 SB: 1 CS: 0	PA: 30
PITCHER Al Fitzmorris, R (1, 1) ERA: 3.87	IP 9.0 WLS W BF 30 H 2 R 1 ER 1 SO 5 BB 1 IBB 0 HBP 0 BLK 0 WP 0 HR 0 S 39 P 43 ERA 1.00 WHIP 0.333											PITCHER	IP WLS BF H R ER SO BB IBB HBP BLK WP HR S P ERA WHIP							

Batter	1	2	3	4	5	6	7	8	9
Freddie Patek, R OBP: 0.318, SLG: 0.336 (1, 6)	0-0 F7			0-0 1B	0-0 F7		0-0 P4	0-0 2B	
Vada Pinson, L OBP: 0.257, SLG: 0.357 Jim Wohlford, R OBP: 0.326, SLG: 0.323 (7, PR) (8, 7)	0-3 K			0-3 K	0-0 4-3		0-0 BB 2B	0-0 F8	
Amos Otis, R OBP: 0.370, SLG: 0.412 (1, 8)	0-0 L5			0-0 HR 1B	0-0 BB 1B		0-0 P3		
John Mayberry, L OBP: 0.407, SLG: 0.534 (1, 10)		4-0 BB G4-6-3		0-0 HR 1B	4-0 BB 1B		4-0 BB IBB		
Tony Solaita, L OBP: 0.364, SLG: 0.500 (1, 3)		0-0 G4-6-3		4-0 BB E	0-0 BB 1B		4-0 BB BB		
George Brett, L OBP: 0.344, SLG: 0.434 (1, 5)		0-0 F7		4-0 BB FC5-4	0-0 F6		0-0 P6		
Al Cowens, R OBP: 0.305, SLG: 0.365 (1, 9)			0-0 F8	0-0 FC5-4		0-3 K		0-3 K	
Bob Stinson, S OBP: 0.405, SLG: 0.464 (1, 2)			0-0 G6-3 1B	4-0 BB		0-3 K		0-0 6-3	
Frank White, R OBP: 0.260, SLG: 0.321 (1, 4)			0-0 G6-3	0-0 F8		0-0 F8		0-0 2B 1B	

Inning Stats	R: 0	H: 0	E: 0	K: 1	S: 5	R: 0	H: 0	E: 0	K: 0	S: 2	R: 0	H: 1	E: 0	K: 0	S: 3	R: 4	H: 3	E: 1	K: 1	S: 8	R: 1	H: 2	E: 0	K: 0	S: 5	R: 0	H: 0	E: 0	K: 2	S: 7	R: 0	H: 1	E: 0	K: 0	S: 4	R: 1	H: 2	E: 0	K: 1	S: 7
	LOB: 0	BB: 0	P: 5			LOB: 0	BB: 1	P: 6			LOB: 0	BB: 0	P: 3			LOB: 2	BB: 3	P: 20			LOB: 0	BB: 0	P: 7			LOB: 3	BB: 2	P: 12			LOB: 1	BB: 0	P: 7			LOB: 0	BB: 0	P: 7		

PITCHER	IP	WLS	BF	H	R	ER	SO	BB	IBB	HBP	BLK	WP	HR	S	P	ERA	WHIP
Dave Goltz, R ERA: 4.15 (1, 1)	6.2	L	32	7	5	4	4	6	1	0	0	0	1	33	61	5.40	1.950
Tom Burgmeier, L ERA: 3.21 (7, 1)	1.1		6	2	1	1	1	0	0	0	0	0	0	8	8	6.75	1.500

AB R H RBI BB SO LOB

5	1	2	1	0	0	0
4	0	1	0	0	2	1
1	0	0	0	0	0	1
4	2	2	1	0	0	1
1	1	1	2	3	0	0
2	1	1	1	2	0	1
3	0	0	0	1	0	5
4	0	0	0	0	2	1
3	0	1	0	1	1	0
4	1	1	0	0	0	3

AB	31
R	6
H	9
RBI	5
BB	7
SO	5
LOB	13



WP	HR	S	P	ERA	WHIP
0	0	0	0	0	0

Minnesota Twins @ Kansas City Royals
Royals Stadium, Kansas City, MO
Tue Aug 05 1975, 8:05 PM EDT
Att: 14,275 - Unknown - 92 F

livebaseballscorecards.com

Batter	1	2	3	4	5	6	7	8	9	AB R H RBI BB SO LOB	TOP
Lyman Bostock, L (1, 9) <small>OBP: 0.325, SLG: 0.346</small>	0-3 	0-0 			0-0 		4-0 		0-0 	4 0 1 2 1 1 0	Minnesota Twins @ Kansas City Royals Royals Stadium, Kansas City, MO Wed Aug 06 1975, 8:05 PM EDT Att. 17,211 - Unknown - 85 F
Dan Ford, R (1, 8) <small>OBP: 0.312, SLG: 0.426</small>	0-0 	0-0 			0-0 		0-0 	0-0 	5 1 2 0 0 0 2		
Rod Carew, L (1, 4) <small>OBP: 0.436, SLG: 0.527</small>	0-0 				0-0 		0-0 	0-0 	5 0 3 0 0 0 2		
Tony Oliva, L (1, 10) <small>OBP: 0.367, SLG: 0.433</small> Vic Albury, L (7, PR)	4-0 				0-0 		4-0 		2 0 0 0 2 0 2 0 0 0 0 0 0 0		
John Briggs, L (1, 3) <small>OBP: 0.425, SLG: 0.423</small>	0-0 				0-0 		0-0 	4-0 	3 0 0 1 1 0 3		
Jerry Terrell, R (1, 6) <small>OBP: 0.329, SLG: 0.335</small>	0-0 				0-0 		0-0 	0-0 	4 0 1 0 0 0 6		
Steve Braun, L (1, 7) <small>OBP: 0.378, SLG: 0.418</small>		0-0 			0-0 		0-0 	0-3 	4 1 2 0 0 1 0		
Danny Thompson, R (1, 5) <small>OBP: 0.307, SLG: 0.342</small>		0-0 			0-0 		0-3 	0-0 	4 1 1 0 0 1 2		
Phil Roof, R (1, 2) <small>OBP: 0.267, SLG: 0.310</small> Eric Soderholm, R (6, PH) <small>OBP: 0.356, SLG: 0.372</small> Glenn Borgmann, R (6, 2) <small>OBP: 0.304, SLG: 0.293</small>		0-0 			0-0 		0-0 	0-0 	1 0 0 0 0 0 0 1 0 0 0 0 0 2 1 0 0 0 0 0 0		
Inning Stats	R: 1 H: 2 E: 0 LOB: 2 K: 1 BB: 1 S: 7 P: 11	R: 2 H: 3 E: 0 LOB: 0 K: 0 BB: 0 S: 5 P: 5	R: 0 H: 1 E: 0 LOB: 1 K: 0 BB: 0 S: 4 P: 4	R: 0 H: 0 E: 0 LOB: 0 K: 0 BB: 0 S: 3 P: 3	R: 0 H: 1 E: 0 LOB: 1 K: 0 BB: 0 S: 4 P: 4	R: 0 H: 2 E: 0 LOB: 2 K: 1 BB: 0 S: 7 P: 7	R: 0 H: 0 E: 0 LOB: 3 K: 0 BB: 3 S: 3 P: 15	R: 0 H: 0 E: 0 LOB: 0 K: 1 BB: 0 S: 5 P: 5	R: 0 H: 1 E: 0 LOB: 0 K: 0 BB: 0 S: 3 P: 3	1B: 9 SF: 0 2B: 1 SAC: 1 3B: 0 DP: 2 HR: 0 HBP: 0	WP: 0 PA: 39 PB: 0 SB: 1 CS: 0
PITCHER Steve Busby, R (1, 1) <small>ERA: 2.73</small>	IP WLS BF H R ER SO BB IBB HBP BLK WP HR S P ERA WHIP 9.0 W 39 10 3 3 3 4 0 0 0 0 0 0 41 57 3.00 1.556					PITCHER IP WLS BF H R ER SO BB IBB HBP BLK WP HR S P ERA WHIP					

AB	34
R	3
H	10
RBI	3
BB	4
SO	3
LOB	19



Batter	1	2	3	4	5	6	7	8	9	AB R H RBI BB SO LOB	TOP											
Dan Ford, R OBP: 0.311, SLG: 0.427 (1, 8) X	0-0 L3		0-3 K		0-0 F9			0-0 2B		4 0 1 0 0 1 1												
Jerry Terrell, R OBP: 0.323, SLG: 0.329 (1, 3) X	0-0 F8		0-0 4-3			0-0 F9		0-0 5-3		4 0 0 0 0 0 2												
Rod Carew, L OBP: 0.437, SLG: 0.529 (1, 4) X	0-0 1B		0-0 4-3			0-0 4-3			0-0 HR	4 1 2 0 0 0 1												
Tony Oliva, L OBP: 0.366, SLG: 0.430 (1, 10) X	0-0 1B			0-0 6-3		0-0 4-3			0-3 K	4 0 1 0 0 1 1												
Eric Soderholm, R OBP: 0.356, SLG: 0.378 (1, 5) X	0-0 5-3			0-0 F9			0-0 F7		0-0 HR	4 1 1 2 0 0 2												
Steve Braun, L OBP: 0.377, SLG: 0.417 John Briggs, L OBP: 0.424, SLG: 0.422 (1, 7) (3, 7)		0-0 1-4-3		0-0 1B		0-0 3-1			0-0 F9	1 0 0 0 0 0 0 3 0 1 0 0 0 0												
Danny Thompson, R OBP: 0.302, SLG: 0.337 (1, 6) X		0-0 6-3		0-0 L9			0-0 1-3		0-0 4-3	4 0 0 0 0 0 1												
Lyman Bostock, L OBP: 0.321, SLG: 0.341 (1, 9) X		0-0 F8			0-0 L4			0-0 6-3		3 0 0 0 0 0 0												
Phil Roof, R OBP: 0.283, SLG: 0.326 Glenn Borgmann, R OBP: 0.303, SLG: 0.291 (1, 2) (4, 2) X			0-0 4-3		0-3 K			0-0 F9		1 0 1 0 0 0 0 2 0 0 0 0 1 0												
Inning Stats	R: 0 E: 0 K: 0 S: 5	H: 2 LOB: 2 BB: 0 P: 5	R: 0 E: 0 K: 0 S: 3	H: 0 LOB: 0 BB: 0 P: 3	R: 0 E: 0 K: 1 S: 6	H: 1 LOB: 1 BB: 0 P: 6	R: 0 E: 0 K: 0 S: 4	H: 1 LOB: 1 BB: 0 P: 4	R: 0 E: 0 K: 1 S: 5	H: 0 LOB: 0 BB: 0 P: 5	R: 0 E: 0 K: 0 S: 3	H: 0 LOB: 0 BB: 0 P: 3	R: 0 E: 0 K: 0 S: 3	H: 0 LOB: 0 BB: 0 P: 3	R: 0 E: 0 K: 0 S: 4	H: 1 LOB: 1 BB: 0 P: 4	R: 2 E: 0 K: 1 S: 7	H: 2 LOB: 0 BB: 0 P: 7	1B: 4 2B: 2 3B: 0 HR: 1	SF: 0 SAC: 0 DP: 0 HBP: 0	WP: 0 PB: 0 SB: 0 CS: 0	PA: 34
PITCHER	IP WLS BF H R ER SO BB IBB HBP BLK WP HR S P ERA WHIP																					
Paul Splittorff, L ERA: 3.46 (1, 1)	6.0 W 22 4 0 0 2 0 0 0 0 0 0 0 26 26 0.00 0.667																					
Lindy McDaniel, R ERA: 4.19 (7, 1)	2.0 7 1 0 0 0 0 0 0 0 0 0 0 7 7 0.00 0.500																					
Nelson Briles, R ERA: 4.36 (9, 1)	1.0 5 2 2 2 1 0 0 0 0 0 0 1 7 7 18.00 2.000																					

Minnesota Twins @ Kansas City Royals
Royals Stadium, Kansas City, MO
Thu Aug 07 1975, 8:05 PM EDT
Att. 15,596 - Unknown - 80 F

livebaseballscorecards.com

AB	34
R	2
H	7
RBI	2
BB	0
SO	3
LOB	8



BOTTOM

Minnesota Twins @ Kansas City Royals
Royals Stadium, Kansas City, MO

Thu Aug 07 1975, 8:05 PM EDT
Att: 15,596 - Unknown - 80 F

livebaseballscorecards.com

AB	36
R	10
H	13
RBI	10
BB	3
SO	2
LOB	19



WP	1	PA	41
PB	0	SB	0
CS	0		

AB	R	H	RBI	BB	SO	LOB
5	1	1	2	0	1	3
0	0	0	0	0	0	0

5	1	3	1	0	0	1
---	---	---	---	---	---	---

4	2	1	1	1	0	2
---	---	---	---	---	---	---

4	1	1	1	0	0	3
---	---	---	---	---	---	---

3	1	1	1	1	1	2
1	0	0	0	0	0	0

3	1	1	2	0	0	2
---	---	---	---	---	---	---

3	0	1	0	0	0	2
1	1	0	0	0	0	0

3	2	3	2	1	0	0
---	---	---	---	---	---	---

4	0	1	0	0	0	4
---	---	---	---	---	---	---

1B	8	SF	1
2B	3	SAC	0
3B	1	DP	0
HR	1	HBP	1

Batter	1	2	3	4	5	6	7	8	9
Freddie Patek, R (1, 6) Frank White, R (8, 6) OBP: 0.315, SLG: 0.342 OBP: 0.258, SLG: 0.317	0-0 IHR	0-3 K		0-0 F8		0-0 6-3	0-0 5-3		
Cookie Rojas, R (1, 4) OBP: 0.339, SLG: 0.371	0-0 4-3	0-0 1B		0-0 1B		0-0 3B 1B	0-0 5-3		
Amos Otis, R (1, 8) OBP: 0.372, SLG: 0.416	4-0 2B BB	0-0 F7		0-0 F8		0-0 1B 3B		0-0 F9	
John Mayberry, L (1, 3) OBP: 0.409, SLG: 0.533	0-0 F9	0-0 F9			1-0 F3 WP SF8 HBP	0-0 FC6-4 1B		0-0 4-3	
Hal McRae, R (1, 7) Jim Wohlford, R (7, 7) OBP: 0.366, SLG: 0.440 OBP: 0.325, SLG: 0.322	0-0 1B 2B		4-0 FC1-6 BB		0-0 F3	0-3 K		0-0 F9	
George Brett, L (1, 5) OBP: 0.343, SLG: 0.431	0-0 1B		0-0 FC1-6 1B		0-0 SF8	0-0 FC6-4			
Harmon Killebrew, R (1, 10) Rodney Scott, S (5, PR) OBP: 0.319, SLG: 0.388	0-0 F7		0-0 5-3		0-0 1B 2B		0-0 4-3		
Al Cowens, R (1, 9) OBP: 0.316, SLG: 0.378		0-0 1B 2B	0-0 FC4 1B		0-0 1B		4-0 1B 5-3 BB		
Buck Martinez, R (1, 2) OBP: 0.315, SLG: 0.367		0-0 E6 1B	0-0 FC4		0-0 5-3		0-0 5-3 1B		

Inning Stats	R: 3	H: 3	E: 0	LOB: 1	K: 0	P: 10	R: 1	H: 2	E: 1	LOB: 2	K: 1	P: 8	R: 1	H: 1	E: 0	LOB: 1	K: 0	P: 8	R: 0	H: 1	E: 0	LOB: 0	K: 0	P: 3	R: 2	H: 2	E: 0	LOB: 2	K: 0	P: 6	R: 2	H: 3	E: 0	LOB: 1	K: 1	P: 8	R: 1	H: 1	E: 0	LOB: 1	K: 0	P: 8	R: 0	H: 0	E: 0	LOB: 0	K: 0	P: 3
--------------	------	------	------	--------	------	-------	------	------	------	--------	------	------	------	------	------	--------	------	------	------	------	------	--------	------	------	------	------	------	--------	------	------	------	------	------	--------	------	------	------	------	------	--------	------	------	------	------	------	--------	------	------

PITCHER	IP	WLS	BF	H	R	ER	SO	BB	IBB	HBP	BLK	WP	HR	S	P	ERA	WHIP
Vic Albury, L (1, 1) ERA: 4.21	4.2	L	25	8	7	7	1	2	0	0	0	1	0	24	33	13.50	2.143
Tom Johnson, R (5, 1) ERA: 4.57	1.1		8	4	2	2	1	0	0	0	0	0	0	10	10	13.50	3.000
Joe Decker, R (7, 1) ERA: 9.3	2.0		8	1	1	1	0	1	0	0	0	0	0	7	11	4.50	1.000

Batter	1	2	3	4	5	6	7	8	9	AB R H RBI BB SO LOB	TOP									
Lyman Bostock, L (1, 9) OBP: 0.322, SLG: 0.342	0-0 6-3	0-0 1B		0-0 L6			0-0 6-3		0-0 1B	5 0 2 1 0 0 2										
Dan Ford, R (1, 8) OBP: 0.318, SLG: 0.433	0-0 1B	0-0 1B			0-0 F9		0-0 CS		0-0 1B	5 1 4 1 0 0 0										
Rod Carew, L (1, 4) OBP: 0.432, SLG: 0.523	0-0 F8	0-0 F7			0-0 F7		0-0 F8		0-0 F7	5 0 0 0 0 0 6										
Tony Oliva, L (1, 10) OBP: 0.367, SLG: 0.434	0-0 1B		0-3 K		0-0 2B			0-3 K		4 0 2 0 0 2 0										
Eric Soderholm, R (1, 5) OBP: 0.355, SLG: 0.377	0-0 1B		0-0 6-3		0-3 K			0-3 K		4 0 1 1 0 2 1										
John Briggs, L (1, 7) OBP: 0.425, SLG: 0.418	0-0 1-3		4-0 CS		4-0 SH3-4			0-0 4-3		2 0 0 0 2 0 2										
Jerry Terrell, R (1, 3) OBP: 0.327, SLG: 0.333		0-0 E	0-0 CS	0-0 L6		0-0 SH3-4		0-0 6-3		3 1 2 0 0 0 0	AB 35									
Danny Thompson, R (1, 6) OBP: 0.299, SLG: 0.333		0-0 L6		0-3 K		0-3 K		0-3 K		3 0 0 0 0 2 3	R 3									
Steve Braun, L (9, PH) OBP: 0.376, SLG: 0.415		1-3		1-2						1 0 0 0 0 1 0	H 12									
Luis Gomez, R (9, 6) OBP: 0.232, SLG: 0.176										0 0 0 0 0 0 0	RBI 3									
Glenn Borgmann, R (1, 2) OBP: 0.305, SLG: 0.291		0-0 F3		4-0 BB		0-0 6-3		0-0 1B		3 1 1 0 1 0 2	BB 3									
											SO 7									
											LOB 16									
Inning Stats	R: 1 E: 0 K: 0 S: 6	H: 3 LOB: 2 BB: 0 P: 6	R: 1 E: 1 K: 0 S: 6	H: 3 LOB: 2 BB: 0 P: 6	R: 0 E: 0 K: 1 S: 4	H: 0 LOB: 0 BB: 1 P: 8	R: 0 E: 0 K: 1 S: 5	H: 1 LOB: 1 BB: 1 P: 9	R: 0 E: 0 K: 1 S: 5	H: 0 LOB: 1 BB: 1 P: 9	R: 0 E: 0 K: 0 S: 3	H: 1 LOB: 0 BB: 0 P: 3	R: 0 E: 0 K: 2 S: 7	H: 0 LOB: 0 BB: 0 P: 7	R: 1 E: 0 K: 1 S: 8	H: 3 LOB: 2 BB: 0 P: 8	1B: 11 2B: 2 3B: 0 HR: 0	SF: 0 SAC: 1 DP: 1 HBP: 0	WP: 0 PB: 0 SB: 1 CS: 2	PA: 40
PITCHER	IP WLS BF H R ER SO BB IBB HBP BLK WP HR S P ERA WHIP																			
Joe Coleman, R (1, 1) ERA: 5.66	8.2 L 38 12 3 3 7 3 0 0 0 0 0 0 49 61 3.12 1.731																			
Fernando Arroyo, R (9, 1) ERA: 4.5	0.1 1 0 0 0 0 0 0 0 0 0 0 0 1 1 0.00 0.000																			

Minnesota Twins @ Detroit Tigers
Tiger Stadium, Detroit, MI
Fri Aug 08 1975, 7:05 PM EDT
Att. 18,259 - Unknown - 74 F

livebaseballscorecards.com



Batter	1	2	3	4	5	6	7	8	9	AB R H RBI BB SO LOB	TOP
Jerry Terrell, R OBP: 0.326, SLG: 0.332 (1, 3) X	0-0 F7		0-3 K2-3		0-0 F8		0-0 1-2 1B			4 0 1 0 0 1 0	
Lyman Bostock, L OBP: 0.321, SLG: 0.341 (1, 9) S S S	0-3 K		0-0 E S 1B		0-0 5-3		0-0 F8			4 0 1 0 0 1 2	
Dan Ford, R OBP: 0.317, SLG: 0.429 (1, 8) X	0-0 5-3		0-0 6-3		4-0 CS BB			0-0 5-3		3 0 0 0 1 0 1	
Tony Oliva, L OBP: 0.363, SLG: 0.429 (1, 10) X		0-0 4-3		0-0 4-3		0-0 CS 1-2		0-0 4-3		4 0 0 0 0 0 0	
Eric Soderholm, R OBP: 0.354, SLG: 0.378 (1, 5) X		0-0 F7		0-0 1B 2B		0-0 F7		0-3 K		4 1 1 0 0 1 0	
John Briggs, L OBP: 0.426, SLG: 0.415 (1, 7) B B B B		4-0 1B BB		4-0 1B BB		0-0 F2		0-0 F5		2 0 0 0 2 0 0	
Danny Thompson, R OBP: 0.302, SLG: 0.336 (1, 6) X		0-0 1-2 1B		0-0 F8			0-0 F9		0-0 FC5-4 1B	4 0 2 0 0 0 2	
Glenn Borgmann, R OBP: 0.307, SLG: 0.291 (1, 2) X		0-0 P5		0-0 FC6-4 1B		4-0 1B BB		0-0 P6		3 0 1 1 1 0 3	
Luis Gomez, R OBP: 0.217, SLG: 0.164 (1, 4) X			0-0 6-3		0-0 FC6-4 1-2f		0-3 K		0-0 FC5-4 1-2f	4 0 0 0 0 1 4	
Inning Stats	R: 0 E: 0 K: 1 S: 5 H: 0 LOB: 0 BB: 0 P: 5	R: 0 E: 0 K: 0 S: 4 H: 1 LOB: 2 BB: 1 P: 8	R: 0 E: 0 K: 1 S: 6 H: 1 LOB: 1 BB: 0 P: 6	R: 1 E: 0 K: 0 S: 5 H: 2 LOB: 2 BB: 1 P: 9	R: 0 E: 0 K: 0 S: 2 H: 0 LOB: 0 BB: 1 P: 6	R: 0 E: 0 K: 0 S: 3 H: 0 LOB: 0 BB: 0 P: 3	R: 0 E: 0 K: 1 S: 6 H: 1 LOB: 2 BB: 1 P: 10	R: 0 E: 0 K: 1 S: 5 H: 0 LOB: 0 BB: 0 P: 5	R: 0 E: 0 K: 0 S: 4 H: 1 LOB: 1 BB: 0 P: 4	1B: 5 2B: 1 3B: 0 HR: 0 SF: 0 SAC: 0 DP: 0 HBP: 0	WP: 0 PB: 0 SB: 1 CS: 1 PA: 37
PITCHER Mickey Lolich, L ERA: 3.36 (1, 1)	IP 9.0 WLS L BF 36 H 6 R 1 ER 1 SO 4 BB 4 IBB 0 HBP 0 BLK 0 WP 0 HR 0 S 40 P 56 ERA 1.00 WHIP 1.111	PITCHER IP WLS BF H R ER SO BB IBB HBP BLK WP HR S P ERA WHIP									

Minnesota Twins @ Detroit Tigers
Tiger Stadium, Detroit, MI
Sat Aug 09 1975, 3:33 AM EDT
Att. 18,028 - Unknown - 79 F

livebaseballscorecards.com

AB	32
R	1
H	6
RBI	1
BB	4
SO	4
LOB	12



Batter	1	2	3	4	5	6	7	8	9	AB R H RBI BB SO LOB
Ron LeFlore, R OBP: 0.312, SLG: 0.377 (1, 8)	0-0 5-3		0-0 4-3			0-3 K		4-0 BB		3 0 0 0 1 1 0
Gary Sutherland, R OBP: 0.318, SLG: 0.329 (1, 4)	0-0 6-3		0-3 K			0-0 4-3		0-0 6-3		4 0 0 0 0 1 2
Dan Meyer, L OBP: 0.304, SLG: 0.375 (1, 3)	0-0 5-3			0-0 4-3		0-3 K				4 0 1 0 0 1 0
Willie Horton, R OBP: 0.318, SLG: 0.436 (1, 10)		0-3 K		0-0 1B			0-0 F3		0-0 G6-4-3	4 0 1 0 0 1 1
Bill Freehan, R OBP: 0.317, SLG: 0.413 (1, 2)		0-3 K		0-0 G6-4-3			0-0 1B		0-0 6-3	4 0 1 0 0 1 1
Ben Oglivie, L OBP: 0.311, SLG: 0.406 (1, 7)			0-0 1B		0-0 6-3		0-0 G4-6-3			3 0 1 0 0 0 1
Leon Roberts, R OBP: 0.328, SLG: 0.407 (1, 9)		4-0 BB			0-0 5-3			0-0 P4		2 0 0 0 1 0 0
Aurelio Rodriguez, R OBP: 0.280, SLG: 0.377 (1, 5)		0-0 P6			0-0 1B			0-0 E1		3 0 1 0 0 0 2
Tom Verzyer, R OBP: 0.271, SLG: 0.284 (1, 6)			0-3 K		0-0 5-3			0-0 4-3		2 0 0 0 0 1 1
Gates Brown, L OBP: 0.300, SLG: 0.292 (8, PH)								0-0 1-3		1 0 0 0 0 0 1
Gene Michael, S OBP: 0.252, SLG: 0.289 (9, 6)										0 0 0 0 0 0 0

Inning Stats	R: 0	H: 0	E: 0	LOB: 0	K: 0	S: 3	P: 3	R: 0	H: 1	E: 0	LOB: 2	K: 2	BB: 1	S: 8	P: 12	R: 0	H: 0	E: 0	LOB: 0	K: 2	BB: 0	S: 7	P: 7	R: 0	H: 1	E: 0	LOB: 0	K: 0	BB: 0	S: 3	P: 3	R: 0	H: 1	E: 0	LOB: 1	K: 0	BB: 0	S: 4	P: 4	R: 0	H: 0	E: 0	LOB: 0	K: 2	BB: 0	S: 7	P: 7	R: 0	H: 1	E: 0	LOB: 0	K: 0	BB: 0	S: 3	P: 3	R: 0	H: 0	E: 1	LOB: 2	K: 0	BB: 1	S: 4	P: 8	R: 0	H: 1	E: 0	LOB: 0	K: 0	BB: 0	S: 3	P: 3	R: 0	H: 1	E: 0	LOB: 0	K: 0	BB: 0	S: 3	P: 3	1B: 5	SF: 0	2B: 0	SAC: 0	3B: 0	DP: 3	HR: 0	HBP: 0	WP: 1	PA: 32
PITCHER Dave Goltz, R ERA: 3.94 (1, 1)	IP	WLS	BF	H	R	ER	SO	BB	IBB	HBP	BLK	WP	HR	S	P	ERA	WHIP																			IP	WLS	BF	H	R	ER	SO	BB	IBB	HBP	BLK	WP	HR	S	P	ERA	WHIP																																					

MINNESOTA TWINS @ DETROIT TIGERS
Tiger Stadium, Detroit, MI
Sat Aug 09 1975, 3:33 AM EDT
Att: 18,028 - Unknown - 79 F

livebaseballscorecards.com

AB	30
R	0
H	5
RBI	0
BB	2
SO	6
LOB	9




Batter	1	2	3	4	5	6	7	8	9	AB R H RBI BB SO LOB
Ron LeFlore, R OBP: 0.312, SLG: 0.375 (1, 8) X	0-0 F9 ①			0-3 K ①			0-0 6-3 ①		4-0 BB BB G4-6-3 BB	3 0 0 0 1 1 0
Gary Sutherland, R OBP: 0.318, SLG: 0.328 (1, 4) S S S	0-3 K ②			0-0 G3-6-3 1B			0-0 4-3 ②		0-0 G4-6-3 1-2f	4 0 1 0 0 1 1
Dan Meyer, L OBP: 0.304, SLG: 0.374 (1, 3) X	0-0 L3 ③			0-0 G3-6-3 1-2f			0-0 1B			3 0 1 0 0 0 1
Willie Horton, R OBP: 0.316, SLG: 0.433 (1, 10) X		0-0 F9 ①			0-0 4-3 ①		0-0 2-1-3 ③			3 0 0 0 0 0 1
Bill Freehan, R OBP: 0.314, SLG: 0.409 (1, 2) X		0-0 P6 ②			0-0 6-3 ②			0-0 F3		3 0 0 0 0 0 0
Ben Oglivie, L OBP: 0.311, SLG: 0.405 (1, 7) X		0-0 P6 ③			0-3 K ③			0-0 1B		3 0 1 0 0 1 0
Leon Roberts, R OBP: 0.328, SLG: 0.406 (1, 9) X			0-0 CS 1B			0-0 5-3 ①		0-0 F8 ②		3 0 1 0 0 0 1
Aurelio Rodriguez, R OBP: 0.279, SLG: 0.375 (1, 5) S S S			0-3 K ① ②			0-0 4-3 ②		0-0 G3 ③		2 0 0 0 0 1 1
Gates Brown, L OBP: 0.290, SLG: 0.280 (8, PH)			1-2 K							1 0 0 0 0 0 1
Gene Michael, S OBP: 0.252, SLG: 0.289 (9, 5) S S S			0-3 K ③			0-3 K ③				0 0 0 0 0 0 0
Tom Verzyer, R OBP: 0.269, SLG: 0.281 (1, 6) S S S			0-3 K			0-3 K			0-0 6-3 ①	2 0 0 0 0 2 0
John Knox, L OBP: 0.321, SLG: 0.286 (9, PH) S S S										1 0 0 0 0 0 0

Inning Stats	R: 0	H: 0	E: 0	K: 1	S: 5	R: 0	H: 0	E: 0	K: 0	S: 3	R: 0	H: 1	E: 0	K: 2	S: 7	R: 0	H: 1	E: 0	K: 1	S: 5	R: 0	H: 0	E: 0	K: 1	S: 5	R: 0	H: 1	E: 0	K: 0	S: 4	R: 0	H: 1	E: 0	K: 0	S: 4	R: 0	H: 0	E: 0	K: 0	S: 2	1B: 4	2B: 0	3B: 0	HR: 0	SF: 0	SAC: 0	DP: 2	HBP: 0	WP: 0	PB: 0	SB: 0	CS: 1	PA: 29
PITCHER Bert Blyleven, R ERA: 2.96 (1, 1)	IP	WLS	BF	H	R	ER	SO	BB	IBB	HBP	BLK	WP	HR	S	P	ERA	WHIP													PITCHER	IP	WLS	BF	H	R	ER	SO	BB	IBB	HBP	BLK	WP	HR	S	P	ERA	WHIP						

MINNESOTA TWINS @ DETROIT TIGERS
Tiger Stadium, Detroit, MI
Sun Aug 10 1975, 3:33 AM EDT
Att. 11,851 - Unknown - 80 F

AB	28
R	0
H	4
RBI	0
BB	1
SO	6
LOB	6



Batter	1	2	3	4	5	6	7	8	9	AB R H RBI BB SO LOB	TOP	
Don Money, R (1, 5) <small>OBP: 0.308, SLG: 0.407</small> Kurt Bevacqua, R (4, 5) <small>OBP: 0.251, SLG: 0.273</small>	0-0 E5 3B	0-0 HR		0-0 5-3			0-0 L8 1-3		0-0 1B	3 2 1 3 0 0 0 2 0 1 0 0 0 1		
Bobby Mitchell, R (1, 7) <small>OBP: 0.332, SLG: 0.462</small> Bill Sharp, L (3, 7) <small>OBP: 0.286, SLG: 0.319</small>	0-0 F8	0-3 K		0-0 G3			0-3 K		0-0 3-1 1-2 2-3	2 0 0 0 0 1 1 3 0 0 0 0 1 3		
George Scott, R (1, 3) <small>OBP: 0.348, SLG: 0.510</small>	0-0 SF9 3B		0-0 HR		0-0 P5		0-0 F9		4-0 IBB	4 2 2 2 1 0 1		
Hank Aaron, R (1, 10) <small>OBP: 0.334, SLG: 0.373</small>	0-0 SF9 3-H		0-0 HR		0-0 F2			0-0 1B	0-0 F9	4 1 2 2 0 0 3		
Sixto Lezcano, R (1, 9) <small>OBP: 0.319, SLG: 0.381</small>	0-0 F9		0-0 F9		0-0 F7			0-3 K		4 0 0 0 0 1 1		
Darrell Porter, L (1, 2) <small>OBP: 0.363, SLG: 0.414</small>		0-0 HR 2B	4-0 BB		0-0 L9			0-0 F7		3 1 1 0 1 0 1		
Gorman Thomas, R (1, 8) <small>OBP: 0.295, SLG: 0.438</small>		0-0 F9	0-3 K		0-3 K			0-0 P4		4 0 0 0 0 2 3		
Pedro Garcia, R (1, 4) <small>OBP: 0.280, SLG: 0.332</small> Bob Sheldon, L (9, PH) <small>OBP: 0.466, SLG: 0.491</small>		0-3 K	0-0 1-3		0-0 P4				0-0 1B 1B	3 0 0 0 0 1 2 1 0 1 0 0 0 0		
Jack Lind, S (1, 6) <small>OBP: 0.222, SLG: 0.125</small> Mike Hegan, L (9, PH) <small>OBP: 0.387, SLG: 0.445</small>		4-0 HR BB		0-0 3-1			0-0 1B		0-0 F8	2 1 1 0 1 0 0 1 0 0 0 0 0 1		
Inning Stats	R: 2 H: 1 E: 1 LOB: 0 K: 0 BB: 0 S: 5 P: 5	R: 3 H: 2 E: 0 LOB: 0 K: 2 BB: 1 S: 9 P: 13	R: 2 H: 2 E: 0 LOB: 1 K: 1 BB: 1 S: 7 P: 11	R: 0 H: 0 E: 0 LOB: 0 K: 0 BB: 0 S: 3 P: 3	R: 0 H: 0 E: 0 LOB: 0 K: 0 BB: 0 S: 3 P: 3	R: 0 H: 0 E: 0 LOB: 0 K: 1 BB: 0 S: 5 P: 5	R: 0 H: 1 E: 0 LOB: 1 K: 1 BB: 0 S: 6 P: 6	R: 0 H: 1 E: 0 LOB: 1 K: 1 BB: 0 S: 6 P: 6	R: 0 H: 2 E: 0 LOB: 3 K: 0 BB: 1 S: 5 P: 9	1B: 4 SF: 1 2B: 1 SAC: 0 3B: 1 DP: 0 HR: 3 HBP: 0	WP: 0 PA: 40 PB: 0 SB: 1 CS: 0	
PITCHER Bill Butler, L (1, 1) <small>ERA: 6.84</small> Tom Johnson, R (3, 1) <small>ERA: 3.77</small>	IP WLS BF H R ER SO BB IBB HBP BLK WP HR S P ERA WHIP 2.0 0 12 4 6 4 2 1 0 0 0 0 2 15 19 18.00 2.500											PITCHER IP WLS BF H R ER SO BB IBB HBP BLK WP HR S P ERA WHIP 7.0 W 28 5 1 1 4 1 1 0 0 0 1 34 42 1.29 0.857

Milwaukee Brewers @ Minnesota Twins
 Metropolitan Stadium, Bloomington, MI
 Mon Aug 11 1975, 8:05 PM EDT
 Att. 11,238 - Unknown - 84 F

AB	36
R	7
H	9
RBI	7
BB	3
SO	6
LOB	17



Batter	1	2	3	4	5	6	7	8	9	AB	R	H	RBI	BB	SO	LOB
Lyman Bostock, L (1, 9) OBP: 0.316, SLG: 0.336	0-0 4-3	0-0 E6 1B		0-0 6-3		4-0 E FC1 BB		0-0 1-3		4	1	0	0	1	0	0
Dan Ford, R (1, 8) OBP: 0.317, SLG: 0.423	4-0 FC1-6 2B BB	0-0 1B 1-2 1B		0-3 K		0-0 FC1 1-3		0-3 K		4	1	1	0	1	2	1
Rod Carew, L (1, 4) OBP: 0.433, SLG: 0.522	0-0 FC1-6 1B 1-2	0-0 1B 1-3 2-H		0-0 G3		4-0 FC6 IBB		0-0 4-3		4	0	2	1	1	0	0
John Briggs, L (1, 3) OBP: 0.422, SLG: 0.407	0-0 FC1-6 2B 1-2f 2-3		4-0 1B HR BB		0-3 K	0-0 F8				3	1	0	0	1	1	5
Tony Oliva, L (1, 10) OBP: 0.361, SLG: 0.428	0-0 1-3 2B 3-H		0-0 1B HR		0-0 6-3	0-0 FC6 1-2f				4	1	2	1	0	0	3
Eric Soderholm, R (1, 5) OBP: 0.356, SLG: 0.393	0-0 4-3		0-0 1B HR 1-H 2-H		0-0 HR 3B		0-0 F7			4	2	2	3	0	0	2
Steve Braun, L (1, 7) OBP: 0.378, SLG: 0.424		0-0 E8 4-3 E	0-0 F9		0-0 HR		0-0 FC6-4 1B			4	2	2	2	0	0	0
Jerry Terrell, R (1, 6) OBP: 0.325, SLG: 0.335		0-0 F9	0-0 F8		0-0 L6 3-H		0-0 F7			4	0	0	0	0	0	2
Glenn Borgmann, R (1, 2) OBP: 0.302, SLG: 0.286		0-0 4-3 2-3	0-0 F8			0-0 L7		0-0 FC6-4 1-2f		4	0	0	0	0	0	2

Inning Stats	R: 1	H: 2	E: 0	LOB: 2	K: 0	BB: 1	S: 5	R: 2	H: 2	E: 2	LOB: 2	K: 0	BB: 0	S: 6	R: 3	H: 2	E: 0	LOB: 0	K: 0	BB: 1	S: 5	R: 0	H: 0	E: 0	LOB: 0	K: 1	BB: 0	S: 5	R: 2	H: 2	E: 0	LOB: 0	K: 1	BB: 0	S: 7	R: 0	H: 0	E: 1	LOB: 3	K: 0	BB: 2	S: 4	R: 0	H: 1	E: 0	LOB: 1	K: 0	BB: 0	S: 4	R: 0	H: 0	E: 0	LOB: 0	K: 1	BB: 0	S: 5
--------------	------	------	------	--------	------	-------	------	------	------	------	--------	------	-------	------	------	------	------	--------	------	-------	------	------	------	------	--------	------	-------	------	------	------	------	--------	------	-------	------	------	------	------	--------	------	-------	------	------	------	------	--------	------	-------	------	------	------	------	--------	------	-------	------

PITCHER	IP	WLS	BF	H	R	ER	SO	BB	IBB	HBP	BLK	WP	HR	S	P	ERA	WHIP
Jim Slaton, R (1, 1) ERA: 4.15	4.2	L	25	8	8	6	2	2	0	0	0	0	2	27	35	11.57	2.143
Eduardo Rodriguez, R (5, 1) ERA: 3.23	0.2		5	0	0	0	0	1	1	0	0	0	0	3	11	0.00	1.500
Rick Austin, L (6, 1) ERA: 3.0	2.2		9	1	0	0	1	0	0	0	0	0	0	11	11	0.00	0.375


BOTTOM

Milwaukee Brewers @ Minnesota Twins
Metropolitan Stadium, Bloomington, MI

Mon Aug 11 1975, 8:05 PM EDT
Att. 11,238 - Unknown - 84 F

AB	35
R	8
H	9
RBI	7
BB	4
SO	3
LOB	15

livebaseballscorecards.com



1B:	5	SF:	0	WP:	0	PA:	39
2B:	1	SAC:	0	PB:	0		
3B:	1	DP:	0	SB:	0		
HR:	2	HBP:	0	CS:	0		

Batter	1	2	3	4	5	6	7	8	9	AB R H RBI BB SO LOB	TOP									
Bob Sheldon, L (1, 4) OBP: 0.444, SLG: 0.466										5 0 1 1 0 0 3	Milwaukee Brewers @ Minnesota Twins Metropolitan Stadium, Bloomington, MI Tue Aug 12 1975, 8:05 PM EDT Att. 14,023 - Unknown - 84 F									
Robin Yount, R (1, 6) OBP: 0.315, SLG: 0.359										5 2 2 0 0 0 2										
George Scott, R (1, 3) OBP: 0.351, SLG: 0.510										4 1 2 1 1 0 2										
Hank Aaron, R (1, 10) OBP: 0.333, SLG: 0.371										5 1 1 1 0 2 2										
Darrell Porter, L (1, 2) OBP: 0.361, SLG: 0.408										4 0 0 1 1 1 2										
Mike Hegan, L (1, 7) OBP: 0.386, SLG: 0.443										3 1 1 1 0 1 2										
Gorman Thomas, R (7, 8) OBP: 0.292, SLG: 0.434										2 0 0 0 0 1 0										
Sixto Lezcano, R (1, 9) OBP: 0.321, SLG: 0.381										3 1 1 0 1 1 0										
Bill Sharp, L (1, 8) OBP: 0.289, SLG: 0.326 (7, 7)										4 1 2 1 0 0 0										
Kurt Bevacqua, R (1, 5) OBP: 0.257, SLG: 0.274										3 0 1 1 1 2 0										
Inning Stats	R: 4 E: 0 K: 0 S: 8	H: 5 LOB: 3 BB: 2 P: 16	R: 0 E: 0 K: 1 S: 5	H: 0 LOB: 0 BB: 0 P: 5	R: 0 E: 0 K: 1 S: 5	H: 0 LOB: 0 BB: 0 P: 5	R: 0 E: 0 K: 1 S: 5	H: 0 LOB: 2 BB: 2 P: 13	R: 0 E: 0 K: 1 S: 5	H: 0 LOB: 0 BB: 0 P: 5	R: 1 E: 0 K: 1 S: 7	H: 2 LOB: 1 BB: 0 P: 7	R: 2 E: 0 K: 0 S: 7	H: 4 LOB: 2 BB: 0 P: 7	R: 0 E: 0 K: 2 S: 7	H: 0 LOB: 0 BB: 0 P: 7	1B: 8 2B: 3 3B: 0 HR: 0	SF: 0 SAC: 0 DP: 0 HBP: 0	WP: 0 PB: 0 SB: 0 CS: 0	PA: 42
PITCHER	IP WLS BF H R ER SO BB IBB HBP BLK WP HR S P ERA WHIP																			
Jim Hughes, R (1, 1) ERA: 4.21	0.2 L 9 5 4 4 0 2 0 0 0 0 0 0 7 15 54.00 10.500																			
Mark Wiley, R (1, 1) ERA: 5.75	6.2 28 6 3 3 6 2 0 0 0 0 0 0 38 46 4.05 1.200																			
Bill Campbell, R (8, 1) ERA: 4.41	1.2 5 0 0 0 2 0 0 0 0 0 0 0 9 9 0.00 0.000																			

livebaseballscorecards.com

AB	38
R	7
H	11
RBI	7
BB	4
SO	8
LOB	13



Batter	1	2	3	4	5	6	7	8	9	AB	R	H	RBI	BB	SO	LOB
Dan Ford, R OBP: 0.318, SLG: 0.422 (1, 8)	0-0 5-3		0-0 F3		0-0 G1-6-3 1B		0-0 F9		0-0 1-3 2-H 1B	5	0	2	1	0	0	1
Jerry Terrell, R OBP: 0.326, SLG: 0.336 (1, 9)	0-0 FC3-6 1B		0-0 6-3		0-0 G1-6-3 1-2f			0-0 L8	0-0 1-2 3-H 1B	5	0	2	1	0	0	2
Rod Carew, L OBP: 0.430, SLG: 0.521 (1, 4)	0-0 FC3-6 1-2f			0-0 4-3		0-0 6-3 SF8 2B		0-0 F7	0-0 L9	5	1	1	0	0	0	3
Eric Soderholm, R OBP: 0.357, SLG: 0.400 (1, 5)	0-0 P3			0-0 HR		0-0 6-3 2-3		4-0 FC4-6 BB		3	1	1	1	1	0	2
Tony Oliva, L OBP: 0.357, SLG: 0.424 (1, 10)		0-0 1-3		0-0 6-3		0-0 SF8 3-H		0-0 FC4-6 1-2f		3	0	0	1	0	0	1
Craig Kusick, R OBP: 0.321, SLG: 0.337 (1, 3)		0-0 5-3		4-0 BB BB		0-0 1B			0-0 6-3	3	0	1	0	1	0	0
Danny Thompson, R OBP: 0.302, SLG: 0.331 (1, 6)		0-0 6-3		4-0 BB BB		0-3 K			0-0 4-3	1	0	0	0	1	0	0
John Briggs, L OBP: 0.421, SLG: 0.406 (6, PH)										1	0	0	0	0	1	1
Luis Gomez, R OBP: 0.217, SLG: 0.164 (7, 6)										0	0	0	0	0	0	0
Lyman Bostock, L OBP: 0.315, SLG: 0.335 (9, PH)				1-2 BB						1	0	0	0	0	0	0
Steve Braun, L OBP: 0.379, SLG: 0.427 (1, 7)			0-0 2B	0-0 4-3		0-3 K			4-0 1B BB	3	1	1	0	1	1	2
Glenn Borgmann, R OBP: 0.301, SLG: 0.285 (1, 2)			0-0 F8		0-0 5-3		0-0 5-3		0-0 1-2 1B 1B	4	1	1	0	0	0	1

BOTTOM

Milwaukee Brewers @ Minnesota Twins
Metropolitan Stadium, Bloomington, MI

Tue Aug 12 1975, 8:05 PM EDT
Att: 14,023 - Unknown - 84 F

livebaseballscorecards.com

AB	34
R	4
H	9
RBI	4
BB	4
SO	2
LOB	13



Inning Stats	R: 0	H: 1	E: 0	K: 0	S: 4	H: 0	LOB: 1	BB: 0	P: 4	R: 0	H: 0	E: 0	K: 0	S: 3	R: 0	H: 1	E: 0	K: 0	S: 4	R: 1	H: 1	E: 0	K: 0	S: 4	R: 0	H: 1	E: 0	K: 0	S: 3	R: 1	H: 2	E: 0	K: 1	S: 7	R: 0	H: 0	E: 0	K: 1	S: 5	R: 0	H: 0	E: 0	K: 0	S: 3	R: 2	H: 3	E: 0	K: 0	S: 6	R: 4	H: 1	E: 0	K: 0	S: 1	1B: 6	SF: 1	2B: 2	SAC: 0	3B: 0	DP: 1	HR: 1	HBP: 0	WP: 0	PA: 39
--------------	------	------	------	------	------	------	--------	-------	------	------	------	------	------	------	------	------	------	------	------	------	------	------	------	------	------	------	------	------	------	------	------	------	------	------	------	------	------	------	------	------	------	------	------	------	------	------	------	------	------	------	------	------	------	------	-------	-------	-------	--------	-------	-------	-------	--------	-------	--------

PITCHER	IP	WLS	BF	H	R	ER	SO	BB	IBB	HBP	BLK	WP	HR	S	P	ERA	WHIP
Bill Travers, L ERA: 4.16 (1, 1)	5.0	W	21	5	2	2	0	2	0	0	0	0	1	19	27	3.60	1.400
Pete Broberg, R ERA: 4.9 (6, 1)	3.2		16	3	2	2	2	2	0	0	0	0	0	18	26	4.91	1.364
Tom Murphy, R ERA: 3.15 (9, 1)	0.1	S	2	1	0	0	0	0	0	0	0	0	0	2	2	0.00	3.000

WP: 0 PA: 39

PB: 0
SB: 0
CS: 0

Batter	1	2	3	4	5	6	7	8	9	AB R H RBI BB SO LOB	TOP																				
Bob Sheldon, L (1, 4) OBP: 0.418, SLG: 0.435	0-0 4-3		0-0 L7			0-0 6-3		0-0 6-3		4 0 0 0 0 0 1																					
Robin Yount, R (1, 6) OBP: 0.317, SLG: 0.363	0-0 G5-4-3 1B			0-0 SH3 2B		0-0 F9		0-0 F3		4 0 2 0 0 0 1																					
George Scott, R (1, 3) OBP: 0.349, SLG: 0.507	0-0 G5-4-3 1-2f			0-0 SH3 2-3		0-0 F8			0-3 K	3 0 0 0 0 1 1																					
Hank Aaron, R (1, 10) OBP: 0.329, SLG: 0.367		0-0 F7		0-3 K		0-0 F8			0-0 5-3	4 0 0 0 0 1 1																					
Darrell Porter, L (1, 2) OBP: 0.363, SLG: 0.431		0-0 HR		0-3 K		0-0 HR			0-0 P4	4 2 2 2 0 1 1																					
Mike Hegan, L (1, 7) OBP: 0.378, SLG: 0.433		0-0 F8			0-0 P4		0-3 K			3 0 0 0 0 1 0																					
Gorman Thomas, R (1, 8) OBP: 0.297, SLG: 0.431		0-3 K			4-0 S BB		4-0 CS BB			1 0 0 0 2 1 0																					
Bill Sharp, L (1, 9) OBP: 0.286, SLG: 0.322			0-3 K		0-0 F8 1-2		0-0 CS 1-2	0-0 F7		3 0 0 0 0 1 1																					
Kurt Bevacqua, R (1, 5) OBP: 0.258, SLG: 0.275			0-0 6-3		0-3 K			0-0 6-3 1B		3 0 1 0 0 1 1																					
Inning Stats	R: 0 E: 0 K: 0 S: 3	H: 1 LOB: 0 BB: 0 P: 3	R: 1 E: 0 K: 1 S: 6	H: 1 LOB: 0 BB: 0 P: 6	R: 0 E: 0 K: 1 S: 5	H: 0 LOB: 0 BB: 0 P: 5	R: 0 E: 0 K: 2 S: 8	H: 1 LOB: 1 BB: 0 P: 8	R: 0 E: 0 K: 1 S: 5	H: 0 LOB: 1 BB: 1 P: 9	R: 0 E: 0 K: 0 S: 3	H: 0 LOB: 0 BB: 0 P: 3	R: 1 E: 0 K: 1 S: 5	H: 1 LOB: 0 BB: 1 P: 9	R: 0 E: 0 K: 0 S: 4	H: 1 LOB: 1 BB: 0 P: 4	R: 0 E: 0 K: 1 S: 5	H: 0 LOB: 0 BB: 0 P: 5	1B: 2 2B: 1 3B: 0 HR: 2	SF: 0 SAC: 1 DP: 1 HBP: 0	WP: 0 PB: 0 SB: 1 CS: 1	PA: 33									
PITCHER Dave Goltz, R (1, 1) ERA: 3.84	IP 9.0	WLS W	BF 32	H 5	R 2	ER 2	SO 7	BB 2	IBB 0	HBP 0	BLK 0	WP 0	HR 2	S 44	P 52	ERA 2.00	WHIP 0.778														
											PITCHER	IP	WLS	BF	H	R	ER	SO	BB	IBB	HBP	BLK	WP	HR	S	P	ERA	WHIP			

Milwaukee Brewers @ Minnesota Twins
Metropolitan Stadium, Bloomington, MI
Wed Aug 13 1975, 8:05 PM EDT
Att. 12,669 - Unknown - 76 F

livebaseballscorecards.com

AB 29
R 2
H 5
RBI 2
BB 2
SO 7
LOB 7



Batter	1	2	3	4	5	6	7	8	9	AB R H RBI BB SO LOB	TOP											
Duane Kuiper, L (1, 4) OBP: 0.353, SLG: 0.332	0-0 F8		0-0 1-3		0-0 1-3		0-0 6-3			4 0 1 0 0 0 0												
Rick Manning, L (1, 8) OBP: 0.347, SLG: 0.363	0-0 WP S 1B		0-0 5-3		0-3 1-2 K			0-0 F8		4 0 1 0 0 1 2												
George Hendrick, R (1, 9) OBP: 0.312, SLG: 0.434	0-0 F8			0-0 1B HR 1B	0-0 5-3			0-0 6-3		4 1 1 0 0 0 3												
Boog Powell, L (1, 3) OBP: 0.394, SLG: 0.528	0-0 F6			0-0 1-2 HR 1B	0-0 L7			0-0 HR		4 2 2 1 0 0 3												
Rico Carty, R (1, 10) OBP: 0.378, SLG: 0.521		0-0 P3		0-0 P4		0-0 F7		0-3 K		4 0 0 0 0 1 2												
Oscar Gamble, L (1, 7) OBP: 0.358, SLG: 0.443		0-0 4-3		0-0 1-H 2-H HR		0-0 F2		0-0 F5		4 1 1 3 0 0 0												
Buddy Bell, R (1, 5) OBP: 0.310, SLG: 0.361		0-0 2B		0-3 K		0-0 6-3		0-3 K		4 0 1 0 0 2 0												
Alan Ashby, S (1, 2) OBP: 0.259, SLG: 0.281		0-0 L3		0-3 K			0-0 F7	0-0 4-3		4 0 0 0 0 1 1												
Frank Duffy, R (1, 6) OBP: 0.268, SLG: 0.270			0-0 P4		1-0 1B HBP		0-0 4-3			2 0 0 0 0 0 0												
Inning Stats	R: 0 E: 0 K: 0 S: 4	H: 1 LOB: 1 BB: 0 P: 4	R: 0 E: 0 K: 0 S: 4	H: 1 LOB: 1 BB: 0 P: 4	R: 0 E: 0 K: 0 S: 3	H: 0 LOB: 0 BB: 0 P: 3	R: 3 E: 0 K: 2 S: 10	H: 3 LOB: 0 BB: 0 P: 10	R: 0 E: 0 K: 1 S: 6	H: 1 LOB: 2 BB: 0 P: 7	R: 0 E: 0 K: 0 S: 3	H: 0 LOB: 0 BB: 0 P: 3	R: 0 E: 0 K: 0 S: 3	H: 0 LOB: 0 BB: 0 P: 3	R: 1 E: 0 K: 1 S: 6	H: 1 LOB: 0 BB: 0 P: 6	R: 0 E: 0 K: 1 S: 5	H: 0 LOB: 0 BB: 0 P: 5	1B: 4 2B: 1 3B: 0 HR: 2	SF: 0 SAC: 0 DP: 0 HBP: 1	WP: 1 PB: 0 SB: 2 CS: 0	PA: 35
PITCHER Bert Blyleven, R (1, 1) ERA: 3.01	IP: 9.0 WLS: W BF: 35 H: 7 R: 4 ER: 4 SO: 5 BB: 0 IBB: 0 HBP: 1 BLK: 0 WP: 1 HR: 2 S: 44 P: 45 ERA: 4.00 WHIP: 0.778											PITCHER	IP: 9.0 WLS: W BF: 35 H: 7 R: 4 ER: 4 SO: 5 BB: 0 IBB: 0 HBP: 1 BLK: 0 WP: 1 HR: 2 S: 44 P: 45 ERA: 4.00 WHIP: 0.778									

Cleveland Indians @ Minnesota Twins
Metropolitan Stadium, Bloomington, MI

Fri Aug 15 1975, 8:05 PM EDT
Att. 11,277 - Unknown - 78 F

livebaseballscorecards.com

AB	34
R	4
H	7
RBI	4
BB	0
SO	5
LOB	11



Batter	1	2	3	4	5	6	7	8	9	AB	R	H	RBI	BB	SO	LOB
Lyman Bostock, L OBP: 0.315, SLG: 0.332 (1, 9)	0-0 F9	0-0 F7		0-0 4-3	0-0 CS	0-0 6-3		0-3 K		5	0	0	0	0	1	2
Dan Ford, R OBP: 0.312, SLG: 0.416 (1, 8)	0-3 K	0-0 1B 2B		0-0 L7		0-0 1-3		0-0 3-1		5	1	1	1	0	1	0
Rod Carew, L OBP: 0.429, SLG: 0.519 (1, 4)	0-0 1B 2B	0-0 1B		0-3 K		0-0 4-3				4	1	2	2	0	1	0
John Briggs, L OBP: 0.422, SLG: 0.404 (1, 3)	0-0 1B	0-0 F5		0-0 CS	0-0 4-3		0-0 1-3 1B			4	0	2	1	0	0	1
Tony Oliva, L OBP: 0.357, SLG: 0.423 (1, 10)	0-0 5-3		0-0 SH1-3 1B		0-0 1B 2B 1B		0-0 F8			4	1	2	0	0	0	2
Jerry Terrell, R OBP: 0.328, SLG: 0.338 (1, 5)		0-0 1B 1B	0-0 L9		0-0 2B 1B		0-0 1-3			4	2	2	0	0	0	2
Steve Braun, L OBP: 0.387, SLG: 0.440 (1, 7)		4-0 1B 2B BB	4-0 SH1-3 BB		0-0 E 2B		4-0 FC4-6 IBB			1	2	1	2	3	0	0
Phil Roof, R OBP: 0.315, SLG: 0.460 (1, 2)		0-0 2B 1B 1B	0-0 SH1-3		1-0 FC1-6 HBP		0-0 FC4-6			2	1	1	1	0	0	2
Luis Gomez, R OBP: 0.203, SLG: 0.153 (1, 6)		0-3 K	0-0 F9		0-0 FC1-6 CS			0-0 5-3		4	0	0	0	0	1	5

Inning Stats	R: 1	H: 2	E: 0	K: 1	S: 7	LOB: 1	BB: 0	P: 7	R: 4	H: 4	E: 0	K: 1	S: 9	LOB: 1	BB: 1	P: 13	R: 0	H: 1	E: 0	K: 0	S: 4	LOB: 2	BB: 1	P: 8	R: 0	H: 0	E: 0	K: 1	S: 5	LOB: 0	BB: 0	P: 5	R: 3	H: 3	E: 1	K: 0	S: 5	LOB: 0	BB: 0	P: 6	R: 0	H: 1	E: 0	K: 0	S: 4	LOB: 2	BB: 1	P: 8	R: 0	H: 0	E: 0	K: 1	S: 5	LOB: 0	BB: 0	P: 5
PITCHER	IP	WLS	BF	H	R	ER	SO	BB	IBB	HBP	BLK	WP	HR	S	P	ERA	WHIP																																							
Dennis Eckersley, R ERA: 2.66 (1, 1)	2.1	L	16	7	5	5	2	2	0	0	0	0	0	18	26	19.29	3.857																																							
Fred Beene, R ERA: 6.8 (3, 1)	3.2		14	3	3	2	1	0	0	1	0	1	0	15	16	4.91	0.818																																							
Jim Bibby, R ERA: 4.41 (7, 1)	2.0		8	1	0	0	1	0	1	0	0	0	0	9	13	0.00	0.500																																							


BOTTOM

Cleveland Indians @ Minnesota Twins
Metropolitan Stadium, Bloomington, MI

Fri Aug 15 1975, 8:05 PM EDT
Att: 11,277 - Unknown - 78 F

livebaseballscorecards.com

AB	33
R	8
H	11
RBI	7
BB	3
SO	4
LOB	14



1B	8	SF	0	WP	1	PA	40
2B	3	SAC	1	PB	0		
3B	0	DP	0	SB	1		
HR	0	HBP	1	CS	2		

Batter	1	2	3	4	5	6	7	8	9	AB R H RBI BB SO LOB	TOP									
Duane Kuiper, L (1, 4) OBP: 0.354, SLG: 0.330	1-0 FC6-2 HBP	0-0 G3			0-0 4-3		0-0 FC3-6		0-0 1B	4 0 1 0 0 0 4										
Rick Manning, L (1, 8) OBP: 0.345, SLG: 0.361	0-0 CS 1B	0-0 6-3			0-0 F8		0-0 4-3		0-0 4-3	5 0 1 0 0 0 5										
George Hendrick, R (1, 9) OBP: 0.311, SLG: 0.431	0-0 FC6-2 2B				0-0 6-3			4-0 1B BB		3 1 0 0 1 1 2										
Boog Powell, L (1, 3) OBP: 0.392, SLG: 0.527	0-0 1-H 2B				0-0 F7			0-0 P4		4 0 1 1 0 1 1										
Rico Carty, R (1, 10) OBP: 0.376, SLG: 0.514	4-0 BB				0-0 F7			0-0 F7		3 0 0 0 1 1 1										
Oscar Gamble, L (1, 7) OBP: 0.356, SLG: 0.440	0-0 F3				0-0 F9			0-0 1B		4 0 1 0 0 1 2										
Buddy Bell, R (1, 5) OBP: 0.307, SLG: 0.357		0-0 F8			0-0 5-3		0-0 E5 FC3-6 BB	0-0 P6		4 0 0 0 0 0 2										
Alan Ashby, S (1, 2) OBP: 0.273, SLG: 0.285		0-0 1B S 1B			4-0 FC6-4 BB		4-0 FC3-6 BB		0-3 K	2 0 1 0 2 1 0										
Frank Duffy, R (1, 6) OBP: 0.268, SLG: 0.270		0-0 G3 1B			0-0 FC6-4		0-0 F7		0-0 P3	4 0 1 0 0 0 3										
Inning Stats	R: 1 E: 0 K: 0 S: 4	H: 2 LOB: 2 BB: 1 P: 9	R: 0 E: 0 K: 0 S: 5	H: 2 LOB: 2 BB: 0 P: 5	R: 0 E: 0 K: 3 S: 9	H: 0 LOB: 0 BB: 0 P: 9	R: 0 E: 0 K: 1 S: 5	H: 0 LOB: 1 BB: 1 P: 9	R: 0 E: 0 K: 0 S: 3	H: 0 LOB: 0 BB: 0 P: 3	R: 0 E: 1 K: 0 S: 4	H: 0 LOB: 2 BB: 1 P: 8	R: 0 E: 0 K: 0 S: 4	H: 1 LOB: 2 BB: 1 P: 8	R: 0 E: 0 K: 1 S: 6	H: 1 LOB: 1 BB: 0 P: 6	1B: 5 2B: 1 3B: 0 HR: 0	SF: 0 SAC: 0 DP: 0 HBP: 1	WP: 0 PB: 0 SB: 1 CS: 1	PA: 38
PITCHER Jim Hughes, R (1, 1) ERA: 4.05	IP: 9.0 WLS: W BF: 38 H: 6 R: 1 ER: 1 SO: 5 BB: 4 IBB: 0 HBP: 1 BLK: 0 WP: 0 HR: 0 S: 43 P: 60 ERA: 1.00 WHIP: 1.111																			

Cleveland Indians @ Minnesota Twins
Metropolitan Stadium, Bloomington, MI

Sat Aug 16 1975, 4:33 AM EDT
Att. 11,761 - Unknown - 70 F

AB 33
R 1
H 6
RBI 1
BB 4
SO 5
LOB 20



Batter	1	2	3	4	5	6	7	8	9	AB	R	H	RBI	BB	SO	LOB
Lyman Bostock, L OBP: 0.317, SLG: 0.331 (1, 9)	0-0 1B 1B	0-0 G3		0-0 F5	0-0 5-3			0-3 K		5	0	1	0	0	1	3
Jerry Terrell, R OBP: 0.328, SLG: 0.341 (1, 6)	0-0 FC3-6 1B PB 1B		0-0 P4	0-0 6-3	0-0 F3			0-0 P6		5	1	1	0	0	0	1
Rod Carew, L OBP: 0.432, SLG: 0.520 (1, 4)	0-0 FC3-6 1B 1B		4-0 S 1B BB	4-0 BB S 1B BB		0-0 G3 1B		0-0 FC6-4 1B		3	2	3	0	2	0	0
Tony Oliva, L OBP: 0.366, SLG: 0.429 (1, 10)	0-0 FC3-6 1-2f 2-3		0-0 BB 1B 1B	4-0 BB 1B IBB		0-0 G3 1-2		0-0 FC6-4 1-2f		4	2	1	1	1	0	4
Eric Soderholm, R OBP: 0.368, SLG: 0.419 (1, 5)	0-0 5-3 3-H		4-0 BB 1B BB	4-0 1B 1-2 2-3 BB		0-0 5-3		0-0 5-3		2	1	0	0	2	0	2
John Briggs, L OBP: 0.420, SLG: 0.402 (1, 3)		0-0 F9	0-0 P3		0-0 1B 1-3 2-H 3-H		0-3 K			4	0	1	2	0	1	3
Steve Braun, L OBP: 0.390, SLG: 0.440 (1, 7)		4-0 FC6-4 HBP BB	4-0 1B 1-2 2-3 BB		0-3 K		0-0 F7			2	0	0	0	2	1	2
Dan Ford, R OBP: 0.319, SLG: 0.423 (1, 8)		1-0 FC6-4 HBP	0-0 1B 1-2 2-H 3-H		0-0 5-3 1B		0-0 6-3			3	0	2	2	0	0	0
Phil Roof, R OBP: 0.333, SLG: 0.516 (1, 2)		0-0 FC6-4 1-2f 2-3	0-3 K		0-0 F7		0-0 6-3			4	0	0	0	0	1	5

Inning Stats	R: 1	H: 3	E: 0	K: 0	S: 5	LOB: 1	BB: 0	P: 5	R: 0	H: 0	E: 0	K: 0	S: 3	LOB: 2	BB: 1	P: 8	R: 3	H: 2	E: 0	K: 1	S: 7	LOB: 2	BB: 3	P: 19	R: 2	H: 1	E: 0	K: 1	S: 6	LOB: 2	BB: 3	P: 18	R: 0	H: 1	E: 0	K: 0	S: 4	LOB: 1	BB: 0	P: 4	R: 0	H: 0	E: 0	K: 0	S: 3	LOB: 0	BB: 0	P: 3	R: 0	H: 1	E: 0	K: 1	S: 6	LOB: 1	BB: 0	P: 6	R: 0	H: 0	E: 0	K: 0	S: 3	LOB: 0	BB: 0	P: 3	R: 0	H: 1	E: 0	K: 1	S: 6	LOB: 1	BB: 0	P: 6
PITCHER	IP	WLS	BF	H	R	ER	SO	BB	IBB	HBP	BLK	WP	HR	S	P	ERA	WHIP																																																							
Mike Torrez, R ERA: 3.27 (1, 1)	2.2	L	17	5	4	3	0	4	0	1	0	0	0	12	29	10.12	3.375																																																							
Paul Mitchell, R ERA: 5.4 (3, 1)	4.1		19	3	2	2	3	2	1	0	0	0	0	22	34	4.15	1.154																																																							
Grant Jackson, L ERA: 4.12 (8, 1)	1.0		4	1	0	0	1	0	0	0	0	0	0	6	6	0.00	1.000																																																							


BOTTOM

Baltimore Orioles @ Minnesota Twins
Metropolitan Stadium, Bloomington, MI

Mon Aug 18 1975, 8:05 PM EDT
Att. 8,405 - Unknown - 71 F

livebaseballscorecards.com

AB	32
R	6
H	9
RBI	5
BB	7
SO	4
LOB	20



1B:	9	SF:	0	WP:	0	PA:	40
2B:	0	SAC:	0	PB:	1		
3B:	0	DP:	0	SB:	2		
HR:	0	HBP:	1	CS:	0		

Batter	1	2	3	4	5	6	7	8	9	AB R H RBI BB SO LOB	TOP									
Ken Singleton, S (1, 9) OBP: 0.428, SLG: 0.466	0-3 K			0-0 1-3		0-0 F5		0-0 4-3		4 0 0 0 0 1 1										
Bobby Grich, R (1, 4) OBP: 0.408, SLG: 0.406	0-3 K			0-0 1-3		0-0 F8			0-0 G1-6-3 1B	4 0 1 0 0 1 0										
Tommy Davis, R (1, 10) OBP: 0.317, SLG: 0.359	0-0 5-3			0-3 K		0-0 G3			0-0 G1-6-3 1-2f	4 0 0 0 0 1 1										
Don Baylor, R (1, 7) OBP: 0.365, SLG: 0.504		0-0 P6			0-0 F3			0-3 K	4-0 BB	3 0 0 0 1 1 0										
Jim Northrup, L (1, 8) OBP: 0.341, SLG: 0.429		0-0 4-3			0-0 WP 1B 1B			0-0 F7	0-3 K	4 1 1 0 0 1 1										
Tony Muser, L (1, 3) OBP: 0.329, SLG: 0.300		0-3 K			0-0 WP 1B 1-2			0-3 K		3 1 1 0 0 2 0										
Doug DeCinces, R (1, 5) OBP: 0.303, SLG: 0.451			0-0 P6		0-0 FC4 1B 1-H 2-H			0-0 1B		3 0 2 2 0 0 0										
Elrod Hendricks, L (1, 2) OBP: 0.326, SLG: 0.353			0-0 F9		0-0 FC4 1-2f			0-0 L9		3 0 0 0 0 0 2										
Mark Belanger, R (1, 6) OBP: 0.260, SLG: 0.239			0-0 F2		0-0 4-3			0-3 K		2 0 0 0 0 0 1										
Tom Shopay, L (8, PH) OBP: 0.250, SLG: 0.200										1 0 0 0 0 1 1										
Tim Nordbrook, R (8, 6) OBP: 0.222, SLG: 0.067										0 0 0 0 0 0 0										
Inning Stats	R: 0 E: 0 K: 2 S: 7	H: 0 LOB: 0 BB: 0 P: 7	R: 0 E: 0 K: 1 S: 5	H: 0 LOB: 0 BB: 0 P: 5	R: 0 E: 0 K: 0 S: 3	H: 0 LOB: 0 BB: 0 P: 3	R: 0 E: 0 K: 1 S: 5	H: 0 LOB: 0 BB: 0 P: 5	R: 2 E: 1 K: 0 S: 6	H: 3 LOB: 1 BB: 0 P: 6	R: 0 E: 0 K: 2 S: 7	H: 0 LOB: 0 BB: 0 P: 7	R: 0 E: 0 K: 1 S: 6	H: 1 LOB: 1 BB: 0 P: 6	R: 0 E: 0 K: 1 S: 5	H: 1 LOB: 1 BB: 1 P: 9	1B: 5 2B: 0 3B: 0 HR: 0	SF: 0 SAC: 0 DP: 1 HBP: 0	WP: 1 PB: 0 SB: 0 CS: 0	PA: 32
PITCHER Bert Blyleven, R (1, 1) ERA: 2.97	IP: 9.0 WLS: W BF: 32 H: 5 R: 2 ER: 2 SO: 8 BB: 1 IBB: 0 HBP: 0 BLK: 0 WP: 1 HR: 0 S: 47 P: 51 ERA: 2.00 WHIP: 0.667																			
PITCHER	IP	WLS	BF	H	R	ER	SO	BB	IBB	HBP	BLK	WP	HR	S	P	ERA	WHIP			

Baltimore Orioles @ Minnesota Twins
Metropolitan Stadium, Bloomington, MI

Tue Aug 19 1975, 8:05 PM EDT
Att: 9,928 - Unknown - 72 F

livebaseballscorecards.com

AB	31
R	2
H	5
RBI	2
BB	1
SO	8
LOB	7



Batter	1	2	3	4	5	6	7	8	9	AB	R	H	RBI	BB	SO	LOB
Jerry Terrell, R OBP: 0.335, SLG: 0.355 (1, 3)	0-0 FC BB E 1B	0-0 CS 1B		0-0 2B 3B		0-0 6-3				4	2	3	0	0	0	0
Dan Ford, R OBP: 0.321, SLG: 0.425 (1, 8)	4-0 E 1-2 BB	0-0 CS 1-2	0-0 E5 SH5-3	0-0 2B		0-0 6-3				3	1	1	1	1	0	0
Rod Carew, L OBP: 0.431, SLG: 0.517 (1, 4)	0-0 FC 1-H 2-H FC6-2		0-0 SH5-3 1-2	0-0 BB		0-0 L7				2	0	0	0	1	0	0
Eric Soderholm, R OBP: 0.365, SLG: 0.415 (1, 5)	0-0 6-3		0-0 6-3	0-3 K		0-0 6-3				4	0	0	0	0	1	4
Tony Oliva, L OBP: 0.363, SLG: 0.425 (1, 10)	0-0 FC6-2 1B 3-H		0-0 G3		0-0 4-3			0-0 4-3		4	0	0	0	0	0	2
Danny Thompson, R OBP: 0.308, SLG: 0.350 (1, 6)	0-0 1-2 1B			0-0 F7	0-0 F9		0-0 F9			4	0	1	0	0	0	0
Steve Braun, L OBP: 0.389, SLG: 0.438 (1, 7)	0-0 F8			0-0 3B 1B	0-0 G3		0-0 F7			4	1	1	0	0	0	2
Lyman Bostock, L OBP: 0.317, SLG: 0.338 (1, 9)		0-0 1-3		0-0 SH4 3B 1-H		0-0 L8				3	1	1	1	0	0	0
Phil Roof, R OBP: 0.324, SLG: 0.500 (1, 2)		0-0 F8		0-0 SH4 3-H		0-3 K				2	0	0	1	0	1	0

Inning Stats	R: 2	H: 2	E: 1	K: 0	S: 6	LOB: 2	BB: 1	P: 10	R: 0	H: 1	E: 0	K: 0	S: 3	LOB: 0	BB: 0	P: 3	R: 0	H: 0	E: 1	K: 0	S: 4	LOB: 1	BB: 0	P: 4	R: 3	H: 4	E: 0	K: 1	S: 9	LOB: 2	BB: 1	P: 13	R: 0	H: 0	E: 0	K: 0	S: 3	LOB: 0	BB: 0	P: 3	R: 0	H: 0	E: 0	K: 1	S: 5	LOB: 0	BB: 0	P: 5	R: 0	H: 0	E: 0	K: 0	S: 3	LOB: 0	BB: 0	P: 3	R: 0	H: 0	E: 0	K: 0	S: 3	LOB: 0	BB: 0	P: 3
PITCHER	IP	WLS	BF	H	R	ER	SO	BB	IBB	HBP	BLK	WP	HR	S	P	ERA	WHIP																																															
Mike Cuellar, L ERA: 3.67 (1, 1)	3.2	L	20	7	5	3	0	1	0	0	0	0	0	19	23	7.36	2.182																																															
Wayne Garland, R ERA: 3.52 (4, 1)	4.1		14	0	0	0	2	1	0	0	0	0	0	17	21	0.00	0.231																																															


BOTTOM

Baltimore Orioles @ Minnesota Twins
Metropolitan Stadium, Bloomington, MI

Tue Aug 19 1975, 8:05 PM EDT
Att. 9,928 - Unknown - 72 F

livebaseballscores.com

AB	30
R	5
H	7
RBI	3
BB	2
SO	2
LOB	8



1B: 4	SF: 0	WP: 0	PA: 35
2B: 1	SAC: 2	PB: 0	
3B: 2	DP: 0	SB: 0	
HR: 0	HBP: 0	CS: 1	

Batter	1	2	3	4	5	6	7	8	9	AB R H RBI BB SO LOB	TOP	
Al Bumbry, L (1, 10) <small>OBP: 0.322, SLG: 0.367</small> Tommy Davis, R (7, PH) <small>OBP: 0.318, SLG: 0.360</small>	0-0 P6 		0-0 4-3 			1-0 CS HBP 	0-0 4-1 		0-0 E4 1B <small>1-3 2-H</small> 	2 0 0 0 0 0 2 0 1 0 0 0 3		
Bobby Grich, R (1, 4) <small>OBP: 0.406, SLG: 0.411</small>	0-0 HR 			0-0 5-3 		0-0 F8 <small>1-2</small> 		0-0 F9 	0-0 5-3 	5 1 1 1 0 0 3		
Ken Singleton, S (1, 9) <small>OBP: 0.425, SLG: 0.462</small>	0-0 G3 			0-0 E1 		0-0 F6 		0-0 6-3 		4 0 0 0 0 0 0		
Don Baylor, R (1, 7) <small>OBP: 0.364, SLG: 0.501</small>	0-3 K 			0-0 5-3 			0-0 6-3 	0-0 1B 		4 0 1 0 0 1 1		
Jim Northrup, L (1, 8) <small>OBP: 0.346, SLG: 0.439</small> Paul Blair, R (7, 8) <small>OBP: 0.240, SLG: 0.256</small>			0-0 FC3-6 1B 		0-0 L9 		0-0 1B 2B 	0-3 K 		3 1 2 0 0 0 1 1 0 0 0 0 1 1		
Tony Muser, L (1, 3) <small>OBP: 0.327, SLG: 0.299</small>			0-0 FC3-6 G5-4-3 <small>1-2f</small> 		0-0 L7 		0-0 1B 1B <small>2-H</small> 	0-0 4-3 		4 0 1 1 0 0 1		
Brooks Robinson, R (1, 5) <small>OBP: 0.276, SLG: 0.268</small>			0-0 G5-4-3 <small>1-2f</small> 		4-0 BB 		0-0 L5 	0-3 K 		3 0 0 0 1 1 2		
Dave Duncan, R (1, 2) <small>OBP: 0.250, SLG: 0.355</small>				0-0 6-3 		0-3 K 		0-0 1B 1B <small>1-2</small> 	0-0 1B 2B 	4 1 2 0 0 1 1		
Mark Belanger, R (1, 6) <small>OBP: 0.263, SLG: 0.240</small>			0-3 K 		0-0 G3 		0-0 1B <small>1-2 2-3</small> 	4-0 E BB 		3 0 1 0 1 1 1		
Inning Stats	R: 1 H: 1 E: 0 LOB: 0 K: 1 BB: 0 S: 6 P: 6	R: 0 H: 1 E: 0 LOB: 0 K: 0 BB: 0 S: 3 P: 3	R: 0 H: 0 E: 0 LOB: 0 K: 1 BB: 0 S: 5 P: 5	R: 0 H: 0 E: 1 LOB: 1 K: 0 BB: 0 S: 4 P: 4	R: 0 H: 0 E: 0 LOB: 1 K: 1 BB: 1 S: 5 P: 9	R: 0 H: 0 E: 0 LOB: 0 K: 0 BB: 0 S: 2 P: 3	R: 1 H: 4 E: 0 LOB: 3 K: 0 BB: 0 S: 7 P: 7	R: 0 H: 1 E: 0 LOB: 1 K: 1 BB: 0 S: 6 P: 6	R: 1 H: 2 E: 1 LOB: 2 K: 1 BB: 1 S: 7 P: 11	1B: 6 SF: 0 2B: 2 SAC: 0 3B: 0 DP: 1 HR: 1 HBP: 1	WP: 0 PA: 38 PB: 0 SB: 0 CS: 1	
PITCHER Jim Hughes, R (1, 1) <small>ERA: 4.0</small> Tom Burgmeier, L (7, 1) <small>ERA: 3.1</small> Bill Campbell, R (9, 1) <small>ERA: 4.31</small>	IP WLS BF H R ER SO BB IBB HBP BLK WP HR S P ERA WHIP 6.2 L 27 6 2 2 3 1 0 1 0 0 0 1 31 36 2.70 1.050											PITCHER IP WLS BF H R ER SO BB IBB HBP BLK WP HR S P ERA WHIP

Baltimore Orioles @ Minnesota Twins
 Metropolitan Stadium, Bloomington, MI
 Wed Aug 20 1975, 8:05 PM EDT
 Att: 8,153 - Unknown - 82 F

livebaseballscorecards.com

AB	35
R	3
H	9
RBI	2
BB	2
SO	5
LOB	14



Batter	1	2	3	4	5	6	7	8	9	AB R H RBI BB SO LOB
Jerry Terrell, R OBP: 0.337, SLG: 0.358 (1, 5)	0-0 4-3		0-0 1B		0-0 F7			0-0 FC4-8 1B		4 0 2 0 0 0 1
Dan Ford, R OBP: 0.318, SLG: 0.420 (1, 8)	0-0 F7		0-3 K			0-0 F8		0-0 FC4-6 1-2f 1B		4 0 0 0 0 1 2
Rod Carew, L OBP: 0.432, SLG: 0.517 (1, 4)	0-0 2B 1B		0-0 4-3			0-0 S 1B		0-0 F7		4 1 2 0 0 0 2
Craig Kusick, R OBP: 0.313, SLG: 0.347 (1, 3)	0-0 1-H 2B			0-0 6-3		0-0 6-3 1-2		0-0 G3 SF7 2B		4 1 2 1 0 0 1
Tony Oliva, L OBP: 0.359, SLG: 0.420 (1, 10)	0-0 L7			0-0 F7		0-0 6-3		0-0 G3 2-3		4 0 0 0 0 0 3
Danny Thompson, R OBP: 0.304, SLG: 0.346 (1, 6)		0-0 F9		0-0 6-3		0-0 6-3		0-0 SF7		3 0 0 1 0 0 0
Steve Braun, L OBP: 0.386, SLG: 0.433 (1, 7)		0-0 4-3			0-0 3-1	0-3 K		0-0 3-H F7		4 0 0 0 0 1 0
Lyman Bostock, L OBP: 0.314, SLG: 0.335 (1, 9)		0-0 4-3			0-0 F2	0-0 1-3				3 0 0 0 0 0 0
Phil Roof, R OBP: 0.324, SLG: 0.493 (1, 2)			0-0 6-3		0-0 1B			0-0 F8		3 0 1 0 0 0 0

Inning Stats	R: 1 E: 0 K: 0 S: 5	H: 2 LOB: 1 BB: 0 P: 5	R: 0 E: 0 K: 0 S: 3	H: 0 LOB: 0 BB: 0 P: 3	R: 0 E: 0 K: 1 S: 6	H: 1 LOB: 1 BB: 0 P: 6	R: 0 E: 0 K: 0 S: 3	H: 0 LOB: 0 BB: 0 P: 3	R: 0 E: 0 K: 0 S: 4	H: 1 LOB: 1 BB: 0 P: 4	R: 0 E: 0 K: 0 S: 4	H: 1 LOB: 1 BB: 0 P: 4	R: 0 E: 0 K: 1 S: 5	H: 0 LOB: 0 BB: 0 P: 5	R: 0 E: 0 K: 0 S: 4	H: 1 LOB: 1 BB: 0 P: 4	R: 1 E: 0 K: 0 S: 4	H: 1 LOB: 0 BB: 0 P: 4	1B: 5 2B: 2 3B: 0 HR: 0	SF: 1 SAC: 0 DP: 0 HBP: 0	WP: 0 PB: 0 SB: 1 CS: 0	PA: 34																			
PITCHER Ross Grimsley, L ERA: 3.79 (1, 1)	IP 9.0	WLS W	BF 34	H 7	R 2	ER 2	SO 2	BB 0	IBB 0	HBP 0	BLK 0	WP 0	HR 0	S 38	P 38	ERA 2.00	WHIP 0.778																								
																						PITCHER	IP	WLS	BF	H	R	ER	SO	BB	IBB	HBP	BLK	WP	HR	S	P	ERA	WHIP		

BOTTOM

Baltimore Orioles @ Minnesota Twins
Metropolitan Stadium, Bloomington, MI

Wed Aug 20 1975, 8:05 PM EDT
Att. 8,153 - Unknown - 82 F

livebaseballscores.com

AB	33
R	2
H	7
RBI	2
BB	0
SO	2
LOB	9



Batter	1	2	3	4	5	6	7	8	9	AB R H RBI BB SO LOB	TOP
Ron LeFlore, R OBP: 0.310, SLG: 0.369 (1, 8) X	0-0 1B 4-3 1B	0-0 1-3			0-0 F8	0-0 F9		0-3 K		5 1 1 0 0 1 4	
Gary Sutherland, R OBP: 0.319, SLG: 0.324 (1, 4) X	0-0 4-3 1-3 1B		0-0 P4		4-0 BLK 1B BB	0-0 4-3			0-0 F2	4 1 1 0 1 0 2	
Dan Meyer, L OBP: 0.302, SLG: 0.362 (1, 3) X	0-0 4-3		0-0 F8		0-0 1-H 1B		0-0 F5		0-0 G3	5 0 1 2 0 0 1	
Willie Horton, R OBP: 0.320, SLG: 0.421 (1, 10) S S S	0-3 K		0-3 K		0-3 K		0-0 F9 E 1B		0-0 FC6-4 1B	5 0 2 0 0 3 2	
Bill Freehan, R OBP: 0.312, SLG: 0.422 (1, 2) X	0-0 F3			0-3 K	0-0 F5		0-0 E5		0-0 FC6-4 1-2f	5 0 0 0 0 1 4	
Ben Oglivie, L OBP: 0.305, SLG: 0.384 (1, 7) S S S		0-3 K		0-0 3B 1B		0-0 E3 1B 1B		0-0 F9		4 2 1 0 0 1 2	
Billy Baldwin, L OBP: 0.303, SLG: 0.438 (1, 9) X		0-0 1B 1B		0-0 P6		0-0 1B 1-3 1B		0-3 K		4 0 2 0 0 1 3	
Aurelio Rodriguez, R OBP: 0.288, SLG: 0.389 (1, 5) X		0-0 1-2 1B		0-0 1-H 3B		0-0 1-3 3-H 1B		0-0 F5		4 0 3 2 0 0 0	
Tom Verzyer, R OBP: 0.269, SLG: 0.291 (1, 6) X		0-0 P6		0-0 F9		0-3 K		0-0 L8		3 0 0 0 0 1 5	
Gates Brown, L OBP: 0.343, SLG: 0.321 (8, PH)										1 0 0 0 0 0 0	
Gene Michael, S OBP: 0.252, SLG: 0.283 (8, 6)										0 0 0 0 0 0 0	
Inning Stats	R: 1 E: 0 K: 1 S: 7 H: 2 LOB: 1 BB: 0 P: 7	R: 0 E: 0 K: 1 S: 7 H: 2 LOB: 2 BB: 0 P: 7	R: 0 E: 0 K: 1 S: 5 H: 0 LOB: 0 BB: 0 P: 5	R: 1 E: 0 K: 1 S: 7 H: 2 LOB: 1 BB: 0 P: 7	R: 1 E: 0 K: 1 S: 6 H: 1 LOB: 1 BB: 1 P: 10	R: 1 E: 1 K: 1 S: 8 H: 2 LOB: 2 BB: 0 P: 8	R: 0 E: 1 K: 1 S: 7 H: 1 LOB: 2 BB: 0 P: 7	R: 0 E: 0 K: 1 S: 5 H: 0 LOB: 0 BB: 0 P: 5	R: 0 E: 0 K: 0 S: 4 H: 1 LOB: 1 BB: 0 P: 4	1B: 10 2B: 0 3B: 1 HR: 0 SF: 0 SAC: 0 DP: 0 HBP: 0	WP: 0 PB: 0 SB: 0 CS: 0 PA: 41
PITCHER Dave Goltz, R ERA: 3.75 (1, 1)	IP: 5.0 WLS: W BF: 26 H: 9 R: 4 ER: 3 SO: 5 BB: 1 IBB: 0 HBP: 0 BLK: 1 WP: 0 HR: 0 S: 35 P: 39 ERA: 5.40 WHIP: 2.000										
PITCHER Bill Campbell, R ERA: 4.15 (6, 1)	IP: 4.0 WLS: S BF: 15 H: 2 R: 0 ER: 0 SO: 3 BB: 0 IBB: 0 HBP: 0 BLK: 0 WP: 0 HR: 0 S: 21 P: 21 ERA: 0.00 WHIP: 0.500										

Detroit Tigers @ Minnesota Twins
Metropolitan Stadium, Bloomington, MI

Fri Aug 22 1975, 8:05 PM EDT
Att: 8,101 - Cloudy - 70 F

livebaseballscorecards.com

AB	40
R	4
H	11
RBI	4
BB	1
SO	8
LOB	23



Batter	1	2	3	4	5	6	7	8	9
Lyman Bostock, L (1, 9) OBP: 0.316, SLG: 0.341	0-0 4-3 SF8 2B		0-0 1B 2B 1B		0-0 F8		0-0 G3		
Jerry Terrell, R (1, 6) OBP: 0.336, SLG: 0.356	0-0 4-3 2-3		0-0 L5		0-0 4-3			0-0 4-3 SH1-3 E 1B	
Rod Carew, L (1, 4) OBP: 0.431, SLG: 0.517	0-0 SF8 3-H		0-0 2B SF7 1B		0-0 L8			0-0 SH1-3 1-2	
John Briggs, L (1, 3) OBP: 0.418, SLG: 0.403	0-0 F3		0-0 1-3 2-H 2B		0-0 P4			0-0 4-3 2-3	
Tony Oliva, L (1, 10) OBP: 0.358, SLG: 0.418 Steve Brye, R (8, PR) OBP: 0.325, SLG: 0.429		0-3 K	0-0 SF7		0-0 1-3			4-0 BB BB BB E 1B BB	
Dan Ford, R (1, 8) OBP: 0.317, SLG: 0.427		0-0 5-3	0-3 K		0-0 HR			0-0 E3 1B 1-2 3-H	
Steve Braun, L (1, 7) OBP: 0.384, SLG: 0.431		0-0 F8		0-0 3-1		0-0 P4		0-0 1-3 2-H 1B	
Dave McKay, S (1, 5) OBP: 0.333, SLG: 1.333			0-0 HR		0-0 5-3		0-0 F7		
Phil Roof, R (1, 2) OBP: 0.324, SLG: 0.529			0-0 HR		0-3 K		0-0 4-3		

Inning Stats	R: 1	H: 1	E: 0	LOB: 0	K: 0	BB: 0	S: 4	P: 4	R: 0	H: 0	E: 0	LOB: 0	K: 1	BB: 0	S: 5	P: 5	R: 4	H: 5	E: 0	LOB: 1	K: 1	BB: 0	S: 10	P: 10	R: 0	H: 0	E: 0	LOB: 0	K: 1	BB: 0	S: 5	P: 5	R: 0	H: 0	E: 0	LOB: 0	K: 0	BB: 0	S: 3	P: 3	R: 1	H: 1	E: 0	LOB: 0	K: 0	BB: 0	S: 4	P: 4	R: 0	H: 0	E: 0	LOB: 0	K: 0	BB: 0	S: 3	P: 3	R: 2	H: 2	E: 1	LOB: 2	K: 0	BB: 1	S: 5	P: 9
--------------	------	------	------	--------	------	-------	------	------	------	------	------	--------	------	-------	------	------	------	------	------	--------	------	-------	-------	-------	------	------	------	--------	------	-------	------	------	------	------	------	--------	------	-------	------	------	------	------	------	--------	------	-------	------	------	------	------	------	--------	------	-------	------	------	------	------	------	--------	------	-------	------	------

PITCHER	IP	WLS	BF	H	R	ER	SO	BB	IBB	HBP	BLK	WP	HR	S	P	ERA	WHIP
Vern Ruhle, R (1, 1) ERA: 3.91	2.1	L	13	6	5	5	1	0	0	0	0	0	2	15	15	19.29	2.571
Tom Walker, R (3, 1) ERA: 4.51	5.2		21	3	3	1	2	1	0	0	0	0	1	24	28	1.59	0.706

AB R H RBI BB SO LOB

4	2	2	0	0	0	0
4	1	1	0	0	0	2
2	1	1	1	0	0	0
4	0	1	1	0	0	1
2	0	0	1	1	1	0
0	1	0	0	0	0	0
4	1	1	1	0	1	2
4	0	1	1	0	0	0
3	1	1	1	0	0	0
3	1	1	1	0	1	0

1B: 4	SF: 2	WP: 0	PA: 34
2B: 2	SAC: 1	PB: 0	
3B: 0	DP: 0	SB: 0	
HR: 3	HBP: 0	CS: 0	

WP	HR	S	P	ERA	WHIP
----	----	---	---	-----	------

DETROIT TIGERS @ MINNESOTA TWINS
 Metropolitan Stadium, Bloomington, MI
 Fri Aug 22 1975, 8:05 PM EDT
 Att. 8,101 - Cloudy - 70 F

livebaseballscorecards.com

AB	30
R	8
H	9
RBI	7
BB	1
SO	3
LOB	5



Batter	1	2	3	4	5	6	7	8	9	10	11	12	AB R H RBI BB SO LOB	TOP																
Ron LeFlore, R (1, 8) OBP: 0.308, SLG: 0.366	0-0 6-3			0-0 L5-3 1B		0-3 K		0-0 F8		0-3 K		0-0 FC6-4	6 0 1 0 0 2 3																	
John Knox, L (1, 4) OBP: 0.333, SLG: 0.288	0-0 FC3-6 1B			0-0 L5-3 1-2		0-3 K		4-0 1-3 BB		0-0 G6-4-3			4 0 1 0 1 1 3																	
Dan Meyer, L (1, 3) OBP: 0.300, SLG: 0.362	0-0 FC3-6 1-2f CS			0-0 F8				0-0 1-3					5 1 1 0 0 0 2																	
Willie Horton, R (1, 10) OBP: 0.319, SLG: 0.425	0-0 CS 1-2	0-0 6-3				0-3 K		0-0 4-3					5 1 1 2 0 1 1																	
Ben Oglivie, L (1, 7) OBP: 0.303, SLG: 0.380		0-0 3-1				0-0 1-3		0-0 F9					5 0 1 0 0 1 0																	
Billy Baldwin, L (1, 9) OBP: 0.278, SLG: 0.400 Leon Roberts, R (12, PH) OBP: 0.324, SLG: 0.405		0-3 K				0-0 G3		0-0 F7		0-0 SH1-4 1B		0-0 4-3	3 0 0 0 0 1 0 1 0 0 0 0 0 0																	
Aurelio Rodriguez, R (1, 5) OBP: 0.292, SLG: 0.405			0-0 5-3			0-0 F8		0-0 HR		4-0 G5-4-3 BB		0-0 HR	4 2 2 2 1 0 0																	
John Wockenfuss, R (1, 2) OBP: 0.291, SLG: 0.429			0-3 K			0-0 HR		0-0 5-3		0-0 G5-4-3		0-0 6-3	5 1 1 1 0 1 2																	
Tom Verzyer, R (1, 6) OBP: 0.277, SLG: 0.307			0-0 6-3			0-0 1B		0-0 HR		4-0 G6-4-3 BB		0-0 FC6-4 1B	4 1 3 1 1 0 0																	
Inning Stats	R: 0 E: 0 K: 3 S: 3	H: 1 LOB: 0 BB: 0 P: 3	R: 0 E: 0 K: 1 S: 5	H: 0 LOB: 0 BB: 0 P: 5	R: 0 E: 0 K: 1 S: 5	H: 1 LOB: 0 BB: 0 P: 3	R: 0 E: 0 K: 1 S: 5	H: 0 LOB: 0 BB: 0 P: 5	R: 1 E: 0 K: 2 S: 9	H: 2 LOB: 1 BB: 0 P: 9	R: 3 E: 0 K: 0 S: 6	H: 3 LOB: 0 BB: 0 P: 6	R: 1 E: 0 K: 0 S: 4	H: 1 LOB: 1 BB: 1 P: 8	R: 0 E: 0 K: 0 S: 3	H: 1 LOB: 1 BB: 1 P: 7	R: 0 E: 0 K: 1 S: 4	H: 0 LOB: 0 BB: 1 P: 8	R: 0 E: 0 K: 1 S: 5	H: 0 LOB: 0 BB: 0 P: 5	R: 1 E: 0 K: 0 S: 5	H: 2 LOB: 1 BB: 0 P: 5	1B: 5 2B: 2 3B: 0 HR: 5	SF: 0 SAC: 1 DP: 3 HBP: 0	WP: 0 PB: 0 SB: 0 CS: 1	PA: 47				
PITCHER	IP WLS BF H R ER SO BB IBB HBP BLK WP HR S P ERA WHIP																													
Bert Blyleven, R (1, 1) ERA: 3.04	6.2		7	4	4	5	0	0	0	0	0	3	35	35	5.40	1.050														
Bill Campbell, R (7, 1) ERA: 4.18	1.1	7	2	1	1	0	1	0	0	0	0	1	6	10	6.75	2.250														
Tom Burgmeier, L (9, 1) ERA: 3.05	4.0	L	14	2	1	1	2	2	0	0	0	0	1	16	2.25	1.000														

Detroit Tigers @ Minnesota Twins
 Metropolitan Stadium, Bloomington, MI
 Sat Aug 23 1975, 4:33 AM EDT
 Att: 9,052 - Unknown - 83 F

livebaseballscorecards.com

AB	42
R	6
H	11
RBI	6
BB	3
SO	7
LOB	11



Batter	1	2	3	4	5	6	7	8	9	10	11	12
Lyman Bostock, L (1, 8) OBP: 0.316, SLG: 0.342	0-0 WP SH1-4 SF7 1B		0-0 4-3		0-0 1B FC1-5 1B	0-0 SF7		0-0 4-3		0-0 6-3		
Jerry Terrell, R (1, 6) OBP: 0.337, SLG: 0.357	0-0 SH1-4		0-0 5-3		0-0 FC1-5 1B	0-0 3-H		0-0 4-3		0-0 F8		
Rod Carew, L (1, 4) OBP: 0.432, SLG: 0.517	0-0 SF7		0-0 5-3		0-0 FC1-5 1B	0-0 2-H		0-0 4-3		0-0 F8		
John Briggs, L (1, 9) OBP: 0.418, SLG: 0.403	0-0 1B			0-3 K	0-0 FC1-5	0-0 1-2 2-3 3-H		0-0 4-3		0-0 SH1-3		
Tony Oliva, L (1, 10) OBP: 0.359, SLG: 0.416	0-0 1B			0-0 4-3	0-0 F7	0-0 1-2 2-3 3-H		0-0 F8		0-0 FC6-4		
Steve Brye, R (9, PR) OBP: 0.325, SLG: 0.429	0-0 FC5-4									0-0 FC6-4		
Dan Ford, R (11, PH) OBP: 0.316, SLG: 0.426	0-0 1B									0-0 FC6-4		
Craig Kusick, R (1, 3) OBP: 0.306, SLG: 0.330	0-0 FC5-4			0-0 1-3		0-0 F3		0-0 BB		0-0 L9		
Steve Braun, L (1, 7) OBP: 0.388, SLG: 0.432		0-0 G5-4-3			0-0 E 1B	0-0 WP 1B		0-0 1-2		0-0 FC6		
Dave McKay, S (1, 5) OBP: 0.222, SLG: 0.556		0-0 G5-4-3			0-0 P4	0-0 WP 1B		0-3 K		0-0 E6		
Phil Roof, R (1, 2) OBP: 0.329, SLG: 0.514		0-0 G3			0-0 1B 1B	0-0 1-2 2-3		0-0 4-3		0-0 SH1-4		

AB	R	H	RBI	BB	SO	LOB
5	2	2	1	0	0	1
5	0	2	0	0	0	1
4	0	2	2	1	0	0
5	0	2	1	0	1	3
4	0	1	0	1	0	3
0	0	0	0	0	0	0
1	0	0	0	0	0	1
5	0	0	0	1	0	5
4	2	2	0	2	0	2
6	0	1	0	0	1	5
4	1	1	1	1	1	0

AB	R	H	RBI	BB	SO	LOB
43	5	13	5	6	3	21

Inning Stats	R	H	E	K	S	P	IP	WLS	BF	H	R	ER	SO	BB	IBB	HBP	BLK	WP	HR	S	P	ERA	WHIP
	1	3	0	6	6		4.1		21	8	4	4	1	1	0	0	0	1	0	22	26	8.31	2.077
	0	0	0	0	0		7.2	W	33	5	1	1	2	4	1	0	0	1	0	32	52	1.17	1.174

PITCHER	IP	WLS	BF	H	R	ER	SO	BB	IBB	HBP	BLK	WP	HR	S	P	ERA	WHIP
Lerrin LaGrow, R (1, 1) ERA: 4.36	4.1		21	8	4	4	1	1	0	0	0	1	0	22	26	8.31	2.077
Dave Lemanczyk, R (5, 1) ERA: 4.64	7.2	W	33	5	1	1	2	4	1	0	0	1	0	32	52	1.17	1.174

DETROIT TIGERS @ MINNESOTA TWINS
 Metropolitan Stadium, Bloomington, MI
 Sat Aug 23 1975, 4:33 AM EDT
 Att. 9,052 - Unknown - 83 F



Batter	1	2	3	4	5	6	7	8	9	AB R H RBI BB SO LOB	TOP	
Ron LeFlore, R OBP: 0.310, SLG: 0.368 (1, 8) X	0-0 1B 1B		0-3 K		0-0 1-3 1B		0-0 F8			4 0 2 0 0 1 0		
Gary Sutherland, R OBP: 0.323, SLG: 0.327 (1, 4) X	0-0 WP 1-3 1B		0-0 FC3-6 1B		0-0 SF9			4-0 FC3-6 BB		2 0 2 1 1 0 0		
Dan Meyer, L OBP: 0.300, SLG: 0.361 (1, 3) X	0-0 F7 1-2		0-0 FC3-6 1-2f		0-0 1B			0-0 FC3-6 1-2f		4 0 1 0 0 0 4		
Willie Horton, R OBP: 0.318, SLG: 0.423 (1, 10)	4-0 G5-4-3 IBB		0-0 F8 1-2		0-0 5-3			0-0 F7		3 0 0 0 1 0 3		
Bill Freehan, R OBP: 0.309, SLG: 0.418 (1, 2) X	0-0 G5-4-3 1-2f			0-0 F8		0-0 F9		0-0 F8		4 0 0 0 0 0 4		
Aurelio Rodriguez, R OBP: 0.291, SLG: 0.402 (1, 5)		4-0 G3 BB		0-0 5-3		0-0 6-3		0-0 P3		3 0 0 0 1 0 0		
Ben Oglivie, L OBP: 0.302, SLG: 0.377 (1, 7)		0-0 F8		0-0 WP S 1B		0-0 L7		0-3 K		4 0 1 0 0 1 1		
Billy Baldwin, L OBP: 0.250, SLG: 0.359 (1, 9)		0-0 G3 1-2		0-3 K 1-3			0-0 G2		0-0 F3	4 0 0 0 0 1 2		
Tom Verzyer, R OBP: 0.278, SLG: 0.307 (1, 6)		0-0 P6			0-0 1B SF9 1B		0-0 5-3			3 1 1 0 0 0 1		
Inning Stats	R: 0 H: 2 E: 0 LOB: 2 K: 0 BB: 1 S: 4 P: 8	R: 0 H: 0 E: 0 LOB: 1 K: 0 BB: 1 S: 3 P: 7	R: 0 H: 1 E: 0 LOB: 1 K: 1 BB: 0 S: 6 P: 6	R: 0 H: 1 E: 0 LOB: 1 K: 1 BB: 0 S: 6 P: 6	R: 1 H: 3 E: 0 LOB: 1 K: 0 BB: 0 S: 5 P: 5	R: 0 H: 0 E: 0 LOB: 0 K: 0 BB: 0 S: 3 P: 3	R: 0 H: 0 E: 0 LOB: 0 K: 0 BB: 0 S: 3 P: 3	R: 0 H: 0 E: 1 LOB: 1 K: 0 BB: 1 S: 3 P: 7	R: 0 H: 0 E: 0 LOB: 0 K: 1 BB: 0 S: 5 P: 5	1B: 7 SF: 1 2B: 0 SAC: 0 3B: 0 DP: 1 HR: 0 HBP: 0	WP: 2 PA: 35 PB: 0 SB: 2 CS: 0	
PITCHER Jim Hughes, R (1, 1) ERA: 3.86	IP WLS BF H R ER SO BB IBB HBP BLK WP HR S P ERA WHIP	9.0 W 35 7 1 1 3 2 1 0 0 2 0 38 50 1.00 1.000										

Detroit Tigers @ Minnesota Twins
Metropolitan Stadium, Bloomington, MI

Sun Aug 24 1975, 4:33 AM EDT
Att: 7,570 - Unknown - 87 F

livebaseballscorecards.com

AB	31
R	1
H	7
RBI	1
BB	3
SO	3
LOB	15



Batter	1	2	3	4	5	6	7	8	9
Jerry Terrell, R (1, 4) OBP: 0.339, SLG: 0.359	0-0 1-3		0-0 FC3-2 1B		0-0 E 1B 1B		0-3 K2-3		
Lyman Bostock, L (1, 8) OBP: 0.312, SLG: 0.337	0-0 L9		0-0 FC3-2 1B		0-0 F7		0-0 G3		
Craig Kusick, R (1, 3) OBP: 0.312, SLG: 0.336	0-3 K		0-0 P4		0-0 E7 1B		0-0 E E 1B		
Tony Oliva, L (1, 10) OBP: 0.355, SLG: 0.411		0-0 F7		0-0 6-3		0-3 K		0-0 E6	
Steve Brye, R (7, PR) OBP: 0.325, SLG: 0.429									
Danny Thompson, R (1, 6) OBP: 0.303, SLG: 0.345		0-0 F9		0-0 6-3		0-0 FC5-6 1B		0-0 E6	
John Briggs, L (1, 9) OBP: 0.413, SLG: 0.397		0-3 K		0-3 K		0-0 FC5-6 1B		0-0 1-3	
Dave McKay, S (1, 5) OBP: 0.308, SLG: 0.692			0-0 FC1-6 1B		0-0 1B 3B	0-0 L4		0-0 P4	
Steve Braun, L (1, 7) OBP: 0.387, SLG: 0.430			0-0 FC1-6 2B 1B		0-0 G3	0-0		0-0 F9	
Glenn Borgmann, R (1, 2) OBP: 0.304, SLG: 0.291			0-0 1B FC3-2 2B		0-0 1B 1B	0-0 F8		0-3 K	


Inning Stats	R: 0	H: 0	E: 0	LOB: 0	K: 1	BB: 0	S: 5	P: 5
	R: 0	H: 0	E: 0	LOB: 0	K: 1	BB: 0	S: 5	P: 5
	R: 1	H: 3	E: 0	LOB: 2	K: 0	BB: 0	S: 6	P: 6
	R: 0	H: 0	E: 0	LOB: 0	K: 1	BB: 0	S: 5	P: 5
	R: 2	H: 4	E: 1	LOB: 2	K: 1	BB: 0	S: 9	P: 9
	R: 0	H: 2	E: 0	LOB: 2	K: 0	BB: 0	S: 5	P: 5
	R: 0	H: 1	E: 2	LOB: 3	K: 1	BB: 0	S: 8	P: 8
	R: 0	H: 0	E: 0	LOB: 0	K: 1	BB: 0	S: 5	P: 5

PITCHER	IP	WLS	BF	H	R	ER	SO	BB	IBB	HBP	BLK	WP	HR	S	P	ERA	WHIP
Mickey Litch, L (1, 1) ERA: 3.47	8.0	L	36	10	3	3	6	0	0	0	0	0	0	48	48	3.38	1.250

BOTTOM

AB	R	H	RBI	BB	SO	LOB
4	0	2	1	0	1	0
4	0	0	0	0	0	4
4	0	2	1	0	1	2
4	0	0	0	0	1	3
0	0	0	0	0	0	0
4	0	1	0	0	0	2
4	0	0	0	0	2	4
4	1	2	0	0	0	1
4	1	1	0	0	0	2
4	1	2	1	0	1	2

AB 36
R 3
H 10
RBI 3
BB 0
SO 6
LOB 20



WP: 0 PA: 36
PB: 0
SB: 0
CS: 0

Detroit Tigers @ Minnesota Twins
Metropolitan Stadium, Bloomington, MI
Sun Aug 24 1975, 4:33 AM EDT
Att. 7,570 - Unknown - 87 F

livebaseballscorecards.com

Batter	1	2	3	4	5	6	7	8	9	AB R H RBI BB SO LOB	TOP																
Lyman Bostock, L OBP: 0.317, SLG: 0.345 (1, 8) (9, 9)	0-0 F7	0-0 E 1-3 1B		0-0 1B 2B	0-0 1-H 2-H 1B			0-0 4-3		5 1 3 2 0 0 0																	
Jerry Terrell, R OBP: 0.333, SLG: 0.353 (1, 6)	0-0 F8	0-0 E6 1-3 3-H		0-0 F8	0-3 K			0-0 F7		5 0 0 0 0 1 3																	
Rod Carew, L OBP: 0.432, SLG: 0.516 (1, 4)	0-0 1B	0-3 K		0-0 2-H BB 1B			0-0 F7	0-0 F8		5 0 2 1 0 1 2																	
John Briggs, L OBP: 0.413, SLG: 0.399 (1, 9) (9, 7)	0-0 F8		0-0 2B	4-0 1-2 BB			0-0 F3	0-0 P3		4 0 1 0 1 0 1																	
Tony Oliva, L OBP: 0.356, SLG: 0.410 Steve Brye, R OBP: 0.325, SLG: 0.429 (1, 10) (9, PR)		0-0 HR 1B	0-0 P4	0-3 K			0-0 L6	4-0 1B BB		4 1 1 0 1 1 3 0 0 0 0 0 0 0																	
Craig Kusick, R OBP: 0.315, SLG: 0.333 (1, 3)		0-0 F8	0-3 K		0-0 F9		4-0 G3 BB	0-0 FC5-4 1B		4 0 1 0 1 1 2																	
Steve Braun, L OBP: 0.388, SLG: 0.429 Dan Ford, R OBP: 0.315, SLG: 0.425 (1, 7) (9, PH) (9, 8)		0-0 F7	4-0 IBB		0-0 E HBP 1B 1B		0-0 G3	0-3 K		3 1 1 0 1 0 2 1 0 0 0 0 1 2	AB 38 R 6 H 10 RBI 5 BB 5 SO 7 LOB 22																
Dave McKay, S OBP: 0.278, SLG: 0.722 (1, 5)		0-0 1-H HR	0-0 L8		0-3 K		0-0 F7	0-0 FC5-4		5 1 1 2 0 1 6																	
Glenn Borgmann, R OBP: 0.306, SLG: 0.289 (1, 2)		4-0 1B E BB		0-0 3-1	1-0 1B E HBP		0-3 K			2 2 0 0 1 1 1																	
Inning Stats	R: 0 E: 0 K: 0 S: 4	H: 1 LOB: 1 BB: 0 P: 4	R: 3 E: 1 K: 1 S: 9	H: 3 LOB: 2 BB: 1 P: 13	R: 0 E: 0 K: 1 S: 6	H: 1 LOB: 2 BB: 1 P: 10	R: 1 E: 0 K: 1 S: 7	H: 2 LOB: 2 BB: 1 P: 11	R: 2 E: 1 K: 2 S: 9	H: 2 LOB: 1 BB: 0 P: 10	R: 0 E: 0 K: 0 S: 3	H: 0 LOB: 0 BB: 0 P: 3	R: 0 E: 0 K: 1 S: 5	H: 0 LOB: 1 BB: 1 P: 9	R: 0 E: 0 K: 0 S: 3	H: 0 LOB: 0 BB: 0 P: 3	R: 0 E: 0 K: 1 S: 6	H: 1 LOB: 2 BB: 1 P: 10	1B: 7 2B: 2 3B: 0 HR: 1	SF: 0 SAC: 0 DP: 0 HBP: 1	WP: 0 PB: 0 SB: 0 CS: 0	PA: 44					
PITCHER	IP	WLS	BF	H	R	ER	SO	BB	IBB	HBP	BLK	WP	HR	S	P	ERA	WHIP										
Jim Slaton, R ERA: 4.18 (1, 1)	3.2	L	21	7	4	3	2	1	1	0	0	0	1	23	31	7.36	2.182										
Lafayette Currence, L ERA: 5.4 (4, 1)	0.1		2	0	0	0	1	1	0	0	0	0	0	3	7	0.00	3.000										
Eduardo Rodriguez, R ERA: 3.18 (5, 1)	4.1		19	3	2	1	3	2	0	1	0	0	0	22	31	2.08	1.154										
Rick Austin, L ERA: 3.25 (9, 1)	0.2		2	0	0	0	1	0	0	0	0	0	0	4	4	0.00	0.000										

Minnesota Twins @ Milwaukee Brewers
Milwaukee County Stadium, Milwaukee, WI

Mon Aug 25 1975, 8:05 PM EDT
Att: 7,779 - Unknown - 74 F

livebaseballscorecards.com



Batter	1	2	3	4	5	6	7	8	9	AB R H RBI BB SO LOB	TOP											
Lyman Bostock, L (1, 9) <small>OBP: 0.315, SLG: 0.343</small>	0-0 1B		0-3 K		0-3 K		0-0 F7		0-0 G3	5 0 1 0 0 2 2	Minnesota Twins @ Milwaukee Brewers Milwaukee County Stadium, Milwaukee, WI Tue Aug 26 1975, 8:05 PM EDT Att: 9,941 - Cloudy - 74 F livebaseballscorecards.com											
Jerry Terrell, R (1, 6) <small>OBP: 0.338, SLG: 0.355</small>	0-0 1-2 1B		4-0 1B BB		0-0 CS 1B		0-0 1-3		0-0 6-3	4 0 2 0 1 0 2												
Rod Carew, L (1, 4) <small>OBP: 0.432, SLG: 0.515</small>	0-0 F7		0-0 1-2 1B		0-0 L8			4-0 FC5 E BB		3 0 1 0 1 0 3												
John Briggs, L (1, 7) <small>OBP: 0.411, SLG: 0.394</small>	0-0 L3		0-0 G3			4-0 4-3 WP 1B BB		0-0 P3		3 1 0 0 1 0 5												
Dan Ford, R (1, 8) <small>OBP: 0.317, SLG: 0.424</small>		H 1-0 CS HBP		0-0 E S SF8 1B		0-0 4-3		0-0 E6		3 1 1 0 0 0 2												
Steve Braun, L (1, 10) <small>OBP: 0.387, SLG: 0.427</small>		X 0-0 L3		0-0 F8		0-0 1-3 G1-4-3 1B		0-3 K		4 0 1 1 0 1 4												
Dave McKay, S (1, 5) <small>OBP: 0.273, SLG: 0.667</small>		X 0-0 1B		0-0 SF8		0-0 G1-4-3		0-0 FC5		3 0 1 1 0 0 3												
Craig Kusick, R (1, 3) <small>OBP: 0.321, SLG: 0.342</small>		X 0-0 F8		0-0 2B			0-0 F7		H 1-0 SH5-4 HBP	3 0 1 0 0 0 1												
Glenn Borgmann, R (1, 2) <small>OBP: 0.306, SLG: 0.288</small>		X 0-0 4-3		0-0 4-3			4-0 BB		X 0-0 SH5-4	2 0 0 0 1 0 1												
Inning Stats	R: 0 E: 0 K: 0 S: 4	H: 2 LOB: 1 BB: 0 P: 4	R: 0 E: 0 K: 0 S: 3	H: 1 LOB: 1 BB: 0 P: 4	R: 0 E: 0 K: 1 S: 6	H: 1 LOB: 2 BB: 1 P: 10	R: 1 E: 0 K: 0 S: 5	H: 2 LOB: 1 BB: 0 P: 5	R: 0 E: 0 K: 1 S: 5	H: 1 LOB: 0 BB: 0 P: 5	R: 1 E: 0 K: 0 S: 3	H: 1 LOB: 0 BB: 1 P: 7	R: 0 E: 0 K: 0 S: 3	H: 0 LOB: 1 BB: 1 P: 7	R: 0 E: 1 K: 1 S: 6	H: 0 LOB: 2 BB: 1 P: 10	R: 0 E: 0 K: 0 S: 3	H: 0 LOB: 1 BB: 0 P: 4	1B: 7 2B: 2 3B: 0 HR: 0	SF: 1 SAC: 1 DP: 2 HBP: 2	WP: 1 PA: 38 PB: 0 SB: 1 CS: 2	
PITCHER Pete Broberg, R (1, 1) <small>ERA: 4.7</small>	IP 9.0	WLS L	BF 38	H 8	R 2	ER 2	SO 3	BB 4	IBB 0	HBP 2	BLK 0	WP 1	HR 0	S 38	P 56	ERA 2.00	WHIP 1.333					
											PITCHER IP WLS BF H R ER SO BB IBB HBP BLK WP HR S P ERA WHIP											

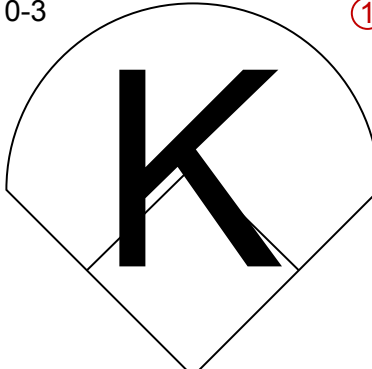
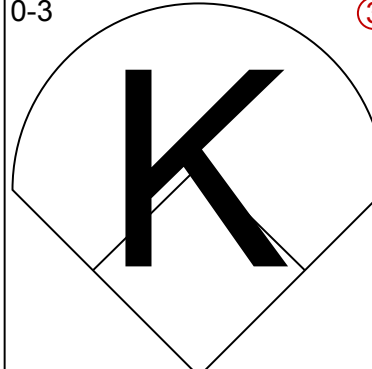
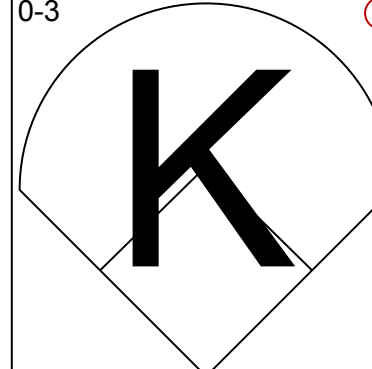
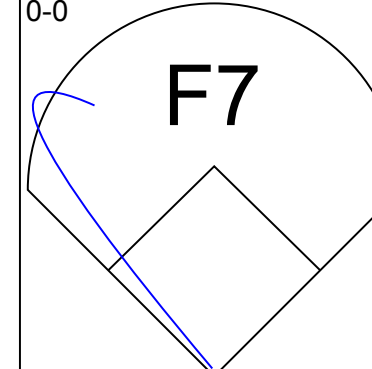
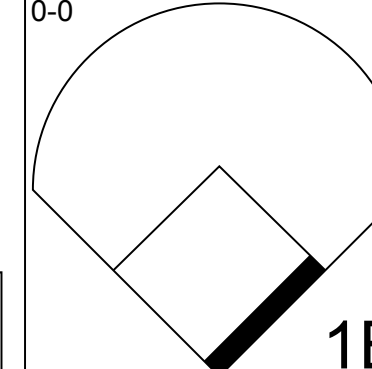
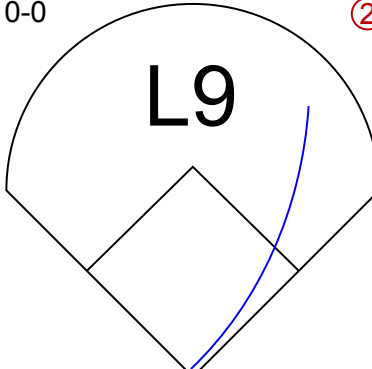
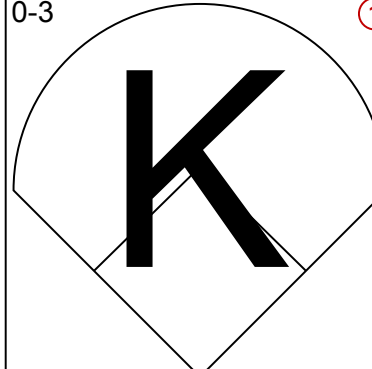
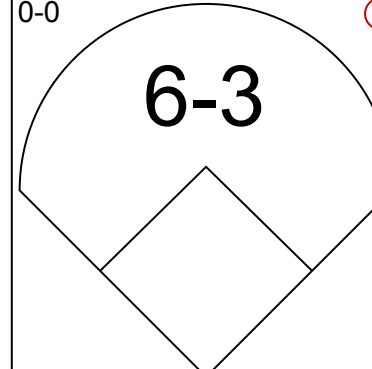
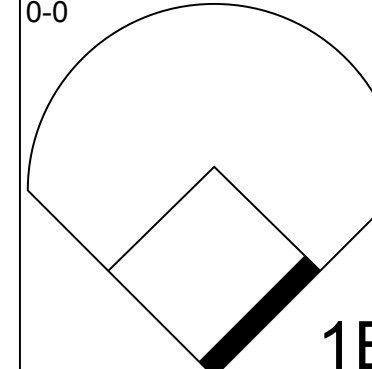
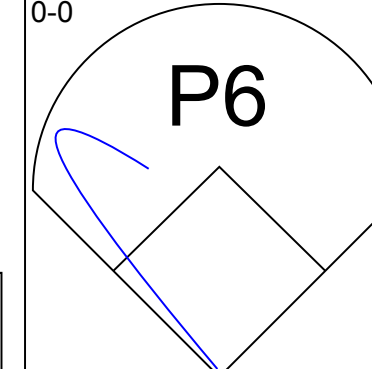
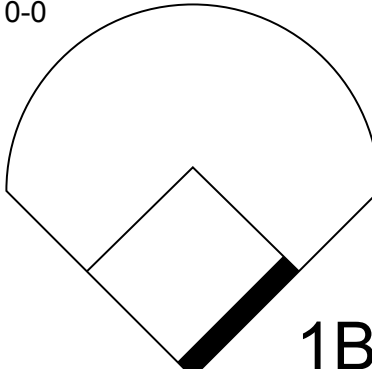
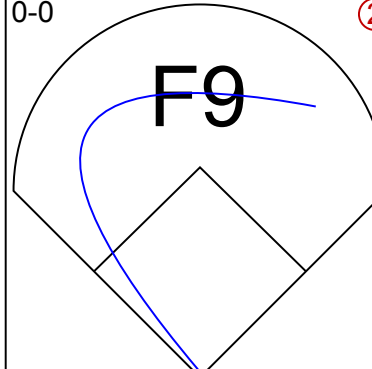
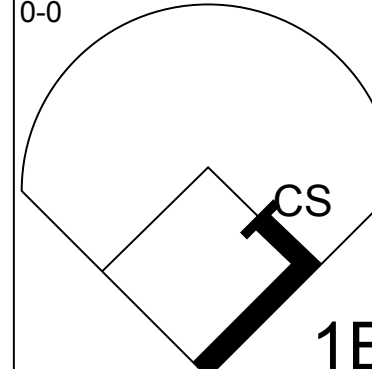
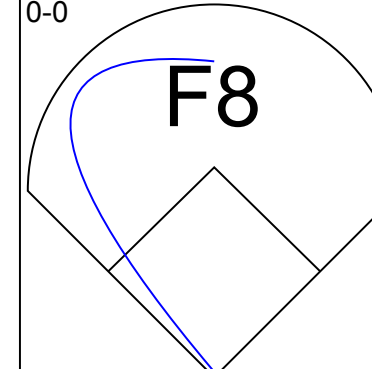
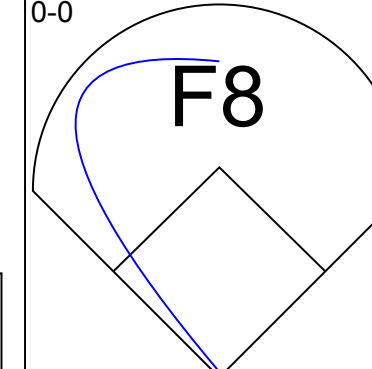
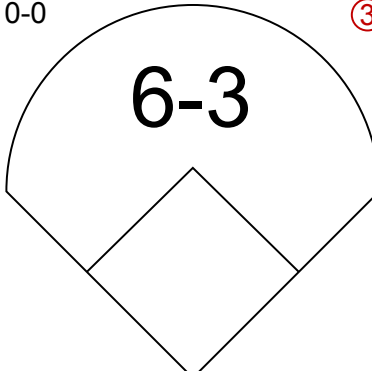
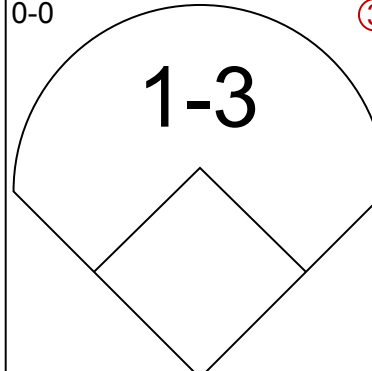
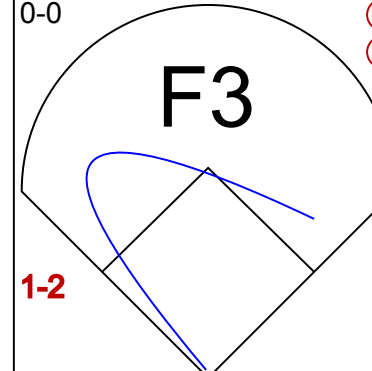
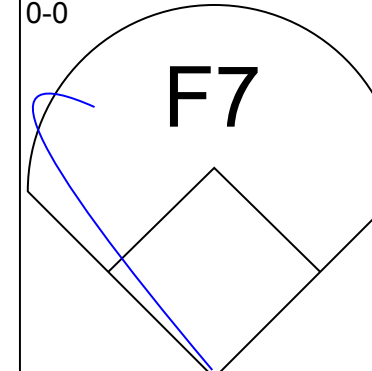
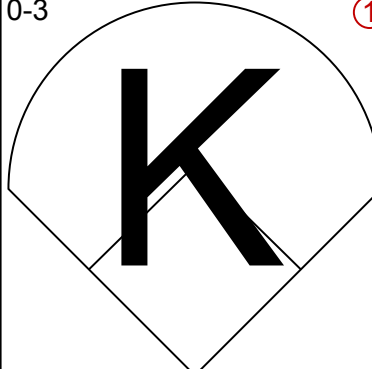
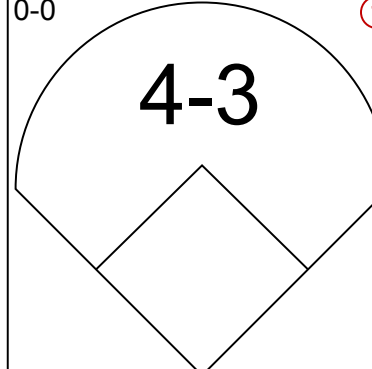
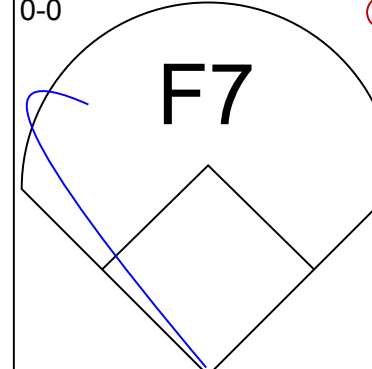
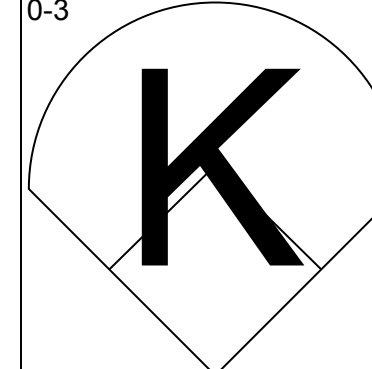
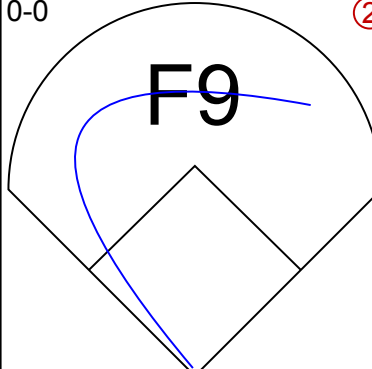
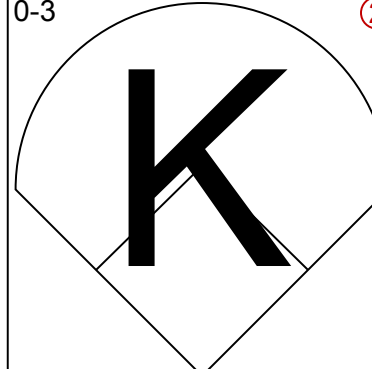
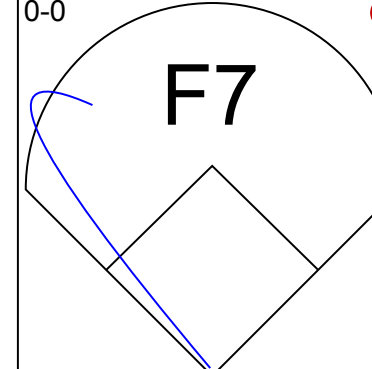
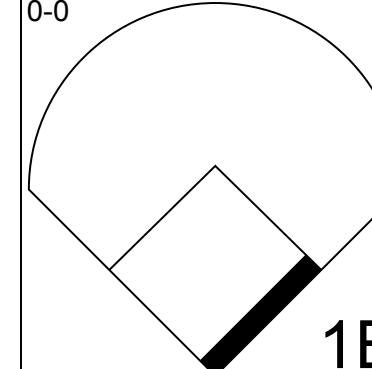
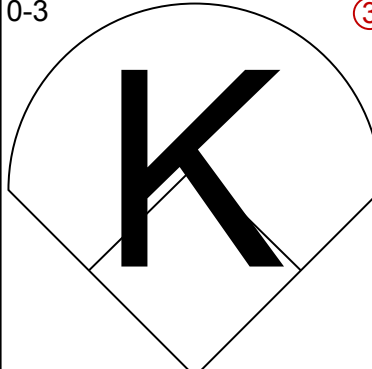
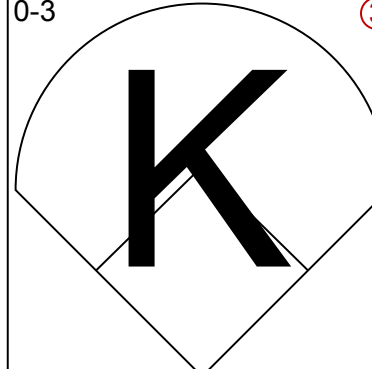
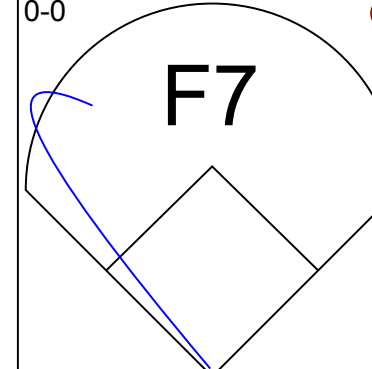
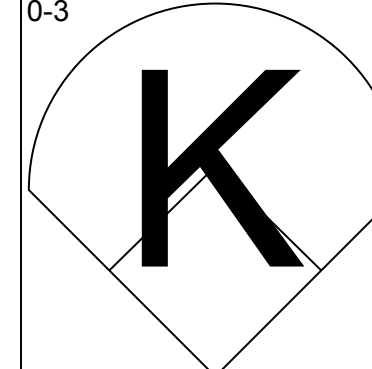
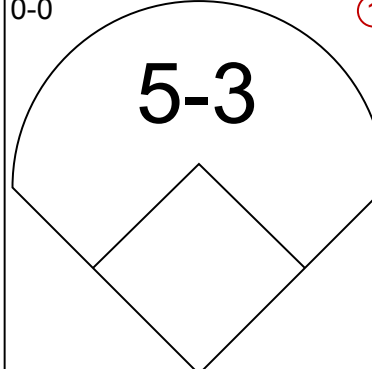
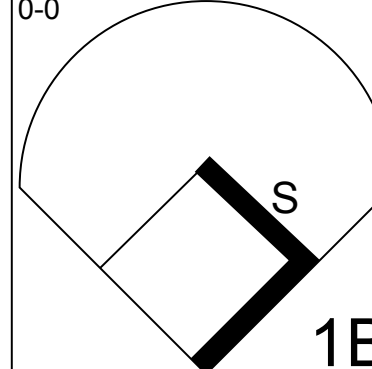
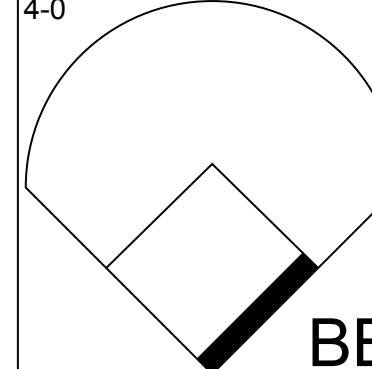
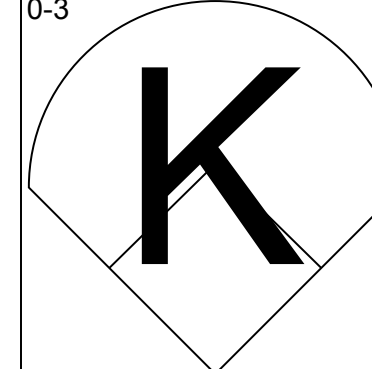
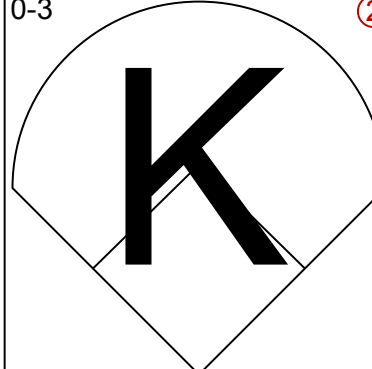
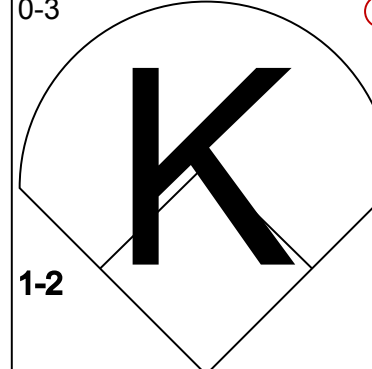
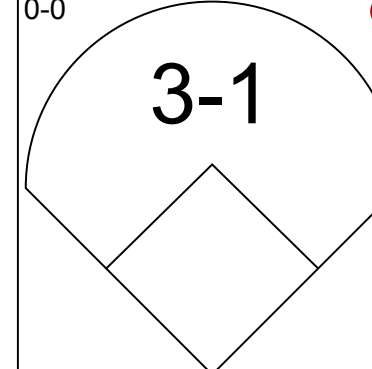
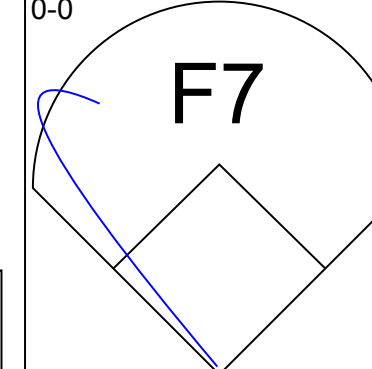


Batter	1	2	3	4	5	6	7	8	9	10	11	AB R H RBI BB SO LOB	TOP												
Jerry Terrell, R OBP: 0.339, SLG: 0.357 (1, 6)	0-0 6-3		0-0 2B			0-0 F7		4-0 BB G4-6-3		0-0 F8		4 0 1 0 1 0 2	Minnesota Twins @ Milwaukee Brewers Milwaukee County Stadium, Milwaukee, WI Wed Aug 27 1975, 8:05 PM EDT Att. 6,261 - Cloudy - 69 F												
Dan Ford, R OBP: 0.316, SLG: 0.421 (1, 8)	0-0 4-3		0-0 6-3			0-0 FC4-6 1B		0-0 F9		0-0 F8		5 0 1 0 0 0 4													
Rod Carew, L OBP: 0.428, SLG: 0.509 (1, 4)	0-0 1-3					0-0 FC4-6 CS 1-2f		0-0 G4-6-3 1-2f				5 0 0 0 0 0 2													
Craig Kusick, R OBP: 0.331, SLG: 0.336 Steve Brye, R OBP: 0.325, SLG: 0.429 Bert Blyleven, R (11, 1)		1-0 HBP FC5-6-4				1-0 HBP 1-2						2 0 0 0 0 0 0 0 1 0 0 0 0 0 0 0 0 0 0 0 0													
John Briggs, L OBP: 0.408, SLG: 0.389 (1, 7)		0-0 P4				0-0 F8						4 0 0 0 1 0 3													
Dave McKay, S OBP: 0.231, SLG: 0.560 Tony Oliva, L OBP: 0.357, SLG: 0.411 Luis Gomez, R OBP: 0.200, SLG: 0.150 (11, 6)		0-0 F7										4 0 0 0 0 0 1 1 0 1 1 0 0 0 0 0 0 0 0 0 0													
Danny Thompson, R OBP: 0.299, SLG: 0.340 Steve Braun, L OBP: 0.386, SLG: 0.426 (11, 7)		0-0 FC5-6-4 1-2f										4 0 0 0 0 0 1 1 0 0 0 0 0 2													
Lyman Bostock, L OBP: 0.323, SLG: 0.346 (1, 9)			0-3 K			4-0 FC5-4 BB						3 0 2 0 2 1 0													
Glenn Borgmann, R OBP: 0.305, SLG: 0.284 (1, 2)			0-3 K			0-0 FC5-4 1-2f						4 0 0 0 1 1 5													
Inning Stats	R: 0 E: 0 K: 0 S: 3	H: 0 LOB: 0 BB: 0 P: 3	R: 0 E: 0 K: 0 S: 3	H: 0 LOB: 1 BB: 0 P: 4	R: 0 E: 0 K: 2 S: 8	H: 1 LOB: 1 BB: 0 P: 8	R: 0 E: 0 K: 0 S: 3	H: 0 LOB: 0 BB: 0 P: 3	R: 0 E: 0 K: 0 S: 3	H: 0 LOB: 1 BB: 1 P: 7	R: 0 E: 0 K: 0 S: 4	H: 0 LOB: 2 BB: 0 P: 5		R: 0 E: 0 K: 0 S: 2	H: 0 LOB: 0 BB: 1 P: 6	R: 0 E: 0 K: 0 S: 3	H: 0 LOB: 0 BB: 0 P: 3	R: 0 E: 0 K: 0 S: 4	H: 1 LOB: 2 BB: 1 P: 8	R: 1 E: 0 K: 0 S: 4	H: 1 LOB: 3 BB: 2 P: 13	1B: 4 2B: 1 3B: 0 HR: 0	SF: 0 SAC: 0 DP: 1 HBP: 3	WP: 0 PB: 0 SB: 0 CS: 1	PA: 45
PITCHER	IP WLS BF H R ER SO BB IBB HBP BLK WP HR S P ERA WHIP																								
Bill Travers, L ERA: 3.79 Tom Murphy, R ERA: 3.59	(1, 1) 10.1 L 41 4 1 1 2 4 0 3 0 0 0 0 38 57 0.87 0.774																								

livebaseballscorecards.com

AB	37
R	1
H	5
RBI	1
BB	5
SO	2
LOB	20



Batter	1	2	3	4	5	6	7	8	9	10	11	AB R H RBI BB SO LOB	BOTTOM	
Bob Sheldon, L (1, 4) <small>OBP: 0.380, SLG: 0.410</small> Pedro Garcia, R (11, PR) <small>OBP: 0.277, SLG: 0.325</small>												5 0 1 0 0 3 1 0 0 0 0 0 0 0	Minnesota Twins @ Milwaukee Brewers Milwaukee County Stadium, Milwaukee, WI Wed Aug 27 1975, 8:05 PM EDT Att. 6,261 - Cloudy - 69 F	
Bill Sharp, L (1, 8) <small>OBP: 0.276, SLG: 0.313</small>												5 0 1 1 0 0 1 2		
George Scott, R (1, 3) <small>OBP: 0.345, SLG: 0.499</small>												5 0 2 0 0 0 2		
Hank Aaron, R (1, 10) <small>OBP: 0.328, SLG: 0.349</small>												4 0 0 0 0 0 3		
Darrell Porter, L (1, 2) <small>OBP: 0.354, SLG: 0.406</small>												4 0 0 0 0 2 0		
Charlie Moore, R (1, 9) <small>OBP: 0.331, SLG: 0.396</small>												4 0 1 0 0 1 0		
Mike Hegan, L (1, 7) <small>OBP: 0.364, SLG: 0.406</small>												4 0 0 0 0 3 1		
Kurt Bevacqua, R (1, 5) <small>OBP: 0.278, SLG: 0.295</small>												3 0 1 0 1 1 1		
Jack Lind, S (1, 6) <small>OBP: 0.167, SLG: 0.063</small> Don Money, R (11, PH) <small>OBP: 0.306, SLG: 0.400</small>												3 0 0 0 0 2 2 1 0 0 0 0 0 0		
Inning Stats	R: 0 H: 1 E: 0 LOB: 1 K: 1 BB: 0 S: 6 P: 6	R: 0 H: 0 E: 0 LOB: 0 K: 2 BB: 0 S: 7 P: 7	R: 0 H: 0 E: 0 LOB: 0 K: 2 BB: 0 S: 7 P: 7	R: 0 H: 0 E: 0 LOB: 0 K: 1 BB: 0 S: 5 P: 5	R: 0 H: 0 E: 0 LOB: 0 K: 2 BB: 0 S: 7 P: 7	R: 0 H: 1 E: 0 LOB: 1 K: 0 BB: 1 S: 3 P: 3	R: 0 H: 1 E: 0 LOB: 0 K: 0 BB: 0 S: 3 P: 3	R: 0 H: 0 E: 0 LOB: 1 K: 0 BB: 1 S: 3 P: 7	R: 0 H: 1 E: 0 LOB: 1 K: 0 BB: 0 S: 4 P: 4	R: 0 H: 1 E: 0 LOB: 1 K: 3 BB: 0 S: 10 P: 10	R: 0 H: 1 E: 0 LOB: 1 K: 0 BB: 0 S: 4 P: 4	1B: 6 SF: 0 2B: 0 SAC: 0 3B: 0 DP: 0 HR: 0 HBP: 0		WP: 0 PA: 39 PB: 0 SB: 1 CS: 1
PITCHER Bert Blyleven, R (1, 1) <small>ERA: 2.89</small> Bert Blyleven, R (11, 1) <small>ERA: 2.89</small>	IP WLS BF H R ER SO BB IBB HBP BLK WP HR S P ERA WHIP 11.0 W 39 6 0 0 13 1 0 0 0 0 0 64 68 0.00 0.636 11.0 W 39 6 0 0 13 1 0 0 0 0 0 64 68 0.00 0.636	PITCHER IP WLS BF H R ER SO BB IBB HBP BLK WP HR S P ERA WHIP												

livebaseballscores.com

AB	38
R	0
H	6
RBI	0
BB	1
SO	13
LOB	12



Batter	1	2	3	4	5	6	7	8	9	AB R H RBI BB SO LOB	TOP																									
Jerry Terrell, R (1, 6) OBP: 0.343, SLG: 0.360	0-0 6-3 BB	4-0 BB			0-0 6-3 2B		0-0 6-3		4-0 BB 1B BB	3 2 1 0 2 0 0																										
Lyman Bostock, L (1, 9) OBP: 0.321, SLG: 0.343	0-3 K	0-0 4-3			0-0 6-3 2-3		0-0 4-3		0-0 PB BB 4-3 1B	5 1 1 0 0 1 2																										
Rod Carew, L (1, 4) OBP: 0.434, SLG: 0.513	0-0 2B 1B				0-0 L5-3 BB 1B 2B		0-0 S BB		4-0 4-3 PB BB 1-2 2-3	2 2 2 1 3 0 0																										
Dan Ford, R (1, 8) OBP: 0.317, SLG: 0.423	0-0 1B 2B				0-0 K 1B 1B		0-0 6-3 1-2		0-0 4-3	5 1 2 3 0 1 3																										
Tony Oliva, L (1, 10) OBP: 0.358, SLG: 0.409	4-0 1B BB				0-0 L5-3 1-2		0-0 1-2 1B		0-3 K F9	4 0 1 0 1 1 2																										
Craig Kusick, R (1, 3) OBP: 0.329, SLG: 0.333	0-0 1-2 2-H 1B				0-3 K L8		0-0 5-3		0-0 5-3	4 0 1 1 0 1 2																										
Dave McKay, S (1, 5) OBP: 0.233, SLG: 0.552	0-0 4-3				0-0 5-3		0-0 6-3		0-0 2B	4 0 1 0 0 0 2																										
Steve Braun, L (1, 7) OBP: 0.383, SLG: 0.423					0-0 3-1		0-0 4-3		0-3 K	3 0 0 0 0 0 0																										
Danny Thompson, R (8, PH) OBP: 0.298, SLG: 0.339										1 0 0 0 0 1 1																										
Steve Bnye, R (8, 7) OBP: 0.325, SLG: 0.429										0 0 0 0 0 0 0																										
Glenn Borgmann, R (1, 2) OBP: 0.301, SLG: 0.280					0-0 F8		0-0 P4		0-0 L5	4 0 0 0 0 0 0																										
Inning Stats	R: 2 E: 0 K: 1 S: 8	H: 3 LOB: 2 BB: 1 P: 12	R: 0 E: 0 K: 0 S: 3	H: 0 LOB: 1 BB: 1 P: 7	R: 0 E: 0 K: 1 S: 4	H: 0 LOB: 0 BB: 1 P: 8	R: 0 E: 0 K: 1 S: 5	H: 0 LOB: 0 BB: 0 P: 5	R: 2 E: 0 K: 0 S: 7	H: 4 LOB: 2 BB: 0 P: 7	R: 0 E: 0 K: 0 S: 3	H: 0 LOB: 0 BB: 0 P: 3	R: 0 E: 0 K: 2 S: 8	H: 1 LOB: 1 BB: 0 P: 8	R: 2 E: 0 K: 0 S: 4	H: 1 LOB: 1 BB: 2 P: 12	1B: 5 2B: 5 3B: 0 HR: 0	SF: 0 SAC: 0 DP: 1 HBP: 0	WP: 0 PB: 1 SB: 1 CS: 0	PA: 41																
PITCHER	IP WLS BF H R ER SO BB IBB HBP BLK WP HR S P ERA WHIP																																			
Rick Waits, L (1, 1) ERA: 2.18	4.2		23	7	4	4	3	3	0	0	0	0	0	26	38	7.71	2.143																			
Don Hood, L (5, 1) ERA: 4.67	3.0	W	11	1	0	0	1	1	0	0	0	0	0	12	16	0.00	0.667																			
Dave LaRoche, L (8, 1) ERA: 1.85	0.2		5	1	2	1	1	2	0	0	0	0	0	5	13	13.50	4.500																			
Bob Reynolds, R (9, 1) ERA: 5.23	0.2	S	2	0	0	0	0	0	0	0	0	0	0	2	2	0.00	0.000																			

Minnesota Twins @ Cleveland Indians
Cleveland Municipal Stadium, Cleveland, OH

Fri Aug 29 1975, 7:05 PM EDT
Att: 6,520 - Unknown - 74 F

livebaseballscorecards.com

AB	35
R	6
H	9
RBI	5
BB	6
SO	5
LOB	12



Batter	1	2	3	4	5	6	7	8	9	AB R H RBI BB SO LOB
--------	---	---	---	---	---	---	---	---	---	----------------------

Lyman Bostock, L (1, 9) <small>OBP: 0.325, SLG: 0.351</small>	0-0 		0-0 		0-0 	0-0 		0-0 		5 1 3 1 0 0 0
Jerry Terrell, R (1, 6) <small>OBP: 0.341, SLG: 0.357</small>	0-0 		0-0 		0-0 	0-0 		0-0 		5 0 1 0 0 0 4
Rod Carew, L (1, 4) <small>OBP: 0.437, SLG: 0.515</small>	0-0 		0-0 		0-0 	4-0 		0-0 		4 0 3 1 1 0 1
John Briggs, L (1, 3) <small>OBP: 0.403, SLG: 0.382</small>	0-3 			0-0 	0-0 	0-0 		0-0 		5 0 0 0 0 1 6
Tony Oliva, L (1, 10) <small>OBP: 0.354, SLG: 0.404</small>		0-0 		0-0 		0-0 	0-0 	0-0 		5 1 0 0 0 0 0
Dan Ford, R (1, 8) <small>OBP: 0.323, SLG: 0.429</small>		0-3 		0-0 		0-0 	0-0 	4-0 		4 1 3 0 1 1 0
Steve Braun, L (1, 7) <small>OBP: 0.383, SLG: 0.421</small>		0-3 		0-3 		4-0 	0-0 	0-0 		4 1 1 0 1 2 2
Dave McKay, S (1, 5) <small>OBP: 0.235, SLG: 0.515</small>			0-0 		0-0 	0-0 	0-0 	0-0 		4 0 1 0 0 0 5
Phil Roof, R (1, 2) <small>OBP: 0.337, SLG: 0.551</small>			0-0 		0-3 	0-0 		0-3 		4 1 2 3 0 2 1

Minnesota Twins @ Texas Rangers
 Arlington Stadium, Arlington, TX
 Mon Sep 01 1975, 8:05 PM EDT
 Att: 5,917 - Unknown - 92 F

AB	40
R	5
H	14
RBI	5
BB	3
SO	6
LOB	19



Inning Stats	R: 0	H: 1	R: 0	H: 0	R: 1	H: 2	R: 0	H: 1	R: 1	H: 3	R: 3	H: 3	R: 0	H: 2	R: 0	H: 2	R: 0	H: 0	1B: 11	SF: 0	WP: 0	PA: 43
	E: 0	LOB: 1	E: 0	LOB: 0	E: 0	LOB: 1	E: 0	LOB: 1	E: 2	LOB: 3	E: 1	LOB: 3	E: 0	LOB: 1	E: 0	LOB: 1	E: 0	LOB: 1	2B: 3	SAC: 0	PB: 0	
	K: 1	BB: 0	K: 2	BB: 0	K: 0	BB: 0	K: 1	BB: 0	K: 1	BB: 2	K: 0	BB: 2	K: 0	BB: 0	K: 1	BB: 1	K: 0	BB: 1	3B: 0	DP: 2	SB: 0	
	S: 6	P: 6	S: 7	P: 7	S: 5	P: 5	S: 6	P: 6	S: 8	P: 8	S: 7	P: 15	S: 4	P: 4	S: 6	P: 6	S: 3	P: 7	HR: 1	HBP: 0	CS: 1	

PITCHER	IP	WLS	BF	H	R	ER	SO	BB	IBB	HBP	BLK	WP	HR	S	P	ERA	WHIP
Fergie Jenkins, R (1, 1) <small>ERA: 3.71</small>	5.1	L	28	10	5	3	5	0	1	0	0	0	1	37	41	5.06	1.875
Stan Thomas, R (6, 1) <small>ERA: 3.23</small>	3.2		15	4	0	0	1	1	1	0	0	0	0	15	23	0.00	1.364

WP	0
PA	43

BOTTOM

Minnesota Twins @ Texas Rangers
 Arlington Stadium, Arlington, TX
 Mon Sep 01 1975, 8:05 PM EDT
 Att. 5,917 - Unknown - 92 F

livebaseballscorecards.com

AB	33
R	4
H	6
RBI	2
BB	7
SO	5
LOB	27



WP: 0	PA: 42
PB: 0	
SB: 0	
CS: 1	

AB	R	H	RBI	BB	SO	LOB
2	0	0	0	0	0	1
2	0	0	0	1	0	1

4	0	0	0	1	1	4
---	---	---	---	---	---	---

3	0	0	0	2	0	0
---	---	---	---	---	---	---

5	1	1	0	0	2	4
---	---	---	---	---	---	---

2	0	0	0	0	0	1
2	1	1	0	0	0	2

4	0	0	0	1	1	7
---	---	---	---	---	---	---

1	0	1	1	0	0	0
1	1	1	0	1	0	0

4	0	1	1	0	1	5
---	---	---	---	---	---	---

1	0	0	0	1	0	1
1	0	0	0	0	0	1
1	1	1	0	0	0	0

1B: 5	SF: 0
2B: 1	SAC: 2
3B: 0	DP: 1
HR: 0	HBP: 0

Batter	1	2	3	4	5	6	7	8	9
Dave Moates, L (1, 8) OBP: 0.326, SLG: 0.383 Joe Lovitto, S (6, PH) OBP: 0.301, SLG: 0.250 (7, 8)	0-0 E5 CS		0-0 G4-6-3 1-2f			0-0 F8	4-0 BB		0-0 L7
Lenny Randle, S (1, 10) OBP: 0.347, SLG: 0.366	0-3 K 1-2		0-0 4-3			0-0 F8	0-0 P3		4-0 E BB 1-2 BB
Mike Hargrove, L (1, 7) OBP: 0.398, SLG: 0.408	0-0 4-3			0-0 3-1		0-0 F7		4-0 SH1 E BB	4-0 E BB 1-2 BB
Jeff Burroughs, R (1, 9) OBP: 0.295, SLG: 0.390		0-0 4-3 2B 1B		0-0 F9			0-3 K	0-0 E6 SH1	0-3 K
Jim Spencer, L (1, 3) OBP: 0.326, SLG: 0.401 Jim Fregosi, R (7, PH) OBP: 0.325, SLG: 0.387 (8, 3)		0-0 4-3		0-0 P5			0-0 1B 1B	0-0 SH1	0-0 E5 FC5-4
Toby Harrah, R (1, 6) OBP: 0.407, SLG: 0.469		0-0 F8			4-0 SH1-3 BB		0-0 F8	0-3 K	0-0 FC5-4 1-2f
Mike Cabbage, L (1, 4) OBP: 0.289, SLG: 0.352 Davey Nelson, R (7, PH) OBP: 0.295, SLG: 0.283 (8, 4)		0-0 2B			0-0 SH1-3		0-0 1B E 1B		
Roy Howell, L (1, 5) OBP: 0.316, SLG: 0.399		0-0 6-3			0-3 K		0-0 E 1B	0-0 G3	
Jim Sundberg, R (1, 2) OBP: 0.284, SLG: 0.271 Tom Grieve, R (7, PH) OBP: 0.305, SLG: 0.428 Bill Fahey, L (8, 2) OBP: 0.333, SLG: 0.406			4-0 G4-6-3 BB		0-0 4-3		0-0 E4		0-0 BB BB E 1B

Inning Stats	R: 0	H: 0	R: 1	H: 2	R: 0	H: 0	R: 0	H: 0	R: 0	H: 0	R: 2	H: 3	R: 0	H: 0	R: 1	H: 1	
E: 1	LOB: 0	E: 0	LOB: 1	E: 0	LOB: 0	E: 0	LOB: 1	E: 0	LOB: 0	E: 1	LOB: 3	E: 1	LOB: 3	E: 1	LOB: 3	E: 1	LOB: 3
K: 1	BB: 0	K: 0	BB: 0	K: 0	BB: 1	K: 1	BB: 1	K: 0	BB: 0	K: 1	BB: 1	K: 1	BB: 2	K: 1	BB: 2	K: 1	BB: 2
S: 5	P: 5	S: 5	P: 5	S: 2	P: 6	S: 3	P: 3	S: 5	P: 9	S: 9	P: 13	S: 6	P: 14	S: 7	P: 15	S: 7	P: 15

PITCHER	IP	WLS	BF	H	R	ER	SO	BB	IBB	HBP	BLK	WP	HR	S	P	ERA	WHIP
Bert Blyleven, R (1, 1) ERA: 2.91	2.0		8	2	1	1	1	0	0	0	0	0	0	10	10	4.50	1.000
Bill Butler, L (3, 1) ERA: 6.58	4.2	W	18	3	2	1	2	2	0	0	0	0	0	20	28	1.93	1.071
Bill Campbell, R (7, 1) ERA: 4.12	1.2		13	1	1	0	1	5	0	0	0	0	0	10	30	0.00	3.600
Tom Johnson, R (9, 1) ERA: 4.85	0.2	S	3	0	0	0	1	0	0	0	0	0	0	5	5	0.00	0.000

Batter	1	2	3	4	5	6	7	8	9	AB R H RBI BB SO LOB	TOP	
Lyman Bostock, L (1, 9) OBP: 0.324, SLG: 0.350	0-0 3-1		0-3 K		0-0 6-3		0-0 G6-4-3 1-2 3-H 1B			4 0 1 1 0 1 0		
Jerry Terrell, R (1, 6) Luis Gomez, R (7, 6) OBP: 0.340, SLG: 0.354 OBP: 0.200, SLG: 0.150	0-0 6-3			4-0 HR BB	0-0 F8		0-0 G6-4-3 1-2f			3 1 0 0 1 0 2 0 0 0 0 0 0 0		
Rod Carew, L (1, 4) OBP: 0.436, SLG: 0.519	0-0 G3			0-0 HR 1-H	0-0 4-3			0-0 4-3		4 1 1 2 0 0 0		
John Briggs, L (1, 3) OBP: 0.401, SLG: 0.391		0-0 4-3		0-0 HR		0-3 K		0-3 K		4 1 1 1 0 2 0		
Tony Oliva, L (1, 10) Steve Brye, R (8, PR) OBP: 0.357, SLG: 0.408 OBP: 0.325, SLG: 0.429		0-3 K		0-0 G6-4-3 1B		0-0 FC1-4 1B		0-0 1B		4 0 3 0 0 1 0 0 0 0 0 0 0 0		
Dan Ford, R (1, 8) OBP: 0.322, SLG: 0.435		0-0 HR		0-0 G6-4-3 1-2f		0-0 FC1-4 PO 1-2f		0-0 F8		4 1 1 1 0 0 3		
Steve Braun, L (1, 7) OBP: 0.384, SLG: 0.422		0-0 G3		0-0 1B 1B		0-0 PO 1-2			0-0 4-3	4 1 2 0 0 0 0		
Dave McKay, S (1, 5) OBP: 0.237, SLG: 0.486			0-0 5-3		0-0 1-3 1B		0-3 K		0-0 5-3	4 0 1 0 0 1 1		
Phil Roof, R (1, 2) OBP: 0.333, SLG: 0.537			0-0 F9		0-0 5-3		0-0 1B 1-3 1B		0-3 K	4 0 1 0 0 1 2		
Inning Stats	R: 0 E: 0 K: 0 S: 3 H: 0 LOB: 0 BB: 0 P: 3	R: 1 E: 0 K: 1 S: 6 H: 1 LOB: 0 BB: 0 P: 6	R: 0 E: 0 K: 1 S: 5 H: 0 LOB: 0 BB: 0 P: 5	R: 3 E: 0 K: 0 S: 7 H: 5 LOB: 2 BB: 1 P: 11	R: 0 E: 0 K: 0 S: 3 H: 0 LOB: 0 BB: 0 P: 3	R: 0 E: 0 K: 1 S: 5 H: 1 LOB: 0 BB: 0 P: 5	R: 1 E: 0 K: 1 S: 7 H: 3 LOB: 1 BB: 0 P: 7	R: 0 E: 0 K: 1 S: 6 H: 1 LOB: 1 BB: 0 P: 6	R: 0 E: 0 K: 1 S: 5 H: 0 LOB: 0 BB: 0 P: 5	1B: 8 2B: 0 3B: 0 HR: 3 SF: 0 SAC: 0 DP: 2 HBP: 0	WP: 0 PB: 0 SB: 0 CS: 0 PA: 37	
PITCHER	IP WLS BF H R ER SO BB IBB HBP BLK WP HR S P ERA WHIP											
Steve Hargan, R (1, 1) ERA: 3.77	3.0 L 14 4 4 4 2 1 0 0 0 0 0 3 17 21 12.00 1.667											
Mike Kekich, L (4, 1) ERA: 4.71	3.1 14 6 1 1 2 0 0 0 0 0 0 0 18 18 2.70 1.800											
Steve Foucault, R (7, 1) ERA: 3.88	2.2 8 1 0 0 2 0 0 0 0 0 0 0 12 12 0.00 0.375											

Minnesota Twins @ Texas Rangers
Arlington Stadium, Arlington, TX
Tue Sep 02 1975, 8:05 PM EDT
Att: 5,002 - Unknown - 90 F

livebaseballscorecards.com

AB	35
R	5
H	11
RBI	5
BB	1
SO	6
LOB	8




Batter	1	2	3	4	5	6	7	8	9	AB R H RBI BB SO LOB
Lenny Randle, S OBP: 0.347, SLG: 0.365 (1, 10)	4-0 PB BB	0-0 F5			0-0 G3		0-3 K		0-0 1B	4 0 1 0 1 1 1
Joe Lovitto, S OBP: 0.286, SLG: 0.235 (1, 8)	0-0 3-1 1-2		0-0 4-3		0-3 K		0-0 3-1		0-0 F8	5 0 0 0 0 1 2
Mike Hargrove, L OBP: 0.399, SLG: 0.407 (1, 7)	0-3 K		4-0 HR BB		0-0 1B			0-0 4-3		3 1 1 0 1 1 1
Jeff Burroughs, R OBP: 0.298, SLG: 0.396 (1, 9)	4-0 BB		0-0 HR		4-0 FC3-6 BB			0-0 P4		2 1 1 2 2 0 0
Jim Spencer, L OBP: 0.326, SLG: 0.398 (1, 3)	0-0 F8		0-3 K		0-0 FC3-6 1B			4-0 BB BB		3 0 0 0 1 1 3
Toby Harrah, R OBP: 0.410, SLG: 0.468 (1, 6)		4-0 E G3 BB		0-3 K		4-0 1B BB		4-0 1-2 BB		1 1 0 0 3 1 0
Mike Cubbage, L OBP: 0.283, SLG: 0.344 (1, 4)		0-0 E3 1-3		0-0 4-3		0-3 K		0-3 K		3 0 0 0 0 1 3
Jim Fregosi, R OBP: 0.323, SLG: 0.385 (8, PH)										1 0 0 0 0 1 2
Davey Nelson, R OBP: 0.295, SLG: 0.283 (9, 4)										0 0 0 0 0 0 0
Roy Howell, L OBP: 0.316, SLG: 0.399 (1, 5)		0-0 G3		0-3 K		0-0 1-2 2-H 1B			0-0 E5 G5-4-3	3 0 1 1 0 1 1
Tom Grieve, R OBP: 0.304, SLG: 0.426 (9, PH)		1-2 3-H								1 0 0 0 0 0 0
Jim Sundberg, R OBP: 0.281, SLG: 0.268 (1, 2)		0-0 P4		0-0 6-3			0-0 F7		0-0 G5-4-3	4 0 0 0 0 0 2

Inning Stats	R: 0 E: 0 K: 5 S: 5	H: 0 LOB: 2 BB: 2 P: 13	R: 1 E: 2 K: 0 S: 4	H: 0 LOB: 1 BB: 1 P: 8	R: 2 E: 0 K: 2 S: 8	H: 1 LOB: 0 BB: 1 P: 12	R: 0 E: 0 K: 1 S: 5	H: 0 LOB: 0 BB: 0 P: 5	R: 0 E: 0 K: 1 S: 5	H: 1 LOB: 1 BB: 0 P: 5	R: 0 E: 1 K: 1 S: 5	H: 1 LOB: 2 BB: 2 P: 13	R: 0 E: 0 K: 1 S: 5	H: 0 LOB: 0 BB: 0 P: 5	R: 0 E: 0 K: 1 S: 5	H: 0 LOB: 2 BB: 2 P: 13	R: 0 E: 1 K: 0 S: 4	H: 1 LOB: 1 BB: 0 P: 4	1B: 3 2B: 0 3B: 0 HR: 1	SF: 0 SAC: 0 DP: 1 HBP: 0
WP: 0 PB: 1 SB: 0 CS: 0	PA: 38																			

PITCHER	IP	WLS	BF	H	R	ER	SO	BB	IBB	HBP	BLK	WP	HR	S	P	ERA	WHIP
Jim Hughes, R ERA: 3.97 (1, 1)	7.2	W	33	3	3	2	7	8	0	0	0	0	1	39	71	2.35	1.435
Tom Burgmeier, L ERA: 2.98 (8, 1)	1.1	S	5	1	0	0	1	0	0	0	0	0	0	7	7	0.00	0.750

Minnesota Twins @ Texas Rangers
Arlington Stadium, Arlington, TX
Tue Sep 02 1975, 8:05 PM EDT
Att. 5,002 - Unknown - 90 F

AB	30
R	3
H	4
RBI	3
BB	8
SO	8
LOB	15



Batter	1	2	3	4	5	6	7	8	9	AB R H RBI BB SO LOB	TOP											
Lyman Bostock, L (1, 9) OBP: 0.328, SLG: 0.350	0-0 5-3 1B		4-0 FC5 1B BB		0-0 1-3		0-0 3-1		4-0 BB	3 0 1 0 2 0 0												
Jerry Terrell, R (1, 6) OBP: 0.341, SLG: 0.354	0-0 5-3 1-2		0-0 1-2 1B		0-0 1B 4-3 1B		0-0 5-3		0-3 K	5 0 2 0 0 1 2												
Rod Carew, L (1, 4) OBP: 0.433, SLG: 0.515	0-0 F8		0-0 L9		0-0 4-3			0-0 L7		4 0 0 0 0 0 4												
Dan Ford, R (1, 8) OBP: 0.326, SLG: 0.440	4-0 BB		0-0 FC5 2-3f		0-0 2-3 1B			0-0 4-3 1B 2B		3 1 2 0 1 0 2												
Tony Oliva, L (1, 10) OBP: 0.354, SLG: 0.404	0-0 L5			0-0 F7	0-0 F9			0-0 4-3		4 0 0 0 0 0 5												
Craig Kusick, R (1, 3) OBP: 0.327, SLG: 0.331		0-0 P4		0-3 K		0-0 P4		0-0 1B		4 0 1 1 0 1 0												
Steve Braun, L (1, 7) OBP: 0.383, SLG: 0.423		0-0 F8		0-0 E 2B		0-0 1-3		0-0 F7		4 1 1 0 0 0 1												
Dave McKay, S (1, 5) OBP: 0.238, SLG: 0.463		0-3 K		0-0 E7 2-H 1B		0-0 5-3			0-3 K	4 0 1 1 0 2 0												
Phil Roof, R (1, 2) OBP: 0.322, SLG: 0.518			0-0 1-3	0-0 5-3			0-0 5-3		0-0 P3	3 0 0 0 0 0 1												
John Briggs, L (9, PH) OBP: 0.400, SLG: 0.389										1 0 0 0 0 0 0												
Inning Stats	R: 0 E: 0 K: 0 S: 4	H: 1 LOB: 2 BB: 1 P: 8	R: 0 E: 0 K: 1 S: 5	H: 0 LOB: 0 BB: 0 P: 5	R: 0 E: 0 K: 0 S: 4	H: 1 LOB: 2 BB: 1 P: 8	R: 1 E: 1 K: 1 S: 7	H: 2 LOB: 1 BB: 0 P: 7	R: 0 E: 0 K: 0 S: 5	H: 2 LOB: 2 BB: 0 P: 5	R: 0 E: 0 K: 0 S: 3	H: 0 LOB: 0 BB: 0 P: 3	R: 0 E: 0 K: 0 S: 3	H: 0 LOB: 0 BB: 0 P: 3	R: 1 E: 0 K: 2 S: 5	H: 2 LOB: 1 BB: 0 P: 5	R: 0 E: 0 K: 2 S: 7	H: 0 LOB: 1 BB: 1 P: 11	1B: 6 2B: 2 3B: 0 HR: 0	SF: 0 SAC: 0 DP: 0 HBP: 0	WP: 0 PB: 0 SB: 0 CS: 0	PA: 38
PITCHER	IP WLS BF H R ER SO BB IBB HBP BLK WP HR S P ERA WHIP																					
Wilbur Wood, L (1, 1) ERA: 4.1	7.2 W 33 8 2 2 2 2 2 0 0 0 0 0 35 43 2.35 1.304																					
Rich Gossage, R (8, 1) ERA: 1.83	1.1 S 5 0 0 0 2 1 0 0 0 0 0 0 8 12 0.00 0.750																					

Minnesota Twins @ Chicago White Sox
Comiskey Park, Chicago, IL
 Fri Sep 05 1975, 8:05 PM EDT
 Att: 4,400 - Unknown - 60 F

AB	35
R	2
H	8
RBI	2
BB	3
SO	4
LOB	15



Batter	1	2	3	4	5	6	7	8	9
Jerry Hairston, S (1, 7) OBP: 0.419, SLG: 0.319 Bob Coluccio, R (8, 7) OBP: 0.286, SLG: 0.317	0-0 G4-6-3 1B			0-3 K	0-0 4-3			0-0 1-3	
Mike Squires, L (1, 3) OBP: 0.444, SLG: 0.333	0-0 G4-6-3 1-2f			0-0 G3	0-0 L4			4-0 BB	
Jorge Orta, L (1, 4) OBP: 0.358, SLG: 0.445	0-0 CS 1B			0-0 E S 1B				0-0 L7	
Deron Johnson, R (1, 10) OBP: 0.302, SLG: 0.383	0-0 CS 1-2	0-0 G6-4-3 1B		4-0 BB				0-0 1-3	
Ken Henderson, S (1, 8) OBP: 0.355, SLG: 0.361		0-0 F8		0-3 K				0-0 F7	
Bill Melton, R (1, 5) OBP: 0.342, SLG: 0.342		0-0 G6-4-3 1-2f			0-0 2B 3B 1B			0-0 F8	
Nyls Nyman, L (1, 9) OBP: 0.244, SLG: 0.261			0-0 P4		0-0 3B 2B			0-0 4-3	
Bucky Dent, R (1, 6) OBP: 0.310, SLG: 0.354			0-0 G3		0-0 4-3 3B			0-0 6-3	
Brian Downing, R (1, 2) OBP: 0.368, SLG: 0.340			0-0 5-3		0-0 6-3			0-0 P5	

Inning Stats	R: 0 E: 0 K: 0 S: 3	H: 2 LOB: 0 BB: 0 P: 3	R: 0 E: 0 K: 0 S: 3	H: 1 LOB: 0 BB: 0 P: 3	R: 0 E: 0 K: 0 S: 3	H: 0 LOB: 0 BB: 0 P: 3	R: 0 E: 0 K: 2 S: 8	H: 1 LOB: 2 BB: 1 P: 12	R: 3 E: 0 K: 0 S: 6	H: 3 LOB: 0 BB: 0 P: 6	R: 0 E: 0 K: 0 S: 4	H: 1 LOB: 1 BB: 0 P: 4	R: 0 E: 0 K: 0 S: 3	H: 0 LOB: 0 BB: 0 P: 3	R: 0 E: 0 K: 0 S: 3	H: 0 LOB: 1 BB: 1 P: 7
1B: 6 2B: 1 3B: 1 HR: 0	SF: 0 SAC: 0 DP: 2 HBP: 0	WP: 0 PB: 0 SB: 2 CS: 1														

PITCHER	IP	WLS	BF	H	R	ER	SO	BB	IBB	HBP	BLK	WP	HR	S	P	ERA	WHIP
Dave Goltz, R (1, 1) ERA: 3.62	8.0	L	31	8	3	3	2	2	0	0	0	0	0	33	41	3.38	1.250

BOTTOM

Minnesota Twins @ Chicago White Sox
Comiskey Park, Chicago, IL
Fri Sep 05 1975, 8:05 PM EDT
Att. 4,400 - Unknown - 60 F

AB	29
R	3
H	8
RBI	3
BB	2
SO	2
LOB	10



Batter	1	2	3	4	5	6	7	8	9	AB R H RBI BB SO LOB	TOP									
Lyman Bostock, L (1, 7) OBP: 0.326, SLG: 0.345	0-0 1-3		0-3 K		0-3 K		0-0 G6-4-3 1-2f		4-0 BB 1-2	4 0 0 0 1 2 2										
Jerry Terrell, R (1, 6) OBP: 0.344, SLG: 0.357	0-0 5-3		0-0 1B		0-0 1B			0-0 1B	0-0 F8	3 0 2 0 0 0 0										
Steve Braun, L (8, PH) OBP: 0.384, SLG: 0.423										2 0 1 0 0 0 2										
Rod Carew, L (1, 4) OBP: 0.429, SLG: 0.511	0-0 5-3		0-0 L7		0-0 6-3			0-0 F7		4 0 0 0 0 0 4										
Dan Ford, R (1, 8) OBP: 0.328, SLG: 0.440		0-0 SH3-4 1B		0-0 6-3		0-3 K		0-0 1B		4 0 2 0 0 1 2										
Tony Oliva, L (1, 10) OBP: 0.353, SLG: 0.402		0-0 SH3-4 1B		0-0 L9		0-3 K		0-3 K		4 0 1 0 0 2 2										
Dave McKay, S (1, 5) OBP: 0.250, SLG: 0.488		0-0 SH3-4		0-0 HR		0-0 F9		0-0 F8		2 1 1 0 0 0 0										
John Briggs, L (8, PH) OBP: 0.399, SLG: 0.388		1-2 2-3		0-0 2B						1 0 0 0 0 0 2										
Luis Gomez, R (8, 6) OBP: 0.200, SLG: 0.150										0 0 0 0 0 0 0										
Craig Kusick, R (1, 3) OBP: 0.325, SLG: 0.351		0-0 L6		0-0 HR		0-0 F8			0-3 K	4 1 1 2 0 1 2										
Mike Poepping, R (1, 9) OBP: 0.325, SLG: 0.429		0-0 6-3		0-0 F8			0-0 F8		0-0 5-3	4 0 0 0 0 0 2										
Phil Roof, R (1, 2) OBP: 0.340, SLG: 0.517			0-0 F9		4-0 6-3 1B BB		4-0 6-3 BB		0-0 BB 1B	2 0 1 0 2 0 0										
Steve Brye, R (9, PR) OBP: 0.325, SLG: 0.429										0 0 0 0 0 0 0										
Inning Stats	R: 0 E: 0 K: 0 S: 3	H: 0 LOB: 0 BB: 0 P: 3	R: 0 E: 0 K: 0 S: 5	H: 2 LOB: 2 BB: 0 P: 5	R: 0 E: 0 K: 1 S: 6	H: 1 LOB: 1 BB: 0 P: 6	R: 2 E: 0 K: 0 S: 5	H: 2 LOB: 0 BB: 0 P: 5	R: 0 E: 0 K: 1 S: 5	H: 0 LOB: 0 BB: 0 P: 5	R: 0 E: 0 K: 0 S: 2	H: 0 LOB: 0 BB: 1 P: 6	R: 0 E: 0 K: 1 S: 7	H: 2 LOB: 2 BB: 0 P: 7	R: 0 E: 0 K: 1 S: 6	H: 1 LOB: 2 BB: 1 P: 10	1B: 7 2B: 1 3B: 0 HR: 1	SF: 0 SAC: 1 DP: 1 HBP: 0	WP: 0 PB: 0 SB: 0 CS: 0	PA: 38
PITCHER	IP WLS BF H R ER SO BB IBB HBP BLK WP HR S P ERA WHIP																			
Jim Kaat, L (1, 1) ERA: 2.96	7.0 W 28 6 2 2 4 2 0 0 0 0 0 1 34 42 2.57 1.143																			
Rich Gossage, R (8, 1) ERA: 1.8	2.0 S 10 3 0 0 2 1 0 0 0 0 0 0 13 17 0.00 2.000																			

Minnesota Twins @ Chicago White Sox
Comiskey Park, Chicago, IL
Sat Sep 06 1975, 8:05 PM EDT
Att: 7,078 - Unknown - 60 F

AB	34
R	2
H	9
RBI	2
BB	3
SO	6
LOB	18



WP: 0	PA: 38
PB: 0	
SB: 0	
CS: 0	

Batter	1	2	3	4	5	6	7	8	9	AB	R	H	RBI	BB	SO	LOB
Jerry Hairston, S OBP: 0.421, SLG: 0.319 (1, 7)	4-0 BB		0-0 BB 1B		0-0 L8		0-0 F8			3	0	1	0	1	0	0
Mike Squires, L OBP: 0.455, SLG: 0.294 (1, 3)	0-0 L9		4-0 BB BB		4-0 HR BB			0-0 3-1		2	1	0	0	2	0	1
Jorge Orta, L OBP: 0.361, SLG: 0.453 (1, 4)	0-0 F7		4-0 BB		0-0 HR			0-0 HR 1B		3	2	2	3	1	0	1
Deron Johnson, R OBP: 0.302, SLG: 0.388 (1, 10)	0-3 K		0-3 K		0-0 L9			0-0 HR		4	1	1	2	0	2	4
Ken Henderson, S OBP: 0.353, SLG: 0.359 (1, 8)		0-3 K	0-0 F7		0-0 F5			0-0 F8		3	0	0	0	0	1	3
Bob Coluccio, R OBP: 0.284, SLG: 0.315 (7, 9)										1	0	0	0	0	0	0
Bill Melton, R OBP: 0.340, SLG: 0.340 (1, 5)		0-3 K		0-0 L7		0-3 K		0-3 K		3	0	0	0	0	2	0
Pat Kelly, L OBP: 0.348, SLG: 0.399 (8, PH)										1	0	0	0	0	1	0
Bill Stein, R OBP: 0.326, SLG: 0.362 (9, 5)										0	0	0	0	0	0	0
Nylis Nyman, L OBP: 0.241, SLG: 0.258 (1, 9)		0-0 L8		0-3 K		0-0 4-1				3	0	0	0	0	1	0
Bucky Dent, R OBP: 0.308, SLG: 0.352 (1, 6)			0-0 6-3	0-0 5-3			0-0 5-3			3	0	0	0	0	0	0
Brian Downing, R OBP: 0.368, SLG: 0.340 (1, 2)			0-0 BB 1B BB 1B		0-0 6-3		0-3 K			3	1	1	0	0	1	0

Inning Stats	R: 0	H: 0	E: 0	K: 1	S: 5	LOB: 1	BB: 1	P: 9	R: 0	H: 0	E: 0	K: 2	S: 7	LOB: 0	BB: 0	P: 7	R: 1	H: 2	E: 0	K: 1	S: 7	LOB: 3	BB: 2	P: 15	R: 0	H: 0	E: 0	K: 1	S: 5	LOB: 0	BB: 0	P: 5	R: 2	H: 1	E: 0	K: 0	S: 4	LOB: 0	BB: 1	P: 8	R: 0	H: 0	E: 0	K: 1	S: 5	LOB: 0	BB: 0	P: 5	R: 0	H: 0	E: 0	K: 1	S: 5	LOB: 0	BB: 0	P: 5	R: 2	H: 2	E: 0	K: 1	S: 7	LOB: 0	BB: 0	P: 7
	1B: 3	2B: 0	3B: 0	HR: 2	SF: 0	SAC: 0	DP: 0	HBP: 0	WP: 0	PA: 33																																																						

PITCHER	IP	WLS	BF	H	R	ER	SO	BB	IBB	HBP	BLK	WP	HR	S	P	ERA	WHIP
Bert Blyleven, R ERA: 3.0 (1, 1)	8.0	L	33	5	5	5	8	4	0	0	0	0	2	45	61	5.62	1.125

MINNESOTA TWINS @ CHICAGO WHITE SOX
 Comiskey Park, Chicago, IL
 Sat Sep 06 1975, 8:05 PM EDT
 Att. 7,078 - Unknown - 60 F

AB	29
R	5
H	5
RBI	5
BB	4
SO	8
LOB	9



Batter	1	2	3	4	5	6	7	8	9	AB R H RBI BB SO LOB	TOP
Lyman Bostock, L (1, 7) <small>OBP: 0.327, SLG: 0.345</small> Steve Brye, R (7, PH) <small>OBP: 0.335, SLG: 0.465</small> (7, 7)	0-0 1B		0-0 G3		0-3 K		0-0 IHR	0-0 HR	4-0 BB	3 0 1 0 0 1 2 2 2 2 2 1 0 0	
Jerry Terrell, R (1, 6) <small>OBP: 0.341, SLG: 0.358</small> (6, 3)	0-0 SH1-4		0-0 F8		0-0 L8		0-0 E	0-0 1-3	0-3 K	5 1 1 0 0 1 5	
Rod Carew, L (1, 4) <small>OBP: 0.429, SLG: 0.509</small> Luis Gomez, R (8, 4) <small>OBP: 0.200, SLG: 0.150</small>	0-0 L7			0-0 2B 1B	0-0 1-3		0-0 F2	0-0 FC6-4 1B		5 1 2 0 0 0 3 0 0 0 0 0 0 0	
Dan Ford, R (1, 8) <small>OBP: 0.329, SLG: 0.442</small>	0-0 4-3			0-0 1B 5-3 2B		0-0 4-3 1B	0-0 E3 4-3 1B	0-0 FC6-4		5 3 2 0 0 0 2	
Tony Oliva, L (1, 10) <small>OBP: 0.354, SLG: 0.402</small> John Briggs, L (9, PR) <small>OBP: 0.399, SLG: 0.388</small>		0-0 G3		0-0 5-3 1B		0-0 4-3 1-2	0-0 4-3 1-2		0-0 BB 1B	5 0 2 1 0 0 2 0 1 0 0 0 0 0	
Dave McKay, S (1, 5) <small>OBP: 0.265, SLG: 0.479</small>		0-0 F7		0-0 5-3 1-2 3-H		0-0 BB 1B 2-H	0-0 1B 1B 2-H		0-0 F8	5 1 2 3 0 0 2	
Craig Kusick, R (1, 3) <small>OBP: 0.325, SLG: 0.346</small> Danny Thompson, R (6, 6) <small>OBP: 0.303, SLG: 0.341</small>			0-3 K	4-0 G6-4-3 BB		0-3 K	0-0 1B 1B 2-H		4-0 BB 1B 1-2	2 0 0 0 1 2 1 1 0 1 1 1 0 0	
Mike Poepping, R (1, 9)			4-0 G3 PB BB	0-0 G6-4-3 1-2f		4-0 1-2 BB	0-0 L7		0-3 K	3 0 0 0 2 1 5	
Glenn Borgmann, R (1, 2) <small>OBP: 0.303, SLG: 0.280</small>			0-0 F8 1-2		4-0 BB	0-0 F5		0-0 P4	0-0 BB 1B 1-2 2-H	4 0 1 1 1 0 3	
Inning Stats	R: 0 H: 1 E: 0 LOB: 1 K: 0 BB: 0 S: 4 P: 4	R: 0 H: 0 E: 0 LOB: 0 K: 1 BB: 0 S: 5 P: 5	R: 0 H: 0 E: 0 LOB: 1 K: 0 BB: 1 S: 3 P: 7	R: 2 H: 3 E: 0 LOB: 1 K: 0 BB: 1 S: 5 P: 9	R: 0 H: 0 E: 0 LOB: 1 K: 1 BB: 1 S: 5 P: 9	R: 1 H: 2 E: 0 LOB: 2 K: 1 BB: 1 S: 7 P: 11	R: 4 H: 4 E: 1 LOB: 1 K: 0 BB: 0 S: 8 P: 8	R: 1 H: 2 E: 0 LOB: 1 K: 0 BB: 0 S: 5 P: 5	R: 1 H: 2 E: 0 LOB: 3 K: 2 BB: 2 S: 9 P: 17	1B: 10 SF: 0 2B: 2 SAC: 1 3B: 0 DP: 1 HR: 2 HBP: 0	WP: 0 PA: 47 PB: 1 SB: 0 CS: 0
PITCHER Claude Osteen, L (1, 1) <small>ERA: 4.35</small> Ozzie Osborn, R (7, 1) <small>ERA: 4.05</small> Tim Stoddard, R (8, 1) <small>ERA: 9.0</small> Chris Knapp, R (9, 1) <small>ERA: 4.5</small>	IP WLS BF H R ER SO BB IBB HBP BLK WP HR S P ERA WHIP 6.2 L 33 9 7 4 3 4 0 0 0 0 0 0 35 51 5.40 1.950 0.1 2 1 0 0 0 0 0 0 0 0 0 0 2 2 0.00 3.000 1.0 5 2 1 1 0 0 0 0 0 0 0 1 5 5 9.00 2.000 1.0 7 2 1 1 2 2 0 0 0 0 0 0 9 17 9.00 4.000	PITCHER IP WLS BF H R ER SO BB IBB HBP BLK WP HR S P ERA WHIP									

Minnesota Twins @ Chicago White Sox
 Comiskey Park, Chicago, IL
 Sun Sep 07 1975, 4:33 AM EDT
 Att: 6,008 - Unknown - 74 F

AB	40
R	9
H	14
RBI	8
BB	6
SO	5
LOB	25



Batter	1	2	3	4	5	6	7	8	9	AB R H RBI BB SO LOB	TOP																						
Lenny Randle, S OBP: 0.346, SLG: 0.367 (1, 8) X	0-0 G3		0-0 4-3		0-0 1B 2B		0-0 F7			4 1 1 0 0 0 0																							
Roy Smalley, S OBP: 0.279, SLG: 0.284 (1, 4) X	0-0 4-3			0-0 4-3	0-0 WP 1B			0-0 6-3		4 0 1 2 0 0 0																							
Toby Harrah, R OBP: 0.405, SLG: 0.456 (1, 6) X	0-0 6-3			0-3 K	0-0 6-3			0-0 F9		4 0 0 0 0 1 1																							
Jeff Burroughs, R OBP: 0.301, SLG: 0.401 (1, 9)		0-3 K		0-0 1B 1B		4-0 G4-6-3 BB		0-0 6-3		3 0 1 0 1 1 0																							
Mike Hargrove, L OBP: 0.395, SLG: 0.402 (1, 7)		0-0 1B		0-0 1B		0-0 L4		0-0 L7		4 0 2 0 0 0 1																							
Jim Spencer, L OBP: 0.320, SLG: 0.396 (1, 3)		0-0 F8		0-0 5-3		0-0 G4-6-3		0-0 1-3		4 0 0 0 0 0 4																							
Tom Grieve, R OBP: 0.316, SLG: 0.442 (1, 10)		0-0 5-3			0-0 6-3		0-0 1B G6-4-3 1B		0-0 1B	4 1 2 0 0 0 1																							
Roy Howell, L OBP: 0.322, SLG: 0.397 (1, 5)			0-0 F7		0-3 K		0-0 1B G6-4-3 1B		0-0 F8	4 0 1 0 0 1 1																							
Jim Sundberg, R OBP: 0.279, SLG: 0.263 (1, 2)			0-0 P4		0-0 2B 1B		0-0 G6-4-3			3 1 1 0 0 0 1																							
Inning Stats	R: 0 E: 0 K: 0 S: 3	H: 0 LOB: 0 BB: 0 P: 3	R: 0 E: 0 K: 1 S: 6	H: 1 LOB: 1 BB: 0 P: 6	R: 0 E: 0 K: 0 S: 3	H: 0 LOB: 0 BB: 0 P: 3	R: 0 E: 0 K: 1 S: 7	H: 2 LOB: 2 BB: 0 P: 7	R: 2 E: 0 K: 1 S: 8	H: 3 LOB: 1 BB: 0 P: 8	R: 0 E: 0 K: 0 S: 2	H: 0 LOB: 0 BB: 1 P: 6	R: 1 E: 0 K: 0 S: 4	H: 2 LOB: 0 BB: 0 P: 4	R: 0 E: 0 K: 0 S: 3	H: 0 LOB: 0 BB: 0 P: 3	R: 0 E: 0 K: 0 S: 4	H: 1 LOB: 1 BB: 0 P: 4	1B: 8 2B: 1 3B: 0 HR: 0	SF: 0 SAC: 0 DP: 2 HBP: 0	WP: 1 PB: 0 SB: 0 CS: 0	PA: 35											
PITCHER Dave Goltz, R ERA: 3.6 (1, 1)	IP 9.0	WLS L	BF 35	H 9	R 3	ER 3	SO 3	BB 1	IBB 0	HBP 0	BLK 0	WP 1	HR 0	S 40	P 44	ERA 3.00	WHIP 1.111																
											PITCHER	IP	WLS	BF	H	R	ER	SO	BB	IBB	HBP	BLK	WP	HR	S	P	ERA	WHIP					

Texas Rangers @ Minnesota Twins
Metropolitan Stadium, Bloomington, MI
Tue Sep 09 1975, 8:05 PM EDT
Unknown - 66 F

livebaseballscorecards.com

AB	34
R	3
H	9
RBI	2
BB	1
SO	3
LOB	9



Batter	1	2	3	4	5	6	7	8	9	AB R H RBI BB SO LOB
Jerry Terrell, R OBP: 0.337, SLG: 0.354 (1, 3) (6, 4)	0-0 6-3			0-0 L8		0-0 F8			0-0 G5-4-3	4 0 0 0 0 0 1
Steve Brye, R OBP: 0.335, SLG: 0.460 (1, 7) BBB	4-0 G6-4-3 BB			0-3 K			0-0 6-3			2 0 0 0 1 1 0
Rod Carew, L OBP: 0.428, SLG: 0.507 Craig Kusick, R OBP: 0.323, SLG: 0.343 (1, 4) (6, 3)	0-0 G6-4-3 1-2f			0-0 4-3			0-3 K			2 0 0 0 0 0 1 1 0 0 0 0 1 0
Dan Ford, R OBP: 0.329, SLG: 0.442 (1, 8)		0-0 G6-3 1B		0-0 4-3			0-0 6-3			3 0 1 0 0 0 0
Tony Oliva, L OBP: 0.351, SLG: 0.399 Lyman Bostock, L OBP: 0.327, SLG: 0.345 (1, 10) (8, PR)		0-0 G6-3 1-2f		0-0 4-3			0-0 E4 F8-3			3 0 0 0 0 0 1 0 0 0 0 0 0 0
Dave McKay, S OBP: 0.269, SLG: 0.471 (1, 5)		0-0 5-3		0-0 1B			0-0 F8-3 1-2			3 0 1 0 0 0 1
Danny Thompson, R OBP: 0.300, SLG: 0.338 (1, 6)			0-0 6-3		0-0 F7		0-0 F8			3 0 0 0 0 0 2
Mike Poepping, R OBP: 0.250, SLG: 0.100 (1, 9)			0-0 5-3			0-0 G6-4-3 1B			0-0 F8	3 0 1 0 0 0 0
Glenn Borgmann, R OBP: 0.303, SLG: 0.281 Luis Gomez, R OBP: 0.200, SLG: 0.150 (1, 2) (9, PR)			0-0 6-3			0-0 G6-4-3 1-2f			0-0 G5-4-3 1B	3 0 1 0 0 0 1 0 0 0 0 0 0 0

BOTTOM

Texas Rangers @ Minnesota Twins
Metropolitan Stadium, Bloomington, MI
Tue Sep 09 1975, 8:05 PM EDT
Unknown - 66 F

AB	27
R	0
H	4
RBI	0
BB	1
SO	2
LOB	7



Inning Stats	R: 0	H: 0	E: 0	K: 0	S: 2	R: 0	H: 1	E: 0	K: 0	S: 3	R: 0	H: 0	E: 0	K: 0	S: 3	R: 0	H: 0	E: 0	K: 1	S: 5	R: 0	H: 1	E: 0	K: 0	S: 4	R: 0	H: 1	E: 0	K: 0	S: 3	R: 0	H: 0	E: 1	K: 0	S: 3	R: 0	H: 1	E: 0	K: 0	S: 3	R: 0	H: 0	E: 0	K: 0	S: 3	1B: 4	SF: 0	2B: 1	SAC: 0	3B: 0	DP: 5	HR: 0	HBP: 0	WP: 0	PA: 28
PITCHER Jim Umbarger, L ERA: 3.7 (1, 1)	IP	WLS	BF	H	R	ER	SO	BB	IBB	HBP	BLK	WP	HR	S	P	ERA	WHIP																																						

livebaseballscores.com

Batter	1	2	3	4	5	6	7	8	9	AB R H RBI BB SO LOB	TOP																
Lenny Randle, S (1, 8) OBP: 0.348, SLG: 0.373	0-0 L9		0-0 1B			0-0 HR		0-0 6-3	4-0 1B IBB	4 2 2 1 1 0 0																	
Davey Nelson, R (1, 4) OBP: 0.315, SLG: 0.297	0-0 6-3		0-0 4-3			0-0 BB G5-2-3 1B		0-0 BB 1B	0-0 1B	5 0 3 2 0 0 1																	
Toby Harrah, R (1, 6) OBP: 0.405, SLG: 0.453	0-0 4-3			0-3 K		4-0 BB G5-2-3 BB		4-0 BB 1-2	0-0 6-3	3 0 0 0 2 1 1																	
Jeff Burroughs, R (1, 9) OBP: 0.300, SLG: 0.399		0-3 K		0-0 6-3		4-0 BB G5-2-3 BB		0-3 K		3 0 0 0 1 2 2																	
Jim Fregosi, R (1, 3) OBP: 0.303, SLG: 0.352		4-0 BB		0-0 P3		0-0 G5-2-3		0-0 F5		3 0 0 0 1 0 5																	
Tom Grieve, R (1, 7) OBP: 0.318, SLG: 0.446		0-0 L8			0-0 G5-3 1B	0-0 5-3			0-0 E 2B	4 1 2 0 0 0 3																	
Tom Robson, R (1, 10) OBP: 0.233, SLG: 0.207		0-0 F3			0-0 L9		0-0 4-3		0-0 F7	2 0 0 0 0 0 2																	
Roy Howell, L (7, PH) OBP: 0.321, SLG: 0.395										2 0 0 0 0 0 1																	
Leo Cardenas, R (1, 5) OBP: 0.339, SLG: 0.295			0-0 6-3		0-0 G3				0-0 E6 1B	2 0 1 0 0 0 0																	
Mike Cubbage, L (7, PH) OBP: 0.285, SLG: 0.338					1-2 1B				2-H 1B	2 1 0 0 0 0 0																	
Ron Pruitt, R (1, 2) OBP: 0.235, SLG: 0.188			0-0 F7		0-0 G5-3		0-0 F8		0-0 F2	2 0 0 0 0 0 2																	
Jim Spencer, L (7, PH) OBP: 0.319, SLG: 0.395					2-3f					1 0 0 0 0 0 0																	
Jim Sundberg, R (7, 2) OBP: 0.278, SLG: 0.262										1 0 0 0 0 0 1																	
Inning Stats	R: 0 E: 0 K: 0 S: 3	H: 0 LOB: 0 BB: 0 P: 3	R: 0 E: 0 K: 1 S: 5	H: 0 LOB: 1 BB: 1 P: 9	R: 0 E: 0 K: 0 S: 4	H: 1 LOB: 1 BB: 0 P: 4	R: 0 E: 0 K: 1 S: 5	H: 0 LOB: 0 BB: 0 P: 5	R: 0 E: 0 K: 0 S: 4	H: 2 LOB: 1 BB: 0 P: 4	R: 1 E: 0 K: 0 S: 4	H: 2 LOB: 2 BB: 2 P: 12	R: 0 E: 0 K: 0 S: 3	H: 0 LOB: 0 BB: 0 P: 3	R: 0 E: 0 K: 1 S: 6	H: 1 LOB: 2 BB: 1 P: 10	R: 3 E: 1 K: 0 S: 6	H: 2 LOB: 1 BB: 1 P: 10	1B: 6 2B: 1 3B: 0 HR: 1	SF: 0 SAC: 0 DP: 2 HBP: 0	WP: 0 PB: 0 SB: 0 CS: 0	PA: 39					
PITCHER	IP WLS BF H R ER SO BB IBB HBP BLK WP HR S P ERA WHIP																										
Bill Butler, L (1, 1) ERA: 6.23	5.0		22	5	1	1	2	3	0	0	0	0	1	23	35	1.80	1.600										
Tom Johnson, R (6, 1) ERA: 4.28	4.0	L	17	3	3	0	1	1	1	0	0	0	0	17	25	0.00	1.000										

Texas Rangers @ Minnesota Twins
Metropolitan Stadium, Bloomington, MI

Tue Sep 09 1975, 8:05 PM EDT
Att. 4,300 - Unknown

livebaseballscorecards.com

AB	34
R	4
H	8
RBI	3
BB	5
SO	3
LOB	18



Batter	1	2	3	4	5	6	7	8	9	AB R H RBI BB SO LOB
Jerry Terrell, R (1, 4) OBP: 0.332, SLG: 0.348	0-0 P4		0-0 F7		0-0 F3		0-0 P4		0-3 K	5 0 0 0 0 1 1
Steve Braun, L (1, 7) OBP: 0.386, SLG: 0.429	0-0 E 1B		0-0 6-3		0-0 3B		4-0 BB		0-0 F8	4 0 2 0 1 0 1
John Briggs, L (1, 9) OBP: 0.396, SLG: 0.385	0-0 E3 1-2			0-0 S 1B	0-0 5-3		0-0 F6		0-0 G3	5 1 1 0 0 0 4
Dan Ford, R (1, 8) OBP: 0.328, SLG: 0.440	0-0 F8			0-0 F8 1-2		0-0 G3		0-0 FC4-6 1B		4 0 1 0 0 0 3
Tony Oliva, L (1, 10) OBP: 0.351, SLG: 0.396	0-0 F7			0-0 F5		1-0 FC6-4 BB HBP		0-0 FC4-6 E 1-2f		3 0 0 0 0 0 4
Larry Hisle, R (8, PR) OBP: 0.361, SLG: 0.511										0 0 0 0 0 0 0
Dave McKay, S (1, 5) OBP: 0.286, SLG: 0.463		0-0 6-3		0-0 S 1B 2-H		4-0 FC6-4 1-2 BB		0-0 P5 1-3		3 0 1 1 1 0 1
Danny Thompson, R (1, 6) OBP: 0.299, SLG: 0.337		0-0 4-3		0-0 1B		0-0 FC6-4 1-2f 2-3		0-0 6-3		4 0 1 0 0 0 4
Craig Kusick, R (1, 3) OBP: 0.321, SLG: 0.362		0-0 5-3		0-0 1B		0-0 1-3				4 1 1 1 0 0 4
Phil Roof, R (1, 2) OBP: 0.330, SLG: 0.500			0-3 K		0-0 5-3		0-3 K		0-0 HR	3 0 0 0 0 2 0
Steve Brye, R (9, PH) OBP: 0.338, SLG: 0.463									0-0 1B	1 0 1 0 0 0 0

BOTTOM

Texas Rangers @ Minnesota Twins
Metropolitan Stadium, Bloomington, MI
Tue Sep 09 1975, 8:05 PM EDT
Att. 4,300 - Unknown

livebaseballscorecards.com

AB	36
R	2
H	8
RBI	2
BB	2
SO	3
LOB	22



Inning Stats	R: 0	H: 1	E: 1	K: 0	S: 5	LOB: 2	BB: 0	P: 5
	R: 0	H: 0	E: 0	K: 0	S: 3	LOB: 0	BB: 0	P: 3
	R: 0	H: 0	E: 0	K: 1	S: 5	LOB: 0	BB: 0	P: 5
	R: 1	H: 3	E: 0	K: 0	S: 6	LOB: 2	BB: 0	P: 6
	R: 0	H: 1	E: 0	K: 0	S: 4	LOB: 1	BB: 0	P: 4
	R: 0	H: 0	E: 0	K: 0	S: 3	LOB: 2	BB: 1	P: 8
	R: 0	H: 0	E: 1	K: 0	S: 4	LOB: 1	BB: 0	P: 4
	R: 1	H: 2	E: 0	K: 1	S: 7	LOB: 1	BB: 0	P: 7
	1B: 6	2B: 0	3B: 1	HR: 1	SF: 0	SAC: 0	DP: 0	HBP: 1
	WP: 0	PB: 0	SB: 2	CS: 0	PA: 39			

PITCHER	IP	WLS	BF	H	R	ER	SO	BB	IBB	HBP	BLK	WP	HR	S	P	ERA	WHIP
Stan Perzanowski, R (1, 1) ERA: 4.12	8.0	W	35	7	2	2	2	2	2	0	0	0	1	36	45	2.25	1.125
Steve Foucault, R (9, 1) ERA: 3.82	1.0	S	4	1	0	0	1	0	0	0	0	0	0	6	6	0.00	1.000

Batter	1	2	3	4	5	6	7	8	9	AB R H RBI BB SO LOB	TOP										
Lenny Randle, S (1, 8) OBP: 0.349, SLG: 0.373	0-3 K		0-0 G3	0-3 K		0-0 FC6-4 1B		0-0 1B		5 0 2 1 0 2 2											
Roy Smalley, S (1, 4) OBP: 0.278, SLG: 0.278	4-0 F9 1B BB		0-0 G3		0-0 G3	0-0 FC6-4 1-2f		0-3 K		4 0 0 0 1 1 2											
Toby Harrah, R (1, 6) OBP: 0.405, SLG: 0.458	0-0 1-2 1B		0-0 HR		0-0 5-3		0-0 P5		0-0 P5	5 1 2 1 0 0 0											
Jeff Burroughs, R (1, 9) OBP: 0.303, SLG: 0.404	0-0 F9 2-3		0-3 K		0-0 HR		4-0 6-3 BB		4-0 1B HR BB	3 2 1 1 2 1 2											
Mike Hargrove, L (1, 7) OBP: 0.395, SLG: 0.402	0-3 K			0-0 E SH 1B 1B	0-0 G3		0-0 6-3 1-2		0-0 1-2 HR 1B	5 2 2 0 0 1 3											
Jim Spencer, L (1, 3) OBP: 0.322, SLG: 0.399		0-0		0-0 SH F8 1B FC6-2		4-0 1B BB		0-0 HR	0-0 1-H 2-H HR	1 0 1 0 1 0 0											
Jim Fregosi, R (7, PH) OBP: 0.306, SLG: 0.373				1-3 FC6-2			0-3 K			2 1 1 3 0 1 1											
Tom Grieve, R (1, 10) OBP: 0.322, SLG: 0.458		0-3 K		0-0 FC6-2 1-2 3-H 1B		0-0 1-3 3B 1B		0-0 HR	0-3 K	5 2 3 2 0 2 1											
Roy Howell, L (1, 5) OBP: 0.319, SLG: 0.398		0-0 L7		0-0 F8 2-3		0-0 1B 3B		0-3 K	0-0 F7	5 1 1 1 0 1 3											
Jim Sundberg, R (1, 2) OBP: 0.276, SLG: 0.260		0-0 5-3		0-0 FC6-2 1-2 3-H		0-3 K		0-0 F9		4 0 0 0 0 1 4											
Inning Stats	R: 0 E: 0 K: 2 S: 8	H: 1 LOB: 2 BB: 1 P: 12	R: 0 E: 0 K: 1 S: 6	H: 1 LOB: 1 BB: 0 P: 6	R: 1 E: 0 K: 1 S: 6	H: 1 LOB: 0 BB: 0 P: 6	R: 1 E: 1 K: 1 S: 8	H: 2 LOB: 2 BB: 0 P: 8	R: 1 E: 0 K: 0 S: 4	H: 1 LOB: 0 BB: 0 P: 4	R: 2 E: 0 K: 1 S: 7	H: 3 LOB: 1 BB: 1 P: 11	R: 0 E: 0 K: 1 S: 5	H: 0 LOB: 1 BB: 1 P: 9	R: 1 E: 0 K: 2 S: 9	H: 2 LOB: 1 BB: 0 P: 9	R: 3 E: 0 K: 1 S: 7	H: 2 LOB: 0 BB: 1 P: 11	1B: 7 2B: 1 3B: 1 HR: 4	SF: 0 SAC: 1 DP: 0 HBP: 0	WP: 0 PA: 44
PITCHER	IP WLS BF H R ER SO BB IBB HBP BLK WP HR S P ERA WHIP																				
Bert Blyleven, R (1, 1) ERA: 3.12	5.2 L 28 9 5 5 6 2 0 0 0 0 2 38 46 7.94 1.941																				
Tom Burgmeier, L (6, 1) ERA: 3.27	2.2 13 3 3 3 3 2 0 0 0 0 1 17 25 10.12 1.875																				
Bill Campbell, R (9, 1) ERA: 4.17	0.2 3 1 1 1 1 0 0 0 0 0 1 5 5 13.50 1.500																				

Texas Rangers @ Minnesota Twins
Metropolitan Stadium, Bloomington, MI

Wed Sep 10 1975, 8:05 PM EDT
Att: 3,339 - Unknown - 78 F

livebaseballscorecards.com

AB	39
R	9
H	13
RBI	9
BB	4
SO	10
LOB	18



Batter	1	2	3	4	5	6	7	8	9	AB R H RBI BB SO LOB
Jerry Terrell, R (1, 4) OBP: 0.333, SLG: 0.347	4-0 BB G4-6-3		0-0 5-3		0-0 1B	0-0 1-3			0-0 P3	4 0 1 0 1 0 0
Steve Braun, L (1, 7) OBP: 0.384, SLG: 0.426	0-0 G4-6-3 1-2f		0-0 G3		0-3 K		0-0 1B	0-0 F2	5 0 1 0 0 1 2	
John Briggs, L (1, 3) OBP: 0.392, SLG: 0.380	0-0 E3		0-0 F2		0-0 F8		0-3 K		4 0 0 0 0 1 2	
Dan Ford, R (1, 8) OBP: 0.327, SLG: 0.438	0-0 L6			0-0 1B 1B	0-0 F9		0-3 K		4 1 1 0 0 1 3	
Tony Oliva, L (1, 10) OBP: 0.352, SLG: 0.397		0-0 6-3		0-0 1B 1B		0-0 E SF7 1B	0-0 6-3		4 1 2 0 0 0 1	
Steve Brye, R (1, 9) OBP: 0.336, SLG: 0.459		0-0 L7		0-3 K		0-0 E9 HR 1B	0-3 K		4 1 1 0 0 2 2	
Dave McKay, S (1, 5) OBP: 0.283, SLG: 0.456		0-3 K 1B		0-0 1B 1-2 3-H		0-0 SF7	0-0 F3		3 0 1 2 0 1 0	
Danny Thompson, R (1, 6) OBP: 0.302, SLG: 0.349		0-0 1B		0-0 F3		0-0 HR	0-0 F8		4 1 2 2 0 0 2	
Glenn Borgmann, R (1, 2) OBP: 0.301, SLG: 0.279		0-3 K		0-0 P4		0-3 K		0-3 K	2 0 0 0 0 1 4 2 0 0 0 0 2 0	
Phil Roof, R (6, 2) OBP: 0.323, SLG: 0.489										

Inning Stats	R: 0	H: 0	E: 1	K: 0	S: 3	LOB: 1	BB: 1	P: 7
	R: 0	H: 1	E: 0	K: 2	S: 9	LOB: 2	BB: 0	P: 9
	R: 0	H: 0	E: 0	K: 0	S: 3	LOB: 0	BB: 0	P: 3
	R: 1	H: 3	E: 0	K: 1	S: 8	LOB: 2	BB: 0	P: 8
	R: 0	H: 1	E: 0	K: 1	S: 6	LOB: 1	BB: 0	P: 6
	R: 3	H: 3	E: 1	K: 1	S: 8	LOB: 0	BB: 0	P: 8
	R: 0	H: 1	E: 0	K: 2	S: 8	LOB: 1	BB: 0	P: 8
	R: 0	H: 0	E: 0	K: 1	S: 5	LOB: 0	BB: 0	P: 5
	R: 0	H: 0	E: 0	K: 1	S: 5	LOB: 0	BB: 0	P: 5

PITCHER	IP	WLS	BF	H	R	ER	SO	BB	IBB	HBP	BLK	WP	HR	S	P	ERA	WHIP
Gaylord Perry, R (1, 1) ERA: 3.15	9.0	W	38	9	4	4	9	1	0	0	0	0	1	55	59	4.00	1.111


BOTTOM

Texas Rangers @ Minnesota Twins
Metropolitan Stadium, Bloomington, MI

Wed Sep 10 1975, 8:05 PM EDT
Att. 3,339 - Unknown - 78 F

livebaseballscorecards.com

AB	36
R	4
H	9
RBI	4
BB	1
SO	9
LOB	16



WP: 0	PA: 38
PB: 1	SB: 0
CS: 0	

Batter	1	2	3	4	5	6	7	8	9	AB R H RBI BB SO LOB	TOP		
Bill North, S (1, 8) <small>OBP: 0.375, SLG: 0.325</small> Matt Alexander, S (9, 8) <small>OBP: 0.333, SLG: 0.200</small>	4-0 3B BB	0-0 P6			0-0 1B 2B		0-0 E 1B 1B 2-H	0-0 1B 1B 1-3 2-H		4 4 3 2 1 0 0 0 0 0 0 0 0 0	Oakland Athletics @ Minnesota Twins Metropolitan Stadium, Bloomington, MI Fri Sep 12 1975, 8:05 PM EDT Unknown - 57 F		
Claudell Washington, L (1, 7) <small>OBP: 0.344, SLG: 0.421</small> Don Hopkins, L (9, 7) <small>OBP: 0.375, SLG: 0.167</small>	0-0 1-H E 3B		0-0 G3		0-0 CS 1B		0-0 E 1B 2-3	0-0 1B 1B 1-3 3-H		5 3 3 3 0 0 1 0 0 0 0 0 0 0			
Sal Bando, R (1, 5) <small>OBP: 0.326, SLG: 0.330</small> Gaylen Pitts, R (8, 5)	4-0 E E 1B BB		0-0 5-3		0-0 F3		0-0 E 1B 1-3 3-H	0-0 1B 1B 2-H 3-H		4 1 2 3 1 0 1 0 0 0 0 0 0 0			
Reggie Jackson, L (1, 9) <small>OBP: 0.339, SLG: 0.512</small> Charlie Chant, R (8, 9)	0-0 E4 1B E 1-2 3-H		0-0 3-1			0-0 P6	0-0 E4 1-2 3-H	0-0 L7		5 0 0 1 0 0 3 0 0 0 0 0 0 0			
Billy Williams, L (1, 10) <small>OBP: 0.333, SLG: 0.406</small>	0-0 E1 1B 1-2 2-3			0-0 6-3		0-0 F3	0-0 G3		0-0 4-3	5 0 0 0 0 0 4			
Gene Tenace, R (1, 3) <small>OBP: 0.388, SLG: 0.439</small>	0-0 G6-4-3 1B 1-2 2-3 3-H			0-0 5-6-3		0-0 6-3		0-0 E 1B	0-0 F8	5 1 2 1 0 0 0			
Phil Garner, R (1, 4) <small>OBP: 0.281, SLG: 0.339</small>	0-0 G6-4-3 1-2			0-0 3B			4-0 S 1B BB	0-0 F8	0-3 K	4 1 1 0 1 1 3			
Ray Fosse, R (1, 2) <small>OBP: 0.189, SLG: 0.169</small> Jim Holt, L (7, PH) <small>OBP: 0.322, SLG: 0.305</small> Larry Haney, R (7, 2) <small>OBP: 0.063, SLG: 0.250</small>		0-0 6-3		0-0 6-3			0-0 L9 1-2	0-0 F7		2 0 0 0 0 0 1 1 0 0 0 0 0 1 1 0 0 0 0 0 1			
Ted Martinez, R (1, 6) <small>OBP: 0.172, SLG: 0.176</small> Cesar Tovar, R (7, PH) <small>OBP: 0.304, SLG: 0.313</small> Dal Maxvill, R (7, 6)		0-0 3-1			0-0 5-3		0-0 F8	0-0 E5 1B 1B 1-2		2 0 0 0 0 0 0 1 0 0 0 0 0 1 1 1 0 0 0 0 1			
Inning Stats	R: 3 H: 2 E: 2 LOB: 1 K: 0 BB: 2 S: 5 P: 13	R: 0 H: 0 E: 0 LOB: 0 K: 0 BB: 0 S: 3 P: 3	R: 0 H: 0 E: 0 LOB: 0 K: 0 BB: 0 S: 3 P: 3	R: 0 H: 1 E: 0 LOB: 1 K: 0 BB: 0 S: 4 P: 4	R: 1 H: 2 E: 0 LOB: 0 K: 0 BB: 0 S: 4 P: 4	R: 0 H: 0 E: 0 LOB: 0 K: 0 BB: 0 S: 3 P: 3	R: 3 H: 2 E: 2 LOB: 2 K: 0 BB: 1 S: 7 P: 11	R: 4 H: 4 E: 1 LOB: 1 K: 1 BB: 0 S: 8 P: 8	R: 0 H: 0 E: 0 LOB: 0 K: 1 BB: 0 S: 5 P: 5	1B: 8 SF: 0 2B: 1 SAC: 0 3B: 2 DP: 1 HR: 0 HBP: 0		WP: 0 PA: 43 PB: 0 SB: 1 CS: 1	
PITCHER	IP WLS BF H R ER SO BB IBB HBP BLK WP HR S P ERA WHIP											PITCHER	IP WLS BF H R ER SO BB IBB HBP BLK WP HR S P ERA WHIP
Jim Hughes, R (1, 1) <small>ERA: 3.89</small> Tom Burgmeier, L (7, 1) <small>ERA: 3.21</small> Bill Campbell, R (9, 1) <small>ERA: 4.14</small>	6.2 L 30 7 7 4 0 3 0 0 0 0 0 0 27 39 5.40 1.500												

livebaseballscorecards.com

AB	40
R	11
H	11
RBI	10
BB	3
SO	1
LOB	17



Batter	1	2	3	4	5	6	7	8	9	AB R H RBI BB SO LOB
Jerry Terrell, R (1, 4) OBP: 0.337, SLG: 0.351	0-0 1B		0-0 E6		0-0 L8		0-0 3-1 E 1B		0-0 FC1-6 1B	5 1 3 0 0 0 0
Steve Braun, L (1, 7) OBP: 0.384, SLG: 0.433	0-0 P6		0-0 L7		0-0 HR		0-0 1-2 E 3-1 1B		0-0 FC1-6 FC1-4 1-2f	5 2 2 1 0 0 3
Rod Carew, L (1, 3) OBP: 0.424, SLG: 0.502	0-0 F7		0-0 3-1		0-0 L7		0-0 3-1		0-0 FC1-4 BB 1-2f	5 0 0 0 0 0 5
Dan Ford, R (1, 8) OBP: 0.326, SLG: 0.436	0-0 F9			0-0 5-3	0-0 1B 1B		0-0 L6		4-0 BB 1-2	4 0 1 0 0 0 3
Tom Lundstedt, S (9, 2) OBP: 0.214, SLG: 0.120										0 0 0 0 1 0 0
Tony Oliva, L (1, 10) OBP: 0.352, SLG: 0.396		0-0 F8		4-0 1B 1B BB	0-0 1-2 1B		0-0 E4		0-0 4-3	4 0 1 0 1 0 2
John Briggs, L (1, 9) OBP: 0.391, SLG: 0.378	0-3 K			0-0 1-2 1B 1B		0-0 4-3	0-0 4-3			4 0 1 0 0 1 1
Dave McKay, S (1, 5) OBP: 0.281, SLG: 0.459		0-0 F8		0-0 F8		0-0 6-3 2B		0-0 F7		4 0 1 0 0 0 2
Danny Thompson, R (1, 6) OBP: 0.301, SLG: 0.347			0-0 1-3	0-0 1-2 2-3 1B		0-0 6-3		0-0 4-3		4 0 1 0 0 0 1
Phil Roof, R (1, 2) OBP: 0.324, SLG: 0.516			0-0 HR		0-0 F8		0-0 F3		0-0 G3	3 1 1 1 0 0 4
Lyman Bostock, L (8, PH) OBP: 0.326, SLG: 0.344										1 0 0 0 0 0 0

BOTTOM

Oakland Athletics @ Minnesota Twins
 Metropolitan Stadium, Bloomington, MI
 Fri Sep 12 1975, 8:05 PM EDT
 Unknown - 57 F

livebaseballscorecards.com

AB	39
R	4
H	11
RBI	2
BB	2
SO	1
LOB	21



Inning Stats	R: 0	H: 1	E: 0	LOB: 1	K: 0	BB: 0	S: 4	P: 4	R: 0	H: 0	E: 0	LOB: 0	K: 1	BB: 0	S: 5	P: 5	R: 1	H: 1	E: 1	LOB: 1	K: 0	BB: 0	S: 5	P: 5	R: 0	H: 2	E: 0	LOB: 3	K: 0	BB: 1	S: 5	P: 9	R: 1	H: 3	E: 0	LOB: 1	K: 0	BB: 0	S: 5	P: 5	R: 0	H: 1	E: 0	LOB: 1	K: 0	BB: 0	S: 4	P: 4	R: 2	H: 2	E: 1	LOB: 1	K: 0	BB: 0	S: 6	P: 6	R: 0	H: 0	E: 0	LOB: 0	K: 0	BB: 0	S: 3	P: 3	R: 0	H: 1	E: 0	LOB: 2	K: 0	BB: 1	S: 4	P: 8	1B: 8	SF: 0	2B: 1	SAC: 0	3B: 0	DP: 0	HR: 2	HBP: 0	WP: 0	PA: 41
PITCHER	IP	WLS	BF	H	R	ER	SO	BB	IBB	HBP	BLK	WP	HR	S	P	ERA	WHIP																																																																	
Dick Bosman, R (1, 1) ERA: 3.49	5.0	W	23	7	2	2	1	1	0	0	0	0	0	24	28	3.60	1.600																																																																	
Jim Todd, R (6, 1) ERA: 2.27	4.0	S	18	4	2	0	0	1	0	0	0	0	0	17	21	0.00	1.250																																																																	

Batter	1	2	3	4	5	6	7	8	9	AB R H RBI BB SO LOB	TOP		
Bill North, S (1, 8) OBP: 0.376, SLG: 0.324	0-0 FC5-4 1B	0-3 K		0-0 F9		0-0 F9		4-0 2B BB		4 1 1 0 1 1 3			
Cesar Tovar, R (1, 10) OBP: 0.306, SLG: 0.311 Billy Williams, L (8, PH) OBP: 0.335, SLG: 0.410	0-0 FC5-4 BB S 1-2f		0-3 K		4-0 4-3 1B BB		4-0 G6-4-3 BB	0-0 1B 2B 1-H 2-H 3-H		2 1 0 0 2 1 1 1 1 1 3 0 0 0			
Sal Bando, R (1, 5) OBP: 0.329, SLG: 0.330	4-0 BB 1-2 BB		4-0 FC5 HBP BB		0-0 L7 1-2		0-0 G6-4-3 1-2f	0-0 1B 2-H		3 0 1 1 2 0 2			
Reggie Jackson, L (1, 9) OBP: 0.336, SLG: 0.507	0-3 K		0-0 F5		0-0 4-3		0-0 4-3	0-0 F5		5 0 0 0 0 1 5			
Gene Tenace, R (1, 2) OBP: 0.392, SLG: 0.439	4-0 1-2 2-3 BB		1-0 1-2 HBP		4-0 1B BB			0-0 1B BB SF7 1B	0-3 K	2 1 1 0 2 1 0			
Tommy Harper, R (1, 3) OBP: 0.330, SLG: 0.315	0-3 K		0-0 FC5		0-0 FC4-6 1B			4-0 BB 1B 2B BB	0-0 4-3	4 1 1 1 1 1 5			
Claudell Washington, L (1, 7) OBP: 0.343, SLG: 0.419			0-0 4-3		0-0 FC4-6 1-2f			0-0 1-2 2-3 2B 1B	0-0 1-3	5 1 1 0 0 1 2			
Phil Garner, R (1, 4) OBP: 0.281, SLG: 0.338			0-0 1B		0-0 1-3			0-0 F9		4 0 1 0 0 0 3			
Ted Martinez, R (1, 6) OBP: 0.188, SLG: 0.191 Matt Alexander, S (6, PR) OBP: 0.333, SLG: 0.200 Dal Maxvill, R (6, 6) Rich McKinney, R (8, PH) OBP: 0.125, SLG: 0.167 Gaylen Pitts, R (8, 6)			0-0 P2		0-0 1B			0-0 SF7		3 0 2 0 0 0 1 0 0 0 0 0 0 0 0 0 0 0 0 0 0 0 0 0 1 0 0 0 0 0 0 0 0 0 0			
Inning Stats	R: 0 E: 0 K: 2 S: 8 H: 1 LOB: 3 BB: 2 P: 16	R: 0 E: 0 K: 1 S: 6 H: 1 LOB: 1 BB: 0 P: 6	R: 0 E: 0 K: 1 S: 5 H: 0 LOB: 2 BB: 1 P: 10	R: 0 E: 0 K: 1 S: 6 H: 1 LOB: 1 BB: 0 P: 6	R: 1 E: 0 K: 0 S: 4 H: 1 LOB: 2 BB: 2 P: 12	R: 0 E: 0 K: 0 S: 3 H: 1 LOB: 1 BB: 0 P: 3	R: 0 E: 0 K: 0 S: 2 H: 0 LOB: 0 BB: 1 P: 6	R: 5 E: 0 K: 0 S: 7 H: 4 LOB: 1 BB: 2 P: 15	R: 0 E: 0 K: 1 S: 5 H: 0 LOB: 0 BB: 0 P: 5	1B: 8 2B: 1 3B: 0 HR: 0 SF: 1 SAC: 0 DP: 1 HBP: 1	WP: 0 PB: 0 SB: 2 CS: 1 PA: 43		
PITCHER	IP WLS BF H R ER SO BB IBB HBP BLK WP HR S P ERA WHIP											PITCHER	IP WLS BF H R ER SO BB IBB HBP BLK WP HR S P ERA WHIP
Eddie Bane, L (1, 1) ERA: 5.87	7.2 W 37 7 5 5 5 8 0 1 0 0 0 38 71 5.87 1.957												
Tom Johnson, R (8, 1) ERA: 4.54	0.0 2 2 1 1 0 0 0 0 0 0 0 2 2 ∞ ∞												
Tom Burgmeier, L (8, 1) ERA: 3.15	1.1 S 4 0 0 0 1 0 0 0 0 0 0 6 6 0.00 0.000												

Oakland Athletics @ Minnesota Twins
Metropolitan Stadium, Bloomington, MI
Fri Sep 12 1975, 8:05 PM EDT
Att. 6,837 - Unknown

livebaseballscorecards.com

AB 33
R 6
H 9
RBI 6
BB 8
SO 6
LOB 22



Batter	1	2	3	4	5	6	7	8	9
Lyman Bostock, L OBP: 0.327, SLG: 0.343 (1, 8)	0-0 4-3		0-3 K2-3		0-0 F8	0-0 E4 3B 1B		4-0 G6-3 BB	
Jerry Terrell, R OBP: 0.335, SLG: 0.354 (1, 4) (5, 6)	0-3 K			0-3 K	0-0 6-3	0-0 3B		0-0 G6-3	
Rod Carew, L OBP: 0.424, SLG: 0.501 (1, 3) (5, 4)	0-0 L8			4-0 1B BB		1B P6			
Tony Oliva, L OBP: 0.351, SLG: 0.394 (1, 10)		0-0 G3		0-0 1B BB		0-0 P4	0-0 F8		
John Briggs, L OBP: 0.394, SLG: 0.378 (1, 9) (5, 3)		4-0 FC5-4 BB		4-0 1B BB		0-0 2B 1B	4-0 1B BB		
Larry Hise, R OBP: 0.364, SLG: 0.513 (6, PH)				1-2 BB		2-H 1B			
Craig Kusick, R OBP: 0.325, SLG: 0.362 (7, 3)									
Steve Braun, L OBP: 0.385, SLG: 0.434 (1, 7)		0-0 F8		4-0 1-2 2-3 BB		0-0 1B 2B	0-0 F7		
Dave McKay, S OBP: 0.294, SLG: 0.462 (1, 5)		0-0 FC5-4		0-0 P3		0-0 1B E 1B	0-0 FC6 1B		
Luis Gomez, R OBP: 0.197, SLG: 0.148 (1, 6)			0-3 K		0-0 F7		0-0 P4	0-0 FC6	
Steve Brye, R OBP: 0.332, SLG: 0.452 (4, PH) (5, 9)								1-2	
Tom Lundstedt, S OBP: 0.219, SLG: 0.107 (1, 2)			0-3 K			4-0 E 3B IBB		0-3 K	

AB	R	H	RBI	BB	SO	LOB
4	1	1	0	1	1	0
5	0	1	2	0	2	1
3	2	1	0	1	0	1
4	0	1	1	0	0	1
0	0	0	0	2	0	0
1	1	1	1	0	0	0
0	0	0	0	1	0	0
3	1	1	0	1	0	2
4	1	2	2	0	0	4
1	0	0	0	0	1	0
3	0	0	0	0	0	6
3	1	0	0	1	2	0

AB	R	H	RBI	BB	SO	LOB
31	7	8	6	7	6	15

1B	2B	3B	HR	SF	SAC	DP	HBP
6	1	1	0	0	0	1	0

Inning	R	H	E	K	S	P	IP	WLS	BF	H	R	ER	SO	BB	IBB	HBP	BLK	WP	HR	S	P	ERA	WHIP
1	0	0	0	1	5	3	3.1		15	1	1	1	5	4	0	0	0	0	0	21	37	2.70	1.500
4	0	0	0	3	9	3	2.1	L	14	6	6	0	0	1	0	0	0	0	0	13	17	23.14	2.571
6	0	0	0	3	7	3	2.1		9	1	0	0	1	0	0	0	0	0	9	17	0.00	1.286	

Oakland Athletics @ Minnesota Twins
Metropolitan Stadium, Bloomington, MI
Fri Sep 12 1975, 8:05 PM EDT
Att. 6,837 - Unknown

livebaseballscores.com



Batter	1	2	3	4	5	6	7	8	9	AB R H RBI BB SO LOB
Bill North, S OBP: 0.374, SLG: 0.323 (1, 8)	0-0 5-3		0-3 K		0-0 6-3	0-0 1-3		0-0 CS 1B		5 0 1 0 0 1 3
Claudell Washington, L OBP: 0.343, SLG: 0.421 (1, 7)	0-3 K		0-0 6-3		0-0 4-3		0-0 L1-3 1B	0-0 1-2 2B		5 0 2 0 0 1 1
Sal Bando, R OBP: 0.331, SLG: 0.344 (1, 5)	0-0 1B 1B			0-0 HR		0-0 HR	0-0 L1-3 1-2 1B	0-3 K		5 2 3 2 0 1 2
Reggie Jackson, L OBP: 0.338, SLG: 0.510 (1, 9)	0-0 1-3 1B		0-3 K		0-0 SH5-3 1B 2B	0-0 1B HR 1B		0-0 4-3		5 2 3 0 0 1 0
Billy Williams, L OBP: 0.337, SLG: 0.410 (1, 10)	0-0 F9		0-0 WP 1B		4-0 1B SH5-3 1B BB	0-0 1-3 HR 1B		0-0 P5		4 2 2 0 1 0 2
Gene Tenace, R OBP: 0.391, SLG: 0.444 (1, 2) (7, 3)		0-0 5-3	0-3 K		0-0 SH5-3	0-0 HR		0-3 K		4 1 1 3 0 2 1
Tommy Harper, R OBP: 0.332, SLG: 0.320 Larry Haney, R OBP: 0.063, SLG: 0.250 (1, 3) (7, 2)		0-0 F7	0-0 6-3		0-0 S FC5-2 1B 2-3 3-H	0-0 1B 2B				4 1 2 1 0 0 1 0 0 0 0 0 0 0
Phil Garner, R OBP: 0.285, SLG: 0.342 (1, 4)		0-0 4-3		0-0 SH1-4 1B	0-0 FC5-2 S 1-2 3-H	0-0 1B		0-0 L6		4 0 3 2 0 0 0
Ted Martinez, R OBP: 0.186, SLG: 0.189 Jim Holt, L OBP: 0.322, SLG: 0.305 Cesar Tovar, R OBP: 0.305, SLG: 0.311 Dal Maxvill, R (6, 6)			0-3 K2-3		0-0 SH1-4 1-2	0-0 FC5-2 1-3 2-H				1 0 0 0 0 1 0 0 0 0 0 0 0 0 1 0 0 0 0 0 2 1 0 0 0 0 0 0

Inning Stats	R: 0 E: 0 K: 1 S: 7	H: 2 LOB: 2 BB: 0 P: 7	R: 0 E: 0 K: 0 S: 3	H: 0 LOB: 0 BB: 0 P: 3	R: 0 E: 0 K: 2 S: 7	H: 0 LOB: 0 BB: 0 P: 7	R: 1 E: 0 K: 2 S: 9	H: 2 LOB: 1 BB: 0 P: 9	R: 0 E: 0 K: 0 S: 4	H: 1 LOB: 1 BB: 0 P: 4	R: 3 E: 0 K: 0 S: 7	H: 4 LOB: 2 BB: 1 P: 11	R: 4 E: 0 K: 0 S: 7	H: 6 LOB: 1 BB: 0 P: 7	R: 0 E: 0 K: 1 S: 6	H: 2 LOB: 1 BB: 0 P: 6	R: 0 E: 0 K: 1 S: 5	H: 0 LOB: 0 BB: 0 P: 5	1B: 11 2B: 4 3B: 0 HR: 3	SF: 0 SAC: 2 DP: 1 HBP: 0	WP: 1 PB: 0 SB: 2 CS: 1	PA: 42
--------------	------------------------------	---------------------------------	------------------------------	---------------------------------	------------------------------	---------------------------------	------------------------------	---------------------------------	------------------------------	---------------------------------	------------------------------	----------------------------------	------------------------------	---------------------------------	------------------------------	---------------------------------	------------------------------	---------------------------------	-----------------------------------	------------------------------------	----------------------------------	--------

PITCHER	IP	WLS	BF	H	R	ER	SO	BB	IBB	HBP	BLK	WP	HR	S	P	ERA	WHIP
Dave Goltz, R ERA: 3.67 (1, 1)	5.1	L	26	9	4	4	5	1	0	0	0	1	2	35	39	6.75	1.875
Vic Albury, L ERA: 4.53 (6, 1)	1.2		9	6	4	4	0	0	0	0	0	0	1	9	9	21.60	3.600
Bill Campbell, R ERA: 4.06 (8, 1)	2.0		7	2	0	0	2	0	0	0	0	0	0	11	11	0.00	1.000

Oakland Athletics @ Minnesota Twins
 Metropolitan Stadium, Bloomington, MI
 Sat Sep 13 1975, 4:33 AM EDT
 Att: 9,360 - Unknown - 61 F

AB	39
R	8
H	17
RBI	8
BB	1
SO	7
LOB	12



WP: 1	PA: 42
PB: 0	
SB: 2	
CS: 1	

PITCHER	IP	WLS	BF	H	R	ER	SO	BB	IBB	HBP	BLK	WP	HR	S	P	ERA	WHIP
---------	----	-----	----	---	---	----	----	----	-----	-----	-----	----	----	---	---	-----	------

BOTTOM

Oakland Athletics @ Minnesota Twins
Metropolitan Stadium, Bloomington, MI

Sat Sep 13 1975, 4:33 AM EDT
Att. 9,360 - Unknown - 61 F

livebaseballscorecards.com

AB	33
R	5
H	7
RBI	4
BB	4
SO	6
LOB	16



WP:	0	PA:	39
PB:	1		
SB:	2		
CS:	0		

AB R H RBI BB SO LOB

3	1	0	1	1	0	2
2	2	1	2	1	0	0
1	0	0	0	0	1	2
5	0	1	0	0	2	5
4	0	0	1	0	2	3
4	0	1	0	0	1	1
1	0	0	0	1	0	1
2	0	0	0	0	0	1
4	1	1	0	0	0	1
3	1	1	0	0	0	0
1	0	1	0	0	0	0
2	0	0	0	0	0	0
1	0	1	0	1	0	0
2	0	0	0	0	0	0
1	0	1	0	1	0	0

Batter	1	2	3	4	5	6	7	8	9
Jerry Terrell, R (1, 4) OBP: 0.336, SLG: 0.351	0-0 P4		0-0 F7			4-0 2B BB	1-0 HBP		0-0 L8
Steve Brye, R (1, 7) Danny Thompson, R (8, 6) OBP: 0.335, SLG: 0.457 OBP: 0.300, SLG: 0.346	0-0 L9			4-0 1B S PB BB		0-0 4-3 2B	0-0 SF9		0-3 K
Rod Carew, L (1, 3) OBP: 0.422, SLG: 0.498	0-3 K			0-0 PB S 1B		0-0 4-3	0-3 K		0-0 FC6-4
Tony Oliva, L (1, 10) OBP: 0.349, SLG: 0.391		0-0 F8		0-3 K		0-0 4-3	0-3 K		
Dave McKay, S (1, 5) OBP: 0.292, SLG: 0.449		0-3 K		0-0 6-3		0-0 1B		0-0 6-3	
Mike Poepping, R (1, 9) John Briggs, L (6, PH) (7, 9) OBP: 0.286, SLG: 0.091 OBP: 0.392, SLG: 0.376		4-0 BB		0-0 5-3		0-0 F8		0-0 4-3	
Lyman Bostock, L (1, 8) OBP: 0.326, SLG: 0.345		0-0 4-3			0-0 F7		0-0 BB HBP 2B	0-0 L7	
Phil Roof, R (1, 2) Larry Hisle, R (9, PH) OBP: 0.324, SLG: 0.510 OBP: 0.367, SLG: 0.515			0-0 P4		0-0 F9		0-0 HBP BB SF9 1B		0-0 1B 1B
Luis Gomez, R (1, 6) Steve Braun, L (7, PH) (8, 7) OBP: 0.191, SLG: 0.143 OBP: 0.388, SLG: 0.436			0-0 L7		0-0 5-3		4-0 SF9 HBP BB		0-0 FC6-4 1B

Inning Stats	R: 0	H: 0	E: 0	K: 1	S: 5	LOB: 0	BB: 0	P: 5
	0	0	0	1	5	0	0	5
	0	0	0	1	9	1	1	9
	0	0	0	0	3	0	0	3
	1	1	0	1	10	1	1	10
	0	0	0	0	3	0	0	3
	2	2	0	1	9	2	1	9
	0	0	0	2	14	0	1	14
	0	0	0	0	3	0	0	3
	0	2	0	1	7	0	2	7

PITCHER	IP	WLS	BF	H	R	ER	SO	BB	IBB	HBP	BLK	WP	HR	S	P	ERA	WHIP
Ken Holtzman, L (1, 1) ERA: 3.32	5.2	W	23	3	3	2	3	3	3	0	0	0	0	26	38	3.18	1.059
Rollie Fingers, R (6, 1) ERA: 3.03	3.1	S	16	4	2	2	3	1	0	1	0	0	0	20	25	5.40	1.500

Batter	1	2	3	4	5	6	7	8	9	AB R H RBI BB SO LOB	TOP											
Bill North, S OBP: 0.373, SLG: 0.322 (1, 8)	0-0 1-3	0-0 F8			0-0 6-3	0-0 G3		0-0 1B SF8 1B		5 1 1 0 0 0 3												
Cesar Tovar, R OBP: 0.306, SLG: 0.312 (1, 10)	0-0 E S 1B		0-0 F8		0-0 5-3		0-0 E 1B	0-0 F9		5 1 2 0 0 0 1												
Sal Bando, R OBP: 0.330, SLG: 0.343 (1, 5)	0-0 5-3		0-0 F9		0-0 6-3		0-3 K	0-0 FC6-4 1B		5 0 1 0 0 0 1 2												
Reggie Jackson, L OBP: 0.339, SLG: 0.512 (1, 9)	0-3 K		0-0			0-0 2B HR 1B	0-0 E1 E FC6-4	0-0 SF8		4 2 2 1 0 0 1 2												
Gene Tenace, R OBP: 0.391, SLG: 0.450 (1, 2)		0-0 HR		0-0 4-3		0-0 F8	0-0 E8 FC6-4 1B 1B	0-0 FC6-4		5 2 2 2 0 0 0 3												
Tommy Harper, R OBP: 0.334, SLG: 0.326 (1, 3)		0-0		0-0 5-3		0-0 HR 2B	4-0 FC6-4 BB	0-0 G1		3 1 2 0 0 0 0 0 1 0 0 0 1 0 0												
Billy Williams, L OBP: 0.337, SLG: 0.409 (7, PH)		FC5-4 1B																				
Claudell Washington, L OBP: 0.342, SLG: 0.424 (1, 7)		0-0 FC5-4 FC6-4 BB 1-2f		0-3 K		0-0 HR	0-0 FC6-4 1B	0-3 K		5 1 1 4 0 2 3												
Phil Garner, R OBP: 0.290, SLG: 0.346 (1, 4)		4-0 FC6-4 BB		4-0 FC6-4 BB		0-0 6-3 2B	0-0 1-2 3-H 1B	0-0 L3		3 0 2 1 2 0 0												
Ted Martinez, R OBP: 0.182, SLG: 0.186 (1, 6)		0-0 FC6-4		0-0 FC6-4		0-0 6-3	0-0 F9			2 0 0 0 0 0 0 3 1 0 0 0 0 0 0 1 0 0 0 0 0 0 0 0 1 0 0 0 0 0 0 2 0 0 0 0 0 0 0 0												
Jim Holt, L OBP: 0.319, SLG: 0.302 (6, PH)																						
Dal Maxvill, R (6, 6)																						
Rich McKinney, R OBP: 0.111, SLG: 0.143 (7, PH)																						
Gaylen Pitts, R (7, 6)																						
Inning Stats	R: 0 E: 0 K: 1 S: 6	H: 1 LOB: 1 BB: 0 P: 6	R: 1 E: 0 K: 0 S: 5	H: 2 LOB: 2 BB: 1 P: 9	R: 0 E: 0 K: 0 S: 4	H: 1 LOB: 1 BB: 0 P: 4	R: 0 E: 0 K: 1 S: 5	H: 0 LOB: 1 BB: 1 P: 9	R: 0 E: 0 K: 0 S: 3	H: 0 LOB: 0 BB: 0 P: 3	R: 3 E: 0 K: 0 S: 7	H: 4 LOB: 1 BB: 0 P: 7	R: 3 E: 2 K: 1 S: 9	H: 3 LOB: 2 BB: 1 P: 13	R: 1 E: 0 K: 0 S: 5	H: 2 LOB: 1 BB: 0 P: 5	R: 0 E: 0 K: 1 S: 5	H: 0 LOB: 0 BB: 0 P: 5	1B: 8 2B: 3 3B: 0 HR: 2	SF: 1 SAC: 0 DP: 0 HBP: 0	WP: 0 PB: 0 SB: 1 CS: 0	PA: 44
PITCHER	IP WLS BF H R ER SO BB IBB HBP BLK WP HR S P ERA WHIP																					
Bill Butler, L ERA: 6.27 (1, 1)	5.1 W 26 8 4 4 2 2 0 0 0 0 0 2 28 36 6.75 1.875																					
Tom Johnson, R ERA: 4.67 (6, 1)	1.0 7 2 3 1 1 1 0 0 0 0 0 0 8 12 9.00 3.000																					
Tom Burgmeier, L ERA: 3.15 (7, 1)	2.2 S 11 3 1 1 1 0 0 0 0 0 0 0 13 13 3.38 1.125																					

Oakland Athletics @ Minnesota Twins
Metropolitan Stadium, Bloomington, MI

Sun Sep 14 1975, 4:33 AM EDT
Att. 22,772 - Unknown - 74 F

livebaseballscorecards.com

AB	40
R	8
H	13
RBI	8
BB	3
SO	4
LOB	20



Batter	1	2	3	4	5	6	7	8	9
Lyman Bostock, L (1, 9) OBP: 0.324, SLG: 0.342	L6			F7		5-3 1B	L7		
Jerry Terrell, R (1, 4) OBP: 0.337, SLG: 0.350	1B	4-1 BB		F3		5-3 1-2	P4		
Steve Braun, L (1, 7) OBP: 0.391, SLG: 0.439 Steve Brye, R (8, PH) OBP: 0.338, SLG: 0.460 (9, 7)	1B	L8		1B		1B		L8-3 1B	
Tony Oliva, L (1, 10) OBP: 0.352, SLG: 0.394 Larry Hisle, R (8, PH) OBP: 0.365, SLG: 0.513 (9, 7)	1B	4-1		1B		1B		F8	
John Briggs, L (1, 3) OBP: 0.393, SLG: 0.377 Craig Kuskick, R (8, PH) OBP: 0.323, SLG: 0.360 (9, 3)	FC4-6	P4		1B		1B		L8-3	
Dan Ford, R (1, 8) OBP: 0.326, SLG: 0.437	E8		F9	L5		P3			
Dave McKay, S (1, 5) OBP: 0.303, SLG: 0.444	HR		F9		F8		1-2 2-3 3-H	1B	
Danny Thompson, R (1, 6) OBP: 0.299, SLG: 0.355	HR		P4		F9		K		
Phil Roof, R (1, 2) OBP: 0.321, SLG: 0.500	1B			E3	K		K		

Inning Stats	R: 6	H: 6	E: 1	LOB: 1	K: 0	BB: 1	S: 9	R: 0	H: 0	E: 0	LOB: 1	K: 0	BB: 1	S: 3	R: 0	H: 0	E: 0	LOB: 0	K: 0	BB: 0	S: 3	R: 2	H: 3	E: 1	LOB: 2	K: 0	BB: 0	S: 7	R: 0	H: 0	E: 0	LOB: 0	K: 1	BB: 0	S: 5	R: 2	H: 5	E: 0	LOB: 3	K: 1	BB: 0	S: 10	R: 0	H: 0	E: 0	LOB: 0	K: 1	BB: 0	S: 5	R: 0	H: 1	E: 0	LOB: 0	K: 0	BB: 0	S: 3
--------------	------	------	------	--------	------	-------	------	------	------	------	--------	------	-------	------	------	------	------	--------	------	-------	------	------	------	------	--------	------	-------	------	------	------	------	--------	------	-------	------	------	------	------	--------	------	-------	-------	------	------	------	--------	------	-------	------	------	------	------	--------	------	-------	------

PITCHER	IP	WLS	BF	H	R	ER	SO	BB	IBB	HBP	BLK	WP	HR	S	P	ERA	WHIP
Glenn Abbott, R (1, 1) ERA: 4.27	4.0	L	24	9	8	6	0	2	0	0	0	0	1	22	30	13.50	2.750
Sonny Siebert, R (5, 1) ERA: 3.98	1.1		7	3	2	2	1	0	0	0	0	0	0	9	9	13.50	2.250
Paul Lindblad, L (6, 1) ERA: 2.84	2.2		10	3	0	0	2	0	0	0	0	0	0	14	14	0.00	1.125

AB R H RBI BB SO LOB

5	1	1	0	0	0	2
4	1	1	0	1	0	2
4	3	3	1	0	0	1
1	0	1	0	0	0	0
4	0	3	2	0	0	1
1	0	0	0	0	0	1
4	1	2	2	0	0	2
1	0	0	0	0	0	1
4	1	1	1	0	0	5
3	1	1	1	1	0	0
4	1	1	3	0	1	3
4	1	1	0	0	2	0

AB	R	H	RBI	BB	SO	LOB
39	10	15	10	2	3	18

WP	PA	ERA	WHIP
0	41		

Oakland Athletics @ Minnesota Twins
Metropolitan Stadium, Bloomington, MI
Sun Sep 14 1975, 4:33 AM EDT
Att: 22,772 - Unknown - 74 F

livebaseballscorecards.com



Batter	1	2	3	4	5	6	7	8	9	10	11	12	AB R H RBI BB SO LOB	TOP												
Dave Collins, S OBP: 0.341, SLG: 0.362 (1, 7)	0-3 K		0-3 K		0-3 K		0-3 K		0-0 F8-2-3			0-0 4-3	6 0 0 0 0 4 2	California Angels @ Minnesota Twins Metropolitan Stadium, Bloomington, MI Mon Sep 15 1975, 8:05 PM EDT Att: 3,023 - Unknown - 61 F												
Rudy Meoli, L OBP: 0.299, SLG: 0.235 (1, 4)	0-0 F9		0-0 G3		0-0 F8		4-0 BB		0-3 K			0-0 G3	5 0 0 0 1 1 0													
Mickey Rivers, L OBP: 0.339, SLG: 0.372 (1, 8)	0-0 E7 2B			0-0 1B 3B	0-0 F7		0-0 F5			0-0 E1 SH1-4 1B		0-0 4-3	6 2 3 0 0 0 2													
Adrian Garrett, L OBP: 0.294, SLG: 0.429 (1, 10) Morris Nettles, L OBP: 0.300, SLG: 0.274 (8, PR)	0-3 K			0-3 K		0-0 F7		4-0 1B SF7 BB		0-0 SH1-4			3 0 0 0 1 2 2 0 1 0 0 0 0 0													
Bruce Bochte, L OBP: 0.366, SLG: 0.395 (1, 3) Ron Jackson, R OBP: 0.400, SLG: 0.500 (10, PR) Dan Briggs, L OBP: 0.231, SLG: 0.462 (10, 3)		0-0 2B		0-0 1B BB 1B		0-0 SF9 3B		0-0 SF7 1B		0-0 CS 1B			5 2 5 2 0 0 0 0 0 0 0 0 0 0 0 0 0 0 0 0 0													
Leroy Stanton, R OBP: 0.340, SLG: 0.424 (1, 9)	0-0 1-3		0-0 1B BB		4-0 SF9		0-3 K		0-3 6-3				3 1 0 1 1 1 4													
Dave Chalk, R OBP: 0.346, SLG: 0.344 (1, 5)	0-3 K		0-0 CS 1B 1B		0-0 4-3		0-0 SF7		0-0 SF7				4 0 1 1 0 2 1													
Andy Etchebarren, R OBP: 0.320, SLG: 0.356 (1, 2)	0-0 F5		0-0 CS 1B		0-0 BB 1B		0-0 F8		0-0 F8				5 0 2 2 0 1 3													
Mike Miley, S OBP: 0.252, SLG: 0.275 (1, 6)	0-3 K		0-3 K		0-3 K		0-0 F8-2-3 1B					0-0 4-3	5 0 1 0 0 3 3													
Inning Stats	R: 0 E: 1 K: 2 S: 8	H: 1 LOB: 1 BB: 0 P: 8	R: 0 E: 0 K: 1 S: 6	H: 1 LOB: 1 BB: 0 P: 6	R: 0 E: 0 K: 2 S: 7	H: 0 LOB: 0 BB: 0 P: 7	R: 3 E: 0 K: 2 S: 10	H: 4 LOB: 1 BB: 1 P: 14	R: 0 E: 0 K: 1 S: 5	H: 0 LOB: 0 BB: 0 P: 5	R: 1 E: 0 K: 1 S: 6	H: 1 LOB: 2 BB: 1 P: 10	R: 1 E: 0 K: 1 S: 4		H: 2 LOB: 1 BB: 0 P: 4	R: 0 E: 0 K: 2 S: 7	H: 0 LOB: 0 BB: 0 P: 7	R: 0 E: 0 K: 0 S: 3	H: 0 LOB: 0 BB: 0 P: 3	1B: 8 2B: 3 3B: 2 HR: 0	SF: 2 SAC: 1 DP: 1 HBP: 0	WP: 0 PB: 0 SB: 0 CS: 3	PA: 48			
PITCHER	IP WLS BF H R ER SO BB IBB HBP BLK WP HR S P ERA WHIP																									
Bert Blyleven, R ERA: 3.17 (1, 1)	10.0	42	12	6	5	12	3	0	0	0	0	0	0		0	0	0	0	0	0	0	0	0	0	0	4.50
Bill Campbell, R ERA: 3.99 (11, 1)	2.0	6	0	0	0	2	0	0	0	0	0	0	0	0	0	0	0	0	0	0	0	0	0	0	0.00	0.000

AB	42
R	6
H	12
RBI	6
BB	3
SO	14
LOB	17



Batter	1	2	3	4	5	6	7	8	9	10	11	12
Jerry Terrell, R OBP: 0.333, SLG: 0.346 Craig Kusick, R OBP: 0.327, SLG: 0.360 John Briggs, L OBP: 0.396, SLG: 0.379 (1, 4) (9, PH) (9, PR) (10, 3)	0-0 6-3	0-0 G6-3		0-0 L6			0-0 P3		4-0 1B 1-2 1B BB	0-0 S 1B		4-0 2B 1B IBB
Steve Brye, R OBP: 0.335, SLG: 0.454 Glenn Borgmann, R OBP: 0.302, SLG: 0.283 (1, 7) (10, 2)	0-0 1B	0-0 F8			0-0 F9		0-0 4-3		0-3 K	0-0 P5		0-0 2B 1-3 2-H
Rod Carew, L OBP: 0.423, SLG: 0.497 (1, 3) (10, 4)	0-0 WP 1B 1B		0-0 4-3		0-0 F8			0-3 K	0-0 1B 1-2 2-H 1B		4-0 1-3 6-3 BB	
Dan Ford, R OBP: 0.326, SLG: 0.435 (1, 8)	0-0 1B WP 1B		0-0 F9		0-0 6-3			0-3 K	0-0 1B 1-2 2-H 1B		0-0 6-3	
Larry Hisle, R OBP: 0.371, SLG: 0.515 Tony Oliva, L OBP: 0.352, SLG: 0.393 (1, 10) (9, PH)	0-0 FC5-4 1B 1-H 2-H		4-0 1B BB			0-3 K		0-0 FC5 WP 1B	0-0 F7		4-0 1-3 IBB	
Dave McKay, S OBP: 0.305, SLG: 0.429 (1, 5)	0-0 FC5-4		0-0 1B			0-0 F7		4-0 1-2 BB		0-3 K	0-0 1-3	
Danny Thompson, R OBP: 0.300, SLG: 0.354 (1, 6)		0-0 2B G6-3 1B		0-0 P3		0-0 F3		0-0 FC5 2-3f		0-0 1B 1B	0-0 L9	
Mike Poesching, R OBP: 0.333, SLG: 0.267 Steve Braun, L OBP: 0.393, SLG: 0.441 (1, 9) (10, PH) (11, 7)		0-0 G6-3 2B 1-3		0-0 F8			0-0 SH1-4 1B		0-3 K	0-0 1B 1B		0-0 5-3 2B 1B
Phil Roof, R OBP: 0.330, SLG: 0.500 Lyman Bostock, L OBP: 0.325, SLG: 0.343 (1, 2) (9, PR) (10, 7) (11, 9)		4-0 G6-3 BB		0-0 5-3			0-0 SH1-4 1-2		0-0 BB 1B	0-0 1B 1-2 2-H 1B		0-0 5-3

Inning Stats	R: 2	H: 4	E: 0	K: 0	S: 6	LOB: 1	BB: 0	P: 6	R: 1	H: 2	E: 0	K: 0	S: 4	LOB: 1	BB: 1	P: 8	R: 0	H: 1	E: 0	K: 0	S: 4	LOB: 2	BB: 1	P: 8	R: 0	H: 0	E: 0	K: 0	S: 3	LOB: 0	BB: 0	P: 3	R: 0	H: 0	E: 0	K: 1	S: 5	LOB: 0	BB: 0	P: 5	R: 0	H: 1	E: 0	K: 0	S: 4	LOB: 1	BB: 0	P: 4	R: 0	H: 1	E: 0	K: 2	S: 8	LOB: 2	BB: 1	P: 12	R: 2	H: 3	E: 0	K: 2	S: 10	LOB: 2	BB: 1	P: 14	R: 1	H: 4	E: 0	K: 1	S: 8	LOB: 2	BB: 0	P: 8	R: 0	H: 0	E: 0	K: 0	S: 3	LOB: 2	BB: 1	P: 7	1B: 16	2B: 2	3B: 0	HR: 0	SF: 0	SAC: 1	DP: 1	HBP: 0	WP: 2	PB: 0	SB: 1	CS: 0	PA: 56
--------------	------	------	------	------	------	--------	-------	------	------	------	------	------	------	--------	-------	------	------	------	------	------	------	--------	-------	------	------	------	------	------	------	--------	-------	------	------	------	------	------	------	--------	-------	------	------	------	------	------	------	--------	-------	------	------	------	------	------	------	--------	-------	-------	------	------	------	------	-------	--------	-------	-------	------	------	------	------	------	--------	-------	------	------	------	------	------	------	--------	-------	------	--------	-------	-------	-------	-------	--------	-------	--------	-------	-------	-------	-------	--------


PITCHER	IP	WLS	BF	H	R	ER	SO	BB	IBB	HBP	BLK	WP	HR	S	P	ERA	WHIP
Joe Pachtwa, L ERA: 3.86 (1, 1)	7.0		29	8	3	3	1	2	0	0	0	1	0	29	37	3.86	1.429
Jim Brewer, L ERA: 3.73 (8, 1)	1.2		11	4	2	2	4	2	0	0	0	1	0	17	25	10.80	3.600
Don Kirkwood, R ERA: 3.25 (9, 1)	0.2		4	2	1	1	1	0	0	0	0	0	0	6	6	13.50	3.000
Mickey Scott, L ERA: 3.34 (10, 1)	0.1		2	2	0	0	0	0	0	0	0	0	0	2	2	0.00	6.000
Chuck Hockenbery, R ERA: 5.27 (10, 1)	1.2	L	10	2	1	1	0	1	2	0	0	0	0	7	19	5.40	1.800

BOTTOM

California Angels @ Minnesota Twins
Metropolitan Stadium, Bloomington, MI

Mon Sep 15 1975, 8:05 PM EDT
Att. 3,023 - Unknown - 61 F

AB	48
R	7
H	18
RBI	6
BB	7
SO	6
LOB	22



PITCHER	IP	WLS	BF	H	R	ER	SO	BB	IBB	HBP	BLK	WP	HR	S	P	ERA	WHIP
---------	----	-----	----	---	---	----	----	----	-----	-----	-----	----	----	---	---	-----	------

Batter	1	2	3	4	5	6	7	8	9	AB R H RBI BB SO LOB	TOP									
Rudy Meoli, L (1, 4) OBP: 0.302, SLG: 0.250	0-0 1-3	0-0 2B			0-0 F9		0-0 G3 1B		0-0 F9	5 0 2 1 0 0 0										
Dave Chalk, R (1, 5) OBP: 0.348, SLG: 0.344	4-0 1B WP BB		0-0 5-3		4-0 BB BB		0-0 G3 1B		0-0 6-3	3 1 1 0 2 0 0										
Mickey Rivers, L (1, 8) OBP: 0.338, SLG: 0.370	0-0 WP CS 1B		0-0 L7		0-0 F9		0-0 G3		0-0 4-3	5 0 1 0 0 0 3										
Adrian Garrett, L (1, 10) OBP: 0.300, SLG: 0.426	0-3 K		0-0 E 1B 1B		4-0 1-2 BB		0-0 F7			3 0 1 0 1 1 3										
Bruce Bochte, L (1, 3) OBP: 0.368, SLG: 0.395	4-0 BB		0-0 E9 1B		0-3 K			0-0 E6 1B 1B G6-4-3		3 1 1 0 1 1 2										
Leroy Stanton, R (1, 9) OBP: 0.341, SLG: 0.424	0-0 CS	0-0 1B 2B 1B	0-3 K		0-0 5-3			0-0 G6-4-3 1B 1-2		4 1 2 0 0 1 2										
Ron Jackson, R (1, 7) OBP: 0.429, SLG: 0.500		0-0 1-3 2B 1B		0-0 F3		0-3 K		0-0 G6-4-3 1B 1-2 2-3		4 0 2 0 0 1 0										
Andy Etchebarren, R (1, 2) OBP: 0.308, SLG: 0.340		0-3 K		0-3 K		0-0 5-3		0-0 G6-4-3 1-2 2-3 3-H		4 0 0 0 0 2 4										
Mike Miley, S (1, 6) OBP: 0.248, SLG: 0.269		0-3 K		0-0 4-3			0-0 4-3	0-3 K		4 0 0 0 0 2 3										
Inning Stats	R: 1 E: 0 K: 1 S: 5	H: 1 LOB: 1 BB: 2 P: 13	R: 1 E: 0 K: 2 S: 9	H: 3 LOB: 2 BB: 0 P: 9	R: 0 E: 1 K: 1 S: 7	H: 2 LOB: 2 BB: 0 P: 7	R: 0 E: 0 K: 1 S: 5	H: 0 LOB: 0 BB: 0 P: 5	R: 0 E: 0 K: 1 S: 5	H: 0 LOB: 2 BB: 2 P: 5	R: 0 E: 0 K: 0 S: 5	H: 2 LOB: 2 BB: 0 P: 5	R: 1 E: 1 K: 1 S: 7	H: 2 LOB: 1 BB: 0 P: 7	R: 0 E: 0 K: 0 S: 3	H: 0 LOB: 0 BB: 0 P: 3	1B: 9 2B: 1 3B: 0 HR: 0	SF: 0 SAC: 0 DP: 1 HBP: 0	WP: 1 PB: 0 SB: 1 CS: 1	PA: 40
PITCHER Jim Hughes, R (1, 1) ERA: 3.81	IP: 9.0 WLS: W BF: 39 H: 10 R: 3 ER: 2 SO: 8 BB: 4 IBB: 0 HBP: 0 BLK: 0 WP: 1 HR: 0 S: 51 P: 67 ERA: 2.00 WHIP: 1.556											PITCHER	IP: 9.0 WLS: W BF: 39 H: 10 R: 3 ER: 2 SO: 8 BB: 4 IBB: 0 HBP: 0 BLK: 0 WP: 1 HR: 0 S: 51 P: 67 ERA: 2.00 WHIP: 1.556							

California Angels @ Minnesota Twins
Metropolitan Stadium, Bloomington, MI

Tue Sep 16 1975, 8:05 PM EDT
Att: 2,880 - Unknown - 64 F

livebaseballscorecards.com

AB	35
R	3
H	10
RBI	1
BB	4
SO	8
LOB	17



Batter	1	2	3	4	5	6	7	8	9	AB R H RBI BB SO LOB
Jerry Terrell, R (1, 4) OBP: 0.330, SLG: 0.342 Craig Kusick, R (9, PH) OBP: 0.331, SLG: 0.386	0-0 F9		0-0 FC6-4 BB		0-0 F9		0-0 G3		0-0 HR	4 0 0 0 0 0 1 1 1 1 3 0 0 0
Steve Brye, R (1, 7) OBP: 0.342, SLG: 0.468	0-3 K		4-0 BB		1-0 FC6-4 HBP			0-0 HR		2 1 1 1 1 1 0
Rod Carew, L (1, 3) OBP: 0.422, SLG: 0.495	0-0 1B		0-0 4-3		0-0 FC6-4			0-0 G3		4 0 1 0 0 0 3
Dan Ford, R (1, 8) OBP: 0.323, SLG: 0.431		0-0 5-3		0-0 5-3		0-0 L9		0-3 K		4 0 0 0 0 0 1 0
Larry Hisle, R (1, 10) OBP: 0.377, SLG: 0.517		4-0 BB		0-3 K		0-0 1B		0-0 1B		3 0 2 0 1 1 0
Dave McKay, S (1, 5) OBP: 0.302, SLG: 0.420		0-3 K		0-0 E 1B		0-0 F8		0-0 L7		4 0 1 0 0 1 3
Danny Thompson, R (1, 6) OBP: 0.299, SLG: 0.353 Lyman Bostock, L (9, PR) OBP: 0.325, SLG: 0.343		0-0 F8		0-0 E4		0-0 F8			0-0 HR 1B	4 0 1 0 0 0 3 0 1 0 0 0 0 0
Mike Poepping, R (1, 9) OBP: 0.318, SLG: 0.222			4-0 FC6-4 BB		0-3 K		0-0 F9		0-3 K	3 0 0 0 1 2 3
Phil Roof, R (1, 2) OBP: 0.328, SLG: 0.491 John Briggs, L (9, PR) OBP: 0.396, SLG: 0.379			0-0 F3		0-3 K		0-0 F9		0-0 HR 1B	4 0 1 0 0 1 1 0 1 0 0 0 0 0

Inning Stats	R: 0	H: 1	E: 0	K: 1	S: 5	LOB: 1	BB: 0	P: 5
	R: 0	H: 0	E: 0	K: 1	S: 5	LOB: 1	BB: 1	P: 9
	R: 0	H: 0	E: 0	K: 0	S: 3	LOB: 2	BB: 2	P: 11
	R: 0	H: 1	E: 1	K: 2	S: 9	LOB: 2	BB: 0	P: 9
	R: 0	H: 0	E: 0	K: 1	S: 5	LOB: 1	BB: 0	P: 6
	R: 0	H: 1	E: 0	K: 0	S: 4	LOB: 1	BB: 0	P: 4
	R: 0	H: 0	E: 0	K: 0	S: 3	LOB: 0	BB: 0	P: 3
	R: 1	H: 2	E: 0	K: 1	S: 7	LOB: 1	BB: 0	P: 7
	R: 3	H: 3	E: 0	K: 1	S: 6	LOB: 1	BB: 0	P: 6

PITCHER	IP	WLS	BF	H	R	ER	SO	BB	IBB	HBP	BLK	WP	HR	S	P	ERA	WHIP
Sid Monge, L (1, 1) ERA: 4.26	8.1	L	37	8	4	4	7	3	0	1	0	0	2	47	60	4.32	1.320

BOTTOM

California Angels @ Minnesota Twins
Metropolitan Stadium, Bloomington, MI
Tue Sep 16 1975, 8:05 PM EDT
Att. 2,880 - Unknown - 64 F

livebaseballscorecards.com

AB	33
R	4
H	8
RBI	4
BB	3
SO	7
LOB	14



WP	HR	S	P	ERA	WHIP
0	2	4	6	4.32	1.320

Batter	1	2	3	4	5	6	7	8	9	AB	R	H	RBI	BB	SO	LOB
Lyman Bostock, L (1, 8) OBP: 0.324, SLG: 0.342	0-0 F8		0-0 F7		0-0 SF7		0-3 K			4	1	1	1	0	1	0
Steve Braun, L (1, 7) OBP: 0.394, SLG: 0.440	0-0 4-3		0-0 F5		0-0 IBB		4-0 FC6			3	0	1	0	1	0	0
Rod Carew, L (1, 3) OBP: 0.421, SLG: 0.496	0-0 2B		0-0 F8		0-0 SF7		0-0 FC6			3	0	1	1	0	0	1
Tony Oliva, L (1, 10) OBP: 0.354, SLG: 0.391	4-0 BB			0-0 P6		4-0 IBB		0-0 L4		2	0	0	0	2	0	0
John Briggs, L (1, 9) OBP: 0.392, SLG: 0.375	0-0 6-3			0-0 F7		0-0 4-3		0-0 P6		4	0	0	0	0	0	4
Dave McKay, S (1, 5) OBP: 0.322, SLG: 0.435		0-0 E6		0-0 FC6		0-3 K		0-0 1B		4	0	3	0	0	1	0
Danny Thompson, R (1, 6) OBP: 0.303, SLG: 0.362		0-0 SH1-3		0-0 FC6		0-0 P6		0-0 1B		3	0	2	0	0	0	1
Jerry Terrell, R (1, 4) OBP: 0.330, SLG: 0.342		0-3 K			0-0 SH2-3		0-0 P6		0-0 6-3	3	1	1	0	0	1	2
Dan Ford, R (8, PH) OBP: 0.322, SLG: 0.430										1	0	0	0	0	0	2
Luis Gomez, R (9, 4) OBP: 0.191, SLG: 0.143										0	0	0	0	0	0	0
Glenn Borgmann, R (1, 2) OBP: 0.301, SLG: 0.282		0-0 5-3			0-0 SH2-3		0-3 K			2	0	0	0	0	1	1

Inning Stats	R: 0	H: 1	R: 0	H: 1	R: 0	H: 0	R: 0	H: 1	R: 2	H: 3	R: 0	H: 1	R: 0	H: 0	R: 0	H: 2
	E: 0	LOB: 2	E: 1	LOB: 1	E: 0	LOB: 0	E: 0	LOB: 1	E: 0	LOB: 2	E: 0	LOB: 0	E: 0	LOB: 1	E: 0	LOB: 2
	K: 0	BB: 1	K: 1	BB: 0	K: 0	BB: 0	K: 0	BB: 0	K: 1	BB: 1	K: 2	BB: 1	K: 0	BB: 0	K: 0	BB: 0
	S: 4	P: 8	S: 6	P: 6	S: 3	P: 3	S: 4	P: 4	S: 6	P: 10	S: 5	P: 5	S: 7	P: 11	S: 5	P: 5

PITCHER	IP	WLS	BF	H	R	ER	SO	BB	IBB	HBP	BLK	WP	HR	S	P	ERA	WHIP
Al Fitzmorris, R (1, 1) ERA: 3.64	8.0	L	35	9	2	2	4	2	1	0	0	0	0	40	52	2.25	1.375

BOTTOM

Kansas City Royals @ Minnesota Twins
Metropolitan Stadium, Bloomington, MI

Wed Sep 17 1975, 8:05 PM EDT
Att. 3,154 - Unknown - 66 F

AB	29
R	2
H	9
RBI	2
BB	3
SO	4
LOB	11



1B: 7	SF: 1	WP: 0	PA: 35
2B: 1	SAC: 2	PB: 0	
3B: 1	DP: 0	SB: 0	
HR: 0	HBP: 0	CS: 0	

Batter	1	2	3	4	5	6	7	8	9	AB R H RBI BB SO LOB	TOP		
Amos Otis, R (1, 8) OBP: 0.340, SLG: 0.386	0-0 HR	0-3 K			0-0 F7		0-0 FC1 1-3 2-H 1B	0-0 F9		5 1 2 2 0 1 5			
Cookie Rojas, R (1, 4) OBP: 0.300, SLG: 0.321	0-0 CS 1B		0-0 F9			0-0 2B	0-0 FC1 BB		0-3 K	5 0 2 0 0 1 3			
George Brett, L (1, 5) OBP: 0.355, SLG: 0.461	0-0 F7 1-2		0-0 P6			0-3 K	4-0 1-2 BB		0-0 1B	4 0 1 0 1 1 2			
John Mayberry, L (1, 3) OBP: 0.418, SLG: 0.562	0-3 K		0-0 F8			0-0 F9	0-0 P6		0-0 L6	5 0 0 0 0 1 5			
Al Cowens, R (1, 9) OBP: 0.340, SLG: 0.405		0-0 5-3		0-0 L8		0-0 F7		0-0 BB SH 1B	0-0 F2	5 0 1 0 0 0 2			
Harmon Killebrew, R (1, 10) OBP: 0.319, SLG: 0.384 Rodney Scott, S (7, PR)		0-0 HR		0-3 K			4-0 E SH SF7 BB		0-0 SH BB	2 1 1 1 1 1 0 0 1 0 0 0 0 0			
Freddie Patek, R (1, 6) OBP: 0.296, SLG: 0.319		0-0 F3		0-0 6-3			0-0 SH 1B E		0-0 P1	3 1 0 0 0 0 2			
Jim Wohlford, R (1, 7) OBP: 0.318, SLG: 0.309		0-0 1B 1B		0-0 6-3			0-0 E1 1B FC1		4-0 1-2 2-3 BB	3 0 1 0 1 0 2			
Buck Martinez, R (1, 2) OBP: 0.295, SLG: 0.332 Vada Pinson, L (7, PH) OBP: 0.251, SLG: 0.342 Bob Stinson, S (7, 2) OBP: 0.335, SLG: 0.360		0-0 1B		0-0 F9			0-0 SF7 3-H		0-3 K	2 0 1 0 0 0 0 0 0 0 1 0 0 0 1 0 0 0 0 1 3			
Inning Stats	R: 1 H: 2 E: 0 LOB: 0 K: 1 BB: 0 S: 6 P: 6	R: 1 H: 3 E: 0 LOB: 2 K: 1 BB: 0 S: 8 P: 8	R: 0 H: 0 E: 0 LOB: 0 K: 0 BB: 0 S: 3 P: 3	R: 0 H: 0 E: 0 LOB: 0 K: 1 BB: 0 S: 5 P: 5	R: 0 H: 0 E: 0 LOB: 0 K: 0 BB: 0 S: 3 P: 3	R: 0 H: 1 E: 0 LOB: 1 K: 1 BB: 0 S: 6 P: 6	R: 2 H: 1 E: 2 LOB: 3 K: 0 BB: 2 S: 6 P: 14	R: 0 H: 1 E: 1 LOB: 3 K: 1 BB: 1 S: 7 P: 11	R: 0 H: 1 E: 0 LOB: 1 K: 1 BB: 0 S: 6 P: 6	1B: 6 SF: 1 2B: 1 SAC: 2 3B: 0 DP: 0 HR: 2 HBP: 0	WP: 0 PA: 41 PB: 0 SB: 0 CS: 1		
PITCHER	IP WLS BF H R ER SO BB IBB HBP BLK WP HR S P ERA WHIP											PITCHER	IP WLS BF H R ER SO BB IBB HBP BLK WP HR S P ERA WHIP
Eddie Bane, L (1, 1) ERA: 4.61	6.0 L 26 6 4 2 4 1 0 0 0 0 0 2 33 37 3.00 1.167												
Bill Campbell, R (7, 1) ERA: 3.89	3.0 15 3 0 0 2 2 0 0 0 0 0 0 17 25 0.00 1.667												

Kansas City Royals @ Minnesota Twins
Metropolitan Stadium, Bloomington, MI

Thu Sep 18 1975, 4:33 AM EDT
Att: 3,201 - Unknown - 67 F

livebaseballscorecards.com

AB	35
R	4
H	9
RBI	4
BB	3
SO	6
LOB	24



Batter	1	2	3	4	5	6	7	8	9	AB	R	H	RBI	BB	SO	LOB
Lyman Bostock, L (1, 8) OBP: 0.328, SLG: 0.349	0-3 K		0-0 1B		0-0 2B	0-0 1B		0-0 3-1		5	0	3	1	0	1	1
Steve Braun, L (1, 7) OBP: 0.393, SLG: 0.437 Steve Brye, R (7, 7) OBP: 0.340, SLG: 0.466	0-0 G3		0-0 G3-6-1		0-0 3-1	4-0 1B		0-0 P4		3	0	0	0	1	0	4
Rod Carew, L (1, 3) OBP: 0.422, SLG: 0.502	0-0 E9 1B			0-0 HR	4-0 IBB	0-0 4-3			0-0 F8	4	1	2	1	1	0	3
Tony Oliva, L (1, 10) OBP: 0.350, SLG: 0.387	0-0 L9			0-0 F8	0-0 L8			0-0 F7		5	0	0	0	0	0	4
John Briggs, L (1, 9) OBP: 0.392, SLG: 0.380 Dan Ford, R (7, PH) OBP: 0.323, SLG: 0.430		0-0 F8		0-0 3B		0-0 E1 SH5-4 1B		0-0 PB 1B		3	1	1	0	0	0	0
Dave McKay, S (1, 5) OBP: 0.319, SLG: 0.420		0-0 P4		0-0 F7		4-0 SH5-4 1B BB		0-0 F9		3	0	0	0	1	0	2
Danny Thompson, R (1, 6) OBP: 0.300, SLG: 0.359		0-0 F5		0-3 K		0-0 SH5-4 1-2 2-3		0-0 6-3		3	0	0	0	0	1	2
Jerry Terrell, R (1, 4) OBP: 0.332, SLG: 0.344			0-0 1B 1B		0-0 F8	0-0 BB 1B		0-0 6-3		4	1	2	1	0	0	0
Glenn Borgmann, R (1, 2) OBP: 0.304, SLG: 0.283 Larry Hisle, R (8, PH) OBP: 0.379, SLG: 0.523 Phil Roof, R (9, 2) OBP: 0.328, SLG: 0.491			0-3 K		0-0 2B 1B	4-0 1B BB		0-0 3-1 2B		2	0	1	0	1	1	1

Inning Stats	R: 0	H: 1	E: 1	K: 1	S: 6	P: 6	R: 0	H: 0	E: 0	K: 0	S: 3	R: 0	H: 2	E: 0	K: 1	S: 6	R: 1	H: 2	E: 0	K: 1	S: 7	R: 0	H: 2	E: 0	K: 0	S: 5	R: 2	H: 2	E: 1	K: 0	S: 5	R: 0	H: 1	E: 0	K: 0	S: 4	R: 0	H: 1	E: 0	K: 0	S: 4	R: 0	H: 0	E: 0	K: 1	S: 5	1B: 7	2B: 2	3B: 1	HR: 1	SF: 0	SAC: 1	DP: 1	HBP: 0	WP: 0	PB: 1	SB: 1	CS: 0	PA: 41
--------------	------	------	------	------	------	------	------	------	------	------	------	------	------	------	------	------	------	------	------	------	------	------	------	------	------	------	------	------	------	------	------	------	------	------	------	------	------	------	------	------	------	------	------	------	------	------	-------	-------	-------	-------	-------	--------	-------	--------	-------	-------	-------	-------	--------

PITCHER	IP	WLS	BF	H	R	ER	SO	BB	IBB	HBP	BLK	WP	HR	S	P	ERA	WHIP
Doug Bird, R (1, 1) ERA: 3.29	5.2		28	9	3	1	3	2	1	0	0	0	1	31	43	1.59	1.941
Ray Sadecki, L (6, 1) ERA: 4.03	0.2	W	3	0	0	0	0	1	0	0	0	0	0	2	6	0.00	1.500
George Throop, R (7, 1) ERA: 3.0	2.2	S	10	2	0	0	1	0	0	0	0	0	0	12	12	0.00	0.750

BOTTOM

Kansas City Royals @ Minnesota Twins
Metropolitan Stadium, Bloomington, MI

Thu Sep 18 1975, 4:33 AM EDT
Att. 3,201 - Unknown - 67 F

livebaseballscorecards.com

AB	36
R	3
H	11
RBI	3
BB	4
SO	4
LOB	18



Batter	1	2	3	4	5	6	7	8	9	AB R H RBI BB SO LOB	TOP									
Jerry Terrell, R (1, 4) <small>OBP: 0.328, SLG: 0.340</small> Craig Kusick, R (9, PH) <small>OBP: 0.335, SLG: 0.390</small> Lyman Bostock, L (9, PR) <small>OBP: 0.328, SLG: 0.349</small>	0-3 K2-3		0-0 F9		0-0 4-3		0-0 5-3		0-0 G4-6-3 1B	4 0 0 0 0 1 0 1 0 1 0 0 0 0 0 0 0 0 0 0 0										
Steve Brye, R (1, 7) <small>OBP: 0.337, SLG: 0.457</small>	4-0 1B BB		0-0 1-3		0-0 5-3		0-0 G3		0-0 G4-6-3 1-2f	4 0 0 0 1 0 1										
Rod Carew, L (1, 3) <small>OBP: 0.425, SLG: 0.507</small>	0-0 F9		0-0 E S 1B		0-0 2B		0-0 1B 1B		0-0 1B 1B	5 0 4 0 0 0 1										
Dan Ford, R (1, 8) <small>OBP: 0.330, SLG: 0.434</small>	0-0 1-2 1B		4-0 1-3 BB		4-0 BB BB BB		0-0 FC6-4 1B		0-0 1-3 1B	3 0 3 0 2 0 0										
Larry Hise, R (1, 10) <small>OBP: 0.372, SLG: 0.512</small>	0-0 F9		0-0 F8		0-0 F9		0-0 FC6-4 1-2f		0-0 F8	5 0 0 0 0 0 10										
Dave McKay, S (1, 5) <small>OBP: 0.327, SLG: 0.418</small>		0-0 F8		0-0 5-3		0-0 FC5 1B 1B		4-0 FC4-6 BB		3 0 1 0 1 0 0										
Danny Thompson, R (1, 6) <small>OBP: 0.302, SLG: 0.360</small>		0-0 1B		0-0 6-3		0-0 FC5 1-2 1B		0-0 F7		4 0 2 0 0 0 1										
Mike Poesching, R (1, 9) <small>OBP: 0.308, SLG: 0.227</small>		0-0 F7		0-0 FC5-4 1B		0-0 FC5 1-2 2-3f G5-4-3		0-0 P6		4 0 1 0 0 0 4										
Phil Roof, R (1, 2) <small>OBP: 0.317, SLG: 0.473</small>	0-3 K		0-0 FC5-4 1-2f		0-0 G5-4-3 1-2f		0-0 G5-4-3 1-2f		0-0 FC4-6 1-2f	4 0 0 0 0 1 5										
Inning Stats	R: 0 E: 0 K: 1 S: 6	H: 1 LOB: 2 BB: 1 P: 10	R: 0 E: 0 K: 1 S: 6	H: 1 LOB: 1 BB: 0 P: 6	R: 0 E: 0 K: 0 S: 4	H: 1 LOB: 2 BB: 1 P: 8	R: 0 E: 0 K: 0 S: 4	H: 1 LOB: 1 BB: 0 P: 4	R: 0 E: 0 K: 0 S: 4	H: 2 LOB: 1 BB: 0 P: 4	R: 0 E: 0 K: 0 S: 5	H: 2 LOB: 2 BB: 0 P: 5	R: 0 E: 0 K: 0 S: 3	H: 0 LOB: 1 BB: 1 P: 7	R: 0 E: 0 K: 0 S: 5	H: 3 LOB: 2 BB: 0 P: 5	1B: 11 2B: 1 3B: 0 HR: 0	SF: 0 SAC: 0 DP: 2 HBP: 0	WP: 0 PB: 0 SB: 1 CS: 0	PA: 41
PITCHER	IP WLS BF H R ER SO BB IBB HBP BLK WP HR S P ERA WHIP																			
Joe Pactwa, L (1, 1) <small>ERA: 1.93</small> Jim Brewer, L (8, 1) <small>ERA: 3.62</small>	7.0 W 33 9 0 0 2 4 0 0 0 0 0 0 0 33 49 0.00 1.857																			
	2.0 S 8 3 0 0 0 0 0 0 0 0 0 0 0 8 8 0.00 1.500																			

Minnesota Twins @ California Angels
Anaheim Stadium, Anaheim, CA

Fri Sep 19 1975, 10:05 PM EDT
Att: 8,059 - Unknown - 77 F

livebaseballscorecards.com

AB 37
R 0
H 12
RBI 0
BB 4
SO 2
LOB 22



Batter	1	2	3	4	5	6	7	8	9
Morris Nettles, L (1, 9) OBP: 0.299, SLG: 0.272	0-0 1B		0-0 4-3			0-0 4-3		0-0 1-3	
Jerry Remy, L (1, 4) OBP: 0.315, SLG: 0.318	0-0 F8		0-0 F7			0-0 2-3			
Mickey Rivers, L (1, 8) OBP: 0.337, SLG: 0.368	0-0 P6			4-0 1B BB		0-0 G2			
Bruce Bochte, L (1, 3) OBP: 0.362, SLG: 0.385	0-0 P6			0-0 4-3		0-3 K			
Adrian Garrett, L (1, 10) OBP: 0.293, SLG: 0.415		0-0 4-3		0-3 K		0-3 K			
Dan Briggs, L (1, 7) OBP: 0.353, SLG: 0.500		0-0 1B		0-0 CS 1B		4-0 PB BB			
Dave Chalk, R (1, 5) OBP: 0.349, SLG: 0.343		0-0 F8		0-0 CS 1-2	0-0 5-3	0-0 F2 1-2			
Andy Etchebarren, R (1, 2) OBP: 0.348, SLG: 0.386		0-0 6-3			0-0 F9		0-0 1-3		
Mike Miley, S (1, 6) OBP: 0.241, SLG: 0.266			0-3 K		0-0 F8		0-0 P4		

Inning Stats	R: 0	H: 1	E: 0	LOB: 1	K: 0	BB: 0	S: 4	P: 4
	R: 0	H: 1	E: 0	LOB: 1	K: 0	BB: 0	S: 4	P: 4
	R: 1	H: 1	E: 0	LOB: 0	K: 1	BB: 1	S: 5	P: 9
	R: 0	H: 0	E: 0	LOB: 0	K: 0	BB: 0	S: 3	P: 3
	R: 0	H: 0	E: 0	LOB: 0	K: 0	BB: 0	S: 3	P: 3
	R: 0	H: 0	E: 0	LOB: 1	K: 2	BB: 1	S: 7	P: 11
	R: 0	H: 0	E: 0	LOB: 0	K: 0	BB: 0	S: 3	P: 3

PITCHER	IP	WLS	BF	H	R	ER	SO	BB	IBB	HBP	BLK	WP	HR	S	P	ERA	WHIP
Bert Blyleven, R (1, 1) ERA: 3.11	8.0	L	28	3	1	1	4	2	0	0	0	0	0	34	42	1.12	0.625

BOTTOM

AB	R	H	RBI	BB	SO	LOB
4	0	1	0	0	0	0
3	0	0	0	0	0	1
2	1	0	0	1	0	1
3	0	0	0	0	1	2
3	0	0	0	0	2	1
2	0	2	1	1	0	0
3	0	0	0	0	0	2
3	0	0	0	0	0	1
3	0	0	0	0	1	0


AB	26
R	1
H	3
RBI	1
BB	2
SO	4
LOB	8



WP	PA
0	29

Minnesota Twins @ California Angels
Anaheim Stadium, Anaheim, CA
 Fri Sep 19 1975, 10:05 PM EDT
 Att. 8,059 - Unknown - 77 F

livebaseballscorecards.com

Batter	1	2	3	4	5	6	7	8	9	AB R H RBI BB SO LOB	TOP	
Steve Brye, R (1, 7) OBP: 0.335, SLG: 0.449 Phil Roof, R (9, 2) OBP: 0.317, SLG: 0.473	4-0 1-3 BB BB		0-3 K		0-0 6-3		0-0 F9		0-0 5-3	4 0 0 0 1 1 3 0 0 0 0 0 0 0		
Danny Thompson, R (1, 6) OBP: 0.302, SLG: 0.357	4-0 L4-6 1-3 1-2 BB		0-0 4-3		0-0 F8		0-0 F8			3 0 0 0 1 0 1		
Rod Carew, L (1, 3) OBP: 0.424, SLG: 0.505	0-0 1-3 1-2 2-3			0-0 3-1		0-0 1B 1B		0-0 F9		4 1 1 0 0 0 2		
Dan Ford, R (1, 8) OBP: 0.332, SLG: 0.435	0-0 L4-6 2-3			0-0 FC6-4 BB 1B		0-0 1B 1B		0-0 5-3		4 2 2 0 0 0 2		
Larry Hisle, R (1, 10) OBP: 0.370, SLG: 0.506		0-0 6-3		4-0 FC6-4 BB 1-2		0-3 K		0-0 P6		3 0 0 0 1 1 2		
Dave McKay, S (1, 5) OBP: 0.324, SLG: 0.411		0-0 F8		0-0 FC6-4 BB 1-2f 2-3		0-0 1B 1B		0-0 5-3		4 0 1 1 0 0 2		
Glenn Borgmann, R (1, 2) OBP: 0.306, SLG: 0.283 John Briggs, L (9, PR) OBP: 0.392, SLG: 0.380 (9, 7)		0-3 K		0-0 FC5-4 BB 1-2 3-H		0-3 K			4-0 E S BB	3 0 1 1 1 2 2 0 0 0 0 0 0 0	AB 31 R 3 H 6 RBI 3 BB 5 SO 7 LOB 21	
Mike Poepping, R (1, 9) OBP: 0.333, SLG: 0.240			4-0 SH1-4 BB		0-0 FC5-4 1-2f		0-0 1B 1B		0-3 K	3 0 1 1 1 1 3		
Luis Gomez, R (1, 4) OBP: 0.186, SLG: 0.138 Craig Kusick, R (9, PH) OBP: 0.333, SLG: 0.387 Jerry Terrell, R (9, 4) OBP: 0.328, SLG: 0.340			0-0 SH1-4		0-3 K		0-0 F7		0-3 K	2 0 0 0 0 1 2 1 0 0 0 0 1 2 0 0 0 0 0 0 0		
Inning Stats	R: 0 H: 0 E: 0 LOB: 1 K: 0 BB: 2 S: 2 P: 10	R: 0 H: 0 E: 0 LOB: 0 K: 1 BB: 0 S: 5 P: 5	R: 0 H: 0 E: 0 LOB: 1 K: 1 BB: 1 S: 5 P: 9	R: 1 H: 2 E: 0 LOB: 2 K: 0 BB: 1 S: 5 P: 9	R: 0 H: 0 E: 0 LOB: 0 K: 1 BB: 0 S: 5 P: 5	R: 2 H: 4 E: 0 LOB: 2 K: 2 BB: 0 S: 11 P: 11	R: 0 H: 0 E: 0 LOB: 0 K: 0 BB: 0 S: 3 P: 3	R: 0 H: 0 E: 0 LOB: 0 K: 0 BB: 0 S: 3 P: 3	R: 0 H: 0 E: 0 LOB: 2 K: 2 BB: 1 S: 7 P: 11	1B: 6 SF: 0 2B: 1 SAC: 1 3B: 0 DP: 1 HR: 0 HBP: 0	WP: 0 PA: 37 PB: 0 SB: 1 CS: 0	
PITCHER Sid Monge, L (1, 1) ERA: 3.74	IP WLS BF H R ER SO BB IBB HBP BLK WP HR S P ERA WHIP											PITCHER IP WLS BF H R ER SO BB IBB HBP BLK WP HR S P ERA WHIP

Minnesota Twins @ California Angels
Anaheim Stadium, Anaheim, CA

Sat Sep 20 1975, 10:05 PM EDT
Att: 9,767 - Unknown - 78 F

livebaseballscorecards.com

Batter	1	2	3	4	5	6	7	8	9	AB	R	H	RBI	BB	SO	LOB
Morris Nettles, L (1, 9) OBP: 0.296, SLG: 0.270 Leroy Stanton, R (8, PH) OBP: 0.342, SLG: 0.420 (9, 9)	0-3 K ①		0-3 K ②			0-0 4-3 ①		0-0 P6 ②		3	0	0	0	0	2	0
Jerry Remy, L (1, 4) OBP: 0.316, SLG: 0.319	0-0 4-3 ②		0-0 CS 1B			0-3 K2-3 ②		0-0 1B S 1B 2-H		4	0	2	1	0	1	0
Mickey Rivers, L (1, 8) OBP: 0.336, SLG: 0.366	0-0 1-3 ③		0-0 CS 1-2 ③		0-0 F5 ①	0-0 6-3 ③		4-0 1B BB 1-2		3	0	0	0	1	0	0
Bruce Bochte, L (1, 3) OBP: 0.361, SLG: 0.384		0-0 4-3 ①		0-3 K ②			0-0 F9 ①	0-0 1-2 2-3 1B		4	0	1	0	0	1	0
Adrian Garrett, L (1, 10) OBP: 0.294, SLG: 0.413 Ron Jackson, R (8, PH) OBP: 0.391, SLG: 0.429		0-0 1B 1B		0-3 K ③			0-0 G3 ②	0-3 K ③		3	0	1	0	0	1	0
Dan Briggs, L (1, 7) OBP: 0.333, SLG: 0.450		0-0 1-2 1B			0-0 1-3 ①		0-3 K ③		0-0 F9 ①	4	0	1	0	0	1	0
Dave Chalk, R (1, 5) OBP: 0.350, SLG: 0.343 Ike Hampton, S (9, 6) OBP: 0.250, SLG: 0.203 John Balaz, R (9, PH) OBP: 0.281, SLG: 0.365		0-0 F8 ②			0-0 5-3 1B			1-0 2B HBP	0-0 5-3 ②	2	1	1	0	0	0	2
Andy Etchebarren, R (1, 2) OBP: 0.336, SLG: 0.371		0-0 F8 ③			0-0 5-3 ②			0-3 K ①	0-0 P4 ③	4	0	0	0	0	1	4
Mike Miley, S (1, 6) OBP: 0.239, SLG: 0.263 Paul Dade, R (8, PH) OBP: 0.400, SLG: 0.471 (9, 5)			0-3 K ①			0-3 K ③		0-0 1-H 1B 2B		2	0	0	0	0	2	1
										1	1	1	1	0	0	0

Inning Stats	R: 0	H: 0	E: 0	K: 1	S: 5	H: 0	LOB: 0	BB: 0	P: 5	R: 0	H: 2	E: 0	K: 0	S: 5	H: 1	LOB: 2	BB: 0	P: 5	R: 0	H: 1	E: 0	K: 2	S: 7	H: 0	LOB: 0	BB: 0	P: 7	R: 0	H: 0	E: 0	K: 2	S: 7	R: 0	H: 1	E: 0	K: 1	S: 6	H: 0	LOB: 1	BB: 0	P: 6	R: 0	H: 0	E: 0	K: 1	S: 5	H: 0	LOB: 0	BB: 0	P: 5	R: 0	H: 0	E: 0	K: 1	S: 5	H: 3	LOB: 3	BB: 1	P: 15	R: 0	H: 0	E: 0	K: 0	S: 3	H: 0	LOB: 0	BB: 0	P: 3	R: 0	H: 0	E: 0	K: 0	S: 3	1B: 6	SF: 0	2B: 1	SAC: 0	3B: 0	DP: 0	HR: 0	HBP: 1	WP: 0	PA: 36
PITCHER	IP	WLS	BF	H	R	ER	SO	BB	IBB	HBP	BLK	WP	HR	S	P	ERA	WHIP																																																																		
Jim Hughes, R (1, 1) ERA: 3.76	7.2	W	30	6	2	2	9	1	0	1	0	0	0	46	51	2.35	0.913																																																																		
Tom Burgmeier, L (8, 1) ERA: 3.1	1.1	S	5	1	0	0	1	0	0	0	0	0	0	7	7	0.00	0.750																																																																		

BOTTOM

Minnesota Twins @ California Angels
Anaheim Stadium, Anaheim, CA

Sat Sep 20 1975, 10:05 PM EDT
 Att. 9,767 - Unknown - 78 F

livebaseballscorecards.com

AB	33
R	2
H	7
RBI	2
BB	1
SO	10
LOB	11



Batter	1	2	3	4	5	6	7	8	9	AB R H RBI BB SO LOB	TOP									
Lyman Bostock, L (1, 8) OBP: 0.329, SLG: 0.353	0-3 K		0-0 4-3 1B		0-0 1B 2B		0-0 4-3		0-0 F7	5 1 2 0 0 1 0										
Steve Braun, L (1, 7) OBP: 0.389, SLG: 0.432	0-0 G1		0-0 4-3		0-3 K		0-0 F9		0-3 K	5 0 0 1 0 2 2										
Rod Carew, L (1, 3) OBP: 0.424, SLG: 0.503	0-0 1-3		0-0 IBB		0-0 1B 2-H		0-0 E3		0-0 4-3	4 0 1 1 1 0 0										
Tony Oliva, L (1, 10) OBP: 0.349, SLG: 0.385		0-0 P4	0-3 K		0-0 1B 1-3		0-0 F7			4 0 1 0 0 1 3										
John Briggs, L (1, 9) OBP: 0.389, SLG: 0.377		0-0 F2		0-0 P4		0-0 G3		0-3 K		3 0 0 0 0 0 1										
Steve Brye, R (8, PH) OBP: 0.333, SLG: 0.447										1 0 0 0 0 1 0										
Dave McKay, S (1, 5) OBP: 0.321, SLG: 0.414		0-0 2B		0-0 6-3		0-0 L5		0-3 K 1B		4 0 1 0 0 1 0										
Danny Thompson, R (1, 6) OBP: 0.304, SLG: 0.359		0-0 F7		0-0 E8		0-0 1B		0-0 1B		4 0 2 0 0 0 1										
Phil Roof, R (1, 2) OBP: 0.325, SLG: 0.474			0-0 FC1-6 1B	4-0 FC6-4 BB		0-0 F9		0-3 K		2 0 1 0 1 0 1										
Dan Ford, R (8, PH) OBP: 0.331, SLG: 0.434										1 0 0 0 0 1 2										
Glenn Borgmann, R (8, 2) OBP: 0.306, SLG: 0.283										0 0 0 0 0 0 0										
Luis Gomez, R (1, 4) OBP: 0.181, SLG: 0.134			0-0 FC1-6 1B	0-0 FC6-4		0-0 F8		0-0 P4		2 1 0 0 0 0 3										
Craig Kusick, R (6, PH) OBP: 0.331, SLG: 0.385			1-2 4-3	1-2						1 0 0 0 0 0 1										
Jerry Terrell, R (6, 4) OBP: 0.327, SLG: 0.339										1 0 0 0 0 0 2										
Inning Stats	R: 0 E: 0 K: 1 S: 5	H: 0 LOB: 0 BB: 0 P: 5	R: 0 E: 0 K: 0 S: 4	H: 1 LOB: 1 BB: 0 P: 4	R: 1 E: 0 K: 1 S: 7	H: 2 LOB: 2 BB: 1 P: 11	R: 0 E: 1 K: 0 S: 4	H: 0 LOB: 2 BB: 1 P: 8	R: 1 E: 0 K: 1 S: 7	H: 3 LOB: 1 BB: 0 P: 7	R: 0 E: 1 K: 0 S: 4	H: 0 LOB: 1 BB: 0 P: 4	R: 0 E: 1 K: 3 S: 11	H: 1 LOB: 2 BB: 0 P: 11	R: 0 E: 0 K: 1 S: 5	H: 0 LOB: 0 BB: 0 P: 5	1B: 6 2B: 2 3B: 0 HR: 0	SF: 0 SAC: 0 DP: 0 HBP: 0	WP: 1 PB: 0 SB: 0 CS: 0	PA: 39
PITCHER	IP WLS BF H R ER SO BB IBB HBP BLK WP HR S P ERA WHIP																			
Ed Figueroa, R (1, 1) ERA: 2.85	6.0 W 27 7 2 2 3 1 1 0 0 0 0 31 39 3.00 1.333																			
Jim Brewer, L (7, 1) ERA: 3.46	3.0 S 12 1 0 0 4 0 0 0 0 1 0 20 20 0.00 0.333																			

Minnesota Twins @ California Angels
Anaheim Stadium, Anaheim, CA

Sun Sep 21 1975, 6:33 AM EDT
Att: 8,401 - Unknown - 88 F

livebaseballscorecards.com

AB	37
R	2
H	8
RBI	2
BB	2
SO	7
LOB	16



Batter	1	2	3	4	5	6	7	8	9
Jerry Remy, L (1, 4) OBP: 0.318, SLG: 0.319	0-0 5-3		0-3 K		4-0 CS BB		0-0 1B 4-3 1B		
Mickey Rivers, L (1, 8) OBP: 0.336, SLG: 0.365	0-0 F7		0-0 6-3		0-0 F8		0-0 CS 1B		
Bruce Bochte, L (1, 3) OBP: 0.365, SLG: 0.384	0-0 1B		4-0 1B 1B BB		4-0 1B 1B BB		0-0 4-3		
Adrian Garrett, L (1, 10) OBP: 0.302, SLG: 0.419 Paul Dade, R (7, PH) OBP: 0.381, SLG: 0.444	0-0 4-3		0-0 1B 1B S		0-0 1B 1B		0-0 F3		
Leroy Stanton, R (1, 9) OBP: 0.348, SLG: 0.425		0-0 SH1-3 E 6-3 1B	0-0 1H 3-H 1B		0-0 WP 1B		0-0 S 1B		
Dan Briggs, L (1, 7) OBP: 0.292, SLG: 0.391		0-0 SH1-3	0-0 F9		0-3 K		0-0 L1		
Dave Chalk, R (1, 5) OBP: 0.348, SLG: 0.341		0-0 6-3		0-0 4-3		0-0 1-3		0-0 P6	
Bob Allietta, R (1, 2) OBP: 0.209, SLG: 0.286		0-0 3-H 1B		0-0 5-3		0-0 5-3		0-0 F8	
Mike Miley, S (1, 6) OBP: 0.236, SLG: 0.259		0-3 K		0-0 6-3		0-3 K			

Inning Stats	R: 0	H: 1	E: 0	LOB: 1	K: 0	BB: 0	S: 4	P: 4
	R: 1	H: 2	E: 1	LOB: 1	K: 1	BB: 0	S: 7	P: 7
	R: 2	H: 2	E: 0	LOB: 1	K: 1	BB: 1	S: 7	P: 11
	R: 0	H: 0	E: 0	LOB: 0	K: 0	BB: 0	S: 3	P: 3
	R: 1	H: 2	E: 0	LOB: 2	K: 1	BB: 2	S: 6	P: 14
	R: 0	H: 0	E: 0	LOB: 0	K: 1	BB: 0	S: 5	P: 5
	R: 1	H: 2	E: 0	LOB: 0	K: 0	BB: 0	S: 4	P: 4
	R: 0	H: 1	E: 0	LOB: 1	K: 0	BB: 0	S: 4	P: 4

PITCHER	IP	WLS	BF	H	R	ER	SO	BB	IBB	HBP	BLK	WP	HR	S	P	ERA	WHIP
Dave Goltz, R (1, 1) ERA: 3.67	6.0	L	29	9	5	5	4	3	0	0	0	1	0	34	46	7.50	2.000
Bill Butler, L (7, 1) ERA: 6.1	2.0		6	1	0	0	0	0	0	0	0	0	0	6	6	0.00	0.500

AB R H RBI BB SO LOB

3	1	1	0	1	1	0
4	0	1	0	0	0	1
2	2	1	1	2	0	1
3	1	2	0	0	0	1
1	0	0	0	0	0	0
4	1	4	3	0	0	0
3	0	0	0	0	1	4
4	0	0	1	0	0	1
4	0	1	0	0	0	1
3	0	0	0	0	2	1

1B: 10	SF: 0	WP: 1	PA: 35
2B: 0	SAC: 1	PB: 0	
3B: 0	DP: 0	SB: 2	
HR: 0	HBP: 0	CS: 2	

ERA	WHIP
3.67	2.000
6.1	0.500

Minnesota Twins @ California Angels
Anaheim Stadium, Anaheim, CA
 Sun Sep 21 1975, 6:33 AM EDT
 Att. 8,401 - Unknown - 88 F

livebaseballscorecards.com

AB	31
R	5
H	10
RBI	5
BB	3
SO	4
LOB	10



Batter	1	2	3	4	5	6	7	8	9	AB R H RBI BB SO LOB	TOP																			
Jerry Terrell, R (1, 4) OBP: 0.324, SLG: 0.335	0-3 K		0-0 F9			0-0 6-3		0-0 1-3		4 0 0 0 0 1 1																				
Steve Brye, R (1, 7) OBP: 0.328, SLG: 0.440	0-0 4-3			0-0 F9		0-0 F9		0-0 F8		4 0 0 0 0 0 0																				
Rod Carew, L (1, 3) OBP: 0.423, SLG: 0.501	0-0 E3			0-0 E S 1B		0-0 F9		0-0 F8		4 1 1 0 0 0 0																				
Dan Ford, R (1, 8) OBP: 0.330, SLG: 0.432	0-3 K			0-0 E8 SF8 1B		0-0 F3		0-0 P4		4 1 1 0 0 1 1																				
Larry Hisle, R (1, 10) OBP: 0.366, SLG: 0.502		0-0 F7		0-0 SF8		0-0 6-3				2 0 0 1 0 0 0																				
Dave McKay, S (1, 5) OBP: 0.312, SLG: 0.402		0-0 P4		0-0 6-3		0-0 4-3				3 0 0 0 0 0 0																				
Danny Thompson, R (1, 6) OBP: 0.304, SLG: 0.359		0-0 6-3			0-0 F9			0-0 1B		3 0 1 0 0 0 0																				
Mike Poesching, R (1, 9) OBP: 0.303, SLG: 0.214			0-0 6-3		0-0 F9			0-0 P5		3 0 0 0 0 0 1																				
Glenn Borgmann, R (1, 2) OBP: 0.303, SLG: 0.281			0-0 6-3		0-0 P5			0-0 P4		3 0 0 0 0 0 1																				
Inning Stats	R: 0 E: 1 K: 2 S: 8	H: 0 LOB: 1 BB: 0 P: 8	R: 0 E: 0 K: 0 S: 3	H: 0 LOB: 0 BB: 0 P: 3	R: 0 E: 0 K: 0 S: 3	H: 0 LOB: 0 BB: 0 P: 3	R: 2 E: 1 K: 0 S: 5	H: 2 LOB: 0 BB: 0 P: 5	R: 0 E: 0 K: 0 S: 3	H: 0 LOB: 0 BB: 0 P: 3	R: 0 E: 0 K: 0 S: 3	H: 0 LOB: 0 BB: 0 P: 3	R: 0 E: 0 K: 0 S: 4	H: 1 LOB: 1 BB: 0 P: 4	R: 0 E: 0 K: 0 S: 3	H: 0 LOB: 0 BB: 0 P: 3	1B: 3 2B: 0 3B: 0 HR: 0	SF: 1 SAC: 0 DP: 0 HBP: 0	WP: 0 PB: 0 SB: 1 CS: 0	PA: 31										
PITCHER Ken Holtzman, L (1, 1) ERA: 3.17	IP 9.0	WLS L	BF 31	H 3	R 2	ER 1	SO 2	BB 0	IBB 0	HBP 0	BLK 0	WP 0	HR 0	S 35	P 35	ERA 1.00	WHIP 0.333													
											PITCHER	IP	WLS	BF	H	R	ER	SO	BB	IBB	HBP	BLK	WP	HR	S	P	ERA	WHIP		

Minnesota Twins @ Oakland Athletics
Oakland-Alameda County Coliseum, Oakland, CA

Mon Sep 22 1975, 7:05 PM PDT
Att. 20,497 - Unknown - 57 F

livebaseballscorecards.com

AB	30
R	2
H	3
RBI	1
BB	0
SO	2
LOB	4



Batter	1	2	3	4	5	6	7	8	9	AB	R	H	RBI	BB	SO	LOB
Bill North, S OBP: 0.373, SLG: 0.325 (1, 8)	0-0 FC4-6 1B		0-0 5-3			0-0 6-3 1B 2B		0-0 F8		4	1	2	0	0	0	0
Claudell Washington, L OBP: 0.345, SLG: 0.422 (1, 7)	0-0 FC4-6 1-2f FC4-6			0-0 F8		0-0 6-3 2-3		0-0 1B 1B		4	0	1	0	0	0	2
Sal Bando, R OBP: 0.335, SLG: 0.351 (1, 5)	0-0 F8			4-0 BB		0-0 G4-6-3 1B		0-0 1-2 1B		3	0	2	1	1	0	1
Reggie Jackson, L OBP: 0.327, SLG: 0.493 (1, 9)	0-0 FC4-6 1-2f			0-3 K		0-0 G4-6-3 1-2f		0-0 4-3		4	0	0	0	0	1	5
Gene Tenace, R OBP: 0.397, SLG: 0.468 (1, 2)		0-0 G6-4-3 1B		0-0 3-1			0-0 F7		4-0 K S BB	3	0	1	0	1	0	1
Don Hopkins, L OBP: 0.375, SLG: 0.167 (9, PR)										0	0	0	0	0	0	0
Joe Rudi, R OBP: 0.336, SLG: 0.483 (1, 3)		0-0 G6-4-3 1-2f		0-3 K		0-0 BB		0-3 K 1-3		3	0	0	0	1	2	2
Billy Williams, L OBP: 0.342, SLG: 0.421 (1, 10)		0-3 K		0-0 G3		0-0 P6		0-3 K		4	0	0	0	0	2	2
Bert Campaneris, R OBP: 0.337, SLG: 0.332 (1, 6)			0-0 6-3		0-0 3B		0-0 L9			3	0	1	0	0	0	1
Phil Garner, R OBP: 0.293, SLG: 0.349 (1, 4)			0-0 1-3		0-0 6-3			0-0 F8		3	0	0	0	0	0	1

Inning Stats	R: 0	H: 1	E: 0	LOB: 1	K: 0	BB: 0	S: 4	P: 4	R: 0	H: 1	E: 0	LOB: 0	K: 1	BB: 0	S: 5	P: 5	R: 0	H: 0	E: 0	LOB: 1	K: 1	BB: 1	S: 5	P: 9	R: 0	H: 1	E: 0	LOB: 1	K: 1	BB: 0	S: 6	P: 6	R: 1	H: 2	E: 0	LOB: 0	K: 0	BB: 0	S: 4	P: 4	R: 0	H: 0	E: 0	LOB: 1	K: 0	BB: 1	S: 3	P: 7	R: 0	H: 2	E: 0	LOB: 2	K: 0	BB: 0	S: 5	P: 5	R: 0	H: 0	E: 0	LOB: 1	K: 2	BB: 1	S: 6	P: 10	1B: 5	SF: 0	2B: 1	SAC: 0	3B: 1	DP: 2	HR: 0	HBP: 0	WP: 0	PA: 34
--------------	------	------	------	--------	------	-------	------	------	------	------	------	--------	------	-------	------	------	------	------	------	--------	------	-------	------	------	------	------	------	--------	------	-------	------	------	------	------	------	--------	------	-------	------	------	------	------	------	--------	------	-------	------	------	------	------	------	--------	------	-------	------	------	------	------	------	--------	------	-------	------	-------	-------	-------	-------	--------	-------	-------	-------	--------	-------	--------

PITCHER	IP	WLS	BF	H	R	ER	SO	BB	IBB	HBP	BLK	WP	HR	S	P	ERA	WHIP
Eddie Bane, L ERA: 3.32 (1, 1)	8.0	W	32	7	1	1	3	3	0	0	0	0	0	35	47	1.12	1.250
Bill Campbell, R ERA: 3.87 (9, 1)	0.2		1	0	0	0	1	0	0	0	0	0	0	3	3	0.00	0.000
Tom Burgmeier, L ERA: 3.08 (9, 1)	0.1	S	1	0	0	0	1	0	0	0	0	0	0	3	3	0.00	0.000

BOTTOM

Minnesota Twins @ Oakland Athletics
Oakland-Alameda County Coliseum, Oakland, CA

Mon Sep 22 1975, 7:05 PM PDT
Att: 20,497 - Unknown - 57 F

livebaseballscores.com

AB	31
R	1
H	7
RBI	1
BB	3
SO	5
LOB	15



Batter	1	2	3	4	5	6	7	8	9	AB R H RBI BB SO LOB	TOP	
Lyman Bostock, L (1, 8) OBP: 0.327, SLG: 0.349	0-0 F7		0-0 F7		0-0 4-3		0-0 F7		4-0 G4-6-3 BB	4 0 0 0 1 0 2		
Steve Braun, L (1, 7) OBP: 0.388, SLG: 0.430 Steve Brye, R (8, 7) OBP: 0.327, SLG: 0.438	4-0 2B BB		0-0 3-1		0-0 SF7		0-0 L3		0-0 G4-6-3 1-2f	2 1 0 1 1 0 0 1 0 0 0 0 0 3		
Rod Carew, L (1, 3) OBP: 0.423, SLG: 0.502	0-0 4-3 1-H 2B		0-3 K		4-0 IBB		0-0 5-3		0-0 P6	3 0 1 1 1 1 0		
Tony Oliva, L (1, 10) OBP: 0.347, SLG: 0.382	0-0 4-3 2-3			0-0 4-3	0-0 4-3					4 0 0 0 0 0 3		
John Briggs, L (1, 9) OBP: 0.385, SLG: 0.372	0-3 K			0-0 4-3		0-0 P3			0-0 P6	4 0 0 0 0 0 1 1		
Dave McKay, S (1, 5) OBP: 0.327, SLG: 0.410		1-0 WP SH3-4 HBP		0-0 FC6-4 1B		0-0 5-3			0-0 2B 2B 1B	3 1 2 0 0 0 0		
Jerry Terrell, R (1, 4) OBP: 0.324, SLG: 0.338		0-0 SH3-4 1-2		0-0 FC6-4 1-2f		0-0 L8			0-0 2B 2B	3 1 1 0 0 0 1		
Luis Gomez, R (1, 6) OBP: 0.187, SLG: 0.143 Craig Kusick, R (9, PH) OBP: 0.335, SLG: 0.385		0-0 5-3 2-3			0-0 4-3 SH SF7 1B		0-0 6-3		4-0 2B BB	3 1 1 0 0 0 1 0 0 0 0 1 0 0		
Glenn Borgmann, R (1, 2) OBP: 0.302, SLG: 0.279 Dan Ford, R (9, PH) OBP: 0.332, SLG: 0.436 Phil Roof, R (9, 2) OBP: 0.325, SLG: 0.474		0-0 6-3			0-0 SH 4-3		0-0 6-3		0-0 2B	2 0 0 0 0 0 1 1 0 1 2 0 0 0 0 0 0 0 0 0 0		
Inning Stats	R: 1 E: 0 K: 1 S: 6 H: 1 LOB: 1 BB: 1 P: 10	R: 0 E: 0 K: 0 S: 3 H: 0 LOB: 1 BB: 0 P: 4	R: 0 E: 0 K: 1 S: 5 H: 0 LOB: 0 BB: 0 P: 5	R: 0 E: 0 K: 0 S: 4 H: 1 LOB: 1 BB: 0 P: 4	R: 1 E: 1 K: 0 S: 5 H: 1 LOB: 2 BB: 1 P: 9	R: 0 E: 0 K: 0 S: 3 H: 0 LOB: 0 BB: 0 P: 3	R: 0 E: 0 K: 0 S: 3 H: 0 LOB: 0 BB: 0 P: 3	R: 0 E: 0 K: 0 S: 3 H: 0 LOB: 0 BB: 0 P: 3	R: 2 E: 0 K: 0 S: 5 H: 3 LOB: 2 BB: 2 P: 13	1B: 3 2B: 3 3B: 0 HR: 0 SF: 1 SAC: 2 DP: 1 HBP: 1	WP: 1 PB: 0 SB: 0 CS: 0 PA: 38	
PITCHER Stan Bahnsen, R (1, 1) ERA: 4.41 Rollie Fingers, R (9, 1) ERA: 3.11	IP 8.1 WLS L BF 34 H 5 R 4 ER 3 SO 2 BB 1 IBB 1 HBP 1 BLK 0 WP 1 HR 0 S 35 P 44 ERA 3.24 WHIP 0.720	IP 0.2 WLS L BF 4 H 1 R 0 ER 0 SO 0 BB 2 IBB 0 HBP 0 BLK 0 WP 0 HR 0 S 2 P 10 ERA 0.00 WHIP 4.500	PITCHER IP WLS BF H R ER SO BB IBB HBP BLK WP HR S P ERA WHIP									

Minnesota Twins @ Oakland Athletics
Oakland-Alameda County Coliseum, Oakland, CA


Tue Sep 23 1975, 3:33 AM PDT
Att: 3,979 - Unknown - 70 F

livebaseballscorecards.com

AB	30
R	4
H	6
RBI	4
BB	4
SO	2
LOB	12



Batter	1	2	3	4	5	6	7	8	9	AB	R	H	RBI	BB	SO	LOB
Bert Campaneris, R OBP: 0.336, SLG: 0.331 (1, 6)	0-0 F4		0-0 F9			0-0 F9		0-0 1B		4	0	1	1	0	0	1
Claudell Washington, L OBP: 0.348, SLG: 0.425 (1, 7)	4-0 CS BB			0-0 2B		0-0 6-3		0-0 1B		3	0	2	0	1	0	0
Sal Bando, R OBP: 0.333, SLG: 0.349 (1, 5)	0-3 K			0-0 1-3			0-0 G3	0-0 FC4		4	0	0	0	0	1	4
Reggie Jackson, L OBP: 0.326, SLG: 0.493 (1, 9)		0-0 2B		0-3 K			0-0 4-3		0-3 K	4	0	1	0	0	2	1
Gene Tenace, R OBP: 0.396, SLG: 0.466 (1, 2)		0-3 K		0-0 F9			0-0 FC6 1B		0-0 F3	4	0	1	0	0	1	2
Billy Williams, L OBP: 0.342, SLG: 0.420 (1, 10) Don Hopkins, L OBP: 0.375, SLG: 0.167 (9, PR)		0-3 K			0-0 1-3		0-0 FC6		0-0 HR 1B	4	0	1	0	0	1	2
Joe Rudi, R OBP: 0.335, SLG: 0.488 (1, 3)		0-3 K			0-0 6-3			0-3 K	0-0 HR	4	1	1	2	0	2	1
Bill North, S OBP: 0.372, SLG: 0.324 (1, 8)			0-0 F5		0-0 2-3			0-0 E3 1B	0-0 S 1B	4	1	1	0	0	0	0
Phil Garner, R OBP: 0.293, SLG: 0.349 (1, 4) Jim Holt, L OBP: 0.310, SLG: 0.313 (9, PH)			0-0 CS 1B			0-0 5-3		0-0 5-3	0-0 1-3	3	0	1	0	0	0	1

BOTTOM	
Minnesota Twins @ Oakland Athletics Oakland-Alameda County Coliseum, Oakland, CA Tue Sep 23 1975, 3:33 AM PDT Att. 3,979 - Unknown - 70 F	
AB 35 R 3 H 9 RBI 3 BB 1 SO 7 LOB 13	

Inning Stats	R: 0	H: 0	E: 0	K: 1	S: 4	R: 0	H: 1	E: 0	K: 3	S: 10	R: 0	H: 1	E: 0	K: 0	S: 3	R: 0	H: 1	E: 0	K: 1	S: 6	R: 0	H: 0	E: 0	K: 0	S: 3	R: 0	H: 0	E: 0	K: 0	S: 3	R: 0	H: 1	E: 0	K: 0	S: 4	R: 1	H: 2	E: 1	K: 1	S: 8	R: 2	H: 3	E: 0	K: 1	S: 8	1B: 6	SF: 0	2B: 2	SAC: 0	3B: 0	DP: 0	HR: 1	HBP: 0	WP: 0	PA: 36
PITCHER Bert Blyleven, R ERA: 3.07 (1, 1)	IP	WLS	BF	H	R	ER	SO	BB	IBB	HBP	BLK	WP	HR	S	P	ERA	WHIP																			IP	WLS	BF	H	R	ER	SO	BB	IBB	HBP	BLK	WP	HR	S	P	ERA	WHIP			

Batter	1	2	3	4	5	6	7	8	9	AB R H RBI BB SO LOB	TOP																
Lyman Bostock, L (1, 8) <small>OBP: 0.330, SLG: 0.349</small> Craig Kusick, R (7, PH) <small>OBP: 0.337, SLG: 0.386</small> (7, 3)	0-0 4-3		0-0 P6-4-3 1B		4-0 BB		0-0 HBP BB 1B		0-0 F8	2 0 1 0 1 0 0 2 0 1 1 0 0 0																	
Steve Braun, L (1, 7) <small>OBP: 0.388, SLG: 0.430</small> Larry Hisle, R (7, PH) <small>OBP: 0.369, SLG: 0.502</small> Phil Roof, R (7, 2) <small>OBP: 0.331, SLG: 0.478</small>	0-0 1B		0-0 F7		0-0 F8		4-0 HBP BB		0-0 1B	3 0 1 0 0 0 3 0 0 0 0 1 0 0 1 0 1 0 0 0 0																	
Rod Carew, L (1, 3) <small>OBP: 0.422, SLG: 0.499</small> Mike Poepping, R (7, 9) <small>OBP: 0.294, SLG: 0.207</small>	0-0 L8		0-0 P6-4-3				1-0 HBP		0-0 1-3	3 0 0 1 0 1 3 1 0 0 0 0 0 1																	
Tony Oliva, L (1, 10) <small>OBP: 0.346, SLG: 0.381</small>	0-0 1-3 1B			0-0 4-3		0-0 4-3	0-0 F7			4 0 1 0 0 0 3																	
John Briggs, L (1, 9) <small>OBP: 0.387, SLG: 0.373</small> Steve Brye, R (7, PH) <small>OBP: 0.326, SLG: 0.436</small> (7, 7)	0-3 K			4-0 S BB		0-0 1B	0-0 F2			2 0 1 0 1 1 2 1 0 0 0 0 0 3																	
Dave McKay, S (1, 5) <small>OBP: 0.316, SLG: 0.394</small>		0-0 5-3		0-3 K		0-0 F7		0-0 F8		4 0 0 0 0 1 2																	
Jerry Terrell, R (1, 4) <small>OBP: 0.323, SLG: 0.337</small>		0-0 L4		0-0 1-3			0-0 BB 1B	0-0 P4		4 1 1 0 0 0 1																	
Luis Gomez, R (1, 6) <small>OBP: 0.182, SLG: 0.139</small> Dan Ford, R (7, PH) <small>OBP: 0.335, SLG: 0.437</small> (7, 8)		0-0 5-3			0-3 K		4-0 BB 1B BB	0-0 CS 1B		2 0 0 0 0 1 0 1 1 1 0 1 0 0																	
Glenn Borgmann, R (1, 2) <small>OBP: 0.303, SLG: 0.278</small> Danny Thompson, R (7, PH) <small>OBP: 0.302, SLG: 0.357</small> (7, 6)			4-0 1B BB		0-0 G3		0-0 F3	0-0 CS	0-0 P4	1 0 0 0 1 0 0 2 0 0 0 0 0 2																	
Inning Stats	R: 0 E: 0 K: 1 S: 7	H: 2 LOB: 2 BB: 0 P: 7	R: 0 E: 0 K: 0 S: 3	H: 0 LOB: 0 BB: 0 P: 3	R: 0 E: 0 K: 0 S: 3	H: 1 LOB: 1 BB: 1 P: 7	R: 0 E: 0 K: 1 S: 5	H: 0 LOB: 1 BB: 1 P: 9	R: 0 E: 0 K: 1 S: 5	H: 0 LOB: 1 BB: 1 P: 9	R: 0 E: 0 K: 1 S: 6	H: 1 LOB: 1 BB: 0 P: 6	R: 2 E: 0 K: 0 S: 5	H: 2 LOB: 3 BB: 2 P: 14	R: 0 E: 0 K: 0 S: 3	H: 1 LOB: 0 BB: 0 P: 3	R: 0 E: 0 K: 0 S: 4	H: 1 LOB: 1 BB: 0 P: 4	1B: 8 2B: 1 3B: 0 HR: 0	SF: 0 SAC: 0 DP: 1 HBP: 1	WP: 0 PB: 0 SB: 1 CS: 1	PA: 40					
PITCHER	IP	WLS	BF	H	R	ER	SO	BB	IBB	HBP	BLK	WP	HR	S	P	ERA	WHIP										
Mark Littell, R (1, 1) ERA: 4.41	6.1		27	5	2	2	4	4	0	0	0	0	0	31	47	2.84	1.421										
Ray Sadecki, L (7, 1) ERA: 4.03	0.0		1	1	0	0	0	0	0	0	0	0	0	1	1	∞	∞										
Lindy McDaniel, R (7, 1) ERA: 4.4	0.0		1	0	0	0	0	1	0	0	0	0	0	0	4	∞	∞										
Steve Mingori, L (7, 1) ERA: 2.54	0.1		2	0	0	0	0	0	0	1	0	0	0	1	2	0.00	0.000										
Marty Pattin, R (7, 1) ERA: 3.3	2.1	W	8	2	0	0	0	0	0	0	0	0	0	8	8	0.00	0.857										

Minnesota Twins @ Kansas City Royals
 Royals Stadium, Kansas City, MO

Wed Sep 24 1975, 8:05 PM EDT
 Att: 6,653 - Unknown - 62 F

livebaseballscorecards.com

AB	33
R	2
H	8
RBI	2
BB	5
SO	4
LOB	20



Batter	1	2	3	4	5	6	7	8	9
Frank White, R OBP: 0.287, SLG: 0.351 (1, 4) SS	0-3 K ①		0-0 F2 ②		0-0 G6-4-3 ③			0-0 S 1B ①	
Vada Pinson, L OBP: 0.250, SLG: 0.341 (1, 9) (8, 7) X	0-0 4-3 ②		0-0 3B 1B ①			0-0 F8 ①		4-0 1B SF7 BB ②	
George Brett, L OBP: 0.358, SLG: 0.464 (1, 5) X	0-0 4-3 ③		0-0 3B ①			0-0 6-3 ②		0-0 SF7 1B ①	
John Mayberry, L OBP: 0.417, SLG: 0.550 (1, 10) X		0-0 G3 ①	0-0 F8 ③			0-3 K ③		0-0 SF7 ②	
Tony Solaita, L OBP: 0.374, SLG: 0.534 (1, 3) X		0-0 2B ①		0-0 4-3 ①			0-0 F7 ①	0-3 K ③	
Al Cowens, R OBP: 0.339, SLG: 0.403 (1, 8) (8, 9) SS		0-3 K ②		0-0 5-3 ②			1-0 1B S FC3-5 HBP ①		
Jamie Quirk, L OBP: 0.222, SLG: 0.280 (1, 7) Amos Otis, R OBP: 0.338, SLG: 0.384 (7, PR) (8, 8) SS		0-3 K ③		0-0 P6 ③			0-0 1B ①		
Freddie Patek, R OBP: 0.291, SLG: 0.311 (1, 6) X			0-0 FC4-6 1B ①		0-0 F8 ①		0-0 FC3-5 ③		
Bob Stinson, S OBP: 0.344, SLG: 0.368 (1, 2) X			0-0 FC4-6 1B 3B ①		0-0 G6-4-3 1B ①			0-0 F8 ①	

Inning Stats	R: 0 E: 0 K: 1 S: 5	H: 0 LOB: 0 BB: 0 P: 5	R: 0 E: 0 K: 2 S: 8	H: 1 LOB: 1 BB: 0 P: 8	R: 2 E: 0 K: 0 S: 6	H: 3 LOB: 1 BB: 0 P: 6	R: 0 E: 0 K: 0 S: 3	H: 0 LOB: 0 BB: 0 P: 3	R: 0 E: 0 K: 0 S: 3	H: 1 LOB: 0 BB: 0 P: 3	R: 0 E: 0 K: 1 S: 5	H: 0 LOB: 0 BB: 0 P: 5	R: 0 E: 0 K: 0 S: 3	H: 1 LOB: 1 BB: 0 P: 4	R: 2 E: 0 K: 1 S: 7	H: 2 LOB: 1 BB: 1 P: 11
	1B: 6 2B: 2 3B: 1 HR: 0	SF: 1 SAC: 0 DP: 2 HBP: 1	WP: 0 PA: 32 PB: 0 SB: 2 CS: 0													

PITCHER	IP	WLS	BF	H	R	ER	SO	BB	IBB	HBP	BLK	WP	HR	S	P	ERA	WHIP
Jim Hughes, R ERA: 3.8 (1, 1)	7.1	L	30	8	4	4	4	1	0	1	0	0	0	36	41	4.91	1.227
Tom Burgmeier, L ERA: 3.05 (8, 1)	0.2		2	0	0	0	1	0	0	0	0	0	0	4	4	0.00	0.000

MINNESOTA TWINS @ KANSAS CITY ROYALS
ROYALS STADIUM, KANSAS CITY, MO
 Wed Sep 24 1975, 8:05 PM EDT
 Att. 6,653 - Unknown - 62 F

AB	29
R	4
H	8
RBI	4
BB	1
SO	5
LOB	9



Batter	1	2	3	4	5	6	7	8	9	AB R H RBI BB SO LOB	TOP												
Jerry Terrell, R (1, 4) OBP: 0.324, SLG: 0.340	0-0 4-3		0-0 G5-4-3 1B		0-0 F9 6-3 2B	0-3 K			0-0 F2	5 1 2 0 0 1 2													
Steve Brye, R (1, 7) OBP: 0.319, SLG: 0.427	0-0 L4		0-0 F8		0-0 F9	0-0 FC5-4			0-3 K	5 0 0 0 0 1 4													
Dave McKay, S (1, 5) OBP: 0.303, SLG: 0.377	0-0 4-3		0-0 G5-4-3		0-0 6-3				0-0 5-3	5 0 0 1 0 0 1													
Craig Kusick, R (1, 3) OBP: 0.347, SLG: 0.412		0-0 2B 1B		0-0 HR	4-0 BB BB				0-0 F7	3 2 2 1 1 0 0													
Larry Hisle, R (1, 10) OBP: 0.371, SLG: 0.500		0-0 F9		0-0 SH1-4 F8-2 1B	4-0 1-2 BB				0-0 5-3	3 0 1 0 1 0 1													
Lyman Bostock, L (1, 8) OBP: 0.334, SLG: 0.362		0-0 1B 2B		0-0 SH1-4 1-2 1B	0-3 K				0-0 SF7 3B	4 2 3 1 0 1 2													
Danny Thompson, R (1, 6) OBP: 0.304, SLG: 0.357		0-0 6-3		0-0 SH1-4		0-0 1B 1B			0-0 SF7	2 0 1 0 0 0 1													
Steve Braun, L (8, PH) OBP: 0.387, SLG: 0.430				1-2 2-3					0-0 3-H K	0 0 0 1 0 0 0	AB 34												
Luis Gomez, R (8, 6) OBP: 0.182, SLG: 0.139									0-3 K	0 0 0 0 0 0 0	R 5												
Phil Roof, R (1, 2) OBP: 0.344, SLG: 0.483		0-0 1B		4-0 IBB		0-0 FC5-4 1-3 1B			0-3 K	3 0 2 1 1 1 0	H 11												
Mike Poepping, R (1, 9) OBP: 0.263, SLG: 0.182		0-3 K		0-0 F8-2		0-0 FC5-4			0-3 K		RBI 5												
				3-H						4 0 0 0 0 2 6	BB 3												
											SO 6												
											LOB 17												
Inning Stats	R: 0 E: 0 K: 0 S: 3	H: 0 LOB: 0 BB: 0 P: 3	R: 2 E: 0 K: 1 S: 8	H: 3 LOB: 1 BB: 0 P: 8	R: 0 E: 0 K: 0 S: 3	H: 1 LOB: 0 BB: 0 P: 3	R: 1 E: 0 K: 0 S: 5	H: 3 LOB: 2 BB: 1 P: 9	R: 1 E: 0 K: 1 S: 6	H: 1 LOB: 2 BB: 2 P: 14	R: 0 E: 0 K: 1 S: 7	H: 2 LOB: 2 BB: 0 P: 7	R: 0 E: 0 K: 0 S: 3	H: 0 LOB: 0 BB: 0 P: 3	R: 1 E: 0 K: 2 S: 8	H: 1 LOB: 0 BB: 0 P: 8	R: 0 E: 0 K: 1 S: 5	H: 0 LOB: 0 BB: 0 P: 5	1B: 7 2B: 3 3B: 1 HR: 1	SF: 1 SAC: 1 DP: 2 HBP: 0	WP: 0 PB: 0 SB: 0 CS: 0	PA: 39	
PITCHER	IP WLS BF H R ER SO BB IBB HBP BLK WP HR S P ERA WHIP																					PITCHER	IP WLS BF H R ER SO BB IBB HBP BLK WP HR S P ERA WHIP
Paul Splittorff, L (1, 1) ERA: 3.17	5.1 L 27 10 4 4 2 2 2 1 0 0 0 1 28 40 6.75 2.250																						
George Throop, R (6, 1) ERA: 4.0	2.2 9 1 1 1 3 0 0 0 0 0 0 0 15 15 3.38 0.375																						
Lindy McDaniel, R (9, 1) ERA: 4.34	1.0 3 0 0 0 1 0 0 0 0 0 0 0 5 5 0.00 0.000																						

Minnesota Twins @ Kansas City Royals
Royals Stadium, Kansas City, MO
Thu Sep 25 1975, 8:05 PM EDT
Att: 7,309 - Unknown - 61 F

livebaseballscorecards.com




Batter	1	2	3	4	5	6	7	8	9	AB R H RBI BB SO LOB
Frank White, R (1, 4) OBP: 0.290, SLG: 0.351 Cookie Rojas, R (9, PH) OBP: 0.304, SLG: 0.323	4-0 1B 1-3 BB	0-3 K			0-0 6-3 S 1-2 1B		0-0 1-3		0-0 FC6-4 1-2f	3 1 1 0 1 1 0 1 0 0 0 0 0 1
Jim Wohlford, R (1, 9) OBP: 0.317, SLG: 0.308	0-0 BB 1-3 1B		0-0 5-3		0-0 SF7 1-2 2-H		0-0 1B			3 0 2 1 0 0 0
George Brett, L (1, 5) OBP: 0.357, SLG: 0.462	0-0 1-3		4-0 CS BB		0-0 6-3		0-3 K			3 0 0 1 1 1 3
John Mayberry, L (1, 10) OBP: 0.416, SLG: 0.547	4-0 BB BB		0-3 K 1-2		0-3 K		0-0 F7			3 0 0 0 1 2 2
Amos Otis, R (1, 8) OBP: 0.337, SLG: 0.383	0-0 F9			0-0 F8		0-0 6-3 6-3 1B		0-0 F9		4 0 1 0 0 0 2
Harmon Killebrew, R (1, 3) OBP: 0.318, SLG: 0.376	4-0 FC5-4 1-2 2-3 BB		0-0 F7		0-0 6-3		0-3 K			3 0 0 0 1 1 1
Fran Healy, R (1, 2) OBP: 0.304, SLG: 0.331	0-0 FC5-4 1-2f		0-0 1B		0-0 6-3		0-0 4-3			4 0 1 0 0 0 4
Jamie Quirk, L (1, 7) OBP: 0.226, SLG: 0.276		0-0 4-3		0-0 F8		0-0 4-3		0-0 FC6-4 1B		4 0 1 0 0 0 2
Rodney Scott, S (1, 6) OBP: 0.154, SLG: 0.083 Vada Pinson, L (9, PH) OBP: 0.249, SLG: 0.340		0-0 F8		0-0 S SF7 1B		0-0 P4		0-3 K		3 1 1 0 0 0 0 1 0 0 0 0 1 1

Inning Stats	R: 1 E: 0 K: 0 S: 4	H: 1 LOB: 3 BB: 3 P: 16	R: 0 E: 0 K: 1 S: 5	H: 0 LOB: 0 BB: 0 P: 5	R: 0 E: 0 K: 1 S: 4	H: 0 LOB: 0 BB: 1 P: 8	R: 0 E: 0 K: 0 S: 4	H: 1 LOB: 1 BB: 0 P: 4	R: 1 E: 0 K: 1 S: 7	H: 2 LOB: 1 BB: 0 P: 7	R: 0 E: 0 K: 0 S: 4	H: 1 LOB: 1 BB: 0 P: 4	R: 0 E: 0 K: 1 S: 6	H: 1 LOB: 1 BB: 0 P: 6	R: 0 E: 0 K: 1 S: 5	H: 0 LOB: 0 BB: 0 P: 5	R: 0 E: 0 K: 1 S: 6	H: 1 LOB: 1 BB: 0 P: 6	1B: 7 2B: 0 3B: 0 HR: 0	SF: 1 SAC: 0 DP: 0 HBP: 0	WP: 0 PB: 0 SB: 2 CS: 1	PA: 37	ERA WHIP		
PITCHER	IP	WLS	BF	H	R	ER	SO	BB	IBB	HBP	BLK	WP	HR	S	P	ERA	WHIP								
Bill Butler, L (1, 1) ERA: 5.95	5.0	W	23	5	2	2	3	4	0	0	0	0	0	25	41	3.60	1.800								
Tom Johnson, R (6, 1) ERA: 4.19	4.0	S	14	2	0	0	3	0	0	0	0	0	0	20	20	0.00	0.500								

MINNESOTA TWINS @ KANSAS CITY ROYALS
ROYALS STADIUM, KANSAS CITY, MO
 Thu Sep 25 1975, 8:05 PM EDT
 Att. 7,309 - Unknown - 61 F

AB	32
R	2
H	7
RBI	2
BB	4
SO	6
LOB	16



Batter	1	2	3	4	5	6	7	8	9	AB R H RBI BB SO LOB	TOP		
Jerry Hairston, S (1, 7) OBP: 0.402, SLG: 0.318	0-0 SH3-4 FC5-2 1B		0-0 F3	0-0 F8			0-0 F8		0-3 K	5 0 1 0 0 1 3			
Bucky Dent, R (1, 6) OBP: 0.302, SLG: 0.342	0-0 BB SH3-4 1-2 1B		0-0 F8			0-0 6-3	0-3 K		0-0 G5-4-3 1-2f	5 0 1 0 0 1 2			
Chet Lemon, R (1, 10) OBP: 0.313, SLG: 0.333	0-0 SH3-4 1-2 2-3		0-0 1B			0-0 6-3	0-0 BB 1-3 1B			3 0 2 0 0 0 0			
Bill Melton, R (1, 5) OBP: 0.348, SLG: 0.354	0-0 FC5-2 BB 3-H		0-0 1B			0-0 F9	4-0 FC4-6 1-2 BB			3 0 1 0 1 0 2			
Ken Henderson, S (1, 8) OBP: 0.350, SLG: 0.358	4-0 FC4 1-2 2-3 BB		0-0 L9			0-0 F8	0-0 FC4-6 1-2f			3 0 0 0 1 0 5			
Bill Stein, R (1, 4) OBP: 0.326, SLG: 0.353	0-0 FC4 1-2f			0-0 2B FC6-5 1B		0-0 FC6-4 1B		0-0 F2		4 1 2 0 0 0 3			
Lamar Johnson, R (1, 3) OBP: 0.226, SLG: 0.400		0-0 5-3		0-0 FC6-5 1-3 2B		0-0 L7		0-0 F7		3 0 1 0 0 0 1			
Pat Kelly, L (8, PH) OBP: 0.354, SLG: 0.407 (8, 9)										1 0 0 0 0 0 0	AB 33 R 1 H 8 RBI 1 BB 4 SO 3 LOB 20		
Bob Coluccio, R (1, 9) OBP: 0.284, SLG: 0.314		0-0 5-3		0-0 5-3		0-0 FC6-4 1-2f		0-0 P4		3 0 0 0 0 0 3			
Nyls Nyman, L (8, PH) OBP: 0.251, SLG: 0.265										1 0 0 0 0 0 0			
Mike Squires, L (8, 3) OBP: 0.292, SLG: 0.211										0 0 0 0 0 0 0			
Brian Downing, R (1, 2) OBP: 0.357, SLG: 0.324		0-3 K		0-0 FC6-5 2-3 3-H			4-0 BB 1B		4-0 G5-4-3 BB	2 0 0 1 2 1 1			
Inning Stats	R: 0 H: 2 E: 0 LOB: 3 K: 0 BB: 1 S: 5 P: 9	R: 0 H: 0 E: 0 LOB: 0 K: 1 BB: 0 S: 5 P: 5	R: 0 H: 2 E: 0 LOB: 2 K: 0 BB: 0 S: 5 P: 5	R: 1 H: 2 E: 0 LOB: 1 K: 0 BB: 0 S: 5 P: 5	R: 0 H: 0 E: 0 LOB: 0 K: 0 BB: 0 S: 3 P: 3	R: 0 H: 1 E: 0 LOB: 1 K: 0 BB: 0 S: 4 P: 4	R: 0 H: 1 E: 0 LOB: 3 K: 1 BB: 2 S: 6 P: 14	R: 0 H: 0 E: 0 LOB: 0 K: 0 BB: 0 S: 3 P: 3	R: 0 H: 0 E: 0 LOB: 0 K: 1 BB: 1 S: 4 P: 8	1B: 7 SF: 0 2B: 1 SAC: 1 3B: 0 DP: 1 HR: 0 HBP: 0	WP: 0 PA: 38 PB: 0 SB: 0 CS: 0		
PITCHER Eddie Bane, L (1, 1) ERA: 2.86	IP WLS BF H R ER SO BB IBB HBP BLK WP HR S P ERA WHIP											PITCHER Bill Campbell, R (7, 1) ERA: 3.79	IP WLS BF H R ER SO BB IBB HBP BLK WP HR S P ERA WHIP

Chicago White Sox @ Minnesota Twins
Metropolitan Stadium, Bloomington, MI

Fri Sep 26 1975, 4:33 AM EDT
Att: 2,769 - Unknown - 65 F

livebaseballscorecards.com

Batter	1	2	3	4	5	6	7	8	9	AB	R	H	RBI	BB	SO	LOB	BOTTOM																	
Jerry Terrell, R OBP: 0.326, SLG: 0.350 (1, 4)	0-0 5-3			0-0 HR		0-0 F9	0-0 1-2 1B			4	1	2	1	0	0	0	Chicago White Sox @ Minnesota Twins Metropolitan Stadium, Bloomington, MI Fri Sep 26 1975, 4:33 AM EDT Att. 2,769 - Unknown - 65 F																	
Steve Brye, R OBP: 0.318, SLG: 0.428 (1, 7)	0-3 K			0-0 6-3		0-0 1B 2B	0-0 5-3			4	1	1	0	0	1	2																		
Dave McKay, S OBP: 0.294, SLG: 0.364 (1, 5)	0-0 4-3			0-0 6-3		0-0 F2		0-0 F3		4	0	0	0	0	0	1																		
Craig Kusick, R OBP: 0.345, SLG: 0.404 (1, 3)		0-0 6-3		0-0 5-3		4-0 1B BB		0-0 L8		3	0	0	0	1	0	0																		
Larry Hisle, R OBP: 0.379, SLG: 0.502 (1, 10)		4-0 BB G1-6-3			4-0 BB FC6-4	0-0 1-3 2-H 1B		4-0 BB		1	0	1	1	3	0	0																		
Lyman Bostock, L OBP: 0.331, SLG: 0.358 (1, 8)		0-0 G1-6-3 1-2f			0-0 FC6-4 1-2f 1B	0-0 4-3		0-3 K		4	0	0	0	0	1	5																		
Danny Thompson, R OBP: 0.301, SLG: 0.354 (1, 6)			0-0 6-3		0-0 P4		0-0 F9			3	0	0	0	0	0	1																		
Phil Roof, R OBP: 0.359, SLG: 0.496 (1, 2)			0-0 G6-4-3 1B		0-0 FC6 1-2 1B		0-0 1B 1B			3	0	3	0	0	0	0																		
Mike Poepping, R OBP: 0.244, SLG: 0.167 (1, 9)			0-0 G6-4-3 1-2f		0-0 FC6 1-2f		0-0 P4			3	0	0	0	0	0	4																		
Inning Stats	R: 0 E: 0 K: 1 S: 5	H: 0 LOB: 0 BB: 0 P: 5	R: 0 E: 0 K: 0 S: 2	H: 0 LOB: 0 BB: 1 P: 6	R: 0 E: 0 K: 0 S: 3	H: 1 LOB: 0 BB: 0 P: 3	R: 1 E: 0 K: 0 S: 4	H: 1 LOB: 0 BB: 0 P: 4	R: 0 E: 0 K: 0 S: 4	H: 1 LOB: 2 BB: 1 P: 8	R: 1 E: 0 K: 0 S: 5	H: 2 LOB: 2 BB: 1 P: 9	R: 0 E: 0 K: 0 S: 5	H: 2 LOB: 2 BB: 0 P: 5	R: 0 E: 0 K: 1 S: 5	H: 0 LOB: 1 BB: 1 P: 9	1B: 5 2B: 1 3B: 0 HR: 1	SF: 0 SAC: 0 DP: 2 HBP: 0	WP: 0 PB: 0 SB: 0 CS: 0	PA: 33														
PITCHER Jim Kaat, L ERA: 3.11 (1, 1)	IP 8.0	WLS L	BF 33	H 7	R 2	ER 2	SO 2	BB 4	IBB 0	HBP 0	BLK 0	WP 0	HR 1	S 33	P 49	ERA 2.25	WHIP 1.375	IP 8.0	WLS L	BF 33	H 7	R 2	ER 2	SO 2	BB 4	IBB 0	HBP 0	BLK 0	WP 0	HR 1	S 33	P 49	ERA 2.25	WHIP 1.375

livebaseballscorecards.com



Batter	1	2	3	4	5	6	7	8	9	AB R H RBI BB SO LOB	TOP
Pat Kelly, L (1, 9) OBP: 0.353, SLG: 0.404	0-0 F8		0-3 K		0-0 6-3			4-0 BB		3 0 0 0 1 1 0	
Nyls Nyman, L (1, 7) OBP: 0.251, SLG: 0.265	0-0 1-3		0-0 6-3			0-0 1B		0-0 F8		4 0 1 0 0 0 2	
Jerry Hairston, S (1, 10) OBP: 0.403, SLG: 0.323	0-0 1B		0-0 1B			0-0 F8		0-0 SF9-4-3		3 0 2 1 0 0 1	
Ken Henderson, S (1, 8) OBP: 0.348, SLG: 0.355	0-0 F8		0-0 F5			0-3 K		0-0 F8		4 0 0 0 0 1 3	
Bill Melton, R (1, 5) OBP: 0.346, SLG: 0.352		0-0 6-3		0-0 F9		0-3 K		0-0 F7		4 0 0 0 0 1 1	
Mike Squires, L (1, 3) OBP: 0.304, SLG: 0.230		0-3 K		0-0 1B		0-3 K		0-0 1B		4 0 2 0 0 2 0	
Bill Stein, R (1, 4) OBP: 0.325, SLG: 0.348		4-0 BB		0-0 G4-3		0-3 K2-3		0-0 P4		3 0 0 0 1 1 2	
Bucky Dent, R (1, 6) OBP: 0.302, SLG: 0.341		4-0 BB		0-0 6-3		0-0 P6				2 0 0 0 1 0 0	
Brian Downing, R (1, 2) OBP: 0.356, SLG: 0.324		0-3 K		0-3 K				0-0 1B		3 1 1 0 0 2 2	
Inning Stats	R: 0 E: 0 K: 0 S: 4 H: 1 LOB: 1 BB: 0 P: 4	R: 0 E: 0 K: 2 S: 7 H: 0 LOB: 2 BB: 2 P: 15	R: 0 E: 0 K: 1 S: 6 H: 1 LOB: 1 BB: 0 P: 6	R: 0 E: 0 K: 0 S: 3 H: 1 LOB: 0 BB: 0 P: 3	R: 0 E: 0 K: 1 S: 5 H: 0 LOB: 0 BB: 0 P: 5	R: 0 E: 0 K: 2 S: 8 H: 1 LOB: 1 BB: 0 P: 8	R: 0 E: 0 K: 2 S: 7 H: 0 LOB: 0 BB: 0 P: 7	R: 1 E: 0 K: 0 S: 3 H: 1 LOB: 0 BB: 1 P: 7	R: 0 E: 0 K: 0 S: 4 H: 1 LOB: 1 BB: 0 P: 4	1B: 6 2B: 1 3B: 0 HR: 0 SF: 1 SAC: 0 DP: 2 HBP: 0	WP: 0 PB: 0 SB: 2 CS: 0 PA: 34
PITCHER Bert Blyleven, R (1, 1) ERA: 3.0	IP: 9.0 WLS: L BF: 34 H: 6 R: 1 ER: 1 SO: 8 BB: 3 IBB: 0 HBP: 0 BLK: 0 WP: 0 HR: 0 S: 47 P: 59 ERA: 1.00 WHIP: 1.000										

Chicago White Sox @ Minnesota Twins
Metropolitan Stadium, Bloomington, MI

Sat Sep 27 1975, 4:33 AM EDT
Att: 4,463 - Unknown - 59 F

AB	30
R	1
H	6
RBI	1
BB	3
SO	8
LOB	11



Batter	1	2	3	4	5	6	7	8	9	AB R H RBI BB SO LOB	BOTTOM
--------	---	---	---	---	---	---	---	---	---	----------------------	--------

Jerry Terrell, R (1, 4) <small>OBP: 0.326, SLG: 0.348</small> Rod Carew, L (8, PH) <small>OBP: 0.421, SLG: 0.498</small> (9, 4)	0-0 F8		0-0 FC4-6 <small>CS</small> <small>1-2f</small>			4-0 BB		0-0 F9		2 0 0 0 1 0 1 1 0 0 0 0 0 2
Steve Brye, R (1, 7) <small>OBP: 0.316, SLG: 0.424</small> Steve Braun, L (6, PH) <small>OBP: 0.387, SLG: 0.429</small> (7, 7)	0-0 4-3		0-0 CS <small>1-2</small>	0-0 F9		0-0 F9		1-0 BB HBP		2 0 0 0 0 0 0 1 0 0 0 0 0 1
Dan Ford, R (1, 9) <small>OBP: 0.333, SLG: 0.434</small> John Briggs, L (8, PH) <small>OBP: 0.388, SLG: 0.373</small> (9, 9)	0-0 L9			0-3 K		0-0 F3		4-0 BB <small>1-2 2-3</small>		3 0 0 0 0 1 1 0 0 0 0 1 0 0
Craig Kusick, R (1, 3) <small>OBP: 0.348, SLG: 0.406</small>		0-0 1B		0-0 FC6-4 1B		0-0 P6		0-0 F3		4 0 2 0 0 0 4
Larry Hisle, R (1, 10) <small>OBP: 0.374, SLG: 0.494</small>		0-0 F8		0-0 FC6-4 <small>1-2f</small>		0-0 P4		0-0 5-3		4 0 0 0 0 0 2
Dave McKay, S (1, 5) <small>OBP: 0.292, SLG: 0.361</small>		0-0 F8			0-0 G1-4-3 1B 1B	0-3 K		0-0 G3		4 0 1 0 0 1 1
Lyman Bostock, L (1, 8) <small>OBP: 0.332, SLG: 0.363</small>		0-0 6-3			0-0 G1-4-3 <small>1-2</small> 1B	0-3 K		0-0 2B		4 0 2 0 0 1 1
Danny Thompson, R (1, 6) <small>OBP: 0.302, SLG: 0.355</small> Tony Oliva, L (8, PH) <small>OBP: 0.347, SLG: 0.382</small> Luis Gomez, R (8, PR) <small>OBP: 0.182, SLG: 0.139</small> (9, 6)			0-0 FC4-6 1B		0-0 G1-4-3 <small>1-2f 2-3</small>			0-0 BB SH3 1B		2 0 1 0 0 0 2 1 0 1 0 0 0 0 0 0 0 0 0 0 0
Mike Poepping, R (9, PH) <small>OBP: 0.238, SLG: 0.162</small> Phil Roof, R (1, 2) <small>OBP: 0.353, SLG: 0.488</small>			0-0 F9		0-0 F9			0-0 SH3 <small>1-2</small>		1 0 0 0 0 0 1 2 0 0 0 0 0 2

AB 31 R 0 H 7 RBI 0 BB 2 SO 3 LOB 18	
---	---

Inning Stats	R: 0 E: 0 K: 0 S: 3	H: 0 LOB: 0 BB: 0 P: 3	R: 0 E: 0 K: 0 S: 4	H: 1 LOB: 1 BB: 0 P: 4	R: 0 E: 0 K: 0 S: 3	H: 1 LOB: 0 BB: 0 P: 3	R: 0 E: 0 K: 1 S: 6	H: 1 LOB: 1 BB: 0 P: 6	R: 0 E: 0 K: 0 S: 4	H: 2 LOB: 1 BB: 0 P: 4	R: 0 E: 0 K: 0 S: 3	H: 0 LOB: 1 BB: 1 P: 7	R: 0 E: 0 K: 2 S: 7	H: 0 LOB: 0 BB: 0 P: 7	R: 0 E: 0 K: 0 S: 4	H: 1 LOB: 3 BB: 1 P: 9	R: 0 E: 0 K: 0 S: 4	H: 1 LOB: 1 BB: 0 P: 4	1B: 6 2B: 1 3B: 0 HR: 0	SF: 0 SAC: 1 DP: 1 HBP: 1	WP: 0 PB: 0 SB: 0 CS: 1	PA: 36 ERA WHIP
PITCHER Claude Osteen, L (1, 1) <small>ERA: 4.36</small> Rich Gossage, R (5, 1) <small>ERA: 1.84</small>	IP	WLS	BF	H	R	ER	SO	BB	IBB	HBP	BLK	WP	HR	S	P	ERA	WHIP					
	4.0		16	5	0	0	1	0	0	0	0	0	0	18	18	0.00	1.250					
	5.0	W	19	2	0	0	2	2	0	1	0	0	0	20	29	0.00	0.800					

Chicago White Sox @ Minnesota Twins
 Metropolitan Stadium, Bloomington, MI
 Sat Sep 27 1975, 4:33 AM EDT
 Att. 4,463 - Unknown - 59 F

livebaseballscorecards.com

Batter	1	2	3	4	5	6	7	8	9	10	AB R H RBI BB SO LOB	TOP																		
Pat Kelly, L OBP: 0.353, SLG: 0.406 (1, 10)	0-3 K			0-0 4-3	0-0 6-3		0-3 K		0-0 1B G1-2-3 2B	0-0 1B	6 0 2 1 0 2 2																			
Nyls Nyman, L OBP: 0.255, SLG: 0.281 (1, 9)	0-0 3-1			0-0 HR		0-0 P4	0-0 2B		0-0 G1-2-3 BB 1B	0-0 4-3	6 1 3 1 0 0 1																			
Jerry Hairston, S OBP: 0.407, SLG: 0.320 (1, 7)	0-0 4-3			0-0 F9		4-0 HR BB	4-0 IBB		4-0 G1-2-3 BB		2 1 0 0 3 0 0																			
Bill Melton, R OBP: 0.347, SLG: 0.359 (1, 5)			0-0 6-3	0-0 E 1B		0-0 HR	0-0 P4		0-0 G1-2-3		3 1 2 2 0 0 0																			
Lee Richard, R OBP: 0.265, SLG: 0.244 (6, 5)						1-H			1-2 2-3 3-H		1 0 0 0 0 0 3																			
Ken Henderson, S OBP: 0.347, SLG: 0.355 (9, PH)									0-3 K		1 0 0 0 0 0 3																			
Chet Lemon, R OBP: 0.297, SLG: 0.314 (1, 8)	0-0 5-3			0-0 E5		0-0 BB 1B	0-0 L7				5 0 1 0 0 1 6																			
Mike Squires, L OBP: 0.311, SLG: 0.231 (1, 3)	0-0 F8			0-0 1-3		4-0 BB 1B		0-0 1B SF9 1B		0-0 F7	4 1 1 0 1 0 2																			
Bill Stein, R OBP: 0.327, SLG: 0.350 (1, 4)			0-0 F9		0-0 B1-5-4 E 1B	0-0 F7		0-0 L4-3 1B		0-0 F9	5 0 2 0 0 0 2																			
Bucky Dent, R OBP: 0.301, SLG: 0.341 (1, 6)			0-0 F7		0-0 E6 B1-5-4	0-0 1-3		0-0 SF9		0-0 E 1B WP 1B	4 1 1 1 0 0 3																			
Pete Varney, R OBP: 0.316, SLG: 0.393 (1, 2)			0-0 P4		0-0 B1-5-4		0-0 2B 1B	0-0 L4-3		0-0 E8 WP 1B 1B	5 1 2 0 0 0 3																			
Inning Stats	R: 0 E: 0 K: 1 S: 5	H: 0 LOB: 0 BB: 0 P: 5	R: 0 E: 0 K: 0 S: 3	H: 0 LOB: 0 BB: 0 P: 3	R: 0 E: 0 K: 0 S: 3	H: 0 LOB: 0 BB: 0 P: 3	R: 1 E: 1 K: 0 S: 6	H: 2 LOB: 2 BB: 0 P: 6	R: 0 E: 1 K: 0 S: 4	H: 1 LOB: 1 BB: 0 P: 4	R: 2 E: 0 K: 0 S: 5	H: 2 LOB: 2 BB: 2 P: 13	R: 0 E: 0 K: 1 S: 7	H: 2 LOB: 3 BB: 1 P: 11	R: 1 E: 0 K: 0 S: 4	H: 2 LOB: 0 BB: 0 P: 4	R: 0 E: 0 K: 1 S: 6	H: 2 LOB: 2 BB: 1 P: 10	R: 2 E: 1 K: 0 S: 6	H: 3 LOB: 1 BB: 0 P: 6	1B: 10 2B: 3 3B: 0 HR: 2	SF: 1 SAC: 0 DP: 3 HBP: 0	WP: 1 PB: 0 SB: 0 CS: 0	PA: 47						
PITCHER	IP WLS BF H R ER SO BB IBB HBP BLK WP HR S P ERA WHIP												IP WLS BF H R ER SO BB IBB HBP BLK WP HR S P ERA WHIP																	
Jim Hughes, R ERA: 3.82 (1, 1)	8.0	37	10	4	4	2	2	1	0	0	0	0	0	1	0	11	15	4.50	2.500											
Tom Burgmeier, L ERA: 3.09 (9, 1)	2.0	L	10	4	2	1	1	1	0	0	0	1	0	11	15	4.50	2.500													

Chicago White Sox @ Minnesota Twins
 Metropolitan Stadium, Bloomington, MI
 Sun Sep 28 1975, 4:33 AM EDT
 Att. 4,279 - Cloudy - 61 F

livebaseballscorecards.com

AB 42
 R 6
 H 14
 RBI 5
 BB 4
 SO 3
 LOB 25



Batter	1	2	3	4	5	6	7	8	9	10	AB R H RBI BB SO LOB	BOTTOM
Lyman Bostock, L (1, 8) OBP: 0.331, SLG: 0.366	G3			4-3		WP 3B		6-3	F8		5 1 1 1 0 0 2	Chicago White Sox @ Minnesota Twins Metropolitan Stadium, Bloomington, MI Sun Sep 28 1975, 4:33 AM EDT Att: 4,279 - Cloudy - 61 F livebaseballscorecards.com
Steve Braun, L (1, 7) OBP: 0.389, SLG: 0.428	F5 1B			BB		F7		E BB 1B	F8	3 1 1 0 2 0 0		
Rod Carew, L (1, 3) OBP: 0.421, SLG: 0.497	F5 1-2			P2		3-H 1B		E1 1-H 1B	4-3	5 0 2 0 0 0 2		
Tony Oliva, L (1, 10) OBP: 0.344, SLG: 0.378		L9		K		1-3		K	P6	5 0 0 0 0 2 3		
John Briggs, L (1, 9) OBP: 0.388, SLG: 0.376		K				1-3		6-3		3 1 1 0 0 1 0		
Craig Kusick, R (8, PH) OBP: 0.346, SLG: 0.404										1 0 0 0 0 0 1		
Mike Poeppling, R (9, 9) OBP: 0.238, SLG: 0.162										0 0 0 0 0 0 0		
Dave McKay, S (1, 5) OBP: 0.291, SLG: 0.352		5-3				K		5-3	SH3-4 BB	3 0 0 0 1 1 1		
Danny Thompson, R (1, 6) OBP: 0.302, SLG: 0.355				1-3		6-3		1B	SH3-4 1-2	3 0 1 1 0 0 0		
Jerry Terrell, R (1, 4) OBP: 0.324, SLG: 0.345				1-3		5-3		F7	K	3 0 0 0 0 0 1		
Steve Brye, R (9, PH) OBP: 0.315, SLG: 0.423										1 0 0 0 0 1 1		
Tom Lundstedt, S (10, 2) OBP: 0.219, SLG: 0.107										0 0 0 0 0 0 0		
Phil Roof, R (1, 2) OBP: 0.353, SLG: 0.484				F2		3B 1B		6-3	IBB	3 1 1 0 0 0 1		
Larry Hisle, R (9, PH) OBP: 0.376, SLG: 0.494										0 0 0 0 1 0 0		
Luis Gomez, R (10, 4) OBP: 0.182, SLG: 0.139										0 0 0 0 0 0 0		

Inning Stats	R: 0	H: 1	R: 0	H: 0	R: 0	H: 0	R: 0	H: 0	R: 2	H: 3	R: 1	H: 2	R: 1	H: 1	R: 0	H: 0	R: 0	H: 0	R: 0	H: 0	1B: 5	SF: 0	WP: 1	PA: 40			
E: 0	LOB: 0	E: 0	LOB: 0	E: 0	LOB: 0	E: 0	LOB: 0	E: 0	LOB: 1	E: 0	LOB: 1	E: 0	LOB: 1	E: 0	LOB: 2	E: 0	LOB: 0	E: 0	LOB: 0	E: 0	LOB: 0	2B: 1	SAC: 1	PB: 0			
K: 0	BB: 0	K: 1	BB: 0	K: 0	BB: 0	K: 1	BB: 1	K: 0	BB: 0	K: 0	BB: 0	K: 0	BB: 0	K: 1	BB: 2	K: 0	BB: 0	K: 0	BB: 0	K: 0	BB: 0	3B: 1	DP: 0	SB: 0			
S: 3	P: 3	S: 5	P: 5	S: 3	P: 3	S: 5	P: 9	S: 5	P: 5	S: 6	P: 6	S: 5	P: 5	S: 6	P: 10	S: 5	P: 13	S: 3	P: 3	S: 3	P: 3	HR: 0	HBP: 0	CS: 0			
PITCHER	IP	WLS	BF	H	R	ER	SO	BB	IBB	HBP	BLK	WP	HR	S	P	ERA	WHIP										
Jesse Jefferson, R (1, 1) ERA: 4.92	2.0		6	1	0	0	1	0	0	0	0	0	0	8	8	0.00	0.500										
Ken Kravec, L (3, 1) ERA: 6.23	2.0		7	0	0	0	1	1	0	0	0	0	0	8	12	0.00	0.500										
Pete Vuckovich, R (5, 1) ERA: 13.06	1.2		8	3	2	2	1	0	0	0	0	1	0	10	10	10.80	1.800										
Rich Hinton, L (6, 1) ERA: 4.82	0.1		2	1	1	1	0	0	0	0	0	0	0	2	2	27.00	3.000										
Cecil Upshaw, R (7, 1) ERA: 3.23	1.1		7	2	1	0	0	1	0	0	0	0	0	6	10	0.00	2.250										
PITCHER	IP	WLS	BF	H	R	ER	SO	BB	IBB	HBP	BLK	WP	HR	S	P	ERA	WHIP										
Dave Hamilton, L (8, 1) ERA: 3.25	2.2		10	0	0	0	2	1	1	0	0	0	0	12	20	0.00	0.375										

