

Minnesota Twins - 1975

Batter	1	2	3	4	5	6	7	8	9	AB	R	H	RBI	BB	SO	LOB	TOP										
Rod Carew, L (1.4) OBP: 0.467, SLG: 0.643	4-0 CS BB		0-0 1B FC5-4		0-0 SH2-3		0-0 SF8 1B E	0-0 6-3		3	2	2	0	1	0	1											
Lyman Bostock, L (1.8) OBP: 0.467, SLG: 0.333	0-0 CS 1B		0-0 FC5-4 1B		4-0 1B BB		0-0 E 1B		0-0 F8	4	0	3	0	1	0	0											
Larry Hisle, R (1.7) OBP: 0.333, SLG: 0.538	0-3 K		0-0 FC5-4		0-0 FC6-4 1B		0-0 SF8		0-0 L3	4	0	1	2	0	1	2											
Bobby Darwin, R (1.9) OBP: 0.200, SLG: 0.214		0-0 F9		0-0 K		0-0 FC6-4 1B		0-0 E6 FC6-4		0-3 K	5	0	0	0	0	2	4										
Tony Oliva, L (1.10) OBP: 0.538, SLG: 1.000		1-0 BB HBP		0-0 F8		0-0 L3		0-0 FC6-4			3	0	0	0	0	0	2										
Eric Soderholm, R (1.5) OBP: 0.462, SLG: 0.400		4-0 BB		0-0 1B		0-0 F7		0-0 F8			3	0	1	0	1	0	0										
Steve Braun, L (1.3) OBP: 0.231, SLG: 0.250		0-0 F8		0-0 F5		0-3 K		4-0 2B E BB			3	1	0	0	1	1	3										
Danny Thompson, R (1.6) OBP: 0.417, SLG: 0.455		0-0 F9		0-0 F2			4-0 1B SF8 1B BB	0-3 K		2	1	0	0	1	0	3											
Danny Walton, R (8, PH)										1	0	0	0	0	1	1											
Luis Gomez, R (8, 6)										0	0	0	0	0	0	0											
Glenn Borgmann, R (1.2) OBP: 0.231, SLG: 0.308			0-0 6-3		0-0 SH2-3 1B		0-3 K	0-0 E7		4	0	2	0	0	1	1											
Phil Roof, R (8, 2)										0	0	0	0	0	0	0											
Inning Stats	R: 0 E: 0 K: 1 S: 4	H: 1 LOB: 1 BB: 1 P: 8	R: 0 E: 0 K: 0 S: 3	H: 0 LOB: 2 BB: 1 P: 8	R: 1 E: 0 K: 1 S: 7	H: 2 LOB: 1 BB: 0 P: 7	R: 0 E: 0 K: 0 S: 4	H: 1 LOB: 1 BB: 0 P: 4	R: 0 E: 0 K: 0 S: 4	H: 0 LOB: 0 BB: 0 P: 5	R: 2 E: 1 K: 1 S: 8	H: 2 LOB: 2 BB: 1 P: 12	R: 1 E: 1 K: 1 S: 6	H: 1 LOB: 1 BB: 1 P: 10	R: 0 E: 0 K: 1 S: 5	H: 0 LOB: 0 BB: 0 P: 5	1B: 8 2B: 2 3B: 0 HR: 0	SF: 1 SAC: 1 DP: 1 HBP: 1	WP: 0 PB: 0 CS: 2	PA: 40							
PITCHER	IP	WLS	BF	H	R	ER	SO	BB	IBB	HBP	BLK	WP	HR	S	P	ERA	WHIP										
Jackie Brown, R (1.1) ERA: 2.84	6.1		28	7	3	2	4	4	0	1	0	0	0	31	48	2.84	1.737										
Jim Umberger, L (7, 1) ERA:	0.0		1	1	0	0	0	0	0	0	0	0	0	1	1	∞	∞										
Steve Foucault, R (7, 1) ERA: 7.71	2.2	W	11	1	1	0	2	1	0	0	0	0	0	14	18	0.00	0.750										

Minnesota Twins @ Texas Rangers
Arlington Stadium, Arlington, TX
Thu Apr 10 1975, 8:05 PM EDT
Att: 5,066 - Cloudy - 57 F

AB 32
R 4
H 9
RBI 2
BB 5
SO 6
LOB 17



Batter	1	2	3	4	5	6	7	8	9	AB	R	H	RBI	BB	SO	LOB	BOTTOM										
Cesar Tovar, R (1.7) OBP: 0.500, SLG: 0.444	0-0 5-3			0-3 K		0-0 SH3-4	0-0 BB 2B			3	0	1	1	0	1	0											
Lenny Randle, S (1.5) OBP: 0.429, SLG: 0.545	0-0 1-3			0-0 4-3		4-0 HR BB	4-0 BB BB			2	1	0	0	2	0	0											
Jim Spencer, L (1.3) OBP: 0.300, SLG: 0.667	0-0 4-3			0-0 E3		0-0 HR	4-0 BB BB			3	1	1	3	0	0	0											
Jim Fregosi, R (7, PH) OBP: 1.000, SLG: 1.000										0	0	0	1	1	0	0											
Jeff Burroughs, R (1.9) OBP: 0.250, SLG: 0.182		0-3 K		0-0 F5		0-0 5-3	0-3 K			4	0	0	0	0	2	4											
Willie Davis, L (1.8) OBP: 0.214, SLG: 0.214		0-0 F8			0-0 S 1B	0-0 4-3		0-3 K		4	0	1	0	0	1	0											
Mike Hargrove, L (1.10) OBP: 0.273, SLG: 0.300		0-0 4-3			0-0 F5		0-0 E 2B 1B	0-0 2B		4	1	2	0	0	0	1											
Toby Harrah, R (1.6)			0-0 6-3		0-0 6-3		0-0 6-3	0-3 K		4	0	0	0	0	1	3											
Davey Nelson, R (1.4) OBP: 0.167, SLG: 0.167			0-0 4-3		0-0 5-3		0-0 1-3	0-0 4-3		4	0	0	0	0	0	3											
Jim Sundberg, R (1.2) OBP: 0.300, SLG: 0.222			0-0 6-3			0-0 SH3-4 HR 1B	0-0 E5 2B BB			3	2	1	0	0	0	1											
Inning Stats	R: 0 E: 0 K: 0 S: 3	H: 0 LOB: 0 BB: 0 P: 3	R: 0 E: 0 K: 1 S: 5	H: 0 LOB: 0 BB: 0 P: 5	R: 0 E: 0 K: 0 S: 3	H: 0 LOB: 0 BB: 0 P: 3	R: 0 E: 1 K: 1 S: 6	H: 0 LOB: 1 BB: 0 P: 6	R: 0 E: 0 K: 0 S: 4	H: 1 LOB: 1 BB: 0 P: 4	R: 3 E: 0 K: 0 S: 5	H: 2 LOB: 0 BB: 1 P: 9	R: 2 E: 1 K: 1 S: 8	H: 2 LOB: 3 BB: 2 P: 16	R: 0 E: 0 K: 2 S: 8	H: 1 LOB: 1 BB: 0 P: 8	1B: 3 2B: 2 3B: 0 HR: 1	SF: 0 SAC: 1 DP: 0 HBP: 0	WP: 0 PB: 0 CS: 0	PA: 35							
PITCHER	IP	WLS	BF	H	R	ER	SO	BB	IBB	HBP	BLK	WP	HR	S	P	ERA	WHIP										
Dave Goltz, R (1.1) ERA: 4.05	6.2	L	29	5	5	3	2	2	0	0	0	0	0	31	39	4.05	1.050										
Bill Butler, L (7, 1) ERA:	1.1		6	1	0	0	3	1	0	0	0	0	0	11	15	0.00	1.500										

Minnesota Twins @ Texas Rangers
Arlington Stadium, Arlington, TX
Thu Apr 10 1975, 8:05 PM EDT
Att: 5,066 - Cloudy - 57 F

AB 31
R 5
H 6
RBI 5
BB 3
SO 5
LOB 12



Batter	1	2	3	4	5	6	7	8	9	AB	R	H	RBI	BB	SO	LOB	TOP			
Rod Carew, L OBP: 0.474, SLG: 0.722 (1, 4)										4	2	2	1	0	0	0	Minnesota Twins @ Kansas City Royals Royals Stadium, Kansas City, MO Fri Apr 11 1975, 8:05 PM EDT Att: 20,397 - Unknown - 52 F			
Lyman Bostock, L OBP: 0.368, SLG: 0.250 (1, 8)										4	0	0	0	0	0	2				
Larry Hisle, R OBP: 0.316, SLG: 0.563 (1, 7)										3	0	1	2	0	1	0				
Bobby Darwin, R OBP: 0.263, SLG: 0.188 (1, 9)										2	0	0	0	2	0	0				
Danny Walton, R OBP: 0.200, SLG: 0.200 (1, 10)										4	0	1	0	0	0	2				
Eric Soderholm, R OBP: 0.353, SLG: 0.286 (1, 5)										4	0	0	0	0	0	2				
Steve Braun, L OBP: 0.176, SLG: 0.188 (1, 3)										4	0	0	0	0	0	2				
Danny Thompson, R OBP: 0.400, SLG: 0.429 (1, 6)										3	1	1	0	0	0	0				
Glenn Borgmann, R OBP: 0.188, SLG: 0.250 (1, 2)										3	0	0	0	0	0	2				
Inning Stats	R: 1 E: 0 K: 0 S: 4	H: 1 LOB: 0 BB: 0 P: 4	R: 0 E: 0 K: 0 S: 3	H: 0 LOB: 0 BB: 0 P: 3	R: 2 E: 0 K: 0 S: 6	H: 3 LOB: 2 BB: 1 P: 10	R: 0 E: 0 K: 0 S: 3	H: 0 LOB: 0 BB: 0 P: 3	R: 0 E: 0 K: 1 S: 6	H: 1 LOB: 2 BB: 1 P: 10	R: 0 E: 1 K: 0 S: 3	H: 0 LOB: 0 BB: 0 P: 3	R: 0 E: 0 K: 0 S: 3	H: 0 LOB: 0 BB: 0 P: 3	R: 0 E: 0 K: 0 S: 3	H: 0 LOB: 0 BB: 0 P: 3	1B: 2 2B: 3 3B: 0 HR: 0	SF: 1 SAC: 0 DP: 1 HBP: 0	WP: 0 PB: 0 SB: 0 CS: 0	PA: 34
PITCHER A Fitzmorris, R ERA: 3.0 (1, 1)	IP: 9.0 WLS: W BF: 34 H: 5 R: 3 ER: 3 SO: 1	BB: 2 IBB: 0 HBP: 0 BLK: 0	WP: 0 HR: 0 S: 34 P: 42	ERA: 3.00 WHIP: 0.778	PITCHER											IP: 9.0 WLS: W BF: 34 H: 5 R: 3 ER: 3 SO: 1	BB: 2 IBB: 0 HBP: 0 BLK: 0	WP: 0 HR: 0 S: 34 P: 42	ERA: 3.00 WHIP: 0.778	

AB	31
R	3
H	5
RBI	3
BB	2
SO	1
LOB	10



Batter	1	2	3	4	5	6	7	8	9	AB	R	H	RBI	BB	SO	LOB	BOTTOM		
Freddie Patek, R OBP: 0.308, SLG: 0.200 (1, 6)										3	0	1	2	1	0	1	Minnesota Twins @ Kansas City Royals Royals Stadium, Kansas City, MO Fri Apr 11 1975, 8:05 PM EDT Att: 20,397 - Unknown - 52 F		
Amos Otis, R OBP: 0.571, SLG: 0.667 (1, 8)										2	0	0	0	3	1	1			
John Mayberry, L OBP: 0.385, SLG: 0.385 Tony Solaita, L (9, 3)										5	0	0	0	0	0	6			
Hal McRae, R OBP: 0.429, SLG: 0.667 (1, 7)										3	1	0	0	2	1	2			
Harmon Killebrew, R OBP: 0.154, SLG: 0.083 Rodney Scott, S (7, PR)										4	0	1	0	0	1	4			
George Brett, L OBP: 0.500, SLG: 0.400 (1, 5)										4	2	2	0	0	0	1			
Cookie Rojas, R OBP: 0.384, SLG: 0.455 (1, 4)										4	2	3	2	0	0	1			
Jim Wohlford, R OBP: 0.500, SLG: 0.750 (1, 9)										4	3	2	1	0	0	2			
Buck Martinez, R OBP: 0.500, SLG: 0.750 (1, 2)										4	0	2	2	0	0	2			
Inning Stats	R: 0 E: 0 K: 0 S: 3	H: 0 LOB: 0 BB: 0 P: 3	R: 0 E: 0 K: 1 S: 5	H: 0 LOB: 0 BB: 0 P: 5	R: 2 E: 2 K: 0 S: 5	H: 3 LOB: 1 BB: 1 P: 9	R: 1 E: 0 K: 0 S: 4	H: 1 LOB: 1 BB: 1 P: 8	R: 0 E: 0 K: 1 S: 5	H: 1 LOB: 1 BB: 0 P: 5	R: 3 E: 0 K: 0 S: 7	H: 3 LOB: 2 BB: 1 P: 11	1B: 7 2B: 5 3B: 0 HR: 0	SF: 0 SAC: 1 DP: 1 HBP: 0	WP: 0 PB: 0 SB: 1 CS: 1	PA: 41			
PITCHER Vic Albury, L ERA: 3.86 Jim Hughes, R ERA: Bill Butler, L ERA: 13.5 Ray Corbin, R ERA:	IP: 1.1 WLS: L BF: 13 H: 7 R: 5 ER: 5 SO: 2	BB: 4 IBB: 0 HBP: 0 BLK: 0	WP: 0 HR: 0 S: 19 P: 35	ERA: 3.86 WHIP: 1.714	PITCHER											IP: 1.1 WLS: L BF: 13 H: 7 R: 5 ER: 5 SO: 2	BB: 4 IBB: 0 HBP: 0 BLK: 0	WP: 0 HR: 0 S: 19 P: 35	ERA: 3.86 WHIP: 1.714



Batter	1	2	3	4	5	6	7	8	9	10	AB	R	H	RBI	BB	SO	LOB	TOP	
Lyman Bostock, L OBP: 0.348, SLG: 0.250 (1.8)	E6 1-4-3 PB 1B		G3			1-3		FC5-6 1-2 2-3f			4	1	1	0	0	0	2		
Steve Braun, L OBP: 0.238, SLG: 0.250 (1.3)	1-4-3 2-3		G6-4-3 1B			E7 F8 1B		K 2-3			4	0	2	0	0	1	3		
Larry Hisle, R OBP: 0.261, SLG: 0.450 (1.7)	F8 3-H		G6-4-3 1-2f			F8 2-3		K			4	0	0	0	0	1	2		
Bobby Darwin, R OBP: 0.217, SLG: 0.150 (1.10)	5-3					6-3		5-3			4	0	0	0	0	0	1		
Eric Soderholm, R OBP: 0.296, SLG: 0.222 (1.5)						6-3		6-3			4	0	0	0	0	1	0		
Steve Bnye, R Danny Walton, R Dan Ford, R (1.9) (10, PH) (10, 9)						K		4-3			3	0	0	0	0	1	0		
Danny Thompson, R OBP: 0.368, SLG: 0.389 (1.6)						6-3		6-3			4	0	1	0	0	0	0		
Sergio Ferrer, S OBP: 0.600, SLG: 0.750 (1.4)						P4		FC5-6 BB 1B			3	0	2	0	1	0	0		
Phil Roof, R Rod Carew, L Glenn Borgmann, R (1.2) (8, PH) (8, 2)						5-3		CS FC5-6 BB			2	0	0	0	0	1	2		
Inning Stats	R: 1 E: 1 K: 0 S: 4	H: 1 LOB: 0 BB: 0 P: 4	R: 0 E: 0 K: 2 S: 9	H: 2 LOB: 2 BB: 0 P: 9	R: 0 E: 0 K: 1 S: 5	H: 0 LOB: 0 BB: 0 P: 5	R: 0 E: 0 K: 0 S: 3	H: 1 LOB: 1 BB: 0 P: 4	R: 0 E: 0 K: 0 S: 3	H: 0 LOB: 0 BB: 0 P: 3	R: 0 E: 0 K: 1 S: 5	H: 1 LOB: 2 BB: 1 P: 9	R: 0 E: 0 K: 1 S: 5	H: 0 LOB: 0 BB: 0 P: 5	R: 0 E: 0 K: 0 S: 2	H: 0 LOB: 0 BB: 1 P: 6	1B: 5 2B: 2 3B: 0 HR: 0	SF: 0 SAC: 0 DP: 2 HBP: 0	WP: 0 PA: 36 PB: 1 SB: 0 CS: 2
PITCHER	IP	WLS	BF	H	R	ER	SO	BB	IBB	HBP	BLK	WP	HR	S	P	ERA	WHIP		
Nelson Bries, R ERA: 0.00 (1.1)	7.0		27	6	1	0	3	1	0	0	0	0	0	32	36	0.00	1.000		
Doug Bird, R ERA: 0.00 (8.1)	3.0	W	8	0	0	0	2	1	0	0	0	0	0	11	15	0.00	0.333		

Minnesota Twins @ Kansas City Royals
Royals Stadium, Kansas City, MO

AB 33
R 1
H 6
RBI 0
BB 2
SO 5
LOB 10



Sat. Apr 12 1975, 4:33 AM EDT
Att: 8,369 - Unknown - 51 F

Batter	1	2	3	4	5	6	7	8	9	10	AB	R	H	RBI	BB	SO	LOB	BOTTOM	
Freddie Patek, R OBP: 0.333, SLG: 0.267 (1.6)	3-1		F9			F8					5	1	2	0	0	0	0		
Amos Otis, R OBP: 0.526, SLG: 0.643 (1.8)	1B 2B		P4			1B FC3-2 1B		L7			5	1	2	0	0	3			
John Mayberry, L OBP: 0.263, SLG: 0.353 (1.3)	E6 1B		F9			FC3-2 1B BB		F5			4	0	1	0	1	0	1		
Hal McRae, R OBP: 0.421, SLG: 0.588 (1.7)	L9					FC3-2 1B		1-3			5	0	2	1	0	0	2		
Tony Solaita, L Rodney Scott, S (1.10) (8, PR)	1-3 2-H 1B					FC3-2 1B BB		S BB			3	0	1	1	1	1	3		
George Brett, L OBP: 0.375, SLG: 0.286 (1.5)	F7		L7			F5		F7			4	0	0	0	0	6			
Cookie Rojas, R Frank White, R (1.4) (9, PR) (10, 4)						4-3		5-3			4	0	1	0	0	0	0		
Vada Pinson, L OBP: 0.143, SLG: 0.286 (1.9)						F8		F3			4	0	1	0	0	1			
Buck Martinez, R OBP: 0.375, SLG: 0.500 (1.2)						F5		K			4	0	1	0	0	1	1		
Inning Stats	R: 1 E: 1 K: 0 S: 6	H: 2 LOB: 2 BB: 0 P: 6	R: 0 E: 0 K: 0 S: 3	H: 0 LOB: 0 BB: 0 P: 3	R: 0 E: 0 K: 0 S: 3	H: 0 LOB: 0 BB: 0 P: 3	R: 0 E: 0 K: 1 S: 5	H: 0 LOB: 0 BB: 0 P: 5	R: 0 E: 0 K: 0 S: 3	H: 3 LOB: 2 BB: 0 P: 5	R: 0 E: 0 K: 0 S: 3	H: 0 LOB: 2 BB: 1 P: 7	R: 0 E: 0 K: 1 S: 5	H: 1 LOB: 1 BB: 0 P: 5	R: 1 E: 0 K: 0 S: 4	H: 3 LOB: 2 BB: 0 P: 4	1B: 9 2B: 2 3B: 0 HR: 0	SF: 0 SAC: 0 DP: 0 HBP: 0	WP: 0 PA: 40 PB: 0 SB: 2 CS: 2
PITCHER	IP	WLS	BF	H	R	ER	SO	BB	IBB	HBP	BLK	WP	HR	S	P	ERA	WHIP		
Bert Blyleven, R ERA: 2.7 (1.1)	7.0		29	7	1	0	1	1	0	0	0	0	0	30	34	0.00	1.143		
Bill Campbell, R ERA: 1.8 (8.1)	2.1	L	11	4	1	1	1	1	0	0	0	0	0	12	16	3.86	2.143		

Minnesota Twins @ Kansas City Royals
Royals Stadium, Kansas City, MO

AB 38
R 2
H 11
RBI 2
BB 2
SO 2
LOB 17



Sat. Apr 12 1975, 4:33 AM EDT
Att: 8,369 - Unknown - 51 F

Batter	1	2	3	4	5	6	7	8	9	AB	R	H	RBI	BB	SO	LOB	TOP				
Lyman Bostock, L OBP: 0.321, SLG: 0.208	F7		G4-6-3			FC6-5 BB		F9	K	4	0	0	0	1	1	5					
Steve Braun, L OBP: 0.280, SLG: 0.261	E6 6-3 1B		3-1			FC6-5 BB		F8		3	0	1	0	1	0	2					
Larry Hisle, R OBP: 0.259, SLG: 0.391	6-3			FC5 WP BB		FC6-5 G5-4-3		1-3		3	0	0	0	1	0	3					
Bobby Darwin, R OBP: 0.222, SLG: 0.208	5-3			K		G5-4-3		1B 2B		4	1	1	0	0	1	4					
Eric Soderholm, R OBP: 0.280, SLG: 0.227		L4		L6				F3		4	1	1	0	0	0	1					
Steve Bnye, R OBP: 0.143, SLG: 0.286	5-3			FC5				P6		4	1	1	2	0	0	1					
Danny Thompson, R OBP: 0.318, SLG: 0.333 Rod Carew, L OBP: 0.524, SLG: 0.737 Dan Ford, R	F8							5-3		3	0	0	0	0	0	0					
Glenn Borgmann, R OBP: 0.211, SLG: 0.263 Danny Walton, R OBP: 0.286, SLG: 0.286 Luis Gomez, R			G4-6-3 FC 1B			6-3		K		3	0	1	0	0	1	0					
Sergio Ferrer, S OBP: 0.444, SLG: 0.500			FC G4-6-3 1-2			F9				4	0	1	0	0	1	3					
Inning Stats	R: 0 E: 1 K: 0 S: 4	H: 1 LOB: 1 BB: 0 P: 4	R: 0 E: 0 K: 0 S: 3	H: 0 LOB: 0 BB: 0 P: 3	R: 0 E: 0 K: 1 S: 5	H: 0 LOB: 1 BB: 1 P: 9	R: 0 E: 0 K: 0 S: 3	H: 0 LOB: 0 BB: 0 P: 3	R: 0 E: 0 K: 0 S: 2	H: 0 LOB: 1 BB: 2 P: 10	R: 0 E: 0 K: 0 S: 3	H: 0 LOB: 0 BB: 0 P: 3	R: 0 E: 0 K: 1 S: 6	H: 1 LOB: 1 BB: 0 P: 6	R: 3 E: 0 K: 2 S: 12	H: 5 LOB: 2 BB: 0 P: 12	1B: 6 2B: 2 3B: 0 HR: 0	SF: 0 SAC: 0 DP: 2 HBP: 0	WP: 1 PB: 0 SB: 0 CS: 0	PA: 37	
PITCHER	IP	WLS	BF	H	R	ER	SO	BB	IBB	HBP	BLK	WP	HR	S	P	ERA	WHIP				
Steve Busby, R ERA: 1.13	(1, 1)	8.0	W	29	3	0	0	2	3	0	0	0	1	0	30	42	0.00	0.750			
Marty Pattin, R ERA: 81.0	(9, 1)	0.1		4	3	3	0	0	0	0	0	0	0	0	4	4	81.00	9.000			
Doug Bird, R ERA:	(9, 1)	0.2	S	4	2	0	0	2	0	0	0	0	0	0	8	8	0.00	3.000			

Minnesota Twins @ Kansas City Royals
Royals Stadium, Kansas City, MO
Sun Apr 13 1975, 4:33 AM EDT
Att: 7,771 - Unknown

AB 34
R 3
H 8
RBI 3
BB 3
SO 4
LOB 19

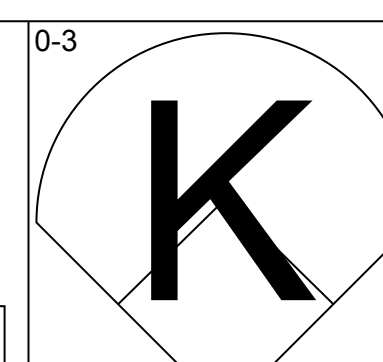
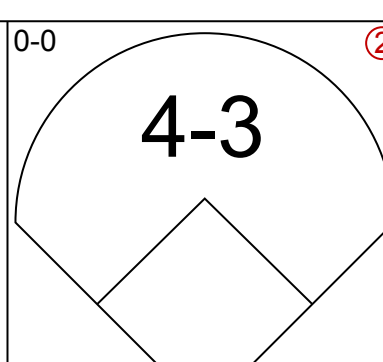
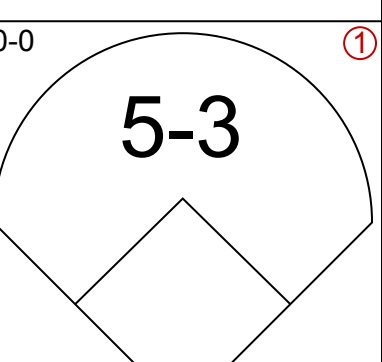
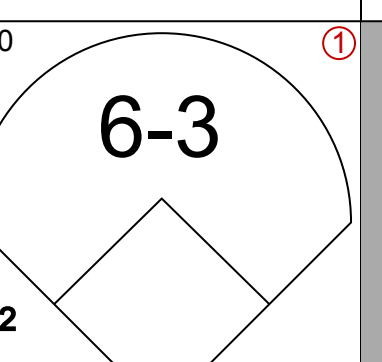
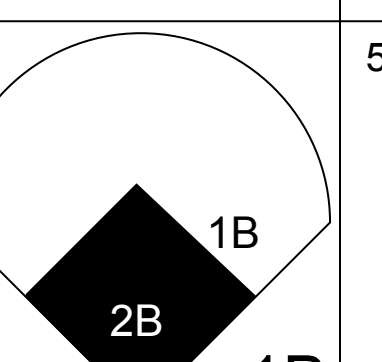
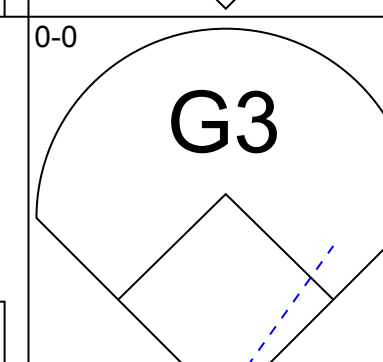
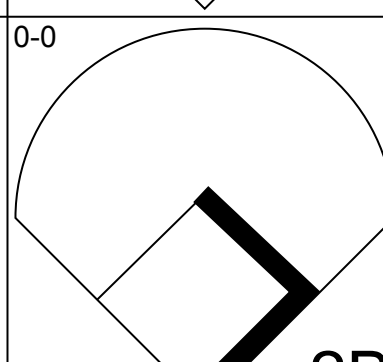
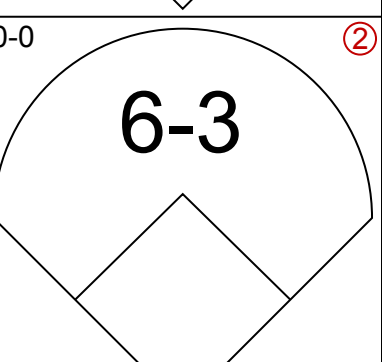
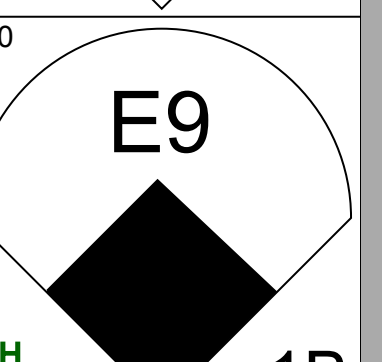
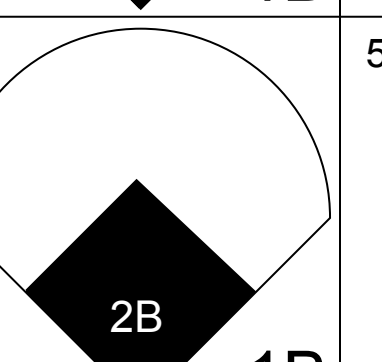
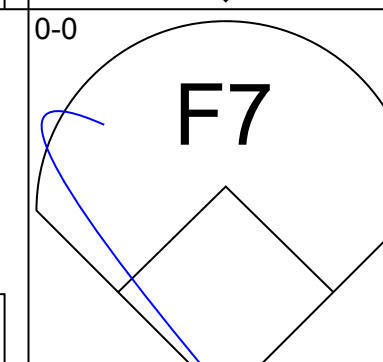
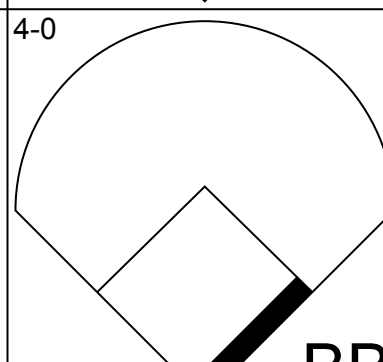
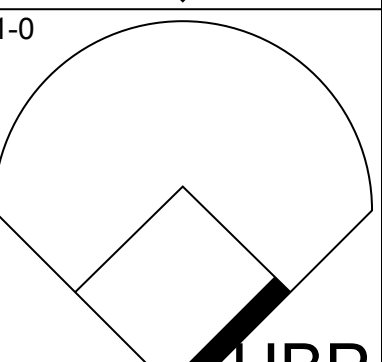
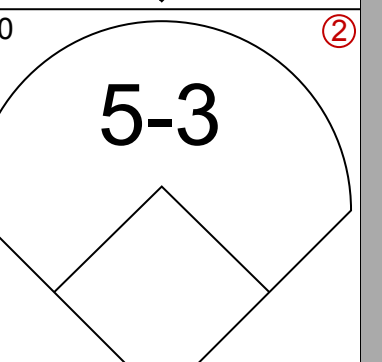
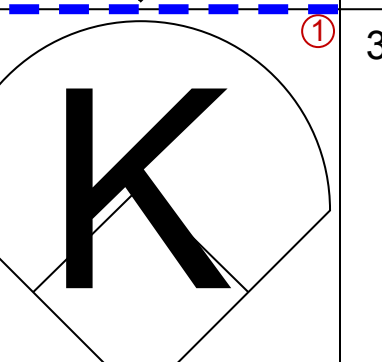
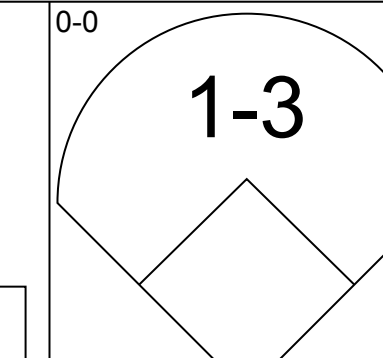
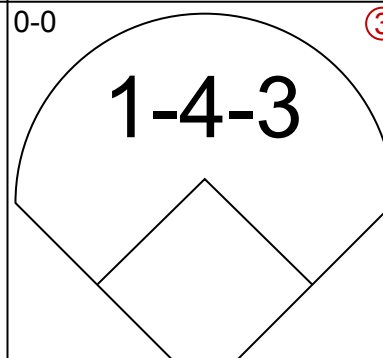
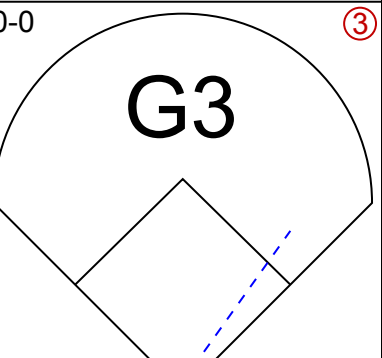

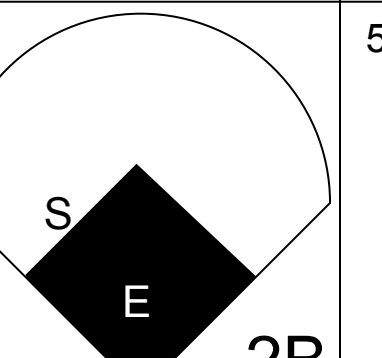
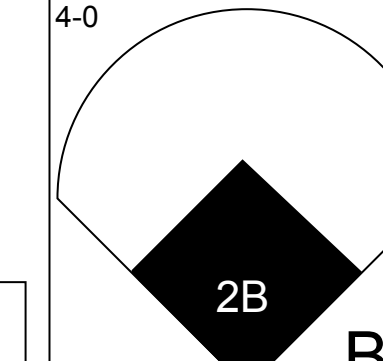
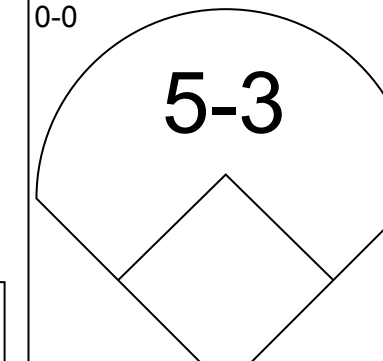
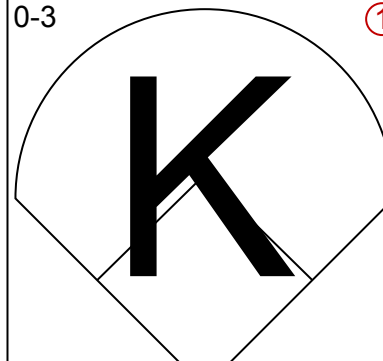
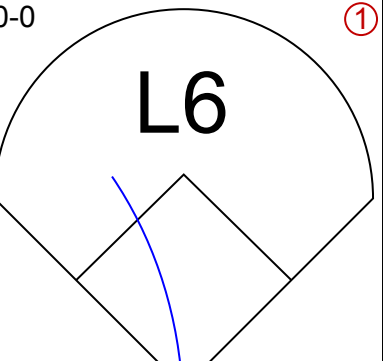
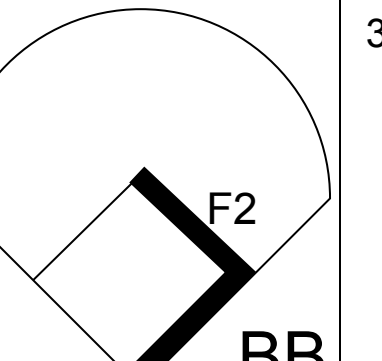

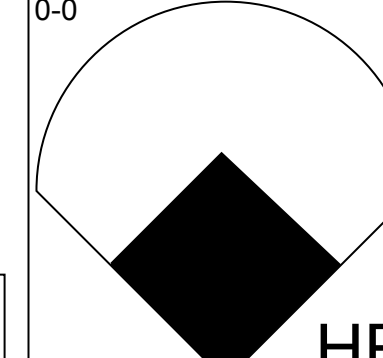
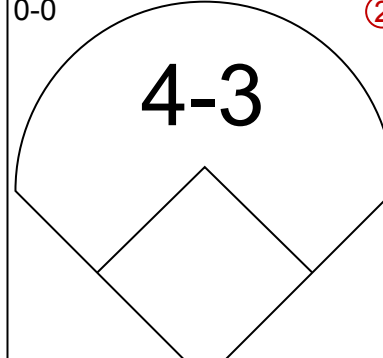
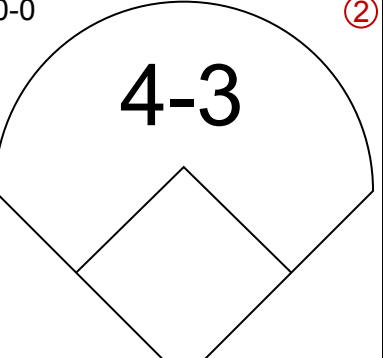
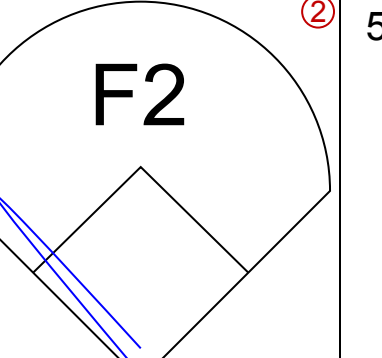
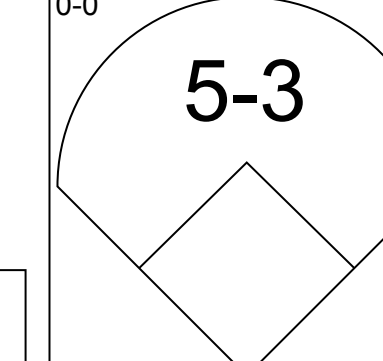
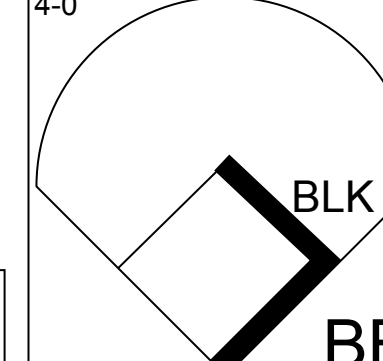
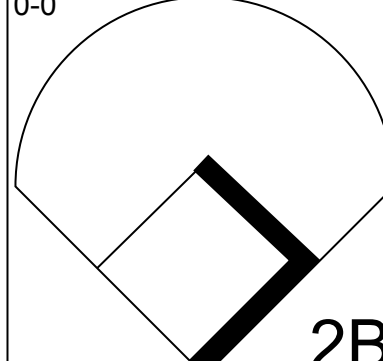
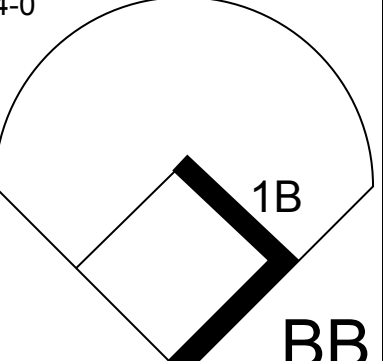
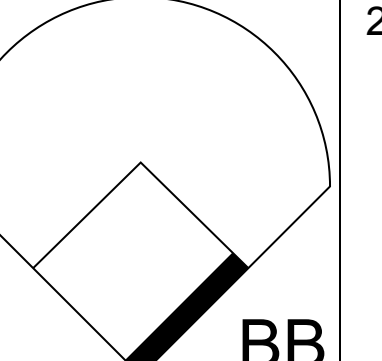
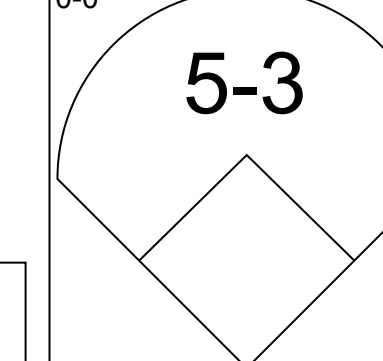
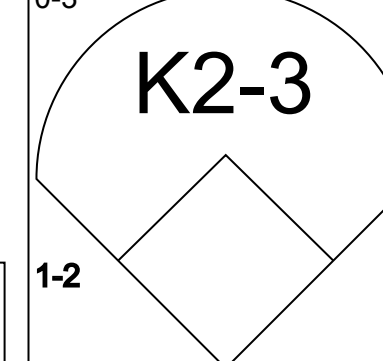
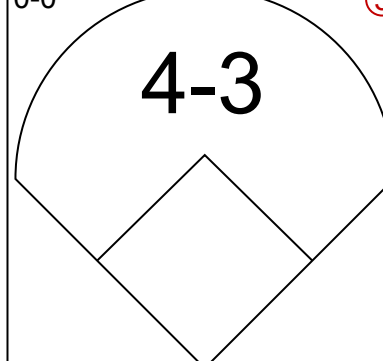
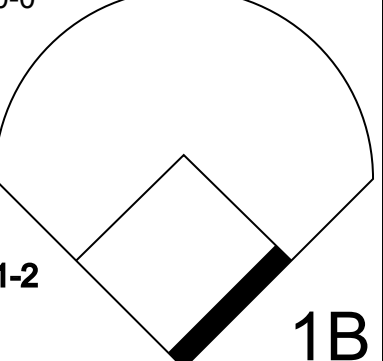
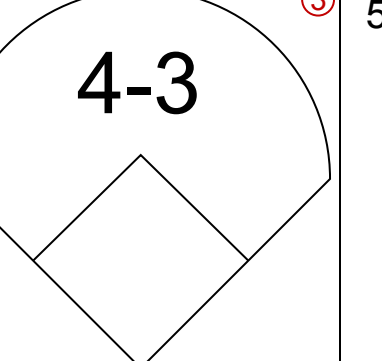
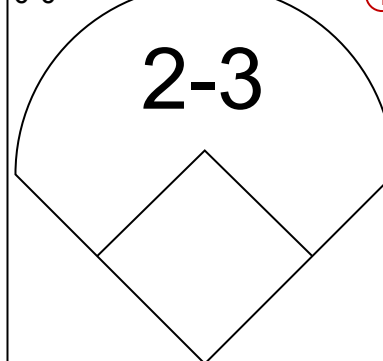
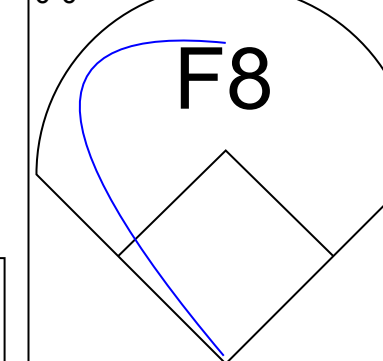
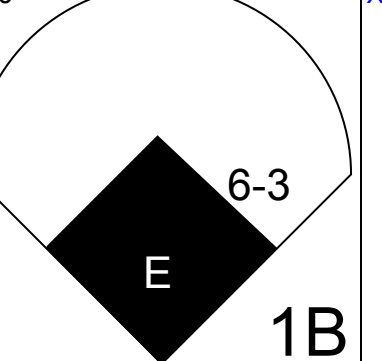
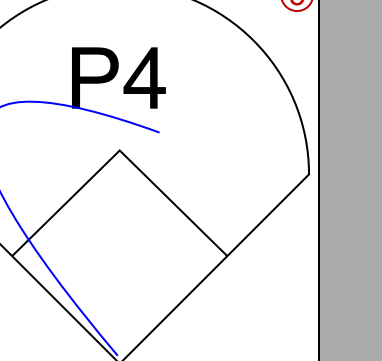


Batter	1	2	3	4	5	6	7	8	9	AB	R	H	RBI	BB	SO	LOB	BOTTOM				
Freddie Patek, R OBP: 0.304, SLG: 0.211	F9		S 1B BB	5-3		1-3		6-3		4	1	0	0	1	0	0					
Amos Otis, R OBP: 0.565, SLG: 0.706	FC4-6 1B		1B 1B BB	S 2B		5-3				3	2	2	0	1	0	0					
John Mayberry, L OBP: 0.261, SLG: 0.300	FC4-6 2B		K	2B BB		F7				3	1	0	0	1	1	3					
Hal McRae, R OBP: 0.478, SLG: 0.714	1-H 2B		1-3 2H 3H 1B	1-3 3H 2B		P4				4	1	3	3	0	0	0					
Harmon Killebrew, R OBP: 0.176, SLG: 0.125	F7		FC1-6 1B	5-3		F2				4	0	1	2	0	0	3					
George Brett, L OBP: 0.450, SLG: 0.389		1B	1-2 1B			E7 1B				4	0	3	0	0	0	0					
Vada Pinson, L OBP: 0.100, SLG: 0.200 Al Cowens, R OBP: 0.400, SLG: 0.250	F8		FC1-6 WP 1-2 2-3			F8				3	0	0	0	0	0	3					
Frank White, R OBP: 0.500, SLG: 0.750			F5					F9		4	0	2	0	0	0	2					
Buck Martinez, R OBP: 0.250, SLG: 0.333	F7					F8		F7		4	0	0	0	0	0	2					
Inning Stats	R: 1 E: 0 K: 0 S: 5	H: 2 LOB: 1 BB: 0 P: 5	R: 0 E: 0 K: 0 S: 4	H: 2 LOB: 1 BB: 0 P: 4	R: 3 E: 0 K: 1 S: 8	H: 3 LOB: 2 BB: 2 P: 16	R: 1 E: 0 K: 0 S: 5	H: 2 LOB: 2 BB: 1 P: 9	R: 0 E: 0 K: 0 S: 4	H: 1 LOB: 1 BB: 0 P: 4	R: 0 E: 0 K: 0 S: 3	H: 0 LOB: 0 BB: 0 P: 3	R: 0 E: 0 K: 0 S: 4	H: 1 LOB: 1 BB: 0 P: 4	R: 0 E: 0 K: 0 S: 3	H: 0 LOB: 0 BB: 0 P: 3	1B: 7 2B: 4 3B: 0 HR: 0	SF: 0 SAC: 0 DP: 0 HBP: 0	WP: 1 PB: 0 SB: 2 CS: 0	PA: 37	
PITCHER	IP	WLS	BF	H	R	ER	SO	BB	IBB	HBP	BLK	WP	HR	S	P	ERA	WHIP				
Joe Decker, R ERA: 4.61	(1, 1)	8.0	L	37	11	5	5	1	3	0	0	0	1	0	36	48	5.62	1.750			

Minnesota Twins @ Kansas City Royals
Royals Stadium, Kansas City, MO
Sun Apr 13 1975, 4:33 AM EDT
Att: 7,771 - Unknown

AB 34
R 5
H 11
RBI 5
BB 3
SO 1
LOB 14

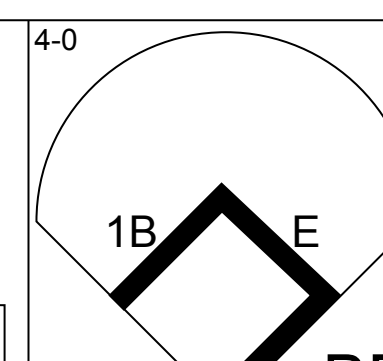
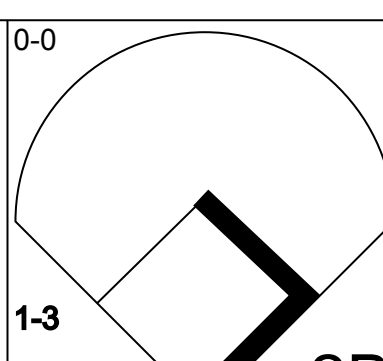
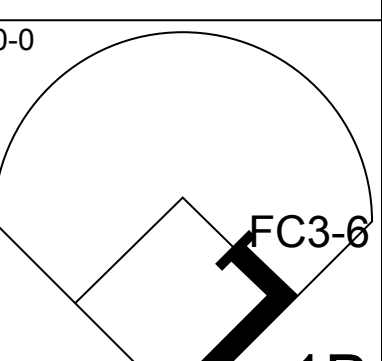
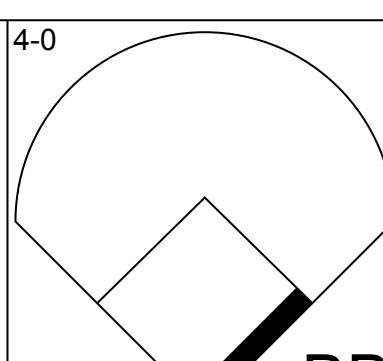
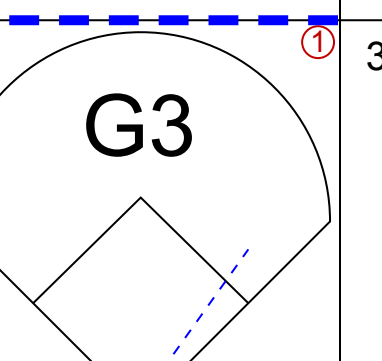
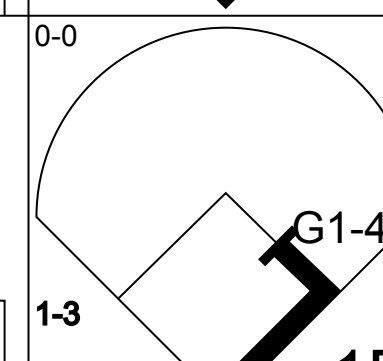
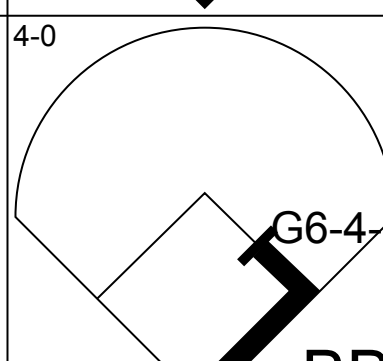
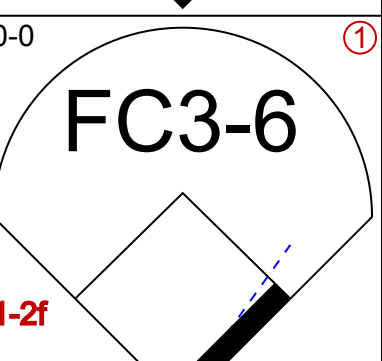
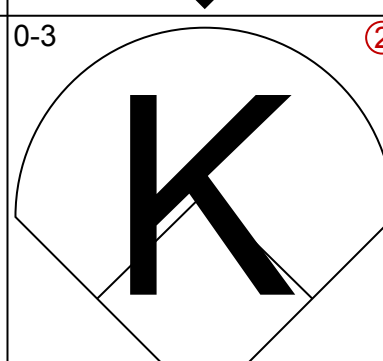
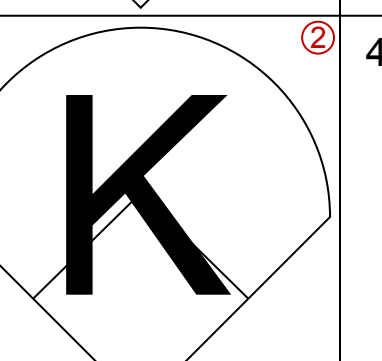
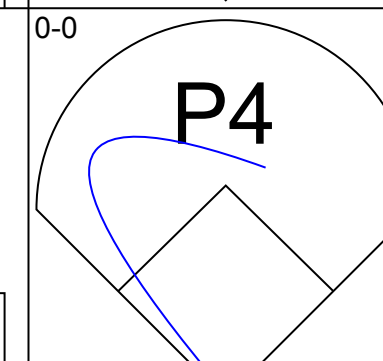
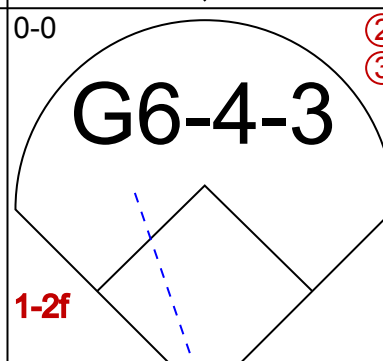
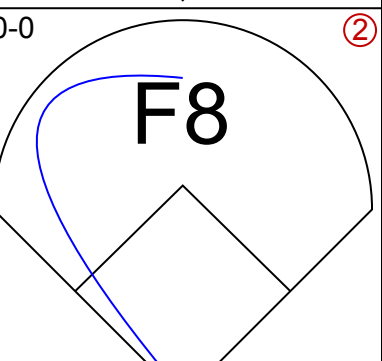
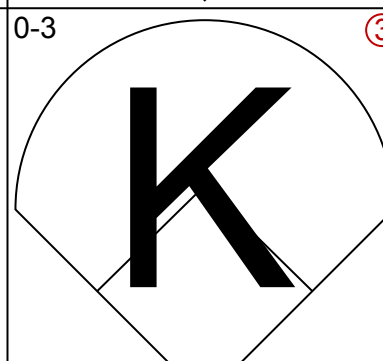
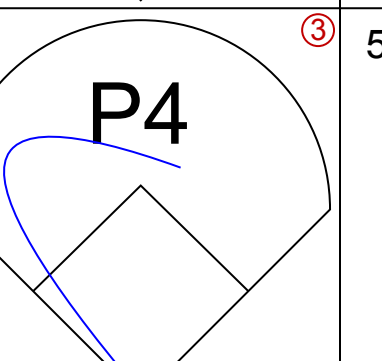
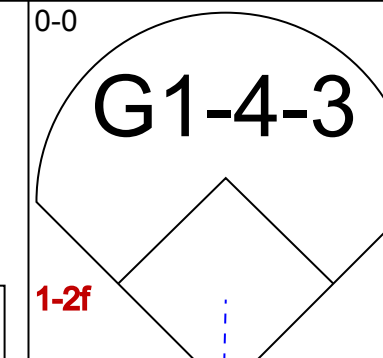
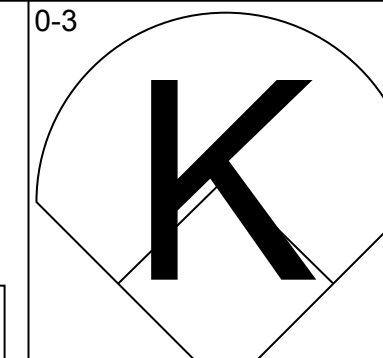
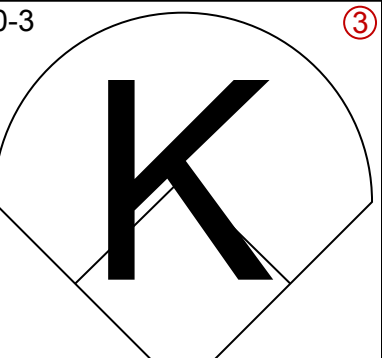
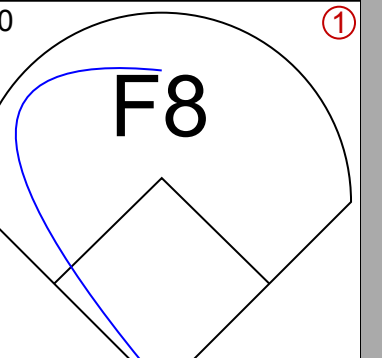
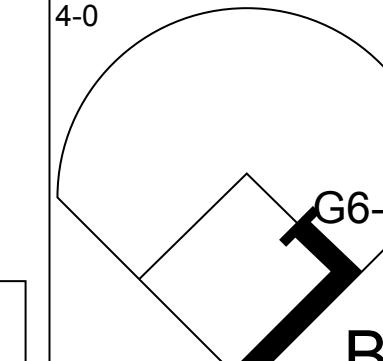
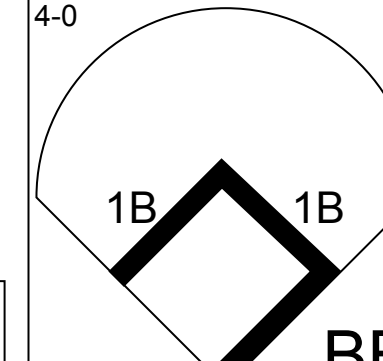
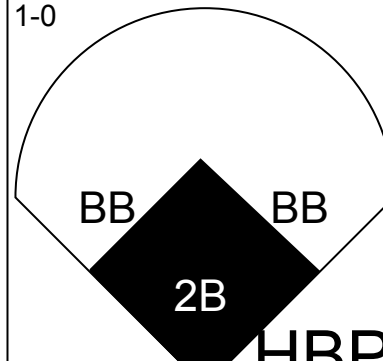

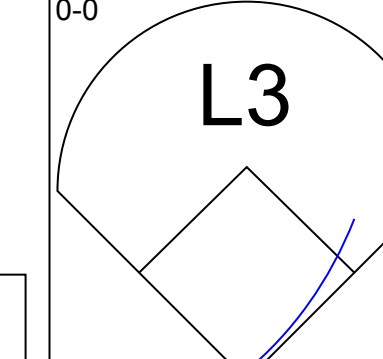
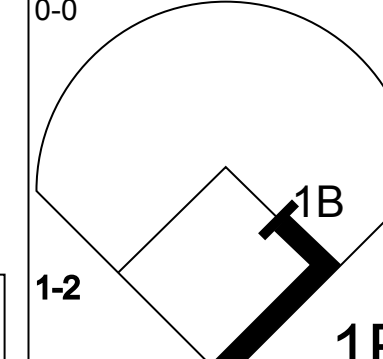
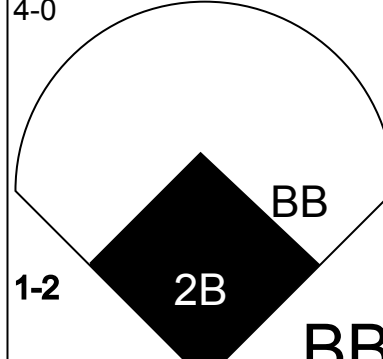


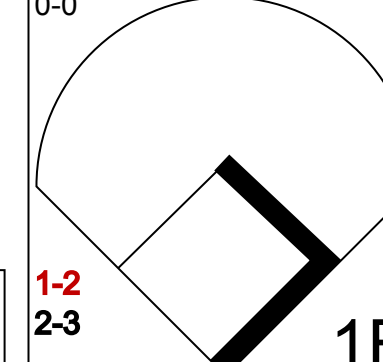
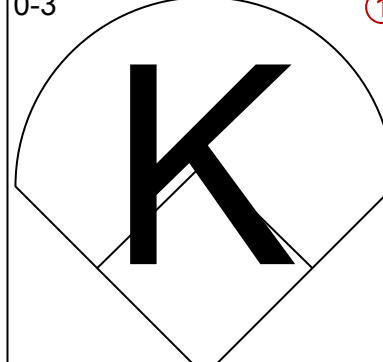
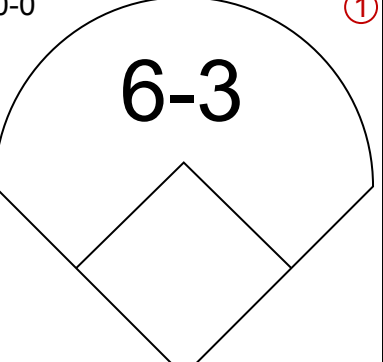

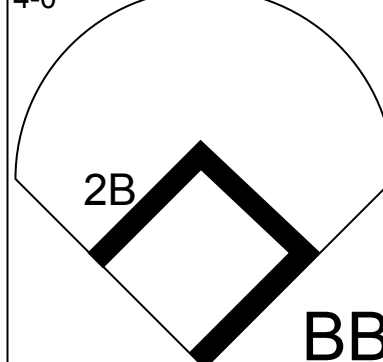
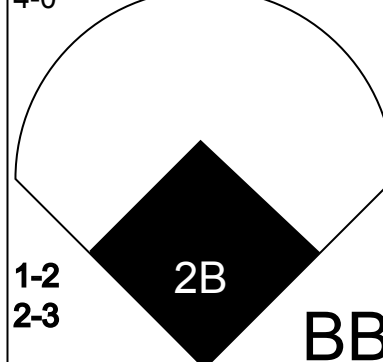
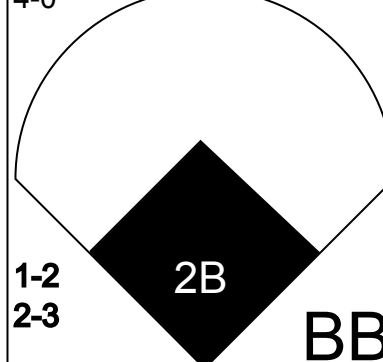

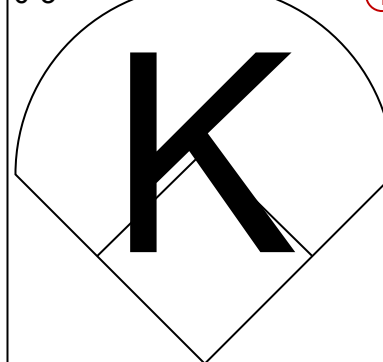
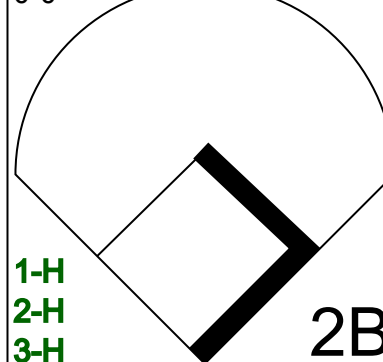
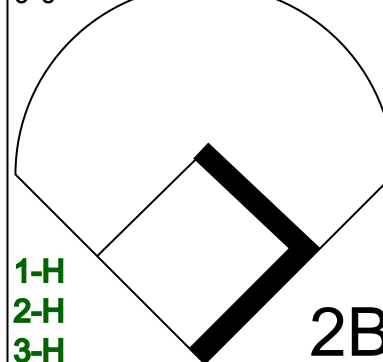


Batter	1	2	3	4	5	6	7	8	9	AB	R	H	RBI	BB	SO	LOB	TOP					
Morris Nettles, L (1.8) OBP: 0.229, SLG: 0.182										5	1	1	0	0	1	1						
Mickey Rivers, L (1.7) OBP: 0.441, SLG: 0.452										5	2	3	1	0	0	0						
Tommy Harper, R (1.10) OBP: 0.424, SLG: 0.296										3	0	0	0	1	1	2						
Bruce Bochte, L (1.3) OBP: 0.290, SLG: 0.296										5	1	1	2	0	1	3						
Dave Chalk, R (1.5) OBP: 0.563, SLG: 0.591										3	1	0	0	2	1	0						
Joe Lahoud, L (1.9) OBP: 0.357, SLG: 0.615										5	1	2	2	0	0	1						
Ellie Rodriguez, R (1.2) OBP: 0.480, SLG: 0.389										2	0	1	0	3	0	1						
Jerry Remy, L (1.4) OBP: 0.345, SLG: 0.333										5	0	1	0	0	1	5						
Orlando Ramirez, R (1.6) OBP: 0.333, SLG: 0.263										4	1	1	0	0	0	3						
Inning Stats	R: 0 E: 0 K: 1 S: 5	H: 0 LOB: 0 BB: 0 P: 5	R: 1 E: 0 K: 0 S: 4	H: 1 LOB: 1 BB: 1 P: 8	R: 0 E: 0 K: 0 S: 4	H: 1 LOB: 2 BB: 1 P: 8	R: 1 E: 0 K: 1 S: 6	H: 1 LOB: 1 BB: 1 P: 10	R: 0 E: 0 K: 0 S: 3	H: 0 LOB: 1 BB: 0 P: 4	R: 0 E: 0 K: 1 S: 6	H: 1 LOB: 1 BB: 0 P: 6	R: 2 E: 1 K: 1 S: 7	H: 2 LOB: 0 BB: 0 P: 7	R: 0 E: 0 K: 0 S: 4	H: 1 LOB: 2 BB: 1 P: 8	R: 3 E: 0 K: 1 S: 8	H: 3 LOB: 2 BB: 2 P: 16	1B: 5 2B: 4 3B: 0 HR: 1	SF: 0 SAC: 0 DP: 0 HBP: 1	WP: 0 PB: 0 SB: 1 CS: 0	PA: 44
PITCHER	IP WLS BF H R ER SO BB IBB HBP BLK WP HR S P ERA WHIP																					
Dave Goltz, R (1.1) ERA: 4.91	8.0 L 38 9 6 5 4 4 0 0 1 0 1 41 58 5.62 1.625																					
Bill Campbell, R (9.1) ERA: 1.89	0.1 3 1 1 0 1 1 0 0 0 0 0 4 8 0.00 6.000																					
Tom Burgmeier, L (9.1) ERA:	0.2 3 0 0 0 0 1 0 0 0 0 0 2 6 0.00 1.500																					

California Angels @ Minnesota Twins
Metropolitan Stadium, Bloomington, MI
Tue Apr 15 1975, 4:33 AM EDT
Att: 11,909 - Unknown - 48 F

AB 37
R 7
H 10
RBI 5
BB 6
SO 5
LOB 16



Batter	1	2	3	4	5	6	7	8	9	AB	R	H	RBI	BB	SO	LOB	BOTTOM					
Rod Carew, L (1.4) OBP: 0.577, SLG: 0.773										3	0	2	0	2	0	0						
Lyman Bostock, L (1.8) OBP: 0.333, SLG: 0.214										4	0	1	0	1	2	3						
Larry Hisle, R (1.7) OBP: 0.219, SLG: 0.321										5	0	0	0	0	1	8						
Bobby Darwin, R (1.9) OBP: 0.194, SLG: 0.179										4	0	0	0	0	2	3						
Tony Oliva, L (1.10) OBP: 0.588, SLG: 0.909										1	1	0	0	2	0	0						
Eric Soderholm, R (1.5) OBP: 0.345, SLG: 0.280										3	1	2	0	1	0	1						
Steve Braun, L (1.3) OBP: 0.276, SLG: 0.259										4	0	1	0	0	1	3						
Danny Thompson, R (1.6) OBP: 0.423, SLG: 0.364 Sergio Ferrer, S (9.6) OBP: 0.444, SLG: 0.500										1	1	1	0	3	0	0						
Glenn Borgmann, R (1.2) OBP: 0.217, SLG: 0.304										4	0	1	3	0	2	5						
Inning Stats	R: 0 E: 1 K: 0 S: 3	H: 1 LOB: 1 BB: 1 P: 7	R: 0 E: 0 K: 0 S: 2	H: 0 LOB: 0 BB: 1 P: 6	R: 0 E: 0 K: 1 S: 5	H: 1 LOB: 2 BB: 2 P: 13	R: 0 E: 0 K: 2 S: 8	H: 2 LOB: 3 BB: 2 P: 16	R: 0 E: 0 K: 1 S: 6	H: 1 LOB: 1 BB: 0 P: 6	R: 3 E: 0 K: 3 S: 10	H: 1 LOB: 2 BB: 3 P: 23	R: 0 E: 0 K: 0 S: 3	H: 1 LOB: 0 BB: 0 P: 3	R: 0 E: 0 K: 0 S: 3	H: 1 LOB: 1 BB: 0 P: 3	R: 0 E: 0 K: 1 S: 5	H: 0 LOB: 0 BB: 0 P: 5	1B: 6 2B: 2 3B: 0 HR: 0	SF: 0 SAC: 0 DP: 4 HBP: 1	WP: 0 PB: 0 SB: 0 CS: 1	PA: 40
PITCHER	IP WLS BF H R ER SO BB IBB HBP BLK WP HR S P ERA WHIP																					
Nolan Ryan, R (1.1) ERA: 1.73	8.0 W 36 8 3 3 7 9 0 0 1 0 0 40 77 3.38 2.125																					
Mickey Scott, L (9.1) ERA:	1.0 3 0 0 0 1 0 0 0 0 0 0 5 5 0.00 0.000																					

California Angels @ Minnesota Twins
Metropolitan Stadium, Bloomington, MI
Tue Apr 15 1975, 4:33 AM EDT
Att: 11,909 - Unknown - 48 F

AB 29
R 3
H 8
RBI 3
BB 9
SO 8
LOB 23



Batter	1	2	3	4	5	6	7	8	9	AB	R	H	RBI	BB	SO	LOB	TOP		
Morris Nettles, L (1, 8) OBP: 0.275, SLG: 0.263	4-3		3B 1B	E7 1B		6-3		G3 2B		5	1	3	2	0	0	0	California Angels @ Minnesota Twins Metropolitan Stadium, Bloomington, MI Wed Apr 16 1975, 4:33 AM EDT Att: 2,262 - Cloudy - 49 F		
Mickey Rivers, L (1, 7) OBP: 0.385, SLG: 0.389	G3		K	F7		P5		G3		5	0	0	1	0	1	3			
Tommy Harper, R (1, 10) OBP: 0.395, SLG: 0.344	K		3B	K			5-3	6-3		5	0	1	1	0	2	2			
Bruce Bochte, L (1, 3) OBP: 0.278, SLG: 0.281		1B BB 1B	FC4-2-5-1-6 BB		F7		F7		L8	5	0	1	0	0	0	1			
Dave Chalk, R (1, 5) OBP: 0.611, SLG: 0.609 Tom Egan, R (7, 2) OBP: 0.500, SLG: 0.333		1B BB	BB	BB	BB	BB	BB	BB	F5	1	0	1	0	3	0	0			
Joe Lahoud, L (1, 9) OBP: 0.421, SLG: 0.563		FC4-6 1B	BB	BB	F9		K	BB		3	0	1	0	2	1	2			
Elie Rodriguez, R (1, 2) OBP: 0.454, SLG: 0.350 Rudy Meoli, L (7, 5) OBP: 0.600, SLG: 0.500	F2		L6		BB			FC1-6 1B	F7	2	0	0	0	1	0	6			
Jerry Remy, L (1, 4) OBP: 0.364, SLG: 0.355	F7			5-3 E 1B	4-3			FC1-6 1B		4	1	2	0	0	0	5			
Orlando Ramirez, R (1, 6) OBP: 0.333, SLG: 0.263 Bill Sudakis, S (2, PH) Billy Smith, S (2, 6)	FC4-6			5-3		K		FC1-6 2B G3		0	0	0	0	0	0	0			
Inning Stats	R: 0 E: 0 K: 1 S: 5	H: 0 LOB: 0 BB: 0 P: 5	R: 0 E: 0 K: 0 S: 5	H: 2 LOB: 3 BB: 1 P: 9	R: 1 E: 0 K: 1 S: 7	H: 2 LOB: 3 BB: 2 P: 15	R: 1 E: 1 K: 1 S: 7	H: 2 LOB: 1 BB: 0 P: 7	R: 0 E: 0 K: 0 S: 3	H: 0 LOB: 2 BB: 2 P: 11	R: 0 E: 0 K: 1 S: 6	H: 1 LOB: 1 BB: 0 P: 6	R: 2 E: 0 K: 0 S: 6	H: 3 LOB: 1 BB: 0 P: 6	R: 0 E: 0 K: 0 S: 3	H: 0 LOB: 1 BB: 1 P: 7		1B: 8 2B: 1 3B: 1 HR: 0	SF: 0 SAC: 0 DP: 0 HBP: 0
PITCHER Bert Blyleven, R (1, 1) ERA: 3.22	IP: 9.0 WLS: W BF: 43 H: 10 R: 4 ER: 4 SO: 5 BB: 6 IBB: 0 HBP: 0 BLK: 0 WP: 0 HR: 0 S: 47 P: 71 ERA: 4.00 WHIP: 1.778																		

Batter	1	2	3	4	5	6	7	8	9	AB	R	H	RBI	BB	SO	LOB	BOTTOM		
Sergio Ferrer, S (1, 4) OBP: 0.397, SLG: 0.462	E 2B	1-3	L5			E6 1B 2B	G3			5	2	1	0	0	0	4	California Angels @ Minnesota Twins Metropolitan Stadium, Bloomington, MI Wed Apr 16 1975, 4:33 AM EDT Att: 2,262 - Cloudy - 49 F		
Dan Ford, R (1, 8) OBP: 0.400, SLG: 0.400	E3 2B	4-3		K		2B SF 1B	1B			5	2	2	0	0	1	1			
Larry Hisle, R (1, 7) OBP: 0.250, SLG: 0.355 Steve Brye, R (7, PH) OBP: 0.250, SLG: 0.375	2B BB	4-3		K		SF SF8 2B	FC6-4 1B			3	2	1	2	1	1	1			
Bobby Darwin, R (1, 9) OBP: 0.194, SLG: 0.219	G3 1B 2B		6-3	K		SF	FC6-4			4	1	1	3	0	1	2			
Tony Oliva, L (1, 10) OBP: 0.500, SLG: 0.667	G3		2-3 1B HBP		L9	F9		F7		4	1	0	0	0	0	3			
Eric Soderholm, R (1, 5) OBP: 0.382, SLG: 0.310			2-3 1B	K		K	BB	F9		4	1	2	1	1	1	0			
Danny Thompson, R (1, 6) OBP: 0.400, SLG: 0.350 Luis Gomez, R (8, 6)	K		2-3	FC5-4 1B		SF8		BB		3	0	1	1	0	1	3			
Craig Kusick, R (1, 3) OBP: 0.200, SLG: 0.400	5-3		WP 2B		FC5-4 1B	K		F9		5	0	1	2	0	1	5			
Glenn Borgmann, R (1, 2) OBP: 0.296, SLG: 0.385		4-3 2B	2-3 BB			1B E 2B 1B		F9		3	1	2	0	1	0	0			
Inning Stats	R: 4 E: 1 K: 1 S: 9	H: 3 LOB: 1 BB: 1 P: 13	R: 0 E: 0 K: 0 S: 4	H: 1 LOB: 1 BB: 0 P: 4	R: 2 E: 0 K: 0 S: 5	H: 2 LOB: 2 BB: 1 P: 10	R: 0 E: 0 K: 3 S: 9	H: 0 LOB: 0 BB: 0 P: 9	R: 0 E: 0 K: 1 S: 6	H: 1 LOB: 1 BB: 0 P: 6	R: 4 E: 2 K: 1 S: 10	H: 3 LOB: 2 BB: 1 P: 14	R: 0 E: 0 K: 0 S: 5	H: 2 LOB: 2 BB: 0 P: 5	R: 0 E: 0 K: 0 S: 3	H: 0 LOB: 1 BB: 1 P: 7		1B: 7 2B: 5 3B: 0 HR: 0	SF: 2 SAC: 0 DP: 0 HBP: 1
PITCHER Andy Hassler, L (1, 1) ERA: 5.84 Steve Blateric, R (3, 1) ERA: 6.75 Orlando Pena, R (6, 1) ERA:	IP: 2.1 WLS: L BF: 15 H: 5 R: 6 ER: 5 SO: 1 BB: 1 IBB: 0 HBP: 0 BLK: 0 WP: 0 HR: 0 S: 15 P: 20 ERA: 19.29 WHIP: 2.571																		

Batter	1	2	3	4	5	6	7	8	9	AB	R	H	RBI	BB	SO	LOB	TOP								
Sergio Ferrer, S OBP: 0.368, SLG: 0.444 (1, 4)	L5		CS 1B		F8		FC6 1B		K	5	0	2	0	0	1	0	Minnesota Twins @ Oakland Athletics Oakland-Alameda County Coliseum, Oakland, CA Fri Apr 18 1975, 7:05 PM PDT Att: 5,714 - Unknown - 50 F								
Dan Ford, R OBP: 0.200, SLG: 0.200 (1, 8)	P1		F8		F9		FC6 1-2		P4	5	0	0	0	0	0	3									
Larry Hisle, R OBP: 0.220, SLG: 0.306 (1, 7)	F8			4-3	F9			F8	K	5	0	0	0	0	1	0									
Bobby Darwin, R OBP: 0.250, SLG: 0.257 (1, 9)		FC5-6 BB		E BB 1B		K		WP 2B 1B		3	2	2	0	1	1	0									
Tony Oliva, L OBP: 0.500, SLG: 0.611 (8, PR)	FC5-6 E 1B SF8			BB E 1B		F9		2B 1B BB		3	2	1	0	1	0	1									
Lyman Bostock, L OBP: 0.333, SLG: 0.214 (8, PR)				1-2 WP 1B						0	1	0	0	0	0	0									
Eric Soderholm, R OBP: 0.395, SLG: 0.364 (1, 5)	E7 1B			E4 WP BB		1-3		1-3 2B		4	0	2	1	0	0	2									
Danny Thompson, R OBP: 0.300, SLG: 0.286 (8, PH)	SF8			K			1-3			2	0	0	1	0	1	3									
Steve Braun, L OBP: 0.300, SLG: 0.286 (8, 6)										1	0	1	1	0	0	0									
Luis Gomez, R (8, 6)										0	0	0	0	0	0	0									
Craig Kusick, R OBP: 0.222, SLG: 0.250 (1, 3)	G3			WP BB			F7		F5	3	0	0	1	1	0	3									
Glenn Borgmann, R OBP: 0.290, SLG: 0.400 (1, 2)				1-2 2-3 3-H			1B 2B		6-3	4	0	1	0	0	0	4									
Inning Stats	R: 0 E: 0 K: 0 S: 3	H: 0 LOB: 0 BB: 0 P: 3	R: 1 E: 1 K: 0 S: 4	H: 1 LOB: 1 BB: 1 P: 8	R: 0 E: 0 K: 0 S: 3	H: 1 LOB: 0 BB: 0 P: 3	R: 2 E: 1 K: 1 S: 8	H: 2 LOB: 2 BB: 1 P: 12	R: 0 E: 0 K: 0 S: 3	H: 0 LOB: 0 BB: 0 P: 3	R: 0 E: 0 K: 1 S: 5	H: 0 LOB: 0 BB: 0 P: 5	R: 0 E: 0 K: 0 S: 5	H: 2 LOB: 2 BB: 0 P: 5	R: 2 E: 0 K: 0 S: 6	H: 3 LOB: 2 BB: 1 P: 10	R: 0 E: 0 K: 0 S: 7	H: 0 LOB: 0 BB: 0 P: 7	1B: 7 2B: 2 3B: 0 HR: 0	SF: 1 SAC: 0 DP: 0 HBP: 0	WP: 2 PB: 2 SB: 0 CS: 1	PA: 39			
PITCHER	IP	WLS	BF	H	R	ER	SO	BB	IBB	HBP	BLK	WP	HR	S	P	ERA	WHIP								
Ken Holtzman, L ERA: 2.74 (1, 1)	7.1	L	33	8	5	2	2	3	0	0	0	2	0	34	46	2.46	1.500								
Rollie Fingers, R ERA: 5.19 (8, 1)	1.2		6	1	0	0	2	0	0	0	0	0	0	10	10	0.00	0.600								

AB	35
R	5
H	9
RBI	4
BB	3
SO	4
LOB	16



Batter	1	2	3	4	5	6	7	8	9	AB	R	H	RBI	BB	SO	LOB	BOTTOM								
Bill North, S OBP: 0.405, SLG: 0.432 (1, 8)	1B PB SF8 1B		SF7 3B		P4		1-3		F7	5	2	2	0	0	0	4	Minnesota Twins @ Oakland Athletics Oakland-Alameda County Coliseum, Oakland, CA Fri Apr 18 1975, 7:05 PM PDT Att: 5,714 - Unknown - 50 F								
Bert Campaneris, R OBP: 0.250, SLG: 0.286 (1, 6)			SF7		G3			K		3	0	1	1	0	1	0									
Sal Bando, R OBP: 0.282, SLG: 0.375 (1, 5)	SF8		F9		P6			F3		3	0	0	1	0	0	0									
Reggie Jackson, L OBP: 0.289, SLG: 0.424 (1, 9)			K		F9			P3		3	0	0	0	1	1	0									
Joe Rudi, R OBP: 0.378, SLG: 0.694 (1, 3)	P6				F2		1B 1B		HR	4	2	2	1	0	0	1									
Billy Williams, L OBP: 0.417, SLG: 0.370 (7, PR)					K					3	0	1	0	0	2	0									
Don Hopkins, L (7, PR)					K					0	0	0	0	0	0	0									
Angel Mangual, R OBP: 0.333, SLG: 0.667 (9, PH)							1B		1B 2B	1	0	1	0	0	0	0									
Herb Washington, R (9, PR)										0	0	0	0	0	0	0									
Gene Tenace, R OBP: 0.389, SLG: 0.308 (1, 2)					P4			F3		3	0	1	0	1	0	2									
Claudell Washington, L OBP: 0.325, SLG: 0.395 (1, 7)									E6 BB	3	0	1	1	1	1	2									
Phil Garner, R OBP: 0.233, SLG: 0.179 (1, 4)	F8				G1-6-3 BB			F9		3	0	0	0	1	0	4									
Inning Stats	R: 1 E: 0 K: 0 S: 4	H: 2 LOB: 1 BB: 1 P: 8	R: 0 E: 0 K: 2 S: 7	H: 0 LOB: 1 BB: 1 P: 11	R: 1 E: 0 K: 1 S: 6	H: 1 LOB: 0 BB: 0 P: 6	R: 0 E: 0 K: 1 S: 5	H: 0 LOB: 0 BB: 0 P: 5	R: 0 E: 0 K: 0 S: 2	H: 0 LOB: 0 BB: 1 P: 6	R: 0 E: 0 K: 0 S: 3	H: 0 LOB: 0 BB: 0 P: 3	R: 1 E: 0 K: 0 S: 6	H: 3 LOB: 2 BB: 0 P: 6	R: 0 E: 0 K: 1 S: 5	H: 0 LOB: 0 BB: 0 P: 5	R: 1 E: 1 K: 0 S: 5	H: 3 LOB: 2 BB: 1 P: 9	1B: 6 2B: 1 3B: 1 HR: 1	SF: 2 SAC: 0 DP: 1 HBP: 0	WP: 0 PB: 1 SB: 0 CS: 1	PA: 37			
PITCHER	IP	WLS	BF	H	R	ER	SO	BB	IBB	HBP	BLK	WP	HR	S	P	ERA	WHIP								
Vic Albury, L ERA: 3.09 (1, 1)	7.0	W	28	6	3	2	4	3	0	0	0	0	0	33	45	2.57	1.286								
Bill Campbell, R ERA: 2.7 (8, 1)	1.1		6	3	1	1	1	0	0	0	0	0	1	8	8	6.75	2.250								
Tom Burgmeier, L ERA: (9, 1)	0.2	S	3	0	0	0	0	1	0	0	0	0	0	2	6	0.00	1.500								

AB	31
R	4
H	9
RBI	4
BB	4
SO	5
LOB	13



Batter	1	2	3	4	5	6	7	8	9	AB	R	H	RBI	BB	SO	LOB	TOP				
Sergio Ferrer, S (1, 4) OBP: 0.304, SLG: 0.364 Danny Walton, R (9, FH) OBP: 0.250, SLG: 0.250	K		K		K2-3		L9		F9		4	0	0	0	0	3	1				
Dan Ford, R (1, 8) OBP: 0.143, SLG: 0.143	K		F8		F8			6-3		4	0	0	0	0	0	1	0				
Larry Hisle, R (1, 7) OBP: 0.244, SLG: 0.325	1B		F7					F9		4	0	2	0	0	0	0	0				
Bobby Darwin, R (1, 9) OBP: 0.250, SLG: 0.256	6-3				K			1B		4	0	1	0	0	2	2					
Tony Oliva, L (1, 10) OBP: 0.467, SLG: 0.524					K			1B		3	0	0	0	0	1	2					
Eric Soderholm, R (1, 5) OBP: 0.381, SLG: 0.333										3	0	0	0	1	1	2					
Danny Thompson, R (1, 6) OBP: 0.378, SLG: 0.433										3	1	1	1	1	1	0					
Craig Kusick, R (1, 3) OBP: 0.231, SLG: 0.250										4	0	1	0	0	0	2					
Glenn Borgmann, R (1, 2) OBP: 0.314, SLG: 0.412 Lyman Bostock, L (9, PR) OBP: 0.333, SLG: 0.214										4	0	2	0	0	1	1					
					K2-3			1B		0	0	0	0	0	0	0					
Inning Stats	R: 0 E: 0 K: 2 S: 8	H: 1 LOB: 1 BB: 0 P: 8	R: 1 E: 0 K: 0 S: 4	H: 2 LOB: 1 BB: 0 P: 5	R: 0 E: 0 K: 1 S: 5	H: 0 LOB: 0 BB: 0 P: 5	R: 0 E: 0 K: 2 S: 7	H: 0 LOB: 0 BB: 2 P: 15	R: 0 E: 0 K: 1 S: 6	H: 1 LOB: 1 BB: 0 P: 6	R: 0 E: 0 K: 1 S: 6	H: 1 LOB: 1 BB: 0 P: 6	R: 0 E: 0 K: 0 S: 4	H: 1 LOB: 1 BB: 0 P: 4	R: 0 E: 1 K: 1 S: 7	H: 1 LOB: 2 BB: 0 P: 7	1B: 6 2B: 0 3B: 0 HR: 1	SF: 0 SAC: 0 DP: 1 HBP: 1	WP: 0 PB: 0 SB: 2 CS: 0	PA: 37	
PITCHER	IP	WLS	BF	H	R	ER	SO	BB	IBB	HBP	BLK	WP	HR	S	P	ERA	WHIP				
Vida Blue, L (1, 1) ERA: 3.58 Rollie Fingers, R (9, 1) ERA: 5.0	8.2	W	36	7	1	1	10	2	0	1	0	0	1	53	62	1.04	1.038				

Minnesota Twins @ Oakland Athletics
Oakland-Alameda County Coliseum, Oakland, CA
Sat Apr 19 1975, 3:33 AM PDT
Att. 4,970 - Unknown - 61 F

AB	34
R	1
H	7
RBI	1
BB	2
SO	10
LOB	12



Batter	1	2	3	4	5	6	7	8	9	AB	R	H	RBI	BB	SO	LOB	BOTTOM				
Bill North, S (1, 8) OBP: 0.391, SLG: 0.400			4-3			1-3	K			3	0	0	0	1	1	4					
Bert Campaneris, R (1, 6) OBP: 0.167, SLG: 0.182						F9	K			4	0	0	0	0	1	4					
Sal Bando, R (1, 5) OBP: 0.302, SLG: 0.371			1-3		1B	HR		F2		3	2	1	0	1	0	0					
Reggie Jackson, L (1, 9) OBP: 0.333, SLG: 0.528										3	2	2	2	1	1	0					
Joe Rudi, R (1, 3) OBP: 0.341, SLG: 0.625			6-3			5-3		FC8-6		4	0	0	0	0	1	1					
Billy Williams, L (1, 10) OBP: 0.400, SLG: 0.355 Herb Washington, R (8, PR)										4	0	1	0	0	1	0					
Gene Tenace, R (1, 2) OBP: 0.365, SLG: 0.310 Don Hopkins, L (7, PR) Ray Fosse, R (8, 2)										0	0	0	0	0	0	0					
										1	0	0	0	0	0	2					
Claudell Washington, L (1, 7) OBP: 0.326, SLG: 0.390										3	0	1	0	0	2	0					
Phil Garner, R (1, 4) OBP: 0.273, SLG: 0.233										2	0	1	0	1	0	0					
Inning Stats	R: 0 E: 0 K: 0 S: 2	H: 0 LOB: 0 BB: 1 P: 6	R: 0 E: 0 K: 2 S: 7	H: 0 LOB: 0 BB: 0 P: 7	R: 0 E: 0 K: 1 S: 6	H: 1 LOB: 0 BB: 0 P: 6	R: 2 E: 1 K: 1 S: 7	H: 2 LOB: 0 BB: 0 P: 7	R: 0 E: 0 K: 1 S: 5	H: 0 LOB: 0 BB: 0 P: 5	R: 2 E: 0 K: 0 S: 4	H: 1 LOB: 1 BB: 1 P: 8	R: 0 E: 0 K: 2 S: 9	H: 2 LOB: 3 BB: 1 P: 13	R: 0 E: 0 K: 0 S: 4	H: 1 LOB: 2 BB: 1 P: 8	1B: 5 2B: 1 3B: 0 HR: 1	SF: 0 SAC: 0 DP: 1 HBP: 0	WP: 0 PB: 0 SB: 1 CS: 0	PA: 34	
PITCHER	IP	WLS	BF	H	R	ER	SO	BB	IBB	HBP	BLK	WP	HR	S	P	ERA	WHIP				
Ray Corbin, R (1, 1) ERA: 1.8	8.0	L	34	7	4	2	7	4	0	0	0	0	1	44	60	2.25	1.375				

Minnesota Twins @ Oakland Athletics
Oakland-Alameda County Coliseum, Oakland, CA
Sat Apr 19 1975, 3:33 AM PDT
Att. 4,970 - Unknown - 61 F

AB	30
R	4
H	7
RBI	2
BB	4
SO	7
LOB	11



Batter	1	2	3	4	5	6	7	8	9	AB	R	H	RBI	BB	SO	LOB	TOP			
Rod Carew, L OBP: 0.567, SLG: 0.720 (1, 4)	0-0 6-3		4-0 BB			0-0 F9 1B		0-0 4-3		3	0	1	0	1	0	0	Minnesota Twins @ Oakland Athletics Oakland-Alameda County Coliseum, Oakland, CA Sun Apr 20 1975, 3:33 AM PDT Unknown - 65 F livebaseballscorecards.com			
Lyman Bostock, L OBP: 0.324, SLG: 0.219 Dan Ford, R OBP: 0.143, SLG: 0.143 (1, 8) (8, 8)	0-0 4-3		0-0 4-3			0-0 1-2 1B		0-0 1-3		4	0	1	0	0	0	2				
Larry Hisle, R OBP: 0.245, SLG: 0.318 (1, 7)	0-0 L7			0-3 K		0-0 F9		0-0 1B		4	0	1	0	0	1	2				
Tony Oliva, L OBP: 0.412, SLG: 0.440 (1, 10)		0-0 F8		0-0 F5		0-0 P6		0-0 4-3		4	0	0	0	0	0	3				
Bobby Darwin, R OBP: 0.271, SLG: 0.349 (1, 9)		0-3 K		0-0 FC5-4 1B		0-0 F8			0-0 HR	4	1	2	1	0	1	2				
Eric Soderholm, R OBP: 0.348, SLG: 0.300 (1, 5)		0-0 F8		0-0 FC5-4 1-2				0-0 6-3		4	0	0	0	0	0	1				
Steve Braun, L OBP: 0.294, SLG: 0.258 (1, 3)			4-0 E BB		0-0 P5		0-0 F7		0-3 K	3	0	0	0	1	1	0				
Danny Thompson, R OBP: 0.366, SLG: 0.412 (1, 6)			0-0 6-3 1-2		0-0 F3		0-0 1B		0-0 6-3	4	0	1	0	0	0	1				
Glenn Borgmann, R OBP: 0.289, SLG: 0.378 (1, 2)			0-0 F2		0-3 K		0-3 K			3	0	0	0	0	2	2				
Inning Stats	R: 0 E: 0 K: 0 S: 3	H: 0 LOB: 0 BB: 0 P: 3	R: 0 E: 0 K: 1 S: 5	H: 0 LOB: 0 BB: 0 P: 5	R: 0 E: 1 K: 0 S: 3	H: 1 LOB: 2 BB: 2 P: 11	R: 0 E: 0 K: 1 S: 6	H: 0 LOB: 0 BB: 0 P: 6	R: 0 E: 0 K: 1 S: 5	H: 2 LOB: 2 BB: 0 P: 5	R: 0 E: 0 K: 1 S: 6	H: 1 LOB: 1 BB: 0 P: 6	R: 0 E: 0 K: 0 S: 4	H: 1 LOB: 1 BB: 0 P: 4	R: 1 E: 0 K: 1 S: 6	H: 1 LOB: 0 BB: 0 P: 6		1B: 5 2B: 0 3B: 0 HR: 1	SF: 0 SAC: 0 DP: 0 HBP: 0	WP: 0 PB: 0 SB: 0 CS: 0
PITCHER Glenn Abbott, R ERA: 2.61 (1, 1)	IP: 9.0 WLS: W BF: 35 H: 6 R: 1 ER: 1 SO: 5 BB: 2 IBB: 0 HBP: 0 BLK: 0 WP: 0 HR: 1 S: 43 P: 51 ERA: 1.00 WHIP: 0.889																			

Batter	1	2	3	4	5	6	7	8	9	AB	R	H	RBI	BB	SO	LOB	BOTTOM			
Bill North, S OBP: 0.360, SLG: 0.364 (1, 8)	0-3 K		0-3 K		0-0 4-3		0-0 F8			4	0	0	0	0	2	1	Minnesota Twins @ Oakland Athletics Oakland-Alameda County Coliseum, Oakland, CA Sun Apr 20 1975, 3:33 AM PDT Unknown - 65 F livebaseballscorecards.com			
Bert Campaneris, R OBP: 0.125, SLG: 0.133 (1, 6)	0-3 K		0-3 K			0-0 5-3		0-0 F8		4	0	0	0	0	2	0				
Sal Bando, R OBP: 0.298, SLG: 0.342 (1, 5)	0-3 K		0-3 K			4-0 1B BB		0-3 K		3	1	0	0	1	3	0				
Reggie Jackson, L OBP: 0.370, SLG: 0.538 (1, 9)		0-0 BB 1B FC4-6 1B		4-0 BB		0-0 S 1B		0-3 K		3	2	2	0	1	1	0				
Joe Rudi, R OBP: 0.341, SLG: 0.605 (8, 7)		0-0 BB 1-2 E 1B		0-0 P6		0-0 F7 1-H 3-H				3	1	1	0	0	0	1				
Billy Williams, L OBP: 0.395, SLG: 0.333 (1, 10)		4-0 FC4-6 BB		0-0 P4		0-3 K				2	0	0	0	1	1	1				
Claudell Washington, L OBP: 0.329, SLG: 0.386 Gene Tenace, R OBP: 0.385, SLG: 0.310 (1, 7) (8, 3)		0-0 FC4-6 1-2 2-3		0-0 L4			0-0 S 1B			3	0	1	1	0	0	2				
Ray Fosse, R (1, 2)		0-3 K			0-0 6-3		0-0 1-3			3	0	0	0	0	1	2				
Phil Garner, R OBP: 0.250, SLG: 0.212 (1, 4)		0-0 4-3			0-3 K		0-3 K			3	0	0	0	0	2	2				
Inning Stats	R: 0 E: 0 K: 3 S: 9	H: 2 LOB: 1 BB: 1 P: 11	R: 2 E: 1 K: 1 S: 7	H: 2 LOB: 1 BB: 1 P: 11	R: 0 E: 0 K: 3 S: 9	H: 0 LOB: 0 BB: 0 P: 9	R: 0 E: 0 K: 0 S: 3	H: 0 LOB: 1 BB: 1 P: 7	R: 0 E: 0 K: 1 S: 5	H: 0 LOB: 0 BB: 0 P: 5	R: 2 E: 0 K: 1 S: 6	H: 1 LOB: 1 BB: 1 P: 10	R: 0 E: 0 K: 1 S: 6	H: 1 LOB: 0 BB: 0 P: 6	R: 0 E: 0 K: 2 S: 7	H: 0 LOB: 0 BB: 0 P: 7		1B: 4 2B: 0 3B: 0 HR: 0	SF: 0 SAC: 0 DP: 0 HBP: 0	WP: 0 PB: 0 SB: 2 CS: 0
PITCHER Bert Blyleven, R ERA: 2.97 (1, 1)	IP: 8.0 WLS: L BF: 31 H: 4 R: 4 ER: 2 SO: 12 BB: 3 IBB: 0 HBP: 0 BLK: 0 WP: 0 HR: 0 S: 52 P: 64 ERA: 2.25 WHIP: 0.875																			

Batter	1	2	3	4	5	6	7	8	9	AB	R	H	RBI	BB	SO	LOB	TOP	
Rod Carew, L OBP: 0.559, SLG: 0.679	4-0 1B BB	0-0 F8		0-0 1B			0-0 6-3			3	0	1	0	1	0	2		
Steve Braun, L OBP: 0.278, SLG: 0.242	0-3 K		0-3 K	0-0 F9			0-0 E6 G6-3			2	0	0	0	0	2	1		
Craig Kusick, R OBP: 0.200, SLG: 0.214	(4, FH) (4, 3)									2	0	0	0	0	0	1		
Larry Hisle, R OBP: 0.245, SLG: 0.313	0-0 FC6-4 1-3 1B		0-0 5-3		0-3 K		0-0 G6-3 1-2			4	0	1	0	0	1	1		
Bobby Darwin, R OBP: 0.269, SLG: 0.326	0-3 K		4-0 1B BB		0-3 K			0-0 4-3		3	0	0	0	1	2	2		
Danny Walton, R OBP: 0.250, SLG: 0.250	0-0 FC6-4 1-2		0-0 1B		0-0 P6			0-0 4-3		4	0	1	0	0	0	2		
Eric Soderholm, R OBP: 0.340, SLG: 0.295		0-0 BB 1B	0-3 K		0-0 5-3			0-0 5-3		4	0	1	0	0	1	2		
Steve Brye, R OBP: 0.500, SLG: 0.727		4-0 1-2 BB		0-0 F9 SF7 2B		0-0 4-3 2B		0-0 G6-4-3 1B		3	1	3	0	1	0	0		
Phil Roof, R OBP: 0.275, SLG: 0.359	0-0 F9		0-0 F9		0-0 F9		0-0 4-3		0-0 G6-4-3 1-2	2	0	0	0	0	0	3		
Glenn Borgmann, R OBP: 0.259, SLG: 0.320	(4, 2)			2-3		2-3				2	0	0	0	0	0	2		
Sergio Ferrer, S OBP: 0.259, SLG: 0.320	0-0 P6		0-0 SF7		0-0 L6			0-0 6-3		3	0	0	1	0	0	3		
Inning Stats	R: 0 E: 0 K: 2 S: 8	H: 1 R: 0 ER: 0 SO: 12	R: 0 E: 0 K: 0 S: 4	H: 1 R: 0 ER: 0 SO: 8	R: 0 E: 0 K: 2 S: 5	H: 2 R: 1 ER: 0 SO: 5	R: 0 E: 0 K: 0 S: 4	H: 1 R: 0 ER: 0 SO: 4	R: 0 E: 0 K: 0 S: 3	H: 0 R: 0 ER: 0 SO: 3	R: 0 E: 0 K: 0 S: 3	H: 0 R: 0 ER: 0 SO: 3	R: 0 E: 0 K: 0 S: 3	H: 1 R: 0 ER: 0 SO: 3	1B: 5 2B: 2 3B: 0 HR: 0	SF: 1 SAC: 0 DP: 2 HBP: 0	WP: 0 PA: 36 PB: 0 CS: 0	
PITCHER	IP WLS BF H R ER SO BB IBB HBP BLK WP HR S P ERA WHIP																	
Mike Norris, R ERA: 1.29	(1, 1)	0.0	W 26	6	1	1	6	2	0	0	0	0	0	0	36	44	1.50	1.333
Dave Hamilton, L ERA: 1.29	(1, 1)	6.0	S 9	1	0	0	0	0	0	0	0	0	0	0	9	9	0.00	0.333
Jim Todd, R ERA: 1.29	(7, 1)	3.0																

Minnesota Twins @ Oakland Athletics
Oakland-Alameda County Coliseum, Oakland, CA
Sun Apr 20 1975, 3:38 AM PDT
Att: 19,737 - Unknown - 65 F

AB 32
R 1
H 7
RBI 1
BB 3
SO 6
LOB 19



Batter	1	2	3	4	5	6	7	8	9	AB	R	H	RBI	BB	SO	LOB	BOTTOM		
Bill North, S OBP: 0.370, SLG: 0.348	4-0 1B BB	0-0 SH5-4			0-0 1-3	4-0 G6-4-3 BB		0-0 F8		2	1	0	0	2	0	0			
Bert Campaneris, R OBP: 0.150, SLG: 0.158	0-0 E 1B 1B	0-0 5-3			0-0 E5 CS	0-0 G6-4-3 1-2				4	1	1	0	0	0	5			
Sal Bando, R OBP: 0.333, SLG: 0.350	0-0 E6	0-0 F7			4-0 1-2 BB		4-0 S 1B BB			2	0	1	1	2	0	2			
Don Hopkins, L OBP: 0.320, SLG: 0.304	(7, PR) (8, 5)				0-0 1-3 3H BB					0	1	0	0	0	0	0			
Reggie Jackson, L OBP: 0.340, SLG: 0.488	0-0 1-3		0-0 G3		0-3 K		0-3 K			4	0	0	0	0	2	4			
Joe Rudi, R OBP: 0.375, SLG: 0.609	0-0		0-0		0-0 5-3		4-0 1B BB 1B		4-0 1B BB	3	1	2	1	1	0	0			
Herb Washington, R OBP: 0.250, SLG: 0.200	(7, PR)									0	0	0	0	0	0	0			
Ray Fosse, R	(8, 2)									0	0	0	0	0	0	0			
Billy Williams, L OBP: 0.404, SLG: 0.333	0-3 K		0-0 F8		4-0 BB SF9 BB		0-0 1-3 1B			3	1	1	1	1	1	2			
Claudell Washington, L OBP: 0.320, SLG: 0.375	0-0 4-3			0-0 6-3		0-0 SF9 BB 1B		0-0 F7		4	0	1	0	0	0	3			
Gene Tenace, R OBP: 0.395, SLG: 0.313	(8, 3)		0-0 SH5-4 BB 1B		0-3 K		4-0 1-2 2-3 3H BB		0-3 K	3	0	1	1	1	2	0			
Phil Garner, R OBP: 0.250, SLG: 0.200	(1, 4)		4-0 SH5-4 BB		0-0 F8		0-0 SF9		0-0 4-3	2	0	0	1	1	0	0			
Inning Stats	R: 2 E: 1 K: 1 S: 8	H: 3 R: 0 ER: 0 SO: 12	R: 0 E: 0 K: 0 S: 4	H: 1 R: 0 ER: 0 SO: 8	R: 0 E: 0 K: 1 S: 5	H: 0 R: 0 ER: 0 SO: 5	R: 0 E: 0 K: 1 S: 5	H: 0 R: 0 ER: 0 SO: 9	R: 2 E: 0 K: 0 S: 4	H: 2 R: 1 ER: 0 SO: 16	R: 1 E: 0 K: 1 S: 5	H: 1 R: 0 ER: 0 SO: 13	R: 0 E: 0 K: 1 S: 5	H: 0 R: 0 ER: 0 SO: 5	1B: 7 2B: 0 3B: 0 HR: 0	SF: 1 SAC: 1 DP: 1 HBP: 0	WP: 0 PA: 37 PB: 0 CS: 1		
PITCHER	IP WLS BF H R ER SO BB IBB HBP BLK WP HR S P ERA WHIP																		
Jim Hughes, R ERA: 6.75	(1, 1)	5.0	L 26	6	4	4	3	6	4	4	3	3	0	0	0	27	47	7.20	2.200
Bill Campbell, R ERA: 2.79	(6, 1)	3.0	11	1	1	1	2	3	0	0	0	0	0	12	24	3.00	1.333		

Minnesota Twins @ Oakland Athletics
Oakland-Alameda County Coliseum, Oakland, CA
Sun Apr 20 1975, 3:38 AM PDT
Att: 19,737 - Unknown - 65 F

AB 27
R 5
H 7
RBI 5
BB 8
SO 5
LOB 16



Batter	1	2	3	4	5	6	7	8	9	AB	R	H	RBI	BB	SO	LOB	TOP			
Dan Ford, R OBP: 0.167, SLG: 0.130 (1, 8)	F3		FC5-4		6-3		K	5-3		5	0	0	0	0	1	4	Minnesota Twins @ California Angels Anaheim Stadium, Anaheim, CA Tue Apr 22 1975, 6:33 AM EDT Att: 5,540 - Cloudy - 64 F			
Sergio Ferrer, S OBP: 0.270, SLG: 0.294 (1, 4)	K			1B	F7			HR	F7	4	2	1	0	0	1	0				
Steve Brye, R OBP: 0.455, SLG: 0.600 (1, 9)	F2			1B	F3			F9	5-3	5	1	1	0	0	0	1				
Bobby Darwin, R OBP: 0.274, SLG: 0.375 (1, 10)		6-3		E6				HR	K	5	2	2	3	0	1	1				
Eric Soderholm, R OBP: 0.339, SLG: 0.288 (1, 5)	L8			K			G6-4-3	HR		4	1	1	0	0	1	3				
Larry Hisle, R OBP: 0.323, SLG: 0.482 (1, 7)	P6			WP				BB	5-3	3	1	2	1	0	0	0				
Craig Kusick, R OBP: 0.292, SLG: 0.391 (1, 3)			5-3				K		5-3	4	0	1	2	0	1	3				
Glenn Borgmann, R OBP: 0.313, SLG: 0.341 (1, 2)				F7			F7		BB	2	0	0	0	2	0	1				
Luis Gomez, R (1, 6)			F7		F7		F7		BB	3	0	0	1	1	0	2				
Inning Stats	R: 0 E: 0 K: 1 S: 5	H: 0 LOB: 0 BB: 0 P: 5	R: 0 E: 0 K: 0 S: 3	H: 0 LOB: 0 BB: 0 P: 3	R: 0 E: 0 K: 0 S: 3	H: 0 LOB: 1 BB: 1 P: 7	R: 4 E: 1 K: 1 S: 10	H: 4 LOB: 1 BB: 0 P: 10	R: 0 E: 0 K: 0 S: 6	H: 2 LOB: 1 BB: 0 P: 6	R: 0 E: 0 K: 1 S: 5	H: 0 LOB: 0 BB: 0 P: 5	R: 3 E: 0 K: 0 S: 5	H: 2 LOB: 2 BB: 2 P: 15	R: 0 E: 0 K: 1 S: 5	H: 0 LOB: 0 BB: 0 P: 5	1B: 6 2B: 1 3B: 0 HR: 1	SF: 0 SAC: 0 DP: 1 HBP: 2	WP: 1 PB: 0 CS: 0	PA: 40
PITCHER	IP	WLS	BF	H	R	ER	SO	BB	IBB	HBP	BLK	WP	HR	S	P	ERA	WHIP			
Chuck Dobson, R ERA: 6.6 (1, 1)	7.2	L	35	8	7	6	4	2	0	2	0	1	1	39	49	7.04	1.304			
Orlando Pena, R ERA: 1.5 (8, 1)	1.1		5	0	0	0	1	1	0	0	0	0	0	6	10	0.00	0.750			

Batter	1	2	3	4	5	6	7	8	9	AB	R	H	RBI	BB	SO	LOB	BOTTOM					
Morris Nettles, L OBP: 0.254, SLG: 0.232 (1, 8)	F7				4-3					4	0	2	0	0	0	0	Minnesota Twins @ California Angels Anaheim Stadium, Anaheim, CA Tue Apr 22 1975, 6:33 AM EDT Att: 5,540 - Cloudy - 64 F					
Mickey Rivers, L OBP: 0.421, SLG: 0.460 (1, 7)	4-3			1B				F9		2	0	0	0	2	0	1						
Tommy Harper, R OBP: 0.357, SLG: 0.283 (1, 9)	F8			BB						4	0	0	0	0	0	5						
Bruce Bochte, L OBP: 0.321, SLG: 0.396 (1, 3)		F8						F9		4	0	1	0	0	0	0						
Dave Chalk, R OBP: 0.642, SLG: 0.730 (1, 5)				5-3						3	1	2	0	1	0	1						
Bill Sudakis, S OBP: 0.222, SLG: 0.286 (1, 10)								SF4	BB	2	0	0	1	1	1	2						
Ellie Rodriguez, R OBP: 0.409, SLG: 0.303 (1, 2)				K					BB	2	0	0	1	1	2							
Jerry Remy, L OBP: 0.326, SLG: 0.302 (1, 4)										3	0	0	0	0	0	1						
Winston Lianas, R OBP: 0.500, SLG: 0.500 (9, PH)				6-3						0	0	0	0	1	0	0						
Orlando Ramirez, R OBP: 0.303, SLG: 0.233 (1, 6)										3	0	1	0	0	0	1						
Leroy Stanton, R OBP: 0.290, SLG: 0.269 (9, PH)				1B						1	0	0	0	0	1	3						
Inning Stats	R: 0 E: 0 K: 0 S: 3	H: 0 LOB: 0 BB: 1 P: 3	R: 0 E: 0 K: 0 S: 2	H: 0 LOB: 0 BB: 1 P: 6	R: 0 E: 0 K: 0 S: 5	H: 2 LOB: 3 BB: 1 P: 9	R: 0 E: 0 K: 1 S: 6	H: 1 LOB: 1 BB: 0 P: 6	R: 0 E: 0 K: 0 S: 3	H: 0 LOB: 0 BB: 0 P: 3	R: 0 E: 0 K: 0 S: 2	H: 0 LOB: 0 BB: 1 P: 6	R: 1 E: 1 K: 0 S: 4	H: 1 LOB: 1 BB: 1 P: 8	R: 0 E: 0 K: 0 S: 3	H: 1 LOB: 3 BB: 0 P: 3	R: 0 E: 0 K: 1 S: 6	H: 1 LOB: 2 BB: 2 P: 14	1B: 5 2B: 1 3B: 0 HR: 0	SF: 1 SAC: 0 DP: 2 HBP: 0	WP: 0 PB: 0 CS: 1	PA: 36
PITCHER	IP	WLS	BF	H	R	ER	SO	BB	IBB	HBP	BLK	WP	HR	S	P	ERA	WHIP					
Vic Albury, L ERA: 1.74 (1, 1)	9.0	W	36	6	1	0	2	6	0	0	0	0	0	34	58	0.00	1.333					

Batter	1	2	3	4	5	6	7	8	9	AB	R	H	RBI	BB	SO	LOB	TOP										
Nyls Nyman, L (1,7) OBP: 0.246, SLG: 0.258	F8		F5			G3			F9	5	0	1	0	0	0	1											
Jorge Orta, L (1,4) OBP: 0.306, SLG: 0.362	K		K			F8		F8		4	0	0	0	0	2	3											
Pat Kelly, L (1,9) Bill Stein, R (6,5)	K			F8		G3		K		4	0	0	0	0	2	2											
Carlos May, L (1,10) OBP: 0.400, SLG: 0.529		K			1B					4	1	2	1	0	1	0											
Ken Henderson, S (1,8) OBP: 0.403, SLG: 0.474		G3			P5		HBP		HR	4	1	2	0	0	0	1											
Bill Melton, R (1,5) Lee Richard, R (7, PR) OBP: 0.377, SLG: 0.300 OBP: 0.500, SLG: 0.500							1B		3B	1	0	0	0	1	1	1											
Tony Muser, L (1,3) Deron Johnson, R (9, PH) OBP: 0.293, SLG: 0.425									HR	1	1	1	1	0	0	0											
Bucky Dent, R (1,6) Bill Sharp, L (8, PH) OBP: 0.278, SLG: 0.288 OBP: 0.316, SLG: 0.250			F7			F8				2	0	0	0	0	0	0											
Buddy Bradford, R (9, PH) OBP: 0.294, SLG: 0.077								1B	CS	0	0	0	0	1	0	0											
Brian Downing, R (1,2) OBP: 0.245, SLG: 0.195								L7	K	3	0	0	0	1	2	2											
Inning Stats	R: 0 E: 0 K: 2 S: 7	H: 0 LOB: 0 BB: 0 P: 7	R: 0 E: 0 K: 1 S: 5	H: 0 LOB: 1 BB: 1 P: 9	R: 0 E: 0 K: 1 S: 5	H: 0 LOB: 1 BB: 1 P: 9	R: 0 E: 0 K: 1 S: 6	H: 1 LOB: 1 BB: 0 P: 6	R: 0 E: 0 K: 1 S: 5	H: 0 LOB: 0 BB: 0 P: 5	R: 0 E: 0 K: 0 S: 3	H: 0 LOB: 0 BB: 0 P: 3	R: 0 E: 0 K: 0 S: 3	H: 1 LOB: 2 BB: 0 P: 4	R: 0 E: 0 K: 1 S: 7	H: 2 LOB: 2 BB: 0 P: 7	R: 4 E: 0 K: 1 S: 8	H: 4 LOB: 0 BB: 1 P: 12	1B: 5 2B: 0 3B: 1 HR: 2	SF: 0 SAC: 0 DP: 1 HBP: 1	WP: 0 PB: 0 SB: 1 CS: 1	PA: 37					
PITCHER	IP	WLS	BF	H	R	ER	SO	BB	IBB	HBP	BLK	WP	HR	S	P	ERA	WHIP										
Bert Blyleven, R (1,1) ERA: 3.05	8.0		33	7	3	3	7	2	0	1	0	0	1	44	53	3.38	1.125										
Tom Burgmeier, L (9,1) ERA: 1.29	0.0	L	2	1	1	1	0	1	0	0	0	0	1	1	5	∞	∞										
Bill Campbell, R (9,1) ERA: 2.53	1.0		2	0	0	0	1	0	0	0	0	0	0	4	4	0.00	0.000										

Chicago White Sox @ Minnesota Twins
 Metropolitan Stadium, Bloomington, MI
 Thu Apr 24 1975, 4:33 AM EDT
 Att: 2,516 - Cloudy - 47 F

livebaseballscorecards.com

AB	33
R	4
H	8
RBI	4
BB	3
SO	8
LOB	13



Batter	1	2	3	4	5	6	7	8	9	AB	R	H	RBI	BB	SO	LOB	BOTTOM										
Dan Ford, R (1,8) OBP: 0.179, SLG: 0.115	F2		P5		CS	6-3				3	1	0	0	1	0	1											
Sergio Ferrer, S (1,4) OBP: 0.250, SLG: 0.270	G3		F8			5-3				3	0	0	0	0	0	1											
Steve Brye, R (1,9) OBP: 0.462, SLG: 0.565	F8			P6						3	0	1	0	1	0	0											
Bobby Darwin, R (1,10) OBP: 0.273, SLG: 0.367		6-3			F2					4	0	1	1	0	0	1											
Eric Soderholm, R (1,5) OBP: 0.317, SLG: 0.268		5-3			4-3					4	0	0	0	0	0	2											
Larry Hiele, R (1,7) OBP: 0.316, SLG: 0.458			K			6-3				3	1	0	0	1	2	0											
Craig Kusick, R (1,3) Steve Braun, L (9, PR) OBP: 0.357, SLG: 0.444 OBP: 0.278, SLG: 0.242										4	1	3	0	0	0	1											
Glenn Borgmann, R (1,2) OBP: 0.308, SLG: 0.333										0	0	0	0	0	0	0											
Luis Gomez, R (1,6) Danny Walton, R (9, PH) OBP: 0.400, SLG: 0.250 OBP: 0.231, SLG: 0.231										4	0	1	1	0	0	2											
										3	0	2	1	0	0	1											
Inning Stats	R: 0 E: 0 K: 0 S: 3	H: 0 LOB: 0 BB: 0 P: 3	R: 0 E: 0 K: 1 S: 6	H: 1 LOB: 2 BB: 0 P: 6	R: 0 E: 0 K: 0 S: 4	H: 1 LOB: 1 BB: 0 P: 4	R: 0 E: 0 K: 0 S: 3	H: 0 LOB: 0 BB: 0 P: 3	R: 1 E: 0 K: 0 S: 4	H: 2 LOB: 0 BB: 0 P: 4	R: 0 E: 0 K: 0 S: 4	H: 1 LOB: 1 BB: 0 P: 4	R: 1 E: 0 K: 0 S: 4	H: 1 LOB: 1 BB: 1 P: 8	R: 1 E: 0 K: 0 S: 3	H: 1 LOB: 1 BB: 2 P: 11	R: 0 E: 0 K: 2 S: 8	H: 1 LOB: 1 BB: 0 P: 8	1B: 8 2B: 0 3B: 0 HR: 0	SF: 0 SAC: 1 DP: 1 HBP: 0	WP: 1 PB: 1 SB: 2 CS: 1	PA: 37					
PITCHER	IP	WLS	BF	H	R	ER	SO	BB	IBB	HBP	BLK	WP	HR	S	P	ERA	WHIP										
Wilbur Wood, L (1,1) ERA: 4.5	8.0		32	7	3	3	1	2	0	0	0	0	0	31	43	3.38	1.125										
Terry Forster, L (9,1) ERA: 2.25	1.0	S	4	1	0	0	2	0	0	0	0	0	0	8	8	0.00	1.000										

Chicago White Sox @ Minnesota Twins
 Metropolitan Stadium, Bloomington, MI
 Thu Apr 24 1975, 4:33 AM EDT
 Att: 2,516 - Cloudy - 47 F

livebaseballscorecards.com

AB	32
R	3
H	8
RBI	3
BB	3
SO	3
LOB	10



Batter	1	2	3	4	5	6	7	8	9	AB	R	H	RBI	BB	SO	LOB	TOP			
Vada Pinson, L OBP: 0.238, SLG: 0.385 (1, 9)	G3		F9		4-3			F7		4	0	0	0	0	0	1				
Amos Otis, R OBP: 0.417, SLG: 0.494 (1, 8)	E BB			K		4-3			K	3	1	0	0	1	2	0				
John Mayberry, L OBP: 0.389, SLG: 0.301 (1, 3)	E9 L4-6 1-H			HR		K			HR 1B	4	2	3	1	0	1	0				
Hal McRae, R OBP: 0.340, SLG: 0.419 (1, 7)	L4-6 2-3			BB		5-3			HR	3	1	1	2	1	0	1				
Tony Solaita, L OBP: 0.333, SLG: 0.684 (1, 10)		K		F7				G3		4	1	1	1	0	1	1				
George Brett, L OBP: 0.305, SLG: 0.310 (1, 5)		K		4-3				4-3		4	0	0	0	0	1	1				
Cookie Rojas, R OBP: 0.333, SLG: 0.391 Rodney Scott, S (8, 4)		6-3				FC6-4 1B		5-3		3	0	1	0	0	0	0				
Frank White, R OBP: 0.161, SLG: 0.172 (1, 6)			P6		FC6-4 1-2			5-3		3	0	0	0	0	0	1				
Bob Stinson, S OBP: 0.267, SLG: 0.286 (1, 2)			K		K			F7		3	0	0	0	0	2	1				
Inning Stats	R: 1 E: 1 K: 0 S: 3	H: 1 LOB: 0 BB: 1 P: 7	R: 0 E: 0 K: 2 S: 7	H: 0 LOB: 0 BB: 0 P: 7	R: 0 E: 0 K: 1 S: 5	H: 0 LOB: 0 BB: 0 P: 5	R: 1 E: 0 K: 1 S: 6	H: 1 LOB: 1 BB: 0 P: 10	R: 0 E: 0 K: 1 S: 6	H: 0 LOB: 0 BB: 0 P: 5	R: 0 E: 0 K: 0 S: 3	H: 0 LOB: 0 BB: 0 P: 3	R: 0 E: 0 K: 0 S: 3	H: 0 LOB: 0 BB: 0 P: 3	R: 3 E: 0 K: 2 S: 10	H: 3 LOB: 0 BB: 0 P: 10	1B: 3 2B: 1 3B: 0 HR: 3	SF: 0 SAC: 0 DP: 1 HBP: 0	WP: 0 PB: 0 SB: 0 CS: 0	PA: 34
PITCHER Bert Blyleven, R ERA: 3.23 (1, 1)	IP: 9.0 WLS: W BF: 34 H: 6 R: 5 ER: 4 SO: 8 BB: 2 IBB: 0 HBP: 0 BLK: 0 WP: 0 HR: 3 S: 48 P: 56 ERA: 4.00 WHIP: 0.889											PITCHER	IP: 9.0 WLS: W BF: 34 H: 6 R: 5 ER: 4 SO: 8 BB: 2 IBB: 0 HBP: 0 BLK: 0 WP: 0 HR: 3 S: 48 P: 56 ERA: 4.00 WHIP: 0.889							

Kansas City Royals @ Minnesota Twins
Metropolitan Stadium, Bloomington, MI
Sat May 03 1975, 4:33 AM EDT
Att: 18,931 - Unknown - 57 F

AB 32
R 5
H 6
RBI 4
BB 2
SO 8
LOB 6



Batter	1	2	3	4	5	6	7	8	9	AB	R	H	RBI	BB	SO	LOB	BOTTOM	
Rod Carew, L OBP: 0.533, SLG: 0.622 Luis Gomez, R OBP: 0.308, SLG: 0.182 (1, 4)	4-3		E BB	G3			SH 2B 1B	1B 1B		4	3	2	1	1	0	0		
Sergio Ferrer, S OBP: 0.234, SLG: 0.250 (1, 6)	K		K	E6 CS			SH 2B	1B 1B		4	2	1	0	0	2	1		
Steve Brye, R OBP: 0.425, SLG: 0.556 (1, 9)	6-3		E 1-2 1B	CS 1-2	4-3		1B 2B	BB 1B 1B		5	2	3	4	0	0	0		
Bobby Darwin, R OBP: 0.304, SLG: 0.366 (1, 10)		HR 1B	E6 WP 1B 1B		6-3		G6-4-3 1B	1B BB		4	3	2	0	1	0	1		
Eric Soderholm, R OBP: 0.355, SLG: 0.358 (1, 5)		HR 1-H	WP 1B 1B		6-3		F9	1B BB		4	2	2	3	1	0	2		
Craig Kusick, R OBP: 0.341, SLG: 0.385 (1, 3)	5-3		1B IBB				F8	G6-4-3 1B		4	0	1	2	1	0	2		
Steve Braun, L ERA: 5.08 Larry Hise, R OBP: 0.306, SLG: 0.431 (1, 7)			CS BB				P6	WP 1B L7		2	0	1	2	1	0	0		
Glenn Borgmann, R OBP: 0.313, SLG: 0.310 (1, 2)			1-2 2-H 3-H				F7	WP 1B BB		3	1	0	0	1	0	3		
Dan Ford, R OBP: 0.200, SLG: 0.152 (1, 8)			L6		F7		SH 2B 1B	K 1-2 2-3		4	1	1	0	0	1	2		
Inning Stats	R: 0 E: 0 K: 1 S: 5	H: 0 LOB: 0 BB: 0 P: 5	R: 2 E: 0 K: 0 S: 4	H: 2 LOB: 0 BB: 1 P: 8	R: 4 E: 1 K: 1 S: 9	H: 3 LOB: 2 BB: 2 P: 17	R: 0 E: 1 K: 0 S: 3	H: 0 LOB: 0 BB: 0 P: 3	R: 0 E: 0 K: 0 S: 3	H: 0 LOB: 0 BB: 0 P: 3	R: 3 E: 1 K: 0 S: 7	H: 4 LOB: 1 BB: 0 P: 7	R: 5 E: 0 K: 1 S: 9	H: 5 LOB: 2 BB: 3 P: 21	1B: 12 2B: 1 3B: 0 HR: 1	SF: 0 SAC: 1 DP: 1 HBP: 0	WP: 2 PB: 1 SB: 0 CS: 2	PA: 44
PITCHER Paul Splittorf, L ERA: 6.28 Marty Pattin, R ERA: 6.28 Steve Mingo, L ERA: 1.13 Bruce Dal Canton, R ERA: 15.58 (1, 1)	IP: 2.2 WLS: L BF: 16 H: 5 R: 6 ER: 2 SO: 2 BB: 2 IBB: 0 HBP: 0 BLK: 0 WP: 0 HR: 1 S: 17 P: 29 ERA: 6.75 WHIP: 2.625											PITCHER Paul Splittorf, L ERA: 6.28 Marty Pattin, R ERA: 6.28 Steve Mingo, L ERA: 1.13 Bruce Dal Canton, R ERA: 15.58 (1, 1)	IP: 2.2 WLS: L BF: 16 H: 5 R: 6 ER: 2 SO: 2 BB: 2 IBB: 0 HBP: 0 BLK: 0 WP: 0 HR: 1 S: 17 P: 29 ERA: 6.75 WHIP: 2.625					

Kansas City Royals @ Minnesota Twins
Metropolitan Stadium, Bloomington, MI
Sat May 03 1975, 4:33 AM EDT
Att: 18,931 - Unknown - 57 F


AB 36
R 14
H 14
RBI 12
BB 6
SO 3
LOB 13




Batter	1	2	3	4	5	6	7	8	9	AB	R	H	RBI	BB	SO	LOB	TOP			
Freddie Patek, R OBP: 0.348, SLG: 0.372	F8	F7	1-3			6-3				5	0	1	0	0	0	4	Kansas City Royals @ Minnesota Twins Metropolitan Stadium, Bloomington, MI Sun May 04 1975, 4:33 AM EDT Att: 14,805 - Unknown - 55 F			
Amos Otis, R OBP: 0.426, SLG: 0.500	E	BB			F8	FC4-6 BB		F7		3	1	1	0	2	0	2				
John Mayberry, L OBP: 0.370, SLG: 0.282	K	L9			K	FC4-6		G3		5	0	0	0	0	2	6				
Hal McRae, R OBP: 0.333, SLG: 0.407	E5 HR	L9			1-3			P3		5	1	1	0	0	0	2				
Harmon Killebrew, R OBP: 0.357, SLG: 0.478	HR				FC6-4 BB	6-3 3-1 HBP		K		3	1	1	2	1	2	1				
Al Cowens, R OBP: 0.281, SLG: 0.300	E6 WP				FC6-4 BB	3-1		F7		3	0	0	0	2	0	2				
George Brett, L OBP: 0.310, SLG: 0.308	BB				K	6-3		4-3		4	0	1	0	1	1	4				
Frank White, R OBP: 0.147, SLG: 0.156	P4				FC6-4 BB	F2		4-3		3	0	0	0	0	0	5				
Vada Pinson, L OBP: 0.233, SLG: 0.375								F9		1	0	0	0	0	0	0				
Rodney Scott, S										0	0	0	0	0	0	0				
Tony Solaita, L OBP: 0.318, SLG: 0.650										1	0	0	0	0	0	2				
Buck Martinez, R OBP: 0.318, SLG: 0.367										2	0	1	0	2	1	0				
Inning Stats	R: 3 E: 2 K: 1 S: 9	H: 2 LOB: 2 BB: 1 P: 13	R: 0 E: 0 K: 0 S: 3	H: 0 LOB: 0 BB: 2 P: 11	R: 0 E: 0 K: 1 S: 5	H: 0 LOB: 3 BB: 3 P: 17	R: 0 E: 0 K: 0 S: 3	H: 0 LOB: 1 BB: 0 P: 4	R: 0 E: 0 K: 1 S: 5	H: 0 LOB: 1 BB: 1 P: 9	R: 0 E: 0 K: 1 S: 5	H: 0 LOB: 1 BB: 1 P: 9	R: 0 E: 0 K: 0 S: 5	H: 2 LOB: 2 BB: 0 P: 5	R: 0 E: 0 K: 1 S: 7	H: 2 LOB: 2 BB: 0 P: 7	1B: 4 2B: 1 3B: 0 HR: 1	SF: 0 SAC: 0 DP: 0 HBP: 1	WP: 1 PB: 0 SB: 0 CS: 0	PA: 44
PITCHER	IP WLS BF H R ER SO BB IBB HBP BLK WP HR S P ERA WHIP																			
Vic Albury, L ERA: 2.7	(1, 1) 2.0	14	2	3	0	1	4	0	0	0	0	1	1	12	28	0.00	3.000			
Jim Hughes, R ERA: 3.14	(3, 1) 7.0	30	4	0	0	5	4	0	1	0	0	0	0	35	52	0.00	1.143			

Batter	1	2	3	4	5	6	7	8	9	AB	R	H	RBI	BB	SO	LOB	BOTTOM			
Rod Carew, L OBP: 0.500, SLG: 0.595	F7	1B FC9-2 2B	P6			L7		L6		5	0	1	1	0	0	3	Kansas City Royals @ Minnesota Twins Metropolitan Stadium, Bloomington, MI Sun May 04 1975, 4:33 AM EDT Att: 14,805 - Unknown - 55 F			
Sergio Ferrer, S OBP: 0.308, SLG: 0.333	1B	BB			FC6 BB	S 1B		FC6-4 1B		4	1	4	0	1	0	0				
Steve Brye, R OBP: 0.400, SLG: 0.512	BB 1B	FC9-2			FC6 G5-4-3	K		FC6-4		5	1	1	1	0	1	5				
Bobby Darwin, R OBP: 0.298, SLG: 0.347	BB 1B	6-3			G5-4-3	K		K		4	1	0	0	1	2	4				
Steve Braun, L OBP: 0.347, SLG: 0.295	E9				P6			BB 1B		3	0	2	1	1	0	0				
Larry Hisle, R OBP: 0.306, SLG: 0.431	1B				FC1-6 BB					0	0	0	0	0	0	0				
Eric Soderholm, R OBP: 0.350, SLG: 0.343	2-3				FC1-6 BB 1B	HR BB		P6		3	1	0	0	1	0	3				
Craig Kusick, R OBP: 0.378, SLG: 0.476	E5				BB 1B	HR		FC5-4 BB		3	1	2	2	1	0	1				
Glenn Borgmann, R OBP: 0.309, SLG: 0.295	P6				K			L8		3	0	0	0	1	1	4				
Dan Ford, R OBP: 0.205, SLG: 0.162		BB 1B			K			FC5-4		4	1	1	0	0	1	5				
Inning Stats	R: 3 E: 2 K: 0 S: 7	H: 3 LOB: 1 BB: 1 P: 11	R: 1 E: 0 K: 0 S: 5	H: 3 LOB: 1 BB: 0 P: 5	R: 0 E: 0 K: 1 S: 6	H: 1 LOB: 3 BB: 2 P: 14	R: 0 E: 0 K: 0 S: 2	H: 0 LOB: 0 BB: 1 P: 6	R: 2 E: 0 K: 1 S: 6	H: 1 LOB: 0 BB: 1 P: 10	R: 0 E: 0 K: 2 S: 8	H: 1 LOB: 1 BB: 0 P: 8	R: 0 E: 0 K: 0 S: 4	H: 1 LOB: 2 BB: 1 P: 8	R: 0 E: 0 K: 1 S: 6	H: 1 LOB: 1 BB: 0 P: 6	1B: 8 2B: 3 3B: 0 HR: 1	SF: 0 SAC: 0 DP: 2 HBP: 0	WP: 0 PB: 0 SB: 1 CS: 0	PA: 40
PITCHER	IP WLS BF H R ER SO BB IBB HBP BLK WP HR S P ERA WHIP																			
Al Fitzmorris, R ERA: 3.38	(1, 1) 1.0	L	11	6	4	3	0	1	0	0	0	0	0	10	14	27.00	7.000			
Dennis Leonard, R ERA: 3.38	(2, 1) 5.1	23	4	2	2	4	5	0	0	0	0	0	1	26	46	3.38	1.688			
Doug Bird, R ERA: 2.53	(7, 1) 1.2	6	1	0	0	1	0	0	0	0	0	0	0	8	8	0.00	0.600			

AB 35
R 3
H 6
RBI 2
BB 8
SO 6
LOB 28



AB 34
R 6
H 11
RBI 5
BB 6
SO 5
LOB 25



Batter	1	2	3	4	5	6	7	8	9	AB	R	H	RBI	BB	SO	LOB	TOP										
Rod Carew, L OBP: 0.491, SLG: 0.574 (1, 4)										5	0	2	1	0	0	1											
Sergio Ferrer, S OBP: 0.238, SLG: 0.321 (1, 6)										5	0	1	0	0	1	5											
Steve Brye, R OBP: 0.400, SLG: 0.565 (1, 9)										5	1	2	1	0	1	2											
Bobby Darwin, R OBP: 0.284, SLG: 0.329 (1, 10)										4	0	0	0	0	0	3											
Eric Soderholm, R OBP: 0.357, SLG: 0.351 (1, 5)										4	1	2	0	0	1	0											
Larry Hisle, R OBP: 0.329, SLG: 0.478 (7, 7)										4	1	3	1	0	0	0											
Craig Kusick, R OBP: 0.367, SLG: 0.478 (1, 3)										4	1	1	0	0	0	2											
Steve Braun, L OBP: 0.346, SLG: 0.298 Dan Ford, R OBP: 0.200, SLG: 0.158 (7, 8)										3	0	1	1	0	2	0											
Glenn Borgmann, R OBP: 0.306, SLG: 0.281 (1, 2)										3	0	0	0	1	0	3											
Inning Stats	R: 0 E: 0 K: 1 S: 6	H: 1 LOB: 1 BB: 0 P: 6	R: 2 E: 0 K: 1 S: 9	H: 4 LOB: 2 BB: 0 P: 9	R: 1 E: 0 K: 0 S: 5	H: 2 LOB: 1 BB: 0 P: 5	R: 0 E: 1 K: 1 S: 6	H: 0 LOB: 1 BB: 0 P: 6	R: 0 E: 0 K: 0 S: 3	H: 0 LOB: 0 BB: 0 P: 5	R: 0 E: 0 K: 0 S: 4	H: 1 LOB: 2 BB: 1 P: 8	R: 1 E: 0 K: 1 S: 7	H: 2 LOB: 1 BB: 0 P: 7	R: 0 E: 0 K: 1 S: 5	H: 1 LOB: 0 BB: 0 P: 5	1B: 9 2B: 1 3B: 1 HR: 1	SF: 0 SAC: 0 DP: 0 HBP: 0	WP: 0 PB: 0 SB: 1 CS: 2	PA: 40							
PITCHER	IP	WLS	BF	H	R	ER	SO	BB	IBB	HBP	BLK	WP	HR	S	P	ERA	WHIP										
Wilbur Wood, L ERA: 4.79 Rich Gossage, R ERA: 1.3 (8, 1)	7.0	L	33	11	4	4	4	1	0	0	0	0	0	10	44	5.14	1.714										

Minnesota Twins @ Chicago White Sox
Comiskey Park, Chicago, IL
Tue May 06 1975, 8:05 PM EDT
Att. 3,458 - Unknown - 42 F

AB	38
R	4
H	12
RBI	4
BB	1
SO	6
LOB	17



Batter	1	2	3	4	5	6	7	8	9	AB	R	H	RBI	BB	SO	LOB	BOTTOM										
Pat Kelly, L OBP: 0.410, SLG: 0.379 (1, 9)										4	0	0	0	0	2	1											
Jorge Orta, L OBP: 0.315, SLG: 0.419 (1, 4)										4	0	0	0	0	0	0											
Carlos May, L OBP: 0.430, SLG: 0.488 (1, 3)										4	0	0	0	0	0	0											
Bill Melton, R OBP: 0.361, SLG: 0.348 (1, 5)										4	0	1	0	0	1	0											
Deron Johnson, R OBP: 0.300, SLG: 0.329 Buddy Bradford, R OBP: 0.258, SLG: 0.083 (7, PR)										3	1	2	0	0	1	0											
Nyls Nyman, L OBP: 0.191, SLG: 0.208 (1, 8)										4	0	0	0	0	2	3											
Bill Sharp, L OBP: 0.242, SLG: 0.194 (1, 7)										3	0	1	1	0	1	2											
Bucky Dent, R OBP: 0.253, SLG: 0.272 (1, 6)										3	0	1	0	0	0	3											
Brian Downing, R OBP: 0.333, SLG: 0.342 (1, 2)										2	0	0	0	1	1	2											
Inning Stats	R: 0 E: 0 K: 1 S: 5	H: 0 LOB: 0 BB: 0 P: 5	R: 1 E: 0 K: 2 S: 10	H: 3 LOB: 2 BB: 0 P: 10	R: 0 E: 0 K: 0 S: 3	H: 0 LOB: 0 BB: 0 P: 3	R: 0 E: 0 K: 1 S: 5	H: 0 LOB: 0 BB: 0 P: 5	R: 0 E: 1 K: 0 S: 3	H: 0 LOB: 1 BB: 1 P: 7	R: 0 E: 0 K: 0 S: 3	H: 0 LOB: 0 BB: 0 P: 3	R: 0 E: 0 K: 1 S: 6	H: 1 LOB: 2 BB: 0 P: 6	R: 0 E: 0 K: 2 S: 7	H: 0 LOB: 0 BB: 0 P: 7	R: 0 E: 0 K: 2 S: 8	H: 1 LOB: 1 BB: 0 P: 8	1B: 5 2B: 0 3B: 0 HR: 0	SF: 0 SAC: 0 DP: 1 HBP: 0	WP: 2 PB: 0 SB: 1 CS: 0	PA: 33					
PITCHER	IP	WLS	BF	H	R	ER	SO	BB	IBB	HBP	BLK	WP	HR	S	P	ERA	WHIP										
Dave Goltz, R ERA: 3.33 Bill Campbell, R ERA: 1.84 (7, 1)	6.1	W	24	4	1	1	4	1	0	0	0	1	0	31	35	1.42	0.789										

Minnesota Twins @ Chicago White Sox
Comiskey Park, Chicago, IL
Tue May 06 1975, 8:05 PM EDT
Att. 3,458 - Unknown - 42 F

AB	32
R	1
H	5
RBI	1
BB	1
SO	9
LOB	12



Batter	1	2	3	4	5	6	7	8	9	AB	R	H	RBI	BB	SO	LOB	TOP			
Rod Carew, L OBP: 0.483, SLG: 0.549										4	1	1	0	1	0	3	Minnesota Twins @ Chicago White Sox Comiskey Park, Chicago, IL Wed May 07 1975, 8:05 PM EDT Att. 3,255 - Unknown - 48 F			
Sergio Ferrer, S OBP: 0.279, SLG: 0.298										4	0	0	0	0	0	3				
Steve Brye, R OBP: 0.389, SLG: 0.540										4	0	1	0	0	0	3				
Bobby Darwin, R OBP: 0.293, SLG: 0.386										4	1	2	2	0	0	1				
Eric Soderholm, R OBP: 0.341, SLG: 0.333										4	0	0	0	0	1	1				
Larry Hisle, R OBP: 0.338, SLG: 0.472										3	0	1	0	1	0	0				
Craig Kusick, R OBP: 0.340, SLG: 0.440										4	0	0	0	0	1	2				
Steve Braun, L OBP: 0.364, SLG: 0.320										3	0	2	0	0	0	1				
Dan Ford, R OBP: 0.220, SLG: 0.158										0	0	0	0	1	0	0				
Glenn Borgmann, R OBP: 0.320, SLG: 0.288										2	0	1	0	1	0	1				
Inning Stats	R: 1 E: 0 K: 0 S: 5	H: 2 LOB: 1 BB: 0 P: 5	R: 0 E: 0 K: 1 S: 6	H: 1 LOB: 1 BB: 0 P: 6	R: 0 E: 0 K: 0 S: 3	H: 0 LOB: 0 BB: 0 P: 3	R: 0 E: 0 K: 0 S: 3	H: 0 LOB: 1 BB: 1 P: 7	R: 0 E: 0 K: 0 S: 4	H: 1 LOB: 2 BB: 1 P: 8	R: 0 E: 0 K: 0 S: 3	H: 1 LOB: 0 BB: 0 P: 3	R: 0 E: 0 K: 1 S: 5	H: 1 LOB: 0 BB: 0 P: 5	R: 0 E: 0 K: 0 S: 3	H: 0 LOB: 2 BB: 2 P: 11	1B: 6 2B: 1 3B: 0 HR: 1	SF: 0 SAC: 1 DP: 2 HBP: 0	WP: 0 PB: 0 SB: 1 CS: 0	PA: 37
PITCHER	IP WLS BF H R ER SO BB IBB HBP BLK WP HR S P ERA WHIP																			
Claude Osteen, L ERA: 4.87	(1, 1) 7.0 30 8 2 2 1 1 1 0 0 0 1 30 38 2.57 1.286																			
Terry Forster, L ERA: 2.01	(8, 1) 2.0 7 0 0 0 1 2 0 0 0 0 0 7 15 0.00 1.000																			

Batter	1	2	3	4	5	6	7	8	9	AB	R	H	RBI	BB	SO	LOB	BOTTOM			
Pat Kelly, L OBP: 0.402, SLG: 0.400										4	0	1	0	0	0	1	Minnesota Twins @ Chicago White Sox Comiskey Park, Chicago, IL Wed May 07 1975, 8:05 PM EDT Att. 3,255 - Unknown - 48 F			
Deron Johnson, R OBP: 0.309, SLG: 0.338										1	0	1	2	0	0	0				
Jorge Orta, L OBP: 0.304, SLG: 0.404										4	0	0	0	0	1	1				
Jerry Hairston, S OBP: 0.250, SLG: 0.143										2	0	0	0	2	0	1				
Carlos May, L OBP: 0.423, SLG: 0.472										3	0	0	0	1	2	2				
Bill Melton, R OBP: 0.357, SLG: 0.337										3	0	0	0	1	2	3				
Lee Richard, R OBP: 0.500, SLG: 0.500										0	1	0	0	0	0	0				
Bill Shero, L OBP: 0.243, SLG: 0.200										4	0	1	0	0	0	1				
Tony Muser, L OBP: 0.217, SLG: 0.182										4	0	3	0	0	0	2				
Nyls Nyman, L OBP: 0.191, SLG: 0.208										0	1	0	0	0	0	0				
Bucky Dent, R OBP: 0.245, SLG: 0.263										3	0	0	0	0	0	2				
Ken Henderson, S OBP: 0.429, SLG: 0.482										1	1	1	1	0	0	0				
Brian Downing, R OBP: 0.340, SLG: 0.342										3	0	1	0	1	2	1				
Inning Stats	R: 0 E: 0 K: 1 S: 5	H: 0 LOB: 2 BB: 2 P: 13	R: 0 E: 0 K: 1 S: 6	H: 1 LOB: 0 BB: 0 P: 6	R: 0 E: 0 K: 1 S: 6	H: 1 LOB: 1 BB: 0 P: 6	R: 0 E: 0 K: 1 S: 6	H: 1 LOB: 0 BB: 0 P: 6	R: 0 E: 0 K: 1 S: 6	H: 1 LOB: 2 BB: 1 P: 10	R: 0 E: 0 K: 0 S: 3	H: 1 LOB: 0 BB: 0 P: 3	R: 0 E: 0 K: 1 S: 5	H: 0 LOB: 0 BB: 0 P: 5	R: 0 E: 0 K: 0 S: 4	H: 3 LOB: 2 BB: 2 P: 12	1B: 7 2B: 0 3B: 1 HR: 0	SF: 0 SAC: 0 DP: 1 HBP: 0	WP: 0 PB: 0 SB: 0 CS: 0	PA: 37
PITCHER	IP WLS BF H R ER SO BB IBB HBP BLK WP HR S P ERA WHIP																			
Bert Blyleven, R ERA: 2.93	(1, 1) 8.0 32 5 1 1 7 4 0 0 0 0 0 42 58 1.12 1.125																			
Bill Campbell, R ERA: 3.0	(9, 1) 0.1 4 2 0 0 0 1 0 0 0 0 0 3 7 0.00 9.000																			
Tom Burgmeier, L ERA: 1.04	(9, 1) 0.0 1 1 2 2 0 0 0 0 0 0 0 1 1 ∞ ∞																			

Batter	1	2	3	4	5	6	7	8	9	AB	R	H	RBI	BB	SO	LOB	TOP				
Rod Carew, L OBP: 0.469, SLG: 0.527 (1, 4)	L9			G3			SH1-3		F8	4	0	1	0	0	0	0	Minnesota Twins @ Baltimore Orioles Memorial Stadium, Baltimore, MD Fri May 09 1975, 7:05 PM EDT Att. 7,595 - Unknown - 66 F				
Sergio Ferrer, S OBP: 0.288, SLG: 0.306 (1, 6)	F9	F9		F7			S		FC5-4	5	0	2	1	0	0	2					
Steve Brye, R OBP: 0.390, SLG: 0.519 (1, 9)	P3			K					FC5-4	4	0	1	0	1	1	1					
Bobby Darwin, R OBP: 0.289, SLG: 0.375 (1, 10)		F8		2B					K	5	1	1	0	0	2	4					
Eric Soderholm, R OBP: 0.348, SLG: 0.366 (1, 5)				FC6-4						4	1	2	0	0	0	2					
Larry Hulse, R OBP: 0.345, SLG: 0.459 (1, 8) (8, 7)		BB		FC6-4						2	1	0	0	2	1	0					
Craig Kusick, R OBP: 0.333, SLG: 0.415 (1, 3)		BB		FC6-4						3	1	0	1	1	0	2					
Steve Braun, L OBP: 0.356, SLG: 0.315 (1, 7) (8, PR)		BB		FC6-4						4	0	1	1	0	0	4					
Dan Ford, R OBP: 0.220, SLG: 0.158 (8, 8)		BB		FC6-4						0	0	0	0	0	0	0					
Glenn Borgmann, R OBP: 0.329, SLG: 0.290 (1, 2)		BB								3	1	1	2	1	0	1					
Inning Stats	R: 0 E: 0 K: 0 S: 3	H: 0 LOB: 0 BB: 0 P: 3	R: 3 E: 0 K: 0 S: 6	H: 3 LOB: 2 BB: 2 P: 14	R: 1 E: 0 K: 1 S: 7	H: 2 LOB: 2 BB: 1 P: 11	R: 0 E: 0 K: 0 S: 3	H: 0 LOB: 0 BB: 0 P: 3	R: 0 E: 0 K: 1 S: 5	H: 0 LOB: 0 BB: 0 P: 5	R: 1 E: 0 K: 1 S: 6	H: 1 LOB: 2 BB: 2 P: 14	R: 0 E: 0 K: 0 S: 4	H: 1 LOB: 1 BB: 0 P: 4	R: 0 E: 0 K: 1 S: 6	H: 1 LOB: 1 BB: 0 P: 6	1B: 7 2B: 2 3B: 0 HR: 0	SF: 0 SAC: 1 DP: 0 HBP: 0	WP: 0 PB: 0 SB: 1 CS: 1	PA: 40	
PITCHER	IP	WLS	BF	H	R	ER	SO	BB	IBB	HBP	BLK	WP	HR	S	P	ERA	WHIP				
Ross Grimsley, L ERA: 4.79 (1, 1)	6.1	L	29	7	5	5	2	3	1	0	0	0	0	29	45	7.11	1.579				
Wayne Garland, R ERA: 4.0 (7, 1)	1.2		7	1	0	0	1	1	0	0	0	0	0	8	12	0.00	1.200				
Bob Reynolds, R ERA: 9.0 (9, 1)	1.0		4	1	0	0	1	0	0	0	0	0	0	6	6	0.00	1.000				

AB	34
R	5
H	9
RBI	5
BB	5
SO	4
LOB	16



Batter	1	2	3	4	5	6	7	8	9	AB	R	H	RBI	BB	SO	LOB	BOTTOM				
Al Bumby, L OBP: 0.304, SLG: 0.511 (1, 10)		FC6-4					K		F7	4	0	1	0	0	1	4	Minnesota Twins @ Baltimore Orioles Memorial Stadium, Baltimore, MD Fri May 09 1975, 7:05 PM EDT Att. 7,595 - Unknown - 66 F				
Paul Blair, R OBP: 0.319, SLG: 0.356 (1, 8)				6-3			G6-4-3		F8	4	0	1	0	0	0	1					
Bobby Grich, R OBP: 0.439, SLG: 0.484 (1, 4)				F7			F8			3	0	1	0	1	0	0					
Lee May, R OBP: 0.266, SLG: 0.410 (1, 3)		P6-5		2B			P6		K	4	0	1	0	0	1	3					
Don Baylor, R OBP: 0.360, SLG: 0.438 (1, 7)				BB			F7		5-3	4	0	2	0	0	0	1					
Ken Singleton, S OBP: 0.420, SLG: 0.365 (1, 9)				BB			4-3		1-3	3	0	0	0	1	0	2					
Brooks Robinson, R OBP: 0.232, SLG: 0.174 (1, 5)				F7			5-3		E3	4	1	0	0	0	0	2					
Dave Duncan, R OBP: 0.227, SLG: 0.349 (1, 2)				F8			5-3		HR	4	1	1	2	0	0	2					
Tim Nordbrook, R OBP: 0.429, SLG: 0.200 (1, 6) (8, PH)							6-3		F5	1	0	0	0	2	0	0					
Jim Northrup, L OBP: 0.500, SLG: 0.692 (8, PH)										1	0	0	0	0	0	0					
Inning Stats	R: 0 E: 0 K: 0 S: 2	H: 1 LOB: 1 BB: 1 P: 7	R: 0 E: 0 K: 0 S: 4	H: 1 LOB: 3 BB: 2 P: 12	R: 0 E: 0 K: 0 S: 5	H: 2 LOB: 0 BB: 0 P: 5	R: 0 E: 0 K: 0 S: 3	H: 0 LOB: 0 BB: 0 P: 3	R: 0 E: 0 K: 0 S: 3	H: 0 LOB: 0 BB: 0 P: 3	R: 0 E: 0 K: 1 S: 5	H: 0 LOB: 1 BB: 1 P: 9	R: 0 E: 0 K: 1 S: 6	H: 1 LOB: 1 BB: 0 P: 6	R: 2 E: 1 K: 0 S: 5	H: 1 LOB: 0 BB: 0 P: 5	1B: 5 2B: 2 3B: 0 HR: 1	SF: 0 SAC: 0 DP: 2 HBP: 1	WP: 0 PB: 0 SB: 0 CS: 1	PA: 37	
PITCHER	IP	WLS	BF	H	R	ER	SO	BB	IBB	HBP	BLK	WP	HR	S	P	ERA	WHIP				
Jim Hughes, R ERA: 2.31 (1, 1)	9.0	W	37	7	2	1	2	4	0	1	0	0	1	36	53	1.00	1.222				

AB	32
R	2
H	7
RBI	2
BB	4
SO	2
LOB	15



Batter	1	2	3	4	5	6	7	8	9	AB	R	H	RBI	BB	SO	LOB	TOP								
Steve Braun, L (1, 7) OBP: 0.348, SLG: 0.302 Dan Ford, R (9, 8) OBP: 0.220, SLG: 0.158	F8		4-3		F8		4-3		3-1	5	0	0	0	0	0	2									
Rod Carew, L (1, 4) OBP: 0.472, SLG: 0.508	4-3		F9		2B		K		BB	4	1	1	1	1	1	0									
Steve Brye, R (1, 9) OBP: 0.406, SLG: 0.547	P3			F8	1B		G3		F8	5	1	1	2	0	0	1									
Tony Oliva, L (1, 10) OBP: 0.364, SLG: 0.371		F5		P4	1B				6-3	4	0	1	1	0	0	0									
Eric Soderholm, R (1, 5) OBP: 0.356, SLG: 0.360		1B	FC5-4		G3				WP	3	2	2	0	1	0	1									
Larry Hisle, R (1, 8) OBP: 0.396, SLG: 0.506		FC5-4	1B		F8				K	4	0	2	0	0	1	2									
Craig Kusick, R (1, 3) OBP: 0.338, SLG: 0.417		FC5-4	FC5-4		SH5-3	1B	BB		FC6-4	3	1	1	2	1	0	2									
Danny Thompson, R (1, 6) OBP: 0.375, SLG: 0.385		FC5-4	FC5-4		SH5-3		F9		FC6-4	3	0	0	0	0	0	3									
Glenn Borgmann, R (1, 2) OBP: 0.310, SLG: 0.263			6-3		1B	2B	BB		6-3	3	1	0	0	1	1	1									
Inning Stats	R: 0 E: 0 K: 0 S: 3	H: 0 LOB: 0 BB: 0 P: 3	R: 1 E: 0 K: 0 S: 5	H: 2 LOB: 1 BB: 0 P: 5	R: 0 E: 0 K: 0 S: 3	H: 0 LOB: 0 BB: 0 P: 3	R: 0 E: 0 K: 0 S: 4	H: 1 LOB: 1 BB: 0 P: 4	R: 4 E: 0 K: 0 S: 6	H: 3 LOB: 1 BB: 2 P: 14	R: 0 E: 0 K: 1 S: 6	H: 1 LOB: 1 BB: 0 P: 6	R: 0 E: 0 K: 1 S: 5	H: 0 LOB: 0 BB: 0 P: 5	R: 1 E: 0 K: 1 S: 6	H: 1 LOB: 1 BB: 1 P: 10	R: 0 E: 0 K: 0 S: 3	H: 0 LOB: 1 BB: 1 P: 7	1B: 7 2B: 1 3B: 0 HR: 0	SF: 0 SAC: 1 DP: 0 HBP: 0	WP: 1 PB: 0 SB: 1 CS: 0	PA: 39			
PITCHER	IP	WLS	BF	H	R	ER	SO	BB	IBB	HBP	BLK	WP	HR	S	P	ERA	WHIP								
Mike Cuellar, L (1, 1) ERA: 4.25	4.2	L	22	6	5	5	0	2	0	0	0	0	0	20	28	9.64	1.714								
Dave Johnson, R (5, 1) ERA: 5.4	4.1		17	2	1	1	3	2	0	0	0	1	0	21	29	2.08	0.923								

Minnesota Twins @ Baltimore Orioles
Memorial Stadium, Baltimore, MD
Sun May 11 1975, 3:33 AM EDT
Unknown - 72 F

AB 34
R 6
H 8
RBI 6
BB 4
SO 3
LOB 12



Batter	1	2	3	4	5	6	7	8	9	AB	R	H	RBI	BB	SO	LOB	BOTTOM								
Al Bumbry, L (1, 7) OBP: 0.429, SLG: 0.566	K		K			1B		K		4	1	1	0	0	3	1									
Ken Singleton, S (1, 9) OBP: 0.430, SLG: 0.363	F5			K		2B		G6-4-3	BB	3	1	1	0	1	1	0									
Tommy Davis, R (1, 10) OBP: 0.289, SLG: 0.312	K			5-3		1B		G6-4-3		4	1	1	2	0	1	1									
Lee May, R (1, 3) OBP: 0.271, SLG: 0.413		G4-6-3		F7		6-3			6-3	4	0	1	0	0	0	1									
Jim Northrup, L (1, 8) OBP: 0.455, SLG: 0.588		G4-6-3			K				6-3	4	0	1	1	0	1	1									
Bobby Grich, R (1, 4) OBP: 0.418, SLG: 0.437		K		L7		F7			1-3	4	0	0	0	0	1	1									
Doug DeCinces, R (1, 5) OBP: 0.432, SLG: 0.636			BB			HR			F2	2	1	1	1	1	0	0									
Eliot Hendricks, L (1, 2) OBP: 0.442, SLG: 0.400			F7		3-1				2-3	3	0	0	0	0	0	1									
Tim Nordbrook, R (1, 6) OBP: 0.214, SLG: 0.083			P4			K			F8	3	0	0	0	0	1	1									
Inning Stats	R: 0 E: 0 K: 2 S: 7	H: 0 LOB: 0 BB: 0 P: 7	R: 0 E: 0 K: 1 S: 5	H: 1 LOB: 0 BB: 0 P: 5	R: 0 E: 0 K: 1 S: 5	H: 0 LOB: 1 BB: 1 P: 9	R: 0 E: 0 K: 1 S: 5	H: 0 LOB: 0 BB: 0 P: 5	R: 1 E: 0 K: 1 S: 6	H: 1 LOB: 0 BB: 0 P: 6	R: 3 E: 0 K: 1 S: 9	H: 4 LOB: 1 BB: 0 P: 9	R: 0 E: 0 K: 0 S: 3	H: 0 LOB: 0 BB: 0 P: 3	R: 0 E: 0 K: 1 S: 4	H: 0 LOB: 0 BB: 1 P: 8	R: 0 E: 0 K: 0 S: 3	H: 0 LOB: 0 BB: 0 P: 3	1B: 4 2B: 1 3B: 0 HR: 1	SF: 0 SAC: 0 DP: 2 HBP: 0	WP: 0 PB: 0 SB: 0 CS: 0	PA: 33			
PITCHER	IP	WLS	BF	H	R	ER	SO	BB	IBB	HBP	BLK	WP	HR	S	P	ERA	WHIP								
Bert Blyleven, R (1, 1) ERA: 3.08	9.0	W	33	6	4	4	8	2	0	0	0	0	1	47	55	4.00	0.889								

Minnesota Twins @ Baltimore Orioles
Memorial Stadium, Baltimore, MD
Sun May 11 1975, 3:33 AM EDT
Unknown - 72 F

AB 31
R 4
H 6
RBI 4
BB 2
SO 8
LOB 7



Batter	1	2	3	4	5	6	7	8	9	AB	R	H	RBI	BB	SO	LOB	TOP			
Steve Braun, L (1, 7) OBP: 0.370, SLG: 0.358										4	1	3	1	0	0	1	Minnesota Twins @ Baltimore Orioles Memorial Stadium, Baltimore, MD Sun May 11 1975, 3:38 AM EDT Att: 12,536 - Unknown - 72 F			
Rod Carew, L (1, 4) OBP: 0.447, SLG: 0.484										3	0	0	1	0	0	2				
Steve Brye, R (1, 9) OBP: 0.384, SLG: 0.515										4	0	0	0	0	2	1				
Tony Oliva, L (1, 10) OBP: 0.354, SLG: 0.359										4	1	1	0	0	0	1				
Eric Soderholm, R (1, 5) OBP: 0.352, SLG: 0.355										4	0	1	0	0	0	0				
Larry Hisle, R (1, 8) OBP: 0.381, SLG: 0.494										4	0	1	0	0	2	2				
Craig Kusick, R (1, 3) OBP: 0.319, SLG: 0.391										4	0	0	0	0	2	3				
Tom Lundstedt, S (1, 2) Danny Walton, R (7, PH) Luis Gomez, R (7, FR) OBP: 0.286, SLG: 0.286 OBP: 0.308, SLG: 0.182										2	0	0	0	0	0	0				
Sergio Ferrer, S (1, 6) Tom Kelly, L (7, PH) Glenn Borgmann, R (7, 2) OBP: 0.292, SLG: 0.309										2	1	2	0	0	0	0				
Inning Stats	R: 0 E: 0 K: 0 S: 3	H: 1 LOB: 0 BB: 0 P: 3	R: 0 E: 0 K: 0 S: 4	H: 1 LOB: 1 BB: 0 P: 4	R: 0 E: 0 K: 0 S: 3	H: 1 LOB: 0 BB: 0 P: 3	R: 0 E: 0 K: 1 S: 5	H: 0 LOB: 0 BB: 0 P: 5	R: 2 E: 0 K: 1 S: 7	H: 2 LOB: 0 BB: 0 P: 7	R: 1 E: 0 K: 2 S: 10	H: 3 LOB: 2 BB: 0 P: 10	R: 0 E: 0 K: 1 S: 6	H: 1 LOB: 1 BB: 0 P: 6	R: 0 E: 0 K: 1 S: 5	H: 0 LOB: 0 BB: 0 P: 5		1B: 8 2B: 0 3B: 1 HR: 0	SF: 1 SAC: 0 DP: 2 HBP: 0	WP: 0 PB: 0 SB: 0 CS: 0
PITCHER Jim Palmer, R (1, 1) ERA: 1.84	IP: 9.0 WLS: W BF: 34 H: 9 R: 3 ER: 3 SO: 6 BB: 0 IBB: 0 HBP: 0 BLK: 0 WP: 0 HR: 0 S: 46 P: 46 ERA: 3.00 WHIP: 1.000															PITCHER				

Batter	1	2	3	4	5	6	7	8	9	AB	R	H	RBI	BB	SO	LOB	BOTTOM			
Al Bumbry, L (1, 7) OBP: 0.426, SLG: 0.569										5	2	2	2	0	0	0	Minnesota Twins @ Baltimore Orioles Memorial Stadium, Baltimore, MD Sun May 11 1975, 3:38 AM EDT Att: 12,536 - Unknown - 72 F			
Paul Blair, R (1, 8) OBP: 0.330, SLG: 0.376										3	1	1	0	2	1	2				
Tommy Davis, R (1, 10) OBP: 0.310, SLG: 0.333										4	0	3	4	0	0	1				
Lee May, R (1, 3) OBP: 0.268, SLG: 0.404										5	0	1	1	0	1	3				
Bobby Grich, R (1, 4) OBP: 0.438, SLG: 0.527										3	2	2	2	2	0	2				
Don Baylor, R (1, 9) OBP: 0.367, SLG: 0.464										4	0	1	0	0	0	3				
Brooks Robinson, R (1, 5) OBP: 0.243, SLG: 0.194										3	2	1	0	1	0	2				
Dave Duncan, R (1, 2) OBP: 0.250, SLG: 0.327										3	1	1	0	1	0	1				
Tim Lincecum, R (1, 6) OBP: 0.222, SLG: 0.067										3	1	0	0	1	1	3				
Inning Stats	R: 0 E: 0 K: 0 S: 2	H: 0 LOB: 1 BB: 1 P: 6	R: 1 E: 0 K: 1 S: 7	H: 2 LOB: 2 BB: 1 P: 11	R: 0 E: 0 K: 2 S: 8	H: 1 LOB: 1 BB: 0 P: 8	R: 5 E: 0 K: 0 S: 8	H: 5 LOB: 1 BB: 1 P: 12	R: 0 E: 0 K: 0 S: 2	H: 0 LOB: 0 BB: 1 P: 6	R: 0 E: 0 K: 0 S: 3	H: 0 LOB: 0 BB: 0 P: 3	R: 0 E: 0 K: 0 S: 4	H: 1 LOB: 2 BB: 1 P: 8	R: 3 E: 0 K: 0 S: 6	H: 3 LOB: 2 BB: 2 P: 14		1B: 9 2B: 2 3B: 0 HR: 2	SF: 0 SAC: 1 DP: 1 HBP: 0	WP: 0 PB: 0 SB: 1 CS: 1
PITCHER Mike Pazik, L (1, 1) ERA: 14.73 Bill Campbell, R (4, 1) ERA: 3.72	IP: 3.2 WLS: L BF: 21 H: 8 R: 6 ER: 6 SO: 3 BB: 3 IBB: 0 HBP: 0 BLK: 0 WP: 0 HR: 2 S: 24 P: 36 ERA: 14.73 WHIP: 3.000															PITCHER				

Batter	1	2	3	4	5	6	7	8	9	AB	R	H	RBI	BB	SO	LOB	TOP			
John Lowenstein, L OBP: 0.323, SLG: 0.377 (1, 7)										4	0	1	0	0	0	1				
Frank Duffy, R OBP: 0.281, SLG: 0.301 (1, 6)										4	0	1	0	0	0	1				
George Hendrick, R OBP: 0.311, SLG: 0.460 (1, 8)										4	0	0	0	0	1	2				
Boog Powell, L OBP: 0.412, SLG: 0.507 (1, 3)										4	0	0	0	0	2	2				
Rico Carty, R OBP: 0.367, SLG: 0.471 (1, 10)										2	0	0	0	1	1	0				
John Ellis, R OBP: 0.260, SLG: 0.347 (1, 2)										3	0	0	0	0	0	2				
Charlie Spikes, R OBP: 0.211, SLG: 0.227 (8, PH)										2	0	0	0	0	0	0				
Tom McCraw, L OBP: 0.308, SLG: 0.432 (8, 5)										1	0	0	0	1	0					
Ed Crosby, L OBP: 0.412, SLG: 0.357 (8, 5)										0	0	0	0	0	0					
Buddy Bell, R OBP: 0.293, SLG: 0.286 (8, PH)										2	0	1	0	0	0	0				
Leron Lee, L OBP: 0.231, SLG: 0.174 (8, 7)										1	0	0	0	0	0	0				
Jack Brohamer, L OBP: 0.281, SLG: 0.341 (1, 4)										3	0	1	0	0	0	1				
Inning Stats	R: 0 E: 0 K: 1 S: 6	H: 1 LOB: 1 BB: 0 P: 6	R: 0 E: 0 K: 0 S: 3	H: 0 LOB: 0 BB: 0 P: 3	R: 0 E: 0 K: 0 S: 3	H: 0 LOB: 0 BB: 0 P: 3	R: 0 E: 0 K: 0 S: 4	H: 1 LOB: 2 BB: 1 P: 8	R: 0 E: 0 K: 0 S: 3	H: 1 LOB: 0 BB: 0 P: 3	R: 0 E: 0 K: 2 S: 7	H: 0 LOB: 0 BB: 0 P: 7	R: 0 E: 0 K: 1 S: 6	H: 1 LOB: 1 BB: 0 P: 6	R: 0 E: 0 K: 1 S: 5	H: 0 LOB: 0 BB: 0 P: 5	1B: 2 2B: 1 3B: 1 HR: 0	SF: 0 SAC: 0 DP: 1 HBP: 0	WP: 0 PB: 0 SB: 0 CS: 0	PA: 31
PITCHER Jim Hughes, R ERA: 1.67 (1, 1)	IP: 9.0 WLS: W BF: 31 H: 4 R: 0 ER: 0 SO: 5 BB: 1 IBB: 0 HBP: 0 BLK: 0 WP: 0 HR: 0 S: 40 P: 44 ERA: 0.00 WHIP: 0.556															PITCHER				

Cleveland Indians @ Minnesota Twins
Metropolitan Stadium, Bloomington, MI
Wed May 14 1975, 8:05 PM EDT
Att. 3,176 - Unknown - 52 F

AB 30
R 0
H 4
RBI 0
BB 1
SO 5
LOB 9



Batter	1	2	3	4	5	6	7	8	9	AB	R	H	RBI	BB	SO	LOB	BOTTOM			
Steve Braun, L OBP: 0.375, SLG: 0.370 (1, 7)										4	0	3	0	0	0	0				
Dan Ford, R OBP: 0.220, SLG: 0.158 (7, PR)										0	0	0	0	0	0	0				
Rod Carew, L OBP: 0.428, SLG: 0.443 (1, 4)										2	1	0	0	2	1	1				
Larry Hise, R OBP: 0.352, SLG: 0.505 (1, 8)										4	1	1	1	0	1	6				
Bobby Darwin, R OBP: 0.296, SLG: 0.408 (1, 10)										3	1	1	1	1	1	0				
Eric Soderholm, R OBP: 0.354, SLG: 0.337 (1, 5)										2	0	0	0	2	1	1				
Steve Bnye, R OBP: 0.346, SLG: 0.461 (1, 9)										4	0	0	0	0	1	2				
Craig Kusick, R OBP: 0.316, SLG: 0.362 (1, 3)										4	0	0	0	0	0	1				
Glenn Borgmann, R OBP: 0.304, SLG: 0.250 (1, 2)										2	0	0	0	1	1	0				
Sergio Ferrer, S OBP: 0.269, SLG: 0.284 (1, 6)										3	0	0	0	0	0	1				
Inning Stats	R: 1 E: 0 K: 2 S: 8	H: 1 LOB: 1 BB: 1 P: 12	R: 0 E: 0 K: 0 S: 3	H: 0 LOB: 0 BB: 0 P: 3	R: 0 E: 0 K: 1 S: 5	H: 0 LOB: 0 BB: 0 P: 5	R: 1 E: 0 K: 0 S: 3	H: 1 LOB: 0 BB: 1 P: 7	R: 0 E: 1 K: 0 S: 4	H: 1 LOB: 3 BB: 2 P: 12	R: 1 E: 0 K: 0 S: 4	H: 1 LOB: 2 BB: 0 P: 4	R: 0 E: 0 K: 1 S: 6	H: 1 LOB: 1 BB: 1 P: 10	R: 0 E: 0 K: 2 S: 7	H: 0 LOB: 1 BB: 1 P: 11	1B: 3 2B: 0 3B: 0 HR: 2	SF: 0 SAC: 0 DP: 0 HBP: 0	WP: 1 PB: 0 SB: 3 CS: 1	PA: 34
PITCHER Gaylord Perry, R ERA: 3.05 (1, 1)	IP: 8.0 WLS: L BF: 34 H: 5 R: 3 ER: 2 SO: 6 BB: 4 IBB: 2 HBP: 0 BLK: 0 WP: 1 HR: 2 S: 40 P: 64 ERA: 2.25 WHIP: 1.125															PITCHER				

Cleveland Indians @ Minnesota Twins
Metropolitan Stadium, Bloomington, MI
Wed May 14 1975, 8:05 PM EDT
Att. 3,176 - Unknown - 52 F

AB 28
R 3
H 5
RBI 2
BB 6
SO 6
LOB 12



Batter	1	2	3	4	5	6	7	8	9	AB	R	H	RBI	BB	SO	LOB	TOP									
John Lowenstein, L OBP: 0.299, SLG: 0.345 (1, 9)	F2		1-3		K		4-3	K		5	0	0	0	0	2	3	Cleveland Indians @ Minnesota Twins Metropolitan Stadium, Bloomington, MI Thu May 15 1975, 8:05 PM EDT Att. 5,531 - Unknown - 64 F									
Jack Brohamer, L OBP: 0.297, SLG: 0.368 (1, 4)	K		FC5-4 BB			HR	P6	P6		4	1	1	1	1	1	0										
George Hendrick, R OBP: 0.315, SLG: 0.453 (1, 8)	6-3		FC5-4 1-2			HR	1B	BB		4	1	1	0	1	0	1										
Boog Powell, L OBP: 0.400, SLG: 0.526 (1, 3)		E4 2B 1-3	K			HR	4-3			5	2	1	2	0	1	2										
Oscar Gamble, L OBP: 0.339, SLG: 0.453 Rico Carty, R OBP: 0.377, SLG: 0.471 (8, PH)	1-3 1B 2B			K			3-1	FC5 SH1-4 BB		3	1	1	0	0	1	0										
Tom McCraw, L OBP: 0.310, SLG: 0.410 Charlie Spikes, R OBP: 0.211, SLG: 0.227 (8, 9)	1-3			4-3			FC6-4 BB	SH1-4		2	0	0	1	1	0	1										
Alan Ashby, S OBP: 0.257, SLG: 0.344 John Ellis, R OBP: 0.257, SLG: 0.344 (8, PH)	2-3 3-H 1B			F7			FC6-4 1-2 2B	FC5 BB BB		3	1	1	1	0	0	1										
Ed Crosby, L OBP: 0.400, SLG: 0.412 Buddy Bell, R OBP: 0.300, SLG: 0.286 (8, PH)	K				P4		1-H 2B	BB		3	0	1	1	0	1	1										
Frank Duffy, R OBP: 0.280, SLG: 0.292 (1, 6)	K				K		5-3	BB		3	0	0	0	1	2	2										
Inning Stats	R: 0 E: 0 K: 1 S: 5	H: 0 LOB: 0 BB: 0 P: 5	R: 2 E: 2 K: 2 S: 10	H: 2 LOB: 1 BB: 0 P: 10	R: 0 E: 0 K: 1 S: 5	H: 0 LOB: 0 BB: 1 P: 9	R: 0 E: 0 K: 2 S: 5	H: 0 LOB: 0 BB: 0 P: 5	R: 0 E: 0 K: 2 S: 7	H: 0 LOB: 0 BB: 0 P: 7	R: 4 E: 0 K: 0 S: 7	H: 4 LOB: 1 BB: 1 P: 11	R: 0 E: 0 K: 0 S: 3	H: 0 LOB: 0 BB: 1 P: 7	R: 0 E: 0 K: 1 S: 5	H: 0 LOB: 3 BB: 3 P: 17		R: 0 E: 0 K: 0 S: 3	H: 0 LOB: 0 BB: 0 P: 3	1B: 2 2B: 2 3B: 0 HR: 2	SF: 0 SAC: 1 DP: 0 HBP: 0	WP: 0 PB: 0 SB: 1 CS: 0	PA: 40			
PITCHER	IP	WLS	BF	H	R	ER	SO	BB	IBB	HBP	BLK	WP	HR	S	P	ERA		WHIP								
Bert Blyleven, R ERA: 3.25 (1, 1)	5.0		21	4	4	3	7	1	0	0	0	0	1	34	38	5.40		1.000								
Bill Campbell, R ERA: 4.43 (6, 1)	1.0		6	2	2	2	0	1	0	0	0	0	1	5	9	18.00	3.000									
Tom Burgmeier, L ERA: 0.66 (7, 1)	3.0	W	13	0	0	0	1	4	0	0	0	0	0	11	27	0.00	1.333									

Batter	1	2	3	4	5	6	7	8	9	AB	R	H	RBI	BB	SO	LOB	BOTTOM									
Steve Brye, R OBP: 0.353, SLG: 0.449 Tony Oliva, L OBP: 0.360, SLG: 0.350 (9, PH)	FC3-6 BB		G5-4-3 1-2		K		G6-4-3 BB		K	2	0	0	0	2	1	1	Cleveland Indians @ Minnesota Twins Metropolitan Stadium, Bloomington, MI Thu May 15 1975, 8:05 PM EDT Att. 5,531 - Unknown - 64 F									
Rod Carew, L OBP: 0.427, SLG: 0.440 (1, 4)	FC3-6 1-2 HR		4-3		S 1B		G6-4-3 1-2		1B	5	2	2	1	0	0	2										
Larry Hisle, R OBP: 0.358, SLG: 0.535 (1, 8)	1-H HR			K	S 1B			F8		4	2	2	3	0	1	0										
Bobby Darwin, R OBP: 0.313, SLG: 0.410 (1, 10)	G6-4-3 BB			WP E BB	E7			1B		2	1	1	0	2	0	0										
Eric Soderholm, R OBP: 0.350, SLG: 0.327 (1, 5)	G6-4-3 1-2			WP E BB	6-3			K		3	1	0	0	1	1	3										
Craig Kusick, R OBP: 0.300, SLG: 0.342 (1, 3)	6-3			K			L8	P6		4	0	0	0	0	1	3										
Steve Braun, L OBP: 0.381, SLG: 0.382 Dan Ford, R OBP: 0.220, SLG: 0.158 (9, PR)	6-3			E6	F7			SH3-4 1B BB		3	0	1	2	1	0	0										
Danny Thompson, R OBP: 0.353, SLG: 0.357 (1, 6)	G3			1-H 2-H 2B	4-3			SH3-4		3	0	0	0	0	0	1										
Glenn Borgmann, R OBP: 0.305, SLG: 0.244 Danny Walton, R OBP: 0.313, SLG: 0.267 Sergio Ferrar, S OBP: 0.269, SLG: 0.284 (9, PR)	G5-4-3 BB			K			6-3	1B		2	0	0	0	1	1	0										
Inning Stats	R: 2 E: 0 K: 0 S: 3	H: 1 LOB: 0 BB: 2 P: 11	R: 0 E: 0 K: 0 S: 3	H: 0 LOB: 0 BB: 0 P: 3	R: 0 E: 0 K: 0 S: 2	H: 0 LOB: 0 BB: 1 P: 6	R: 2 E: 1 K: 2 S: 8	H: 1 LOB: 1 BB: 2 P: 16	R: 2 E: 1 K: 2 S: 10	H: 2 LOB: 1 BB: 0 P: 10	R: 0 E: 0 K: 0 S: 3	H: 0 LOB: 0 BB: 0 P: 3	R: 0 E: 0 K: 1 S: 6	H: 1 LOB: 1 BB: 0 P: 6	R: 0 E: 0 K: 1 S: 6	H: 1 LOB: 1 BB: 0 P: 6		R: 1 E: 0 K: 1 S: 5	H: 1 LOB: 2 BB: 2 P: 13	1B: 4 2B: 1 3B: 0 HR: 1	SF: 0 SAC: 1 DP: 3 HBP: 0	WP: 2 PB: 0 SB: 2 CS: 0	PA: 38			
PITCHER	IP	WLS	BF	H	R	ER	SO	BB	IBB	HBP	BLK	WP	HR	S	P	ERA		WHIP								
Don Hood, L ERA: 4.88 (1, 1)	3.2		16	2	4	4	2	5	0	0	0	0	1	15	35	9.82		1.909								
Jim Perry, R ERA: 6.43 (4, 1)	4.2	L	20	3	3	2	3	2	1	0	0	0	0	23	35	3.86	1.071									
Dave LaRoche, L ERA: 4.5 (9, 1)	0.1		2	1	0	0	1	0	0	0	0	0	0	4	4	0.00	3.000									



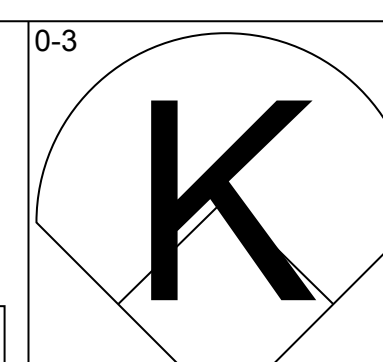
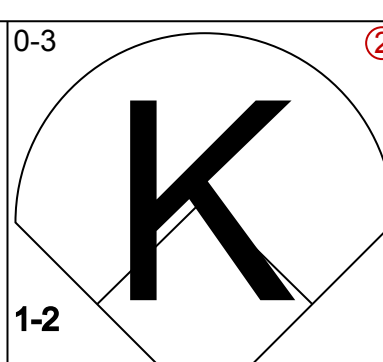
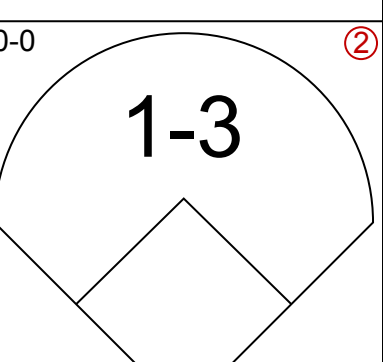
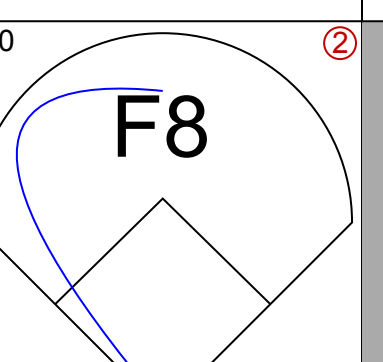
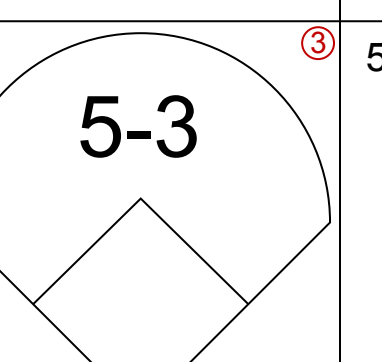
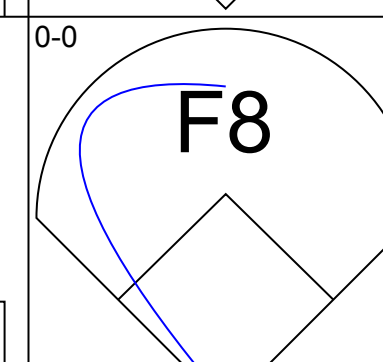
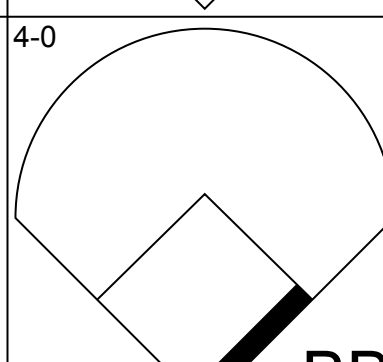
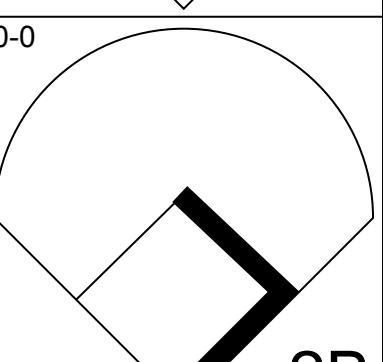
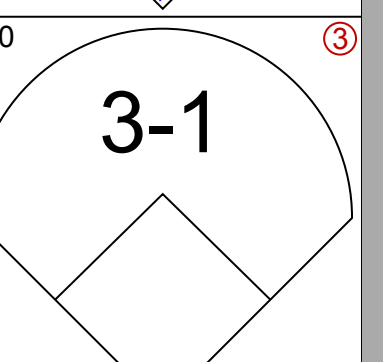
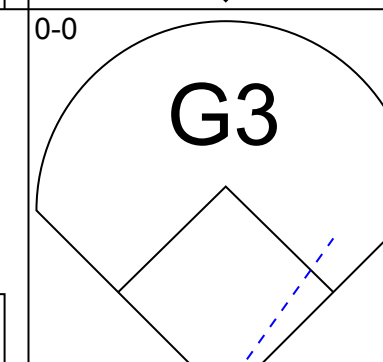
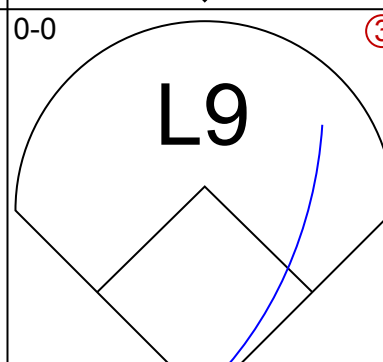
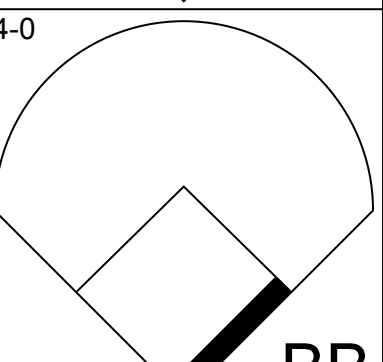
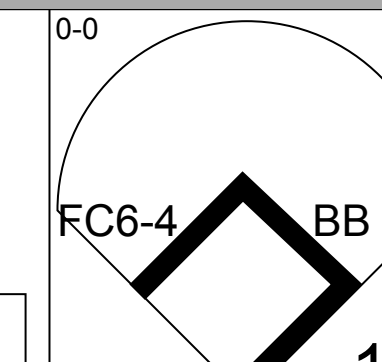
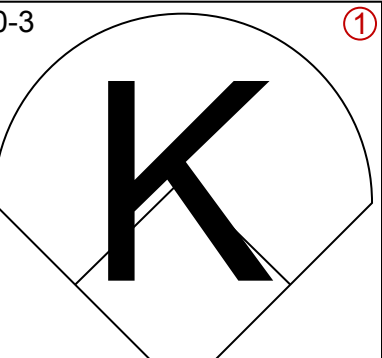
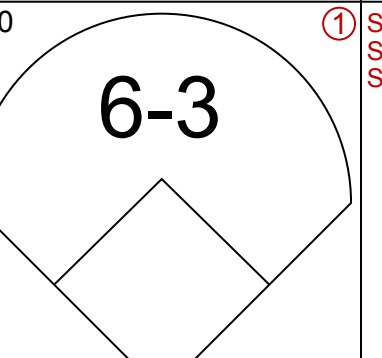
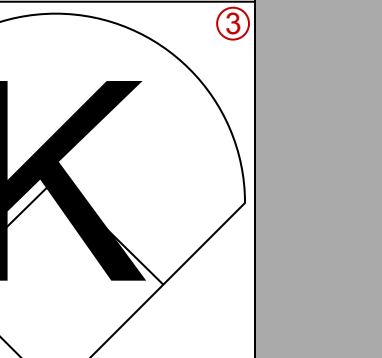
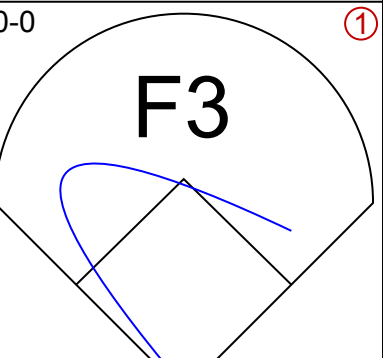
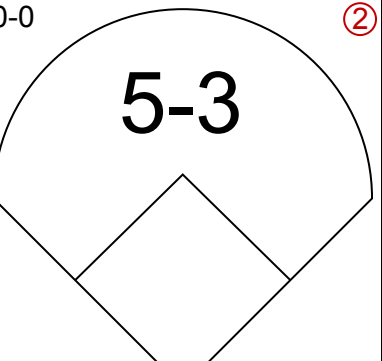
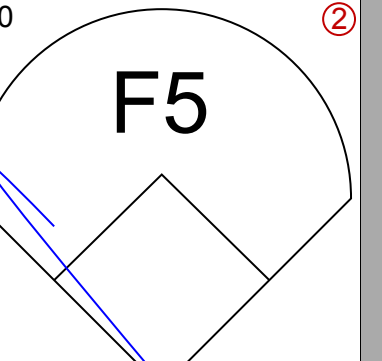
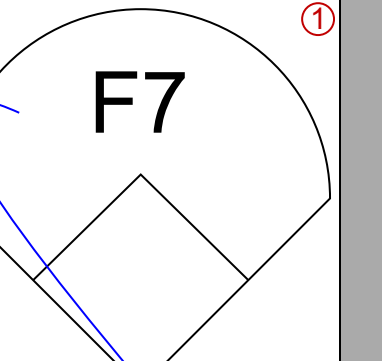
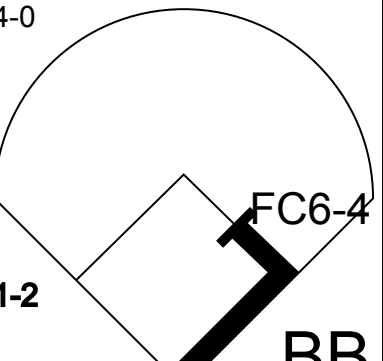
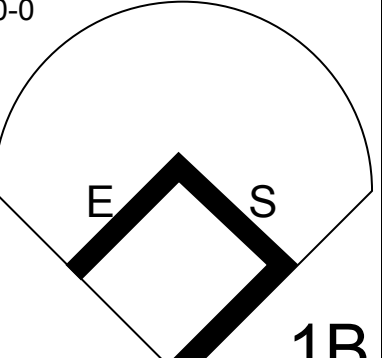
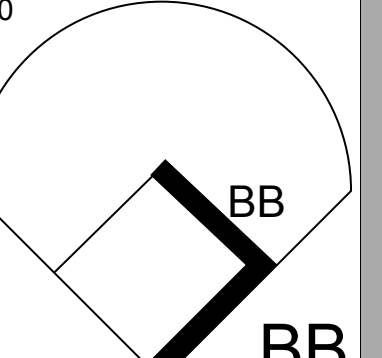
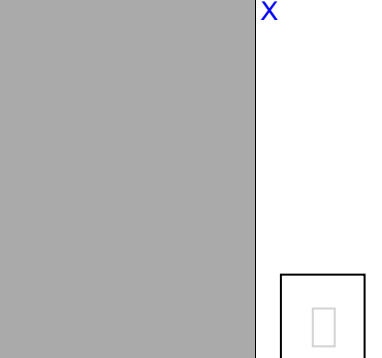
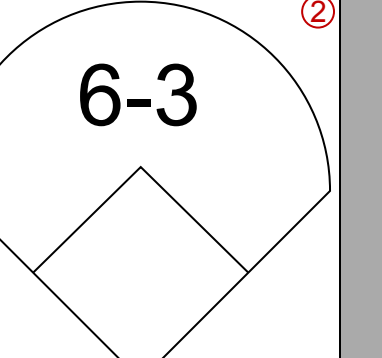
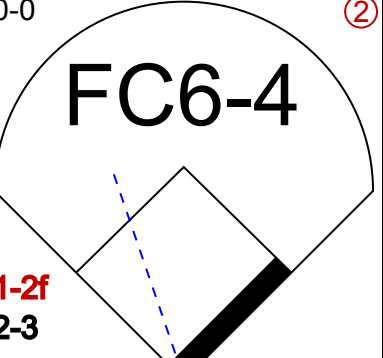
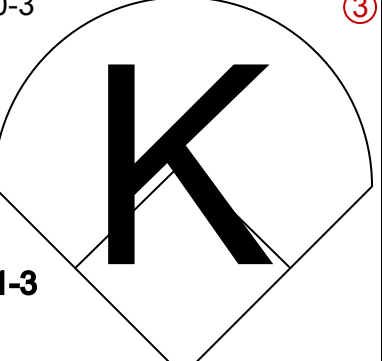
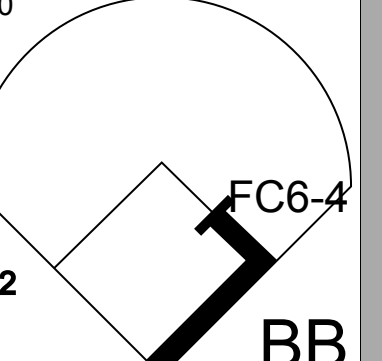
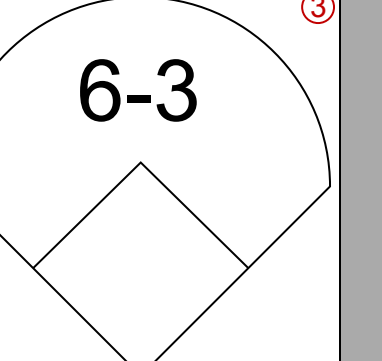
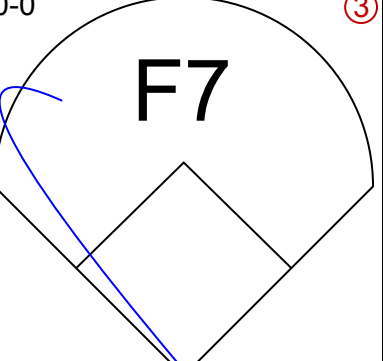
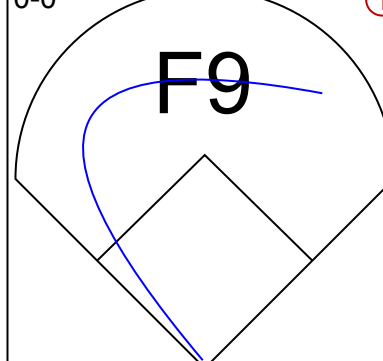
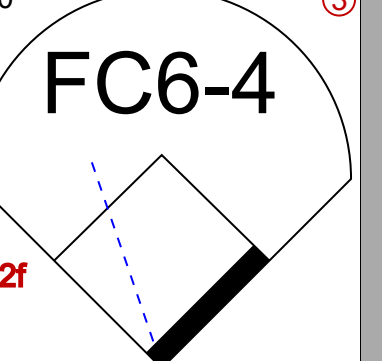
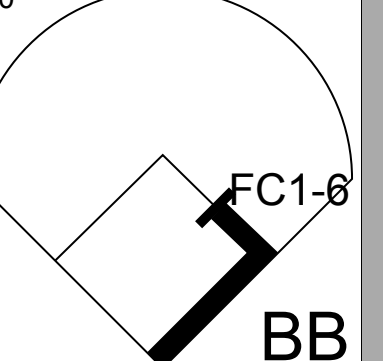
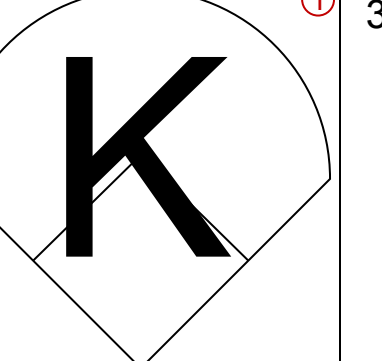
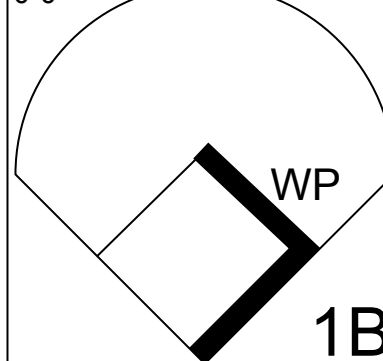
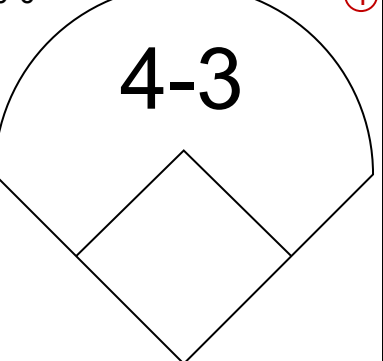
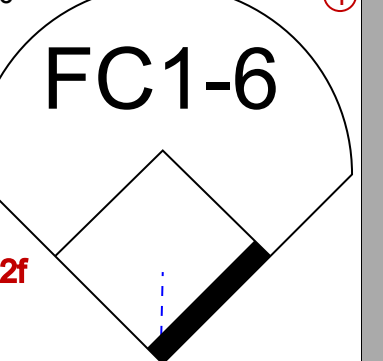
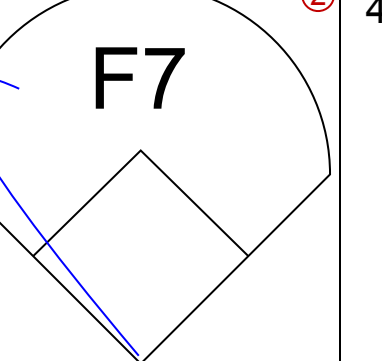
Batter	1	2	3	4	5	6	7	8	9	AB	R	H	RBI	BB	SO	LOB	TOP			
Don Money, R (1, 6) OBP: 0.300, SLG: 0.328	5-3			2B 1B	FC4-6 HBP			5-3		3	1	1	0	0	0	0	Milwaukee Brewers @ Minnesota Twins Metropolitan Stadium, Bloomington, MI Fri May 16 1975, 8:05 PM EDT Att: 10,026 - Unknown - 71 F			
Bill Sharp, L (1, 8) OBP: 0.239, SLG: 0.250	L9			1B 2B	FC4-6 WP			4-3		4	1	1	1	0	0	1				
Bobby Mitchell, R (1, 7) OBP: 0.404, SLG: 0.619 Gorman Thomas, R (8, 7) OBP: 0.235, SLG: 0.333	P3			1B 1B	K			6-3		4	1	1	1	0	1	1				
George Scott, R (1, 3) OBP: 0.317, SLG: 0.417		6-3		1B 1B				P4		4	0	1	0	0	0	0				
Hank Aaron, R (1, 10) OBP: 0.328, SLG: 0.364		K		F7				K		4	0	0	0	0	3	2				
Darrell Porter, L (1, 2) OBP: 0.361, SLG: 0.369		K		1B				K		4	0	1	1	0	2	0				
Sixto Lezcano, R (1, 9) OBP: 0.296, SLG: 0.415			K	F7				6-3		3	0	0	0	0	1	2				
Tim Johnson, L (1, 4) OBP: 0.133, SLG: 0.103			5-3	6-3				4-3		3	0	0	0	0	0	2				
Kurt Bevacqua, R (1, 5) OBP: 0.363, SLG: 0.534			6-3		5-3			6-3		3	0	0	0	0	0	0				
Inning Stats	R: 0 E: 0 K: 0 S: 3	H: 0 LOB: 0 BB: 0 P: 3	R: 0 E: 0 K: 2 S: 7	H: 0 LOB: 0 BB: 0 P: 7	R: 0 E: 0 K: 1 S: 5	H: 0 LOB: 0 BB: 0 P: 5	R: 3 E: 0 K: 0 S: 8	H: 5 LOB: 2 BB: 0 P: 8	R: 0 E: 0 K: 1 S: 5	H: 0 LOB: 1 BB: 0 P: 6	R: 0 E: 0 K: 2 S: 7	H: 0 LOB: 0 BB: 0 P: 7	R: 0 E: 0 K: 0 S: 3	H: 0 LOB: 0 BB: 0 P: 3	R: 0 E: 0 K: 1 S: 5	H: 0 LOB: 0 BB: 0 P: 5	1B: 4 2B: 1 3B: 0 HR: 0	SF: 0 SAC: 0 DP: 0 HBP: 1	WP: 1 PB: 0 SB: 0 CS: 0	PA: 33
PITCHER Dave Goltz, R (1, 1) ERA: 3.25	IP: 9.0 WLS: L BF: 33 H: 5 R: 3 ER: 3 SO: 7 BB: 0 IBB: 0 HBP: 1 BLK: 0 WP: 1 HR: 0 S: 46 P: 47 ERA: 3.00 WHIP: 0.556															PITCHER				

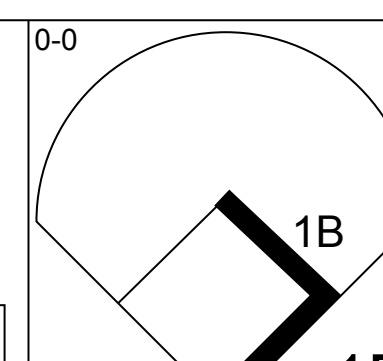
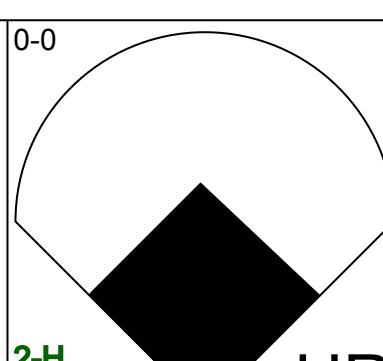
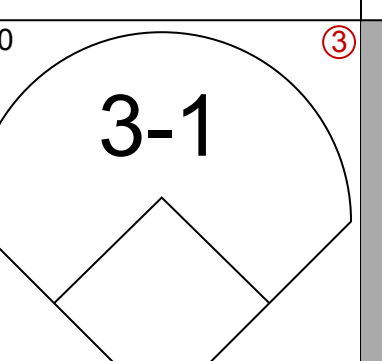
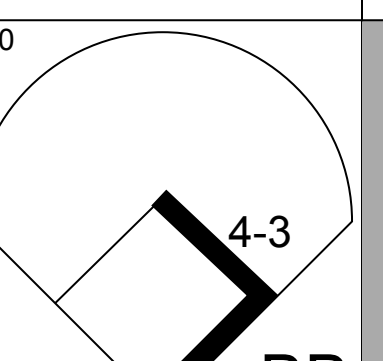
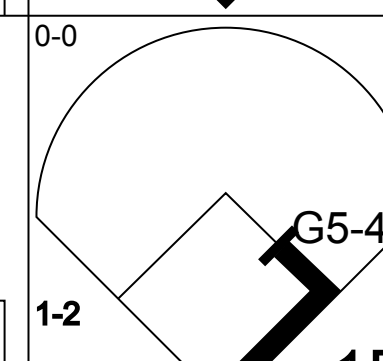
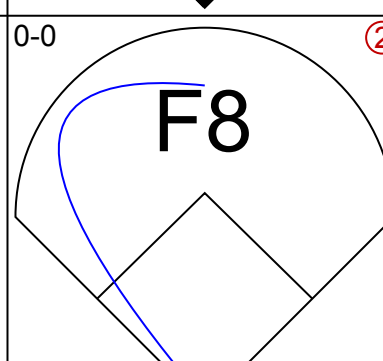
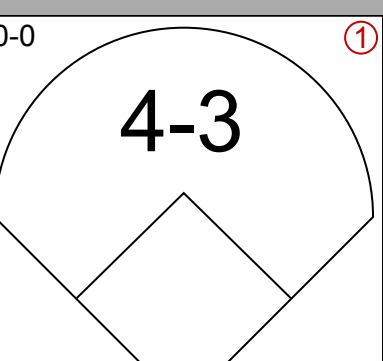
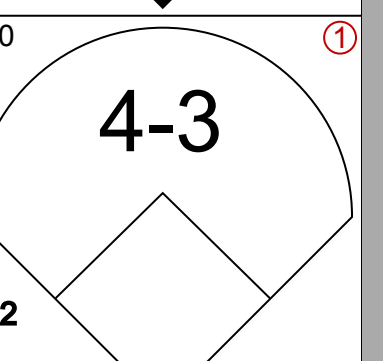
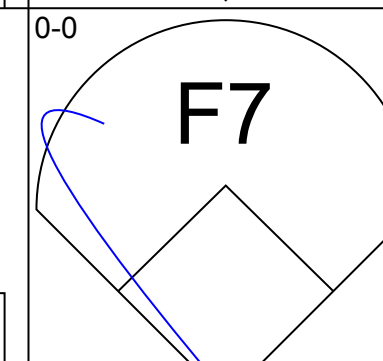
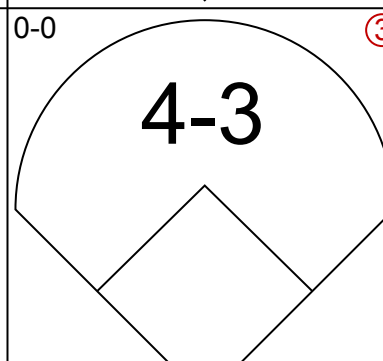
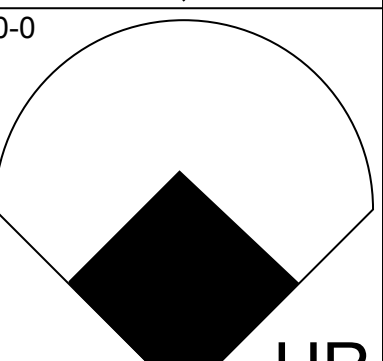
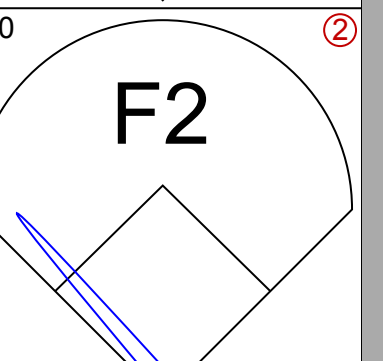
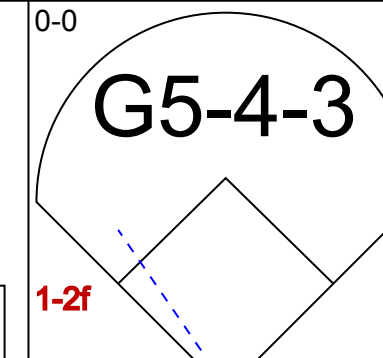
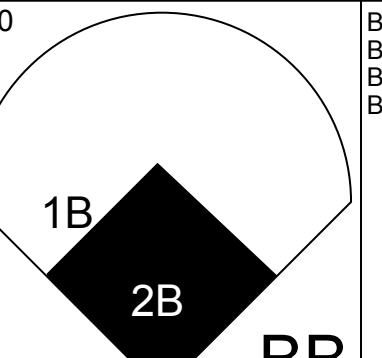
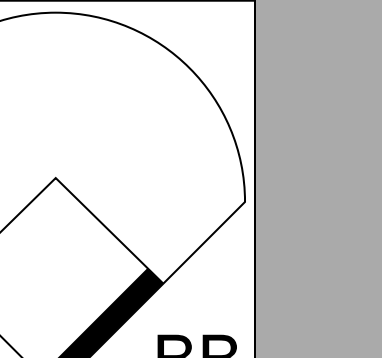
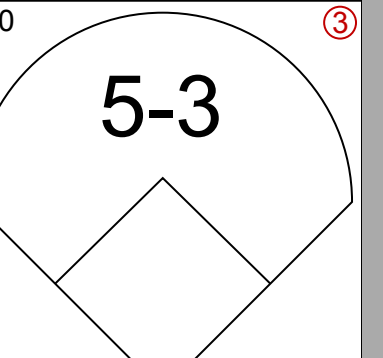
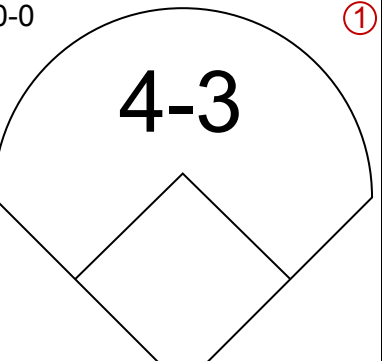
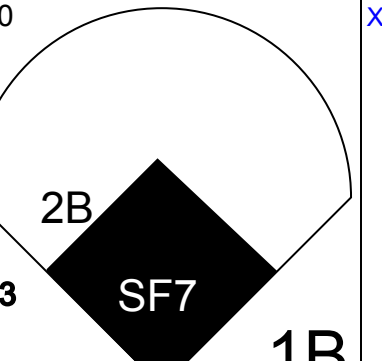
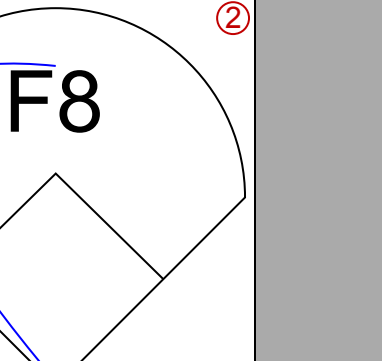
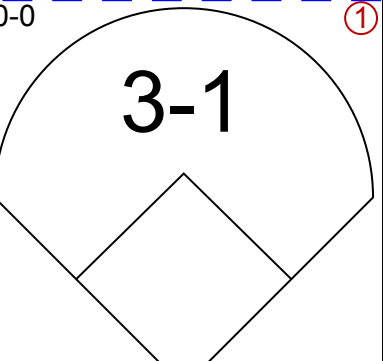
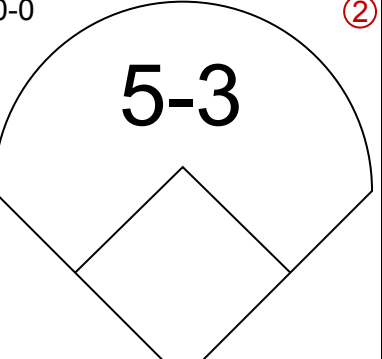
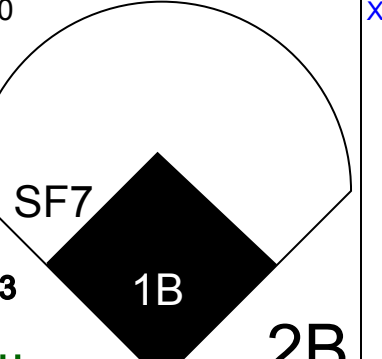
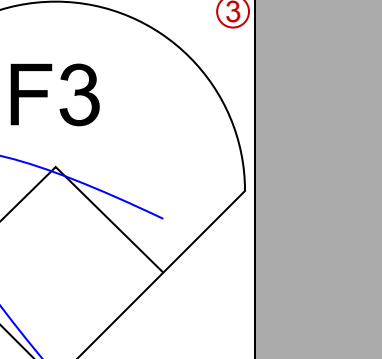
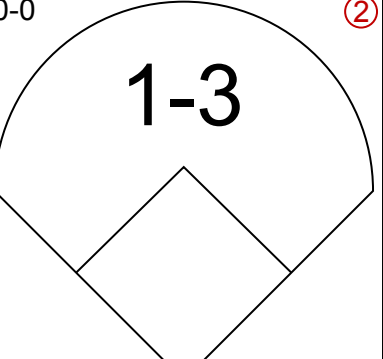
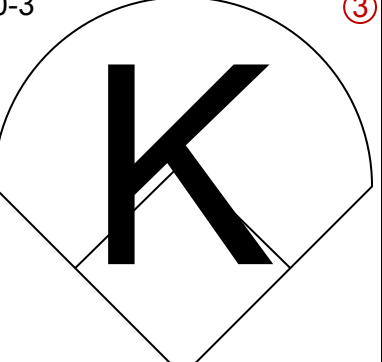
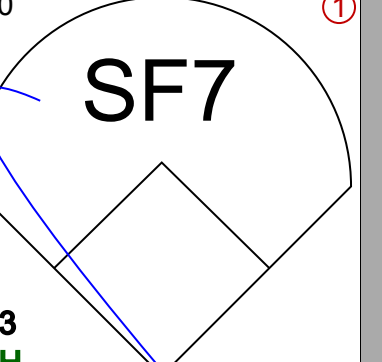
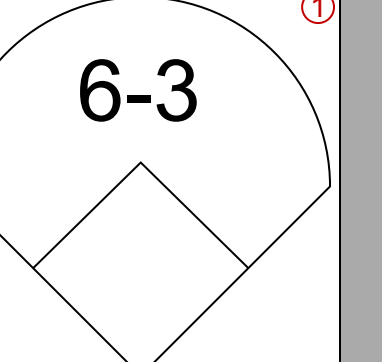
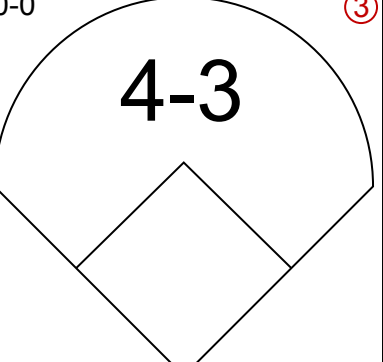
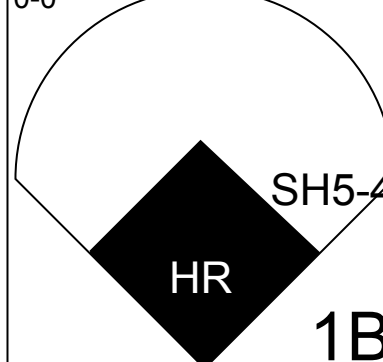
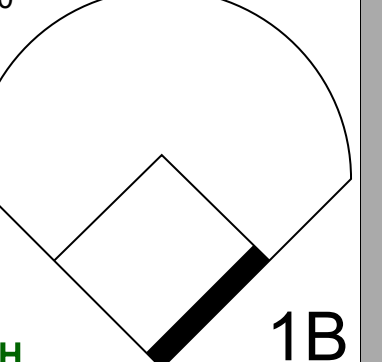
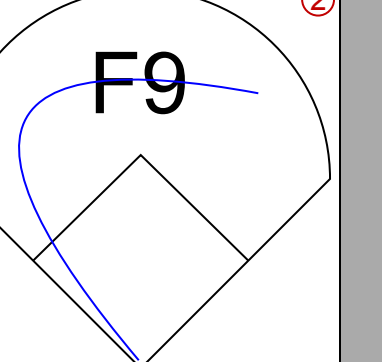
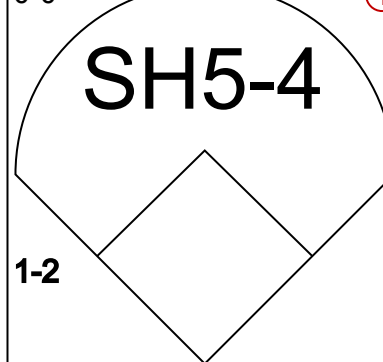
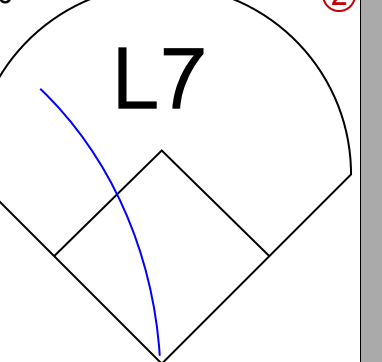
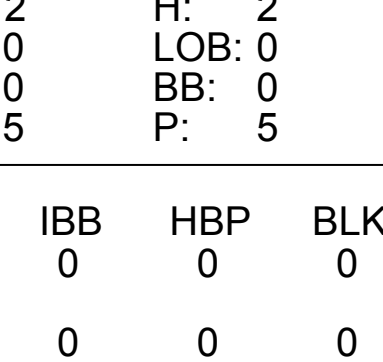
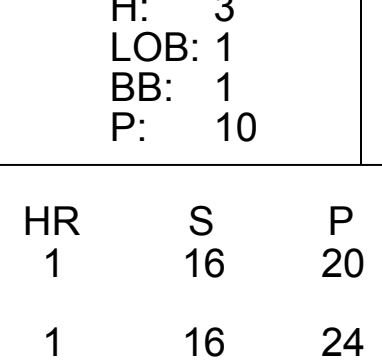
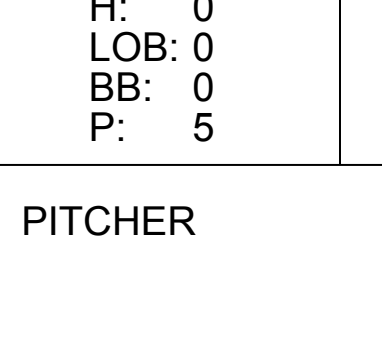
Batter	1	2	3	4	5	6	7	8	9	AB	R	H	RBI	BB	SO	LOB	BOTTOM			
Steve Braun, L (1, 7) OBP: 0.371, SLG: 0.370	F8		F9		3-1				4-3	5	0	1	0	0	0	1	Milwaukee Brewers @ Minnesota Twins Metropolitan Stadium, Bloomington, MI Fri May 16 1975, 8:05 PM EDT Att: 10,026 - Unknown - 71 F			
Rod Carew, L (1, 4) OBP: 0.430, SLG: 0.436	2-3		1B BB		K			FC6-4 1B		3	0	1	0	1	1	0				
Larry Hise, R (1, 8) OBP: 0.363, SLG: 0.534	1-3		1B		FC6-4 1B			K		4	0	2	1	0	1	2				
Bobby Darwin, R (1, 9) OBP: 0.310, SLG: 0.404		1B	K		FC6-4			FC6-4		4	0	1	0	0	1	5				
Tony Oliva, L (1, 10) OBP: 0.333, SLG: 0.318	K			F8				4-3		4	0	0	0	0	1	1				
Eric Soderholm, R (1, 5) OBP: 0.347, SLG: 0.317	K			E BB				5-3		3	0	0	0	1	2	1				
Craig Kusick, R (1, 3) OBP: 0.310, SLG: 0.342	5-3			E9 1B				FC6-4 BB		3	0	1	0	1	0	1				
Danny Thompson, R (1, 6) OBP: 0.352, SLG: 0.356 Danny Walton, R (9, PH) OBP: 0.294, SLG: 0.250			F9 SH1-4 1B	K				FC6-4		3	1	1	0	0	1	3				
Glenn Borgmann, R (1, 2) OBP: 0.302, SLG: 0.241 Tom Kelly, L (7, PH) OBP: 0.294, SLG: 0.250 Tom Lundstedt, S (8, 2) OBP: 0.310, SLG: 0.342		SH1-4		4-3				K		1	0	0	0	0	1	0				
Inning Stats	R: 0 E: 0 K: 0 S: 3	H: 1 LOB: 1 BB: 0 P: 8	R: 1 E: 0 K: 1 S: 7	H: 2 LOB: 2 BB: 1 P: 11	R: 0 E: 1 K: 1 S: 6	H: 1 LOB: 2 BB: 1 P: 10	R: 0 E: 0 K: 0 S: 3	H: 0 LOB: 1 BB: 1 P: 7	R: 0 E: 0 K: 2 S: 9	H: 2 LOB: 2 BB: 0 P: 9	R: 0 E: 0 K: 1 S: 5	H: 0 LOB: 0 BB: 0 P: 5	R: 0 E: 0 K: 1 S: 5	H: 0 LOB: 0 BB: 0 P: 5	R: 0 E: 0 K: 1 S: 5	H: 0 LOB: 0 BB: 0 P: 5	1B: 7 2B: 0 3B: 0 HR: 0	SF: 0 SAC: 1 DP: 0 HBP: 0	WP: 0 PB: 0 SB: 1 CS: 0	PA: 37
PITCHER Bill Champion, R (1, 1) ERA: 3.54 Bill Castro, R (7, 1) ERA: 1.56	IP: 6.1 WLS: W BF: 29 H: 7 R: 1 ER: 1 SO: 6 BB: 3 IBB: 0 HBP: 0 BLK: 0 WP: 0 HR: 0 S: 38 P: 50 ERA: 1.42 WHIP: 1.579															PITCHER				



Batter	1	2	3	4	5	6	7	8	9	AB	R	H	RBI	BB	SO	LOB	TOP								
Don Money, R OBP: 0.304, SLG: 0.325	4-0 SH3-4 BB		0-0 1B HR	0-0 FC5-4-6		0-3 K		0-3 K		4	1	1	0	1	2	1	Milwaukee Brewers @ Minnesota Twins Metropolitan Stadium, Bloomington, MI Sat May 17 1975, 4:33 AM EDT Att: 12,300 - Unknown - 77 F livebaseballscorecards.com								
Bill Sharp, L OBP: 0.297, SLG: 0.268	0-0 SH3-4		0-0 1B HR	4-0 1B IBB		0-0 FC6-4 1B		0-0 P6		3	1	2	0	1	0	0									
Bobby Mitchell, R OBP: 0.412, SLG: 0.667	4-0 BB		0-0 HR	0-0 F3		0-0 FC6-4 1-2		0-3 K		3	1	1	3	1	0	3									
Gorman Thomas, R OBP: 0.235, SLG: 0.333										0	0	0	0	0	0	0									
Mike Hegan, L OBP: 0.423, SLG: 0.474			1-H 3-H HR							1	0	0	0	0	1	0									
George Scott, R OBP: 0.336, SLG: 0.424	0-0 F3		4-0 2B BB		0-0 HR 1B		4-0 G5-4-3 BB		0-0 BB 1B	3	2	2	0	2	0	2									
Hank Aaron, R OBP: 0.339, SLG: 0.408	0-0 L6		0-0 2B		0-0 HR		0-0 G5-4-3 1-2		4-0 BB	4	1	2	3	1	0	3									
Pedro Garcia, R OBP: 0.270, SLG: 0.313			1-H 2B		1-H HR		1-2		1-2 BB	0	0	0	0	0	0	0									
Sixto Lezcano, R OBP: 0.292, SLG: 0.432		0-0 L5	0-3 K		0-0 F9		0-0 HR		0-3 K	5	1	1	1	0	2	3									
Darrell Porter, L OBP: 0.348, SLG: 0.352		0-3 K	0-0 F7		0-3 K		0-0 6-3			4	0	0	0	0	2	1									
Kurt Bevacqua, R OBP: 0.050, SLG: 0.053		0-3 K		0-0 SH2-4 1B		0-0 F8		0-0 L4		4	0	1	0	0	1	0									
Tim Johnson, L OBP: 0.121, SLG: 0.094			0-3 K	0-0 SH2-4 1-2		0-0 4-3		0-0 6-3		3	0	0	0	0	1	0									
Inning Stats	R: 0 E: 0 K: 0 S: 3	H: 0 LOB: 2 BB: 2 P: 11	R: 0 E: 0 K: 2 S: 7	H: 0 LOB: 0 BB: 0 P: 7	R: 4 E: 0 K: 2 S: 11	H: 4 LOB: 1 BB: 1 P: 15	R: 0 E: 0 K: 0 S: 4	H: 1 LOB: 2 BB: 1 P: 8	R: 2 E: 0 K: 1 S: 7	H: 2 LOB: 0 BB: 0 P: 7	R: 0 E: 0 K: 1 S: 6	H: 1 LOB: 1 BB: 0 P: 6	R: 1 E: 0 K: 0 S: 3	H: 1 LOB: 0 BB: 1 P: 7	R: 0 E: 0 K: 1 S: 5	H: 0 LOB: 2 BB: 1 P: 5	R: 0 E: 0 K: 2 S: 8	H: 1 LOB: 2 BB: 1 P: 12	1B: 6 2B: 1 3B: 0 HR: 3	SF: 0 SAC: 2 DP: 1 HBP: 0	WP: 0 PB: 0 SB: 1 CS: 0	PA: 42			
PITCHER	IP	WLS	BF	H	R	ER	SO	BB	IBB	HBP	BLK	WP	HR	S	P	ERA	WHIP								
Vic Albury, L ERA: 3.55	2.1		14	4	4	4	3	3	0	0	0	0	1	17	29	15.43	3.000								
Ray Corbin, R ERA: 4.13	6.1	W	27	6	3	3	5	2	1	0	0	0	2	34	46	4.26	1.263								
Bill Campbell, R ERA: 4.35	0.1	S	1	0	0	0	1	0	0	0	0	0	0	3	3	0.00	0.000								

Batter	1	2	3	4	5	6	7	8	9	AB	R	H	RBI	BB	SO	LOB	BOTTOM								
Steve Braun, L OBP: 0.383, SLG: 0.400	0-0 SH3 SF8 2B		0-0 G3			0-0 2B		4-0 2B BB		4	2	2	0	1	0	1	Milwaukee Brewers @ Minnesota Twins Metropolitan Stadium, Bloomington, MI Sat May 17 1975, 4:33 AM EDT Att: 12,300 - Unknown - 77 F livebaseballscorecards.com								
Tom Kelly, L										0	0	0	0	0	0	0									
Rod Carew, L OBP: 0.423, SLG: 0.439	0-0 SH3 2-3		0-0 F8		0-0 6-3		0-3 K	0-0 E 1-H 2-H 2B		4	0	1	2	0	1	1									
Larry Hise, R OBP: 0.356, SLG: 0.523	0-0 SF8		0-0 WP 1B		0-0 P5		0-3 K	0-0 E6 S		4	1	1	1	0	1	3									
Bobby Darwin, R OBP: 0.331, SLG: 0.411	0-0 E 1B		0-0 1B		1-0 HR HBP		4-0 1B 2B BB	0-3 K		3	2	2	1	1	1	2									
Tony Oliva, L OBP: 0.345, SLG: 0.333	0-0 E8 BB 1B		0-0 G4-6-3		0-3 K		0-0 2B 1B			4	0	2	0	0	1	2									
Eric Soderholm, R OBP: 0.360, SLG: 0.336	4-0 BB		0-3 K		0-0 HR 1B		0-0 2B			3	1	2	1	1	1	0									
Craig Kusick, R OBP: 0.319, SLG: 0.333	0-0 F5			4-0 BB BB		0-0 P6		1-0 FC3-6 HBP		2	0	0	0	1	0	5									
Dan Ford, R OBP: 0.220, SLG: 0.158				0-0 G4-3 BB						0	0	0	0	0	0	0									
Danny Thompson, R OBP: 0.345, SLG: 0.408		0-0 L9		0-0 G4-3		0-0 HR		0-0 FC3-6 4-3 2B		4	1	1	3	0	0	2									
Sergio Ferrer, S OBP: 0.269, SLG: 0.284				1-2		1-H 2-H HR		1-2 2B		0	1	0	0	0	0	0									
Tom Lundstedt, S OBP: 0.143, SLG: 0.143		0-0 3-1			0-0 6-3		0-0 1B		0-0 4-3	4	0	1	0	0	0	1									
Inning Stats	R: 1 E: 1 K: 0 S: 6	H: 3 LOB: 3 BB: 1 P: 10	R: 0 E: 0 K: 0 S: 3	H: 0 LOB: 0 BB: 0 P: 3	R: 1 E: 0 K: 0 S: 4	H: 2 LOB: 0 BB: 0 P: 4	R: 0 E: 0 K: 1 S: 4	H: 0 LOB: 0 BB: 1 P: 8	R: 0 E: 0 K: 0 S: 4	H: 1 LOB: 1 BB: 0 P: 4	R: 3 E: 0 K: 1 S: 8	H: 3 LOB: 1 BB: 0 P: 9	R: 1 E: 0 K: 2 S: 8	H: 2 LOB: 2 BB: 1 P: 12	R: 2 E: 1 K: 1 S: 7	H: 1 LOB: 3 BB: 1 P: 12	R: 0 E: 0 K: 1 S: 8	H: 0 LOB: 2 BB: 1 P: 12	1B: 7 2B: 4 3B: 0 HR: 1	SF: 1 SAC: 1 DP: 2 HBP: 2	WP: 1 PB: 0 SB: 1 CS: 0	PA: 40			
PITCHER	IP	WLS	BF	H	R	ER	SO	BB	IBB	HBP	BLK	WP	HR	S	P	ERA	WHIP								
Jim Colborn, R ERA: 3.8	5.2		26	8	5	5	2	2	0	1	0	0	1	27	36	7.94	1.765								
Eduardo Rodriguez, R ERA: 1.77	1.1		7	3	1	1	2	1	0	0	0	0	0	10	14	6.75	3.000								
Tom Murphy, R ERA: 1.54	1.0	L	7	1	2	2	1	1	0	1	0	0	0	7	12	18.00	2.000								


Batter	1	2	3	4	5	6	7	8	9	AB	R	H	RBI	BB	SO	LOB	TOP
Don Money, R OBP: 0.293, SLG: 0.313 (1.6)										5	0	0	0	0	2	2	Milwaukee Brewers @ Minnesota Twins Metropolitan Stadium, Bloomington, MI Sun May 18 1975, 4:33 AM EDT Att: 12,608 - Unknown - 80 F
Bill Sharp, L OBP: 0.276, SLG: 0.284 (1.8)										3	0	1	0	1	0	1	
Bobby Mitchell, R OBP: 0.418, SLG: 0.646 (1.7)										3	0	1	0	1	0	2	
George Scott, R OBP: 0.326, SLG: 0.410 (1.3)										4	0	0	0	0	2	3	
Hank Aaron, R OBP: 0.336, SLG: 0.396 (1.10)										3	0	0	0	1	0	0	
Sixto Lezcano, R OBP: 0.298, SLG: 0.430 (1.9)										3	0	1	0	1	0	2	
Darrell Porter, L OBP: 0.345, SLG: 0.341 (1.2)										3	0	0	0	1	1	3	
Kurt Bevacqua, R OBP: 0.083, SLG: 0.045 (1.5)										3	0	0	0	1	1	2	
Tim Johnson, L OBP: 0.135, SLG: 0.111 (1.4)										4	0	1	0	0	0	1	
Inning Stats	R: 0 E: 0 K: 1 S: 5	H: 0 LOB: 0 BB: 0 P: 5	R: 0 E: 0 K: 2 S: 8	H: 1 LOB: 1 BB: 0 P: 8	R: 0 E: 0 K: 1 S: 6	H: 1 LOB: 2 BB: 1 P: 10	R: 0 E: 0 K: 0 S: 3	H: 0 LOB: 0 BB: 0 P: 3	R: 0 E: 0 K: 0 S: 3	H: 0 LOB: 1 BB: 1 P: 7	R: 0 E: 0 K: 0 S: 4	H: 1 LOB: 2 BB: 1 P: 8	R: 0 E: 0 K: 1 S: 5	H: 0 LOB: 0 BB: 0 P: 5	1B: 3 2B: 1 3B: 0 HR: 0	SF: 0 SAC: 0 DP: 0 HBP: 0	WP: 1 PA: 37 PB: 0 SB: 1 CS: 0
PITCHER Jim Hughes, R ERA: 1.31 (1.1)	IP: 9.0 WLS: W BF: 37 H: 4 R: 0 ER: 0 SO: 6 BB: 6 IBB: 0 HBP: 0 BLK: 0 WP: 1 HR: 0 S: 43 P: 67 ERA: 0.00 WHIP: 1.111																


Batter	1	2	3	4	5	6	7	8	9	AB	R	H	RBI	BB	SO	LOB	BOTTOM		
Steve Braun, L OBP: 0.398, SLG: 0.443 (1.7)										3	1	2	2	1	0	1	Milwaukee Brewers @ Minnesota Twins Metropolitan Stadium, Bloomington, MI Sun May 18 1975, 4:33 AM EDT Att: 12,608 - Unknown - 80 F		
Rod Carew, L OBP: 0.416, SLG: 0.430 (1.4)										4	0	1	0	0	0	1			
Larry Hise, R OBP: 0.352, SLG: 0.541 (1.8)										4	1	1	1	0	0	3			
Bobby Darwin, R OBP: 0.336, SLG: 0.404 (1.9)										2	1	0	0	2	0	3			
Tony Oliva, L OBP: 0.339, SLG: 0.327 (1.10)										4	1	1	0	0	0	1			
Eric Soderholm, R OBP: 0.357, SLG: 0.342 (1.5)										4	1	1	1	0	0	1			
Tom Kelly, L (1.3)										3	0	0	1	0	1	0			
Danny Thompson, R OBP: 0.361, SLG: 0.423 (1.6)										3	1	2	1	0	0	0			
Luis Gomez, R OBP: 0.309, SLG: 0.182 (9.6)										0	0	0	0	0	0	0			
Glenn Borgmann, R OBP: 0.296, SLG: 0.235 (1.2)										2	0	0	0	0	1	1			
Inning Stats	R: 0 E: 0 K: 0 S: 4	H: 2 LOB: 1 BB: 0 P: 4	R: 0 E: 0 K: 1 S: 5	H: 0 LOB: 0 BB: 0 P: 5	R: 2 E: 0 K: 0 S: 5	H: 2 LOB: 0 BB: 0 P: 5	R: 3 E: 0 K: 0 S: 6	H: 3 LOB: 1 BB: 1 P: 10	R: 1 E: 0 K: 0 S: 4	H: 1 LOB: 1 BB: 1 P: 8	R: 0 E: 0 K: 1 S: 5	H: 0 LOB: 0 BB: 0 P: 5	R: 0 E: 0 K: 0 S: 3	H: 0 LOB: 1 BB: 1 P: 7	R: 0 E: 0 K: 0 S: 3	H: 0 LOB: 0 BB: 0 P: 3	1B: 5 2B: 1 3B: 0 HR: 2	SF: 1 SAC: 1 DP: 1 HBP: 0	WP: 0 PA: 34 PB: 0 SB: 0 CS: 0
PITCHER Ed Sprague, R ERA: 4.84 (1.1)	IP: 3.0 WLS: L BF: 15 H: 6 R: 5 ER: 5 SO: 1 BB: 1 IBB: 0 HBP: 0 BLK: 0 WP: 0 HR: 1 S: 16 P: 20 ERA: 15.00 WHIP: 2.333																		
Jim Slaton, R ERA: 5.73 (4.1)	IP: 4.0 WLS: L BF: 16 H: 2 R: 1 ER: 1 SO: 1 BB: 2 IBB: 0 HBP: 0 BLK: 0 WP: 0 HR: 1 S: 16 P: 24 ERA: 2.25 WHIP: 1.000																		
Tom Hausman, R ERA: 6.0 (8.1)	IP: 1.0 WLS: L BF: 3 H: 0 R: 0 ER: 0 SO: 0 BB: 0 IBB: 0 HBP: 0 BLK: 0 WP: 0 HR: 0 S: 3 P: 3 ERA: 0.00 WHIP: 0.000																		

Batter	1	2	3	4	5	6	7	8	9	AB	R	H	RBI	BB	SO	LOB	TOP																			
Ron LeFlore, R OBP: 0.338, SLG: 0.441 (1, 8)			L9		4-3		K		6-3	5	1	1	0	0	1	0	Detroit Tigers @ Minnesota Twins Metropolitan Stadium, Bloomington, MI Mon May 19 1975, 8:05 PM EDT Att. 3,399 - Unknown - 70 F																			
Gary Sutherland, R OBP: 0.305, SLG: 0.339 (1, 4)	F9		L7		F3		HR		HR	5	2	2	2	0	0	1																				
Leon Roberts, R OBP: 0.418, SLG: 0.662 (1, 9)	HR		HR	BB	6-3		6-3		K	4	2	1	2	1	1	0																				
Willie Horton, R OBP: 0.275, SLG: 0.476 John Knox, L OBP: 0.182, SLG: 0.100 (1, 10) (9, PR)	4-3		HR		WP	1B	F9		1B	4	1	2	2	1	0	0																				
Nate Colbert, R OBP: 0.245, SLG: 0.323 Mickey Stanley, R OBP: 0.292, SLG: 0.200 (3, PH) (3, 3)	BB		P4		K				F8	0	0	0	0	1	0	0																				
Bill Freehan, R OBP: 0.289, SLG: 0.377 (1, 2)	L6				5-3		WP		5-3	4	0	1	0	0	0	2																				
Dan Meyer, L OBP: 0.316, SLG: 0.407 (1, 7)			6-3		K		1B		4-3	3	0	0	0	1	1	1																				
Aurelio Rodriguez, R OBP: 0.265, SLG: 0.360 (1, 5)			5-3				BB			3	0	1	0	1	0	3																				
Gene Michael, S OBP: 0.179, SLG: 0.148 (1, 6)			5-3				F8		K	4	0	0	0	0	2	6																				
Inning Stats	R: 2 E: 0 K: 0 S: 5	H: 2 LOB: 1 BB: 1 P: 9	R: 0 E: 0 K: 0 S: 3	H: 0 LOB: 0 BB: 0 P: 3	R: 2 E: 0 K: 0 S: 4	H: 1 LOB: 1 BB: 1 P: 8	R: 0 E: 0 K: 2 S: 8	H: 1 LOB: 0 BB: 0 P: 8	R: 0 E: 0 K: 1 S: 6	H: 0 LOB: 0 BB: 2 P: 14	R: 1 E: 0 K: 1 S: 6	H: 1 LOB: 0 BB: 0 P: 6	R: 0 E: 0 K: 1 S: 6	H: 1 LOB: 2 BB: 1 P: 10	R: 1 E: 0 K: 1 S: 7	H: 2 LOB: 1 BB: 0 P: 7	1B: 5 2B: 0 3B: 0 HR: 4	SF: 0 SAC: 0 DP: 0 HBP: 0	WP: 1 PB: 0 SB: 0 CS: 0	PA: 41																
PITCHER	IP	WLS	BF	H	R	ER	SO	BB	IBB	HBP	BLK	WP	HR	S	P	ERA	WHIP	PITCHER		IP	WLS	BF	H	R	ER	SO	BB	IBB	HBP	BLK	WP	HR	S	P	ERA	WHIP
Mike Pazik, L ERA: 10.0 (1, 1)	5.1	L	25	5	4	4	3	4	0	0	0	1	2	27	43	6.75	1.688																			
Bill Campbell, R ERA: 4.44 (6, 1)	3.2		16	4	2	2	3	1	0	0	0	0	2	21	25	4.91	1.364																			

Batter	1	2	3	4	5	6	7	8	9	AB	R	H	RBI	BB	SO	LOB	BOTTOM																			
Steve Braun, L OBP: 0.382, SLG: 0.424 Steve Brye, R OBP: 0.349, SLG: 0.443 (8, PH) (9, 7)	K		L9		G3	F9		K		4	0	0	0	0	1	0	Detroit Tigers @ Minnesota Twins Metropolitan Stadium, Bloomington, MI Mon May 19 1975, 8:05 PM EDT Att. 3,399 - Unknown - 70 F																			
Rod Carew, L OBP: 0.425, SLG: 0.433 (1, 4)	FC5-4				L8	S		4-3		4	0	2	0	1	0	2																				
Larry Hisle, R OBP: 0.346, SLG: 0.522 (1, 8)	FC5-4		F8			HR				4	1	0	0	1	1	3																				
Bobby Darwin, R OBP: 0.331, SLG: 0.421 (1, 9)	FC6-4		P4			HR				5	1	1	2	0	1	2																				
Tony Oliva, L OBP: 0.343, SLG: 0.339 (1, 10)			F8		1B	E		G3		4	1	1	0	0	0	0																				
Eric Soderholm, R OBP: 0.353, SLG: 0.333 (1, 5)			E		L9	E6		F8		3	0	0	0	1	0	2																				
Tom Kelly, L OBP: 0.200, SLG: 0.125 (1, 3)			E3		K			FC5-4		3	0	1	1	1	1	2																				
Danny Thompson, R OBP: 0.369, SLG: 0.429 (1, 6)			F9							4	0	2	0	0	1	4																				
Glenn Borgmann, R OBP: 0.280, SLG: 0.230 Sergio Ferrer, S OBP: 0.266, SLG: 0.280 Tom Lundstedt, S OBP: 0.125, SLG: 0.125 (7, 2)			K		K			FC5-4		2	0	0	0	0	2	4																				
Inning Stats	R: 0 E: 0 K: 1 S: 6	H: 1 LOB: 1 BB: 0 P: 6	R: 0 E: 1 K: 1 S: 6	H: 0 LOB: 2 BB: 1 P: 10	R: 0 E: 0 K: 0 S: 3	H: 0 LOB: 1 BB: 1 P: 7	R: 0 E: 0 K: 2 S: 8	H: 1 LOB: 2 BB: 0 P: 9	R: 3 E: 1 K: 1 S: 9	H: 3 LOB: 2 BB: 1 P: 13	R: 0 E: 0 K: 1 S: 6	H: 1 LOB: 1 BB: 0 P: 6	R: 0 E: 0 K: 1 S: 5	H: 0 LOB: 0 BB: 0 P: 5	R: 0 E: 0 K: 1 S: 6	H: 1 LOB: 2 BB: 1 P: 10	R: 0 E: 0 K: 0 S: 3	H: 0 LOB: 0 BB: 0 P: 3	1B: 5 2B: 1 3B: 0 HR: 1	SF: 0 SAC: 0 DP: 0 HBP: 1	WP: 0 PB: 0 SB: 1 CS: 0	PA: 41														
PITCHER	IP	WLS	BF	H	R	ER	SO	BB	IBB	HBP	BLK	WP	HR	S	P	ERA	WHIP	PITCHER		IP	WLS	BF	H	R	ER	SO	BB	IBB	HBP	BLK	WP	HR	S	P	ERA	WHIP
Joe Coleman, R ERA: 5.66 (1, 1)	7.0	W	35	7	3	2	7	4	0	1	0	0	0	8	61	2.57	1.571																			
John Hiller, L ERA: 1.49 (8, 1)	2.0	S	6	0	0	0	1	0	0	0	0	0	0	8	8	0.00	0.000																			



Batter	1	2	3	4	5	6	7	8	9	AB	R	H	RBI	BB	SO	LOB	TOP					
Ron LeFlore, R OBP: 0.328, SLG: 0.427 (1, 8)	4-3		K			1-3	G3			4	0	0	0	0	1	2	Detroit Tigers @ Minnesota Twins Metropolitan Stadium, Bloomington, MI Tue May 20 1975, 8:05 PM EDT Att. 4,144 - Unknown - 82 F livebaseballscorecards.com					
Gary Sutherland, R OBP: 0.313, SLG: 0.339 (1, 4)	4-0			4-3		3B	F3			3	1	1	0	1	0	1						
Dan Meyer, L OBP: 0.314, SLG: 0.421 (1, 7)	G3-6-3			G3		E	L3			4	1	1	2	0	0	1						
Willie Horton, R OBP: 0.274, SLG: 0.477 (1, 10)		F9		4-3		E6				4	1	1	0	0	0	0						
Leon Roberts, R OBP: 0.410, SLG: 0.640 (1, 9)					K	E6				4	1	1	0	0	2	2						
Bill Freehan, R OBP: 0.288, SLG: 0.382 (1, 2)					L7					4	0	1	2	0	1	2						
Ben Oglivie, L OBP: 0.158, SLG: 0.216 (1, 3)					F7					4	0	0	0	0	1	2						
Aurelio Rodriguez, R OBP: 0.275, SLG: 0.370 (1, 5)			5-3							3	0	1	0	1	0	0						
Gene Michael, S OBP: 0.188, SLG: 0.161 (1, 6)			3-1			FC3-6				4	1	1	0	0	0	1						
																	AB 34 R 5 H 7 RBI 4 BB 2 SO 5 LOB 11 					
Inning Stats	R: 0 E: 0 K: 0 S: 2	H: 0 LOB: 0 BB: 1 P: 6	R: 0 E: 0 K: 2 S: 8	H: 1 LOB: 1 BB: 0 P: 8	R: 0 E: 0 K: 1 S: 5	H: 0 LOB: 0 BB: 0 P: 5	R: 0 E: 0 K: 0 S: 3	H: 0 LOB: 0 BB: 0 P: 3	R: 0 E: 0 K: 1 S: 5	H: 0 LOB: 0 BB: 0 P: 5	R: 5 E: 2 K: 0 S: 8	H: 3 LOB: 1 BB: 1 P: 12	R: 0 E: 0 K: 0 S: 4	H: 2 LOB: 1 BB: 0 P: 4	R: 0 E: 0 K: 1 S: 6	H: 1 LOB: 1 BB: 0 P: 6	R: 0 E: 0 K: 0 S: 3	H: 0 LOB: 0 BB: 0 P: 3	1B: 3 2B: 3 3B: 1 HR: 0	SF: 0 SAC: 0 DP: 1 HBP: 0	WP: 0 PB: 0 SB: 0 CS: 0	PA: 36
PITCHER Dave Goltz, R ERA: 3.0 (1, 1)	IP: 9.0 WLS: L BF: 36 H: 7 R: 5 ER: 2 SO: 5 BB: 2 IBB: 0 HBP: 0 BLK: 1 WP: 0 HR: 0 S: 44 P: 52 ERA: 2.00 WHIP: 1.000															PITCHER						

Batter	1	2	3	4	5	6	7	8	9	AB	R	H	RBI	BB	SO	LOB	BOTTOM					
Steve Bnye, R OBP: 0.352, SLG: 0.440 (1, 9)	5-3				5-3					5	0	2	0	0	1	3	Detroit Tigers @ Minnesota Twins Metropolitan Stadium, Bloomington, MI Tue May 20 1975, 8:05 PM EDT Att. 4,144 - Unknown - 82 F livebaseballscorecards.com					
Rod Carew, L OBP: 0.423, SLG: 0.432 (1, 4)	P2		F7				4-3			5	0	2	2	0	0	3						
Larry Hisle, R OBP: 0.333, SLG: 0.500 (1, 7)	F3			F8	F8		6-3			5	0	0	0	0	0	5						
Bobby Darwin, R OBP: 0.328, SLG: 0.415 (1, 10)		4-3		K		5-3				4	0	1	0	0	1	0						
Eric Soderholm, R OBP: 0.350, SLG: 0.339 (1, 5)		5-3				6-3				4	0	1	0	0	0	1						
Craig Kusick, R OBP: 0.326, SLG: 0.325 (1, 3)		F9								2	0	0	0	2	0	1						
Danny Thompson, R OBP: 0.377, SLG: 0.433 (1, 6)					FC6					4	1	2	0	0	1	3						
Dan Ford, R OBP: 0.244, SLG: 0.214 (1, 8)		P5								4	2	2	0	0	1	2						
Glenn Borgmann, R OBP: 0.284, SLG: 0.236 (1, 2)										2	0	1	0	0	0	1						
Danny Walton, R OBP: 0.333, SLG: 0.353 (9, PH)					SH1-4					1	0	1	0	0	0	0						
Sergio Ferrar, S OBP: 0.266, SLG: 0.280 (9, PR)										0	0	0	0	0	0	0						
																	AB 36 R 3 H 12 RBI 2 BB 2 SO 4 LOB 19 					
Inning Stats	R: 0 E: 0 K: 0 S: 3	H: 0 LOB: 0 BB: 0 P: 3	R: 0 E: 0 K: 0 S: 3	H: 0 LOB: 0 BB: 0 P: 3	R: 0 E: 0 K: 0 S: 5	H: 3 LOB: 2 BB: 0 P: 5	R: 0 E: 0 K: 1 S: 6	H: 1 LOB: 2 BB: 1 P: 10	R: 1 E: 0 K: 0 S: 5	H: 2 LOB: 1 BB: 0 P: 5	R: 0 E: 0 K: 1 S: 5	H: 0 LOB: 1 BB: 1 P: 9	R: 1 E: 0 K: 0 S: 5	H: 2 LOB: 1 BB: 0 P: 5	R: 0 E: 0 K: 0 S: 3	H: 1 LOB: 0 BB: 0 P: 3	R: 1 E: 0 K: 2 S: 10	H: 3 LOB: 3 BB: 0 P: 10	1B: 9 2B: 3 3B: 0 HR: 0	SF: 0 SAC: 1 DP: 1 HBP: 0	WP: 1 PB: 0 SB: 0 CS: 1	PA: 39
PITCHER Mickey Lolich, L ERA: 4.33 (1, 1)	IP: 9.0 WLS: W BF: 39 H: 12 R: 3 ER: 3 SO: 4 BB: 2 IBB: 0 HBP: 0 BLK: 0 WP: 1 HR: 0 S: 45 P: 53 ERA: 3.00 WHIP: 1.556															PITCHER						

Batter	1	2	3	4	5	6	7	8	9	10	11	AB	R	H	RBI	BB	SO	LOB	TOP					
Ron LeFlore, R OBP: 0.329, SLG: 0.423 (1, 8)												6	1	2	0	0	0	0						
Gary Sutherland, R OBP: 0.329, SLG: 0.358 (1, 4)												5	1	3	1	1	0	1						
Dan Meyer, L OBP: 0.315, SLG: 0.404 (1, 7)												4	1	0	0	2	0	3						
Willie Horton, R OBP: 0.281, SLG: 0.500 (8, PR)												4	1	2	3	0	0	1						
John Knox, L OBP: 0.192, SLG: 0.100 (9, PH)												0	0	0	0	0	0	0						
Nate Colbert, R OBP: 0.250, SLG: 0.320 (1, 9)												3	0	1	0	1	2	3						
Leon Roberts, R OBP: 0.414, SLG: 0.628 (1, 2)												3	0	0	0	0	0	2						
Bill Freehan, R OBP: 0.287, SLG: 0.372 (8, PR)												3	0	0	0	0	0	0						
Terry Humphrey, R (8, 2)												1	0	0	0	0	0	0						
Mickey Stanley, R OBP: 0.296, SLG: 0.182 (8, PH)												2	0	0	0	1	0	1						
Gates Brown, L OBP: 0.179, SLG: 0.237 (8, 3)												1	0	0	0	0	0	2						
Aurelio Rodriguez, R OBP: 0.262, SLG: 0.351 (1, 5)												5	0	0	0	0	0	7						
Gene Michael, S OBP: 0.189, SLG: 0.250 (1, 6)												5	1	1	1	0	1	0						
Inning Stats	R: 3 E: 0 K: 0 S: 6	H: 3 LOB: 2 BB: 2 P: 14	R: 1 E: 0 K: 0 S: 4	H: 1 LOB: 1 BB: 1 P: 8	R: 0 E: 0 K: 1 S: 5	H: 0 LOB: 0 BB: 0 P: 5	R: 0 E: 0 K: 1 S: 5	H: 0 LOB: 0 BB: 0 P: 5	R: 0 E: 0 K: 0 S: 3	H: 1 LOB: 1 BB: 1 P: 7	R: 0 E: 0 K: 0 S: 4	H: 1 LOB: 3 BB: 2 P: 5	R: 0 E: 0 K: 1 S: 6	H: 1 LOB: 3 BB: 2 P: 14	R: 0 E: 0 K: 0 S: 3	H: 1 LOB: 0 BB: 0 P: 3	R: 1 E: 1 K: 1 S: 7	H: 2 LOB: 1 BB: 0 P: 7	1B: 7 2B: 1 3B: 0 HR: 2	SF: 0 SAC: 1 DP: 0 HBP: 1	WP: 0 PB: 0 SB: 2 CS: 1	PA: 49		
PITCHER	IP ERA WLS BF H R ER SO BB IBB HBP BLK WP HR S P ERA WHIP	(1, 1) 4.15	(1, 1) 3.15	(1, 1) 4.15	(1, 1) 4.15	(1, 1) 4.15	(1, 1) 4.15	(1, 1) 4.15	(1, 1) 4.15	(1, 1) 4.15	(1, 1) 4.15	(1, 1) 4.15	(1, 1) 4.15	(1, 1) 4.15	(1, 1) 4.15	(1, 1) 4.15	(1, 1) 4.15	(1, 1) 4.15	(1, 1) 4.15	(1, 1) 4.15	(1, 1) 4.15	(1, 1) 4.15	(1, 1) 4.15	(1, 1) 4.15

Detroit Tigers @ Minnesota Twins
Metropolitan Stadium, Bloomington, MI
Wed May 21 1975, 8:05 PM EDT
Att: 4,999 - Unknown - 81 F

livebaseballscores.com
AB 41
R 5
H 10
RBI 5
BB 6
SO 4
LOB 21



Batter	1	2	3	4	5	6	7	8	9	10	11	AB	R	H	RBI	BB	SO	LOB	BOTTOM				
Steve Braun, L OBP: 0.393, SLG: 0.458 (1, 7)												4	1	2	1	1	0	0					
Glenn Borgmann, R OBP: 0.284, SLG: 0.236 (10, 2)												0	0	0	0	0	0	0					
Rod Carew, L OBP: 0.431, SLG: 0.460 (1, 4)												5	0	3	0	0	0	2					
Bobby Darwin, R OBP: 0.317, SLG: 0.398 (1, 9)												5	0	0	0	0	1	4					
Tony Oliva, L OBP: 0.366, SLG: 0.367 (8, PR)												4	1	3	0	0	0	1					
Sergio Ferrer, S OBP: 0.288, SLG: 0.280 (10, PH)												0	0	0	0	0	0	0					
Dan Ford, R OBP: 0.239, SLG: 0.209 (1, 5)												5	1	1	2	0	0	2					
Eric Soderholm, R OBP: 0.345, SLG: 0.358 (1, 8)												4	1	1	0	1	1	2					
Steve Brye, R OBP: 0.354, SLG: 0.432 (1, 8)												4	1	1	0	1	1	2					
Tom Kelly, L OBP: 0.231, SLG: 0.100 (9, PH)												2	0	0	0	1	1	1					
Larry Hisle, R OBP: 0.336, SLG: 0.525 (10, 7)												2	1	1	2	0	0	0					
Danny Thompson, R OBP: 0.370, SLG: 0.413 (9, PR)												3	0	0	0	1	1	2					
Luis Gomez, R OBP: 0.308, SLG: 0.182 (10, 6)												0	0	0	0	0	0	0					
Tom Lundstedt, S OBP: 0.091, SLG: 0.091 (1, 2)												3	1	0	0	0	0	0					
Danny Walton, R OBP: 0.316, SLG: 0.333 (9, PH)												1	0	0	0	0	1	1					
Craig Kusick, R OBP: 0.338, SLG: 0.325 (10, 3)												0	0	0	0	0	0	0					
Inning Stats	R: 0 E: 0 K: 0 S: 3	H: 0 LOB: 0 BB: 0 P: 3	R: 2 E: 0 K: 0 S: 5	H: 3 LOB: 0 BB: 0 P: 5	R: 1 E: 1 K: 0 S: 5	H: 2 LOB: 1 BB: 0 P: 5	R: 0 E: 0 K: 1 S: 5	H: 0 LOB: 0 BB: 0 P: 5	R: 1 E: 0 K: 1 S: 7	H: 1 LOB: 1 BB: 0 P: 7	R: 0 E: 0 K: 0 S: 4	H: 1 LOB: 1 BB: 1 P: 8	R: 0 E: 0 K: 1 S: 5	H: 1 LOB: 1 BB: 0 P: 5	R: 0 E: 0 K: 1 S: 5	H: 0 LOB: 0 BB: 0 P: 5	R: 2 E: 0 K: 0 S: 1	H: 1 LOB: 0 BB: 1 P: 5	1B: 7 2B: 1 3B: 1 HR: 3	SF: 0 SAC: 0 DP: 3 HBP: 0	WP: 0 PB: 0 SB: 0 CS: 0	PA: 43	
PITCHER	IP ERA WLS BF H R ER SO BB IBB HBP BLK WP HR S P ERA WHIP	(1, 1) 3.74	(5, 1) 3.0	(9, 1) 2.05	(1, 2) 3.74	(9, PH) 3.0	(10, 3) 2.05	(1, 2) 3.74	(5, 1) 3.0	(9, 1) 2.05	(1, 1) 4.15	(1, 1) 4.15	(1, 1) 4.15	(1, 1) 4.15	(1, 1) 4.15	(1, 1) 4.15	(1, 1) 4.15	(1, 1) 4.15	(1, 1) 4.15	(1, 1) 4.15	(1, 1) 4.15	(1, 1) 4.15	(1, 1) 4.15

Detroit Tigers @ Minnesota Twins
Metropolitan Stadium, Bloomington, MI
Wed May 21 1975, 8:05 PM EDT
Att: 4,999 - Unknown - 81 F

livebaseballscores.com
AB 39
R 6
H 11
RBI 5
BB 4
SO 5
LOB 15



Batter	1	2	3	4	5	6	7	8	9	AB	R	H	RBI	BB	SO	LOB	TOP				
Steve Braun, L (1, 7) OBP: 0.378, SLG: 0.440 Luis Gomez, R (9, 6) OBP: 0.308, SLG: 0.182	L4		F8		3-1			G4-6-3		4	0	0	0	0	0	2	Minnesota Twins @ Milwaukee Brewers Milwaukee County Stadium, Milwaukee, WI Fri May 23 1975, 8:05 PM EDT Att: 13,841 - Unknown - 70 F				
Rod Carew, L (1, 4) OBP: 0.417, SLG: 0.442	1-3		F7		F7			4-3		4	0	0	0	0	0	2					
Bobby Darwin, R (1, 9) OBP: 0.315, SLG: 0.389	HBP			K				F8		3	0	0	0	0	1	0					
Tony Oliva, L (1, 10) OBP: 0.360, SLG: 0.359 Dan Ford, R (9, PR) OBP: 0.239, SLG: 0.209	F7			3-1				3-1		4	0	1	0	0	0	1					
Larry Hise, R (1, 8) OBP: 0.341, SLG: 0.524		6-3		BB S 1B				6-3		4	1	2	0	0	0	0					
Eric Soderholm, R (1, 5) OBP: 0.356, SLG: 0.365				BB BB				E5 FC3-6		3	0	2	1	1	0	0					
Tom Kelly, L (1, 3) OBP: 0.294, SLG: 0.154				BB BB				FC3-6		3	0	1	1	1	0	2					
Danny Thompson, R (1, 6) OBP: 0.355, SLG: 0.394 Danny Walton, R (9, PH) OBP: 0.269, SLG: 0.280 Bert Blyleven, R (9, 1) OBP: 0.330, SLG: 0.333			6-3	4-0 BB				G4-6-3		3	0	0	0	0	0	4					
Glenn Borgmann, R (1, 2) OBP: 0.305, SLG: 0.233 Sergio Ferrer, S (8, PR) OBP: 0.269, SLG: 0.280 Tom Lundstedt, S (8, 2) OBP: 0.091, SLG: 0.091				BB BB				F7		1	0	0	0	2	0	0					
				BB BB				G4-6-3		0	0	0	0	0	0	0					
Inning Stats	R: 0 E: 0 K: 0 S: 3	H: 0 LOB: 1 BB: 0 P: 4	R: 0 E: 0 K: 0 S: 3	H: 1 LOB: 0 BB: 0 P: 3	R: 0 E: 0 K: 0 S: 3	H: 0 LOB: 1 BB: 1 P: 7	R: 0 E: 0 K: 1 S: 6	H: 1 LOB: 3 BB: 2 P: 14	R: 0 E: 0 K: 0 S: 3	H: 0 LOB: 0 BB: 0 P: 3	R: 0 E: 1 K: 0 S: 3	H: 0 LOB: 0 BB: 0 P: 3	R: 0 E: 0 K: 0 S: 2	H: 0 LOB: 1 BB: 1 P: 6	R: 2 E: 0 K: 0 S: 5	H: 4 LOB: 1 BB: 1 P: 9	1B: 6 2B: 2 3B: 0 HR: 0	SF: 0 SAC: 0 DP: 2 HBP: 1	WP: 0 PB: 0 SB: 1 CS: 1	PA: 36	
PITCHER	IP WLS BF H R ER SO BB IBB HBP BLK WP HR S P ERA WHIP	8.1 L 32 4 2 2 1 4 0 1 0 0 0 0 29 46 2.16 0.960	0.2 3 2 0 0 0 0 1 0 0 0 0 0 2 6 0.00 3.000																		

AB	29
R	2
H	6
RBI	2
BB	5
SO	1
LOB	11



Batter	1	2	3	4	5	6	7	8	9	AB	R	H	RBI	BB	SO	LOB	BOTTOM				
Bill Sharp, L (1, 8) OBP: 0.289, SLG: 0.308	K		P6						FC3-6	4	0	1	0	0	1	2	Minnesota Twins @ Milwaukee Brewers Milwaukee County Stadium, Milwaukee, WI Fri May 23 1975, 8:05 PM EDT Att: 13,841 - Unknown - 70 F				
Robin Yount, R (1, 6) OBP: 0.390, SLG: 0.565	4-3				P6			5-3		4	0	0	0	0	0	1					
Bobby Mitchell, R (1, 7) OBP: 0.417, SLG: 0.693 Gorman Thomas, R (9, 7) OBP: 0.235, SLG: 0.333 Mike Hegan, L (9, PH) OBP: 0.414, SLG: 0.455	K				E S 1B BB			G1-4-3		2	1	1	0	1	1	0					
George Scott, R (1, 3) OBP: 0.342, SLG: 0.431								G1-4-3		3	0	2	1	0	0	1					
Hank Aaron, R (1, 10) OBP: 0.326, SLG: 0.375	L5							5-3		3	0	0	0	0	1	2					
Darrell Porter, L (1, 2) OBP: 0.333, SLG: 0.324	K							K		3	0	0	0	0	3	0					
Sixto Lezcano, R (1, 9) OBP: 0.297, SLG: 0.413								4-3		2	0	0	0	1	0	0					
Tim Johnson, L (1, 5) OBP: 0.137, SLG: 0.140								F7		3	0	0	0	0	1	1					
Pedro Garcia, R (1, 4) OBP: 0.258, SLG: 0.295 John Briggs, L (9, PH) OBP: 0.400, SLG: 0.563 Kurt Bevacqua, R (9, PR) OBP: 0.133, SLG: 0.107								P6		2	0	0	0	0	0	1					
								5-3		0	0	0	0	1	0	0					
Inning Stats	R: 0 E: 0 K: 2 S: 7	H: 0 LOB: 0 BB: 0 P: 7	R: 0 E: 0 K: 1 S: 5	H: 1 LOB: 0 BB: 0 P: 5	R: 0 E: 0 K: 0 S: 3	H: 0 LOB: 1 BB: 1 P: 7	R: 1 E: 0 K: 1 S: 5	H: 1 LOB: 1 BB: 1 P: 9	R: 0 E: 0 K: 2 S: 7	H: 0 LOB: 0 BB: 0 P: 7	R: 0 E: 0 K: 0 S: 3	H: 1 LOB: 0 BB: 0 P: 3	R: 0 E: 0 K: 1 S: 5	H: 0 LOB: 0 BB: 0 P: 5	R: 0 E: 0 K: 0 S: 3	H: 0 LOB: 1 BB: 1 P: 7	1B: 3 2B: 2 3B: 0 HR: 0	SF: 0 SAC: 0 DP: 2 HBP: 0	WP: 0 PB: 0 SB: 1 CS: 2	PA: 30	
PITCHER	IP WLS BF H R ER SO BB IBB HBP BLK WP HR S P ERA WHIP	9.0 W 30 4 1 1 7 3 0 0 0 0 0 0 41 53 1.00 0.778	9.0 W 30 4 1 1 7 3 0 0 0 0 0 0 41 53 1.00 0.778																		



Batter	1	2	3	4	5	6	7	8	9	AB	R	H	RBI	BB	SO	LOB	TOP					
Steve Braun, L (1, 7) OBP: 0.391, SLG: 0.447 Luis Gomez, R (9, 6) OBP: 0.308, SLG: 0.182	F7		G6-4-3 BB		SH5-3		5-3 1B		1-2 1B	3	0	2	0	1	0	0	Minnesota Twins @ Milwaukee Brewers Milwaukee County Stadium, Milwaukee, WI Sat May 24 1975, 8:05 PM EDT Att: 22,880 - Unknown - 70 F livebaseballscorecards.com					
Rod Carow, L (1, 4) OBP: 0.416, SLG: 0.444	1B		F7		SF8		5-3		1-2 1B	4	0	2	1	0	0	3						
Bobby Darwin, R (1, 9) OBP: 0.304, SLG: 0.374	F8		G6-4-3 1-2		E6		P4		0-3 K	5	0	0	0	0	1	6						
Tony Oliva, L (1, 10) OBP: 0.342, SLG: 0.338	F7				F8		F8		4-3	4	0	0	0	0	0	3						
Larry Hisle, R (1, 8) OBP: 0.352, SLG: 0.538									6-3	4	1	3	0	0	0	0						
Eric Soderholm, R (1, 5) OBP: 0.353, SLG: 0.357									F9	3	0	0	0	1	0	2						
Tom Kelly, L (1, 3) OBP: 0.238, SLG: 0.118									P4	4	0	0	0	0	1	3						
Danny Thompson, R (1, 6) OBP: 0.363, SLG: 0.400 Dan Ford, R (9, 8) OBP: 0.239, SLG: 0.209									F9	4	1	2	1	0	0	1						
Glenn Borgmann, R (1, 2) OBP: 0.321, SLG: 0.258									F9	0	0	0	0	0	0	0						
									1B	3	1	2	0	1	0	1						
Inning Stats	R: 0 E: 0 K: 0 S: 4	H: 1 LOB: 1 BB: 0 P: 4	R: 0 E: 0 K: 1 S: 5	H: 1 LOB: 1 BB: 1 P: 9	R: 0 E: 0 K: 0 S: 3	H: 1 LOB: 1 BB: 1 P: 7	R: 0 E: 0 K: 0 S: 4	H: 1 LOB: 1 BB: 0 P: 4	R: 2 E: 1 K: 0 S: 5	H: 1 LOB: 1 BB: 1 P: 9	R: 1 E: 0 K: 0 S: 5	H: 2 LOB: 1 BB: 0 P: 5	R: 0 E: 0 K: 0 S: 4	H: 1 LOB: 1 BB: 0 P: 4	R: 0 E: 0 K: 1 S: 3	H: 0 LOB: 0 BB: 0 P: 3	R: 0 E: 0 K: 1 S: 7	H: 3 LOB: 2 BB: 0 P: 7	1B: 9 2B: 2 3B: 0 HR: 0	SF: 1 SAC: 1 DP: 1 HBP: 0	WP: 0 PB: 0 SB: 0 CS: 1	PA: 39
PITCHER	IP WLS BF H R ER SO BB IBB HBP BLK WP HR S P ERA WHIP																					
Pete Broberg, R (1, 1) ERA: 3.05 Bill Castro, R (6, 1) ERA: 1.07	5.2 L 26 7 3 2 1 3 0 0 0 0 0 0 25 37 3.18 1.765																					
3.1 13 4 0 0 1 0 0 0 0 0 0 0 15 15 0.00 1.200																						

Batter	1	2	3	4	5	6	7	8	9	AB	R	H	RBI	BB	SO	LOB	BOTTOM					
Bill Sharp, L (1, 8) OBP: 0.277, SLG: 0.295	4-3		4-3			1-3		4-3		4	0	0	0	0	0	1	Minnesota Twins @ Milwaukee Brewers Milwaukee County Stadium, Milwaukee, WI Sat May 24 1975, 8:05 PM EDT Att: 22,880 - Unknown - 70 F livebaseballscorecards.com					
Robin Yount, R (1, 6) OBP: 0.385, SLG: 0.552			5-3			K2-3		F8		4	0	1	0	0	1	0						
Bobby Mitchell, R (1, 7) OBP: 0.395, SLG: 0.567										4	0	0	0	0	1	1						
George Scott, R (1, 3) OBP: 0.333, SLG: 0.418										4	0	0	0	0	0	0						
Hank Aaron, R (1, 10) OBP: 0.327, SLG: 0.369 Gorman Thomas, R (7, PR) OBP: 0.235, SLG: 0.333 John Briggs, L (9, PH) OBP: 0.380, SLG: 0.545										2	0	0	0	1	0	0						
Darrell Porter, L (1, 2) OBP: 0.326, SLG: 0.315										0	0	0	0	0	0	0						
Sixto Lezcano, R (1, 9) OBP: 0.305, SLG: 0.422										1	0	0	0	0	0	0						
Tim Johnson, L (1, 5) OBP: 0.154, SLG: 0.140 Mike Hegan, L (7, PH) OBP: 0.400, SLG: 0.435 Kurt Bevacqua, R (8, 5) OBP: 0.133, SLG: 0.107										0	0	0	0	1	0	0						
Pedro Garcia, R (1, 4) OBP: 0.260, SLG: 0.297										1	0	0	0	0	0	2						
										0	0	0	0	0	0	0						
Inning Stats	R: 0 E: 0 K: 1 S: 5	H: 1 LOB: 0 BB: 0 P: 5	R: 0 E: 0 K: 1 S: 5	H: 0 LOB: 0 BB: 0 P: 5	R: 2 E: 0 K: 0 S: 5	H: 2 LOB: 0 BB: 0 P: 5	R: 0 E: 0 K: 0 S: 3	H: 0 LOB: 0 BB: 0 P: 3	R: 0 E: 0 K: 1 S: 5	H: 0 LOB: 1 BB: 1 P: 9	R: 0 E: 0 K: 1 S: 5	H: 0 LOB: 0 BB: 0 P: 5	R: 0 E: 0 K: 0 S: 3	H: 0 LOB: 2 BB: 2 P: 11	R: 0 E: 0 K: 1 S: 5	H: 0 LOB: 0 BB: 0 P: 5	R: 0 E: 0 K: 1 S: 5	H: 0 LOB: 0 BB: 0 P: 5	1B: 2 2B: 1 3B: 0 HR: 0	SF: 0 SAC: 1 DP: 0 HBP: 0	WP: 1 PB: 0 SB: 1 CS: 1	PA: 32
PITCHER	IP WLS BF H R ER SO BB IBB HBP BLK WP HR S P ERA WHIP																					
Jim Hughes, R (1, 1) ERA: 1.43	9.0 W 32 3 2 2 6 3 0 0 1 1 0 41 53 2.00 0.667																					

Batter	1	2	3	4	5	6	7	8	9	AB	R	H	RBI	BB	SO	LOB	TOP		
Steve Braun, L (1, 7) OBP: 0.387, SLG: 0.427	E4 FC6-4		3-1		G3			G3		4	0	0	0	0	0	0	Minnesota Twins @ Detroit Tigers Tiger Stadium, Detroit, MI Mon May 26 1975, 7:05 PM EDT Att: 15,361 - Unknown - 72 F livebaseballscorecards.com		
Rod Carew, L (1, 4) OBP: 0.433, SLG: 0.474	FC6-4 4-3 1-2							1B		3	0	2	0	1	0	1			
Bobby Darwin, R (1, 9) OBP: 0.299, SLG: 0.364	4-3 1-2		F2		FC5-4 BB			L9		4	0	0	0	0	0	4			
Tony Oliva, L (1, 10) OBP: 0.318, SLG: 0.325	F5		K					F5		4	0	0	0	0	1	3			
Larry Hisle, R (1, 8) OBP: 0.364, SLG: 0.533		G3 S E BB		P6				4-3 G6-4-3 1B		3	1	1	0	1	0	0			
Eric Soderholm, R (1, 5) OBP: 0.346, SLG: 0.343		K 1-2		F9				K G6-4-3 1-2		4	0	0	0	0	2	2			
Tom Kelly, L (1, 3) OBP: 0.276, SLG: 0.360		G3 2-3						F8 1B		4	1	2	1	0	0	1			
Danny Thompson, R (1, 6) OBP: 0.379, SLG: 0.408	E1			L3				G3		3	0	1	0	0	0	0			
Danny Walton, R (9, PH) OBP: 0.333, SLG: 0.316		3-H						G3		1	0	0	0	0	0	1			
Glenn Borgmann, R (1, 2) OBP: 0.310, SLG: 0.245	F8				L7			G5-4-3 1-2		3	0	0	0	0	0	2			
Inning Stats	R: 0 E: 1 K: 0 S: 4	H: 0 LOB: 1 BB: 0 P: 4	R: 1 E: 1 K: 1 S: 6	H: 0 LOB: 1 BB: 1 P: 10	R: 0 E: 0 K: 1 S: 6	H: 1 LOB: 1 BB: 0 P: 6	R: 1 E: 0 K: 0 S: 4	H: 1 LOB: 0 BB: 0 P: 4	R: 0 E: 0 K: 0 S: 3	H: 1 LOB: 0 BB: 0 P: 3	R: 0 E: 0 K: 0 S: 3	H: 1 LOB: 1 BB: 0 P: 3	R: 0 E: 0 K: 0 S: 4	H: 1 LOB: 1 BB: 0 P: 4	R: 0 E: 0 K: 1 S: 6	H: 1 LOB: 1 BB: 0 P: 6	1B: 5 2B: 0 3B: 0 HR: 1 SF: 0 SAC: 0 DP: 2 HBP: 0	WP: 0 PB: 0 SB: 1 CS: 0	PA: 35
PITCHER Vern Rühle, R (1, 1) ERA: 3.29	IP: 9.0 WLS: W BF: 35 H: 6 R: 2 ER: 1 SO: 3 BB: 2 IBB: 0 HBP: 0 BLK: 0 WP: 0 HR: 1 S: 39 P: 47 ERA: 1.00 WHIP: 0.889															PITCHER			

Batter	1	2	3	4	5	6	7	8	9	AB	R	H	RBI	BB	SO	LOB	BOTTOM		
Ron LeFlore, R (1, 8) OBP: 0.323, SLG: 0.401	5-3	F7			5-3			K		4	0	0	0	0	1	2	Minnesota Twins @ Detroit Tigers Tiger Stadium, Detroit, MI Mon May 26 1975, 7:05 PM EDT Att: 15,361 - Unknown - 72 F livebaseballscorecards.com		
Gary Sutherland, R (1, 4) OBP: 0.331, SLG: 0.348	HR BB		5-3		1B 2-H 1B			P6		3	1	1	1	1	0	0			
Dan Meyer, L (1, 7) OBP: 0.344, SLG: 0.474	1-H HR		1-3		1-3 1B			BB 2B 1B		4	2	3	2	0	0	0			
Willie Horton, R (1, 10) OBP: 0.276, SLG: 0.470	K		5-3		5-3			F8		4	0	0	0	0	1	3			
Leon Roberts, R (1, 9) OBP: 0.394, SLG: 0.554	K			K				2B BB		3	1	0	0	1	3	0			
Nate Colbert, R (1, 3) OBP: 0.244, SLG: 0.304		L6		L5				P3		4	0	0	0	0	1	2			
Aurelio Rodriguez, R (1, 5) OBP: 0.273, SLG: 0.396		HR		K				E6 1-H 2-H 2B		4	1	2	3	0	1	0			
Tom Verzyer, R (1, 6) OBP: 0.278, SLG: 0.244		5-3			SH1-4 1B BB			L4		3	1	0	0	1	1	2			
Terry Humphrey, R (1, 2) OBP: 0.167, SLG: 0.167		1B			SH1-4			K		2	0	1	0	0	1	0			
Inning Stats	R: 2 E: 0 K: 2 S: 8	H: 1 LOB: 0 BB: 1 P: 12	R: 1 E: 0 K: 0 S: 5	H: 2 LOB: 1 BB: 0 P: 5	R: 0 E: 0 K: 2 S: 3	H: 0 LOB: 0 BB: 0 P: 3	R: 0 E: 0 K: 2 S: 7	H: 0 LOB: 0 BB: 0 P: 7	R: 1 E: 0 K: 0 S: 5	H: 2 LOB: 2 BB: 1 P: 9	R: 0 E: 1 K: 3 S: 10	H: 0 LOB: 1 BB: 0 P: 10	R: 0 E: 0 K: 2 S: 7	H: 0 LOB: 0 BB: 0 P: 7	R: 2 E: 0 K: 0 S: 5	H: 2 LOB: 1 BB: 1 P: 9		1B: 4 2B: 1 3B: 0 HR: 2 SF: 0 SAC: 1 DP: 0 HBP: 0	WP: 0 PB: 0 SB: 0 CS: 0
PITCHER Bill Campbell, R (1, 1) ERA: 4.6	IP: 7.0 WLS: L BF: 29 H: 5 R: 4 ER: 4 SO: 9 BB: 2 IBB: 0 HBP: 0 BLK: 0 WP: 0 HR: 2 S: 45 P: 53 ERA: 5.14 WHIP: 1.000															PITCHER Tom Burgmeier, L (8, 1) ERA: 1.84			

Batter	1	2	3	4	5	6	7	8	9	AB	R	H	RBI	BB	SO	LOB	TOP									
Steve Braun, L (1, 7) OBP: 0.375, SLG: 0.412 Steve Brye, R (9, PH) OBP: 0.361, SLG: 0.438 (9, 9)	L8			F5		L9	P6		1B	4	0	0	0	0	0	1										
Rod Carew, L (1, 4) OBP: 0.432, SLG: 0.500	6-3			FC3-6 HBP		HR	FC4-6		SF8	4	1	2	2	0	0	1										
Bobby Darwin, R (1, 9) OBP: 0.309, SLG: 0.368 Luis Gomez, R (9, 6) OBP: 0.308, SLG: 0.182	K			FC3-6 HBP		1B HR			5-3	4	1	2	0	0	1	2										
Tony Oliva, L (1, 10) OBP: 0.319, SLG: 0.325 Danny Walton, R (8, PH) OBP: 0.316, SLG: 0.300	K			FC3-6		1B HR			G5-4-3	3	1	1	0	0	1	2										
Larry Hisle, R (1, 8) OBP: 0.361, SLG: 0.546 (9, 7)	F9			F9		1B HR			K	4	1	1	3	0	1	2										
Eric Soderholm, R (1, 5) OBP: 0.258, SLG: 0.343	K			F8		BB			BB	3	1	1	0	1	1	0										
Tom Kelly, L (1, 3) OBP: 0.256, SLG: 0.333 Craig Kusick, R (6, PH) OBP: 0.330, SLG: 0.321 (6, 3)	L3			P6		K			1B BB	2	0	0	0	0	0	0										
Danny Thompson, R (1, 6) OBP: 0.396, SLG: 0.425 Dan Ford, R (9, PR) OBP: 0.239, SLG: 0.209 (9, 8)	G5-4-3			F9					1B	4	0	3	1	0	0	0										
Glenn Borgmann, R (1, 2) OBP: 0.300, SLG: 0.235	G5-4-3			6-3		K			F2	4	0	0	0	0	1	4										
Inning Stats	R: 0 E: 0 K: 1 S: 5	H: 0 LOB: 0 BB: 0 P: 5	R: 0 E: 0 K: 2 S: 7	H: 0 LOB: 0 BB: 0 P: 7	R: 0 E: 0 K: 0 S: 3	H: 1 LOB: 0 BB: 0 P: 3	R: 0 E: 0 K: 0 S: 4	H: 1 LOB: 2 BB: 0 P: 5	R: 0 E: 0 K: 0 S: 3	H: 0 LOB: 0 BB: 0 P: 3	R: 4 E: 0 K: 1 S: 9	H: 4 LOB: 1 BB: 1 P: 13	R: 0 E: 0 K: 1 S: 6	H: 1 LOB: 1 BB: 0 P: 6	R: 0 E: 0 K: 1 S: 5	H: 1 LOB: 0 BB: 0 P: 5	R: 2 E: 0 K: 0 S: 6	H: 3 LOB: 2 BB: 1 P: 10	1B: 9 2B: 0 3B: 0 HR: 2	SF: 1 SAC: 0 DP: 2 HBP: 1	WP: 0 PB: 0 SB: 0 CS: 0	PA: 39				
PITCHER	IP WLS BF H R ER SO BB IBB HBP BLK WP HR S P ERA WHIP																									
Lerin LaGrow, R (1, 1) ERA: 4.5 John Hiller, L (6, 1) ERA: 2.43	5.2 L	23 16	6 5	4 2	4 2	3 3	0 2	0 0	1 0	0 0	0 0	2 20	28 28	29 28	6.35 5.40	1.059 2.100										

Minnesota Twins @ Detroit Tigers
Tiger Stadium, Detroit, MI
Tue May 27 1975, 7:05 PM EDT
Att: 8,764 - Unknown - 75 F

AB 35
R 6
H 11
RBI 6
BB 2
SO 6
LOB 14



Batter	1	2	3	4	5	6	7	8	9	AB	R	H	RBI	BB	SO	LOB	BOTTOM							
Ron LeFlore, R (1, 8) OBP: 0.325, SLG: 0.427	2B		6-3		IHR		F3		K	5	1	2	1	0	1	2								
Gary Sutherland, R (1, 4) OBP: 0.335, SLG: 0.348	2B		P6		BB WP		6-3			3	1	1	0	1	0	0								
Dan Meyer, L (1, 7) OBP: 0.341, SLG: 0.462	2B		K		K		F9			3	1	0	0	1	2	1								
Willie Horton, R (1, 10) OBP: 0.281, SLG: 0.474	SF9		1-3		BB		F7			3	0	1	1	1	0	0								
Leon Roberts, R (1, 9) OBP: 0.398, SLG: 0.553	SF9		2B		G5-4-3		6-3			2	1	1	1	1	0	0								
Bill Freehan, R (1, 2) OBP: 0.304, SLG: 0.392	5-3		1B		G5-4-3		F8			4	1	1	1	0	0	4								
Nate Colbert, R (1, 3) OBP: 0.244, SLG: 0.297 Ben Oglivie, L (9, PR) OBP: 0.175, SLG: 0.231	L8		K		K		F7		SH1-4	3	0	0	0	1	1	1								
Aurelio Rodriguez, R (1, 5) OBP: 0.274, SLG: 0.395	F8				1B		L4		SH1-4	3	0	1	1	0	0	0								
Tom Verzyer, R (1, 6) OBP: 0.269, SLG: 0.235 Mickey Stanley, R (9, PH) OBP: 0.286, SLG: 0.174	F8		L7		L7		K		F3	3	0	0	0	0	1	1								
Inning Stats	R: 2 E: 1 K: 0 S: 5	H: 3 LOB: 1 BB: 1 P: 9	R: 0 E: 0 K: 0 S: 3	H: 0 LOB: 0 BB: 0 P: 3	R: 0 E: 0 K: 1 S: 5	H: 0 LOB: 0 BB: 0 P: 5	R: 2 E: 0 K: 1 S: 8	H: 3 LOB: 1 BB: 0 P: 8	R: 1 E: 0 K: 1 S: 5	H: 1 LOB: 2 BB: 3 P: 17	R: 0 E: 0 K: 1 S: 5	H: 0 LOB: 0 BB: 0 P: 5	R: 0 E: 0 K: 0 S: 3	H: 0 LOB: 0 BB: 0 P: 3	R: 0 E: 0 K: 0 S: 3	H: 0 LOB: 0 BB: 0 P: 3	R: 0 E: 0 K: 1 S: 5	H: 0 LOB: 2 BB: 1 P: 9	1B: 3 2B: 3 3B: 0 HR: 1	SF: 1 SAC: 1 DP: 1 HBP: 0	WP: 1 PB: 0 SB: 0 CS: 0	PA: 37		
PITCHER	IP WLS BF H R ER SO BB IBB HBP BLK WP HR S P ERA WHIP																							
Bert Blyleven, R (1, 1) ERA: 3.38 Vic Albury, L (5, 1) ERA: 3.74	4.1 W	22 15	7 0	5 0	5 0	3 2	3 2	0 0	0 0	0 0	0 0	1 17	25 25	0.00 0.429										

Minnesota Twins @ Detroit Tigers
Tiger Stadium, Detroit, MI
Tue May 27 1975, 7:05 PM EDT
Att: 8,764 - Unknown - 75 F

AB 30
R 5
H 7
RBI 5
BB 5
SO 5
LOB 11



Batter	1	2	3	4	5	6	7	8	9	AB	R	H	RBI	BB	SO	LOB	TOP										
Steve Braun, L (1,7) OBP: 0.383, SLG: 0.441 Dan Ford, R (8,8) OBP: 0.239, SLG: 0.209	F8		2B		E3		E	HR		4	3	2	2	1	0	0	Minnesota Twins @ Detroit Tigers Tiger Stadium, Detroit, MI Wed May 28 1975, 7:05 PM EDT Alt: 9,675 - Unknown - 70 F										
Rod Carew, L (1,4) OBP: 0.431, SLG: 0.500	1B		2B		F9		E8	4-3		4	1	1	1	1	0	2											
Bobby Darwin, R (1,9) OBP: 0.311, SLG: 0.365	G5-3		K		2-3		1B			4	0	1	0	1	1	2											
Tony Oliva, L (1,10) OBP: 0.323, SLG: 0.321	1B		K		F8		FC4-6			4	0	1	2	0	1	2											
Larry Hisle, R (1,8) OBP: 0.356, SLG: 0.531	G5-3				4-3		F3			4	0	0	0	1	0	5											
Eric Soderholm, R (1,5) OBP: 0.347, SLG: 0.347		6-3			E		FC4-6			4	0	1	0	0	1	3											
Tom Kelly, L (1,3) OBP: 0.257, SLG: 0.300					K		3-1			3	0	0	0	1	1	2											
Danny Thompson, R (1,6) OBP: 0.379, SLG: 0.405 Luis Gomez, R (8,6) OBP: 0.308, SLG: 0.182	G4-6-3				E6		4-3			4	0	0	0	0	0	3											
Glenn Borgmann, R (1,2) OBP: 0.280, SLG: 0.226					FC5-4					0	0	0	0	0	0	0											
			6-3		FC5-4		P3			4	1	0	0	0	0	2											
Inning Stats	R: 0 E: 0 K: 0 S: 3	H: 1 LOB: 2 BB: 1 P: 8	R: 0 E: 0 K: 2 S: 2	H: 0 LOB: 0 BB: 1 P: 6	R: 1 E: 0 K: 2 S: 9	H: 2 LOB: 1 BB: 0 P: 9	R: 0 E: 1 K: 1 S: 7	H: 1 LOB: 2 BB: 0 P: 7	R: 0 E: 1 K: 0 S: 4	H: 0 LOB: 1 BB: 1 P: 9	R: 0 E: 0 K: 1 S: 5	H: 0 LOB: 1 BB: 1 P: 9	R: 2 E: 1 K: 0 S: 5	H: 1 LOB: 2 BB: 2 P: 13	R: 2 E: 1 K: 0 S: 5	H: 1 LOB: 0 BB: 0 P: 5	R: 0 E: 0 K: 0 S: 3	H: 0 LOB: 0 BB: 0 P: 3	1B: 3 2B: 2 3B: 0 HR: 1	SF: 0 SAC: 0 DP: 2 HBP: 1	WP: 0 PB: 0 SB: 1 CS: 0	PA: 41					
PITCHER	IP	WLS	BF	H	R	ER	SO	BB	IBB	HBP	BLK	WP	HR	S	P	ERA	WHIP										
Joe Coleman, R (1,1) ERA: 6.05	6.1	L	31	5	3	2	4	4	1	1	0	0	0	33	54	2.84	1.421										
Tom Walker, R (7,1) ERA: 2.67	2.2		10	1	2	0	0	0	0	0	0	0	1	10	10	0.00	0.375										

AB	35
R	5
H	6
RBI	5
BB	5
SO	4
LOB	21




Batter	1	2	3	4	5	6	7	8	9	AB	R	H	RBI	BB	SO	LOB	BOTTOM										
Ron LeFlore, R (1,8) OBP: 0.328, SLG: 0.441	E		K				1-3			4	1	2	0	0	1	1	Minnesota Twins @ Detroit Tigers Tiger Stadium, Detroit, MI Wed May 28 1975, 7:05 PM EDT Alt: 9,675 - Unknown - 70 F										
Gary Sutherland, R (1,4) OBP: 0.335, SLG: 0.352	E7		5-3		F3					4	0	2	0	0	0	1											
Dan Meyer, L (1,7) OBP: 0.331, SLG: 0.447	4-3		G3		6-3					4	0	0	0	0	1	4											
Willie Horton, R (1,10) OBP: 0.280, SLG: 0.465	BB		L4				P6			3	0	0	0	1	0	1											
Leon Roberts, R (1,9) OBP: 0.402, SLG: 0.542	G5-4-3				K		L5			2	0	0	1	2	1	0											
Bill Freehan, R (1,2) OBP: 0.305, SLG: 0.411	G5-4-3						K			4	0	2	0	0	1	3											
Nate Colbert, R (1,3) OBP: 0.237, SLG: 0.287			K		F3		K			4	0	0	0	0	2	3											
Aurelio Rodriguez, R (1,5) OBP: 0.266, SLG: 0.381			P3		1-3		K			4	0	0	0	0	1	3											
Tom Verzyer, R (1,6) OBP: 0.281, SLG: 0.276 Gates Brown, L (9,PH)							P3			2	1	1	1	0	0	0											
							HR			1	0	0	0	0	0	2											
Inning Stats	R: 1 E: 1 K: 0 S: 4	H: 2 LOB: 2 BB: 2 P: 12	R: 0 E: 0 K: 2 S: 7	H: 0 LOB: 0 BB: 0 P: 8	R: 0 E: 0 K: 1 S: 6	H: 1 LOB: 1 BB: 0 P: 6	R: 0 E: 0 K: 1 S: 4	H: 1 LOB: 1 BB: 0 P: 4	R: 0 E: 0 K: 1 S: 5	H: 0 LOB: 0 BB: 0 P: 5	R: 1 E: 0 K: 2 S: 8	H: 1 LOB: 0 BB: 0 P: 8	R: 0 E: 0 K: 1 S: 5	H: 1 LOB: 2 BB: 1 P: 8	R: 0 E: 0 K: 0 S: 4	H: 1 LOB: 2 BB: 1 P: 8	1B: 4 2B: 0 3B: 2 HR: 1	SF: 0 SAC: 0 DP: 2 HBP: 1	WP: 0 PB: 0 SB: 0 CS: 0	PA: 36							
PITCHER	IP	WLS	BF	H	R	ER	SO	BB	IBB	HBP	BLK	WP	HR	S	P	ERA	WHIP										
Jim Hughes, R (1,1) ERA: 1.52	9.0	W	36	7	2	2	7	3	0	1	0	0	1	46	59	2.00	1.111										



Batter	1	2	3	4	5	6	7	8	9	AB	R	H	RBI	BB	SO	LOB	TOP																					
Bernie Carbo, L (1, 7) OBP: 0.450, SLG: 0.698 Tony Conigliaro, R (9, PH) OBP: 0.224, SLG: 0.245	0-0 1-6-3		0-0 6-3		0-0 FC3-6		0-0 FC5-2 2B		0-0 SF8	4	0	1	0	0	0	1																						
Rick Burleson, R (1, 6) OBP: 0.335, SLG: 0.329	4-0 G4-6-3 BB		1-0 HBP		0-3 K		0-0 FC5-2		0-0 1B	3	0	1	0	1	1	3																						
Carl Yastrzemski, L (1, 3) OBP: 0.371, SLG: 0.363	0-0 G4-6-3		0-3 K		0-0 HR 1B		0-0 L1		0-3 K	5	1	1	0	0	2	6																						
Fred Lynn, L (1, 8) OBP: 0.407, SLG: 0.586		0-0 6-3		0-0 5-3 1B		0-0 HR 1B		0-0 F8		4	1	2	2	0	0	0																						
Jim Rice, R (1, 10) OBP: 0.310, SLG: 0.483		0-0 E 1B		0-0 5-3		0-3 K		0-0 L7		4	0	1	0	0	1	1																						
Dwight Evans, R (1, 9) OBP: 0.333, SLG: 0.423		0-0 E6		0-0 5-3		0-0 5-3		0-3 K		4	0	0	0	0	1	2																						
Rico Petrocelli, R (1, 5) OBP: 0.306, SLG: 0.341 Juan Beniquez, R (7, 5) OBP: 0.370, SLG: 0.400		0-3 K		0-3 K		0-3 K			0-0 L8	3	0	0	0	0	3	3																						
Tim Blackwell, S (1, 2) OBP: 0.370, SLG: 0.238		0-0 G3			0-0 4-3		0-0 6-3		0-0 1B SF8 1B	4	1	1	0	0	0	2																						
Doug Griffin, R (1, 4) OBP: 0.288, SLG: 0.260 Cecil Cooper, L (9, PH) OBP: 0.280, SLG: 0.333			0-0 5-3		0-0 FC3-6 1B		0-0 2B FC5-2 1B		0-0 1B 1-3 1B	3	0	2	0	0	0	0																						
Inning Stats	R: 0 E: 0 K: 0 S: 2	H: 0 LOB: 0 BB: 1 P: 6	R: 0 E: 1 K: 1 S: 7	H: 1 LOB: 2 BB: 0 P: 7	R: 0 E: 0 K: 1 S: 5	H: 0 LOB: 1 BB: 0 P: 6	R: 0 E: 0 K: 1 S: 6	H: 1 LOB: 1 BB: 0 P: 6	R: 2 E: 0 K: 2 S: 9	H: 2 LOB: 0 BB: 0 P: 9	R: 0 E: 0 K: 0 S: 5	H: 0 LOB: 0 BB: 0 P: 5	R: 0 E: 0 K: 1 S: 8	H: 0 LOB: 0 BB: 0 P: 5	R: 1 E: 0 K: 1 S: 8	H: 3 LOB: 2 BB: 0 P: 8	1B: 8 2B: 1 3B: 0 HR: 1	SF: 1 SAC: 0 DP: 1 HBP: 1	WP: 0 PB: 0 SB: 0 CS: 0	PA: 39																		
PITCHER	IP	WLS	BF	H	R	ER	SO	BB	IBB	HBP	BLK	WP	HR	S	P	ERA	WHIP	PITCHER				IP	WLS	BF	H	R	ER	SO	BB	IBB	HBP	BLK	WP	HR	S	P	ERA	WHIP
Dave Goltz, R (1, 1) ERA: 2.89	8.1	W	36	9	3	3	7	1	0	1	0	0	1	48	53	3.24	1.200																					
Tom Burgmeier, L (9, 1) ERA: 1.76	0.2	S	3	1	0	0	1	0	0	0	0	0	0	5	5	0.00	1.500																					

Boston Red Sox @ Minnesota Twins
Metropolitan Stadium, Bloomington, MI
Fri May 30 1975, 8:05 PM EDT
Att: 11,666 - Unknown - 61 F


AB 36
R 3
H 10
RBI 3
BB 1
SO 8
LOB 18



Batter	1	2	3	4	5	6	7	8	9	AB	R	H	RBI	BB	SO	LOB	BOTTOM																					
Steve Braun, L (1, 7) OBP: 0.377, SLG: 0.455 Dan Ford, R (9, 8) OBP: 0.239, SLG: 0.209	0-0 F9		0-3 K		0-0 HR		0-0 F7		0-3 K	5	1	1	1	0	2	2																						
Rod Carew, L (1, 4) OBP: 0.430, SLG: 0.492	0-0 S 1B		0-3 K		0-0 4-3		4-0 E S 1B BB		0-0 6-3	4	1	1	0	1	1	0																						
Bobby Darwin, R (1, 9) OBP: 0.316, SLG: 0.371 Steve Brye, R (9, 9) OBP: 0.361, SLG: 0.438	0-3 K		0-0 1B 2B		4-0 E S 1B BB		0-0 5-3			3	1	1	0	1	1	2																						
Tony Oliva, L (1, 10) OBP: 0.340, SLG: 0.333 Sergio Ferrer, S (7, PR) OBP: 0.296, SLG: 0.280	4-0 FC5-4 BB		0-0 2-4 1B		0-0 F5		0-0 S 1B			3	0	2	1	1	0	1																						
Larry Hise, R (1, 8) OBP: 0.394, SLG: 0.520	0-0 FC5-4		0-0 2-4		0-0 F9		4-0 1B BB		0-0 F7	3	0	0	0	1	0	3																						
Eric Soderholm, R (1, 5) OBP: 0.357, SLG: 0.358		0-3 K		0-0 1B 1B		0-0 1B 1-3 3-H		0-0 2-H 1B		4	0	3	2	0	1	0																						
Tom Kelly, L (1, 3) OBP: 0.256, SLG: 0.294		0-0 P6		0-0 L8		0-0 F2		0-0 1-2 1B		4	0	1	0	0	0	3																						
Danny Thompson, R (1, 6) OBP: 0.384, SLG: 0.409 Luis Gomez, R (8, 6) OBP: 0.308, SLG: 0.182		0-0 1B 1B		0-0 FC5-4 1B		0-0 P6		0-0 5-3		4	0	2	0	0	0	2																						
Glenn Borgmann, R (1, 2) OBP: 0.289, SLG: 0.227		0-0 1-2 1B		0-0 FC5-4		0-0 5-3		0-0 6-3		4	0	1	0	0	0	2																						
Inning Stats	R: 0 E: 0 K: 1 S: 6	H: 1 LOB: 2 BB: 1 P: 10	R: 0 E: 0 K: 2 S: 9	H: 2 LOB: 0 BB: 0 P: 9	R: 0 E: 0 K: 1 S: 5	H: 2 LOB: 1 BB: 0 P: 5	R: 0 E: 0 K: 0 S: 5	H: 2 LOB: 2 BB: 0 P: 5	R: 2 E: 0 K: 0 S: 3	H: 0 LOB: 0 BB: 0 P: 3	R: 2 E: 0 K: 0 S: 6	H: 3 LOB: 2 BB: 1 P: 10	R: 0 E: 0 K: 1 S: 5	H: 0 LOB: 0 BB: 0 P: 5	1B: 10 2B: 1 3B: 0 HR: 1	SF: 0 SAC: 0 DP: 0 HBP: 0	WP: 0 PB: 0 SB: 4 CS: 0	PA: 38																				
PITCHER	IP	WLS	BF	H	R	ER	SO	BB	IBB	HBP	BLK	WP	HR	S	P	ERA	WHIP	PITCHER				IP	WLS	BF	H	R	ER	SO	BB	IBB	HBP	BLK	WP	HR	S	P	ERA	WHIP
Dick Pole, R (1, 1) ERA: 4.26	4.2	L	11	4	2	2	0	1	0	0	0	0	0	10	14	9.00	2.500																					
Diego Segui, R (5, 1) ERA: 3.5	2.0																																					
Dick Drago, R (7, 1) ERA: 1.84	1.1																																					

Boston Red Sox @ Minnesota Twins
Metropolitan Stadium, Bloomington, MI
Fri May 30 1975, 8:05 PM EDT
Att: 11,666 - Unknown - 61 F

AB 34
R 4
H 12
RBI 4
BB 4
SO 5
LOB 15



Batter	1	2	3	4	5	6	7	8	9	AB	R	H	RBI	BB	SO	LOB	TOP								
Bernie Carbo, L (1, 7) OBP: 0.442, SLG: 0.700	K	F7			K	2-1 3B		G6-4-3		4	0	1	1	0	2	2	Boston Red Sox @ Minnesota Twins Metropolitan Stadium, Bloomington, MI Sat May 31 1975, 4:33 AM EDT Att: 10,873 - Unknown - 64 F								
Tony Conigliaro, R (8, PH) OBP: 0.220, SLG: 0.240										1	0	0	0	0	0										
Rick Miller, L (8, 7) OBP: 0.250, SLG: 0.143										0	0	0	0	0	0										
Rick Burleson, R (1, 6) OBP: 0.337, SLG: 0.331	4-3			6-3 1B	FC6-4 1B	2-1	SH5-4 1B		L7	5	2	2	0	0	0	1									
Carl Yastrzemski, L (1, 3) OBP: 0.372, SLG: 0.364	K		6-3		1B		SH5-4 1B		P5	5	2	2	0	0	1	1									
Fred Lynn, L (1, 8) OBP: 0.417, SLG: 0.600		2B	1-3		1B		SH5-4		2B	4	3	3	1	0	0	1									
Jim Rice, R (1, 10) OBP: 0.321, SLG: 0.508	K	F8			1B				2B	4	2	2	4	1	1	2									
Dwight Evans, R (1, 9) OBP: 0.335, SLG: 0.435	1B	2B		L8	4-3		HR		2B	5	1	2	3	0	0	1									
Juan Beniquez, R (1, 5) OBP: 0.372, SLG: 0.400	2B	SF9 1B		1-3		1-3 3B			F8	5	2	2	0	0	0	1									
Tim Blackwell, S (1, 2) OBP: 0.355, SLG: 0.280	SF9 2B			F7		1-3			4-3	4	0	1	1	0	0	1									
Doug Griffin, R (1, 4) OBP: 0.294, SLG: 0.270	SF9				FC6-4 1B				G6-4-3 1B	3	0	2	1	0	0	1									
Inning Stats	R: 0 E: 0 K: 2 S: 7	H: 0 LOB: 0 BB: 0 P: 7	R: 3 E: 0 K: 1 S: 9	H: 4 LOB: 1 BB: 0 P: 9	R: 0 E: 0 K: 0 S: 4	H: 1 LOB: 1 BB: 0 P: 4	R: 0 E: 0 K: 0 S: 3	H: 0 LOB: 0 BB: 0 P: 3	R: 3 E: 0 K: 1 S: 9	H: 4 LOB: 1 BB: 0 P: 9	R: 1 E: 0 K: 0 S: 4	H: 2 LOB: 1 BB: 0 P: 4	R: 3 E: 0 K: 0 S: 6	H: 3 LOB: 0 BB: 0 P: 6	R: 0 E: 0 K: 0 S: 3	H: 1 LOB: 0 BB: 0 P: 3	R: 2 E: 0 K: 0 S: 5	H: 2 LOB: 1 BB: 1 P: 9	1B: 11 2B: 4 3B: 1 HR: 1	SF: 1 SAC: 1 DP: 1 HBP: 0	WP: 0 PB: 0 SB: 2 CS: 0	PA: 43			
PITCHER	IP	WLS	BF	H	R	ER	SO	BB	IBB	HBP	BLK	WP	HR	S	P	ERA	WHIP								
Bert Blyleven, R (1, 1) ERA: 3.81	4.2		23	9	6	6	4	0	0	0	0	0	0	31	31	11.57	1.929								
Ray Corbin, R (5, 1) ERA: 3.29	1.1		6	2	1	1	0	0	0	0	0	0	0	5	5	6.75	1.500								
Tom Burgmeier, L (7, 1) ERA: 3.93	3.0	L	15	6	5	5	0	1	0	0	0	0	1	14	18	15.00	2.333								
Tom Burgmeier, L (9, 1) ERA: 3.93	3.0	L	15	6	5	5	0	1	0	0	0	0	1	14	18	15.00	2.333								

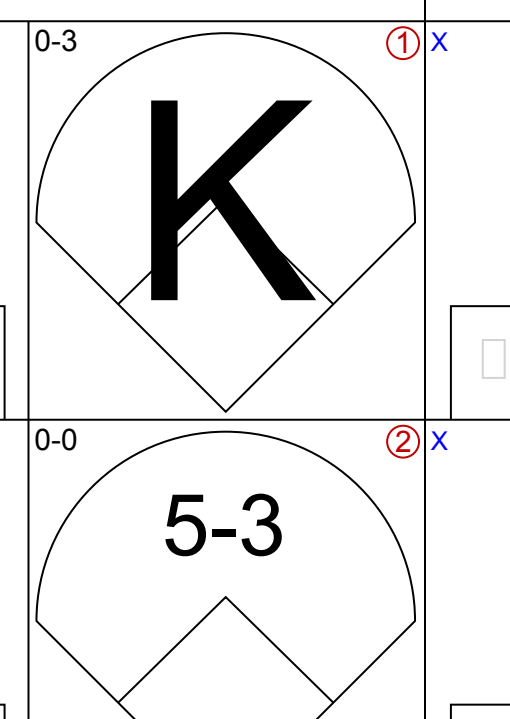
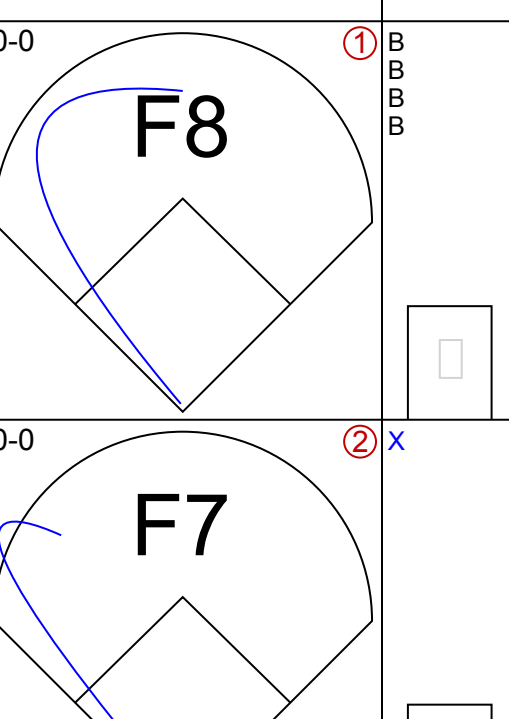
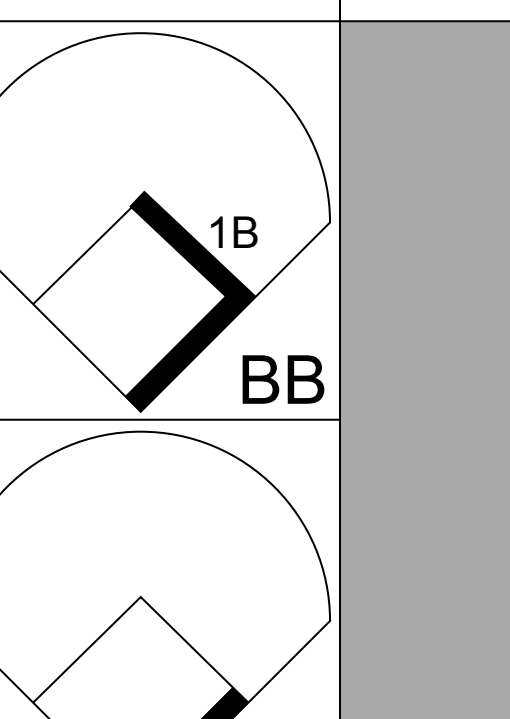
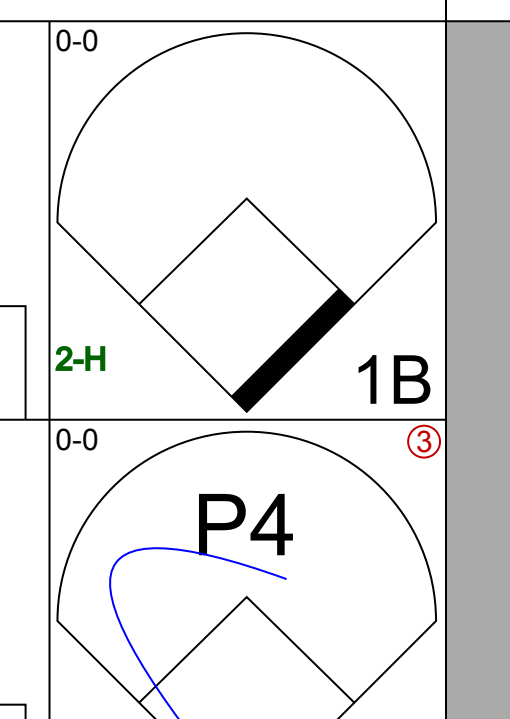
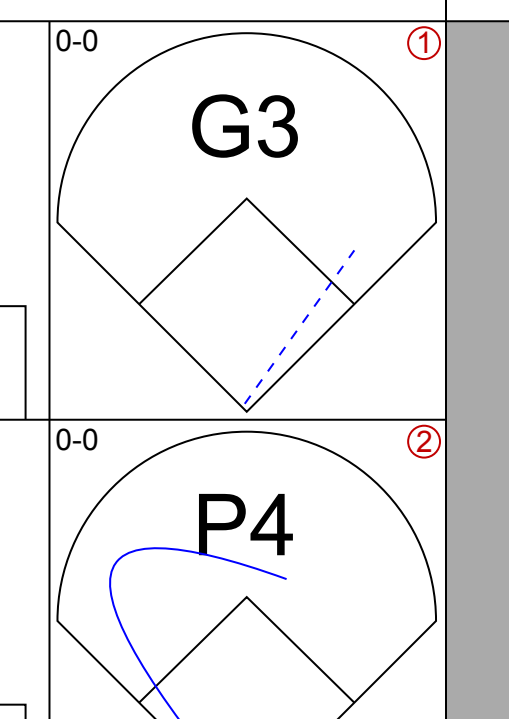
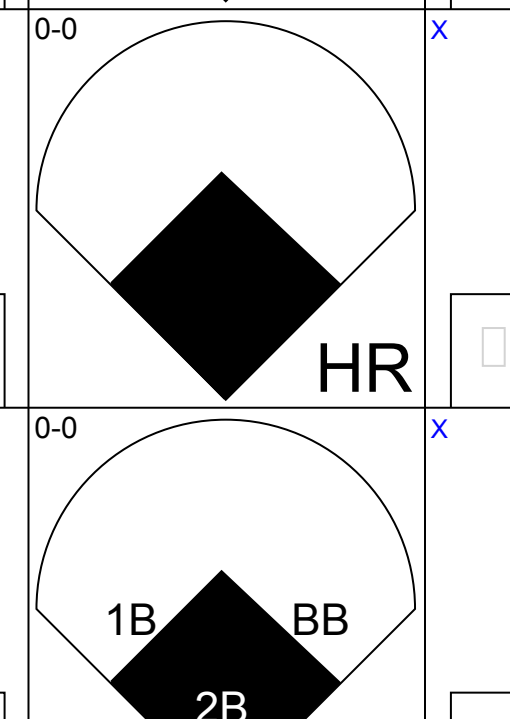
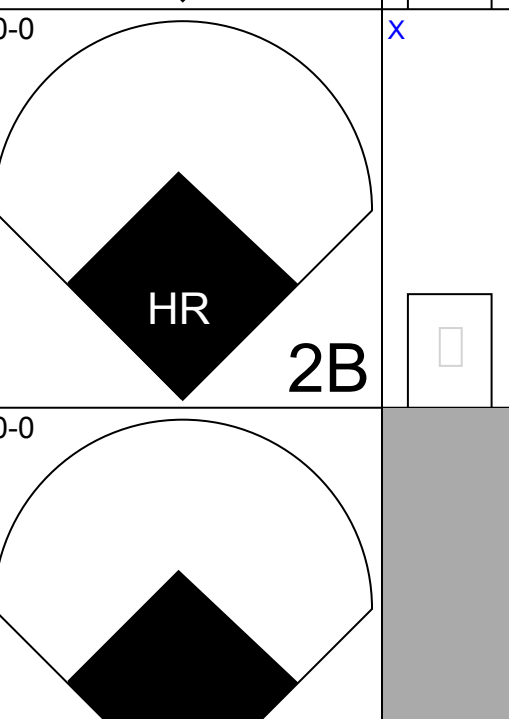
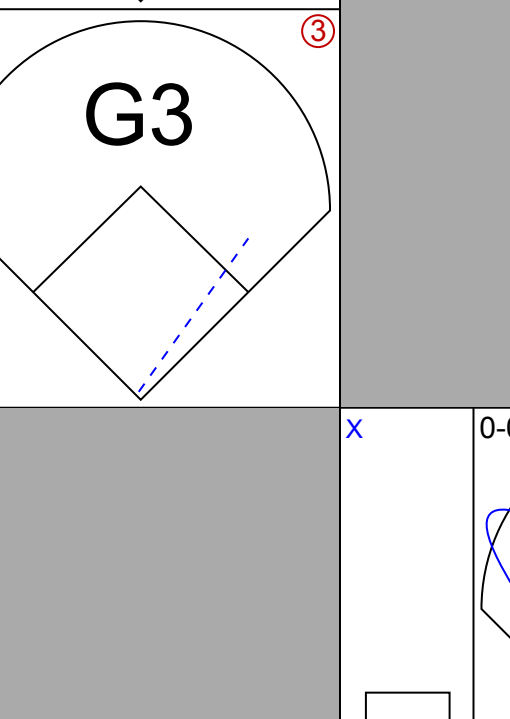
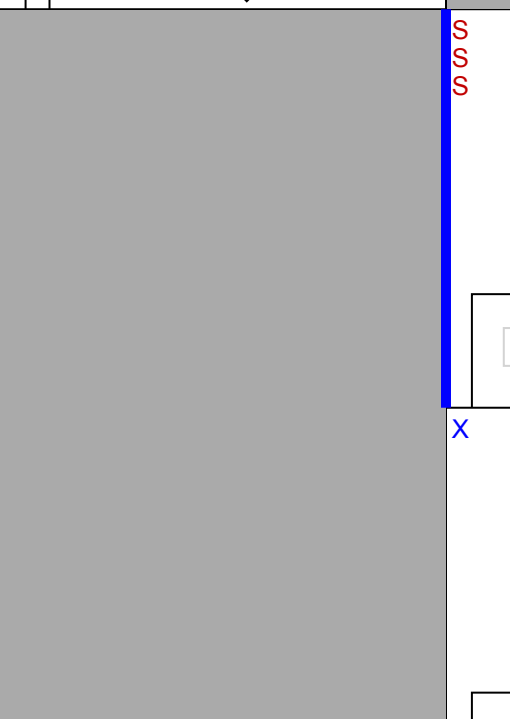
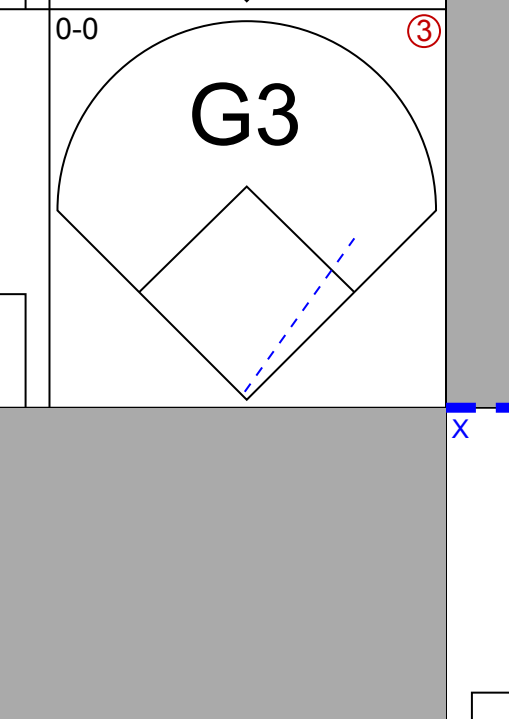
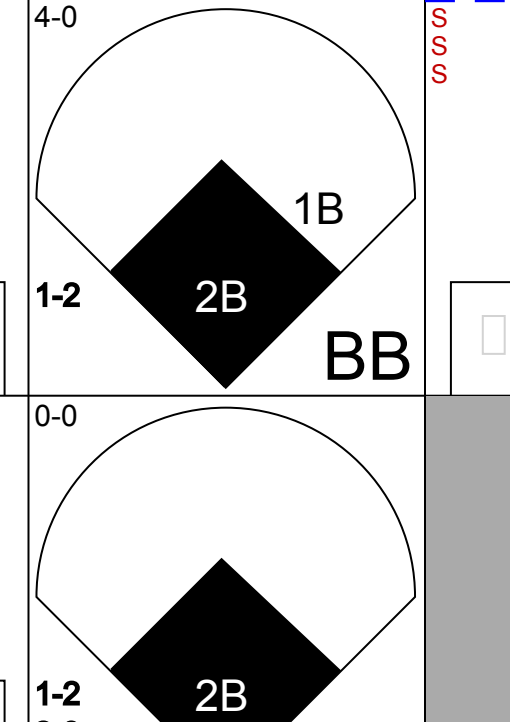
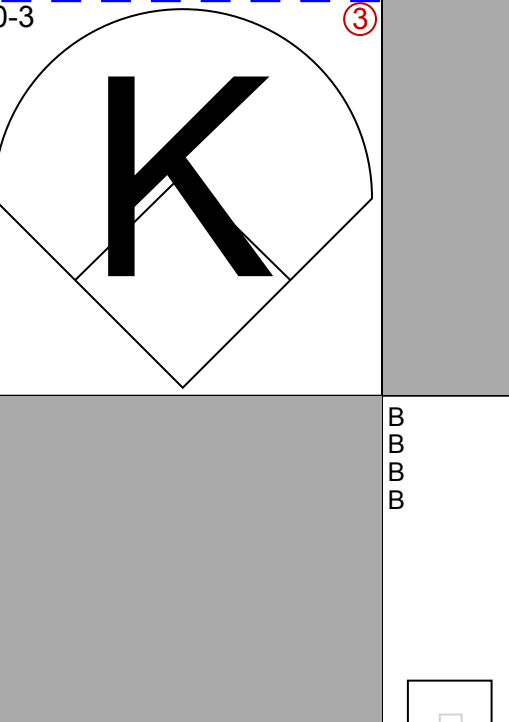
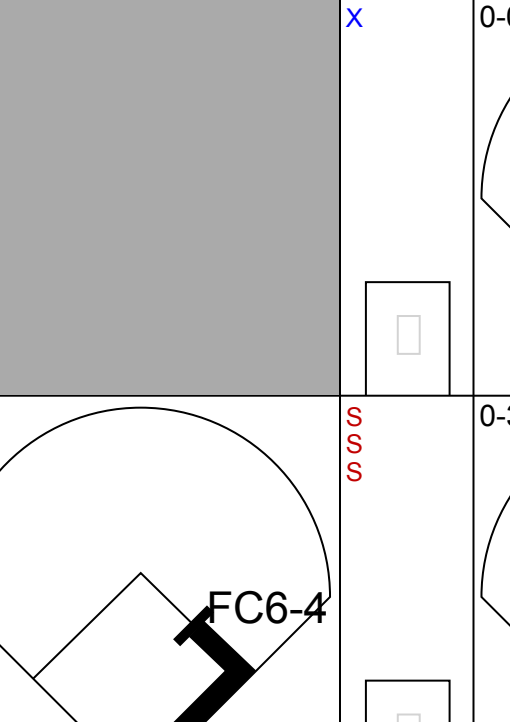
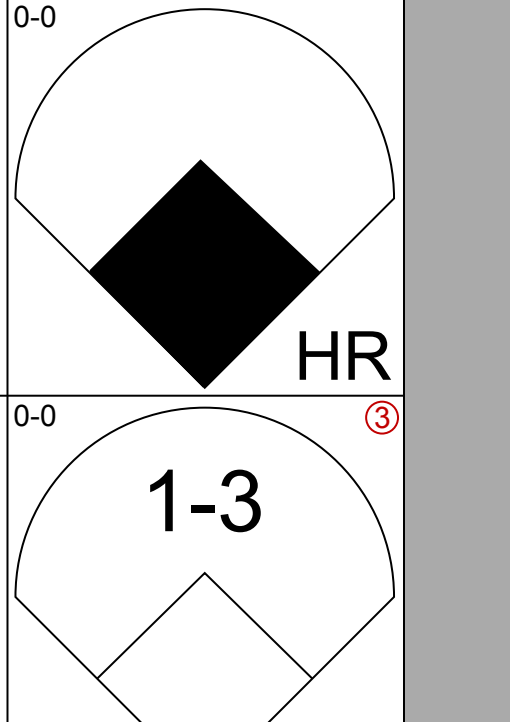
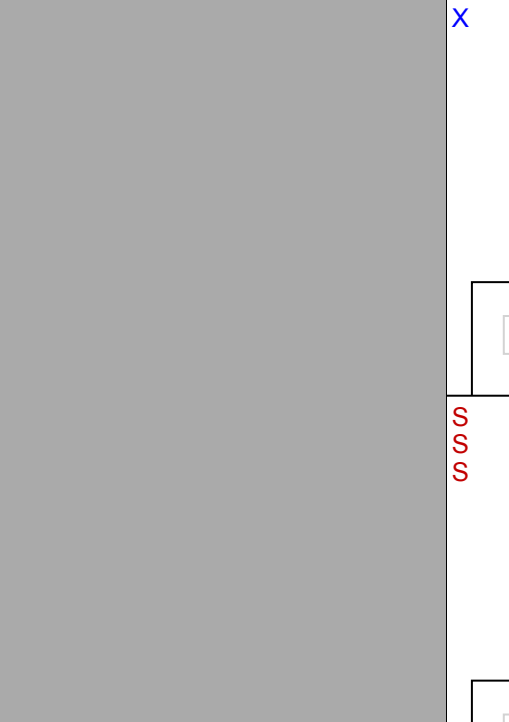
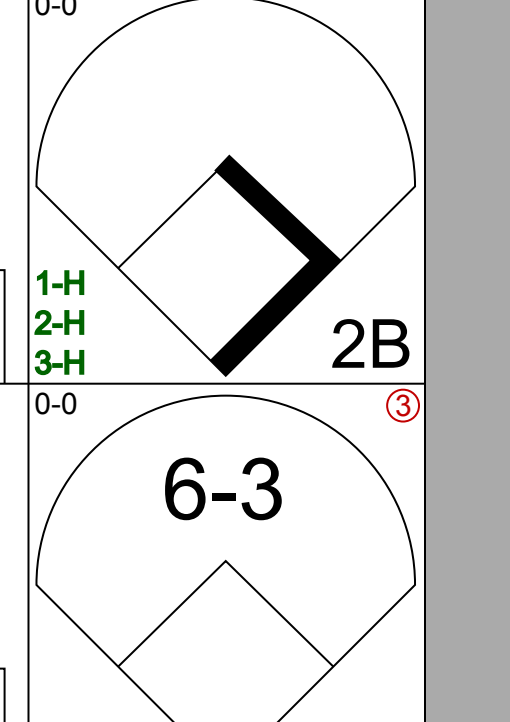
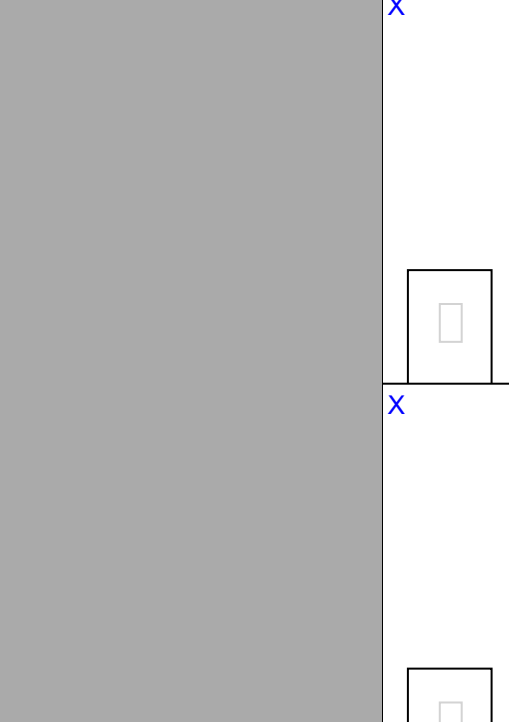
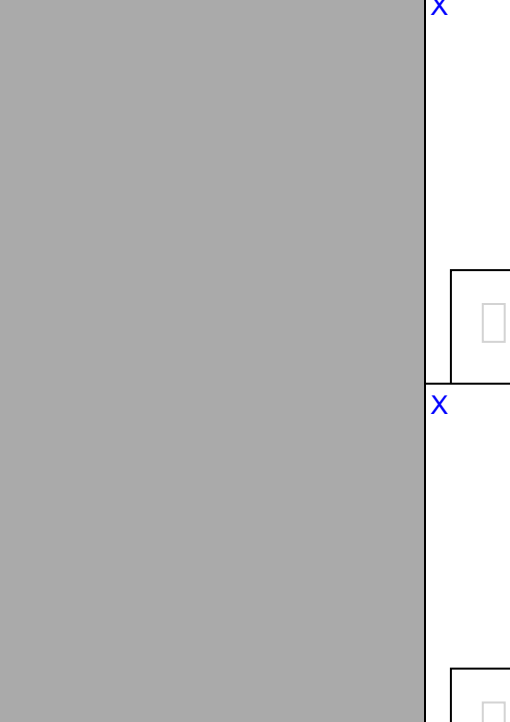
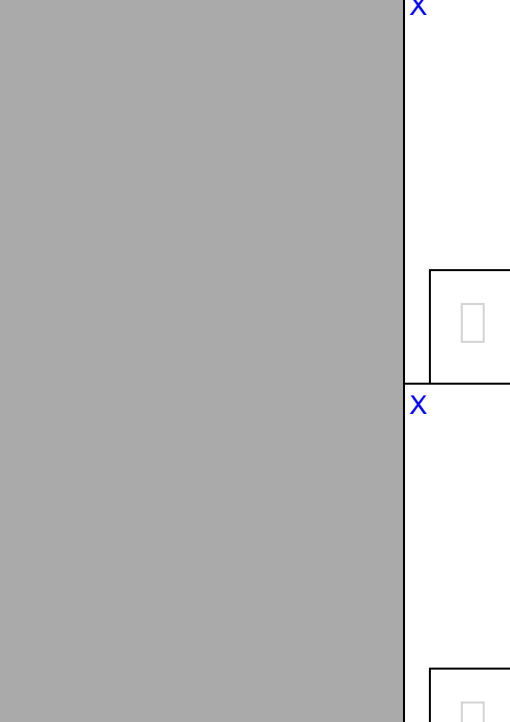

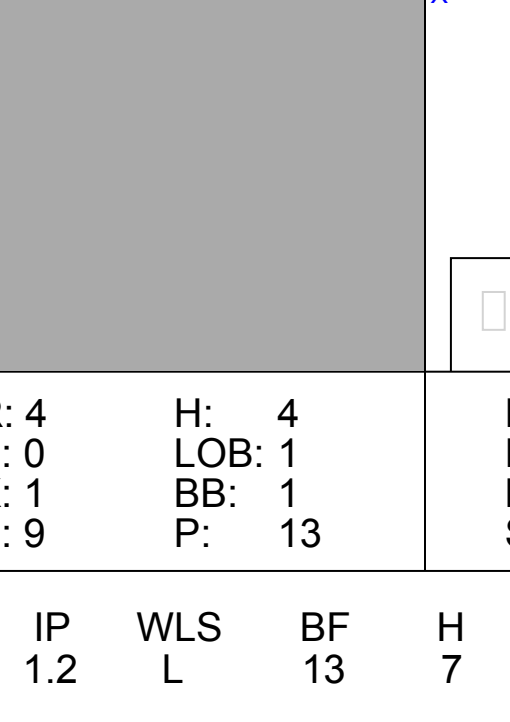
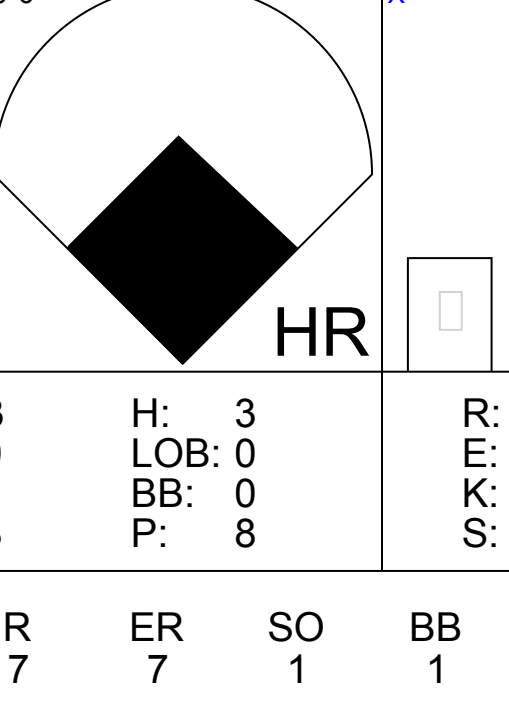
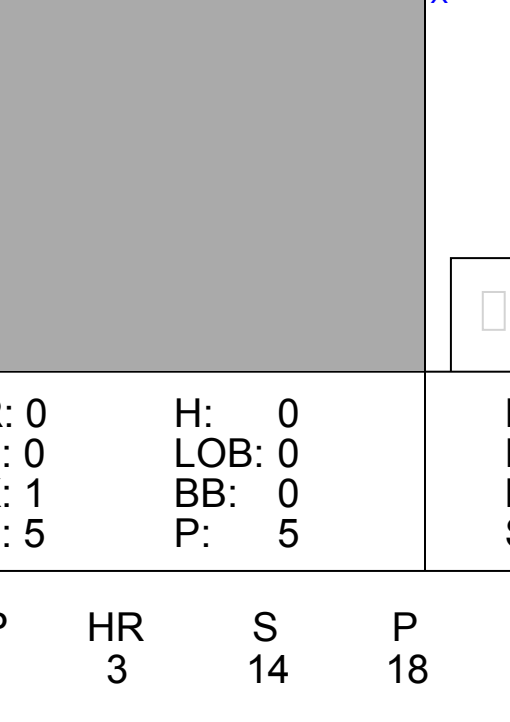
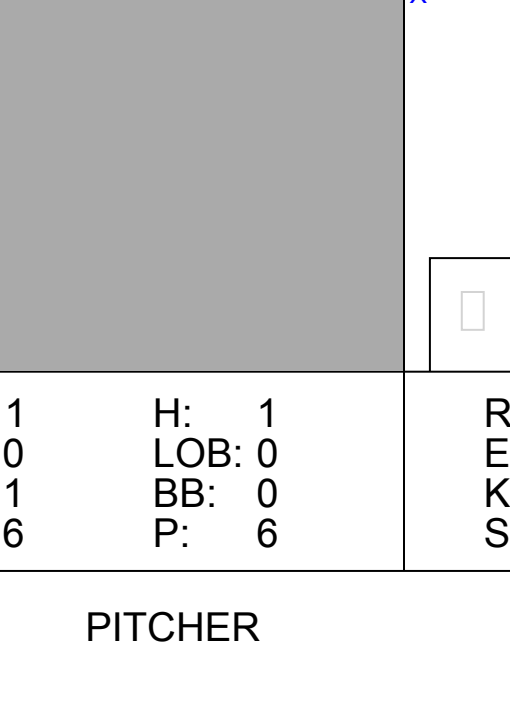
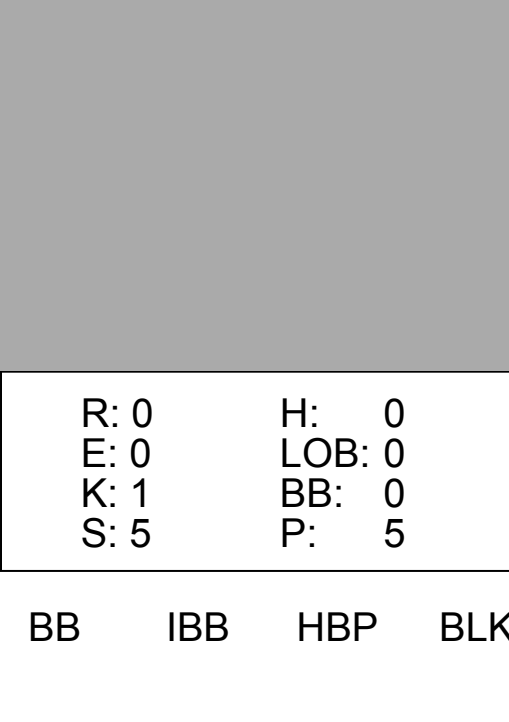
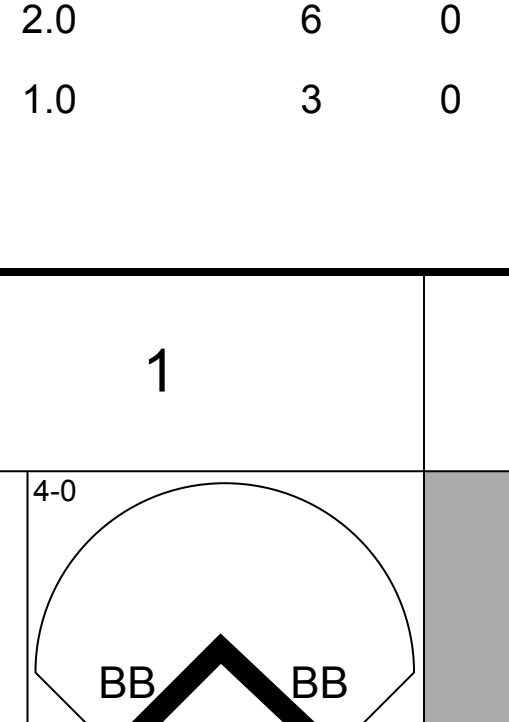
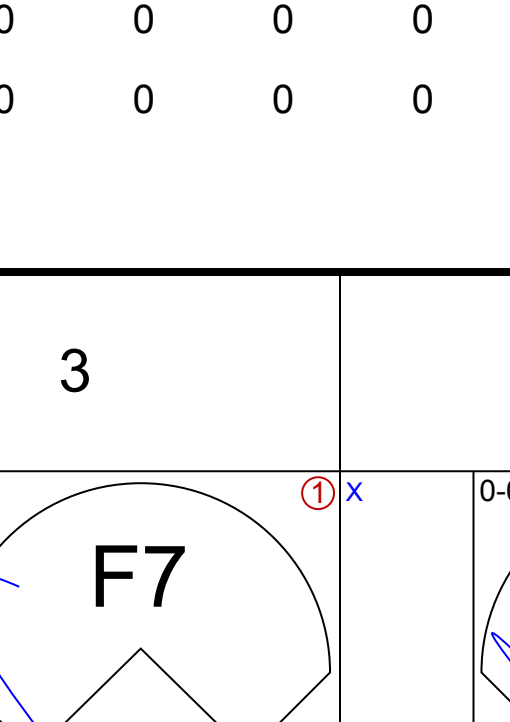
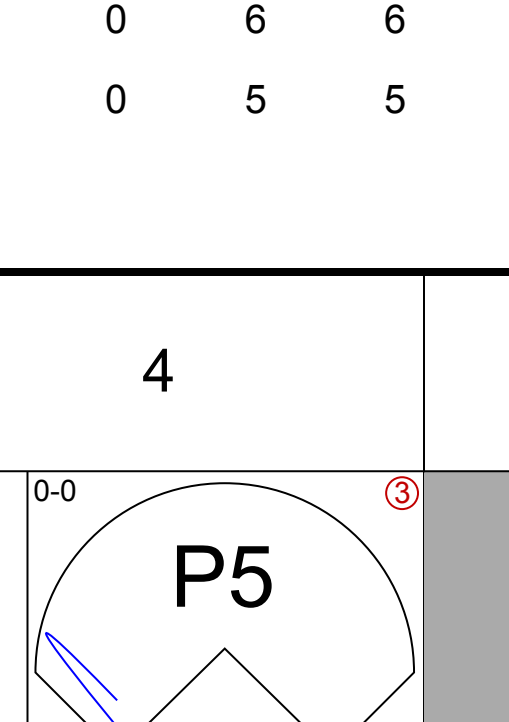
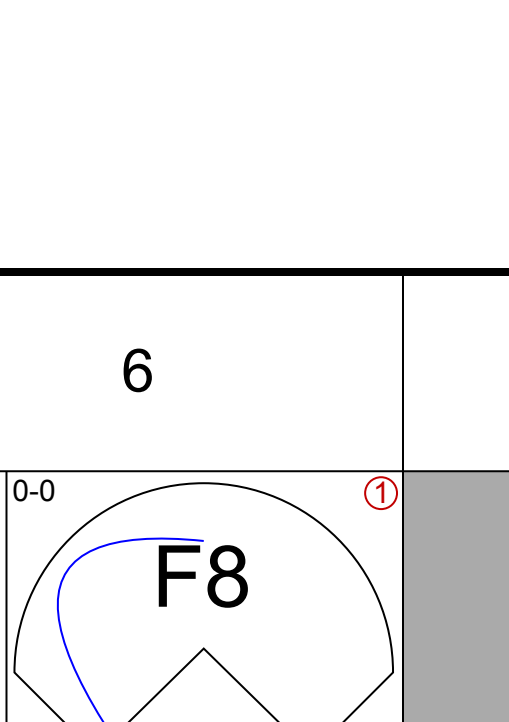
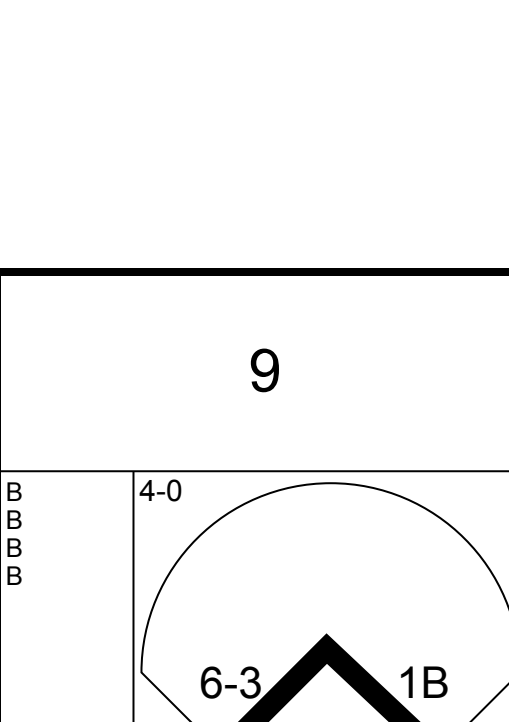
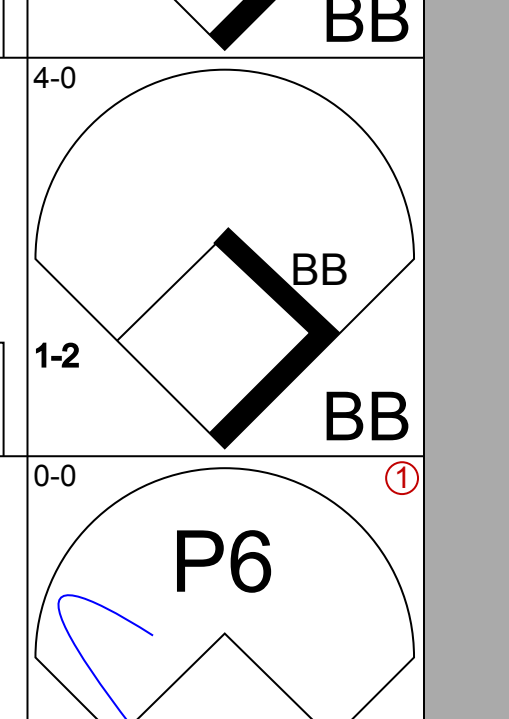
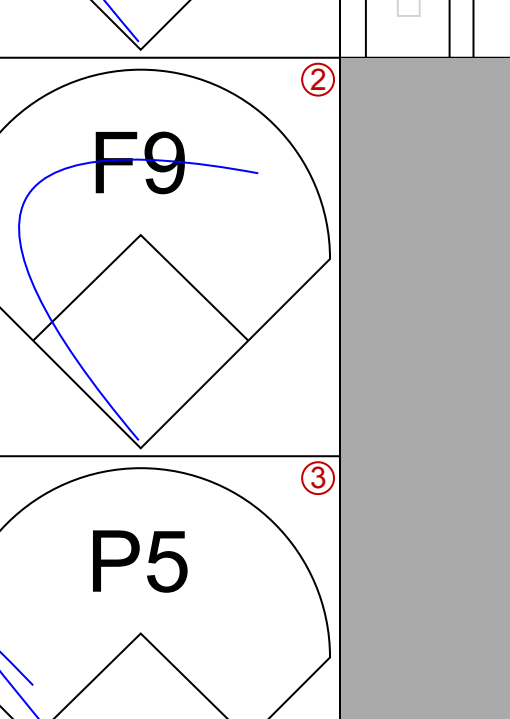
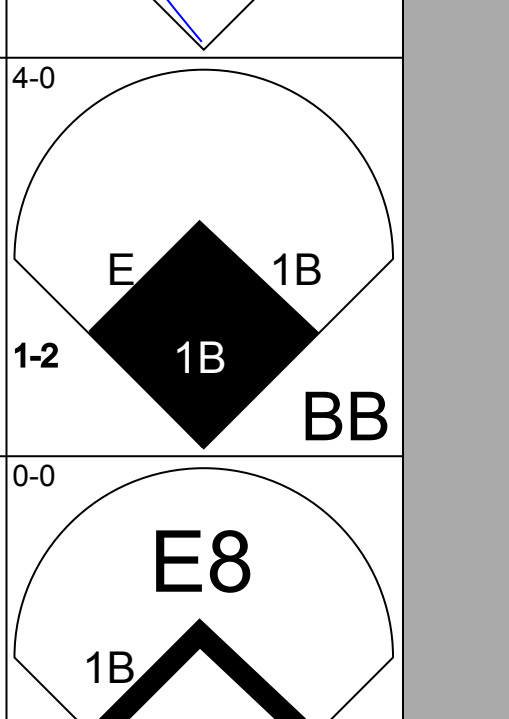
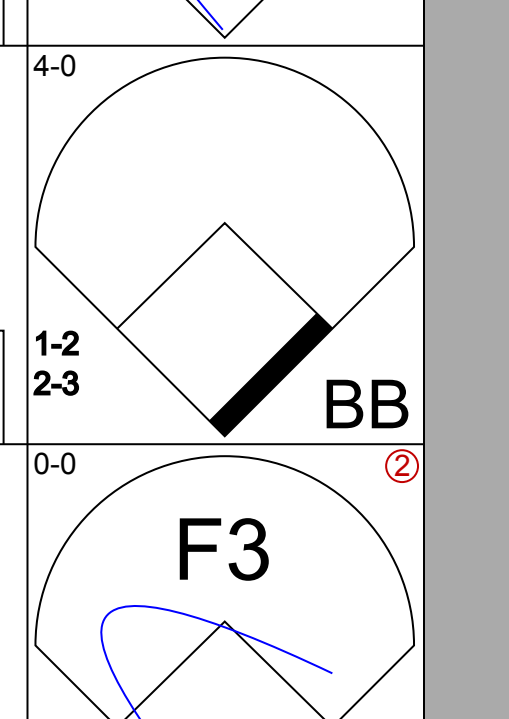
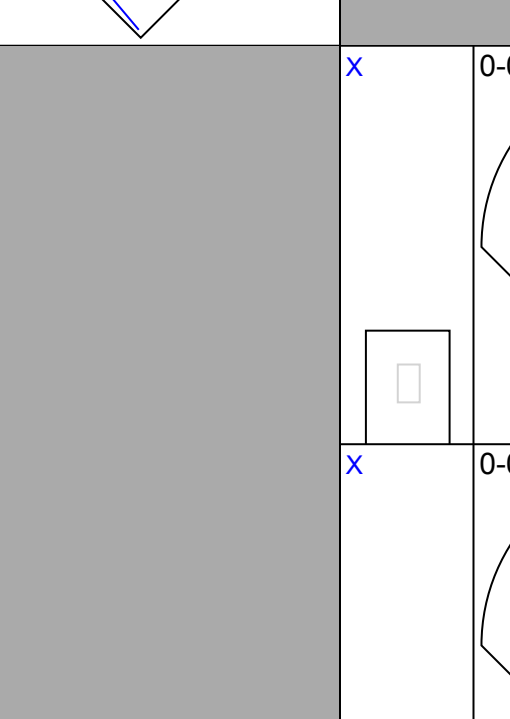
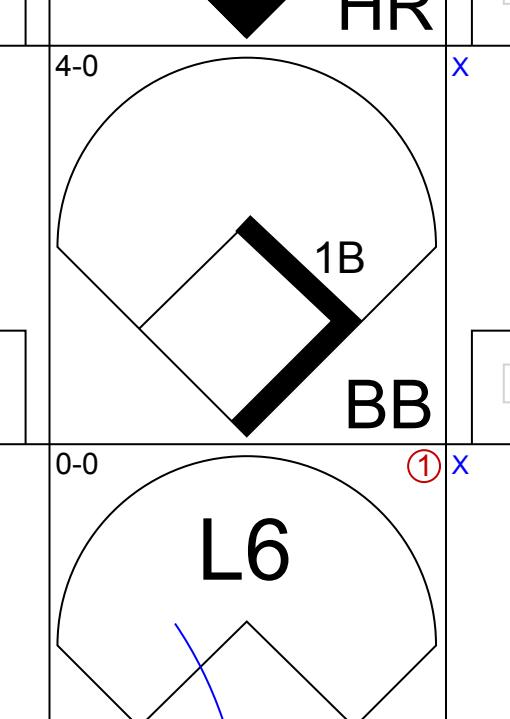
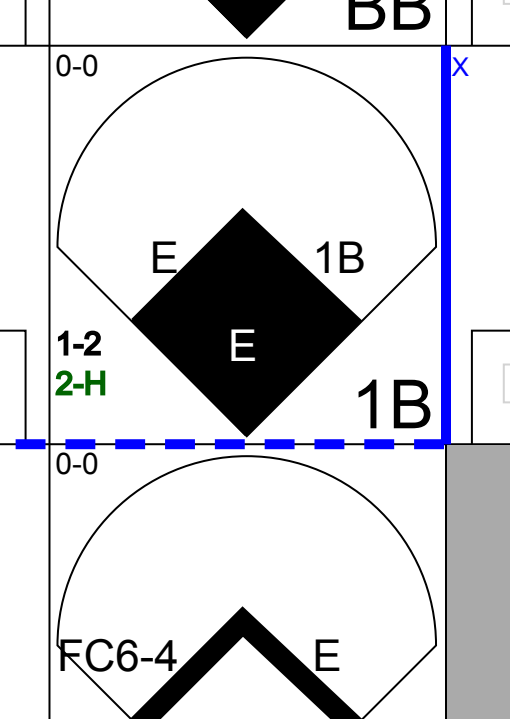
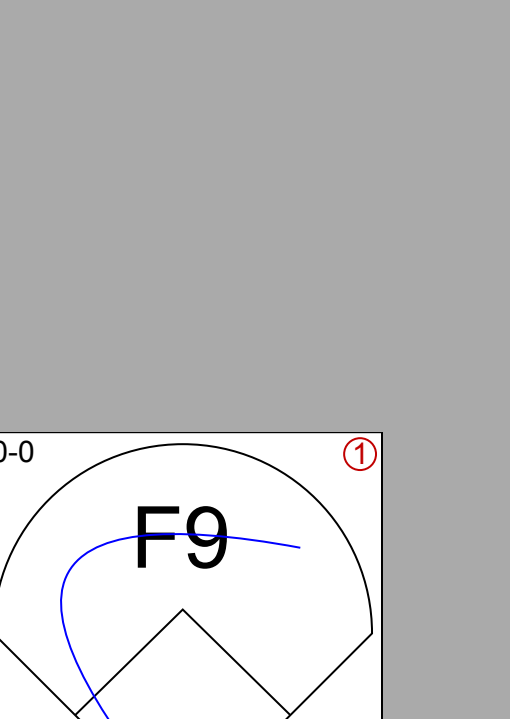
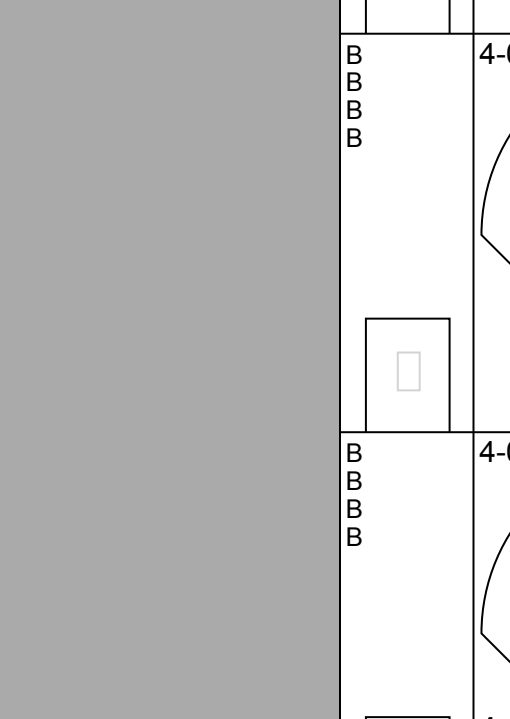
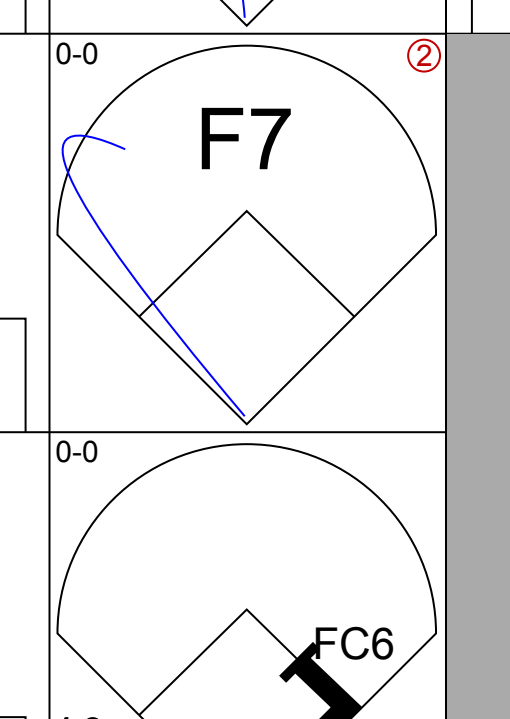
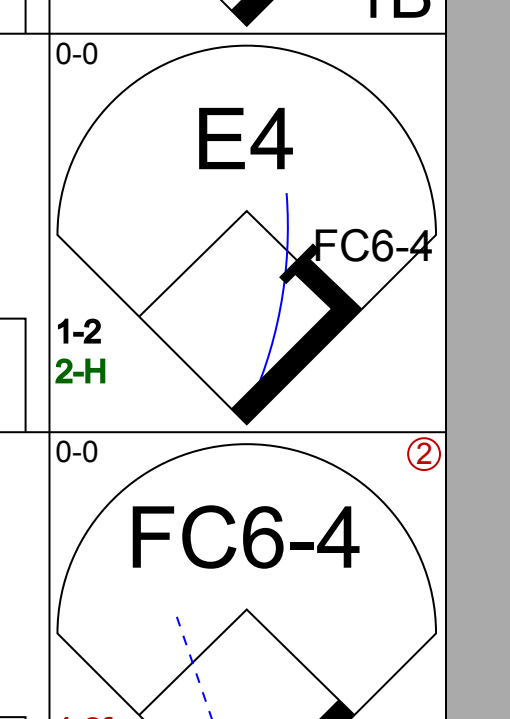
Batter	1	2	3	4	5	6	7	8	9	AB	R	H	RBI	BB	SO	LOB	BOTTOM									
Steve Braun, L (1, 7) OBP: 0.378, SLG: 0.477	L9			F8		F7			4-3 WP 1B	5	1	2	1	0	0	2	Boston Red Sox @ Minnesota Twins Metropolitan Stadium, Bloomington, MI Sat May 31 1975, 4:33 AM EDT Att: 10,873 - Unknown - 64 F									
Rod Carew, L (1, 4) OBP: 0.442, SLG: 0.530	4-3 S HR 1B		4-0 S	1-H 3-H HR		F9 1B			4-3	4	3	3	3	1	0	1										
Steve Brye, R (1, 9) OBP: 0.343, SLG: 0.415	4-3		F3	F9		F9			5-3	5	0	0	0	0	0	4										
Tony Oliva, L (1, 10) OBP: 0.346, SLG: 0.333	4-0		P4			4-3			P3	3	1	1	1	1	0	1										
Craig Kusick, R (7, PR) OBP: 0.330, SLG: 0.321										0	0	0	0	0	0	0										
Danny Walton, R (9, PH) OBP: 0.304, SLG: 0.286	HR BB					FC6-4 1B				1	0	0	0	0	0	1										
Larry Hise, R (1, 8) OBP: 0.397, SLG: 0.536	1-H 3-H HR		4-0 BB			L4		FC6-4		3	1	1	3	1	0	1										
Eric Soderholm, R (1, 5) OBP: 0.351, SLG: 0.351	4-3					E4		P4		3	0	0	0	0	1	2										
Sergio Ferrer, S (6, 6) OBP: 0.266, SLG: 0.280										0	0	0	0	0	0	0										
Bobby Darwin, R (7, PH) OBP: 0.314, SLG: 0.368										1	0	0	0	0	0	1										
Luis Gomez, R (8, 6) OBP: 0.308, SLG: 0.182										0	0	0	0	0	0	0										
Tom Kelly, L (1, 3) OBP: 0.298, SLG: 0.270		K			3-1				K	3	0	0	0	0	1	1	Boston Red Sox @ Minnesota Twins Metropolitan Stadium, Bloomington, MI Sat May 31 1975, 4:33 AM EDT Att: 10,873 - Unknown - 64 F									
Dan Ford, R (8, PH) OBP: 0.234, SLG: 0.205										1	0	0	0	0	1	0										
Tom Burgmeier, L (9, 1) OBP: 0.379, SLG: 0.402		G1							F8	4	1	1	0	0	0	0										
Danny Thompson, R (1, 6) OBP: 0.379, SLG: 0.402										4	1	1	0	0	0	0										
Glenn Borgmann, R (1, 2) OBP: 0.288, SLG: 0.228		6-3							F7	4	1	1	0	0	0	0										
Inning Stats	R: 3 E: 0 K: 0 S: 5	H: 2 LOB: 0 BB: 1 P: 9	R: 0 E: 0 K: 1 S: 5	H: 0 LOB: 0 BB: 0 P: 5	R: 1 E: 0 K: 1 S: 6	H: 1 LOB: 2 BB: 2 P: 14	R: 3 E: 0 K: 0 S: 6	H: 3 LOB: 0 BB: 0 P: 6	R: 0 E: 1 K: 0 S: 4	H: 0 LOB: 1 BB: 0 P: 4	R: 0 E: 0 K: 0 S: 3	H: 0 LOB: 0 BB: 0 P: 3	R: 1 E: 0 K: 0 S: 5	H: 2 LOB: 1 BB: 0 P: 5	R: 0 E: 0 K: 1 S: 5	H: 0 LOB: 0 BB: 0 P: 5		R: 0 E: 0 K: 0 S: 4	H: 1 LOB: 1 BB: 0 P: 4	1B: 5 2B: 1 3B: 0 HR: 3	SF: 0 SAC: 0 DP: 0 HBP: 0	WP: 1 PB: 0 SB: 2 CS: 0	PA: 40			
PITCHER	IP	WLS	BF	H	R	ER	SO	BB	IBB	HBP	BLK	WP	HR	S	P	ERA		WHIP								
Rick Wise, R (1, 1) ERA: 4.71	3.2		20	6	7	7	2	3	0	0	0	0	0	21	33	17.18		2.455								
Roger Moret, L (4, 1) ERA: 4.32	5.1	W	20	3	1	1	1	0	0	0	0	1	0	22	22	1.69		0.562								

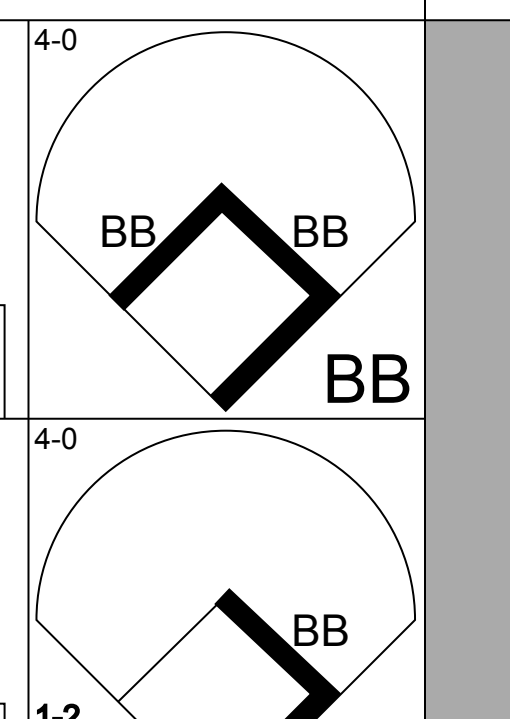
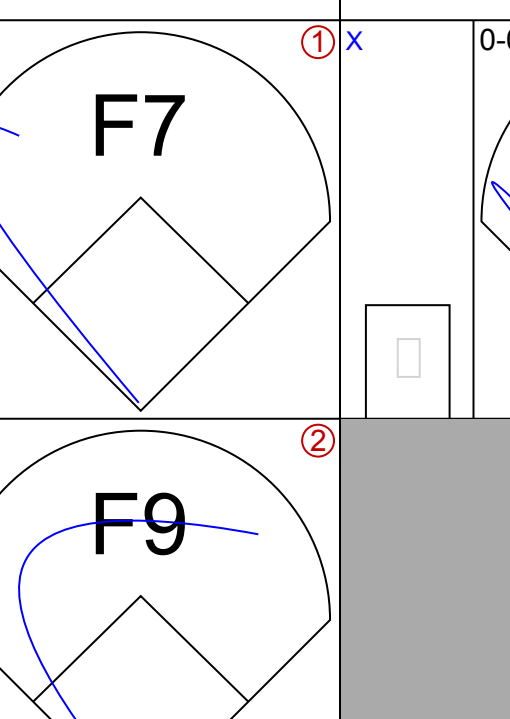
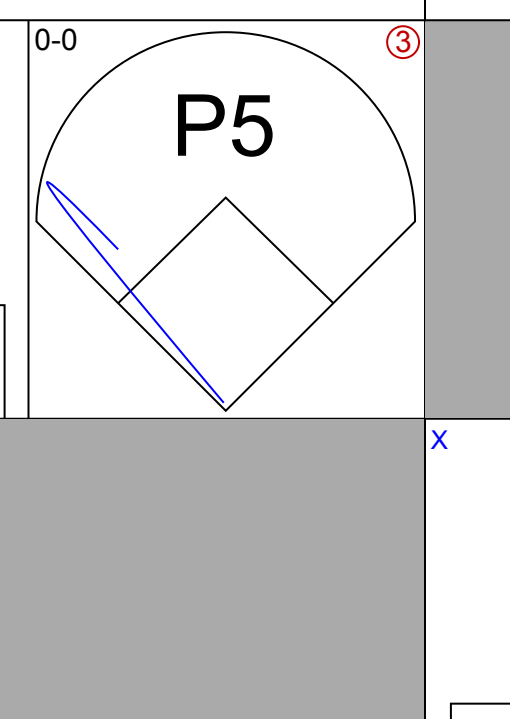
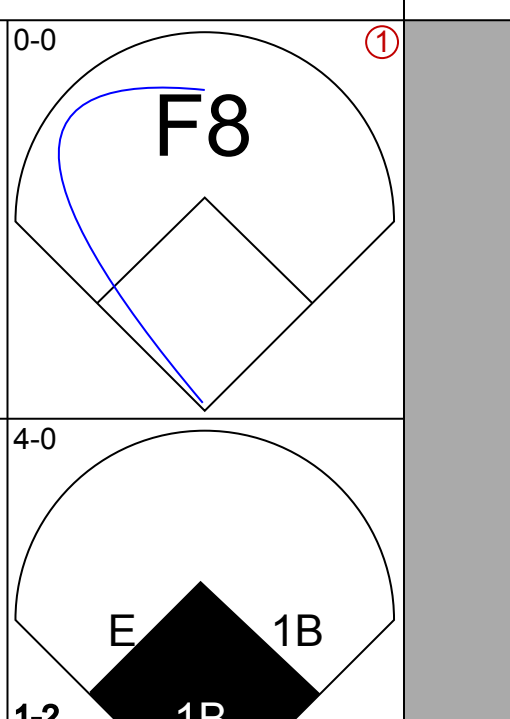
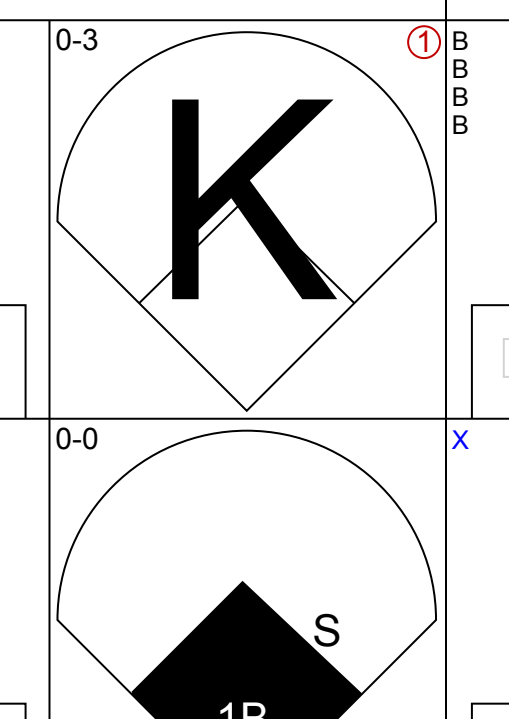
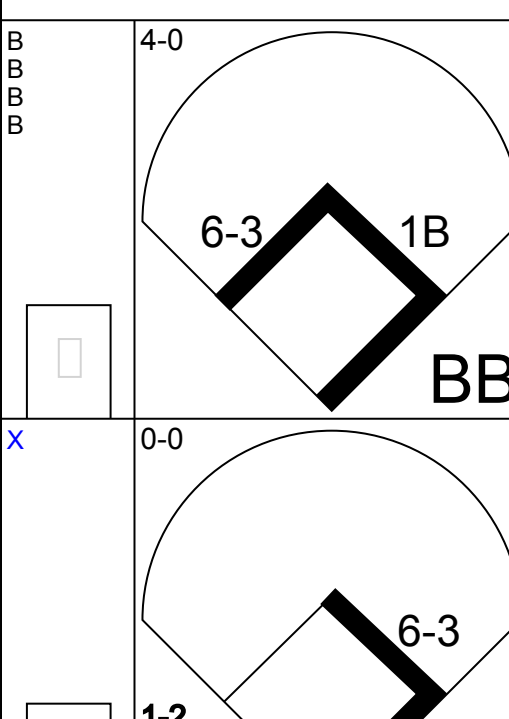
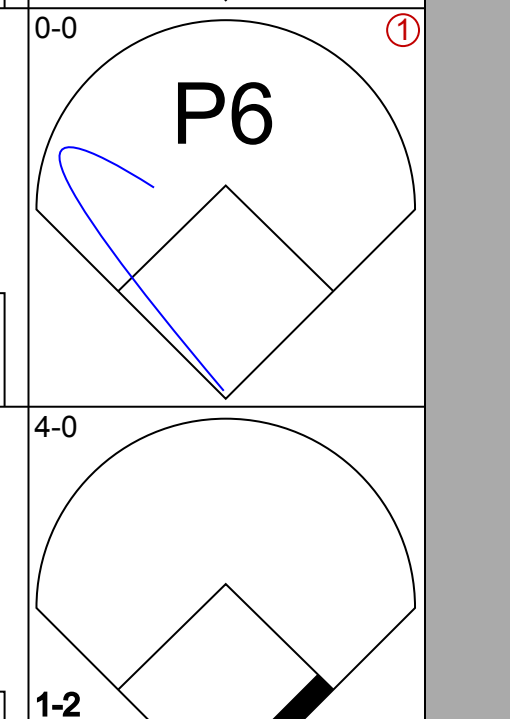
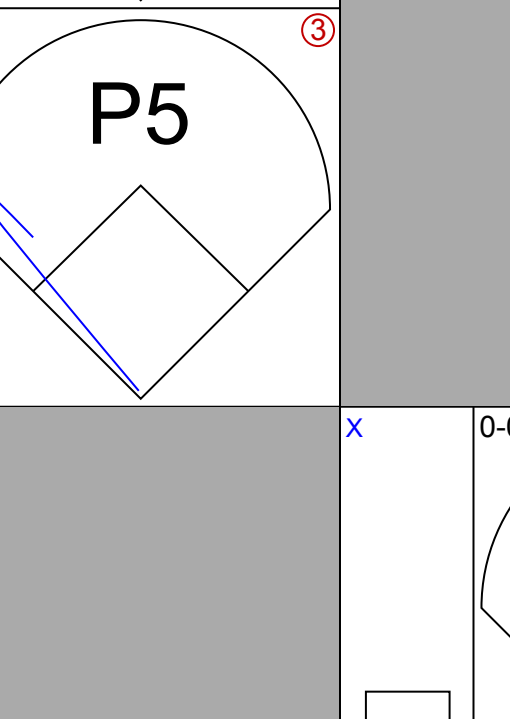
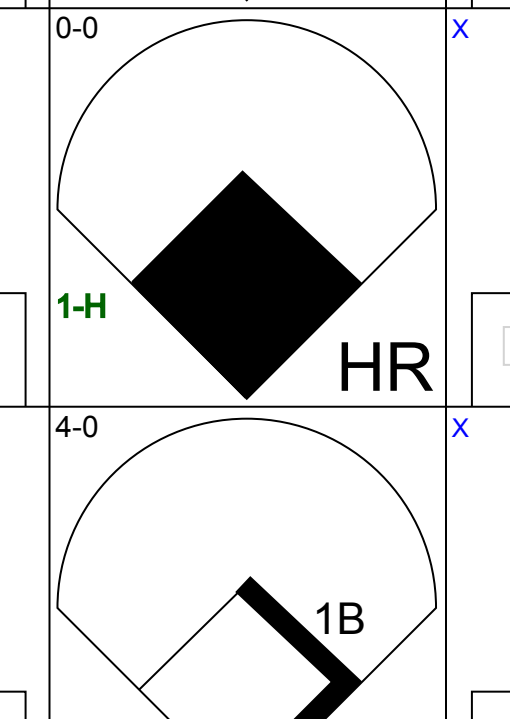
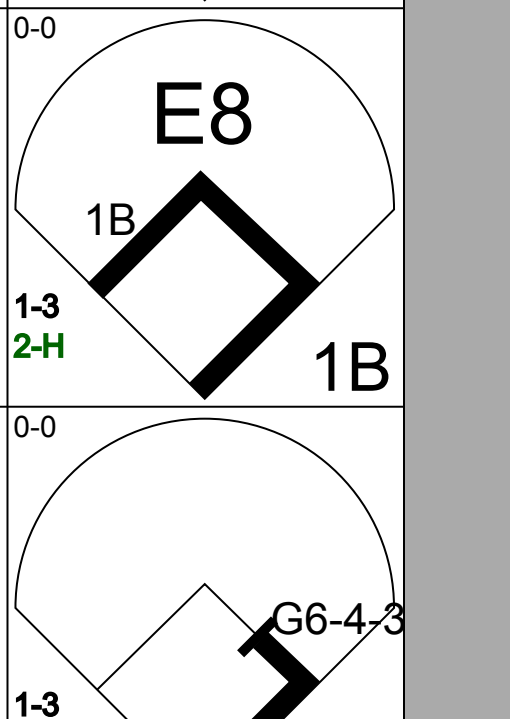
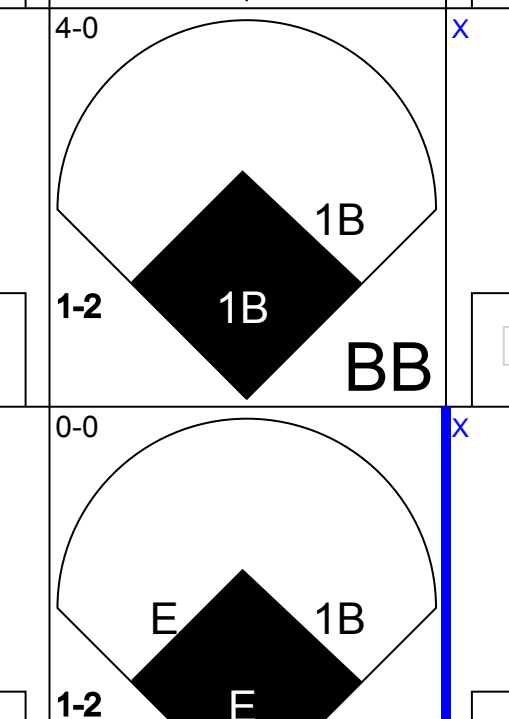
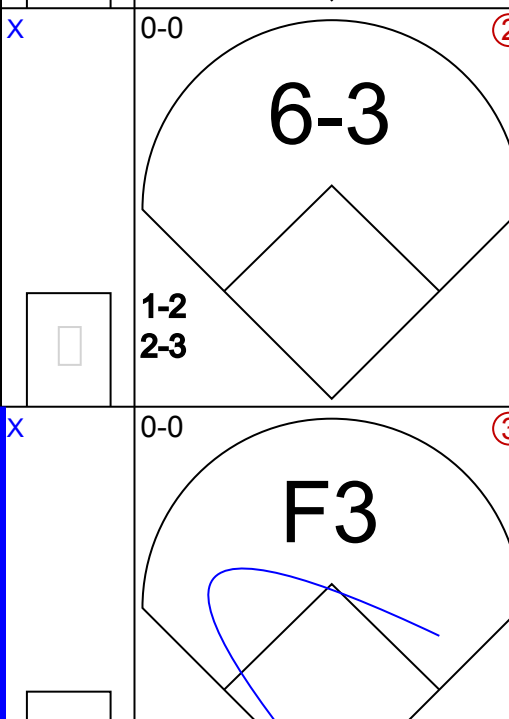
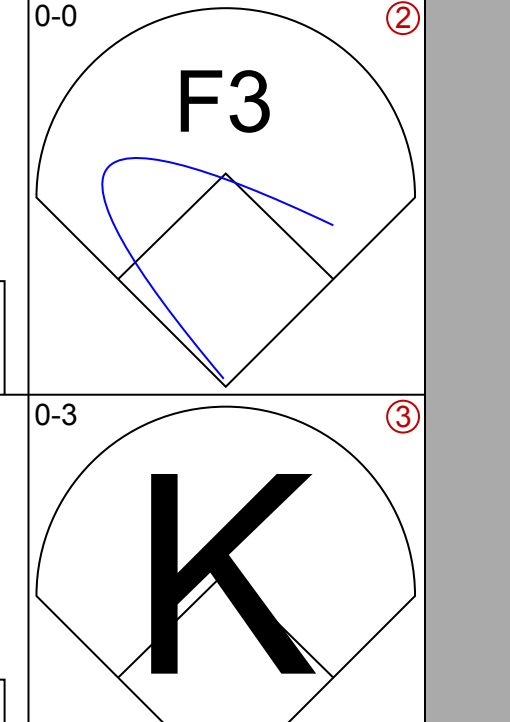
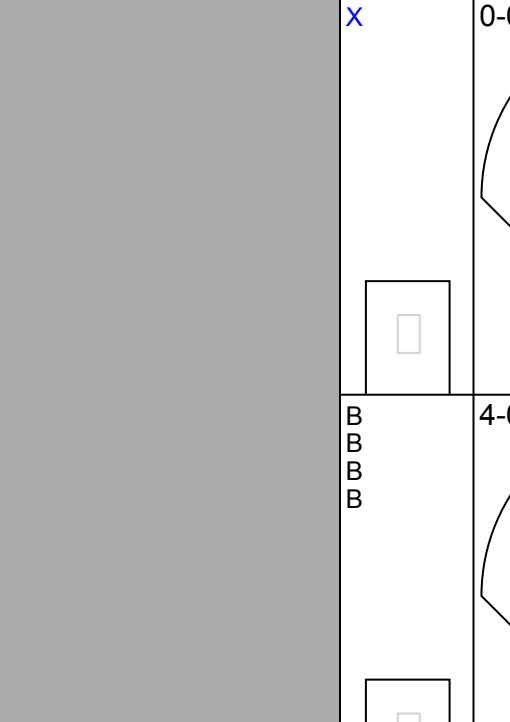
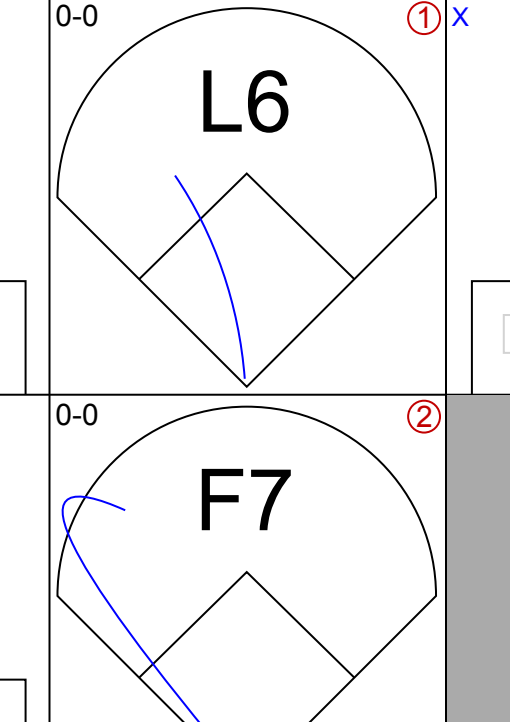
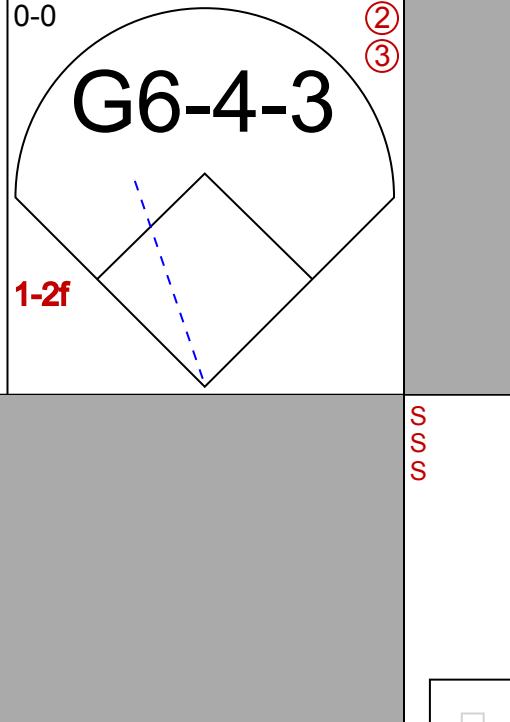
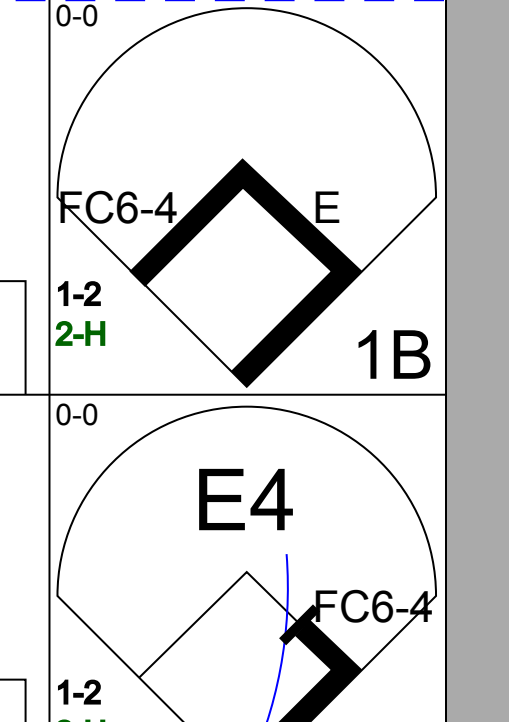

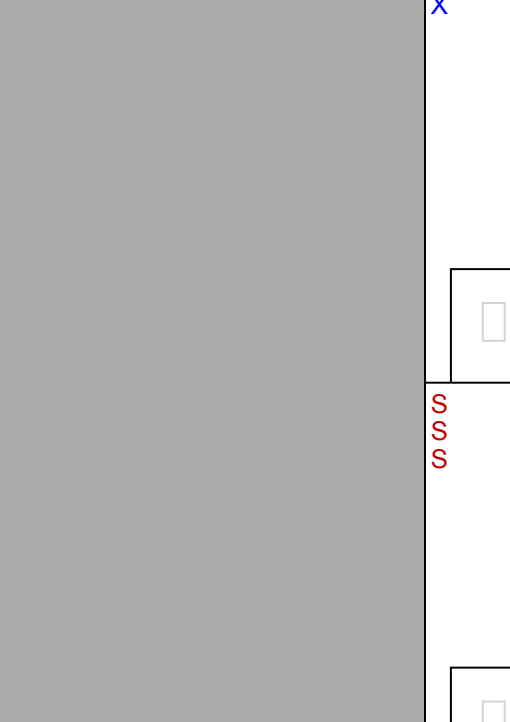
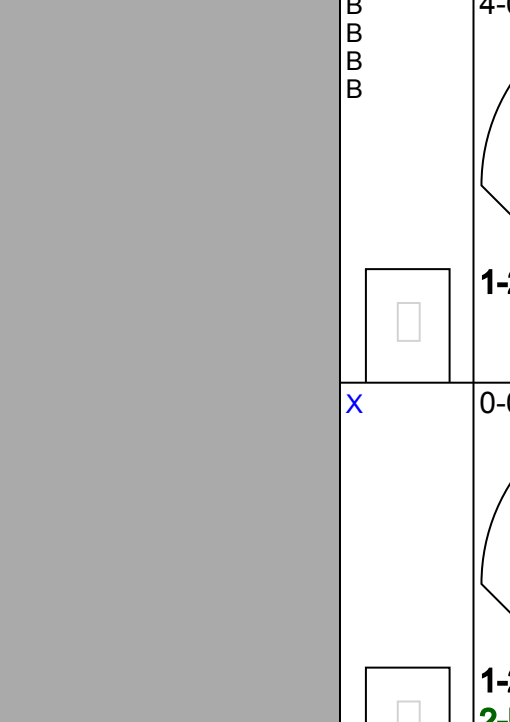
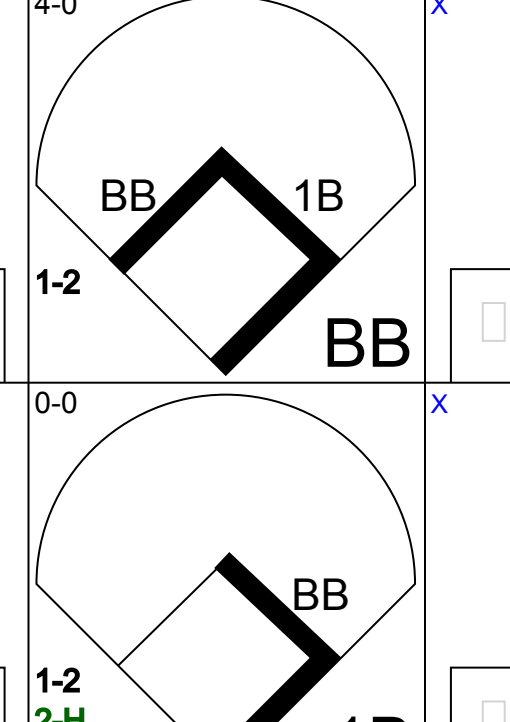
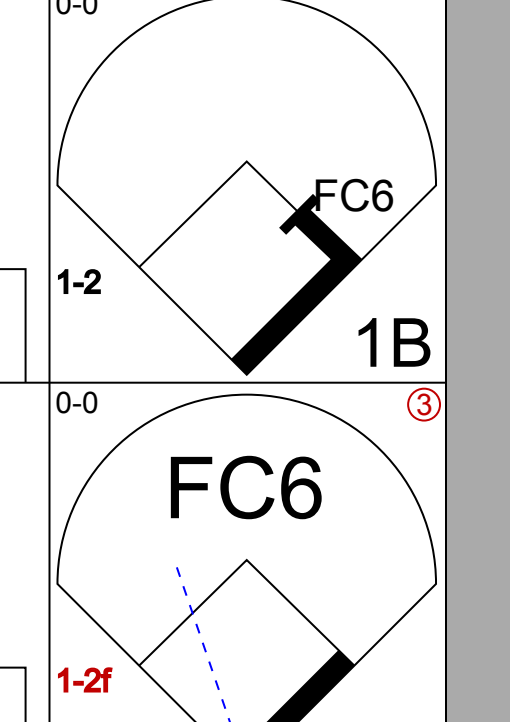
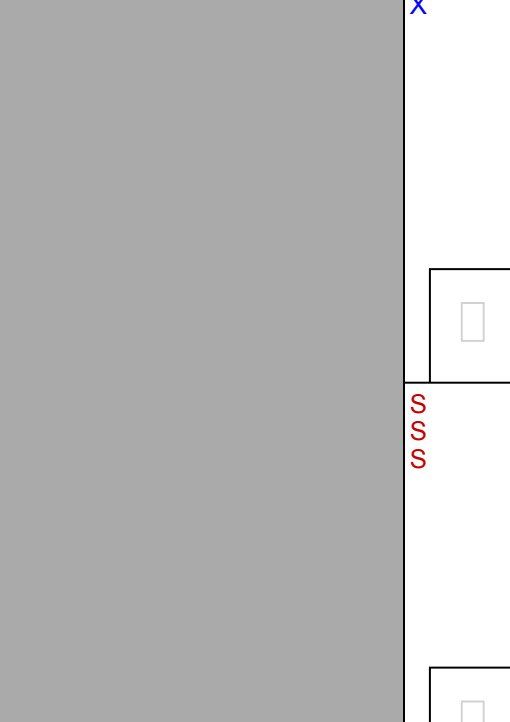
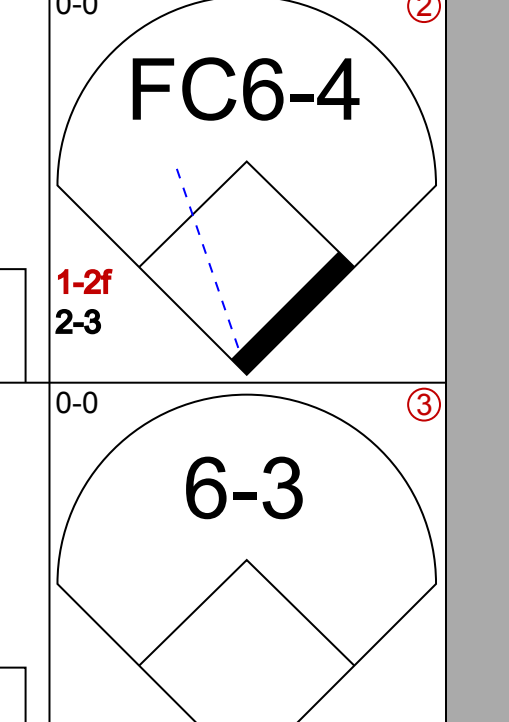

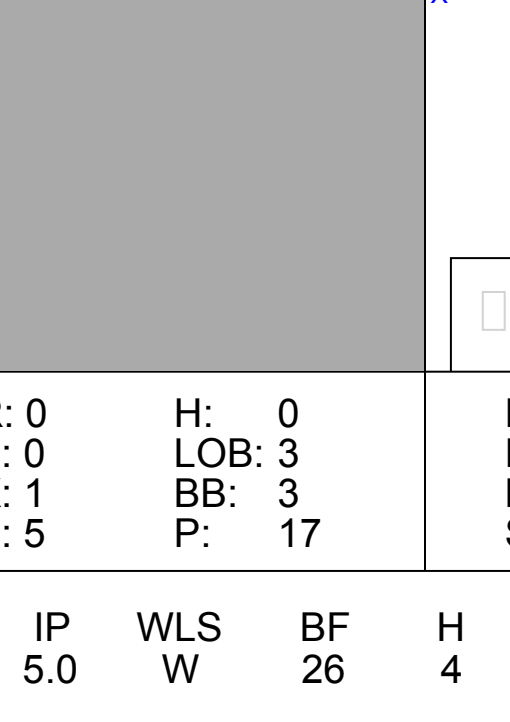
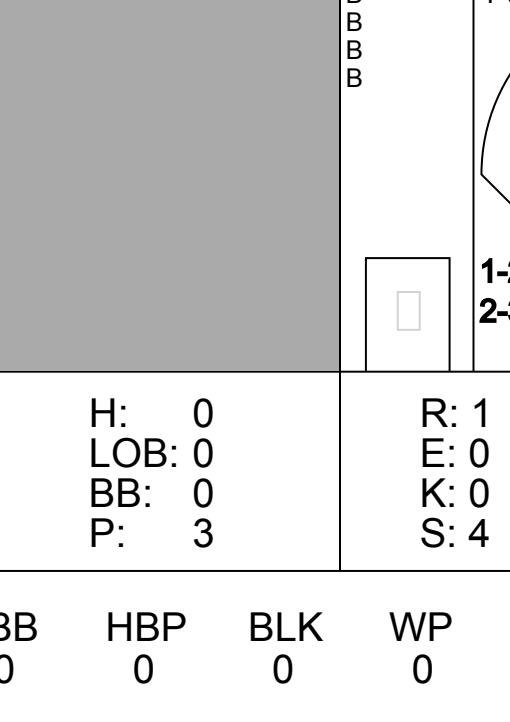
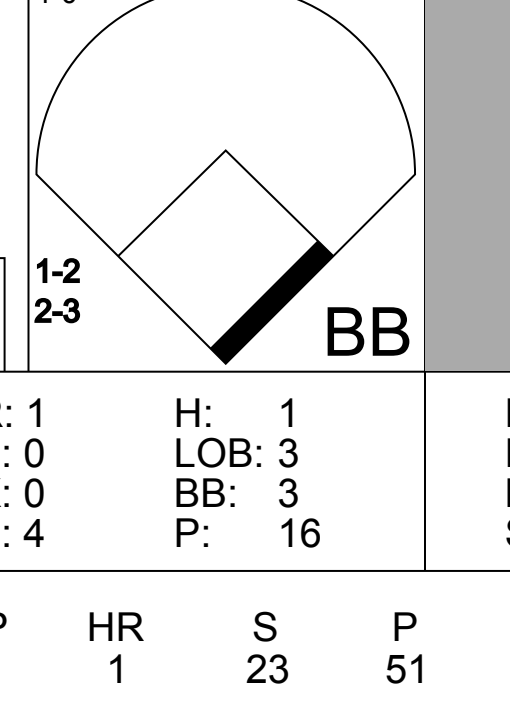
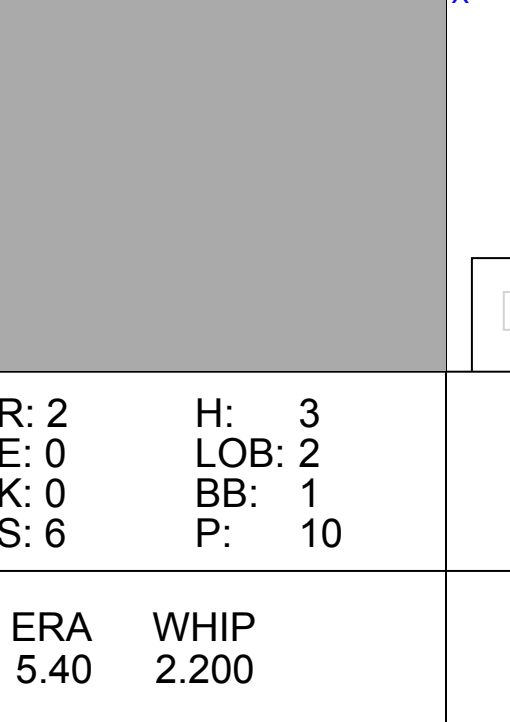
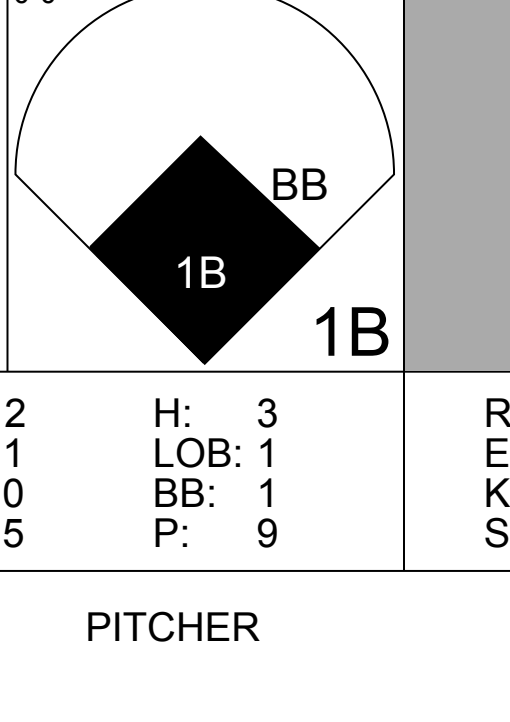





AB 40
R 12
H 17
RBI 11
BB 1
SO 4
LOB 12



AB 37
R 8
H 9
RBI 8
BB 3
SO 3
LOB 14



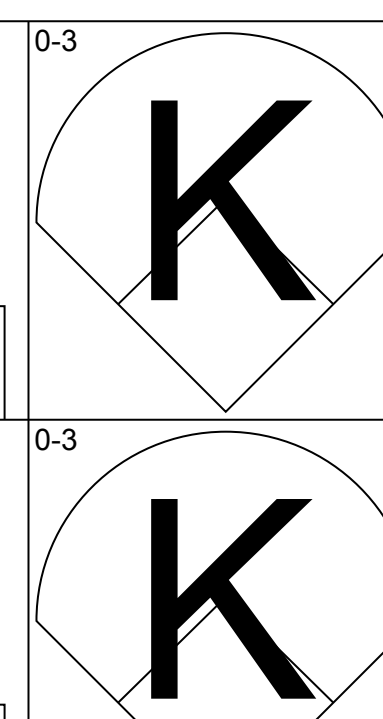
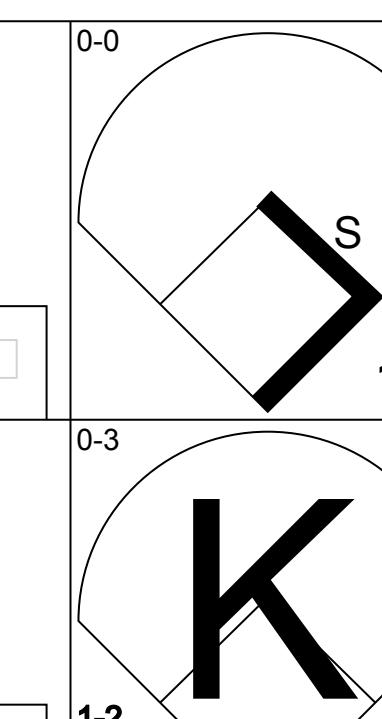
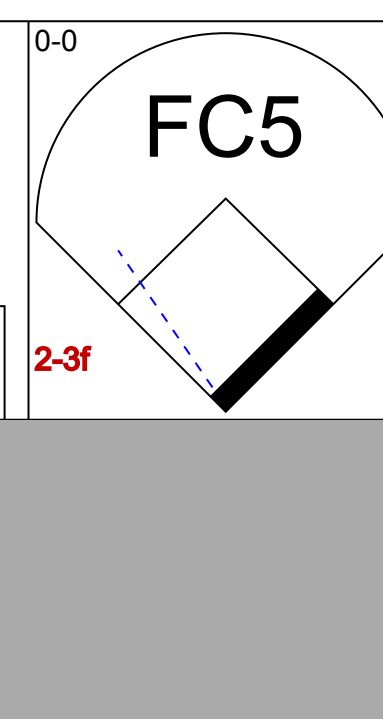
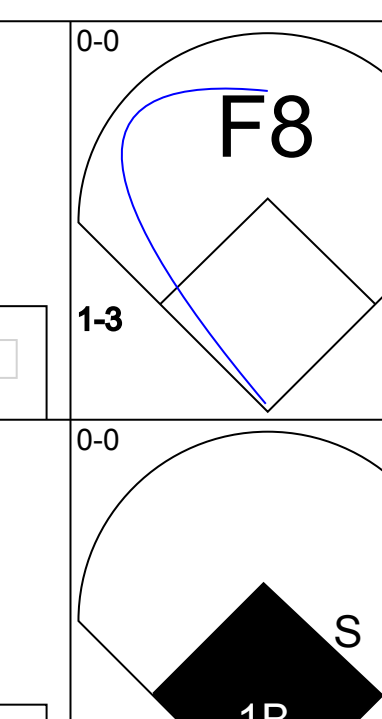
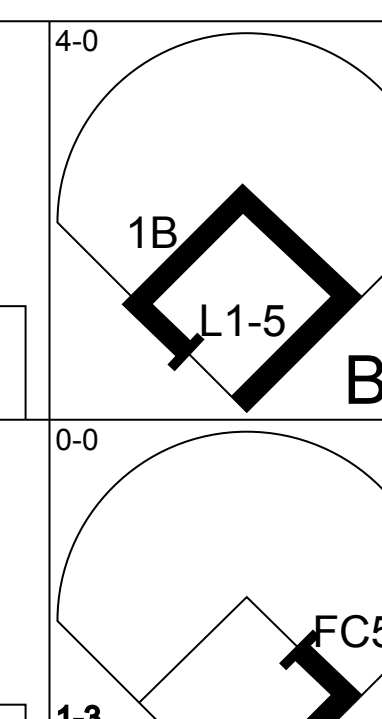
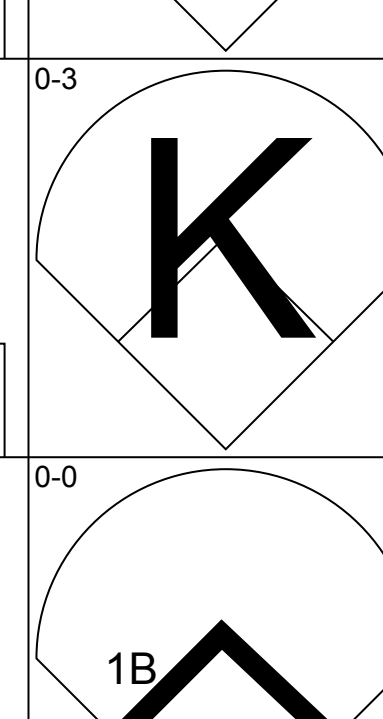
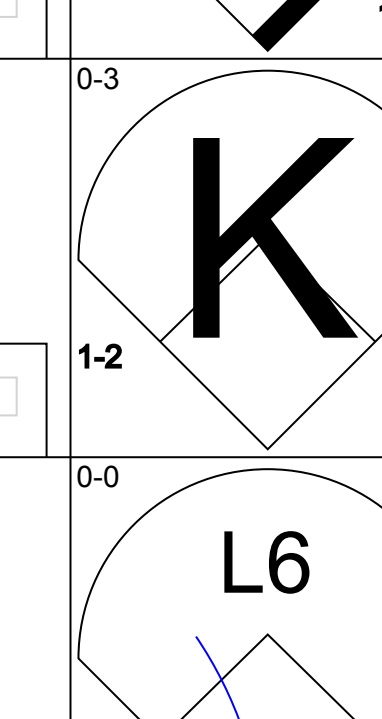
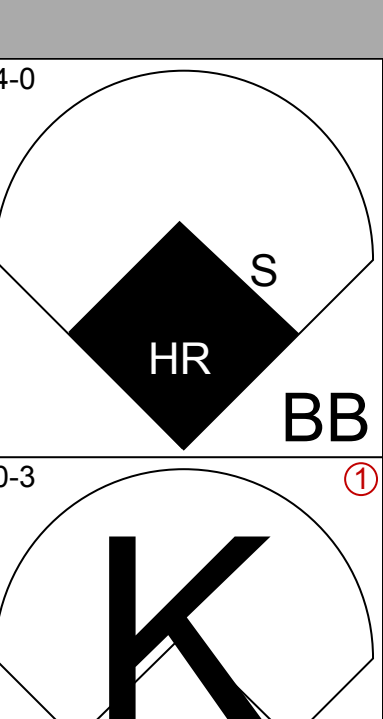
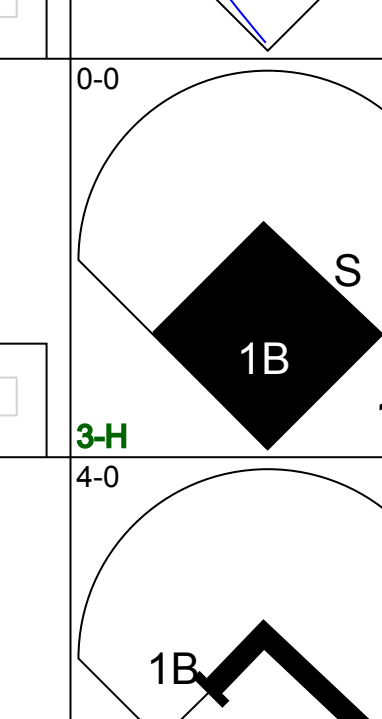
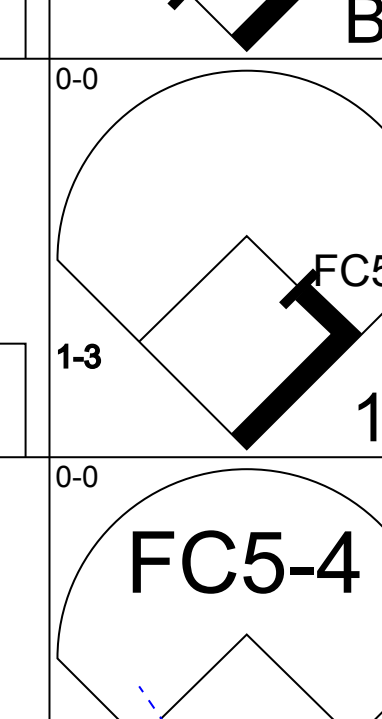
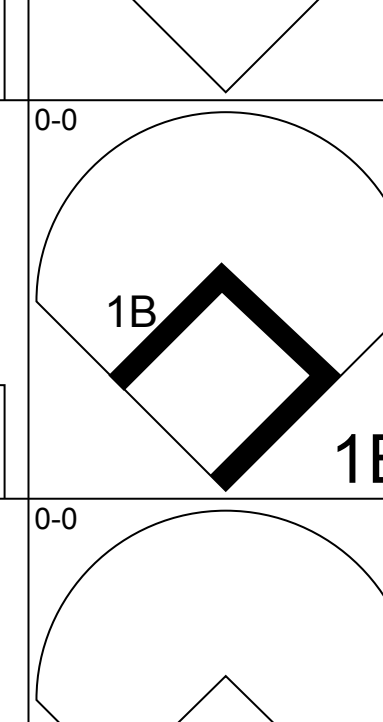
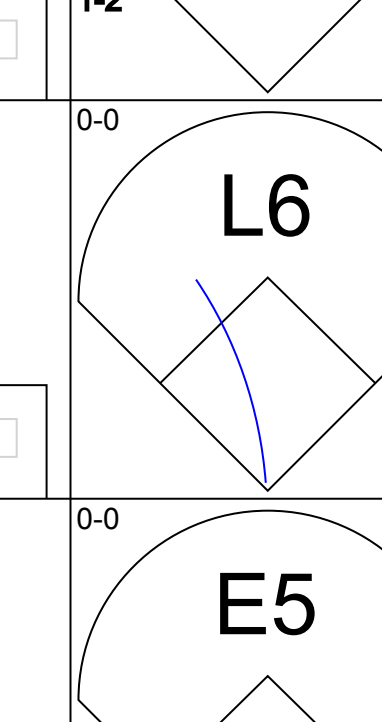
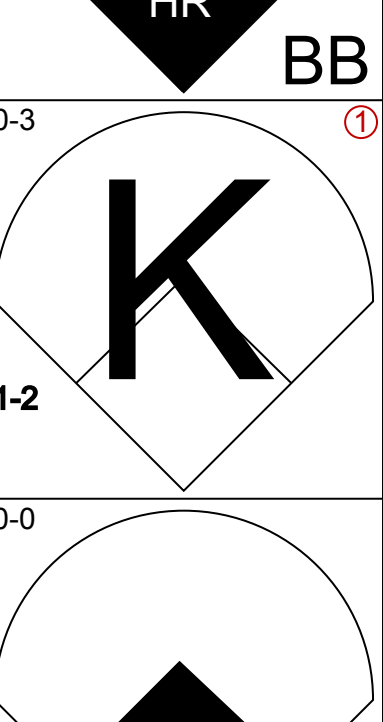
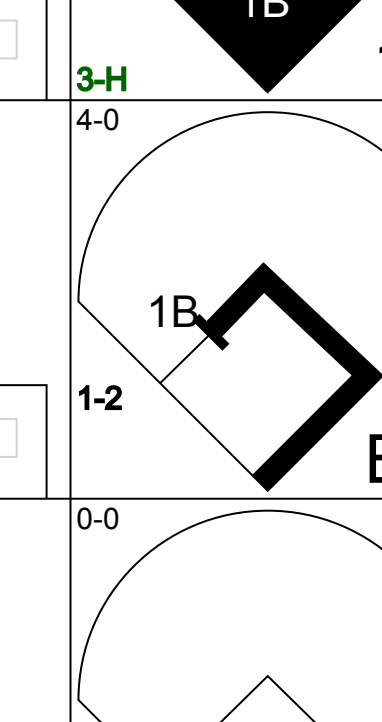
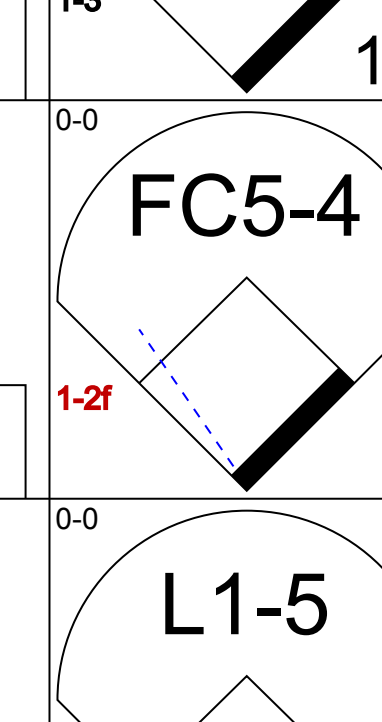
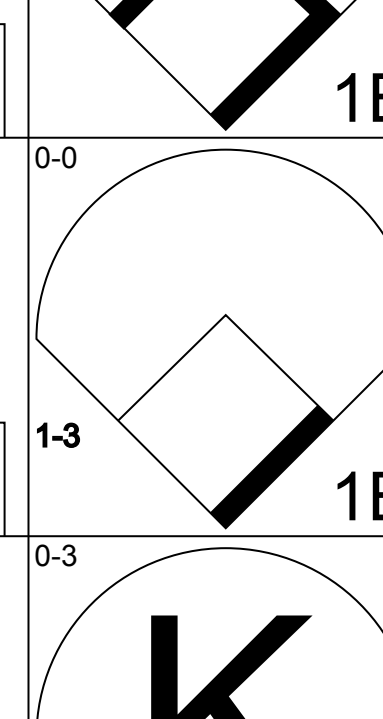
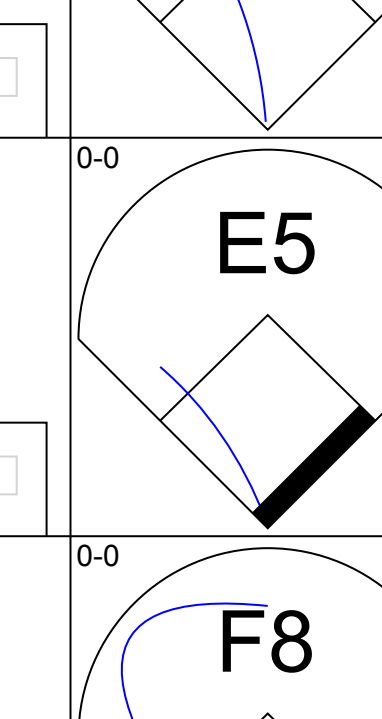
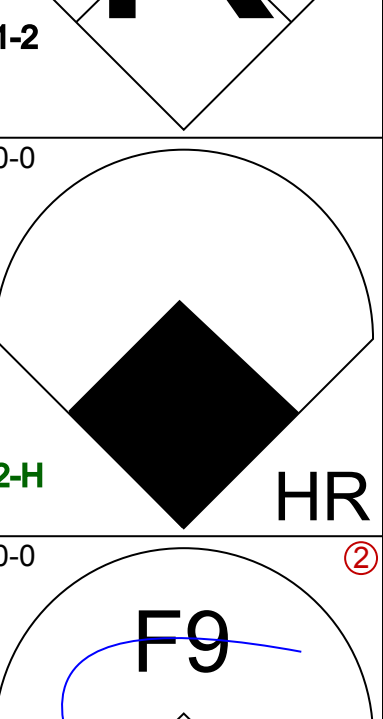
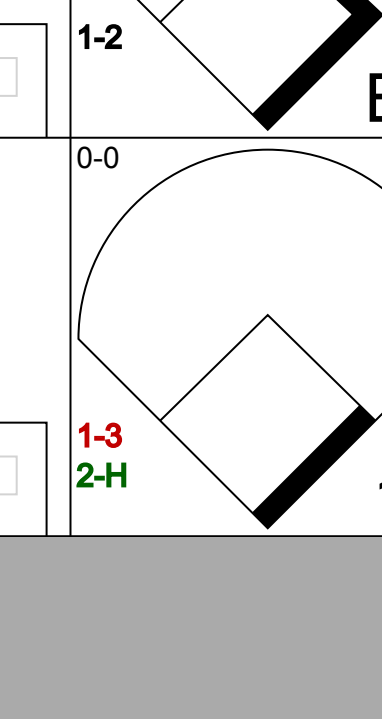
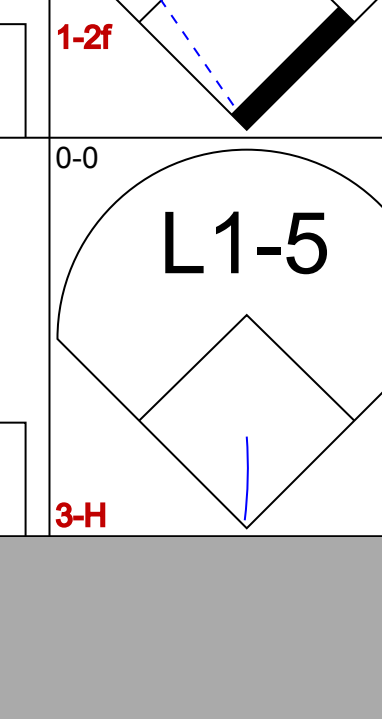
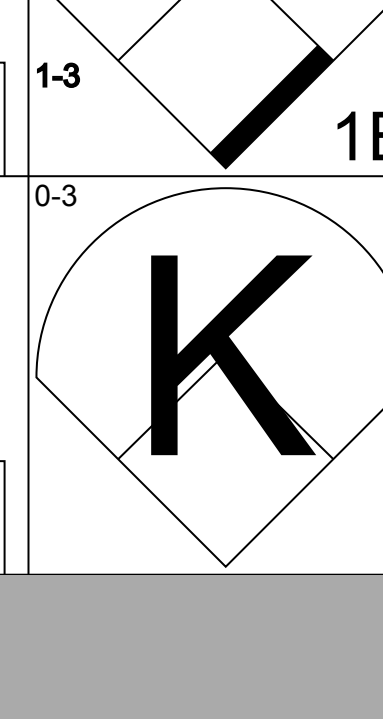
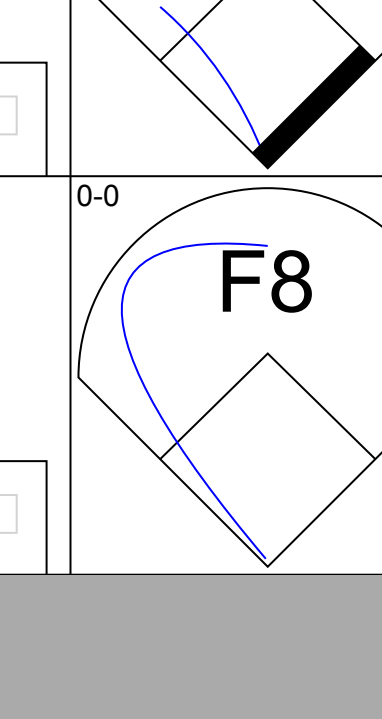
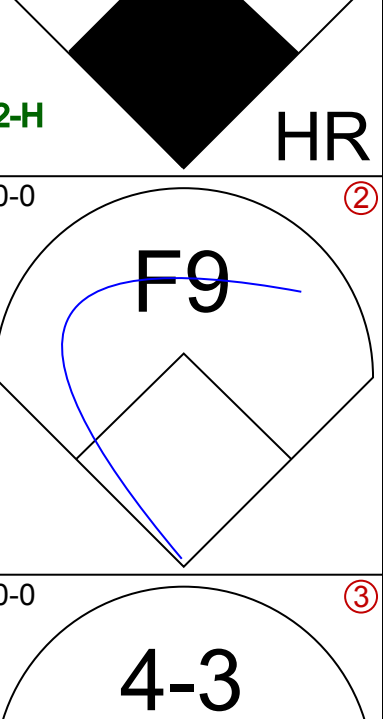
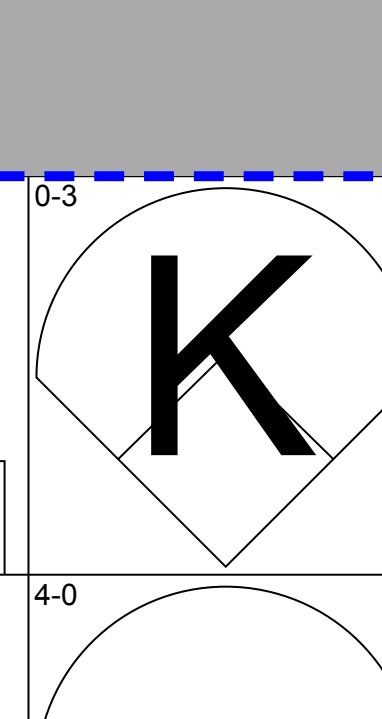
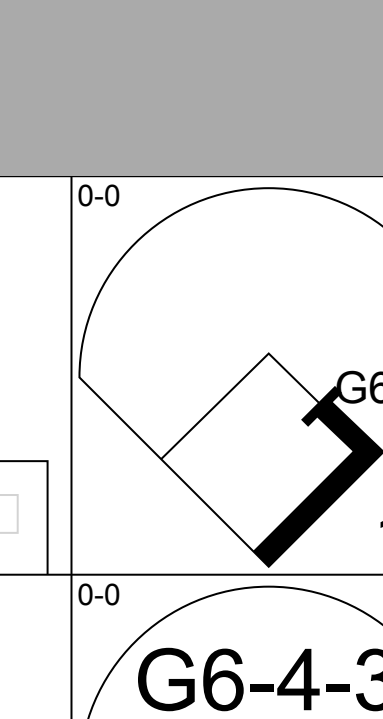
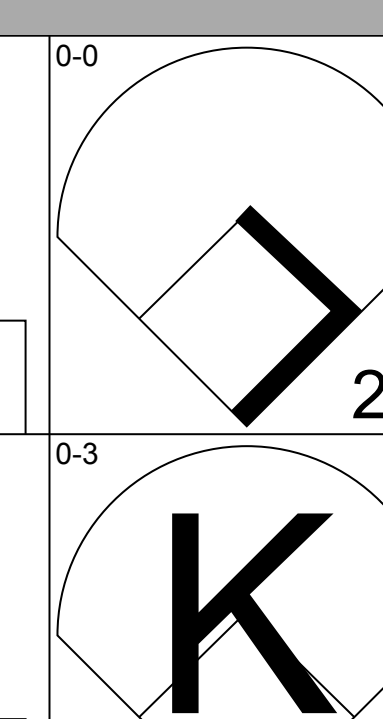
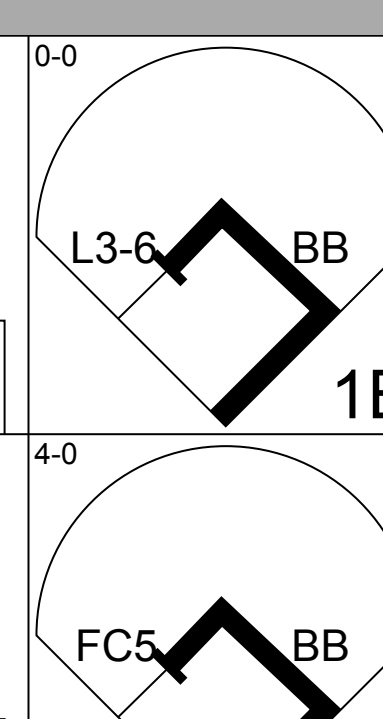

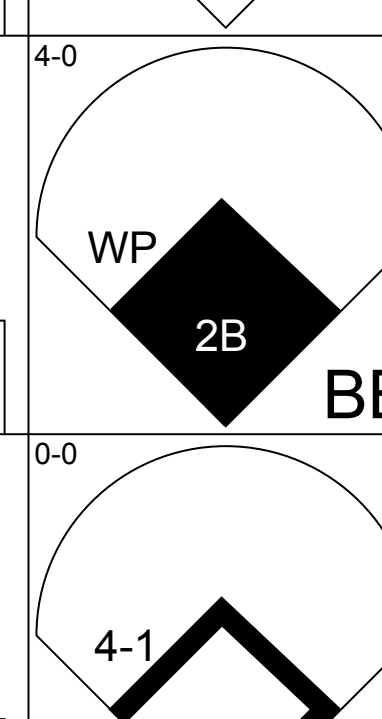
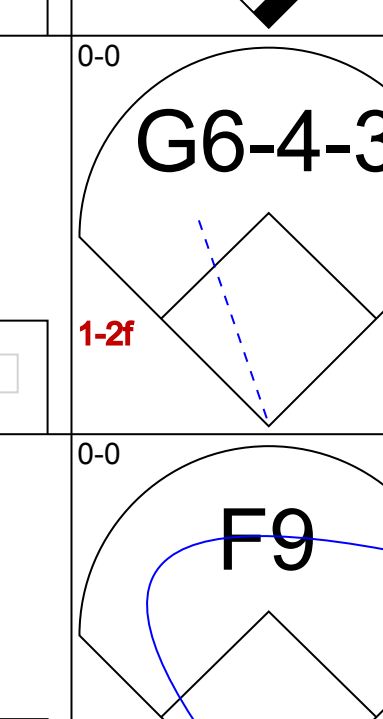

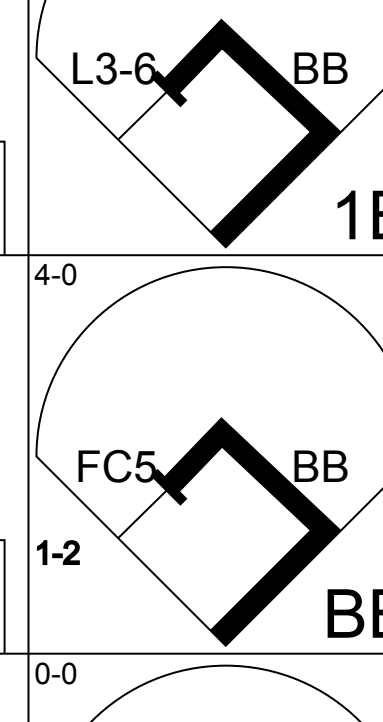
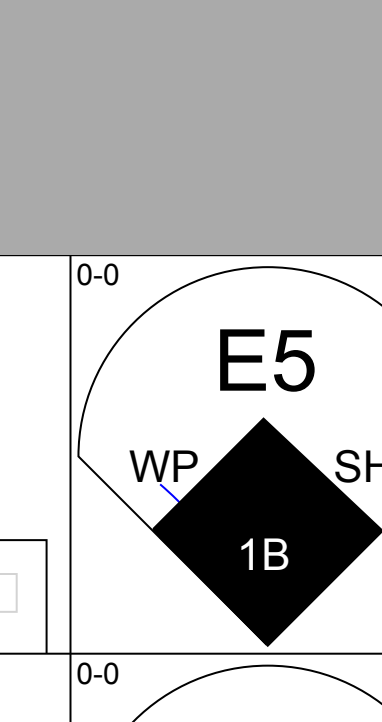
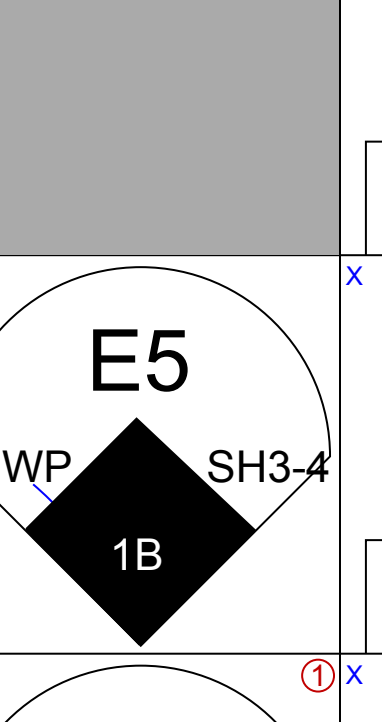

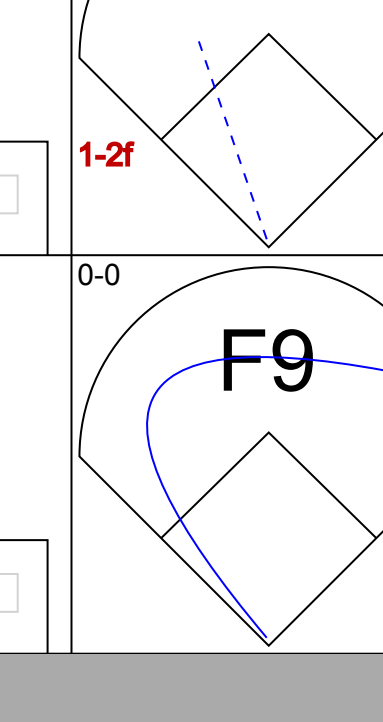

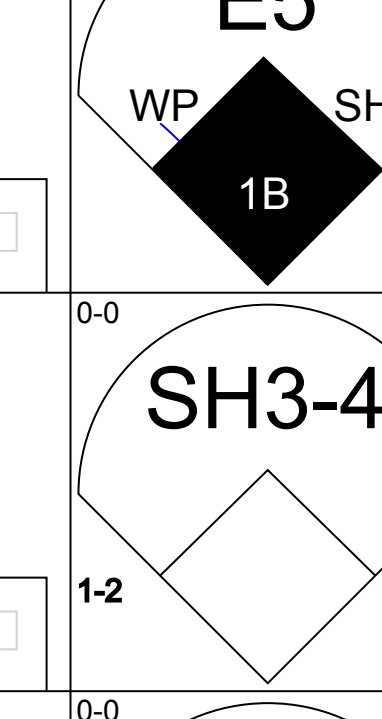
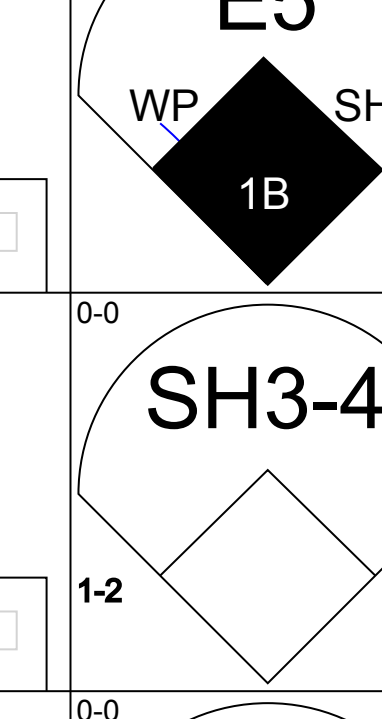
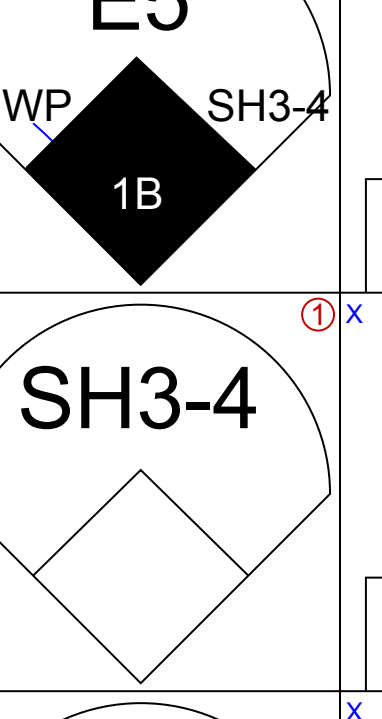

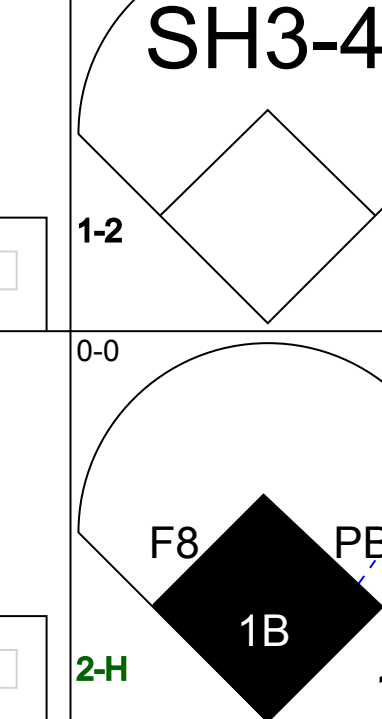
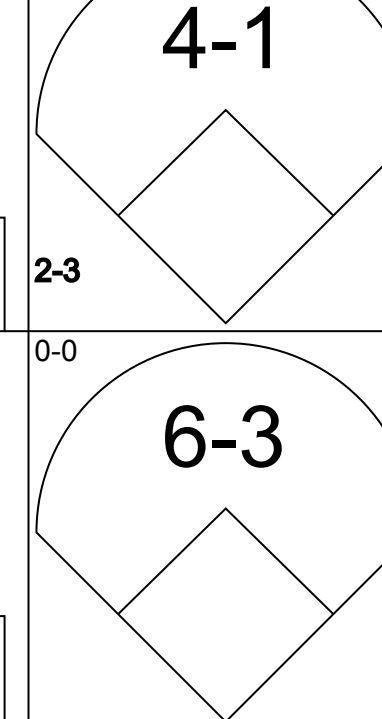
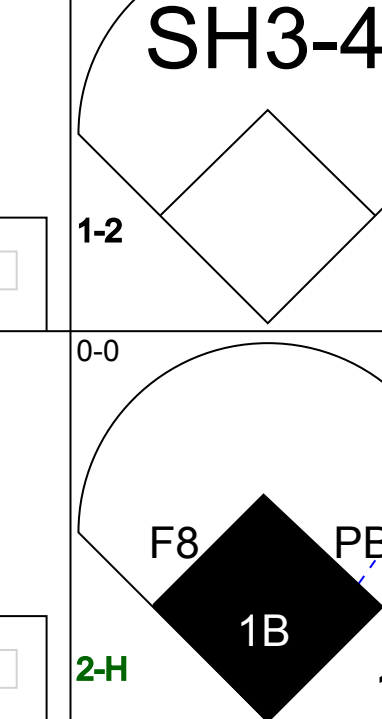
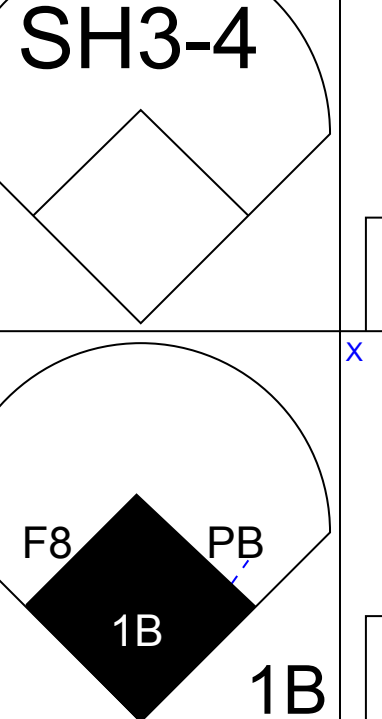
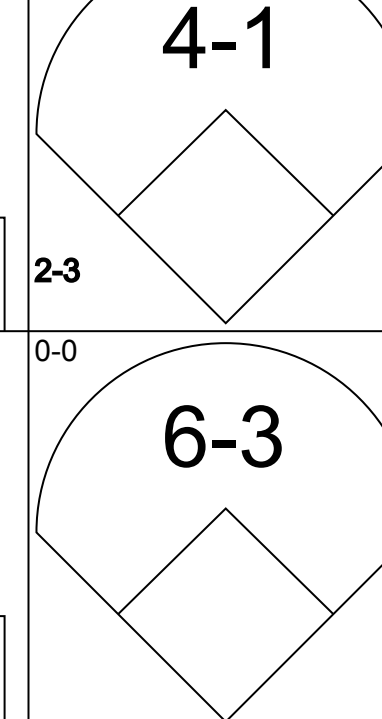
Batter	1	2	3	4	5	6	7	8	9	AB	R	H	RBI	BB	SO	LOB	TOP			
Bernie Carbo, L OBP: 0.441, SLG: 0.681 (1, 7)										4	0	1	1	1	1	0	Boston Red Sox @ Minnesota Twins Metropolitan Stadium, Bloomington, MI Sun Jun 01 1975, 4:33 AM EDT Att: 25,493 - Unknown - 67 F			
Rick Burleson, R OBP: 0.333, SLG: 0.327 (1, 6)										5	0	1	1	0	0	1				
Carl Yastrzemski, L OBP: 0.397, SLG: 0.399 Cecil Cooper, L OBP: 0.299, SLG: 0.308 (1, 3) (5, 3)										3	2	2	1	0	0	2				
Fred Lynn, L OBP: 0.417, SLG: 0.616 (1, 8)										5	2	2	2	0	0	0				
Jim Rice, R OBP: 0.324, SLG: 0.523 (1, 10)										4	2	1	1	1	1	0				
Dwight Evans, R OBP: 0.337, SLG: 0.430 (1, 9)										4	1	1	0	1	2	0				
Juan Beniquez, R OBP: 0.378, SLG: 0.419 (1, 5)										4	1	2	3	0	0	1				
Tim Blackwell, S OBP: 0.343, SLG: 0.276 (1, 2)										4	2	1	0	0	0	2				
Doug Griffin, R OBP: 0.295, SLG: 0.297 Buddy Hunter, R (5, 4)										2	1	1	2	0	0	1				
Inning Stats	R: 4 E: 0 K: 1 S: 9	H: 4 LOB: 1 BB: 1 P: 13	R: 3 E: 0 K: 1 S: 8	H: 3 LOB: 0 BB: 0 P: 8	R: 2 E: 0 K: 0 S: 5	H: 2 LOB: 2 BB: 2 P: 13	R: 0 E: 0 K: 1 S: 5	H: 0 LOB: 0 BB: 0 P: 5	R: 1 E: 0 K: 0 S: 5	H: 2 LOB: 1 BB: 0 P: 5	R: 1 E: 0 K: 1 S: 6	H: 1 LOB: 0 BB: 0 P: 6	R: 0 E: 0 K: 0 S: 3	H: 0 LOB: 0 BB: 0 P: 3	R: 0 E: 0 K: 1 S: 5	H: 0 LOB: 0 BB: 0 P: 5		1B: 6 2B: 2 3B: 0 HR: 4	SF: 1 SAC: 0 DP: 0 HBP: 0	WP: 0 PB: 0 SB: 0 CS: 0
PITCHER	IP	WLS	BF	H	R	ER	SO	BB	IBB	HBP	BLK	WP	HR	S	P	ERA	WHIP			
Jim Hughes, R ERA: 2.51 (1, 1)	1.2	L	13	7	7	7	1	1	0	0	0	0	3	14	18	37.80	4.800			
Bill Butler, L ERA: 9.82 (2, 1)	4.1		20	5	4	4	3	2	0	0	0	0	1	24	32	8.31	1.615			
Mike Pazik, L ERA: 8.18 Bill Campbell, R ERA: 4.45 (7, 1) (9, 1)	2.0 1.0		6 3	0 0	0 0	0 0	0 1	0 0	0 0	0 0	0 0	0 0	0 5	6 5	6 5	0.00	0.000			

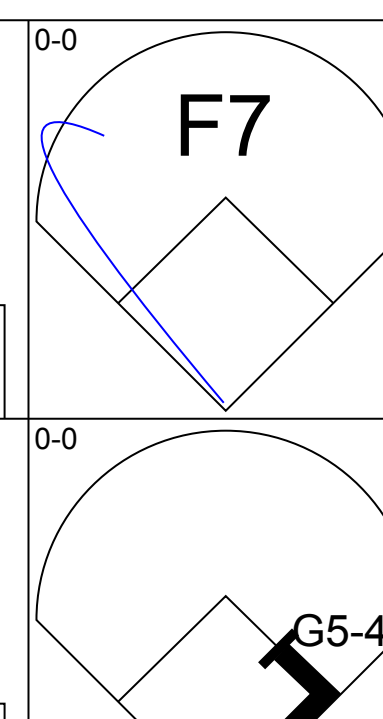
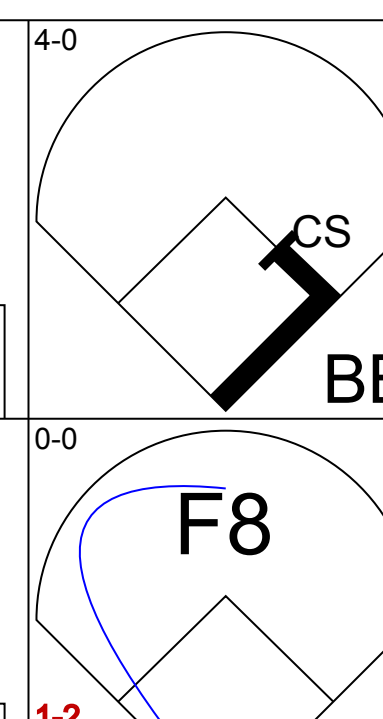
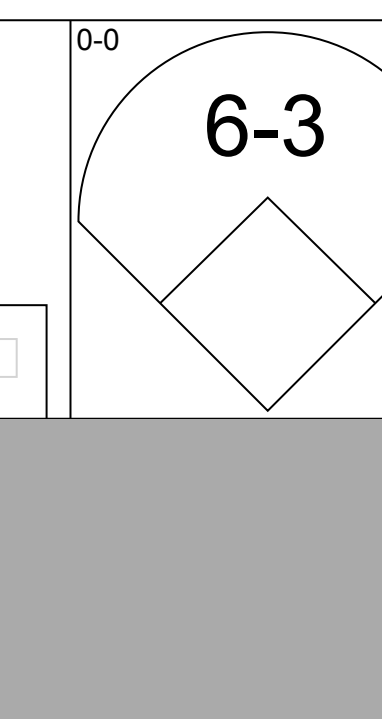
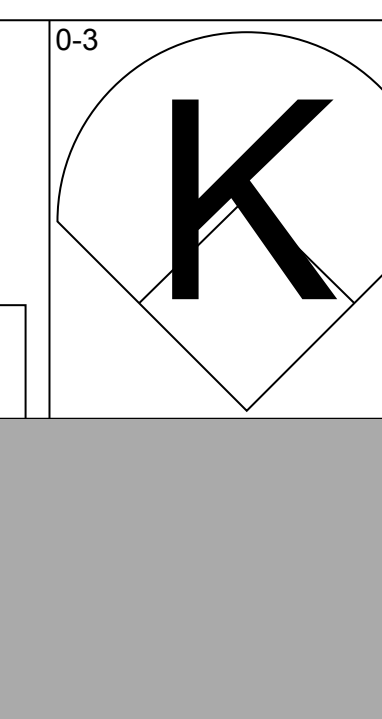
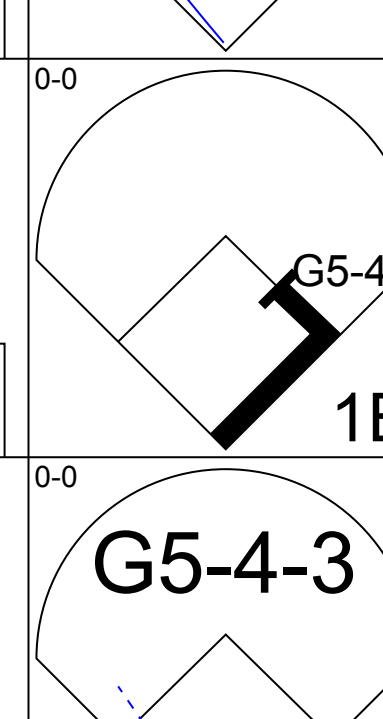
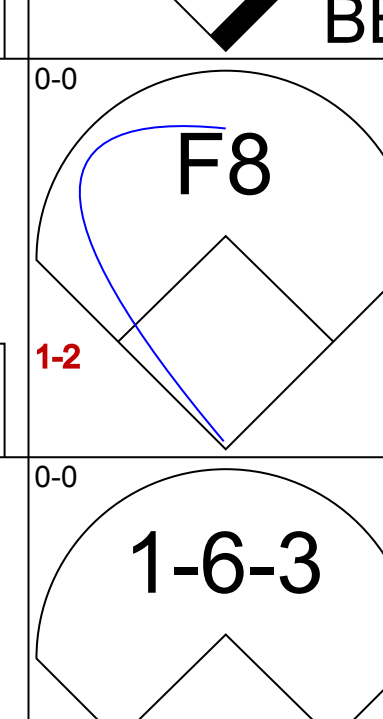
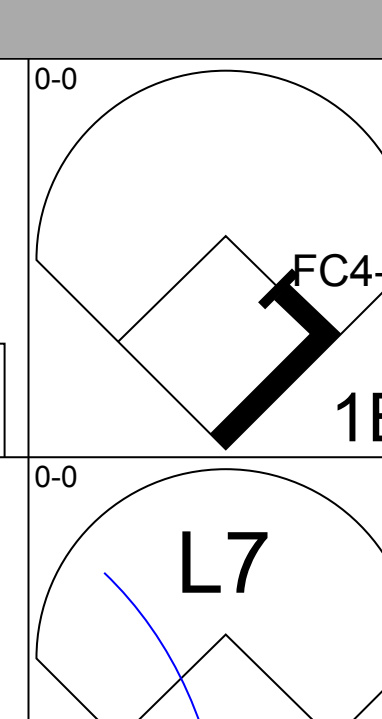
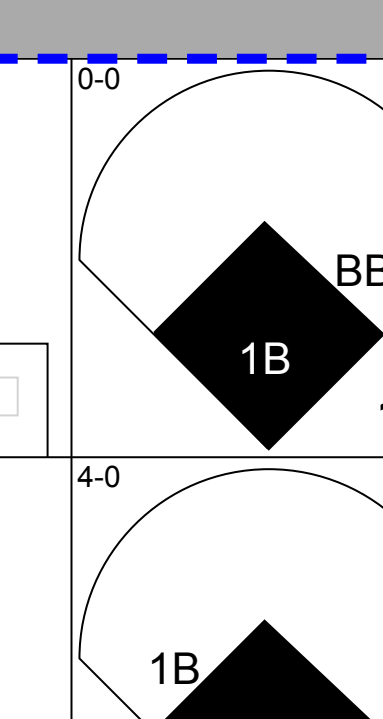
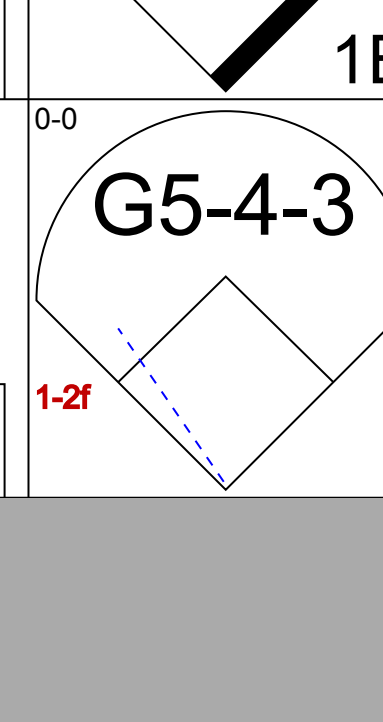
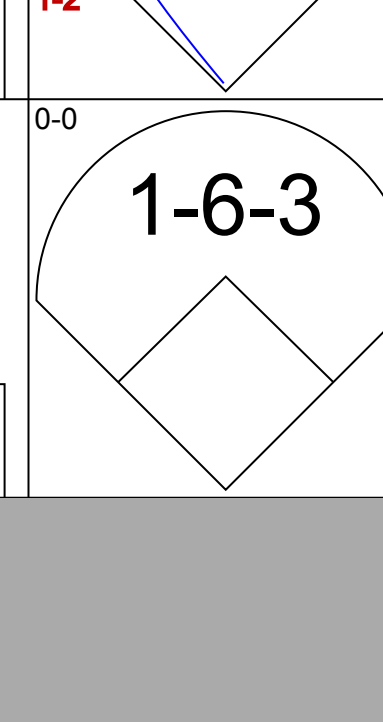
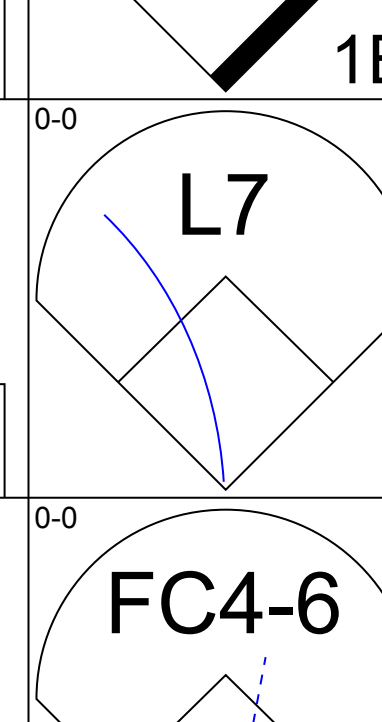
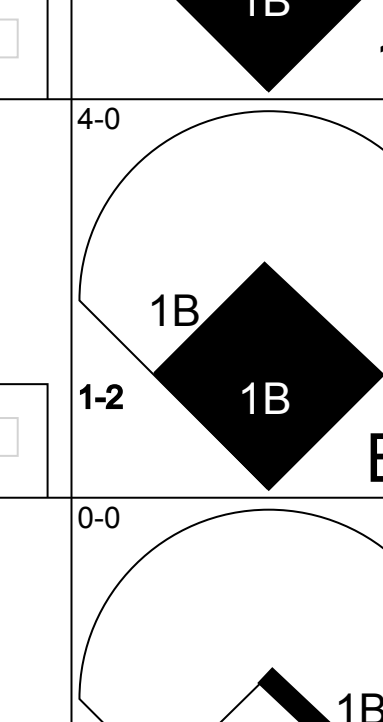
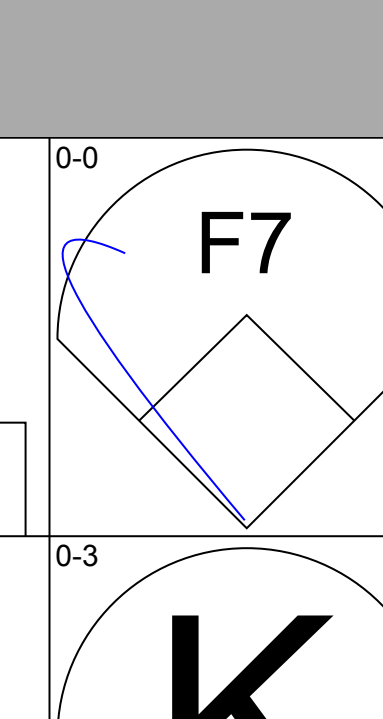
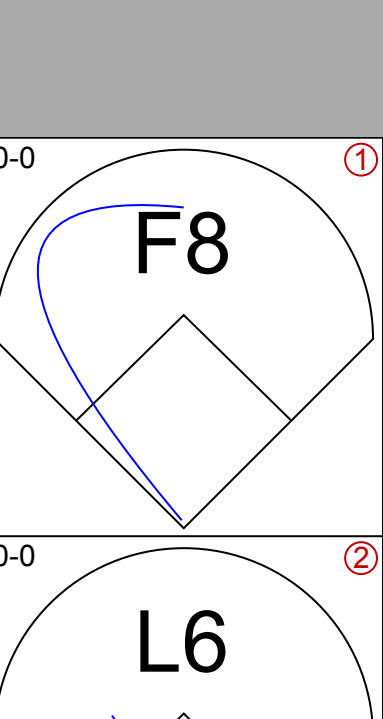
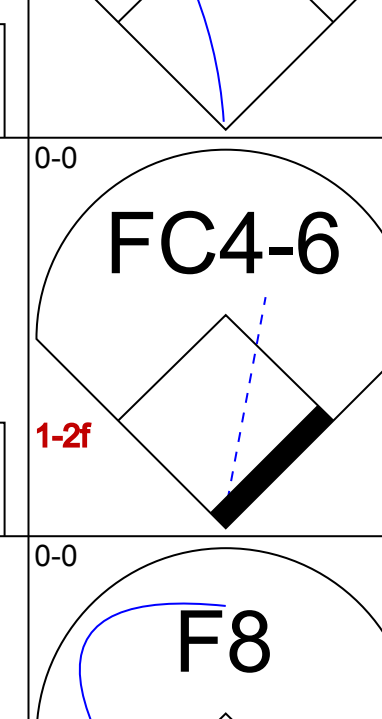
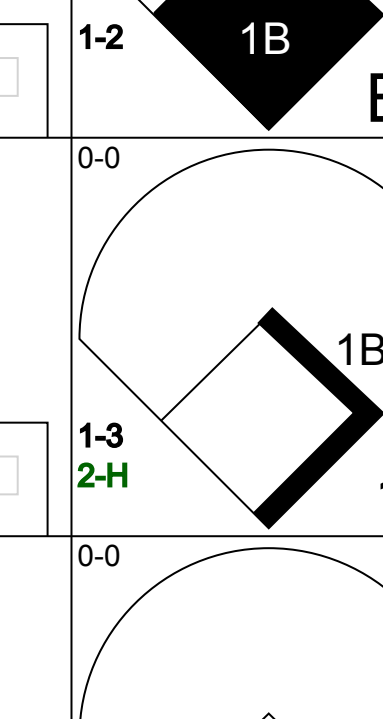
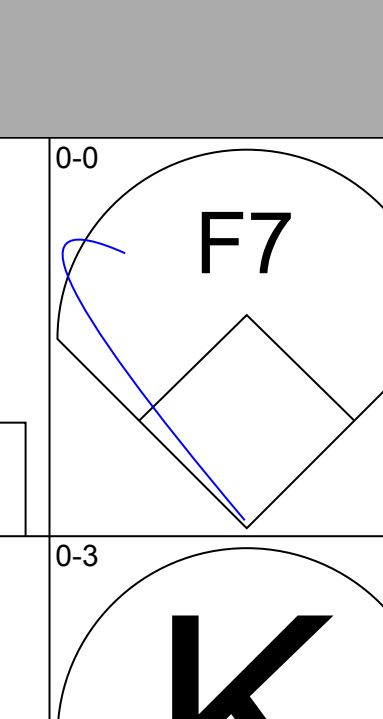
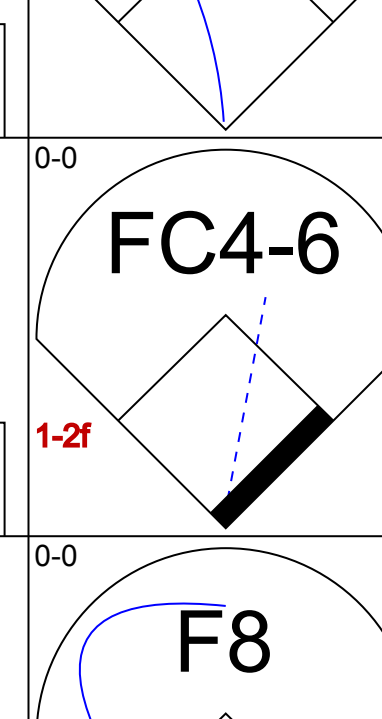
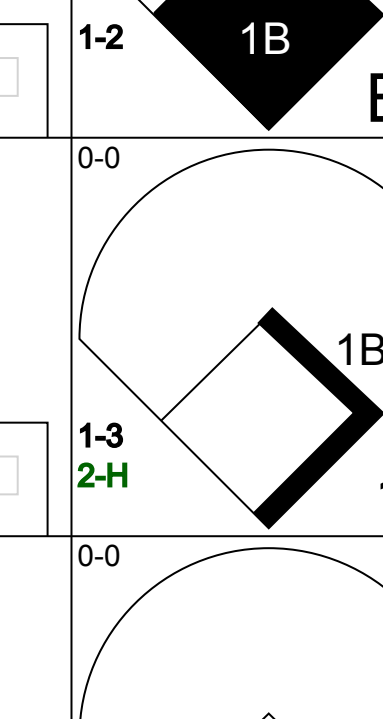
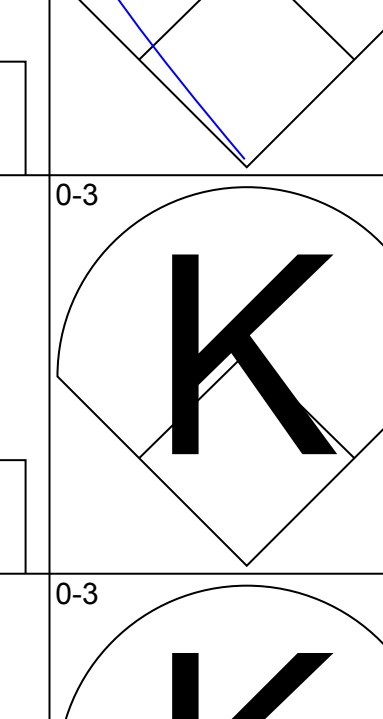
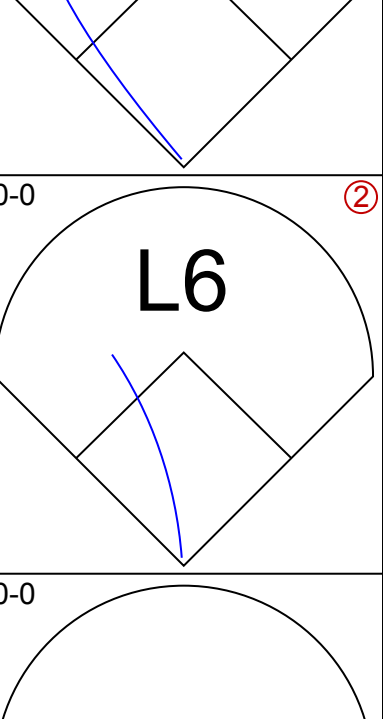
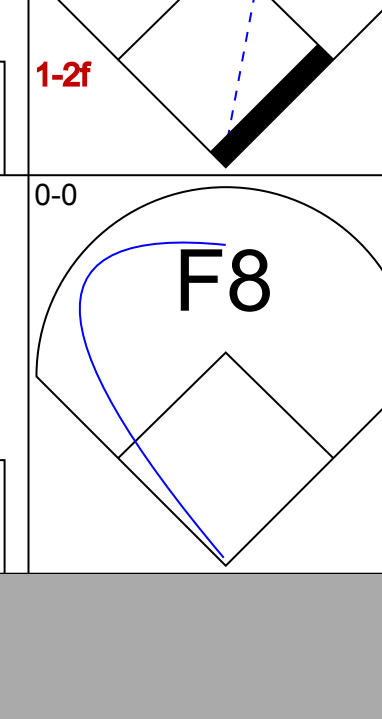
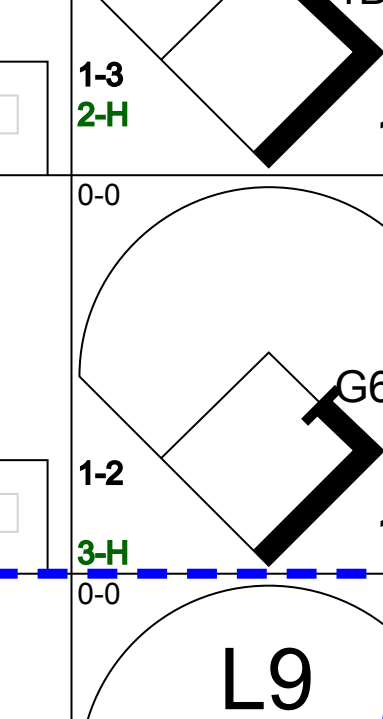
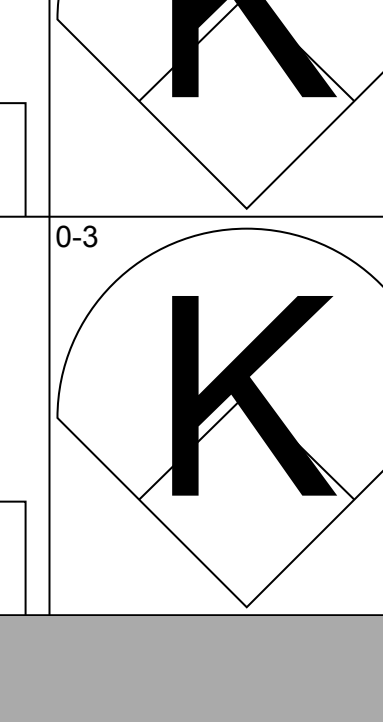
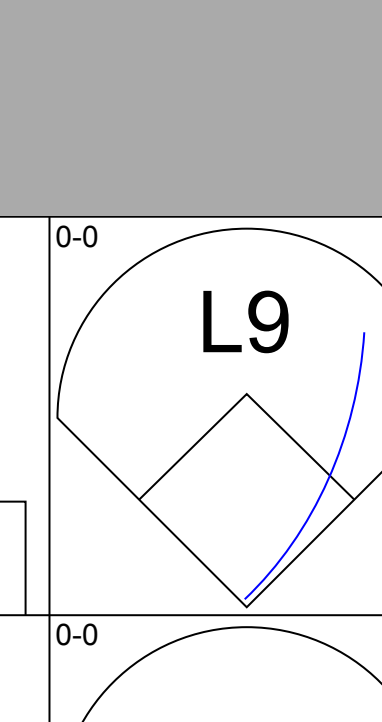
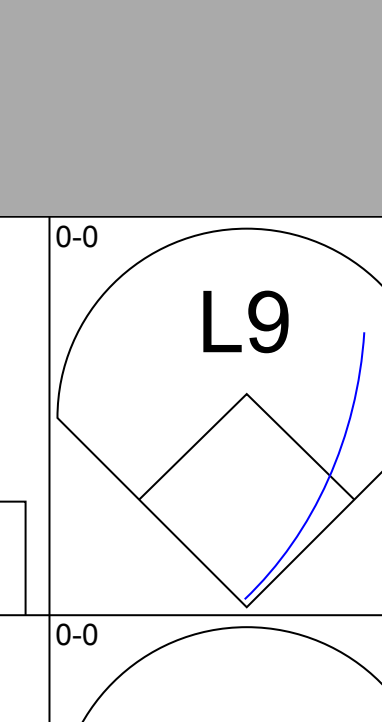
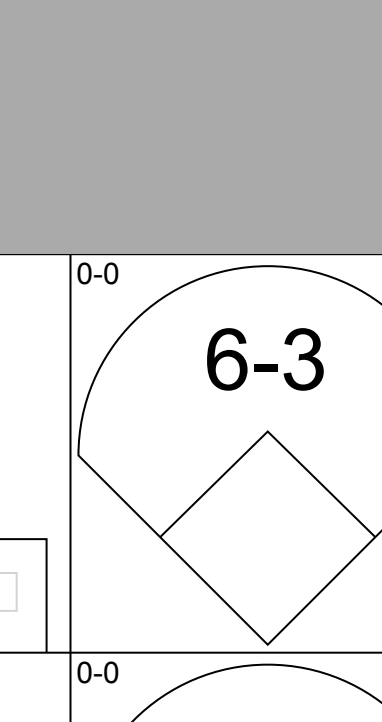
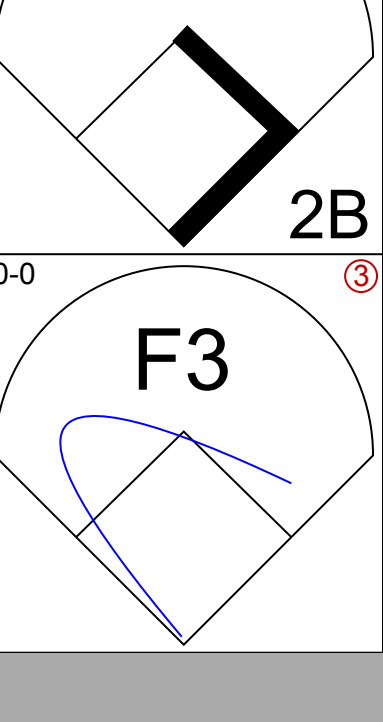
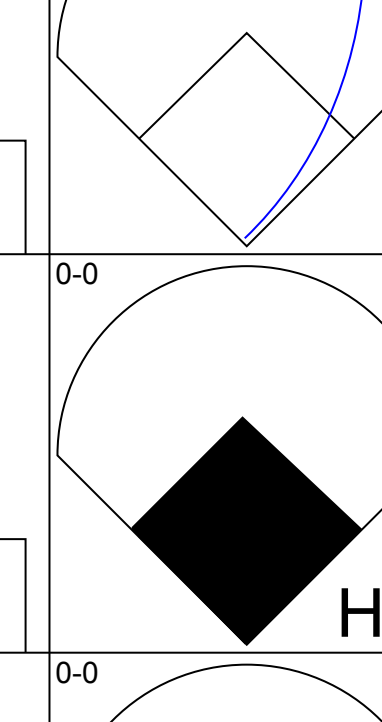
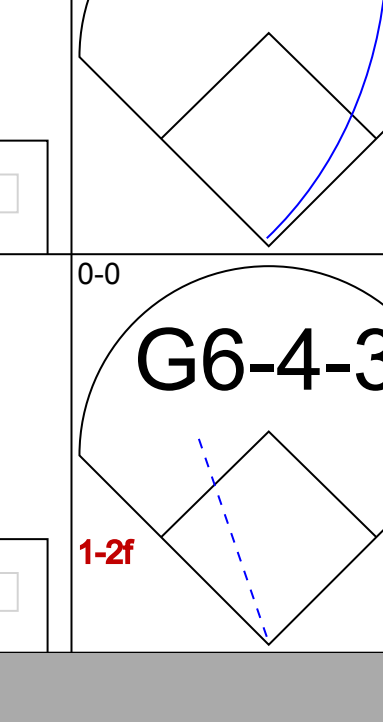
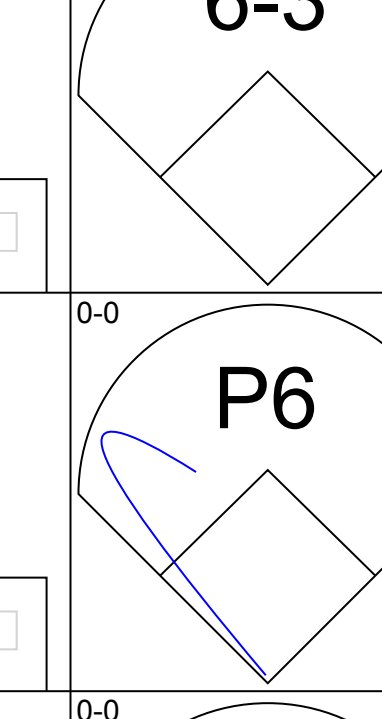
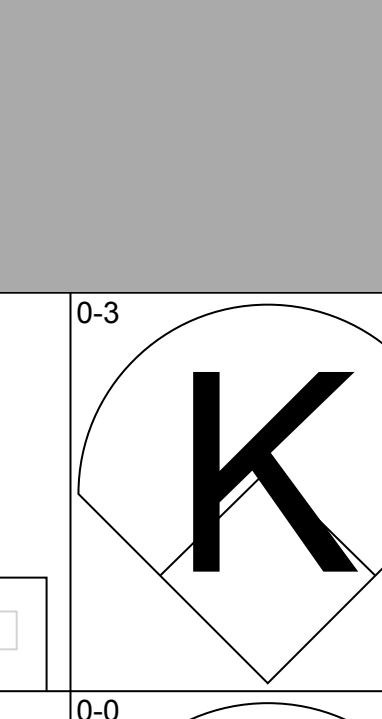
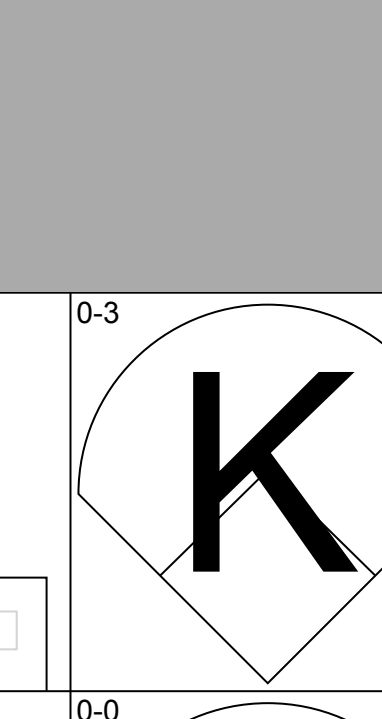
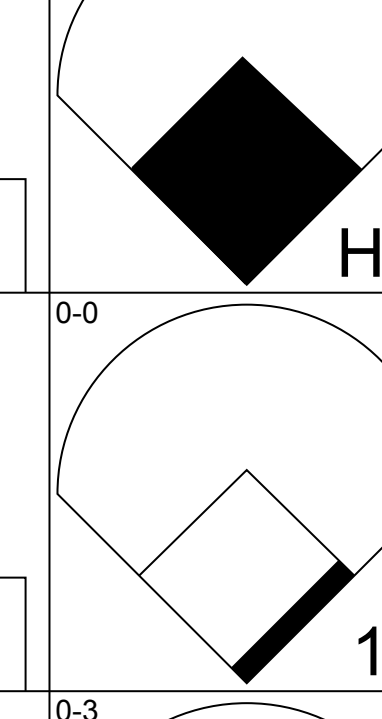
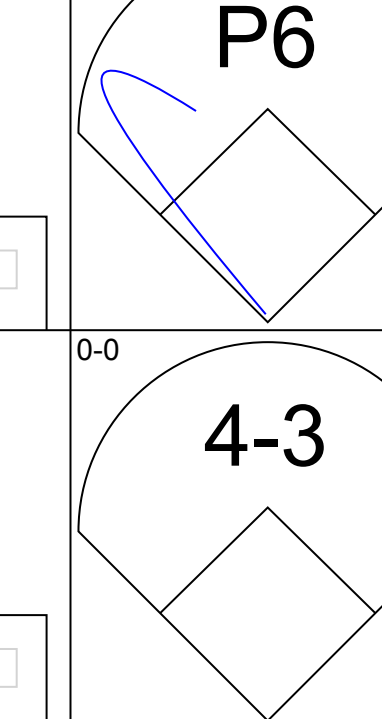
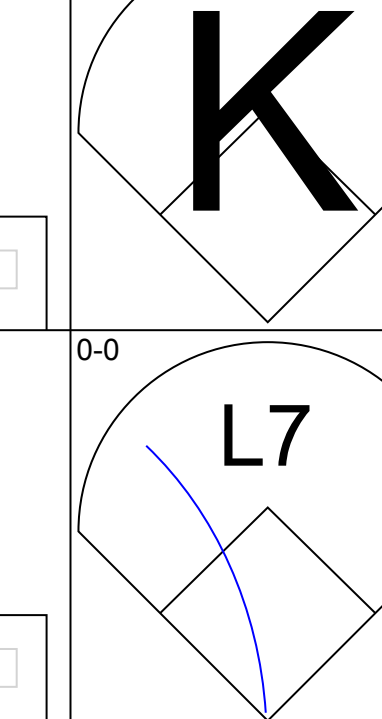
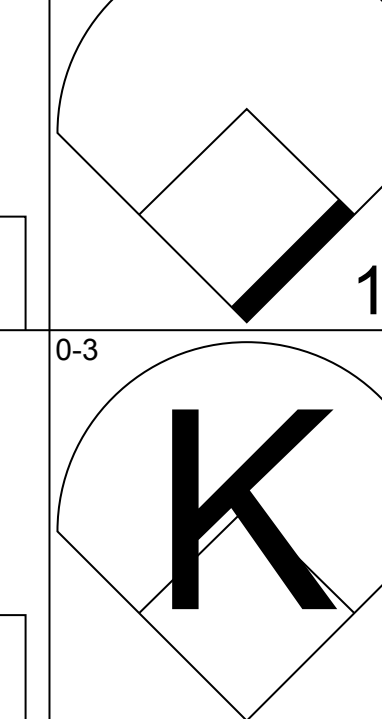
Batter	1	2	3	4	5	6	7	8	9	AB	R	H	RBI	BB	SO	LOB	BOTTOM			
Steve Braun, L OBP: 0.376, SLG: 0.462 (1, 7)										4	0	0	0	2	1	5	Boston Red Sox @ Minnesota Twins Metropolitan Stadium, Bloomington, MI Sun Jun 01 1975, 4:33 AM EDT Att: 25,493 - Unknown - 67 F			
Rod Carew, L OBP: 0.456, SLG: 0.537 (1, 4)										4	3	3	1	2	0	0				
Steve Brye, R OBP: 0.352, SLG: 0.444 (1, 9)										5	2	2	3	1	0	4				
Tony Oliva, L OBP: 0.367, SLG: 0.344 Eric Soderholm, R OBP: 0.351, SLG: 0.351 Bobby Darwin, R OBP: 0.312, SLG: 0.366 (1, 10) (8, PR) (9, PH)										3	0	2	2	2	0	0				
Larry Hise, R OBP: 0.353, SLG: 0.526 (1, 8)										5	0	1	1	0	0	6				
Tom Kelly, L OBP: 0.234, SLG: 0.244 (1, 3)										4	1	0	0	1	2	5				
Danny Thompson, R OBP: 0.380, SLG: 0.396 (1, 5)										4	0	1	0	1	0	2				
Glenn Borgmann, R OBP: 0.287, SLG: 0.229 Phil Roof, R (8, 2)										4	0	1	1	0	2	2				
Danny Walton, R OBP: 0.292, SLG: 0.273 (8, PH) (9, 2)										0	0	0	0	0	0	0				
Sergio Ferrer, S OBP: 0.286, SLG: 0.316 (1, 6)										4	2	2	0	1	0	0				
Inning Stats	R: 0 E: 0 K: 1 S: 5	H: 0 LOB: 3 BB: 3 P: 17	R: 0 E: 0 K: 1 S: 5	H: 0 LOB: 0 BB: 0 P: 5	R: 0 E: 0 K: 0 S: 3	H: 0 LOB: 0 BB: 0 P: 3	R: 1 E: 0 K: 0 S: 4	H: 1 LOB: 3 BB: 3 P: 16	R: 2 E: 1 K: 0 S: 5	H: 3 LOB: 1 BB: 1 P: 9	R: 0 E: 0 K: 2 S: 7	H: 0 LOB: 0 BB: 0 P: 7	R: 4 E: 1 K: 1 S: 10	H: 4 LOB: 2 BB: 1 P: 14	R: 0 E: 0 K: 0 S: 4	H: 1 LOB: 2 BB: 1 P: 8	1B: 10 2B: 0 3B: 1 HR: 1	SF: 0 SAC: 0 DP: 1 HBP: 0	WP: 0 PB: 0 SB: 1 CS: 0	PA: 49
PITCHER	IP	WLS	BF	H	R	ER	SO	BB	IBB	HBP	BLK	WP	HR	S	P	ERA	WHIP			
Luis Tiant, R ERA: 3.58 (1, 1)	5.0	W	26	4	3	3	2	7	0	0	0	0	0	18	26	19.29	3.429			
Diego Segui, R ERA: 5.31 Dick Drago, R ERA: 1.65 (6, 1) (8, 1)	2.1 1.2	S	14 9	6 2	6 0	5 0	3 0	2 1	0 0	0 0	0 0	0 0	0 8	18 12	26 12	0.00	1.800			



Batter	1	2	3	4	5	6	7	8	9	AB	R	H	RBI	BB	SO	LOB	TOP								
Bobby Bonds, R OBP: 0.333, SLG: 0.486 (1, 9)										4	1	2	1	0	0	3	New York Yankees @ Minnesota Twins Metropolitan Stadium, Bloomington, MI Tue Jun 03 1975, 8:05 PM EDT Att: 10,184 - Unknown - 75 F								
Elliott Maddox, R OBP: 0.383, SLG: 0.398 (1, 8)										5	0	1	0	0	1	3									
Roy White, S OBP: 0.418, SLG: 0.487 (1, 7)										5	0	0	0	0	1	1									
Thurman Munson, R OBP: 0.384, SLG: 0.420 (1, 2)										5	0	0	0	0	0	2									
Chris Chambliss, L OBP: 0.345, SLG: 0.468 (8, PR)										4	0	2	0	0	0	1									
Bob Oliver, R OBP: 0.105, SLG: 0.158 (8, 3)										0	1	0	0	0	0	0									
Graig Nettles, L OBP: 0.307, SLG: 0.398 (1, 5)										4	1	1	0	0	0	2									
Rick Dempsey, R OBP: 0.643, SLG: 0.636 (1, 10)										2	1	1	0	2	0	0									
Jim Mason, L OBP: 0.195, SLG: 0.188 (8, PH)										3	1	1	0	0	1	2									
Alex Johnson, R OBP: 0.284, SLG: 0.324 (8, 6)										1	0	1	2	0	0	0									
Sandy Alomar Sr., S OBP: 0.210, SLG: 0.212 (8, 6)										0	0	0	0	0	0	0									
Fred Stanley, R OBP: 0.273, SLG: 0.250 (6, PH)										2	0	1	1	0	0	0									
Walt Williams, R OBP: 0.400, SLG: 0.500 (6, 4)										2	0	0	0	0	1	5									
Inning Stats	R: 1 E: 0 K: 0 S: 4	H: 1 LOB: 0 BB: 0 P: 4	R: 2 E: 0 K: 0 S: 6	H: 3 LOB: 2 BB: 0 P: 7	R: 0 E: 1 K: 0 S: 4	H: 0 LOB: 1 BB: 0 P: 4	R: 0 E: 0 K: 1 S: 5	H: 0 LOB: 2 BB: 1 P: 5	R: 0 E: 1 K: 0 S: 4	H: 1 LOB: 1 BB: 0 P: 4	R: 0 E: 0 K: 0 S: 4	H: 1 LOB: 0 BB: 0 P: 5	R: 0 E: 0 K: 1 S: 5	H: 1 LOB: 0 BB: 0 P: 5	R: 2 E: 0 K: 1 S: 8	H: 3 LOB: 3 BB: 1 P: 12	R: 0 E: 0 K: 1 S: 5	H: 0 LOB: 0 BB: 0 P: 5	1B: 8 2B: 1 3B: 0 HR: 1	SF: 0 SAC: 0 DP: 1 HBP: 1	WP: 1 PB: 0 CS: 1	PA: 40			
PITCHER	IP	WLS	BF	H	R	ER	SO	BB	IBB	HBP	BLK	WP	HR	S	P	ERA	WHIP								
Dave Goltz, R ERA: 3.23 (1, 1)	7.1	L	34	9	5	5	2	2	0	1	0	1	1	35	44	6.14	1.500								
Bill Campbell, R ERA: 4.24 (8, 1)	1.2		6	1	0	0	2	0	0	0	0	0	0	10	10	0.00	0.600								


Batter	1	2	3	4	5	6	7	8	9	AB	R	H	RBI	BB	SO	LOB	BOTTOM								
Steve Braun, L OBP: 0.377, SLG: 0.467 (8, PR)										5	1	2	0	0	0	1	New York Yankees @ Minnesota Twins Metropolitan Stadium, Bloomington, MI Tue Jun 03 1975, 8:05 PM EDT Att: 10,184 - Unknown - 75 F								
Dan Ford, R OBP: 0.234, SLG: 0.205 (9, 8)										0	0	0	0	0	0	0									
Rod Carew, L OBP: 0.473, SLG: 0.568 (1, 4)										3	2	3	1	2	0	0									
Steve Brye, R OBP: 0.354, SLG: 0.471 (1, 9)										5	1	2	3	0	1	4									
Tony Oliva, L OBP: 0.360, SLG: 0.337 (1, 10)										5	0	1	0	0	0	2									
Larry Hise, R OBP: 0.348, SLG: 0.513 (9, 7)										4	0	0	0	1	0	1									
Tom Kelly, L OBP: 0.216, SLG: 0.222 (9, PH)										4	0	0	0	0	1	1									
Bobby Darwin, R OBP: 0.310, SLG: 0.364 (8, 2)										1	0	0	0	0	1	0									
Danny Thompson, R OBP: 0.384, SLG: 0.490 (1, 5)										4	0	2	0	0	0	1									
Glenn Borgmann, R OBP: 0.288, SLG: 0.225 (7, PH)										2	0	0	0	1	0	3									
Danny Walton, R OBP: 0.280, SLG: 0.261 (8, 2)										1	0	0	0	0	0	2									
Phil Roof, R (8, 2)										0	0	0	0	0	0	0									
Sergio Ferrer, S OBP: 0.279, SLG: 0.309 (5, 6)										2	0	0	0	0	0	1									
Luis Gomez, R OBP: 0.267, SLG: 0.154 (5, 6)										2	0	0	0	0	0	1									
Inning Stats	R: 1 E: 0 K: 0 S: 5	H: 2 LOB: 1 BB: 0 P: 5	R: 0 E: 0 K: 0 S: 4	H: 1 LOB: 1 BB: 0 P: 4	R: 3 E: 1 K: 0 S: 8	H: 4 LOB: 2 BB: 0 P: 8	R: 0 E: 0 K: 0 S: 4	H: 1 LOB: 2 BB: 1 P: 8	R: 0 E: 0 K: 1 S: 3	H: 0 LOB: 0 BB: 0 P: 3	R: 0 E: 0 K: 1 S: 5	H: 0 LOB: 2 BB: 2 P: 13	R: 0 E: 1 K: 1 S: 6	H: 0 LOB: 2 BB: 1 P: 10	R: 0 E: 0 K: 0 S: 4	H: 2 LOB: 0 BB: 0 P: 4	R: 0 E: 0 K: 1 S: 5	H: 0 LOB: 0 BB: 0 P: 5	1B: 7 2B: 1 3B: 0 HR: 2	SF: 0 SAC: 0 DP: 1 HBP: 0	WP: 0 PB: 0 CS: 0	PA: 42			
PITCHER	IP	WLS	BF	H	R	ER	SO	BB	IBB	HBP	BLK	WP	HR	S	P	ERA	WHIP								
Pat Dobson, R ERA: 3.48 (1, 1)	7.1		37	9	4	4	2	3	1	0	0	0	2	37	53	4.91	1.636								
Sparky Lyle, L ERA: 2.96 (8, 1)	1.2	S	5	1	0	0	1	0	0	0	0	0	0	7	7	0.00	0.600								

Batter	1	2	3	4	5	6	7	8	9	AB	R	H	RBI	BB	SO	LOB	TOP										
Bobby Bonds, R OBP: 0.335, SLG: 0.481 (1, 9)			 1B	 2-3f		 1-3		 BB		4	0	1	0	1	1	3	New York Yankees @ Minnesota Twins Metropolitan Stadium, Bloomington, MI Wed Jun 04 1975, 8:05 PM EDT Att: 9,161 - Unknown - 70 F										
Elliott Maddox, R OBP: 0.388, SLG: 0.400 (1, 8)			 1-2		 HR	 1B		 1B		4	2	2	1	1	2	1											
Roy White, S OBP: 0.417, SLG: 0.481 (1, 7)	 1B		 2		 1-2	 BB		 1-2f		4	0	1	0	1	1	4											
Thurman Munson, R OBP: 0.390, SLG: 0.441 (1, 2)	 1-3		 2		 2H	 1-3		 3H		5	1	3	3	0	0	3											
Chris Chambliss, L OBP: 0.340, SLG: 0.459 (1, 3)			 3		 2				 1B	5	0	1	0	0	2	4											
Graig Nettles, L OBP: 0.314, SLG: 0.406 (1, 5)		 0-0		 BB	 3		 2B		 1-2f	4	1	2	0	1	0	1											
Rick Dempsey, R OBP: 0.379, SLG: 0.600 (1, 10)	 1		 BB		 WP	 1B		 1H	 3	4	1	1	1	1	1	1											
Jim Mason, L OBP: 0.190, SLG: 0.183 (1, 6)	 2		 2		 1-2	 2		 2-3		3	0	0	0	0	1	4											
Fred Stanley, R OBP: 0.288, SLG: 0.255 (1, 4)	 3			 1-2		 2H	 1B	 3		3	1	1	1	1	1	2											
Inning Stats	R: 0 E: 0 K: 3 S: 11	H: 2 LOB: 2 BB: 0 P: 11	R: 0 E: 0 K: 3 S: 10	H: 1 LOB: 1 BB: 0 P: 10	R: 0 E: 1 K: 1 S: 7	H: 1 LOB: 2 BB: 0 P: 7	R: 0 E: 0 K: 0 S: 3	H: 1 LOB: 0 BB: 2 P: 11	R: 2 E: 0 K: 1 S: 6	H: 1 LOB: 0 BB: 1 P: 10	R: 3 E: 1 K: 0 S: 6	H: 3 LOB: 2 BB: 1 P: 10	R: 1 E: 0 K: 1 S: 6	H: 1 LOB: 1 BB: 1 P: 10	R: 0 E: 0 K: 0 S: 3	H: 1 LOB: 1 BB: 0 P: 7	R: 0 E: 0 K: 0 S: 3	H: 1 LOB: 0 BB: 3 P: 3	1B: 9 2B: 4 3B: 0 HR: 1	SF: 0 SAC: 1 DP: 3 HBP: 0	WP: 3 PB: 1 CS: 0	PA: 43					
PITCHER	IP	WLS	BF	H	R	ER	SO	BB	IBB	HBP	BLK	WP	HR	S	P	ERA	WHIP										
Bert Blyleven, R ERA: 3.76 (1, 1)	6.0	L	31	9	5	2	8	4	0	0	0	1	1	43	59	3.00	2.167										
Vic Albury, L ERA: 3.69 (7, 1)	3.0		12	3	1	1	1	2	0	0	0	1	0	12	20	3.00	1.667										

Batter	1	2	3	4	5	6	7	8	9	AB	R	H	RBI	BB	SO	LOB	BOTTOM										
Steve Braun, L OBP: 0.373, SLG: 0.457 (1, 7)	 1			 BB		 3				3	0	0	0	1	1	1	New York Yankees @ Minnesota Twins Metropolitan Stadium, Bloomington, MI Wed Jun 04 1975, 8:05 PM EDT Att: 9,161 - Unknown - 70 F										
Rod Carew, L OBP: 0.478, SLG: 0.573 (1, 4)	 1B			 1-2			 1B		 BB	4	1	3	0	0	0	1											
Steve Brye, R OBP: 0.350, SLG: 0.458 (1, 9)	 1-2f			 3			 1		 1-2	3	1	0	0	1	0	2											
Tony Oliva, L OBP: 0.356, SLG: 0.333 (1, 10)		 1			 1		 1-2f		 1-3	4	0	1	1	0	0	1											
Eric Soderholm, R OBP: 0.269, SLG: 0.351 (9, PR)			 1				 1-2f		 1-3	0	0	0	0	0	0	0											
Larry Hise, R OBP: 0.346, SLG: 0.506 (1, 8)		 2			 2		 3		 1-2	4	0	1	1	0	1	1											
Danny Thompson, R OBP: 0.379, SLG: 0.404 (1, 5)		 3				 2			 1	4	0	1	0	0	1	2											
Craig Kusick, R OBP: 0.327, SLG: 0.353 (1, 3)			 1		 3			 2	 1-2f	4	1	1	1	0	0	3											
Phil Roof, R (1, 2)				 2			 1			2	0	0	0	0	1	0											
Tom Kelly, L OBP: 0.231, SLG: 0.239 (8, PH)								 1		1	0	1	0	0	0	0											
Glenn Borgmann, R OBP: 0.288, SLG: 0.225 (9, 2)									 2	0	0	0	0	0	0	0											
Luis Gomez, R OBP: 0.235, SLG: 0.133 (1, 6)				 3			 2		 1	2	0	0	0	0	0	0											
Danny Walton, R OBP: 0.269, SLG: 0.250 (8, PH)										1	0	0	0	0	1	1											
Sergio Ferrer, S OBP: 0.279, SLG: 0.309 (9, 6)										0	0	0	0	0	0	0											
Inning Stats	R: 0 E: 0 K: 0 S: 3	H: 1 LOB: 0 BB: 0 P: 3	R: 0 E: 0 K: 2 S: 7	H: 0 LOB: 0 BB: 0 P: 7	R: 0 E: 0 K: 0 S: 3	H: 0 LOB: 0 BB: 0 P: 3	R: 0 E: 0 K: 0 S: 2	H: 0 LOB: 0 BB: 1 P: 6	R: 0 E: 0 K: 0 S: 4	H: 1 LOB: 1 BB: 0 P: 4	R: 0 E: 0 K: 1 S: 5	H: 0 LOB: 0 BB: 0 P: 5	R: 0 E: 0 K: 0 S: 4	H: 1 LOB: 1 BB: 0 P: 4	R: 1 E: 0 K: 2 S: 9	H: 2 LOB: 1 BB: 0 P: 9	R: 2 E: 0 K: 0 S: 5	H: 3 LOB: 2 BB: 1 P: 9	1B: 6 2B: 1 3B: 0 HR: 1	SF: 0 SAC: 0 DP: 2 HBP: 0	WP: 0 PB: 0 CS: 1	PA: 34					
PITCHER	IP	WLS	BF	H	R	ER	SO	BB	IBB	HBP	BLK	WP	HR	S	P	ERA	WHIP										
Doc Medich, R ERA: 3.63 (1, 1)	8.0	W	28	5	1	1	5	1	0	0	0	0	0	37	41	1.12	0.750										
Sparky Lyle, L ERA: 3.7 (9, 1)	0.0		4	3	2	2	0	1	0	0	0	0	0	3	7												
Dick Tidrow, R ERA: 4.13 (9, 1)	1.0	S	2	0	0	0	0	0	0	0	0	0	0	2	2	0.00	0.000										

Batter	1	2	3	4	5	6	7	8	9	AB	R	H	RBI	BB	SO	LOB	TOP				
Bobby Bonds, R OBP: 0.336, SLG: 0.479 (1, 9)										5	0	2	2	0	1	4	New York Yankees @ Minnesota Twins Metropolitan Stadium, Bloomington, MI Thu Jun 05 1975, 4:33 AM EDT Att: 11,721 - Unknown - 70 F				
Elliott Maddox, R OBP: 0.384, SLG: 0.395 (1, 8)										5	0	1	0	0	0	5					
Roy White, S OBP: 0.417, SLG: 0.472 (1, 7)										3	1	0	0	2	0	2					
Thurman Munson, R OBP: 0.390, SLG: 0.457 (1, 2)											5	2	2	1	0	0		1			
Chris Chambliss, L OBP: 0.350, SLG: 0.463 (1, 3)											3	2	2	0	1	0		0			
Graig Nettles, L OBP: 0.322, SLG: 0.429 (1, 5)											5	2	3	3	0	0		2			
Rick Dempsey, R OBP: 0.667, SLG: 0.647 (1, 10)											2	0	2	0	3	0		0			
Jim Mason, L OBP: 0.194, SLG: 0.186 (1, 6)											3	0	1	0	0	1		4			
Bob Oliver, R OBP: 0.100, SLG: 0.150 (7, PH)											1	0	0	0	0	1		1			
Sandy Alomar Sr., S OBP: 0.209, SLG: 0.211 (7, 4)											1	0	0	0	0	0		1			
Fred Stanley, R OBP: 0.286, SLG: 0.254 (7, 6)										4	0	1	0	0	1	5					
Inning Stats	R: 2 E: 1 K: 0 S: 4	H: 1 LOB: 0 BB: 1 P: 8	R: 0 E: 0 K: 1 S: 6	H: 1 LOB: 2 BB: 1 P: 10	R: 0 E: 0 K: 0 S: 3	H: 1 LOB: 0 BB: 0 P: 3	R: 2 E: 0 K: 2 S: 11	H: 4 LOB: 2 BB: 0 P: 11	R: 0 E: 0 K: 0 S: 2	H: 1 LOB: 1 BB: 1 P: 10	R: 0 E: 0 K: 1 S: 7	H: 2 LOB: 1 BB: 1 P: 11	R: 0 E: 0 K: 0 S: 4	H: 1 LOB: 1 BB: 0 P: 4	R: 1 E: 0 K: 0 S: 5	H: 3 LOB: 1 BB: 0 P: 5	1B: 12 2B: 0 3B: 0 HR: 2	SF: 0 SAC: 1 DP: 2 HBP: 0	WP: 1 PB: 0 CS: 0	PA: 44	
PITCHER	IP	WLS	BF	H	R	ER	SO	BB	IBB	HBP	BLK	WP	HR	S	P	ERA	WHIP				
Jim Hughes, R ERA: 3.06 (1, 1)	6.2	L	34	10	6	6	3	6	0	0	0	1	2	34	58	8.10	2.400				
Bill Butler, L ERA: 9.37 (7, 1)	1.2		8	3	1	1	1	0	0	0	0	0	0	10	10	5.40	1.800				
Bill Campbell, R ERA: 4.15 (9, 1)	0.2		2	1	0	0	0	0	0	0	0	0	0	2	2	0.00	1.500				

AB	37
R	7
H	14
RBI	6
BB	6
SO	4
LOB	25



Batter	1	2	3	4	5	6	7	8	9	AB	R	H	RBI	BB	SO	LOB	BOTTOM					
Steve Braun, L OBP: 0.370, SLG: 0.458 (1, 7) (8, 5)										4	1	1	0	0	1	1	New York Yankees @ Minnesota Twins Metropolitan Stadium, Bloomington, MI Thu Jun 05 1975, 4:33 AM EDT Att: 11,721 - Unknown - 70 F					
Rod Carew, L OBP: 0.491, SLG: 0.623 (1, 4)										3	2	3	4	1	0	0						
Bobby Darwin, R OBP: 0.303, SLG: 0.354 (1, 9)										4	0	0	0	0	2	1						
Tony Oliva, L OBP: 0.361, SLG: 0.340 (1, 10)										4	0	2	0	0	0	1						
Larry Hise, R OBP: 0.344, SLG: 0.506 (1, 8)										4	0	1	0	0	0	2						
Danny Thompson, R OBP: 0.375, SLG: 0.398 (1, 5) (8, 6)										4	0	1	0	0	0	1						
Craig Kusick, R OBP: 0.314, SLG: 0.337 (1, 3)										4	0	0	0	0	1	3						
Glenn Borgmann, R OBP: 0.289, SLG: 0.221 (9, PH)											2	1	0	0	1	0		0				
Luis Gomez, R OBP: 0.222, SLG: 0.125 (7, PH)										1	0	0	0	0	0	0						
Tom Kelly, L OBP: 0.226, SLG: 0.234 (8, 7)										1	0	0	0	0	0	0						
Inning Stats	R: 1 E: 0 K: 0 S: 5	H: 2 LOB: 1 BB: 0 P: 5	R: 0 E: 0 K: 0 S: 3	H: 0 LOB: 0 BB: 0 P: 3	R: 2 E: 0 K: 1 S: 7	H: 2 LOB: 0 BB: 0 P: 7	R: 0 E: 0 K: 0 S: 3	H: 0 LOB: 0 BB: 0 P: 3	R: 1 E: 0 K: 0 S: 3	H: 1 LOB: 1 BB: 1 P: 7	R: 0 E: 0 K: 0 S: 5	H: 2 LOB: 2 BB: 0 P: 5	R: 0 E: 0 K: 1 S: 5	H: 0 LOB: 0 BB: 0 P: 5	R: 0 E: 0 K: 1 S: 4	H: 0 LOB: 1 BB: 1 P: 8	R: 0 E: 0 K: 2 S: 8	H: 1 LOB: 1 BB: 0 P: 8	1B: 4 2B: 2 3B: 0 HR: 2	SF: 0 SAC: 1 DP: 1 HBP: 0	WP: 0 PB: 0 CS: 0	PA: 35
PITCHER	IP	WLS	BF	H	R	ER	SO	BB	IBB	HBP	BLK	WP	HR	S	P	ERA	WHIP					
Caffish Hunter, R ERA: 3.16 (1, 1)	9.0	W	35	8	4	4	5	2	0	0	0	0	2	43	51	4.00	1.111					

AB	32
R	4
H	8
RBI	4
BB	2
SO	5
LOB	10



Batter	1	2	3	4	5	6	7	8	9	AB	R	H	RBI	BB	SO	LOB	TOP								
Steve Braun, L OBP: 0.367, SLG: 0.449 Danny Walton, R OBP: 0.286, SLG: 0.308	6-3	BB BB	4-0	4-3	4-3	K		4-3 2B		3	0	0	0	1	1	0	Minnesota Twins @ Boston Red Sox Fenway Park, Boston, MA Fri Jun 06 1975, 7:05 PM EDT Att: 18,120 - Unknown - 60 F								
Rod Carew, L OBP: 0.483, SLG: 0.607	5-3	BB BB	4-0	F7	4-3	4-3		4-3		4	0	0	2	1	0	1									
Steve Brye, R OBP: 0.336, SLG: 0.438	G3	BB BB	4-0	K	5-3		F8	F3		5	0	0	0	0	1	4									
Tony Oliva, L OBP: 0.370, SLG: 0.387		1B FC6 2B		HR		G3 1B 1B	6-3	6-3		5	3	3	1	0	0	1									
Larry Hisle, R OBP: 0.391, SLG: 0.514		FC6 1B		S 2B 1B		K	E8 2B		4-3	5	1	3	0	0	1	1									
Danny Thompson, R OBP: 0.388, SLG: 0.389		FC6 1B 2B		K		G3 1B	4-3		5-3	5	2	1	1	0	1	3									
Tom Kelly, L Bobby Darwin, R OBP: 0.306, SLG: 0.352	F5			2B		G3		1B 2B BB	K	3	0	1	1	0	0	3									
Jerry Terrell, R OBP: 0.750, SLG: 0.750	2B BB 1B		P5		PO			1B 2B 1B		4	2	3	2	0	0	1									
Glenn Borgmann, R OBP: 0.295, SLG: 0.238	BB 2B		F7		PO	P3		2B 4-3 1B		4	1	2	1	0	0	1									
Inning Stats	R: 0 E: 0 K: 0 S: 3	H: 0 LOB: 0 BB: 0 P: 3	R: 3 E: 0 K: 1 S: 9	H: 4 LOB: 3 BB: 2 P: 17	R: 2 E: 0 K: 1 S: 8	H: 3 LOB: 1 BB: 0 P: 8	R: 0 E: 0 K: 0 S: 3	H: 0 LOB: 0 BB: 0 P: 3	R: 2 E: 0 K: 1 S: 7	H: 3 LOB: 0 BB: 0 P: 7	R: 0 E: 0 K: 1 S: 5	H: 0 LOB: 0 BB: 0 P: 5	R: 0 E: 1 K: 0 S: 4	H: 1 LOB: 1 BB: 0 P: 4	R: 3 E: 0 K: 0 S: 6	H: 3 LOB: 1 BB: 1 P: 10		R: 0 E: 0 K: 1 S: 5	H: 0 LOB: 0 BB: 0 P: 5	1B: 8 2B: 5 3B: 0 HR: 1	SF: 0 SAC: 0 DP: 0 HBP: 0	WP: 0 PB: 0 SB: 1 CS: 0	PA: 44		
PITCHER	IP	WLS	BF	H	R	ER	SO	BB	IBB	HBP	BLK	WP	HR	S	P	ERA	WHIP								
Luis Tiant, R ERA: 4.09	5.0	W	26	10	7	7	3	2	0	0	0	0	1	30	38	12.60	2.400								
Roger Moret, L ERA: 4.5	3.0		14	4	3	3	1	1	0	0	0	0	0	15	19	9.00	1.667								
Dick Drago, R ERA: 2.0	1.0	S	3	0	0	0	1	0	0	0	0	0	0	5	5	0.00	0.000								

Batter	1	2	3	4	5	6	7	8	9	AB	R	H	RBI	BB	SO	LOB	BOTTOM								
Bernie Carbo, L OBP: 0.450, SLG: 0.657 Juan Beniquez, R OBP: 0.385, SLG: 0.419	G4-6-3 BB	CS BB	4-3		6-3		2B BB			1	0	0	0	2	0	1	Minnesota Twins @ Boston Red Sox Fenway Park, Boston, MA Fri Jun 06 1975, 7:05 PM EDT Att: 18,120 - Unknown - 60 F								
Rick Miller, L OBP: 0.250, SLG: 0.143	BB	BB	2-3				1-2 2-3 BB			0	0	0	0	0	0	0									
Rick Burleson, R OBP: 0.332, SLG: 0.329	G4-6-3 1-2	K	F9			F7	2B			5	0	1	2	0	1	3									
Carl Yastrzemski, L OBP: 0.373, SLG: 0.376	BB HR BB		1B 2B BB		F7	4-3		K		3	2	0	0	2	1	0									
Fred Lynn, L OBP: 0.420, SLG: 0.607	BB HR BB		2B 1B		4-3	4-3		K		4	2	1	0	1	1	0									
Jim Rice, R OBP: 0.327, SLG: 0.524	HR BB		HR 2B		5-3		5-3	1-3		4	2	1	2	1	0	0									
Dwight Evans, R OBP: 0.342, SLG: 0.454	HR		HR			1B SH1-4 SH1-3 BB	F3			3	3	2	6	1	0	0									
Bob Montgomery, R OBP: 0.248, SLG: 0.266			HR		SH1-4		BB 1B HBP			2	2	2	0	0	0	0									
Doug Griffin, R OBP: 0.289, SLG: 0.286	L6		5-3		SH1-3 1B		BB 1B BB			3	1	1	0	1	0	2									
Bob Heise, R OBP: 0.167, SLG: 0.136		F5	FC6		SH1-3		BB 2B 1B			3	1	1	2	0	0	0									
Inning Stats	R: 4 E: 0 K: 0 S: 4	H: 2 LOB: 1 BB: 4 P: 20	R: 0 E: 0 K: 1 S: 4	H: 0 LOB: 1 BB: 1 P: 8	R: 5 E: 1 K: 0 S: 8	H: 4 LOB: 1 BB: 1 P: 12	R: 0 E: 0 K: 0 S: 3	H: 0 LOB: 0 BB: 0 P: 3	R: 1 E: 0 K: 0 S: 4	H: 1 LOB: 1 BB: 1 P: 8	R: 0 E: 0 K: 0 S: 3	H: 0 LOB: 0 BB: 0 P: 3	R: 3 E: 0 K: 0 S: 4	H: 2 LOB: 2 BB: 2 P: 13	R: 0 E: 0 K: 2 S: 7	H: 0 LOB: 0 BB: 0 P: 7	1B: 4 2B: 3 3B: 0 HR: 2	SF: 0 SAC: 2 DP: 1 HBP: 1	WP: 1 PB: 0 SB: 0 CS: 1	PA: 41					
PITCHER	IP	WLS	BF	H	R	ER	SO	BB	IBB	HBP	BLK	WP	HR	S	P	ERA	WHIP								
Joe Decker, R ERA: 6.91	0.2							4	0	0	0	0	0	0	0	54.00	9.000								
Mike Pask, L ERA: 9.45	2.1	L	13	4	5	4	1	2	0	0	0	0	1	13	21	15.43	2.571								
Vic Albury, L ERA: 4.14	3.2		17	2	4	4	0	3	0	1	0	0	0	13	26	9.82	1.364								
Bill Campbell, R ERA: 4.0	1.1		4	1	0	0	2	0	0	0	0	0	0	8	8	0.00	0.750								

Batter	1	2	3	4	5	6	7	8	9	AB	R	H	RBI	BB	SO	LOB	TOP										
Jerry Terrell, R OBP: 0.385, SLG: 0.385 (1, 4)	F8		G6-3		6-3			G3	1B	5	0	1	1	0	0	1											
Steve Braun, L OBP: 0.368, SLG: 0.447 (1, 7)	1B		1B				F8	F8	L9	5	0	2	0	0	0	2											
Larry Hisle, R OBP: 0.360, SLG: 0.527 (1, 9)	L4		L6				5-3			5	1	2	1	0	0	2											
Tony Oliva, L OBP: 0.363, SLG: 0.378 Eric Soderholm, R OBP: 0.349, SLG: 0.349 (9, 5)	L7				F8					4	0	2	0	0	0	1											
Tom Kelly, L OBP: 0.242, SLG: 0.286 (1, 3)		F7					1B			4	1	2	1	0	0	1											
Danny Thompson, R OBP: 0.359, SLG: 0.378 (9, 6)		L8			6-3					3	0	0	0	0	0	1											
Dan Ford, R OBP: 0.255, SLG: 0.216 (1, 8)					F8					3	1	1	0	1	0	1											
Glenn Borgmann, R OBP: 0.296, SLG: 0.244 Rod Carew, L OBP: 0.486, SLG: 0.608 Phil Roof, R (9, 2)	CS		1B		6-3					3	1	1	0	0	1	0											
Luis Gomez, R OBP: 0.217, SLG: 0.143 Danny Walton, R OBP: 0.310, SLG: 0.333 Dave Goltz, R (9, 1)			G6-3							3	0	1	0	0	0	0											
Bill Campbell, R OBP: 0.219, SLG: 0.143 Tom Burgmeier, L (9, 1)			2B		F9					1	1	1	2	0	0	0											
Inning Stats	R: 0 E: 0 K: 0 S: 4	H: 1 LOB: 1 BB: 0 P: 4	R: 0 E: 0 K: 0 S: 3	H: 1 LOB: 0 BB: 0 P: 3	R: 1 E: 0 K: 0 S: 5	H: 3 LOB: 1 BB: 0 P: 5	R: 0 E: 0 K: 0 S: 4	H: 1 LOB: 1 BB: 0 P: 4	R: 0 E: 0 K: 1 S: 5	H: 0 LOB: 0 BB: 0 P: 5	R: 0 E: 0 K: 0 S: 4	H: 1 LOB: 0 BB: 0 P: 4	R: 0 E: 0 K: 1 S: 5	H: 0 LOB: 0 BB: 0 P: 5	R: 0 E: 0 K: 0 S: 3	H: 0 LOB: 0 BB: 0 P: 3	R: 6 E: 0 K: 0 S: 10	H: 7 LOB: 3 BB: 1 P: 14	1B: 11 2B: 3 3B: 0 HR: 0	SF: 0 SAC: 1 DP: 1 HBP: 0	WP: 0 PB: 0 SB: 0 CS: 1	PA: 41					
PITCHER	IP	WLS	BF	H	R	ER	SO	BB	IBB	HBP	BLK	WP	HR	S	P	ERA	WHIP										
Dick Pole, R ERA: 3.3 (1, 1)	8.1	L	34	10	5	5	1	0	1	0	0	0	0	35	39	5.40	1.200										
Roger Moret, L ERA: 4.91 (9, 1)	0.0		1	1	0	0	0	0	0	0	0	0	0	1	1	∞	∞										
Dick Drago, R ERA: 2.41 (9, 1)	0.2	S	5	3	2	2	0	0	0	0	0	0	0	5	5	27.00	4.500										

Minnesota Twins @ Boston Red Sox
Fenway Park, Boston, MA
Sun Jun 08 1975, 3:33 AM EDT
Att: 18,301 - Cloudy - 54 F

AB 38
R 7
H 14
RBI 6
BB 1
SO 1
LOB 12



Batter	1	2	3	4	5	6	7	8	9	AB	R	H	RBI	BB	SO	LOB	BOTTOM										
Bernie Carbo, L OBP: 0.436, SLG: 0.618 (1, 7)	FC3-6		4-3		1-3			G3	5-3	4	0	0	0	1	0	2											
Rick Burleson, R OBP: 0.330, SLG: 0.324 (1, 6)	FC3-6		L7					F7		3	0	0	0	1	0	2											
Carl Yastrzemski, L OBP: 0.373, SLG: 0.376 (1, 3)	F9		4-3							4	1	1	0	0	1	2											
Fred Lynn, L OBP: 0.424, SLG: 0.635 (1, 8)	K				P4					4	1	1	0	0	2	1											
Jim Rice, R OBP: 0.329, SLG: 0.523 (1, 10)					1B			5-3		4	2	3	2	0	0	0											
Juan Beniquez, R OBP: 0.384, SLG: 0.416 (1, 5)		SH3-4								3	0	1	0	0	0	1											
Dwight Evans, R OBP: 0.343, SLG: 0.447 (1, 9)					G6-4-3					3	1	1	1	1	0	2											
Doug Griffin, R OBP: 0.291, SLG: 0.288 Tim McCarver, L OBP: 0.400, SLG: 0.444 (9, PH)		P3								1	0	1	1	0	0	0											
Bob Montgomery, R OBP: 0.244, SLG: 0.262 Cecil Cooper, L OBP: 0.276, SLG: 0.321 Tony Contigliaro, R OBP: 0.219, SLG: 0.259 (9, PH)										2	0	0	0	0	1	1											
Inning Stats	R: 0 E: 0 K: 1 S: 5	H: 0 LOB: 1 BB: 1 P: 9	R: 1 E: 0 K: 1 S: 7	H: 2 LOB: 1 BB: 0 P: 7	R: 0 E: 0 K: 0 S: 3	H: 0 LOB: 0 BB: 0 P: 3	R: 0 E: 0 K: 0 S: 4	H: 2 LOB: 1 BB: 0 P: 4	R: 0 E: 0 K: 2 S: 6	H: 0 LOB: 0 BB: 1 P: 10	R: 0 E: 0 K: 0 S: 3	H: 0 LOB: 0 BB: 0 P: 3	R: 0 E: 0 K: 0 S: 4	H: 1 LOB: 1 BB: 0 P: 4	R: 4 E: 0 K: 0 S: 7	H: 4 LOB: 1 BB: 1 P: 11	1B: 6 2B: 3 3B: 0 HR: 0	SF: 0 SAC: 2 DP: 1 HBP: 0	WP: 0 PB: 0 SB: 0 CS: 1	PA: 37							
PITCHER	IP	WLS	BF	H	R	ER	SO	BB	IBB	HBP	BLK	WP	HR	S	P	ERA	WHIP										
Dave Goltz, R ERA: 3.13 (1, 1)	8.0	W	30	6	2	2	5	2	0	0	0	0	0	38	46	2.25	1.000										
Bill Campbell, R ERA: 4.62 (9, 1)	0.1		5	3	2	2	0	1	0	0	0	0	0	4	8	54.00	12.000										
Tom Burgmeier, L ERA: 3.72 (9, 1)	0.2	S	2	0	1	1	0	0	0	0	0	0	0	2	2	13.50	0.000										

Minnesota Twins @ Boston Red Sox
Fenway Park, Boston, MA
Sun Jun 08 1975, 3:33 AM EDT
Att: 18,301 - Cloudy - 54 F

AB 32
R 5
H 9
RBI 5
BB 3
SO 5
LOB 13



Batter	1	2	3	4	5	6	7	8	9	10	11	AB	R	H	RBI	BB	SO	LOB	TOP					
Steve Braun, L OBP: 0.367, SLG: 0.439 (1, 7)	SH2-3 1B 1B	BB		4-3		4-3		1-3	L6			5	1	1	1	1	0	2						
Rod Carew, L OBP: 0.487, SLG: 0.604 (1, 4)	SH2-3 1B 1B	6-3				L7	1B	FC6-4 1B		4-3		6	1	3	0	0	0	1						
Larry Hisle, R OBP: 0.361, SLG: 0.524 (1, 9)	SH2-3		F8			4-3 2B 1B	1B	FC6-4 1B		F8		5	1	2	0	0	0	1						
Tony Oliva, L OBP: 0.371, SLG: 0.407 Luis Gomez, R OBP: 0.217, SLG: 0.143 Bobby Darwin, R OBP: 0.308, SLG: 0.350 (1, 10)	1-3 1B IBB			4-3		4-3			WP E 1B	5-3		4	1	2	1	1	0	3						
Eric Soderholm, R OBP: 0.365, SLG: 0.365 (1, 5)	1-3 1B		6-3			2B BB			E 4-3 BB		WP SH1-3 1B	4	3	3	2	2	0	0						
Tom Kelly, L OBP: 0.239, SLG: 0.295 (1, 3)	1-3		4-3				6-3		E3 4-3 6-3		SH1-3	5	1	1	2	0	0	4						
Dan Ford, R OBP: 0.246, SLG: 0.246 (1, 8)	F7			SH5-3 1B		F3		F8		4-3		6	1	1	1	0	1	5						
Danny Thompson, R OBP: 0.358, SLG: 0.376 (1, 6)		5-3		F3		4-3 3B		L6		6-3		6	0	2	2	0	0	5						
Glenn Borgmann, R OBP: 0.252, SLG: 0.241 Jerry Terrell, R OBP: 0.357, SLG: 0.357 Phil Roof, R OBP: 0.323, SLG: 0.448 (1, 2)	5-3-5			SH5-3		P4			F9		F7	2	0	0	0	0	0	1						
Danny Walton, R OBP: 0.323, SLG: 0.448 (9, 2)									HR			2	1	1	1	0	0	1						
Inning Stats	R: 2 E: 0 K: 0 S: 6	H: 3 LOB: 2 BB: 1 P: 10	R: 0 E: 0 K: 0 S: 3	H: 0 LOB: 1 BB: 1 P: 7	R: 1 E: 0 K: 0 S: 4	H: 1 LOB: 0 BB: 0 P: 4	R: 0 E: 0 K: 0 S: 4	H: 1 LOB: 1 BB: 0 P: 4	R: 2 E: 0 K: 0 S: 5	H: 2 LOB: 1 BB: 1 P: 9	R: 1 E: 0 K: 0 S: 6	H: 3 LOB: 2 BB: 0 P: 6	R: 0 E: 0 K: 0 S: 4	H: 1 LOB: 1 BB: 0 P: 4	R: 0 E: 1 K: 0 S: 6	H: 2 LOB: 1 BB: 1 P: 10	R: 0 E: 0 K: 0 S: 3	H: 0 LOB: 0 BB: 0 P: 3	R: 1 E: 0 K: 1 S: 7	H: 2 LOB: 1 BB: 0 P: 7	1B: 11 2B: 2 3B: 1 HR: 2	SF: 0 SAC: 3 DP: 0 HBP: 0	WP: 2 PB: 0 SB: 0 CS: 0	PA: 54
PITCHER	IP ERA WLS BF H R ER SO BB IBB HBP BLK WP HR S P ERA WHIP	5.2 6.22 2.1 12 4 2 1 0 1 0 0 0 1 0 11 15 3.86 2.143	3.0 L 13 3 3 1 1 0 0 0 0 1 1 15 15 3.00 1.000	PITCHER												IP WLS BF H R ER SO BB IBB HBP BLK WP HR S P ERA WHIP								
Roric Harrison, R ERA: 5.22 Fred Beene, R ERA: 4.5 Tom Buskey, R ERA: 2.83	(1, 1)	(6, 1)	(9, 1)																					

Minnesota Twins @ Cleveland Indians
Cleveland Municipal Stadium, Cleveland, OH

AB 47
R 11
H 16
RBI 10
BB 4
SO 1
LOB 23



Mon Jun 09 1975, 7:05 PM EDT
Att: 6,912 - Unknown - 60 F

Batter	1	2	3	4	5	6	7	8	9	10	11	AB	R	H	RBI	BB	SO	LOB	BOTTOM							
Buddy Bell, R OBP: 0.309, SLG: 0.326 (1, 5)	1B		FC4-6 BB	E7 1B		FC4-6 1B	K			K		5	0	2	0	1	2	5								
Rick Manning, L OBP: 0.377, SLG: 0.429 (1, 9)	F7		FC4-6 1B			P5	F9			4-3		6	1	1	1	0	0	6								
George Hendrick, R OBP: 0.304, SLG: 0.453 (1, 8)	F9		1B 4-3 1B			FC6-4 2B BB	F3			K		6	2	1	0	0	1	3								
Boog Powell, L OBP: 0.385, SLG: 0.481 (1, 10)	1-3		BLK 4-3 1B			2B 1B BB		HR		K		5	2	2	2	1	1	1								
John Lowenstein, L OBP: 0.354, SLG: 0.506 Charlie Spikes, R OBP: 0.282, SLG: 0.311 (1, 7)		4-3	4-3			1B 2B		E 1B BB 1B		F7		2	0	0	1	0	0	1								
Tom McCraw, L OBP: 0.362, SLG: 0.451 Rico Carty, R OBP: 0.368, SLG: 0.455 (1, 3)		K	6-3					BB E 1B		F7		2	0	0	0	0	1	1								
John Ellis, R OBP: 0.257, SLG: 0.362 (1, 2)		P6						E7 BB 1B		K		3	0	0	0	0	3	3								
Frank Duffy, R OBP: 0.253, SLG: 0.236 (1, 6)			E5 3B							F7		4	1	0	1	1	2	1								
Duane Kuiper, L OBP: 0.565, SLG: 0.632 (1, 4)			FC4-6 3B			1B HBP				P3		3	2	2	1	1	0	3								
Inning Stats	R: 0 E: 0 K: 0 S: 4	H: 1 LOB: 1 BB: 0 P: 4	R: 0 E: 0 K: 1 S: 5	H: 0 LOB: 0 BB: 0 P: 5	R: 4 E: 1 K: 0 S: 7	H: 3 LOB: 1 BB: 1 P: 11	R: 1 E: 1 K: 2 S: 7	H: 1 LOB: 1 BB: 0 P: 8	R: 3 E: 0 K: 2 S: 10	H: 3 LOB: 1 BB: 1 P: 14	R: 0 E: 0 K: 0 S: 4	H: 1 LOB: 1 BB: 0 P: 4	R: 2 E: 1 K: 1 S: 9	H: 3 LOB: 3 BB: 1 P: 13	R: 0 E: 0 K: 2 S: 7	H: 0 LOB: 0 BB: 0 P: 7	R: 0 E: 0 K: 1 S: 5	H: 0 LOB: 0 BB: 0 P: 5	R: 0 E: 0 K: 1 S: 4	H: 0 LOB: 0 BB: 0 P: 8	R: 0 E: 0 K: 0 S: 3	H: 0 LOB: 0 BB: 0 P: 3	1B: 9 2B: 1 3B: 1 HR: 1	SF: 0 SAC: 0 DP: 0 HBP: 1	WP: 0 PB: 0 SB: 0 CS: 1	PA: 50
PITCHER	IP ERA WLS BF H R ER SO BB IBB HBP BLK WP HR S P ERA WHIP	4.1 3.25 1.2 12 6 4 3 2 1 0 0 0 0 0 15 19 6.23 4.200	5.0 W 17 0 0 0 5 2 0 0 0 0 0 0 25 33 0.00 0.400	PITCHER												IP WLS BF H R ER SO BB IBB HBP BLK WP HR S P ERA WHIP										
Jim Hughes, R ERA: 3.25 Bill Butler, L ERA: 10.0 Vic Albury, L ERA: 3.75	(1, 1)	(5, 1)	(7, 1)																							

Minnesota Twins @ Cleveland Indians
Cleveland Municipal Stadium, Cleveland, OH

AB 45
R 10
H 12
RBI 9
BB 4
SO 10
LOB 24



Mon Jun 09 1975, 7:05 PM EDT
Att: 6,912 - Unknown - 60 F


Batter	1	2	3	4	5	6	7	8	9	10	11	12	AB	R	H	RBI	BB	SO	LOB
Steve Braun, L OBP: 0.365, SLG: 0.431 Steve Brye, R OBP: 0.339, SLG: 0.439	P6		L6		L6		G3			6-3		BB BB	3 0 0 0 1 0 2 2 0 1 1 0 0 0						
Rod Carew, L OBP: 0.482, SLG: 0.612	K		F8					HR		K		BB BB	6 1 2 1 0 3 2						
Larry Hise, R OBP: 0.355, SLG: 0.510	K		F7			5-3		6-3		K		BB BB	5 0 0 0 1 2 2						
Tony Oliva, L OBP: 0.363, SLG: 0.391 Jerry Terrell, R OBP: 0.357, SLG: 0.357		4-3		6-3		P4		F7			F8	BB BB	5 0 0 1 1 0 0 0 0 0 0 0 0 0						
Eric Soderholm, R OBP: 0.358, SLG: 0.358		6-3		K		F9					L9	BB BB	6 0 1 0 0 2 3						
Tom Kelly, L OBP: 0.288, SLG: 0.292		WP BB		HR		L9		L8			G3		4 1 1 0 1 0 1						
Dan Ford, R OBP: 0.273, SLG: 0.328		4-3		HR									4 2 2 2 1 1 1						
Danny Thompson, R OBP: 0.345, SLG: 0.362			K	6-3			K					4-3 S	5 0 0 0 0 2 2						
Glenn Borgmann, R OBP: 0.288, SLG: 0.237 Danny Walton, R OBP: 0.344, SLG: 0.448 Phil Roof, R OBP: 0.344, SLG: 0.448			K									1B BB	2 0 0 0 0 1 0 0 0 0 0 1 0 0 1 1 0 0 1 1 0						
Inning Stats	R: 0 H: 0 E: 0 LOB: 0 K: 2 BB: 7 S: 7	R: 0 H: 0 E: 0 LOB: 1 K: 0 BB: 7 S: 3	R: 0 H: 1 E: 0 LOB: 2 K: 1 BB: 1 S: 8	R: 2 H: 2 E: 0 LOB: 0 K: 1 BB: 7 S: 7	R: 0 H: 0 E: 0 LOB: 0 K: 0 BB: 0 S: 3	R: 0 H: 0 E: 0 LOB: 0 K: 0 BB: 0 S: 3	R: 0 H: 1 E: 0 LOB: 2 K: 1 BB: 1 S: 6	R: 1 H: 2 E: 0 LOB: 1 K: 0 BB: 5 S: 5	R: 0 H: 0 E: 0 LOB: 0 K: 2 BB: 7 S: 7	R: 0 H: 0 E: 0 LOB: 0 K: 2 BB: 0 S: 7	R: 0 H: 0 E: 0 LOB: 0 K: 2 BB: 7 S: 7	R: 2 H: 1 E: 0 LOB: 3 K: 2 BB: 4 S: 8	1B: 4 SF: 0 2B: 1 SAC: 0 3B: 0 DP: 0 HR: 2 HBP: 0	WP: 1 PA: 50 PB: 0 SB: 0 CS: 0					
PITCHER	IP WLS BF H R ER SO BB IBB HBP BLK WP HR S P ERA WHIP	IP WLS BF H R ER SO BB IBB HBP BLK WP HR S P ERA WHIP	IP WLS BF H R ER SO BB IBB HBP BLK WP HR S P ERA WHIP	IP WLS BF H R ER SO BB IBB HBP BLK WP HR S P ERA WHIP	IP WLS BF H R ER SO BB IBB HBP BLK WP HR S P ERA WHIP	IP WLS BF H R ER SO BB IBB HBP BLK WP HR S P ERA WHIP	IP WLS BF H R ER SO BB IBB HBP BLK WP HR S P ERA WHIP	IP WLS BF H R ER SO BB IBB HBP BLK WP HR S P ERA WHIP	IP WLS BF H R ER SO BB IBB HBP BLK WP HR S P ERA WHIP	IP WLS BF H R ER SO BB IBB HBP BLK WP HR S P ERA WHIP	IP WLS BF H R ER SO BB IBB HBP BLK WP HR S P ERA WHIP	IP WLS BF H R ER SO BB IBB HBP BLK WP HR S P ERA WHIP	IP WLS BF H R ER SO BB IBB HBP BLK WP HR S P ERA WHIP	IP WLS BF H R ER SO BB IBB HBP BLK WP HR S P ERA WHIP					

TOP

Minnesota Twins @ Cleveland Indians
Cleveland Municipal Stadium, Cleveland, OH

Tue Jun 10 1975, 7:05 PM EDT
Att: 6,340 - Unknown - 72 F

AB 43
R 5
H 7
RBI 5
BB 7
SO 12
LOB 13




Batter	1	2	3	4	5	6	7	8	9	10	11	12	AB	R	H	RBI	BB	SO	LOB
Buddy Bell, R OBP: 0.306, SLG: 0.321 Rico Carty, R OBP: 0.374, SLG: 0.455 Frank Duffy, R OBP: 0.251, SLG: 0.234	SH3-4 BB	5-3			5-3		FC5-4					E3	3 1 0 0 1 0 2 0 0 0 0 1 0 0 1 0 0 0 0 0 0						
Rick Manning, L OBP: 0.360, SLG: 0.397	BB SH3-4	5-3		1-3				K			L5	BB	5 1 0 0 1 2 4						
George Hendrick, R OBP: 0.306, SLG: 0.465	SH3-4		6-3			4-3		HR				K	5 1 2 1 0 1 1						
Boog Powell, L OBP: 0.383, SLG: 0.471	FC6-4 BB		L9			L4-3		G3			P1	L6	5 0 1 0 1 0 2						
John Lowenstein, L OBP: 0.350, SLG: 0.489 Frank Robinson, R OBP: 0.349, SLG: 0.563	FC6-4 BB		K			L4-3		F9			K		3 0 0 1 1 1 1 1 0 0 0 0 1 1						
Charlie Spikes, R OBP: 0.279, SLG: 0.307	FC6-4 BB			5-3			5-3				F7		5 0 1 1 0 0 3						
John Ellis, R OBP: 0.262, SLG: 0.359				6-3			F9					E6	4 0 1 0 1 0 0						
Ed Crosby, L OBP: 0.252, SLG: 0.267	G3			F8				1B			K	G5-6-3	5 0 1 0 0 1 6						
Duane Kuiper, L OBP: 0.500, SLG: 0.542		4-3			F9			FC5-4			4-3	G2	5 0 1 0 0 0 2						
Inning Stats	R: 2 H: 0 E: 0 LOB: 3 K: 0 BB: 5 S: 3	R: 0 H: 0 E: 0 LOB: 0 K: 0 BB: 0 S: 3	R: 0 H: 0 E: 0 LOB: 0 K: 1 BB: 0 S: 5	R: 0 H: 0 E: 0 LOB: 0 K: 0 BB: 0 S: 3	R: 0 H: 0 E: 0 LOB: 0 K: 0 BB: 0 S: 3	R: 0 H: 1 E: 0 LOB: 0 K: 0 BB: 0 S: 3	R: 0 H: 2 E: 0 LOB: 2 K: 0 BB: 0 S: 5	R: 1 H: 1 E: 0 LOB: 0 K: 1 BB: 0 S: 6	R: 0 H: 2 E: 0 LOB: 3 K: 1 BB: 1 S: 7	R: 0 H: 1 E: 0 LOB: 1 K: 1 BB: 0 S: 6	R: 0 H: 0 E: 1 LOB: 0 K: 0 BB: 0 S: 3	R: 0 H: 0 E: 1 LOB: 1 K: 2 BB: 0 S: 8	1B: 6 SF: 0 2B: 1 SAC: 1 3B: 0 DP: 2 HR: 1 HBP: 0	WP: 0 PA: 49 PB: 0 SB: 0 CS: 0					
PITCHER	IP WLS BF H R ER SO BB IBB HBP BLK WP HR S P ERA WHIP	IP WLS BF H R ER SO BB IBB HBP BLK WP HR S P ERA WHIP	IP WLS BF H R ER SO BB IBB HBP BLK WP HR S P ERA WHIP	IP WLS BF H R ER SO BB IBB HBP BLK WP HR S P ERA WHIP	IP WLS BF H R ER SO BB IBB HBP BLK WP HR S P ERA WHIP	IP WLS BF H R ER SO BB IBB HBP BLK WP HR S P ERA WHIP	IP WLS BF H R ER SO BB IBB HBP BLK WP HR S P ERA WHIP	IP WLS BF H R ER SO BB IBB HBP BLK WP HR S P ERA WHIP	IP WLS BF H R ER SO BB IBB HBP BLK WP HR S P ERA WHIP	IP WLS BF H R ER SO BB IBB HBP BLK WP HR S P ERA WHIP	IP WLS BF H R ER SO BB IBB HBP BLK WP HR S P ERA WHIP	IP WLS BF H R ER SO BB IBB HBP BLK WP HR S P ERA WHIP	IP WLS BF H R ER SO BB IBB HBP BLK WP HR S P ERA WHIP	IP WLS BF H R ER SO BB IBB HBP BLK WP HR S P ERA WHIP					

BOTTOM

Minnesota Twins @ Cleveland Indians
Cleveland Municipal Stadium, Cleveland, OH

Tue Jun 10 1975, 7:05 PM EDT
Att: 6,340 - Unknown - 72 F

AB 42
R 3
H 7
RBI 3
BB 6
SO 6
LOB 22



Batter	1	2	3	4	5	6	7	8	9	AB	R	H	RBI	BB	SO	LOB	TOP			
Dan Ford, R OBP: 0.257, SLG: 0.308 (1, 8)										4	0	0	0	0	2	3				
Rod Carew, L OBP: 0.472, SLG: 0.598 (1, 4)										4	0	0	0	0	0	1				
Larry Hisle, R OBP: 0.358, SLG: 0.510 (1, 7)										4	0	2	0	0	1	0				
Bobby Darwin, R OBP: 0.307, SLG: 0.347 (1, 10)										4	0	1	0	0	3	3				
Eric Soderholm, R OBP: 0.351, SLG: 0.349 (1, 5)										4	0	0	0	0	0	1				
Steve Bnye, R OBP: 0.344, SLG: 0.436 (1, 9)										3	1	1	0	1	1	1				
Danny Thompson, R OBP: 0.342, SLG: 0.358 (1, 6)										4	0	1	0	0	0	2				
Tom Kelly, L OBP: 0.240, SLG: 0.279 (1, 3)										3	0	0	0	0	1	3				
Danny Walton, R OBP: 0.333, SLG: 0.433 (9, PH)										1	0	0	0	0	1	0				
Glenn Borgmann, R OBP: 0.296, SLG: 0.246 (1, 2)										3	0	2	1	0	1	0				
Inning Stats	R: 0 E: 0 K: 2 S: 8	H: 1 LOB: 1 BB: 0 P: 8	R: 0 E: 1 K: 1 S: 6	H: 0 LOB: 1 BB: 0 P: 6	R: 0 E: 2 K: 2 S: 9	H: 2 LOB: 2 BB: 0 P: 9	R: 1 E: 0 K: 1 S: 7	H: 2 LOB: 2 BB: 1 P: 11	R: 0 E: 0 K: 0 S: 4	H: 0 LOB: 0 BB: 0 P: 3	R: 0 E: 1 K: 1 S: 5	H: 0 LOB: 0 BB: 0 P: 5	R: 0 E: 0 K: 1 S: 7	H: 0 LOB: 0 BB: 0 P: 7	R: 0 E: 0 K: 1 S: 5	H: 1 LOB: 0 BB: 0 P: 5	1B: 7 2B: 0 3B: 0 HR: 0	SF: 0 SAC: 0 DP: 1 HBP: 0	WP: 0 PB: 0 CS: 0	PA: 35
PITCHER Rudy May, L ERA: 2.42 (1, 1)	IP: 9.0 WLS: W BF: 35 H: 7 R: 1 ER: 1 SO: 10 BB: 1 IBB: 0 HBP: 0 BLK: 0 WP: 0 HR: 0 S: 54 P: 58 ERA: 1.00 WHIP: 0.889															PITCHER				

Minnesota Twins @ New York Yankees
Shea Stadium, Flushing, NY
Wed Jun 11 1975, 7:05 PM EDT
Att: 13,659 - Unknown - 72 F

AB	34
R	1
H	7
RBI	1
BB	1
SO	10
LOB	14



Batter	1	2	3	4	5	6	7	8	9	AB	R	H	RBI	BB	SO	LOB	BOTTOM			
Walt Williams, R OBP: 0.311, SLG: 0.349 (1, 9)										5	0	0	0	0	0	6				
Elliott Maddox, R OBP: 0.376, SLG: 0.388 (1, 8)										4	2	2	0	0	0	3				
Roy White, S OBP: 0.413, SLG: 0.470 (7, PR)										3	1	2	2	1	0	0				
Larry Murray, S (8, 7)										0	0	0	0	0	0	0				
Thurman Munson, R OBP: 0.382, SLG: 0.444 (1, 2)										4	1	2	0	0	0	1				
Rick Dempsey, R OBP: 0.514, SLG: 0.467 (1, 10)										4	1	1	0	0	0	3				
Graig Nettles, L OBP: 0.327, SLG: 0.421 (1, 5)										4	0	1	1	0	1	3				
Chris Chambliss, L OBP: 0.343, SLG: 0.477 (1, 3)										4	0	0	0	0	0	2				
Sandy Alomar Sr., S OBP: 0.220, SLG: 0.229 (1, 4)										3	0	1	1	0	0	0				
Fred Stanley, R OBP: 0.284, SLG: 0.260 (1, 6)										4	0	3	0	0	0	0				
Inning Stats	R: 0 E: 0 K: 0 S: 2	H: 0 LOB: 0 BB: 1 P: 6	R: 2 E: 0 K: 0 S: 8	H: 4 LOB: 3 BB: 0 P: 8	R: 0 E: 0 K: 1 S: 6	H: 1 LOB: 1 BB: 0 P: 6	R: 0 E: 0 K: 0 S: 3	H: 0 LOB: 0 BB: 0 P: 3	R: 2 E: 1 K: 0 S: 5	H: 2 LOB: 0 BB: 0 P: 5	R: 0 E: 0 K: 0 S: 5	H: 2 LOB: 2 BB: 0 P: 5	R: 1 E: 0 K: 0 S: 5	H: 2 LOB: 2 BB: 0 P: 5	R: 0 E: 0 K: 0 S: 4	H: 1 LOB: 1 BB: 0 P: 4	1B: 8 2B: 4 3B: 0 HR: 0	SF: 0 SAC: 1 DP: 0 HBP: 0	WP: 0 PB: 0 CS: 1	PA: 38
PITCHER Mike Pazik, L ERA: 8.24 (1, 1)	IP: 6.1 WLS: L BF: 31 H: 11 R: 5 ER: 4 SO: 1															PITCHER				
Vic Albury, L ERA: 3.65 (7, 1)	IP: 1.2 WLS: L BF: 6 H: 1 R: 0 ER: 0 SO: 0															PITCHER				

Minnesota Twins @ New York Yankees
Shea Stadium, Flushing, NY
Wed Jun 11 1975, 7:05 PM EDT
Att: 13,659 - Unknown - 72 F

AB	35
R	5
H	12
RBI	4
BB	1
SO	1
LOB	18



Batter	1	2	3	4	5	6	7	8	9	AB	R	H	RBI	BB	SO	LOB	TOP					
Ken Singleton, S OBP: 0.419, SLG: 0.415	0-0 1B		0-0 4-3			0-0 HR	0-0 1B		0-0 4-3	5	1	3	1	0	0	0	Baltimore Orioles @ Minnesota Twins Metropolitan Stadium, Bloomington, MI Fri Jun 13 1975, 8:05 PM EDT Alt: 9,791 - Unknown - 68 F livebaseballscores.com					
Bobby Grich, R OBP: 0.377, SLG: 0.377	0-0 L9		0-0 4-3			4-0 SH1-3 1B BB	0-3 K			3	1	0	0	1	1	2						
Al Bumbry, L OBP: 0.366, SLG: 0.429	0-0 F7			4-0 G6-4-3 BB		0-0 SH1-3		0-0 2-3 S 1B		2	0	1	0	1	0	1						
Lee May, R OBP: 0.248, SLG: 0.366	0-0 L7			0-0 G6-4-3		0-0 F3		0-3 K		4	0	0	0	0	1	4						
Don Baylor, R OBP: 0.347, SLG: 0.450		0-3 K				0-0 F3	4-0 1B BB	1-0 2-3 HBP		2	0	0	0	1	1	0						
Jim Northrup, L OBP: 0.386, SLG: 0.447		0-0 4-3				0-0 6-3 1B	0-0 1-3 2-H S 1B	0-0 2-3		3	1	2	1	0	0	0						
Paul Blair, R OBP: 0.276, SLG: 0.302										1	0	0	0	0	0	2						
Brooks Robinson, R OBP: 0.268, SLG: 0.246		0-0 6-3				0-0 6-3	0-0 4-3	0-0 L8		4	0	0	0	0	0	5						
Dave Duncan, R OBP: 0.239, SLG: 0.378			0-0 F9			0-0 1B		0-0 F9		4	0	1	1	0	0	0						
Mark Belanger, R OBP: 0.291, SLG: 0.243			0-0 5-3			0-0 4-3		0-0 P6		3	0	1	0	0	0	1						
Tommy Davis, R OBP: 0.299, SLG: 0.327										1	0	0	0	0	0	0						
Inning Stats	R: 0 E: 0 K: 0 S: 4	H: 1 LOB: 1 BB: 0 P: 4	R: 0 E: 0 K: 1 S: 5	H: 0 LOB: 0 BB: 0 P: 5	R: 0 E: 0 K: 0 S: 3	H: 0 LOB: 0 BB: 0 P: 3	R: 0 E: 0 K: 0 S: 2	H: 0 LOB: 0 BB: 1 P: 6	R: 1 E: 0 K: 0 S: 5	H: 2 LOB: 1 BB: 0 P: 5	R: 2 E: 0 K: 0 S: 5	H: 2 LOB: 2 BB: 2 P: 13	R: 0 E: 0 K: 1 S: 6	H: 2 LOB: 1 BB: 0 P: 6	R: 0 E: 0 K: 1 S: 6	H: 1 LOB: 2 BB: 0 P: 7	R: 0 E: 0 K: 0 S: 3	H: 0 LOB: 0 BB: 0 P: 3	1B: 5 2B: 2 3B: 0 HR: 1	SF: 0 SAC: 1 DP: 1 HBP: 1	WP: 0 PB: 0 SB: 2 CS: 0	PA: 37
PITCHER Dave Goltz, R ERA: 3.12	IP: 9.0 WLS: W BF: 37 H: 8 R: 3 ER: 3 SO: 3 BB: 3 IBB: 0 HBP: 1 BLK: 0 WP: 0 HR: 1 S: 39 P: 52 ERA: 3.00 WHIP: 1.222															PITCHER						

Batter	1	2	3	4	5	6	7	8	9	AB	R	H	RBI	BB	SO	LOB	BOTTOM			
Jerry Terrell, R OBP: 0.444, SLG: 0.500	0-0 P6		0-0 G3-6 1B			0-0 4-3 E 2B		0-0 1B E SF7 1B		4	2	3	0	0	0	0	Baltimore Orioles @ Minnesota Twins Metropolitan Stadium, Bloomington, MI Fri Jun 13 1975, 8:05 PM EDT Alt: 9,791 - Unknown - 68 F livebaseballscores.com			
Rod Carew, L OBP: 0.468, SLG: 0.590	0-0 1B SF7 1B		0-0 G3-6			0-0 4-3	0-0 2-3	0-0 E4 1B HR		4	2	1	0	0	0	3				
Larry Hise, R OBP: 0.365, SLG: 0.515	0-0 1B FC6-4			0-3 K		0-0 E1 1B		0-0 HR 1B		4	1	3	1	0	1	0				
Tony Oliva, L OBP: 0.360, SLG: 0.392	0-0 SF7			0-0 G4-6-3 1B		0-0 6-3		0-0 SF7		2	0	1	2	0	0	1				
Eric Soderholm, R OBP: 0.354, SLG: 0.388	0-0 FC6-4			0-0 G4-6-3				0-0 HR	0-0 1H 2-H HR	4	2	2	4	0	0	2				
Steve Braun, L OBP: 0.373, SLG: 0.439		0-0 5-3						0-0 HR		4	0	3	0	0	0	0				
Steve Brye, R OBP: 0.344, SLG: 0.436					0-0 G5-4-3 1B			0-0 1B		0	0	0	0	0	0	0				
Dan Ford, R OBP: 0.247, SLG: 0.294		0-3 K			0-0 G5-4-3			0-0 F9		3	0	0	0	0	1	2				
Tom Kelly, L OBP: 0.228, SLG: 0.264		0-0 F2			0-0 4-3			0-0 L7		4	0	0	0	0	0	2				
Glenn Borgmann, R OBP: 0.280, SLG: 0.241			0-0 6-3			0-0 5-3		0-0 F7		3	0	0	0	0	0	1				
Inning Stats	R: 1 E: 0 K: 0 S: 5	H: 2 LOB: 1 BB: 0 P: 5	R: 0 E: 0 K: 1 S: 5	H: 0 LOB: 0 BB: 0 P: 5	R: 0 E: 0 K: 1 S: 3	H: 1 LOB: 0 BB: 0 P: 3	R: 0 E: 0 K: 1 S: 5	H: 1 LOB: 0 BB: 0 P: 5	R: 1 E: 1 K: 0 S: 5	H: 2 LOB: 1 BB: 0 P: 5	R: 1 E: 0 K: 0 S: 5	H: 2 LOB: 1 BB: 0 P: 5	R: 4 E: 1 K: 0 S: 8	H: 4 LOB: 1 BB: 0 P: 8	R: 0 E: 0 K: 0 S: 3	H: 0 LOB: 0 BB: 0 P: 3	1B: 10 2B: 1 3B: 0 HR: 2	SF: 2 SAC: 1 DP: 3 HBP: 0	WP: 0 PB: 0 SB: 0 CS: 0	PA: 35
PITCHER Mike Cuellar, L ERA: 4.02	IP: 7.1 WLS: L BF: 32 H: 12 R: 7 ER: 6 SO: 2 BB: 0 IBB: 0 HBP: 0 BLK: 0 WP: 0 HR: 2 S: 36 P: 36 ERA: 7.36 WHIP: 1.636															PITCHER Dyar Miller, R ERA: 2.7				

Batter	1	2	3	4	5	6	7	8	9	AB	R	H	RBI	BB	SO	LOB	TOP																					
Ken Singleton, S OBP: 0.223, SLG: 0.416 (1, 9)										4	1	2	0	1	1	2	<p>Baltimore Orioles @ Minnesota Twins Metropolitan Stadium, Bloomington, MI</p> <p>Sat Jun 14 1975, 4:33 AM EDT Att: 9,718 - Unknown - 65 F</p> <p>livebaseballscorecards.com</p> <p>AB 34 R 7 H 9 RBI 6 BB 8 SO 6 LOB 15</p>																					
Mark Belanger, R OBP: 0.294, SLG: 0.243 (1, 6)										4	1	1	0	1	0	2																						
Al Bumbry, L OBP: 0.367, SLG: 0.424 (1, 10)										4	2	1	0	1	1	4																						
Lee May, R OBP: 0.255, SLG: 0.376 (1, 3)										5	2	3	2	0	0	0																						
Jim Northrup, L OBP: 0.373, SLG: 0.438 Paul Blair, R OBP: 0.271, SLG: 0.299 (1, 8) (3, 8)										1	0	0	1	0	1	2																						
Don Baylor, R OBP: 0.354, SLG: 0.474 (1, 7)										4	1	2	2	1	0	0																						
Brooks Robinson, R OBP: 0.267, SLG: 0.241 (1, 5)										4	0	0	0	1	0	2																						
Dave Duncan, R OBP: 0.238, SLG: 0.365 (1, 2)										4	0	0	0	1	1	2																						
Doug DeCinces, R OBP: 0.279, SLG: 0.375 Bobby Grich, R OBP: 0.380, SLG: 0.377 (1, 4) (6, 4)										2	0	0	0	1	2	1																						
										0	0	0	0	1	0	0																						
Inning Stats	R: 0 E: 0 K: 1 S: 7	H: 2 LOB: 2 BB: 0 P: 7	R: 0 E: 0 K: 1 S: 5	H: 0 LOB: 1 BB: 1 P: 9	R: 4 E: 0 K: 0 S: 7	H: 4 LOB: 1 BB: 1 P: 11	R: 0 E: 0 K: 2 S: 7	H: 0 LOB: 0 BB: 0 P: 11	R: 0 E: 0 K: 0 S: 3	H: 0 LOB: 0 BB: 0 P: 3	R: 0 E: 0 K: 2 S: 7	H: 0 LOB: 1 BB: 1 P: 11	R: 2 E: 0 K: 0 S: 4	H: 1 LOB: 1 BB: 2 P: 12	R: 0 E: 0 K: 0 S: 4	H: 1 LOB: 2 BB: 1 P: 8	R: 1 E: 0 K: 0 S: 4	H: 1 LOB: 1 BB: 1 P: 8	1B: 6 2B: 2 3B: 0 HR: 1	SF: 2 SAC: 0 DP: 0 HBP: 0	WP: 1 PB: 0 SB: 0 CS: 0	PA: 44																
PITCHER	IP WLS BF H R ER SO BB IBB HBP BLK WP HR S P ERA WHIP																																					
Jim Hughes, R ERA: 3.63 Vic Albury, L ERA: 3.69	(1, 1) (3, 1)	2.1 6.2	L 29	15 3	6 3	4 3	4 3	2 3	2 4	0 3	0 3	0 4	2 4	6 6	0 0	0 0	0 0	1 1	1 31	25 55	15.43 4.05	3.429 1.350																

Batter	1	2	3	4	5	6	7	8	9	AB	R	H	RBI	BB	SO	LOB	BOTTOM																						
Jerry Terrell, R OBP: 0.364, SLG: 0.409 (1, 6)										4	0	0	0	0	0	0	<p>Baltimore Orioles @ Minnesota Twins Metropolitan Stadium, Bloomington, MI</p> <p>Sat Jun 14 1975, 4:33 AM EDT Att: 9,718 - Unknown - 65 F</p> <p>livebaseballscorecards.com</p> <p>AB 30 R 0 H 5 RBI 0 BB 2 SO 2 LOB 10</p>																						
Rod Carew, L OBP: 0.463, SLG: 0.582 (1, 4)										4	0	1	0	0	0	0																							
Larry Hise, R OBP: 0.363, SLG: 0.507 (1, 7)										3	0	0	0	1	0	0																							
Tony Oliva, L OBP: 0.357, SLG: 0.388 Luis Gomez, R OBP: 0.217, SLG: 0.143 (1, 10) (9, PR)										4	0	1	0	0	0	1																							
										0	0	0	0	0	0	0																							
Eric Soderholm, R OBP: 0.357, SLG: 0.391 (1, 5)										4	0	2	0	0	0	1																							
Bobby Darwin, R OBP: 0.307, SLG: 0.343 (1, 9)										2	0	0	0	1	1	2																							
Dan Ford, R OBP: 0.250, SLG: 0.296 (1, 8)										3	0	1	0	0	0	2																							
Tom Kelly, L OBP: 0.225, SLG: 0.260 Danny Walton, R OBP: 0.314, SLG: 0.406 (1, 3) (5, PH) (6, 3)										1	0	0	0	0	0	1																							
										2	0	0	0	0	0	2																							
Glenn Borgmann, R OBP: 0.287, SLG: 0.238 Danny Thompson, R OBP: 0.340, SLG: 0.356 Phil Roof, R (9, 2)										2	0	0	0	0	1	1																							
										1	0	0	0	0	0	0																							
										0	0	0	0	0	0	0																							
Inning Stats	R: 0 E: 0 K: 0 S: 3	H: 1 LOB: 1 BB: 1 P: 7	R: 0 E: 0 K: 0 S: 4	H: 2 LOB: 0 BB: 0 P: 4	R: 0 E: 0 K: 0 S: 3	H: 0 LOB: 0 BB: 0 P: 3	R: 0 E: 0 K: 0 S: 3	H: 0 LOB: 0 BB: 0 P: 3	R: 0 E: 0 K: 1 S: 5	H: 0 LOB: 1 BB: 1 P: 9	R: 0 E: 0 K: 0 S: 3	H: 0 LOB: 0 BB: 0 P: 3	R: 0 E: 0 K: 1 S: 6	H: 1 LOB: 1 BB: 0 P: 6	R: 0 E: 0 K: 0 S: 3	H: 0 LOB: 0 BB: 0 P: 3	R: 0 E: 0 K: 0 S: 4	H: 1 LOB: 1 BB: 0 P: 4	1B: 5 2B: 0 3B: 0 HR: 0	SF: 0 SAC: 0 DP: 2 HBP: 0	WP: 0 PB: 0 SB: 0 CS: 1	PA: 32																	
PITCHER	IP WLS BF H R ER SO BB IBB HBP BLK WP HR S P ERA WHIP																																						
Ross Grimsley, L ERA: 4.02	(1, 1)	9.0	W	32	5	0	0	2	2	0	0	0	0	0	0	0	0	0	0	34	42	0.00	0.778																

Batter	1	2	3	4	5	6	7	8	9	AB	R	H	RBI	BB	SO	LOB	TOP															
Ken Singleton, S OBP: 0.426, SLG: 0.418										4	1	2	0	1	0	1	Baltimore Orioles @ Minnesota Twins Metropolitan Stadium, Bloomington, MI Sun Jun 15 1975, 4:33 AM EDT Att: 13,400 - Unknown - 57 F															
Bobby Grich, R OBP: 0.381, SLG: 0.378										5	0	2	1	0	0	3																
Al Bumbry, L OBP: 0.368, SLG: 0.423										5	1	2	1	0	0	2																
Lee May, R OBP: 0.255, SLG: 0.378										4	0	1	0	0	1	3																
Jim Northrup, L OBP: 0.365, SLG: 0.442										4	0	1	0	0	1	2																
Don Baylor, R OBP: 0.352, SLG: 0.486										4	1	1	2	0	0	2																
Brooks Robinson, R OBP: 0.266, SLG: 0.246										4	1	1	0	0	0	1																
Dave Duncan, R OBP: 0.230, SLG: 0.353										4	0	0	0	0	2	1																
Mark Belanger, R OBP: 0.295, SLG: 0.245										3	0	1	0	0	1	1																
Tommy Davis, R OBP: 0.298, SLG: 0.325										1	0	0	0	0	0	0																
Inning Stats	R: 0 E: 1 K: 1 S: 6	H: 1 LOB: 1 BB: 0 P: 6	R: 0 E: 0 K: 0 S: 3	H: 0 LOB: 0 BB: 0 P: 3	R: 0 E: 0 K: 1 S: 6	H: 1 LOB: 1 BB: 0 P: 6	R: 1 E: 0 K: 0 S: 5	H: 2 LOB: 1 BB: 0 P: 5	R: 0 E: 0 K: 0 S: 4	H: 1 LOB: 1 BB: 0 P: 4	R: 0 E: 0 K: 0 S: 4	H: 1 LOB: 1 BB: 0 P: 4	R: 2 E: 0 K: 1 S: 8	H: 3 LOB: 2 BB: 1 P: 12	R: 1 E: 0 K: 2 S: 8	H: 1 LOB: 0 BB: 0 P: 8	R: 0 E: 0 K: 0 S: 4	H: 1 LOB: 1 BB: 0 P: 4	1B: 7 2B: 3 3B: 0 HR: 1	SF: 0 SAC: 0 DP: 0 HBP: 0	WP: 0 PB: 0 SB: 0 CS: 0	PA: 39										
PITCHER Ray Corbin, R ERA: 3.48	(1, 1)	IP: 9.0 WLS: W BF: 39	H: 11 R: 4 ER: 4 SO: 5	BB: 1 IBB: 0 HBP: 0 BLK: 0	WP: 0 HR: 1 S: 48 P: 52	ERA: 4.00 WHIP: 1.333											PITCHER	IP: 9.0 WLS: W BF: 39	H: 11 R: 4 ER: 4 SO: 5	BB: 1 IBB: 0 HBP: 0 BLK: 0	WP: 0 HR: 1 S: 48 P: 52	ERA: 4.00 WHIP: 1.333										

AB	38
R	4
H	11
RBI	4
BB	1
SO	5
LOB	16



Batter	1	2	3	4	5	6	7	8	9	AB	R	H	RBI	BB	SO	LOB	BOTTOM															
Jerry Terrell, R OBP: 0.370, SLG: 0.444										5	1	2	0	0	0	3	Baltimore Orioles @ Minnesota Twins Metropolitan Stadium, Bloomington, MI Sun Jun 15 1975, 4:33 AM EDT Att: 13,400 - Unknown - 57 F															
Steve Braun, L OBP: 0.374, SLG: 0.440										2	1	1	1	0	0	0																
Steve Brye, R OBP: 0.341, SLG: 0.432										1	0	0	0	0	0	0																
Larry Hisle, R OBP: 0.370, SLG: 0.510										3	2	2	0	1	0	1																
Tony Oliva, L OBP: 0.361, SLG: 0.382										2	0	0	0	2	1	3																
Eric Soderholm, R OBP: 0.360, SLG: 0.393										4	0	2	3	0	1	3																
Tom Kelly, L OBP: 0.214, SLG: 0.247										4	0	0	0	0	0	3																
Dan Ford, R OBP: 0.250, SLG: 0.333										4	1	1	1	0	0	1																
Danny Thompson, R OBP: 0.344, SLG: 0.367										4	0	2	0	0	0	0																
Glenn Borgmann, R OBP: 0.287, SLG: 0.234										2	0	0	0	1	0	1																
Rod Carew, L OBP: 0.466, SLG: 0.582										0	0	0	0	1	0	0																
Phil Roof, R										0	0	0	0	0	0	0																
Inning Stats	R: 3 E: 0 K: 0 S: 7	H: 4 LOB: 1 BB: 0 P: 7	R: 0 E: 0 K: 0 S: 2	H: 0 LOB: 1 BB: 1 P: 6	R: 1 E: 0 K: 0 S: 4	H: 2 LOB: 1 BB: 1 P: 8	R: 1 E: 0 K: 0 S: 4	H: 1 LOB: 0 BB: 0 P: 4	R: 0 E: 0 K: 2 S: 7	H: 0 LOB: 1 BB: 1 P: 11	R: 0 E: 0 K: 0 S: 4	H: 1 LOB: 1 BB: 0 P: 4	R: 0 E: 0 K: 0 S: 4	H: 1 LOB: 2 BB: 1 P: 8	R: 0 E: 0 K: 0 S: 4	H: 1 LOB: 2 BB: 1 P: 8	R: 0 E: 0 K: 0 S: 4	H: 1 LOB: 1 BB: 1 P: 8	1B: 7 2B: 2 3B: 0 HR: 1	SF: 0 SAC: 1 DP: 2 HBP: 0	WP: 1 PB: 0 SB: 1 CS: 0	PA: 37										
PITCHER Mike Torrez, R ERA: 3.85	(1, 1)	IP: 8.0 WLS: L BF: 37	H: 10 R: 5 ER: 5 SO: 2	BB: 3 IBB: 2 HBP: 0 BLK: 0	WP: 1 HR: 1 S: 36 P: 56	ERA: 5.62 WHIP: 1.625											PITCHER	IP: 8.0 WLS: L BF: 37	H: 10 R: 5 ER: 5 SO: 2	BB: 3 IBB: 2 HBP: 0 BLK: 0	WP: 1 HR: 1 S: 36 P: 56	ERA: 5.62 WHIP: 1.625										

AB	31
R	5
H	10
RBI	5
BB	5
SO	2
LOB	15



Batter	1	2	3	4	5	6	7	8	9	AB	R	H	RBI	BB	SO	LOB	TOP			
Bert Campaneris, R OBP: 0.288, SLG: 0.294 (1, 6)	0-0 6-3		0-0 6-3 1B		0-0 5-3			0-0 F3		4	0	1	2	0	0	0	Oakland Athletics @ Minnesota Twins Metropolitan Stadium, Bloomington, MI Tue Jun 17 1975, 8:05 PM EDT Unknown - 74 F			
Bill North, S OBP: 0.370, SLG: 0.306 Angel Mangual, R OBP: 0.139, SLG: 0.167 (5, 7)	0-0 F8		0-0 1-2 1B		0-0 1B			0-0 F9		2	0	1	0	0	0	0				
Claudell Washington, L OBP: 0.353, SLG: 0.448 (5, 8)	0-0 1-3		0-0 6-3		0-0 5-3			0-0 E4 2B		4	1	0	0	0	0	3				
Reggie Jackson, L OBP: 0.329, SLG: 0.516 (1, 9)		0-0 6-3		0-0 HR		0-0 3-1		0-0 1-H 2B		4	1	2	2	0	0	0				
Joe Rudi, R OBP: 0.332, SLG: 0.440 (1, 3)		0-0 L9		0-0 1B		0-0 1-3		0-0 5-3		4	0	1	0	0	0	1				
Gene Tenace, R OBP: 0.429, SLG: 0.547 (1, 2)		0-0 F7		0-0 F8		0-0 F2		0-3 K		4	0	0	0	0	1	1				
Billy Williams, L OBP: 0.332, SLG: 0.385 (1, 10)			0-0 SH1-4 1B	0-0 F5		0-0 4-3		0-0 P5		4	1	1	0	0	0	1				
Sal Bando, R OBP: 0.305, SLG: 0.280 (1, 5)			0-0 E6 1B	0-0 6-3		0-0 4-3		0-0 6-3		4	1	0	0	0	0	2				
Phil Garner, R OBP: 0.269, SLG: 0.330 (1, 4)			0-0 SH1-4	0-3 K		0-0 5-3				2	0	0	0	0	1	0				
Inning Stats	R: 0 E: 0 K: 0 S: 3	H: 0 LOB: 0 BB: 0 P: 3	R: 0 E: 0 K: 0 S: 3	H: 0 LOB: 0 BB: 0 P: 3	R: 2 E: 1 K: 0 S: 6	H: 3 LOB: 1 BB: 0 P: 6	R: 1 E: 0 K: 0 S: 5	H: 2 LOB: 1 BB: 0 P: 5	R: 0 E: 0 K: 1 S: 6	H: 1 LOB: 1 BB: 0 P: 6	R: 0 E: 0 K: 0 S: 3	H: 0 LOB: 0 BB: 0 P: 3	R: 0 E: 1 K: 0 S: 5	H: 1 LOB: 1 BB: 0 P: 5	R: 0 E: 0 K: 1 S: 5	H: 0 LOB: 0 BB: 0 P: 5		1B: 4 2B: 2 HR: 1	SF: 0 SAC: 1 DP: 0 HBP: 0	WP: 0 PB: 0 SB: 1 CS: 0
PITCHER Dave Goltz, R ERA: 3.01 (1, 1)	IP: 9.0 WLS: L BF: 35 H: 7 R: 4 ER: 2 SO: 2 BB: 0 IBB: 0 HBP: 0 BLK: 0 WP: 0 HR: 1 S: 39 P: 39 ERA: 2.00 WHIP: 0.778																			

Batter	1	2	3	4	5	6	7	8	9	AB	R	H	RBI	BB	SO	LOB	BOTTOM					
Dan Ford, R OBP: 0.281, SLG: 0.429 (1, 8)	0-0 G3			0-0 IHR		0-0 E7		0-0 1B WP		4	1	2	1	0	0	0	Oakland Athletics @ Minnesota Twins Metropolitan Stadium, Bloomington, MI Tue Jun 17 1975, 8:05 PM EDT Unknown - 74 F					
Rod Carew, L OBP: 0.465, SLG: 0.571 (1, 4)	0-0 6-3			0-0 4-3		0-0 L7		0-0 1B		4	0	1	1	0	0	1						
Larry Hise, R OBP: 0.364, SLG: 0.512 (8, 7)	0-3 K			0-3 K		0-3 K		0-3 K		4	0	0	0	0	4	2						
Tony Oliva, L OBP: 0.370, SLG: 0.394 (7, PR)		0-0 4-3		0-3 K2-3			0-0 L9 BB	0-0 F3		3	0	1	0	0	1	0						
Luis Gomez, R OBP: 0.217, SLG: 0.143 Jerry Terrell, R OBP: 0.357, SLG: 0.429 (8, PH)		0-0 6-3			0-3 K		0-0 1B			0	0	0	0	0	0	0						
Eric Soderholm, R OBP: 0.355, SLG: 0.384 (1, 5)		0-0 6-3			0-3 K		0-0 F8			3	0	0	0	1	1	0						
Steve Braun, L OBP: 0.377, SLG: 0.459 Steve Brye, R OBP: 0.338, SLG: 0.429 (8, 9)		0-0 6-3			0-0 1B		0-3 K			3	0	1	0	0	1	2						
Danny Thompson, R OBP: 0.335, SLG: 0.356 (1, 6)			0-0 4-3		0-0 1B		0-0 L9		0-0 E9	4	0	1	0	0	0	2						
John Briggs, L OBP: 0.440, SLG: 0.418 Danny Walton, R OBP: 0.316, SLG: 0.400 (7, PH)			0-0 4-3		0-0 G4-6-3 1B		0-0 1-3		0-0 F3	2	0	0	0	0	0	2						
Glenn Borgmann, R OBP: 0.283, SLG: 0.227 (1, 2)			0-0 5-3		0-0 F8		0-0 1B BB			2	1	0	0	1	0	0						
Inning Stats	R: 0 E: 0 K: 1 S: 5	H: 0 LOB: 0 BB: 0 P: 5	R: 0 E: 0 K: 0 S: 3	H: 0 LOB: 0 BB: 0 P: 3	R: 0 E: 0 K: 0 S: 3	H: 0 LOB: 0 BB: 0 P: 3	R: 1 E: 0 K: 2 S: 8	H: 1 LOB: 0 BB: 0 P: 8	R: 0 E: 0 K: 1 S: 6	H: 2 LOB: 1 BB: 0 P: 6	R: 0 E: 1 K: 1 S: 6	H: 0 LOB: 1 BB: 0 P: 6	R: 0 E: 0 K: 1 S: 6	H: 1 LOB: 2 BB: 1 P: 10	R: 1 E: 0 K: 1 S: 6	H: 2 LOB: 1 BB: 1 P: 10	R: 0 E: 1 K: 0 S: 4	H: 0 LOB: 1 BB: 0 P: 4	1B: 5 2B: 0 3B: 0 HR: 1	SF: 0 SAC: 0 DP: 1 HBP: 0	WP: 1 PB: 0 SB: 0 CS: 0	PA: 35
PITCHER Vida Blue, L ERA: 3.21 (1, 1)	IP: 9.0 WLS: W BF: 35 H: 6 R: 2 ER: 2 SO: 7 BB: 2 IBB: 0 HBP: 0 BLK: 0 WP: 1 HR: 0 S: 47 P: 55 ERA: 2.00 WHIP: 0.889																					

AB	34
R	4
H	7
RBI	4
BB	0
SO	2
LOB	8



AB	33
R	2
H	6
RBI	2
BB	2
SO	7
LOB	13



Batter	1	2	3	4	5	6	7	8	9	AB	R	H	RBI	BB	SO	LOB	TOP										
Bert Campaneris, R OBP: 0.270, SLG: 0.301 (1, 6)										5	1	2	1	0	0	0	Oakland Athletics @ Minnesota Twins Metropolitan Stadium, Bloomington, MI Tue Jun 17 1975, 8:05 PM EDT Att: 16,752 - Unknown livebaseballscorecards.com										
Bill North, S OBP: 0.375, SLG: 0.310 (1, 8)										4	1	2	2	1	1	1											
Claudell Washington, L OBP: 0.349, SLG: 0.441 (1, 7)										4	0	0	0	0	0	4											
Reggie Jackson, L OBP: 0.328, SLG: 0.509 (1, 9)										3	1	0	0	1	0	2											
Joe Rudi, R OBP: 0.335, SLG: 0.449 (1, 3)										4	2	2	0	0	0	1											
Gene Tenace, R OBP: 0.427, SLG: 0.549 (1, 2)										3	0	1	3	0	2	1											
Ray Fosse, R OBP: 0.079, SLG: 0.054 (5, 2)										1	0	1	0	0	0	0											
Billy Williams, L OBP: 0.327, SLG: 0.377 (1, 10)										4	1	0	1	0	1	2											
Don Hopkins, L (8, PR)										0	0	0	0	0	0	0											
Sal Bando, R OBP: 0.304, SLG: 0.284 (1, 5)										4	1	1	0	0	0	1											
Phil Garner, R OBP: 0.268, SLG: 0.328 (1, 4)										4	1	1	1	0	1	0											
Inning Stats	R: 0 E: 0 K: 1 S: 5	H: 1 LOB: 0 BB: 0 P: 5	R: 0 E: 0 K: 1 S: 5	H: 0 LOB: 0 BB: 0 P: 5	R: 0 E: 0 K: 1 S: 5	H: 0 LOB: 0 BB: 0 P: 5	R: 0 E: 0 K: 0 S: 3	H: 0 LOB: 1 BB: 1 P: 7	R: 8 E: 1 K: 2 S: 15	H: 7 LOB: 1 BB: 1 P: 19	R: 0 E: 0 K: 0 S: 3	H: 0 LOB: 0 BB: 0 P: 3	R: 0 E: 0 K: 0 S: 4	H: 1 LOB: 1 BB: 0 P: 4	R: 0 E: 0 K: 0 S: 3	H: 1 LOB: 1 BB: 0 P: 3	R: 0 E: 0 K: 0 S: 3	H: 0 LOB: 0 BB: 0 P: 3	1B: 6 2B: 4 3B: 1 HR: 0	SF: 0 SAC: 0 DP: 1 HBP: 0	WP: 0 PB: 1 SB: 1 CS: 1	PA: 38					
PITCHER	IP	WLS	BF	H	R	ER	SO	BB	IBB	HBP	BLK	WP	HR	S	P	ERA	WHIP										
Bill Butler, L ERA: 9.67 (1, 1)	4.1	L	19	5	5	4	4	1	0	0	0	0	0	26	30	8.31	1.385										
Mark Wiley, R ERA: 10.13 (5, 1)	2.2		13	4	3	3	1	1	0	0	0	0	0	14	18	10.12	1.875										
Tom Burgmeier, L ERA: 2.81 (8, 1)	2.0		6	1	0	0	0	0	0	0	0	0	0	6	6	0.00	0.500										

Batter	1	2	3	4	5	6	7	8	9	AB	R	H	RBI	BB	SO	LOB	BOTTOM										
Dan Ford, R OBP: 0.298, SLG: 0.425 (1, 8)										3	1	1	0	2	0	0	Oakland Athletics @ Minnesota Twins Metropolitan Stadium, Bloomington, MI Tue Jun 17 1975, 8:05 PM EDT Att: 16,752 - Unknown livebaseballscorecards.com										
Jerry Terrell, R OBP: 0.394, SLG: 0.424 (1, 4)										5	1	2	2	0	1	3											
Larry Hisle, R OBP: 0.361, SLG: 0.518 (1, 7)										5	1	1	3	0	0	4											
Danny Walton, R OBP: 0.302, SLG: 0.375 (1, 10)										5	1	1	0	0	4	2											
Eric Soderholm, R OBP: 0.361, SLG: 0.383 (1, 5)										3	1	1	0	2	0	0											
Steve Bnye, R OBP: 0.346, SLG: 0.443 (1, 9)										3	0	2	1	0	0	1											
Steve Braun, L OBP: 0.380, SLG: 0.459 (7, PH)										0	0	0	0	1	0	0											
Tom Kelly, L OBP: 0.216, SLG: 0.247 (7, PR)										0	0	0	0	0	0	0											
Rod Carew, L OBP: 0.463, SLG: 0.568 (9, PH)										1	0	0	0	0	0	0											
John Briggs, L OBP: 0.436, SLG: 0.410 (1, 3)										4	1	1	0	1	0	5											
Danny Thompson, R OBP: 0.337, SLG: 0.358 (1, 6)										5	1	2	1	0	0	4											
Phil Roof, R OBP: 0.182, SLG: 0.100 (1, 2)										3	0	1	0	0	0	2											
Tony Oliva, L OBP: 0.367, SLG: 0.392 (7, PH)										1	0	0	0	0	0	2											
Glenn Borgmann, R OBP: 0.283, SLG: 0.227 (8, 2)										0	0	0	0	0	0	0											
Inning Stats	R: 0 E: 0 K: 1 S: 6	H: 1 LOB: 1 BB: 0 P: 6	R: 0 E: 0 K: 0 S: 4	H: 1 LOB: 1 BB: 0 P: 4	R: 4 E: 0 K: 0 S: 8	H: 5 LOB: 2 BB: 1 P: 12	R: 0 E: 0 K: 1 S: 5	H: 0 LOB: 0 BB: 0 P: 5	R: 0 E: 0 K: 0 S: 5	H: 0 LOB: 1 BB: 1 P: 9	R: 2 E: 0 K: 0 S: 5	H: 3 LOB: 1 BB: 1 P: 9	R: 1 E: 0 K: 1 S: 6	H: 1 LOB: 2 BB: 2 P: 14	R: 0 E: 0 K: 1 S: 6	H: 1 LOB: 1 BB: 0 P: 6	R: 0 E: 0 K: 0 S: 3	H: 0 LOB: 1 BB: 1 P: 7	1B: 10 2B: 2 3B: 0 HR: 1	SF: 0 SAC: 0 DP: 1 HBP: 0	WP: 0 PB: 0 SB: 1 CS: 0	PA: 44					
PITCHER	IP	WLS	BF	H	R	ER	SO	BB	IBB	HBP	BLK	WP	HR	S	P	ERA	WHIP										
Ken Holtzman, L ERA: 3.5 (1, 1)	5.1	W	29	10	6	6	3	3	0	0	0	0	0	4	8	9.00	1.000										
Rollie Fingers, R ERA: 2.54 (6, 1)	1.0		3	0	1	1	1	1	0	0	0	0	0	4	8	9.00	1.000										
Paul Lindblad, L ERA: 3.0 (7, 1)	2.1		11	2	0	0	1	2	0	0	0	0	0	11	19	0.00	1.714										
Jim Todd, R ERA: 2.36 (9, 1)	0.1	S	1	0	0	0	0	0	0	0	0	0	0	1	1	0.00	0.000										



Batter	1	2	3	4	5	6	7	8	9	AB	R	H	RBI	BB	SO	LOB	TOP					
Bert Campaneris, R OBP: 0.280, SLG: 0.305 (1, 6)										4	1	2	0	2	0	1	Oakland Athletics @ Minnesota Twins Metropolitan Stadium, Bloomington, MI Wed Jun 18 1975, 8:05 PM EDT Att: 14,706 - Unknown - 69 F					
Bill North, S OBP: 0.370, SLG: 0.306 (1, 8)										6	0	1	0	0	2	6						
Claudell Washington, L OBP: 0.345, SLG: 0.436 (1, 7)										5	1	1	0	0	3	3						
Reggie Jackson, L OBP: 0.329, SLG: 0.502 (1, 9)										3	1	0	0	1	2	3						
Joe Rudi, R OBP: 0.336, SLG: 0.473 (1, 3)										5	2	2	5	0	1	5						
Gene Tenace, R OBP: 0.431, SLG: 0.546 (1, 2)										3	1	1	0	1	1	0						
Billy Williams, L OBP: 0.332, SLG: 0.374 (1, 10)										2	1	0	0	2	0	3						
Sal Bando, R OBP: 0.306, SLG: 0.288 (1, 5)										4	0	1	2	1	1	2						
Phil Garner, R OBP: 0.267, SLG: 0.330 (1, 4)										5	0	1	0	0	0	4						
Inning Stats	R: 0 E: 1 K: 3 S: 10	H: 1 LOB: 2 BB: 0 P: 11	R: 0 E: 0 K: 0 S: 2	H: 0 LOB: 1 BB: 2 P: 10	R: 0 E: 0 K: 1 S: 7	H: 2 LOB: 2 BB: 0 P: 7	R: 0 E: 0 K: 2 S: 7	H: 0 LOB: 1 BB: 1 P: 11	R: 0 E: 0 K: 2 S: 8	H: 1 LOB: 1 BB: 0 P: 8	R: 1 E: 0 K: 0 S: 4	H: 1 LOB: 1 BB: 1 P: 8	R: 6 E: 1 K: 0 S: 6	H: 2 LOB: 2 BB: 3 P: 20	R: 0 E: 1 K: 1 S: 7	H: 1 LOB: 2 BB: 0 P: 7		R: 0 E: 0 K: 1 S: 6	H: 1 LOB: 1 BB: 0 P: 6	1B: 5 2B: 2 3B: 0 HR: 2	SF: 0 SAC: 0 DP: 1 HBP: 3	WP: 0 PB: 0 SB: 1 CS: 0
PITCHER	IP	WLS	BF	H	R	ER	SO	BB	IBB	HBP	BLK	WP	HR	S	P	ERA	WHIP					
Vic Albury, L ERA: 4.0 (1, 1)	6.1	L	33	6	6	5	8	6	0	2	0	0	2	41	67	7.11	1.895					
Tom Burgmeier, L ERA: 2.96 (7, 1)	2.2		14	3	1	1	2	1	0	1	0	0	0	16	21	3.38	1.500					

AB	37
R	7
H	9
RBI	7
BB	7
SO	10
LOB	27



Batter	1	2	3	4	5	6	7	8	9	AB	R	H	RBI	BB	SO	LOB	BOTTOM					
Dan Ford, R OBP: 0.316, SLG: 0.433 (1, 8)										3	0	2	0	0	1	1	Oakland Athletics @ Minnesota Twins Metropolitan Stadium, Bloomington, MI Wed Jun 18 1975, 8:05 PM EDT Att: 14,706 - Unknown - 69 F					
Steve Braun, L OBP: 0.378, SLG: 0.456 (8, FH)										1	0	0	0	0	0	0						
Jerry Terrell, R OBP: 0.364, SLG: 0.424 (9, 9)										5	0	2	0	0	0	3						
Rod Carew, L OBP: 0.462, SLG: 0.563 (1, 4)										4	0	1	2	0	0	3						
Eric Soderholm, R OBP: 0.357, SLG: 0.380 (1, 5)										4	0	1	2	0	0	3						
Tony Oliva, L OBP: 0.368, SLG: 0.388 (1, 10)										4	0	1	0	0	0	5						
Luis Gomez, R OBP: 0.217, SLG: 0.143 (9, PR)										0	1	0	0	0	0	0						
John Briggs, L OBP: 0.427, SLG: 0.432 (1, 7)										5	1	1	2	0	0	3						
Steve Brye, R OBP: 0.341, SLG: 0.457 (9, 8)										5	1	1	1	0	1	1						
Tom Kelly, L OBP: 0.237, SLG: 0.259 (1, 3)										4	1	2	0	1	1	1						
Danny Thompson, R OBP: 0.329, SLG: 0.348 (1, 6)										4	0	0	0	0	1	3						
Glenn Borgmann, R OBP: 0.284, SLG: 0.235 (1, 2)										3	2	2	1	1	1	0						
Inning Stats	R: 0 E: 0 K: 0 S: 4	H: 1 LOB: 0 BB: 0 P: 4	R: 0 E: 0 K: 0 S: 3	H: 0 LOB: 0 BB: 0 P: 3	R: 1 E: 0 K: 0 S: 5	H: 2 LOB: 2 BB: 0 P: 6	R: 0 E: 0 K: 0 S: 4	H: 1 LOB: 1 BB: 0 P: 4	R: 0 E: 0 K: 0 S: 4	H: 1 LOB: 3 BB: 1 P: 9	R: 3 E: 0 K: 1 S: 9	H: 4 LOB: 2 BB: 1 P: 13	R: 0 E: 0 K: 2 S: 8	H: 1 LOB: 1 BB: 0 P: 8	R: 0 E: 0 K: 1 S: 5	H: 0 LOB: 0 BB: 0 P: 5	R: 2 E: 0 K: 1 S: 7	H: 2 LOB: 1 BB: 0 P: 7	1B: 10 2B: 0 3B: 0 HR: 2	SF: 1 SAC: 0 DP: 0 HBP: 2	WP: 0 PB: 0 SB: 0 CS: 0	PA: 43
PITCHER	IP	WLS	BF	H	R	ER	SO	BB	IBB	HBP	BLK	WP	HR	S	P	ERA	WHIP					
Jim Perry, R ERA: 5.46 (1, 1)	5.0		25	6	3	3	0	2	0	2	0	0	1	21	31	5.40	1.600					
Jim Todd, R ERA: 2.51 (6, 1)	1.0	W	6	3	1	1	1	0	0	0	0	0	0	8	8	9.00	3.000					
Rollie Fingers, R ERA: 3.0 (7, 1)	3.0	S	12	3	2	2	4	0	0	0	0	0	1	20	20	6.00	1.000					

AB	38
R	6
H	12
RBI	6
BB	2
SO	5
LOB	20



Batter	1	2	3	4	5	6	7	8	9	10	AB	R	H	RBI	BB	SO	LOB	TOP	
Bill North, S OBP: 0.367, SLG: 0.303 (1, 8)	FC1-6 1B	E3			6-3		FC6-4 5-3-5			K	5	1	1	0	0	1	1	Oakland Athletics @ Minnesota Twins Metropolitan Stadium, Bloomington, MI Thu Jun 19 1975, 4:33 AM EDT Att: 12,206 - Unknown - 81 F	
Phil Garner, R OBP: 0.270, SLG: 0.328 (1, 4)	FC1-6 BB	K			K		5-3-5			1B WP	4	1	1	0	1	2	2		
Claudell Washington, L OBP: 0.353, SLG: 0.441 (1, 7)	K				E BB					WP E 1B	4	1	3	0	1	1	2		
Reggie Jackson, L OBP: 0.323, SLG: 0.491 (1, 10)	FC1-6 1B				K		4-3			1B	5	1	0	0	0	1	5		
Joe Rudi, R OBP: 0.344, SLG: 0.488 (1, 3)	1B				G6-4-3 BB					HR	3	1	2	2	2	0	1		
Sal Bando, R OBP: 0.307, SLG: 0.288 (1, 5)	1B				G6-4-3					BB BB	4	0	1	1	1	0	4		
Angel Mangual, R OBP: 0.148, SLG: 0.150 (1, 9)	6-3									BB BB	4	0	0	0	1	0	3		
Ray Fosco, R OBP: 0.276, SLG: 0.051 Jim Fregg, R OBP: 0.264, SLG: 0.286 Larry Haney, R OBP: 0.335, SLG: 0.374 Billy Williams, L OBP: 0.335, SLG: 0.374 Don Hopkins, L OBP: 0.335, SLG: 0.374 Gene Tenace, R OBP: 0.335, SLG: 0.374 (1, 3)		P6					G6-4-3			BB BB	2	0	0	0	0	0	0		
Ted Martinez, R OBP: 0.200, SLG: 0.257 (1, 6)	5-3				6-3					L9	5	0	1	0	0	0	3		
Inning Stats	R: 2 E: 0 K: 1 S: 8	H: 3 LOB: 2 BB: 1 P: 12	R: 0 E: 1 K: 1 S: 6	H: 0 LOB: 1 BB: 0 P: 6	R: 0 E: 1 K: 1 S: 5	H: 1 LOB: 1 BB: 1 P: 9	R: 0 E: 0 K: 0 S: 3	H: 0 LOB: 0 BB: 0 P: 7	R: 0 E: 0 K: 0 S: 3	H: 1 LOB: 0 BB: 0 P: 3	R: 0 E: 0 K: 0 S: 4	H: 0 LOB: 0 BB: 0 P: 4	R: 0 E: 0 K: 0 S: 3	H: 0 LOB: 0 BB: 0 P: 3	R: 3 E: 1 K: 1 S: 8	H: 3 LOB: 3 BB: 3 P: 20	1B: 8 2B: 1 3B: 0 HR: 1	SF: 0 SAC: 0 DP: 3 HBP: 0	WP: 1 PA: 45
PITCHER	IP 9.2	WLS L	BF 43	H 9	R 5	ER 5	SO 5	BB 6	IBB 0	HBP 0	BLK 0	WP 1	HR 1	S 47	P 71	ERA 4.66	WHIP 1.552		
Jim Hughes, R ERA: 3.75 Mark Wiley, R ERA: 9.0 (10, 1)	0.1		2	0	0	0	0	1	0	0	0	0	0	1	5	0.00	3.000		

AB	38
R	5
H	9
RBI	3
BB	7
SO	5
LOB	23



Batter	1	2	3	4	5	6	7	8	9	10	AB	R	H	RBI	BB	SO	LOB	BOTTOM	
Jerry Terrell, R OBP: 0.342, SLG: 0.378 (1, 6)	F3	4-3			F5		F8			FC6-4 BB	4	0	0	0	1	0	1	Oakland Athletics @ Minnesota Twins Metropolitan Stadium, Bloomington, MI Thu Jun 19 1975, 4:33 AM EDT Att: 12,206 - Unknown - 81 F	
Rod Carew, L OBP: 0.458, SLG: 0.552 (1, 4)	G3						F7			F7	4	0	0	0	1	0	2		
Eric Soderholm, R OBP: 0.354, SLG: 0.372 (1, 5)	1B BB	6-3					L7			FC6-4	4	0	0	0	1	1	4		
Tony Oliva, L OBP: 0.366, SLG: 0.384 (1, 10)	1B				F8		K			4-3	4	0	1	0	0	1	0		
Danny Walton, R OBP: 0.277, SLG: 0.341 (1, 3)	3-1				K		K			F8	4	0	0	0	0	2	2		
John Briggs, L OBP: 0.430, SLG: 0.422 (1, 7)		E 2B BB					K			K	2	1	0	0	2	2	0		
Steve Brye, R OBP: 0.331, SLG: 0.443 (1, 8)		E8 2B			F2		3-1			6-3	4	1	0	0	0	0	2		
Tom Kelly, L OBP: 0.237, SLG: 0.270 (1, 9)		K			P4		K			2B	4	0	1	0	0	2	2		
Glenn Borgmann, R OBP: 0.283, SLG: 0.242 (1, 2)		4-3 2B			F9		P4			F8	4	0	1	2	0	0	1		
Inning Stats	R: 0 E: 0 K: 0 S: 4	H: 1 LOB: 2 BB: 1 P: 8	R: 2 E: 1 K: 1 S: 7	H: 1 LOB: 2 BB: 2 P: 15	R: 0 E: 0 K: 1 S: 5	H: 0 LOB: 1 BB: 1 P: 9	R: 0 E: 0 K: 0 S: 3	H: 0 LOB: 0 BB: 0 P: 3	R: 0 E: 0 K: 1 S: 5	H: 0 LOB: 0 BB: 0 P: 5	R: 0 E: 0 K: 1 S: 5	H: 0 LOB: 0 BB: 0 P: 5	R: 0 E: 0 K: 1 S: 5	H: 0 LOB: 0 BB: 0 P: 5	R: 0 E: 0 K: 0 S: 4	H: 1 LOB: 2 BB: 1 P: 8	1B: 1 2B: 2 3B: 0 HR: 0	SF: 0 SAC: 0 DP: 0 HBP: 0	WP: 0 PA: 39
PITCHER	IP 5.0	WLS W	BF 22	H 2	R 2	ER 0	SO 3	BB 4	IBB 0	HBP 0	BLK 0	WP 0	HR 0	S 24	P 40	ERA 0.00	WHIP 1.200		
Sonny Siebert, R ERA: 2.83 Glenn Abbott, R ERA: 4.04 Paul Lindblad, L ERA: 2.96 (6, 1)	4.1		15	1	0	0	5	1	0	0	0	0	0	2	28	0.00	0.462		
(10, 1)	0.2	S	2	0	0	0	0	0	0	0	0	0	0	2	2	0.00	0.000		

AB	34
R	2
H	3
RBI	2
BB	5
SO	8
LOB	14



Batter	1	2	3	4	5	6	7	8	9	AB	R	H	RBI	BB	SO	LOB	TOP										
Dan Ford, R OBP: 0.311, SLG: 0.415 (1, 8)										4	1	0	0	1	0	4	Minnesota Twins @ Chicago White Sox Comiskey Park, Chicago, IL Fri Jun 20 1975, 8:05 PM EDT Att: 9,208 - Cloudy - 84 F										
Rod Carew, L OBP: 0.455, SLG: 0.548 (1, 4)										5	0	2	0	0	2	1											
Eric Soderholm, R OBP: 0.359, SLG: 0.385 (1, 5)										4	2	2	0	1	0	2											
Tony Oliva, L OBP: 0.367, SLG: 0.381 (1, 10)										4	0	1	0	1	0	4											
Larry Hulse, R OBP: 0.361, SLG: 0.518 (9, PR)										0	0	0	0	0	0	0											
Steve Brye, R OBP: 0.333, SLG: 0.463 (1, 9)										5	1	2	3	0	0	4											
John Briggs, L OBP: 0.437, SLG: 0.419 (1, 7)										3	1	1	1	2	1	0											
Danny Thompson, R OBP: 0.331, SLG: 0.346 (1, 6)										4	0	1	0	1	0	6											
Glenn Borgmann, R OBP: 0.297, SLG: 0.248 (1, 2)										4	0	2	0	0	1	1											
Tom Kelly, L OBP: 0.238, SLG: 0.272 (1, 3)										3	0	1	1	0	0	2											
Inning Stats	R: 3 E: 0 K: 1 S: 6	H: 1 LOB: 0 BB: 2 P: 14	R: 0 E: 0 K: 1 S: 5	H: 1 LOB: 1 BB: 1 P: 9	R: 0 E: 0 K: 1 S: 4	H: 1 LOB: 1 BB: 0 P: 4	R: 0 E: 0 K: 1 S: 7	H: 2 LOB: 2 BB: 0 P: 7	R: 0 E: 0 K: 0 S: 4	H: 1 LOB: 1 BB: 1 P: 8	R: 0 E: 0 K: 0 S: 5	H: 3 LOB: 3 BB: 1 P: 9	R: 0 E: 0 K: 0 S: 3	H: 0 LOB: 0 BB: 0 P: 3	R: 1 E: 0 K: 1 S: 7	H: 2 LOB: 3 BB: 1 P: 11	1B: 9 2B: 2 3B: 0 HR: 1	SF: 1 SAC: 0 DP: 1 HBP: 0	WP: 1 PB: 0 SB: 2 CS: 1	PA: 43							
PITCHER	IP	WLS	BF	H	R	ER	SO	BB	IBB	HBP	BLK	WP	HR	S	P	ERA	WHIP										
Dave Hamilton, L ERA: 4.32 (1, 1)	6.0	L	29	8	4	4	3	4	0	0	0	0	1	31	47	6.00	2.000										
Bill Gogolewski, R ERA: 3.23 (7, 1)	1.0		5	2	0	0	0	1	0	0	0	0	0	4	8	0.00	3.000										
Cecil Upshaw, R ERA: 4.08 (8, 1)	2.0		9	2	1	1	1	0	1	0	0	1	0	10	14	4.50	1.000										
Batter	1	2	3	4	5	6	7	8	9	AB	R	H	RBI	BB	SO	LOB	BOTTOM										
Pat Kelly, L OBP: 0.357, SLG: 0.402 (1, 9)										3	0	2	1	1	1	1	Minnesota Twins @ Chicago White Sox Comiskey Park, Chicago, IL Fri Jun 20 1975, 8:05 PM EDT Att: 9,208 - Cloudy - 84 F										
Jorge Orta, L OBP: 0.348, SLG: 0.401 (1, 4)										4	0	2	1	1	0	2											
Carlos May, L OBP: 0.394, SLG: 0.433 (1, 3)										5	0	0	0	0	2	7											
Deron Johnson, R OBP: 0.288, SLG: 0.400 (1, 10)										4	0	1	0	0	1	1											
Ken Henderson, S OBP: 0.358, SLG: 0.369 (1, 8)										4	1	1	1	0	0	3											
Bill Melton, R OBP: 0.335, SLG: 0.322 (1, 5)										4	0	0	0	0	2	3											
Nyls Nyman, L OBP: 0.208, SLG: 0.223 (1, 7)										4	1	2	0	0	1	0											
Bucky Dent, R OBP: 0.329, SLG: 0.387 (1, 6)										4	1	3	0	0	0	0											
Brian Downing, R OBP: 0.352, SLG: 0.333 (1, 2)										4	0	0	0	0	2	5											
Inning Stats	R: 0 E: 0 K: 1 S: 8	H: 3 LOB: 3 BB: 0 P: 8	R: 0 E: 0 K: 0 S: 4	H: 2 LOB: 2 BB: 2 P: 12	R: 0 E: 0 K: 1 S: 5	H: 0 LOB: 0 BB: 0 P: 5	R: 0 E: 0 K: 2 S: 7	H: 0 LOB: 0 BB: 0 P: 7	R: 0 E: 0 K: 0 S: 4	H: 1 LOB: 1 BB: 0 P: 4	R: 0 E: 0 K: 1 S: 5	H: 0 LOB: 0 BB: 0 P: 5	R: 0 E: 0 K: 1 S: 6	H: 1 LOB: 1 BB: 0 P: 6	R: 1 E: 0 K: 2 S: 8	H: 1 LOB: 0 BB: 0 P: 8	R: 2 E: 0 K: 1 S: 8	H: 3 LOB: 1 BB: 0 P: 8	1B: 9 2B: 1 3B: 0 HR: 1	SF: 1 SAC: 0 DP: 1 HBP: 0	WP: 0 PB: 0 SB: 0 CS: 0	PA: 39					
PITCHER	IP	WLS	BF	H	R	ER	SO	BB	IBB	HBP	BLK	WP	HR	S	P	ERA	WHIP										
Ray Corbin, R ERA: 3.41 (1, 1)	9.0	W	39	11	3	3	9	2	0	0	0	0	1	55	63	3.00	1.444										

Batter	1	2	3	4	5	6	7	8	9	AB	R	H	RBI	BB	SO	LOB	TOP					
Dan Ford, R OBP: 0.324, SLG: 0.485 (1, 8)										5	3	3	3	0	0	2						
Rod Carew, L OBP: 0.448, SLG: 0.544 (1, 4)										5	1	1	0	0	0	1						
Eric Soderholm, R OBP: 0.369, SLG: 0.392 (1, 5)										4	1	3	0	1	1	2						
Tony Oliva, L OBP: 0.362, SLG: 0.371 (1, 10)										4	1	0	0	1	0	5						
Larry Hulse, R OBP: 0.361, SLG: 0.518 (9, PR)										0	0	0	0	0	0	0						
Steve Brye, R OBP: 0.336, SLG: 0.468 (1, 9)										5	1	2	3	0	1	3						
John Briggs, L OBP: 0.427, SLG: 0.402 (1, 7)										4	0	0	0	1	1	3						
Danny Thompson, R OBP: 0.330, SLG: 0.350 (1, 6)										4	0	1	2	0	0	3						
Luis Gomez, R OBP: 0.217, SLG: 0.143 (7, 6)										0	0	0	0	0	0	0						
Glenn Borgmann, R OBP: 0.296, SLG: 0.248 (1, 2)										4	0	1	0	0	1	0						
Tom Kelly, L OBP: 0.248, SLG: 0.274 (1, 3)										3	1	1	0	1	1	1						
Inning Stats	R: 0 E: 0 K: 2 S: 9	H: 2 LOB: 2 BB: 0 P: 9	R: 0 E: 0 K: 1 S: 5	H: 0 LOB: 0 BB: 0 P: 5	R: 2 E: 0 K: 0 S: 3	H: 1 LOB: 0 BB: 2 P: 11	R: 0 E: 0 K: 1 S: 5	H: 0 LOB: 0 BB: 0 P: 5	R: 0 E: 0 K: 0 S: 4	H: 1 LOB: 1 BB: 0 P: 4	R: 3 E: 1 K: 0 S: 6	H: 3 LOB: 0 BB: 0 P: 6	R: 2 E: 0 K: 1 S: 8	H: 3 LOB: 3 BB: 2 P: 16	R: 1 E: 0 K: 1 S: 6	H: 1 LOB: 0 BB: 0 P: 6	R: 0 E: 0 K: 0 S: 4	H: 1 LOB: 1 BB: 0 P: 4	1B: 7 2B: 4 3B: 0 HR: 2	SF: 0 SAC: 0 DP: 1 HBP: 0	WP: 0 PB: 0 SB: 0 CS: 0	PA: 42
PITCHER	IP WLS BF H R ER SO BB IBB HBP BLK WP HR S P ERA WHIP																					
Jim Kaat, L ERA: 2.91 (1, 1)	6.1 L 29 9 7 6 4 2 0 0 0 0 0 1 35 43 8.53 1.737																					
Rich Gossage, R ERA: 1.72 (7, 1)	0.2 5 1 0 0 1 0 2 0 0 0 0 0 5 13 0.00 1.500																					
Ozzie Osborn, R ERA: 4.85 (8, 1)	2.0 8 2 1 1 1 0 0 0 0 0 0 1 10 10 4.50 1.000																					

Minnesota Twins @ Chicago White Sox
Comiskey Park, Chicago, IL
Sat Jun 21 1975, 4:33 AM EDT
Att: 15,079 - Unknown - 77 F

AB 38
R 8
H 12
RBI 8
BB 4
SO 6
LOB 21



Batter	1	2	3	4	5	6	7	8	9	AB	R	H	RBI	BB	SO	LOB	BOTTOM					
Pat Kelly, L OBP: 0.355, SLG: 0.399 (1, 9)										4	1	1	1	0	2	1						
Jorge Orta, L OBP: 0.346, SLG: 0.398 (1, 4)										4	0	1	0	0	0	1						
Carlos May, L OBP: 0.388, SLG: 0.427 (1, 3)										3	0	0	1	0	1	1						
Deron Johnson, R OBP: 0.296, SLG: 0.417 (1, 10)										4	0	3	0	0	1	1						
Ken Henderson, S OBP: 0.352, SLG: 0.362 (1, 8)										4	0	0	0	0	0	4						
Bill Melton, R OBP: 0.325, SLG: 0.315 (1, 5)										4	0	0	0	0	0	2						
Nyls Nyman, L OBP: 0.202, SLG: 0.216 (1, 7)										4	0	0	0	0	0	2						
Bucky Dent, R OBP: 0.328, SLG: 0.385 (1, 6)										4	1	1	0	0	0	0						
Pete Varney, R OBP: 0.391, SLG: 0.435 (1, 2)										3	1	2	0	0	1	0						
Inning Stats	R: 0 E: 0 K: 0 S: 3	H: 0 LOB: 0 BB: 0 P: 3	R: 0 E: 0 K: 0 S: 4	H: 1 LOB: 1 BB: 0 P: 4	R: 3 E: 0 K: 1 S: 9	H: 4 LOB: 1 BB: 0 P: 9	R: 0 E: 0 K: 0 S: 3	H: 0 LOB: 0 BB: 0 P: 3	R: 0 E: 0 K: 2 S: 8	H: 1 LOB: 1 BB: 0 P: 8	R: 0 E: 0 K: 0 S: 4	H: 1 LOB: 1 BB: 0 P: 4	R: 0 E: 0 K: 2 S: 7	H: 0 LOB: 0 BB: 0 P: 7	R: 0 E: 0 K: 0 S: 4	H: 1 LOB: 1 BB: 0 P: 4	R: 0 E: 0 K: 0 S: 3	H: 0 LOB: 0 BB: 0 P: 3	1B: 5 2B: 3 3B: 0 HR: 0	SF: 1 SAC: 0 DP: 0 HBP: 0	WP: 0 PB: 0 SB: 2 CS: 0	PA: 35
PITCHER	IP WLS BF H R ER SO BB IBB HBP BLK WP HR S P ERA WHIP																					
Bill Campbell, R ERA: 4.06 (1, 1)	9.0 W 35 8 3 3 5 0 0 0 0 0 0 0 45 45 3.00 0.889																					

Minnesota Twins @ Chicago White Sox
Comiskey Park, Chicago, IL
Sat Jun 21 1975, 4:33 AM EDT
Att: 15,079 - Unknown - 77 F

AB 34
R 3
H 8
RBI 2
BB 0
SO 5
LOB 12



Batter	1	2	3	4	5	6	7	8	9	10	AB	R	H	RBI	BB	SO	LOB	TOP			
Dan Ford, R OBP: 0.325, SLG: 0.500 (1, 8)	4-0 BB S	0-0 F7		0-0 F6			0-0 HR	0-3 K		0-0 6-3	5	1	1	1	1	1	7	Minnesota Twins @ Chicago White Sox Comiskey Park, Chicago, IL Sun Jun 22 1975, 4:33 AM EDT Unknown - 89 F livebaseballscorecards.com			
Rod Carew, L OBP: 0.450, SLG: 0.557 (1, 4)	0-3 K		0-0 G3			0-0 HR	0-0 G6-4-3 BB 1B	0-3 K		0-0 1B	6	1	3	1	0	2	4				
Eric Soderholm, R OBP: 0.372, SLG: 0.386 (1, 5)	4-0 BB		0-0 F8			4-0 G4-6-3 BB	4-0 G6-4-3 BB		0-3 K	0-0 F7	3	0	0	0	3	1	1				
Tony Oliva, L OBP: 0.350, SLG: 0.364 (1, 10)	0-3 K		0-0 F5			0-0 G4-6-3	0-0 G6-4-3		0-3 K	0-0	6	0	1	0	0	2	5				
Steve Brye, R OBP: 0.335, SLG: 0.463 (1, 9)	0-0 5-3					0-0 2B 1B	0-0 F9		0-3 K	0-0 BB 1B	6	2	2	0	0	1	5				
John Briggs, L OBP: 0.434, SLG: 0.430 (1, 7)		0-3 K		0-0 F9			0-0 HR		4-0 1B 1B BB	4-0 1B 1B	3	1	1	1	2	1	1				
Danny Thompson, R OBP: 0.330, SLG: 0.340 Steve Stritzel, R OBP: 0.281, SLG: 0.459 Luis Gomez, R OBP: 0.217, SLG: 0.143 (1, 6)	0-0 2B 1B		0-3 K			0-0 F9			0-0 1B 1B	0-0 BB	3	0	1	0	0	1	1				
Jerry Terrell, R OBP: 0.359, SLG: 0.395 (9, 6)									1-2 1B	1-3 2H 1B	1	0	1	1	0	0	0				
Glenn Borgmann, R OBP: 0.302, SLG: 0.268 Danny Walton, R OBP: 0.271, SLG: 0.333 Phil Roof, R OBP: 0.250, SLG: 0.100 (8, 2)	0-0 2B		0-0			0-0 5-3			0-3 K	4-0 1B	3	0	2	1	0	0	0				
Tom Kelly, L OBP: 0.255, SLG: 0.273 (1, 3)	0-0 G3		0-0			0-0 6-3			0-0 1B	0-3 K	4	0	1	0	1	1	5				
Inning Stats	R: 0 E: 0 K: 2 S: 7	H: 0 LOB: 2 P: 15	R: 0 E: 0 K: 1 S: 7	H: 2 LOB: 2 BB: 0 P: 7	R: 0 E: 0 K: 0 S: 3	H: 0 LOB: 0 BB: 0 P: 3	R: 1 E: 0 K: 1 S: 7	H: 2 LOB: 2 BB: 1 P: 11	R: 1 E: 0 K: 0 S: 4	H: 1 LOB: 0 BB: 1 P: 7	R: 1 E: 0 K: 1 S: 6	H: 2 LOB: 1 BB: 1 P: 10	R: 0 E: 0 K: 3 S: 11	H: 2 LOB: 3 BB: 1 P: 15	R: 1 E: 0 K: 3 S: 11	H: 2 LOB: 3 BB: 2 P: 19	R: 0 E: 0 K: 0 S: 5	H: 2 LOB: 2 BB: 0 P: 5	1B: 9 2B: 2 3B: 0 HR: 3	SF: 0 SAC: 0 DP: 2 HBP: 0	WP: 0 PA: 50 PB: 0 SB: 1 CS: 0
PITCHER	IP WLS BF H R ER SO BB IBB HBP BLK WP HR S P ERA WHIP	IP WLS BF H R ER SO BB IBB HBP BLK WP HR S P ERA WHIP	IP WLS BF H R ER SO BB IBB HBP BLK WP HR S P ERA WHIP	IP WLS BF H R ER SO BB IBB HBP BLK WP HR S P ERA WHIP	IP WLS BF H R ER SO BB IBB HBP BLK WP HR S P ERA WHIP	IP WLS BF H R ER SO BB IBB HBP BLK WP HR S P ERA WHIP	IP WLS BF H R ER SO BB IBB HBP BLK WP HR S P ERA WHIP	IP WLS BF H R ER SO BB IBB HBP BLK WP HR S P ERA WHIP	IP WLS BF H R ER SO BB IBB HBP BLK WP HR S P ERA WHIP	IP WLS BF H R ER SO BB IBB HBP BLK WP HR S P ERA WHIP	IP WLS BF H R ER SO BB IBB HBP BLK WP HR S P ERA WHIP	IP WLS BF H R ER SO BB IBB HBP BLK WP HR S P ERA WHIP	IP WLS BF H R ER SO BB IBB HBP BLK WP HR S P ERA WHIP	IP WLS BF H R ER SO BB IBB HBP BLK WP HR S P ERA WHIP	IP WLS BF H R ER SO BB IBB HBP BLK WP HR S P ERA WHIP	IP WLS BF H R ER SO BB IBB HBP BLK WP HR S P ERA WHIP	IP WLS BF H R ER SO BB IBB HBP BLK WP HR S P ERA WHIP	IP WLS BF H R ER SO BB IBB HBP BLK WP HR S P ERA WHIP	IP WLS BF H R ER SO BB IBB HBP BLK WP HR S P ERA WHIP	IP WLS BF H R ER SO BB IBB HBP BLK WP HR S P ERA WHIP	IP WLS BF H R ER SO BB IBB HBP BLK WP HR S P ERA WHIP
Wilbur Wood, L ERA: 5.2	5.0	24	6	3	3	4	4	0	0	0	0	0	0	0	0	0	0	5.40	2.000		
Cecil Upshaw, R ERA: 4.34	1.0	5	2	1	1	0	0	0	0	0	0	0	0	0	0	0	0	9.00	2.000		
Rich Gossage, R ERA: 1.78	2.2	15	4	1	1	6	4	0	0	0	0	0	0	23	39	3.38	3.000				
Ozzie Osborn, R ERA: 4.4	1.1	W	6	2	0	0	1	0	0	0	0	0	0	8	8	0.00	1.500				

Batter	1	2	3	4	5	6	7	8	9	10	AB	R	H	RBI	BB	SO	LOB	BOTTOM			
Pat Kelly, L OBP: 0.351, SLG: 0.393 Bob Coluccio, R OBP: 0.309, SLG: 0.311 (1, 9)	0-0 3-1	0-0 4-3		0-0 5-3		0-0 F9		0-0 1B		0-0 2B	5	0	1	0	0	0	2	Minnesota Twins @ Chicago White Sox Comiskey Park, Chicago, IL Sun Jun 22 1975, 4:33 AM EDT Unknown - 89 F livebaseballscorecards.com			
Jorge Orta, L OBP: 0.347, SLG: 0.406 (1, 4)	0-0 2B		0-0 4-3		0-0 2B	0-0 F8		0-0 4-3		0-0 2B	5	0	2	0	0	0	2				
Carlos May, L OBP: 0.388, SLG: 0.426 (1, 3)	0-3 K		0-0 1B		0-0 G3	0-0 1B		0-0 F9		0-0 F8	5	1	2	0	0	1	2				
Deron Johnson, R OBP: 0.294, SLG: 0.412 (1, 10)	0-0 P3		0-0 E8		0-0 L6	0-0 P3		0-0 F8		0-0 F8	5	1	1	0	0	0	3				
Ken Henderson, S OBP: 0.349, SLG: 0.369 (1, 8)		0-0 1B		0-0 SF7		0-0 4-3		0-0 4-3		0-0 F3	4	1	1	1	0	0	0				
Bill Melton, R OBP: 0.335, SLG: 0.327 (1, 5)		0-0 3B		0-0 G3		0-0 1B		0-0 F7		0-0 P3	5	2	3	1	0	0	0				
Nyls Nyman, L OBP: 0.209, SLG: 0.223 (1, 7)		0-0 3H		0-0 G3		0-0 1B		0-3 K		0-3 K	5	0	2	1	0	2	1				
Bucky Dent, R OBP: 0.329, SLG: 0.385 Lee Richard, R OBP: 0.385, SLG: 0.273 (10, PR)		0-0 5-3		0-0 FC5-4		0-0 1B		0-0 5-3		0-0 CS	5	0	2	0	0	0	4				
Brian Downing, R OBP: 0.357, SLG: 0.337 (1, 2)		0-0 2H		0-0 S		0-0 4-3		0-0 1B		0-0 F7	4	0	2	1	1	0	1				
Inning Stats	R: 0 E: 0 K: 1 S: 6	H: 1 LOB: 1 BB: 0 P: 6	R: 2 E: 0 K: 0 S: 6	H: 3 LOB: 3 BB: 0 P: 6	R: 2 E: 1 K: 0 S: 7	H: 4 LOB: 2 BB: 0 P: 7	R: 0 E: 0 K: 0 S: 4	H: 1 LOB: 1 BB: 0 P: 4	R: 1 E: 0 K: 0 S: 5	H: 2 LOB: 1 BB: 0 P: 5	R: 0 E: 0 K: 1 S: 5	H: 0 LOB: 0 BB: 0 P: 5	R: 0 E: 0 K: 0 S: 4	H: 2 LOB: 1 BB: 0 P: 4	R: 0 E: 0 K: 0 S: 3	H: 0 LOB: 0 BB: 0 P: 3	R: 1 E: 0 K: 1 S: 6		H: 2 LOB: 3 BB: 1 P: 10	1B: 12 2B: 4 3B: 1 HR: 0	SF: 1 SAC: 0 DP: 0 HBP: 0
PITCHER	IP WLS BF H R ER SO BB IBB HBP BLK WP HR S P ERA WHIP	IP WLS BF H R ER SO BB IBB HBP BLK WP HR S P ERA WHIP	IP WLS BF H R ER SO BB IBB HBP BLK WP HR S P ERA WHIP	IP WLS BF H R ER SO BB IBB HBP BLK WP HR S P ERA WHIP	IP WLS BF H R ER SO BB IBB HBP BLK WP HR S P ERA WHIP	IP WLS BF H R ER SO BB IBB HBP BLK WP HR S P ERA WHIP	IP WLS BF H R ER SO BB IBB HBP BLK WP HR S P ERA WHIP	IP WLS BF H R ER SO BB IBB HBP BLK WP HR S P ERA WHIP	IP WLS BF H R ER SO BB IBB HBP BLK WP HR S P ERA WHIP	IP WLS BF H R ER SO BB IBB HBP BLK WP HR S P ERA WHIP	IP WLS BF H R ER SO BB IBB HBP BLK WP HR S P ERA WHIP	IP WLS BF H R ER SO BB IBB HBP BLK WP HR S P ERA WHIP	IP WLS BF H R ER SO BB IBB HBP BLK WP HR S P ERA WHIP	IP WLS BF H R ER SO BB IBB HBP BLK WP HR S P ERA WHIP	IP WLS BF H R ER SO BB IBB HBP BLK WP HR S P ERA WHIP	IP WLS BF H R ER SO BB IBB HBP BLK WP HR S P ERA WHIP	IP WLS BF H R ER SO BB IBB HBP BLK WP HR S P ERA WHIP	IP WLS BF H R ER SO BB IBB HBP BLK WP HR S P ERA WHIP	IP WLS BF H R ER SO BB IBB HBP BLK WP HR S P ERA WHIP	IP WLS BF H R ER SO BB IBB HBP BLK WP HR S P ERA WHIP	
Dave Goltz, R ERA: 3.28	6.0	31	13	5	5	1	0	0	0	0	0	0	0	33	33	7.50	2.167				
Mark Wiley, R ERA: 5.70	1.2	6	2	0	0	1	0	0	0	0	0	0	0	8	8	0.00	1.200				
Tom Burgmeier, L ERA: 2.97	2.0	L	9	2	1	1	1	0	0	0	0	0	0	10	14	4.50	1.500				

Batter	1	2	3	4	5	6	7	8	9	AB	R	H	RBI	BB	SO	LOB	TOP					
Dan Ford, R OBP: 0.322, SLG: 0.486 (1, 8)	0-0 6-3		0-0 F7			4-0 1B FC5-4 BB	0-0 F9			3	1	0	0	1	0	1						
Rod Carew, L OBP: 0.443, SLG: 0.547 (1, 4)	0-0 4-3		0-0 F8			0-0 F5		0-0 E6 L4-3		4	0	0	0	0	0	1						
Luis Gomez, R OBP: 0.217, SLG: 0.143 (8, 6)										0	0	0	0	0	0	0						
Eric Soderholm, R OBP: 0.374, SLG: 0.386 (1, 5)	4-0 BB					0-0 FC5-4 1B		0-0 L4-3 1-2		3	0	1	0	1	1	1						
Tony Oliva, L OBP: 0.349, SLG: 0.355 (1, 10)	0-0 6-3					0-0 FC5-4 1-2 3-H 0-3		0-0 F8		4	0	0	1	0	0	2						
Steve Bnye, R OBP: 0.327, SLG: 0.450 (1, 9)		0-0 1-3				0-0 E5				4	0	0	0	0	1	1						
John Briggs, L OBP: 0.436, SLG: 0.456 (1, 7)		4-0 BB				0-0 G3				3	1	1	1	1	0	1						
Jerry Terrell, R OBP: 0.326, SLG: 0.357 (8, 4)		0-3 K				0-0 5-3				4	0	0	0	0	1	1						
Tom Kelly, L OBP: 0.248, SLG: 0.265 (1, 3)		0-0 1-3				0-0 F2				3	0	0	0	0	0	1						
Phil Roof, R OBP: 0.200, SLG: 0.077 (1, 2)			0-0 P6			0-3 K				3	0	0	0	0	1	0						
Inning Stats	R: 0 E: 0 K: 0 S: 3	H: 0 LOB: 1 BB: 1 P: 7	R: 0 E: 0 K: 1 S: 5	H: 0 LOB: 1 BB: 1 P: 9	R: 0 E: 0 K: 0 S: 3	H: 0 LOB: 0 BB: 0 P: 3	R: 0 E: 1 K: 1 S: 6	H: 0 LOB: 1 BB: 0 P: 6	R: 0 E: 0 K: 1 S: 5	H: 0 LOB: 0 BB: 0 P: 5	R: 1 E: 1 K: 0 S: 6	H: 1 LOB: 1 BB: 1 P: 10	R: 1 E: 1 K: 0 S: 5	H: 1 LOB: 1 BB: 0 P: 5	R: 0 E: 1 K: 0 S: 3	H: 0 LOB: 0 BB: 0 P: 3	R: 0 E: 0 K: 0 S: 3	H: 0 LOB: 0 BB: 0 P: 3	1B: 1 2B: 1 3B: 0 HR: 1	SF: 0 SAC: 0 DP: 1 HBP: 0	WP: 0 PB: 0 CS: 0	PA: 34
PITCHER	IP	WLS	BF	H	R	ER	SO	BB	IBB	HBP	BLK	WP	HR	S	P	ERA	WHIP					
Jesse Jefferson, R ERA: 2.03 (1, 1)	5.2	W	22	1	1	1	3	3	0	0	0	0	0	25	37	1.59	0.706					
Cecil Upshaw, R ERA: 4.09 (6, 1)	3.1	S	12	1	1	1	1	0	0	0	0	0	1	14	14	2.70	0.300					

Minnesota Twins @ Chicago White Sox
Comiskey Park, Chicago, IL
Sun Jun 22 1975, 4:38 AM EDT
Att: 23,299 - Unknown

AB 31
R 2
H 2
RBI 2
BB 3
SO 4
LOB 9



Batter	1	2	3	4	5	6	7	8	9	AB	R	H	RBI	BB	SO	LOB	BOTTOM					
Bob Coluccio, R OBP: 0.321, SLG: 0.360 (1, 9)	0-0 F8		0-0 1B			0-0 HR				4	1	3	2	0	0	0						
Bucky Dent, R OBP: 0.332, SLG: 0.387 (1, 6)	0-0 1B	0-0 1B	0-0 L3			0-0 F8				4	0	2	1	0	0	1						
Ken Henderson, S OBP: 0.348, SLG: 0.364 (1, 8)	0-0 F2		4-0 HR BB		0-0 1-3	0-3 K				3	1	0	0	1	1	1						
Deron Johnson, R OBP: 0.297, SLG: 0.428 (1, 3)	0-3 K		0-0 HR		0-3 K					4	1	2	2	0	2	1						
Bill Melton, R OBP: 0.337, SLG: 0.332 (1, 5)		4-0 1B WP BB	0-0 HR 2B		0-0 P4	0-3 K				3	2	1	0	1	1	1						
Carlos May, L OBP: 0.386, SLG: 0.423 (1, 10)		0-0 WP 1B	0-3 K			0-0 F8		0-3 K		4	1	1	0	0	2	2						
Bill Stein, R OBP: 0.351, SLG: 0.368 (1, 4)		4-0 1B BB	4-0 HR BB		0-0 1-3	0-0 K		0-3 K		2	2	0	0	2	1	0						
Buddy Bradford, R OBP: 0.275, SLG: 0.364 (1, 7)		0-3 K	0-0 HR		0-3 K					4	1	1	3	0	2	2						
Pete Varney, R OBP: 0.333, SLG: 0.370 (1, 2)		0-3 K	0-3 K			0-0 F7				4	0	0	0	0	2	2						
Inning Stats	R: 0 E: 0 K: 1 S: 6	H: 1 LOB: 1 BB: 0 P: 6	R: 3 E: 0 K: 2 S: 9	H: 3 LOB: 2 BB: 2 P: 17	R: 5 E: 0 K: 2 S: 11	H: 4 LOB: 1 BB: 2 P: 19	R: 0 E: 0 K: 1 S: 5	H: 0 LOB: 0 BB: 0 P: 5	R: 0 E: 0 K: 1 S: 5	H: 0 LOB: 0 BB: 0 P: 5	R: 1 E: 0 K: 1 S: 6	H: 1 LOB: 0 BB: 0 P: 6	R: 0 E: 0 K: 2 S: 7	H: 1 LOB: 1 BB: 0 P: 7	R: 0 E: 0 K: 1 S: 5	H: 0 LOB: 0 BB: 0 P: 5	1B: 5 2B: 2 3B: 1 HR: 3	SF: 0 SAC: 0 DP: 1 HBP: 0	WP: 1 PB: 0 CS: 1	PA: 36		
PITCHER	IP	WLS	BF	H	R	ER	SO	BB	IBB	HBP	BLK	WP	HR	S	P	ERA	WHIP					
Vic Albury, L ERA: 4.65 (1, 1)	2.0	L	14	6	6	6	3	3	0	0	0	0	1	17	29	27.00	4.500					
Bill Butler, L ERA: 8.56 (3, 1)	6.0		22	4	3	3	8	1	0	0	0	0	2	37	41	4.50	0.833					

Minnesota Twins @ Chicago White Sox
Comiskey Park, Chicago, IL
Sun Jun 22 1975, 4:38 AM EDT
Att: 23,299 - Unknown

AB 32
R 9
H 10
RBI 8
BB 4
SO 11
LOB 10



Batter	1	2	3	4	5	6	7	8	9	AB	R	H	RBI	BB	SO	LOB	TOP										
Dan Ford, R OBP: 0.309, SLG: 0.464 (1, 8)	F3		K		1-3		1-3		FC6-4	5	0	0	0	0	1	2	Minnesota Twins @ Oakland Athletics Oakland-Alameda County Coliseum, Oakland, CA Mon Jun 23 1975, 7:05 PM PDT Att: 29,410 - Unknown - 50 F										
Rod Carew, L OBP: 0.440, SLG: 0.539 (1, 4)	G3			IBB	5-3		4-3			3	0	0	0	1	0												
Eric Soderholm, R OBP: 0.372, SLG: 0.383 (1, 5)	K		F9						FC6-4 1B	4	0	1	0	0	1	2											
Tony Oliva, L OBP: 0.357, SLG: 0.363 (1, 10)				WP 1B BB					F5	2	1	1	0	1	0	1											
Steve Brye, R OBP: 0.331, SLG: 0.452 (1, 9)	FC4-6			E4 E SF8 1B					FC6-4	4	1	2	0	0	0	2											
John Briggs, L OBP: 0.431, SLG: 0.448 (1, 7)	P4			SF8 E BB			SF7		F7	2	0	0	1	1	0	2											
Danny Thompson, R OBP: 0.328, SLG: 0.347 (1, 6)	F3			E4			F8		FC6-4 1B	4	0	1	0	0	0	4											
Larry Hisle, R OBP: 0.361, SLG: 0.518 (9, PR)				1-2 2-3						0	0	0	0	0	0	0											
Tom Kelly, L OBP: 0.250, SLG: 0.269 (1, 3)				E 1B			K		K	2	0	1	1	0	1	1											
Jerry Terrell, R OBP: 0.316, SLG: 0.349 (9, PH)				2-3 3-H						1	0	0	0	0	1	1											
Glenn Borgmann, R OBP: 0.296, SLG: 0.262 (1, 2)				P2			L7		K	4	0	0	0	0	2	4											
Inning Stats	R: 0 E: 0 K: 1 S: 5	H: 0 LOB: 0 BB: 0 P: 5	R: 0 E: 0 K: 0 S: 3	H: 0 LOB: 1 BB: 0 P: 4	R: 0 E: 1 K: 1 S: 6	H: 1 LOB: 2 BB: 1 P: 10	R: 1 E: 2 K: 0 S: 4	H: 1 LOB: 2 BB: 2 P: 12	R: 0 E: 0 K: 0 S: 3	H: 0 LOB: 0 BB: 0 P: 3	R: 1 E: 0 K: 1 S: 7	H: 2 LOB: 1 BB: 0 P: 7	R: 0 E: 0 K: 1 S: 5	H: 0 LOB: 0 BB: 0 P: 5	R: 0 E: 0 K: 2 S: 4	H: 1 LOB: 1 BB: 0 P: 4	R: 0 E: 0 K: 2 S: 8	H: 1 LOB: 1 BB: 0 P: 8	1B: 5 2B: 1 3B: 0 HR: 0	SF: 2 SAC: 0 DP: 0 HBP: 1	WP: 1 PA: 37 PB: 0 SB: 0 CS: 0						
PITCHER	IP	WLS	BF	H	R	ER	SO	BB	IBB	HBP	BLK	WP	HR	S	P	ERA	WHIP										
Jim Perry, R ERA: 5.32 (1, 1)	5.0		23	4	2	2	2	2	1	1	0	1	0	23	36	3.60	1.200										
Paul Lindblad, L ERA: 2.72 (6, 1)	4.0	W	14	2	0	0	4	0	0	0	0	0	0	22	22	0.00	0.500										

Batter	1	2	3	4	5	6	7	8	9	AB	R	H	RBI	BB	SO	LOB	BOTTOM										
Bert Campaneris, R OBP: 0.285, SLG: 0.300 (1, 6)	F7	FC6-4			K		6-3			4	0	0	0	0	1	2	Minnesota Twins @ Oakland Athletics Oakland-Alameda County Coliseum, Oakland, CA Mon Jun 23 1975, 7:05 PM PDT Att: 29,410 - Unknown - 50 F										
Bill North, S OBP: 0.379, SLG: 0.304 (1, 8)	G3 1B		4-3			1B BB	P6			3	2	1	0	1	0	0											
Claudell Washington, L OBP: 0.353, SLG: 0.442 (1, 7)	G3		F5			SH3-4 G3-2-3 1B			S S BB 1B	4	1	2	0	0	0	1											
Reggie Jackson, L OBP: 0.329, SLG: 0.502 (1, 9)	FC5-4 1B		F7			SH3-4 1B			BB S BB 1B	3	0	2	2	1	0	0											
Joe Rudi, R OBP: 0.334, SLG: 0.463 (1, 3)	FC5-4				F7				FC4-2 BB	2	0	0	0	1	0	1											
Don Hopkins, L (8, PR)									FC4-2 BB	0	1	0	0	0	0	0											
Ray Fosse, R OBP: 0.068, SLG: 0.047 (9, 2)	FC5-4					SH3-4			FC4-2 BB	0	0	0	0	0	0	0											
Gene Tenace, R OBP: 0.425, SLG: 0.520 (1, 2)					5-3				FC6-4 FC4-2 BB	1	0	0	1	3	0	0											
Billy Williams, L OBP: 0.333, SLG: 0.373 (1, 10)					P5				FC4-2 FC6-4	4	0	0	0	0	0	7											
Angel Mangual, R OBP: 0.146, SLG: 0.150 (6, PR)						G3-2-3			FC4-2 FC6-4	0	0	0	0	0	0	0											
Sal Bando, R OBP: 0.314, SLG: 0.325 (1, 5)					5-3				FC6-4 FC6-4	4	1	1	2	0	0	3											
Phil Garner, R OBP: 0.265, SLG: 0.312 (1, 4)									FC6-4	2	0	0	0	0	0	0											
Jim Holt, L OBP: 0.484, SLG: 0.375 (8, PH)					F8				FC6-4	1	0	0	0	0	0	2											
Ted Martinez, R OBP: 0.200, SLG: 0.257 (9, 4)									FC6-4	0	0	0	0	0	0	0											
Inning Stats	R: 1 E: 0 K: 0 S: 5	H: 2 LOB: 1 BB: 0 P: 5	R: 0 E: 0 K: 0 S: 3	H: 0 LOB: 2 BB: 1 P: 8	R: 0 E: 0 K: 0 S: 3	H: 0 LOB: 0 BB: 0 P: 3	R: 0 E: 0 K: 0 S: 3	H: 0 LOB: 0 BB: 0 P: 3	R: 0 E: 0 K: 1 S: 5	H: 0 LOB: 0 BB: 0 P: 5	R: 1 E: 0 K: 0 S: 4	H: 2 LOB: 2 BB: 2 P: 12	R: 1 E: 0 K: 0 S: 4	H: 1 LOB: 0 BB: 0 P: 4	R: 2 E: 0 K: 0 S: 4	H: 1 LOB: 2 BB: 3 P: 16	1B: 5 2B: 0 3B: 0 HR: 1	SF: 0 SAC: 1 DP: 1 HBP: 1	WP: 0 PA: 36 PB: 0 SB: 4 CS: 0								
PITCHER	IP	WLS	BF	H	R	ER	SO	BB	IBB	HBP	BLK	WP	HR	S	P	ERA	WHIP										
Jim Hughes, R ERA: 3.96 (1, 1)	7.0	L	33	6	5	5	5	6	0	1	0	0	1	28	53	6.43	1.714										
Tom Bugmeier, L ERA: 2.93 (8, 1)	0.1		1	0	0	0	0	0	0	0	0	0	0	1	1	0.00	0.000										
Mark Wiley, R ERA: 5.06 (8, 1)	0.2		2	0	0	0	0	0	0	0	0	0	0	2	2	0.00	0.000										



Batter	1	2	3	4	5	6	7	8	9	AB	R	H	RBI	BB	SO	LOB	TOP										
Dan Ford, R OBP: 0.313, SLG: 0.457 (1, 8)										4	1	1	0	1	1	2	Minnesota Twins @ Oakland Athletics Oakland-Alameda County Coliseum, Oakland, CA Tue Jun 24 1975, 7:05 PM PDT Att. 4,826 - Unknown - 58 F										
Rod Carew, L OBP: 0.443, SLG: 0.538 (1, 4)										4	1	2	0	1	0	1											
Eric Soderholm, R OBP: 0.372, SLG: 0.380 (7, PH)										2	0	0	1	1	2	2											
Jerry Terrell, R OBP: 0.311, SLG: 0.341 (7, 5)										1	0	0	0	0	0	2											
Danny Walton, R OBP: 0.285, SLG: 0.326 (9, PH)										1	0	0	0	0	0	0											
John Briggs, L OBP: 0.433, SLG: 0.450 (1, 7)										4	0	2	2	0	0	1											
Tony Oliva, L OBP: 0.355, SLG: 0.356 (1, 10)										3	0	0	1	1	0	4											
Steve Bnye, R OBP: 0.329, SLG: 0.447 (1, 9)										4	0	1	0	0	0	4											
Danny Thompson, R OBP: 0.323, SLG: 0.341 (8, PH)										3	0	0	0	0	1	1											
Steve Braun, L OBP: 0.379, SLG: 0.457 (8, 6)										1	0	0	0	0	0	0											
Luis Gomez, R OBP: 0.217, SLG: 0.143 (8, 6)										0	0	0	0	0	0	0											
Tom Kelly, L OBP: 0.250, SLG: 0.262 (1, 3)										3	1	0	0	1	1	0											
Glenn Borgmann, R OBP: 0.295, SLG: 0.261 (1, 2)										4	1	1	0	0	0	0											
Inning Stats	R: 0 E: 1 K: 1 S: 6	H: 1 LOB: 2 BB: 1 P: 10	R: 0 E: 0 K: 1 S: 5	H: 0 LOB: 0 BB: 0 P: 5	R: 0 E: 0 K: 1 S: 6	H: 1 LOB: 1 BB: 0 P: 6	R: 0 E: 0 K: 1 S: 6	H: 1 LOB: 1 BB: 0 P: 6	R: 3 E: 0 K: 0 S: 5	H: 2 LOB: 2 BB: 3 P: 17	R: 0 E: 0 K: 0 S: 3	H: 0 LOB: 0 BB: 0 P: 3	R: 1 E: 1 K: 0 S: 5	H: 2 LOB: 2 BB: 1 P: 9	R: 0 E: 0 K: 0 S: 3	H: 0 LOB: 0 BB: 0 P: 3	R: 0 E: 0 K: 1 S: 5	H: 0 LOB: 0 BB: 0 P: 5	1B: 7 2B: 0 3B: 0 HR: 0	SF: 0 SAC: 0 DP: 0 HBP: 0	WP: 0 PB: 1 SB: 0 CS: 0	PA: 39					
PITCHER	IP	WLS	BF	H	R	ER	SO	BB	IBB	HBP	BLK	WP	HR	S	P	ERA	WHIP										
Stan Bahnsen, R ERA: 5.88 (1, 1)	4.1		21	4	3	3	4	4	0	0	0	0	0	25	41	6.23	1.846										
Paul Lindblad, L ERA: 2.7 (5, 1)	0.1		2	1	0	0	0	0	0	0	0	0	0	2	2	0.00	3.000										
Jim Todd, R ERA: 2.12 (5, 1)	4.1	W	16	2	1	0	1	0	1	0	0	0	0	17	21	0.00	0.462										

Batter	1	2	3	4	5	6	7	8	9	AB	R	H	RBI	BB	SO	LOB	BOTTOM										
Bert Campaneris, R OBP: 0.295, SLG: 0.305 (1, 6)										3	2	2	0	2	0	0	Minnesota Twins @ Oakland Athletics Oakland-Alameda County Coliseum, Oakland, CA Tue Jun 24 1975, 7:05 PM PDT Att. 4,826 - Unknown - 58 F										
Bill North, S OBP: 0.378, SLG: 0.307 (1, 8)										4	0	1	1	0	1	2											
Claudell Washington, L OBP: 0.354, SLG: 0.437 (1, 7)										3	1	0	0	2	1	4											
Reggie Jackson, L OBP: 0.326, SLG: 0.494 (1, 9)										4	1	0	0	1	0	1											
Joe Rudi, R OBP: 0.333, SLG: 0.458 (1, 3)										3	1	0	0	1	1	0											
Gene Tenace, R OBP: 0.434, SLG: 0.537 (1, 2)										1	1	1	1	3	0	0											
Sal Bando, R OBP: 0.317, SLG: 0.325 (1, 5)										3	0	1	1	1	1	2											
Billy Williams, L OBP: 0.337, SLG: 0.379 (1, 10)										2	0	2	1	0	0	0											
Don Hopkins, L (6, PR)										0	0	0	0	0	0	0											
Angel Mangual, R OBP: 0.167, SLG: 0.150 (7, PH)										0	0	0	0	1	0	0											
Phil Garner, R OBP: 0.261, SLG: 0.307 (1, 4)										3	0	0	0	0	0	5											
Inning Stats	R: 4 E: 1 K: 0 S: 5	H: 2 LOB: 2 BB: 4 P: 21	R: 0 E: 0 K: 2 S: 7	H: 0 LOB: 0 BB: 0 P: 7	R: 0 E: 0 K: 2 S: 7	H: 0 LOB: 1 BB: 1 P: 11	R: 0 E: 0 K: 0 S: 5	H: 2 LOB: 2 BB: 0 P: 5	R: 0 E: 0 K: 0 S: 3	H: 0 LOB: 2 BB: 1 P: 7	R: 1 E: 0 K: 0 S: 4	H: 2 LOB: 2 BB: 1 P: 8	R: 1 E: 0 K: 0 S: 4	H: 1 LOB: 2 BB: 2 P: 12	R: 0 E: 0 K: 0 S: 2	H: 0 LOB: 1 BB: 2 P: 10	1B: 5 2B: 1 3B: 0 HR: 1	SF: 1 SAC: 2 DP: 0 HBP: 0	WP: 2 PB: 0 SB: 2 CS: 3	PA: 40							
PITCHER	IP	WLS	BF	H	R	ER	SO	BB	IBB	HBP	BLK	WP	HR	S	P	ERA	WHIP										
Joe Decker, R ERA: 9.98 (1, 1)	0.1	L	6	1	4	4	0	4	0	0	0	0	0	2	18	108.00	15.000										
Vic Albury, L ERA: 4.42 (1, 1)	7.2		34	6	2	2	4	7	0	0	0	0	1	35	63	2.35	1.696										

livebaseballscorecards.com

AB 34
R 4
H 7
RBI 4
BB 5
SO 5
LOB 17

livebaseballscorecards.com

AB 26
R 6
H 7
RBI 4
BB 11
SO 4
LOB 14

Batter	1	2	3	4	5	6	7	8	9	AB	R	H	RBI	BB	SO	LOB	TOP			
Dan Ford, R OBP: 0.308, SLG: 0.442 (1, 8)										4	0	0	0	1	2	3	Minnesota Twins @ Oakland Athletics Oakland-Alameda County Coliseum, Oakland, CA Wed Jun 25 1975, 7:05 PM PDT Att: 4,723 - Unknown - 65 F			
Rod Carew, L OBP: 0.442, SLG: 0.535 (1, 4)										5	0	2	0	0	0	4				
Eric Soderholm, R OBP: 0.370, SLG: 0.374 (1, 5)										3	0	0	0	1	1	4				
Danny Walton, R OBP: 0.245, SLG: 0.300 (1, 10)										4	0	0	0	0	0	1				
Steve Brye, R OBP: 0.328, SLG: 0.442 (1, 9)										4	1	1	0	0	1	0				
John Briggs, L OBP: 0.441, SLG: 0.450 (1, 7)										2	0	1	0	2	0	0				
Jerry Terrell, R OBP: 0.306, SLG: 0.333 (1, 6)										4	0	1	1	0	0	2				
Glenn Borgmann, R OBP: 0.299, SLG: 0.263 (1, 2)										3	0	1	0	1	0	2				
Tom Kelly, L OBP: 0.258, SLG: 0.264 (1, 3)										3	0	1	0	1	0	2				
Inning Stats	R: 0 E: 0 K: 0 S: 3	H: 1 LOB: 1 BB: 1 P: 7	R: 0 E: 0 K: 0 S: 3	H: 0 LOB: 0 BB: 0 P: 3	R: 0 E: 0 K: 1 S: 5	H: 0 LOB: 2 BB: 2 P: 13	R: 0 E: 0 K: 1 S: 5	H: 0 LOB: 1 BB: 1 P: 9	R: 0 E: 0 K: 1 S: 6	H: 1 LOB: 1 BB: 0 P: 6	R: 0 E: 0 K: 1 S: 6	H: 2 LOB: 0 BB: 0 P: 6	R: 0 E: 0 K: 0 S: 3	H: 0 LOB: 1 BB: 1 P: 7	R: 0 E: 0 K: 0 S: 3	H: 0 LOB: 1 BB: 1 P: 7	1B: 7 2B: 0 3B: 0 HR: 0	SF: 0 SAC: 0 DP: 1 HBP: 0	WP: 0 PB: 0 SB: 0 CS: 1	PA: 38
PITCHER Ken Holtzman, L ERA: 3.23 (1, 1)	IP: 9.0 WLS: W BF: 38 H: 7 R: 1 ER: 1 SO: 4 BB: 6 IBB: 0 HBP: 0 BLK: 0 WP: 0 HR: 0 S: 40 P: 64 ERA: 1.00 WHIP: 1.444															PITCHER				

AB	32
R	1
H	7
RBI	1
BB	6
SO	4
LOB	18



Batter	1	2	3	4	5	6	7	8	9	AB	R	H	RBI	BB	SO	LOB	BOTTOM			
Bert Campaneris, R OBP: 0.299, SLG: 0.313 (1, 6)										3	0	2	2	0	0	0	Minnesota Twins @ Oakland Athletics Oakland-Alameda County Coliseum, Oakland, CA Wed Jun 25 1975, 7:05 PM PDT Att: 4,723 - Unknown - 65 F			
Billy Williams, L OBP: 0.335, SLG: 0.378 (1, 10)										3	0	1	1	1	0	2				
Claudell Washington, L OBP: 0.349, SLG: 0.431 (1, 8)										4	0	0	0	0	1	2				
Reggie Jackson, L OBP: 0.322, SLG: 0.486 (1, 9)										4	0	0	0	0	1	1				
Joe Rudi, R OBP: 0.336, SLG: 0.462 (8, PR)										4	1	2	0	0	0	0				
Angel Mangual, R OBP: 0.167, SLG: 0.150 (9, 7)										0	0	0	0	0	0	0				
Gene Tenace, R OBP: 0.431, SLG: 0.531 (1, 3)										4	1	1	0	0	0	2				
Sal Bando, R OBP: 0.319, SLG: 0.322 (1, 5)										2	2	0	0	2	0	1				
Phil Garner, R OBP: 0.266, SLG: 0.313 (1, 4)										3	1	1	2	1	0	1				
Ray Fosse, R OBP: 0.085, SLG: 0.065 (1, 2)										3	2	1	2	0	0	1				
Inning Stats	R: 0 E: 0 K: 0 S: 2	H: 0 LOB: 0 BB: 1 P: 6	R: 2 E: 0 K: 0 S: 5	H: 2 LOB: 1 BB: 1 P: 9	R: 0 E: 0 K: 1 S: 5	H: 1 LOB: 0 BB: 0 P: 5	R: 4 E: 0 K: 0 S: 6	H: 3 LOB: 1 BB: 2 P: 14	R: 0 E: 0 K: 0 S: 3	H: 0 LOB: 0 BB: 0 P: 3	R: 0 E: 0 K: 0 S: 3	H: 0 LOB: 0 BB: 0 P: 3	R: 1 E: 2 K: 1 S: 7	H: 1 LOB: 1 BB: 0 P: 7	R: 0 E: 0 K: 0 S: 4	H: 1 LOB: 1 BB: 0 P: 4	1B: 5 2B: 3 3B: 0 HR: 0	SF: 0 SAC: 1 DP: 1 HBP: 0	WP: 0 PB: 0 SB: 0 CS: 1	PA: 36
PITCHER Ray Corbin, R ERA: 4.04 (1, 1)	IP: 4.0 WLS: L BF: 20 H: 6 R: 6 ER: 6 SO: 1 BB: 4 IBB: 0 HBP: 0 BLK: 0 WP: 0 HR: 0 S: 18 P: 34 ERA: 13.50 WHIP: 2.500															PITCHER				
Bill Butler, L ERA: 7.52 (5, 1)	IP: 4.0 WLS: L BF: 15 H: 2 R: 1 ER: 0 SO: 1 BB: 0 IBB: 0 HBP: 0 BLK: 0 WP: 0 HR: 0 S: 17 P: 17 ERA: 0.00 WHIP: 0.500															PITCHER				

AB	30
R	7
H	8
RBI	7
BB	4
SO	2
LOB	10



Batter	1	2	3	4	5	6	7	8	9	AB	R	H	RBI	BB	SO	LOB	TOP			
Lyman Bostock, L (1, 7) OBP: 0.293, SLG: 0.194	G3		4-3		6-3		3-1			4	0	0	0	0	0	1				
Rod Carew, L (1, 4) OBP: 0.438, SLG: 0.530	4-3		1B		F8			F7		4	0	1	0	0	0	0				
Eric Soderholm, R (1, 5) OBP: 0.368, SLG: 0.369	BB		6-3		K			6-3		3	0	0	0	1	1	1				
Steve Braun, L (1, 10) OBP: 0.377, SLG: 0.452	K			5-3		1B		K		4	0	1	0	0	2	1				
Steve Brye, R (1, 9) OBP: 0.326, SLG: 0.443		1B FC3-2 2B		F8		P4		F7		4	0	1	0	0	0	1				
Danny Thomson, R (1, 6) OBP: 0.326, SLG: 0.350		FC3-2 1B			2B			4-3		4	0	2	0	0	0	1				
Tom Kelly, L (1, 3) OBP: 0.258, SLG: 0.257		FC3-2 G6-4-3 1-2 3-H			BB			K		3	0	0	0	1	1	2				
Dan Ford, R (1, 8) OBP: 0.309, SLG: 0.447		G6-4-3 1-2		F7		4-3 2B				3	0	1	0	0	0	4				
Glenn Borgmann, R (1, 2) OBP: 0.296, SLG: 0.260			6-3		F8					2	0	0	0	0	0	0				
Tony Oliva, L (7, PH) OBP: 0.353, SLG: 0.354						4-3				1	0	0	0	0	0	1				
Phil Roof, R (7, 2) OBP: 0.200, SLG: 0.077						2-3				0	0	0	0	0	0	0				
Inning Stats	R: 0 E: 0 K: 1 S: 5	H: 0 LOB: 1 BB: 1 P: 9	R: 0 E: 0 K: 0 S: 4	H: 2 LOB: 1 BB: 0 P: 4	R: 0 E: 0 K: 0 S: 4	H: 1 LOB: 1 BB: 0 P: 4	R: 0 E: 0 K: 0 S: 4	H: 1 LOB: 2 BB: 1 P: 8	R: 0 E: 0 K: 1 S: 6	H: 0 LOB: 0 BB: 0 P: 3	R: 0 E: 0 K: 0 S: 4	H: 1 LOB: 1 BB: 0 P: 4	R: 0 E: 0 K: 1 S: 5	H: 0 LOB: 0 BB: 0 P: 5	R: 0 E: 0 K: 1 S: 5	H: 0 LOB: 0 BB: 0 P: 5	1B: 3 2B: 3 3B: 0 HR: 0	SF: 0 SAC: 0 DP: 1 HBP: 0	WP: 0 PB: 0 CS: 0	PA: 34
PITCHER Steve Hargan, R (1, 1) ERA: 3.04	IP: 9.0 WLS: W BF: 34 H: 6 R: 0 ER: 0 SO: 4 BB: 2 IBB: 0 HBP: 0 BLK: 0 WP: 0 HR: 0 S: 40 P: 48 ERA: 0.00 WHIP: 0.889																			

Minnesota Twins @ Texas Rangers
Arlington Stadium, Arlington, TX
Fri Jun 27 1975, 8:05 PM EDT
Unknown - 85 F

AB 32
R 0
H 6
RBI 0
BB 2
SO 4
LOB 12



Batter	1	2	3	4	5	6	7	8	9	AB	R	H	RBI	BB	SO	LOB	BOTTOM	
Cesar Tovar, R (1, 8) OBP: 0.290, SLG: 0.297	HR		BB			K		5-3		3	1	1	1	1	1	0		
Mike Cabbage, L (1, 4) OBP: 0.299, SLG: 0.261	K		G3			F9				3	0	0	0	1	1	1		
Mike Hargrove, L (1, 7) OBP: 0.326, SLG: 0.493	4-3				K			BB		3	0	0	0	1	2	1		
Jim Spencer, L (1, 3) OBP: 0.317, SLG: 0.457	G3				F3			K		3	0	0	0	0	1	1		
Lenny Randle, S (1, 5) OBP: 0.331, SLG: 0.346		E3 CS			F9			3-1		3	0	0	0	0	0	0		
Tom Grieve, R (1, 9) OBP: 0.306, SLG: 0.513		6-3 1-2			FC3-6 1B			HR		3	1	2	1	0	0	1		
Roy Howell, L (1, 10) OBP: 0.266, SLG: 0.298		K			K			K		3	0	0	0	0	3	1		
Roy Smalley, S (1, 6) OBP: 0.306, SLG: 0.345			K		FC3-6 FC6-4 1-2			K		3	0	0	0	0	2	1		
Jim Sundberg, R (1, 2) OBP: 0.292, SLG: 0.312			2-3		FC6-4 1-2			F9		3	0	0	0	0	0	1		
Inning Stats	R: 1 E: 0 K: 1 S: 6	H: 1 LOB: 0 BB: 0 P: 6	R: 0 E: 1 K: 1 S: 5	H: 0 LOB: 0 BB: 0 P: 5	R: 0 E: 0 K: 1 S: 5	H: 0 LOB: 1 BB: 1 P: 9	R: 0 E: 0 K: 1 S: 6	H: 1 LOB: 1 BB: 0 P: 6	R: 0 E: 0 K: 2 S: 7	H: 0 LOB: 1 BB: 1 P: 11	R: 1 E: 0 K: 2 S: 8	H: 1 LOB: 0 BB: 0 P: 8	R: 0 E: 0 K: 1 S: 5	H: 0 LOB: 1 BB: 1 P: 9	1B: 1 2B: 0 3B: 0 HR: 2	SF: 0 SAC: 0 DP: 0 HBP: 0	WP: 0 PB: 0 CS: 1	PA: 30
PITCHER Bert Blyleven, R (1, 1) ERA: 3.64	IP: 8.0 WLS: L BF: 30 H: 3 R: 2 ER: 2 SO: 10 BB: 3 IBB: 0 HBP: 0 BLK: 0 WP: 0 HR: 2 S: 47 P: 59 ERA: 2.25 WHIP: 0.750																	

Minnesota Twins @ Texas Rangers
Arlington Stadium, Arlington, TX
Fri Jun 27 1975, 8:05 PM EDT
Unknown - 85 F

AB 27
R 2
H 3
RBI 2
BB 3
SO 10
LOB 7



Batter	1	2	3	4	5	6	7	8	9	AB	R	H	RBI	BB	SO	LOB	TOP					
Lyman Bostock, L OBP: 0.304, SLG: 0.268 (1, 7)										5	2	2	1	0	0	1	Minnesota Twins @ Texas Rangers Arlington Stadium, Arlington, TX Fri Jun 27 1975, 8:05 PM EDT Att: 20,601 - Unknown					
Rod Carew, L OBP: 0.435, SLG: 0.524 (1, 4)										3	1	0	1	1	0	2						
Steve Brye, R OBP: 0.328, SLG: 0.439 (1, 9)										4	1	1	0	1	2	1						
Steve Braun, L OBP: 0.381, SLG: 0.449 Eric Soderholm, R (7, PH) OBP: 0.369, SLG: 0.368 (1, 10)										1	1	0	0	2	0	0						
Dan Ford, R OBP: 0.326, SLG: 0.457 (1, 8)										4	0	3	3	1	0	1						
Jerry Terrell, R OBP: 0.340, SLG: 0.365 (1, 5)										4	1	3	2	0	0	2						
Danny Thompson, R OBP: 0.252, SLG: 0.250 Luis Gomez, R OBP: 0.217, SLG: 0.143 (1, 6) (9, 6)										5	0	0	0	0	1	6						
Tom Kelly, L OBP: 0.252, SLG: 0.250 Danny Walton, R OBP: 0.241, SLG: 0.294 (1, 3) (8, PH) (8, 3)										3	0	0	0	0	1	2						
Glenn Borgmann, R OBP: 0.300, SLG: 0.272 (1, 2)										3	1	1	0	1	1	0						
Inning Stats	R: 1 E: 1 K: 1 S: 6	H: 1 LOB: 0 BB: 0 P: 6	R: 0 E: 0 K: 2 S: 8	H: 2 LOB: 2 BB: 0 P: 8	R: 2 E: 0 K: 1 S: 8	H: 3 LOB: 2 BB: 1 P: 12	R: 0 E: 0 K: 1 S: 5	H: 0 LOB: 0 BB: 0 P: 5	R: 0 E: 0 K: 0 S: 3	H: 0 LOB: 0 BB: 1 P: 3	R: 2 E: 0 K: 0 S: 4	H: 1 LOB: 0 BB: 1 P: 8	R: 0 E: 0 K: 1 S: 5	H: 0 LOB: 2 BB: 2 P: 13	R: 0 E: 0 K: 0 S: 3	H: 0 LOB: 1 BB: 1 P: 7		R: 3 E: 0 K: 0 S: 6	H: 3 LOB: 2 BB: 2 P: 14	1B: 7 2B: 3 3B: 1 HR: 0	SF: 1 SAC: 1 DP: 1 HBP: 0	WP: 1 PA: 43 CS: 1
PITCHER	IP WLS BF H R ER SO BB IBB HBP BLK WP HR S P ERA WHIP	IP WLS BF H R ER SO BB IBB HBP BLK WP HR S P ERA WHIP	IP WLS BF H R ER SO BB IBB HBP BLK WP HR S P ERA WHIP	IP WLS BF H R ER SO BB IBB HBP BLK WP HR S P ERA WHIP	IP WLS BF H R ER SO BB IBB HBP BLK WP HR S P ERA WHIP	IP WLS BF H R ER SO BB IBB HBP BLK WP HR S P ERA WHIP	IP WLS BF H R ER SO BB IBB HBP BLK WP HR S P ERA WHIP	IP WLS BF H R ER SO BB IBB HBP BLK WP HR S P ERA WHIP	IP WLS BF H R ER SO BB IBB HBP BLK WP HR S P ERA WHIP	IP WLS BF H R ER SO BB IBB HBP BLK WP HR S P ERA WHIP	IP WLS BF H R ER SO BB IBB HBP BLK WP HR S P ERA WHIP	IP WLS BF H R ER SO BB IBB HBP BLK WP HR S P ERA WHIP	IP WLS BF H R ER SO BB IBB HBP BLK WP HR S P ERA WHIP	IP WLS BF H R ER SO BB IBB HBP BLK WP HR S P ERA WHIP	IP WLS BF H R ER SO BB IBB HBP BLK WP HR S P ERA WHIP	IP WLS BF H R ER SO BB IBB HBP BLK WP HR S P ERA WHIP	IP WLS BF H R ER SO BB IBB HBP BLK WP HR S P ERA WHIP	IP WLS BF H R ER SO BB IBB HBP BLK WP HR S P ERA WHIP	IP WLS BF H R ER SO BB IBB HBP BLK WP HR S P ERA WHIP	IP WLS BF H R ER SO BB IBB HBP BLK WP HR S P ERA WHIP	IP WLS BF H R ER SO BB IBB HBP BLK WP HR S P ERA WHIP	IP WLS BF H R ER SO BB IBB HBP BLK WP HR S P ERA WHIP

AB	34
R	8
H	10
RBI	7
BB	7
SO	6
LOB	18



Batter	1	2	3	4	5	6	7	8	9	AB	R	H	RBI	BB	SO	LOB	BOTTOM					
Cesar Tovar, R OBP: 0.289, SLG: 0.300 (1, 8)										4	1	1	0	0	0	3	Minnesota Twins @ Texas Rangers Arlington Stadium, Arlington, TX Fri Jun 27 1975, 8:05 PM EDT Att: 20,601 - Unknown					
Mike Cabbage, L OBP: 0.298, SLG: 0.259 (1, 4)										4	0	1	1	0	0	2						
Mike Hargrove, L OBP: 0.324, SLG: 0.489 (1, 7)										4	0	1	1	0	1	1						
Jim Spencer, L OBP: 0.319, SLG: 0.457 Jim Fregosi, R OBP: 0.337, SLG: 0.386 (1, 3) (6, PH) (7, 3)										2	0	1	0	0	0	1						
Lenny Randle, S OBP: 0.327, SLG: 0.342 (1, 5)										4	0	0	0	0	3	2						
Tom Grieve, R OBP: 0.305, SLG: 0.504 (1, 9)										4	1	1	0	0	0	1						
Roy Howell, L OBP: 0.272, SLG: 0.319 (1, 10)										4	2	2	1	0	1	0						
Roy Smalley, S OBP: 0.306, SLG: 0.345 (1, 6)										3	1	1	1	0	1	0						
Jim Sundberg, R OBP: 0.293, SLG: 0.312 (1, 2)										3	0	1	0	0	1	1						
Inning Stats	R: 0 E: 0 K: 1 S: 5	H: 0 LOB: 0 BB: 0 P: 5	R: 0 E: 0 K: 1 S: 5	H: 1 LOB: 0 BB: 0 P: 5	R: 0 E: 0 K: 2 S: 7	H: 0 LOB: 0 BB: 0 P: 7	R: 1 E: 0 K: 0 S: 5	H: 2 LOB: 1 BB: 0 P: 5	R: 3 E: 0 K: 0 S: 7	H: 5 LOB: 1 BB: 0 P: 7	R: 0 E: 0 K: 1 S: 5	H: 0 LOB: 0 BB: 0 P: 5	R: 1 E: 1 K: 0 S: 5	H: 1 LOB: 1 BB: 0 P: 5	R: 0 E: 0 K: 2 S: 7	H: 0 LOB: 0 BB: 0 P: 7		R: 0 E: 0 K: 1 S: 5	H: 0 LOB: 0 BB: 0 P: 5	1B: 6 2B: 3 3B: 0 HR: 0	SF: 0 SAC: 1 DP: 2 HBP: 0	WP: 0 PA: 35 CS: 0
PITCHER	IP WLS BF H R ER SO BB IBB HBP BLK WP HR S P ERA WHIP	IP WLS BF H R ER SO BB IBB HBP BLK WP HR S P ERA WHIP	IP WLS BF H R ER SO BB IBB HBP BLK WP HR S P ERA WHIP	IP WLS BF H R ER SO BB IBB HBP BLK WP HR S P ERA WHIP	IP WLS BF H R ER SO BB IBB HBP BLK WP HR S P ERA WHIP	IP WLS BF H R ER SO BB IBB HBP BLK WP HR S P ERA WHIP	IP WLS BF H R ER SO BB IBB HBP BLK WP HR S P ERA WHIP	IP WLS BF H R ER SO BB IBB HBP BLK WP HR S P ERA WHIP	IP WLS BF H R ER SO BB IBB HBP BLK WP HR S P ERA WHIP	IP WLS BF H R ER SO BB IBB HBP BLK WP HR S P ERA WHIP	IP WLS BF H R ER SO BB IBB HBP BLK WP HR S P ERA WHIP	IP WLS BF H R ER SO BB IBB HBP BLK WP HR S P ERA WHIP	IP WLS BF H R ER SO BB IBB HBP BLK WP HR S P ERA WHIP	IP WLS BF H R ER SO BB IBB HBP BLK WP HR S P ERA WHIP	IP WLS BF H R ER SO BB IBB HBP BLK WP HR S P ERA WHIP	IP WLS BF H R ER SO BB IBB HBP BLK WP HR S P ERA WHIP	IP WLS BF H R ER SO BB IBB HBP BLK WP HR S P ERA WHIP	IP WLS BF H R ER SO BB IBB HBP BLK WP HR S P ERA WHIP	IP WLS BF H R ER SO BB IBB HBP BLK WP HR S P ERA WHIP	IP WLS BF H R ER SO BB IBB HBP BLK WP HR S P ERA WHIP	IP WLS BF H R ER SO BB IBB HBP BLK WP HR S P ERA WHIP	IP WLS BF H R ER SO BB IBB HBP BLK WP HR S P ERA WHIP

AB	34
R	5
H	9
RBI	4
BB	0
SO	8
LOB	11



Batter	1	2	3	4	5	6	7	8	9	AB	R	H	RBI	BB	SO	LOB	TOP					
Lyman Bostock, L OBP: 0.294, SLG: 0.304 (1, 7)	G3		L4	F8			2B	K		5	1	1	0	0	1	3						
Rod Carew, L OBP: 0.434, SLG: 0.525 (1, 4)	F7		K				1B	K		5	1	2	1	0	2	0						
Steve Brye, R OBP: 0.335, SLG: 0.434 (1, 9)	BB			BB	K		1B	K		2	2	0	0	3	2	1						
Steve Braun, L OBP: 0.391, SLG: 0.464 (1, 10)	4-3			BB			BB	BB		3	1	2	0	2	0	1						
Dan Ford, R OBP: 0.336, SLG: 0.470 (1, 8)				BB			BB	BB		3	1	2	0	2	0	1						
Jerry Terrell, R OBP: 0.333, SLG: 0.357 (1, 5)	F8			BB			BB	BB		4	0	1	1	0	0	3						
Danny Thompson, R OBP: 0.312, SLG: 0.333 (1, 6)	6-3			BB			BB	BB		4	0	0	0	0	0	4						
Luis Gomez, R OBP: 0.217, SLG: 0.143 (9, 6)	6-3			BB			BB	BB		0	0	0	0	0	0	0						
Tom Kelly, L OBP: 0.259, SLG: 0.252 (1, 3)	F7			BB			BB	BB		3	0	1	0	1	0	1						
Glenn Borgmann, R OBP: 0.294, SLG: 0.266 (1, 2)	F8			P6			F7	5-3		4	0	0	0	0	0	4						
Inning Stats	R: 0 E: 0 K: 0 S: 3	H: 0 LOB: 1 BB: 1 P: 7	R: 0 E: 0 K: 0 S: 4	H: 1 LOB: 1 BB: 0 P: 4	R: 0 E: 0 K: 1 S: 5	H: 0 LOB: 0 BB: 0 P: 5	R: 2 E: 0 K: 0 S: 5	H: 2 LOB: 3 BB: 3 P: 17	R: 0 E: 0 K: 1 S: 6	H: 2 LOB: 1 BB: 0 P: 6	R: 0 E: 0 K: 0 S: 4	H: 1 LOB: 1 BB: 0 P: 4	R: 3 E: 0 K: 0 S: 6	H: 4 LOB: 1 BB: 1 P: 10	R: 0 E: 0 K: 3 S: 9	H: 0 LOB: 0 BB: 1 P: 5	R: 0 E: 0 K: 3 S: 9	H: 0 LOB: 1 BB: 1 P: 13	1B: 6 2B: 2 3B: 2 HR: 0	SF: 0 SAC: 0 DP: 1 HBP: 0	WP: 0 PB: 0 CS: 1	PA: 41
PITCHER	IP	WLS	BF	H	R	ER	SO	BB	IBB	HBP	BLK	WP	HR	S	P	ERA	WHIP					
Gaylord Perry, R ERA: 4.51 (1, 1)	6.0	L	32	10	5	5	2	5	0	0	0	0	0	31	51	7.50	2.500					
Stan Thomas, R ERA: 2.37 (7, 1)	3.0		9	0	0	0	4	1	0	0	0	0	0	16	20	0.00	0.333					

Minnesota Twins @ Texas Rangers
Arlington Stadium, Arlington, TX
Sat Jun 28 1975, 8:05 PM EDT
Att: 18,191 - Unknown - 86 F

AB	35
R	5
H	10
RBI	4
BB	6
SO	6
LOB	19



Batter	1	2	3	4	5	6	7	8	9	AB	R	H	RBI	BB	SO	LOB	BOTTOM					
Cesar Tovar, R OBP: 0.292, SLG: 0.303 (1, 10)	5-3		FC5-4		1B		G4-6-3			4	1	2	0	0	0	1						
Mike Cabbage, L OBP: 0.237, SLG: 0.258 (1, 4)	K		G6-3		1B		G4-6-3			4	0	1	0	0	1	2						
Mike Hargrove, L OBP: 0.321, SLG: 0.484 (1, 7)	G3			G3	1B		G3-6-3			4	0	1	1	0	0	0						
Jim Spencer, L OBP: 0.318, SLG: 0.453 (1, 3)		4-3		BB	1B		G3-6-3			4	1	1	0	0	0	2						
Lenny Randle, S OBP: 0.326, SLG: 0.340 (1, 8)		L1		BB	1B		K			4	1	1	0	0	1	0						
Tom Grievie, R OBP: 0.303, SLG: 0.492 (1, 9)		WP		F7			F9			3	0	0	0	1	0	2						
Roy Howell, L OBP: 0.285, SLG: 0.316 (1, 5)		BB		BB	1B		BB			1	0	0	0	3	0	0						
Roy Smalley, S OBP: 0.305, SLG: 0.342 (1, 6)		BB		F8	E1		F8			4	0	1	2	0	0	3						
Jim Sundberg, R OBP: 0.294, SLG: 0.314 (1, 2)							K			2	0	1	0	0	1	0						
Ron Pruitt, R (6, 2)				FC5-4			5-3			1	0	0	0	0	0	0						
Inning Stats	R: 0 E: 0 K: 1 S: 5	H: 0 LOB: 0 BB: 0 P: 5	R: 0 E: 0 K: 0 S: 3	H: 0 LOB: 2 BB: 2 P: 11	R: 0 E: 0 K: 0 S: 3	H: 1 LOB: 0 BB: 0 P: 3	R: 2 E: 1 K: 0 S: 5	H: 3 LOB: 2 BB: 1 P: 9	R: 1 E: 0 K: 1 S: 7	H: 3 LOB: 1 BB: 0 P: 7	R: 0 E: 0 K: 1 S: 5	H: 0 LOB: 1 BB: 1 P: 9	R: 0 E: 0 K: 0 S: 3	H: 1 LOB: 0 BB: 0 P: 3	R: 0 E: 0 K: 0 S: 3	H: 0 LOB: 0 BB: 0 P: 3	R: 0 E: 0 K: 0 S: 3	H: 0 LOB: 0 BB: 0 P: 3	1B: 8 2B: 0 3B: 0 HR: 0	SF: 0 SAC: 0 DP: 3 HBP: 0	WP: 1 PB: 0 CS: 0	PA: 35
PITCHER	IP	WLS	BF	H	R	ER	SO	BB	IBB	HBP	BLK	WP	HR	S	P	ERA	WHIP					
Jim Hughes, R ERA: 3.87 (1, 1)	9.0	W	35	8	3	3	3	4	0	0	0	1	0	37	53	3.00	1.333					

Minnesota Twins @ Texas Rangers
Arlington Stadium, Arlington, TX
Sat Jun 28 1975, 8:05 PM EDT
Att: 18,191 - Unknown - 86 F

AB	31
R	3
H	8
RBI	3
BB	4
SO	3
LOB	10



Batter	1	2	3	4	5	6	7	8	9	AB	R	H	RBI	BB	SO	LOB	TOP		
Lyman Bostock, L OBP: 0.286, SLG: 0.294 (1, 7)	0-0 6-3		0-0 3-1			0-0 FC5-4 1B	0-0 G3-6		0-0 4-3	5	0	1	1	0	0	1			
Rod Carew, L OBP: 0.428, SLG: 0.517 (1, 4)	0-0 6-3			0-0 4-3		0-0 P6	0-3 K			4	0	0	0	0	1	2			
Steve Brye, R OBP: 0.328, SLG: 0.424 (1, 9)	0-0 L3			0-0 5-3		0-0 FC5-4 1B E		0-3 K		4	1	0	0	0	1	2			
Steve Braun, L OBP: 0.389, SLG: 0.459 (1, 10)		0-0 L9		0-0 G3		0-0 E 1B HR		0-0 G3		4	1	1	1	0	0	0			
Dan Ford, R OBP: 0.340, SLG: 0.467 (1, 8)		0-0 6-3			0-0 P4	0-0 E HR 1B		4-0 1B BB		3	1	1	0	1	0	0			
Jerry Terrell, R OBP: 0.344, SLG: 0.367 (1, 5) (8, 6)		0-0 S 1B			0-0 5-3	0-0 E6 HR		0-0 FC6-4 1B		4	1	2	0	0	0	2			
Danny Thompson, R OBP: 0.308, SLG: 0.330 (1, 6)		0-0 4-3			0-0 F9	0-0 HR		0-0 FC6-4		2	0	0	0	0	0	1			
Tony Oliva, L OBP: 0.356, SLG: 0.375 (6, PH)										1	1	1	4	0	0	0			
Luis Gomez, R OBP: 0.217, SLG: 0.143 (8, PH)										0	0	0	0	0	0	0			
Danny Walton, R OBP: 0.236, SLG: 0.288 (8, 3)										1	0	0	0	0	0	2			
Tom Kelly, L OBP: 0.261, SLG: 0.248 (1, 3)			0-0 G3						0-3 K	2	1	0	0	1	0	0			
Eric Soderholm, R OBP: 0.397, SLG: 0.366 (8, 5)									0-3 K	1	0	0	0	0	1	0			
Glenn Borgmann, R OBP: 0.298, SLG: 0.267 (1, 2)				0-0 P4		0-0 FC5-4 1B 1B		4-0 G3-6 BB		3	1	1	0	1	1	0			
Inning Stats	R: 0 E: 0 K: 0 S: 3	H: 0 LOB: 0 BB: 0 P: 3	R: 0 E: 0 K: 0 S: 4	H: 1 LOB: 1 BB: 0 P: 4	R: 0 E: 0 K: 0 S: 3	H: 0 LOB: 0 BB: 0 P: 3	R: 0 E: 0 K: 0 S: 3	H: 0 LOB: 0 BB: 0 P: 3	R: 0 E: 0 K: 1 S: 4	H: 0 LOB: 0 BB: 1 P: 8	R: 0 E: 0 K: 1 S: 6	H: 1 LOB: 2 BB: 1 P: 10	R: 0 E: 0 K: 2 S: 7	H: 0 LOB: 0 BB: 0 P: 7	1B: 6 2B: 0 3B: 0 HR: 1	SF: 0 SAC: 0 DP: 1 HBP: 0	WP: 0 PB: 0 SB: 1 CS: 0	PA: 37	
PITCHER	IP	WLS	BF	H	R	ER	SO	BB	IBB	HBP	BLK	WP	HR	S	P	ERA	WHIP		
Mike Bacsik, R ERA: 2.78 (1, 1)	5.2	W	24	5	6	3	0	1	0	0	0	0	0	23	27	4.76	1.059		
Jim Umbarger, L ERA: 3.39 (6, 1)	0.1		3	1	1	0	0	1	0	0	0	0	1	2	6	0.00	6.000		
Mike Kekich, L ERA: 3.18 (7, 1)	3.0	S	10	1	0	0	4	1	0	0	0	0	0	17	21	0.00	0.667		

Minnesota Twins @ Texas Rangers
Arlington Stadium, Arlington, TX
Sun Jun 29 1975, 8:05 PM EDT
Att. 9,052 - Unknown - 92 F

AB 34
R 7
H 7
RBI 6
BB 3
SO 4
LOB 10



Batter	1	2	3	4	5	6	7	8	9	AB	R	H	RBI	BB	SO	LOB	BOTTOM		
Cesar Tovar, R OBP: 0.300, SLG: 0.313 (1, 10)	4-0 G3-6 BB		0-0 2B	0-0 HR 1B		0-0 FC4-1 1B		0-0 L9		4	2	3	1	1	0	0			
Mike Cabbage, L OBP: 0.275, SLG: 0.361 (1, 4)	0-0 G3-6		0-0 G3	0-0 HR		0-0 F7		0-0 G4-6-3 1B		5	1	2	3	0	0	3			
Mike Hargrove, L OBP: 0.324, SLG: 0.485 (1, 7)	0-0 3-1			0-0 1B		0-0 FC4-1 1B		0-0 G4-6-3		4	1	2	0	1	0	1			
Jim Spencer, L OBP: 0.317, SLG: 0.448 (1, 3)		0-3 K		0-0 1B		0-0 FC4-1		0-0 FC4-1		4	1	1	1	0	1	2			
Lenny Randle, S OBP: 0.328, SLG: 0.342 (1, 8)		0-0 5-3		0-0 1B		0-0 4-3				4	1	2	1	0	0	1			
Tom Grieve, R OBP: 0.304, SLG: 0.488 (1, 9)		0-0 1B		0-0 1B		0-0 5-3				3	0	1	0	0	0	2			
Roy Howell, L OBP: 0.279, SLG: 0.309 (1, 5)				0-0 E3 1B		0-0 P5		0-0 E4		3	1	0	0	0	0	3			
Leo Cardenas, R OBP: 0.333, SLG: 0.328 (7, PH) (8, 5)				0-0 F7						1	0	0	0	0	0	0			
Roy Smalley, S OBP: 0.304, SLG: 0.340 (1, 6)			0-0 G3	0-0 1B 1B		0-0 K		0-0 F9		4	1	1	2	0	1	1			
Jim Sundberg, R OBP: 0.298, SLG: 0.317 (1, 2)			0-0 CS 1B	0-0 HR 1B		0-0 6-3		0-0 5-3		4	1	2	1	0	0	1			
Inning Stats	R: 0 E: 0 K: 0 S: 2	H: 0 LOB: 1 BB: 0 P: 6	R: 0 E: 0 K: 1 S: 6	H: 1 LOB: 1 BB: 0 P: 6	R: 0 E: 0 K: 0 S: 4	H: 2 LOB: 1 BB: 0 P: 4	R: 0 E: 0 K: 1 S: 5	H: 0 LOB: 0 BB: 0 P: 5	R: 1 E: 0 K: 0 S: 5	H: 2 LOB: 1 BB: 0 P: 5	R: 0 E: 0 K: 0 S: 4	H: 0 LOB: 1 BB: 0 P: 4	R: 0 E: 0 K: 0 S: 3	H: 1 LOB: 0 BB: 0 P: 3	1B: 12 2B: 1 3B: 0 HR: 1	SF: 0 SAC: 1 DP: 2 HBP: 0	WP: 0 PB: 0 SB: 0 CS: 1	PA: 39	
PITCHER	IP	WLS	BF	H	R	ER	SO	BB	IBB	HBP	BLK	WP	HR	S	P	ERA	WHIP		
Bill Campbell, R ERA: 4.55 (1, 1)	3.1	L	18	8	6	5	1	1	0	0	0	0	0	19	23	13.50	2.700		
Bill Butler, L ERA: 7.34 (4, 1)	1.2		10	4	3	3	1	1	0	0	0	0	1	11	15	16.20	3.000		
Tom Burgmeier, L ERA: 2.67 (6, 1)	3.0		11	2	0	0	0	0	0	0	0	0	0	11	11	0.00	0.667		

Minnesota Twins @ Texas Rangers
Arlington Stadium, Arlington, TX
Sun Jun 29 1975, 8:05 PM EDT
Att. 9,052 - Unknown - 92 F

AB 36
R 9
H 14
RBI 9
BB 2
SO 2
LOB 14



Batter	1	2	3	4	5	6	7	8	9	AB	R	H	RBI	BB	SO	LOB	TOP			
Morris Nettles, L (1, 8) OBP: 0.291, SLG: 0.273			P5			F7			E6	5	2	1	0	0	0	3				
Dave Collins, S (1, 7) OBP: 0.411, SLG: 0.420		F9				FC5-4			F8	5	1	2	0	0	0	2				
Jerry Remy, L (1, 4) OBP: 0.339, SLG: 0.359		P6				F7			2B	5	2	2	1	0	1	1				
Joe Lahoud, L (1, 10) OBP: 0.382, SLG: 0.405		BB				K			2B	3	2	1	1	2	1	0				
Leroy Stanton, R (1, 9) OBP: 0.377, SLG: 0.468		BB				F9			1B	3	2	2	3	2	0	0				
John Doherty, L (1, 3) OBP: 0.289, SLG: 0.400		K				F6			4-3	5	1	1	4	0	1	4				
Dave Chalk, R (1, 5) OBP: 0.380, SLG: 0.379		P4				5-3			1B	5	0	3	1	0	0	0				
Ellie Rodriguez, R (1, 2) OBP: 0.395, SLG: 0.305		BB				1-3			F8	4	0	0	0	1	0	3				
Rudy Meoli, L (1, 6) OBP: 0.375, SLG: 0.271		FC4-6				BB			K	2	0	0	0	2	1	2				
Inning Stats	R: 6 E: 0 K: 0 S: 9	H: 6 LOB: 1 BB: 1 P: 13	R: 0 E: 0 K: 1 S: 5	H: 0 LOB: 2 BB: 2 P: 13	R: 0 E: 0 K: 0 S: 3	H: 1 LOB: 1 BB: 1 P: 7	R: 0 E: 0 K: 1 S: 5	H: 1 LOB: 0 BB: 0 P: 5	R: 0 E: 0 K: 0 S: 3	H: 0 LOB: 0 BB: 0 P: 3	R: 0 E: 0 K: 1 S: 5	H: 0 LOB: 1 BB: 1 P: 9	R: 0 E: 0 K: 1 S: 5	H: 1 LOB: 0 BB: 0 P: 5	R: 4 E: 1 K: 0 S: 7	H: 3 LOB: 1 BB: 1 P: 11	1B: 10 2B: 1 3B: 0 HR: 1	SF: 0 SAC: 0 DP: 1 HBP: 0	WP: 0 PB: 0 SB: 0 CS: 2	PA: 44
PITCHER	IP WLS BF H R ER SO BB IBB HBP BLK WP HR S P ERA WHIP																			
Ray Corbin, R (1, 1) ERA: 4.87	0.0 L 6 6 6 6 0 0 0 0 0 0 0 1 6 6 ∞ ∞																			
Vic Albury, L (1, 1) ERA: 3.98	9.0 38 6 4 1 4 7 0 0 0 0 0 0 39 67 1.00 1.444																			

California Angels @ Minnesota Twins
Metropolitan Stadium, Bloomington, MI
Mon Jun 30 1975, 8:05 PM EDT
Att. 7,033 - Unknown - 85 F

AB 37
R 10
H 12
RBI 10
BB 7
SO 4
LOB 15



Batter	1	2	3	4	5	6	7	8	9	AB	R	H	RBI	BB	SO	LOB	BOTTOM					
Jerry Terrell, R (1, 6) OBP: 0.348, SLG: 0.375	4-3		1B			K			4-3	4	1	1	0	1	1	2						
Rod Carew, L (1, 4) OBP: 0.428, SLG: 0.533			K			L7				4	1	2	2	0	1	2						
Dan Ford, R (1, 8) OBP: 0.338, SLG: 0.460	K		1B			K			K	4	0	1	0	0	3	1						
Tony Oliva, L (1, 10) OBP: 0.354, SLG: 0.369	K		1-3			FC5-4			F7	3	0	0	0	0	1	2						
Steve Brye, R (1, 9) OBP: 0.332, SLG: 0.425			G5-4-3			K			K	4	0	2	0	0	2	0						
Eric Soderholm, R (1, 5) OBP: 0.382, SLG: 0.360		G5-4-3				6-3			5-3	4	0	0	0	0	0	3						
Lyman Bostock, L (1, 7) OBP: 0.287, SLG: 0.273		6-3				K			4-3	4	0	0	0	0	2	2						
Glenn Borgmann, R (1, 2) OBP: 0.306, SLG: 0.289			HR			1B			BB	3	1	2	1	1	1	0						
Tom Kelly, L (1, 3) OBP: 0.299, SLG: 0.246			K			K			K	1	0	0	0	0	1	0						
Danny Walton, R (5, PH) OBP: 0.224, SLG: 0.273			K			K			K	3	0	0	0	0	3	2						
Inning Stats	R: 1 E: 0 K: 2 S: 8	H: 1 LOB: 0 BB: 0 P: 8	R: 0 E: 0 K: 0 S: 3	H: 1 LOB: 0 BB: 0 P: 3	R: 1 E: 0 K: 2 S: 9	H: 2 LOB: 1 BB: 1 P: 13	R: 0 E: 0 K: 2 S: 7	H: 0 LOB: 0 BB: 0 P: 7	R: 0 E: 0 K: 2 S: 8	H: 1 LOB: 1 BB: 0 P: 8	R: 0 E: 0 K: 2 S: 8	H: 1 LOB: 2 BB: 0 P: 9	R: 1 E: 0 K: 3 S: 11	H: 2 LOB: 1 BB: 0 P: 11	R: 0 E: 0 K: 1 S: 5	H: 0 LOB: 0 BB: 0 P: 5	R: 0 E: 0 K: 1 S: 5	H: 0 LOB: 1 BB: 1 P: 9	1B: 4 2B: 2 3B: 0 HR: 2	SF: 0 SAC: 0 DP: 1 HBP: 1	WP: 0 PB: 0 SB: 0 CS: 0	PA: 37
PITCHER	IP WLS BF H R ER SO BB IBB HBP BLK WP HR S P ERA WHIP																					
Frank Tanana, L (1, 1) ERA: 3.21	9.0 W 37 8 3 3 15 2 0 1 0 0 2 64 73 3.00 1.111																					

California Angels @ Minnesota Twins
Metropolitan Stadium, Bloomington, MI
Mon Jun 30 1975, 8:05 PM EDT
Att. 7,033 - Unknown - 85 F


AB 34
R 3
H 8
RBI 3
BB 2
SO 15
LOB 14



Batter	1	2	3	4	5	6	7	8	9	10	AB	R	H	RBI	BB	SO	LOB	TOP										
Morris Nettles, L (1.8) OBP: 0.294, SLG: 0.276	K		1-3			SF9 1B		G3 1B		G3	5	1	2	0	0	1	0	California Angels @ Minnesota Twins Metropolitan Stadium, Bloomington, MI Tue Jul 01 1975, 8:05 PM EDT Unknown - 88 F										
Dave Collins, S (1.7) OBP: 0.389, SLG: 0.400	K			K		SF9 1-H		G3 1-2		1-3	4	0	0	1	0	2	1											
Jerry Remy, L (1.4) OBP: 0.338, SLG: 0.357 Tommy Harper, R (9, PR) OBP: 0.327, SLG: 0.344 (9, 3)	4-3			4-3		5-3			SH5-3 5-3 1B		4	0	1	0	0	0	0											
Joe Lahoud, L (1, 10) OBP: 0.379, SLG: 0.400 Billy Smith, S (9, PR) OBP: 0.265, SLG: 0.254	K			P6		3-1			SH5-3 1-2 1B		4	0	1	0	0	1	0											
Leroy Stanton, R (1, 9) OBP: 0.351, SLG: 0.486		BB 1B				HR		4-3		SH5-3 1-2 2-3 1B	2	1	1	1	1	0	0											
John Doherty, L (1, 3) OBP: 0.317, SLG: 0.421 Winston Llenas, R (9, PH) OBP: 0.214, SLG: 0.177 (9, 4)						SH1-3 1B		F7		5-3	3	0	2	0	0	0	0											
Dave Chalk, R (1, 5) OBP: 0.380, SLG: 0.379						SH1-3 1-2 1B		6-3		3-H 2-H 1B	3	0	1	0	0	0	2											
Ellie Rodriguez, R (1, 2) OBP: 0.392, SLG: 0.326				3-1		F9		5-3		HR	4	1	1	1	0	0	1											
Rudy Meoli, L (1, 6) OBP: 0.350, SLG: 0.250				4-3		G3		F7		4-3	4	0	0	0	0	0	1											
Inning Stats	R: 0 E: 0 K: 2 S: 7	H: 0 LOB: 0 BB: 0 P: 7	R: 0 E: 0 K: 1 S: 5	H: 1 LOB: 1 BB: 1 P: 9	R: 0 E: 0 K: 0 S: 3	H: 0 LOB: 0 BB: 0 P: 3	R: 0 E: 0 K: 1 S: 5	H: 0 LOB: 0 BB: 0 P: 5	R: 1 E: 0 K: 0 S: 5	H: 2 LOB: 1 BB: 0 P: 5	R: 1 E: 0 K: 0 S: 4	H: 1 LOB: 0 BB: 0 P: 4	R: 0 E: 0 K: 0 S: 3	H: 0 LOB: 0 BB: 0 P: 3	R: 0 E: 0 K: 0 S: 4	H: 1 LOB: 1 BB: 0 P: 4	R: 1 E: 0 K: 0 S: 5		H: 3 LOB: 2 BB: 0 P: 5	R: 1 E: 0 K: 0 S: 4	H: 1 LOB: 0 BB: 0 P: 4	1B: 7 2B: 0 3B: 0 HR: 2	SF: 1 SAC: 2 DP: 1 HBP: 0	WP: 0 PB: 0 SB: 2 CS: 0	PA: 38			
PITCHER	IP 8.1	WLS 32	BF 7	H 3	R 2	ER 2	SO 4	BB 1	IBB 0	HBP 0	BLK 0	WP 0	HR 1	S 39	P 43	ERA 2.16	WHIP 0.960											
Dave Goltz, R (1, 1) ERA: 3.38 Tom Burgmeier, L (9, 1) ERA: 2.8	1.2	L	6	2	1	1	0	0	0	0	0	0	0	1	6	6	5.40	1.200										

California Angels @ Minnesota Twins
Metropolitan Stadium, Bloomington, MI
Tue Jul 01 1975, 8:05 PM EDT
Unknown - 88 F

AB 34
R 4
H 9
RBI 4
BB 1
SO 4
LOB 7



Batter	1	2	3	4	5	6	7	8	9	10	AB	R	H	RBI	BB	SO	LOB	BOTTOM										
Lyman Bostock, L (1, 7) OBP: 0.262, SLG: 0.267	FC7-2 1B		5-3		4-3		4-3		K		5	0	1	0	0	1	2	California Angels @ Minnesota Twins Metropolitan Stadium, Bloomington, MI Tue Jul 01 1975, 8:05 PM EDT Unknown - 88 F										
Rod Carew, L (1, 4) OBP: 0.432, SLG: 0.534	FC7-2 1-H		S 1B			F8 S 1B		HR 1B		1-3	5	1	3	0	0	0	1											
Dan Ford, R (1, 8) OBP: 0.340, SLG: 0.455	L6		K			F8 1-3		HR HBP		1B 1B	4	1	1	0	0	1	2											
John Briggs, L (1, 3) OBP: 0.440, SLG: 0.474		F9		FC6-4 1B		P6		HR 1-H 2-H		K	5	1	2	3	0	1	2											
Tony Oliva, L (1, 10) OBP: 0.350, SLG: 0.364 Luis Gomez, R (10, PR) OBP: 0.217, SLG: 0.143		6-3		FC6-4 1-2		3-1		F8		1B	5	0	1	0	0	0	2											
Steve Brye, R (1, 9) OBP: 0.328, SLG: 0.425				F8				4-3		6-3	0	0	0	0	0	0	0											
Eric Soderholm, R (1, 5) OBP: 0.364, SLG: 0.359		2B		K				4-3		6-3	5	0	1	0	0	0	3											
Glenn Borgmann, R (1, 2) OBP: 0.302, SLG: 0.284 Steve Braun, L (9, PH) OBP: 0.357, SLG: 0.457 Phil Roof, R (10, 2) OBP: 0.200, SLG: 0.077		BB		K		L8		1B 1B		5-3	3	0	0	0	0	2	3											
Jerry Terrell, R (1, 6) OBP: 0.343, SLG: 0.368			P3		6-3		K		6-3	4-3	1	0	0	0	0	0	0											
Inning Stats	R: 0 E: 1 K: 0 S: 3	H: 1 LOB: 0 BB: 0 P: 3	R: 0 E: 0 K: 1 S: 6	H: 1 LOB: 2 BB: 1 P: 10	R: 0 E: 0 K: 1 S: 6	H: 1 LOB: 1 BB: 0 P: 6	R: 0 E: 0 K: 1 S: 6	H: 1 LOB: 1 BB: 0 P: 6	R: 0 E: 0 K: 0 S: 3	H: 2 LOB: 0 BB: 0 P: 3	R: 0 E: 0 K: 0 S: 4	H: 2 LOB: 2 BB: 0 P: 7	R: 3 E: 0 K: 0 S: 5	H: 2 LOB: 0 BB: 0 P: 6	R: 0 E: 0 K: 1 S: 5	H: 0 LOB: 0 BB: 0 P: 5	R: 0 E: 0 K: 1 S: 7		H: 2 LOB: 2 BB: 0 P: 7	1B: 9 2B: 2 3B: 0 HR: 1	SF: 0 SAC: 0 DP: 1 HBP: 1	WP: 0 PB: 0 SB: 3 CS: 0	PA: 42					
PITCHER	IP 7.0	WLS 30	BF 8	H 2	R 2	ER 1	SO 4	BB 1	IBB 0	HBP 1	BLK 0	WP 0	HR 0	S 36	P 41	ERA 2.57	WHIP 1.286											
Ed Figueroa, R ERA: 2.18 Mickey Scott, L ERA: 3.6 Dick Lange, R ERA: 3.99	1.0	4	1	1	1	0	0	0	0	0	0	0	0	0	4	4	9.00	1.000										
	2.0	W	8	2	0	0	2	0	0	0	0	0	0	0	12	12	0.00	1.000										

California Angels @ Minnesota Twins
Metropolitan Stadium, Bloomington, MI
Tue Jul 01 1975, 8:05 PM EDT
Unknown - 88 F

AB 40
R 3
H 11
RBI 3
BB 1
SO 6
LOB 16



Batter	1	2	3	4	5	6	7	8	9	AB	R	H	RBI	BB	SO	LOB	TOP					
Morris Nettles, L (1,8) OBP: 0.292, SLG: 0.274	G3			K		2B E 1B	FC4 BB		6-3	5	1	1	0	0	1	2						
Dave Collins, S (1,7) OBP: 0.394, SLG: 0.398	G3			S 1B		F8				3	0	1	0	1	0	1						
Mickey Rivers, L (8,8) OBP: 0.335, SLG: 0.368							BB			0	0	0	0	0	0	0						
John Doherty, L (1,3) OBP: 0.311, SLG: 0.429	4-3			F7		E SF9 2B	F7			4	1	1	0	0	0	4						
Joe Lahoud, L (1,10) OBP: 0.370, SLG: 0.388		F9		K		E3			P4	4	0	0	1	0	1	2						
Leroy Stanton, R (1,9) OBP: 0.380, SLG: 0.486		6-3				SF9 1B			FC4 1B	2	1	1	1	0	0	0						
Bob Allietta, R (6,2) OBP: 0.241, SLG: 0.250										1	0	1	0	0	0	0						
Dave Chalk, R (1,5) OBP: 0.380, SLG: 0.378						E5 1B	F7		FC4	3	0	1	0	0	1	1						
Billy Smith, S (6,5) OBP: 0.263, SLG: 0.252	K								FC4	1	0	0	0	0	0	1						
Winston Lienas, R (1,4) OBP: 0.216, SLG: 0.182						F7			5-3 F3	4	0	1	0	0	0	2						
Ellie Rodriguez, R (1,2) OBP: 0.393, SLG: 0.323						FC6-4 1B				1	0	0	0	1	0	1						
John Balaz, R (6,9) OBP: 0.273, SLG: 0.364						FC6-4 S3-6-1	S4-3 BB		FC4 BB 1B	2	0	1	0	0	0	0						
Rudy Meoli, L (1,6) OBP: 0.344, SLG: 0.236						G3-6-1	G4-3		FC4 BB	3	0	0	0	1	0	3						
Inning Stats	R: 0 E: 0 K: 0 S: 3	H: 0 LOB: 0 BB: 0 P: 3	R: 0 E: 0 K: 1 S: 5	H: 0 LOB: 0 BB: 0 P: 5	R: 0 E: 0 K: 0 S: 3	H: 1 LOB: 0 BB: 0 P: 3	R: 0 E: 0 K: 2 S: 8	H: 1 LOB: 1 BB: 0 P: 8	R: 1 E: 1 K: 0 S: 4	H: 2 LOB: 1 BB: 1 P: 8	R: 2 E: 1 K: 0 S: 6	H: 2 LOB: 1 BB: 0 P: 6	R: 0 E: 0 K: 0 S: 4	H: 1 LOB: 3 BB: 2 P: 12	R: 0 E: 0 K: 0 S: 4	H: 1 LOB: 0 BB: 0 P: 4	R: 0 E: 0 K: 0 S: 3	H: 0 LOB: 0 BB: 0 P: 3	1B: 7 2B: 1 3B: 0 HR: 0	SF: 1 SAC: 0 DP: 2 HBP: 0	WP: 0 PB: 0 SB: 1 CS: 0	PA: 37
PITCHER Mark Wiley, R (1,1) ERA: 2.51	IP: 9.0 WLS: W BF: 37 H: 8 R: 3 ER: 1 SO: 3 BB: 3 IBB: 0 HBP: 0 BLK: 0 WP: 0 HR: 0 S: 40 P: 52 ERA: 1.00 WHIP: 1.222											PITCHER	IP: 9.0 WLS: W BF: 37 H: 8 R: 3 ER: 1 SO: 3 BB: 3 IBB: 0 HBP: 0 BLK: 0 WP: 0 HR: 0 S: 40 P: 52 ERA: 1.00 WHIP: 1.222									

California Angels @ Minnesota Twins
Metropolitan Stadium, Bloomington, MI
Tue Jul 01 1975, 8:05 PM EDT
Att: 7,109 - Unknown

AB 33
R 3
H 8
RBI 2
BB 3
SO 3
LOB 17



Batter	1	2	3	4	5	6	7	8	9	AB	R	H	RBI	BB	SO	LOB	BOTTOM			
Dan Ford, R (1,8) OBP: 0.360, SLG: 0.479	1B SH2-3 FC3-6 1B		6-3 WP 2B	2B HBP		1B 2B				3	4	3	0	1	0	0				
Rod Carew, L (1,4) OBP: 0.434, SLG: 0.542	SH2-3		SF7			HR 1B				2	1	2	5	0	0	0				
Luis Gomez, R (7,6) OBP: 0.208, SLG: 0.136				2B						1	0	0	0	0	1	1				
Steve Brye, R (1,9) OBP: 0.330, SLG: 0.440	FC3-6 1B		6-3	G3		HR			L4	5	1	2	2	0	0	3				
John Briggs, L (1,3) OBP: 0.431, SLG: 0.462	FC3-6		F5			F7				3	0	0	1	0	0	1				
Tom Kelly, L (6,3) OBP: 0.297, SLG: 0.244	FC3-6 FC6-4					P6				1	0	0	0	0	0	0				
Jerry Terrell, R (1,6) OBP: 0.391, SLG: 0.366	FC6-4			1B HBP		P4				3	2	1	0	0	0	1				
Steve Braun, L (1,10) OBP: 0.384, SLG: 0.468		5-3		F8		HR			4-3	4	1	1	2	0	0	1				
Eric Soderholm, R (1,5) OBP: 0.359, SLG: 0.353		6-3		F9		6-3			F9	4	0	0	0	0	0	1				
Lyman Bostock, L (1,7) OBP: 0.261, SLG: 0.266		4-3				F7				4	1	1	0	0	1	0				
Phil Roof, R (1,2) OBP: 0.263, SLG: 0.176				E9 2B SF7 1B		K			F9	4	2	2	1	0	1	0				
Inning Stats	R: 1 E: 0 K: 0 S: 5	H: 2 LOB: 1 BB: 0 P: 5	R: 0 E: 0 K: 0 S: 3	H: 0 LOB: 0 BB: 0 P: 3	R: 2 E: 0 K: 0 S: 5	H: 2 LOB: 0 BB: 0 P: 5	R: 4 E: 1 K: 0 S: 6	H: 3 LOB: 1 BB: 0 P: 8	R: 2 E: 0 K: 0 S: 5	H: 2 LOB: 0 BB: 0 P: 5	R: 3 E: 0 K: 1 S: 8	H: 3 LOB: 0 BB: 0 P: 8	R: 0 E: 0 K: 1 S: 5	H: 0 LOB: 1 BB: 1 P: 9	R: 0 E: 0 K: 1 S: 5	H: 0 LOB: 1 BB: 1 P: 9	1B: 7 2B: 3 3B: 0 HR: 2	SF: 1 SAC: 1 DP: 0 HBP: 2	WP: 1 PB: 0 SB: 0 CS: 0	PA: 39
PITCHER Andy Hassler, L (1,1) ERA: 5.1	IP: 4.0 WLS: L BF: 21 H: 7 R: 7 ER: 7 SO: 0 BB: 0 IBB: 0 HBP: 2 BLK: 0 WP: 1 HR: 0 S: 19 P: 21 ERA: 15.75 WHIP: 1.750											PITCHER Mickey Scott, L (5,1) ERA: 4.66	IP: 4.0 WLS: L BF: 18 H: 5 R: 5 ER: 5 SO: 3 BB: 1 IBB: 0 HBP: 0 BLK: 0 WP: 0 HR: 2 S: 23 P: 27 ERA: 11.25 WHIP: 1.500							

California Angels @ Minnesota Twins
Metropolitan Stadium, Bloomington, MI
Tue Jul 01 1975, 8:05 PM EDT
Att: 7,109 - Unknown

AB 34
R 12
H 12
RBI 11
BB 1
SO 3
LOB 8



Batter	1	2	3	4	5	6	7	8	9	AB	R	H	RBI	BB	SO	LOB	TOP				
Dave Collins, S (1, 7) OBP: 0.394, SLG: 0.391	L4		S BB				F7	K		4	0	1	0	1	1	2					
Jerry Remy, L (1, 4) OBP: 0.332, SLG: 0.351	K		F7		FC4-6 1B		4-3	F7		5	1	0	0	0	1	3					
Mickey Rivers, L (1, 8) OBP: 0.333, SLG: 0.366	F7		F7		1B		6-3	P4		5	0	1	1	0	0	1					
Joe Lahoud, L (1, 10) OBP: 0.371, SLG: 0.396		G3		1-3	1B			F4		5	1	2	0	0	0	0					
Leroy Stanton, R (1, 9) OBP: 0.378, SLG: 0.483		S 1B		K	SF8		6-3			3	0	1	1	0	1	1					
John Doherty, L (1, 3) OBP: 0.306, SLG: 0.400		E1 FC6-4 BB		E1 1B	L7		6-3			3	0	0	0	1	0	3					
Dave Chalk, R (1, 5) OBP: 0.381, SLG: 0.380		F8		1B		L7		1B 2B 1B		4	1	2	1	0	0	2					
Ellie Rodriguez, R (1, 2) OBP: 0.390, SLG: 0.321		FC6-4		3-1		K		2B 1B		4	0	1	0	0	1	4					
Rudy Meoli, L (1, 6) OBP: 0.343, SLG: 0.241 (8, PH)					F8					3	1	1	0	0	0	0					
Winston Lienas, R (8, PH) OBP: 0.227, SLG: 0.209 (8, PR)						FC4-6 1B				1	0	1	1	0	0	0					
Orlando Ramirez, R (8, PR) OBP: 0.324, SLG: 0.316 (8, 6)						1B		1-3 2-H		0	0	0	0	0	0	0					
Inning Stats	R: 0 E: 0 K: 1 S: 5	H: 0 LOB: 0 BB: 0 P: 5	R: 0 E: 0 K: 0 S: 4	H: 1 LOB: 2 BB: 1 P: 8	R: 0 E: 0 K: 0 S: 3	H: 0 LOB: 1 BB: 1 P: 7	R: 0 E: 1 K: 1 S: 7	H: 1 LOB: 2 BB: 0 P: 7	R: 2 E: 0 K: 1 S: 5	H: 4 LOB: 2 BB: 0 P: 5	R: 0 E: 0 K: 0 S: 3	H: 0 LOB: 0 BB: 0 P: 3	R: 0 E: 0 K: 1 S: 9	H: 4 LOB: 2 BB: 0 P: 9	R: 0 E: 0 K: 0 S: 3	H: 0 LOB: 0 BB: 0 P: 3	1B: 8 2B: 2 3B: 0 HR: 0	SF: 1 SAC: 0 DP: 0 HBP: 0	WP: 0 PB: 0 SB: 2 CS: 0	PA: 40	
PITCHER	IP	WLS	BF	H	R	ER	SO	BB	IBB	HBP	BLK	WP	HR	S	P	ERA	WHIP				
Bert Blyleven, R (1, 1) ERA: 3.72	7.2	W	36	10	4	4	3	2	0	0	0	0	0	40	48	4.70	1.565				
Vic Albury, L (8, 1) ERA: 3.83	1.1	S	4	0	0	0	1	0	0	0	0	0	0	6	6	0.00	0.000				

California Angels @ Minnesota Twins
 Metropolitan Stadium, Bloomington, MI
 Wed Jul 02 1975, 8:05 PM EDT
 Att. 6,435 - Unknown - 87 F

livebaseballscorecards.com

AB	37
R	4
H	10
RBI	4
BB	2
SO	4
LOB	16



Batter	1	2	3	4	5	6	7	8	9	AB	R	H	RBI	BB	SO	LOB	BOTTOM				
Dan Ford, R (1, 8) OBP: 0.361, SLG: 0.480	SH PB 1B BB	F8		4-3 1H 2H 3H		6-3		K		4	1	1	3	1	1	3					
Rod Carew, L (1, 4) OBP: 0.434, SLG: 0.537	SH 1B BB	4-3		4-3		K		1B		4	1	1	2	1	1	2					
Steve Brye, R (1, 9) OBP: 0.324, SLG: 0.431	SH 1B 1-2 2-3		F8	1-3		4-3		5-3		4	0	0	0	0	0	2					
John Briggs, L (1, 3) OBP: 0.433, SLG: 0.463			1-3		SH5-3 1B		K			4	1	2	2	0	1	0					
Jerry Terrell, R (1, 6) OBP: 0.338, SLG: 0.351	F8		6-3		SH5-3		5-3			3	0	0	0	0	0	2					
Steve Braun, L (1, 10) OBP: 0.386, SLG: 0.466	F7			1B 2B BB	FC6-4 1B		4-3			3	1	1	1	1	0	2					
Eric Soderholm, R (1, 5) OBP: 0.361, SLG: 0.356	F8			1B 2B 1B	F9		1B 1B			4	2	2	0	0	0	3					
Lyman Bostock, L (1, 7) OBP: 0.274, SLG: 0.279		G3		2B 1B	FC6-4		WP 1B 1B			4	2	2	0	0	0	1					
Glenn Borgmann, R (1, 2) OBP: 0.303, SLG: 0.281 (8, PH)				L7			6-3			2	0	0	0	1	0	3					
Tony Oliva, L (8, PH) OBP: 0.353, SLG: 0.368 (8, PR)								WP 1B		1	0	1	1	0	0	0					
Luis Gomez, R (8, PR) OBP: 0.208, SLG: 0.136 (8, 2)								1-2 2-H		0	1	0	0	0	0	0					
Phil Roof, R (8, 2) OBP: 0.263, SLG: 0.176								1B 1B		0	0	0	0	0	0	0					
Inning Stats	R: 2 E: 1 K: 0 S: 5	H: 1 LOB: 2 BB: 2 P: 13	R: 0 E: 0 K: 0 S: 3	H: 0 LOB: 1 BB: 1 P: 7	R: 0 E: 0 K: 0 S: 3	H: 0 LOB: 0 BB: 0 P: 3	R: 3 E: 0 K: 0 S: 6	H: 3 LOB: 1 BB: 1 P: 10	R: 1 E: 0 K: 0 S: 5	H: 2 LOB: 1 BB: 0 P: 5	R: 0 E: 0 K: 1 S: 5	H: 0 LOB: 0 BB: 0 P: 5	R: 0 E: 0 K: 1 S: 5	H: 0 LOB: 0 BB: 0 P: 5	R: 3 E: 0 K: 1 S: 9	H: 4 LOB: 1 BB: 0 P: 9	1B: 9 2B: 1 3B: 0 HR: 0	SF: 0 SAC: 2 DP: 0 HBP: 0	WP: 1 PB: 1 SB: 0 CS: 0	PA: 39	
PITCHER	IP	WLS	BF	H	R	ER	SO	BB	IBB	HBP	BLK	WP	HR	S	P	ERA	WHIP				
Charlie Hudson, L (1, 1) ERA: 12.46	4.1	L	24	6	6	6	0	4	0	0	0	0	0	20	36	12.46	2.308				
Dick Lange, R (5, 1) ERA: 4.14	3.0		11	2	2	2	2	0	0	0	0	0	0	15	15	6.00	0.667				
Andy Hassler, L (8, 1) ERA: 5.16	0.2		4	2	1	1	1	0	0	0	0	1	0	6	6	13.50	3.000				

California Angels @ Minnesota Twins
 Metropolitan Stadium, Bloomington, MI
 Wed Jul 02 1975, 8:05 PM EDT
 Att. 6,435 - Unknown - 87 F

livebaseballscorecards.com

AB	33
R	9
H	10
RBI	9
BB	4
SO	3
LOB	18



Batter	1	2	3	4	5	6	7	8	9	AB	R	H	RBI	BB	SO	LOB	TOP					
Dave Collins, S OBP: 0.398, SLG: 0.389 John Balaz, R OBP: 0.250, SLG: 0.333	4-0 1B BB	K					F9		F8	3	1	1	0	1	1	0						
Jerry Remy, L OBP: 0.336, SLG: 0.356 Winston Llenas, R OBP: 0.237, SLG: 0.221	0-0 S 3-1 1B		F7				1B 1B		3B 1B	4	1	3	1	0	0	0						
Mickey Rivers, L OBP: 0.331, SLG: 0.361	4-0 3-1 1B BB		K				F8		F9	4	1	0	0	1	1	4						
Joe Lahoud, L OBP: 0.377, SLG: 0.416	0-0 3-1		K				FC6-4 1B		3B	5	0	3	3	0	1	1						
Leroy Stanton, R OBP: 0.380, SLG: 0.481 Morris Nettles, L OBP: 0.291, SLG: 0.273	0-0 CS 1B			G4-6-3 BB			FC6-4 1B		FC5-4	3	0	1	1	1	0	4						
John Doherty, L OBP: 0.283, SLG: 0.367	0-0 CS	F8		G4-6-3 1-2f			K		F7	4	0	0	0	0	1	1						
Dave Chalk, R OBP: 0.379, SLG: 0.378				L7			5-3		6-3	4	1	1	0	0	0	0						
Ellie Rodriguez, R OBP: 0.396, SLG: 0.350							F7			3	1	2	2	1	0	0						
Orlando Ramirez, R OBP: 0.321, SLG: 0.306							1B 1B		1-3	3	1	0	0	1	1	2						
Inning Stats	R: 2 E: 0 K: 0 S: 3	H: 2 LOB: 0 BB: 2 P: 11	R: 2 E: 0 K: 1 S: 7	H: 2 LOB: 0 BB: 0 P: 7	R: 0 E: 0 K: 2 S: 7	H: 0 LOB: 0 BB: 0 P: 7	R: 0 E: 0 K: 0 S: 2	H: 0 LOB: 0 BB: 1 P: 6	R: 2 E: 0 K: 1 S: 6	H: 3 LOB: 2 BB: 1 P: 10	R: 0 E: 0 K: 1 S: 6	H: 1 LOB: 1 BB: 0 P: 6	R: 0 E: 0 K: 0 S: 5	H: 2 LOB: 2 BB: 0 P: 5	R: 0 E: 0 K: 1 S: 5	H: 0 LOB: 1 BB: 1 P: 9	R: 1 E: 0 K: 0 S: 5	H: 2 LOB: 1 BB: 0 P: 5	1B: 10 2B: 0 3B: 1 HR: 1	SF: 0 SAC: 0 DP: 1 HBP: 0	WP: 0 PB: 0 SB: 3 CS: 1	PA: 42
PITCHER	IP	WLS	BF	H	R	ER	SO	BB	IBB	HBP	BLK	WP	HR	S	P	ERA	WHIP					
Jim Hughes, R ERA: 4.23	4.1		20	6	6	6	3	4	0	0	0	0	1	22	38	12.46	2.308					
Bill Butler, L ERA: 7.29	4.1	L	19	5	1	1	2	1	0	0	0	0	0	22	26	2.08	1.385					
Tom Burgmeier, L ERA: 2.78	0.1		2	1	0	0	0	0	0	0	0	0	0	2	2	0.00	3.000					

California Angels @ Minnesota Twins
Metropolitan Stadium, Bloomington, MI
Thu Jul 03 1975, 4:33 AM EDT
Att: 6,071 - Unknown - 88 F

AB 36
R 7
H 12
RBI 7
BB 5
SO 5
LOB 13



Batter	1	2	3	4	5	6	7	8	9	AB	R	H	RBI	BB	SO	LOB	BOTTOM					
Dan Ford, R OBP: 0.362, SLG: 0.477	0-0 L9				K					5	2	2	0	0	1	2						
Rod Carew, L OBP: 0.433, SLG: 0.542	0-0 3B		K		FC4-6 BB 1B		F7		F7	5	0	2	0	0	1	2						
Steve Brye, R OBP: 0.325, SLG: 0.429 Tom Kelly, L OBP: 0.266, SLG: 0.248	0-0 5-3				FC4-6 BB		K		2B 1B	1	0	0	0	0	0	1						
John Briggs, L OBP: 0.438, SLG: 0.468	4-0 FC6 BB			HBP	FC4-6 BB				2B 1B	3	2	1	1	2	0	3						
Jerry Terrell, R OBP: 0.341, SLG: 0.354	0-0 FC6		K		L5				1B 2B	5	1	2	3	0	1	5						
Steve Braun, L OBP: 0.387, SLG: 0.462					F9				5-3	4	0	1	0	1	1	1						
Eric Soderholm, R OBP: 0.365, SLG: 0.358		K							F8	4	0	2	2	1	1	1						
Lyman Bostock, L OBP: 0.269, SLG: 0.264					K				4-3	4	0	0	0	1	1	4						
Glenn Borgmann, R OBP: 0.299, SLG: 0.277 Tony Oliva, L OBP: 0.352, SLG: 0.366 Phil Roof, R OBP: 0.263, SLG: 0.176 Danny Walton, R OBP: 0.220, SLG: 0.268	0-0 F8				K				G3	3	0	0	0	0	1	4						
Inning Stats	R: 0 E: 0 K: 0 S: 4	H: 1 LOB: 2 BB: 1 P: 8	R: 0 E: 0 K: 1 S: 6	H: 1 LOB: 2 BB: 1 P: 10	R: 0 E: 0 K: 2 S: 7	H: 0 LOB: 0 BB: 0 P: 8	R: 0 E: 0 K: 2 S: 8	H: 1 LOB: 1 BB: 0 P: 8	R: 0 E: 0 K: 1 S: 6	H: 1 LOB: 2 BB: 1 P: 10	R: 0 E: 0 K: 1 S: 5	H: 0 LOB: 1 BB: 1 P: 9	R: 3 E: 0 K: 1 S: 8	H: 3 LOB: 2 BB: 2 P: 16	R: 3 E: 0 K: 0 S: 7	H: 4 LOB: 1 BB: 0 P: 7	R: 0 E: 0 K: 1 S: 5	H: 0 LOB: 0 BB: 0 P: 5	1B: 9 2B: 1 3B: 1 HR: 0	SF: 0 SAC: 0 DP: 0 HBP: 1	WP: 0 PB: 0 SB: 0 CS: 0	PA: 45
PITCHER	IP	WLS	BF	H	R	ER	SO	BB	IBB	HBP	BLK	WP	HR	S	P	ERA	WHIP					
Nolan Ryan, R ERA: 3.15	7.2		41	11	6	6	8	6	0	1	0	0	0	50	75	7.04	2.217					
Mickey Scott, L ERA: 4.5	1.0	W	3	0	0	0	0	0	0	0	0	0	0	3	3	0.00	0.000					
Don Kirkwood, R ERA: 1.88	0.1	S	1	0	0	0	1	0	0	0	0	0	0	3	3	0.00	0.000					

California Angels @ Minnesota Twins
Metropolitan Stadium, Bloomington, MI
Thu Jul 03 1975, 4:33 AM EDT
Att: 6,071 - Unknown - 88 F

AB 38
R 6
H 11
RBI 6
BB 6
SO 9
LOB 24



Batter	1	2	3	4	5	6	7	8	9	AB	R	H	RBI	BB	SO	LOB	TOP			
Cesar Tovar, R OBP: 0.298, SLG: 0.313 (1, 10)	0-0 6-3		0-0 G1-4-3			0-0 L8		0-0 6-3		4	0	0	0	0	0	1				
Toby Harrah, R OBP: 0.378, SLG: 0.424 (1, 5)	0-0 5-3		0-0 2B			0-3 K			0-0 4-3	4	0	1	0	0	1	0				
Jeff Burroughs, R OBP: 0.298, SLG: 0.408 (1, 9)	0-3 K		0-0 5-3			0-0 5-3			0-0 1B 1B	4	0	1	0	0	1	1				
Mike Hargrove, L OBP: 0.426, SLG: 0.485 (1, 7)		0-0 F7		0-3 K				4-0 BB	0-0 1B 1B	3	0	1	0	1	1	0				
Jim Spencer, L OBP: 0.319, SLG: 0.434 (1, 3)		0-0 BB 1B		0-0 F7				0-0 F9	0-0 F9	4	0	1	0	0	0	3				
Lenny Randle, S OBP: 0.328, SLG: 0.340 (1, 8)		0-0 F8		0-0 L6				0-0 F8	0-0 1B 1-2 2-3	4	0	1	0	0	0	2				
Mike Cubbage, L OBP: 0.241, SLG: 0.358 (1, 4)		4-0 BB				0-0 L8		0-0 F8	0-0 4-3	3	0	0	0	1	0	4				
Roy Smalley, S OBP: 0.293, SLG: 0.313 (1, 6)		0-3 K				4-0 BB G6-4-3			0-0 4-3	2	0	0	0	1	1	2				
Jim Sundberg, R OBP: 0.311, SLG: 0.326 (1, 2)			1-0 HBP G1-4-3			0-0 G6-4-3 1-2			0-0 5-3	2	0	0	0	0	0	1				
Inning Stats	R: 0 E: 0 K: 1 S: 5	H: 0 LOB: 0 BB: 0 P: 5	R: 0 E: 0 K: 1 S: 6	H: 1 LOB: 2 BB: 1 P: 10	R: 0 E: 0 K: 0 S: 3	H: 1 LOB: 0 BB: 0 P: 4	R: 0 E: 0 K: 1 S: 5	H: 0 LOB: 0 BB: 1 P: 5	R: 0 E: 0 K: 0 S: 2	H: 0 LOB: 0 BB: 0 P: 6	R: 0 E: 0 K: 1 S: 5	H: 0 LOB: 1 BB: 1 P: 7	R: 0 E: 0 K: 0 S: 3	H: 0 LOB: 0 BB: 0 P: 3	R: 0 E: 0 K: 0 S: 6	H: 3 LOB: 3 BB: 0 P: 6	1B: 4 2B: 1 3B: 0 HR: 0	SF: 0 SAC: 0 DP: 2 HBP: 1	WP: 0 PB: 0 SB: 0 CS: 0	PA: 34
PITCHER Bill Campbell, R ERA: 4.0 (1, 1)	IP: 9.0 WLS: W BF: 34 H: 5 R: 0 ER: 0 SO: 4 BB: 3 IBB: 0 HBP: 1 BLK: 0 WP: 0 HR: 0 S: 38 P: 51 ERA: 0.00 WHIP: 0.889																			

Texas Rangers @ Minnesota Twins
Metropolitan Stadium, Bloomington, MI
Fri Jul 04 1975, 8:05 PM EDT
Unknown - 86 F

AB 30
R 0
H 5
RBI 0
BB 3
SO 4
LOB 14



Batter	1	2	3	4	5	6	7	8	9	AB	R	H	RBI	BB	SO	LOB	BOTTOM			
Jerry Terrell, R OBP: 0.333, SLG: 0.357 (1, 6) (9, 4)	0-0 G3	0-0 6-3		0-0 G3 1-H 2B		0-0 FC5-4 1B HR		0-0 F8		5	1	1	1	0	0	2				
Rod Carew, L OBP: 0.433, SLG: 0.543 Luis Gomez, R OBP: 0.208, SLG: 0.136 (1, 4) (9, 6)	0-0 4-3		0-0 2B	0-0 G3		0-0 HR 1B		0-0 1-3		5	2	2	0	0	0	1				
Dan Ford, R OBP: 0.369, SLG: 0.525 (1, 8)	0-0 HR		0-0 4-3 2B	0-0 1-3		0-0 HR		0-0 4-3		5	2	3	5	0	0	1				
John Briggs, L OBP: 0.434, SLG: 0.457 Tom Kelly, L OBP: 0.266, SLG: 0.248 (1, 3) (9, 3)	0-0 L8		0-3 K		0-0 3-1	4-0 FC5 BB				3	0	0	0	1	1	1				
Tony Oliva, L OBP: 0.355, SLG: 0.365 (1, 10)		0-0 1B 2B 1B	0-0 4-3	0-0 5-3		4-0 BB				3	1	1	0	1	0	1				
Eric Soderholm, R OBP: 0.367, SLG: 0.366 (1, 5)		0-0 P4	4-0 BB	0-0 FC5						3	0	1	0	1	0	3				
Steve Braun, L OBP: 0.384, SLG: 0.458 (1, 7)		0-0 2B 1B	0-0 F9	0-0 4-3		0-3 K				4	1	1	0	0	1	3				
Lyman Bostock, L OBP: 0.280, SLG: 0.257 (1, 9)		0-3 K		0-3 K		4-0 FC5-4 BB		4-0 G5-4-3 BB		2	0	0	0	2	2	2				
Glenn Borgmann, R OBP: 0.302, SLG: 0.283 (1, 2)		0-0 BLK 2B		4-0 2B BB		0-0 P6		0-0 G5-4-3		3	1	1	1	1	0	2				
Inning Stats	R: 1 E: 0 K: 0 S: 4	H: 1 LOB: 0 BB: 0 P: 4	R: 2 E: 0 K: 1 S: 8	H: 3 LOB: 1 BB: 0 P: 8	R: 1 E: 0 K: 1 S: 7	H: 2 LOB: 2 BB: 1 P: 11	R: 1 E: 0 K: 1 S: 6	H: 1 LOB: 1 BB: 1 P: 10	R: 0 E: 0 K: 0 S: 4	H: 1 LOB: 1 BB: 0 P: 4	R: 3 E: 0 K: 0 S: 5	H: 2 LOB: 3 BB: 3 P: 17	R: 0 E: 0 K: 1 S: 4	H: 0 LOB: 0 BB: 1 P: 8	R: 0 E: 0 K: 0 S: 3	H: 0 LOB: 0 BB: 0 P: 3	1B: 3 2B: 4 3B: 1 HR: 2	SF: 0 SAC: 0 DP: 1 HBP: 0	WP: 0 PB: 0 SB: 0 CS: 0	PA: 39
PITCHER Mike Bacsik, R ERA: 4.01 (1, 1)	IP: 2.0 WLS: L BF: 12 H: 6 R: 4 ER: 4 SO: 1 BB: 0 IBB: 0 HBP: 0 BLK: 0 WP: 0 HR: 1 S: 14 P: 14 ERA: 18.00 WHIP: 3.000																			
Jim Umberger, L ERA: 3.91 (3, 1)	3.2 17 3 3 3 2 3 0 0 0 0 0 0 18 30 7.36 1.636																			
Steve Foucault, R ERA: 4.26 (6, 1)	0.0 2 1 1 1 0 1 0 0 0 0 1 1 5 ∞ ∞																			
Mike Kekich, L ERA: 4.41 (6, 1)	2.1 8 0 0 0 1 2 0 0 0 0 0 0 8 16 0.00 0.857																			

Texas Rangers @ Minnesota Twins
Metropolitan Stadium, Bloomington, MI
Fri Jul 04 1975, 8:05 PM EDT
Unknown - 86 F

AB 33
R 8
H 10
RBI 7
BB 6
SO 4
LOB 16



Batter	1	2	3	4	5	6	7	8	9	AB	R	H	RBI	BB	SO	LOB	TOP								
Cesar Tovar, R OBP: 0.296, SLG: 0.311 (1, 10)	0-0 1-4-3		0-0 P6		0-0 F7	0-0 FC6-4 1B		0-0 F8		5	0	1	1	0	0	2									
Lenny Randle, S OBP: 0.327, SLG: 0.338 (1, 8)	0-0 1-4-3		0-0 S 1B		0-0 6-3	0-0 FC6-4 1-2 3-H			0-0 F3	5	0	1	0	0	0	2									
Roy Howell, L OBP: 0.303, SLG: 0.327 (1, 5)	0-0 1B		0-3 K			4-0 HR BB	4-0 G4-3 BB		0-0 2B 1B	2	1	1	0	1	1	1									
Leo Cardenas, R OBP: 0.352, SLG: 0.339 (7, PH)	0-0 1B		1-2						0-0 2B 1B	1	0	1	0	1	0	0									
Jeff Burroughs, R OBP: 0.302, SLG: 0.425 (1, 9)	0-0 1-3 1B			0-3 K		0-0 1-H HR	0-3 K		0-0 2B 1B	5	1	3	2	0	2	1									
Mike Hargrove, L OBP: 0.426, SLG: 0.484 (1, 7)	0-0 F7			0-0 BB 1B		0-0 1B 2B 1B	0-0 G4-3		0-0 4-3	5	1	2	0	0	0	4									
Jim Spencer, L OBP: 0.323, SLG: 0.436 (1, 3)		0-0 F7		0-0 F7		0-0 2B FC1-2 1B			0-0 1B 1B	4	0	2	0	0	0	1									
Toby Harrah, R OBP: 0.379, SLG: 0.427 (1, 6)		0-0 5-3		4-0 1-2 BB		0-0 FC1-2 1-3 3-H 1B 2B			0-0 F9	3	1	1	1	1	0	1									
Mike Cabbage, L OBP: 0.226, SLG: 0.333 (1, 4)		0-0 F5		0-0 F7		0-0 FC1-2 1B		0-3 K		4	0	0	0	0	1	5									
Ron Pruitt, R OBP: 0.286, SLG: 0.167 (1, 2)			0-0 F9		0-0 6-3	0-3 K			0-0 1-2 1B	4	0	1	0	0	1	2									
Inning Stats	R: 0 E: 0 K: 0 S: 5	H: 2 LOB: 2 BB: 0 P: 5	R: 0 E: 0 K: 0 S: 3	H: 0 LOB: 0 BB: 0 P: 3	R: 0 E: 0 K: 1 S: 6	H: 1 LOB: 1 BB: 0 P: 6	R: 0 E: 0 K: 1 S: 6	H: 1 LOB: 2 BB: 1 P: 10	R: 0 E: 0 K: 0 S: 3	H: 0 LOB: 0 BB: 0 P: 3	R: 4 E: 0 K: 1 S: 10	H: 5 LOB: 2 BB: 1 P: 14	R: 0 E: 0 K: 1 S: 4	H: 0 LOB: 0 BB: 1 P: 8	R: 0 E: 0 K: 1 S: 7	H: 2 LOB: 2 BB: 0 P: 7	R: 0 E: 0 K: 0 S: 4	H: 2 LOB: 1 BB: 0 P: 4	1B: 10 2B: 2 3B: 0 HR: 1	SF: 0 SAC: 0 DP: 1 HBP: 0	WP: 0 PB: 0 SB: 1 CS: 0	PA: 41			
PITCHER	IP	WLS	BF	H	R	ER	SO	BB	IBB	HBP	BLK	WP	HR	S	P	ERA	WHIP								
Ray Corbin, R ERA: 4.91 (1, 1)	5.0	L	23	6	3	3	2	2	0	0	0	0	1	25	33	5.40	1.600								
Mark Wiley, R ERA: 3.14 (6, 1)	0.0		1	1	0	0	0	0	0	0	0	0	0	1	1	∞	∞								
Tom Burgmeier, L ERA: 2.5 (6, 1)	4.0		17	6	1	1	3	1	0	0	0	0	0	22	26	2.25	1.750								

Texas Rangers @ Minnesota Twins
Metropolitan Stadium, Bloomington, MI
Fri Jul 04 1975, 8:05 PM EDT
Att: 25,714 - Unknown

AB 38
R 4
H 13
RBI 4
BB 3
SO 5
LOB 19



Batter	1	2	3	4	5	6	7	8	9	AB	R	H	RBI	BB	SO	LOB	BOTTOM								
Jerry Terrell, R OBP: 0.330, SLG: 0.352 (1, 6)	0-0 F8		0-0 4-3		0-0 BB S 1B		0-0 6-3			4	0	1	0	0	0	1									
Rod Carew, L OBP: 0.430, SLG: 0.537 (1, 4)	0-0 F7			0-0 6-3	4-0 1-2 BB IBB			0-0 6-3		3	0	0	0	1	0	0									
Dan Ford, R OBP: 0.372, SLG: 0.540 (1, 8)	0-0 L4			0-0 HR	4-0 1-2 2-3 BB			0-0 F3		3	1	1	1	1	0	0									
John Briggs, L OBP: 0.424, SLG: 0.444 (1, 3)		0-0 3-1		0-0 F8	0-0 F7			0-0 P6		4	0	0	0	0	0	3									
Tony Oliva, L OBP: 0.357, SLG: 0.373 (1, 10)		0-0 P6		0-0 1B 2B		0-0 G6-3 1B		0-3 K2-3		4	1	2	0	0	1	0									
Eric Soderholm, R OBP: 0.365, SLG: 0.364 (1, 5)		0-0 F9		0-0 2-H 1B		0-0 L9		0-0 6-3		4	0	1	1	0	0	1									
Steve Braun, L OBP: 0.378, SLG: 0.449 (1, 7)			0-0 F9	0-0 L4		0-0 G6-3 1-2			0-0 3-1	4	0	0	0	0	0	2									
Lyman Bostock, L OBP: 0.294, SLG: 0.263 (1, 9)			0-0 4-3 S 1B		4-0 CS BB		0-0 L5			2	0	1	0	1	0	0									
Phil Roof, R OBP: 0.238, SLG: 0.158 (1, 2)			0-0 4-3		0-3 K		0-0 F8			2	0	0	0	0	1	2									
Tom Kelly, L OBP: 0.264, SLG: 0.246 (7, PH)			1-3		1-2					1	0	0	0	0	0	0									
Glenn Borgmann, R OBP: 0.302, SLG: 0.283 (8, 2)										0	0	0	0	0	0	0									
Inning Stats	R: 0 E: 0 K: 0 S: 3	H: 0 LOB: 0 BB: 0 P: 3	R: 0 E: 0 K: 0 S: 3	H: 0 LOB: 0 BB: 0 P: 3	R: 0 E: 0 K: 0 S: 4	H: 1 LOB: 1 BB: 0 P: 4	R: 2 E: 0 K: 0 S: 6	H: 3 LOB: 1 BB: 0 P: 6	R: 0 E: 0 K: 1 S: 5	H: 1 LOB: 3 BB: 3 P: 17	R: 0 E: 0 K: 0 S: 3	H: 1 LOB: 0 BB: 0 P: 3	R: 0 E: 0 K: 0 S: 3	H: 0 LOB: 0 BB: 0 P: 3	R: 0 E: 0 K: 1 S: 5	H: 0 LOB: 0 BB: 0 P: 5	R: 0 E: 0 K: 0 S: 5	H: 0 LOB: 0 BB: 0 P: 5	1B: 4 2B: 1 3B: 0 HR: 1	SF: 0 SAC: 0 DP: 1 HBP: 0	WP: 0 PB: 0 SB: 2 CS: 1	PA: 34			
PITCHER	IP	WLS	BF	H	R	ER	SO	BB	IBB	HBP	BLK	WP	HR	S	P	ERA	WHIP								
Steve Hargan, R ERA: 2.95 (1, 1)	9.0	W	34	6	2	2	2	2	1	0	0	0	1	35	47	2.00	0.889								

Texas Rangers @ Minnesota Twins
Metropolitan Stadium, Bloomington, MI
Fri Jul 04 1975, 8:05 PM EDT
Att: 25,714 - Unknown

AB 31
R 2
H 6
RBI 2
BB 3
SO 2
LOB 9



Batter	1	2	3	4	5	6	7	8	9	AB	R	H	RBI	BB	SO	LOB	TOP					
Cesar Tovar, R OBP: 0.292, SLG: 0.306 (1, 10)	F8		L4	4-3		FC5			E6	5	0	0	0	0	0	5						
Lenny Randle, S OBP: 0.322, SLG: 0.332 (1, 8)	4-3		F7				4-3		3-1	5	0	0	0	0	1	2						
Roy Howell, L OBP: 0.300, SLG: 0.342 (1, 5)	F7		HR			L7		F8	F8	5	1	1	1	0	0	2						
Jeff Burroughs, R OBP: 0.299, SLG: 0.419 (1, 9)		6-3	6-3			K		F9		4	0	0	0	0	1	0						
Mike Hargrove, L OBP: 0.430, SLG: 0.486 (1, 7)		BB 1B		1B BB		SH3-4 BB 1B		F7		3	2	0	1	0	0							
Jim Spencer, L OBP: 0.326, SLG: 0.434 (1, 3)	F8		1B	1B		FC5 SH3-4 BB		4-3		3	1	1	0	1	0	1						
Toby Harrah, R OBP: 0.382, SLG: 0.428 (1, 6)	1B BB		CS 1B	1B		SH3-4		F9		2	0	1	1	1	0	0						
Mike Cabbage, L OBP: 0.273, SLG: 0.367 (1, 4)	1B		3-1 CS	1B		IBB			3-1 E	3	0	3	2	1	0	0						
Jim Sundberg, R OBP: 0.307, SLG: 0.322 Tom Grieve, R OBP: 0.299, SLG: 0.481 (9, PH)	6-3		3-1	3-1		K		F9		3	0	0	0	0	1	7						
			1-3 2-S							1	0	0	0	0	0	1						
Inning Stats	R: 0 E: 0 K: 0 S: 3	H: 0 LOB: 0 BB: 0 P: 3	R: 1 E: 0 K: 0 S: 5	H: 2 LOB: 2 BB: 1 P: 9	R: 1 E: 0 K: 0 S: 4	H: 1 LOB: 0 BB: 0 P: 4	R: 2 E: 0 K: 0 S: 5	H: 3 LOB: 1 BB: 1 P: 9	R: 0 E: 0 K: 2 S: 7	H: 0 LOB: 0 BB: 0 P: 7	R: 0 E: 0 K: 1 S: 6	H: 1 LOB: 3 BB: 2 P: 14	R: 0 E: 0 K: 0 S: 3	H: 0 LOB: 0 BB: 0 P: 3	R: 0 E: 0 K: 0 S: 3	H: 0 LOB: 0 BB: 0 P: 3	R: 0 E: 1 K: 0 S: 5	H: 1 LOB: 2 BB: 0 P: 5	1B: 7 2B: 0 3B: 0 HR: 1	SF: 0 SAC: 1 DP: 0 HBP: 0	WP: 0 PB: 0 SB: 0 CS: 2	PA: 39
PITCHER Dave Goltz, R ERA: 3.42 (1, 1)	IP: 9.0 WLS: W BF: 39 H: 8 R: 4 ER: 4 SO: 3 BB: 3 IBB: 1 HBP: 0 BLK: 0 WP: 0 HR: 1 S: 41 P: 57 ERA: 4.00 WHIP: 1.222															PITCHER						

Texas Rangers @ Minnesota Twins
Metropolitan Stadium, Bloomington, MI

AB 34
R 4
H 8
RBI 4
BB 4
SO 3
LOB 18



WP: 0
PB: 0
SB: 0
CS: 2
PA: 39

Texas Rangers @ Minnesota Twins
Metropolitan Stadium, Bloomington, MI

AB 30
R 5
H 5
RBI 5
BB 3
SO 7
LOB 12



Batter	1	2	3	4	5	6	7	8	9	AB	R	H	RBI	BB	SO	LOB	BOTTOM			
Lyman Bostock, L OBP: 0.281, SLG: 0.250 (1, 9)	P4		1-3		F8		F8			4	0	0	0	0	0	2				
Rod Carew, L OBP: 0.431, SLG: 0.546 (1, 4)	3-1		1B IBB		HR			E1 5-3 SH3-4 1B		3	2	1	1	1	0	0				
Dan Ford, R OBP: 0.371, SLG: 0.536 (1, 8)	K		1-2 2-S		K			SH3-4		3	0	1	2	0	2	0				
John Briggs, L OBP: 0.414, SLG: 0.431 (1, 3)		K	1-2 2-S 3-H	1B	3-1			E3		4	0	0	0	0	1	3				
Tony Oliva, L OBP: 0.360, SLG: 0.388 Luis Gomez, R OBP: 0.208, SLG: 0.136 (8, PR)	4-3			HR		F7		5-3		3	1	1	1	1	0	1				
Eric Soderholm, R OBP: 0.384, SLG: 0.362 (1, 5)	1-3					K		1B IBB		0	0	0	0	0	0	0				
Steve Braun, L OBP: 0.376, SLG: 0.442 (1, 7)			1-2 2-S 3-H			F9		1B		4	0	1	1	0	1	1				
Glenn Borgmann, R OBP: 0.303, SLG: 0.284 (1, 2)			1B FC3-2 BB						1-2 3-H	3	0	0	0	1	1	3				
Jerry Terrell, R OBP: 0.319, SLG: 0.341 (1, 6)			1-3 FC3-2 1B						L3	3	1	1	0	0	2	0				
			1-2 3-H							3	1	0	0	0	2					
Inning Stats	R: 0 E: 0 K: 1 S: 5	H: 0 LOB: 0 BB: 0 P: 5	R: 0 E: 0 K: 1 S: 5	H: 0 LOB: 0 BB: 0 P: 5	R: 2 E: 0 K: 0 S: 5	H: 2 LOB: 2 BB: 2 P: 13	R: 1 E: 0 K: 2 S: 8	H: 1 LOB: 0 BB: 0 P: 8	R: 1 E: 0 K: 1 S: 6	H: 1 LOB: 0 BB: 0 P: 6	R: 0 E: 0 K: 1 S: 5	H: 0 LOB: 0 BB: 0 P: 5	R: 0 E: 1 K: 0 S: 5	H: 0 LOB: 0 BB: 0 P: 9	R: 1 E: 1 K: 0 S: 5	H: 1 LOB: 2 BB: 1 P: 9	1B: 3 2B: 0 3B: 0 HR: 2	SF: 0 SAC: 1 DP: 0 HBP: 0	WP: 0 PB: 0 SB: 0 CS: 0	PA: 34
PITCHER Fergie Jenkins, R ERA: 4.38 (1, 1)	IP: 8.0 WLS: L BF: 34 H: 5 R: 5 ER: 4 SO: 7 BB: 1 IBB: 2 HBP: 0 BLK: 0 WP: 0 HR: 2 S: 45 P: 57 ERA: 4.50 WHIP: 0.750															PITCHER				

AB 30
R 5
H 5
RBI 5
BB 3
SO 7
LOB 12



WP: 0
PB: 0
SB: 0
CS: 0
PA: 34

Batter	1	2	3	4	5	6	7	8	9	AB	R	H	RBI	BB	SO	LOB	TOP								
Cesar Tovar, R (1, 10) OBP: 0.292, SLG: 0.305	0-0 6-3		0-0 1-3		0-0 CS 1B		0-3 K			4	0	1	0	0	1	1									
Lenny Randle, S (1, 8) OBP: 0.324, SLG: 0.337	0-0 F7		0-0 E 2B		0-3 K 1-2		0-0 K 2H 1B			4	1	2	1	0	1	1									
Roy Howell, L (1, 5) OBP: 0.299, SLG: 0.335	0-3 K		0-0 E6 2H		4-0 BB		0-0 4-3			3	0	0	0	1	1	1									
Leo Cardenas, R (8, 5) OBP: 0.352, SLG: 0.339	K		E6 2H		BB		4-3			0	0	0	0	0	0	0									
Jeff Burroughs, R (1, 9) OBP: 0.298, SLG: 0.417		0-0 4-3 HR 1B	0-0 F8		0-3 K			0-0 F9		4	1	1	0	0	1	2									
Mike Hargrove, L (1, 7) OBP: 0.328, SLG: 0.480		0-0 4-3		4-0 G1-4-3 1B BB		0-0 4-3		0-0 F7		3	0	0	0	1	0	1									
Jim Spencer, L (1, 3) OBP: 0.325, SLG: 0.431		0-0 F5		0-0 G1-4-3 1B		0-0 F8		0-0 F8		4	0	1	0	0	0	1									
Toby Harrah, R (1, 6) OBP: 0.384, SLG: 0.439		0-0 2H HR		0-0 G1-4-3 1-2 2-3		4-0 CS BB		0-0 5-3		3	1	1	2	1	0	2									
Mike Cabbage, L (1, 4) OBP: 0.286, SLG: 0.381		0-0 G3		4-0 BB		0-0 CS 1-2	0-0 K 1B 2B		0-0 3-1	3	1	1	0	1	0	0									
Jim Sundberg, R (1, 2) OBP: 0.303, SLG: 0.317			0-3 K		0-0 4-3		0-3 K		0-0 6-3	4	0	0	0	0	2	3									
Inning Stats	R: 0 E: 0 K: 1 S: 5	H: 0 LOB: 0 BB: 0 P: 5	R: 2 E: 0 K: 0 S: 5	H: 2 LOB: 0 BB: 0 P: 5	R: 1 E: 1 K: 1 S: 7	H: 1 LOB: 1 BB: 0 P: 7	R: 0 E: 0 K: 0 S: 3	H: 1 LOB: 2 BB: 1 P: 11	R: 0 E: 0 K: 2 S: 7	H: 0 LOB: 0 BB: 1 P: 6	R: 1 E: 0 K: 2 S: 9	H: 2 LOB: 1 BB: 0 P: 9	R: 0 E: 0 K: 0 S: 3	H: 0 LOB: 0 BB: 0 P: 3	R: 0 E: 0 K: 0 S: 3	H: 0 LOB: 0 BB: 0 P: 3	1B: 4 2B: 2 3B: 0 HR: 1	SF: 0 SAC: 0 DP: 1 HBP: 0	WP: 0 PB: 0 SB: 0 CS: 2	PA: 37					
PITCHER Bert Blyleven, R (1, 1) ERA: 3.66	IP: 9.0 WLS: L BF: 36	H: 7 R: 4 ER: 3 SO: 6	BB: 4 IBB: 0 HBP: 0 BLK: 0	WP: 0 HR: 1 S: 44 P: 60	ERA: 3.00 WHIP: 1.222																				

Texas Rangers @ Minnesota Twins
Metropolitan Stadium, Bloomington, MI
Sun Jul 06 1975, 4:33 AM EDT
Unknown - 81 F

AB 32
R 4
H 7
RBI 3
BB 4
SO 6
LOB 12



Batter	1	2	3	4	5	6	7	8	9	AB	R	H	RBI	BB	SO	LOB	BOTTOM								
Jerry Terrell, R (1, 6) OBP: 0.327, SLG: 0.347	0-0 1B FC1-4-2		0-0 5-3		0-0 F8			0-0 BB 1B		4	0	2	0	0	0	0									
Rod Carew, L (1, 4) OBP: 0.432, SLG: 0.556	0-0 1B FC1-4-2		0-0 HR		0-0 F7			0-0 L9		4	1	2	1	0	0	1									
Dan Ford, R (1, 8) OBP: 0.368, SLG: 0.527	0-0 FC1-4-2 FC3-6 1-2 3H		0-3 K			0-0 L7		4-0 1-2 BB		3	0	0	0	1	1	2									
John Briggs, L (1, 3) OBP: 0.410, SLG: 0.421	0-0 FC3-6 1-2		4-0 BB		0-0 4-3			0-0 P6		3	0	0	0	1	0	3									
Tony Oliva, L (1, 10) OBP: 0.362, SLG: 0.402		0-0 HR	0-0 1-3		4-0 FC6-4 BB			0-0 1-3		3	1	1	1	1	0	3									
Eric Soderholm, R (1, 5) OBP: 0.359, SLG: 0.357		0-0 F9		0-0 6-3		0-0 FC6-4 1-2		0-3 K		4	0	0	0	0	1	1									
Steve Braun, L (1, 7) OBP: 0.369, SLG: 0.434		0-0 5-3		0-0 F2		0-3 K		0-3 K		4	0	0	0	0	2	0									
Glenn Borgmann, R (1, 2) OBP: 0.302, SLG: 0.292		0-0 3B		0-0 5-3		0-3 K		0-0 5-3		4	0	1	0	0	1	0									
Lyman Bostock, L (1, 9) OBP: 0.272, SLG: 0.241		0-0 4-3			0-0 6-3		0-0 4-3			3	0	0	0	0	0	1									
Inning Stats	R: 0 E: 0 K: 0 S: 4	H: 2 LOB: 1 BB: 0 P: 4	R: 1 E: 0 K: 0 S: 5	H: 2 LOB: 1 BB: 0 P: 5	R: 1 E: 0 K: 1 S: 6	H: 1 LOB: 1 BB: 1 P: 10	R: 0 E: 0 K: 0 S: 3	H: 0 LOB: 0 BB: 0 P: 3	R: 0 E: 0 K: 0 S: 3	H: 0 LOB: 0 BB: 0 P: 3	R: 0 E: 0 K: 2 S: 7	H: 0 LOB: 0 BB: 0 P: 7	R: 0 E: 0 K: 0 S: 4	H: 1 LOB: 2 BB: 1 P: 8	R: 0 E: 0 K: 2 S: 7	H: 0 LOB: 0 BB: 0 P: 7	1B: 3 2B: 1 3B: 1 HR: 2	SF: 0 SAC: 0 DP: 1 HBP: 0	WP: 0 PB: 0 SB: 0 CS: 0	PA: 35					
PITCHER Clyde Wright, L (1, 1) ERA: 3.76	IP: 7.1 WLS: W BF: 29	H: 6 R: 2 ER: 2 SO: 3	BB: 2 IBB: 0 HBP: 0 BLK: 0	WP: 0 HR: 2 S: 33 P: 41	ERA: 2.46 WHIP: 1.091																				
Stan Thomas, R (8, 1) ERA: 2.27	0.0	1	0	0	0	0	1	0	0	0	0	0	0	0	0	0	4	∞	∞						
Jim Umbarger, L (8, 1) ERA: 3.71	1.2	S	5	0	0	0	2	0	0	0	0	0	0	0	0	0	9	0.00	0.000						

Texas Rangers @ Minnesota Twins
Metropolitan Stadium, Bloomington, MI
Sun Jul 06 1975, 4:33 AM EDT
Unknown - 81 F

AB 32
R 2
H 6
RBI 2
BB 3
SO 5
LOB 11



Batter	1	2	3	4	5	6	7	8	9	AB	R	H	RBI	BB	SO	LOB	TOP					
Cesar Tovar, R (1, 10) OBP: 0.296, SLG: 0.310										5	1	3	1	0	1	1						
Lenny Randle, S (1, 8) OBP: 0.328, SLG: 0.341										5	1	3	1	0	1	3						
Roy Howell, L (1, 5) OBP: 0.295, SLG: 0.331										2	0	0	0	0	1	3						
Tom Grieve, R (7, PH) OBP: 0.297, SLG: 0.477										1	0	0	0	0	0	0						
Roy Smalley, S (7, 6) OBP: 0.292, SLG: 0.311										1	0	0	0	0	0	0						
Jeff Burroughs, R (1, 9) OBP: 0.299, SLG: 0.416										3	0	1	1	1	0	0						
Mike Hargrove, L (1, 7) OBP: 0.324, SLG: 0.479										5	1	1	0	0	1	3						
Jim Spencer, L (1, 3) OBP: 0.323, SLG: 0.429										1	0	0	0	0	0	0						
Jim Fregosi, R (3, PH) OBP: 0.333, SLG: 0.418										3	1	1	2	0	1	0						
Toby Harrah, R (1, 6) OBP: 0.386, SLG: 0.452										4	1	2	1	0	1	0						
Mike Cabbage, L (1, 4) OBP: 0.311, SLG: 0.394										3	2	2	0	1	0	0						
Jim Sundberg, R (1, 2) OBP: 0.302, SLG: 0.313										3	0	0	0	1	1	2						
Inning Stats	R: 2 E: 1 K: 0 S: 5	H: 2 LOB: 0 BB: 0 P: 5	R: 2 E: 0 K: 1 S: 9	H: 4 LOB: 2 BB: 0 P: 9	R: 0 E: 0 K: 1 S: 3	H: 1 LOB: 0 BB: 0 P: 3	R: 0 E: 0 K: 1 S: 5	H: 0 LOB: 0 BB: 0 P: 5	R: 0 E: 0 K: 0 S: 4	H: 1 LOB: 2 BB: 1 P: 8	R: 0 E: 0 K: 1 S: 7	H: 3 LOB: 2 BB: 1 P: 11	R: 2 E: 0 K: 1 S: 7	H: 2 LOB: 0 BB: 0 P: 7	R: 0 E: 0 K: 2 S: 7	H: 0 LOB: 1 BB: 0 P: 11	R: 0 E: 0 K: 1 S: 5	H: 0 LOB: 0 BB: 0 P: 5	1B: 10 2B: 1 3B: 0 HR: 2	SF: 1 SAC: 1 DP: 1 HBP: 0	WP: 0 PB: 0 SB: 0 CS: 0	PA: 41
PITCHER	IP	WLS	BF	H	R	ER	SO	BB	IBB	HBP	BLK	WP	HR	S	P	ERA	WHIP					
Mark Wiley, R (1, 1) ERA: 4.5	1.2	L	11	6	4	3	0	0	0	0	0	0	1	11	11	16.20	3.600					
Tom Burgmeier, L (2, 1) ERA: 2.3	5.1		23	7	3	3	4	1	1	0	0	0	1	29	37	5.06	1.500					
Vic Albury, L (8, 1) ERA: 3.75	2.0		7	0	0	0	3	1	0	0	0	0	0	12	16	0.00	0.500					

Texas Rangers @ Minnesota Twins
Metropolitan Stadium, Bloomington, MI
Sun Jul 06 1975, 4:38 AM EDT
Att: 14,211 - Unknown

AB 36
R 7
H 13
RBI 6
BB 3
SO 7
LOB 12



Batter	1	2	3	4	5	6	7	8	9	AB	R	H	RBI	BB	SO	LOB	BOTTOM				
Lyman Bostock, L (1, 9) OBP: 0.268, SLG: 0.239										5	0	1	0	0	1	0					
Rod Carew, L (1, 4) OBP: 0.432, SLG: 0.552										4	0	1	0	1	0	1					
Dan Ford, R (1, 8) OBP: 0.366, SLG: 0.517										3	0	0	0	1	0	1					
John Briggs, L (1, 3) OBP: 0.407, SLG: 0.417										4	0	1	0	0	1	3					
Tony Oliva, L (1, 10) OBP: 0.360, SLG: 0.399										4	0	1	0	0	1	3					
Eric Soderholm, R (1, 5) OBP: 0.381, SLG: 0.356										3	0	1	0	1	1	3					
Steve Braun, L (1, 7) OBP: 0.371, SLG: 0.440										4	0	2	0	0	1	4					
Danny Thompson, R (1, 6) OBP: 0.302, SLG: 0.323										4	0	0	0	0	2	3					
Phil Roof, R (1, 2) OBP: 0.217, SLG: 0.143										2	0	0	0	0	1	1					
Jerry Terrell, R (7, PH) OBP: 0.323, SLG: 0.344										1	0	0	0	0	1	0					
Glenn Borgmann, R (8, 2) OBP: 0.300, SLG: 0.291										1	0	0	0	0	0	0					
Inning Stats	R: 0 E: 0 K: 0 S: 3	H: 0 LOB: 0 BB: 0 P: 3	R: 0 E: 0 K: 1 S: 7	H: 2 LOB: 3 BB: 1 P: 11	R: 0 E: 0 K: 2 S: 8	H: 1 LOB: 0 BB: 0 P: 8	R: 0 E: 0 K: 0 S: 3	H: 0 LOB: 0 BB: 0 P: 3	R: 0 E: 0 K: 1 S: 5	H: 0 LOB: 1 BB: 1 P: 9	R: 0 E: 0 K: 2 S: 7	H: 0 LOB: 0 BB: 0 P: 7	R: 0 E: 0 K: 2 S: 9	H: 2 LOB: 3 BB: 1 P: 13	R: 0 E: 1 K: 1 S: 6	H: 0 LOB: 1 BB: 0 P: 6	1B: 6 2B: 1 3B: 0 HR: 0	SF: 0 SAC: 0 DP: 0 HBP: 0	WP: 1 PB: 0 SB: 0 CS: 0	PA: 38	
PITCHER	IP	WLS	BF	H	R	ER	SO	BB	IBB	HBP	BLK	WP	HR	S	P	ERA	WHIP				
Gaylord Perry, R (1, 1) ERA: 4.34	9.0	W	38	7	0	0	9	3	0	0	0	1	0	53	65	0.00	1.111				

Texas Rangers @ Minnesota Twins
Metropolitan Stadium, Bloomington, MI
Sun Jul 06 1975, 4:38 AM EDT
Att: 14,211 - Unknown


AB 35
R 0
H 7
RBI 0
BB 3
SO 9
LOB 19



Batter	1	2	3	4	5	6	7	8	9	AB	R	H	RBI	BB	SO	LOB	TOP								
Lyman Bostock, L OBP: 0.265, SLG: 0.247 (1, 9)										5	1	1	0	0	1	5									
Rod Carew, L OBP: 0.434, SLG: 0.549 (1, 4)										3	1	1	0	2	0	1									
Dan Ford, R OBP: 0.362, SLG: 0.506 (1, 8)										4	0	0	0	1	2	4									
John Briggs, L OBP: 0.401, SLG: 0.405 (1, 3)										4	0	0	0	1	1	3									
Tony Oliva, L OBP: 0.361, SLG: 0.399 Luis Gomez, R (9, PR) OBP: 0.208, SLG: 0.136											5	1	2	1	0	1	4								
Eric Soderholm, R OBP: 0.355, SLG: 0.350 (1, 5)											5	0	0	0	0	3	4								
Steve Braun, L OBP: 0.382, SLG: 0.445 (1, 7)											2	0	2	0	2	0	0								
Glenn Borgmann, R OBP: 0.300, SLG: 0.290 (1, 2)											4	0	1	0	0	0	4								
Jerry Terrell, R OBP: 0.320, SLG: 0.340 (1, 6)											4	0	1	1	0	2	4								
Inning Stats	R: 1 E: 1 K: 2 S: 9	H: 1 LOB: 1 BB: 0 P: 9	R: 0 E: 0 K: 2 S: 9	H: 2 LOB: 2 BB: 0 P: 9	R: 0 E: 0 K: 0 S: 3	H: 0 LOB: 1 BB: 1 P: 7	R: 0 E: 0 K: 1 S: 5	H: 0 LOB: 1 BB: 1 P: 9	R: 0 E: 0 K: 0 S: 3	H: 0 LOB: 1 BB: 1 P: 7	R: 1 E: 0 K: 0 S: 5	H: 2 LOB: 2 BB: 1 P: 9	R: 0 E: 0 K: 1 S: 6	H: 1 LOB: 2 BB: 1 P: 10	R: 0 E: 0 K: 1 S: 6	H: 1 LOB: 1 BB: 0 P: 6	R: 1 E: 0 K: 3 S: 10	H: 1 LOB: 1 BB: 1 P: 14	1B: 7 2B: 1 3B: 0 HR: 0	SF: 0 SAC: 0 DP: 0 HBP: 0	WP: 0 PB: 0 SB: 3 CS: 0	PA: 42			
PITCHER	IP	WLS	BF	H	R	ER	SO	BB	IBB	HBP	BLK	WP	HR	S	P	ERA	WHIP								
Rick Wise, R ERA: 4.59 (1, 1)	6.0	W	28	5	2	1	5	4	0	0	0	0	0	34	50	1.50	1.500								
Jim Burton, L ERA: 3.2 (7, 1)	0.2		4	1	0	0	0	1	0	0	0	0	0	3	7	0.00	3.000								
Jim Willoughby, R ERA: 9.82 (7, 1)	2.1	S	10	2	1	1	5	1	0	0	0	0	0	19	23	3.86	1.286								

Minnesota Twins @ Boston Red Sox
Fenway Park, Boston, MA
Mon Jul 07 1975, 7:05 PM EDT
Att: 21,885 - Unknown - 78 F


AB	36
R	3
H	8
RBI	2
BB	6
SO	10
LOB	29



Batter	1	2	3	4	5	6	7	8	9	AB	R	H	RBI	BB	SO	LOB	BOTTOM								
Bernie Carbo, L OBP: 0.420, SLG: 0.541 (1, 9)										4	1	1	0	1	1	2									
Rick Miller, L OBP: 0.379, SLG: 0.327 (1, 8)										4	1	2	1	1	1	2									
Cecil Cooper, L OBP: 0.350, SLG: 0.485 (1, 3)										3	0	0	0	1	1	4									
Jim Rice, R OBP: 0.328, SLG: 0.495 (1, 7)										3	2	1	3	0	0	2									
Dwight Evans, R OBP: 0.335, SLG: 0.402 (1, 10)										2	1	1	0	1	0	0									
Rick Burleson, R OBP: 0.334, SLG: 0.353 (1, 6)										3	0	0	0	1	0	3									
Doug Griffin, R OBP: 0.297, SLG: 0.282 (1, 4)										4	0	2	1	0	0	1									
Bob Heise, R OBP: 0.250, SLG: 0.216 (1, 5)										4	0	0	1	0	0	4									
Tim Blackwell, S OBP: 0.284, SLG: 0.214 (1, 2)										3	1	1	0	1	0	2									
Inning Stats	R: 4 E: 0 K: 0 S: 7	H: 4 LOB: 2 BB: 2 P: 15	R: 0 E: 0 K: 0 S: 4	H: 1 LOB: 1 BB: 0 P: 4	R: 0 E: 0 K: 0 S: 3	H: 0 LOB: 0 BB: 0 P: 3	R: 0 E: 0 K: 1 S: 5	H: 0 LOB: 1 BB: 1 P: 9	R: 1 E: 0 K: 0 S: 4	H: 1 LOB: 2 BB: 2 P: 12	R: 0 E: 0 K: 1 S: 5	H: 0 LOB: 1 BB: 1 P: 9	R: 0 E: 0 K: 0 S: 3	H: 0 LOB: 1 BB: 0 P: 4	R: 1 E: 0 K: 1 S: 6	H: 2 LOB: 1 BB: 0 P: 6	R: 0 E: 0 K: 1 S: 6	1B: 5 2B: 1 3B: 1 HR: 1	SF: 0 SAC: 1 DP: 0 HBP: 1	WP: 0 PB: 0 SB: 1 CS: 0	PA: 38				
PITCHER	IP	WLS	BF	H	R	ER	SO	BB	IBB	HBP	BLK	WP	HR	S	P	ERA	WHIP								
Jim Hughes, R ERA: 4.43 (1, 1)	7.1	L	36	7	6	6	2	6	0	1	0	0	0	33	58	7.36	1.773								
Vic Albury, L ERA: 3.72 (8, 1)	0.2		2	1	0	0	1	0	0	0	0	0	0	4	4	0.00	1.500								

Minnesota Twins @ Boston Red Sox
Fenway Park, Boston, MA
Mon Jul 07 1975, 7:05 PM EDT
Att: 21,885 - Unknown - 78 F

AB	30
R	6
H	8
RBI	6
BB	6
SO	3
LOB	20



Batter	1	2	3	4	5	6	7	8	9	AB	R	H	RBI	BB	SO	LOB	TOP								
Dan Ford, R OBP: 0.358, SLG: 0.503 (1, 8)										5	0	1	1	0	3	0									
Rod Carew, L OBP: 0.432, SLG: 0.545 (1, 4)										4	1	1	0	0	1	1									
Steve Braun, L OBP: 0.383, SLG: 0.443 (1, 7)										3	1	1	0	1	0	0									
Tony Oliva, L OBP: 0.359, SLG: 0.396 (1, 10)										4	0	1	1	0	1	1									
Tom Burgmeier, L (8, PR)										0	0	0	0	0	0	0									
Jerry Terrell, R OBP: 0.327, SLG: 0.340 (1, 5)										3	1	1	0	1	0	1									
John Briggs, L OBP: 0.403, SLG: 0.411 (1, 3)										3	1	1	1	1	0	2									
Lyman Bostock, L OBP: 0.274, SLG: 0.258 (1, 9)										4	0	2	1	0	0	4									
Danny Thompson, R OBP: 0.300, SLG: 0.320 (1, 6)										2	0	0	0	0	0	1									
Danny Walton, R OBP: 0.217, SLG: 0.263 (7, PH)										1	0	0	0	0	0	1									
Luis Gomez, R OBP: 0.200, SLG: 0.130 (7, 6)										1	0	0	0	0	0	0									
Glenn Borgmann, R OBP: 0.299, SLG: 0.290 (1, 2)										4	1	1	0	0	1	0									
Inning Stats	R: 0 E: 0 K: 1 S: 5	H: 0 LOB: 0 BB: 0 P: 5	R: 0 E: 0 K: 0 S: 3	H: 0 LOB: 0 BB: 0 P: 3	R: 1 E: 0 K: 0 S: 5	H: 3 LOB: 1 BB: 0 P: 5	R: 0 E: 0 K: 0 S: 4	H: 1 LOB: 2 BB: 1 P: 8	R: 0 E: 0 K: 1 S: 5	H: 0 LOB: 0 BB: 0 P: 5	R: 0 E: 0 K: 0 S: 5	H: 0 LOB: 0 BB: 0 P: 5	R: 2 E: 0 K: 0 S: 5	H: 3 LOB: 0 BB: 0 P: 5	R: 2 E: 0 K: 1 S: 7	H: 2 LOB: 2 BB: 1 P: 15	R: 0 E: 0 K: 2 S: 7	H: 0 LOB: 0 BB: 0 P: 7	1B: 7 2B: 2 3B: 0 HR: 0	SF: 0 SAC: 0 DP: 1 HBP: 0	WP: 0 PB: 0 SB: 0 CS: 0	PA: 37			
PITCHER	IP	WLS	BF	H	R	ER	SO	BB	IBB	HBP	BLK	WP	HR	S	P	ERA	WHIP								
Luis Tiant, R ERA: 4.02 (1, 1)	7.0		27	7	3	3	3	1	0	0	0	0	0	32	36	3.86	1.143								
Dick Drago, R ERA: 4.68 (8, 1)	0.1		5	2	2	2	1	2	0	0	0	0	0	5	13	54.00	12.000								
Jim Burton, L ERA: 3.12 (8, 1)	0.2		2	0	0	0	0	0	0	0	0	0	0	2	2	0.00	0.000								
Reggie Cleveland, R ERA: 5.31 (9, 1)	1.0	W	3	0	0	0	2	0	0	0	0	0	0	7	7	0.00	0.000								

Minnesota Twins @ Boston Red Sox
Fenway Park, Boston, MA
Tue Jul 08 1975, 7:05 PM EDT
Att: 17,519 - Unknown - 82 F

AB	34
R	5
H	9
RBI	4
BB	3
SO	6
LOB	11



Batter	1	2	3	4	5	6	7	8	9	AB	R	H	RBI	BB	SO	LOB	BOTTOM								
Bernie Carbo, L OBP: 0.424, SLG: 0.545 (1, 9)										4	1	2	1	1	1	1									
Rick Miller, L OBP: 0.386, SLG: 0.305 (1, 8)										4	0	0	0	1	0	2									
Carl Yastrzemski, L OBP: 0.495, SLG: 0.465 (1, 3)										4	0	2	0	1	1	1									
Jim Rice, R OBP: 0.329, SLG: 0.493 (1, 7)										5	1	2	1	0	1	5									
Cecil Cooper, L OBP: 0.346, SLG: 0.485 (1, 10)										4	1	1	0	0	0	3									
Carlton Fisk, R OBP: 0.408, SLG: 0.465 (1, 2)										2	1	0	0	2	0	2									
Rick Burleson, R OBP: 0.338, SLG: 0.358 (1, 6)										4	1	2	1	1	0	3									
Doug Griffin, R OBP: 0.291, SLG: 0.277 (1, 4)										4	0	0	0	0	0	5									
Fred Lynn, L OBP: 0.400, SLG: 0.586 (9, PH)										1	0	1	1	0	0	0									
Bob Heise, R OBP: 0.267, SLG: 0.255 (1, 5)										4	1	2	1	0	0	2									
Inning Stats	R: 1 E: 0 K: 0 S: 6	H: 3 LOB: 2 BB: 0 P: 6	R: 1 E: 0 K: 0 S: 5	H: 3 LOB: 3 BB: 2 P: 13	R: 1 E: 1 K: 0 S: 4	H: 1 LOB: 1 BB: 1 P: 8	R: 0 E: 0 K: 2 S: 7	H: 0 LOB: 1 BB: 1 P: 11	R: 2 E: 1 K: 0 S: 6	H: 2 LOB: 1 BB: 0 P: 6	R: 0 E: 0 K: 0 S: 4	H: 1 LOB: 1 BB: 0 P: 4	R: 0 E: 0 K: 0 S: 3	H: 0 LOB: 1 BB: 0 P: 4	R: 0 E: 0 K: 1 S: 5	H: 0 LOB: 0 BB: 0 P: 5	R: 1 E: 0 K: 0 S: 3	H: 2 LOB: 3 BB: 2 P: 11	1B: 8 2B: 4 3B: 0 HR: 0	SF: 0 SAC: 1 DP: 2 HBP: 1	WP: 2 PB: 0 SB: 0 CS: 0	PA: 44			
PITCHER	IP	WLS	BF	H	R	ER	SO	BB	IBB	HBP	BLK	WP	HR	S	P	ERA	WHIP								
Bill Campbell, R ERA: 3.92 (1, 1)	6.0		33	10	5	2	2	4	0	1	0	0	0	32	49	3.00	2.333								
Tom Johnson, R ERA: 3.86 (7, 1)	2.1	L	11	2	1	1	1	1	1	0	0	1	0	11	19	3.86	1.286								

Minnesota Twins @ Boston Red Sox
Fenway Park, Boston, MA
Tue Jul 08 1975, 7:05 PM EDT
Att: 17,519 - Unknown - 82 F

AB	36
R	6
H	12
RBI	5
BB	6
SO	3
LOB	24



Batter	1	2	3	4	5	6	7	8	9	AB	R	H	RBI	BB	SO	LOB	TOP								
Jerry Terrell, R OBP: 0.336, SLG: 0.358 (1, 4)	F8		1B		5-3			1B	1-3	6	1	3	1	0	0	3									
Steve Braun, L OBP: 0.384, SLG: 0.442 Tom Kelly, L OBP: 0.264, SLG: 0.246 (1, 7) (8, 3)	K		1B		6-3			1B		5	1	2	0	0	1	1									
Dan Ford, R OBP: 0.364, SLG: 0.505 (1, 8)	1B		1B		K			1B		5	1	3	2	0	2	0									
Danny Walton, R OBP: 0.231, SLG: 0.262 (1, 10)	1B		1B		F9			F4		4	1	1	1	1	0	2									
Eric Soderholm, R OBP: 0.352, SLG: 0.344 (1, 5)	K		F8		5-3			FC6-4		4	0	0	0	1	1	4									
John Briggs, L OBP: 0.408, SLG: 0.413 (1, 3) (8, 7)	4-3		1B		FC3-6			FC6-4		4	1	2	1	1	0	3									
Glenn Borgmann, R OBP: 0.309, SLG: 0.291 (1, 2)	BB		1B		FC3-6			F8		2	1	1	0	3	0	0									
Lyman Bostock, L OBP: 0.270, SLG: 0.255 (1, 9)	F8		2B		FC3-6			F7		5	1	1	1	0	1	5									
Luis Gomez, R OBP: 0.233, SLG: 0.154 (1, 6)	K		SF8		FC1-2			1B		3	1	1	1	1	1	3									
Inning Stats	R: 0 E: 0 K: 2 S: 8	H: 1 LOB: 2 BB: 1 P: 12	R: 0 E: 0 K: 1 S: 5	H: 0 LOB: 1 BB: 1 P: 9	R: 7 E: 0 K: 0 S: 10	H: 7 LOB: 1 BB: 1 P: 14	R: 0 E: 0 K: 1 S: 5	H: 0 LOB: 0 BB: 0 P: 5	R: 0 E: 0 K: 1 S: 4	H: 1 LOB: 2 BB: 1 P: 8	R: 0 E: 0 K: 1 S: 5	H: 0 LOB: 0 BB: 0 P: 5	R: 0 E: 0 K: 1 S: 5	H: 1 LOB: 2 BB: 1 P: 9	R: 1 E: 0 K: 0 S: 6	H: 4 LOB: 3 BB: 1 P: 10	R: 0 E: 0 K: 0 S: 3	H: 0 LOB: 1 BB: 1 P: 7	1B: 13 2B: 2 3B: 0 HR: 0	SF: 1 SAC: 0 DP: 1 HBP: 0	WP: 1 PB: 0 SB: 0 CS: 1	PA: 46			
PITCHER	IP	WLS	BF	H	R	ER	SO	BB	IBB	HBP	BLK	WP	HR	S	P	ERA	WHIP								
Roger Moret, L ERA: 4.36 (1, 1)	2.1		17	7	7	7	3	2	1	0	0	0	0	20	32	27.00	3.857								
Jim Willoughby, R ERA: 5.4 (3, 1)	4.2		21	6	1	1	3	2	0	0	0	1	0	25	33	1.93	1.714								
Diego Segui, R ERA: 5.66 (8, 1)	2.0	W	8	1	0	0	0	2	0	0	0	0	0	6	14	0.00	1.500								

Minnesota Twins @ Boston Red Sox
Fenway Park, Boston, MA
Wed Jul 09 1975, 3:33 AM EDT
Att: 21,103 - Unknown - 90 F

AB 38
R 8
H 14
RBI 7
BB 7
SO 6
LOB 21



Batter	1	2	3	4	5	6	7	8	9	AB	R	H	RBI	BB	SO	LOB	BOTTOM								
Bernie Carbo, L OBP: 0.421, SLG: 0.544 Rico Petrocelli, R OBP: 0.332, SLG: 0.346 (1, 10) (9, FH)	K		F8		K		4-3		6-3	4	0	1	1	0	2	0									
Denny Doyle, L OBP: 0.245, SLG: 0.290 Doug Griffin, R OBP: 0.295, SLG: 0.280 (1, 4) (9, FH)	4-3		F8		6-3			2B	2B	4	1	1	0	0	0	1									
Carl Yastrzemski, L OBP: 0.405, SLG: 0.462 (1, 3)	FC5-4		G4-6-3		3-1			1-3	F9	4	0	1	0	1	0	2									
Jim Rice, R OBP: 0.330, SLG: 0.498 (1, 7)	FC5-4		G4-6-3		6-3			HR	2B	5	1	2	2	0	0	3									
Fred Lynn, L OBP: 0.405, SLG: 0.603 (1, 8)			CS		E1			HR	HR	4	2	3	2	0	0	0									
Carlton Fisk, R OBP: 0.396, SLG: 0.511 (1, 2)	F9		F9		5-3			G1		4	1	1	2	0	0	2									
Dwight Evans, R OBP: 0.337, SLG: 0.415 (1, 9)			HR		5-3			BB		3	1	1	1	1	0	1									
Rick Burleson, R OBP: 0.334, SLG: 0.353 (1, 6)	4-3		4-3		6-3			F3	5-3	4	0	0	0	0	0	2									
Bob Heise, R OBP: 0.270, SLG: 0.259 Cecil Cooper, L OBP: 0.352, SLG: 0.519 (1, 5) (9, FH)			2B		5-3			6-3		3	1	1	0	0	0	0									
Inning Stats	R: 0 E: 0 K: 1 S: 6	H: 1 LOB: 0 BB: 0 P: 6	R: 1 E: 0 K: 0 S: 4	H: 2 LOB: 0 BB: 0 P: 4	R: 1 E: 0 K: 0 S: 4	H: 2 LOB: 1 BB: 1 P: 8	R: 0 E: 0 K: 0 S: 4	H: 1 LOB: 0 BB: 0 P: 4	R: 0 E: 0 K: 1 S: 5	H: 0 LOB: 0 BB: 0 P: 5	R: 2 E: 1 K: 0 S: 5	H: 1 LOB: 0 BB: 0 P: 5	R: 0 E: 0 K: 0 S: 3	H: 0 LOB: 0 BB: 0 P: 3	R: 3 E: 0 K: 0 S: 6	H: 3 LOB: 1 BB: 1 P: 10	R: 2 E: 0 K: 0 S: 5	H: 3 LOB: 1 BB: 0 P: 5	1B: 4 2B: 4 3B: 1 HR: 4	SF: 0 SAC: 0 DP: 1 HBP: 0	WP: 1 PB: 0 SB: 0 CS: 1	PA: 40			
PITCHER	IP	WLS	BF	H	R	ER	SO	BB	IBB	HBP	BLK	WP	HR	S	P	ERA	WHIP								
Dave Goltz, R ERA: 3.5 (1, 1)	7.1		31	9	6	4	2	1	0	0	0	0	1	1	1	4.91	1.364								
Vic Albury, L ERA: 3.92 (8, 1)	0.0		1	1	1	1	0	0	0	0	0	0	1	1	1	∞	∞								
Tom Johnson, R ERA: 6.0 (8, 1)	0.2		4	1	1	1	0	1	0	0	0	0	1	3	7	13.50	3.000								
Tom Burgmeier, L ERA: 2.96 (9, 1)	0.2	L	4	2	1	1	0	0	0	0	0	0	0	4	4	13.50	3.000								

Minnesota Twins @ Boston Red Sox
Fenway Park, Boston, MA
Wed Jul 09 1975, 3:33 AM EDT
Att: 21,103 - Unknown - 90 F

AB 38
R 9
H 13
RBI 9
BB 2
SO 2
LOB 11



Batter	1	2	3	4	5	6	7	8	9	AB	R	H	RBI	BB	SO	LOB	TOP																					
Lyman Bostock, L OBP: 0.259, SLG: 0.243 (1, 9)	0-0 4-3	0-0 G3			0-0 1-3		0-0 1-3		0-3 K	5	0	0	0	0	1	1																						
Dan Ford, R OBP: 0.360, SLG: 0.497 (1, 8)	0-0 F9		0-0 1B		0-3 K		0-0 6-3		0-0 P4	5	0	1	0	0	1	0																						
Steve Braun, L OBP: 0.378, SLG: 0.435 (1, 7)	0-0 F7		0-0 F7		0-0 G3		0-3 K			4	0	0	0	0	1	1																						
Tony Oliva, L OBP: 0.369, SLG: 0.421 Danny Thompson, R OBP: 0.300, SLG: 0.320 (8, PR)		0-0 HR	0-0 G6-4-3 1B		0-0 1B		0-0 2B 1B		0-0 FC5-4 BB 1B	4	2	4	1	0	0	0																						
Eric Soderholm, R OBP: 0.357, SLG: 0.346 (1, 5)		4-0 SH2-3 2B BB	0-0 G6-4-3 1B		0-0 2B 1B		0-0 2B 1B		4-0 FC5-4 BB 1B	2	2	1	0	2	0	2																						
Jerry Terrell, R OBP: 0.336, SLG: 0.366 (1, 4)		0-0 SH2-3		0-0 5-3		0-0 G5-3 2B		0-0 FC5-4 BB 1B		3	0	1	1	0	0	2																						
John Briggs, L OBP: 0.420, SLG: 0.417 (1, 3)		4-0 2B BB		4-0 BB		4-0 G5-3 1B		0-0 FC5-4 BB 1B		1	1	1	1	3	0	0																						
Glenn Borgmann, R OBP: 0.308, SLG: 0.295 (1, 2)		0-0 2B		0-3 K		0-0 G5-3		0-0 FC5-4		4	0	1	2	0	1	5																						
Luis Gomez, R OBP: 0.206, SLG: 0.133 (1, 6)		0-0 F9		0-0 P6		0-3 K		0-3 K		4	0	0	0	0	2	3																						
Inning Stats	R: 0 E: 0 K: 0 S: 3	H: 0 LOB: 0 BB: 0 P: 3	R: 3 E: 0 K: 0 S: 5	H: 2 LOB: 1 BB: 2 P: 13	R: 0 E: 0 K: 0 S: 4	H: 2 LOB: 1 BB: 0 P: 4	R: 0 E: 0 K: 1 S: 5	H: 0 LOB: 1 BB: 1 P: 9	R: 0 E: 0 K: 1 S: 5	H: 3 LOB: 0 BB: 1 P: 11	R: 0 E: 0 K: 1 S: 5	H: 0 LOB: 0 BB: 0 P: 5	R: 1 E: 0 K: 0 S: 4	H: 2 LOB: 1 BB: 1 P: 8	R: 0 E: 0 K: 2 S: 7	H: 0 LOB: 0 BB: 0 P: 7	1B: 6 2B: 2 3B: 0 HR: 1	SF: 0 SAC: 1 DP: 2 HBP: 0	WP: 0 PB: 0 CS: 1	PA: 38																		
PITCHER	IP	WLS	BF	H	R	ER	SO	BB	IBB	HBP	BLK	WP	HR	S	P	ERA	WHIP	PITCHER				IP	WLS	BF	H	R	ER	SO	BB	IBB	HBP	BLK	WP	HR	S	P	ERA	WHIP
Pat Dobson, R ERA: 3.5 Sparky Lyle, L ERA: 2.93	(1, 1)	6.0	L	27	7	5	5	3	3	1	0	0	0	1	29	45	7.50	1.667																				

Minnesota Twins @ New York Yankees
Shea Stadium, Flushing, NY
Thu Jul 10 1975, 7:05 PM EDT
Att: 12,556 - Unknown - 75 F

AB	32
R	6
H	9
RBI	5
BB	5
SO	6
LOB	14



Batter	1	2	3	4	5	6	7	8	9	AB	R	H	RBI	BB	SO	LOB	BOTTOM																					
Bobby Bonds, R OBP: 0.334, SLG: 0.519 Rich Coggins, L OBP: 0.239, SLG: 0.279 (8, 8)	0-3 K		0-0 HR		0-3 K		0-3 K		0-3 K	3	1	1	1	0	2	0																						
Roy White, S OBP: 0.389, SLG: 0.444 (1, 7)	0-0 4-3		0-0 F5		0-0 F8		0-0 5-3			4	0	0	0	0	0	0																						
Ron Blomberg, L OBP: 0.354, SLG: 0.510 (1, 10)	0-0 1B		0-0 L5		0-0 F6		0-0 1-3			4	0	1	0	0	0	0																						
Thurman Munson, R OBP: 0.369, SLG: 0.421 (1, 2)	0-0 1B		0-0 5-3		0-0 F8		0-0 2B SF9 1B			4	1	2	0	0	0	0																						
Chris Chambliss, L OBP: 0.314, SLG: 0.434 (1, 3)	0-0 L9		0-0 3-1		0-0 2B SF8 1B		0-0 1-3 2B		0-0 1-3 2B	4	1	2	0	0	0	2																						
Graig Nettles, L OBP: 0.347, SLG: 0.478 (1, 5)		0-0 G1		0-0 F8		0-0 SF8 2B		4-0 BB		3	0	1	0	1	0	0																						
Terry Whitfield, L OBP: 0.258, SLG: 0.300 Lou Piniella, R OBP: 0.284, SLG: 0.254 (9, PH)		0-0 1-4-3		0-0 F7		0-0 SF8		0-0 SF9		2	0	0	1	0	0	0																						
Jim Mason, L OBP: 0.206, SLG: 0.213 Ed Herrmann, L OBP: 0.318, SLG: 0.358 Ed Brinkman, R OBP: 0.259, SLG: 0.306 Walt Williams, R OBP: 0.293, SLG: 0.361 (9, PH)		0-0 P6		0-0 4-3		0-0 F8		0-3 K		2	0	0	0	0	0	0																						
Fred Stanley, R OBP: 0.275, SLG: 0.250 Rick Dempsey, R OBP: 0.439, SLG: 0.393 Sandy Alomar Sr., S OBP: 0.220, SLG: 0.237 (9, 4)			0-0 6-3		0-0 6-3		0-0 F7			2	0	0	0	0	0	0																						
Inning Stats	R: 0 E: 0 K: 1 S: 7	H: 2 LOB: 2 BB: 0 P: 7	R: 0 E: 0 K: 0 S: 3	H: 0 LOB: 0 BB: 0 P: 3	R: 1 E: 0 K: 0 S: 4	H: 1 LOB: 0 BB: 0 P: 4	R: 0 E: 0 K: 0 S: 3	H: 0 LOB: 0 BB: 0 P: 3	R: 0 E: 0 K: 1 S: 5	H: 0 LOB: 0 BB: 0 P: 5	R: 1 E: 0 K: 0 S: 5	H: 2 LOB: 1 BB: 0 P: 5	R: 0 E: 0 K: 1 S: 5	H: 0 LOB: 0 BB: 0 P: 5	R: 1 E: 0 K: 1 S: 7	H: 2 LOB: 2 BB: 1 P: 11	1B: 4 2B: 2 3B: 0 HR: 1	SF: 2 SAC: 0 DP: 0 HBP: 0	WP: 0 PB: 0 CS: 0	PA: 35																		
PITCHER	IP	WLS	BF	H	R	ER	SO	BB	IBB	HBP	BLK	WP	HR	S	P	ERA	WHIP	PITCHER				IP	WLS	BF	H	R	ER	SO	BB	IBB	HBP	BLK	WP	HR	S	P	ERA	WHIP
Ray Corbin, R ERA: 4.73 Vic Albury, L ERA: 3.92 Tom Johnson, R ERA: 4.91	(1, 1)	8.1	W	32	7	3	3	3	0	0	0	0	0	1	38	38	3.24	0.840																				

Minnesota Twins @ New York Yankees
Shea Stadium, Flushing, NY
Thu Jul 10 1975, 7:05 PM EDT
Att: 12,556 - Unknown - 75 F

AB	32
R	3
H	7
RBI	3
BB	1
SO	4
LOB	5



Batter	1	2	3	4	5	6	7	8	9	AB	R	H	RBI	BB	SO	LOB	TOP			
Jerry Terrell, R OBP: 0.331, SLG: 0.359 (1, 4)										4	1	1	0	0	0	2	Minnesota Twins @ New York Yankees Shea Stadium, Flushing, NY Fri Jul 11 1975, 7:05 PM EDT Att: 21,355 - Unknown			
Dan Ford, R OBP: 0.350, SLG: 0.495 (1, 8)										4	1	1	1	0	0	1				
Rod Carew, L OBP: 0.434, SLG: 0.544 (1, 10)										4	1	2	0	0	1	0				
John Briggs, L OBP: 0.428, SLG: 0.448 (1, 3)										4	0	2	1	0	0	0				
Eric Soderholm, R OBP: 0.357, SLG: 0.352 (1, 5)										4	0	2	1	0	0	3				
Steve Braun, L OBP: 0.373, SLG: 0.431 (1, 7)										4	0	0	0	0	1	2				
Glenn Borgmann, R OBP: 0.310, SLG: 0.292 (1, 2)										4	0	0	0	0	0	1				
Lyman Bostock, L OBP: 0.250, SLG: 0.235 (9, PH)										3	0	0	0	0	0	1				
Tony Oliva, L OBP: 0.374, SLG: 0.436 (9, PH)										1	0	1	0	0	0	0				
Danny Thompson, R OBP: 0.298, SLG: 0.318 (9, PH)										0	0	0	0	0	0	0				
Luis Gomez, R OBP: 0.262, SLG: 0.189 (9, PH)										3	0	2	0	0	0	0				
Danny Walton, R OBP: 0.227, SLG: 0.258 (9, PH)										1	0	0	0	0	0	1				
Inning Stats	R: 2 E: 0 K: 0 S: 6	H: 3 LOB: 1 BB: 0 P: 6	R: 0 E: 0 K: 0 S: 4	H: 1 LOB: 1 BB: 0 P: 4	R: 0 E: 0 K: 0 S: 3	H: 0 LOB: 0 BB: 0 P: 3	R: 0 E: 0 K: 0 S: 4	H: 1 LOB: 1 BB: 0 P: 4	R: 1 E: 0 K: 0 S: 6	H: 4 LOB: 2 BB: 0 P: 6	R: 0 E: 0 K: 0 S: 3	H: 0 LOB: 0 BB: 0 P: 3	R: 0 E: 0 K: 1 S: 5	H: 1 LOB: 1 BB: 0 P: 5	R: 0 E: 0 K: 1 S: 6	H: 1 LOB: 1 BB: 0 P: 6	1B: 9 2B: 1 3B: 0 HR: 1	SF: 0 SAC: 0 DP: 1 HBP: 0	WP: 0 PB: 0 CS: 0	PA: 36
PITCHER Lary Gura, L ERA: 3.45 (1, 1)	IP: 9.0 WLS: W BF: 36 H: 11 R: 3 ER: 3 SO: 2 BB: 0 IBB: 0 HBP: 0 BLK: 0 WP: 0 HR: 1 S: 40 P: 40 ERA: 3.00 WHIP: 1.222															PITCHER				

Batter	1	2	3	4	5	6	7	8	9	AB	R	H	RBI	BB	SO	LOB	BOTTOM			
Bobby Bonds, R OBP: 0.332, SLG: 0.509 (1, 8)										3	0	0	0	1	2	0	Minnesota Twins @ New York Yankees Shea Stadium, Flushing, NY Fri Jul 11 1975, 7:05 PM EDT Att: 21,355 - Unknown			
Lou Piniella, R OBP: 0.289, SLG: 0.243 (1, 9)										3	0	0	1	0	1	0				
Roy White, S OBP: 0.392, SLG: 0.445 (1, 7)										4	0	2	1	0	1	0				
Thurman Munson, R OBP: 0.365, SLG: 0.419 (1, 10)										4	1	1	0	0	0	2				
Chris Chambliss, L OBP: 0.321, SLG: 0.446 (1, 3)										3	1	2	1	0	0	0				
Graig Nettles, L OBP: 0.344, SLG: 0.472 (1, 5)										3	0	0	0	0	1	2				
Ed Herrmann, L OBP: 0.309, SLG: 0.347 (1, 2)										3	0	0	0	0	0	2				
Jim Mason, L OBP: 0.210, SLG: 0.229 (1, 6)										3	1	2	1	0	0	0				
Sandy Alomar Sr., S OBP: 0.222, SLG: 0.238 (1, 4)										3	1	1	0	0	0	1				
Inning Stats	R: 0 E: 0 K: 0 S: 3	H: 0 LOB: 0 BB: 0 P: 3	R: 2 E: 0 K: 0 S: 6	H: 3 LOB: 1 BB: 0 P: 6	R: 0 E: 0 K: 1 S: 5	H: 1 LOB: 0 BB: 0 P: 5	R: 0 E: 0 K: 0 S: 3	H: 0 LOB: 0 BB: 0 P: 3	R: 2 E: 0 K: 0 S: 6	H: 3 LOB: 2 BB: 1 P: 10	R: 0 E: 0 K: 1 S: 5	H: 1 LOB: 0 BB: 0 P: 5	R: 0 E: 0 K: 1 S: 5	H: 0 LOB: 0 BB: 0 P: 5	R: 0 E: 0 K: 2 S: 7	H: 0 LOB: 0 BB: 0 P: 7		1B: 5 2B: 3 3B: 1 HR: 0	SF: 1 SAC: 0 DP: 1 HBP: 0	WP: 0 PB: 0 CS: 1
PITCHER Mark Wiley, R ERA: 5.23 (1, 1)	IP: 4.2 WLS: L BF: 21 H: 7 R: 4 ER: 4 SO: 1 BB: 1 IBB: 0 HBP: 0 BLK: 0 WP: 0 HR: 0 S: 22 P: 26 ERA: 7.71 WHIP: 1.714															PITCHER				
Tom Burgmeier, L ERA: 2.76 (5, 1)	IP: 3.1 WLS: L BF: 10 H: 1 R: 0 ER: 0 SO: 4 BB: 0 IBB: 0 HBP: 0 BLK: 0 WP: 0 HR: 0 S: 18 P: 18 ERA: 0.00 WHIP: 0.300															PITCHER				

AB	36
R	3
H	11
RBI	3
BB	0
SO	2
LOB	11



Batter	1	2	3	4	5	6	7	8	9	10	11	12	AB	R	H	RBI	BB	SO	LOB	TOP					
Steve Braun, L (1.7) OBP: 0.359, SLG: 0.425	0-0 4-3		0-0 4-3		0-0 6-3		0-0 F5		0-0 6-3				5	0	0	1	0	0	3						
Dan Ford, R (1.8) OBP: 0.339, SLG: 0.488	0-0 F9		2-3 3-H HR			0-0 F9		0-0 L8		0-0 K			5	1	1	2	0	1	0						
Rod Carew, L (1.4) OBP: 0.432, SLG: 0.537	0-0 6-3		0-0 4-3			0-0 FC4-6 1B		0-0 1-3		0-0 F7			5	0	1	0	0	0	0						
Tony Oliva, L (1.10) OBP: 0.375, SLG: 0.445 Danny Thompson, R (11, PH) OBP: 0.301, SLG: 0.327		0-0 K		0-0 4-3		0-0 L7		0-0 4-3		0-0 1B			5	0	1	0	0	1	1						
John Briggs, L (1.3) OBP: 0.425, SLG: 0.446	0-0 3-1		0-0 CS 1B		0-0 FC4-6 1-2		0-0 L8 2B		0-0 K				5	0	2	0	0	1	2						
Eric Soderholm, R (1.5) OBP: 0.387, SLG: 0.351	0-0 1-3		0-0 E5		0-0 FC4-6 1B		0-0 L8		0-0 K				5	0	1	0	0	1	3						
Lyman Bostock, L (1.9) OBP: 0.250, SLG: 0.236			0-0 SH1-3 1B 4-3 1B		0-0 P6		0-0 FC4-6 1B		0-0 G3			0-0 4-3	5	1	1	0	0	0	3						
Glenn Borgmann, R (1.2) OBP: 0.307, SLG: 0.287			0-0 4-3 SH1-3 HR 1B		0-0 K		0-0 L7		0-0 F7			0-0 F8	5	1	1	0	0	1	2						
Luis Gomez, R (1.6) OBP: 0.261, SLG: 0.195 Larry Hisle, R (10, PH) OBP: 0.356, SLG: 0.509 Jerry Tenrell, R (10.6) OBP: 0.341, SLG: 0.371			0-0 SH1-3		0-0 5-3		0-0 1B		0-0 1-3			0-0 4-3	2	0	1	0	0	0	0						
Inning Stats	R: 0 E: 0 K: 3 S: 3	H: 0 LOB: 0 BB: 0 P: 3	R: 0 E: 0 K: 1 S: 5	H: 0 LOB: 0 BB: 0 P: 5	R: 3 E: 0 K: 0 S: 6	H: 3 LOB: 0 BB: 0 P: 6	R: 0 E: 1 K: 0 S: 4	H: 1 LOB: 1 BB: 0 P: 4	R: 0 E: 0 K: 1 S: 5	H: 2 LOB: 2 BB: 0 P: 5	R: 0 E: 0 K: 3 S: 7	H: 1 LOB: 1 BB: 0 P: 4	R: 0 E: 0 K: 1 S: 5	H: 0 LOB: 0 BB: 0 P: 3	R: 0 E: 0 K: 2 S: 8	H: 1 LOB: 1 BB: 0 P: 8	R: 0 E: 0 K: 0 S: 3	H: 0 LOB: 0 BB: 0 P: 3	1B: 7 2B: 1 3B: 0 HR: 1	SF: 0 SAC: 1 DP: 0 HBP: 0	WP: 0 PA: 45				
PITCHER	IP WLS BF H R ER SO BB IBB HBP BLK WP HR S P ERA WHIP																								
Mike Torrez, R (1.1) ERA: 3.33	10.0	38	8	3	3	3	0	0	0	0	0	0	0	0	0	0	0	0	0	0.00	0.500				
Grant Jackson, L (11.1) ERA: 3.69	2.0	7	1	0	0	2	0	0	0	0	0	0	0	0	0	0	0	0	0	0.00	0.500				

Minnesota Twins @ Baltimore Orioles
Memorial Stadium, Baltimore, MD

Thu Jul 17 1975, 7:05 PM EDT
Att: 10,809 - Unknown - 81 F

AB 44
R 3
H 9
RBI 3
BB 0
SO 5
LOB 14



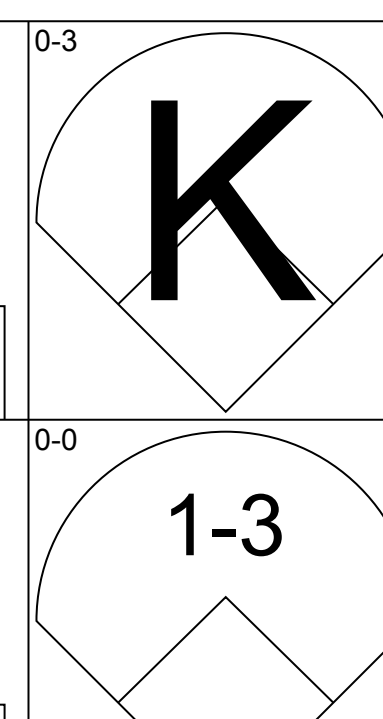
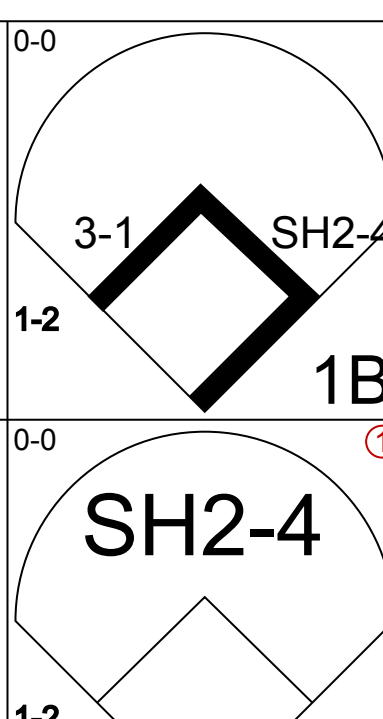
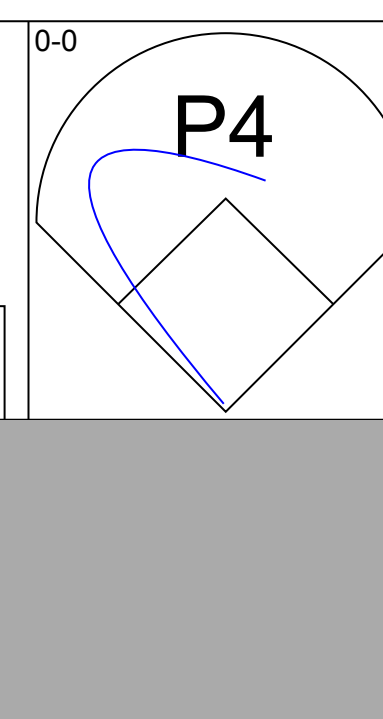
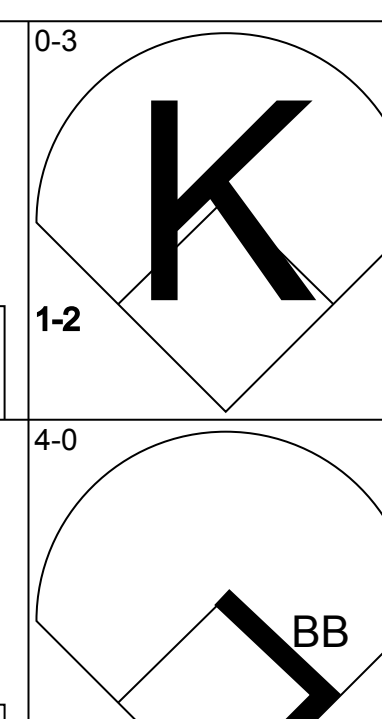
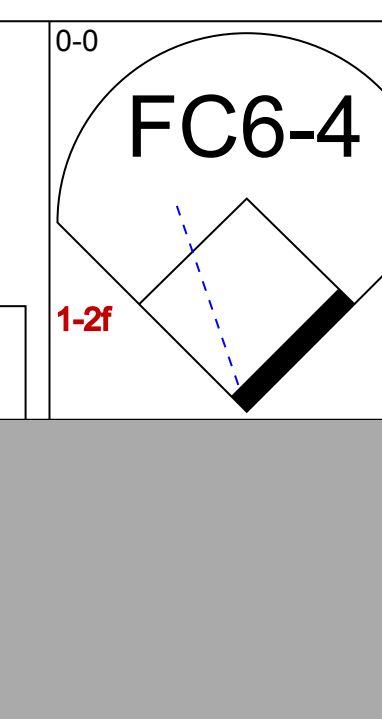
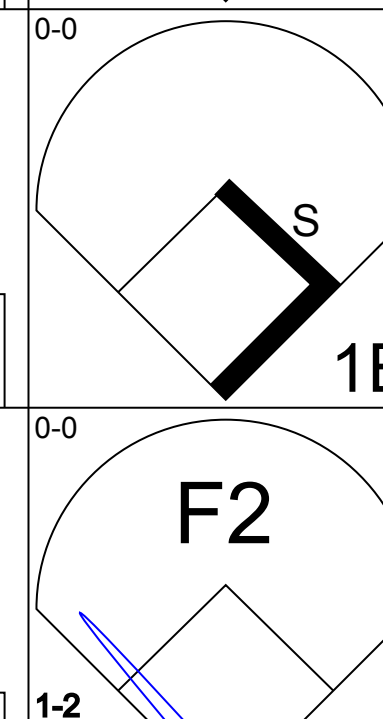
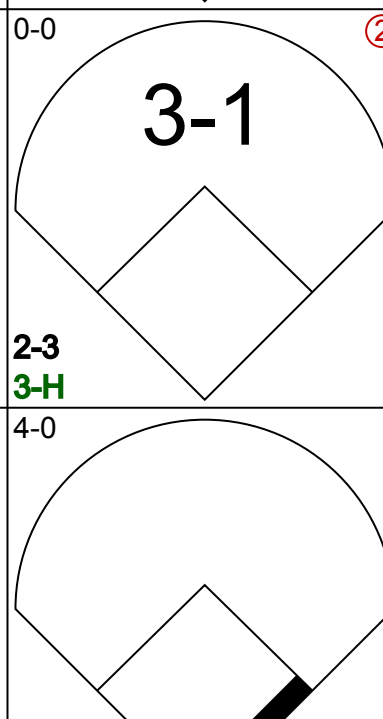
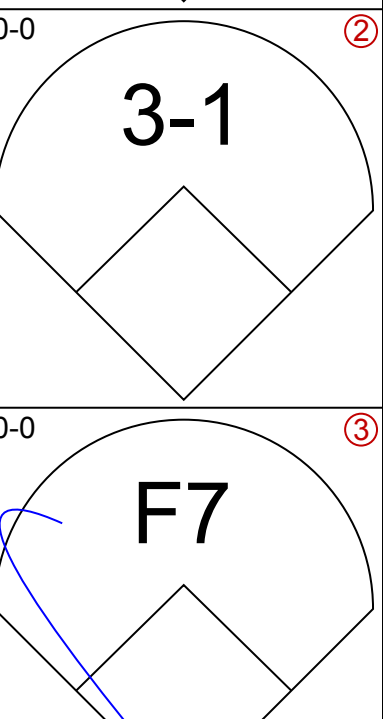
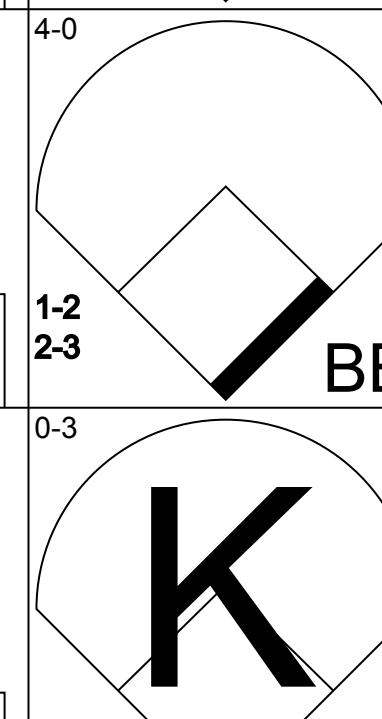
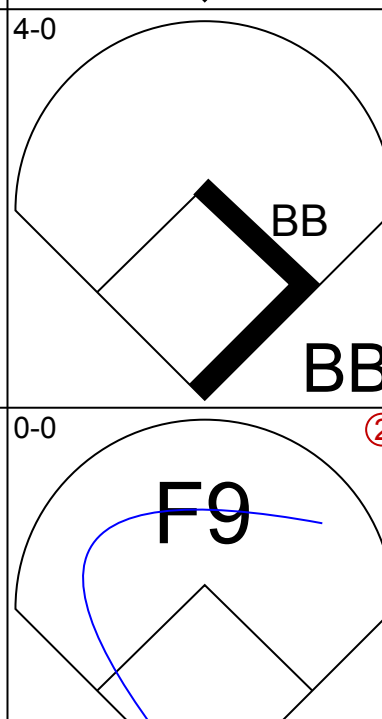

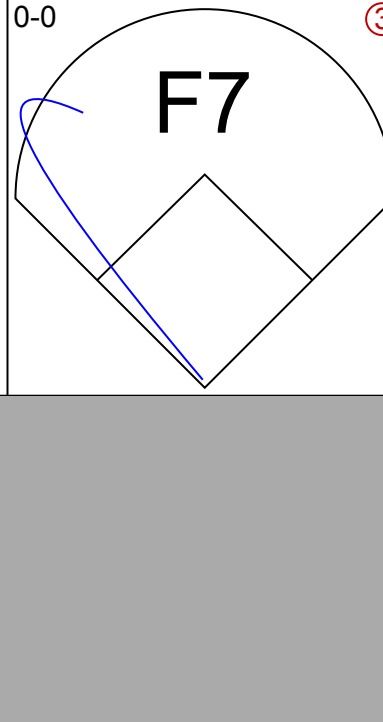


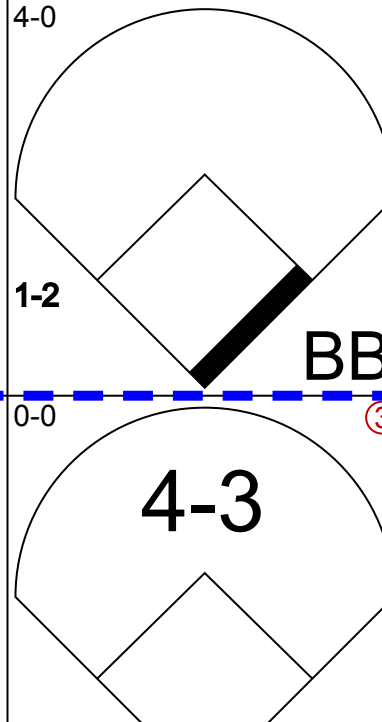



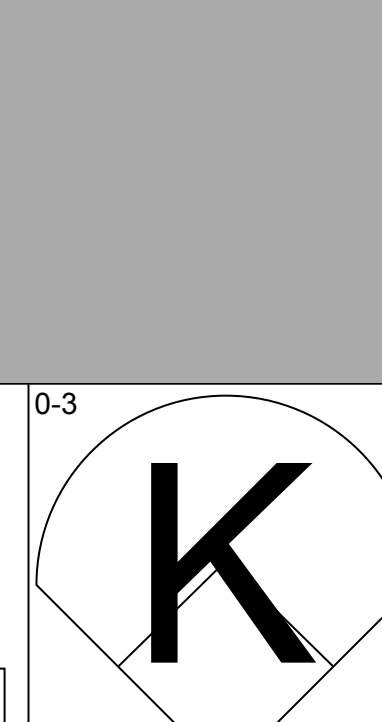

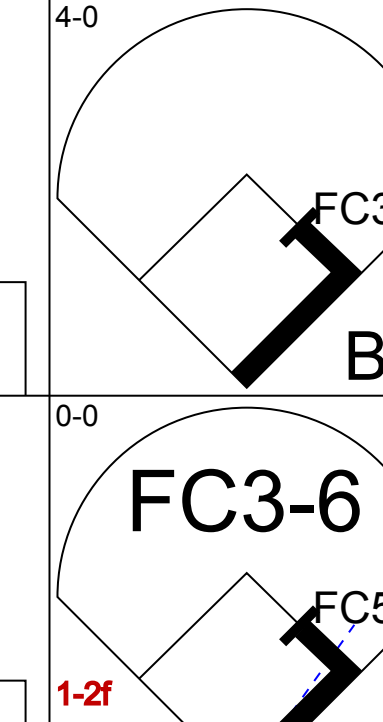
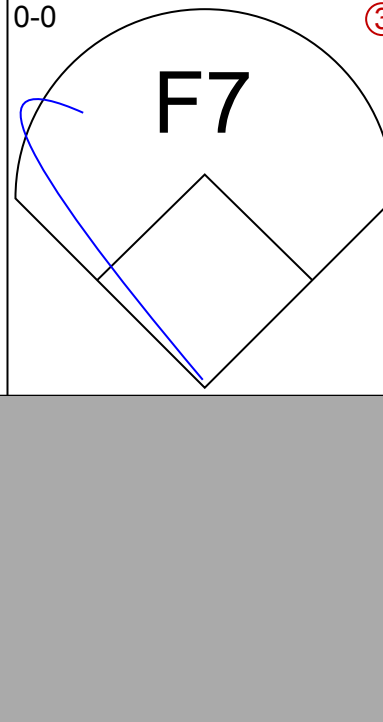
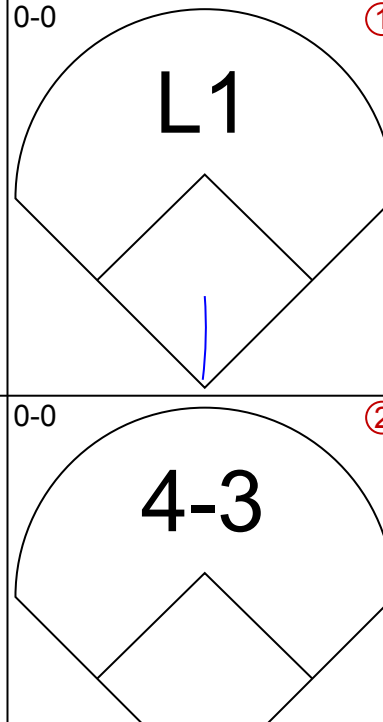
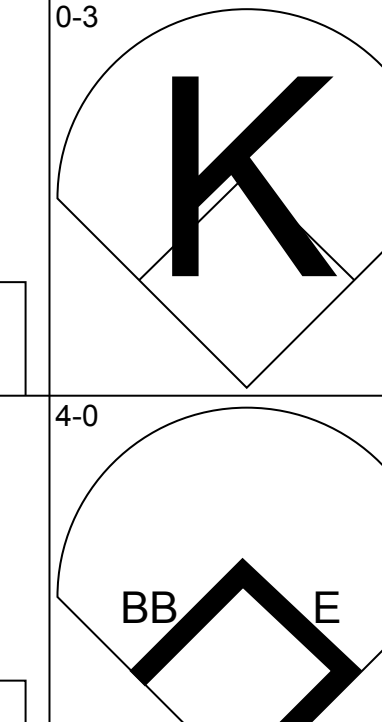
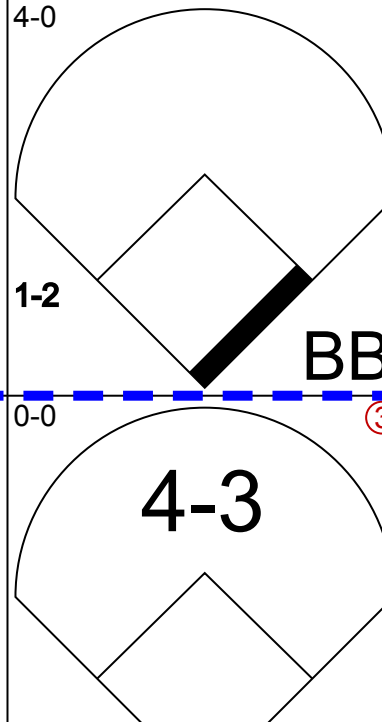
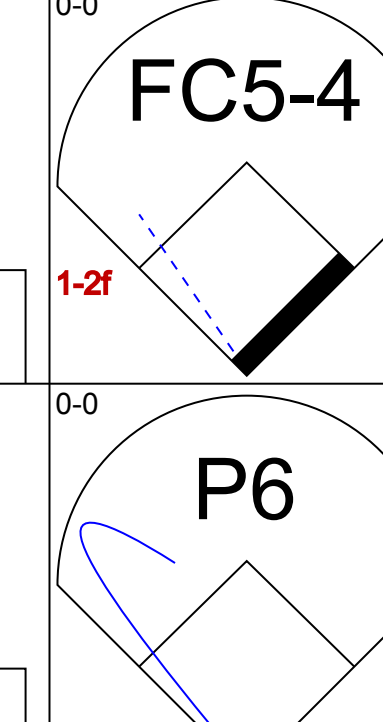
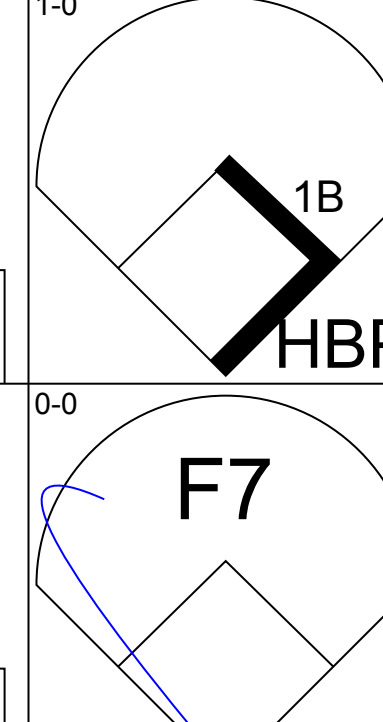
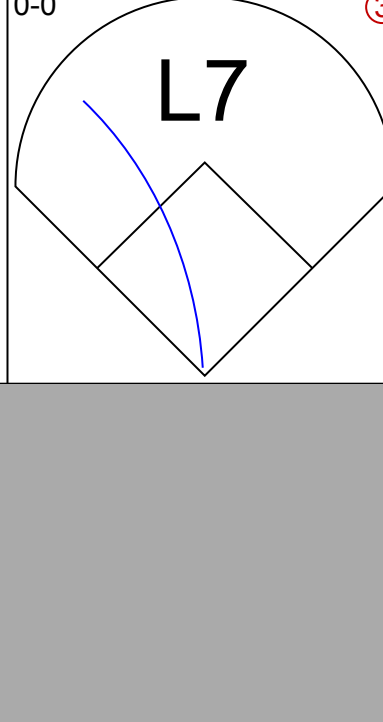
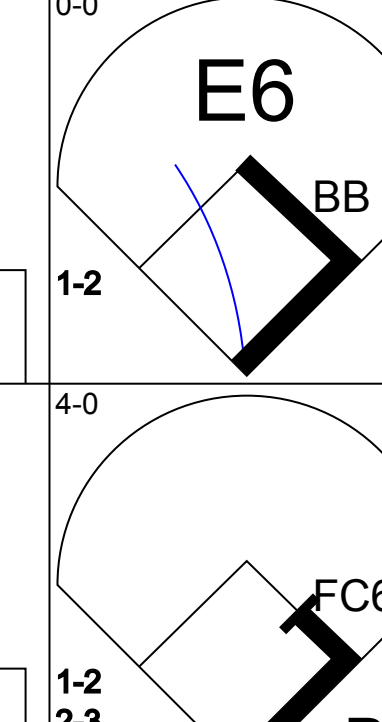

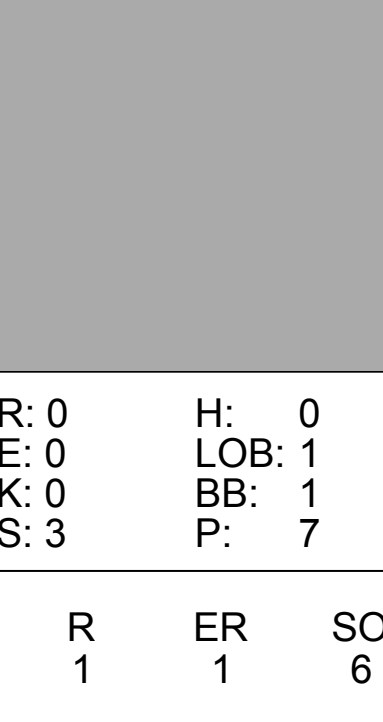
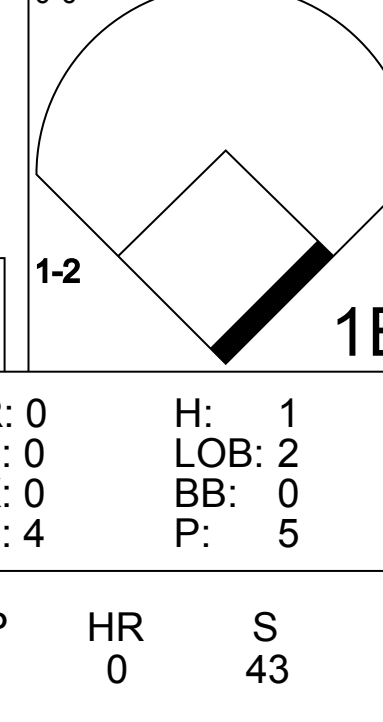

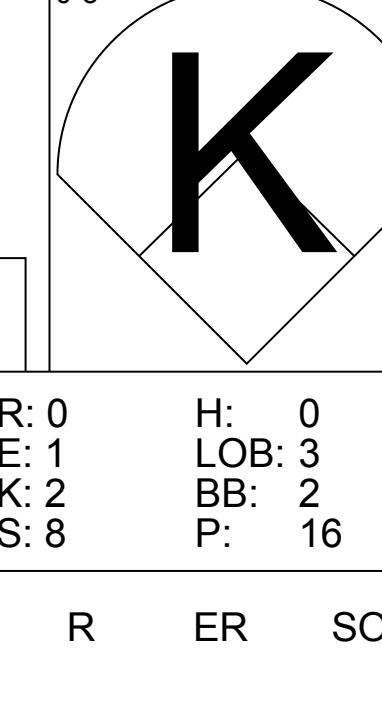
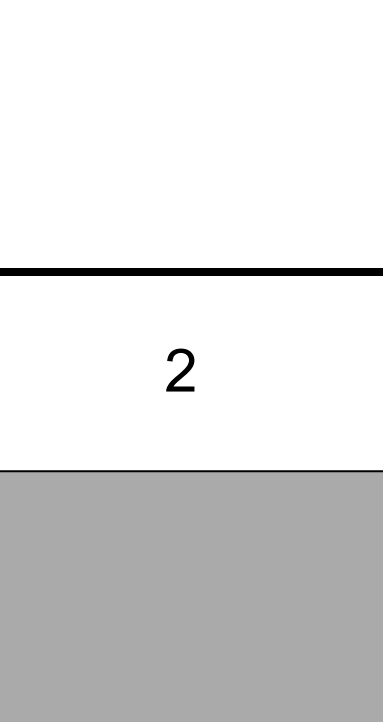
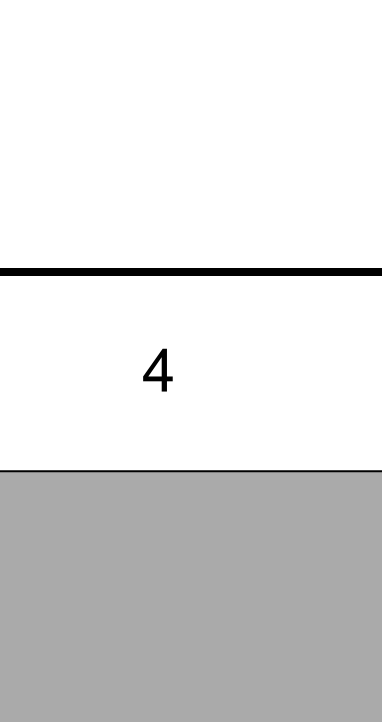
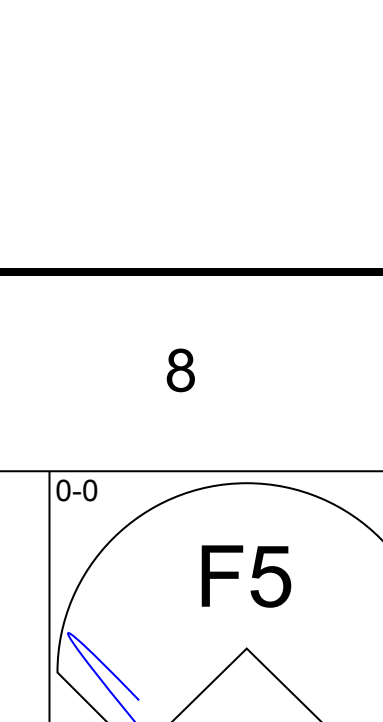


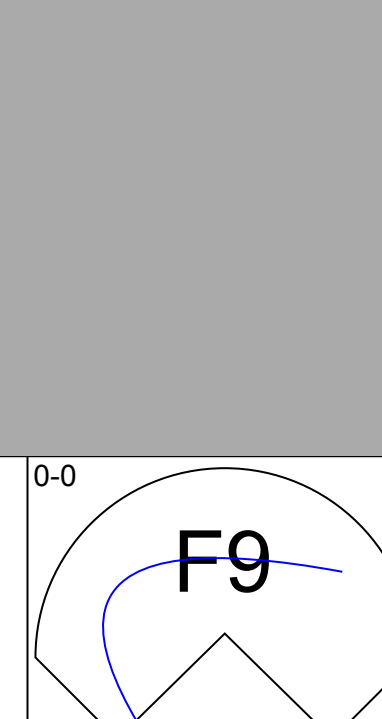


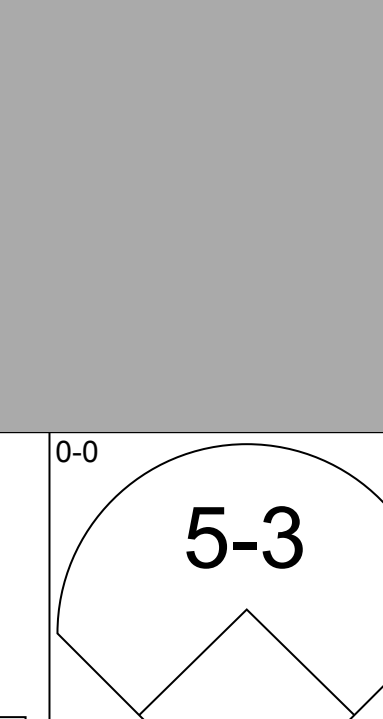
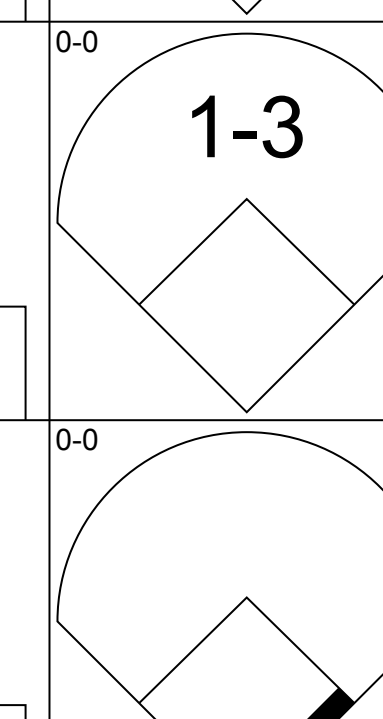

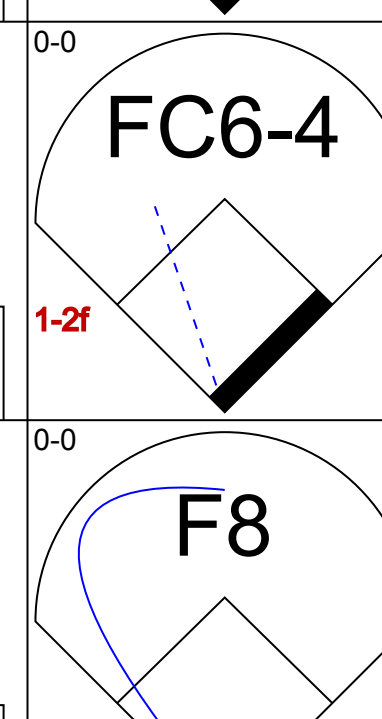

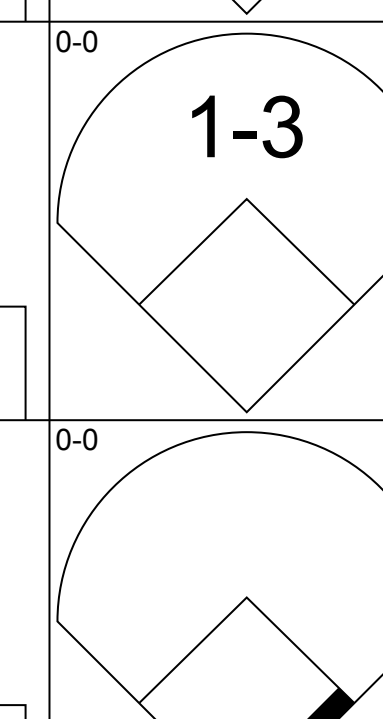
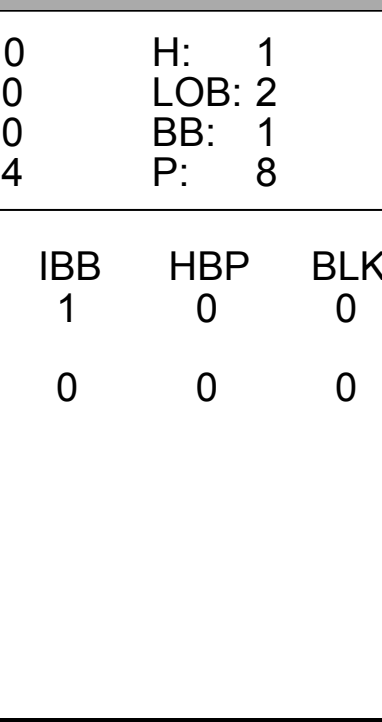
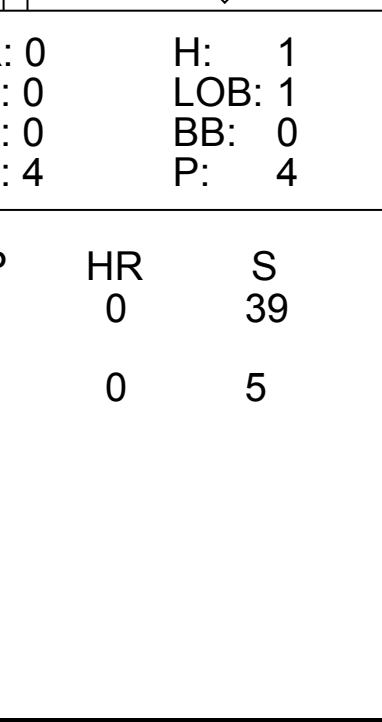
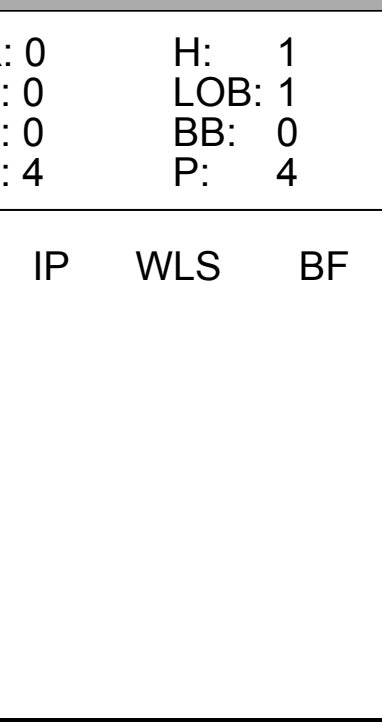
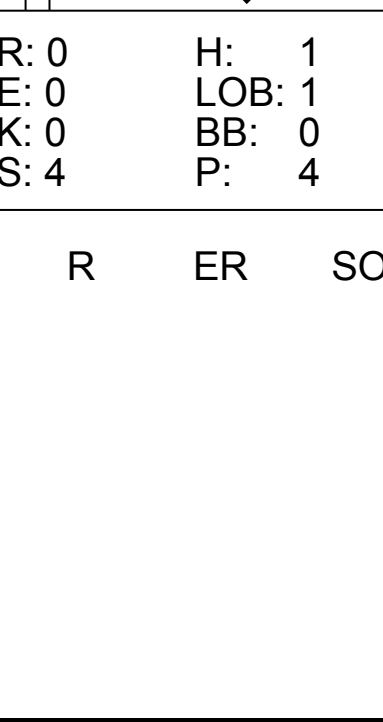
Batter	1	2	3	4	5	6	7	8	9	10	11	12	AB	R	H	RBI	BB	SO	LOB	BOTTOM					
Ken Singleton, S (1.9) OBP: 0.419, SLG: 0.445	0-3 K		4-0 1B BB			0-0 F7		0-0 F8	0-0 SF8			0-0 3-1	4	0	0	1	1	1	0						
Bobby Grich, R (1.4) OBP: 0.398, SLG: 0.400	0-0 E4		0-0 1B			0-0 BB S 1B		0-0 4-3	0-0 FC6 BB		0-0 1B HR BB	4	1	2	0	2	0	0							
Tommy Davis, R (1.10) OBP: 0.296, SLG: 0.319	0-0 G4-3		0-0 P4			0-0 4-3		0-0 1B	0-0 FC6		0-0 1B HR 1B	6	1	2	0	0	0	6							
Lee May, R (1.3) OBP: 0.290, SLG: 0.436 Tom Shogay, L (8, PH) OBP: 0.217, SLG: 0.190 Doug DeCinces, R (9.3) OBP: 0.284, SLG: 0.362		0-0 HR		0-0 4-3		0-0 BB BB		0-0 1B	0-0 1B		0-0 1B HR 1B	3	1	2	1	1	0	0							
Jim Northrup, L (1.8) OBP: 0.355, SLG: 0.511 Eliot Hendricks, L (10.2) OBP: 0.343, SLG: 0.384		0-3 K		0-0 4-3		0-0 BB BB		0-3 K	0-0 G4-6-3-5		0-0 HR	3	0	0	0	1	2	2							
Al Bumbry, L (1.7) OBP: 0.333, SLG: 0.379	0-3 K		0-3 K		0-3 K		0-0 1B BB		0-0 4-3			0-0 HR	4	1	0	0	1	3	3						
Brooks Robinson, R (1.5) OBP: 0.278, SLG: 0.286 Tim Lincecum, R (9, PH) OBP: 0.259, SLG: 0.091		0-3 K		0-0 F8		0-0 F3		0-0 F3	0-0 1B SH1-4 SF8 1B		0-0 F8	4	0	1	0	0	1	0							
Dave Duncan, R (1.2) OBP: 0.242, SLG: 0.346 Paul Blair, R (9, PH) OBP: 0.260, SLG: 0.289		0-0 G3		0-0 F3		0-0 F7		0-0 SH1-4	0-0 5-3		0-0 4-3	3	0	0	0	0	0	0							
Mark Belanger, R (1.6) OBP: 0.278, SLG: 0.266 Tony Muser, L (9, PH) OBP: 0.319, SLG: 0.290		0-0 F7		0-0 P5		0-0 F7		0-0 BB 1B			0-0 4-3	3	0	0	0	0	0	0							
Inning Stats	R: 0 E: 1 K: 1 S: 5	H: 0 LOB: 0 BB: 0 P: 3	R: 1 E: 0 K: 3 S: 10	H: 1 LOB: 0 BB: 0 P: 10	R: 0 E: 0 K: 0 S: 4	H: 1 LOB: 2 BB: 1 P: 8	R: 0 E: 0 K: 1 S: 5	H: 0 LOB: 0 BB: 0 P: 6	R: 0 E: 0 K: 0 S: 3	H: 0 LOB: 0 BB: 0 P: 3	R: 0 E: 0 K: 1 S: 7	H: 2 LOB: 2 BB: 0 P: 7	R: 2 E: 0 K: 0 S: 5	H: 2 LOB: 2 BB: 13	R: 0 E: 0 K: 0 S: 3	H: 1 LOB: 0 BB: 0 P: 3	R: 0 E: 0 K: 0 S: 3	H: 0 LOB: 0 BB: 0 P: 3	R: 3 E: 0 K: 0 S: 4	H: 2 LOB: 0 BB: 1 P: 8	1B: 8 2B: 0 3B: 0 HR: 2	SF: 1 SAC: 1 DP: 2 HBP: 0	WP: 0 PA: 50		
PITCHER	IP WLS BF H R ER SO BB IBB HBP BLK WP HR S P ERA WHIP																								
Bert Blyleven, R (1.1) ERA: 4.42	10.0	42	8	3	3	7	5	0	0	0	0	0	0	0	0	0	0	0	0	2.70	1.300				
Bill Campbell, R (11.1) ERA: 4.04	1.2	8	2	3	3	0	1	0	0	0	0	0	0	0	0	0	0	0	0	16.20	1.800				

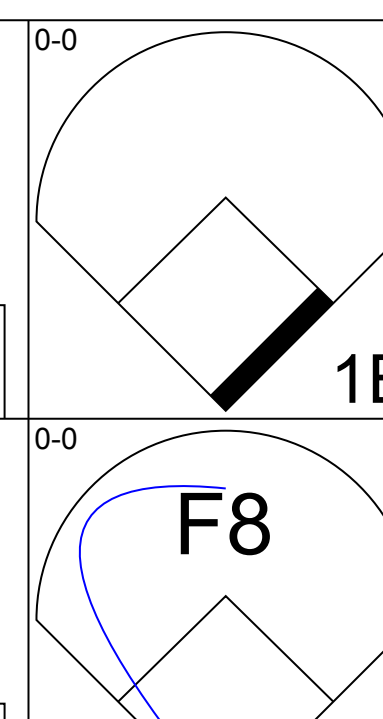
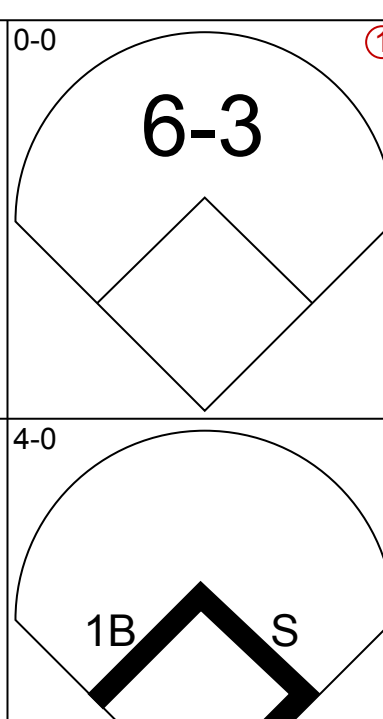
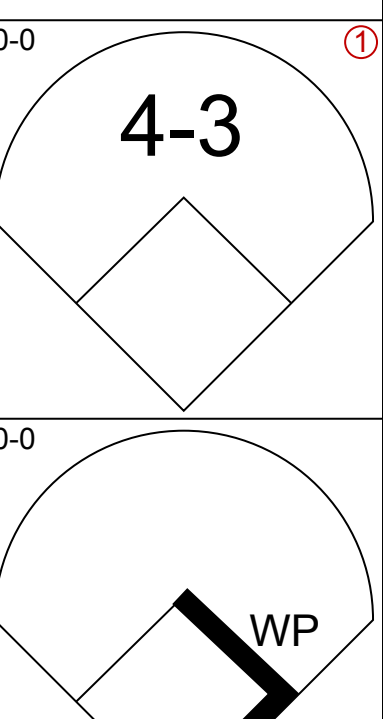
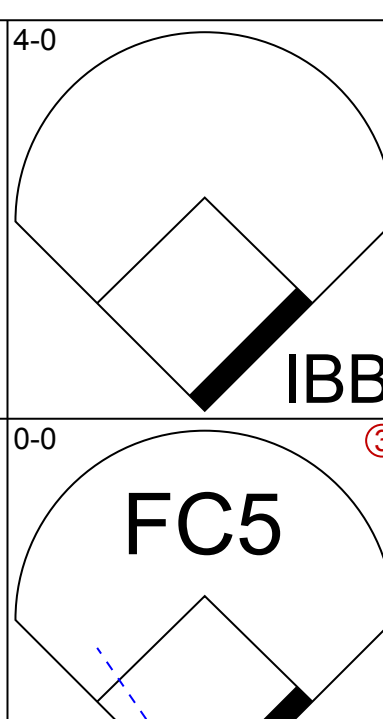
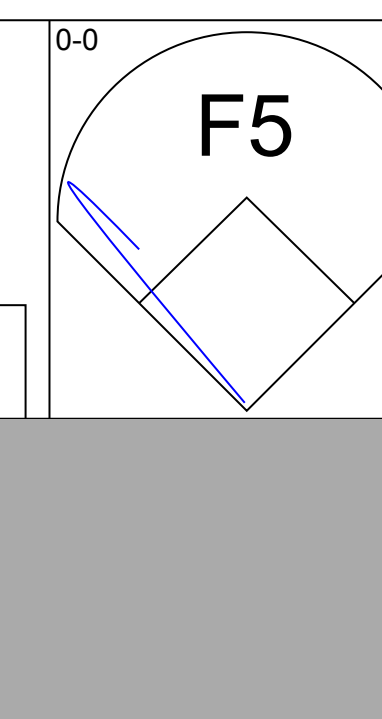
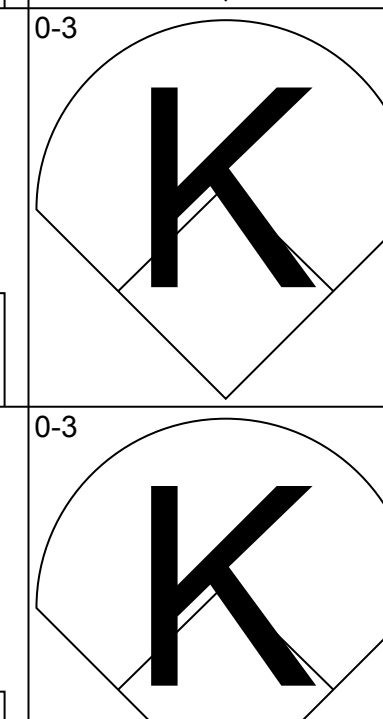
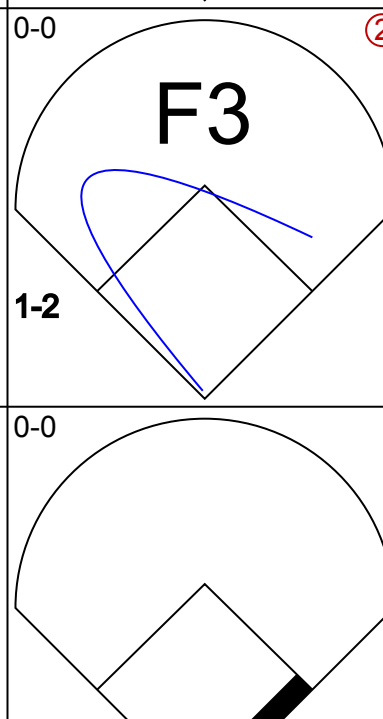

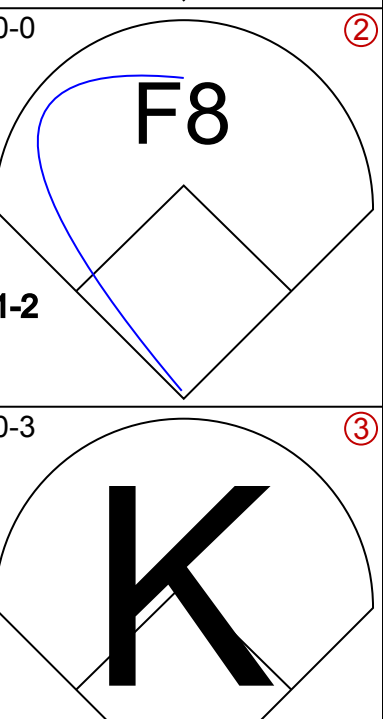

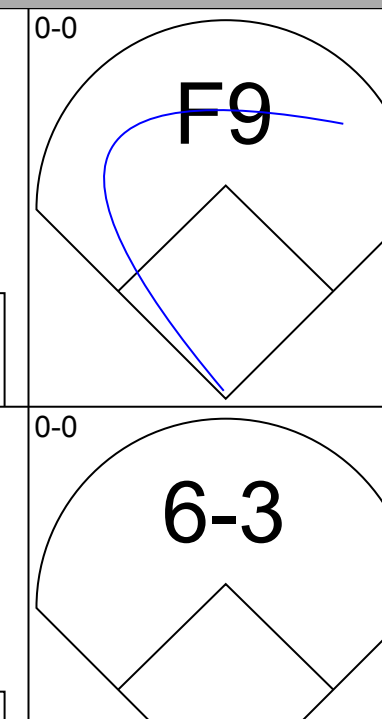


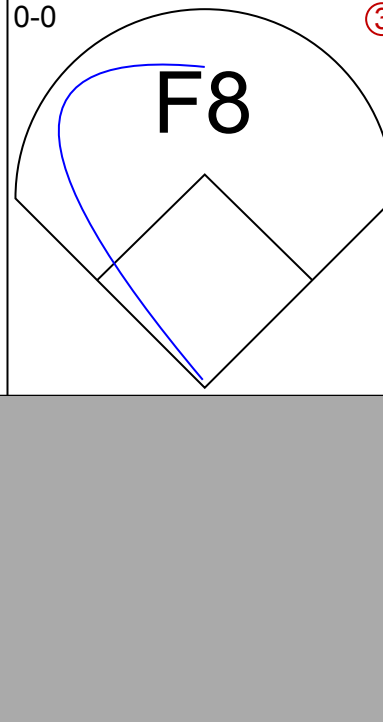

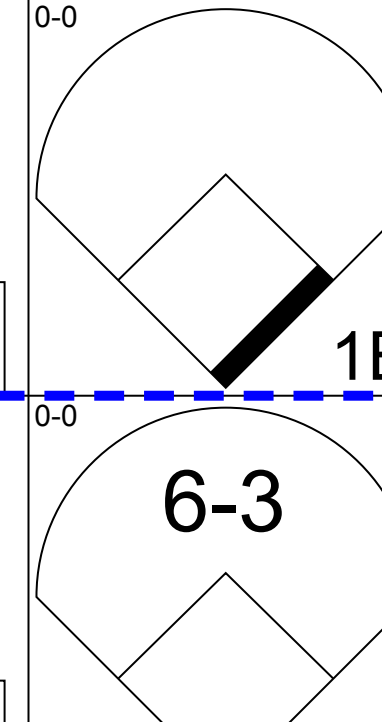



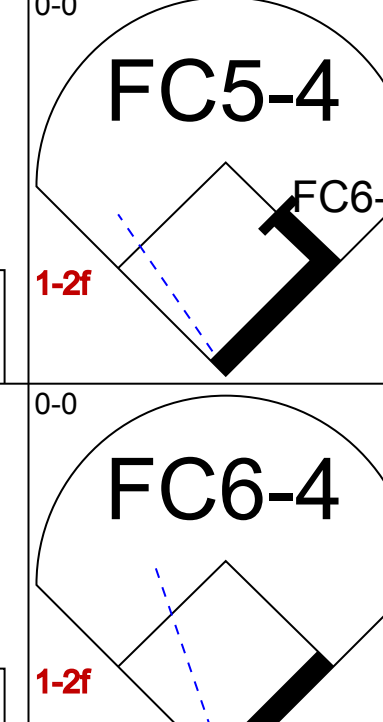


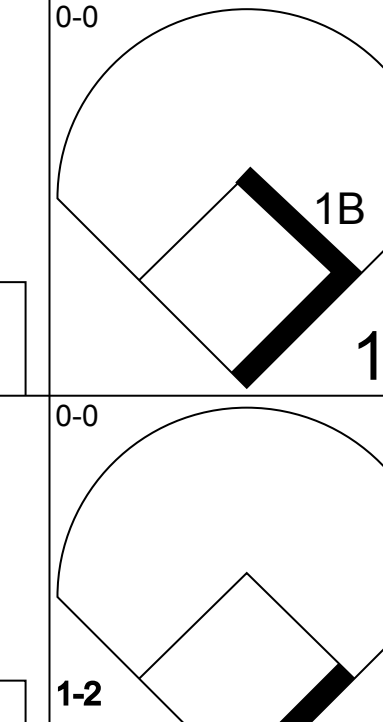
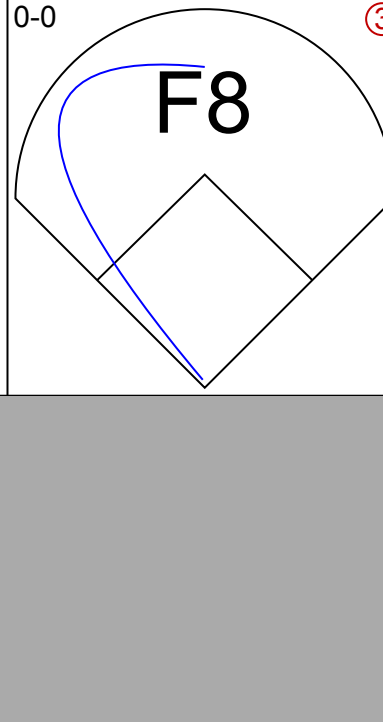
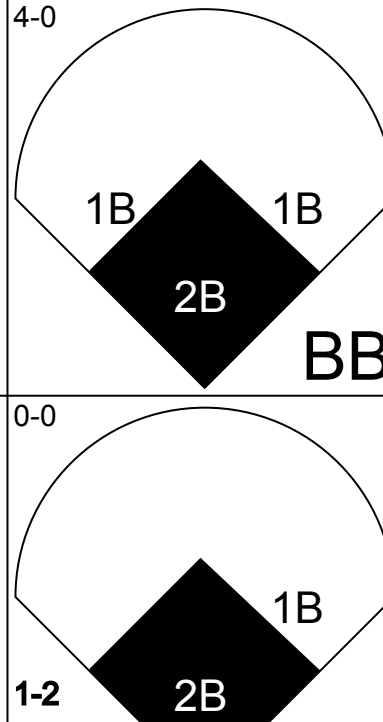
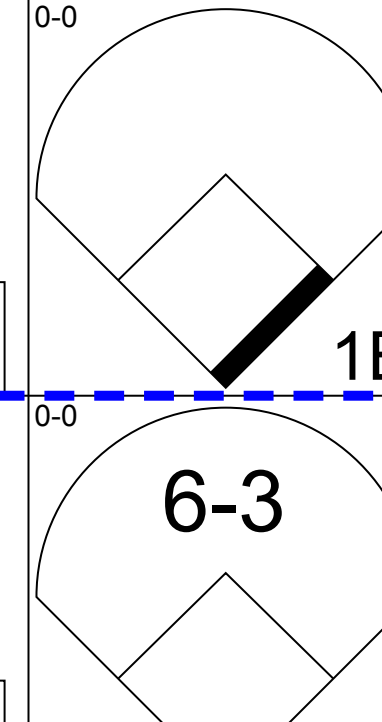


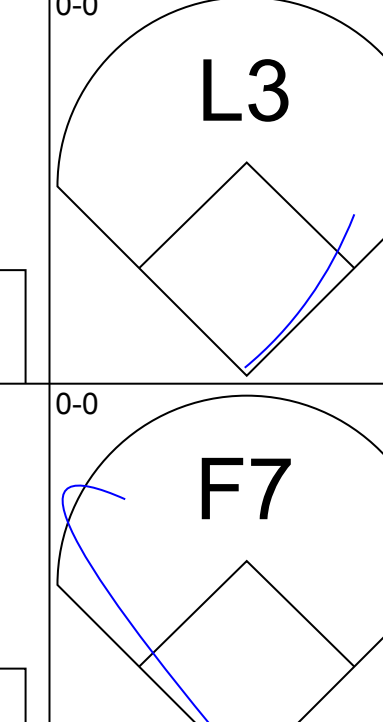
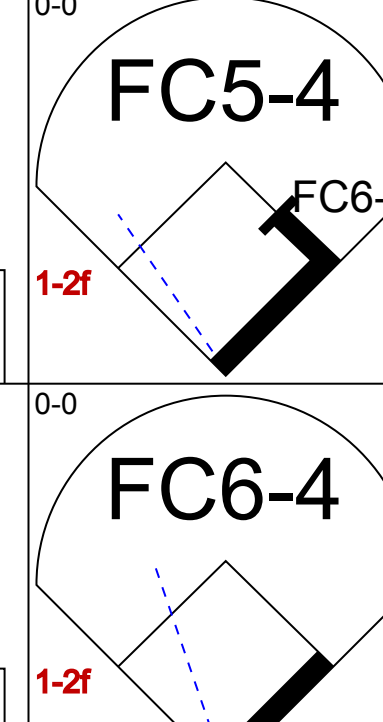

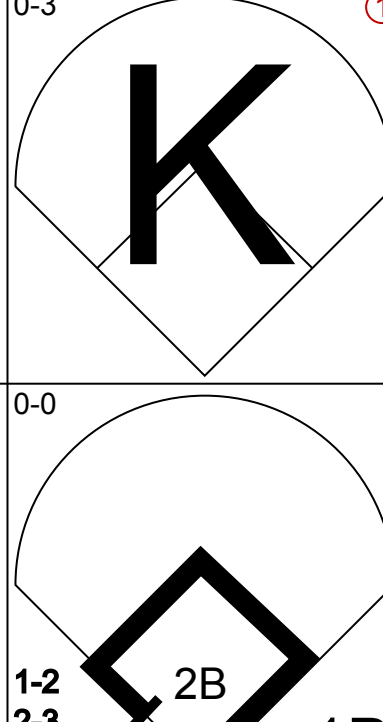

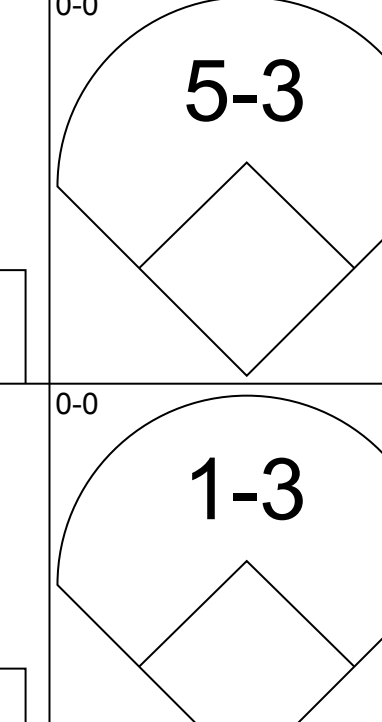
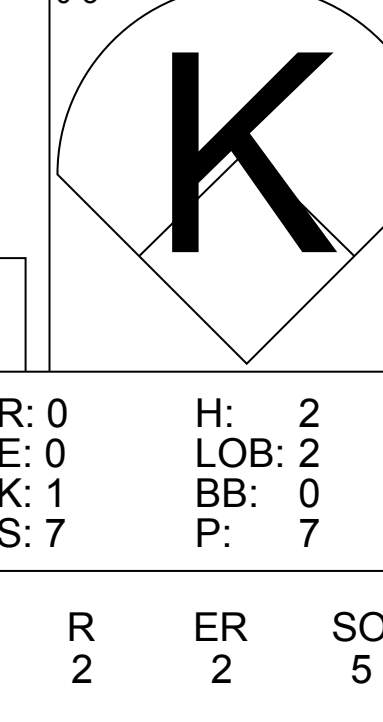
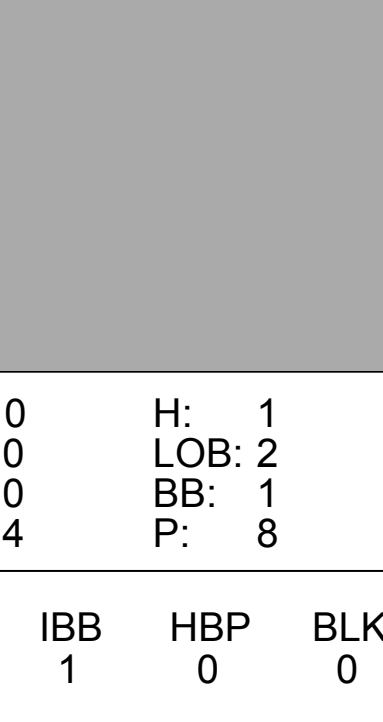
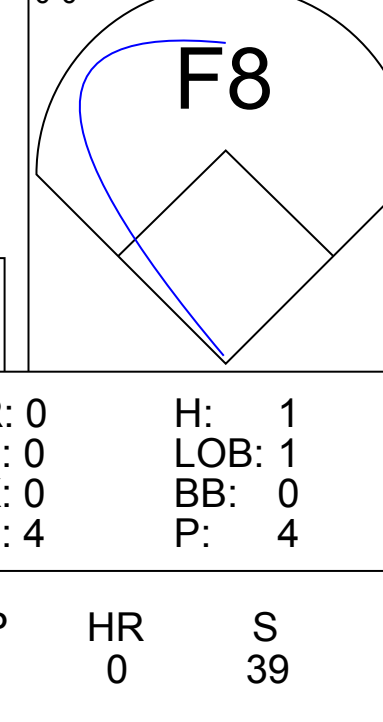
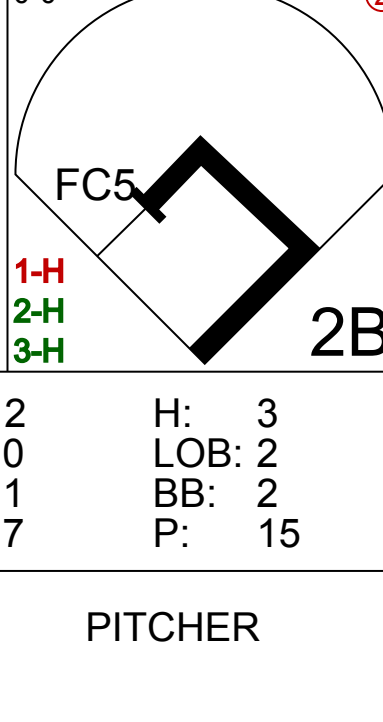
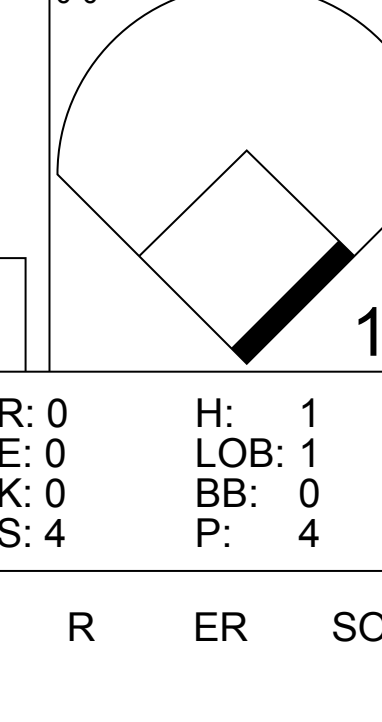






Minnesota Twins @ Baltimore Orioles
Memorial Stadium, Baltimore, MD

Thu Jul 17 1975, 7:05 PM EDT
Att: 10,809 - Unknown - 81 F

AB 42
R 6
H 10
RBI 6
BB 6
SO 7
LOB 14



Batter	1	2	3	4	5	6	7	8	9	AB	R	H	RBI	BB	SO	LOB	TOP										
Bobby Bonds, R OBP: 0.325, SLG: 0.491 (1, 8)										5	0	1	0	0	2	6	New York Yankees @ Minnesota Twins Metropolitan Stadium, Bloomington, MI Sat Jul 19 1975, 8:05 PM EDT Att: 37,602 - Unknown - 83 F livebaseballscorecards.com										
Rich Coggins, L OBP: 0.266, SLG: 0.314 (1, 10)										3	0	0	0	1	0	0											
Roy White, S OBP: 0.393, SLG: 0.445 (1, 7)										3	0	1	1	2	0	1											
Thurman Munson, R OBP: 0.370, SLG: 0.417 (1, 2)										4	0	0	0	1	1	5											
Chris Chambliss, L OBP: 0.319, SLG: 0.430 (1, 3)										3	0	0	0	2	1	2											
Graig Nettles, L OBP: 0.340, SLG: 0.455 (1, 5)										4	0	0	0	1	0	3											
Lou Piniella, R OBP: 0.260, SLG: 0.241 (8, PR)										3	0	0	0	0	0	2											
Rick Blatt, R (8, 8)										0	0	0	0	0	0	0											
Jim Mason, L OBP: 0.204, SLG: 0.217 (8, PH)										3	0	0	0	0	1	2											
Ed Herrmann, L OBP: 0.307, SLG: 0.337 (8, PR)										0	0	0	0	1	0	0											
Fred Stanley, R OBP: 0.271, SLG: 0.242 (8, 4)										0	0	0	0	0	0	0											
Sandy Alomar Sr, S OBP: 0.228, SLG: 0.241 (8, PH)										2	1	2	0	1	0	0											
Alex Johnson, R OBP: 0.302, SLG: 0.351 (8, 6)										1	0	0	0	0	1	3											
Ed Brinkman, R OBP: 0.283, SLG: 0.317 (8, 6)										0	0	0	0	0	0	0											
Inning Stats	R: 0 E: 0 K: 1 S: 6	H: 1 LOB: 1 BB: 0 P: 6	R: 0 E: 0 K: 0 S: 3	H: 0 LOB: 1 BB: 1 P: 7	R: 1 E: 0 K: 0 S: 4	H: 1 LOB: 2 BB: 2 P: 12	R: 0 E: 0 K: 0 S: 4	H: 1 LOB: 0 BB: 0 P: 5	R: 0 E: 0 K: 0 S: 3	H: 0 LOB: 0 BB: 0 P: 3	R: 0 E: 0 K: 0 S: 10	H: 1 LOB: 3 BB: 2 P: 18	R: 0 E: 1 K: 2 S: 8	H: 0 LOB: 3 BB: 2 P: 16	R: 0 E: 0 K: 0 S: 3	H: 0 LOB: 2 BB: 2 P: 11	1B: 4 2B: 0 3B: 0 HR: 0	SF: 0 SAC: 1 DP: 0 HBP: 1	WP: 0 PB: 0 CS: 0	PA: 42							
PITCHER	IP	WLS	BF	H	R	ER	SO	BB	IBB	HBP	BLK	WP	HR	S	P	ERA	WHIP										
Jim Hughes, R ERA: 4.21 (1, 1)	8.2	W	41	4	1	1	6	9	0	1	0	0	0	43	80	1.04	1.500										
Tom Burgmeier, L ERA: 3.12 (9, 1)	0.1	S	1	0	0	0	0	0	0	0	0	0	0	1	1	0.00	0.000										

Batter	1	2	3	4	5	6	7	8	9	AB	R	H	RBI	BB	SO	LOB	BOTTOM										
Steve Braun, L OBP: 0.357, SLG: 0.418 (1, 7)										4	0	1	0	1	0	1	New York Yankees @ Minnesota Twins Metropolitan Stadium, Bloomington, MI Sat Jul 19 1975, 8:05 PM EDT Att: 37,602 - Unknown - 83 F livebaseballscorecards.com										
Dan Ford, R OBP: 0.335, SLG: 0.475 (1, 8)										3	0	1	0	1	0	3											
John Briggs, L OBP: 0.426, SLG: 0.436 (1, 3)										4	0	0	0	0	1	3											
Tony Oliva, L OBP: 0.372, SLG: 0.440 (1, 10)										4	0	1	0	0	2	2											
Eric Soderholm, R OBP: 0.363, SLG: 0.356 (1, 5)										3	1	2	0	1	0	2											
Lyman Bostock, L OBP: 0.273, SLG: 0.277 (1, 9)										4	1	3	0	0	0	1											
Jerry Terrell, R OBP: 0.319, SLG: 0.346 (1, 4)										4	0	0	0	0	1	5											
Glenn Borgmann, R OBP: 0.308, SLG: 0.288 (1, 2)										4	0	1	0	0	0	3											
Luis Gomez, R OBP: 0.245, SLG: 0.182 (1, 6)										2	0	0	0	0	1	3											
Danny Thompson, R OBP: 0.308, SLG: 0.335 (6, PH)										2	0	2	2	0	0	0											
Inning Stats	R: 0 E: 0 K: 2 S: 8	H: 1 LOB: 1 BB: 0 P: 8	R: 0 E: 0 K: 1 S: 7	H: 2 LOB: 2 BB: 0 P: 7	R: 0 E: 0 K: 0 S: 4	H: 1 LOB: 1 BB: 1 P: 8	R: 0 E: 0 K: 0 S: 4	H: 1 LOB: 1 BB: 0 P: 4	R: 0 E: 0 K: 1 S: 6	H: 1 LOB: 1 BB: 0 P: 6	R: 2 E: 0 K: 1 S: 7	H: 3 LOB: 2 BB: 2 P: 15	R: 0 E: 0 K: 0 S: 4	H: 1 LOB: 1 BB: 0 P: 4	R: 0 E: 0 K: 0 S: 4	H: 1 LOB: 1 BB: 0 P: 4	1B: 10 2B: 1 3B: 0 HR: 0	SF: 0 SAC: 0 DP: 0 HBP: 0	WP: 1 PB: 0 CS: 0	PA: 37							
PITCHER	IP	WLS	BF	H	R	ER	SO	BB	IBB	HBP	BLK	WP	HR	S	P	ERA	WHIP										
Doc Medich, R ERA: 3.81 (1, 1)	6.2	L	32	10	2	2	5	2	1	0	0	0	0	39	51	2.70	1.800										
Sparky Lyle, L ERA: 3.13 (7, 1)	1.1	S	5	1	0	0	0	0	0	0	0	0	0	5	5	0.00	0.750										

Batter	1	2	3	4	5	6	7	8	9	AB	R	H	RBI	BB	SO	LOB	TOP											
Bobby Bonds, R OBP: 0.330, SLG: 0.504 Rick Blatt, R OBP: 1.000, SLG: 1.000	G4-3 1B	FC5-2 1B IBB	K			1B HR		BB 1B		3	2	2	2	1	1	3	New York Yankees @ Minnesota Twins Metropolitan Stadium, Bloomington, MI Sun Jul 20 1975, 4:33 AM EDT Unknown - 77 F											
Lou Piniella, R OBP: 0.297, SLG: 0.239 Walt Williams, R OBP: 0.291, SLG: 0.358	G4-3 1-2	FC5-2 1B E	F9		4-3	1B		F7		5	1	1	2	0	0	7												
Roy White, S OBP: 0.398, SLG: 0.462 Rich Coggins, L OBP: 0.256, SLG: 0.314	HR	E 1-3 2-H 3-H			F8	P5		BB 1-2 BB		5	2	3	3	1	0	2												
Thurman Munson, R OBP: 0.369, SLG: 0.424	HR	E3			F9	5-3		BB 4-3		6	1	2	3	0	0	3												
Chris Chambliss, L OBP: 0.322, SLG: 0.430	1B	F7			F8			BB FC3-6 BB		5	1	2	0	1	0	4												
Graig Nettles, L OBP: 0.342, SLG: 0.457 Rick Dempsey, R OBP: 0.395, SLG: 0.348	F8		SH FC5-2 1B		1B	BB FC4-6 1B		K		5	2	2	0	1	1	2												
Ed Herrmann, L OBP: 0.317, SLG: 0.346		L8	FC5-2 SH 1B		2B	BB FC4-6 1B		FC3-6 1-2		6	1	3	2	0	0	1												
Jim Mason, L OBP: 0.209, SLG: 0.218		E FC5-2 1B	SH FC5-2 1B		K	BB FC4-6 BB		G3		4	0	1	0	1	1	2												
Sandy Alomar Sr., S OBP: 0.224, SLG: 0.237 Fred Stanley, R OBP: 0.255, SLG: 0.240	E2 FC5-2 1B	FC5-2	FC5-2		E1 HR	BB FC4-6 1B		6-3		4	3	0	1	0	0	6												
Inning Stats	R: 2 E: 0 K: 0 S: 6	H: 4 LOB: 1 BB: 0 P: 6	R: 3 E: 2 K: 0 S: 7	H: 2 LOB: 2 BB: 1 P: 11	R: 0 E: 1 K: 1 S: 8	H: 2 LOB: 3 BB: 0 P: 8	R: 2 E: 0 K: 1 S: 8	H: 3 LOB: 1 BB: 0 P: 8	R: 2 E: 1 K: 0 S: 5	H: 1 LOB: 0 BB: 0 P: 5	R: 5 E: 0 K: 0 S: 7	H: 4 LOB: 2 BB: 2 P: 16	R: 0 E: 0 K: 0 S: 3	H: 0 LOB: 0 BB: 0 P: 3	R: 0 E: 0 K: 0 S: 4	H: 1 LOB: 2 BB: 1 P: 8		R: 0 E: 0 K: 1 S: 5	H: 0 LOB: 1 BB: 1 P: 9	1B: 12 2B: 2 3B: 0 HR: 3	SF: 0 SAC: 1 DP: 1 HBP: 1	WP: 0 PB: 0 CS: 0	PA: 53					
PITCHER	IP	WLS	BF	H	R	ER	SO	BB	IBB	HBP	BLK	WP	HR	S	P	ERA	WHIP											
Ray Corbin, R ERA: 4.86	(1, 1)	1.2	L	12	6	5	2	0	0	1	0	0	0	1	11	15	10.80	3.600										
Bill Butler, L ERA: 7.3	(2, 1)	2.1		14	5	2	2	2	0	0	0	0	0	1	18	18	7.71	2.143										
Mark Wiley, R ERA: 7.06	(5, 1)	1.0		9	3	6	5	0	2	0	0	0	0	1	7	15	45.00	5.000										
Tom Johnson, R ERA: 5.59	(6, 1)	3.0		14	3	1	1	0	1	0	1	0	0	0	12	17	3.00	1.333										
Joe Decker, R ERA: 9.37	(9, 1)	1.0		4	0	0	0	1	1	0	0	0	0	0	5	9	0.00	1.000										
Batter	1	2	3	4	5	6	7	8	9	AB	R	H	RBI	BB	SO	LOB	BOTTOM											
Jerry Terrell, R OBP: 0.322, SLG: 0.348	3-1		6-3						G3	5	0	2	1	0	0	0	New York Yankees @ Minnesota Twins Metropolitan Stadium, Bloomington, MI Sun Jul 20 1975, 4:33 AM EDT Unknown - 77 F											
Dan Ford, R OBP: 0.329, SLG: 0.467	K		K					FC6-4 1B		4	0	0	0	0	2	4												
John Briggs, L OBP: 0.427, SLG: 0.432	K		G3					BB FC4-6 BB		2	0	0	0	2	1	0												
Tony Oliva, L OBP: 0.366, SLG: 0.433			F9		4-3			BB FC4-6 1-2		4	0	0	0	0	0	4												
Eric Soderholm, R OBP: 0.365, SLG: 0.358		1B						L7		4	0	2	0	0	0	1												
Danny Thompson, R OBP: 0.307, SLG: 0.333 Luis Gomez, R OBP: 0.245, SLG: 0.182		BB 1B			G6-4-3			F7		4	0	1	0	0	0	2												
Steve Braun, L OBP: 0.362, SLG: 0.418		BB G4-6-3 1B						BB G4-6-3 1B		2	1	1	0	2	0	0												
Lyman Bostock, L OBP: 0.266, SLG: 0.269		G4-6-3			G4-6-3			1-3 BB		4	0	0	0	0	0	5												
Glenn Borgmann, R OBP: 0.315, SLG: 0.308 Phil Roof, R OBP: 0.240, SLG: 0.174								FC6-4 1B		3	1	3	1	0	0	0												
Inning Stats	R: 0 E: 0 K: 2 S: 7	H: 0 LOB: 0 BB: 0 P: 7	R: 0 E: 0 K: 0 S: 4	H: 2 LOB: 2 BB: 1 P: 8	R: 1 E: 0 K: 1 S: 6	H: 1 LOB: 0 BB: 0 P: 6	R: 0 E: 0 K: 0 S: 3	H: 1 LOB: 0 BB: 0 P: 3	R: 0 E: 0 K: 0 S: 5	H: 0 LOB: 1 BB: 1 P: 7	R: 1 E: 0 K: 0 S: 5	H: 2 LOB: 3 BB: 2 P: 13	R: 0 E: 0 K: 0 S: 3	H: 0 LOB: 0 BB: 0 P: 3	R: 0 E: 0 K: 0 S: 3	H: 0 LOB: 0 BB: 0 P: 3		1B: 8 2B: 0 3B: 0 HR: 1	SF: 0 SAC: 0 DP: 3 HBP: 0	WP: 0 PB: 0 CS: 0	PA: 37							
PITCHER	IP	WLS	BF	H	R	ER	SO	BB	IBB	HBP	BLK	WP	HR	S	P	ERA	WHIP											
Rudy May, L ERA: 3.33	(1, 1)	6.1	W	28	9	2	2	3	0	0	0	0	0	1	31	43	2.84	1.895										
Tippy Martinez, L ERA: 2.25	(7, 1)	2.2		9	0	0	0	0	1	0	0	0	0	0	8	12	0.00	0.375										

Batter	1	2	3	4	5	6	7	8	9	AB	R	H	RBI	BB	SO	LOB	TOP					
Bobby Bonds, R OBP: 0.334, SLG: 0.503 (1, 8)										4	1	2	0	1	1	3	New York Yankees @ Minnesota Twins Metropolitan Stadium, Bloomington, MI Sun Jul 20 1975, 4:38 AM EDT Att: 23,782 - Unknown					
Lou Piniella, R OBP: 0.285, SLG: 0.229 (1, 9)										4	0	0	0	1	0	4						
Jim Mason, L OBP: 0.209, SLG: 0.218 (8, 6)										0	0	0	0	0	0	0						
Roy White, S OBP: 0.401, SLG: 0.464 (1, 7)										3	0	1	0	2	0	2						
Thurman Munson, R OBP: 0.372, SLG: 0.431 (1, 10)										4	1	2	1	1	0	3						
Rick Dempsey, R OBP: 0.407, SLG: 0.357 (1, 2)										4	1	2	1	1	0	4						
Graig Nettles, L OBP: 0.341, SLG: 0.461 (1, 5)										4	1	1	0	0	1	4						
Chris Chambliss, L OBP: 0.323, SLG: 0.429 (1, 3)										5	0	2	1	0	0	2						
Sandy Alomar Sr., S OBP: 0.221, SLG: 0.233 (9, PH)										3	1	0	0	0	0	2						
Ed Herrmann, L OBP: 0.322, SLG: 0.361 (9, PR)										1	0	1	1	0	0	0						
Fred Stanley, R OBP: 0.269, SLG: 0.240 (9, 4)										0	0	0	0	0	0	0						
Ed Brinkman, R OBP: 0.270, SLG: 0.318 (8, PH)										3	0	1	0	0	0	1						
Rick Bladt, R OBP: 0.750, SLG: 0.500 (8, 8)										1	0	0	0	1	0	1						
Inning Stats	R: 0 E: 0 K: 1 S: 6	H: 1 LOB: 3 BB: 2 P: 14	R: 2 E: 0 K: 0 S: 6	H: 3 LOB: 3 BB: 2 P: 14	R: 1 E: 0 K: 1 S: 7	H: 2 LOB: 1 BB: 0 P: 7	R: 0 E: 0 K: 0 S: 3	H: 0 LOB: 1 BB: 1 P: 7	R: 0 E: 0 K: 0 S: 3	H: 0 LOB: 0 BB: 0 P: 3	R: 0 E: 0 K: 0 S: 4	H: 1 LOB: 2 BB: 1 P: 8	R: 0 E: 1 K: 0 S: 4	H: 1 LOB: 0 BB: 0 P: 4	R: 0 E: 0 K: 0 S: 3	H: 1 LOB: 1 BB: 1 P: 7	R: 2 E: 0 K: 0 S: 6	H: 3 LOB: 1 BB: 0 P: 6	1B: 8 2B: 3 3B: 2 HR: 0	SF: 0 SAC: 2 DP: 1 HBP: 0	WP: 0 PB: 1 SB: 1 CS: 0	PA: 45
PITCHER	IP	WLS	BF	H	R	ER	SO	BB	IBB	HBP	BLK	WP	HR	S	P	ERA	WHIP					
Vic Albury, L ERA: 3.69	(1, 1)	7.0	36	8	3	3	2	7	0	0	0	0	0	33	61	3.86	2.143					
Bill Campbell, R ERA: 4.15	(8, 1)	2.0	L	9	4	2	2	0	0	0	0	0	0	9	9	9.00	2.000					

AB	36
R	5
H	12
RBI	4
BB	7
SO	2
LOB	26



Batter	1	2	3	4	5	6	7	8	9	AB	R	H	RBI	BB	SO	LOB	BOTTOM				
Jerry Terrell, R OBP: 0.313, SLG: 0.338 (1, 3)										4	1	0	0	0	1	2	New York Yankees @ Minnesota Twins Metropolitan Stadium, Bloomington, MI Sun Jul 20 1975, 4:38 AM EDT Att: 23,782 - Unknown				
Dan Ford, R OBP: 0.323, SLG: 0.457 (1, 8)										5	0	0	0	0	0	4					
Rod Carew, L OBP: 0.435, SLG: 0.535 (1, 4)										3	2	2	0	2	0	0					
Eric Soderholm, R OBP: 0.368, SLG: 0.362 (1, 5)										5	0	3	2	0	0	2					
Tony Oliva, L OBP: 0.366, SLG: 0.432 (6, PH)										3	0	1	0	0	0	2					
Larry Hise, R OBP: 0.361, SLG: 0.511 (7, PH)										0	0	0	0	0	0	0					
John Briggs, L OBP: 0.426, SLG: 0.429 (7, PH)										1	0	0	0	0	1	2					
Danny Thompson, R OBP: 0.306, SLG: 0.332 (1, 6)										1	0	0	0	0	0	0					
Luis Gomez, R OBP: 0.231, SLG: 0.170 (3, 6)										3	0	0	0	0	1	1					
Steve Braun, L OBP: 0.364, SLG: 0.419 (1, 7)										4	1	2	0	0	0	0					
Tom Lundstedt, S OBP: 0.176, SLG: 0.176 (1, 2)										4	0	1	0	0	0	2					
Lyman Bostock, L OBP: 0.272, SLG: 0.275 (1, 9)										4	0	2	1	0	0	0					
Inning Stats	R: 1 E: 0 K: 0 S: 5	H: 2 LOB: 1 BB: 0 P: 5	R: 1 E: 0 K: 1 S: 8	H: 3 LOB: 0 BB: 0 P: 8	R: 1 E: 0 K: 0 S: 3	H: 1 LOB: 0 BB: 1 P: 7	R: 0 E: 0 K: 0 S: 3	H: 0 LOB: 0 BB: 0 P: 3	R: 0 E: 0 K: 1 S: 7	H: 2 LOB: 2 BB: 0 P: 7	R: 1 E: 1 K: 1 S: 8	H: 2 LOB: 2 BB: 0 P: 8	R: 0 E: 0 K: 0 S: 3	H: 0 LOB: 0 BB: 0 P: 3	R: 0 E: 0 K: 0 S: 4	H: 1 LOB: 2 BB: 1 P: 8	1B: 11 2B: 0 3B: 0 HR: 0	SF: 0 SAC: 1 DP: 1 HBP: 0	WP: 0 PB: 0 SB: 1 CS: 0	PA: 40	
PITCHER	IP	WLS	BF	H	R	ER	SO	BB	IBB	HBP	BLK	WP	HR	S	P	ERA	WHIP				
Larry Gura, L ERA: 3.51	(1, 1)	6.2	30	4	0	3	2	1	0	0	0	0	0	33	37	4.05	1.500				
Dick Tidrow, R ERA: 3.09	(7, 1)	2.1	W	10	2	0	0	1	0	1	0	0	0	11	15	0.00	0.857				

AB	37
R	4
H	11
RBI	3
BB	2
SO	3
LOB	15



Batter	1	2	3	4	5	6	7	8	9	AB	R	H	RBI	BB	SO	LOB	TOP			
Bernie Carbo, L (1, 9) OBP: 0.430, SLG: 0.546	4-0 BB G6-3		4-0 BB 4-3	4-0 BB G1-6-3			4-0 BB 4-3			2	0	0	0	2	0	0				
Denny Doyle, L (1, 4) OBP: 0.284, SLG: 0.357	0-0 BB G6-3		0-0 BB 1B	0-0 BB G1-6-3			0-0 BB 3-1			4	1	1	0	0	0	2				
Carl Yastrzemski, L (1, 3) OBP: 0.492, SLG: 0.465	0-0 BB F5		4-0 BB 1B	0-0 BB 1B			0-0 BB F2			2	1	0	0	2	0	0				
Fred Lynn, L (1, 8)		4-0 BB 3B	0-0 BB 1B	0-0 BB 1B			0-0 BB F8			3	2	1	0	1	1	1				
Jim Rice, R (1, 7) OBP: 0.333, SLG: 0.503	0-0 BB 1B		0-3 BB K	0-0 BB K			0-0 BB L9			4	1	1	1	0	2	4				
Cecil Cooper, L (1, 10) OBP: 0.383, SLG: 0.576	0-0 BB 1-3		4-0 BB 1B	0-0 BB 1B			0-3 BB K			3	0	0	1	1	1	2				
Carlton Fisk, R (1, 2) OBP: 0.365, SLG: 0.397	0-0 BB F3		0-0 BB 1B	0-0 BB 1B			0-0 BB L7			4	0	1	2	0	1	1				
Rico Petrocelli, R (1, 5) OBP: 0.342, SLG: 0.357	0-0 BB 1B		0-3 BB K	0-0 BB K			0-0 BB 6-3			4	0	1	1	0	1	2				
Rick Burleson, R (1, 6) OBP: 0.328, SLG: 0.359	0-3 BB K		0-0 BB F3	0-0 BB F3			0-0 BB F8			4	0	0	0	0	1	1				
Inning Stats	R: 0 E: 0 K: 0 S: 2	H: 0 LOB: 0 BB: 1 P: 6	R: 2 E: 0 K: 1 S: 7	H: 2 LOB: 1 BB: 1 P: 11	R: 3 E: 0 K: 2 S: 10	H: 3 LOB: 2 BB: 2 P: 18	R: 0 E: 0 K: 0 S: 2	H: 0 LOB: 0 BB: 0 P: 6	R: 0 E: 0 K: 1 S: 5	H: 0 LOB: 0 BB: 0 P: 5	R: 0 E: 0 K: 0 S: 3	H: 0 LOB: 1 BB: 1 P: 11	R: 0 E: 0 K: 1 S: 5	H: 0 LOB: 0 BB: 0 P: 5	R: 0 E: 0 K: 1 S: 5	H: 0 LOB: 1 BB: 0 P: 5	1B: 4 2B: 0 3B: 1 HR: 0	SF: 0 SAC: 0 DP: 2 HBP: 0	WP: 0 PB: 0 SB: 0 CS: 0	PA: 36
PITCHER Dave Goltz, R (1, 1) ERA: 3.95	IP: 9.0 WLS: L BF: 36 H: 5 R: 5 ER: 5 SO: 7 BB: 6 IBB: 0 HBP: 0 BLK: 0 WP: 0 HR: 0 S: 44 P: 68 ERA: 5.00 WHIP: 1.222															PITCHER				

Boston Red Sox @ Minnesota Twins
Metropolitan Stadium, Bloomington, MI
Tue Jul 22 1975, 8:05 PM EDT
Att. 9,531 - Unknown - 87 F

AB 30
R 5
H 5
RBI 5
BB 6
SO 7
LOB 13



Batter	1	2	3	4	5	6	7	8	9	AB	R	H	RBI	BB	SO	LOB	BOTTOM			
Steve Braun, L (1, 7) OBP: 0.358, SLG: 0.415	0-3 BB K		0-0 BB G3				0-0 BB 6-3			4	0	1	1	0	1	0				
Jerry Terrell, R (1, 3) OBP: 0.316, SLG: 0.336	4-0 BB FC4-6		0-0 BB 1-3				0-0 BB E6			3	1	0	0	1	0	1				
Rod Carew, L (1, 4) OBP: 0.439, SLG: 0.547	0-0 BB FC4-6		0-0 BB 1B				0-0 BB HR			4	1	2	2	0	0	1				
Tony Oliva, L (1, 10) OBP: 0.364, SLG: 0.427	0-0 BB 4-3		0-0 BB 1-3				0-0 BB 4-3			4	0	0	0	0	0	2				
Eric Soderholm, R (1, 5) OBP: 0.362, SLG: 0.355		0-0 BB F8					0-0 BB 1-3			4	0	0	0	0	0	0				
Dan Ford, R (1, 8) OBP: 0.322, SLG: 0.449		0-0 BB 5-3					0-0 BB G3			4	0	1	0	0	0	0				
Lyman Bostock, L (1, 9) OBP: 0.292, SLG: 0.297		0-0 BB 1B					0-0 BB G3			4	1	2	0	0	0	1				
Danny Thompson, R (1, 6) OBP: 0.305, SLG: 0.335		0-0 BB 1B					0-3 BB K			4	1	2	0	0	1	1				
Glenn Borgmann, R (1, 2) OBP: 0.307, SLG: 0.301		0-0 BB 2-3					0-0 BB F9			3	0	0	1	0	0	3				
Inning Stats	R: 0 E: 0 K: 1 S: 5	H: 0 LOB: 1 BB: 1 P: 9	R: 0 E: 0 K: 0 S: 5	H: 2 LOB: 2 BB: 0 P: 5	R: 0 E: 0 K: 0 S: 4	H: 1 LOB: 1 BB: 0 P: 4	R: 0 E: 0 K: 0 S: 3	H: 0 LOB: 0 BB: 0 P: 3	R: 0 E: 0 K: 1 S: 5	H: 0 LOB: 0 BB: 0 P: 5	R: 2 E: 0 K: 0 S: 5	H: 1 LOB: 0 BB: 0 P: 5	R: 0 E: 0 K: 0 S: 3	H: 0 LOB: 0 BB: 0 P: 3	R: 0 E: 0 K: 0 S: 4	H: 1 LOB: 1 BB: 0 P: 4	1B: 5 2B: 2 3B: 0 HR: 1	SF: 1 SAC: 0 DP: 0 HBP: 0	WP: 0 PB: 0 SB: 0 CS: 0	PA: 37
PITCHER Bill Lee, L (1, 1) ERA: 3.96	IP: 9.0 WLS: W BF: 36 H: 8 R: 4 ER: 3 SO: 2 BB: 1 IBB: 0 HBP: 0 BLK: 0 WP: 0 HR: 1 S: 39 P: 43 ERA: 3.00 WHIP: 1.000															PITCHER				

Boston Red Sox @ Minnesota Twins
Metropolitan Stadium, Bloomington, MI
Tue Jul 22 1975, 8:05 PM EDT
Att. 9,531 - Unknown - 87 F

AB 34
R 4
H 8
RBI 4
BB 1
SO 2
LOB 9



Batter	1	2	3	4	5	6	7	8	9	AB	R	H	RBI	BB	SO	LOB	TOP					
Bernie Carbo, L (1, 9) OBP: 0.423, SLG: 0.535 Dwight Evans, R (9, 9) OBP: 0.335, SLG: 0.413	0-3 K	0-3 K		0-0 F7		0-0 G3			0-0 F9	5	0	0	0	0	2	3						
Denny Doyle, L (1, 4) OBP: 0.285, SLG: 0.366	0-0 3-1		0-0 F8 E		0-0 F8 1B		0-0 P6		0-0 F9	5	1	2	0	0	0	0						
Carl Yastrzemski, L (1, 3) OBP: 0.490, SLG: 0.463	0-3 K		0-0 F8 2-3		0-0 P6 1B		0-0 FC6-4 1B			4	0	1	0	0	1	2						
Fred Lynn, L (1, 8) OBP: 0.394, SLG: 0.596		0-0 4-3	0-3 K		0-0 F8 1-2		0-0 FC6-4 1-2			4	0	0	0	0	1	3						
Jim Rice, R (1, 7) OBP: 0.332, SLG: 0.499		4-0 BB 1B BB	0-0 E6 1B		0-0 F8		0-3 K			3	1	0	0	1	1	2						
Cecil Cooper, L (1, 10) OBP: 0.397, SLG: 0.594		0-0 F7	0-0 FC6-4 1B		0-0 HR		0-0 F7			4	1	2	1	0	0	1						
Carlton Fisk, R (1, 2) OBP: 0.360, SLG: 0.390		0-0 BB 1B	0-0 FC6-4 1B		0-0 L6		0-0 P3			4	1	1	0	0	0	2						
Rico Petrocelli, R (1, 5) OBP: 0.344, SLG: 0.356		4-0 1B BB		0-0 5-3		0-0 1B		0-0 1-3		3	0	1	0	1	0	0						
Rick Burleson, R (1, 6) OBP: 0.330, SLG: 0.363		0-0 1-2 2-H 3-H 1B		0-3 K		0-0 2B		0-0 F2		4	0	2	2	0	1	0						
Inning Stats	R: 0 E: 0 K: 2 S: 7	H: 0 LOB: 0 BB: 0 P: 7	R: 2 E: 0 K: 1 S: 7	H: 2 LOB: 2 BB: 2 P: 15	R: 1 E: 1 K: 1 S: 8	H: 2 LOB: 2 BB: 0 P: 8	R: 0 E: 0 K: 1 S: 5	H: 0 LOB: 0 BB: 0 P: 5	R: 0 E: 0 K: 0 S: 4	H: 1 LOB: 1 BB: 0 P: 4	R: 1 E: 0 K: 0 S: 5	H: 3 LOB: 1 BB: 0 P: 5	R: 0 E: 0 K: 1 S: 6	H: 1 LOB: 1 BB: 0 P: 6	R: 0 E: 0 K: 0 S: 3	H: 0 LOB: 0 BB: 0 P: 3	R: 0 E: 0 K: 0 S: 3	H: 0 LOB: 0 BB: 0 P: 3	1B: 6 2B: 2 3B: 0 HR: 1	SF: 0 SAC: 0 DP: 0 HBP: 0	WP: 0 PB: 0 SB: 0 CS: 0	PA: 38
PITCHER Jim Hughes, R (1, 1) ERA: 4.13	IP: 9.0 WLS: L BF: 38 H: 9 R: 4 ER: 3 SO: 6 BB: 2 IBB: 0 HBP: 0 BLK: 0 WP: 0 HR: 1 S: 48 P: 56 ERA: 3.00 WHIP: 1.222															PITCHER						

Boston Red Sox @ Minnesota Twins
 Metropolitan Stadium, Bloomington, MI
 Wed Jul 23 1975, 8:05 PM EDT
 Att. 9,452 - Unknown - 72 F


AB 36
 R 4
 H 9
 RBI 3
 BB 2
 SO 6
 LOB 13



Batter	1	2	3	4	5	6	7	8	9	AB	R	H	RBI	BB	SO	LOB	BOTTOM							
Steve Braun, L (1, 7) OBP: 0.357, SLG: 0.412	0-0 F8	0-0 FC6-4 1B			0-0 4-3		0-0 FC6-4 1-2			4	0	1	0	0	0	1								
Jerry Terrell, R (1, 3) OBP: 0.314, SLG: 0.329	0-0 F5	0-0 FC6-4 1-2			4-0 FC6-4 BB		0-0 L8			3	0	0	0	1	0	2								
Rod Carew, L (1, 4) OBP: 0.437, SLG: 0.543	0-0 E 1B		0-0 4-3		0-0 FC6-4 1-2		0-0 3-1			4	0	1	0	0	0	1								
Tony Oliva, L (1, 10) OBP: 0.362, SLG: 0.425 Luis Gomez, R (9, PR) OBP: 0.231, SLG: 0.170	0-3 K		0-0 L6		0-0 F7		0-0 1B			4	0	1	0	0	1	1								
Eric Soderholm, R (1, 5) OBP: 0.358, SLG: 0.350		0-3 K	0-0 F9		0-0 P2		0-0 1-3			4	0	0	0	0	1	1								
Dan Ford, R (1, 8) OBP: 0.321, SLG: 0.446		0-0 2B 1B		0-0 F9		0-3 K		0-0 5-3		4	1	1	0	0	1	0								
Lyman Bostock, L (1, 9) OBP: 0.297, SLG: 0.309		0-0 WP SF8 2B		0-0 G3		0-3 K		0-0 1-3 1B		4	1	2	1	0	1	0								
Danny Thompson, R (1, 6) OBP: 0.306, SLG: 0.333 John Briggs, L (9, PH) OBP: 0.424, SLG: 0.427		0-0 SF8 2H		0-0 2-3		4-0 FC6-4 BB		0-0 1-3		1	0	0	1	1	0	0								
Glenn Borgmann, R (1, 2) OBP: 0.308, SLG: 0.302 Tom Lundstedt, S (9, PH) OBP: 0.158, SLG: 0.158		0-0 1B 1B		0-0 F7		0-0 L7		0-0 F8		3	0	1	0	0	0	1								
Inning Stats	R: 0 E: 1 K: 1 S: 6	H: 1 LOB: 1 BB: 0 P: 6	R: 2 E: 0 K: 1 S: 9	H: 4 LOB: 2 BB: 0 P: 9	R: 0 E: 0 K: 0 S: 3	H: 0 LOB: 0 BB: 0 P: 3	R: 0 E: 0 K: 0 S: 3	H: 0 LOB: 0 BB: 0 P: 3	R: 0 E: 0 K: 1 S: 5	H: 0 LOB: 1 BB: 1 P: 5	R: 0 E: 0 K: 1 S: 5	H: 0 LOB: 0 BB: 0 P: 5	R: 0 E: 0 K: 1 S: 5	H: 0 LOB: 1 BB: 1 P: 9	R: 0 E: 0 K: 0 S: 4	H: 1 LOB: 1 BB: 0 P: 4	R: 0 E: 0 K: 0 S: 4	H: 1 LOB: 1 BB: 0 P: 4	R: 0 E: 0 K: 0 S: 4	H: 1 LOB: 1 BB: 0 P: 4	1B: 6 2B: 1 3B: 0 HR: 0	SF: 1 SAC: 0 DP: 0 HBP: 0	WP: 1 PB: 0 SB: 0 CS: 0	PA: 36
PITCHER Roger Moret, L (1, 1) ERA: 4.59 Jim Willoughby, R (9, 1) ERA: 3.77	IP: 8.1 WLS: W BF: 34 H: 7 R: 2 ER: 2 SO: 4 BB: 2 IBB: 0 HBP: 0 BLK: 0 WP: 0 HR: 0 S: 40 P: 48 ERA: 2.16 WHIP: 1.080															PITCHER								

Boston Red Sox @ Minnesota Twins
 Metropolitan Stadium, Bloomington, MI
 Wed Jul 23 1975, 8:05 PM EDT
 Att. 9,452 - Unknown - 72 F

AB 33
 R 2
 H 7
 RBI 2
 BB 2
 SO 4
 LOB 9



Batter	1	2	3	4	5	6	7	8	9	AB	R	H	RBI	BB	SO	LOB	TOP								
Juan Beniquez, R OBP: 0.370, SLG: 0.418 (1, 10)	6-3	P4			G3			6-3		4	0	0	0	1	0	4	Boston Red Sox @ Minnesota Twins Metropolitan Stadium, Bloomington, MI Thu Jul 24 1975, 4:33 AM EDT Att: 14,880 - Unknown - 77 F livebaseballscorecards.com								
Denny Doyle, L OBP: 0.292, SLG: 0.363 (1, 4)	HR	6-3		L7				4-3		4	1	1	0	1	0	3									
Cecil Cooper, L OBP: 0.590, SLG: 0.590 Carl Yastrzemski, L OBP: 0.397, SLG: 0.459 (1, 3) (4, PH) (4, 3)	L7			BB	P4			1-3		1	1	0	0	1	0	1									
Jim Rice, R OBP: 0.336, SLG: 0.507 (1, 7)	HR			BB	BB					3	0	0	0	0	0	2									
Dwight Evans, R OBP: 0.340, SLG: 0.419 (1, 9)	HR			1B	BB			E6		4	2	2	2	1	0	0									
Rick Miller, L OBP: 0.354, SLG: 0.277 (1, 8)	BB			1B	BB			G1-4-3		4	1	2	1	1	0	1									
Rick Burleson, R OBP: 0.334, SLG: 0.362 (1, 6)	WP			1B	2B			F9		4	1	0	0	1	1	4									
Bob Heise, R OBP: 0.284, SLG: 0.270 (1, 5)	BB			1B	2B			F7		1	0	0	0	3	0	1									
Tim Blackwell, S OBP: 0.296, SLG: 0.240 (1, 2)	L7			L7	K			E6		3	0	1	2	1	0	3									
	SH5-4			FC6-4	BB			L7		3	0	0	0	0	0	3									
	SH5-4			FC6-4	BB			1B		1	0	0	0	3	0	1									
	SH5-4			FC6-4	BB			L7		3	0	1	2	1	0	3									
	SH5-4			FC6-4	BB			1B		3	0	0	0	0	0	3									
	SH5-4			5-3	F7			1-3		3	0	0	0	0	0	3									
	SH5-4			5-3	F7			1-3		3	0	0	0	0	0	3									
Inning Stats	R: 2 E: 0 K: 0 S: 4	H: 1 LOB: 1 BB: 2 P: 12	R: 0 E: 0 K: 0 S: 3	H: 0 LOB: 2 BB: 2 P: 11	R: 1 E: 0 K: 0 S: 3	H: 1 LOB: 2 BB: 3 P: 15	R: 0 E: 0 K: 0 S: 3	H: 0 LOB: 1 BB: 1 P: 7	R: 2 E: 0 K: 1 S: 8	H: 3 LOB: 2 BB: 1 P: 12	R: 0 E: 0 K: 0 S: 3	H: 1 LOB: 0 BB: 0 P: 3	R: 1 E: 1 K: 0 S: 4	H: 0 LOB: 1 BB: 1 P: 8	R: 0 E: 0 K: 0 S: 3	H: 0 LOB: 0 BB: 0 P: 3	R: 0 E: 1 K: 0 S: 3	H: 0 LOB: 0 BB: 0 P: 3	1B: 4 2B: 1 3B: 0 HR: 1	SF: 0 SAC: 1 DP: 1 HBP: 0	WP: 2 PB: 0 SB: 1 CS: 1	PA: 42			
PITCHER	IP	WLS	BF	H	R	ER	SO	BB	IBB	HBP	BLK	WP	HR	S	P	ERA	WHIP								
Joe Decker, R ERA: 9.82 Ray Corbin, R ERA: 4.67	(1, 1) (3, 1)	2.0 7.0	L 29	13 5	3 3	3 2	0 1	6 3	0 1	0 0	0 0	1 1	1 0	7 27	31 43	13.50 2.57	3.500 1.143								

Batter	1	2	3	4	5	6	7	8	9	AB	R	H	RBI	BB	SO	LOB	BOTTOM								
Steve Braun, L OBP: 0.362, SLG: 0.415 (1, 7)	2-3							G3		3	1	2	0	1	0	0	Boston Red Sox @ Minnesota Twins Metropolitan Stadium, Bloomington, MI Thu Jul 24 1975, 4:33 AM EDT Att: 14,880 - Unknown - 77 F livebaseballscorecards.com								
Jerry Terrell, R OBP: 0.307, SLG: 0.321 (1, 6)	1B							1-3		4	0	0	0	0	0	3									
Rod Carew, L OBP: 0.437, SLG: 0.542 (1, 4)	2-3							1-3		4	1	2	1	0	0	1									
Tony Oliva, L OBP: 0.361, SLG: 0.422 Luis Gomez, R OBP: 0.231, SLG: 0.170 (1, 10) (9, PR)	1B							1B		4	0	1	0	0	1	1									
Dan Ford, R OBP: 0.316, SLG: 0.439 (1, 8)	K							1B		0	0	0	0	0	0	0									
John Briggs, L OBP: 0.425, SLG: 0.429 (1, 3)	K							1B		4	0	0	0	0	2	3									
Eric Soderholm, R OBP: 0.360, SLG: 0.355 (1, 5)	K							1B		4	0	2	1	0	0	0									
Lyman Bostock, L OBP: 0.292, SLG: 0.303 (1, 9)	K							1B		4	0	2	0	0	1	1									
Glenn Borgmann, R OBP: 0.305, SLG: 0.298 (1, 2)	K							K		3	0	0	0	0	2	3									
	F8							1B		4	0	2	1	0	0	0									
	F8							1B		4	0	2	1	0	0	0									
	F8							1B		4	0	2	0	0	1	1									
	F8							1B		4	0	2	0	0	1	1									
	F8							1B		4	0	2	0	0	1	1									
	F8							1B		4	0	2	0	0	1	1									
Inning Stats	R: 1 E: 0 K: 2 S: 9	H: 2 LOB: 1 BB: 0 P: 9	R: 0 E: 0 K: 1 S: 5	H: 0 LOB: 0 BB: 0 P: 5	R: 0 E: 0 K: 0 S: 3	H: 1 LOB: 0 BB: 0 P: 3	R: 0 E: 0 K: 0 S: 3	H: 0 LOB: 0 BB: 0 P: 3	R: 0 E: 0 K: 2 S: 8	H: 1 LOB: 1 BB: 0 P: 8	R: 0 E: 0 K: 0 S: 2	H: 0 LOB: 0 BB: 1 P: 6	R: 0 E: 0 K: 1 S: 7	H: 2 LOB: 2 BB: 0 P: 7	R: 0 E: 0 K: 0 S: 3	H: 0 LOB: 0 BB: 0 P: 3	R: 1 E: 0 K: 1 S: 7	H: 3 LOB: 1 BB: 0 P: 7	1B: 8 2B: 2 3B: 0 HR: 0	SF: 0 SAC: 0 DP: 3 HBP: 0	WP: 0 PB: 0 SB: 1 CS: 0	PA: 34			
PITCHER	IP	WLS	BF	H	R	ER	SO	BB	IBB	HBP	BLK	WP	HR	S	P	ERA	WHIP								
Rick Wise, R ERA: 4.17	(1, 1)	9.0	W	34	9	2	2	7	1	0	0	0	0	47	51	2.00	1.111								

Batter	1	2	3	4	5	6	7	8	9	AB	R	H	RBI	BB	SO	LOB	TOP										
Steve Braun, L (1, 7) OBP: 0.367, SLG: 0.416										4	2	2	0	2	1	3	Minnesota Twins @ California Angels Anaheim Stadium, Anaheim, CA Fri Jul 25 1975, 10:05 PM EDT Att: 12,432 - Unknown - 76 F										
Dan Ford, R (1, 8) OBP: 0.316, SLG: 0.436										6	2	2	1	0	0	3											
Rod Carew, L (1, 4) Luis Gomez, R (7, 6) OBP: 0.442, SLG: 0.552 OBP: 0.231, SLG: 0.170										5	1	4	1	0	0	0											
Tony Oliva, L (1, 10) OBP: 0.355, SLG: 0.414										5	1	0	0	0	0	6											
Eric Soderholm, R (1, 5) OBP: 0.363, SLG: 0.359										5	2	3	1	0	1	1											
John Briggs, L (1, 3) OBP: 0.424, SLG: 0.425										4	1	1	1	1	0	2											
Lyman Bostock, L (1, 9) OBP: 0.301, SLG: 0.318										5	1	3	1	0	1	1											
Danny Thompson, R (1, 6) Jerry Terrell, R (7, 4) OBP: 0.309, SLG: 0.341 OBP: 0.305, SLG: 0.318										4	1	2	2	0	0	2											
Glenn Borgmann, R (1, 2) Phil Roof, R (7, 2) OBP: 0.310, SLG: 0.306 OBP: 0.231, SLG: 0.167										3	1	2	2	1	0	0											
Inning Stats	R: 3 E: 1 K: 1 S: 8	H: 2 LOB: 2 BB: 2 P: 16	R: 7 E: 0 K: 0 S: 11	H: 9 LOB: 1 BB: 0 P: 11	R: 0 E: 0 K: 0 S: 3	H: 0 LOB: 0 BB: 0 P: 3	R: 1 E: 1 K: 2 S: 9	H: 2 LOB: 2 BB: 1 P: 13	R: 1 E: 0 K: 0 S: 5	H: 3 LOB: 1 BB: 0 P: 5	R: 0 E: 0 K: 0 S: 3	H: 0 LOB: 0 BB: 0 P: 3	R: 0 E: 0 K: 0 S: 3	H: 1 LOB: 1 BB: 1 P: 7	R: 0 E: 0 K: 0 S: 4	H: 1 LOB: 1 BB: 0 P: 4		R: 0 E: 0 K: 0 S: 3	H: 1 LOB: 0 BB: 0 P: 3	1B: 15 2B: 3 3B: 1 HR: 0	SF: 0 SAC: 0 DP: 4 HBP: 0	WP: 3 PB: 0 CS: 0	PA: 47				
PITCHER	IP	WLS	BF	H	R	ER	SO	BB	IBB	HBP	BLK	WP	HR	S	P	ERA	WHIP										
Bill Singer, R (1, 1) ERA: 4.6	1.0	L	11	5	6	4	1	2	0	0	0	1	0	11	19	36.00	7.000										
Andy Hassler, L (2, 1) ERA: 5.87	4.0		22	11	6	5	2	1	0	0	0	1	0	25	29	11.25	3.000										
Mickey Scott, L (6, 1) ERA: 4.33	2.0		7	1	0	0	0	1	0	0	0	0	0	6	10	0.00	1.000										
Jim Brewer, L (8, 1) ERA: 4.42	2.0		7	2	0	0	0	0	0	0	0	0	0	7	7	0.00	1.000										

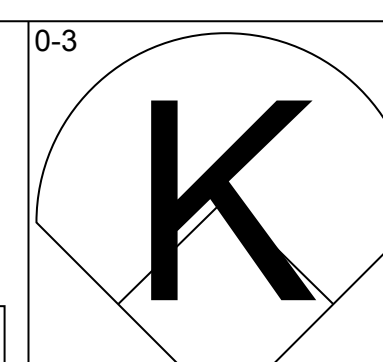
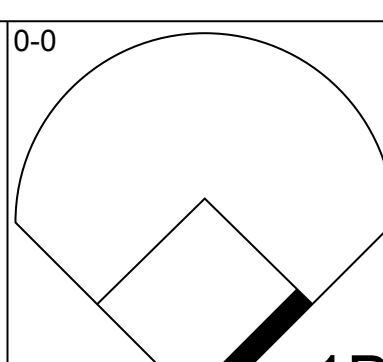
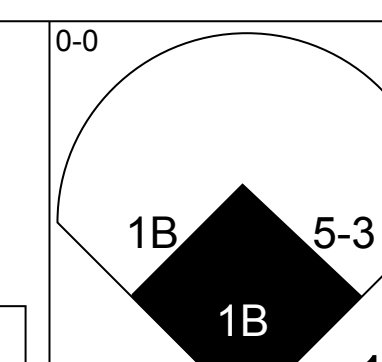
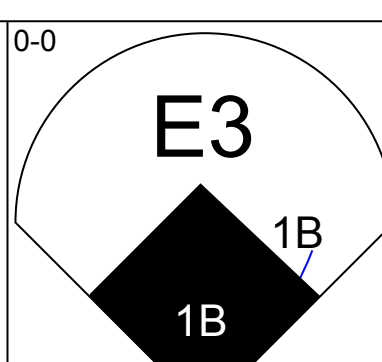
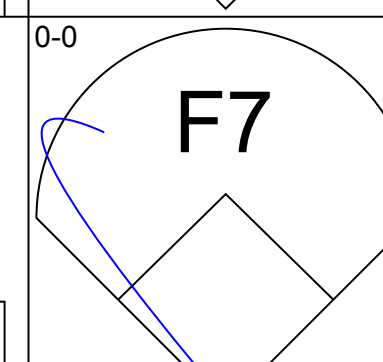
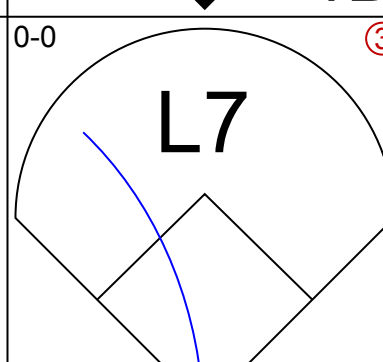
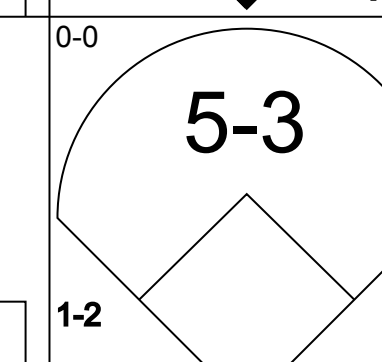
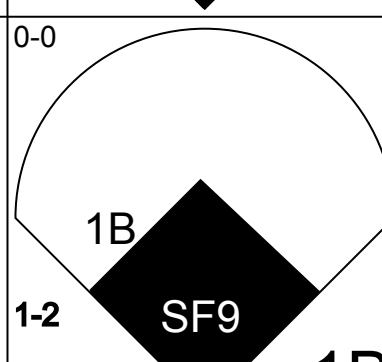
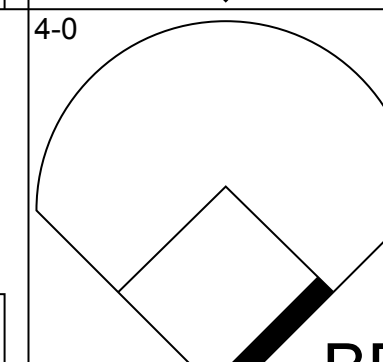
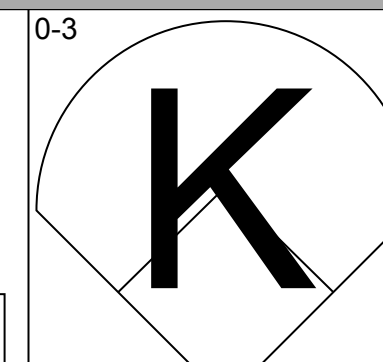
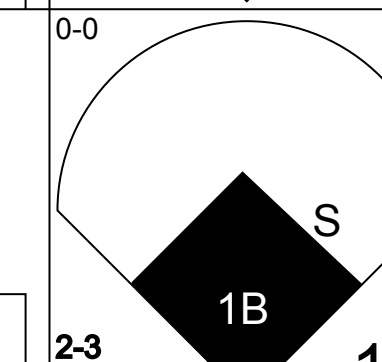
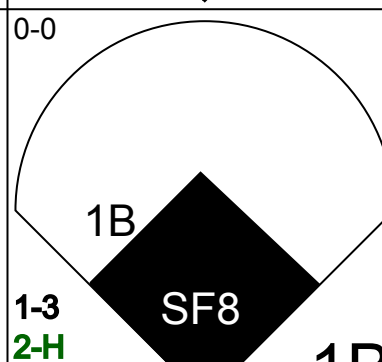
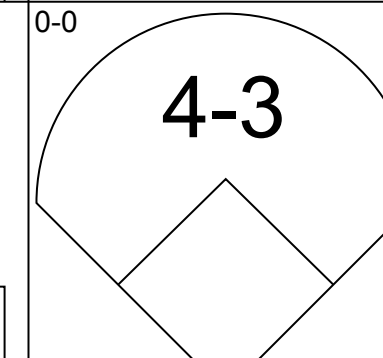
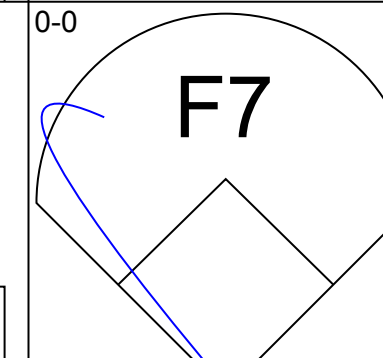
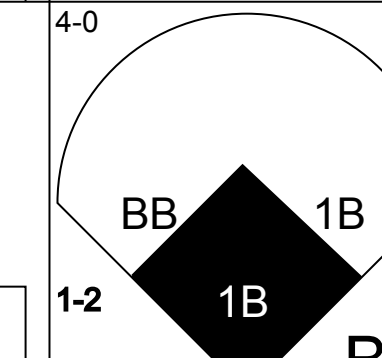
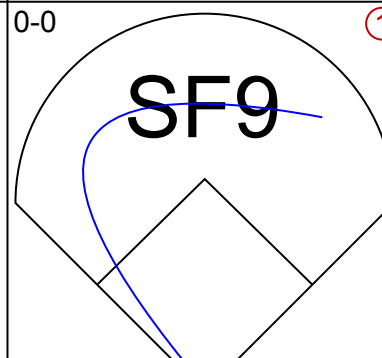
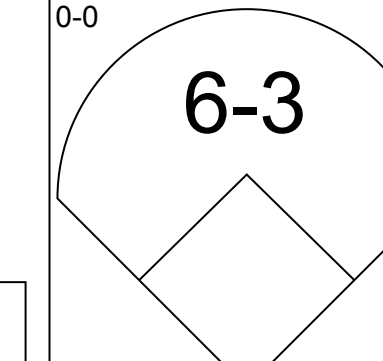
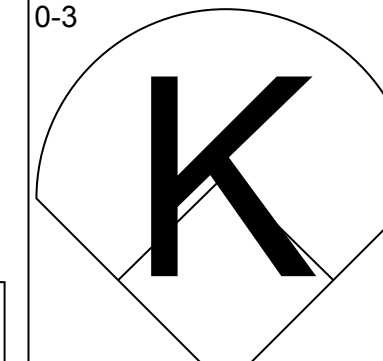
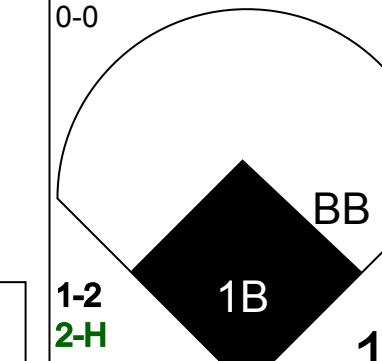
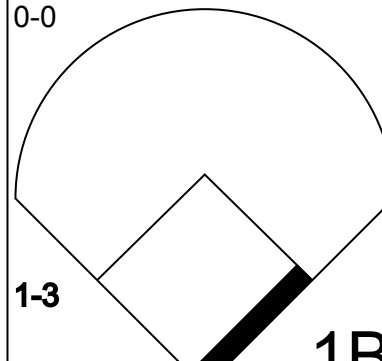
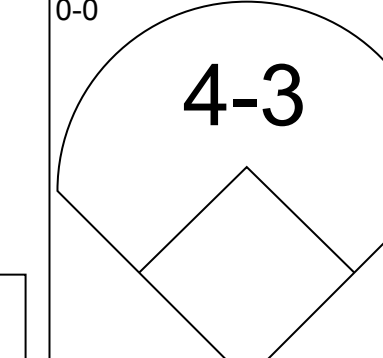
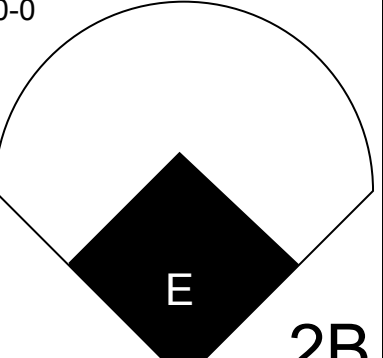
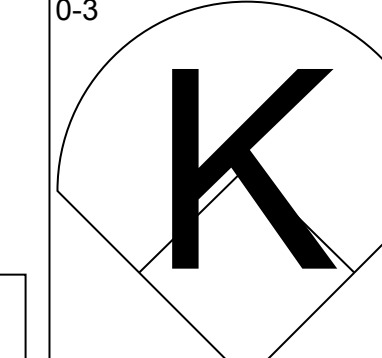
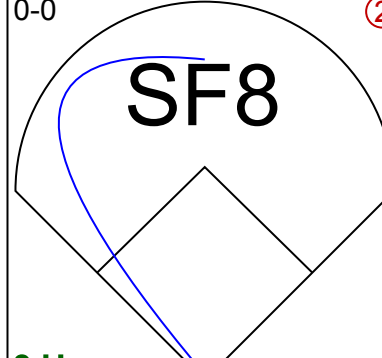
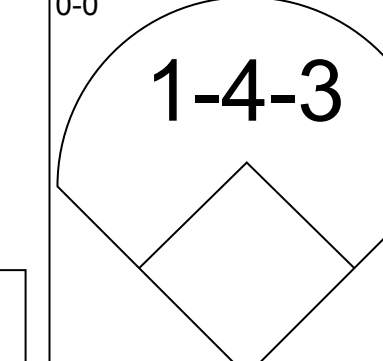
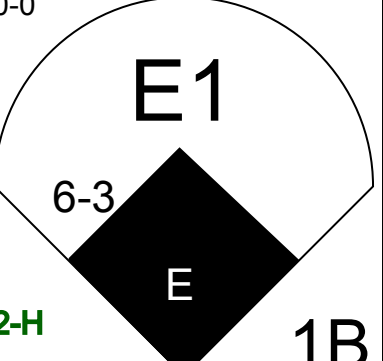
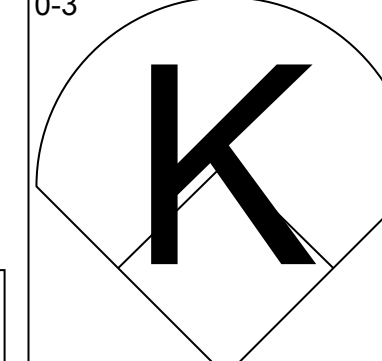
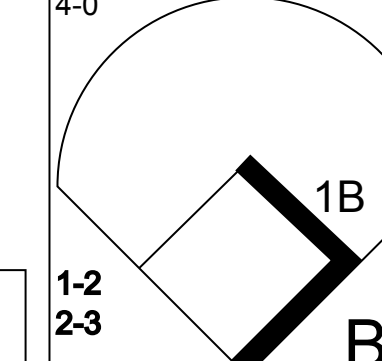
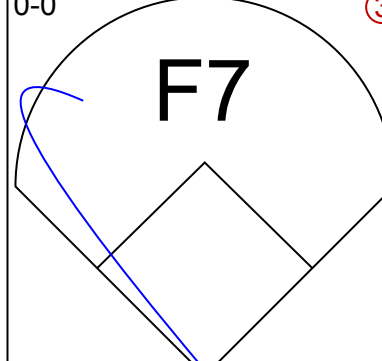
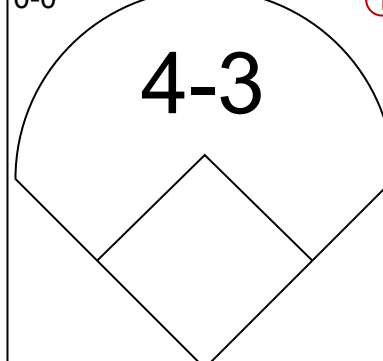
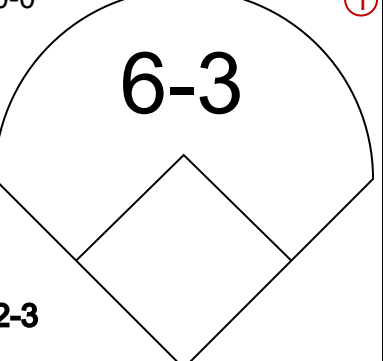
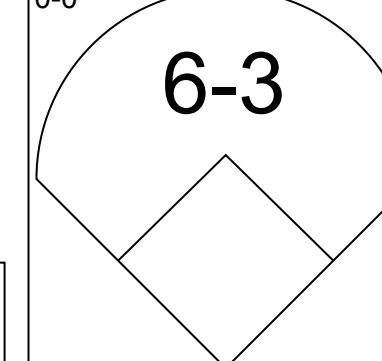
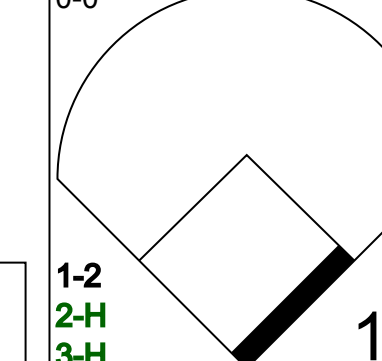
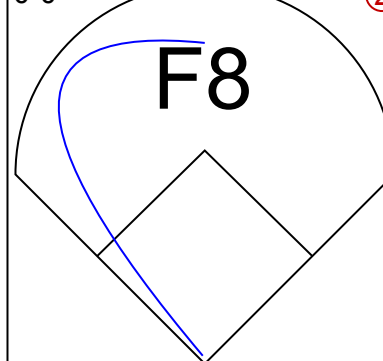
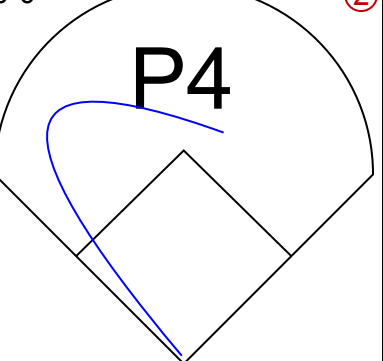
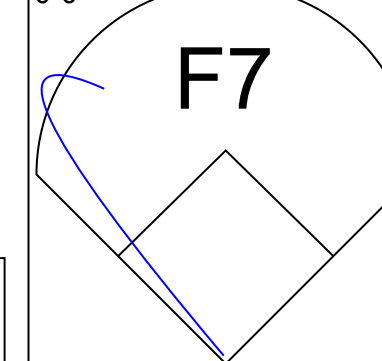
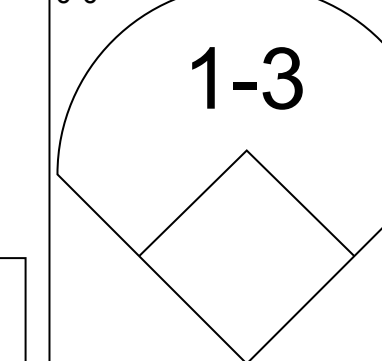
AB 43
R 12
H 19
RBI 9
BB 4
SO 3
LOB 19

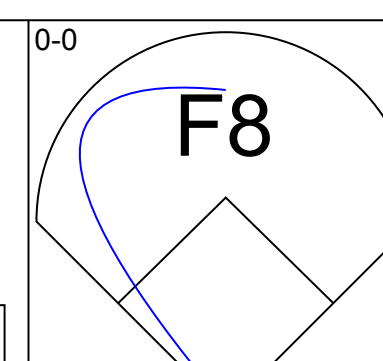
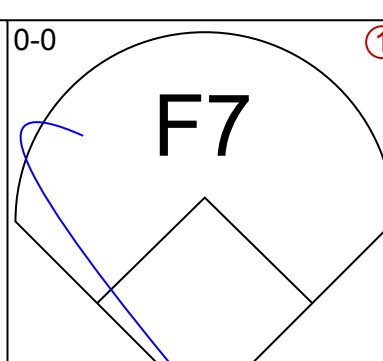
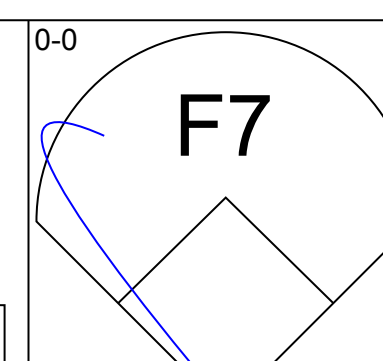
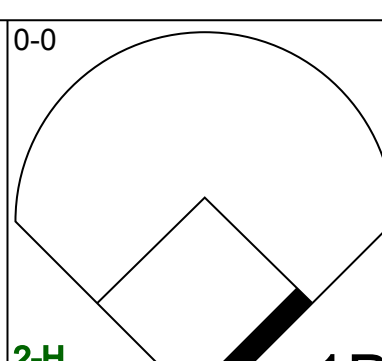
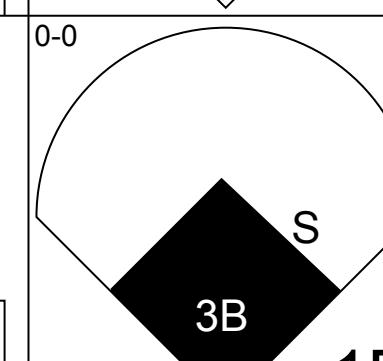
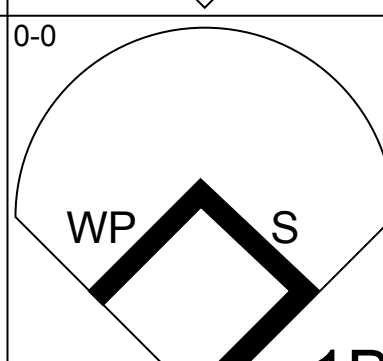
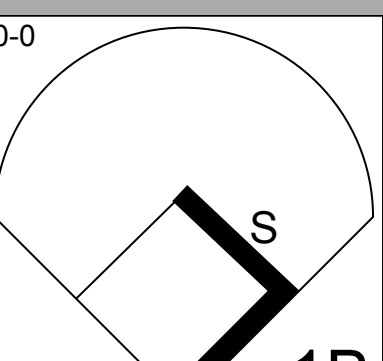
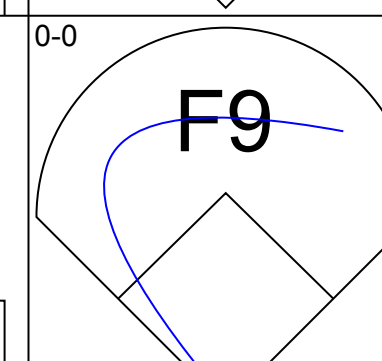
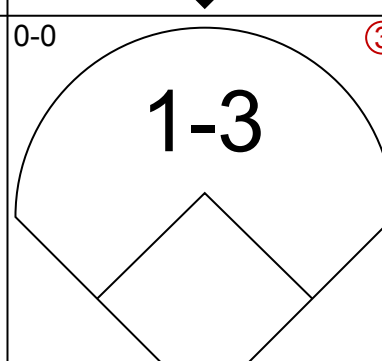
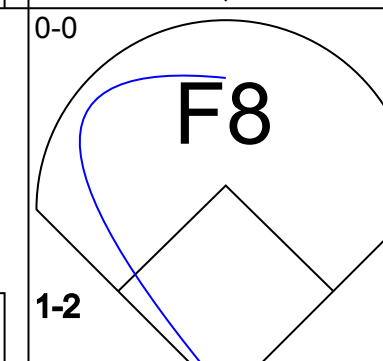
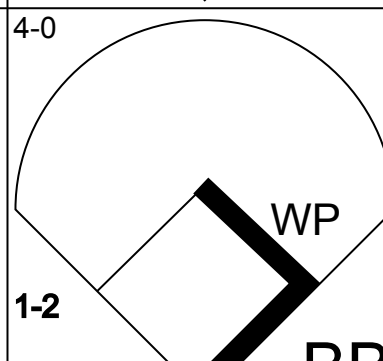
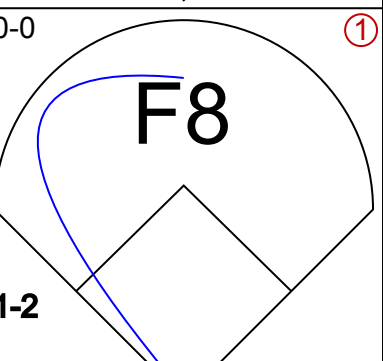
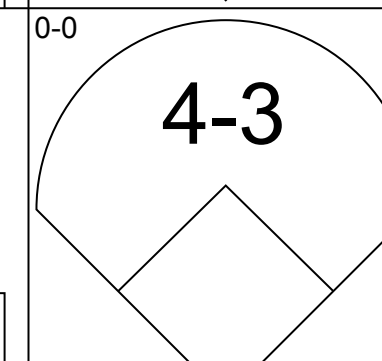
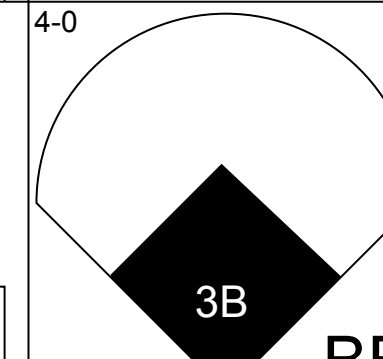
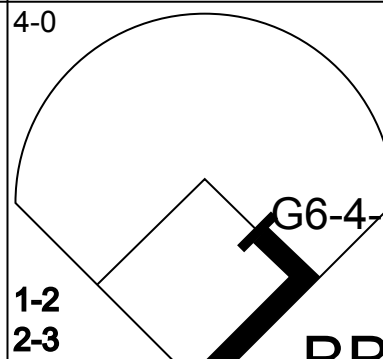
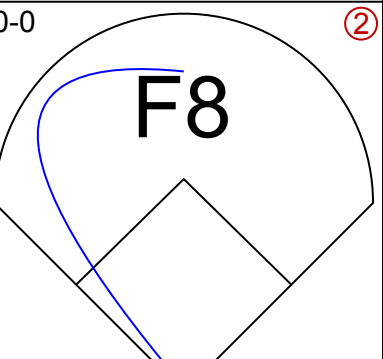
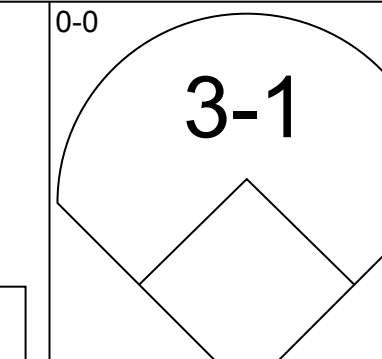
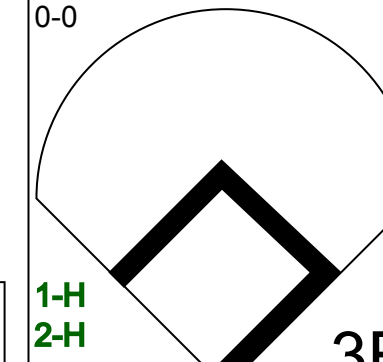
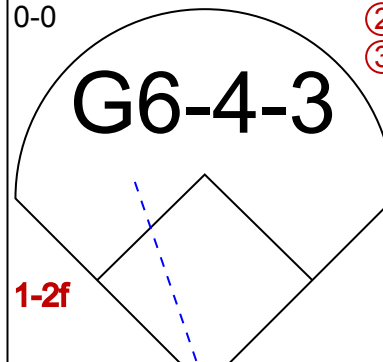
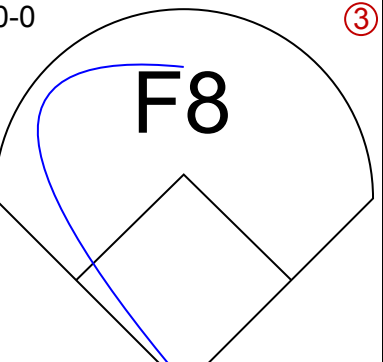
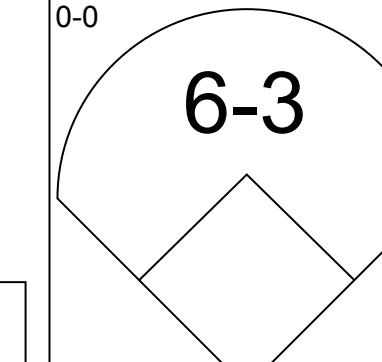
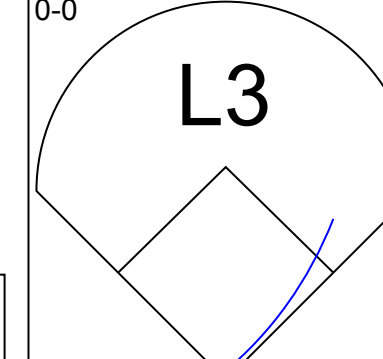
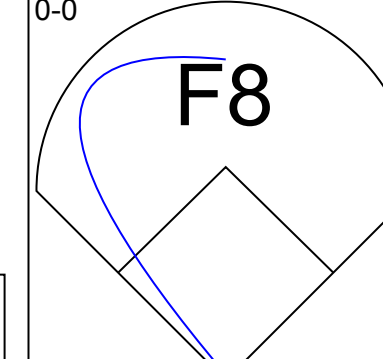
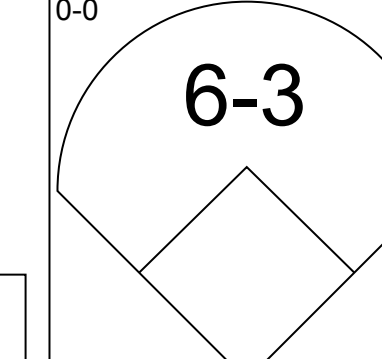
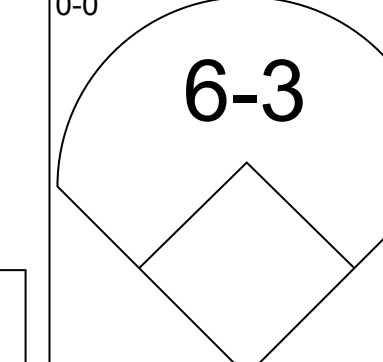
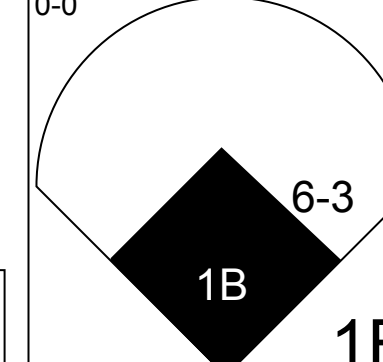
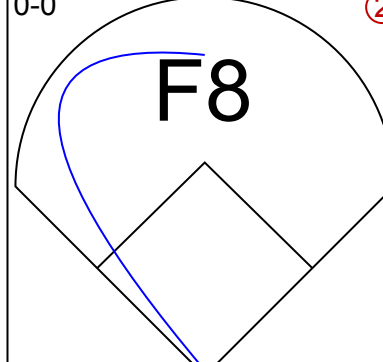
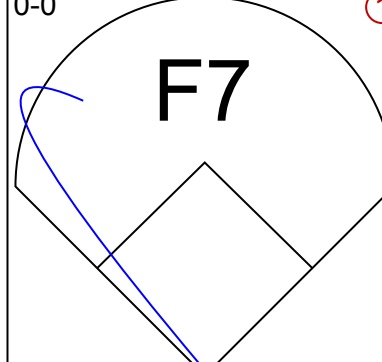
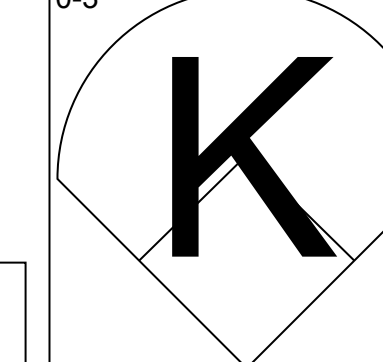
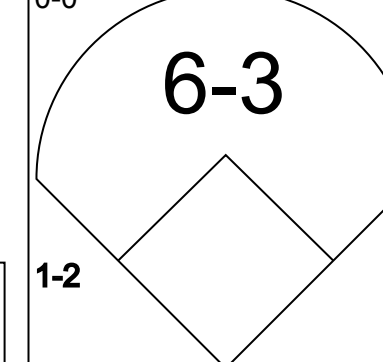
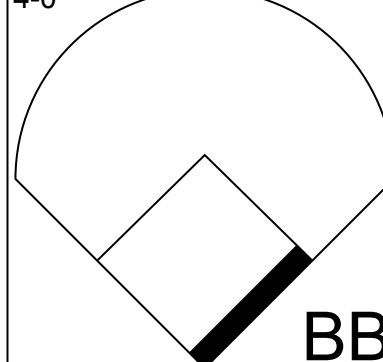
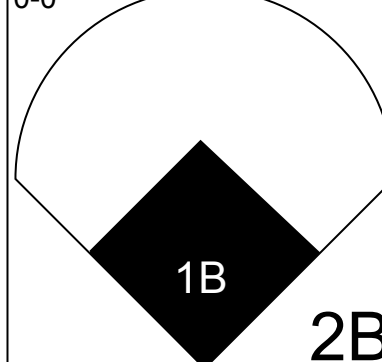
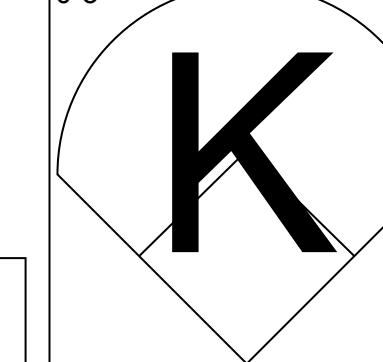
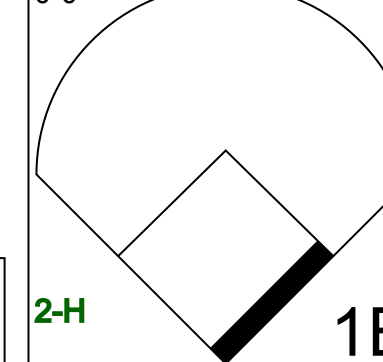
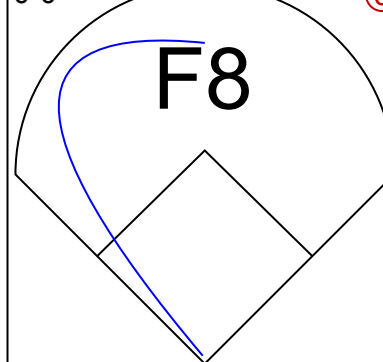
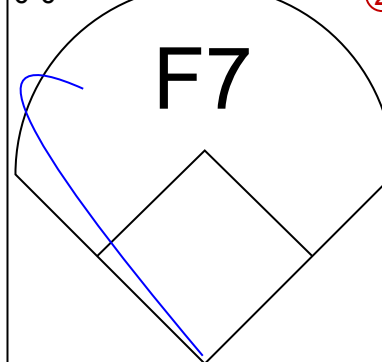


Batter	1	2	3	4	5	6	7	8	9	AB	R	H	RBI	BB	SO	LOB	BOTTOM										
Jerry Remy, L (1, 4) OBP: 0.324, SLG: 0.335										4	0	1	0	0	1	1	Minnesota Twins @ California Angels Anaheim Stadium, Anaheim, CA Fri Jul 25 1975, 10:05 PM EDT Att: 12,432 - Unknown - 76 F										
Mickey Rivers, L (1, 8) OBP: 0.317, SLG: 0.343										4	0	0	0	0	1	4											
Dave Collins, S (1, 7) OBP: 0.406, SLG: 0.430										2	1	0	0	2	1	3											
Joe Lahoud, L (1, 10) OBP: 0.364, SLG: 0.360										4	0	0	0	0	1	5											
Leroy Stanton, R (1, 9) OBP: 0.373, SLG: 0.460										3	0	0	0	0	2	0											
John Doherty, L (1, 3) OBP: 0.298, SLG: 0.261										4	0	0	0	0	1	2											
Elie Rodriguez, R (1, 2) Ike Hampton, S (4, 2) Morris Nettles, L (9, PH) OBP: 0.384, SLG: 0.311 OBP: 0.231, SLG: 0.250 OBP: 0.296, SLG: 0.276										1	0	0	0	0	1	0											
Rudy Meoli, L (1, 5) OBP: 0.333, SLG: 0.243										4	0	2	0	0	0	2											
Mike Miley, S (1, 6) OBP: 0.296, SLG: 0.362										3	0	1	0	0	1	1											
Inning Stats	R: 0 E: 0 K: 1 S: 5	H: 0 LOB: 1 BB: 1 P: 9	R: 0 E: 0 K: 2 S: 7	H: 0 LOB: 0 BB: 0 P: 7	R: 0 E: 0 K: 0 S: 3	H: 0 LOB: 0 BB: 0 P: 3	R: 0 E: 0 K: 0 S: 3	H: 0 LOB: 0 BB: 0 P: 3	R: 0 E: 0 K: 3 S: 12	H: 3 LOB: 3 BB: 0 P: 12	R: 0 E: 0 K: 1 S: 5	H: 0 LOB: 0 BB: 0 P: 5	R: 0 E: 0 K: 1 S: 6	H: 1 LOB: 1 BB: 0 P: 6	R: 1 E: 0 K: 1 S: 6	H: 1 LOB: 2 BB: 1 P: 11		1B: 5 2B: 0 3B: 0 HR: 0	SF: 0 SAC: 0 DP: 0 HBP: 1	WP: 1 PB: 0 CS: 0	PA: 35						
PITCHER	IP	WLS	BF	H	R	ER	SO	BB	IBB	HBP	BLK	WP	HR	S	P	ERA	WHIP										
Bert Blyleven, R (1, 1) ERA: 3.08	9.0	W	35	5	1	1	11	2	0	1	0	1	0	54	63	1.00	0.778										

AB 32
R 1
H 5
RBI 1
BB 2
SO 11
LOB 18



Batter	1	2	3	4	5	6	7	8	9	AB	R	H	RBI	BB	SO	LOB	TOP					
Steve Braun, L (1,7) OBP: 0.371, SLG: 0.417										4	2	2	0	1	1	0	Minnesota Twins @ California Angels Anaheim Stadium, Anaheim, CA Sat Jul 26 1975, 10:05 PM EDT Unknown - 79 F					
Dan Ford, R (1,8) OBP: 0.314, SLG: 0.431										5	1	1	0	0	0	3						
Rod Carew, L (1,4) OBP: 0.444, SLG: 0.552										4	2	2	1	1	1	2						
Tony Oliva, L (1,10) OBP: 0.353, SLG: 0.409 Jerry Terrell, R (8, PR) OBP: 0.303, SLG: 0.318										3	0	0	0	1	0	1						
Eric Soderholm, R (1,5) OBP: 0.363, SLG: 0.360										5	1	2	2	0	1	0						
John Briggs, L (1,3) OBP: 0.420, SLG: 0.426										4	1	1	1	0	1	2						
Lyman Bostock, L (1,9) OBP: 0.304, SLG: 0.317										4	1	1	0	1	1	1						
Danny Thompson, R (1,6) OBP: 0.308, SLG: 0.339 Luis Gomez, R (8,6) OBP: 0.231, SLG: 0.170										4	0	1	2	0	0	1						
Glenn Borgmann, R (1,2) OBP: 0.306, SLG: 0.301										4	0	0	0	0	0	3						
Inning Stats	R: 0 E: 0 K: 1 S: 5	H: 0 LOB: 1 BB: 1 P: 9	R: 0 E: 0 K: 0 S: 3	H: 0 LOB: 0 BB: 0 P: 3	R: 0 E: 0 K: 0 S: 4	H: 1 LOB: 1 BB: 0 P: 4	R: 0 E: 0 K: 2 S: 7	H: 0 LOB: 0 BB: 0 P: 7	R: 2 E: 2 K: 0 S: 6	H: 2 LOB: 2 BB: 1 P: 10	R: 0 E: 0 K: 0 S: 3	H: 0 LOB: 0 BB: 0 P: 3	R: 0 E: 0 K: 1 S: 5	H: 0 LOB: 0 BB: 0 P: 5	R: 4 E: 0 K: 1 S: 9	H: 4 LOB: 2 BB: 2 P: 17	R: 3 E: 1 K: 0 S: 7	H: 3 LOB: 1 BB: 0 P: 7	1B: 9 2B: 1 3B: 0 HR: 0	SF: 2 SAC: 0 DP: 0 HBP: 0	WP: 0 PB: 0 CS: 1	PA: 43
PITCHER	IP WLS BF H R ER SO BB IBB HBP BLK WP HR S P ERA WHIP																					
Ed Figueroa, R (1,1) ERA: 2.38	7.1 L 32 6 6 5 4 3 0 0 0 0 0 0 37 49 6.14 1.227																					
Jim Brewer, L (8,1) ERA: 4.46	1.2 11 4 3 1 1 1 0 0 0 0 0 0 12 16 5.40 3.000																					

Batter	1	2	3	4	5	6	7	8	9	AB	R	H	RBI	BB	SO	LOB	BOTTOM					
Jerry Remy, L (1,4) OBP: 0.321, SLG: 0.332 Tommy Harper, R (9, PH) OBP: 0.326, SLG: 0.335										4	0	0	0	0	0	1	Minnesota Twins @ California Angels Anaheim Stadium, Anaheim, CA Sat Jul 26 1975, 10:05 PM EDT Unknown - 79 F					
Mickey Rivers, L (1,8) OBP: 0.321, SLG: 0.346										5	1	3	0	0	1							
Dave Collins, S (1,7) OBP: 0.402, SLG: 0.422										3	0	0	0	1	0	2						
Joe Lahoud, L (1,10) OBP: 0.366, SLG: 0.356										2	1	0	0	2	0	1						
Leroy Stanton, R (1,9) OBP: 0.371, SLG: 0.464										4	0	1	2	0	0	4						
Dave Chalk, R (1,5) OBP: 0.374, SLG: 0.370										4	0	0	0	0	0	1						
John Doherty, L (1,3) OBP: 0.257, SLG: 0.261										4	1	1	0	0	0	0						
Ellie Rodriguez, R (1,2) OBP: 0.384, SLG: 0.308 Morris Nettles, L (9, PH) OBP: 0.299, SLG: 0.283										2	0	0	0	1	1	1						
Mike Miley, S (1,6) OBP: 0.293, SLG: 0.353										4	0	1	1	0	1	2						
Inning Stats	R: 2 E: 0 K: 0 S: 5	H: 2 LOB: 1 BB: 1 P: 9	R: 0 E: 0 K: 2 S: 7	H: 0 LOB: 0 BB: 0 P: 7	R: 0 E: 0 K: 0 S: 3	H: 1 LOB: 2 BB: 2 P: 11	R: 1 E: 0 K: 0 S: 5	H: 2 LOB: 1 BB: 0 P: 5	R: 0 E: 0 K: 0 S: 4	H: 1 LOB: 1 BB: 0 P: 4	R: 0 E: 0 K: 0 S: 3	H: 0 LOB: 0 BB: 1 P: 7	R: 0 E: 0 K: 0 S: 3	H: 0 LOB: 0 BB: 0 P: 3	R: 0 E: 0 K: 0 S: 3	H: 0 LOB: 0 BB: 0 P: 3	R: 1 E: 0 K: 0 S: 5	H: 2 LOB: 1 BB: 0 P: 5	1B: 6 2B: 1 3B: 1 HR: 0	SF: 0 SAC: 0 DP: 1 HBP: 0	WP: 1 PB: 0 CS: 0	PA: 38
PITCHER	IP WLS BF H R ER SO BB IBB HBP BLK WP HR S P ERA WHIP																					
Dave Goltz, R (1,1) ERA: 3.97	8.1 W 35 7 4 4 2 4 0 0 0 0 0 0 35 51 4.32 1.320																					
Tom Burgmeier, L (9,1) ERA: 3.06	0.2 3 1 0 0 0 0 0 0 0 0 0 0 3 3 0.00 1.500																					

AB 37
R 9
H 10
RBI 7
BB 4
SO 5
LOB 13



AB 34
R 4
H 8
RBI 4
BB 4
SO 2
LOB 13



Batter	1	2	3	4	5	6	7	8	9	AB	R	H	RBI	BB	SO	LOB	TOP					
Steve Braun, L (1.7) OBP: 0.374, SLG: 0.416	4-0 1B BB		0-0 5-3			0-0 FC5-4 1B		4-0 FC5 1B BB	0-0 2-3	3	0	1	0	2	0	2						
Dan Ford, R (1.8) OBP: 0.320, SLG: 0.436	0-0 L5-3 1B			0-0 G1 1B		0-3 K		0-0 1-2 2-3 1B		4	0	3	0	0	1	1						
Rod Carew, L (1.4) OBP: 0.440, SLG: 0.545	0-0 L5-3			0-0 G1 1-2		0-0 FC5-4 1-2		0-0 F7		4	0	0	0	0	0	6						
Tony Oliva, L (1.10) OBP: 0.355, SLG: 0.408		0-0 1B		1-0 HBP		0-0 G3		0-0 L3		3	0	1	0	0	0	4						
Eric Soderholm, R (1.5) OBP: 0.360, SLG: 0.355		0-0 F8		0-0 P6			0-0 F3	0-0 FC5 2-3f		4	0	0	0	0	0	6						
John Briggs, L (1.3) OBP: 0.413, SLG: 0.418		0-0 F9		0-3 K			0-0 3-1		0-3 K	4	0	0	0	0	2	3						
Lyman Bostock, L (1.9) OBP: 0.303, SLG: 0.311		0-0 4-3			0-0 4-3		4-0 FC4-6 BB		0-0 4-3	3	0	0	0	1	0	1						
Danny Thompson, R (1.6) OBP: 0.311, SLG: 0.339			4-0 G6-4-3 BB		0-0 G3		0-0 FC4-6 1-2f		0-0 BB 1B	3	0	1	0	1	0	1						
Glenn Borgmann, R (1.2) OBP: 0.309, SLG: 0.302			0-0 G6-4-3 1-2f		0-0 F9			0-0 1B BB 1B	4-0 BB	3	0	1	0	1	0	1						
Inning Stats	R: 0 E: 0 K: 0 S: 2	H: 1 LOB: 0 BB: 1 P: 6	R: 0 E: 0 K: 0 S: 4	H: 1 LOB: 1 BB: 0 P: 4	R: 0 E: 0 K: 0 S: 2	H: 0 LOB: 0 BB: 1 P: 6	R: 0 E: 0 K: 1 S: 6	H: 1 LOB: 2 BB: 0 P: 7	R: 0 E: 0 K: 0 S: 3	H: 0 LOB: 0 BB: 0 P: 3	R: 0 E: 0 K: 1 S: 6	H: 1 LOB: 1 BB: 0 P: 6	R: 0 E: 0 K: 0 S: 3	H: 0 LOB: 1 BB: 1 P: 7	R: 0 E: 0 K: 0 S: 5	H: 2 LOB: 3 BB: 1 P: 9	R: 0 E: 0 K: 1 S: 6	H: 1 LOB: 2 BB: 1 P: 10	1B: 7 2B: 1 3B: 0 HR: 0	SF: 0 SAC: 0 DP: 2 HBP: 1	WP: 0 PB: 0 CS: 0	PA: 37
PITCHER	IP WLS BF H R ER SO BB IBB HBP BLK WP HR S P ERA WHIP																	PITCHER	IP WLS BF H R ER SO BB IBB HBP BLK WP HR S P ERA WHIP			
Nolan Ryan, R (1.1) ERA: 3.54	7.0 W 29 6 0 0 2 4 0 0 0 0 0 28 45 0.00 1.429																					
Jim Brewer, L (8.1) ERA: 4.25	2.0 S 8 1 0 0 1 1 0 0 0 0 0 9 13 0.00 1.000																					

Minnesota Twins @ California Angels
Anaheim Stadium, Anaheim, CA
Sat Jul 26 1975, 10:05 PM EDT
Att: 16,801 - Unknown

AB	31
R	0
H	7
RBI	0
BB	5
SO	3
LOB	25



Batter	1	2	3	4	5	6	7	8	9	AB	R	H	RBI	BB	SO	LOB	BOTTOM			
Jerry Remy, L (1.4) OBP: 0.323, SLG: 0.332	0-0 1-3	0-0 F9		0-0 2H 1B			4-0 S FC6-4 BB			3	1	1	1	1	0	2				
Mickey Rivers, L (1.8) OBP: 0.320, SLG: 0.343	0-0 F7		4-0 CS BB	0-0 P6			0-0 4-3	1-2		3	0	0	0	1	0	2				
Dave Collins, S (1.10) OBP: 0.399, SLG: 0.415	0-0 P4		0-0 6-3 1-2		0-0 F8		4-0 FC6-4 2-3 BB			3	0	0	0	1	0	1				
Leroy Stanton, R (1.9) OBP: 0.369, SLG: 0.461		0-0 4-3	0-0 1B		0-3 K		0-0 FC6-4 1-2f CS		0-0 CS K	4	0	1	1	0	1	1				
Dave Chalk, R (1.5) OBP: 0.372, SLG: 0.366		4-0 HR BB	0-0 F7		0-0 6-3		0-0 CS K	0-3 K		3	1	0	0	1	1	1				
Tommy Harper, R (1.3) OBP: 0.325, SLG: 0.331		0-0 F2		4-0 WP 1B BB			0-0 F7		0-0 5-3	3	1	0	0	1	0	1				
John Balaz, R (1.7) OBP: 0.324, SLG: 0.529		0-0 HR		0-0 WP 1B 1B		0-3 K		0-3 K		4	1	2	2	0	2	0				
Ike Hampton, S (1.2) OBP: 0.313, SLG: 0.357		4-0 BB BB		0-0 F9			0-0 1B 1B			2	0	1	0	1	0	2				
Mike Miley, S (1.6) OBP: 0.311, SLG: 0.358		4-0 BB BB		0-0 F9			1-2 2-3 1B 1B		0-0 4-3	2	1	1	1	1	0	1				
Inning Stats	R: 0 E: 0 K: 0 S: 3	H: 0 LOB: 0 BB: 0 P: 3	R: 2 E: 0 K: 0 S: 4	H: 1 LOB: 2 BB: 3 P: 16	R: 0 E: 0 K: 0 S: 3	H: 1 LOB: 1 BB: 1 P: 7	R: 2 E: 0 K: 0 S: 5	H: 3 LOB: 1 BB: 1 P: 9	R: 0 E: 0 K: 1 S: 5	H: 0 LOB: 0 BB: 0 P: 5	R: 0 E: 0 K: 1 S: 6	H: 1 LOB: 1 BB: 0 P: 6	R: 1 E: 0 K: 0 S: 2	H: 0 LOB: 2 BB: 2 P: 10	R: 0 E: 0 K: 2 S: 7	H: 0 LOB: 0 BB: 0 P: 7	1B: 4 2B: 1 3B: 0 HR: 1	SF: 0 SAC: 0 DP: 0 HBP: 0	WP: 1 PB: 0 CS: 2	PA: 35
PITCHER	IP WLS BF H R ER SO BB IBB HBP BLK WP HR S P ERA WHIP																	PITCHER	IP WLS BF H R ER SO BB IBB HBP BLK WP HR S P ERA WHIP	
Vic Albury, L (1.1) ERA: 3.88	6.1 L 30 6 5 2 2 0 0 0 0 0 1 1 27 55 7.11 2.053																			
Bill Campbell, R (7.1) ERA: 4.09	1.2 4 0 0 0 2 0 0 0 0 0 0 0 8 8 0.00 0.000																			

Minnesota Twins @ California Angels
Anaheim Stadium, Anaheim, CA
Sat Jul 26 1975, 10:05 PM EDT
Att: 16,801 - Unknown

AB	27
R	5
H	6
RBI	5
BB	7
SO	4
LOB	11



Batter	1	2	3	4	5	6	7	8	9	AB	R	H	RBI	BB	SO	LOB	TOP			
Steve Braun, L (1.7) OBP: 0.370, SLG: 0.411	F7		G3			L3		F8		4	0	0	0	0	0	2				
Danny Thompson, R (1.6) OBP: 0.310, SLG: 0.338	3-1		F8					P4		4	0	1	0	0	0	2				
Rod Carew, L (1.4) OBP: 0.435, SLG: 0.539	K			G3		F7		K		4	0	0	0	0	2	3				
Tony Oliva, L (1.10) OBP: 0.357, SLG: 0.419		BB		F9		L7			HR	3	1	1	1	1	0	1				
Eric Soderholm, R (1.5) OBP: 0.356, SLG: 0.351	F8		6-3				L8	F8		4	0	0	0	0	0	1				
John Briggs, L (1.9) OBP: 0.415, SLG: 0.417		BB		4-3		F8		F7		3	0	1	0	1	0	0				
Lyman Bostock, L (1.8) OBP: 0.302, SLG: 0.310	L7			4-3		6-3				4	0	1	0	0	0	3				
Jerry Terrell, R (1.3) OBP: 0.302, SLG: 0.313	F8			F8				P4		3	0	0	0	1	0	4				
Tom Lundstedt, S (1.2) OBP: 0.182, SLG: 0.143			K		F8					2	0	0	0	1	1	1				
Inning Stats	R: 0 E: 0 K: 1 S: 5	H: 0 LOB: 0 BB: 0 P: 5	R: 0 E: 0 K: 0 S: 3	H: 0 LOB: 2 BB: 2 P: 11	R: 0 E: 0 K: 1 S: 5	H: 0 LOB: 0 BB: 0 P: 5	R: 0 E: 0 K: 0 S: 3	H: 0 LOB: 0 BB: 0 P: 3	R: 0 E: 0 K: 0 S: 4	H: 1 LOB: 1 BB: 0 P: 4	R: 0 E: 0 K: 0 S: 3	H: 0 LOB: 0 BB: 0 P: 3	R: 0 E: 0 K: 1 S: 5	H: 0 LOB: 2 BB: 2 P: 13	R: 1 E: 0 K: 0 S: 5	H: 2 LOB: 1 BB: 0 P: 5	1B: 3 2B: 0 3B: 0 HR: 1	SF: 0 SAC: 0 DP: 0 HBP: 0	WP: 0 PB: 0 CS: 0	PA: 35
PITCHER Dick Lange, R (1.1) ERA: 4.06	IP: 9.0 WLS: W BF: 35 H: 4 R: 1 ER: 1 SO: 3 BB: 4 IBB: 0 HBP: 0 BLK: 0 WP: 0 HR: 1 S: 37 P: 53 ERA: 1.00 WHIP: 0.889																			

Minnesota Twins @ California Angels
Anaheim Stadium, Anaheim, CA
Sun Jul 27 1975, 6:33 AM EDT
Alt. 7,633 - Unknown - 83 F

AB 31
R 1
H 4
RBI 1
BB 4
SO 3
LOB 17



Batter	1	2	3	4	5	6	7	8	9	AB	R	H	RBI	BB	SO	LOB	BOTTOM			
Jerry Remy, L (1.4) OBP: 0.322, SLG: 0.331	1-3		L3	S		SH1-3		5-3		4	1	1	1	0	0	0				
Mickey Rivers, L (1.8) OBP: 0.324, SLG: 0.351	6-3		HR	1B		S				3	1	2	1	1	0	0				
Dave Collins, S (1.7) OBP: 0.401, SLG: 0.435			HR	1B		F8				4	1	2	2	0	0	2				
Joe Lahoud, L (1.10) OBP: 0.368, SLG: 0.361	3-4-3		HR	1B		P5		FC5-2		3	0	1	0	1	0	1				
Leroy Stanton, R (1.9) OBP: 0.371, SLG: 0.462		K		1B		5-3		FC5-2		4	0	2	0	0	1	0				
Dave Chalk, R (1.5) OBP: 0.368, SLG: 0.362	F7		F8			5-3		FC5-2		4	0	0	0	0	0	4				
Tommy Harper, R (1.3) OBP: 0.327, SLG: 0.328		BB		K				P6		2	2	0	0	2	1	3				
Ike Hampton, S (1.2) OBP: 0.316, SLG: 0.353				5-3		SH		5-3		3	1	1	1	0	0	0				
Mike Miley, S (1.6) OBP: 0.292, SLG: 0.333	K			F7		K		F7		4	0	0	0	0	2	2				
Inning Stats	R: 0 E: 0 K: 0 S: 4	H: 1 LOB: 1 BB: 0 P: 4	R: 1 E: 0 K: 2 S: 8	H: 1 LOB: 1 BB: 1 P: 12	R: 2 E: 0 K: 1 S: 9	H: 4 LOB: 2 BB: 0 P: 9	R: 1 E: 0 K: 0 S: 5	H: 2 LOB: 1 BB: 0 P: 5	R: 0 E: 0 K: 0 S: 3	H: 0 LOB: 0 BB: 0 P: 3	R: 2 E: 1 K: 1 S: 6	H: 0 LOB: 1 BB: 2 P: 14	R: 0 E: 0 K: 0 S: 3	H: 1 LOB: 1 BB: 1 P: 7	R: 0 E: 0 K: 0 S: 3	H: 0 LOB: 0 BB: 0 P: 3	1B: 6 2B: 2 3B: 1 HR: 1	SF: 0 SAC: 2 DP: 1 HBP: 0	WP: 0 PB: 0 CS: 0	PA: 37
PITCHER Jim Hughes, R (1.1) ERA: 4.24 Bill Butler, L (6.1) ERA: 7.13 Mark Wiley, R (7.1) ERA: 6.46	IP: 5.0 WLS: L BF: 26 H: 8 R: 6 ER: 4 SO: 3 BB: 2 IBB: 0 HBP: 0 BLK: 0 WP: 0 HR: 1 S: 30 P: 38 ERA: 7.20 WHIP: 2.000																			

Minnesota Twins @ California Angels
Anaheim Stadium, Anaheim, CA
Sun Jul 27 1975, 6:33 AM EDT
Alt. 7,633 - Unknown - 83 F

AB 31
R 6
H 9
RBI 5
BB 4
SO 4
LOB 12



Batter	1	2	3	4	5	6	7	8	9	AB	R	H	RBI	BB	SO	LOB	TOP								
Freddie Patek, R OBP: 0.308, SLG: 0.320 (1, 6)										5	0	1	2	0	2	3									
Cookie Rojas, R OBP: 0.323, SLG: 0.350 (1, 4)										5	0	0	0	0	2	2									
Amos Otis, R OBP: 0.365, SLG: 0.390 (1, 8)										3	0	1	0	1	2	0									
John Mayberry, L OBP: 0.395, SLG: 0.514 (1, 3)										3	1	1	0	1	1	0									
Hal McRae, R OBP: 0.366, SLG: 0.438 Al Cowens, R OBP: 0.307, SLG: 0.379 (8, 7)										2	1	1	0	0	0	0									
George Brett, L OBP: 0.337, SLG: 0.419 (1, 5)										3	1	1	3	0	0	2									
Tony Solaita, L OBP: 0.299, SLG: 0.518 Harmon Killebrew, R OBP: 0.322, SLG: 0.396 Rodney Scott, S (8, PR)										2	1	0	0	1	0	0									
Vada Pinson, L OBP: 0.253, SLG: 0.356 Jim Wohlford, R OBP: 0.339, SLG: 0.339 (8, PH)										2	1	1	0	1	0	0									
Bob Stinson, S OBP: 0.406, SLG: 0.491 (1, 2)										3	0	2	0	1	0	1									
Inning Stats	R: 0 E: 0 K: 2 S: 6	H: 0 LOB: 0 BB: 1 P: 10	R: 1 E: 0 K: 0 S: 4	H: 1 LOB: 0 BB: 0 P: 4	R: 0 E: 0 K: 0 S: 2	H: 0 LOB: 0 BB: 1 P: 6	R: 0 E: 0 K: 2 S: 7	H: 0 LOB: 0 BB: 0 P: 7	R: 2 E: 1 K: 0 S: 6	H: 3 LOB: 1 BB: 0 P: 6	R: 0 E: 0 K: 2 S: 7	H: 0 LOB: 0 BB: 0 P: 7	R: 2 E: 0 K: 0 S: 5	H: 2 LOB: 2 BB: 2 P: 13	R: 0 E: 0 K: 0 S: 4	H: 1 LOB: 3 BB: 2 P: 12	R: 0 E: 0 K: 1 S: 5	H: 1 LOB: 0 BB: 0 P: 5	1B: 4 2B: 2 3B: 1 HR: 1	SF: 1 SAC: 2 DP: 1 HBP: 0	WP: 0 PB: 0 SB: 0 CS: 1	PA: 39			
PITCHER	IP	WLS	BF	H	R	ER	SO	BB	IBB	HBP	BLK	WP	HR	S	P	ERA	WHIP								
Bert Blyleven, R ERA: 3.22 (1, 1)	7.1	L	32	7	5	5	6	4	1	0	0	0	1	39	59	6.14	1.500								
Tom Burgmeier, L ERA: 3.0 (8, 1)	0.1		2	0	0	0	0	0	1	0	0	0	0	1	5	0.00	0.000								
Bill Campbell, R ERA: 4.08 (8, 1)	1.1		4	1	0	0	1	0	0	0	0	0	0	6	6	0.00	0.750								

Kansas City Royals @ Minnesota Twins
Metropolitan Stadium, Bloomington, MI
Tue Jul 29 1975, 8:05 PM EDT
Alt. 8,558 - Unknown - 92 F

livebaseballscorecards.com

AB 29
R 5
H 8
RBI 5
BB 6
SO 7
LOB 11

Batter	1	2	3	4	5	6	7	8	9	AB	R	H	RBI	BB	SO	LOB	BOTTOM								
Lyman Bostock, L OBP: 0.307, SLG: 0.326 (1, 8)										4	0	0	0	0	0	2									
Jerry Terrell, R OBP: 0.305, SLG: 0.320 (1, 9)										4	0	0	0	0	1	0									
Rod Carew, L OBP: 0.433, SLG: 0.540 (1, 4)										3	0	0	0	1	1	0									
Tony Oliva, L OBP: 0.366, SLG: 0.424 (1, 10)										4	1	3	0	0	0	0									
Steve Braun, L OBP: 0.363, SLG: 0.403 (1, 7)										4	0	1	0	0	0	3									
Eric Soderholm, R OBP: 0.355, SLG: 0.354 (1, 5)										4	1	2	0	0	0	2									
John Briggs, L OBP: 0.423, SLG: 0.433 (1, 3)										4	0	1	1	0	0	2									
Luis Gomez, R OBP: 0.236, SLG: 0.180 Danny Thompson, R OBP: 0.315, SLG: 0.350 (7, PH)										2	0	0	0	0	0	2									
Glenn Borgmann, R OBP: 0.304, SLG: 0.297 (1, 2)										4	0	1	1	0	1	1									
Inning Stats	R: 0 E: 0 K: 0 S: 4	H: 1 LOB: 2 BB: 1 P: 8	R: 0 E: 0 K: 0 S: 3	H: 0 LOB: 0 BB: 0 P: 3	R: 0 E: 0 K: 1 S: 5	H: 0 LOB: 0 BB: 0 P: 5	R: 1 E: 0 K: 0 S: 6	H: 3 LOB: 2 BB: 0 P: 6	R: 0 E: 0 K: 0 S: 3	H: 0 LOB: 0 BB: 0 P: 3	R: 0 E: 0 K: 0 S: 3	H: 0 LOB: 0 BB: 0 P: 3	R: 1 E: 0 K: 0 S: 5	H: 3 LOB: 1 BB: 0 P: 5	R: 0 E: 0 K: 1 S: 6	H: 1 LOB: 1 BB: 0 P: 6	R: 0 E: 0 K: 1 S: 6	H: 1 LOB: 1 BB: 0 P: 6	1B: 9 2B: 0 3B: 0 HR: 0	SF: 0 SAC: 0 DP: 1 HBP: 0	WP: 0 PB: 0 SB: 1 CS: 0	PA: 36			
PITCHER	IP	WLS	BF	H	R	ER	SO	BB	IBB	HBP	BLK	WP	HR	S	P	ERA	WHIP								
Paul Splittorf, L ERA: 4.14 (1, 1)	6.1	W	25	5	2	2	1	1	0	0	0	0	0	26	30	2.84	0.947								
Lindy McDaniel, R ERA: 4.34 (7, 1)	0.0		2	2	0	0	0	0	0	0	0	0	0	2	2	∞	∞								
Steve Mingo, L ERA: 2.3 (7, 1)	2.2	S	9	2	0	0	2	0	0	0	0	0	0	13	13	0.00	0.750								

Kansas City Royals @ Minnesota Twins
Metropolitan Stadium, Bloomington, MI
Tue Jul 29 1975, 8:05 PM EDT
Alt. 8,558 - Unknown - 92 F

livebaseballscorecards.com

AB 35
R 2
H 9
RBI 2
BB 1
SO 3
LOB 13

Batter	1	2	3	4	5	6	7	8	9	AB	R	H	RBI	BB	SO	LOB	TOP					
Freddie Patek, R OBP: 0.316, SLG: 0.333 (1, 6)										5	1	4	3	0	1	0	Kansas City Royals @ Minnesota Twins Metropolitan Stadium, Bloomington, MI Wed Jul 30 1975, 8:05 PM EDT Att: 6,906 - Unknown - 90 F livebaseballscorecards.com					
Cookie Rojas, R OBP: 0.324, SLG: 0.352 (1, 4)										4	0	1	0	1	1	0						
Amos Otis, R OBP: 0.363, SLG: 0.384 (1, 8)										4	0	0	0	1	0	5						
Hal McRae, R OBP: 0.365, SLG: 0.439 Al Cowens, R OBP: 0.304, SLG: 0.376 (1, 7) (7, 7)										4	1	1	0	0	0	1						
John Mayberry, L OBP: 0.396, SLG: 0.513 (1, 3)										3	1	1	0	1	1	0						
Harmon Killebrew, R OBP: 0.321, SLG: 0.391 (1, 10)										3	1	0	0	1	1	1						
George Brett, L OBP: 0.341, SLG: 0.422 (1, 5)										4	2	3	1	0	0	0						
Jim Wohlford, R OBP: 0.336, SLG: 0.336 (1, 9)										2	0	0	1	0	0	1						
Buck Martinez, R OBP: 0.318, SLG: 0.375 (1, 2)										4	0	0	0	0	1	4						
Inning Stats	R: 0 E: 0 K: 1 S: 5	H: 0 LOB: 1 BB: 1 P: 9	R: 0 E: 0 K: 1 S: 5	H: 0 LOB: 0 BB: 0 P: 5	R: 1 E: 1 K: 0 S: 5	H: 1 LOB: 1 BB: 0 P: 5	R: 4 E: 0 K: 1 S: 10	H: 5 LOB: 2 BB: 1 P: 14	R: 0 E: 0 K: 0 S: 4	H: 0 LOB: 0 BB: 0 P: 8	R: 1 E: 0 K: 0 S: 5	H: 2 LOB: 2 BB: 1 P: 9	R: 0 E: 0 K: 0 S: 3	H: 0 LOB: 0 BB: 0 P: 3	R: 0 E: 0 K: 0 S: 4	H: 2 LOB: 2 BB: 0 P: 4		R: 0 E: 0 K: 1 S: 5	H: 0 LOB: 0 BB: 0 P: 5	1B: 7 2B: 4 3B: 0 HR: 0	SF: 1 SAC: 1 DP: 1 HBP: 0	WP: 1 PB: 0 SB: 0 CS: 1
PITCHER	IP WLS BF H R ER SO BB IBB HBP BLK WP HR S P ERA WHIP	3.2 L 19 5 5 4 3 2 0 0 0 1 0 23 31 9.82 1.909	5.1 S 21 5 1 1 2 2 0 0 0 0 0 23 31 1.69 1.312	PITCHER																		

Batter	1	2	3	4	5	6	7	8	9	AB	R	H	RBI	BB	SO	LOB	BOTTOM			
Lyman Bostock, L OBP: 0.309, SLG: 0.328 (1, 8)										5	0	2	1	0	1	2	Kansas City Royals @ Minnesota Twins Metropolitan Stadium, Bloomington, MI Wed Jul 30 1975, 8:05 PM EDT Att: 6,906 - Unknown - 90 F livebaseballscorecards.com			
Jerry Terrell, R OBP: 0.301, SLG: 0.310 (1, 9)										5	0	0	0	0	1	3				
Rod Carew, L OBP: 0.432, SLG: 0.538 (1, 4)										5	0	2	0	0	2	0				
Tony Oliva, L OBP: 0.366, SLG: 0.422 (1, 10)										4	1	1	0	1	0	3				
Steve Braun, L OBP: 0.366, SLG: 0.403 (1, 7)										3	1	1	0	2	1	0				
Eric Soderholm, R OBP: 0.352, SLG: 0.350 (1, 5)										4	0	0	0	0	0	6				
John Briggs, L OBP: 0.424, SLG: 0.435 (1, 3)										4	1	2	1	0	0	2				
Danny Thompson, R OBP: 0.318, SLG: 0.353 (1, 6)										4	1	2	1	0	1	2				
Glenn Borgmann, R OBP: 0.304, SLG: 0.296 (1, 2)										4	0	1	1	0	0	2				
Inning Stats	R: 0 E: 0 K: 2 S: 7	H: 3 LOB: 2 BB: 1 P: 10	R: 0 E: 0 K: 0 S: 4	H: 1 LOB: 2 BB: 1 P: 8	R: 0 E: 0 K: 0 S: 3	H: 0 LOB: 0 BB: 0 P: 3	R: 0 E: 0 K: 1 S: 5	H: 0 LOB: 0 BB: 0 P: 5	R: 0 E: 0 K: 1 S: 6	H: 1 LOB: 2 BB: 1 P: 10	R: 0 E: 0 K: 1 S: 7	H: 2 LOB: 2 BB: 0 P: 7	R: 2 E: 0 K: 0 S: 7	H: 4 LOB: 2 BB: 0 P: 7	R: 0 E: 0 K: 1 S: 5	H: 0 LOB: 0 BB: 0 P: 5		1B: 11 2B: 0 3B: 0 HR: 0	SF: 0 SAC: 0 DP: 0 HBP: 0	WP: 0 PB: 0 SB: 0 CS: 0
PITCHER	IP WLS BF H R ER SO BB IBB HBP BLK WP HR S P ERA WHIP	6.2 W 30 4 2 2 1 3 0 0 0 0 0 13 13 7.71 1.714	PITCHER																	

Batter	1	2	3	4	5	6	7	8	9	AB	R	H	RBI	BB	SO	LOB	TOP																					
Freddie Patek, R (1,6) OBP: 0.314, SLG: 0.331	F8		F9		1-3		1B		1-3	5	0	1	0	0	0	2																						
Vada Pinson, L (1,9) OBP: 0.292, SLG: 0.357	4-3		F9		1B		L3		3-1	5	1	1	0	0	0	4																						
Amos Otis, R (1,8) OBP: 0.367, SLG: 0.389	2B		BB		1B		L7			2	0	1	0	2	0	2																						
John Mayberry, L (1,3) OBP: 0.397, SLG: 0.513	F8		L1		BB		FC5-4			4	0	2	2	0	0	4																						
Hal McRae, R (1,10) OBP: 0.364, SLG: 0.440		5-3		K		2B	FC5-4			4	0	1	0	0	1	2																						
George Brett, L (1,5) OBP: 0.340, SLG: 0.423	F8			2B		F5		F8		4	0	1	0	0	0	1																						
Jim Wohlford, R (1,7) OBP: 0.331, SLG: 0.331	5-3			6-3		P3		K		4	0	0	0	0	1	2																						
Bob Stinson, S (1,2) OBP: 0.384, SLG: 0.459			E3		G3		4-3		5-3	4	0	0	0	0	0	2																						
Fran Healy, R (8,2) OBP: 0.291, SLG: 0.312			BB							0	0	0	0	0	0	0																						
Frank White, R (1,4) OBP: 0.267, SLG: 0.331			BB		F5		1B		4-3	4	1	2	0	0	0	0																						
Inning Stats	R: 0 E: 0 K: 0 S: 4	H: 1 LOB: 1 BB: 0 P: 4	R: 0 E: 0 K: 0 S: 3	H: 0 LOB: 0 BB: 0 P: 3	R: 0 E: 1 K: 0 S: 5	H: 1 LOB: 3 BB: 1 P: 9	R: 0 E: 0 K: 1 S: 6	H: 1 LOB: 1 BB: 0 P: 6	R: 1 E: 0 K: 0 S: 4	H: 2 LOB: 2 BB: 1 P: 8	R: 0 E: 0 K: 0 S: 4	H: 1 LOB: 1 BB: 0 P: 4	R: 1 E: 0 K: 0 S: 6	H: 3 LOB: 2 BB: 0 P: 6	R: 0 E: 0 K: 1 S: 5	H: 0 LOB: 0 BB: 0 P: 5	R: 0 E: 0 K: 0 S: 3	H: 0 LOB: 0 BB: 0 P: 3	1B: 5 2B: 4 3B: 0 HR: 0	SF: 0 SAC: 0 DP: 0 HBP: 0	WP: 0 PB: 0 SB: 0 CS: 0	PA: 38																
PITCHER	IP	WLS	BF	H	R	ER	SO	BB	IBB	HBP	BLK	WP	HR	S	P	ERA	WHIP	PITCHER				IP	WLS	BF	H	R	ER	SO	BB	IBB	HBP	BLK	WP	HR	S	P	ERA	WHIP
Jim Hughes, R (1,1) ERA: 4.17	6.2	W	31	9	2	2	1	2	0	0	0	0	0	31	39	2.70	1.650																					
Bill Campbell, R (7,1) ERA: 3.99	2.1		7	0	0	0	1	0	0	0	0	0	0	9	9	0.00	0.000																					

Kansas City Royals @ Minnesota Twins
Metropolitan Stadium, Bloomington, MI
Thu Jul 31 1975, 4:33 AM EDT
Att: 11,410 - Unknown - 93 F

AB 36
R 2
H 9
RBI 2
BB 2
SO 2
LOB 19



Batter	1	2	3	4	5	6	7	8	9	AB	R	H	RBI	BB	SO	LOB	BOTTOM																					
Lyman Bostock, L (1,8) OBP: 0.302, SLG: 0.319	3-1		4-3	F7		4-3		6-3		5	0	0	0	0	0	2																						
Jerry Terrell, R (1,9) OBP: 0.305, SLG: 0.315	L9		FC6-4		P4		1B			4	0	2	1	0	0	0																						
Rod Carew, L (1,4) OBP: 0.433, SLG: 0.537	1B		FC6-4		2B		3-1			4	1	2	0	0	0	2																						
Tony Oliva, L (1,10) OBP: 0.368, SLG: 0.437	5-3			HR	1B		K			4	1	2	2	0	1	1																						
Steve Braun, L (1,7) OBP: 0.365, SLG: 0.404		F7		HR	K		K			4	1	1	0	0	2	1																						
Eric Soderholm, R (1,5) OBP: 0.351, SLG: 0.357		HR		L1	E5		K			4	1	1	1	0	1	2																						
John Briggs, L (1,3) OBP: 0.422, SLG: 0.429	F9			HR	4-3			F3		3	1	0	0	1	0	2																						
Danny Thompson, R (1,6) OBP: 0.317, SLG: 0.351	F9				F8		3-1			4	0	1	0	0	0	2																						
Luis Gomez, R (9,6) OBP: 0.236, SLG: 0.180								1-3		0	0	0	0	0	0	0																						
Phil Roof, R (1,2) OBP: 0.267, SLG: 0.321		5-3		HR	1B		1-3			4	2	2	3	0	0	1																						
Inning Stats	R: 0 E: 0 K: 0 S: 4	H: 1 LOB: 1 BB: 0 P: 4	R: 1 E: 0 K: 0 S: 4	H: 1 LOB: 0 BB: 0 P: 4	R: 0 E: 0 K: 0 S: 4	H: 1 LOB: 1 BB: 0 P: 4	R: 4 E: 0 K: 0 S: 6	H: 3 LOB: 0 BB: 1 P: 10	R: 1 E: 1 K: 1 S: 8	H: 2 LOB: 2 BB: 0 P: 8	R: 1 E: 0 K: 0 S: 5	H: 2 LOB: 1 BB: 0 P: 5	R: 0 E: 0 K: 3 S: 9	H: 0 LOB: 0 BB: 0 P: 9	R: 0 E: 0 K: 0 S: 4	H: 1 LOB: 1 BB: 0 P: 4	1B: 6 2B: 2 3B: 0 HR: 3	SF: 0 SAC: 0 DP: 0 HBP: 0	WP: 1 PB: 0 SB: 0 CS: 0	PA: 37																		
PITCHER	IP	WLS	BF	H	R	ER	SO	BB	IBB	HBP	BLK	WP	HR	S	P	ERA	WHIP	PITCHER				IP	WLS	BF	H	R	ER	SO	BB	IBB	HBP	BLK	WP	HR	S	P	ERA	WHIP
Al Fitzmorris, R (1,1) ERA: 4.04	4.1	L	22	8	6	6	0	0	0	0	0	0	0	21	25	12.46	1.846																					
Lindy McDaniel, R (5,1) ERA: 4.22	3.2		15	3	1	1	4	0	0	0	0	1	0	23	23	2.46	0.818																					

Kansas City Royals @ Minnesota Twins
Metropolitan Stadium, Bloomington, MI
Thu Jul 31 1975, 4:33 AM EDT
Att: 11,410 - Unknown - 93 F

AB 36
R 7
H 11
RBI 7
BB 1
SO 4
LOB 13



Batter	1	2	3	4	5	6	7	8	9	AB	R	H	RBI	BB	SO	LOB	TOP			
Pat Kelly, L OBP: 0.351, SLG: 0.415 (1, 9)	0-0 2B		0-0 1-H HR	0-0 1-2	3-1					3	1	2	2	0	0	1				
Jorge Orta, L OBP: 0.355, SLG: 0.448 (1, 4)	0-0 5-3		0-0 1B HR		0-0 4-3					3	1	1	0	0	0	1				
Carlos May, L OBP: 0.370, SLG: 0.397 (1, 3)	4-0 G1-4-3 BB		0-0 1-2 HR	1B	4-0 1B BB					1	1	1	0	2	0	0				
Deron Johnson, R OBP: 0.294, SLG: 0.389 (1, 10)	0-0 G1-4-3		0-3 K		0-3 K					3	0	0	0	0	2	5				
Ken Henderson, S OBP: 0.358, SLG: 0.376 (1, 8)		0-3 K	0-0 1-H 2-H HR		0-0 1-2 1B					3	1	2	3	0	1	0				
Bill Melton, R OBP: 0.326, SLG: 0.326 (1, 5)	0-0 P4		0-0 5-3		0-0 K					3	0	0	0	0	1	2				
Bucky Dent, R OBP: 0.323, SLG: 0.382 (1, 6)	0-0 5-3			0-0 5-3		0-0 5-3				3	0	0	0	0	0	0				
Nyls Nyman, L OBP: 0.243, SLG: 0.254 (1, 7)			0-0 L9	0-0 F9		0-0 6-3 1B				3	0	1	0	0	0	0				
Brian Downing, R OBP: 0.371, SLG: 0.351 (1, 2)			0-0 HR 1B	0-0 PB 1B		0-0 6-3 1-2				3	1	2	0	0	0	1				
Inning Stats	R: 0 E: 0 K: 0 S: 3	H: 1 LOB: 1 BB: 1 P: 7	R: 0 E: 0 K: 1 S: 5	H: 0 LOB: 0 BB: 0 P: 5	R: 5 E: 0 K: 1 S: 10	H: 5 LOB: 0 BB: 0 P: 10	R: 0 E: 0 K: 0 S: 4	H: 1 LOB: 1 BB: 0 P: 4	R: 0 E: 0 K: 2 S: 8	H: 1 LOB: 2 BB: 1 P: 12	R: 0 E: 0 K: 0 S: 3	H: 1 LOB: 1 BB: 0 P: 3					1B: 6 2B: 1 3B: 0 HR: 2	SF: 0 SAC: 0 DP: 1 HBP: 0	WP: 0 PB: 1 CS: 0	PA: 27
PITCHER Dave Goltz, R ERA: 4.1 (1, 1)	IP: 6.0 WLS: L BF: 27 H: 9 R: 5 ER: 5 SO: 4 BB: 2 IBB: 0 HBP: 0 BLK: 0 WP: 0 HR: 2 S: 33 P: 41 ERA: 7.50 WHIP: 1.833															PITCHER	IP: WLS: BF: H: R: ER: SO: BB: IBB: HBP: BLK: WP: HR: S: P: ERA: WHIP:			

Chicago White Sox @ Minnesota Twins
Metropolitan Stadium, Bloomington, MI
Fri Aug 01 1975, 8:05 PM EDT
Att: 12,239 - Unknown - 86 F

livebaseballscorecards.com

AB	25
R	5
H	9
RBI	5
BB	2
SO	4
LOB	10



Batter	1	2	3	4	5	6	7	8	9	AB	R	H	RBI	BB	SO	LOB	BOTTOM			
Dan Ford, R OBP: 0.317, SLG: 0.431 (1, 8)	0-0 L9		0-0 5-3		0-3 K					3	0	0	0	0	1	1				
Jerry Terrell, R OBP: 0.305, SLG: 0.320 (1, 3)	0-0 G3 2B		0-0 F8		0-0 F8					3	0	1	0	0	0	1				
Rod Carew, L OBP: 0.430, SLG: 0.533 (1, 4)	0-0 G3 2-3		0-0 4-3		0-0 F8					3	0	0	0	0	0	2				
Tony Oliva, L OBP: 0.368, SLG: 0.436 (1, 10)	0-0 6-3			0-0 2B 1B		0-0 4-3				3	0	1	0	0	0	1				
Eric Soderholm, R OBP: 0.351, SLG: 0.357 (1, 5)		0-0 5-3		0-0 F9		0-0 BB 2B 1B				3	1	1	0	0	0	1				
Steve Braun, L OBP: 0.370, SLG: 0.409 (1, 7)		4-0 1B BB		0-0 1-3 2B		4-0 2B BB				1	0	1	0	2	0	0				
Danny Thompson, R OBP: 0.317, SLG: 0.355 (1, 6)		0-0 F8		0-0 P6		0-0 1-3 2-H 2B				3	0	1	1	0	0	3				
Lyman Bostock, L OBP: 0.303, SLG: 0.321 (1, 9)		0-0 1-3 1B		0-0 F7						2	0	1	0	0	0	2				
Phil Roof, R OBP: 0.281, SLG: 0.367 (1, 2)		0-3 K			0-0 2B					2	0	1	0	0	1	2				
Inning Stats	R: 0 E: 0 K: 0 S: 4	H: 1 LOB: 1 BB: 0 P: 4	R: 0 E: 0 K: 1 S: 6	H: 1 LOB: 1 BB: 1 P: 10	R: 0 E: 0 K: 0 S: 3	H: 0 LOB: 0 BB: 0 P: 3	R: 0 E: 0 K: 0 S: 5	H: 2 LOB: 2 BB: 0 P: 5	R: 0 E: 0 K: 1 S: 6	H: 1 LOB: 1 BB: 0 P: 6	R: 1 E: 0 K: 0 S: 3	H: 2 LOB: 2 BB: 1 P: 7					1B: 3 2B: 4 3B: 0 HR: 0	SF: 0 SAC: 0 DP: 0 HBP: 0	WP: 0 PB: 0 CS: 0	PA: 25
PITCHER Wilbur Wood, L ERA: 3.81 (1, 1)	IP: 5.1 WLS: W BF: 25 H: 7 R: 1 ER: 1 SO: 2 BB: 2 IBB: 0 HBP: 0 BLK: 0 WP: 0 HR: 0 S: 27 P: 35 ERA: 1.69 WHIP: 1.688															PITCHER	IP: WLS: BF: H: R: ER: SO: BB: IBB: HBP: BLK: WP: HR: S: P: ERA: WHIP:			

Chicago White Sox @ Minnesota Twins
Metropolitan Stadium, Bloomington, MI
Fri Aug 01 1975, 8:05 PM EDT
Att: 12,239 - Unknown - 86 F

livebaseballscorecards.com

AB	23
R	1
H	7
RBI	1
BB	2
SO	2
LOB	13



Batter	1	2	3	4	5	6	7	8	9	AB	R	H	RBI	BB	SO	LOB	TOP					
Pat Kelly, L OBP: 0.346, SLG: 0.409 (1, 9)	G3			3-1	E4		F8		L3	5	0	0	0	0	0	1						
Jorge Orta, L OBP: 0.356, SLG: 0.444 (1, 4)	F8			K	F5		P6			5	0	1	0	0	1	2						
Carlos May, L OBP: 0.371, SLG: 0.398 (1, 3)	K			BB			1-3		4-3	4	0	1	0	1	1	2						
Deron Johnson, R OBP: 0.298, SLG: 0.392 (1, 10)		K								3	0	2	0	1	1	0						
Jerry Hairston, S OBP: 0.356, SLG: 0.284 (8, PR)				BB						0	0	0	0	0	0	0						
Ken Henderson, S OBP: 0.357, SLG: 0.373 (1, 8)	L6						G2		F8	3	0	0	0	1	0	3						
Bill Melton, R OBP: 0.327, SLG: 0.323 (1, 5)										3	0	0	0	1	1	4						
Lee Richard, R OBP: 0.353, SLG: 0.355 (8, 5)	K								FC6-4	0	0	0	0	0	0	0						
Nyls Nyman, L OBP: 0.243, SLG: 0.254 (1, 7)				4-3			K		E3	4	1	1	0	0	1	4						
Bucky Dent, R OBP: 0.321, SLG: 0.379 (1, 6)				5-3			K		K	3	0	0	0	0	2	5						
Brian Downing, R OBP: 0.370, SLG: 0.348 (1, 2)	G3				6-3				F7	3	0	0	0	1	0	1						
Inning Stats	R: 0 E: 0 K: 1 S: 5	H: 0 LOB: 0 BB: 0 P: 5	R: 0 E: 0 K: 2 S: 7	H: 0 LOB: 0 BB: 0 P: 7	R: 0 E: 0 K: 0 S: 3	H: 0 LOB: 0 BB: 0 P: 3	R: 0 E: 0 K: 1 S: 5	H: 0 LOB: 3 BB: 3 P: 17	R: 1 E: 1 K: 0 S: 5	H: 1 LOB: 1 BB: 1 P: 5	R: 0 E: 0 K: 2 S: 9	H: 2 LOB: 3 BB: 1 P: 13	R: 0 E: 0 K: 0 S: 3	H: 0 LOB: 1 BB: 1 P: 7	R: 0 E: 1 K: 1 S: 7	H: 1 LOB: 2 BB: 0 P: 7	R: 0 E: 0 K: 0 S: 4	H: 1 LOB: 1 BB: 0 P: 4	1B: 4 2B: 1 3B: 0 HR: 0	SF: 0 SAC: 1 DP: 0 HBP: 0	WP: 0 PB: 0 SB: 1 CS: 0	PA: 39
PITCHER Bert Blyleven, R ERA: 3.05 (1, 1)	IP: 9.0 WLS: W BF: 39 H: 5 R: 1 ER: 0 SO: 7 BB: 5 IBB: 0 HBP: 0 BLK: 0 WP: 0 HR: 0 S: 48 P: 68 ERA: 0.00 WHIP: 1.111															PITCHER						

Chicago White Sox @ Minnesota Twins
Metropolitan Stadium, Bloomington, MI
Sat Aug 02 1975, 4:33 AM EDT
Unknown - 80 F

AB 33
R 1
H 5
RBI 0
BB 5
SO 7
LOB 22



Batter	1	2	3	4	5	6	7	8	9	AB	R	H	RBI	BB	SO	LOB	BOTTOM			
Dan Ford, R OBP: 0.318, SLG: 0.431 (1, 8)	1B		F3		1B		4-3		K	5	1	2	0	0	1	2				
Jerry Terrell, R OBP: 0.304, SLG: 0.319 (1, 3)	F8		2-3		1B		K			4	0	1	1	0	1	1				
Rod Carew, L OBP: 0.431, SLG: 0.532 (1, 4)	G6-4-3			L7	1B		F8			4	0	2	1	0	0	0				
Tony Oliva, L OBP: 0.366, SLG: 0.432 (1, 10)	G6-4-3			4-3	BB				K	3	0	0	0	1	1	2				
Eric Soderholm, R OBP: 0.352, SLG: 0.358 (1, 5)		SH5-3		1B	K				K	4	0	2	0	0	2	3				
Steve Braun, L OBP: 0.373, SLG: 0.415 (1, 7)		SH5-3		1B	K				1B	3	1	2	0	0	1	3				
Danny Thompson, R OBP: 0.313, SLG: 0.351 (1, 6)				1B						3	0	0	0	0	0	3				
John Briggs, L OBP: 0.424, SLG: 0.429 (8, PH)	F8			1-3			P6		1B	0	1	0	0	1	0	0				
Luis Gomez, R OBP: 0.236, SLG: 0.180 (9, 6)									1B	0	0	0	0	0	0	0				
Lyman Bostock, L OBP: 0.307, SLG: 0.321 (1, 9)		4-3			3-1				1B	3	0	1	1	1	0	1				
Phil Roof, R OBP: 0.306, SLG: 0.364 (1, 2)			F8		1B		F9		1B	3	1	1	1	1	0	1				
Inning Stats	R: 0 E: 0 K: 0 S: 4	H: 2 LOB: 1 BB: 0 P: 4	R: 0 E: 0 K: 0 S: 4	H: 1 LOB: 1 BB: 0 P: 4	R: 0 E: 0 K: 0 S: 3	H: 0 LOB: 0 BB: 0 P: 3	R: 0 E: 0 K: 0 S: 5	H: 2 LOB: 2 BB: 0 P: 5	R: 2 E: 0 K: 2 S: 10	H: 3 LOB: 3 BB: 2 P: 18	R: 0 E: 0 K: 0 S: 2	H: 0 LOB: 0 BB: 1 P: 6	R: 0 E: 0 K: 1 S: 5	H: 0 LOB: 0 BB: 0 P: 5	R: 2 E: 0 K: 3 S: 12	H: 3 LOB: 2 BB: 1 P: 16	1B: 10 2B: 1 3B: 0 HR: 0	SF: 0 SAC: 1 DP: 1 HBP: 0	WP: 0 PB: 0 SB: 0 CS: 0	PA: 37
PITCHER Claude Osteen, L ERA: 4.4 (1, 1)	IP: 4.1 WLS: L BF: 20 H: 7 R: 2 ER: 2 SO: 2 BB: 1 IBB: 0 HBP: 0 BLK: 0 WP: 0 HR: 0 S: 19 P: 23 ERA: 4.15 WHIP: 1.846															PITCHER				
PITCHER Rich Gossage, R ERA: 2.03 (5, 1)	IP: 3.2 WLS: L BF: 17 H: 4 R: 2 ER: 2 SO: 6 BB: 2 IBB: 1 HBP: 0 BLK: 0 WP: 0 HR: 0 S: 26 P: 38 ERA: 4.91 WHIP: 1.636															PITCHER				

Chicago White Sox @ Minnesota Twins
Metropolitan Stadium, Bloomington, MI
Sat Aug 02 1975, 4:33 AM EDT
Unknown - 80 F

AB 32
R 4
H 11
RBI 4
BB 4
SO 6
LOB 16



Batter	1	2	3	4	5	6	7	8	9	AB	R	H	RBI	BB	SO	LOB	TOP					
Pat Kelly, L OBP: 0.347, SLG: 0.410 (1,9)										4	0	2	2	0	0	0	Chicago White Sox @ Minnesota Twins Metropolitan Stadium, Bloomington, MI Sat Aug 02 1975, 4:38 AM EDT Att: 17,194 - Unknown					
Bucky Dent, R OBP: 0.324, SLG: 0.378 (1,6)										3	0	1	0	2	0	3						
Ken Henderson, S OBP: 0.353, SLG: 0.368 (1,8)										5	0	0	0	0	0	5						
Deron Johnson, R OBP: 0.298, SLG: 0.388 (1,3)										3	0	0	0	1	2	1						
Bill Melton, R OBP: 0.327, SLG: 0.321 (1,5)										3	0	0	0	1	1	3						
Carlos May, L OBP: 0.367, SLG: 0.394 (1,10)										4	0	0	0	0	0	1						
Bill Stein, R OBP: 0.318, SLG: 0.338 (1,4)										3	2	1	0	1	0	1						
Jerry Hairston, S OBP: 0.363, SLG: 0.295 (1,7)										4	1	2	0	0	1	0						
Pete Varney, R OBP: 0.321, SLG: 0.392 (1,2)										4	0	1	1	0	1	2						
Inning Stats	R: 0 E: 0 K: 0 S: 4	H: 1 LOB: 2 BB: 1 P: 8	R: 0 E: 0 K: 0 S: 3	H: 0 LOB: 0 BB: 0 P: 3	R: 0 E: 0 K: 0 S: 3	H: 0 LOB: 1 BB: 1 P: 7	R: 0 E: 0 K: 1 S: 5	H: 0 LOB: 0 BB: 0 P: 9	R: 0 E: 0 K: 1 S: 5	H: 0 LOB: 0 BB: 0 P: 5	R: 0 E: 0 K: 2 S: 7	H: 0 LOB: 1 BB: 1 P: 11	R: 1 E: 0 K: 1 S: 7	H: 2 LOB: 2 BB: 1 P: 11	R: 0 E: 0 K: 0 S: 3	H: 0 LOB: 0 BB: 0 P: 3	R: 2 E: 0 K: 0 S: 7	H: 4 LOB: 2 BB: 0 P: 7	1B: 7 2B: 0 3B: 0 HR: 0	SF: 1 SAC: 0 DP: 0 HBP: 0	WP: 0 PB: 0 SB: 1 CS: 0	PA: 39
PITCHER Bill Butler, L ERA: 6.39 (1,1)	IP: 9.0 WLS: W BF: 39 H: 7 R: 3 ER: 3 SO: 5 BB: 5 IBB: 0 HBP: 0 BLK: 0 WP: 0 HR: 0 S: 44 P: 64 ERA: 3.00 WHIP: 1.333															PITCHER						

Batter	1	2	3	4	5	6	7	8	9	AB	R	H	RBI	BB	SO	LOB	BOTTOM			
Lyman Bostock, L OBP: 0.310, SLG: 0.316 (1,9)										3	1	0	0	2	0	1	Chicago White Sox @ Minnesota Twins Metropolitan Stadium, Bloomington, MI Sat Aug 02 1975, 4:38 AM EDT Att: 17,194 - Unknown			
Dan Ford, R OBP: 0.313, SLG: 0.423 (1,8)										5	0	0	0	0	2	5				
Rod Carew, L OBP: 0.454, SLG: 0.532 (1,4)										2	1	1	2	2	0	0				
Luis Gomez, R OBP: 0.232, SLG: 0.176 (6,6)										1	0	0	0	0	0	0				
Tony Oliva, L OBP: 0.364, SLG: 0.438 (1,10)										5	1	1	1	0	2	5				
John Briggs, L OBP: 0.427, SLG: 0.425 (1,3)										2	2	0	0	3	2	0				
Eric Soderholm, R OBP: 0.357, SLG: 0.363 (1,5)										4	1	3	2	1	1	0				
Steve Braun, L OBP: 0.373, SLG: 0.413 (1,7)										4	0	1	0	1	1	6				
Jerry Terrell, R OBP: 0.318, SLG: 0.326 (1,6)										2	1	2	2	1	0	0				
Glenn Borgmann, R OBP: 0.304, SLG: 0.297 (1,2)										3	1	1	1	0	1	4				
Inning Stats	R: 2 E: 1 K: 1 S: 6	H: 1 LOB: 2 BB: 3 P: 18	R: 0 E: 0 K: 1 S: 5	H: 0 LOB: 1 BB: 1 P: 9	R: 2 E: 0 K: 0 S: 5	H: 2 LOB: 2 BB: 2 P: 13	R: 0 E: 0 K: 1 S: 5	H: 0 LOB: 1 BB: 1 P: 9	R: 4 E: 0 K: 2 S: 11	H: 4 LOB: 2 BB: 2 P: 19	R: 0 E: 0 K: 3 S: 9	H: 0 LOB: 0 BB: 1 P: 14	R: 0 E: 0 K: 0 S: 3	H: 0 LOB: 0 BB: 0 P: 3	R: 0 E: 1 K: 1 S: 6	H: 2 LOB: 2 BB: 0 P: 6	1B: 8 2B: 0 3B: 0 HR: 1	SF: 0 SAC: 1 DP: 0 HBP: 1	WP: 1 PB: 0 SB: 0 CS: 0	PA: 43
PITCHER Jesse Jefferson, R ERA: 4.44 (1,1)	IP: 2.1 WLS: L BF: 15 H: 2 R: 4 ER: 4 SO: 2 BB: 5 IBB: 0 HBP: 0 BLK: 0 WP: 0 HR: 1 S: 13 P: 37 ERA: 15.43 WHIP: 3.000															PITCHER				
Rich Hinton, L ERA: 9.45 (3,1)	2.0	10	2	2	2	2	2	0	0	0	0	0	12	20	9.00	2.000				
Bill Gogolewski, R ERA: 4.47 (5,1)	3.2	18	5	2	2	5	2	0	1	0	0	0	25	34	4.91	1.909				

AB	33
R	3
H	7
RBI	3
BB	5
SO	5
LOB	16





Batter	1	2	3	4	5	6	7	8	9	AB	R	H	RBI	BB	SO	LOB	TOP					
Pat Kelly, L OBP: 0.353, SLG: 0.412 (1, 9)										4	1	2	0	2	1	0	Chicago White Sox @ Minnesota Twins Metropolitan Stadium, Bloomington, MI Sun Aug 03 1975, 4:38 AM EDT Att: 14,782 - Unknown					
Jorge Orta, L OBP: 0.349, SLG: 0.434 (1, 4)										6	1	1	0	0	0	5						
Carlos May, L OBP: 0.370, SLG: 0.395 (1, 3)										3	3	2	0	2	0	0						
Deron Johnson, R OBP: 0.303, SLG: 0.403 (1, 10)										5	3	3	3	0	0	5						
Ken Henderson, S OBP: 0.354, SLG: 0.365 (1, 8)										4	1	2	2	1	0	1						
Bill Melton, R OBP: 0.332, SLG: 0.319 (1, 5)										0	0	0	0	1	0	0						
Bill Stein, R OBP: 0.323, SLG: 0.338 (1, 5)										3	0	1	2	1	1	1						
Nyls Nyman, L OBP: 0.245, SLG: 0.256 (1, 7)										5	0	1	2	0	1	4						
Bucky Dent, R OBP: 0.321, SLG: 0.373 (1, 6)										4	0	0	0	1	0	0						
Pete Varney, R OBP: 0.321, SLG: 0.389 (1, 2)										3	0	1	0	0	1	0						
Jerry Hairston, S OBP: 0.359, SLG: 0.291 (6, PH)										1	0	0	0	0	0	3						
Brian Downing, R OBP: 0.376, SLG: 0.357 (6, 2)										1	0	1	0	0	0	0						
Inning Stats	R: 1 E: 1 K: 0 S: 5	H: 2 LOB: 3 BB: 2 P: 13	R: 0 E: 0 K: 0 S: 5	H: 2 LOB: 3 BB: 1 P: 9	R: 0 E: 0 K: 2 S: 7	H: 0 LOB: 0 BB: 0 P: 7	R: 0 E: 0 K: 1 S: 5	H: 0 LOB: 0 BB: 0 P: 5	R: 2 E: 0 K: 0 S: 6	H: 3 LOB: 1 BB: 0 P: 6	R: 5 E: 0 K: 0 S: 6	H: 3 LOB: 3 BB: 5 P: 26	R: 0 E: 0 K: 1 S: 5	H: 0 LOB: 0 BB: 0 P: 5	R: 1 E: 0 K: 0 S: 4	H: 2 LOB: 0 BB: 0 P: 4	R: 0 E: 0 K: 0 S: 4	H: 2 LOB: 1 BB: 0 P: 4	1B: 8 2B: 5 3B: 0 HR: 1	SF: 0 SAC: 0 DP: 2 HBP: 0	WP: 0 PB: 0 SB: 0 CS: 0	PA: 47
PITCHER	IP WLS BF H R ER SO BB IBB HBP BLK WP HR S P ERA WHIP																					
Bill Campbell, R ERA: 4.48 (1, 1)	5.2 W 32 9 8 8 3 5 1 0 0 0 0 0 32 56 12.71 2.471																					
Tom Johnson, R ERA: 3.99 (6, 1)	0.0 3 1 0 0 0 2 0 0 0 0 0 0 1 9 ∞ ∞																					
Mark Wiley, R ERA: 5.79 (6, 1)	3.1 S 12 4 1 1 1 0 0 0 0 0 0 1 14 14 2.70 1.200																					

Batter	1	2	3	4	5	6	7	8	9	AB	R	H	RBI	BB	SO	LOB	BOTTOM			
Lyman Bostock, L OBP: 0.320, SLG: 0.333 (1, 9)										4	3	3	1	0	0	2	Chicago White Sox @ Minnesota Twins Metropolitan Stadium, Bloomington, MI Sun Aug 03 1975, 4:38 AM EDT Att: 14,782 - Unknown			
Dan Ford, R OBP: 0.319, SLG: 0.440 (1, 8)										5	1	2	4	0	0	4				
Rod Carew, L OBP: 0.436, SLG: 0.530 (1, 4)										4	1	2	3	1	1	3				
Tony Oliva, L OBP: 0.374, SLG: 0.446 (1, 10)										3	1	2	1	0	0	1				
Steve Byer, R OBP: 0.325, SLG: 0.429 (4, PR)										0	0	0	0	0	0	0				
Tom Lundstedt, S OBP: 0.208, SLG: 0.136 (6, PH)										1	0	0	0	1	0	3				
John Briggs, L OBP: 0.421, SLG: 0.412 (1, 3)										4	1	0	0	1	1	2				
Eric Soderholm, R OBP: 0.357, SLG: 0.370 (1, 5)										5	1	2	1	0	0	2				
Steve Braun, L OBP: 0.376, SLG: 0.417 (1, 7)										4	2	2	1	1	1	2				
Jerry Terrell, R OBP: 0.329, SLG: 0.333 (1, 6)										4	2	3	1	1	0	1				
Luis Gomez, R OBP: 0.232, SLG: 0.176 (9, 6)										0	0	0	0	0	0	0				
Glenn Borgmann, R OBP: 0.305, SLG: 0.294 (1, 2)										2	0	0	0	2	1	4				
Inning Stats	R: 2 E: 0 K: 0 S: 5	H: 2 LOB: 0 BB: 0 P: 5	R: 0 E: 0 K: 0 S: 3	H: 1 LOB: 1 BB: 1 P: 7	R: 8 E: 0 K: 1 S: 13	H: 8 LOB: 1 BB: 1 P: 17	R: 0 E: 0 K: 0 S: 3	H: 1 LOB: 1 BB: 0 P: 3	R: 1 E: 0 K: 1 S: 7	H: 2 LOB: 2 BB: 1 P: 11	R: 0 E: 0 K: 1 S: 5	H: 0 LOB: 1 BB: 1 P: 9	R: 1 E: 0 K: 0 S: 3	H: 1 LOB: 2 BB: 3 P: 15	R: 0 E: 0 K: 1 S: 6	H: 1 LOB: 1 BB: 0 P: 6	1B: 13 2B: 4 3B: 0 HR: 0	SF: 1 SAC: 0 DP: 3 HBP: 0	WP: 2 PB: 0 SB: 0 CS: 0	PA: 44
PITCHER	IP WLS BF H R ER SO BB IBB HBP BLK WP HR S P ERA WHIP																			
Pete Vuckovich, R ERA: 27.0 (1, 1)	2.1 L 15 7 7 7 0 1 0 0 0 0 0 1 1 ∞ ∞																			
Rich Hinton, L ERA: 10.8 (3, 1)	0.0 1 1 0 0 0 0 0 0 0 0 0 0 1 1 ∞ ∞																			
Ozzie Osborn, R ERA: 4.1 (3, 1)	2.2 15 6 4 4 2 2 0 0 0 0 0 0 17 25 13.50 3.000																			
Dave Hamilton, L ERA: 4.18 (6, 1)	3.0 13 2 1 1 2 3 0 0 0 0 0 0 14 26 3.00 1.667																			

AB	39
R	9
H	14
RBI	9
BB	8
SO	4
LOB	19

AB	36
R	12
H	16
RBI	12
BB	7
SO	4
LOB	24

Batter	1	2	3	4	5	6	7	8	9	10	AB	R	H	RBI	BB	SO	LOB	TOP								
Lyman Bostock, L OBP: 0.329, SLG: 0.354 (1, 9)	1-3		FC6-4 1B					FC6-4 1B	SH5-4 2B	IBB	5	2	3	0	1	0	1	Minnesota Twins @ Kansas City Royals Royals Stadium, Kansas City, MO Mon Aug 04 1975, 8:05 PM EDT Att: 12,195 - Unknown - 92 F AB 39 R 5 H 13 RBI 5 BB 6 SO 7 LOB 22 								
Dan Ford, R OBP: 0.314, SLG: 0.432 (1, 8)	5-3		F3		5-3		K	SH5-4	L4		5	0	0	0	0	1	5									
Rod Carew, L OBP: 0.438, SLG: 0.529 (1, 4)	G3		FC6-4						SF7 IBB		3	0	1	1	2	0	1									
Tony Oliva, L OBP: 0.369, SLG: 0.440 (1, 10)		1-3	4-3				K	L3	SF7 IBB		4	0	0	1	0	1	4									
John Briggs, L OBP: 0.424, SLG: 0.422 (1, 3)		2B 3B				L3		4-3	IBB		4	2	2	0	1	0	0									
Eric Soderholm, R OBP: 0.357, SLG: 0.373 (1, 5)		2B			6-3 3-1 1B	F7		K	K		5	0	2	1	0	2	2									
Steve Braun, L OBP: 0.379, SLG: 0.421 (1, 7)		2B 1B			3-1			1B 2B			4	1	2	0	1	1	2									
Jerry Terrell, R OBP: 0.335, SLG: 0.342 (1, 6)		BB			6-3	F7		1B			4	0	2	2	1	0	2									
Phil Roof, R OBP: 0.273, SLG: 0.317 (1, 2)		BB			3-1			FC6-4 1B	K		5	0	1	0	0	2	5									
Inning Stats	R: 0 E: 0 K: 0 S: 3	H: 0 LOB: 0 BB: 0 P: 3	R: 1 E: 0 K: 0 S: 5	H: 3 LOB: 2 BB: 1 P: 9	R: 0 E: 0 K: 0 S: 4	H: 1 LOB: 1 BB: 0 P: 4	R: 1 E: 0 K: 0 S: 5	H: 2 LOB: 1 BB: 0 P: 5	R: 0 E: 0 K: 1 S: 5	H: 0 LOB: 2 BB: 1 P: 9	R: 0 E: 0 K: 0 S: 3	H: 0 LOB: 1 BB: 0 P: 7	R: 1 E: 0 K: 1 S: 7	H: 2 LOB: 1 BB: 0 P: 7	R: 1 E: 0 K: 2 S: 9	H: 2 LOB: 1 BB: 0 P: 9	R: 1 E: 0 K: 1 S: 6		H: 1 LOB: 2 BB: 2 P: 14	R: 0 E: 1 K: 2 S: 8	H: 1 LOB: 2 BB: 1 P: 12	1B: 7 2B: 5 3B: 2 HR: 0	SF: 1 SAC: 1 DP: 1 HBP: 0	WP: 1 PB: 0 SB: 0 CS: 1	PA: 47	
PITCHER	IP WLS BF H R ER SO BB IBB HBP BLK WP HR S P ERA WHIP	IP WLS BF H R ER SO BB IBB HBP BLK WP HR S P ERA WHIP	IP WLS BF H R ER SO BB IBB HBP BLK WP HR S P ERA WHIP	IP WLS BF H R ER SO BB IBB HBP BLK WP HR S P ERA WHIP	IP WLS BF H R ER SO BB IBB HBP BLK WP HR S P ERA WHIP	IP WLS BF H R ER SO BB IBB HBP BLK WP HR S P ERA WHIP	IP WLS BF H R ER SO BB IBB HBP BLK WP HR S P ERA WHIP	IP WLS BF H R ER SO BB IBB HBP BLK WP HR S P ERA WHIP	IP WLS BF H R ER SO BB IBB HBP BLK WP HR S P ERA WHIP	IP WLS BF H R ER SO BB IBB HBP BLK WP HR S P ERA WHIP	IP WLS BF H R ER SO BB IBB HBP BLK WP HR S P ERA WHIP	IP WLS BF H R ER SO BB IBB HBP BLK WP HR S P ERA WHIP	IP WLS BF H R ER SO BB IBB HBP BLK WP HR S P ERA WHIP	IP WLS BF H R ER SO BB IBB HBP BLK WP HR S P ERA WHIP	IP WLS BF H R ER SO BB IBB HBP BLK WP HR S P ERA WHIP	IP WLS BF H R ER SO BB IBB HBP BLK WP HR S P ERA WHIP	IP WLS BF H R ER SO BB IBB HBP BLK WP HR S P ERA WHIP	IP WLS BF H R ER SO BB IBB HBP BLK WP HR S P ERA WHIP	IP WLS BF H R ER SO BB IBB HBP BLK WP HR S P ERA WHIP	IP WLS BF H R ER SO BB IBB HBP BLK WP HR S P ERA WHIP	IP WLS BF H R ER SO BB IBB HBP BLK WP HR S P ERA WHIP	IP WLS BF H R ER SO BB IBB HBP BLK WP HR S P ERA WHIP	IP WLS BF H R ER SO BB IBB HBP BLK WP HR S P ERA WHIP	IP WLS BF H R ER SO BB IBB HBP BLK WP HR S P ERA WHIP	IP WLS BF H R ER SO BB IBB HBP BLK WP HR S P ERA WHIP	IP WLS BF H R ER SO BB IBB HBP BLK WP HR S P ERA WHIP
Dennis Leonard, R ERA: 3.7 (1, 1)	6.0	3	1	1	1	1	0	0	0	0	1	0	5	5	13.50	1.500										
Lindy McDaniel, R ERA: 4.33 (7, 1)	0.2	3	1	1	1	1	0	0	0	0	1	0	5	5	13.50	1.500										
Steve Mingori, L ERA: 2.35 (7, 1)	0.1	2	1	0	0	0	0	0	0	0	0	0	2	2	0.00	3.000										
Doug Bird, R ERA: 3.68 (8, 1)	3.0	W	16	4	2	2	5	0	3	0	0	0	23	35	6.00	1.333										

Batter	1	2	3	4	5	6	7	8	9	10	AB	R	H	RBI	BB	SO	LOB	BOTTOM								
Freddie Patek, R OBP: 0.317, SLG: 0.331 (1, 6)	1-3		L6		5-3		F8	1-2 2-H 1B		1-2 2-H 1B	6	0	2	2	0	0	3	Minnesota Twins @ Kansas City Royals Royals Stadium, Kansas City, MO Mon Aug 04 1975, 8:05 PM EDT Att: 12,195 - Unknown - 92 F AB 36 R 6 H 12 RBI 6 BB 8 SO 1 LOB 18 								
Vada Pinson, L OBP: 0.257, SLG: 0.354 (1, 9)	6-3				G4-6-3 1B	2B FC4-6 1B	CS HBP	F8			4	1	2	0	0	0	2									
Amos Otis, R OBP: 0.368, SLG: 0.411 (1, 8)	6-3				F3	FC4-6 1B 2B	BB		5-3		4	1	1	0	1	0	1									
John Mayberry, L OBP: 0.401, SLG: 0.524 (1, 3)		6-3			G4-6-3	FC4-6 IBB	BB		HR		3	1	1	1	2	0	1									
Tony Solaita, L OBP: 0.355, SLG: 0.500 (1, 10)		F8			4-3	FC4-6 FC6-4 1B	F7		F5		5	0	0	1	0	0	4									
George Brett, L OBP: 0.345, SLG: 0.437 (1, 5)		CS BB			4-3	FC6-4 1B		G3	L8		4	0	1	1	1	0	0									
Al Cowens, R OBP: 0.313, SLG: 0.376 (1, 7)		CS			FC5-4 1B	1B 1B	FC6-4	4-3		SH2-4 BB	4	2	2	0	1	0	2									
Bob Stinson, S OBP: 0.400, SLG: 0.470 (1, 2)					FC5-4						2	0	1	0	1	0	1									
Harmon Killebrew, R OBP: 0.319, SLG: 0.394 (8, PH)											0	0	0	0	0	1	0									
Rodney Scott, S (8, PR)											0	1	0	0	0	0	0									
Buck Martinez, R OBP: 0.316, SLG: 0.371 (9, 2)											0	0	0	0	0	0	0									
Frank White, R OBP: 0.260, SLG: 0.322 (1, 4)											1	0	0	0	0	1	1									
Cookie Rojas, R OBP: 0.355, SLG: 0.367 (5, PH) (6, 4)					K	E1	6-3				3	0	2	1	1	0	3									
Inning Stats	R: 0 E: 0 K: 0 S: 3	H: 0 LOB: 0 BB: 0 P: 3	R: 0 E: 0 K: 0 S: 2	H: 0 LOB: 0 BB: 1 P: 6	R: 0 E: 0 K: 1 S: 6	H: 1 LOB: 1 BB: 0 P: 6	R: 0 E: 0 K: 0 S: 3	H: 1 LOB: 0 BB: 0 P: 3	R: 1 E: 1 K: 0 S: 6	H: 3 LOB: 2 BB: 0 P: 6	R: 2 E: 0 K: 0 S: 6	H: 3 LOB: 3 BB: 2 P: 14	R: 0 E: 0 K: 0 S: 2	H: 0 LOB: 2 BB: 2 P: 11	R: 1 E: 0 K: 0 S: 5	H: 2 LOB: 2 BB: 1 P: 9	R: 1 E: 0 K: 0 S: 4	H: 1 LOB: 0 BB: 0 P: 4	R: 1 E: 0 K: 0 S: 2	H: 1 LOB: 2 BB: 2 P: 10	1B: 10 2B: 1 3B: 0 HR: 1	SF: 0 SAC: 1 DP: 1 HBP: 1	WP: 0 PB: 0 SB: 1 CS: 2	PA: 47		
PITCHER	IP WLS BF H R ER SO BB IBB HBP BLK WP HR S P ERA WHIP	IP WLS BF H R ER SO BB IBB HBP BLK WP HR S P ERA WHIP	IP WLS BF H R ER SO BB IBB HBP BLK WP HR S P ERA WHIP	IP WLS BF H R ER SO BB IBB HBP BLK WP HR S P ERA WHIP	IP WLS BF H R ER SO BB IBB HBP BLK WP HR S P ERA WHIP	IP WLS BF H R ER SO BB IBB HBP BLK WP HR S P ERA WHIP	IP WLS BF H R ER SO BB IBB HBP BLK WP HR S P ERA WHIP	IP WLS BF H R ER SO BB IBB HBP BLK WP HR S P ERA WHIP	IP WLS BF H R ER SO BB IBB HBP BLK WP HR S P ERA WHIP	IP WLS BF H R ER SO BB IBB HBP BLK WP HR S P ERA WHIP	IP WLS BF H R ER SO BB IBB HBP BLK WP HR S P ERA WHIP	IP WLS BF H R ER SO BB IBB HBP BLK WP HR S P ERA WHIP	IP WLS BF H R ER SO BB IBB HBP BLK WP HR S P ERA WHIP	IP WLS BF H R ER SO BB IBB HBP BLK WP HR S P ERA WHIP	IP WLS BF H R ER SO BB IBB HBP BLK WP HR S P ERA WHIP	IP WLS BF H R ER SO BB IBB HBP BLK WP HR S P ERA WHIP	IP WLS BF H R ER SO BB IBB HBP BLK WP HR S P ERA WHIP	IP WLS BF H R ER SO BB IBB HBP BLK WP HR S P ERA WHIP	IP WLS BF H R ER SO BB IBB HBP BLK WP HR S P ERA WHIP	IP WLS BF H R ER SO BB IBB HBP BLK WP HR S P ERA WHIP	IP WLS BF H R ER SO BB IBB HBP BLK WP HR S P ERA WHIP	IP WLS BF H R ER SO BB IBB HBP BLK WP HR S P ERA WHIP	IP WLS BF H R ER SO BB IBB HBP BLK WP HR S P ERA WHIP	IP WLS BF H R ER SO BB IBB HBP BLK WP HR S P ERA WHIP	IP WLS BF H R ER SO BB IBB HBP BLK WP HR S P ERA WHIP	IP WLS BF H R ER SO BB IBB HBP BLK WP HR S P ERA WHIP
Jim Hughes, R ERA: 4.18 (1, 1)	8.0	38	10	4	4	1	5	1	1	0	0	0	33	58	4.50	1.875										
Mark Wiley, R ERA: 6.14 (9, 1)	1.1	L	8	2	2	0	1	1	0	0	0	0	1	6	14	13.50	2.250									

Batter	1	2	3	4	5	6	7	8	9	AB	R	H	RBI	BB	SO	LOB	TOP					
Lyman Bostock, L OBP: 0.323, SLG: 0.347 (1, 9)	0-0 4-3		0-0 4-3			0-0 G3			0-0 G3	4	0	0	0	0	0	1						
Dan Ford, R OBP: 0.310, SLG: 0.426 (1, 8)	0-0 5-3			0-0 F7		0-3 K			0-3 K	4	0	0	0	0	2	1						
Rod Carew, L OBP: 0.434, SLG: 0.523 (1, 4)	0-0 4-3			0-0 6-3		0-0 4-3			0-0 F7	4	0	0	0	0	0	1						
Tony Oliva, L OBP: 0.365, SLG: 0.435 (1, 10)		0-0 3-1		0-0 G3					0-0 1-3	3	0	0	0	0	0	0						
John Briggs, L OBP: 0.428, SLG: 0.429 Danny Thompson, R OBP: 0.307, SLG: 0.344 (5, 6)		4-0 S BB			0-0 1B 2B				0-3 K	1	1	1	0	1	0	0						
Eric Soderholm, R OBP: 0.357, SLG: 0.373 (1, 5)		0-3 K			0-0 G4-6-3 1B				0-0 F8	3	0	1	1	0	1	1						
Steve Braun, L OBP: 0.376, SLG: 0.417 (1, 7)		0-0 4-3			0-0 G4-6-3 1-2				0-0 G3	3	0	0	0	0	0	2						
Jerry Terrell, R OBP: 0.330, SLG: 0.337 (5, 3)			0-0 4-3		0-0 F7				0-0 5-3	3	0	0	0	0	0	0						
Tom Lundstedt, S OBP: 0.185, SLG: 0.120 (1, 2)			0-3 K			0-0 E4 G3			0-0 F8	3	0	0	0	0	1	0						
Inning Stats	R: 0 E: 0 K: 0 S: 3	H: 0 LOB: 0 BB: 0 P: 3	R: 0 E: 0 K: 1 S: 5	H: 0 LOB: 1 BB: 1 P: 9	R: 0 E: 0 K: 1 S: 5	H: 0 LOB: 0 BB: 0 P: 5	R: 0 E: 0 K: 0 S: 3	H: 0 LOB: 0 BB: 0 P: 3	R: 1 E: 0 K: 0 S: 4	H: 2 LOB: 2 BB: 0 P: 4	R: 0 E: 1 K: 1 S: 6	H: 0 LOB: 1 BB: 0 P: 6	R: 0 E: 0 K: 1 S: 5	H: 0 LOB: 0 BB: 0 P: 5	R: 0 E: 0 K: 0 S: 3	H: 0 LOB: 0 BB: 0 P: 3	R: 0 E: 0 K: 1 S: 5	H: 0 LOB: 0 BB: 0 P: 5	1B: 1 2B: 1 3B: 0 HR: 0	SF: 0 SAC: 0 DP: 1 HBP: 0	WP: 0 PB: 0 SB: 1 CS: 0	PA: 30
PITCHER Al Fitzmorris, R ERA: 3.87 (1, 1)	IP: 9.0 WLS: W BF: 30 H: 2 R: 1 ER: 1 SO: 5 BB: 1 IBB: 0 HBP: 0 BLK: 0 WP: 0 HR: 0 S: 39 P: 43 ERA: 1.00 WHIP: 0.333															PITCHER IP: WLS: BF: H: R: ER: SO: BB: IBB: HBP: BLK: WP: HR: S: P: ERA: WHIP						

Minnesota Twins @ Kansas City Royals
Royals Stadium, Kansas City, MO
Tue Aug 05 1975, 8:05 PM EDT
Att: 14,275 - Unknown - 92 F

AB 29
R 1
H 2
RBI 1
BB 1
SO 5
LOB 6



Batter	1	2	3	4	5	6	7	8	9	AB	R	H	RBI	BB	SO	LOB	BOTTOM					
Freddie Patek, R OBP: 0.318, SLG: 0.336 (1, 6)	0-0 F7			0-0 S 1B	0-0 F7		0-0 P4	0-0 2B		5	1	2	1	0	0	0						
Vada Pinson, L OBP: 0.297, SLG: 0.357 Jim Wohlford, R OBP: 0.326, SLG: 0.323 (7, PR) (8, 7)	0-3 K			0-3 K	0-0 4-3		0-0 BB 2B	0-0 F8		4	0	1	0	0	2	1						
Amos Otis, R OBP: 0.370, SLG: 0.412 (1, 8)	0-0 L5			0-0 HR 1B	0-0 BB 1B		0-0 P3			4	2	2	1	0	0	1						
John Mayberry, L OBP: 0.407, SLG: 0.534 (1, 10)		4-0 G4-6-3 BB		0-0 HR 1B	4-0 BB 1B		4-0 BB IBB			1	1	1	2	3	0	0						
Tony Solaita, L OBP: 0.364, SLG: 0.500 (1, 3)		0-0 G4-6-3		4-0 E BB	0-0 1-2 2-H 1B		4-0 1-2 2-S BB			2	1	1	1	2	0	1						
George Brett, L OBP: 0.344, SLG: 0.434 (1, 5)	0-0 F7			4-0 FC5-4 BB	0-0 F6		0-0 P6			3	0	0	0	1	0	5						
Al Cowens, R OBP: 0.305, SLG: 0.365 (1, 9)			0-0 F8	0-0 FC5-4 S		0-3 K		0-3 K		4	0	0	0	0	2	1						
Bob Stinson, S OBP: 0.405, SLG: 0.464 (1, 2)			0-0 S6-3 1B	4-0 1-2 BB		0-3 K		0-0 6-3		3	0	1	0	1	1	0						
Frank White, R OBP: 0.260, SLG: 0.321 (1, 4)			0-0 G6-3	0-0 F8		0-0 F8		0-0 2B 1B		4	1	1	0	0	0	3						
Inning Stats	R: 0 E: 0 K: 1 S: 5	H: 0 LOB: 0 BB: 0 P: 5	R: 0 E: 0 K: 0 S: 2	H: 0 LOB: 0 BB: 1 P: 6	R: 0 E: 0 K: 0 S: 3	H: 1 LOB: 0 BB: 0 P: 3	R: 4 E: 1 K: 1 S: 8	H: 3 LOB: 2 BB: 3 P: 20	R: 1 E: 0 K: 0 S: 5	H: 2 LOB: 2 BB: 1 P: 9	R: 0 E: 0 K: 2 S: 7	H: 0 LOB: 0 BB: 0 P: 7	R: 0 E: 0 K: 0 S: 4	H: 1 LOB: 3 BB: 2 P: 12	R: 1 E: 0 K: 1 S: 7	H: 2 LOB: 1 BB: 0 P: 7	R: 0 E: 0 K: 0 S: 3	H: 0 LOB: 0 BB: 0 P: 7	1B: 6 2B: 2 3B: 0 HR: 1	SF: 0 SAC: 0 DP: 2 HBP: 0	WP: 0 PB: 0 SB: 2 CS: 0	PA: 38
PITCHER Dave Goltz, R ERA: 4.15 Tom Burgmeier, L ERA: 3.21 (7, 1)	IP: 6.2 WLS: L BF: 32 H: 7 R: 5 ER: 4 SO: 4 BB: 7 IBB: 1 HBP: 0 BLK: 0 WP: 0 HR: 1 S: 33 P: 61 ERA: 5.40 WHIP: 1.950															PITCHER IP: WLS: BF: H: R: ER: SO: BB: IBB: HBP: BLK: WP: HR: S: P: ERA: WHIP						

Minnesota Twins @ Kansas City Royals
Royals Stadium, Kansas City, MO
Tue Aug 05 1975, 8:05 PM EDT
Att: 14,275 - Unknown - 92 F


AB 31
R 6
H 9
RBI 5
BB 7
SO 5
LOB 13



Batter	1	2	3	4	5	6	7	8	9	AB	R	H	RBI	BB	SO	LOB	TOP		
Lyman Bostock, L (1, 9) OBP: 0.325, SLG: 0.346	0-3 K	0-0 G6-4-3 1B			0-0 G3		4-0 FC6-4 BB		0-0 L6	4	0	1	2	1	1	0	Minnesota Twins @ Kansas City Royals Royals Stadium, Kansas City, MO Wed Aug 06 1975, 8:05 PM EDT Att: 17,211 - Unknown - 85 F		
Dan Ford, R (1, 8) OBP: 0.312, SLG: 0.426	0-0 2B G1	0-0 G6-4-3			0-0 F8		0-0 FC6-4 FC4-6		0-0 G6-4-3 1B	5	1	2	0	0	0	2			
Rod Carew, L (1, 4) OBP: 0.436, SLG: 0.527	0-0 G1 1-3			0-0 G3 1B		0-0 FC4 1B		0-0 FC4-6 BB S	5	0	3	0	0	0	2				
Tony Oliva, L (1, 10) OBP: 0.367, SLG: 0.433 Vic Albury, L (7, PR)	4-0 G1 BB			0-0 P4		0-0 FC4		4-0 BB BB		2	0	0	0	2	0	2			
John Briggs, L (1, 3) OBP: 0.425, SLG: 0.423	0-0 G1			0-0 G3		0-0 F8		4-0 BB BB		3	0	0	1	1	0	3			
Jerry Terrell, R (1, 6) OBP: 0.329, SLG: 0.335	0-0 5-3			0-0 F9		0-0 1B 1B		0-0 F7		4	0	1	0	0	0	6			
Steve Braun, L (1, 7) OBP: 0.378, SLG: 0.418		0-0 SH3-4 1B 1B		0-0 3-1		0-0 FC6-4 1B		0-3 K		4	1	2	0	0	1	0			
Danny Thompson, R (1, 5) OBP: 0.307, SLG: 0.342		0-0 SH3-4 1B 1B		0-0 4-3		0-3 K		0-0 L4		4	1	1	0	0	1	2			
Phil Roof, R (1, 2) OBP: 0.267, SLG: 0.310 Eric Soderholm, R (6, PH) OBP: 0.356, SLG: 0.372 Glenn Borgmann, R (6, 2) OBP: 0.304, SLG: 0.293		0-0 SH3-4		0-0 F8		0-0 FC6-4		0-0 5-3		1	0	0	0	0	0	0			
Inning Stats	R: 1 E: 0 K: 1 S: 7	H: 2 LOB: 2 BB: 1 P: 11	R: 2 E: 0 K: 0 S: 5	H: 3 LOB: 0 BB: 0 P: 5	R: 0 E: 0 K: 0 S: 4	H: 1 LOB: 1 BB: 0 P: 4	R: 0 E: 0 K: 0 S: 3	H: 0 LOB: 0 BB: 0 P: 3	R: 0 E: 0 K: 1 S: 4	H: 2 LOB: 2 BB: 0 P: 7	R: 0 E: 0 K: 0 S: 3	H: 0 LOB: 3 BB: 3 P: 15	R: 0 E: 0 K: 1 S: 5	H: 0 LOB: 0 BB: 0 P: 5	R: 0 E: 0 K: 0 S: 3	H: 1 LOB: 0 BB: 3 P: 3		1B: 9 2B: 1 3B: 0 HR: 0	SF: 0 SAC: 1 DP: 2 HBP: 0
PITCHER Steve Busby, R (1, 1) ERA: 2.73	IP: 9.0 WLS: W BF: 39 H: 10 R: 3 ER: 3 SO: 3 BB: 4 IBB: 0 HBP: 0 BLK: 0 WP: 0 HR: 0 S: 41 P: 57 ERA: 3.00 WHIP: 1.556																		

Batter	1	2	3	4	5	6	7	8	9	AB	R	H	RBI	BB	SO	LOB	BOTTOM		
Freddie Patek, R (1, 6) OBP: 0.317, SLG: 0.334	0-0 G4-6-3 1B			0-0 4-3	0-0 F8			0-0 F8		4	0	1	0	0	0	1	Minnesota Twins @ Kansas City Royals Royals Stadium, Kansas City, MO Wed Aug 06 1975, 8:05 PM EDT Att: 17,211 - Unknown - 85 F		
Vada Pinson, L (1, 7) OBP: 0.297, SLG: 0.352	0-0 G4-6-3			0-0 3-1	1-0 FC6-4 HBP			0-0 L4		3	0	0	0	0	0	1			
Amos Otis, R (1, 8) OBP: 0.371, SLG: 0.412	0-0 1-3			4-0 2B BB	0-0 FC6-4			0-0 E1 WP 1B		3	1	1	0	1	0	2			
John Mayberry, L (1, 10) OBP: 0.410, SLG: 0.536		4-0 G1-6-3 BB		0-0 WP HR 2B	0-3 K			4-0 S BB		2	1	1	1	2	1	0			
George Brett, L (1, 5) OBP: 0.343, SLG: 0.431		0-3 K		4-0 HR BB	0-0 4-3			0-0 5-3		3	1	0	0	1	1	3			
Tony Solaita, L (1, 3) OBP: 0.383, SLG: 0.516		0-0 G1-6-3		0-0 HR	0-3 K			0-0 1-2		3	1	1	3	0	1	1			
Al Cowens, R (1, 9) OBP: 0.299, SLG: 0.357				0-0 F9	0-0 1-3			0-0 5-3		3	0	0	0	0	0	0			
Buck Martinez, R (1, 2) OBP: 0.317, SLG: 0.370				0-3 K				0-0 P4		3	0	1	0	0	1	0			
Frank White, R (1, 4) OBP: 0.258, SLG: 0.317				0-0 1-3	0-0 SH3-4 1B			0-0 F7		2	0	0	0	0	0	0			
Inning Stats	R: 0 E: 0 K: 0 S: 3	H: 1 LOB: 0 BB: 0 P: 3	R: 0 E: 0 K: 1 S: 4	H: 0 LOB: 0 BB: 1 P: 8	R: 0 E: 0 K: 1 S: 5	H: 0 LOB: 0 BB: 0 P: 5	R: 4 E: 0 K: 0 S: 5	H: 2 LOB: 2 BB: 2 P: 13	R: 0 E: 0 K: 0 S: 4	H: 1 LOB: 2 BB: 0 P: 5	R: 0 E: 0 K: 2 S: 7	H: 0 LOB: 0 BB: 0 P: 7	R: 0 E: 0 K: 0 S: 3	H: 0 LOB: 0 BB: 0 P: 3	R: 0 E: 1 K: 0 S: 4	H: 1 LOB: 2 BB: 1 P: 8		1B: 3 2B: 1 3B: 0 HR: 1	SF: 0 SAC: 1 DP: 2 HBP: 1
PITCHER Bert Blyleven, R (1, 1) ERA: 3.11	IP: 8.0 WLS: L BF: 32 H: 5 R: 4 ER: 4 SO: 4 BB: 4 IBB: 0 HBP: 1 BLK: 0 WP: 2 HR: 1 S: 35 P: 52 ERA: 4.50 WHIP: 1.125																		

AB 34
R 3
H 10
RBI 3
BB 4
SO 3
LOB 19



AB 26
R 4
H 5
RBI 4
BB 4
SO 4
LOB 8



Batter	1	2	3	4	5	6	7	8	9	AB	R	H	RBI	BB	SO	LOB	TOP										
Dan Ford, R OBP: 0.311, SLG: 0.427 (1, 8)	L3		K		F9			2B		4	0	1	0	0	1	1	Minnesota Twins @ Kansas City Royals Royals Stadium, Kansas City, MO Thu Aug 07 1975, 8:05 PM EDT Att: 15,596 - Unknown - 80 F										
Jerry Terrell, R OBP: 0.323, SLG: 0.329 (1, 3)	F8		4-3		F9			5-3		4	0	0	0	0	2												
Rod Carew, L OBP: 0.437, SLG: 0.529 (1, 4)	1B		4-3		4-3			HR		4	1	2	0	0	1												
Tony Oliva, L OBP: 0.366, SLG: 0.430 (1, 10)	1B				6-3			K		4	0	1	0	0	1												
Eric Soderholm, R OBP: 0.356, SLG: 0.378 (1, 5)	5-3				F9			HR		4	1	1	2	0	2												
Steve Braun, L OBP: 0.377, SLG: 0.417 John Briggs, L OBP: 0.424, SLG: 0.422 (1, 7) (3, 7)	1-4-3				1B			F9		1	0	0	0	0	0												
Danny Thompson, R OBP: 0.302, SLG: 0.337 (1, 6)	6-3				L9			4-3		3	0	1	0	0	0												
Lyman Bostock, L OBP: 0.321, SLG: 0.341 (1, 9)	F8				L4			6-3		3	0	0	0	0	0												
Phil Roof, R OBP: 0.283, SLG: 0.326 Glenn Borgmann, R OBP: 0.303, SLG: 0.291 (1, 2) (4, 2)					K			F9		1	0	1	0	0	0												
										2	0	0	0	0	1												
Inning Stats	R: 0 E: 0 K: 0 S: 5	H: 2 LOB: 2 BB: 0 P: 5	R: 0 E: 0 K: 0 S: 3	H: 0 LOB: 0 BB: 0 P: 3	R: 0 E: 0 K: 1 S: 6	H: 1 LOB: 1 BB: 0 P: 6	R: 0 E: 0 K: 0 S: 4	H: 1 LOB: 1 BB: 0 P: 4	R: 0 E: 0 K: 1 S: 5	H: 0 LOB: 0 BB: 0 P: 5	R: 0 E: 0 K: 0 S: 3	H: 0 LOB: 0 BB: 0 P: 3	R: 0 E: 0 K: 0 S: 3	H: 0 LOB: 0 BB: 0 P: 3	R: 0 E: 0 K: 0 S: 4	H: 1 LOB: 1 BB: 0 P: 4	R: 2 E: 0 K: 1 S: 7	H: 2 LOB: 0 BB: 0 P: 7	1B: 4 2B: 2 3B: 0 HR: 1	SF: 0 SAC: 0 DP: 0 HBP: 0	WP: 0 PB: 0 SB: 0 CS: 0	PA: 34					
PITCHER	IP	WLS	BF	H	R	ER	SO	BB	IBB	HBP	BLK	WP	HR	S	P	ERA	WHIP										
Paul Splittorf, L ERA: 3.46 (1, 1)	6.0	W	22	4	0	0	2	0	0	0	0	0	0	26	26	0.00	0.667										
Lindy McDaniel, R ERA: 4.19 (7, 1)	2.0		7	1	0	0	0	0	0	0	0	0	0	7	7	0.00	0.500										
Nelson Briles, R ERA: 4.36 (9, 1)	1.0		5	2	2	2	1	0	0	0	0	0	1	7	7	18.00	2.000										

AB	34
R	2
H	7
RBI	2
BB	0
SO	3
LOB	8



Batter	1	2	3	4	5	6	7	8	9	AB	R	H	RBI	BB	SO	LOB	BOTTOM										
Freddie Patek, R OBP: 0.315, SLG: 0.342 Frank White, R OBP: 0.258, SLG: 0.317 (1, 6) (8, 6)	IHR	K		F8		6-3	5-3			5	1	1	2	0	1	3	Minnesota Twins @ Kansas City Royals Royals Stadium, Kansas City, MO Thu Aug 07 1975, 8:05 PM EDT Att: 15,596 - Unknown - 80 F										
Cookie Rojas, R OBP: 0.338, SLG: 0.371 (1, 4)	4-3			1B		3B	5-3			5	1	3	1	0	1												
Amos Otis, R OBP: 0.372, SLG: 0.416 (1, 8)	2B			F8		1B		F9		4	2	1	1	1	0												
John Mayberry, L OBP: 0.409, SLG: 0.533 (1, 3)	F9			F9		F3	WP	4-3		4	1	1	1	0	3												
Hal McRae, R OBP: 0.366, SLG: 0.440 Jim Wohlford, R OBP: 0.325, SLG: 0.322 (1, 7) (7, 7)	1B			FC1-6		F3	HBP	K		3	1	1	1	1	2												
George Brett, L OBP: 0.343, SLG: 0.431 (1, 5)	1B			FC1-6		SF8		F9		3	1	1	2	0	2												
Harmon Killebrew, R OBP: 0.319, SLG: 0.388 Rodney Scott, S (5, PR) (1, 10)	F7			FC1-6		SF8		F9		3	0	1	1	0	0												
				5-3				4-3		1	1	0	0	0	0												
Al Cowens, R OBP: 0.316, SLG: 0.378 (1, 9)				1B				1B		3	2	3	2	1	0												
Buck Martinez, R OBP: 0.315, SLG: 0.367 (1, 2)	E6			FC4				5-3		4	0	1	0	0	4												
Inning Stats	R: 3 E: 0 K: 0 S: 6	H: 3 LOB: 1 BB: 1 P: 10	R: 1 E: 1 K: 1 S: 8	H: 2 LOB: 2 BB: 0 P: 8	R: 1 E: 0 K: 0 S: 4	H: 1 LOB: 1 BB: 1 P: 8	R: 0 E: 0 K: 0 S: 3	H: 1 LOB: 0 BB: 0 P: 3	R: 2 E: 0 K: 0 S: 5	H: 2 LOB: 2 BB: 0 P: 6	R: 2 E: 0 K: 1 S: 8	H: 3 LOB: 1 BB: 0 P: 8	R: 1 E: 0 K: 0 S: 4	H: 1 LOB: 1 BB: 1 P: 8	R: 0 E: 0 K: 0 S: 3	H: 0 LOB: 0 BB: 0 P: 3	1B: 8 2B: 3 3B: 1 HR: 1	SF: 1 SAC: 0 DP: 0 HBP: 1	WP: 1 PB: 0 SB: 0 CS: 0	PA: 41							
PITCHER	IP	WLS	BF	H	R	ER	SO	BB	IBB	HBP	BLK	WP	HR	S	P	ERA	WHIP										
Vic Albury, L ERA: 4.21 (1, 1)	4.2	L	25	8	7	7	1	0	0	0	0	0	0	24	33	13.50	2.143										
Tom Johnson, R ERA: 4.57 (5, 1)	1.1		8	4	2	2	1	0	0	0	0	0	0	10	10	13.50	3.000										
Joe Decker, R ERA: 9.3 (7, 1)	2.0		8	1	1	1	0	1	0	0	0	0	0	7	11	4.50	1.000										

AB	36
R	10
H	13
RBI	10
BB	3
SO	2
LOB	19



Batter	1	2	3	4	5	6	7	8	9	AB	R	H	RBI	BB	SO	LOB	TOP										
Lyman Bostock, L OBP: 0.322, SLG: 0.342 (1, 9)	6-3	1B		L6			6-3		1B	5	0	2	1	0	0	2											
Dan Ford, R OBP: 0.318, SLG: 0.433 (1, 8)	1B	1B			F9		CS		1B	5	1	4	1	0	0	0											
Rod Carew, L OBP: 0.432, SLG: 0.523 (1, 4)	F8	F7			F7		F8		F7	5	0	0	0	0	0	6											
Tony Oliva, L OBP: 0.367, SLG: 0.434 (1, 10)	1B			K					K	4	0	2	0	0	2	0											
Eric Soderholm, R OBP: 0.355, SLG: 0.377 (1, 5)	1B			6-3					K	4	0	1	1	0	2	1											
John Briggs, L OBP: 0.425, SLG: 0.418 (1, 7)	1-3			CS			SH3-4		4-3	2	0	0	0	2	0	2											
Jerry Terrell, R OBP: 0.327, SLG: 0.333 (1, 3)		1B		CS			SH3-4		6-3	3	1	2	0	0	0	0											
Danny Thompson, R OBP: 0.299, SLG: 0.333 (9, PH)		L6							K	3	0	0	0	0	2	3											
Steve Braun, L OBP: 0.376, SLG: 0.415 (9, PH)		1-3							K	1	0	0	0	0	1	0											
Luis Gomez, R OBP: 0.232, SLG: 0.176 (9, 6)									K	0	0	0	0	0	0	0											
Glenn Borgmann, R OBP: 0.305, SLG: 0.291 (1, 2)		F3					6-3		1B	3	1	1	0	1	0	2											
Inning Stats	R: 1 E: 0 K: 0 S: 6	H: 3 LOB: 2 BB: 0 P: 6	R: 1 E: 1 K: 0 S: 6	H: 3 LOB: 2 BB: 0 P: 6	R: 0 E: 0 K: 1 S: 4	H: 0 LOB: 0 BB: 1 P: 8	R: 0 E: 0 K: 1 S: 5	H: 1 LOB: 1 BB: 1 P: 9	R: 0 E: 0 K: 1 S: 6	H: 0 LOB: 1 BB: 1 P: 9	R: 0 E: 0 K: 2 S: 7	H: 1 LOB: 0 BB: 0 P: 3	R: 0 E: 0 K: 2 S: 7	H: 0 LOB: 0 BB: 0 P: 7	R: 1 E: 0 K: 1 S: 8	H: 3 LOB: 3 BB: 0 P: 8	1B: 11 2B: 2 3B: 0 HR: 0	SF: 0 SAC: 1 DP: 1 HBP: 0	WP: 0 PB: 0 SB: 1 CS: 2	PA: 40							
PITCHER	IP	WLS	BF	H	R	ER	SO	BB	IBB	HBP	BLK	WP	HR	S	P	ERA	WHIP										
Joe Coleman, R ERA: 5.66 (1, 1)	8.2	L	38	12	3	3	7	3	0	0	0	0	0	49	61	3.12	1.731										
Fernando Arroyo, R ERA: 4.5 (9, 1)	0.1		1	0	0	0	0	0	0	0	0	0	0	1	1	0.00	0.000										

Minnesota Twins @ Detroit Tigers
Tiger Stadium, Detroit, MI
Fri Aug 08 1975, 7:05 PM EDT
Att: 18,259 - Unknown - 74 F

AB 35
R 3
H 12
RBI 3
BB 3
SO 7
LOB 16



Batter	1	2	3	4	5	6	7	8	9	AB	R	H	RBI	BB	SO	LOB	BOTTOM										
Ron LeFlore, R OBP: 0.313, SLG: 0.380 (1, 8)	6-3		F9		F9		WP		FC4-6	5	0	1	0	0	0	3											
Gary Sutherland, R OBP: 0.321, SLG: 0.332 (1, 4)			5-3				1B		K	4	0	2	1	0	1	2											
Jack Pierce, L OBP: 0.328, SLG: 0.438 (9, PH)	1B						1B		K	1	0	0	0	0	1	1											
Dan Meyer, L OBP: 0.305, SLG: 0.376 (1, 3)	P4		E4				F7			4	0	0	0	0	0	3											
Willie Horton, R OBP: 0.319, SLG: 0.437 (1, 10)			5-3						SH3-4	2	0	1	0	2	0	2											
Ben Oglivie, L OBP: 0.311, SLG: 0.407 (1, 7)	K				1-3		F9		SH3-4	3	0	0	0	0	1	3											
Billy Baldwin, L OBP: 0.320, SLG: 0.500 (1, 9)			P4		1-3				F8	3	0	0	0	1	0	1											
Aurelio Rodriguez, R OBP: 0.280, SLG: 0.378 (1, 5)			F9		5-3		P6		K	4	0	0	0	0	1	3											
John Wockenfuss, R OBP: 0.295, SLG: 0.427 (1, 2)			F7		L6				FC4-6	3	0	0	0	0	0	0											
John Knox, L OBP: 0.327, SLG: 0.292 (9, PH)									1B	1	0	1	0	0	0	0											
Tom Veryzer, R OBP: 0.272, SLG: 0.286 (1, 6)									FC4-6	2	1	2	0	1	0	0											
Gates Brown, L OBP: 0.310, SLG: 0.304 (9, PH)									FC4-6	1	0	0	0	0	0	1											
Gene Michael, S OBP: 0.252, SLG: 0.289 (9, PR)							WP		FC4-6	0	0	0	0	0	0	0											
Inning Stats	R: 0 E: 0 K: 1 S: 6	H: 1 LOB: 2 BB: 1 P: 10	R: 0 E: 0 K: 0 S: 3	H: 0 LOB: 0 BB: 0 P: 3	R: 0 E: 1 K: 0 S: 4	H: 0 LOB: 2 BB: 1 P: 8	R: 0 E: 0 K: 0 S: 3	H: 0 LOB: 0 BB: 0 P: 3	R: 0 E: 0 K: 1 S: 6	H: 1 LOB: 1 BB: 0 P: 6	R: 0 E: 0 K: 0 S: 3	H: 0 LOB: 2 BB: 2 P: 11	R: 1 E: 0 K: 0 S: 5	H: 3 LOB: 1 BB: 0 P: 5	R: 0 E: 0 K: 1 S: 6	H: 1 LOB: 1 BB: 0 P: 6	R: 0 E: 0 K: 1 S: 6	H: 1 LOB: 1 BB: 0 P: 6	1B: 7 2B: 0 3B: 0 HR: 0	SF: 0 SAC: 1 DP: 0 HBP: 0	WP: 1 PB: 0 SB: 0 CS: 0	PA: 38					
PITCHER	IP	WLS	BF	H	R	ER	SO	BB	IBB	HBP	BLK	WP	HR	S	P	ERA	WHIP										
Jim Hughes, R ERA: 4.01 (1, 1)	9.0	W	38	7	1	1	4	4	0	0	0	1	0	42	58	1.00	1.222										

Minnesota Twins @ Detroit Tigers
Tiger Stadium, Detroit, MI
Fri Aug 08 1975, 7:05 PM EDT
Att: 18,259 - Unknown - 74 F

AB 33
R 1
H 7
RBI 1
BB 4
SO 4
LOB 19



Batter	1	2	3	4	5	6	7	8	9	AB	R	H	RBI	BB	SO	LOB	TOP			
Jerry Terrell, R OBP: 0.326, SLG: 0.332	F7		K2-3		F8		1-2 1B			4	0	1	0	0	1	0	Minnesota Twins @ Detroit Tigers Tiger Stadium, Detroit, MI Sat Aug 09 1975, 3:33 AM EDT Att: 18,028 - Unknown - 79 F			
Lyman Bostock, L OBP: 0.321, SLG: 0.341	K		F	S	5-3		F8			4	0	1	0	0	1	2				
Dan Ford, R OBP: 0.317, SLG: 0.429	5-3		6-3		CS	BB		5-3		3	0	0	0	1	0	1				
Tony Oliva, L OBP: 0.363, SLG: 0.429		4-3		4-3	CS	1-2	6-3	4-3		4	0	0	0	0	0	0				
Eric Soderholm, R OBP: 0.354, SLG: 0.378	F7			1B	2B		F7	K		4	1	1	0	0	1	0				
John Briggs, L OBP: 0.426, SLG: 0.415		1B	BB	1B	BB		F2		F5	2	0	0	0	2	0	0				
Danny Thompson, R OBP: 0.302, SLG: 0.336			F8				F9	FC5-4 1B		4	0	2	0	0	0	2				
Glenn Borgmann, R OBP: 0.307, SLG: 0.291	P5			FC6-4 1B			1B	BB	P6	3	0	1	1	1	0	3				
Luis Gomez, R OBP: 0.217, SLG: 0.164			6-3	FC6-4 1-2			K		FC5-4 1-2	4	0	0	0	0	1	4				
Inning Stats	R: 0 E: 0 K: 1 S: 5	H: 0 LOB: 0 BB: 0 P: 5	R: 0 E: 0 K: 0 S: 4	H: 1 LOB: 2 BB: 1 P: 8	R: 0 E: 0 K: 1 S: 6	H: 1 LOB: 1 BB: 0 P: 6	R: 1 E: 0 K: 0 S: 5	H: 2 LOB: 2 BB: 1 P: 9	R: 0 E: 0 K: 0 S: 3	H: 0 LOB: 0 BB: 0 P: 3	R: 0 E: 0 K: 1 S: 6	H: 1 LOB: 2 BB: 1 P: 10	R: 0 E: 0 K: 1 S: 5	H: 0 LOB: 0 BB: 0 P: 5	R: 0 E: 0 K: 0 S: 4	H: 1 LOB: 1 BB: 0 P: 4	1B: 5 2B: 1 3B: 0 HR: 0	SF: 0 SAC: 0 DP: 0 HBP: 0	WP: 0 PB: 0 SB: 1 CS: 1	PA: 37
PITCHER Mickey Lolich, L ERA: 3.36	IP: 9.0 WLS: L BF: 36 H: 6 R: 1 ER: 1 SO: 4 BB: 4 IBB: 0 HBP: 0 BLK: 0 WP: 0 HR: 0 S: 40 P: 56 ERA: 1.00 WHIP: 1.111															PITCHER				

Batter	1	2	3	4	5	6	7	8	9	AB	R	H	RBI	BB	SO	LOB	BOTTOM					
Ron LeFlore, R OBP: 0.312, SLG: 0.377	5-3		4-3			K				3	0	0	0	1	1	0	Minnesota Twins @ Detroit Tigers Tiger Stadium, Detroit, MI Sat Aug 09 1975, 3:33 AM EDT Att: 18,028 - Unknown - 79 F					
Gary Sutherland, R OBP: 0.318, SLG: 0.329	6-3		K			4-3		6-3		4	0	0	0	0	1	2						
Dan Meyer, L OBP: 0.304, SLG: 0.375	5-3			4-3		K			G6-4-3 1B	4	0	1	0	0	1	0						
Willie Horton, R OBP: 0.318, SLG: 0.436		K		G6-4-3 1B		F3		G6-4-3 1-2		4	0	1	0	0	1	1						
Bill Freehan, R OBP: 0.317, SLG: 0.413		K		G6-4-3 1-2		G4-6-3 1B		6-3		4	0	1	0	0	1	1						
Ben Oglivie, L OBP: 0.311, SLG: 0.406		S			6-3		G4-6-3 1-2		G4-6-3	3	0	1	0	0	0	1						
Leon Roberts, R OBP: 0.328, SLG: 0.407		1B			5-3			P4		2	0	0	0	1	0	0						
Aurelio Rodriguez, R OBP: 0.280, SLG: 0.377		P6						E1	4-3 WP	3	0	1	0	0	0	2						
Tom Veryzer, R OBP: 0.271, SLG: 0.284										2	0	0	0	0	1	1						
Gates Brown, L OBP: 0.300, SLG: 0.292										1	0	0	0	0	0	1						
Gene Michael, S OBP: 0.252, SLG: 0.289										0	0	0	0	0	0	0						
Inning Stats	R: 0 E: 0 K: 0 S: 3	H: 0 LOB: 0 BB: 0 P: 3	R: 0 E: 0 K: 2 S: 8	H: 1 LOB: 2 BB: 1 P: 12	R: 0 E: 0 K: 2 S: 7	H: 0 LOB: 0 BB: 0 P: 7	R: 0 E: 0 K: 0 S: 3	H: 1 LOB: 0 BB: 0 P: 3	R: 0 E: 0 K: 0 S: 4	H: 1 LOB: 1 BB: 0 P: 4	R: 0 E: 0 K: 2 S: 7	H: 0 LOB: 0 BB: 0 P: 7	R: 0 E: 0 K: 0 S: 3	H: 1 LOB: 2 BB: 1 P: 3	R: 0 E: 1 K: 0 S: 4	H: 0 LOB: 2 BB: 1 P: 8	R: 0 E: 0 K: 0 S: 3	H: 1 LOB: 0 BB: 0 P: 3	1B: 5 2B: 0 3B: 0 HR: 0	SF: 0 SAC: 0 DP: 3 HBP: 0	WP: 1 PB: 0 SB: 1 CS: 0	PA: 32
PITCHER Dave Goltz, R ERA: 3.94	IP: 9.0 WLS: W BF: 32 H: 5 R: 0 ER: 0 SO: 6 BB: 2 IBB: 0 HBP: 0 BLK: 0 WP: 1 HR: 0 S: 42 P: 50 ERA: 0.00 WHIP: 0.778															PITCHER						

AB	32
R	1
H	6
RBI	1
BB	4
SO	4
LOB	12



Batter	1	2	3	4	5	6	7	8	9	AB	R	H	RBI	BB	SO	LOB	TOP								
Lyman Bostock, L (1, 9) OBP: 0.319, SLG: 0.342	0-0 3-1		0-0 F8			0-0 2B	0-0 FC6		0-0 F7	5	0	1	0	0	0	3									
Dan Ford, R (1, 8) OBP: 0.316, SLG: 0.425	0-0 F7			0-0 5-3		0-0 6-3		0-0 G4-6-3 1B	0-0 F9	5	0	1	0	0	0	1									
John Briggs, L (1, 3) OBP: 0.424, SLG: 0.412	0-0 1-3			0-0 6-3		0-0 F3		0-0 G4-6-3 1B		4	0	1	0	0	0	1									
Tony Oliva, L (1, 10) OBP: 0.359, SLG: 0.424		0-3 K		0-0 F7			0-0 F7	0-0 G4-6-3		4	0	0	0	0	1	2									
Steve Braun, L (1, 7) OBP: 0.377, SLG: 0.415		0-0 F7			0-0 4-3		0-0 1B 2B	4-0 FC6-4 BB		3	1	1	0	1	0	0									
Eric Soderholm, R (1, 5) OBP: 0.355, SLG: 0.379		0-0 6-3			0-0 SH5-3 1B		0-0 2B SF7 1B	0-0 FC6-4		4	1	2	0	0	0	2									
Jerry Terrell, R (1, 4) OBP: 0.330, SLG: 0.341			0-0 4-3		0-0 SH5-3		0-0 2B		0-0 E6	3	1	2	1	0	0	0									
Danny Thompson, R (1, 6) OBP: 0.301, SLG: 0.332			0-0 6-3		0-0 F9		4-0 FC6 IBB		0-0 4-3	3	0	0	0	1	0	2									
Glenn Borgmann, R (1, 2) OBP: 0.305, SLG: 0.289				0-0 E5		0-0 F9	0-0 SF7		0-0 HR	2	0	0	0	0	0	0									
Rod Carew, L (7, PH) OBP: 0.431, SLG: 0.523										0	0	0	1	0	0	0									
Phil Roof, R (7, 2) OBP: 0.298, SLG: 0.409										1	1	1	2	0	0	0									
Inning Stats	R: 0 E: 0 K: 0 S: 3	H: 0 LOB: 0 BB: 0 P: 3	R: 0 E: 0 K: 1 S: 5	H: 0 LOB: 0 BB: 0 P: 5	R: 0 E: 1 K: 0 S: 4	H: 0 LOB: 1 BB: 0 P: 4	R: 0 E: 0 K: 0 S: 3	H: 0 LOB: 0 BB: 0 P: 3	R: 0 E: 0 K: 0 S: 4	H: 1 LOB: 1 BB: 0 P: 4	R: 0 E: 0 K: 0 S: 4	H: 1 LOB: 1 BB: 0 P: 4	R: 2 E: 0 K: 0 S: 6	H: 3 LOB: 2 BB: 1 P: 10	R: 0 E: 0 K: 0 S: 4	H: 2 LOB: 2 BB: 1 P: 8	R: 2 E: 1 K: 0 S: 5	H: 2 LOB: 0 BB: 0 P: 5	1B: 6 2B: 2 3B: 0 HR: 1	SF: 1 SAC: 1 DP: 1 HBP: 0	WP: 0 PB: 0 SB: 0 CS: 0	PA: 38			
PITCHER	IP	WLS	BF	H	R	ER	SO	BB	IBB	HBP	BLK	WP	HR	S	P	ERA	WHIP								
Ray Bare, R (1, 1) ERA: 4.16	7.0	L	30	7	2	2	1	0	1	0	0	0	0	31	35	2.57	1.000								
Bob Reynolds, R (8, 1) ERA: 5.18	2.0		8	2	2	2	0	1	0	0	0	0	1	7	11	9.00	1.500								

Minnesota Twins @ Detroit Tigers
Tiger Stadium, Detroit, MI
Sun Aug 10 1975, 3:33 AM EDT
Att: 11,851 - Unknown - 80 F

AB 34
R 4
H 9
RBI 4
BB 2
SO 1
LOB 11



Batter	1	2	3	4	5	6	7	8	9	AB	R	H	RBI	BB	SO	LOB	BOTTOM								
Ron LeFlore, R (1, 8) OBP: 0.312, SLG: 0.375	0-0 F9			0-3 K			0-0 6-3		4-0 G4-6-3 BB	3	0	0	0	1	1	0									
Gary Sutherland, R (1, 4) OBP: 0.318, SLG: 0.328	0-3 K			0-0 G3-6-3 1B		0-0 4-3			0-0 G4-6-3	4	0	1	0	0	1	1									
Dan Meyer, L (1, 3) OBP: 0.304, SLG: 0.374	0-0 L3			0-0 G3-6-3		0-0 1B				3	0	1	0	0	0	1									
Willie Horton, R (1, 10) OBP: 0.316, SLG: 0.433		0-0 F9			0-0 4-3		0-0 2-1-3			3	0	0	0	0	0	1									
Bill Freehan, R (1, 2) OBP: 0.314, SLG: 0.409		0-0 P6			0-0 6-3				0-0 F3	3	0	0	0	0	0	0									
Ben Oglivie, L (1, 7) OBP: 0.311, SLG: 0.405		0-0 P6			0-3 K				0-0 1B	3	0	1	0	0	1	0									
Leon Roberts, R (1, 9) OBP: 0.328, SLG: 0.406				0-0 CS 1B		0-0 5-3			0-0 F8	3	0	1	0	0	0	1									
Aurelio Rodriguez, R (1, 5) OBP: 0.279, SLG: 0.375				0-3 K		0-0 4-3			0-0 G3	2	0	0	0	0	1	1									
Gates Brown, L (8, PH) OBP: 0.290, SLG: 0.280										1	0	0	0	0	0	1									
Gene Michael, S (9, 5) OBP: 0.252, SLG: 0.289				1-2 K						0	0	0	0	0	0	0									
Tom Veryzer, R (1, 6) OBP: 0.269, SLG: 0.281				0-3 K		0-3 K				2	0	0	0	0	2	0									
John Knox, L (9, PH) OBP: 0.321, SLG: 0.286									0-0 6-3	1	0	0	0	0	0	0									
Inning Stats	R: 0 E: 0 K: 1 S: 5	H: 0 LOB: 0 BB: 0 P: 5	R: 0 E: 0 K: 0 S: 3	H: 0 LOB: 0 BB: 0 P: 3	R: 0 E: 0 K: 2 S: 7	H: 1 LOB: 0 BB: 0 P: 7	R: 0 E: 0 K: 1 S: 5	H: 1 LOB: 0 BB: 0 P: 5	R: 0 E: 0 K: 1 S: 5	H: 0 LOB: 0 BB: 0 P: 5	R: 0 E: 0 K: 0 S: 4	H: 0 LOB: 0 BB: 0 P: 4	R: 0 E: 0 K: 0 S: 4	H: 1 LOB: 1 BB: 0 P: 4	R: 0 E: 0 K: 0 S: 4	H: 1 LOB: 0 BB: 0 P: 4	R: 0 E: 0 K: 0 S: 2	H: 0 LOB: 0 BB: 1 P: 6	1B: 4 2B: 0 3B: 0 HR: 0	SF: 0 SAC: 0 DP: 2 HBP: 0	WP: 0 PB: 0 SB: 0 CS: 1	PA: 29			
PITCHER	IP	WLS	BF	H	R	ER	SO	BB	IBB	HBP	BLK	WP	HR	S	P	ERA	WHIP								
Bert Blyleven, R (1, 1) ERA: 2.96	9.0	W	29	4	0	0	6	1	0	0	0	0	0	40	44	0.00	0.556								

Minnesota Twins @ Detroit Tigers
Tiger Stadium, Detroit, MI
Sun Aug 10 1975, 3:33 AM EDT
Att: 11,851 - Unknown - 80 F

AB 28
R 0
H 4
RBI 0
BB 1
SO 6
LOB 6



Batter	1	2	3	4	5	6	7	8	9	AB	R	H	RBI	BB	SO	LOB	TOP								
Don Money, R (1, 5) OBP: 0.306, SLG: 0.407 Kurt Bevacqua, R (4, 5) OBP: 0.251, SLG: 0.273	E5 3B	HR		5-3			L8 1-3		3-1 1B	3	2	1	3	0	0	0	Milwaukee Brewers @ Minnesota Twins Metropolitan Stadium, Bloomington, MI Mon Aug 11 1975, 8:05 PM EDT Att: 11,238 - Unknown - 84 F livebaseballscorecards.com								
Bobby Mitchell, R (1, 7) OBP: 0.332, SLG: 0.462 Bill Sharp, L (3, 7) OBP: 0.286, SLG: 0.319	F8	K		G3			K		3-1	2	0	0	0	0	1	1									
George Scott, R (1, 3) OBP: 0.348, SLG: 0.510	SF9 3B			HR			F9		IBB	4	2	2	2	1	0	1									
Hank Aaron, R (1, 10) OBP: 0.334, SLG: 0.373	SF9			HR			F2		F9	4	1	2	2	0	0	3									
Sixto Lezcano, R (1, 9) OBP: 0.319, SLG: 0.381	F9			F9			F7		K	4	0	0	0	0	1	1									
Darrell Porter, L (1, 2) OBP: 0.363, SLG: 0.414		HR		BB			L9		F7	3	1	1	0	1	0	1									
Gorman Thomas, R (1, 8) OBP: 0.295, SLG: 0.438	F9			K			K		P4	4	0	0	0	0	2	3									
Pedro Garcia, R (1, 4) OBP: 0.280, SLG: 0.332 Bob Sheldon, L (9, PH) OBP: 0.466, SLG: 0.491	K			1-3			P4		3-1 1B	3	0	0	0	0	1	2									
Jack Lind, S (1, 6) OBP: 0.222, SLG: 0.125 Mike Hegan, L (9, PH) OBP: 0.397, SLG: 0.445	HR			3-1			L8 S		F8	2	1	1	0	1	0	0									
	HR			BB			1B			1	0	0	0	0	0	1									
Inning Stats	R: 2 E: 1 K: 0 S: 5	H: 1 LOB: 0 BB: 0 P: 5	R: 3 E: 0 K: 2 S: 9	H: 2 LOB: 0 BB: 1 P: 13	R: 2 E: 0 K: 1 S: 7	H: 2 LOB: 1 BB: 1 P: 11	R: 0 E: 0 K: 0 S: 3	H: 0 LOB: 0 BB: 0 P: 3	R: 0 E: 0 K: 1 S: 5	H: 0 LOB: 0 BB: 0 P: 5	R: 0 E: 0 K: 1 S: 6	H: 1 LOB: 1 BB: 0 P: 6	R: 0 E: 0 K: 1 S: 6	H: 1 LOB: 1 BB: 1 P: 6	R: 0 E: 0 K: 0 S: 5	H: 2 LOB: 3 BB: 1 P: 9	1B: 4 2B: 1 3B: 1 HR: 3	SF: 1 SAC: 0 DP: 0 HBP: 0	WP: 0 PB: 0 SB: 1 CS: 0	PA: 40					
PITCHER	IP	WLS	BF	H	R	ER	SO	BB	IBB	HBP	BLK	WP	HR	S	P	ERA	WHIP								
Bill Butler, L (1, 1) ERA: 6.84 Tom Johnson, R (3, 1) ERA: 3.77	2.0		12	4	6	4	2	1	0	0	0	0	2	15	19	18.00	2.500								
	7.0	W	28	5	1	1	4	1	1	0	0	0	1	34	42	1.29	0.857								

Batter	1	2	3	4	5	6	7	8	9	AB	R	H	RBI	BB	SO	LOB	BOTTOM								
Lyman Bostock, L (1, 9) OBP: 0.316, SLG: 0.336	4-3	E6 1B		6-3		E FC1 BB		1-3		4	1	0	0	1	0	0	Milwaukee Brewers @ Minnesota Twins Metropolitan Stadium, Bloomington, MI Mon Aug 11 1975, 8:05 PM EDT Att: 11,238 - Unknown - 84 F livebaseballscorecards.com								
Dan Ford, R (1, 8) OBP: 0.317, SLG: 0.423	FC1-6 2B	1B		K		FC1		K		4	1	1	0	1	2	1									
Rod Carew, L (1, 4) OBP: 0.433, SLG: 0.522	FC1-6 1B	1B		G3		FC6 IBB		4-3		4	0	2	1	1	0	0									
John Briggs, L (1, 3) OBP: 0.422, SLG: 0.407	FC1-6 2B			HR		F8				3	1	0	0	1	1	5									
Tony Oliva, L (1, 10) OBP: 0.361, SLG: 0.428				HR		6-3		FC6		4	1	2	1	0	0	3									
Eric Soderholm, R (1, 5) OBP: 0.356, SLG: 0.393	4-3			HR				F7		4	2	2	3	0	0	2									
Steve Braun, L (1, 7) OBP: 0.378, SLG: 0.424		E8 4-3 E		F9		HR		FC6-4 1B		4	2	2	2	0	0	0									
Jerry Terrell, R (1, 6) OBP: 0.325, SLG: 0.335	F9			F8		L6		F7		4	0	0	0	0	0	2									
Glenn Borgmann, R (1, 2) OBP: 0.302, SLG: 0.286	4-3			F8		L7		FC6-4		4	0	0	0	0	0	2									
	2-3							1-2																	
Inning Stats	R: 1 E: 0 K: 0 S: 5	H: 2 LOB: 2 BB: 1 P: 9	R: 2 E: 2 K: 0 S: 6	H: 2 LOB: 2 BB: 0 P: 6	R: 3 E: 0 K: 0 S: 5	H: 2 LOB: 0 BB: 1 P: 9	R: 0 E: 0 K: 1 S: 5	H: 0 LOB: 0 BB: 0 P: 5	R: 2 E: 0 K: 1 S: 7	H: 2 LOB: 0 BB: 0 P: 7	R: 0 E: 1 K: 0 S: 4	H: 0 LOB: 2 BB: 2 P: 12	R: 0 E: 0 K: 0 S: 4	H: 1 LOB: 1 BB: 0 P: 4	R: 0 E: 0 K: 1 S: 5	H: 0 LOB: 0 BB: 0 P: 5	1B: 5 2B: 1 3B: 1 HR: 2	SF: 0 SAC: 0 DP: 0 HBP: 0	WP: 0 PB: 0 SB: 0 CS: 0	PA: 39					
PITCHER	IP	WLS	BF	H	R	ER	SO	BB	IBB	HBP	BLK	WP	HR	S	P	ERA	WHIP								
Jim Slaton, R (1, 1) ERA: 4.15 Eduardo Rodriguez, R (5, 1) ERA: 3.23 Rick Austin, L (6, 1) ERA: 3.0	4.2	L	25	8	8	6	2	2	0	0	0	0	0	3	11	0.00	1.500								
	2.2		9	1	0	0	1	0	0	0	0	0	0	11	11	0.00	0.375								

Batter	1	2	3	4	5	6	7	8	9	AB	R	H	RBI	BB	SO	LOB	TOP
Bob Sheldon, L (1, 4) OBP: 0.444, SLG: 0.466										5	0	1	1	0	0	3	
Robin Yount, R (1, 6) OBP: 0.315, SLG: 0.359										5	2	2	0	0	0	2	
George Scott, R (1, 3) OBP: 0.351, SLG: 0.510										4	1	2	1	1	0	2	
Hank Aaron, R (1, 10) OBP: 0.333, SLG: 0.371										5	1	1	1	0	2	2	
Darrell Porter, L (1, 2) OBP: 0.361, SLG: 0.408										4	0	0	1	1	1	2	
Mike Hegan, L (1, 7) OBP: 0.386, SLG: 0.443										3	1	1	1	0	1	2	
Gorman Thomas, R (7, 8) OBP: 0.292, SLG: 0.434										2	0	0	0	0	1	0	
Sixto Lezcano, R (1, 9) OBP: 0.321, SLG: 0.381										3	1	1	0	1	1	0	
Bill Sharp, L (1, 8) OBP: 0.289, SLG: 0.326										4	1	2	1	0	0	0	
Kurt Bevacqua, R (1, 5) OBP: 0.257, SLG: 0.274										3	0	1	1	1	2	0	
Inning Stats	R: 4 E: 0 K: 0 S: 8	H: 5 LOB: 3 BB: 2 P: 16	R: 0 E: 0 K: 1 S: 5	H: 0 LOB: 0 BB: 0 P: 5	R: 0 E: 0 K: 1 S: 5	H: 0 LOB: 0 BB: 0 P: 5	R: 0 E: 0 K: 1 S: 5	H: 0 LOB: 2 BB: 2 P: 13	R: 1 E: 0 K: 1 S: 7	H: 2 LOB: 1 BB: 0 P: 7	R: 2 E: 0 K: 0 S: 7	H: 4 LOB: 2 BB: 0 P: 7	R: 0 E: 0 K: 2 S: 7	H: 0 LOB: 0 BB: 0 P: 7	1B: 8 2B: 3 3B: 0 HR: 0	SF: 0 SAC: 0 DP: 0 HBP: 0	WP: 0 PA: 42 PB: 0 CS: 0
PITCHER	IP WLS BF H R ER SO BB IBB HBP BLK WP HR S P ERA WHIP																
Jim Hughes, R (1, 1) ERA: 4.21	0.2 L 9 5 4 4 0 2 0 0 0 0 0 0 7 15 54.00 10.500																
Mark Wiley, R (1, 1) ERA: 5.75	6.2 28 6 3 3 6 2 0 0 0 0 0 0 38 46 4.05 1.200																
Bill Campbell, R (8, 1) ERA: 4.41	1.2 5 0 0 0 2 0 0 0 0 0 0 0 9 9 0.00 0.000																

Milwaukee Brewers @ Minnesota Twins
Metropolitan Stadium, Bloomington, MI
Tue Aug 12 1975, 8:05 PM EDT
Att: 14,023 - Unknown - 84 F

AB 38
R 7
H 11
RBI 7
BB 4
SO 8
LOB 13



Batter	1	2	3	4	5	6	7	8	9	AB	R	H	RBI	BB	SO	LOB	BOTTOM
Dan Ford, R (1, 8) OBP: 0.318, SLG: 0.422										5	0	2	1	0	0	1	
Jerry Terrell, R (1, 9) OBP: 0.326, SLG: 0.336										5	0	2	1	0	0	2	
Rod Carew, L (1, 4) OBP: 0.430, SLG: 0.521										5	1	1	0	0	0	3	
Eric Soderholm, R (1, 5) OBP: 0.357, SLG: 0.400										3	1	1	1	1	0	2	
Tony Oliva, L (1, 10) OBP: 0.357, SLG: 0.424										3	0	0	1	0	0	1	
Craig Kusick, R (1, 3) OBP: 0.321, SLG: 0.337										3	0	1	0	1	0	0	
Danny Thompson, R (1, 6) OBP: 0.302, SLG: 0.331										1	0	0	0	1	0	0	
John Briggs, L (6, PH) OBP: 0.421, SLG: 0.406										1	0	0	0	0	1	1	
Luis Gomez, R (7, 6) OBP: 0.217, SLG: 0.164										0	0	0	0	0	0	0	
Lyman Bostock, L (9, PH) OBP: 0.315, SLG: 0.335										1	0	0	0	0	0	0	
Steve Braun, L (1, 7) OBP: 0.379, SLG: 0.427										3	1	1	0	1	1	2	
Glenn Borgmann, R (1, 2) OBP: 0.301, SLG: 0.285										4	1	1	0	0	0	1	
Inning Stats	R: 0 E: 0 K: 0 S: 4	H: 1 LOB: 1 BB: 0 P: 4	R: 0 E: 0 K: 0 S: 3	H: 0 LOB: 0 BB: 0 P: 3	R: 0 E: 0 K: 0 S: 4	H: 1 LOB: 1 BB: 0 P: 4	R: 1 E: 0 K: 0 S: 4	H: 2 LOB: 1 BB: 0 P: 7	R: 0 E: 0 K: 1 S: 5	H: 0 LOB: 0 BB: 0 P: 5	R: 0 E: 0 K: 0 S: 3	H: 0 LOB: 1 BB: 1 P: 7	R: 2 E: 0 K: 0 S: 6	H: 3 LOB: 2 BB: 1 P: 10	1B: 6 2B: 2 3B: 0 HR: 1	SF: 1 SAC: 0 DP: 1 HBP: 0	WP: 0 PA: 39 PB: 0 CS: 0
PITCHER	IP WLS BF H R ER SO BB IBB HBP BLK WP HR S P ERA WHIP																
Bill Travers, L (1, 1) ERA: 4.16	5.0 W 21 5 2 2 0 2 0 0 0 0 0 1 19 27 3.60 1.400																
Pete Broberg, R (6, 1) ERA: 4.5	3.2 16 3 2 2 2 2 0 0 0 0 0 0 18 26 4.91 1.364																
Tom Murphy, R (9, 1) ERA: 3.15	0.1 S 2 1 0 0 0 0 0 0 0 0 0 0 2 2 0.00 3.000																

Milwaukee Brewers @ Minnesota Twins
Metropolitan Stadium, Bloomington, MI
Tue Aug 12 1975, 8:05 PM EDT
Att: 14,023 - Unknown - 84 F

AB 34
R 4
H 9
RBI 4
BB 4
SO 2
LOB 13



Batter	1	2	3	4	5	6	7	8	9	AB	R	H	RBI	BB	SO	LOB	TOP					
Bob Sheldon, L (1,4) OBP: 0.418, SLG: 0.435	0-0 4-3		0-0 L7			0-0 6-3		0-0 6-3		4	0	0	0	0	0	1						
Robin Yount, R (1,6) OBP: 0.317, SLG: 0.363	0-0 G5-4-3 1B			0-0 SH3 2B		0-0 F9		0-0 F3		4	0	2	0	0	0	1						
George Scott, R (1,3) OBP: 0.349, SLG: 0.507	0-0 G5-4-3 1-2			0-0 SH3 2-3		0-0 F8			0-3 K	3	0	0	0	0	1	1						
Hank Aaron, R (1,10) OBP: 0.329, SLG: 0.367		0-0 F7		0-3 K		0-0 F8			0-0 5-3	4	0	0	0	0	1	1						
Darrell Porter, L (1,2) OBP: 0.363, SLG: 0.431		0-0 HR		0-3 K		0-0 HR			0-0 P4	4	2	2	2	0	1	1						
Mike Hegan, L (1,7) OBP: 0.376, SLG: 0.433		0-0 F8			0-0 P4		0-3 K			3	0	0	0	0	1	0						
Gorman Thomas, R (1,8) OBP: 0.297, SLG: 0.431		0-3 K			4-0 S BB		4-0 CS BB			1	0	0	0	2	1	0						
Bill Sharp, L (1,9) OBP: 0.286, SLG: 0.322			0-3 K		0-0 F8 1-2		0-0 CS 1-2	0-0 F7		3	0	0	0	0	1	1						
Kurt Bevacqua, R (1,5) OBP: 0.258, SLG: 0.275			0-0 6-3		0-3 K			0-0 6-3 1B		3	0	1	0	0	1	1						
Inning Stats	R: 0 E: 0 K: 0 S: 3	H: 1 LOB: 0 BB: 0 P: 3	R: 1 E: 0 K: 1 S: 6	H: 1 LOB: 0 BB: 0 P: 6	R: 0 E: 0 K: 1 S: 5	H: 0 LOB: 0 BB: 0 P: 5	R: 0 E: 0 K: 2 S: 8	H: 1 LOB: 1 BB: 0 P: 8	R: 0 E: 0 K: 1 S: 5	H: 0 LOB: 1 BB: 1 P: 9	R: 0 E: 0 K: 0 S: 3	H: 0 LOB: 0 BB: 0 P: 3	R: 1 E: 0 K: 1 S: 5	H: 1 LOB: 0 BB: 1 P: 9	R: 0 E: 0 K: 0 S: 4	H: 1 LOB: 1 BB: 0 P: 4	R: 0 E: 0 K: 1 S: 5	H: 0 LOB: 0 BB: 0 P: 5	1B: 2 2B: 1 3B: 0 HR: 2	SF: 0 SAC: 1 DP: 1 HBP: 0	WP: 0 PB: 0 SB: 1 CS: 1	PA: 33
PITCHER Dave Goltz, R (1,1) ERA: 3.84	IP: 9.0 WLS: W BF: 32 H: 5 R: 2 ER: 2 SO: 7 BB: 2 IBB: 0 HBP: 0 BLK: 0 WP: 0 HR: 2 S: 44 P: 52 ERA: 2.00 WHIP: 0.778											PITCHER	IP: 9.0 WLS: W BF: 32 H: 5 R: 2 ER: 2 SO: 7 BB: 2 IBB: 0 HBP: 0 BLK: 0 WP: 0 HR: 2 S: 44 P: 52 ERA: 2.00 WHIP: 0.778									

Milwaukee Brewers @ Minnesota Twins
Metropolitan Stadium, Bloomington, MI
Wed Aug 13 1975, 8:05 PM EDT
Att: 12,669 - Unknown - 76 F

AB 29
R 2
H 5
RBI 2
BB 2
SO 7
LOB 7



Batter	1	2	3	4	5	6	7	8	9	AB	R	H	RBI	BB	SO	LOB	BOTTOM					
Lyman Bostock, L (1,9) OBP: 0.321, SLG: 0.339	0-0 6-3		0-0 2B		4-0 FC3-6 BB		0-0 L7	4-0 BB		3	0	1	0	2	0	0						
Dan Ford, R (1,8) OBP: 0.314, SLG: 0.416	0-0 P3		0-0 6-3		0-0 P1		0-0 F7	0-0 F7		5	0	0	0	0	0	3						
Rod Carew, L (1,4) OBP: 0.429, SLG: 0.517	0-3 K		0-0 F7		0-0 FC3-6 1-2		4-0 S BB			3	0	0	0	1	1	2						
John Briggs, L (1,3) OBP: 0.422, SLG: 0.402		0-0 F5		4-0 F8 1B 2B BB	0-0 4-3		4-0 1-2 BB			2	1	0	0	2	0	1						
Tony Oliva, L (1,10) OBP: 0.356, SLG: 0.422		0-0 L8		0-0 2B 1-2 1B		0-0 6-3	0-0 4-3			4	0	1	0	0	2							
Jerry Terrell, R (1,5) OBP: 0.325, SLG: 0.335		0-0 1B		0-0 F8		0-0 6-3		0-0 F9		4	0	1	0	0	2							
Steve Braun, L (1,7) OBP: 0.381, SLG: 0.436		0-0 1B		0-0 F8		0-0 HR		0-3 K		4	1	2	1	0	1	2						
Danny Thompson, R (1,6) OBP: 0.308, SLG: 0.351		0-0 1-3		0-0 1-3 2B		0-0 HR		0-0 HR 1B		4	2	3	2	0	2							
Luis Gomez, R (9,6) OBP: 0.217, SLG: 0.164				0-0 3-H 2B		0-0 HR		0-0 HR 1B		0	0	0	0	0	0	0						
Phil Roof, R (1,2) OBP: 0.294, SLG: 0.458			0-0 6-3		0-0 F2		0-0 F9		0-0 1-H HR	4	1	1	2	0	2							
Inning Stats	R: 0 E: 0 K: 1 S: 5	H: 0 LOB: 0 BB: 0 P: 5	R: 0 E: 0 K: 0 S: 5	H: 2 LOB: 2 BB: 0 P: 5	R: 0 E: 0 K: 0 S: 4	H: 1 LOB: 1 BB: 0 P: 4	R: 1 E: 0 K: 0 S: 5	H: 2 LOB: 2 BB: 1 P: 9	R: 0 E: 0 K: 0 S: 3	H: 0 LOB: 1 BB: 1 P: 7	R: 2 E: 0 K: 0 S: 5	H: 2 LOB: 0 BB: 0 P: 5	R: 0 E: 0 K: 0 S: 3	H: 0 LOB: 2 BB: 2 P: 11	R: 0 E: 0 K: 1 S: 7	H: 2 LOB: 1 BB: 1 P: 11	R: 2 E: 0 K: 1 S: 7	H: 2 LOB: 1 BB: 1 P: 11	1B: 4 2B: 2 3B: 0 HR: 3	SF: 0 SAC: 0 DP: 0 HBP: 0	WP: 0 PB: 0 SB: 1 CS: 0	PA: 38
PITCHER Tom Hausman, R (1,1) ERA: 3.9	IP: 6.2 WLS: L BF: 31 H: 7 R: 3 ER: 3 SO: 3 BB: 4 IBB: 0 HBP: 0 BLK: 0 WP: 0 HR: 2 S: 29 P: 45 ERA: 4.05 WHIP: 1.650											PITCHER Rick Austin, L (7,1) ERA: 3.49	IP: 7.1 WLS: L BF: 31 H: 7 R: 3 ER: 3 SO: 3 BB: 4 IBB: 0 HBP: 0 BLK: 0 WP: 0 HR: 2 S: 29 P: 45 ERA: 4.05 WHIP: 1.650									

Milwaukee Brewers @ Minnesota Twins
Metropolitan Stadium, Bloomington, MI
Wed Aug 13 1975, 8:05 PM EDT
Att: 12,669 - Unknown - 76 F

AB 33
R 5
H 9
RBI 5
BB 5
SO 2
LOB 16



Batter	1	2	3	4	5	6	7	8	9	AB	R	H	RBI	BB	SO	LOB	TOP			
Duane Kuiper, L OBP: 0.353, SLG: 0.332 (1, 4)										4	0	1	0	0	0	0	Cleveland Indians @ Minnesota Twins Metropolitan Stadium, Bloomington, MI Fri Aug 15 1975, 8:05 PM EDT Att: 11,277 - Unknown - 78 F			
Rick Manning, L OBP: 0.347, SLG: 0.363 (1, 8)										4	0	1	0	0	1	2				
George Hendrick, R OBP: 0.312, SLG: 0.434 (1, 9)										4	1	1	0	0	0	3				
Boog Powell, L OBP: 0.394, SLG: 0.528 (1, 3)										4	2	2	1	0	0	3				
Rico Carty, R OBP: 0.378, SLG: 0.521 (1, 10)										4	0	0	0	0	1	2				
Oscar Gamble, L OBP: 0.358, SLG: 0.443 (1, 7)										4	1	1	3	0	0	0				
Buddy Bell, R OBP: 0.310, SLG: 0.361 (1, 5)										4	0	1	0	0	2	0				
Alan Ashby, S OBP: 0.259, SLG: 0.281 (1, 2)										4	0	0	0	0	1	1				
Frank Duffy, R OBP: 0.268, SLG: 0.270 (1, 6)										2	0	0	0	0	0	0				
Inning Stats	R: 0 E: 0 K: 0 S: 4	H: 1 LOB: 1 BB: 0 P: 4	R: 0 E: 0 K: 0 S: 4	H: 1 LOB: 1 BB: 0 P: 4	R: 0 E: 0 K: 0 S: 3	H: 0 LOB: 0 BB: 0 P: 3	R: 3 E: 0 K: 2 S: 10	H: 3 LOB: 0 BB: 0 P: 10	R: 0 E: 0 K: 1 S: 6	H: 1 LOB: 2 BB: 0 P: 7	R: 0 E: 0 K: 0 S: 3	H: 0 LOB: 0 BB: 0 P: 3	R: 0 E: 0 K: 0 S: 3	H: 0 LOB: 0 BB: 0 P: 6	R: 0 E: 0 K: 1 S: 5	H: 0 LOB: 0 BB: 0 P: 5	1B: 4 2B: 1 3B: 0 HR: 2	SF: 0 SAC: 0 DP: 0 HBP: 1	WP: 1 PB: 0 SB: 2 CS: 0	PA: 35
PITCHER Bert Blyleven, R ERA: 3.01 (1, 1)	IP: 9.0 WLS: W BF: 35 H: 7 R: 4 ER: 4 SO: 5 BB: 0 IBB: 0 HBP: 1 BLK: 0 WP: 1 HR: 2 S: 44 P: 45 ERA: 4.00 WHIP: 0.778															PITCHER				

Batter	1	2	3	4	5	6	7	8	9	AB	R	H	RBI	BB	SO	LOB	BOTTOM			
Lyman Bostock, L OBP: 0.315, SLG: 0.332 (1, 9)										5	0	0	0	0	1	2	Cleveland Indians @ Minnesota Twins Metropolitan Stadium, Bloomington, MI Fri Aug 15 1975, 8:05 PM EDT Att: 11,277 - Unknown - 78 F			
Dan Ford, R OBP: 0.312, SLG: 0.416 (1, 8)										5	1	1	1	0	1	0				
Rod Carew, L OBP: 0.429, SLG: 0.519 (1, 4)										4	1	2	2	0	1	0				
John Briggs, L OBP: 0.422, SLG: 0.404 (1, 3)										4	0	2	1	0	0	1				
Tony Oliva, L OBP: 0.357, SLG: 0.423 (1, 10)										4	1	2	0	0	0	2				
Jerry Terrell, R OBP: 0.326, SLG: 0.338 (1, 5)										4	2	2	0	0	0	2				
Steve Braun, L OBP: 0.387, SLG: 0.440 (1, 7)										1	2	1	2	3	0	0				
Phil Roof, R OBP: 0.315, SLG: 0.460 (1, 2)										2	1	1	1	0	0	2				
Luis Gomez, R OBP: 0.203, SLG: 0.153 (1, 6)										4	0	0	0	0	1	5				
Inning Stats	R: 1 E: 0 K: 1 S: 7	H: 2 LOB: 1 BB: 0 P: 7	R: 4 E: 0 K: 1 S: 9	H: 4 LOB: 1 BB: 1 P: 13	R: 0 E: 0 K: 0 S: 4	H: 1 LOB: 2 BB: 1 P: 8	R: 0 E: 0 K: 1 S: 5	H: 0 LOB: 0 BB: 0 P: 5	R: 3 E: 1 K: 0 S: 5	H: 3 LOB: 0 BB: 0 P: 6	R: 0 E: 0 K: 0 S: 3	H: 0 LOB: 0 BB: 0 P: 3	R: 0 E: 0 K: 0 S: 4	H: 1 LOB: 2 BB: 1 P: 8	R: 0 E: 0 K: 1 S: 5	H: 0 LOB: 0 BB: 0 P: 5	1B: 8 2B: 3 3B: 0 HR: 0	SF: 0 SAC: 1 DP: 0 HBP: 1	WP: 1 PB: 0 SB: 1 CS: 2	PA: 40
PITCHER Dennis Eckerley, R ERA: 2.96 (1, 1)	IP: 2.1 WLS: L BF: 16 H: 7 R: 5 ER: 5 SO: 2 BB: 2 IBB: 0 HBP: 0 BLK: 0 WP: 0 HR: 0 S: 18 P: 26 ERA: 19.29 WHIP: 3.857															PITCHER				
Fred Beene, R ERA: 6.8 (3, 1)	IP: 3.2 WLS: L BF: 14 H: 3 R: 3 ER: 2 SO: 1 BB: 0 IBB: 0 HBP: 1 BLK: 0 WP: 1 HR: 0 S: 15 P: 16 ERA: 4.91 WHIP: 0.818															PITCHER				
Jim Bibby, R ERA: 4.41 (7, 1)	IP: 2.0 WLS: L BF: 8 H: 1 R: 0 ER: 0 SO: 1 BB: 0 IBB: 1 HBP: 0 BLK: 0 WP: 0 HR: 0 S: 9 P: 13 ERA: 0.00 WHIP: 0.500															PITCHER				

Batter	1	2	3	4	5	6	7	8	9	AB	R	H	RBI	BB	SO	LOB	TOP			
Duane Kuiper, L OBP: 0.354, SLG: 0.330										4	0	1	0	0	0	4	Cleveland Indians @ Minnesota Twins Metropolitan Stadium, Bloomington, MI Sat Aug 16 1975, 4:33 AM EDT Att: 11,761 - Unknown - 70 F			
Rick Manning, L OBP: 0.345, SLG: 0.361										5	0	1	0	0	0	5				
George Hendrick, R OBP: 0.311, SLG: 0.431										3	1	0	0	1	1	2				
Boog Powell, L OBP: 0.392, SLG: 0.527										4	0	1	1	0	1	1				
Rico Carty, R OBP: 0.376, SLG: 0.514										3	0	0	0	1	1	1				
Oscar Gamble, L OBP: 0.356, SLG: 0.440										4	0	1	0	0	1	2				
Buddy Bell, R OBP: 0.307, SLG: 0.357										4	0	0	0	0	0	2				
Alan Ashby, S OBP: 0.273, SLG: 0.285										2	0	1	0	2	1	0	AB 33 R 1 H 6 RBI 1 BB 4 SO 5 LOB 20			
Frank Duffy, R OBP: 0.268, SLG: 0.270										4	0	1	0	0	0	3				
Inning Stats	R: 1 E: 0 K: 0 S: 4	H: 2 LOB: 2 BB: 1 P: 9	R: 0 E: 0 K: 0 S: 5	H: 2 LOB: 0 BB: 0 P: 5	R: 0 E: 0 K: 3 S: 9	H: 0 LOB: 0 BB: 0 P: 9	R: 0 E: 0 K: 1 S: 5	H: 0 LOB: 1 BB: 1 P: 9	R: 0 E: 0 K: 0 S: 3	H: 0 LOB: 0 BB: 0 P: 3	R: 0 E: 1 K: 0 S: 4	H: 0 LOB: 2 BB: 1 P: 8	R: 0 E: 0 K: 0 S: 4	H: 1 LOB: 2 BB: 1 P: 8	R: 0 E: 0 K: 1 S: 6	H: 1 LOB: 1 BB: 0 P: 6	1B: 5 2B: 1 3B: 0 HR: 0	SF: 0 SAC: 0 DP: 0 HBP: 1	WP: 0 PB: 0 SB: 1 CS: 1	PA: 38
PITCHER Jim Hughes, R ERA: 4.05	IP: 9.0 WLS: W BF: 38 H: 6 R: 1 ER: 1 SO: 5 BB: 4 IBB: 0 HBP: 1 BLK: 0 WP: 0 HR: 0 S: 43 P: 60 ERA: 1.00 WHIP: 1.111															PITCHER				

Batter	1	2	3	4	5	6	7	8	9	AB	R	H	RBI	BB	SO	LOB	BOTTOM			
Lyman Bostock, L OBP: 0.320, SLG: 0.335										4	2	2	0	1	0	1	Cleveland Indians @ Minnesota Twins Metropolitan Stadium, Bloomington, MI Sat Aug 16 1975, 4:33 AM EDT Att: 11,761 - Unknown - 70 F			
Dan Ford, R OBP: 0.316, SLG: 0.421										5	2	3	2	0	2	1				
Rod Carew, L OBP: 0.430, SLG: 0.521										4	2	2	0	0	0	1				
John Briggs, L OBP: 0.422, SLG: 0.404										5	0	2	2	0	0	2				
Tony Oliva, L OBP: 0.360, SLG: 0.425										3	0	2	2	1	1	0				
Eric Soderholm, R OBP: 0.360, SLG: 0.401										4	0	2	0	1	0	1				
Steve Braun, L OBP: 0.387, SLG: 0.440										5	0	2	0	0	1	6				
Jerry Terrell, R OBP: 0.329, SLG: 0.343										5	1	2	0	0	0	3				
Phil Roof, R OBP: 0.345, SLG: 0.556										4	2	3	2	0	0	1				
Inning Stats	R: 2 E: 0 K: 1 S: 8	H: 3 LOB: 2 BB: 1 P: 12	R: 4 E: 1 K: 0 S: 8	H: 6 LOB: 2 BB: 1 P: 12	R: 0 E: 0 K: 1 S: 6	H: 2 LOB: 1 BB: 0 P: 6	R: 0 E: 0 K: 0 S: 4	H: 1 LOB: 2 BB: 1 P: 8	R: 2 E: 0 K: 0 S: 6	H: 3 LOB: 1 BB: 0 P: 6	R: 0 E: 0 K: 1 S: 5	H: 1 LOB: 0 BB: 0 P: 5	R: 0 E: 0 K: 0 S: 6	H: 3 LOB: 2 BB: 0 P: 6	R: 1 E: 0 K: 0 S: 6	H: 3 LOB: 2 BB: 0 P: 6	1B: 15 2B: 5 3B: 0 HR: 1	SF: 1 SAC: 1 DP: 2 HBP: 0	WP: 0 PB: 0 SB: 0 CS: 0	PA: 44
PITCHER Eric Raich, R ERA: 5.36	IP: 1.1 WLS: L BF: 13 H: 8 R: 6 ER: 6 SO: 1 BB: 1 IBB: 0 HBP: 0 BLK: 1 WP: 0 HR: 0 S: 14 P: 18 ERA: 40.50 WHIP: 6.750															PITCHER				
Jackie Brown, R ERA: 4.72	IP: 6.2 WLS: L BF: 31 H: 12 R: 3 ER: 3 SO: 3 BB: 1 IBB: 1 HBP: 0 BLK: 0 WP: 0 HR: 1 S: 35 P: 43 ERA: 4.05 WHIP: 1.950															PITCHER				

Batter	1	2	3	4	5	6	7	8	9	AB	R	H	RBI	BB	SO	LOB	TOP					
Duane Kuiper, L (1,4) OBP: 0.354, SLG: 0.330										6	2	2	1	0	0	4	Cleveland Indians @ Minnesota Twins Metropolitan Stadium, Bloomington, MI Sun Aug 17 1975, 4:33 AM EDT Att. 7,914 - Unknown - 65 F					
Rick Manning, L (1,8) OBP: 0.350, SLG: 0.361										0	3	0	0	2	0	0						
John Lowenstein, L (3,8) OBP: 0.319, SLG: 0.367										3	0	1	0	0	0	0						
George Hendrick, R (1,9) OBP: 0.313, SLG: 0.439										4	2	2	3	0	1	3						
Oscar Gamble, L (5,9) OBP: 0.357, SLG: 0.440										2	0	1	0	0	0	0						
Boog Powell, L (1,3) OBP: 0.395, SLG: 0.527										4	2	2	1	1	2	2						
Rick Cerone, R (7,2)										1	0	0	0	0	0	0						
Rico Carty, R (1,10) OBP: 0.378, SLG: 0.514										6	1	3	2	0	1	2						
Charlie Spikes, R (1,7) OBP: 0.284, SLG: 0.342										4	1	1	0	2	1	3						
Buddy Bell, R (1,5) OBP: 0.313, SLG: 0.359										3	1	2	4	2	0	1						
Alan Ashby, S (1,2) OBP: 0.277, SLG: 0.289										5	1	2	1	0	0	6						
Frank Duffy, R (1,6) OBP: 0.272, SLG: 0.277										2	1	2	1	0	0	0						
Ed Crosby, L (3,6) OBP: 0.328, SLG: 0.264										3	0	1	0	0	1	0						
Inning Stats	R: 3 E: 0 K: 1 S: 7	H: 2 LOB: 0 BB: 1 P: 11	R: 8 E: 0 K: 0 S: 11	H: 9 LOB: 2 BB: 2 P: 19	R: 2 E: 0 K: 2 S: 9	H: 2 LOB: 0 BB: 1 P: 14	R: 0 E: 0 K: 0 S: 3	H: 1 LOB: 0 BB: 0 P: 3	R: 1 E: 0 K: 1 S: 6	H: 2 LOB: 2 BB: 2 P: 14	R: 0 E: 0 K: 0 S: 3	H: 0 LOB: 1 BB: 1 P: 7	R: 0 E: 0 K: 0 S: 3	H: 0 LOB: 0 BB: 0 P: 3	R: 0 E: 0 K: 0 S: 4	H: 1 LOB: 1 BB: 0 P: 4	1B: 17 2B: 1 3B: 0 HR: 1	SF: 0 SAC: 0 DP: 3 HBP: 1	WP: 0 PB: 1 SB: 0 CS: 0	PA: 51		
PITCHER	IP WLS BF H R ER SO BB IBB HBP BLK WP HR S P ERA WHIP																					
Bill Butler, L (1,1) ERA: 7.71	1.0 L 9 4 6 2 1 2 0 0 0 0 1 9 17 54.00 6.000																					
Tom Johnson, R (2,1) ERA: 4.97	0.1 5 3 2 2 0 1 0 0 0 0 0 4 8 54.00 12.000																					
Mark Wiley, R (2,1) ERA: 6.05	2.2 15 7 5 5 2 1 0 1 0 0 0 17 22 16.88 3.000																					
Joe Decker, R (5,1) ERA: 8.49	3.0 15 4 1 1 3 3 0 0 0 0 0 18 30 3.00 2.333																					
Bill Campbell, R (8,1) ERA: 4.32	2.0 7 1 0 0 0 0 0 0 0 0 0 7 7 0.00 0.500																					
Batter	1	2	3	4	5	6	7	8	9	AB	R	H	RBI	BB	SO	LOB	BOTTOM					
Jerry Terrell, R (1,6) OBP: 0.331, SLG: 0.344										5	0	2	0	0	1	3	Cleveland Indians @ Minnesota Twins Metropolitan Stadium, Bloomington, MI Sun Aug 17 1975, 4:33 AM EDT Att. 7,914 - Unknown - 65 F					
Dan Ford, R (1,8) OBP: 0.314, SLG: 0.421										5	1	1	0	0	0	3						
Rod Carew, L (1,4) OBP: 0.426, SLG: 0.517										4	0	0	0	0	0	2						
Luis Gomez, R (8,6) OBP: 0.200, SLG: 0.150										1	0	0	0	0	0	0						
Eric Soderholm, R (1,5) OBP: 0.367, SLG: 0.421										4	3	4	3	1	0	0						
Tony Oliva, L (1,10) OBP: 0.366, SLG: 0.431										4	1	3	0	1	0	2						
Steve Brye, R (9, PR) OBP: 0.325, SLG: 0.429										0	0	0	0	0	0	0						
Craig Kusick, R (1,3) OBP: 0.306, SLG: 0.320										5	0	0	0	0	1	6						
Steve Braun, L (1,7) OBP: 0.389, SLG: 0.442										5	0	3	1	0	0	4						
Lyman Bostock, L (1,9) OBP: 0.319, SLG: 0.333										4	0	1	0	0	0	5						
Phil Roof, R (1,2) OBP: 0.355, SLG: 0.552										4	0	2	1	0	1	3						
Inning Stats	R: 0 E: 0 K: 0 S: 5	H: 2 LOB: 2 BB: 0 P: 5	R: 0 E: 0 K: 1 S: 6	H: 1 LOB: 1 BB: 0 P: 6	R: 0 E: 0 K: 1 S: 5	H: 0 LOB: 0 BB: 0 P: 5	R: 1 E: 0 K: 0 S: 6	H: 3 LOB: 2 BB: 0 P: 6	R: 0 E: 0 K: 0 S: 3	H: 1 LOB: 0 BB: 0 P: 3	R: 2 E: 0 K: 1 S: 9	H: 4 LOB: 2 BB: 0 P: 9	R: 2 E: 0 K: 0 S: 7	H: 4 LOB: 2 BB: 0 P: 7	R: 0 E: 0 K: 0 S: 3	H: 1 LOB: 0 BB: 0 P: 3	R: 0 E: 0 K: 0 S: 3	H: 0 LOB: 3 BB: 2 P: 11	1B: 12 2B: 2 3B: 0 HR: 2	SF: 0 SAC: 0 DP: 2 HBP: 0	WP: 0 PB: 0 SB: 0 CS: 0	PA: 43
PITCHER	IP WLS BF H R ER SO BB IBB HBP BLK WP HR S P ERA WHIP																					
Fritz Peterson, L (1,1) ERA: 4.77	9.0 W 43 16 5 5 3 2 0 0 0 0 2 47 55 5.00 2.000																					

Batter	1	2	3	4	5	6	7	8	9	AB	R	H	RBI	BB	SO	LOB	TOP		
Ken Singleton, S OBP: 0.431, SLG: 0.471	4-0 E BB		0-0 4-3	0-0 4-3			0-0 FC6 1B		0-0 G4-6-3	4	0	1	0	1	0	2			
Paul Blair, R OBP: 0.240, SLG: 0.257	0-0 P5		0-0 F8				0-0 F7			4	0	0	0	0	1	3			
Tommy Davis, R OBP: 0.320, SLG: 0.363	0-0 E7 1B		0-0 HBP 1B				0-0 FC6			4	1	2	0	0	1	2			
Lee May, R OBP: 0.318, SLG: 0.442	0-0 F3		1-0 1B				0-0 K			2	0	0	0	0	1	2			
Tony Muser, L OBP: 0.329, SLG: 0.299	0-0 F3		1-2 HBP				0-0 K			1	0	0	0	0	0	0			
Don Baylor, R OBP: 0.366, SLG: 0.508	0-0 6-3		0-0 S 1B				0-0 5-3			4	0	2	1	0	0	2			
Bobby Grich, R OBP: 0.409, SLG: 0.407		4-0 FC6-4 BB	4-0 1-2 BB				0-0 5-3			2	0	0	0	2	0	1			
Eliot Hendricks, L OBP: 0.331, SLG: 0.360		0-0 F8	0-0 L9				0-0 K			4	0	0	0	0	1	4			
Brooks Robinson, R OBP: 0.277, SLG: 0.270		0-0 F8					0-0 L8			3	0	0	0	0	0	1			
Tom Shopay, L OBP: 0.259, SLG: 0.208		0-0 F8					0-0 L8			0	0	0	0	1	0	0			
Mark Belanger, R OBP: 0.262, SLG: 0.240		0-0 FC6-4					0-0 E6 1B			3	0	0	0	0	0	1			
Al Bumbry, L OBP: 0.322, SLG: 0.370		0-0 FC6-4					0-0 E6 1B			1	0	1	0	0	0	0			
Inning Stats	R: 0 E: 1 K: 0 S: 4	H: 1 LOB: 2 BB: 1 P: 8	R: 0 E: 0 K: 0 S: 3	H: 0 LOB: 1 BB: 1 P: 7	R: 1 E: 0 K: 0 S: 5	H: 2 LOB: 3 BB: 1 P: 10	R: 0 E: 0 K: 0 S: 3	H: 0 LOB: 0 BB: 0 P: 3	R: 0 E: 0 K: 1 S: 9	H: 0 LOB: 0 BB: 0 P: 9	R: 0 E: 0 K: 0 S: 5	H: 1 LOB: 2 BB: 0 P: 5	R: 0 E: 0 K: 0 S: 3	H: 1 LOB: 0 BB: 0 P: 3	R: 0 E: 0 K: 0 S: 3	H: 1 LOB: 1 BB: 1 P: 7	1B: 6 2B: 0 3B: 0 HR: 0	SF: 0 SAC: 0 DP: 2 HBP: 1	WP: 0 PA: 37 PB: 0 SB: 1 CS: 0
PITCHER Dave Goltz, R ERA: 3.71	IP: 9.0 WLS: W BF: 37 H: 6 R: 1 ER: 1 SO: 4 BB: 4 IBB: 0 HBP: 1 BLK: 0 WP: 0 HR: 0 S: 40 P: 57 ERA: 1.00 WHIP: 1.111															PITCHER			

Baltimore Orioles @ Minnesota Twins
Metropolitan Stadium, Bloomington, MI
Mon Aug 18 1975, 8:05 PM EDT
Att: 8,405 - Unknown - 71 F

AB 32
R 1
H 6
RBI 1
BB 4
SO 4
LOB 18



Batter	1	2	3	4	5	6	7	8	9	AB	R	H	RBI	BB	SO	LOB	BOTTOM		
Lyman Bostock, L OBP: 0.317, SLG: 0.331	0-0 1B		0-0 G3				0-0 F5		0-0 5-3	5	0	1	0	0	1	3			
Jerry Terrell, R OBP: 0.328, SLG: 0.341	0-0 FC3-6 1B		0-0 P4				0-0 6-3		0-0 F3	5	1	1	0	0	0	1			
Rod Carew, L OBP: 0.432, SLG: 0.520	0-0 FC3-6 1B		4-0 S 1B				4-0 BB S 1B			3	2	3	0	2	0	0			
Tony Oliva, L OBP: 0.366, SLG: 0.429	0-0 FC3-6		0-0 BB 1B				4-0 1-2 BB IBB		0-0 G3	4	2	1	1	1	0	4			
Eric Soderholm, R OBP: 0.368, SLG: 0.419	0-0 5-3		4-0 1B BB				4-0 1B BB		0-0 5-3	2	1	0	0	2	0	2			
John Briggs, L OBP: 0.420, SLG: 0.402		0-0 F9	0-0 P3				0-0 1-3 2-H 3-H 1B		0-0 K	4	0	1	2	0	1	3			
Steve Braun, L OBP: 0.390, SLG: 0.440		4-0 FC6-4 HBP BB	4-0 1B BB				0-0 K			2	0	0	0	2	1	2			
Dan Ford, R OBP: 0.319, SLG: 0.423		1-0 FC6-4 HBP	0-0 1B				0-0 5-3 1B			3	0	2	2	0	0	0			
Phil Roof, R OBP: 0.333, SLG: 0.516		0-0 FC6-4	0-0 K				0-0 F7			4	0	0	0	0	1	5			
Inning Stats	R: 1 E: 0 K: 0 S: 5	H: 3 LOB: 1 BB: 0 P: 5	R: 0 E: 0 K: 0 S: 3	H: 0 LOB: 2 BB: 1 P: 8	R: 3 E: 0 K: 1 S: 7	H: 2 LOB: 3 BB: 3 P: 19	R: 2 E: 0 K: 1 S: 6	H: 1 LOB: 2 BB: 3 P: 18	R: 0 E: 0 K: 0 S: 4	H: 1 LOB: 1 BB: 0 P: 4	R: 0 E: 0 K: 1 S: 6	H: 1 LOB: 1 BB: 0 P: 6	R: 0 E: 0 K: 0 S: 3	H: 0 LOB: 0 BB: 0 P: 3	R: 0 E: 0 K: 1 S: 6	H: 1 LOB: 1 BB: 0 P: 6	1B: 9 2B: 0 3B: 0 HR: 0	SF: 0 SAC: 0 DP: 0 HBP: 1	WP: 0 PA: 40 PB: 1 SB: 2 CS: 0
PITCHER Mike Torrez, R ERA: 3.27 Paul Mitchell, R ERA: 5.4 Grant Jackson, L ERA: 4.12	IP: 2.2 WLS: L BF: 17 H: 5 R: 4 ER: 3 SO: 0 BB: 4 IBB: 0 HBP: 1 BLK: 0 WP: 0 HR: 0 S: 12 P: 29 ERA: 10.12 WHIP: 3.375															PITCHER			

Baltimore Orioles @ Minnesota Twins
Metropolitan Stadium, Bloomington, MI
Mon Aug 18 1975, 8:05 PM EDT
Att: 8,405 - Unknown - 71 F


AB 32
R 6
H 9
RBI 5
BB 7
SO 4
LOB 20



Batter	1	2	3	4	5	6	7	8	9	AB	R	H	RBI	BB	SO	LOB	TOP					
Ken Singleton, S OBP: 0.428, SLG: 0.466 (1, 9)	0-3 K			0-0 1-3		0-0 F5		0-0 4-3		4	0	0	0	0	1	1						
Bobby Grich, R OBP: 0.408, SLG: 0.406 (1, 4)	0-3 K			0-0 1-3		0-0 F8			0-0 G1-6-3 1B	4	0	1	0	0	1	0						
Tommy Davis, R OBP: 0.317, SLG: 0.359 (1, 10)	0-0 5-3			0-3 K		0-0 G3			0-0 G1-6-3 1-2	4	0	0	0	0	1	1						
Don Baylor, R OBP: 0.365, SLG: 0.504 (1, 7)		0-0 P6			0-0 F3			0-3 K		3	0	0	0	1	1	0						
Jim Northrup, L OBP: 0.341, SLG: 0.429 (1, 8)		0-0 4-3			0-0 WP 1B 1B			0-0 F7		4	1	1	0	0	1	1						
Tony Muser, L OBP: 0.329, SLG: 0.300 (1, 3)		0-3 K			0-0 WP 1B 1-2			0-3 K		3	1	1	0	0	2	0						
Doug DeCinces, R OBP: 0.303, SLG: 0.451 (1, 5)			0-0 P6		0-0 FC4 1B 1H 2H			0-0 1B		3	0	2	2	0	0	0						
Eliot Hendricks, L OBP: 0.326, SLG: 0.353 (1, 2)			0-0 F9		0-0 FC4 1-2			0-0 L9		3	0	0	0	0	0	2						
Mark Belanger, R OBP: 0.260, SLG: 0.239 (8, PH)			0-0 F2		0-0 4-3			0-3 K		2	0	0	0	0	0	1						
Tom Shopy, L OBP: 0.250, SLG: 0.200 (8, 6)										1	0	0	0	0	1	1						
Tim Nordbrook, R OBP: 0.222, SLG: 0.067 (8, 6)										0	0	0	0	0	0	0						
Inning Stats	R: 0 E: 0 K: 2 S: 7	H: 0 LOB: 0 BB: 0 P: 7	R: 0 E: 0 K: 1 S: 5	H: 0 LOB: 0 BB: 0 P: 5	R: 0 E: 0 K: 0 S: 3	H: 0 LOB: 0 BB: 0 P: 3	R: 0 E: 0 K: 1 S: 5	H: 0 LOB: 0 BB: 0 P: 5	R: 2 E: 1 K: 0 S: 6	H: 3 LOB: 1 BB: 0 P: 6	R: 0 E: 0 K: 0 S: 3	H: 0 LOB: 0 BB: 0 P: 3	R: 0 E: 0 K: 2 S: 7	H: 0 LOB: 0 BB: 0 P: 7	R: 0 E: 0 K: 1 S: 6	H: 1 LOB: 1 BB: 0 P: 6	R: 0 E: 0 K: 1 S: 5	H: 1 LOB: 1 BB: 1 P: 9	1B: 5 2B: 0 3B: 0 HR: 0	SF: 0 SAC: 0 DP: 1 HBP: 0	WP: 1 PB: 0 SB: 0 CS: 0	PA: 32
PITCHER Bert Blyleven, R ERA: 2.97 (1, 1)	IP: 9.0 WLS: W BF: 32 H: 5 R: 2 ER: 2 SO: 8 BB: 1 IBB: 0 HBP: 0 BLK: 0 WP: 1 HR: 0 S: 47 P: 51 ERA: 2.00 WHIP: 0.667															PITCHER	IP: 9.0 WLS: W BF: 32 H: 5 R: 2 ER: 2 SO: 8 BB: 1 IBB: 0 HBP: 0 BLK: 0 WP: 1 HR: 0 S: 47 P: 51 ERA: 2.00 WHIP: 0.667					

Baltimore Orioles @ Minnesota Twins
Metropolitan Stadium, Bloomington, MI
Tue Aug 19 1975, 8:05 PM EDT
Att. 9,928 - Unknown - 72 F


AB 31
R 2
H 5
RBI 2
BB 1
SO 8
LOB 7



Batter	1	2	3	4	5	6	7	8	9	AB	R	H	RBI	BB	SO	LOB	BOTTOM			
Jerry Terrell, R OBP: 0.335, SLG: 0.355 (1, 3)	0-0 FC BB E 1B			0-0 2B 3B		0-0 6-3				4	2	3	0	0	0	0				
Dan Ford, R OBP: 0.321, SLG: 0.425 (1, 8)	4-0 E BB 1-2	0-0 CS 1B	0-0 E5 SH5-3	0-0 2B		0-0 6-3				3	1	1	1	1	0	0				
Rod Carew, L OBP: 0.431, SLG: 0.517 (1, 4)	0-0 FC 1H 2H FC6-2		0-0 SH5-3	0-0 BB		0-0 L7				2	0	0	0	1	0	0				
Eric Soderholm, R OBP: 0.365, SLG: 0.415 (1, 5)	0-0 6-3		0-0 6-3	0-3 K		0-0 6-3				4	0	0	0	0	1	4				
Tony Oliva, L OBP: 0.363, SLG: 0.425 (1, 10)	0-0 FC6-2 1B 3H		0-0 G3		0-0 4-3			0-0 4-3		4	0	0	0	0	0	2				
Danny Thompson, R OBP: 0.308, SLG: 0.350 (1, 6)	0-0 1B			0-0 F7	0-0 F9			0-0 F9		4	0	1	0	0	0	0				
Steve Braun, L OBP: 0.389, SLG: 0.438 (1, 7)	0-0 F8			0-0 3B 1B	0-0 G3			0-0 F7		4	1	1	0	0	0	2				
Lyman Bostock, L OBP: 0.317, SLG: 0.338 (1, 9)		0-0 1-3		0-0 SH4 3B 1H		0-0 L8				3	1	1	1	0	0	0				
Phil Roof, R OBP: 0.324, SLG: 0.500 (1, 2)		0-0 F8		0-0 SH4 3H		0-3 K				2	0	0	1	0	1	0				
Inning Stats	R: 2 E: 1 K: 0 S: 6	H: 2 LOB: 2 BB: 1 P: 10	R: 0 E: 0 K: 0 S: 3	H: 1 LOB: 0 BB: 0 P: 3	R: 0 E: 1 K: 0 S: 4	H: 0 LOB: 1 BB: 0 P: 4	R: 3 E: 0 K: 1 S: 9	H: 4 LOB: 2 BB: 1 P: 13	R: 0 E: 0 K: 0 S: 3	H: 0 LOB: 0 BB: 0 P: 3	R: 0 E: 0 K: 1 S: 5	H: 0 LOB: 0 BB: 0 P: 5	R: 0 E: 0 K: 0 S: 3	H: 0 LOB: 0 BB: 0 P: 3	R: 0 E: 0 K: 0 S: 3	H: 0 LOB: 0 BB: 0 P: 3	1B: 4 2B: 1 3B: 2 HR: 0	SF: 0 SAC: 2 DP: 0 HBP: 0	WP: 0 PB: 0 SB: 0 CS: 1	PA: 35
PITCHER Mike Cuellar, L ERA: 3.67 Wayne Garland, R ERA: 3.52 (4, 1)	IP: 3.2 WLS: L BF: 20 H: 7 R: 5 ER: 3 SO: 3 BB: 1 IBB: 0 HBP: 0 BLK: 0 WP: 0 HR: 0 S: 19 P: 23 ERA: 7.36 WHIP: 2.182															PITCHER	IP: 4.1 WLS: L BF: 14 H: 0 R: 0 ER: 0 SO: 2 BB: 1 IBB: 0 HBP: 0 BLK: 0 WP: 0 HR: 0 S: 17 P: 21 ERA: 0.00 WHIP: 0.231			

Baltimore Orioles @ Minnesota Twins
Metropolitan Stadium, Bloomington, MI
Tue Aug 19 1975, 8:05 PM EDT
Att. 9,928 - Unknown - 72 F

AB 30
R 5
H 7
RBI 3
BB 2
SO 2
LOB 8



Batter	1	2	3	4	5	6	7	8	9	AB	R	H	RBI	BB	SO	LOB	TOP										
Al Bumbry, L OBP: 0.322, SLG: 0.367 Tommy Davis, R (7, PH) OBP: 0.318, SLG: 0.360	0-0 P6		0-0 4-3			1-0 CS HBP	0-0 4-1		0-0 E4 1B	2	0	0	0	0	0	0											
Bobby Grich, R OBP: 0.406, SLG: 0.411	0-0 HR			0-0 5-3		0-0 F8 1-2		0-0 F9	0-0 5-3	5	1	1	1	0	0	3											
Ken Singleton, S OBP: 0.425, SLG: 0.462	0-0 G3			0-0 E1		0-0 F6		0-0 6-3		4	0	0	0	0	0	0											
Don Baylor, R OBP: 0.364, SLG: 0.501	0-3 K			0-0 5-3			0-0 6-3	0-0 1B		4	0	1	0	0	1	1											
Jim Northrup, L OBP: 0.346, SLG: 0.439 Paul Blair, R OBP: 0.240, SLG: 0.256		0-0 FC3-6 1B		0-0 L9			0-0 1B 2B	0-3 K		3	1	2	0	0	0	1											
Tony Muser, L OBP: 0.327, SLG: 0.299		0-0 FC3-6 G5-4-3 1-2			0-0 L7		0-0 1B 1B 2H	0-0 4-3		4	0	1	1	0	0	1											
Brooks Robinson, R OBP: 0.276, SLG: 0.268		0-0 G5-4-3 1-2			4-0 BB		0-0 L5	0-3 K		3	0	0	0	1	1	2											
Dave Duncan, R OBP: 0.250, SLG: 0.355			0-0 6-3		0-3 K		0-0 1B 1B 1-2	0-0 1B E 2B		4	1	2	0	0	1	1											
Mark Belanger, R OBP: 0.263, SLG: 0.240			0-3 K		0-0 G3		0-0 1-2 2-3 1B	4-0 E BB		3	0	1	0	1	1	1											
Inning Stats	R: 1 E: 0 K: 1 S: 6	H: 1 LOB: 0 BB: 0 P: 6	R: 0 E: 0 K: 0 S: 3	H: 1 LOB: 0 BB: 0 P: 3	R: 0 E: 0 K: 1 S: 5	H: 0 LOB: 0 BB: 0 P: 5	R: 0 E: 1 K: 0 S: 4	H: 0 LOB: 1 BB: 0 P: 4	R: 0 E: 0 K: 1 S: 5	H: 0 LOB: 1 BB: 1 P: 9	R: 0 E: 0 K: 0 S: 2	H: 0 LOB: 0 BB: 0 P: 3	R: 1 E: 0 K: 0 S: 7	H: 4 LOB: 3 BB: 0 P: 7	R: 0 E: 0 K: 1 S: 6	H: 1 LOB: 1 BB: 0 P: 6	R: 1 E: 1 K: 1 S: 7	H: 2 LOB: 2 BB: 1 P: 11	1B: 6 2B: 2 3B: 0 HR: 1	SF: 0 SAC: 0 DP: 1 HBP: 1	WP: 0 PB: 0 SB: 0 CS: 1	PA: 38					
PITCHER	IP	WLS	BF	H	R	ER	SO	BB	IBB	HBP	BLK	WP	HR	S	P	ERA	WHIP										
Jim Hughes, R ERA: 4.0	(1, 1)	6.2	L	27	6	2	2	3	1	0	1	0	1	31	36	2.70	1.050										
Tom Burgmeier, L ERA: 3.1	(7, 1)	2.0		9	2	1	0	2	1	0	0	0	0	12	16	0.00	1.500										
Bill Campbell, R ERA: 4.31	(9, 1)	0.1		2	1	0	0	0	0	0	0	0	0	2	2	0.00	3.000										

Baltimore Orioles @ Minnesota Twins
Metropolitan Stadium, Bloomington, MI
Wed Aug 20 1975, 8:05 PM EDT
Att: 8,153 - Unknown - 82 F

AB 35
R 3
H 9
RBI 2
BB 2
SO 5
LOB 14



Batter	1	2	3	4	5	6	7	8	9	AB	R	H	RBI	BB	SO	LOB	BOTTOM										
Jerry Terrell, R OBP: 0.337, SLG: 0.358	0-0 4-3		0-0 1B		0-0 F7			0-0 FC4-6 1B		4	0	2	0	0	0	1											
Dan Ford, R OBP: 0.318, SLG: 0.420	0-0 F7		0-3 K			0-0 F8		0-0 FC4-6 1-2		4	0	0	0	0	1	2											
Rod Carew, L OBP: 0.432, SLG: 0.517	0-0 2B 1B		0-0 4-3			0-0 S 1B		0-0 F7		4	1	2	0	0	0	2											
Craig Kusick, R OBP: 0.313, SLG: 0.347	0-0 1H 2B			0-0 6-3		0-0 6-3 1-2		0-0 6-3		4	1	2	1	0	0	1											
Tony Oliva, L OBP: 0.359, SLG: 0.420	0-0 L7			0-0 F7		0-0 6-3		0-0 6-3		4	0	0	0	0	0	3											
Danny Thompson, R OBP: 0.304, SLG: 0.346		0-0 F9		0-0 6-3			0-0 6-3	0-0 SF7 2B		3	0	0	1	0	0	0											
Steve Braun, L OBP: 0.386, SLG: 0.433		0-0 4-3			0-0 3-1		0-3 K	0-0 F7 3H		4	0	0	0	0	1	0											
Lyman Bostock, L OBP: 0.314, SLG: 0.335		0-0 4-3			0-0 F2		0-0 1-3			3	0	0	0	0	0	0											
Phil Roof, R OBP: 0.324, SLG: 0.493			0-0 6-3			0-0 1B		0-0 F8		3	0	1	0	0	0	0											
Inning Stats	R: 1 E: 0 K: 0 S: 5	H: 2 LOB: 1 BB: 0 P: 5	R: 0 E: 0 K: 0 S: 3	H: 0 LOB: 0 BB: 0 P: 3	R: 0 E: 0 K: 1 S: 6	H: 1 LOB: 0 BB: 0 P: 6	R: 0 E: 0 K: 0 S: 3	H: 0 LOB: 0 BB: 0 P: 3	R: 0 E: 0 K: 0 S: 4	H: 1 LOB: 1 BB: 0 P: 4	R: 0 E: 0 K: 1 S: 5	H: 0 LOB: 0 BB: 0 P: 5	R: 0 E: 0 K: 0 S: 4	H: 1 LOB: 1 BB: 0 P: 4	R: 0 E: 0 K: 0 S: 4	H: 1 LOB: 0 BB: 0 P: 4	R: 1 E: 0 K: 0 S: 4	H: 1 LOB: 0 BB: 0 P: 4	1B: 5 2B: 2 3B: 0 HR: 0	SF: 1 SAC: 0 DP: 0 HBP: 0	WP: 0 PB: 0 SB: 1 CS: 0	PA: 34					
PITCHER	IP	WLS	BF	H	R	ER	SO	BB	IBB	HBP	BLK	WP	HR	S	P	ERA	WHIP										
Ross Grimsley, L ERA: 3.79	(1, 1)	9.0	W	34	7	2	2	2	0	0	0	0	0	38	38	2.00	0.778										

Baltimore Orioles @ Minnesota Twins
Metropolitan Stadium, Bloomington, MI
Wed Aug 20 1975, 8:05 PM EDT
Att: 8,153 - Unknown - 82 F


AB 33
R 2
H 7
RBI 2
BB 0
SO 2
LOB 9



Batter	1	2	3	4	5	6	7	8	9	AB	R	H	RBI	BB	SO	LOB	TOP					
Ron LeFlore, R OBP: 0.310, SLG: 0.369 (1, 8)										5	1	1	0	0	1	4						
Gary Sutherland, R OBP: 0.319, SLG: 0.324 (1, 4)										4	1	1	0	1	0	2						
Dan Meyer, L OBP: 0.302, SLG: 0.362 (1, 3)											5	0	1	2	0	1						
Willie Horton, R OBP: 0.320, SLG: 0.421 (1, 10)											5	0	2	0	0	3						
Bill Freehan, R OBP: 0.312, SLG: 0.422 (1, 2)											5	0	0	0	1	4						
Ben Oglivie, L OBP: 0.305, SLG: 0.384 (1, 7)											4	2	1	0	0	1						
Billy Baldwin, L OBP: 0.303, SLG: 0.438 (1, 9)											4	0	2	0	0	1						
Aurelio Rodriguez, R OBP: 0.288, SLG: 0.389 (1, 5)										4	0	3	2	0	0	0						
Tom Verzyer, R OBP: 0.269, SLG: 0.291 (8, PH)										3	0	0	0	0	1	5						
Gates Brown, L OBP: 0.343, SLG: 0.321 (8, PH)										1	0	0	0	0	0	0						
Gene Michael, S OBP: 0.252, SLG: 0.283 (8, 6)										0	0	0	0	0	0	0						
Inning Stats	R: 1 E: 0 K: 1 S: 7	H: 2 LOB: 1 BB: 0 P: 7	R: 0 E: 0 K: 1 S: 7	H: 2 LOB: 2 BB: 0 P: 7	R: 0 E: 0 K: 1 S: 5	H: 0 LOB: 0 BB: 0 P: 5	R: 1 E: 0 K: 1 S: 7	H: 2 LOB: 1 BB: 0 P: 7	R: 1 E: 0 K: 1 S: 6	H: 1 LOB: 1 BB: 1 P: 10	R: 1 E: 1 K: 1 S: 8	H: 2 LOB: 2 BB: 0 P: 8	R: 0 E: 1 K: 1 S: 7	H: 1 LOB: 2 BB: 0 P: 7	R: 0 E: 0 K: 0 S: 5	H: 0 LOB: 0 BB: 0 P: 5	R: 0 E: 0 K: 0 S: 4	H: 1 LOB: 1 BB: 0 P: 4	1B: 10 2B: 0 3B: 1 HR: 0	SF: 0 SAC: 0 DP: 0 HBP: 0	WP: 0 PB: 0 SB: 0 CS: 0	PA: 41
PITCHER	IP WLS BF H R ER SO BB IBB HBP BLK WP HR S P ERA WHIP																					
Dave Goltz, R ERA: 3.75 (1, 1)	5.0 W 26 9 4 3 5 1 0 0 0 1 0 0 35 39 5.40 2.000																					
Bill Campbell, R ERA: 4.15 (6, 1)	4.0 S 15 2 0 0 3 0 0 0 0 0 0 0 21 21 0.00 0.500																					

Detroit Tigers @ Minnesota Twins
Metropolitan Stadium, Bloomington, MI
Fri Aug 22 1975, 8:05 PM EDT
Att: 8,101 - Cloudy - 70 F


AB	40
R	4
H	11
RBI	4
BB	1
SO	8
LOB	23



Batter	1	2	3	4	5	6	7	8	9	AB	R	H	RBI	BB	SO	LOB	BOTTOM			
Lyman Bostock, L OBP: 0.316, SLG: 0.341 (1, 9)										4	2	2	0	0	0	0				
Jerry Terrell, R OBP: 0.336, SLG: 0.356 (1, 6)										4	1	1	0	0	0	2				
Rod Carew, L OBP: 0.431, SLG: 0.517 (1, 4)										2	1	1	1	0	0	0				
John Briggs, L OBP: 0.418, SLG: 0.403 (1, 3)											4	0	1	1	0	1				
Tony Oliva, L OBP: 0.358, SLG: 0.418 (1, 10)										2	0	0	1	1	1	0				
Steve Brye, R OBP: 0.325, SLG: 0.429 (8, PR)										0	1	0	0	0	0	0				
Dan Ford, R OBP: 0.317, SLG: 0.427 (1, 8)											4	1	1	1	0	1				
Steve Braun, L OBP: 0.384, SLG: 0.431 (1, 7)										4	0	1	1	0	0	0				
Dave McKay, S OBP: 0.333, SLG: 1.333 (1, 5)										3	1	1	1	0	0	0				
Phil Roof, R OBP: 0.324, SLG: 0.529 (1, 2)										3	1	1	1	0	1	0				
Inning Stats	R: 1 E: 0 K: 0 S: 4	H: 1 LOB: 0 BB: 0 P: 4	R: 0 E: 0 K: 1 S: 5	H: 0 LOB: 0 BB: 0 P: 5	R: 4 E: 0 K: 1 S: 10	H: 5 LOB: 1 BB: 0 P: 10	R: 0 E: 0 K: 1 S: 5	H: 0 LOB: 0 BB: 0 P: 5	R: 0 E: 0 K: 0 S: 3	H: 0 LOB: 0 BB: 0 P: 3	R: 1 E: 0 K: 0 S: 4	H: 1 LOB: 0 BB: 0 P: 4	R: 0 E: 0 K: 0 S: 3	H: 0 LOB: 0 BB: 0 P: 3	R: 2 E: 1 K: 0 S: 5	H: 2 LOB: 2 BB: 1 P: 9	1B: 4 2B: 2 3B: 0 HR: 3	SF: 2 SAC: 1 DP: 0 HBP: 0	WP: 0 PB: 0 SB: 0 CS: 0	PA: 34
PITCHER	IP WLS BF H R ER SO BB IBB HBP BLK WP HR S P ERA WHIP																			
Vern Ruhle, R ERA: 3.91 (1, 1)	2.1 L 13 6 5 5 1 0 0 0 0 0 0 2 15 15 19.29 2.571																			
Tom Walker, R ERA: 4.51 (3, 1)	5.2 21 3 3 1 2 1 0 0 0 0 0 1 24 28 1.59 0.706																			

Detroit Tigers @ Minnesota Twins
Metropolitan Stadium, Bloomington, MI
Fri Aug 22 1975, 8:05 PM EDT
Att: 8,101 - Cloudy - 70 F

AB	30
R	8
H	9
RBI	7
BB	1
SO	3
LOB	5



Batter	1	2	3	4	5	6	7	8	9	AB	R	H	RBI	BB	SO	LOB	TOP			
Ron LeFlore, R OBP: 0.310, SLG: 0.368										4	0	2	0	0	1	0	Detroit Tigers @ Minnesota Twins Metropolitan Stadium, Bloomington, MI Sun Aug 24 1975, 4:33 AM EDT Alt. 7,570 - Unknown - 87 F			
Gary Sutherland, R OBP: 0.323, SLG: 0.327										2	0	2	1	1	0	0				
Dan Meyer, L OBP: 0.300, SLG: 0.361										4	0	1	0	0	0	4				
Willie Horton, R OBP: 0.318, SLG: 0.423										3	0	0	0	1	0	3				
Bill Freehan, R OBP: 0.309, SLG: 0.418										4	0	0	0	0	0	4				
Aurelio Rodriguez, R OBP: 0.251, SLG: 0.402										3	0	0	0	1	0	0				
Ben Oglivie, L OBP: 0.302, SLG: 0.377										4	0	1	0	0	1	1				
Billy Baldwin, L OBP: 0.250, SLG: 0.359										4	0	0	0	0	1	2				
Tom Verzyer, R OBP: 0.278, SLG: 0.307										3	1	1	0	0	0	1				
Inning Stats	R: 0 E: 0 K: 0 S: 4	H: 2 LOB: 2 BB: 1 P: 8	R: 0 E: 0 K: 1 S: 3	H: 0 LOB: 1 BB: 1 P: 7	R: 0 E: 0 K: 1 S: 6	H: 1 LOB: 1 BB: 0 P: 6	R: 0 E: 0 K: 1 S: 6	H: 1 LOB: 1 BB: 0 P: 6	R: 1 E: 0 K: 0 S: 5	H: 3 LOB: 1 BB: 0 P: 5	R: 0 E: 0 K: 0 S: 3	H: 0 LOB: 0 BB: 0 P: 3	R: 0 E: 1 K: 0 S: 3	H: 0 LOB: 1 BB: 1 P: 7	R: 0 E: 0 K: 1 S: 5	H: 0 LOB: 0 BB: 0 P: 5	1B: 7 2B: 0 3B: 0 HR: 0	SF: 1 SAC: 0 DP: 1 HBP: 0	WP: 2 PB: 0 SB: 2 CS: 0	PA: 35
PITCHER Jim Hughes, R ERA: 3.86	IP: 9.0 WLS: W BF: 35 H: 7 R: 1 ER: 1 SO: 3 BB: 2 IBB: 1 HBP: 0 BLK: 0 WP: 2 HR: 0 S: 38 P: 50 ERA: 1.00 WHIP: 1.000															PITCHER				

Batter	1	2	3	4	5	6	7	8	9	AB	R	H	RBI	BB	SO	LOB	BOTTOM			
Jerry Terrell, R OBP: 0.339, SLG: 0.359										4	0	2	1	0	1	0	Detroit Tigers @ Minnesota Twins Metropolitan Stadium, Bloomington, MI Sun Aug 24 1975, 4:33 AM EDT Alt. 7,570 - Unknown - 87 F			
Lyman Bostock, L OBP: 0.312, SLG: 0.337										4	0	0	0	0	0	4				
Craig Kusick, R OBP: 0.312, SLG: 0.336										4	0	2	1	0	1	2				
Tony Oliva, L OBP: 0.355, SLG: 0.411										4	0	0	0	0	1	3				
Steve Bnye, R OBP: 0.325, SLG: 0.429										0	0	0	0	0	0	0				
Danny Thompson, R OBP: 0.303, SLG: 0.345										4	0	1	0	0	0	2				
John Briggs, L OBP: 0.413, SLG: 0.397										4	0	0	0	0	2	4				
Dave McKay, S OBP: 0.308, SLG: 0.692										4	1	2	0	0	0	1				
Steve Braun, L OBP: 0.387, SLG: 0.430										4	1	1	0	0	0	2				
Glenn Borgmann, R OBP: 0.304, SLG: 0.291										4	1	2	1	0	1	2				
Inning Stats	R: 0 E: 0 K: 1 S: 5	H: 0 LOB: 0 BB: 0 P: 5	R: 0 E: 0 K: 1 S: 5	H: 0 LOB: 0 BB: 0 P: 5	R: 1 E: 0 K: 0 S: 6	H: 3 LOB: 2 BB: 0 P: 6	R: 0 E: 0 K: 1 S: 5	H: 0 LOB: 0 BB: 0 P: 5	R: 2 E: 1 K: 1 S: 9	H: 4 LOB: 2 BB: 0 P: 9	R: 0 E: 0 K: 0 S: 5	H: 2 LOB: 2 BB: 0 P: 5	R: 0 E: 2 K: 1 S: 8	H: 1 LOB: 3 BB: 0 P: 8	R: 0 E: 0 K: 1 S: 5	H: 0 LOB: 0 BB: 0 P: 5	1B: 8 2B: 1 3B: 1 HR: 0	SF: 0 SAC: 0 DP: 0 HBP: 0	WP: 0 PB: 0 SB: 0 CS: 0	PA: 36
PITCHER Mickey Lolich, L ERA: 3.47	IP: 8.0 WLS: L BF: 36 H: 10 R: 3 ER: 3 SO: 6 BB: 0 IBB: 0 HBP: 0 BLK: 0 WP: 0 HR: 0 S: 48 P: 48 ERA: 3.38 WHIP: 1.250															PITCHER				



Batter	1	2	3	4	5	6	7	8	9	AB	R	H	RBI	BB	SO	LOB	TOP								
Lyman Bostock, L OBP: 0.317, SLG: 0.345 (1, 8)	F7	E 1-3 1B		1B 2B	1-1 2H 1B			4-3		5	1	3	2	0	0	0	Minnesota Twins @ Milwaukee Brewers Milwaukee County Stadium, Milwaukee, WI Mon Aug 25 1975, 8:05 PM EDT Att: 7,779 - Unknown - 74 F								
Jerry Terrell, R OBP: 0.333, SLG: 0.353 (1, 6)	F8	E6		F8	K			F7		5	0	0	0	0	1	3									
Rod Carew, L OBP: 0.432, SLG: 0.516 (1, 4)		K		BB 2H 1B				F8		5	0	2	1	0	1	2									
John Briggs, L OBP: 0.413, SLG: 0.399 (1, 9)	F8			2B	1-2 BB			F3		4	0	1	0	1	0	1									
Tony Oliva, L OBP: 0.388, SLG: 0.410 Steve Brye, R OBP: 0.325, SLG: 0.429 (9, PR)		HR 1B		P4	K			L6		4	1	1	0	1	1	3									
Craig Kusick, R OBP: 0.315, SLG: 0.333 (1, 3)	F8			K				F9		4	0	1	0	1	1	2									
Steve Braun, L OBP: 0.356, SLG: 0.429 Dan Ford, R OBP: 0.315, SLG: 0.425 (9, PH)	F7			IBB	E 1B HBP			G3		3	1	1	0	1	0	2									
Dave McKay, S OBP: 0.278, SLG: 0.722 (1, 5)		HR		L8	K			F7		5	1	1	2	0	1	6									
Glenn Borgmann, R OBP: 0.306, SLG: 0.289 (1, 2)		1B E BB		3-1	1-2 1B HBP			K		2	2	0	0	1	1	1									
Inning Stats	R: 0 E: 0 K: 0 S: 4	H: 1 LOB: 1 BB: 0 P: 4	R: 3 E: 1 K: 1 S: 9	H: 3 LOB: 2 BB: 1 P: 13	R: 0 E: 0 K: 1 S: 6	H: 1 LOB: 2 BB: 1 P: 10	R: 1 E: 0 K: 1 S: 7	H: 2 LOB: 2 BB: 1 P: 11	R: 2 E: 1 K: 2 S: 9	H: 2 LOB: 1 BB: 0 P: 10	R: 0 E: 0 K: 0 S: 3	H: 0 LOB: 0 BB: 0 P: 3	R: 0 E: 0 K: 1 S: 5	H: 0 LOB: 1 BB: 1 P: 9	R: 0 E: 0 K: 0 S: 3	H: 0 LOB: 0 BB: 0 P: 3		R: 0 E: 0 K: 1 S: 6	H: 1 LOB: 2 BB: 1 P: 10	1B: 7 2B: 2 3B: 0 HR: 1	SF: 0 SAC: 0 DP: 0 HBP: 1	WP: 0 PB: 0 SB: 0 CS: 0	PA: 44		
PITCHER	IP	WLS	BF	H	R	ER	SO	BB	IBB	HBP	BLK	WP	HR	S	P	ERA	WHIP								
Jim Slaton, R ERA: 4.18 (1, 1)	3.2	L	21	7	4	3	2	1	1	0	0	0	1	23	31	7.36	2.182								
Lafayette Currence, L ERA: 5.4 (4, 1)	0.1		2	0	0	1	1	0	0	0	0	0	0	3	7	0.00	3.000								
Eduardo Rodriguez, R ERA: 3.18 (5, 1)	4.1		19	3	2	1	3	2	0	1	0	0	0	22	31	2.08	1.154								
Rick Austin, L ERA: 3.25 (9, 1)	0.2		2	0	0	0	1	0	0	0	0	0	0	4	4	0.00	0.000								

Batter	1	2	3	4	5	6	7	8	9	AB	R	H	RBI	BB	SO	LOB	BOTTOM								
Bob Sheldon, L OBP: 0.404, SLG: 0.440 (1, 4)	CS BB		L8		FC6-4 1B			K		3	0	1	0	1	1	0	Minnesota Twins @ Milwaukee Brewers Milwaukee County Stadium, Milwaukee, WI Mon Aug 25 1975, 8:05 PM EDT Att: 7,779 - Unknown - 74 F								
Robin Yount, R OBP: 0.309, SLG: 0.361 (1, 6)	G5-4-3 BB		5-3		FC6-4 BB			F9		3	0	0	0	1	0	1									
George Scott, R OBP: 0.347, SLG: 0.504 (1, 3)	G5-4-3			BB 1B BB	1-2 BB			F8		2	1	0	0	2	0	1									
Hank Aaron, R OBP: 0.331, SLG: 0.354 (1, 10)		2B 4-3 BB		1-2 BB BB	F8			FC5-4 BB		1	2	0	0	3	0	2									
Mike Hegan, L OBP: 0.369, SLG: 0.408 Pedro Garcia, R OBP: 0.277, SLG: 0.325 Gorman Thomas, R OBP: 0.278, SLG: 0.394 (8, PH)		4-3 2B		1-2 2-3 BB				FC5-4 FC5-4		2	0	1	0	1	0	0									
Charlie Moore, R OBP: 0.329, SLG: 0.391 (1, 2)	K			F9				FC5-4		4	0	0	0	0	2	7									
Bill Sharp, L OBP: 0.280, SLG: 0.319 (1, 8)	4-3			G5-4-3 1B				F9		4	0	1	3	0	0	2									
Kurt Bevacqua, R OBP: 0.274, SLG: 0.294 (1, 5)	6-3			G5-4-3				L9		4	0	0	0	0	4										
Bobby Mitchell, R OBP: 0.326, SLG: 0.446 (1, 7)				5-3				K		4	0	0	0	0	2	0									
Inning Stats	R: 0 E: 0 K: 0 S: 1	H: 0 LOB: 0 BB: 2 P: 9	R: 1 E: 0 K: 1 S: 6	H: 1 LOB: 1 BB: 1 P: 10	R: 0 E: 0 K: 0 S: 3	H: 0 LOB: 0 BB: 0 P: 3	R: 2 E: 0 K: 0 S: 3	H: 1 LOB: 3 BB: 1 P: 15	R: 0 E: 0 K: 1 S: 6	H: 1 LOB: 2 BB: 1 P: 10	R: 0 E: 1 K: 1 S: 6	H: 0 LOB: 1 BB: 0 P: 6	R: 0 E: 0 K: 2 S: 7	H: 0 LOB: 0 BB: 0 P: 7	R: 0 E: 0 K: 0 S: 3	H: 0 LOB: 1 BB: 1 P: 7		R: 0 E: 0 K: 0 S: 3	H: 0 LOB: 0 BB: 0 P: 3	1B: 2 2B: 1 3B: 0 HR: 0	SF: 0 SAC: 0 DP: 2 HBP: 0	WP: 0 PB: 0 SB: 0 CS: 1	PA: 36		
PITCHER	IP	WLS	BF	H	R	ER	SO	BB	IBB	HBP	BLK	WP	HR	S	P	ERA	WHIP								
Joe Decker, R ERA: 8.54 (1, 1)	3.0		14	1	3	3	1	6	0	0	0	0	0	10	34	9.00	2.333								
Bill Butler, L ERA: 6.54 (4, 1)	6.0	W	22	2	0	0	4	2	0	0	0	0	0	28	36	0.00	0.667								

Batter	1	2	3	4	5	6	7	8	9	AB	R	H	RBI	BB	SO	LOB	TOP		
Lyman Bostock, L (1, 9) OBP: 0.315, SLG: 0.343	0-0 1B		0-3 K		0-3 K		0-0 F7		0-0 G3	5	0	1	0	0	2	2	Minnesota Twins @ Milwaukee Brewers Milwaukee County Stadium, Milwaukee, WI Tue Aug 26 1975, 8:05 PM EDT Att: 9,941 - Cloudy - 74 F		
Jerry Terrell, R (1, 6) OBP: 0.338, SLG: 0.355	0-0 1B		4-0 1B		0-0 CS		0-0 1-3		0-0 6-3	4	0	2	0	1	0	2			
Rod Carew, L (1, 4) OBP: 0.432, SLG: 0.515	0-0 F7		0-0 1B		0-0 L8			4-0 FC5		3	0	1	0	1	0	3			
John Briggs, L (1, 7) OBP: 0.411, SLG: 0.394	0-0 L3		0-0 G3			4-0 4-3 WP		0-0 P3		3	1	0	0	1	0	5			
Dan Ford, R (1, 8) OBP: 0.317, SLG: 0.424		1-0 CS		0-0 E S		0-0 4-3		0-0 E6		3	1	1	0	0	0	2			
Steve Braun, L (1, 10) OBP: 0.387, SLG: 0.427	0-0 L3		0-0 F8		0-0 F8		0-0 G1-4-3		0-3 K	4	0	1	1	0	1	4			
Dave McKay, S (1, 5) OBP: 0.273, SLG: 0.667	0-0 1B		0-0 SF8		0-0 G1-4-3		0-0 G1-4-3		0-0 FC5	3	0	1	1	0	0	3			
Craig Kusick, R (1, 3) OBP: 0.321, SLG: 0.342	0-0 F8		0-0 2B				0-0 F7		1-0 SH5-4	3	0	1	0	0	0	1			
Glenn Borgmann, R (1, 2) OBP: 0.306, SLG: 0.288			0-0 4-3		0-0 4-3		4-0 BB		0-0 SH5-4	2	0	0	0	1	0	1			
Inning Stats	R: 0 E: 0 K: 0 S: 4	H: 2 LOB: 1 BB: 0 P: 4	R: 0 E: 0 K: 0 S: 3	H: 1 LOB: 1 BB: 0 P: 4	R: 0 E: 0 K: 1 S: 6	H: 1 LOB: 2 BB: 1 P: 10	R: 1 E: 0 K: 0 S: 5	H: 2 LOB: 1 BB: 0 P: 5	R: 0 E: 0 K: 0 S: 3	H: 0 LOB: 1 BB: 1 P: 7	R: 0 E: 1 K: 1 S: 6	H: 0 LOB: 2 BB: 1 P: 10	R: 0 E: 0 K: 0 S: 3	H: 0 LOB: 1 BB: 0 P: 4	R: 0 E: 0 K: 0 S: 3	H: 0 LOB: 1 BB: 0 P: 4	1B: 7 2B: 2 3B: 0 HR: 0	SF: 1 SAC: 1 DP: 2 HBP: 2	WP: 1 PA: 38 PB: 0 CS: 2
PITCHER Pete Broberg, R (1, 1) ERA: 4.7	IP: 9.0 WLS: L BF: 38	H: 8 R: 2 ER: 2 SO: 3	BB: 4 IBB: 0 HBP: 2 BLK: 0	WP: 1 HR: 0 S: 38 P: 56	ERA: 2.00 WHIP: 1.333											ERA: 2.00 WHIP: 1.333			

Batter	1	2	3	4	5	6	7	8	9	AB	R	H	RBI	BB	SO	LOB	BOTTOM				
Bob Sheldon, L (1, 4) OBP: 0.388, SLG: 0.421	0-0 4-3		0-0 3-1		0-0 1-4-3			0-0 4-3		4	0	0	0	0	0	1	Minnesota Twins @ Milwaukee Brewers Milwaukee County Stadium, Milwaukee, WI Tue Aug 26 1975, 8:05 PM EDT Att: 9,941 - Cloudy - 74 F				
Robin Yount, R (1, 6) OBP: 0.308, SLG: 0.360	0-0 6-3		0-0 E5		4-0 G5-4-3		4-0 FC5-4			2	0	0	0	0	0	0					
Jack Lind, S (4, 6) OBP: 0.200, SLG: 0.077										0	0	0	0	1	0	0					
Tommy Bianco, S (6, PH) OBP: 0.316, SLG: 0.133										0	0	0	0	1	0	0					
Kurt Bevacqua, R (6, PR) OBP: 0.274, SLG: 0.294										0	0	0	0	0	0	0					
George Scott, R (1, 3) OBP: 0.345, SLG: 0.500	0-3 K		0-0 F7		0-0 G5-4-3		0-0 P6			4	0	0	0	0	1	3					
Hank Aaron, R (1, 10) OBP: 0.330, SLG: 0.353		0-0 5-3		0-0 F8		0-0 1B		0-0 FC5-4		4	0	1	0	0	0	1					
Darrell Porter, L (1, 2) OBP: 0.357, SLG: 0.411	0-0 F7		0-0 F8		0-0 F9			0-0 4-3		4	0	0	0	0	0	1					
Don Money, R (1, 5) OBP: 0.307, SLG: 0.401	0-0 1B		0-0 1B		0-0 L4		0-0 F7		0-0 2B	4	1	2	0	0	0	0					
Mike Hegan, L (1, 7) OBP: 0.372, SLG: 0.417	0-0 1B				0-0 F8		0-0 F5		0-0 2B	4	0	2	1	0	0	0					
Gorman Thomas, R (6, PR) OBP: 0.278, SLG: 0.394	1-2 1B							1-H 2B		0	0	0	0	0	0	0					
Charlie Moore, R (1, 9) OBP: 0.333, SLG: 0.400	0-0 FC6		0-0 FC6		0-0 1-3		0-0 1B		0-3 K	4	0	2	0	0	1	3					
Bill Sharp, L (1, 8) OBP: 0.277, SLG: 0.314			0-3 K		0-0 1-3		0-0 4-3		0-0 F8	4	0	0	0	0	1	3					
Inning Stats	R: 0 E: 0 K: 1 S: 5	H: 0 LOB: 0 BB: 0 P: 5	R: 0 E: 0 K: 0 S: 5	H: 2 LOB: 2 BB: 0 P: 5	R: 0 E: 1 K: 1 S: 6	H: 0 LOB: 1 BB: 0 P: 6	R: 0 E: 0 K: 0 S: 3	H: 0 LOB: 0 BB: 0 P: 3	R: 0 E: 0 K: 0 S: 4	H: 1 LOB: 1 BB: 0 P: 4	R: 0 E: 0 K: 0 S: 3	H: 1 LOB: 1 BB: 1 P: 7	R: 0 E: 0 K: 0 S: 4	H: 1 LOB: 1 BB: 0 P: 4	R: 0 E: 0 K: 0 S: 3	H: 0 LOB: 1 BB: 1 P: 7	R: 1 E: 0 K: 1 S: 7	H: 2 LOB: 1 BB: 0 P: 7	1B: 5 2B: 2 3B: 0 HR: 0	SF: 0 SAC: 0 DP: 1 HBP: 0	WP: 0 PA: 36 PB: 0 CS: 0
PITCHER Dave Goltz, R (1, 1) ERA: 3.63	IP: 9.0 WLS: W BF: 36	H: 7 R: 1 ER: 1 SO: 3	BB: 2 IBB: 0 HBP: 0 BLK: 0	WP: 0 HR: 0 S: 40 P: 48	ERA: 1.00 WHIP: 1.000											ERA: 1.00 WHIP: 1.000					

Batter	1	2	3	4	5	6	7	8	9	10	11	AB	R	H	RBI	BB	SO	LOB	TOP							
Jerry Terrell, R OBP: 0.339, SLG: 0.357 (1, 6)	6-3 ①		0-0 2B			F7 ①		G4-6-3 BB		F8 ②		4	0	1	0	1	0	2								
Dan Ford, R OBP: 0.316, SLG: 0.421 (1, 8)	4-3 ②		6-3 ③			FC4-6 1B		F9 ①		F8 ③		5	0	1	0	0	0	4								
Rod Carew, L OBP: 0.428, SLG: 0.509 (1, 4)	1-3 ③				5-3 ①	FC4-6 CS		G4-6-3 ② ③			6-3 ①	5	0	0	0	0	0	2								
Craig Kusick, R OBP: 0.331, SLG: 0.336 Steve Byrns, R OBP: 0.355, SLG: 0.429 Bert Blyleven, R (11, 1)		HBP ⑤-6-4			6-3 ②	1-2 HBP				4-3 ①	BB 1B HBP	2	0	0	0	0	0	0								
John Briggs, L OBP: 0.408, SLG: 0.389 (11, 3)	P4 ①				1-3 ③	F8 ③				1-3 ②	FC3-6 1B BB	4	0	0	0	1	0	3								
Dave McKay, S OBP: 0.231, SLG: 0.560 Tony Oliva, L OBP: 0.357, SLG: 0.411 Luis Gomez, R OBP: 0.200, SLG: 0.150 (11, 6)	F7 ②				6-3 ①			4-3 ①		6-3 ③	FC3-6 1B	4	0	0	0	0	0	1								
Danny Thompson, R OBP: 0.299, SLG: 0.340 Steve Braun, L OBP: 0.388, SLG: 0.426 (11, 7)	FC5-6-4 ③				F8 ②	F9 ②				6-3 ③	FC3-6 BB	4	0	0	0	0	0	1								
Lyman Bostock, L OBP: 0.323, SLG: 0.348 (1, 9)			K ①		FC5-4 BB			1B ③			BB 1B	3	0	2	0	2	1	0								
Glenn Borgmann, R OBP: 0.305, SLG: 0.284 (1, 2)			K ②		FC5-4			1-3 ③			F5 ③	4	0	0	0	1	1	5								
Inning Stats	R: 0 E: 0 K: 0 S: 3	H: 0 LOB: 0 BB: 0 P: 3	R: 0 E: 0 K: 2 S: 3	H: 0 LOB: 1 BB: 0 P: 4	R: 0 E: 0 K: 2 S: 8	H: 1 LOB: 1 BB: 0 P: 8	R: 0 E: 0 K: 0 S: 3	H: 0 LOB: 0 BB: 0 P: 3	R: 0 E: 0 K: 0 S: 3	H: 0 LOB: 1 BB: 1 P: 7	R: 0 E: 0 K: 0 S: 4	H: 1 LOB: 2 BB: 0 P: 5	R: 0 E: 0 K: 0 S: 2	H: 0 LOB: 0 BB: 1 P: 6	R: 0 E: 0 K: 0 S: 3	H: 0 LOB: 0 BB: 0 P: 3	R: 0 E: 0 K: 0 S: 4	H: 1 LOB: 2 BB: 1 P: 8	R: 1 E: 0 K: 0 S: 4	H: 1 LOB: 3 BB: 2 P: 13	1B: 4 2B: 1 3B: 0 HR: 0	SF: 0 SAC: 0 DP: 1 HBP: 3	WP: 0 PB: 0 SB: 0 CS: 1	PA: 45		
PITCHER	IP 10.1	WLS L	BF 41	H 4	R 1	ER 1	SO 2	BB 4	IBB 0	HBP 3	BLK 0	WP 0	HR 0	S 38	P 57	ERA 0.87	WHIP 0.774									
Bill Travers, L ERA: 3.78 Tom Murphy, R ERA: 3.59 (11, 1)	0.2		4	1	0	0	0	1	0	0	0	0	0	0	3	7	0.00	3.000								

Minnesota Twins @ Milwaukee Brewers
Milwaukee County Stadium, Milwaukee, WI
Wed Aug 27 1975, 8:05 PM EDT
Att: 6,261 - Cloudy - 69 F

AB 37
R 1
H 5
RBI 1
BB 5
SO 2
LOB 20



Batter	1	2	3	4	5	6	7	8	9	10	11	AB	R	H	RBI	BB	SO	LOB	BOTTOM						
Bob Sheldon, L OBP: 0.380, SLG: 0.410 Pedro Garcia, R OBP: 0.277, SLG: 0.325 (11, PR)	K ①		K ③			K ②			F7 ①		1B	5	0	1	0	0	3	1							
Bill Sharp, L OBP: 0.276, SLG: 0.313 (1, 8)	L9 ②				K ①	6-3 ③			1B		P6 ②	5	0	1	0	0	1	2							
George Scott, R OBP: 0.345, SLG: 0.499 (1, 3)					F9 ②			CS 1B		F8 ②	F8 ③	5	0	2	0	0	0	2							
Hank Aaron, R OBP: 0.328, SLG: 0.349 (1, 10)	6-3 ③				1-3 ③			F3 ② ③		F7 ③		4	0	0	0	0	0	3							
Darrell Porter, L OBP: 0.354, SLG: 0.406 (1, 2)			K ①		4-3 ①			F7 ③			K ①	4	0	0	0	0	2	0							
Charlie Moore, R OBP: 0.331, SLG: 0.396 (1, 9)	F9 ②				K ②			F7 ①			1B	4	0	1	0	0	1	0							
Mike Hegan, L OBP: 0.364, SLG: 0.406 (1, 7)			K ③		K ③			F7 ②			K ②	4	0	0	0	0	3	1							
Kurt Bevacqua, R OBP: 0.278, SLG: 0.295 (1, 5)					5-3 ①			S 1B			K ③	3	0	1	0	1	1	1							
Jack Lind, S OBP: 0.167, SLG: 0.083 Don Money, R OBP: 0.306, SLG: 0.400 (11, PH)					K ②			K ① 1-2		3-1 ③	F7 ①	3	0	0	0	0	2	2							
Inning Stats	R: 0 E: 0 K: 1 S: 6	H: 1 LOB: 1 BB: 0 P: 6	R: 0 E: 0 K: 2 S: 7	H: 0 LOB: 0 BB: 0 P: 7	R: 0 E: 0 K: 2 S: 7	H: 0 LOB: 0 BB: 0 P: 7	R: 0 E: 0 K: 1 S: 5	H: 0 LOB: 0 BB: 0 P: 5	R: 0 E: 0 K: 2 S: 8	H: 1 LOB: 1 BB: 0 P: 8	R: 0 E: 0 K: 0 S: 3	H: 1 LOB: 0 BB: 0 P: 3	R: 0 E: 0 K: 0 S: 3	H: 0 LOB: 1 BB: 0 P: 7	R: 0 E: 0 K: 3 S: 10	H: 1 LOB: 1 BB: 0 P: 10	R: 0 E: 0 K: 0 S: 4	H: 1 LOB: 1 BB: 0 P: 4	R: 0 E: 0 K: 0 S: 4	H: 1 LOB: 1 BB: 0 P: 4	1B: 6 2B: 0 3B: 0 HR: 0	SF: 0 SAC: 0 DP: 0 HBP: 0	WP: 0 PB: 0 SB: 1 CS: 1	PA: 39	
PITCHER	IP 11.0	WLS W	BF 39	H 6	R 0	ER 0	SO 13	BB 1	IBB 0	HBP 0	BLK 0	WP 0	HR 0	S 64	P 68	ERA 0.00	WHIP 0.636								
Bert Blyleven, R ERA: 2.89 Bert Blyleven, R ERA: 2.89 (11, 1)	11.0	W	39	6	0	0	13	1	0	0	0	0	0	64	68	0.00	0.636								

Minnesota Twins @ Milwaukee Brewers
Milwaukee County Stadium, Milwaukee, WI
Wed Aug 27 1975, 8:05 PM EDT
Att: 6,261 - Cloudy - 69 F

AB 38
R 0
H 6
RBI 0
BB 1
SO 13
LOB 12




Batter	1	2	3	4	5	6	7	8	9	AB	R	H	RBI	BB	SO	LOB	TOP					
Lyman Bostock, L OBP: 0.325, SLG: 0.351 (1, 9)	F7		1B			E 1B		G3		5	1	3	1	0	0	0	Minnesota Twins @ Texas Rangers Arlington Stadium, Arlington, TX Mon Sep 01 1975, 8:05 PM EDT Att: 5,917 - Unknown - 92 F					
Jerry Terrell, R OBP: 0.341, SLG: 0.357 (1, 6)	P3		F7		E4 E 1B	5-3		1B		5	0	1	0	0	0	4						
Rod Carew, L OBP: 0.437, SLG: 0.515 (1, 4)	1B		F7		E2 1B	FC6 IBB		1B		4	0	3	1	1	0	1						
John Briggs, L OBP: 0.403, SLG: 0.382 (1, 3)	K			G3	4-3	FC6 1B			F9	5	0	0	0	0	1	6						
Tony Oliva, L OBP: 0.354, SLG: 0.404 (1, 10)		F9		F7		E1 2B 1B	L7		1-3	5	1	0	0	0	0	0						
Dan Ford, R OBP: 0.323, SLG: 0.429 (1, 8)	K			1B		1B	1B		BB	4	1	3	0	1	1	0						
Steve Braun, L OBP: 0.383, SLG: 0.421 (1, 7)	K			K		1B 2B	1B		4-3	4	1	1	0	1	2	2						
Dave McKay, S OBP: 0.235, SLG: 0.515 (1, 5)			5-3			P3	G5-4-3			4	0	1	0	0	0	5						
Phil Roof, R OBP: 0.337, SLG: 0.551 (1, 2)			HR		K	2B 1B		K		4	1	2	3	0	2	1						
Inning Stats	R: 0 E: 0 K: 1 S: 6	H: 1 LOB: 1 BB: 0 P: 6	R: 0 E: 0 K: 2 S: 7	H: 0 LOB: 0 BB: 0 P: 7	R: 1 E: 0 K: 0 S: 5	H: 2 LOB: 1 BB: 0 P: 5	R: 0 E: 0 K: 1 S: 6	H: 1 LOB: 1 BB: 0 P: 6	R: 1 E: 2 K: 1 S: 8	H: 3 LOB: 2 BB: 0 P: 8	R: 3 E: 1 K: 0 S: 7	H: 3 LOB: 3 BB: 2 P: 15	R: 0 E: 0 K: 1 S: 4	H: 2 LOB: 1 BB: 0 P: 4	R: 0 E: 0 K: 1 S: 6	H: 2 LOB: 1 BB: 0 P: 6		R: 0 E: 0 K: 0 S: 3	H: 0 LOB: 1 BB: 1 P: 7	1B: 11 2B: 3 3B: 0 HR: 1	SF: 0 SAC: 0 DP: 2 HBP: 0	WP: 0 PB: 0 SB: 0 CS: 1
PITCHER	IP	WLS	BF	H	R	ER	SO	BB	IBB	HBP	BLK	WP	HR	S	P	ERA	WHIP					
Fergie Jenkins, R ERA: 3.71 (1, 1)	5.1	L	28	10	5	3	5	0	1	0	0	0	1	37	41	5.06	1.875					
Stan Thomas, R ERA: 3.23 (6, 1)	3.2		15	4	0	0	1	1	1	0	0	0	0	15	23	0.00	1.364					

AB	40
R	5
H	14
RBI	5
BB	3
SO	6
LOB	19



Batter	1	2	3	4	5	6	7	8	9	AB	R	H	RBI	BB	SO	LOB	BOTTOM					
Dave Moates, L OBP: 0.326, SLG: 0.383 (1, 8)	E5		G4-6-3			F8			L7	2	0	0	0	0	0	1	Minnesota Twins @ Texas Rangers Arlington Stadium, Arlington, TX Mon Sep 01 1975, 8:05 PM EDT Att: 5,917 - Unknown - 92 F					
Joe Lovitto, S OBP: 0.301, SLG: 0.250 (6, PH) (7, 8)	CS		1-2			BB				2	0	0	0	1	0	1						
Lenny Randle, S OBP: 0.347, SLG: 0.366 (1, 10)	K		4-3			F8	P3		E BB	4	0	0	0	1	1	4						
Mike Hargrove, L OBP: 0.398, SLG: 0.408 (1, 7)	4-3			3-1		F7		SH1 E BB	1-2 2-3	3	0	0	0	2	0	0						
Jeff Burroughs, R OBP: 0.295, SLG: 0.390 (1, 9)		4-3 2B		F9		K		E6 SH1	K	5	1	1	0	0	2	4						
Jim Spencer, L OBP: 0.326, SLG: 0.401 (1, 3)		4-3		P5		1B		SH1	E5	2	0	0	0	0	0	1						
Jim Fregosi, R OBP: 0.325, SLG: 0.387 (7, PH) (8, 3)		1-2				1B	1B	1-2 2-3	FC5-4	2	1	1	0	0	0	2						
Toby Harrah, R OBP: 0.407, SLG: 0.469 (1, 6)	F8				SH1-3 BB	F8		K	FC5-4	4	0	0	0	1	1	7						
Mike Cubbage, L OBP: 0.289, SLG: 0.352 (1, 4)					SH1-3					1	0	1	1	0	0	0						
Davey Nelson, R OBP: 0.305, SLG: 0.283 (7, PH) (8, 4)		2H			1-2	1B	1B		BB	1	1	1	0	1	0	0						
Roy Howell, L OBP: 0.316, SLG: 0.399 (1, 5)		6-3			K			G3		4	0	1	1	0	1	5						
Jim Sundberg, R OBP: 0.284, SLG: 0.271 (1, 2)			4-0		4-3					1	0	0	0	1	0	1						
Tom Grieve, R OBP: 0.305, SLG: 0.428 (7, PH) (8, 2)			G4-6-3 BB			E4		BB BB	1B	1	0	0	0	0	0	1						
Bill Fahey, L OBP: 0.333, SLG: 0.406 (8, 2)										1	1	1	0	0	0	0						
Inning Stats	R: 0 E: 1 K: 1 S: 5	H: 0 LOB: 0 BB: 0 P: 5	R: 1 E: 0 K: 0 S: 5	H: 2 LOB: 1 BB: 0 P: 5	R: 0 E: 0 K: 0 S: 2	H: 0 LOB: 0 BB: 1 P: 6	R: 0 E: 0 K: 0 S: 3	H: 0 LOB: 0 BB: 0 P: 3	R: 0 E: 0 K: 1 S: 5	H: 0 LOB: 0 BB: 1 P: 9	R: 0 E: 0 K: 0 S: 3	H: 0 LOB: 0 BB: 0 P: 3	R: 2 E: 1 K: 1 S: 9	H: 3 LOB: 3 BB: 1 P: 13	R: 0 E: 1 K: 1 S: 6	H: 0 LOB: 0 BB: 2 P: 14	R: 1 E: 1 K: 1 S: 7	H: 1 LOB: 3 BB: 2 P: 15	1B: 5 2B: 1 3B: 0 HR: 0	SF: 0 SAC: 2 DP: 1 HBP: 0	WP: 0 PB: 0 SB: 0 CS: 1	PA: 42
PITCHER	IP	WLS	BF	H	R	ER	SO	BB	IBB	HBP	BLK	WP	HR	S	P	ERA	WHIP					
Bert Blyleven, R ERA: 2.91 (1, 1)	2.0		8	2	1	1	1	0	0	0	0	0	0	10	10	4.50	1.000					
Bill Butler, L ERA: 6.58 (3, 1)	4.2	W	18	3	2	1	2	2	0	0	0	0	0	20	28	1.93	1.071					
Bill Campbell, R ERA: 4.12 (7, 1)	1.2		13	1	1	0	1	5	0	0	0	0	0	10	30	0.00	3.600					
Tom Johnson, R ERA: 4.85 (9, 1)	0.2	S	3	0	0	0	1	0	0	0	0	0	0	5	5	0.00	0.000					



Batter	1	2	3	4	5	6	7	8	9	AB	R	H	RBI	BB	SO	LOB	TOP				
Lyman Bostock, L OBP: 0.324, SLG: 0.350 (1, 9)	3-1		K		6-3		G6-4-3 1B			4	0	1	1	0	1	0	Minnesota Twins @ Texas Rangers Arlington Stadium, Arlington, TX Tue Sep 02 1975, 8:05 PM EDT Att: 5,002 - Unknown - 90 F				
Jerry Terrell, R OBP: 0.340, SLG: 0.354 (1, 6) Luis Gomez, R OBP: 0.200, SLG: 0.150 (7, 6)	6-3			HR	F8		G6-4-3 1B			3	1	0	0	1	0	2					
Rod Carew, L OBP: 0.436, SLG: 0.519 (1, 4)	G3			HR	4-3					4	1	1	2	0	0	0					
John Briggs, L OBP: 0.401, SLG: 0.391 (1, 3)		4-3		HR		K				4	1	1	1	0	2	0					
Tony Oliva, L OBP: 0.357, SLG: 0.408 (1, 10) Steve Brye, R OBP: 0.325, SLG: 0.429 (8, PR)	K				G6-4-3 1B		FC1-4 1B			4	0	3	0	0	1	0					
Dan Ford, R OBP: 0.322, SLG: 0.435 (1, 8)					G6-4-3 1B		FC1-4 PO		F8	4	1	1	1	0	0	3					
Steve Braun, L OBP: 0.384, SLG: 0.422 (1, 7)	G3					PO			4-3	4	1	2	0	0	0	0					
Dave McKay, S OBP: 0.237, SLG: 0.486 (1, 5)			5-3				K		5-3	4	0	1	0	0	1	1					
Phil Roof, R OBP: 0.333, SLG: 0.537 (1, 2)			F9		5-3				K	4	0	1	0	0	1	2					
Inning Stats	R: 0 E: 0 K: 0 S: 3	H: 0 LOB: 0 BB: 0 P: 3	R: 1 E: 0 K: 1 S: 6	H: 1 LOB: 0 BB: 0 P: 6	R: 0 E: 0 K: 1 S: 5	H: 0 LOB: 0 BB: 0 P: 5	R: 3 E: 0 K: 0 S: 7	H: 5 LOB: 2 BB: 1 P: 11	R: 0 E: 0 K: 0 S: 3	H: 1 LOB: 0 BB: 0 P: 5	R: 1 E: 0 K: 1 S: 7	H: 3 LOB: 1 BB: 0 P: 7	R: 0 E: 0 K: 1 S: 6	H: 1 LOB: 1 BB: 0 P: 6	R: 0 E: 0 K: 1 S: 5	H: 0 LOB: 0 BB: 0 P: 5		1B: 8 2B: 0 3B: 0 HR: 3	SF: 0 SAC: 0 DP: 2 HBP: 0	WP: 0 PB: 0 CS: 0	PA: 37
PITCHER	IP	WLS	BF	H	R	ER	SO	BB	IBB	HBP	BLK	WP	HR	S	P	ERA	WHIP				
Steve Hargan, R ERA: 3.77 (1, 1)	3.0	L	14	4	4	4	2	1	0	0	0	0	3	17	21	12.00	1.667				
Mike Kekich, L ERA: 4.71 (4, 1)	3.1		14	6	1	1	2	0	0	0	0	0	0	18	18	2.70	1.800				
Steve Foucault, R ERA: 3.88 (7, 1)	2.2		8	1	0	0	2	0	0	0	0	0	0	12	12	0.00	0.375				

AB	35
R	5
H	11
RBI	5
BB	1
SO	6
LOB	8



Batter	1	2	3	4	5	6	7	8	9	AB	R	H	RBI	BB	SO	LOB	BOTTOM				
Lenny Randle, S OBP: 0.347, SLG: 0.365 (1, 10)	PB BB	F5			G3		K			4	0	1	0	1	1	1	Minnesota Twins @ Texas Rangers Arlington Stadium, Arlington, TX Tue Sep 02 1975, 8:05 PM EDT Att: 5,002 - Unknown - 90 F				
Joe Lovitto, S OBP: 0.286, SLG: 0.235 (1, 8)	3-1		4-3		K		3-1		F8	5	0	0	0	0	1	2					
Mike Hargrove, L OBP: 0.399, SLG: 0.407 (1, 7)	K		HR						4-3	3	1	1	0	1	1	1					
Jeff Burroughs, R OBP: 0.298, SLG: 0.396 (1, 9)			HR				FC3-6 BB		P4	2	1	1	2	2	0	0					
Jim Spencer, L OBP: 0.326, SLG: 0.398 (1, 3)	F8		K			FC3-6 1B			BB	3	0	0	0	1	1	3					
Toby Harrah, R OBP: 0.410, SLG: 0.468 (1, 6)		G3 BB	K				1B BB			1	1	0	0	3	1	0					
Mike Cabbage, L OBP: 0.283, SLG: 0.344 (1, 4) Jim Fregosi, R OBP: 0.323, SLG: 0.385 (8, PH) Davey Nelson, R OBP: 0.295, SLG: 0.283 (9, 4)	E3				4-3		K		K	3	0	0	0	0	1	3					
Roy Howell, L OBP: 0.316, SLG: 0.399 (1, 5) Tom Griewe, R OBP: 0.304, SLG: 0.426 (9, PH)	G3				K				E5	3	0	1	1	0	1	1					
Jim Sundberg, R OBP: 0.281, SLG: 0.268 (1, 2)	P4				6-3				G5-4-3	4	0	0	0	0	2	0					
Inning Stats	R: 0 E: 0 K: 1 S: 5	H: 0 LOB: 2 BB: 2 P: 13	R: 1 E: 2 K: 0 S: 4	H: 0 LOB: 1 BB: 1 P: 8	R: 2 E: 0 K: 2 S: 8	H: 1 LOB: 0 BB: 1 P: 12	R: 0 E: 0 K: 1 S: 5	H: 0 LOB: 0 BB: 0 P: 5	R: 0 E: 1 K: 1 S: 5	H: 1 LOB: 2 BB: 2 P: 13	R: 0 E: 0 K: 1 S: 5	H: 0 LOB: 0 BB: 0 P: 5	R: 0 E: 0 K: 1 S: 5	H: 0 LOB: 2 BB: 0 P: 13	R: 0 E: 1 K: 0 S: 4	H: 1 LOB: 1 BB: 0 P: 4		1B: 3 2B: 0 3B: 0 HR: 1	SF: 0 SAC: 0 DP: 1 HBP: 0	WP: 0 PB: 1 CS: 0	PA: 38
PITCHER	IP	WLS	BF	H	R	ER	SO	BB	IBB	HBP	BLK	WP	HR	S	P	ERA	WHIP				
Jim Hughes, R ERA: 3.97 (1, 1)	7.2	W	33	3	3	2	7	8	0	0	0	0	1	39	71	2.35	1.435				
Tom Burgmeier, L ERA: 2.96 (8, 1)	1.1	S	5	1	0	0	1	0	0	0	0	0	0	7	7	0.00	0.750				

AB	30
R	3
H	4
RBI	3
BB	8
SO	8
LOB	15



Batter	1	2	3	4	5	6	7	8	9	AB	R	H	RBI	BB	SO	LOB	TOP		
Lyman Bostock, L OBP: 0.328, SLG: 0.350	0-0 5-3 1B		4-0 FC5 1B BB		0-0 1-3		0-0 3-1		4-0 BB	3	0	1	0	2	0	0			
Jerry Terrell, R OBP: 0.341, SLG: 0.354	0-0 5-3 1-2		0-0 1-2 1B		0-0 1B 4-3 1B		0-0 5-3		0-3 K	5	0	2	0	0	1	2			
Rod Carew, L OBP: 0.433, SLG: 0.515	0-0 F8		0-0 L9		0-0 4-3				0-0 L7	4	0	0	0	0	0	4			
Dan Ford, R OBP: 0.326, SLG: 0.440	4-0 BB		0-0 FC5 2-3		0-0 1-2 1B				0-0 4-3 1B 2B	3	1	2	0	1	0	2			
Tony Oliva, L OBP: 0.354, SLG: 0.404	0-0 L5				0-0 F7				0-0 4-3	4	0	0	0	0	0	5			
Craig Kusick, R OBP: 0.327, SLG: 0.331									0-0 P4	4	0	1	1	0	1	0			
Steve Braun, L OBP: 0.383, SLG: 0.423									0-0 F8	4	1	1	0	0	0	1			
Dave McKay, S OBP: 0.238, SLG: 0.463									0-3 K	4	0	1	1	0	2	0			
Phil Roof, R OBP: 0.322, SLG: 0.518									0-0 1-3	3	0	0	0	0	0	1			
John Briggs, L OBP: 0.400, SLG: 0.389									0-0 5-3	1	0	0	0	0	0	0			
Inning Stats	R: 0 E: 0 K: 0 S: 4	H: 1 LOB: 2 BB: 1 P: 8	R: 0 E: 0 K: 1 S: 5	H: 0 LOB: 0 BB: 0 P: 5	R: 0 E: 0 K: 0 S: 4	H: 1 LOB: 2 BB: 1 P: 8	R: 1 E: 1 K: 1 S: 7	H: 2 LOB: 1 BB: 0 P: 7	R: 0 E: 0 K: 0 S: 5	H: 2 LOB: 2 BB: 0 P: 5	R: 0 E: 0 K: 0 S: 3	H: 0 LOB: 0 BB: 0 P: 3	R: 0 E: 0 K: 0 S: 3	H: 0 LOB: 0 BB: 0 P: 3	R: 1 E: 0 K: 0 S: 5	H: 2 LOB: 1 BB: 1 P: 11	1B: 6 2B: 2 3B: 0 HR: 0	SF: 0 SAC: 0 DP: 0 HBP: 0	WP: 0 PA: 38 CS: 0
PITCHER	IP	WLS	BF	H	R	ER	SO	BB	IBB	HBP	BLK	WP	HR	S	P	ERA	WHIP		
Wilbur Wood, L ERA: 4.1	7.2	W	33	8	2	2	2	2	0	0	0	0	0	35	43	2.35	1.304		
Rich Gossage, R ERA: 1.63	8.1	S	5	0	0	0	2	1	0	0	0	0	0	8	12	0.00	0.750		

Minnesota Twins @ Chicago White Sox
Comiskey Park, Chicago, IL
Fri Sep 05 1975, 8:05 PM EDT
Att. 4,400 - Unknown - 60 F

livebaseballscores.com

AB 35
R 2
H 8
RBI 2
BB 3
SO 4
LOB 15



Batter	1	2	3	4	5	6	7	8	9	AB	R	H	RBI	BB	SO	LOB	BOTTOM		
Jerry Hairston, S OBP: 0.419, SLG: 0.319	0-0 G4-6-3 1B				0-3 K				0-0 1-3	3	0	1	1	0	1	0			
Bob Coluccio, R OBP: 0.286, SLG: 0.317										1	0	0	0	0	0	0			
Mike Squires, L OBP: 0.444, SLG: 0.333	0-0 G4-6-3 1-2				0-0 G3				4-0 L4	3	0	0	0	1	0	1			
Jorge Orta, L OBP: 0.358, SLG: 0.445	0-0 CS 1B				0-0 E S 1B				0-0 L7	4	0	2	0	0	0	1			
Deron Johnson, R OBP: 0.302, SLG: 0.383	0-0 CS 1-2				4-0 G6-4-3 1B				0-0 L7	3	0	2	0	1	0	1			
Ken Henderson, S OBP: 0.355, SLG: 0.361					0-0 F8				0-0 1-3	3	0	0	0	0	1	4			
Bill Melton, R OBP: 0.342, SLG: 0.342					0-0 G6-4-3 1-2				0-0 F8	3	1	1	0	0	0	2			
Nyls Nyman, L OBP: 0.244, SLG: 0.261					0-0 P4				0-0 4-3	3	1	1	0	0	0	0			
Bucky Dent, R OBP: 0.310, SLG: 0.354					0-0 G3				0-0 6-3	3	1	1	2	0	0	0			
Brian Downing, R OBP: 0.368, SLG: 0.340					0-0 5-3				0-0 P5	3	0	0	0	0	0	1			
Inning Stats	R: 0 E: 0 K: 0 S: 3	H: 2 LOB: 0 BB: 0 P: 3	R: 0 E: 0 K: 0 S: 3	H: 1 LOB: 0 BB: 0 P: 3	R: 0 E: 0 K: 2 S: 8	H: 1 LOB: 2 BB: 1 P: 12	R: 3 E: 0 K: 0 S: 6	H: 3 LOB: 0 BB: 0 P: 6	R: 0 E: 0 K: 0 S: 4	H: 1 LOB: 1 BB: 0 P: 4	R: 0 E: 0 K: 0 S: 3	H: 0 LOB: 0 BB: 0 P: 3	R: 0 E: 0 K: 0 S: 3	H: 0 LOB: 1 BB: 1 P: 7	1B: 6 2B: 1 3B: 1 HR: 0	SF: 0 SAC: 0 DP: 2 HBP: 0	WP: 0 PA: 32 CS: 1		
PITCHER	IP	WLS	BF	H	R	ER	SO	BB	IBB	HBP	BLK	WP	HR	S	P	ERA	WHIP		
Dave Goltz, R ERA: 3.62	8.0	L	31	8	3	3	2	2	0	0	0	0	0	33	41	3.38	1.250		

Minnesota Twins @ Chicago White Sox
Comiskey Park, Chicago, IL
Fri Sep 05 1975, 8:05 PM EDT
Att. 4,400 - Unknown - 60 F

livebaseballscores.com

AB 29
R 3
H 8
RBI 3
BB 2
SO 2
LOB 10



Batter	1	2	3	4	5	6	7	8	9	AB	R	H	RBI	BB	SO	LOB	TOP			
Lyman Bostock, L (1, 7) OBP: 0.326, SLG: 0.345	0-0 1-3		0-3 K		0-3 K		0-0 G6-4-3		4-0 BB	4	0	0	0	1	2	2				
Jerry Terrell, R (1, 6) OBP: 0.344, SLG: 0.357	0-0 5-3		0-0 1B		0-0 1B			0-0 1B	0-0 F8	3	0	2	0	0	0	0				
Steve Braun, L (8, FH) OBP: 0.384, SLG: 0.423										2	0	1	0	0	0	2				
Rod Carew, L (1, 4) OBP: 0.429, SLG: 0.511	0-0 5-3		0-0 L7		0-0 6-3			0-0 F7		4	0	0	0	0	0	4				
Dan Ford, R (1, 8) OBP: 0.328, SLG: 0.440		0-0 SH3-4 1B		0-0 6-3		0-3 K		0-0 1B		4	0	2	0	0	1	2				
Tony Oliva, L (1, 10) OBP: 0.353, SLG: 0.402		0-0 SH3-4 1B		0-0 L9		0-3 K		0-3 K		4	0	1	0	0	2	2				
Dave McKay, S (1, 5) OBP: 0.250, SLG: 0.488		0-0 SH3-4		0-0 HR		0-0 F9		0-0 F8		2	1	1	0	0	0	0				
John Briggs, L (8, FH) OBP: 0.399, SLG: 0.388		1-2 2-3		2B						1	0	0	0	0	0	2				
Luis Gomez, R (8, 6) OBP: 0.200, SLG: 0.150										0	0	0	0	0	0	0				
Craig Kusick, R (1, 3) OBP: 0.325, SLG: 0.351		0-0 L6		0-0 HR		0-0 F8			0-3 K	4	1	1	2	0	1	2				
Mike Poepping, R (1, 9)		0-0 6-3		0-0 F8			0-0 F8		0-0 5-3	4	0	0	0	0	0	2				
Phil Roof, R (1, 2) OBP: 0.340, SLG: 0.517			0-0 F9			4-0 6-3 1B		4-0 G6-4-3 BB	0-0 BB	2	0	1	0	2	0	0				
Steve Brye, R (9, PR) OBP: 0.325, SLG: 0.429									0-0 BB	0	0	0	0	0	0	0				
Inning Stats	R: 0 E: 0 K: 0 S: 3	H: 0 LOB: 0 BB: 0 P: 3	R: 0 E: 0 K: 0 S: 5	H: 2 LOB: 2 BB: 0 P: 5	R: 0 E: 0 K: 1 S: 6	H: 1 LOB: 1 BB: 0 P: 6	R: 2 E: 0 K: 0 S: 5	H: 2 LOB: 0 BB: 0 P: 5	R: 0 E: 0 K: 1 S: 5	H: 0 LOB: 0 BB: 0 P: 5	R: 0 E: 0 K: 0 S: 2	H: 0 LOB: 0 BB: 1 P: 6	R: 0 E: 0 K: 1 S: 7	H: 2 LOB: 2 BB: 0 P: 7	R: 0 E: 0 K: 1 S: 6	H: 1 LOB: 2 BB: 1 P: 10	1B: 7 2B: 1 3B: 0 HR: 1	SF: 0 SAC: 1 DP: 1 HBP: 0	WP: 0 PA: 38 CS: 0	
PITCHER	IP	WLS	BF	H	R	ER	SO	BB	IBB	HBP	BLK	WP	HR	S	P	ERA	WHIP			
Jim Kaat, L (1, 1) ERA: 2.96	7.0	W	28	6	2	2	4	2	0	0	0	0	1	34	42	2.57	1.143			
Rich Gossage, R (8, 1) ERA: 1.6	2.0	S	10	3	0	0	2	1	0	0	0	0	0	13	17	0.00	2.000			

Minnesota Twins @ Chicago White Sox
Comiskey Park, Chicago, IL
Sat Sep 06 1975, 8:05 PM EDT
Att. 7,078 - Unknown - 60 F

AB 34
R 2
H 9
RBI 2
BB 3
SO 6
LOB 18



Batter	1	2	3	4	5	6	7	8	9	AB	R	H	RBI	BB	SO	LOB	BOTTOM			
Jerry Hairston, S (1, 7) OBP: 0.421, SLG: 0.319	4-0 BB		0-0 BB 1B		0-0 L8		0-0 F8			3	0	1	0	1	0	0				
Mike Squires, L (1, 3) OBP: 0.455, SLG: 0.294	0-0 L9		4-0 BB BB		4-0 HR BB			0-0 3-1		2	1	0	0	2	0	1				
Jorge Orta, L (1, 4) OBP: 0.361, SLG: 0.453	0-0 F7		4-0 BB		0-0 HR			0-0 HR 1B		3	2	2	3	1	0	1				
Deron Johnson, R (1, 10) OBP: 0.302, SLG: 0.388	0-3 K		0-3 K		0-0 L9			0-0 HR		4	1	1	2	0	2	4				
Ken Henderson, S (1, 8) OBP: 0.353, SLG: 0.359		0-3 K		0-0 F7		0-0 F5		0-0 F8		3	0	0	0	0	1	3				
Bob Coluccio, R (7, 9) OBP: 0.284, SLG: 0.315										1	0	0	0	0	0	0				
Bill Melton, R (1, 5) OBP: 0.340, SLG: 0.340		0-3 K		0-0 L7		0-3 K		0-3 K		3	0	0	0	0	2	0				
Pat Kelly, L (8, FH) OBP: 0.348, SLG: 0.399										1	0	0	0	0	1	0				
Bill Stein, R (9, 5) OBP: 0.326, SLG: 0.362										0	0	0	0	0	0	0				
Nyls Nyman, L (1, 9) OBP: 0.241, SLG: 0.258		0-0 L8		0-3 K		0-0 4-1				3	0	0	0	0	1	0				
Bucky Dent, R (1, 6) OBP: 0.308, SLG: 0.352			0-0 6-3		0-0 5-3			0-0 5-3		3	0	0	0	0	0	0				
Brian Downing, R (1, 2) OBP: 0.368, SLG: 0.340			0-0 BB 1B BB		0-0 6-3			0-3 K		3	1	1	0	0	1	0				
Inning Stats	R: 0 E: 0 K: 1 S: 5	H: 0 LOB: 1 BB: 1 P: 9	R: 0 E: 0 K: 2 S: 7	H: 0 LOB: 0 BB: 0 P: 7	R: 1 E: 0 K: 1 S: 7	H: 2 LOB: 3 BB: 2 P: 15	R: 0 E: 0 K: 1 S: 5	H: 0 LOB: 0 BB: 0 P: 5	R: 2 E: 0 K: 1 S: 7	H: 2 LOB: 2 BB: 0 P: 7	1B: 3 2B: 0 3B: 0 HR: 2	SF: 0 SAC: 0 DP: 0 HBP: 0	WP: 0 PA: 33 CS: 0							
PITCHER	IP	WLS	BF	H	R	ER	SO	BB	IBB	HBP	BLK	WP	HR	S	P	ERA	WHIP			
Bert Blyleven, R (1, 1) ERA: 3.0	8.0	L	33	5	5	5	8	4	0	0	0	0	2	45	61	5.62	1.125			

Minnesota Twins @ Chicago White Sox
Comiskey Park, Chicago, IL
Sat Sep 06 1975, 8:05 PM EDT
Att. 7,078 - Unknown - 60 F

AB 29
R 5
H 5
RBI 5
BB 4
SO 8
LOB 9

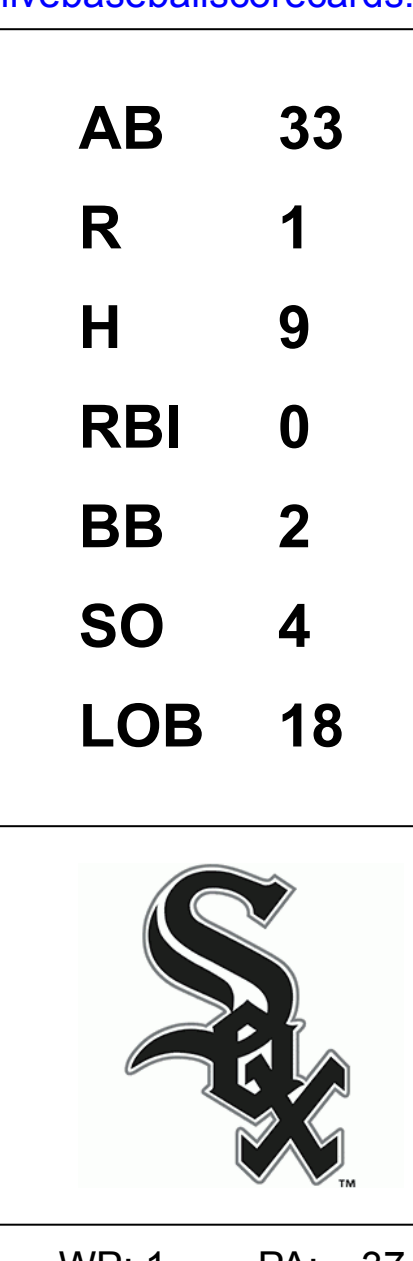


Batter	1	2	3	4	5	6	7	8	9	AB	R	H	RBI	BB	SO	LOB	TOP		
Lyman Bostock, L (1, 7) <small>OBP: 0.327, SLG: 0.345</small> Steve Brye, R (7, PH) <small>OBP: 0.335, SLG: 0.465</small>	SH1-4 1B		G3		K		IHR	HR	BB	3	0	1	0	0	1	2	Minnesota Twins @ Chicago White Sox Comiskey Park, Chicago, IL Sun Sep.07 1975, 4:33 AM EDT Att. 6,008 - Unknown - 74 F		
Jerry Terrell, R (1, 6) <small>OBP: 0.341, SLG: 0.358</small>	SH1-4		F8		L8		E	2B	K	5	1	1	0	0	1	5			
Rod Carew, L (1, 4) <small>OBP: 0.429, SLG: 0.509</small> Luis Gomez, R (8, 4) <small>OBP: 0.200, SLG: 0.150</small>	L7			2B 1B	1-3		F2	FC6-4 1B		5	1	2	0	0	0	3			
Dan Ford, R (1, 8) <small>OBP: 0.329, SLG: 0.442</small>	4-3			1B 5-3 2B			E3 4-3 1B	FC6-4 1-2		5	3	2	0	0	0	2			
Tony Oliva, L (1, 10) <small>OBP: 0.354, SLG: 0.402</small> John Briggs, L (9, PR) <small>OBP: 0.399, SLG: 0.388</small>		G3		5-3 1B	4-3	4-3		BB 1B	BB 1B	5	0	2	1	0	0	2			
Dave McKay, S (1, 5) <small>OBP: 0.285, SLG: 0.479</small>	F7			5-3			BB 1B	1B	F8	5	1	2	3	0	0	2			
Craig Kusick, R (1, 3) Danny Thompson, R (6, 6) <small>OBP: 0.303, SLG: 0.341</small>	K			G6-4-3 BB		K	2H 1B	1B	BB 1B	2	0	0	0	1	2	1			
Mike Poepping, R (1, 9)			G3 PB BB	G6-4-3 1-2			2H 1B	L7	K	3	0	0	0	2	1	5			
Glenn Borgmann, R (1, 2) <small>OBP: 0.303, SLG: 0.280</small>			F8			F5		P4	BB 1B	4	0	1	1	1	0	3			
Inning Stats	R: 0 E: 0 K: 0 S: 4	H: 1 LOB: 1 BB: 0 P: 4	R: 0 E: 0 K: 1 S: 5	H: 0 LOB: 0 BB: 0 P: 5	R: 0 E: 0 K: 0 S: 3	H: 0 LOB: 1 BB: 1 P: 7	R: 2 E: 0 K: 0 S: 5	H: 3 LOB: 1 BB: 1 P: 9	R: 0 E: 0 K: 1 S: 5	H: 0 LOB: 2 BB: 1 P: 11	R: 4 E: 1 K: 0 S: 8	H: 4 LOB: 1 BB: 0 P: 8	R: 1 E: 0 K: 2 S: 9	H: 2 LOB: 3 BB: 2 P: 17	1B: 10 2B: 2 3B: 0 HR: 2	SF: 0 SAC: 1 DP: 1 HBP: 0		WP: 0 PB: 1 SB: 0 CS: 0	PA: 47
PITCHER	IP WLS BF H R ER SO BB IBB HBP BLK WP HR S P ERA WHIP	IP WLS BF H R ER SO BB IBB HBP BLK WP HR S P ERA WHIP	IP WLS BF H R ER SO BB IBB HBP BLK WP HR S P ERA WHIP	IP WLS BF H R ER SO BB IBB HBP BLK WP HR S P ERA WHIP	IP WLS BF H R ER SO BB IBB HBP BLK WP HR S P ERA WHIP	IP WLS BF H R ER SO BB IBB HBP BLK WP HR S P ERA WHIP	IP WLS BF H R ER SO BB IBB HBP BLK WP HR S P ERA WHIP	IP WLS BF H R ER SO BB IBB HBP BLK WP HR S P ERA WHIP	IP WLS BF H R ER SO BB IBB HBP BLK WP HR S P ERA WHIP	IP WLS BF H R ER SO BB IBB HBP BLK WP HR S P ERA WHIP	IP WLS BF H R ER SO BB IBB HBP BLK WP HR S P ERA WHIP	IP WLS BF H R ER SO BB IBB HBP BLK WP HR S P ERA WHIP	IP WLS BF H R ER SO BB IBB HBP BLK WP HR S P ERA WHIP	IP WLS BF H R ER SO BB IBB HBP BLK WP HR S P ERA WHIP	IP WLS BF H R ER SO BB IBB HBP BLK WP HR S P ERA WHIP	IP WLS BF H R ER SO BB IBB HBP BLK WP HR S P ERA WHIP	IP WLS BF H R ER SO BB IBB HBP BLK WP HR S P ERA WHIP	IP WLS BF H R ER SO BB IBB HBP BLK WP HR S P ERA WHIP	IP WLS BF H R ER SO BB IBB HBP BLK WP HR S P ERA WHIP

AB	40
R	9
H	14
RBI	8
BB	6
SO	5
LOB	25



Batter	1	2	3	4	5	6	7	8	9	AB	R	H	RBI	BB	SO	LOB	BOTTOM		
Jerry Hairston, S (1, 7) <small>OBP: 0.415, SLG: 0.310</small>	F7		BB		G4-6-3		L6		F8	4	0	0	0	1	0	4	Minnesota Twins @ Chicago White Sox Comiskey Park, Chicago, IL Sun Sep.07 1975, 4:33 AM EDT Att. 6,008 - Unknown - 74 F		
Mike Squires, L (1, 3) <small>OBP: 0.385, SLG: 0.238</small>	4-3		K		4-3			F7		4	0	0	0	0	1	1			
Jorge Orta, L (1, 4) <small>OBP: 0.364, SLG: 0.454</small>				BB 1B		WP 1B		L5		3	0	2	0	0	0	0			
Deron Johnson, R (1, 10) <small>OBP: 0.301, SLG: 0.389</small>	K			L4		P6		2B		4	0	1	0	0	1	3			
Bill Melton, R (1, 5) <small>OBP: 0.341, SLG: 0.342</small>		SH1-4 CS 2B				F8		6-3		3	0	1	0	1	0	2			
Bucky Dent, R (1, 6) <small>OBP: 0.306, SLG: 0.352</small>		SH1-4		F8		6-3			1B 1B	3	0	1	0	0	0	3			
Nyls Nyman, L (1, 8) <small>OBP: 0.238, SLG: 0.255</small>	K			4-3				4-3		4	0	0	0	0	2	4			
Bob Coluccio, R (1, 9) <small>OBP: 0.288, SLG: 0.319</small>			1-3		1B PB G4-6-3 1B		E5		1B 1B	4	1	2	0	0	0	0			
Brian Downing, R (1, 2) <small>OBP: 0.369, SLG: 0.342</small>			P5		G4-6-3 1B		L8		1B	4	0	2	0	0	0	1			
Inning Stats	R: 0 E: 0 K: 1 S: 5	H: 0 LOB: 1 BB: 0 P: 6	R: 0 E: 0 K: 1 S: 5	H: 1 LOB: 0 BB: 0 P: 5	R: 0 E: 0 K: 0 S: 4	H: 1 LOB: 2 BB: 1 P: 8	R: 1 E: 0 K: 0 S: 4	H: 2 LOB: 0 BB: 0 P: 4	R: 0 E: 0 K: 0 S: 4	H: 1 LOB: 1 BB: 0 P: 4	R: 0 E: 0 K: 0 S: 4	H: 0 LOB: 1 BB: 0 P: 4	R: 0 E: 0 K: 1 S: 7	H: 3 LOB: 2 BB: 0 P: 7	1B: 7 2B: 2 3B: 0 HR: 0	SF: 0 SAC: 1 DP: 1 HBP: 1		WP: 1 PB: 1 SB: 0 CS: 1	PA: 37
PITCHER	IP WLS BF H R ER SO BB IBB HBP BLK WP HR S P ERA WHIP	IP WLS BF H R ER SO BB IBB HBP BLK WP HR S P ERA WHIP	IP WLS BF H R ER SO BB IBB HBP BLK WP HR S P ERA WHIP	IP WLS BF H R ER SO BB IBB HBP BLK WP HR S P ERA WHIP	IP WLS BF H R ER SO BB IBB HBP BLK WP HR S P ERA WHIP	IP WLS BF H R ER SO BB IBB HBP BLK WP HR S P ERA WHIP	IP WLS BF H R ER SO BB IBB HBP BLK WP HR S P ERA WHIP	IP WLS BF H R ER SO BB IBB HBP BLK WP HR S P ERA WHIP	IP WLS BF H R ER SO BB IBB HBP BLK WP HR S P ERA WHIP	IP WLS BF H R ER SO BB IBB HBP BLK WP HR S P ERA WHIP	IP WLS BF H R ER SO BB IBB HBP BLK WP HR S P ERA WHIP	IP WLS BF H R ER SO BB IBB HBP BLK WP HR S P ERA WHIP	IP WLS BF H R ER SO BB IBB HBP BLK WP HR S P ERA WHIP	IP WLS BF H R ER SO BB IBB HBP BLK WP HR S P ERA WHIP	IP WLS BF H R ER SO BB IBB HBP BLK WP HR S P ERA WHIP	IP WLS BF H R ER SO BB IBB HBP BLK WP HR S P ERA WHIP	IP WLS BF H R ER SO BB IBB HBP BLK WP HR S P ERA WHIP	IP WLS BF H R ER SO BB IBB HBP BLK WP HR S P ERA WHIP	IP WLS BF H R ER SO BB IBB HBP BLK WP HR S P ERA WHIP



Batter	1	2	3	4	5	6	7	8	9	AB	R	H	RBI	BB	SO	LOB	TOP					
Lenny Randle, S (1,8) OBP: 0.346, SLG: 0.367	G3		4-3		1B		F7			4	1	1	0	0	0	0						
Roy Smalley, S (1,4) OBP: 0.273, SLG: 0.284	4-3			4-3	WP			6-3		4	0	1	2	0	0	0						
Toby Harrah, R (1,6) OBP: 0.405, SLG: 0.456	6-3			K	6-3			F9		4	0	0	0	0	1	1						
Jeff Burroughs, R (1,9) OBP: 0.301, SLG: 0.401		K		1B				6-3		3	0	1	0	1	1	0						
Mike Hargrove, L (1,7) OBP: 0.395, SLG: 0.402				1B			L4		L7	4	0	2	0	0	0	1						
Jim Spencer, L (1,3) OBP: 0.320, SLG: 0.396				1B			G4-6-3		1-3	4	0	0	0	0	0	4						
Tom Grieve, R (1,10) OBP: 0.316, SLG: 0.442										4	1	2	0	0	0	1						
Roy Howell, L (1,5) OBP: 0.322, SLG: 0.397			F7		K			F8		4	0	1	0	0	1	1						
Jim Sundberg, R (1,2) OBP: 0.279, SLG: 0.263			P4		2B			G6-4-3		3	1	1	0	0	0	1						
Inning Stats	R: 0 E: 0 K: 0 S: 3	H: 0 LOB: 0 BB: 0 P: 3	R: 0 E: 0 K: 1 S: 6	H: 1 LOB: 1 BB: 0 P: 6	R: 0 E: 0 K: 0 S: 3	H: 0 LOB: 0 BB: 0 P: 3	R: 0 E: 0 K: 1 S: 7	H: 2 LOB: 2 BB: 0 P: 7	R: 2 E: 0 K: 1 S: 8	H: 3 LOB: 1 BB: 0 P: 8	R: 0 E: 0 K: 0 S: 2	H: 0 LOB: 0 BB: 1 P: 6	R: 1 E: 0 K: 0 S: 4	H: 2 LOB: 0 BB: 0 P: 4	R: 0 E: 0 K: 0 S: 3	H: 0 LOB: 0 BB: 0 P: 3	R: 0 E: 0 K: 0 S: 4	H: 1 LOB: 1 BB: 0 P: 4	1B: 8 2B: 1 3B: 0 HR: 0	SF: 0 SAC: 0 DP: 2 HBP: 0	WP: 1 PB: 0 CS: 0	PA: 35
PITCHER Dave Goltz, R (1,1) ERA: 3.6	IP: 9.0 WLS: L BF: 35 H: 9 R: 3 ER: 3 SO: 3 BB: 1 IBB: 0 HBP: 0 BLK: 0 WP: 1 HR: 0 S: 40 P: 44 ERA: 3.00 WHIP: 1.111															PITCHER						

Texas Rangers @ Minnesota Twins
Metropolitan Stadium, Bloomington, MI
Tue Sep 09 1975, 8:05 PM EDT
Unknown - 66 F

AB 34
R 3
H 9
RBI 2
BB 1
SO 3
LOB 9



Batter	1	2	3	4	5	6	7	8	9	AB	R	H	RBI	BB	SO	LOB	BOTTOM					
Jerry Terrell, R (1,3) OBP: 0.337, SLG: 0.354	6-3			L8		F8			G5-4-3	4	0	0	0	0	0	1						
Steve Brye, R (1,7) OBP: 0.335, SLG: 0.460				K				6-3		2	0	0	0	1	1	0						
Rod Carew, L (1,4) OBP: 0.428, SLG: 0.507										2	0	0	0	0	0	1						
Craig Kusick, R (6,3) OBP: 0.323, SLG: 0.343	G6-4-3			4-3				K		1	0	0	0	0	1	0						
Dan Ford, R (1,8) OBP: 0.329, SLG: 0.442					4-3			6-3		3	0	1	0	0	0	0						
Tony Oliva, L (1,10) OBP: 0.351, SLG: 0.399					4-3				E4	3	0	0	0	0	0	1						
Lyman Bostock, L (8, PR) OBP: 0.327, SLG: 0.345									F8-3	0	0	0	0	0	0	0						
Dave McKay, S (1,5) OBP: 0.285, SLG: 0.471									F8-3	3	0	1	0	0	0	1						
Danny Thompson, R (1,6) OBP: 0.300, SLG: 0.338									F8	3	0	0	0	0	0	2						
Mike Poeppling, R (1,9) OBP: 0.250, SLG: 0.100									F8	3	0	1	0	0	0	0						
Glenn Borgmann, R (1,2) OBP: 0.303, SLG: 0.281										3	0	1	0	0	0	1						
Luis Gomez, R (8, PR) OBP: 0.200, SLG: 0.150									G6-4-3	0	0	0	0	0	0	0						
Inning Stats	R: 0 E: 0 K: 0 S: 2	H: 0 LOB: 0 BB: 1 P: 6	R: 0 E: 0 K: 0 S: 3	H: 1 LOB: 0 BB: 0 P: 3	R: 0 E: 0 K: 0 S: 3	H: 0 LOB: 0 BB: 0 P: 3	R: 0 E: 0 K: 1 S: 5	H: 0 LOB: 0 BB: 0 P: 5	R: 0 E: 0 K: 0 S: 4	H: 1 LOB: 1 BB: 0 P: 4	R: 0 E: 0 K: 0 S: 3	H: 1 LOB: 0 BB: 0 P: 3	R: 0 E: 0 K: 0 S: 5	H: 0 LOB: 0 BB: 0 P: 5	R: 0 E: 1 K: 0 S: 3	H: 0 LOB: 1 BB: 0 P: 3	R: 0 E: 0 K: 0 S: 3	H: 1 LOB: 1 BB: 0 P: 3	1B: 4 2B: 1 3B: 0 HR: 0	SF: 0 SAC: 0 DP: 5 HBP: 0	WP: 0 PB: 0 CS: 0	PA: 28
PITCHER Jim Umberger, L (1,1) ERA: 3.7	IP: 9.0 WLS: W BF: 28 H: 4 R: 0 ER: 0 SO: 2 BB: 1 IBB: 0 HBP: 0 BLK: 0 WP: 0 HR: 0 S: 31 P: 35 ERA: 0.00 WHIP: 0.556															PITCHER						

Texas Rangers @ Minnesota Twins
Metropolitan Stadium, Bloomington, MI
Tue Sep 09 1975, 8:05 PM EDT
Unknown - 66 F


AB 27
R 0
H 4
RBI 0
BB 1
SO 2
LOB 7



Batter	1	2	3	4	5	6	7	8	9	AB	R	H	RBI	BB	SO	LOB	TOP																	
Lenny Randle, S (1,8) OBP: 0.348, SLG: 0.373	L9		1B			HR		6-3	1B	4	2	1	1	0	0																			
Davey Nelson, R (1,4) OBP: 0.315, SLG: 0.297	6-3		4-3			BB		BB	1B	5	0	3	2	0	0	1																		
Toby Harrah, R (1,6) OBP: 0.405, SLG: 0.453	4-3			K		G5-2-3		BB	6-3	3	0	0	0	2	1	1																		
Jeff Burroughs, R (1,9) OBP: 0.300, SLG: 0.399		K		6-3		G5-2-3		K		3	0	0	0	1	2	2																		
Jim Fregosi, R (1,3) OBP: 0.303, SLG: 0.352		BB		P3		G5-2-3		F5		3	0	0	0	1	0	5																		
Tom Griever, R (1,7) OBP: 0.318, SLG: 0.446	L8					G5-3			E	4	1	2	0	0	0	3																		
Tom Robson, R (1,10) Roy Howell, L (7,PH) OBP: 0.321, SLG: 0.395	F3			L9				4-3	F7	2	0	0	0	0	0	2	AB 34																	
Leo Cardenas, R (1,5) Mike Cabbage, L (7,PH) OBP: 0.295, SLG: 0.338			6-3			1B		G3	E6	2	0	1	0	0	0	0	R 4																	
Ron Pruitt, R (1,2) Jim Spencer, L (7,PH) Jim Sundberg, R (7,2) OBP: 0.278, SLG: 0.262			F7		G5-3			F8	F2	2	0	0	0	0	0	2	H 8																	
										1	0	0	0	0	0	0	RBI 3																	
										1	0	0	0	0	0	1	BB 5																	
																	SO 3																	
																	LOB 18																	
Inning Stats	R: 0 E: 0 K: 0 S: 3	H: 0 LOB: 0 BB: 0 P: 3	R: 0 E: 0 K: 1 S: 5	H: 0 LOB: 1 BB: 1 P: 9	R: 0 E: 0 K: 1 S: 4	H: 1 LOB: 1 BB: 0 P: 4	R: 0 E: 0 K: 1 S: 5	H: 0 LOB: 0 BB: 0 P: 5	R: 0 E: 0 K: 0 S: 4	H: 2 LOB: 1 BB: 0 P: 4	R: 1 E: 0 K: 0 S: 4	H: 2 LOB: 2 BB: 0 P: 12	R: 0 E: 0 K: 0 S: 3	H: 0 LOB: 0 BB: 0 P: 3	R: 0 E: 0 K: 1 S: 6	H: 1 LOB: 2 BB: 1 P: 10	R: 3 E: 1 K: 0 S: 6	H: 2 LOB: 1 BB: 1 P: 10	1B: 6 2B: 1 3B: 0 HR: 1	SF: 0 SAC: 0 DP: 2 HBP: 0	WP: 0 PB: 0 SB: 0 CS: 0	PA: 39												
PITCHER	IP WLS BF H R ER SO BB IBB HBP BLK WP HR S P ERA WHIP																																	
Bill Butler, L (1,1) ERA: 6.23	5.0	22	5	1	1	2	3	0	0	0	0	0	1	23	35	1.80	1.600																	
Tom Johnson, R (6,1) ERA: 4.28	4.0	L 17	3	3	0	1	1	1	0	0	0	0	0	17	25	0.00	1.000																	

Texas Rangers @ Minnesota Twins
Metropolitan Stadium, Bloomington, MI
Tue Sep 09 1975, 8:05 PM EDT
Att: 4,300 - Unknown


AB 34
R 4
H 8
RBI 3
BB 5
SO 3
LOB 18



Batter	1	2	3	4	5	6	7	8	9	AB	R	H	RBI	BB	SO	LOB	BOTTOM																	
Jerry Terrell, R (1,4) OBP: 0.332, SLG: 0.348	P4		F7		F3		P4		K	5	0	0	0	0	1	1																		
Steve Braun, L (1,7) OBP: 0.386, SLG: 0.429	E		6-3						F8	4	0	2	0	1	0	1																		
John Briggs, L (1,9) OBP: 0.396, SLG: 0.385	E3			S	5-3		F6		G3	5	1	1	0	0	0	4																		
Dan Ford, R (1,8) OBP: 0.328, SLG: 0.440	F8			F8		G3			FC4-8	4	0	1	0	0	0	3																		
Tony Oliva, L (1,10) Larry Hise, R (8,PR) OBP: 0.361, SLG: 0.511	F7			F5		FC6-4		FC4-6	E	3	0	0	0	0	0	0																		
Dave McKay, S (1,5) OBP: 0.285, SLG: 0.463		6-3		S	5-3			P5		3	0	1	1	1	0	1																		
Danny Thompson, R (1,6) OBP: 0.299, SLG: 0.337		4-3				FC6-4		6-3		4	0	1	0	0	0	4	AB 36																	
Craig Kusick, R (1,3) OBP: 0.321, SLG: 0.362		5-3			1-3			1-3		4	1	1	1	0	0	4	R 2																	
Phil Roof, R (1,2) Steve Brye, R (9,PH) OBP: 0.338, SLG: 0.463			K		5-3			K		3	0	0	0	0	2	0	H 8																	
										1	0	1	0	0	0	0	RBI 2																	
																	BB 2																	
																	SO 3																	
																	LOB 22																	
Inning Stats	R: 0 E: 1 K: 0 S: 5	H: 1 LOB: 2 BB: 0 P: 5	R: 0 E: 0 K: 0 S: 3	H: 0 LOB: 0 BB: 0 P: 3	R: 0 E: 0 K: 1 S: 5	H: 0 LOB: 0 BB: 0 P: 5	R: 1 E: 0 K: 0 S: 6	H: 3 LOB: 2 BB: 0 P: 6	R: 0 E: 0 K: 0 S: 4	H: 1 LOB: 1 BB: 0 P: 4	R: 0 E: 0 K: 0 S: 3	H: 0 LOB: 2 BB: 1 P: 8	R: 0 E: 0 K: 1 S: 5	H: 0 LOB: 1 BB: 1 P: 9	R: 0 E: 1 K: 0 S: 4	H: 1 LOB: 2 BB: 0 P: 4	R: 1 E: 0 K: 1 S: 7	H: 2 LOB: 1 BB: 0 P: 7	1B: 6 2B: 0 3B: 1 HR: 1	SF: 0 SAC: 0 DP: 0 HBP: 1	WP: 0 PB: 0 SB: 2 CS: 0	PA: 39												
PITCHER	IP WLS BF H R ER SO BB IBB HBP BLK WP HR S P ERA WHIP																																	
Stan Perzanowski, R (1,1) ERA: 4.12	8.0	W 35	7	2	2	2	2	0	1	0	0	0	0	36	45	2.25	1.125																	
Steve Foucault, R (9,1) ERA: 3.82	1.0	S 4	1	0	0	1	0	0	0	0	0	0	0	6	6	0.00	1.000																	

Texas Rangers @ Minnesota Twins
Metropolitan Stadium, Bloomington, MI
Tue Sep 09 1975, 8:05 PM EDT
Att: 4,300 - Unknown

AB 36
R 2
H 8
RBI 2
BB 2
SO 3
LOB 22



Batter	1	2	3	4	5	6	7	8	9	AB	R	H	RBI	BB	SO	LOB	TOP					
Bill North, S OBP: 0.375, SLG: 0.325 Matt Alexander, S OBP: 0.333, SLG: 0.200	4-0 3B BB	0-0 P6						0-0 1B 1B	0-0 1B 1B								4 4 3 2 1 0 0 0 0 0 0 0 0 0					
Claudell Washington, L OBP: 0.344, SLG: 0.421 Don Hopkins, L OBP: 0.375, SLG: 0.167	0-0 1-H E 3B		0-0 G3				0-0 2-H CS 1B	0-0 1B 1B	0-0 1B 1B								5 3 3 3 0 0 1 0 0 0 0 0 0 0					
Sal Bando, R OBP: 0.326, SLG: 0.330 Gaylen Pitts, R OBP: 0.333, SLG: 0.200	4-0 E E 1B BB		0-0 5-3				0-0 1-3 E 1B	0-0 2-H 1B	0-0 3-H 1B								4 1 2 3 1 0 1 0 0 0 0 0 0 0					
Reggie Jackson, L OBP: 0.339, SLG: 0.512 Charlie Chant, R OBP: 0.333, SLG: 0.406	0-0 1-2 3-H E 1B		0-0 3-1				0-0 P6	0-0 1-2 3-H E 1B	0-0 L7								5 0 0 1 0 0 3 0 0 0 0 0 0 0					
Billy Williams, L OBP: 0.333, SLG: 0.406	0-0 1-2 2-3 E 1B			0-0 6-3			0-0 F3	0-0 G3		0-0 4-3							5 0 0 0 0 0 4					
Gene Tenace, R OBP: 0.388, SLG: 0.439	0-0 1-2 2-3 G6-4-3 1B			0-0 5-6-3			0-0 6-3		0-0 E 1B								5 1 2 1 0 0 0					
Phil Garner, R OBP: 0.281, SLG: 0.339	0-0 1-2 G6-4-3 1B			0-0 3B				4-0 S 1B BB	0-0 F8	0-3 K							4 1 1 0 1 1 3					
Ray Fosse, R OBP: 0.189, SLG: 0.169 Jim Holt, L OBP: 0.322, SLG: 0.305 Larry Haney, R OBP: 0.063, SLG: 0.250		0-0 6-3		0-0 6-3				0-0 1-2 L9	0-0 F7								2 0 0 0 0 0 1 1 0 0 0 0 0 1 1 0 0 0 0 0 1					
Ted Martinez, R OBP: 0.172, SLG: 0.176 Cesar Tovar, R OBP: 0.304, SLG: 0.313 Dal Maxvill, R OBP: 0.063, SLG: 0.250		0-0 3-1			0-0 5-3			0-0 F8	0-0 E5								2 0 0 0 0 0 0 1 0 0 0 0 0 1 1 1 0 0 0 0 1					
Inning Stats	R: 3 E: 2 K: 0 S: 5	H: 2 LOB: 1 BB: 2 P: 13	R: 0 E: 0 K: 0 S: 3	H: 0 LOB: 0 BB: 0 P: 3	R: 0 E: 0 K: 0 S: 3	H: 0 LOB: 0 BB: 0 P: 3	R: 0 E: 0 K: 0 S: 4	H: 1 LOB: 1 BB: 0 P: 4	R: 1 E: 0 K: 0 S: 4	H: 2 LOB: 0 BB: 0 P: 4	R: 0 E: 0 K: 0 S: 3	H: 0 LOB: 0 BB: 0 P: 3	R: 3 E: 2 K: 0 S: 7	H: 2 LOB: 2 BB: 1 P: 11	R: 4 E: 1 K: 0 S: 8	H: 4 LOB: 1 BB: 0 P: 8	R: 0 E: 0 K: 1 S: 5	H: 0 LOB: 0 BB: 0 P: 5	1B: 8 2B: 1 3B: 2 HR: 0	SF: 0 SAC: 0 DP: 1 HBP: 0	WP: 0 PB: 0 SB: 1 CS: 1	PA: 43
PITCHER	IP WLS BF H R ER SO BB IBB HBP BLK WP HR S P ERA WHIP																					
Jim Hughes, R ERA: 3.89	(1, 1) 6.2 L 30 7 7 4 0 3 0 0 0 0 0 0 27 39 5.40 1.500																					
Tom Burgmeier, L ERA: 3.21	(7, 1) 1.1 10 4 4 0 0 0 0 0 0 0 0 10 10 0.00 3.000																					
Bill Campbell, R ERA: 4.14	(9, 1) 1.0 3 0 0 0 0 1 0 0 0 0 0 5 5 0.00 0.000																					

Oakland Athletics @ Minnesota Twins
Metropolitan Stadium, Bloomington, MI
Fri Sep 12 1975, 8:05 PM EDT
Unknown - 57 F

AB	40
R	11
H	11
RBI	10
BB	3
SO	1
LOB	17





Batter	1	2	3	4	5	6	7	8	9	AB	R	H	RBI	BB	SO	LOB	BOTTOM					
Jerry Terrell, R OBP: 0.337, SLG: 0.351	0-0 1B		0-0 E6						0-0 FC1-6 1B								5 1 3 0 0 0 0					
Steve Braun, L OBP: 0.384, SLG: 0.433	0-0 P6		0-0 L7					0-0 1-2 E 1B	0-0 FC1-6 1B								5 2 2 1 0 0 3					
Rod Carew, L OBP: 0.424, SLG: 0.502	0-0 F7		0-0 3-1					0-0 1-2 2-3 1B	0-0 FC1-4 1B								5 0 0 0 0 0 5					
Dan Ford, R OBP: 0.326, SLG: 0.436 Tom Lundstedt, S OBP: 0.214, SLG: 0.120	0-0 F9			0-0 5-3				0-0 1-2 1B	0-0 L6								4 0 1 0 0 0 3 0 0 0 0 1 0 0					
Tony Oliva, L OBP: 0.352, SLG: 0.396		0-0 F8		4-0 1B 1B BB				0-0 1-2 1B	0-0 E4								4 0 1 0 1 0 2					
John Briggs, L OBP: 0.391, SLG: 0.378		0-3 K		0-0 1-2 1B				0-0 2-H 3-H 1B	0-0 4-3								4 0 1 0 0 1 1					
Dave McKay, S OBP: 0.281, SLG: 0.459		0-0 F8		0-0 F8				0-0 6-3 2B	0-0 F7								4 0 1 0 0 0 2					
Danny Thompson, R OBP: 0.301, SLG: 0.347			0-0 1-3		0-0 1-2 2-3 1B			0-0 6-3	0-0 4-3								4 0 1 0 0 0 1					
Phil Roof, R OBP: 0.324, SLG: 0.516 Lyman Bostock, L OBP: 0.326, SLG: 0.344			0-0 HR		0-0 F8			0-0 F3	0-0 G3								3 1 1 1 0 0 4 1 0 0 0 0 0 0					
Inning Stats	R: 0 E: 0 K: 0 S: 4	H: 1 LOB: 1 BB: 0 P: 4	R: 0 E: 0 K: 1 S: 5	H: 0 LOB: 0 BB: 0 P: 5	R: 1 E: 1 K: 0 S: 5	H: 1 LOB: 1 BB: 0 P: 5	R: 0 E: 0 K: 0 S: 5	H: 2 LOB: 3 BB: 1 P: 9	R: 1 E: 0 K: 0 S: 5	H: 3 LOB: 1 BB: 0 P: 5	R: 0 E: 0 K: 0 S: 4	H: 1 LOB: 1 BB: 0 P: 4	R: 2 E: 1 K: 0 S: 6	H: 2 LOB: 1 BB: 0 P: 6	R: 0 E: 0 K: 0 S: 3	H: 0 LOB: 0 BB: 0 P: 3	R: 0 E: 0 K: 0 S: 4	H: 1 LOB: 2 BB: 1 P: 8	1B: 8 2B: 1 3B: 0 HR: 2	SF: 0 SAC: 0 DP: 0 HBP: 0	WP: 0 PB: 0 SB: 0 CS: 0	PA: 41
PITCHER	IP WLS BF H R ER SO BB IBB HBP BLK WP HR S P ERA WHIP																					
Dick Bosman, R ERA: 3.49	(1, 1) 5.0 W 23 7 2 2 1 1 0 0 0 0 0 2 24 28 3.60 1.600																					
Jim Todd, R ERA: 2.27	(6, 1) 4.0 S 18 4 2 0 0 1 0 0 0 0 0 0 17 21 0.00 1.250																					

Oakland Athletics @ Minnesota Twins
Metropolitan Stadium, Bloomington, MI
Fri Sep 12 1975, 8:05 PM EDT
Unknown - 57 F

AB	39
R	4
H	11
RBI	2
BB	2
SO	1
LOB	21



Batter	1	2	3	4	5	6	7	8	9	AB	R	H	RBI	BB	SO	LOB	TOP											
Bill North, S OBP: 0.374, SLG: 0.323 (1, 8)	5-3		K		6-3	1-3		CS 1B		5	0	1	0	0	1	3	Oakland Athletics @ Minnesota Twins Metropolitan Stadium, Bloomington, MI Sat Sep 13 1975, 4:33 AM EDT Alt. 9,360 - Unknown - 61 F 											
Claudell Washington, L OBP: 0.343, SLG: 0.421 (1, 7)	K		6-3		4-3		L1-3 1B	1-2 2B		5	0	2	0	0	1	1												
Sal Bando, R OBP: 0.331, SLG: 0.344 (1, 5)	1B			HR		HR	L1-3 1B	K		5	2	3	2	0	1	2												
Reggie Jackson, L OBP: 0.338, SLG: 0.510 (1, 9)	1B			K		SH5-3 1B	1B	HR	4-3	5	2	3	0	0	1	0												
Billy Williams, L OBP: 0.337, SLG: 0.410 (1, 10)	F9			WP 1B		1B	SH5-3 1B	HR	P5	4	2	2	0	1	0	2												
Gene Tenace, R OBP: 0.391, SLG: 0.444 (7, 3)		5-3		K		SH5-3		HR	K	4	1	1	3	0	2	1												
Tommy Harper, R OBP: 0.322, SLG: 0.320 Larry Haney, R OBP: 0.065, SLG: 0.250 (7, 2)	F7			6-3		S FC5-2 1B	1B	1B		4	1	2	1	0	0	1												
Phil Garner, R OBP: 0.285, SLG: 0.342 (1, 4)		4-3				SH1-4 1B	FC5-2 S	1B		4	0	3	2	0	0	0												
Ted Martinez, R OBP: 0.186, SLG: 0.189 Jim Holt, L OBP: 0.322, SLG: 0.305 Cesar Tovar, R OBP: 0.305, SLG: 0.311 Dal Maxvill, R (6, 6)			K2-3		SH1-4	FC5-2		L6		1	0	0	0	0	1	0												
Inning Stats	R: 0 E: 0 K: 1 S: 7	H: 2 LOB: 2 BB: 0 P: 7	R: 0 E: 0 K: 0 S: 3	H: 0 LOB: 0 BB: 0 P: 3	R: 0 E: 0 K: 2 S: 7	H: 0 LOB: 0 BB: 0 P: 7	R: 1 E: 0 K: 2 S: 9	H: 2 LOB: 1 BB: 0 P: 9	R: 0 E: 0 K: 0 S: 4	H: 1 LOB: 1 BB: 0 P: 4	R: 3 E: 0 K: 0 S: 7	H: 4 LOB: 2 BB: 1 P: 11	R: 4 E: 0 K: 0 S: 7	H: 6 LOB: 1 BB: 0 P: 7	R: 0 E: 0 K: 1 S: 6	H: 2 LOB: 1 BB: 0 P: 6		R: 0 E: 0 K: 1 S: 5	H: 0 LOB: 0 BB: 0 P: 5	1B: 11 2B: 4 3B: 0 HR: 3	SF: 0 SAC: 2 DP: 1 HBP: 0	WP: 1 PA: 42 PB: 0 SB: 2 CS: 1						
PITCHER	IP	WLS	BF	H	R	ER	SO	BB	IBB	HBP	BLK	WP	HR	S	P	ERA	WHIP											
Dave Goltz, R ERA: 3.67 Vic Albury, L ERA: 4.53 Bill Campbell, R ERA: 4.06	(1, 1)	5.1	L	26	9	4	4	5	1	0	0	0	1	2	35	39	6.75	1.875										
(6, 1)	1.2		9	6	4	4	0	0	0	0	0	0	1	9	9	21.60	3.600											
(8, 1)	2.0		7	2	0	0	2	0	0	0	0	0	0	11	11	0.00	1.000											

Batter	1	2	3	4	5	6	7	8	9	AB	R	H	RBI	BB	SO	LOB	BOTTOM										
Jerry Terrell, R OBP: 0.336, SLG: 0.351 (1, 4)	P4		F7			2B			L8	3	1	0	1	1	0	2	Oakland Athletics @ Minnesota Twins Metropolitan Stadium, Bloomington, MI Sat Sep 13 1975, 4:33 AM EDT Alt. 9,360 - Unknown - 61 F 										
Steve Brye, R OBP: 0.335, SLG: 0.457 Danny Thompson, R OBP: 0.300, SLG: 0.346 (8, 6)	L9			1B		4-3	1B	SF9	K	2	2	1	2	1	0	0											
Rod Carew, L OBP: 0.422, SLG: 0.498 (1, 3)	K			PB		4-3	K		FC6-4	5	0	1	0	0	2	5											
Tony Oliva, L OBP: 0.349, SLG: 0.391 (1, 10)		F8		K		4-3	K			4	0	0	1	0	2	3											
Dave McKay, S OBP: 0.292, SLG: 0.449 (1, 5)		K			6-3			6-3		4	0	1	0	0	1	1											
Mike Peeping, R OBP: 0.286, SLG: 0.091 John Briggs, L OBP: 0.392, SLG: 0.376 (7, 9)					5-3				4-3	1	0	0	0	1	0	1											
Lyman Bostock, L OBP: 0.326, SLG: 0.345 (1, 8)		4-3					F7		L7	4	1	1	0	0	0	1											
Phil Roof, R OBP: 0.324, SLG: 0.510 Larry Hulse, R OBP: 0.367, SLG: 0.515 (9, PH)			P4		F9		HBP		1B	3	1	1	0	0	0	0											
Luis Gomez, R OBP: 0.191, SLG: 0.143 Steve Braun, L OBP: 0.388, SLG: 0.436 (8, 7)			L7		5-3		SF9		FC6-4	2	0	0	0	0	0	0											
Inning Stats	R: 0 E: 0 K: 1 S: 5	H: 0 LOB: 0 BB: 0 P: 5	R: 0 E: 0 K: 1 S: 5	H: 0 LOB: 1 BB: 1 P: 9	R: 0 E: 0 K: 0 S: 3	H: 0 LOB: 0 BB: 0 P: 3	R: 1 E: 0 K: 1 S: 6	H: 1 LOB: 1 BB: 1 P: 10	R: 0 E: 0 K: 0 S: 3	H: 0 LOB: 0 BB: 0 P: 3	R: 2 E: 0 K: 0 S: 5	H: 2 LOB: 1 BB: 1 P: 9	R: 2 E: 0 K: 2 S: 9	H: 2 LOB: 2 BB: 1 P: 14	R: 0 E: 0 K: 0 S: 3	H: 0 LOB: 0 BB: 0 P: 3		R: 0 E: 0 K: 1 S: 7	H: 2 LOB: 2 BB: 0 P: 7	1B: 5 2B: 2 3B: 0 HR: 0	SF: 1 SAC: 0 DP: 0 HBP: 1	WP: 0 PA: 39 PB: 1 SB: 2 CS: 0					
PITCHER	IP	WLS	BF	H	R	ER	SO	BB	IBB	HBP	BLK	WP	HR	S	P	ERA	WHIP										
Ken Holtzman, L ERA: 3.32 Rolie Fingers, R ERA: 3.03	(1, 1)	5.2	S	23	4	2	2	3	3	0	0	0	0	20	25	5.40	1.500										
(6, 1)	3.1		16	4	2	2	3	1	0	1	0	0	0	20	25	5.40	1.500										

Batter	1	2	3	4	5	6	7	8	9	AB	R	H	RBI	BB	SO	LOB	TOP					
Bill North, S OBP: 0.373, SLG: 0.322 (1, 8)	1-3	F8			6-3	G3		1B SF8 1B		5	1	1	0	0	0	3	Oakland Athletics @ Minnesota Twins Metropolitan Stadium, Bloomington, MI Sun Sep 14 1975, 4:33 AM EDT Att: 22,772 - Unknown - 74 F livebaseballscorecards.com					
Cesar Tovar, R OBP: 0.306, SLG: 0.312 (1, 10)	F S 1B		F8		5-3		E 1B	F9		5	1	2	0	0	0	1						
Sal Bando, R OBP: 0.330, SLG: 0.343 (1, 5)	5-3		F9		6-3		K	FC6-4 1B		5	0	1	0	0	1	2						
Reggie Jackson, L OBP: 0.339, SLG: 0.512 (1, 9)	K					2B HR 1B	E1 FC6-4	SF8		4	2	2	1	0	1	2						
Gene Tenace, R OBP: 0.391, SLG: 0.450 (1, 2)		HR			4-3		F8 E8 FC6-4 1B	FC6-4		5	2	2	2	0	0	3						
Tommy Harper, R OBP: 0.334, SLG: 0.326 Billy Williams, L OBP: 0.337, SLG: 0.409 (7, PH) (7, 3)					5-3		HR 2B	FC6-4 BB		3	1	2	0	0	0	0						
Claudell Washington, L OBP: 0.342, SLG: 0.424 (1, 7)					K		HR	FC6-4 1B		5	1	1	4	0	2	3						
Phil Garner, R OBP: 0.290, SLG: 0.346 (1, 4)							6-3 2B			3	0	2	1	2	0	0						
Ted Martinez, R OBP: 0.182, SLG: 0.186 Jim Holt, L OBP: 0.319, SLG: 0.302 Dal Maxvill, R OBP: 0.337, SLG: 0.409 Rich McKinney, R OBP: 0.111, SLG: 0.143 Gaylen Pitts, R (7, 6)					FC6-4		6-3 2B	F9		2	0	0	0	0	0	3						
										1	0	0	0	0	0	1						
										0	0	0	0	0	0	2						
										0	0	0	0	0	0	0						
Inning Stats	R: 0 E: 0 K: 1 S: 6	H: 1 LOB: 1 BB: 0 P: 6	R: 1 E: 0 K: 0 S: 5	H: 2 LOB: 2 BB: 1 P: 9	R: 0 E: 0 K: 0 S: 4	H: 1 LOB: 1 BB: 0 P: 4	R: 0 E: 0 K: 1 S: 5	H: 0 LOB: 1 BB: 1 P: 9	R: 0 E: 0 K: 0 S: 3	H: 0 LOB: 0 BB: 0 P: 3	R: 3 E: 0 K: 0 S: 7	H: 4 LOB: 1 BB: 0 P: 7	R: 3 E: 2 K: 1 S: 9	H: 3 LOB: 2 BB: 1 P: 13	R: 1 E: 0 K: 0 S: 5	H: 2 LOB: 1 BB: 0 P: 5	R: 0 E: 0 K: 1 S: 5	H: 0 LOB: 0 BB: 0 P: 5	1B: 8 2B: 3 3B: 0 HR: 2	SF: 1 SAC: 0 DP: 0 HBP: 0	WP: 0 PB: 0 SB: 1 CS: 0	PA: 44
PITCHER	IP WLS BF H R ER SO BB IBB HBP BLK WP HR S P ERA WHIP																					
Bill Butler, L ERA: 6.27 Tom Johnson, R ERA: 4.87 Tom Burgmeier, L ERA: 3.15	(1, 1) 5.1 W 26 8 4 4 2 2 2 0 0 0 0 2 28 36 6.75 1.875																					
(6, 1) 1.0 7 2 3 1 1 1 0 0 0 0 0 8 12 9.00 3.000																						
(7, 1) 2.2 S 11 3 1 1 1 0 0 0 0 0 0 13 13 3.38 1.125																						

Batter	1	2	3	4	5	6	7	8	9	AB	R	H	RBI	BB	SO	LOB	BOTTOM			
Lyman Bostock, L OBP: 0.324, SLG: 0.342 (1, 9)	L6					F7		5-3 1B	L7		5	1	1	0	0	2	Oakland Athletics @ Minnesota Twins Metropolitan Stadium, Bloomington, MI Sun Sep 14 1975, 4:33 AM EDT Att: 22,772 - Unknown - 74 F livebaseballscorecards.com			
Jerry Terrell, R OBP: 0.337, SLG: 0.350 (1, 4)	1B 1B	4-1 BB			F3	5-3 1B	P4			4	1	1	0	1	0	2				
Steve Braun, L OBP: 0.391, SLG: 0.439 Steve Brye, R OBP: 0.338, SLG: 0.460 (6, PH) (9, 7)	1B FC4-6 1B	L8			1B 1B	1B 1B		L8-3 1B		4	3	3	1	0	0	1				
Tony Oliva, L OBP: 0.352, SLG: 0.394 Larry Hulse, R OBP: 0.365, SLG: 0.513 (6, PH) (9, 3)	1B FC4-6 1B	4-1			1B 1B	1B 1B		F8		1	0	0	0	0	0	1				
John Briggs, L OBP: 0.393, SLG: 0.377 Craig Kusick, R OBP: 0.323, SLG: 0.360 (8, PH) (9, 3)	FC4-6 E	P4			1B 1B	1B 1B		L8-3		4	1	2	2	0	0	2				
										1	0	0	0	0	0	1				
Dan Ford, R OBP: 0.326, SLG: 0.437 (1, 8)	E8 HR 2B				F9	L5		P3		4	1	1	1	0	0	5				
Dave McKay, S OBP: 0.303, SLG: 0.444 (1, 5)	HR BB				F9			F8		3	1	1	1	1	0	0				
Danny Thompson, R OBP: 0.299, SLG: 0.355 (1, 6)	HR				P4			F9		4	1	1	3	0	1	3				
Phil Roof, R OBP: 0.321, SLG: 0.500 (1, 2)	HR 1B				E3 1B			K		4	1	1	0	0	2	0				
Inning Stats	R: 6 E: 1 K: 0 S: 9	H: 6 LOB: 1 BB: 1 P: 13	R: 0 E: 0 K: 0 S: 3	H: 0 LOB: 1 BB: 1 P: 7	R: 0 E: 0 K: 0 S: 3	H: 0 LOB: 0 BB: 0 P: 3	R: 2 E: 1 K: 0 S: 7	H: 3 LOB: 2 BB: 0 P: 7	R: 0 E: 0 K: 1 S: 5	H: 0 LOB: 0 BB: 0 P: 5	R: 2 E: 0 K: 1 S: 10	H: 5 LOB: 3 BB: 0 P: 10	R: 0 E: 0 K: 1 S: 5	H: 0 LOB: 0 BB: 0 P: 5	R: 0 E: 0 K: 0 S: 3	H: 1 LOB: 0 BB: 0 P: 3		1B: 13 2B: 2 3B: 0 HR: 1	SF: 0 SAC: 0 DP: 1 HBP: 0	WP: 0 PB: 0 SB: 0 CS: 0
PITCHER	IP WLS BF H R ER SO BB IBB HBP BLK WP HR S P ERA WHIP																			
Glenn Abbott, R ERA: 4.27 Sonny Siebert, R ERA: 3.98 Paul Lindblad, L ERA: 2.84	(1, 1) 4.0 L 24 9 8 6 0 2 0 0 0 0 0 0 9 9 13.50 2.750																			
(5, 1) 1.1 7 3 2 2 1 0 0 0 0 0 0 9 9 13.50 2.250																				
(6, 1) 2.2 10 3 0 0 2 0 0 0 0 0 0 14 14 0.00 1.125																				

Batter	1	2	3	4	5	6	7	8	9	AB	R	H	RBI	BB	SO	LOB	TOP			
Rudy Meoli, L (1,4) OBP: 0.302, SLG: 0.250	0-0 1-3	0-0 2B			0-0 F9		0-0 G3 1B		0-0 F9	5	0	2	1	0	0	0	California Angels @ Minnesota Twins Metropolitan Stadium, Bloomington, MI Tue Sep 16 1975, 8:05 PM EDT Att. 2,880 - Unknown - 64 F			
Dave Chalk, R (1,5) OBP: 0.348, SLG: 0.344	4-0 1B WP		0-0 5-3		4-0 BB		0-0 1-2 G3 1B		0-0 6-3	3	1	1	0	2	0	0				
Mickey Rivers, L (1,8) OBP: 0.338, SLG: 0.370	0-0 WP CS 1B		0-0 L7		0-0 F9		0-0 G3		0-0 4-3	5	0	1	0	0	0	3				
Adrian Garrett, L (1,10) OBP: 0.300, SLG: 0.426	0-3 K		0-0 E 1B		4-0 1-2 BB		0-0 F7			3	0	1	0	1	1	3				
Bruce Bochte, L (1,3) OBP: 0.368, SLG: 0.395	4-0 BB		0-0 E9 1B		0-3 K		0-0 E6 1B			3	1	1	0	1	1	2				
Leroy Stanton, R (1,9) OBP: 0.341, SLG: 0.424	0-0 CS	0-0 1B 2B	0-3 K		0-0 5-3		0-0 G6-4-3 1B			4	1	2	0	0	1	2				
Ron Jackson, R (1,7) OBP: 0.429, SLG: 0.500		0-0 1-3 2B 1B		0-0 F3		0-3 K		0-0 G6-4-3 1B		4	0	2	0	0	1	0				
Andy Etchebarren, R (1,2) OBP: 0.308, SLG: 0.340	0-3 K		0-3 K		0-0 5-3		0-0 G6-4-3			4	0	0	0	0	2	4				
Mike Miley, S (1,6) OBP: 0.248, SLG: 0.269	0-3 K		0-0 4-3				0-0 4-3		0-3 K	4	0	0	0	0	2	3				
Inning Stats	R: 1 E: 0 K: 1 S: 5	H: 1 LOB: 1 BB: 2 P: 13	R: 1 E: 0 K: 2 S: 9	H: 3 LOB: 2 BB: 0 P: 9	R: 0 E: 1 K: 1 S: 7	H: 2 LOB: 2 BB: 0 P: 7	R: 0 E: 0 K: 1 S: 5	H: 0 LOB: 0 BB: 0 P: 5	R: 0 E: 0 K: 1 S: 5	H: 0 LOB: 0 BB: 0 P: 5	R: 0 E: 0 K: 1 S: 5	H: 2 LOB: 2 BB: 0 P: 5	R: 1 E: 0 K: 1 S: 7	H: 2 LOB: 1 BB: 0 P: 7	R: 0 E: 0 K: 0 S: 3	H: 0 LOB: 0 BB: 0 P: 3	1B: 9 2B: 1 3B: 0 HR: 0	SF: 0 SAC: 0 DP: 1 HBP: 0	WP: 1 PB: 0 SB: 1 CS: 1	PA: 40
PITCHER Jim Hughes, R (1,1) ERA: 3.81	IP: 9.0 WLS: W BF: 39 H: 10 R: 3 ER: 2 SO: 8 BB: 4 IBB: 0 HBP: 0 BLK: 0 WP: 1 HR: 0 S: 51 P: 67 ERA: 2.00 WHIP: 1.556															PITCHER				

Batter	1	2	3	4	5	6	7	8	9	AB	R	H	RBI	BB	SO	LOB	BOTTOM					
Jerry Terrell, R (1,4) OBP: 0.330, SLG: 0.342	0-0 F9		0-0 FC6-4 BB		0-0 F9		0-0 G3		0-0 HR	4	0	0	0	0	0	1	California Angels @ Minnesota Twins Metropolitan Stadium, Bloomington, MI Tue Sep 16 1975, 8:05 PM EDT Att. 2,880 - Unknown - 64 F					
Craig Kusick, R (9, FH) OBP: 0.331, SLG: 0.386			1-2						1-1	1	1	3	0	0	0	0						
Steve Brye, R (1,7) OBP: 0.342, SLG: 0.468	0-3 K		4-0 1-2 BB		1-0 FC6-4 HBP			0-0 HR		2	1	1	1	1	1	0						
Rod Carew, L (1,3) OBP: 0.422, SLG: 0.495	0-0 1B		0-0 4-3		0-0 FC6-4 1-2			0-0 G3		4	0	1	0	0	0	3						
Dan Ford, R (1,8) OBP: 0.323, SLG: 0.431		0-0 5-3		0-0 5-3		0-0 L9		0-3 K		4	0	0	0	0	1	0						
Larry Hise, R (1,10) OBP: 0.377, SLG: 0.517		4-0 BB		0-3 K		0-0 1B		0-0 1B		3	0	2	0	1	1	0						
Dave McKay, S (1,5) OBP: 0.302, SLG: 0.420	0-3 K		0-3 K		0-0 E 1B		0-0 F8		0-0 L7	4	0	1	0	0	1	3						
Danny Thompson, R (1,6) OBP: 0.299, SLG: 0.353		0-0 F8		0-0 E4		0-0 F8			0-0 1B HR	4	0	1	0	0	0	3						
Lyman Bostock, L (9, PR) OBP: 0.325, SLG: 0.343			1-3						0-0 1B HR	0	1	0	0	0	0	0						
Mike Poehpping, R (1,9) OBP: 0.318, SLG: 0.222			4-0 FC6-4 BB		0-3 K		0-0 F9		0-3 K	3	0	0	0	1	2	3						
Phil Roof, R (1,2) OBP: 0.328, SLG: 0.491			0-0 F3				0-0 F9		0-0 1B HR	4	0	1	0	0	1	1						
John Briggs, L (9, PR) OBP: 0.396, SLG: 0.379					0-3 K				1-2	0	1	0	0	0	0	0						
Inning Stats	R: 0 E: 0 K: 1 S: 5	H: 1 LOB: 1 BB: 0 P: 5	R: 0 E: 0 K: 1 S: 5	H: 0 LOB: 1 BB: 1 P: 9	R: 0 E: 0 K: 0 S: 3	H: 0 LOB: 2 BB: 2 P: 11	R: 0 E: 1 K: 2 S: 9	H: 1 LOB: 2 BB: 0 P: 9	R: 0 E: 0 K: 1 S: 5	H: 0 LOB: 1 BB: 0 P: 6	R: 0 E: 0 K: 0 S: 4	H: 1 LOB: 1 BB: 0 P: 4	R: 0 E: 0 K: 0 S: 3	H: 0 LOB: 0 BB: 0 P: 3	R: 1 E: 0 K: 1 S: 7	H: 2 LOB: 1 BB: 0 P: 7	R: 3 E: 0 K: 1 S: 6	H: 3 LOB: 1 BB: 0 P: 6	1B: 6 2B: 0 3B: 0 HR: 2	SF: 0 SAC: 0 DP: 0 HBP: 1	WP: 0 PB: 0 SB: 0 CS: 0	PA: 37
PITCHER Sid Monge, L (1,1) ERA: 4.26	IP: 8.1 WLS: L BF: 37 H: 8 R: 4 ER: 4 SO: 7 BB: 3 IBB: 0 HBP: 1 BLK: 0 WP: 0 HR: 2 S: 47 P: 60 ERA: 4.32 WHIP: 1.320															PITCHER						

Batter	1	2	3	4	5	6	7	8	9	AB	R	H	RBI	BB	SO	LOB	TOP					
Frank White, R OBP: 0.286, SLG: 0.343	0-3 K		0-0 1-2 3-1 1B			0-0 L1		0-3 K		4	0	1	0	0	2	0	Kansas City Royals @ Minnesota Twins Metropolitan Stadium, Bloomington, MI Wed Sep 17 1975, 8:05 PM EDT Alt. 3, 154 - Unknown - 66 F					
Vada Pinson, L OBP: 0.292, SLG: 0.342	0-0 4-3 WP 1B		0-0 3-1			0-0 3-1		0-0 1-3		4	0	1	0	0	0	2						
George Brett, L OBP: 0.355, SLG: 0.462	0-0 4-3		0-0 4-3			0-0 3B			0-0 6-3 G3 1B	4	0	2	0	0	0	3						
John Mayberry, L OBP: 0.421, SLG: 0.567	0-3 K			4-0 G1-6-3 BB		0-0 F5			0-0 G3	3	0	0	0	1	1	3						
Al Cowens, R OBP: 0.343, SLG: 0.408		0-3 K		0-0 L8			0-0 4-3 3B		0-0 6-3	4	1	1	0	0	1	2						
Jamie Quirk, L OBP: 0.158, SLG: 0.111		0-0 L8		0-0 G1-6-3		0-0 4-3			0-0 F5	4	0	0	1	0	0	2						
Freddie Patek, R OBP: 0.298, SLG: 0.321		0-0 CS 1B			0-0 6-3		0-3 K			3	0	1	0	0	1	0						
Jim Wohlford, R OBP: 0.316, SLG: 0.308		0-0 CS	0-0 5-3		0-3 K		0-0 6-3			3	0	0	0	0	1	0						
Bob Stinson, S OBP: 0.338, SLG: 0.363			0-0 3-1 1B		0-0 4-3			0-3 K		3	0	1	0	0	1	0						
Inning Stats	R: 0 E: 0 K: 2 S: 8	H: 1 LOB: 1 BB: 0 P: 8	R: 0 E: 0 K: 1 S: 5	H: 1 LOB: 0 BB: 0 P: 5	R: 0 E: 0 K: 0 S: 5	H: 2 LOB: 2 BB: 0 P: 5	R: 0 E: 0 K: 0 S: 2	H: 0 LOB: 0 BB: 1 P: 6	R: 0 E: 0 K: 1 S: 5	H: 0 LOB: 0 BB: 0 P: 5	R: 0 E: 0 K: 0 S: 4	H: 1 LOB: 1 BB: 0 P: 4	R: 1 E: 0 K: 1 S: 6	H: 1 LOB: 0 BB: 0 P: 6	R: 0 E: 0 K: 2 S: 7	H: 0 LOB: 0 BB: 0 P: 7	R: 0 E: 0 K: 0 S: 4	H: 1 LOB: 1 BB: 0 P: 4	1B: 5 2B: 0 3B: 2 HR: 0	SF: 0 SAC: 0 DP: 1 HBP: 0	WP: 1 PB: 1 SB: 0 CS: 1	PA: 34
PITCHER Dave Goltz, R ERA: 3.57	(1, 1)	IP: 9.0 WLS: W BF: 33	H: 7 R: 1 ER: 1 SO: 7	BB: 1 IBB: 0 HBP: 0 BLK: 0	WP: 1 HR: 0 S: 46 P: 50	ERA: 1.00 WHIP: 0.889		PITCHER	IP: 9.0 WLS: W BF: 33	H: 7 R: 1 ER: 1 SO: 7	BB: 1 IBB: 0 HBP: 0 BLK: 0	WP: 1 HR: 0 S: 46 P: 50	ERA: 1.00 WHIP: 0.889									

Batter	1	2	3	4	5	6	7	8	9	AB	R	H	RBI	BB	SO	LOB	BOTTOM			
Lyman Bostock, L OBP: 0.324, SLG: 0.342	0-0 F8		0-0 F7		0-0 1B SF7 1B		0-3 K			4	1	1	1	0	1	0	Kansas City Royals @ Minnesota Twins Metropolitan Stadium, Bloomington, MI Wed Sep 17 1975, 8:05 PM EDT Alt. 3, 154 - Unknown - 66 F			
Steve Braun, L OBP: 0.394, SLG: 0.440	0-0 4-3		0-0 F5		0-0 IBB 1B		4-0 FC6 BB			3	0	1	0	1	0	0				
Rod Carew, L OBP: 0.421, SLG: 0.496	0-0 2B		0-0 F8		0-0 SF7		0-0 FC6			3	0	1	1	0	0	1				
Tony Oliva, L OBP: 0.354, SLG: 0.391	4-0 BB			0-0 P6	4-0 IBB			0-0 L4		2	0	0	0	2	0	0				
John Briggs, L OBP: 0.392, SLG: 0.375	0-0 6-3			0-0 F7	0-0 4-3			0-0 P6		4	0	0	0	0	0	4				
Dave McKay, S OBP: 0.322, SLG: 0.435		0-0 E6 SH1-3 1B		0-0 FC6 1B		0-3 K		0-0 1B 1B		4	0	3	0	0	1	0				
Danny Thompson, R OBP: 0.303, SLG: 0.362		0-0 SH1-3		0-0 FC6		0-0 P6 3B		0-0 1B 1B		3	0	2	0	0	0	1				
Jerry Terrell, R OBP: 0.330, SLG: 0.342		0-3 K			0-0 SH2-3 1B		0-0 P6		0-0 6-3	3	1	1	0	0	1	2				
Dan Ford, R OBP: 0.322, SLG: 0.430					0-0 SH2-3 1B		0-0 P6			1	0	0	0	0	0	2				
Luis Gomez, R OBP: 0.191, SLG: 0.143						0-0 SH2-3 1B				0	0	0	0	0	0	0				
Glenn Borgmann, R OBP: 0.301, SLG: 0.282		0-0 5-3			0-0 SH2-3		0-3 K			2	0	0	0	0	1	1				
Inning Stats	R: 0 E: 0 K: 0 S: 4	H: 1 LOB: 2 BB: 1 P: 8	R: 0 E: 1 K: 1 S: 6	H: 1 LOB: 1 BB: 0 P: 6	R: 0 E: 0 K: 0 S: 3	H: 0 LOB: 0 BB: 0 P: 3	R: 0 E: 0 K: 0 S: 4	H: 1 LOB: 1 BB: 0 P: 4	R: 2 E: 0 K: 0 S: 6	H: 3 LOB: 2 BB: 1 P: 10	R: 0 E: 0 K: 1 S: 5	H: 1 LOB: 0 BB: 0 P: 5	R: 0 E: 0 K: 2 S: 7	H: 0 LOB: 1 BB: 1 P: 11	R: 0 E: 0 K: 0 S: 5	H: 2 LOB: 2 BB: 0 P: 5	1B: 7 2B: 1 3B: 1 HR: 0	SF: 1 SAC: 2 DP: 0 HBP: 0	WP: 0 PB: 0 SB: 0 CS: 0	PA: 35
PITCHER A Fitzmorris, R ERA: 3.64	(1, 1)	IP: 8.0 WLS: L BF: 35	H: 9 R: 2 ER: 2 SO: 4	BB: 2 IBB: 1 HBP: 0 BLK: 0	WP: 0 HR: 0 S: 40 P: 52	ERA: 2.25 WHIP: 1.375		PITCHER	IP: 8.0 WLS: L BF: 35	H: 9 R: 2 ER: 2 SO: 4	BB: 2 IBB: 1 HBP: 0 BLK: 0	WP: 0 HR: 0 S: 40 P: 52	ERA: 2.25 WHIP: 1.375							

Batter	1	2	3	4	5	6	7	8	9	AB	R	H	RBI	BB	SO	LOB	TOP				
Amos Otis, R OBP: 0.340, SLG: 0.386 (1, 8)										5	1	2	2	0	1	5	Kansas City Royals @ Minnesota Twins Metropolitan Stadium, Bloomington, MI Thu Sep 18 1975, 4:33 AM EDT Att. 3,201 - Unknown - 67 F				
Cookie Rojas, R OBP: 0.300, SLG: 0.321 (1, 4)										5	0	2	0	0	1	3					
George Brett, L OBP: 0.355, SLG: 0.461 (1, 5)										4	0	1	0	1	1	2					
John Mayberry, L OBP: 0.418, SLG: 0.562 (1, 3)										5	0	0	0	0	1	5					
Al Cowens, R OBP: 0.340, SLG: 0.405 (1, 9)										5	0	1	0	0	0	2					
Harmon Killebrew, R OBP: 0.319, SLG: 0.384 Rodney Scott, S (7, PR)										2	1	1	1	1	1	0					
Freddie Patek, R OBP: 0.296, SLG: 0.319 (1, 6)										3	1	0	0	0	0	2					
Jim Wohlford, R OBP: 0.318, SLG: 0.309 (1, 7)										3	0	1	0	1	0	2					
Buck Martinez, R OBP: 0.295, SLG: 0.332 (7, PH)										2	0	1	0	0	0	0					
Vada Pinson, L OBP: 0.251, SLG: 0.342 (7, PH)										0	0	0	1	0	0	0					
Bob Stinson, S OBP: 0.335, SLG: 0.360 (7, 2)										1	0	0	0	0	1	3					
Inning Stats	R: 1 E: 0 K: 1 S: 6	H: 2 LOB: 0 BB: 0 P: 6	R: 1 E: 0 K: 1 S: 8	H: 3 LOB: 2 BB: 0 P: 8	R: 0 E: 0 K: 1 S: 3	H: 0 LOB: 0 BB: 0 P: 3	R: 0 E: 0 K: 1 S: 5	H: 0 LOB: 0 BB: 0 P: 5	R: 0 E: 0 K: 0 S: 3	H: 1 LOB: 1 BB: 0 P: 6	R: 2 E: 2 K: 0 S: 6	H: 1 LOB: 3 BB: 2 P: 14	R: 0 E: 1 K: 1 S: 7	H: 1 LOB: 3 BB: 1 P: 11	R: 0 E: 0 K: 1 S: 6	H: 1 LOB: 1 BB: 0 P: 6	1B: 6 2B: 1 3B: 0 HR: 2	SF: 1 SAC: 2 DP: 0 HBP: 0	WP: 0 PB: 0 SB: 0 CS: 1	PA: 41	
PITCHER	IP	WLS	BF	H	R	ER	SO	BB	IBB	HBP	BLK	WP	HR	S	P	ERA	WHIP				
Eddie Bane, L ERA: 4.61 (1, 1)	6.0	L	26	6	4	2	4	1	0	0	0	0	2	33	37	3.00	1.167				
Bill Campbell, R ERA: 3.89 (7, 1)	3.0		15	3	0	0	2	2	0	0	0	0	0	17	25	0.00	1.667				

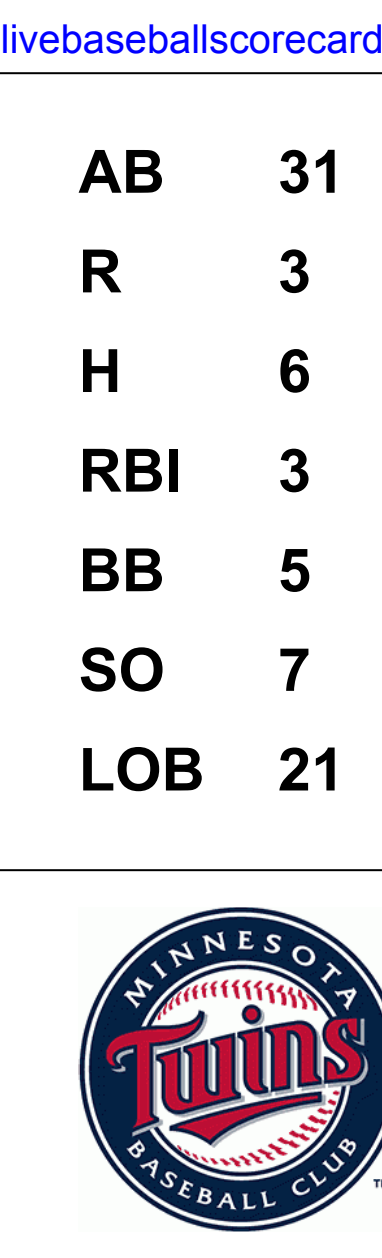
Batter	1	2	3	4	5	6	7	8	9	AB	R	H	RBI	BB	SO	LOB	BOTTOM				
Lyman Bostock, L OBP: 0.328, SLG: 0.349 (8, 9)										5	0	3	1	0	1	1	Kansas City Royals @ Minnesota Twins Metropolitan Stadium, Bloomington, MI Thu Sep 18 1975, 4:33 AM EDT Att. 3,201 - Unknown - 67 F				
Steve Braun, L OBP: 0.393, SLG: 0.437 (1, 7)										3	0	0	0	1	0	4					
Steve Brye, R OBP: 0.340, SLG: 0.466 (7, 7)										1	0	0	0	0	0	1					
Rod Carew, L OBP: 0.422, SLG: 0.502 (1, 3)										4	1	2	1	1	0	3					
Tony Oliva, L OBP: 0.350, SLG: 0.387 (1, 10)										5	0	0	0	0	0	4					
John Briggs, L OBP: 0.392, SLG: 0.380 (7, PH)										3	1	1	0	0	0	0					
Dan Ford, R OBP: 0.323, SLG: 0.430 (8, 8)										2	0	1	0	0	1	0					
Dave McKay, S OBP: 0.319, SLG: 0.420 (1, 5)										3	0	0	0	1	0	2					
Danny Thompson, R OBP: 0.300, SLG: 0.359 (1, 6)										3	0	0	0	0	1	2					
Jerry Terrell, R OBP: 0.332, SLG: 0.344 (1, 4)										4	1	2	1	0	0	0					
Glenn Borgmann, R OBP: 0.304, SLG: 0.283 (8, PH)										2	0	1	0	1	1	1					
Larry Hisle, R OBP: 0.379, SLG: 0.523 (8, PH)										1	0	1	0	0	0	0					
Phil Roof, R OBP: 0.328, SLG: 0.491 (9, 2)										0	0	0	0	0	0	0					
Inning Stats	R: 0 E: 1 K: 1 S: 6	H: 1 LOB: 1 BB: 0 P: 6	R: 0 E: 0 K: 0 S: 3	H: 0 LOB: 0 BB: 0 P: 3	R: 0 E: 0 K: 1 S: 6	H: 2 LOB: 1 BB: 0 P: 6	R: 1 E: 0 K: 1 S: 7	H: 2 LOB: 1 BB: 0 P: 7	R: 0 E: 0 K: 0 S: 5	H: 2 LOB: 3 BB: 3 P: 17	R: 2 E: 1 K: 0 S: 4	H: 2 LOB: 1 BB: 0 P: 4	R: 0 E: 0 K: 0 S: 4	H: 1 LOB: 1 BB: 0 P: 4	R: 0 E: 0 K: 1 S: 5	H: 0 LOB: 0 BB: 0 P: 5	1B: 7 2B: 2 3B: 1 HR: 1	SF: 0 SAC: 1 DP: 1 HBP: 0	WP: 0 PB: 1 SB: 1 CS: 0	PA: 41	
PITCHER	IP	WLS	BF	H	R	ER	SO	BB	IBB	HBP	BLK	WP	HR	S	P	ERA	WHIP				
Doug Bird, R ERA: 3.29 (1, 1)	5.2		28	9	3	1	3	2	1	0	0	0	1	31	43	1.59	1.941				
Ray Sadecki, L ERA: 4.03 (6, 1)	0.2	W	3	0	0	0	0	1	0	0	0	0	0	2	6	0.00	1.500				
George Throop, R ERA: 3.0 (7, 1)	2.2	S	10	2	0	0	1	0	0	0	0	0	0	12	12	0.00	0.750				

Batter	1	2	3	4	5	6	7	8	9	AB	R	H	RBI	BB	SO	LOB	TOP
Jerry Terrell, R OBP: 0.328, SLG: 0.340 Craig Kusick, R OBP: 0.336, SLG: 0.390 Lyman Bostock, L OBP: 0.328, SLG: 0.349	0-3 K2-3		0-0 F9		0-0 4-3		0-0 5-3		0-0 G4-6-3	4	0	0	0	0	1	0	Minnesota Twins @ California Angels Anaheim Stadium, Anaheim, CA Fri Sep 19, 1975, 10:05 PM EDT Att: 8,059 - Unknown - 77 F livebaseballscores.com
Steve Bnye, R OBP: 0.337, SLG: 0.457	4-0 1B BB		0-0 1-3		0-0 5-3		0-0 G3		0-0 G4-6-3	4	0	0	0	1	0	1	
Rod Carew, L OBP: 0.425, SLG: 0.507	0-0 F9		0-0 E S 1B		0-0 2B		0-0 1B		0-0 1B	5	0	4	0	0	0	1	
Dan Ford, R OBP: 0.330, SLG: 0.434	0-0 1-2 1B		4-0 1-3 BB		4-0 BB		0-0 FC6-4 1B		0-0 1-3 1B	3	0	3	0	2	0	0	
Larry Hisle, R OBP: 0.372, SLG: 0.512	0-0 F9		0-0 F8		0-0 F9		0-0 FC6-4		0-0 F8	5	0	0	0	0	0	10	
Dave McKay, S OBP: 0.327, SLG: 0.418		0-0 F8		0-0 5-3		0-0 FC5 1B		4-0 FC4-6 BB		3	0	1	0	1	0	0	
Danny Thompson, R OBP: 0.302, SLG: 0.360		0-0 1B		0-0 6-3		0-0 FC5 1B		0-0 F7		4	0	2	0	0	0	1	
Mike Poepping, R OBP: 0.308, SLG: 0.227		0-0 F7		0-0 FC5-4 1B		0-0 FC5 G5-4-3		0-0 P6		4	0	1	0	0	0	4	
Phil Roof, R OBP: 0.317, SLG: 0.473	0-3 K		0-0 FC5-4		0-0 G5-4-3		0-0 FC4-6		0-0 FC4-6	4	0	0	0	0	1	5	
Inning Stats	R: 0 E: 0 K: 1 S: 6	H: 1 LOB: 2 BB: 1 P: 10	R: 0 E: 0 K: 1 S: 6	H: 1 LOB: 1 BB: 0 P: 6	R: 0 E: 0 K: 0 S: 4	H: 1 LOB: 1 BB: 0 P: 8	R: 0 E: 0 K: 0 S: 4	H: 1 LOB: 2 BB: 1 P: 8	R: 0 E: 0 K: 0 S: 5	H: 2 LOB: 2 BB: 0 P: 5	R: 0 E: 0 K: 0 S: 3	H: 0 LOB: 1 BB: 1 P: 7	R: 0 E: 0 K: 0 S: 5	H: 3 LOB: 2 BB: 0 P: 5	1B: 11 2B: 1 3B: 0 HR: 0	SF: 0 SAC: 0 DP: 2 HBP: 0	WP: 0 PA: 41 SB: 0 CS: 1
PITCHER	IP WLS BF H R ER SO BB IBB HBP BLK WP HR S P ERA WHIP	7.0 W 33 9 0 0 2 4 0 0 0 0 0 0 33 49 0.00 1.857	2.0 S 8 3 0 0 0 0 0 0 0 0 0 0 8 8 0.00 1.500	PITCHER													

Batter	1	2	3	4	5	6	7	8	9	AB	R	H	RBI	BB	SO	LOB	BOTTOM
Morris Nettles, L OBP: 0.299, SLG: 0.272	0-0 1B		0-0 4-3			0-0 4-3		0-0 1-3		4	0	1	0	0	0	0	Minnesota Twins @ California Angels Anaheim Stadium, Anaheim, CA Fri Sep 19, 1975, 10:05 PM EDT Att: 8,059 - Unknown - 77 F livebaseballscores.com
Jerry Remy, L OBP: 0.316, SLG: 0.318	0-0 F8		0-0 F7			0-0 2-3				3	0	0	0	0	0	1	
Mickey Rivers, L OBP: 0.337, SLG: 0.368	0-0 P6			4-0 4-3 S 1B BB		0-0 G2				2	1	0	0	1	0	1	
Bruce Bochte, L OBP: 0.362, SLG: 0.385	0-0 P6			0-0 4-3		0-0 K		0-3 K		3	0	0	0	0	1	2	
Adrian Garrett, L OBP: 0.293, SLG: 0.415		0-0 4-3		0-3 K		0-0 K		0-3 K		3	0	0	0	0	2	1	
Dan Briggs, L OBP: 0.353, SLG: 0.500		0-0 1B		0-0 CS 1B		4-0 PB BB				2	0	2	1	1	0	0	
Dave Chalk, R OBP: 0.349, SLG: 0.343	0-0 F8			0-0 CS		0-0 F2				3	0	0	0	0	2	2	
Andy Etchebarran, R OBP: 0.348, SLG: 0.386	0-0 6-3				0-0 F9					3	0	0	0	0	0	1	
Mike Miley, S OBP: 0.241, SLG: 0.266			0-3 K		0-0 F8					3	0	0	0	0	1	0	
Inning Stats	R: 0 E: 0 K: 0 S: 4	H: 1 LOB: 0 BB: 0 P: 4	R: 0 E: 0 K: 0 S: 4	H: 1 LOB: 0 BB: 0 P: 4	R: 1 E: 0 K: 1 S: 5	H: 1 LOB: 0 BB: 1 P: 9	R: 0 E: 0 K: 0 S: 3	H: 0 LOB: 0 BB: 0 P: 3	R: 0 E: 0 K: 2 S: 7	H: 0 LOB: 1 BB: 1 P: 11	R: 0 E: 0 K: 0 S: 3	H: 0 LOB: 0 BB: 0 P: 3	R: 0 E: 0 K: 0 S: 3	H: 0 LOB: 0 BB: 0 P: 3	1B: 3 2B: 0 3B: 0 HR: 0	SF: 0 SAC: 0 DP: 0 HBP: 0	WP: 0 PA: 29 SB: 1 CS: 1
PITCHER	IP WLS BF H R ER SO BB IBB HBP BLK WP HR S P ERA WHIP	8.0 L 28 3 1 1 4 2 0 0 0 0 0 0 34 42 1.12 0.625	PITCHER														

Batter	1	2	3	4	5	6	7	8	9	AB	R	H	RBI	BB	SO	LOB	TOP			
Steve Brye, R OBP: 0.335, SLG: 0.449 Phil Roof, R OBP: 0.317, SLG: 0.473	4-0 BB BB		0-3 K		0-0 6-3		0-0 F9		0-0 5-3	4	0	0	0	1	1	3				
Danny Thompson, R OBP: 0.302, SLG: 0.357	4-0 L4-6 1-3 BB		0-0 4-3		0-0 F8		0-0 F8			3	0	0	0	1	0	1				
Rod Carew, L OBP: 0.424, SLG: 0.505	0-0 1-3 1-2 2-3			0-0 3-1		0-0 1B 1B		0-0 F9		4	1	1	0	0	0	2				
Dan Ford, R OBP: 0.332, SLG: 0.435	0-0 L4-6 2-3			0-0 FC6-4 BB 1B		0-0 1B 1B		0-0 5-3		4	2	2	0	0	0	2				
Larry Hisle, R OBP: 0.370, SLG: 0.506		0-0 6-3		4-0 FC6-4 BB		0-3 K		0-0 P6		3	0	0	0	1	1	2				
Dave McKay, S OBP: 0.324, SLG: 0.411		0-0 F8		0-0 FC6-4 1B		0-0 1B 1B		0-0 5-3		4	0	1	1	0	0	2				
Glenn Borgmann, R OBP: 0.306, SLG: 0.283 John Briggs, L OBP: 0.392, SLG: 0.380		0-3 K		0-0 FC5-4 1B		0-3 K		4-0 E S BB		3	0	1	1	1	2	2	AB 31 R 3 H 6 RBI 3 BB 5 SO 7 LOB 21			
Mike Poepping, R OBP: 0.333, SLG: 0.240			4-0 SH1-4 BB		0-0 FC5-4 1B		0-0 1B 1B		0-3 K	3	0	1	1	1	1	3				
Luis Gomez, R OBP: 0.186, SLG: 0.138 Craig Kusick, R OBP: 0.333, SLG: 0.387 Jerry Terrell, R OBP: 0.328, SLG: 0.340			0-0 SH1-4 1-2		0-3 K		0-0 F7		0-3 K	2	0	0	0	0	1	2				
Inning Stats	R: 0 E: 0 K: 0 S: 2	H: 0 LOB: 1 BB: 2 P: 10	R: 0 E: 0 K: 1 S: 5	H: 0 LOB: 0 BB: 0 P: 5	R: 0 E: 0 K: 1 S: 5	H: 0 LOB: 1 BB: 1 P: 9	R: 1 E: 0 K: 0 S: 5	H: 2 LOB: 2 BB: 1 P: 9	R: 0 E: 0 K: 1 S: 5	H: 0 LOB: 0 BB: 0 P: 5	R: 2 E: 0 K: 2 S: 11	H: 4 LOB: 2 BB: 0 P: 11	R: 0 E: 0 K: 0 S: 3	H: 0 LOB: 0 BB: 0 P: 3	R: 0 E: 0 K: 0 S: 7	H: 0 LOB: 2 BB: 1 P: 11	1B: 6 2B: 1 3B: 0 HR: 0	SF: 0 SAC: 1 DP: 1 HBP: 0	WP: 0 PB: 0 CS: 1	PA: 37
PITCHER Sid Monge, L ERA: 3.74	IP: 9.0 WLS: L BF: 37 H: 6 R: 3 ER: 3 SO: 7 BB: 5 IBB: 0 HBP: 0 BLK: 0 WP: 0 HR: 0 S: 46 P: 66 ERA: 3.00 WHIP: 1.222															PITCHER				

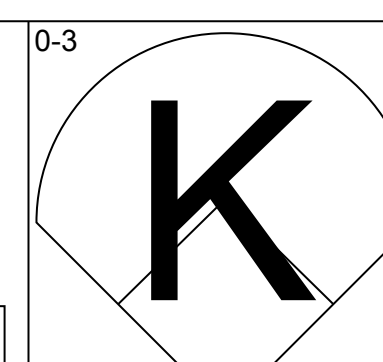
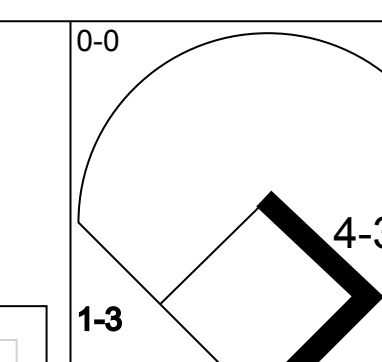
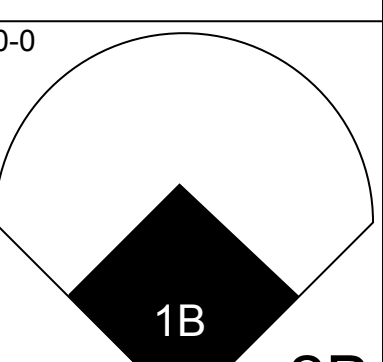
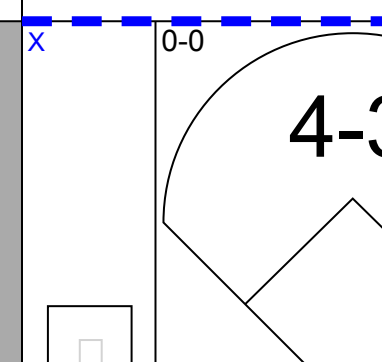
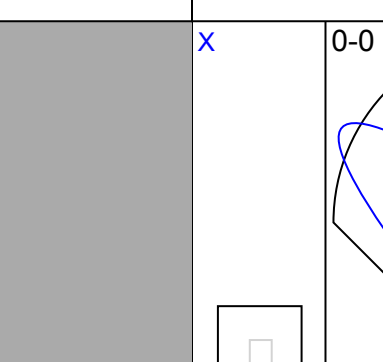
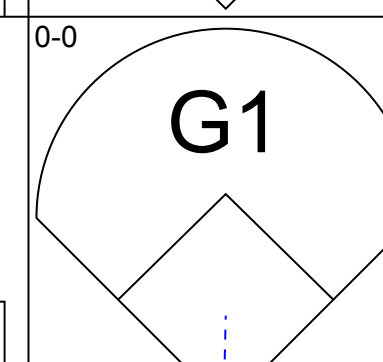
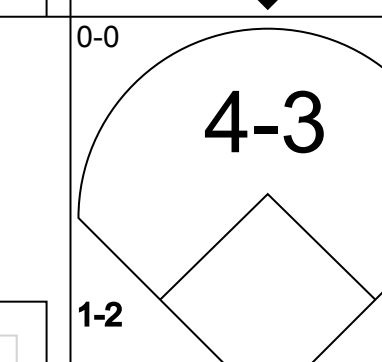
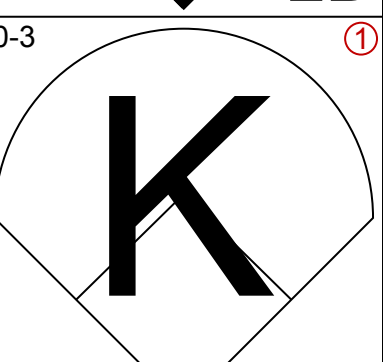
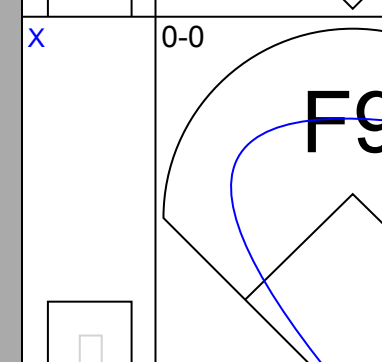
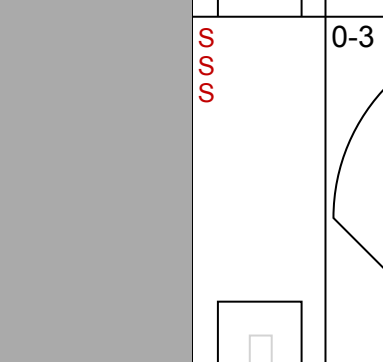
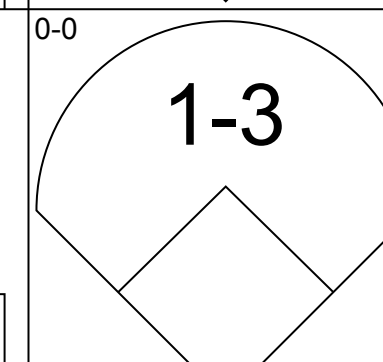
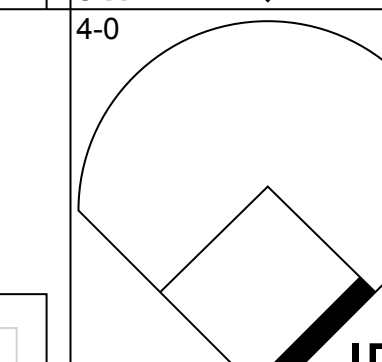
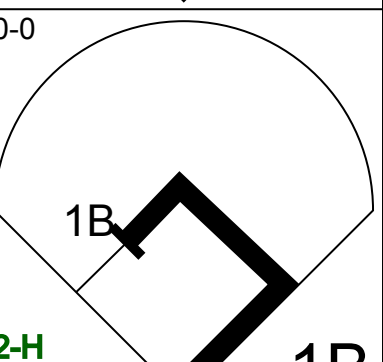
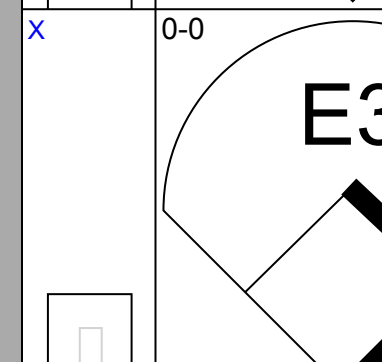
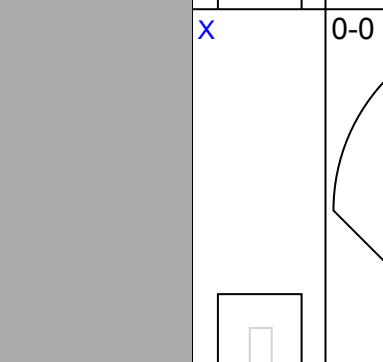
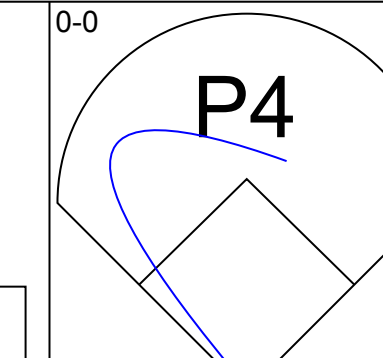
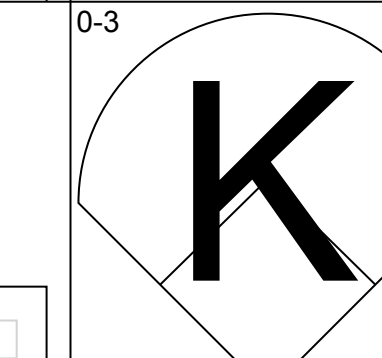
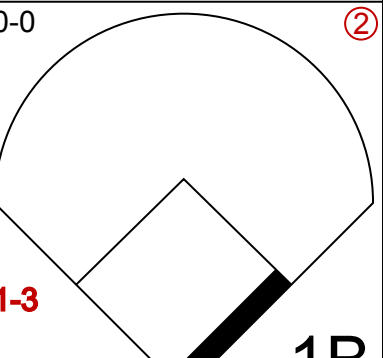
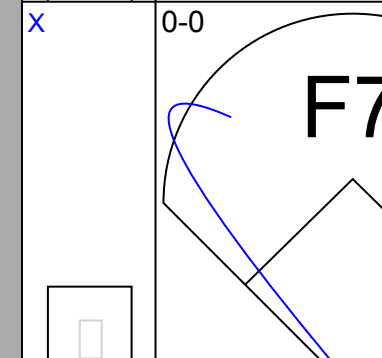
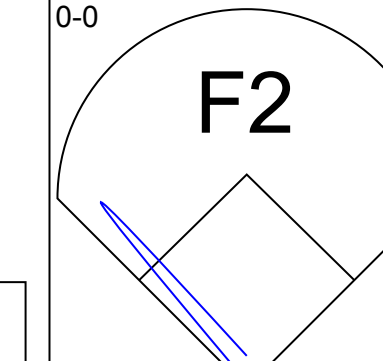
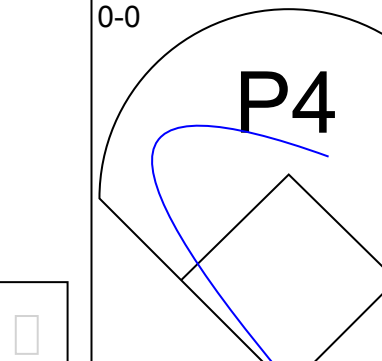
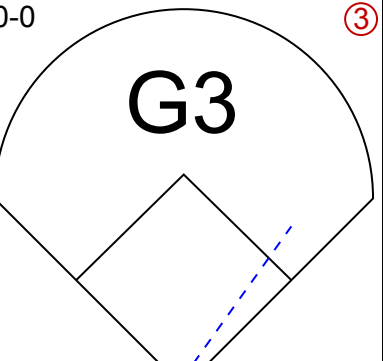
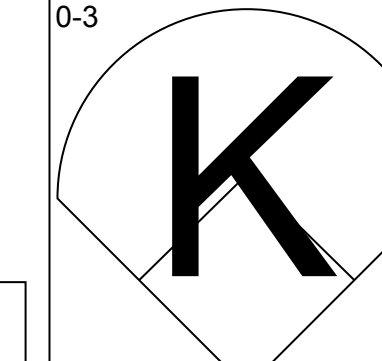
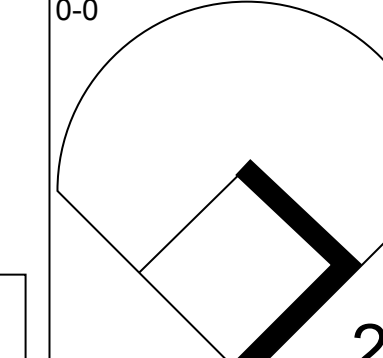
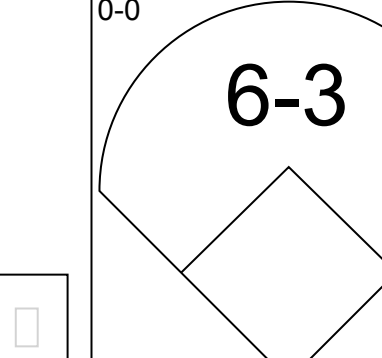
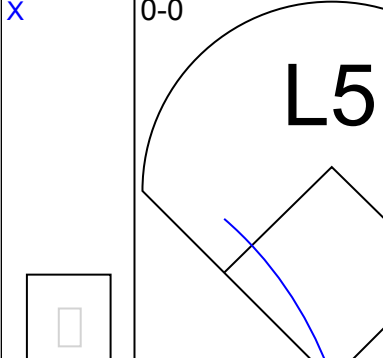
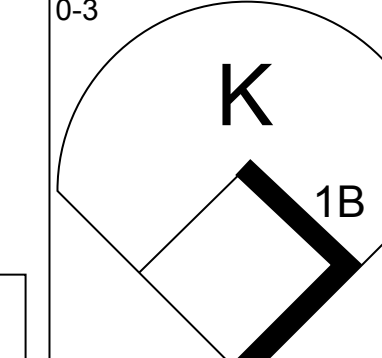
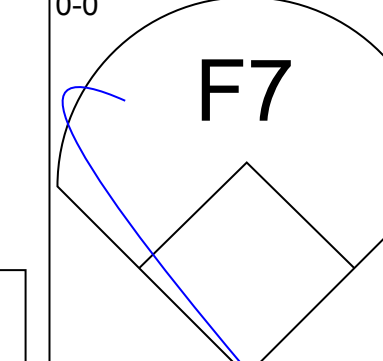
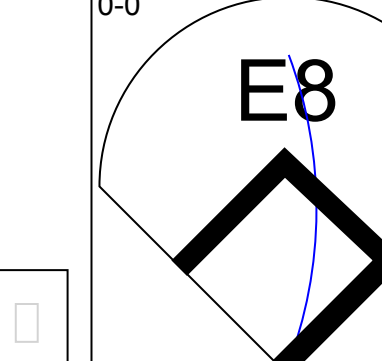
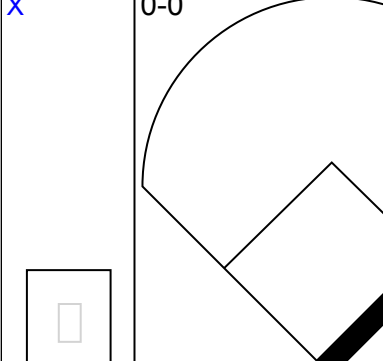
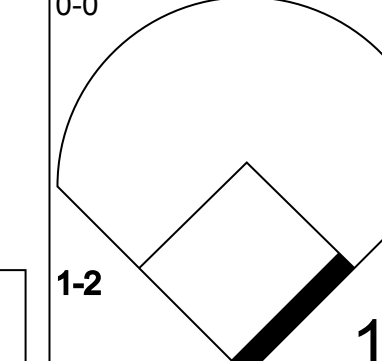
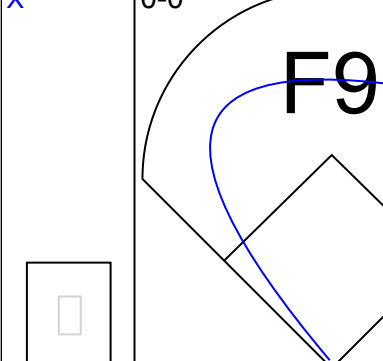
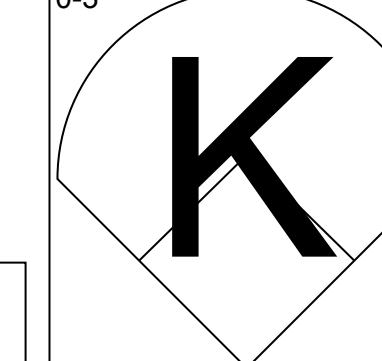
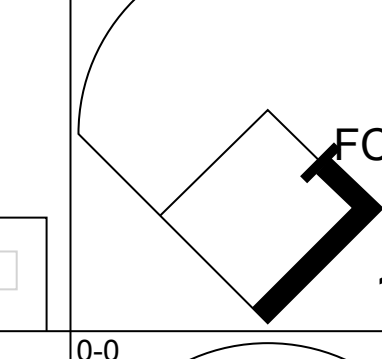
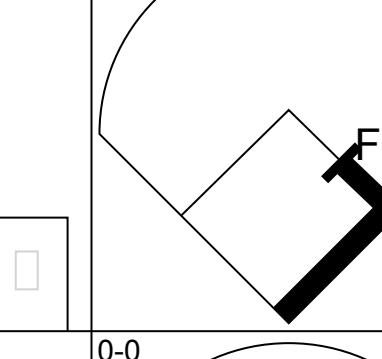
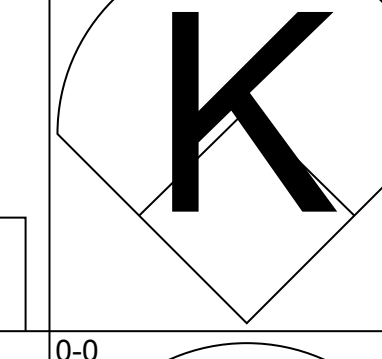
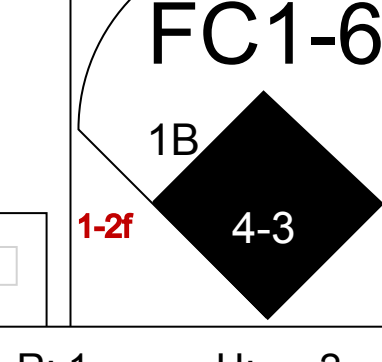
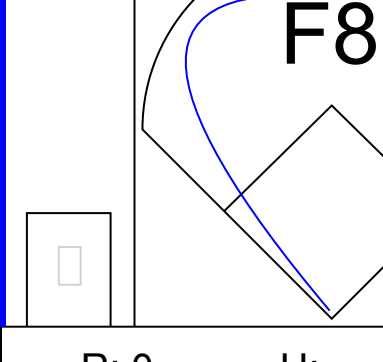
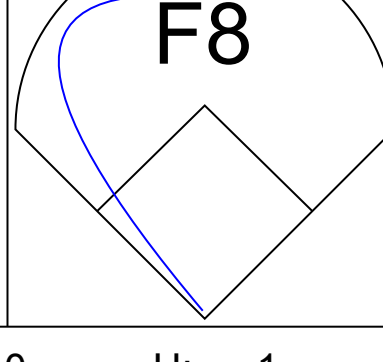
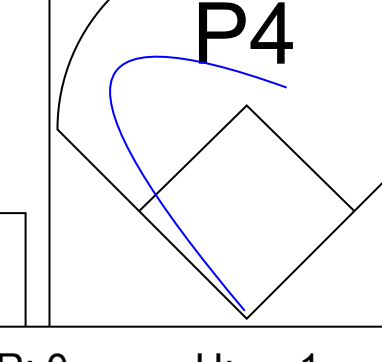
Minnesota Twins @ California Angels
Anaheim Stadium, Anaheim, CA
Sat Sep 20 1975, 10:05 PM EDT
Att. 9,767 - Unknown - 78 F

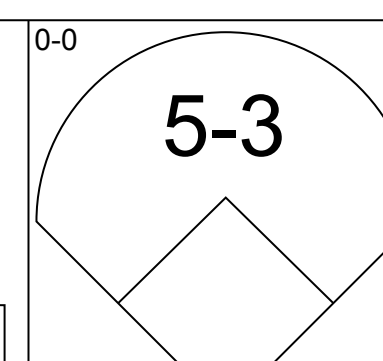
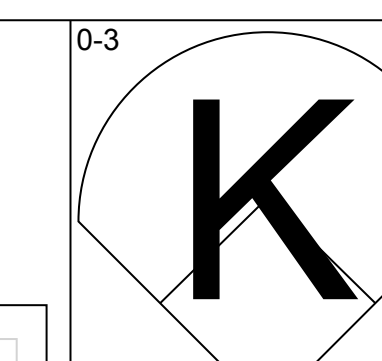
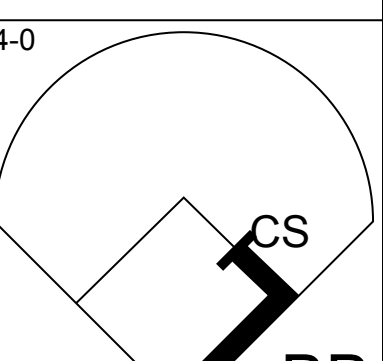
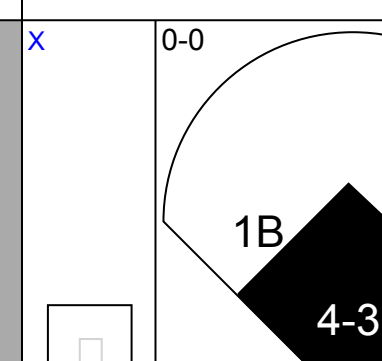
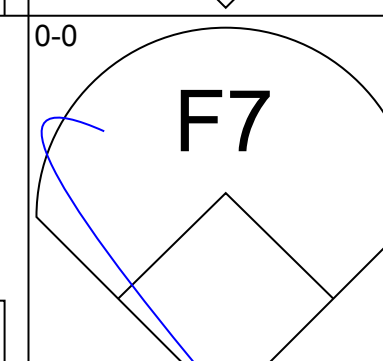
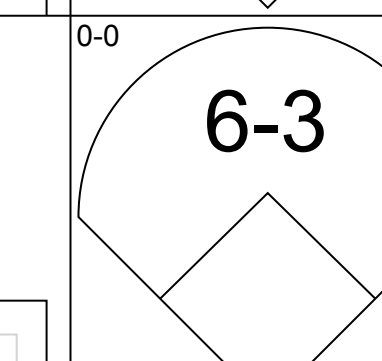
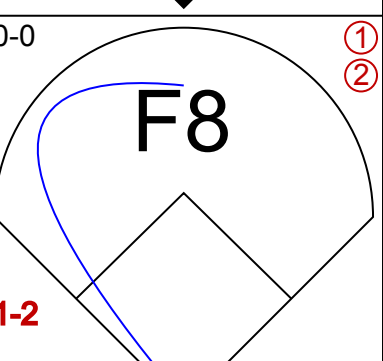
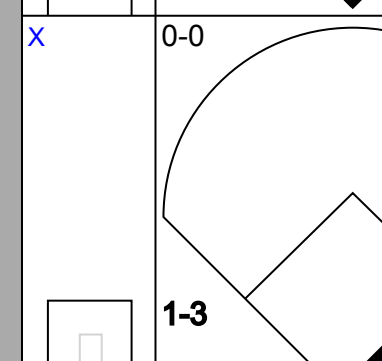
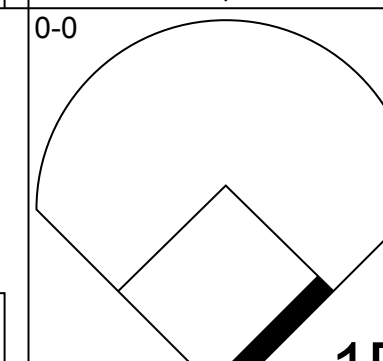
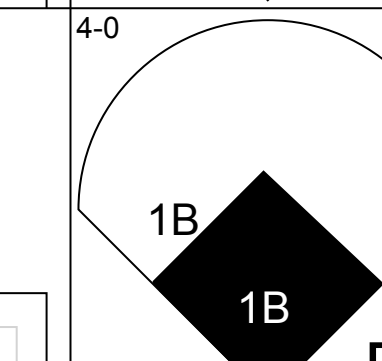
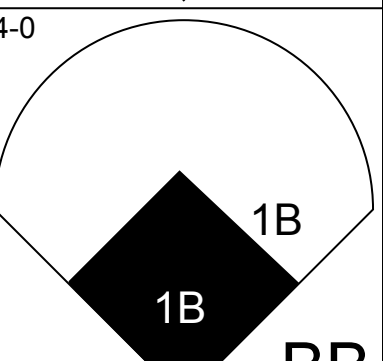
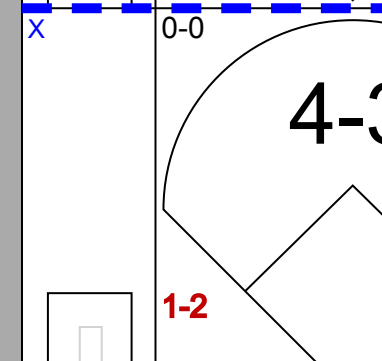
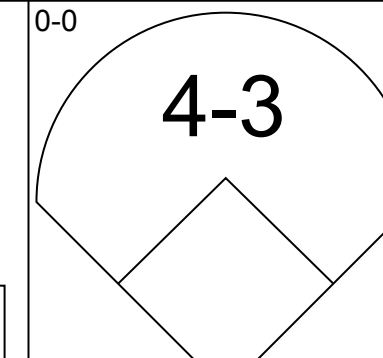
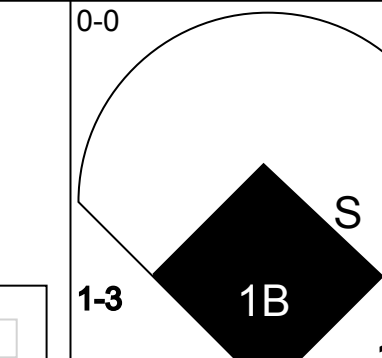
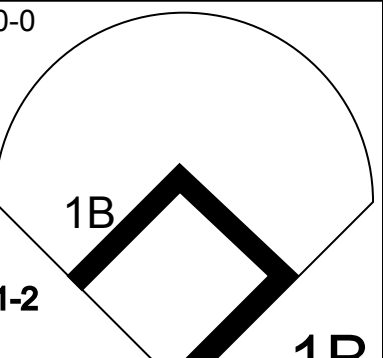
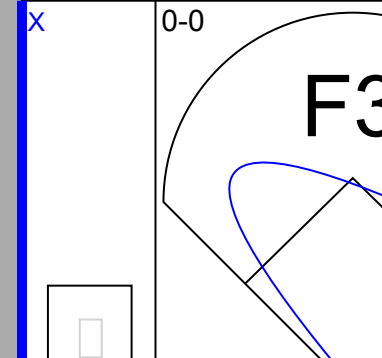
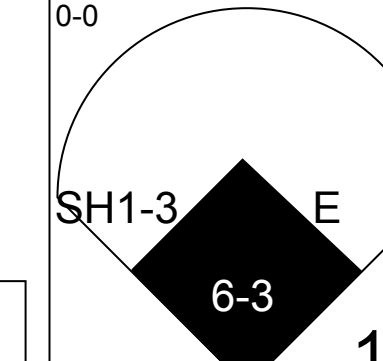
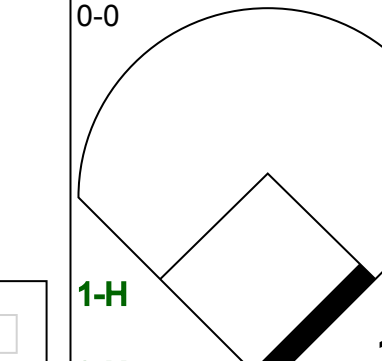

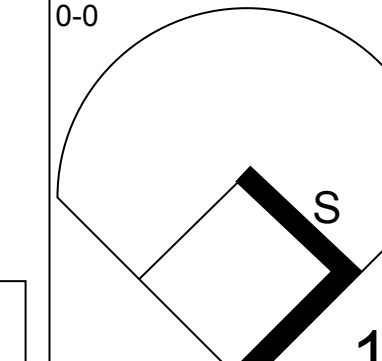
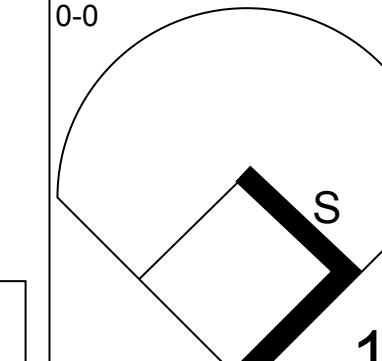
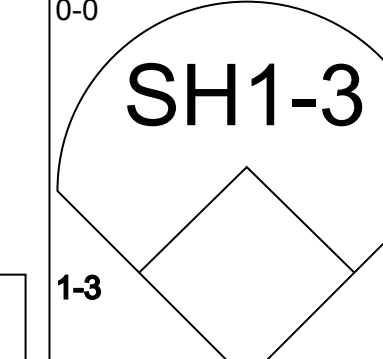
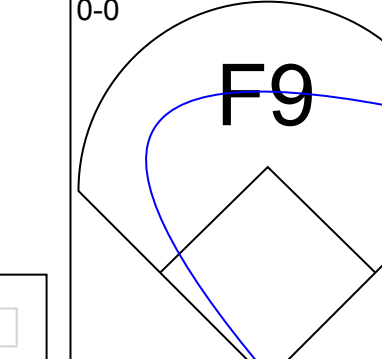
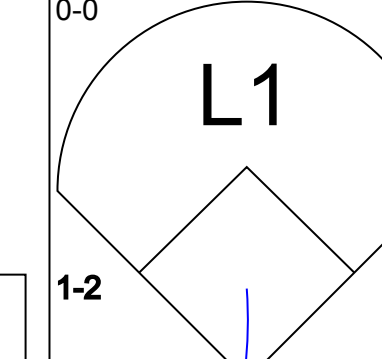
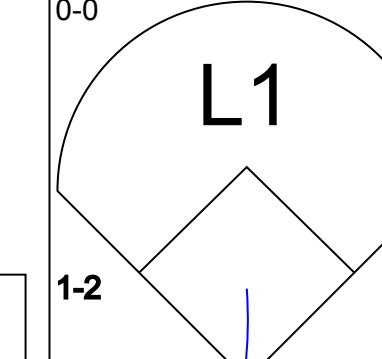
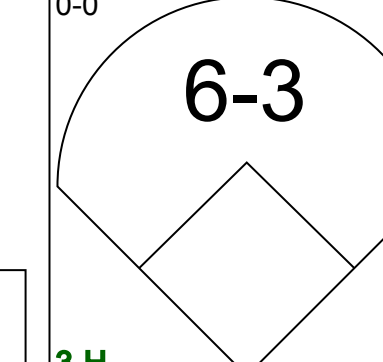
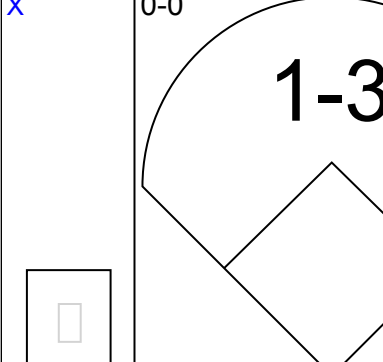
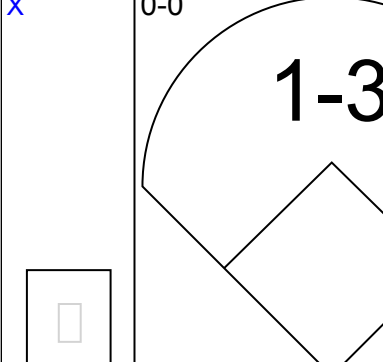
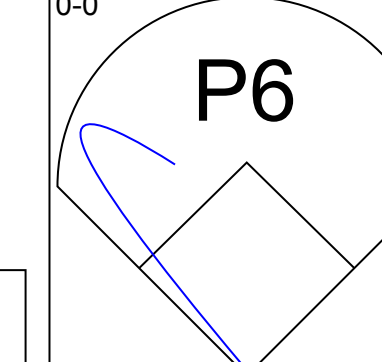
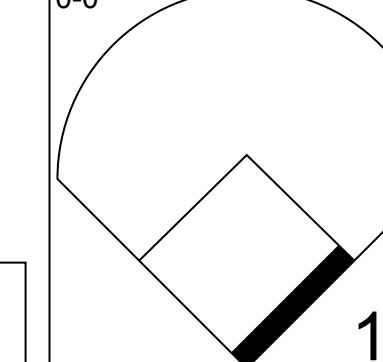
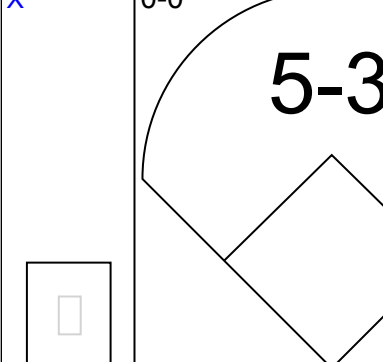
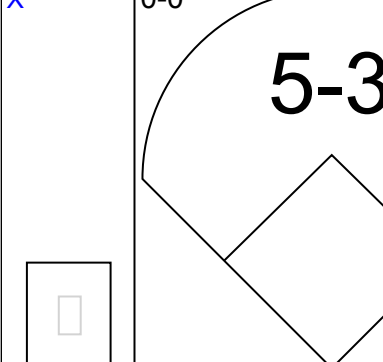
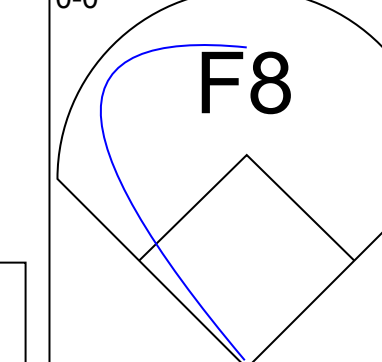
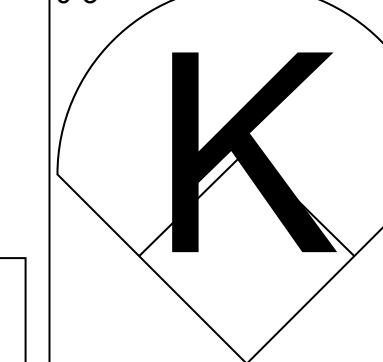
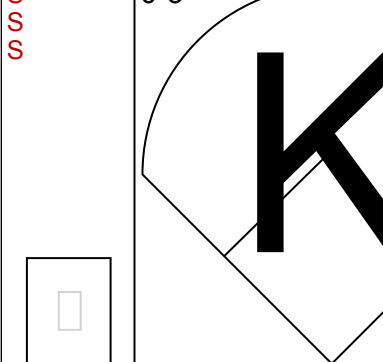
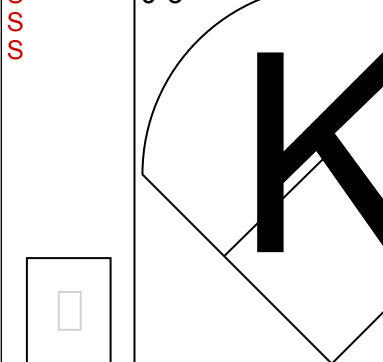



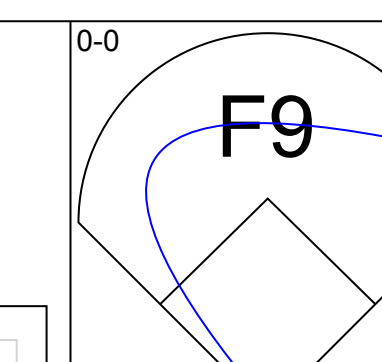
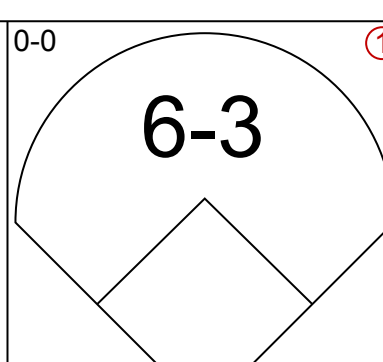
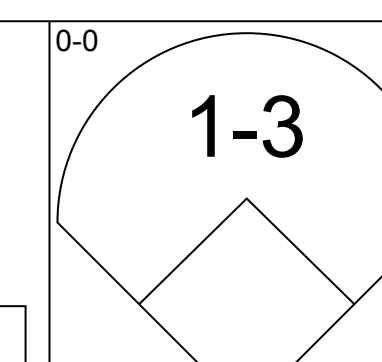
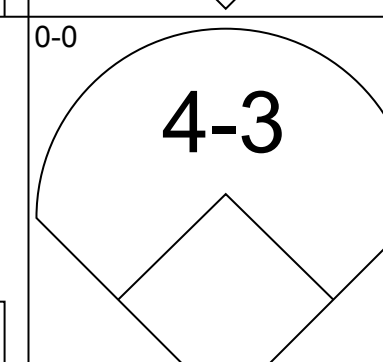
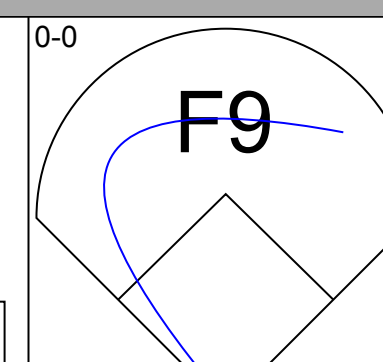
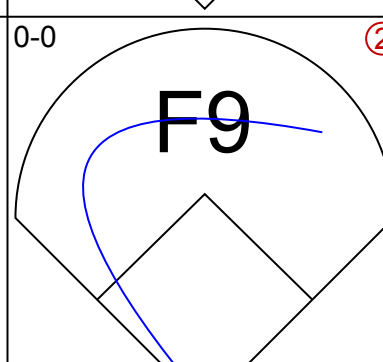
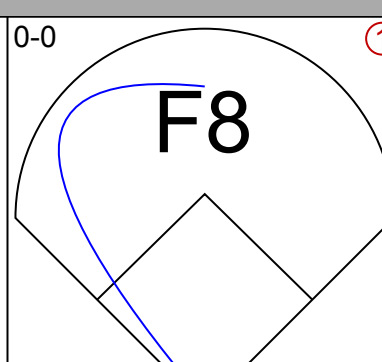
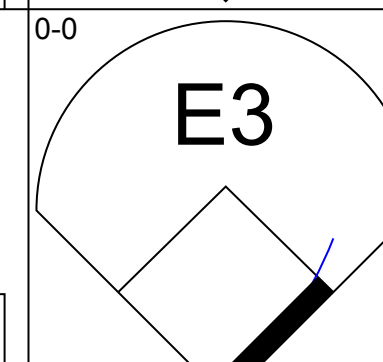
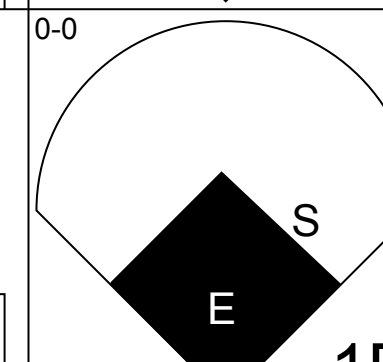
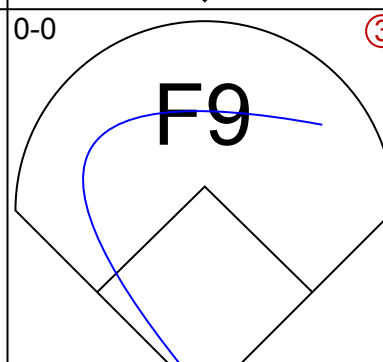
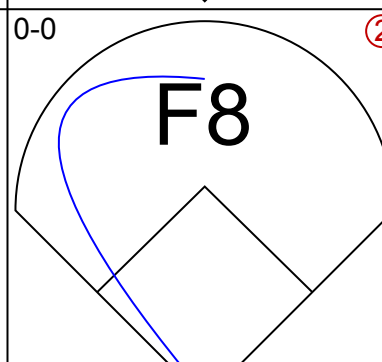
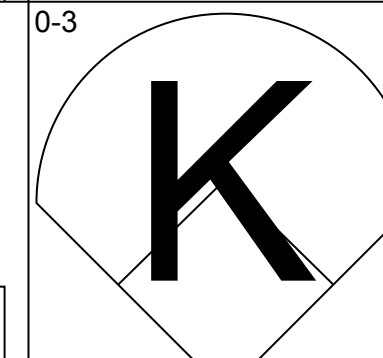
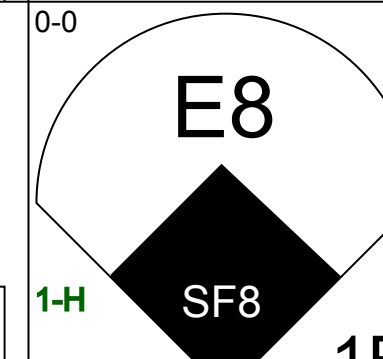
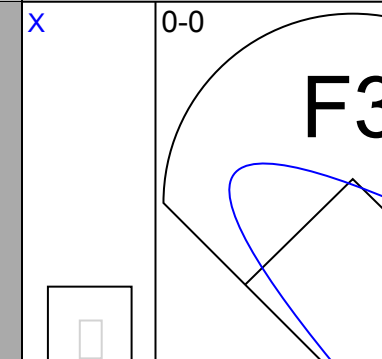
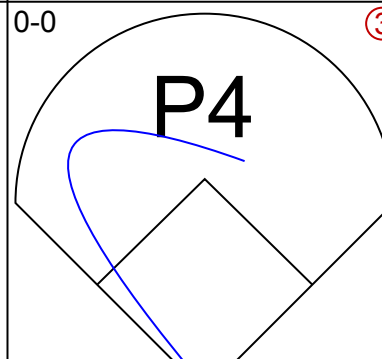
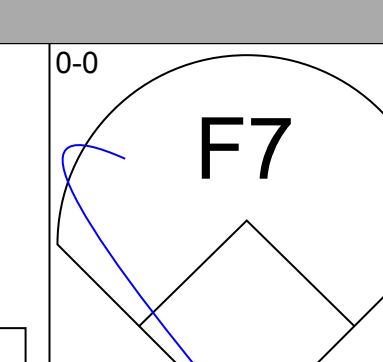
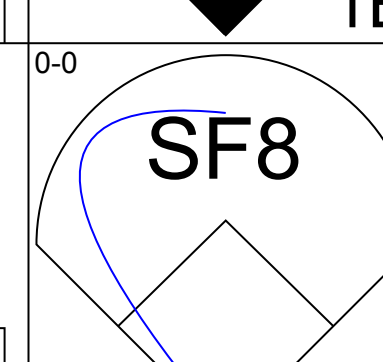
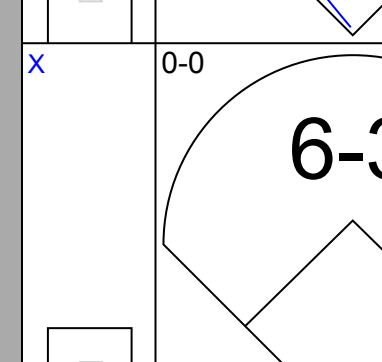
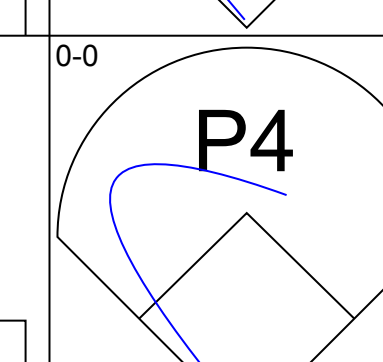
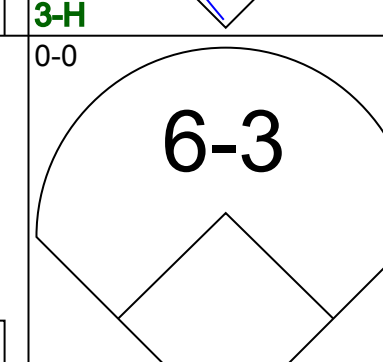
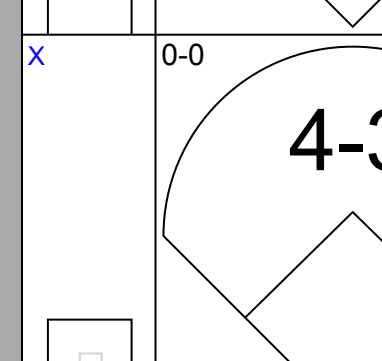
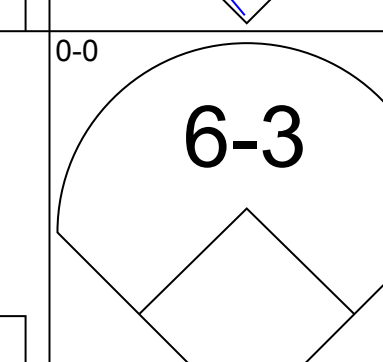
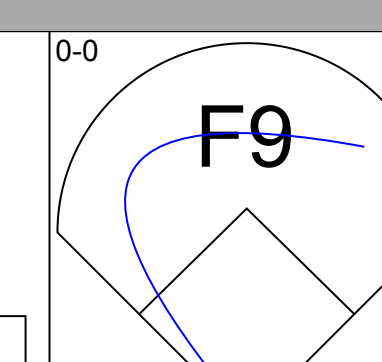
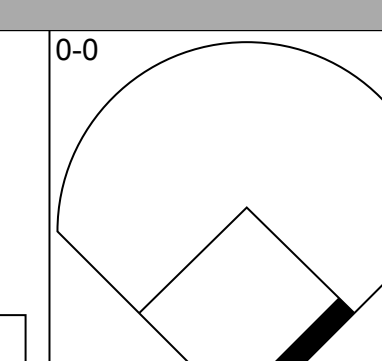
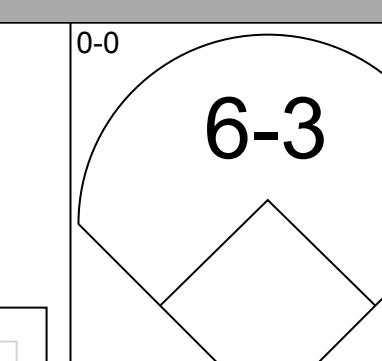
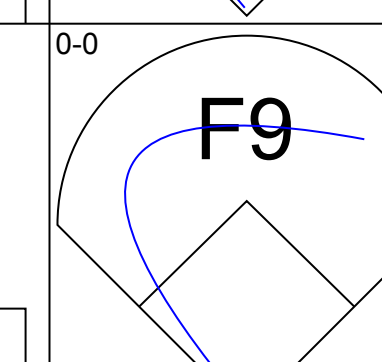
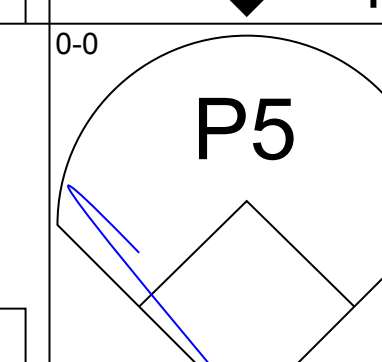
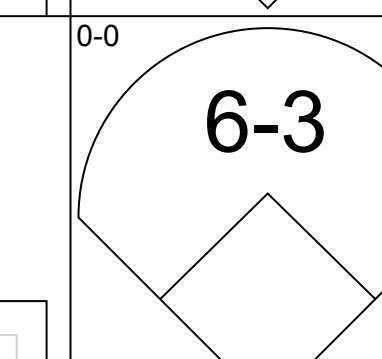
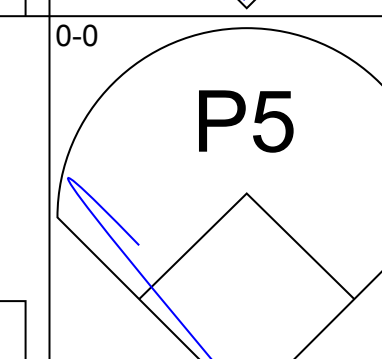
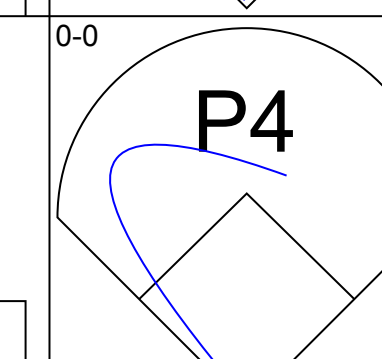
Batter	1	2	3	4	5	6	7	8	9	AB	R	H	RBI	BB	SO	LOB	BOTTOM					
Morris Nettles, L OBP: 0.296, SLG: 0.270 Leroy Stanton, R OBP: 0.342, SLG: 0.420	0-3 K		0-3 K			0-0 4-3		0-0 P6		3	0	0	0	0	2	0						
Jerry Remy, L OBP: 0.316, SLG: 0.319	0-0 4-3		0-0 CS 1B			0-3 K2-3		0-0 1B S 1B		4	0	2	1	0	1	0						
Mickey Rivers, L OBP: 0.336, SLG: 0.366	0-0 1-3		0-0 CS 1-2		0-0 F5		0-0 6-3		4-0 1B BB	3	0	0	0	1	0	0						
Bruce Bochte, L OBP: 0.361, SLG: 0.384		0-0 4-3		0-3 K		0-0 F9		0-0 1-2 2-3 1B		4	0	1	0	0	1	0						
Adrian Garrett, L OBP: 0.294, SLG: 0.413 Ron Jackson, R OBP: 0.391, SLG: 0.429		0-0 1B 1B		0-3 K		0-0 G3		0-3 K		3	0	1	0	0	1	0						
Dan Briggs, L OBP: 0.333, SLG: 0.450		0-0 1-2 1B			0-0 1-3		0-3 K		0-0 F9	4	0	1	0	0	1	0						
Dave Chalk, R OBP: 0.350, SLG: 0.343 Ike Hampton, S OBP: 0.250, SLG: 0.203 John Balaz, R OBP: 0.281, SLG: 0.365		0-0 F8			0-0 5-3 1B			1-0 2B HBP		2	1	1	0	0	0	2	AB 33 R 2 H 7 RBI 2 BB 1 SO 10 LOB 11					
Andy Etchebarren, R OBP: 0.336, SLG: 0.371		0-0 F8			0-0 5-3			0-3 K		4	0	0	0	0	1	4						
Mike Miley, S OBP: 0.239, SLG: 0.263 Paul Dade, R OBP: 0.400, SLG: 0.471			0-3 K		0-3 K			0-0 1B 2B		2	0	0	0	0	2	1						
Inning Stats	R: 0 E: 0 K: 1 S: 5	H: 0 LOB: 0 BB: 0 P: 5	R: 0 E: 0 K: 0 S: 5	H: 2 LOB: 0 BB: 0 P: 5	R: 0 E: 0 K: 2 S: 7	H: 1 LOB: 0 BB: 0 P: 7	R: 0 E: 0 K: 2 S: 7	H: 0 LOB: 0 BB: 0 P: 7	R: 0 E: 0 K: 1 S: 6	H: 1 LOB: 1 BB: 0 P: 6	R: 0 E: 0 K: 1 S: 5	H: 0 LOB: 0 BB: 0 P: 5	R: 0 E: 0 K: 1 S: 5	H: 0 LOB: 0 BB: 0 P: 5	R: 2 E: 0 K: 2 S: 10	H: 3 LOB: 3 BB: 1 P: 15	R: 0 E: 0 K: 0 S: 3	H: 0 LOB: 0 BB: 0 P: 3	1B: 6 2B: 1 3B: 0 HR: 0	SF: 0 SAC: 0 DP: 0 HBP: 1	WP: 0 PB: 0 CS: 1	PA: 36
PITCHER Jim Hughes, R ERA: 3.76 Tom Burgmeier, L ERA: 3.1	IP: 7.2 WLS: W BF: 30 H: 6 R: 2 ER: 2 SO: 9 BB: 1 IBB: 0 HBP: 1 BLK: 0 WP: 0 HR: 0 S: 46 P: 51 ERA: 2.35 WHIP: 0.913															PITCHER						

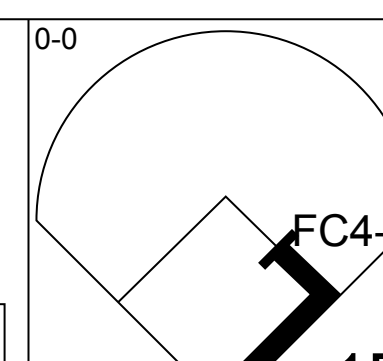
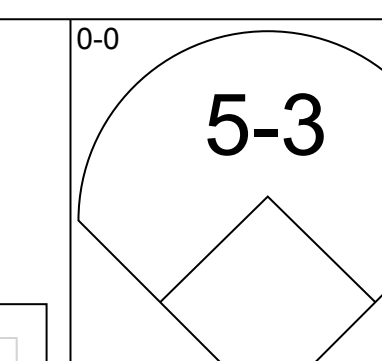
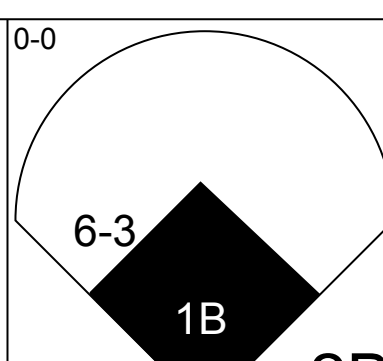
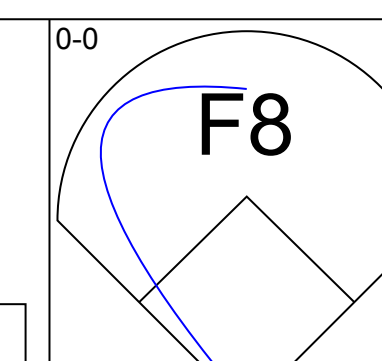
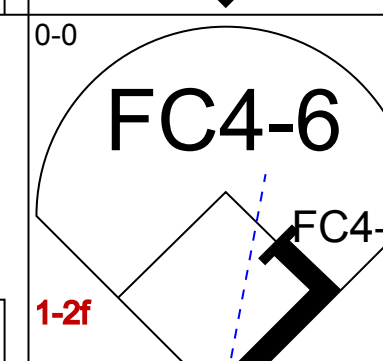
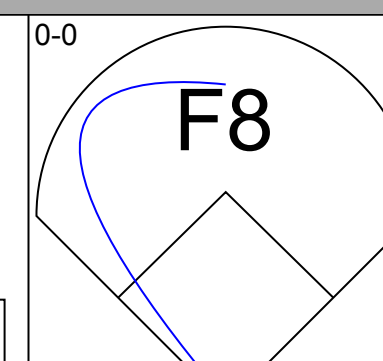
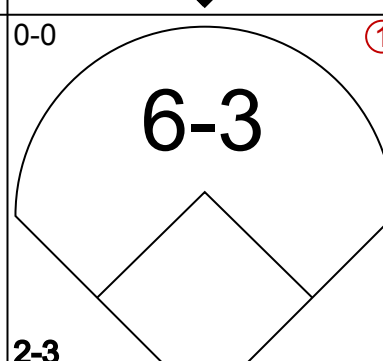
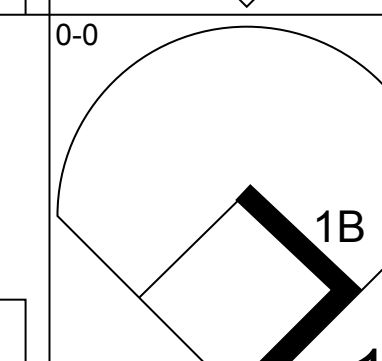
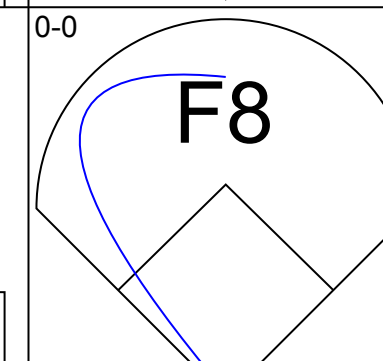
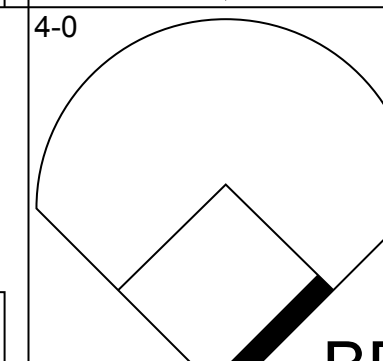
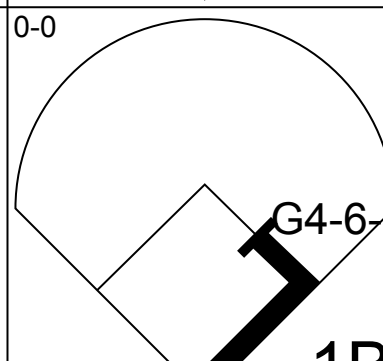
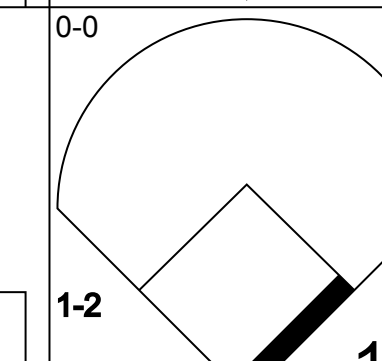
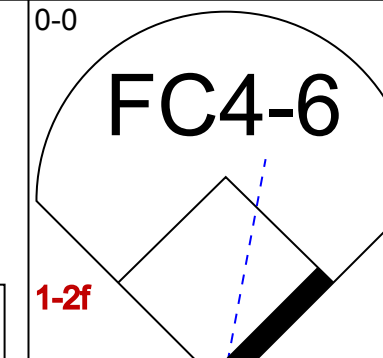
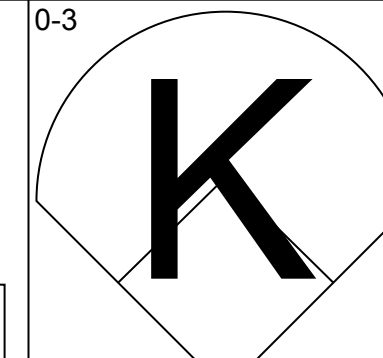
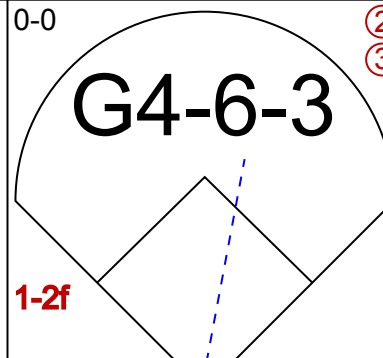
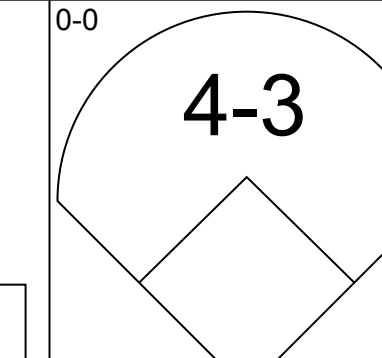
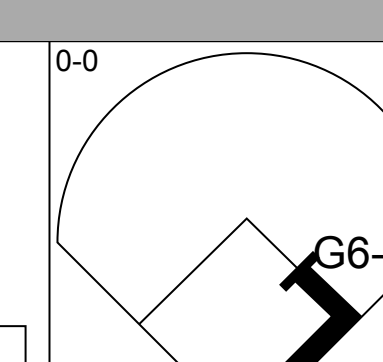
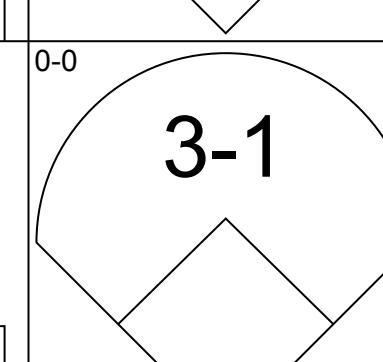
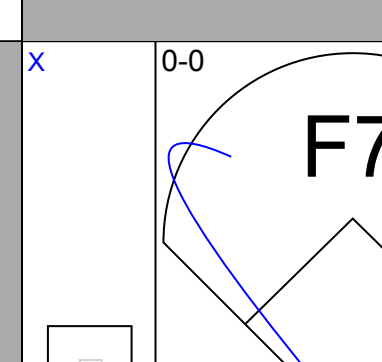
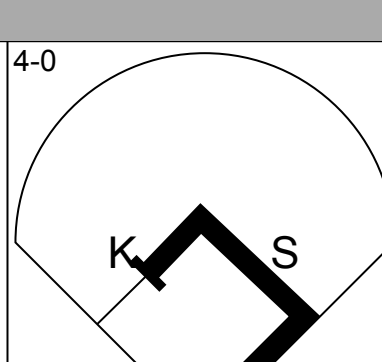
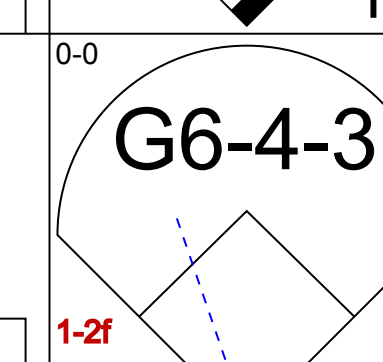
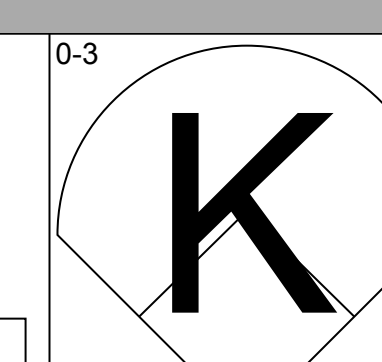
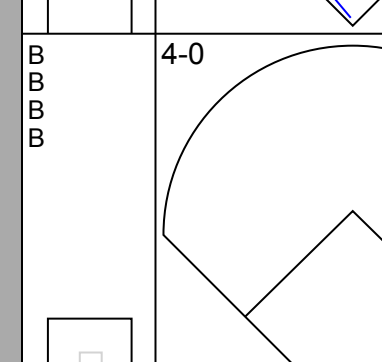
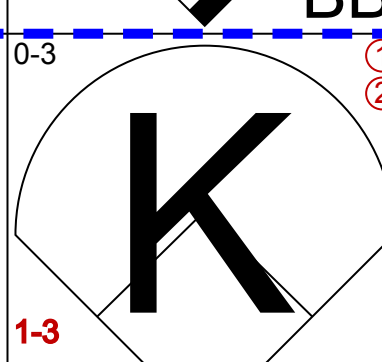
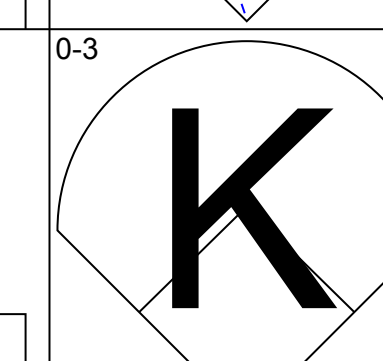
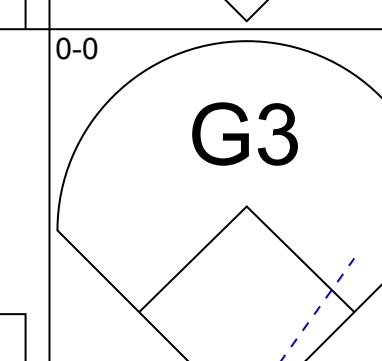
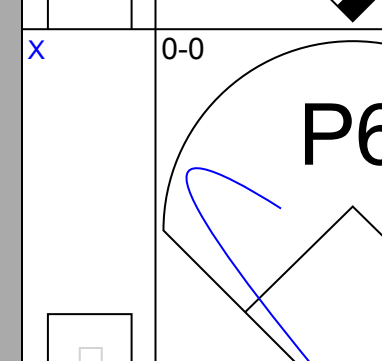
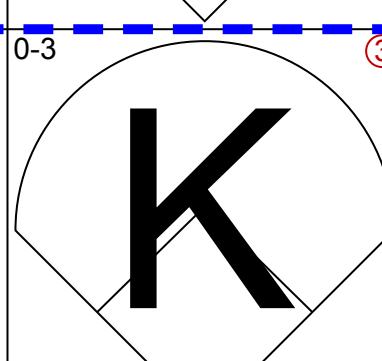
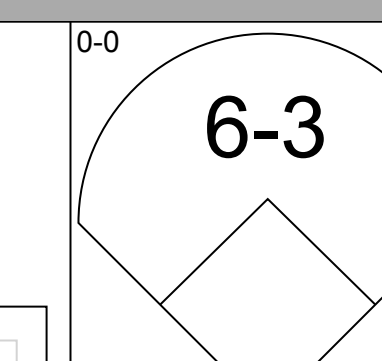
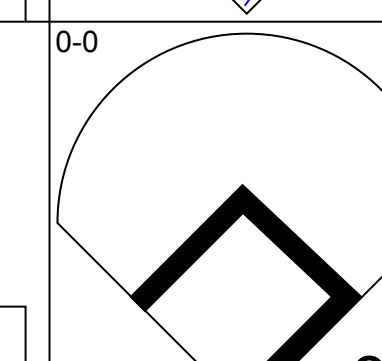
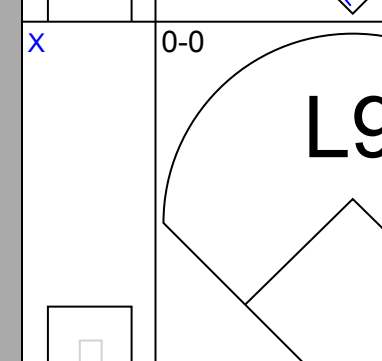
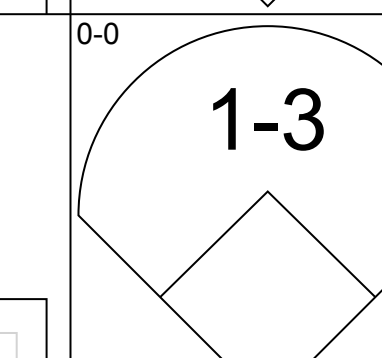
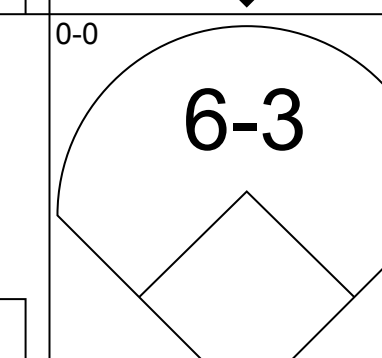
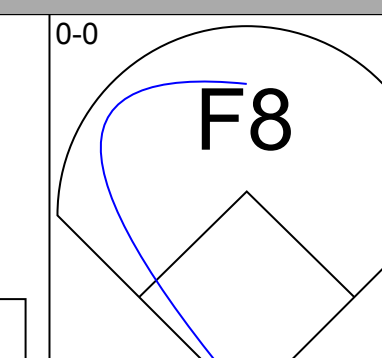
Minnesota Twins @ California Angels
Anaheim Stadium, Anaheim, CA
Sat Sep 20 1975, 10:05 PM EDT
Att. 9,767 - Unknown - 78 F



Batter	1	2	3	4	5	6	7	8	9	AB	R	H	RBI	BB	SO	LOB	TOP					
Lyman Bostock, L (1, 8) OBP: 0.329, SLG: 0.353			 1B		 2B					5	1	2	0	0	1	0	Minnesota Twins @ California Angels Anaheim Stadium, Anaheim, CA Sun Sep 21 1975, 6:33 AM EDT Att: 8,401 - Unknown - 88 F					
Steve Braun, L (1, 7) OBP: 0.389, SLG: 0.432			 1-2							5	0	0	1	0	2	2						
Rod Carew, L (1, 3) OBP: 0.424, SLG: 0.503					 2H					4	0	1	1	1	0	0						
Tony Oliva, L (1, 10) OBP: 0.349, SLG: 0.385					 1-3					4	0	1	0	0	1	3						
John Briggs, L (1, 9) OBP: 0.389, SLG: 0.377										3	0	0	0	0	0	1						
Steve Brye, R (8, PH) OBP: 0.333, SLG: 0.447										1	0	0	0	0	1	0						
Dave McKay, S (1, 5) OBP: 0.321, SLG: 0.414									 1B	4	0	1	0	0	1	0						
Danny Thompson, R (1, 6) OBP: 0.304, SLG: 0.359									 1-2	4	0	2	0	0	0	1						
Phil Roof, R (1, 2) OBP: 0.325, SLG: 0.474										2	0	1	0	1	0	1						
Dan Ford, R (8, PH) OBP: 0.331, SLG: 0.434										1	0	0	0	0	1	2						
Glenn Borgmann, R (8, 2) OBP: 0.306, SLG: 0.283			 1B	 BB						0	0	0	0	0	0	0						
Luis Gomez, R (1, 4) OBP: 0.181, SLG: 0.134			 1B	 1-2						2	1	0	0	0	0	3						
Craig Kusick, R (6, PH) OBP: 0.331, SLG: 0.385										1	0	0	0	0	0	1						
Jerry Terrell, R (6, 4) OBP: 0.327, SLG: 0.339										1	0	0	0	0	0	2						
Inning Stats	R: 0 E: 0 K: 1 S: 5	H: 0 LOB: 0 BB: 0 P: 5	R: 0 E: 0 K: 0 S: 4	H: 1 LOB: 1 BB: 0 P: 4	R: 1 E: 0 K: 1 S: 7	H: 2 LOB: 2 BB: 1 P: 11	R: 0 E: 1 K: 0 S: 4	H: 0 LOB: 2 BB: 1 P: 8	R: 1 E: 0 K: 1 S: 7	H: 3 LOB: 1 BB: 0 P: 7	R: 0 E: 0 K: 0 S: 4	H: 1 LOB: 1 BB: 0 P: 4	R: 0 E: 1 K: 0 S: 4	H: 0 LOB: 1 BB: 0 P: 4	R: 0 E: 0 K: 3 S: 11	H: 1 LOB: 2 BB: 0 P: 11	R: 0 E: 0 K: 1 S: 5	H: 0 LOB: 0 BB: 0 P: 5	1B: 6 2B: 2 3B: 0 HR: 0	SF: 0 SAC: 0 DP: 0 HBP: 0	WP: 1 PB: 0 CS: 0	PA: 39
PITCHER	IP	WLS	BF	H	R	ER	SO	BB	IBB	HBP	BLK	WP	HR	S	P	ERA	WHIP					
Ed Figueroa, R (1, 1) ERA: 2.85	6.0	W	27	7	2	2	3	1	1	0	0	0	0	31	39	3.00	1.333					
Jim Brewer, L (7, 1) ERA: 3.46	3.0	S	12	1	0	0	4	0	0	0	0	1	0	20	20	0.00	0.333					

Batter	1	2	3	4	5	6	7	8	9	AB	R	H	RBI	BB	SO	LOB	BOTTOM						
Jerry Remy, L (1, 4) OBP: 0.316, SLG: 0.319					 BB		 4-3			3	1	1	0	1	1	0	Minnesota Twins @ California Angels Anaheim Stadium, Anaheim, CA Sun Sep 21 1975, 6:33 AM EDT Att: 8,401 - Unknown - 88 F						
Mickey Rivers, L (1, 8) OBP: 0.336, SLG: 0.365					 1-2		 1B			4	0	1	0	0	0	1							
Bruce Bochte, L (1, 3) OBP: 0.365, SLG: 0.384			 BB		 BB		 1-2			2	2	1	1	2	0	1							
Adrian Garrett, L (1, 10) OBP: 0.302, SLG: 0.419			 1B		 1-2					3	1	2	0	0	0	1							
Paul Dade, F (7, PH) OBP: 0.381, SLG: 0.444										1	0	0	0	0	0	0							
Leroy Stanton, R (1, 9) OBP: 0.348, SLG: 0.425		 E	 1-3	 3H	 1B		 1B			4	1	4	3	0	0	0							
Dan Briggs, L (1, 7) OBP: 0.292, SLG: 0.391					 1-2					3	0	0	0	0	1	4							
Dave Chalk, R (1, 5) OBP: 0.348, SLG: 0.341										4	0	0	1	0	0	1							
Bob Allietta, R (1, 2) OBP: 0.209, SLG: 0.286										4	0	1	0	0	0	1							
Mike Miley, S (1, 6) OBP: 0.236, SLG: 0.259										3	0	0	0	0	2	1							
Inning Stats	R: 0 E: 0 K: 0 S: 4	H: 1 LOB: 1 BB: 0 P: 4	R: 1 E: 1 K: 1 S: 7	H: 2 LOB: 1 BB: 0 P: 7	R: 2 E: 0 K: 1 S: 7	H: 2 LOB: 1 BB: 1 P: 11	R: 0 E: 0 K: 0 S: 3	H: 0 LOB: 0 BB: 0 P: 3	R: 1 E: 0 K: 1 S: 6	H: 2 LOB: 2 BB: 2 P: 14	R: 0 E: 0 K: 1 S: 5	H: 0 LOB: 0 BB: 0 P: 5	R: 1 E: 0 K: 0 S: 4	H: 2 LOB: 0 BB: 0 P: 4	R: 0 E: 0 K: 0 S: 4	H: 1 LOB: 1 BB: 0 P: 4		R: 0 E: 0 K: 1 S: 5	H: 0 LOB: 0 BB: 0 P: 4	1B: 10 2B: 0 3B: 0 HR: 0	SF: 0 SAC: 1 DP: 0 HBP: 0	WP: 1 PB: 0 CS: 2	PA: 35
PITCHER	IP	WLS	BF	H	R	ER	SO	BB	IBB	HBP	BLK	WP	HR	S	P	ERA		WHIP					
Dave Goltz, R (1, 1) ERA: 3.67	6.0	L	29	9	5	5	4	3	0	0	0	0	0	34	46	7.50	2.000						
Bill Butler, L (7, 1) ERA: 6.1	2.0		6	1	0	0	0	0	0	0	0	0	0	6	6	0.00	0.500						

Batter	1	2	3	4	5	6	7	8	9	AB	R	H	RBI	BB	SO	LOB	TOP			
Jerry Terrell, R OBP: 0.324, SLG: 0.335 (1, 4)										4	0	0	0	0	1	1	Minnesota Twins @ Oakland Athletics Oakland-Alameda County Coliseum, Oakland, CA Mon Sep 22 1975, 7:05 PM PDT Att: 20,497 - Unknown - 57 F livebaseballscores.com			
Steve Bnye, R OBP: 0.328, SLG: 0.440 (1, 7)										4	0	0	0	0	0	0				
Rod Carew, L OBP: 0.423, SLG: 0.501 (1, 3)				 1B						4	1	1	0	0	0	0				
Dan Ford, R OBP: 0.330, SLG: 0.432 (1, 8)				 1B						4	1	1	0	0	1	1				
Larry Hisle, R OBP: 0.366, SLG: 0.502 (1, 10)				 1B						2	0	0	1	0	0	0				
Dave McKay, S OBP: 0.312, SLG: 0.402 (1, 5)				 3H						3	0	0	0	0	0	0				
Danny Thompson, R OBP: 0.304, SLG: 0.359 (1, 6)										3	0	1	0	0	0	0				
Mike Poepping, R OBP: 0.303, SLG: 0.214 (1, 9)										3	0	0	0	0	0	1				
Glenn Borgmann, R OBP: 0.303, SLG: 0.281 (1, 2)										3	0	0	0	0	0	1				
Inning Stats	R: 0 E: 1 K: 2 S: 8	H: 0 LOB: 1 BB: 0 P: 8	R: 0 E: 0 K: 0 S: 3	H: 0 LOB: 0 BB: 0 P: 3	R: 0 E: 0 K: 0 S: 3	H: 0 LOB: 0 BB: 0 P: 3	R: 2 E: 1 K: 0 S: 5	H: 2 LOB: 0 BB: 0 P: 5	R: 0 E: 0 K: 0 S: 3	H: 0 LOB: 0 BB: 0 P: 3	R: 0 E: 0 K: 0 S: 3	H: 0 LOB: 0 BB: 0 P: 3	R: 0 E: 0 K: 0 S: 4	H: 1 LOB: 1 BB: 0 P: 4	R: 0 E: 0 K: 0 S: 3	H: 0 LOB: 0 BB: 0 P: 3	1B: 3 2B: 0 3B: 0 HR: 0	SF: 1 SAC: 0 DP: 0 HBP: 0	WP: 0 PB: 0 SB: 1 CS: 0	PA: 31
PITCHER Ken Holtzman, L ERA: 3.17 (1, 1)	IP: 9.0 WLS: L BF: 31 H: 3 R: 2 ER: 1 SO: 2 BB: 0 IBB: 0 HBP: 0 BLK: 0 WP: 0 HR: 0 S: 35 P: 35 ERA: 1.00 WHIP: 0.333															PITCHER IP: WLS: BF: H: R: ER: SO: BB: IBB: HBP: BLK: WP: HR: S: P: ERA: WHIP				

Batter	1	2	3	4	5	6	7	8	9	AB	R	H	RBI	BB	SO	LOB	BOTTOM					
Bill North, S OBP: 0.373, SLG: 0.325 (1, 8)	 1B					 1B				4	1	2	0	0	0	0	Minnesota Twins @ Oakland Athletics Oakland-Alameda County Coliseum, Oakland, CA Mon Sep 22 1975, 7:05 PM PDT Att: 20,497 - Unknown - 57 F livebaseballscores.com					
Claudell Washington, L OBP: 0.346, SLG: 0.422 (1, 7)	 1-2					 2-3				4	0	1	0	0	0	2						
Sal Bando, R OBP: 0.335, SLG: 0.351 (1, 5)						 1B				3	0	2	1	1	0	1						
Reggie Jackson, L OBP: 0.327, SLG: 0.493 (1, 9)	 1-2					 1-2				4	0	0	0	0	1	5						
Gene Tenace, R OBP: 0.397, SLG: 0.468 Don Hopkins, L OBP: 0.375, SLG: 0.167 (9, PR)		 1B							 BB		3	0	1	0	1	0		1				
Joe Rudi, R OBP: 0.336, SLG: 0.483 (1, 3)		 1-2							 1-3		3	0	0	0	1	2						
Billy Williams, L OBP: 0.342, SLG: 0.421 (1, 10)											4	0	0	0	0	2						
Bert Campaneris, R OBP: 0.337, SLG: 0.332 (1, 6)											3	0	1	0	0	0						
Phil Garner, R OBP: 0.293, SLG: 0.349 (1, 4)										3	0	0	0	0	0	1						
Inning Stats	R: 0 E: 0 K: 0 S: 4	H: 1 LOB: 1 BB: 0 P: 4	R: 0 E: 0 K: 1 S: 5	H: 1 LOB: 0 BB: 0 P: 5	R: 0 E: 0 K: 1 S: 5	H: 0 LOB: 0 BB: 0 P: 3	R: 0 E: 0 K: 1 S: 5	H: 0 LOB: 1 BB: 1 P: 9	R: 0 E: 0 K: 1 S: 6	H: 1 LOB: 1 BB: 0 P: 6	R: 1 E: 0 K: 0 S: 4	H: 2 LOB: 0 BB: 0 P: 4	R: 0 E: 0 K: 0 S: 3	H: 0 LOB: 1 BB: 1 P: 7	R: 0 E: 0 K: 0 S: 5	H: 2 LOB: 2 BB: 0 P: 5	R: 0 E: 0 K: 2 S: 6	H: 0 LOB: 1 BB: 1 P: 10	1B: 5 2B: 1 3B: 1 HR: 0	SF: 0 SAC: 0 DP: 2 HBP: 0	WP: 0 PB: 0 SB: 1 CS: 0	PA: 34
PITCHER Eddie Bane, L ERA: 3.32 Bill Campbell, R ERA: 3.87 Tom Burgmeier, L ERA: 3.08 (9, 1)	IP: 8.0 WLS: W BF: 32 H: 7 R: 1 ER: 1 SO: 3 BB: 3 IBB: 0 HBP: 0 BLK: 0 WP: 0 HR: 0 S: 35 P: 47 ERA: 1.12 WHIP: 1.250															PITCHER IP: WLS: BF: H: R: ER: SO: BB: IBB: HBP: BLK: WP: HR: S: P: ERA: WHIP						

Batter	1	2	3	4	5	6	7	8	9	AB	R	H	RBI	BB	SO	LOB	TOP								
Lyman Bostock, L (1, 8) OBP: 0.327, SLG: 0.349	F7		F7		4-3		F7		G4-6-3 BB	4	0	0	0	1	0	2									
Steve Braun, L (1, 7) OBP: 0.388, SLG: 0.430	4-0		3-1		SF7			L3	G4-6-3 1-2	2	1	0	1	1	0	0									
Steve Brye, R (8, 7) OBP: 0.327, SLG: 0.438	2B									1	0	0	0	0	0	3									
Rod Carew, L (1, 3) OBP: 0.423, SLG: 0.502	4-3		K					5-3		3	0	1	1	1	1	0									
Tony Oliva, L (1, 10) OBP: 0.347, SLG: 0.382	4-3				4-3				P6	4	0	0	0	0	0	3									
John Briggs, L (1, 9) OBP: 0.385, SLG: 0.372	K				4-3				P6	4	0	0	0	0	1	1									
Dave McKay, S (1, 5) OBP: 0.327, SLG: 0.410		1-0								3	1	2	0	0	0	0									
Jerry Terrell, R (1, 4) OBP: 0.324, SLG: 0.338			SH3-4 HBP						2B	3	1	1	0	0	0	1									
Luis Gomez, R (1, 6) OBP: 0.187, SLG: 0.143			SH3-4						1B	3	1	1	0	0	0	1									
Craig Kusick, R (9, PH) OBP: 0.335, SLG: 0.385					FC6-4				2B	0	0	0	0	1	0	0									
Glenn Borgmann, R (1, 2) OBP: 0.302, SLG: 0.279									2B	3	1	1	0	0	0	1									
Dan Ford, R (9, PH) OBP: 0.332, SLG: 0.436									BB	0	0	0	0	1	0	0									
Phil Roof, R (9, 2) OBP: 0.325, SLG: 0.474									2B	2	0	0	0	0	0	1									
Inning Stats	R: 1 E: 0 K: 1 S: 6	H: 1 LOB: 1 BB: 1 P: 10	R: 0 E: 0 K: 0 S: 3	H: 0 LOB: 1 BB: 0 P: 4	R: 0 E: 0 K: 1 S: 5	H: 0 LOB: 0 BB: 0 P: 5	R: 0 E: 0 K: 0 S: 4	H: 1 LOB: 1 BB: 0 P: 4	R: 1 E: 1 K: 0 S: 5	H: 1 LOB: 2 BB: 1 P: 9	R: 0 E: 0 K: 0 S: 3	H: 0 LOB: 0 BB: 0 P: 3	R: 0 E: 0 K: 0 S: 3	H: 0 LOB: 0 BB: 0 P: 3	R: 0 E: 0 K: 0 S: 3	H: 0 LOB: 0 BB: 0 P: 3	R: 2 E: 0 K: 0 S: 5	H: 3 LOB: 2 BB: 2 P: 13	1B: 3 2B: 3 3B: 0 HR: 0	SF: 1 SAC: 2 DP: 1 HBP: 1	WP: 1 PA: 38 PB: 0 CS: 0				
PITCHER	IP	WLS	BF	H	R	ER	SO	BB	IBB	HBP	BLK	WP	HR	S	P	ERA	WHIP								
Stan Bahnsen, R (1, 1) ERA: 4.41	8.1	L	34	5	4	3	2	1	1	1	0	1	0	35	44	3.24	0.720								
Rollie Fingers, R (9, 1) ERA: 3.11	0.2		4	1	0	0	0	2	0	0	0	0	0	2	10	0.00	4.500								

Minnesota Twins @ Oakland Athletics
Oakland-Alameda County Coliseum, Oakland, CA

AB 30
R 4
H 6
RBI 4
BB 4
SO 2
LOB 12



Tue Sep 23 1975, 3:33 AM PDT
Att. 3,979 - Unknown - 70 F

Batter	1	2	3	4	5	6	7	8	9	AB	R	H	RBI	BB	SO	LOB	BOTTOM								
Bert Campaneris, R (1, 6) OBP: 0.336, SLG: 0.331	F4		F9			F9			1B	4	0	1	1	0	0	1									
Claudell Washington, L (1, 7) OBP: 0.346, SLG: 0.425	4-0					6-3		2H	1B	3	0	2	0	1	0	0									
Sal Bando, R (1, 5) OBP: 0.333, SLG: 0.349	CS							1-2	1B	4	0	0	0	0	1	4									
Sal Bando, R (1, 5) OBP: 0.333, SLG: 0.349	K				1-3			G3	FC4	4	0	0	0	0	1	4									
Reggie Jackson, L (1, 9) OBP: 0.326, SLG: 0.493										4	0	1	0	0	2	1									
Gene Tenace, R (1, 2) OBP: 0.396, SLG: 0.466									K	4	0	1	0	0	1	2									
Billy Williams, L (1, 10) OBP: 0.342, SLG: 0.420									F3	4	0	1	0	0	1	2									
Don Hopkins, L (9, FR) OBP: 0.375, SLG: 0.167									FC6	4	0	1	0	0	1	2									
Joe Rudi, R (1, 3) OBP: 0.335, SLG: 0.488									1B	0	1	0	0	0	0	0									
Joe Rudi, R (1, 3) OBP: 0.335, SLG: 0.488									HR	4	1	1	2	0	2	1									
Bill North, S (1, 8) OBP: 0.372, SLG: 0.324									K	4	1	1	2	0	2	1									
Bill North, S (1, 8) OBP: 0.372, SLG: 0.324									HR	4	1	1	0	0	0	0									
Phil Garner, R (1, 4) OBP: 0.293, SLG: 0.349									E3	4	1	1	0	0	0	0									
Jim Holt, L (9, PH) OBP: 0.310, SLG: 0.313									1B	3	0	1	0	0	0	1									
Inning Stats	R: 0 E: 0 K: 1 S: 4	H: 0 LOB: 0 BB: 1 P: 8	R: 0 E: 0 K: 3 S: 10	H: 1 LOB: 1 BB: 0 P: 10	R: 0 E: 0 K: 0 S: 3	H: 1 LOB: 0 BB: 0 P: 3	R: 0 E: 0 K: 1 S: 6	H: 1 LOB: 1 BB: 0 P: 6	R: 0 E: 0 K: 0 S: 3	H: 0 LOB: 0 BB: 0 P: 3	R: 0 E: 0 K: 0 S: 4	H: 1 LOB: 1 BB: 0 P: 4	R: 1 E: 1 K: 1 S: 8	H: 2 LOB: 2 BB: 0 P: 8	R: 2 E: 0 K: 1 S: 8	H: 3 LOB: 2 BB: 0 P: 8	1B: 6 2B: 2 3B: 0 HR: 1	SF: 0 SAC: 0 DP: 0 HBP: 0	WP: 0 PA: 36 PB: 0 CS: 2						
PITCHER	IP	WLS	BF	H	R	ER	SO	BB	IBB	HBP	BLK	WP	HR	S	P	ERA	WHIP								
Bert Blyleven, R (1, 1) ERA: 3.07	9.0	W	36	9	3	2	7	1	0	0	0	0	1	49	53	2.00	1.111								

Minnesota Twins @ Oakland Athletics
Oakland-Alameda County Coliseum, Oakland, CA

AB 35
R 3
H 9
RBI 3
BB 1
SO 7
LOB 13



Tue Sep 23 1975, 3:33 AM PDT
Att. 3,979 - Unknown - 70 F

Batter	1	2	3	4	5	6	7	8	9	AB	R	H	RBI	BB	SO	LOB	TOP										
Lyman Bostock, L (1, 8) OBP: 0.330, SLG: 0.349 Craig Kusick, R (7, PH) OBP: 0.337, SLG: 0.386 (7, 3)	4-3		P6-4-3 1B		BB		HBP BB 1B		F8	2	0	1	0	1	0	0	20 1 0 1 0 0 2 0 1 1 0 0 0										
Steve Braun, L (1, 7) OBP: 0.388, SLG: 0.430 Larry Hisle, R (7, PH) OBP: 0.369, SLG: 0.502 Phil Roof, R (7, 2) OBP: 0.331, SLG: 0.478	1B		F7				HBP BB 1B			3	0	1	0	0	0	3	3 0 1 0 0 0 3 0 0 0 0 1 0 0 1 0 1 0 0 0 0										
Rod Carew, L (1, 3) OBP: 0.422, SLG: 0.499 Mike Posping, R (7, 9) OBP: 0.294, SLG: 0.207	L8		P6-4-3 1-2				HBP		1-3	3	0	0	1	0	1	3	3 0 0 1 0 1 3 1 0 0 0 0 0 1										
Tony Oliva, L (1, 10) OBP: 0.346, SLG: 0.381	1-3 1B			4-3			F7			4	0	1	0	0	0	3	4 0 1 0 0 0 3										
John Briggs, L (1, 9) OBP: 0.387, SLG: 0.373 Steve Brye, R (7, PH) OBP: 0.326, SLG: 0.436 (7, 7)	K			S BB			F2			2	0	1	0	1	1	2	2 0 1 0 1 1 2 1 0 0 0 0 0 3										
Dave McKay, S (1, 5) OBP: 0.316, SLG: 0.394		5-3		K			F7		F8	4	0	0	0	0	1	2	4 0 0 0 0 1 2										
Jerry Terrell, R (1, 4) OBP: 0.323, SLG: 0.337	L4			1-3			BB 1B		P4	4	1	1	0	0	0	1	4 1 1 0 0 0 1										
Luis Gomez, R (1, 6) OBP: 0.182, SLG: 0.139 Dan Ford, R (7, PH) OBP: 0.335, SLG: 0.437 (7, 8)	5-3			K			BB 1B		CS 1B	2	0	0	0	0	1	0	2 0 0 0 0 1 0 1 1 1 0 1 0 0										
Glenn Borgmann, R (1, 2) OBP: 0.303, SLG: 0.278 Danny Thompson, R (7, PH) OBP: 0.302, SLG: 0.357 (7, 6)				1B BB			F3		CS P4	1	0	0	0	1	0	0	1 0 0 0 1 0 0 2 0 0 0 0 0 2										
Inning Stats	R: 0 E: 0 K: 1 S: 7	H: 2 LOB: 2 P: 7	R: 0 E: 0 K: 0 S: 3	H: 0 LOB: 0 BB: 0 P: 3	R: 0 E: 0 K: 0 S: 3	H: 1 LOB: 1 BB: 1 P: 7	R: 0 E: 0 K: 1 S: 5	H: 0 LOB: 1 BB: 1 P: 9	R: 0 E: 0 K: 1 S: 6	H: 1 LOB: 1 BB: 0 P: 6	R: 2 E: 0 K: 0 S: 5	H: 2 LOB: 3 BB: 2 P: 14	R: 0 E: 0 K: 0 S: 3	H: 1 LOB: 1 BB: 0 P: 3	R: 0 E: 0 K: 0 S: 4	H: 1 LOB: 1 BB: 0 P: 4	1B: 8 2B: 1 3B: 0 HR: 0	SF: 0 SAC: 0 DP: 1 HBP: 1	WP: 0 PB: 0 SB: 1 CS: 1	PA: 40							
PITCHER	IP	WLS	BF	H	R	ER	SO	BB	IBB	HBP	BLK	WP	HR	S	P	ERA	WHIP										
Mark Littell, R (1, 1) ERA: 4.41	6.1		27	5	2	2	4	4	0	0	0	0	0	31	47	2.84	1.421										
Ray Sadecki, L (7, 1) ERA: 4.03	0.0	1	1	0	0	0	0	0	0	0	0	0	0	1	1	∞	∞										
Lindy McDaniel, R (7, 1) ERA: 4.4	0.0	1	0	0	0	0	0	1	0	0	0	0	0	0	4	∞	∞										
Steve Mingeri, L (7, 1) ERA: 2.54	0.1	2	0	0	0	0	0	0	0	1	0	0	0	1	2	0.00	0.000										
Marty Peltin, R (7, 1) ERA: 3.3	2.1	W	8	2	0	0	0	0	0	0	0	0	0	8	8	0.00	0.857										

Minnesota Twins @ Kansas City Royals
Royals Stadium, Kansas City, MO
Wed Sep 24 1975, 8:05 PM EDT
Att: 6,653 - Unknown - 62 F

AB 33
R 2
H 8
RBI 2
BB 5
SO 4
LOB 20



Batter	1	2	3	4	5	6	7	8	9	AB	R	H	RBI	BB	SO	LOB	BOTTOM										
Frank White, R (1, 4) OBP: 0.287, SLG: 0.351	K		F2		G6-4-3 1-2			S 1B		4	1	1	0	0	1	2	4 1 1 0 0 1 2										
Vada Pinson, L (1, 9) OBP: 0.250, SLG: 0.341 (8, 7)	4-3		3B 1B				F8	1B SF7 BB		3	2	1	0	1	0	0	3 2 1 0 1 0 0										
George Brett, L (1, 5) OBP: 0.358, SLG: 0.464	4-3		1H 3H 3B				6-3	SF7 1B		4	0	2	3	0	0	0	4 0 2 3 0 0 0										
John Mayberry, L (1, 10) OBP: 0.417, SLG: 0.550		G3	F8				K	SF7		3	0	0	1	0	1	1	3 0 0 1 0 1 1										
Tony Solaita, L (1, 3) OBP: 0.374, SLG: 0.534		2B		4-3			F7	K		4	0	1	0	0	1	1	4 0 1 0 0 1 1										
Al Cowens, R (1, 8) OBP: 0.339, SLG: 0.403 (8, 9)	K			5-3			1B S FC3-5 HBP			2	0	0	0	0	1	1	2 0 0 0 0 1 1										
Jamie Quirk, L (1, 7) OBP: 0.222, SLG: 0.280 Amos Otis, R (7, PR) OBP: 0.338, SLG: 0.384 (8, 8)	K			P6			1B			3	0	1	0	0	1	1	3 0 1 0 0 1 1 0 0 0 0 0 0 0										
Freddie Patek, R (1, 6) OBP: 0.291, SLG: 0.311			FC4-6 1B				F8	FC3-5		3	0	1	0	0	0	2	3 0 1 0 0 0 2										
Bob Stinson, S (1, 2) OBP: 0.344, SLG: 0.368			1B FC4-6 3B		G6-4-3 1B			F8		3	1	1	0	0	0	1	3 1 1 0 0 0 1										
Inning Stats	R: 0 E: 0 K: 1 S: 5	H: 0 LOB: 0 P: 5	R: 0 E: 0 K: 2 S: 8	H: 1 LOB: 1 BB: 0 P: 8	R: 2 E: 0 K: 0 S: 6	H: 3 LOB: 1 BB: 0 P: 6	R: 0 E: 0 K: 0 S: 3	H: 0 LOB: 0 BB: 0 P: 3	R: 0 E: 0 K: 1 S: 5	H: 0 LOB: 0 BB: 0 P: 5	R: 0 E: 0 K: 0 S: 3	H: 1 LOB: 1 BB: 0 P: 4	R: 2 E: 0 K: 1 S: 7	H: 2 LOB: 1 BB: 1 P: 11	1B: 6 2B: 2 3B: 1 HR: 0	SF: 1 SAC: 0 DP: 2 HBP: 1	WP: 0 PB: 0 SB: 2 CS: 0	PA: 32									
PITCHER	IP	WLS	BF	H	R	ER	SO	BB	IBB	HBP	BLK	WP	HR	S	P	ERA	WHIP										
Jim Hughes, R (1, 1) ERA: 3.8	7.1	L	30	8	4	4	4	1	0	1	0	0	0	36	41	4.91	1.227										
Tom Burgmeier, L (8, 1) ERA: 3.05	0.2		2	0	0	0	1	0	0	0	0	0	0	4	4	0.00	0.000										

Minnesota Twins @ Kansas City Royals
Royals Stadium, Kansas City, MO
Wed Sep 24 1975, 8:05 PM EDT
Att: 6,653 - Unknown - 62 F

AB 29
R 4
H 8
RBI 4
BB 1
SO 5
LOB 9



Batter	1	2	3	4	5	6	7	8	9	AB	R	H	RBI	BB	SO	LOB	TOP										
Jerry Terrell, R OBP: 0.324, SLG: 0.340	0-0 4-3		0-0 G5-4-3 1B		0-0 F9 6-3 2B	0-3 K			0-0 F2	5	1	2	0	0	1	2											
Steve Byrre, R OBP: 0.319, SLG: 0.427	0-0 L4		0-0 F8		0-0 F9	0-0 FC5-4			0-3 K	5	0	0	0	0	1	4											
Dave McKay, S OBP: 0.303, SLG: 0.377	0-0 4-3		0-0 G5-4-3 1-2		0-0 6-3				0-0 5-3	5	0	0	1	0	0	1											
Craig Kusick, R OBP: 0.347, SLG: 0.412		0-0 2B 1B		0-0 HR	0-0 BB				0-0 F7	3	2	2	1	1	0	0											
Larry Hisle, R OBP: 0.371, SLG: 0.500		0-0 F9		0-0 SH1-4 F8-2 1B	4-0 BB				0-0 5-3	3	0	1	0	1	0	1											
Lyman Bostock, L OBP: 0.334, SLG: 0.362		0-0 1B 2B		0-0 SH1-4 1B	0-3 K				0-0 SF7 3B	4	2	3	1	0	1	2											
Danny Thompson, R OBP: 0.304, SLG: 0.357	0-0 6-3			0-0 SH1-4		0-0 1B			0-0 SF7	2	0	1	0	0	0	1											
Steve Braun, L OBP: 0.387, SLG: 0.430				1-2 2-3		0-0 1B			0-3 K	0	0	0	1	0	0	0											
Luis Gomez, R OBP: 0.182, SLG: 0.139				1-2 2-3		0-0 1B			0-3 K	0	0	0	0	0	0	0											
Phil Roof, R OBP: 0.344, SLG: 0.483		0-0 1B		4-0 IBB		0-0 1B			0-3 K	3	0	2	1	1	1	0											
Mike Poepping, R OBP: 0.263, SLG: 0.182		0-3 K		0-0 F8-2		0-0 FC5-4			0-3 K	4	0	0	0	0	2	6											
Inning Stats	R: 0 E: 0 K: 0 S: 3	H: 0 LOB: 0 BB: 0 P: 3	R: 2 E: 0 K: 1 S: 8	H: 3 LOB: 1 BB: 0 P: 8	R: 0 E: 0 K: 0 S: 3	H: 1 LOB: 0 BB: 0 P: 3	R: 1 E: 0 K: 0 S: 5	H: 3 LOB: 2 BB: 1 P: 9	R: 1 E: 0 K: 1 S: 6	H: 1 LOB: 2 BB: 0 P: 14	R: 0 E: 0 K: 0 S: 7	H: 2 LOB: 0 BB: 0 P: 7	R: 0 E: 0 K: 0 S: 3	H: 0 LOB: 0 BB: 0 P: 3	R: 1 E: 0 K: 2 S: 8	H: 1 LOB: 0 BB: 0 P: 8	R: 0 E: 0 K: 1 S: 5	H: 0 LOB: 0 BB: 0 P: 5	1B: 7 2B: 3 3B: 1 HR: 1	SF: 1 SAC: 1 DP: 2 HBP: 0	WP: 0 PB: 0 SB: 0 CS: 0	PA: 39					
PITCHER	IP	WLS	BF	H	R	ER	SO	BB	IBB	HBP	BLK	WP	HR	S	P	ERA	WHIP										
Paul Splittorf, L ERA: 3.17	5.1	L	27	10	4	4	2	2	1	0	0	0	1	28	40	6.75	2.250										
George Throop, R ERA: 4.0	2.2		9	1	1	1	3	0	0	0	0	0	0	15	15	3.38	0.375										
Lindy McDaniel, R ERA: 4.34	1.0		3	0	0	0	1	0	0	0	0	0	0	5	5	0.00	0.000										

Minnesota Twins @ Kansas City Royals
Royals Stadium, Kansas City, MO
Thu Sep.25 1975, 8:05 PM EDT
Att. 7,309 - Unknown - 61 F

AB 34
R 5
H 11
RBI 5
BB 3
SO 6
LOB 17



Batter	1	2	3	4	5	6	7	8	9	AB	R	H	RBI	BB	SO	LOB	BOTTOM										
Frank White, R OBP: 0.290, SLG: 0.351	4-0 1B 1-3 BB				0-0 6-3 1-2 1B				0-0 FC6-4	3	1	1	0	1	1	0											
Cookie Rojas, R OBP: 0.304, SLG: 0.323		0-3 K			0-0 SF7				0-0 1B	3	0	2	1	0	0	0											
Jim Wehlford, R OBP: 0.317, SLG: 0.308	0-0 BB 1-3 1B		0-0 5-3		0-0 SF7				0-0 1B	3	0	0	1	1	1	3											
George Brett, L OBP: 0.357, SLG: 0.462	0-0 1-3		4-0 CS BB		0-0 6-3				0-3 K	3	0	0	1	1	1	3											
John Mayberry, L OBP: 0.416, SLG: 0.547	0-0 3H BB		0-0 K		0-3 K				0-0 F7	3	0	0	0	1	2	2											
Amos Otis, R OBP: 0.337, SLG: 0.383	0-0 F9			0-0 F8		0-0 6-3 6-3 1B			0-0 F9	4	0	1	0	0	0	2											
Harmon Killebrew, R OBP: 0.318, SLG: 0.376	4-0 FC5-4 1-2 2-3 BB			0-0 F7		0-0 6-3			0-3 K	3	0	0	0	1	1	1											
Fran Healy, R OBP: 0.304, SLG: 0.331	0-0 FC5-4			0-0 1B		0-0 6-3			0-0 4-3	4	0	1	0	0	0	4											
Jamie Quirk, L OBP: 0.226, SLG: 0.276		0-0 4-3		0-0 F8		0-0 4-3			0-0 FC6-4 1B	4	0	1	0	0	0	2											
Rodney Scott, S OBP: 0.154, SLG: 0.083		0-0 F8			0-0 S 1B SF7				0-3 K	3	1	1	0	0	0	0											
Vada Pinson, L OBP: 0.249, SLG: 0.340							0-0 P4		0-3 K	1	0	0	0	0	1	1											
Inning Stats	R: 1 E: 0 K: 0 S: 4	H: 1 LOB: 3 BB: 3 P: 16	R: 0 E: 0 K: 1 S: 5	H: 0 LOB: 0 BB: 0 P: 5	R: 0 E: 0 K: 1 S: 4	H: 0 LOB: 1 BB: 0 P: 8	R: 0 E: 0 K: 0 S: 4	H: 1 LOB: 1 BB: 0 P: 4	R: 1 E: 0 K: 1 S: 7	H: 2 LOB: 1 BB: 0 P: 7	R: 0 E: 0 K: 0 S: 4	H: 1 LOB: 1 BB: 0 P: 4	R: 0 E: 0 K: 1 S: 6	H: 1 LOB: 0 BB: 0 P: 6	R: 0 E: 0 K: 1 S: 5	H: 0 LOB: 0 BB: 0 P: 5	R: 0 E: 0 K: 1 S: 6	H: 1 LOB: 1 BB: 0 P: 6	1B: 7 2B: 0 3B: 0 HR: 0	SF: 1 SAC: 0 DP: 0 HBP: 0	WP: 0 PB: 0 SB: 2 CS: 1	PA: 37					
PITCHER	IP	WLS	BF	H	R	ER	SO	BB	IBB	HBP	BLK	WP	HR	S	P	ERA	WHIP										
Bill Butler, L ERA: 5.95	5.0	W	23	5	2	2	3	4	0	0	0	0	0	25	41	3.60	1.800										
Tom Johnson, R ERA: 4.19	4.0	S	14	2	0	0	3	0	0	0	0	0	0	20	20	0.00	0.500										

Minnesota Twins @ Kansas City Royals
Royals Stadium, Kansas City, MO
Thu Sep.25 1975, 8:05 PM EDT
Att. 7,309 - Unknown - 61 F

AB 32
R 2
H 7
RBI 2
BB 4
SO 6
LOB 16



Batter	1	2	3	4	5	6	7	8	9	AB	R	H	RBI	BB	SO	LOB	TOP			
Jerry Hairston, S OBP: 0.402, SLG: 0.318 (1, 7)										5	0	1	0	0	1	3	Chicago White Sox @ Minnesota Twins Metropolitan Stadium, Bloomington, MI Fri Sep 26 1975, 4:33 AM EDT Alt. 2,769 - Unknown - 65 F livebaseballscorecards.com			
Bucky Dent, R OBP: 0.302, SLG: 0.342 (1, 6)										5	0	1	0	0	1	2				
Chet Lemon, R OBP: 0.313, SLG: 0.333 (1, 10)										3	0	2	0	0	0	0				
Bill Melton, R OBP: 0.348, SLG: 0.354 (1, 5)										3	0	1	0	1	0	2				
Ken Henderson, S OBP: 0.350, SLG: 0.358 (1, 8)										3	0	0	0	1	0	5				
Bill Stein, R OBP: 0.326, SLG: 0.353 (1, 4)										4	1	2	0	0	0	3				
Lamar Johnson, R OBP: 0.228, SLG: 0.400 Pat Kelly, L OBP: 0.354, SLG: 0.407 (8, PH) (8, 9)										3	0	1	0	0	0	1				
Bob Coluccio, R OBP: 0.284, SLG: 0.314 Nyls Nyman, L OBP: 0.251, SLG: 0.265 Mike Squires, L OBP: 0.292, SLG: 0.211 (8, PH) (8, 3)										3	0	0	0	0	0	3				
Brian Downing, R OBP: 0.357, SLG: 0.324 (1, 2)										2	0	0	1	2	1	1				
Inning Stats	R: 0 E: 0 K: 0 S: 5	H: 2 LOB: 3 BB: 1 P: 9	R: 0 E: 0 K: 1 S: 5	H: 0 LOB: 0 BB: 0 P: 5	R: 0 E: 0 K: 0 S: 5	H: 2 LOB: 2 BB: 0 P: 5	R: 0 E: 0 K: 0 S: 3	H: 0 LOB: 0 BB: 0 P: 3	R: 0 E: 0 K: 1 S: 4	H: 1 LOB: 1 BB: 2 P: 4	R: 0 E: 0 K: 1 S: 6	H: 1 LOB: 2 BB: 2 P: 14	R: 0 E: 0 K: 0 S: 3	H: 0 LOB: 0 BB: 0 P: 3	R: 0 E: 0 K: 1 S: 4	H: 0 LOB: 0 BB: 1 P: 8		1B: 7 2B: 1 3B: 0 HR: 0	SF: 0 SAC: 1 DP: 1 HBP: 0	WP: 0 PB: 0 SB: 0 CS: 0
PITCHER	IP WLS BF H R ER SO BB IBB HBP BLK WP HR S P ERA WHIP	IP WLS BF H R ER SO BB IBB HBP BLK WP HR S P ERA WHIP																		
Eddie Bane, L ERA: 2.86 (1, 1)	6.2 W 31 8 1 1 2 3 0 0 0 0 0 0 32 44 1.35 1.650																			
Bill Campbell, R ERA: 3.79 (7, 1)	2.1 S 7 0 0 0 1 1 0 0 0 0 0 0 8 12 0.00 0.429																			

Batter	1	2	3	4	5	6	7	8	9	AB	R	H	RBI	BB	SO	LOB	BOTTOM			
Jerry Terrell, R OBP: 0.326, SLG: 0.350 (1, 4)										4	1	2	1	0	0	0	Chicago White Sox @ Minnesota Twins Metropolitan Stadium, Bloomington, MI Fri Sep 26 1975, 4:33 AM EDT Alt. 2,769 - Unknown - 65 F livebaseballscorecards.com			
Steve Brye, R OBP: 0.318, SLG: 0.428 (1, 7)										4	1	1	0	0	1	2				
Dave McKay, S OBP: 0.294, SLG: 0.364 (1, 5)										4	0	0	0	0	0	1				
Craig Kusick, R OBP: 0.345, SLG: 0.404 (1, 3)										3	0	0	0	1	0	0				
Larry Hisle, R OBP: 0.379, SLG: 0.502 (1, 10)										1	0	1	1	3	0	0				
Lyman Bostock, L OBP: 0.331, SLG: 0.358 (1, 8)										4	0	0	0	0	1	5				
Danny Thompson, R OBP: 0.301, SLG: 0.354 (1, 6)										3	0	0	0	0	0	1				
Phil Roof, R OBP: 0.359, SLG: 0.496 (1, 2)										3	0	3	0	0	0	0				
Mike Poepping, R OBP: 0.244, SLG: 0.167 (1, 9)										3	0	0	0	0	0	4				
Inning Stats	R: 0 E: 0 K: 1 S: 5	H: 0 LOB: 0 BB: 0 P: 5	R: 0 E: 0 K: 0 S: 2	H: 0 LOB: 0 BB: 1 P: 6	R: 0 E: 0 K: 0 S: 3	H: 1 LOB: 0 BB: 0 P: 3	R: 1 E: 0 K: 0 S: 4	H: 1 LOB: 0 BB: 0 P: 4	R: 0 E: 0 K: 0 S: 4	H: 1 LOB: 2 BB: 1 P: 8	R: 1 E: 0 K: 0 S: 5	H: 2 LOB: 2 BB: 1 P: 9	R: 0 E: 0 K: 0 S: 5	H: 2 LOB: 2 BB: 0 P: 5	R: 0 E: 0 K: 1 S: 5	H: 0 LOB: 1 BB: 1 P: 9		1B: 5 2B: 1 3B: 0 HR: 1	SF: 0 SAC: 0 DP: 2 HBP: 0	WP: 0 PB: 0 SB: 0 CS: 0
PITCHER	IP WLS BF H R ER SO BB IBB HBP BLK WP HR S P ERA WHIP	IP WLS BF H R ER SO BB IBB HBP BLK WP HR S P ERA WHIP																		
Jim Kaat, L ERA: 3.11 (1, 1)	8.0 L 33 7 2 2 2 4 0 0 0 0 1 33 49 2.25 1.375																			

Batter	1	2	3	4	5	6	7	8	9	AB	R	H	RBI	BB	SO	LOB	TOP					
Pat Kelly, L OBP: 0.353, SLG: 0.404 (1, 9)										3	0	0	0	1	1	0	Chicago White Sox @ Minnesota Twins Metropolitan Stadium, Bloomington, MI Sat Sep 27 1975, 4:33 AM EDT Att. 4,463 - Unknown - 59 F					
Nyis Nyman, L OBP: 0.251, SLG: 0.265 (1, 7)										4	0	1	0	0	0	2						
Jerry Hairston, S OBP: 0.403, SLG: 0.323 (1, 10)										3	0	2	1	0	0	1						
Ken Henderson, S OBP: 0.348, SLG: 0.355 (1, 8)										4	0	0	0	0	1	3						
Bill Melton, R OBP: 0.346, SLG: 0.352 (1, 5)										4	0	0	0	0	1	1						
Mike Squires, L OBP: 0.304, SLG: 0.230 (1, 3)										4	0	2	0	0	2	0						
Bill Stein, R OBP: 0.325, SLG: 0.348 (1, 4)										3	0	0	0	1	1	2						
Bucky Dent, R OBP: 0.302, SLG: 0.341 (1, 6)										2	0	0	0	1	0	0						
Brian Downing, R OBP: 0.356, SLG: 0.324 (1, 2)										3	1	1	0	0	2	2						
Inning Stats	R: 0 E: 0 K: 0 S: 4	H: 1 LOB: 1 BB: 0 P: 4	R: 0 E: 0 K: 2 S: 7	H: 0 LOB: 2 BB: 2 P: 15	R: 0 E: 0 K: 1 S: 6	H: 1 LOB: 1 BB: 0 P: 6	R: 0 E: 0 K: 0 S: 3	H: 1 LOB: 0 BB: 0 P: 3	R: 0 E: 0 K: 1 S: 5	H: 0 LOB: 0 BB: 0 P: 5	R: 0 E: 0 K: 2 S: 8	H: 1 LOB: 1 BB: 0 P: 8	R: 0 E: 0 K: 2 S: 7	H: 0 LOB: 0 BB: 0 P: 7	R: 1 E: 0 K: 0 S: 3	H: 1 LOB: 0 BB: 1 P: 7	R: 0 E: 0 K: 0 S: 4	H: 1 LOB: 1 BB: 0 P: 4	1B: 6 2B: 1 3B: 0 HR: 0	SF: 1 SAC: 0 DP: 2 HBP: 0	WP: 0 PB: 0 SB: 2 CS: 0	PA: 34
PITCHER Bert Blyleven, R ERA: 3.0 (1, 1)	IP: 9.0 WLS: L BF: 34 H: 6 R: 1 ER: 1 SO: 8 BB: 3 IBB: 0 HBP: 0 BLK: 0 WP: 0 HR: 0 S: 47 P: 59 ERA: 1.00 WHIP: 1.000															PITCHER						

AB 30
R 1
H 6
RBI 1
BB 3
SO 8
LOB 11



Batter	1	2	3	4	5	6	7	8	9	AB	R	H	RBI	BB	SO	LOB	BOTTOM			
Jerry Terrell, R OBP: 0.326, SLG: 0.348 (1, 4)										2	0	0	0	1	0	1	Chicago White Sox @ Minnesota Twins Metropolitan Stadium, Bloomington, MI Sat Sep 27 1975, 4:33 AM EDT Att. 4,463 - Unknown - 59 F			
Rod Carew, L OBP: 0.421, SLG: 0.498 (8, PH) (9, 4)										1	0	0	0	0	0	2				
Steve Brye, R OBP: 0.316, SLG: 0.424 (1, 7)										2	0	0	0	0	0	0				
Steve Braun, L OBP: 0.387, SLG: 0.429 (6, PH) (7, 7)										1	0	0	0	0	0	1				
Dan Ford, R OBP: 0.333, SLG: 0.434 (1, 9)										3	0	0	0	0	1	1				
John Briggs, L OBP: 0.388, SLG: 0.373 (8, PH) (9, 9)										0	0	0	0	1	0	0				
Craig Kusick, R OBP: 0.348, SLG: 0.406 (1, 3)										4	0	2	0	0	0	4				
Larry Hise, R OBP: 0.374, SLG: 0.494 (1, 10)										4	0	0	0	0	0	2				
Dave McKay, S OBP: 0.292, SLG: 0.361 (1, 5)										4	0	1	0	0	1	1				
Lyman Bostock, L OBP: 0.332, SLG: 0.363 (1, 8)										4	0	2	0	0	1	1				
Danny Thompson, R OBP: 0.302, SLG: 0.355 (8, PH)										2	0	1	0	0	0	2				
Tony Oliva, L OBP: 0.347, SLG: 0.382 (8, PH)										1	0	1	0	0	0	0				
Luis Gomez, R OBP: 0.182, SLG: 0.139 (8, PH)										0	0	0	0	0	0	0				
Mike Poeping, R OBP: 0.238, SLG: 0.162 (9, PH)										1	0	0	0	0	0	1				
Phil Roof, R OBP: 0.353, SLG: 0.488 (1, 2)										2	0	0	0	0	0	2				
Inning Stats	R: 0 E: 0 K: 0 S: 3	H: 0 LOB: 0 BB: 0 P: 3	R: 0 E: 0 K: 0 S: 4	H: 1 LOB: 1 BB: 0 P: 4	R: 0 E: 0 K: 1 S: 6	H: 1 LOB: 1 BB: 0 P: 6	R: 0 E: 0 K: 0 S: 4	H: 2 LOB: 1 BB: 0 P: 4	R: 0 E: 0 K: 0 S: 3	H: 0 LOB: 1 BB: 1 P: 7	R: 0 E: 0 K: 2 S: 7	H: 0 LOB: 0 BB: 0 P: 7	R: 0 E: 0 K: 0 S: 4	H: 1 LOB: 3 BB: 1 P: 9	R: 0 E: 0 K: 0 S: 4	H: 1 LOB: 1 BB: 0 P: 4	1B: 6 2B: 1 3B: 0 HR: 0	SF: 0 SAC: 1 DP: 1 HBP: 1	WP: 0 PB: 0 SB: 0 CS: 1	PA: 36
PITCHER Claude Osteen, L ERA: 4.36 Rich Gossage, R ERA: 1.64 (5, 1)	IP: 4.0 WLS: W BF: 19 H: 2 R: 0 ER: 0 SO: 2 BB: 2 IBB: 0 HBP: 1 BLK: 0 WP: 0 HR: 0 S: 20 P: 29 ERA: 0.00 WHIP: 0.800															PITCHER				

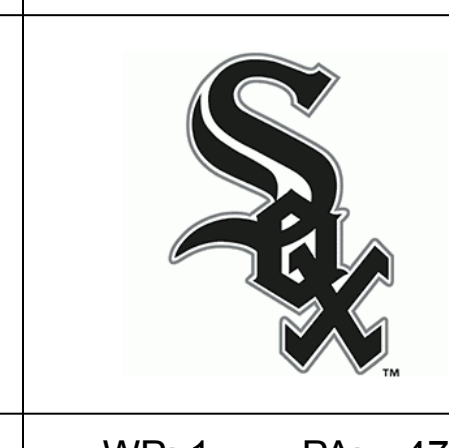
AB 31
R 0
H 7
RBI 0
BB 2
SO 3
LOB 18



Batter	1	2	3	4	5	6	7	8	9	10	AB	R	H	RBI	BB	SO	LOB	TOP		
Pat Kelly, L OBP: 0.353, SLG: 0.406 (1, 10)	K			4-3	6-3		K		G1-2-3 1B 2B		6	0	2	1	0	2	2	Chicago White Sox @ Minnesota Twins Metropolitan Stadium, Bloomington, MI Sun Sep 28 1975, 4:33 AM EDT Att. 4,279 - Cloudy - 61 F		
Nyls Nyman, L OBP: 0.255, SLG: 0.281 (1, 9)	3-1			HR		P4			G1-2-3 1B 2B	4-3	6	1	3	1	0	0	1			
Jerry Hairston, S OBP: 0.407, SLG: 0.320 (1, 7)	4-3			F9		HR			G1-2-3 1B 2B		2	1	0	0	3	0	0			
Bill Melton, R OBP: 0.347, SLG: 0.359 Lee Richard, R OBP: 0.265, SLG: 0.244 Ken Henderson, S OBP: 0.347, SLG: 0.355 (1, 5) (6, 5) (9, PH) (9, 8)	6-3			E		HR			G1-2-3 1B 2B		3	1	2	2	0	0	0			
Chet Lemon, R OBP: 0.297, SLG: 0.314 (1, 8) (9, 5)	5-3			E5		HR			G1-2-3 1B 2B		1	0	0	0	0	3				
Mike Squires, L OBP: 0.311, SLG: 0.231 (1, 3)	F8			1-3		HR			G1-2-3 1B 2B		1	0	0	0	0	3				
Bill Stein, R OBP: 0.327, SLG: 0.350 (1, 4)				F9		F7			G1-2-3 1B 2B		5	0	2	0	0	0	2			
Bucky Dent, R OBP: 0.301, SLG: 0.341 (1, 6)				F7		1-3			G1-2-3 1B 2B		4	1	1	1	0	0	3			
Pete Varney, R OBP: 0.316, SLG: 0.393 (1, 2)	P4			B1-5-4		1-3			G1-2-3 1B 2B		5	1	2	0	0	0	3			
Inning Stats	R: 0 E: 0 K: 1 S: 5	H: 0 LOB: 0 BB: 0 P: 5	R: 0 E: 0 K: 0 S: 3	H: 0 LOB: 0 BB: 0 P: 3	R: 0 E: 0 K: 0 S: 3	H: 0 LOB: 0 BB: 0 P: 3	R: 1 E: 1 K: 0 S: 6	H: 2 LOB: 2 BB: 0 P: 6	R: 0 E: 0 K: 1 S: 7	H: 2 LOB: 3 BB: 1 P: 11	R: 1 E: 0 K: 0 S: 4	H: 2 LOB: 0 BB: 0 P: 4	R: 0 E: 0 K: 1 S: 6	H: 2 LOB: 2 BB: 1 P: 10	R: 2 E: 1 K: 0 S: 6	H: 3 LOB: 1 BB: 0 P: 6	1B: 10 2B: 3 3B: 0 HR: 2		SF: 1 SAC: 0 DP: 3 HBP: 0	WP: 1 PB: 0 SB: 0 CS: 0
PITCHER	IP 8.0	WLS 37	H 10	R 4	ER 4	SO 2	BB 2	IBB 0	HBP 0	BLK 0	WP 0	HR 2	S 38	P 50	ERA 4.50	WHIP 1.500				
Jim Hughes, R ERA: 3.82 Tom Burgmeier, L ERA: 3.09 (1, 1) (9, 1)	2.0	L	10	4	2	1	1	0	0	0	1	0	11	15	4.50	2.500				

Chicago White Sox @ Minnesota Twins
 Metropolitan Stadium, Bloomington, MI
 Sun Sep 28 1975, 4:33 AM EDT
 Att. 4,279 - Cloudy - 61 F

AB 42
 R 6
 H 14
 RBI 5
 BB 4
 SO 3
 LOB 25



Batter	1	2	3	4	5	6	7	8	9	10	AB	R	H	RBI	BB	SO	LOB	BOTTOM						
Lyman Bostock, L OBP: 0.331, SLG: 0.366 (1, 8)	G3			4-3		WP		6-3	F8		5	1	1	1	0	0	2	Chicago White Sox @ Minnesota Twins Metropolitan Stadium, Bloomington, MI Sun Sep 28 1975, 4:33 AM EDT Att. 4,279 - Cloudy - 61 F						
Steve Braun, L OBP: 0.389, SLG: 0.428 (1, 7)	F5			BB		F7		1B		F8	3	1	1	0	2	0	0							
Rod Carew, L OBP: 0.421, SLG: 0.497 (1, 3)	F5			P2		1B		E1		4-3	5	0	2	0	0	0	2							
Tony Oliva, L OBP: 0.344, SLG: 0.378 (1, 10)	L9			K		1-3		K		P6	5	0	0	0	0	2	3							
John Briggs, L OBP: 0.386, SLG: 0.376 Craig Kusick, R OBP: 0.346, SLG: 0.404 Mike Poepping, R OBP: 0.218, SLG: 0.162 (1, 9) (8, PH) (9, 9)	K			1-3		1B		6-3			3	1	1	0	0	1	0							
Dave McKay, S OBP: 0.291, SLG: 0.352 (1, 5)	5-3			K		2B					0	0	0	0	0	0	0							
Danny Thompson, R OBP: 0.302, SLG: 0.355 (1, 6)	1-3			6-3		1B					3	0	0	0	1	1	1							
Jerry Terrell, R OBP: 0.324, SLG: 0.345 Steve Brye, R OBP: 0.315, SLG: 0.423 Tom Lundstedt, S OBP: 0.219, SLG: 0.107 (1, 4) (9, PH) (10, 2)	1-3			1B		5-3		F7			3	0	0	0	0	0	1							
Phil Roof, R OBP: 0.353, SLG: 0.484 Larry Hisle, R OBP: 0.376, SLG: 0.494 Luis Gomez, R OBP: 0.182, SLG: 0.139 (1, 2) (9, PH) (10, 4)	F2			3B		6-3					3	1	1	0	0	0	1							
Inning Stats	R: 0 E: 0 K: 0 S: 3	H: 1 LOB: 0 BB: 0 P: 3	R: 0 E: 0 K: 1 S: 5	H: 0 LOB: 0 BB: 0 P: 5	R: 0 E: 0 K: 0 S: 3	H: 0 LOB: 0 BB: 0 P: 3	R: 0 E: 0 K: 1 S: 5	H: 0 LOB: 1 BB: 1 P: 9	R: 0 E: 0 K: 1 S: 5	H: 0 LOB: 0 BB: 0 P: 5	R: 2 E: 0 K: 0 S: 6	H: 3 LOB: 1 BB: 0 P: 6	R: 1 E: 0 K: 0 S: 5	H: 2 LOB: 1 BB: 0 P: 5	R: 1 E: 1 K: 1 S: 6	H: 1 LOB: 1 BB: 1 P: 10	R: 0 E: 0 K: 1 S: 5		H: 0 LOB: 2 BB: 2 P: 13	R: 0 E: 0 K: 0 S: 3	H: 0 LOB: 0 BB: 0 P: 3	1B: 5 2B: 1 3B: 1 HR: 0	SF: 0 SAC: 1 DP: 0 HBP: 0	WP: 1 PB: 0 SB: 0 CS: 0
PITCHER	IP 2.0	WLS 6	H 1	R 0	ER 0	SO 1	BB 0	IBB 0	HBP 0	BLK 0	WP 0	HR 0	S 8	P 8	ERA 0.00	WHIP 0.500								
Jesse Jefferson, R ERA: 4.92 Ken Kravec, L ERA: 6.23 Pete Vuckovich, R ERA: 13.06 Rich Hinton, L ERA: 4.82 Cecil Upshaw, R ERA: 3.23 (1, 1) (3, 1) (5, 1) (6, 1) (7, 1)	2.2	W	10	0	0	0	2	1	1	0	0	0	12	20	0.00	0.375								

Chicago White Sox @ Minnesota Twins
 Metropolitan Stadium, Bloomington, MI
 Sun Sep 28 1975, 4:33 AM EDT
 Att. 4,279 - Cloudy - 61 F

AB 35
 R 4
 H 7
 RBI 2
 BB 4
 SO 5
 LOB 12

