Minnesota Twins - 1976

Minnesota Twins @ Texas Rangers

Arlington Stadium, Arlington, TX

Fri Apr 09 1976, 7:05 PM EST

Att. 28,947 - Unknown

TOP

livebaseballscorecards.com

Batter	1	2	3	4	5	6	7	8	9	10	11	AB	R	H	RBI	BB	SO	LOB
Rod Carew, L (1, 3)	6-3		2-3		E6 2-H			4-3			6-3	5	0	0	0	0	0	1
Dan Ford, R (1, 9)	5-3		F5			K		K			6-3	5	0	0	0	0	2	0
Steve Braun, L (1, 10) OBP: 0.200, SLG: 0.200	F7			F7		1B 1B 1B		4-3			K	5	1	1	0	0	1	0
Larry Hisle, R (1, 7) OBP: 0.250, SLG: 0.250		5-3		CS 1B		K			5-3			4	0	1	0	0	1	1
Lyman Bostock, L (1, 8) OBP: 0.500, SLG: 0.500		CS 1B		F7 1-2		1B 1-2 1B			4-3			4	0	2	0	0	0	1
Butch Wynegar, S (1, 2) OBP: 0.250, SLG: 0.250		E4 1B 1-2		6-3		1-3 2-H 1B			F8			4	0	1	1	0	0	2
Dave McKay, S (1, 5) OBP: 0.500, SLG: 0.500		1-2 1B			SH1-4 E6 1B		F9			F7		4	0	2	0	0	0	0
Jerry Terrell, R (1, 4)		F8			SH1-4 1-2		F7			6-3		3	0	0	0	0	0	2
Danny Thompson, R (1, 6)			F8		F7		F8			F8		0	0	0	0	0	0	0
Inning Stats	R: 0 E: 0 K: 0 S: 3 H: 0 LOB: 0 BB: 0 P: 3	R: 0 E: 1 K: 0 S: 5 H: 2 LOB: 2 BB: 0 P: 5	R: 0 E: 0 K: 0 S: 3 H: 0 LOB: 0 BB: 0 P: 3	R: 0 E: 0 K: 0 S: 4 H: 1 LOB: 1 BB: 0 P: 4	R: 0 E: 1 K: 0 S: 4 H: 1 LOB: 2 BB: 0 P: 4	R: 1 E: 0 K: 2 S: 9 H: 3 LOB: 2 BB: 0 P: 9	R: 0 E: 0 K: 0 S: 3 H: 0 LOB: 0 BB: 0 P: 3	R: 0 E: 0 K: 1 S: 5 H: 0 LOB: 0 BB: 0 P: 5	R: 0 E: 0 K: 0 S: 3 H: 0 LOB: 0 BB: 0 P: 3	R: 0 E: 0 K: 0 S: 3 H: 0 LOB: 0 BB: 0 P: 3	R: 0 E: 0 K: 1 S: 5 H: 0 LOB: 0 BB: 0 P: 5							

	AB	34
	R	1
	H	7
	RBI	1
	BB	0
	SO	4
	LOB	7

1B: 7 SF: 0
2B: 0 SAC: 1
3B: 0 DP: 0
HR: 0 HBP: 0

WP: 0 PA: 39
PB: 0
SB: 0
CS: 2

PITCHER	IP	WLS	BF	H	R	ER	SO	BB	IBB	HBP	BLK	WP	HR	S	P	ERA	WHIP
Gaylord Perry, R (1, 1) ERA: 0.82	11.0	W	39	7	1	1	4	0	0	0	0	0	0	47	47	0.82	0.636

Batter	1	2	3	4	5	6	7	8	9	10	11	AB	R	H	RBI	BB	SO	LOB
Lenny Randle, S (1, 7) OBP: 0.400, SLG: 0.250	G4-6-3 1B 1B		K			4-3			4-3		1B 1B 1-2 BB	4	0	1	0	1	1	0
Juan Beniquez, R (1, 8) OBP: 0.600, SLG: 0.600	G4-6-3 1-2 1B		L3-6 1B			F8			F6		1B 1-2 2-3 1B	5	0	3	0	0	0	0
Mike Hargrove, L (1, 3)	G4-6-3 1-2f 2-3		L3-6 1-2			K			F7		K	5	0	0	0	0	2	6
Toby Harrah, R (1, 6) OBP: 0.400, SLG: 0.250	F9			5-3			K			BB	1B 1-2 2-3 3-H	4	0	1	1	1	1	1
Jeff Burroughs, R (1, 9) OBP: 0.500, SLG: 1.250		HR		G6-4-3 1B			5-3			K		4	1	2	1	0	1	1
Roy Howell, L (1, 5)		4-3		G6-4-3 1-2f			K			K		4	0	0	0	0	2	2
Tom Grieve, R (1, 10)		K	K			5-3				F7		4	0	0	0	0	2	1
Roy Smalley, S (1, 4) OBP: 0.500, SLG: 0.500 Dave Moates, L (11, PR)	1B					G3					FC3-6 1B	4 0	0 0	2 0	0 0	1 0	0 0	0 0
Jim Sundberg, R (1, 2)		K	F8			L4					FC3-6 1B BB 1B 1-2f	4	1	0	0	0	1	2
Inning Stats	R: 0 H: 2 E: 0 LOB: 1 K: 0 BB: 0 S: 4 P: 4	R: 1 H: 2 E: 0 LOB: 1 K: 2 BB: 0 S: 9 P: 9	R: 0 H: 1 E: 0 LOB: 0 K: 1 BB: 0 S: 5 P: 5	R: 0 H: 1 E: 0 LOB: 0 K: 0 BB: 0 S: 3 P: 3	R: 0 H: 0 E: 0 LOB: 0 K: 2 BB: 0 S: 7 P: 7	R: 0 H: 0 E: 0 LOB: 0 K: 1 BB: 0 S: 5 P: 5	R: 0 H: 0 E: 0 LOB: 0 K: 2 BB: 0 S: 7 P: 7	R: 0 H: 0 E: 0 LOB: 0 K: 0 BB: 0 S: 3 P: 3	R: 0 H: 0 E: 0 LOB: 0 K: 0 BB: 0 S: 3 P: 3	R: 0 H: 0 E: 0 LOB: 1 K: 2 BB: 1 S: 7 P: 11	R: 1 H: 3 E: 0 LOB: 3 K: 1 BB: 1 S: 7 P: 11	1B: 8 SF: 0 2B: 1 SAC: 0 3B: 0 DP: 3 HR: 1 HBP: 0						

PITCHER		IP	WLS	BF	H	R	ER	SO	BB	IBB	HBP	BLK	WP	HR	S	P	ERA	WHIP
Bert Blyleven, R ERA: 1.0	(1, 1)	9.0		30	6	1	1	8	0	0	0	0	0	1	46	46	1.00	0.667
Bill Campbell, R ERA: 5.4	(10, 1)	1.2	L	10	3	1	1	3	2	0	0	0	0	0	14	22	5.40	3.000

PITCHER	IP	WLS	BF	H	R	ER	SO	BB	IBB	HBP	BLK	WP	HR	S	P	ERA	WHIP

Minnesota Twins @ Texas Rangers

Arlington Stadium, Arlington, TX

Fri Apr 09 1976, 7:05 PM EST

Att. 28,947 - Unknown

BOTTOM

livebaseballscorecards.com

AB	38
R	2
H	9
RBI	2
BB	2
SO	11
LOB	13

WP: 0	PB: 0	SB: 0	CS: 0
PA: 40			

Batter	1	2	3	4	5	6	7	8	9	AB	R	H	RBI	BB	SO	LOB
Tony Oliva, L (1, 4)	F7		6-3		F7		P6		L4	1	0	0	0	0	0	0
Jerry Terrell, R (1, 4) OBP: 0.091, SLG: 0.091										4	0	0	0	0	0	1
Dan Ford, R (1, 9) OBP: 0.214, SLG: 0.385	K2-3		K			F7	BB		HR	4	1	1	1	1	2	0
Rod Carew, L (1, 3) OBP: 0.429, SLG: 0.455	1B 2B		3-1			1B 2B	BB 1-2		CS BB	3	2	2	0	2	0	0
Larry Hisle, R (1, 7) OBP: 0.231, SLG: 0.231	1B 2-H			6-3		F7	F8		E 1-2 1B	5	0	2	1	0	0	3
Steve Braun, L (1, 10) OBP: 0.300, SLG: 0.125	K			6-3		1B 1B BB	BB	BB	E3 1-3	3	1	0	0	2	1	2
Butch Wynegar, S (1, 2) OBP: 0.385, SLG: 0.273		F9		5-3		1B 1-3 2-H		BB 1-2	F3	4	0	1	1	1	0	2
Lyman Bostock, L (1, 8) OBP: 0.455, SLG: 0.500		6-3 2B			SH1-4 BB	1B 1-2 3-H		F7		3	0	2	1	1	0	2
Dave McKay, S (1, 5) OBP: 0.200, SLG: 0.200		6-3 2-3			SH1-4 1-2	K		K		3	0	0	0	0	2	5
Danny Thompson, R (1, 6) OBP: 0.091, SLG: 0.091		1-3			F8		5-3	F8		0	0	0	0	0	0	0
Inning Stats	R: 1 E: 0 K: 2 S: 9 H: 2 LOB: 1 BB: 0 P: 9	R: 0 E: 0 K: 0 S: 4 H: 1 LOB: 1 BB: 0 P: 4	R: 0 E: 0 K: 1 S: 5 H: 0 LOB: 0 BB: 0 P: 5	R: 0 E: 0 K: 0 S: 3 H: 0 LOB: 0 BB: 0 P: 3	R: 0 E: 0 K: 0 S: 3 H: 0 LOB: 1 BB: 1 P: 7	R: 2 E: 0 K: 1 S: 8 H: 3 LOB: 2 BB: 1 P: 12	R: 0 E: 0 K: 0 S: 3 H: 0 LOB: 2 BB: 2 P: 11	R: 0 E: 0 K: 1 S: 5 H: 0 LOB: 2 BB: 2 P: 13	R: 1 E: 1 K: 0 S: 5 H: 2 LOB: 2 BB: 1 P: 9	1B: 4 2B: 3 3B: 0 HR: 1	SF: 0 SAC: 1 DP: 0 HBP: 0			WP: 0 PB: 0 SB: 0 CS: 1		PA: 42	

PITCHER		IP	WLS	BF	H	R	ER	SO	BB	IBB	HBP	BLK	WP	HR	S	P	ERA	WHIP
Bill Singer, R (1, 1) ERA: 4.76		5.2		25	6	3	3	3	2	0	0	0	0	0	29	37	4.76	1.412
Steve Hargan, R (6, 1) ERA:		1.1		6	0	0	0	1	2	0	0	0	0	0	6	14	0.00	1.500
Joe Hoerner, L (8, 1) ERA:		0.1		3	0	0	0	0	2	0	0	0	0	0	1	9	0.00	6.000
Jeff Terpko, R (8, 1) ERA: 5.4		1.2	L	8	2	1	1	1	1	0	0	0	0	1	9	13	5.40	1.800

PITCHER	IP	WLS	BF	H	R	ER	SO	BB	IBB	HBP	BLK	WP	HR	S	P	ERA	WHIP

TOP

Minnesota Twins @ Texas Rangers

Arlington Stadium, Arlington, TX

Sun Apr 11 1976, 4:33 AM EST

Att. 11,781 - Sunny - 82 F

livebaseballscorecards.com

AB	30
R	4
H	8
RBI	4
BB	7
SO	5
LOB	15

Minnesota Twins @ Texas Rangers

Arlington Stadium, Arlington, TX

Sun Apr 11 1976, 4:33 AM EST

Att. 11,781 - Sunny - 82 F

BOTTOM

Batter	1	2	3	4	5	6	7	8	9	AB	R	H	RBI	BB	SO	LOB
Lenny Randle, S (1, 7) OBP: 0.286, SLG: 0.462	4-3		F9		6-3		F7		4-3	5	0	0	0	0	0	2
Juan Beniquez, R (1, 8) OBP: 0.357, SLG: 0.308	BB FC6-4		1B			6-3	FC6-4 1-2f		K	4	0	1	0	1	1	2
Mike Hargrove, L (1, 3)	FC6-4 2B 1-2f		G3			K		BB 3B		3	1	0	0	1	1	2
Toby Harrah, R (1, 6) OBP: 0.538, SLG: 0.667	2B 1-3			F7		BB		WP 1-H 3B		3	1	2	1	1	0	0
Jeff Burroughs, R (1, 9) OBP: 0.417, SLG: 0.750	5-3			1B		K		F8 3-H		4	0	1	0	0	1	3
Roy Howell, L (1, 5) OBP: 0.167, SLG: 0.091		4-3		L7			F9	S 1B		4	0	1	0	0	0	1
Dave Moates, L (8, PR)										0	0	0	0	0	0	0
Mike Cubbage, L (9, 5)										0	0	0	0	0	0	0
Tom Grieve, R (1, 10) OBP: 0.250, SLG: 0.250		K		K			BB 1B	K 1-2		4	1	1	0	0	3	2
Roy Smalley, S (1, 4) OBP: 0.400, SLG: 0.250		K			G3		1B 1-2	6-3		3	0	0	0	1	1	2
Jim Sundberg, R (1, 2) OBP: 0.111, SLG: 0.111			6-3		K		FC6-4 1-2 2-H		F5	2	0	0	0	0	1	0
John Ellis, R (7, PH) OBP: 0.500, SLG: 0.500 (8, 2)							1B			2	0	1	1	0	0	0

	AB	34
	R	3
	H	7
	RBI	2
	BB	4
	SO	8
	LOB	14

livebaseballscorecards.com

Inning Stats	1	2	3	4	5	6	7	8	9
	R: 0 H: 1 E: 0 LOB: 2 K: 0 BB: 1 S: 4 P: 8	R: 0 H: 0 E: 0 LOB: 0 K: 2 BB: 0 S: 7 P: 7	R: 0 H: 1 E: 0 LOB: 1 K: 0 BB: 0 S: 4 P: 4	R: 0 H: 1 E: 0 LOB: 1 K: 1 BB: 0 S: 6 P: 6	R: 0 H: 0 E: 0 LOB: 0 K: 1 BB: 0 S: 5 P: 5	R: 0 H: 0 E: 0 LOB: 1 K: 2 BB: 1 S: 7 P: 11	R: 1 H: 2 E: 0 LOB: 2 K: 0 BB: 1 S: 5 P: 9	R: 2 H: 2 E: 0 LOB: 2 K: 1 BB: 1 S: 7 P: 11	R: 0 H: 0 E: 0 LOB: 0 K: 1 BB: 0 S: 5 P: 5

1B: 5	SF: 0	WP: 1	PA: 38
2B: 1	SAC: 0	PB: 0	
3B: 1	DP: 0	SB: 1	
HR: 0	HBP: 0	CS: 0	

PITCHER		IP	WLS	BF	H	R	ER	SO	BB	IBB	HBP	BLK	WP	HR	S	P	ERA	WHIP
Dave Goltz, R ERA: 1.29	(1, 1)	7.0		29	5	1	1	6	3	0	0	0	0	0	38	50	1.29	1.143
Bill Campbell, R ERA: 7.36	(8, 1)	2.0	W	9	2	2	2	2	1	0	0	0	1	0	12	16	9.00	1.500

PITCHER	IP	WLS	BF	H	R	ER	SO	BB	IBB	HBP	BLK	WP	HR	S	P	ERA	WHIP

Batter	1	2	3	4	5	6	7	8	9	AB	R	H	RBI	BB	SO	LOB
Chet Lemon, R (1, 8) OBP: 0.200, SLG: 0.200	S S S 0-3 ① K		x 0-0 ① F8		x 0-0 1-2 1B			x 0-0 E5 SH1-4 E	x 0-0 1-2 B3-6 1B	5	1	2	0	0	1	0
Ralph Garr, L (1, 9)	x 0-0 ② 6-3		x 0-0 ② 5-3		x 0-0 ③ F7			x 0-0 ① SH1-4 1-2	x 0-0 ②③ B3-6 1-2f	4	0	0	0	0	0	4
Jorge Orta, L (1, 5) OBP: 0.333, SLG: 0.250	x 0-0 ③ 6-3		x 0-0 ③ G3			x 0-0 ① 4-3		x 0-0 E9 1B 2-H 1B		4	1	1	1	0	0	0
Carlos May, L (1, 10) OBP: 0.500, SLG: 0.333		B B B B 4-0 1B 1B BB		x 0-0 ① F9		x 0-0 ② G3		x 0-0 2B 3-H 1B		3	2	1	1	1	0	0
Pat Kelly, L (1, 7) Buddy Bradford, R (8, 7) OBP: 0.600, SLG: 0.333		S S S 0-3 ① K		x 0-0 ② 4-3		x 0-0 ③ L4		x 0-0 ② L7		4 0	0 0	0 0	0 0	0 0	1 0	2 0
Jim Spencer, L (1, 3) OBP: 0.750, SLG: 1.286		x 0-0 1-2 1B 1B		x 0-0 ③ G3			x 0-0 ① 4-3	x 0-0 1-H 2B		4	0	2	1	0	0	0
Jack Brohamer, L (1, 4) OBP: 0.625, SLG: 0.571		x 0-0 1-2 2-H 1B			x 0-0 G6-4-3 1B		S S S 0-3 ② K	x 0-0 ③ F4		4	0	2	1	0	1	1
Brian Downing, R (1, 2)		S S S 0-3 ② K			x 0-0 ①② G6-4-3 1-2f		B B B B 4-0 BB		x 0-0 ① F9	3	0	0	0	1	1	3
Bucky Dent, R (1, 6) OBP: 0.375, SLG: 0.167		S S S 0-3 ③ K			B B B B 4-0 1B BB		x 0-0 ③ F8		B B B B 4-0 1B BB	2	0	0	0	2	1	3
Inning Stats	R: 0 E: 0 K: 1 S: 5 H: 0 LOB: 0 BB: 0 P: 5	R: 1 E: 0 K: 3 S: 11 H: 2 LOB: 2 BB: 1 P: 15	R: 0 E: 0 K: 0 S: 3 H: 0 LOB: 0 BB: 0 P: 3	R: 0 E: 0 K: 0 S: 3 H: 0 LOB: 0 BB: 0 P: 3	R: 0 E: 0 K: 0 S: 4 H: 2 LOB: 2 BB: 1 P: 8	R: 0 E: 0 K: 0 S: 3 H: 0 LOB: 0 BB: 0 P: 3	R: 0 E: 0 K: 1 S: 5 H: 0 LOB: 1 BB: 1 P: 9	R: 3 E: 2 K: 0 S: 7 H: 3 LOB: 1 BB: 0 P: 7	R: 0 E: 0 K: 0 S: 3 H: 1 LOB: 1 BB: 1 P: 7	1B: 7 2B: 2 3B: 0 HR: 0	SF: 0 SAC: 1 DP: 2 HBP: 0						

TOP

Chicago White Sox @ Minnesota Twins

Metropolitan Stadium, Bloomington , MI

Tue Apr 13 1976, 4:33 AM EST

Att. 20,732 - Sunny - 75 F

livebaseballscorecards.com

AB	33
R	4
H	8
RBI	4
BB	4
SO	5
LOB	13

PITCHER		IP	WLS	BF	H	R	ER	SO	BB	IBB	HBP	BLK	WP	HR	S	P	ERA	WHIP
Bert Blyleven, R ERA: 1.08	(1, 1)	7.2	L	33	7	4	1	5	3	0	0	0	0	0	40	52	1.17	1.304
Vic Albury, L ERA:	(8, 1)	1.1		5	1	0	0	0	1	0	0	0	0	0	4	8	0.00	1.500

PITCHER		IP	WLS	BF	H	R	ER	SO	BB	IBB	HBP	BLK	WP	HR	S	P	ERA	WHIP

Batter	1	2	3	4	5	6	7	8	9	AB	R	H	RBI	BB	SO	LOB
Steve Braun, L (1, 10) OBP: 0.214, SLG: 0.083	0-0 4-3		0-3 K 1-2		0-0 L7			0-0 4-3		4	0	0	0	0	1	1
Dan Ford, R (1, 9) OBP: 0.167, SLG: 0.294	0-0 F6			0-3 K		0-3 K			0-3 K	4	0	0	0	0	3	0
Rod Carew, L (1, 3) OBP: 0.444, SLG: 0.429	0-0 L9			4-0 S 1B BB		0-0 4-3			0-0 G6-3 1B	3	1	1	0	1	0	0
Larry Hisle, R (1, 7) OBP: 0.176, SLG: 0.176		0-3 K		0-0 L8		0-0 6-3			0-0 G6-3 1-2f	4	0	0	0	0	1	2
Butch Wynegar, S (1, 2) OBP: 0.375, SLG: 0.231		0-0 1-3		4-0 1B 1-2 BB			0-3 K			2	0	0	0	1	1	0
Dave McKay, S (1, 5) OBP: 0.231, SLG: 0.231		0-3 K		0-0 1-2 2-H 1B			0-0 F3			3	0	1	1	0	1	0
Steve Brye, R (1, 8)		0-3 K	0-3 K				0-0 6-3			3	0	0	0	0	2	2
Jerry Terrell, R (1, 4) OBP: 0.077, SLG: 0.077			0-0 3-1		0-0 F7			0-0 F8		2	0	0	0	0	0	0
Tony Oliva, L (8, PH)										1	0	0	0	0	0	0
Bob Randall, R (9, 4)										0	0	0	0	0	0	0
Danny Thompson, R (1, 6) OBP: 0.143, SLG: 0.143			0-0 S 1B		0-0 L8			0-0 6-3		3	0	1	0	0	0	0
Inning Stats	R: 0 E: 0 K: 0 S: 3 H: 0 LOB: 0 BB: 0 P: 3	R: 0 E: 0 K: 2 S: 7 H: 0 LOB: 0 BB: 0 P: 7	R: 0 E: 0 K: 2 S: 8 H: 1 LOB: 1 BB: 0 P: 8	R: 1 E: 0 K: 2 S: 8 H: 1 LOB: 2 BB: 2 P: 16	R: 0 E: 0 K: 0 S: 3 H: 0 LOB: 0 BB: 0 P: 3	R: 0 E: 0 K: 1 S: 5 H: 0 LOB: 0 BB: 0 P: 5	R: 0 E: 0 K: 1 S: 5 H: 0 LOB: 0 BB: 0 P: 5	R: 0 E: 0 K: 0 S: 3 H: 0 LOB: 0 BB: 0 P: 3	R: 0 E: 0 K: 1 S: 5 H: 1 LOB: 0 BB: 0 P: 5	1B: 3 2B: 0 3B: 0 HR: 0	SF: 0 SAC: 0 DP: 1 HBP: 0						

PITCHER	IP	WLS	BF	H	R	ER	SO	BB	IBB	HBP	BLK	WP	HR	S	P	ERA	WHIP
Rich Gossage, R (1, 1) ERA: 1.0	9.0	W	31	3	1	1	9	2	0	0	0	0	0	47	55	1.00	0.556

PITCHER	IP	WLS	BF	H	R	ER	SO	BB	IBB	HBP	BLK	WP	HR	S	P	ERA	WHIP

BOTTOM

Chicago White Sox @ Minnesota Twins

Metropolitan Stadium, Bloomington , MI

Tue Apr 13 1976, 4:33 AM EST
Att. 20,732 - Sunny - 75 F

livebaseballscorecards.com

AB	29
R	1
H	3
RBI	1
BB	2
SO	9
LOB	5

PA: 31

WP: 0 PB: 0 SB: 2 CS: 0

Batter	1	2	3	4	5	6	7	8	9	AB	R	H	RBI	BB	SO	LOB
Chet Lemon, R (1, 8) OBP: 0.214, SLG: 0.214	4-3		4-3			6-3		BB, 1B 2-H 3-H		4	0	1	2	0	0	0
Ralph Garr, L (1, 9) OBP: 0.154, SLG: 0.083	K			G3, 1B		G3, BLK, BB		F8		3	0	1	0	1	1	1
Jorge Orta, L (1, 5) OBP: 0.308, SLG: 0.182	K			K		G3 1-3		FC4-6 1-2		3	0	0	0	1	2	2
Cleon Jones, R (1, 7) OBP: 0.333, SLG: 0.143		F9		G3 1-2		6-3		F9		4	0	1	0	0	0	3
Carlos May, L (1, 10) OBP: 0.250, SLG: 0.143		L9		G3 1-2 2-3			F9	FC4-6 1-2f		4	0	0	0	0	0	4
Jim Spencer, L (1, 3) OBP: 0.583, SLG: 0.900		S, BB		K			3-1		F9	3	0	0	0	1	1	2
Jack Brohamer, L (1, 4) OBP: 0.556, SLG: 0.500		5-3 1-2			1-3		F4		F4	1	0	0	0	0	0	1
Bill Stein, R (3, 4)										3	0	0	0	0	0	0
Bucky Dent, R (1, 6) OBP: 0.417, SLG: 0.300			F7		6-3			2B, 1B 1B	1B	4	1	2	0	0	0	0
Pete Varney, R (1, 2) OBP: 0.333, SLG: 0.333			3-1		F4					2	0	0	0	0	0	0
Pat Kelly, L (8, PH) OBP: 0.200, SLG: 0.400								1-3 1B, 2B	K	1	1	1	0	0	0	0
Jim Essian, R (8, 2)										0	0	0	0	0	0	0
Lamar Johnson, R (9, PH)										1	0	0	0	0	1	1
Inning Stats	R: 0 E: 0 K: 2 S: 7 H: 0 LOB: 0 BB: 0 P: 7	R: 0 E: 0 K: 0 S: 3 H: 0 LOB: 1 BB: 1 P: 7	R: 0 E: 0 K: 0 S: 3 H: 0 LOB: 0 BB: 0 P: 3	R: 0 E: 0 K: 2 S: 9 H: 2 LOB: 2 BB: 0 P: 9	R: 0 E: 0 K: 0 S: 3 H: 0 LOB: 0 BB: 0 P: 3	R: 0 E: 0 K: 0 S: 3 H: 0 LOB: 1 BB: 1 P: 7	R: 0 E: 0 K: 0 S: 3 H: 0 LOB: 0 BB: 0 P: 3	R: 2 E: 0 K: 0 S: 6 H: 3 LOB: 2 BB: 1 P: 10	R: 0 E: 0 K: 1 S: 6 H: 1 LOB: 1 BB: 0 P: 6	1B: 5 2B: 1 3B: 0 HR: 0 SF: 0 SAC: 0 DP: 0 HBP: 0						WP: 0 PB: 0 SB: 1 CS: 0 PA: 36

TOP

Chicago White Sox @ Minnesota Twins

Metropolitan Stadium, Bloomington , MI

Wed Apr 14 1976, 4:33 AM EST
Att. 4,046 - Unknown - 79 F

livebaseballscorecards.com

AB	33
R	2
H	6
RBI	2
BB	3
SO	5
LOB	14

PITCHER		IP	WLS	BF	H	R	ER	SO	BB	IBB	HBP	BLK	WP	HR	S	P	ERA	WHIP
Joe Decker, R ERA: 3.86	(1, 1)	7.1	W	30	5	2	2	4	3	0	0	1	0	0	35	47	2.46	1.091
Bill Campbell, R ERA: 5.06	(8, 1)	1.2	S	6	1	0	0	1	0	0	0	0	0	0	8	8	0.00	0.600

PITCHER	IP	WLS	BF	H	R	ER	SO	BB	IBB	HBP	BLK	WP	HR	S	P	ERA	WHIP

Batter	1	2	3	4	5	6	7	8	9	AB	R	H	RBI	BB	SO	LOB
Jerry Terrell, R (1, 4) OBP: 0.176, SLG: 0.125	6-3		F8		E 2B 1B 1-2		BBBB 4-0 G5-4-3 BB			3	1	1	0	1	0	0
Dan Ford, R (1, 9) OBP: 0.136, SLG: 0.238	4-3		L4		E6 2B 1B 1-2 2-3		G5-4-3 1-2f			4	1	0	0	0	0	3
Lyman Bostock, L (8, 8) OBP: 0.455, SLG: 0.500										0	0	0	0	0	0	0
Rod Carew, L (1, 3) OBP: 0.455, SLG: 0.556	4-3			S E 2B	1B 2B 1-3 2-H 3-H			K		4	2	2	2	0	1	0
Larry Hisle, R (1, 7) OBP: 0.238, SLG: 0.238		E4 E E SF8-5		6-3 2-H	1B 2-H 3-H			FC1-2 1B 1B 1B		4	1	2	2	0	0	0
Craig Kusick, R (1, 10) OBP: 0.250, SLG: 0.250		FC5 SF8-5 E 1-2		K	5-3			FC1-2 1B 1-2		4	0	1	0	0	1	2
Butch Wynegar, S (1, 2) OBP: 0.350, SLG: 0.235		E6 1-2 2-3		K		F4		FC1-2 1-2 2-3 1B		4	0	1	0	0	1	2
Dave McKay, S (1, 5) OBP: 0.235, SLG: 0.235		F3			E 1B 2B 1B	L6		FC1-2 1-2 2-3 3-Hf		4	1	1	0	0	0	6
Steve Brye, R (1, 8) (8, 9)		SF8-5 2-3 3-H			F4	F8		L9		3	0	0	1	0	0	4
Danny Thompson, R (1, 6) OBP: 0.118, SLG: 0.118			F9		F5		5-3			3	0	0	0	0	0	1
Inning Stats	R: 0 H: 0 E: 0 LOB: 0 K: 0 BB: 0 S: 3 P: 3	R: 1 H: 0 E: 3 LOB: 1 K: 0 BB: 0 S: 5 P: 5	R: 0 H: 0 E: 0 LOB: 0 K: 0 BB: 0 S: 3 P: 3	R: 1 H: 1 E: 0 LOB: 0 K: 2 BB: 0 S: 8 P: 8	R: 4 H: 4 E: 1 LOB: 1 K: 0 BB: 0 S: 8 P: 8	R: 0 H: 0 E: 0 LOB: 0 K: 0 BB: 0 S: 3 P: 3	R: 0 H: 0 E: 0 LOB: 0 K: 0 BB: 1 S: 2 P: 6	R: 0 H: 3 E: 0 LOB: 3 K: 1 BB: 0 S: 8 P: 8		1B: 6 SF: 1 2B: 3 SAC: 0 3B: 0 DP: 2 HR: 0 HBP: 0						

PITCHER	IP	WLS	BF	H	R	ER	SO	BB	IBB	HBP	BLK	WP	HR	S	P	ERA	WHIP
Wilbur Wood, L (1, 1) ERA:	8.0	L	35	8	6	0	3	1	0	0	0	0	0	40	44	0.00	1.125

PITCHER	IP	WLS	BF	H	R	ER	SO	BB	IBB	HBP	BLK	WP	HR	S	P	ERA	WHIP

BOTTOM

Chicago White Sox @ Minnesota Twins

Metropolitan Stadium, Bloomington , MI

Wed Apr 14 1976, 4:33 AM EST
Att. 4,046 - Unknown - 79 F

livebaseballscorecards.com

AB	33
R	6
H	8
RBI	5
BB	1
SO	3
LOB	18

WP: 0 PA: 35
PB: 0
SB: 1
CS: 0

Batter	1	2	3	4	5	6	7	8	9	AB	R	H	RBI	BB	SO	LOB
Jerry Terrell, R (1, 4) OBP: 0.227, SLG: 0.200	BBBB 4-0 HR BB	x 0-0 F8 ③			x 0-0 2B		SSS 0-3 K ②		x 0-0 F8 ②	4	1	1	0	1	1	3
Dan Ford, R (1, 9) OBP: 0.185, SLG: 0.385	x 0-0 1-H HR		SSS 0-3 K ①		x 0-0 F7 ①		SSS 0-3 K ③		x 0-0 1-2 1B	5	1	2	2	0	2	2
Rod Carew, L (1, 3) OBP: 0.407, SLG: 0.455	x 0-0 3-1 ①		BBBB 4-0 E S FC3-6 BB		SSS 0-3 K ②			x 0-0 G3 ①	x 0-0 4-3 ③	4	1	0	0	1	1	3
Larry Hisle, R (1, 7) OBP: 0.320, SLG: 0.261	H 1-0 E S SF9 HBP		BBBB 4-0 FC3-6 1-3 BB		x 0-0 F9 ③			x 0-0 1B 1B		2	1	1	0	1	0	1
Craig Kusick, R (1, 10) OBP: 0.222, SLG: 0.250 Steve Braun, L (3, PH) OBP: 0.235, SLG: 0.133	x 0-0 SF9 ② 1-H		x 0-0 FC3-6 ② 1-2f 3-H			x 0-0 F7 ①		x 0-0 FC6-4 1-2 1B		0 3	0 0	0 1	1 1	0 0	0 0	0 1
Butch Wynegar, S (1, 2) OBP: 0.292, SLG: 0.190	x 0-0 F4 ③		x 0-0 4-3 ③			x 0-0 F7 ②		x 0-0 F4 ②		4	0	0	0	0	0	3
Dave McKay, S (1, 5) OBP: 0.190, SLG: 0.190		SSS 0-3 K ①		x 0-0 F6 ①		x 0-0 6-3 ③		x 0-0 FC6-4 ③ 1-2f		4	0	0	0	0	1	2
Steve Brye, R (1, 8) OBP: 0.091, SLG: 0.100		x 0-0 S 1B		x 0-0 1-3 ②			x 0-0 F7 ①		x 0-0 F9 ①	4	0	1	0	0	0	0
Danny Thompson, R (1, 6) OBP: 0.190, SLG: 0.190		x 0-0 F6 ② 1-2		SSS 0-3 K ③			x 0-0 1B		x 0-0 1B 1B	4	0	2	0	0	1	1
Inning Stats	R: 3 E: 0 K: 0 S: 4 H: 1 LOB: 0 BB: 1 P: 9	R: 0 E: 0 K: 1 S: 6 H: 1 LOB: 1 BB: 0 P: 6	R: 1 E: 0 K: 1 S: 5 H: 0 LOB: 1 BB: 2 P: 13	R: 0 E: 0 K: 1 S: 5 H: 0 LOB: 0 BB: 0 P: 5	R: 0 E: 0 K: 1 S: 6 H: 1 LOB: 1 BB: 0 P: 6	R: 0 E: 0 K: 0 S: 3 H: 0 LOB: 0 BB: 0 P: 3	R: 0 E: 0 K: 2 S: 8 H: 1 LOB: 1 BB: 0 P: 8	R: 0 E: 0 K: 0 S: 5 H: 2 LOB: 2 BB: 0 P: 5	R: 0 E: 0 K: 0 S: 5 H: 2 LOB: 2 BB: 0 P: 5	1B: 6 2B: 1 3B: 0 HR: 1	SF: 1 SAC: 0 DP: 0 HBP: 1						

PITCHER		IP	WLS	BF	H	R	ER	SO	BB	IBB	HBP	BLK	WP	HR	S	P	ERA	WHIP
Rudy May, L ERA: 7.71	(1, 1)	2.1		13	2	4	2	2	3	0	1	0	0	1	13	26	7.71	2.143
Dick Tidrow, R ERA:	(3, 1)	5.0	W	19	4	0	0	4	0	0	0	0	0	0	27	27	0.00	0.800
Sparky Lyle, L ERA:	(8, 1)	1.2	S	7	2	0	0	0	0	0	0	0	0	0	7	7	0.00	1.200

PITCHER	IP	WLS	BF	H	R	ER	SO	BB	IBB	HBP	BLK	WP	HR	S	P	ERA	WHIP

TOP

Minnesota Twins @ New York Yankees

Yankee Stadium, Bronx, NY

Thu Apr 15 1976, 3:33 AM EST
Att. 52,613 - Sunny - 72 F

livebaseballscorecards.com

AB	34
R	4
H	8
RBI	4
BB	3
SO	6
LOB	16

PA: 39

WP: 0	PB: 0	SB: 3	CS: 0

Batter	1	2	3	4	5	6	7	8	9	AB	R	H	RBI	BB	SO	LOB
Mickey Rivers, L (1, 8) OBP: 0.261, SLG: 0.261	4-3 PB 1B		FC3-6 1B 2-3	F9			4-3	BB 1B 1-2 2-H 3-H		5	1	3	2	0	0	1
Roy White, S (1, 7) OBP: 0.435, SLG: 0.526	4-3 1-3		FC3-6 G6-4-3 1-2f 3-H	4-3			F7 B B B B	1B BB 1-2 2-3		4	0	0	1	1	0	3
Thurman Munson, R (1, 2) OBP: 0.217, SLG: 0.348	5-3		G6-4-3 1-2f		F7		F9	F6		5	0	0	0	0	0	5
Chris Chambliss, L (1, 3) OBP: 0.261, SLG: 0.348	4-3			G3	1B			4-3 1-3 2-H 3-H 1B		5	0	2	2	0	0	1
Graig Nettles, L (1, 5) OBP: 0.364, SLG: 0.353		K		B B B B 3B BB	F2			2B 1B K		4	2	1	0	1	2	3
Oscar Gamble, L (1, 9) OBP: 0.462, SLG: 0.769		FC4-6 1B	1-H 1B 3B		6-3			E BB 2B 1-H		4	2	3	2	0	0	1
Willie Randolph, R (1, 4) OBP: 0.400, SLG: 0.467		FC4-6 1-2f	S 1B 1B 3-H			F8		E9 BB 1B 2-3		4	2	2	1	0	0	1
Rich Coggins, L (1, 10) Lou Piniella, R (4, PH) OBP: 0.667, SLG: 0.900		F8	WP 1B 1B 1-H			F9		BB 1B IBB		1 2	0 2	0 2	0 1	0 1	0 0	1 0
Jim Mason, L (1, 6) OBP: 0.375, SLG: 0.429 Otto Velez, L (4, PH) OBP: 0.500, SLG: 0.500 Fred Stanley, R (5, 6) OBP: 0.571, SLG: 0.400			1B FC3-6 2B	1-H 1B			K	BB 1B BB 1-2 2-3 3-H		1 1 1	1 0 1	1 1 0	0 1 1	0 0 1	0 0 1	0 0 0
Inning Stats	R: 0 E: 0 K: 0 S: 4 H: 1 LOB: 1 BB: 0 P: 4	R: 0 E: 0 K: 1 S: 6 H: 1 LOB: 1 BB: 0 P: 6	R: 1 E: 0 K: 0 S: 4 H: 2 LOB: 0 BB: 0 P: 4	R: 4 E: 0 K: 0 S: 7 H: 4 LOB: 1 BB: 1 P: 11	R: 0 E: 0 K: 0 S: 4 H: 1 LOB: 1 BB: 0 P: 4		R: 0 E: 0 K: 1 S: 5 H: 0 LOB: 0 BB: 0 P: 5	R: 0 E: 0 K: 0 S: 3 H: 0 LOB: 0 BB: 0 P: 3	R: 6 E: 1 K: 1 S: 10 H: 5 LOB: 2 BB: 3 P: 22		1B: 11 2B: 2 3B: 1 HR: 0 SF: 0 SAC: 0 DP: 1 HBP: 0					

PITCHER		IP	WLS	BF	H	R	ER	SO	BB	IBB	HBP	BLK	WP	HR	S	P	ERA	WHIP
Dave Goltz, R ERA: 4.35	(1, 1)	3.1		16	6	4	4	1	1	0	0	0	0	0	17	21	10.80	2.100
Vic Albury, L ERA: 3.0	(4, 1)	1.2	L	8	3	1	1	0	0	0	0	0	1	0	8	8	5.40	1.800
Steve Luebber, R ERA: 10.13	(6, 1)	2.1		12	3	5	5	1	1	1	0	0	0	0	12	20	19.29	1.714
Tom Burgmeier, L ERA: 13.5	(8, 1)	0.2		5	2	1	1	1	1	0	0	0	0	0	6	10	13.50	4.500

PITCHER	IP	WLS	BF	H	R	ER	SO	BB	IBB	HBP	BLK	WP	HR	S	P	ERA	WHIP

BOTTOM

Minnesota Twins @ New York Yankees

Yankee Stadium, Bronx, NY

Thu Apr 15 1976, 3:33 AM EST
Att. 52,613 - Sunny - 72 F

livebaseballscorecards.com

AB	37
R	11
H	14
RBI	11
BB	4
SO	3
LOB	16

WP: 1 PB: 1 SB: 1 CS: 0
PA: 41

Batter	1	2	3	4	5	6	7	8	9	AB	R	H	RBI	BB	SO	LOB
Steve Braun, L (1, 10) OBP: 0.286, SLG: 0.167	x 0-0 G6-4-3 PB 1B		BBB 4-0 1B BB		x 0-0 ② F8			x 0-0 ① 6-3		3	0	1	0	1	0	1
Dan Ford, R (1, 9) OBP: 0.194, SLG: 0.345	BBBB 4-0 G6-4-3 1-2 BB		SSS 0-3 ② K		x 0-0 ③ F8			x 0-0 ② F8		3	0	0	0	1	1	2
Rod Carew, L (1, 3) OBP: 0.387, SLG: 0.423	x 0-0 ①② G6-4-3 1-2f 2-3		x 0-0 S 1-3 1B			x 0-0 ① F7		x 0-0 ③ 4-3		4	0	1	0	0	0	2
Larry Hisle, R (1, 7) OBP: 0.276, SLG: 0.222	x 0-0 ③ 6-3		x 0-0 ③ F4 1-2			SSS 0-3 ② K			x 0-0 ① F6	4	0	0	0	0	1	3
Lyman Bostock, L (1, 8) OBP: 0.400, SLG: 0.429		x 0-0 ① 1-3		x 0-0 ① L3		x 0-0 ③ 4-3			x 0-0 1B	4	0	1	0	0	0	0
Butch Wynegar, S (1, 2) OBP: 0.250, SLG: 0.160		x 0-0 ② G3		x 0-0 ② 3-1			x 0-0 ① F3		SSS 0-3 ② K	4	0	0	0	0	1	1
Dave McKay, S (1, 5) OBP: 0.200, SLG: 0.200		x 0-0 1B		x 0-0 ③ F4			x 0-0 ② 5-3		x 0-0 ③ 6-3	4	0	1	0	0	0	1
Danny Thompson, R (1, 6) OBP: 0.208, SLG: 0.208		x 0-0 ③ 1-3			x 0-0 ① 4-3		x 0-0 1B			3	0	1	0	0	0	1
Jerry Terrell, R (1, 4) OBP: 0.240, SLG: 0.217			x 0-0 ① F4		x 0-0 1B		x 0-0 ③ F4			3	0	1	0	0	0	1
Inning Stats	R: 0 H: 1 E: 0 LOB: 1 K: 0 BB: 1 S: 3 P: 7	R: 0 H: 1 E: 0 LOB: 1 K: 0 BB: 0 S: 4 P: 4	R: 0 H: 1 E: 0 LOB: 2 K: 1 BB: 1 S: 6 P: 10	R: 0 H: 0 E: 0 LOB: 0 K: 0 BB: 0 S: 3 P: 3	R: 0 H: 1 E: 0 LOB: 1 K: 0 BB: 0 S: 4 P: 4	R: 0 H: 0 E: 0 LOB: 0 K: 1 BB: 0 S: 5 P: 5	R: 0 H: 1 E: 0 LOB: 1 K: 0 BB: 0 S: 4 P: 4	R: 0 H: 0 E: 0 LOB: 0 K: 0 BB: 0 S: 3 P: 3	R: 0 H: 1 E: 0 LOB: 1 K: 1 BB: 0 S: 6 P: 6	1B: 6 SF: 0 2B: 0 SAC: 0 3B: 0 DP: 1 HR: 0 HBP: 0						

PITCHER		IP	WLS	BF	H	R	ER	SO	BB	IBB	HBP	BLK	WP	HR	S	P	ERA	WHIP
Ed Figueroa, R ERA: 2.51	(1, 1)	9.0	W	34	6	0	0	3	2	0	0	0	0	0	38	46	0.00	0.889

PITCHER	IP	WLS	BF	H	R	ER	SO	BB	IBB	HBP	BLK	WP	HR	S	P	ERA	WHIP

TOP

Minnesota Twins @ New York Yankees

Yankee Stadium, Bronx, NY

Sat Apr 17 1976, 3:33 AM EST
Att. 26,881 - Unknown

livebaseballscorecards.com

AB	32
R	0
H	6
RBI	0
BB	2
SO	3
LOB	12

WP: 0	PA: 34
PB: 1	
SB: 1	
CS: 0	

Batter	1	2	3	4	5	6	7	8	9	AB	R	H	RBI	BB	SO	LOB
Mickey Rivers, L (1, 8) OBP: 0.250, SLG: 0.357	K	HR	P2		K			L3		5	1	1	1	0	2	0
Roy White, S (1, 7) OBP: 0.393, SLG: 0.500	F4	E 2B	L4		F5			1-3		5	1	1	0	0	0	0
Thurman Munson, R (1, 2) OBP: 0.321, SLG: 0.519	HR	E E IBB		1B 1B	F7			1B		4	3	3	1	1	0	0
Chris Chambliss, L (1, 3) OBP: 0.321, SLG: 0.370	HBP	E8 BB E 1B 1-H 2-H		BB 1B 1B 1-3		F8		F5		4	2	2	1	0	0	1
Graig Nettles, L (1, 5) OBP: 0.385, SLG: 0.316	F4	BB E BB		1B BB 1-2		K				2	1	0	0	2	1	1
Oscar Gamble, L (1, 9) OBP: 0.471, SLG: 0.875		HR E BB 1-2 2-3		F6		F9				3	1	1	1	1	0	3
Lou Piniella, R (1, 10) OBP: 0.625, SLG: 0.769		CS BB E3 1-3 2-H 3-H		1-3 2-H 3-H 1B			6-3			3	0	1	2	1	0	1
Willie Randolph, R (1, 4) OBP: 0.375, SLG: 0.421		E 1B 1B 1-2 F9		L4			6-3			4	1	1	0	0	0	4
Jim Mason, L (1, 6) OBP: 0.333, SLG: 0.364		1B 1-H	K	K			4-3			4	0	1	1	0	2	2
Inning Stats	R: 1 E: 0 K: 1 S: 6 H: 1 LOB: 1 BB: 0 P: 7	R: 7 E: 3 K: 0 S: 8 H: 6 LOB: 2 BB: 4 P: 24	R: 0 E: 0 K: 1 S: 5 H: 0 LOB: 0 BB: 0 P: 5	R: 2 E: 0 K: 1 S: 8 H: 3 LOB: 2 BB: 1 P: 12	R: 0 E: 0 K: 1 S: 5 H: 0 LOB: 0 BB: 0 P: 5	R: 0 E: 0 K: 1 S: 5 H: 0 LOB: 0 BB: 0 P: 5	R: 0 E: 0 K: 0 S: 3 H: 0 LOB: 0 BB: 0 P: 3	R: 0 E: 0 K: 0 S: 4 H: 1 LOB: 1 BB: 0 P: 4		1B: 7 2B: 1 3B: 0 HR: 3 SF: 0 SAC: 0 DP: 0 HBP: 1						

BOTTOM

Minnesota Twins @ New York Yankees

Yankee Stadium, Bronx, NY

Sat Apr 17 1976, 3:33 AM EST

Att. 26,881 - Unknown

livebaseballscorecards.com

AB	34
R	10
H	11
RBI	7
BB	5
SO	5
LOB	12

WP: 0 PB: 0 SB: 0 CS: 1 PA: 40

PITCHER		IP	WLS	BF	H	R	ER	SO	BB	IBB	HBP	BLK	WP	HR	S	P	ERA	WHIP
Jim Hughes, R ERA: 32.4	(1, 1)	1.2	L	12	6	6	6	1	1	1	1	0	0	3	11	20	32.40	4.200
Mike Pazik, L ERA: 4.5	(2, 1)	3.1		18	4	4	2	3	3	0	0	0	0	0	21	33	5.40	2.100
Tom Burgmeier, L ERA: 2.45	(6, 1)	3.0		10	1	0	0	1	0	0	0	0	0	0	12	12	0.00	0.333

PITCHER		IP	WLS	BF	H	R	ER	SO	BB	IBB	HBP	BLK	WP	HR	S	P	ERA	WHIP

Batter	1	2	3	4	5	6	7	8	9	AB	R	H	RBI	BB	SO	LOB
Tony Oliva, L (1, 4)	F2		5-3		6-3			K		1	0	0	0	0	0	0
Jerry Terrell, R (1, 4) OBP: 0.214, SLG: 0.192										3	0	0	0	0	1	1
Rod Carew, L (1, 3) OBP: 0.400, SLG: 0.567	1B 2B		HR		F8			3-1		4	2	2	1	0	0	1
Steve Braun, L (1, 10) OBP: 0.280, SLG: 0.182	SH2-3 2-H 1B		F5			3-1			F8	4	0	1	1	0	0	0
Larry Hisle, R (1, 7) OBP: 0.281, SLG: 0.233	SH2-3 1-2			F2		F7			HR 1B	3	1	1	0	0	0	0
Lyman Bostock, L (1, 8) OBP: 0.368, SLG: 0.556	F4			3-1		G3			1-H HR	4	1	1	2	0	0	1
Butch Wynegar, S (1, 2) OBP: 0.281, SLG: 0.310		4-3		1B			3-1		HR	4	1	2	1	0	0	0
Dan Ford, R (1, 9) OBP: 0.171, SLG: 0.303		K		K			K		K	4	0	0	0	0	4	1
Dave McKay, S (1, 5) OBP: 0.241, SLG: 0.214		L5			BB SH1-3		F6		1B	3	0	1	0	1	0	0
Danny Thompson, R (1, 6) OBP: 0.200, SLG: 0.200			5-3		SH1-3 1-2			F9	6-3	1	0	0	0	0	0	0
Craig Kusick, R (8, PH) OBP: 0.200, SLG: 0.222										1	0	0	0	0	0	0
Luis Gomez, R (8, 6)										1	0	0	0	0	0	1
Inning Stats	R: 1 E: 0 K: 0 S: 5 H: 2 LOB: 1 BB: 0 P: 5	R: 0 E: 0 K: 1 S: 5 H: 0 LOB: 0 BB: 0 P: 5	R: 1 E: 0 K: 0 S: 4 H: 1 LOB: 0 BB: 0 P: 4	R: 0 E: 0 K: 1 S: 6 H: 1 LOB: 1 BB: 0 P: 6	R: 0 E: 0 K: 0 S: 3 H: 0 LOB: 1 BB: 1 P: 7	R: 0 E: 0 K: 0 S: 3 H: 0 LOB: 0 BB: 0 P: 3	R: 0 E: 0 K: 1 S: 5 H: 0 LOB: 0 BB: 0 P: 5	R: 0 E: 0 K: 1 S: 5 H: 0 LOB: 0 BB: 0 P: 5	R: 3 E: 0 K: 1 S: 9 H: 4 LOB: 1 BB: 0 P: 9	1B: 4 2B: 1 3B: 0 HR: 3	SF: 0 SAC: 2 DP: 0 HBP: 0					

PITCHER	IP	WLS	BF	H	R	ER	SO	BB	IBB	HBP	BLK	WP	HR	S	P	ERA	WHIP
Catfish Hunter, R (1, 1) ERA: 3.6	9.0	L	36	8	5	5	5	1	0	0	0	0	3	45	49	5.00	1.000

PITCHER	IP	WLS	BF	H	R	ER	SO	BB	IBB	HBP	BLK	WP	HR	S	P	ERA	WHIP

Minnesota Twins @ New York Yankees

Yankee Stadium, Bronx, NY

Sun Apr 18 1976, 3:33 AM EST

Att. 25,330 - Sunny - 96 F

TOP

livebaseballscorecards.com

AB	33
R	5
H	8
RBI	5
BB	1
SO	5
LOB	5

WP: 0	PA: 36					
PB: 0						
SB: 0						
CS: 0						

BOTTOM

Minnesota Twins @ New York Yankees

Yankee Stadium, Bronx, NY

Sun Apr 18 1976, 3:33 AM EST
Att. 25,330 - Sunny - 96 F

livebaseballscorecards.com

Batter	1	2	3	4	5	6	7	8	9	AB	R	H	RBI	BB	SO	LOB
Mickey Rivers, L (1, 8) OBP: 0.273, SLG: 0.394	S 2B 2B	F8		G3 1-2		1-3 3-H 1B			F8	5	1	2	1	0	0	3
Roy White, S (1, 7) OBP: 0.364, SLG: 0.483	1-3 2-3		G3 1B 2B	F5			K		F6 2-3	5	1	1	0	0	1	3
Thurman Munson, R (1, 2) OBP: 0.313, SLG: 0.516	1B 3-H 2B		F9		F9		F8			4	1	1	1	0	0	1
Chris Chambliss, L (1, 3) OBP: 0.313, SLG: 0.355	G3 2-H 1B		G3 2-3		G3		F7			4	0	1	1	0	0	1
Graig Nettles, L (1, 5) OBP: 0.367, SLG: 0.304	G3 1-2		HBP 3-H 1B		K			3-1		4	0	1	1	0	1	1
Oscar Gamble, L (1, 9) OBP: 0.429, SLG: 0.737	G3		1-0 1-2 HBP			F8		F6		3	0	0	0	0	0	1
Lou Piniella, R (1, 10) OBP: 0.600, SLG: 0.882		2B	6-3			1B 3B		F8		4	1	2	0	0	0	2
Willie Randolph, R (1, 4) OBP: 0.393, SLG: 0.409		K		6-3		4-0 1B BB			WP SH3-4 1B	3	0	1	0	1	1	1
Jim Mason, L (1, 6) OBP: 0.333, SLG: 0.357		1-3		G3 1B		K			SH3-4 1-2	3	0	1	0	0	1	3

Inning Stats	1	2	3	4	5	6	7	8	9
	R: 2 E: 0 K: 0 S: 6	H: 3 LOB: 1 BB: 0 P: 6	R: 0 E: 0 K: 1 S: 6	H: 1 LOB: 1 BB: 0 P: 6	R: 1 E: 0 K: 0 S: 5	H: 2 LOB: 2 BB: 0 P: 6	R: 0 E: 0 K: 0 S: 4	H: 1 LOB: 1 BB: 0 P: 4	R: 0 E: 0 K: 1 S: 5	H: 0 LOB: 0 BB: 0 P: 5	R: 1 E: 0 K: 1 S: 6	H: 2 LOB: 2 BB: 1 P: 10	R: 0 E: 0 K: 1 S: 5	H: 0 LOB: 0 BB: 0 P: 5	R: 0 E: 0 K: 0 S: 3	H: 0 LOB: 0 BB: 0 P: 3	R: 0 E: 0 K: 0 S: 4	H: 1 LOB: 1 BB: 0 P: 4

AB	35	
R	4	
H	10	
RBI	4	
BB	1	
SO	4	
LOB	16	

1B: 5	SF: 0	
2B: 4	SAC: 1	
3B: 1	DP: 0	
HR: 0	HBP: 1	

WP: 1	PA: 38	
PB: 0		
SB: 1		
CS: 0		

PITCHER		IP	WLS	BF	H	R	ER	SO	BB	IBB	HBP	BLK	WP	HR	S	P	ERA	WHIP
Bert Blyleven, R ERA: 2.16	(1, 1)	8.1	W	36	10	4	4	4	1	0	1	0	0	0	42	47	4.32	1.320
Tom Burgmeier, L ERA: 2.25	(9, 1)	0.1		1	0	0	0	0	0	0	0	0	0	0	1	1	0.00	0.000
Bill Campbell, R ERA: 4.76	(9, 1)	0.1	S	1	0	0	0	0	0	0	0	0	1	0	1	1	0.00	0.000

PITCHER	IP	WLS	BF	H	R	ER	SO	BB	IBB	HBP	BLK	WP	HR	S	P	ERA	WHIP

Batter	1	2	3	4	5	6	7	8	9	AB	R	H	RBI	BB	SO	LOB
Tony Oliva, L (1, 4)	F7		L6			2B FC6-2 1B		P3		1	0	0	0	0	0	0
Jerry Terrell, R (1, 4) OBP: 0.233, SLG: 0.214										2	0	1	0	0	0	1
Craig Kusick, R (8, PH) OBP: 0.182, SLG: 0.200										1	0	0	0	0	0	0
Bob Randall, R (8, 4)										0	0	0	0	0	0	0
Rod Carew, L (1, 3) OBP: 0.385, SLG: 0.559	4-3			6-3		FC6-2 1-3 8-2 2B			G3	4	0	1	0	0	0	0
Steve Braun, L (1, 10) OBP: 0.276, SLG: 0.160	6-3			4-3		FC6-2 2-3 3-H			BB 1B	3	0	0	0	1	0	2
Larry Hisle, R (1, 7) OBP: 0.250, SLG: 0.206		5-3		5-3		8-2 3-Hf			F8	4	0	0	0	0	0	3
Lyman Bostock, L (1, 8) OBP: 0.391, SLG: 0.545		6-3			G3 SH1-3 1B		F8		1-2 1B	4	0	2	0	0	0	0
Butch Wynegar, S (1, 2) OBP: 0.257, SLG: 0.281		K			SH1-3 1-2		F9		K	3	0	0	0	0	2	2
Dave McKay, S (1, 5) OBP: 0.281, SLG: 0.233			SH5-3 1B		H G3 HBP		K			2	0	1	0	0	1	0
Dan Ford, R (1, 9) OBP: 0.162, SLG: 0.286			SH5-3 1-2		G3 1-2 2-3				F8	2	0	0	0	0	0	2
Danny Thompson, R (1, 6) OBP: 0.179, SLG: 0.179			L5		5-3				P6	3	0	0	0	0	0	3
Inning Stats	R: 0 E: 0 K: 0 S: 3 H: 0 LOB: 0 BB: 0 P: 3	R: 0 E: 0 K: 1 S: 5 H: 0 LOB: 0 BB: 0 P: 5	R: 0 E: 0 K: 0 S: 4 H: 1 LOB: 1 BB: 0 P: 4	R: 0 E: 0 K: 0 S: 3 H: 0 LOB: 0 BB: 0 P: 3	R: 0 E: 0 K: 0 S: 4 H: 1 LOB: 2 BB: 0 P: 5	R: 0 E: 0 K: 0 S: 4 H: 2 LOB: 1 BB: 0 P: 4	R: 0 E: 0 K: 1 S: 5 H: 0 LOB: 0 BB: 0 P: 5	R: 0 E: 0 K: 0 S: 3 H: 0 LOB: 0 BB: 0 P: 3	R: 0 E: 0 K: 1 S: 6 H: 1 LOB: 2 BB: 1 P: 10	1B: 4 2B: 2 3B: 0 HR: 0	SF: 0 SAC: 2 DP: 1 HBP: 1						

PITCHER	IP	WLS	BF	H	R	ER	SO	BB	IBB	HBP	BLK	WP	HR	S	P	ERA	WHIP
Fergie Jenkins, R (1, 1) ERA: 2.42	9.0	W	33	5	0	0	3	1	0	1	0	0	0	37	42	0.00	0.667

PITCHER	IP	WLS	BF	H	R	ER	SO	BB	IBB	HBP	BLK	WP	HR	S	P	ERA	WHIP

TOP

Minnesota Twins @ Boston Red Sox

Fenway Park, Boston, MA

Mon Apr 19 1976, 3:33 AM EST

Att. 34,158 - Unknown - 65 F

livebaseballscorecards.com

AB	29
R	0
H	5
RBI	0
BB	1
SO	3
LOB	13

1B: 4	SF: 0	WP: 0	PA: 33
2B: 2	SAC: 2	PB: 0	
3B: 0	DP: 1	SB: 0	
HR: 0	HBP: 1	CS: 0	

Batter	1	2	3	4	5	6	7	8	9	AB	R	H	RBI	BB	SO	LOB
Bernie Carbo, L (1, 10) OBP: 0.200, SLG: 0.400	F7		G3 1-2		4-3			4-3		4	0	0	0	0	0	2
Denny Doyle, L (1, 4) OBP: 0.258, SLG: 0.333	K		F8			WP SF9 2B		F8		4	1	1	0	0	1	1
Fred Lynn, L (1, 8) OBP: 0.433, SLG: 0.593	BB			G5-4-3 1B		SF9 2-H				1	0	1	1	1	0	0
Jim Rice, R (1, 7) OBP: 0.378, SLG: 0.516	K			G5-4-3 1-2f		F8				3	0	0	0	0	1	2
Carl Yastrzemski, L (1, 3) OBP: 0.343, SLG: 0.267		P8		K		CS 1B				3	0	1	0	0	1	0
Carlton Fisk, R (1, 2) OBP: 0.400, SLG: 0.484		6-3			BB 2B 1B	CS 1-2	BB G6-4-3			1	1	0	0	2	0	0
Dwight Evans, R (1, 9) OBP: 0.343, SLG: 0.484		K			1B 1-3 2B		G6-4-3 1-2f			3	0	1	0	0	1	1
Rico Petrocelli, R (1, 5) OBP: 0.324, SLG: 0.467			F5		G6-4-3 2-3 3-H 1B		6-3			3	0	1	1	0	0	0
Rick Burleson, R (1, 6) OBP: 0.371, SLG: 0.276			BB G3		G6-4-3 1-2f			6-3		2	0	0	0	1	0	2
Inning Stats	R: 0 H: 0 E: 0 LOB: 1 K: 2 BB: 1 S: 7 P: 11	R: 0 H: 0 E: 0 LOB: 0 K: 1 BB: 0 S: 5 P: 5	R: 0 H: 0 E: 0 LOB: 1 K: 0 BB: 1 S: 3 P: 7	R: 0 H: 1 E: 0 LOB: 0 K: 1 BB: 0 S: 5 P: 5	R: 1 H: 2 E: 0 LOB: 1 K: 0 BB: 1 S: 4 P: 8	R: 1 H: 2 E: 0 LOB: 0 K: 0 BB: 0 S: 4 P: 4	R: 0 H: 0 E: 0 LOB: 0 K: 0 BB: 1 S: 2 P: 6	R: 0 H: 0 E: 0 LOB: 0 K: 0 BB: 0 S: 3 P: 3		1B: 3 SF: 1 2B: 2 SAC: 0 3B: 0 DP: 3 HR: 0 HBP: 0						

BOTTOM

Minnesota Twins @ Boston Red Sox

Fenway Park, Boston, MA

Mon Apr 19 1976, 3:33 AM EST

Att. 34,158 - Unknown - 65 F

livebaseballscorecards.com

AB	24
R	2
H	5
RBI	2
BB	4
SO	4
LOB	8

WP: 1 PA: 30
PB: 0
SB: 0
CS: 1

PITCHER		IP	WLS	BF	H	R	ER	SO	BB	IBB	HBP	BLK	WP	HR	S	P	ERA	WHIP
Joe Decker, R ERA: 3.38	(1, 1)	7.0	L	26	5	2	2	4	4	0	0	0	1	0	30	46	2.57	1.286
Bill Campbell, R ERA: 4.05	(8, 1)	1.0		3	0	0	0	0	0	0	0	0	0	0	3	3	0.00	0.000

PITCHER		IP	WLS	BF	H	R	ER	SO	BB	IBB	HBP	BLK	WP	HR	S	P	ERA	WHIP

Batter	1	2	3	4	5	6	7	8	9	AB	R	H	RBI	BB	SO	LOB
Tony Oliva, L (1, 4)	BBBB 4-0 2B BB	x 0-0 ③ F9			x 0-0 ② P5		x 0-0 ②③ G6-4-3 1-2f			0	0	0	0	1	0	0
Jerry Terrell, R (1, PR) OBP: 0.219, SLG: 0.200										2	1	0	0	0	0	2
(1, 4)																
Craig Kusick, R (7, PH) OBP: 0.167, SLG: 0.182										1	0	0	0	0	0	1
Bob Randall, R (7, 4)										0	0	0	0	0	0	0
Rod Carew, L (1, 3) OBP: 0.395, SLG: 0.579	SSS 0-3 ① K		x 0-0 S E 2B		x 0-0 ③ P8			x 0-0 1B		4	1	2	0	0	1	1
Steve Braun, L (1, 10) OBP: 0.303, SLG: 0.214	x 0-0 3-1 1-H 2B		x 0-0 ① F2			BBBB 4-0 BB		x 0-0 ① F8		3	0	1	1	1	0	2
Larry Hisle, R (1, 7) OBP: 0.225, SLG: 0.184	x 0-0 ② 3-1 2-3		SSS 0-3 ② K 2-H			x 0-0 ① F8		x 0-0 ② F9		4	0	0	0	0	1	4
Lyman Bostock, L (1, 8) OBP: 0.333, SLG: 0.462	x 0-0 ③ F7		x 0-0 ③ 1-3			x 0-0 ② F8		x 0-0 ③ F8		4	0	0	0	0	0	4
Butch Wynegar, S (1, 2) OBP: 0.231, SLG: 0.250		SSS 0-3 ① K		x 0-0 ① F7		x 0-0 ③ F2			x 0-0 ① L4	4	0	0	0	0	1	1
Dave McKay, S (1, 5) OBP: 0.278, SLG: 0.235		x 0-0 FC6-4 1B		SSS 0-3 ② K			x 0-0 ① F7		x 0-0 ② P5	4	0	1	0	0	1	0
Dan Ford, R (1, 9) OBP: 0.195, SLG: 0.359		x 0-0 ② FC6-4 1B 1-2f		x 0-0 ③ F8			x 0-0 1B 3B		x 0-0 1B	4	1	2	0	0	0	1
Danny Thompson, R (1, 6) OBP: 0.219, SLG: 0.219		x 0-0 1-2 1B			x 0-0 ① F8		x 0-0 G6-4-3 3-H 1B		x 0-0 ③ 6-3	4	0	2	1	0	0	1

Inning Stats																																		
	R: 1	H: 1		R: 0	H: 2		R: 1	H: 1		R: 0	H: 0		R: 0	H: 0		R: 0	H: 0		R: 1	H: 2		R: 0	H: 1		R: 0	H: 1		1B: 5	SF: 0		WP: 0	PA: 36	
	E: 0	LOB: 2		E: 0	LOB: 2		E: 0	LOB: 0		E: 0	LOB: 0		E: 0	LOB: 0		E: 0	LOB: 1		E: 0	LOB: 0		E: 0	LOB: 1		E: 0	LOB: 1		2B: 2	SAC: 0		PB: 0		
	K: 1	BB: 1		K: 1	BB: 0		K: 1	BB: 0		K: 1	BB: 0		K: 0	BB: 0		K: 0	BB: 1		K: 0	BB: 0		K: 0	BB: 0		K: 0	BB: 0		3B: 1	DP: 1		SB: 1		
	S: 6	P: 10		S: 7	P: 7		S: 6	P: 6		S: 5	P: 5		S: 3	P: 3		S: 3	P: 7		S: 4	P: 4		S: 4	P: 4		S: 4	P: 4		HR: 0	HBP: 0		CS: 0		

PITCHER	IP	WLS	BF	H	R	ER	SO	BB	IBB	HBP	BLK	WP	HR	S	P	ERA	WHIP
Rick Wise, R (1, 1) ERA: 2.84	9.0	W	36	8	3	2	4	2	0	0	0	0	0	42	50	2.00	1.111

PITCHER	IP	WLS	BF	H	R	ER	SO	BB	IBB	HBP	BLK	WP	HR	S	P	ERA	WHIP

TOP

Minnesota Twins @ Boston Red Sox

Fenway Park, Boston, MA

Tue Apr 20 1976, 3:33 AM EST

Att. 22,147 - Unknown

livebaseballscorecards.com

AB	34
R	3
H	8
RBI	2
BB	2
SO	4
LOB	17

Minnesota Twins @ Boston Red Sox

Fenway Park, Boston, MA

Tue Apr 20 1976, 3:33 AM EST

Att. 22,147 - Unknown

BOTTOM

Batter	1	2	3	4	5	6	7	8	9	AB	R	H	RBI	BB	SO	LOB
Bernie Carbo, L (1, 10) OBP: 0.263, SLG: 0.389	4-3		SF7 1-3 3B 1B	K		BB		P4		3	1	1	0	1	1	0
Steve Dillard, R (8, PH)										1	0	0	0	0	0	1
Denny Doyle, L (1, 4) OBP: 0.222, SLG: 0.294	F8		SF7 1-2 3-H	1-3		P7		F8		4	0	0	1	0	0	2
Fred Lynn, L (1, 8) OBP: 0.441, SLG: 0.633	6-3		HR 2-H 3B	K			G6-4-3 BB			3	1	1	1	1	1	0
Jim Rice, R (1, 7) OBP: 0.366, SLG: 0.571		K	HR 3-H	4-3			G6-4-3 1-2f			4	1	1	2	0	1	1
Carl Yastrzemski, L (1, 3) OBP: 0.359, SLG: 0.364		4-3	1B HR BB	HR			G3			3	2	1	1	1	0	0
Carlton Fisk, R (1, 2) OBP: 0.436, SLG: 0.600		E 1B	1-2 HR 1B	F4				HR		4	3	3	1	0	0	0
Dwight Evans, R (1, 9) OBP: 0.385, SLG: 0.618		E2 1-H 2B	1-H 2-H HR	P4				1B SF8 BB		3	3	2	4	1	0	0
Rico Petrocelli, R (1, 5) OBP: 0.316, SLG: 0.441		F9	F9			F9		1-3 1B		4	0	1	0	0	0	0
Rick Burleson, R (1, 6) OBP: 0.359, SLG: 0.281			1B SF7 1B P9			F7		SF8 3-H		3	1	1	1	0	0	0
Inning Stats	R: 0 E: 0 K: 0 S: 3 H: 0 LOB: 0 BB: 0 P: 3	R: 2 E: 1 K: 1 S: 7 H: 2 LOB: 0 BB: 0 P: 7	R: 7 E: 0 K: 0 S: 9 H: 6 LOB: 0 BB: 1 P: 13	R: 0 E: 0 K: 2 S: 7 H: 0 LOB: 0 BB: 0 P: 7	R: 1 E: 0 K: 0 S: 4 H: 1 LOB: 0 BB: 0 P: 4	R: 0 E: 0 K: 0 S: 3 H: 0 LOB: 1 BB: 1 P: 7	R: 0 E: 0 K: 0 S: 2 H: 0 LOB: 0 BB: 1 P: 6	R: 2 E: 0 K: 0 S: 5 H: 2 LOB: 1 BB: 1 P: 9		1B: 5 2B: 1 3B: 1 HR: 4 SF: 2 SAC: 0 DP: 1 HBP: 0						

PITCHER		IP	WLS	BF	H	R	ER	SO	BB	IBB	HBP	BLK	WP	HR	S	P	ERA	WHIP
Dave Goltz, R ERA: 8.53	(1, 1)	2.1	L	15	7	8	7	1	1	0	0	0	0	1	16	20	27.00	3.429
Steve Luebber, R ERA: 9.0	(3, 1)	4.2		20	4	4	4	2	3	0	0	0	0	3	21	33	7.71	1.500
Vic Albury, L ERA: 2.25	(8, 1)	1.0		3	0	0	0	0	0	0	0	0	0	0	3	3	0.00	0.000

PITCHER	IP	WLS	BF	H	R	ER	SO	BB	IBB	HBP	BLK	WP	HR	S	P	ERA	WHIP

AB	32
R	12
H	11
RBI	11
BB	4
SO	3
LOB	4

WP: 0 PB: 0 SB: 0 CS: 0 PA: 38

livebaseballscorecards.com

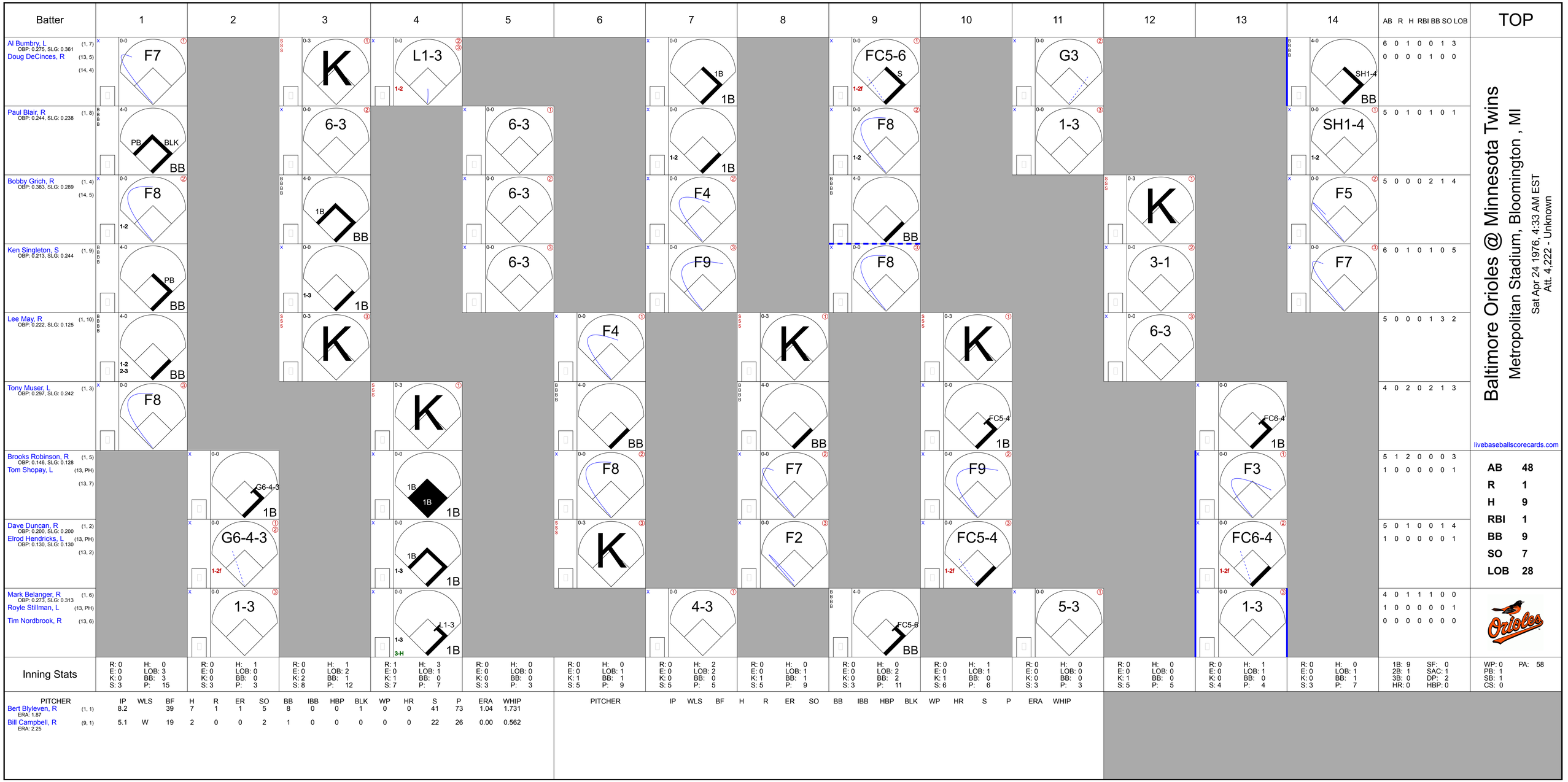
Batter
1
2
3
4
5
6
7
8
9
10
11
12
13
14
AB R H RBI BB SO LOB
TOP
Al Bumbry, L (1, 7)
OBP: 0.275, SLG: 0.361
Doug DeCinces, R (13, 5)
(14, 4)
F7
K
L1-3
1B
FC5-6
S
G3
SH1-4
BB
6 0 1 0 0 1 3
0 0 0 0 1 0 0
Paul Blair, R (1, 8)
OBP: 0.244, SLG: 0.238
PB
BLK
BB
6-3
F8
1-3
SH1-4
5 0 1 0 1 0 1
Bobby Grich, R (1, 4)
OBP: 0.383, SLG: 0.289
(14, 5)
1B
F4
F5
5 0 0 0 2 1 4
Ken Singleton, S (1, 9)
OBP: 0.213, SLG: 0.244
F9
3-1
F7
6 0 1 0 1 0 5
Lee May, R (1, 10)
OBP: 0.222, SLG: 0.125
1-2
2-3
6-3
5 0 0 0 1 3 2
Tony Muser, L (1, 3)
OBP: 0.297, SLG: 0.242
FC5-4
FC6-4
4 0 2 0 2 1 3
Baltimore Orioles @ Minnesota Twins
Metropolitan Stadium, Bloomington , MI
Sat Apr 24 1976, 4:33 AM EST
Att. 4,222 - Unknown
livebaseballscorecards.com
Brooks Robinson, R (1, 5)
OBP: 0.146, SLG: 0.128
Tom Shopay, L (13, PH)
(13, 7)
G6-4-3
F3
5 1 2 0 0 0 3
1 0 0 0 0 0 1
AB 48
R 1
H 9
RBI 1
BB 9
SO 7
LOB 28
Dave Duncan, R (1, 2)
OBP: 0.200, SLG: 0.200
Elrod Hendricks, L (13, PH)
OBP: 0.130, SLG: 0.130
(13, 2)
F2
FC6-4
5 0 1 0 0 1 4
1 0 0 0 0 0 1
Mark Belanger, R (1, 6)
OBP: 0.273, SLG: 0.313
Royle Stillman, L (13, PH)
Tim Nordbrook, R (13, 6)
4-3
5-3
4 0 1 1 1 0 0
1 0 0 0 0 0 1
0 0 0 0 0 0 0
Inning Stats
R: 0 H: 0 E: 0 LOB: 3 K: 0 BB: 3 S: 3 P: 15
R: 0 H: 1 E: 0 LOB: 0 K: 0 BB: 0 S: 3 P: 3
R: 0 H: 1 E: 0 LOB: 2 K: 2 BB: 1 S: 8 P: 12
R: 1 H: 3 E: 0 LOB: 1 K: 1 BB: 0 S: 7 P: 7
R: 0 H: 0 E: 0 LOB: 0 K: 0 BB: 0 S: 3 P: 3
R: 0 H: 0 E: 0 LOB: 1 K: 1 BB: 1 S: 5 P: 9
R: 0 H: 2 E: 0 LOB: 2 K: 0 BB: 0 S: 5 P: 5
R: 0 H: 0 E: 0 LOB: 1 K: 1 BB: 1 S: 5 P: 9
R: 0 H: 0 E: 0 LOB: 2 K: 0 BB: 2 S: 3 P: 11
R: 0 H: 1 E: 0 LOB: 1 K: 1 BB: 0 S: 6 P: 6
R: 0 H: 0 E: 0 LOB: 0 K: 0 BB: 0 S: 3 P: 3
R: 0 H: 0 E: 0 LOB: 0 K: 1 BB: 0 S: 5 P: 5
R: 0 H: 1 E: 0 LOB: 1 K: 0 BB: 0 S: 4 P: 4
R: 0 H: 0 E: 0 LOB: 1 K: 0 BB: 1 S: 3 P: 7
1B: 9 SF: 0
2B: 1 SAC: 1
3B: 0 DP: 2
HR: 0 HBP: 0
WP: 0 PA: 58
PB: 1
SB: 1
CS: 0
PITCHER IP WLS BF H R ER SO BB IBB HBP BLK WP HR S P ERA WHIP
Bert Blyleven, R (1, 1) ERA: 1.87 8.2 39 7 1 1 5 8 0 0 1 0 0 41 73 1.04 1.731
Bill Campbell, R (9, 1) ERA: 2.25 5.1 W 19 2 0 0 2 1 0 0 0 0 0 22 26 0.00 0.562
PITCHER IP WLS BF H R ER SO BB IBB HBP BLK WP HR S P ERA WHIP

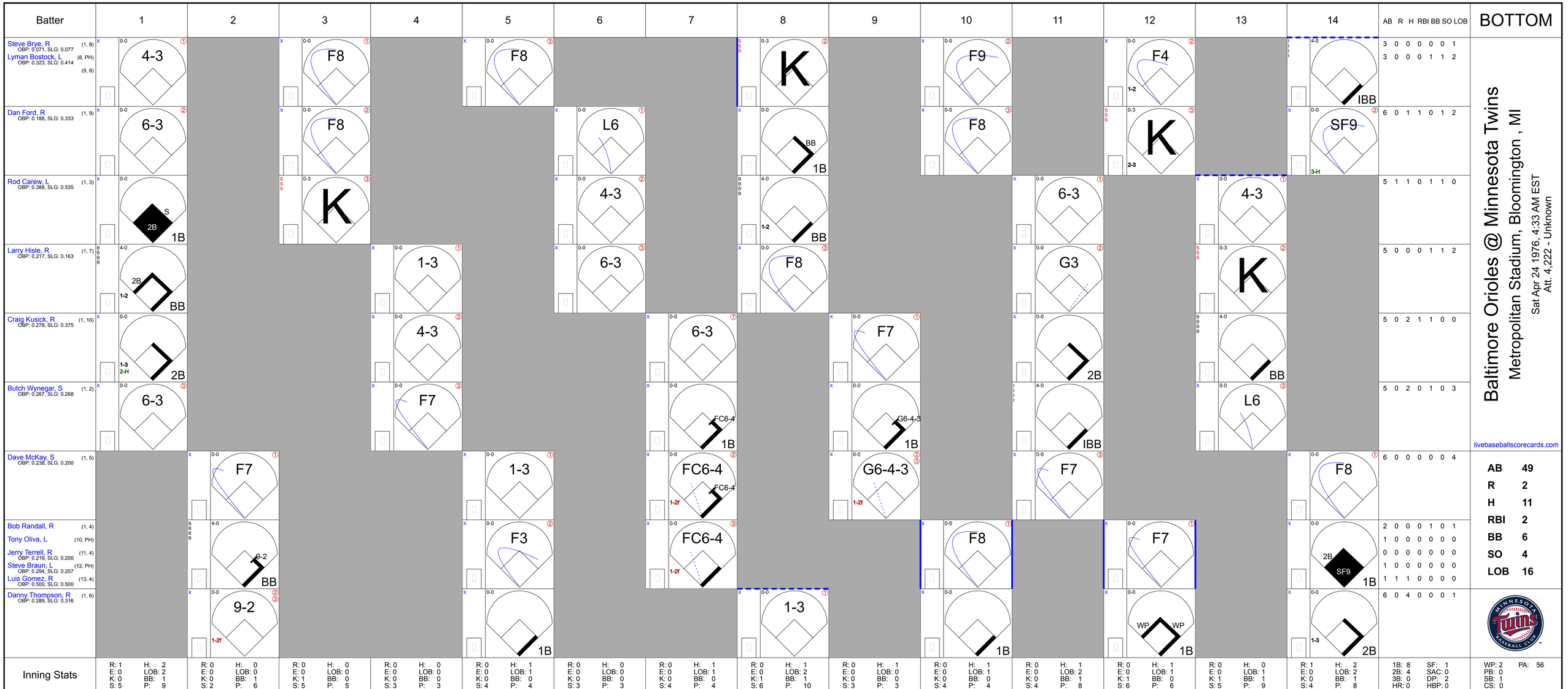
Batter
1
2
3
4
5
6
7
8
9
10
11
12
13
14
AB R H RBI BB SO LOB
BOTTOM
Steve Brye, R (1, 8) OBP: 0.071, SLG: 0.077
Lyman Bostock, L (8, PH) (9, 8) OBP: 0.323, SLG: 0.414
4-3
F8
F8
F9
F4
IBB
3 0 0 0 0 0 1
3 0 0 0 1 1 2
Dan Ford, R (1, 9) OBP: 0.188, SLG: 0.333
6-3
F8
L6
K
BB
1B
F8
1-2
K
2-3
SF9
3-H
6 0 1 1 0 1 2
Rod Carew, L (1, 3) OBP: 0.388, SLG: 0.535
S
2B
1B
K
4-3
BB
1-2
6-3
4-3
5 1 1 0 1 1 0
Larry Hisle, R (1, 7) OBP: 0.217, SLG: 0.163
2B
1-2
BB
1-3
6-3
F8
G3
K
5 0 0 0 1 1 2
Craig Kusick, R (1, 10) OBP: 0.278, SLG: 0.375
1-3
2-H
2B
4-3
6-3
F7
2B
BB
5 0 2 1 1 0 0
Butch Wynegar, S (1, 2) OBP: 0.267, SLG: 0.268
6-3
F7
FC6-4
1B
G6-4-3
1B
IBB
L6
5 0 2 0 1 0 3
Dave McKay, S (1, 5) OBP: 0.238, SLG: 0.200
F7
1-3
FC6-4
FC6-4
1-2f
G6-4-3
1-2f
F7
F8
6 0 0 0 0 0 4
Bob Randall, R (1, 4)
Tony Oliva, L (10, PH)
Jerry Terrell, R (11, 4) OBP: 0.219, SLG: 0.200
Steve Braun, L (12, PH) OBP: 0.294, SLG: 0.207
Luis Gomez, R (13, 4) OBP: 0.500, SLG: 0.500
0-2
BB
F3
FC6-4
1-2f
F8
F7
2B
SF9
1B
2 0 0 0 1 0 1
1 0 0 0 0 0 0
0 0 0 0 0 0 0
1 0 0 0 0 0 0
1 1 1 0 0 0 0
Danny Thompson, R (1, 6) OBP: 0.289, SLG: 0.316
9-2
1-2f
1-3
1B
1-3
1B
WP
WP
1B
1-3
2B
6 0 4 0 0 0 1
Inning Stats
R: 1 E: 0 K: 0 S: 5 H: 2 LOB: 2 BB: 1 P: 9
R: 0 E: 0 K: 0 S: 2 H: 0 LOB: 0 BB: 1 P: 6
R: 0 E: 0 K: 1 S: 5 H: 0 LOB: 0 BB: 0 P: 5
R: 0 E: 0 K: 0 S: 3 H: 0 LOB: 0 BB: 0 P: 3
R: 0 E: 0 K: 0 S: 4 H: 1 LOB: 1 BB: 0 P: 4
R: 0 E: 0 K: 0 S: 3 H: 0 LOB: 0 BB: 0 P: 3
R: 0 E: 0 K: 1 S: 6 H: 1 LOB: 2 BB: 1 P: 10
R: 0 E: 0 K: 0 S: 3 H: 1 LOB: 0 BB: 0 P: 3
R: 0 E: 0 K: 0 S: 4 H: 1 LOB: 1 BB: 0 P: 4
R: 0 E: 0 K: 0 S: 4 H: 1 LOB: 2 BB: 1 P: 8
R: 0 E: 0 K: 1 S: 6 H: 1 LOB: 1 BB: 0 P: 6
R: 0 E: 0 K: 1 S: 5 H: 0 LOB: 1 BB: 1 P: 9
R: 1 E: 0 K: 0 S: 4 H: 2 LOB: 2 BB: 1 P: 8
1B: 8 2B: 4 3B: 0 HR: 0
SF: 1 SAC: 0 DP: 2 HBP: 0
WP: 2 PB: 0 SB: 1 CS: 0
PA: 56
PITCHER IP WLS BF H R ER SO BB IBB HBP BLK WP HR S P ERA WHIP
Ken Holtzman, L (1, 1) ERA: 1.08 7.0 26 4 1 1 1 2 0 0 0 0 0 26 34 1.29 0.857
Dyar Miller, R (8, 1) ERA: 0.96 5.0 21 5 0 0 2 1 1 0 0 2 0 23 31 0.00 1.200
Grant Jackson, L (13, 1) ERA: 2.7 1.1 L 7 2 1 1 1 1 0 0 0 0 0 8 12 6.75 2.250
Wayne Garland, R (14, 1) ERA: 3.0 0.1 2 0 0 0 0 0 1 0 0 0 0 1 5 0.00 0.000
PITCHER IP WLS BF H R ER SO BB IBB HBP BLK WP HR S P ERA WHIP
Baltimore Orioles @ Minnesota Twins
Metropolitan Stadium, Bloomington , MI
Sat Apr 24 1976, 4:33 AM EST
Att. 4,222 - Unknown
livebaseballscorecards.com
AB 49
R 2
H 11
RBI 2
BB 6
SO 4
LOB 16

Baltimore Orioles @ Minnesota Twins

Metropolitan Stadium, Bloomington , MI

Sun Apr 25 1976, 4:33 AM EDT

Att. 5,657 - Unknown

TOP

livebaseballscorecards.com

Batter	1	2	3	4	5	6	7	8	9	AB	R	H	RBI	BB	SO	LOB
Al Bumbry, L (1, 7) OBP: 0.302, SLG: 0.351	BBBB 4-0 BB S SF8 BB	BBB 4-0 ② 1-2 BB			x 0-0 ① F6		x 0-0 ② F9			1	1	0	0	2	0	0
Andres Mora, R (7, PH) OBP: 0.211, SLG: 0.529 (7, 7)										1	0	0	0	0	0	0
Paul Blair, R (1, 8) OBP: 0.245, SLG: 0.222	BBBB 4-0 SF8 BB 1-2 FC5-2 BB	x 0-0 ③ F8			x 0-0 ② L7		x 0-0 ③ 6-3			3	0	0	0	1	0	1
Bobby Grich, R (1, 10) OBP: 0.392, SLG: 0.293	BBBB 4-0 FC5-2 BB 1-2 2-3 BB		x 0-0 ① 4-3		x 0-0 1B			x 0-0 ① F8		3	0	1	0	1	0	0
Ken Singleton, S (1, 9) OBP: 0.196, SLG: 0.229	x 0-0 ① SF8 2-3 3-H		x 0-0 ② 6-3		SSS 0-3 ③ K			x 0-0 ② F9		3	0	0	1	0	1	1
Tony Muser, L (1, 3) OBP: 0.300, SLG: 0.229	BBBB 4-0 FC5-2 1-2 BB		x 0-0 ③ 4-3			x 0-0 ① 1-6-3		x 0-0 ③ F5		2	0	0	0	1	0	0
Tommy Harper, R (8, PH) OBP: 0.364, SLG: 0.600 (8, 3)										1	0	0	0	0	0	0
Doug DeCinces, R (1, 4) OBP: 0.235, SLG: 0.438	x 0-0 ② FC5-2 1-2 2-3 3-Hf			x 0-0 HR		x 0-0 2B			x 0-0 G5-4-3 1B	4	1	3	1	0	0	3
Brooks Robinson, R (1, 5) OBP: 0.133, SLG: 0.116	x 0-0 ③ F9			x 0-0 ① 6-3		x 0-0 ② F7			x 0-0 ①② G5-4-3 1-2f	4	0	0	0	0	0	5
Dave Duncan, R (1, 2) OBP: 0.167, SLG: 0.167		x 0-0 ① F7		x 0-0 ② F8		x 0-0 ③ F8			x 0-0 ③ 6-3	4	0	0	0	0	0	1
Mark Belanger, R (1, 6) OBP: 0.278, SLG: 0.314		x 0-0 CS 1B		x 0-0 ③ F7			x 0-0 ① F4			3	0	1	0	0	0	0

Inning Stats																																		
	R: 1	E: 0	K: 0	S: 3	H: 0	LOB: 3	BB: 4	P: 19	R: 0	E: 0	K: 0	S: 3	H: 1	LOB: 1	BB: 1	P: 7	R: 0	E: 0	K: 0	S: 3	H: 0	LOB: 0	BB: 0	P: 3	R: 1	E: 0	K: 0	S: 4	H: 1	LOB: 0	BB: 0	P: 4	R: 0	E: 0	K: 1	S: 6	H: 1	LOB: 1	BB: 0	P: 6
	R: 0	E: 0	K: 0	S: 4	H: 1	LOB: 1	BB: 0	P: 4	R: 0	E: 0	K: 0	S: 3	H: 0	LOB: 0	BB: 0	P: 3	R: 0	E: 0	K: 0	S: 3	H: 0	LOB: 0	BB: 0	P: 3	R: 0	E: 0	K: 0	S: 3	H: 1	LOB: 0	BB: 0	P: 3	1B: 3	2B: 1	3B: 0	HR: 1	SF: 1	SAC: 0	DP: 1	HBP: 0	WP: 0	PB: 0	SB: 1	CS: 1	PA: 35

PITCHER		IP	WLS	BF	H	R	ER	SO	BB	IBB	HBP	BLK	WP	HR	S	P	ERA	WHIP
Joe Decker, R ERA: 3.79	(1, 1)	0.1		5	0	1	1	0	4	0	0	0	0	0	1	17	27.00	12.000
Tom Burgmeier, L ERA: 1.42	(1, 1)	8.2	W	30	5	1	1	1	1	0	0	0	0	1	31	35	1.04	0.692

PITCHER	IP	WLS	BF	H	R	ER	SO	BB	IBB	HBP	BLK	WP	HR	S	P	ERA	WHIP

AB	29
R	2
H	5
RBI	2
BB	5
SO	1
LOB	11

BOTTOM

Baltimore Orioles @ Minnesota Twins

Metropolitan Stadium, Bloomington , MI

Sun Apr 25 1976, 4:33 AM EDT

Att. 5,657 - Unknown

livebaseballscorecards.com

Batter	1	2	3	4	5	6	7	8	9	AB	R	H	RBI	BB	SO	LOB
Lyman Bostock, L (1, 8) OBP: 0.333, SLG: 0.394	L6	1-3 1B		4-3		F7 1-2		HR BB		4	1	1	0	1	0	1
Larry Hisle, R (1, 7) OBP: 0.255, SLG: 0.255	F4	K		BB			F8 1B	1-H 2-H HR		4	1	2	3	1	1	2
Rod Carew, L (1, 3) OBP: 0.407, SLG: 0.532	BB		F8	4-3			F8 1-2 1B	4-3 1B		4	0	2	0	1	0	1
Steve Braun, L (1, 10) OBP: 0.308, SLG: 0.235	F9		HBP BB 1B		S 1B 1B		F8 1-2 2-3	4-3 1-2		5	1	2	0	0	0	4
Butch Wynegar, S (1, 2) OBP: 0.320, SLG: 0.364		HR	HBP 1-2 BB		G5-4-3 1-H 1B		G6-4-3 IBB	5-3		3	1	2	2	2	0	1
Dan Ford, R (1, 9) OBP: 0.212, SLG: 0.333		SH1-4 1B 1B	1-2 2-3 HBP		G5-4-3 1-2f		G6-4-3 1-2f			3	1	1	0	0	0	4
Dave McKay, S (1, 5) OBP: 0.244, SLG: 0.209		SH1-4 1-2	F6		L7			E SF7 1B		3	1	1	0	0	0	3
Bob Randall, R (1, 4) OBP: 0.286, SLG: 0.167		FC4-6 2-H 1B	F2			F9		E5 1-3 HR		4	1	1	1	0	0	4
Danny Thompson, R (1, 6) OBP: 0.286, SLG: 0.317		FC4-6 1B 1-2f		F2		CS 1B		SF7 3-H		3	0	1	1	0	0	1
Inning Stats	R: 0 E: 0 K: 0 S: 3 H: 0 LOB: 1 BB: 1 P: 7	R: 2 E: 0 K: 1 S: 9 H: 4 LOB: 2 BB: 0 P: 9	R: 0 E: 0 K: 0 S: 4 H: 1 LOB: 3 BB: 1 P: 9	R: 0 E: 0 K: 0 S: 3 H: 0 LOB: 1 BB: 1 P: 7	R: 1 E: 0 K: 0 S: 4 H: 2 LOB: 0 BB: 0 P: 4	R: 0 E: 0 K: 0 S: 3 H: 1 LOB: 0 BB: 0 P: 3	R: 0 E: 0 K: 0 S: 4 H: 2 LOB: 2 BB: 1 P: 8	R: 4 E: 1 K: 0 S: 7 H: 3 LOB: 1 BB: 1 P: 11		1B: 11 2B: 0 3B: 0 HR: 2	SF: 1 SAC: 1 DP: 2 HBP: 1					

	AB	33
	R	7
	H	13
	RBI	7
	BB	5
	SO	1
	LOB	21

PITCHER		IP	WLS	BF	H	R	ER	SO	BB	IBB	HBP	BLK	WP	HR	S	P	ERA	WHIP
Jim Palmer, R	(1, 1)	7.1	L	38	12	7	6	1	4	1	1	0	0	0	2	34	55	7.36	2.182
ERA: 3.41																			
Mike Flanagan, L	(8, 1)	0.2		3	1	0	0	0	0	0	0	0	0	0	3	3	0.00	1.500
ERA:																			

PITCHER	IP	WLS	BF	H	R	ER	SO	BB	IBB	HBP	BLK	WP	HR	S	P	ERA	WHIP

Cleveland Indians @ Minnesota Twins

Metropolitan Stadium, Bloomington , MI

Tue Apr 27 1976, 4:33 AM EDT
Att. 3,424 - Unknown - 52 F

livebaseballscorecards.com

Batter	1	2	3	4	5	6	7	8	9	AB	R	H	RBI	BB	SO	LOB
Rick Manning, L (1, 8) OBP: 0.365, SLG: 0.378	K2-3		E S 1B 1B 3-H		L6		SF7 3-H		2B	4	1	2	2	0	1	0
Duane Kuiper, L (1, 4) OBP: 0.286, SLG: 0.250	K		F7		G3		FC5-4 1B 2-H		F7	5	0	1	1	0	1	2
Buddy Bell, R (1, 5) OBP: 0.478, SLG: 0.500	4-3		FC5-4 1B 1-H			5-3	FC5-4 1-2f			4	0	1	1	0	0	1
Rico Carty, R (1, 10) OBP: 0.356, SLG: 0.459		K	FC5-4 1-2f			F8		F9		4	0	0	0	0	1	1
George Hendrick, R (1, 7) OBP: 0.256, SLG: 0.425		HR		HR		F2		BB BB		3	2	2	2	1	0	0
Charlie Spikes, R (1, 9) OBP: 0.359, SLG: 0.353		F8		K			1B 1B BB	F9 1-2 BB		2	1	0	0	2	1	0
Alan Ashby, S (1, 2) OBP: 0.343, SLG: 0.485		3-1		G5-4-3 BB			SH1-4 1B SF7 1-3 1B	F9 1-2		3	1	1	0	1	0	2
Doug Howard, R (1, 3) OBP: 0.250, SLG: 0.273			WP S 1B 1B	G5-4-3 1-2f			SH1-4 1B 1-2 3-H 1B		F4	4	2	2	1	0	0	1
Frank Duffy, R (1, 6) OBP: 0.333, SLG: 0.324			K 1-3		F7		SH1-4 1-2 2-3		6-3	3	0	0	0	0	1	1

Inning Stats	1	2	3	4	5	6	7	8	9	AB	R	H	RBI	BB	SO	LOB
	R: 0 E: 0 K: 2 S: 7	H: 0 LOB: 0 BB: 0 P: 7	R: 1 E: 0 K: 1 S: 6	H: 1 LOB: 0 BB: 0 P: 6	R: 2 E: 0 K: 1 S: 8	H: 3 LOB: 1 BB: 0 P: 8	R: 1 E: 0 K: 1 S: 5	H: 1 LOB: 0 BB: 1 P: 9	R: 0 E: 0 K: 0 S: 3	H: 0 LOB: 0 BB: 0 P: 3	R: 0 E: 0 K: 0 S: 3	H: 0 LOB: 0 BB: 0 P: 3	R: 3 E: 0 K: 0 S: 6	H: 3 LOB: 1 BB: 1 P: 10	R: 0 E: 0 K: 0 S: 2	H: 0 LOB: 1 BB: 2 P: 10	R: 0 E: 0 K: 0 S: 4	H: 1 LOB: 1 BB: 0 P: 4

1B: 6	SF: 1
2B: 1	SAC: 1
3B: 0	DP: 1
HR: 2	HBP: 0

WP: 1 PA: 38
PB: 0
SB: 2
CS: 0

PITCHER		IP	WLS	BF	H	R	ER	SO	BB	IBB	HBP	BLK	WP	HR	S	P	ERA	WHIP
Dave Goltz, R ERA: 9.16	(1, 1)	6.0	L	26	7	7	7	5	2	0	0	0	1	2	34	42	10.50	1.500
Bill Campbell, R ERA: 1.8	(7, 1)	3.0		12	2	0	0	0	2	0	0	0	0	0	10	18	0.00	1.333

PITCHER	IP	WLS	BF	H	R	ER	SO	BB	IBB	HBP	BLK	WP	HR	S	P	ERA	WHIP

BOTTOM

Cleveland Indians @ Minnesota Twins

Metropolitan Stadium, Bloomington , MI

Tue Apr 27 1976, 4:33 AM EDT

Att. 3,424 - Unknown - 52 F

livebaseballscorecards.com

Batter	1	2	3	4	5	6	7	8	9	AB	R	H	RBI	BB	SO	LOB
Lyman Bostock, L (1, 8) OBP: 0.350, SLG: 0.405 Steve Brye, R (8, PH) OBP: 0.067, SLG: 0.071 (9, 8)	F7		1B 2B 1B (1-3)	E 1B 1B (1-3, 3-H)	K			L6		4 1	1 0	2 0	1 0	0 0	1 0	2 0
Larry Hisle, R (1, 7) OBP: 0.286, SLG: 0.308	K		2B 1B (1-3, 3-H)	E9 1B (1-3, 3-H)		K		2B		5	1	3	2	0	2	0
Rod Carew, L (1, 3) OBP: 0.390, SLG: 0.490	F7		F7	IBB		4-3		F8		4	0	0	0	1	0	3
Steve Braun, L (1, 10) OBP: 0.326, SLG: 0.289 Craig Kusick, R (8, PH) OBP: 0.316, SLG: 0.375 Jerry Terrell, R (8, PR) OBP: 0.219, SLG: 0.200		CS 1B	2B (1-H, 3-H)	K		F9		BB		4 0 0	0 0 0	2 0 0	2 0 0	0 1 0	1 0 0	3 0 0
Butch Wynegar, S (1, 2) OBP: 0.327, SLG: 0.396		3B (1-2)	BB	K			4-3	F9		4	0	1	0	1	1	5
Dan Ford, R (1, 9) OBP: 0.193, SLG: 0.302		4-3	3-1		F8		6-3		F3	5	0	0	0	0	0	3
Dave McKay, S (1, 5) OBP: 0.260, SLG: 0.234		K		1B 2B (4-1)	K		BB		K	4	1	1	0	1	3	1
Bob Randall, R (1, 4) OBP: 0.333, SLG: 0.273			1-3	4-1 (2-3)	1B		1B (1-2)		K	5	0	2	0	0	1	1
Danny Thompson, R (1, 6) OBP: 0.326, SLG: 0.326			BB	BB	1B (1-2)		F3			2	2	1	0	2	0	2
Inning Stats	R: 0 E: 0 K: 1 S: 5 H: 0 LOB: 0 BB: 0 P: 5	R: 0 E: 0 K: 1 S: 6 H: 2 LOB: 1 BB: 0 P: 6	R: 3 E: 0 K: 0 S: 6 H: 3 LOB: 2 BB: 2 P: 14	R: 2 E: 1 K: 2 S: 10 H: 3 LOB: 3 BB: 2 P: 18	R: 0 E: 0 K: 2 S: 9 H: 2 LOB: 2 BB: 0 P: 9	R: 0 E: 0 K: 1 S: 5 H: 0 LOB: 0 BB: 0 P: 5	R: 0 E: 0 K: 0 S: 4 H: 1 LOB: 2 BB: 1 P: 8	R: 0 E: 0 K: 0 S: 4 H: 1 LOB: 2 BB: 1 P: 8	R: 0 E: 0 K: 2 S: 7 H: 0 LOB: 0 BB: 0 P: 7	1B: 8 2B: 3 3B: 1 HR: 0 SF: 0 SAC: 0 DP: 0 HBP: 0						

	AB	38
	R	5
	H	12
	RBI	5
	BB	6
	SO	9
	LOB	20

WP: 0 PA: 44
PB: 0
SB: 0
CS: 1

PITCHER		IP	WLS	BF	H	R	ER	SO	BB	IBB	HBP	BLK	WP	HR	S	P	ERA	WHIP
Jim Bibby, R ERA: 7.5	(1, 1)	3.1		19	7	5	5	2	3	0	0	0	0	0	20	32	13.50	3.000
Jackie Brown, R ERA: 2.45	(4, 1)	3.2	W	17	4	0	0	5	1	1	0	0	0	0	25	33	0.00	1.364
Dave LaRoche, L ERA:	(8, 1)	2.0	S	8	1	0	0	2	1	0	0	0	0	0	11	15	0.00	1.000

PITCHER	IP	WLS	BF	H	R	ER	SO	BB	IBB	HBP	BLK	WP	HR	S	P	ERA	WHIP

Cleveland Indians @ Minnesota Twins

Metropolitan Stadium, Bloomington , MI

Wed Apr 28 1976, 4:33 AM EDT

Att. 3,094 - Unknown - 51 F

TOP

livebaseballscorecards.com

Batter	1	2	3	4	5	6	7	8	9	AB	R	H	RBI	BB	SO	LOB
Rick Manning, L (1, 8) OBP: 0.404, SLG: 0.490	5-3 1B		HR	BB 2B	BB 2-H 3-H 2B		F8			4	3	3	3	1	0	0
Duane Kuiper, L (1, 4) OBP: 0.296, SLG: 0.271	5-3 1-2		K	1-H 2-H 2B	BB			K		4	0	1	2	1	2	1
Buddy Bell, R (1, 5) OBP: 0.471, SLG: 0.477	F7		1B 1B	L7	FC6-4 1-2 2-3 BB			5-3		4	0	1	0	1	0	2
Rico Carty, R (1, 10) OBP: 0.388, SLG: 0.488	3B 2-H 1B		1-2 1B		E 1B 1B; FC6-4 1-2f			5-3		4	2	3	1	0	0	3
Larvell Blanks, R (8, PH) OBP: 0.250, SLG: 0.250										1	0	0	0	0	0	0
George Hendrick, R (1, 7) OBP: 0.250, SLG: 0.444	1-H 3B		K		F7	F4			F6	5	0	1	1	0	1	3
Charlie Spikes, R (1, 9) OBP: 0.364, SLG: 0.359	L7		K		E9 1B 1-3 SH5-3 1B	G4-6-3 1B			6-3	5	1	2	0	0	1	3
Alan Ashby, S (1, 2) OBP: 0.375, SLG: 0.486		G3		BB 2B 1B	SH5-3 1B 2B IBB	G4-6-3 1-2f			1B	4	2	2	0	1	0	1
Doug Howard, R (1, 3) OBP: 0.235, SLG: 0.250		F7		F8	SH5-3 1-2 2-3 3-H 2B 1B		F3		F2	5	1	1	1	0	0	2
Frank Duffy, R (1, 6) OBP: 0.308, SLG: 0.297		F6		L7	SH5-3 1-2 2-3 3-H		L9			3	0	0	1	0	0	1
Inning Stats	R: 2 E: 0 K: 0 S: 6 H: 3 LOB: 1 BB: 0 P: 6	R: 0 E: 0 K: 0 S: 3 H: 0 LOB: 0 BB: 0 P: 3	R: 1 E: 0 K: 3 S: 12 H: 3 LOB: 2 BB: 0 P: 12	R: 2 E: 0 K: 0 S: 5 H: 2 LOB: 1 BB: 1 P: 9	R: 4 E: 1 K: 0 S: 7 H: 4 LOB: 3 BB: 3 P: 19	R: 0 E: 0 K: 0 S: 3 H: 1 LOB: 0 BB: 0 P: 3	R: 0 E: 0 K: 0 S: 3 H: 0 LOB: 0 BB: 0 P: 3	R: 0 E: 0 K: 1 S: 5 H: 0 LOB: 0 BB: 0 P: 5	R: 0 E: 0 K: 0 S: 4 H: 1 LOB: 1 BB: 0 P: 4	1B: 10 2B: 2 3B: 1 HR: 1 SF: 0 SAC: 1 DP: 1 HBP: 0						

	AB	39
	R	9
	H	14
	RBI	9
	BB	4
	SO	4
	LOB	16

WP: 0 PB: 0 SB: 0 CS: 0 PA: 44

PITCHER		IP	WLS	BF	H	R	ER	SO	BB	IBB	HBP	BLK	WP	HR	S	P	ERA	WHIP
Bert Blyleven, R ERA: 3.76	(1, 1)	4.2	L	27	11	9	9	3	1	1	0	0	0	1	31	39	17.36	2.571
Tom Burgmeier, L ERA: 1.42	(5, 1)	0.0		2	1	0	0	0	1	0	0	0	0	0	1	5	∞	∞
Steve Luebber, R ERA: 7.3	(5, 1)	2.1		8	1	0	0	0	1	0	0	0	0	0	7	11	0.00	0.857
Jim Hughes, R ERA: 14.73	(8, 1)	2.0		7	1	0	0	1	0	0	0	0	0	0	9	9	0.00	0.500

PITCHER	IP	WLS	BF	H	R	ER	SO	BB	IBB	HBP	BLK	WP	HR	S	P	ERA	WHIP

BOTTOM

Cleveland Indians @ Minnesota Twins

Metropolitan Stadium, Bloomington , MI

Wed Apr 28 1976, 4:33 AM EDT

Att. 3,094 - Unknown - 51 F

livebaseballscorecards.com

Batter	1	2	3	4	5	6	7	8	9	AB	R	H	RBI	BB	SO	LOB
Lyman Bostock, L (1, 8) OBP: 0.341, SLG: 0.390	x 0-0 WP 1B		x 0-0 ③ L9			x 0-0 ② F4			x 0-0 ② L7	4	0	1	0	0	0	0
Larry Hisle, R (1, 7) OBP: 0.283, SLG: 0.304	S S S 0-3 ① K 1-2			x 0-0 S 1B		x 0-0 ③ F8			x 0-0 ③ 3-1	4	0	1	0	0	1	1
Rod Carew, L (1, 3) OBP: 0.387, SLG: 0.481	S S S 0-3 ② K			S S S 0-3 ① K 1-2			x 0-0 F4 1B			3	0	1	0	0	2	2
Steve Braun, L (1, 10) OBP: 0.304, SLG: 0.268	x 0-0 ③ F8			x 0-0 ② F2			x 0-0 ① ② F4 1-2			3	0	0	0	0	0	3
Butch Wynegar, S (1, 2) OBP: 0.310, SLG: 0.373		x 0-0 ① F9		x 0-0 ③ 1-3			x 0-0 ③ F8			3	0	0	0	0	0	1
Phil Roof, R (8, 2)										0	0	0	0	0	0	0
Dan Ford, R (1, 9) OBP: 0.200, SLG: 0.304		S S S 0-3 ② K			S S S 0-3 ① K			x 0-0 G4-6-3 1B		3	0	1	0	0	2	0
Dave McKay, S (1, 5) OBP: 0.245, SLG: 0.220		x 0-0 ③ F9			x 0-0 ② F7			S S S 0-3 ① K		3	0	0	0	0	1	1
Bob Randall, R (1, 4) OBP: 0.267, SLG: 0.214			S S S 0-3 ① K		x 0-0 ③ F3			x 0-0 ② ③ G4-6-3 1-2f		3	0	0	0	0	1	1
Danny Thompson, R (1, 6) OBP: 0.306, SLG: 0.304			x 0-0 ② F4			x 0-0 ① F2			x 0-0 ① 4-3	3	0	0	0	0	0	0

Inning Stats	1	2	3	4	5	6	7	8	9
	R: 0 H: 1 E: 0 LOB: 1 K: 2 BB: 0 S: 8 P: 8	R: 0 H: 0 E: 0 LOB: 0 K: 1 BB: 0 S: 5 P: 5	R: 0 H: 0 E: 0 LOB: 0 K: 1 BB: 0 S: 5 P: 5	R: 0 H: 1 E: 0 LOB: 1 K: 1 BB: 0 S: 6 P: 6	R: 0 H: 0 E: 0 LOB: 0 K: 1 BB: 0 S: 5 P: 5	R: 0 H: 0 E: 0 LOB: 0 K: 0 BB: 0 S: 3 P: 3	R: 0 H: 1 E: 0 LOB: 0 K: 0 BB: 0 S: 3 P: 3	R: 0 H: 1 E: 0 LOB: 0 K: 1 BB: 0 S: 5 P: 5	R: 0 H: 0 E: 0 LOB: 0 K: 0 BB: 0 S: 3 P: 3

	AB	29
	R	0
	H	4
	RBI	0
	BB	0
	SO	7
	LOB	9

1B: 4 SF: 0 WP: 1 PA: 29
2B: 0 SAC: 0 PB: 0
3B: 0 DP: 1 SB: 1
HR: 0 HBP: 0 CS: 0

PITCHER		IP	WLS	BF	H	R	ER	SO	BB	IBB	HBP	BLK	WP	HR	S	P	ERA	WHIP
Dennis Eckersley, R ERA: 3.57	(1, 1)	6.0	W	20	2	0	0	6	0	0	0	0	1	0	32	32	0.00	0.333
Don Hood, L ERA: 3.12	(7, 1)	3.0	S	9	2	0	0	1	0	0	0	0	0	0	11	11	0.00	0.667

PITCHER	IP	WLS	BF	H	R	ER	SO	BB	IBB	HBP	BLK	WP	HR	S	P	ERA	WHIP

Batter	1	2	3	4	5	6	7	8	9	AB	R	H	RBI	BB	SO	LOB
Don Money, R (1, 5) OBP: 0.333, SLG: 0.449	BBBB 4-0 BB BB	x 0-0 ③ 1-H 2B		x 0-0 ③ 5-3 2-3		x 0-0 1B 1B 2-H 1B		x 0-0 ① F8		4	1	2	1	1	0	1
Robin Yount, R (1, 6) OBP: 0.420, SLG: 0.400	SSS 0-3 ① K	x 0-0 ① 5-3		BBBB 4-0 BB BB	x 0-0 1B 1-2 1B	x 0-0 2B				4	0	2	0	1	1	1
George Scott, R (1, 3) OBP: 0.291, SLG: 0.367	x 0-0 ② F4	x 0-0 E6		BBBB 4-0 1-2 BB	x 0-0 1-3 2-H 1B	x 0-0 ② 6-3				4	0	1	1	1	0	2
Hank Aaron, R (1, 10) OBP: 0.298, SLG: 0.273	BBBB 4-0 1-2 BB	x 0-0 ② F7		SSS 0-3 ① K	x 0-0 ③ F7	x 0-0 ③ F7				4	0	0	0	1	1	6
Darrell Porter, L (1, 2) OBP: 0.283, SLG: 0.217	x 0-0 ③ F7	x 0-0 ③ F7		x 0-0 ② F9			x 0-0 ① L3		x 0-0 ① F9	5	0	0	0	0	0	5
Sixto Lezcano, R (1, 8) OBP: 0.358, SLG: 0.408		BBBB 4-0 G3 1B BB		x 0-0 ① F9	SSS 0-3 ③ K		x 0-0 3B 1B		SSS 0-3 ② K	4	2	1	0	1	2	2
Bobby Darwin, R (1, 9) OBP: 0.233, SLG: 0.345		x 0-0 ① F4		SSS 0-3 ② K	x 0-0 ① 5-3	x 0-0 ② F8			x 0-0 ③ 5-3	5	0	0	0	0	1	2
Charlie Moore, R (1, 7) OBP: 0.340, SLG: 0.385		x 0-0 ② G3 1-2		x 0-0 1B 2B	BBBB 4-0 5-3 1B BB	x 0-0 1-H 3B				3	2	2	1	1	0	1
Pedro Garcia, R (1, 4) OBP: 0.268, SLG: 0.359		x 0-0 2-H 2B 1B		x 0-0 WP 2-H 1B	x 0-0 ② 5-3 1-2	x 0-0 ③ F9				4	0	2	2	0	0	2
Inning Stats	R: 0 E: 0 K: 1 S: 5 H: 0 LOB: 2 BB: 2 P: 13	R: 1 E: 0 K: 0 S: 4 H: 2 LOB: 2 BB: 1 P: 8	R: 0 E: 1 K: 0 S: 4 H: 0 LOB: 1 BB: 0 P: 4	R: 1 E: 0 K: 1 S: 7 H: 2 LOB: 1 BB: 0 P: 7	R: 0 E: 0 K: 2 S: 7 H: 0 LOB: 2 BB: 2 P: 15	R: 2 E: 0 K: 0 S: 6 H: 3 LOB: 2 BB: 1 P: 10	R: 1 E: 0 K: 0 S: 5 H: 2 LOB: 1 BB: 0 P: 5	R: 0 E: 0 K: 0 S: 4 H: 1 LOB: 1 BB: 0 P: 4	R: 0 E: 0 K: 1 S: 5 H: 0 LOB: 0 BB: 0 P: 5	1B: 6 2B: 3 3B: 1 HR: 0 SF: 0 SAC: 0 DP: 0 HBP: 0						

TOP

Milwaukee Brewers @ Minnesota Twins

Metropolitan Stadium, Bloomington , MI

Sat May 01 1976, 4:33 AM EDT

Att. 6,874 - Unknown - 55 F

livebaseballscorecards.com

AB	37
R	5
H	10
RBI	5
BB	6
SO	5
LOB	22

PITCHER		IP	WLS	BF	H	R	ER	SO	BB	IBB	HBP	BLK	WP	HR	S	P	ERA	WHIP
Joe Decker, R ERA: 3.91	(1, 1)	4.0		21	4	2	2	2	5	0	0	0	1	0	20	40	4.50	2.250
Bill Campbell, R ERA: 2.7	(5, 1)	5.0	W	22	6	3	3	3	1	0	0	0	0	0	27	31	5.40	1.400

PITCHER	IP	WLS	BF	H	R	ER	SO	BB	IBB	HBP	BLK	WP	HR	S	P	ERA	WHIP

BOTTOM

Milwaukee Brewers @ Minnesota Twins

Metropolitan Stadium, Bloomington , MI

Sat May 01 1976, 4:33 AM EDT

Att. 6,874 - Unknown - 55 F

livebaseballscorecards.com

Batter	1	2	3	4	5	6	7	8	9	AB	R	H	RBI	BB	SO	LOB
Lyman Bostock, L (1, 8) OBP: 0.347, SLG: 0.400	0-0 2B G4-6-3 1B		BB BB 1B 1B	0-0 ② SF8 3-H			0-0 ① G3	0-0 ② FC4-6 1-2f 2-3 3-H		4	2	2	2	0	0	2
Larry Hisle, R (1, 7) OBP: 0.308, SLG: 0.333	0-0 G4-6-3 1-3 WP 2B		B B B B 4-0 BB 1-2 1B BB	0-0 1-2 1B			0-0 ② F3	0-0 ③ F9		4	2	2	0	1	0	2
Rod Carew, L (1, 3) OBP: 0.394, SLG: 0.464	I I I 4-0 G4-6-3 IBB		B B B B 4-0 1B 1-2 2-3 BB	0-0 ③ F3			0-0 ③ 6-3			2	0	0	0	2	0	2
Steve Braun, L (1, 10) OBP: 0.320, SLG: 0.289 Jerry Terrell, R (8, PR) OBP: 0.219, SLG: 0.200	0-0 ① ② G4-6-3 1-2f 2-3 3-H		0-0 G4-6-3 1-3 2-H 3-H 1B		0-0 ① 4-3			0-0 2B 1B		4 0	0 1	2 0	2 0	0 0	0 0	2 0
Butch Wynegar, S (1, 2) OBP: 0.290, SLG: 0.345	0-0 ③ F8 3-H		0-0 ② ③ G4-6-3 1-2f		0-0 ② F2			0-0 ① F9		4	0	0	0	0	0	3
Dan Ford, R (1, 9) OBP: 0.219, SLG: 0.333		S S S 0-3 ① K		x 0-0 4-3 E 1B 1B	x 0-0 ③ 6-3			x 0-0 1-H 2B 2B		4	2	2	1	0	1	0
Danny Thompson, R (1, 6) OBP: 0.302, SLG: 0.320		x 0-0 ② 4-3		x 0-0 ① 4-3 1-3		x 0-0 ① 5-3		x 0-0 BB FC4-6 2-H 2B		4	1	1	1	0	0	1
Dave McKay, S (1, 5) OBP: 0.263, SLG: 0.226		x 0-0 ③ L9		x 0-0 1B SF8 3-H 1B		x 0-0 ② F6		B B B B 4-0 FC4-6 BB BB		3	1	1	1	1	0	0
Bob Randall, R (1, 4) OBP: 0.316, SLG: 0.235			x 0-0 ① F9	x 0-0 1B 1-3 1B		x 0-0 ③ 4-3		B B B B 4-0 FC4-6 1-2 2-3 BB		3	0	1	0	1	0	0
Inning Stats	R: 2 E: 0 K: 0 S: 4 H: 2 LOB: 0 BB: 1 P: 8	R: 0 E: 0 K: 1 S: 5 H: 0 LOB: 0 BB: 0 P: 5	R: 2 E: 0 K: 0 S: 4 H: 2 LOB: 1 BB: 2 P: 12	R: 2 E: 1 K: 0 S: 7 H: 4 LOB: 2 BB: 0 P: 7	R: 0 E: 0 K: 0 S: 3 H: 0 LOB: 0 BB: 0 P: 3	R: 0 E: 0 K: 0 S: 3 H: 0 LOB: 0 BB: 0 P: 3	R: 0 E: 0 K: 0 S: 3 H: 0 LOB: 0 BB: 0 P: 3	R: 3 E: 0 K: 0 S: 6 H: 3 LOB: 2 BB: 2 P: 14		1B: 8 2B: 3 3B: 0 HR: 0	SF: 1 SAC: 0 DP: 2 HBP: 0			WP: 1 PB: 0 SB: 0 CS: 0	PA: 38	

	AB	32
	R	9
	H	11
	RBI	7
	BB	5
	SO	1
	LOB	12

PITCHER		IP	WLS	BF	H	R	ER	SO	BB	IBB	HBP	BLK	WP	HR	S	P	ERA	WHIP
Pete Broberg, R ERA: 7.36	(1, 1)	2.1	L	13	4	4	4	1	2	1	0	0	1	0	12	24	15.43	2.571
Bill Champion, R ERA: 3.86	(3, 1)	1.1		7	4	2	2	0	0	0	0	0	0	0	7	7	13.50	3.000
Jerry Augustine, L ERA: 2.7	(4, 1)	1.1		4	0	0	0	0	0	0	0	0	0	0	4	4	0.00	0.000
Bill Castro, R ERA: 11.57	(6, 1)	2.1		10	3	3	3	0	0	0	0	0	0	0	10	10	11.57	1.286
Tom Murphy, R ERA: 54.0	(8, 1)	0.2		4	0	0	0	0	2	0	0	0	0	0	2	10	0.00	3.000

PITCHER		IP	WLS	BF	H	R	ER	SO	BB	IBB	HBP	BLK	WP	HR	S	P	ERA	WHIP

Batter	1	2	3	4	5	6	7	8	9	10	AB	R	H	RBI	BB	SO	LOB
Lyman Bostock, L (1, 8) OBP: 0.358, SLG: 0.408	G3 SH2-3 1B	F8		K		S 1B			SH3-4 1-2		4	0	2	0	0	1	2
Larry Hisle, R (1, 7) OBP: 0.290, SLG: 0.313	SH2-3 1-2		6-3		F8	F8 1-2			K		4	0	0	0	0	1	2
Rod Carew, L (1, 3) OBP: 0.408, SLG: 0.467	G3 2-3		1B		1B 1B		BBBB CS BB		F8		4	1	2	0	1	0	2
Steve Braun, L (1, 10) OBP: 0.333, SLG: 0.292 Craig Kusick, R (10, PH) OBP: 0.300, SLG: 0.353	K		BBBB BB		1B 1-3		P2			F8	3 1	0 0	1 0	0 0	1 0	1 0	2 0
Butch Wynegar, S (1, 2) OBP: 0.313, SLG: 0.397		WP SH1-3 1B HBP	BBBB 1-2 BB		P3		K 1-2			HR	3	2	1	1	1	1	3
Dan Ford, R (1, 9) OBP: 0.235, SLG: 0.391		SH1-3 1-2	K		1-2 3-H 1B			F8		HR	4	1	2	2	0	1	2
Danny Thompson, R (1, 6) OBP: 0.293, SLG: 0.309		6-3 2-3		WP SH2-4 SH1-3 1B	F8			F3		K	5	1	1	0	0	1	3
Dave McKay, S (1, 5) OBP: 0.262, SLG: 0.214		BBBB 1B BB		SH2-4 1-2		K		6-3		K	3	0	0	0	1	2	0
Bob Randall, R (1, 4) OBP: 0.364, SLG: 0.263		1-2 3-H 1B		SH1-3 2-H		4-3			BBBB SH3-4 BB		2	0	1	2	1	0	0
Inning Stats	R: 0 E: 0 K: 1 S: 6 H: 1 LOB: 1 BB: 0 P: 6	R: 1 E: 0 K: 0 S: 4 H: 1 LOB: 2 BB: 1 P: 9	R: 0 E: 0 K: 1 S: 5 H: 1 LOB: 2 BB: 2 P: 13	R: 1 E: 0 K: 1 S: 6 H: 1 LOB: 0 BB: 0 P: 6	R: 1 E: 0 K: 0 S: 6 H: 3 LOB: 2 BB: 0 P: 6	R: 0 E: 0 K: 1 S: 6 H: 1 LOB: 1 BB: 0 P: 6	R: 0 E: 0 K: 1 S: 4 H: 0 LOB: 0 BB: 1 P: 8	R: 0 E: 0 K: 0 S: 3 H: 0 LOB: 0 BB: 0 P: 3	R: 0 E: 0 K: 1 S: 5 H: 0 LOB: 1 BB: 1 P: 9	R: 2 E: 0 K: 2 S: 9 H: 2 LOB: 0 BB: 0 P: 9	1B: 8 2B: 0 3B: 0 HR: 2 SF: 0 SAC: 5 DP: 0 HBP: 1						

PITCHER		IP	WLS	BF	H	R	ER	SO	BB	IBB	HBP	BLK	WP	HR	S	P	ERA	WHIP
Joe Coleman, R ERA: 3.24	(1, 1)	6.0		30	8	3	3	4	4	0	1	0	2	0	33	50	4.50	2.000
Bill Laxton, L ERA: 3.0	(7, 1)	3.1	L	12	2	2	2	2	1	0	0	0	0	2	15	19	5.40	0.900
John Hiller, L ERA: 2.35	(10, 1)	0.2		2	0	0	0	2	0	0	0	0	0	0	6	6	0.00	0.000

PITCHER	IP	WLS	BF	H	R	ER	SO	BB	IBB	HBP	BLK	WP	HR	S	P	ERA	WHIP

TOP

Minnesota Twins @ Detroit Tigers

Tiger Stadium, Detroit, MI

Tue May 04 1976, 7:05 PM EDT

Att. 8,818 - Unknown - 60 F

livebaseballscorecards.com

AB	33
R	5
H	10
RBI	5
BB	5
SO	8
LOB	16

WP: 2	PA:	44	
PB: 0			
SB: 1			
CS: 1			

Minnesota Twins @ Detroit Tigers

Tiger Stadium, Detroit, MI

Tue May 04 1976, 7:05 PM EDT

Att. 8,818 - Unknown - 60 F

livebaseballscorecards.com

BOTTOM

Batter	1	2	3	4	5	6	7	8	9	10	AB	R	H	RBI	BB	SO	LOB
Ron LeFlore, R (1, 8) OBP: 0.356, SLG: 0.429	E4 G6-4-3		6-3 1-2		K			K2-3	1B 2-H 1B 1B	K	6	1	1	1	0	3	4
Alex Johnson, R (1, 7) OBP: 0.265, SLG: 0.359	G6-4-3 1-2f		1B 2-3			1-3		1B 1B 1B	1B 1-H 1B	FC6-4 1-2f	6	1	3	1	0	0	3
Willie Horton, R (1, 10) OBP: 0.455, SLG: 0.719	5-3		6-3			F8		BB 1B 1-2 1B	IBB		4	0	1	0	1	0	2
Rusty Staub, L (1, 9) OBP: 0.422, SLG: 0.500		F5		F8		4-3		P4	F2		5	0	0	0	0	0	4
Jason Thompson, L (1, 3) OBP: 0.452, SLG: 0.621		BBBB 5-3 BB		F8			1B FC5-2-5 2B	BB 1-2 2-H 1B	P6		4	0	2	1	1	0	2
Bill Freehan, R (1, 2) OBP: 0.414, SLG: 0.500		5-3 1-2		L8			FC5-2-5 2-3 1B	FC6-4 1-2 2-3 BB		L7	3	0	1	0	0	0	1
Dan Meyer, L (7, PR) OBP: 0.313, SLG: 0.222											0	0	0	0	0	0	0
John Wockenfuss, R (8, 2) OBP: 0.538, SLG: 0.636											0	0	0	0	0	0	0
Ben Oglivie, L (8, PH) OBP: 0.263, SLG: 0.412											0	0	0	0	1	0	0
Bruce Kimm, R (9, 2)											1	0	0	0	0	0	0
Aurelio Rodriguez, R (1, 5) OBP: 0.281, SLG: 0.373		6-3			6-3		FC5-2-5 1-2 3-H	FC6-4 1-2f	BBBB BB 1B BB		4	1	0	0	1	0	6
Tom Veryzer, R (1, 6) OBP: 0.279, SLG: 0.232			K		P6		F8		6-3	BBBB 1B 1-2 BB	4	0	0	0	1	1	2
Gary Sutherland, R (1, 4) OBP: 0.295, SLG: 0.341			1B WP 1B		1B		6-3		1B 2B	FC6-4 1-2 2-H 1B	5	1	4	1	0	0	2
Jerry Manuel, S (10, PR) OBP: 0.214, SLG: 0.231											0	0	0	0	0	0	0

Inning Stats	1	2	3	4	5	6	7	8	9	10
	R: 0 E: 1 K: 0 S: 3	H: 0 LOB: 0 BB: 0 P: 3	R: 0 E: 0 K: 0 S: 3	H: 0 LOB: 1 BB: 1 P: 7	R: 0 E: 0 K: 1 S: 7	H: 2 LOB: 2 BB: 0 P: 7	R: 0 E: 0 K: 0 S: 3	H: 0 LOB: 0 BB: 0 P: 3	R: 0 E: 0 K: 1 S: 6	H: 1 LOB: 1 BB: 0 P: 6
	R: 0 E: 0 K: 0 S: 3	H: 0 LOB: 0 BB: 0 P: 3	R: 0 E: 0 K: 0 S: 5	H: 2 LOB: 2 BB: 0 P: 5	R: 1 E: 0 K: 1 S: 8	H: 3 LOB: 3 BB: 1 P: 12	R: 2 E: 0 K: 0 S: 6	H: 3 LOB: 2 BB: 1 P: 10	R: 1 E: 0 K: 1 S: 6	H: 1 LOB: 2 BB: 2 P: 14

1B: 10 SF: 0 WP: 1 PA: 47
2B: 2 SAC: 0 PB: 0
3B: 0 DP: 1 SB: 0
HR: 0 HBP: 0 CS: 0

	AB	42
	R	4
	H	12
	RBI	4
	BB	5
	SO	4
	LOB	26

PITCHER	IP	WLS	BF	H	R	ER	SO	BB	IBB	HBP	BLK	WP	HR	S	P	ERA	WHIP
Dave Goltz, R (1, 1) ERA: 6.92	7.1		30	7	1	1	3	1	0	0	0	1	0	35	39	1.23	1.091
Tom Burgmeier, L (8, 1) ERA: 1.38	0.1		2	1	0	0	0	0	0	0	0	0	0	2	2	0.00	3.000
Bill Campbell, R (8, 1) ERA: 3.48	0.2		7	3	2	2	0	1	1	0	0	0	0	5	13	27.00	6.000
Vic Albury, L (9, 1) ERA: 3.6	1.0	W	5	0	1	1	0	2	0	0	0	0	0	3	11	9.00	2.000
Steve Luebber, R (10, 1) ERA: 6.92	0.2	S	3	1	0	0	1	0	0	0	0	0	0	5	5	0.00	1.500

PITCHER	IP	WLS	BF	H	R	ER	SO	BB	IBB	HBP	BLK	WP	HR	S	P	ERA	WHIP

Batter	1	2	3	4	5	6	7	8	9	AB	R	H	RBI	BB	SO	LOB
Lyman Bostock, L (1, 8) OBP: 0.362, SLG: 0.407	L7		1B S 1B 1B	G3			4-3 HR 1B	FC4-6 1-2f		5	2	2	0	0	0	2
Larry Hisle, R (1, 7) OBP: 0.297, SLG: 0.309	6-3		BBBB 1B 1-2 1B BB	P3			SSS K		X 4-3 PB 1B	4	1	1	0	1	1	1
Rod Carew, L (1, 3) OBP: 0.421, SLG: 0.469	BBBB S BB		1B 1-2 2-3 HR 1B		5-3		4-3 1-2		X 4-3 1-2 1B	4	1	2	0	1	0	1
Dan Ford, R (1, 9) OBP: 0.247, SLG: 0.435	SSS K 1-2		1-3 2-H 3-H HR 1B		1-3		2-H HR		SSS K	5	2	2	4	0	2	3
Craig Kusick, R (1, 10) OBP: 0.375, SLG: 0.619 Butch Wynegar, S (9, PH) OBP: 0.309, SLG: 0.390		F9 1-3 1B 1B	1-H 3-H HR		2B		SSS K		4-3 1-2 2-3	4 1	2 0	3 0	3 0	0 0	1 0	0 2
Danny Thompson, R (1, 6) OBP: 0.270, SLG: 0.283		1-3 1-2	6-3		F7			1-3	F9	5	0	0	0	0	0	4
Phil Roof, R (1, 2) OBP: 0.250, SLG: 0.250		F9 2-3	L8			1-4-3		FC6-4 BB 1B		4	0	1	0	0	0	1
Dave McKay, S (1, 5) OBP: 0.277, SLG: 0.220		FC6-4 3-H 1B	6-3			SSS K		BBBB FC6-4 1-2 BB		3	0	1	1	1	1	0
Bob Randall, R (1, 4) OBP: 0.308, SLG: 0.217		FC6-4 1-2f		4-3		F3		FC6-4 FC4-6 1-2f 2-3		4	0	0	0	0	0	3
Inning Stats	R: 0 E: 0 K: 1 S: 5 H: 0 LOB: 1 BB: 1 P: 9	R: 1 E: 0 K: 0 S: 5 H: 2 LOB: 1 BB: 0 P: 5	R: 5 E: 0 K: 0 S: 7 H: 4 LOB: 0 BB: 1 P: 11	R: 0 E: 0 K: 0 S: 3 H: 0 LOB: 0 BB: 0 P: 3	R: 0 E: 0 K: 0 S: 4 H: 1 LOB: 1 BB: 0 P: 4	R: 0 E: 0 K: 1 S: 5 H: 0 LOB: 0 BB: 0 P: 5	R: 2 E: 0 K: 2 S: 9 H: 2 LOB: 0 BB: 0 P: 9	R: 0 E: 0 K: 0 S: 4 H: 1 LOB: 2 BB: 1 P: 8	R: 0 E: 0 K: 1 S: 7 H: 2 LOB: 2 BB: 0 P: 7	1B: 9 2B: 1 3B: 0 HR: 2 SF: 0 SAC: 0 DP: 0 HBP: 0						

TOP

Minnesota Twins @ Detroit Tigers

Tiger Stadium, Detroit, MI

Wed May 05 1976, 7:05 PM EDT

Att. 8,317 - Unknown - 81 F

livebaseballscorecards.com

AB	39
R	8
H	12
RBI	8
BB	3
SO	5
LOB	17

WP: 0 PB: 1 SB: 2 CS: 0

PA: 42

PITCHER		IP	WLS	BF	H	R	ER	SO	BB	IBB	HBP	BLK	WP	HR	S	P	ERA	WHIP
Dave Roberts, L ERA: 2.94	(1, 1)	6.2	L	31	9	8	8	3	2	0	0	0	0	2	35	43	10.80	1.650
Steve Grilli, R ERA: 2.57	(7, 1)	1.1		6	1	0	0	1	1	0	0	0	0	0	7	11	0.00	1.500
Mark Fidrych, R ERA:	(9, 1)	1.0		5	2	0	0	1	0	0	0	0	0	0	7	7	0.00	2.000

PITCHER	IP	WLS	BF	H	R	ER	SO	BB	IBB	HBP	BLK	WP	HR	S	P	ERA	WHIP

Minnesota Twins @ Detroit Tigers

Tiger Stadium, Detroit, MI

Wed May 05 1976, 7:05 PM EDT

Att. 8,317 - Unknown - 81 F

BOTTOM

Batter	1	2	3	4	5	6	7	8	9	AB	R	H	RBI	BB	SO	LOB
Ron LeFlore, R (1, 8) OBP: 0.400, SLG: 0.500	0-0 E 4-3 1B	4-0 1-2 2-3 BB			0-0 ① 6-3		0-0 E6 L9 1B		0-0 1B 3B	4	2	3	0	1	0	0
Alex Johnson, R (1, 7) OBP: 0.260, SLG: 0.348	0-0 ① 4-3 1-H	0-0 ③ 5-3			0-0 ② L9		0-0 ① L9 2-3		0-0 BB BB 1B 3-H	5	0	1	2	0	0	4
Willie Horton, R (1, 10) OBP: 0.465, SLG: 0.700	0-3 ② K		4-0 FC4-6 BB		0-0 1B 1B		0-3 ② K		4-0 FC5 BB 1-2 BB	3	0	1	0	2	2	1
Rusty Staub, L (1, 9) OBP: 0.435, SLG: 0.500	0-0 1B		0-0 ① FC4-6 G6-3 1-2f		0-0 1-2 1B		0-0 ③ G3		4-0 1-2 2-3 BB	4	0	2	0	1	0	2
Jason Thompson, L (1, 3) OBP: 0.417, SLG: 0.559	0-0 ③ F9		0-0 ② ③ G6-3 1-2f		0-0 ③ 3-1			0-0 5-3 1B	0-3 ② K	5	0	1	0	0	1	7
Bill Freehan, R (1, 2) OBP: 0.382, SLG: 0.429		0-3 ① K		4-0 1B BB		0-0 ① P3		0-0 ① 5-3 1-2	0-0 ③ FC5 2-3f	4	0	0	0	1	1	4
Aurelio Rodriguez, R (1, 5) OBP: 0.309, SLG: 0.413		0-0 BB 1B 1B		0-0 G5-4-3 1-2 1B		0-0 2B		0-3 ② K		4	0	3	0	0	1	1
Tom Veryzer, R (1, 6) OBP: 0.281, SLG: 0.237 Ben Oglivie, L (8, PH) OBP: 0.250, SLG: 0.389 Chuck Scrivener, R (9, 6)	0-0 BB 1-2 1B		0-3 ① K		0-0 ② L7			0-0 ③ 4-3		3 1 0	0 0 0	1 0 0	0 0 0	0 0 0	1 0 0	3 1 0
Gary Sutherland, R (1, 4) OBP: 0.277, SLG: 0.318 Dan Meyer, L (9, PH) OBP: 0.303, SLG: 0.214	0-0 ② L7		0-0 ② ③ G5-4-3 1-2f		0-0 ③ F9				0-0 ① F7	3 1	0 0	0 0	0 0	0 0	0 0	5 0
Inning Stats	R: 1 H: 2 E: 0 LOB: 1 K: 1 BB: 0 S: 7 P: 7	R: 0 H: 2 E: 0 LOB: 3 K: 1 BB: 1 S: 7 P: 11	R: 0 H: 0 E: 0 LOB: 0 K: 0 BB: 1 S: 2 P: 6	R: 0 H: 1 E: 0 LOB: 1 K: 1 BB: 1 S: 5 P: 9	R: 0 H: 2 E: 0 LOB: 2 K: 0 BB: 0 S: 5 P: 5	R: 0 H: 1 E: 0 LOB: 1 K: 0 BB: 0 S: 4 P: 4	R: 0 H: 1 E: 1 LOB: 1 K: 1 BB: 0 S: 6 P: 6	R: 0 H: 1 E: 0 LOB: 1 K: 1 BB: 0 S: 6 P: 6	R: 1 H: 2 E: 0 LOB: 3 K: 1 BB: 2 S: 7 P: 15	1B: 10 SF: 0 2B: 1 SAC: 0 3B: 1 DP: 2 HR: 0 HBP: 0						

PITCHER	IP	WLS	BF	H	R	ER	SO	BB	IBB	HBP	BLK	WP	HR	S	P	ERA	WHIP
Bert Blyleven, R (1, 1) ERA: 3.42	9.0	W	42	12	2	2	6	5	0	0	0	0	0	49	69	2.00	1.889

PITCHER	IP	WLS	BF	H	R	ER	SO	BB	IBB	HBP	BLK	WP	HR	S	P	ERA	WHIP

AB	37
R	2
H	12
RBI	2
BB	5
SO	6
LOB	28

WP: 0 PA: 42
PB: 0
SB: 1
CS: 0

livebaseballscorecards.com

Batter	1	2	3	4	5	6	7	8	9	AB	R	H	RBI	BB	SO	LOB
Lyman Bostock, L (1, 8) OBP: 0.371, SLG: 0.414	K		G1 1B 1B		3-1			SH1-4 1B		4	1	2	0	0	1	0
Larry Hisle, R (1, 7) OBP: 0.299, SLG: 0.310	S 1B 1B		G1		6-3			SH1-4		3	1	1	0	0	0	2
Rod Carew, L (1, 3) OBP: 0.413, SLG: 0.456	F7		G3		K			K		4	0	1	2	0	2	2
Steve Braun, L (1, 10) OBP: 0.328, SLG: 0.288			G3			F9		F8		4	0	1	1	0	0	2
Butch Wynegar, S (1, 2) OBP: 0.292, SLG: 0.365	F5		K			F9			G3	4	0	0	0	0	1	2
Dan Ford, R (1, 9) OBP: 0.247, SLG: 0.425		6-3		4-3 BLK 1B		K			K	4	0	1	0	0	2	0
Danny Thompson, R (1, 6) OBP: 0.273, SLG: 0.286		1B		4-3			4-3		F8	3	0	1	0	0	0	1
Tony Oliva, L (9, PH)										1	0	0	0	0	0	0
Dave McKay, S (1, 5) OBP: 0.265, SLG: 0.210		6-3		K			6-3			3	0	0	0	0	1	1
Bob Randall, R (1, 4) OBP: 0.310, SLG: 0.200			G1 1B 1B BB	1-3			F8			2	1	0	0	1	0	1
Inning Stats	R: 1 E: 0 K: 1 S: 7 H: 2 LOB: 1 BB: 0 P: 7	R: 0 E: 0 K: 0 S: 3 H: 1 LOB: 0 BB: 0 P: 3	R: 2 E: 0 K: 1 S: 7 H: 2 LOB: 1 BB: 1 P: 11	R: 0 E: 0 K: 1 S: 6 H: 1 LOB: 1 BB: 0 P: 6	R: 0 E: 0 K: 1 S: 5 H: 0 LOB: 0 BB: 0 P: 5	R: 0 E: 0 K: 1 S: 5 H: 0 LOB: 0 BB: 0 P: 5	R: 0 E: 0 K: 0 S: 3 H: 0 LOB: 0 BB: 0 P: 3	R: 0 E: 0 K: 1 S: 6 H: 1 LOB: 1 BB: 0 P: 6	R: 0 E: 0 K: 1 S: 5 H: 0 LOB: 0 BB: 0 P: 5	1B: 7 2B: 0 3B: 0 HR: 0 SF: 0 SAC: 1 DP: 0 HBP: 0						

TOP

Minnesota Twins @ Milwaukee Brewers

Milwaukee County Stadium, Milwaukee, WI

Fri May 07 1976, 8:05 PM EDT
Att. 6,114 - Unknown - 42 F

livebaseballscorecards.com

AB	32
R	3
H	7
RBI	3
BB	1
SO	7
LOB	11

WP: 0 PB: 0 SB: 1 CS: 0 PA: 34

PITCHER		IP	WLS	BF	H	R	ER	SO	BB	IBB	HBP	BLK	WP	HR	S	P	ERA	WHIP
Jim Slaton, R ERA: 2.51	(1, 1)	7.0	W	28	7	3	3	5	1	0	0	1	0	0	37	41	3.86	1.143
Eduardo Rodriguez, R ERA: 3.65	(8, 1)	2.0	S	6	0	0	0	2	0	0	0	0	0	0	10	10	0.00	0.000

PITCHER	IP	WLS	BF	H	R	ER	SO	BB	IBB	HBP	BLK	WP	HR	S	P	ERA	WHIP

Batter	1	2	3	4	5	6	7	8	9	AB	R	H	RBI	BB	SO	LOB
Don Money, R (1, 5) OBP: 0.348, SLG: 0.517	5-3	1B 1-3 2-H 3-H 1B			K			K		4	0	1	2	0	2	0
Robin Yount, R (1, 6) OBP: 0.390, SLG: 0.370	G3	1-3 3-H 1B			6-3			S 1B		4	0	2	1	0	0	0
George Scott, R (1, 3) OBP: 0.266, SLG: 0.328	6-3	K			K			K 1-2		4	0	0	0	0	3	3
Hank Aaron, R (1, 10) OBP: 0.309, SLG: 0.346		K	F6			6-3		F6		4	0	0	0	0	1	1
Darrell Porter, L (1, 2) OBP: 0.283, SLG: 0.226		HBP 1B BB 1B	F9			F8				3	1	1	0	0	0	0
Sixto Lezcano, R (1, 8) OBP: 0.350, SLG: 0.393		BB HBP 1-2 1B 1B	L7			F7				3	1	1	0	0	0	0
Bobby Darwin, R (1, 9) OBP: 0.243, SLG: 0.314 Gorman Thomas, R (8, 9) OBP: 0.500, SLG: 0.500		BB 1-2 2-3 1B HBP		F7			F3			2 0	1 0	0 0	0 0	0 0	0 0	0 0
Charlie Moore, R (1, 7) OBP: 0.351, SLG: 0.444		FC4-6 1-2 2-3 3-H BB		4-3			F8			2	0	0	1	1	0	0
Pedro Garcia, R (1, 4) OBP: 0.234, SLG: 0.311		FC4-6 1B 1-2f 1B		F2			K			3	1	0	0	0	1	3
Inning Stats	R: 0 E: 0 K: 0 S: 3 H: 0 LOB: 0 BB: 0 P: 3	R: 4 E: 0 K: 2 S: 11 H: 4 LOB: 2 BB: 1 P: 16	R: 0 E: 0 K: 0 S: 3 H: 0 LOB: 0 BB: 0 P: 3	R: 0 E: 0 K: 0 S: 3 H: 0 LOB: 0 BB: 0 P: 3	R: 0 E: 0 K: 2 S: 7 H: 0 LOB: 0 BB: 0 P: 7	R: 0 E: 0 K: 0 S: 3 H: 0 LOB: 0 BB: 0 P: 3	R: 0 E: 0 K: 1 S: 5 H: 0 LOB: 0 BB: 0 P: 5	R: 0 E: 0 K: 2 S: 8 H: 1 LOB: 1 BB: 0 P: 8		1B: 5 2B: 0 3B: 0 HR: 0 SF: 0 SAC: 0 DP: 0 HBP: 1					

PITCHER		IP	WLS	BF	H	R	ER	SO	BB	IBB	HBP	BLK	WP	HR	S	P	ERA	WHIP
Jim Hughes, R ERA: 9.31	(1, 1)	6.0	L	24	4	4	4	4	1	0	1	0	0	0	30	35	6.00	0.833
Steve Luebber, R ERA: 6.0	(7, 1)	2.0		7	1	0	0	3	0	0	0	0	0	0	13	13	0.00	0.500

PITCHER	IP	WLS	BF	H	R	ER	SO	BB	IBB	HBP	BLK	WP	HR	S	P	ERA	WHIP

BOTTOM

Minnesota Twins @ Milwaukee Brewers

Milwaukee County Stadium, Milwaukee, WI

Fri May 07 1976, 8:05 PM EDT

Att. 6,114 - Unknown - 42 F

livebaseballscorecards.com

AB	29
R	4
H	5
RBI	4
BB	1
SO	7
LOB	7

Batter	1	2	3	4	5	6	7	8	9	AB	R	H	RBI	BB	SO	LOB
Steve Brye, R (1, 8) (8, 9) OBP: 0.048, SLG: 0.050	F8	K	F7		5-3		5-3		F8	6	0	0	0	0	1	2
Larry Hisle, R (1, 7) OBP: 0.325, SLG: 0.320	1B 1B	HBP BB BB 2-3	K			BBBB 1B BB		BBBB 3B BB	L5	4	4	2	0	2	1	0
Rod Carew, L (1, 3) OBP: 0.435, SLG: 0.500	1B 1-2	BBBB BB HBP 1B 1-2		G3		1B 1-2		FC6-4 1-H		4	2	3	1	1	0	0
Dan Ford, R (1, 9) OBP: 0.256, SLG: 0.416 Lyman Bostock, L (8, PR) (8, 8) OBP: 0.371, SLG: 0.414	K	K		F9		S 1B 1-3 2-H		FC6-4 HBP		4 0	1 0	1 0	1 0	0 0	2 0	5 0
Craig Kusick, R (1, 10) OBP: 0.414, SLG: 0.720	1B 1-3 2-H	BB 1B 1-2 2-3 3-H HBP		HR		F5 1-2		FC6-4 1B FC 1-2f 3-H		4	3	2	4	0	0	2
Butch Wynegar, S (1, 2) OBP: 0.312, SLG: 0.373	L5	BBBB 1B 1-2 2-3 3-H BB		G3		2-H 1B		FC 1-3 1B		4	0	2	2	1	0	2
Dave McKay, S (1, 5) OBP: 0.288, SLG: 0.254	1B 2B 1B 1-2 2-H 3-H 1B				4-3 FC5-2 2B	K		FC G5-4-3 1-2 3-H		5	1	3	3	0	1	2
Danny Thompson, R (1, 6) OBP: 0.275, SLG: 0.288 Tony Oliva, L (7, PH) Luis Gomez, R (7, 6) OBP: 0.333, SLG: 0.333	1-3 2B 1B F9				4-3 2-3		3-1	G5-4-3 1-2f		3 1 1	1 0 0	1 0 0	0 0 0	0 0 0	0 0 0	3 0 2
Bob Randall, R (1, 4) OBP: 0.294, SLG: 0.233	1B 1-H HBP 3-H 2B	F8			FC5-2 3-H		L6		4-3	5	1	1	2	0	0	1
Inning Stats	R: 1 H: 3 E: 0 LOB: 2 K: 1 BB: 0 S: 8 P: 8	R: 6 H: 5 E: 0 LOB: 2 K: 2 BB: 2 S: 12 P: 21	R: 0 H: 0 E: 0 LOB: 0 K: 1 BB: 0 S: 5 P: 5	R: 1 H: 1 E: 0 LOB: 0 K: 0 BB: 0 S: 4 P: 4	R: 0 H: 1 E: 0 LOB: 1 K: 0 BB: 0 S: 4 P: 4	R: 2 H: 3 E: 0 LOB: 1 K: 1 BB: 1 S: 7 P: 11	R: 0 H: 0 E: 0 LOB: 0 K: 0 BB: 0 S: 3 P: 3	R: 3 H: 2 E: 1 LOB: 2 K: 0 BB: 1 S: 5 P: 10	R: 0 H: 0 E: 0 LOB: 0 K: 0 BB: 0 S: 3 P: 3	1B: 11 SF: 0 2B: 2 SAC: 0 3B: 1 DP: 1 HR: 1 HBP: 2						

PITCHER	IP	WLS	BF	H	R	ER	SO	BB	IBB	HBP	BLK	WP	HR	S	P	ERA	WHIP
Bill Travers, L (1, 1) ERA: 2.86	1.1	L	12	7	6	6	2	1	0	0	0	0	0	15	19	40.50	6.000
Bill Champion, R (2, 1) ERA: 4.7	0.2		5	1	1	1	1	1	0	1	0	0	0	5	10	13.50	3.000
Bill Castro, R (3, 1) ERA: 6.75	3.0		11	2	1	1	1	0	0	0	0	0	1	13	13	3.00	0.667
Tom Hausman, R (6, 1) ERA: 5.4	2.0		9	3	2	2	1	1	0	0	0	0	0	10	14	9.00	2.000
Tom Murphy, R (8, 1) ERA: 12.15	2.0		10	2	3	3	0	1	0	1	0	0	0	8	13	13.50	1.500

PITCHER	IP	WLS	BF	H	R	ER	SO	BB	IBB	HBP	BLK	WP	HR	S	P	ERA	WHIP

TOP

Minnesota Twins @ Milwaukee Brewers

Milwaukee County Stadium, Milwaukee, WI

Sat May 08 1976, 4:33 AM EDT
Att. 21,619 - Unknown - 62 F

livebaseballscorecards.com

AB	41
R	13
H	15
RBI	13
BB	4
SO	5
LOB	19

1B: 11	SF: 0	WP: 0	PA: 47
2B: 2	SAC: 0	PB: 0	
3B: 1	DP: 1	SB: 1	
HR: 1	HBP: 2	CS: 0	

BOTTOM

Minnesota Twins @ Milwaukee Brewers

Milwaukee County Stadium, Milwaukee, WI

Sat May 08 1976, 4:33 AM EDT

Att. 21,619 - Unknown - 62 F

livebaseballscorecards.com

Batter	1	2	3	4	5	6	7	8	9	AB	R	H	RBI	BB	SO	LOB
Don Money, R (1, 5) OBP: 0.352, SLG: 0.500	E5 BB 1B		F7		E 1-3 1B		F2		B B B B E BB	4	1	1	0	1	0	0
Robin Yount, R (1, 6) OBP: 0.387, SLG: 0.357	B B B B 1B 1-2 BB		5-3		F4		4-3		E4 1-2	2	0	0	0	1	0	2
Tim Johnson, L (6, 6)										2	0	0	0	0	0	1
George Scott, R (1, 3) OBP: 0.279, SLG: 0.344	G5-4-3 1-3 2-H 1B		1B 1B		SF8 3-H		F8		S S S K	3	0	2	2	0	0	0
Mike Hegan, L (8, 3)										1	0	0	0	0	1	2
Hank Aaron, R (1, 10) OBP: 0.305, SLG: 0.339	F2		1B 1-2		E5 FC4-6 1-3			5-3		4	0	1	0	0	0	3
Darrell Porter, L (1, 2) OBP: 0.266, SLG: 0.211	G5-4-3 1-2f		G3		FC4-6 1-2f			F9		4	0	0	0	0	0	6
Sixto Lezcano, R (1, 8) OBP: 0.349, SLG: 0.379		B B B B BB BB		4-3		S S S K		B B B B BB		2	0	0	0	1	1	0
Bill Sharp, L (8, PH) OBP: 0.200, SLG: 0.130										0	0	0	0	1	0	0
(9, 8)																
Bobby Darwin, R (1, 9) OBP: 0.244, SLG: 0.289		B B B B G4-3 1-2 BB		6-3		5-3		F8		3	0	0	0	1	0	1
Charlie Moore, R (1, 7) OBP: 0.344, SLG: 0.417		F6		L4		B B B B BB			4-3	3	0	0	0	1	0	2
Pedro Garcia, R (1, 4) OBP: 0.235, SLG: 0.292		G4-3 1-2f			B B B B 1B SF8 BB	F7			F6	3	1	0	0	1	0	3
Inning Stats	R: 1 E: 1 K: 0 S: 4 H: 1 LOB: 1 BB: 1 P: 8	R: 0 E: 0 K: 0 S: 2 H: 0 LOB: 1 BB: 2 P: 10	R: 0 E: 0 K: 0 S: 5 H: 2 LOB: 2 BB: 0 P: 5	R: 0 E: 0 K: 0 S: 3 H: 0 LOB: 0 BB: 0 P: 3	R: 1 E: 1 K: 0 S: 5 H: 1 LOB: 2 BB: 1 P: 9	R: 0 E: 0 K: 1 S: 5 H: 0 LOB: 1 BB: 1 P: 9	R: 0 E: 0 K: 0 S: 3 H: 0 LOB: 0 BB: 0 P: 3	R: 0 E: 0 K: 0 S: 3 H: 0 LOB: 1 BB: 1 P: 7	R: 0 E: 1 K: 1 S: 6 H: 0 LOB: 2 BB: 1 P: 10	1B: 4 2B: 0 3B: 0 HR: 0 SF: 1 SAC: 0 DP: 2 HBP: 0						

	AB	31
	R	2
	H	4
	RBI	2
	BB	7
	SO	2
	LOB	20

PITCHER		IP	WLS	BF	H	R	ER	SO	BB	IBB	HBP	BLK	WP	HR	S	P	ERA	WHIP
Joe Decker, R ERA: 3.19	(1, 1)	8.0	W	34	4	2	1	1	6	0	0	0	0	0	30	54	1.12	1.250
Bill Campbell, R ERA: 3.32	(9, 1)	1.0		5	0	0	0	1	1	0	0	0	0	0	6	10	0.00	1.000

PITCHER	IP	WLS	BF	H	R	ER	SO	BB	IBB	HBP	BLK	WP	HR	S	P	ERA	WHIP

Batter	1	2	3	4	5	6	7	8	9	AB	R	H	RBI	BB	SO	LOB
Lyman Bostock, L (1, 8) OBP: 0.388, SLG: 0.429	SH1-3 1B	1B 1-2 2-3 3-H 1B			F7		2-H 1B	3-1		5	1	3	1	0	0	2
Larry Hisle, R (1, 7) OBP: 0.333, SLG: 0.321	SH1-3 1-2	1B 1-2 2-H 3-H 1B			5-3	B B B B	FC6 BB		F8	3	0	1	2	1	0	0
Rod Carew, L (1, 3) OBP: 0.422, SLG: 0.481	F8	1-3 2-H 1B			G3		FC6 1-2f		F6	5	0	1	1	0	0	3
Steve Braun, L (1, 10) OBP: 0.302, SLG: 0.263	F6		G3			4-3		S S S K	6-3	5	0	0	0	0	1	1
Butch Wynegar, S (1, 2) OBP: 0.333, SLG: 0.414		B B B B BB 1B BB	F9			1B 1B		PB 3B		3	2	2	0	1	0	0
Dan Ford, R (1, 9) OBP: 0.267, SLG: 0.413		F9	F6			1-3 1B		I I I S PB E IBB		3	1	1	0	1	0	1
Danny Thompson, R (1, 6) OBP: 0.274, SLG: 0.275		F8		4-3		4-3		B B B B 1B 1-H 3-H BB		3	0	0	0	1	0	2
Dave McKay, S (1, 5) OBP: 0.299, SLG: 0.246		B B B B 1B BB 1-2 1B BB		F3			H SH1-4 1B HBP	S S S K		2	1	0	0	1	1	1
Bob Randall, R (1, 4) OBP: 0.324, SLG: 0.250		B B B B 1B 1-2 2-3 1B BB		4-3			SH1-4 1-2	1-2 1B		2	1	1	0	1	0	0
Inning Stats	R: 0 E: 0 K: 0 S: 4 H: 1 LOB: 1 BB: 0 P: 4	R: 4 E: 0 K: 0 S: 5 H: 3 LOB: 2 BB: 3 P: 17	R: 0 E: 0 K: 0 S: 3 H: 0 LOB: 0 BB: 0 P: 3	R: 0 E: 0 K: 0 S: 3 H: 0 LOB: 0 BB: 0 P: 3	R: 0 E: 0 K: 0 S: 3 H: 0 LOB: 0 BB: 0 P: 3	R: 0 E: 0 K: 0 S: 4 H: 2 LOB: 1 BB: 0 P: 4	R: 0 E: 0 K: 0 S: 3 H: 1 LOB: 2 BB: 1 P: 8	R: 2 E: 0 K: 2 S: 9 H: 2 LOB: 2 BB: 2 P: 17	R: 0 E: 0 K: 0 S: 3 H: 0 LOB: 0 BB: 0 P: 3	1B: 8 2B: 0 3B: 1 HR: 0 SF: 0 SAC: 2 DP: 0 HBP: 1						

PITCHER		IP	WLS	BF	H	R	ER	SO	BB	IBB	HBP	BLK	WP	HR	S	P	ERA	WHIP
Pete Broberg, R ERA: 6.75	(1, 1)	6.0		26	6	4	4	0	3	0	1	0	0	0	22	35	6.00	1.500
Eduardo Rodriguez, R ERA: 3.52	(7, 1)	3.0	L	14	3	2	1	2	2	1	0	0	0	0	15	27	3.00	1.667

PITCHER	IP	WLS	BF	H	R	ER	SO	BB	IBB	HBP	BLK	WP	HR	S	P	ERA	WHIP

TOP

Minnesota Twins @ Milwaukee Brewers

Milwaukee County Stadium, Milwaukee, WI

Sun May 09 1976, 4:33 AM EDT
Att. 17,604 - Unknown - 70 F

livebaseballscorecards.com

AB	31
R	6
H	9
RBI	4
BB	6
SO	2
LOB	10

WP: 0	PB: 1	SB: 1	CS: 0
PA: 40			

BOTTOM

Batter	1	2	3	4	5	6	7	8	9	AB	R	H	RBI	BB	SO	LOB
Don Money, R (1, 5) OBP: 0.382, SLG: 0.545	CS 1B		G6-4-3 BB			1B 1B 2B	K		2B	4	1	3	0	1	1	0
Robin Yount, R (1, 6) OBP: 0.403, SLG: 0.367	1-2 1B		G6-4-3 1-2f			1B 1B 1B 2-3 1B	K		BB	4	1	2	0	1	1	1
George Scott, R (1, 3) OBP: 0.274, SLG: 0.333	K			1-3		1B 1-2 3-H 1B	K		K	5	1	1	1	0	3	3
Darrell Porter, L (1, 2) OBP: 0.290, SLG: 0.230	4-3			G3 BB		1B FC5-2 1-2 2-3 1B		FC4-6 1B	F6	4	0	2	0	1	0	3
Bob Hansen, L (1, 10) OBP: 0.250, SLG: 0.250 Sixto Lezcano, R (8, PR) OBP: 0.349, SLG: 0.379		F9		G3 1-2		FC5-2 HBP 1-3 2-H 3-H 1B		FC4-6 1-2f BB		4 0	1 0	1 0	2 0	0 0	0 0	2 0
Gorman Thomas, R (1, 8) OBP: 0.375, SLG: 0.286		F3		L7		FC5-2 1-2 1B HBP		K		3	0	0	0	0	1	2
Charlie Moore, R (1, 7) OBP: 0.369, SLG: 0.408		BB		G4-6-3 BB		FC5-2 1-2 1B 2-3 3-Hf		BB 1-2		1	0	0	0	3	0	3
Bill Sharp, L (1, 9) OBP: 0.207, SLG: 0.148		L7		G4-6-3 1-2f		1-2 2-H 3-H 1B			F9	4	0	1	1	0	0	4
Pedro Garcia, R (1, 4) OBP: 0.226, SLG: 0.280 Bobby Darwin, R (6, PH) OBP: 0.238, SLG: 0.282 Tim Johnson, L (7, 4)			L7	K		K			4-3	2 1 1	0 0 0	0 0 0	0 0 0	1 1 0	0 2 0	0 0 0
Inning Stats	R: 0 H: 2 E: 0 LOB: 1 K: 1 BB: 0 S: 6 P: 6	R: 0 H: 0 E: 0 LOB: 1 K: 0 BB: 1 S: 3 P: 7	R: 0 H: 0 E: 0 LOB: 0 K: 0 BB: 1 S: 2 P: 6	R: 0 H: 0 E: 0 LOB: 1 K: 0 BB: 1 S: 3 P: 7	R: 0 H: 0 E: 0 LOB: 0 K: 1 BB: 1 S: 4 P: 8	R: 4 H: 6 E: 0 LOB: 2 K: 1 BB: 0 S: 10 P: 11	R: 0 H: 0 E: 0 LOB: 0 K: 3 BB: 0 S: 9 P: 9	R: 0 H: 1 E: 0 LOB: 2 K: 1 BB: 1 S: 6 P: 10	R: 0 H: 1 E: 0 LOB: 2 K: 1 BB: 1 S: 6 P: 10	1B: 8 SF: 0 2B: 2 SAC: 0 3B: 0 DP: 2 HR: 0 HBP: 1						WP: 0 PA: 40 PB: 0 SB: 0 CS: 1

PITCHER		IP	WLS	BF	H	R	ER	SO	BB	IBB	HBP	BLK	WP	HR	S	P	ERA	WHIP
Dave Goltz, R ERA: 6.97	(1, 1)	5.0		23	7	4	4	2	4	0	0	0	0	0	23	39	7.20	2.200
Bill Campbell, R ERA: 2.81	(6, 1)	4.0	W	17	3	0	0	6	2	0	1	0	0	0	26	35	0.00	1.250

PITCHER	IP	WLS	BF	H	R	ER	SO	BB	IBB	HBP	BLK	WP	HR	S	P	ERA	WHIP

Minnesota Twins @ Milwaukee Brewers

Milwaukee County Stadium, Milwaukee, WI

Sun May 09 1976, 4:33 AM EDT

Att. 17,604 - Unknown - 70 F

livebaseballscorecards.com

AB	33
R	4
H	10
RBI	4
BB	6
SO	8
LOB	20

Batter	1	2	3	4	5	6	7	8	9	10	AB	R	H	RBI	BB	SO	LOB
Steve Brye, R (1, 8) OBP: 0.040, SLG: 0.043 (8, 9) Tony Oliva, L (10, PH) OBP: 0.222, SLG: 0.250 Jerry Terrell, R (10, PR) OBP: 0.219, SLG: 0.200 (10, 9)	1-3		SF9 3-H		K		G3			1B 2B	3 1 0	0 0 1	0 1 0	1 0 0	0 0 0	1 0 0	1 0 0
Larry Hisle, R (1, 7) OBP: 0.326, SLG: 0.325	4-3		F8		6-3 3-H 2B		F8			F8	5	0	1	1	0	0	2
Rod Carew, L (1, 3) OBP: 0.421, SLG: 0.469	5-3			4-3	6-3 2-3		CS 1B			1B IBB	4	0	1	0	1	0	1
Dan Ford, R (1, 9) OBP: 0.278, SLG: 0.422 Lyman Bostock, L (8, 8) OBP: 0.397, SLG: 0.438		K		HR 2B	FC5-4 HBP		CS 1-2	F7		1-3 2-H 1B	3 1	1 0	1 1	0 1	0 1	1 0	0 0
Craig Kusick, R (1, 10) OBP: 0.412, SLG: 0.759		G1-6-3 BB		2-H HR	FC5-4 1-2f			F9		L6	4	1	1	2	1	0	3
Dave McKay, S (1, 5) OBP: 0.296, SLG: 0.247		G1-6-3 1-2f		S 1B		L6		F9			4	0	1	0	0	0	1
Danny Thompson, R (1, 6) OBP: 0.273, SLG: 0.274			1B 1-3 SF9 1B	F4 1-2		4-3			F3		4	1	1	0	0	0	1
Phil Roof, R (1, 2) OBP: 0.250, SLG: 0.375			1-3 1-2	5-3		2B			K		4	0	1	0	0	1	2
Bob Randall, R (1, 4) OBP: 0.341, SLG: 0.333			1B		2B 3B	F9			5-3		4	1	2	0	0	0	1
Inning Stats	R: 0 E: 0 K: 0 S: 3 H: 0 LOB: 0 BB: 0 P: 3	R: 0 E: 0 K: 1 S: 4 H: 0 LOB: 0 BB: 1 P: 8	R: 1 E: 0 K: 0 S: 5 H: 2 LOB: 1 BB: 0 P: 5	R: 2 E: 0 K: 0 S: 6 H: 3 LOB: 1 BB: 0 P: 6	R: 1 E: 0 K: 1 S: 7 H: 2 LOB: 2 BB: 0 P: 8	R: 0 E: 0 K: 0 S: 4 H: 1 LOB: 1 BB: 0 P: 4	R: 0 E: 0 K: 0 S: 3 H: 1 LOB: 0 BB: 0 P: 3	R: 0 E: 0 K: 0 S: 3 H: 0 LOB: 0 BB: 0 P: 3	R: 0 E: 0 K: 1 S: 5 H: 0 LOB: 0 BB: 0 P: 5	R: 1 E: 0 K: 0 S: 4 H: 2 LOB: 1 BB: 1 P: 8	1B: 5 2B: 4 3B: 1 HR: 1	SF: 1 SAC: 0 DP: 1 HBP: 1					

PITCHER		IP	WLS	BF	H	R	ER	SO	BB	IBB	HBP	BLK	WP	HR	S	P	ERA	WHIP
Paul Splittorff, L ERA: 5.84	(1, 1)	9.0		36	9	4	3	3	1	0	1	0	0	1	40	45	3.00	1.111
Paul Splittorff, L ERA: 5.84	(9, 1)	9.0		36	9	4	3	3	1	0	1	0	0	1	40	45	3.00	1.111
Marty Pattin, R ERA: 4.5	(10, 1)	0.1	L	2	1	1	1	0	0	0	0	0	0	0	2	2	27.00	3.000
Steve Mingori, L ERA: 6.0	(10, 1)	0.2		3	1	0	0	0	0	1	0	0	0	0	2	6	0.00	1.500

PITCHER	IP	WLS	BF	H	R	ER	SO	BB	IBB	HBP	BLK	WP	HR	S	P	ERA	WHIP

TOP

Minnesota Twins @ Kansas City Royals

Royals Stadium, Kansas City, MO

Mon May 10 1976, 4:33 AM EDT

Att. 12,526 - Unknown - 74 F

livebaseballscorecards.com

AB	37
R	5
H	11
RBI	5
BB	2
SO	3
LOB	12

1B: 5 SF: 1 WP: 0 PA: 42
2B: 4 SAC: 0 PB: 0
3B: 1 DP: 1 SB: 1
HR: 1 HBP: 1 CS: 1

Batter	1	2	3	4	5	6	7	8	9	10	AB	R	H	RBI	BB	SO	LOB
Al Cowens, R (1, 9) OBP: 0.262, SLG: 0.288	5-3 1B		CS 1B	K 1-2			K		5-3 2B 3-H		5	0	3	1	0	2	1
Amos Otis, R (1, 8) OBP: 0.407, SLG: 0.563	5-3 ① 1-2		HR ② 1-2		K ①		F8 ③		5-3 IBB		4	1	1	1	1	1	1
George Brett, L (1, 5) OBP: 0.388, SLG: 0.418	L5 ②		2B ②		CS 1B			FC4-6 1B	5-3 ② 1-2 2-3		5	0	3	0	0	0	3
John Mayberry, L (1, 10) OBP: 0.302, SLG: 0.221 (9, 3)	K ③		4-3 ③		K ②③ 1-2			K ①	F9 ③		5	0	0	0	0	3	6
Hal McRae, R (1, 7) OBP: 0.318, SLG: 0.342		CS S 1B		2B 1B		BB		FC4-6 ② 1B 1-2f		FC4-6 1B	4	1	3	0	1	0	1
Tony Solaita, L (1, 3) OBP: 0.308, SLG: 0.538 Tom Poquette, L (8, PR) OBP: 0.300, SLG: 0.222 Paul Splittorff, L (9, 1) Marty Pattin, R (10, 1) Steve Mingori, L (10, 1) Jamie Quirk, L (10, PH) OBP: 0.250, SLG: 0.250 Fran Healy, R (10, PR) OBP: 0.240, SLG: 0.095	F7 ① 1-2			SH1-3 SF8 1-H 2B		K		FC4-6 1-2 1B		FC4-6 ① 1-3 1-2f	4 0 0 0 0 1 0	1 0 0 0 0 0 0	2 0 0 0 0 0 0	1 0 0 0 0 0 0	0 0 0 0 0 0 0	1 0 0 0 0 0 1	2 0 0 0 0 0 0
Bob Stinson, S (1, 2) OBP: 0.357, SLG: 0.333	BB			SH1-3 ① 2-3		F8 ②		FC4-6 ③ 1-2f		1-3 ② 1-2	3	0	0	0	1	0	4
Freddie Patek, R (1, 6) OBP: 0.435, SLG: 0.466	K ②③ 2-3			SF8 ② 3-H		L9 ③			2B 3B	G3 ③	4	1	1	1	0	1	5
Frank White, R (1, 4) OBP: 0.193, SLG: 0.185 Cookie Rojas, R (7, PH) OBP: 0.364, SLG: 0.235 (8, 4)			K ①	HBP			F9 ①		F8 ①		1 2	0 0	0 0	0 0	0 0	1 0	0 1
Inning Stats	R: 0 E: 0 K: 1 S: 6 H: 1 LOB: 1 BB: 0 P: 6	R: 0 E: 0 K: 1 S: 5 H: 1 LOB: 2 BB: 1 P: 9	R: 1 E: 0 K: 1 S: 7 H: 3 LOB: 1 BB: 0 P: 7	R: 2 E: 0 K: 1 S: 7 H: 2 LOB: 1 BB: 0 P: 8	R: 0 E: 0 K: 2 S: 7 H: 1 LOB: 1 BB: 0 P: 7	R: 0 E: 0 K: 1 S: 5 H: 0 LOB: 1 BB: 1 P: 9	R: 0 E: 0 K: 1 S: 5 H: 0 LOB: 0 BB: 0 P: 5	R: 0 E: 0 K: 1 S: 7 H: 2 LOB: 2 BB: 0 P: 7	R: 1 E: 0 K: 0 S: 5 H: 2 LOB: 2 BB: 1 P: 9	R: 0 E: 0 K: 0 S: 4 H: 1 LOB: 2 BB: 0 P: 4	1B: 8 2B: 5 3B: 1 HR: 1	SF: 1 SAC: 1 DP: 2 HBP: 1	WP: 0 PB: 0 SB: 2 CS: 3	PA: 44			

PITCHER		IP	WLS	BF	H	R	ER	SO	BB	IBB	HBP	BLK	WP	HR	S	P	ERA	WHIP
Bert Blyleven, R ERA: 3.42	(1, 1)	8.0		34	10	3	3	9	2	0	1	0	0	1	49	58	3.38	1.500
Bill Campbell, R ERA: 3.12	(9, 1)	0.1		3	2	1	1	0	0	0	0	0	0	0	3	3	27.00	6.000
Tom Burgmeier, L ERA: 1.32	(9, 1)	0.2	W	3	0	0	0	0	0	1	0	0	0	0	2	6	0.00	0.000
Steve Luebber, R ERA: 5.63	(10, 1)	1.0	S	4	1	0	0	0	0	0	0	0	0	0	4	4	0.00	1.000

PITCHER	IP	WLS	BF	H	R	ER	SO	BB	IBB	HBP	BLK	WP	HR	S	P	ERA	WHIP

BOTTOM

Minnesota Twins @ Kansas City Royals

Royals Stadium, Kansas City, MO

Mon May 10 1976, 4:33 AM EDT

Att. 12,526 - Unknown - 74 F

livebaseballscorecards.com

AB	38
R	4
H	13
RBI	4
BB	3
SO	9
LOB	25

Batter	1	2	3	4	5	6	7	8	9	AB	R	H	RBI	BB	SO	LOB
Lyman Bostock, L (1, 8) OBP: 0.411, SLG: 0.456	G3	6-3		E5 1-H 2B			BBBB E BB		FC5-4 1-2 1B	4	0	2	1	1	0	2
Larry Hisle, R (1, 7) OBP: 0.320, SLG: 0.310	BBBB 1B 1B BB		SSS K	F7			F9		SSS K	4	1	0	0	1	2	4
Rod Carew, L (1, 3) OBP: 0.420, SLG: 0.465	1B 1-3 1B		E S 1B 1B		F7		E6 1-2		FC5-4 S 1-2f 2-3	5	1	2	0	0	0	3
Steve Braun, L (1, 10) OBP: 0.294, SLG: 0.258	G6-4-3 1-3 3-H 1B		F5 1-3		3-1		L8 1-2		SSS K	5	0	1	1	0	1	5
Dan Ford, R (1, 9) OBP: 0.277, SLG: 0.414	G6-4-3 1-2f		1B 3-H		6-3		F3			4	0	1	1	0	0	4
Danny Thompson, R (1, 6) OBP: 0.259, SLG: 0.260		SSS K	F9			F8		4-3		4	0	0	0	0	1	1
Phil Roof, R (1, 2) OBP: 0.167, SLG: 0.250		L9		L8		F9		F8		4	0	0	0	0	0	0
Dave McKay, S (1, 5) OBP: 0.306, SLG: 0.260		1B 1B		F2		1B		SSS K		4	0	2	0	0	1	0
Bob Randall, R (1, 4) OBP: 0.378, SLG: 0.375		1-2 1B		E 1B		4-3			FC5-4 1B 1B	4	1	3	0	0	0	1
Inning Stats	R: 1 H: 2 E: 0 LOB: 1 K: 0 BB: 1 S: 4 P: 8	R: 0 H: 2 E: 0 LOB: 2 K: 1 BB: 0 S: 7 P: 7	R: 1 H: 2 E: 0 LOB: 1 K: 1 BB: 0 S: 7 P: 7	R: 1 H: 2 E: 1 LOB: 1 K: 0 BB: 0 S: 5 P: 5	R: 0 H: 0 E: 0 LOB: 0 K: 0 BB: 0 S: 3 P: 3	R: 0 H: 1 E: 0 LOB: 1 K: 0 BB: 0 S: 4 P: 4	R: 0 H: 0 E: 1 LOB: 2 K: 0 BB: 1 S: 4 P: 8	R: 0 H: 0 E: 0 LOB: 0 K: 1 BB: 0 S: 5 P: 5	R: 0 H: 2 E: 0 LOB: 2 K: 2 BB: 0 S: 9 P: 9	1B: 10 SF: 0 2B: 1 SAC: 0 3B: 0 DP: 1 HR: 0 HBP: 0						

PITCHER		IP	WLS	BF	H	R	ER	SO	BB	IBB	HBP	BLK	WP	HR	S	P	ERA	WHIP
Doug Bird, R ERA: 2.14	(1, 1)	8.0	W	37	11	3	3	3	2	0	0	0	0	0	41	49	3.38	1.625
Mark Littell, R ERA:	(9, 1)	1.0	S	3	0	0	0	2	0	0	0	0	0	0	7	7	0.00	0.000

PITCHER	IP	WLS	BF	H	R	ER	SO	BB	IBB	HBP	BLK	WP	HR	S	P	ERA	WHIP

TOP

Minnesota Twins @ Kansas City Royals

Royals Stadium, Kansas City, MO

Tue May 11 1976, 4:33 AM EDT
Att. 9,652 - Unknown - 76 F

livebaseballscorecards.com

AB	38
R	3
H	11
RBI	3
BB	2
SO	5
LOB	20

Batter	1	2	3	4	5	6	7	8	9	AB	R	H	RBI	BB	SO	LOB
Tom Poquette, L (1, 7) OBP: 0.333, SLG: 0.308	BBBB 4-0 G5-4-3 BB		x 0-0 ③ G3		x 0-0 1-H HR 2B		SSS 0-3 ① K	x 0-0 ③ 1-3 2-H		4	1	1	1	1	1	1
Amos Otis, R (1, 8) OBP: 0.411, SLG: 0.600	x 0-0 ①② G5-4-3 1-2f			SSS 0-3 ① K	x 0-0 2-H HR		x 0-0 1-3 1B 1B 1B			4	2	2	2	0	1	1
George Brett, L (1, 5) OBP: 0.416, SLG: 0.439	BBBB 4-0 BB			x 0-0 1B 1B	x 0-0 1B		x 0-0 1-2 3-H 1B 1B			3	0	3	1	1	0	0
John Mayberry, L (1, 3) OBP: 0.300, SLG: 0.222	x 0-0 ③ 6-3			x 0-0 1-3 1B	x 0-0 ③ F9		x 0-0 ② L9			4	0	1	0	0	0	4
Hal McRae, R (1, 10) OBP: 0.337, SLG: 0.375		x 0-0 G4-6-3 1B		SSS 0-3 ② K		x 0-0 2B	x 0-0 1-2 2-H 1B			4	0	3	1	0	1	2
Al Cowens, R (1, 9) OBP: 0.250, SLG: 0.274		x 0-0 ①② G4-6-3 1-2f		x 0-0 ③ F6		x 0-0 ① F7	x 0-0 ③ 1-3			4	0	0	0	0	0	6
Frank White, R (1, 4) OBP: 0.197, SLG: 0.190		x 0-0 ③ F7			x 0-0 E5 2B	x 0-0 ② F4		x 0-0 S SH1-4 E 1B		4	2	1	0	0	0	1
Freddie Patek, R (1, 6) OBP: 0.417, SLG: 0.443			SSS 0-3 ① K		x 0-0 ① F8	x 0-0 ③ F9		x 0-0 ① SH1-4 1-2		3	0	0	0	0	1	2
Buck Martinez, R (1, 2) OBP: 0.294, SLG: 0.529			x 0-0 ② F9		SSS 0-3 ② K		x 0-0 1B 1B 1B	x 0-0 ② F7		4	1	1	0	0	1	2
Inning Stats	R: 0 E: 0 K: 0 S: 2 H: 0 LOB: 1 BB: 2 P: 10	R: 0 E: 0 K: 0 S: 3 H: 1 LOB: 0 BB: 0 P: 3	R: 0 E: 0 K: 1 S: 5 H: 0 LOB: 0 BB: 0 P: 5	R: 0 E: 0 K: 2 S: 9 H: 2 LOB: 2 BB: 0 P: 9	R: 3 E: 1 K: 1 S: 9 H: 3 LOB: 1 BB: 0 P: 9	R: 0 E: 0 K: 0 S: 4 H: 1 LOB: 1 BB: 0 P: 4	R: 2 E: 0 K: 1 S: 9 H: 4 LOB: 2 BB: 0 P: 9	R: 1 E: 0 K: 0 S: 4 H: 1 LOB: 0 BB: 0 P: 4		1B: 9 2B: 2 3B: 0 HR: 1	SF: 0 SAC: 1 DP: 2 HBP: 0					

PITCHER		IP	WLS	BF	H	R	ER	SO	BB	IBB	HBP	BLK	WP	HR	S	P	ERA	WHIP
Jim Hughes, R ERA: 5.74	(1, 1)	6.0		26	7	3	0	4	2	0	0	0	0	1	32	40	0.00	1.500
Steve Luebber, R ERA: 6.61	(7, 1)	0.1	L	3	2	2	2	1	0	0	0	0	0	0	5	5	54.00	6.000
Tom Burgmeier, L ERA: 1.17	(7, 1)	1.2		8	3	1	0	0	0	0	0	0	0	0	8	8	0.00	1.800

PITCHER	IP	WLS	BF	H	R	ER	SO	BB	IBB	HBP	BLK	WP	HR	S	P	ERA	WHIP

BOTTOM

Minnesota Twins @ Kansas City Royals

Royals Stadium, Kansas City, MO

Tue May 11 1976, 4:33 AM EDT

Att. 9,652 - Unknown - 76 F

livebaseballscorecards.com

AB	34
R	6
H	12
RBI	5
BB	2
SO	5
LOB	19

WP: 0 PB: 0 SB: 1 CS: 0 PA: 37

Batter	1	2	3	4	5	6	7	8	9	AB	R	H	RBI	BB	SO	LOB
Lyman Bostock, L (1, 8) OBP: 0.410, SLG: 0.479	4-3		3B		E 1B 1-3 1B	G3			G3 1-3	5	1	2	0	0	0	1
Larry Hisle, R (1, 7) OBP: 0.307, SLG: 0.297	5-3		5-3		FC4 1B 4-3 1-2 3-H		F8		6-3 3-H	4	1	0	1	0	0	2
Steve Brye, R (7, 7) OBP: 0.038, SLG: 0.042										1	0	0	1	0	0	0
Rod Carew, L (1, 3) OBP: 0.413, SLG: 0.456	F7			E4 1B E 1-3 2-H 1B	4-3		E5 6-3		2B	4	1	1	1	0	0	0
Jerry Terrell, R (7, 9) OBP: 0.242, SLG: 0.258										1	0	1	0	0	0	0
Steve Braun, L (1, 5) OBP: 0.288, SLG: 0.254		4-3		E9 1-H 1B	4-3 1-2 3-H		6-3 1-2		4-3	5	0	1	1	0	0	3
Butch Wynegar, S (1, 10) OBP: 0.353, SLG: 0.408		B B B B BB		B B B B BB	B B B B BB		F6			1	0	0	0	3	0	1
Dan Ford, R (1, 9) OBP: 0.268, SLG: 0.400		F9		S S S K	F6				F9	3	0	0	0	0	1	5
Craig Kusick, R (7, 3) OBP: 0.400, SLG: 0.733										1	0	0	0	0	0	0
Bob Randall, R (1, 4) OBP: 0.347, SLG: 0.341		F7		F9	F4				F7	4	0	0	0	0	0	5
Phil Roof, R (1, 2) OBP: 0.154, SLG: 0.231			F8	G3		6-3			F9	1	0	0	0	0	0	0
Glenn Borgmann, R (3, 2)										3	0	0	0	0	0	2
Luis Gomez, R (1, 6) OBP: 0.429, SLG: 0.333			F5	B B B B 1B FC4 BB	S S S K				G3 WP 6-3 1B	3	2	1	0	1	1	0
Inning Stats	R: 0 E: 0 K: 0 S: 3 H: 0 LOB: 0 BB: 0 P: 3	R: 0 E: 0 K: 0 S: 3 H: 0 LOB: 1 BB: 1 P: 7	R: 0 E: 0 K: 0 S: 4 H: 1 LOB: 1 BB: 0 P: 4	R: 1 E: 2 K: 1 S: 7 H: 1 LOB: 2 BB: 1 P: 11	R: 3 E: 1 K: 0 S: 6 H: 2 LOB: 2 BB: 2 P: 14	R: 0 E: 0 K: 1 S: 5 H: 0 LOB: 0 BB: 0 P: 5	R: 0 E: 1 K: 0 S: 4 H: 0 LOB: 1 BB: 0 P: 4	R: 0 E: 0 K: 0 S: 3 H: 0 LOB: 0 BB: 0 P: 3	R: 1 E: 0 K: 0 S: 5 H: 2 LOB: 1 BB: 0 P: 5	1B: 4 2B: 1 3B: 1 HR: 0 SF: 0 SAC: 0 DP: 0 HBP: 0						

TOP

Minnesota Twins @ Kansas City Royals

Royals Stadium, Kansas City, MO

Wed May 12 1976, 8:05 PM EDT

Att. 9,601 - Unknown - 61 F

livebaseballscorecards.com

AB	36
R	5
H	6
RBI	4
BB	4
SO	2
LOB	19

WP: 1 PB: 0 SB: 0 CS: 0 PA: 40

PITCHER		IP	WLS	BF	H	R	ER	SO	BB	IBB	HBP	BLK	WP	HR	S	P	ERA	WHIP
Steve Busby, R ERA: 3.82	(1, 1)	4.1		23	4	4	2	1	4	0	0	0	0	0	21	37	4.15	1.846
Marty Pattin, R ERA: 3.55	(5, 1)	2.2	W	9	0	0	0	1	0	0	0	0	0	0	11	11	0.00	0.000
Tom Hall, L ERA: 4.76	(8, 1)	1.0		3	0	0	0	0	0	0	0	0	0	0	3	3	0.00	0.000
Steve Mingori, L ERA: 6.75	(9, 1)	1.0		5	2	1	1	0	0	0	0	0	1	0	5	5	9.00	2.000

PITCHER	IP	WLS	BF	H	R	ER	SO	BB	IBB	HBP	BLK	WP	HR	S	P	ERA	WHIP

Batter	1	2	3	4	5	6	7	8	9	AB	R	H	RBI	BB	SO	LOB
Tom Poquette, L (1, 7) OBP: 0.381, SLG: 0.579	K 3B		F9 E 2B F6			1B 2B		K		6	1	3	4	0	2	1
Amos Otis, R (1, 8) OBP: 0.406, SLG: 0.580	1B 2B 1B 1-3		F9 1-2 1B			F9		6-3		6	1	2	0	0	0	4
George Brett, L (1, 5) OBP: 0.426, SLG: 0.448 Jamie Quirk, L (7, 5) OBP: 0.400, SLG: 0.400	S 2B 1B 1B 1B 1B		E3 1B 2B 4-3			2-3 1B		1B		5 1	3 0	3 1	2 0	0 0	0 0	2 0
John Mayberry, L (1, 3) OBP: 0.305, SLG: 0.234 Tony Solaita, L (8, 3) OBP: 0.357, SLG: 0.571	K 1B 2B 1B		2B SF8 1B		L8 4-3			1B		5 1	2 0	2 1	0 0	0 0	1 0	4 0
Hal McRae, R (1, 10) OBP: 0.359, SLG: 0.402 Al Fitzmorris, S (3, PR) Fran Healy, R (5, PH) OBP: 0.250, SLG: 0.125	2B 1B BB	2B SF7 1B	2B 2B		K	1B 1B 1B		K		2 0 3	2 0 1	2 0 1	2 0 0	1 0 0	0 0 2	0 0 2
Al Cowens, R (1, 9) OBP: 0.258, SLG: 0.307	E 2B	SF7 SF9 2B	SF8		F7		F6			4	2	2	4	0	0	1
Bob Stinson, S (1, 2) OBP: 0.421, SLG: 0.438	E5 WP 3B 1B	SF7	5-3			1B 2B 1B	1B 1B			4	2	3	2	0	0	1
Freddie Patek, R (1, 6) OBP: 0.416, SLG: 0.438	WP 3B BB	SF9		L4		F8	G4-6-3			3	1	1	2	1	0	1
Frank White, R (1, 4) OBP: 0.227, SLG: 0.197	3B BB	1-3		1B BB		2B 1B 1B	G4-6-3			3	2	1	0	2	0	2
Inning Stats	R: 7 E: 1 K: 2 S: 12 H: 5 LOB: 1 BB: 3 P: 24	R: 4 E: 0 K: 0 S: 7 H: 4 LOB: 0 BB: 0 P: 7	R: 3 E: 1 K: 0 S: 7 H: 3 LOB: 1 BB: 0 P: 7	R: 0 E: 0 K: 0 S: 4 H: 1 LOB: 2 BB: 1 P: 8	R: 0 E: 0 K: 1 S: 5 H: 0 LOB: 0 BB: 0 P: 5	R: 2 E: 0 K: 0 S: 7 H: 4 LOB: 2 BB: 0 P: 7	R: 1 E: 0 K: 0 S: 5 H: 3 LOB: 1 BB: 0 P: 5	R: 0 E: 0 K: 2 S: 9 H: 2 LOB: 2 BB: 0 P: 9		1B: 16 2B: 5 3B: 1 HR: 0 SF: 3 SAC: 0 DP: 1 HBP: 0						

PITCHER		IP	WLS	BF	H	R	ER	SO	BB	IBB	HBP	BLK	WP	HR	S	P	ERA	WHIP
Joe Decker, R ERA: 5.91	(1, 1)	1.0	L	14	8	10	10	2	3	0	0	0	1	0	15	27	90.00	11.000
Vic Albury, L ERA: 5.59	(2, 1)	4.2		25	9	6	4	1	1	0	0	0	0	0	26	30	7.71	2.143
Mike Pazik, L ERA: 4.26	(6, 1)	2.1		11	5	1	1	2	0	0	0	0	0	0	15	15	3.86	2.143

PITCHER	IP	WLS	BF	H	R	ER	SO	BB	IBB	HBP	BLK	WP	HR	S	P	ERA	WHIP

BOTTOM

Minnesota Twins @ Kansas City Royals

Royals Stadium, Kansas City, MO

Wed May 12 1976, 8:05 PM EDT

Att. 9,601 - Unknown - 61 F

livebaseballscorecards.com

AB	43
R	17
H	22
RBI	16
BB	4
SO	5
LOB	18

Batter	1	2	3	4	5	6	7	8	9	AB	R	H	RBI	BB	SO	LOB
Lyman Bostock, L (1, 8) OBP: 0.386, SLG: 0.449	SSS 0-3 ① K		x 0-0 ① F7	x 0-0 ③ 4-3	x 0-0 ③ F9			x 0-0 ② L5		5	0	0	0	0	1	7
Larry Hisle, R (1, 7) OBP: 0.311, SLG: 0.295	x 0-0 ② F8		x 0-0 1-2 2-H 1B		BBBB 4-0 WP E BB	SSS 0-3 ① K		x 0-0 ③ 5-3		4	1	1	1	1	1	0
Rod Carew, L (1, 3) OBP: 0.404, SLG: 0.436	BBBB 4-0 E BLK BB		SSS 0-3 ②③ K 2-3		x 0-0 ① F7	x 0-0 ② F8			x 0-0 ① 4-3	4	0	0	0	1	1	3
Steve Braun, L (1, 10) OBP: 0.299, SLG: 0.246 Craig Kusick, R (9, PH) OBP: 0.389, SLG: 0.710	x 0-0 ③ 5-3 1-3			BBBB 4-0 BB 1B BB	BBBB 4-0 1-2 E BB	x 0-0 ③ F7			x 0-0 ② 5-3	2 1	2 0	0 0	0 0	2 0	0 0	1 0
Butch Wynegar, S (1, 2) OBP: 0.367, SLG: 0.427		x 0-0 ① 3-1		BBBB 4-0 BB 1B 1-2 PB BB	x 0-0 E6 1-H 2-H WP 2B		x 0-0 ① F8		x 0-0 1B 1B	4	2	2	2	1	0	0
Dan Ford, R (1, 9) OBP: 0.275, SLG: 0.411		SSS 0-3 ② K	SSS 0-3 ① K	SSS 0-3 ② K 3-H			x 0-0 S 2B		x 0-0 1-2 1B	5	0	2	0	0	3	2
Danny Thompson, R (1, 6) OBP: 0.267, SLG: 0.259		SSS 0-3 ③ K		x 0-0 1-2 2-H PB BB 1B	H 1-0 BB 1B HBP		x 0-0 ② 5-3 2-3		x 0-0 ③ F7	4	0	1	1	0	1	3
Bob Randall, R (1, 4) OBP: 0.377, SLG: 0.348			BBBB 4-0 BB 1B BB	BBBB 4-0 PB 1-2 2-3 BB	x 0-0 BB 1-2 1B		x 0-0 ③ L5			2	1	1	0	2	0	1
Dave McKay, S (1, 5) OBP: 0.315, SLG: 0.253			BBBB 4-0 K 1B 1-2 BB	x 0-0 ② F9 1-2 2-3 3-H	BBBB 4-0 1-2 2-3 BB			x 0-0 ① F8		2	0	0	0	2	0	2
Inning Stats	R: 0 E: 1 K: 1 S: 5 H: 0 LOB: 1 BB: 1 P: 9	R: 0 E: 0 K: 2 S: 7 H: 0 LOB: 0 BB: 0 P: 7	R: 1 E: 0 K: 1 S: 5 H: 1 LOB: 1 BB: 2 P: 13	R: 2 E: 0 K: 1 S: 6 H: 1 LOB: 2 BB: 3 P: 18	R: 3 E: 1 K: 1 S: 7 H: 2 LOB: 3 BB: 3 P: 20	R: 0 E: 0 K: 1 S: 5 H: 0 LOB: 0 BB: 0 P: 5	R: 0 E: 0 K: 0 S: 4 H: 1 LOB: 1 BB: 0 P: 4	R: 0 E: 0 K: 0 S: 3 H: 0 LOB: 0 BB: 0 P: 3	R: 0 E: 0 K: 0 S: 5 H: 2 LOB: 2 BB: 0 P: 5	1B: 5 2B: 2 3B: 0 HR: 0	SF: 0 SAC: 0 DP: 0 HBP: 1						

TOP

Minnesota Twins @ California Angels

Anaheim Stadium, Anaheim, CA

Fri May 14 1976, 10:05 PM EDT

Att. 11,522 - Unknown

livebaseballscorecards.com

AB	33
R	6
H	7
RBI	4
BB	9
SO	7
LOB	19

| | | | | | |

Minnesota Twins @ California Angels

Anaheim Stadium, Anaheim, CA

Fri May 14 1976, 10:05 PM EDT

Att. 11,522 - Unknown

BOTTOM

Batter	1	2	3	4	5	6	7	8	9	AB	R	H	RBI	BB	SO	LOB
Jerry Remy, L (1, 4) OBP: 0.313, SLG: 0.289	0-0 CS 1B	0-0 1-3 1B		4-0 BBBB S BB		0-0 FC4-6 1B		0-0 G3 ③		4	0	3	0	1	0	0
Dave Chalk, R (1, 6) OBP: 0.313, SLG: 0.307 (6, 5) Rusty Torres, S (9, PH) OBP: 0.307, SLG: 0.360	0-3 SSS FC G5-4-3 1-2 ①	0-3 SSS K ③		0-3 SSS K 1-2 ③		0-3 SSS K ①			0-0 4-3 ①	4	0	0	0	0	3	5
										1	0	0	0	0	0	0
Bobby Bonds, R (1, 9) OBP: 0.448, SLG: 0.573	0-0 G5-4-3 1-2f ② ③		0-0 6-3 ①		0-0 5-3 ①	0-0 FC4-6 1-2f ②			0-0 1B	5	0	1	0	0	0	2
Bruce Bochte, L (1, 3) OBP: 0.375, SLG: 0.342		0-0 SH HBP 1B 1B	0-0 BLK WP 1B		4-0 BBBB 1B E BB	0-0 4-3 ③			0-0 F5 ②	4	2	2	0	1	0	2
Bill Melton, R (1, 10) OBP: 0.289, SLG: 0.368		H 1-0 1B SH 1-2 FC4-6 HBP	4-0 BBBB BLK 1-2 BB		0-0 E 1-2 1B		0-0 F3 ①		0-0 F3 ③	3	1	1	0	1	0	1
Leroy Stanton, R (1, 8) OBP: 0.326, SLG: 0.351		0-0 SH FC4-6 1B SF7 1-2 2-3	0-3 SSS K ②		0-0 E5 BB 1-3 2-H		0-0 6-3 ②			3	1	0	0	0	1	3
Orlando Alvarez, R (1, 7) OBP: 0.250, SLG: 0.625		0-0 FC4-6 1B 1-2 2-3 3-H	0-0 6-3 ③ 1-2 2-3		0-0 P4 ②		0-0 F9 ③			4	0	1	1	0	0	4
Adrian Garrett, L (1, 2) OBP: 0.222, SLG: 0.188		0-0 FC4-6 1B 1-2f 2-3 3-H ①		SSS 0-3 K ①	BBBB 4-0 1-2 BB			0-0 F9 ①		3	0	0	1	1	1	2
Ron Jackson, R (1, 5) OBP: 0.208, SLG: 0.150 Joe Lahoud, L (5, PH) OBP: 0.267, SLG: 0.205 Orlando Ramirez, R (6, 6) OBP: 0.274, SLG: 0.224		0-0 SF7 3-H ②		0-0 6-3 ②	0-0 F9 ③			0-0 5-3 ②		1	0	0	1	0	0	0
										1	0	0	0	0	0	3
										1	0	0	0	0	0	0
Inning Stats	R: 0 E: 0 K: 0 S: 5 H: 1 LOB: 0 BB: 0 P: 5	R: 3 E: 1 K: 1 S: 9 H: 3 LOB: 2 BB: 0 P: 10	R: 0 E: 0 K: 1 S: 6 H: 1 LOB: 2 BB: 1 P: 10	R: 0 E: 0 K: 2 S: 7 H: 0 LOB: 1 BB: 1 P: 11	R: 1 E: 1 K: 0 S: 5 H: 1 LOB: 3 BB: 2 P: 13	R: 0 E: 0 K: 1 S: 6 H: 1 LOB: 1 BB: 0 P: 6	R: 0 E: 0 K: 0 S: 3 H: 0 LOB: 0 BB: 0 P: 3	R: 0 E: 0 K: 0 S: 3 H: 0 LOB: 0 BB: 0 P: 3	R: 0 E: 0 K: 0 S: 4 H: 1 LOB: 1 BB: 0 P: 4	1B: 8 2B: 0 3B: 0 HR: 0		SF: 1 SAC: 1 DP: 1 HBP: 1				

livebaseballscorecards.com

AB	34
R	4
H	8
RBI	3
BB	4
SO	5
LOB	22

WP: 2 PB: 0 SB: 1 CS: 1 PA: 41

PITCHER	IP	WLS	BF	H	R	ER	SO	BB	IBB	HBP	BLK	WP	HR	S	P	ERA	WHIP
Dave Goltz, R (1, 1) ERA: 5.85	9.0	W	41	8	4	2	6	4	0	1	1	2	0	48	65	2.00	1.333

PITCHER	IP	WLS	BF	H	R	ER	SO	BB	IBB	HBP	BLK	WP	HR	S	P	ERA	WHIP

Batter	1	2	3	4	5	6	7	8	9	AB	R	H	RBI	BB	SO	LOB
Lyman Bostock, L (1, 8) OBP: 0.375, SLG: 0.434	6-3	FC6-4 1-2 1B	G1-2-3 3-Hf		4-3			4-3		5	0	1	0	0	0	4
Steve Brye, R (8, 8) OBP: 0.038, SLG: 0.042										0	0	0	0	0	0	0
Larry Hisle, R (1, 7) OBP: 0.315, SLG: 0.300	K 5-3	FC6-4 1-2f		SH2-3 1B		K		1B		5	0	2	0	0	2	2
Rod Carew, L (1, 3) OBP: 0.389, SLG: 0.418	5-3 1-2		E9 2B	SH2-3 1-2		G3		G1		4	1	0	0	0	0	2
Steve Braun, L (1, 10) OBP: 0.309, SLG: 0.264	BB		HR 2-H 2B	4-3		F2			SH1-3 BB	3	1	1	1	1	0	1
Craig Kusick, R (9, PH) OBP: 0.405, SLG: 0.710										0	0	0	0	1	0	0
Jerry Terrell, R (9, PR) OBP: 0.242, SLG: 0.258										0	0	0	0	0	0	0
Butch Wynegar, S (1, 2) OBP: 0.372, SLG: 0.468	K		HR 2-H	K			FC6-4 1B		SH1-3 1-2	4	1	2	2	0	2	3
Dan Ford, R (1, 9) OBP: 0.290, SLG: 0.420		1B G6-4-3 1B	1B FC6-2 1B		6-3 SH2-3 1B		FC6-4 FC4-6 1-2f		K	5	2	3	0	0	1	3
Danny Thompson, R (1, 6) OBP: 0.278, SLG: 0.271		G6-4-3 1-3 1B	FC6-2 1-3 G1-2-3 1B		SH2-3 1-2		FC4-6 FC5-4 1-2f		4-3	4	0	2	0	0	0	3
Bob Randall, R (1, 4) OBP: 0.368, SLG: 0.340		G6-4-3 1-2f 3-H	FC6-2 1-2 1B		6-3 2-3		FC5-4 1-2f			4	0	1	0	0	0	3
Dave McKay, S (1, 5) OBP: 0.323, SLG: 0.265		1B 1B	FC6-2 1-2 2-3 3-Hf		3-H 1B			L5		4	0	2	1	0	0	3

TOP

Minnesota Twins @ California Angels

Anaheim Stadium, Anaheim, CA

Sat May 15 1976, 10:05 PM EDT

Unknown - 71 F

livebaseballscorecards.com

AB	38
R	5
H	14
RBI	4
BB	2
SO	5
LOB	24

Inning Stats	1	2	3	4	5	6	7	8	9
	R: 0 E: 0 K: 2 S: 8	H: 0 LOB: 2 BB: 1 P: 12	R: 1 E: 0 K: 0 S: 6	H: 4 LOB: 2 BB: 0 P: 6	R: 3 E: 1 K: 0 S: 8	H: 5 LOB: 2 BB: 0 P: 8	R: 0 E: 0 K: 1 S: 6	H: 1 LOB: 1 BB: 0 P: 6	R: 1 E: 0 K: 0 S: 5	H: 2 LOB: 1 BB: 0 P: 5	R: 0 E: 0 K: 1 S: 5	H: 0 LOB: 0 BB: 0 P: 5	R: 0 E: 0 K: 0 S: 4	H: 1 LOB: 1 BB: 0 P: 4	R: 0 E: 0 K: 0 S: 4	H: 1 LOB: 1 BB: 0 P: 4	R: 0 E: 0 K: 1 S: 5	H: 0 LOB: 2 BB: 1 P: 9

| | | | | | | | | | |

Batter	1	2	3	4	5	6	7	8	9	AB	R	H	RBI	BB	SO	LOB
Jerry Remy, L (1, 4) OBP: 0.319, SLG: 0.304	0-0 1B 2B		0-0 F9 ①		0-0 1-2 1B		0-3 K ③			4	1	2	0	0	1	0
Rusty Torres, S (1, 8) OBP: 0.297, SLG: 0.346	0-3 K ①		0-0 4-3 ②		0-0 F8 ② 2-3			0-0 1-3 ①		4	0	0	0	0	1	3
Bobby Bonds, R (1, 9) OBP: 0.440, SLG: 0.558	0-0 CS 2-H 1B		0-0 F8 ③		0-3 K ③			0-3 K ②		4	0	1	1	0	2	2
Bruce Bochte, L (1, 3) OBP: 0.379, SLG: 0.342	0-3 K ②③ 1-2			0-3 K ①		4-0 FC6-4 BB		0-0 1B		3	0	1	0	1	2	1
Joe Lahoud, L (1, 7) OBP: 0.265, SLG: 0.209		0-0 1B 1B		0-0 F7 ②		0-0 F7 ①		0-3 K ③		4	0	1	0	0	1	2
Bill Melton, R (1, 10) OBP: 0.280, SLG: 0.355		0-3 K ①		0-0 F8 ③		0-3 K ②			0-0 4-3 ①	4	0	0	0	0	2	2
Dave Chalk, R (1, 5) OBP: 0.313, SLG: 0.317 Ed Herrmann, L (9, PH) OBP: 0.233, SLG: 0.395		0-3 K ②			0-0 1B FC6-4 2B	0-0 FC6-4 1-2f			0-3 K ②	3 1	1 0	1 0	0 0	0 0	1 1	2 0
Andy Etchebarren, R (1, 2) OBP: 0.318, SLG: 0.283		0-0 1-3 1B			0-0 FC6-4 2-3 1B		0-0 F9 ①		0-0 6-3 ③	4	0	2	0	0	0	0
Orlando Ramirez, R (1, 6) OBP: 0.263, SLG: 0.214		0-3 K ③			0-0 FC6-4 F8 1B 1-2f 3-H ①		0-0 5-3 ②			3	0	0	1	0	1	3
Inning Stats	R: 1 H: 2 E: 0 LOB: 0 K: 2 BB: 0 S: 8 P: 8	R: 0 H: 2 E: 0 LOB: 2 K: 3 BB: 0 S: 11 P: 11	R: 0 H: 0 E: 0 LOB: 0 K: 0 BB: 0 S: 3 P: 3	R: 0 H: 0 E: 0 LOB: 0 K: 1 BB: 0 S: 5 P: 5	R: 1 H: 3 E: 0 LOB: 2 K: 1 BB: 0 S: 8 P: 8	R: 0 H: 0 E: 0 LOB: 1 K: 1 BB: 1 S: 5 P: 9	R: 0 H: 0 E: 0 LOB: 0 K: 1 BB: 0 S: 5 P: 5	R: 0 H: 1 E: 0 LOB: 1 K: 2 BB: 0 S: 8 P: 8	R: 0 H: 0 E: 0 LOB: 0 K: 1 BB: 0 S: 5 P: 5	1B: 6 2B: 2 3B: 0 HR: 0	SF: 0 SAC: 0 DP: 0 HBP: 0			WP: 0 PB: 0 SB: 0 CS: 1	PA: 35		

PITCHER	IP	WLS	BF	H	R	ER	SO	BB	IBB	HBP	BLK	WP	HR	S	P	ERA	WHIP
Bert Blyleven, R (1, 1) ERA: 3.22	9.0	W	35	8	2	2	12	1	0	0	0	0	0	58	62	2.00	1.000

PITCHER	IP	WLS	BF	H	R	ER	SO	BB	IBB	HBP	BLK	WP	HR	S	P	ERA	WHIP

BOTTOM

Minnesota Twins @ California Angels

Anaheim Stadium, Anaheim, CA

Sat May 15 1976, 10:05 PM EDT

Unknown - 71 F

livebaseballscorecards.com

AB	34
R	2
H	8
RBI	2
BB	1
SO	12
LOB	15

Minnesota Twins @ California Angels

Anaheim Stadium, Anaheim, CA

Sat May 15 1976, 10:05 PM EDT

Att. 31,535 - Unknown

TOP

livebaseballscorecards.com

Batter	1	2	3	4	5	6	7	8	9	AB	R	H	RBI	BB	SO	LOB
Steve Brye, R (1, 8) OBP: 0.125, SLG: 0.138	WP F7-2 2B		6-3		F8	HBP 1B 1-2 2-3 1B	E4 1B E SF7	BBBB 1-2 2-3 BB		5	2	2	0	1	0	0
Larry Hisle, R (1, 7) OBP: 0.325, SLG: 0.308 Jerry Terrell, R (8, 7) OBP: 0.242, SLG: 0.258	F4		BBBB 1B PB HR BB		WP 2B 2B	H BB 1B 2B 1-2 2-3 3-H HBP	E4 1B 1B 1-2	SSS K		4 0	4 0	1 0	1 0	1 0	1 0	5 0
Rod Carew, L (1, 3) OBP: 0.412, SLG: 0.431	BBBB WP BB		1-3 HR 1B		2-3 S 2B BB	BB 2B 1-2 2-H 3-H 1B	1B 1B 1-2 2-3 1B	4-3		4	3	3	2	2	0	3
Dan Ford, R (1, 9) OBP: 0.310, SLG: 0.471	BBBB 1-2 2-3 BB		1-H 3-H HR		S WP 2B 1-H 3-H	F8	SF7 3-H		FC5-4 1B	4	2	3	6	1	0	2
Craig Kusick, R (1, 10) OBP: 0.415, SLG: 0.667 Steve Braun, L (7, PH) OBP: 0.301, SLG: 0.257	F7-2 3-H		F8		BBBB WP 2-3 BB	BBBB 2B 1-2 2-3 BB	F8		F9	2 2	1 0	0 0	0 0	2 0	0 0	3 3
Phil Roof, R (1, 2) OBP: 0.316, SLG: 0.444		BBBB G6-4-3 BB		4-3 2B	5-3 1-2 3-H	6-3 1B 1-H 2-H 3-H 2B	1-H 2-H 1B		F6	5	1	3	4	1	0	2
Dave McKay, S (1, 5) OBP: 0.303, SLG: 0.247		G6-4-3 1-2f	6-3	4-3 2-3	6-3	6-3 2-3		SSS K	FC5-4 1-2f	6	0	0	0	0	1	5
Danny Thompson, R (1, 6) OBP: 0.295, SLG: 0.289		F7		F4	1B HBP 1B 3-H 1B			BB 1B 1B		5	1	3	1	0	0	1
Bob Randall, R (1, 4) OBP: 0.371, SLG: 0.345			F5	F8	HBP 1B 1-2 1B G3			BB 1-2 1B		5	1	2	0	0	0	2

| Inning Stats | | |

BOTTOM

Minnesota Twins @ California Angels

Anaheim Stadium, Anaheim, CA

Sat May 15 1976, 10:05 PM EDT

Att. 31,535 - Unknown

Batter	1	2	3	4	5	6	7	8	9	AB	R	H	RBI	BB	SO	LOB
Jerry Remy, L (1, 4) OBP: 0.322, SLG: 0.308	F7		F8			1B HR 1B 1-2	1B 1-2		FC6-4 BB 1-2f	5	1	2	0	0	0	1
Dave Chalk, R (1, 6) OBP: 0.319, SLG: 0.318	BB BB		F3			HR 1B 1-2 2-3	K S S S		BB BB BB BB 1-2	3	1	1	0	1	1	2
Joe Lahoud, L (9, PH) OBP: 0.280, SLG: 0.209										0	0	0	0	1	0	0
Bobby Bonds, R (1, 9) OBP: 0.438, SLG: 0.578	F4			F4		HR 1-H 2-H 3-H		FC3-6 BB B B B B	F9	4	1	1	4	1	0	3
Bruce Bochte, L (1, 3) OBP: 0.372, SLG: 0.331	FC6-4 BB B B B B 1-2			F9		3-1		FC3-6 BB FC3-6 1-2f	4-3	4	1	0	0	1	0	3
Bill Melton, R (1, 10) OBP: 0.279, SLG: 0.345	FC6-4 1-2f			6-3		F8		FC3-6 BB B B B B 1-2		3	0	0	0	1	0	2
Orlando Alvarez, R (1, 7) OBP: 0.167, SLG: 0.417		K S S S			F3	5-3		FC3-6 2B 1-2f 2-3		4	0	0	0	0	1	2
Leroy Stanton, R (1, 8) OBP: 0.322, SLG: 0.359		5-3			K S S S		G3	2B 1-3 3-H		4	0	1	1	0	1	0
Adrian Garrett, L (1, 2) OBP: 0.182, SLG: 0.150		F3			L6		K S S S	K S S S		4	0	0	0	0	2	2
Ron Jackson, R (1, 5) OBP: 0.286, SLG: 0.143			5-3			1B HR 1B BB B B B B	1B BB B B B B		FC6-4 BB B B B B	1	1	0	0	3	0	0
Inning Stats	R: 0 E: 0 K: 0 S: 3 H: 0 LOB: 2 BB: 2 P: 11	R: 0 E: 0 K: 1 S: 5 H: 0 LOB: 0 BB: 0 P: 5	R: 0 E: 0 K: 0 S: 3 H: 0 LOB: 0 BB: 0 P: 3	R: 0 E: 0 K: 0 S: 3 H: 0 LOB: 0 BB: 0 P: 3	R: 0 E: 0 K: 1 S: 5 H: 0 LOB: 0 BB: 0 P: 5	R: 4 E: 0 K: 0 S: 6 H: 3 LOB: 0 BB: 1 P: 10	R: 0 E: 0 K: 2 S: 8 H: 1 LOB: 2 BB: 1 P: 12	R: 1 E: 0 K: 1 S: 6 H: 1 LOB: 2 BB: 2 P: 14	R: 0 E: 0 K: 0 S: 3 H: 0 LOB: 2 BB: 2 P: 11	1B: 3 2B: 1 3B: 0 HR: 1 SF: 0 SAC: 0 DP: 0 HBP: 0							

livebaseballscorecards.com

AB	32
R	5
H	5
RBI	5
BB	8
SO	5
LOB	15

WP: 0 PB: 0 SB: 0 CS: 0 PA: 40

PITCHER		IP	WLS	BF	H	R	ER	SO	BB	IBB	HBP	BLK	WP	HR	S	P	ERA	WHIP
Pete Redfern, R ERA: 7.2	(1, 1)	5.0	W	21	3	4	4	2	3	0	0	0	0	1	22	34	7.20	1.200
Bill Campbell, R ERA: 3.0	(6, 1)	4.0	S	19	2	1	1	3	5	0	0	0	0	0	20	40	2.25	1.750

PITCHER	IP	WLS	BF	H	R	ER	SO	BB	IBB	HBP	BLK	WP	HR	S	P	ERA	WHIP

Batter	1	2	3	4	5	6	7	8	9	AB	R	H	RBI	BB	SO	LOB
Larry Hisle, R (1, 8) OBP: 0.322, SLG: 0.306	6-3	F3			1B	FC6-4 1-2f				4	0	1	0	0	0	2
Rod Carew, L (1, 3) OBP: 0.407, SLG: 0.425	3-1 1B		K		F8	4-3				4	0	1	0	0	1	2
Steve Braun, L (1, 7) OBP: 0.287, SLG: 0.244	3-1 1-2		G1		F8			F9		4	0	0	0	0	0	2
Butch Wynegar, S (1, 2) OBP: 0.398, SLG: 0.481	IBB		FC5-4 BB			1B		1B		2	0	2	0	2	0	0
Dan Ford, R (1, 9) OBP: 0.299, SLG: 0.454	K		FC5-4 1-2f			F4		K		4	0	0	0	0	2	5
Craig Kusick, R (1, 10) OBP: 0.378, SLG: 0.595		K		6-3		F3		K		4	0	0	0	0	2	2
Danny Thompson, R (1, 6) OBP: 0.293, SLG: 0.287		5-3 1B 1B		5-3		F8			4-3	4	1	1	0	0	0	1
Bob Randall, R (1, 4) OBP: 0.348, SLG: 0.322		5-3 1-2		F9			6-3		4-3	4	0	0	0	0	0	1
Dave McKay, S (1, 5) OBP: 0.311, SLG: 0.258		2-H 1B			5-3		FC6-4 1B		F7	4	0	2	1	0	0	0
Inning Stats	R: 0 E: 0 K: 1 S: 6 H: 1 LOB: 2 BB: 1 P: 10	R: 1 E: 0 K: 1 S: 7 H: 2 LOB: 1 BB: 0 P: 7	R: 0 E: 0 K: 1 S: 5 H: 0 LOB: 1 BB: 1 P: 9	R: 0 E: 0 K: 0 S: 3 H: 0 LOB: 0 BB: 0 P: 3	R: 0 E: 0 K: 0 S: 4 H: 1 LOB: 1 BB: 0 P: 4	R: 0 E: 0 K: 0 S: 4 H: 1 LOB: 0 BB: 0 P: 4	R: 0 E: 0 K: 0 S: 4 H: 1 LOB: 1 BB: 0 P: 4	R: 0 E: 0 K: 2 S: 8 H: 1 LOB: 1 BB: 0 P: 8	R: 0 E: 0 K: 0 S: 3 H: 0 LOB: 0 BB: 0 P: 3	1B: 7 2B: 0 3B: 0 HR: 0	SF: 0 SAC: 0 DP: 0 HBP: 0			WP: 0 PB: 0 SB: 0 CS: 0		PA: 36	

PITCHER	IP	WLS	BF	H	R	ER	SO	BB	IBB	HBP	BLK	WP	HR	S	P	ERA	WHIP
Don Kirkwood, R (1, 1) ERA: 5.26	9.0	W	36	7	1	1	5	1	1	0	0	0	0	44	52	1.00	0.889

PITCHER	IP	WLS	BF	H	R	ER	SO	BB	IBB	HBP	BLK	WP	HR	S	P	ERA	WHIP

TOP

Minnesota Twins @ California Angels

Anaheim Stadium, Anaheim, CA

Sun May 16 1976, 6:33 AM EDT

Att. 9,522 - Unknown - 71 F

livebaseballscorecards.com

AB	34
R	1
H	7
RBI	1
BB	2
SO	5
LOB	15

Minnesota Twins @ California Angels

Anaheim Stadium, Anaheim, CA

Sun May 16 1976, 6:33 AM EDT

Att. 9,522 - Unknown - 71 F

livebaseballscorecards.com

BOTTOM

Batter	1	2	3	4	5	6	7	8	9	AB	R	H	RBI	BB	SO	LOB
Jerry Remy, L (1, 4) OBP: 0.322, SLG: 0.308	4-3		SH 1-3 2-H		E S 1B		F8			3	0	1	0	0	0	2
Rusty Torres, S (1, 8) OBP: 0.295, SLG: 0.336	G3		5-3		K		BB HBP 1-2 2-3 BB			3	0	0	0	1	1	3
Bobby Bonds, R (1, 9) OBP: 0.431, SLG: 0.565	K		SF7 3-H		6-3 1-3		BB 1-2 2-3 3-H HBP			2	0	0	2	0	1	1
Joe Lahoud, L (1, 7) OBP: 0.302, SLG: 0.222 Leroy Stanton, R (7, PH) (8, 7) OBP: 0.330, SLG: 0.359		G5-3 1B 1B	BB			G3	BB 1-2 2-3 3-H			2 0	0 0	1 0	0 1	1 1	0 0	0 0
Bruce Bochte, L (1, 3) OBP: 0.362, SLG: 0.320		F8	G1			L3	4-3			4	0	0	0	0	0	6
Bill Melton, R (1, 10) OBP: 0.286, SLG: 0.368		1-2 1B		4-3		F8		1B 3B		4	1	2	0	0	0	0
Andy Etchebarren, R (1, 2) OBP: 0.329, SLG: 0.297		G5-3 2-3f		G6-4-3 1B			1-3	G6-4-3 3-H 1B		4	0	2	1	0	0	2
Dave Chalk, R (1, 6) OBP: 0.325, SLG: 0.318			1B SH 1B	G6-4-3 1-2f			BB HBP HBP BB	G6-4-3 1-2f		3	2	1	0	1	0	2
Ron Jackson, R (1, 5) OBP: 0.313, SLG: 0.167			SH 1-2 SF7 1B		F8		HBP BB 1-2 BB HBP	F8		3	2	1	0	0	0	0
Inning Stats	R: 0 E: 0 K: 1 S: 5 H: 0 LOB: 0 BB: 0 P: 5	R: 0 E: 0 K: 0 S: 4 H: 2 LOB: 1 BB: 0 P: 4	R: 2 E: 1 K: 0 S: 6 H: 2 LOB: 2 BB: 1 P: 10	R: 0 E: 0 K: 0 S: 3 H: 1 LOB: 0 BB: 0 P: 3	R: 0 E: 0 K: 1 S: 6 H: 1 LOB: 1 BB: 0 P: 6	R: 0 E: 0 K: 0 S: 3 H: 0 LOB: 0 BB: 0 P: 3	R: 2 E: 0 K: 0 S: 3 H: 0 LOB: 3 BB: 3 P: 17	R: 1 E: 0 K: 0 S: 4 H: 2 LOB: 0 BB: 0 P: 4		1B: 7 2B: 0 3B: 1 HR: 0 SF: 1 SAC: 1 DP: 3 HBP: 2						

	AB	28
	R	5
	H	8
	RBI	4
	BB	4
	SO	2
	LOB	16

WP: 0 PB: 0 SB: 1 CS: 0 PA: 36

PITCHER		IP	WLS	BF	H	R	ER	SO	BB	IBB	HBP	BLK	WP	HR	S	P	ERA	WHIP
Jim Hughes, R ERA: 4.84	(1, 1)	6.2	L	30	6	4	2	2	3	0	2	0	0	0	29	43	2.70	1.350
Tom Burgmeier, L ERA: 1.15	(7, 1)	0.1		2	0	0	0	0	1	0	0	0	0	0	1	5	0.00	3.000
Steve Luebber, R ERA: 6.75	(8, 1)	1.0		4	2	1	1	0	0	0	0	0	0	0	4	4	9.00	2.000

PITCHER	IP	WLS	BF	H	R	ER	SO	BB	IBB	HBP	BLK	WP	HR	S	P	ERA	WHIP

Batter	1	2	3	4	5	6	7	8	9	10	11	AB	R	H	RBI	BB	SO	LOB
Bill North, S (1, 8) OBP: 0.355, SLG: 0.362	1-3	BB		K	FC4			6-3		G3		5	0	0	0	1	1	2
Claudell Washington, L (1, 9) OBP: 0.275, SLG: 0.322	6-3	F7		HR	K			4-3		4-3		6	1	1	1	0	1	4
Joe Rudi, R (1, 7) OBP: 0.375, SLG: 0.563	3B		F6	K		F9		5-3			F9	6	0	1	0	0	1	0
Don Baylor, R (1, 3) OBP: 0.291, SLG: 0.259	BB		1B	1B		F4			5-3		S	5	1	3	0	1	0	0
Sal Bando, R (1, 5) OBP: 0.278, SLG: 0.372 Larry Lintz, S (9, PR) Ken McMullen, R (9, 5) OBP: 0.314, SLG: 0.233	BB		1B	BB		F4			L6-4		FC5-2-6	2 0 1	0 0 0	1 0 0	0 0 0	3 0 0	0 0 0	0 0 1
Billy Williams, L (1, 10) OBP: 0.313, SLG: 0.354	L9		FC1-2	BB			HR		IBB		E	3	2	2	2	3	0	3
Bert Campaneris, R (1, 6) OBP: 0.282, SLG: 0.218		F7	FC1-2	F8			F9		L6-4		E5	6	0	0	0	0	0	9
Phil Garner, R (1, 4) OBP: 0.286, SLG: 0.330		BB	E9	FC4			F8			L7	F5	4	0	1	1	2	0	3
Larry Haney, R (1, 2) OBP: 0.262, SLG: 0.237 Cesar Tovar, R (10, PH) OBP: 0.267, SLG: 0.154 Tim Hosley, R (10, 2) OBP: 0.313, SLG: 0.429		K	K		F6		5-3			G3		4 1 0	0 0 0	0 1 0	0 0 0	0 0 0	2 0 0	4 0 0
Inning Stats	R: 0 E: 0 K: 0 S: 4 H: 1 LOB: 3 BB: 2 P: 12	R: 0 E: 0 K: 1 S: 5 H: 0 LOB: 2 BB: 2 P: 13	R: 2 E: 1 K: 1 S: 9 H: 4 LOB: 2 BB: 0 P: 9	R: 1 E: 0 K: 2 S: 9 H: 2 LOB: 3 BB: 2 P: 17	R: 0 E: 1 K: 1 S: 5 H: 0 LOB: 1 BB: 1 P: 9	R: 0 E: 0 K: 0 S: 3 H: 0 LOB: 0 BB: 0 P: 3	R: 1 E: 0 K: 0 S: 4 H: 1 LOB: 0 BB: 0 P: 4	R: 0 E: 0 K: 0 S: 3 H: 0 LOB: 0 BB: 0 P: 3	R: 0 E: 0 K: 0 S: 2 H: 0 LOB: 1 BB: 2 P: 10	R: 0 E: 0 K: 0 S: 4 H: 1 LOB: 1 BB: 0 P: 4	R: 0 E: 1 K: 0 S: 5 H: 1 LOB: 3 BB: 1 P: 9	1B: 6 2B: 2 3B: 1 HR: 2	SF: 0 SAC: 0 DP: 1 HBP: 0	WP: 0 PB: 0 SB: 9 CS: 0	PA: 53			

PITCHER		IP	WLS	BF	H	R	ER	SO	BB	IBB	HBP	BLK	WP	HR	S	P	ERA	WHIP
Joe Decker, R ERA: 6.06	(1, 1)	3.2		24	7	3	3	4	6	0	0	0	0	1	26	50	7.36	3.545
Steve Luebber, R ERA: 5.82	(4, 1)	4.1		15	1	1	1	1	1	0	0	0	0	1	16	20	2.08	0.462
Bill Campbell, R ERA: 2.73	(9, 1)	3.0	W	14	2	0	0	0	1	2	0	0	0	0	11	23	0.00	1.000

PITCHER	IP	WLS	BF	H	R	ER	SO	BB	IBB	HBP	BLK	WP	HR	S	P	ERA	WHIP

TOP

Oakland Athletics @ Minnesota Twins

Metropolitan Stadium, Bloomington , MI

Mon May 17 1976, 8:05 PM EDT

Att. 8,034 - Unknown - 65 F

livebaseballscorecards.com

AB	43
R	4
H	10
RBI	4
BB	10
SO	5
LOB	26

Batter	1	2	3	4	5	6	7	8	9	10	11	AB	R	H	RBI	BB	SO	LOB
Larry Hisle, R (1, 8) (6, 7) OBP: 0.315, SLG: 0.292	6-3		E9 BB 1-2		3B BB	K			6-3		F3	5	1	0	0	1	1	2
Rod Carew, L (1, 3) OBP: 0.426, SLG: 0.455	4-3 S S 1B		F8		FC6-2 3B 1-H		S 1B		CS BB		1B IBB	4	1	3	1	2	0	2
Steve Braun, L (1, 7) OBP: 0.292, SLG: 0.241 Steve Brye, R (5, PH) OBP: 0.139, SLG: 0.152 (6, 8)	4-3 1-3		BB 1-2 2-3		FC6-2 1B 1B 3-H		K 1-2		K 1-2		1B 1-2 2-H	1 4	0 1	0 1	0 1	1 0	0 2	1 3
Butch Wynegar, S (1, 10) OBP: 0.398, SLG: 0.488 Jerry Terrell, R (10, PR) OBP: 0.242, SLG: 0.258	F2 3-H		F1		FC1-2 1B 1-2		K			5-3 2B		5 0	0 0	2 0	0 0	1 0	4 0	0 0
Dan Ford, R (1, 9) OBP: 0.311, SLG: 0.482		5-3		HR	FC1-2 1B 1-3 2-H		BB			K		4	1	2	2	1	1	1
Phil Roof, R (1, 2) OBP: 0.250, SLG: 0.348		L7		F4	FC1-2 1-2 3-H		F9			5-3 2-3		5	0	0	0	0	0	5
Danny Thompson, R (1, 6) OBP: 0.284, SLG: 0.278 Tony Oliva, L (8, PH) OBP: 0.200, SLG: 0.222 Luis Gomez, R (9, 6) OBP: 0.375, SLG: 0.286	K		6-3	F4		6-3				F6		3 1 1	0 0 0	0 0 0	0 0 0	0 0 0	1 0 0	2 0 2
Bob Randall, R (1, 4) OBP: 0.352, SLG: 0.306			L9	BB		1-3		K			SH1-3 1B BB	3	1	0	0	2	1	0
Dave McKay, S (1, 5) OBP: 0.308, SLG: 0.258			BB E 1B	1-3		6-3		F9			SH1-3 1-2	4	0	1	0	0	0	1
Inning Stats	R: 1 H: 1 E: 0 LOB: 0 K: 0 BB: 0 S: 4 P: 4	R: 0 H: 0 E: 0 LOB: 0 K: 1 BB: 0 S: 5 P: 5	R: 0 H: 1 E: 1 LOB: 3 K: 0 BB: 1 S: 5 P: 9	R: 1 H: 1 E: 0 LOB: 1 K: 0 BB: 1 S: 4 P: 8	R: 2 H: 3 E: 0 LOB: 2 K: 0 BB: 1 S: 6 P: 10	R: 0 H: 0 E: 0 LOB: 0 K: 1 BB: 0 S: 5 P: 5	R: 0 H: 1 E: 0 LOB: 2 K: 2 BB: 1 S: 8 P: 12	R: 0 H: 0 E: 0 LOB: 0 K: 1 BB: 0 S: 5 P: 5	R: 0 H: 0 E: 0 LOB: 0 K: 1 BB: 1 S: 4 P: 8	R: 0 H: 1 E: 0 LOB: 2 K: 1 BB: 0 S: 6 P: 6	R: 1 H: 1 E: 0 LOB: 2 K: 0 BB: 2 S: 3 P: 11	1B: 6 SF: 0 2B: 1 SAC: 1 3B: 1 DP: 0 HR: 1 HBP: 0						

PITCHER		IP	WLS	BF	H	R	ER	SO	BB	IBB	HBP	BLK	WP	HR	S	P	ERA	WHIP
Mike Norris, R ERA: 7.2	(1, 1)	4.0		20	4	4	4	1	3	0	0	0	0	1	19	31	9.00	1.750
Paul Lindblad, L ERA: 1.88	(5, 1)	0.1		2	1	0	0	0	0	0	0	0	0	0	2	2	0.00	3.000
Rollie Fingers, R ERA: 3.81	(5, 1)	4.2		17	2	0	0	5	2	0	0	0	0	0	25	33	0.00	0.857
Jim Todd, R ERA: 3.42	(10, 1)	1.2	L	9	2	1	1	1	1	1	0	0	0	0	9	17	5.40	1.800

PITCHER	IP	WLS	BF	H	R	ER	SO	BB	IBB	HBP	BLK	WP	HR	S	P	ERA	WHIP

BOTTOM

Oakland Athletics @ Minnesota Twins

Metropolitan Stadium, Bloomington , MI

Mon May 17 1976, 8:05 PM EDT

Att. 8,034 - Unknown - 65 F

livebaseballscorecards.com

AB	40
R	5
H	9
RBI	4
BB	7
SO	7
LOB	23

WP: 0 PA: 48
PB: 0
SB: 3
CS: 1

Batter	1	2	3	4	5	6	7	8	9	10	11	AB	R	H	RBI	BB	SO	LOB
Bill North, S (1, 8) OBP: 0.342, SLG: 0.348	6-3		K		6-3		4-3 1-2			1-3		5	0	0	0	0	1	1
Claudell Washington, L (1, 9) OBP: 0.287, SLG: 0.328	4-3 S BB		1B S 1B		K			G3		L8 1B		4	1	2	0	1	1	0
Joe Rudi, R (1, 7) OBP: 0.368, SLG: 0.547	4-3 1-3		E 1-H 1B			5-3		1-3		L8 1-2		5	1	1	1	0	0	2
Don Baylor, R (1, 3) OBP: 0.302, SLG: 0.276	1-3		E4 1-H 2B			F7		S BB			SH3-4 1B	4	0	2	1	1	0	1
Sal Bando, R (1, 5) OBP: 0.269, SLG: 0.359		F9	K			5-3		5-3 1-2			SH3-4 1-2	4	0	0	0	0	1	2
Billy Williams, L (1, 10) OBP: 0.323, SLG: 0.357 Matt Alexander, S (7, PR) Cesar Tovar, R (9, PH) OBP: 0.250, SLG: 0.143		FC6-4 BB		L9			1B SF7 1B		K		K	2 0 2	0 1 0	1 0 0	0 0 0	1 0 0	0 0 2	0 0 1
Bert Campaneris, R (1, 6) OBP: 0.271, SLG: 0.209	FC6-4 FC4 1-2f		K				3-4 1-2		F7		G3	5	0	0	0	0	1	3
Phil Garner, R (1, 4) OBP: 0.287, SLG: 0.330 Larry Lintz, S (7, PR) Tim Hosley, R (7, 2) OBP: 0.294, SLG: 0.400	FC4 1-2f			F8			S 2-3 1B		E5			3 0 1	0 0 0	1 0 0	0 0 0	0 0 0	0 0 0	1 0 0
Larry Haney, R (1, 2) OBP: 0.254, SLG: 0.230 Ken McMullen, R (7, PH) OBP: 0.306, SLG: 0.233 Tommy Sandt, R (7, 4) OBP: 0.250, SLG: 0.250			F9		K		SF7 3-H		F8			2 0 1	0 0 0	0 0 0	0 1 0	0 0 0	1 0 0	0 0 1
Inning Stats	R: 0 H: 0 E: 0 LOB: 1 K: 0 BB: 1 S: 3 P: 7	R: 0 H: 0 E: 0 LOB: 1 K: 0 BB: 1 S: 3 P: 7	R: 2 H: 3 E: 1 LOB: 1 K: 2 BB: 0 S: 10 P: 10	R: 0 H: 0 E: 0 LOB: 0 K: 1 BB: 0 S: 5 P: 5	R: 0 H: 0 E: 0 LOB: 0 K: 2 BB: 0 S: 7 P: 7	R: 0 H: 0 E: 0 LOB: 0 K: 0 BB: 0 S: 3 P: 3	R: 1 H: 2 E: 0 LOB: 2 K: 0 BB: 0 S: 5 P: 5	R: 0 H: 0 E: 0 LOB: 1 K: 0 BB: 1 S: 3 P: 7	R: 0 H: 0 E: 1 LOB: 1 K: 1 BB: 0 S: 6 P: 6	R: 0 H: 1 E: 0 LOB: 0 K: 0 BB: 0 S: 3 P: 3	R: 0 H: 1 E: 0 LOB: 1 K: 1 BB: 0 S: 6 P: 6	1B: 6 SF: 1 2B: 1 SAC: 1 3B: 0 DP: 0 HR: 0 HBP: 0						

PITCHER	IP	WLS	BF	H	R	ER	SO	BB	IBB	HBP	BLK	WP	HR	S	P	ERA	WHIP
Dave Goltz, R (1, 1) ERA: 5.12	11.0	W	43	7	3	3	7	3	0	0	0	0	0	54	66	2.46	0.909

PITCHER	IP	WLS	BF	H	R	ER	SO	BB	IBB	HBP	BLK	WP	HR	S	P	ERA	WHIP

TOP

Oakland Athletics @ Minnesota Twins

Metropolitan Stadium, Bloomington , MI

Tue May 18 1976, 8:05 PM EDT

Att. 6,600 - Unknown - 71 F

livebaseballscorecards.com

AB	38
R	3
H	7
RBI	3
BB	3
SO	7
LOB	12

WP: 0 PA: 43
PB: 0
SB: 5
CS: 0

Batter	1	2	3	4	5	6	7	8	9	10	11	AB	R	H	RBI	BB	SO	LOB
Lyman Bostock, L (1, 8) OBP: 0.355, SLG: 0.409	L6		K		F7		5-3			FC1-6 1-2f		5	0	0	0	0	1	2
Larry Hisle, R (1, 7) OBP: 0.318, SLG: 0.291	F9			BB 3-1 G3		HR 1B 1B		5-3		K		4	1	1	0	1	1	1
Rod Carew, L (1, 3) OBP: 0.410, SLG: 0.435	L4			G3 1-2		F8		F8		5-3		5	0	0	0	0	0	3
Steve Braun, L (1, 10) OBP: 0.293, SLG: 0.244 Craig Kusick, R (8, PH) OBP: 0.383, SLG: 0.590 Steve Brye, R (11, PR) OBP: 0.139, SLG: 0.152		G3		3-1 2-3		HR 1B 1-2		5-3			1B 1B 1B	3 2 0	1 0 1	1 1 0	0 0 0	0 0 0	0 0 0	1 0 0
Butch Wynegar, S (1, 2) OBP: 0.421, SLG: 0.539 Jerry Terrell, R (9, PR) OBP: 0.242, SLG: 0.258 Phil Roof, R (10, 2) OBP: 0.280, SLG: 0.375		E9 1B		BB 4-0		HR 1-H 2-H			S 1B		1B 1-3 1B	3 0 1	1 0 0	3 0 1	3 0 0	1 0 0	0 0 0	0 0 0
Dan Ford, R (1, 9) OBP: 0.307, SLG: 0.470		L5		5-3		L8			L8 1-2		1B 1-2 3-H	5	0	1	1	0	0	4
Danny Thompson, R (1, 6) OBP: 0.274, SLG: 0.267		K			L4	L7			L8			4	0	0	0	0	1	3
Bob Randall, R (1, 4) OBP: 0.333, SLG: 0.288			5-3		F9		1-3		4-3			4	0	0	0	0	0	2
Dave McKay, S (1, 5) OBP: 0.309, SLG: 0.260 Tony Oliva, L (10, PH) OBP: 0.273, SLG: 0.222 Luis Gomez, R (10, PR) OBP: 0.375, SLG: 0.286 (11, 5)			6-3		1B		1-3			HBP FC1-6		3 0 0	0 0 0	1 0 0	0 0 0	0 0 0	0 0 0	0 0 0
Inning Stats	R: 0 H: 0 E: 0 LOB: 0 K: 0 BB: 0 S: 3 P: 3	R: 0 H: 1 E: 1 LOB: 1 K: 1 BB: 0 S: 6 P: 6	R: 0 H: 0 E: 0 LOB: 0 K: 1 BB: 0 S: 5 P: 5	R: 0 H: 0 E: 0 LOB: 2 K: 0 BB: 2 S: 3 P: 11	R: 0 H: 1 E: 0 LOB: 1 K: 0 BB: 0 S: 4 P: 4	R: 3 H: 3 E: 0 LOB: 0 K: 0 BB: 0 S: 6 P: 6	R: 0 H: 0 E: 0 LOB: 0 K: 0 BB: 0 S: 3 P: 3	R: 0 H: 0 E: 0 LOB: 0 K: 0 BB: 0 S: 3 P: 3	R: 0 H: 1 E: 0 LOB: 2 K: 0 BB: 0 S: 4 P: 4	R: 0 H: 0 E: 0 LOB: 1 K: 1 BB: 0 S: 5 P: 6	R: 1 H: 3 E: 0 LOB: 2 K: 0 BB: 0 S: 3 P: 3	1B: 8 SF: 0 2B: 0 SAC: 0 3B: 0 DP: 0 HR: 1 HBP: 1						WP: 0 PA: 42 PB: 0 SB: 1 CS: 0

PITCHER		IP	WLS	BF	H	R	ER	SO	BB	IBB	HBP	BLK	WP	HR	S	P	ERA	WHIP
Stan Bahnsen, R ERA: 3.2	(1, 1)	6.0		25	5	3	3	2	2	0	0	0	0	1	27	35	4.50	1.167
Paul Lindblad, L ERA: 1.72	(7, 1)	2.2		9	1	0	0	0	0	0	0	0	0	0	9	9	0.00	0.375
Jim Todd, R ERA: 3.6	(9, 1)	1.1	L	8	3	1	1	1	0	0	1	0	0	0	9	10	6.75	2.250

PITCHER	IP	WLS	BF	H	R	ER	SO	BB	IBB	HBP	BLK	WP	HR	S	P	ERA	WHIP

BOTTOM

Oakland Athletics @ Minnesota Twins

Metropolitan Stadium, Bloomington , MI

Tue May 18 1976, 8:05 PM EDT

Att. 6,600 - Unknown - 71 F

livebaseballscorecards.com

AB	39
R	4
H	9
RBI	4
BB	2
SO	3
LOB	16

Batter	1	2	3	4	5	6	7	8	9	AB	R	H	RBI	BB	SO	LOB
Lyman Bostock, L (1, 8) OBP: 0.351, SLG: 0.402	8-4 SH1-3 1B	F4			5-3			L3		4	0	1	0	0	0	2
Larry Hisle, R (1, 7) OBP: 0.326, SLG: 0.288	SH1-3 1-2		BB FC4-6		4-3			BB		1	0	0	0	2	0	0
Rod Carew, L (1, 3) OBP: 0.406, SLG: 0.424	BB		FC4-6 1B 1-2f			G3		K		3	0	0	0	1	1	2
Steve Braun, L (1, 10) OBP: 0.295, SLG: 0.247 Craig Kusick, R (8, PH) OBP: 0.375, SLG: 0.575	8-4 2-3f		1B 1-2			F8		K		3 1	0 0	1 0	0 0	0 0	0 1	2 1
Butch Wynegar, S (1, 2) OBP: 0.432, SLG: 0.543		BB FC6-4	4-3			1B			FC5-4 1B	3	0	2	0	1	0	1
Dan Ford, R (1, 9) OBP: 0.305, SLG: 0.463		FC6-4 FC6-4 1B 1-2f 1B		5-3		6-3			FC5-4 1-2	4	1	1	0	0	0	2
Bob Randall, R (1, 4) OBP: 0.354, SLG: 0.304		FC6-4 1-2		BB G6-4-3			G6-4-3		F9	3	0	2	0	1	0	2
Dave McKay, S (1, 5) OBP: 0.298, SLG: 0.250		FC6-4 1B 1-2f 2-3		G6-4-3 1-2f			K		FC5-4 1-2f 2-3	4	0	0	0	0	1	6
Luis Gomez, R (1, 6) OBP: 0.364, SLG: 0.300 Phil Roof, R (9, PH) OBP: 0.269, SLG: 0.360		1B 1-2 3-H			1-3		G6-4-3 1-2f		K	3 1	0 0	1 0	1 0	0 0	0 1	1 2
Inning Stats	R: 0 H: 1 E: 0 LOB: 1 K: 0 BB: 1 S: 3 P: 7	R: 1 H: 2 E: 0 LOB: 2 K: 0 BB: 1 S: 5 P: 9	R: 0 H: 1 E: 0 LOB: 1 K: 0 BB: 1 S: 3 P: 7	R: 0 H: 0 E: 0 LOB: 0 K: 0 BB: 1 S: 2 P: 6	R: 0 H: 0 E: 0 LOB: 0 K: 0 BB: 0 S: 3 P: 3	R: 0 H: 1 E: 0 LOB: 1 K: 0 BB: 0 S: 4 P: 4	R: 0 H: 1 E: 0 LOB: 0 K: 1 BB: 0 S: 5 P: 5	R: 0 H: 0 E: 0 LOB: 1 K: 2 BB: 1 S: 7 P: 11	R: 0 H: 2 E: 0 LOB: 2 K: 1 BB: 0 S: 7 P: 7	1B: 8 SF: 0 2B: 1 SAC: 1 3B: 0 DP: 3 HR: 0 HBP: 0						

TOP

Minnesota Twins @ Chicago White Sox

Comiskey Park, Chicago, IL

Wed May 19 1976, 8:05 PM EDT

Att. 7,136 - Unknown - 63 F

livebaseballscorecards.com

AB	30
R	1
H	8
RBI	1
BB	5
SO	4
LOB	21

WP: 0 PA: 36
PB: 0
SB: 0
CS: 0

PITCHER		IP	WLS	BF	H	R	ER	SO	BB	IBB	HBP	BLK	WP	HR	S	P	ERA	WHIP
Pete Vuckovich, R ERA: 4.91	(1, 1)	7.0	W	27	6	1	1	1	4	0	0	0	0	0	25	41	1.29	1.429
Dave Hamilton, L ERA: 5.63	(8, 1)	2.0	S	9	2	0	0	3	1	0	0	0	0	0	14	18	0.00	1.500

PITCHER	IP	WLS	BF	H	R	ER	SO	BB	IBB	HBP	BLK	WP	HR	S	P	ERA	WHIP

Batter	1	2	3	4	5	6	7	8	9	AB	R	H	RBI	BB	SO	LOB
Pat Kelly, L (1, 10) OBP: 0.258, SLG: 0.414	0-0 1B 3B		0-0 ① F7	0-0 ③ F7			0-0 S 1B 1B			4	2	2	0	0	0	1
Ralph Garr, L (1, 8) OBP: 0.311, SLG: 0.446	0-0 4-3 E 1B 3-H		0-0 1B S SF9 1B		0-0 FC4-6 1B		0-0 ② F7			4	2	3	1	0	0	1
Rich Coggins, L (1, 9) OBP: 0.250, SLG: 0.250	0-0 ① 4-3 1-2		0-0 SF9 1-3 1B		0-0 ① FC4-6 S 1-2f		0-0 E S 1-H 1B			4	0	2	1	0	0	2
Jorge Orta, L (1, 7) OBP: 0.282, SLG: 0.376	0-0 ② F7		0-0 ② SF9 2-3 3-H		S S S 0-3 ② K		0-0 ③ F8 1-3			3	0	0	1	0	1	3
Jim Spencer, L (1, 3) OBP: 0.358, SLG: 0.354	4-0 PB IBB		4-0 IBB		4-0 PO IBB 1-2			0-0 ① F9		1	0	0	0	3	0	0
Brian Downing, R (1, 2) OBP: 0.373, SLG: 0.381	0-0 ③ 1-4-3 1-2 2-H		0-0 ③ 1-3		0-0 ③ PO 1-2	0-0 ① 1-3		B B B 4-0 1B BB		3	0	0	0	1	0	3
Bucky Dent, R (1, 6) OBP: 0.370, SLG: 0.406		S S S 0-3 ① K		0-0 ① F4		0-0 G6-3 1B		0-0 1-2 1B		4	0	2	0	0	1	0
Jack Brohamer, L (1, 4) OBP: 0.253, SLG: 0.324		0-0 ② 1-3		B B B 4-0 BB		0-0 ② ③ G6-3 1-2f		0-0 ② F9		3	0	0	0	1	0	3
Bill Stein, R (1, 5) OBP: 0.176, SLG: 0.182		S S S 0-3 ③ K		0-0 ② F9			0-0 ① 5-3	S S S 0-3 ③ K		4	0	0	0	0	2	3
Inning Stats	R: 2 E: 0 K: 0 S: 5 H: 2 LOB: 1 BB: 1 P: 9	R: 0 E: 0 K: 2 S: 7 H: 0 LOB: 0 BB: 0 P: 7	R: 1 E: 0 K: 0 S: 5 H: 2 LOB: 2 BB: 1 P: 9	R: 0 E: 0 K: 0 S: 3 H: 0 LOB: 1 BB: 1 P: 7	R: 0 E: 0 K: 1 S: 5 H: 1 LOB: 1 BB: 1 P: 9	R: 0 E: 0 K: 0 S: 3 H: 1 LOB: 0 BB: 0 P: 3	R: 1 E: 0 K: 0 S: 5 H: 2 LOB: 1 BB: 0 P: 5	R: 0 E: 0 K: 1 S: 6 H: 1 LOB: 2 BB: 1 P: 10		1B: 8 2B: 0 3B: 1 HR: 0	SF: 1 SAC: 0 DP: 1 HBP: 0					

BOTTOM

Minnesota Twins @ Chicago White Sox

Comiskey Park, Chicago, IL

Wed May 19 1976, 8:05 PM EDT

Att. 7,136 - Unknown - 63 F

livebaseballscorecards.com

AB	30
R	4
H	9
RBI	3
BB	5
SO	4
LOB	16

WP: 0 PB: 1 SB: 4 CS: 0 PA: 37

PITCHER		IP	WLS	BF	H	R	ER	SO	BB	IBB	HBP	BLK	WP	HR	S	P	ERA	WHIP
Bert Blyleven, R ERA: 3.3	(1, 1)	6.2	L	30	8	4	3	3	1	3	0	0	0	0	32	48	4.05	1.350
Tom Burgmeier, L ERA: 1.06	(7, 1)	1.1		6	1	0	0	1	1	0	0	0	0	0	7	11	0.00	1.500

PITCHER		IP	WLS	BF	H	R	ER	SO	BB	IBB	HBP	BLK	WP	HR	S	P	ERA	WHIP

Batter	1	2	3	4	5	6	7	8	9	AB	R	H	RBI	BB	SO	LOB
Lyman Bostock, L (1, 8) OBP: 0.366, SLG: 0.417	3B 1B		1-3 1B		1B		5-3			4	1	3	0	0	0	2
Larry Hisle, R (1, 7) OBP: 0.317, SLG: 0.279	K		K		L7			6-3		4	0	0	0	0	2	4
Rod Carew, L (1, 3) OBP: 0.394, SLG: 0.410	F9		K			4-3		F8		4	0	0	0	0	1	3
Steve Braun, L (1, 5) OBP: 0.293, SLG: 0.270	1-H 3B		1-3			F7		3-1		4	0	1	1	0	0	2
Butch Wynegar, S (1, 2) OBP: 0.417, SLG: 0.521	F5			L9		F9			F2	4	0	0	0	0	0	1
Dan Ford, R (1, 9) OBP: 0.304, SLG: 0.464		K		1-3			1B 2B		K	4	1	1	0	0	2	0
Danny Thompson, R (1, 6) OBP: 0.264, SLG: 0.257		L9		1-3			5-3		K	4	0	0	0	0	1	1
Craig Kusick, R (1, 10) OBP: 0.360, SLG: 0.548 Tony Oliva, L (7, PH) OBP: 0.333, SLG: 0.300 Jerry Terrell, R (7, PR) OBP: 0.242, SLG: 0.258		K			K		2-H 6-3 1B			2 1 0	0 0 0	0 1 0	0 1 0	0 0 0	2 0 0	0 0 0
Bob Randall, R (1, 4) OBP: 0.354, SLG: 0.306			1B 1B		4-3		1-2 6-3			3	0	1	0	0	0	1
Inning Stats	R: 1 E: 0 K: 1 S: 7 H: 2 LOB: 1 BB: 0 P: 7	R: 0 E: 0 K: 2 S: 7 H: 0 LOB: 0 BB: 0 P: 7	R: 0 E: 0 K: 2 S: 9 H: 2 LOB: 2 BB: 0 P: 9	R: 0 E: 0 K: 0 S: 3 H: 0 LOB: 0 BB: 0 P: 3	R: 0 E: 0 K: 1 S: 6 H: 1 LOB: 1 BB: 0 P: 6	R: 0 E: 0 K: 0 S: 3 H: 0 LOB: 0 BB: 0 P: 3	R: 1 E: 0 K: 0 S: 5 H: 2 LOB: 2 BB: 0 P: 5	R: 0 E: 0 K: 0 S: 3 H: 0 LOB: 0 BB: 0 P: 3	R: 0 E: 0 K: 2 S: 7 H: 0 LOB: 0 BB: 0 P: 7	1B: 5 2B: 1 3B: 1 HR: 0 SF: 0 SAC: 0 DP: 0 HBP: 0						

PITCHER	IP	WLS	BF	H	R	ER	SO	BB	IBB	HBP	BLK	WP	HR	S	P	ERA	WHIP
Rich Gossage, R (1, 1) ERA: 2.85	9.0	W	34	7	2	2	8	0	0	0	0	0	0	50	50	2.00	0.778

PITCHER	IP	WLS	BF	H	R	ER	SO	BB	IBB	HBP	BLK	WP	HR	S	P	ERA	WHIP

TOP

Minnesota Twins @ Chicago White Sox

Comiskey Park, Chicago, IL

Thu May 20 1976, 8:05 PM EDT

Att. 6,999 - Unknown - 66 F

livebaseballscorecards.com

AB	34
R	2
H	7
RBI	2
BB	0
SO	8
LOB	14

WP: 0 PA: 34
PB: 0
SB: 0
CS: 0

Batter	1	2	3	4	5	6	7	8	9	AB	R	H	RBI	BB	SO	LOB
Pat Kelly, L (1, 10) OBP: 0.262, SLG: 0.443	0-0 1B 3B		0-3 K		0-3 K		0-0 1B			3	1	1	0	0	2	1
Lamar Johnson, R (7, PH) OBP: 0.222, SLG: 0.222										1	0	1	0	0	0	0
Ralph Garr, L (1, 7) OBP: 0.300, SLG: 0.429	0-0 6-3		0-0 F5		0-0 F7			0-0 6-3		4	0	0	0	0	0	2
Rich Coggins, L (1, 9) OBP: 0.313, SLG: 0.267	0-0 P5-1-4 1B 3-H		0-0 F6		4-0 BB			0-0 4-3		3	0	1	1	1	0	0
Jorge Orta, L (1, 5) OBP: 0.281, SLG: 0.372	0-0 P5-1-4 1-2f			0-0 S 1B	0-0 4-3			0-0 3-1		4	0	1	0	0	0	3
Jim Spencer, L (1, 3) OBP: 0.347, SLG: 0.341		0-0 F3		0-0 L8 1-2		0-0 G3				3	0	0	0	0	0	1
Bucky Dent, R (1, 6) OBP: 0.360, SLG: 0.394		0-0 L7		0-0 1-3		0-0 5-3				3	0	0	0	0	0	1
Brian Downing, R (1, 2) OBP: 0.372, SLG: 0.394		0-0 1B 2B		0-0 4-3		0-3 K				3	1	1	0	0	1	1
Chet Lemon, R (1, 8) OBP: 0.284, SLG: 0.290		0-0 S 1B 2-H			4-0 S 2B BB		0-0 F8			2	1	1	1	1	0	0
Jack Brohamer, L (1, 4) OBP: 0.256, SLG: 0.338		0-0 L9 1-2			0-0 1-H 2B		0-0 F7			3	0	1	1	0	0	1
Inning Stats	R: 1 E: 0 K: 0 S: 4 H: 2 LOB: 0 BB: 0 P: 4	R: 1 E: 0 K: 0 S: 5 H: 2 LOB: 1 BB: 0 P: 5	R: 0 E: 0 K: 1 S: 5 H: 0 LOB: 0 BB: 0 P: 5	R: 0 E: 0 K: 0 S: 4 H: 1 LOB: 1 BB: 0 P: 4	R: 1 E: 0 K: 1 S: 6 H: 1 LOB: 2 BB: 2 P: 14	R: 0 E: 0 K: 1 S: 5 H: 0 LOB: 0 BB: 0 P: 5	R: 0 E: 0 K: 0 S: 3 H: 1 LOB: 1 BB: 0 P: 3	R: 0 E: 0 K: 0 S: 3 H: 0 LOB: 0 BB: 0 P: 3		1B: 4 2B: 3 3B: 1 HR: 0	SF: 0 SAC: 0 DP: 1 HBP: 0					

PITCHER		IP	WLS	BF	H	R	ER	SO	BB	IBB	HBP	BLK	WP	HR	S	P	ERA	WHIP
Pete Redfern, R ERA: 7.0	(1, 1)	4.0	L	18	6	3	3	1	1	0	0	0	0	0	19	23	6.75	1.750
Tom Burgmeier, L ERA: 0.86	(5, 1)	4.0		13	1	0	0	2	1	0	0	0	0	0	16	20	0.00	0.500

PITCHER	IP	WLS	BF	H	R	ER	SO	BB	IBB	HBP	BLK	WP	HR	S	P	ERA	WHIP

BOTTOM

Minnesota Twins @ Chicago White Sox

Comiskey Park, Chicago, IL

Thu May 20 1976, 8:05 PM EDT

Att. 6,999 - Unknown - 66 F

livebaseballscorecards.com

AB	29
R	3
H	7
RBI	3
BB	2
SO	3
LOB	10

WP: 0	PA: 31					
PB: 0						
SB: 3						
CS: 0						

Batter	1	2	3	4	5	6	7	8	9	AB	R	H	RBI	BB	SO	LOB
Tom Poquette, L (1, 7) OBP: 0.393, SLG: 0.558	F3		6-3		G6-4-3 1-2 2-H 1B	3-1			CS 1B	5	0	2	1	0	0	1
Amos Otis, R (1, 8) OBP: 0.385, SLG: 0.569	F9		F5		G6-4-3 1-2f 2-3		FC4-6 1B		CS 1-2 1B	5	0	2	0	0	0	2
George Brett, L (1, 5) OBP: 0.406, SLG: 0.448	1B 1B		4-3		F7		FC4-6 1-2f 1B		F8 1-2	5	0	1	0	0	0	3
John Mayberry, L (1, 3) OBP: 0.362, SLG: 0.410	1-3 1B			HR		1B 2B 2B	1-2 1B			4	2	4	1	0	0	0
Hal McRae, R (1, 10) OBP: 0.361, SLG: 0.425	F4			F9		5-3 S S S	K			4	0	0	0	0	1	5
Al Cowens, R (1, 9) OBP: 0.274, SLG: 0.317		6-3		1-3		F3	F8			4	0	0	0	0	0	3
Bob Stinson, S (1, 2) OBP: 0.382, SLG: 0.321		F8		4-3		2B 2-3 2B 1B		5-3		4	1	1	0	0	0	0
Freddie Patek, R (1, 6) OBP: 0.407, SLG: 0.444		S 1B			S 1B 1B	1-3 3-H 2B 2B		F8		4	2	3	1	0	0	0
Frank White, R (1, 4) OBP: 0.303, SLG: 0.275		F5 1-2			B B B 4-0 G6-4-3 1-2 1B BB	2-H 3-H 2B		F8		3	0	1	2	1	0	1
Inning Stats	R: 0 E: 0 K: 0 S: 5 H: 2 LOB: 2 BB: 0 P: 5	R: 0 E: 0 K: 0 S: 4 H: 1 LOB: 1 BB: 0 P: 4	R: 0 E: 0 K: 0 S: 3 H: 0 LOB: 0 BB: 0 P: 3	R: 1 E: 0 K: 0 S: 4 H: 1 LOB: 0 BB: 0 P: 4	R: 1 E: 0 K: 0 S: 4 H: 2 LOB: 1 BB: 1 P: 8	R: 3 E: 0 K: 0 S: 7 H: 4 LOB: 1 BB: 0 P: 7	R: 0 E: 0 K: 1 S: 7 H: 2 LOB: 2 BB: 0 P: 7	R: 0 E: 0 K: 0 S: 3 H: 0 LOB: 0 BB: 0 P: 3	R: 0 E: 0 K: 0 S: 3 H: 2 LOB: 0 BB: 0 P: 3	1B: 10 2B: 3 3B: 0 HR: 1 SF: 0 SAC: 0 DP: 1 HBP: 0						

PITCHER		IP	WLS	BF	H	R	ER	SO	BB	IBB	HBP	BLK	WP	HR	S	P	ERA	WHIP
Jim Hughes, R ERA: 5.46	(1, 1)	5.2	L	27	10	5	5	0	1	0	0	0	0	1	26	30	7.94	1.941
Tom Burgmeier, L ERA: 0.83	(6, 1)	0.2		4	2	0	0	0	0	0	0	0	0	0	4	4	0.00	3.000
Steve Luebber, R ERA: 5.32	(7, 1)	2.0		7	2	0	0	1	0	0	0	0	0	0	9	9	0.00	1.000
Mike Pazik, L ERA: 3.86	(9, 1)	0.2		1	0	0	0	0	0	0	0	0	0	0	1	1	0.00	0.000

PITCHER	IP	WLS	BF	H	R	ER	SO	BB	IBB	HBP	BLK	WP	HR	S	P	ERA	WHIP

TOP

Kansas City Royals @ Minnesota Twins

Metropolitan Stadium, Bloomington , MI

Fri May 21 1976, 4:33 AM EDT

Att. 8,619 - Unknown

livebaseballscorecards.com

AB	38
R	5
H	14
RBI	5
BB	1
SO	1
LOB	15

WP: 0	PB: 0	SB: 2	CS: 2
PA: 39			

Kansas City Royals @ Minnesota Twins

Metropolitan Stadium, Bloomington , MI

Fri May 21 1976, 4:33 AM EDT

Att. 8,619 - Unknown

livebaseballscorecards.com

BOTTOM

Batter	1	2	3	4	5	6	7	8	9	AB	R	H	RBI	BB	SO	LOB
Lyman Bostock, L (1, 8) OBP: 0.381, SLG: 0.418	4-3			L9-3 1B		BBBB FC5-4 BB		BBBB BB		2	0	1	0	2	0	0
Larry Hisle, R (1, 7) OBP: 0.308, SLG: 0.270	F7			L9-3 1-2		FC5-4 WP 1B 1-2f		L7		4	0	0	0	0	0	3
Rod Carew, L (1, 3) OBP: 0.390, SLG: 0.405	F9			E6		WP 1-2 1B		F7		4	0	1	0	0	0	1
Steve Braun, L (1, 5) OBP: 0.301, SLG: 0.272		SSS K			F8 2B 1B	BBBB 1-2 2-3 BB		4-3		3	1	1	0	1	1	1
Butch Wynegar, S (1, 2) OBP: 0.403, SLG: 0.500		4-3			F7	SSS K			G3	4	0	0	0	0	1	4
Dan Ford, R (1, 9) OBP: 0.295, SLG: 0.450		F3			F8 1-2	F5			F9	4	0	0	0	0	0	1
Danny Thompson, R (1, 6) OBP: 0.263, SLG: 0.266			SSS K		2-H 2B	L4			F5	4	0	1	1	0	1	0
Craig Kusick, R (1, 10) OBP: 0.340, SLG: 0.511			4-3		F9	E4				3	0	0	0	0	0	1
Bob Randall, R (1, 4) OBP: 0.341, SLG: 0.293			L8			SSS K	F9			3	0	0	0	0	1	1

	AB	31
	R	1
	H	4
	RBI	1
	BB	3
	SO	4
	LOB	12

| Inning Stats | | | |

Batter	1	2	3	4	5	6	7	8	9	AB	R	H	RBI	BB	SO	LOB
Tom Poquette, L (1, 7) OBP: 0.367, SLG: 0.518	S S S 0-3 ① K		x 0-0 ② 4-3			x 0-0 ① F7		x 0-0 ③ F9		4	0	0	0	0	1	1
Amos Otis, R (1, 8) OBP: 0.381, SLG: 0.558	x 0-0 ② 6-3		x 0-0 ③ 1-3			x 0-0 ② F9			x 0-0 3B 1B	4	1	1	0	0	0	0
George Brett, L (1, 5) OBP: 0.408, SLG: 0.461	x 0-0 ③ 3-1			B B B B 4-0 1-3 BB		x 0-0 ③ 6-3			x 0-0 1-H SF7 3B	3	1	1	1	1	0	0
John Mayberry, L (1, 3) OBP: 0.359, SLG: 0.403		B B B B 4-0 2B 1B BB		x 0-0 ① 1-3 1-2			x 0-0 ① F8		x 0-0 ① SF7 3-H	2	1	0	1	1	0	1
Hal McRae, R (1, 10) OBP: 0.365, SLG: 0.435		x 0-0 1B 1-3 2B		x 0-0 ② F8			x 0-0 ② F9		x 0-0 1B 1B	4	0	2	0	0	0	1
Al Cowens, R (1, 9) OBP: 0.273, SLG: 0.315		x 0-0 ① 1-3		x 0-0 ③ 6-3			S S S 0-3 ③ K		x 0-0 ② 1-3 1B	4	0	1	0	0	1	3
Bob Stinson, S (1, 2) OBP: 0.368, SLG: 0.313		x 0-0 L4-3 2-3 3-H 1B			x 0-0 ① 4-3			x 0-0 ① 4-3	x 0-0 ③ F7	4	0	1	1	0	0	1
Freddie Patek, R (1, 6) OBP: 0.397, SLG: 0.431		x 0-0 ② ③ L4-3 1-2			S S S 0-3 ② K			x 0-0 ② 1-3		3	0	0	0	0	1	2
Frank White, R (1, 4) OBP: 0.297, SLG: 0.269 Tony Solaita, L (8, PH) OBP: 0.409, SLG: 0.545 Cookie Rojas, R (8, PR) OBP: 0.375, SLG: 0.333 (8, 4)			x 0-0 ① F4		x 0-0 ③ L9			x 0-0 1B		2 1 0	0 0 0	0 1 0	0 0 0	0 0 0	0 0 0	0 0 0
Inning Stats	R: 0 E: 0 K: 1 S: 5 H: 0 LOB: 0 BB: 0 P: 5	R: 1 E: 0 K: 0 S: 4 H: 2 LOB: 1 BB: 1 P: 8	R: 0 E: 0 K: 0 S: 3 H: 0 LOB: 0 BB: 0 P: 3	R: 0 E: 0 K: 0 S: 3 H: 0 LOB: 1 BB: 1 P: 7	R: 0 E: 0 K: 1 S: 5 H: 0 LOB: 0 BB: 0 P: 5	R: 0 E: 0 K: 0 S: 3 H: 0 LOB: 0 BB: 0 P: 3	R: 0 E: 0 K: 1 S: 5 H: 0 LOB: 0 BB: 0 P: 5	R: 0 E: 0 K: 0 S: 4 H: 1 LOB: 1 BB: 0 P: 4	R: 2 E: 0 K: 0 S: 6 H: 4 LOB: 1 BB: 0 P: 6	1B: 5 2B: 2 3B: 1 HR: 0 SF: 1 SAC: 0 DP: 1 HBP: 0						

PITCHER	IP	WLS	BF	H	R	ER	SO	BB	IBB	HBP	BLK	WP	HR	S	P	ERA	WHIP
Dave Goltz, R (1, 1) ERA: 4.8	9.0	W	34	7	3	3	3	2	0	0	0	0	0	38	46	3.00	1.000

PITCHER	IP	WLS	BF	H	R	ER	SO	BB	IBB	HBP	BLK	WP	HR	S	P	ERA	WHIP

TOP

Kansas City Royals @ Minnesota Twins

Metropolitan Stadium, Bloomington , MI

Sat May 22 1976, 8:05 PM EDT

Att. 6,812 - Unknown - 68 F

livebaseballscorecards.com

AB	31
R	3
H	7
RBI	3
BB	2
SO	3
LOB	9

WP: 0 PB: 0 SB: 0 CS: 0 PA: 34

Batter	1	2	3	4	5	6	7	8	9	AB	R	H	RBI	BB	SO	LOB
Lyman Bostock, L (1, 8) OBP: 0.385, SLG: 0.441	6-3		3-1		1B 3B 1-H 2-H		FC6-4 1B 3-H			4	1	2	3	0	0	0
Larry Hisle, R (1, 7) OBP: 0.313, SLG: 0.285	F9			SH1-3 4-3 2B	1B 3-H		FC6-4 1-2f			4	1	2	1	0	0	1
Rod Carew, L (1, 3) OBP: 0.383, SLG: 0.395	1-3			SH1-3 2-3	1-3			L8		3	0	0	0	0	0	1
Steve Braun, L (1, 5) OBP: 0.299, SLG: 0.271		F8		4-3 3-H		G3		FC6-4 1B		4	0	1	1	0	0	0
Butch Wynegar, S (1, 2) OBP: 0.398, SLG: 0.490		FC6-4 1B		5-3		4-3		F7		4	0	1	0	0	0	1
Dan Ford, R (1, 9) OBP: 0.287, SLG: 0.436		FC6-4 1-2f			5-3	F3		FC6-4 1-2f		4	0	0	0	0	0	2
Danny Thompson, R (1, 6) OBP: 0.265, SLG: 0.277		F4			6-3		6-3 1B 2B			3	1	1	0	0	0	1
Craig Kusick, R (1, 10) OBP: 0.339, SLG: 0.500			5-3		1B 3B 1B		F9			3	1	1	0	0	0	1
Bob Randall, R (1, 4) OBP: 0.341, SLG: 0.295			K S S S		1-2 3B 1B		6-3 2-3			3	1	1	0	0	1	1
Inning Stats	R: 0 H: 0 E: 0 LOB: 0 K: 0 BB: 0 S: 3 P: 3	R: 0 H: 1 E: 0 LOB: 1 K: 0 BB: 0 S: 4 P: 4	R: 0 H: 0 E: 0 LOB: 0 K: 1 BB: 0 S: 5 P: 5	R: 1 H: 1 E: 0 LOB: 0 K: 0 BB: 0 S: 4 P: 4	R: 3 H: 4 E: 0 LOB: 1 K: 0 BB: 0 S: 7 P: 7	R: 0 H: 0 E: 0 LOB: 0 K: 0 BB: 0 S: 3 P: 3	R: 1 H: 2 E: 0 LOB: 1 K: 0 BB: 0 S: 5 P: 5	R: 0 H: 1 E: 0 LOB: 1 K: 0 BB: 0 S: 4 P: 4		1B: 6 SF: 0 2B: 2 SAC: 1 3B: 1 DP: 0 HR: 0 HBP: 0						WP: 0 PA: 33 PB: 0 SB: 0 CS: 0

PITCHER		IP	WLS	BF	H	R	ER	SO	BB	IBB	HBP	BLK	WP	HR	S	P	ERA	WHIP
Al Fitzmorris, R ERA: 3.42	(1, 1)	6.0	L	25	7	5	5	1	0	0	0	0	0	0	27	27	7.50	1.167
Mark Littell, R ERA: 0.89	(7, 1)	1.0		4	1	0	0	0	0	0	0	0	0	0	4	4	0.00	1.000
Larry Gura, L ERA:	(8, 1)	1.0		4	1	0	0	0	0	0	0	0	0	0	4	4	0.00	1.000

PITCHER	IP	WLS	BF	H	R	ER	SO	BB	IBB	HBP	BLK	WP	HR	S	P	ERA	WHIP

BOTTOM

Kansas City Royals @ Minnesota Twins

Metropolitan Stadium, Bloomington , MI

Sat May 22 1976, 8:05 PM EDT

Att. 6,812 - Unknown - 68 F

livebaseballscorecards.com

AB	32
R	5
H	9
RBI	5
BB	0
SO	1
LOB	8

Batter	1	2	3	4	5	6	7	8	9	AB	R	H	RBI	BB	SO	LOB
Tom Poquette, L (1, 9) OBP: 0.359, SLG: 0.500	F6		K			K		HBP, 1B 1B		4	0	1	0	0	2	3
Amos Otis, R (1, 8) OBP: 0.385, SLG: 0.565	L7		F8			1B 2-H 2B		HBP 1-2 1B		4	0	2	1	0	0	2
George Brett, L (1, 5) OBP: 0.411, SLG: 0.458 Davey Nelson, R (8, PR) OBP: 0.400, SLG: 0.500 (8, 4)	K			L7		G4-6-3 2-3 1B		1-0 1-2 2-3 HBP		3 0	0 0	1 0	0 0	0 0	1 0	0 0
John Mayberry, L (1, 3) OBP: 0.356, SLG: 0.393		4-3		BBB 4-0 G5-4-3 BB		G4-6-3 1-2f		F4		3	0	0	0	1	0	5
Hal McRae, R (1, 7) OBP: 0.362, SLG: 0.430		F7		G5-4-3 1-2f			1B 4-3 1B	G3		4	0	1	0	0	0	4
Tony Solaita, L (1, 10) OBP: 0.346, SLG: 0.462 Jim Wohlford, R (9, PR) OBP: 0.265, SLG: 0.283		3-1			K		4-3 1-2		E3 G6-4-3	4 0	0 0	0 0	0 0	0 0	1 0	1 0
Cookie Rojas, R (1, 4) OBP: 0.361, SLG: 0.323 (8, 5)			F6		K		G4-6-3 2-3 1B		F9	4	0	1	0	0	1	1
Bob Stinson, S (1, 2) OBP: 0.366, SLG: 0.294 Jamie Quirk, L (9, PH) OBP: 0.333, SLG: 0.333			BBBB 4-0 1B BB		K		G4-6-3 1-2f		G6-4-3 1-2f	2 1	0 0	0 0	0 0	1 0	1 0	2 1
Frank White, R (1, 6) OBP: 0.308, SLG: 0.292			1-2 1B			2B 2B		F3		3	1	2	0	0	0	0

TOP

Kansas City Royals @ Minnesota Twins

Metropolitan Stadium, Bloomington , MI

Sun May 23 1976, 4:33 AM EDT

Att. 24,716 - Unknown - 68 F

livebaseballscorecards.com

AB	32
R	1
H	8
RBI	1
BB	2
SO	6
LOB	19

Inning Stats	1	2	3	4	5	6	7	8	9
	R: 0 E: 0 K: 1 S: 5	H: 0 LOB: 0 BB: 0 P: 5	R: 0 E: 0 K: 0 S: 3	H: 0 LOB: 0 BB: 0 P: 3	R: 0 E: 0 K: 1 S: 6	H: 1 LOB: 2 BB: 1 P: 10	R: 0 E: 0 K: 0 S: 2	H: 0 LOB: 0 BB: 1 P: 6	R: 0 E: 0 K: 3 S: 9	H: 0 LOB: 0 BB: 0 P: 9
	R: 1 E: 0 K: 1 S: 7	H: 3 LOB: 1 BB: 0 P: 7	R: 0 E: 0 K: 0 S: 4	H: 2 LOB: 1 BB: 0 P: 4	R: 0 E: 0 K: 0 S: 5	H: 2 LOB: 3 BB: 0 P: 6	R: 0 E: 1 K: 0 S: 3	H: 0 LOB: 1 BB: 0 P: 3	1B: 6 2B: 2 3B: 0 HR: 0	SF: 0 SAC: 0 DP: 4 HBP: 1
	WP: 0 PB: 0 SB: 0 CS: 0	PA: 35								

PITCHER		IP	WLS	BF	H	R	ER	SO	BB	IBB	HBP	BLK	WP	HR	S	P	ERA	WHIP
Bert Blyleven, R ERA: 3.1	(1, 1)	7.1	W	30	8	1	1	6	2	0	1	0	0	0	39	48	1.23	1.364
Tom Burgmeier, L ERA: 0.82	(8, 1)	0.1		1	0	0	0	0	0	0	0	0	0	0	1	1	0.00	0.000
Bill Campbell, R ERA: 2.62	(8, 1)	1.1	S	4	0	0	0	0	0	0	0	0	0	0	4	4	0.00	0.000

PITCHER	IP	WLS	BF	H	R	ER	SO	BB	IBB	HBP	BLK	WP	HR	S	P	ERA	WHIP

Batter	1	2	3	4	5	6	7	8	9	AB	R	H	RBI	BB	SO	LOB
Steve Brye, R (1, 8) OBP: 0.175, SLG: 0.167	6-3		5-3		4-3 SH3-4 1B		BBBB 1B SF8 BB			3	1	1	0	1	0	0
Larry Hisle, R (1, 7) OBP: 0.320, SLG: 0.288	G3		BBBB FC6-4 BB		SH3-4 1-2		1-3 1B			2	0	1	0	1	0	0
Butch Wynegar, S (1, 10) OBP: 0.394, SLG: 0.495	2B		FC6-4 1-2f 2B		4-3 2-3		SF8 3-H			3	1	1	1	0	0	2
Dan Ford, R (1, 9) OBP: 0.293, SLG: 0.441	BBBB BB		1-H 2B		SSS K		F7			3	1	1	1	1	1	2
Craig Kusick, R (1, 3) OBP: 0.350, SLG: 0.519	F9		2-H 2B			1B		6-3		4	0	2	1	0	0	2
Danny Thompson, R (1, 6) OBP: 0.264, SLG: 0.276		FC6-4 1B	6-3			4-3		6-3		4	0	1	0	0	0	1
Phil Roof, R (1, 2) OBP: 0.267, SLG: 0.345		FC6-4 1-2f		6-3		1B		F9		4	0	1	0	0	0	1
Dave McKay, S (1, 5) OBP: 0.291, SLG: 0.243		F6		L7		2-3				3	0	0	0	0	0	2
Bob Randall, R (1, 4) OBP: 0.330, SLG: 0.284		F3		SSS K			L1			3	0	0	0	0	1	1
Inning Stats	R: 0 H: 1 E: 0 LOB: 2 K: 0 BB: 1 S: 4 P: 8	R: 0 H: 1 E: 0 LOB: 1 K: 0 BB: 0 S: 4 P: 4	R: 2 H: 2 E: 0 LOB: 1 K: 0 BB: 1 S: 5 P: 9	R: 0 H: 0 E: 0 LOB: 0 K: 1 BB: 0 S: 5 P: 5	R: 0 H: 1 E: 0 LOB: 1 K: 1 BB: 0 S: 6 P: 6	R: 0 H: 2 E: 0 LOB: 1 K: 0 BB: 0 S: 4 P: 4	R: 1 H: 1 E: 0 LOB: 1 K: 0 BB: 1 S: 4 P: 8	R: 0 H: 0 E: 0 LOB: 0 K: 0 BB: 0 S: 3 P: 3		1B: 5 SF: 1 2B: 3 SAC: 1 3B: 0 DP: 0 HR: 0 HBP: 0						

PITCHER	IP	WLS	BF	H	R	ER	SO	BB	IBB	HBP	BLK	WP	HR	S	P	ERA	WHIP
Paul Splittorff, L (1, 1) ERA: 4.45	8.0	L	34	8	3	3	2	3	0	0	0	0	0	35	47	3.38	1.375

PITCHER	IP	WLS	BF	H	R	ER	SO	BB	IBB	HBP	BLK	WP	HR	S	P	ERA	WHIP

BOTTOM

Kansas City Royals @ Minnesota Twins

Metropolitan Stadium, Bloomington , MI

Sun May 23 1976, 4:33 AM EDT

Att. 24,716 - Unknown - 68 F

livebaseballscorecards.com

AB	29
R	3
H	8
RBI	3
BB	3
SO	2
LOB	11

WP: 0 PA: 34
PB: 0
SB: 0
CS: 0

Minnesota Twins @ Oakland Athletics

Oakland-Alameda County Coliseum, Oakland, CA

Mon May 24 1976, 7:05 PM PDT

Att. 13,624 - Unknown - 57 F

TOP

livebaseballscorecards.com

Batter	1	2	3	4	5	6	7	8	9	AB	R	H	RBI	BB	SO	LOB
Lyman Bostock, L (1, 8) OBP: 0.377, SLG: 0.458	HR	L9			4-3	5-3			FC4-6 1-2f HR	5	2	1	1	0	0	2
Larry Hisle, R (1, 7) OBP: 0.329, SLG: 0.316	BB SH1-3 1B	6-3			4-3 S 1B 1B		4-3		1-H HR	4	2	2	2	1	0	1
Rod Carew, L (1, 3) OBP: 0.383, SLG: 0.391	1B 1-2 SH1-3		F7		BB 4-3 1-2 1B		6-3		K	4	1	1	0	1	1	0
Steve Braun, L (1, 5) OBP: 0.297, SLG: 0.280	SH1-3 1-2 2-3		F7		4-3 1-2 2-3		2B		4-3	4	0	1	0	0	0	2
Butch Wynegar, S (1, 2) OBP: 0.397, SLG: 0.491	IBB FC6-4		K		HR 2-H 3-H 1B		G3			3	1	1	2	1	1	1
Dan Ford, R (1, 9) OBP: 0.291, SLG: 0.457	K			K2-3	HR 1-H			6-3		4	1	1	2	0	2	3
Danny Thompson, R (1, 6) OBP: 0.256, SLG: 0.267	FC6-4 1-2f			E5 1-3	4-3			5-3		4	0	0	0	0	0	3
Craig Kusick, R (1, 10) OBP: 0.328, SLG: 0.482		E5 SH2-3		1-3 1-2		F9		6-3		4	0	0	0	0	0	1
Bob Randall, R (1, 4) OBP: 0.330, SLG: 0.277		SH2-3 1-2		6-3		G3			FC4-6 HBP	2	0	0	0	0	0	1
Inning Stats	R: 1 E: 0 K: 1 S: 7 H: 2 LOB: 3 BB: 2 P: 15	R: 0 E: 1 K: 0 S: 4 H: 0 LOB: 1 BB: 0 P: 4	R: 0 E: 0 K: 1 S: 5 H: 0 LOB: 0 BB: 0 P: 5	R: 0 E: 1 K: 1 S: 6 H: 0 LOB: 1 BB: 0 P: 6	R: 4 E: 0 K: 0 S: 6 H: 3 LOB: 0 BB: 1 P: 10	R: 0 E: 0 K: 0 S: 3 H: 0 LOB: 0 BB: 0 P: 3	R: 0 E: 0 K: 0 S: 4 H: 1 LOB: 1 BB: 0 P: 4	R: 0 E: 0 K: 0 S: 3 H: 0 LOB: 0 BB: 0 P: 3	R: 2 E: 0 K: 1 S: 6 H: 1 LOB: 0 BB: 0 P: 7	1B: 3 2B: 1 3B: 0 HR: 3 SF: 0 SAC: 2 DP: 0 HBP: 1							

	AB	34
	R	7
	H	7
	RBI	7
	BB	3
	SO	4
	LOB	14

WP: 0 PB: 0 SB: 1 CS: 0 PA: 40

PITCHER		IP	WLS	BF	H	R	ER	SO	BB	IBB	HBP	BLK	WP	HR	S	P	ERA	WHIP
Dick Bosman, R ERA: 3.63	(1, 1)	4.1		21	3	3	3	3	2	1	0	0	0	1	24	36	6.23	1.154
Jim Todd, R ERA: 4.6	(5, 1)	4.2	W	19	4	4	4	1	0	0	1	0	0	2	20	21	7.71	0.857

PITCHER	IP	WLS	BF	H	R	ER	SO	BB	IBB	HBP	BLK	WP	HR	S	P	ERA	WHIP

Batter	1	2	3	4	5	6	7	8	9	AB	R	H	RBI	BB	SO	LOB
Bill North, S (1, 8) OBP: 0.320, SLG: 0.325	K	F7			E FC WP 1B	4-3		1B 2B		5	2	2	0	0	1	0
Bert Campaneris, R (1, 6) OBP: 0.288, SLG: 0.206	S 2B BB		CS BB		FC S WP 1B HBP			S 1B 1B		2	3	1	2	2	0	1
Don Baylor, R (1, 3) OBP: 0.321, SLG: 0.364	6-3		5-3		BB BB 2B BB	S 1B		6-3		4	1	1	0	1	0	3
Joe Rudi, R (1, 7) OBP: 0.364, SLG: 0.500	BB 2B		K		BB 2B BB	5-3		1B S 1B HBP		3	2	1	1	1	1	2
Cesar Tovar, R (9, 7) OBP: 0.235, SLG: 0.133										0	0	0	0	0	0	0
Billy Williams, L (1, 10) OBP: 0.294, SLG: 0.292	BB IBB			F3	F9	FC6-4 IBB		1B 1B BB		2	0	0	0	3	0	2
Matt Alexander, S (8, PR)										0	1	0	0	0	0	0
Sal Bando, R (1, 5) OBP: 0.288, SLG: 0.353	BB			L7	2B E BB	FC6-4		1B 1B 1B		3	1	1	1	2	0	3
Claudell Washington, L (1, 9) OBP: 0.267, SLG: 0.320	1-3			6-3	E 2B	6-3		K		5	1	1	2	0	1	6
Phil Garner, R (1, 4) OBP: 0.288, SLG: 0.346		F9			L9 E4	F4		1B		5	0	1	2	0	0	0
Larry Haney, R (1, 2) OBP: 0.219, SLG: 0.197		F9			1B FC 2B F4	F8		4-3		1	0	0	0	0	0	0
Tim Hosley, R (5, PH) OBP: 0.258, SLG: 0.296										4	1	1	0	0	0	3
										6 (6, 2)						
Inning Stats	R: 1 E: 0 K: 1 S: 6 H: 1 LOB: 3 BB: 3 P: 18	R: 0 E: 0 K: 0 S: 3 H: 0 LOB: 0 BB: 0 P: 3	R: 0 E: 0 K: 1 S: 4 H: 0 LOB: 0 BB: 1 P: 8	R: 0 E: 0 K: 0 S: 3 H: 0 LOB: 0 BB: 0 P: 3	R: 7 E: 2 K: 0 S: 8 H: 3 LOB: 1 BB: 3 P: 20	R: 0 E: 0 K: 0 S: 4 H: 1 LOB: 3 BB: 1 P: 9	R: 0 E: 0 K: 0 S: 3 H: 0 LOB: 0 BB: 0 P: 3	R: 4 E: 0 K: 1 S: 9 H: 4 LOB: 2 BB: 1 P: 14		1B: 5 2B: 4 3B: 0 HR: 0 SF: 0 SAC: 0 DP: 0 HBP: 2							

PITCHER		IP	WLS	BF	H	R	ER	SO	BB	IBB	HBP	BLK	WP	HR	S	P	ERA	WHIP
Steve Luebber, R ERA: 6.11	(1, 1)	4.1		21	3	5	5	2	4	1	0	0	1	0	20	40	10.38	1.615
Bill Campbell, R ERA: 2.75	(5, 1)	1.2	L	12	2	3	1	0	2	1	1	0	0	0	8	21	5.40	2.400
Mike Pazik, L ERA: 7.0	(7, 1)	2.0		12	4	4	4	1	1	0	1	0	0	0	12	17	18.00	2.500

PITCHER		IP	WLS	BF	H	R	ER	SO	BB	IBB	HBP	BLK	WP	HR	S	P	ERA	WHIP

BOTTOM

Minnesota Twins @ Oakland Athletics

Oakland-Alameda County Coliseum, Oakland, CA

Mon May 24 1976, 7:05 PM PDT

Att. 13,624 - Unknown - 57 F

livebaseballscorecards.com

AB	34
R	12
H	9
RBI	8
BB	9
SO	3
LOB	20

PA: 45

WP: 2
PB: 0
SB: 7
CS: 1

Batter	1	2	3	4	5	6	7	8	9	AB	R	H	RBI	BB	SO	LOB
Steve Brye, R (1, 8) OBP: 0.182, SLG: 0.175	L8			K		FC6-4 1B		6-3		4	0	1	0	0	1	1
Larry Hisle, R (1, 7) OBP: 0.327, SLG: 0.309	6-3			F9		F9		1B BB BB		3	0	0	0	1	0	1
Rod Carew, L (1, 3) OBP: 0.386, SLG: 0.390	5-3			1B		FC6-4 1-2f		1B 1-2 2-3 BB		3	0	1	0	1	0	1
Dan Ford, R (1, 9) OBP: 0.290, SLG: 0.451		F8		K			6-3	1B 1-2 2-3 3-H		4	0	1	1	0	1	1
Butch Wynegar, S (1, 10) OBP: 0.400, SLG: 0.491		K			G6-4-3 1B		1B	5-3		4	0	2	0	0	1	3
Phil Roof, R (1, 2) OBP: 0.265, SLG: 0.333		6-3			G6-4-3 1-2f		K		FC4-6 1B	4	0	1	0	0	1	2
Danny Thompson, R (1, 6) OBP: 0.256, SLG: 0.266			4-3		1B		L7		F8	4	0	1	0	0	0	2
Dave McKay, S (1, 5) OBP: 0.289, SLG: 0.243			F3		K			BB 5-3 1B 1B	FC4-6 1-2f	4	1	1	0	0	1	2
Bob Randall, R (1, 4) OBP: 0.316, SLG: 0.264			K			4-3		5-3 1-2	6-3	4	0	0	0	0	1	2
Inning Stats	R: 0 E: 0 K: 0 S: 3 H: 0 LOB: 0 BB: 0 P: 3	R: 0 E: 0 K: 1 S: 5 H: 0 LOB: 0 BB: 0 P: 5	R: 0 E: 0 K: 1 S: 5 H: 0 LOB: 0 BB: 0 P: 5	R: 0 E: 0 K: 2 S: 8 H: 1 LOB: 1 BB: 0 P: 8	R: 0 E: 0 K: 1 S: 6 H: 2 LOB: 1 BB: 0 P: 6	R: 0 E: 0 K: 0 S: 4 H: 1 LOB: 1 BB: 0 P: 4	R: 0 E: 0 K: 1 S: 6 H: 1 LOB: 1 BB: 0 P: 6	R: 1 E: 0 K: 0 S: 5 H: 2 LOB: 3 BB: 2 P: 13	R: 0 E: 0 K: 0 S: 4 H: 1 LOB: 1 BB: 0 P: 4	1B: 8 2B: 0 3B: 0 HR: 0	SF: 0 SAC: 0 DP: 1 HBP: 0			WP: 0 PB: 0 SB: 0 CS: 0	PA: 36		

PITCHER	IP	WLS	BF	H	R	ER	SO	BB	IBB	HBP	BLK	WP	HR	S	P	ERA	WHIP
Vida Blue, L (1, 1) ERA: 3.38	9.0	W	36	8	1	1	6	2	0	0	0	0	0	46	54	1.00	1.111

PITCHER	IP	WLS	BF	H	R	ER	SO	BB	IBB	HBP	BLK	WP	HR	S	P	ERA	WHIP

TOP

Minnesota Twins @ Oakland Athletics

Oakland-Alameda County Coliseum, Oakland, CA

Tue May 25 1976, 7:05 PM PDT
Att. 1,960 - Unknown - 57 F

livebaseballscorecards.com

AB	34
R	1
H	8
RBI	1
BB	2
SO	6
LOB	15

BOTTOM

Minnesota Twins @ Oakland Athletics

Oakland-Alameda County Coliseum, Oakland, CA

Tue May 25 1976, 7:05 PM PDT

Att. 1,960 - Unknown - 57 F

livebaseballscorecards.com

Batter	1	2	3	4	5	6	7	8	9	AB	R	H	RBI	BB	SO	LOB
Bill North, S (1, 8) OBP: 0.326, SLG: 0.331	0-0 CS 1B		BB S 1B 1B	0-0 6-3		0-0 F6				3	1	2	0	0	0	0
Matt Alexander, S (6, 9)										1	0	0	0	0	0	1
Bert Campaneris, R (1, 6) OBP: 0.281, SLG: 0.200	0-0 L8 1-2		0-0 F9 1-2	0-0 1-3		SSS 0-3 K				4	0	0	0	0	1	3
Don Baylor, R (1, 7) OBP: 0.326, SLG: 0.370	0-0 5-3		BBBB 4-0 BB 1B BB	0-0 S 2B			SSS 0-3 K			3	1	1	0	1	1	0
Ken McMullen, R (1, 3) OBP: 0.326, SLG: 0.278		0-0 5-3	BBBB 4-0 1B WP 1-2 2-3 BB	SSS 0-3 K 2-3			0-0 FC3-6 1B			3	1	1	0	1	1	1
Billy Williams, L (1, 10) OBP: 0.300, SLG: 0.309	0-0 HR 2B		0-0 WP 1-3 2-H 3-H 1B		0-0 F6		0-0 FC3-6 CS 1-2f			4	2	2	2	0	0	1
Larry Lintz, S (7, PR)										0	0	0	0	0	0	0
Sal Bando, R (1, 5) OBP: 0.288, SLG: 0.371	0-0 2-H HR	SSS 0-3 K 1-2 3-H			0-0 L7		0-0 CS 1-2	0-0 5-3		4	1	1	2	0	1	1
Claudell Washington, L (1, 9) OBP: 0.266, SLG: 0.314	SSS 0-3 K		4-0 1B IBB	SSS 0-3 K				0-0 4-3		3	0	0	0	1	2	0
(6, 8)																
Phil Garner, R (1, 4) OBP: 0.300, SLG: 0.357	0-0 1B		0-0 FC6-4 1-2 2-H 1B			0-0 F9		0-0 CS 1B		4	0	3	1	0	0	0
Larry Haney, R (1, 2) OBP: 0.224, SLG: 0.203	0-0 L6		0-0 FC6-4 1-2f			0-0 1B		0-0 CS 1-2		3	0	1	0	0	0	3

Inning Stats	1	2	3	4	5	6	7	8
	R: 0 E: 0 K: 0 S: 3 H: 1 LOB: 0 BB: 0 P: 3	R: 2 E: 0 K: 1 S: 8 H: 3 LOB: 1 BB: 0 P: 8	R: 4 E: 0 K: 1 S: 8 H: 3 LOB: 2 BB: 3 P: 20	R: 0 E: 0 K: 1 S: 6 H: 1 LOB: 1 BB: 0 P: 6	R: 0 E: 0 K: 1 S: 5 H: 0 LOB: 0 BB: 0 P: 5	R: 0 E: 0 K: 1 S: 6 H: 1 LOB: 1 BB: 0 P: 6	R: 0 E: 0 K: 1 S: 5 H: 1 LOB: 1 BB: 0 P: 5	R: 0 E: 0 K: 0 S: 3 H: 1 LOB: 0 BB: 0 P: 3

1B: 8	SF: 0	WP: 1
2B: 2	SAC: 0	PB: 0
3B: 0	DP: 0	SB: 2
HR: 1	HBP: 0	CS: 3

PA: 37

PITCHER		IP	WLS	BF	H	R	ER	SO	BB	IBB	HBP	BLK	WP	HR	S	P	ERA	WHIP
Jim Hughes, R ERA: 6.75	(1, 1)	2.2	L	17	7	6	6	2	2	1	0	0	1	1	18	30	20.25	3.375
Joe Decker, R ERA: 5.27	(3, 1)	5.1		18	4	0	0	4	0	0	0	0	0	0	26	26	0.00	0.750

PITCHER	IP	WLS	BF	H	R	ER	SO	BB	IBB	HBP	BLK	WP	HR	S	P	ERA	WHIP

AB	32
R	6
H	11
RBI	5
BB	3
SO	6
LOB	10

Batter	1	2	3	4	5	6	7	8	9	AB	R	H	RBI	BB	SO	LOB
Lyman Bostock, L (1, 8) OBP: 0.378, SLG: 0.459	SH1-3 BB 2B		L4			L9	1B 1-2 2-3 BB		F8	4	0	1	0	1	0	1
Larry Hisle, R (1, 7) OBP: 0.337, SLG: 0.329	SH1-3 2-3			5-3		S 1B 1B	FC6-4 1-2 2-H 3-H 1B		CS 1-H 2B	4	1	3	3	0	0	0
Rod Carew, L (1, 3) OBP: 0.393, SLG: 0.388	S 3-H BB			L5		1B 1-2 BB	FC6-4 1-2f		S 2-3 1B	3	0	1	0	2	0	2
Steve Braun, L (1, 5) OBP: 0.310, SLG: 0.295	F7 1-2			E7 WP 1B		G6-4-3 1-3 2-H 1B		HBP 1B	K 1-2	5	1	3	1	0	1	2
Butch Wynegar, S (1, 2) OBP: 0.388, SLG: 0.475		F7		4-1 3-H		G6-4-3 1-2f		F8		4	0	0	0	0	0	3
Dan Ford, R (1, 9) OBP: 0.302, SLG: 0.476		K			HR		BB BB 1B 1B		HBP 1-2	3	2	2	1	0	1	0
Craig Kusick, R (1, 10) OBP: 0.324, SLG: 0.458		F7			K		BB 1-2 1B BB		F3	3	1	0	0	1	1	2
Bob Randall, R (1, 4) OBP: 0.304, SLG: 0.253			K		G3		F9		K	4	0	0	0	0	2	4
Luis Gomez, R (1, 6) OBP: 0.333, SLG: 0.286			6-3		F3		F4		2B 1B	4	1	1	0	0	0	2
Inning Stats	R: 0 E: 0 K: 0 S: 3 H: 1 LOB: 1 BB: 1 P: 7	R: 0 E: 0 K: 1 S: 5 H: 0 LOB: 0 BB: 0 P: 5	R: 0 E: 0 K: 1 S: 5 H: 0 LOB: 0 BB: 0 P: 5	R: 1 E: 1 K: 0 S: 4 H: 1 LOB: 0 BB: 0 P: 4	R: 1 E: 0 K: 1 S: 6 H: 1 LOB: 0 BB: 0 P: 6	R: 1 E: 0 K: 0 S: 4 H: 2 LOB: 1 BB: 1 P: 8	R: 2 E: 0 K: 0 S: 5 H: 2 LOB: 2 BB: 2 P: 13	R: 0 E: 0 K: 1 S: 6 H: 1 LOB: 2 BB: 0 P: 7	R: 1 E: 0 K: 1 S: 7 H: 3 LOB: 1 BB: 0 P: 7	1B: 8 2B: 2 3B: 0 HR: 1 SF: 0 SAC: 1 DP: 1 HBP: 1						

PITCHER	IP	WLS	BF	H	R	ER	SO	BB	IBB	HBP	BLK	WP	HR	S	P	ERA	WHIP
Paul Mitchell, R (1, 1) ERA: 5.9	5.1	L	22	5	3	2	3	2	0	0	0	1	1	26	34	3.38	1.312
Paul Lindblad, L (6, 1) ERA: 2.65	1.1		6	1	2	2	0	2	0	0	0	0	0	4	12	13.50	2.250
Jim Todd, R (7, 1) ERA: 4.41	1.1		7	2	0	0	1	0	0	1	0	0	0	8	9	0.00	1.500
Glenn Abbott, R (9, 1) ERA: 6.75	1.0		5	3	1	1	1	0	0	0	0	0	0	7	7	9.00	3.000

PITCHER	IP	WLS	BF	H	R	ER	SO	BB	IBB	HBP	BLK	WP	HR	S	P	ERA	WHIP

TOP

Minnesota Twins @ Oakland Athletics

Oakland-Alameda County Coliseum, Oakland, CA

Wed May 26 1976, 7:05 PM PDT

Att. 2,740 - Unknown - 57 F

livebaseballscorecards.com

AB	34
R	6
H	11
RBI	5
BB	4
SO	5
LOB	16

1B: 8	SF: 0	WP: 1	PA: 40
2B: 2	SAC: 1	PB: 0	
3B: 0	DP: 1	SB: 3	
HR: 1	HBP: 1	CS: 1	

Batter	1	2	3	4	5	6	7	8	9	AB	R	H	RBI	BB	SO	LOB
Bill North, S (1, 9) OBP: 0.324, SLG: 0.329	6-3			S, E, 1B		G3		G3		4	1	1	0	0	0	0
Matt Alexander, S (9, 9)										0	0	0	0	0	0	0
Bert Campaneris, R (1, 6) OBP: 0.280, SLG: 0.201	F6			K 1-2		1B		F4		4	0	1	0	0	1	1
Don Baylor, R (1, 7) OBP: 0.318, SLG: 0.360	3-1			K		L9			6-3	4	0	0	0	0	1	2
Ken McMullen, R (1, 3) OBP: 0.319, SLG: 0.300		K		E2 2-H		F8			2B	4	0	1	0	0	1	1
Billy Williams, L (1, 10) OBP: 0.299, SLG: 0.307		K		F8			G3 1B		K	4	0	1	0	0	2	2
Sal Bando, R (1, 5) OBP: 0.287, SLG: 0.363		K			WP, BB		F8		F5	3	0	0	0	1	1	2
Claudell Washington, L (1, 8) OBP: 0.262, SLG: 0.308			G3		K 1-2		G3 1-2			3	0	0	0	0	1	2
Phil Garner, R (1, 4) OBP: 0.294, SLG: 0.350			F8		5-3		6-3			3	0	0	0	0	0	2
Larry Haney, R (1, 2) OBP: 0.221, SLG: 0.200			L1		F6			K		1	0	0	0	0	0	0
Tim Hosley, R (5, PH) (6, 2) OBP: 0.242, SLG: 0.276										2	0	0	0	0	1	1
Inning Stats	R: 0 H: 0 E: 0 LOB: 0 K: 0 BB: 0 S: 3 P: 3	R: 0 H: 0 E: 0 LOB: 0 K: 3 BB: 0 S: 9 P: 9	R: 0 H: 0 E: 0 LOB: 0 K: 0 BB: 0 S: 3 P: 3	R: 1 H: 1 E: 1 LOB: 1 K: 2 BB: 0 S: 9 P: 9	R: 0 H: 0 E: 0 LOB: 1 K: 1 BB: 1 S: 5 P: 9	R: 0 H: 1 E: 0 LOB: 1 K: 0 BB: 0 S: 4 P: 4	R: 0 H: 1 E: 0 LOB: 1 K: 0 BB: 0 S: 4 P: 4	R: 0 H: 0 E: 0 LOB: 0 K: 1 BB: 0 S: 5 P: 5	R: 0 H: 1 E: 0 LOB: 1 K: 1 BB: 0 S: 6 P: 6	1B: 3 SF: 0 2B: 1 SAC: 0 3B: 0 DP: 0 HR: 0 HBP: 0						

PITCHER	IP	WLS	BF	H	R	ER	SO	BB	IBB	HBP	BLK	WP	HR	S	P	ERA	WHIP
Dave Goltz, R (1, 1) ERA: 4.17	9.0	W	33	4	1	0	8	1	0	0	0	1	0	48	52	0.00	0.556

PITCHER	IP	WLS	BF	H	R	ER	SO	BB	IBB	HBP	BLK	WP	HR	S	P	ERA	WHIP

BOTTOM

Minnesota Twins @ Oakland Athletics

Oakland-Alameda County Coliseum, Oakland, CA

Wed May 26 1976, 7:05 PM PDT

Att. 2,740 - Unknown - 57 F

livebaseballscorecards.com

AB	32
R	1
H	4
RBI	0
BB	1
SO	8
LOB	13

1B: 3	SF: 0	WP: 1	PA: 33
2B: 1	SAC: 0	PB: 0	
3B: 0	DP: 0	SB: 1	
HR: 0	HBP: 0	CS: 0	

Batter	1	2	3	4	5	6	7	8	9	AB	R	H	RBI	BB	SO	LOB
Lyman Bostock, L (1, 8) OBP: 0.379, SLG: 0.457	4-3		K	1B			K		1B	5	0	2	2	0	2	0
Larry Hisle, R (1, 7) OBP: 0.339, SLG: 0.327	CS 1B		BB 1B BB	F7			F4		K	4	0	1	0	1	1	2
Rod Carew, L (1, 3) OBP: 0.393, SLG: 0.389	F7		BB 1B		FC4-6 1B		6-3		F7	5	0	2	0	0	0	2
Steve Braun, L (1, 5) OBP: 0.317, SLG: 0.306		1B 2B	G3-6-3 BB		FC4-6 FC5-4			K		3	1	1	0	1	1	1
Butch Wynegar, S (1, 2) OBP: 0.385, SLG: 0.467		F8	G3-6-3		F7			FC5 BB 1B		4	0	1	0	0	0	5
Dan Ford, R (1, 9) OBP: 0.313, SLG: 0.477		5-3 1B 1B		6-3 SH 1B HBP	FC5-4			S FC5 BB		2	1	1	1	1	0	1
Craig Kusick, R (1, 10) OBP: 0.329, SLG: 0.459		5-3 1B		SH 6-3 1B		F7		FC5		2	1	1	0	0	0	0
Tony Oliva, L (8, PH) OBP: 0.308, SLG: 0.273										1	0	0	0	0	0	2
Dave McKay, S (8, PR) OBP: 0.289, SLG: 0.243										0	0	0	0	0	0	0
Bob Randall, R (1, 4) OBP: 0.295, SLG: 0.245		5-3		L7		5-3		K		3	0	0	0	0	0	4
Steve Brye, R (8, PH) OBP: 0.178, SLG: 0.171										1	0	0	0	0	1	2
Jerry Terrell, R (8, 4) OBP: 0.242, SLG: 0.258										0	0	0	0	0	0	0
Luis Gomez, R (1, 6) OBP: 0.263, SLG: 0.222		5-3		6-3		F8			L7	4	0	0	0	0	0	4
Inning Stats	R: 0 E: 0 K: 0 S: 3 H: 1 LOB: 0 BB: 0 P: 3	R: 1 E: 0 K: 0 S: 6 H: 3 LOB: 2 BB: 0 P: 6	R: 0 E: 0 K: 1 S: 5 H: 1 LOB: 2 BB: 2 P: 13	R: 2 E: 1 K: 0 S: 5 H: 1 LOB: 1 BB: 0 P: 6	R: 0 E: 0 K: 0 S: 4 H: 1 LOB: 1 BB: 0 P: 4	R: 0 E: 0 K: 0 S: 3 H: 0 LOB: 0 BB: 0 P: 3	R: 0 E: 0 K: 1 S: 5 H: 0 LOB: 0 BB: 0 P: 5	R: 0 E: 0 K: 2 S: 8 H: 1 LOB: 2 BB: 1 P: 12	R: 0 E: 0 K: 1 S: 6 H: 1 LOB: 1 BB: 0 P: 6	1B: 8 2B: 1 3B: 0 HR: 0 SF: 0 SAC: 1 DP: 1 HBP: 1						

PITCHER		IP	WLS	BF	H	R	ER	SO	BB	IBB	HBP	BLK	WP	HR	S	P	ERA	WHIP
Mike Torrez, R ERA: 3.14	(1, 1)	7.1	W	33	8	3	1	3	3	0	1	0	0	0	35	48	1.23	1.500
Rollie Fingers, R ERA: 3.73	(8, 1)	1.2	S	6	1	0	0	2	0	0	0	0	0	0	10	10	0.00	0.600

PITCHER	IP	WLS	BF	H	R	ER	SO	BB	IBB	HBP	BLK	WP	HR	S	P	ERA	WHIP

TOP

Minnesota Twins @ Oakland Athletics

Oakland-Alameda County Coliseum, Oakland, CA

Thu May 27 1976, 3:33 AM PDT
Att. 3,720 - Unknown - 67 F

livebaseballscorecards.com

AB	34
R	3
H	9
RBI	3
BB	3
SO	5
LOB	23

BOTTOM

Minnesota Twins @ Oakland Athletics

Oakland-Alameda County Coliseum, Oakland, CA

Thu May 27 1976, 3:33 AM PDT

Att. 3,720 - Unknown - 67 F

livebaseballscorecards.com

Batter	1	2	3	4	5	6	7	8	9	AB	R	H	RBI	BB	SO	LOB
Bill North, S (1, 9) OBP: 0.328, SLG: 0.333	S E BLK 1B	F7			K		E5 SH3 SF9 1B 1-H			4	2	2	0	0	1	1
Bert Campaneris, R (1, 6) OBP: 0.287, SLG: 0.200	FC S 1B BB 1-H	F8			S 1B BB		SH3 2-3			1	2	0	0	2	0	1
Don Baylor, R (1, 7) OBP: 0.311, SLG: 0.353 (6, 3)	FC IBB 1B 1-3	F7			F9 1-2		SF9 3-H			3	0	0	1	0	0	2
Ken McMullen, R (1, 3) OBP: 0.320, SLG: 0.302	K	F3			2-H 1B		K			3	0	1	1	0	1	2
Matt Alexander, S (5, PR) (6, 7)										0	0	0	0	0	0	0
Gene Tenace, R (7, PH) OBP: 0.366, SLG: 0.194										1	0	0	0	0	1	1
Tim Hosley, R (8, 2) OBP: 0.242, SLG: 0.276										0	0	0	0	0	0	0
Billy Williams, L (1, 10) OBP: 0.297, SLG: 0.299	1B 1-2 IBB	F9			F8			L4		3	0	0	0	1	0	1
Sal Bando, R (1, 5) OBP: 0.292, SLG: 0.362	1-2 2-H 3-H 1B	1-3			F5			S 1B BB		3	0	1	1	1	0	0
Claudell Washington, L (1, 8) OBP: 0.256, SLG: 0.301	6-3	F7			K			K 1-2		4	0	0	0	0	2	3
Phil Garner, R (1, 4) OBP: 0.299, SLG: 0.354		F8			1B		L9	2-H 1B		4	0	2	0	0	0	0
Larry Haney, R (1, 2) OBP: 0.238, SLG: 0.218										3	0	2	0	0	0	1
Larry Lintz, S (7, PR)										0	1	0	0	0	0	0
Cesar Tovar, R (8, 7) OBP: 0.235, SLG: 0.133		1B			5-3		S E 1B			0	0	0	0	0	0	0
Inning Stats	R: 2 E: 0 K: 1 S: 7 H: 2 LOB: 2 BB: 2 P: 15	R: 0 E: 0 K: 0 S: 4 H: 1 LOB: 1 BB: 0 P: 4	R: 0 E: 0 K: 0 S: 3 H: 0 LOB: 0 BB: 0 P: 3	R: 0 E: 0 K: 0 S: 4 H: 1 LOB: 1 BB: 0 P: 4	R: 1 E: 0 K: 1 S: 6 H: 1 LOB: 1 BB: 1 P: 10	R: 0 E: 0 K: 1 S: 5 H: 0 LOB: 0 BB: 0 P: 5	R: 2 E: 1 K: 1 S: 7 H: 2 LOB: 1 BB: 0 P: 7	R: 0 E: 0 K: 1 S: 5 H: 1 LOB: 2 BB: 1 P: 9		1B: 8 2B: 0 3B: 0 HR: 0 SF: 1 SAC: 1 DP: 0 HBP: 0						

	AB	29
	R	5
	H	8
	RBI	3
	BB	4
	SO	5
	LOB	12

WP: 0 PB: 0 SB: 5 CS: 0 PA: 35

PITCHER	IP	WLS	BF	H	R	ER	SO	BB	IBB	HBP	BLK	WP	HR	S	P	ERA	WHIP
Bert Blyleven, R (1, 1) ERA: 3.13	8.0	L	35	8	5	3	5	3	1	0	1	0	0	41	57	3.38	1.375

PITCHER	IP	WLS	BF	H	R	ER	SO	BB	IBB	HBP	BLK	WP	HR	S	P	ERA	WHIP

Batter	1	2	3	4	5	6	7	8	9	AB	R	H	RBI	BB	SO	LOB
Juan Beniquez, R (1, 8) OBP: 0.267, SLG: 0.303	BBBB 4-0 1B 1B BB	x 0-0 ① P5		x 0-0 ③ 4-3			SSS 0-3 ① K	x 0-0 ③ 6-3		4	1	0	0	1	1	2
Jim Fregosi, R (1, 10) OBP: 0.359, SLG: 0.394	x 0-0 ① F8	x 0-0 ② FC1-6 1B 1-2f			BBBB 4-0 G4-6-3 BB		BBBB 4-0 BB 1B BB		x 0-0 ① 6-3	3	0	0	0	2	0	2
Mike Hargrove, L (1, 3) OBP: 0.413, SLG: 0.453	x 0-0 1B HR 1-3 1B	x 0-0 FC6-4 1-2 1B			x 0-0 ① F7		x 0-0 BB 1-2 1B		x 0-0 ② L9	5	1	3	0	0	0	1
Toby Harrah, R (1, 6) OBP: 0.418, SLG: 0.443	x 0-0 HR 1-3 3-H 1B	x 0-0 ③ FC6-4 1-2f			x 0-0 ②③ G4-6-3 1-2f		x 0-0 ② F7		BBBB 4-0 BB	4	1	1	1	1	0	5
Jeff Burroughs, R (1, 9) OBP: 0.315, SLG: 0.445	x 0-0 1-H 3-H HR		x 0-0 ① 5-3			x 0-0 ① 6-3	BBBB 4-0 1-2 2-3 BB		x 0-0 ③ F9	4	1	1	3	1	0	1
Roy Howell, L (1, 5) OBP: 0.342, SLG: 0.420	BBBB 4-0 BB		x 0-0 G6-4-3 1B			x 0-0 1B 1B	x 0-0 ③ 6-3			3	0	2	0	1	0	3
Tom Grieve, R (1, 7) OBP: 0.290, SLG: 0.469	x 0-0 ② F9		x 0-0 ②③ G6-4-3 1-2f			x 0-0 IBB 1-2 1B		x 0-0 4-3 FC6-2 2B		4	0	2	0	0	0	2
Roy Smalley, S (1, 4) OBP: 0.373, SLG: 0.281	x 0-0 ③ 6-3			x 0-0 ① F8		4-0 ② 1-2 IBB		x 0-0 ① 4-3 2-3		3	0	0	0	1	0	2
Jim Sundberg, R (1, 2) OBP: 0.221, SLG: 0.245		x 0-0 FC1-6 1B		x 0-0 ② P4		SSS 0-3 ③ K		x 0-0 ② FC6-2 3-H		4	0	1	0	0	1	3
Inning Stats	R: 4 E: 0 K: 0 S: 6 H: 3 LOB: 1 BB: 2 P: 14	R: 0 E: 0 K: 0 S: 5 H: 2 LOB: 2 BB: 0 P: 5	R: 0 E: 0 K: 0 S: 3 H: 1 LOB: 0 BB: 0 P: 3	R: 0 E: 0 K: 0 S: 3 H: 0 LOB: 0 BB: 0 P: 3	R: 0 E: 0 K: 0 S: 2 H: 0 LOB: 0 BB: 1 P: 6	R: 0 E: 0 K: 1 S: 6 H: 2 LOB: 2 BB: 1 P: 10	R: 0 E: 0 K: 1 S: 6 H: 1 LOB: 3 BB: 2 P: 14	R: 0 E: 0 K: 0 S: 4 H: 1 LOB: 1 BB: 0 P: 4	R: 0 E: 0 K: 0 S: 3 H: 0 LOB: 1 BB: 1 P: 7	1B: 8 2B: 1 3B: 0 HR: 1 SF: 0 SAC: 0 DP: 2 HBP: 0						

PITCHER	IP	WLS	BF	H	R	ER	SO	BB	IBB	HBP	BLK	WP	HR	S	P	ERA	WHIP
Steve Luebber, R (1, 1) ERA: 5.97	6.2	L	32	9	4	4	2	5	1	0	0	0	1	30	54	5.40	2.100
Tom Burgmeier, L (7, 1) ERA: 0.77	1.1		5	1	0	0	0	0	0	0	0	0	0	5	5	0.00	0.750
Bill Campbell, R (9, 1) ERA: 2.68	1.0		4	0	0	0	0	1	0	0	0	0	0	3	7	0.00	1.000

PITCHER	IP	WLS	BF	H	R	ER	SO	BB	IBB	HBP	BLK	WP	HR	S	P	ERA	WHIP

TOP

Texas Rangers @ Minnesota Twins

Metropolitan Stadium, Bloomington , MI

Fri May 28 1976, 8:05 PM EDT

Att. 4,241 - Unknown - 60 F

livebaseballscorecards.com

AB	34
R	4
H	10
RBI	4
BB	7
SO	2
LOB	21

TEXAS RANGERS™

Batter	1	2	3	4	5	6	7	8	9	AB	R	H	RBI	BB	SO	LOB
Larry Hisle, R (1, 7) OBP: 0.337, SLG: 0.325	F8		K		K			BB 1B		4	0	1	0	0	2	2
Rod Carew, L (1, 3) OBP: 0.390, SLG: 0.381	F7			6-3		K		1-2 BB		3	0	0	0	1	1	0
Dan Ford, R (1, 9) OBP: 0.305, SLG: 0.464	5-3			6-3		L9		K		4	0	0	0	0	1	2
Craig Kusick, R (1, 10) OBP: 0.338, SLG: 0.453		L5-3 BB		1B 1B		5-3		K		3	0	1	0	1	1	2
Butch Wynegar, S (1, 2) OBP: 0.388, SLG: 0.464		L5-3 1-2		1B 1-2 1B			5-3		1B BB	3	0	1	0	1	0	1
Steve Brye, R (1, 8) OBP: 0.204, SLG: 0.200		5-3		1-2 2-H 1B			1B		F7	4	0	2	0	0	0	1
Dave McKay, S (1, 5) OBP: 0.280, SLG: 0.235			L7		L7		K		F9	4	0	0	0	0	1	2
Bob Randall, R (1, 4) OBP: 0.312, SLG: 0.265			1B		1B		P4		1-2 1B	4	0	3	0	0	0	1
Luis Gomez, R (1, 6) OBP: 0.238, SLG: 0.200 Jerry Terrell, R (8, PH) (9, 6) OBP: 0.229, SLG: 0.242			F8		F8			6-3	F7	2 2	0 0	0 0	0 0	0 0	0 0	2 2
Inning Stats	R: 0 E: 0 K: 0 S: 3 H: 0 LOB: 0 BB: 0 P: 3	R: 0 E: 0 K: 0 S: 2 H: 0 LOB: 0 BB: 1 P: 6	R: 0 E: 0 K: 1 S: 6 H: 1 LOB: 1 BB: 0 P: 6	R: 0 E: 0 K: 0 S: 5 H: 3 LOB: 2 BB: 0 P: 5	R: 0 E: 0 K: 1 S: 6 H: 1 LOB: 1 BB: 0 P: 6	R: 0 E: 0 K: 1 S: 5 H: 0 LOB: 0 BB: 0 P: 5	R: 0 E: 0 K: 1 S: 6 H: 1 LOB: 1 BB: 0 P: 6	R: 0 E: 0 K: 2 S: 8 H: 1 LOB: 2 BB: 1 P: 12	R: 0 E: 0 K: 0 S: 4 H: 1 LOB: 2 BB: 1 P: 8	1B: 8 2B: 1 3B: 0 HR: 0 SF: 0 SAC: 0 DP: 1 HBP: 0						

PITCHER	IP	WLS	BF	H	R	ER	SO	BB	IBB	HBP	BLK	WP	HR	S	P	ERA	WHIP
Jim Umbarger, L (1, 1) ERA: 2.83	9.0	W	36	8	0	0	6	3	0	0	0	0	0	45	57	0.00	1.222

PITCHER	IP	WLS	BF	H	R	ER	SO	BB	IBB	HBP	BLK	WP	HR	S	P	ERA	WHIP

BOTTOM

Texas Rangers @ Minnesota Twins

Metropolitan Stadium, Bloomington , MI

Fri May 28 1976, 8:05 PM EDT

Att. 4,241 - Unknown - 60 F

livebaseballscorecards.com

AB	33
R	0
H	8
RBI	0
BB	3
SO	6
LOB	15

WP: 0 PA: 36
PB: 0
SB: 0
CS: 0

Batter	1	2	3	4	5	6	7	8	9	AB	R	H	RBI	BB	SO	LOB
Juan Beniquez, R (1, 8) OBP: 0.259, SLG: 0.294	5-3		F8			L9		F7		4	0	0	0	0	0	2
Jim Fregosi, R (1, 10) OBP: 0.326, SLG: 0.351	6-3			6-3		G1		K		4	0	0	0	0	1	1
Mike Hargrove, L (1, 3) OBP: 0.421, SLG: 0.460	4-3			4-3 HBP		BB			1B G5-4-3 2B	2	1	1	0	1	0	0
Toby Harrah, R (1, 6) OBP: 0.414, SLG: 0.437		L5		4-3		K			G5-4-3 1B	4	0	1	0	0	1	3
Jeff Burroughs, R (1, 9) OBP: 0.308, SLG: 0.434		1-3		F7			5-3		G5-4-3	4	0	0	0	0	0	2
Roy Howell, L (1, 5) OBP: 0.333, SLG: 0.408		K			4-3		4-3		G3	4	0	0	0	0	1	0
Tom Grieve, R (1, 7) OBP: 0.304, SLG: 0.480			S BB		G3-6-3 BB		2B			1	0	1	0	2	0	0
Roy Smalley, S (1, 4) OBP: 0.366, SLG: 0.274			F7		G3-6-3		K			3	0	0	0	0	1	3
Jim Sundberg, R (1, 2) OBP: 0.217, SLG: 0.241			K			E3 G1		K		2	0	0	0	0	1	1
Mike Cubbage, L (8, PH) OBP: 0.371, SLG: 0.214										1	0	0	0	0	1	0
Bill Fahey, L (8, 2) OBP: 0.250, SLG: 0.200										0	0	0	0	0	0	0

TOP

Texas Rangers @ Minnesota Twins

Metropolitan Stadium, Bloomington , MI

Sat May 29 1976, 4:33 AM EDT

Att. 6,112 - Cloudy - 65 F

livebaseballscorecards.com

AB	29
R	1
H	3
RBI	0
BB	3
SO	6
LOB	12

Inning Stats	1	2	3	4	5	6	7	8	9
	R: 0 E: 0 K: 0 S: 3	R: 0 E: 0 K: 1 S: 5	R: 0 E: 0 K: 1 S: 5	R: 0 E: 0 K: 0 S: 3	R: 0 E: 0 K: 0 S: 2	R: 0 E: 1 K: 1 S: 6	R: 0 E: 0 K: 1 S: 6	R: 0 E: 0 K: 2 S: 7	R: 1 E: 0 K: 0 S: 4
	H: 0 LOB: 0 BB: 0 P: 3	H: 0 LOB: 0 BB: 0 P: 5	H: 0 LOB: 1 BB: 1 P: 9	H: 0 LOB: 1 BB: 0 P: 4	H: 0 LOB: 0 BB: 1 P: 6	H: 0 LOB: 2 BB: 1 P: 10	H: 1 LOB: 1 BB: 0 P: 6	H: 0 LOB: 0 BB: 0 P: 7	H: 2 LOB: 0 BB: 0 P: 4

	1B	SF	WP	PA
	2B	SAC	PB	
	3B	DP	SB	
	HR	HBP	CS	
	1	0	0	33
	2	0	0	
	0	2	1	
	0	1	0	

PITCHER	IP	WLS	BF	H	R	ER	SO	BB	IBB	HBP	BLK	WP	HR	S	P	ERA	WHIP
Jim Hughes, R (1, 1) ERA: 5.45	9.0	W	33	3	1	1	6	3	0	1	0	0	0	41	54	1.00	0.667

PITCHER	IP	WLS	BF	H	R	ER	SO	BB	IBB	HBP	BLK	WP	HR	S	P	ERA	WHIP

Batter	1	2	3	4	5	6	7	8	9	AB	R	H	RBI	BB	SO	LOB
Lyman Bostock, L (1, 8) OBP: 0.375, SLG: 0.450	x 0-0 CS 1B		x 0-0 ① G3		x 0-0 ② F7 1-2		x 0-0 ② FC4-6 1B 1B 1-2f 2-3			4	1	1	0	0	0	3
Larry Hisle, R (1, 7) OBP: 0.341, SLG: 0.325	x 0-0 ① F3		x 0-0 ② F8		B B B 4-0 BB		x 0-0 1B 1-3 3-H 1B			3	0	1	1	1	0	1
Rod Carew, L (1, 3) OBP: 0.398, SLG: 0.387	B B B B 4-0 ② S 1B 1-2 BB		x 0-0 S 1B		S S S 0-3 ③ K		x 0-0 1-2 3-H 1B			3	1	2	1	1	1	2
Steve Braun, L (1, 5) OBP: 0.315, SLG: 0.304	x 0-0 1-H 1B		S S S 0-3 ③ K 1-2			x 0-0 ① 3-1	x 0-0 ③ F9			4	0	1	1	0	1	3
Butch Wynegar, S (1, 2) OBP: 0.377, SLG: 0.450	x 0-0 ③ F8			x 0-0 ① F3		x 0-0 ② F8		x 0-0 ① F7		4	0	0	0	0	0	1
Dan Ford, R (1, 9) OBP: 0.310, SLG: 0.462		S S S 0-3 ① K		B B B 4-0 6-3 BB		x 0-0 ③ 6-3		x 0-0 1B 2B 1B		3	1	1	0	1	1	0
Craig Kusick, R (1, 10) OBP: 0.346, SLG: 0.456		x 0-0 ② 5-3		x 0-0 ② ③ 6-3 1-2			x 0-0 FC4-6 SH1-4 1B 1B	x 0-0 1-2 2B 1B		4	2	2	0	0	0	1
Bob Randall, R (1, 4) OBP: 0.313, SLG: 0.277		x 0-0 2B			x 0-0 ① 1-3		x 0-0 ① SH1-4 1-2	x 0-0 ② F7		3	0	1	0	0	0	2
Luis Gomez, R (1, 6) OBP: 0.320, SLG: 0.304		x 0-0 ③ L3			x 0-0 S 1B		B B B 4-0 FC4-6 BB	x 0-0 ③ 1-H 2-H 2B		3	0	2	2	1	0	1
Inning Stats	R: 1 H: 2 E: 0 LOB: 1 K: 0 BB: 1 S: 4 P: 8	R: 0 H: 1 E: 0 LOB: 1 K: 1 BB: 0 S: 6 P: 6	R: 0 H: 1 E: 0 LOB: 1 K: 1 BB: 0 S: 6 P: 6	R: 0 H: 0 E: 0 LOB: 0 K: 0 BB: 1 S: 2 P: 6	R: 0 H: 1 E: 0 LOB: 2 K: 1 BB: 1 S: 6 P: 10	R: 0 H: 0 E: 0 LOB: 0 K: 0 BB: 0 S: 3 P: 3	R: 2 H: 3 E: 0 LOB: 2 K: 0 BB: 1 S: 6 P: 10	R: 2 H: 3 E: 0 LOB: 1 K: 0 BB: 0 S: 5 P: 5		1B: 9 SF: 0 2B: 2 SAC: 1 3B: 0 DP: 0 HR: 0 HBP: 0						

BOTTOM

Texas Rangers @ Minnesota Twins

Metropolitan Stadium, Bloomington , MI

Sat May 29 1976, 4:33 AM EDT

Att. 6,112 - Cloudy - 65 F

livebaseballscorecards.com

AB	31
R	5
H	11
RBI	5
BB	4
SO	3
LOB	14

WP: 0 PA: 36
PB: 0
SB: 3
CS: 1

PITCHER		IP	WLS	BF	H	R	ER	SO	BB	IBB	HBP	BLK	WP	HR	S	P	ERA	WHIP
Steve Hargan, R ERA: 2.33	(1, 1)	6.2	L	29	7	3	3	3	4	0	0	0	0	0	31	47	4.05	1.650
Joe Hoerner, L ERA: 3.24	(7, 1)	0.1		2	1	0	0	0	0	0	0	0	0	0	2	2	0.00	3.000
Jeff Terpko, R ERA: 3.0	(8, 1)	1.0		5	3	2	2	0	0	0	0	0	0	0	5	5	18.00	3.000

PITCHER	IP	WLS	BF	H	R	ER	SO	BB	IBB	HBP	BLK	WP	HR	S	P	ERA	WHIP

Batter	1	2	3	4	5	6	7	8	9	AB	R	H	RBI	BB	SO	LOB
Juan Beniquez, R (1, 8) OBP: 0.266, SLG: 0.295	0-0 1-3		4-0 S BB		0-0 5-3			0-0 4-3 S 1B		3	0	1	0	1	0	1
Mike Cubbage, L (1, 10) OBP: 0.359, SLG: 0.219	0-0 4-3		0-3 K			0-0 G6-3 1B		0-3 K		4	0	1	0	0	2	2
Mike Hargrove, L (1, 3) OBP: 0.411, SLG: 0.448	0-0 L7		0-0 5-3 1-2			0-0 G6-3 1-2f		0-0 4-3 1-3		4	0	0	0	0	0	3
Toby Harrah, R (1, 6) OBP: 0.416, SLG: 0.435		0-0 S 1B 1B		0-3 K		4-0 HR BB		0-0 F8		3	2	1	0	1	1	1
Jeff Burroughs, R (1, 9) OBP: 0.307, SLG: 0.448 Dave Moates, L (9, PR) OBP: 0.243, SLG: 0.294		0-3 K 1-2		0-0 P3		0-0 1-H HR			0-0 E5 G4-6-3	4 0	1 0	1 0	2 0	0 0	1 0	1 0
Roy Howell, L (1, 5) OBP: 0.325, SLG: 0.397		0-3 K		0-0 4-3		0-3 K			0-0 G4-6-3 1-2f	4	0	0	0	0	2	2
Tom Grieve, R (1, 7) OBP: 0.309, SLG: 0.480		0-0 2-H 1B			0-0 1B		0-3 K		0-0 4-3	4	0	2	1	0	1	1
Roy Smalley, S (1, 4) OBP: 0.359, SLG: 0.268		0-0 F7			0-0 L7		0-0 4-3			3	0	0	0	0	0	2
Jim Sundberg, R (1, 2) OBP: 0.212, SLG: 0.234			0-0 F9		0-3 K		0-3 K			3	0	0	0	0	2	1
Inning Stats	R: 0 E: 0 K: 0 S: 3 H: 0 LOB: 0 BB: 0 P: 3	R: 1 E: 0 K: 2 S: 9 H: 2 LOB: 1 BB: 0 P: 9	R: 0 E: 0 K: 1 S: 5 H: 0 LOB: 1 BB: 1 P: 9	R: 0 E: 0 K: 1 S: 5 H: 0 LOB: 0 BB: 0 P: 5	R: 0 E: 0 K: 1 S: 6 H: 1 LOB: 1 BB: 0 P: 6	R: 2 E: 0 K: 1 S: 6 H: 2 LOB: 0 BB: 1 P: 10	R: 0 E: 0 K: 2 S: 7 H: 0 LOB: 0 BB: 0 P: 7	R: 0 E: 0 K: 1 S: 6 H: 1 LOB: 1 BB: 0 P: 6	R: 0 E: 1 K: 0 S: 3 H: 0 LOB: 1 BB: 0 P: 3	1B: 5 2B: 0 3B: 0 HR: 1	SF: 0 SAC: 0 DP: 2 HBP: 0						

PITCHER	IP	WLS	BF	H	R	ER	SO	BB	IBB	HBP	BLK	WP	HR	S	P	ERA	WHIP
Dave Goltz, R (1, 1) ERA: 4.04	9.0	W	34	6	3	3	9	2	0	0	0	0	1	50	58	3.00	0.889

PITCHER	IP	WLS	BF	H	R	ER	SO	BB	IBB	HBP	BLK	WP	HR	S	P	ERA	WHIP

TOP

Texas Rangers @ Minnesota Twins

Metropolitan Stadium, Bloomington , MI

Sun May 30 1976, 4:33 AM EDT

Att. 8,998 - Sunny - 70 F

livebaseballscorecards.com

AB	32
R	3
H	6
RBI	3
BB	2
SO	9
LOB	14

WP: 0 PB: 0 SB: 3 CS: 0 PA: 34

Texas Rangers @ Minnesota Twins

Metropolitan Stadium, Bloomington , MI

Sun May 30 1976, 4:33 AM EDT

Att. 8,998 - Sunny - 70 F

BOTTOM

livebaseballscorecards.com

Batter	1	2	3	4	5	6	7	8	9	AB	R	H	RBI	BB	SO	LOB
Lyman Bostock, L (1, 8) OBP: 0.379, SLG: 0.463	4-3		G4-6-3 1-2f		BB		WP 2-H 3B			3	1	1	1	1	0	1
Larry Hisle, R (1, 7) OBP: 0.339, SLG: 0.329	5-3			1B 2B	F3		5-3 3-H			4	1	1	0	0	0	2
Rod Carew, L (1, 3) OBP: 0.400, SLG: 0.396	F7			CS 2-H 1B		1B 1B 2B	4-3			4	1	2	1	0	0	0
Steve Braun, L (1, 5) OBP: 0.310, SLG: 0.298 Dave McKay, S (6, PH) OBP: 0.291, SLG: 0.241 (7, 5)		4-3		F2 1-2		G6-4-3 2-3 1B		HBP		2 1	0 0	0 1	0 0	0 0	0 0	1 0
Butch Wynegar, S (1, 2) OBP: 0.381, SLG: 0.459		G3		2B		G6-4-3 1-2 3-H 1B		P4		4	0	2	1	0	0	1
Dan Ford, R (1, 9) OBP: 0.309, SLG: 0.453		CS S BB		K		G6-4-3 1-2f 2-3		K		3	0	0	0	1	2	4
Craig Kusick, R (1, 10) OBP: 0.354, SLG: 0.451		1-2 BB			WP 1B	F8		F2		3	0	1	0	1	0	2
Bob Randall, R (1, 4) OBP: 0.322, SLG: 0.288		CS 2-3	G4-6-3 1B		F3		SH1-4 3B 1B			3	1	2	0	0	0	1
Luis Gomez, R (1, 6) OBP: 0.296, SLG: 0.280			F9		F8 1-2		SH1-4 1-2			2	0	0	0	0	0	2
Inning Stats	R: 0 E: 0 K: 0 S: 3 H: 0 LOB: 0 BB: 0 P: 3	R: 0 E: 0 K: 0 S: 2 H: 0 LOB: 1 BB: 2 P: 10	R: 0 E: 0 K: 0 S: 3 H: 1 LOB: 0 BB: 0 P: 3	R: 1 E: 0 K: 1 S: 7 H: 3 LOB: 1 BB: 0 P: 7	R: 0 E: 0 K: 0 S: 4 H: 1 LOB: 2 BB: 1 P: 8	R: 1 E: 0 K: 0 S: 5 H: 3 LOB: 1 BB: 0 P: 5	R: 2 E: 0 K: 0 S: 5 H: 2 LOB: 0 BB: 0 P: 5	R: 0 E: 0 K: 1 S: 5 H: 0 LOB: 1 BB: 0 P: 6		1B: 6 2B: 3 3B: 1 HR: 0 SF: 0 SAC: 1 DP: 2 HBP: 1				WP: 2 PB: 0 SB: 1 CS: 2 PA: 35		

	AB	29
	R	4
	H	10
	RBI	3
	BB	3
	SO	2
	LOB	14

PITCHER		IP	WLS	BF	H	R	ER	SO	BB	IBB	HBP	BLK	WP	HR	S	P	ERA	WHIP
Gaylord Perry, R ERA: 3.76	(1, 1)	5.0		20	5	1	1	1	3	0	0	0	1	0	19	31	1.80	1.600
Fritz Peterson, L ERA: 5.74	(6, 1)	0.0		1	1	1	1	0	0	0	0	0	0	0	1	1	∞	∞
Steve Foucault, R ERA: 1.54	(6, 1)	3.0	L	13	4	2	2	1	0	0	1	0	1	0	14	15	6.00	1.333

PITCHER	IP	WLS	BF	H	R	ER	SO	BB	IBB	HBP	BLK	WP	HR	S	P	ERA	WHIP

California Angels @ Minnesota Twins

Metropolitan Stadium, Bloomington , MI

Mon May 31 1976, 8:05 PM EDT

Att. 8,379 - Unknown - 72 F

TOP

livebaseballscorecards.com

Batter	1	2	3	4	5	6	7	8	9	AB	R	H	RBI	BB	SO	LOB
Jerry Remy, L (1, 4) OBP: 0.329, SLG: 0.311	K	G3			F7			BB		3	1	0	0	1	1	4
Bob Jones, L (1, 8) OBP: 0.214, SLG: 0.120	6-3		F7		K			SH, 1B, 1-3		3	0	0	0	0	1	1
Leroy Stanton, R (9, 7) OBP: 0.299, SLG: 0.297										0	0	0	0	0	0	0
Bobby Bonds, R (1, 9) OBP: 0.387, SLG: 0.450	K	K	K			CS, SH5-3, BB		K		3	0	0	0	1	3	2
Bruce Bochte, L (1, 3) OBP: 0.371, SLG: 0.316		1B, 2B	G3			SH5-3, 1-2		G6-4-3, 1-2, 3-H, 1B		3	1	2	1	0	0	0
Bill Melton, R (1, 10) OBP: 0.287, SLG: 0.351		1B, BB, 2-H, 1B		L5		F7, 2-3		G6-4-3, 1-2f		4	0	1	1	0	0	3
Joe Lahoud, L (1, 7) OBP: 0.300, SLG: 0.224		BB, 1B, 1-2		3-1			K		P6	3	0	0	0	1	1	0
Rusty Torres, S (9, 8) OBP: 0.290, SLG: 0.296										0	0	0	0	0	0	0
Ron Jackson, R (1, 5) OBP: 0.284, SLG: 0.269		K		K			3B, 1B		F8	4	1	1	0	0	2	2
Andy Etchebarren, R (1, 2) OBP: 0.308, SLG: 0.283		1-2, 2-3, 1B			K		1-H, CS, 3B		6-3	4	0	2	1	0	1	0
Dave Chalk, R (1, 6) OBP: 0.333, SLG: 0.299		F5			HBP		5-3, 3-H			2	0	0	0	0	0	4

	AB	29
	R	3
	H	6
	RBI	3
	BB	3
	SO	9
	LOB	16

Inning Stats										
	R: 0 E: 0 K: 2 S: 7	H: 0 LOB: 0 BB: 0 P: 7	R: 1 E: 0 K: 1 S: 8	H: 3 LOB: 3 BB: 1 P: 12	R: 0 E: 0 K: 1 S: 5	H: 0 LOB: 0 BB: 0 P: 5	R: 0 E: 0 K: 1 S: 5	H: 0 LOB: 0 BB: 0 P: 5	R: 0 E: 0 K: 2 S: 7	H: 0 LOB: 1 BB: 0 P: 8
	R: 0 E: 0 K: 0 S: 2	H: 0 LOB: 0 BB: 1 P: 6	R: 1 E: 0 K: 1 S: 6	H: 2 LOB: 0 BB: 0 P: 6	R: 1 E: 0 K: 1 S: 6	H: 1 LOB: 1 BB: 1 P: 10	R: 0 E: 0 K: 0 S: 3	H: 0 LOB: 0 BB: 0 P: 3	1B: 4 2B: 1 3B: 1 HR: 0	SF: 0 SAC: 2 DP: 1 HBP: 1
	WP: 0 PB: 0 SB: 1 CS: 2	PA: 35								

PITCHER	IP	WLS	BF	H	R	ER	SO	BB	IBB	HBP	BLK	WP	HR	S	P	ERA	WHIP
Bert Blyleven, R (1, 1) ERA: 3.12	9.0	L	35	6	3	3	9	3	0	1	0	0	0	49	62	3.00	1.000

PITCHER	IP	WLS	BF	H	R	ER	SO	BB	IBB	HBP	BLK	WP	HR	S	P	ERA	WHIP

California Angels @ Minnesota Twins

Metropolitan Stadium, Bloomington , MI

Mon May 31 1976, 8:05 PM EDT

Att. 8,379 - Unknown - 72 F

livebaseballscorecards.com

BOTTOM

Batter	1	2	3	4	5	6	7	8	9	AB	R	H	RBI	BB	SO	LOB
Steve Brye, R (1, 8) OBP: 0.208, SLG: 0.204	0-0 PB 1B 1B	0-3 K			0-0 5-3			0-0 P3		4	0	1	0	0	1	2
Rod Carew, L (1, 3) OBP: 0.402, SLG: 0.399	0-0 PB 1-2 1B		0-0 4-3			0-3 K		0-0 3-H 1B		4	0	2	1	0	1	0
Larry Hisle, R (1, 7) OBP: 0.332, SLG: 0.321	0-0 F3 1-2 2-3		0-0 6-3			0-3 K		0-3 K		4	0	0	0	0	2	3
Dan Ford, R (1, 9) OBP: 0.307, SLG: 0.444	1-0 HBP		0-0 F8			0-3 K			0-0 4-3	3	0	0	0	0	1	0
Craig Kusick, R (1, 10) OBP: 0.349, SLG: 0.480	0-3 K			0-3 K			0-3 K		0-0 HR	4	1	1	1	0	3	3
Phil Roof, R (1, 2) OBP: 0.237, SLG: 0.297	0-0 G3			0-0 F8			0-0 5-3		0-3 K	4	0	0	0	0	1	3
Dave McKay, S (1, 5) OBP: 0.282, SLG: 0.233		0-0 F8		0-0 5-3			0-3 K		0-3 K	4	0	0	0	0	2	0
Bob Randall, R (1, 4) OBP: 0.331, SLG: 0.318		0-0 CS 1B			0-0 F9			0-0 1B 3B		3	1	2	0	0	0	0
Luis Gomez, R (1, 6) OBP: 0.310, SLG: 0.296		0-0 1-2 1B			0-0 P3			0-3 K		2	0	1	0	0	0	0
Jerry Terrell, R (8, PH) (9, 6) OBP: 0.222, SLG: 0.235										1	0	0	0	0	1	1
Inning Stats	R: 0 E: 0 K: 1 S: 7 H: 2 LOB: 3 BB: 0 P: 8	R: 0 E: 0 K: 1 S: 6 H: 2 LOB: 1 BB: 0 P: 6	R: 0 E: 0 K: 0 S: 3 H: 0 LOB: 0 BB: 0 P: 3	R: 0 E: 0 K: 1 S: 5 H: 0 LOB: 0 BB: 0 P: 5	R: 0 E: 0 K: 0 S: 3 H: 0 LOB: 0 BB: 0 P: 3	R: 0 E: 0 K: 3 S: 9 H: 0 LOB: 0 BB: 0 P: 9	R: 0 E: 0 K: 2 S: 7 H: 0 LOB: 0 BB: 0 P: 7	R: 1 E: 0 K: 2 S: 9 H: 2 LOB: 1 BB: 0 P: 9	R: 1 E: 0 K: 2 S: 8 H: 1 LOB: 0 BB: 0 P: 8	1B: 5 2B: 0 3B: 1 HR: 1	SF: 0 SAC: 0 DP: 0 HBP: 1						

	AB	33
	R	2
	H	7
	RBI	2
	BB	0
	SO	12
	LOB	12

WP: 0 PB: 1 SB: 0 CS: 1 PA: 34

PITCHER	IP	WLS	BF	H	R	ER	SO	BB	IBB	HBP	BLK	WP	HR	S	P	ERA	WHIP
Frank Tanana, L (1, 1) ERA: 2.76	9.0	W	34	7	2	2	12	0	0	1	0	0	1	57	58	2.00	0.778

PITCHER	IP	WLS	BF	H	R	ER	SO	BB	IBB	HBP	BLK	WP	HR	S	P	ERA	WHIP

Batter	1	2	3	4	5	6	7	8	9	AB	R	H	RBI	BB	SO	LOB
Jerry Remy, L (1, 4) OBP: 0.330, SLG: 0.310	BBBB 4-0 E 3B BB		x 0-0 ② F8	x 0-0 2B 1-2 3-H 1B		x 0-0 ③ F7			x 0-0 ① 1-3	4	1	1	1	1	0	1
Bob Jones, L (1, 8) OBP: 0.233, SLG: 0.115 Leroy Stanton, R (4, PH) OBP: 0.300, SLG: 0.308 (4, 8) (8, 7)	SSS 0-3 ① K2-3 1-3		BBBB 4-0 BB	x 0-0 1-3 2-H 2B			x 0-0 ① F7		x 0-0 ② 6-3	1 3	0 0	0 1	0 1	1 0	1 0	1 0
Bobby Bonds, R (1, 9) OBP: 0.388, SLG: 0.462	x 0-0 SF9 3-H 3B		x 0-0 ③ F7	x 0-0 ③ 6-3			x 0-0 S 1B		x 0-0 ③ F8	5	1	2	1	0	0	3
Bruce Bochte, L (1, 3) OBP: 0.369, SLG: 0.313	x 0-0 ② SF9 3-H			BBBB 4-0 1B BB 1B BB	x 0-0 ① 4-3		SSS 0-3 ② K 1-2			2	1	0	1	1	1	1
Bill Melton, R (1, 10) OBP: 0.287, SLG: 0.344	x 0-0 ③ F3			BBBB 4-0 1B 1-2 1B BB	x 0-0 ② F7		SSS 0-3 ③ K			3	1	0	0	1	1	1
Joe Lahoud, L (1, 7) OBP: 0.288, SLG: 0.213 Rusty Torres, S (8, 8) OBP: 0.290, SLG: 0.296		SSS 0-3 ① K	x 0-0 ① F9	x 0-0 ③ 4-3				x 0-0 ① F8		4 0	0 0	0 0	0 0	0 0	1 0	2 0
Ron Jackson, R (1, 5) OBP: 0.283, SLG: 0.268		x 0-0 ② F9	x 0-0 1B 1-2 2-3 1B		x 0-0 ① 5-3			x 0-0 ② 5-3		4	1	1	0	0	0	0
Andy Etchebarren, R (1, 2) OBP: 0.314, SLG: 0.284		SSS 0-3 ③ K	x 0-0 1B 1-3 2-H 3-H 2B 1B		x 0-0 ② 5-3			BBBB 4-0 BB		3	1	1	2	1	1	0
Dave Chalk, R (1, 6) OBP: 0.332, SLG: 0.298			x 0-0 ① F7	x 0-0 ② F8		x 0-0 1B		x 0-0 ③ F8		4	0	1	0	0	0	3
Inning Stats	R: 2 H: 1 E: 1 LOB: 0 K: 1 BB: 1 S: 6 P: 10	R: 0 H: 0 E: 0 LOB: 0 K: 2 BB: 0 S: 7 P: 7	R: 0 H: 0 E: 0 LOB: 1 K: 0 BB: 1 S: 3 P: 7	R: 4 H: 4 E: 0 LOB: 2 K: 0 BB: 2 S: 7 P: 15	R: 0 H: 0 E: 0 LOB: 0 K: 0 BB: 0 S: 3 P: 3	R: 0 H: 1 E: 0 LOB: 1 K: 0 BB: 0 S: 4 P: 4	R: 0 H: 1 E: 0 LOB: 1 K: 2 BB: 0 S: 8 P: 8	R: 0 H: 0 E: 0 LOB: 1 K: 0 BB: 1 S: 3 P: 7	R: 0 H: 0 E: 0 LOB: 0 K: 0 BB: 0 S: 3 P: 3	1B: 5 SF: 1 2B: 1 SAC: 0 3B: 1 DP: 0 HR: 0 HBP: 0						

PITCHER		IP	WLS	BF	H	R	ER	SO	BB	IBB	HBP	BLK	WP	HR	S	P	ERA	WHIP
Pete Redfern, R ERA: 9.24	(1, 1)	3.2	L	18	3	6	6	3	4	0	0	0	0	0	20	36	14.73	1.909
Tom Burgmeier, L ERA: 0.77	(4, 1)	0.0		1	1	0	0	0	0	0	0	0	0	0	1	1	∞	∞
Bill Campbell, R ERA: 2.45	(4, 1)	3.1		13	3	0	0	2	0	0	0	0	0	0	17	17	0.00	0.900
Steve Luebber, R ERA: 5.65	(8, 1)	2.0		7	0	0	0	0	1	0	0	0	0	0	6	10	0.00	0.500

PITCHER	IP	WLS	BF	H	R	ER	SO	BB	IBB	HBP	BLK	WP	HR	S	P	ERA	WHIP

TOP

California Angels @ Minnesota Twins

Metropolitan Stadium, Bloomington , MI

Tue Jun 01 1976, 8:05 PM EDT

Att. 4,907 - Unknown

livebaseballscorecards.com

AB	33
R	6
H	7
RBI	6
BB	5
SO	5
LOB	12

PA: 39

WP: 0
PB: 0
SB: 1
CS: 0

California Angels @ Minnesota Twins

Metropolitan Stadium, Bloomington , MI

Tue Jun 01 1976, 8:05 PM EDT

Att. 4,907 - Unknown

livebaseballscorecards.com

Batter	1	2	3	4	5	6	7	8	9	AB	R	H	RBI	BB	SO	LOB
Lyman Bostock, L (1, 8) OBP: 0.387, SLG: 0.468	0-0 1B 4-3 2B		4-0 FC5-4 BB		0-3 K		4-0 HR BB		0-3 K	3	2	1	0	2	2	0
Larry Hisle, R (1, 7) OBP: 0.339, SLG: 0.347	0-0 4-3 2-3 1B		0-0 FC5-4 4-3 S 1-2f		0-0 BLK 1B		0-0 1-H HR		0-3 K	5	1	3	2	0	1	1
Rod Carew, L (1, 3) OBP: 0.392, SLG: 0.387	0-0 4-3 1-2 3-H		0-0 4-3 1-3		0-0 F7 1-2		0-0 6-3		0-0 4-3	5	0	0	1	0	0	3
Steve Braun, L (1, 5) OBP: 0.308, SLG: 0.291	0-0 F8		0-0 4-3			0-0 F3	4-0 BB			3	0	0	0	1	0	2
Butch Wynegar, S (1, 2) OBP: 0.390, SLG: 0.459	4-0 BB			0-0 FC6 1B		4-0 2B BB	0-0 G3			2	0	1	0	2	0	1
Dan Ford, R (1, 9) OBP: 0.306, SLG: 0.446	0-0 F8			0-0 F9		0-0 1-3 2B		0-3 K		4	0	1	0	0	1	3
Craig Kusick, R (1, 10) OBP: 0.344, SLG: 0.506		0-0 F8		0-0 F8		0-3 K		0-0 HR		4	1	1	1	0	1	3
Bob Randall, R (1, 4) OBP: 0.320, SLG: 0.306		0-0 6-3		0-0 FC6 1-2f		0-0 6-3		0-0 G3		4	0	0	0	0	0	3
Luis Gomez, R (1, 6) OBP: 0.300, SLG: 0.286		0-0 F9			0-3 K		0-3 K	0-0 4-3		1	0	0	0	0	0	0
Tony Oliva, L (5, PH) OBP: 0.286, SLG: 0.250										1	0	0	0	0	1	0
Jerry Terrell, R (6, 6) OBP: 0.211, SLG: 0.222										2	0	0	0	0	1	0

Inning Stats	1	2	3	4	5	6	7	8	9		
	R: 1 H: 2	R: 0 H: 0	R: 0 H: 0	R: 0 H: 1	R: 0 H: 1	R: 0 H: 1	R: 2 H: 1	R: 1 H: 1	R: 0 H: 0	1B: 3 SF: 0	WP: 0 PA: 39
	E: 0 LOB: 2	E: 0 LOB: 0	E: 0 LOB: 1	E: 0 LOB: 1	E: 0 LOB: 1	E: 0 LOB: 2	E: 0 LOB: 1	E: 0 LOB: 0	E: 0 LOB: 0	2B: 2 SAC: 0	PB: 0
	K: 0 BB: 1	K: 0 BB: 0	K: 0 BB: 1	K: 0 BB: 0	K: 2 BB: 0	K: 1 BB: 1	K: 1 BB: 2	K: 1 BB: 0	K: 2 BB: 0	3B: 0 DP: 0	SB: 1
	S: 5 P: 9	S: 3 P: 3	S: 3 P: 7	S: 4 P: 4	S: 8 P: 8	S: 6 P: 10	S: 6 P: 14	S: 6 P: 6	S: 7 P: 7	HR: 2 HBP: 0	CS: 0

PITCHER	IP	WLS	BF	H	R	ER	SO	BB	IBB	HBP	BLK	WP	HR	S	P	ERA	WHIP
Nolan Ryan, R (1, 1) ERA: 4.25	9.0	W	39	7	4	4	7	5	0	0	1	0	2	48	68	4.00	1.333

PITCHER	IP	WLS	BF	H	R	ER	SO	BB	IBB	HBP	BLK	WP	HR	S	P	ERA	WHIP

Batter	1	2	3	4	5	6	7	8	9	AB	R	H	RBI	BB	SO	LOB
Jerry Remy, L (1, 4) OBP: 0.323, SLG: 0.302	0-0 ① 1-3	0-3 ③ K		0-0 ③ F8			0-3 ② K	0-0 ③ 1-3		5	0	0	0	0	2	3
Bob Jones, L (1, 8) OBP: 0.257, SLG: 0.167	4-0 S BB		0-0 ① F8		0-0 ① 4-3		0-0 2B		0-0 ① 3-1	4	0	1	0	1	0	0
Bobby Bonds, R (1, 9) OBP: 0.383, SLG: 0.450	0-3 ② K 1-2		1-0 E S HBP		0-0 ② 4-3		0-0 ③ F8		0-0 ② F9	4	0	0	0	0	1	2
Bruce Bochte, L (1, 3) OBP: 0.370, SLG: 0.311	0-0 ③ L4		0-3 ② K 1-3		0-0 1B			4-0 BB PB 1B BB	0-0 ③ G3	4	1	1	0	1	1	2
Bill Melton, R (1, 10) OBP: 0.297, SLG: 0.342 Rusty Torres, S (8, PR) OBP: 0.290, SLG: 0.296		4-0 1B G5-2-3 BB	4-0 HBP BB		0-0 ③ F8			4-0 BB 1B 1-2 BB		1 0	0 1	0 0	0 0	3 0	0 0	1 0
Joe Lahoud, L (1, 7) OBP: 0.306, SLG: 0.220 Mario Guerrero, R (8, PR) (8, 6)		0-0 G5-2-3 1-3 1B 1B	1-0 FC6-4 1-2 HBP			0-0 ① F9		4-0 SH3-4 1B 1-2 2-3 SF8 BB		2 0	1 1	1 0	0 0	1 0	0 0	0 0
Ron Jackson, R (1, 5) OBP: 0.284, SLG: 0.262 Tommy Davis, R (8, PH) OBP: 1.000, SLG: 1.000 Leroy Stanton, R (8, PR) OBP: 0.300, SLG: 0.308 (8, 7)		4-0 G5-2-3 1B BB	0-0 ③ FC6-4 1-2f			0-0 ② 5-3		0-0 SF8 SH3-4 1-2 2-H 3-H 1B		2 1 0	1 0 0	0 1 0	0 2 0	1 0 0	0 0 0	3 0 0
Andy Etchebarren, R (1, 2) OBP: 0.306, SLG: 0.277		0-0 ① ② G5-2-3 1-2 2-3 3-Hf		0-0 ① 1-3		0-0 ③ F7		0-0 ① SH3-4 1-2 2-3		3	0	0	0	0	0	3
Dave Chalk, R (1, 6) OBP: 0.330, SLG: 0.299 (8, 5)		0-0 2-H 3-H 1B		0-0 ② L1			0-0 ① 4-3	0-0 ② SF8 2-3 3-H		3	0	1	3	0	0	0
Inning Stats	R: 0 H: 0 E: 0 LOB: 1 K: 1 BB: 1 S: 5 P: 9	R: 2 H: 2 E: 0 LOB: 1 K: 1 BB: 2 S: 6 P: 14	R: 0 H: 0 E: 0 LOB: 3 K: 1 BB: 1 S: 5 P: 11	R: 0 H: 0 E: 0 LOB: 0 K: 0 BB: 0 S: 3 P: 3	R: 0 H: 1 E: 0 LOB: 1 K: 0 BB: 0 S: 4 P: 4	R: 0 H: 0 E: 0 LOB: 0 K: 0 BB: 0 S: 3 P: 3	R: 0 H: 1 E: 0 LOB: 1 K: 1 BB: 0 S: 6 P: 6	R: 3 H: 1 E: 0 LOB: 2 K: 0 BB: 3 S: 4 P: 16	R: 0 H: 0 E: 0 LOB: 0 K: 0 BB: 0 S: 3 P: 3	1B: 4 SF: 1 2B: 1 SAC: 1 3B: 0 DP: 1 HR: 0 HBP: 2						

PITCHER		IP	WLS	BF	H	R	ER	SO	BB	IBB	HBP	BLK	WP	HR	S	P	ERA	WHIP
Jim Hughes, R ERA: 5.4	(1, 1)	7.0	L	32	4	4	4	4	6	0	2	0	0	0	32	58	5.14	1.429
Bill Campbell, R ERA: 2.55	(8, 1)	2.0		8	1	1	1	0	1	0	0	0	0	0	7	11	4.50	1.000

PITCHER		IP	WLS	BF	H	R	ER	SO	BB	IBB	HBP	BLK	WP	HR	S	P	ERA	WHIP

TOP

California Angels @ Minnesota Twins

Metropolitan Stadium, Bloomington , MI

Wed Jun 02 1976, 8:05 PM EDT

Att. 5,586 - Unknown - 75 F

livebaseballscorecards.com

AB	29
R	5
H	5
RBI	5
BB	7
SO	4
LOB	14

WP: 0	PA: 40		
PB: 1			
SB: 2			
CS: 0			

BOTTOM

Batter	1	2	3	4	5	6	7	8	9	AB	R	H	RBI	BB	SO	LOB
Lyman Bostock, L (1, 8) OBP: 0.387, SLG: 0.466	3-1		1B 1B		3-1			FC4-6 1B	5-3	5	1	2	0	0	0	1
Roy Smalley, S (1, 6) OBP: 0.366, SLG: 0.278	1B 1B 2B		1B 1-2 1B		K			FC4-6 1B E 1-2f		4	1	2	0	0	1	1
Rod Carew, L (1, 3) OBP: 0.394, SLG: 0.389	1B S 2-3 1B		1-3 2-H 1B		F8			FC6 1B 1-2		4	0	2	1	0	0	1
Butch Wynegar, S (1, 2) OBP: 0.393, SLG: 0.460	BB 1-3 3-H 1B		F8			K		FC6-4 1-2 2-3 1B		4	0	2	1	0	1	1
Steve Braun, L (1, 5) OBP: 0.306, SLG: 0.283	G4-6-3 1-2 BB		4-3			F8		F2		3	0	0	0	1	0	4
Larry Hisle, R (1, 7) OBP: 0.332, SLG: 0.339	G4-6-3 1-2f			5-3		K		FC6-4 1-2f		4	0	0	0	0	1	6
Dan Ford, R (1, 9) OBP: 0.305, SLG: 0.441		P6		K			K	1B		4	0	1	0	0	2	0
Mike Cubbage, L (1, 10) OBP: 0.349, SLG: 0.222		4-3		1B			4-3		K	4	0	1	0	0	1	1
Bob Randall, R (1, 4) OBP: 0.312, SLG: 0.298		4-3		6-3			L1		P6	3	0	0	0	0	0	1
Tony Oliva, L (9, PH) OBP: 0.267, SLG: 0.231										1	0	0	0	0	0	1
Inning Stats	R: 1 E: 0 K: 0 S: 5 H: 3 LOB: 2 BB: 1 P: 9	R: 0 E: 0 K: 0 S: 3 H: 0 LOB: 0 BB: 0 P: 3	R: 1 E: 0 K: 0 S: 5 H: 3 LOB: 1 BB: 0 P: 5	R: 0 E: 0 K: 1 S: 6 H: 1 LOB: 1 BB: 0 P: 6	R: 0 E: 0 K: 1 S: 5 H: 0 LOB: 0 BB: 0 P: 5	R: 0 E: 0 K: 2 S: 7 H: 0 LOB: 0 BB: 0 P: 7	R: 0 E: 0 K: 1 S: 5 H: 0 LOB: 0 BB: 0 P: 5	R: 0 E: 1 K: 0 S: 6 H: 2 LOB: 3 BB: 0 P: 6	R: 0 E: 0 K: 1 S: 6 H: 1 LOB: 1 BB: 0 P: 6	1B: 9 2B: 1 3B: 0 HR: 0 SF: 0 SAC: 0 DP: 1 HBP: 0							

PITCHER	IP	WLS	BF	H	R	ER	SO	BB	IBB	HBP	BLK	WP	HR	S	P	ERA	WHIP
Gary Ross, R (1, 1) ERA: 3.07	8.1	W	35	10	2	2	6	1	0	0	0	0	0	46	50	2.16	1.320
Mickey Scott, L (9, 1) ERA: 2.0	0.2	S	2	0	0	0	0	0	0	0	0	0	0	2	2	0.00	0.000

PITCHER	IP	WLS	BF	H	R	ER	SO	BB	IBB	HBP	BLK	WP	HR	S	P	ERA	WHIP

California Angels @ Minnesota Twins

Metropolitan Stadium, Bloomington , MI

Wed Jun 02 1976, 8:05 PM EDT

Att. 5,586 - Unknown - 75 F

livebaseballscorecards.com

AB	36
R	2
H	10
RBI	2
BB	1
SO	6
LOB	17

1B: 9	SF: 0	WP: 0	PA: 37
2B: 1	SAC: 0	PB: 0	
3B: 0	DP: 1	SB: 1	
HR: 0	HBP: 0	CS: 0	

Batter	1	2	3	4	5	6	7	8	9	10	AB	R	H	RBI	BB	SO	LOB
Lyman Bostock, L (1, 8) OBP: 0.384, SLG: 0.459	6-3		FC5-4 1-2f		BB 1B	5-3			2-H		4	2	1	0	0	0	1
Steve Brye, R (9, PH) OBP: 0.222, SLG: 0.240 (9, 8)					1B				2B		1	0	1	1	0	0	0
Roy Smalley, S (1, 6) OBP: 0.361, SLG: 0.270	G3		F7		BBBB 1-2 1B 3B		SSS K		SSS K		4	1	0	0	1	2	2
Rod Carew, L (1, 3) OBP: 0.399, SLG: 0.407	1B		1-H 3B		1-2 2-H 3B 1B		3-1		P6		5	1	3	2	0	0	1
Butch Wynegar, S (1, 2) OBP: 0.387, SLG: 0.451	1-3		F9		F8		6-3			HR 1B	5	1	1	0	0	0	4
Larry Hisle, R (1, 7) OBP: 0.343, SLG: 0.386		5-3		1B 2B	1-H 2-H 3B			G5-4-3 1B		1-H HR	5	2	4	4	0	0	0
Steve Braun, L (1, 5) OBP: 0.319, SLG: 0.293		1B		FC6-4 2-H 1B	BBB FC6-4 BB			SSS K		P4	3	0	2	1	1	1	1
Dave McKay, S (10, PH) OBP: 0.280, SLG: 0.231 (10, 5)											1	0	0	0	0	0	0
Dan Ford, R (1, 9) OBP: 0.297, SLG: 0.429	SSS K			FC6-4 1-2f G1-6-3	FC6-4 1-2f			G5-4-3 1-2f		F7	5	0	0	0	0	1	5
Mike Cubbage, L (1, 10) OBP: 0.333, SLG: 0.211	1-3			G1-6-3 1-2f		F8			2B 2B	1-3	2	0	0	0	0	0	2
Craig Kusick, R (6, PH) OBP: 0.348, SLG: 0.519											2	0	1	0	0	0	0
Jerry Terrell, R (9, PR) OBP: 0.205, SLG: 0.216											1	1	0	0	0	0	0
Bob Randall, R (1, 4) OBP: 0.310, SLG: 0.297			FC5-4 1B		F8	L6			SSS K		4	0	1	0	0	1	1
Inning Stats	R: 0 E: 0 K: 0 S: 4 H: 1 LOB: 1 BB: 0 P: 4	R: 0 E: 0 K: 1 S: 6 H: 1 LOB: 1 BB: 0 P: 6	R: 1 E: 0 K: 0 S: 5 H: 2 LOB: 1 BB: 0 P: 5	R: 1 E: 0 K: 0 S: 4 H: 2 LOB: 0 BB: 0 P: 4	R: 3 E: 0 K: 0 S: 6 H: 3 LOB: 2 BB: 2 P: 14	R: 0 E: 0 K: 0 S: 3 H: 0 LOB: 0 BB: 0 P: 3	R: 0 E: 0 K: 1 S: 5 H: 0 LOB: 0 BB: 0 P: 5	R: 0 E: 0 K: 1 S: 5 H: 1 LOB: 0 BB: 0 P: 5	R: 1 E: 0 K: 2 S: 9 H: 2 LOB: 1 BB: 0 P: 9	R: 2 E: 0 K: 0 S: 5 H: 2 LOB: 0 BB: 0 P: 5	1B: 8 2B: 3 3B: 2 HR: 1 SF: 0 SAC: 0 DP: 2 HBP: 0						

PITCHER	IP	WLS	BF	H	R	ER	SO	BB	IBB	HBP	BLK	WP	HR	S	P	ERA	WHIP
Doyle Alexander, R (1, 1) ERA: 2.3	4.2		23	9	5	5	1	1	0	0	0	0	0	24	28	9.64	2.143
Mike Flanagan, L (5, 1) ERA: 3.78	5.1	L	21	5	3	3	4	1	0	0	0	0	1	28	32	5.06	1.125

PITCHER	IP	WLS	BF	H	R	ER	SO	BB	IBB	HBP	BLK	WP	HR	S	P	ERA	WHIP

TOP

Minnesota Twins @ Baltimore Orioles

Memorial Stadium, Baltimore, MD

Fri Jun 04 1976, 7:05 PM EDT

Att. 35,111 - Unknown

livebaseballscorecards.com

AB	42
R	8
H	14
RBI	8
BB	2
SO	5
LOB	17

WP: 0 PA: 44
PB: 0
SB: 0
CS: 0

Batter	1	2	3	4	5	6	7	8	9	10	AB	R	H	RBI	BB	SO	LOB
Al Bumbry, L (1, 7) OBP: 0.341, SLG: 0.368	BBBB 4-0 G3 1B 1B BB	0-0 WP 1B 1B 2-3 1B	0-0 BB BLK 1B		0-0 ② F7			0-0 ① 1-3		0-0 ② 5-3	1	2	1	0	1	0	0
Paul Blair, R (3, PH) OBP: 0.243, SLG: 0.248 (4, 8)											4	0	1	0	0	0	1
Mark Belanger, R (1, 6) OBP: 0.365, SLG: 0.378	0-0 G3 1-2 1B 1B	0-0 1B WP 1-2 G6-3 3-H 1B	BBBB 4-0 BB 1-2 BB		0-0 ③ F8			0-0 ② F3		BBBB 4-0 1B BB	4	2	2	1	2	0	1
Bobby Grich, R (1, 4) OBP: 0.403, SLG: 0.403	0-0 ① G3 1-2 2-3	0-0 G6-3 1-3 2-H 1B	BBBB 4-0 1-2 2-3 BB			0-0 G3-6-3 1B		0-0 ③ 6-3		0-0 1-2 1B	5	0	3	1	1	0	2
Reggie Jackson, L (1, 8) OBP: 0.304, SLG: 0.382 (4, 9)	4-0 1B 1B IBB	0-0 ①② G6-3 1-2f 3-H	0-0 ③ 3-1			0-0 ①② G3-6-3 1-2f			0-0 ① F6	0-0 ③ 3-1	5	1	0	0	1	0	7
Lee May, R (1, 10) OBP: 0.296, SLG: 0.413	0-0 E 1B 1-2 2-H 3-H 1B	0-0 1B 1B		0-0 ① 5-3		0-0 2B			0-0 E5		1	0	1	2	0	0	0
Andres Mora, R (2, PH) OBP: 0.278, SLG: 0.397											4	0	2	0	0	0	0
Tony Muser, L (1, 3) OBP: 0.325, SLG: 0.267	0-0 E7 1-3 2-H 1B	0-0 1-2 1B		0-0 ② 4-3		0-0 ③ 4-3			0-0 ② F9		4	0	2	1	0	0	1
Tommy Harper, R (9, PH) OBP: 0.379, SLG: 0.375											0	0	0	0	0	0	0
Royle Stillman, L (9, PH) OBP: 0.176, SLG: 0.067 (10, 3)											1	0	0	0	0	0	1
Ken Singleton, S (1, 9) OBP: 0.285, SLG: 0.247 (4, 7)	4-0 G6-4-3 IBB	0-0 ③ F7		SSS 0-3 ③ K			0-0 G1-6-3 1B		4-0 IBB		3	0	1	0	2	1	2
Doug DeCinces, R (1, 5) OBP: 0.275, SLG: 0.333	0-0 ②③ G6-4-3 1-2f		0-0 ① F7		0-0 S 1B		0-0 ①② G1-6-3 1-2f		0-0 ③ F3		5	0	1	0	0	0	6
Dave Duncan, R (1, 2) OBP: 0.314, SLG: 0.309		0-0 1B 1B 2B	0-0 ② 2-3		SSS 0-3 ① K 1-2		0-0 ③ F8			0-0 ① F9	5	1	1	0	0	1	1
Inning Stats	R: 3 H: 3 E: 1 LOB: 2 K: 0 BB: 3 S: 5 P: 17	R: 3 H: 6 E: 0 LOB: 2 K: 0 BB: 0 S: 8 P: 8	R: 0 H: 1 E: 0 LOB: 3 K: 0 BB: 2 S: 4 P: 12	R: 0 H: 0 E: 0 LOB: 0 K: 1 BB: 0 S: 5 P: 5	R: 0 H: 1 E: 0 LOB: 1 K: 1 BB: 0 S: 6 P: 6	R: 0 H: 2 E: 0 LOB: 1 K: 0 BB: 0 S: 4 P: 4	R: 0 H: 1 E: 0 LOB: 0 K: 0 BB: 0 S: 3 P: 3	R: 0 H: 0 E: 0 LOB: 0 K: 0 BB: 0 S: 3 P: 3	R: 0 H: 0 E: 1 LOB: 2 K: 0 BB: 1 S: 4 P: 8	R: 0 H: 1 E: 0 LOB: 2 K: 0 BB: 1 S: 4 P: 8	1B: 13 SF: 0 2B: 2 SAC: 0 3B: 0 DP: 4 HR: 0 HBP: 0						

PITCHER		IP	WLS	BF	H	R	ER	SO	BB	IBB	HBP	BLK	WP	HR	S	P	ERA	WHIP
Dave Goltz, R	(1, 1)	1.2		14	8	6	6	0	1	2	0	0	1	0	0	11	23	32.40	5.400
ERA: 4.63																			
Tom Burgmeier, L	(2, 1)	6.2		27	6	0	0	2	2	0	0	1	0	0	29	37	0.00	1.200
ERA: 0.6																		
Bill Campbell, R	(9, 1)	1.2	W	8	1	0	0	0	1	1	0	0	0	0	6	14	0.00	1.200
ERA: 2.45																		

PITCHER	IP	WLS	BF	H	R	ER	SO	BB	IBB	HBP	BLK	WP	HR	S	P	ERA	WHIP

BOTTOM

Minnesota Twins @ Baltimore Orioles

Memorial Stadium, Baltimore, MD

Fri Jun 04 1976, 7:05 PM EDT
Att. 35,111 - Unknown

livebaseballscorecards.com

AB	42
R	6
H	15
RBI	5
BB	7
SO	2
LOB	22

WP: 1 PA: 49
PB: 0
SB: 1
CS: 0

Batter	1	2	3	4	5	6	7	8	9	AB	R	H	RBI	BB	SO	LOB
Steve Brye, R (1, 8) OBP: 0.224, SLG: 0.259	6-3		K 2-H			E 2B		F8		4	1	1	0	0	1	3
Roy Smalley, S (1, 6) OBP: 0.353, SLG: 0.262	F3		F9			E8 2-H		L4		4	0	0	0	0	0	2
Rod Carew, L (1, 3) OBP: 0.391, SLG: 0.398	K		F6			F7			G3	4	0	0	0	0	1	1
Larry Hisle, R (1, 7) OBP: 0.342, SLG: 0.383		L5	5-3				6-3		FC4-6 1B	4	0	1	0	0	0	0
Dan Ford, R (1, 9) OBP: 0.291, SLG: 0.419		F3		F9			K		F9	4	0	0	0	0	1	1
Butch Wynegar, S (1, 2) OBP: 0.384, SLG: 0.446		FC6-4 1B		F8			F9		FC4-6 1-2f	4	0	1	0	0	0	1
Craig Kusick, R (1, 10) OBP: 0.347, SLG: 0.512		FC6-4 1-2f		F3				1B		3	0	1	0	0	0	1
Dave McKay, S (1, 5) OBP: 0.281, SLG: 0.228			WP SH3-4 CS BB			F4		F8		2	0	0	0	1	0	1
Bob Randall, R (1, 4) OBP: 0.313, SLG: 0.300			SH3-4 1-2			5-3		1B 1-2		2	0	1	0	0	0	0
Inning Stats	R: 0 E: 0 K: 1 S: 5 H: 0 LOB: 0 BB: 0 P: 5	R: 0 E: 0 K: 0 S: 4 H: 1 LOB: 1 BB: 0 P: 4	R: 0 E: 0 K: 1 S: 4 H: 0 LOB: 1 BB: 1 P: 8	R: 0 E: 0 K: 0 S: 3 H: 0 LOB: 0 BB: 0 P: 3	R: 0 E: 0 K: 0 S: 3 H: 0 LOB: 0 BB: 0 P: 3	R: 1 E: 1 K: 0 S: 5 H: 1 LOB: 1 BB: 0 P: 5	R: 0 E: 0 K: 1 S: 5 H: 0 LOB: 0 BB: 0 P: 5	R: 0 E: 0 K: 0 S: 5 H: 2 LOB: 2 BB: 0 P: 5	R: 0 E: 0 K: 0 S: 4 H: 1 LOB: 1 BB: 0 P: 4	1B: 4 2B: 2 3B: 0 HR: 0	SF: 0 SAC: 1 DP: 1 HBP: 0						

PITCHER	IP	WLS	BF	H	R	ER	SO	BB	IBB	HBP	BLK	WP	HR	S	P	ERA	WHIP
Ken Holtzman, L (1, 1) ERA: 2.74	9.0	W	33	5	1	0	3	1	0	0	0	1	0	38	42	0.00	0.667

PITCHER	IP	WLS	BF	H	R	ER	SO	BB	IBB	HBP	BLK	WP	HR	S	P	ERA	WHIP

TOP

Minnesota Twins @ Baltimore Orioles

Memorial Stadium, Baltimore, MD

Sat Jun 05 1976, 3:33 AM EDT

Att. 7,673 - Unknown

livebaseballscorecards.com

AB	31
R	1
H	5
RBI	0
BB	1
SO	3
LOB	10

PA: 33

WP: 1 PB: 0 SB: 0 CS: 1

Batter	1	2	3	4	5	6	7	8	9	AB	R	H	RBI	BB	SO	LOB
Al Bumbry, L (1, 7) OBP: 0.331, SLG: 0.355	G3		SH1-3 1-2		G3		G3 SSS	K		4	0	0	0	0	1	1
Mark Belanger, R (1, 6) OBP: 0.371, SLG: 0.377	5-3		F7		S 1B		3B BBBB BB	BB BBBB		3	1	1	0	2	0	1
Bobby Grich, R (1, 4) OBP: 0.403, SLG: 0.419	1B		5-3		6-3 1-2		1-H 1B 3B	L1		5	1	2	1	0	0	4
Reggie Jackson, L (1, 8) OBP: 0.303, SLG: 0.371 (7, 9)	1-3			F5		F9	1B SF8 BBBB BB			3	1	0	0	1	0	1
Lee May, R (1, 10) OBP: 0.301, SLG: 0.438		F8		HR		G3	1-3 3-H 1B			4	1	2	2	0	0	0
Tony Muser, L (1, 3) OBP: 0.331, SLG: 0.278		CS 1B		3-1		1B 1B	SF8 3-H			3	1	2	1	0	0	0
Ken Singleton, S (1, 9) OBP: 0.297, SLG: 0.256 Paul Blair, R (6, PR) OBP: 0.241, SLG: 0.246 (7, 8)		BBBB 1-2 BB		FC5-4 1B		1B 1-3 1B	6-3			2 1	0 0	2 0	0 0	1 0	0 0	0 1
Doug DeCinces, R (1, 5) OBP: 0.274, SLG: 0.330		1-3		FC5-4 1-2f		FC6-4 1-2 3-H 1B		F3		4	0	1	1	0	0	2
Dave Duncan, R (1, 2) OBP: 0.321, SLG: 0.320			BBBB SH1-3 BB		L8	FC6-4 1-2f		2B		3	0	1	0	1	0	2
Inning Stats	R: 0 E: 0 K: 0 S: 4 H: 1 LOB: 1 BB: 0 P: 4	R: 0 E: 0 K: 0 S: 3 H: 1 LOB: 1 BB: 1 P: 7	R: 0 E: 0 K: 0 S: 3 H: 0 LOB: 1 BB: 1 P: 7	R: 1 E: 0 K: 0 S: 5 H: 2 LOB: 1 BB: 0 P: 5	R: 0 E: 0 K: 0 S: 4 H: 1 LOB: 1 BB: 0 P: 4	R: 1 E: 0 K: 0 S: 6 H: 3 LOB: 2 BB: 0 P: 6	R: 3 E: 0 K: 0 S: 5 H: 2 LOB: 1 BB: 2 P: 13	R: 0 E: 0 K: 1 S: 6 H: 1 LOB: 2 BB: 1 P: 10		1B: 8 2B: 1 3B: 1 HR: 1 SF: 1 SAC: 1 DP: 0 HBP: 0				WP: 0 PB: 0 SB: 1 CS: 1 PA: 39		

BOTTOM

Minnesota Twins @ Baltimore Orioles

Memorial Stadium, Baltimore, MD

Sat Jun 05 1976, 3:33 AM EDT

Att. 7,673 - Unknown

livebaseballscorecards.com

AB	32
R	5
H	11
RBI	5
BB	5
SO	1
LOB	12

PITCHER		IP	WLS	BF	H	R	ER	SO	BB	IBB	HBP	BLK	WP	HR	S	P	ERA	WHIP
Joe Decker, R ERA: 5.01	(1, 1)	5.2	L	26	8	2	2	0	2	0	0	0	0	1	24	32	3.18	1.765
Bill Campbell, R ERA: 2.98	(6, 1)	1.1		8	2	3	3	0	2	0	0	0	0	0	6	14	20.25	3.000
Steve Luebber, R ERA: 5.5	(8, 1)	1.0		5	1	0	0	1	1	0	0	0	0	0	6	10	0.00	2.000

PITCHER	IP	WLS	BF	H	R	ER	SO	BB	IBB	HBP	BLK	WP	HR	S	P	ERA	WHIP

Batter	1	2	3	4	5	6	7	8	9	AB	R	H	RBI	BB	SO	LOB
Lyman Bostock, L (1, 8) OBP: 0.380, SLG: 0.453	G1		K		1B S 1B		3-1			4	0	1	0	0	1	2
Roy Smalley, S (1, 6) OBP: 0.356, SLG: 0.264	F5		2B BB		1-3 1B			6-3		3	0	1	0	1	0	0
Rod Carew, L (1, 3) OBP: 0.393, SLG: 0.406	F7		1-3 2-H 3-H 2B		F7			E9 1B		4	0	2	2	0	0	2
Butch Wynegar, S (1, 2) OBP: 0.381, SLG: 0.437		F9	F8			FC6-4 BB		F7		3	0	0	0	1	0	3
Larry Hisle, R (1, 7) OBP: 0.340, SLG: 0.380		G4-3 1B		5-3		FC6-4 S 1-2f		K		4	0	1	0	0	1	2
Steve Braun, L (1, 10) OBP: 0.310, SLG: 0.283		G4-3 1-2f		F9		F9 1-2			3-1	4	0	0	0	0	0	2
Dan Ford, R (1, 9) OBP: 0.295, SLG: 0.434			SH5-3 1B 2B HBP	F7		K			HR	3	2	1	1	0	1	1
Mike Cubbage, L (1, 5) OBP: 0.347, SLG: 0.238			SH5-3 1B 1-2 2B		CS 1B		K		F8	4	1	2	0	0	1	0
Bob Randall, R (1, 4) OBP: 0.306, SLG: 0.293			SH5-3 1-2 2-3		F3 1-2		F3		F9	3	0	0	0	0	0	1
Inning Stats	R: 0 E: 0 K: 0 S: 3 H: 0 LOB: 0 BB: 0 P: 3	R: 0 E: 0 K: 0 S: 3 H: 1 LOB: 0 BB: 0 P: 3	R: 2 E: 0 K: 1 S: 7 H: 2 LOB: 2 BB: 1 P: 12	R: 0 E: 0 K: 0 S: 3 H: 0 LOB: 0 BB: 0 P: 3	R: 0 E: 0 K: 0 S: 5 H: 3 LOB: 2 BB: 0 P: 5	R: 0 E: 0 K: 1 S: 5 H: 0 LOB: 1 BB: 1 P: 9	R: 0 E: 0 K: 1 S: 5 H: 0 LOB: 0 BB: 0 P: 5	R: 0 E: 1 K: 1 S: 6 H: 1 LOB: 1 BB: 0 P: 6	R: 1 E: 0 K: 0 S: 4 H: 1 LOB: 0 BB: 0 P: 4	1B: 6 2B: 1 3B: 0 HR: 1	SF: 0 SAC: 1 DP: 1 HBP: 1						

PITCHER	IP	WLS	BF	H	R	ER	SO	BB	IBB	HBP	BLK	WP	HR	S	P	ERA	WHIP
Jim Palmer, R (1, 1) ERA: 3.1	9.0	L	36	8	3	3	4	2	0	1	0	0	1	41	50	3.00	1.111

PITCHER	IP	WLS	BF	H	R	ER	SO	BB	IBB	HBP	BLK	WP	HR	S	P	ERA	WHIP

TOP

Minnesota Twins @ Baltimore Orioles

Memorial Stadium, Baltimore, MD

Sun Jun 06 1976, 3:33 AM EDT

Unknown

livebaseballscorecards.com

AB	32
R	3
H	8
RBI	3
BB	2
SO	4
LOB	13

WP: 0 PB: 0 SB: 2 CS: 1 PA: 36

Minnesota Twins @ Baltimore Orioles

Memorial Stadium, Baltimore, MD

Sun Jun 06 1976, 3:33 AM EDT

Unknown

livebaseballscorecards.com

BOTTOM

Batter	1	2	3	4	5	6	7	8	9	AB	R	H	RBI	BB	SO	LOB
Al Bumbry, L (1, 7) OBP: 0.336, SLG: 0.355	F8		4-3			BB		1B		3	2	1	0	1	0	0
Mark Belanger, R (1, 6) OBP: 0.369, SLG: 0.380	4-3		1-3			2B		E5		4	0	1	1	0	0	0
Bobby Grich, R (1, 4) OBP: 0.405, SLG: 0.417	F9			1-3		1B		BB		3	0	1	0	1	0	0
Reggie Jackson, L (1, 8) OBP: 0.301, SLG: 0.376		2B		6-3		F7		F6		4	0	1	0	0	0	4
Lee May, R (1, 10) OBP: 0.293, SLG: 0.425		F3		F4		5-3			F4	4	0	0	0	0	0	3
Tony Muser, L (1, 3) OBP: 0.320, SLG: 0.268		F7			F7		4-3		K	4	0	0	0	0	1	1
Ken Singleton, S (1, 9) OBP: 0.301, SLG: 0.264 Paul Blair, R (9, PR) OBP: 0.241, SLG: 0.246		IBB			1-3		F8		2B	3 0	0 0	1 0	0 0	1 0	0 0	0 0
Brooks Robinson, R (1, 5) OBP: 0.175, SLG: 0.222 Royle Stillman, L (9, PH) OBP: 0.167, SLG: 0.063		F9			F8		F8		1-3	3 1	0 0	0 0	0 0	0 0	2 1	
Dave Duncan, R (1, 2) OBP: 0.312, SLG: 0.310			5-3			K		5-3		3	0	0	0	0	1	0
Inning Stats	R: 0 H: 0 E: 0 LOB: 0 K: 0 BB: 0 S: 3 P: 3	R: 0 H: 1 E: 0 LOB: 2 K: 0 BB: 1 S: 4 P: 8	R: 0 H: 0 E: 0 LOB: 0 K: 0 BB: 0 S: 3 P: 3	R: 0 H: 0 E: 0 LOB: 0 K: 0 BB: 0 S: 3 P: 3	R: 0 H: 0 E: 0 LOB: 0 K: 0 BB: 0 S: 3 P: 3	R: 1 H: 2 E: 0 LOB: 2 K: 1 BB: 1 S: 7 P: 11	R: 0 H: 0 E: 0 LOB: 0 K: 0 BB: 0 S: 3 P: 3	R: 1 H: 1 E: 1 LOB: 1 K: 0 BB: 1 S: 4 P: 8	R: 0 H: 1 E: 0 LOB: 1 K: 1 BB: 0 S: 6 P: 6	1B: 2 SF: 0 2B: 3 SAC: 0 3B: 0 DP: 0 HR: 0 HBP: 0						

	AB	32
	R	2
	H	5
	RBI	1
	BB	3
	SO	2
	LOB	11

WP: 0 PA: 35
PB: 0
SB: 2
CS: 1

PITCHER	IP	WLS	BF	H	R	ER	SO	BB	IBB	HBP	BLK	WP	HR	S	P	ERA	WHIP
Bill Singer, R (1, 1) ERA: 3.18	9.0	W	35	5	2	1	2	2	1	0	0	0	0	36	48	1.00	0.778

PITCHER	IP	WLS	BF	H	R	ER	SO	BB	IBB	HBP	BLK	WP	HR	S	P	ERA	WHIP

Minnesota Twins @ Baltimore Orioles

Memorial Stadium, Baltimore, MD

Sun Jun 06 1976, 7:05 PM EDT

Att. 19,046 - Unknown

TOP

livebaseballscorecards.com

Batter	1	2	3	4	5	6	7	8	9	AB	R	H	RBI	BB	SO	LOB
Steve Brye, R (1, 8) OBP: 0.266, SLG: 0.300	E 1B 1B 1B	WP 6-3 1B 1B		F9 ①		1-3 FC2-5 1-2 HR 1B	F7 ③		1B SF8 1B	6	4	4	0	0	0	2
Roy Smalley, S (1, 6) OBP: 0.352, SLG: 0.262	F7 ①	6-3 ② 1-2		1-3 ②		FC2-5 ① 1-2 2-3f HR 1-3		BB 1B 1B 1B	WP 1-3 1B	5	1	1	0	0	0	4
Jerry Terrell, R (8, PR) OBP: 0.225, SLG: 0.237 (8, 6)										1	1	1	0	0	0	0
Rod Carew, L (1, 3) OBP: 0.396, SLG: 0.411	E 1-2 1B 1B	E 2-H 1B		SSS K ③		1-3 ② 1-2 2-3		BB 1-2 1B 1B	SF8 ② 3-H	5	2	3	2	0	1	2
Larry Hisle, R (1, 7) OBP: 0.344, SLG: 0.394	E5 1B 1-2 2-3 1B	E5 1-2			BBBB SH1-3 1B BB	HR 2-H 3-H		BBBB BB 1B 1-2 2-3 BB	5-3 ③ 1-2	4	3	1	3	2	0	4
Dan Ford, R (1, 9) OBP: 0.299, SLG: 0.435	1B 1-2 2-H 3-H 1B	F8 ③			SH1-3 ① 1-2	5-3 ③		BB 1-2 2-H 3-H 1B		4	0	2	4	0	0	2
Craig Kusick, R (1, 10) OBP: 0.347, SLG: 0.512	1-2 2-H 1B	SSS K ① 1B			FC5-4 2-H 1B		5-3 ① 1B	F6 ① 1B		0	0	0	0	0	0	0
Butch Wynegar, S (1, PH) OBP: 0.381, SLG: 0.436										5	0	2	2	0	1	2
Dave McKay, S (1, 5) OBP: 0.281, SLG: 0.228	SSS K ② 1B	S 1B			F5 ② 1B		BBBB 4-0 1B BB	BBBB 4-0 G6-4-3 1-2 2-3 BB		0	0	0	0	0	0	0
Mike Cubbage, L (1, PH) OBP: 0.370, SLG: 0.244 (1, 5)										3	0	1	0	2	1	3
Bob Randall, R (1, 4) OBP: 0.302, SLG: 0.289	F8 ③	F8 ② 1-2			FC5-4 ③ 1-2f		1-2 1B	G6-4-3 ②③ 1-2f		5	0	1	0	0	0	7
Phil Roof, R (1, 2) OBP: 0.233, SLG: 0.286		F8 ① 1B	F3 ③			FC2-5 1B 1B	F7 ②		SSS K ① 1B	5	0	1	0	0	1	3

	AB	43
	R	11
	H	17
	RBI	11
	BB	4
	SO	4
	LOB	29

Inning Stats										
	R: 3	H: 4	R: 1	H: 2	R: 0	H: 1	R: 0	H: 0	R: 1	H: 1
	E: 1	LOB: 2	E: 1	LOB: 2	E: 0	LOB: 1	E: 0	LOB: 0	E: 0	LOB: 1
	K: 1	BB: 0	K: 0	BB: 0	K: 1	BB: 0	K: 1	BB: 0	K: 0	BB: 1
	S: 10	P: 10	S: 6	P: 6	S: 6	P: 6	S: 5	P: 5	S: 4	P: 8

Inning Stats										
	R: 3	H: 3	R: 0	H: 1	R: 2	H: 3	R: 1	H: 2	1B: 16	SF: 1
	E: 0	LOB: 0	E: 0	LOB: 2	E: 0	LOB: 3	E: 0	LOB: 1	2B: 0	SAC: 1
	K: 0	BB: 0	K: 0	BB: 1	K: 0	BB: 2	K: 1	BB: 0	3B: 0	DP: 1
	S: 6	P: 6	S: 4	P: 8	S: 5	P: 13	S: 7	P: 7	HR: 1	HBP: 0

	WP: 2	PA: 49
	PB: 0	
	SB: 1	
	CS: 0	

PITCHER		IP	WLS	BF	H	R	ER	SO	BB	IBB	HBP	BLK	WP	HR	S	P	ERA	WHIP
Mike Cuellar, L ERA: 7.62	(1, 1)	0.1	L	5	3	3	2	0	0	0	0	0	0	0	5	5	54.00	9.000
Wayne Garland, R ERA: 2.39	(1, 1)	5.2		27	8	5	5	3	1	0	0	0	1	1	32	36	7.94	1.588
Grant Jackson, L ERA: 3.95	(7, 1)	1.0		7	3	2	2	0	1	0	0	0	0	0	6	10	18.00	4.000
Dyar Miller, R ERA: 4.5	(8, 1)	2.0		10	3	1	1	1	2	0	0	0	1	0	10	18	4.50	2.500

PITCHER	IP	WLS	BF	H	R	ER	SO	BB	IBB	HBP	BLK	WP	HR	S	P	ERA	WHIP

Batter	1	2	3	4	5	6	7	8	9	AB	R	H	RBI	BB	SO	LOB
Al Bumbry, L (1, 7) OBP: 0.345, SLG: 0.354	BBBB 4-0 G4-6-3 BB 1B BB		SSS 0-3 ① K		x 0-0 ③ F8		BBBB 4-0 1-2 E BB		x 0-0 1-2 1B	3	1	1	0	2	1	2
Mark Belanger, R (1, 6) OBP: 0.370, SLG: 0.377	BBBB 4-0 1-2 G4-6-3 BB		SSS 0-3 ② K			x 0-0 ① F9	x 0-0 1-2 2-H G4-6-3 1B		x 0-0 ① F4	4	0	1	0	1	1	3
Reggie Jackson, L (1, 9) OBP: 0.289, SLG: 0.360	x 0-0 ①② G4-6-3 1-2f 2-3		x 0-0 ③ 6-3			x 0-0 ② F7	x 0-0 ②③ G4-6-3 1-2f		SSS 0-3 ② K	5	0	0	0	0	1	7
Lee May, R (1, 3) OBP: 0.303, SLG: 0.453	x 0-0 3-H 1B			SSS 0-3 ① K		x 0-0 HR		x 0-0 3B 1B	SSS 0-3 ③ K	5	2	3	2	0	2	2
Andres Mora, R (1, 10) OBP: 0.263, SLG: 0.375	x 0-0 ③ 5-3			SSS 0-3 ② K		SSS 0-3 ③ K		x 0-0 ① F9		4	0	0	0	0	2	2
Bobby Grich, R (1, 4) OBP: 0.401, SLG: 0.420		x 0-0 ① F8		SSS 0-3 ③ K			x 0-0 HR 2B	x 0-0 ② F9		4	1	1	0	0	1	1
Doug DeCinces, R (1, 5) OBP: 0.289, SLG: 0.387		SSS 0-3 ② K			x 0-0 1B		x 0-0 2-H HR	x 0-0 1-H 3B		4	1	3	3	0	1	0
Paul Blair, R (1, 8) OBP: 0.242, SLG: 0.246		SSS 0-3 ③ K			x 0-0 ① F7		x 0-0 BB E 1B	x 0-0 ③ 6-3		4	1	1	0	0	1	2
Elrod Hendricks, L (1, 2) OBP: 0.224, SLG: 0.214			BBBB 4-0 BB		SSS 0-3 ② K		x 0-0 ① F7		x 0-0 1B 1B	3	0	1	0	1	1	2
Inning Stats	R: 1 H: 1 E: 0 LOB: 1 K: 0 BB: 2 S: 3 P: 11	R: 0 H: 0 E: 0 LOB: 0 K: 2 BB: 0 S: 7 P: 7	R: 0 H: 0 E: 0 LOB: 1 K: 2 BB: 1 S: 7 P: 11	R: 0 H: 0 E: 0 LOB: 0 K: 3 BB: 0 S: 9 P: 9	R: 0 H: 1 E: 0 LOB: 1 K: 1 BB: 0 S: 6 P: 6	R: 1 H: 1 E: 0 LOB: 0 K: 1 BB: 0 S: 6 P: 6	R: 3 H: 4 E: 1 LOB: 1 K: 0 BB: 1 S: 6 P: 10	R: 1 H: 2 E: 0 LOB: 1 K: 0 BB: 0 S: 5 P: 5	R: 0 H: 2 E: 0 LOB: 2 K: 2 BB: 0 S: 9 P: 9	1B: 7 SF: 0 2B: 1 SAC: 0 3B: 1 DP: 2 HR: 2 HBP: 0						WP: 0 PA: 40 PB: 0 SB: 0 CS: 0	

PITCHER		IP	WLS	BF	H	R	ER	SO	BB	IBB	HBP	BLK	WP	HR	S	P	ERA	WHIP
Jim Hughes, R ERA: 5.43	(1, 1)	6.1	W	27	6	5	4	9	3	0	0	0	0	2	42	54	5.68	1.421
Bill Campbell, R ERA: 3.0	(7, 1)	2.2	S	13	5	1	1	2	1	0	0	0	0	0	16	20	3.38	2.250

PITCHER	IP	WLS	BF	H	R	ER	SO	BB	IBB	HBP	BLK	WP	HR	S	P	ERA	WHIP

BOTTOM

Minnesota Twins @ Baltimore Orioles

Memorial Stadium, Baltimore, MD

Sun Jun 06 1976, 7:05 PM EDT

Att. 19,046 - Unknown

livebaseballscorecards.com

AB	36
R	6
H	11
RBI	5
BB	4
SO	11
LOB	21

Batter	1	2	3	4	5	6	7	8	9	AB	R	H	RBI	BB	SO	LOB
Steve Brye, R (1, 8) OBP: 0.275, SLG: 0.297	BBBB 4-0 FC3-6 BB	x 0-0 ② FC4-6 1-2f 2-3			x 0-0 2B 1B		x 0-0 ① F8	x 0-0 ② F8		4	1	1	0	1	0	4
Jerry Terrell, R (1, 6) OBP: 0.222, SLG: 0.256	x 0-0 ① FC3-6 FC5-4 BB 1-2f	0-0 ③ CS 3-H	x 0-0 ① 4-3		x 0-0 1B E 1-H 2B		x 0-0 ② 6-3	x 0-0 F8		5	1	1	1	0	0	3
Rod Carew, L (1, 3) OBP: 0.401, SLG: 0.410	BBBB 4-0 FC5-4 1-2 BB		BBBB 4-0 WP 1B BB		x 0-0 S E 2-3 1B		x 0-0 ③ 1-5-3		x 0-0 ① 4-3	3	2	1	0	2	0	0
Larry Hisle, R (1, 7) OBP: 0.341, SLG: 0.389	x 0-0 ② FC5-4 S 1-2f 2-3		x 0-0 ② F9 1-2		x 0-0 E7 L1-6-3 1-H 3-H 1B			SSS 0-3 ① K	x 0-0 ② 5-3	5	0	1	2	0	1	3
Dan Ford, R (1, 9) OBP: 0.311, SLG: 0.439	BBBB 4-0 1-2 BB		x 0-0 CS 2-H 1B		BBBB 4-0 L1-6-3 BB			x 0-0 HR 1B	x 0-0 ③ F9	3	1	2	1	2	0	0
Butch Wynegar, S (1, 2) OBP: 0.378, SLG: 0.450	x 0-0 ③ F9	0-0 ③ CS 1-2	SSS 0-3 ① K		x 0-0 ①②③ L1-6-3 1-2 2-3			x 0-0 1-H HR		4	1	1	2	0	1	5
Craig Kusick, R (1, 10) OBP: 0.354, SLG: 0.557		x 0-0 ① 6-3		x 0-0 2B		x 0-0 ① F9		x 0-0 HR		4	1	2	1	0	0	0
Dave McKay, S (1, 5) OBP: 0.288, SLG: 0.230		x 0-0 FC4-6 1B CS 1B		x 0-0 ② 5-3		x 0-0 ② 5-3		H 1-0 HBP HBP		3	0	1	0	0	0	1
Bob Randall, R (1, 4) OBP: 0.308, SLG: 0.290		x 0-0 FC4-6 1-2 1B		x 0-0 ③ 4-3		x 0-0 ③ F7		H 1-0 1-2 HBP		3	0	1	0	0	0	1
Inning Stats	R: 0 E: 0 K: 0 S: 3 H: 0 LOB: 3 BB: 3 P: 15	R: 0 E: 0 K: 0 S: 4 H: 2 LOB: 1 BB: 0 P: 4	R: 1 E: 0 K: 0 S: 3 H: 1 LOB: 0 BB: 1 P: 7	R: 0 E: 0 K: 1 S: 6 H: 1 LOB: 1 BB: 0 P: 6	R: 3 E: 1 K: 0 S: 5 H: 4 LOB: 0 BB: 1 P: 9	R: 0 E: 0 K: 0 S: 3 H: 0 LOB: 0 BB: 0 P: 3	R: 0 E: 0 K: 0 S: 3 H: 0 LOB: 0 BB: 0 P: 3	R: 3 E: 0 K: 1 S: 8 H: 3 LOB: 2 BB: 0 P: 10	R: 0 E: 0 K: 0 S: 3 H: 0 LOB: 0 BB: 0 P: 3	1B: 7 2B: 2 3B: 1 HR: 2 SF: 0 SAC: 0 DP: 0 HBP: 2						

PITCHER		IP	WLS	BF	H	R	ER	SO	BB	IBB	HBP	BLK	WP	HR	S	P	ERA	WHIP
Rick Waits, L ERA: 3.27	(1, 1)	4.0	L	21	7	4	4	1	4	0	0	0	1	0	19	35	9.00	2.750
Stan Thomas, R ERA: 2.7	(5, 1)	5.0		20	4	3	3	1	1	0	2	0	0	2	19	25	5.40	1.000

PITCHER	IP	WLS	BF	H	R	ER	SO	BB	IBB	HBP	BLK	WP	HR	S	P	ERA	WHIP

TOP

Minnesota Twins @ Cleveland Indians

Cleveland Municipal Stadium, Cleveland, OH

Mon Jun 07 1976, 7:05 PM EDT

Att. 5,919 - Unknown - 82 F

livebaseballscorecards.com

AB	34
R	7
H	11
RBI	7
BB	5
SO	2
LOB	17

Batter	1	2	3	4	5	6	7	8	9	AB	R	H	RBI	BB	SO	LOB
Buddy Bell, R (1, 5) OBP: 0.380, SLG: 0.348	0-0 1B 6-3 1B	BBB 4-0 FC6 1-2 2-3 BB		0-0 G5-4-3 ② ③ 1-2f			0-0 E5 G4-6-3 1-3 1B		0-0 ② 4-3 1-2 2-3	4	0	2	0	1	0	4
Duane Kuiper, L (1, 4) OBP: 0.280, SLG: 0.275	0-0 ① 6-3 1-2	0-0 ③ FC6 1-2f			0-0 ① 6-3		0-0 ① SF7 3-H		0-0 ③ 4-3	4	0	0	1	0	0	6
Rick Manning, L (1, 8) OBP: 0.336, SLG: 0.406	0-0 S 2-3 1B		0-0 HR		0-0 PB 6-3 1B		0-0 ② ③ G4-6-3 1-2f			4	1	3	1	0	0	1
George Hendrick, R (1, 7) OBP: 0.320, SLG: 0.444	0-0 ② 5-3 1-2		SSS 0-3 ① K		0-0 ② 6-3 1-2			SSS 0-3 ① K		4	0	0	0	0	2	3
Rico Carty, R (1, 10) OBP: 0.383, SLG: 0.451	0-0 ③ 6-3		0-0 ② F9		0-0 ③ 5-3 2-3			0-0 ② 5-3		4	0	0	0	0	0	3
Alan Ashby, S (1, 2) OBP: 0.325, SLG: 0.331		0-0 ① F8	0-0 ③ F7			0-0 ① G1		SSS 0-3 ③ K		4	0	0	0	0	1	0
Doug Howard, R (1, 3) OBP: 0.238, SLG: 0.278		0-0 BB HBP 1B		0-0 ① 4-3		0-0 ② 1-3			0-0 E6 4-3 1B	4	0	1	0	0	0	0
Charlie Spikes, R (1, 9) OBP: 0.302, SLG: 0.285		0-0 ② F9		0-0 2B		0-0 ③ 3-1			SSS 0-3 ① K	4	0	1	0	0	1	2
Frank Duffy, R (1, 6) OBP: 0.284, SLG: 0.272 Orlando Gonzalez, L (9, PH) OBP: 1.000, SLG: 1.000	H 1-0 BB 1-2 HBP			0-0 E5 G5-4-3			0-0 E 1B SF7 1B		0-0 4-3 1-2 1B	2 1	1 0	1 1	0 0	0 0	0 0	1 0
Inning Stats	R: 0 H: 2 E: 0 LOB: 2 K: 0 BB: 0 S: 5 P: 5	R: 0 H: 1 E: 0 LOB: 3 K: 0 BB: 1 S: 4 P: 9	R: 1 H: 1 E: 0 LOB: 0 K: 1 BB: 0 S: 6 P: 6	R: 0 H: 1 E: 1 LOB: 1 K: 0 BB: 0 S: 4 P: 4	R: 0 H: 1 E: 0 LOB: 1 K: 0 BB: 0 S: 4 P: 4	R: 0 H: 0 E: 0 LOB: 0 K: 0 BB: 0 S: 3 P: 3	R: 1 H: 2 E: 1 LOB: 0 K: 0 BB: 0 S: 4 P: 4	R: 0 H: 0 E: 0 LOB: 0 K: 2 BB: 0 S: 7 P: 7	R: 0 H: 1 E: 1 LOB: 2 K: 1 BB: 0 S: 7 P: 7	1B: 7 SF: 1 2B: 1 SAC: 0 3B: 0 DP: 2 HR: 1 HBP: 1						

PITCHER		IP	WLS	BF	H	R	ER	SO	BB	IBB	HBP	BLK	WP	HR	S	P	ERA	WHIP
Dave Goltz, R ERA: 4.26	(1, 1)	9.0	W	38	9	2	1	4	1	0	1	0	0	1	44	49	1.00	1.111

PITCHER	IP	WLS	BF	H	R	ER	SO	BB	IBB	HBP	BLK	WP	HR	S	P	ERA	WHIP

BOTTOM

Minnesota Twins @ Cleveland Indians

Cleveland Municipal Stadium, Cleveland, OH

Mon Jun 07 1976, 7:05 PM EDT

Att. 5,919 - Unknown - 82 F

livebaseballscorecards.com

AB	35
R	2
H	9
RBI	2
BB	1
SO	4
LOB	20

Minnesota Twins @ Cleveland Indians

Cleveland Municipal Stadium, Cleveland, OH

Tue Jun 08 1976, 7:05 PM EDT

Att. 6,581 - Unknown - 85 F

livebaseballscorecards.com

Batter	1	2	3	4	5	6	7	8	9	AB	R	H	RBI	BB	SO	LOB
Lyman Bostock, L (1, 8) OBP: 0.373, SLG: 0.444	6-3	4-3		4-3			K		1B	3	0	0	0	0	0	3
Steve Brye, R (4, 8) OBP: 0.282, SLG: 0.303										2	0	1	0	0	1	0
Jerry Terrell, R (1, 6) OBP: 0.200, SLG: 0.229	L8		K		F5		F9		4-3	5	0	0	0	0	1	1
Rod Carew, L (1, 3) OBP: 0.407, SLG: 0.417	1B S 1B		S 1B		F8			6-3 S 1B 1B		4	2	3	0	0	0	0
Butch Wynegar, S (1, 2) OBP: 0.376, SLG: 0.445	1-H 1B		K2-3 1-2		F9			K 1-2		4	0	1	1	0	2	2
Larry Hisle, R (1, 7) OBP: 0.335, SLG: 0.381	K		4-3			F2		6-3 2-3		4	0	0	0	0	1	3
Steve Braun, L (1, 10) OBP: 0.322, SLG: 0.292		FC5-4 BB		3B 1B		K		1B 3-H		3	1	2	1	1	1	0
Dan Ford, R (1, 9) OBP: 0.310, SLG: 0.432		FC5-4 1B 1-2f		F8		1B BB		F9		3	0	0	0	1	0	3
Mike Cubbage, L (1, 5) OBP: 0.379, SLG: 0.306		F8		1-H 3B		1-2 1B			F8	4	0	2	1	0	0	1
Bob Randall, R (1, 4) OBP: 0.306, SLG: 0.289		1-2 1B		F2			F2		F5	4	0	1	0	0	0	1

Inning Stats	1	2	3	4	5	6	7	8	9	
	R: 1 H: 2 E: 0 LOB: 1 K: 1 BB: 0 S: 7 P: 7	R: 0 H: 1 E: 0 LOB: 2 K: 0 BB: 1 S: 4 P: 8	R: 0 H: 1 E: 0 LOB: 1 K: 2 BB: 0 S: 8 P: 8	R: 1 H: 2 E: 0 LOB: 1 K: 0 BB: 0 S: 5 P: 5	R: 0 H: 0 E: 0 LOB: 0 K: 0 BB: 0 S: 3 P: 3	R: 0 H: 1 E: 0 LOB: 1 K: 1 BB: 1 S: 5 P: 9	R: 0 H: 0 E: 0 LOB: 0 K: 1 BB: 0 S: 5 P: 5	R: 1 H: 2 E: 0 LOB: 1 K: 1 BB: 0 S: 7 P: 7	R: 0 H: 1 E: 0 LOB: 1 K: 0 BB: 0 S: 4 P: 4	1B: 9 SF: 0 2B: 0 SAC: 0 3B: 1 DP: 0 HR: 0 HBP: 0	WP: 0 PA: 38 PB: 0 SB: 3 CS: 0

PITCHER	IP	WLS	BF	H	R	ER	SO	BB	IBB	HBP	BLK	WP	HR	S	P	ERA	WHIP
Dennis Eckersley, R (1, 1) ERA: 3.75	9.0	L	38	10	3	3	6	2	0	0	0	0	0	48	56	3.00	1.333

PITCHER	IP	WLS	BF	H	R	ER	SO	BB	IBB	HBP	BLK	WP	HR	S	P	ERA	WHIP

AB	R	H	RBI	BB	SO	LOB
3	0	0	0	0	0	3
2	0	1	0	0	1	0
5	0	0	0	0	1	1
4	2	3	0	0	0	0
4	0	1	1	0	2	2
4	0	0	0	0	1	3
3	1	2	1	1	1	0
3	0	0	0	1	0	3
4	0	2	1	0	0	1
4	0	1	0	0	0	1

AB	36
R	3
H	10
RBI	3
BB	2
SO	6
LOB	14

BOTTOM

Minnesota Twins @ Cleveland Indians

Cleveland Municipal Stadium, Cleveland, OH

Tue Jun 08 1976, 7:05 PM EDT

Att. 6,581 - Unknown - 85 F

livebaseballscorecards.com

Batter	1	2	3	4	5	6	7	8	9	AB	R	H	RBI	BB	SO	LOB
Duane Kuiper, L (1, 4) OBP: 0.274, SLG: 0.269	B1-3		FC4-6 CS 1-2f		L6			G6-3 1-2f		4	0	0	0	0	0	2
Orlando Gonzalez, L (1, 9) OBP: 0.400, SLG: 0.400	6-3 1B		CS 1-2	6-3		F6		F8		4	0	1	0	0	0	0
Rick Manning, L (1, 8) OBP: 0.330, SLG: 0.398	6-3 1-2			F8		F7			F9	4	0	0	0	0	0	1
John Lowenstein, L (1, 7) OBP: 0.337, SLG: 0.303	F8			BB 1B BBBB		BB BBBB			K SSS	2	1	0	0	2	1	1
Rico Carty, R (1, 10) OBP: 0.380, SLG: 0.443		F9		1B 1-2 BB BBBB		L9			4-3	3	0	0	0	1	0	1
Alan Ashby, S (1, 2) OBP: 0.325, SLG: 0.331		3-1		1-3 2-H 1B			K SSS			3	0	1	1	0	1	0
Doug Howard, R (1, 3) OBP: 0.230, SLG: 0.268		K SSS		1-3			6-3			3	0	0	0	0	1	2
Buddy Bell, R (1, 5) OBP: 0.379, SLG: 0.347			CS 1B		1-3		F8			3	0	1	0	0	0	0
Frank Duffy, R (1, 6) OBP: 0.287, SLG: 0.275			FC4-6 1B 1-2		K SSS			G6-3 1B		2	0	1	0	0	1	0
Larvell Blanks, R (8, PH) OBP: 0.350, SLG: 0.491 (9, 6)										1	0	1	0	0	0	0
Inning Stats	R: 0 H: 1 E: 0 LOB: 1 K: 0 BB: 0 S: 4 P: 4	R: 0 H: 0 E: 0 LOB: 0 K: 1 BB: 0 S: 5 P: 5	R: 0 H: 2 E: 0 LOB: 0 K: 0 BB: 0 S: 3 P: 3	R: 1 H: 1 E: 0 LOB: 2 K: 0 BB: 2 S: 4 P: 12	R: 0 H: 0 E: 0 LOB: 0 K: 1 BB: 0 S: 5 P: 5	R: 0 H: 0 E: 0 LOB: 1 K: 0 BB: 1 S: 3 P: 7	R: 0 H: 0 E: 0 LOB: 0 K: 1 BB: 0 S: 5 P: 5	R: 0 H: 1 E: 0 LOB: 0 K: 0 BB: 0 S: 3 P: 3	R: 0 H: 0 E: 0 LOB: 0 K: 1 BB: 0 S: 5 P: 5	1B: 5 SF: 0 2B: 0 SAC: 0 3B: 0 DP: 1 HR: 0 HBP: 0						

	AB	29
	R	1
	H	5
	RBI	1
	BB	3
	SO	4
	LOB	7

PITCHER	IP	WLS	BF	H	R	ER	SO	BB	IBB	HBP	BLK	WP	HR	S	P	ERA	WHIP
Pete Redfern, R (1, 1) ERA: 7.71	3.2		15	4	1	1	1	2	0	0	0	0	0	15	23	2.46	1.636
Bill Campbell, R (4, 1) ERA: 2.7	5.1	W	17	1	0	0	3	1	0	0	0	0	0	22	26	0.00	0.375

PITCHER	IP	WLS	BF	H	R	ER	SO	BB	IBB	HBP	BLK	WP	HR	S	P	ERA	WHIP

Batter	1	2	3	4	5	6	7	8	9	AB	R	H	RBI	BB	SO	LOB
Larry Hisle, R (1, 7) OBP: 0.329, SLG: 0.373	K			K			K		F7	4	0	0	0	0	3	0
Steve Braun, L (1, 10) OBP: 0.327, SLG: 0.316	F7			4-3			1B BB		HR	3	1	1	1	1	0	0
Rod Carew, L (1, 3) OBP: 0.404, SLG: 0.413	6-3			F7			1-3 S 1B		4-3	4	0	1	0	0	0	0
Butch Wynegar, S (1, 2) OBP: 0.373, SLG: 0.440		G4-6-3 1B			F7		1-2 1-3		K	4	0	1	0	0	1	2
Mike Cubbage, L (1, 5) OBP: 0.361, SLG: 0.288		G4-6-3 1-2f			F8		F8			3	0	0	0	0	0	3
Dan Ford, R (1, 9) OBP: 0.306, SLG: 0.426		4-3			K			F7		3	0	0	0	0	1	0
Steve Brye, R (1, 8) OBP: 0.284, SLG: 0.304			5-3			K		FC6-4 1B		3	0	1	0	0	1	0
Jerry Terrell, R (1, 6) (8, 4) OBP: 0.189, SLG: 0.216			5-3			6-3		FC6-4 1-2f		3	0	0	0	0	0	1
Bob Randall, R (1, 4) OBP: 0.302, SLG: 0.285			F6			5-3		F7		2	0	0	0	0	0	0
Tony Oliva, L (8, PH) OBP: 0.250, SLG: 0.214										1	0	0	0	0	0	1
Dave McKay, S (8, 6) OBP: 0.288, SLG: 0.230										0	0	0	0	0	0	0
Inning Stats	R: 0 E: 0 K: 1 S: 5 H: 0 LOB: 0 BB: 0 P: 5	R: 0 E: 0 K: 0 S: 3 H: 1 LOB: 0 BB: 0 P: 3	R: 0 E: 0 K: 0 S: 3 H: 0 LOB: 0 BB: 0 P: 3	R: 0 E: 0 K: 1 S: 5 H: 0 LOB: 0 BB: 0 P: 5	R: 0 E: 0 K: 1 S: 5 H: 0 LOB: 0 BB: 0 P: 5	R: 0 E: 0 K: 1 S: 5 H: 0 LOB: 0 BB: 0 P: 5	R: 0 E: 0 K: 1 S: 6 H: 1 LOB: 2 BB: 1 P: 10	R: 0 E: 0 K: 0 S: 4 H: 1 LOB: 1 BB: 0 P: 4	R: 1 E: 0 K: 1 S: 6 H: 1 LOB: 0 BB: 0 P: 6	1B: 3 2B: 0 3B: 0 HR: 1	SF: 0 SAC: 0 DP: 1 HBP: 0					

PITCHER	IP	WLS	BF	H	R	ER	SO	BB	IBB	HBP	BLK	WP	HR	S	P	ERA	WHIP
Pat Dobson, R (1, 1) ERA: 2.68	9.0	W	31	4	1	1	6	1	0	0	0	0	1	42	46	1.00	0.556

PITCHER	IP	WLS	BF	H	R	ER	SO	BB	IBB	HBP	BLK	WP	HR	S	P	ERA	WHIP

TOP

Minnesota Twins @ Cleveland Indians

Cleveland Municipal Stadium, Cleveland, OH

Wed Jun 09 1976, 7:05 PM EDT
Att. 5,361 - Unknown - 84 F

livebaseballscorecards.com

AB	30
R	1
H	4
RBI	1
BB	1
SO	6
LOB	7

BOTTOM

Minnesota Twins @ Cleveland Indians

Cleveland Municipal Stadium, Cleveland, OH

Wed Jun 09 1976, 7:05 PM EDT

Att. 5,361 - Unknown - 84 F

livebaseballscorecards.com

Batter	1	2	3	4	5	6	7	8	9	AB	R	H	RBI	BB	SO	LOB
Duane Kuiper, L (1, 4) OBP: 0.275, SLG: 0.266	BBBB 4-0 1-3 BB		x 0-0 G6-3 1-2f ②③		x 0-0 1-3 ③		x 0-0 SH1-4 1-2 ①			2	0	0	0	1	0	3
Orlando Gonzalez, L (1, 9) OBP: 0.250, SLG: 0.250	SSS 0-3 K ①			x 0-0 G3 ①		x 0-0 G3 ①	4-0 2B IBB			3	0	0	0	0	1	1
Rico Carty, R (7, PH) OBP: 0.383, SLG: 0.443										0	0	0	0	1	0	0
Rick Waits, L (7, PR)										0	1	0	0	0	0	0
Charlie Spikes, R (8, 9) OBP: 0.302, SLG: 0.285										0	0	0	0	0	0	0
Rick Manning, L (1, 8) OBP: 0.329, SLG: 0.392	x 0-0 1-3 1-2 ②			x 0-0 1-3 ②		BBBB 4-0 E SF9 BB	x 0-0 F6 ②			3	1	0	0	1	0	3
John Lowenstein, L (1, 7) OBP: 0.348, SLG: 0.308	x 0-0 F7 ③			x 0-0 1B		BBBB 4-0 E 1B 1-2 BB	x 0-0 2B 1-H 2-H			2	1	1	0	1	0	1
Buddy Bell, R (7, PH) OBP: 0.382, SLG: 0.356										1	0	1	2	0	0	0
(8, 5)																
Frank Robinson, R (1, 3) OBP: 0.353, SLG: 0.214		x 0-0 F8 ①		x 0-0 5-3 ③		x 0-0 E5 1B 1-2 2-3	x 0-0 4-3 ③			3	0	0	0	0	0	3
Doug Howard, R (6, PR) OBP: 0.227, SLG: 0.265										1	0	0	0	0	0	2
(7, 3)																
George Hendrick, R (1, 10) OBP: 0.318, SLG: 0.439		x 0-0 1-3 ②			x 0-0 F8 ①	x 0-0 SF9 3-H ②		BBBB 4-0 1B CS BB		2	0	0	1	1	0	0
Alan Ashby, S (1, 2) OBP: 0.329, SLG: 0.336	SSS 0-3 K ③				x 0-0 G3 ②	x 0-0 1-2 2-H 1B		x 0-0 CS 1-3 1B		4	0	2	1	0	1	0
Larvell Blanks, R (1, 6) OBP: 0.359, SLG: 0.474			BBBB 4-0 G6-3 BB		BBBB 4-0 1B BB	x 0-0 L1 ③		x 0-0 F9 1-2 3-H ①②		2	0	0	0	2	0	4
Ron Pruitt, R (1, 5) OBP: 0.313, SLG: 0.091			x 0-0 F8 ①		x 0-0 1-3 1B		BBBB 4-0 SH1-4 2B BB	x 0-0 F8 ③		3	1	1	0	1	0	2
(8, 7)																
Inning Stats	R: 0 H: 0 E: 0 LOB: 1 K: 1 BB: 1 S: 5 P: 9	R: 0 H: 0 E: 0 LOB: 0 K: 1 BB: 0 S: 5 P: 5	R: 0 H: 0 E: 0 LOB: 0 K: 0 BB: 1 S: 2 P: 6	R: 0 H: 1 E: 0 LOB: 1 K: 0 BB: 0 S: 4 P: 4	R: 0 H: 1 E: 0 LOB: 2 K: 0 BB: 1 S: 4 P: 8	R: 2 H: 1 E: 1 LOB: 2 K: 0 BB: 2 S: 5 P: 13	R: 2 H: 1 E: 0 LOB: 2 K: 0 BB: 2 S: 4 P: 12	R: 0 H: 1 E: 0 LOB: 1 K: 0 BB: 1 S: 3 P: 7		1B: 4 SF: 1 2B: 1 SAC: 1 3B: 0 DP: 1 HR: 0 HBP: 0						

AB	26
R	4
H	5
RBI	4
BB	8
SO	2
LOB	19

WP: 0 PA: 36
PB: 0
SB: 0
CS: 2

PITCHER		IP	WLS	BF	H	R	ER	SO	BB	IBB	HBP	BLK	WP	HR	S	P	ERA	WHIP
Joe Decker, R ERA: 4.61	(1, 1)	6.0	L	27	3	3	1	2	6	0	0	0	0	0	25	49	1.50	1.500
Tom Burgmeier, L ERA: 0.88	(7, 1)	0.2		3	0	0	0	0	0	1	0	0	0	0	2	6	0.00	0.000
Steve Luebber, R ERA: 5.31	(7, 1)	1.1		6	2	1	1	0	1	0	0	0	0	0	5	9	6.75	2.250

PITCHER	IP	WLS	BF	H	R	ER	SO	BB	IBB	HBP	BLK	WP	HR	S	P	ERA	WHIP

Boston Red Sox @ Minnesota Twins

Metropolitan Stadium, Bloomington , MI

Fri Jun 11 1976, 8:05 PM EDT

Att. 15,766 - Unknown - 88 F

TOP

livebaseballscorecards.com

Batter	1	2	3	4	5	6	7	8	9	AB	R	H	RBI	BB	SO	LOB
Cecil Cooper, L (1, 10) OBP: 0.306, SLG: 0.554	B B B B 4-0 SH3 HR BB	x 0-0 ③ 3-1		x 0-0 ③ F9			x 0-0 ② F9			3	1	0	0	1	0	2
Rick Burleson, R (1, 6) OBP: 0.333, SLG: 0.360	x 0-0 ① SH3 1-2		x 0-0 ① 6-3		x 0-0 ① F3		x 0-0 ③ 5-3			3	0	0	0	0	0	0
Fred Lynn, L (1, 8) OBP: 0.404, SLG: 0.519	x 0-0 2-H HR		x 0-0 2B		S S S 0-3 ② K			x 0-0 ① 5-3		4	1	2	2	0	1	0
Carl Yastrzemski, L (1, 3) OBP: 0.343, SLG: 0.483	x 0-0 ② G3		x 0-0 ② L9		x 0-0 ③ 3-1			x 0-0 ② F8		4	0	0	0	0	0	1
Jim Rice, R (1, 7) OBP: 0.319, SLG: 0.464	x 0-0 HR		x 0-0 ③ P7			x 0-0 2-3 1B		x 0-0 ③ 6-3		4	1	2	1	0	0	1
Carlton Fisk, R (1, 2) OBP: 0.379, SLG: 0.450 Bob Montgomery, R (6, 2) OBP: 0.235, SLG: 0.412	x 0-0 ③ 6-3			B B B B 4-0 2B BB		S S S 0-3 ① K			S S S 0-3 ① K	2 1	1 0	0 0	0 0	1 0	1 1	1 0
Dwight Evans, R (1, 9) OBP: 0.340, SLG: 0.446		x 0-0 ① 5-3		x 0-0 L5-4 1-H 2B		x 0-0 ② 2-3 1-2			x 0-0 ② F8	4	0	1	1	0	0	1
Rico Petrocelli, R (1, 5) OBP: 0.349, SLG: 0.384 Bob Heise, R (7, 5) OBP: 0.222, SLG: 0.333		x 0-0 1B		B B B 4-0 BB		x 0-0 ③ F9			x 0-0 1B	2 1	0 0	1 1	0 0	1 0	0 0	1 0
Denny Doyle, L (1, 4) OBP: 0.240, SLG: 0.259 Bobby Darwin, R (4, PH) OBP: 0.310, SLG: 0.342 Doug Griffin, R (4, 4) OBP: 0.302, SLG: 0.250		x 0-0 ② F8		x 0-0 ① ② L5-4 2-3			S S S 0-3 ① K		x 0-0 ③ F9	1 1 2	0 0 0	0 0 0	0 0 0	0 0 1	0 0 1	1 2 1
Inning Stats	R: 3 H: 2 E: 0 LOB: 0 K: 0 BB: 1 S: 5 P: 9	R: 0 H: 1 E: 0 LOB: 1 K: 0 BB: 0 S: 4 P: 4	R: 0 H: 1 E: 0 LOB: 1 K: 0 BB: 0 S: 4 P: 4	R: 1 H: 1 E: 0 LOB: 1 K: 0 BB: 2 S: 3 P: 11	R: 0 H: 0 E: 0 LOB: 0 K: 1 BB: 0 S: 5 P: 5	R: 0 H: 1 E: 0 LOB: 1 K: 1 BB: 0 S: 6 P: 6	R: 0 H: 0 E: 0 LOB: 0 K: 1 BB: 0 S: 5 P: 5	R: 0 H: 0 E: 0 LOB: 0 K: 0 BB: 0 S: 3 P: 3	R: 0 H: 1 E: 0 LOB: 1 K: 1 BB: 0 S: 6 P: 6	1B: 3 SF: 0 2B: 3 SAC: 1 3B: 0 DP: 1 HR: 2 HBP: 0						WP: 0 PA: 36 PB: 0 SB: 0 CS: 0	

	AB	32
	R	4
	H	7
	RBI	4
	BB	3
	SO	4
	LOB	11

PITCHER		IP	WLS	BF	H	R	ER	SO	BB	IBB	HBP	BLK	WP	HR	S	P	ERA	WHIP
Bill Singer, R ERA: 3.52	(1, 1)	3.0		17	5	4	4	0	3	0	0	0	0	2	14	26	12.00	2.667
Tom Burgmeier, L ERA: 0.74	(4, 1)	6.0	W	19	2	0	0	4	0	0	0	0	0	0	27	27	0.00	0.333

PITCHER	IP	WLS	BF	H	R	ER	SO	BB	IBB	HBP	BLK	WP	HR	S	P	ERA	WHIP

Boston Red Sox @ Minnesota Twins

Metropolitan Stadium, Bloomington , MI

Fri Jun 11 1976, 8:05 PM EDT

Att. 15,766 - Unknown - 88 F

BOTTOM

Batter	1	2	3	4	5	6	7	8	9	AB	R	H	RBI	BB	SO	LOB
Steve Brye, R (1, 8) OBP: 0.278, SLG: 0.297	4-3 G5-3		P9		1B 1-2 2-H 3-H		P8			5	0	1	2	0	0	5
Jerry Terrell, R (1, 6) OBP: 0.207, SLG: 0.232	2B 1B S 1B 1B			F8	6-3		L5			5	2	2	0	0	0	5
Rod Carew, L (1, 3) OBP: 0.400, SLG: 0.413	S 1-H 1B 2B K			5-3		F8 S S S K				5	1	1	1	0	2	4
Butch Wynegar, S (1, 2) OBP: 0.379, SLG: 0.439	B B B B BB 1B BB B B B B 1B 1-2 BB			L3		L4		FC6-4 1B		3	1	1	0	2	0	0
Larry Hisle, R (1, 7) OBP: 0.335, SLG: 0.373	B B B B 1B 1-2 2-3 1B BB				B B B B 2B FC5-2 BB	F8		FC6-4 1-2f		3	1	1	1	2	0	1
Steve Braun, L (1, 10) OBP: 0.329, SLG: 0.314	1B 1-3 2-H 3-H 1B 1B S S S K				F8		B B B B HBP HBP BB	F5		4	2	1	2	1	1	4
Dan Ford, R (1, 9) OBP: 0.312, SLG: 0.432	1B 1-3 3-H 1B 1B P4				FC5-2 1-3 1B 2B		B B B B HBP HBP 1-2 BB	F7		4	2	2	1	1	0	3
Mike Cubbage, L (1, 5) OBP: 0.385, SLG: 0.296	G5-3 1B 1-3 3-H 1B		L8		H 1-0 FC5-2 1B HBP		H 1-0 HBP 1-2 2-3 HBP			2	1	1	1	0	0	0
Bob Randall, R (1, 4) OBP: 0.307, SLG: 0.286	1-2 3-H 1B		6-3		FC5-2 1B 1-2 2-3 3-Hf		H 1-0 1-2 2-3 3-H HBP			3	0	1	2	0	0	3
Inning Stats	R: 6 E: 0 K: 0 S: 8 H: 6 LOB: 1 BB: 2 P: 16	R: 1 E: 0 K: 2 S: 9 H: 2 LOB: 2 BB: 1 P: 13	R: 0 E: 0 K: 0 S: 3 H: 0 LOB: 0 BB: 0 P: 3	R: 0 E: 0 K: 0 S: 3 H: 0 LOB: 0 BB: 0 P: 3	R: 2 E: 0 K: 0 S: 5 H: 2 LOB: 2 BB: 1 P: 10	R: 0 E: 0 K: 0 S: 3 H: 0 LOB: 0 BB: 0 P: 3	R: 1 E: 0 K: 1 S: 5 H: 0 LOB: 3 BB: 2 P: 15	R: 0 E: 0 K: 0 S: 4 H: 1 LOB: 1 BB: 0 P: 4		1B: 9 2B: 2 3B: 0 HR: 0 SF: 0 SAC: 0 DP: 1 HBP: 3					

livebaseballscorecards.com

AB	34
R	10
H	11
RBI	10
BB	6
SO	3
LOB	25

WP: 0 PA: 43
PB: 0
SB: 2
CS: 0

PITCHER		IP	WLS	BF	H	R	ER	SO	BB	IBB	HBP	BLK	WP	HR	S	P	ERA	WHIP
Dick Pole, R ERA: 5.11	(1, 1)	0.1	L	7	4	6	6	0	2	0	0	0	0	0	5	13	162.00	18.000
Reggie Cleveland, R ERA: 3.4	(1, 1)	4.0		18	5	3	3	2	2	0	0	0	0	0	20	28	6.75	1.750
Jim Willoughby, R ERA: 2.64	(5, 1)	1.2		11	1	1	1	0	2	0	3	0	0	0	6	17	5.40	1.800
Tom House, L ERA: 3.52	(7, 1)	2.0		7	1	0	0	1	0	0	0	0	0	0	9	9	0.00	0.500

PITCHER	IP	WLS	BF	H	R	ER	SO	BB	IBB	HBP	BLK	WP	HR	S	P	ERA	WHIP

Boston Red Sox @ Minnesota Twins

Metropolitan Stadium, Bloomington , MI

Sat Jun 12 1976, 4:33 AM EDT

Att. 10,812 - Unknown - 91 F

TOP

livebaseballscorecards.com

Batter	1	2	3	4	5	6	7	8	9	AB	R	H	RBI	BB	SO	LOB
Cecil Cooper, L (1, 10) OBP: 0.311, SLG: 0.557	1B 2B	P7		1-3 1B		SSS 0-3 ① K		FC6 1-2f		5	1	2	0	0	1	5
Denny Doyle, L (1, 4) OBP: 0.233, SLG: 0.250	P6	G4-6-3 1-2f		L7		SSS 0-3 ②③ K 1-2			SSS 0-3 ① K	5	0	0	0	0	2	6
Fred Lynn, L (1, 8) OBP: 0.404, SLG: 0.515	S 2-H 1B		G3		3B 1B		4-3		1-3	5	1	2	1	0	0	0
Carl Yastrzemski, L (1, 3) OBP: 0.340, SLG: 0.472	L8 1-2		BBBB 4-0 1B BB		SSS 0-3 ① K		SSS 0-3 ② K		G3	4	0	0	0	1	2	2
Jim Rice, R (1, 7) OBP: 0.317, SLG: 0.459	5-3		G6-4-3 1-3 1B		P4		F9			4	0	1	0	0	0	2
Dwight Evans, R (1, 9) OBP: 0.343, SLG: 0.475		HR	G6-4-3 1-2f		1-H 1B 3B			SSS 0-3 ① K		4	2	2	2	0	1	2
Rico Petrocelli, R (1, 5) OBP: 0.356, SLG: 0.391		1B E 1B		F3	FC6-4 3-H 1B			L7		3	1	2	1	0	0	0
Bob Heise, R (5, PR) OBP: 0.200, SLG: 0.300 (5, 5)										1	0	0	0	0	0	0
Steve Dillard, R (1, 6) OBP: 0.389, SLG: 0.426		E9 1-H 1B		6-3	FC6-4 1-2f			2B		4	0	2	0	0	0	1
Bob Montgomery, R (1, 2) OBP: 0.333, SLG: 0.421		FC6 G4-6-3		1B 1B		BBBB 4-0 CS BB		IIII 4-0 FC6 IBB		2	0	1	0	2	0	1

AB	37
R	5
H	12
RBI	4
BB	3
SO	6
LOB	19

Inning Stats																		
	R: 1	H: 2	R: 2	H: 3	R: 0	H: 1	R: 0	H: 2	R: 2	H: 3	R: 0	H: 0	R: 0	H: 0	R: 0	H: 1	R: 0	H: 0
	E: 0	LOB: 1	E: 1	LOB: 1	E: 0	LOB: 1	E: 0	LOB: 2	E: 0	LOB: 1	E: 0	LOB: 0	E: 0	LOB: 0	E: 0	LOB: 2	E: 0	LOB: 0
	K: 0	BB: 0	K: 0	BB: 0	K: 0	BB: 1	K: 0	BB: 0	K: 1	BB: 0	K: 2	BB: 1	K: 1	BB: 0	K: 1	BB: 1	K: 1	BB: 0
	S: 5	P: 5	S: 6	P: 6	S: 3	P: 7	S: 5	P: 5	S: 8	P: 8	S: 6	P: 10	S: 5	P: 5	S: 6	P: 10	S: 5	P: 5

	1B: 8	SF: 0	WP: 0	PA: 40
	2B: 2	SAC: 0	PB: 0	
	3B: 1	DP: 2	SB: 1	
	HR: 1	HBP: 0	CS: 1	

PITCHER		IP	WLS	BF	H	R	ER	SO	BB	IBB	HBP	BLK	WP	HR	S	P	ERA	WHIP
Dave Goltz, R ERA: 4.44	(1, 1)	4.2	L	25	11	5	4	1	1	0	0	0	0	1	26	30	7.71	2.571
Vic Albury, L ERA: 3.86	(5, 1)	4.1		15	1	0	0	5	1	1	0	0	0	0	23	31	0.00	0.462
Vic Albury, L ERA: 3.86	(9, 1)	4.1		15	1	0	0	5	1	1	0	0	0	0	23	31	0.00	0.462

PITCHER	IP	WLS	BF	H	R	ER	SO	BB	IBB	HBP	BLK	WP	HR	S	P	ERA	WHIP

BOTTOM

Boston Red Sox @ Minnesota Twins

Metropolitan Stadium, Bloomington , MI

Sat Jun 12 1976, 4:33 AM EDT

Att. 10,812 - Unknown - 91 F

livebaseballscorecards.com

Batter	1	2	3	4	5	6	7	8	9	AB	R	H	RBI	BB	SO	LOB
Steve Brye, R (1, 8) OBP: 0.286, SLG: 0.304	L8		6-3		2-3 (1-2)		1B		L1-3 1B	5	0	2	0	0	0	1
Jerry Terrell, R (1, 6) (6, 4) (9, 6) OBP: 0.222, SLG: 0.246	L8			G3 1B	K (SSS)		FC4-6 (1-2) 1B		F9	5	0	2	0	0	1	3
Rod Carew, L (1, 3) OBP: 0.404, SLG: 0.417	S 1B			G3 (1-2) 1B		WP S 1B	FC4-6 (1-2f)		L1-3 (1-2)	5	0	3	0	0	0	3
Butch Wynegar, S (1, 2) OBP: 0.371, SLG: 0.429	F9 (1-2)			G3 (1-2) (2-3)		P7 (1-2)		F2		4	0	0	0	0	0	4
Larry Hisle, R (1, 7) OBP: 0.329, SLG: 0.365		F8		2-3		F8		K (SSS)		4	0	0	0	0	1	3
Steve Braun, L (1, 10) (9, 5) OBP: 0.333, SLG: 0.314		P9		F9		(BBBB) WP BB		1B 1B		3	1	1	0	1	0	2
Dan Ford, R (1, 9) OBP: 0.316, SLG: 0.438		F7			1B 2B	5-3 (1-2) (2-3)		1B (1-2) 1B		4	1	2	0	0	0	2
Mike Cubbage, L (1, 5) (9, 4) OBP: 0.391, SLG: 0.298			F9		F7		(H) G6-4-3 HBP	FC6-4 (1-3) (2-H) 1B		3	0	1	1	0	0	1
Bob Randall, R (1, 4) OBP: 0.305, SLG: 0.284 Tony Oliva, L (5, PH) OBP: 0.294, SLG: 0.267 Dave McKay, S (5, PR) OBP: 0.286, SLG: 0.228 (6, 6) Craig Kusick, R (8, PH) OBP: 0.350, SLG: 0.551 Vic Albury, L (9, 1)			K (SSS)		2-3 (2-H) 1B		G6-4-3 (1-2f)	FC6-4 (1-2f)		1 0 0 0 0 1 0 1 0 1 1 0 0 0 1 0 0 0 0 0 1 1 0 0 0 0 0 2 0 0 0 0 0 0 0						
Inning Stats	R: 0 E: 0 K: 0 S: 4 H: 1 LOB: 1 BB: 0 P: 4	R: 0 E: 0 K: 0 S: 3 H: 0 LOB: 0 BB: 0 P: 3	R: 0 E: 0 K: 1 S: 5 H: 0 LOB: 0 BB: 0 P: 5	R: 0 E: 0 K: 0 S: 5 H: 2 LOB: 2 BB: 0 P: 5	R: 1 E: 0 K: 1 S: 7 H: 2 LOB: 2 BB: 0 P: 7	R: 0 E: 0 K: 0 S: 4 H: 1 LOB: 2 BB: 1 P: 8	R: 0 E: 0 K: 0 S: 4 H: 2 LOB: 2 BB: 0 P: 5	R: 1 E: 0 K: 1 S: 8 H: 3 LOB: 2 BB: 0 P: 8	R: 0 E: 0 K: 0 S: 3 H: 1 LOB: 0 BB: 0 P: 3	1B: 11 2B: 2 3B: 0 HR: 0	SF: 0 SAC: 0 DP: 2 HBP: 1						

PITCHER		IP	WLS	BF	H	R	ER	SO	BB	IBB	HBP	BLK	WP	HR	S	P	ERA	WHIP
Luis Tiant, R ERA: 2.95	(1, 1)	9.0	W	39	12	2	2	3	1	0	1	0	1	0	43	48	2.00	1.444

PITCHER	IP	WLS	BF	H	R	ER	SO	BB	IBB	HBP	BLK	WP	HR	S	P	ERA	WHIP

AB	37
R	2
H	12
RBI	2
BB	1
SO	3
LOB	22

WP: 1 PB: 0 SB: 2 CS: 0 PA: 39

Boston Red Sox @ Minnesota Twins

Metropolitan Stadium, Bloomington , MI

Sun Jun 13 1976, 4:33 AM EDT

Att. 22,146 - Unknown - 87 F

TOP

livebaseballscorecards.com

Batter	1	2	3	4	5	6	7	8	9	AB	R	H	RBI	BB	SO	LOB
Cecil Cooper, L (1, 10) OBP: 0.298, SLG: 0.533	F7		K 2-3	L9			F9		6-3	4	0	0	0	0	1	3
Bobby Darwin, R (9, PH) OBP: 0.307, SLG: 0.338										1	0	0	0	0	0	1
Denny Doyle, L (1, 4) OBP: 0.232, SLG: 0.248	P5		E7 E 3-H 1B	G3-6-1 1-2f			FC4-6 CS HR 1-2f		4-3	5	2	1	1	0	0	3
Fred Lynn, L (1, 8) OBP: 0.404, SLG: 0.509	F9		E1 S 1B 2-H		G4-6-3 1B		BBBB 4-0 HR 1-2 BB		4-3	4	2	1	0	1	0	1
Carl Yastrzemski, L (1, 3) OBP: 0.343, SLG: 0.486		SSS 0-3 K	BBBB 4-0 1B 1B 1-2 BB		G4-6-3 1-2f		0-0 1-H 2-H HR			3	2	1	3	1	1	1
Jim Rice, R (1, 7) OBP: 0.316, SLG: 0.455		P6	1B 1B 1-2 2-H 1B		6-3		SSS 0-3 K			4	1	1	1	0	1	0
Carlton Fisk, R (1, 2) OBP: 0.376, SLG: 0.446		SSS 0-3 K	1B E 1-2 2-H 1B			F8		6-3		4	1	1	1	0	1	0
Dwight Evans, R (1, 9) OBP: 0.346, SLG: 0.476			S 1B 1B E7 1-H 2-H 1B			P3		F9		4	1	2	1	0	0	0
Steve Dillard, R (1, 6) OBP: 0.397, SLG: 0.431			WP E 1-H 1B L8			PO 1B		1-3		4	1	2	1	0	0	1
Bob Heise, R (1, 5) OBP: 0.357, SLG: 0.429			1-3	G3-6-1 1B		PO 1-2	FC4-6 1B		E1 1B	4	0	3	0	0	0	1

	AB	37
	R	10
	H	12
	RBI	8
	BB	2
	SO	4
	LOB	11

Inning Stats																																		
	R: 0	H: 0	E: 0	LOB: 0	K: 0	BB: 0	S: 3	P: 3	R: 0	H: 0	E: 0	LOB: 0	K: 2	BB: 0	S: 7	P: 7	R: 7	H: 6	E: 3	LOB: 1	K: 1	BB: 1	S: 12	P: 16	R: 0	H: 1	E: 0	LOB: 0	K: 0	BB: 0	S: 3	P: 3	R: 0	H: 1	E: 0	LOB: 0	K: 0	BB: 0	S: 3	P: 3
	R: 0	H: 1	E: 0	LOB: 0	K: 0	BB: 0	S: 3	P: 3	R: 3	H: 2	E: 0	LOB: 0	K: 1	BB: 1	S: 7	P: 11	R: 0	H: 0	E: 0	LOB: 0	K: 0	BB: 0	S: 3	P: 3	R: 0	H: 1	E: 1	LOB: 1	K: 0	BB: 0	S: 4	P: 4	1B: 11	SF: 0	2B: 0	SAC: 0	3B: 0	DP: 2	HR: 1	HBP: 0	WP: 1	PA: 40	PB: 0	SB: 2	CS: 1

PITCHER		IP	WLS	BF	H	R	ER	SO	BB	IBB	HBP	BLK	WP	HR	S	P	ERA	WHIP
Jim Hughes, R ERA: 5.13	(1, 1)	6.2	L	29	10	8	3	3	1	0	0	0	1	0	34	38	4.05	1.650
Tom Burgmeier, L ERA: 1.22	(7, 1)	0.1		3	1	2	1	1	1	0	0	0	0	1	4	8	27.00	6.000
Steve Luebber, R ERA: 5.05	(8, 1)	2.0		7	1	0	0	0	0	0	0	0	0	0	7	7	0.00	0.500

PITCHER	IP	WLS	BF	H	R	ER	SO	BB	IBB	HBP	BLK	WP	HR	S	P	ERA	WHIP

BOTTOM

Boston Red Sox @ Minnesota Twins

Metropolitan Stadium, Bloomington , MI

Sun Jun 13 1976, 4:33 AM EDT

Att. 22,146 - Unknown - 87 F

livebaseballscorecards.com

Batter	1	2	3	4	5	6	7	8	9	AB	R	H	RBI	BB	SO	LOB
Steve Brye, R (1, 8) OBP: 0.303, SLG: 0.321	6-3		F9	G6-4-3 1B; 1-2 2-H 3-H			1B		1B	5	0	3	2	0	0	0
Jerry Terrell, R (1, 6) OBP: 0.221, SLG: 0.242	3-1		FC5 S 1B	G6-4-3; 1-2f			L5		F9	5	0	1	0	0	0	5
Rod Carew, L (1, 3) OBP: 0.402, SLG: 0.411	K		FC5; 1-2		P8		F8			3	0	0	0	1	1	1
Larry Hisle, R (1, 7) OBP: 0.328, SLG: 0.363		G3 1B 1B	FC5; 1-2 2-3		P6			F8		4	0	1	0	0	0	2
Dan Ford, R (1, 9) OBP: 0.314, SLG: 0.435		G3; 1-2 1B	F8		F7			6-3		4	0	1	0	0	0	3
Craig Kusick, R (1, 10) OBP: 0.346, SLG: 0.548		F8		1B 1B 2B		5-3		P4		4	1	1	0	0	0	2
Butch Wynegar, S (1, 2) OBP: 0.374, SLG: 0.427		G3; 1-2 2-3		1B 1B BB		6-3			1B 1B	3	1	1	0	1	0	2
Dave McKay, S (1, 5) OBP: 0.278, SLG: 0.221		F7		L7		K			P3	4	0	0	0	0	1	5
Bob Randall, R (1, 4) OBP: 0.304, SLG: 0.283			K	1B; 1-2 2-3 1B			P5		F7	4	0	1	0	0	1	1
Inning Stats	R: 0 E: 0 K: 1 S: 5 H: 0 LOB: 0 BB: 0 P: 5	R: 0 E: 0 K: 0 S: 5 H: 2 LOB: 2 BB: 0 P: 5	R: 0 E: 0 K: 1 S: 7 H: 1 LOB: 3 BB: 1 P: 11	R: 2 E: 0 K: 0 S: 5 H: 3 LOB: 1 BB: 1 P: 9	R: 0 E: 0 K: 0 S: 3 H: 0 LOB: 0 BB: 0 P: 3	R: 0 E: 0 K: 1 S: 5 H: 0 LOB: 0 BB: 0 P: 5	R: 0 E: 0 K: 0 S: 4 H: 1 LOB: 1 BB: 0 P: 4	R: 0 E: 0 K: 0 S: 3 H: 0 LOB: 0 BB: 0 P: 3	R: 0 E: 0 K: 0 S: 5 H: 2 LOB: 2 BB: 0 P: 5	1B: 8 2B: 1 3B: 0 HR: 0 SF: 0 SAC: 0 DP: 1 HBP: 0							

	AB	36
	R	2
	H	9
	RBI	2
	BB	2
	SO	3
	LOB	21

WP: 0 PB: 0 SB: 1 CS: 0 PA: 38

PITCHER	IP	WLS	BF	H	R	ER	SO	BB	IBB	HBP	BLK	WP	HR	S	P	ERA	WHIP
Rick Jones, L (1, 1) ERA: 3.52	9.0	W	38	9	2	2	3	2	0	0	0	0	0	42	50	2.00	1.222

PITCHER	IP	WLS	BF	H	R	ER	SO	BB	IBB	HBP	BLK	WP	HR	S	P	ERA	WHIP

Batter	1	2	3	4	5	6	7	8	9	AB	R	H	RBI	BB	SO	LOB
Cecil Cooper, L (1, 10) OBP: 0.296, SLG: 0.521	5-3		FC6-4 WP 1-2f		FC4-6 BB 2-3 3-H 1B		K 1-2			4	0	1	1	0	1	2
Rick Burleson, R (1, 6) OBP: 0.332, SLG: 0.354	P4		K 1-2		FC4-6 1-2 BB			F2		3	0	0	0	1	1	1
Fred Lynn, L (1, 8) OBP: 0.396, SLG: 0.497	K		G3		FC4-6 G4-6-3 1-2f 2-3 3-H			P7		4	0	0	1	0	1	3
Carl Yastrzemski, L (1, 3) OBP: 0.341, SLG: 0.481		3B 1B		P7	G4-6-3 1-2f			K		4	1	1	0	0	1	2
Jim Rice, R (1, 7) OBP: 0.315, SLG: 0.461		1-H SF8 3B		6-3		K			5-3	4	1	1	1	0	1	0
Carlton Fisk, R (1, 2) OBP: 0.374, SLG: 0.444		SF8 3-H		6-3		6-3			1B	3	0	1	1	0	0	0
Dwight Evans, R (1, 9) OBP: 0.349, SLG: 0.473		K			1B WP E BB	F8			K 1-2	3	1	1	0	1	1	0
Doug Griffin, R (1, 4) OBP: 0.298, SLG: 0.250		P8			E 1B 1-3		5-3		K 1-2	4	1	1	0	0	1	2
Bob Heise, R (1, 5) OBP: 0.471, SLG: 0.500			FC6-4 HBP		E7 1B FC4-6 1-3 3-H		CS			2	1	2	1	0	0	0
Inning Stats	R: 0 E: 0 K: 1 S: 5 H: 0 LOB: 0 BB: 0 P: 5	R: 2 E: 0 K: 1 S: 7 H: 2 LOB: 0 BB: 0 P: 7	R: 0 E: 0 K: 1 S: 5 H: 0 LOB: 1 BB: 0 P: 6	R: 0 E: 0 K: 0 S: 3 H: 0 LOB: 0 BB: 0 P: 3	R: 3 E: 1 K: 0 S: 5 H: 3 LOB: 1 BB: 2 P: 13	R: 0 E: 0 K: 1 S: 5 H: 0 LOB: 0 BB: 0 P: 5	R: 0 E: 0 K: 1 S: 5 H: 1 LOB: 0 BB: 0 P: 5	R: 0 E: 0 K: 1 S: 5 H: 0 LOB: 0 BB: 0 P: 5	R: 0 E: 0 K: 1 S: 6 H: 2 LOB: 1 BB: 0 P: 6	1B: 7 2B: 0 3B: 1 HR: 0	SF: 1 SAC: 0 DP: 1 HBP: 1						

TOP

Boston Red Sox @ Minnesota Twins

Metropolitan Stadium, Bloomington , MI

Mon Jun 14 1976, 8:05 PM EDT

Att. 6,820 - Unknown - 82 F

livebaseballscorecards.com

AB	31
R	5
H	8
RBI	5
BB	2
SO	7
LOB	10

PITCHER		IP	WLS	BF	H	R	ER	SO	BB	IBB	HBP	BLK	WP	HR	S	P	ERA	WHIP
Joe Decker, R ERA: 5.08	(1, 1)	4.0	L	20	5	5	5	3	2	0	1	0	2	0	23	32	11.25	1.750
Tom Burgmeier, L ERA: 1.15	(5, 1)	2.0		5	0	0	0	1	0	0	0	0	0	0	7	7	0.00	0.000
Bill Campbell, R ERA: 2.6	(7, 1)	2.0		6	1	0	0	2	0	0	0	0	0	0	10	10	0.00	0.500
Steve Luebber, R ERA: 4.93	(9, 1)	1.0		4	2	0	0	1	0	0	0	0	0	0	6	6	0.00	2.000

PITCHER	IP	WLS	BF	H	R	ER	SO	BB	IBB	HBP	BLK	WP	HR	S	P	ERA	WHIP

BOTTOM

Boston Red Sox @ Minnesota Twins
Metropolitan Stadium, Bloomington , MI
Mon Jun 14 1976, 8:05 PM EDT
Att. 6,820 - Unknown - 82 F

livebaseballscorecards.com

Batter	1	2	3	4	5	6	7	8	9	AB	R	H	RBI	BB	SO	LOB
Steve Brye, R (1, 8) OBP: 0.301, SLG: 0.310	6-3		K 1-2			6-3			G3-6 BB	3	0	0	0	1	1	1
Steve Braun, L (1, 10) OBP: 0.325, SLG: 0.306	P4			1-3		F7			G3-6 1-2f	4	0	0	0	0	0	1
Rod Carew, L (1, 3) OBP: 0.399, SLG: 0.406	4-3			F8			G4-6-3 S BB		L4	3	0	0	0	1	0	0
Butch Wynegar, S (1, 2) OBP: 0.378, SLG: 0.425		3-1		BB			G4-6-3 1-2 BB			1	0	0	0	2	0	0
Mike Cubbage, L (1, 5) OBP: 0.375, SLG: 0.283		F8		4-3			G4-6-3 1-2f 2-3			3	0	0	0	0	0	3
Larry Hisle, R (1, 7) OBP: 0.324, SLG: 0.358		F8			5-3		6-3			3	0	0	0	0	0	1
Dan Ford, R (1, 9) OBP: 0.310, SLG: 0.429			5-3		L9			K		3	0	0	0	0	1	0
Jerry Terrell, R (1, 6) OBP: 0.225, SLG: 0.246			S 1B		F8			6-3		3	0	1	0	0	0	0
Bob Randall, R (1, 4) OBP: 0.298, SLG: 0.277			F7			4-3		6-3		3	0	0	0	0	0	1
Inning Stats	R: 0 E: 0 K: 0 S: 3 H: 0 LOB: 0 BB: 0 P: 3	R: 0 E: 0 K: 0 S: 3 H: 0 LOB: 0 BB: 0 P: 3	R: 0 E: 0 K: 1 S: 6 H: 1 LOB: 1 BB: 0 P: 6	R: 0 E: 0 K: 0 S: 3 H: 0 LOB: 1 BB: 1 P: 7	R: 0 E: 0 K: 0 S: 3 H: 0 LOB: 0 BB: 0 P: 3	R: 0 E: 0 K: 0 S: 3 H: 0 LOB: 0 BB: 0 P: 3	R: 0 E: 0 K: 0 S: 2 H: 0 LOB: 1 BB: 2 P: 10	R: 0 E: 0 K: 1 S: 5 H: 0 LOB: 0 BB: 0 P: 5	R: 0 E: 0 K: 0 S: 2 H: 0 LOB: 0 BB: 1 P: 6	1B: 1 2B: 0 3B: 0 HR: 0	SF: 0 SAC: 0 DP: 2 HBP: 0						

	AB	26
	R	0
	H	1
	RBI	0
	BB	4
	SO	2
	LOB	7

WP: 0 PB: 0 SB: 2 CS: 0 PA: 30

PITCHER	IP	WLS	BF	H	R	ER	SO	BB	IBB	HBP	BLK	WP	HR	S	P	ERA	WHIP
Rick Wise, R (1, 1) ERA: 3.77	9.0	W	30	1	0	0	2	4	0	0	0	0	0	30	46	0.00	0.556

PITCHER	IP	WLS	BF	H	R	ER	SO	BB	IBB	HBP	BLK	WP	HR	S	P	ERA	WHIP

Batter	1	2	3	4	5	6	7	8	9	AB	R	H	RBI	BB	SO	LOB
Mickey Rivers, L (1, 8) OBP: 0.308, SLG: 0.422	E SF7 1B		6-3		2B		F2		F3	5	1	2	0	0	0	2
Roy White, S (1, 7) OBP: 0.359, SLG: 0.419	SF7 1-H		BB 1B S		F8		BB 1B 1-2 2-3		P3	2	0	0	1	2	0	1
Thurman Munson, R (1, 2) OBP: 0.355, SLG: 0.498	S 1B		1-3 1B			HR	1-3 2-H 3-H 1B			4	1	4	3	0	0	0
Chris Chambliss, L (1, 3) OBP: 0.324, SLG: 0.435	F7 1-2		4-3			F7	1-3			4	0	0	0	0	0	5
Carlos May, L (1, 10) OBP: 0.327, SLG: 0.297	K			F7		K		4-3		4	0	0	0	0	2	1
Graig Nettles, L (1, 5) OBP: 0.288, SLG: 0.363		BB CS		F9		F2		K		3	0	0	0	1	1	0
Oscar Gamble, L (1, 9) OBP: 0.343, SLG: 0.461		L9 1-2		3-1			BB BB 1B	1B		4	1	2	0	0	0	1
Willie Randolph, R (1, 4) OBP: 0.349, SLG: 0.319		K			F7		P6	5-3		4	0	0	0	0	1	2
Jim Mason, L (1, 6) OBP: 0.186, SLG: 0.221			F8		4-3		BB 1B 1-2		6-3	2	1	0	0	1	0	0
Lou Piniella, R (9, PH) OBP: 0.331, SLG: 0.451										1	0	0	0	0	0	0
Fred Stanley, R (9, 6) OBP: 0.333, SLG: 0.292										0	0	0	0	0	0	0
Inning Stats	R: 1 E: 1 K: 1 S: 7 H: 2 LOB: 1 BB: 0 P: 7	R: 0 E: 0 K: 1 S: 4 H: 0 LOB: 0 BB: 1 P: 8	R: 0 E: 0 K: 0 S: 4 H: 1 LOB: 2 BB: 1 P: 8	R: 0 E: 0 K: 0 S: 3 H: 0 LOB: 0 BB: 0 P: 3	R: 0 E: 0 K: 0 S: 4 H: 1 LOB: 1 BB: 0 P: 4	R: 1 E: 0 K: 1 S: 6 H: 1 LOB: 0 BB: 0 P: 6	R: 2 E: 0 K: 0 S: 5 H: 2 LOB: 2 BB: 2 P: 13	R: 0 E: 0 K: 1 S: 6 H: 1 LOB: 1 BB: 0 P: 6	R: 0 E: 0 K: 0 S: 3 H: 0 LOB: 0 BB: 0 P: 3	1B: 6 2B: 1 3B: 0 HR: 1 SF: 1 SAC: 0 DP: 0 HBP: 0						

PITCHER	IP	WLS	BF	H	R	ER	SO	BB	IBB	HBP	BLK	WP	HR	S	P	ERA	WHIP
Pete Redfern, R (1, 1) ERA: 6.75	6.1	L	27	6	4	3	3	3	0	0	0	0	1	30	42	4.26	1.421
Tom Burgmeier, L (7, 1) ERA: 1.11	1.2		8	2	0	0	1	1	0	0	0	0	0	9	13	0.00	1.800
Bill Campbell, R (9, 1) ERA: 2.56	1.0		3	0	0	0	0	0	0	0	0	0	0	3	3	0.00	0.000

PITCHER	IP	WLS	BF	H	R	ER	SO	BB	IBB	HBP	BLK	WP	HR	S	P	ERA	WHIP

TOP

New York Yankees @ Minnesota Twins

Metropolitan Stadium, Bloomington , MI

Tue Jun 15 1976, 8:05 PM EDT

Att. 9,772 - Unknown - 59 F

livebaseballscorecards.com

AB	33
R	4
H	8
RBI	4
BB	4
SO	4
LOB	12

WP: 0 PB: 0 SB: 2 CS: 1 PA: 38

Batter	1	2	3	4	5	6	7	8	9	AB	R	H	RBI	BB	SO	LOB
Steve Brye, R (1, 8) OBP: 0.309, SLG: 0.330	0-0 1B SF8 2B	0-0 FC6-4 1-2f			0-0 5-3			0-0 1B		4	1	2	0	0	0	1
Steve Braun, L (1, 10) OBP: 0.323, SLG: 0.304	0-0 1B SF7 2-3 1B		0-3 K			0-0 F7		0-3 K		4	1	1	0	0	2	1
Rod Carew, L (1, 3) OBP: 0.393, SLG: 0.400 (8, 4)	0-0 SF8 3-H		0-0 G3			0-0 F7		0-0 P6		3	0	0	1	0	0	1
Butch Wynegar, S (1, 2) OBP: 0.376, SLG: 0.421	0-0 1-3 1B		0-0 G3			0-0 3-1			0-0 1-3	4	0	1	0	0	0	0
Mike Cubbage, L (1, 5) OBP: 0.373, SLG: 0.290	0-0 SF7 3-H			0-0 G3			0-0 G5-3 BB 1B		0-0 5-3	2	0	1	1	0	0	0
Phil Roof, R (9, PH) OBP: 0.227, SLG: 0.279										1	0	0	0	0	0	0
Larry Hisle, R (1, 7) OBP: 0.327, SLG: 0.358	0-0 F8			0-0 G6-4-3 1B			BBBB 4-0 1-2 BB		0-0 P6	3	0	1	0	1	0	1
Dan Ford, R (1, 9) OBP: 0.306, SLG: 0.423		0-0 4-3		0-0 G6-4-3 1-2f			SSS 0-3 K			3	0	0	0	0	1	3
Bob Randall, R (1, 4) OBP: 0.294, SLG: 0.273		0-0 F7			0-0 4-3		0-0 G5-3 2-3f			2	0	0	0	0	0	0
Tony Oliva, L (7, PH) OBP: 0.294, SLG: 0.267										0	0	0	0	0	0	0
Craig Kusick, R (7, PH) OBP: 0.343, SLG: 0.543 (8, 3)										1	0	0	0	0	0	2
Jerry Terrell, R (1, 6) OBP: 0.230, SLG: 0.239		BBBB 4-0 FC6-4 BB			0-0 6-3			0-0 1-3		2	0	0	0	1	0	0
Inning Stats	R: 2 H: 3 E: 0 LOB: 1 K: 0 BB: 0 S: 6 P: 6	R: 0 H: 0 E: 0 LOB: 1 K: 0 BB: 1 S: 3 P: 7	R: 0 H: 0 E: 0 LOB: 0 K: 1 BB: 0 S: 5 P: 5	R: 0 H: 1 E: 0 LOB: 0 K: 0 BB: 0 S: 3 P: 3	R: 0 H: 0 E: 0 LOB: 0 K: 0 BB: 0 S: 3 P: 3	R: 0 H: 0 E: 0 LOB: 0 K: 0 BB: 0 S: 3 P: 3	R: 0 H: 1 E: 0 LOB: 1 K: 1 BB: 1 S: 5 P: 9	R: 0 H: 1 E: 0 LOB: 1 K: 1 BB: 0 S: 6 P: 6	R: 0 H: 0 E: 0 LOB: 0 K: 0 BB: 0 S: 3 P: 3	1B: 5 SF: 2 2B: 1 SAC: 0 3B: 0 DP: 2 HR: 0 HBP: 0				WP: 0 PA: 33 PB: 0 SB: 0 CS: 0		

PITCHER		IP	WLS	BF	H	R	ER	SO	BB	IBB	HBP	BLK	WP	HR	S	P	ERA	WHIP
Dock Ellis, R ERA: 3.78	(1, 1)	6.1	W	25	5	2	2	2	2	0	0	0	0	0	27	35	2.84	1.105
Sparky Lyle, L ERA: 2.06	(7, 1)	2.2	S	8	1	0	0	1	0	0	0	0	0	0	10	10	0.00	0.375

PITCHER	IP	WLS	BF	H	R	ER	SO	BB	IBB	HBP	BLK	WP	HR	S	P	ERA	WHIP

BOTTOM

New York Yankees @ Minnesota Twins

Metropolitan Stadium, Bloomington , MI

Tue Jun 15 1976, 8:05 PM EDT

Att. 9,772 - Unknown - 59 F

livebaseballscorecards.com

AB	29
R	2
H	6
RBI	2
BB	2
SO	3
LOB	9

Batter	1	2	3	4	5	6	7	8	9	AB	R	H	RBI	BB	SO	LOB
Mickey Rivers, L (1, 8) OBP: 0.311, SLG: 0.427	L7	2B 1-3 2-H		FC4 CS 1-2f		P4		1B		5	0	2	1	0	0	2
Roy White, S (1, 7) OBP: 0.364, SLG: 0.434	1B 2B	SF9 3-H		CS 1-2	BB E G4-6-3 1B		4-3 1B 2B	P3		4	3	3	1	0	0	1
Thurman Munson, R (1, 2) OBP: 0.352, SLG: 0.491	F8 2-H 1B	6-3			E6 G4-6-3 BB 1-2		4-3 2-3	F7		5	0	1	1	0	0	4
Chris Chambliss, L (1, 3) OBP: 0.329, SLG: 0.436	F8 2-3		1B		BBB 4-0 G4-6-3 1-2 2-3 BB		1B HR 3-H 1B		6-3 1B	4	1	2	1	1	0	1
Carlos May, L (1, 10) OBP: 0.329, SLG: 0.295	SSS K		F7		G4-6-3 1-2f 2-3 3-H		1-3 HR 1B		BBB 4-0 1B BB	4	1	1	0	1	1	4
Graig Nettles, L (1, 5) OBP: 0.290, SLG: 0.379		HR	SSS K		F7		P6		4-3 1-2 1B	5	1	2	1	0	1	4
Oscar Gamble, L (1, 9) OBP: 0.345, SLG: 0.481		SSS K	SSS K			FC6-4 1B	1-H 3-H HR		4-3 1-2	5	1	2	3	0	2	3
Willie Randolph, R (1, 4) OBP: 0.352, SLG: 0.316		BBB 4-0 1B 2B BB		BBB 4-0 FC4 BB		FC6-4 S 1-2f	F8			2	1	0	0	2	0	1
Jim Mason, L (1, 6) OBP: 0.189, SLG: 0.222		2B 1-2 SF9 1B		F8		SSS K 1-2		F7		4	1	1	0	0	1	2
Inning Stats	R: 1 E: 0 K: 1 S: 7 H: 2 LOB: 1 BB: 0 P: 7	R: 3 E: 0 K: 1 S: 8 H: 3 LOB: 1 BB: 1 P: 12	R: 0 E: 0 K: 2 S: 8 H: 1 LOB: 1 BB: 0 P: 8	R: 0 E: 0 K: 0 S: 2 H: 0 LOB: 0 BB: 1 P: 6	R: 1 E: 1 K: 0 S: 4 H: 1 LOB: 1 BB: 1 P: 8	R: 0 E: 0 K: 1 S: 6 H: 1 LOB: 1 BB: 0 P: 6	R: 4 E: 0 K: 0 S: 7 H: 4 LOB: 0 BB: 0 P: 7	R: 0 E: 0 K: 0 S: 4 H: 1 LOB: 1 BB: 0 P: 4	R: 0 E: 0 K: 0 S: 3 H: 1 LOB: 1 BB: 1 P: 7	1B: 9 2B: 3 3B: 0 HR: 2 SF: 1 SAC: 0 DP: 1 HBP: 0	WP: 0 PB: 0 SB: 1 CS: 1 PA: 44					

PITCHER		IP	WLS	BF	H	R	ER	SO	BB	IBB	HBP	BLK	WP	HR	S	P	ERA	WHIP
Bill Singer, R ERA: 3.72	(1, 1)	5.2	L	27	8	5	4	5	3	0	0	0	0	1	34	46	6.35	1.941
Vic Albury, L ERA: 4.91	(6, 1)	0.2		4	2	2	2	0	0	0	0	0	0	0	4	4	27.00	3.000
Tom Burgmeier, L ERA: 1.52	(7, 1)	0.2		4	2	2	2	0	0	0	0	0	0	1	4	4	27.00	3.000
Steve Luebber, R ERA: 4.7	(8, 1)	2.0		8	2	0	0	0	1	0	0	0	0	0	7	11	0.00	1.500

PITCHER	IP	WLS	BF	H	R	ER	SO	BB	IBB	HBP	BLK	WP	HR	S	P	ERA	WHIP

TOP

New York Yankees @ Minnesota Twins

Metropolitan Stadium, Bloomington , MI

Wed Jun 16 1976, 8:05 PM EDT
Att. 8,801 - Unknown - 70 F

livebaseballscorecards.com

AB	38
R	9
H	14
RBI	8
BB	4
SO	5
LOB	22

BOTTOM

New York Yankees @ Minnesota Twins

Metropolitan Stadium, Bloomington , MI

Wed Jun 16 1976, 8:05 PM EDT

Att. 8,801 - Unknown - 70 F

Batter	1	2	3	4	5	6	7	8	9	AB	R	H	RBI	BB	SO	LOB
Steve Brye, R (1, 8) OBP: 0.324, SLG: 0.337	BBBB 4-0 CS BB		x 0-0 ① 4-3 1-2		SSS 0-3 ② K		x 0-0 1B		x 0-0 1-2 1B	4	0	2	0	1	1	1
Steve Braun, L (1, 10) OBP: 0.322, SLG: 0.309 Craig Kusick, R (9, PH) OBP: 0.340, SLG: 0.537	SSS 0-3 ①② K 1-2		x 0-0 3-1 1B 2-H 2B		x 0-0 ③ L9		x 0-0 ③ F8		x 0-0 ③ P6	4 1	1 0	1 0	1 0	0 0	1 0	2 2
Rod Carew, L (1, 3) OBP: 0.390, SLG: 0.397	x 0-0 S 1B 1B		x 0-0 ② 3-1 2-3			x 0-0 ① 5-3		x 0-0 ① F9		4	1	1	0	0	0	1
Butch Wynegar, S (1, 2) OBP: 0.387, SLG: 0.430	x 0-0 1-H 1B		x 0-0 3-H 1B			x 0-0 2B SF9 1B		BBBB 4-0 FC6 BB		3	1	3	2	1	0	0
Mike Cubbage, L (1, 5) OBP: 0.367, SLG: 0.303	x 0-0 ③ F8		x 0-0 ③ 4-3			x 0-0 1-3 2B		x 0-0 ② F9		4	0	1	0	0	0	3
Larry Hisle, R (1, 7) OBP: 0.321, SLG: 0.353		SSS 0-3 ① K		SSS 0-3 ① K		x 0-0 ② SF9 3-H		x 0-0 ③ FC6 1-2f		3	0	0	1	0	2	1
Dan Ford, R (1, 9) OBP: 0.301, SLG: 0.415		SSS 0-3 ② K		x 0-0 ② 5-3		SSS 0-3 ③ K			x 0-0 ① 4-3	4	0	0	0	0	2	1
Bob Randall, R (1, 4) OBP: 0.289, SLG: 0.268 Tony Oliva, L (9, PH) OBP: 0.278, SLG: 0.250		x 0-0 ③ 1-3		x 0-0 ③ 6-3			x 0-0 ① L3		x 0-0 ② F7	3 1	0 0	0 0	0 0	0 0	0 0	0 0
Jerry Terrell, R (1, 6) OBP: 0.234, SLG: 0.233 Lyman Bostock, L (9, PH) OBP: 0.377, SLG: 0.444			BBBB 4-0 4-3 2B BB		x 0-0 ① F2		SSS 0-3 ② K		BBBB 4-0 1B BB	2 0	1 0	0 0	0 0	1 1	1 0	0 0
Inning Stats	R: 1 E: 0 K: 1 S: 6 H: 2 LOB: 1 BB: 1 P: 10	R: 0 E: 0 K: 2 S: 7 H: 0 LOB: 0 BB: 0 P: 7	R: 2 E: 0 K: 0 S: 5 H: 2 LOB: 1 BB: 1 P: 9	R: 0 E: 0 K: 1 S: 5 H: 0 LOB: 0 BB: 0 P: 5	R: 0 E: 0 K: 1 S: 5 H: 0 LOB: 0 BB: 0 P: 5	R: 1 E: 0 K: 1 S: 7 H: 2 LOB: 1 BB: 0 P: 7	R: 0 E: 0 K: 1 S: 6 H: 1 LOB: 1 BB: 0 P: 6	R: 0 E: 0 K: 0 S: 3 H: 0 LOB: 1 BB: 1 P: 7	R: 0 E: 0 K: 0 S: 4 H: 1 LOB: 2 BB: 1 P: 8	1B: 6 2B: 3 3B: 0 HR: 0	SF: 1 SAC: 0 DP: 1 HBP: 0			WP: 0 PB: 0 SB: 1 CS: 1	PA: 38		

livebaseballscorecards.com

	AB	33
	R	4
	H	8
	RBI	4
	BB	4
	SO	7
	LOB	11

PITCHER		IP	WLS	BF	H	R	ER	SO	BB	IBB	HBP	BLK	WP	HR	S	P	ERA	WHIP
Ed Figueroa, R ERA: 3.53	(1, 1)	8.2	W	37	8	4	4	7	4	0	0	0	0	0	47	63	4.15	1.385
Sparky Lyle, L ERA: 2.05	(9, 1)	0.1		1	0	0	0	0	0	0	0	0	0	0	1	1	0.00	0.000

PITCHER	IP	WLS	BF	H	R	ER	SO	BB	IBB	HBP	BLK	WP	HR	S	P	ERA	WHIP

Batter	1	2	3	4	5	6	7	8	9	AB	R	H	RBI	BB	SO	LOB
Ron LeFlore, R (1, 8) OBP: 0.394, SLG: 0.460	S S S 0-3 ① K		S S S 0-3 ① K		x 0-0 ② FC6-4 S 1-2f 2-3					3	0	0	0	0	2	2
Pedro Garcia, R (1, 4) OBP: 0.261, SLG: 0.338	x 0-0 ② F8		x 0-0 ② P6		x 0-0 ③ 5-3 1-2					3	0	0	0	0	0	2
Dan Meyer, L (1, 7) OBP: 0.350, SLG: 0.389	x 0-0 FC4-6 1B		x 0-0 ③ 3-1							2	0	1	0	0	0	0
Rusty Staub, L (1, 9) OBP: 0.401, SLG: 0.414	x 0-0 ③ FC4-6 1-2f			x 0-0 ① 4-3						2	0	0	0	0	0	1
Jason Thompson, L (1, 3) OBP: 0.333, SLG: 0.389		B B B B 4-0 1B BB		S S S 0-3 ② K						1	0	0	0	1	1	0
Alex Johnson, R (1, 10) OBP: 0.293, SLG: 0.379		x 0-0 ① L4		x 0-0 ③ 6-3						2	0	0	0	0	0	1
Bill Freehan, R (1, 2) OBP: 0.316, SLG: 0.338		S S S 0-3 ② K			x 0-0 ① 5-3					2	0	0	0	0	1	1
Aurelio Rodriguez, R (1, 5) OBP: 0.289, SLG: 0.336		x 0-0 1-2 1B			x 0-0 FC6-4 BB 1B					2	0	2	0	0	0	0
Tom Veryzer, R (1, 6) OBP: 0.253, SLG: 0.237		S S S 0-3 ③ K			B B B 4-0 1-2 FC6-4 BB					1	0	0	0	1	1	2
Inning Stats	R: 0 E: 0 K: 1 S: 6 H: 1 LOB: 1 BB: 0 P: 6	R: 0 E: 0 K: 2 S: 8 H: 1 LOB: 2 BB: 1 P: 12	R: 0 E: 0 K: 1 S: 5 H: 0 LOB: 0 BB: 0 P: 5	R: 0 E: 0 K: 1 S: 5 H: 0 LOB: 0 BB: 0 P: 5	R: 0 E: 0 K: 0 S: 4 H: 1 LOB: 2 BB: 1 P: 8					1B: 3 2B: 0 3B: 0 HR: 0		SF: 0 SAC: 0 DP: 0 HBP: 0				

PITCHER	IP	WLS	BF	H	R	ER	SO	BB	IBB	HBP	BLK	WP	HR	S	P	ERA	WHIP
Dave Goltz, R (1, 1) ERA: 4.21	5.0	W	20	3	0	0	5	2	0	0	0	0	0	28	36	0.00	1.000

PITCHER	IP	WLS	BF	H	R	ER	SO	BB	IBB	HBP	BLK	WP	HR	S	P	ERA	WHIP

TOP

Detroit Tigers @ Minnesota Twins

Metropolitan Stadium, Bloomington , MI

Thu Jun 17 1976, 8:05 PM EDT

Att. 5,361 - Unknown - 80 F

livebaseballscorecards.com

AB	18
R	0
H	3
RBI	0
BB	2
SO	5
LOB	9

WP: 0 PA: 20
PB: 0
SB: 1
CS: 0

Batter	1	2	3	4	5	6	7	8	9	AB	R	H	RBI	BB	SO	LOB
Lyman Bostock, L (1, 9) OBP: 0.376, SLG: 0.438	0-0 ① 6-3		BBB 4-0 4-3 E 2B BB	0-0 ③ F7						2	1	0	0	1	0	1
Roy Smalley, S (1, 6) OBP: 0.351, SLG: 0.270	0-0 E3 FC4-6		0-0 FC6 4-3 1-2 2B		0-0 1B SF9 2B					3	2	1	0	0	0	1
Rod Carew, L (1, 3) OBP: 0.390, SLG: 0.396	0-0 ② FC4-6 CS 1-2f		0-0 ② 4-3 1-2 2-3		0-0 SF9 BB SF8 2-3 1B					3	1	1	0	0	0	3
Butch Wynegar, S (1, 2) OBP: 0.395, SLG: 0.439	0-0 ③ CS 1-2	0-0 1B 2B	IIII 4-0 2B IBB		BBB 4-0 1B 1-2 BB					1	0	1	0	2	0	0
Mike Cubbage, L (1, 5) OBP: 0.366, SLG: 0.324		SSS 0-3 ① K	0-0 1-3 2-H 3-H 2B		0-0 ① SF9 2-3 3-H					2	0	1	3	0	1	1
Larry Hisle, R (1, 7) OBP: 0.317, SLG: 0.350		0-0 ② F8	0-0 ③ 6-3		0-0 ② SF8 3-H					2	0	0	1	0	0	3
Steve Braun, L (1, 10) OBP: 0.333, SLG: 0.323		0-0 FC5-4 2-3 1B		0-0 SH1-4 1B	0-0 1-2 1B					3	0	3	0	0	0	0
Steve Brye, R (1, 8) OBP: 0.317, SLG: 0.330		0-0 ③ FC5-4 1-2f		0-0 ① SH1-4 1-2	0-0 ③ 6-3					2	0	0	0	0	0	4
Bob Randall, R (1, 4) OBP: 0.286, SLG: 0.265			0-0 ① 5-3	0-0 ② 5-3						2	0	0	0	0	0	1
Inning Stats	R: 0 H: 0 E: 1 LOB: 0 K: 0 BB: 0 S: 3 P: 3	R: 0 H: 2 E: 0 LOB: 2 K: 1 BB: 0 S: 7 P: 7	R: 2 H: 1 E: 1 LOB: 2 K: 0 BB: 2 S: 5 P: 13	R: 0 H: 1 E: 0 LOB: 1 K: 0 BB: 0 S: 4 P: 4	R: 2 H: 3 E: 0 LOB: 2 K: 0 BB: 1 S: 6 P: 10					1B: 4 SF: 2 2B: 3 SAC: 1 3B: 0 DP: 0 HR: 0 HBP: 0						

BOTTOM

Detroit Tigers @ Minnesota Twins

Metropolitan Stadium, Bloomington , MI

Thu Jun 17 1976, 8:05 PM EDT

Att. 5,361 - Unknown - 80 F

livebaseballscorecards.com

AB	20
R	4
H	7
RBI	4
BB	3
SO	1
LOB	14

WP: 0 PA: 27
PB: 0
SB: 0
CS: 1

PITCHER		IP	WLS	BF	H	R	ER	SO	BB	IBB	HBP	BLK	WP	HR	S	P	ERA	WHIP
Vern Ruhle, R ERA: 4.58	(1, 1)	4.0	L	22	6	4	2	1	2	1	0	0	0	0	21	33	4.50	2.000
Jim Crawford, L ERA: 4.11	(5, 1)	1.0		4	1	0	0	0	0	0	0	0	0	0	4	4	0.00	1.000

PITCHER	IP	WLS	BF	H	R	ER	SO	BB	IBB	HBP	BLK	WP	HR	S	P	ERA	WHIP

Batter	1	2	3	4	5	6	7	8	9	AB	R	H	RBI	BB	SO	LOB
Ron LeFlore, R (1, 8) OBP: 0.398, SLG: 0.468	0-0 6-3 1B 2B	0-0 1-2 1B		0-0 4-3			0-0 1-2 1B		0-0 P4	5	1	3	0	0	0	1
Pedro Garcia, R (1, 4) OBP: 0.253, SLG: 0.328	0-0 6-3 2-3	0-0 F5			0-0 F8		0-0 G5-3 2-3f			4	0	0	0	0	0	5
Dan Meyer, L (1, 7) OBP: 0.346, SLG: 0.378	BBBB 4-0 1B E BB		0-0 F8		0-0 6-3			0-0 F7		3	1	0	0	1	0	0
Rusty Staub, L (1, 9) OBP: 0.402, SLG: 0.421	0-0 E 1-3 3-H 1B		0-0 E3 FC6		0-0 F7			0-0 G3 1B 2B		4	1	2	1	0	0	0
Jason Thompson, L (1, 3) OBP: 0.326, SLG: 0.378	0-0 E3 G1-4-3 1-3 3-H		0-0 FC6 1-2f			0-0 4-3		0-0 G3 2-3		4	0	0	1	0	0	3
Alex Johnson, R (1, 10) OBP: 0.292, SLG: 0.377	0-0 G1-4-3 1-2f		0-0 6-3			SSS 0-3 K		0-0 CS 3-H 1B		4	0	1	1	0	1	3
Aurelio Rodriguez, R (1, 5) OBP: 0.288, SLG: 0.335		0-0 G1		0-0 5-3		0-0 F9		0-0 CS 1-2	0-0 1B 1B	4	0	1	0	0	0	0
Bill Freehan, R (1, 2) OBP: 0.338, SLG: 0.403		0-0 1B 1B		0-0 HR			0-0 G5-3 1B 1B		0-0 F2	4	1	3	1	0	0	1
Tom Veryzer, R (1, 6) OBP: 0.253, SLG: 0.237		0-0 F8		0-0 F8			SSS 0-3 K		0-0 1-3 1B	4	0	1	0	0	1	2
Inning Stats	R: 2 E: 1 K: 0 S: 5 H: 2 LOB: 1 BB: 1 P: 9	R: 0 E: 0 K: 0 S: 5 H: 2 LOB: 2 BB: 0 P: 5	R: 0 E: 1 K: 0 S: 4 H: 0 LOB: 1 BB: 0 P: 4	R: 1 E: 0 K: 0 S: 4 H: 1 LOB: 0 BB: 0 P: 4	R: 0 E: 0 K: 0 S: 3 H: 0 LOB: 0 BB: 0 P: 3	R: 0 E: 0 K: 1 S: 5 H: 0 LOB: 0 BB: 0 P: 5	R: 0 E: 0 K: 1 S: 6 H: 2 LOB: 1 BB: 0 P: 6	R: 1 E: 0 K: 0 S: 4 H: 2 LOB: 0 BB: 0 P: 4	R: 0 E: 0 K: 0 S: 4 H: 2 LOB: 1 BB: 0 P: 4	1B: 8 2B: 2 3B: 0 HR: 1 SF: 0 SAC: 0 DP: 2 HBP: 0						

PITCHER	IP	WLS	BF	H	R	ER	SO	BB	IBB	HBP	BLK	WP	HR	S	P	ERA	WHIP
Jim Hughes, R (1, 1) ERA: 4.98	9.0	L	37	11	4	4	2	1	0	0	0	0	1	40	44	4.00	1.333

PITCHER	IP	WLS	BF	H	R	ER	SO	BB	IBB	HBP	BLK	WP	HR	S	P	ERA	WHIP

TOP

Detroit Tigers @ Minnesota Twins

Metropolitan Stadium, Bloomington , MI

Fri Jun 18 1976, 8:05 PM EDT

Att. 6,215 - Unknown

livebaseballscorecards.com

AB	36
R	4
H	11
RBI	4
BB	1
SO	2
LOB	15

PA: 38

WP: 0 PB: 0 SB: 0 CS: 1

Batter	1	2	3	4	5	6	7	8	9	AB	R	H	RBI	BB	SO	LOB
Steve Brye, R (1, 8) OBP: 0.315, SLG: 0.327	5-3		FC6-4, 1B 1-2 2-H		L6			1-3		4	0	1	1	0	0	0
Larry Hisle, R (1, 7) OBP: 0.324, SLG: 0.361	4-3, S, 1B		FC6-4, G4-3 1-2f 2-3		2B			1B, S, 1B		4	0	3	0	0	0	2
Rod Carew, L (1, 3) OBP: 0.388, SLG: 0.394	4-3 1-3		G4-3 1-2f		F7			1-3, 1B, 1B		4	1	1	0	0	0	4
Dan Ford, R (1, 9) OBP: 0.300, SLG: 0.412	F7			5-3		F8		FC4-6 2-H		4	0	1	1	0	0	1
Craig Kusick, R (1, 10) OBP: 0.336, SLG: 0.525		K		6-3		G1-4-3, 1B		FC4-6 1-2f		4	0	1	0	0	1	1
Butch Wynegar, S (1, 2) OBP: 0.397, SLG: 0.445		K		2B		G1-4-3 1-2f			2-3, 1B	4	0	2	0	0	1	1
Jerry Terrell, R (9, PR) OBP: 0.234, SLG: 0.233										0	0	0	0	0	0	0
Roy Smalley, S (1, 6) OBP: 0.349, SLG: 0.265		K		BB			L3		2-3 1-2	3	0	0	0	1	1	1
Dave McKay, S (1, 5) OBP: 0.277, SLG: 0.222			1B, 1B, 1B	K			P6		6-3	4	1	1	0	0	1	4
Bob Randall, R (1, 4) OBP: 0.287, SLG: 0.266			FC6-4, 1B 1-2		1-3		6-3		4-3	3	0	1	0	0	0	0
Phil Roof, R (9, PH) OBP: 0.222, SLG: 0.273										1	0	0	0	0	0	2
Inning Stats	R: 0 E: 0 K: 0 S: 4 H: 1 LOB: 1 BB: 0 P: 4	R: 0 E: 0 K: 3 S: 9 H: 0 LOB: 0 BB: 0 P: 9	R: 1 E: 0 K: 0 S: 5 H: 3 LOB: 1 BB: 0 P: 5	R: 0 E: 0 K: 1 S: 6 H: 1 LOB: 2 BB: 1 P: 10	R: 0 E: 0 K: 0 S: 4 H: 1 LOB: 1 BB: 0 P: 4	R: 0 E: 0 K: 0 S: 3 H: 1 LOB: 0 BB: 0 P: 3	R: 0 E: 0 K: 0 S: 3 H: 0 LOB: 0 BB: 0 P: 3	R: 1 E: 0 K: 0 S: 5 H: 3 LOB: 1 BB: 0 P: 5	R: 0 E: 0 K: 0 S: 4 H: 1 LOB: 2 BB: 0 P: 4	1B: 9 2B: 2 3B: 0 HR: 0 SF: 0 SAC: 0 DP: 2 HBP: 0						

PITCHER	IP	WLS	BF	H	R	ER	SO	BB	IBB	HBP	BLK	WP	HR	S	P	ERA	WHIP
Dave Roberts, L (1, 1) ERA: 3.34	9.0	W	36	11	2	2	4	1	0	0	0	0	0	43	47	2.00	1.333

PITCHER	IP	WLS	BF	H	R	ER	SO	BB	IBB	HBP	BLK	WP	HR	S	P	ERA	WHIP

Detroit Tigers @ Minnesota Twins

Metropolitan Stadium, Bloomington , MI

Fri Jun 18 1976, 8:05 PM EDT

Att. 6,215 - Unknown

BOTTOM

livebaseballscorecards.com

AB	35
R	2
H	11
RBI	2
BB	1
SO	4
LOB	16

PA: 36

WP: 0
PB: 0
SB: 2
CS: 0

Batter	1	2	3	4	5	6	7	8	9	AB	R	H	RBI	BB	SO	LOB
Ron LeFlore, R (1, 8) OBP: 0.400, SLG: 0.468	0-3 ① K		0-0 FC6 BLK FC5-2 1-3			0-0 FC4-6 BB 1B 1B		0-0 1B HR 1B		4	2	2	0	0	1	1
Pedro Garcia, R (1, 4) OBP: 0.253, SLG: 0.321	0-3 ② K		0-0 ② FC5-2 BLK 1-2 3-H			4-0 FC4-6 1-2 BB		0-0 ① P6		3	0	0	0	1	1	3
Dan Meyer, L (1, 7) OBP: 0.333, SLG: 0.363	0-0 ③ 3-1		0-0 ③ F7 1-2 2-3			0-0 ① FC4-6 1B 1-2f 2-3		0-3 ② K		4	0	0	0	0	1	5
Rusty Staub, L (1, 9) OBP: 0.408, SLG: 0.432		0-0 2B		0-0 ① G3		0-0 1-2 3-H 1B		0-0 1-3 HR 1B		4	1	3	1	0	0	0
Jason Thompson, L (1, 3) OBP: 0.324, SLG: 0.395		0-3 ① K		0-0 ② 4-3		0-0 ② F5		0-0 1-H 3-H HR		4	1	1	3	0	1	3
Alex Johnson, R (1, 10) OBP: 0.296, SLG: 0.379		0-0 G5-4-3 1B		0-0 ③ F9		0-0 ③ 6-3		0-0 PO 1B		4	0	2	0	0	0	2
Aurelio Rodriguez, R (1, 5) OBP: 0.283, SLG: 0.329		0-0 ②③ G5-4-3 1-2f			0-3 ① K		0-3 ① K	0-0 ③ PO 1-2	0-0 ① F3	4	0	0	0	0	2	2
Bill Freehan, R (1, 2) OBP: 0.321, SLG: 0.382			0-0 ① F7		0-0 ② F7		0-3 ② K		0-0 ② P4	4	0	0	0	0	1	0
Tom Veryzer, R (1, 6) OBP: 0.255, SLG: 0.239			0-0 E FC6 FC5-2 1B		0-0 ③ P3		0-3 ③ K		0-3 ③ K	3	0	1	0	0	1	0
Ben Oglivie, L (9, PH) OBP: 0.286, SLG: 0.468										1	0	0	0	0	1	0
Inning Stats	R: 0 E: 0 K: 2 S: 7 H: 0 LOB: 0 BB: 0 P: 7	R: 0 E: 0 K: 1 S: 6 H: 2 LOB: 1 BB: 0 P: 6	R: 0 E: 1 K: 0 S: 5 H: 1 LOB: 2 BB: 0 P: 5	R: 0 E: 0 K: 0 S: 3 H: 0 LOB: 0 BB: 0 P: 3	R: 0 E: 0 K: 1 S: 5 H: 0 LOB: 0 BB: 0 P: 5	R: 1 E: 0 K: 0 S: 5 H: 2 LOB: 2 BB: 1 P: 9	R: 0 E: 0 K: 3 S: 9 H: 0 LOB: 0 BB: 0 P: 9	R: 3 E: 0 K: 1 S: 8 H: 4 LOB: 0 BB: 0 P: 8	R: 0 E: 0 K: 1 S: 5 H: 0 LOB: 0 BB: 0 P: 5	1B: 7 2B: 1 3B: 0 HR: 1 SF: 0 SAC: 0 DP: 1 HBP: 0						

PITCHER	IP	WLS	BF	H	R	ER	SO	BB	IBB	HBP	BLK	WP	HR	S	P	ERA	WHIP
Pete Redfern, R (1, 1) ERA: 5.65	6.0	W	24	5	1	1	4	1	0	0	1	0	0	31	35	1.50	1.000
Bill Campbell, R (7, 1) ERA: 2.88	3.0	S	12	4	3	3	5	0	0	0	0	0	1	22	22	9.00	1.333

PITCHER	IP	WLS	BF	H	R	ER	SO	BB	IBB	HBP	BLK	WP	HR	S	P	ERA	WHIP

TOP

Detroit Tigers @ Minnesota Twins

Metropolitan Stadium, Bloomington , MI

Sat Jun 19 1976, 4:33 AM EDT

Att. 6,835 - Cloudy

livebaseballscorecards.com

AB	35
R	4
H	9
RBI	4
BB	1
SO	9
LOB	16

BOTTOM

Detroit Tigers @ Minnesota Twins

Metropolitan Stadium, Bloomington , MI

Sat Jun 19 1976, 4:33 AM EDT

Att. 6,835 - Cloudy

livebaseballscorecards.com

Batter	1	2	3	4	5	6	7	8	9	AB	R	H	RBI	BB	SO	LOB
Lyman Bostock, L (1, 9) OBP: 0.375, SLG: 0.435	3-1		FC5-6 1B	4-1		6-3		K		3	0	1	0	0	0	3
Dave McKay, S (6, 5) OBP: 0.273, SLG: 0.219										2	0	0	0	0	1	2
Roy Smalley, S (1, 6) OBP: 0.349, SLG: 0.266	K		FC5-6 G3-6-3 1-2f		FC4-6 1B	2B 2-3 3-H 1B		L7		3	0	1	0	0	1	1
Jerry Terrell, R (6, PH) OBP: 0.241, SLG: 0.240										2	0	1	1	0	0	0
(7, 6)																
Rod Carew, L (1, 3) OBP: 0.388, SLG: 0.398	6-3		G3-6-3 1-2f		FC4-6 S S SF9 1-2f	1-3 3-H 2B		BB 2B 1B		5	2	2	1	0	0	2
Butch Wynegar, S (1, 2) OBP: 0.402, SLG: 0.440		4-3		1B BB SF7 BB	SF9 BB 1-2 BB	K		2B 1-2 BB		2	1	0	0	3	1	2
Mike Cubbage, L (1, 5) OBP: 0.381, SLG: 0.324		FC6-4 BB	BB 1B 1-2 FC3-2 BB		1-2 2-3 BB	K		1-3 2-H 2B		0	0	0	0	2	0	0
Dan Ford, R (5, PH) OBP: 0.305, SLG: 0.417										2	0	1	1	1	1	2
(6, 9)																
Larry Hisle, R (1, 7) OBP: 0.326, SLG: 0.361		FC6-4 S 1-2f 2B	FC3-2 BB 1-2 2-3 1B		SF9 2-3 3-H		K	IBB		3	1	1	1	1	1	1
Steve Braun, L (1, 10) OBP: 0.331, SLG: 0.318	2B 1-2 BB		SF7 3-H		F8		F8	P5		2	0	0	1	1	0	2
Craig Kusick, R (8, PH) OBP: 0.333, SLG: 0.520										1	0	0	0	0	0	3
Steve Brye, R (1, 8) OBP: 0.330, SLG: 0.346	1-3 2-H 2B		FC3-2 1-2 2-3 BB			E5 2B 1B	1B			3	1	2	1	1	0	0
Bob Randall, R (1, 4) OBP: 0.286, SLG: 0.272	F9		FC3-2 1-2 2-3 3-Hf			1B 1-3 2B 2B	L3			4	1	1	0	0	0	6
Inning Stats	R: 0 E: 0 K: 1 S: 5 H: 0 LOB: 0 BB: 0 P: 5	R: 1 E: 0 K: 0 S: 4 H: 1 LOB: 2 BB: 2 P: 12	R: 0 E: 0 K: 0 S: 3 H: 1 LOB: 0 BB: 0 P: 3	R: 1 E: 0 K: 0 S: 4 H: 1 LOB: 3 BB: 3 P: 16	R: 1 E: 0 K: 0 S: 4 H: 1 LOB: 2 BB: 2 P: 12	R: 2 E: 1 K: 2 S: 11 H: 3 LOB: 2 BB: 0 P: 11	R: 0 E: 0 K: 1 S: 6 H: 1 LOB: 1 BB: 0 P: 6	R: 1 E: 0 K: 1 S: 7 H: 2 LOB: 3 BB: 2 P: 15		1B: 6 2B: 4 3B: 0 HR: 0 SF: 2 SAC: 0 DP: 1 HBP: 0						

	AB	32
	R	6
	H	10
	RBI	6
	BB	9
	SO	5
	LOB	24

WP: 0 PB: 0 SB: 3 CS: 0 PA: 43

PITCHER		IP	WLS	BF	H	R	ER	SO	BB	IBB	HBP	BLK	WP	HR	S	P	ERA	WHIP
Frank MacCormack, R ERA: 4.35	(1, 1)	4.1	L	22	4	3	3	1	6	0	0	0	0	0	18	42	6.23	2.308
Jim Crawford, L ERA: 4.17	(5, 1)	1.2		10	3	2	1	2	1	0	0	0	0	0	13	17	5.40	2.400
John Hiller, L ERA: 3.48	(7, 1)	2.0		11	3	1	1	2	1	1	0	0	0	0	13	21	4.50	2.000

PITCHER	IP	WLS	BF	H	R	ER	SO	BB	IBB	HBP	BLK	WP	HR	S	P	ERA	WHIP

Batter	1	2	3	4	5	6	7	8	9	AB	R	H	RBI	BB	SO	LOB
Ron LeFlore, R (1, 8) OBP: 0.404, SLG: 0.476	5-3 1B		K	1-H 2B			BLK HBP SF7 1B		K	5	1	3	1	0	2	0
Tom Veryzer, R (1, 6) OBP: 0.266, SLG: 0.246	5-3 1-2		1B HR 1B	F9			SF7 BLK 1B HBP 1-2		1B 1B	4	2	2	0	0	0	2
Dan Meyer, L (1, 7) OBP: 0.328, SLG: 0.355	F6		1-2 HR 1B		F9		F6		F5	5	1	1	0	0	0	4
Rusty Staub, L (1, 9) OBP: 0.404, SLG: 0.429	6-3		F5		6-3		SF7 1-3 2-H		1-2 1B	4	0	1	1	0	0	3
Jason Thompson, L (1, 3) OBP: 0.326, SLG: 0.414		F8	1-H 2-H HR		F7		FC5-4 3-H 1B		F5	5	1	2	4	0	0	2
Alex Johnson, R (1, 10) OBP: 0.295, SLG: 0.377		WP 2B 1B	F7			6-3	FC5-4 1-2f			4	1	1	0	0	0	1
Aurelio Rodriguez, R (1, 5) OBP: 0.287, SLG: 0.336		1-H 2B		4-3		FC6-4 1B		K		4	0	2	1	0	1	0
Pedro Garcia, R (1, 4) OBP: 0.247, SLG: 0.313		F3		6-3		F9		F7		4	0	0	0	0	0	2
Bruce Kimm, R (1, 2) OBP: 0.302, SLG: 0.305		F4		B B B 2B BB		1-2f FC6-4		4-3		3	1	0	0	1	0	2
Inning Stats	R: 0 E: 0 K: 0 S: 4 H: 1 LOB: 1 BB: 0 P: 4	R: 1 E: 0 K: 0 S: 5 H: 2 LOB: 1 BB: 0 P: 5	R: 3 E: 0 K: 1 S: 8 H: 3 LOB: 0 BB: 0 P: 8	R: 1 E: 0 K: 0 S: 4 H: 1 LOB: 1 BB: 1 P: 8	R: 0 E: 0 K: 0 S: 3 H: 0 LOB: 0 BB: 0 P: 3	R: 0 E: 0 K: 0 S: 4 H: 1 LOB: 1 BB: 0 P: 4	R: 2 E: 0 K: 0 S: 5 H: 2 LOB: 1 BB: 0 P: 6	R: 0 E: 0 K: 1 S: 5 H: 0 LOB: 0 BB: 0 P: 5	R: 0 E: 0 K: 1 S: 7 H: 2 LOB: 2 BB: 0 P: 7	1B: 9 2B: 2 3B: 0 HR: 1 SF: 1 SAC: 0 DP: 0 HBP: 1						

TOP

Detroit Tigers @ Minnesota Twins

Metropolitan Stadium, Bloomington , MI

Sun Jun 20 1976, 4:33 AM EDT

Att. 11,916 - Unknown - 83 F

livebaseballscorecards.com

AB	38
R	7
H	12
RBI	7
BB	1
SO	3
LOB	16

WP: 1 PB: 0 SB: 0 CS: 0 PA: 41

PITCHER		IP	WLS	BF	H	R	ER	SO	BB	IBB	HBP	BLK	WP	HR	S	P	ERA	WHIP
Bill Singer, R ERA: 4.13	(1, 1)	7.0	L	33	10	7	7	1	1	0	1	1	1	1	33	38	9.00	1.571
Steve Luebber, R ERA: 4.53	(8, 1)	1.2		7	2	0	0	2	0	0	0	0	0	0	11	11	0.00	1.200
Tom Burgmeier, L ERA: 1.51	(9, 1)	0.1		1	0	0	0	0	0	0	0	0	0	0	1	1	0.00	0.000

PITCHER	IP	WLS	BF	H	R	ER	SO	BB	IBB	HBP	BLK	WP	HR	S	P	ERA	WHIP

Batter	1	2	3	4	5	6	7	8	9	AB	R	H	RBI	BB	SO	LOB
Lyman Bostock, L (1, 9) OBP: 0.378, SLG: 0.437	x 0-0 CS 1B	x 0-0 ③ FC4-6 1-2f			S S S 0-3 ① K		x 0-0 1B	S S S 0-3 ③ K		4	0	2	0	0	1	3
Dan Ford, R (8, PH) (9, 9) OBP: 0.304, SLG: 0.415										1	0	0	0	0	1	3
Steve Braun, L (1, 10) OBP: 0.324, SLG: 0.311	x 0-0 ① ② 4-3 1-2		x 0-0 ① F8		x 0-0 ② 6-3		x 0-0 ② F7		x 0-0 2B 1B	4	0	0	0	0	0	2
Phil Roof, R (9, PH) OBP: 0.239, SLG: 0.289										1	0	1	0	0	0	0
Rod Carew, L (1, 3) (9, 4) OBP: 0.384, SLG: 0.394	x 0-0 CS 1B		x 0-0 ② 4-3		x 0-0 ③ F7		x 0-0 ③ F8		x 0-0 ① F7	5	0	1	0	0	0	2
Butch Wynegar, S (1, 2) OBP: 0.406, SLG: 0.449	0-0 ③ CS 1-2	x 0-0 ① F7	x 0-0 1B			x 0-0 F7 BB 1B 1B		x 0-0 ① 5-3	x 0-0 1-3 2B	5	1	3	0	0	0	0
Mike Cubbage, L (1, 5) OBP: 0.386, SLG: 0.314		x 0-0 ② 3-1	S S S 0-3 ③ K			B B B B 4-0 1B 1-2 BB		B B B B 4-0 BB 2B BB	S S S 0-3 ② K	2	1	0	0	2	1	1
Dave McKay, S (9, PH) OBP: 0.272, SLG: 0.217										1	0	0	0	0	1	2
Larry Hisle, R (1, 7) OBP: 0.327, SLG: 0.356	B B B B 4-0 BB 1B BB			x 0-0 ① 4-3		x 0-0 ① F7 2-3		B B B B 4-0 2B 1-2 BB	x 0-0 ③ 6-3	3	1	0	0	2	0	4
Steve Brye, R (1, 8) OBP: 0.345, SLG: 0.364	B B B B 4-0 1B 1-2 BB			x 0-0 ② L6		x 0-0 G1-4-3 1-2 3-H 1B		x 0-0 1-3 2-H 2B		3	0	2	2	1	0	0
Jerry Terrell, R (1, 6) OBP: 0.253, SLG: 0.253		x 0-0 BB 1-3 2-H 1B		x 0-0 FC5-4 1B		x 0-0 ② ③ G1-4-3 1-2f		S S S 0-3 ② K		4	0	2	1	0	1	4
Bob Randall, R (1, 4) OBP: 0.287, SLG: 0.268	B B B B 4-0 FC4-6 1-2 BB			x 0-0 ③ FC5-4 1-2f			x 0-0 ① 6-3	B B B B 4-0 BB		2	0	0	0	1	0	1
Craig Kusick, R (8, PH) (9, 3) OBP: 0.339, SLG: 0.520										0	0	0	0	1	0	0
Inning Stats	R: 0 E: 0 K: 0 S: 3 H: 2 LOB: 0 BB: 0 P: 3	R: 1 E: 0 K: 0 S: 4 H: 1 LOB: 3 BB: 3 P: 16	R: 0 E: 0 K: 1 S: 6 H: 1 LOB: 1 BB: 0 P: 6	R: 0 E: 0 K: 0 S: 4 H: 1 LOB: 1 BB: 0 P: 4	R: 0 E: 0 K: 1 S: 5 H: 0 LOB: 0 BB: 0 P: 5	R: 1 E: 0 K: 0 S: 4 H: 2 LOB: 1 BB: 1 P: 8	R: 0 E: 0 K: 0 S: 4 H: 1 LOB: 1 BB: 0 P: 4	R: 1 E: 0 K: 2 S: 8 H: 1 LOB: 3 BB: 3 P: 20	R: 0 E: 0 K: 1 S: 7 H: 2 LOB: 2 BB: 0 P: 7	1B: 9 2B: 2 3B: 0 HR: 0	SF: 0 SAC: 0 DP: 1 HBP: 0						

PITCHER	IP	WLS	BF	H	R	ER	SO	BB	IBB	HBP	BLK	WP	HR	S	P	ERA	WHIP
Mark Fidrych, R (1, 1) ERA: 2.07	7.1	W	34	9	3	3	2	6	0	0	0	0	0	32	56	3.68	2.045
John Hiller, L (8, 1) ERA: 3.35	1.2	S	8	2	0	0	3	1	0	0	0	0	0	13	17	0.00	1.800

PITCHER	IP	WLS	BF	H	R	ER	SO	BB	IBB	HBP	BLK	WP	HR	S	P	ERA	WHIP

BOTTOM

Detroit Tigers @ Minnesota Twins

Metropolitan Stadium, Bloomington , MI

Sun Jun 20 1976, 4:33 AM EDT

Att. 11,916 - Unknown - 83 F

livebaseballscorecards.com

AB	35
R	3
H	11
RBI	3
BB	7
SO	5
LOB	22

1B: 9 SF: 0 PA: 43
2B: 2 SAC: 0
3B: 0 DP: 1
HR: 0 HBP: 0

WP: 0
PB: 0
SB: 0
CS: 2

Batter	1	2	3	4	5	6	7	8	9	10	AB	R	H	RBI	BB	SO	LOB
Lyman Bostock, L (1, 8) OBP: 0.373, SLG: 0.429	6-3		6-3 2-3		K 1-2 2-H		CS 1B			F7	5	0	1	0	0	1	2
Roy Smalley, S (1, 6) OBP: 0.345, SLG: 0.264	K		K		6-3		CS 1-2	6-3		1B	5	0	1	0	0	2	2
Rod Carew, L (1, 3) OBP: 0.385, SLG: 0.398	G3			F7 1B		L3		G3 2B		L6	5	0	2	0	0	0	1
Butch Wynegar, S (1, 2) OBP: 0.403, SLG: 0.450		1-3		F7 1-2		2B		G3 2-3			4	0	1	0	0	0	2
Mike Cubbage, L (1, 5) OBP: 0.380, SLG: 0.311		F8		1B		K		F8			4	0	1	0	0	1	2
Steve Braun, L (1, 10) OBP: 0.328, SLG: 0.307		BB		K		FC3-6 IBB			K		2	0	0	0	2	2	1
Steve Brye, R (1, 7) OBP: 0.333, SLG: 0.351		K			6-3	FC3-6 1-2f			1-3		4	0	0	0	0	1	3
Dan Ford, R (1, 9) OBP: 0.307, SLG: 0.414			6-3 SH1-4 1B		S 1B E BB		1-3		5-3		3	1	1	0	1	0	0
Bob Randall, R (1, 4) OBP: 0.289, SLG: 0.271 Tony Oliva, L (10, PH) OBP: 0.263, SLG: 0.235 Jerry Terrell, R (10, 4) OBP: 0.253, SLG: 0.253			SH1-4 1-2		S 1-2 1B		6-3			L7	2 1 0	0 0 0	1 0 0	0 0 0	0 0 0	0 0 0	0 0 0
Inning Stats	R: 0 H: 0 E: 0 LOB: 0 K: 1 BB: 0 S: 5 P: 5	R: 0 H: 0 E: 0 LOB: 1 K: 1 BB: 1 S: 5 P: 9	R: 0 H: 1 E: 0 LOB: 1 K: 1 BB: 0 S: 6 P: 6	R: 0 H: 2 E: 0 LOB: 1 K: 1 BB: 0 S: 6 P: 6	R: 1 H: 1 E: 0 LOB: 1 K: 1 BB: 1 S: 6 P: 10	R: 0 H: 1 E: 0 LOB: 2 K: 1 BB: 1 S: 6 P: 10	R: 0 H: 1 E: 0 LOB: 0 K: 0 BB: 0 S: 3 P: 3	R: 0 H: 1 E: 0 LOB: 1 K: 0 BB: 0 S: 4 P: 4	R: 0 H: 0 E: 0 LOB: 0 K: 1 BB: 0 S: 5 P: 5	R: 0 H: 1 E: 0 LOB: 1 K: 0 BB: 0 S: 4 P: 4	1B: 6 2B: 2 3B: 0 HR: 0	SF: 0 SAC: 1 DP: 0 HBP: 0					

PITCHER	IP	WLS	BF	H	R	ER	SO	BB	IBB	HBP	BLK	WP	HR	S	P	ERA	WHIP
Gary Ross, R (1, 1) ERA: 3.09	10.0	W	39	8	1	0	7	2	1	0	0	0	0	50	62	0.00	1.000

PITCHER	IP	WLS	BF	H	R	ER	SO	BB	IBB	HBP	BLK	WP	HR	S	P	ERA	WHIP

TOP

Minnesota Twins @ California Angels

Anaheim Stadium, Anaheim, CA

Mon Jun 21 1976, 10:05 PM EDT

Att. 19,498 - Unknown - 67 F

AB	35
R	1
H	8
RBI	0
BB	3
SO	7
LOB	13

livebaseballscorecards.com

WP: 0 PA: 40
PB: 0
SB: 2
CS: 1

Batter	1	2	3	4	5	6	7	8	9	10	AB	R	H	RBI	BB	SO	LOB
Mario Guerrero, R (1, 4) OBP: 0.293, SLG: 0.317	5-3		L4		1-2 1B			6-3			4	0	1	0	0	0	0
Dan Briggs, L (1, 3) OBP: 0.292, SLG: 0.364	2B			4-3	4-3			CS 1B			4	0	2	0	0	0	2
Bobby Bonds, R (1, 9) OBP: 0.358, SLG: 0.416	5-3			5-3		6-3		1-2 CS	6-3		4	0	0	0	0	0	1
Tommy Davis, R (1, 10) OBP: 0.356, SLG: 0.394 Jerry Remy, L (9, PR) OBP: 0.323, SLG: 0.309	5-3			HR		G3			BBBB CS BB		3 0	1 0	1 0	1 0	1 0	0 0	1 0
Bruce Bochte, L (1, 7) OBP: 0.357, SLG: 0.289		BBBB G5-4-3 BB		WP 1B		4-3			1-2 F9		3	0	1	0	1	0	1
Ron Jackson, R (1, 5) OBP: 0.277, SLG: 0.349		G5-4-3 1-2f		1-2 5-3			4-3		SSS K		4	0	0	0	0	1	2
Bob Jones, L (1, 8) OBP: 0.297, SLG: 0.351		4-3			G3		F8		1B 1B		4	1	1	0	0	0	0
Dave Chalk, R (1, 6) OBP: 0.315, SLG: 0.282			1-3		5-3		5-3		1-2 1B		4	0	1	0	0	0	0
Andy Etchebarren, R (1, 2) OBP: 0.288, SLG: 0.250 Bill Melton, R (10, PH) OBP: 0.295, SLG: 0.330			F8		E5 1B			5-3		1-2 2-H 1B	3 1	0 0	0 1	0 1	0 0	0 0	0 0
Inning Stats	R: 0 H: 1 E: 0 LOB: 1 K: 0 BB: 0 S: 4 P: 4	R: 0 H: 0 E: 0 LOB: 0 K: 0 BB: 1 S: 2 P: 6	R: 0 H: 0 E: 0 LOB: 0 K: 0 BB: 0 S: 3 P: 3	R: 1 H: 2 E: 0 LOB: 1 K: 0 BB: 0 S: 5 P: 5	R: 0 H: 1 E: 1 LOB: 2 K: 0 BB: 0 S: 5 P: 5	R: 0 H: 0 E: 0 LOB: 0 K: 0 BB: 0 S: 3 P: 3	R: 0 H: 0 E: 0 LOB: 0 K: 0 BB: 0 S: 3 P: 3	R: 0 H: 1 E: 0 LOB: 0 K: 0 BB: 0 S: 3 P: 3	R: 0 H: 0 E: 0 LOB: 1 K: 0 BB: 1 S: 2 P: 6	R: 1 H: 3 E: 0 LOB: 2 K: 1 BB: 0 S: 6 P: 6	1B: 6 2B: 1 3B: 0 HR: 1	SF: 0 SAC: 0 DP: 1 HBP: 0						

PITCHER		IP	WLS	BF	H	R	ER	SO	BB	IBB	HBP	BLK	WP	HR	S	P	ERA	WHIP
Dave Goltz, R ERA: 4.01	(1, 1)	9.1	L	36	8	2	2	1	2	0	0	0	1	1	36	44	1.93	1.071

PITCHER	IP	WLS	BF	H	R	ER	SO	BB	IBB	HBP	BLK	WP	HR	S	P	ERA	WHIP

BOTTOM

Minnesota Twins @ California Angels

Anaheim Stadium, Anaheim, CA

Mon Jun 21 1976, 10:05 PM EDT

Att. 19,498 - Unknown - 67 F

livebaseballscorecards.com

AB	34
R	2
H	8
RBI	2
BB	2
SO	1
LOB	7

Batter	1	2	3	4	5	6	7	8	9	AB	R	H	RBI	BB	SO	LOB
Lyman Bostock, L (1, 8) OBP: 0.372, SLG: 0.428	HR 1B	F8		FC SH3-4	K		F7		G6-4-3	3	1	1	0	0	0	1
Steve Brye, R (4, PR) (4, 8) OBP: 0.325, SLG: 0.342	1B S			1-3 3-H					1-2f	3	0	0	0	0	1	2
Roy Smalley, S (1, 6) OBP: 0.351, SLG: 0.269	HR 1B		K	SH3-4		1B E 1B	BB 1B HBP		5-3	4	2	2	1	0	1	0
	1-3			1-2 3-H												
Rod Carew, L (1, 3) OBP: 0.388, SLG: 0.415	HR		BB 1B	K		F8	BB 1B			5	1	3	3	0	1	3
	1-H 3-H					1-2	1-2									
Butch Wynegar, S (1, 2) OBP: 0.416, SLG: 0.463	3-1 2B		FC5-4 BB		2B 1B	1B 1B SF8 1B	BB			3	2	3	0	2	0	0
			1-2			2-3	1-2 2-3									
Mike Cubbage, L (1, 5) OBP: 0.381, SLG: 0.329	K	F7			4-3 HR 2B	1B 1B	1-3			5	1	2	2	0	1	6
					1-H	1-2 3-H										
Larry Hisle, R (1, 7) OBP: 0.325, SLG: 0.353	3-1	FC5-4			K	FC6-4 1B		5-3		5	0	1	0	0	1	4
	2-3	1-2f				1-2 2-3										
Steve Braun, L (1, 10) OBP: 0.319, SLG: 0.299	F8			3-1	4-3	SF8	F7			4	0	0	1	0	0	2
					2-3	3-H										
Dan Ford, R (1, 9) OBP: 0.309, SLG: 0.427		K		E1 1B WP 1B	HR	FC6-4		L4		5	2	2	2	0	1	2
					3-H	1-2f										
Bob Randall, R (1, 4) OBP: 0.297, SLG: 0.281		F9		FC WP SH3-4 1B	1B		4-3		G6-4-3 1B	5	1	3	0	0	0	0
				2-3												

TOP

Minnesota Twins @ California Angels

Anaheim Stadium, Anaheim, CA

Tue Jun 22 1976, 6:33 AM EDT

Att. 6,846 - Unknown - 79 F

livebaseballscorecards.com

AB	42
R	10
H	17
RBI	9
BB	2
SO	6
LOB	20

Inning Stats	1	2	3	4	5	6	7	8	9	1B: 13 SF: 1	WP: 1 PA: 47
	R: 3 H: 4	R: 0 H: 0	R: 0 H: 1	R: 2 H: 2	R: 3 H: 4	R: 2 H: 4	R: 0 H: 1	R: 0 H: 0	R: 0 H: 1	2B: 2 SAC: 1	PB: 0
	E: 0 LOB: 1	E: 0 LOB: 0	E: 0 LOB: 2	E: 1 LOB: 2	E: 0 LOB: 1	E: 1 LOB: 2	E: 0 LOB: 3	E: 0 LOB: 0	E: 0 LOB: 0	3B: 0 DP: 1	SB: 1
	K: 1 BB: 0	K: 1 BB: 0	K: 1 BB: 1	K: 1 BB: 0	K: 2 BB: 0	K: 0 BB: 0	K: 0 BB: 1	K: 0 BB: 0	K: 0 BB: 0	HR: 2 HBP: 1	CS: 0
	S: 9 P: 9	S: 5 P: 5	S: 6 P: 10	S: 8 P: 8	S: 11 P: 11	S: 7 P: 7	S: 4 P: 9	S: 3 P: 3	S: 3 P: 3		

PITCHER		IP	WLS	BF	H	R	ER	SO	BB	IBB	HBP	BLK	WP	HR	S	P	ERA	WHIP
Don Kirkwood, R ERA: 4.79	(1, 1)	3.1	L	19	7	5	5	3	1	0	0	0	1	1	24	28	13.50	2.400
Mickey Scott, L ERA: 3.86	(4, 1)	1.1		8	4	3	3	2	0	0	0	0	0	1	12	12	20.25	3.000
Paul Hartzell, R ERA: 3.33	(5, 1)	4.1		20	6	2	2	1	1	0	1	0	0	0	20	25	4.15	1.615

PITCHER	IP	WLS	BF	H	R	ER	SO	BB	IBB	HBP	BLK	WP	HR	S	P	ERA	WHIP

Minnesota Twins @ California Angels

Anaheim Stadium, Anaheim, CA

Tue Jun 22 1976, 6:33 AM EDT

Att. 6,846 - Unknown - 79 F

livebaseballscorecards.com

BOTTOM

Batter	1	2	3	4	5	6	7	8	9	AB	R	H	RBI	BB	SO	LOB
Mario Guerrero, R (1, 4) OBP: 0.304, SLG: 0.311	0-0 FC4-6 1B		BBBB 4-0 BB 1-3 3-H BB	0-0 4-3			0-0 F8		0-0 6-3	4	0	1	0	1	0	1
Dan Briggs, L (1, 3) OBP: 0.345, SLG: 0.462	0-0 FC4-6 5-3 BLK 1-2f		BBBB 4-0 BB 1-2		0-0 5-3		0-0 SF8 1-H 3B		0-0 1B	4	1	2	1	1	0	1
Bobby Bonds, R (1, 9) OBP: 0.351, SLG: 0.409	0-0 5-3 1-3		SSS 0-3 K		SSS 0-3 K		0-0 SF8 3-H		0-0 F9	4	0	0	1	0	2	4
Tommy Davis, R (1, 10) OBP: 0.364, SLG: 0.400	0-0 3-1		0-0 6-3		0-0 1B		0-0 1B			4	0	2	0	0	0	3
Bruce Bochte, L (1, 7) OBP: 0.352, SLG: 0.284		0-0 F7		0-0 4-3	0-0 F8		0-0 F8			4	0	0	0	0	0	2
Ron Jackson, R (1, 5) OBP: 0.276, SLG: 0.346		0-0 6-3		0-0 FC4-6 1B		0-0 5-3		0-0 6-3		4	0	1	0	0	0	0
Bob Jones, L (1, 8) OBP: 0.279, SLG: 0.328		0-0 4-3		0-0 FC4-6 BB 1-2f HR		0-0 F8		0-0 4-3		4	1	0	0	0	0	1
Dave Chalk, R (1, 6) OBP: 0.318, SLG: 0.287			0-0 1B WP 2B	BBBB 4-0 HR 1-2 BB		0-0 1-3		SSS 0-3 K		3	2	1	0	1	1	0
Andy Etchebarren, R (1, 2) OBP: 0.293, SLG: 0.255 Terry Humphrey, R (4, 2) OBP: 0.300, SLG: 0.600 Rusty Torres, S (9, PH) OBP: 0.288, SLG: 0.295			0-0 CS WP 2-3 1B	0-0 1-H 2-H HR			0-0 3B 1B		SSS 0-3 K	1 2 1	0 2 0	1 2 0	0 3 0	0 0 0	0 0 1	0 0 0
Inning Stats	R: 0 H: 1 E: 0 LOB: 1 K: 0 BB: 0 S: 4 P: 4	R: 0 H: 0 E: 0 LOB: 0 K: 0 BB: 0 S: 3 P: 3	R: 1 H: 2 E: 0 LOB: 2 K: 1 BB: 2 S: 6 P: 14	R: 3 H: 2 E: 0 LOB: 0 K: 0 BB: 1 S: 5 P: 9	R: 0 H: 1 E: 0 LOB: 1 K: 1 BB: 0 S: 6 P: 6	R: 0 H: 0 E: 0 LOB: 0 K: 0 BB: 0 S: 3 P: 3	R: 2 H: 3 E: 0 LOB: 1 K: 0 BB: 0 S: 6 P: 6	R: 0 H: 0 E: 0 LOB: 0 K: 1 BB: 0 S: 5 P: 5	R: 0 H: 1 E: 0 LOB: 1 K: 1 BB: 0 S: 6 P: 6	1B: 7 SF: 1 2B: 1 SAC: 0 3B: 1 DP: 0 HR: 1 HBP: 0				WP: 1 PA: 39 PB: 0 SB: 0 CS: 1		

	AB	35
	R	6
	H	10
	RBI	5
	BB	3
	SO	4
	LOB	12

PITCHER		IP	WLS	BF	H	R	ER	SO	BB	IBB	HBP	BLK	WP	HR	S	P	ERA	WHIP
Jim Hughes, R ERA: 5.28	(1, 1)	6.1	W	29	8	6	6	2	3	0	0	1	1	1	30	42	8.53	1.737
Bill Campbell, R ERA: 2.76	(7, 1)	2.2		10	2	0	0	2	0	0	0	0	0	0	14	14	0.00	0.750

PITCHER	IP	WLS	BF	H	R	ER	SO	BB	IBB	HBP	BLK	WP	HR	S	P	ERA	WHIP

Batter	1	2	3	4	5	6	7	8	9	AB	R	H	RBI	BB	SO	LOB
Chet Lemon, R (1, 8) OBP: 0.349, SLG: 0.364	BBBB 4-0 1-3 BB BB BB	BBBB 4-0 BB BB		x 0-0 3B 1B		x 0-0 1-3 2B		x 0-0 ② F4		3	2	2	0	2	0	0
Ralph Garr, L (1, 9) OBP: 0.322, SLG: 0.395	BBBBB 4-0 BB 1-3 1-2 1B BB	BBBBB 4-0 1-2 BB		x 0-0 ② F9		x 0-0 ② F9		x 0-0 ③ F7		3	1	0	0	2	0	3
Jorge Orta, L (1, 7) OBP: 0.276, SLG: 0.417	SSS 0-3 ① K	x 0-0 ② F7		x 0-0 1-H 3B		SSS 0-3 ③ K			x 0-0 ① F4	5	0	1	1	0	2	6
Pat Kelly, L (1, 10) OBP: 0.358, SLG: 0.446	x 0-0 ② 1-3 1-2 2-3	x 0-0 ③ G3		x 0-0 ③ 3-1			x 0-0 ① 5-3		x 0-0 ② 4-3	5	0	0	0	0	0	5
Jim Spencer, L (1, 3) OBP: 0.328, SLG: 0.371	BBBB 4-0 1B BB BB		x 0-0 ① 1-3		x 0-0 ① F3		H 1-0 BB HBP		x 0-0 ③ F5	3	0	0	0	1	0	0
Bucky Dent, R (1, 6) OBP: 0.313, SLG: 0.335	BBBB 4-0 1B 1-2 2-3 3-H BB		x 0-0 ② F8		x 0-0 ② F9		x 0-0 ② F7			3	0	0	1	1	0	1
Brian Downing, R (1, 2) OBP: 0.333, SLG: 0.345	x 0-0 1-2 2-3 3-H 1B		x 0-0 ③ 5-3		x 0-0 ③ F3		BBBB 4-0 FC4-6 1-2 BB			3	0	1	1	1	0	0
Jack Brohamer, L (1, 4) OBP: 0.280, SLG: 0.355	SSS 0-3 ③ K			x 0-0 HR		x 0-0 ① 1-3	x 0-0 ③ FC4-6 1-2f			4	1	1	1	0	1	5
Kevin Bell, R (1, 5) OBP: 0.265, SLG: 0.500		x 0-0 ① F9		SSS 0-3 ① K		BBBB 4-0 2B BB		SSS 0-3 ① K		3	0	0	0	1	2	0
Inning Stats	R: 2 E: 0 K: 2 S: 8 H: 1 LOB: 3 BB: 4 P: 24	R: 0 E: 0 K: 0 S: 3 H: 0 LOB: 2 BB: 2 P: 11	R: 0 E: 0 K: 0 S: 3 H: 0 LOB: 0 BB: 0 P: 3	R: 2 E: 0 K: 1 S: 8 H: 3 LOB: 1 BB: 0 P: 8	R: 0 E: 0 K: 0 S: 3 H: 0 LOB: 0 BB: 0 P: 3	R: 0 E: 0 K: 1 S: 6 H: 1 LOB: 2 BB: 1 P: 10	R: 0 E: 0 K: 0 S: 3 H: 0 LOB: 2 BB: 1 P: 8	R: 0 E: 0 K: 1 S: 5 H: 0 LOB: 0 BB: 0 P: 5	R: 0 E: 0 K: 0 S: 3 H: 0 LOB: 0 BB: 0 P: 3	1B: 2 2B: 1 3B: 1 HR: 1 SF: 0 SAC: 0 DP: 0 HBP: 1						

TOP

Chicago White Sox @ Minnesota Twins

Metropolitan Stadium, Bloomington , MI

Wed Jun 23 1976, 4:33 AM EDT

Unknown - 83 F

livebaseballscorecards.com

AB	32
R	4
H	5
RBI	4
BB	8
SO	5
LOB	20

WP: 0 PB: 0 SB: 0 CS: 0 PA: 41

PITCHER		IP	WLS	BF	H	R	ER	SO	BB	IBB	HBP	BLK	WP	HR	S	P	ERA	WHIP
Joe Decker, R ERA: 5.28	(1, 1)	1.1	L	11	1	2	2	2	6	0	0	0	0	0	9	33	13.50	5.250
Tom Burgmeier, L ERA: 1.79	(2, 1)	3.2		14	3	2	2	1	0	0	0	0	0	1	16	16	4.91	0.818
Vic Albury, L ERA: 3.86	(6, 1)	4.0		16	1	0	0	2	2	0	1	0	0	0	17	26	0.00	0.750

PITCHER	IP	WLS	BF	H	R	ER	SO	BB	IBB	HBP	BLK	WP	HR	S	P	ERA	WHIP

BOTTOM

Chicago White Sox @ Minnesota Twins

Metropolitan Stadium, Bloomington , MI

Wed Jun 23 1976, 4:33 AM EDT

Unknown - 83 F

Batter	1	2	3	4	5	6	7	8	9	AB	R	H	RBI	BB	SO	LOB
Steve Braun, L (1, 10) OBP: 0.333, SLG: 0.308	BBBB 4-0 2B SF8 BB		x 0-0 CS 1B			BBBB 4-0 BB 1B BB		x 0-0 HR 1B		2	2	2	0	2	0	0
Roy Smalley, S (1, 6) OBP: 0.354, SLG: 0.281	x 0-0 1-3 2B		x 0-0 ② ③ 4-1 1-2			x 0-0 BB 1-2 1B		SSS 0-3 ① K		4	0	2	0	0	1	2
Rod Carew, L (1, 3) OBP: 0.387, SLG: 0.424 (9, 4)	x 0-0 ① F7			x 0-0 ① 4-3		x 0-0 ② F5		x 0-0 1-H HR		4	1	1	2	0	0	4
Butch Wynegar, S (1, 2) OBP: 0.413, SLG: 0.459	x 0-0 ② SF8 3-H			x 0-0 ② F8		BBBB 4-0 1-2 2-3 BB		x 0-0 ② 5-3		2	0	0	1	1	0	0
Mike Cubbage, L (1, 5) OBP: 0.370, SLG: 0.317 Craig Kusick, R (8, PH) OBP: 0.345, SLG: 0.520 (9, 3)	x 0-0 ③ F8			x 0-0 ③ F3		x 0-0 ③ F8		BBBB 4-0 BB		3 0	0 0	0 0	0 0	0 1	0 0	4 0
Larry Hisle, R (1, 7) OBP: 0.320, SLG: 0.347		x 0-0 ① 1-3			x 0-0 ① F6		x 0-0 ① 5-3	x 0-0 ③ F4		4	0	0	0	0	0	1
Steve Brye, R (1, 8) OBP: 0.315, SLG: 0.331		x 0-0 ② F8			x 0-0 ② F8		x 0-0 ② 6-3		x 0-0 ① F9	4	0	0	0	0	0	0
Dan Ford, R (1, 9) OBP: 0.308, SLG: 0.421		x 0-0 ③ F8			x 0-0 ③ F7		BBBB 4-0 BB		x 0-0 ② 1-6-3	3	0	0	0	1	0	0
Bob Randall, R (1, 4) OBP: 0.296, SLG: 0.279 Tony Oliva, L (6, PH) OBP: 0.250, SLG: 0.222 Jerry Terrell, R (7, 4) OBP: 0.247, SLG: 0.247 (9, 5)			x 0-0 ① F4			x 0-0 ① F8	x 0-0 ③ F7		x 0-0 ③ 5-3	1 1 2	0 0 0	0 0 0	0 0 0	0 0 0	0 0 0	0 0 1
Inning Stats	R: 1 H: 1 E: 0 LOB: 1 K: 0 BB: 1 S: 4 P: 8	R: 0 H: 0 E: 0 LOB: 0 K: 0 BB: 0 S: 3 P: 3	R: 0 H: 1 E: 0 LOB: 0 K: 0 BB: 0 S: 3 P: 3	R: 0 H: 0 E: 0 LOB: 0 K: 0 BB: 0 S: 3 P: 3	R: 0 H: 0 E: 0 LOB: 0 K: 0 BB: 0 S: 3 P: 3	R: 0 H: 1 E: 0 LOB: 3 K: 0 BB: 2 S: 4 P: 12	R: 0 H: 0 E: 0 LOB: 1 K: 0 BB: 1 S: 3 P: 7	R: 2 H: 2 E: 0 LOB: 1 K: 1 BB: 1 S: 7 P: 11	R: 0 H: 0 E: 0 LOB: 0 K: 0 BB: 0 S: 3 P: 3	1B: 3 SF: 1 2B: 1 SAC: 0 3B: 0 DP: 0 HR: 1 HBP: 0						WP: 0 PA: 36 PB: 0 SB: 0 CS: 1	

livebaseballscorecards.com

	AB	30
	R	3
	H	5
	RBI	3
	BB	5
	SO	1
	LOB	12

PITCHER		IP	WLS	BF	H	R	ER	SO	BB	IBB	HBP	BLK	WP	HR	S	P	ERA	WHIP
Bart Johnson, R ERA: 5.59	(1, 1)	7.1	W	30	5	3	3	1	4	0	0	0	0	1	28	44	3.68	1.227
Terry Forster, L ERA: 4.26	(8, 1)	1.2	S	6	0	0	0	0	1	0	0	0	0	0	5	9	0.00	0.600

PITCHER	IP	WLS	BF	H	R	ER	SO	BB	IBB	HBP	BLK	WP	HR	S	P	ERA	WHIP

Chicago White Sox @ Minnesota Twins

Metropolitan Stadium, Bloomington , MI

Wed Jun 23 1976, 8:05 PM EDT

Att. 9,540 - Unknown

TOP

livebaseballscorecards.com

Batter	1	2	3	4	5	6	7	8	9	AB	R	H	RBI	BB	SO	LOB
Chet Lemon, R (1, 8) OBP: 0.340, SLG: 0.354	SSS 0-3 ① K		SSS 0-3 ① K		x 0-0 ① 6-3		x 0-0 ② 6-3	x 0-0 ③ E4 2-H		5	0	0	0	0	2	1
Ralph Garr, L (1, 9) OBP: 0.324, SLG: 0.395	x 0-0 ② 1-3		x 0-0 ② F6		x 0-0 HR 1B		x 0-0 FC6 1B		x 0-0 ① 6-3	5	1	2	0	0	0	0
Jorge Orta, L (1, 7) OBP: 0.282, SLG: 0.430	x 0-0 ③ F7		x 0-0 1B		x 0-0 1-H HR		x 0-0 ③ FC6 1-2f		BBBB 4-0 WP S 2B BB	4	2	2	2	1	0	1
Pat Kelly, L (1, 10) OBP: 0.360, SLG: 0.444		x 0-0 CS 1B	x 0-0 ③ F5		SSS 0-3 ② K			x 0-0 2B 1B 1B	x 0-0 ② F9	5	1	2	0	0	1	2
Jim Spencer, L (1, 3) OBP: 0.333, SLG: 0.375		BBBB 4-0 ① BB 1B 1-2 E BB		x 0-0 ① F8	SSS 0-3 ③ K			x 0-0 1B 2B 1-3 2B	III 4-0 WP 2B 1-2 IBB	3	3	1	0	2	1	0
Bucky Dent, R (1, 6) OBP: 0.318, SLG: 0.335		SSS 0-3 ② K		BBBB 4-0 BB BB		x 0-0 ① 5-3		x 0-0 2B 1B 2-3 3-H	BBBB 4-0 2B 1-2 2-3 BB	3	1	1	1	2	1	1
Jack Brohamer, L (1, 4) OBP: 0.284, SLG: 0.364		x 0-0 BB 1-2 E 1B		x 0-0 ② F9		x 0-0 ② 5-3		x 0-0 ① F7	x 0-0 1-3 2-H 3-H 2B	5	1	2	2	0	0	3
Kevin Bell, R (1, 5) OBP: 0.282, SLG: 0.457		BBBB 4-0 E 1-2 2-3 BB		BBBB 4-0 1-2 BB		x 0-0 ③ F7		SSS 0-3 ② K	SSS 0-3 ③ K	3	0	0	0	2	2	4
Jim Essian, R (1, 2) OBP: 0.327, SLG: 0.320		SSS 0-3 ③ K 1-2 2-H 3-H		x 0-0 ③ F8			SSS 0-3 ① K	x 0-0 1-H E4 2B 3-H		4	0	1	2	0	2	3
Inning Stats	R: 0 H: 0 E: 0 LOB: 0 K: 1 BB: 0 S: 5 P: 5	R: 2 H: 2 E: 1 LOB: 1 K: 2 BB: 2 S: 8 P: 16	R: 0 H: 1 E: 0 LOB: 1 K: 1 BB: 0 S: 6 P: 6	R: 0 H: 0 E: 0 LOB: 2 K: 0 BB: 2 S: 3 P: 11	R: 2 H: 2 E: 0 LOB: 0 K: 2 BB: 0 S: 9 P: 9	R: 0 H: 0 E: 0 LOB: 0 K: 0 BB: 0 S: 3 P: 3	R: 0 H: 1 E: 0 LOB: 1 K: 1 BB: 0 S: 6 P: 6	R: 3 H: 4 E: 1 LOB: 2 K: 1 BB: 0 S: 9 P: 9	R: 2 H: 1 E: 0 LOB: 2 K: 1 BB: 3 S: 6 P: 18	1B: 7 SF: 0 2B: 3 SAC: 0 3B: 0 DP: 0 HR: 1 HBP: 0						

		AB	37
		R	9
		H	11
		RBI	7
		BB	7
		SO	9
		LOB	15

WP: 1 PA: 44
PB: 0
SB: 1
CS: 1

PITCHER		IP	WLS	BF	H	R	ER	SO	BB	IBB	HBP	BLK	WP	HR	S	P	ERA	WHIP
Pete Redfern, R ERA: 5.19	(1, 1)	6.0	L	26	5	4	2	6	4	0	0	0	0	1	34	50	3.00	1.500
Bill Campbell, R ERA: 3.32	(7, 1)	3.0		18	6	5	5	3	2	1	0	0	1	0	21	33	15.00	2.667

PITCHER		IP	WLS	BF	H	R	ER	SO	BB	IBB	HBP	BLK	WP	HR	S	P	ERA	WHIP

Batter	1	2	3	4	5	6	7	8	9	AB	R	H	RBI	BB	SO	LOB
Steve Braun, L (1, 10) OBP: 0.340, SLG: 0.304	K		SH5-4 1B BB		G3 1B BB		1-2 BB		FC4-6 1B 1-2f 2-3 3-H	2	2	0	1	3	1	2
Roy Smalley, S (1, 6) OBP: 0.348, SLG: 0.274	K		SH5-4 1-2		G3 1-2		K		K	4	0	0	0	0	3	5
Rod Carew, L (1, 3) OBP: 0.394, SLG: 0.429 (9, 4)	CS BB		S 2-H 1B		2-H 1B			6-3	1-2 3-H 1B	4	0	3	3	1	0	0
Butch Wynegar, S (1, 2) OBP: 0.417, SLG: 0.460	CS 1-2	BB 1B	G4-6-3 1-2 BB			4-3		1B	F8	4	0	2	0	1	0	2
Mike Cubbage, L (1, 5) OBP: 0.369, SLG: 0.310 Craig Kusick, R (8, PH) OBP: 0.342, SLG: 0.515 (9, 3)		BB 1-2 BB	G4-6-3 1-2f			4-3		K		2 1	0 0	0 0	0 0	1 0	0 1	2 1
Larry Hisle, R (1, 7) OBP: 0.319, SLG: 0.346		F8		CS 1B		K		F3		4	0	1	0	0	1	3
Steve Brye, R (1, 8) OBP: 0.313, SLG: 0.328		K		L5 1-2			5-3		1B 1B FC4-6 1B	4	1	1	0	0	1	3
Dan Ford, R (1, 9) OBP: 0.307, SLG: 0.418		F9		F6			K		FC4-6 1B 1-2 1B	4	1	1	0	0	1	2
Bob Randall, R (1, 4) OBP: 0.298, SLG: 0.299 Tony Oliva, L (7, PH) OBP: 0.286, SLG: 0.263 Jerry Terrell, R (7, PR) OBP: 0.256, SLG: 0.256 (8, 4) (9, 5)			HR		6-3		BB 1B		FC4-6 1-2 2-3 1B	2 1 1	1 0 0	1 1 1	1 0 0	0 0 0	0 0 0	0 0 0
Inning Stats	R: 0 E: 0 K: 2 S: 6 H: 0 LOB: 0 BB: 1 P: 10	R: 0 E: 0 K: 1 S: 6 H: 1 LOB: 2 BB: 1 P: 10	R: 2 E: 0 K: 0 S: 4 H: 2 LOB: 1 BB: 2 P: 12	R: 0 E: 0 K: 0 S: 3 H: 1 LOB: 0 BB: 0 P: 3	R: 1 E: 0 K: 0 S: 3 H: 1 LOB: 1 BB: 1 P: 7	R: 0 E: 0 K: 1 S: 5 H: 0 LOB: 0 BB: 0 P: 5	R: 0 E: 0 K: 2 S: 8 H: 1 LOB: 2 BB: 1 P: 12	R: 0 E: 0 K: 1 S: 6 H: 1 LOB: 1 BB: 0 P: 6	R: 2 E: 0 K: 1 S: 9 H: 4 LOB: 2 BB: 0 P: 9	1B: 10 2B: 0 3B: 0 HR: 1	SF: 0 SAC: 1 DP: 1 HBP: 0			WP: 0 PB: 0 SB: 1 CS: 2	PA: 41		

PITCHER		IP	WLS	BF	H	R	ER	SO	BB	IBB	HBP	BLK	WP	HR	S	P	ERA	WHIP
Chris Knapp, R ERA: 6.23	(1, 1)	4.1		19	4	3	3	3	5	0	0	0	0	1	20	40	6.23	2.077
Pete Vuckovich, R ERA: 3.93	(5, 1)	2.1	W	9	2	0	0	2	1	0	0	0	0	0	12	16	0.00	1.286
Ken Brett, L ERA: 3.02	(7, 1)	2.1	S	12	5	2	2	3	0	0	0	0	0	0	18	18	7.71	2.143

PITCHER	IP	WLS	BF	H	R	ER	SO	BB	IBB	HBP	BLK	WP	HR	S	P	ERA	WHIP

BOTTOM

Chicago White Sox @ Minnesota Twins

Metropolitan Stadium, Bloomington , MI

Wed Jun 23 1976, 8:05 PM EDT

Att. 9,540 - Unknown

livebaseballscorecards.com

AB	33
R	5
H	11
RBI	5
BB	6
SO	8
LOB	20

Chicago White Sox @ Minnesota Twins

Metropolitan Stadium, Bloomington , MI

Thu Jun 24 1976, 4:33 AM EDT

Att. 12,790 - Unknown - 68 F

livebaseballscorecards.com

Batter	1	2	3	4	5	6	7	8	9	AB	R	H	RBI	BB	SO	LOB
Chet Lemon, R (1, 8) OBP: 0.333, SLG: 0.346	F7		F4			F5	G4-6-3 1-2f 2-3 3-H			4	0	0	0	0	0	3
Ralph Garr, L (1, 9) OBP: 0.319, SLG: 0.388	E3 BB		FC6-4 1-2f			K	K			4	0	0	0	0	2	2
Jorge Orta, L (1, 7) OBP: 0.289, SLG: 0.432	G4-6-3 1-2 BB			G4-6-3 1B		1B 1B		4-3		3	0	2	0	1	0	0
Pat Kelly, L (1, 10) OBP: 0.357, SLG: 0.439	G4-6-3 1-2f			G4-6-3 1-2f		1-2 1B		5-3		4	0	1	0	0	0	3
Jim Spencer, L (1, 3) OBP: 0.328, SLG: 0.368		F4		F4		F8		1-6-3		4	0	0	0	0	0	2
Bucky Dent, R (1, 6) OBP: 0.317, SLG: 0.333		F8			F7		1B HBP 1B 1B		F7	4	1	1	0	0	0	0
Brian Downing, R (1, 2) OBP: 0.333, SLG: 0.341		4-3			1-3		1B 1B 1-2 G4-6-3 HBP		4-3	2	1	0	0	0	0	0
Lamar Johnson, R (9, PH) OBP: 0.333, SLG: 0.362										1	0	0	0	0	0	0
Jack Brohamer, L (1, 4) OBP: 0.289, SLG: 0.367			6-3		1B		G4-6-3 1B 1-2 2-3 1B		1-3	4	0	2	0	0	0	0
Kevin Bell, R (1, 5) OBP: 0.310, SLG: 0.474			FC6-4 1B		1-3		G4-6-3 1-2 2-3 3-H 1B			3	0	2	1	0	0	1

Inning Stats	1	2	3	4	5	6	7	8	9	AB	R	H	RBI	BB	SO	LOB
	R: 0 E: 1 K: 0 S: 3	R: 0 E: 0 K: 0 S: 3	R: 0 E: 0 K: 0 S: 4	R: 0 E: 0 K: 0 S: 3	R: 0 E: 0 K: 0 S: 4	R: 0 E: 0 K: 1 S: 7	R: 2 E: 0 K: 1 S: 7	R: 0 E: 0 K: 0 S: 3	R: 0 E: 0 K: 0 S: 3	1B: 8 2B: 0 3B: 0 HR: 0	SF: 0 SAC: 0 DP: 3 HBP: 1	WP: 0 PB: 0 SB: 0 CS: 0	PA: 35			

PITCHER	IP	WLS	BF	H	R	ER	SO	BB	IBB	HBP	BLK	WP	HR	S	P	ERA	WHIP
Bill Singer, R (1, 1) ERA: 3.94	9.0	W	35	8	2	2	2	1	0	1	0	0	0	37	42	2.00	1.000

PITCHER	IP	WLS	BF	H	R	ER	SO	BB	IBB	HBP	BLK	WP	HR	S	P	ERA	WHIP

Chicago White Sox @ Minnesota Twins

Metropolitan Stadium, Bloomington , MI

Thu Jun 24 1976, 4:33 AM EDT

Att. 12,790 - Unknown - 68 F



livebaseballscorecards.com

Batter	1	2	3	4	5	6	7	8	9	AB	R	H	RBI	BB	SO	LOB
Steve Braun, L (1, 10) OBP: 0.341, SLG: 0.324	S S S 0-3 ① K		x 0-0 SH WP 1-2 1B	x 0-0 HR			x 0-0 ① 4-3	x 0-0 ② FC3-6 1-2f 2-3		5	2	2	1	0	1	2
Roy Smalley, S (1, 6) OBP: 0.346, SLG: 0.270	x 0-0 ② 6-3		x 0-0 SH WP 1-3 2-H 1B	x 0-0 ③ 3-1			B B B B 4-0 FC6-4 BB	x 0-0 ③ F7		3	1	0	0	1	0	2
Rod Carew, L (1, 3) OBP: 0.392, SLG: 0.424	x 0-0 ③ F7		B B B B 4-0 1B 2-3 3-H BB		x 0-0 ① L3		x 0-0 ② FC6-4 1B 1-2f			3	0	0	0	1	0	1
Butch Wynegar, S (1, 2) OBP: 0.414, SLG: 0.456		x 0-0 ① F4	x 0-0 ① F7		x 0-0 ② F6		x 0-0 BB 1-3 1B			4	0	1	0	0	0	2
Mike Cubbage, L (1, 5) OBP: 0.374, SLG: 0.310		x 0-0 ② L4	x 0-0 1-3 3-H 1B		x 0-0 ③ F6		B B B B 4-0 1-2 BB			3	0	1	1	1	0	0
Larry Hisle, R (1, 7) OBP: 0.318, SLG: 0.341		B B B B 4-0 BB BB	S S S 0-3 ② K			S S S 0-3 ① K	x 0-0 ③ F8			3	0	0	0	1	2	5
Steve Brye, R (1, 8) OBP: 0.319, SLG: 0.328		B B B B 4-0 1-2 BB	x 0-0 ③ 4-3			x 0-0 FC6-4 1B		S S S 0-3 ① K		3	0	1	0	1	1	2
Dan Ford, R (1, 9) OBP: 0.306, SLG: 0.416		x 0-0 ③ 5-3		S S S 0-3 ① K		x 0-0 ② F8		x 0-0 FC3-6 1B 1B		4	0	1	0	0	1	3
Bob Randall, R (1, 4) OBP: 0.302, SLG: 0.299			B B B B 4-0 1B SH BB	x 0-0 ② 6-3		x 0-0 ③ FC6-4 1-2f		x 0-0 FC3-6 1-2 1B		3	1	1	0	1	0	1

Inning Stats	1	2	3	4	5	6	7	8	9	AB	R	H	RBI	BB	SO	LOB
	R: 0 H: 0 E: 0 LOB: 0 K: 1 BB: 0 S: 5 P: 5	R: 0 H: 0 E: 0 LOB: 2 K: 0 BB: 2 S: 3 P: 11	R: 3 H: 2 E: 1 LOB: 2 K: 1 BB: 2 S: 8 P: 16	R: 1 H: 1 E: 0 LOB: 0 K: 1 BB: 0 S: 6 P: 6	R: 0 H: 0 E: 0 LOB: 0 K: 0 BB: 0 S: 3 P: 3	R: 0 H: 1 E: 0 LOB: 1 K: 1 BB: 0 S: 6 P: 6	R: 0 H: 1 E: 0 LOB: 3 K: 0 BB: 2 S: 4 P: 12	R: 0 H: 2 E: 0 LOB: 2 K: 1 BB: 0 S: 7 P: 7		1B: 6 SF: 0 2B: 0 SAC: 1 3B: 0 DP: 0 HR: 1 HBP: 0					WP: 1 PA: 38 PB: 0 SB: 0 CS: 0

PITCHER	IP	WLS	BF	H	R	ER	SO	BB	IBB	HBP	BLK	WP	HR	S	P	ERA	WHIP
Rich Gossage, R (1, 1) ERA: 2.77	8.0	L	38	7	4	3	5	6	0	0	0	1	1	42	66	3.38	1.625

PITCHER	IP	WLS	BF	H	R	ER	SO	BB	IBB	HBP	BLK	WP	HR	S	P	ERA	WHIP

AB	31
R	4
H	7
RBI	2
BB	6
SO	5
LOB	18

Minnesota Twins @ Oakland Athletics

Oakland-Alameda County Coliseum, Oakland, CA

Fri Jun 25 1976, 7:05 PM PDT

Att. 5,100 - Unknown - 80 F

TOP

livebaseballscorecards.com

Batter	1	2	3	4	5	6	7	8	9	AB	R	H	RBI	BB	SO	LOB
Steve Braun, L (1, 9) OBP: 0.337, SLG: 0.318 Luis Gomez, R (9, 6) OBP: 0.300, SLG: 0.286	G3		SH3-4 1-2 2-3		4-3			4-3		3 0	0 0	0 0	0 0	0 0	0 0	1 0
Roy Smalley, S (1, 6) OBP: 0.346, SLG: 0.271 Dan Ford, R (9, PH) OBP: 0.309, SLG: 0.418 (9, 9)	FC6-4 1B		K			F7			1B 1B	3 1	0 1	1 1	0 0	0 0	1 0	2 0
Rod Carew, L (1, 3) OBP: 0.393, SLG: 0.425	FC6-4 S 1-2f		6-3			G6-3 1B			1B SF8 1B 1-3	4	1	2	0	0	0	3
Butch Wynegar, S (1, 2) OBP: 0.412, SLG: 0.452	4-3 1-2			3-1		G6-3 1-2f			SF8 1B 1-2 3-H	4	0	1	1	0	0	2
Mike Cubbage, L (1, 5) OBP: 0.369, SLG: 0.308		F8		K			F9		SF8 1-2 2-3	4	0	1	0	0	1	0
Tony Oliva, L (1, 10) OBP: 0.240, SLG: 0.217		F8		K			1-3		K	4	0	0	0	0	2	3
Steve Brye, R (1, 8) OBP: 0.309, SLG: 0.320		F6			6-3		5-3		SF8 1-2 2-3 3-H	3	0	0	1	0	0	0
Larry Hisle, R (1, 7) OBP: 0.324, SLG: 0.345			SH3-4 BB 1B		1-3 1B			5-3	IBB	3	0	2	0	1	0	0
Bob Randall, R (1, 4) OBP: 0.304, SLG: 0.298 Craig Kusick, R (8, PH) OBP: 0.339, SLG: 0.510 Jerry Terrell, R (8, 4) OBP: 0.253, SLG: 0.253			SH3-4 BB 1-2		1-3 1-2			6-3	1-3	1 1 1	0 0 0	0 0 0	0 0 0	1 0 0	0 0 0	1 0 3
Inning Stats	R: 0 E: 0 K: 0 S: 4 H: 1 LOB: 1 BB: 0 P: 4	R: 0 E: 0 K: 0 S: 3 H: 0 LOB: 0 BB: 0 P: 3	R: 0 E: 0 K: 1 S: 6 H: 1 LOB: 2 BB: 1 P: 10	R: 0 E: 0 K: 2 S: 7 H: 0 LOB: 0 BB: 0 P: 7	R: 0 E: 0 K: 0 S: 4 H: 1 LOB: 1 BB: 0 P: 4	R: 0 E: 0 K: 0 S: 3 H: 1 LOB: 0 BB: 0 P: 3	R: 0 E: 0 K: 0 S: 3 H: 0 LOB: 0 BB: 0 P: 3	R: 0 E: 0 K: 0 S: 3 H: 0 LOB: 3 BB: 0 P: 3	R: 2 E: 0 K: 1 S: 9 H: 4 LOB: 3 BB: 1 P: 13	1B: 8 2B: 0 3B: 0 HR: 0 SF: 1 SAC: 1 DP: 1 HBP: 0						

	AB	32
	R	2
	H	8
	RBI	2
	BB	2
	SO	4
	LOB	15

WP: 0 PB: 0 SB: 1 CS: 0 PA: 36

PITCHER	IP	WLS	BF	H	R	ER	SO	BB	IBB	HBP	BLK	WP	HR	S	P	ERA	WHIP
Mike Torrez, R (1, 1) ERA: 3.78	8.0		28	4	0	0	3	1	0	0	0	0	0	33	37	0.00	0.625
Paul Lindblad, L (9, 1) ERA: 2.89	1.0	W	8	4	2	2	1	0	1	0	0	0	0	9	13	18.00	4.000

PITCHER	IP	WLS	BF	H	R	ER	SO	BB	IBB	HBP	BLK	WP	HR	S	P	ERA	WHIP

Batter	1	2	3	4	5	6	7	8	9	AB	R	H	RBI	BB	SO	LOB
Bill North, S (1, 8) OBP: 0.355, SLG: 0.349	0-0 1B G5-4-3 2B	0-0 ③ 6-3			0-0 ② F8			0-0 CS 1B		4	1	2	0	0	0	1
Bert Campaneris, R (1, 6) OBP: 0.319, SLG: 0.273	0-0 G5-4-3 2-3 1B		SSS 0-3 ① K		0-0 ③ F7			BBBB 4-0 ② WP 1-2 BB		3	0	1	0	1	1	1
Don Baylor, R (1, 7) OBP: 0.300, SLG: 0.358	0-0 ①② G5-4-3 1-2f 3-H		0-0 ② 6-3			0-0 ① 4-3		SSS 0-3 ③ K 1-2		4	0	0	0	0	1	2
Billy Williams, L (1, 10) OBP: 0.314, SLG: 0.349 Matt Alexander, S (9, PR) OBP: 0.048, SLG: 0.048	BBBB 4-0 BB 1B BB		0-0 ③ G1			0-0 ② 5-3			BBBB 4-0 1B FC5-2 BB	2 0	0 0	0 0	0 0	2 0	0 0	0 0
Sal Bando, R (1, 5) OBP: 0.326, SLG: 0.388	0-0 BB 1-2 1B			SSS 0-3 ① K		0-0 ③ 4-3			0-0 FC5-2 1-3 1B	4	1	2	0	0	1	0
Gene Tenace, R (1, 3) OBP: 0.397, SLG: 0.450	BBBB 4-0 1-2 2-3 BB			0-0 ② L5			0-0 ① F7		0-0 ① FC5-2 1-2 3-H 1B HR	3	1	0	0	1	0	2
Claudell Washington, L (1, 9) OBP: 0.271, SLG: 0.319	0-0 ③ F9			0-0 CS 1B			0-0 ② 1-3		0-0 1-2 2-H HR 1B	4	1	2	1	0	0	3
Tommy Sandt, R (1, 4) OBP: 0.154, SLG: 0.083 Ken McMullen, R (9, PH) OBP: 0.333, SLG: 0.458		0-0 ① F9		0-0 ③ CS 1-2	0-0 ① 5-3		0-0 ③ 5-3		0-0 1-H 2-H HR	3 1	0 1	0 1	0 3	0 0	0 0	0 0
Larry Haney, R (1, 2) OBP: 0.259, SLG: 0.226		0-0 ② 5-3			BBBB 4-0 BB			SSS 0-3 ① K		2	0	0	0	1	1	0
Inning Stats	R: 1 E: 0 K: 0 S: 5 H: 3 LOB: 3 BB: 2 P: 13	R: 0 E: 0 K: 0 S: 3 H: 0 LOB: 0 BB: 0 P: 3	R: 0 E: 0 K: 1 S: 5 H: 0 LOB: 0 BB: 0 P: 5	R: 0 E: 0 K: 1 S: 5 H: 1 LOB: 0 BB: 0 P: 5	R: 0 E: 0 K: 0 S: 3 H: 0 LOB: 1 BB: 1 P: 7	R: 0 E: 0 K: 0 S: 3 H: 0 LOB: 0 BB: 0 P: 3	R: 0 E: 0 K: 0 S: 3 H: 0 LOB: 0 BB: 0 P: 3	R: 0 E: 0 K: 2 S: 7 H: 1 LOB: 1 BB: 1 P: 11	R: 4 E: 0 K: 0 S: 4 H: 3 LOB: 1 BB: 1 P: 8	1B: 6 2B: 1 3B: 0 HR: 1	SF: 0 SAC: 0 DP: 1 HBP: 0						

PITCHER	IP	WLS	BF	H	R	ER	SO	BB	IBB	HBP	BLK	WP	HR	S	P	ERA	WHIP
Dave Goltz, R (1, 1) ERA: 3.97	8.0	L	32	6	3	3	4	5	0	0	0	1	0	35	55	3.38	1.375
Bill Campbell, R (9, 1) ERA: 3.58	0.1		3	2	2	2	0	0	0	0	0	0	1	3	3	54.00	6.000

PITCHER	IP	WLS	BF	H	R	ER	SO	BB	IBB	HBP	BLK	WP	HR	S	P	ERA	WHIP

BOTTOM

Minnesota Twins @ Oakland Athletics

Oakland-Alameda County Coliseum, Oakland, CA

Fri Jun 25 1976, 7:05 PM PDT

Att. 5,100 - Unknown - 80 F

livebaseballscorecards.com

AB	30
R	5
H	8
RBI	4
BB	5
SO	4
LOB	9

1B: 6	SF: 0	WP: 1	PA: 36
2B: 1	SAC: 0	PB: 0	
3B: 0	DP: 1	SB: 0	
HR: 1	HBP: 0	CS: 2	

Batter	1	2	3	4	5	6	7	8	9	AB	R	H	RBI	BB	SO	LOB
Steve Braun, L (1, 9) OBP: 0.341, SLG: 0.321	0-0 1B 2B 1B	BBB 4-0 HBP HR 1-2 2-3 BB	0-0 ③ FC4-6 1-2f		0-0 1B		0-0 ① 4-3 1-2 2-3	0-0 ③ 6-3		5	2	2	0	1	0	4
Roy Smalley, S (1, 6) OBP: 0.350, SLG: 0.274	0-0 2B 1-2 FC1-2 1B	H 1-0 HR 1-2 2-3 3-H HBP		0-0 ① F8	0-0 ② L8		0-0 FC6-4 2-H 3-H 1B		SSS 0-3 ① K	5	1	2	3	0	1	1
Rod Carew, L (1, 3) OBP: 0.397, SLG: 0.444 Craig Kusick, R (8, 3) OBP: 0.336, SLG: 0.505	0-0 FC1-2 1-3 2-H 2B	0-0 1-H 2-H 3-H HR		0-0 4-3 2B 1B	0-0 ③ F7		0-0 ② FC6-4 BB 1-2f 2B		0-0 ② F8	5 1	3 0	3 0	5 0	0 0	0 0	2 0
Butch Wynegar, S (1, 2) OBP: 0.415, SLG: 0.462 Glenn Borgmann, R (7, 2)	0-0 ① G3	0-0 2B		0-0 ② 4-3 1-2		BBB 0-0 2B	4-0 2B 1-2 BB		0-0 ③ F5	4 1	0 0	2 0	0 0	1 0	0 0	3 0
Mike Cubbage, L (1, 5) OBP: 0.371, SLG: 0.316	0-0 ② FC1-2 2-3 3-H	0-0 ② L8	BBBB 4-0 2B BB			0-0 ① L7	0-0 1-3 2-H 2B			4	1	1	1	1	0	4
Tony Oliva, L (1, 10) OBP: 0.233, SLG: 0.250	0-0 ③ L7	0-0 ③ F7		0-0 1B 1-H 2-H 2B		0-0 ② F5	0-0 ③ L9			5	0	1	2	0	0	6
Larry Hisle, R (1, 7) OBP: 0.322, SLG: 0.342	0-0 ① F8	0-0 ① 5-3	0-0 2-3 1B			0-0 ③ F4		0-0 ① F9		5	0	1	0	0	0	1
Steve Brye, R (1, 8) OBP: 0.319, SLG: 0.331	0-0 BB 1B HBP 1B	0-0 ② F9	SSS 0-3 ③ K				0-0 4-3 1B 1B 1B	0-0 WP 1B		5	2	3	0	0	1	2
Bob Randall, R (1, 4) OBP: 0.307, SLG: 0.301	0-0 HBP BB 1-2 HR 1B	0-0 E6 FC4-6			0-0 ① G3		0-0 4-3 1-2 1B 1B	0-0 ② F7 1-2		5	2	2	0	0	0	1
Inning Stats	R: 1 E: 0 K: 0 S: 6 / H: 3 LOB: 2 BB: 0 P: 6	R: 5 E: 0 K: 0 S: 7 / H: 4 LOB: 1 BB: 1 P: 12	R: 0 E: 1 K: 0 S: 4 / H: 0 LOB: 1 BB: 0 P: 4	R: 2 E: 0 K: 1 S: 8 / H: 3 LOB: 2 BB: 1 P: 12	R: 0 E: 0 K: 0 S: 4 / H: 0 LOB: 1 BB: 0 P: 4	R: 0 E: 0 K: 0 S: 4 / H: 1 LOB: 1 BB: 0 P: 4	R: 3 E: 0 K: 0 S: 7 / H: 4 LOB: 2 BB: 1 P: 11	R: 0 E: 0 K: 0 S: 4 / H: 1 LOB: 1 BB: 0 P: 4	R: 0 E: 0 K: 1 S: 5 / H: 0 LOB: 0 BB: 0 P: 5	1B: 11 2B: 5 3B: 0 HR: 1	SF: 0 SAC: 0 DP: 0 HBP: 1					

PITCHER		IP	WLS	BF	H	R	ER	SO	BB	IBB	HBP	BLK	WP	HR	S	P	ERA	WHIP
Paul Mitchell, R ERA: 5.43	(1, 1)	6.1	L	38	15	11	11	1	2	0	1	0	0	1	37	46	15.63	2.684
Stan Bahnsen, R ERA: 3.24	(7, 1)	2.2		11	2	0	0	1	1	0	0	0	1	0	12	16	0.00	1.125

PITCHER	IP	WLS	BF	H	R	ER	SO	BB	IBB	HBP	BLK	WP	HR	S	P	ERA	WHIP

TOP

Minnesota Twins @ Oakland Athletics

Oakland-Alameda County Coliseum, Oakland, CA

Sat Jun 26 1976, 3:33 AM PDT
Att. 4,729 - Unknown - 85 F

livebaseballscorecards.com

AB	45
R	11
H	17
RBI	11
BB	3
SO	2
LOB	24

WP: 1 PA: 49
PB: 0
SB: 0
CS: 0

Batter	1	2	3	4	5	6	7	8	9	AB	R	H	RBI	BB	SO	LOB
Bill North, S (1, 8) OBP: 0.354, SLG: 0.348	4-3		3-1		K			BLK 1B SF9 1B		4	1	1	0	0	1	0
Bert Campaneris, R (1, 6) OBP: 0.316, SLG: 0.270	G3		6-3			5-3				3	0	0	0	0	0	0
Ken McMullen, R (7, 4) OBP: 0.341, SLG: 0.466 (7, 5)								SF9 BLK 1B		1	0	1	0	0	0	0
Don Baylor, R (1, 7) OBP: 0.306, SLG: 0.360	BB		S 1B			BB		SF9		1	0	1	1	2	0	0
Billy Williams, L (1, 10) OBP: 0.309, SLG: 0.342	F8		G3			F8		F5		4	0	0	0	0	0	4
Sal Bando, R (1, 5) (7, 6) OBP: 0.322, SLG: 0.382		F8		K		L7		L7		4	0	0	0	0	1	2
Gene Tenace, R (1, 3) OBP: 0.393, SLG: 0.438		F6		F9			BB	G6-4-3 BB	4-3	3	0	0	0	1	0	0
Claudell Washington, L (1, 9) OBP: 0.271, SLG: 0.318		2B 1B		4-3			G6-4-3		F9	4	1	1	0	0	0	1
Tommy Sandt, R (1, 4) (7, 6) (7, 4) OBP: 0.176, SLG: 0.188					F7		6-3		F3	4	0	1	1	0	0	0
Tim Hosley, R (1, 2) OBP: 0.266, SLG: 0.250		F7			1-3			1B 1B BLK BB		2	1	0	0	1	0	1
Inning Stats	R: 0 H: 0 E: 0 LOB: 1 K: 0 BB: 1 S: 3 P: 7	R: 1 H: 2 E: 0 LOB: 1 K: 0 BB: 0 S: 5 P: 5	R: 0 H: 1 E: 0 LOB: 1 K: 0 BB: 0 S: 4 P: 4	R: 0 H: 0 E: 0 LOB: 0 K: 1 BB: 0 S: 5 P: 5	R: 0 H: 0 E: 0 LOB: 0 K: 1 BB: 0 S: 5 P: 5	R: 0 H: 0 E: 0 LOB: 1 K: 0 BB: 1 S: 3 P: 7	R: 0 H: 0 E: 0 LOB: 0 K: 0 BB: 1 S: 2 P: 6	R: 2 H: 2 E: 0 LOB: 1 K: 0 BB: 1 S: 5 P: 9	R: 0 H: 0 E: 0 LOB: 0 K: 0 BB: 0 S: 3 P: 3	1B: 4 SF: 1 2B: 1 SAC: 0 3B: 0 DP: 1 HR: 0 HBP: 0						

PITCHER	IP	WLS	BF	H	R	ER	SO	BB	IBB	HBP	BLK	WP	HR	S	P	ERA	WHIP
Jim Hughes, R (1, 1) ERA: 5.1	8.0	W	32	5	3	3	2	4	0	0	1	0	0	32	48	3.38	1.125
Tom Burgmeier, L (9, 1) ERA: 1.75	1.0		3	0	0	0	0	0	0	0	0	0	0	3	3	0.00	0.000

PITCHER	IP	WLS	BF	H	R	ER	SO	BB	IBB	HBP	BLK	WP	HR	S	P	ERA	WHIP

BOTTOM

Minnesota Twins @ Oakland Athletics

Oakland-Alameda County Coliseum, Oakland, CA

Sat Jun 26 1976, 3:33 AM PDT

Att. 4,729 - Unknown - 85 F

livebaseballscorecards.com

AB	30
R	3
H	5
RBI	2
BB	4
SO	2
LOB	8

WP: 0 PA: 35
PB: 0
SB: 2
CS: 0

Minnesota Twins @ Oakland Athletics

Oakland-Alameda County Coliseum, Oakland, CA

Sun Jun 27 1976, 3:33 AM PDT

Att. 4,798 - Unknown - 92 F

livebaseballscorecards.com

Batter	1	2	3	4	5	6	7	8	9	AB	R	H	RBI	BB	SO	LOB
Steve Braun, L (1, 10) OBP: 0.338, SLG: 0.317	F8		F7			1B 1B 4-3 1B 1-2 3-H	K		4-3	5	1	1	1	0	1	4
Roy Smalley, S (1, 6) OBP: 0.347, SLG: 0.271	1-3			F7		4-3 1B 1-2 2-H		K		2	0	0	0	0	0	0
Craig Kusick, R (6, PH) OBP: 0.339, SLG: 0.505 (6, 3)										2	0	1	1	0	1	0
Rod Carew, L (1, 3) OBP: 0.395, SLG: 0.441 (6, 4)	F7			6-3		4-3 1-2 2-3		K		4	0	1	0	0	1	0
Butch Wynegar, S (1, 2) OBP: 0.409, SLG: 0.454		G3		3-1		F4		4-3		4	0	0	0	0	0	3
Mike Cubbage, L (1, 5) OBP: 0.367, SLG: 0.313		F6			F6	4-3 1-2 2-3 3-H			BB 1B	4	0	1	1	0	0	2
Larry Hisle, R (1, 7) OBP: 0.321, SLG: 0.341		S 1B			6-3	1-3			K	4	0	1	0	0	1	4
Dan Ford, R (1, 9) OBP: 0.304, SLG: 0.411		F7 1-2			F7		F7		K	4	0	0	0	0	1	2
Steve Brye, R (1, 8) OBP: 0.338, SLG: 0.346			G6-4-3 1B			1B 1B 1B	BB		BB 1-2 1B	3	1	3	0	1	0	0
Bob Randall, R (1, 4) OBP: 0.305, SLG: 0.299			G6-4-3 1-2f			1B 1B 1-3 1B	F7		BB 1-2 2-3 BB	1	0	0	0	0	0	1
Lyman Bostock, L (6, PH) OBP: 0.376, SLG: 0.431										1	0	1	0	0	0	0
Jerry Terrell, R (6, PR) OBP: 0.253, SLG: 0.253 (6, 6)										0	1	0	0	0	0	0
Tony Oliva, L (7, PH) OBP: 0.226, SLG: 0.241										1	0	0	0	0	0	1
Luis Gomez, R (7, 6) OBP: 0.300, SLG: 0.286										0	0	0	0	0	0	0
Phil Roof, R (9, PH) OBP: 0.255, SLG: 0.289										0	0	0	1	0	0	0
Eddie Bane, R (9, PR)										0	0	0	0	0	0	0
Inning Stats	R: 0 E: 0 K: 0 S: 3 H: 0 LOB: 0 BB: 0 P: 3	R: 0 E: 0 K: 0 S: 4 H: 1 LOB: 1 BB: 0 P: 4	R: 0 E: 0 K: 0 S: 3 H: 1 LOB: 0 BB: 0 P: 3	R: 0 E: 0 K: 0 S: 3 H: 0 LOB: 0 BB: 0 P: 3	R: 0 E: 0 K: 0 S: 3 H: 0 LOB: 0 BB: 0 P: 3	R: 3 E: 0 K: 0 S: 8 H: 5 LOB: 3 BB: 0 P: 8	R: 0 E: 0 K: 1 S: 5 H: 0 LOB: 1 BB: 1 P: 9	R: 0 E: 0 K: 2 S: 7 H: 0 LOB: 0 BB: 0 P: 7	R: 0 E: 0 K: 2 S: 9 H: 2 LOB: 3 BB: 1 P: 13	1B: 9 2B: 0 3B: 0 HR: 0 SF: 0 SAC: 0 DP: 1 HBP: 0	WP: 0 PB: 0 SB: 1 CS: 0 PA: 37					

TOP

AB	35
R	3
H	9
RBI	3
BB	2
SO	5
LOB	17

PITCHER		IP	WLS	BF	H	R	ER	SO	BB	IBB	HBP	BLK	WP	HR	S	P	ERA	WHIP
Dick Bosman, R ERA: 2.9	(1, 1)	5.0	W	19	5	3	3	0	0	0	0	0	0	0	19	19	5.40	1.000
Paul Lindblad, L ERA: 2.86	(6, 1)	0.2		4	2	0	0	0	0	0	0	0	0	0	4	4	0.00	3.000
Rollie Fingers, R ERA: 3.31	(6, 1)	3.1	S	14	2	0	0	5	2	0	0	0	0	0	22	30	0.00	1.200

PITCHER		IP	WLS	BF	H	R	ER	SO	BB	IBB	HBP	BLK	WP	HR	S	P	ERA	WHIP

Batter	1	2	3	4	5	6	7	8	9	AB	R	H	RBI	BB	SO	LOB
Bill North, S (1, 8) OBP: 0.352, SLG: 0.350	SH1-4 3B 2B		K		F2		K			4	1	1	0	0	2	1
Bert Campaneris, R (1, 6) OBP: 0.313, SLG: 0.267	SH1-4 2-3		F7		F3		K2-3			3	0	0	0	0	1	1
Don Baylor, R (1, 10) OBP: 0.305, SLG: 0.358	K		HR 1B		F7			K		4	1	1	0	0	2	2
Sal Bando, R (1, 5) OBP: 0.331, SLG: 0.414	3B BB		1-H HR			FC1-5 BB 1B		HR		3	3	3	3	1	0	0
Gene Tenace, R (1, 3) OBP: 0.403, SLG: 0.461	1-H 3-H 3B		F7			1-2 FC1-5 1B BB		FC5-4 1B		3	0	2	2	1	0	0
Joe Rudi, R (1, 7) OBP: 0.332, SLG: 0.454	F9		F9			FC1-5 1B 1-2 2-3f		FC5-4 1-2f		4	0	0	0	0	0	4
Claudell Washington, L (1, 9) OBP: 0.271, SLG: 0.317		F7	F9			1-2 2-H 1B		K		4	0	1	0	0	1	1
Phil Garner, R (1, 4) OBP: 0.310, SLG: 0.403		F3	6-3			L7				3	0	0	0	0	0	2
Larry Haney, R (1, 2) OBP: 0.260, SLG: 0.222		F3		BB			6-3			2	0	0	0	1	0	0
Inning Stats	R: 2 E: 0 K: 1 S: 7 H: 2 LOB: 1 BB: 1 P: 11	R: 0 E: 0 K: 0 S: 3 H: 0 LOB: 0 BB: 0 P: 3	R: 2 E: 0 K: 1 S: 7 H: 2 LOB: 0 BB: 0 P: 7	R: 0 E: 0 K: 0 S: 3 H: 0 LOB: 0 BB: 0 P: 3	R: 0 E: 0 K: 0 S: 3 H: 0 LOB: 1 BB: 1 P: 7	R: 0 E: 0 K: 0 S: 4 H: 2 LOB: 2 BB: 1 P: 8	R: 0 E: 0 K: 2 S: 7 H: 0 LOB: 0 BB: 0 P: 7	R: 1 E: 0 K: 2 S: 9 H: 2 LOB: 1 BB: 0 P: 9		1B: 4 2B: 1 3B: 1 HR: 2	SF: 0 SAC: 1 DP: 0 HBP: 0						

BOTTOM

Minnesota Twins @ Oakland Athletics

Oakland-Alameda County Coliseum, Oakland, CA

Sun Jun 27 1976, 3:33 AM PDT

Att. 4,798 - Unknown - 92 F

livebaseballscorecards.com

AB	30
R	5
H	8
RBI	5
BB	3
SO	6
LOB	11

PITCHER		IP	WLS	BF	H	R	ER	SO	BB	IBB	HBP	BLK	WP	HR	S	P	ERA	WHIP
Pete Redfern, R ERA: 5.45	(1, 1)	5.0	L	23	5	4	4	2	3	0	0	0	0	1	24	36	7.20	1.600
Bill Campbell, R ERA: 3.56	(6, 1)	3.0		11	3	1	1	4	0	0	0	0	0	1	19	19	3.00	1.000

PITCHER	IP	WLS	BF	H	R	ER	SO	BB	IBB	HBP	BLK	WP	HR	S	P	ERA	WHIP

Kansas City Royals @ Minnesota Twins

Metropolitan Stadium, Bloomington , MI

Mon Jun 28 1976, 8:05 PM EDT

Att. 6,170 - Unknown - 74 F

livebaseballscorecards.com

Batter	1	2	3	4	5	6	7	8	9	AB	R	H	RBI	BB	SO	LOB
Jim Wohlford, R (1, 9) OBP: 0.305, SLG: 0.330	S S S 0-3 K ①		x 0-0 SF9 S WP 2-3 1B		x 0-0 SH3-4 1-2 ①		x 0-0 CS 1B		x 0-0 F8 ②	4	1	2	0	0	1	0
Amos Otis, R (1, 8) OBP: 0.378, SLG: 0.523	x 0-0 F9 ②		B B B B 4-0 WP 1-2 BB		x 0-0 2-H 2B		S S S 0-3 K ① ② 1-2		S S S 0-3 K ③	4	0	1	1	1	2	1
George Brett, L (1, 5) OBP: 0.401, SLG: 0.500	x 0-0 F7 ③		x 0-0 SF9 ② 2-3 3-H		x 0-0 6-3 ②		x 0-0 F7 ③			3	0	0	1	0	0	1
John Mayberry, L (1, 3) OBP: 0.333, SLG: 0.405		S S S 0-3 K ①	B B B B 4-0 1-2 3-H BB		x 0-0 F8 ③			x 0-0 1B 1B		3	0	1	0	1	1	1
Hal McRae, R (1, 7) OBP: 0.402, SLG: 0.459		x 0-0 F9 ②	x 0-0 F9 ③			x 0-0 CS 1B		x 0-0 F9 ①		4	0	1	0	0	0	3
Tony Solaita, L (1, 10) OBP: 0.300, SLG: 0.311		B B B B 4-0 BB		x 0-0 G3 ①		B B B B 4-0 FC4-6 1-2 BB ①		x 0-0 F8 ②		2	0	0	0	2	0	1
Frank White, R (1, 4) OBP: 0.262, SLG: 0.283		S S S 0-3 K ③		x 0-0 5-3 ②		x 0-0 FC4-6 1B 1-2f ②		x 0-0 1-2 1B		4	0	1	0	0	1	2
Freddie Patek, R (1, 6) OBP: 0.365, SLG: 0.356			B B B B 4-0 1B S SF9 BB	x 0-0 F8 ③		x 0-0 S 1-3 1B		S S S 0-3 K ③		3	1	1	0	1	1	2
Buck Martinez, R (1, 2) OBP: 0.299, SLG: 0.451			x 0-0 L3 ① 1-2		B B B B 4-0 SH3-4 2B BB	S S S 0-3 K ③ 1-2			x 0-0 2-3 ①	2	1	0	0	1	1	3
Jamie Quirk, L (9, PH) OBP: 0.250, SLG: 0.350										1	0	0	0	0	0	0

Inning Stats	1	2	3	4	5	6	7	8	9		
	R: 0 H: 0 E: 0 LOB: 0 K: 1 BB: 0 S: 5 P: 5	R: 0 H: 0 E: 0 LOB: 1 K: 2 BB: 1 S: 7 P: 11	R: 2 H: 1 E: 0 LOB: 2 K: 0 BB: 3 S: 4 P: 16	R: 0 H: 0 E: 0 LOB: 0 K: 0 BB: 0 S: 3 P: 3	R: 1 H: 1 E: 0 LOB: 1 K: 0 BB: 1 S: 4 P: 8	R: 0 H: 2 E: 0 LOB: 2 K: 1 BB: 1 S: 6 P: 10	R: 0 H: 1 E: 0 LOB: 0 K: 1 BB: 0 S: 5 P: 5	R: 0 H: 2 E: 0 LOB: 2 K: 1 BB: 0 S: 7 P: 7	R: 0 H: 0 E: 0 LOB: 0 K: 1 BB: 0 S: 5 P: 5	1B: 6 SF: 1 2B: 1 SAC: 1 3B: 0 DP: 0 HR: 0 HBP: 0	WP: 1 PA: 38 PB: 0 SB: 3 CS: 2

PITCHER		IP	WLS	BF	H	R	ER	SO	BB	IBB	HBP	BLK	WP	HR	S	P	ERA	WHIP
Bill Singer, R ERA: 3.93	(1, 1)	7.0		30	5	3	3	5	6	0	0	0	1	0	34	58	3.86	1.571
Bill Campbell, R ERA: 3.45	(8, 1)	2.0	W	8	2	0	0	2	0	0	0	0	0	0	12	12	0.00	1.000

PITCHER	IP	WLS	BF	H	R	ER	SO	BB	IBB	HBP	BLK	WP	HR	S	P	ERA	WHIP

TOP	
AB	30
R	3
H	7
RBI	2
BB	6
SO	7
LOB	14

Batter	1	2	3	4	5	6	7	8	9	AB	R	H	RBI	BB	SO	LOB
Steve Braun, L (1, 7) OBP: 0.336, SLG: 0.316 Steve Brye, R (8, PH) OBP: 0.336, SLG: 0.343 (9, 9)	S 1B	6-3			F5		F2	F7		4 1	0 0	1 0	0 0	0 0	0 0	3 3
Roy Smalley, S (1, 6) OBP: 0.349, SLG: 0.268	F7 1-2		1-3		BB FC4-6		BB 1-2 2-3			2	0	0	0	2	0	1
Rod Carew, L (1, 3) OBP: 0.393, SLG: 0.436	F5		BB CS		FC4-6 1-2f		1-3			3	0	0	0	1	0	5
Butch Wynegar, S (1, 2) OBP: 0.407, SLG: 0.448	L1		HBP FC4-6 1-2			G3		F8		3	0	0	0	0	0	1
Lyman Bostock, L (1, 8) OBP: 0.379, SLG: 0.429		1B 1B 1B	FC4-6 1-2f			L3		BB E		3	2	1	0	1	0	1
Tony Oliva, L (1, 10) OBP: 0.229, SLG: 0.273 Jerry Terrell, R (8, PR) OBP: 0.253, SLG: 0.253	F5	6-3			4-3			E4 1-H SF7 2B		4 0	0 1	1 0	1 0	0 0	0 0	1 0
Mike Cubbage, L (1, 5) OBP: 0.371, SLG: 0.314	1B 1-2 SH2-4 1B	L9					F7	SF7 IBB		3	1	1	0	1	0	0
Dan Ford, R (1, 9) OBP: 0.308, SLG: 0.412 Larry Hisle, R (8, 9) OBP: 0.320, SLG: 0.341 (9, 7)	SH2-4 1-3 2-H 1B	K					BB 1B HBP	SF7 1-2 3-H		2 0	0 0	1 0	1 0	0 0	1 0	0 0
Bob Randall, R (1, 4) OBP: 0.310, SLG: 0.301	SH2-4 1-2 3-H				4-3		BB 1-2 1B	BB		2	0	1	1	1	0	0
Inning Stats	R: 0 E: 0 K: 0 S: 4 H: 1 LOB: 1 BB: 0 P: 4	R: 2 E: 0 K: 0 S: 6 H: 3 LOB: 1 BB: 0 P: 6	R: 0 E: 0 K: 0 S: 2 H: 0 LOB: 1 BB: 1 P: 7	R: 0 E: 0 K: 1 S: 5 H: 0 LOB: 0 BB: 0 P: 5	R: 0 E: 0 K: 0 S: 3 H: 0 LOB: 1 BB: 1 P: 7	R: 0 E: 0 K: 0 S: 3 H: 0 LOB: 0 BB: 0 P: 3	R: 0 E: 0 K: 0 S: 4 H: 1 LOB: 3 BB: 1 P: 9	R: 2 E: 1 K: 0 S: 4 H: 1 LOB: 3 BB: 3 P: 16		1B: 5 2B: 1 3B: 0 HR: 0	SF: 1 SAC: 1 DP: 0 HBP: 2					

BOTTOM

Kansas City Royals @ Minnesota Twins

Metropolitan Stadium, Bloomington , MI

Mon Jun 28 1976, 8:05 PM EDT

Att. 6,170 - Unknown - 74 F

livebaseballscorecards.com

AB	27
R	4
H	6
RBI	4
BB	6
SO	1
LOB	15

WP: 0 PB: 0 SB: 1 CS: 1 PA: 37

PITCHER		IP	WLS	BF	H	R	ER	SO	BB	IBB	HBP	BLK	WP	HR	S	P	ERA	WHIP
Dennis Leonard, R ERA: 3.06	(1, 1)	7.0		30	5	2	2	1	3	0	2	0	0	0	27	41	2.57	1.143
Mark Littell, R ERA: 2.98	(8, 1)	0.2	L	6	1	2	1	0	2	1	0	0	0	0	3	15	13.50	4.500
Tom Hall, L ERA: 3.48	(8, 1)	0.1		1	0	0	0	0	0	0	0	0	0	0	1	1	0.00	0.000

PITCHER	IP	WLS	BF	H	R	ER	SO	BB	IBB	HBP	BLK	WP	HR	S	P	ERA	WHIP

Batter	1	2	3	4	5	6	7	8	9	10	AB	R	H	RBI	BB	SO	LOB
Jim Wohlford, R (1, 9) OBP: 0.298, SLG: 0.322	6-3		6-3			F4 1-2			SH3-4 1-2		3	0	0	0	0	0	1
Amos Otis, R (1, 8) OBP: 0.373, SLG: 0.515	6-3			4-3		5-3			6-3		4	0	0	0	0	0	1
George Brett, L (1, 5) OBP: 0.399, SLG: 0.495	4-3			4-3			L8		BB		3	0	0	0	1	0	0
John Mayberry, L (1, 3) OBP: 0.329, SLG: 0.398		6-3		F5			4-3		G3		4	0	0	0	0	0	2
Hal McRae, R (1, 7) OBP: 0.400, SLG: 0.456		6-3			1-3		F8			E6 6-3 SF8 1B	4	1	1	0	0	0	0
Tony Solaita, L (1, 10) OBP: 0.297, SLG: 0.308		1B			F8			K		6-3 2-3	4	0	1	0	0	1	1
Bob Stinson, S (1, 2) OBP: 0.343, SLG: 0.319		L8			BB FC6-4			G3		BB	2	0	0	0	2	0	1
Freddie Patek, R (1, 6) OBP: 0.359, SLG: 0.351			F8		FC6-4 1-2f			K		SF8 3-H	3	0	0	1	0	1	1
Frank White, R (1, 4) OBP: 0.267, SLG: 0.284			6-3			BB CS			1B SH3-4	6-3	3	0	1	0	1	0	1

TOP

Kansas City Royals @ Minnesota Twins

Metropolitan Stadium, Bloomington , MI

Tue Jun 29 1976, 8:05 PM EDT

Att. 6,201 - Unknown - 71 F

livebaseballscorecards.com

AB	30
R	1
H	3
RBI	1
BB	4
SO	2
LOB	8

Inning Stats	1	2	3	4	5	6	7	8	9	10	1B: 3	SF: 1	WP: 0	PA: 36
R:	0	0	0	0	0	0	0	0	0	1	2B: 0	SAC: 1	PB: 0	
E:	0	0	0	0	0	0	0	0	0	1	3B: 0	DP: 0	SB: 0	
K:	0	0	0	0	0	0	0	2	0	0	HR: 0	HBP: 0	CS: 1	
S:	3	4	3	3	3	2	3	7	4	4				
H:	0	1	0	0	0	0	0	0	1	1				
LOB:	0	1	0	0	1	0	0	0	2	1				
BB:	0	0	0	0	1	1	0	0	1	1				
P:	3	4	3	3	7	6	3	7	8	8				

PITCHER	IP	WLS	BF	H	R	ER	SO	BB	IBB	HBP	BLK	WP	HR	S	P	ERA	WHIP
Dave Goltz, R (1, 1) ERA: 3.65	10.0	L	36	3	1	0	2	4	0	0	0	0	0	36	52	0.00	0.700

PITCHER	IP	WLS	BF	H	R	ER	SO	BB	IBB	HBP	BLK	WP	HR	S	P	ERA	WHIP

Batter	1	2	3	4	5	6	7	8	9	10	AB	R	H	RBI	BB	SO	LOB
Steve Braun, L (1, 7) OBP: 0.335, SLG: 0.315	L9		4-3			FC6 1B			L7		4	0	1	0	0	0	0
Roy Smalley, S (1, 6) OBP: 0.348, SLG: 0.268	F7			K		FC6 1-2f			G4-6-3 1B		4	0	1	0	0	1	1
Rod Carew, L (1, 3) OBP: 0.388, SLG: 0.430	6-3			6-3			6-3		G4-6-3 1-2f		4	0	0	0	0	0	1
Butch Wynegar, S (1, 2) OBP: 0.404, SLG: 0.444 Dan Ford, R (10, PR) OBP: 0.308, SLG: 0.412		4-3		G3			4-3			G4-3 1B	4 0	0 0	1 0	0 0	0 0	0 0	0 0
Lyman Bostock, L (1, 8) OBP: 0.381, SLG: 0.428		4-3 1B			BB G6-3		3-1			G4-3 1-2f	3	0	1	0	1	0	1
Tony Oliva, L (1, 10) OBP: 0.205, SLG: 0.243		4-3 1-2			G6-3 1-2f			4-3		K	4	0	0	0	0	1	3
Mike Cubbage, L (1, 5) OBP: 0.370, SLG: 0.324		4-3			L7			2B			3	0	1	0	0	0	1
Larry Hisle, R (1, 9) OBP: 0.317, SLG: 0.337			F9			5-3		K			3	0	0	0	0	1	1
Bob Randall, R (1, 4) OBP: 0.307, SLG: 0.298 Craig Kusick, R (8, PH) OBP: 0.336, SLG: 0.500 Jerry Terrell, R (9, 4) OBP: 0.253, SLG: 0.253			F7			F7		K			2 1 0	0 0 0	0 0 0	0 0 0	0 0 0	0 1 0	0 1 0
Inning Stats	R: 0 E: 0 K: 0 S: 3 H: 0 LOB: 0 BB: 0 P: 3	R: 0 E: 0 K: 0 S: 4 H: 1 LOB: 1 BB: 0 P: 4	R: 0 E: 0 K: 0 S: 3 H: 0 LOB: 0 BB: 0 P: 3	R: 0 E: 0 K: 1 S: 5 H: 0 LOB: 0 BB: 0 P: 5	R: 0 E: 0 K: 0 S: 2 H: 0 LOB: 0 BB: 1 P: 6	R: 0 E: 0 K: 0 S: 4 H: 1 LOB: 1 BB: 0 P: 4	R: 0 E: 0 K: 0 S: 3 H: 0 LOB: 0 BB: 0 P: 3	R: 0 E: 0 K: 2 S: 8 H: 1 LOB: 1 BB: 0 P: 8	R: 0 E: 0 K: 0 S: 3 H: 1 LOB: 0 BB: 0 P: 3	R: 0 E: 0 K: 1 S: 5 H: 1 LOB: 1 BB: 0 P: 5	1B: 4 2B: 1 3B: 0 HR: 0 SF: 0 SAC: 0 DP: 3 HBP: 0						

PITCHER	IP	WLS	BF	H	R	ER	SO	BB	IBB	HBP	BLK	WP	HR	S	P	ERA	WHIP
Al Fitzmorris, R (1, 1) ERA: 3.28	10.0	W	33	5	0	0	4	1	0	0	0	0	0	40	44	0.00	0.600

PITCHER	IP	WLS	BF	H	R	ER	SO	BB	IBB	HBP	BLK	WP	HR	S	P	ERA	WHIP

BOTTOM

Kansas City Royals @ Minnesota Twins

Metropolitan Stadium, Bloomington , MI

Tue Jun 29 1976, 8:05 PM EDT

Att. 6,201 - Unknown - 71 F

livebaseballscorecards.com

AB	32
R	0
H	5
RBI	0
BB	1
SO	4
LOB	9

WP: 0 PB: 0 SB: 0 CS: 0 PA: 33

Batter	1	2	3	4	5	6	7	8	9	AB	R	H	RBI	BB	SO	LOB
Jim Wohlford, R (1, 7) OBP: 0.304, SLG: 0.317	F7		BBB 4-0 CS BB		F6			BBB 4-0 SH3-4 1B BB		2	1	0	0	2	0	0
Amos Otis, R (1, 8) OBP: 0.370, SLG: 0.509	SSS 0-3 K		0-0 6-3 1-2		0-0 F8			0-0 SH3-4 1-2		3	0	0	0	0	1	1
George Brett, L (1, 5) OBP: 0.403, SLG: 0.505	0-0 1B			0-0 6-3		0-0 G6-4-3 3B		0-0 1B 2-H 1B		4	1	3	1	0	0	0
John Mayberry, L (1, 3) OBP: 0.331, SLG: 0.398	SSS 0-3 K			0-0 F8		BBB 4-0 G6-4-3 BB		0-0 2-3 1B		3	0	1	0	1	1	1
Hal McRae, R (1, 10) OBP: 0.398, SLG: 0.453		0-0 F7		0-0 2B 1B		0-0 G6-4-3 1-2f 3-H		0-0 L4		4	1	1	0	0	0	3
Al Cowens, R (1, 9) OBP: 0.301, SLG: 0.327		0-0 F4		0-0 1-H 2B 2B		0-0 F3		0-0 L9		4	1	1	1	0	0	2
Buck Martinez, R (1, 2) OBP: 0.306, SLG: 0.481		0-0 3B		0-0 2-H 2B			SSS 0-3 K		SSS 0-3 K	4	0	2	1	0	2	0
Freddie Patek, R (1, 6) OBP: 0.353, SLG: 0.344		SSS 0-3 K		SSS 0-3 K			0-0 F9		0-0 L8	4	0	0	0	0	2	2
Frank White, R (1, 4) OBP: 0.262, SLG: 0.278			0-0 F8		0-0 F8		0-0 F8		0-0 5-3	4	0	0	0	0	0	0
Inning Stats	R: 0 H: 1 E: 0 LOB: 1 K: 2 BB: 0 S: 8 P: 8	R: 0 H: 1 E: 0 LOB: 1 K: 1 BB: 0 S: 6 P: 6	R: 0 H: 0 E: 0 LOB: 0 K: 0 BB: 1 S: 2 P: 6	R: 2 H: 3 E: 0 LOB: 1 K: 1 BB: 0 S: 8 P: 8	R: 0 H: 0 E: 0 LOB: 0 K: 0 BB: 0 S: 3 P: 3	R: 1 H: 1 E: 0 LOB: 0 K: 0 BB: 1 S: 3 P: 7	R: 0 H: 0 E: 0 LOB: 0 K: 1 BB: 0 S: 5 P: 5	R: 1 H: 2 E: 0 LOB: 2 K: 0 BB: 1 S: 5 P: 9	R: 0 H: 0 E: 0 LOB: 0 K: 1 BB: 0 S: 5 P: 5	1B: 4 SF: 0 2B: 2 SAC: 1 3B: 2 DP: 1 HR: 0 HBP: 0						

TOP

Kansas City Royals @ Minnesota Twins

Metropolitan Stadium, Bloomington , MI

Wed Jun 30 1976, 8:05 PM EDT

Att. 7,471 - Unknown - 76 F

livebaseballscorecards.com

AB	32
R	4
H	8
RBI	3
BB	3
SO	6
LOB	9

WP: 0 PA: 36
PB: 0
SB: 0
CS: 1

PITCHER		IP	WLS	BF	H	R	ER	SO	BB	IBB	HBP	BLK	WP	HR	S	P	ERA	WHIP
Eddie Bane, L ERA: 4.5	(1, 1)	6.0	L	24	6	3	3	4	2	0	0	0	0	0	30	38	4.50	1.333
Steve Luebber, R ERA: 4.6	(7, 1)	1.1		5	0	1	1	1	1	0	0	0	0	0	6	10	6.75	0.750
Tom Burgmeier, L ERA: 1.75	(8, 1)	0.0		2	2	0	0	0	0	0	0	0	0	0	2	2	∞	∞
Bill Campbell, R ERA: 3.38	(8, 1)	1.2		5	0	0	0	1	0	0	0	0	0	0	7	7	0.00	0.000

PITCHER	IP	WLS	BF	H	R	ER	SO	BB	IBB	HBP	BLK	WP	HR	S	P	ERA	WHIP

Kansas City Royals @ Minnesota Twins

Metropolitan Stadium, Bloomington , MI

Wed Jun 30 1976, 8:05 PM EDT

Att. 7,471 - Unknown - 76 F

livebaseballscorecards.com

BOTTOM

Batter	1	2	3	4	5	6	7	8	9	AB	R	H	RBI	BB	SO	LOB
Steve Brye, R (1, 8) OBP: 0.338, SLG: 0.340	4-3		SH5-4 1B BB	1-2 1B		F4			5-3	4	1	1	0	1	0	0
Roy Smalley, S (1, 6) OBP: 0.342, SLG: 0.263	F8		SH5-4 1-2	F7			F9		5-3	4	0	0	0	0	0	2
Larry Hisle, R (1, 9) OBP: 0.325, SLG: 0.347	2B 2B		S 2-H 1B		S BB		S 1B		F4	4	1	3	1	1	0	0
Craig Kusick, R (1, 3) OBP: 0.350, SLG: 0.509	2-H 2B		S 1-3 BB		K 1-2		1-2 BB			2	0	1	1	2	1	1
Butch Wynegar, S (1, 10) OBP: 0.399, SLG: 0.437	L6		K 1-2		L6		K			4	0	0	0	0	2	6
Jerry Terrell, R (1, 7) OBP: 0.264, SLG: 0.256		CS 5-3 1B	K		BB		F7			3	0	1	0	1	1	4
Bob Randall, R (1, 4) OBP: 0.301, SLG: 0.292		5-3 1-2		5-3	F3			F7		4	0	0	0	0	0	3
Glenn Borgmann, R (1, 2) OBP: 0.250, SLG: 0.143		BB		FC4-6 1B		5-3		6-3		3	0	1	0	1	0	0
Mike Cubbage, L (1, 5) OBP: 0.359, SLG: 0.312		5-3 2-3		FC4-6 1-2f 1B		4-3		F7		4	0	0	0	0	0	3
Inning Stats	R: 1 H: 2 E: 0 LOB: 1 K: 0 BB: 0 S: 5 P: 5	R: 0 H: 1 E: 0 LOB: 1 K: 0 BB: 1 S: 3 P: 7	R: 1 H: 1 E: 0 LOB: 2 K: 2 BB: 2 S: 8 P: 16	R: 0 H: 2 E: 0 LOB: 2 K: 0 BB: 0 S: 5 P: 5	R: 0 H: 0 E: 0 LOB: 2 K: 1 BB: 2 S: 5 P: 13	R: 0 H: 0 E: 0 LOB: 0 K: 0 BB: 0 S: 3 P: 3	R: 0 H: 1 E: 0 LOB: 2 K: 1 BB: 1 S: 6 P: 10	R: 0 H: 0 E: 0 LOB: 0 K: 0 BB: 0 S: 3 P: 3	R: 0 H: 0 E: 0 LOB: 0 K: 0 BB: 0 S: 3 P: 3	1B: 5 SF: 0 2B: 2 SAC: 1 3B: 0 DP: 0 HR: 0 HBP: 0							

PITCHER	IP	WLS	BF	H	R	ER	SO	BB	IBB	HBP	BLK	WP	HR	S	P	ERA	WHIP
Paul Splittorff, L (1, 1) ERA: 3.96	9.0	W	39	7	2	2	4	6	0	0	0	0	0	41	65	2.00	1.444

PITCHER	IP	WLS	BF	H	R	ER	SO	BB	IBB	HBP	BLK	WP	HR	S	P	ERA	WHIP

AB	32
R	2
H	7
RBI	2
BB	6
SO	4
LOB	19

WP: 0 PA: 39
PB: 0
SB: 5
CS: 1

Batter	1	2	3	4	5	6	7	8	9	AB	R	H	RBI	BB	SO	LOB
Dave Collins, S (1, 7) OBP: 0.385, SLG: 0.322	4-3		E 1B 1-2 1B	K			F9		K	2	1	1	0	0	0	0
Bob Jones, L (4, PH) OBP: 0.276, SLG: 0.377 (4, 9)										1	0	0	0	0	1	1
Bobby Bonds, R (7, PH) OBP: 0.347, SLG: 0.402 (7, 9)										2	0	0	0	0	1	1
Dan Briggs, L (1, 8) OBP: 0.292, SLG: 0.383	F8		1B 1-H 2-H HR 1B		3-1		K			4	1	1	1	0	1	0
Bill Melton, R (1, 3) OBP: 0.299, SLG: 0.325	F7		F8		F4		6-3			4	0	0	0	0	0	1
Tommy Davis, R (1, 10) OBP: 0.311, SLG: 0.337		F8	1-3 HR 1B		F9			4-3		4	1	1	0	0	0	0
Bruce Bochte, L (1, 9) OBP: 0.359, SLG: 0.304 (4, 7)		4-3 2B	1-H 3-H HR			4-3		L4		4	1	2	3	0	0	0
Ron Jackson, R (1, 5) OBP: 0.282, SLG: 0.332		4-3 2-3	K			FC1-6-4 1B		F7		4	0	1	0	0	1	1
Mario Guerrero, R (1, 4) OBP: 0.333, SLG: 0.323		F8	BB			FC1-6-4 1-2f BB			FC3-6 1B	3	0	1	0	1	0	2
Dave Chalk, R (1, 6) OBP: 0.309, SLG: 0.274			6-3	F8		1-2 BB			FC3-6 1-2f	3	0	0	0	1	0	2
Jerry Remy, L (9, PR) OBP: 0.314, SLG: 0.304										0	0	0	0	0	0	0
Andy Etchebarren, R (1, 2) OBP: 0.300, SLG: 0.256			1B E 1B	K		G3			F8	3	1	1	0	0	1	3
Leroy Stanton, R (9, PH) OBP: 0.262, SLG: 0.265										1	0	0	0	0	0	1
Inning Stats	R: 0 E: 0 K: 0 S: 3 H: 0 LOB: 0 BB: 0 P: 3	R: 0 E: 0 K: 0 S: 4 H: 1 LOB: 1 BB: 0 P: 4	R: 5 E: 1 K: 1 S: 10 H: 5 LOB: 0 BB: 0 P: 10	R: 0 E: 0 K: 2 S: 7 H: 0 LOB: 1 BB: 1 P: 11	R: 0 E: 0 K: 0 S: 3 H: 0 LOB: 0 BB: 0 P: 3	R: 0 E: 0 K: 0 S: 4 H: 1 LOB: 2 BB: 1 P: 8	R: 0 E: 0 K: 1 S: 5 H: 0 LOB: 0 BB: 0 P: 5	R: 0 E: 0 K: 0 S: 3 H: 0 LOB: 0 BB: 0 P: 3	R: 0 E: 0 K: 1 S: 6 H: 1 LOB: 1 BB: 0 P: 6	1B: 6 2B: 1 3B: 0 HR: 1 SF: 0 SAC: 0 DP: 0 HBP: 0	WP: 0 PB: 0 SB: 0 CS: 0 PA: 37					

PITCHER		IP	WLS	BF	H	R	ER	SO	BB	IBB	HBP	BLK	WP	HR	S	P	ERA	WHIP
Jim Hughes, R ERA: 5.44	(1, 1)	3.0		16	6	5	5	1	1	0	0	0	0	1	17	21	15.00	2.333
Vic Albury, L ERA: 2.92	(4, 1)	6.0	W	21	2	0	0	4	1	0	0	0	0	0	28	32	0.00	0.500

PITCHER	IP	WLS	BF	H	R	ER	SO	BB	IBB	HBP	BLK	WP	HR	S	P	ERA	WHIP

TOP

California Angels @ Minnesota Twins

Metropolitan Stadium, Bloomington , MI

Fri Jul 02 1976, 8:05 PM EDT

Att. 6,235 - Unknown - 78 F

livebaseballscorecards.com

AB	35
R	5
H	8
RBI	4
BB	2
SO	5
LOB	12

BOTTOM

California Angels @ Minnesota Twins

Metropolitan Stadium, Bloomington , MI

Fri Jul 02 1976, 8:05 PM EDT

Att. 6,235 - Unknown - 78 F

Batter	1	2	3	4	5	6	7	8	9	AB	R	H	RBI	BB	SO	LOB
Steve Braun, L (1, 7) OBP: 0.336, SLG: 0.315 Steve Brye, R (4, PH) OBP: 0.333, SLG: 0.336 (5, 9)	4-0 BBBB HR SH2-3 BB	0-0 SF7 1-2 3-H		0-0 6-3		0-0 G5-4-3 1-2f				0 2	1 0	0 0	1 0	1 0	0 0	0 1
Roy Smalley, S (1, 6) OBP: 0.342, SLG: 0.274	0-0 SH2-3 1-2	0-0 2B 2-H 3B			0-0 1-3		0-0 F9			3	1	1	1	0	0	0
Rod Carew, L (1, 3) OBP: 0.389, SLG: 0.445	0-0 2-H HR	0-0 3-H 2B			0-0 6-3		0-0 F7			4	1	2	3	0	0	0
Butch Wynegar, S (1, 2) OBP: 0.396, SLG: 0.432	0-0 F9	0-0 6-3			4-0 BBBB 1B 1B BB		0-0 F3			3	1	0	0	1	0	1
Lyman Bostock, L (1, 8) OBP: 0.384, SLG: 0.429	0-0 1B		0-3 SSS K		0-0 1B 1-2 1B			0-0 6-3		4	0	2	0	0	1	0
Tony Oliva, L (1, 10) OBP: 0.195, SLG: 0.231 Craig Kusick, R (5, PH) OBP: 0.352, SLG: 0.509	0-3 SSS K		0-0 6-3		0-0 1-3 2-H 1B			0-0 F7		2 2	0 0	0 1	0 1	0 0	1 0	1 0
Larry Hisle, R (1, 9) OBP: 0.320, SLG: 0.342 (5, 7)		0-0 E5 1B SF7	0-0 L6		0-0 F7			0-0 6-3		4	1	0	0	0	0	2
Mike Cubbage, L (1, 5) OBP: 0.351, SLG: 0.304		0-3 SSS K		0-0 4-3		0-0 G3				3	0	0	0	0	1	1
Bob Randall, R (1, 4) OBP: 0.307, SLG: 0.297		0-0 1-3 3B SF7 1B		0-0 4-3		0-0 G5-4-3 1B				3	1	2	0	0	0	0
Inning Stats	R: 2 E: 0 K: 1 S: 7 H: 2 LOB: 1 BB: 1 P: 11	R: 3 E: 1 K: 1 S: 9 H: 3 LOB: 1 BB: 0 P: 9	R: 0 E: 0 K: 1 S: 5 H: 0 LOB: 0 BB: 0 P: 5	R: 0 E: 0 K: 0 S: 3 H: 0 LOB: 0 BB: 0 P: 3	R: 1 E: 0 K: 0 S: 5 H: 2 LOB: 2 BB: 1 P: 9	R: 0 E: 0 K: 0 S: 3 H: 1 LOB: 0 BB: 0 P: 3	R: 0 E: 0 K: 0 S: 3 H: 0 LOB: 0 BB: 0 P: 3	R: 0 E: 0 K: 0 S: 3 H: 0 LOB: 0 BB: 0 P: 3		1B: 5 2B: 1 3B: 1 HR: 1	SF: 1 SAC: 1 DP: 1 HBP: 0			WP: 0 PB: 0 SB: 0 CS: 0	PA: 34		

livebaseballscorecards.com

	AB	30
	R	6
	H	8
	RBI	6
	BB	2
	SO	3
	LOB	6

PITCHER	IP	WLS	BF	H	R	ER	SO	BB	IBB	HBP	BLK	WP	HR	S	P	ERA	WHIP
Don Kirkwood, R (1, 1) ERA: 4.67	2.0		13	5	5	2	2	1	0	0	0	0	1	16	20	9.00	3.000
Andy Hassler, L (3, 1) ERA: 5.13	6.0	L	21	3	1	1	1	1	0	0	0	0	0	22	26	1.50	0.667

PITCHER	IP	WLS	BF	H	R	ER	SO	BB	IBB	HBP	BLK	WP	HR	S	P	ERA	WHIP

California Angels @ Minnesota Twins

Metropolitan Stadium, Bloomington , MI

Sat Jul 03 1976, 4:33 AM EDT

Att. 6,506 - Unknown

TOP

livebaseballscorecards.com

Batter	1	2	3	4	5	6	7	8	9	AB	R	H	RBI	BB	SO	LOB
Mario Guerrero, R (1, 4) (7, 6) OBP: 0.315, SLG: 0.304	6-3		6-3		5-3		P6			4	0	0	0	0	0	5
Dan Briggs, L (1, 8) (7, 3) OBP: 0.275, SLG: 0.359	K			F8		P6		F7		4	0	0	0	0	1	0
Bobby Bonds, R (1, 9) OBP: 0.346, SLG: 0.400	K			E3 4-3		6-3		G6-4-3 1B		4	0	1	0	0	1	0
Tommy Davis, R (1, 10) OBP: 0.300, SLG: 0.324		K		4-3 1-2		F9		G6-4-3 1-2f		4	0	0	0	0	1	2
Bill Melton, R (1, 3) (7, 5) OBP: 0.294, SLG: 0.319		6-3		F7			K		P5	4	0	0	0	0	1	1
Bruce Bochte, L (1, 7) OBP: 0.364, SLG: 0.311		1B			BB 1B		1B FC3-2 1B		L6	4	0	3	0	0	0	0
Ron Jackson, R (1, 5) (7, 4) OBP: 0.286, SLG: 0.332		4-3			4-0 1-2 BB		BB FC3-2 1-3 1B		4-3	3	0	1	0	1	0	1
Dave Chalk, R (1, 6) OBP: 0.307, SLG: 0.272			6-3		P5		FC3-2 BB 1-2 3-H			2	0	0	0	0	0	2
Bob Jones, L (7, PH) (7, 8) OBP: 0.273, SLG: 0.371										1	0	0	0	0	0	2
Terry Humphrey, R (1, 2) OBP: 0.286, SLG: 0.462			F8		F7		4-0 1-2 2-3 BB			2	0	0	0	0	0	2
Dave Collins, S (7, PH) OBP: 0.390, SLG: 0.322										0	0	0	0	1	0	0
Jerry Remy, L (7, PR) OBP: 0.314, SLG: 0.304										0	0	0	0	0	0	0
Andy Etchebarren, R (7, 2) OBP: 0.300, SLG: 0.256										0	0	0	0	0	0	0

	AB	32
	R	0
	H	5
	RBI	0
	BB	2
	SO	4
	LOB	15

Inning Stats	1	2	3	4	5	6	7	8	9
	R: 0 E: 0 K: 2 S: 7 H: 0 LOB: 0 BB: 0 P: 7	R: 0 E: 0 K: 1 S: 6 H: 1 LOB: 1 BB: 0 P: 6	R: 0 E: 0 K: 0 S: 3 H: 0 LOB: 0 BB: 0 P: 3	R: 0 E: 1 K: 0 S: 4 H: 0 LOB: 1 BB: 0 P: 4	R: 0 E: 0 K: 0 S: 4 H: 1 LOB: 2 BB: 1 P: 8	R: 0 E: 0 K: 0 S: 3 H: 0 LOB: 0 BB: 0 P: 3	R: 0 E: 0 K: 1 S: 7 H: 2 LOB: 3 BB: 1 P: 11	R: 0 E: 0 K: 0 S: 3 H: 1 LOB: 0 BB: 0 P: 3	R: 0 E: 0 K: 0 S: 3 H: 0 LOB: 0 BB: 0 P: 3

	1B: 5	SF: 0	WP: 0	PA: 34
	2B: 0	SAC: 0	PB: 0	
	3B: 0	DP: 1	SB: 0	
	HR: 0	HBP: 0	CS: 0	

PITCHER	IP	WLS	BF	H	R	ER	SO	BB	IBB	HBP	BLK	WP	HR	S	P	ERA	WHIP
Bill Singer, R (1, 1) ERA: 3.62	9.0	W	34	5	0	0	4	2	0	0	0	0	0	40	48	0.00	0.778

PITCHER	IP	WLS	BF	H	R	ER	SO	BB	IBB	HBP	BLK	WP	HR	S	P	ERA	WHIP

BOTTOM

California Angels @ Minnesota Twins

Metropolitan Stadium, Bloomington , MI

Sat Jul 03 1976, 4:33 AM EDT

Att. 6,506 - Unknown

livebaseballscorecards.com

Batter	1	2	3	4	5	6	7	8	9	AB	R	H	RBI	BB	SO	LOB
Steve Braun, L (1, 7) OBP: 0.343, SLG: 0.320	S 1B		BB 1B 2-H 1B		S BB		FC1-4 1-2f			3	1	2	1	1	0	1
Roy Smalley, S (1, 6) OBP: 0.340, SLG: 0.270	K 1-2		BB 1B 1-2 BB		K 1-2		4-3			3	0	0	0	1	2	3
Rod Carew, L (1, 3) OBP: 0.391, SLG: 0.444	K		BB 1-2 2-H 1B		IBB			F8		3	0	1	1	1	1	1
Butch Wynegar, S (1, 2) OBP: 0.394, SLG: 0.426	4-3		G4-3 1-2 2-3 BB		F9			F9		3	0	0	0	1	0	3
Lyman Bostock, L (1, 8) OBP: 0.376, SLG: 0.420		4-3	G4-3 1-2f			K		K		4	0	0	0	0	2	3
Tony Oliva, L (1, 10) OBP: 0.182, SLG: 0.214		5-3		F9		P6				3	0	0	0	0	0	0
Larry Hisle, R (1, 9) OBP: 0.317, SLG: 0.338		F9		K		K				3	0	0	0	0	2	0
Mike Cubbage, L (1, 5) OBP: 0.343, SLG: 0.296			6-3	F8			5-3			3	0	0	0	0	0	0
Bob Randall, R (1, 4) OBP: 0.312, SLG: 0.305			1B 2B		K		FC1-4 BB			2	1	1	0	1	1	0
Inning Stats	R: 0 H: 1 E: 0 LOB: 1 K: 2 BB: 0 S: 8 P: 8	R: 0 H: 0 E: 0 LOB: 0 K: 0 BB: 0 S: 3 P: 3	R: 2 H: 3 E: 0 LOB: 2 K: 0 BB: 2 S: 5 P: 13	R: 0 H: 0 E: 0 LOB: 0 K: 1 BB: 0 S: 5 P: 5	R: 0 H: 0 E: 0 LOB: 2 K: 2 BB: 2 S: 7 P: 15	R: 0 H: 0 E: 0 LOB: 0 K: 2 BB: 0 S: 7 P: 7	R: 0 H: 0 E: 0 LOB: 1 K: 0 BB: 1 S: 3 P: 7	R: 0 H: 0 E: 0 LOB: 0 K: 1 BB: 0 S: 5 P: 5		1B: 3 SF: 0 2B: 1 SAC: 0 3B: 0 DP: 1 HR: 0 HBP: 0						

	AB	27
	R	2
	H	4
	RBI	2
	BB	5
	SO	8
	LOB	11

WP: 0 PB: 0 SB: 2 CS: 0 PA: 32

PITCHER		IP	WLS	BF	H	R	ER	SO	BB	IBB	HBP	BLK	WP	HR	S	P	ERA	WHIP
Nolan Ryan, R ERA: 3.84	(1, 1)	8.0	L	32	4	2	2	8	4	1	0	0	0	0	43	63	2.25	1.000

PITCHER	IP	WLS	BF	H	R	ER	SO	BB	IBB	HBP	BLK	WP	HR	S	P	ERA	WHIP

Batter	1	2	3	4	5	6	7	8	9	AB	R	H	RBI	BB	SO	LOB
Mario Guerrero, R (1, 4) OBP: 0.308, SLG: 0.297	S S S 0-3 ① K		x 0-0 ① 6-3		x 0-0 ② 4-3		x 0-0 E 2B 1B	x 0-0 ③ F8		5	1	1	0	0	1	1
Dan Briggs, L (1, 8) (9, 3) OBP: 0.270, SLG: 0.348	x 0-0 ② F4		x 0-0 ② 6-3		x 0-0 1B		x 0-0 FC 2B 1-2		x 0-0 ① F8	5	0	1	0	0	0	1
Bobby Bonds, R (1, 9) OBP: 0.347, SLG: 0.404	S S S 0-3 ③ K		x 0-0 ③ 6-3		x 0-0 ③ L4		x 0-0 1-3 2-H 2B		x 0-0 CS 1B	5	0	2	1	0	1	1
Tommy Davis, R (1, 10) OBP: 0.313, SLG: 0.346		x 0-0 E 1B FC5-2 1B		x 0-0 1B 6-3 1B		x 0-0 HR 2B	x 0-0 ① 6-3		x 0-0 ② ③ F7 1-2	5	2	3	0	0	0	3
Bill Melton, R (1, 3) Rusty Torres, S (9, 8) OBP: 0.294, SLG: 0.318 OBP: 0.297, SLG: 0.296		x 0-0 FC5-2 E 1-2 1B	S S S 0-3 ① K		x 0-0 ① 5-3		x 0-0 ② F9			4 0	0 0	1 0	0 0	0 0	1 0	4 0
Bruce Bochte, L (1, 7) OBP: 0.362, SLG: 0.307		x 0-0 E7 FC5-2 1-2 2-3	x 0-0 ② 6-3 1-2		4-0 HR IBB		x 0-0 ③ 4-3			3	1	0	0	1	0	5
Ron Jackson, R (1, 5) OBP: 0.294, SLG: 0.356		x 0-0 ① F4	x 0-0 2-H 1B		x 0-0 1-H 2-H HR			x 0-0 SH1-4 1B		4	1	3	4	0	0	3
Dave Chalk, R (1, 6) OBP: 0.303, SLG: 0.268		x 0-0 ② FC5-2 1-2 2-3 3-Hf	x 0-0 ③ L7		x 0-0 ② 6-3			x 0-0 ① SH1-4 1-2		3	0	0	0	0	0	4
Andy Etchebarren, R (1, 2) OBP: 0.293, SLG: 0.250		x 0-0 ③ F5			x 0-0 ① 5-3		x 0-0 ③ F3	x 0-0 ② L8		4	0	0	0	0	0	4

TOP

California Angels @ Minnesota Twins

Metropolitan Stadium, Bloomington , MI

Sun Jul 04 1976, 4:33 AM EDT

Unknown - 86 F

livebaseballscorecards.com

AB	38
R	5
H	11
RBI	5
BB	1
SO	3
LOB	26

Inning Stats																								
	R: 0	H: 0	R: 0	H: 2	R: 0	H: 0	R: 1	H: 2	R: 0	H: 1	R: 3	H: 2	R: 1	H: 2	R: 0	H: 1	R: 0	H: 1	1B: 8	SF: 0	WP: 0	PA: 40		
	E: 0	LOB: 0	E: 1	LOB: 3	E: 0	LOB: 0	E: 0	LOB: 1	E: 0	LOB: 1	E: 0	LOB: 2	E: 1	LOB: 2	E: 0	LOB: 1	E: 0	LOB: 0	2B: 2	SAC: 1	PB: 0			
	K: 2	BB: 0	K: 0	BB: 0	K: 0	BB: 0	K: 1	BB: 0	K: 0	BB: 1	K: 0	BB: 2	K: 0	BB: 0	K: 0	BB: 0	K: 0	BB: 0	3B: 0	DP: 0	SB: 0			
	S: 7	P: 7	S: 6	P: 6	S: 3	P: 3	S: 7	P: 7	S: 4	P: 4	S: 5	P: 9	S: 6	P: 6	S: 4	P: 4	S: 3	P: 3	HR: 1	HBP: 0	CS: 1			

PITCHER	IP	WLS	BF	H	R	ER	SO	BB	IBB	HBP	BLK	WP	HR	S	P	ERA	WHIP
Dave Goltz, R (1, 1) ERA: 3.76	6.0	L	30	9	5	4	3	0	1	0	0	0	1	35	39	6.00	1.500
Bill Campbell, R (7, 1) ERA: 3.24	3.0		10	2	0	0	0	0	0	0	0	0	0	10	10	0.00	0.667

PITCHER	IP	WLS	BF	H	R	ER	SO	BB	IBB	HBP	BLK	WP	HR	S	P	ERA	WHIP

Batter	1	2	3	4	5	6	7	8	9	AB	R	H	RBI	BB	SO	LOB
Steve Brye, R (1, 9) OBP: 0.325, SLG: 0.327	1-3		F9		6-3		F9			4	0	0	0	0	0	2
Bob Randall, R (1, 4) OBP: 0.311, SLG: 0.303	6-3		L8			FC1-6, 1B	FC4-6, 1B, 1-2f			4	0	1	0	0	0	1
Rod Carew, L (1, 3) OBP: 0.389, SLG: 0.441	F8			1-3		FC1-6, 1B, HR, 1-2f	1-3, 1B			4	1	1	0	0	0	1
Larry Hisle, R (1, 7) OBP: 0.316, SLG: 0.337		L6		5-3		HR, 1B, 1-2		F7		4	1	1	0	0	0	0
Craig Kusick, R (1, 10) OBP: 0.364, SLG: 0.553		WP, 2B		S, 1B		HR, 1-H, 2-H		E5, G6-4-3		4	1	3	3	0	0	0
Butch Wynegar, S (1, 2) OBP: 0.392, SLG: 0.421		B B B B, 4-0, WP, BB		F4, 1-2		5-3		G6-4-3, 1-2f		3	0	0	0	1	0	2
Lyman Bostock, L (1, 8) OBP: 0.373, SLG: 0.416		S S S, 0-3, K			F8	1B			1-3	4	0	1	0	0	1	2
Jerry Terrell, R (1, 5) OBP: 0.263, SLG: 0.256		4-3, 1-2, 2-3			5-3, 1B	4-3			F8	4	0	1	0	0	0	3
Luis Gomez, R (1, 6) OBP: 0.294, SLG: 0.281			F6		5-3, 1-2		FC4-6, 1B		2-3	4	0	1	0	0	0	1
Inning Stats	R: 0 E: 0 K: 0 S: 3 H: 0 LOB: 0 BB: 0 P: 3	R: 0 E: 0 K: 1 S: 6 H: 1 LOB: 2 BB: 1 P: 10	R: 0 E: 0 K: 0 S: 3 H: 0 LOB: 0 BB: 0 P: 3	R: 0 E: 0 K: 0 S: 4 H: 1 LOB: 1 BB: 0 P: 4	R: 0 E: 0 K: 0 S: 4 H: 1 LOB: 1 BB: 0 P: 4	R: 3 E: 0 K: 0 S: 7 H: 4 LOB: 1 BB: 0 P: 7	R: 0 E: 0 K: 0 S: 4 H: 2 LOB: 2 BB: 0 P: 4	R: 0 E: 1 K: 0 S: 3 H: 0 LOB: 0 BB: 0 P: 3	R: 0 E: 0 K: 0 S: 3 H: 0 LOB: 0 BB: 0 P: 3	1B: 7 2B: 1 3B: 0 HR: 1 SF: 0 SAC: 0 DP: 1 HBP: 0				WP: 1 PB: 0 SB: 1 CS: 0	PA: 36	

PITCHER	IP	WLS	BF	H	R	ER	SO	BB	IBB	HBP	BLK	WP	HR	S	P	ERA	WHIP
Frank Tanana, L (1, 1) ERA: 2.9	9.0	W	36	9	3	3	1	1	0	0	0	1	1	37	41	3.00	1.111

PITCHER	IP	WLS	BF	H	R	ER	SO	BB	IBB	HBP	BLK	WP	HR	S	P	ERA	WHIP

BOTTOM

California Angels @ Minnesota Twins

Metropolitan Stadium, Bloomington , MI

Sun Jul 04 1976, 4:33 AM EDT

Unknown - 86 F

livebaseballscorecards.com

AB	35
R	3
H	9
RBI	3
BB	1
SO	1
LOB	12

Batter	1	2	3	4	5	6	7	8	9	AB	R	H	RBI	BB	SO	LOB
Mario Guerrero, R (1, 4) OBP: 0.305, SLG: 0.295	F9			1-3			BB BB BB 1B	L5		4	1	1	0	0	0	0
Dan Briggs, L (1, 8) OBP: 0.256, SLG: 0.329	F3			6-3			F8	K		4	0	0	0	0	1	1
Bobby Bonds, R (1, 9) OBP: 0.342, SLG: 0.398	K			K			K		K	4	0	0	0	0	4	1
Tommy Davis, R (1, 10) OBP: 0.311, SLG: 0.336		K			4-3		BB BB HR 1-2 BB		K	3	1	0	0	1	2	0
Bill Melton, R (1, 3) OBP: 0.297, SLG: 0.315		F5			K		HR 1-2 2-3 BB		BB	2	1	0	0	2	1	0
Bruce Bochte, L (1, 7) OBP: 0.361, SLG: 0.304		6-3			K		HR 1-2 2-3 3-H BB		F7	3	1	0	1	1	1	1
Ron Jackson, R (1, 5) OBP: 0.295, SLG: 0.371			F8			K	HR 1-H 2-H 3-H			3	1	1	4	0	1	0
Dave Chalk, R (1, 6) OBP: 0.304, SLG: 0.266			F9			G5-4-3 BB	F4			2	0	0	0	1	0	0
Terry Humphrey, R (1, 2) OBP: 0.235, SLG: 0.375			F8			G5-4-3 1-2f		K		3	0	0	0	0	1	1
Inning Stats	R: 0 E: 0 K: 1 S: 5 H: 0 LOB: 0 BB: 0 P: 5	R: 0 E: 0 K: 1 S: 5 H: 0 LOB: 0 BB: 0 P: 5	R: 0 E: 0 K: 0 S: 3 H: 0 LOB: 0 BB: 0 P: 3	R: 0 E: 0 K: 1 S: 5 H: 0 LOB: 0 BB: 0 P: 5	R: 0 E: 0 K: 2 S: 7 H: 0 LOB: 0 BB: 0 P: 7	R: 0 E: 0 K: 1 S: 4 H: 0 LOB: 0 BB: 1 P: 8	R: 5 E: 0 K: 1 S: 7 H: 2 LOB: 0 BB: 3 P: 19	R: 0 E: 0 K: 2 S: 7 H: 0 LOB: 0 BB: 0 P: 7	R: 0 E: 0 K: 2 S: 7 H: 0 LOB: 1 BB: 1 P: 11	1B: 1 2B: 0 3B: 0 HR: 1	SF: 0 SAC: 0 DP: 1 HBP: 0						

TOP

California Angels @ Minnesota Twins

Metropolitan Stadium, Bloomington , MI

Sun Jul 04 1976, 4:38 AM EDT

Att. 21,565 - Unknown

livebaseballscorecards.com

AB	28
R	5
H	2
RBI	5
BB	5
SO	11
LOB	4

WP: 0 PB: 0 SB: 0 CS: 0 PA: 33

PITCHER		IP	WLS	BF	H	R	ER	SO	BB	IBB	HBP	BLK	WP	HR	S	P	ERA	WHIP
Pete Redfern, R ERA: 5.24	(1, 1)	6.2		23	1	3	3	7	3	0	0	0	0	0	34	46	4.05	0.600
Vic Albury, L ERA: 3.28	(7, 1)	0.0		1	0	0	0	0	1	0	0	0	0	0	0	4	∞	∞
Bill Campbell, R ERA: 3.26	(7, 1)	2.1	W	9	1	2	2	4	1	0	0	0	0	1	16	20	7.71	0.857

Batter	1	2	3	4	5	6	7	8	9	AB	R	H	RBI	BB	SO	LOB
Steve Braun, L (1, 7) OBP: 0.349, SLG: 0.324	S S S 0-3 ① K		x 0-0 ③ 6-3		x 0-0 E9 BB 2-H 1B	x 0-0 1-2 E4 1B		B B B B 4-0 FC1-2 HR 1-2 2-3 BB		4	1	2	1	1	1	0
Roy Smalley, S (1, 6) OBP: 0.341, SLG: 0.269	B B B B 4-0 BB			x 0-0 1B 2B 1B	x 0-0 ② F8	x 0-0 ③ E4 1-H 2-H		x 0-0 ② FC1-2 HR 1-2 2-3 3-Hf		4	2	1	0	1	0	5
Rod Carew, L (1, 3) OBP: 0.392, SLG: 0.452	S S S 0-3 ② K			x 0-0 1-3 2B 1B	4-0 BB IBB		x 0-0 ① 4-3	x 0-0 1-H 2-H 3-H HR		4	2	2	4	1	1	1
Butch Wynegar, S (1, 2) OBP: 0.396, SLG: 0.424	x 0-0 ③ F8			x 0-0 G3 1-H 3-H 2B	B B B B 4-0 1-2 2-3 BB		B B B B 4-0 BB	x 0-0 ③ 1-3		3	0	1	2	2	0	1
Lyman Bostock, L (1, 8) OBP: 0.365, SLG: 0.407		x 0-0 ① 5-3		x 0-0 ① G3 2-3	x 0-0 ③ F8		x 0-0 ② F8			4	0	0	0	0	0	5
Tony Oliva, L (1, 10) OBP: 0.174, SLG: 0.205 Craig Kusick, R (6, PH) OBP: 0.359, SLG: 0.543		x 0-0 ② 4-3		x 0-0 ② 4-3		x 0-0 ① S S S F6	0-3 ③ K			2 2	0 0	0 0	0 0	0 0	0 1	1 1
Larry Hisle, R (1, 9) OBP: 0.319, SLG: 0.348	S S S 0-3 ③ K			x 0-0 ③ 1-3		x 0-0 HR		H 1-0 BB S FC1-2 HBP		3	1	1	1	0	1	1
Mike Cubbage, L (1, 5) OBP: 0.340, SLG: 0.288			x 0-0 ① 6-3		B B B B 4-0 SH1-4 E BB	x 0-0 ② F3		x 0-0 ① F7		3	1	0	0	1	0	1
Bob Randall, R (1, 4) OBP: 0.315, SLG: 0.305			x 0-0 ② 1-3		x 0-0 ① SH1-4 1-2	x 0-0 1B E 1B		H 1-0 FC1-2 BB 1-2 HR HBP		2	2	1	0	0	0	0
Inning Stats	R: 0 E: 0 K: 2 S: 7 H: 0 LOB: 1 BB: 1 P: 11	R: 0 E: 0 K: 1 S: 5 H: 0 LOB: 0 BB: 0 P: 5	R: 0 E: 0 K: 0 S: 3 H: 0 LOB: 0 BB: 0 P: 3	R: 2 E: 0 K: 0 S: 6 H: 3 LOB: 1 BB: 0 P: 6	R: 1 E: 1 K: 0 S: 4 H: 1 LOB: 3 BB: 3 P: 16	R: 2 E: 1 K: 0 S: 6 H: 3 LOB: 1 BB: 0 P: 6	R: 0 E: 0 K: 1 S: 5 H: 0 LOB: 1 BB: 1 P: 9	R: 4 E: 0 K: 0 S: 4 H: 1 LOB: 0 BB: 1 P: 10		1B: 5 2B: 1 3B: 0 HR: 2	SF: 0 SAC: 1 DP: 0 HBP: 2			WP: 0 PB: 0 SB: 1 CS: 0	PA: 40		

PITCHER		IP	WLS	BF	H	R	ER	SO	BB	IBB	HBP	BLK	WP	HR	S	P	ERA	WHIP
Paul Hartzell, R ERA: 3.21	(1, 1)	4.2		22	4	3	3	3	3	1	0	0	0	0	24	40	5.79	1.500
Mickey Scott, L ERA: 3.66	(5, 1)	2.0		10	3	2	1	0	1	0	0	0	0	1	9	13	4.50	2.000
Dick Drago, R ERA: 5.68	(7, 1)	0.2	L	5	0	3	3	1	1	0	2	0	0	0	4	10	40.50	1.500
Sid Monge, L ERA: 3.0	(8, 1)	0.2		3	1	1	1	0	0	0	0	0	0	1	3	3	13.50	1.500

PITCHER	IP	WLS	BF	H	R	ER	SO	BB	IBB	HBP	BLK	WP	HR	S	P	ERA	WHIP

BOTTOM

California Angels @ Minnesota Twins

Metropolitan Stadium, Bloomington , MI

Sun Jul 04 1976, 4:38 AM EDT

Att. 21,565 - Unknown

livebaseballscorecards.com

AB	31
R	9
H	8
RBI	8
BB	6
SO	4
LOB	16

Batter	1	2	3	4	5	6	7	8	9	AB	R	H	RBI	BB	SO	LOB
Steve Brye, R (1, 8) OBP: 0.321, SLG: 0.318	B B B B 4-0 HBP 1B BB	x 0-0 ③ F9		x 0-0 ③ F3		x 0-0 ③ F9			x 0-0 ② 6-3	4	1	0	0	1	0	2
Bob Randall, R (1, 4) OBP: 0.322, SLG: 0.309 Luis Gomez, R (9, PR) OBP: 0.294, SLG: 0.281	H 1-0 BB 1B 1-2 HBP		x 0-0 ① 5-3		x 0-0 SH5-3 1B 1B		x 0-0 ① 5-3		x 0-0 FC6-4 1B	4 0	0 0	2 0	0 0	0 0	0 0	0 0
Rod Carew, L (1, 3) OBP: 0.390, SLG: 0.447	S S S 0-3 ① K		x 0-0 ② F7		x 0-0 ① SH5-3 1-2		B B B B 4-0 CS BB		x 0-0 ③ FC6-4 1-2f	3	0	0	0	1	1	3
Larry Hisle, R (1, 7) OBP: 0.324, SLG: 0.351	x 0-0 BB 1-2 2-H 1B		x 0-0 S 1B		B B B B 4-0 1B BB		S S S 0-3 ②③ K 1-2			3	0	2	1	1	1	1
Craig Kusick, R (1, 10) OBP: 0.370, SLG: 0.542	B B B B B 4-0 FC6-4 1-2 2-3 BB		B B B B 4-0 1-2 BB		x 0-0 ② 1-3 2-H 1B			x 0-0 ① 6-3		2	0	1	0	2	0	0
Dan Ford, R (1, 9) OBP: 0.304, SLG: 0.406	S S S 0-3 ② K		x 0-0 ③ F5		S S S 0-3 ③ K			x 0-0 ② F8		4	0	0	0	0	2	7
Jerry Terrell, R (1, 5) OBP: 0.253, SLG: 0.245	x 0-0 ③ FC6-4 1-2f			x 0-0 ① F8		x 0-0 ① 4-3		S S S 0-3 ③ K		4	0	0	0	0	1	3
Roy Smalley, S (1, 6) OBP: 0.336, SLG: 0.264		x 0-0 ① 1-3		x 0-0 ② F8		x 0-0 ② 4-3			S S S 0-3 ① K	4	0	0	0	0	1	0
Glenn Borgmann, R (1, 2) OBP: 0.417, SLG: 0.600		x 0-0 ② 1-3		x 0-0 1B		B B B B 4-0 BB			x 0-0 HR	3	1	2	1	1	0	0
Inning Stats	R: 1 H: 1 E: 0 LOB: 3 K: 2 BB: 2 S: 8 P: 17	R: 0 H: 0 E: 0 LOB: 0 K: 0 BB: 0 S: 3 P: 3	R: 0 H: 1 E: 0 LOB: 2 K: 0 BB: 1 S: 4 P: 8	R: 0 H: 1 E: 0 LOB: 1 K: 0 BB: 0 S: 4 P: 4	R: 0 H: 2 E: 0 LOB: 2 K: 1 BB: 1 S: 6 P: 10	R: 0 H: 0 E: 0 LOB: 1 K: 0 BB: 1 S: 3 P: 7	R: 0 H: 0 E: 0 LOB: 1 K: 1 BB: 1 S: 4 P: 8	R: 0 H: 0 E: 0 LOB: 0 K: 1 BB: 0 S: 5 P: 5	R: 1 H: 2 E: 0 LOB: 1 K: 1 BB: 0 S: 7 P: 7	1B: 6 SF: 0 2B: 1 SAC: 1 3B: 0 DP: 1 HR: 1 HBP: 1						

PITCHER	IP	WLS	BF	H	R	ER	SO	BB	IBB	HBP	BLK	WP	HR	S	P	ERA	WHIP
Bill Travers, L (1, 1) ERA: 1.96	9.0	W	39	7	2	2	6	6	0	1	0	0	1	44	69	2.00	1.444

PITCHER	IP	WLS	BF	H	R	ER	SO	BB	IBB	HBP	BLK	WP	HR	S	P	ERA	WHIP

TOP

Minnesota Twins @ Milwaukee Brewers

Milwaukee County Stadium, Milwaukee, WI

Mon Jul 05 1976, 8:05 PM EDT
Att. 8,074 - Unknown - 78 F

livebaseballscorecards.com

AB	31
R	2
H	7
RBI	2
BB	6
SO	6
LOB	16

WP: 0	PA: 39																
PB: 0																	
SB: 1																	
CS: 1																	

BOTTOM

Minnesota Twins @ Milwaukee Brewers

Milwaukee County Stadium, Milwaukee, WI

Mon Jul 05 1976, 8:05 PM EDT

Att. 8,074 - Unknown - 78 F

livebaseballscorecards.com

Batter	1	2	3	4	5	6	7	8	9	AB	R	H	RBI	BB	SO	LOB
Robin Yount, R (1, 6) OBP: 0.325, SLG: 0.342	F4		F8		S 1B		FC5-2 WP G3 1B 2-3			4	1	2	0	0	0	0
Don Money, R (1, 5) OBP: 0.365, SLG: 0.473	F7		F9		1-2 BB		G3 FC5-2 BB 1-2			2	0	0	0	2	0	0
George Scott, R (1, 3) OBP: 0.303, SLG: 0.387	5-3			FC6-4 1B	F7		FC5-2 G3 1-2 2-3 3-Hf			4	0	1	0	0	0	5
Hank Aaron, R (1, 10) OBP: 0.308, SLG: 0.383		4-3		F8		F8	G3 1-2 2-3 3-H			4	0	0	1	0	0	3
Sixto Lezcano, R (1, 7) OBP: 0.335, SLG: 0.358		S 1B		FC6-4 1-2f		K	K			4	0	1	0	0	2	3
Bernie Carbo, L (1, 9) OBP: 0.364, SLG: 0.423 Bill Sharp, L (9, 9) OBP: 0.299, SLG: 0.273		FC5-4 1-2 BB		BB		F6		4-3		2 0	0 0	0 0	0 0	2 0	0 0	0 0
Gorman Thomas, R (1, 8) OBP: 0.300, SLG: 0.365		F3		F7			FC SH E BB	SH1-3 E4 BB		2	1	0	0	2	0	4
Jack Heidemann, R (1, 4) OBP: 0.231, SLG: 0.167		FC5-4 1-2f			K		SH E E 1-2	SH1-3 1-2		2	1	0	0	0	1	2
Art Kusnyer, R (1, 2) OBP: 0.154, SLG: 0.231			6-3		F7		FC 1B FC5-2 1-H 2-H	E4 2-H		4	0	0	0	0	0	1
Inning Stats	R: 0 H: 0 E: 0 LOB: 0 K: 0 BB: 0 S: 3 P: 3	R: 0 H: 1 E: 0 LOB: 2 K: 0 BB: 1 S: 4 P: 8	R: 0 H: 0 E: 0 LOB: 0 K: 0 BB: 0 S: 3 P: 3	R: 0 H: 1 E: 1 LOB: 2 K: 0 BB: 1 S: 4 P: 8	R: 0 H: 1 E: 0 LOB: 2 K: 1 BB: 1 S: 6 P: 10	R: 0 H: 0 E: 0 LOB: 0 K: 1 BB: 0 S: 5 P: 5	R: 3 H: 1 E: 2 LOB: 2 K: 1 BB: 2 S: 8 P: 16	R: 0 H: 0 E: 1 LOB: 2 K: 0 BB: 1 S: 3 P: 7		1B: 4 SF: 0 2B: 0 SAC: 2 3B: 0 DP: 0 HR: 0 HBP: 0						

		AB	28
		R	3
		H	4
		RBI	1
		BB	6
		SO	3
		LOB	18

WP: 1 PA: 36
PB: 0
SB: 2
CS: 0

PITCHER		IP	WLS	BF	H	R	ER	SO	BB	IBB	HBP	BLK	WP	HR	S	P	ERA	WHIP
Eddie Bane, L ERA: 2.25	(1, 1)	6.0	L	29	4	3	0	2	5	0	0	0	1	0	28	48	0.00	1.500
Bill Campbell, R ERA: 3.18	(7, 1)	2.0		7	0	0	0	1	1	0	0	0	0	0	8	12	0.00	0.500

PITCHER	IP	WLS	BF	H	R	ER	SO	BB	IBB	HBP	BLK	WP	HR	S	P	ERA	WHIP

Batter	1	2	3	4	5	6	7	8	9	AB	R	H	RBI	BB	SO	LOB
Steve Braun, L (1, 7) OBP: 0.349, SLG: 0.324	E5 1B		CS 1B		F9	BB 1-2 2-3			K	3	0	1	0	0	0	0
Steve Brye, R (6, PH) (6, 7) OBP: 0.323, SLG: 0.316										1	0	0	0	1	1	0
Roy Smalley, S (1, 6) OBP: 0.333, SLG: 0.263	G4-6-3 1-2 1B		K 1-2		5-3	F9			L6	5	0	1	0	0	1	4
Rod Carew, L (1, 3) OBP: 0.391, SLG: 0.447	F8		K		1B		4-3		BB 1B	5	0	2	0	0	1	2
Butch Wynegar, S (1, 2) OBP: 0.399, SLG: 0.421	G4-6-3 1-2f			1B BB	G3		FC5-4 BB		1-2 BB	2	0	0	0	3	0	3
Lyman Bostock, L (1, 8) OBP: 0.373, SLG: 0.414		1B 1B		1-3 1B 1B		F9 BB E 1B	K		K	4	2	3	0	0	1	1
Dan Ford, R (9, PH) OBP: 0.302, SLG: 0.404										1	0	0	0	0	1	2
Tony Oliva, L (1, 10) OBP: 0.184, SLG: 0.213		F7		FC3-6 1-2 1B		F6	FC5-4 1-2f			3	0	1	0	0	0	2
Craig Kusick, R (7, PH) OBP: 0.368, SLG: 0.538										1	0	0	0	0	0	1
Larry Hisle, R (1, 9) OBP: 0.329, SLG: 0.354		1-3 1B		FC3-6 1-2 2-H 1B		BB E 1-2 BB		K		3	0	2	1	1	1	0
Mike Cubbage, L (1, 5) OBP: 0.333, SLG: 0.281		F7		FC3-6 1-2f 2-3		F9 2-3		L8		3	0	0	0	0	0	6
Jerry Terrell, R (8, PH) (8, 5) OBP: 0.250, SLG: 0.242										1	0	0	0	0	0	0
Bob Randall, R (1, 4) OBP: 0.316, SLG: 0.303		G3		F7		E6 BB 1-2 3-H		F4		4	0	0	0	0	0	5
Inning Stats	R: 0 E: 1 K: 0 S: 4 H: 1 LOB: 1 BB: 0 P: 4	R: 0 E: 0 K: 0 S: 5 H: 2 LOB: 2 BB: 0 P: 5	R: 0 E: 0 K: 2 S: 7 H: 1 LOB: 0 BB: 0 P: 7	R: 1 E: 0 K: 0 S: 5 H: 3 LOB: 2 BB: 1 P: 9	R: 0 E: 0 K: 0 S: 4 H: 1 LOB: 1 BB: 0 P: 4	R: 1 E: 1 K: 0 S: 5 H: 1 LOB: 3 BB: 2 P: 13	R: 0 E: 0 K: 1 S: 5 H: 0 LOB: 1 BB: 1 P: 9	R: 0 E: 0 K: 1 S: 5 H: 0 LOB: 0 BB: 0 P: 5	R: 0 E: 0 K: 2 S: 8 H: 1 LOB: 2 BB: 1 P: 12	1B: 10 2B: 0 3B: 0 HR: 0 SF: 0 SAC: 0 DP: 1 HBP: 0							

TOP

Minnesota Twins @ Milwaukee Brewers

Milwaukee County Stadium, Milwaukee, WI

Tue Jul 06 1976, 8:05 PM EDT
Att. 7,383 - Unknown - 83 F

livebaseballscorecards.com

AB	36
R	2
H	10
RBI	1
BB	5
SO	6
LOB	26

WP: 0 PB: 0 SB: 0 CS: 1 PA: 41

PITCHER	IP	WLS	BF	H	R	ER	SO	BB	IBB	HBP	BLK	WP	HR	S	P	ERA	WHIP
Jim Slaton, R (1, 1) ERA: 3.39	5.2	W	27	9	2	1	2	2	0	0	0	0	0	29	37	1.59	1.941
Ray Sadecki, L (6, 1) ERA: 4.05	3.0		13	1	0	0	3	3	0	0	0	0	0	16	28	0.00	1.333
Danny Frisella, R (9, 1) ERA: 2.67	0.1	S	1	0	0	0	1	0	0	0	0	0	0	3	3	0.00	0.000

Batter	1	2	3	4	5	6	7	8	9	AB	R	H	RBI	BB	SO	LOB
Robin Yount, R (1, 6) OBP: 0.330, SLG: 0.355	S S S 0-3 ① K		x 0-0 1B 1B 1B	x 0-0 ① F8		x 0-0 2-H HR		B B B B 4-0 WP BB		4	2	2	2	1	1	1
Don Money, R (1, 5) OBP: 0.369, SLG: 0.471	B B B B 4-0 BB		x 0-0 1B 1-3 SF8 1B	B B B 4-0 ② 1-2 BB		x 0-0 ② F7		x 0-0 ② F7 1-2		3	1	1	0	2	0	1
George Scott, R (1, 3) OBP: 0.305, SLG: 0.385	S S S 0-3 ② K		x 0-0 1B BB 1-3 SF9 3-H 1B	x 0-0 ③ 5-3		x 0-0 ③ 1-3		I I I I 4-0 IBB		4	1	1	1	1	1	2
Bernie Carbo, L (1, 9) OBP: 0.361, SLG: 0.413 Bill Sharp, L (8, 9) OBP: 0.297, SLG: 0.271	x 0-0 ③ G3		B B B B 4-0 SF9 1B 1-2 BB		S S S 0-3 ① K		x 0-0 ① F7	x 0-0 ③ F7		3 1	0 0	0 0	0 0	1 0	1 0	1 2
Mike Hegan, L (1, 10) OBP: 0.294, SLG: 0.438		S S S 0-3 ① K	x 0-0 ① SF8 3-H		x 0-0 ② 4-3		x 0-0 1B 3B			3	1	1	1	0	1	0
Sixto Lezcano, R (1, 7) OBP: 0.342, SLG: 0.362		x 0-0 ② F8	x 0-0 1-2 2-3 1B		x 0-0 1B		B B B 4-0 1B BB			3	0	2	0	1	0	0
Von Joshua, L (1, 8) OBP: 0.276, SLG: 0.326 Hank Aaron, R (7, PH) OBP: 0.312, SLG: 0.386 Gorman Thomas, R (7, PR) OBP: 0.300, SLG: 0.365 (8, 8)		x 0-0 BB 1B	x 0-0 ② SF9 2-3 3-H		S S S 0-3 ③ K		x 0-0 G6-4-3 1-3 3-H 1B			2 1 0	0 0 0	1 1 0	1 1 0	0 0 0	1 0 0	1 0 0
Charlie Moore, R (1, 2) OBP: 0.365, SLG: 0.354		B B B B 4-0 FC6 1-2 BB	x 0-0 ③ F4			x 0-0 SH1-4 HR 1B	x 0-0 ② ③ G6-4-3 1-2f			3	1	1	0	1	0	4
Tim Johnson, L (1, 4) OBP: 0.307, SLG: 0.284		x 0-0 ③ FC6 1-2f		B B B B 4-0 CS BB		x 0-0 ① SH1-4 1-2		x 0-0 ① 4-3		2	0	0	0	1	0	2
Inning Stats	R: 0 E: 0 K: 2 S: 7 H: 0 LOB: 1 BB: 1 P: 11	R: 0 E: 0 K: 1 S: 6 H: 1 LOB: 2 BB: 1 P: 10	R: 3 E: 0 K: 0 S: 7 H: 4 LOB: 2 BB: 1 P: 11	R: 0 E: 0 K: 0 S: 2 H: 0 LOB: 1 BB: 2 P: 10	R: 0 E: 0 K: 2 S: 8 H: 1 LOB: 1 BB: 0 P: 8	R: 2 E: 0 K: 0 S: 5 H: 2 LOB: 0 BB: 0 P: 5	R: 1 E: 0 K: 0 S: 4 H: 2 LOB: 2 BB: 1 P: 8	R: 0 E: 0 K: 0 S: 3 H: 0 LOB: 2 BB: 2 P: 11		1B: 8 2B: 0 3B: 1 HR: 1	SF: 2 SAC: 1 DP: 1 HBP: 0		WP: 1 PB: 0 SB: 0 CS: 1	PA: 40		

PITCHER		IP	WLS	BF	H	R	ER	SO	BB	IBB	HBP	BLK	WP	HR	S	P	ERA	WHIP
Jim Hughes, R ERA: 5.62	(1, 1)	5.1	L	28	8	5	5	5	5	0	0	0	0	1	33	53	8.44	2.438
Steve Luebber, R ERA: 4.69	(6, 1)	1.0		5	1	1	1	0	1	0	0	0	0	0	4	8	9.00	2.000
Vic Albury, L ERA: 3.08	(7, 1)	1.2		7	1	0	0	0	1	1	0	0	1	0	5	13	0.00	1.200

PITCHER	IP	WLS	BF	H	R	ER	SO	BB	IBB	HBP	BLK	WP	HR	S	P	ERA	WHIP

BOTTOM

Minnesota Twins @ Milwaukee Brewers

Milwaukee County Stadium, Milwaukee, WI

Tue Jul 06 1976, 8:05 PM EDT

Att. 7,383 - Unknown - 83 F

livebaseballscorecards.com

AB	29
R	6
H	10
RBI	6
BB	8
SO	5
LOB	14

Batter	1	2	3	4	5	6	7	8	9	AB	R	H	RBI	BB	SO	LOB
Steve Brye, R (1, 8) (8, 9) OBP: 0.320, SLG: 0.312	0-0 BB 1B 1B	0-0 ③ FC5-4 1-2f			0-0 ② 6-3		0-0 ① F9	0-0 ② F8		5	1	1	0	0	0	3
Rod Carew, L (1, 3) OBP: 0.394, SLG: 0.447	B B B B	4-0 1B 1B 1-2 BB	0-0 CS 1B		0-0 BB 1B 1B		0-0 ②③ G3-6-3 1-2f	0-0 ③ G3		4	1	2	0	1	0	2
Larry Hisle, R (1, 7) OBP: 0.333, SLG: 0.356	0-0 G6-4-3 1B 1-3 2-H 1B	B B B B	4-0 ① E S 1-2 BB		0-0 BB 1-2 1B			0-0 E6 FC2-5 1B	0-0 ① 5-3	4	0	2	1	1	0	0
Craig Kusick, R (1, 10) OBP: 0.383, SLG: 0.545	0-0 G6-4-3 1-2 3-H 1B	0-0 ② F9 1-3			B B B 4-0 1-2 2-3 BB			0-0 FC2-5 1B 1-2 1B	0-0 2B 1B	4	2	3	1	1	0	1
Dan Ford, R (1, 9) OBP: 0.299, SLG: 0.399	0-0 ①② G6-4-3 1-2f 2-3	0-0 ③ F3			0-0 ③ F8			0-0 ① FC2-5 E 1B HR 1-2 2-3f	1B 1-3 2B	3	0	0	0	0	0	6
Lyman Bostock, L (8, PH) (8, 8) OBP: 0.374, SLG: 0.420										2	1	1	0	0	0	2
Butch Wynegar, S (1, 2) OBP: 0.403, SLG: 0.424	0-0 ③ 4-3			0-0 ① F8		0-0 G5-4-3 1B		0-0 E2 HR 1-3 2-H 1B	0-0 G1-6-3 2-3 3-H 1B	5	1	3	2	0	0	1
Roy Smalley, S (1, 6) OBP: 0.331, SLG: 0.258	S S S 0-3 ① K			0-0 ② 6-3		0-0 ① G5-4-3 ② 1-2f		4-0 HR IBB	0-0 ②③ G1-6-3 1-2f	4	1	0	0	1	1	3
Mike Cubbage, L (1, 5) OBP: 0.331, SLG: 0.304	S S S 0-3 ② K			0-0 ③ G3		0-0 ③ 6-3		0-0 1-H 2-H 3-H HR		4	1	1	4	0	1	0
Bob Randall, R (1, 4) OBP: 0.323, SLG: 0.305	B B B B 4-0 FC5-4 BB				0-0 ① F9		B B B 4-0 G3-6-3 BB	0-0 1B		2	0	1	0	2	0	0
Inning Stats	R: 2 E: 0 K: 0 S: 5 H: 3 LOB: 1 BB: 1 P: 9	R: 0 E: 0 K: 2 S: 7 H: 0 LOB: 1 BB: 1 P: 11	R: 0 E: 0 K: 0 S: 3 H: 1 LOB: 1 BB: 1 P: 7	R: 0 E: 0 K: 0 S: 3 H: 0 LOB: 0 BB: 0 P: 3	R: 0 E: 0 K: 0 S: 5 H: 2 LOB: 3 BB: 1 P: 9	R: 0 E: 0 K: 0 S: 3 H: 1 LOB: 0 BB: 0 P: 3	R: 0 E: 0 K: 0 S: 2 H: 0 LOB: 0 BB: 1 P: 6	R: 5 E: 2 K: 0 S: 8 H: 4 LOB: 1 BB: 1 P: 12	R: 1 E: 0 K: 0 S: 5 H: 3 LOB: 1 BB: 0 P: 5	1B: 12 2B: 1 3B: 0 HR: 1	SF: 0 SAC: 0 DP: 4 HBP: 0						

TOP

Minnesota Twins @ Milwaukee Brewers

Milwaukee County Stadium, Milwaukee, WI

Wed Jul 07 1976, 8:05 PM EDT
Att. 8,160 - Unknown - 72 F

livebaseballscorecards.com

AB	37
R	8
H	14
RBI	8
BB	6
SO	2
LOB	18

WP: 0 PB: 0 SB: 1 CS: 1 PA: 43

PITCHER		IP	WLS	BF	H	R	ER	SO	BB	IBB	HBP	BLK	WP	HR	S	P	ERA	WHIP
Jerry Augustine, L ERA: 4.19	(1, 1)	7.0	L	30	7	3	3	2	5	0	0	0	0	0	29	49	3.86	1.714
Bill Castro, R ERA: 5.16	(8, 1)	1.1		12	7	5	4	0	0	1	0	0	0	1	11	15	27.00	5.250
Eduardo Rodriguez, R ERA: 4.97	(9, 1)	0.2		1	0	0	0	0	0	0	0	0	0	0	1	1	0.00	0.000

PITCHER	IP	WLS	BF	H	R	ER	SO	BB	IBB	HBP	BLK	WP	HR	S	P	ERA	WHIP

Batter	1	2	3	4	5	6	7	8	9	AB	R	H	RBI	BB	SO	LOB
Robin Yount, R (1, 6) OBP: 0.325, SLG: 0.349	F9		F8		6-3 1-2		1-3		K	5	0	0	0	0	1	3
Don Money, R (1, 5) OBP: 0.366, SLG: 0.464	F7		F9		6-3			BB 1B BB	F3	4	1	0	0	1	0	2
George Scott, R (1, 3) OBP: 0.310, SLG: 0.384	5-3			3B BB		BB		1B 1-2 BB		1	1	0	0	3	0	0
Bernie Carbo, L (1, 9) OBP: 0.364, SLG: 0.415		1B 1B		L6		F8		1-3 2-H 1B		4	0	2	1	0	0	2
Mike Hegan, L (1, 10) OBP: 0.263, SLG: 0.389		F7		F9		F8		K		4	0	0	0	0	1	5
Sixto Lezcano, R (1, 7) OBP: 0.344, SLG: 0.374		1-2 FC4-6 1B		1-H 3B		F6		K		4	0	2	1	0	1	3
Von Joshua, L (1, 8) OBP: 0.272, SLG: 0.322		F7		F7			6-3	1-3		4	0	0	0	0	0	5
Charlie Moore, R (1, 2) OBP: 0.364, SLG: 0.349		FC4-6 1-2f			K		BB		BB	2	0	0	0	1	1	2
Darrell Porter, L (9, 2) OBP: 0.300, SLG: 0.263										0	0	0	0	1	0	0
Tim Johnson, L (1, 4) OBP: 0.304, SLG: 0.274			K		E BB		F6		F8	3	0	0	0	1	1	2
Inning Stats	R: 0 E: 0 K: 0 S: 3 H: 0 LOB: 0 BB: 0 P: 3	R: 0 E: 0 K: 0 S: 5 H: 2 LOB: 2 BB: 0 P: 5	R: 0 E: 0 K: 1 S: 5 H: 0 LOB: 0 BB: 0 P: 5	R: 1 E: 0 K: 0 S: 4 H: 1 LOB: 1 BB: 1 P: 8	R: 0 E: 1 K: 1 S: 5 H: 0 LOB: 1 BB: 1 P: 9	R: 0 E: 0 K: 0 S: 3 H: 0 LOB: 1 BB: 1 P: 7	R: 0 E: 0 K: 0 S: 3 H: 0 LOB: 1 BB: 1 P: 7	R: 1 E: 0 K: 2 S: 8 H: 1 LOB: 2 BB: 2 P: 16	R: 0 E: 0 K: 1 S: 5 H: 0 LOB: 1 BB: 1 P: 9	1B: 3 2B: 0 3B: 1 HR: 0 SF: 0 SAC: 0 DP: 0 HBP: 0						

PITCHER		IP	WLS	BF	H	R	ER	SO	BB	IBB	HBP	BLK	WP	HR	S	P	ERA	WHIP
Bill Singer, R ERA: 3.56	(1, 1)	7.0	W	29	3	2	2	2	5	0	0	0	0	0	28	48	2.57	1.143
Bill Campbell, R ERA: 3.1	(8, 1)	2.0		9	1	0	0	3	2	0	0	0	0	0	13	21	0.00	1.500

PITCHER	IP	WLS	BF	H	R	ER	SO	BB	IBB	HBP	BLK	WP	HR	S	P	ERA	WHIP

BOTTOM

Minnesota Twins @ Milwaukee Brewers

Milwaukee County Stadium, Milwaukee, WI

Wed Jul 07 1976, 8:05 PM EDT

Att. 8,160 - Unknown - 72 F

livebaseballscorecards.com

AB	31
R	2
H	4
RBI	2
BB	7
SO	5
LOB	24

Batter	1	2	3	4	5	6	7	8	9	AB	R	H	RBI	BB	SO	LOB
Steve Brye, R (1, 8) (6, 9) OBP: 0.313, SLG: 0.306	F9		SF8 3-H		5-3		F8			3	0	0	1	0	0	0
Rod Carew, L (1, 3) OBP: 0.395, SLG: 0.451	1B 2B		F9		HR 1B			5-3		4	1	2	0	0	0	0
Larry Hisle, R (1, 7) OBP: 0.332, SLG: 0.365	6-3		L7		1-H HR			6-3		4	1	1	2	0	0	1
Craig Kusick, R (1, 10) OBP: 0.386, SLG: 0.551	2-H 1B			1B SF9 2B	5-3			SSS K		4	1	2	0	0	1	0
Dan Ford, R (1, 9) OBP: 0.301, SLG: 0.400		P3		2-3 1B		4-3			F7	2	0	1	0	0	0	0
Lyman Bostock, L (6, PH) (6, 8) OBP: 0.371, SLG: 0.416										2	0	0	0	0	0	0
Butch Wynegar, S (1, 2) OBP: 0.401, SLG: 0.421		BBBB E FC5 BB		SF9 3-H		F9			P4	2	0	0	1	1	0	0
Roy Smalley, S (1, 6) OBP: 0.326, SLG: 0.253		FC5 G3-6-1 1-3		SSS K		F9			F7	4	0	0	0	0	1	2
Mike Cubbage, L (1, 5) OBP: 0.325, SLG: 0.297		G3-6-1 1-2f		G3			F8			3	0	0	0	0	0	3
Bob Randall, R (1, 4) OBP: 0.324, SLG: 0.315			SF8 3B		SSS K		F9			3	1	1	0	0	1	0
Inning Stats	R: 0 E: 0 K: 0 S: 4 H: 2 LOB: 2 BB: 0 P: 4	R: 0 E: 1 K: 0 S: 3 H: 0 LOB: 1 BB: 1 P: 7	R: 1 E: 0 K: 0 S: 4 H: 1 LOB: 0 BB: 0 P: 4	R: 1 E: 0 K: 1 S: 7 H: 2 LOB: 1 BB: 0 P: 7	R: 2 E: 0 K: 1 S: 7 H: 2 LOB: 0 BB: 0 P: 7	R: 0 E: 0 K: 0 S: 3 H: 0 LOB: 0 BB: 0 P: 3	R: 0 E: 0 K: 0 S: 3 H: 0 LOB: 0 BB: 0 P: 3	R: 0 E: 0 K: 1 S: 5 H: 0 LOB: 0 BB: 0 P: 5	R: 0 E: 0 K: 0 S: 3 H: 0 LOB: 0 BB: 0 P: 3	1B: 3 2B: 2 3B: 1 HR: 1	SF: 2 SAC: 0 DP: 1 HBP: 0						

Minnesota Twins @ Boston Red Sox

Fenway Park, Boston, MA

Thu Jul 08 1976, 7:05 PM EDT

Att. 25,970 - Unknown - 82 F

TOP

livebaseballscorecards.com

AB	31
R	4
H	7
RBI	4
BB	1
SO	3
LOB	6

WP: 0 PB: 0 SB: 0 CS: 0 PA: 34

PITCHER		IP	WLS	BF	H	R	ER	SO	BB	IBB	HBP	BLK	WP	HR	S	P	ERA	WHIP
Rick Jones, L ERA: 3.23	(1, 1)	5.0	W	22	7	4	4	2	1	0	0	0	0	1	25	29	7.20	1.600
Reggie Cleveland, R ERA: 3.92	(6, 1)	4.0	S	12	0	0	0	1	0	0	0	0	0	0	14	14	0.00	0.000

PITCHER	IP	WLS	BF	H	R	ER	SO	BB	IBB	HBP	BLK	WP	HR	S	P	ERA	WHIP

Batter	1	2	3	4	5	6	7	8	9	AB	R	H	RBI	BB	SO	LOB
Cecil Cooper, L (1, 3) OBP: 0.310, SLG: 0.488	F7	F5		G1-6-3 1-2f		SH1-4 1-2	P6 1-2			4	0	0	0	0	0	4
Denny Doyle, L (1, 4) OBP: 0.259, SLG: 0.276	BB 1B 1B	K 1-2			6-3	K		2B 2B		3	1	1	0	0	1	1
Bobby Darwin, R (6, PH) OBP: 0.298, SLG: 0.395										1	0	0	0	0	1	1
Doug Griffin, R (7, 4) OBP: 0.275, SLG: 0.238										1	1	1	0	0	0	0
Fred Lynn, L (1, 8) OBP: 0.372, SLG: 0.467	HBP 1B 1-2 BB BB	HR 1B		E6 S 2B		E4 2-3		2-H 2B		4	3	2	1	1	0	1
Carl Yastrzemski, L (1, 7) OBP: 0.355, SLG: 0.479	BB HBP 1-2 2-H 1B	1-H HR			1-2 2B BB	L3		F2		4	2	2	3	1	0	3
Carlton Fisk, R (1, 2) OBP: 0.351, SLG: 0.421	F8	L5-3 1B			1B 1-H 2-H 2B		2B 3B	P8		5	1	3	2	0	0	3
Jim Rice, R (1, 10) OBP: 0.293, SLG: 0.458	BB 1-2 2-3 HBP	L8			K		SH1-4 FC5-2 3-H 2B	P4		4	0	1	1	0	1	3
Dwight Evans, R (1, 9) OBP: 0.339, SLG: 0.427	FC5-4 1-2 2-3 3-H BB	L5-3 1-2			2-3 1B		FC5-2 SH1-4 BB			2	0	1	1	2	0	1
Butch Hobson, R (1, 5) OBP: 0.231, SLG: 0.306	FC5-4 1-2f			6-3	P7		SH1-4 1-2 2-3			3	0	0	0	0	0	5
Rick Burleson, R (1, 6) OBP: 0.312, SLG: 0.312		CS 1B		G1-6-3 BB		E SH1-4 1B	FC5-2 S 2-3 3-H			3	0	2	0	1	0	2
Inning Stats	R: 2 H: 2 E: 0 LOB: 3 K: 0 BB: 2 S: 5 P: 14	R: 0 H: 1 E: 0 LOB: 0 K: 1 BB: 0 S: 5 P: 5	R: 2 H: 3 E: 0 LOB: 0 K: 0 BB: 0 S: 5 P: 5	R: 0 H: 0 E: 0 LOB: 0 K: 0 BB: 1 S: 2 P: 6	R: 2 H: 2 E: 1 LOB: 2 K: 1 BB: 1 S: 8 P: 12	R: 0 H: 1 E: 1 LOB: 2 K: 1 BB: 0 S: 7 P: 7	R: 1 H: 2 E: 0 LOB: 2 K: 0 BB: 1 S: 5 P: 9	R: 1 H: 2 E: 0 LOB: 1 K: 0 BB: 0 S: 5 P: 5		1B: 7 SF: 0 2B: 5 SAC: 2 3B: 1 DP: 2 HR: 1 HBP: 1						WP: 0 PA: 42 PB: 0 SB: 2 CS: 1

PITCHER		IP	WLS	BF	H	R	ER	SO	BB	IBB	HBP	BLK	WP	HR	S	P	ERA	WHIP
Dave Goltz, R ERA: 3.97	(1, 1)	4.1	L	23	7	6	5	1	4	0	1	0	0	1	20	37	10.38	2.538
Jim Hughes, R ERA: 5.58	(5, 1)	0.2		3	1	0	0	1	0	0	0	0	0	0	5	5	0.00	1.500
Tom Burgmeier, L ERA: 1.9	(6, 1)	1.0		7	3	1	1	1	0	0	0	0	0	0	9	9	9.00	3.000
Steve Luebber, R ERA: 4.62	(7, 1)	0.2		3	0	0	0	0	1	0	0	0	0	0	2	6	0.00	1.500
Vic Albury, L ERA: 3.25	(7, 1)	1.1		6	2	1	1	0	0	0	0	0	0	0	6	6	6.75	1.500

PITCHER	IP	WLS	BF	H	R	ER	SO	BB	IBB	HBP	BLK	WP	HR	S	P	ERA	WHIP

BOTTOM

Minnesota Twins @ Boston Red Sox

Fenway Park, Boston, MA

Thu Jul 08 1976, 7:05 PM EDT
Att. 25,970 - Unknown - 82 F

livebaseballscorecards.com

AB	34
R	8
H	13
RBI	8
BB	5
SO	3
LOB	24

Batter	1	2	3	4	5	6	7	8	9	AB	R	H	RBI	BB	SO	LOB
Steve Braun, L (1, 7) OBP: 0.346, SLG: 0.321	F7		6-3	1B 3-H		3-1		F7		5	0	1	1	0	0	2
Roy Smalley, S (1, 6) OBP: 0.327, SLG: 0.258	1-3			2B F8			G3		G6-4-3 BB	4	1	1	0	1	0	1
Rod Carew, L (1, 3) OBP: 0.398, SLG: 0.460	6-3			S 2B 2-3 1B	S 2B 1B		1B 3B		F8	5	3	3	0	0	0	1
Butch Wynegar, S (1, 2) OBP: 0.401, SLG: 0.424		G5-4-3 1B		E 1-H 3-H 2B	K 1-2		P7		G6-4-3 1-2f	5	1	2	2	0	1	3
Lyman Bostock, L (1, 8) OBP: 0.373, SLG: 0.423		F9		F7	2B 2-H		1B 3-H			4	0	2	2	0	0	2
Larry Hisle, R (1, 9) OBP: 0.331, SLG: 0.363		G5-4-3 1-2f		E5 2B 2-H 1B	K		5-3			4	1	1	0	0	1	3
Mike Cubbage, L (1, 5) OBP: 0.329, SLG: 0.318			L9 2B	1B 2-H 2B	1-3			F8		4	1	2	1	0	0	1
Craig Kusick, R (1, 10) OBP: 0.383, SLG: 0.542			L9 2-3	G3 1B 2-H 1B		K		K		4	1	1	1	0	2	1
Bob Randall, R (1, 4) OBP: 0.322, SLG: 0.314			6-3	G3 2-3		4-3		1B		4	0	1	0	0	0	2
Inning Stats	R: 0 E: 0 K: 0 S: 3 H: 0 LOB: 0 BB: 0 P: 3	R: 0 E: 0 K: 0 S: 3 H: 1 LOB: 0 BB: 0 P: 3	R: 0 E: 0 K: 0 S: 4 H: 1 LOB: 1 BB: 0 P: 4	R: 6 E: 1 K: 0 S: 10 H: 7 LOB: 1 BB: 0 P: 10	R: 1 E: 0 K: 2 S: 9 H: 2 LOB: 1 BB: 0 P: 9	R: 0 E: 0 K: 1 S: 5 H: 0 LOB: 0 BB: 0 P: 5	R: 1 E: 0 K: 0 S: 5 H: 2 LOB: 1 BB: 0 P: 5	R: 0 E: 0 K: 1 S: 6 H: 1 LOB: 1 BB: 0 P: 6	R: 0 E: 0 K: 0 S: 2 H: 0 LOB: 0 BB: 1 P: 6	1B: 8 2B: 5 3B: 1 HR: 0 SF: 0 SAC: 0 DP: 2 HBP: 0						

PITCHER		IP	WLS	BF	H	R	ER	SO	BB	IBB	HBP	BLK	WP	HR	S	P	ERA	WHIP
Rick Wise, R ERA: 3.98	(1, 1)	3.1	L	17	8	6	6	0	0	0	0	0	0	0	17	17	16.20	2.400
Tom Murphy, R ERA: 4.46	(4, 1)	4.2		21	6	2	2	4	1	0	0	0	0	0	28	32	3.86	1.500
Tom House, L ERA: 4.01	(9, 1)	1.0		2	0	0	0	0	0	0	0	0	0	0	2	2	0.00	0.000

PITCHER	IP	WLS	BF	H	R	ER	SO	BB	IBB	HBP	BLK	WP	HR	S	P	ERA	WHIP

TOP

Minnesota Twins @ Boston Red Sox

Fenway Park, Boston, MA

Fri Jul 09 1976, 7:05 PM EDT

Att. 29,917 - Unknown - 78 F

livebaseballscorecards.com

AB	39
R	8
H	14
RBI	7
BB	1
SO	4
LOB	16

WP: 0	PA: 40		
PB: 0			
SB: 2			
CS: 0			

Minnesota Twins @ Boston Red Sox

Fenway Park, Boston, MA

Fri Jul 09 1976, 7:05 PM EDT

Att. 29,917 - Unknown - 78 F

BOTTOM

Batter	1	2	3	4	5	6	7	8	9	AB	R	H	RBI	BB	SO	LOB
Cecil Cooper, L (1, 3) OBP: 0.307, SLG: 0.480	F9 BB 1B	K		FC6-4 HR 1-2f 2-3		1-3		L3		5	1	1	0	0	1	4
Denny Doyle, L (1, 4) OBP: 0.261, SLG: 0.275	1-2 BB		4-3	1-H 3-H HR			HR 1B		F7	1	0	0	0	1	0	0
Bobby Darwin, R (4, PH) OBP: 0.304, SLG: 0.426										1	1	1	3	0	0	0
Doug Griffin, R (5, 4) OBP: 0.283, SLG: 0.247										1	1	1	0	0	0	0
Rick Miller, L (9, PH) OBP: 0.352, SLG: 0.367										1	0	0	0	0	0	0
Fred Lynn, L (1, 8) OBP: 0.376, SLG: 0.470	F3		2B 1B	4-3			1-2 HR 1B		1B	5	1	3	0	0	0	2
Carl Yastrzemski, L (1, 7) OBP: 0.356, SLG: 0.493	F9 2-3		1-3 2B		3-1		1-H 2-H HR		K	5	1	2	3	0	1	3
Carlton Fisk, R (1, 2) OBP: 0.349, SLG: 0.414	F8		G6-4-3 BB		5-3		K		F8	4	0	0	0	1	1	3
Jim Rice, R (1, 10) OBP: 0.289, SLG: 0.451		F9	G6-4-3 1-2f		E5		K			4	0	0	0	0	1	3
Dwight Evans, R (1, 9) OBP: 0.334, SLG: 0.420		4-3		F8	5-3		K			4	0	0	0	0	1	1
Butch Hobson, R (1, 5) OBP: 0.256, SLG: 0.308		1B BB		FC6-4 BB HR 1B		5-3		6-3		3	1	1	0	1	0	0
Rick Burleson, R (1, 6) OBP: 0.315, SLG: 0.312		1-2 1B		1-2 FC6-4 BB		L8		4-3		3	0	1	0	1	0	0
Inning Stats	R: 0 E: 0 K: 0 S: 4 H: 1 LOB: 2 BB: 1 P: 8	R: 0 E: 0 K: 1 S: 6 H: 1 LOB: 2 BB: 1 P: 10	R: 0 E: 0 K: 0 S: 4 H: 2 LOB: 2 BB: 1 P: 8	R: 3 E: 0 K: 0 S: 5 H: 2 LOB: 0 BB: 1 P: 9	R: 0 E: 1 K: 0 S: 4 H: 0 LOB: 1 BB: 0 P: 4	R: 0 E: 0 K: 0 S: 3 H: 0 LOB: 0 BB: 0 P: 3	R: 3 E: 0 K: 3 S: 12 H: 3 LOB: 0 BB: 0 P: 12	R: 0 E: 0 K: 0 S: 3 H: 0 LOB: 0 BB: 0 P: 3	R: 0 E: 0 K: 1 S: 6 H: 1 LOB: 1 BB: 0 P: 6	1B: 7 2B: 1 3B: 0 HR: 2	SF: 0 SAC: 0 DP: 1 HBP: 0						

livebaseballscorecards.com

AB	37
R	6
H	10
RBI	6
BB	4
SO	5
LOB	16

PITCHER	IP	WLS	BF	H	R	ER	SO	BB	IBB	HBP	BLK	WP	HR	S	P	ERA	WHIP
Pete Redfern, R (1, 1) ERA: 5.03	2.0		10	2	0	0	1	2	0	0	0	0	0	10	18	0.00	2.000
Tom Burgmeier, L (3, 1) ERA: 2.37	2.0		11	4	3	3	0	2	0	0	0	0	1	9	17	13.50	3.000
Bill Campbell, R (5, 1) ERA: 3.23	5.0	W	20	4	3	3	4	0	0	0	0	0	1	28	28	5.40	0.800

PITCHER	IP	WLS	BF	H	R	ER	SO	BB	IBB	HBP	BLK	WP	HR	S	P	ERA	WHIP

Batter	1	2	3	4	5	6	7	8	9	AB	R	H	RBI	BB	SO	LOB
Steve Braun, L (1, 7) OBP: 0.347, SLG: 0.319 Jerry Terrell, R (8, PR) OBP: 0.250, SLG: 0.242 Steve Brye, R (8, 9) OBP: 0.313, SLG: 0.306	3-1		BBB; F9 SH5-4 BB	F9		F7		F9 CS 1B 1B		4 0 0	0 1 0	1 0 0	0 0 0	1 0 0	0 0 0	3 0 0
Roy Smalley, S (1, 6) OBP: 0.330, SLG: 0.263	2B		SH5-4 1-2		P4		1-3	BBBB; 1B 1-2 BB		3	0	1	0	1	0	0
Rod Carew, L (1, 3) OBP: 0.395, SLG: 0.456	L4		F9 2-3		SSS; K		2B 1B	F9 2-3		5	0	1	0	0	1	4
Butch Wynegar, S (1, 2) OBP: 0.407, SLG: 0.433	G3		BBBB		3B 1B		1-3 2B	1-2 3-H 1B		4	1	3	1	1	0	1
Lyman Bostock, L (1, 8) OBP: 0.374, SLG: 0.429		4-3	F8		1-H 3B		IBB	F9		4	0	1	1	1	0	4
Larry Hisle, R (1, 9) OBP: 0.332, SLG: 0.364 (8, 7)		1B S S 1B		1-3	SSS; K		SSS; K		G6-4-3 1B	5	1	2	0	0	2	4
Mike Cubbage, L (1, 5) OBP: 0.325, SLG: 0.309		F7	BBBB; 2B BB			6-3	L6		G6-4-3 1-2f	4	0	0	0	1	0	5
Craig Kusick, R (1, 10) OBP: 0.383, SLG: 0.559		S 1-3 1B		P9		F2		HR	L6	5	1	2	1	0	0	1
Bob Randall, R (1, 4) OBP: 0.321, SLG: 0.317		5-3 1-2 3-H		1-3 2B		E7		P7		4	0	1	0	0	0	1
Inning Stats	R: 0 E: 0 K: 0 S: 4 H: 1 LOB: 1 BB: 0 P: 4	R: 1 E: 0 K: 0 S: 5 H: 2 LOB: 1 BB: 0 P: 5	R: 0 E: 0 K: 0 S: 3 H: 0 LOB: 2 BB: 2 P: 11	R: 0 E: 0 K: 0 S: 4 H: 1 LOB: 2 BB: 1 P: 8	R: 1 E: 0 K: 2 S: 9 H: 2 LOB: 1 BB: 0 P: 9	R: 0 E: 1 K: 0 S: 4 H: 0 LOB: 1 BB: 0 P: 4	R: 0 E: 0 K: 1 S: 7 H: 2 LOB: 3 BB: 1 P: 11	R: 2 E: 0 K: 0 S: 6 H: 3 LOB: 2 BB: 1 P: 10	R: 0 E: 0 K: 0 S: 3 H: 1 LOB: 0 BB: 0 P: 3	1B: 7 2B: 3 3B: 1 HR: 1 SF: 0 SAC: 1 DP: 1 HBP: 0	WP: 0 PB: 0 SB: 3 CS: 1 PA: 44					

PITCHER	IP	WLS	BF	H	R	ER	SO	BB	IBB	HBP	BLK	WP	HR	S	P	ERA	WHIP
Luis Tiant, R (1, 1) ERA: 2.92	8.0	L	41	11	4	3	3	4	1	0	0	0	1	42	62	3.38	1.875
Jim Willoughby, R (9, 1) ERA: 2.89	1.0		3	1	0	0	0	0	0	0	0	0	0	3	3	0.00	1.000

PITCHER	IP	WLS	BF	H	R	ER	SO	BB	IBB	HBP	BLK	WP	HR	S	P	ERA	WHIP

TOP

Minnesota Twins @ Boston Red Sox

Fenway Park, Boston, MA

Sat Jul 10 1976, 3:33 AM EDT

Att. 28,347 - Unknown - 76 F

livebaseballscorecards.com

AB	38
R	4
H	12
RBI	3
BB	5
SO	3
LOB	23

Minnesota Twins @ Boston Red Sox

Fenway Park, Boston, MA

Sat Jul 10 1976, 3:33 AM EDT

Att. 28,347 - Unknown - 76 F

BOTTOM

livebaseballscorecards.com

Batter	1	2	3	4	5	6	7	8	9	AB	R	H	RBI	BB	SO	LOB
Rick Burleson, R (1, 6) OBP: 0.321, SLG: 0.324	1B 2B		G6-3 1B			2B 1B	L7			4	2	3	0	0	0	3
Dwight Evans, R (1, 10) OBP: 0.333, SLG: 0.422	K		G6-3 1-2f			6-3 1-H 2B		F9		4	0	1	1	0	1	2
Fred Lynn, L (1, 8) OBP: 0.375, SLG: 0.466	2-H 1B			F8		6-3 2-3		F9		4	0	1	1	0	0	1
Bobby Darwin, R (1, 9) OBP: 0.295, SLG: 0.412	L8			5-3		G3		F8		4	0	0	0	0	0	2
Carlton Fisk, R (1, 2) OBP: 0.344, SLG: 0.408	P6			5-3			6-3		E5 4-3	4	0	0	0	0	0	1
Jim Rice, R (1, 7) OBP: 0.288, SLG: 0.449		5-3			F8		1B BB 1B		F2	4	0	1	0	0	0	1
Butch Hobson, R (1, 5) OBP: 0.261, SLG: 0.293 Carl Yastrzemski, L (9, PH) OBP: 0.354, SLG: 0.491		F8			5-3	BBBB	1B BB 1-2		4-3 1-2	2 1	0 0	0 0	0 0	1 0	0 0	0 1
Cecil Cooper, L (1, 3) OBP: 0.311, SLG: 0.477		4-3			P8		1-2 2-3 1B	BBBB	BB	3	0	1	0	1	0	0
Doug Griffin, R (1, 4) OBP: 0.274, SLG: 0.239 Rick Miller, L (9, PH) OBP: 0.350, SLG: 0.364			6-3			L8	P7		L8	3 1	0 0	0 0	0 0	0 0	0 0	3 2

Inning Stats	1	2	3	4	5	6	7	8	9
	R: 1 E: 0 K: 1 S: 7	R: 0 E: 0 K: 0 S: 3	R: 0 E: 0 K: 0 S: 3	R: 0 E: 0 K: 0 S: 3	R: 0 E: 0 K: 0 S: 3	R: 1 E: 0 K: 0 S: 5	R: 0 E: 0 K: 0 S: 5	R: 0 E: 0 K: 0 S: 3	R: 0 E: 1 K: 0 S: 4
	H: 2 LOB: 1 BB: 0 P: 7	H: 0 LOB: 0 BB: 0 P: 3	H: 1 LOB: 0 BB: 0 P: 3	H: 0 LOB: 0 BB: 0 P: 3	H: 0 LOB: 0 BB: 0 P: 3	H: 2 LOB: 1 BB: 0 P: 5	H: 2 LOB: 3 BB: 1 P: 9	H: 0 LOB: 0 BB: 0 P: 3	H: 0 LOB: 2 BB: 1 P: 8

1B: 5	SF: 0	WP: 0
2B: 2	SAC: 0	PB: 0
3B: 0	DP: 1	SB: 0
HR: 0	HBP: 0	CS: 0

PA: 36

PITCHER		IP	WLS	BF	H	R	ER	SO	BB	IBB	HBP	BLK	WP	HR	S	P	ERA	WHIP
Eddie Bane, L ERA: 2.25	(1, 1)	8.0	W	31	7	2	2	1	1	0	0	0	0	0	32	36	2.25	1.000
Bill Campbell, R ERA: 3.19	(9, 1)	1.0	S	5	0	0	0	0	1	0	0	0	0	0	4	8	0.00	1.000

PITCHER	IP	WLS	BF	H	R	ER	SO	BB	IBB	HBP	BLK	WP	HR	S	P	ERA	WHIP

Batter	1	2	3	4	5	6	7	8	9	AB	R	H	RBI	BB	SO	LOB
Steve Braun, L (1, 7) OBP: 0.352, SLG: 0.330	0-0 2B		0-0 S 2B 1B		0-0 G3 1B		0-0 ③ G3		0-0 ③ F3	5	2	3	0	0	0	1
Roy Smalley, S (1, 6) OBP: 0.329, SLG: 0.267	0-0 F8 2-H 2B		0-3 ① K 1-2		0-0 ② G3 1-2			0-0 ① 3-1		4	0	1	1	0	1	2
Rod Carew, L (1, 3) OBP: 0.393, SLG: 0.457	0-3 ① K		0-0 2-H 2B		0-0 ③ F9			0-0 ② B2		4	0	1	1	0	1	2
Butch Wynegar, S (1, 2) OBP: 0.402, SLG: 0.426	0-0 ② F8 2-3		0-3 ② K			0-0 ① G3		0-0 ③ F9		4	0	0	0	0	1	2
Lyman Bostock, L (1, 8) OBP: 0.376, SLG: 0.436	0-0 ③ F9		0-0 ③ F7			0-0 2B			0-0 FC6-4 1B	4	0	2	0	0	0	2
Larry Hisle, R (1, 9) OBP: 0.331, SLG: 0.362		0-0 F9 4-3 1B		0-0 ① 4-3		0-0 ② F3			0-0 ① FC6-4 2B 1-2f 1B	4	1	1	0	0	0	2
Mike Cubbage, L (1, 5) OBP: 0.323, SLG: 0.314		0-0 ① 4-3 1-2		0-0 ② G3		0-0 ③ P7			0-0 1-3 1B 2B	4	1	1	0	0	0	2
Craig Kusick, R (1, 10) OBP: 0.380, SLG: 0.550		0-0 ② F9 2-3		0-3 ③ K			0-0 ① F3		0-0 2-H 3-H 1B	4	0	1	2	0	1	1
Bob Randall, R (1, 4) OBP: 0.319, SLG: 0.314		0-0 ③ P6			0-0 ① L6		0-0 ② 4-3		0-3 ② K	2	0	0	0	0	0	1
Tony Oliva, L (7, PH) OBP: 0.180, SLG: 0.208										1	0	0	0	0	0	0
Jerry Terrell, R (7, 4) OBP: 0.250, SLG: 0.242										0	0	0	0	0	0	0
Dan Ford, R (9, PH) OBP: 0.300, SLG: 0.398										1	0	0	0	0	1	1
Inning Stats	R: 1 H: 2 E: 0 LOB: 1 K: 1 BB: 0 S: 7 P: 7	R: 0 H: 1 E: 0 LOB: 1 K: 0 BB: 0 S: 4 P: 4	R: 1 H: 2 E: 0 LOB: 1 K: 2 BB: 0 S: 9 P: 9	R: 0 H: 0 E: 0 LOB: 0 K: 1 BB: 0 S: 5 P: 5	R: 0 H: 1 E: 0 LOB: 1 K: 0 BB: 0 S: 4 P: 4	R: 0 H: 1 E: 0 LOB: 1 K: 0 BB: 0 S: 4 P: 4	R: 0 H: 0 E: 0 LOB: 0 K: 0 BB: 0 S: 3 P: 3	R: 0 H: 0 E: 0 LOB: 0 K: 0 BB: 0 S: 3 P: 3	R: 2 H: 3 E: 0 LOB: 1 K: 1 BB: 0 S: 8 P: 8	1B: 5 SF: 0 2B: 5 SAC: 0 3B: 0 DP: 0 HR: 0 HBP: 0						

PITCHER	IP	WLS	BF	H	R	ER	SO	BB	IBB	HBP	BLK	WP	HR	S	P	ERA	WHIP
Fergie Jenkins, R (1, 1) ERA: 3.17	8.1	W	35	10	4	4	4	0	0	0	0	0	0	43	43	4.32	1.200
Jim Willoughby, R (9, 1) ERA: 2.85	0.2	S	2	0	0	0	1	0	0	0	0	0	0	4	4	0.00	0.000

PITCHER	IP	WLS	BF	H	R	ER	SO	BB	IBB	HBP	BLK	WP	HR	S	P	ERA	WHIP

TOP

Minnesota Twins @ Boston Red Sox

Fenway Park, Boston, MA

Sun Jul 11 1976, 3:33 AM EDT

Att. 26,580 - Unknown - 88 F

livebaseballscorecards.com

AB	37
R	4
H	10
RBI	4
BB	0
SO	5
LOB	16

1B: 5	SF: 0	WP: 0	PA: 37
2B: 5	SAC: 0	PB: 0	
3B: 0	DP: 0	SB: 1	
HR: 0	HBP: 0	CS: 0	

Batter	1	2	3	4	5	6	7	8	9	AB	R	H	RBI	BB	SO	LOB
Cecil Cooper, L (1, 3) OBP: 0.319, SLG: 0.486	K		1B 2B		G3 2B 1B	L8		F9 S 1B		5	2	3	0	0	1	1
Denny Doyle, L (1, 4) OBP: 0.264, SLG: 0.274	4-3		2-H 3-H 1B		1-2 G3	BBBB 1-2 BB		1-3 F9		4	0	1	2	1	0	2
Fred Lynn, L (1, 8) OBP: 0.378, SLG: 0.478	HR		1B		2B FC6-5-4-6 IBB	L9		L3		4	2	2	1	1	0	3
Carl Yastrzemski, L (1, 7) OBP: 0.356, SLG: 0.493	6-3		4-3		1-3 2-H FC6-5-4-6 2B	BBBB SH1-4 WP 1B BB				3	1	1	1	1	0	1
Carlton Fisk, R (1, 2) OBP: 0.343, SLG: 0.406		K		K	2-2 3-H FC6-5-4-6 1B 1B		WP SH1-4 1-2 1B			4	0	1	1	0	2	1
Rick Miller, L (1, 10) OBP: 0.356, SLG: 0.366		BBBB CS BB		F8	1-2 1B 1B		SH1-4 1-2 2-3			2	0	1	0	1	0	0
Dwight Evans, R (1, 9) OBP: 0.336, SLG: 0.421		F8		BBBB FC5 1B BB	1-2 2-H 1B		5-3 2-3 3-H			3	0	1	0	1	0	2
Rico Petrocelli, R (1, 5) OBP: 0.307, SLG: 0.313		CS 1-2	P7	1-2 1B		6-3	5-3			4	0	1	0	0	0	1
Rick Burleson, R (1, 6) OBP: 0.324, SLG: 0.326			2B 1B 1B	FC5 2-3f		S 1B		L9		4	1	2	0	0	0	2
Inning Stats	R: 1 H: 1 E: 0 LOB: 0 K: 1 BB: 0 S: 6 P: 6	R: 0 H: 0 E: 0 LOB: 0 K: 1 BB: 1 S: 4 P: 8	R: 2 H: 4 E: 0 LOB: 1 K: 0 BB: 0 S: 6 P: 6	R: 0 H: 1 E: 0 LOB: 2 K: 1 BB: 1 S: 6 P: 10	R: 2 H: 4 E: 0 LOB: 2 K: 0 BB: 1 S: 6 P: 10	R: 0 H: 1 E: 0 LOB: 2 K: 0 BB: 1 S: 4 P: 8	R: 1 H: 1 E: 0 LOB: 1 K: 0 BB: 1 S: 4 P: 8	R: 0 H: 1 E: 0 LOB: 1 K: 0 BB: 0 S: 4 P: 4		1B: 10 SF: 0 2B: 2 SAC: 1 3B: 0 DP: 0 HR: 1 HBP: 0				WP: 1 PA: 40 PB: 0 SB: 2 CS: 1		

PITCHER		IP	WLS	BF	H	R	ER	SO	BB	IBB	HBP	BLK	WP	HR	S	P	ERA	WHIP
Bill Singer, R ERA: 3.79	(1, 1)	4.2	L	24	9	5	5	3	2	1	0	0	0	1	27	39	9.64	2.357
Dave Goltz, R ERA: 3.97	(5, 1)	2.1		11	3	1	1	0	2	0	0	0	1	0	9	17	3.86	2.143
Tom Burgmeier, L ERA: 2.32	(8, 1)	1.0		4	1	0	0	0	0	0	0	0	0	0	4	4	0.00	1.000

PITCHER	IP	WLS	BF	H	R	ER	SO	BB	IBB	HBP	BLK	WP	HR	S	P	ERA	WHIP

BOTTOM

Minnesota Twins @ Boston Red Sox

Fenway Park, Boston, MA

Sun Jul 11 1976, 3:33 AM EDT
Att. 26,580 - Unknown - 88 F

livebaseballscorecards.com

AB	33
R	6
H	13
RBI	5
BB	5
SO	3
LOB	13

Batter	1	2	3	4	5	6	7	8	9	AB	R	H	RBI	BB	SO	LOB
Rick Manning, L (1, 8) OBP: 0.351, SLG: 0.393	4-3		4-3			E1 F8 SF9 1B		6-3		4	1	1	0	0	0	1
Larvell Blanks, R (1, 5) OBP: 0.351, SLG: 0.467	5-3			2B		F8 2-3		SSS 0-3 K		4	0	1	0	0	1	1
Ron Pruitt, R (1, 2) OBP: 0.286, SLG: 0.310	CS 1B			F8		SF9 3-H		5-3		3	0	1	1	0	0	1
Rico Carty, R (1, 10) OBP: 0.374, SLG: 0.462	CS 1-2	F7		BBBB 4-0 BB		F9			2B	3	0	1	0	1	0	0
George Hendrick, R (1, 7) OBP: 0.313, SLG: 0.476		F3		L5			E 2B		5-3	4	1	1	0	0	0	3
Buddy Bell, R (1, 3) OBP: 0.352, SLG: 0.365		F8		5-3			L7		F4	4	0	0	0	0	0	4
Charlie Spikes, R (1, 9) OBP: 0.291, SLG: 0.330			F5		G4-6-3 1B		E8 S 2-H 1B		4-3	4	0	2	1	0	0	1
Duane Kuiper, L (1, 4) OBP: 0.276, SLG: 0.281			BBBB 4-0 BB		G4-6-3 1-2f		BBBB 4-0 CS 2-3 BB			1	0	0	0	2	0	1
Frank Duffy, R (1, 6) OBP: 0.280, SLG: 0.289			F6		5-3		SSS 0-3 K 1-2			3	0	0	0	0	1	3
Inning Stats	R: 0 E: 0 K: 0 S: 3 H: 1 LOB: 0 BB: 0 P: 3	R: 0 E: 0 K: 0 S: 3 H: 0 LOB: 0 BB: 0 P: 3	R: 0 E: 0 K: 0 S: 3 H: 0 LOB: 1 BB: 1 P: 7	R: 0 E: 0 K: 0 S: 4 H: 1 LOB: 2 BB: 1 P: 8	R: 0 E: 0 K: 0 S: 3 H: 1 LOB: 0 BB: 0 P: 3	R: 1 E: 1 K: 0 S: 4 H: 1 LOB: 0 BB: 0 P: 4	R: 1 E: 1 K: 1 S: 6 H: 2 LOB: 2 BB: 1 P: 10	R: 0 E: 0 K: 1 S: 5 H: 0 LOB: 0 BB: 0 P: 5	R: 0 E: 0 K: 0 S: 4 H: 1 LOB: 1 BB: 0 P: 4	1B: 4 2B: 4 3B: 0 HR: 0	SF: 1 SAC: 0 DP: 2 HBP: 0						

TOP

Cleveland Indians @ Minnesota Twins

Metropolitan Stadium, Bloomington , MI

Thu Jul 15 1976, 8:05 PM EDT

Att. 7,791 - Unknown

livebaseballscorecards.com

AB	30
R	2
H	7
RBI	2
BB	3
SO	2
LOB	15

WP: 0 PB: 0 SB: 1 CS: 2 PA: 35

PITCHER		IP	WLS	BF	H	R	ER	SO	BB	IBB	HBP	BLK	WP	HR	S	P	ERA	WHIP
Eddie Bane, L ERA: 1.98	(1, 1)	7.1	W	28	6	2	1	1	3	0	0	0	0	0	27	39	1.23	1.227
Bill Campbell, R ERA: 3.13	(8, 1)	1.2	S	6	1	0	0	1	0	0	0	0	0	0	8	8	0.00	0.600

PITCHER	IP	WLS	BF	H	R	ER	SO	BB	IBB	HBP	BLK	WP	HR	S	P	ERA	WHIP

Cleveland Indians @ Minnesota Twins

Metropolitan Stadium, Bloomington , MI

Thu Jul 15 1976, 8:05 PM EDT

Att. 7,791 - Unknown

BOTTOM

livebaseballscorecards.com

Batter	1	2	3	4	5	6	7	8	9	AB	R	H	RBI	BB	SO	LOB
Steve Braun, L (1, 7) OBP: 0.350, SLG: 0.329	K	FC4-2		1B WP SF8 1B		L8				4	2	1	0	0	1	3
Roy Smalley, S (1, 6) OBP: 0.338, SLG: 0.285	BB BB 1B	3B		CS 1B		BB				3	0	3	3	1	0	0
Rod Carew, L (1, 3) OBP: 0.389, SLG: 0.452	F9	F6		SF8		F8				3	0	0	1	0	0	4
Butch Wynegar, S (1, 2) OBP: 0.400, SLG: 0.422	BB BB	K	CS	L7		4-3				3	0	0	0	1	1	0
Lyman Bostock, L (1, 8) OBP: 0.378, SLG: 0.434	FC6-4 BB	4-3		4-3		CS 1B				3	0	1	0	1	0	0
Larry Hisle, R (1, 9) OBP: 0.331, SLG: 0.361	FC6-4	6-3		1B		K				4	0	1	0	0	1	4
Mike Cubbage, L (1, 5) OBP: 0.321, SLG: 0.313		SH1-4 1B FC4-2 1B		F8	K			K		4	0	1	0	0	2	1
Craig Kusick, R (1, 10) OBP: 0.383, SLG: 0.549		FC4-2 SH1-4 3B 1B		1B 1B WP 1B		L6		K		4	2	2	0	0	1	0
Bob Randall, R (1, 4) OBP: 0.323, SLG: 0.319		SH1-4		WP 1B 1B		WP 1B		F7		3	1	2	0	0	0	0
Inning Stats	R: 0 E: 0 K: 1 S: 6 H: 1 LOB: 3 BB: 2 P: 14	R: 2 E: 0 K: 0 S: 6 H: 3 LOB: 1 BB: 0 P: 6	R: 0 E: 0 K: 1 S: 5 H: 0 LOB: 0 BB: 0 P: 5	R: 3 E: 0 K: 0 S: 6 H: 4 LOB: 0 BB: 0 P: 6	R: 0 E: 0 K: 1 S: 6 H: 1 LOB: 1 BB: 0 P: 6	R: 0 E: 0 K: 0 S: 4 H: 1 LOB: 2 BB: 1 P: 8	R: 0 E: 0 K: 1 S: 5 H: 1 LOB: 1 BB: 0 P: 5	R: 0 E: 0 K: 2 S: 7 H: 0 LOB: 0 BB: 0 P: 7		1B: 10 2B: 1 3B: 1 HR: 0	SF: 1 SAC: 1 DP: 1 HBP: 0					

	AB	31
	R	5
	H	11
	RBI	4
	BB	3
	SO	6
	LOB	12

WP: 2 PB: 0 SB: 0 CS: 2 PA: 37

PITCHER	IP	WLS	BF	H	R	ER	SO	BB	IBB	HBP	BLK	WP	HR	S	P	ERA	WHIP
Jackie Brown, R (1, 1) ERA: 3.02	8.0	L	36	11	5	5	6	3	0	0	0	2	0	45	57	5.62	1.750

Batter	1	2	3	4	5	6	7	8	9	AB	R	H	RBI	BB	SO	LOB
Duane Kuiper, L (1, 4) OBP: 0.278, SLG: 0.283	CS 1B		F8		F7		F8		E G3-1 1B 2-3	5	1	2	0	0	0	2
Frank Duffy, R (1, 6) OBP: 0.282, SLG: 0.285	1-2 BB		FC3-2 1B BB 1-2 2-3		L7		4-3		FC5 G3-1 1-2 3-H	3	1	0	0	2	0	1
Rick Manning, L (1, 8) OBP: 0.346, SLG: 0.387	K		FC3-2 1B 1-2 2-3 3-Hf			F7	1-3		G3-1 1-3 2-H	5	0	0	1	0	1	5
Rico Carty, R (1, 10) OBP: 0.377, SLG: 0.462 John Lowenstein, L (6, PR) OBP: 0.336, SLG: 0.325 Larvell Blanks, R (8, PH) OBP: 0.353, SLG: 0.467	6-3		1B 1-3 2-H 3-H			BB 1B 1B BB		CS 1B	F7	2	0	1	2	1	0	1
										0	1	0	0	0	0	0
										2	0	1	0	0	0	1
George Hendrick, R (1, 7) OBP: 0.312, SLG: 0.473		6-3	K			1B BB 1B 1-2		K 1-2		4	1	1	0	0	2	3
Boog Powell, L (1, 3) OBP: 0.304, SLG: 0.243		F7		G3		1B BB 1-2 2-3		1-3		3	0	0	0	1	0	0
Buddy Bell, R (1, 5) OBP: 0.354, SLG: 0.367		F9		F7		1B 1-2 2-H 3-H			1B 1B	4	1	2	2	0	0	0
Charlie Spikes, R (1, 9) OBP: 0.295, SLG: 0.333			BB BB FC3-2 1B	6-3		K			1B 1-3	4	0	2	0	0	1	2
Alan Ashby, S (1, 2) OBP: 0.300, SLG: 0.305			FC3-2 BB 1B BB 1-2		F8	F6			1B E 1B 1-3 3-H	3	2	1	1	1	0	2
Inning Stats	R: 0 E: 0 K: 1 S: 5 H: 1 LOB: 1 BB: 1 P: 9	R: 0 E: 0 K: 0 S: 3 H: 0 LOB: 0 BB: 0 P: 3	R: 2 E: 0 K: 1 S: 7 H: 2 LOB: 2 BB: 2 P: 15	R: 0 E: 0 K: 0 S: 3 H: 0 LOB: 0 BB: 0 P: 3	R: 0 E: 0 K: 0 S: 3 H: 0 LOB: 0 BB: 0 P: 3	R: 2 E: 0 K: 1 S: 7 H: 2 LOB: 2 BB: 2 P: 15	R: 0 E: 0 K: 0 S: 3 H: 0 LOB: 0 BB: 0 P: 3	R: 0 E: 0 K: 1 S: 5 H: 1 LOB: 0 BB: 0 P: 5	R: 3 E: 1 K: 0 S: 7 H: 4 LOB: 1 BB: 0 P: 7	1B: 10 2B: 1 3B: 0 HR: 0 SF: 0 SAC: 0 DP: 1 HBP: 0							

PITCHER	IP	WLS	BF	H	R	ER	SO	BB	IBB	HBP	BLK	WP	HR	S	P	ERA	WHIP
Bill Singer, R (1, 1) ERA: 3.9	5.2	L	26	5	4	4	3	5	0	0	0	0	0	27	47	6.35	1.765
Tom Burgmeier, L (6, 1) ERA: 2.22	2.1		7	1	0	0	1	0	0	0	0	0	0	9	9	0.00	0.429
Bill Campbell, R (9, 1) ERA: 3.2	1.0		7	4	3	1	0	0	0	0	0	0	0	7	7	9.00	4.000

PITCHER	IP	WLS	BF	H	R	ER	SO	BB	IBB	HBP	BLK	WP	HR	S	P	ERA	WHIP

TOP

Cleveland Indians @ Minnesota Twins

Metropolitan Stadium, Bloomington , MI

Fri Jul 16 1976, 8:05 PM EDT

Att. 8,962 - Unknown - 74 F

livebaseballscorecards.com

AB	35
R	7
H	10
RBI	6
BB	5
SO	4
LOB	17

PA: 40

WP: 0 PB: 0 SB: 0 CS: 2

Batter	1	2	3	4	5	6	7	8	9	AB	R	H	RBI	BB	SO	LOB
Steve Braun, L (1, 7) OBP: 0.345, SLG: 0.323 Steve Brye, R (9, PH) OBP: 0.311, SLG: 0.304	F7		F8		F9		K		K	4 1	0 0	0 0	0 0	0 0	1 1	4 0
Roy Smalley, S (1, 6) OBP: 0.339, SLG: 0.287	F8		K			1B	L7		BB HR 1B	5	1	2	0	0	1	2
Rod Carew, L (1, 3) OBP: 0.395, SLG: 0.453	BB			CS 1B		F8		2B 1B BB	HR BB	2	2	1	0	3	0	1
Butch Wynegar, S (1, 2) OBP: 0.403, SLG: 0.439	4-3			K		G3-6-1 1B		1B 2B	HR	5	2	3	3	0	1	2
Lyman Bostock, L (1, 8) OBP: 0.374, SLG: 0.433		4-3		6-3		G3-6-1		K		5	0	1	0	0	1	4
Larry Hisle, R (1, 9) OBP: 0.334, SLG: 0.363		4-3			F7		S 1B		2B	4	1	2	2	1	0	0
Mike Cubbage, L (1, 5) OBP: 0.327, SLG: 0.320 Dan Ford, R (8, PH) OBP: 0.299, SLG: 0.397 Luis Gomez, R (9, 4) OBP: 0.294, SLG: 0.281 Phil Roof, R (9, PH) OBP: 0.250, SLG: 0.283	1B				F5	BB 1B	K	K	IBB	3 1 0 1	0 0 0 0	2 0 0 0	1 0 0 0	0 1 0 1	0 1 0 2	0 1 0 0
Craig Kusick, R (1, 10) OBP: 0.380, SLG: 0.537	5-3				E5 1B		BB	1-3		3	0	0	0	1	0	2
Bob Randall, R (1, 4) OBP: 0.324, SLG: 0.320 Tony Oliva, L (7, PH) OBP: 0.176, SLG: 0.204 Jerry Terrell, R (8, 4) OBP: 0.248, SLG: 0.240 (9, 5)			5-3		1B		K		K	2 1 1	0 0 0	1 0 0	0 0 0	0 0 0	0 1 1	0 2 0
Inning Stats	R: 0 E: 0 K: 0 S: 3 H: 0 LOB: 1 BB: 1 P: 7	R: 0 E: 0 K: 0 S: 4 H: 1 LOB: 1 BB: 0 P: 4	R: 0 E: 0 K: 1 S: 5 H: 0 LOB: 0 BB: 0 P: 5	R: 0 E: 0 K: 1 S: 5 H: 1 LOB: 0 BB: 0 P: 5	R: 0 E: 1 K: 0 S: 5 H: 1 LOB: 2 BB: 0 P: 5	R: 0 E: 0 K: 0 S: 4 H: 2 LOB: 1 BB: 0 P: 4	R: 1 E: 0 K: 2 S: 9 H: 2 LOB: 2 BB: 1 P: 13	R: 2 E: 0 K: 2 S: 9 H: 2 LOB: 1 BB: 1 P: 13	R: 3 E: 0 K: 3 S: 12 H: 3 LOB: 2 BB: 2 P: 20	1B: 9 2B: 2 3B: 0 HR: 1 SF: 0 SAC: 0 DP: 1 HBP: 0						WP: 0 PB: 0 SB: 1 CS: 1 PA: 43	

PITCHER		IP	WLS	BF	H	R	ER	SO	BB	IBB	HBP	BLK	WP	HR	S	P	ERA	WHIP
Pat Dobson, R ERA: 3.43	(1, 1)	6.0	W	25	7	1	1	2	1	0	0	0	0	0	28	32	1.50	1.333
Jim Kern, R ERA: 2.45	(7, 1)	1.0		6	1	2	2	2	2	0	0	0	0	0	8	16	18.00	3.000
Dave LaRoche, L ERA: 2.14	(8, 1)	1.2		10	4	3	3	4	1	0	0	0	0	1	17	21	16.20	3.000
Dennis Eckersley, R ERA: 4.93	(9, 1)	0.1	S	2	0	0	0	1	0	1	0	0	0	0	3	7	0.00	0.000

PITCHER	IP	WLS	BF	H	R	ER	SO	BB	IBB	HBP	BLK	WP	HR	S	P	ERA	WHIP

BOTTOM

Cleveland Indians @ Minnesota Twins

Metropolitan Stadium, Bloomington , MI

Fri Jul 16 1976, 8:05 PM EDT

Att. 8,962 - Unknown - 74 F

livebaseballscorecards.com

AB	38
R	6
H	12
RBI	6
BB	5
SO	9
LOB	20

Cleveland Indians @ Minnesota Twins

Metropolitan Stadium, Bloomington , MI

Sat Jul 17 1976, 8:05 PM EDT

Att. 22,290 - Unknown - 81 F

TOP

livebaseballscorecards.com

Batter	1	2	3	4	5	6	7	8	9	AB	R	H	RBI	BB	SO	LOB
Duane Kuiper, L (1, 4) OBP: 0.281, SLG: 0.284	BBBB 4-0 1B G6-4-3 BB		x 0-0 ① 4-3		x 0-0 ① SH1-4 1-2		x 0-0 FC4-6 1B		x 0-0 ① F9	3	1	1	0	1	0	0
Frank Duffy, R (1, 6) OBP: 0.293, SLG: 0.293	x 0-0 G6-4-3 BB 1-3 1B		x 0-0 G6-4-3 1B		x 0-0 BB 2-3 1B		x 0-0 ① FC4-6 1B 1-2f		BBBB 4-0 E BB	4	1	3	0	1	0	1
Rick Manning, L (1, 8) OBP: 0.350, SLG: 0.395	BBBB 4-0 G6-4-3 1-2 BB		x 0-0 ②③ G6-4-3 1-2f		SSS 0-3 ② K		x 0-0 L3 1-2 1B		x 0-0 E9 1-H 3B	4	1	2	1	1	1	3
Rico Carty, R (1, 10) OBP: 0.377, SLG: 0.457	x 0-0 ①② G6-4-3 1-2f 2-3 3-H			BBBB 4-0 1B E BB	BBBB 4-0 1-2 BB		x 0-0 ②③ L3 1-2		x 0-0 ② F9	3	1	0	0	2	0	4
George Hendrick, R (1, 7) OBP: 0.316, SLG: 0.480	x 0-0 ③ 6-3			x 0-0 FC4-6 1-2 1B	x 0-0 ③ F8			BBBB 4-0 5-3 BB	x 0-0 3B	4	0	2	0	1	0	4
Boog Powell, L (1, 3) OBP: 0.292, SLG: 0.231		x 0-0 ① F8		x 0-0 ① FC4-6 1-2f 2-H		x 0-0 ① 4-3		x 0-0 ① F8	x 0-0 ③ 1-3	5	0	0	0	0	0	3
Buddy Bell, R (1, 5) OBP: 0.353, SLG: 0.366		x 0-0 ② F5		x 0-0 ② F4		x 0-0 1B		x 0-0 ② 5-3 1-2		4	0	1	0	0	0	2
Charlie Spikes, R (1, 9) OBP: 0.299, SLG: 0.333		x 0-0 1B		x 0-0 ③ F7		x 0-0 ② F9		4-0 IBB		3	0	1	0	1	0	2
Alan Ashby, S (1, 2) OBP: 0.300, SLG: 0.303		x 0-0 ③ 1-3			x 0-0 1B SH1-4 1B	x 0-0 ③ 4-3		x 0-0 ③ G3		4	0	1	0	0	0	4

	AB	R	H	RBI	BB	SO	LOB
	34	4	11	1	7	1	23

Inning Stats																		
	R: 1	H: 1	R: 0	H: 1	R: 0	H: 1	R: 1	H: 1	R: 0	H: 2	R: 0	H: 1	R: 0	H: 2	R: 0	H: 0	R: 2	H: 2
	E: 0	LOB: 1	E: 0	LOB: 1	E: 0	LOB: 0	E: 1	LOB: 1	E: 0	LOB: 3	E: 0	LOB: 1	E: 0	LOB: 1	E: 0	LOB: 2	E: 1	LOB: 1
	K: 0	BB: 2	K: 0	BB: 0	K: 0	BB: 0	K: 0	BB: 1	K: 1	BB: 1	K: 0	BB: 0	K: 0	BB: 0	K: 0	BB: 2	K: 0	BB: 1
	S: 3	P: 11	S: 4	P: 4	S: 3	P: 3	S: 4	P: 8	S: 7	P: 11	S: 4	P: 4	S: 4	P: 4	S: 3	P: 11	S: 5	P: 9

	1B: 9	SF: 0
	2B: 1	SAC: 1
	3B: 2	DP: 3
	HR: 0	HBP: 0

	WP: 0	PA: 42
	PB: 0	
	SB: 0	
	CS: 0	

PITCHER		IP	WLS	BF	H	R	ER	SO	BB	IBB	HBP	BLK	WP	HR	S	P	ERA	WHIP
Pete Redfern, R ERA: 4.82	(1, 1)	4.0	L	18	5	2	1	0	3	0	0	0	0	0	15	27	2.25	2.000
Vic Albury, L ERA: 3.38	(5, 1)	4.1		21	5	2	2	1	3	1	0	0	0	0	19	35	4.15	1.846
Steve Luebber, R ERA: 4.56	(9, 1)	0.2		3	1	0	0	0	0	0	0	0	0	0	3	3	0.00	1.500

PITCHER	IP	WLS	BF	H	R	ER	SO	BB	IBB	HBP	BLK	WP	HR	S	P	ERA	WHIP

Cleveland Indians @ Minnesota Twins

Metropolitan Stadium, Bloomington , MI

Sat Jul 17 1976, 8:05 PM EDT

Att. 22,290 - Unknown - 81 F

livebaseballscorecards.com

BOTTOM

Batter	1	2	3	4	5	6	7	8	9	AB	R	H	RBI	BB	SO	LOB
Lyman Bostock, L (1, 8) OBP: 0.377, SLG: 0.432	L8		5-3			BB			FC1-6, 1B	3	0	1	0	1	0	0
Roy Smalley, S (1, 6) OBP: 0.338, SLG: 0.283	BB		K			L1-6			K	3	0	0	0	1	2	3
Rod Carew, L (1, 3) OBP: 0.390, SLG: 0.447	F6			K		F8			FC1-6	4	0	0	0	0	1	3
Larry Hisle, R (1, 7) OBP: 0.331, SLG: 0.358	F9			6-3			K		F4	4	0	0	0	0	1	2
Craig Kusick, R (1, 10) OBP: 0.379, SLG: 0.533		G6-4-3, 1B		6-3			K			3	0	1	0	0	1	0
Butch Wynegar, S (1, 2) OBP: 0.402, SLG: 0.436		G6-4-3			FC4-6, BB		F8			2	0	0	0	1	0	1
Dan Ford, R (1, 9) OBP: 0.299, SLG: 0.404		3B			FC4-6, CS			K		3	0	1	0	0	1	1
Mike Cubbage, L (1, 5) OBP: 0.328, SLG: 0.320		G3			K			G5-4-3, 1B		3	0	1	0	0	1	2
Bob Randall, R (1, 4) OBP: 0.324, SLG: 0.318			K			L1-6, BB		G5-4-3		2	0	0	0	1	1	1

Inning Stats	1	2	3	4	5	6	7	8	9
R	0	0	0	0	0	0	0	0	0
E	0	0	0	0	0	0	0	0	0
K	0	0	2	1	1	0	2	1	1
S	3	4	7	5	4	2	7	5	6
H	0	2	0	0	0	0	0	1	1
LOB	1	1	0	0	0	1	0	0	1
BB	1	0	0	0	1	2	0	0	0
P	7	4	7	5	8	10	7	5	6

	AB	27
	R	0
	H	4
	RBI	0
	BB	4
	SO	8
	LOB	13

	1B: 3	SF: 0	WP: 0	PA: 31
	2B: 1	SAC: 0	PB: 0	
	3B: 1	DP: 3	SB: 0	
	HR: 0	HBP: 0	CS: 1	

PITCHER	IP	WLS	BF	H	R	ER	SO	BB	IBB	HBP	BLK	WP	HR	S	P	ERA	WHIP
Rick Waits, L (1, 1) ERA: 3.69	9.0	W	31	4	0	0	8	4	0	0	0	0	0	43	59	0.00	0.889

PITCHER	IP	WLS	BF	H	R	ER	SO	BB	IBB	HBP	BLK	WP	HR	S	P	ERA	WHIP

Batter	1	2	3	4	5	6	7	8	9	AB	R	H	RBI	BB	SO	LOB
Duane Kuiper, L (1, 4) OBP: 0.283, SLG: 0.283	BBBB 4-0 1B BB		x 0-0 6-3 SH5-3 HR 1B	SSS 0-3 ② K 2-3		x 0-0 ③ 1-3			x 0-0 ① 1-3	4	1	1	0	1	1	1
Frank Duffy, R (1, 6) OBP: 0.292, SLG: 0.293	x 0-0 ① F8		x 0-0 ① SH5-3 1-2	x 0-0 ③ 5-3			x 0-0 S 4-3 1B		x 0-0 E5 G4-6-3	4	0	1	0	0	0	2
Rick Manning, L (1, 8) OBP: 0.348, SLG: 0.392	SSS 0-3 ② K		x 0-0 ② 6-3 2-3		x 0-0 HR 1B		x 0-0 ① 4-3 1-2		x 0-0 ②③ G4-6-3 1-2f	5	1	1	0	0	1	4
Rico Carty, R (1, 10) OBP: 0.382, SLG: 0.482	x 0-0 FC5-4 1-3 1B		x 0-0 3-H HR		x 0-0 1-H HR		SSS 0-3 ② K 2-3			4	2	3	4	0	1	1
George Hendrick, R (1, 7) OBP: 0.315, SLG: 0.477	x 0-0 ③ FC5-4 1-2f		x 0-0 1B		x 0-0 ① 6-3		x 0-0 ③ 1-3			4	0	1	0	0	0	3
Boog Powell, L (1, 3) OBP: 0.284, SLG: 0.223		SSS 0-3 ① K	x 0-0 ③ G3		x 0-0 ② L7			x 0-0 ① F8		4	0	0	0	0	1	1
Buddy Bell, R (1, 5) OBP: 0.351, SLG: 0.362		BBBB 4-0 1B 1B BB		SSS 0-3 ① K	x 0-0 ③ F8			x 0-0 ② F9		3	1	0	0	1	1	0
Charlie Spikes, R (1, 9) OBP: 0.306, SLG: 0.335		x 0-0 1B 1-2 1B		BBBB 4-0 2B BB		x 0-0 ① L9		BBBB 4-0 BB		2	1	1	0	2	0	0
Alan Ashby, S (1, 2) OBP: 0.303, SLG: 0.312		x 0-0 ②③ 1-2 2-H 1B		x 0-0 BLK 1-H 2B		x 0-0 ② F1		x 0-0 ③ 4-3		4	0	2	2	0	0	1
Inning Stats	R: 0 E: 0 K: 1 S: 6 H: 1 LOB: 2 BB: 1 P: 10	R: 1 E: 0 K: 1 S: 5 H: 2 LOB: 1 BB: 1 P: 9	R: 2 E: 0 K: 0 S: 6 H: 3 LOB: 1 BB: 0 P: 6	R: 1 E: 0 K: 2 S: 8 H: 1 LOB: 1 BB: 1 P: 12	R: 2 E: 0 K: 0 S: 5 H: 2 LOB: 0 BB: 0 P: 5	R: 0 E: 0 K: 0 S: 3 H: 0 LOB: 0 BB: 0 P: 3	R: 0 E: 0 K: 1 S: 6 H: 1 LOB: 1 BB: 0 P: 6	R: 0 E: 0 K: 0 S: 3 H: 0 LOB: 1 BB: 1 P: 7	R: 0 E: 1 K: 0 S: 3 H: 0 LOB: 0 BB: 0 P: 3	1B: 7 2B: 1 3B: 0 HR: 2	SF: 0 SAC: 1 DP: 1 HBP: 0						

TOP

Cleveland Indians @ Minnesota Twins

Metropolitan Stadium, Bloomington , MI

Sun Jul 18 1976, 4:33 AM EDT
Att. 13,329 - Unknown - 88 F

livebaseballscorecards.com

AB	34
R	6
H	10
RBI	6
BB	4
SO	5
LOB	13

PITCHER		IP	WLS	BF	H	R	ER	SO	BB	IBB	HBP	BLK	WP	HR	S	P	ERA	WHIP	PITCHER		IP	WLS	BF	H	R	ER	SO	BB	IBB	HBP	BLK	WP	HR	S	P	ERA	WHIP
Jim Hughes, R ERA: 5.76	(1, 1)	3.1	L	18	7	4	4	3	3	0	0	0	0	1	21	33	10.80	3.000																				
Tom Burgmeier, L ERA: 2.31	(4, 1)	5.2		21	3	2	2	2	1	0	0	1	0	1	24	28	3.18	0.706																				

Inning Stats	R: 0 E: 0 K: 1 S: 6	H: 1 LOB: 2 BB: 1 P: 10	R: 1 E: 0 K: 1 S: 5	H: 2 LOB: 1 BB: 1 P: 9	R: 2 E: 0 K: 0 S: 6	H: 3 LOB: 1 BB: 0 P: 6	R: 1 E: 0 K: 2 S: 8	H: 1 LOB: 1 BB: 1 P: 12	R: 2 E: 0 K: 0 S: 5	H: 2 LOB: 0 BB: 0 P: 5	R: 0 E: 0 K: 0 S: 3	H: 0 LOB: 0 BB: 0 P: 3	R: 0 E: 0 K: 1 S: 6	H: 1 LOB: 1 BB: 0 P: 6	R: 0 E: 0 K: 0 S: 3	H: 0 LOB: 1 BB: 1 P: 7	R: 0 E: 1 K: 0 S: 3	H: 0 LOB: 0 BB: 0 P: 3	1B: 7 2B: 1 3B: 0 HR: 2	SF: 0 SAC: 1 DP: 1 HBP: 0	WP: 0 PB: 0 SB: 1 CS: 0	PA: 39

Cleveland Indians @ Minnesota Twins

Metropolitan Stadium, Bloomington , MI

Sun Jul 18 1976, 4:33 AM EDT

Att. 13,329 - Unknown - 88 F

BOTTOM

livebaseballscorecards.com

Batter	1	2	3	4	5	6	7	8	9	AB	R	H	RBI	BB	SO	LOB
Steve Braun, L (1, 7) OBP: 0.346, SLG: 0.322	6-3		BB		G3		1B		3-1	4	0	1	0	1	0	1
Roy Smalley, S (1, 6) OBP: 0.337, SLG: 0.283	4-3		K		1B		K			4	0	1	1	0	2	2
Rod Carew, L (1, 3) OBP: 0.392, SLG: 0.448	1B		L7		1-3			4-3		4	0	2	0	0	0	1
Butch Wynegar, S (1, 2) OBP: 0.401, SLG: 0.434	1-3			6-3	K			F9		4	0	1	0	0	1	2
Lyman Bostock, L (1, 8) OBP: 0.379, SLG: 0.431	K			BB		K		1B		3	0	1	0	1	2	2
Larry Hisle, R (1, 9) OBP: 0.330, SLG: 0.357		F6		L7		5-3		1-2		4	0	1	0	0	0	1
Mike Cubbage, L (1, 5) OBP: 0.320, SLG: 0.312		F7		4-3		1-3		F7		4	0	0	0	0	0	3
Craig Kusick, R (1, 10) OBP: 0.370, SLG: 0.519		4-3			5-3		K		L7	4	0	0	0	0	1	0
Bob Randall, R (1, 4) OBP: 0.324, SLG: 0.322			K		G3 1B 2B		F4		6-3	3	1	1	0	0	1	0
Tony Oliva, L (9, PH) OBP: 0.173, SLG: 0.200										1	0	0	0	0	0	0
Inning Stats	R: 0 E: 0 K: 1 S: 7 H: 2 LOB: 2 BB: 0 P: 7	R: 0 E: 0 K: 0 S: 3 H: 0 LOB: 0 BB: 0 P: 3	R: 0 E: 0 K: 2 S: 7 H: 0 LOB: 1 BB: 1 P: 11	R: 0 E: 0 K: 0 S: 3 H: 0 LOB: 1 BB: 1 P: 7	R: 1 E: 0 K: 1 S: 8 H: 3 LOB: 2 BB: 0 P: 8	R: 0 E: 0 K: 1 S: 5 H: 0 LOB: 0 BB: 0 P: 5	R: 0 E: 0 K: 2 S: 8 H: 1 LOB: 1 BB: 0 P: 8	R: 0 E: 0 K: 0 S: 5 H: 2 LOB: 2 BB: 0 P: 5	R: 0 E: 0 K: 0 S: 3 H: 0 LOB: 0 BB: 0 P: 3	1B: 7 2B: 1 3B: 0 HR: 0 SF: 0 SAC: 0 DP: 0 HBP: 0							

	AB	35
	R	1
	H	8
	RBI	1
	BB	2
	SO	7
	LOB	12

WP: 0 PB: 0 SB: 0 CS: 0 PA: 37

PITCHER	IP	WLS	BF	H	R	ER	SO	BB	IBB	HBP	BLK	WP	HR	S	P	ERA	WHIP
Stan Thomas, R (1, 1) ERA: 1.84	9.0	W	37	8	1	1	7	2	0	0	0	0	0	49	57	1.00	1.111

PITCHER	IP	WLS	BF	H	R	ER	SO	BB	IBB	HBP	BLK	WP	HR	S	P	ERA	WHIP

Detroit Tigers @ Minnesota Twins

Metropolitan Stadium, Bloomington , MI

Mon Jul 19 1976, 8:05 PM EDT

Att. 5,005 - Unknown

TOP

livebaseballscorecards.com

Batter	1	2	3	4	5	6	7	8	9	AB	R	H	RBI	BB	SO	LOB
Ron LeFlore, R (1, 8) OBP: 0.381, SLG: 0.430	L4-6 4-3 1B		5-3		L4		FC6-4 1-2f		4-3	5	0	1	0	0	0	1
Tom Veryzer, R (1, 6) OBP: 0.262, SLG: 0.243	4-3 1-2		E5 WP BB		F8		F6		6-3	5	0	0	0	0	0	2
Rusty Staub, L (1, 9) OBP: 0.396, SLG: 0.433	L4-6 2-3		BBBB WP 1-2 BB		1B		SSS K			3	0	1	0	1	1	2
Willie Horton, R (1, 10) OBP: 0.383, SLG: 0.474		L7	IIII FC6-4 1-2 2-3 IBB			BBBB FC6-4 BB		HR		2	1	1	1	2	0	0
Jason Thompson, L (1, 3) OBP: 0.320, SLG: 0.398		F5	FC6-4 1-2f			FC6-4 FC1-4 1-2f		SSS K		4	0	0	0	0	1	4
Aurelio Rodriguez, R (1, 5) OBP: 0.274, SLG: 0.340		BBBB BB		3-1		FC1-4 HR 1-2f		FC6-4 1B		3	1	1	0	1	0	1
Mickey Stanley, R (1, 7) OBP: 0.310, SLG: 0.372		5-3		5-3		HR 1-H		FC6-4 1-2f		4	1	1	2	0	0	2
Bill Freehan, R (1, 2) OBP: 0.325, SLG: 0.398			L7	HR		6-3		L7		4	1	1	1	0	0	1
Pedro Garcia, R (1, 4) OBP: 0.247, SLG: 0.326			HR	F8			FC6-4 1B		F5	3	1	2	1	0	0	0
Ben Oglivie, L (9, PH) OBP: 0.291, SLG: 0.458										1	0	0	0	0	0	0

AB	34
R	5
H	8
RBI	5
BB	4
SO	2
LOB	13

Inning Stats	1	2	3	4	5	6	7	8	9
	R: 0 E: 0 K: 0 S: 3	H: 1 LOB: 0 BB: 0 P: 3	R: 0 E: 0 K: 0 S: 3	H: 0 LOB: 1 BB: 1 P: 7	R: 1 E: 1 K: 0 S: 5	H: 1 LOB: 3 BB: 2 P: 13	R: 1 E: 0 K: 0 S: 4	H: 1 LOB: 0 BB: 0 P: 4	R: 0 E: 0 K: 0 S: 3	H: 1 LOB: 1 BB: 0 P: 3	R: 2 E: 0 K: 0 S: 4	H: 1 LOB: 0 BB: 1 P: 8	R: 0 E: 0 K: 1 S: 6	H: 1 LOB: 1 BB: 0 P: 6	R: 1 E: 0 K: 1 S: 7	H: 2 LOB: 1 BB: 0 P: 7	R: 0 E: 0 K: 0 S: 3	H: 0 LOB: 0 BB: 0 P: 3

1B: 4	SF: 0
2B: 1	SAC: 0
3B: 0	DP: 1
HR: 4	HBP: 0

WP: 1	PA: 38
PB: 0	
SB: 0	
CS: 0	

PITCHER		IP	WLS	BF	H	R	ER	SO	BB	IBB	HBP	BLK	WP	HR	S	P	ERA	WHIP
Eddie Bane, L ERA: 2.73	(1, 1)	5.2		25	5	4	4	0	3	1	0	0	1	3	21	37	6.35	1.412
Bill Campbell, R ERA: 3.18	(6, 1)	3.1	W	13	3	1	1	2	0	0	0	0	0	1	17	17	2.70	0.900

PITCHER	IP	WLS	BF	H	R	ER	SO	BB	IBB	HBP	BLK	WP	HR	S	P	ERA	WHIP

Detroit Tigers @ Minnesota Twins

Metropolitan Stadium, Bloomington , MI

Mon Jul 19 1976, 8:05 PM EDT

Att. 5,005 - Unknown

livebaseballscorecards.com

Batter	1	2	3	4	5	6	7	8	9	AB	R	H	RBI	BB	SO	LOB
Lyman Bostock, L (1, 8) OBP: 0.379, SLG: 0.430	G3		HR 1-2 1B	4-3		BB 1-2 2-H 3-H 1B		4-3 1-2		5	1	2	2	0	0	1
Larry Hisle, R (1, 7) OBP: 0.329, SLG: 0.365	6-3		HR 1-H 2-H		K	F2				4	1	1	3	0	1	2
Rod Carew, L (1, 3) OBP: 0.393, SLG: 0.447	6-3		2B 1B		3-1	FC5-4 1-2 2-3 BB				3	0	1	0	1	0	0
Craig Kusick, R (1, 10) OBP: 0.367, SLG: 0.519		K	1-3 2B		5-3	FC5-4 1-2f				4	0	1	0	0	1	3
Dan Ford, R (1, 9) OBP: 0.305, SLG: 0.407		FC6-5 S 1B	IBB			1B 1B 1B	1-3			3	1	2	0	1	0	0
Butch Wynegar, S (1, 2) OBP: 0.399, SLG: 0.431		FC6-5 1-3	F3			SH3-4 1B 1-2 1B	F5			4	1	1	0	0	0	4
Bob Randall, R (1, 4) OBP: 0.323, SLG: 0.321		F4	F8			SH3-4 1B 1-2 2-H 1B	5-3			4	1	1	1	0	0	4
Roy Smalley, S (1, 6) OBP: 0.337, SLG: 0.283			FC1-6 1B	6-3		SH3-4 1-2 2-3		1-3		3	0	1	0	0	0	0
Mike Cubbage, L (1, 5) OBP: 0.317, SLG: 0.308			FC1-6 1B 1-2f HR	K		BB 1B BB		4-3 1B		2	1	0	0	0	1	1
Steve Brye, R (6, PH) OBP: 0.315, SLG: 0.304										0	0	0	0	1	0	0
Jerry Terrell, R (7, 5) OBP: 0.255, SLG: 0.247										1	0	1	0	0	0	0
Inning Stats	R: 0 E: 0 K: 0 S: 3 H: 0 LOB: 0 BB: 0 P: 3	R: 0 E: 0 K: 1 S: 6 H: 1 LOB: 1 BB: 0 P: 6	R: 3 E: 0 K: 0 S: 8 H: 5 LOB: 3 BB: 1 P: 12	R: 0 E: 0 K: 1 S: 5 H: 0 LOB: 0 BB: 0 P: 5	R: 0 E: 0 K: 1 S: 5 H: 0 LOB: 0 BB: 0 P: 5	R: 3 E: 0 K: 0 S: 7 H: 4 LOB: 3 BB: 2 P: 15	R: 0 E: 0 K: 0 S: 3 H: 0 LOB: 0 BB: 0 P: 3	R: 0 E: 0 K: 0 S: 3 H: 1 LOB: 0 BB: 0 P: 3		1B: 9 2B: 1 3B: 0 HR: 1 SF: 0 SAC: 1 DP: 0 HBP: 0				WP: 0 PB: 0 SB: 1 CS: 0 PA: 37	

	AB	33
	R	6
	H	11
	RBI	6
	BB	3
	SO	3
	LOB	15

PITCHER		IP	WLS	BF	H	R	ER	SO	BB	IBB	HBP	BLK	WP	HR	S	P	ERA	WHIP
Dave Roberts, L ERA: 3.74	(1, 1)	5.1	L	28	10	6	6	3	1	1	0	0	0	1	32	40	10.12	2.062
Steve Grilli, R ERA: 6.12	(6, 1)	2.2		9	1	0	0	0	1	0	0	0	0	0	8	12	0.00	0.750

PITCHER	IP	WLS	BF	H	R	ER	SO	BB	IBB	HBP	BLK	WP	HR	S	P	ERA	WHIP

Detroit Tigers @ Minnesota Twins

Metropolitan Stadium, Bloomington , MI

Tue Jul 20 1976, 8:05 PM EDT

Att. 30,425 - Unknown - 84 F

livebaseballscorecards.com

TOP

Batter	1	2	3	4	5	6	7	8	9	AB	R	H	RBI	BB	SO	LOB
Ron LeFlore, R (1, 8) OBP: 0.384, SLG: 0.440	6-3		E3 1-2			HR 1B 1B	2-H HR	BB 1-2 BB		4	2	2	2	1	0	1
Tom Veryzer, R (1, 6) OBP: 0.268, SLG: 0.247	K		K 1-1 2-3			1-2 HR 1B	1B 1B	1-2 2-3 BB		4	2	2	0	1	2	2
Rusty Staub, L (1, 9) OBP: 0.399, SLG: 0.447	1B		F5			1-H 2-H HR	1-2 1B	3-H SF8		4	1	3	4	0	0	2
Willie Horton, R (1, 10) OBP: 0.374, SLG: 0.460	4-3			F8		F9	K	1-3		5	0	0	0	0	1	5
Jason Thompson, L (1, 3) OBP: 0.322, SLG: 0.402		L8		G3		1B 2B	1-2 2-H 1B		F7	5	1	2	1	0	0	0
Ben Oglivie, L (1, 7) OBP: 0.292, SLG: 0.450		BB CS BB		4-3		L3	F8		G6-4-3 1B	2	0	0	0	1	0	1
Alex Johnson, R (7, PH) OBP: 0.285, SLG: 0.366										1	0	0	0	0	0	2
Mickey Stanley, R (7, 7) OBP: 0.318, SLG: 0.380										1	0	1	0	0	0	0
Aurelio Rodriguez, R (1, 5) OBP: 0.273, SLG: 0.337		5-3 1-2			K	2-H 1B	L9		G6-4-3 1-2f	5	0	1	1	0	1	4
Pedro Garcia, R (1, 4) OBP: 0.243, SLG: 0.320			K		1-3	F4		5-3		4	0	0	0	0	1	1
Bruce Kimm, R (1, 2) OBP: 0.313, SLG: 0.315			E E 1B		F8		HR 2B	BB BB SF8 1B		4	2	3	0	0	0	0
Inning Stats	R: 0 E: 0 K: 1 S: 6 H: 1 LOB: 1 BB: 0 P: 6	R: 0 E: 0 K: 0 S: 2 H: 0 LOB: 0 BB: 1 P: 6	R: 0 E: 2 K: 2 S: 9 H: 1 LOB: 2 BB: 0 P: 9	R: 0 E: 0 K: 0 S: 3 H: 0 LOB: 0 BB: 0 P: 3	R: 0 E: 0 K: 1 S: 5 H: 0 LOB: 0 BB: 0 P: 5	R: 4 E: 0 K: 0 S: 8 H: 5 LOB: 1 BB: 0 P: 8	R: 3 E: 0 K: 1 S: 10 H: 5 LOB: 2 BB: 0 P: 10	R: 1 E: 0 K: 0 S: 4 H: 1 LOB: 2 BB: 2 P: 12	R: 0 E: 0 K: 0 S: 3 H: 1 LOB: 0 BB: 0 P: 3	1B: 10 2B: 2 3B: 0 HR: 2	SF: 1 SAC: 0 DP: 1 HBP: 0						

	AB	39
	R	8
	H	14
	RBI	8
	BB	3
	SO	5
	LOB	18

WP: 0 PB: 0 SB: 0 CS: 1 PA: 43

PITCHER		IP	WLS	BF	H	R	ER	SO	BB	IBB	HBP	BLK	WP	HR	S	P	ERA	WHIP
Bill Singer, R ERA: 3.99	(1, 1)	6.0	L	26	7	4	4	4	1	0	0	0	0	1	33	37	6.00	1.333
Bill Campbell, R ERA: 3.47	(7, 1)	0.0		3	3	3	3	0	0	0	0	0	0	1	3	3	∞	∞
Tom Burgmeier, L ERA: 2.28	(7, 1)	1.0		5	2	0	0	1	0	0	0	0	0	0	7	7	0.00	2.000
Jim Hughes, R ERA: 5.73	(8, 1)	2.0		9	2	1	1	0	2	0	0	0	0	0	7	15	4.50	2.000

PITCHER	IP	WLS	BF	H	R	ER	SO	BB	IBB	HBP	BLK	WP	HR	S	P	ERA	WHIP

Detroit Tigers @ Minnesota Twins

Metropolitan Stadium, Bloomington , MI

Tue Jul 20 1976, 8:05 PM EDT

Att. 30,425 - Unknown - 84 F

BOTTOM

Batter	1	2	3	4	5	6	7	8	9	AB	R	H	RBI	BB	SO	LOB
Steve Braun, L (1, 7) OBP: 0.347, SLG: 0.324	G4-3 1B		FC4 BB 2-3 3-H 1B		G3 ①		FC6-4 1B ② 1-2f		F5 ③	5	0	2	1	0	0	2
Roy Smalley, S (1, 6) OBP: 0.339, SLG: 0.284	G4-3 ①② 1-2f		B B B B 4-0 E 1-2 BB		S S S 0-3 K ②		1-2 1B			3	0	1	0	1	1	1
Rod Carew, L (1, 3) OBP: 0.389, SLG: 0.442	F8 ③		FC4 G4-6-3 1-2 2-3 3-H		3-1 ③		4-3 ③			4	0	0	1	0	0	4
Butch Wynegar, S (1, 2) OBP: 0.397, SLG: 0.429		3-1 ①	G4-6-3 ②③ 1-2f			1B 1B		4-3 ①		4	0	1	0	0	0	3
Lyman Bostock, L (1, 8) OBP: 0.377, SLG: 0.427		S S S S 0-3 K ②		S 1B 1B		F8 ①		6-3 ②		4	1	1	0	0	1	1
Mike Cubbage, L (1, 5) OBP: 0.315, SLG: 0.306		L8 ③		F5 ① 1-2		G6-4-3 1-2 1B		F8 ③		4	0	1	0	0	0	1
Larry Hisle, R (1, 9) OBP: 0.328, SLG: 0.361			B B B B 4-0 SH1-4 1B 1B BB	F8 ② 1-2		G6-4-3 ②③ 1-2f			F8 ①	3	1	0	0	1	0	3
Tony Oliva, L (1, 10) OBP: 0.232, SLG: 0.259			1B SH1-4 1-2 FC4 1B	2-H 1B			FC6-4 1B		F8 1B	4	1	4	1	0	0	0
Bob Randall, R (1, 4) OBP: 0.320, SLG: 0.317			SH1-4 ① 1-2 2-3	F8 ③			FC6-4 ① FC6-4 1-2f		F8 ②	3	0	0	0	0	0	3

livebaseballscorecards.com

AB	34
R	3
H	10
RBI	3
BB	2
SO	2
LOB	18

Inning Stats									
	R: 0 H: 1 E: 0 LOB: 0 K: 0 BB: 0 S: 3 P: 3	R: 0 H: 0 E: 0 LOB: 0 K: 1 BB: 0 S: 5 P: 5	R: 2 H: 2 E: 1 LOB: 2 K: 0 BB: 2 S: 5 P: 13	R: 1 H: 2 E: 0 LOB: 1 K: 0 BB: 0 S: 5 P: 5	R: 0 H: 0 E: 0 LOB: 0 K: 1 BB: 0 S: 5 P: 5	R: 0 H: 2 E: 0 LOB: 1 K: 0 BB: 0 S: 4 P: 4	R: 0 H: 2 E: 0 LOB: 2 K: 0 BB: 0 S: 5 P: 5	R: 0 H: 0 E: 0 LOB: 0 K: 0 BB: 0 S: 3 P: 3	R: 0 H: 1 E: 0 LOB: 1 K: 0 BB: 0 S: 4 P: 4	1B: 10 SF: 0 2B: 0 SAC: 1 3B: 0 DP: 3 HR: 0 HBP: 0	WP: 0 PA: 37 PB: 0 SB: 1 CS: 0

PITCHER	IP	WLS	BF	H	R	ER	SO	BB	IBB	HBP	BLK	WP	HR	S	P	ERA	WHIP
Mark Fidrych, R (1, 1) ERA: 1.71	9.0	W	37	10	3	3	2	2	0	0	0	0	0	39	47	3.00	1.333

PITCHER	IP	WLS	BF	H	R	ER	SO	BB	IBB	HBP	BLK	WP	HR	S	P	ERA	WHIP

Batter	1	2	3	4	5	6	7	8	9	AB	R	H	RBI	BB	SO	LOB
Cecil Cooper, L (1, 10) OBP: 0.305, SLG: 0.465	F8		F2		4-3		1-3 1B			4	0	1	0	0	0	2
Denny Doyle, L (1, 4) OBP: 0.274, SLG: 0.290	P4		F9			F9	1-3			4	0	0	0	0	0	2
Fred Lynn, L (1, 8) OBP: 0.368, SLG: 0.454	4-3			F7		L9		FC3-6 1B		4	0	1	0	0	0	0
Carl Yastrzemski, L (1, 3) OBP: 0.359, SLG: 0.474		E 1B 1B		F8		1B 1B		FC3-6 G5-4-3 1-2f		4	1	2	0	0	0	1
Jim Rice, R (1, 7) OBP: 0.294, SLG: 0.451		K		K		FC5-4 1-2 1B		G5-4-3 1-2f		4	0	1	0	0	2	2
Carlton Fisk, R (1, 2) OBP: 0.330, SLG: 0.386		F9			6-3	FC5-4 1-2f			BBBB G6-4-3 BB	3	0	0	0	1	0	3
Dwight Evans, R (1, 9) OBP: 0.331, SLG: 0.416		E4 1B 1-2			1B 1B		BBBB 4-0 G6-4-3 BB		G6-4-3 1-2f	3	0	1	0	1	0	2
Rico Petrocelli, R (1, 5) OBP: 0.299, SLG: 0.294 Rick Miller, L (9, PH) OBP: 0.352, SLG: 0.363		1-3 2-H 1B			F5	G6-4-3 1-2f			1B	3 1	0 0	1 1	1 0	0 0	0 0	2 0
Rick Burleson, R (1, 6) OBP: 0.328, SLG: 0.327			5-3		1-3 1B		BBBB 4-0 1B BB		5-3	3	0	1	0	1	0	1
Inning Stats	R: 0 E: 0 K: 0 S: 3 H: 0 LOB: 0 BB: 0 P: 3	R: 1 E: 1 K: 1 S: 7 H: 2 LOB: 2 BB: 0 P: 7	R: 0 E: 0 K: 0 S: 3 H: 0 LOB: 0 BB: 0 P: 3	R: 0 E: 0 K: 1 S: 5 H: 0 LOB: 0 BB: 0 P: 5	R: 0 E: 0 K: 0 S: 5 H: 2 LOB: 2 BB: 0 P: 5	R: 0 E: 0 K: 0 S: 5 H: 2 LOB: 2 BB: 0 P: 5	R: 0 E: 0 K: 0 S: 3 H: 1 LOB: 2 BB: 2 P: 11	R: 0 E: 0 K: 0 S: 3 H: 1 LOB: 0 BB: 0 P: 3	R: 0 E: 0 K: 0 S: 3 H: 1 LOB: 1 BB: 1 P: 7	1B: 9 2B: 0 3B: 0 HR: 0 SF: 0 SAC: 0 DP: 3 HBP: 0						

TOP

Boston Red Sox @ Minnesota Twins

Metropolitan Stadium, Bloomington , MI

Wed Jul 21 1976, 8:05 PM EDT

Att. 7,698 - Unknown - 81 F

livebaseballscorecards.com

AB	33
R	1
H	9
RBI	1
BB	3
SO	2
LOB	15

WP: 0 PB: 0 SB: 0 CS: 0 PA: 36

PITCHER	IP	WLS	BF	H	R	ER	SO	BB	IBB	HBP	BLK	WP	HR	S	P	ERA	WHIP
Dave Goltz, R (1, 1) ERA: 3.78	7.0	W	29	7	1	0	2	2	0	0	0	0	0	31	39	0.00	1.286
Tom Burgmeier, L (8, 1) ERA: 2.26	0.1		2	1	0	0	0	0	0	0	0	0	0	2	2	0.00	3.000
Bill Campbell, R (8, 1) ERA: 3.41	1.2		5	1	0	0	0	1	0	0	0	0	0	4	8	0.00	1.200

PITCHER	IP	WLS	BF	H	R	ER	SO	BB	IBB	HBP	BLK	WP	HR	S	P	ERA	WHIP

Batter	1	2	3	4	5	6	7	8	9	AB	R	H	RBI	BB	SO	LOB
Steve Braun, L (1, 7) OBP: 0.349, SLG: 0.331	F8		P4		4-3, 1B 1-H		F2, 1B			4	1	2	1	0	0	1
Roy Smalley, S (1, 6) OBP: 0.338, SLG: 0.284	1-3		1B 2-3		4-3 2-3		F2 1-2			4	0	1	0	0	0	2
Rod Carew, L (1, 3) OBP: 0.385, SLG: 0.438	K		SF8 3-H		L6		F5			3	0	0	1	0	1	1
Butch Wynegar, S (1, 2) OBP: 0.398, SLG: 0.430		5-3	1B 1-3		1B 3-H			F7		4	0	2	1	0	0	0
Lyman Bostock, L (1, 8) OBP: 0.375, SLG: 0.424		F7	G3		1-2			4-3		4	0	1	0	0	0	2
Mike Cubbage, L (1, 5) OBP: 0.309, SLG: 0.299		L3		4-3	4-3			P9		4	0	0	0	0	0	2
Tony Oliva, L (1, 10) OBP: 0.241, SLG: 0.255			1B 2B HBP	F7		5-3				1	1	0	0	0	0	0
Craig Kusick, R (6, PH) OBP: 0.365, SLG: 0.516										1	0	0	0	0	0	0
Dan Ford, R (1, 9) OBP: 0.305, SLG: 0.406			1-2 2B 1B	6-3		F8				3	1	1	0	0	0	0
Bob Randall, R (1, 4) OBP: 0.323, SLG: 0.325			1B SF8 1-H 2-H 2B		2B 1B	5-3				3	2	2	2	0	0	0
Inning Stats	R: 0 E: 0 K: 1 S: 5 H: 0 LOB: 0 BB: 0 P: 5	R: 0 E: 0 K: 0 S: 3 H: 0 LOB: 0 BB: 0 P: 3	R: 3 E: 0 K: 0 S: 7 H: 4 LOB: 2 BB: 0 P: 8	R: 0 E: 0 K: 0 S: 3 H: 0 LOB: 0 BB: 0 P: 3	R: 2 E: 0 K: 0 S: 7 H: 4 LOB: 2 BB: 0 P: 7	R: 0 E: 0 K: 0 S: 3 H: 0 LOB: 0 BB: 0 P: 3	R: 0 E: 0 K: 0 S: 3 H: 1 LOB: 0 BB: 0 P: 3	R: 0 E: 0 K: 0 S: 3 H: 0 LOB: 0 BB: 0 P: 3		1B: 7 2B: 2 3B: 0 HR: 0 SF: 1 SAC: 0 DP: 0 HBP: 1						

PITCHER		IP	WLS	BF	H	R	ER	SO	BB	IBB	HBP	BLK	WP	HR	S	P	ERA	WHIP
Rick Wise, R ERA: 3.99	(1, 1)	3.0	L	14	4	3	3	1	0	0	1	0	0	0	15	16	9.00	1.333
Dick Pole, R ERA: 4.68	(4, 1)	1.2		8	3	2	2	0	0	0	0	0	0	0	8	8	10.80	1.800
Bill Lee, L ERA: 6.81	(5, 1)	1.1		5	1	0	0	0	0	0	0	0	0	0	5	5	0.00	0.750
Tom House, L ERA: 4.3	(7, 1)	2.0		6	1	0	0	0	0	0	0	0	0	0	6	6	0.00	0.500

PITCHER	IP	WLS	BF	H	R	ER	SO	BB	IBB	HBP	BLK	WP	HR	S	P	ERA	WHIP

BOTTOM

Boston Red Sox @ Minnesota Twins

Metropolitan Stadium, Bloomington , MI

Wed Jul 21 1976, 8:05 PM EDT

Att. 7,698 - Unknown - 81 F

livebaseballscorecards.com

AB	31
R	5
H	9
RBI	5
BB	0
SO	1
LOB	8

WP: 0 PA: 33
PB: 0
SB: 0
CS: 0

Batter	1	2	3	4	5	6	7	8	9	AB	R	H	RBI	BB	SO	LOB
Cecil Cooper, L (1, 10) OBP: 0.299, SLG: 0.456	S S S 0-3 ① K		x 0-0 ③ P4		x 0-0 ③ F8		S S S 0-3 ③ K			4	0	0	0	0	2	4
Denny Doyle, L (1, 4) OBP: 0.282, SLG: 0.295	x 0-0 G4-6-3 1B			x 0-0 ① P7		x 0-0 FC6-4 1B		B B B B 4-0 4-3 WP 1B BB		3	1	2	0	1	0	0
Fred Lynn, L (1, 8) OBP: 0.366, SLG: 0.452	x 0-0 ② ③ G4-6-3 1-2f			x 0-0 BB 1B		x 0-0 ① P6		x 0-0 ① 6-3 1-2		4	0	1	0	0	0	3
Carl Yastrzemski, L (1, 3) OBP: 0.358, SLG: 0.470		x 0-0 ① G3		B B B 4-0 G4-3 1-2 BB		x 0-0 ② F7		x 0-0 ② 4-3 2-3		3	0	0	0	1	0	2
Jim Rice, R (1, 7) OBP: 0.296, SLG: 0.450		B B B B 4-0 BB		x 0-0 ② ③ G4-3 1-2f		x 0-0 ③ FC6-4 1-2f		x 0-0 3-H 1B		3	0	1	1	1	0	3
Carlton Fisk, R (1, 2) OBP: 0.329, SLG: 0.382		x 0-0 ② F7			B B B B 4-0 S BB		x 0-0 ① 5-3	x 0-0 ③ F3		3	0	0	0	1	0	2
Dwight Evans, R (1, 9) OBP: 0.330, SLG: 0.417		x 0-0 ③ 5-3			S S S 0-3 ① K 1-2		x 0-0 FC6-4 2B		x 0-0 ① F9	4	0	1	0	0	1	2
Rico Petrocelli, R (1, 5) OBP: 0.298, SLG: 0.290			x 0-0 ① 6-3		S S S 0-3 ② K		B B B B 4-0 FC6-4 BB		x 0-0 ② F3	3	0	0	0	1	1	1
Rick Burleson, R (1, 6) OBP: 0.328, SLG: 0.327 Steve Dillard, R (2, 6) OBP: 0.346, SLG: 0.348			S S S 0-3 ② K		B B B B 4-0 BB		x 0-0 ② FC6-4 1-2f 2-3		S S S 0-3 ③ K	0 3	0 0	0 0	0 0	0 1	0 2	0 2
Inning Stats	R: 0 E: 0 K: 1 S: 5 H: 1 LOB: 0 BB: 0 P: 5	R: 0 E: 0 K: 0 S: 3 H: 0 LOB: 1 BB: 1 P: 7	R: 0 E: 0 K: 1 S: 5 H: 0 LOB: 0 BB: 0 P: 5	R: 0 E: 0 K: 0 S: 3 H: 1 LOB: 1 BB: 1 P: 7	R: 0 E: 0 K: 2 S: 7 H: 0 LOB: 2 BB: 2 P: 15	R: 0 E: 0 K: 0 S: 4 H: 1 LOB: 1 BB: 0 P: 4	R: 0 E: 0 K: 1 S: 6 H: 1 LOB: 2 BB: 1 P: 10	R: 1 E: 0 K: 0 S: 4 H: 1 LOB: 1 BB: 1 P: 8	R: 0 E: 0 K: 1 S: 5 H: 0 LOB: 0 BB: 0 P: 5	1B: 4 2B: 1 3B: 0 HR: 0	SF: 0 SAC: 0 DP: 2 HBP: 0						

PITCHER		IP	WLS	BF	H	R	ER	SO	BB	IBB	HBP	BLK	WP	HR	S	P	ERA	WHIP
Pete Redfern, R ERA: 4.4	(1, 1)	7.0	W	29	4	1	1	5	6	0	0	0	0	0	33	57	1.29	1.429
Vic Albury, L ERA: 3.18	(8, 1)	2.0		7	1	0	0	1	0	0	0	0	1	0	9	9	0.00	0.500

PITCHER	IP	WLS	BF	H	R	ER	SO	BB	IBB	HBP	BLK	WP	HR	S	P	ERA	WHIP

TOP

Boston Red Sox @ Minnesota Twins

Metropolitan Stadium, Bloomington , MI

Thu Jul 22 1976, 8:05 PM EDT

Att. 7,972 - Unknown - 84 F

livebaseballscorecards.com

AB	30
R	1
H	5
RBI	1
BB	6
SO	6
LOB	19

1B: 4	SF: 0	WP: 1	PA: 36		
2B: 1	SAC: 0	PB: 0			
3B: 0	DP: 2	SB: 1			
HR: 0	HBP: 0	CS: 0			

BOTTOM

Boston Red Sox @ Minnesota Twins

Metropolitan Stadium, Bloomington , MI

Thu Jul 22 1976, 8:05 PM EDT

Att. 7,972 - Unknown - 84 F

livebaseballscorecards.com

Batter	1	2	3	4	5	6	7	8	9	AB	R	H	RBI	BB	SO	LOB
Steve Braun, L (1, 7) OBP: 0.348, SLG: 0.327	F9	FC1-6 E 1-2f BB		K		BB		1B 1-2 IBB		3	1	0	0	1	1	1
Larry Hisle, R (8, PH) OBP: 0.330, SLG: 0.361 (9, 7)										0	0	0	0	1	0	0
Roy Smalley, S (1, 6) OBP: 0.342, SLG: 0.289	3B 1B	E7 BB 1-3 1B		G3		G3		1B 1-2 2-H		5	1	3	1	0	0	1
Rod Carew, L (1, 3) OBP: 0.385, SLG: 0.441	SF9 1-H 3B	BB IBB		1-3			4-3	K		4	1	1	1	1	1	2
Butch Wynegar, S (1, 2) OBP: 0.397, SLG: 0.425	1B 1B BB	K			3-1		P6			3	1	0	0	1	1	3
Lyman Bostock, L (1, 8) OBP: 0.377, SLG: 0.424	SF9 3-H	1-2 2-3 3-H BB			6-3		1B			2	0	1	2	1	0	0
Tony Oliva, L (1, 10) OBP: 0.258, SLG: 0.271	1B 1-2 1B	K			1B		F8			4	0	2	0	0	1	4
Mike Cubbage, L (1, 5) OBP: 0.313, SLG: 0.299	1B 1-2 2-H	P3			F7			FC6-4 BB		3	0	1	1	1	0	1
Dan Ford, R (1, 9) OBP: 0.305, SLG: 0.404	K	K				5-3 1B		K		4	0	1	0	0	3	3
Bob Randall, R (1, 4) OBP: 0.322, SLG: 0.321		FC1-6 HBP		F8		5-3 1-2		FC6-4 WP 1-2f 1B		3	1	0	0	0	0	2
Inning Stats	R: 3 H: 4 E: 0 LOB: 2 K: 1 BB: 1 S: 9 P: 13	R: 1 H: 1 E: 1 LOB: 3 K: 2 BB: 2 S: 8 P: 17	R: 0 H: 0 E: 0 LOB: 0 K: 1 BB: 0 S: 5 P: 5	R: 0 H: 0 E: 0 LOB: 0 K: 1 BB: 0 S: 5 P: 5	R: 0 H: 1 E: 0 LOB: 1 K: 0 BB: 0 S: 4 P: 4	R: 0 H: 1 E: 0 LOB: 1 K: 0 BB: 1 S: 3 P: 7	R: 0 H: 1 E: 0 LOB: 1 K: 0 BB: 0 S: 4 P: 4	R: 1 H: 1 E: 0 LOB: 2 K: 2 BB: 2 S: 8 P: 16		1B: 8 SF: 1 2B: 0 SAC: 0 3B: 1 DP: 0 HR: 0 HBP: 1				WP: 1 PA: 39 PB: 0 SB: 0 CS: 0		

	AB	31
	R	5
	H	9
	RBI	5
	BB	6
	SO	7
	LOB	17

PITCHER		IP	WLS	BF	H	R	ER	SO	BB	IBB	HBP	BLK	WP	HR	S	P	ERA	WHIP
Luis Tiant, R ERA: 3.09	(1, 1)	1.2	L	14	5	4	4	2	2	1	1	0	0	0	14	27	21.60	4.200
Reggie Cleveland, R ERA: 4.19	(2, 1)	5.1		19	3	0	0	3	1	0	0	0	0	0	24	28	0.00	0.750
Tom House, L ERA: 4.42	(8, 1)	1.0		6	1	1	1	2	1	1	0	0	1	0	8	16	9.00	2.000

PITCHER	IP	WLS	BF	H	R	ER	SO	BB	IBB	HBP	BLK	WP	HR	S	P	ERA	WHIP

Batter	1	2	3	4	5	6	7	8	9	AB	R	H	RBI	BB	SO	LOB
Steve Braun, L (1, 7) OBP: 0.348, SLG: 0.325	x 0-0 ① L4		x 0-0 G3 BLK 1-2 1B		x 0-0 ② 4-3		BBB 4-0 1-2 BB	x 0-0 ② FC6-4 1-2f 2-3 3-H		4	0	1	1	1	0	2
Roy Smalley, S (1, 6) OBP: 0.336, SLG: 0.284	x 0-0 ② 4-3		SSS 0-3 ① K 1-2 2-3		x 0-0 ③ F7		x 0-0 ③ F7	x 0-0 ③ F9		5	0	0	0	0	1	6
Rod Carew, L (1, 3) OBP: 0.385, SLG: 0.441	x 0-0 ③ 3-1		x 0-0 ② G3 2-3 3-H			x 0-0 ① 5-3		x 0-0 S 1B 1B	x 0-0 2B 1B	5	2	2	1	0	0	1
Butch Wynegar, S (1, 2) OBP: 0.401, SLG: 0.426 Jerry Terrell, R (8, PR) OBP: 0.255, SLG: 0.247 Glenn Borgmann, R (8, 2) OBP: 0.462, SLG: 0.727		x 0-0 FC4-6 1B 1B	x 0-0 ③ 6-3			BBBB 4-0 BB		BBBB 4-0 1B 1-2 1B BB	x 0-0 1B 1-H 2B	2 0 1	0 1 0	1 0 1	0 0 1	2 0 1	0 0 0	1 0 0
Lyman Bostock, L (1, 8) OBP: 0.377, SLG: 0.424		x 0-0 FC4-6 1-2 1B		x 0-0 ① L1		x 0-0 ② F7		x 0-0 FC4 1B 1B 1-2 2-H 1B	SSS 0-3 ① K	5	1	2	1	0	1	2
Tony Oliva, L (1, 10) OBP: 0.258, SLG: 0.270 Steve Brye, R (8, PR) OBP: 0.318, SLG: 0.309		x 0-0 ① F8		x 0-0 ② F8		x 0-0 ③ F8		x 0-0 FC4 1-2 2-H 1B	x 0-0 2-3 1B	4 1	0 0	1 1	1 0	0 0	0 0	3 0
Mike Cubbage, L (1, 5) OBP: 0.310, SLG: 0.292		x 0-0 ② FC4-6 1-2f 2-3		BBBB 4-0 BB			x 0-0 ① F5	x 0-0 ① FC4 1B BB FC6-4 1-2f 2-3	x 0-0 ② L7	4	1	0	0	1	0	6
Dan Ford, R (1, 9) OBP: 0.306, SLG: 0.399		x 0-0 ③ F4		x 0-0 ③ F4			BBBB 4-0 S BB	BBBB 4-0 FC6-4 1B 1-2 BB	SSS 0-3 ③ K	3	0	0	0	2	1	5
Bob Randall, R (1, 4) OBP: 0.325, SLG: 0.321			BBBB 4-0 BLK 1B G3 BB		SSS 0-3 ① K		x 0-0 ② F2	x 0-0 FC6-4 1-2 2-3 3-H 1B		3	1	1	1	1	1	1
Inning Stats	R: 0 E: 0 K: 0 S: 3 H: 0 LOB: 0 BB: 0 P: 3	R: 0 E: 0 K: 0 S: 5 H: 2 LOB: 2 BB: 0 P: 5	R: 1 E: 0 K: 1 S: 6 H: 1 LOB: 1 BB: 1 P: 10	R: 0 E: 0 K: 0 S: 3 H: 0 LOB: 1 BB: 1 P: 7	R: 0 E: 0 K: 1 S: 5 H: 0 LOB: 0 BB: 0 P: 5	R: 0 E: 0 K: 0 S: 3 H: 0 LOB: 1 BB: 1 P: 7	R: 0 E: 0 K: 0 S: 3 H: 0 LOB: 2 BB: 2 P: 11	R: 4 E: 0 K: 0 S: 7 H: 4 LOB: 2 BB: 2 P: 15	R: 1 E: 0 K: 2 S: 10 H: 3 LOB: 2 BB: 0 P: 10	1B: 9 2B: 1 3B: 0 HR: 0 SF: 0 SAC: 0 DP: 0 HBP: 0						WP: 0 PB: 0 SB: 2 CS: 0 PA: 44	

PITCHER		IP	WLS	BF	H	R	ER	SO	BB	IBB	HBP	BLK	WP	HR	S	P	ERA	WHIP
Francisco Barrios, R ERA: 4.78	(1, 1)	7.0	L	31	4	3	3	2	6	0	0	1	0	0	29	53	3.86	1.429
Dave Hamilton, L ERA: 3.03	(8, 1)	2.0		13	6	3	3	2	1	0	0	0	0	0	16	20	13.50	3.500

PITCHER	IP	WLS	BF	H	R	ER	SO	BB	IBB	HBP	BLK	WP	HR	S	P	ERA	WHIP

TOP

Minnesota Twins @ Chicago White Sox

Comiskey Park, Chicago, IL

Fri Jul 23 1976, 8:05 PM EDT

Att. 10,126 - Unknown - 96 F

livebaseballscorecards.com

AB	37
R	6
H	10
RBI	6
BB	7
SO	4
LOB	27

Batter	1	2	3	4	5	6	7	8	9	AB	R	H	RBI	BB	SO	LOB
Wayne Nordhagen, R (1, 9) OBP: 0.269, SLG: 0.318	6-3	SF7 2-3 3-H		F9			F3			3	0	0	1	0	0	1
Ralph Garr, L (1, 8) OBP: 0.317, SLG: 0.404	FC6-4 1B	F6			G4-6-3 1B		1B			4	0	3	0	0	0	1
Jorge Orta, L (1, 7) OBP: 0.318, SLG: 0.440	FC6-4 S 1-2f		F7		G4-6-3 1-2f		F9			4	0	0	0	0	0	3
Pat Kelly, L (1, 10) OBP: 0.362, SLG: 0.395 Buddy Bradford, R (5, PH) OBP: 0.320, SLG: 0.359	B B B B FC4-6 1-2 BB		G3		6-3			6-3		1 2	0 0	0 0	0 0	1 0	0 0	0 0
Lamar Johnson, R (1, 3) OBP: 0.368, SLG: 0.445 Alan Bannister, R (6, PR) OBP: 0.290, SLG: 0.276 Jim Spencer, L (7, 3) OBP: 0.335, SLG: 0.356	FC4-6 1-2f	B B B B BB			FC1-6 1B			F7		2 0 1	0 0 0	1 0 0	0 0 0	1 0 0	0 0 0	2 0 0
Bill Stein, R (1, 4) OBP: 0.299, SLG: 0.396	1B 2B 1B	F8			FC1-6 1-2f			F9		4	1	1	0	0	0	2
Kevin Bell, R (1, 5) OBP: 0.312, SLG: 0.441	F7	F3			K			K		4	0	0	0	0	2	2
Brian Downing, R (1, 2) OBP: 0.327, SLG: 0.329	2B SF7 1-3 1B				K			4-3		4	1	2	0	0	1	1
Bucky Dent, R (1, 6) OBP: 0.301, SLG: 0.309	E 1-3 3-H 2B			F7			F8	F9		4	0	1	1	0	0	1
Inning Stats	R: 0 E: 0 K: 0 S: 4 H: 1 LOB: 2 BB: 1 P: 8	R: 2 E: 1 K: 0 S: 6 H: 3 LOB: 1 BB: 0 P: 6	R: 0 E: 0 K: 0 S: 3 H: 0 LOB: 1 BB: 1 P: 7	R: 0 E: 0 K: 0 S: 4 H: 1 LOB: 1 BB: 0 P: 4	R: 0 E: 0 K: 0 S: 3 H: 1 LOB: 0 BB: 0 P: 3	R: 0 E: 0 K: 2 S: 8 H: 1 LOB: 1 BB: 0 P: 8	R: 0 E: 0 K: 0 S: 4 H: 1 LOB: 1 BB: 0 P: 4	R: 0 E: 0 K: 0 S: 3 H: 0 LOB: 0 BB: 0 P: 3	R: 0 E: 0 K: 1 S: 5 H: 0 LOB: 0 BB: 0 P: 5	1B: 7 2B: 1 3B: 0 HR: 0	SF: 1 SAC: 0 DP: 1 HBP: 0						

PITCHER	IP	WLS	BF	H	R	ER	SO	BB	IBB	HBP	BLK	WP	HR	S	P	ERA	WHIP
Jim Hughes, R (1, 1) ERA: 5.68	4.0		19	5	2	2	0	2	0	0	0	0	0	17	25	4.50	1.750
Tom Burgmeier, L (5, 1) ERA: 2.09	5.0	W	17	3	0	0	3	0	0	0	0	0	0	23	23	0.00	0.600

PITCHER	IP	WLS	BF	H	R	ER	SO	BB	IBB	HBP	BLK	WP	HR	S	P	ERA	WHIP

BOTTOM

Minnesota Twins @ Chicago White Sox

Comiskey Park, Chicago, IL

Fri Jul 23 1976, 8:05 PM EDT

Att. 10,126 - Unknown - 96 F

livebaseballscorecards.com

AB	33
R	2
H	8
RBI	2
BB	2
SO	3
LOB	13

1B: 7	SF: 1	WP: 0	PA: 36
2B: 1	SAC: 0	PB: 0	
3B: 0	DP: 1	SB: 1	
HR: 0	HBP: 0	CS: 0	

Batter	1	2	3	4	5	6	7	8	9	AB	R	H	RBI	BB	SO	LOB
Steve Braun, L (1, 7) OBP: 0.357, SLG: 0.340	BBBB 4-0 BB SH1-3 1B BB	x 0-0 1-3 3B 2-H 1B	SSS 0-3 ③ K			SSS 0-3 ① K	x 0-0 1-H 2-H HR	BBBB 4-0 1-2 BB	BBBB 4-0 1-2 2-3 BB	4	3	2	4	3	2	2
Roy Smalley, S (1, 6) OBP: 0.339, SLG: 0.285 Craig Kusick, R (7, 3) OBP: 0.361, SLG: 0.509	x 0-0 ① SH1-3 1-2	x 0-0 ② 1-3 1-2		x 0-0 ① 4-3		x 0-0 1B SF7 1B	BBBB 4-0 BB	x 0-0 ② F8	x 0-0 ③ F5	3 2	1 0	1 0	0 0	1 0	0 0	1 5
Rod Carew, L (1, 3) OBP: 0.388, SLG: 0.440 Luis Gomez, R (7, 6) OBP: 0.286, SLG: 0.273	BBBB 4-0 BB 1B BB	BBB 4-0 3B BB		x 0-0 ② F9		x 0-0 ③ 1-3 1B	x 0-0 ③ 6-3	x 0-0 ③ F9		3 1	2 0	1 0	0 0	2 0	0 0	1 2
Lyman Bostock, L (1, 8) OBP: 0.388, SLG: 0.458 Steve Brye, R (9, 8) OBP: 0.318, SLG: 0.309	BBBB 4-0 BB 1B SF7 1-2 2-3 BB	x 0-0 1-H 2-H 3B		x 0-0 HR		x 0-0 ② SF7 3-H		x 0-0 1B 2B	x 0-0 2B E 1B	4 0	4 0	4 0	4 0	1 0	0 0	0 0
Larry Hisle, R (1, 9) OBP: 0.327, SLG: 0.358	x 0-0 ③ CS BB 1-2 2-H 3-H 1B	x 0-0 ③ F5		x 0-0 ③ 5-3		SSS 0-3 ③ K		x 0-0 E6 1B HR	SSS 0-3 ① K	6	1	1	2	0	2	4
Mike Cubbage, L (1, 5) OBP: 0.320, SLG: 0.301	BBBB 4-0 1-2 2-3 BB		x 0-0 ① F8		x 0-0 FC6-4 1B		x 0-0 1B HR 1B	x 0-0 HR 1-2 2-H 1B	x 0-0 ② F2	5	2	3	1	1	0	1
Tony Oliva, L (1, 10) OBP: 0.243, SLG: 0.258 Dan Ford, R (8, PH) OBP: 0.311, SLG: 0.418	x 0-0 ② SF7 3-H		x 0-0 ② F8		x 0-0 ① F8		x 0-0 ① F7	x 0-0 1-H 2-H HR	x 0-0 1-3 E 2B	3 2	0 2	0 2	1 3	0 0	0 0	2 0
Glenn Borgmann, R (1, 2) OBP: 0.526, SLG: 0.714	0-0 ③ CS 2-3	x 0-0 1B 2B	BBBB 4-0 1B BB		x 0-0 ② F7		x 0-0 ② F8	BBBB 4-0 BB BB	BBBB 4-0 BB E BB	3	1	1	0	3	0	2
Jerry Terrell, R (1, 4) OBP: 0.259, SLG: 0.252		SSS 0-3 ① K	x 0-0 1-2 1B		x 0-0 ③ FC6-4 1-2f		x 0-0 1-2 HR 1B	SSS 0-3 ① K	x 0-0 E1 BB 1-2 2-H 3-H	6	1	2	0	0	2	4
Inning Stats	R: 3 H: 1 E: 0 LOB: 1 K: 0 BB: 4 S: 3 P: 19	R: 3 H: 3 E: 0 LOB: 1 K: 1 BB: 1 S: 8 P: 12	R: 0 H: 1 E: 0 LOB: 2 K: 1 BB: 1 S: 6 P: 10	R: 1 H: 1 E: 0 LOB: 0 K: 0 BB: 0 S: 4 P: 4	R: 0 H: 1 E: 0 LOB: 1 K: 0 BB: 0 S: 4 P: 4	R: 1 H: 2 E: 0 LOB: 1 K: 2 BB: 0 S: 9 P: 9	R: 3 H: 3 E: 0 LOB: 1 K: 0 BB: 1 S: 6 P: 10	R: 4 H: 3 E: 1 LOB: 2 K: 1 BB: 2 S: 9 P: 17	R: 2 H: 2 E: 1 LOB: 3 K: 1 BB: 2 S: 8 P: 16	1B: 10 SF: 2 2B: 3 SAC: 1 3B: 1 DP: 0 HR: 3 HBP: 0						

TOP

Minnesota Twins @ Chicago White Sox

Comiskey Park, Chicago, IL

Sat Jul 24 1976, 4:33 AM EDT

Att. 14,997 - Unknown - 75 F

livebaseballscorecards.com

AB	42
R	17
H	17
RBI	15
BB	11
SO	6
LOB	24

PITCHER		IP	WLS	BF	H	R	ER	SO	BB	IBB	HBP	BLK	WP	HR	S	P	ERA	WHIP
Jesse Jefferson, R ERA: 7.31	(1, 1)	0.1	L	4	0	3	3	0	3	0	0	0	0	0	1	13	81.00	9.000
Pete Vuckovich, R ERA: 4.28	(1, 1)	1.2		10	4	3	3	1	2	0	0	0	0	0	10	18	16.20	3.600
Chris Knapp, R ERA: 5.28	(3, 1)	5.1		32	11	9	8	4	4	0	0	0	0	3	36	52	13.50	2.812
Blue Moon Odom, R ERA: 4.76	(8, 1)	1.2		10	2	2	0	1	2	0	0	0	0	0	10	18	0.00	2.400

PITCHER	IP	WLS	BF	H	R	ER	SO	BB	IBB	HBP	BLK	WP	HR	S	P	ERA	WHIP

BOTTOM

Minnesota Twins @ Chicago White Sox

Comiskey Park, Chicago, IL

Sat Jul 24 1976, 4:33 AM EDT

Att. 14,997 - Unknown - 75 F

livebaseballscorecards.com

Batter	1	2	3	4	5	6	7	8	9	AB	R	H	RBI	BB	SO	LOB
Wayne Nordhagen, R (1, 10) OBP: 0.290, SLG: 0.308	6-3		K		FC3-6, 1B, WP, 1B		FC4-6, 1B, BB		L7	4	1	1	0	1	1	0
Ralph Garr, L (1, 8) OBP: 0.324, SLG: 0.413	1B		2B		FC3-6, 1-2, 1B		FC4-6, 1-2, 1B		F7	5	0	4	0	0	0	0
Jorge Orta, L (1, 7) OBP: 0.315, SLG: 0.436	F9		K		FC3-6, WP, 1B, 1-2f, 2-3		FC4-6, G6-4-3, 1-2f, 2-3			4	1	0	0	0	1	6
Lamar Johnson, R (1, 3) OBP: 0.355, SLG: 0.430	F3		K		E6, L5-4, 1B, 1-2, 3-H		G6-4-3, 1-2f			4	0	0	0	0	1	5
Bill Stein, R (1, 4) OBP: 0.311, SLG: 0.401		F9		5-3, E, BB	1-2, 2-H, 1B			1B, 1B		3	0	2	1	1	0	0
Kevin Bell, R (1, 5) OBP: 0.317, SLG: 0.443		FC5, 1B, 1B		E5, 1-2, 5-3	L5-4, 2-3			L4-3, 1-3, 1B		4	0	2	0	0	0	3
Buddy Bradford, R (1, 9) OBP: 0.313, SLG: 0.350		K		K		5-3		L4-3, 1-2		4	0	0	0	0	2	5
Bucky Dent, R (1, 6) OBP: 0.301, SLG: 0.309		1-2, 1B		5-3, 1-2, 2-3		5-3		K		3	0	1	0	0	0	2
Alan Bannister, R (8, 6) OBP: 0.281, SLG: 0.267										1	0	0	0	0	1	1
Jim Essian, R (1, 2) OBP: 0.318, SLG: 0.253		FC5, 2-3f		F6		F7			F8	4	0	0	0	0	0	4

	AB	36
	R	2
	H	10
	RBI	1
	BB	2
	SO	6
	LOB	26

Inning Stats	1	2	3	4	5	6	7	8	9
	R: 0 E: 0 K: 0 S: 4	H: 1 LOB: 1 BB: 0 P: 4	R: 0 E: 0 K: 1 S: 7	H: 2 LOB: 2 BB: 0 P: 7	R: 0 E: 0 K: 3 S: 10	H: 1 LOB: 1 BB: 0 P: 10	R: 0 E: 1 K: 1 S: 6	H: 0 LOB: 2 BB: 1 P: 10	R: 2 E: 1 K: 0 S: 6	H: 3 LOB: 1 BB: 0 P: 6	R: 0 E: 0 K: 0 S: 3	H: 0 LOB: 0 BB: 0 P: 3	R: 0 E: 0 K: 0 S: 3	H: 1 LOB: 1 BB: 1 P: 7	R: 0 E: 0 K: 1 S: 6	H: 2 LOB: 1 BB: 0 P: 6	R: 0 E: 0 K: 0 S: 3	H: 0 LOB: 0 BB: 0 P: 3

1B: 9	SF: 0	WP: 1	PA: 38
2B: 3	SAC: 0	PB: 0	
3B: 0	DP: 3	SB: 0	
HR: 0	HBP: 0	CS: 0	

PITCHER	IP	WLS	BF	H	R	ER	SO	BB	IBB	HBP	BLK	WP	HR	S	P	ERA	WHIP
Eddie Bane, L (1, 1) ERA: 2.57	9.0	W	38	10	2	2	6	2	0	0	0	1	0	48	56	2.00	1.333

PITCHER	IP	WLS	BF	H	R	ER	SO	BB	IBB	HBP	BLK	WP	HR	S	P	ERA	WHIP

Batter	1	2	3	4	5	6	7	8	9	AB	R	H	RBI	BB	SO	LOB
Steve Brye, R (1, 8) OBP: 0.313, SLG: 0.303 Lyman Bostock, L (6, PH) OBP: 0.391, SLG: 0.456 (6, 8)	F9		F8		F4	FC4-6, IBB	FC5, 1B, 1-2, BB		6-3	3 1	0 0	0 0	0 0	0 0	0 2	0 0
Jerry Terrell, R (1, 5) OBP: 0.252, SLG: 0.245 Mike Cubbage, L (6, PH) OBP: 0.320, SLG: 0.302 (6, 5)	F8		4-3		4-3	FC4-6, FC6-4, 1-2f, 3-H	1-2, 2-H, 3-H, 1B		4-3	3 3	0 0	0 1	0 3	0 0	0 0	0 1
Larry Hisle, R (1, 7) OBP: 0.326, SLG: 0.356	K			FC6-5, WP, 1B	K	FC6-4, 1-2f	FC5, 2-3f			5	0	1	0	0	2	3
Craig Kusick, R (1, 3) OBP: 0.362, SLG: 0.500		5-3		1B, FC6-5, 1-2, FC5-2, BB		F7	BB, BB, 1B, BB	F4		3	1	0	0	2	0	0
Dan Ford, R (1, 9) OBP: 0.315, SLG: 0.421		FC6-4, 1B, 1B		FC6-5, 1B, E, 1-2, 2-3f		2B, 1B, 1B	K	S, 1B		5	2	3	0	0	1	3
Butch Wynegar, S (1, 10) OBP: 0.406, SLG: 0.433		FC6-4, 1-2, 1B		E, 2B, 1-2, 2-3, 1B		1B, 3B, 1-3, 2B	BB, 1B, 1-2, BB	K, 1-2		4	3	3	0	1	1	1
Bob Randall, R (1, 4) OBP: 0.323, SLG: 0.319		FC6-4, 1-2f, 2-3		FC5-2, 2B, 1-3, 2-H, 3-Hf		3B, BB, 2-3, 3-H, 1B	F9	F7		5	2	1	1	0	0	7
Glenn Borgmann, R (1, 2) OBP: 0.542, SLG: 0.706		F8		2B, 2-H, 3-H		3B, BB, 1-2	1B, 1B, BB, 1-2, 2-3		6-3	3	2	1	2	2	0	2
Luis Gomez, R (1, 6) OBP: 0.270, SLG: 0.257 Rod Carew, L (6, PH) OBP: 0.389, SLG: 0.447 Roy Smalley, S (6, 6) OBP: 0.343, SLG: 0.301			K2-3	6-3		FC4-6, 1-H, 2-H, 3-H, 3B	BB, 1B, 1-3, 2-H, 3-H, 1B		HR	2 1 2	0 1 2	0 1 2	0 3 3	0 0 0	1 0 0	1 0 0
Inning Stats	R: 0 E: 0 K: 1 S: 5 H: 0 LOB: 0 BB: 0 P: 5	R: 0 E: 0 K: 0 S: 5 H: 2 LOB: 2 BB: 0 P: 5	R: 0 E: 0 K: 1 S: 5 H: 0 LOB: 0 BB: 0 P: 5	R: 3 E: 1 K: 0 S: 6 H: 3 LOB: 1 BB: 1 P: 10	R: 0 E: 0 K: 1 S: 5 H: 0 LOB: 0 BB: 0 P: 5	R: 5 E: 0 K: 0 S: 7 H: 4 LOB: 1 BB: 2 P: 15	R: 4 E: 0 K: 1 S: 7 H: 2 LOB: 2 BB: 4 P: 23	R: 0 E: 0 K: 1 S: 6 H: 1 LOB: 1 BB: 0 P: 6	R: 1 E: 0 K: 0 S: 4 H: 1 LOB: 0 BB: 0 P: 4	1B: 9 2B: 2 3B: 1 HR: 1 SF: 0 SAC: 0 DP: 0 HBP: 0						

PITCHER		IP	WLS	BF	H	R	ER	SO	BB	IBB	HBP	BLK	WP	HR	S	P	ERA	WHIP
Terry Forster, L ERA: 4.07	(1, 1)	5.1	L	26	8	7	4	3	2	0	0	0	1	0	30	38	6.75	1.875
Francisco Barrios, R ERA: 4.89	(6, 1)	0.0		2	1	0	0	0	0	1	0	0	0	0	1	5	∞	∞
Dave Hamilton, L ERA: 3.55	(6, 1)	3.2		19	4	6	6	2	4	0	0	0	0	1	19	35	14.73	2.182

PITCHER	IP	WLS	BF	H	R	ER	SO	BB	IBB	HBP	BLK	WP	HR	S	P	ERA	WHIP

TOP

Minnesota Twins @ Chicago White Sox

Comiskey Park, Chicago, IL

Sun Jul 25 1976, 4:33 AM EDT

Unknown - 77 F

livebaseballscorecards.com

AB	40
R	13
H	13
RBI	12
BB	7
SO	5
LOB	18

WP: 1	PA: 47
PB: 0	
SB: 1	
CS: 0	

Batter	1	2	3	4	5	6	7	8	9	AB	R	H	RBI	BB	SO	LOB
Jerry Hairston, S (1, 7) OBP: 0.600, SLG: 1.000	E4 1B 1B		E 1B 3B BB	BB		K		1-H SF8 3B		3	3	1	1	2	1	2
Ralph Garr, L (1, 8) OBP: 0.325, SLG: 0.413	WP 1-3 1B 1B		S 1-2 3B 1B	F3		F9		5-3		5	2	2	0	0	0	4
Jorge Orta, L (1, 10) OBP: 0.318, SLG: 0.444	B2-6 1B 1-H 3-H 1B		1-H 2-H 2B 3B		L6 1B		BB 1B SF7 1B	SF8 3-H		4	2	3	5	0	0	0
Jim Spencer, L (1, 3) OBP: 0.339, SLG: 0.360	B2-6 1-2 1B		F5 1B		F7 2B		BB 1-2 1B	3-1		5	0	3	0	0	0	1
Bill Stein, R (1, 4) OBP: 0.314, SLG: 0.408	B2-6 1-2f 2-3f		F9 3-H 2B		F7 1B		F9 1B		1B	5	0	2	1	0	0	5
Kevin Bell, R (1, 5) OBP: 0.319, SLG: 0.434		1B BB	F9 2-3		F7 2B		1-2 2-3 BB		L7 1B	3	0	0	0	2	0	3
Wayne Nordhagen, R (1, 9) OBP: 0.278, SLG: 0.300	K		F8			BB 1B	SF7 3-H 2B		K	4	0	1	1	0	2	3
Bucky Dent, R (1, 6) OBP: 0.305, SLG: 0.309	G6-4-3 1-2 1B			G6-4-3 BB		1-2 BB	F9 SS		4-3	3	0	1	0	2	0	3
Jim Essian, R (1, 2) OBP: 0.313, SLG: 0.247 Lamar Johnson, R (6, PH) OBP: 0.352, SLG: 0.426 Brian Downing, R (7, 2) OBP: 0.329, SLG: 0.332	G6-4-3 1-2f			G6-4-3 1-2f		K		WP 3B 1B		2 1 1	0 0 1	0 0 1	0 0 0	0 1 0	0 2 0	3 2 0
Inning Stats	R: 2 E: 1 K: 0 S: 5 H: 3 LOB: 0 BB: 0 P: 5	R: 0 E: 0 K: 1 S: 5 H: 1 LOB: 1 BB: 1 P: 9	R: 3 E: 1 K: 0 S: 6 H: 3 LOB: 1 BB: 1 P: 10	R: 0 E: 0 K: 0 S: 2 H: 0 LOB: 1 BB: 2 P: 10	R: 0 E: 0 K: 0 S: 4 H: 1 LOB: 1 BB: 0 P: 4	R: 0 E: 0 K: 2 S: 8 H: 1 LOB: 2 BB: 1 P: 12	R: 1 E: 0 K: 0 S: 5 H: 2 LOB: 2 BB: 1 P: 9	R: 2 E: 0 K: 0 S: 5 H: 2 LOB: 0 BB: 0 P: 5	R: 0 E: 0 K: 1 S: 6 H: 1 LOB: 1 BB: 0 P: 6	1B: 11 2B: 1 3B: 3 HR: 0 SF: 2 SAC: 0 DP: 2 HBP: 0						

PITCHER		IP	WLS	BF	H	R	ER	SO	BB	IBB	HBP	BLK	WP	HR	S	P	ERA	WHIP
Steve Luebber, R ERA: 4.92	(1, 1)	3.2		19	7	5	4	1	4	0	0	0	1	0	17	33	9.82	3.000
Vic Albury, L ERA: 3.16	(4, 1)	3.0	W	15	4	1	1	2	2	0	0	0	0	0	17	25	3.00	2.000
Bill Campbell, R ERA: 3.51	(7, 1)	2.1		10	3	2	2	1	0	0	0	0	1	0	12	12	7.71	1.286

PITCHER	IP	WLS	BF	H	R	ER	SO	BB	IBB	HBP	BLK	WP	HR	S	P	ERA	WHIP

BOTTOM

Minnesota Twins @ Chicago White Sox

Comiskey Park, Chicago, IL

Sun Jul 25 1976, 4:33 AM EDT

Unknown - 77 F

livebaseballscorecards.com

AB	36
R	8
H	14
RBI	8
BB	6
SO	4
LOB	26

PA: 44

Batter	1	2	3	4	5	6	7	8	9	AB	R	H	RBI	BB	SO	LOB
Lyman Bostock, L (1, 8) OBP: 0.395, SLG: 0.459	0-0 E S 6-3 1B		0-0 FC4-6 1-2f			0-0 1B 1B	0-0 FC6-4 1-3 2-H 1B		0-0 G3	5	2	3	1	0	0	2
Larry Hisle, R (1, 7) OBP: 0.325, SLG: 0.354	0-0 6-3 1-H		0-3 K			0-0 F7 1B 1-3 1B	0-0 FC6-4 1-2f			4	1	1	1	0	1	2
Rod Carew, L (1, 3) OBP: 0.388, SLG: 0.445	0-0 CS 1B			0-0 F8		0-0 F7 1-2		0-0 F8		4	0	1	0	0	0	2
Craig Kusick, R (1, 10) OBP: 0.360, SLG: 0.494	0-3 K 1-2			0-0 S 1B		0-0 5-3		0-0 F9		4	0	1	0	0	1	3
Dan Ford, R (1, 9) OBP: 0.318, SLG: 0.422		0-0 F8		0-3 K		0-0 FC4-6 2-H 3-H 1B		0-0 1B		4	0	2	2	0	1	1
Butch Wynegar, S (1, 2) OBP: 0.402, SLG: 0.428		0-0 F8		0-3 K 1-2		0-0 FC4-6 1-2f		0-0 F9		4	0	0	0	0	1	3
Roy Smalley, S (1, 6) OBP: 0.338, SLG: 0.296		0-0 F8			0-0 F7		0-0 F9		0-0 6-3	4	0	0	0	0	0	0
Bob Randall, R (1, 4) OBP: 0.322, SLG: 0.315			0-0 6-3		0-0 F7		B B B B 4-0 1B 1B BB		0-0 4-3	3	1	0	0	1	0	0
Jerry Terrell, R (1, 5) OBP: 0.270, SLG: 0.250			B B B B 4-0 FC4-6 BB		0-0 F3		0-0 1B 1-2 1B		B B B B 4-0 BB	2	0	1	0	2	0	0
Inning Stats	R: 1 E: 1 K: 1 S: 6 H: 2 LOB: 0 BB: 0 P: 6	R: 0 E: 0 K: 0 S: 3 H: 0 LOB: 0 BB: 0 P: 3	R: 0 E: 0 K: 1 S: 5 H: 0 LOB: 1 BB: 1 P: 9	R: 0 E: 0 K: 2 S: 8 H: 1 LOB: 1 BB: 0 P: 8	R: 0 E: 0 K: 0 S: 3 H: 0 LOB: 0 BB: 0 P: 3	R: 2 E: 0 K: 0 S: 6 H: 3 LOB: 1 BB: 0 P: 6	R: 1 E: 0 K: 0 S: 4 H: 2 LOB: 1 BB: 1 P: 8	R: 0 E: 0 K: 0 S: 4 H: 1 LOB: 1 BB: 0 P: 4	R: 0 E: 0 K: 0 S: 3 H: 0 LOB: 1 BB: 1 P: 7	1B: 9 2B: 0 3B: 0 HR: 0 SF: 0 SAC: 0 DP: 0 HBP: 0							

PITCHER	IP	WLS	BF	H	R	ER	SO	BB	IBB	HBP	BLK	WP	HR	S	P	ERA	WHIP
Ken Brett, L (1, 1) ERA: 3.05	9.0	W	37	9	4	3	4	3	0	0	0	0	0	42	54	3.00	1.333

PITCHER	IP	WLS	BF	H	R	ER	SO	BB	IBB	HBP	BLK	WP	HR	S	P	ERA	WHIP

TOP

Minnesota Twins @ Chicago White Sox

Comiskey Park, Chicago, IL

Sun Jul 25 1976, 4:38 AM EDT

Att. 12,651 - Unknown

livebaseballscorecards.com

AB	34
R	4
H	9
RBI	4
BB	3
SO	4
LOB	13

WP: 0	PA: 37
PB: 0	
SB: 2	
CS: 1	

Batter	1	2	3	4	5	6	7	8	9	AB	R	H	RBI	BB	SO	LOB
Jerry Hairston, S (1, 9) OBP: 0.500, SLG: 0.500	BBBB 4-0 SH BB	x 0-0 ② L7		BBBB 4-0 BB		x 0-0 ③ F7	x 0-0 ③ F9			3	1	0	0	2	0	3
Alan Bannister, R (8, 8) OBP: 0.281, SLG: 0.267										0	0	0	0	0	0	0
Ralph Garr, L (1, 8) (8, 9) OBP: 0.327, SLG: 0.413	x 0-0 SH F8 E 1-H	x 0-0 CS 1B 2-H		x 0-0 ③ G3			BBBB 4-0 BB HR BB	SSS 0-3 ① K		3	2	1	1	1	1	1
Jorge Orta, L (1, 7) OBP: 0.319, SLG: 0.441	BBBB 4-0 S BB	0-0 ③ CS 1-2	x 0-0 ① 6-3		x 0-0 ① F7		BBBB 4-0 1-2 HR BB	x 0-0 ② F4		3	1	0	0	2	0	0
Chet Lemon, R (9, 7) OBP: 0.299, SLG: 0.308										0	0	0	0	0	0	0
Pat Kelly, L (1, 10) OBP: 0.362, SLG: 0.394	x 0-0 ① F8 2-3		x 0-0 FC4-6 1B 1B		x 0-0 ② F7		x 0-0 1-H 2-H HR	x 0-0 ③ F3		3	0	1	0	0	0	2
Lamar Johnson, R (7, PH) OBP: 0.355, SLG: 0.453										2	1	1	3	0	0	0
Bill Stein, R (1, 4) OBP: 0.318, SLG: 0.417	x 0-0 ② 6-3 1-2 3-H		x 0-0 FC4-6 1-2 1B		x 0-0 2B		SSS 0-3 ① K			4	0	2	0	0	1	1
Jim Spencer, L (1, 3) OBP: 0.344, SLG: 0.361	4-0 IBB	x 0-0 ② FC4-6 1-2f 2-3		4-0 FC6 IBB		x 0-0 1B SF9 1B				2	1	1	0	2	0	2
Kevin Bell, R (1, 5) OBP: 0.318, SLG: 0.429	x 0-0 ③ 5-3		x 0-0 ③ L4		x 0-0 ③ FC6 1-2f		x 0-0 BB 1-3 1B			4	0	1	0	0	0	6
Brian Downing, R (1, 2) OBP: 0.332, SLG: 0.329		BBBB 4-0 SH2-4 1B BB		x 0-0 ① 5-3		SSS 0-3 ① K	BBBB 4-0 1-2 BB			2	1	0	0	2	1	0
Bucky Dent, R (1, 6) OBP: 0.303, SLG: 0.308		x 0-0 ① SH2-4 1-2		x 0-0 ② 5-3		x 0-0 ② F5	x 0-0 ② SF9 3-H			2	0	0	1	0	0	0
Inning Stats	R: 2 H: 0 E: 1 LOB: 2 K: 0 BB: 3 S: 4 P: 16	R: 1 H: 1 E: 0 LOB: 0 K: 0 BB: 1 S: 3 P: 7	R: 0 H: 2 E: 0 LOB: 2 K: 0 BB: 0 S: 5 P: 5	R: 0 H: 0 E: 0 LOB: 1 K: 0 BB: 1 S: 3 P: 7	R: 0 H: 1 E: 0 LOB: 2 K: 0 BB: 1 S: 4 P: 8	R: 0 H: 0 E: 0 LOB: 0 K: 1 BB: 0 S: 5 P: 5	R: 4 H: 3 E: 0 LOB: 2 K: 1 BB: 3 S: 8 P: 20	R: 0 H: 0 E: 0 LOB: 0 K: 1 BB: 0 S: 5 P: 5		1B: 5 SF: 1 2B: 1 SAC: 2 3B: 0 DP: 0 HR: 1 HBP: 0					WP: 0 PA: 41 PB: 0 SB: 1 CS: 1	

BOTTOM

Minnesota Twins @ Chicago White Sox

Comiskey Park, Chicago, IL

Sun Jul 25 1976, 4:38 AM EDT

Att. 12,651 - Unknown

livebaseballscorecards.com

AB	28
R	7
H	7
RBI	5
BB	9
SO	3
LOB	15

PITCHER		IP	WLS	BF	H	R	ER	SO	BB	IBB	HBP	BLK	WP	HR	S	P	ERA	WHIP
Bill Singer, R ERA: 4.01	(1, 1)	6.0	L	30	4	5	3	1	6	2	0	0	0	0	24	56	4.50	1.667
Tom Burgmeier, L ERA: 2.35	(7, 1)	0.1		3	2	1	1	1	0	0	0	0	0	1	5	5	27.00	6.000
Bill Campbell, R ERA: 3.45	(7, 1)	1.2		7	1	1	1	1	1	0	0	0	0	0	8	12	5.40	1.200

PITCHER	IP	WLS	BF	H	R	ER	SO	BB	IBB	HBP	BLK	WP	HR	S	P	ERA	WHIP

Texas Rangers @ Minnesota Twins

Metropolitan Stadium, Bloomington , MI

Mon Jul 26 1976, 8:05 PM EDT

Att. 9,184 - Unknown - 86 F

TOP

livebaseballscorecards.com

Batter	1	2	3	4	5	6	7	8	9	AB	R	H	RBI	BB	SO	LOB
Dave Moates, L (1, 8) OBP: 0.322, SLG: 0.337	0-0 ① 4-3	0-0 ③ F7			0-0 ① F6		S S S 0-3 ③ K		S S S 0-3 ② K	4	0	0	0	0	1	2
Juan Beniquez, R (9, PH) (9, 8) OBP: 0.291, SLG: 0.262										1	0	0	0	0	1	2
Gene Clines, R (1, 7) OBP: 0.305, SLG: 0.316	0-0 ② L4		0-0 ① L6-3		0-0 ② L6-3			0-0 1B 1B	0-0 ③ L8	5	0	1	0	0	0	2
Mike Hargrove, L (1, 3) OBP: 0.408, SLG: 0.407	B B B B 4-0 FC5-4 BB		0-0 ② 5-3		0-0 1B			0-0 ① 1-3 BB 1B		3	0	2	0	1	0	0
Jeff Burroughs, R (1, 9) OBP: 0.301, SLG: 0.377	0-0 ③ FC5-4 1-2f		0-0 1B		0-0 ③ F7			B B B B 4-0 1-2 G3-6-1 BB		3	0	1	0	1	0	2
Roy Howell, L (1, 5) OBP: 0.314, SLG: 0.383		0-0 1B E 1B	0-0 ③ F5			0-0 ① F7		0-0 ② ③ G3-6-1 1-2f		4	1	1	0	0	0	3
Toby Harrah, R (1, 6) OBP: 0.375, SLG: 0.392		0-0 ① F6		0-0 HR		0-0 ② 5-3			0-0 1B 1B 1B	4	2	2	1	0	0	1
Tom Grieve, R (1, 10) OBP: 0.290, SLG: 0.384		0-0 E 1-3 1B		0-0 ① F9		0-0 ③ F9			0-0 ① F5	4	0	1	0	0	0	1
Lenny Randle, S (1, 4) OBP: 0.297, SLG: 0.277	S S S 0-3 ② K			0-0 ② F7			S S S 0-3 ① K		0-0 1-2 1B	3	0	0	0	0	2	2
Danny Thompson, R (7, 4) OBP: 0.261, SLG: 0.271										0	0	0	0	0	0	0
Jim Sundberg, R (1, 2) OBP: 0.285, SLG: 0.302	0-0 E4 1-2 3-H			S S S 0-3 ③ K			0-0 ② F6		0-0 1-2 2-H 1B	4	0	1	1	0	1	1

AB	35
R	3
H	9
RBI	2
BB	2
SO	5
LOB	16

Inning Stats	1	2	3	4	5	6	7	8	9
R	0	1	0	1	0	0	0	0	1
E	0	1	0	0	0	0	0	0	0
K	0	1	0	1	0	0	2	0	1
S	3	8	4	6	4	3	7	3	8
H	0	2	1	1	1	0	0	2	3
LOB	1	2	1	0	1	0	0	1	2
BB	1	0	0	0	0	0	0	1	0
P	7	8	4	6	4	3	7	7	8

PITCHER		IP	WLS	BF	H	R	ER	SO	BB	IBB	HBP	BLK	WP	HR	S	P	ERA	WHIP	PITCHER		IP	WLS	BF	H	R	ER	SO	BB	IBB	HBP	BLK	WP	HR	S	P	ERA	WHIP
Dave Goltz, R (1, 1) ERA: 3.69		8.1	L	36	10	3	2	4	2	0	0	0	0	1	42	50	2.16	1.440																			
Tom Burgmeier, L (9, 1) ERA: 2.33		0.2		2	0	0	0	1	0	0	0	0	0	0	4	4	0.00	0.000																			

1B: 9	SF: 0	WP: 0	PA: 38
2B: 0	SAC: 0	PB: 0	
3B: 0	DP: 1	SB: 0	
HR: 1	HBP: 0	CS: 0	

Texas Rangers @ Minnesota Twins

Metropolitan Stadium, Bloomington , MI

Mon Jul 26 1976, 8:05 PM EDT

Att. 9,184 - Unknown - 86 F

BOTTOM

Batter	1	2	3	4	5	6	7	8	9	AB	R	H	RBI	BB	SO	LOB
Steve Braun, L (1, 10) OBP: 0.356, SLG: 0.339	3-1			FC4-6 1B			F8		K	4	0	1	0	0	1	0
Roy Smalley, S (1, 6) OBP: 0.335, SLG: 0.293	K			K			3-1			3	0	0	0	0	2	1
Rod Carew, L (1, 3) OBP: 0.386, SLG: 0.442	4-3			FC4-6 CS 1-2f			1B			2	0	0	0	0	0	1
Craig Kusick, R (5, 3) OBP: 0.363, SLG: 0.497										1	0	1	0	0	0	0
Butch Wynegar, S (1, 2) OBP: 0.398, SLG: 0.424		4-3		CS 1-2	K		K			3	0	0	0	0	2	1
Lyman Bostock, L (1, 8) OBP: 0.391, SLG: 0.454		1-3			4-3			3-1		3	0	0	0	0	0	0
Mike Cubbage, L (1, 5) OBP: 0.321, SLG: 0.298		4-3			K			G4-6-3 BB		2	0	0	0	1	1	0
Larry Hisle, R (1, 7) OBP: 0.322, SLG: 0.351			6-3			5-3		G4-6-3 1-2f		3	0	0	0	0	0	1
Dan Ford, R (1, 9) OBP: 0.315, SLG: 0.418			6-3			K			K	3	0	0	0	0	2	0
Bob Randall, R (1, 4) OBP: 0.319, SLG: 0.313			6-3			K			3-1	2	0	0	0	0	1	0
Tony Oliva, L (9, PH) OBP: 0.239, SLG: 0.254										1	0	0	0	0	0	0
Inning Stats	R: 0 E: 0 K: 1 S: 5 H: 0 LOB: 0 BB: 0 P: 5	R: 0 E: 0 K: 0 S: 3 H: 0 LOB: 0 BB: 0 P: 3	R: 0 E: 0 K: 0 S: 3 H: 0 LOB: 0 BB: 0 P: 3	R: 0 E: 0 K: 1 S: 5 H: 1 LOB: 0 BB: 0 P: 5	R: 0 E: 0 K: 2 S: 7 H: 0 LOB: 0 BB: 0 P: 7	R: 0 E: 0 K: 2 S: 7 H: 0 LOB: 0 BB: 0 P: 7	R: 0 E: 0 K: 1 S: 6 H: 1 LOB: 1 BB: 0 P: 6	R: 0 E: 0 K: 0 S: 2 H: 0 LOB: 0 BB: 1 P: 6	R: 0 E: 0 K: 2 S: 7 H: 0 LOB: 0 BB: 0 P: 7	1B: 2 2B: 0 3B: 0 HR: 0 SF: 0 SAC: 0 DP: 1 HBP: 0						

livebaseballscorecards.com

AB	27
R	0
H	2
RBI	0
BB	1
SO	9
LOB	4

WP: 0 PA: 29
PB: 0
SB: 0
CS: 1

PITCHER	IP	WLS	BF	H	R	ER	SO	BB	IBB	HBP	BLK	WP	HR	S	P	ERA	WHIP
Bert Blyleven, R (1, 1) ERA: 2.97	9.0	W	28	2	0	0	9	1	0	0	0	0	0	45	49	0.00	0.333

PITCHER	IP	WLS	BF	H	R	ER	SO	BB	IBB	HBP	BLK	WP	HR	S	P	ERA	WHIP

Batter	1	2	3	4	5	6	7	8	9	AB	R	H	RBI	BB	SO	LOB
Dave Moates, L (1, 8) OBP: 0.308, SLG: 0.321	4-3		4-3		K	K 1-2		4-3		5	0	0	0	0	2	3
Gene Clines, R (1, 7) OBP: 0.303, SLG: 0.313	L5-3		G3 1B 3-H 1B		L6-3		L4 1B FC5-4		L4	5	2	1	1	0	0	0
Mike Hargrove, L (1, 3) OBP: 0.410, SLG: 0.410	L3		G3 1-2		1B		FC5-4 2-3 1B		1B 1B	5	0	3	0	0	0	1
Jeff Burroughs, R (1, 9) OBP: 0.302, SLG: 0.376		BB BB	1B 2-H		F8		FC5-4 1-2f 3-H		F8	4	0	1	2	1	0	3
Roy Howell, L (1, 5) OBP: 0.316, SLG: 0.387		K	G3			2B 2B	F9		1B 1B	5	1	2	0	0	1	3
Toby Harrah, R (1, 6) OBP: 0.375, SLG: 0.394		BB 1-2		B2-3		2B 2-H 2B	K		L9	4	1	1	1	1	1	3
Tom Grieve, R (1, 10) OBP: 0.290, SLG: 0.385		K		6-3		1B 2-H 2B		F7		4	0	1	1	0	1	2
Lenny Randle, S (1, 4) OBP: 0.299, SLG: 0.283		F6		2B		S 1B		G3		4	0	2	0	0	0	2
Jim Sundberg, R (1, 2) OBP: 0.288, SLG: 0.308			E7 1B 2B	F8		F8		1B		4	1	2	0	0	0	2
Inning Stats	R: 0 E: 0 K: 0 S: 3 H: 0 LOB: 0 BB: 0 P: 3	R: 0 E: 0 K: 2 S: 7 H: 0 LOB: 2 BB: 2 P: 15	R: 2 E: 1 K: 0 S: 6 H: 3 LOB: 1 BB: 0 P: 6	R: 0 E: 0 K: 0 S: 4 H: 1 LOB: 1 BB: 0 P: 4	R: 0 E: 0 K: 1 S: 6 H: 1 LOB: 1 BB: 0 P: 6	R: 2 E: 0 K: 1 S: 8 H: 4 LOB: 1 BB: 0 P: 8	R: 1 E: 1 K: 1 S: 7 H: 1 LOB: 1 BB: 0 P: 7	R: 0 E: 0 K: 0 S: 4 H: 1 LOB: 1 BB: 0 P: 4	R: 0 E: 0 K: 0 S: 5 H: 2 LOB: 2 BB: 0 P: 5	1B: 8 2B: 5 3B: 0 HR: 0 SF: 0 SAC: 0 DP: 0 HBP: 0						

TOP

Texas Rangers @ Minnesota Twins

Metropolitan Stadium, Bloomington , MI

Wed Jul 28 1976, 8:05 PM EDT

Unknown - 86 F

livebaseballscorecards.com

AB	40
R	5
H	13
RBI	5
BB	2
SO	5
LOB	19

WP: 0 PB: 0 SB: 1 CS: 0 PA: 42

PITCHER		IP	W/L/S	BF	H	R	ER	SO	BB	IBB	HBP	BLK	WP	HR	S	P	ERA	WHIP
Jim Hughes, R ERA: 5.74	(1, 1)	5.1	W	26	9	4	4	3	2	0	0	0	0	0	30	38	6.75	2.062
Bill Campbell, R ERA: 3.33	(6, 1)	3.2	S	16	4	1	0	2	0	0	0	0	0	0	20	20	0.00	1.091

PITCHER		IP	W/L/S	BF	H	R	ER	SO	BB	IBB	HBP	BLK	WP	HR	S	P	ERA	WHIP

Texas Rangers @ Minnesota Twins

Metropolitan Stadium, Bloomington , MI

Wed Jul 28 1976, 8:05 PM EDT

Unknown - 86 F

BOTTOM

livebaseballscorecards.com

Batter	1	2	3	4	5	6	7	8	9	AB	R	H	RBI	BB	SO	LOB
Larry Hisle, R (1, 7) OBP: 0.327, SLG: 0.357	F9 2B		BB	FC4-6 1B 1-2 2-3		SH1-4 ① 1-2	6-3 ③			3	0	2	0	1	0	0
Roy Smalley, S (1, 6) OBP: 0.336, SLG: 0.290	K ① 0-3 S S S		F8 ③	FC4-6 ② 1-2f 2-3 3-H		1B 1B BB 4-0 B B B B		L7 BB 4-0 B B B B		3	1	0	1	2	1	4
Rod Carew, L (1, 3) OBP: 0.386, SLG: 0.442	F9 ② 2-3			1B 1B G3		1B 1B 1B 1-3 2-H		L7 ①② 1-2		5	2	2	1	0	0	4
Butch Wynegar, S (1, 2) OBP: 0.398, SLG: 0.423	F2 ③			1B 1B 1-2	4-3 ①	1B 1B 1-3 3-H		6-3 ③		5	1	2	1	0	0	1
Lyman Bostock, L (1, 8) OBP: 0.396, SLG: 0.458		1-3 ①		1B 1B 1-2 2-H	BB 1B	1-2 3-H 1B				4	1	3	2	0	0	0
Mike Cubbage, L (1, 5) OBP: 0.324, SLG: 0.299		4-3 ②		1B 1B 1-2 2-H	BB 4-0 B B B B 1-2	F8 ②				3	1	1	1	1	0	2
Tony Oliva, L (1, 10) OBP: 0.247, SLG: 0.261 Jerry Terrell, R (4, PR) OBP: 0.270, SLG: 0.250 Craig Kusick, R (5, PH) OBP: 0.359, SLG: 0.491	K ③ 0-3 S S S			1B 1B FC4-6 1B 1-2 2-H	F3 ②	K ③ S S S				2 0 2	0 1 0	1 0 0	1 0 0	0 0 1	1 0 4	0 0 4
Dan Ford, R (1, 9) OBP: 0.311, SLG: 0.412			L8 ①	F8 ①	F6 ③		F8 ①			4	0	0	0	0	0	4
Bob Randall, R (1, 4) OBP: 0.322, SLG: 0.313			L7 ②	FC4-6 1B 1-2 2-H		1B SH1-4 HBP 1-0 H		L7 ②		3	1	1	1	0	0	0
Inning Stats	R: 0 H: 1 E: 0 LOB: 1 K: 1 BB: 0 S: 6 P: 6	R: 0 H: 0 E: 0 LOB: 0 K: 1 BB: 0 S: 5 P: 5	R: 0 H: 0 E: 0 LOB: 1 K: 0 BB: 1 S: 3 P: 7	R: 5 H: 7 E: 0 LOB: 2 K: 0 BB: 0 S: 10 P: 10	R: 0 H: 1 E: 0 LOB: 2 K: 0 BB: 1 S: 4 P: 8	R: 3 H: 3 E: 0 LOB: 2 K: 1 BB: 1 S: 8 P: 13	R: 0 H: 0 E: 0 LOB: 0 K: 0 BB: 0 S: 3 P: 3	R: 0 H: 0 E: 0 LOB: 0 K: 0 BB: 1 S: 2 P: 6		1B: 11 SF: 0 2B: 1 SAC: 1 3B: 0 DP: 0 HR: 0 HBP: 1					WP: 0 PA: 40 PB: 0 SB: 0 CS: 0	

	AB	34
	R	8
	H	12
	RBI	8
	BB	4
	SO	3
	LOB	19

PITCHER	IP	WLS	BF	H	R	ER	SO	BB	IBB	HBP	BLK	WP	HR	S	P	ERA	WHIP
Steve Hargan, R (1, 1) ERA: 3.3	3.1	L	18	7	5	5	2	1	0	0	0	0	0	21	25	13.50	2.400
Mike Bacsik, R (4, 1) ERA: 3.18	2.0		11	2	2	2	0	2	0	1	0	0	0	8	17	9.00	2.000
Joe Hoerner, L (6, 1) ERA: 4.78	0.2		5	3	1	1	1	0	0	0	0	0	0	7	7	13.50	4.500
Steve Foucault, R (7, 1) ERA: 3.16	2.0		6	0	0	0	0	1	0	0	0	0	0	5	9	0.00	0.500

PITCHER	IP	WLS	BF	H	R	ER	SO	BB	IBB	HBP	BLK	WP	HR	S	P	ERA	WHIP

Batter	1	2	3	4	5	6	7	8	9	AB	R	H	RBI	BB	SO	LOB
Gene Clines, R (1, 7) OBP: 0.298, SLG: 0.308	L8		L9		K		L1-6-3 1-2			4	0	0	0	0	1	4
Lenny Randle, S (1, 4) OBP: 0.296, SLG: 0.279	4-3		K		K			F9		4	0	0	0	0	2	2
Mike Hargrove, L (1, 10) OBP: 0.413, SLG: 0.413	BB 1B		F6			BB BB		1B 1B		3	0	2	0	1	0	0
Jeff Burroughs, R (1, 9) OBP: 0.304, SLG: 0.374	FC6-4 1-2 BB			F8		G6-4-3 1-2 BB		K		2	0	0	0	2	1	1
Jim Fregosi, R (1, 3) OBP: 0.352, SLG: 0.329	FC6-4 1-2f			5-3		K		1B 1-2		4	0	1	0	0	1	4
Toby Harrah, R (1, 6) OBP: 0.372, SLG: 0.389		K		F3		G6-4-3 1-2f		K		4	0	0	0	0	2	4
Roy Howell, L (1, 5) OBP: 0.315, SLG: 0.385		3-1			E 1B		F9		G3	4	0	1	0	0	0	0
Juan Beniquez, R (1, 8) OBP: 0.297, SLG: 0.270		S BB			E6 1-2		2B		G4-3-6-3 1B	3	0	2	0	1	0	1
Bill Fahey, L (1, 2) OBP: 0.373, SLG: 0.372		G3 1-2			F6		L1-6-3 BB		G4-3-6-3 1-2f	3	0	0	0	1	0	4
Inning Stats	R: 0 H: 1 E: 0 LOB: 2 K: 0 BB: 1 S: 4 P: 8	R: 0 H: 0 E: 0 LOB: 1 K: 1 BB: 1 S: 5 P: 9	R: 0 H: 0 E: 0 LOB: 0 K: 1 BB: 0 S: 5 P: 5	R: 0 H: 0 E: 0 LOB: 0 K: 0 BB: 0 S: 3 P: 3	R: 0 H: 1 E: 1 LOB: 2 K: 2 BB: 0 S: 9 P: 9	R: 0 H: 0 E: 0 LOB: 1 K: 1 BB: 2 S: 4 P: 12	R: 0 H: 1 E: 0 LOB: 1 K: 0 BB: 1 S: 3 P: 7	R: 0 H: 2 E: 0 LOB: 2 K: 2 BB: 0 S: 9 P: 9	R: 0 H: 1 E: 0 LOB: 0 K: 0 BB: 0 S: 3 P: 3	1B: 5 SF: 0 2B: 1 SAC: 0 3B: 0 DP: 3 HR: 0 HBP: 0						

TOP

Texas Rangers @ Minnesota Twins

Metropolitan Stadium, Bloomington , MI

Wed Jul 28 1976, 8:05 PM EDT

Att. 5,983 - Unknown

livebaseballscorecards.com

AB	31
R	0
H	6
RBI	0
BB	5
SO	7
LOB	20

WP: 0 PA: 36
PB: 0
SB: 1
CS: 0

PITCHER		IP	WLS	BF	H	R	ER	SO	BB	IBB	HBP	BLK	WP	HR	S	P	ERA	WHIP
Steve Luebber, R ERA: 4.4	(1, 1)	6.1	W	26	3	0	0	5	4	0	0	0	0	0	32	48	0.00	1.105
Tom Burgmeier, L ERA: 2.24	(7, 1)	2.2		10	3	0	0	2	1	0	0	0	0	0	13	17	0.00	1.500

PITCHER	IP	WLS	BF	H	R	ER	SO	BB	IBB	HBP	BLK	WP	HR	S	P	ERA	WHIP

BOTTOM

Texas Rangers @ Minnesota Twins

Metropolitan Stadium, Bloomington , MI

Wed Jul 28 1976, 8:05 PM EDT

Att. 5,983 - Unknown

livebaseballscorecards.com

Batter	1	2	3	4	5	6	7	8	9	AB	R	H	RBI	BB	SO	LOB
Lyman Bostock, L (1, 8) OBP: 0.399, SLG: 0.467	BBBB 4-0 SH1-4 FC6-4 1B BB	x 0-0 ②③ G6-3 1-2f		x 0-0 SF7 2-H 3B		x 0-0 1B		x 0-0 ① L3		4	2	2	1	1	0	1
Larry Hisle, R (1, 7) OBP: 0.326, SLG: 0.357	x 0-0 FC6-4 SH1-4 1-2 1B 1B		x 0-0 ① F3	x 0-0 ② SF7 3-H		x 0-0 ② L7		SSS 0-3 ② K		3	1	1	1	0	0	1
Steve Brye, R (7, 7) OBP: 0.311, SLG: 0.301										1	0	0	0	0	1	0
Rod Carew, L (1, 3) OBP: 0.385, SLG: 0.440	x 0-0 ① SH1-4 1-2 2-3		x 0-0 1B 1B 1B	x 0-0 ③ L4		SSS 0-3 ③ K		x 0-0 ③ F6		4	1	1	0	0	1	1
Craig Kusick, R (1, 10) OBP: 0.367, SLG: 0.491	BBBB 4-0 FC6-4 BB		x 0-0 ② 1-3 1B		x 0-0 ① 5-3		BBBB 4-0 FC5-4 BB			2	0	1	0	2	0	0
Dan Ford, R (1, 9) OBP: 0.313, SLG: 0.423	x 0-0 ② FC6-4 1B 1-2f 2-3 3-H		x 0-0 E S BLK 3-H 1B		x 0-0 HR		x 0-0 ① FC5-4 E S 1-2f			4	2	2	3	0	0	3
Butch Wynegar, S (1, 2) OBP: 0.399, SLG: 0.422	x 0-0 1-3 3-H 1B		SSS 0-3 ③ K 1-H		BBBB 4-0 BB		x 0-0 ② L3 1-3			3	0	1	1	1	1	1
Glenn Borgmann, R (8, 2) OBP: 0.542, SLG: 0.706										0	0	0	0	0	0	0
Roy Smalley, S (1, 6) OBP: 0.338, SLG: 0.294	x 0-0 ③ F6			x 0-0 3-1 E 2B	SSS 0-3 ② K		BBBB 4-0 BB BB			3	1	1	0	1	1	3
Mike Cubbage, L (1, 5) OBP: 0.323, SLG: 0.294		x 0-0 ① G3		x 0-0 ① 3-1 2-3	x 0-0 ③ F8		BBBB 4-0 1-2 BB			3	0	0	0	1	0	2
Bob Randall, R (1, 4) OBP: 0.324, SLG: 0.316		x 0-0 G6-3 1B		x 0-0 E6 3B 3-H 1B		x 0-0 ① 6-3	x 0-0 ③ 5-3			4	1	2	1	0	0	3
Inning Stats	R: 2 E: 0 K: 0 S: 5 H: 2 LOB: 2 BB: 2 P: 13	R: 0 E: 0 K: 0 S: 3 H: 1 LOB: 0 BB: 0 P: 3	R: 2 E: 0 K: 1 S: 7 H: 3 LOB: 0 BB: 0 P: 7	R: 3 E: 1 K: 0 S: 6 H: 3 LOB: 0 BB: 0 P: 6	R: 1 E: 0 K: 1 S: 6 H: 1 LOB: 1 BB: 1 P: 10	R: 0 E: 0 K: 1 S: 6 H: 1 LOB: 1 BB: 0 P: 6	R: 0 E: 1 K: 0 S: 3 H: 0 LOB: 3 BB: 3 P: 15	R: 0 E: 0 K: 1 S: 5 H: 0 LOB: 0 BB: 0 P: 5		1B: 8 2B: 1 3B: 1 HR: 1 SF: 1 SAC: 1 DP: 1 HBP: 0						

	AB	31
	R	8
	H	11
	RBI	7
	BB	6
	SO	4
	LOB	15

WP: 0 PB: 0 SB: 2 CS: 0 PA: 39

PITCHER		IP	WLS	BF	H	R	ER	SO	BB	IBB	HBP	BLK	WP	HR	S	P	ERA	WHIP
Steve Barr, L ERA: 5.74	(1, 1)	0.2	L	6	2	2	2	0	2	0	0	0	0	0	4	12	27.00	6.000
Mike Bacsik, R ERA: 3.77	(1, 1)	2.2		12	6	4	3	1	0	0	0	1	0	0	14	14	10.12	2.250
Steve Foucault, R ERA: 3.21	(4, 1)	4.2		21	3	2	2	3	4	0	0	0	0	1	23	39	3.86	1.500

PITCHER	IP	WLS	BF	H	R	ER	SO	BB	IBB	HBP	BLK	WP	HR	S	P	ERA	WHIP

Texas Rangers @ Minnesota Twins

Metropolitan Stadium, Bloomington , MI

Thu Jul 29 1976, 4:33 AM EDT

Att. 14,203 - Unknown - 78 F

livebaseballscorecards.com

TOP

Batter	1	2	3	4	5	6	7	8	9	AB	R	H	RBI	BB	SO	LOB
Gene Clines, R (1, 7) OBP: 0.298, SLG: 0.307	L7		L9		L4-3		CS 1B			4	0	1	0	0	0	0
Lenny Randle, S (1, 4) OBP: 0.295, SLG: 0.279	F7		1B		E6 1B		L 1-2	G3		5	0	1	0	0	0	1
Mike Hargrove, L (1, 3) OBP: 0.414, SLG: 0.412	BB		K		G6-4-3 1B 1-2			K		3	0	1	0	1	2	1
Jeff Burroughs, R (1, 9) OBP: 0.301, SLG: 0.370	F8			F9	G6-4-3 1-2f			6-3		4	0	0	0	0	0	3
Tom Grieve, R (1, 10) OBP: 0.292, SLG: 0.387		G3		1B 1B 1B		G6-4-3 1B			F4	4	1	2	0	0	0	0
Toby Harrah, R (1, 6) OBP: 0.370, SLG: 0.387		K		FC5 1B 1-2		G6-4-3 1-2f			4-3	4	0	1	0	0	1	1
Juan Beniquez, R (1, 8) OBP: 0.301, SLG: 0.275		1B		1-2 2-H 1B		K			3-1	3	0	2	1	0	1	0
Joe Lahoud, L (9, PH) OBP: 0.310, SLG: 0.275										1	0	0	0	0	0	0
Roy Howell, L (1, 5) OBP: 0.312, SLG: 0.381		4-3		F8			F8			3	0	0	0	0	0	3
Jim Sundberg, R (1, 2) OBP: 0.285, SLG: 0.305			5-3	FC5 2-3f			L6			3	0	0	0	0	0	2

	AB	34
	R	1
	H	8
	RBI	1
	BB	1
	SO	4
	LOB	11

Inning Stats										
	R: 0 E: 0 K: 0 S: 3	H: 0 LOB: 1 BB: 1 P: 7	R: 0 E: 0 K: 1 S: 6	H: 1 LOB: 1 BB: 0 P: 6	R: 0 E: 0 K: 1 S: 6	H: 1 LOB: 1 BB: 0 P: 6	R: 1 E: 0 K: 0 S: 6	H: 3 LOB: 2 BB: 0 P: 6	R: 0 E: 1 K: 0 S: 4	H: 1 LOB: 1 BB: 0 P: 4
	R: 0 E: 0 K: 1 S: 5	H: 1 LOB: 0 BB: 0 P: 5	R: 0 E: 0 K: 0 S: 3	H: 1 LOB: 0 BB: 0 P: 3	R: 0 E: 0 K: 1 S: 5	H: 0 LOB: 0 BB: 0 P: 5	R: 0 E: 0 K: 0 S: 3	H: 0 LOB: 0 BB: 0 P: 3	1B: 8 2B: 0 3B: 0 HR: 0	SF: 0 SAC: 0 DP: 2 HBP: 0
	WP: 0 PB: 0 SB: 0 CS: 1	PA: 35								

PITCHER		IP	WLS	BF	H	R	ER	SO	BB	IBB	HBP	BLK	WP	HR	S	P	ERA	WHIP
Eddie Bane, L ERA: 2.49	(1, 1)	5.0	W	22	6	1	1	2	1	0	0	0	0	0	25	29	1.80	1.400
Bill Campbell, R ERA: 3.21	(6, 1)	4.0	S	13	2	0	0	2	0	0	0	0	0	0	16	16	0.00	0.500

PITCHER	IP	WLS	BF	H	R	ER	SO	BB	IBB	HBP	BLK	WP	HR	S	P	ERA	WHIP

Texas Rangers @ Minnesota Twins

Metropolitan Stadium, Bloomington , MI

Thu Jul 29 1976, 4:33 AM EDT

Att. 14,203 - Unknown - 78 F

livebaseballscorecards.com

BOTTOM

Batter	1	2	3	4	5	6	7	8	9	AB	R	H	RBI	BB	SO	LOB
Bob Randall, R (1, 4) OBP: 0.323, SLG: 0.315	5-3	L7			F8		1B			4	0	1	0	0	0	2
Larry Hisle, R (1, 7) OBP: 0.325, SLG: 0.356	6-3		6-3		K		G4-3 1-3			4	0	1	0	0	1	0
Dan Ford, R (1, 9) OBP: 0.312, SLG: 0.419	2B HBP		F8		K2-3		G4-3 1-2f			3	1	0	0	0	1	2
Craig Kusick, R (1, 3) OBP: 0.370, SLG: 0.494	1-H 2B		K			FC6-4 BB		K		3	0	1	1	1	2	0
Butch Wynegar, S (1, 10) OBP: 0.398, SLG: 0.420	K			SH3-4 1B		K		F4		4	1	1	0	0	2	2
Steve Brye, R (1, 8) OBP: 0.312, SLG: 0.302		1B 6-3 1B		SH3-4 1-2		FC6-4 1-2f 1B		F9		3	0	1	0	0	0	1
Glenn Borgmann, R (1, 2) OBP: 0.556, SLG: 0.700		6-3 1-2		2-H 1B		1-2 1B				3	0	2	1	0	0	1
Roy Smalley, S (1, 6) OBP: 0.338, SLG: 0.295		2-3 1B		L7		K				3	0	1	0	0	1	3
Mike Cubbage, L (1, 5) OBP: 0.318, SLG: 0.289		K		F5			1-3			3	0	0	0	0	1	3
Inning Stats	R: 1 E: 0 K: 1 S: 6 H: 1 LOB: 1 BB: 0 P: 7	R: 0 E: 0 K: 1 S: 7 H: 2 LOB: 2 BB: 0 P: 7	R: 0 E: 0 K: 1 S: 5 H: 0 LOB: 0 BB: 0 P: 5	R: 1 E: 0 K: 0 S: 5 H: 2 LOB: 1 BB: 0 P: 5	R: 0 E: 0 K: 2 S: 7 H: 0 LOB: 0 BB: 0 P: 7	R: 0 E: 0 K: 2 S: 8 H: 1 LOB: 2 BB: 1 P: 12	R: 0 E: 0 K: 0 S: 4 H: 2 LOB: 1 BB: 0 P: 4	R: 0 E: 0 K: 1 S: 5 H: 0 LOB: 0 BB: 0 P: 5		1B: 7 2B: 1 3B: 0 HR: 0 SF: 0 SAC: 1 DP: 1 HBP: 1						

	AB	30
	R	2
	H	8
	RBI	2
	BB	1
	SO	8
	LOB	14

WP: 0 PB: 0 SB: 0 CS: 0 PA: 33

PITCHER		IP	WLS	BF	H	R	ER	SO	BB	IBB	HBP	BLK	WP	HR	S	P	ERA	WHIP
Jim Umbarger, L ERA: 3.2	(1, 1)	8.0	L	33	8	2	2	8	1	0	1	0	0	0	47	52	2.25	1.125

PITCHER	IP	WLS	BF	H	R	ER	SO	BB	IBB	HBP	BLK	WP	HR	S	P	ERA	WHIP

Batter	1	2	3	4	5	6	7	8	9	AB	R	H	RBI	BB	SO	LOB
Bill North, S (1, 8) OBP: 0.363, SLG: 0.334	6-3	CS 1-2	2B SF8 1B	WP 1B 2B		5-3		5-3		5	2	2	0	0	0	2
Bert Campaneris, R (1, 6) OBP: 0.327, SLG: 0.284	E S 4-3 1B		G2 SSS	K 2-3		L8			L9	5	1	1	0	0	1	2
Don Baylor, R (1, 3) OBP: 0.316, SLG: 0.369	4-3 1-H		SF8 1-3 1B 2B	BBB PB 1B BB			F9		F8	4	1	1	1	1	0	0
Joe Rudi, R (1, 7) OBP: 0.329, SLG: 0.432	5-3		SF8 2-3 3-H	PB 1-2 3-H 1B			6-3		F6	4	0	1	2	0	0	0
Sal Bando, R (1, 5) OBP: 0.335, SLG: 0.433		E6 1B FC4-6	BB 1B 3-H 1B	F7 1-2 2-3			F7			4	2	1	1	0	0	2
Gene Tenace, R (1, 2) OBP: 0.379, SLG: 0.454		FC4-6 1-3 1B	BBB 1B 1-2 BB	SSS K				1B 1B		3	0	2	0	1	1	0
Claudell Washington, L (1, 9) OBP: 0.285, SLG: 0.325		FC4-6 1B 1-2f FC6-4 3-H	1-2 2-H 1B	BBB G4-6-3 BB				SSS K		3	1	1	2	1	1	2
Billy Williams, L (1, 10) OBP: 0.325, SLG: 0.347		FC6-4 1-3 1B	G3	G4-6-3 1-2f				SSS K		4	0	1	0	0	1	4
Phil Garner, R (1, 4) OBP: 0.293, SLG: 0.398		FC6-4 CS 1-2f 3-H		F7		6-3		1-2 1B		4	0	1	1	0	0	1
Inning Stats	R: 1 E: 0 K: 0 S: 4 H: 1 LOB: 0 BB: 0 P: 4	R: 2 E: 1 K: 0 S: 5 H: 2 LOB: 0 BB: 0 P: 5	R: 3 E: 0 K: 0 S: 7 H: 4 LOB: 2 BB: 1 P: 11	R: 1 E: 0 K: 1 S: 7 H: 2 LOB: 2 BB: 1 P: 11	R: 0 E: 0 K: 1 S: 4 H: 0 LOB: 0 BB: 1 P: 8	R: 0 E: 0 K: 0 S: 3 H: 0 LOB: 0 BB: 0 P: 3	R: 0 E: 0 K: 0 S: 3 H: 0 LOB: 0 BB: 0 P: 3	R: 0 E: 0 K: 2 S: 9 H: 2 LOB: 2 BB: 0 P: 9	R: 0 E: 0 K: 0 S: 3 H: 0 LOB: 0 BB: 0 P: 3	1B: 9 2B: 2 3B: 0 HR: 0 SF: 1 SAC: 0 DP: 1 HBP: 0						

PITCHER		IP	WLS	BF	H	R	ER	SO	BB	IBB	HBP	BLK	WP	HR	S	P	ERA	WHIP
Bill Singer, R ERA: 4.12	(1, 1)	2.2		15	6	6	3	0	1	0	0	0	0	0	14	18	10.12	2.625
Vic Albury, L ERA: 3.12	(3, 1)	3.1		14	3	1	1	2	2	0	0	0	1	0	16	24	2.70	1.500
Steve Luebber, R ERA: 4.33	(7, 1)	1.0		4	1	0	0	0	0	0	0	0	0	0	4	4	0.00	1.000
Tom Burgmeier, L ERA: 2.18	(8, 1)	2.0	W	7	1	0	0	2	0	0	0	0	0	0	11	11	0.00	0.500
Tom Burgmeier, L ERA: 2.18	(9, 1)	2.0	W	7	1	0	0	2	0	0	0	0	0	0	11	11	0.00	0.500

PITCHER	IP	WLS	BF	H	R	ER	SO	BB	IBB	HBP	BLK	WP	HR	S	P	ERA	WHIP

TOP

Oakland Athletics @ Minnesota Twins

Metropolitan Stadium, Bloomington , MI

Fri Jul 30 1976, 8:05 PM EDT

Att. 12,342 - Unknown - 81 F

livebaseballscorecards.com

AB	36
R	7
H	11
RBI	7
BB	3
SO	4
LOB	13

WP: 1 PA: 41
PB: 1
SB: 1
CS: 1

BOTTOM

Oakland Athletics @ Minnesota Twins

Metropolitan Stadium, Bloomington , MI

Fri Jul 30 1976, 8:05 PM EDT
Att. 12,342 - Unknown - 81 F

Batter	1	2	3	4	5	6	7	8	9	AB	R	H	RBI	BB	SO	LOB
Larry Hisle, R (1, 7) OBP: 0.324, SLG: 0.360	0-0 1B 3B		0-0 ① 5-3		0-0 ① L7	0-3 ③ SSS K		0-0 ② SF9 1-2 3-H		4	1	1	1	0	1	3
Roy Smalley, S (1, 6) OBP: 0.339, SLG: 0.296	0-0 FC3-6 1B 3-H		0-0 ② F7		0-0 E HR 1B 1-2 2-H		0-0 ① L8 SSS	0-3 ③ K		5	1	2	2	0	1	2
Rod Carew, L (1, 3) OBP: 0.384, SLG: 0.438	0-0 ① F7		0-0 ③ 2-3		0-0 E3 HR 1-2 2-3		0-0 E S 1B			4	1	1	0	0	0	3
Butch Wynegar, S (1, 2) OBP: 0.402, SLG: 0.430	0-0 ② FC3-6 1-2f			BBBB 4-0 BB	0-0 HR 1-H 2-H 3-H		BBBB 4-0 G4-6-3 BB 1-3			2	1	1	4	2	0	1
Lyman Bostock, L (1, 8) OBP: 0.397, SLG: 0.464	0-0 ③ F5			0-0 ① F8	0-0 L1-3 1B		0-0 ②③ G4-6-3 1-2f			4	0	1	0	0	0	4
Tony Oliva, L (1, 10) OBP: 0.240, SLG: 0.254 Craig Kusick, R (5, PH) OBP: 0.371, SLG: 0.494 Jerry Terrell, R (8, PR) OBP: 0.270, SLG: 0.250 (9, 4)		0-0 ① 6-3		0-0 ② F8	0-0 ②③ L1-3 1-2			0-0 S 1B 1B		2 2 0	0 0 1	0 1 0	0 0 0	0 0 0	0 0 0	1 1 0
Mike Cubbage, L (1, 5) OBP: 0.318, SLG: 0.290 Steve Brye, R (8, PH) OBP: 0.310, SLG: 0.300 Luis Gomez, R (9, 5) OBP: 0.270, SLG: 0.257		0-0 ② 6-3		0-0 ③ 4-3		0-0 6-3 1B		SSS 0-3 ① K 1-2		3 1 0	0 0 0	1 0 0	0 0 0	0 1 0	0 1 0	1 1 0
Dan Ford, R (1, 9) OBP: 0.318, SLG: 0.425		0-0 2B			0-0 1B 1B 1B	0-0 ① F9		BBBB 4-0 1B SF9 BB		3	2	2	0	1	0	1
Bob Randall, R (1, 4) OBP: 0.323, SLG: 0.315 Steve Braun, L (8, PH) OBP: 0.358, SLG: 0.341 Tom Burgmeier, L (9, 1)		0-0 ③ F5			0-0 E HR 1B 1B 1-2	0-0 ② 6-3 1-2		0-0 S 1B 1-3 2-H		3 1 0	1 0 0	1 1 0	0 1 0	0 0 0	0 0 0	2 0 0
Inning Stats	R: 1 E: 1 K: 0 S: 5 H: 2 LOB: 1 BB: 0 P: 5	R: 0 E: 0 K: 0 S: 4 H: 1 LOB: 1 BB: 0 P: 4	R: 0 E: 0 K: 0 S: 3 H: 0 LOB: 0 BB: 0 P: 3	R: 0 E: 0 K: 0 S: 3 H: 0 LOB: 1 BB: 1 P: 7	R: 5 E: 1 K: 0 S: 8 H: 5 LOB: 0 BB: 0 P: 8	R: 0 E: 0 K: 1 S: 6 H: 1 LOB: 1 BB: 1 P: 6	R: 0 E: 0 K: 0 S: 3 H: 1 LOB: 1 BB: 1 P: 7	R: 2 E: 0 K: 2 S: 9 H: 2 LOB: 2 BB: 1 P: 13		1B: 9 2B: 2 3B: 1 HR: 1	SF: 1 SAC: 0 DP: 2 HBP: 0			WP: 0 PB: 0 SB: 3 CS: 0	PA: 38		

livebaseballscorecards.com

AB	34
R	8
H	12
RBI	8
BB	3
SO	3
LOB	20

PITCHER		IP	WLS	BF	H	R	ER	SO	BB	IBB	HBP	BLK	WP	HR	S	P	ERA	WHIP
Dick Bosman, R ERA: 3.5	(1, 1)	4.1		22	7	6	5	0	1	0	0	0	0	1	21	25	10.38	1.846
Paul Lindblad, L ERA: 3.13	(5, 1)	2.2		11	4	1	1	1	1	0	0	0	0	0	12	16	3.38	1.875
Rollie Fingers, R ERA: 2.49	(8, 1)	1.0	L	5	1	1	1	2	1	0	0	0	0	0	8	12	9.00	2.000

PITCHER	IP	WLS	BF	H	R	ER	SO	BB	IBB	HBP	BLK	WP	HR	S	P	ERA	WHIP

Oakland Athletics @ Minnesota Twins

Metropolitan Stadium, Bloomington , MI

Sat Jul 31 1976, 4:33 AM EDT
Att. 13,515 - Unknown - 73 F

livebaseballscorecards.com

Batter	1	2	3	4	5	6	7	8	9	AB	R	H	RBI	BB	SO	LOB
Bill North, S (1, 8) OBP: 0.359, SLG: 0.330	S S S 0-3 K ①	x 0-0 1-3 ②			x 0-0 4-3 ①		x 0-0 1-3 ②		x 0-0 F8 ①	5	0	0	0	0	1	0
Bert Campaneris, R (1, 6) OBP: 0.331, SLG: 0.284	x 0-0 WP 1B 2B 1B	x 0-0 5-3 ③			x 0-0 6-3 ②		H 1-0 1B HBP		B B B B 4-0 BB	3	1	1	0	1	0	0
Don Baylor, R (1, 3) OBP: 0.317, SLG: 0.370	x 0-0 1-2 2B 1B		x 0-0 5-3 ①		x 0-0 1-3 ③		x 0-0 1-3 S 1B		x 0-0 F9 ②	5	1	2	0	0	0	1
Joe Rudi, R (1, 7) OBP: 0.330, SLG: 0.438	x 0-0 F9 1-H 2-H 1B 2B		x 0-0 F8 ②			x 0-0 E SF9 2B	x 0-0 L8 1-2 ③		x 0-0 F4 ③	5	2	2	2	0	0	3
Sal Bando, R (1, 5) OBP: 0.334, SLG: 0.429 Larry Lintz, S (8, PR) Ken McMullen, R (8, 5) OBP: 0.324, SLG: 0.417	x 0-0 F9 2-3 ②		S S S 0-3 K ③			x 0-0 E6 2-3		B B B B 4-0 G5-4-3 S BB		3 0 0	0 0 0	0 0 0	0 0 0	1 0 0	1 0 0	2 0 0
Gene Tenace, R (1, 2) OBP: 0.381, SLG: 0.454	x 0-0 FC4 3-H 1B			S S S 0-3 K ①		x 0-0 SF9 3-H ①		B B B B 4-0 G5-4-3 1-2 BB		2	0	1	2	1	1	0
Claudell Washington, L (1, 9) OBP: 0.282, SLG: 0.321	x 0-0 FC4 1-2f ③			S S S 0-3 K ②		x 0-0 F8 ②		x 0-0 G5-4-3 1-2f 2-3 ① ②		4	0	0	0	0	1	4
Billy Williams, L (1, 10) OBP: 0.331, SLG: 0.367 Matt Alexander, S (8, PR) OBP: 0.037, SLG: 0.037		x 0-0 HR		x 0-0 2B		x 0-0 6-3 ③		B B B B 4-0 S BB		3 0	1 0	2 0	1 0	1 0	0 0	1 0
Phil Garner, R (1, 4) OBP: 0.290, SLG: 0.393		x 0-0 4-3 ①		x 0-0 5-3 ③			S S S 0-3 K ①	x 0-0 6-3 1-2 ③		4	0	0	0	0	1	3

Inning Stats	1	2	3	4	5	6	7	8	9	AB	R	H	RBI	BB	SO	LOB
	R: 3 E: 0 K: 1 S: 9	R: 1 E: 0 K: 0 S: 4	R: 0 E: 0 K: 1 S: 5	R: 0 E: 0 K: 2 S: 8	R: 0 E: 0 K: 0 S: 3	R: 1 E: 1 K: 0 S: 5	R: 0 E: 0 K: 1 S: 6	R: 0 E: 0 K: 0 S: 2	R: 0 E: 0 K: 0 S: 3	1B: 4 2B: 3 3B: 0 HR: 1	SF: 1 SAC: 0 DP: 1 HBP: 1	WP: 1 PB: 0 SB: 3 CS: 0	PA: 40			

PITCHER		IP	WLS	BF	H	R	ER	SO	BB	IBB	HBP	BLK	WP	HR	S	P	ERA	WHIP
Dave Goltz, R ERA: 3.75	(1, 1)	7.0	W	31	8	5	4	5	0	0	1	0	1	1	40	41	5.14	1.143
Bill Campbell, R ERA: 3.15	(8, 1)	2.0	S	9	0	0	0	0	4	0	0	0	0	0	5	21	0.00	2.000

PITCHER	IP	WLS	BF	H	R	ER	SO	BB	IBB	HBP	BLK	WP	HR	S	P	ERA	WHIP

AB	34
R	5
H	8
RBI	5
BB	4
SO	5
LOB	14

Batter	1	2	3	4	5	6	7	8	9	AB	R	H	RBI	BB	SO	LOB
Steve Braun, L (1, 10) OBP: 0.352, SLG: 0.335	F6		F8	FC4-6 1-2f 2-3 3-H	F6		6-3			5	0	0	1	0	0	5
Roy Smalley, S (1, 6) OBP: 0.343, SLG: 0.301	BB 1B		1B	L7		FC6-4 1B		K		5	0	3	0	0	1	2
Rod Carew, L (1, 3) OBP: 0.384, SLG: 0.440	L8		K		E 1B G3 1B	FC6-4 1-2f		2B		5	1	2	0	0	1	3
Butch Wynegar, S (1, 2) OBP: 0.402, SLG: 0.428	B B B B 1-2 BB		F8		E9 G3 1-3 1B	F9		F5		4	1	1	0	1	0	3
Lyman Bostock, L (1, 8) OBP: 0.394, SLG: 0.462	4-3			1B 2B	G3 2-3 3-H	G3		4-3		5	1	1	1	0	0	5
Mike Cubbage, L (1, 5) OBP: 0.322, SLG: 0.287		F9	B B B B E 1B FC4-6 BB	B B B B 1B 1B BB			E4 SH1-3 HR			2	2	0	0	2	0	0
Larry Hisle, R (1, 7) OBP: 0.329, SLG: 0.365		S 1B	FC4-6 E 1-2 2-H 1B	1B 1-2 3-H 1B			SH1-3 1-2			3	0	3	2	0	0	0
Dan Ford, R (1, 9) OBP: 0.317, SLG: 0.432		6-3 1-2	F9	K			2-H HR			4	1	1	2	0	1	5
Bob Randall, R (1, 4) OBP: 0.322, SLG: 0.314		F3	E4 FC4-6 1-2 2-3	1B 1-2 2-3			F4			4	0	1	0	0	0	3
Inning Stats	R: 0 H: 1 E: 0 LOB: 2 K: 0 BB: 1 S: 4 P: 8	R: 0 H: 1 E: 0 LOB: 1 K: 0 BB: 0 S: 4 P: 4	R: 0 H: 1 E: 0 LOB: 1 K: 1 BB: 0 S: 6 P: 6	R: 2 H: 2 E: 1 LOB: 2 K: 0 BB: 1 S: 6 P: 10	R: 2 H: 4 E: 1 LOB: 3 K: 1 BB: 1 S: 9 P: 13	R: 0 H: 1 E: 0 LOB: 1 K: 0 BB: 0 S: 4 P: 4	R: 2 H: 1 E: 1 LOB: 0 K: 0 BB: 0 S: 5 P: 5	R: 0 H: 1 E: 0 LOB: 1 K: 1 BB: 0 S: 6 P: 6		1B: 9 SF: 0 2B: 2 SAC: 1 3B: 0 DP: 0 HR: 1 HBP: 0						

BOTTOM

Oakland Athletics @ Minnesota Twins

Metropolitan Stadium, Bloomington , MI

Sat Jul 31 1976, 4:33 AM EDT

Att. 13,515 - Unknown - 73 F

livebaseballscorecards.com

AB	37
R	6
H	12
RBI	6
BB	3
SO	3
LOB	26

PITCHER		IP	WLS	BF	H	R	ER	SO	BB	IBB	HBP	BLK	WP	HR	S	P	ERA	WHIP
Paul Mitchell, R ERA: 4.61	(1, 1)	4.0		22	7	4	3	1	2	0	0	0	0	0	22	30	6.75	2.250
Stan Bahnsen, R ERA: 3.16	(5, 1)	3.2	L	18	5	2	1	2	1	0	0	0	0	1	21	25	2.46	1.636
Paul Lindblad, L ERA: 3.12	(8, 1)	0.1		1	0	0	0	0	0	0	0	0	0	0	1	1	0.00	0.000

PITCHER	IP	WLS	BF	H	R	ER	SO	BB	IBB	HBP	BLK	WP	HR	S	P	ERA	WHIP

Oakland Athletics @ Minnesota Twins

Metropolitan Stadium, Bloomington , MI

Sun Aug 01 1976, 4:33 AM EDT

Unknown - 78 F

TOP

livebaseballscorecards.com

Batter	1	2	3	4	5	6	7	8	9	10	11	12	AB	R	H	RBI	BB	SO	LOB
Bill North, S (1, 8) OBP: 0.358, SLG: 0.327	1-3		BB		4-3		F6		L8		6-3		3	1	0	0	1	0	2
Larry Haney, R (7, 2) OBP: 0.279, SLG: 0.238													2	0	0	0	0	0	0
Bert Campaneris, R (1, 6) OBP: 0.331, SLG: 0.285	1B		K		L9		1B		6-3		5-3		6	1	2	1	0	1	1
Don Baylor, R (1, 3) OBP: 0.317, SLG: 0.367 (7, 9)	BB		1B		1-3		K		5-3		5-3		5	0	1	1	1	1	2
Joe Rudi, R (1, 7) OBP: 0.327, SLG: 0.433	F9		F7		6-3			2B		6-3		K	6	0	1	0	0	1	2
Sal Bando, R (1, 5) OBP: 0.335, SLG: 0.430	K			K		BB		2B		E5		HBP	4	0	1	0	1	2	1
Larry Lintz, S (10, PR) Ken McMullen, R (10, 5) OBP: 0.330, SLG: 0.417													0	1	0	0	0	0	0
Matt Alexander, S (12, PR) OBP: 0.037, SLG: 0.037													0	0	0	0	0	0	0
Tommy Sandt, R (12, 5) OBP: 0.217, SLG: 0.186													0	1	0	0	0	0	0
Gene Tenace, R (1, 2) OBP: 0.380, SLG: 0.448 (7, 3)		L7		K		F9		K		1B		BB	5	1	1	1	1	2	3
Claudell Washington, L (1, 9) OBP: 0.288, SLG: 0.327 (7, 8)		F9		E	1B		1B	F5		K		FC5-4	6	2	4	1	0	1	3
Billy Williams, L (1, 10) OBP: 0.331, SLG: 0.361		F9		F5			F3	BB		IBB		FC5-4	4	0	0	0	2	0	3
Phil Garner, R (1, 4) OBP: 0.288, SLG: 0.388			K		K		BB	L8		FC6-4		6-3	5	0	0	0	1	2	7

Inning Stats	1	2	3	4	5	6	7	8	9	10	11	12
R	1	0	1	1	0	0	1	0	0	1	0	2
E	1	0	0	0	0	0	0	0	0	1	0	1
K	1	0	2	2	1	0	1	1	0	1	0	1
S	6	3	8	8	5	3	7	7	3	7	3	6
H	1	1	1	1	0	1	2	2	0	1	0	1
LOB	1	0	1	0	0	1	2	3	0	2	0	2
BB	1	0	1	0	0	1	1	1	0	1	0	1
P	10	3	12	8	5	7	11	11	3	11	3	11

PITCHER		IP	WLS	BF	H	R	ER	SO	BB	IBB	HBP	BLK	WP	HR	S	P	ERA	WHIP
Pete Redfern, R ERA: 4.23	(1, 1)	6.2		29	6	4	2	6	4	0	0	0	0	0	37	53	2.70	1.500
Tom Johnson, R ERA:	(7, 1)	0.2		4	2	0	0	2	0	0	0	0	0	0	8	8	0.00	3.000
Tom Burgmeier, L ERA: 2.13	(8, 1)	1.2		6	0	0	0	0	1	0	0	0	0	0	5	9	0.00	0.600
Bill Campbell, R ERA: 3.14	(10, 1)	3.0	W	15	2	3	1	2	1	1	1	0	0	0	16	25	3.00	1.000
Bill Campbell, R ERA: 3.14	(11, 1)	3.0	W	15	2	3	1	2	1	1	1	0	0	0	16	25	3.00	1.000

PITCHER	IP	WLS	BF	H	R	ER	SO	BB	IBB	HBP	BLK	WP	HR	S	P	ERA	WHIP

AB	46
R	7
H	10
RBI	4
BB	7
SO	10
LOB	24

1B: 9	SF: 0	WP: 0	PA: 54
2B: 1	SAC: 0	PB: 0	
3B: 0	DP: 0	SB: 12	
HR: 0	HBP: 1	CS: 0	

Batter	1	2	3	4	5	6	7	8	9	10	11	12	AB	R	H	RBI	BB	SO	LOB
Jerry Terrell, R (1, 5) OBP: 0.289, SLG: 0.265	FC1-6 1B		1B 1B		S 1B		F9		E 1B SF8 BB	5-3		BB IBB	5	2	3	0	1	0	4
Bill Campbell, R (11, 1)													0	0	0	0	0	0	0
Tony Oliva, L (12, PH) OBP: 0.250, SLG: 0.254													0	0	0	0	1	0	0
Dave Goltz, R (12, PR)													0	0	0	0	0	0	0
Bob Randall, R (1, 4) OBP: 0.322, SLG: 0.313	FC1-6 E 1-2f		1B 1-2 1B		5-3 1-2		F4		E8 1B 1-3 2-H 1B	6-3		BB IBB	4	0	1	0	0	0	4
Roy Smalley, S (8, 6) OBP: 0.346, SLG: 0.303													2	0	1	2	1	0	2
Larry Hisle, R (1, 7) OBP: 0.326, SLG: 0.363	FC6 1-2		1-2 2-H 1B		K		L8		SF8 3-H		K		5	0	1	2	0	2	4
Dan Ford, R (1, 9) OBP: 0.314, SLG: 0.427	K		K		K			L5	1-2 1B		K2-3		6	0	1	0	0	4	5
Butch Wynegar, S (1, 10) OBP: 0.396, SLG: 0.420	F8		L7			F8		6-3	F6		6-3		6	0	0	0	0	0	6
(11, 2)																			
Craig Kusick, R (1, 3) OBP: 0.374, SLG: 0.508		K		F3		BB G6-4-3		HR		3B SH1-4 1B		1B 1B	3	1	1	1	1	1	0
Lyman Bostock, L (10, PH) OBP: 0.396, SLG: 0.464													1	1	1	0	0	0	0
Mike Cubbage, L (11, 4) OBP: 0.325, SLG: 0.291													1	1	1	0	0	0	0
Steve Brye, R (1, 8) OBP: 0.313, SLG: 0.303		G6-4-3 1B		5-3		G6-4-3 1-2f		6-3		SH1-4 1-2		1B 2B 1-2 1B	5	1	2	0	0	0	1
Glenn Borgmann, R (1, 2) OBP: 0.516, SLG: 0.609		G6-4-3 1-2f		BB			K 1B		F8	3B 2-H		2B BB 1-2 2-H 1B	3	0	0	0	1	1	1
Steve Braun, L (10, PH) OBP: 0.356, SLG: 0.347													2	1	2	2	0	0	0
(11, 5)																			
Luis Gomez, R (1, 6) OBP: 0.256, SLG: 0.243			4-3	4-3			K 1B 1-2		BB 1B	S		BB 2B 1-3 2-H	2	0	0	0	0	0	1
Rod Carew, L (7, PH) OBP: 0.389, SLG: 0.445													2	1	2	1	2	0	0
(8, 4)																			
(11, 3)																			
Inning Stats	R: 0 E: 1 K: 1 S: 7 H: 1 LOB: 2 BB: 0 P: 7	R: 0 E: 0 K: 1 S: 5 H: 1 LOB: 0 BB: 0 P: 5	R: 1 E: 0 K: 1 S: 8 H: 3 LOB: 2 BB: 0 P: 8	R: 0 E: 0 K: 0 S: 3 H: 0 LOB: 1 BB: 1 P: 7	R: 0 E: 0 K: 2 S: 8 H: 1 LOB: 1 BB: 0 P: 8	R: 0 E: 0 K: 0 S: 2 H: 0 LOB: 0 BB: 1 P: 6	R: 0 E: 0 K: 1 S: 7 H: 1 LOB: 2 BB: 0 P: 7	R: 1 E: 0 K: 0 S: 4 H: 1 LOB: 0 BB: 0 P: 4	R: 2 E: 1 K: 0 S: 5 H: 2 LOB: 2 BB: 2 P: 13	R: 1 E: 0 K: 0 S: 5 H: 2 LOB: 2 BB: 1 P: 9	R: 0 E: 0 K: 2 S: 7 H: 0 LOB: 0 BB: 0 P: 7	R: 3 E: 0 K: 0 S: 4 H: 4 LOB: 3 BB: 2 P: 12	1B: 13 2B: 1 3B: 1 HR: 1	SF: 1 SAC: 1 DP: 2 HBP: 0	WP: 0 PB: 1 SB: 2 CS: 0	PA: 56			

PITCHER		IP	WLS	BF	H	R	ER	SO	BB	IBB	HBP	BLK	WP	HR	S	P	ERA	WHIP
Vida Blue, L ERA: 2.77	(1, 1)	8.1		37	8	4	4	6	4	0	0	0	0	1	45	61	4.32	1.440
Rollie Fingers, R ERA: 2.57	(9, 1)	1.0		6	3	1	1	0	0	0	0	0	0	0	6	6	9.00	3.000
Paul Lindblad, L ERA: 3.4	(10, 1)	1.2	L	10	4	3	3	2	0	1	0	0	0	0	13	17	16.20	2.400
Stan Bahnsen, R ERA: 3.16	(12, 1)	0.0		3	1	0	0	0	1	1	0	0	0	0	1	9	∞	∞

PITCHER	IP	WLS	BF	H	R	ER	SO	BB	IBB	HBP	BLK	WP	HR	S	P	ERA	WHIP

BOTTOM

Oakland Athletics @ Minnesota Twins

Metropolitan Stadium, Bloomington , MI

Sun Aug 01 1976, 4:33 AM EDT

Unknown - 78 F

livebaseballscorecards.com

AB	47
R	8
H	16
RBI	8
BB	7
SO	8
LOB	28

Oakland Athletics @ Minnesota Twins

Metropolitan Stadium, Bloomington , MI

Sun Aug 01 1976, 4:38 AM EDT

Att. 22,921 - Unknown

TOP

livebaseballscorecards.com

Batter	1	2	3	4	5	6	7	8	9	AB	R	H	RBI	BB	SO	LOB
Claudell Washington, L (1, 8) OBP: 0.287, SLG: 0.326 Ken McMullen, R (2, 7) OBP: 0.327, SLG: 0.410	F7		L8-4 2-3		BB 1-2 1B	K		6-3		1 4	0 0	0 1	0 0	0 0	0 1	0 5
Bert Campaneris, R (1, 6) OBP: 0.332, SLG: 0.282	S 1B BB		E5 FC5 1B		1-2 2-3 BB	K	1-3			3	0	0	0	2	1	0
Don Baylor, R (1, 9) OBP: 0.318, SLG: 0.369	1-2 1B		1-2 1B		SF7 3-H	F7		6-3		4	0	2	1	0	0	0
Joe Rudi, R (1, 7) OBP: 0.325, SLG: 0.432 (2, 8)	K 2-3		FC5 2-3f		F8	2B		6-3		5	0	1	0	0	1	6
Sal Bando, R (1, 5) OBP: 0.334, SLG: 0.426	6-3			F4		2B SF7 BB	4-3			3	1	0	0	1	0	3
Gene Tenace, R (1, 3) OBP: 0.378, SLG: 0.449		5-3		4-3		1-3 2B		5-3		4	0	1	0	0	0	0
Billy Williams, L (1, 10) OBP: 0.330, SLG: 0.359		L6		4-3		G3		BB 1B		4	0	1	0	0	0	2
Phil Garner, R (1, 4) OBP: 0.285, SLG: 0.384		F9			F9	SF7 3-H		K		3	0	0	1	0	1	1
Larry Haney, R (1, 2) OBP: 0.291, SLG: 0.247 Bill North, S (8, PH) OBP: 0.359, SLG: 0.327 Larry Lintz, S (8, PR) Jeff Newman, R (8, 2) OBP: 0.194, SLG: 0.233			E5 L8-4		BB 1B SF7 1B	BB		1-2 BB		2 0 0 0	1 0 0 0	2 0 0 0	0 1 0 0	1 0 0 0	0 0 0 0	0 0 0 0
Inning Stats	R: 0 E: 0 K: 1 S: 6 H: 1 LOB: 2 BB: 1 P: 10	R: 0 E: 0 K: 0 S: 3 H: 0 LOB: 0 BB: 0 P: 3	R: 0 E: 2 K: 0 S: 5 H: 2 LOB: 2 BB: 0 P: 5	R: 0 E: 0 K: 0 S: 3 H: 0 LOB: 0 BB: 0 P: 3	R: 1 E: 0 K: 0 S: 5 H: 2 LOB: 2 BB: 1 P: 9	R: 1 E: 0 K: 1 S: 6 H: 1 LOB: 2 BB: 2 P: 14	R: 0 E: 0 K: 1 S: 6 H: 1 LOB: 1 BB: 0 P: 6	R: 0 E: 0 K: 1 S: 6 H: 1 LOB: 2 BB: 1 P: 10	R: 0 E: 0 K: 0 S: 3 H: 0 LOB: 0 BB: 0 P: 3	1B: 6 2B: 3 3B: 0 HR: 0 SF: 2 SAC: 0 DP: 1 HBP: 0						

	AB	33
	R	2
	H	8
	RBI	2
	BB	5
	SO	4
	LOB	17

WP: 0 PB: 0 SB: 1 CS: 0 PA: 40

PITCHER	IP	WLS	BF	H	R	ER	SO	BB	IBB	HBP	BLK	WP	HR	S	P	ERA	WHIP
Jim Hughes, R (1, 1) ERA: 5.61	5.2		27	6	2	2	1	4	0	0	0	0	0	25	41	3.18	1.765
Tom Johnson, R (6, 1) ERA:	3.1	W	13	2	0	0	3	1	0	0	0	0	0	18	22	0.00	0.900

PITCHER	IP	WLS	BF	H	R	ER	SO	BB	IBB	HBP	BLK	WP	HR	S	P	ERA	WHIP

Batter	1	2	3	4	5	6	7	8	9	AB	R	H	RBI	BB	SO	LOB
Steve Braun, L (1, 10) OBP: 0.360, SLG: 0.347	4-3		BBBB 4-0 SH1-4 BB		F8 SH3 1B 1B	FC5 L8 S 1-3 3-H		BBBB 4-0 HBP 1B 1-2 BB		3	1	1	1	2	0	1
Roy Smalley, S (1, 6) OBP: 0.348, SLG: 0.306	2B 1B		0-0 SH1-4 1-2		0-0 SH3 1-2	0-0 L8 1-3 3-H		0-0 HBP 1-2 2-H 1B		3	1	2	1	0	0	1
Rod Carew, L (1, 3) OBP: 0.390, SLG: 0.446	F8 1-H 2B		0-0 L8		0-0 F8 2-3	0-0 4-3		1-0 1-2 2-3 HBP		4	0	1	1	0	0	3
Butch Wynegar, S (1, 2) OBP: 0.396, SLG: 0.418	BBBB 4-0 BB		0-0 F8		0-0 3-H 1B		0-0 F8	0-0 F8		4	0	1	1	1	0	4
Lyman Bostock, L (1, 8) OBP: 0.391, SLG: 0.458	0-0 F8 2-3			0-0 L8	0-0 L8		0-0 L7			4	0	0	0	0	0	3
Mike Cubbage, L (1, 5) OBP: 0.328, SLG: 0.305	0-0 F8			0-0 1B 1B		0-0 1B 3B	0-0 4-3			4	1	2	0	0	0	2
Larry Hisle, R (1, 7) OBP: 0.330, SLG: 0.367			0-0 CS 1B	0-0 1-2 1B		0-0 1B L7 E 3-H 1B		0-0 F3		4	1	3	1	0	0	0
Dan Ford, R (1, 9) OBP: 0.311, SLG: 0.422			0-0 L8 1-2	SSS 0-3 K		0-0 L7 1-2		0-0 F6		4	0	0	0	0	1	4
Bob Randall, R (1, 4) OBP: 0.324, SLG: 0.316			0-0 F8	0-0 4-3		0-0 E FC5 E 2-3 1B		0-0 BB 1B 1B		4	2	2	0	0	0	2
Inning Stats	R: 1 E: 0 K: 0 S: 5 H: 2 LOB: 2 BB: 1 P: 9		R: 0 E: 0 K: 0 S: 3 H: 1 LOB: 0 BB: 0 P: 3	R: 0 E: 0 K: 0 S: 3 H: 0 LOB: 1 BB: 1 P: 7	R: 0 E: 0 K: 1 S: 7 H: 2 LOB: 2 BB: 0 P: 7	R: 1 E: 0 K: 0 S: 5 H: 2 LOB: 1 BB: 0 P: 5	R: 3 E: 1 K: 0 S: 7 H: 3 LOB: 1 BB: 0 P: 7	R: 0 E: 0 K: 0 S: 3 H: 0 LOB: 0 BB: 0 P: 3	R: 1 E: 0 K: 0 S: 5 H: 2 LOB: 3 BB: 1 P: 10	1B: 10 2B: 1 3B: 1 HR: 0	SF: 0 SAC: 2 DP: 0 HBP: 1						

PITCHER		IP	WLS	BF	H	R	ER	SO	BB	IBB	HBP	BLK	WP	HR	S	P	ERA	WHIP
Glenn Abbott, R ERA: 5.26	(1, 1)	5.0	L	25	9	4	4	1	2	0	0	0	0	0	25	33	7.20	2.200
Paul Lindblad, L ERA: 3.39	(6, 1)	3.0		15	3	2	1	0	1	0	1	0	0	0	13	18	3.00	1.333

PITCHER	IP	WLS	BF	H	R	ER	SO	BB	IBB	HBP	BLK	WP	HR	S	P	ERA	WHIP

BOTTOM

Oakland Athletics @ Minnesota Twins

Metropolitan Stadium, Bloomington , MI

Sun Aug 01 1976, 4:38 AM EDT

Att. 22,921 - Unknown

livebaseballscorecards.com

AB	34
R	6
H	12
RBI	5
BB	3
SO	1
LOB	20



1B: 10 SF: 0
2B: 1 SAC: 2
3B: 1 DP: 0
HR: 0 HBP: 1

WP: 0 PA: 40
PB: 0
SB: 1
CS: 1

Batter	1	2	3	4	5	6	7	8	9	AB	R	H	RBI	BB	SO	LOB
Bert Campaneris, R (1, 6) OBP: 0.333, SLG: 0.284	5-3		BB, 1-2, 1B	L9		K			G4-6-3, 1B	5	0	2	0	0	1	4
Don Baylor, R (1, 9) OBP: 0.319, SLG: 0.368	CS, BLK, 1B		F8		BB	L8			G4-6-3, 1-2f	4	0	1	0	1	0	5
Joe Rudi, R (1, 8) OBP: 0.325, SLG: 0.428	L9, 1-3		K		BB, 1-2		F9			3	0	0	0	1	1	3
Billy Williams, L (1, 10) OBP: 0.329, SLG: 0.355		4-3	BB, 1-2, 2-3		F8		4-3			3	0	0	0	1	0	2
Sal Bando, R (1, 5) OBP: 0.333, SLG: 0.423		BB	F8		K		6-3			3	0	0	0	1	1	5
Gene Tenace, R (1, 3) OBP: 0.379, SLG: 0.448		BB, 1-2		L7	F3			G5-4-3, 1B		3	0	1	0	1	0	2
Phil Garner, R (1, 4) OBP: 0.287, SLG: 0.388		F9		FC4-6, 1B		1B, 2B		F9		4	0	2	0	0	0	3
Ken McMullen, R (1, 7) OBP: 0.333, SLG: 0.413		F8		FC4-6, 1-2, 1B		2-3, 1B		G5-4-3, 1-2f		4	0	2	0	0	0	3
Jeff Newman, R (1, 2) OBP: 0.206, SLG: 0.219			BB, 1B	FC4-6, 1-2f, 2-3		K			F6	2	0	0	0	1	1	4
Bill North, S (9, PH) OBP: 0.358, SLG: 0.326										1	0	0	0	0	0	0
Inning Stats	R: 0 E: 0 K: 0 S: 3 H: 1 LOB: 0 BB: 0 P: 3	R: 0 E: 0 K: 0 S: 3 H: 0 LOB: 2 BB: 2 P: 11	R: 0 E: 0 K: 1 S: 6 H: 1 LOB: 3 BB: 2 P: 14	R: 0 E: 0 K: 0 S: 5 H: 2 LOB: 2 BB: 0 P: 5	R: 0 E: 0 K: 1 S: 5 H: 0 LOB: 2 BB: 2 P: 13	R: 0 E: 0 K: 2 S: 9 H: 2 LOB: 2 BB: 0 P: 9	R: 0 E: 0 K: 0 S: 3 H: 0 LOB: 0 BB: 0 P: 3	R: 0 E: 0 K: 0 S: 3 H: 1 LOB: 0 BB: 0 P: 3	R: 0 E: 0 K: 0 S: 3 H: 1 LOB: 0 BB: 0 P: 3	1B: 7 2B: 1 3B: 0 HR: 0	SF: 0 SAC: 0 DP: 2 HBP: 0	WP: 0 PB: 0 SB: 0 CS: 1	PA: 38				

TOP

Oakland Athletics @ Minnesota Twins

Metropolitan Stadium, Bloomington , MI

Mon Aug 02 1976, 8:05 PM EDT

Att. 14,833 - Unknown - 77 F

livebaseballscorecards.com

AB	32
R	0
H	8
RBI	0
BB	6
SO	4
LOB	31

PITCHER		IP	WLS	BF	H	R	ER	SO	BB	IBB	HBP	BLK	WP	HR	S	P	ERA	WHIP
Steve Luebber, R ERA: 3.76	(1, 1)	9.0	W	38	8	0	0	4	6	0	0	1	0	0	40	64	0.00	1.556

PITCHER	IP	WLS	BF	H	R	ER	SO	BB	IBB	HBP	BLK	WP	HR	S	P	ERA	WHIP

Oakland Athletics @ Minnesota Twins

Metropolitan Stadium, Bloomington , MI

Mon Aug 02 1976, 8:05 PM EDT

Att. 14,833 - Unknown - 77 F

livebaseballscorecards.com

BOTTOM

Batter	1	2	3	4	5	6	7	8	9	AB	R	H	RBI	BB	SO	LOB
Steve Braun, L (1, 7) OBP: 0.359, SLG: 0.346	SH1-3 E 2B 1B	F7		G3 1-2			L4			4	1	1	0	0	0	2
Roy Smalley, S (1, 6) OBP: 0.350, SLG: 0.306	FC SH1-3 1-2 2B	F8		BBBB BB			4-3 1B			3	1	1	0	1	0	2
Rod Carew, L (1, 3) OBP: 0.389, SLG: 0.445	SH1-3 1-2 2-3		E 1B	SSS K			4-3 1-2			3	0	1	0	0	1	3
Butch Wynegar, S (1, 2) OBP: 0.397, SLG: 0.420	FC3-6 2B 2-H 3-H		F6 1-3		E6 G4-6-3		BBBB BB			3	0	1	2	1	0	1
Lyman Bostock, L (1, 8) OBP: 0.389, SLG: 0.453	FC3-6 HBP		SSS K		F7		F8			3	0	0	0	0	1	4
Mike Cubbage, L (1, 5) OBP: 0.322, SLG: 0.299	FC3-6 FC6-4 1-2f 2-3		L9		G4-6-3 1-2f			L7		4	0	0	0	0	0	4
Larry Hisle, R (1, 9) OBP: 0.329, SLG: 0.366	FC6-4 1-2f			WP 1B 1B		L9		E6 4-3		4	1	1	0	0	0	2
Tony Oliva, L (1, 10) OBP: 0.250, SLG: 0.253		F8		FC1-6 1-H 1B		SSS K		4-3 1-2		4	0	1	1	0	1	1
Bob Randall, R (1, 4) OBP: 0.323, SLG: 0.315			1B	FC1-6 G3 1-2f		L7		4-3		4	0	1	0	0	0	2
Inning Stats	R: 2 E: 1 K: 0 S: 6 H: 2 LOB: 2 BB: 0 P: 7	R: 0 E: 0 K: 0 S: 4 H: 1 LOB: 1 BB: 0 P: 4	R: 0 E: 1 K: 1 S: 6 H: 1 LOB: 1 BB: 0 P: 6	R: 1 E: 0 K: 1 S: 7 H: 2 LOB: 2 BB: 1 P: 11	R: 0 E: 1 K: 0 S: 3 H: 0 LOB: 0 BB: 0 P: 3	R: 0 E: 0 K: 1 S: 5 H: 0 LOB: 0 BB: 0 P: 5	R: 0 E: 0 K: 0 S: 4 H: 1 LOB: 2 BB: 1 P: 8	R: 0 E: 1 K: 0 S: 4 H: 0 LOB: 1 BB: 0 P: 4		1B: 6 2B: 1 3B: 0 HR: 0	SF: 0 SAC: 1 DP: 1 HBP: 1						

	AB	32
	R	3
	H	7
	RBI	3
	BB	2
	SO	3
	LOB	21

WP: 1 PB: 0 SB: 0 CS: 0 PA: 36

PITCHER	IP	WLS	BF	H	R	ER	SO	BB	IBB	HBP	BLK	WP	HR	S	P	ERA	WHIP
Mike Torrez, R (1, 1) ERA: 3.22	8.0	L	36	7	3	2	3	2	0	1	0	1	0	39	48	2.25	1.125

PITCHER	IP	WLS	BF	H	R	ER	SO	BB	IBB	HBP	BLK	WP	HR	S	P	ERA	WHIP

Batter	1	2	3	4	5	6	7	8	9	AB	R	H	RBI	BB	SO	LOB
Steve Braun, L (1, 5) OBP: 0.361, SLG: 0.345	1-3		1B			3-1		BB PB 4-3		3	0	1	0	1	0	0
Roy Smalley, S (1, 6) OBP: 0.346, SLG: 0.303	G3		F7			F8		4-3 1-2 2-3		4	0	0	0	0	0	3
Rod Carew, L (1, 3) OBP: 0.390, SLG: 0.451	3B			6-3		1B		G3 2-3 3-H		4	0	2	0	0	0	1
Butch Wynegar, S (1, 2) OBP: 0.395, SLG: 0.417	P6			6-3		1-3			BB	3	0	0	0	1	0	2
Lyman Bostock, L (1, 8) OBP: 0.384, SLG: 0.446		4-3		3-1			P4		F7	4	0	0	0	0	0	1
Tony Oliva, L (1, 10) OBP: 0.253, SLG: 0.256 Craig Kusick, R (9, PH) OBP: 0.372, SLG: 0.505		4-3			G6-4-3 1B		L8		K	3 1	0 0	1 0	0 0	0 0	0 1	0 1
Larry Hisle, R (1, 7) OBP: 0.326, SLG: 0.362		F9			G6-4-3 1-2f		5-3		K	4	0	0	0	0	1	2
Dan Ford, R (1, 9) OBP: 0.314, SLG: 0.427			F5		2B			4-3 PB SH1-3 1B		3	1	2	0	0	0	0
Bob Randall, R (1, 4) OBP: 0.321, SLG: 0.313			F8		6-3			SH1-3 1-2		2	0	0	0	0	0	1
Inning Stats	R: 0 E: 0 K: 0 S: 4 H: 1 LOB: 1 BB: 0 P: 4	R: 0 E: 0 K: 0 S: 3 H: 0 LOB: 0 BB: 0 P: 3	R: 0 E: 0 K: 0 S: 4 H: 1 LOB: 1 BB: 0 P: 4	R: 0 E: 0 K: 0 S: 3 H: 0 LOB: 0 BB: 0 P: 3	R: 0 E: 0 K: 0 S: 4 H: 2 LOB: 1 BB: 0 P: 4	R: 0 E: 0 K: 0 S: 4 H: 1 LOB: 1 BB: 0 P: 4	R: 0 E: 0 K: 0 S: 3 H: 0 LOB: 0 BB: 0 P: 3	R: 1 E: 0 K: 0 S: 4 H: 1 LOB: 1 BB: 1 P: 8	R: 0 E: 0 K: 2 S: 7 H: 0 LOB: 1 BB: 1 P: 11	1B: 4 2B: 1 3B: 1 HR: 0 SF: 0 SAC: 1 DP: 1 HBP: 0						

TOP

Minnesota Twins @ Kansas City Royals

Royals Stadium, Kansas City, MO

Tue Aug 03 1976, 8:05 PM EDT

Att. 16,939 - Unknown - 84 F

livebaseballscorecards.com

AB	31
R	1
H	6
RBI	0
BB	2
SO	2
LOB	11

PITCHER		IP	WLS	BF	H	R	ER	SO	BB	IBB	HBP	BLK	WP	HR	S	P	ERA	WHIP
Marty Pattin, R ERA: 2.56	(1, 1)	8.0	W	31	6	1	0	0	2	0	0	0	0	0	29	37	0.00	1.000
Steve Mingori, L ERA: 2.05	(9, 1)	1.0		3	0	0	0	2	0	0	0	0	0	0	7	7	0.00	0.000

PITCHER	IP	WLS	BF	H	R	ER	SO	BB	IBB	HBP	BLK	WP	HR	S	P	ERA	WHIP

Batter	1	2	3	4	5	6	7	8	9	AB	R	H	RBI	BB	SO	LOB
Jim Wohlford, R (1, 7) OBP: 0.289, SLG: 0.285	F8	F3		6-3			1-3			4	0	0	0	0	0	0
Amos Otis, R (1, 8) OBP: 0.360, SLG: 0.463	1B 2B	F8		K			L4			4	1	1	0	0	1	0
George Brett, L (1, 5) OBP: 0.402, SLG: 0.498	2B 1B (2-H)	G3			G6-4-3 1B			2B 2B		4	2	3	1	0	0	0
Hal McRae, R (1, 10) OBP: 0.414, SLG: 0.498	2B 2B (1-H)	HR			G6-4-3 (1-2f)			5-3		4	2	2	2	0	0	2
John Mayberry, L (1, 3) OBP: 0.342, SLG: 0.388	2B (2-H)	BB 2B BB			L9			2B (2-H)		3	1	2	2	1	0	0
Al Cowens, R (1, 9) OBP: 0.300, SLG: 0.330	P3	2B 1-2 BB				L4 S 1B		K		3	1	1	0	1	1	2
Buck Martinez, R (1, 2) OBP: 0.271, SLG: 0.398	5-3	1-H 2-H 2B				F7 1-2		K		4	0	1	2	0	1	3
Freddie Patek, R (1, 6) OBP: 0.328, SLG: 0.319		E5 CS	4-3			L4 2-3				3	0	0	0	0	0	2
Frank White, R (1, 4) OBP: 0.236, SLG: 0.259		P3 1-2		P4			F8			3	0	0	0	0	0	1
Inning Stats	R: 3 H: 4 E: 0 LOB: 1 K: 0 BB: 0 S: 7 P: 7	R: 0 H: 0 E: 1 LOB: 0 K: 0 BB: 0 S: 3 P: 3	R: 3 H: 2 E: 0 LOB: 1 K: 0 BB: 2 S: 5 P: 13	R: 0 H: 0 E: 0 LOB: 0 K: 1 BB: 0 S: 5 P: 5	R: 0 H: 1 E: 0 LOB: 0 K: 0 BB: 0 S: 3 P: 3	R: 0 H: 1 E: 0 LOB: 0 K: 0 BB: 0 S: 3 P: 3	R: 0 H: 0 E: 0 LOB: 0 K: 0 BB: 0 S: 3 P: 3	R: 1 H: 2 E: 0 LOB: 1 K: 2 BB: 0 S: 9 P: 9		1B: 3 SF: 0 2B: 7 SAC: 0 3B: 0 DP: 2 HR: 1 HBP: 0						

PITCHER		IP	WLS	BF	H	R	ER	SO	BB	IBB	HBP	BLK	WP	HR	S	P	ERA	WHIP
Eddie Bane, L (1, 1) ERA: 3.44		2.2	L	15	5	6	6	0	2	0	0	0	0	1	13	21	20.25	2.625
Tom Johnson, R (3, 1) ERA:		4.1		14	3	0	0	1	0	0	0	0	0	0	16	16	0.00	0.692
Vic Albury, L (8, 1) ERA: 3.32		0.1		3	2	1	1	0	0	0	0	0	0	0	3	3	27.00	6.000
Jim Hughes, R (8, 1) ERA: 5.58		0.2		2	0	0	0	2	0	0	0	0	0	0	6	6	0.00	0.000

PITCHER	IP	WLS	BF	H	R	ER	SO	BB	IBB	HBP	BLK	WP	HR	S	P	ERA	WHIP

BOTTOM

Minnesota Twins @ Kansas City Royals

Royals Stadium, Kansas City, MO

Tue Aug 03 1976, 8:05 PM EDT
Att. 16,939 - Unknown - 84 F

livebaseballscorecards.com

AB	32
R	7
H	10
RBI	7
BB	2
SO	3
LOB	10

Minnesota Twins @ Kansas City Royals

Royals Stadium, Kansas City, MO

Wed Aug 04 1976, 8:05 PM EDT

Att. 15,932 - Unknown

TOP

livebaseballscorecards.com

Batter	1	2	3	4	5	6	7	8	9	AB	R	H	RBI	BB	SO	LOB
Lyman Bostock, L (1, 8) OBP: 0.388, SLG: 0.448	P4		S 1B		2-H 1B			BBB 4-0 G3-6-3 BB		3	0	2	1	1	0	0
Roy Smalley, S (1, 6) OBP: 0.345, SLG: 0.300	4-3		BBBB 4-0 1-2 BB		G3			G3-6-3 1-2f		3	0	0	0	1	0	2
Larry Hisle, R (1, 7) OBP: 0.326, SLG: 0.361	PO 1B		L6			5-3		6-3		4	0	1	0	0	0	2
Steve Braun, L (1, 10) OBP: 0.365, SLG: 0.349	PO 1-2	G4-6-3 1B		L8		1B			BBBB 4-0 1B SF9 BB	3	1	2	0	1	0	0
Butch Wynegar, S (1, 2) OBP: 0.391, SLG: 0.412		G4-6-3 1-2f		G3		F7			SSS 0-3 K	4	0	0	0	0	1	3
Mike Cubbage, L (1, 5) OBP: 0.325, SLG: 0.303		1B	SSS K			L8			1-3 1B	4	0	2	0	0	1	1
Craig Kusick, R (1, 3) OBP: 0.365, SLG: 0.497		F9			6-3		5-3		3-H SF9	3	0	0	1	0	0	1
Dan Ford, R (1, 9) OBP: 0.310, SLG: 0.422			5-3		L7		4-3		SSS K	4	0	0	0	0	1	1
Bob Randall, R (1, 4) OBP: 0.321, SLG: 0.316			4-3		1B 2B		SSS K			3	1	1	0	0	1	0
Inning Stats	R: 0 E: 0 K: 0 S: 3 H: 1 LOB: 0 BB: 0 P: 3	R: 0 E: 0 K: 0 S: 4 H: 2 LOB: 1 BB: 0 P: 4	R: 0 E: 0 K: 0 S: 4 H: 1 LOB: 2 BB: 1 P: 8	R: 0 E: 0 K: 1 S: 5 H: 0 LOB: 0 BB: 0 P: 5	R: 1 E: 0 K: 0 S: 5 H: 2 LOB: 1 BB: 0 P: 5	R: 0 E: 0 K: 0 S: 4 H: 1 LOB: 1 BB: 0 P: 4	R: 0 E: 0 K: 1 S: 5 H: 0 LOB: 0 BB: 0 P: 5	R: 0 E: 0 K: 0 S: 2 H: 0 LOB: 0 BB: 1 P: 6	R: 1 E: 0 K: 2 S: 8 H: 1 LOB: 1 BB: 1 P: 12	1B: 7 2B: 1 3B: 0 HR: 0	SF: 1 SAC: 0 DP: 2 HBP: 0						

	AB	31
	R	2
	H	8
	RBI	2
	BB	3
	SO	4
	LOB	10

WP: 0 PB: 0 SB: 1 CS: 0 PA: 36

PITCHER		IP	WLS	BF	H	R	ER	SO	BB	IBB	HBP	BLK	WP	HR	S	P	ERA	WHIP
Al Fitzmorris, R ERA: 2.9	(1, 1)	5.1	W	22	7	1	1	1	1	0	0	0	0	0	23	27	1.69	1.500
Mark Littell, R ERA: 2.17	(6, 1)	3.2	S	13	1	1	1	3	2	0	0	0	0	0	17	25	2.46	0.818

PITCHER	IP	WLS	BF	H	R	ER	SO	BB	IBB	HBP	BLK	WP	HR	S	P	ERA	WHIP

Batter	1	2	3	4	5	6	7	8	9	AB	R	H	RBI	BB	SO	LOB
Tom Poquette, L (1, 7) OBP: 0.389, SLG: 0.498	0-0 1B 1B 1B	0-3 K			0-0 4-3		4-0 G5-4-3 BB			3	1	1	0	1	1	0
Amos Otis, R (1, 8) OBP: 0.359, SLG: 0.461	0-0 1B 1B 1B 1-2	0-0 F9			0-0 F8		0-0 G5-4-3 1-2f 2-3			4	1	1	0	0	0	2
George Brett, L (1, 5) OBP: 0.400, SLG: 0.495	0-0 1B 2B 1B 1-2 2-H		0-3 K		0-0 4-3		0-0 F7			4	1	1	1	0	1	1
John Mayberry, L (1, 3) OBP: 0.341, SLG: 0.387	0-0 F8		0-0 F8			0-0 E3 FC6-4 BB 1B		0-0 1B 1B		4	1	1	0	0	0	2
Hal McRae, R (1, 10) Davey Nelson, R (8, PR) OBP: 0.418, SLG: 0.498 OBP: 0.279, SLG: 0.286	0-0 F8		4-0 BB			4-0 FC6-4 1-2 BB		0-0 FC4 1B 1-3		2 0	0 0	1 0	0 0	2 0	0 0	2 0
Al Cowens, R (1, 9) OBP: 0.300, SLG: 0.329	0-0 2B 1B 1-3 2-H		0-3 K			0-0 FC6-4 CS 1-2f 2-3		0-0 P6		4	0	1	1	0	1	5
Buck Martinez, R (1, 2) OBP: 0.276, SLG: 0.406	0-0 2B 1-3 3-H			0-0 P6		0-0 1B 1-2 3-H		0-3 K		4	0	2	2	0	1	2
Freddie Patek, R (1, 6) OBP: 0.324, SLG: 0.315	0-0 6-3			0-0 F9		0-0 F8		0-0 FC4 1-2f		4	0	0	0	0	0	5
Frank White, R (1, 4) OBP: 0.237, SLG: 0.264		0-0 5-3		0-0 P4			0-0 G5-4-3 2B			3	0	1	0	0	0	0
Inning Stats	R: 3 H: 5 E: 0 LOB: 2 K: 0 BB: 0 S: 8 P: 8	R: 0 H: 0 E: 0 LOB: 0 K: 1 BB: 0 S: 5 P: 5	R: 0 H: 0 E: 0 LOB: 1 K: 2 BB: 1 S: 7 P: 11	R: 0 H: 0 E: 0 LOB: 0 K: 0 BB: 0 S: 3 P: 3	R: 0 H: 0 E: 0 LOB: 0 K: 0 BB: 0 S: 3 P: 3	R: 1 H: 1 E: 1 LOB: 1 K: 0 BB: 1 S: 4 P: 8	R: 0 H: 1 E: 0 LOB: 1 K: 0 BB: 1 S: 3 P: 7	R: 0 H: 2 E: 0 LOB: 2 K: 1 BB: 0 S: 7 P: 7		1B: 7 SF: 0 2B: 2 SAC: 0 3B: 0 DP: 1 HR: 0 HBP: 0						

PITCHER		IP	WLS	BF	H	R	ER	SO	BB	IBB	HBP	BLK	WP	HR	S	P	ERA	WHIP
Dave Goltz, R ERA: 3.76	(1, 1)	7.0	L	32	9	4	3	3	3	0	0	0	0	0	35	47	3.86	1.714
Bill Campbell, R ERA: 3.12	(8, 1)	1.0		3	0	0	0	1	0	0	0	0	0	0	5	5	0.00	0.000

PITCHER	IP	WLS	BF	H	R	ER	SO	BB	IBB	HBP	BLK	WP	HR	S	P	ERA	WHIP

BOTTOM

Minnesota Twins @ Kansas City Royals

Royals Stadium, Kansas City, MO

Wed Aug 04 1976, 8:05 PM EDT

Att. 15,932 - Unknown

livebaseballscorecards.com

AB	32
R	4
H	9
RBI	4
BB	3
SO	4
LOB	19

WP: 0 PA: 35
PB: 0
SB: 0
CS: 1

Minnesota Twins @ Kansas City Royals

Royals Stadium, Kansas City, MO

Thu Aug 05 1976, 8:05 PM EDT
Att. 14,544 - Unknown - 81 F

livebaseballscorecards.com

Batter	1	2	3	4	5	6	7	8	9	AB	R	H	RBI	BB	SO	LOB
Lyman Bostock, L (1, 8) OBP: 0.387, SLG: 0.446	0-0 K 1B			0-0 L7		0-0 F5	0-0 G1			4	0	1	0	0	0	0
Roy Smalley, S (1, 6) OBP: 0.347, SLG: 0.300	0-3 K 1-2			0-0 G6-4-3 1B		4-0 2B BB		0-0 F8		3	1	1	0	1	1	1
Rod Carew, L (1, 3) OBP: 0.391, SLG: 0.454	0-0 6-3			0-0 G6-4-3 1-2f		0-0 1-H 1B 2B		0-0 G3-6 1B		4	1	2	1	0	0	1
Steve Braun, L (1, 10) OBP: 0.367, SLG: 0.351		0-0 FC3-6 1B			0-0 HBP 1B SF9 1B	0-3 K		0-0 G3-6 1-2f		4	1	2	0	0	1	2
Mike Cubbage, L (1, 5) OBP: 0.328, SLG: 0.307		0-0 FC3-6 G6-4-3 1-2f			0-0 SF9 HBP 1-2 1B	0-0 FC5-4 2-H 1B			0-0 4-3	4	0	2	1	0	0	1
Larry Hisle, R (1, 7) OBP: 0.325, SLG: 0.358		0-0 G6-4-3 1-2f			1-0 1-2 2-3 HBP	0-0 FC5-4 1-2f			0-0 F7	3	0	0	0	0	0	2
Butch Wynegar, S (1, 2) OBP: 0.388, SLG: 0.407			0-0 3-1		0-0 F8		0-0 G3		0-0 5-3	4	0	0	0	0	0	3
Dan Ford, R (1, 9) OBP: 0.310, SLG: 0.429			0-0 F8		0-0 SF9 2-3 3-H		0-0 6-3 3B			2	1	1	1	0	0	0
Bob Randall, R (1, 4) OBP: 0.320, SLG: 0.315			0-0 1-3		0-0 6-3		0-0 6-3 3-H			1	0	0	0	0	0	0
Tony Oliva, L (5, PH) OBP: 0.250, SLG: 0.253										1	0	0	0	0	0	2
Jerry Terrell, R (5, 4) OBP: 0.287, SLG: 0.263										1	0	0	1	0	0	0

Inning Stats	1	2	3	4	5	6	7	8	9	AB	R	H	RBI	BB	SO	LOB
	R: 0 E: 0 K: 1 S: 5	H: 1 LOB: 0 BB: 0 P: 5	R: 0 E: 0 K: 0 S: 3	H: 1 LOB: 0 BB: 0 P: 3	R: 0 E: 0 K: 0 S: 3	H: 0 LOB: 0 BB: 0 P: 3	R: 0 E: 0 K: 0 S: 3	H: 1 LOB: 0 BB: 0 P: 3	R: 1 E: 0 K: 0 S: 5	H: 2 LOB: 2 BB: 0 P: 6	R: 2 E: 0 K: 1 S: 7	H: 2 LOB: 1 BB: 1 P: 11	R: 1 E: 0 K: 0 S: 4	H: 1 LOB: 0 BB: 0 P: 4	R: 0 E: 0 K: 0 S: 3	H: 1 LOB: 0 BB: 0 P: 3	R: 0 E: 0 K: 0 S: 3	H: 0 LOB: 0 BB: 0 P: 3

1B: 7	SF: 1
2B: 1	SAC: 0
3B: 1	DP: 3
HR: 0	HBP: 1

WP: 0 PA: 34
PB: 0
SB: 0
CS: 0

PITCHER		IP	WLS	BF	H	R	ER	SO	BB	IBB	HBP	BLK	WP	HR	S	P	ERA	WHIP
Dennis Leonard, R (1, 1) ERA: 3.2		7.1	W	30	9	4	4	2	1	0	1	0	0	0	32	37	4.91	1.364
Steve Mingori, L (8, 1) ERA: 1.99		1.2	S	4	0	0	0	0	0	0	0	0	0	0	4	4	0.00	0.000

PITCHER	IP	WLS	BF	H	R	ER	SO	BB	IBB	HBP	BLK	WP	HR	S	P	ERA	WHIP

Batter	1	2	3	4	5	6	7	8	9	AB	R	H	RBI	BB	SO	LOB
Tom Poquette, L (1, 7) OBP: 0.389, SLG: 0.495	FC5-4 1B	SF8 2-H			K2-3		BB 1B S	F5		3	1	1	1	1	1	2
Amos Otis, R (1, 8) OBP: 0.355, SLG: 0.455	FC5-4 BB 1B 2B 1-2f	F7			K		F2	K		5	1	0	0	0	2	4
George Brett, L (1, 5) OBP: 0.403, SLG: 0.498	BB 2B 1B 1-2		3-1 WP FC6-2 1B		6-3		S 1B 1-3			4	1	3	0	0	0	0
John Mayberry, L (1, 3) OBP: 0.338, SLG: 0.383	P6		3-1 1-3			L6	K 1-3 3-H			4	0	0	0	0	1	4
Hal McRae, R (1, 10) OBP: 0.422, SLG: 0.498	BB 2B BB 1-2 2-3		FC6-2 FC4-6 3-H			2B 1B 1B	HBP			2	1	1	0	1	0	1
Al Cowens, R (1, 9) OBP: 0.302, SLG: 0.336	2B 1-3 2-H 3-H		FC4-6 1-2f			1B 2B 1-3	P6			4	1	2	2	0	0	3
Buck Martinez, R (1, 2) OBP: 0.270, SLG: 0.397	K	F7		F7		F7		F3		4	0	0	0	0	1	4
Freddie Patek, R (1, 6) OBP: 0.329, SLG: 0.316		BB FC6-4		F9		1B 2-H 3-H		BB 1B		2	0	1	2	2	0	0
Frank White, R (1, 4) OBP: 0.237, SLG: 0.264		FC6-4 WP SF8 1-2f		F9		F9		1B 1-3		4	1	1	0	0	0	2
Inning Stats	R: 2 E: 0 K: 1 S: 8 H: 3 LOB: 2 BB: 1 P: 12	R: 1 E: 1 K: 0 S: 3 H: 0 LOB: 0 BB: 1 P: 7	R: 0 E: 0 K: 0 S: 4 H: 1 LOB: 1 BB: 0 P: 4	R: 0 E: 0 K: 0 S: 3 H: 0 LOB: 0 BB: 0 P: 3	R: 0 E: 0 K: 2 S: 7 H: 0 LOB: 0 BB: 0 P: 7	R: 2 E: 0 K: 0 S: 6 H: 3 LOB: 1 BB: 0 P: 6	R: 1 E: 0 K: 1 S: 6 H: 1 LOB: 2 BB: 1 P: 11	R: 0 E: 0 K: 1 S: 6 H: 1 LOB: 2 BB: 1 P: 10		1B: 7 2B: 2 3B: 0 HR: 0 SF: 1 SAC: 0 DP: 0 HBP: 1						

PITCHER		IP	WLS	BF	H	R	ER	SO	BB	IBB	HBP	BLK	WP	HR	S	P	ERA	WHIP
Bill Singer, R ERA: 4.2	(1, 1)	5.2	L	26	7	5	4	3	2	0	0	0	2	0	30	38	6.35	1.588
Bill Campbell, R ERA: 3.13	(6, 1)	2.1		12	2	1	1	2	2	0	1	0	0	0	13	22	3.86	1.714

PITCHER	IP	WLS	BF	H	R	ER	SO	BB	IBB	HBP	BLK	WP	HR	S	P	ERA	WHIP

BOTTOM

Minnesota Twins @ Kansas City Royals

Royals Stadium, Kansas City, MO

Thu Aug 05 1976, 8:05 PM EDT
Att. 14,544 - Unknown - 81 F

livebaseballscorecards.com

AB	32
R	6
H	9
RBI	5
BB	4
SO	5
LOB	20

WP: 2 PB: 0 SB: 3 CS: 0 PA: 38

Minnesota Twins @ Texas Rangers

Arlington Stadium, Arlington, TX

Fri Aug 06 1976, 8:05 PM EDT

Att. 23,078 - Unknown - 87 F

livebaseballscorecards.com

TOP

Batter	1	2	3	4	5	6	7	8	9	AB	R	H	RBI	BB	SO	LOB
Lyman Bostock, L (1, 8) OBP: 0.382, SLG: 0.439	L7		3-1		K		F8			4	0	0	0	0	1	2
Roy Smalley, S (1, 6) OBP: 0.351, SLG: 0.303	1B		BB		1-2 2-3 1B			4-3		3	0	2	0	1	0	0
Rod Carew, L (1, 3) OBP: 0.388, SLG: 0.449	F8		4-3		F8			F6		4	0	0	0	0	0	5
Steve Braun, L (1, 7) OBP: 0.366, SLG: 0.350	K			5-3		E6 5-3		K		1	0	0	0	0	1	1
Larry Hisle, R (2, 7) OBP: 0.323, SLG: 0.355										3	0	0	0	0	1	0
Butch Wynegar, S (1, 2) OBP: 0.386, SLG: 0.406		1B		F4		F5			F6	4	0	1	0	0	0	1
Mike Cubbage, L (1, 5) OBP: 0.323, SLG: 0.301		F8		F5		5-3 1-2			F8	4	0	0	0	0	0	2
Tony Oliva, L (1, 10) OBP: 0.250, SLG: 0.253		F5			1B 1B 1B	K			F8	4	0	1	0	0	1	2
Dan Ford, R (1, 9) OBP: 0.308, SLG: 0.425		F9			F6		L7			3	0	0	0	0	0	2
Bob Randall, R (1, 4) OBP: 0.320, SLG: 0.316			4-3		1B 1-2 1B		4-3			3	0	1	0	0	0	0
Inning Stats	R: 0 E: 0 K: 1 S: 6 H: 1 LOB: 1 BB: 0 P: 6	R: 0 E: 0 K: 0 S: 4 H: 1 LOB: 1 BB: 0 P: 4	R: 0 E: 0 K: 0 S: 3 H: 0 LOB: 1 BB: 1 P: 7	R: 0 E: 0 K: 0 S: 3 H: 0 LOB: 0 BB: 0 P: 3	R: 0 E: 0 K: 1 S: 8 H: 3 LOB: 3 BB: 0 P: 8	R: 0 E: 1 K: 1 S: 6 H: 0 LOB: 1 BB: 0 P: 6	R: 0 E: 0 K: 0 S: 3 H: 0 LOB: 0 BB: 0 P: 3	R: 0 E: 0 K: 1 S: 5 H: 0 LOB: 0 BB: 0 P: 5	R: 0 E: 0 K: 0 S: 3 H: 0 LOB: 0 BB: 0 P: 3	1B: 5 2B: 0 3B: 0 HR: 0 SF: 0 SAC: 0 DP: 0 HBP: 0						

PITCHER	IP	WLS	BF	H	R	ER	SO	BB	IBB	HBP	BLK	WP	HR	S	P	ERA	WHIP
Gaylord Perry, R (1, 1) ERA: 3.31	9.0	W	34	5	0	0	4	1	0	0	0	0	0	41	45	0.00	0.667

PITCHER	IP	WLS	BF	H	R	ER	SO	BB	IBB	HBP	BLK	WP	HR	S	P	ERA	WHIP

AB	33
R	0
H	5
RBI	0
BB	1
SO	4
LOB	15

WP: 0 PB: 0 SB: 0 CS: 0 PA: 34

Batter	1	2	3	4	5	6	7	8	9	AB	R	H	RBI	BB	SO	LOB
Gene Clines, R (1, 7) OBP: 0.296, SLG: 0.305	0-0 1B E 2B	0-3 ① K		S S S 0-3 ③ K			x 0-0 FC6 2-3	x 0-0 ③ F2		5	1	1	0	0	2	3
Danny Thompson, R (1, 4) OBP: 0.273, SLG: 0.282	0-0 ① F5	x 0-0 1B			x 0-0 ① 1-3		S S S 0-3 ② ③ K 3-H			4	0	1	0	0	1	3
Roy Howell, L (1, 5) OBP: 0.310, SLG: 0.382	0-0 ② F7	S S S 0-3 ② K			x 0-0 ② 3-1			x 0-0 HR		4	1	1	1	0	1	2
Mike Hargrove, L (1, 3) OBP: 0.404, SLG: 0.396	0-0 E 1B 2-3 1B	S S S 0-3 ③ K			x 0-0 ③ F7			B B B B 4-0 SH1-4 1B 1B BB		3	2	1	0	1	1	1
Jeff Burroughs, R (1, 9) OBP: 0.298, SLG: 0.368	0-0 E6 1B 1-2 BB 3-H		S S S 0-3 ① K			x 0-0 ① F9		x 0-0 SH1-4 1-2 1B 1B		4	2	1	0	0	1	1
Toby Harrah, R (1, 6) OBP: 0.370, SLG: 0.383	0-0 BB S 1-3 2-H 1B		x 0-0 ② F5			S S S 0-3 ② K		x 0-0 ① SH1-4 1-2 2-3		3	0	1	1	0	1	0
Tom Grieve, R (1, 10) OBP: 0.294, SLG: 0.382	B B B B 4-0 BB 1-2 BB		S S S 0-3 ③ K			S S S 0-3 ③ K		x 0-0 1B 2-H 3-H 1B		3	0	1	2	1	2	0
Juan Beniquez, R (1, 8) OBP: 0.320, SLG: 0.289	B B B B 4-0 1-2 2-3 3-H BB			x 0-0 ① 1-3			x 0-0 E S CS 1B	x 0-0 ② F9		3	0	1	1	1	0	1
Jim Sundberg, R (1, 2) OBP: 0.274, SLG: 0.290	x 0-0 ③ F3			x 0-0 ② L6			x 0-0 ① F7 1-2	x 0-0 1-2 1B		4	0	1	0	0	0	4
Inning Stats	R: 3 E: 1 K: 0 S: 7 H: 3 LOB: 3 BB: 2 P: 15	R: 0 E: 0 K: 3 S: 10 H: 1 LOB: 1 BB: 0 P: 10	R: 0 E: 0 K: 2 S: 7 H: 0 LOB: 0 BB: 0 P: 7	R: 0 E: 0 K: 1 S: 5 H: 0 LOB: 0 BB: 0 P: 5	R: 0 E: 0 K: 0 S: 3 H: 0 LOB: 0 BB: 0 P: 3	R: 0 E: 0 K: 2 S: 7 H: 0 LOB: 0 BB: 0 P: 7	R: 0 E: 1 K: 1 S: 6 H: 1 LOB: 2 BB: 0 P: 6	R: 3 E: 0 K: 0 S: 7 H: 4 LOB: 2 BB: 1 P: 11		1B: 7 2B: 2 3B: 0 HR: 1	SF: 0 SAC: 1 DP: 1 HBP: 0					

PITCHER		IP	WLS	BF	H	R	ER	SO	BB	IBB	HBP	BLK	WP	HR	S	P	ERA	WHIP
Pete Redfern, R ERA: 4.19	(1, 1)	0.2	L	8	3	3	0	0	2	0	0	0	0	0	6	14	0.00	7.500
Tom Johnson, R ERA: 1.84	(1, 1)	6.1		24	4	3	3	9	1	0	0	0	0	1	41	45	4.26	0.789
Jim Hughes, R ERA: 5.53	(8, 1)	1.0		5	2	0	0	0	0	0	0	0	0	0	5	5	0.00	2.000

PITCHER	IP	WLS	BF	H	R	ER	SO	BB	IBB	HBP	BLK	WP	HR	S	P	ERA	WHIP

BOTTOM

Minnesota Twins @ Texas Rangers

Arlington Stadium, Arlington, TX

Fri Aug 06 1976, 8:05 PM EDT

Att. 23,078 - Unknown - 87 F

livebaseballscorecards.com

AB	33
R	6
H	9
RBI	5
BB	3
SO	9
LOB	15

WP: 0 PB: 0 SB: 2 CS: 1 PA: 37

Batter	1	2	3	4	5	6	7	8	9	AB	R	H	RBI	BB	SO	LOB
Steve Braun, L (1, 10) OBP: 0.372, SLG: 0.355	0-0 1B 4-3 1B		0-0 2-3 1B		0-0 1B		0-0 4-3 1-2 2-3		BBBB 4-0 BB	4	1	3	0	1	0	2
Roy Smalley, S (1, 6) OBP: 0.346, SLG: 0.299	SSS 0-3 K		SSS 0-3 K		0-0 F8		0-0 4-3		0-0 L7	5	0	0	0	0	2	7
Rod Carew, L (1, 3) OBP: 0.389, SLG: 0.450	0-0 4-3 S CS 1-3 1B			0-0 4-3		0-0 SH5-3 1B		0-0 4-3		4	0	2	0	0	0	0
Butch Wynegar, S (1, 2) OBP: 0.384, SLG: 0.402	0-0 4-3 1-3 3-H			0-0 F8		0-0 SH5-3 1-2		0-0 F8		3	0	0	1	0	0	1
Lyman Bostock, L (1, 8) OBP: 0.380, SLG: 0.437	0-0 CS 3-H	0-0 3-1		0-0 3-1		SSS 0-3 K		0-0 1B		4	0	1	0	0	1	1
Mike Cubbage, L (1, 5) OBP: 0.321, SLG: 0.300		0-0 F5			0-0 HR 1B	0-0 6-3		0-0 L7		4	1	1	0	0	0	2
Larry Hisle, R (1, 7) OBP: 0.327, SLG: 0.365		0-0 6-3			0-0 1-H HR		0-0 S 1B FC6-2 1B		BBBB 4-0 S BB	3	1	2	2	1	0	0
Dan Ford, R (1, 9) OBP: 0.310, SLG: 0.424			BBBB 4-0 CS SH1-3 BB		SSS 0-3 K		0-0 4-3 S 1-2 1B		SSS 0-3 K	3	0	1	0	1	2	1
Bob Randall, R (1, 4) OBP: 0.317, SLG: 0.313			0-0 SH1-3 1-2		0-0 F5		0-0 FC6-2 4-3 1-2 2-H		0-0 L7 1-2	3	0	0	0	0	0	3
Inning Stats	R: 1 E: 0 K: 1 S: 6 H: 2 LOB: 0 BB: 0 P: 6	R: 0 E: 0 K: 0 S: 3 H: 0 LOB: 0 BB: 0 P: 3	R: 0 E: 0 K: 1 S: 5 H: 1 LOB: 1 BB: 1 P: 9	R: 0 E: 0 K: 0 S: 3 H: 0 LOB: 0 BB: 0 P: 3	R: 2 E: 0 K: 1 S: 8 H: 3 LOB: 1 BB: 0 P: 8	R: 0 E: 0 K: 1 S: 6 H: 1 LOB: 1 BB: 0 P: 6	R: 0 E: 0 K: 0 S: 5 H: 2 LOB: 2 BB: 0 P: 5	R: 0 E: 0 K: 0 S: 4 H: 1 LOB: 1 BB: 0 P: 4	R: 0 E: 0 K: 1 S: 5 H: 0 LOB: 2 BB: 2 P: 13	1B: 9 2B: 0 3B: 0 HR: 1	SF: 0 SAC: 2 DP: 0 HBP: 0						

PITCHER		IP	WLS	BF	H	R	ER	SO	BB	IBB	HBP	BLK	WP	HR	S	P	ERA	WHIP
Tommy Boggs, R ERA: 4.96	(1, 1)	5.0	L	20	6	3	3	3	1	0	0	0	0	1	25	29	5.40	1.400
Mike Bacsik, R ERA: 3.55	(6, 1)	2.0		9	3	0	0	1	0	0	0	0	0	0	11	11	0.00	1.500
Joe Hoerner, L ERA: 4.71	(8, 1)	1.0		4	1	0	0	0	0	0	0	0	0	0	4	4	0.00	1.000
Jeff Terpko, R ERA: 1.63	(9, 1)	1.0		5	0	0	0	1	2	0	0	0	0	0	5	13	0.00	2.000

PITCHER	IP	WLS	BF	H	R	ER	SO	BB	IBB	HBP	BLK	WP	HR	S	P	ERA	WHIP

TOP

Minnesota Twins @ Texas Rangers

Arlington Stadium, Arlington, TX

Sat Aug 07 1976, 8:05 PM EDT

Att. 11,954 - Unknown - 94 F

livebaseballscorecards.com

AB	33
R	3
H	10
RBI	3
BB	3
SO	5
LOB	17

1B: 9	SF: 0	WP: 0	PA: 39
2B: 0	SAC: 2	PB: 0	
3B: 0	DP: 0	SB: 4	
HR: 1	HBP: 0	CS: 2	

Batter	1	2	3	4	5	6	7	8	9	AB	R	H	RBI	BB	SO	LOB
Gene Clines, R (1, 7) OBP: 0.292, SLG: 0.300	L8			L9			K		L4-3	4	0	0	0	0	1	0
Danny Thompson, R (1, 4) OBP: 0.274, SLG: 0.279	F8			1-3			BB		F9	2	0	0	0	1	0	0
Lenny Randle, S (9, PH) OBP: 0.286, SLG: 0.271										1	0	0	0	0	0	0
Roy Howell, L (1, 5) OBP: 0.309, SLG: 0.381	F6			F6			F8		E8 1B	4	1	1	0	0	0	1
Mike Hargrove, L (1, 3) OBP: 0.405, SLG: 0.396		3-1			3-1		1-2 E BB		1B 3-H	3	0	1	1	1	0	0
Jeff Burroughs, R (1, 9) OBP: 0.295, SLG: 0.364		5-3			F6		1-2 2-3 E4		K	4	0	0	0	0	1	3
Toby Harrah, R (1, 6) OBP: 0.367, SLG: 0.380		F8			F8		F2			3	0	0	0	0	0	3
Tom Grieve, R (1, 10) OBP: 0.292, SLG: 0.380			F8			F9		4-3		2	0	0	0	0	0	0
Dave Moates, L (8, PH) OBP: 0.306, SLG: 0.318										1	0	0	0	0	0	0
Juan Beniquez, R (1, 8) OBP: 0.317, SLG: 0.286			F9			F9		K		3	0	0	0	0	1	0
Jim Sundberg, R (1, 2) OBP: 0.272, SLG: 0.287			F7			6-3		F4		3	0	0	0	0	0	0
Inning Stats	R: 0 H: 0 E: 0 LOB: 0 K: 0 BB: 0 S: 3 P: 3	R: 0 H: 0 E: 0 LOB: 0 K: 0 BB: 0 S: 3 P: 3	R: 0 H: 0 E: 0 LOB: 0 K: 0 BB: 0 S: 3 P: 3	R: 0 H: 0 E: 0 LOB: 0 K: 0 BB: 0 S: 3 P: 3	R: 0 H: 0 E: 0 LOB: 0 K: 0 BB: 0 S: 3 P: 3	R: 0 H: 0 E: 0 LOB: 0 K: 0 BB: 0 S: 3 P: 3	R: 0 H: 0 E: 1 LOB: 3 K: 1 BB: 2 S: 6 P: 14	R: 0 H: 0 E: 0 LOB: 0 K: 1 BB: 0 S: 5 P: 5	R: 1 H: 2 E: 1 LOB: 1 K: 1 BB: 0 S: 7 P: 7	1B: 2 SF: 0 2B: 0 SAC: 0 3B: 0 DP: 0 HR: 0 HBP: 0						

PITCHER	IP	WLS	BF	H	R	ER	SO	BB	IBB	HBP	BLK	WP	HR	S	P	ERA	WHIP
Steve Luebber, R (1, 1) ERA: 3.35	8.2	W	31	2	1	0	2	2	0	0	0	0	0	33	41	0.00	0.462
Bill Campbell, R (9, 1) ERA: 3.12	0.1	S	1	0	0	0	1	0	0	0	0	0	0	3	3	0.00	0.000

PITCHER	IP	WLS	BF	H	R	ER	SO	BB	IBB	HBP	BLK	WP	HR	S	P	ERA	WHIP

BOTTOM

Minnesota Twins @ Texas Rangers

Arlington Stadium, Arlington, TX

Sat Aug 07 1976, 8:05 PM EDT

Att. 11,954 - Unknown - 94 F

livebaseballscorecards.com

AB	30
R	1
H	2
RBI	1
BB	2
SO	3
LOB	7

WP: 0 PA: 32
PB: 0
SB: 0
CS: 0

Minnesota Twins @ Texas Rangers

Arlington Stadium, Arlington, TX

Sun Aug 08 1976, 8:05 PM EDT

Att. 7,855 - Unknown - 97 F

livebaseballscorecards.com

TOP

Batter	1	2	3	4	5	6	7	8	9	AB	R	H	RBI	BB	SO	LOB
Bob Randall, R (1, 4) OBP: 0.320, SLG: 0.317	0-0 ① 1-3			4-0 FC5-4 BB	0-0 ③ 1-H 2-H 2B		0-3 ② K		4-0 IBB	2	0	1	1	1	0	0
Rod Carew, L (7, PH) OBP: 0.389, SLG: 0.449										1	0	0	0	1	1	2
(7, 4)																
Larry Hisle, R (1, 7) OBP: 0.327, SLG: 0.366	0-0 CS 1B			0-0 ① FC5-4 CS 1-2f		0-0 SH2-4 1B	0-0 ③ F9		0-3 ③ K	5	0	2	0	0	1	5
Dan Ford, R (1, 9) OBP: 0.308, SLG: 0.421	0-3 ②③ K 1-2			0-0 ②③ 4-3 1-2		0-0 ① SH2-4 1-2		0-0 ① 4-3		2	0	0	0	0	1	2
Lyman Bostock, L (8, PH) OBP: 0.379, SLG: 0.435										1	0	0	0	0	0	0
(8, 8)																
Craig Kusick, R (1, 3) OBP: 0.367, SLG: 0.495		4-0 G4-6-3 BB			0-0 2B 1B	0-0 E5		0-0 ② 6-3		3	1	1	0	1	0	1
Butch Wynegar, S (1, 10) OBP: 0.382, SLG: 0.403		0-3 ① K			0-0 4-3 1-H 1B 2B	0-0 ② F6		0-0 ③ F9		4	1	1	1	0	1	3
(9, 2)																
Steve Brye, R (1, 8) OBP: 0.311, SLG: 0.307		0-0 ②③ G4-6-3 1-2f			0-0 ① 4-3 2-3	0-0 ③ P1			0-0 1B 2B	4	1	1	0	0	0	4
(8, 9)																
Jerry Terrell, R (1, 5) OBP: 0.290, SLG: 0.267			0-0 ① F9		0-0 E 1B 3-H 1B		0-0 FC2-6 1B		0-0 ① L4	2	0	1	1	0	0	0
Tony Oliva, L (7, PH) OBP: 0.258, SLG: 0.262										1	0	1	0	0	0	0
Luis Gomez, R (7, PR) OBP: 0.256, SLG: 0.243										0	0	0	0	0	0	0
(7, 5)																
Mike Cubbage, L (9, PH) OBP: 0.320, SLG: 0.299										1	0	0	0	0	0	1
(9, 5)																
Glenn Borgmann, R (1, 2) OBP: 0.471, SLG: 0.538			0-0 ② F8		0-0 E6 1B 1-2 2B		0-0 ① FC2-6 1B 1-2f		0-0 6-3 2-H 1B	3	1	0	0	0	0	2
Steve Braun, L (9, PH) OBP: 0.374, SLG: 0.358										1	0	1	1	0	0	0
Bill Campbell, R (9, 1)										0	0	0	0	0	0	0
Roy Smalley, S (1, 6) OBP: 0.348, SLG: 0.301			0-3 ③ K		0-0 ② 1-2 2-H 2B 1B		0-0 1-2 1B		0-0 ② 6-3 1-2	4	0	2	0	0	1	1

	AB	R	H	RBI	BB	SO	LOB
	34	4	11	4	3	5	21

Inning Stats	1	2	3	4	5	6	7	8	9
	R: 0 E: 0 K: 1 S: 5	H: 1 LOB: 0 BB: 0 P: 5	R: 0 E: 0 K: 1 S: 4	H: 0 LOB: 0 BB: 1 P: 8	R: 0 E: 0 K: 1 S: 5	H: 0 LOB: 0 BB: 0 P: 5	R: 0 K: 0 S: 2	H: 0 LOB: 0 BB: 1 P: 6	R: 3 E: 1 K: 0 S: 7	H: 5 LOB: 2 BB: 0 P: 7	R: 0 E: 1 K: 0 S: 5	H: 1 LOB: 2 BB: 0 P: 5	R: 0 E: 0 K: 1 S: 7	H: 2 LOB: 2 BB: 0 P: 7	R: 0 E: 0 K: 0 S: 3	H: 0 LOB: 0 BB: 0 P: 3	R: 1 E: 0 K: 1 S: 7	H: 2 LOB: 2 BB: 1 P: 11

1B: 8 2B: 3 3B: 0 HR: 0	SF: 0 SAC: 1 DP: 1 HBP: 0	WP: 0 PB: 0 SB: 0 CS: 2	PA: 38
---	---	---	---

PITCHER		IP	WLS	BF	H	R	ER	SO	BB	IBB	HBP	BLK	WP	HR	S	P	ERA	WHIP
Jim Umbarger, L ERA: 3.16	(1, 1)	6.0		24	7	3	2	3	2	0	0	0	0	0	28	36	3.00	1.500
Steve Foucault, R ERA: 3.16	(7, 1)	0.1		3	2	0	0	0	0	0	0	0	0	0	3	3	0.00	6.000
Joe Hoerner, L ERA: 4.6	(7, 1)	0.2		2	0	0	0	1	0	0	0	0	0	0	4	4	0.00	0.000
Jeff Terpko, R ERA: 1.77	(8, 1)	2.0	W	9	2	1	1	1	0	1	0	0	0	0	10	14	4.50	1.000

PITCHER	IP	WLS	BF	H	R	ER	SO	BB	IBB	HBP	BLK	WP	HR	S	P	ERA	WHIP

Batter	1	2	3	4	5	6	7	8	9	AB	R	H	RBI	BB	SO	LOB
Gene Clines, R (1, 7) OBP: 0.297, SLG: 0.303	L6-3		1-2 1B	L5-3		H 1-2 HBP			1B SH1-4 1B	4	1	2	0	0	0	1
Danny Thompson, R (1, 5) OBP: 0.269, SLG: 0.274	F3		F9		F7	F8			SH1-4 1-2	4	0	0	0	0	0	4
Jim Fregosi, R (1, 3) OBP: 0.367, SLG: 0.346 Mike Hargrove, L (9, PH) OBP: 0.406, SLG: 0.396	BBBB FC6-4 BB		F9		1B 1B	5-3			1B IBB	3 0	0 0	1 0	0 0	1 1	0 0	4 0
Jeff Burroughs, R (1, 9) OBP: 0.294, SLG: 0.362	FC6-4 1-2f			F8	F8		6-3		1-2 2-H 1B	5	0	1	1	0	0	2
Toby Harrah, R (1, 6) OBP: 0.368, SLG: 0.380		BBBB CS BB		L6	1-2 1B		F6			3	0	1	0	1	0	0
Tom Grieve, R (1, 10) OBP: 0.292, SLG: 0.379		5-3 1-2		BB 1B	5-3		5-3			4	1	1	0	0	0	3
Lenny Randle, S (1, 4) OBP: 0.288, SLG: 0.269		F8	BBBB S 1B 1-2 1B BB			BBBB FC6-4 BB		1-3		2	1	0	0	2	0	0
Juan Beniquez, R (1, 8) OBP: 0.316, SLG: 0.286			6-3	S 1-2 2-H 1B		FC6-4 1-2f S 1B		5-3		4	2	1	1	0	0	1
Jim Sundberg, R (1, 2) OBP: 0.275, SLG: 0.290			E6 1B	1-H 2-H 1B		HBP 1-H 1B		6-3		4	0	2	3	0	0	0
Inning Stats	R: 0 H: 0 E: 0 LOB: 1 K: 0 BB: 1 S: 3 P: 7	R: 0 H: 0 E: 0 LOB: 0 K: 0 BB: 1 S: 2 P: 6	R: 0 H: 1 E: 1 LOB: 2 K: 0 BB: 0 S: 5 P: 5	R: 3 H: 3 E: 0 LOB: 1 K: 0 BB: 1 S: 6 P: 10	R: 0 H: 2 E: 0 LOB: 2 K: 0 BB: 0 S: 5 P: 5	R: 1 H: 1 E: 0 LOB: 2 K: 0 BB: 1 S: 4 P: 9	R: 0 H: 0 E: 0 LOB: 0 K: 0 BB: 0 S: 3 P: 3	R: 0 H: 0 E: 0 LOB: 0 K: 0 BB: 0 S: 3 P: 3	R: 1 H: 2 E: 0 LOB: 2 K: 0 BB: 1 S: 3 P: 7	1B: 9 SF: 0 2B: 0 SAC: 1 3B: 0 DP: 0 HR: 0 HBP: 1						

PITCHER		IP	WLS	BF	H	R	ER	SO	BB	IBB	HBP	BLK	WP	HR	S	P	ERA	WHIP
Eddie Bane, L ERA: 3.64	(1, 1)	4.2		23	6	3	3	0	3	0	0	0	0	0	20	32	5.79	1.929
Bill Campbell, R ERA: 3.18	(5, 1)	3.2	L	17	3	2	2	0	1	1	1	0	0	0	14	23	4.91	1.091
Bill Campbell, R ERA: 3.18	(9, 1)	3.2	L	17	3	2	2	0	1	1	1	0	0	0	14	23	4.91	1.091

PITCHER	IP	WLS	BF	H	R	ER	SO	BB	IBB	HBP	BLK	WP	HR	S	P	ERA	WHIP

BOTTOM

Minnesota Twins @ Texas Rangers

Arlington Stadium, Arlington, TX

Sun Aug 08 1976, 8:05 PM EDT

Att. 7,855 - Unknown - 97 F

livebaseballscorecards.com

AB	33
R	5
H	9
RBI	5
BB	5
SO	0
LOB	15

Batter	1	2	3	4	5	6	7	8	9	AB	R	H	RBI	BB	SO	LOB
Steve Braun, L (1, 10) OBP: 0.370, SLG: 0.353	5-3		F9			4-3			F2	4	0	0	0	0	0	0
Roy Smalley, S (1, 6) OBP: 0.344, SLG: 0.298	4-3			6-3			K		K	4	0	0	0	0	2	0
Rod Carew, L (1, 3) OBP: 0.389, SLG: 0.446	6-3			F9			BB			2	0	0	0	1	0	0
Butch Wynegar, S (1, 2) OBP: 0.380, SLG: 0.400		L1		4-3			F7			3	0	0	0	0	0	1
Lyman Bostock, L (1, 8) OBP: 0.375, SLG: 0.431		5-3			L6		F8			3	0	0	0	0	0	1
Mike Cubbage, L (1, 5) OBP: 0.320, SLG: 0.299		1B			L8			F8		3	0	1	0	0	0	0
Larry Hisle, R (1, 7) OBP: 0.325, SLG: 0.363		K			6-3			F9		3	0	0	0	0	1	1
Dan Ford, R (1, 9) OBP: 0.306, SLG: 0.418			6-3			K		K		3	0	0	0	0	2	0
Bob Randall, R (1, 4) OBP: 0.318, SLG: 0.315			F7			1-4-3			6-3	2	0	0	0	0	0	0
Tony Oliva, L (9, PH) OBP: 0.256, SLG: 0.259										1	0	0	0	0	0	0
Inning Stats	R: 0 E: 0 K: 0 S: 3	H: 0 LOB: 0 BB: 0 P: 3	R: 0 E: 0 K: 1 S: 6	H: 1 LOB: 1 BB: 0 P: 6	R: 0 E: 0 K: 0 S: 3	H: 0 LOB: 0 BB: 0 P: 3	R: 0 E: 0 K: 0 S: 3	H: 0 LOB: 0 BB: 0 P: 3	R: 0 E: 0 K: 0 S: 3	H: 0 LOB: 0 BB: 0 P: 3	R: 0 E: 0 K: 1 S: 5	H: 0 LOB: 0 BB: 0 P: 5	R: 0 E: 0 K: 1 S: 5	H: 0 LOB: 1 BB: 1 P: 9	R: 0 E: 0 K: 1 S: 5	H: 0 LOB: 0 BB: 0 P: 5	R: 0 E: 0 K: 1 S: 5	H: 0 LOB: 0 BB: 0 P: 5	1B: 1 2B: 0 3B: 0 HR: 0	SF: 0 SAC: 0 DP: 0 HBP: 0	WP: 0 PB: 0 SB: 0 CS: 0	PA: 29

TOP

Minnesota Twins @ Baltimore Orioles

Memorial Stadium, Baltimore, MD

Tue Aug 10 1976, 7:05 PM EDT

Att. 11,796 - Unknown

livebaseballscorecards.com

AB	28
R	0
H	1
RBI	0
BB	1
SO	5
LOB	3

PITCHER	IP	WLS	BF	H	R	ER	SO	BB	IBB	HBP	BLK	WP	HR	S	P	ERA	WHIP
Jim Palmer, R (1, 1) ERA: 2.7	9.0	W	29	1	0	0	5	1	0	0	0	0	0	38	42	0.00	0.222

PITCHER	IP	WLS	BF	H	R	ER	SO	BB	IBB	HBP	BLK	WP	HR	S	P	ERA	WHIP

Minnesota Twins @ Baltimore Orioles

Memorial Stadium, Baltimore, MD

Tue Aug 10 1976, 7:05 PM EDT
Att. 11,796 - Unknown

BOTTOM

Batter	1	2	3	4	5	6	7	8	9	AB	R	H	RBI	BB	SO	LOB
Al Bumbry, L (1, 8) (7, 7) OBP: 0.330, SLG: 0.402	4-3		K		F8 (2-3)		4-3			4	0	0	0	0	1	1
Bobby Grich, R (1, 4) OBP: 0.385, SLG: 0.432	5-3		BB, G6-3		F9 (3-H)			FC3-6, 1B		3	0	1	0	1	0	0
Reggie Jackson, L (1, 9) OBP: 0.339, SLG: 0.505	2B		G6-3 (1-2f)			F7		FC3-6, CS (1-2f)		4	0	1	0	0	0	2
Lee May, R (1, 10) OBP: 0.303, SLG: 0.444	F3			BB, 1B		6-3		F7 (1-2)		3	0	0	0	1	0	2
Ken Singleton, S (1, 7) Paul Blair, R (6, PR) (7, 8) OBP: 0.346, SLG: 0.349 OBP: 0.260, SLG: 0.278		BB, 2B		G5-4-3 (1-2), 1B		1B				2 0	1 0	2 0	0 0	1 0	0 0	0 0
Tony Muser, L (1, 3) OBP: 0.285, SLG: 0.264		1B (1-H), 2B		F8		1B (1-2)				3	0	2	1	0	0	2
Doug DeCinces, R (1, 5) OBP: 0.287, SLG: 0.364		CS, 1B (2-3)		G5-4-3 (1-2f)		F8				3	0	1	0	0	0	4
Dave Duncan, R (1, 2) OBP: 0.268, SLG: 0.254		5-3 (1-2)			F5		5-3			3	0	0	0	0	0	2
Mark Belanger, R (1, 6) OBP: 0.333, SLG: 0.325		K			F8, PB, 2B		3-1			3	1	1	0	0	1	1
Inning Stats	R: 0 E: 0 K: 0 S: 4 H: 1 LOB: 1 BB: 0 P: 4	R: 1 E: 0 K: 1 S: 6 H: 2 LOB: 1 BB: 1 P: 10	R: 0 E: 0 K: 1 S: 4 H: 0 LOB: 0 BB: 1 P: 8	R: 0 E: 0 K: 0 S: 3 H: 1 LOB: 1 BB: 1 P: 7	R: 1 E: 0 K: 0 S: 4 H: 1 LOB: 0 BB: 0 P: 4	R: 0 E: 0 K: 0 S: 5 H: 2 LOB: 2 BB: 0 P: 5	R: 0 E: 0 K: 0 S: 3 H: 0 LOB: 0 BB: 0 P: 3	R: 0 E: 0 K: 0 S: 3 H: 1 LOB: 0 BB: 0 P: 3		1B: 5 2B: 3 3B: 0 HR: 0	SF: 0 SAC: 0 DP: 2 HBP: 0					

livebaseballscorecards.com

	AB	28
	R	2
	H	8
	RBI	1
	BB	3
	SO	2
	LOB	14

WP: 0 PB: 1 SB: 0 CS: 2 PA: 31

PITCHER		IP	WLS	BF	H	R	ER	SO	BB	IBB	HBP	BLK	WP	HR	S	P	ERA	WHIP
Dave Goltz, R ERA: 3.66	(1, 1)	7.0	L	29	8	2	1	2	3	0	0	0	0	0	30	42	1.29	1.571
Tom Burgmeier, L ERA: 2.12	(8, 1)	0.1		1	0	0	0	0	0	0	0	0	0	0	1	1	0.00	0.000
Tom Johnson, R ERA: 1.76	(8, 1)	0.2		1	0	0	0	0	0	0	0	0	0	0	1	1	0.00	0.000

PITCHER	IP	WLS	BF	H	R	ER	SO	BB	IBB	HBP	BLK	WP	HR	S	P	ERA	WHIP

Batter	1	2	3	4	5	6	7	8	9	AB	R	H	RBI	BB	SO	LOB
Steve Braun, L (1, 10) OBP: 0.365, SLG: 0.348	F9	K		3-1			K			4	0	0	0	0	2	4
Roy Smalley, S (1, 6) OBP: 0.346, SLG: 0.303	K		G6-4-3 1B		F8 2B		6-3			4	0	2	0	0	1	0
Rod Carew, L (1, 3) OBP: 0.388, SLG: 0.444	1B		G6-4-3 1-2f		F8 2-3			6-3		4	0	1	0	0	0	2
Butch Wynegar, S (1, 2) OBP: 0.379, SLG: 0.397	K		G3		4-3			BBB 4-0 G4-6-3 BB		3	0	0	0	1	1	2
Lyman Bostock, L (1, 8) OBP: 0.374, SLG: 0.429		1B 1B SF8 1B		L9	4-3			G4-6-3 1-2f		4	1	1	0	0	0	2
Mike Cubbage, L (1, 5) OBP: 0.323, SLG: 0.307		1B 1-2 1B		1B 1B 2B		3-1			F8	4	1	2	0	0	0	0
Larry Hisle, R (1, 7) OBP: 0.331, SLG: 0.369		1-2 2-3 1B		1B 2-3 1B		G6-4-3 1B			CS 1B	4	0	4	0	0	0	0
Dan Ford, R (1, 9) OBP: 0.305, SLG: 0.417		SF8 3-H		1-2 3-H 1B		G6-4-3 1-2f			K 1-2	3	0	1	2	0	1	2
Bob Randall, R (1, 4) OBP: 0.316, SLG: 0.312		F3		F4			F9			3	0	0	0	0	0	4
Inning Stats	R: 0 H: 1 E: 0 LOB: 1 K: 2 BB: 0 S: 8 P: 8	R: 1 H: 3 E: 0 LOB: 2 K: 1 BB: 0 S: 8 P: 8	R: 0 H: 1 E: 0 LOB: 0 K: 0 BB: 0 S: 3 P: 3	R: 1 H: 3 E: 0 LOB: 2 K: 0 BB: 0 S: 6 P: 6	R: 0 H: 1 E: 0 LOB: 1 K: 0 BB: 0 S: 4 P: 4	R: 0 H: 1 E: 0 LOB: 0 K: 0 BB: 0 S: 3 P: 3	R: 0 H: 0 E: 0 LOB: 0 K: 1 BB: 0 S: 5 P: 5	R: 0 H: 0 E: 0 LOB: 0 K: 0 BB: 1 S: 2 P: 6	R: 0 H: 1 E: 0 LOB: 0 K: 1 BB: 0 S: 5 P: 5	1B: 9 SF: 1 2B: 2 SAC: 0 3B: 0 DP: 3 HR: 0 HBP: 0						

TOP

Minnesota Twins @ Baltimore Orioles

Memorial Stadium, Baltimore, MD

Wed Aug 11 1976, 7:05 PM EDT

Att. 12,228 - Unknown

livebaseballscorecards.com

AB	33
R	2
H	11
RBI	2
BB	1
SO	5
LOB	16

PITCHER		IP	WLS	BF	H	R	ER	SO	BB	IBB	HBP	BLK	WP	HR	S	P	ERA	WHIP
Wayne Garland, R ERA: 2.66	(1, 1)	3.1	L	17	8	2	2	3	0	0	0	0	0	0	23	23	5.40	2.400
Fred Holdsworth, R ERA: 0.49	(4, 1)	5.2		18	3	0	0	2	1	0	0	0	0	0	21	25	0.00	0.706

PITCHER	IP	WLS	BF	H	R	ER	SO	BB	IBB	HBP	BLK	WP	HR	S	P	ERA	WHIP

Minnesota Twins @ Baltimore Orioles

Memorial Stadium, Baltimore, MD

Wed Aug 11 1976, 7:05 PM EDT
Att. 12,228 - Unknown

livebaseballscorecards.com

Batter	1	2	3	4	5	6	7	8	9	AB	R	H	RBI	BB	SO	LOB
Al Bumbry, L (1, 8) OBP: 0.326, SLG: 0.397	S S S 0-3 ① K		x 0-0 ② ③ G4-3 1-2f			x 0-0 ① FC3-6 CS 1-2f 2-3			x 0-0 ① F7	4	0	0	0	0	1	4
Bobby Grich, R (1, 4) OBP: 0.383, SLG: 0.430	x 0-0 FC6-4 1B			x 0-0 ① F7		x 0-0 ② ③ 5-3 1-2			x 0-0 ② F8	4	0	1	0	0	0	3
Reggie Jackson, L (1, 9) OBP: 0.341, SLG: 0.505	x 0-0 ② FC6-4 S 1-2f			x 0-0 ② F5			x 0-0 L5-3 1B		x 0-0 1-3 1B	4	0	2	0	0	0	1
Lee May, R (1, 10) OBP: 0.300, SLG: 0.439	S S S 0-3 ③ K 1-2			x 0-0 ③ F3			x 0-0 ① F5		x 0-0 ③ L7	4	0	0	0	0	1	4
Ken Singleton, S (1, 7) OBP: 0.344, SLG: 0.346		x 0-0 ① 4-3			x 0-0 ① G3		x 0-0 ② ③ L5-3 1-2			3	0	0	0	0	0	1
Tony Muser, L (1, 3) OBP: 0.282, SLG: 0.260		x 0-0 ② 4-3			x 0-0 ② 1-3			x 0-0 ① G3		3	0	0	0	0	0	0
Doug DeCinces, R (1, 5) OBP: 0.284, SLG: 0.360		x 0-0 ③ L7			x 0-0 ③ F8			x 0-0 ② F8		3	0	0	0	0	0	0
Dave Duncan, R (1, 2) OBP: 0.274, SLG: 0.254			B B B B 4-0 G4-3 BB			B B B B 4-0 FC3-6 1B BB		x 0-0 ③ F5		0	0	0	0	2	0	0
Terry Crowley, L (8, PH) OBP: 0.194, SLG: 0.179										1	0	0	0	0	0	0
Rick Dempsey, R (9, 2) OBP: 0.200, SLG: 0.149										0	0	0	0	0	0	0
Mark Belanger, R (1, 6) OBP: 0.336, SLG: 0.328			x 0-0 ① F7			x 0-0 FC3-6 1-2 1B			x 0-0 1B 1B	3	0	2	0	0	0	1

Inning Stats	1	2	3	4	5	6	7	8	9	1B	2B	3B	HR	SF	SAC	DP	HBP	WP	PB	SB	CS	PA
	R: 0 E: 0 K: 2 S: 8	H: 1 LOB: 1 BB: 0 P: 8	R: 0 E: 0 K: 0 S: 3	H: 0 LOB: 0 BB: 0 P: 3	R: 0 E: 0 K: 0 S: 2	H: 0 LOB: 0 BB: 1 P: 6	R: 0 E: 0 K: 0 S: 3	H: 0 LOB: 0 BB: 0 P: 3	R: 0 E: 0 K: 0 S: 3	H: 0 LOB: 0 BB: 0 P: 3	R: 0 E: 0 K: 0 S: 3	H: 1 LOB: 1 BB: 1 P: 7	R: 0 E: 0 K: 0 S: 3	H: 1 LOB: 0 BB: 0 P: 3	R: 0 E: 0 K: 0 S: 3	H: 0 LOB: 0 BB: 0 P: 3	R: 0 E: 0 K: 0 S: 5	H: 2 LOB: 2 BB: 0 P: 5	1B: 5 2B: 1 3B: 0 HR: 0	SF: 0 SAC: 0 DP: 2 HBP: 0	WP: 0 PB: 0 SB: 1 CS: 1	PA: 31

PITCHER	IP	WLS	BF	H	R	ER	SO	BB	IBB	HBP	BLK	WP	HR	S	P	ERA	WHIP
Bill Singer, R (1, 1) ERA: 3.97	9.0	W	31	5	0	0	2	2	0	0	0	0	0	33	41	0.00	0.778

PITCHER	IP	WLS	BF	H	R	ER	SO	BB	IBB	HBP	BLK	WP	HR	S	P	ERA	WHIP

AB	29
R	0
H	5
RBI	0
BB	2
SO	2
LOB	14

Batter	1	2	3	4	5	6	7	8	9	AB	R	H	RBI	BB	SO	LOB
Mickey Rivers, L (1, 8) OBP: 0.318, SLG: 0.427	F8	1-3 2-H 1B		HBP 2B 2B	H 1-0 HBP	1-2 1B 1B		6-3		4	1	3	2	0	0	0
Lou Piniella, R (7, 7) OBP: 0.295, SLG: 0.389										1	0	0	0	0	0	0
Roy White, S (1, 7) (7, 8) OBP: 0.350, SLG: 0.384	6-3		G3	HBP 2B BB	F3	1-2 2-H 1B			F9	5	1	1	1	1	0	2
Thurman Munson, R (1, 2) OBP: 0.351, SLG: 0.453	S BB		1B E 1B	1-2 2-3 2B HBP		E 3B BB P6			3-1	2	3	1	0	2	0	2
Elrod Hendricks, L (6, 2) OBP: 0.228, SLG: 0.265										1	0	0	0	0	0	0
Chris Chambliss, L (1, 3) OBP: 0.328, SLG: 0.454	4-3 1-2		K	1-H 2-H 3-H 2B		E9 1-3 3B 1B	4-3		K	5	1	2	3	0	1	2
Otto Velez, R (8, 3) OBP: 0.343, SLG: 0.305										1	0	0	0	0	1	0
Carlos May, L (1, 10) OBP: 0.346, SLG: 0.353		BB FC5-2 2B	E4 1-H 1B	BB		2-H 3-H 2B 3B	G3			4	1	3	2	1	0	0
Graig Nettles, L (1, 5) OBP: 0.304, SLG: 0.393		BB E 1B	F5	K		1-3	1B			5	1	2	0	0	1	4
Oscar Gamble, L (1, 9) OBP: 0.325, SLG: 0.422		E 1-2 2-3 FC4-2 BB		P4	E3 1B	K	K			4	0	0	0	1	2	2
Willie Randolph, R (1, 4) OBP: 0.368, SLG: 0.321		FC5-2 1B 1-3 2-H 3-Hf		E S 2B 1B	1-3 1B	3-H 1B 2B			K	5	3	3	1	0	1	2
Fred Stanley, R (1, 6) OBP: 0.350, SLG: 0.304		FC4-2 1B 3-H		6-3 1-3	P4	2-H 1B 1B 1B			5-3	5	1	1	1	0	0	4
Inning Stats	R: 0 E: 0 K: 0 S: 3 H: 0 LOB: 1 BB: 1 P: 7	R: 2 E: 1 K: 0 S: 5 H: 3 LOB: 2 BB: 1 P: 9	R: 1 E: 1 K: 1 S: 7 H: 2 LOB: 1 BB: 0 P: 7	R: 4 E: 0 K: 1 S: 8 H: 3 LOB: 2 BB: 2 P: 17	R: 0 E: 1 K: 0 S: 4 H: 1 LOB: 2 BB: 0 P: 5	R: 5 E: 1 K: 1 S: 11 H: 6 LOB: 2 BB: 1 P: 15	R: 0 E: 0 K: 1 S: 6 H: 1 LOB: 1 BB: 0 P: 6	R: 0 E: 0 K: 1 S: 5 H: 0 LOB: 0 BB: 0 P: 5	R: 0 E: 0 K: 1 S: 5 H: 0 LOB: 0 BB: 0 P: 5	1B: 11 2B: 4 3B: 1 HR: 0	SF: 0 SAC: 0 DP: 0 HBP: 2						

PITCHER		IP	WLS	BF	H	R	ER	SO	BB	IBB	HBP	BLK	WP	HR	S	P	ERA	WHIP
Steve Luebber, R ERA: 3.86	(1, 1)	3.2	L	21	7	7	6	1	3	0	1	0	0	0	19	32	14.73	2.727
Vic Albury, L ERA: 4.22	(4, 1)	2.0		17	8	5	5	2	2	0	1	0	0	0	18	27	22.50	5.000
Tom Johnson, R ERA: 1.62	(6, 1)	1.1		5	1	0	0	1	0	0	0	0	0	0	7	7	0.00	0.750
Jim Hughes, R ERA: 5.43	(8, 1)	2.0		6	0	0	0	2	0	0	0	0	0	0	10	10	0.00	0.000

PITCHER	IP	WLS	BF	H	R	ER	SO	BB	IBB	HBP	BLK	WP	HR	S	P	ERA	WHIP

TOP

New York Yankees @ Minnesota Twins

Metropolitan Stadium, Bloomington , MI

Thu Aug 12 1976, 8:05 PM EDT
Att. 20,597 - Unknown - 80 F

livebaseballscorecards.com

AB	42
R	12
H	16
RBI	10
BB	5
SO	6
LOB	18

WP: 0	PB: 0	SB: 2	CS: 0
PA: 49			

BOTTOM

New York Yankees @ Minnesota Twins

Metropolitan Stadium, Bloomington , MI

Thu Aug 12 1976, 8:05 PM EDT

Att. 20,597 - Unknown - 80 F

livebaseballscorecards.com

Batter	1	2	3	4	5	6	7	8	9	AB	R	H	RBI	BB	SO	LOB
Steve Braun, L (1, 10) OBP: 0.366, SLG: 0.355	S 1B 1B		6-3			K	1-H 2-H 3-H 3B		L7	5	1	2	3	0	1	0
Roy Smalley, S (1, 6) OBP: 0.343, SLG: 0.299	K 1-2		K			4-3	K			4	0	0	0	0	3	2
Rod Carew, L (1, 3) OBP: 0.389, SLG: 0.446 Craig Kusick, R (7, 3) OBP: 0.366, SLG: 0.492	2-H 1B		F8			1B		F8		3 1	0 0	2 0	1 0	0 0	0 0	0 0
Lyman Bostock, L (1, 8) OBP: 0.375, SLG: 0.430	F9			L9 S PO 1B		3-1		4-3 1B 1B		4	1	2	0	0	0	2
Mike Cubbage, L (1, 5) OBP: 0.322, SLG: 0.306	F7			K 1-2			2B 3B 1B	4-3 1-2		4	1	1	0	0	1	3
Butch Wynegar, S (1, 2) OBP: 0.380, SLG: 0.396		BBBB 4-0 FC5-4 BB		L9 2-3			F9	2-H 1B		3	0	1	1	1	0	2
Larry Hisle, R (1, 7) OBP: 0.330, SLG: 0.370		F8		PO 3-H	F7		1-3 3B 2B	F2		4	1	1	0	0	0	2
Dan Ford, R (1, 9) OBP: 0.304, SLG: 0.413		FC5-4 1-2f			K		BBBB 4-0 3B BB		5-3	3	1	0	0	1	1	1
Bob Randall, R (1, 4) OBP: 0.314, SLG: 0.310 Tony Oliva, L (7, PH) OBP: 0.253, SLG: 0.256 Jerry Terrell, R (8, 4) OBP: 0.288, SLG: 0.265	K				L8		F8		F7	2 1 1	0 0 0	0 0 0	0 0 0	0 0 0	1 0 0	1 3 0
Inning Stats	R: 1 H: 2 E: 0 LOB: 1 K: 1 BB: 0 S: 7 P: 7	R: 0 H: 0 E: 0 LOB: 1 K: 1 BB: 1 S: 5 P: 9	R: 0 H: 0 E: 0 LOB: 0 K: 1 BB: 0 S: 5 P: 5	R: 0 H: 1 E: 0 LOB: 0 K: 1 BB: 0 S: 5 P: 5	R: 0 H: 0 E: 0 LOB: 0 K: 1 BB: 0 S: 5 P: 5	R: 0 H: 1 E: 0 LOB: 1 K: 1 BB: 0 S: 6 P: 6	R: 3 H: 3 E: 0 LOB: 1 K: 1 BB: 1 S: 8 P: 12	R: 1 H: 2 E: 0 LOB: 1 K: 0 BB: 0 S: 5 P: 5	R: 0 H: 0 E: 0 LOB: 0 K: 0 BB: 0 S: 3 P: 3	1B: 7 SF: 0 2B: 1 SAC: 0 3B: 1 DP: 0 HR: 0 HBP: 0						

	AB	35
	R	5
	H	9
	RBI	5
	BB	2
	SO	7
	LOB	16

WP: 0 PB: 0 SB: 2 CS: 0 PA: 38

PITCHER	IP	WLS	BF	H	R	ER	SO	BB	IBB	HBP	BLK	WP	HR	S	P	ERA	WHIP
Catfish Hunter, R (1, 1) ERA: 3.63	9.0	W	37	9	5	5	7	2	0	0	0	0	0	49	57	5.00	1.222

PITCHER	IP	WLS	BF	H	R	ER	SO	BB	IBB	HBP	BLK	WP	HR	S	P	ERA	WHIP

New York Yankees @ Minnesota Twins

Metropolitan Stadium, Bloomington , MI

Fri Aug 13 1976, 8:05 PM EDT

Att. 20,746 - Unknown - 70 F

TOP

livebaseballscorecards.com

Batter	1	2	3	4	5	6	7	8	9	AB	R	H	RBI	BB	SO	LOB
Mickey Rivers, L (1, 8) OBP: 0.317, SLG: 0.425	4-3	4-3 S 1B			1-3		G3 1-2		FC3-6 1B 1-2f 1B	5	1	1	0	0	0	2
Roy White, S (1, 7) OBP: 0.354, SLG: 0.387	S WP 1B 1B	4-3 1-3			PB 1B		BBBB WP BB		1-3 1B 1B	4	2	3	0	1	0	1
Thurman Munson, R (1, 2) OBP: 0.349, SLG: 0.449	1-2 S 1B IBB	5-3			SSS K 1-2		1-2 2-3 6-3		F9	4	1	0	0	1	1	6
Lou Piniella, R (1, 9) OBP: 0.306, SLG: 0.398	2B HR 1-H 2-H 1B		G4-6-3 1B		F9			HR 1B	2-H 3-H 1B	5	2	4	4	0	0	1
Chris Chambliss, L (1, 3) OBP: 0.327, SLG: 0.453	1-3 HR 2B		G4-6-3 1-2f			4-3		SSS K	4-3	5	1	1	0	0	1	3
Carlos May, L (1, 10) OBP: 0.341, SLG: 0.348	G3		F8			G3		L9		4	0	0	0	0	0	3
Graig Nettles, L (1, 5) OBP: 0.305, SLG: 0.409	2-H 3-H HR			G3		SSS K		1-H HR		4	2	2	5	0	1	0
Willie Randolph, R (1, 4) OBP: 0.363, SLG: 0.317	SSS K			SSS K			4-3	F9		4	0	0	0	0	2	0
Fred Stanley, R (1, 6) OBP: 0.354, SLG: 0.310		F9		6-3			WP G3 1B		FC3-6 1B	4	0	2	0	0	0	0

	AB	39
	R	9
	H	13
	RBI	9
	BB	2
	SO	5
	LOB	16

Inning Stats	1	2	3	4	5	6	7	8	9
	R: 5 E: 0 K: 1 S: 9	H: 4 LOB: 0 BB: 1 P: 13	R: 0 E: 0 K: 0 S: 4	H: 1 LOB: 1 BB: 0 P: 4	R: 0 E: 0 K: 0 S: 3	H: 1 LOB: 0 BB: 0 P: 3	R: 0 E: 0 K: 1 S: 5	H: 0 LOB: 0 BB: 0 P: 5	R: 0 E: 0 K: 1 S: 6	H: 1 LOB: 1 BB: 0 P: 6	R: 0 E: 0 K: 1 S: 5	H: 0 LOB: 0 BB: 0 P: 5	R: 0 E: 0 K: 0 S: 4	H: 1 LOB: 2 BB: 1 P: 8	R: 2 E: 0 K: 1 S: 7	H: 2 LOB: 0 BB: 0 P: 7	R: 2 E: 0 K: 0 S: 6	H: 3 LOB: 1 BB: 0 P: 6

| | | |

Batter	1	2	3	4	5	6	7	8	9	AB	R	H	RBI	BB	SO	LOB
Steve Brye, R (1, 7) OBP: 0.308, SLG: 0.304	G5-4-3 1B	K			G6-3 1-2f		F9		F9	5	0	1	0	0	1	5
Steve Braun, L (1, 10) OBP: 0.365, SLG: 0.354	G5-4-3 1-2f		K		F8			1B		4	0	1	0	0	1	1
Rod Carew, L (1, 3) OBP: 0.390, SLG: 0.445	3-1		G3 1B			4-3 BB		F5		3	0	1	0	1	0	1
Lyman Bostock, L (1, 8) OBP: 0.374, SLG: 0.427		E 1B 1B 1B	G3 1-2			4-3 1-2		F5		4	1	1	0	0	0	3
Butch Wynegar, S (1, 2) OBP: 0.379, SLG: 0.395		E9 1B 1B 1-3 1B	K2-3			F8		4-3		4	1	1	0	0	1	3
Mike Cubbage, L (1, 5) OBP: 0.325, SLG: 0.306		1B 1-2 3-H 1B		F7		6-3			B B B B 4-0 2B BB	3	1	1	1	1	0	1
Roy Smalley, S (1, 6) OBP: 0.342, SLG: 0.302		F7		3-1			5-3		1-H 2B	4	0	1	1	0	0	2
Dan Ford, R (1, 9) OBP: 0.301, SLG: 0.409		K		P4			5-3		F9	4	0	0	0	0	1	3
Bob Randall, R (1, 4) OBP: 0.319, SLG: 0.319		1-2 2-H 1B			G6-3 1B		2B		6-3	4	0	3	1	0	0	1
Inning Stats	R: 0 E: 0 K: 0 S: 3 H: 1 LOB: 0 BB: 0 P: 3	R: 2 E: 1 K: 2 S: 11 H: 4 LOB: 2 BB: 0 P: 11	R: 0 E: 0 K: 2 S: 8 H: 1 LOB: 1 BB: 0 P: 8	R: 0 E: 0 K: 0 S: 3 H: 0 LOB: 0 BB: 0 P: 3	R: 0 E: 0 K: 0 S: 3 H: 1 LOB: 0 BB: 0 P: 3	R: 0 E: 0 K: 0 S: 3 H: 0 LOB: 1 BB: 0 P: 7	R: 0 E: 0 K: 0 S: 4 H: 1 LOB: 1 BB: 0 P: 4	R: 0 E: 0 K: 0 S: 4 H: 1 LOB: 1 BB: 0 P: 4	R: 1 E: 0 K: 0 S: 4 H: 1 LOB: 1 BB: 1 P: 8	1B: 8 2B: 2 3B: 0 HR: 0	SF: 0 SAC: 0 DP: 2 HBP: 0		WP: 0 PB: 0 SB: 0 CS: 0	PA: 37			

BOTTOM

New York Yankees @ Minnesota Twins

Metropolitan Stadium, Bloomington , MI

Fri Aug 13 1976, 8:05 PM EDT

Att. 20,746 - Unknown - 70 F

livebaseballscorecards.com

AB	35
R	3
H	10
RBI	3
BB	2
SO	4
LOB	20

PITCHER		IP	WLS	BF	H	R	ER	SO	BB	IBB	HBP	BLK	WP	HR	S	P	ERA	WHIP
Ed Figueroa, R ERA: 2.91	(1, 1)	7.0	W	28	8	2	2	4	1	0	0	0	0	0	35	39	2.57	1.286
Sparky Lyle, L ERA: 2.24	(8, 1)	2.0		9	2	1	1	0	1	0	0	0	0	0	8	12	4.50	1.500

PITCHER	IP	WLS	BF	H	R	ER	SO	BB	IBB	HBP	BLK	WP	HR	S	P	ERA	WHIP

New York Yankees @ Minnesota Twins

Metropolitan Stadium, Bloomington , MI

Sat Aug 14 1976, 4:33 AM EDT
Att. 19,005 - Unknown

livebaseballscorecards.com

Batter	1	2	3	4	5	6	7	8	9	AB	R	H	RBI	BB	SO	LOB
Mickey Rivers, L (1, 8) OBP: 0.316, SLG: 0.423	2-3 K	0-1 L7		1-0 1B 1-2 1B		0-0 L1-3 1-2			3-1 G3	5	0	1	0	0	1	4
Roy White, S (1, 7) OBP: 0.359, SLG: 0.403	1-2 G5-4-3 1B		2-1 5-3 E 2B	1-0 L8		0-0 HR			0-0 2B	5	2	4	1	0	0	2
Thurman Munson, R (1, 2) OBP: 0.349, SLG: 0.447	0-0 G5-4-3 1-2f		2-1 5-3 2-3	0-0 1-2 2-H 1B		0-0 5-3			4-0 IBB	4	0	1	1	1	0	2
Chris Chambliss, L (1, 3) OBP: 0.326, SLG: 0.449		1-0 L9	4-2 E BB	1-2 L8			2-1 4-1		2-2 F7	4	0	0	0	1	0	4
Carlos May, L (1, 10) OBP: 0.339, SLG: 0.349		1-2 E BB 2B	2-3 K		3-1 G3		1-2 6-3		1-3 K	5	1	1	0	0	2	4
Graig Nettles, L (1, 5) OBP: 0.307, SLG: 0.416		4-2 BB E BB	3-1 E4 1-2 3-H		1-2 HR		1-1 F7			3	1	1	1	1	0	1
Oscar Gamble, L (1, 9) OBP: 0.321, SLG: 0.415		0-1 E5 BB 1-2 2-3	0-0 G3		1-2 6-3			0-0 B1-3		4	0	0	0	0	0	4
Willie Randolph, R (1, 4) OBP: 0.362, SLG: 0.316		1-1 F2		1-1 6-3	1-2 6-3			0-0 CS 1B		4	0	1	0	0	0	3
Fred Stanley, R (1, 6) OBP: 0.364, SLG: 0.313		4-2 1-2 2-3 3-H BB		0-0 1B 1B 1B		4-1 L1-3 BB		2-3 K 1-2		2	1	1	1	2	1	1

Inning Stats	1	2	3	4	5	6	7	8	9	AB	R	H	RBI	BB	SO	LOB
	R: 0 E: 0 K: 1 S: 7	H: 1 LOB: 0 BB: 0 P: 10	R: 1 E: 1 K: 0 S: 15	H: 1 LOB: 3 BB: 2 P: 26	R: 1 E: 1 K: 1 S: 13	H: 1 LOB: 2 BB: 1 P: 26	R: 1 E: 0 K: 0 S: 9	H: 3 LOB: 2 BB: 0 P: 13	R: 1 E: 0 K: 0 S: 12	H: 1 LOB: 0 BB: 0 P: 18	R: 1 E: 0 K: 0 S: 4	H: 1 LOB: 0 BB: 1 P: 8	R: 0 E: 0 K: 0 S: 8	H: 0 LOB: 0 BB: 0 P: 12	R: 0 E: 0 K: 1 S: 5	H: 1 LOB: 0 BB: 0 P: 7	R: 0 E: 0 K: 1 S: 9	H: 1 LOB: 2 BB: 1 P: 19

1B: 5	SF: 0
2B: 4	SAC: 0
3B: 0	DP: 2
HR: 2	HBP: 0

WP: 0 PA: 41
PB: 0
SB: 0
CS: 1

PITCHER		IP	WLS	BF	H	R	ER	SO	BB	IBB	HBP	BLK	WP	HR	S	P	ERA	WHIP
Dave Goltz, R ERA: 3.69	(1, 1)	6.0	L	30	8	5	3	2	4	0	0	0	0	2	60	101	4.50	2.000
Tom Burgmeier, L ERA: 2.03	(7, 1)	3.0		11	2	0	0	2	0	1	0	0	0	0	22	38	0.00	0.667

PITCHER	IP	WLS	BF	H	R	ER	SO	BB	IBB	HBP	BLK	WP	HR	S	P	ERA	WHIP

Batter	1	2	3	4	5	6	7	8	9	AB	R	H	RBI	BB	SO	LOB
Lyman Bostock, L (1, 8) OBP: 0.375, SLG: 0.428	B F B F B S 3-3 K ①		B X 1-0 4-3 ② 2-3		X 0-0 HR 1B		X 0-0 G4-6-3 1B			4	1	2	0	0	1	1
Larry Hisle, R (1, 7) OBP: 0.330, SLG: 0.376	B C F B X 2-2 6-3 ②		B C F B B X 3-2 F7 ③		X 0-0 HR 1-H		X 0-0 ② ③ G4-6-3 1-2f			4	1	1	2	0	0	2
Rod Carew, L (1, 3) OBP: 0.391, SLG: 0.446	X 0-0 B4-3 ③			B F X 1-1 S 1B	B X 1-0 CS S 1B			C C X 0-2 B1-3 ①		4	0	2	0	0	0	0
Craig Kusick, R (1, 10) OBP: 0.364, SLG: 0.484		C B C B F B X 3-2 F3 ①		F B X 1-1 F8 ①	B B B B 4-0 1-2 BB			B C B F S 2-3 K ②		3	0	0	0	1	1	1
Dan Ford, R (1, 9) OBP: 0.303, SLG: 0.411		S B B B S F B S 3-3 K ②		B C B B B 4-1 1-2 BB	B 1-0 ③ CS 2-3	F F B X 1-2 F9 SF9 2B		X 0-0 5-3 ③		3	1	1	0	1	1	0
Butch Wynegar, S (1, 2) OBP: 0.375, SLG: 0.391		C B B F X 2-2 ③ 6-3		B F F B X 2-2 F9 ②		B S B B F B X 3-2 ① F9 2-3			B F X 1-1 F8 ①	4	0	0	0	0	0	3
Jerry Terrell, R (1, 5) OBP: 0.287, SLG: 0.267			C B B B C X 2-2 E 1B 6-3 1B	B B C F X 2-2 F8 ③		F F X 0-2 ② SF9 3-H			F F X 0-2 ② F4	3	1	1	1	0	0	2
Roy Smalley, S (1, 6) OBP: 0.341, SLG: 0.301			B F C F B F B X 3-2 4-3 E 1-2 1B		B C B F F X 2-2 ① 5-3	B F F F X 1-2 ③ F7			B B C B X 3-1 ③ F9	4	0	1	0	0	0	0
Bob Randall, R (1, 4) OBP: 0.316, SLG: 0.316			2 SAFE B X 1-0 6-3 ① 1-2 2-H		F F S 0-3 K ②		C F S 0-3 K ①			3	0	0	1	0	2	1
Inning Stats	R: 0 H: 0 E: 0 LOB: 0 K: 1 BB: 0 S: 7 P: 12	R: 0 H: 0 E: 0 LOB: 0 K: 1 BB: 0 S: 11 P: 19	R: 1 H: 2 E: 1 LOB: 1 K: 0 BB: 0 S: 13 P: 23	R: 0 H: 1 E: 0 LOB: 2 K: 0 BB: 1 S: 11 P: 21	R: 2 H: 3 E: 0 LOB: 1 K: 1 BB: 1 S: 10 P: 18	R: 1 H: 1 E: 0 LOB: 0 K: 0 BB: 0 S: 12 P: 17	R: 0 H: 1 E: 0 LOB: 0 K: 1 BB: 0 S: 5 P: 5	R: 0 H: 0 E: 0 LOB: 0 K: 1 BB: 0 S: 7 P: 9	R: 0 H: 0 E: 0 LOB: 0 K: 0 BB: 0 S: 7 P: 11	1B: 6 SF: 1 2B: 1 SAC: 0 3B: 0 DP: 1 HR: 1 HBP: 0						

PITCHER	IP	WLS	BF	H	R	ER	SO	BB	IBB	HBP	BLK	WP	HR	S	P	ERA	WHIP
Ken Holtzman, L (1, 1) ERA: 3.6	9.0	W	35	8	4	4	5	2	0	0	0	0	1	83	135	4.00	1.111

PITCHER	IP	WLS	BF	H	R	ER	SO	BB	IBB	HBP	BLK	WP	HR	S	P	ERA	WHIP

BOTTOM

New York Yankees @ Minnesota Twins

Metropolitan Stadium, Bloomington , MI

Sat Aug 14 1976, 4:33 AM EDT

Att. 19,005 - Unknown

livebaseballscorecards.com

AB	32
R	4
H	8
RBI	4
BB	2
SO	5
LOB	10

Batter	1	2	3	4	5	6	7	8	9	AB	R	H	RBI	BB	SO	LOB
Mickey Rivers, L (1, 8) OBP: 0.314, SLG: 0.420	1-3	E 1B 2-3 3-H		F7		F8		6-3		5	0	1	1	0	0	1
Roy White, S (1, 7) OBP: 0.359, SLG: 0.401	4-3	4-3 1-2 3-H			1B HR 1B	BBB E BB		F9		4	1	1	0	1	0	1
Thurman Munson, R (1, 2) OBP: 0.354, SLG: 0.450	BBBB BB		L6 1B		1-3 HR 1B	E8 G5-4-3 1-2			G4-3 1B	4	1	3	0	1	0	1
Chris Chambliss, L (1, 3) OBP: 0.325, SLG: 0.453	SSS K		L6 1-2		1-H 3-H HR	G5-4-3 1-2f			G4-3 1-2f	5	1	1	3	0	1	5
Carlos May, L (1, 10) OBP: 0.343, SLG: 0.348		L6	BBBB BB		1B 1B		BBBB 1B BB		G3	3	0	1	0	2	0	0
Graig Nettles, L (1, 5) OBP: 0.311, SLG: 0.420		1B 1B 1B	3-1		1-3 2B 1B		G6-4-3 1-2 1B			4	2	3	0	0	0	1
Oscar Gamble, L (1, 9) OBP: 0.323, SLG: 0.414		1B 1B 1-2 1B		BBBB 4-0 FC6-4 BB	F2		P5			3	1	1	0	1	0	3
Willie Randolph, R (1, 4) OBP: 0.364, SLG: 0.322		1B S E 1-3 2-H 1B		FC6-4 FC6-4 1-2f	1B 2-H 2B		G6-4-3 1-2f			4	2	2	2	0	0	3
Fred Stanley, R (1, 6) OBP: 0.361, SLG: 0.311	1-3 1-2			FC6-4 1-2f	1B 2-H			6-3		4	0	1	1	0	0	3
Inning Stats	R: 0 E: 0 K: 1 S: 5 H: 0 LOB: 1 BB: 1 P: 9	R: 3 E: 1 K: 0 S: 7 H: 4 LOB: 1 BB: 0 P: 7	R: 0 E: 0 K: 0 S: 3 H: 1 LOB: 1 BB: 1 P: 7	R: 0 E: 0 K: 0 S: 3 H: 0 LOB: 1 BB: 1 P: 7	R: 5 E: 0 K: 0 S: 8 H: 7 LOB: 1 BB: 0 P: 8	R: 0 E: 1 K: 0 S: 3 H: 0 LOB: 1 BB: 1 P: 7	R: 0 E: 0 K: 0 S: 3 H: 1 LOB: 1 BB: 1 P: 7	R: 0 E: 0 K: 0 S: 3 H: 0 LOB: 0 BB: 0 P: 3	R: 0 E: 0 K: 0 S: 3 H: 1 LOB: 0 BB: 0 P: 3	1B: 12 2B: 2 3B: 0 HR: 1 SF: 0 SAC: 0 DP: 4 HBP: 0							

TOP

New York Yankees @ Minnesota Twins

Metropolitan Stadium, Bloomington , MI

Sun Aug 15 1976, 4:33 AM EDT

Att. 22,535 - Sunny - 73 F

livebaseballscorecards.com

AB	36
R	8
H	14
RBI	7
BB	5
SO	1
LOB	18

WP: 0 PB: 0 SB: 1 CS: 0 PA: 41

PITCHER		IP	WLS	BF	H	R	ER	SO	BB	IBB	HBP	BLK	WP	HR	S	P	ERA	WHIP
Bill Singer, R ERA: 4.09	(1, 1)	4.0		21	7	5	4	1	3	0	0	0	0	0	20	32	9.00	2.500
Tom Burgmeier, L ERA: 2.37	(5, 1)	0.2		5	4	2	2	0	0	0	0	0	0	1	5	5	27.00	6.000
Jim Hughes, R ERA: 5.28	(5, 1)	3.1	W	12	2	1	1	0	2	0	0	0	0	0	10	18	2.70	1.200
Bill Campbell, R ERA: 3.39	(9, 1)	1.0	S	3	1	0	0	0	0	0	0	0	0	0	3	3	0.00	1.000

PITCHER	IP	WLS	BF	H	R	ER	SO	BB	IBB	HBP	BLK	WP	HR	S	P	ERA	WHIP

BOTTOM

New York Yankees @ Minnesota Twins

Metropolitan Stadium, Bloomington , MI

Sun Aug 15 1976, 4:33 AM EDT
Att. 22,535 - Sunny - 73 F

livebaseballscorecards.com

Batter	1	2	3	4	5	6	7	8	9	AB	R	H	RBI	BB	SO	LOB
Steve Braun, L (1, 10) OBP: 0.368, SLG: 0.356	BBBB 4-0 G3 SH5-4 1B BB	x 0-0 BB 1B		x 0-0 ② L8			x 0-0 ① 5-3	x 0-0 1B 1-2 2-3 1B		1	1	1	0	1	0	0
Craig Kusick, R (4, PH) OBP: 0.363, SLG: 0.482										3	1	1	0	0	0	1
Roy Smalley, S (1, 6) OBP: 0.345, SLG: 0.304	x 0-0 ① SH5-4 1-2	BBBB 4-0 1-2 BB		x 0-0 ③ F2			x 0-0 3B 1B	x 0-0 1B 1-2 2-H 3-H 1B		3	1	2	2	1	0	1
Rod Carew, L (1, 3) OBP: 0.393, SLG: 0.451	BBBB 4-0 G3 1B BB	x 0-0 ② F8			x 0-0 ① F8		x 0-0 1-H WP 3B	x 0-0 1-2 2-H 1B		4	2	2	2	1	0	2
Lyman Bostock, L (1, 8) OBP: 0.370, SLG: 0.421	x 0-0 ② G3 1-2 2-3	x 0-0 ③ F8			x 0-0 ② P4		SSS 0-3 ② K 3-H	x 0-0 ③ F7		5	0	0	0	0	1	6
Butch Wynegar, S (1, 2) OBP: 0.374, SLG: 0.389	x 0-0 2-H 3-H 1B		x 0-0 ① F9		x 0-0 ③ L5		x 0-0 ③ L6			4	0	1	2	0	0	0
Mike Cubbage, L (1, 5) OBP: 0.321, SLG: 0.303	x 0-0 ③ G3		x 0-0 ② L7			x 0-0 ① F7		x 0-0 ① F8		3	0	0	0	0	0	1
Steve Brye, R (8, PH) OBP: 0.307, SLG: 0.303 (9, 9)										1	0	0	0	0	0	0
Larry Hisle, R (1, 7) OBP: 0.329, SLG: 0.375		x 0-0 3B 1B	x 0-0 ③ F8			x 0-0 ② F8		x 0-0 ② L9		4	1	1	0	0	0	0
Dan Ford, R (1, 9) OBP: 0.308, SLG: 0.419	x 0-0 1-H SF7 3B	BBBB 4-0 FC5-6 BB			x 0-0		x 0-0	x 0-0 1B BB 1B 1B		3	2	2	1	1	0	0
Luis Gomez, R (9, 5) OBP: 0.256, SLG: 0.243										0	0	0	0	0	0	0
Bob Randall, R (1, 4) OBP: 0.315, SLG: 0.314	x 0-0 ① SF7 3-H			x 0-0 ① FC5-6 1-2f		x 0-0 ③ F9		BBBB 4-0 1B 1-2 1B BB		2	1	0	1	1	0	2
Inning Stats	R: 2 E: 0 K: 0 S: 4 H: 1 LOB: 1 BB: 2 P: 12	R: 2 E: 0 K: 0 S: 6 H: 3 LOB: 2 BB: 1 P: 10	R: 0 E: 0 K: 0 S: 3 H: 0 LOB: 0 BB: 0 P: 3	R: 0 E: 0 K: 0 S: 3 H: 0 LOB: 1 BB: 1 P: 7	R: 0 E: 0 K: 0 S: 3 H: 0 LOB: 0 BB: 0 P: 3	R: 0 E: 1 K: 0 S: 4 H: 0 LOB: 1 BB: 0 P: 4	R: 2 E: 0 K: 1 S: 7 H: 2 LOB: 0 BB: 0 P: 7	R: 3 E: 0 K: 0 S: 7 H: 4 LOB: 2 BB: 1 P: 11		1B: 8 2B: 0 3B: 2 HR: 0 SF: 1 SAC: 1 DP: 0 HBP: 0						

AB	33
R	9
H	10
RBI	8
BB	5
SO	1
LOB	13

WP: 1 PB: 0 SB: 0 CS: 0 PA: 40

PITCHER		IP	WLS	BF	H	R	ER	SO	BB	IBB	HBP	BLK	WP	HR	S	P	ERA	WHIP
Dock Ellis, R ERA: 3.4	(1, 1)	1.1		11	4	4	4	0	3	0	0	0	0	0	8	20	27.00	5.250
Grant Jackson, L ERA: 3.28	(2, 1)	6.1		25	3	4	4	1	2	0	0	0	1	0	25	33	5.68	0.789
Sparky Lyle, L ERA: 2.33	(8, 1)	0.1	L	4	3	1	1	0	0	0	0	0	0	0	4	4	27.00	9.000

PITCHER	IP	WLS	BF	H	R	ER	SO	BB	IBB	HBP	BLK	WP	HR	S	P	ERA	WHIP

Baltimore Orioles @ Minnesota Twins

Metropolitan Stadium, Bloomington , MI

Mon Aug 16 1976, 8:05 PM EDT

Att. 5,817 - Unknown

livebaseballscorecards.com

Batter	1	2	3	4	5	6	7	8	9	AB	R	H	RBI	BB	SO	LOB
Al Bumbry, L (1, 8) (7, 7) OBP: 0.318, SLG: 0.385	F7	K			SH1-4 E 1-2 1B	F8		FC3-6 1-2f		5	1	1	0	0	1	2
Bobby Grich, R (1, 4) OBP: 0.382, SLG: 0.427	BB BB	F8			SH1-4 1-2 2-3		K	F7		2	0	0	0	1	1	1
Paul Blair, R (7, 8) OBP: 0.257, SLG: 0.275										1	0	0	0	0	0	1
Reggie Jackson, L (1, 9) OBP: 0.341, SLG: 0.512	G5-4-3 1-2 BB		4-3		E9 1B HR 2-H 3-H 1B		BB 1B BB		3-1	2	1	1	1	2	0	0
Tim Nordbrook, R (7, 4) OBP: 0.364, SLG: 0.263										1	0	0	0	0	0	0
Lee May, R (1, 10) OBP: 0.297, SLG: 0.444	G5-4-3 1-2f		F8		HR 1-2 1B		BB 1-2 1B		1-3	5	1	2	0	0	0	2
Ken Singleton, S (1, 7) (7, 9) OBP: 0.351, SLG: 0.361		1B 2B 1B	F7		HR 1-H 2-H		BB 1-2 2-3 BB		F8	4	2	2	3	1	0	0
Tony Muser, L (1, 3) OBP: 0.273, SLG: 0.252		K		3-1	3-1		F8			4	0	0	0	0	1	4
Doug DeCinces, R (1, 5) OBP: 0.280, SLG: 0.352		1-2 2B 1B		5-3	P3		F9			4	1	1	0	0	0	3
Mark Belanger, R (1, 6) OBP: 0.343, SLG: 0.335		WP 1-H 2-H 1B 2B		F9		P3		FC3-6 BB		3	1	1	2	1	0	0
Rick Dempsey, R (1, 2) OBP: 0.239, SLG: 0.164		2-H 1B			SH1-4 1B 1B 1B	F7		F8		4	1	2	1	0	0	1

Inning Stats	1	2	3	4	5	6	7	8	9	AB	R	H	RBI	BB	SO	LOB
	R: 0 E: 0 K: 0 S: 2	R: 3 E: 0 K: 2 S: 11	R: 0 E: 0 K: 0 S: 3	R: 0 E: 0 K: 0 S: 3	R: 5 E: 1 K: 0 S: 8	R: 0 E: 0 K: 0 S: 3	R: 0 E: 0 K: 1 S: 6	R: 0 E: 0 K: 0 S: 3	R: 0 E: 0 K: 0 S: 3	1B: 8 2B: 1 3B: 0 HR: 1	SF: 0 SAC: 1 DP: 1 HBP: 0	WP: 1 PB: 0 SB: 0 CS: 0	PA: 41			

PITCHER		IP	WLS	BF	H	R	ER	SO	BB	IBB	HBP	BLK	WP	HR	S	P	ERA	WHIP
Steve Luebber, R ERA: 4.19	(1, 1)	4.1	L	20	6	5	5	2	2	0	0	0	1	0	22	30	10.38	1.846
Tom Burgmeier, L ERA: 2.7	(5, 1)	0.2		5	3	3	3	0	0	0	0	0	0	1	5	5	40.50	4.500
Eddie Bane, L ERA: 4.12	(6, 1)	4.0		16	1	0	0	1	3	0	0	0	0	0	15	27	0.00	1.000

PITCHER	IP	WLS	BF	H	R	ER	SO	BB	IBB	HBP	BLK	WP	HR	S	P	ERA	WHIP

BOTTOM

Baltimore Orioles @ Minnesota Twins

Metropolitan Stadium, Bloomington , MI

Mon Aug 16 1976, 8:05 PM EDT

Att. 5,817 - Unknown

livebaseballscorecards.com

Batter	1	2	3	4	5	6	7	8	9	AB	R	H	RBI	BB	SO	LOB
Lyman Bostock, L (1, 8) OBP: 0.368, SLG: 0.418	6-3		6-3			FC4-6 1B 1-2f WP	L6		1B 1-2 2-3 1B	5	1	1	0	0	0	4
Larry Hisle, R (1, 7) OBP: 0.330, SLG: 0.374	F3			5-3		1B WP 1-3 1B	BBB 1-2 2-3 BB		SSS K	4	1	1	0	1	1	3
Rod Carew, L (1, 3) OBP: 0.391, SLG: 0.448	5-3			4-3		L7 1-2 3-H	F8		FC5-4 1-3 2-H 3-H 1B	5	0	1	2	0	0	4
Craig Kusick, R (1, 10) OBP: 0.360, SLG: 0.475		F8		F8		1B 2-H 1B		F9	FC5-4 1-2f	5	0	1	1	0	0	2
Dan Ford, R (1, 9) OBP: 0.307, SLG: 0.417		5-3			F7	1-3 1B		P3		4	0	1	0	0	0	0
Butch Wynegar, S (1, 2) OBP: 0.371, SLG: 0.385		F8			F9	F7		F8		4	0	0	0	0	0	2
Jerry Terrell, R (1, 5) OBP: 0.303, SLG: 0.301 Mike Cubbage, L (9, PH) OBP: 0.324, SLG: 0.305			3B		1B		BB 1B 1B		1B BB 1B 1B	3 1	0 1	3 1	0 0	0 0	0 0	0 0
Roy Smalley, S (1, 6) OBP: 0.341, SLG: 0.301			L5		P4		L5		F7	4	0	0	0	0	0	4
Bob Randall, R (1, 4) OBP: 0.318, SLG: 0.317 Steve Braun, L (9, PH) OBP: 0.370, SLG: 0.356			1-3			FC4-6 1B	BB 1-2 1B		BBB 1B 1-2 1B BB	3 0	0 1	2 0	0 0	0 1	0 0	1 0
Inning Stats	R: 0 E: 0 K: 0 S: 3 H: 0 LOB: 0 BB: 0 P: 3	R: 0 E: 0 K: 0 S: 3 H: 0 LOB: 0 BB: 0 P: 3	R: 0 E: 0 K: 0 S: 4 H: 1 LOB: 1 BB: 0 P: 4	R: 0 E: 0 K: 0 S: 3 H: 0 LOB: 0 BB: 0 P: 3	R: 0 E: 0 K: 0 S: 4 H: 1 LOB: 1 BB: 0 P: 4	R: 2 E: 0 K: 0 S: 7 H: 4 LOB: 2 BB: 0 P: 7	R: 0 E: 0 K: 0 S: 5 H: 2 LOB: 3 BB: 1 P: 9	R: 0 E: 0 K: 0 S: 3 H: 0 LOB: 0 BB: 0 P: 3	R: 2 E: 0 K: 1 S: 8 H: 3 LOB: 2 BB: 1 P: 12	1B: 10 2B: 0 3B: 1 HR: 0 SF: 0 SAC: 0 DP: 0 HBP: 0						

	AB	38
	R	4
	H	11
	RBI	3
	BB	2
	SO	1
	LOB	20

PITCHER		IP	WLS	BF	H	R	ER	SO	BB	IBB	HBP	BLK	WP	HR	S	P	ERA	WHIP
Ross Grimsley, L ERA: 3.56	(1, 1)	6.2	W	28	8	2	2	0	0	0	0	0	1	0	28	28	2.70	1.200
Fred Holdsworth, R ERA: 1.29	(7, 1)	2.1		12	3	2	2	1	2	0	0	0	0	0	12	20	7.71	2.143

PITCHER	IP	WLS	BF	H	R	ER	SO	BB	IBB	HBP	BLK	WP	HR	S	P	ERA	WHIP

Batter	1	2	3	4	5	6	7	8	9	AB	R	H	RBI	BB	SO	LOB
Al Bumbry, L (1, 8) OBP: 0.318, SLG: 0.383	S S S 0-3 ① K	x 0-0 ③ G3			x 0-0 ① FC5-6 G6-4-3 1-2f	x 0-0 ① 1-3 2-H 3-H 1B			x 0-0 ① FC3-6 WP 1-2f 1B	4	0	1	2	0	1	2
Paul Blair, R (6, 8) OBP: 0.256, SLG: 0.274										1	1	0	0	0	0	1
Bobby Grich, R (1, 4) OBP: 0.382, SLG: 0.426	x 0-0 S HR 1B		x 0-0 ① F9		x 0-0 ② ③ G6-4-3 1-2f	x 0-0 ③ B2			B B B B 4-0 1B 1B 1-2 BB	4	2	1	0	1	0	3
Reggie Jackson, L (1, 9) OBP: 0.345, SLG: 0.515	B B B B 4-0 HR 1-2 BB		x 0-0 ② F5			x 0-0 3B 2B	x 0-0 ① L6		x 0-0 ① F7 1B WP 1-3 2-H 1B	4	3	2	1	1	0	0
Lee May, R (1, 10) OBP: 0.303, SLG: 0.461	x 0-0 HR 1-H 2-H		B B B B 4-0 BB			x 0-0 ② 1B 3B 2-H	x 0-0 ② P3		x 0-0 1B WP 1-2 3-H 1B	4	2	3	5	1	0	0
Ken Singleton, S (1, 7) OBP: 0.349, SLG: 0.359	x 0-0 ② 4-3		x 0-0 ③ L3			x 0-0 E FC1-6-2 3-H 1B	x 0-0 ③ G3		x 0-0 ② F7 2-3	5	0	1	1	0	0	3
Tony Muser, L (1, 3) OBP: 0.272, SLG: 0.251	x 0-0 ③ F7			x 0-0 ① 4-3		S S S 0-3 ① K		x 0-0 ① 3-1	x 0-0 1-3 3-H 1B	5	0	1	0	0	1	1
Doug DeCinces, R (1, 5) OBP: 0.282, SLG: 0.353		x 0-0 4-3 SH1-4 1B		S S S 0-3 ② K		x 0-0 E9 FC1-6-2 1-3 1B 1B		x 0-0 ② G3	x 0-0 ③ F9	5	1	2	0	0	1	2
Mark Belanger, R (1, 6) OBP: 0.340, SLG: 0.332		x 0-0 ① SH1-4 1-2		x 0-0 ③ 1-3		x 0-0 ② FC1-6-2 1B 2-3 3-H		x 0-0 ③ F7		3	1	0	0	0	0	2
Rick Dempsey, R (1, 2) OBP: 0.253, SLG: 0.176		x 0-0 ② 4-3 2-3			x 0-0 FC5-6 1B	B B B B 4-0 1B BB			x 0-0 FC3-6 1B	3	0	2	0	1	0	1
Inning Stats	R: 3 H: 2 E: 0 LOB: 0 K: 1 BB: 1 S: 7 P: 11	R: 0 H: 1 E: 0 LOB: 1 K: 0 BB: 0 S: 4 P: 4	R: 0 H: 0 E: 0 LOB: 1 K: 0 BB: 1 S: 3 P: 7	R: 0 H: 0 E: 0 LOB: 0 K: 1 BB: 0 S: 5 P: 5	R: 0 H: 1 E: 0 LOB: 0 K: 0 BB: 0 S: 3 P: 3	R: 4 H: 5 E: 1 LOB: 2 K: 1 BB: 1 S: 10 P: 14	R: 0 H: 0 E: 0 LOB: 0 K: 0 BB: 0 S: 3 P: 3	R: 0 H: 0 E: 0 LOB: 0 K: 0 BB: 0 S: 3 P: 3	R: 3 H: 4 E: 0 LOB: 2 K: 0 BB: 1 S: 7 P: 11	1B: 10 SF: 0 2B: 1 SAC: 1 3B: 1 DP: 1 HR: 1 HBP: 0						WP: 2 PA: 43 PB: 0 SB: 1 CS: 0

PITCHER		IP	WLS	BF	H	R	ER	SO	BB	IBB	HBP	BLK	WP	HR	S	P	ERA	WHIP
Tom Johnson, R ERA: 3.18	(1, 1)	5.1	L	25	8	7	7	3	2	0	0	0	0	1	29	37	11.81	1.875
Jim Hughes, R ERA: 5.34	(6, 1)	3.2		18	5	3	3	0	2	0	0	0	2	0	16	24	7.36	1.909

PITCHER	IP	WLS	BF	H	R	ER	SO	BB	IBB	HBP	BLK	WP	HR	S	P	ERA	WHIP

TOP

Baltimore Orioles @ Minnesota Twins

Metropolitan Stadium, Bloomington , MI

Tue Aug 17 1976, 8:05 PM EDT

Att. 7,850 - Unknown

livebaseballscorecards.com

AB	38
R	10
H	13
RBI	9
BB	4
SO	3
LOB	15

Baltimore Orioles @ Minnesota Twins

Metropolitan Stadium, Bloomington , MI

Tue Aug 17 1976, 8:05 PM EDT

Att. 7,850 - Unknown

BOTTOM

Batter	1	2	3	4	5	6	7	8	9	AB	R	H	RBI	BB	SO	LOB
Bob Randall, R (1, 4) OBP: 0.318, SLG: 0.316 Lyman Bostock, L (9, PH) OBP: 0.366, SLG: 0.417	F8		FC6 1B 1-2			F8	FC6-4 1-2f		4-3 2-3	4 1	0 0	1 0	0 0	0 0	0 0	3 1
Larry Hisle, R (1, 7) OBP: 0.328, SLG: 0.374	5-3		F7			6-3		F9	E 2B 3-H	5	0	1	1	0	0	2
Rod Carew, L (1, 3) OBP: 0.391, SLG: 0.447	1B		FC6 1-2f			K S S S		1B 1B 1B	E6 2-3	5	1	2	0	0	1	3
Craig Kusick, R (1, 10) OBP: 0.352, SLG: 0.463	P6			4-3			6-3	F8	F8	5	0	0	0	0	0	4
Dan Ford, R (1, 9) OBP: 0.312, SLG: 0.420		1-3		P3-2 1B			1B 1B 1B	1B 1-2 1B		4	1	3	0	0	0	0
Steve Brye, R (1, 8) OBP: 0.311, SLG: 0.307		6-3		P3-2 1-2f			1B 1-2 1B	1B 1-2 2-H 1B		4	0	2	1	0	0	1
Jerry Terrell, R (1, 5) OBP: 0.296, SLG: 0.294 Steve Braun, L (8, PH) OBP: 0.369, SLG: 0.355 Luis Gomez, R (9, 5) OBP: 0.256, SLG: 0.243		F7			F8		F7	P4		3 1 0	0 0 0	0 0 0	0 0 0	0 0 0	0 0 0	2 2 0
Roy Smalley, S (1, 6) OBP: 0.345, SLG: 0.307			B B B B FC1-4 BB		F8		BB 1B 1-3 2-H		4-3 2B 2B	3	1	2	1	1	0	0
Glenn Borgmann, R (1, 2) OBP: 0.459, SLG: 0.500 Mike Cubbage, L (9, PH) OBP: 0.322, SLG: 0.304			FC1-4 1B 1-2f		F7		B B B B FC6-4 BB 1-2		S S S	2 1	0 0	0 0	0 0	1 1	0 1	1 1
Inning Stats	R: 0 E: 0 K: 0 S: 4 H: 1 LOB: 1 BB: 0 P: 4	R: 0 E: 0 K: 0 S: 3 H: 0 LOB: 0 BB: 0 P: 3	R: 0 E: 0 K: 0 S: 4 H: 1 LOB: 2 BB: 1 P: 8	R: 0 E: 0 K: 0 S: 3 H: 1 LOB: 0 BB: 0 P: 3	R: 0 E: 0 K: 0 S: 3 H: 0 LOB: 0 BB: 0 P: 3	R: 0 E: 0 K: 1 S: 5 H: 0 LOB: 0 BB: 0 P: 5	R: 1 E: 0 K: 0 S: 6 H: 3 LOB: 3 BB: 1 P: 10	R: 1 E: 0 K: 0 S: 6 H: 3 LOB: 2 BB: 0 P: 6	R: 1 E: 1 K: 1 S: 8 H: 2 LOB: 2 BB: 0 P: 8	1B: 9 2B: 3 3B: 0 HR: 0	SF: 0 SAC: 0 DP: 1 HBP: 0						

livebaseballscorecards.com

AB	38
R	3
H	11
RBI	3
BB	2
SO	2
LOB	20

WP: 0 PB: 0 SB: 0 CS: 0 PA: 40

PITCHER		IP	WLS	BF	H	R	ER	SO	BB	IBB	HBP	BLK	WP	HR	S	P	ERA	WHIP
Rudy May, L ERA: 3.99	(1, 1)	7.2	W	33	9	2	2	1	2	0	0	0	0	0	33	41	2.35	1.435
Dyar Miller, R ERA: 2.74	(8, 1)	1.1		7	2	1	1	1	0	0	0	0	0	0	9	9	6.75	1.500

PITCHER	IP	WLS	BF	H	R	ER	SO	BB	IBB	HBP	BLK	WP	HR	S	P	ERA	WHIP

Batter	1	2	3	4	5	6	7	8	9	AB	R	H	RBI	BB	SO	LOB
Al Bumbry, L (1, 8) OBP: 0.320, SLG: 0.383	SSS 0-3 ① K		BBBB 4-0 BB		x 0-0 ③ 4-3			x 0-0 ② 1B		3	0	1	0	1	1	0
Bobby Grich, R (1, 4) OBP: 0.383, SLG: 0.425	x 0-0 ② 4-3		BBBB 4-0 1-2 BB			x 0-0 ① 6-3		x 0-0 WP 1B 1B		3	1	1	0	1	0	0
Reggie Jackson, L (1, 9) OBP: 0.344, SLG: 0.511	x 0-0 ③ L7		SSS 0-3 ③ K			x 0-0 ② 4-3		x 0-0 1-H 1B		4	0	1	1	0	1	2
Lee May, R (1, 10) OBP: 0.300, SLG: 0.456		x 0-0 ① F8		x 0-0 ① F8		SSS 0-3 ③ K		SSS 0-3 ③ K		4	0	0	0	0	2	1
Ken Singleton, S (1, 7) OBP: 0.348, SLG: 0.358		x 0-0 G3 1B		x 0-0 ② 4-3			SSS 0-3 ① K		x 0-0 ① F7	4	0	1	0	0	1	0
Tony Muser, L (1, 3) OBP: 0.275, SLG: 0.259		x 0-0 ② G3 1-2		x 0-0 2B			x 0-0 ② G3		x 0-0 1B	4	0	2	0	0	0	1
Doug DeCinces, R (1, 5) OBP: 0.281, SLG: 0.351 (7, 6)		x 0-0 ③ 5-3		x 0-0 ③ 1-3			x 0-0 1B		SSS 0-3 ② K	4	0	1	0	0	1	3
Mark Belanger, R (1, 6) OBP: 0.339, SLG: 0.331 Tim Nordbrook, R (5, 6) OBP: 0.364, SLG: 0.263 Terry Crowley, L (7, PH) OBP: 0.212, SLG: 0.200 Brooks Robinson, R (7, 5) OBP: 0.226, SLG: 0.309			x 0-0 ① 1-3		x 0-0 ① 6-3		SSS 0-3 ③ K		SSS 0-3 ③ K	2 0 1 1	0 0 0 0	0 0 0 0	0 0 0 0	0 0 1 1	0 0 1 1	0 0 1 1
Rick Dempsey, R (1, 2) OBP: 0.248, SLG: 0.172			x 0-0 ② 6-3		x 0-0 ② F9			x 0-0 ① L6		3	0	0	0	0	0	0
Inning Stats	R: 0 H: 0 E: 0 LOB: 0 K: 1 BB: 0 S: 5 P: 5	R: 0 H: 1 E: 0 LOB: 1 K: 0 BB: 0 S: 4 P: 4	R: 0 H: 0 E: 0 LOB: 2 K: 1 BB: 2 S: 5 P: 13	R: 0 H: 1 E: 0 LOB: 1 K: 0 BB: 0 S: 4 P: 4	R: 0 H: 0 E: 0 LOB: 0 K: 0 BB: 0 S: 3 P: 3	R: 0 H: 0 E: 0 LOB: 0 K: 1 BB: 0 S: 5 P: 5	R: 0 H: 1 E: 0 LOB: 1 K: 2 BB: 0 S: 8 P: 8	R: 1 H: 3 E: 0 LOB: 1 K: 1 BB: 0 S: 7 P: 7	R: 0 H: 1 E: 0 LOB: 1 K: 2 BB: 0 S: 8 P: 8	1B: 6 SF: 0 2B: 1 SAC: 0 3B: 0 DP: 0 HR: 0 HBP: 0						

PITCHER		IP	WLS	BF	H	R	ER	SO	BB	IBB	HBP	BLK	WP	HR	S	P	ERA	WHIP
Dave Goltz, R ERA: 3.58	(1, 1)	7.2	W	30	6	1	1	5	2	0	0	0	1	0	38	46	1.17	1.043
Bill Campbell, R ERA: 3.36	(8, 1)	1.1	S	5	1	0	0	3	0	0	0	0	0	0	11	11	0.00	0.750

PITCHER	IP	WLS	BF	H	R	ER	SO	BB	IBB	HBP	BLK	WP	HR	S	P	ERA	WHIP

TOP

Baltimore Orioles @ Minnesota Twins

Metropolitan Stadium, Bloomington , MI

Wed Aug 18 1976, 8:05 PM EDT

Att. 7,482 - Unknown

livebaseballscorecards.com

AB	33
R	1
H	7
RBI	1
BB	2
SO	8
LOB	9

1B: 6	SF: 0	WP: 1	PA: 35
2B: 1	SAC: 0	PB: 0	
3B: 0	DP: 0	SB: 0	
HR: 0	HBP: 0	CS: 0	

Batter	1	2	3	4	5	6	7	8	9	AB	R	H	RBI	BB	SO	LOB
Lyman Bostock, L (1, 8) OBP: 0.362, SLG: 0.412	6-3		F7		P6		G3			4	0	0	0	0	0	2
Roy Smalley, S (1, 6) OBP: 0.349, SLG: 0.312	F8			1B 2B		L8-3 1B		SH5-4 1B BB		3	2	2	0	1	0	0
Rod Carew, L (1, 3) OBP: 0.391, SLG: 0.447	G3			1B E 2-H 1B		L8-3 1-2		SH5-4 1-2		3	1	1	1	0	0	1
Steve Braun, L (1, 10) OBP: 0.366, SLG: 0.352		F7		F8		K		K		3	0	0	0	0	1	1
Craig Kusick, R (8, PH) OBP: 0.350, SLG: 0.461										1	0	0	0	0	1	1
Butch Wynegar, S (1, 2) OBP: 0.370, SLG: 0.382		F4		K			E9 SH3-4 2B	1B BB		3	1	0	0	1	1	1
Larry Hisle, R (1, 7) OBP: 0.333, SLG: 0.377		CS 1B		E CS BB			SH3-4 1-2	1-2 2-H 1B		2	0	2	1	1	0	0
Mike Cubbage, L (1, 5) OBP: 0.329, SLG: 0.320		CS 1-2	4-3 2B	E6 1-3 2-H 1B			1B 2B 2-H	K		4	1	3	1	0	1	2
Dan Ford, R (1, 9) OBP: 0.309, SLG: 0.417			F3	CS 3-H	K		K			3	0	0	0	0	2	2
Bob Randall, R (1, 4) OBP: 0.318, SLG: 0.316			4-3 2-3		F7		1B 2-H			3	0	1	1	0	0	1
Inning Stats	R: 0 E: 0 K: 0 S: 3 H: 0 LOB: 0 BB: 0 P: 3	R: 0 E: 0 K: 0 S: 3 H: 1 LOB: 0 BB: 0 P: 3	R: 0 E: 0 K: 0 S: 4 H: 1 LOB: 1 BB: 0 P: 4	R: 2 E: 1 K: 1 S: 7 H: 3 LOB: 1 BB: 1 P: 11	R: 0 E: 0 K: 1 S: 5 H: 0 LOB: 0 BB: 0 P: 5	R: 0 E: 0 K: 1 S: 5 H: 1 LOB: 0 BB: 0 P: 5	R: 2 E: 1 K: 1 S: 8 H: 2 LOB: 1 BB: 0 P: 8	R: 1 E: 0 K: 2 S: 8 H: 1 LOB: 2 BB: 2 P: 16		1B: 6 2B: 4 3B: 0 HR: 0 SF: 0 SAC: 2 DP: 1 HBP: 0						

PITCHER		IP	WLS	BF	H	R	ER	SO	BB	IBB	HBP	BLK	WP	HR	S	P	ERA	WHIP
Jim Palmer, R ERA: 2.71	(1, 1)	6.2	L	27	8	4	1	4	1	0	0	0	0	0	34	38	1.35	1.350
Tippy Martinez, L ERA: 2.41	(7, 1)	1.1		7	1	1	1	2	2	0	0	0	0	0	9	17	6.75	2.250

PITCHER	IP	WLS	BF	H	R	ER	SO	BB	IBB	HBP	BLK	WP	HR	S	P	ERA	WHIP

BOTTOM

Baltimore Orioles @ Minnesota Twins

Metropolitan Stadium, Bloomington , MI

Wed Aug 18 1976, 8:05 PM EDT

Att. 7,482 - Unknown

livebaseballscorecards.com

AB	29
R	5
H	9
RBI	4
BB	3
SO	6
LOB	11

Baltimore Orioles @ Minnesota Twins

Metropolitan Stadium, Bloomington , MI

Thu Aug 19 1976, 4:33 AM EDT

Att. 7,415 - Unknown

livebaseballscorecards.com

Batter	1	2	3	4	5	6	7	8	9	AB	R	H	RBI	BB	SO	LOB
Mark Belanger, R (1, 6) OBP: 0.337, SLG: 0.329	K		BB S G6-4-3 1B	5-3		K			K	5	1	1	0	0	3	3
Bobby Grich, R (1, 4) OBP: 0.383, SLG: 0.426	1B 2B		G6-4-3 BB 1-2 BB		F7		K		P6	4	1	1	0	1	1	0
Reggie Jackson, L (1, 9) OBP: 0.347, SLG: 0.511	1B 2-H 1B		G6-4-3 1-2 2-3 BB		K		1-4-3 1B		K	4	0	2	1	1	2	0
Lee May, R (1, 10) OBP: 0.297, SLG: 0.451	P4		G6-4-3 1-2f 2-3 3-H		F3		1-4-3 1-2			4	0	0	0	0	0	4
Ken Singleton, S (1, 7) OBP: 0.352, SLG: 0.368	2-3 1B		K			HR	FC4-6 BB			3	1	2	1	1	1	1
Tony Muser, L (1, 3) OBP: 0.271, SLG: 0.255	F7			4-3		K	FC4-6 1-2f			4	0	0	0	0	1	4
Al Bumbry, L (1, 8) OBP: 0.322, SLG: 0.384		G5-4-3 1B		1B 1B		1-3		K		4	0	2	0	0	1	0
Doug DeCinces, R (1, 5) OBP: 0.284, SLG: 0.353		G5-4-3 1-2f		HBP 1-2 1B		2B 1B		6-3		4	1	2	0	0	0	1
Dave Duncan, R (1, 2) OBP: 0.279, SLG: 0.258		L7		HBP 1-2		1-H 2B		F7		3	0	1	1	0	0	0

	AB	35
	R	4
	H	11
	RBI	3
	BB	3
	SO	9
	LOB	13

Inning Stats																		
	R: 1	H: 3	R: 0	H: 1	R: 1	H: 1	R: 0	H: 2	R: 0	H: 0	R: 2	H: 3	R: 0	H: 1	R: 0	H: 0	R: 0	H: 0
	E: 0	LOB: 2	E: 0	LOB: 0	E: 0	LOB: 1	E: 0	LOB: 2	E: 0	LOB: 0	E: 0	LOB: 1	E: 0	LOB: 2	E: 0	LOB: 0	E: 0	LOB: 0
	K: 1	BB: 0	K: 0	BB: 0	K: 1	BB: 2	K: 0	BB: 0	K: 1	BB: 0	K: 2	BB: 0	K: 1	BB: 1	K: 1	BB: 0	K: 2	BB: 0
	S: 8	P: 8	S: 3	P: 3	S: 5	P: 13	S: 4	P: 5	S: 5	P: 5	S: 10	P: 10	S: 6	P: 10	S: 5	P: 5	S: 7	P: 7

	1B: 8	SF: 0	WP: 0	PA: 39
	2B: 2	SAC: 0	PB: 0	
	3B: 0	DP: 2	SB: 1	
	HR: 1	HBP: 1	CS: 0	

PITCHER		IP	WLS	BF	H	R	ER	SO	BB	IBB	HBP	BLK	WP	HR	S	P	ERA	WHIP
Bill Singer, R ERA: 4.14	(1, 1)	6.2	W	32	11	4	4	6	3	0	1	0	0	1	40	53	5.40	2.100
Bill Campbell, R ERA: 3.29	(7, 1)	2.1	S	7	0	0	0	3	0	0	0	0	0	0	13	13	0.00	0.000

PITCHER		IP	WLS	BF	H	R	ER	SO	BB	IBB	HBP	BLK	WP	HR	S	P	ERA	WHIP

Baltimore Orioles @ Minnesota Twins

Metropolitan Stadium, Bloomington , MI

Thu Aug 19 1976, 4:33 AM EDT

Att. 7,415 - Unknown

BOTTOM

livebaseballscorecards.com

Batter	1	2	3	4	5	6	7	8	9	AB	R	H	RBI	BB	SO	LOB
Dan Ford, R (1, 9) OBP: 0.307, SLG: 0.414	K		FC4-6 FC6-4 1-2f		FC5-4 1-2f 2-H	BB 1-2 2-3 3-H		4-3		3	0	0	0	0	1	2
Lyman Bostock, L (6, PH) (7, 8) OBP: 0.363, SLG: 0.410										1	0	0	1	1	0	1
Rod Carew, L (1, 3) OBP: 0.387, SLG: 0.442	4-3		FC6-4 1-2f		K	K		3-1		5	0	0	0	0	2	6
Larry Hisle, R (1, 7) OBP: 0.336, SLG: 0.378	BB			G3		2B BB	FC1-6 1B			2	1	1	0	2	0	0
Craig Kusick, R (1, 10) OBP: 0.345, SLG: 0.452	F7			K		F9	FC1-6 1B 1-2f			4	0	0	0	0	1	3
Steve Brye, R (1, 8) (7, 9) OBP: 0.314, SLG: 0.316		6-3		F7		1B 1B 1-H 2B	1-2 1B			4	1	2	1	0	0	0
Butch Wynegar, S (1, 2) OBP: 0.369, SLG: 0.381		5-3			5-3	BB 1B BB 2-3 1B	P6			4	1	1	0	0	0	2
Roy Smalley, S (1, 6) OBP: 0.350, SLG: 0.314		F9			1B 1B 1B	BB BB 1-2 3-H 1B	K			4	1	2	1	0	1	2
Jerry Terrell, R (1, 5) OBP: 0.299, SLG: 0.297			4-3		1B FC5-4 1-2 1B	BB 1-2 2-3 BB		SH5-4 BB		2	1	1	0	0	0	0
Mike Cubbage, L (6, PH) (7, 5) OBP: 0.333, SLG: 0.320										0	0	0	0	2	0	0
Bob Randall, R (1, 4) OBP: 0.321, SLG: 0.319			FC4-6 1B		FC5-4 1-2 2-H 1B	K		SH5-4 1-2		3	0	2	1	0	1	3
Inning Stats	R: 0 E: 0 K: 1 S: 5 H: 0 LOB: 1 BB: 1 P: 9	R: 0 E: 0 K: 0 S: 3 H: 0 LOB: 0 BB: 0 P: 3	R: 0 E: 0 K: 0 S: 4 H: 1 LOB: 1 BB: 0 P: 4	R: 0 E: 0 K: 1 S: 5 H: 0 LOB: 0 BB: 0 P: 5	R: 2 E: 1 K: 1 S: 8 H: 3 LOB: 1 BB: 0 P: 8	R: 3 E: 0 K: 2 S: 10 H: 3 LOB: 3 BB: 3 P: 22	R: 0 E: 0 K: 1 S: 7 H: 2 LOB: 2 BB: 0 P: 7	R: 0 E: 0 K: 0 S: 3 H: 0 LOB: 1 BB: 1 P: 7		1B: 8 2B: 1 3B: 0 HR: 0 SF: 0 SAC: 1 DP: 0 HBP: 0							

	AB	32
	R	5
	H	9
	RBI	4
	BB	5
	SO	6
	LOB	19

WP: 0 PB: 0 SB: 0 CS: 0 PA: 38

PITCHER		IP	WLS	BF	H	R	ER	SO	BB	IBB	HBP	BLK	WP	HR	S	P	ERA	WHIP
Mike Flanagan, L ERA: 6.6	(1, 1)	5.1		23	5	4	3	3	2	0	0	0	0	0	27	35	5.06	1.312
Dave Pagan, R ERA: 3.54	(6, 1)	0.1	L	4	2	0	0	1	1	0	0	0	0	0	5	9	0.00	9.000
Tippy Martinez, L ERA: 2.31	(6, 1)	2.1		11	2	1	1	2	2	0	0	0	0	0	13	21	3.86	1.714

PITCHER	IP	WLS	BF	H	R	ER	SO	BB	IBB	HBP	BLK	WP	HR	S	P	ERA	WHIP

Batter	1	2	3	4	5	6	7	8	9	AB	R	H	RBI	BB	SO	LOB
Lyman Bostock, L (1, 8) OBP: 0.359, SLG: 0.405	F8		3-1		5-3			F7		4	0	0	0	0	0	1
Bob Randall, R (1, 4) OBP: 0.322, SLG: 0.322	2B 1B		5-3 1B			F9		F2		4	1	2	0	0	0	0
Dan Ford, R (1, 9) OBP: 0.311, SLG: 0.422	6-3 1-H 2B		5-3 1-2			1B 2B			FC1-4 1B	4	1	3	1	0	0	1
Larry Hisle, R (1, 7) OBP: 0.335, SLG: 0.377	6-3 2-3			6-3		CS 2-H 1B			FC1-4 1B 1-2f	4	0	1	1	0	0	2
Craig Kusick, R (1, 3) OBP: 0.339, SLG: 0.444	F4			F3		F8 1-2			L8	4	0	0	0	0	0	3
Steve Brye, R (1, 10) OBP: 0.313, SLG: 0.315		F8		F3			F4		1-2 1B	4	0	1	0	0	0	0
Roy Smalley, S (1, 6) OBP: 0.354, SLG: 0.320		6-3 1B			6-3 2B		B B B B 4-0 L5-3 BB		F4	3	0	2	0	1	0	2
Jerry Terrell, R (1, 5) OBP: 0.293, SLG: 0.290		6-3 1-2			6-3 2-3		L5-3 1-2			3	0	0	0	0	0	3
Glenn Borgmann, R (1, 2) OBP: 0.436, SLG: 0.467		4-3			6-3			4-3		2	0	0	0	0	0	2
Rod Carew, L (8, PH) OBP: 0.386, SLG: 0.441										1	0	0	0	0	0	0
Butch Wynegar, S (8, 2) OBP: 0.369, SLG: 0.381										0	0	0	0	0	0	0
Inning Stats	R: 1 E: 0 K: 0 S: 5 H: 2 LOB: 1 BB: 0 P: 5	R: 0 E: 0 K: 0 S: 4 H: 1 LOB: 1 BB: 0 P: 4	R: 0 E: 0 K: 0 S: 3 H: 1 LOB: 1 BB: 0 P: 3	R: 0 E: 0 K: 0 S: 3 H: 0 LOB: 0 BB: 0 P: 3	R: 0 E: 0 K: 0 S: 4 H: 1 LOB: 1 BB: 0 P: 4	R: 1 E: 0 K: 0 S: 4 H: 2 LOB: 0 BB: 0 P: 4	R: 0 E: 0 K: 0 S: 2 H: 0 LOB: 0 BB: 1 P: 6	R: 0 E: 0 K: 0 S: 3 H: 0 LOB: 0 BB: 0 P: 3	R: 0 E: 0 K: 0 S: 5 H: 2 LOB: 2 BB: 0 P: 5	1B: 6 2B: 4 3B: 0 HR: 0	SF: 0 SAC: 0 DP: 1 HBP: 0						

PITCHER	IP	WLS	BF	H	R	ER	SO	BB	IBB	HBP	BLK	WP	HR	S	P	ERA	WHIP
Dave Roberts, L (1, 1) ERA: 3.78	9.0	W	34	9	2	2	0	1	0	0	0	0	0	33	37	2.00	1.111

PITCHER	IP	WLS	BF	H	R	ER	SO	BB	IBB	HBP	BLK	WP	HR	S	P	ERA	WHIP

TOP

Minnesota Twins @ Detroit Tigers

Tiger Stadium, Detroit, MI

Fri Aug 20 1976, 7:05 PM EDT

Unknown - 88 F

livebaseballscorecards.com

AB	33
R	2
H	9
RBI	2
BB	1
SO	0
LOB	14

WP: 0	PA: 34		
PB: 0			
SB: 0			
CS: 1			

Minnesota Twins @ Detroit Tigers

Tiger Stadium, Detroit, MI

Fri Aug 20 1976, 7:05 PM EDT

Unknown - 88 F

livebaseballscorecards.com

BOTTOM

Batter	1	2	3	4	5	6	7	8	9	AB	R	H	RBI	BB	SO	LOB
Ron LeFlore, R (1, 8) OBP: 0.396, SLG: 0.423	6-3		S 2B 2-H		S 1B 1B		CS 1B			4	1	3	1	0	0	0
Mickey Stanley, R (1, 3) OBP: 0.310, SLG: 0.431	F7		5-3 2-3		L8 1-2		F3 1-2			4	0	0	0	0	0	3
Rusty Staub, L (1, 9) OBP: 0.396, SLG: 0.448	3-1		BB		E 1B 2-H		F7			3	0	1	1	1	0	0
Willie Horton, R (1, 10) OBP: 0.348, SLG: 0.410 Jerry Manuel, S (8, PR) OBP: 0.250, SLG: 0.194		2B	6-3		E6 FC6-4 1-2			FC6-4 1B		4 0	0 0	2 0	0 0	0 0	0 0	3 0
Alex Johnson, R (1, 7) OBP: 0.302, SLG: 0.362	6-3			6-3 1B 1B	K			FC6-4 G5-4-3 1-2f		4	1	1	0	0	1	4
Aurelio Rodriguez, R (1, 5) OBP: 0.261, SLG: 0.330	F8			6-3 1-3	FC6-4 1-2f			G5-4-3 1-2f		4	0	0	0	0	0	5
Bill Freehan, R (1, 2) OBP: 0.314, SLG: 0.402	6-3			1-3		6-3				3	0	0	0	0	0	2
Mark Wagner, R (1, 6) OBP: 0.667, SLG: 0.667			SH3-4 1B 2B	1B 3-H		K				3	1	2	1	0	1	0
Pedro Garcia, R (1, 4) OBP: 0.235, SLG: 0.302			SH3-4 1-2	K		F3				2	0	0	0	0	1	1
Inning Stats	R: 0 H: 0 E: 0 LOB: 0 K: 0 BB: 0 S: 3 P: 3	R: 0 H: 1 E: 0 LOB: 1 K: 0 BB: 0 S: 4 P: 4	R: 1 H: 2 E: 0 LOB: 2 K: 0 BB: 1 S: 5 P: 9	R: 1 H: 2 E: 0 LOB: 1 K: 1 BB: 0 S: 7 P: 7	R: 1 H: 2 E: 1 LOB: 2 K: 1 BB: 0 S: 8 P: 8	R: 0 H: 0 E: 0 LOB: 0 K: 1 BB: 0 S: 5 P: 5	R: 0 H: 1 E: 0 LOB: 0 K: 0 BB: 0 S: 3 P: 3	R: 0 H: 1 E: 0 LOB: 1 K: 0 BB: 0 S: 3 P: 3		1B: 7 SF: 0 2B: 2 SAC: 1 3B: 0 DP: 1 HR: 0 HBP: 0						WP: 0 PA: 33 PB: 0 SB: 2 CS: 1

	AB	31
	R	3
	H	9
	RBI	3
	BB	1
	SO	3
	LOB	18

PITCHER		IP	WLS	BF	H	R	ER	SO	BB	IBB	HBP	BLK	WP	HR	S	P	ERA	WHIP
Eddie Bane, L ERA: 4.26	(1, 1)	4.1	L	21	7	3	3	1	1	0	0	0	0	0	22	26	6.23	1.846
Tom Johnson, R ERA: 2.81	(5, 1)	3.2		12	2	0	0	2	0	0	0	0	0	0	16	16	0.00	0.545

PITCHER	IP	WLS	BF	H	R	ER	SO	BB	IBB	HBP	BLK	WP	HR	S	P	ERA	WHIP

Batter	1	2	3	4	5	6	7	8	9	AB	R	H	RBI	BB	SO	LOB
Steve Braun, L (1, 10) OBP: 0.367, SLG: 0.353	F9		1B		5-3		BB		F2	2	1	1	0	0	0	0
Craig Kusick, R (5, PH) OBP: 0.339, SLG: 0.440			1B				2B			2	1	0	0	1	0	0
Roy Smalley, S (1, 6) OBP: 0.357, SLG: 0.322	G3		1B		4-3		2B		BB 1B	4	2	2	0	1	0	0
			1B				2B		1B							
Rod Carew, L (1, 3) OBP: 0.389, SLG: 0.445	K		1B 7-2		F6				BB	5	1	3	3	0	1	0
			1B				2B		1B							
Butch Wynegar, S (1, 2) OBP: 0.371, SLG: 0.379		G4-6-3	K			F3	FC4		1-3	2	0	0	0	3	1	2
		BB					IBB		BB							
Lyman Bostock, L (1, 8) OBP: 0.360, SLG: 0.405		G4-6-3				F5	F6		1-3	5	0	2	3	0	0	4
		1-2f	1B						1B							
Mike Cubbage, L (1, 5) OBP: 0.337, SLG: 0.321		HR	7-2				FC4		1-3	2	1	1	0	1	0	2
Jerry Terrell, R (7, PH) OBP: 0.289, SLG: 0.286		1B	3-Hf				1-2f			2	0	0	0	0	0	5
(7, 5)							BB		1B							
Larry Hisle, R (1, 7) OBP: 0.334, SLG: 0.381		1-H HR		5-3		FC6-4		F7	F3	5	1	1	2	0	0	3
						1-2f										
Dan Ford, R (1, 9) OBP: 0.311, SLG: 0.419		S		F7			F8	L6		3	0	0	0	1	0	0
		BB														
Bob Randall, R (1, 4) OBP: 0.322, SLG: 0.321		5-3		L7			BB BB	6-3		4	1	1	0	0	0	1
		1-2					2B 1B									

Inning Stats										
	R: 0	H: 0	R: 2	H: 2	R: 2	H: 4	R: 0	H: 0	R: 0	H: 0
	E: 0	LOB: 0	E: 0	LOB: 1	E: 0	LOB: 1	E: 0	LOB: 0	E: 0	LOB: 0
	K: 1	BB: 0	K: 0	BB: 2	K: 1	BB: 0	K: 0	BB: 0	K: 0	BB: 0
	S: 5	P: 5	S: 4	P: 12	S: 8	P: 8	S: 3	P: 3	S: 3	P: 3

Inning Stats										
	R: 0	H: 0	R: 2	H: 2	R: 0	H: 0	R: 2	H: 3	1B: 9	SF: 0
	E: 0	LOB: 1	E: 0	LOB: 3	E: 0	LOB: 0	E: 0	LOB: 2	2B: 2	SAC: 0
	K: 0	BB: 1	K: 0	BB: 3	K: 0	BB: 0	K: 0	BB: 1	3B: 0	DP: 2
	S: 3	P: 7	S: 5	P: 17	S: 3	P: 3	S: 6	P: 10	HR: 1	HBP: 0

	WP: 0	PA: 43
	PB: 0	
	SB: 1	
	CS: 0	

PITCHER		IP	WLS	BF	H	R	ER	SO	BB	IBB	HBP	BLK	WP	HR	S	P	ERA	WHIP
Dave Lemanczyk, R ERA: 6.1	(1, 1)	2.0		12	5	4	4	1	2	0	0	0	0	1	12	20	18.00	3.500
Bill Laxton, L ERA: 4.27	(3, 1)	4.1	L	16	2	2	2	1	2	0	0	0	0	0	16	24	4.15	0.923
John Hiller, L ERA: 2.5	(7, 1)	2.0		13	4	2	2	0	2	1	0	0	0	0	10	22	9.00	3.000
Steve Grilli, R ERA: 5.37	(9, 1)	0.2		2	0	0	0	0	0	0	0	0	0	0	2	2	0.00	0.000

PITCHER	IP	WLS	BF	H	R	ER	SO	BB	IBB	HBP	BLK	WP	HR	S	P	ERA	WHIP

TOP

Minnesota Twins @ Detroit Tigers

Tiger Stadium, Detroit, MI

Fri Aug 20 1976, 7:05 PM EDT

Att. 17,385 - Unknown

livebaseballscorecards.com

AB	36
R	8
H	11
RBI	8
BB	7
SO	2
LOB	17

Minnesota Twins @ Detroit Tigers

Tiger Stadium, Detroit, MI

Fri Aug 20 1976, 7:05 PM EDT

Att. 17,385 - Unknown

livebaseballscorecards.com

BOTTOM

Batter	1	2	3	4	5	6	7	8	9	AB	R	H	RBI	BB	SO	LOB
Ron LeFlore, R (1, 8) OBP: 0.396, SLG: 0.427	5-3	1-H HR 3B		5-3		1-3 1B			4-3	5	1	2	1	0	0	0
Dan Meyer, L (1, 7) OBP: 0.304, SLG: 0.359	HR 1B	K		3B			F9		G3	5	1	2	0	0	1	1
Ben Oglivie, L (1, 9) OBP: 0.304, SLG: 0.458	1-H HR	3-H HR		1-3			F9		G3	5	2	2	4	0	0	1
Rusty Staub, L (1, 10) OBP: 0.395, SLG: 0.446	BB 1B	F7			K		4-3			4	0	1	0	0	1	0
Jason Thompson, L (1, 3) OBP: 0.330, SLG: 0.415	BBBB 1-2 FC5-4 BB		4-3		1-3			F9 2B		3	0	1	0	1	0	0
Aurelio Rodriguez, R (1, 5) OBP: 0.261, SLG: 0.330	F8		1B		6-3			K		4	0	1	0	0	1	3
John Wockenfuss, R (1, 2) OBP: 0.331, SLG: 0.400	FC5-4 1-2f		F5			1-3		F9 2-3		3	0	0	0	0	0	3
Alex Johnson, R (8, PH) OBP: 0.301, SLG: 0.361										1	0	0	0	0	0	1
Mark Wagner, R (9, 6) OBP: 0.667, SLG: 0.667										0	0	0	0	0	0	0
Chuck Scrivener, R (1, 6) OBP: 0.308, SLG: 0.308		F7	F9			6-3		IBB		3	0	0	0	0	0	1
Willie Horton, R (8, PH) OBP: 0.350, SLG: 0.410										0	0	0	0	1	0	0
Bruce Kimm, R (8, PR) OBP: 0.339, SLG: 0.349										0	0	0	0	0	0	0
(9, 2)																
Pedro Garcia, R (1, 4) OBP: 0.239, SLG: 0.306		3B 1B		F8		1B 1B		K		3	1	2	0	0	0	0
Mickey Stanley, R (8, PH) OBP: 0.308, SLG: 0.427										1	0	0	0	0	1	2
Jerry Manuel, S (9, 4) OBP: 0.250, SLG: 0.194										0	0	0	0	0	0	0
Inning Stats	R: 2 E: 0 K: 0 S: 6 H: 3 LOB: 2 BB: 1 P: 10	R: 3 E: 0 K: 1 S: 8 H: 3 LOB: 0 BB: 0 P: 8	R: 0 E: 0 K: 0 S: 4 H: 1 LOB: 1 BB: 0 P: 4	R: 0 E: 0 K: 0 S: 4 H: 1 LOB: 1 BB: 0 P: 4	R: 0 E: 0 K: 1 S: 5 H: 0 LOB: 0 BB: 0 P: 5	R: 0 E: 0 K: 0 S: 4 H: 2 LOB: 2 BB: 0 P: 4	R: 0 E: 0 K: 0 S: 3 H: 0 LOB: 0 BB: 0 P: 3	R: 0 E: 0 K: 2 S: 8 H: 1 LOB: 2 BB: 1 P: 12	R: 0 E: 0 K: 0 S: 3 H: 0 LOB: 0 BB: 0 P: 3	1B: 6 2B: 1 3B: 2 HR: 2	SF: 0 SAC: 0 DP: 0 HBP: 0						

	AB	37
	R	5
	H	11
	RBI	5
	BB	2
	SO	4
	LOB	12

WP: 0 PB: 0 SB: 0 CS: 0 PA: 39

PITCHER		IP	WLS	BF	H	R	ER	SO	BB	IBB	HBP	BLK	WP	HR	S	P	ERA	WHIP
Steve Luebber, R ERA: 4.53	(1, 1)	1.1		10	5	4	4	0	1	0	0	0	0	1	9	13	27.00	4.500
Tom Burgmeier, L ERA: 2.62	(2, 1)	5.2	W	22	6	1	1	2	0	0	0	0	0	1	26	26	1.59	1.059
Bill Campbell, R ERA: 3.24	(8, 1)	2.0	S	7	0	0	0	2	0	1	0	0	0	0	10	14	0.00	0.000

PITCHER	IP	WLS	BF	H	R	ER	SO	BB	IBB	HBP	BLK	WP	HR	S	P	ERA	WHIP

Batter	1	2	3	4	5	6	7	8	9	10	AB	R	H	RBI	BB	SO	LOB
Steve Braun, L (1, 7) OBP: 0.367, SLG: 0.353 Bill Campbell, R (10, 1)	L8	G3			F9	CS 1-2		G4-6-3 1B		1B HBP 1B 1-2	5	1	2	0	0	0	0
											0	0	0	0	0	0	0
Roy Smalley, S (1, 6) OBP: 0.357, SLG: 0.321	BBBB G3 E BB	G3	6-3					G4-6-3 1-2f		HBP 1B 1B 1-3 2-H	4	1	1	0	1	0	1
Rod Carew, L (1, 3) OBP: 0.387, SLG: 0.441	E4 G3 1-2	4-3		L6				E4		HBP 1B IBB	4	1	0	0	1	0	1
Tony Oliva, L (1, 10) OBP: 0.255, SLG: 0.258 Dan Ford, R (6, PR) OBP: 0.312, SLG: 0.418 (10, 9)	G3 1-2 2-3	1-3				CS 1B		F8		1B 2B HBP 1-2 2-3 3-H	3	0	1	0	0	0	2
											1	1	0	1	0	0	1
Butch Wynegar, S (1, 2) OBP: 0.370, SLG: 0.377	F7			G3		F7			4-3	2B 1B 1-2 2-H 3-H	5	0	1	2	0	0	3
Lyman Bostock, L (1, 8) OBP: 0.363, SLG: 0.411		S HR 1B		F9		CS 1-2	FC5-4 1B SH1-4		4-3	2B 1-3 2-H	5	2	3	1	0	0	0
Mike Cubbage, L (1, 5) OBP: 0.336, SLG: 0.320		K 1-2		1B			SH1-4 1-2		4-3	6-3	4	0	1	0	0	1	3
Steve Brye, R (1, 9) OBP: 0.317, SLG: 0.333 (10, 7)		HR 2-H		1-3			FC5-4 1B 2-3			6-3	4	1	2	2	0	0	1
Jerry Terrell, R (1, 4) OBP: 0.285, SLG: 0.281 Larry Hisle, R (7, PH) OBP: 0.333, SLG: 0.381 Bob Randall, R (7, 4) OBP: 0.324, SLG: 0.323		4-3	6-3				FC5-4 CS 1-2f 3-H			1B 1B 1B	2	0	0	0	0	0	0
											1	0	0	1	0	0	1
											1	0	1	0	0	0	0

TOP

Minnesota Twins @ Detroit Tigers

Tiger Stadium, Detroit, MI

Sat Aug 21 1976, 3:33 AM EDT

Att. 34,760 - Unknown - 85 F

livebaseballscorecards.com

AB	39
R	7
H	12
RBI	7
BB	2
SO	1
LOB	13

Inning Stats	1	2	3	4	5	6	7	8	9	10	1B: 10 SF: 0	WP: 0 PA: 45
R	0	2	0	0	0	0	1	0	0	4	2B: 1 SAC: 1	PB: 0
E	1	0	0	0	0	0	0	1	0	0	3B: 0 DP: 1	SB: 1
K	0	1	0	0	0	0	0	0	0	0	HR: 1 HBP: 1	CS: 2
S	4	7	3	4	3	3	4	4	3	7		
H	0	2	0	1	0	1	2	1	0	5		
LOB	2	0	0	1	0	1	0	1	0	2		
BB	1	0	0	0	0	0	0	0	0	1		
P	8	7	3	4	3	3	4	4	3	12		

PITCHER	IP	WLS	BF	H	R	ER	SO	BB	IBB	HBP	BLK	WP	HR	S	P	ERA	WHIP
Mark Fidrych, R (1, 1) ERA: 2.22	10.0	L	43	12	7	7	1	1	1	1	0	0	1	42	51	6.30	1.300

Batter	1	2	3	4	5	6	7	8	9	10	AB	R	H	RBI	BB	SO	LOB
Ron LeFlore, R (1, 8) OBP: 0.392, SLG: 0.422	K	K		4-3		6-3			4-3		5	0	0	0	0	2	1
Dan Meyer, L (1, 7) OBP: 0.311, SLG: 0.355	1B, 2B, BB	F9			BLK, 1B, BB		L3		G4-6-3, BB		2	1	0	0	3	0	0
Ben Oglivie, L (1, 9) OBP: 0.307, SLG: 0.462	1-2, 2B, 1B		F7, 2B		F7		F8		G4-6-3, 1-2f		5	1	2	0	0	0	2
Rusty Staub, L (1, 10) OBP: 0.399, SLG: 0.451	1B, 1-H, 2-H, 2B		F7, 2-3		BLK, 1-2, 1B		1B			BB	4	1	3	2	1	0	1
Jason Thompson, L (1, 3) OBP: 0.331, SLG: 0.413	BB, 2-H, 1B		IBB		F7, 1-2, 2-3		F5			K	4	0	1	1	1	1	4
Aurelio Rodriguez, R (1, 5) OBP: 0.262, SLG: 0.329	1-2, BB	K			F8			SH3-4, 1B		F9	4	0	1	0	1	1	5
Bruce Kimm, R (1, 2) OBP: 0.328, SLG: 0.336	K	F9				5-3		SH3-4, 1-2		K	4	0	0	0	0	2	5
Mark Wagner, R (1, 6) OBP: 0.429, SLG: 0.571	K			F3		2B		6-3			4	0	1	0	0	1	3
Pedro Garcia, R (1, 4) OBP: 0.237, SLG: 0.303		K		5-3		F8		4-3			3	0	0	0	0	1	1
Alex Johnson, R (8, PH) OBP: 0.300, SLG: 0.360											1	0	0	0	0	0	1
Jerry Manuel, S (9, 4) OBP: 0.250, SLG: 0.194											0	0	0	0	0	0	0
Inning Stats	R: 3, H: 3, E: 0, LOB: 2, K: 3, BB: 2, S: 12, P: 20	R: 0, H: 0, E: 0, LOB: 0, K: 2, BB: 0, S: 7, P: 7	R: 0, H: 1, E: 0, LOB: 2, K: 1, BB: 1, S: 6, P: 10	R: 0, H: 0, E: 0, LOB: 0, K: 0, BB: 0, S: 3, P: 3	R: 0, H: 1, E: 0, LOB: 2, K: 0, BB: 1, S: 4, P: 8	R: 0, H: 1, E: 0, LOB: 1, K: 0, BB: 0, S: 4, P: 4	R: 0, H: 1, E: 0, LOB: 1, K: 0, BB: 0, S: 4, P: 4	R: 0, H: 1, E: 0, LOB: 1, K: 0, BB: 0, S: 4, P: 4	R: 0, H: 0, E: 0, LOB: 0, K: 0, BB: 1, S: 2, P: 6	R: 0, H: 0, E: 0, LOB: 1, K: 2, BB: 1, S: 7, P: 11	1B: 5, 2B: 3, 3B: 0, HR: 0	SF: 0, SAC: 1, DP: 1, HBP: 0					

PITCHER		IP	WLS	BF	H	R	ER	SO	BB	IBB	HBP	BLK	WP	HR	S	P	ERA	WHIP
Pete Redfern, R ERA: 4.21	(1, 1)	6.0		28	6	3	3	6	3	1	0	1	0	0	36	52	4.50	1.500
Vic Albury, L ERA: 4.09	(7, 1)	1.1		6	2	0	0	0	0	0	0	0	0	0	6	6	0.00	1.500
Jim Hughes, R ERA: 5.27	(8, 1)	1.2	W	5	0	0	0	0	1	0	0	0	0	0	4	8	0.00	0.600
Bill Campbell, R ERA: 3.22	(10, 1)	1.0		4	0	0	0	2	1	0	0	0	0	0	7	11	0.00	1.000

PITCHER	IP	WLS	BF	H	R	ER	SO	BB	IBB	HBP	BLK	WP	HR	S	P	ERA	WHIP

BOTTOM

Minnesota Twins @ Detroit Tigers

Tiger Stadium, Detroit, MI

Sat Aug 21 1976, 3:33 AM EDT

Att. 34,760 - Unknown - 85 F

livebaseballscorecards.com

AB	36
R	3
H	8
RBI	3
BB	6
SO	8
LOB	23

1B: 5, 2B: 3, 3B: 0, HR: 0, SF: 0, SAC: 1, DP: 1, HBP: 0

WP: 0, PB: 0, SB: 0, CS: 0, PA: 43

Batter	1	2	3	4	5	6	7	8	9	10	11	12	AB	R	H	RBI	BB	SO	LOB
Steve Braun, L (1, 10) OBP: 0.365, SLG: 0.351	G3		F6		F7		1B SF7 1B		F7 1-2		5-3		5	1	1	0	0	0	2
Craig Kusick, R (11, PH) OBP: 0.337, SLG: 0.438													1	0	0	0	0	0	0
Roy Smalley, S (1, 6) OBP: 0.355, SLG: 0.319	K		4-3		K		1-3 1B		K		F9		6	0	1	0	0	3	2
Rod Carew, L (1, 3) OBP: 0.388, SLG: 0.441	1B 1B 1B		F8			1B FC3-2 1B	SF7 3-H		BB		L7		4	1	2	1	1	0	0
Butch Wynegar, S (1, 2) OBP: 0.369, SLG: 0.379	1B 1-3 1B			L3		K	K		L6			2B 2B	6	1	2	0	0	2	4
Lyman Bostock, L (1, 8) OBP: 0.365, SLG: 0.415	1-2 3-H 1B			F8		FC3-2 1-3 1B		G3		6-3		1B 2-H 2B	6	2	3	2	0	0	0
Mike Cubbage, L (1, 5) OBP: 0.342, SLG: 0.337	4-3			FC5-4 BB		FC3-2 1B 1-2 3-H		HR		2B 1B		1B 2-H 1B	5	1	3	2	1	0	4
Larry Hisle, R (1, 7) OBP: 0.333, SLG: 0.380		F8		FC5-4 1-2f		1B 1-2 2-H		K		K		4-3 1-3 1B	6	0	2	1	0	2	2
Dan Ford, R (1, 9) OBP: 0.310, SLG: 0.418		L8			K	F9		F9		1-3 2B		4-3 2-3	5	0	1	0	0	1	2
Steve Brye, R (10, 9) OBP: 0.315, SLG: 0.332													1	0	0	0	0	0	1
Bob Randall, R (1, 4) OBP: 0.324, SLG: 0.324		F5			1B		4-3		S HBP		5-3		2	0	1	0	0	0	0
Tony Oliva, L (7, PH) OBP: 0.253, SLG: 0.256												F9	1	0	0	0	0	0	0
Jerry Terrell, R (7, 4) OBP: 0.286, SLG: 0.277													2	0	0	0	0	0	3
Inning Stats	R: 1 E: 0 K: 1 S: 8 H: 3 LOB: 2 BB: 0 P: 8	R: 0 E: 0 K: 0 S: 3 H: 0 LOB: 0 BB: 0 P: 3	R: 0 E: 0 K: 0 S: 3 H: 0 LOB: 0 BB: 0 P: 3	R: 0 E: 0 K: 0 S: 3 H: 0 LOB: 1 BB: 1 P: 7	R: 0 E: 0 K: 2 S: 8 H: 1 LOB: 1 BB: 0 P: 8	R: 1 E: 0 K: 1 S: 8 H: 3 LOB: 2 BB: 0 P: 8	R: 1 E: 0 K: 1 S: 7 H: 2 LOB: 1 BB: 0 P: 7	R: 1 E: 0 K: 1 S: 6 H: 1 LOB: 0 BB: 0 P: 6	R: 0 E: 0 K: 1 S: 5 H: 0 LOB: 2 BB: 1 P: 10	R: 0 E: 0 K: 1 S: 7 H: 2 LOB: 2 BB: 0 P: 7	R: 0 E: 0 K: 0 S: 3 H: 0 LOB: 0 BB: 0 P: 3	R: 2 E: 0 K: 0 S: 6 H: 4 LOB: 1 BB: 0 P: 6	1B: 12 2B: 3 3B: 0 HR: 1 SF: 1 SAC: 0 DP: 0 HBP: 1						

PITCHER		IP	WLS	BF	H	R	ER	SO	BB	IBB	HBP	BLK	WP	HR	S	P	ERA	WHIP
Vern Ruhle, R ERA: 3.69	(1, 1)	6.1		29	9	3	3	4	1	0	0	0	0	0	36	40	4.26	1.579
John Hiller, L ERA: 2.65	(7, 1)	4.2	L	22	6	3	3	4	1	0	1	0	0	1	28	33	5.79	1.500
Steve Grilli, R ERA: 5.27	(12, 1)	1.0		3	1	0	0	0	0	0	0	0	0	0	3	3	0.00	1.000

PITCHER	IP	WLS	BF	H	R	ER	SO	BB	IBB	HBP	BLK	WP	HR	S	P	ERA	WHIP

TOP

Minnesota Twins @ Detroit Tigers

Tiger Stadium, Detroit, MI

Sun Aug 22 1976, 3:33 AM EDT

Att. 14,979 - Unknown - 80 F

livebaseballscorecards.com

AB	50
R	6
H	16
RBI	6
BB	2
SO	8
LOB	20

WP: 0 PB: 0 SB: 1 CS: 0 PA: 54

Batter	1	2	3	4	5	6	7	8	9	10	11	12	AB	R	H	RBI	BB	SO	LOB
Ron LeFlore, R (1, 8) OBP: 0.391, SLG: 0.423	5-3		G3		1B 1-3 2-H		K		5-3		F9 2B		6	1	2	1	0	1	1
Dan Meyer, L (1, 7) OBP: 0.312, SLG: 0.351	F7			G3 BB	L1		S 1B		F8		F9 2-3		5	0	1	0	1	0	3
Ben Oglivie, L (1, 9) OBP: 0.303, SLG: 0.453	4-3			G3 1-2	1B 2-H 3-H		L6 1-2		4-3		F5		6	0	1	2	0	0	3
Rusty Staub, L (1, 10) OBP: 0.400, SLG: 0.453		FC1-6 BB		L7	1-3			1B SF9 2B		S 1B		6-3	5	1	2	0	1	0	2
Jason Thompson, L (1, 3) OBP: 0.331, SLG: 0.410	FC1-6 CS 1-2f			BB		SH3 1B		L7		F8 1-2		4-3	5	0	1	0	1	0	3
Aurelio Rodriguez, R (1, 5) OBP: 0.263, SLG: 0.327	5-3 1-2		4-3			SH3 1-2		SF9 1B BB		IBB		4-3	3	0	0	0	2	0	3
Bill Freehan, R (1, 2) OBP: 0.311, SLG: 0.396		5-3	6-3		FC6-4 1-2 2-3 1B	5-3			K				5	0	1	0	0	1	3
Mark Wagner, R (1, 6) OBP: 0.500, SLG: 0.556 Alex Johnson, R (8, PH) OBP: 0.299, SLG: 0.360 Pedro Garcia, R (9, 4) OBP: 0.236, SLG: 0.302		6-3 BB	E 1B 1B	5-3	SF9 2-3 3-H			K					2 0 1	1 0 0	1 0 0	0 1 0	1 0 1	0 0 2	1 0 2
Chuck Scrivener, R (1, 4) OBP: 0.303, SLG: 0.303 Willie Horton, R (7, PH) OBP: 0.349, SLG: 0.408 Jerry Manuel, S (8, 4) OBP: 0.238, SLG: 0.184 (9, 6)		6-3 1-2	E5 1B 1-2 1B		L5		FC6-4 1-2f		K				2 1 2	1 0 0	0 0 0	0 0 0	0 0 1	0 0 2	2 0 2
Inning Stats	R: 0 H: 0 E: 0 LOB: 0 K: 0 BB: 0 S: 3 P: 3	R: 0 H: 0 E: 0 LOB: 0 K: 0 BB: 1 S: 2 P: 6	R: 0 H: 0 E: 0 LOB: 1 K: 0 BB: 1 S: 3 P: 7	R: 0 H: 0 E: 0 LOB: 2 K: 0 BB: 2 S: 3 P: 11	R: 3 H: 3 E: 1 LOB: 1 K: 0 BB: 0 S: 7 P: 7	R: 0 H: 1 E: 0 LOB: 1 K: 0 BB: 0 S: 4 P: 4	R: 0 H: 1 E: 0 LOB: 1 K: 1 BB: 0 S: 6 P: 6	R: 1 H: 2 E: 0 LOB: 2 K: 0 BB: 1 S: 5 P: 9	R: 0 H: 0 E: 0 LOB: 0 K: 0 BB: 0 S: 3 P: 3	R: 0 H: 1 E: 0 LOB: 2 K: 2 BB: 1 S: 8 P: 12	R: 0 H: 1 E: 0 LOB: 1 K: 1 BB: 0 S: 6 P: 6	R: 0 H: 0 E: 0 LOB: 0 K: 0 BB: 0 S: 3 P: 3	1B: 7 2B: 2 3B: 0 HR: 0	SF: 1 SAC: 1 DP: 0 HBP: 0			WP: 0 PB: 0 SB: 2 CS: 1	PA: 51		

PITCHER		IP	WLS	BF	H	R	ER	SO	BB	IBB	HBP	BLK	WP	HR	S	P	ERA	WHIP
Dave Goltz, R ERA: 3.53	(1, 1)	8.0		36	7	4	2	1	5	0	0	0	0	0	33	53	2.25	1.500
Tom Johnson, R ERA: 2.7	(9, 1)	1.1		6	1	0	0	0	0	1	0	0	0	0	5	9	0.00	0.750
Bill Campbell, R ERA: 3.15	(10, 1)	2.2	W	9	1	0	0	3	0	0	0	0	0	0	15	15	0.00	0.375

PITCHER	IP	WLS	BF	H	R	ER	SO	BB	IBB	HBP	BLK	WP	HR	S	P	ERA	WHIP

Minnesota Twins @ Detroit Tigers

Tiger Stadium, Detroit, MI

Sun Aug 22 1976, 3:33 AM EDT

Att. 14,979 - Unknown - 80 F

BOTTOM

livebaseballscorecards.com

AB	43
R	4
H	9
RBI	4
BB	6
SO	4
LOB	25

Batter	1	2	3	4	5	6	7	8	9	AB	R	H	RBI	BB	SO	LOB
Lyman Bostock, L (1, 8) OBP: 0.366, SLG: 0.416	FC1-4 1B		G3 ①			2B E 1B	E4 2-H			4	1	2	0	0	0	0
Dan Ford, R (1, 9) OBP: 0.310, SLG: 0.419	FC1-4 3B ① 1-2f		6-3 ②			E E 2B 1-3	F9 ③			4	2	1	0	0	0	2
Rod Carew, L (1, 3) OBP: 0.389, SLG: 0.446	3B 1-H		CS 1B			FC1 E6 2-3 3-H		3-1 ①		4	0	2	1	0	0	1
Larry Hisle, R (1, 7) OBP: 0.331, SLG: 0.377	K ② S S S		CS ③ 1-2	1-3 ①		E6 ① WP G3 1-3 3-H		4-3 ②		4	0	0	1	0	1	2
Craig Kusick, R (1, 10) OBP: 0.332, SLG: 0.430	6-3 ③			5-3 ②		G3 ② 1-2		F9 ③		4	0	0	0	0	0	2
Butch Wynegar, S (1, 2) OBP: 0.368, SLG: 0.377		4-3 ①		K ③ S S S		F9 ③ 2-3			G4-6-3 1B	4	0	1	0	0	1	1
Roy Smalley, S (1, 6) OBP: 0.354, SLG: 0.316		1B BB B B B 4-0			K ① S S S 0-3		6-3 ①		G4-6-3 ① ② 1-2f	3	0	0	0	1	1	1
Mike Cubbage, L (1, 5) OBP: 0.341, SLG: 0.336		L9-3 1B 1-3			4-3 ②		F2 ②		6-3 ③	4	0	1	0	0	0	0
Bob Randall, R (1, 4) OBP: 0.325, SLG: 0.327		L9-3 ② ③ 1-2			K ③ S S S 0-3		E 2B			3	1	1	0	0	1	2
Inning Stats	R: 1 E: 0 K: 1 S: 7 H: 2 LOB: 1 BB: 0 P: 7	R: 0 E: 0 K: 0 S: 3 H: 1 LOB: 1 BB: 1 P: 7	R: 0 E: 0 K: 0 S: 3 H: 1 LOB: 0 BB: 0 P: 3	R: 0 E: 0 K: 1 S: 5 H: 0 LOB: 0 BB: 0 P: 5	R: 0 E: 0 K: 2 S: 7 H: 0 LOB: 0 BB: 0 P: 7	R: 2 E: 2 K: 0 S: 6 H: 2 LOB: 1 BB: 0 P: 6	R: 1 E: 1 K: 0 S: 5 H: 1 LOB: 1 BB: 0 P: 5	R: 0 E: 0 K: 0 S: 3 H: 0 LOB: 0 BB: 0 P: 3	R: 0 E: 0 K: 0 S: 3 H: 1 LOB: 0 BB: 0 P: 3	1B: 5 2B: 3 3B: 1 HR: 0	SF: 0 SAC: 0 DP: 2 HBP: 0						

PITCHER	IP	WLS	BF	H	R	ER	SO	BB	IBB	HBP	BLK	WP	HR	S	P	ERA	WHIP
Ken Holtzman, L (1, 1) ERA: 3.74	9.0	W	35	8	4	2	4	1	0	0	0	1	0	42	46	2.00	1.000

PITCHER	IP	WLS	BF	H	R	ER	SO	BB	IBB	HBP	BLK	WP	HR	S	P	ERA	WHIP

TOP

Minnesota Twins @ New York Yankees

Yankee Stadium, Bronx, NY

Mon Aug 23 1976, 7:05 PM EDT

Att. 17,558 - Unknown - 82 F

livebaseballscorecards.com

AB	34
R	4
H	8
RBI	2
BB	1
SO	4
LOB	11

WP: 1	PB: 0	SB: 0	CS: 1
PA: 36			

Batter	1	2	3	4	5	6	7	8	9	AB	R	H	RBI	BB	SO	LOB
Mickey Rivers, L (1, 8) OBP: 0.314, SLG: 0.423	BBBB 4-0 G6-3 BB		x 0-0 BB 1-2 1B 1B	x 0-0 FC1 2-3 3-H		x 0-0 1B 3-H 1B 1B	SSS 0-3 ② K			4	2	2	1	1	1	3
Roy White, S (1, 7) OBP: 0.354, SLG: 0.412	x 0-0 ① F7		BBBB 4-0 1B E 1-2 2-3 BB	x 0-0 ③ F9		x 0-0 1B 1B 1-3 1B	x 0-0 ③ 4-3			4	2	1	0	1	0	5
Thurman Munson, R (1, 2) OBP: 0.346, SLG: 0.434	x 0-0 ② ③ G6-3 1-2f		x 0-0 E 1-3 2-H 3-H 1B 1B		x 0-0 ① 4-3	x 0-0 1B 1-2 3-H 1B		BBBB 4-0 1B BB		4	0	2	3	1	0	1
Chris Chambliss, L (1, 3) OBP: 0.327, SLG: 0.452		x 0-0 ① 6-3	x 0-0 ② L9 1-2 3-H		x 0-0 ② F8	x 0-0 1-3 2-H 1B		x 0-0 ① F7		5	0	1	1	0	0	2
Carlos May, L (1, 10) OBP: 0.351, SLG: 0.353		x 0-0 1B 1B	x 0-0 ③ 2-H 1B		x 0-0 ③ F8	x 0-0 ③ 6-3		x 0-0 1-2 1B		5	0	3	0	0	0	2
Graig Nettles, L (1, 5) OBP: 0.316, SLG: 0.443		x 0-0 G4-6-3 1-3 1B		x 0-0 1B E 2B		x 0-0 4-3 3B 2B	x 0-0 HR	x 0-0 ② F8		5	3	4	1	0	0	2
Oscar Gamble, L (1, 9) OBP: 0.324, SLG: 0.445 Lou Piniella, R (8, 9) OBP: 0.312, SLG: 0.398		x 0-0 ② ③ G4-6-3 1-2f		SSS 0-3 ① K		x 0-0 ① 4-3 2-3	x 0-0 1B 2B	x 0-0 ③ F2		4 1	0 0	1 0	0 0	0 0	1 0	4 2
Willie Randolph, R (1, 4) OBP: 0.353, SLG: 0.321			x 0-0 ① 5-3	x 0-0 E 2-3 1B		x 0-0 1B 3-H 3B	x 0-0 ① 6-3			4	1	2	1	0	0	1
Fred Stanley, R (1, 6) OBP: 0.350, SLG: 0.321			BBBB 4-0 BB 1B 1B BB	x 0-0 ② 6-3		x 0-0 ② P5	x 0-0 2-3 1B			3	1	1	0	1	0	3
Inning Stats	R: 0 E: 0 K: 0 S: 2 H: 0 LOB: 0 BB: 1 P: 6	R: 0 E: 0 K: 0 S: 4 H: 2 LOB: 1 BB: 0 P: 4	R: 3 E: 1 K: 0 S: 5 H: 3 LOB: 2 BB: 2 P: 13	R: 1 E: 1 K: 1 S: 8 H: 2 LOB: 2 BB: 0 P: 8	R: 0 E: 0 K: 0 S: 3 H: 0 LOB: 0 BB: 0 P: 3	R: 4 E: 0 K: 0 S: 9 H: 6 LOB: 2 BB: 0 P: 9	R: 1 E: 0 K: 1 S: 8 H: 3 LOB: 2 BB: 0 P: 8	R: 0 E: 0 K: 0 S: 4 H: 1 LOB: 2 BB: 1 P: 8		1B: 12 2B: 3 3B: 1 HR: 1 SF: 0 SAC: 0 DP: 2 HBP: 0						

PITCHER		IP	WLS	BF	H	R	ER	SO	BB	IBB	HBP	BLK	WP	HR	S	P	ERA	WHIP
Bill Singer, R ERA: 4.21	(1, 1)	3.2	L	19	7	4	3	1	3	0	0	0	0	0	18	30	7.36	2.727
Tom Burgmeier, L ERA: 2.68	(4, 1)	1.2		6	1	1	1	0	0	0	0	0	0	0	6	6	5.40	0.600
Tom Johnson, R ERA: 3.48	(6, 1)	0.1		6	5	3	3	0	0	0	0	0	0	0	6	6	81.00	15.000
Jim Hughes, R ERA: 5.24	(6, 1)	2.1		12	4	1	1	1	1	0	0	0	0	1	13	17	3.86	2.143

PITCHER	IP	WLS	BF	H	R	ER	SO	BB	IBB	HBP	BLK	WP	HR	S	P	ERA	WHIP

BOTTOM

Minnesota Twins @ New York Yankees

Yankee Stadium, Bronx, NY

Mon Aug 23 1976, 7:05 PM EDT
Att. 17,558 - Unknown - 82 F

livebaseballscorecards.com

AB	39
R	9
H	17
RBI	7
BB	4
SO	2
LOB	25

Batter	1	2	3	4	5	6	7	8	9	AB	R	H	RBI	BB	SO	LOB
Steve Braun, L (1, 10) OBP: 0.366, SLG: 0.351	F8		BB		F9			FC6-4 1B	1B	3	0	1	0	1	0	0
Craig Kusick, R (9, PH) OBP: 0.335, SLG: 0.432										1	0	1	0	0	0	0
Jerry Terrell, R (9, PR) OBP: 0.286, SLG: 0.277										0	0	0	0	0	0	0
Roy Smalley, S (1, 6) OBP: 0.350, SLG: 0.312	K		F2		6-3			FC6-4 2B 1-2f SF8	K	5	1	0	0	0	2	3
Rod Carew, L (1, 3) OBP: 0.392, SLG: 0.450	BB		F9 1-2 1B		4-3			1-3 2B		3	0	2	0	1	0	0
Lyman Bostock, L (1, 8) OBP: 0.363, SLG: 0.413	L4		F9 1-2 2-3			F8		SF8 3-H		3	0	0	1	0	0	3
Mike Cubbage, L (1, 5) OBP: 0.340, SLG: 0.332		F7	FC6-4 BB			F7		4-3		3	0	0	0	1	0	1
Larry Hisle, R (1, 7) OBP: 0.330, SLG: 0.376		F9 S 2B 1B	FC6-4 1-2f			F8			4-3	4	1	1	0	0	0	3
Butch Wynegar, S (1, 2) OBP: 0.365, SLG: 0.374		F9 1-3		L4			K		F9	4	0	0	0	0	1	1
Dan Ford, R (1, 9) OBP: 0.314, SLG: 0.425		3-H 2B		F6			CS 1B		HR 1B	4	1	3	1	0	0	0
Bob Randall, R (1, 4) OBP: 0.322, SLG: 0.324		F7		F8			F9 1-2		1-H HR	3	0	0	0	0	0	2
Tony Oliva, L (9, PH) OBP: 0.260, SLG: 0.297										1	1	1	2	0	0	0
Inning Stats	R: 0 H: 0 E: 0 LOB: 1 K: 1 BB: 1 S: 5 P: 9	R: 1 H: 2 E: 0 LOB: 1 K: 0 BB: 0 S: 5 P: 5	R: 0 H: 1 E: 0 LOB: 3 K: 0 BB: 2 S: 4 P: 12	R: 0 H: 0 E: 0 LOB: 0 K: 0 BB: 0 S: 3 P: 3	R: 0 H: 0 E: 0 LOB: 0 K: 0 BB: 0 S: 3 P: 3	R: 0 H: 0 E: 0 LOB: 0 K: 0 BB: 0 S: 3 P: 3	R: 0 H: 1 E: 0 LOB: 0 K: 1 BB: 0 S: 5 P: 5	R: 1 H: 2 E: 0 LOB: 1 K: 0 BB: 0 S: 5 P: 5	R: 2 H: 3 E: 0 LOB: 1 K: 1 BB: 0 S: 8 P: 8	1B: 6 SF: 1 2B: 2 SAC: 0 3B: 0 DP: 0 HR: 1 HBP: 0						

PITCHER	IP	WLS	BF	H	R	ER	SO	BB	IBB	HBP	BLK	WP	HR	S	P	ERA	WHIP
Doyle Alexander, R (1, 1) ERA: 3.13	8.2	W	36	8	4	4	2	3	0	0	0	0	1	37	49	4.15	1.269
Grant Jackson, L (9, 1) ERA: 2.93	0.1	S	2	1	0	0	1	0	0	0	0	0	0	4	4	0.00	3.000

PITCHER	IP	WLS	BF	H	R	ER	SO	BB	IBB	HBP	BLK	WP	HR	S	P	ERA	WHIP

TOP

Minnesota Twins @ New York Yankees

Yankee Stadium, Bronx, NY

Tue Aug 24 1976, 7:05 PM EDT

Att. 18,600 - Unknown

livebaseballscorecards.com

AB	34
R	4
H	9
RBI	4
BB	3
SO	3
LOB	13

WP	0
PB	0
SB	1
CS	1
PA	38

Batter	1	2	3	4	5	6	7	8	9	AB	R	H	RBI	BB	SO	LOB
Mickey Rivers, L (1, 8) OBP: 0.316, SLG: 0.427	K		F9			BB	3B			3	1	1	1	1	1	0
Roy White, S (1, 7) OBP: 0.351, SLG: 0.409	K		6-3			F9	F3			4	0	0	0	0	1	2
Thurman Munson, R (1, 2) OBP: 0.349, SLG: 0.437	E 1B		CS 1B			1B	F7			4	0	3	0	0	0	1
Lou Piniella, R (1, 9) OBP: 0.311, SLG: 0.396	E5		CS	G4-6-3 1B		5-3		6-3		4	0	1	0	0	0	1
Chris Chambliss, L (1, 3) OBP: 0.328, SLG: 0.456	K			G4-6-3			1B 2B	2B		4	1	2	0	0	1	3
Graig Nettles, L (1, 5) OBP: 0.316, SLG: 0.441		F7		K			BB 2B 1B	F7		4	1	1	0	0	1	1
Otto Velez, R (1, 10) OBP: 0.372, SLG: 0.317	BB				F8		BB			1	1	0	0	2	0	0
Carlos May, L (8, PH) OBP: 0.350, SLG: 0.352							2B	F8		1	0	0	0	0	0	1
Willie Randolph, R (1, 4) OBP: 0.353, SLG: 0.324		F7			L1		SH5-4 3B 2B			3	1	1	3	0	0	1
Fred Stanley, R (1, 6) OBP: 0.346, SLG: 0.316		5-3			6-3		SH5-4			2	0	0	0	0	0	1
Inning Stats	R: 0 E: 1 K: 3 S: 11 H: 1 LOB: 2 BB: 0 P: 11	R: 0 E: 0 K: 0 S: 3 H: 0 LOB: 1 BB: 1 P: 7	R: 0 E: 0 K: 0 S: 3 H: 1 LOB: 0 BB: 0 P: 3	R: 0 E: 0 K: 1 S: 5 H: 1 LOB: 0 BB: 0 P: 5	R: 0 E: 0 K: 0 S: 3 H: 0 LOB: 0 BB: 0 P: 3	R: 1 E: 0 K: 0 S: 3 H: 1 LOB: 0 BB: 1 P: 7	R: 4 E: 0 K: 0 S: 7 H: 4 LOB: 1 BB: 1 P: 11	R: 0 E: 0 K: 0 S: 4 H: 1 LOB: 1 BB: 0 P: 4		1B: 5 2B: 3 3B: 1 HR: 0	SF: 0 SAC: 1 DP: 1 HBP: 0						

PITCHER	IP	WLS	BF	H	R	ER	SO	BB	IBB	HBP	BLK	WP	HR	S	P	ERA	WHIP
Eddie Bane, L (1, 1) ERA: 4.41	6.0	L	25	6	4	4	4	3	0	0	0	0	0	30	42	6.00	1.500
Bill Campbell, R (7, 1) ERA: 3.17	2.0		9	3	1	1	0	0	0	0	0	0	0	9	9	4.50	1.500

PITCHER	IP	WLS	BF	H	R	ER	SO	BB	IBB	HBP	BLK	WP	HR	S	P	ERA	WHIP

BOTTOM

Minnesota Twins @ New York Yankees

Yankee Stadium, Bronx, NY

Tue Aug 24 1976, 7:05 PM EDT

Att. 18,600 - Unknown

livebaseballscorecards.com

AB	30
R	5
H	9
RBI	4
BB	3
SO	4
LOB	11

WP: 0	PA: 35		
PB: 0			
SB: 1			
CS: 1			

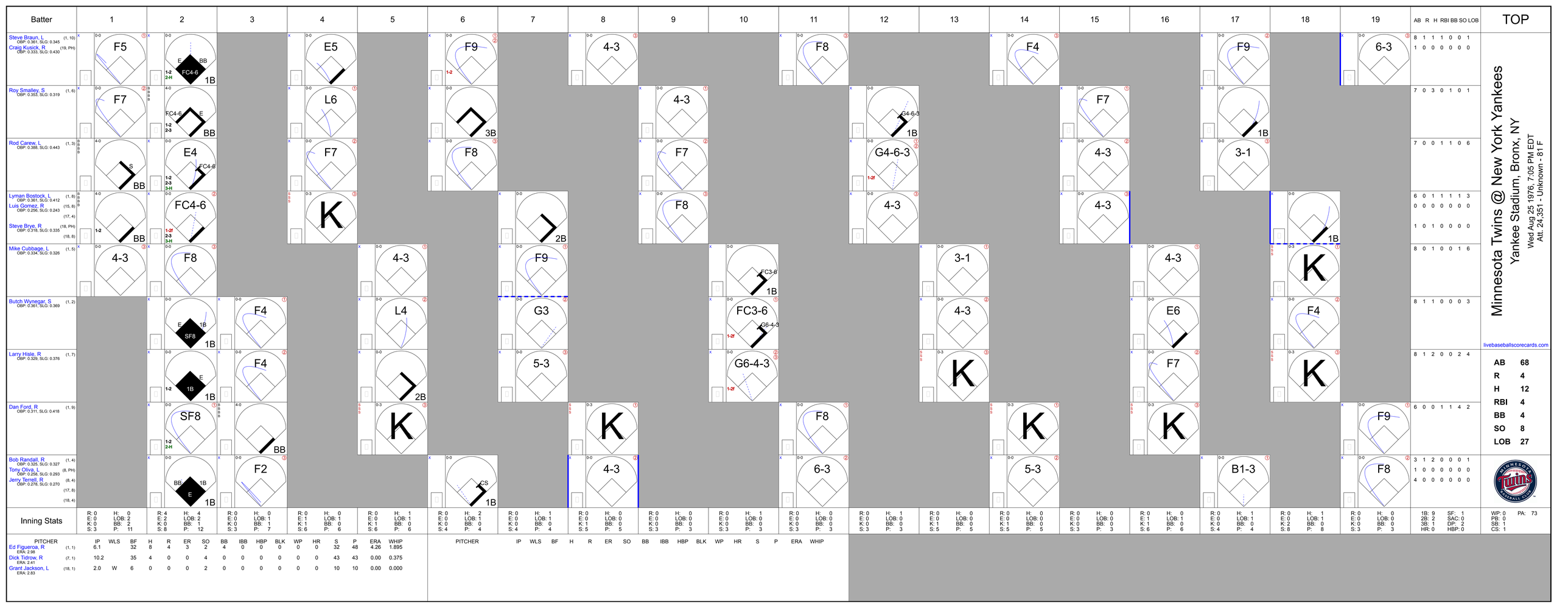
Batter
1
2
3
4
5
6
7
8
9
10
11
12
13
14
15
16
17
18
19
AB R H RBI BB SO LOB
TOP
Steve Braun, L (1, 10) OBP: 0.361, SLG: 0.345
Craig Kusick, R (19, PH) OBP: 0.333, SLG: 0.430
F5
F7
E
BB
FC4-6
1B
1-2
2-H
E5
L6
F9
1-2
3B
4-3
F8
F4
F9
6-3
8 1 1 1 0 0 1
1 0 0 0 0 0 0
Roy Smalley, S (1, 6) OBP: 0.353, SLG: 0.319
FC4-6
E
BB
1-2
2-3
F7
4-3
G4-6-3
1B
F7
1B
3-1
7 0 3 0 1 0 1
Rod Carew, L (1, 3) OBP: 0.388, SLG: 0.443
S
BB
E4
FC4-6
1-2
2-3
3-H
F7
F8
F7
G4-6-3
1-2t
4-3
4-3
3-1
7 0 0 1 1 0 6
Lyman Bostock, L (1, 8) OBP: 0.361, SLG: 0.412
Luis Gomez, R (15, 8) OBP: 0.256, SLG: 0.243
(17, 4)
Steve Brye, R (18, PH) OBP: 0.318, SLG: 0.335
(18, 8)
1-2
BB
FC4-6
1-2t
2-3
3-H
K
2B
4-3
F8
4-3
4-3
1B
6 0 1 1 1 1 3
0 0 0 0 0 0 0
1 0 1 0 0 0 0
Mike Cubbage, L (1, 5) OBP: 0.334, SLG: 0.326
4-3
F8
4-3
F9
G3
5-3
FC3-6
G6-4-3
1-2t
G6-4-3
1-2t
3-1
4-3
K
4-3
E6
F7
K
K
8 0 1 0 0 0 6
Butch Wynegar, S (1, 2) OBP: 0.381, SLG: 0.369
E
1B
SF8
1B
F4
L4
2B
8 1 1 0 0 0 3
Larry Hisle, R (1, 7) OBP: 0.329, SLG: 0.376
E
1B
1-2
1B
F4
F4
5-3
8 1 2 0 0 2 4
Dan Ford, R (1, 9) OBP: 0.311, SLG: 0.418
SF8
1-2
2-H
BB
K
K
F8
K
K
F9
6 0 0 1 1 4 2
Bob Randall, R (1, 4) OBP: 0.325, SLG: 0.327
Tony Oliva, L (8, PH) OBP: 0.258, SLG: 0.293
Jerry Terrell, R (6, 4) OBP: 0.276, SLG: 0.270
(17, 8)
(18, 4)
BB
1B
E
1B
F2
CS
1B
4-3
6-3
5-3
B1-3
F8
3 1 2 0 0 0 1
1 0 0 0 0 0 0
4 0 0 0 0 0 0
Inning Stats
R: 0 H: 0 E: 0 LOB: 2 K: 0 BB: 2 S: 3 P: 11
R: 4 H: 4 E: 2 LOB: 2 K: 0 BB: 1 S: 8 P: 12
R: 0 H: 0 E: 0 LOB: 1 K: 0 BB: 1 S: 3 P: 7
R: 0 H: 0 E: 1 LOB: 1 K: 1 BB: 0 S: 6 P: 6
R: 0 H: 1 E: 0 LOB: 1 K: 1 BB: 0 S: 6 P: 6
R: 0 H: 2 E: 0 LOB: 1 K: 0 BB: 0 S: 4 P: 4
R: 0 H: 1 E: 0 LOB: 1 K: 0 BB: 0 S: 4 P: 4
R: 0 H: 0 E: 0 LOB: 0 K: 1 BB: 0 S: 5 P: 5
R: 0 H: 0 E: 0 LOB: 0 K: 0 BB: 0 S: 4 P: 3
R: 0 H: 0 E: 0 LOB: 0 K: 0 BB: 0 S: 3 P: 3
R: 0 H: 1 E: 0 LOB: 0 K: 0 BB: 0 S: 3 P: 3
R: 0 H: 1 E: 0 LOB: 1 K: 0 BB: 0 S: 3 P: 3
R: 0 H: 0 E: 0 LOB: 0 K: 0 BB: 0 S: 3 P: 3
R: 0 H: 0 E: 0 LOB: 0 K: 1 BB: 0 S: 5 P: 5
R: 0 H: 0 E: 0 LOB: 0 K: 1 BB: 0 S: 5 P: 5
R: 0 H: 0 E: 0 LOB: 0 K: 0 BB: 0 S: 3 P: 3
R: 0 H: 0 E: 1 LOB: 1 K: 1 BB: 0 S: 6 P: 6
R: 0 H: 1 E: 0 LOB: 1 K: 0 BB: 0 S: 4 P: 4
R: 0 H: 1 E: 0 LOB: 1 K: 2 BB: 0 S: 8 P: 8
R: 0 H: 0 E: 0 LOB: 0 K: 0 BB: 0 S: 3 P: 3
1B: 9 SF: 1 2B: 2 SAC: 0 3B: 1 DP: 2 HR: 0 HBP: 0
WP: 0 PA: 73 PB: 0 SB: 1 CS: 1
PITCHER IP WLS BF H R ER SO BB IBB HBP BLK WP HR S P ERA WHIP
Ed Figueroa, R (1, 1) ERA: 2.99 6.1 32 8 4 3 2 4 0 0 0 0 0 48 4.26 1.895
Dick Tidrow, R (7, 1) ERA: 2.41 10.2 35 4 0 0 4 0 0 0 0 0 0 43 43 0.00 0.375
Grant Jackson, L (18, 1) ERA: 2.83 2.0 W 6 0 0 0 2 0 0 0 0 0 0 10 10 0.00 0.000
PITCHER IP WLS BF H R ER SO BB IBB HBP BLK WP HR S P ERA WHIP
Minnesota Twins @ New York Yankees
Yankee Stadium, Bronx, NY
Wed Aug 25 1976, 7:05 PM EDT
Att. 24,351 - Unknown - 81 F
livebaseballscorecards.com
AB 68
R 4
H 12
RBI 4
BB 4
SO 8
LOB 27

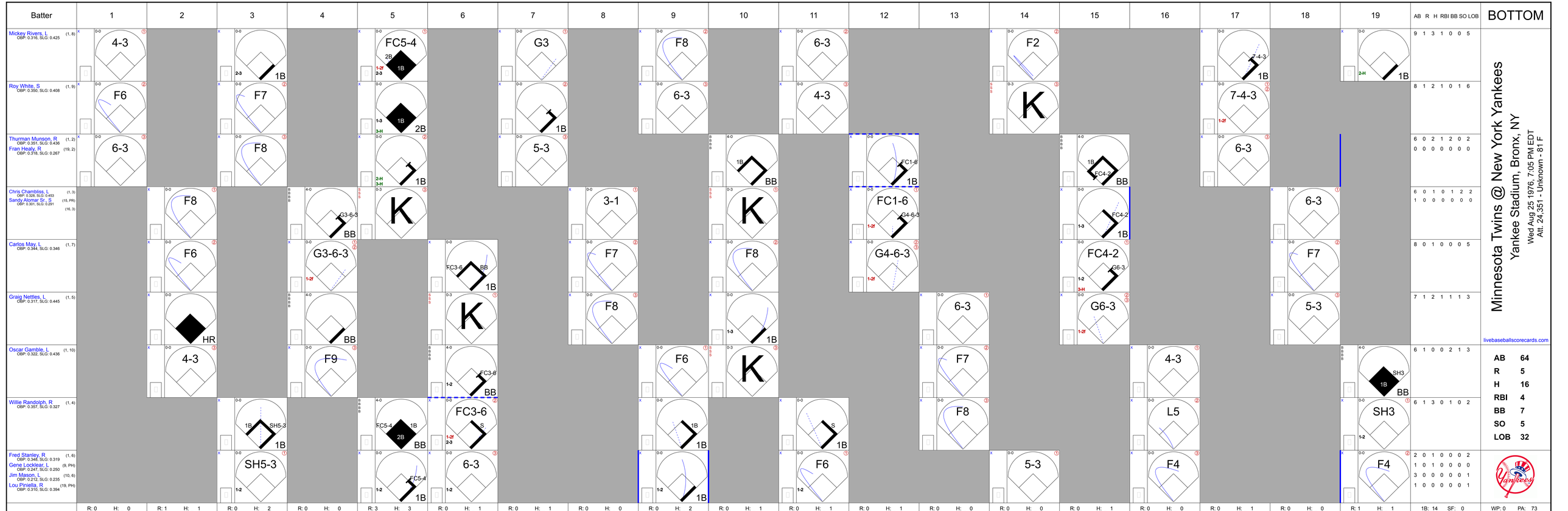
Batter
1
2
3
4
5
6
7
8
9
10
11
12
13
14
15
16
17
18
19
AB R H RBI BB SO LOB
BOTTOM
Mickey Rivers, L (1, 8) OBP: 0.316, SLG: 0.425
4-3
F6
6-3
Roy White, S (1, 9) OBP: 0.350, SLG: 0.408
F7
F8
FC5-4
6-3
G3
6-3
F8
F2
K
7-4-3
7-4-3
6-3
9 1 3 1 0 0 5
8 1 2 1 0 1 6
Thurman Munson, R (1, 2) OBP: 0.351, SLG: 0.436
Fran Healy, R (19, 2) OBP: 0.318, SLG: 0.267
5-3
K
FC4-2
6-3
6 0 2 1 2 0 2
0 0 0 0 0 0 0
Chris Chambliss, L (1, 3) OBP: 0.328, SLG: 0.453
Sandy Alomar Sr., S (15, PR) (16, 3) OBP: 0.301, SLG: 0.291
F8
G3-6-3
K
3-1
K
FC1-6
G4-6-3
FC4-2
6-3
6 0 1 0 1 2 2
1 0 0 0 0 0 0
Carlos May, L (1, 7) OBP: 0.344, SLG: 0.346
F6
G3-6-3
FC3-6
F7
F8
F8
FC4-2
G6-3
F7
8 0 1 0 0 0 5
Graig Nettles, L (1, 5) OBP: 0.317, SLG: 0.445
HR
6-3
G6-3
5-3
7 1 2 1 1 1 3
Oscar Gamble, L (1, 10) OBP: 0.322, SLG: 0.436
4-3
F9
FC3-6
F6
F7
4-3
SH3
6 1 0 0 2 1 3
Willie Randolph, R (1, 4) OBP: 0.357, SLG: 0.327
SH5-3
FC5-4
FC3-6
F8
L5
SH3
6 1 3 0 1 0 2
Fred Stanley, R (1, 6) OBP: 0.349, SLG: 0.319
Gene Locklear, L (9, PH) OBP: 0.247, SLG: 0.250
Jim Mason, L (10, 6) OBP: 0.212, SLG: 0.235
Lou Piniella, R (19, PH) OBP: 0.310, SLG: 0.394
SH5-3
6-3
F6
5-3
F4
F4
2 0 1 0 0 0 2
1 0 1 0 0 0 0
3 0 0 0 0 0 1
1 0 0 0 0 0 1
Minnesota Twins @ New York Yankees
Yankee Stadium, Bronx, NY
Wed Aug 25 1976, 7:05 PM EDT
Att. 24,351 - Unknown - 81 F
livebaseballscorecards.com
AB 64
R 5
H 16
RBI 4
BB 7
SO 5
LOB 32
Inning Stats
1B: 14 SF: 0
2B: 2 SAC: 2
3B: 0 DP: 4
HR: 1 HBP: 0
WP: 0 PA: 73
PB: 0
SB: 2
CS: 0
PITCHER IP WLS BF H R ER SO BB IBB HBP BLK WP HR S P ERA WHIP
Pete Redfern, R (1, 1) ERA: 4.38 5.1 25 7 4 4 2 4 0 0 0 0 1 25 41 6.75 2.062
Bill Campbell, R (6, 1) ERA: 3.04 5.2 22 5 0 0 2 1 0 0 0 0 0 25 29 0.00 1.059
Tom Johnson, R (12, 1) ERA: 3.48 0.0 1 1 0 0 0 0 0 0 0 0 1 1 ∞ ∞
Tom Burgmeier, L (12, 1) ERA: 2.55 7.2 L 25 3 1 1 1 2 0 0 0 0 0 25 33 1.17 0.652

Minnesota Twins @ Cleveland Indians

Cleveland Municipal Stadium, Cleveland, OH

Fri Aug 27 1976, 7:05 PM EDT

Att. 7,439 - Unknown - 84 F

TOP

livebaseballscorecards.com

Batter	1	2	3	4	5	6	7	8	9	AB	R	H	RBI	BB	SO	LOB
Steve Braun, L (1, 7) OBP: 0.361, SLG: 0.345	SH1-3 SF7 1B 1B		F9	4-3		BB 1-2 BB			L5	3	1	1	0	0	0	3
Dan Ford, R (6, PH) OBP: 0.311, SLG: 0.417 (6, 9)										1	0	0	0	1	0	0
Roy Smalley, S (1, 6) OBP: 0.357, SLG: 0.323	SF7 SH1-3 1-2 1B		1B 1-2 1B		G3-6-1 1B 1B 1B	BB 1-2 2-3 BB			L4	4	1	3	0	1	0	0
Rod Carew, L (1, 3) OBP: 0.388, SLG: 0.444	SH1-3 1-2 2-3		K		G3-6-1 1-2 1B	4-3			1B 1B	4	0	2	0	0	1	5
Lyman Bostock, L (1, 8) OBP: 0.362, SLG: 0.413	SF7 2-3 3-H		FC6 1-2 2-H 1B		G3-6-1 1-2f 2-3		F7		FC6 1-3 1B	4	0	2	2	0	0	2
Mike Cubbage, L (1, 5) OBP: 0.332, SLG: 0.324	F7		FC6 1-2f		1B 3-H 1B		K		FC6 1-2f	5	0	1	1	0	1	5
Larry Hisle, R (1, 9) OBP: 0.326, SLG: 0.372 (6, 7)		K		6-3	F9		5-3			4	0	0	0	0	1	1
Tony Oliva, L (1, 10) OBP: 0.253, SLG: 0.287		4-3	K			F2		6-3		2	0	0	0	0	1	0
Craig Kusick, R (6, PH) OBP: 0.331, SLG: 0.427										2	0	0	0	0	0	0
Bob Randall, R (1, 4) OBP: 0.324, SLG: 0.326		5-3	1B 1B			4-3		6-3		4	0	1	0	0	0	0
Glenn Borgmann, R (1, 2) OBP: 0.465, SLG: 0.500			1B 1B 1B	1B 1-2 1B		BB WP 1B		F7		4	1	3	0	0	0	0
Inning Stats	R: 1 H: 2 E: 0 LOB: 1 K: 0 BB: 0 S: 5 P: 5	R: 0 H: 0 E: 0 LOB: 0 K: 1 BB: 0 S: 5 P: 5	R: 1 H: 3 E: 0 LOB: 2 K: 1 BB: 0 S: 8 P: 8	R: 0 H: 2 E: 0 LOB: 2 K: 1 BB: 0 S: 7 P: 7	R: 1 H: 3 E: 0 LOB: 1 K: 0 BB: 0 S: 5 P: 5	R: 0 H: 1 E: 0 LOB: 3 K: 0 BB: 2 S: 4 P: 12	R: 0 H: 0 E: 0 LOB: 0 K: 1 BB: 0 S: 5 P: 5	R: 0 H: 0 E: 0 LOB: 0 K: 0 BB: 0 S: 3 P: 3	R: 0 H: 2 E: 0 LOB: 2 K: 0 BB: 0 S: 5 P: 5	1B: 13 SF: 1 2B: 0 SAC: 1 3B: 0 DP: 1 HR: 0 HBP: 0						

AB	37
R	3
H	13
RBI	3
BB	2
SO	4
LOB	16

WP: 1 PA: 41
PB: 0
SB: 0
CS: 0

PITCHER		IP	WLS	BF	H	R	ER	SO	BB	IBB	HBP	BLK	WP	HR	S	P	ERA	WHIP
Jackie Brown, R ERA: 3.99	(1, 1)	5.0	W	24	10	3	3	3	0	0	0	0	0	0	30	30	5.40	2.000
Don Hood, L ERA: 4.13	(6, 1)	0.2		5	1	0	0	0	2	0	0	0	1	0	3	11	0.00	4.500
Stan Thomas, R ERA: 2.25	(6, 1)	3.1	S	12	2	0	0	1	0	0	0	0	0	0	14	14	0.00	0.600

BOTTOM

Minnesota Twins @ Cleveland Indians

Cleveland Municipal Stadium, Cleveland, OH

Fri Aug 27 1976, 7:05 PM EDT

Att. 7,439 - Unknown - 84 F

livebaseballscorecards.com

Batter	1	2	3	4	5	6	7	8	9	AB	R	H	RBI	BB	SO	LOB
Duane Kuiper, L (1, 4) OBP: 0.311, SLG: 0.319	0-0 ① 4-3	0-0 ② 4-3 2-3		0-0 E 1B		4-0 IBB		0-0 E4		4	0	1	0	1	0	1
Larvell Blanks, R (1, 6) OBP: 0.347, SLG: 0.432 Frank Duffy, R (9, 6) OBP: 0.271, SLG: 0.277	S S S 0-3 ② K	0-0 ③ 4-3		0-0 ② F4 1-2		0-0 ② SF7 2-3 3-H		0-0 ② F3		4 0	0 0	0 0	1 0	0 0	1 0	3 0
John Lowenstein, L (1, 8) OBP: 0.274, SLG: 0.251	0-0 ③ 4-3		0-0 ① F7	0-0 ③ 3-1		0-0 ③ F7		0-0 ③ L3		5	0	0	0	0	0	4
Rico Carty, R (1, 10) OBP: 0.383, SLG: 0.452		0-0 BB 1B 1B	0-0 BB 5-3 2B		0-0 ① F3		B B B B 4-0 2B G6-4-3 BB			3	3	2	0	1	0	0
Boog Powell, L (1, 3) OBP: 0.311, SLG: 0.335		B B B B 4-0 1B 1B 1-2 BB	B B B B 4-0 5-3 BB BB		S S S 0-3 ② K		x 0-0 G6-4-3 1-3 2B			2	1	1	0	2	1	0
George Hendrick, R (1, 7) OBP: 0.334, SLG: 0.457	x 0-0 1B 1-2 FC1-2-5 2-H 1B	B B B B 4-0 5-3 1-2 2-3 BB			x 0-0 ③ 6-3		B B B B 4-0 G6-4-3 BB			2	0	1	1	2	0	0
Buddy Bell, R (1, 5) OBP: 0.345, SLG: 0.368	x 0-0 FC1-2-5 1-3 2B 2-H 1B	x 0-0 ② 5-3 1-2 2-3 3-H				x 0-0 FC2-6 1B	x 0-0 ① ② G6-4-3 1-2f 2-3 3-H			4	1	2	2	0	0	4
Tommy Smith, L (1, 9) OBP: 0.264, SLG: 0.300	x 0-0 ① FC1-2-5 1-3 2B 3-H	x 0-0 ③ 3-1				x 0-0 ① FC2-6 E 1-2f SF7	x 0-0 ③ 4-3			4	2	0	0	0	0	6
Ray Fosse, R (1, 2) OBP: 0.368, SLG: 0.389		x 0-0 4-3 2-H 3-H 2B		x 0-0 ① 6-3		x 0-0 E5 SF7 1-3		x 0-0 ① F3		4	0	1	2	0	0	1
Inning Stats	R: 0 H: 0 E: 0 LOB: 0 K: 1 BB: 0 S: 5 P: 5	R: 4 H: 4 E: 0 LOB: 1 K: 0 BB: 1 S: 7 P: 11	R: 1 H: 1 E: 0 LOB: 2 K: 0 BB: 2 S: 4 P: 12	R: 0 H: 1 E: 1 LOB: 1 K: 0 BB: 0 S: 4 P: 4	R: 0 H: 0 E: 0 LOB: 0 K: 1 BB: 0 S: 5 P: 5	R: 1 H: 1 E: 1 LOB: 2 K: 0 BB: 1 S: 5 P: 9	R: 1 H: 1 E: 0 LOB: 1 K: 0 BB: 2 S: 3 P: 11	R: 0 H: 0 E: 1 LOB: 1 K: 0 BB: 0 S: 4 P: 4		1B: 5 SF: 1 2B: 3 SAC: 0 3B: 0 DP: 1 HR: 0 HBP: 0						

	AB	32
	R	7
	H	8
	RBI	6
	BB	6
	SO	2
	LOB	19

WP: 0 PA: 39
PB: 0
SB: 0
CS: 0

PITCHER		IP	WLS	BF	H	R	ER	SO	BB	IBB	HBP	BLK	WP	HR	S	P	ERA	WHIP
Dave Goltz, R ERA: 3.67	(1, 1)	7.0	L	35	8	7	6	2	5	1	0	0	0	0	33	57	7.71	1.857
Vic Albury, L ERA: 4.0	(8, 1)	1.0		4	0	0	0	0	0	0	0	0	0	0	4	4	0.00	0.000

PITCHER	IP	WLS	BF	H	R	ER	SO	BB	IBB	HBP	BLK	WP	HR	S	P	ERA	WHIP

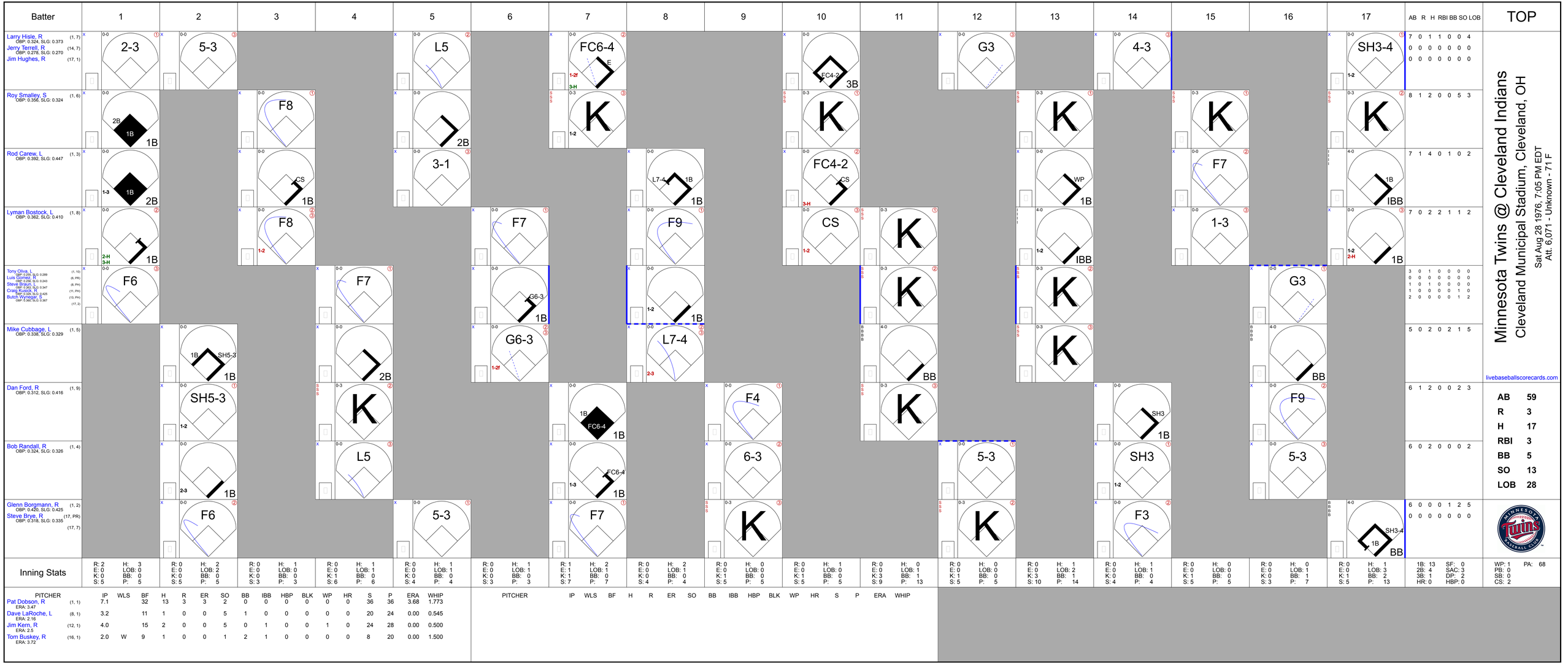

Minnesota Twins @ Cleveland Indians

Cleveland Municipal Stadium, Cleveland, OH

Sat Aug 28 1976, 7:05 PM EDT
Att. 6,071 - Unknown - 71 F

livebaseballscorecards.com

Batter	1	2	3	4	5	6	7	8	9	10	11	12	13	14	15	16	17	AB	R	H	RBI	BB	SO	LOB
Larry Hisle, R (1, 7) OBP: 0.324, SLG: 0.373 Jerry Terrell, R (14, 7) OBP: 0.278, SLG: 0.270 Jim Hughes, R (17, 1)	2-3	5-3			L5		FC6-4			FC4-2 3B		G3		4-3			SH3-4	7	0	1	1	0	0	4
																		0	0	0	0	0	0	0
																		0	0	0	0	0	0	0
Roy Smalley, S (1, 6) OBP: 0.356, SLG: 0.324	2B 1B 1B		F8		2B		K			K			K		K		K	8	1	2	0	0	5	3
Rod Carew, L (1, 3) OBP: 0.392, SLG: 0.447	1-3 1B 2B		CS 1B		3-1			L7-4 1B		FC4-2 CS			WP 1B		F7		IBB	7	1	4	0	1	0	2
Lyman Bostock, L (1, 8) OBP: 0.362, SLG: 0.410	2-H 3-H 1B		F8			F7		F9		CS	K		IBB		1-3		1B	7	0	2	2	1	1	2
Tony Oliva, L (1, 10) OBP: 0.298, SLG: 0.289 Luis Gomez, R (6, PR) OBP: 0.256, SLG: 0.243 Steve Braun, L (8, PH) OBP: 0.363, SLG: 0.347 Craig Kusick, R (11, PH) OBP: 0.328, SLG: 0.425 Butch Wynegar, S (13, PH) OBP: 0.360, SLG: 0.367 (17, 2)	F6			F7		G6-3 1B		1-2 1B			K		K			G3		3	0	1	0	0	0	0
																		0	0	0	0	0	0	0
																		1	0	1	0	0	0	0
																		1	0	0	0	0	1	0
																		2	0	0	0	0	1	2
Mike Cubbage, L (1, 5) OBP: 0.338, SLG: 0.329		1B SH5-3 1B		2B		G6-3		L7-4			BB		K			BB		5	0	2	0	2	1	5
Dan Ford, R (1, 9) OBP: 0.312, SLG: 0.416		SH5-3		K			1B FC6-4 1B		F4		K			SH3 1B		F9		6	1	2	0	0	2	3
Bob Randall, R (1, 4) OBP: 0.324, SLG: 0.326		2-3 1B		L5			FC6-4 1B		6-3			5-3		SH3		5-3		6	0	2	0	0	0	2
Glenn Borgmann, R (1, 2) OBP: 0.420, SLG: 0.425 Steve Brye, R (17, PR) OBP: 0.318, SLG: 0.335 (17, 7)		F6			5-3		F7		K			K		F3			SH3-4 1B BB	6	0	0	0	1	2	5
																		0	0	0	0	0	0	0

Inning Stats	1	2	3	4	5	6	7	8	9	10	11	12	13	14	15	16	17	AB	R	H	RBI	BB	SO	LOB
	R: 2 E: 0 K: 0 S: 5	H: 3 LOB: 0 BB: 0 P: 5	R: 0 E: 0 K: 0 S: 5	H: 2 LOB: 2 BB: 0 P: 5	R: 0 E: 0 K: 0 S: 3	H: 1 LOB: 0 BB: 0 P: 3	R: 0 E: 0 K: 1 S: 6	H: 1 LOB: 1 BB: 0 P: 6	R: 0 E: 0 K: 0 S: 4	H: 1 LOB: 1 BB: 0 P: 4	R: 0 E: 0 K: 0 S: 3	H: 1 LOB: 0 BB: 0 P: 3	R: 1 E: 1 K: 1 S: 7	H: 2 LOB: 1 BB: 0 P: 7	R: 0 E: 0 K: 0 S: 4	H: 2 LOB: 1 BB: 0 P: 4	R: 0 E: 0 K: 1 S: 5	H: 0 LOB: 0 BB: 0 P: 5	R: 0 E: 0 K: 1 S: 5	H: 1 LOB: 0 BB: 0 P: 5	R: 0 E: 0 K: 3 S: 9	H: 0 LOB: 1 BB: 1 P: 13	R: 0 E: 0 K: 1 S: 5	H: 0 LOB: 0 BB: 0 P: 5	R: 0 E: 0 K: 3 S: 10	H: 1 LOB: 2 BB: 1 P: 14	R: 0 E: 0 K: 0 S: 4	H: 1 LOB: 1 BB: 0 P: 4	R: 0 E: 0 K: 1 S: 5	H: 0 LOB: 0 BB: 0 P: 5	R: 0 E: 0 K: 0 S: 3	H: 0 LOB: 1 BB: 1 P: 7	R: 0 E: 0 K: 1 S: 5	H: 1 LOB: 3 BB: 2 P: 13	1B: 13 2B: 4 3B: 1 HR: 0	SF: 0 SAC: 3 DP: 2 HBP: 0	WP: 1 PB: 0 SB: 0 CS: 2	PA: 68

PITCHER	IP	WLS	BF	H	R	ER	SO	BB	IBB	HBP	BLK	WP	HR	S	P	ERA	WHIP
Pat Dobson, R (1, 1) ERA: 3.47	7.1		32	13	3	3	2	0	0	0	0	0	0	36	36	3.68	1.773
Dave LaRoche, L (8, 1) ERA: 2.16	3.2		11	1	0	0	5	1	0	0	0	0	0	20	24	0.00	0.545
Jim Kern, R (12, 1) ERA: 2.5	4.0		15	2	0	0	5	0	1	0	0	1	0	24	28	0.00	0.500
Tom Buskey, R (16, 1) ERA: 3.72	2.0	W	9	1	0	0	1	2	1	0	0	0	0	8	20	0.00	1.500

PITCHER	IP	WLS	BF	H	R	ER	SO	BB	IBB	HBP	BLK	WP	HR	S	P	ERA	WHIP

TOP	
AB	59
R	3
H	17
RBI	3
BB	5
SO	13
LOB	28

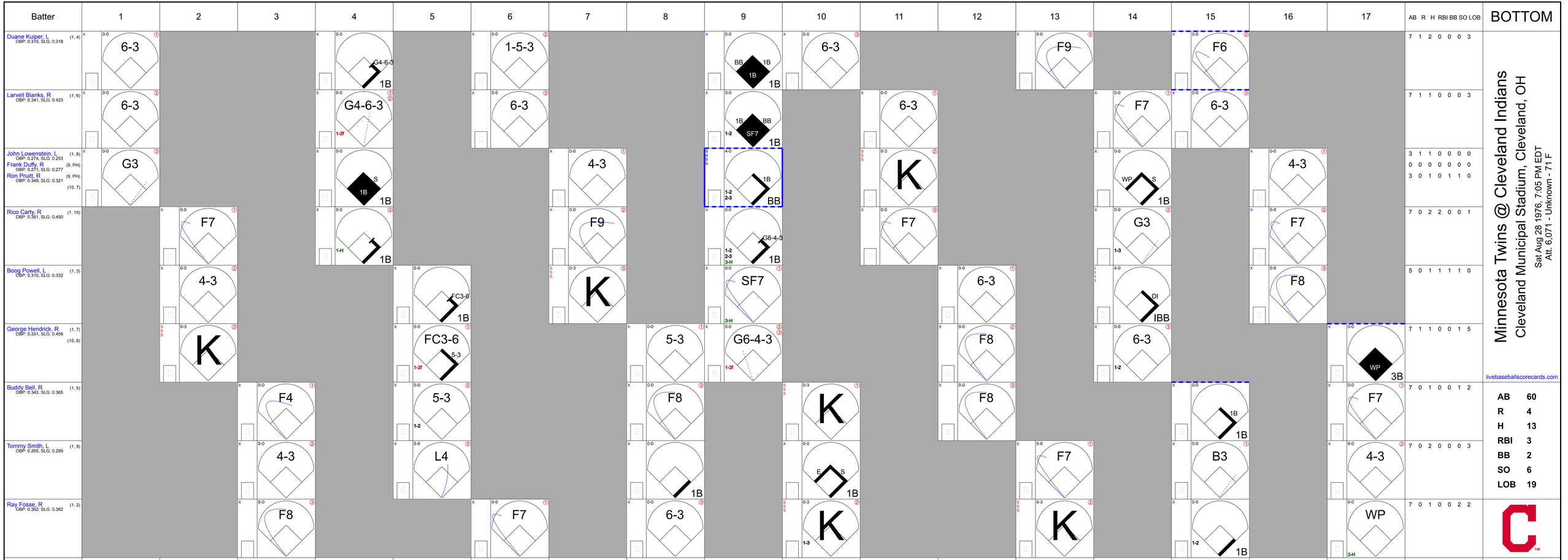
Batter
1
2
3
4
5
6
7
8
9
10
11
12
13
14
15
16
17
AB R H RBI BB SO LOB
BOTTOM
Duane Kuiper, L (1, 4) OBP: 0.310, SLG: 0.318
6-3
G4-6-3
1-5-3
BB 1B 1B
6-3
F9
F6
7 1 2 0 0 0 3
Larvell Blanks, R (1, 6) OBP: 0.341, SLG: 0.423
6-3
G4-6-3
6-3
1B SF7 1B
6-3
F7
6-3
7 1 1 0 0 0 3
John Lowenstein, L (1, 8) OBP: 0.274, SLG: 0.253
G3
S 1B
4-3
1B BB
K
WP S 1B
4-3
3 1 1 0 0 0 0
Frank Duffy, R (9, PH) OBP: 0.271, SLG: 0.277
0 0 0 0 0 0 0
Ron Pruitt, R (9, PH) (10, 7) OBP: 0.349, SLG: 0.321
3 0 1 0 1 1 0
Rico Carty, R (1, 10) OBP: 0.381, SLG: 0.450
F7
1-H
F9
K
G6-4-3
F7
G3
F7
7 0 2 2 0 0 1
Boog Powell, L (1, 3) OBP: 0.310, SLG: 0.332
4-3
FC3-6
SF7
6-3
DI IBB
F8
5 0 1 1 1 1 0
George Hendrick, R (1, 7) (10, 8) OBP: 0.331, SLG: 0.456
K
FC3-6 5-3
1-2f
5-3
G6-4-3
1-2f
6-3
F8
7 1 1 0 0 1 5
Buddy Bell, R (1, 5) OBP: 0.343, SLG: 0.365
F4
5-3
F8
K
F8
1B
F7
7 0 1 0 0 1 2
Tommy Smith, L (1, 9) OBP: 0.265, SLG: 0.299
4-3
L4
E S 1B
F7
B3
4-3
7 0 2 0 0 0 3
Ray Fosse, R (1, 2) OBP: 0.362, SLG: 0.382
F8
F7
6-3
K
K
K
1-2
WP
3-H
7 0 1 0 0 2 2
Inning Stats
R: 0 E: 0 K: 0 S: 3
H: 0 LOB: 0 BB: 0 P: 3
R: 0 E: 0 K: 1 S: 5
H: 0 LOB: 0 BB: 0 P: 5
R: 0 E: 0 K: 0 S: 3
H: 0 LOB: 0 BB: 0 P: 3
R: 1 E: 0 K: 0 S: 4
H: 3 LOB: 1 BB: 0 P: 4
R: 0 E: 0 K: 0 S: 4
H: 1 LOB: 1 BB: 0 P: 4
R: 0 E: 0 K: 0 S: 3
H: 0 LOB: 0 BB: 0 P: 3
R: 0 E: 0 K: 1 S: 5
H: 0 LOB: 0 BB: 0 P: 5
R: 0 E: 0 K: 0 S: 4
H: 1 LOB: 1 BB: 0 P: 4
R: 2 E: 0 K: 0 S: 5
H: 3 LOB: 1 BB: 1 P: 9
R: 0 E: 0 K: 2 S: 8
H: 1 LOB: 1 BB: 0 P: 8
R: 0 E: 0 K: 1 S: 5
H: 0 LOB: 0 BB: 0 P: 5
R: 0 E: 0 K: 0 S: 3
H: 0 LOB: 0 BB: 0 P: 3
R: 0 E: 0 K: 1 S: 5
H: 0 LOB: 0 BB: 0 P: 5
R: 0 E: 0 K: 0 S: 4
H: 1 LOB: 2 BB: 1 P: 8
R: 0 E: 0 K: 0 S: 5
H: 2 LOB: 2 BB: 0 P: 5
R: 0 E: 0 K: 0 S: 3
H: 0 LOB: 0 BB: 0 P: 3
R: 1 E: 0 K: 0 S: 3
H: 1 LOB: 0 BB: 0 P: 3
1B: 12 2B: 0 3B: 1 HR: 0
SF: 1 SAC: 0 DP: 2 HBP: 0
WP: 2 PB: 0 SB: 3 CS: 0
PA: 63
Minnesota Twins @ Cleveland Indians
Cleveland Municipal Stadium, Cleveland, OH
Sat Aug 28 1976, 7:05 PM EDT
Att. 6,071 - Unknown - 71 F
livebaseballscorecards.com
AB 60
R 4
H 13
RBI 3
BB 2
SO 6
LOB 19
PITCHER
IP WLS BF H R ER SO BB IBB HBP BLK WP HR S P ERA WHIP
Bill Singer, R (1, 1) ERA: 4.17
8.0 29 7 3 3 2 0 0 0 0 0 0 33 33 3.38 0.875
Tom Burgmeier, L (9, 1) ERA: 2.55
0.0 1 0 0 0 0 1 0 0 0 0 0 0 4 ∞ ∞
Bill Campbell, R (9, 1) ERA: 2.92
6.0 21 3 0 0 4 0 1 0 0 1 0 28 32 0.00 0.500
Tom Johnson, R (15, 1) ERA: 3.44
0.1 3 2 0 0 0 0 0 0 0 0 0 3 3 0.00 6.000
Vic Albury, L (15, 1) ERA: 3.97
0.1 1 0 0 0 0 0 0 0 0 0 0 1 1 0.00 0.000
PITCHER
IP WLS BF H R ER SO BB IBB HBP BLK WP HR S P ERA WHIP
Jim Hughes, R (15, 1) ERA: 5.23
2.0 L 8 1 1 1 0 0 0 0 0 1 0 7 7 4.50 0.500
Jim Hughes, R (17, 1) ERA: 5.23
2.0 L 8 1 1 1 0 0 0 0 0 1 0 7 7 4.50 0.500

Batter	1	2	3	4	5	6	7	8	9	AB	R	H	RBI	BB	SO	LOB
Steve Braun, L (1, 7) OBP: 0.366, SLG: 0.345	BBBB 4-0 BB 1B BB		BBBB 4-0 WP S SF8 BB	x 0-0 ③ G3			BBBB 4-0 BB		x 0-0 ③ 4-3	2	2	0	0	3	0	2
Roy Smalley, S (1, 6) OBP: 0.355, SLG: 0.322	BBBB 4-0 1B 1-2 BB		SSS 0-3 ① K 1-3		SSS 0-3 ① K		SSS 0-3 ② K			3	0	0	0	1	3	2
Rod Carew, L (1, 3) OBP: 0.389, SLG: 0.445	SSS 0-3 ① K		x 0-0 ② SF8 3-H		x 0-0 ② F9		x 0-0 ③ 4-3			3	0	0	1	0	1	3
Lyman Bostock, L (1, 8) OBP: 0.361, SLG: 0.414	x 0-0 ② F7		SSS 0-3 ③ K		x 0-0 BLK 3B			x 0-0 ① 4-3		4	1	1	0	0	1	2
Butch Wynegar, S (1, 2) OBP: 0.363, SLG: 0.372	x 0-0 1-2 2-H 1B			x 0-0 PB E 2B	x 0-0 ③ F8 3-H			BBBB 4-0 PB BB		3	1	2	1	1	0	0
Mike Cubbage, L (1, 5) OBP: 0.336, SLG: 0.325	x 0-0 ③ F2			x 0-0 ① L3 2-3		BBBB 4-0 FC4-6 BB		SSS 0-3 ② K 1-2		3	0	0	0	1	1	4
Tony Oliva, L (1, 10) OBP: 0.245, SLG: 0.277		x 0-0 ① 4-3		x 0-0 E4 1B 3-H		x 0-0 ① FC4-6 G6-4-3 1-2f		x 0-0 ③ 4-3		4	0	0	1	0	0	2
Steve Brye, R (1, 9) OBP: 0.313, SLG: 0.329		x 0-0 ② F3		SSS 0-3 ② K		x 0-0 ②③ G6-4-3 1-2f			x 0-0 ① 5-3	4	0	0	0	0	1	2
Bob Randall, R (1, 4) OBP: 0.323, SLG: 0.325		x 0-0 ③ F7		x 0-0 1-2 1B			SSS 0-3 ① K		SSS 0-3 ② K	4	0	1	0	0	2	0
Inning Stats	R: 1 E: 0 K: 1 S: 6 H: 1 LOB: 2 BB: 2 P: 14	R: 0 E: 0 K: 0 S: 3 H: 0 LOB: 0 BB: 0 P: 3	R: 1 E: 0 K: 2 S: 7 H: 0 LOB: 0 BB: 1 P: 11	R: 1 E: 1 K: 1 S: 8 H: 2 LOB: 2 BB: 0 P: 8	R: 1 E: 0 K: 1 S: 6 H: 1 LOB: 0 BB: 0 P: 6	R: 0 E: 0 K: 0 S: 2 H: 0 LOB: 0 BB: 1 P: 6	R: 0 E: 0 K: 2 S: 7 H: 0 LOB: 1 BB: 1 P: 11	R: 0 E: 0 K: 1 S: 5 H: 0 LOB: 1 BB: 1 P: 9	R: 0 E: 0 K: 1 S: 5 H: 0 LOB: 0 BB: 0 P: 5	1B: 2 2B: 1 3B: 1 HR: 0 SF: 1 SAC: 0 DP: 1 HBP: 0						

PITCHER		IP	W/L/S	BF	H	R	ER	SO	BB	IBB	HBP	BLK	WP	HR	S	P	ERA	WHIP
Dennis Eckersley, R ERA: 3.65	(1, 1)	5.0	W	24	4	4	3	5	4	0	0	1	1	0	30	46	5.40	1.600
Stan Thomas, R ERA: 2.13	(6, 1)	4.0	S	13	0	0	0	4	2	0	0	0	0	0	19	27	0.00	0.500

PITCHER	IP	W/L/S	BF	H	R	ER	SO	BB	IBB	HBP	BLK	WP	HR	S	P	ERA	WHIP

TOP

Minnesota Twins @ Cleveland Indians

Cleveland Municipal Stadium, Cleveland, OH

Sun Aug 29 1976, 3:33 AM EDT
Att. 10,415 - Unknown - 68 F

livebaseballscorecards.com

AB	30
R	4
H	4
RBI	3
BB	6
SO	9
LOB	17

WP: 1	PA: 37		
PB: 2			
SB: 1			
CS: 0			

Batter	1	2	3	4	5	6	7	8	9	AB	R	H	RBI	BB	SO	LOB
Frank Duffy, R (1, 6) OBP: 0.273, SLG: 0.279	G6-4-3 1B		G6-4-3 1B	FC5-2 1B 1B 1-2 2-3 3-Hf		F7		2B		4	1	2	0	0	0	3
Duane Kuiper, L (7, 4) OBP: 0.312, SLG: 0.322										1	0	1	0	0	0	0
Ray Fosse, R (1, 3) OBP: 0.363, SLG: 0.379	F4		G6-4-3 1-2f	1B 1B 1-2 2-3 3-H 1B		BBBB 4-0 BB		F8		4	0	1	1	1	0	3
Larvell Blanks, R (1, 4) (7, 6) OBP: 0.344, SLG: 0.424	G6-4-3 1-2f		WP 1B HR 1B	1B 1-2 2-H 3-H 1B		F2				4	1	2	2	0	0	2
Rico Carty, R (1, 10) OBP: 0.382, SLG: 0.450		4-3	WP 1-2 HR 1B	1-2 2-3 1B		F7				4	1	2	0	0	0	1
George Hendrick, R (1, 7) OBP: 0.333, SLG: 0.464		E4 F8 1B 1B	1-H 2-H HR	F5			6-3			4	2	2	3	0	0	3
Buddy Bell, R (1, 5) OBP: 0.340, SLG: 0.362		F8 2-3	F9	F8			F8			4	0	0	0	0	0	4
Ron Pruitt, R (1, 9) OBP: 0.373, SLG: 0.339		BBBB 4-0 1B BB		0-0 E 1B FC5-2 1B	0-0 CS 1B		F9			3	0	2	0	1	0	0
Rick Cerone, R (1, 2) OBP: 0.200, SLG: 0.200		1-2 3-H 1B		E7 FC5-2 1-3 1B	F7 1-2			SSS K		4	1	2	1	0	1	1
John Lowenstein, L (1, 8) OBP: 0.274, SLG: 0.249		G3		BBBB 4-0 1B FC5-2 1B BB	SSS K			SSS K		3	1	0	0	1	2	2
Inning Stats	R: 0 H: 1 E: 0 LOB: 0 K: 0 BB: 0 S: 3 P: 3	R: 1 H: 2 E: 1 LOB: 2 K: 0 BB: 1 S: 5 P: 9	R: 3 H: 4 E: 0 LOB: 0 K: 0 BB: 0 S: 6 P: 6	R: 3 H: 5 E: 1 LOB: 3 K: 0 BB: 1 S: 8 P: 12	R: 0 H: 1 E: 0 LOB: 0 K: 1 BB: 0 S: 5 P: 5	R: 0 H: 0 E: 0 LOB: 1 K: 0 BB: 1 S: 3 P: 7	R: 0 H: 0 E: 0 LOB: 0 K: 0 BB: 0 S: 3 P: 3	R: 0 H: 1 E: 0 LOB: 1 K: 2 BB: 0 S: 8 P: 8		1B: 12 SF: 0 2B: 1 SAC: 0 3B: 0 DP: 2 HR: 1 HBP: 0						

BOTTOM

Minnesota Twins @ Cleveland Indians

Cleveland Municipal Stadium, Cleveland, OH

Sun Aug 29 1976, 3:33 AM EDT

Att. 10,415 - Unknown - 68 F

livebaseballscorecards.com

AB	35
R	7
H	14
RBI	7
BB	3
SO	3
LOB	19

PITCHER		IP	WLS	BF	H	R	ER	SO	BB	IBB	HBP	BLK	WP	HR	S	P	ERA	WHIP
Eddie Bane, L ERA: 4.98	(1, 1)	3.0	L	18	9	7	6	0	2	0	0	0	1	1	16	24	18.00	3.667
Steve Luebber, R ERA: 4.29	(4, 1)	5.0		20	5	0	0	3	1	0	0	0	0	0	25	29	0.00	1.200

PITCHER	IP	WLS	BF	H	R	ER	SO	BB	IBB	HBP	BLK	WP	HR	S	P	ERA	WHIP

Batter	1	2	3	4	5	6	7	8	9	AB	R	H	RBI	BB	SO	LOB
Von Joshua, L (1, 8) (6, 7) OBP: 0.292, SLG: 0.353	BB BB 1B 1B	F6			1-3		4-3			4	1	1	0	0	0	0
Robin Yount, R (1, 6) OBP: 0.308, SLG: 0.320	B B B B 4-0 BB 1B 1-2 BB	4-3			F6			E6 G6-4-3 1B		3	1	0	0	1	0	0
George Scott, R (1, 3) OBP: 0.330, SLG: 0.405	S S S 0-3 K	4-3			F9			0-0 G6-4-3 1-2 1B		4	0	1	0	0	1	2
Mike Hegan, L (1, 7) OBP: 0.311, SLG: 0.375	B B B B 4-0 1B 1B 1-2 2-3 BB	S S S 0-3 K				5-3		G6-4-3 1-2f 2-3		1	0	0	0	1	1	0
Gorman Thomas, R (6, PH) (6, 8) OBP: 0.294, SLG: 0.361										2	0	0	0	0	0	2
Sixto Lezcano, R (1, 9) OBP: 0.356, SLG: 0.414	0-0 1B 1-2 2-H 3-H 1B		E5			6-3		S S S 0-3 K		4	0	1	2	0	1	1
Darrell Porter, L (1, 2) OBP: 0.321, SLG: 0.326	0-0 1-2 2-3 1B		S S S 0-3 K			0-0 HR			0-0 5-3	4	1	2	1	0	1	1
Bernie Carbo, L (1, 10) OBP: 0.349, SLG: 0.365	S S S 0-3 K			0-0 6-3		0-0 6-3			0-0 F8	1	0	0	0	0	1	3
Don Money, R (4, PH) OBP: 0.334, SLG: 0.418										3	0	0	0	0	0	0
Tim Johnson, L (1, 4) OBP: 0.327, SLG: 0.298	0-0			0-0 G5-4-3 1B			0-0 5-3		0-0 6-3	3	0	1	0	0	0	3
Charlie Moore, R (9, PH) OBP: 0.339, SLG: 0.307										1	0	0	0	0	0	0
Jack Heidemann, R (1, 5) OBP: 0.254, SLG: 0.250		0-0 F8		0-0 G5-4-3 1-2f			0-0 F9			3	0	0	0	0	0	1
Inning Stats	R: 2 E: 0 K: 2 S: 10 H: 3 LOB: 3 BB: 2 P: 18	R: 0 E: 0 K: 0 S: 3 H: 0 LOB: 0 BB: 0 P: 3	R: 0 E: 1 K: 2 S: 8 H: 0 LOB: 1 BB: 0 P: 8	R: 0 E: 0 K: 0 S: 3 H: 1 LOB: 0 BB: 0 P: 3	R: 0 E: 0 K: 0 S: 3 H: 0 LOB: 0 BB: 0 P: 3	R: 1 E: 0 K: 0 S: 4 H: 1 LOB: 0 BB: 0 P: 4	R: 0 E: 0 K: 0 S: 3 H: 0 LOB: 0 BB: 0 P: 3	R: 0 E: 1 K: 1 S: 6 H: 1 LOB: 1 BB: 0 P: 6	R: 0 E: 0 K: 0 S: 3 H: 0 LOB: 0 BB: 0 P: 3	1B: 5 2B: 0 3B: 0 HR: 1 SF: 0 SAC: 0 DP: 2 HBP: 0						

TOP

Milwaukee Brewers @ Minnesota Twins

Metropolitan Stadium, Bloomington , MI

Mon Aug 30 1976, 8:05 PM EDT

Att. 5,219 - Unknown - 81 F

livebaseballscorecards.com

AB	33
R	3
H	6
RBI	3
BB	2
SO	5
LOB	13

PITCHER		IP	WLS	BF	H	R	ER	SO	BB	IBB	HBP	BLK	WP	HR	S	P	ERA	WHIP
Pete Redfern, R ERA: 4.6	(1, 1)	0.1		6	3	2	2	1	2	0	0	0	0	0	6	14	54.00	15.000
Tom Burgmeier, L ERA: 2.42	(1, 1)	8.2	W	29	3	1	1	4	0	0	0	0	0	1	37	37	1.04	0.346

PITCHER	IP	WLS	BF	H	R	ER	SO	BB	IBB	HBP	BLK	WP	HR	S	P	ERA	WHIP

WP: 0 PB: 0 SB: 0 CS: 0 PA: 35

Batter	1	2	3	4	5	6	7	8	9	AB	R	H	RBI	BB	SO	LOB
Steve Brye, R (1, 8) OBP: 0.304, SLG: 0.319	F3	F9	E6 1-2 2-3		F7		4-3	L8		6	0	0	0	0	0	5
Rod Carew, L (1, 3) OBP: 0.393, SLG: 0.448	1B S 1B	2-H 3-H 2B	L9		IBB		2B BB			3	2	2	2	2	0	3
Larry Hisle, R (1, 7) OBP: 0.325, SLG: 0.376	S 1B 1-3 1B	F9		F8	K		1-H 1B 2B			5	2	2	1	0	1	3
Craig Kusick, R (1, 10) OBP: 0.332, SLG: 0.425 Steve Braun, L (3, PH) OBP: 0.372, SLG: 0.349	1B S BB	1B FC4 1B	2B BB			1B S BB	2-H 1B 1B 1B			0 2	0 3	0 2	0 1	1 2	0 0	0 0
Butch Wynegar, S (1, 2) OBP: 0.365, SLG: 0.374	G6-4-3 1-3 2-H 3-H 1B	FC4 1-3 1B	K			F9 1-2	WP 1B 1-3 1B			5	0	3	1	0	1	2
Dan Ford, R (1, 9) OBP: 0.313, SLG: 0.418	G6-4-3 1-2f	FC4 1B WP 1-2f 3-H	2B 1-3		F7	1-2 3-H 1B				5	1	2	2	0	0	4
Bob Randall, R (1, 4) OBP: 0.327, SLG: 0.329	1B 2B 1B	E WP 1-3 1B	F9		2-H 1B	SSS K 2-3				5	1	3	1	0	1	4
Jerry Terrell, R (1, 5) OBP: 0.283, SLG: 0.275 Mike Cubbage, L (3, PH) OBP: 0.338, SLG: 0.325 (4, 5)	1-3 1-3 2B 1B	E 1-2 3-H BB		SH2-4 1B	F8			F8		1 3	1 0	1 1	0 0	0 1	0 0	0 1
Luis Gomez, R (1, 6) OBP: 0.233, SLG: 0.220	1-3 1-2	K		SH2-4 1-2			6-3	F8		4	0	0	0	0	1	4
Inning Stats	R: 2 E: 0 K: 0 S: 5 H: 3 LOB: 1 BB: 1 P: 9	R: 2 E: 0 K: 0 S: 6 H: 3 LOB: 1 BB: 0 P: 6	R: 2 E: 1 K: 1 S: 9 H: 3 LOB: 3 BB: 1 P: 13	R: 0 E: 0 K: 1 S: 6 H: 1 LOB: 2 BB: 1 P: 10	R: 0 E: 0 K: 1 S: 6 H: 1 LOB: 2 BB: 1 P: 10	R: 1 E: 0 K: 0 S: 4 H: 1 LOB: 1 BB: 1 P: 8	R: 3 E: 0 K: 1 S: 9 H: 4 LOB: 2 BB: 1 P: 13	R: 0 E: 0 K: 0 S: 3 H: 0 LOB: 0 BB: 0 P: 3		1B: 13 2B: 3 3B: 0 HR: 0 SF: 0 SAC: 1 DP: 1 HBP: 0						

PITCHER		IP	WLS	BF	H	R	ER	SO	BB	IBB	HBP	BLK	WP	HR	S	P	ERA	WHIP
Jerry Augustine, L ERA: 3.1	(1, 1)	1.2	L	11	6	4	4	0	1	0	0	0	0	0	10	14	21.60	4.200
Pete Broberg, R ERA: 4.9	(2, 1)	5.0		30	9	6	6	3	4	1	0	0	1	0	31	51	10.80	2.600
Danny Frisella, R ERA: 3.05	(7, 1)	1.1		5	1	0	0	1	0	0	0	0	1	0	7	7	0.00	0.750

PITCHER	IP	WLS	BF	H	R	ER	SO	BB	IBB	HBP	BLK	WP	HR	S	P	ERA	WHIP

BOTTOM

Milwaukee Brewers @ Minnesota Twins

Metropolitan Stadium, Bloomington , MI

Mon Aug 30 1976, 8:05 PM EDT

Att. 5,219 - Unknown - 81 F

livebaseballscorecards.com

AB	39
R	10
H	16
RBI	8
BB	6
SO	4
LOB	26

WP: 2 PA: 46
PB: 0
SB: 4
CS: 0

Batter	1	2	3	4	5	6	7	8	9	AB	R	H	RBI	BB	SO	LOB
Von Joshua, L (1, 8) OBP: 0.290, SLG: 0.350	S S S 0-3 ① K			x 0-0 ① 4-3			S S S 0-3 ① K		S S S 0-3 ① K	4	0	0	0	0	3	0
Bill Sharp, L (1, 7) OBP: 0.291, SLG: 0.272	S S S 0-3 ② K			x 0-0 ② 3-1			x 0-0 ② BB 1B		x 0-0 ② G3	4	0	1	0	0	1	0
George Scott, R (1, 3) OBP: 0.328, SLG: 0.401	x 0-0 ③ 6-3			x 0-0 ③ 6-3			S S S 0-3 ② K		x 0-0 ③ F7	4	0	0	0	0	1	1
Mike Hegan, L (1, 10) OBP: 0.311, SLG: 0.370		x 0-0 ① F7			S S S 0-3 ① K		B B B 4-0 1-2 BB			2	0	0	0	1	1	0
Sixto Lezcano, R (1, 9) OBP: 0.354, SLG: 0.410		S S S 0-3 ② K2-3			S S S 0-3 ② K		S S S 0-3 ③ K			3	0	0	0	0	3	2
Darrell Porter, L (1, 2) OBP: 0.319, SLG: 0.323		x 0-0 ③ 4-3			x 0-0 ③ 3-1			x 0-0 ① F6		3	0	0	0	0	0	0
Robin Yount, R (1, 6) OBP: 0.308, SLG: 0.318			S S S 0-3 ① K			B B B 4-0 G4-6-3 BB		x 0-0 ② F7		2	0	0	0	1	1	0
Tim Johnson, L (1, 4) (8, 5) OBP: 0.327, SLG: 0.299			S S S 0-3 ② K			x 0-0 ① ② G4-6-3 1-2f		x 0-0 1B		3	0	1	0	0	1	1
Jack Heidemann, R (1, 5) OBP: 0.250, SLG: 0.246			x 0-0 ③ 4-3			x 0-0 ③ 6-3		x 0-0 ③ F8		2	0	0	0	0	0	0
Bernie Carbo, L (8, PH) OBP: 0.347, SLG: 0.364										1	0	0	0	0	0	1
Gary Sutherland, R (8, 4) OBP: 0.263, SLG: 0.280										0	0	0	0	0	0	0
Inning Stats	R: 0 E: 0 K: 2 S: 7 H: 0 LOB: 0 BB: 0 P: 7	R: 0 E: 0 K: 1 S: 5 H: 0 LOB: 0 BB: 0 P: 5	R: 0 E: 0 K: 2 S: 7 H: 0 LOB: 0 BB: 0 P: 7	R: 0 E: 0 K: 0 S: 3 H: 0 LOB: 0 BB: 0 P: 3	R: 0 E: 0 K: 2 S: 7 H: 0 LOB: 0 BB: 0 P: 7	R: 0 E: 0 K: 0 S: 2 H: 0 LOB: 0 BB: 1 P: 6	R: 0 E: 0 K: 3 S: 10 H: 1 LOB: 2 BB: 1 P: 14	R: 0 E: 0 K: 0 S: 4 H: 1 LOB: 1 BB: 0 P: 4	R: 0 E: 0 K: 1 S: 5 H: 0 LOB: 0 BB: 0 P: 5	1B: 2 2B: 0 3B: 0 HR: 0	SF: 0 SAC: 0 DP: 1 HBP: 0						

PITCHER	IP	WLS	BF	H	R	ER	SO	BB	IBB	HBP	BLK	WP	HR	S	P	ERA	WHIP
Dave Goltz, R (1, 1) ERA: 3.52	9.0	W	30	2	0	0	11	2	0	0	0	0	0	50	58	0.00	0.444

PITCHER	IP	WLS	BF	H	R	ER	SO	BB	IBB	HBP	BLK	WP	HR	S	P	ERA	WHIP

TOP

Milwaukee Brewers @ Minnesota Twins

Metropolitan Stadium, Bloomington , MI

Tue Aug 31 1976, 8:05 PM EDT

Unknown - 67 F

livebaseballscorecards.com

AB	28
R	0
H	2
RBI	0
BB	2
SO	11
LOB	5

PA: 30

WP: 0 PB: 0 SB: 0 CS: 0

Milwaukee Brewers @ Minnesota Twins

Metropolitan Stadium, Bloomington , MI

Tue Aug 31 1976, 8:05 PM EDT

Unknown - 67 F

livebaseballscorecards.com

BOTTOM

Batter	1	2	3	4	5	6	7	8	9	AB	R	H	RBI	BB	SO	LOB
Steve Brye, R (1, 8) OBP: 0.309, SLG: 0.338 Lyman Bostock, L (7, PH) (8, 8) OBP: 0.363, SLG: 0.415	BB, 1B, 1B	F7 ③		1-H, 2-H, HR			8-6, 1B			3	2	2	3	0	0	1
										1	0	1	0	0	0	0
Rod Carew, L (1, 3) OBP: 0.392, SLG: 0.451	F1 ①		S S S, K ①	3B			8-6 ①②, 1-2f			4	0	1	0	0	1	2
Larry Hisle, R (1, 7) OBP: 0.324, SLG: 0.373	B B B B, FC6-4, 1B, 1-2, BB		L9 ②	F8 ③			1-3 ③			3	0	0	0	1	0	1
Craig Kusick, R (1, 10) OBP: 0.340, SLG: 0.427 Tony Oliva, L (8, PH) OBP: 0.243, SLG: 0.275	FC6-4, 1-2, 2-H, 1B		B B B B, FC4-6, BB		B B B B, CS, BB			F8 ①		1	0	1	1	2	0	0
										1	0	0	0	0	0	0
Dan Ford, R (1, 9) OBP: 0.312, SLG: 0.415	FC6-4 ②, 1-2f, 2-3		FC4-6 ③, 1-2f		F8 ①②, 1-2			B B B B, 1B, BB		3	0	0	0	1	0	4
Bob Randall, R (1, 4) OBP: 0.326, SLG: 0.328	F7 ③			E4, SH1-4, HR	F6 ③			G4-6-3, 1-2, 1B		4	1	1	0	0	0	2
Jerry Terrell, R (1, 5) OBP: 0.277, SLG: 0.269		F9 ①		SH1-4 ①, 1-2		F2 ①		G4-6-3 ②③, 1-2f		3	0	0	0	0	0	2
Glenn Borgmann, R (1, 2) OBP: 0.415, SLG: 0.405		F6 ②		B B B B, 4-0, HR, BB		L5 ②				2	1	0	0	1	0	0
Luis Gomez, R (1, 6) OBP: 0.239, SLG: 0.227		1B		F7 ②		F8 ③				3	0	1	0	0	0	2
Inning Stats	R: 1 E: 0 K: 0 S: 5 H: 2 LOB: 2 BB: 1 P: 9	R: 0 E: 0 K: 0 S: 4 H: 1 LOB: 1 BB: 0 P: 4	R: 0 E: 0 K: 1 S: 5 H: 0 LOB: 1 BB: 1 P: 9	R: 3 E: 1 K: 0 S: 6 H: 2 LOB: 1 BB: 1 P: 10	R: 0 E: 0 K: 0 S: 2 H: 0 LOB: 0 BB: 1 P: 6	R: 0 E: 0 K: 0 S: 3 H: 0 LOB: 0 BB: 0 P: 3	R: 0 E: 0 K: 0 S: 3 H: 1 LOB: 0 BB: 0 P: 3	R: 0 E: 0 K: 0 S: 3 H: 1 LOB: 1 BB: 1 P: 7		1B: 5 2B: 1 3B: 1 HR: 1	SF: 0 SAC: 1 DP: 2 HBP: 0						

	AB	28
	R	4
	H	7
	RBI	4
	BB	5
	SO	1
	LOB	14

WP: 0 PB: 0 SB: 0 CS: 1 PA: 34

PITCHER		IP	WLS	BF	H	R	ER	SO	BB	IBB	HBP	BLK	WP	HR	S	P	ERA	WHIP
Bill Travers, L ERA: 2.34	(1, 1)	6.0	L	27	5	4	1	1	4	0	0	0	0	1	25	41	1.50	1.500
Bill Castro, R ERA: 2.64	(7, 1)	2.0		7	2	0	0	0	1	0	0	0	0	0	6	10	0.00	1.500

PITCHER	IP	WLS	BF	H	R	ER	SO	BB	IBB	HBP	BLK	WP	HR	S	P	ERA	WHIP

Batter	1	2	3	4	5	6	7	8	9	AB	R	H	RBI	BB	SO	LOB
Von Joshua, L (1, 8) OBP: 0.289, SLG: 0.349	F9		3-1			G3	PB, 1B 2-H 3-H		K	5	1	1	2	0	1	0
Bill Sharp, L (1, 7) OBP: 0.293, SLG: 0.276	4-3		F7			1B	1B 1-H		3-1	5	0	2	1	0	0	0
Sixto Lezcano, R (1, 9) OBP: 0.352, SLG: 0.408	K			K		F9	2-3		F2	5	0	1	0	0	2	1
Mike Hegan, L (1, 3) OBP: 0.315, SLG: 0.365		1B, 1B E BB		F7			BB K			2	2	0	0	2	1	2
Bernie Carbo, L (1, 10) OBP: 0.350, SLG: 0.371		E CS 1-2 1B		F7			F8 1-H 2B	K		4	1	2	1	0	1	0
Robin Yount, R (1, 6) OBP: 0.308, SLG: 0.318		E1 1-3 2-H 1B			5-3		F8 2-3	1-3		4	0	1	0	0	0	1
Tim Johnson, L (1, 4) OBP: 0.330, SLG: 0.307 (7, 5)		F6 3-H			4-3		WP, BB 1B 3-H 1B	2B		4	1	2	1	0	0	2
Charlie Moore, R (1, 2) OBP: 0.336, SLG: 0.304 Darrell Porter, L (7, PH) OBP: 0.322, SLG: 0.323 (7, 2)		F6			F7		WP 1B 1-2 BB	IBB		2 0	0 1	0 0	0 0	0 2	0 0	1 0
Jack Heidemann, R (1, 5) OBP: 0.246, SLG: 0.241 George Scott, R (7, PH) OBP: 0.327, SLG: 0.400 Gary Sutherland, R (7, 4) OBP: 0.262, SLG: 0.278			F8			5-3	F4 1-2 2-3	K		2 1 1	0 0 0	0 0 0	0 0 0	0 0 1	0 0 1	0 2 2
Inning Stats	R: 0 E: 0 K: 1 S: 5 H: 0 LOB: 0 BB: 0 P: 5	R: 1 E: 1 K: 0 S: 4 H: 2 LOB: 1 BB: 1 P: 8	R: 0 E: 0 K: 0 S: 3 H: 0 LOB: 0 BB: 0 P: 3	R: 0 E: 0 K: 1 S: 5 H: 0 LOB: 0 BB: 0 P: 5	R: 0 E: 0 K: 0 S: 3 H: 0 LOB: 0 BB: 0 P: 3	R: 0 E: 0 K: 0 S: 4 H: 1 LOB: 1 BB: 0 P: 4	R: 5 E: 0 K: 1 S: 10 H: 5 LOB: 2 BB: 2 P: 18	R: 0 E: 0 K: 2 S: 8 H: 1 LOB: 2 BB: 1 P: 12	R: 0 E: 0 K: 1 S: 5 H: 0 LOB: 0 BB: 0 P: 5	1B: 7 2B: 2 3B: 0 HR: 0 SF: 0 SAC: 0 DP: 0 HBP: 0						

PITCHER		IP	WLS	BF	H	R	ER	SO	BB	IBB	HBP	BLK	WP	HR	S	P	ERA	WHIP
Jim Hughes, R ERA: 5.12	(1, 1)	6.1		24	4	3	2	2	2	0	0	0	0	0	26	34	2.84	0.947
Bill Campbell, R ERA: 3.05	(7, 1)	2.2	L	15	5	3	3	4	1	1	0	0	1	0	21	29	10.12	2.250

PITCHER	IP	WLS	BF	H	R	ER	SO	BB	IBB	HBP	BLK	WP	HR	S	P	ERA	WHIP

Milwaukee Brewers @ Minnesota Twins

Metropolitan Stadium, Bloomington , MI

Tue Aug 31 1976, 8:05 PM EDT

Att. 6,987 - Unknown

TOP

livebaseballscorecards.com

AB	35
R	6
H	9
RBI	5
BB	4
SO	6
LOB	11

WP: 1	PA: 39																	
PB: 1																		
SB: 0																		
CS: 1																		

Batter	1	2	3	4	5	6	7	8	9	AB	R	H	RBI	BB	SO	LOB
Steve Braun, L (1, 7) OBP: 0.373, SLG: 0.349	F7 SH1-3 1B 1B	CS 1-2	SH1-4 BB		6-3			K		3	1	1	0	1	1	0
Roy Smalley, S (1, 6) OBP: 0.353, SLG: 0.321	SH1-3 1-2		SH1-4 1-2		F7			4-3		2	0	0	0	0	0	0
Rod Carew, L (1, 3) OBP: 0.391, SLG: 0.448	1B 2B BB		L7			3-1		F7		3	1	0	0	1	0	1
Lyman Bostock, L (1, 8) OBP: 0.364, SLG: 0.424	F7 2-3		F4			HR			FC4-6 1B	4	1	2	1	0	0	3
Butch Wynegar, S (1, 2) OBP: 0.364, SLG: 0.373	2B 1-3 3-H 1B			K		3-1			FC4-6 G4-6-3 1-2f	4	0	1	1	0	1	1
Mike Cubbage, L (1, 5) OBP: 0.340, SLG: 0.329	1-H 3-H 2B			FC1-6 BB		4-3			G4-6-3 1-2f	3	0	1	1	1	0	1
Tony Oliva, L (1, 10) OBP: 0.236, SLG: 0.267		G3		FC1-6 1-2f			F6			3	0	0	0	0	0	1
Steve Brye, R (1, 9) OBP: 0.305, SLG: 0.333		L9		F8			F9			3	0	0	0	0	0	1
Bob Randall, R (1, 4) OBP: 0.324, SLG: 0.325		E6 CS			L7		L5			3	0	0	0	0	0	0
Inning Stats	R: 2 H: 3 E: 0 LOB: 2 K: 0 BB: 1 S: 5 P: 9	R: 0 H: 0 E: 1 LOB: 0 K: 0 BB: 0 S: 3 P: 3	R: 0 H: 0 E: 0 LOB: 1 K: 0 BB: 1 S: 3 P: 7	R: 0 H: 0 E: 0 LOB: 1 K: 1 BB: 1 S: 5 P: 9	R: 0 H: 0 E: 0 LOB: 0 K: 0 BB: 0 S: 3 P: 3	R: 1 H: 1 E: 0 LOB: 0 K: 0 BB: 0 S: 4 P: 4	R: 0 H: 0 E: 0 LOB: 0 K: 0 BB: 0 S: 3 P: 3	R: 0 H: 0 E: 0 LOB: 0 K: 1 BB: 0 S: 5 P: 5	R: 0 H: 1 E: 0 LOB: 0 K: 0 BB: 0 S: 3 P: 3	1B: 3 SF: 0 2B: 1 SAC: 2 3B: 0 DP: 1 HR: 1 HBP: 0						

PITCHER	IP	WLS	BF	H	R	ER	SO	BB	IBB	HBP	BLK	WP	HR	S	P	ERA	WHIP
Jim Slaton, R (1, 1) ERA: 3.37	9.0	W	33	5	3	3	2	3	0	0	0	0	1	34	46	3.00	0.889

PITCHER	IP	WLS	BF	H	R	ER	SO	BB	IBB	HBP	BLK	WP	HR	S	P	ERA	WHIP

BOTTOM

Milwaukee Brewers @ Minnesota Twins

Metropolitan Stadium, Bloomington , MI

Tue Aug 31 1976, 8:05 PM EDT

Att. 6,987 - Unknown

livebaseballscorecards.com

AB	28
R	3
H	5
RBI	3
BB	3
SO	2
LOB	8

Batter	1	2	3	4	5	6	7	8	9	10	11	12	AB	R	H	RBI	BB	SO	LOB
Von Joshua, L (1, 8) OBP: 0.289, SLG: 0.347	5-3		CS BB		1B		F7		F7			K	5	0	1	0	1	1	2
Bill Sharp, L (1, 7) OBP: 0.289, SLG: 0.268	BB		G3 1-2		F7		F8			F6		FC6 1-2f	5	0	0	0	1	0	3
George Scott, R (1, 3) OBP: 0.326, SLG: 0.404	K			F8		HR		F9		6-3			5	1	1	1	0	1	1
Bernie Carbo, L (1, 10) OBP: 0.355, SLG: 0.367	K			1B SF7 BB		SH3 1B BB		1-3 BB		F8			2	1	0	0	3	1	1
Sixto Lezcano, R (1, 9) OBP: 0.355, SLG: 0.409		1B BB		FC6-4 1-3 1B		SH3 1-2 1B		1-3 1-2			F7		4	0	2	0	1	0	1
Darrell Porter, L (1, 2) OBP: 0.319, SLG: 0.320		L4		SF7 3-H		SH3 1-2 2-3		F7			3-1		3	0	0	1	0	0	2
Robin Yount, R (1, 6) OBP: 0.307, SLG: 0.317		G6-3 1-3 1B		FC6-4 1-2f		K			F8		6-3		5	0	1	0	0	1	3
Tim Johnson, L (1, 4) OBP: 0.323, SLG: 0.300 (12, 5)		G6-3 1-2f			F8	1-3			4-3			G3	5	0	0	0	0	0	4
Jack Heidemann, R (1, 5) OBP: 0.246, SLG: 0.242			F8		5-3		6-3		1B			FC6 1B	4	0	1	0	0	0	0
Mike Hegan, L (12, PH) OBP: 0.320, SLG: 0.369													1	0	1	0	0	0	0
Gary Sutherland, R (12, 4) OBP: 0.262, SLG: 0.278													0	0	0	0	0	0	0
Inning Stats	R: 0 E: 0 K: 2 S: 7 H: 0 LOB: 1 BB: 1 P: 11	R: 0 E: 0 K: 0 S: 3 H: 1 LOB: 1 BB: 1 P: 7	R: 0 E: 0 K: 0 S: 2 H: 0 LOB: 0 BB: 1 P: 6	R: 1 E: 0 K: 0 S: 4 H: 1 LOB: 1 BB: 1 P: 8	R: 0 E: 0 K: 0 S: 4 H: 1 LOB: 1 BB: 0 P: 4	R: 1 E: 0 K: 1 S: 7 H: 2 LOB: 2 BB: 1 P: 11	R: 0 E: 0 K: 0 S: 3 H: 0 LOB: 0 BB: 0 P: 3	R: 0 E: 0 K: 0 S: 3 H: 0 LOB: 1 BB: 1 P: 7	R: 0 E: 0 K: 0 S: 4 H: 1 LOB: 1 BB: 0 P: 4	R: 0 E: 0 K: 0 S: 3 H: 0 LOB: 0 BB: 0 P: 3	R: 0 E: 0 K: 0 S: 3 H: 0 LOB: 0 BB: 0 P: 3	R: 0 E: 0 K: 1 S: 6 H: 1 LOB: 1 BB: 0 P: 6	1B: 6 2B: 0 3B: 0 HR: 1	SF: 1 SAC: 1 DP: 1 HBP: 0	WP: 0 PB: 0 SB: 0 CS: 1	PA: 47			

PITCHER		IP	WLS	BF	H	R	ER	SO	BB	IBB	HBP	BLK	WP	HR	S	P	ERA	WHIP
Bill Singer, R ERA: 4.03	(1, 1)	11.0		43	6	2	2	3	6	0	0	0	0	1	43	67	1.64	1.091
Bill Campbell, R ERA: 3.03	(12, 1)	1.0	W	4	1	0	0	1	0	0	0	0	0	0	6	6	0.00	1.000

PITCHER	IP	WLS	BF	H	R	ER	SO	BB	IBB	HBP	BLK	WP	HR	S	P	ERA	WHIP

TOP

Milwaukee Brewers @ Minnesota Twins

Metropolitan Stadium, Bloomington , MI

Wed Sep 01 1976, 8:05 PM EDT

Att. 4,135 - Unknown - 64 F

livebaseballscorecards.com

AB	39
R	2
H	7
RBI	2
BB	6
SO	4
LOB	17

Batter	1	2	3	4	5	6	7	8	9	10	11	12	AB	R	H	RBI	BB	SO	LOB
Steve Braun, L (1, 10) OBP: 0.378, SLG: 0.349	BBBB 4-0 FC3-6 BB		x 0-0 1B 1B		x 0-0 ③ 3-1		SSS 0-3 ③ K	BBBB 4-0 1B BB	BBBB 4-0 1B BB		III 4-0 IBB		3	0	1	0	3	1	3
Roy Smalley, S (1, 6) OBP: 0.355, SLG: 0.322	x 0-0 ① FC3-6 6-3 1-2f		x 0-0 G1-6-3 1B 1-3 1B			x 0-0 ① 4-3		BBBB 4-0 1B BB	x 0-0 1-2 1B 3-H		x 0-0 ③ L8		5	0	2	1	1	0	3
Rod Carew, L (1, 3) OBP: 0.390, SLG: 0.448	x 0-0 ② 6-3 1-2		x 0-0 ②③ G1-6-3 1-2f			x 0-0 G3 2B		x 0-0 ① F8	x 0-0 ③ L9			x 0-0 SH 1B	6	1	2	0	0	0	6
Lyman Bostock, L (1, 8) OBP: 0.362, SLG: 0.421	x 0-0 ③ 6-3			x 0-0 ① 4-3		x 0-0 ② G3 2-3		x 0-0 L1-3 1B 1-3		x 0-0 ① F6		x 0-0 SH 1B 1-H	5	0	1	0	0	0	2
Butch Wynegar, S (1, 2) OBP: 0.361, SLG: 0.369		x 0-0 ① 4-3		x 0-0 ② 1-3		x 0-0 ③ F8		x 0-0 ②③ L1-3 1-2		x 0-0 ② F3			5	0	0	0	0	0	3
Mike Cubbage, L (1, 5) OBP: 0.338, SLG: 0.327		x 0-0 ② L4		x 0-0 ③ F8			x 0-0 ① 4-3		x 0-0 1-6-3 2B 1B	x 0-0 ③ G3			5	1	1	0	0	0	0
Larry Hisle, R (1, 7) OBP: 0.327, SLG: 0.376		x 0-0 FC5-4 1B			x 0-0 ① F8		x 0-0 FC4-6 1B		x 0-0 ① 1-6-3 1-2		x 0-0 S 1B		5	0	3	0	0	0	1
Dan Ford, R (1, 9) OBP: 0.313, SLG: 0.417		x 0-0 ③ FC5-4 1-2f			x 0-0 ② F8		x 0-0 FC4-6 1B 1-2		x 0-0 WP 1B 2B 2-H		x 0-0 ① 5-3 1-2		5	1	2	1	0	0	2
Bob Randall, R (1, 4) OBP: 0.324, SLG: 0.324			x 0-0 ① F7		BBBB 4-0 BB		x 0-0 ② FC4-6 1-2f 2-3		x 0-0 ② 5-3 2-3		x 0-0 ② F8		2	0	0	0	1	0	2
Tony Oliva, L (9, PH) OBP: 0.234, SLG: 0.264													1	0	0	0	0	0	1
Jerry Terrell, R (10, 4) OBP: 0.277, SLG: 0.269													0	0	0	0	0	0	0
Steve Brye, R (11, PH) OBP: 0.304, SLG: 0.332													1	0	0	0	0	0	1
Luis Gomez, R (12, 4) OBP: 0.239, SLG: 0.227													0	0	0	0	0	0	0
Inning Stats	R: 0 E: 0 K: 0 S: 3 H: 0 LOB: 1 BB: 1 P: 7	R: 0 E: 0 K: 0 S: 4 H: 1 LOB: 1 BB: 0 P: 4	R: 0 E: 0 K: 0 S: 4 H: 2 LOB: 1 BB: 0 P: 4	R: 0 E: 0 K: 0 S: 3 H: 0 LOB: 0 BB: 0 P: 3	R: 0 E: 0 K: 0 S: 4 H: 0 LOB: 1 BB: 1 P: 7	R: 0 E: 0 K: 0 S: 4 H: 1 LOB: 1 BB: 0 P: 4	R: 0 E: 0 K: 1 S: 7 H: 2 LOB: 2 BB: 0 P: 7	R: 0 E: 0 K: 0 S: 3 H: 1 LOB: 1 BB: 1 P: 7	R: 2 E: 0 K: 0 S: 6 H: 3 LOB: 2 BB: 1 P: 10	R: 0 E: 0 K: 0 S: 3 H: 0 LOB: 0 BB: 0 P: 3	R: 0 E: 0 K: 0 S: 4 H: 1 LOB: 2 BB: 1 P: 8	R: 1 E: 1 K: 0 S: 2 H: 1 LOB: 1 BB: 0 P: 2	1B: 10 2B: 3 3B: 0 HR: 0	SF: 0 SAC: 1 DP: 2 HBP: 0		WP: 1 PB: 0 SB: 1 CS: 0		PA: 49	

PITCHER		IP	WLS	BF	H	R	ER	SO	BB	IBB	HBP	BLK	WP	HR	S	P	ERA	WHIP
Jim Colborn, R ERA: 3.76	(1, 1)	8.1		35	9	2	2	1	3	0	0	0	0	0	34	46	2.16	1.440
Danny Frisella, R ERA: 3.03	(9, 1)	0.1		3	1	0	0	0	1	0	0	0	1	0	2	6	0.00	6.000
Ray Sadecki, L ERA: 3.57	(9, 1)	1.1		5	1	0	0	0	0	0	0	0	0	0	5	5	0.00	0.750
Bill Castro, R ERA: 2.59	(11, 1)	1.0	L	6	1	1	0	0	0	1	0	0	0	0	5	9	0.00	1.000

PITCHER	IP	WLS	BF	H	R	ER	SO	BB	IBB	HBP	BLK	WP	HR	S	P	ERA	WHIP

BOTTOM

Milwaukee Brewers @ Minnesota Twins

Metropolitan Stadium, Bloomington , MI

Wed Sep 01 1976, 8:05 PM EDT

Att. 4,135 - Unknown - 64 F

livebaseballscorecards.com

AB	43
R	3
H	12
RBI	2
BB	5
SO	1
LOB	24

Batter	1	2	3	4	5	6	7	8	9	AB	R	H	RBI	BB	SO	LOB
Robin Yount, R (1, 6) OBP: 0.306, SLG: 0.318	0-0 3B 2B	0-0 ③ F7			0-0 ① F6		0-0 ③ F3		0-0 ③ F8	5	1	1	0	0	0	2
Charlie Moore, R (1, 2) OBP: 0.335, SLG: 0.314	0-0 1B 2-H 3B		0-0 ① 5-3		0-0 ② G3 1-2			0-0 ① L7		4	1	1	1	0	0	1
George Scott, R (1, 3) OBP: 0.325, SLG: 0.403	0-0 WP 2B 3-H 1B		0-0 ② F4		0-0 ③ 6-3			S S S 0-3 ② K		4	1	1	1	0	1	1
Sixto Lezcano, R (1, 9) OBP: 0.356, SLG: 0.410	S S S 0-3 ① K 1-2		0-0 ③ F7			0-0 F8 SH3 1B		0-0 WP 1B 1B		4	1	2	0	0	1	1
Don Money, R (1, 10) OBP: 0.334, SLG: 0.417 Bill Sharp, L (8, PR) OBP: 0.289, SLG: 0.268	0-0 ② 5-3			0-0 ① F9		0-0 ① SH3 1-2		0-0 1-H 1B		3 0	0 0	1 0	1 0	0 0	0 0	1 0
Dan Thomas, R (1, 7) OBP: 0.250, SLG: 0.500	0-0 2-H 2B			S S S 0-3 ② K		0-0 ② F8 2-3		0-0 ③ F3		4	0	1	1	0	1	2
Gary Sutherland, R (1, 4) OBP: 0.263, SLG: 0.279 Darrell Porter, L (9, PH) OBP: 0.318, SLG: 0.319	0-0 ③ F7			0-0 1B		0-0 ③ 6-3			0-0 ① 4-3	3 1	0 0	1 0	0 0	0 0	0 0	2 0
Von Joshua, L (1, 8) OBP: 0.287, SLG: 0.344		0-0 ① 6-3		S S S 0-3 ③ K			S S S 0-3 ① K		S S S 0-3 ② K	4	0	0	0	0	3	1
Jack Heidemann, R (1, 5) OBP: 0.250, SLG: 0.246 Mike Hegan, L (7, PH) OBP: 0.318, SLG: 0.367 Tim Johnson, L (7, 5) OBP: 0.326, SLG: 0.308		S S S 0-3 ② K			0-0 G3 1B		0-0 ② 4-3		0-0 2B	2 1 1	0 0 0	1 0 1	0 0 0	0 0 0	1 0 0	0 0 0
Inning Stats	R: 3 H: 4 E: 0 LOB: 1 K: 1 BB: 0 S: 9 P: 9	R: 0 H: 0 E: 0 LOB: 0 K: 1 BB: 0 S: 5 P: 5	R: 0 H: 0 E: 0 LOB: 0 K: 0 BB: 0 S: 3 P: 3	R: 0 H: 1 E: 0 LOB: 1 K: 2 BB: 0 S: 8 P: 8	R: 0 H: 1 E: 0 LOB: 1 K: 0 BB: 0 S: 4 P: 4	R: 0 H: 1 E: 0 LOB: 1 K: 0 BB: 0 S: 4 P: 4	R: 0 H: 0 E: 0 LOB: 0 K: 1 BB: 0 S: 5 P: 5	R: 1 H: 2 E: 0 LOB: 1 K: 1 BB: 0 S: 7 P: 7	R: 0 H: 1 E: 0 LOB: 1 K: 1 BB: 0 S: 6 P: 6	1B: 6 2B: 3 3B: 1 HR: 0	SF: 0 SAC: 1 DP: 0 HBP: 0			WP: 2 PB: 0 SB: 0 CS: 0	PA: 37		

PITCHER	IP	WLS	BF	H	R	ER	SO	BB	IBB	HBP	BLK	WP	HR	S	P	ERA	WHIP
Eddie Bane, L (1, 1) ERA: 5.3	0.2		6	4	3	3	1	0	0	0	0	1	0	8	8	40.50	6.000
Tom Johnson, R (1, 1) ERA: 2.98	8.1	W	31	6	1	1	6	0	0	0	0	1	0	43	43	1.08	0.720

PITCHER	IP	WLS	BF	H	R	ER	SO	BB	IBB	HBP	BLK	WP	HR	S	P	ERA	WHIP

TOP

Milwaukee Brewers @ Minnesota Twins

Metropolitan Stadium, Bloomington , MI

Thu Sep 02 1976, 4:33 AM EDT

Att. 3,386 - Unknown - 73 F

livebaseballscorecards.com

AB	36
R	4
H	10
RBI	4
BB	0
SO	7
LOB	11

Batter	1	2	3	4	5	6	7	8	9	AB	R	H	RBI	BB	SO	LOB
Steve Braun, L (1, 10) OBP: 0.387, SLG: 0.352	1B		BB	HBP		E 4-3	BB	1-2 2-3 BB		2	3	2	0	3	0	0
Roy Smalley, S (1, 6) OBP: 0.353, SLG: 0.319	K		1B BB 1-3	K		4-3 1-2	F7	6-3		6	0	1	0	0	2	8
Rod Carew, L (1, 3) OBP: 0.394, SLG: 0.451	CS 1-3 1B		1B 1-2 BB	L7		E8 2-H 1B	1-2 1B			4	1	3	1	1	0	2
Lyman Bostock, L (1, 8) OBP: 0.367, SLG: 0.427	1B 1-2 BB		FC6-4 1-2 2-3 3-H 1B		1B 2B	1B 3-H 1B	F7			4	2	3	2	1	0	2
Butch Wynegar, S (1, 2) OBP: 0.365, SLG: 0.374	1-3 3-H 1B		F6		1-3 SH1-4 2-H 1B	1B 1-3 1B		1B FC4-6 1B		5	2	4	2	0	0	3
Mike Cubbage, L (1, 5) OBP: 0.340, SLG: 0.329	K2-3		K	SH1-4 1-2		E 1B 1-2 3-H 1B		FC4-6 1-3 1B		4	0	2	1	0	2	5
Larry Hisle, R (1, 7) OBP: 0.325, SLG: 0.374		2-3	FC6-4 1-2f		1-3 2-3	E7 1-3 2-H 1B		FC4-6 BB E 1-2f 3-H		5	0	1	2	0	0	5
Dan Ford, R (1, 9) OBP: 0.310, SLG: 0.412		F9		K	5-3	6-3		K		5	0	0	0	0	2	4
Bob Randall, R (1, 4) OBP: 0.322, SLG: 0.322		2-3		HBP 1B		6-3	F6	E6 BB 1-2		5	0	1	0	0	0	1
Inning Stats	R: 1 E: 0 K: 2 S: 9 H: 3 LOB: 2 BB: 1 P: 13	R: 0 E: 0 K: 0 S: 3 H: 0 LOB: 0 BB: 0 P: 3	R: 1 E: 0 K: 1 S: 7 H: 2 LOB: 3 BB: 2 P: 15	R: 0 E: 0 K: 2 S: 8 H: 1 LOB: 2 BB: 0 P: 9	R: 1 E: 0 K: 0 S: 5 H: 2 LOB: 1 BB: 0 P: 5	R: 4 E: 2 K: 0 S: 9 H: 6 LOB: 2 BB: 0 P: 9	R: 0 E: 0 K: 0 S: 4 H: 1 LOB: 2 BB: 1 P: 8	R: 1 E: 1 K: 1 S: 8 H: 2 LOB: 3 BB: 1 P: 12		1B: 16 2B: 1 3B: 0 HR: 0 SF: 0 SAC: 1 DP: 0 HBP: 1						

PITCHER		IP	WLS	BF	H	R	ER	SO	BB	IBB	HBP	BLK	WP	HR	S	P	ERA	WHIP
Eduardo Rodriguez, R ERA: 3.53	(1, 1)	4.0		23	8	3	3	5	3	0	1	0	0	0	29	42	6.75	2.750
Bill Castro, R ERA: 3.1	(5, 1)	2.0	L	12	6	4	4	0	0	0	0	0	0	0	12	12	18.00	3.000
Pete Broberg, R ERA: 4.89	(7, 1)	2.0		12	3	1	1	1	2	0	0	0	0	0	12	20	4.50	2.500

PITCHER	IP	WLS	BF	H	R	ER	SO	BB	IBB	HBP	BLK	WP	HR	S	P	ERA	WHIP

BOTTOM

Milwaukee Brewers @ Minnesota Twins

Metropolitan Stadium, Bloomington , MI

Thu Sep 02 1976, 4:33 AM EDT
Att. 3,386 - Unknown - 73 F

livebaseballscorecards.com

AB	40
R	8
H	17
RBI	8
BB	5
SO	6
LOB	30

TOP

Chicago White Sox @ Minnesota Twins

Metropolitan Stadium, Bloomington , MI

Fri Sep 03 1976, 8:05 PM EDT
Att. 4,622 - Unknown - 77 F

livebaseballscorecards.com

Batter	1	2	3	4	5	6	7	8	9	AB	R	H	RBI	BB	SO	LOB
Pat Kelly, L (1, 9) OBP: 0.345, SLG: 0.384	S S S 0-3 ① K	x 0-0 ② F7			x 0-0 ① 4-3		x 0-0 ① 5-3		x 0-0 ① F4	3	0	0	0	0	1	2
Chet Lemon, R (7, PH) (7, 8) OBP: 0.291, SLG: 0.310										2	0	0	0	0	0	0
Ralph Garr, L (1, 8) (7, 7) OBP: 0.336, SLG: 0.413	x 0-0 S 1B 1B	x 0-0 ③ F9			x 0-0 BB 1B		x 0-0 WP 1B		x 0-0 G4-6-3 1B	5	1	4	0	0	0	2
Jim Spencer, L (1, 3) OBP: 0.317, SLG: 0.363	x 0-0 ② 1-H 1B		S S S 0-3 ① K		x 0-0 ② F2		B B B B 4-0 1-2 BB		x 0-0 ② ③ G4-6-3 1-2f	3	0	1	1	0	1	1
Lamar Johnson, R (7, PH) (7, 3) OBP: 0.375, SLG: 0.429										1	0	0	0	1	0	1
Jorge Orta, L (1, 7) OBP: 0.324, SLG: 0.420	x 0-0 S 1B		x 0-0 ② F8		B B B 4-0 1-2 BB		x 0-0 ② F7			3	0	1	0	1	0	2
Wayne Nordhagen, R (7, 9) OBP: 0.245, SLG: 0.256										0	0	0	0	0	0	0
Sam Ewing, L (1, 10)	B B B B 4-0 1-2 BB		x 0-0 ③ G3		x 0-0 ③ F5		x 0-0 ③ F5			2	0	0	0	1	0	2
Kevin Bell, R (7, PH) OBP: 0.289, SLG: 0.381										1	0	0	0	0	0	2
Brian Downing, R (1, 2) OBP: 0.333, SLG: 0.330	S S S 0-3 ③ K			x 0-0 ① 5-3		x 0-0 ① F2		x 0-0 ① L4		3	0	0	0	0	1	2
Jim Essian, R (7, 2) OBP: 0.306, SLG: 0.259										1	0	0	0	0	0	0
Bill Stein, R (1, 5) OBP: 0.325, SLG: 0.372		x 0-0 ① F8		x 0-0 ② 2B		x 0-0 1B		x 0-0 FC3-6 1B		4	0	3	0	0	0	0
Jack Brohamer, L (1, 4) OBP: 0.339, SLG: 0.383		x 0-0 1B 1B		B B B B 4-0 BB		x 0-0 ② F7		x 0-0 ② FC3-6 FC5-4 1-2f		3	0	1	0	1	0	2
Bucky Dent, R (1, 6) OBP: 0.295, SLG: 0.301		x 0-0 1-2 1B		x 0-0 ③ F8		x 0-0 ③ F6		x 0-0 ③ FC5-4 1-2f		3	0	1	0	0	0	2
Alan Bannister, R (7, 6) OBP: 0.292, SLG: 0.303										1	0	0	0	0	0	1

	AB	35
	R	1
	H	11
	RBI	1
	BB	4
	SO	3
	LOB	19

Inning Stats										
	R: 1 E: 0 K: 2 S: 9	H: 3 LOB: 2 BB: 1 P: 13	R: 0 E: 0 K: 0 S: 5	H: 2 LOB: 2 BB: 0 P: 5	R: 0 E: 0 K: 1 S: 5	H: 0 LOB: 0 BB: 0 P: 5	R: 0 E: 0 K: 0 S: 3	H: 1 LOB: 1 BB: 1 P: 7	R: 0 E: 0 K: 0 S: 4	H: 1 LOB: 2 BB: 1 P: 8
	R: 0 E: 0 K: 0 S: 4	H: 1 LOB: 2 BB: 1 P: 8	R: 0 E: 0 K: 0 S: 4	H: 1 LOB: 1 BB: 0 P: 4	R: 0 E: 0 K: 0 S: 4	H: 1 LOB: 1 BB: 0 P: 4	R: 0 E: 0 K: 0 S: 3	H: 1 LOB: 0 BB: 0 P: 3		

	1B: 10	SF: 0	WP: 1	PA: 39
	2B: 1	SAC: 0	PB: 0	
	3B: 0	DP: 1	SB: 2	
	HR: 0	HBP: 0	CS: 0	

PITCHER		IP	WLS	BF	H	R	ER	SO	BB	IBB	HBP	BLK	WP	HR	S	P	ERA	WHIP
Pete Redfern, R	(1, 1)	6.0	W	27	8	1	1	3	3	0	0	0	0	0	30	42	1.50	1.833
ERA: 4.38																		
Tom Burgmeier, L	(7, 1)	3.0	S	12	3	0	0	0	1	0	0	0	1	0	11	15	0.00	1.333
ERA: 2.35																		

PITCHER	IP	WLS	BF	H	R	ER	SO	BB	IBB	HBP	BLK	WP	HR	S	P	ERA	WHIP

Batter	1	2	3	4	5	6	7	8	9	AB	R	H	RBI	BB	SO	LOB
Steve Braun, L (1, 7) OBP: 0.386, SLG: 0.352	BB 1B 1B		F6	FC5-2 BB 1B 1-2 3-H		E9 SF9 2-H 1B		1B 1B 1B		3	1	1	0	0	0	2
Larry Hisle, R (6, 7) OBP: 0.326, SLG: 0.375										1	1	1	1	0	0	0
Roy Smalley, S (1, 6) OBP: 0.357, SLG: 0.323	BBBB G4-6-3 1B 1-2 BB		WP 2B 1B	F7 2-3		SF9 3-H		1B G6-4-3 1-2 1B		4	1	3	2	1	0	0
Rod Carew, L (1, 3) OBP: 0.397, SLG: 0.452	G4-6-3 1-2 2-H 1B		BBBB 2B 1-2 BB	BB 1-2 3-H 1B		6-3		G6-4-3 1-3 2-H 1B		1	1	1	1	2	0	0
Craig Kusick, R (6, PH) OBP: 0.337, SLG: 0.424 (7, 3)										2	0	0	0	0	1	1
Lyman Bostock, L (1, 8) OBP: 0.367, SLG: 0.429	G4-6-3 1-2f 2-3		BBBB WP 1-H 2-H 2B	BBBB 1-2 2-3 BB		SSS K		G6-4-3 1-2f 3-H		5	1	2	2	0	0	5
Butch Wynegar, S (1, 2) OBP: 0.363, SLG: 0.374	SSS K		WP 2-H	L7			E6 1-3 1B	1B		6	1	1	0	0	1	4
Mike Cubbage, L (1, 5) OBP: 0.339, SLG: 0.334		G3		3B 2B	5-3		1-3 1-2	F8		4	1	1	1	0	2	1
Tony Oliva, L (1, 10) OBP: 0.239, SLG: 0.269		F7	1B 2-H 3B	SSS K			SSS K			2	0	1	1	0	0	0
Jerry Terrell, R (4, PR) OBP: 0.280, SLG: 0.272										2	0	1	1	0	0	0
Steve Brye, R (1, 9) OBP: 0.303, SLG: 0.330		6-3	1B FC5-2 3-H 1B		G3		2-H 1B			4	2	1	0	0	0	1
Bob Randall, R (1, 4) OBP: 0.324, SLG: 0.324			1-3	F7 FC5-2 1-3 1B 1B		E8 E	F8			4	2	2	1	0	0	2
Inning Stats	R: 1 H: 2 E: 0 LOB: 1 K: 1 BB: 1 S: 6 P: 10	R: 0 H: 0 E: 0 LOB: 0 K: 0 BB: 0 S: 3 P: 3	R: 2 H: 2 E: 0 LOB: 0 K: 0 BB: 1 S: 4 P: 8	R: 3 H: 5 E: 0 LOB: 3 K: 0 BB: 1 S: 8 P: 12	R: 0 H: 0 E: 0 LOB: 0 K: 1 BB: 0 S: 5 P: 5	R: 2 H: 1 E: 2 LOB: 0 K: 1 BB: 0 S: 7 P: 7	R: 1 H: 1 E: 1 LOB: 1 K: 1 BB: 0 S: 7 P: 7	R: 2 H: 4 E: 0 LOB: 1 K: 0 BB: 0 S: 6 P: 6		1B: 12 SF: 1 2B: 2 SAC: 0 3B: 1 DP: 2 HR: 0 HBP: 0						

BOTTOM

Chicago White Sox @ Minnesota Twins

Metropolitan Stadium, Bloomington , MI

Fri Sep 03 1976, 8:05 PM EDT

Att. 4,622 - Unknown - 77 F

livebaseballscorecards.com

AB	38
R	11
H	15
RBI	10
BB	3
SO	4
LOB	16

WP: 2 PA: 42
PB: 0
SB: 0
CS: 0

PITCHER		IP	WLS	BF	H	R	ER	SO	BB	IBB	HBP	BLK	WP	HR	S	P	ERA	WHIP
Rich Gossage, R ERA: 3.76	(1, 1)	4.0	L	23	9	6	6	1	3	0	0	0	2	0	21	33	13.50	3.000
Terry Forster, L ERA: 4.59	(5, 1)	3.0		13	2	3	0	3	0	0	0	0	0	0	19	19	0.00	0.667
Larry Monroe, R ERA: 11.25	(8, 1)	1.0		6	4	2	2	0	0	0	0	0	0	0	6	6	18.00	4.000

PITCHER	IP	WLS	BF	H	R	ER	SO	BB	IBB	HBP	BLK	WP	HR	S	P	ERA	WHIP

Batter	1	2	3	4	5	6	7	8	9	AB	R	H	RBI	BB	SO	LOB
Ralph Garr, L (1, 9) OBP: 0.334, SLG: 0.410	H 1-0 G3-6-3 HBP		S S S 0-3 ① K 1-2 2-3		x 0-0 ①② G4-6-3 1-2f		x 0-0 ②③ L3 1-2		x 0-0 ③ 4-3	4	0	0	0	0	1	5
Bill Stein, R (1, 5) OBP: 0.324, SLG: 0.368	x 0-0 ① F8		B B B B 4-0 1B BB		x 0-0 ③ 4-3			x 0-0 ① L4		3	0	0	0	1	0	1
Jim Spencer, L (1, 3) OBP: 0.319, SLG: 0.365	x 0-0 ②③ G3-6-3 1-2f		x 0-0 G6-3 1B 1-3 2-H 3-H			x 0-0 ① 6-3		x 0-0 2B 1B		4	1	2	2	0	0	1
Jorge Orta, L (1, 7) OBP: 0.322, SLG: 0.417 Alan Bannister, R (8, 7) OBP: 0.292, SLG: 0.303		S S S 0-3 ① K	x 0-0 ②③ G6-3 1-2f			x 0-0 ② G3		S S S 0-3 ② K		4 0	0 0	0 0	0 0	0 0	2 0	3 0
Sam Ewing, L (1, 10) OBP: 0.200, SLG: 0.214		x 0-0 ② 4-3		x 0-0 ① G3		x 0-0 1B		x 0-0 1-H 2B		4	0	2	1	0	0	0
Brian Downing, R (1, 2) OBP: 0.335, SLG: 0.336		x 0-0 2B		x 0-0 BB 1B		x 0-0 ③ F8		S S S 0-3 ③ K		4	0	2	0	0	1	2
Jack Brohamer, L (1, 4) OBP: 0.338, SLG: 0.379		S S S 0-3 ③ K	B B B B 4-0 G5-4-3 1-2 BB				x 0-0 E3 SH3-4 E		S S S 0-3 ① K	3	1	0	0	1	2	1
Bucky Dent, R (1, 6) OBP: 0.297, SLG: 0.302			B B B B 4-0 PB 1B 1B BB	x 0-0 ②③ G5-4-3 1-2f			x 0-0 ① SH3-4 1-2		x 0-0 1B	2	1	1	0	1	0	2
Chet Lemon, R (1, 8) OBP: 0.293, SLG: 0.312			x 0-0 PB 1B 1-2 1B		x 0-0 G4-6-3 1B		x 0-0 E6 L3 2-H		x 0-0 ② F5	4	1	2	0	0	0	1
Inning Stats	R: 0 H: 0 E: 0 LOB: 0 K: 0 BB: 0 S: 2 P: 3	R: 0 H: 1 E: 0 LOB: 1 K: 2 BB: 0 S: 8 P: 8	R: 2 H: 2 E: 0 LOB: 1 K: 1 BB: 2 S: 6 P: 14	R: 0 H: 1 E: 0 LOB: 1 K: 0 BB: 1 S: 3 P: 7	R: 0 H: 1 E: 0 LOB: 0 K: 0 BB: 0 S: 3 P: 3	R: 0 H: 1 E: 0 LOB: 1 K: 0 BB: 0 S: 4 P: 4	R: 1 H: 0 E: 2 LOB: 0 K: 0 BB: 0 S: 4 P: 4	R: 1 H: 2 E: 0 LOB: 1 K: 2 BB: 0 S: 9 P: 9	R: 0 H: 1 E: 0 LOB: 1 K: 1 BB: 0 S: 6 P: 6	1B: 7 SF: 0 2B: 3 SAC: 1 3B: 0 DP: 5 HR: 0 HBP: 1						

PITCHER		IP	WLS	BF	H	R	ER	SO	BB	IBB	HBP	BLK	WP	HR	S	P	ERA	WHIP
Jim Hughes, R ERA: 5.02	(1, 1)	8.0	L	33	8	4	3	5	3	0	1	0	0	0	39	52	3.38	1.375
Vic Albury, L ERA: 3.88	(9, 1)	1.0		4	1	0	0	1	0	0	0	0	0	0	6	6	0.00	1.000

PITCHER	IP	WLS	BF	H	R	ER	SO	BB	IBB	HBP	BLK	WP	HR	S	P	ERA	WHIP

TOP

Chicago White Sox @ Minnesota Twins

Metropolitan Stadium, Bloomington , MI

Sat Sep 04 1976, 4:33 AM EDT

Att. 5,933 - Unknown - 76 F

livebaseballscorecards.com

AB	32
R	4
H	9
RBI	3
BB	3
SO	6
LOB	16

WP: 0 PA: 37
PB: 1
SB: 0
CS: 0

Batter	1	2	3	4	5	6	7	8	9	AB	R	H	RBI	BB	SO	LOB
Lyman Bostock, L (1, 8) OBP: 0.364, SLG: 0.425	K		K			F7		L6		4	0	0	0	0	2	1
Larry Hisle, R (1, 7) OBP: 0.324, SLG: 0.372	E6 CS		5-3			F8			F3	4	0	0	0	0	0	0
Rod Carew, L (1, 3) OBP: 0.396, SLG: 0.450	1-3 1-2			4-3			4-3		FC6 1B	4	0	1	0	0	0	1
Dan Ford, R (1, 9) OBP: 0.309, SLG: 0.411		F9		L9			BB 1B		FC6 FC6-4 1-2f	4	0	1	0	0	0	1
Craig Kusick, R (1, 10) OBP: 0.336, SLG: 0.418		5-3		K			BBBB G4-6-3 1-2 BB		FC6-4 1-2f	3	0	0	0	1	1	1
Jerry Terrell, R (1, 5) OBP: 0.281, SLG: 0.273		S 1B			G3		G4-6-3 1-2f			3	0	1	0	0	0	2
Roy Smalley, S (1, 6) OBP: 0.357, SLG: 0.322		BBBB FC6 1-2 BB			5-3			L8		2	0	0	0	1	0	0
Bob Randall, R (1, 4) OBP: 0.322, SLG: 0.322		FC6 1-2f			F8			L6		3	0	0	0	0	0	2
Glenn Borgmann, R (1, 2) OBP: 0.411, SLG: 0.386			F7			F8		BBBB BB		2	0	0	0	1	0	0
Inning Stats	R: 0 E: 1 K: 1 S: 5 H: 0 LOB: 0 BB: 0 P: 5	R: 0 E: 0 K: 0 S: 4 H: 1 LOB: 2 BB: 1 P: 8	R: 0 E: 0 K: 1 S: 5 H: 0 LOB: 0 BB: 0 P: 5	R: 0 E: 0 K: 1 S: 5 H: 0 LOB: 0 BB: 0 P: 5	R: 0 E: 0 K: 0 S: 3 H: 0 LOB: 0 BB: 0 P: 3	R: 0 E: 0 K: 0 S: 3 H: 0 LOB: 0 BB: 0 P: 3	R: 0 E: 0 K: 0 S: 3 H: 1 LOB: 1 BB: 1 P: 7	R: 0 E: 0 K: 0 S: 3 H: 0 LOB: 1 BB: 1 P: 7	R: 0 E: 0 K: 0 S: 4 H: 1 LOB: 1 BB: 0 P: 4	1B: 3 2B: 0 3B: 0 HR: 0	SF: 0 SAC: 0 DP: 1 HBP: 0						

PITCHER	IP	WLS	BF	H	R	ER	SO	BB	IBB	HBP	BLK	WP	HR	S	P	ERA	WHIP
Ken Brett, L (1, 1) ERA: 3.3	9.0	W	32	3	0	0	3	3	0	0	0	0	0	35	47	0.00	0.667

PITCHER	IP	WLS	BF	H	R	ER	SO	BB	IBB	HBP	BLK	WP	HR	S	P	ERA	WHIP

BOTTOM

Chicago White Sox @ Minnesota Twins

Metropolitan Stadium, Bloomington , MI

Sat Sep 04 1976, 4:33 AM EDT
Att. 5,933 - Unknown - 76 F

livebaseballscorecards.com

AB	29
R	0
H	3
RBI	0
BB	3
SO	3
LOB	8

1B: 3	SF: 0	WP: 0	PA: 32
2B: 0	SAC: 0	PB: 0	
3B: 0	DP: 1	SB: 1	
HR: 0	HBP: 0	CS: 1	

Batter	1	2	3	4	5	6	7	8	9	AB	R	H	RBI	BB	SO	LOB
Bill Stein, R (1, 5) OBP: 0.318, SLG: 0.361	S S S 0-3 ① K	x 0-0 ③ F3		S S S 0-3 ② K		x 0-0 ③ 6-3		x 0-0 ③ L4		5	0	0	0	0	2	7
Ralph Garr, L (1, 9) OBP: 0.336, SLG: 0.409 Jerry Hairston, S (7, PR) OBP: 0.371, SLG: 0.299 (7, 9)	x 0-0 ② 6-3		B B B B 4-0 3B BB	S S S 0-3 ③ K			x 0-0 1B		x 0-0 ① 4-3	3 1	1 0	1 0	0 0	1 0	1 0	2 0
Jim Spencer, L (1, 3) OBP: 0.321, SLG: 0.364 Sam Ewing, L (6, 3) OBP: 0.176, SLG: 0.188	B B B B 4-0 BB BB	x 0-0 ① F8			B B B B 4-0 G6-4-3 BB		x 0-0 ① F7		x 0-0 ② F7	1 2	0 0	0 0	0 0	2 0	0 0	1 1
Lamar Johnson, R (1, 10) OBP: 0.381, SLG: 0.441	B B B B 4-0 1-2 BB	x 0-0 1-H 3B			x 0-0 ① ② G6-4-3 1-2f		S S S 0-3 ② K		x 0-0 1B	4	0	2	1	1	1	2
Jorge Orta, L (1, 7) OBP: 0.321, SLG: 0.415	x 0-0 ③ 4-3	x 0-0 ② 3-1			x 0-0 1B		x 0-0 ③ F7		S S S 0-3 ③ K	5	0	1	0	0	1	5
Brian Downing, R (1, 2) OBP: 0.332, SLG: 0.332 Wayne Nordhagen, R (6, 2) OBP: 0.240, SLG: 0.250		x 0-0 ① F4	x 0-0 ③ L7		S S S 0-3 ③ K			x 0-0 ① 5-3		3 1	0 0	0 0	0 0	0 0	1 0	2 0
Chet Lemon, R (1, 8) OBP: 0.295, SLG: 0.311		x 0-0 ② F7		x 0-0 ① L8		B B B B 4-0 FC5-4 BB		B B B B 4-0 1B BB		2	0	0	0	2	0	0
Jack Brohamer, L (1, 4) OBP: 0.343, SLG: 0.385		x 0-0 2B		B B B B 4-0 BB BB		x 0-0 ① F6		x 0-0 1-2 1B		3	0	2	0	1	0	1
Bucky Dent, R (1, 6) OBP: 0.300, SLG: 0.302 Alan Bannister, R (6, PH) OBP: 0.284, SLG: 0.294 (6, 6)		B B B B 4-0 BB		B B B B 4-0 1-2 BB		x 0-0 ② FC5-4 1-2f		x 0-0 ② F2		0 2	0 0	0 0	0 0	2 0	0 0	0 3
Inning Stats	R: 0 E: 0 K: 1 S: 5 H: 0 LOB: 2 BB: 2 P: 13	R: 0 E: 0 K: 0 S: 4 H: 1 LOB: 2 BB: 1 P: 8	R: 1 E: 0 K: 0 S: 4 H: 1 LOB: 1 BB: 1 P: 8	R: 0 E: 0 K: 2 S: 7 H: 0 LOB: 2 BB: 2 P: 15	R: 0 E: 0 K: 1 S: 5 H: 1 LOB: 1 BB: 1 P: 9	R: 0 E: 0 K: 0 S: 3 H: 0 LOB: 1 BB: 1 P: 7	R: 0 E: 0 K: 1 S: 6 H: 1 LOB: 1 BB: 0 P: 6	R: 0 E: 0 K: 0 S: 4 H: 1 LOB: 2 BB: 1 P: 8	R: 0 E: 0 K: 1 S: 6 H: 1 LOB: 1 BB: 0 P: 6	1B: 4 2B: 1 3B: 1 HR: 0 SF: 0 SAC: 0 DP: 1 HBP: 0						

TOP

Chicago White Sox @ Minnesota Twins

Metropolitan Stadium, Bloomington , MI

Sun Sep 05 1976, 4:33 AM EDT

Att. 6,602 - Unknown - 78 F

livebaseballscorecards.com

AB	32
R	1
H	6
RBI	1
BB	9
SO	6
LOB	24

WP: 0 PB: 0 SB: 0 CS: 0 PA: 41

PITCHER		IP	WLS	BF	H	R	ER	SO	BB	IBB	HBP	BLK	WP	HR	S	P	ERA	WHIP
Eddie Bane, L ERA: 5.19	(1, 1)	3.1		18	2	1	1	1	6	0	0	0	0	0	14	38	2.70	2.400
Tom Johnson, R ERA: 2.74	(4, 1)	3.2	W	14	2	0	0	4	2	0	0	0	0	0	20	28	0.00	1.091
Steve Luebber, R ERA: 4.24	(8, 1)	1.0		5	1	0	0	0	1	0	0	0	0	0	4	8	0.00	2.000
Bill Campbell, R ERA: 3.01	(9, 1)	1.0		4	1	0	0	1	0	0	0	0	0	0	6	6	0.00	1.000

PITCHER	IP	WLS	BF	H	R	ER	SO	BB	IBB	HBP	BLK	WP	HR	S	P	ERA	WHIP

Batter	1	2	3	4	5	6	7	8	9	AB	R	H	RBI	BB	SO	LOB
Steve Braun, L (1, 7) OBP: 0.393, SLG: 0.355	0-0 SH1-3 1B 1B	0-0 ② L8 1-2		BBBB 4-0 FC3-6 BB	BBBB 4-0 2B BB	BBBB 4-0 HR BB	0-0 1B			3	3	2	0	3	0	1
Roy Smalley, S (1, 6) OBP: 0.360, SLG: 0.333	0-0 ① SH1-3 1-2	BBBB 4-0 FC6-4 BB		0-0 ② FC3-6 CS 1-2f	0-0 1B SF7 1-H 2-H 2B	0-0 1-H HR	0-0 ③ F7			4	2	2	4	1	0	2
Rod Carew, L (1, 3) OBP: 0.399, SLG: 0.454 Craig Kusick, R (7, 3) OBP: 0.338, SLG: 0.421	0-0 2B 4-3 2-H 1B	0-0 ③ FC6-4 1-2f		0-0 ③ CS 1-2	0-0 S 1B 1B 0-0 1B 3B 2-3 1B	0-0 BB 1B		0-0 BB 1B		5 1	3 0	4 1	1 0	0 0	0 0	2 0
Lyman Bostock, L (1, 8) OBP: 0.367, SLG: 0.429 Steve Brye, R (6, PR) (7, 8) OBP: 0.302, SLG: 0.329	0-0 4-3 1-3 2B 2B	0-0 1B G1 1B			0-0 ① F4 0-0 SF7 ② 3-H	BBBB 4-0 1-2 BB		0-0 ① F7		3 1	2 0	2 0	1 0	1 0	0 0	1 1
Butch Wynegar, S (1, 2) OBP: 0.365, SLG: 0.374	0-0 ② 4-3 2-3 3-H	0-0 FC6-5 G1 1-3 1B			4-0 1B 1B BB 0-0 1-2 3B 1B	0-0 ③ 4-3		0-0 ② F7		5	2	2	1	1	0	4
Mike Cubbage, L (1, 5) OBP: 0.345, SLG: 0.349	0-0 3-H 2B	0-0 ① G1 1-2 3-H			0-0 1B 1B E 1-2 2-H 1B 0-0 1-H 2-H 3B		0-0 ① 4-3	BBBB 4-0 1-2 BB		5	1	3	5	1	0	1
Tony Oliva, L (1, 10) OBP: 0.241, SLG: 0.270 Jerry Terrell, R (5, PR) OBP: 0.282, SLG: 0.275	0-0 ③ F4	0-0 ② FC6-5 2-3			0-0 E 2B 1B 1-2 2-H 0-0 ③ 1-4-3		0-0 HR 1B	0-0 ③ L7		3 3	0 2	1 1	1 0	0 0	0 0	2 4
Dan Ford, R (1, 9) OBP: 0.310, SLG: 0.418	0-0 ① B2-3	0-0 ③ F8			0-0 E8 1-3 2-H 2B 1B	0-0 ① 6-3	0-0 1-H HR			5	2	2	2	0	0	1
Bob Randall, R (1, 4) OBP: 0.323, SLG: 0.326 Luis Gomez, R (7, 4) OBP: 0.234, SLG: 0.222	0-0 S 1B			0-0 ① F7	0-0 2-H 3-H 2B 2B	0-0 ② L7	0-0 ② 5-3			4 1	1 0	2 0	2 0	0 0	0 0	0 0
Inning Stats	R: 3 E: 0 K: 0 S: 7 H: 4 LOB: 1 BB: 0 P: 7	R: 0 E: 0 K: 0 S: 4 H: 1 LOB: 2 BB: 1 P: 8	R: 1 E: 0 K: 0 S: 5 H: 2 LOB: 1 BB: 0 P: 5	R: 0 E: 0 K: 0 S: 2 H: 0 LOB: 0 BB: 1 P: 6	R: 10 E: 1 K: 0 S: 12 H: 9 LOB: 2 BB: 2 P: 20	R: 2 E: 0 K: 0 S: 5 H: 2 LOB: 2 BB: 2 P: 13	R: 2 E: 0 K: 0 S: 6 H: 3 LOB: 1 BB: 0 P: 6	R: 0 E: 0 K: 0 S: 4 H: 1 LOB: 2 BB: 1 P: 8		1B: 15 2B: 4 3B: 1 HR: 2		SF: 1 SAC: 1 DP: 0 HBP: 0		WP: 0 PB: 0 SB: 2 CS: 1		PA: 53

BOTTOM

Chicago White Sox @ Minnesota Twins

Metropolitan Stadium, Bloomington , MI

Sun Sep 05 1976, 4:33 AM EDT

Att. 6,602 - Unknown - 78 F

livebaseballscorecards.com

AB	43
R	18
H	22
RBI	17
BB	7
SO	0
LOB	19

PITCHER		IP	WLS	BF	H	R	ER	SO	BB	IBB	HBP	BLK	WP	HR	S	P	ERA	WHIP
Bart Johnson, R ERA: 4.71	(1, 1)	4.1	L	25	10	8	8	0	3	0	0	0	0	0	22	34	16.61	3.000
Pete Vuckovich, R ERA: 4.71	(5, 1)	0.0		4	3	3	3	0	1	0	0	0	0	0	3	7	∞	∞
Jesse Jefferson, R ERA: 8.15	(5, 1)	2.2		18	8	7	7	0	2	0	0	0	0	2	16	24	23.62	3.750
Larry Monroe, R ERA: 9.0	(8, 1)	1.0		5	1	0	0	0	1	0	0	0	0	0	4	8	0.00	2.000

PITCHER	IP	WLS	BF	H	R	ER	SO	BB	IBB	HBP	BLK	WP	HR	S	P	ERA	WHIP

Batter	1	2	3	4	5	6	7	8	9	AB	R	H	RBI	BB	SO	LOB
Ralph Garr, L (1, 9) OBP: 0.334, SLG: 0.410	F8 2B		6-3		SF7 3-H		6-3		FC5 1-2 2-3f	4	0	1	1	0	0	2
Bill Stein, R (1, 5) OBP: 0.320, SLG: 0.362	1-3		K		SF9 2-3 1B			2B FC5-2 1B	K2-3	5	0	2	0	0	2	3
Jim Spencer, L (1, 3) OBP: 0.320, SLG: 0.366	F8 2-3		G3		SF9 1-2 3-H			FC5-2 1-3 2B		3	0	1	1	0	0	1
Jorge Orta, L (1, 7) OBP: 0.320, SLG: 0.414	F7			CS 1B	L8			F5		4	0	1	0	0	0	4
Sam Ewing, L (1, 10) OBP: 0.150, SLG: 0.158 Lamar Johnson, R (8, PH) OBP: 0.381, SLG: 0.441 Pat Kelly, L (8, PH) OBP: 0.344, SLG: 0.383		4-3	K	4-3		FC5-2 2-3 3-H			3 0 1	0 0 0	0 0 0	0 0 0	1 0 0	1 0 2		
Brian Downing, R (1, 2) OBP: 0.331, SLG: 0.331		K	1-2 1B	6-3	K			4	0	1	0	0	2	2		
Jack Brohamer, L (1, 4) OBP: 0.342, SLG: 0.383		1B 1B	G3	F9			F6	4	0	1	0	0	0	1		
Bucky Dent, R (1, 6) OBP: 0.303, SLG: 0.305		FC4 1-2 1B			2B SF7 1B		6-3	BBBB FC5 1B BB		3	1	2	0	1	0	0
Chet Lemon, R (1, 8) OBP: 0.297, SLG: 0.315		FC4 1-2f			1B SF9 1-3 2B		4-3	FC5 1-2 1B		4	1	2	0	0	0	2
Inning Stats	R: 0 H: 1 E: 0 LOB: 1 K: 0 BB: 0 S: 4 P: 4	R: 0 H: 2 E: 0 LOB: 2 K: 1 BB: 0 S: 7 P: 7	R: 0 H: 0 E: 0 LOB: 0 K: 1 BB: 0 S: 5 P: 5	R: 0 H: 2 E: 0 LOB: 1 K: 1 BB: 0 S: 6 P: 6	R: 2 H: 3 E: 0 LOB: 1 K: 0 BB: 0 S: 6 P: 6	R: 0 H: 0 E: 0 LOB: 0 K: 0 BB: 0 S: 3 P: 3	R: 0 H: 0 E: 0 LOB: 0 K: 0 BB: 0 S: 3 P: 3	R: 0 H: 2 E: 0 LOB: 2 K: 1 BB: 0 S: 7 P: 7	R: 0 H: 1 E: 0 LOB: 2 K: 1 BB: 1 S: 6 P: 10	1B: 8 SF: 2 2B: 3 SAC: 0 3B: 0 DP: 0 HR: 0 HBP: 0						WP: 0 PA: 38 PB: 0 SB: 0 CS: 1	

TOP

Chicago White Sox @ Minnesota Twins

Metropolitan Stadium, Bloomington , MI

Mon Sep 06 1976, 4:33 AM EDT

Att. 6,587 - Unknown - 77 F

livebaseballscorecards.com

AB	35
R	2
H	11
RBI	2
BB	1
SO	5
LOB	18

PITCHER		IP	WLS	BF	H	R	ER	SO	BB	IBB	HBP	BLK	WP	HR	S	P	ERA	WHIP
Bill Singer, R ERA: 3.98	(1, 1)	7.0		30	10	2	2	3	0	0	0	0	0	0	36	36	2.57	1.429
Tom Burgmeier, L ERA: 2.34	(8, 1)	0.1		1	0	0	0	0	0	0	0	0	0	0	1	1	0.00	0.000
Bill Campbell, R ERA: 2.97	(8, 1)	1.2	W	7	1	0	0	2	1	0	0	0	0	0	10	14	0.00	1.200

PITCHER	IP	WLS	BF	H	R	ER	SO	BB	IBB	HBP	BLK	WP	HR	S	P	ERA	WHIP

BOTTOM

Chicago White Sox @ Minnesota Twins

Metropolitan Stadium, Bloomington , MI

Mon Sep 06 1976, 4:33 AM EDT

Att. 6,587 - Unknown - 77 F

livebaseballscorecards.com

Batter	1	2	3	4	5	6	7	8	9	AB	R	H	RBI	BB	SO	LOB
Steve Brye, R (1, 8) OBP: 0.301, SLG: 0.328	F4		E 1B		F3		F8			4	0	1	0	0	0	2
Bob Randall, R (1, 4) OBP: 0.323, SLG: 0.328	K		F8 1-2			1B 2B 2B		F7		4	1	1	0	0	1	1
Rod Carew, L (1, 3) OBP: 0.400, SLG: 0.454	FC6-4 1B		4-3			CS 1B 2-3		L8		4	0	2	0	0	0	1
Larry Hisle, R (1, 7) OBP: 0.321, SLG: 0.369	FC6-4 1-2f			K		5-3 1-2		K		4	0	0	0	0	2	3
Dan Ford, R (1, 9) OBP: 0.312, SLG: 0.428		HR		5-3		2B 3-H			K	4	1	2	2	0	1	0
Butch Wynegar, S (1, 2) OBP: 0.362, SLG: 0.371		F8		6-3		G3			4-3	4	0	0	0	0	0	1
Craig Kusick, R (1, 10) OBP: 0.344, SLG: 0.436		G6-4-3 1B			K		BB 6-3 SH1-3		HR	3	1	2	1	1	1	0
Roy Smalley, S (1, 6) OBP: 0.358, SLG: 0.331		G6-4-3 1-2f			F2		SH1-3 1-2			2	0	0	0	0	0	1
Mike Cubbage, L (1, 5) OBP: 0.345, SLG: 0.348			6-3		1B		6-3 2-3			3	0	1	0	0	0	1
Inning Stats	R: 0 H: 1 E: 0 LOB: 1 K: 1 BB: 0 S: 6 P: 6	R: 1 H: 2 E: 0 LOB: 0 K: 0 BB: 0 S: 4 P: 4	R: 0 H: 1 E: 1 LOB: 1 K: 0 BB: 0 S: 4 P: 4	R: 0 H: 0 E: 0 LOB: 0 K: 1 BB: 0 S: 5 P: 5	R: 0 H: 1 E: 0 LOB: 1 K: 1 BB: 0 S: 6 P: 6	R: 1 H: 3 E: 0 LOB: 1 K: 0 BB: 0 S: 5 P: 5	R: 0 H: 0 E: 0 LOB: 1 K: 0 BB: 1 S: 3 P: 7	R: 0 H: 0 E: 0 LOB: 0 K: 1 BB: 0 S: 5 P: 5	R: 1 H: 1 E: 0 LOB: 0 K: 1 BB: 0 S: 5 P: 5	1B: 5 SF: 0 2B: 2 SAC: 1 3B: 0 DP: 1 HR: 2 HBP: 0						

	AB	32
	R	3
	H	9
	RBI	3
	BB	1
	SO	5
	LOB	10

WP: 0 PA: 34
PB: 0
SB: 0
CS: 1

PITCHER		IP	WLS	BF	H	R	ER	SO	BB	IBB	HBP	BLK	WP	HR	S	P	ERA	WHIP
Ken Kravec, L ERA: 2.77	(1, 1)	7.0		28	8	2	2	3	1	0	0	0	0	1	33	37	2.57	1.286
Francisco Barrios, R ERA: 4.53	(8, 1)	1.2	L	6	1	1	1	2	0	0	0	0	0	1	10	10	5.40	0.600

PITCHER	IP	WLS	BF	H	R	ER	SO	BB	IBB	HBP	BLK	WP	HR	S	P	ERA	WHIP

Batter	1	2	3	4	5	6	7	8	9	AB	R	H	RBI	BB	SO	LOB
Steve Braun, L (1, 7) OBP: 0.389, SLG: 0.351	G3		FC3-6 1-2f 3-H			L7		F3		4	0	0	1	0	0	1
Larry Hisle, R (8, 7) OBP: 0.321, SLG: 0.369										0	0	0	0	0	0	0
Roy Smalley, S (1, 6) OBP: 0.361, SLG: 0.333	BBBB CS BB		FC3-6 1-2f			1B 1B		E 1B		3	0	2	0	1	0	1
Rod Carew, L (1, 3) OBP: 0.397, SLG: 0.451	SSS K 1-2		6-3			F8		E3 G4-6-3 1-3		4	0	0	0	0	1	4
Butch Wynegar, S (1, 2) OBP: 0.363, SLG: 0.372		L4-6 1B 1B		4-3		1-3 1B		G4-6-3 1-2f		4	0	2	0	0	0	2
Lyman Bostock, L (1, 8) OBP: 0.366, SLG: 0.428		FC6-4 1-2 1B		F5		G3			1-3	4	0	1	0	0	0	2
Tony Oliva, L (1, 10) OBP: 0.242, SLG: 0.270		L4-6 2-3		4-3			F8		G3 1B	4	0	1	0	0	0	2
Dan Ford, R (9, PR) OBP: 0.312, SLG: 0.428										0	0	0	0	0	0	0
Mike Cubbage, L (1, 5) OBP: 0.341, SLG: 0.344		FC6-4 1-2f			1-3		F3		G3 1-2	4	0	0	0	0	0	2
Steve Brye, R (1, 9) OBP: 0.304, SLG: 0.335			SH FC3-6 2B		SSS K		FC5-4 1B		4-3	4	1	2	0	0	1	2
Bob Randall, R (1, 4) OBP: 0.321, SLG: 0.326			SH FC3-6 2-3		4-3		FC5-4 1-2f			2	0	0	0	0	0	1
Inning Stats	R: 0 E: 0 K: 1 S: 4 H: 0 LOB: 0 BB: 1 P: 8	R: 0 E: 0 K: 0 S: 4 H: 2 LOB: 1 BB: 0 P: 4	R: 1 E: 0 K: 0 S: 5 H: 1 LOB: 1 BB: 0 P: 5	R: 0 E: 0 K: 0 S: 3 H: 0 LOB: 0 BB: 0 P: 3	R: 0 E: 0 K: 1 S: 5 H: 0 LOB: 0 BB: 0 P: 5	R: 0 E: 0 K: 0 S: 5 H: 2 LOB: 2 BB: 0 P: 5	R: 0 E: 0 K: 0 S: 4 H: 1 LOB: 1 BB: 0 P: 4	R: 0 E: 1 K: 0 S: 4 H: 1 LOB: 1 BB: 0 P: 4	R: 0 E: 0 K: 0 S: 4 H: 1 LOB: 2 BB: 0 P: 4	1B: 7 2B: 2 3B: 0 HR: 0 SF: 0 SAC: 1 DP: 2 HBP: 0						

PITCHER	IP	WLS	BF	H	R	ER	SO	BB	IBB	HBP	BLK	WP	HR	S	P	ERA	WHIP
Gaylord Perry, R (1, 1) ERA: 3.34	9.0	L	35	8	1	1	2	1	0	0	0	0	0	38	42	1.00	1.000

PITCHER	IP	WLS	BF	H	R	ER	SO	BB	IBB	HBP	BLK	WP	HR	S	P	ERA	WHIP

TOP

Minnesota Twins @ Texas Rangers

Arlington Stadium, Arlington, TX

Tue Sep 07 1976, 8:05 PM EDT

Att. 4,640 - Unknown - 88 F

livebaseballscorecards.com

AB	33
R	1
H	8
RBI	1
BB	1
SO	2
LOB	17

WP: 0 PA: 35
PB: 0
SB: 0
CS: 1

BOTTOM

Minnesota Twins @ Texas Rangers

Arlington Stadium, Arlington, TX

Tue Sep 07 1976, 8:05 PM EDT

Att. 4,640 - Unknown - 88 F

livebaseballscorecards.com

Batter	1	2	3	4	5	6	7	8	9	AB	R	H	RBI	BB	SO	LOB
Gene Clines, R (1, 7) OBP: 0.294, SLG: 0.297	L4			L9		1B 1-2 1B		L6-3		4	0	1	0	0	0	0
Toby Harrah, R (1, 6) OBP: 0.368, SLG: 0.385	5-3			5-3		L4-3 1-2 2-3 1B			FC4-6 1B	4	0	2	0	0	0	0
Ken Pape, R (9, PR) OBP: 0.286, SLG: 0.286										0	0	0	0	0	0	0
Mike Hargrove, L (1, 3) OBP: 0.395, SLG: 0.384	3-1			F7		L4-3 1-2			FC4-6 1B 1B 1-2f FC3-2	4	0	0	0	0	0	4
Dave Moates, L (9, PR) OBP: 0.310, SLG: 0.330										0	0	0	0	0	0	0
Jeff Burroughs, R (1, 9) OBP: 0.306, SLG: 0.365		L7			F2		SH5-4 1B		FC3-2 1B 1-2 1B	4	0	2	0	0	0	0
Roy Howell, L (1, 5) OBP: 0.293, SLG: 0.361		F8			FC6-4 1B		SH5-4 1-2		FC3-2 1-2 2-3 1B	3	0	2	0	0	0	0
Tom Grieve, R (1, 10) OBP: 0.294, SLG: 0.400		F9			FC6-4 FC4-6 1-2f		5-3		FC3-2 1-2 2-3 3-Hf	4	0	0	0	0	0	5
Lenny Randle, S (1, 4) OBP: 0.279, SLG: 0.257			G6-4-3 1B		FC4-6 1-2f		G3		F3	4	0	1	0	0	0	5
Juan Beniquez, R (1, 8) OBP: 0.329, SLG: 0.304			G6-4-3 1-2f			F9		F8		3	0	0	0	0	0	1
Bill Fahey, L (1, 2) OBP: 0.355, SLG: 0.323			F7			1B 1B 1B		F9		3	0	1	0	0	0	0
Inning Stats	R: 0 H: 0 E: 0 LOB: 0 K: 0 BB: 0 S: 3 P: 3	R: 0 H: 0 E: 0 LOB: 0 K: 0 BB: 0 S: 3 P: 3	R: 0 H: 1 E: 0 LOB: 0 K: 0 BB: 0 S: 3 P: 3	R: 0 H: 0 E: 0 LOB: 0 K: 0 BB: 0 S: 3 P: 3	R: 0 H: 1 E: 0 LOB: 1 K: 0 BB: 0 S: 4 P: 4	R: 0 H: 3 E: 0 LOB: 2 K: 0 BB: 0 S: 5 P: 5	R: 0 H: 1 E: 0 LOB: 1 K: 0 BB: 0 S: 4 P: 4	R: 0 H: 0 E: 0 LOB: 0 K: 0 BB: 0 S: 3 P: 3	R: 0 H: 3 E: 0 LOB: 3 K: 0 BB: 0 S: 6 P: 6	1B: 9 SF: 0 2B: 1 SAC: 1 3B: 0 DP: 2 HR: 0 HBP: 0							

	AB	33
	R	0
	H	9
	RBI	0
	BB	0
	SO	0
	LOB	15

WP: 0 PB: 0 SB: 0 CS: 0 PA: 34

PITCHER		IP	WLS	BF	H	R	ER	SO	BB	IBB	HBP	BLK	WP	HR	S	P	ERA	WHIP
Pete Redfern, R ERA: 4.08	(1, 1)	6.0	W	21	5	0	0	0	0	0	0	0	0	0	21	21	0.00	0.833
Bill Campbell, R ERA: 2.92	(7, 1)	3.0	S	13	4	0	0	0	0	0	0	0	0	0	13	13	0.00	1.333

PITCHER	IP	WLS	BF	H	R	ER	SO	BB	IBB	HBP	BLK	WP	HR	S	P	ERA	WHIP

Batter	1	2	3	4	5	6	7	8	9	AB	R	H	RBI	BB	SO	LOB
Steve Braun, L (1, 10) OBP: 0.388, SLG: 0.350	L7		4-3		4-3 SH2-4 3B 1B		3-1			4	1	1	0	0	0	0
Roy Smalley, S (1, 6) OBP: 0.361, SLG: 0.332	G3		BBBB BB		SH2-4 1-2		L4			2	0	0	0	1	0	0
Rod Carew, L (1, 3) OBP: 0.395, SLG: 0.447	4-3		L7		4-3 2-3		4-3			4	0	0	0	0	0	2
Lyman Bostock, L (1, 8) OBP: 0.371, SLG: 0.440		FC3-6 SH1-3 1B		PB 1B 1B	1B 3-H 3B			1B 2B		4	2	4	1	0	0	0
Larry Hisle, R (1, 7) OBP: 0.325, SLG: 0.372		SH1-3 1-2		BBBB 1B 1-2 BB	WP S 3-H 1B			2-3 1B		2	0	2	1	1	0	0
Butch Wynegar, S (1, 2) OBP: 0.365, SLG: 0.373		BBBB FC3-6 BB		1-2 2-H 1B	G3 1-3					3	0	1	1	1	0	3
Mike Cubbage, L (1, 5) OBP: 0.338, SLG: 0.341		FC3-6 1-2f 2-3		F8		F9				3	0	0	0	0	0	4
Dan Ford, R (1, 9) OBP: 0.310, SLG: 0.425		4-3		F4		F8				3	0	0	0	0	0	4
Bob Randall, R (1, 4) OBP: 0.319, SLG: 0.324			6-3	6-3		5-3				3	0	0	0	0	0	2
Inning Stats	R: 0 H: 0 E: 0 LOB: 0 K: 0 BB: 0 S: 3 P: 3	R: 0 H: 1 E: 0 LOB: 2 K: 0 BB: 1 S: 4 P: 8	R: 0 H: 0 E: 0 LOB: 1 K: 0 BB: 1 S: 3 P: 7	R: 1 H: 2 E: 0 LOB: 2 K: 0 BB: 1 S: 5 P: 9	R: 2 H: 3 E: 0 LOB: 1 K: 0 BB: 0 S: 6 P: 6	R: 0 H: 0 E: 0 LOB: 0 K: 0 BB: 0 S: 3 P: 3	R: 0 H: 0 E: 0 LOB: 0 K: 0 BB: 0 S: 3 P: 3	R: 0 H: 2 E: 0 LOB: 2 K: 0 BB: 0 S: 2 P: 2		1B: 6 SF: 0 2B: 1 SAC: 2 3B: 1 DP: 0 HR: 0 HBP: 0						

TOP

Minnesota Twins @ Texas Rangers

Arlington Stadium, Arlington, TX

Wed Sep 08 1976, 8:05 PM EDT

Att. 3,777 - Unknown - 86 F

livebaseballscorecards.com

AB	28
R	3
H	8
RBI	3
BB	3
SO	0
LOB	15

PITCHER		IP	WLS	BF	H	R	ER	SO	BB	IBB	HBP	BLK	WP	HR	S	P	ERA	WHIP
Tommy Boggs, R ERA: 3.36	(1, 1)	7.0	L	32	8	3	3	0	3	0	0	0	1	0	29	41	3.86	1.571
Craig Skok, L ERA: 13.5	(8, 1)	0.0		1	0	0	0	0	0	0	0	0	0	0	0	0	∞	∞

PITCHER	IP	WLS	BF	H	R	ER	SO	BB	IBB	HBP	BLK	WP	HR	S	P	ERA	WHIP

Batter	1	2	3	4	5	6	7	8	9	AB	R	H	RBI	BB	SO	LOB
Gene Clines, R (1, 7) OBP: 0.294, SLG: 0.298	G3, 1B, 1B	L1-2-3, 3-H			L5-4-3, 1-2					3	0	1	0	0	0	4
Toby Harrah, R (1, 6) OBP: 0.366, SLG: 0.383	G3, 1-2	F2				F8				3	0	0	0	0	0	1
Mike Hargrove, L (1, 3) OBP: 0.393, SLG: 0.381	F7	F8				F8				3	0	0	0	0	0	1
Jeff Burroughs, R (1, 9) OBP: 0.306, SLG: 0.365	2-H, 1B	F9				F8				3	0	1	0	0	0	0
Roy Howell, L (1, 5) OBP: 0.293, SLG: 0.360		F7		F8			G3, 1B			3	0	1	0	0	0	0
Tom Grieve, R (1, 10) OBP: 0.294, SLG: 0.406		HR		5-3			F9			3	1	1	1	0	0	1
Lenny Randle, S (1, 4) OBP: 0.279, SLG: 0.257		BB, 1B, L1-2-3, 1B		6-3			G3, 1-2			3	0	1	0	0	0	1
Juan Beniquez, R (1, 8) OBP: 0.329, SLG: 0.304		BB, 1-2, 1B			5-3		5-3			3	0	1	0	0	0	1
Jim Sundberg, R (1, 2) OBP: 0.282, SLG: 0.296		BB, 1-2, 2-3			L5-4-3, 1B					1	0	1	0	1	0	0
Inning Stats	R: 0 E: 0 K: 0 S: 4 H: 2 LOB: 2 BB: 0 P: 4	R: 1 E: 0 K: 0 S: 5 H: 3 LOB: 2 BB: 1 P: 9	R: 0 E: 0 K: 0 S: 3 H: 0 LOB: 0 BB: 0 P: 3	R: 0 E: 0 K: 0 S: 3 H: 0 LOB: 0 BB: 0 P: 3	R: 0 E: 0 K: 0 S: 3 H: 1 LOB: 0 BB: 0 P: 3	R: 0 E: 0 K: 0 S: 3 H: 0 LOB: 0 BB: 0 P: 3	R: 0 E: 0 K: 0 S: 4 H: 1 LOB: 1 BB: 0 P: 4			1B: 6 2B: 0 3B: 0 HR: 1 SF: 0 SAC: 0 DP: 2 HBP: 0				WP: 0 PB: 0 SB: 0 CS: 0 PA: 26		

PITCHER	IP	WLS	BF	H	R	ER	SO	BB	IBB	HBP	BLK	WP	HR	S	P	ERA	WHIP
Steve Luebber, R (1, 1) ERA: 4.04	7.0	W	26	7	1	1	0	1	0	0	0	0	1	25	29	1.29	1.143

PITCHER	IP	WLS	BF	H	R	ER	SO	BB	IBB	HBP	BLK	WP	HR	S	P	ERA	WHIP

Minnesota Twins @ Texas Rangers

Arlington Stadium, Arlington, TX

Wed Sep 08 1976, 8:05 PM EDT

Att. 3,777 - Unknown - 86 F

BOTTOM

livebaseballscorecards.com

AB	25
R	1
H	7
RBI	1
BB	1
SO	0
LOB	9

Batter	1	2	3	4	5	6	7	8	9	AB	R	H	RBI	BB	SO	LOB
Bob Randall, R (1, 4) OBP: 0.319, SLG: 0.324	4-3		4-3 2-3			SH3-4 1B 1B	1-H 2-H 3-H HR		F8	3	1	1	0	0	0	1
Rod Carew, L (7, PH) OBP: 0.396, SLG: 0.454										1	1	1	4	0	0	0
Luis Gomez, R (7, 4) OBP: 0.229, SLG: 0.217										1	0	0	0	0	0	0
Steve Brye, R (1, 8) OBP: 0.299, SLG: 0.329	F9		K			SH3-4 1-2	K		L7	4	0	0	0	0	2	1
Dan Ford, R (1, 9) OBP: 0.307, SLG: 0.420	K			6-3		F9	6-3		6-3	5	0	0	0	0	1	1
Larry Hisle, R (1, 7) OBP: 0.326, SLG: 0.371		6-3		L6		2-H 1B		BB 1B BB		3	1	1	1	1	0	0
Craig Kusick, R (1, 3) OBP: 0.343, SLG: 0.431		5-3		6-3		F9		1-2 BB		3	0	0	0	1	0	1
Butch Wynegar, S (1, 10) OBP: 0.366, SLG: 0.373		1B			F8		BB SH3-4 HR BB	K		3	1	1	0	1	1	2
Jerry Terrell, R (1, 5) OBP: 0.279, SLG: 0.271		K			6-3		SH3-4 1-2	1-2 2-H 1B		2	0	0	0	0	1	1
Mike Cubbage, L (8, PH) OBP: 0.340, SLG: 0.343 (8, 5)										1	0	1	1	0	0	0
Glenn Borgmann, R (1, 2) OBP: 0.433, SLG: 0.378			4-3 SH1-4 BB		2B BB		BB HR BB	L9		1	1	0	0	3	0	2
Roy Smalley, S (1, 6) OBP: 0.363, SLG: 0.335			SH1-4 1-2		1-H 2B		1-2 2-3 HR BB	L6		2	1	1	0	1	0	2
Inning Stats	R: 0 E: 0 K: 1 S: 5 H: 0 LOB: 0 BB: 0 P: 5	R: 0 E: 0 K: 1 S: 6 H: 1 LOB: 1 BB: 0 P: 6	R: 0 E: 0 K: 1 S: 5 H: 0 LOB: 1 BB: 1 P: 9	R: 0 E: 0 K: 0 S: 3 H: 0 LOB: 0 BB: 0 P: 3	R: 0 E: 0 K: 0 S: 3 H: 1 LOB: 2 BB: 1 P: 7	R: 1 E: 0 K: 0 S: 5 H: 2 LOB: 1 BB: 0 P: 5	R: 4 E: 0 K: 1 S: 6 H: 1 LOB: 0 BB: 3 P: 18	R: 1 E: 0 K: 1 S: 6 H: 1 LOB: 2 BB: 2 P: 14	R: 0 E: 0 K: 0 S: 3 H: 0 LOB: 0 BB: 0 P: 3	1B: 4 2B: 1 3B: 0 HR: 1 SF: 0 SAC: 3 DP: 0 HBP: 0						

PITCHER		IP	WLS	BF	H	R	ER	SO	BB	IBB	HBP	BLK	WP	HR	S	P	ERA	WHIP
Jim Umbarger, L ERA: 3.3	(1, 1)	6.0	L	23	4	1	1	3	2	0	0	0	0	0	27	35	1.50	1.000
Steve Foucault, R ERA: 3.28	(7, 1)	0.1		4	0	3	3	0	3	0	0	0	0	0	1	13	81.00	9.000
Steve Hargan, R ERA: 3.3	(7, 1)	1.2		9	2	2	2	2	2	0	0	0	0	1	11	19	10.80	2.400
Jeff Terpko, R ERA: 2.34	(9, 1)	1.0		3	0	0	0	0	0	0	0	0	0	0	3	3	0.00	0.000

PITCHER	IP	WLS	BF	H	R	ER	SO	BB	IBB	HBP	BLK	WP	HR	S	P	ERA	WHIP

TOP

Minnesota Twins @ Texas Rangers

Arlington Stadium, Arlington, TX

Thu Sep 09 1976, 8:05 PM EDT

Att. 3,603 - Unknown - 75 F

livebaseballscorecards.com

AB	29
R	6
H	6
RBI	6
BB	7
SO	5
LOB	11

WP: 0 PA: 39
PB: 0
SB: 0
CS: 0

Minnesota Twins @ Texas Rangers

Arlington Stadium, Arlington, TX

Thu Sep 09 1976, 8:05 PM EDT

Att. 3,603 - Unknown - 75 F

livebaseballscorecards.com

BOTTOM

Batter	1	2	3	4	5	6	7	8	9	AB	R	H	RBI	BB	SO	LOB
Dave Moates, L (1, 8) OBP: 0.300, SLG: 0.319	4-3			F6		F7			F8	4	0	0	0	0	0	2
Gene Clines, R (1, 7) OBP: 0.291, SLG: 0.294	L6-3			K			L3		L8	4	0	0	0	0	1	2
Mike Hargrove, L (1, 3) OBP: 0.392, SLG: 0.380	K			1B			F7		3-1	4	0	1	0	0	1	2
Toby Harrah, R (1, 6) OBP: 0.364, SLG: 0.381		6-3		K			F9			3	0	0	0	0	1	1
Doug Ault, R (1, 10) OBP: 0.333, SLG: 0.333		K			FC5-4 BB 1B			K		3	0	1	0	0	2	0
Tom Grieve, R (1, 9) OBP: 0.294, SLG: 0.404		6-3			BB FC5-4 1-2			K		2	0	0	0	1	1	0
Ken Pape, R (1, 5) OBP: 0.200, SLG: 0.200			K		FC5-4 CS 1-2 2-3			6-3		3	0	0	0	0	1	2
Danny Thompson, R (1, 4) OBP: 0.280, SLG: 0.272			5-3		CS 1-2	K			1B	3	0	1	0	0	1	0
Jim Sundberg, R (1, 2) OBP: 0.280, SLG: 0.294			3-1			F8			FC1 1-2	3	0	0	0	0	0	1

	AB	29
	R	0
	H	3
	RBI	0
	BB	1
	SO	8
	LOB	10

Inning Stats										
	R: 0 E: 0 K: 1 S: 5	H: 0 LOB: 0 BB: 0 P: 5	R: 0 E: 0 K: 1 S: 5	H: 0 LOB: 0 BB: 0 P: 5	R: 0 E: 0 K: 1 S: 5	H: 0 LOB: 0 BB: 0 P: 5	R: 0 E: 0 K: 2 S: 8	H: 1 LOB: 1 BB: 0 P: 8	R: 0 E: 0 K: 0 S: 2	H: 1 LOB: 0 BB: 1 P: 6
	R: 0 E: 0 K: 1 S: 5	H: 0 LOB: 0 BB: 0 P: 5	R: 0 E: 0 K: 0 S: 3	H: 0 LOB: 0 BB: 0 P: 3	R: 0 E: 0 K: 2 S: 7	H: 0 LOB: 0 BB: 0 P: 7	R: 0 E: 1 K: 0 S: 5	H: 1 LOB: 2 BB: 0 P: 5	1B: 3 2B: 0 3B: 0 HR: 0	SF: 0 SAC: 0 DP: 1 HBP: 0

	WP: 0	PA: 31
	PB: 0	
	SB: 0	
	CS: 1	

PITCHER	IP	WLS	BF	H	R	ER	SO	BB	IBB	HBP	BLK	WP	HR	S	P	ERA	WHIP
Dave Goltz, R (1, 1) ERA: 3.38	9.0	W	30	3	0	0	8	1	0	0	0	0	0	45	49	0.00	0.444

PITCHER	IP	WLS	BF	H	R	ER	SO	BB	IBB	HBP	BLK	WP	HR	S	P	ERA	WHIP

Batter	1	2	3	4	5	6	7	8	9	AB	R	H	RBI	BB	SO	LOB
Davey Nelson, R (1, 4) (6, 3) OBP: 0.299, SLG: 0.302	4-3		K		F9		FC6-4 1B 1-2 2-3		4-3	5	0	1	0	0	1	2
Tom Poquette, L (1, 7) OBP: 0.372, SLG: 0.443	WP 1B		G3		F7		FC6-4 1-2f		6-3	5	0	1	0	0	0	5
George Brett, L (1, 5) OBP: 0.380, SLG: 0.463	K 1-2			F7		F7		F2	WP BB	3	0	0	0	0	1	1
Cookie Rojas, R (6, 5) OBP: 0.277, SLG: 0.275				1B BB		L7		BB 1B 1B BB	BB	1	0	0	0	1	0	0
Hal McRae, R (1, 10) OBP: 0.420, SLG: 0.479	F9			F8		L3		BB 1B 1-2	K	2	1	0	0	3	0	1
John Mayberry, L (1, 3) OBP: 0.327, SLG: 0.362		6-3		FC6-4 1B 1-2			1B 1B 1B	WP 1B 5-3 BB 1-2 2-3		3	0	0	0	0	0	1
Jamie Quirk, L (6, 6) OBP: 0.245, SLG: 0.333		K							K	2	1	1	0	0	1	2
Amos Otis, R (1, 8) OBP: 0.349, SLG: 0.459		K					L7	5-3 WP 1B 1-2 2-H 3-H		2	0	1	0	0	1	0
Ruppert Jones, L (5, 9) OBP: 0.255, SLG: 0.333		PO 1B		FC6-4 1-2f			F8	5-3 1-3 2-H		1	1	1	0	1	0	0
Al Cowens, R (1, 9) OBP: 0.307, SLG: 0.346		PO 1-2	CS 1B		BB		1B 1-2			2	0	1	0	0	0	2
John Wathan, R (5, 2) OBP: 0.333, SLG: 0.280										2	0	1	2	0	0	1
Frank White, R (1, 6) OBP: 0.269, SLG: 0.310			BB		F8					1	0	1	0	1	0	0
Jim Wohlford, R (6, 4) OBP: 0.303, SLG: 0.300			1-2							2	0	0	1	0	0	2
Buck Martinez, R (1, 2) OBP: 0.268, SLG: 0.364										1	0	0	0	1	0	1
Willie Wilson, S (5, 8) OBP: 0.500, SLG: 0.500										2	0	1	0	0	1	1
Inning Stats	R: 0 E: 0 K: 1 S: 6 H: 1 LOB: 1 BB: 0 P: 6	R: 0 E: 0 K: 1 S: 5 H: 1 LOB: 0 BB: 0 P: 5	R: 0 E: 0 K: 1 S: 5 H: 1 LOB: 1 BB: 1 P: 9	R: 0 E: 0 K: 0 S: 4 H: 1 LOB: 2 BB: 1 P: 8	R: 0 E: 0 K: 0 S: 3 H: 0 LOB: 1 BB: 1 P: 7	R: 0 E: 0 K: 0 S: 3 H: 0 LOB: 0 BB: 0 P: 3	R: 0 E: 0 K: 0 S: 6 H: 3 LOB: 3 BB: 0 P: 6	R: 3 E: 0 K: 1 S: 7 H: 2 LOB: 1 BB: 2 P: 15	R: 0 E: 0 K: 1 S: 5 H: 0 LOB: 2 BB: 2 P: 13	1B: 9 2B: 0 3B: 0 HR: 0 SF: 0 SAC: 0 DP: 0 HBP: 0						

PITCHER		IP	WLS	BF	H	R	ER	SO	BB	IBB	HBP	BLK	WP	HR	S	P	ERA	WHIP
Jim Hughes, R ERA: 4.94	(1, 1)	8.0	W	36	9	3	3	4	5	0	0	0	2	0	39	59	3.38	1.750
Tom Burgmeier, L ERA: 2.32	(9, 1)	1.0		5	0	0	0	1	2	0	0	0	1	0	5	13	0.00	2.000

PITCHER	IP	WLS	BF	H	R	ER	SO	BB	IBB	HBP	BLK	WP	HR	S	P	ERA	WHIP

TOP

Kansas City Royals @ Minnesota Twins

Metropolitan Stadium, Bloomington , MI

Fri Sep 10 1976, 8:05 PM EDT
Att. 8,912 - Unknown - 70 F

livebaseballscorecards.com

AB	34
R	3
H	9
RBI	3
BB	7
SO	5
LOB	19

WP: 3	PA: 42			
PB: 0				
SB: 0				
CS: 1				

Batter	1	2	3	4	5	6	7	8	9	AB	R	H	RBI	BB	SO	LOB
Bob Randall, R (1, 4) OBP: 0.318, SLG: 0.320	L7	K 1-2		P4	BB, 1B, FC6-4, BB P4		WP, G3 4-3 BB	G5-4-3 1-2f		4	1	0	0	1	1	5
Luis Gomez, R (6, 4) OBP: 0.240, SLG: 0.213										1	1	0	0	1	0	3
Steve Brye, R (1, 8) OBP: 0.301, SLG: 0.331	1B SF9 1B		E6 1B WP	3B 2-H 2B	FC6-4 1-2 1B BB 1B	1B 1B 2B	G3 1-2			2	2	1	0	0	0	0
Lyman Bostock, L (4, PH) OBP: 0.375, SLG: 0.448 (5, 8)										4	3	3	1	0	0	1
Rod Carew, L (1, 3) OBP: 0.398, SLG: 0.454	1B 1-3		BB SF8-4-6 1-3 1B	3B IBB	FC6-4 1-2 2-3 BB	F7	4-3 2-H			4	2	2	1	2	0	1
Larry Hisle, R (1, 7) OBP: 0.330, SLG: 0.377	SF9 3-H		SF8-4-6 BB 3-H BB	2B 1-H 2-H 3B	FC6-4 1-2f 2-3 3-H 1B 1B	1B 2-3 1B 1B	BB			3	3	2	4	2	0	2
Craig Kusick, R (1, 10) OBP: 0.342, SLG: 0.429	F9		SF8-4-6 1-2 2-3 BB	HR 3-H 2B	1B 1-2 3-H 1B 1B	1B 1-2 3-H 1B	3-1			1	0	0	0	0	0	1
Steve Braun, L (3, PH) OBP: 0.393, SLG: 0.357										4	2	3	3	1	0	1
Dan Ford, R (1, 9) OBP: 0.309, SLG: 0.429		L7	SF8-4-6 1-2 2-3 3-H	HR 2-H	BB, 1B E 1-2 2-H 1B	BB, 1B 1-2 2-H 1B		6-3		5	2	3	5	0	0	0
Roy Smalley, S (1, 6) OBP: 0.368, SLG: 0.337		PB 1B BB	4-3	BB	E, BB 1-2 2-H 1B	BB 1-2 1B		1B, BB BB		3	1	2	1	3	0	1
Jerry Terrell, R (1, 5) OBP: 0.277, SLG: 0.269	L3 1-2			SH5-3 2B BB 4-3	E 1-2 2-3 BB	E 1-2 2-3 BB		1B 1-2 BB		1	0	0	0	0	0	1
Mike Cubbage, L (4, PH) OBP: 0.346, SLG: 0.342 (5, 5)										1	1	0	0	4	0	1
Glenn Borgmann, R (1, 2) OBP: 0.431, SLG: 0.380	S 2-H 1B			SH5-3 1-2	K E5	F5		G5-4-3 1-2 2-3 1B		5	0	2	1	0	1	5
Inning Stats	R: 1 E: 0 K: 0 S: 5 H: 2 LOB: 1 BB: 0 P: 5	R: 1 E: 0 K: 1 S: 6 H: 1 LOB: 1 BB: 1 P: 10	R: 2 E: 1 K: 0 S: 4 H: 1 LOB: 1 BB: 2 P: 12	R: 6 E: 0 K: 0 S: 7 H: 4 LOB: 1 BB: 3 P: 19	R: 5 E: 1 K: 1 S: 10 H: 4 LOB: 3 BB: 3 P: 22	R: 2 E: 0 K: 0 S: 7 H: 5 LOB: 3 BB: 1 P: 11	R: 1 E: 0 K: 0 S: 3 H: 0 LOB: 1 BB: 2 P: 11	R: 0 E: 0 K: 0 S: 3 H: 1 LOB: 2 BB: 2 P: 11		1B: 13 2B: 4 3B: 1 HR: 1 SF: 2 SAC: 1 DP: 2 HBP: 0						

BOTTOM

Kansas City Royals @ Minnesota Twins

Metropolitan Stadium, Bloomington , MI

Fri Sep 10 1976, 8:05 PM EDT

Att. 8,912 - Unknown - 70 F

livebaseballscorecards.com

AB	38
R	18
H	18
RBI	16
BB	14
SO	2
LOB	22

WP: 2 PA: 55
PB: 1
SB: 1
CS: 0

PITCHER		IP	WLS	BF	H	R	ER	SO	BB	IBB	HBP	BLK	WP	HR	S	P	ERA	WHIP
Andy Hassler, L ERA: 3.55	(1, 1)	2.0	L	13	4	4	2	1	2	0	0	0	1	0	13	21	9.00	3.000
Tom Bruno, R ERA: 5.28	(3, 1)	1.2		11	4	6	6	0	2	1	0	0	0	1	8	20	32.40	3.600
Bob McClure, L ERA: 10.13	(4, 1)	0.1		2	0	0	0	0	1	0	0	0	0	0	1	5	0.00	3.000
Paul Splittorff, L ERA: 3.77	(5, 1)	0.2		10	4	5	4	1	3	0	0	0	0	0	9	21	54.00	10.500
Jerry Cram, R ERA: 13.5	(5, 1)	1.1		9	5	2	2	0	1	0	0	0	0	0	8	12	13.50	4.500

PITCHER		IP	WLS	BF	H	R	ER	SO	BB	IBB	HBP	BLK	WP	HR	S	P	ERA	WHIP
Roger Nelson, R ERA: 9.0	(7, 1)	1.0		5	0	1	1	0	2	0	0	0	1	0	3	11	9.00	2.000
Tom Hall, L ERA: 4.5	(8, 1)	1.0		5	1	0	0	0	2	0	0	0	0	0	3	11	0.00	3.000

Kansas City Royals @ Minnesota Twins

Metropolitan Stadium, Bloomington , MI

Sat Sep 11 1976, 4:33 AM EDT

Att. 8,955 - Unknown - 84 F

TOP

livebaseballscorecards.com

Batter	1	2	3	4	5	6	7	8	9	AB	R	H	RBI	BB	SO	LOB
Jim Wohlford, R (1, 7) OBP: 0.305, SLG: 0.303	0-0 S 2B 1B	0-0 L4-3 1-2		0-0 CS 1-2	0-0 6-3		0-0 L8		0-0 HR 1-2 3-H 1B	5	2	2	1	0	0	1
Amos Otis, R (1, 8) OBP: 0.353, SLG: 0.467	1-0 2B 1B 1-2 HBP	0-0 F7			0-0 1B 1B			0-0 5-3 1B	0-0 1-H 2-H HR	4	2	3	3	0	0	0
George Brett, L (1, 5) OBP: 0.380, SLG: 0.465	0-0 1B 1-3 2-H 2B		0-0 P6		0-0 G5-4-3 1-3 1B			0-0 5-3 1-2	0-0 F7	5	0	2	1	0	0	2
Hal McRae, R (1, 10) OBP: 0.416, SLG: 0.474	0-0 G3		0-0 E4 FC6-4		0-0 G5-4-3 1-2f			0-0 L7	0-0 6-3	5	0	0	0	0	0	6
John Mayberry, L (1, 3) OBP: 0.327, SLG: 0.361	0-0 FC1-4 2-3 3-H 1B		0-0 L8			0-0 L8		S S S 0-3 K		4	0	1	1	0	1	2
Al Cowens, R (1, 9) OBP: 0.306, SLG: 0.346	S S S 0-3 K		0-0 FC6-4 1-2f			0-0 6-3			0-0 1B 1B	4	1	1	0	0	1	3
Cookie Rojas, R (1, 4) OBP: 0.267, SLG: 0.263	0-0 FC1-4 1-2f			0-0 P6		0-0 6-3			0-0 L9	4	0	0	0	0	0	3
Frank White, R (1, 6) OBP: 0.273, SLG: 0.316		0-0 1B 2B		B B B B 4-0 CS BB			0-0 6-3		0-0 1B 1-2 1B 1B	3	2	2	0	1	0	0
Buck Martinez, R (1, 2) OBP: 0.270, SLG: 0.365 Ruppert Jones, L (7, PH) OBP: 0.250, SLG: 0.327 John Wathan, R (7, 2) OBP: 0.333, SLG: 0.280 Jamie Quirk, L (9, PH) OBP: 0.252, SLG: 0.340 Davey Nelson, R (9, PR) OBP: 0.299, SLG: 0.302 Bob Stinson, S (9, 2) OBP: 0.340, SLG: 0.341		0-0 L4-3 2-H 1B		0-0 F9			S S S 0-3 K		0-0 1B 1-3 2-H HR 1B	2 1 0 1 0 0	0 0 0 0 1 0	1 0 0 1 0 0	1 0 0 1 0 0	0 1 0 0 0 0	0 0 0 0 0 0	1 0 0 0 0 0

	AB	38
	R	8
	H	13
	RBI	8
	BB	1
	SO	3
	LOB	18

Inning Stats	1	2	3	4	5	6	7	8	9	1B: 10	SF: 0	WP: 0	PA: 41
R:	2	1	0	0	0	0	0	0	5	2B: 3	SAC: 0	PB: 0	
E:	0	0	1	0	0	0	0	0	0	3B: 0	DP: 2	SB: 1	
K:	1	0	0	0	0	0	1	1	0	HR: 1	HBP: 1	CS: 1	
S:	8	4	4	2	4	3	5	6	8				
H:	3	2	0	0	2	0	0	1	5				
LOB:	2	0	0	0	1	0	0	1	1				
BB:	0	0	0	1	0	0	0	0	0				
P:	9	4	4	6	4	3	5	6	8				

PITCHER		IP	WLS	BF	H	R	ER	SO	BB	IBB	HBP	BLK	WP	HR	S	P	ERA	WHIP
Bill Singer, R ERA: 3.96	(1, 1)	7.2		31	8	3	3	2	1	0	1	0	0	0	33	38	3.52	1.174
Tom Burgmeier, L ERA: 2.31	(8, 1)	0.1		1	0	0	0	1	0	0	0	0	0	0	3	3	0.00	0.000
Bill Campbell, R ERA: 3.2	(9, 1)	0.1	L	6	5	5	5	0	0	0	0	0	0	1	6	6	135.00	15.000
Tom Johnson, R ERA: 2.7	(9, 1)	0.2		2	0	0	0	0	0	0	0	0	0	0	2	2	0.00	0.000

PITCHER	IP	WLS	BF	H	R	ER	SO	BB	IBB	HBP	BLK	WP	HR	S	P	ERA	WHIP

Kansas City Royals @ Minnesota Twins

Metropolitan Stadium, Bloomington , MI

Sat Sep 11 1976, 4:33 AM EDT

Att. 8,955 - Unknown - 84 F

BOTTOM

livebaseballscorecards.com

Batter	1	2	3	4	5	6	7	8	9	AB	R	H	RBI	BB	SO	LOB
Steve Braun, L (1, 10) OBP: 0.388, SLG: 0.352	P4		L9		F8		4-3	L8		5	0	0	0	0	0	1
Roy Smalley, S (1, 6) OBP: 0.367, SLG: 0.336	F7			L8	K		FC4-6 1B		K	5	0	1	0	0	2	0
Rod Carew, L (1, 3) OBP: 0.400, SLG: 0.457	1B			P6	1B 2B		FC4-6 WP 1-2f		G3-6 1B	5	1	3	0	0	0	1
Lyman Bostock, L (1, 8) OBP: 0.375, SLG: 0.448	L9			E 1B BB 1B	CS 2-H 1B		6-3 1-2		G3-6 1-2f	5	1	2	1	0	0	3
Butch Wynegar, S (1, 2) OBP: 0.367, SLG: 0.372		BBBB G6-4-3 BB		BB E 1B 1-2 1B	CS 1-2	F8		F8		3	1	1	0	1	0	0
Mike Cubbage, L (1, 5) OBP: 0.345, SLG: 0.341		P6		E1 BB 1B 1-2 2-3		1B		4-3		4	1	1	0	0	0	3
Larry Hisle, R (1, 7) OBP: 0.331, SLG: 0.379		G6-4-3 1-2f		BBBB E 1B 1-2 2-3 3-H BB		P2		3B 2B		3	1	1	1	1	0	2
Dan Ford, R (1, 9) OBP: 0.313, SLG: 0.436			K	E7 1-3 2-H 3-H 1B		1-3 1B		1B 3B 2-H		4	1	3	3	0	1	0
Bob Randall, R (1, 4) OBP: 0.317, SLG: 0.320			6-3	6-3		F7		3-H 1B		4	0	1	1	0	0	4

	AB	38
	R	6
	H	13
	RBI	6
	BB	2
	SO	3
	LOB	14

Inning Stats	1	2	3	4	5	6	7	8	9
	R: 0 E: 0 K: 0 S: 4	H: 1 LOB: 1 BB: 0 P: 4	R: 0 E: 0 K: 0 S: 2	H: 0 LOB: 0 BB: 1 P: 6	R: 0 E: 0 K: 1 S: 5	H: 0 LOB: 0 BB: 0 P: 5	R: 3 E: 2 K: 0 S: 7	H: 3 LOB: 2 BB: 1 P: 11	R: 1 E: 0 K: 1 S: 6	H: 2 LOB: 0 BB: 0 P: 6
	R: 0 E: 0 K: 0 S: 5	H: 2 LOB: 2 BB: 0 P: 5	R: 0 E: 0 K: 0 S: 4	H: 1 LOB: 1 BB: 0 P: 4	R: 2 E: 0 K: 0 S: 6	H: 3 LOB: 1 BB: 0 P: 6	R: 0 E: 0 K: 1 S: 5	H: 1 LOB: 0 BB: 0 P: 5		

	1B: 10	SF: 0	WP: 1	PA: 41
	2B: 2	SAC: 0	PB: 0	
	3B: 1	DP: 2	SB: 0	
	HR: 0	HBP: 0	CS: 1	

PITCHER		IP	WLS	BF	H	R	ER	SO	BB	IBB	HBP	BLK	WP	HR	S	P	ERA	WHIP
Doug Bird, R ERA: 3.48	(1, 1)	6.0		27	8	4	1	2	2	0	0	0	0	0	29	37	1.50	1.667
Steve Mingori, L ERA: 2.13	(7, 1)	1.2		7	2	1	1	0	0	0	0	0	1	0	7	7	5.40	1.200
Mark Littell, R ERA: 1.93	(8, 1)	1.1	W	6	3	1	1	1	0	0	0	0	0	0	8	8	6.75	2.250

PITCHER	IP	WLS	BF	H	R	ER	SO	BB	IBB	HBP	BLK	WP	HR	S	P	ERA	WHIP

Batter	1	2	3	4	5	6	7	8	9	AB	R	H	RBI	BB	SO	LOB
Jim Wohlford, R (1, 7) OBP: 0.305, SLG: 0.303	S S S 0-3 ① K	S S S 0-3 ③ K		S S S 0-3 ③ K		x 0-0 1-3 3-H 2B 1B	x 0-0 ① F3		x 0-0 2-H 1B	6	1	2	2	0	3	2
Amos Otis, R (1, 8) OBP: 0.351, SLG: 0.465 Willie Wilson, S (9, 8) OBP: 0.500, SLG: 0.500	x 0-0 ② F5		x 0-0 ① F8		S S S 0-3 ① K	x 0-0 2-H 3-H 2B 2B	x 0-0 E6 1B FC6-4		x 0-0 ① P6	6 0	2 0	1 0	2 0	0 0	1 0	1 0
George Brett, L (1, 5) OBP: 0.381, SLG: 0.464	x 0-0 S 1B	x 0-0 ② F7			x 0-0 ② P1	B B B B 4-0 2B BB	x 0-0 1-3 FC6-4 1B		x 0-0 ② F8	5	1	2	0	1	0	1
John Mayberry, L (1, 3) OBP: 0.327, SLG: 0.361 Jamie Quirk, L (9, 3) OBP: 0.252, SLG: 0.340	S S S 0-3 ③ K 1-2		x 0-0 ③ 4-3		B B B 4-0 BB	x 0-0 1-H 2-H 2B 2B	x 0-0 ② FC6-4 1-2f 3-H 1B		x 0-0 ③ F7	5 0	2 0	1 0	3 0	1 0	1 0	3 0
Hal McRae, R (1, 10) OBP: 0.419, SLG: 0.478		B B B B 4-0 2B BB		x 0-0 E CS 1B	x 0-0 ③ F5	x 0-0 E 2-H 3B 2B	x 0-0 ③ 2-H 1B			4	3	3	2	1	0	1
Al Cowens, R (1, 9) OBP: 0.304, SLG: 0.342 Ruppert Jones, L (9, 9) OBP: 0.250, SLG: 0.327		x 0-0 ① P5		x 0-0 E4 CS 1-2 1B		P6 E5 BB 2-3 3B		x 0-0 ① G3		5 0	2 0	0 0	0 0	0 0	0 0	3 0
Cookie Rojas, R (1, 4) OBP: 0.273, SLG: 0.273		x 0-0 1-H SF8 2B		S S S 0-3 ① K 1-3 2-H		K B B B 4-0 1-2 3B BB		x 0-0 ② 6-3		4	2	1	1	1	2	1
Frank White, R (1, 6) OBP: 0.273, SLG: 0.320		x 0-0 ② SF8 3-H		S S S 0-3 ② K		x 0-0 E6 1B 1B x 0-0 1-H 2-H 3-H 3B		x 0-0 ③ F7		4	1	1	4	0	1	1
Bob Stinson, S (1, 2) OBP: 0.351, SLG: 0.355		H 1-0 HBP		x 0-0 3-H 1B		x 0-0 1B 1-3 2B 1B x 0-0 ③ 6-3			x 0-0 1B 2B	4	2	3	1	0	0	1
Inning Stats	R: 0 E: 0 K: 2 S: 8 H: 1 LOB: 1 BB: 0 P: 8	R: 2 E: 0 K: 1 S: 6 H: 1 LOB: 1 BB: 1 P: 11	R: 0 E: 0 K: 0 S: 3 H: 0 LOB: 0 BB: 0 P: 3	R: 2 E: 1 K: 3 S: 12 H: 2 LOB: 1 BB: 0 P: 12	R: 0 E: 0 K: 1 S: 5 H: 0 LOB: 1 BB: 1 P: 9	R: 9 E: 2 K: 1 S: 13 H: 6 LOB: 1 BB: 2 P: 21	R: 2 E: 2 K: 0 S: 5 H: 2 LOB: 1 BB: 0 P: 5	R: 0 E: 0 K: 0 S: 3 H: 0 LOB: 0 BB: 0 P: 3	R: 1 E: 0 K: 0 S: 5 H: 2 LOB: 1 BB: 0 P: 5	1B: 8 2B: 5 3B: 1 HR: 0 SF: 1 SAC: 0 DP: 0 HBP: 1						

PITCHER		IP	WLS	BF	H	R	ER	SO	BB	IBB	HBP	BLK	WP	HR	S	P	ERA	WHIP
Pete Redfern, R ERA: 4.03	(1, 1)	5.2	L	29	7	8	3	8	2	0	1	0	0	0	42	51	4.76	1.588
Tom Burgmeier, L ERA: 2.48	(6, 1)	0.1		7	3	5	1	0	2	0	0	0	0	0	5	13	27.00	15.000
Eddie Bane, L ERA: 5.11	(7, 1)	3.0		13	4	3	1	0	0	0	0	0	0	0	13	13	3.00	1.333

PITCHER	IP	WLS	BF	H	R	ER	SO	BB	IBB	HBP	BLK	WP	HR	S	P	ERA	WHIP

TOP

Kansas City Royals @ Minnesota Twins

Metropolitan Stadium, Bloomington , MI

Sun Sep 12 1976, 4:33 AM EDT

Att. 8,101 - Unknown - 89 F

livebaseballscorecards.com

AB	43
R	16
H	14
RBI	15
BB	4
SO	8
LOB	14

WP: 0 PB: 0 SB: 1 CS: 2 PA: 49

Batter	1	2	3	4	5	6	7	8	9	AB	R	H	RBI	BB	SO	LOB
Steve Braun, L (1, 10) OBP: 0.384, SLG: 0.348	4-3		SF9 1-2 3-H		4-3		F9		FC6-4 1-2f	4	0	0	1	0	0	2
Roy Smalley, S (1, 6) OBP: 0.364, SLG: 0.333	3-1		4-3			F7		L7		4	0	0	0	0	0	1
Rod Carew, L (1, 3) OBP: 0.399, SLG: 0.458	K			F7		4-3 1B 2B		K		4	1	1	0	0	2	0
Lyman Bostock, L (1, 8) OBP: 0.372, SLG: 0.443		L4		F8		4-3 2-3		6-3		4	0	0	0	0	0	1
Butch Wynegar, S (1, 2) OBP: 0.368, SLG: 0.373		F7		4-3		2B 3-H 1B			HR 1B	4	2	2	1	0	0	0
Mike Cubbage, L (1, 5) OBP: 0.347, SLG: 0.352		4-3			1B 3B	1-H 2B			F8	4	1	2	1	0	0	1
Larry Hisle, R (1, 7) OBP: 0.330, SLG: 0.383			6-3		F8	6-3			1-H HR	4	1	1	2	0	0	2
Dan Ford, R (1, 9) OBP: 0.312, SLG: 0.434			E5 1B SF9		3-H 1B		5-3		F9	4	1	1	1	0	0	0
Bob Randall, R (1, 4) OBP: 0.319, SLG: 0.322			S 1-3 1B		L4		F7		FC6-4 1B	4	0	2	0	0	0	1
Inning Stats	R: 0 H: 0 E: 0 LOB: 0 K: 1 BB: 0 S: 5 P: 5	R: 0 H: 0 E: 0 LOB: 0 K: 0 BB: 0 S: 3 P: 3	R: 1 H: 1 E: 1 LOB: 1 K: 0 BB: 0 S: 5 P: 5	R: 0 H: 0 E: 0 LOB: 0 K: 0 BB: 0 S: 3 P: 3	R: 1 H: 2 E: 0 LOB: 1 K: 0 BB: 0 S: 5 P: 5	R: 2 H: 3 E: 0 LOB: 1 K: 0 BB: 0 S: 6 P: 6	R: 0 H: 0 E: 0 LOB: 0 K: 0 BB: 0 S: 3 P: 3	R: 0 H: 0 E: 0 LOB: 0 K: 1 BB: 0 S: 5 P: 5	R: 2 H: 3 E: 0 LOB: 1 K: 0 BB: 0 S: 6 P: 6	1B: 5 SF: 1 2B: 2 SAC: 0 3B: 1 DP: 0 HR: 1 HBP: 0						WP: 0 PA: 37 PB: 0 SB: 1 CS: 0

PITCHER	IP	WLS	BF	H	R	ER	SO	BB	IBB	HBP	BLK	WP	HR	S	P	ERA	WHIP
Marty Pattin, R (1, 1) ERA: 2.85	7.0	W	28	6	4	3	1	0	0	0	0	0	0	30	30	3.86	0.857
Paul Splittorff, L (8, 1) ERA: 3.84	2.0		9	3	2	2	1	0	0	0	0	0	1	11	11	9.00	1.500

PITCHER	IP	WLS	BF	H	R	ER	SO	BB	IBB	HBP	BLK	WP	HR	S	P	ERA	WHIP

BOTTOM

Kansas City Royals @ Minnesota Twins

Metropolitan Stadium, Bloomington , MI

Sun Sep 12 1976, 4:33 AM EDT

Att. 8,101 - Unknown - 89 F

livebaseballscorecards.com

AB	36
R	6
H	9
RBI	6
BB	0
SO	2
LOB	8

Batter	1	2	3	4	5	6	7	8	9	AB	R	H	RBI	BB	SO	LOB
Bill North, S (1, 8) OBP: 0.356, SLG: 0.341	G3		L6-3 1-2		FC5 E 1B		1-2 BB		S 1B 2-3	4	0	2	0	1	0	1
Claudell Washington, L (1, 9) OBP: 0.296, SLG: 0.337	K			E S 1B BB	1-2 BB		K		K 1-2	3	1	0	0	2	3	4
Don Baylor, R (1, 10) OBP: 0.324, SLG: 0.378	K			F8 1-3	F8		K		K	5	0	0	0	0	3	7
Joe Rudi, R (1, 7) OBP: 0.340, SLG: 0.449		F3		G3 1B 1B 3-H	FC5 2-3f			4-3	K	5	1	1	1	0	1	4
Sal Bando, R (1, 5) OBP: 0.333, SLG: 0.413		F5		G3 1-2		F6		S HR BB		3	1	0	0	1	0	1
Gene Tenace, R (1, 3) OBP: 0.378, SLG: 0.479		1B		BB 1B 2-H		1-3		1-H HR		4	1	3	3	0	0	0
Phil Garner, R (1, 4) OBP: 0.303, SLG: 0.397		F8		FC6-4 BB 1-2		1-3		F8		3	0	0	0	1	0	1
Tommy Sandt, R (1, 6) OBP: 0.267, SLG: 0.232			L6-3 1B	FC6-4 1-2f			5-3	L7		4	0	1	0	0	0	2
Jeff Newman, R (1, 2) OBP: 0.247, SLG: 0.261			F9		F8		BB 1B		1B 2B	4	0	2	0	0	0	1
Inning Stats	R: 0 E: 0 K: 2 S: 7 H: 0 LOB: 0 BB: 0 P: 7	R: 0 E: 0 K: 0 S: 4 H: 1 LOB: 1 BB: 0 P: 4	R: 0 E: 0 K: 0 S: 3 H: 1 LOB: 0 BB: 0 P: 3	R: 2 E: 0 K: 0 S: 5 H: 2 LOB: 2 BB: 2 P: 13	R: 0 E: 1 K: 0 S: 4 H: 1 LOB: 2 BB: 1 P: 8	R: 0 E: 0 K: 0 S: 3 H: 0 LOB: 0 BB: 0 P: 3	R: 0 E: 0 K: 2 S: 8 H: 1 LOB: 2 BB: 1 P: 12	R: 2 E: 0 K: 0 S: 4 H: 1 LOB: 0 BB: 1 P: 8	R: 0 E: 0 K: 3 S: 11 H: 2 LOB: 2 BB: 0 P: 11	1B: 7 2B: 2 3B: 0 HR: 1 SF: 0 SAC: 0 DP: 1 HBP: 0						

PITCHER		IP	WLS	BF	H	R	ER	SO	BB	IBB	HBP	BLK	WP	HR	S	P	ERA	WHIP
Steve Luebber, R ERA: 4.07	(1, 1)	8.0	L	35	7	4	4	4	5	0	0	0	0	1	38	58	4.50	1.500
Bill Campbell, R ERA: 3.18	(9, 1)	1.0		5	2	0	0	3	0	0	0	0	0	0	11	11	0.00	2.000

PITCHER	IP	WLS	BF	H	R	ER	SO	BB	IBB	HBP	BLK	WP	HR	S	P	ERA	WHIP

TOP

Oakland Athletics @ Minnesota Twins

Metropolitan Stadium, Bloomington , MI

Tue Sep 14 1976, 4:33 AM EDT

Unknown - 60 F

livebaseballscorecards.com

AB	35
R	4
H	9
RBI	4
BB	5
SO	7
LOB	21

BOTTOM

Oakland Athletics @ Minnesota Twins

Metropolitan Stadium, Bloomington , MI

Tue Sep 14 1976, 4:33 AM EDT

Unknown - 60 F

livebaseballscorecards.com

Batter	1	2	3	4	5	6	7	8	9	AB	R	H	RBI	BB	SO	LOB
Jerry Terrell, R (1, 5) OBP: 0.282, SLG: 0.275	0-0 1B	0-0 L6			0-0 F3			0-0 G6-3 1B		4	0	2	0	0	0	2
Bob Randall, R (1, 4) OBP: 0.316, SLG: 0.319	0-3 K		0-0 F7			0-0 F8		0-0 G6-3 1-2f		4	0	0	0	0	1	2
Larry Hisle, R (1, 7) OBP: 0.332, SLG: 0.383	0-0 F8		B B B 4-0 CS BB			0-0 6-3		0-0 FC5-4 1B		3	0	1	0	1	0	1
Craig Kusick, R (1, 3) OBP: 0.341, SLG: 0.426	0-0 F4		0-0 F3 1-2			0-0 1B 1B		0-0 FC5-4 1-2f		4	0	1	0	0	0	3
Dan Ford, R (1, 9) OBP: 0.315, SLG: 0.448		0-0 G3 3B		0-0 6-3		0-0 1-2 1B			0-0 HR	4	2	3	1	0	0	0
Steve Brye, R (1, 8) OBP: 0.296, SLG: 0.325		0-0 F3		0-0 E6 CS		0-0 F8			0-0 F9	4	0	0	0	0	0	3
Butch Wynegar, S (1, 10) OBP: 0.365, SLG: 0.370		0-0 G3 3-H		0-0 L7 1-2			0-0 F7		S S S 0-3 K	4	0	0	1	0	1	1
Glenn Borgmann, R (1, 2) OBP: 0.420, SLG: 0.358		B B B B 4-0 1B BB			0-0 6-3		S S S 0-3 K		0-0 4-3	3	0	0	0	1	1	0
Luis Gomez, R (1, 6) OBP: 0.245, SLG: 0.220		0-0 1-2 1B			0-0 L4		0-0 6-3			3	0	1	0	0	0	0

	AB	33
	R	2
	H	8
	RBI	2
	BB	2
	SO	3
	LOB	12

Inning Stats	1	2	3	4	5	6	7	8	9	1B: 6	SF: 0	WP: 0	PA: 35
	R: 0 E: 0 K: 1 S: 6 H: 1 LOB: 1 BB: 0 P: 6	R: 1 E: 0 K: 0 S: 5 H: 2 LOB: 2 BB: 1 P: 9	R: 0 E: 0 K: 0 S: 2 H: 0 LOB: 0 BB: 1 P: 6	R: 0 E: 1 K: 0 S: 3 H: 0 LOB: 0 BB: 0 P: 3	R: 0 E: 0 K: 0 S: 3 H: 0 LOB: 0 BB: 0 P: 3	R: 0 E: 0 K: 0 S: 5 H: 2 LOB: 2 BB: 0 P: 5	R: 0 E: 0 K: 1 S: 5 H: 0 LOB: 0 BB: 0 P: 5	R: 0 E: 0 K: 0 S: 4 H: 2 LOB: 1 BB: 0 P: 4	R: 1 E: 0 K: 1 S: 6 H: 1 LOB: 0 BB: 0 P: 6	2B: 0 3B: 1 HR: 1	SAC: 0 DP: 1 HBP: 0	PB: 0 SB: 0 CS: 2	

PITCHER	IP	WLS	BF	H	R	ER	SO	BB	IBB	HBP	BLK	WP	HR	S	P	ERA	WHIP
Vida Blue, L (1, 1) ERA: 2.45	9.0	W	35	8	2	2	3	2	0	0	0	0	1	39	47	2.00	1.111

PITCHER	IP	WLS	BF	H	R	ER	SO	BB	IBB	HBP	BLK	WP	HR	S	P	ERA	WHIP

Batter	1	2	3	4	5	6	7	8	9	AB	R	H	RBI	BB	SO	LOB
Bill North, S (1, 10) OBP: 0.356, SLG: 0.343	G5-3, 1B 1B		K			E 2-H 2B	L7		F6 2-3	5	0	2	1	0	1	4
Claudell Washington, L (1, 8) (7, 9) OBP: 0.298, SLG: 0.346	1-2 1B			HR		K		6-3		4	1	2	1	0	1	1
Don Baylor, R (1, 9) (7, 3) OBP: 0.324, SLG: 0.377	F2			5-3		E5, 6-3 2-3		1B, FC1-2 1B		4	0	1	0	0	0	3
Joe Rudi, R (1, 7) OBP: 0.339, SLG: 0.447	G5-3 2-3f			4-3		6-3 1-2		FC1-2 1-2 1B		4	0	1	0	0	0	5
Sal Bando, R (1, 5) OBP: 0.333, SLG: 0.411		4-3		5-3			1B, S 1B BB	FC1-2 1-2 2-H		3	1	0	0	1	0	2
Gene Tenace, R (1, 3) (7, 2) OBP: 0.376, SLG: 0.477		6-3			FC4-6 1B		K 1-2	F8		4	0	1	0	0	1	3
Phil Garner, R (1, 4) OBP: 0.303, SLG: 0.396		4-3			FC4-6, CS 1-2f		1B 2-3 1B		4-3	4	0	1	0	0	0	1
Tommy Sandt, R (1, 6) OBP: 0.258, SLG: 0.224 Billy Williams, L (7, PH) OBP: 0.320, SLG: 0.338 Matt Alexander, S (7, PR) OBP: 0.036, SLG: 0.036 Gary Woods, R (7, 8) OBP: 1.000, SLG: 1.000			1-3		K 1-2		S 1-3 3-H 1B		WP, SH3 1B	2 1 0 1	0 0 0 0	0 1 0 1	0 1 0 0	1 0 0 0	1 0 0 0	1 0 0 0
Jeff Newman, R (1, 2) OBP: 0.243, SLG: 0.257 Jim Holt, L (6, PH) OBP: 1.000, SLG: 2.000 Larry Lintz, S (6, PR) Larry Haney, R (6, 2) OBP: 0.280, SLG: 0.237 Willie McCovey, L (7, PH) OBP: 0.261, SLG: 0.335 Bert Campaneris, R (7, 6) OBP: 0.339, SLG: 0.302			6-3			2B 2B	K 1-2		SH3 1-2	1 1 0 0 0 1 0	0 0 1 0 0 0 0	0 1 0 0 0 0 0	0 0 0 0 0 0 0	0 0 0 0 0 1 0	0 0 0 0 0 2 0	0 0 0 0 0 0 0
Inning Stats	R: 0 E: 0 K: 0 S: 4 H: 2 LOB: 1 BB: 0 P: 4	R: 0 E: 0 K: 0 S: 3 H: 0 LOB: 0 BB: 0 P: 3	R: 0 E: 0 K: 1 S: 5 H: 0 LOB: 0 BB: 0 P: 5	R: 1 E: 0 K: 0 S: 4 H: 1 LOB: 0 BB: 0 P: 4	R: 0 E: 0 K: 1 S: 5 H: 1 LOB: 0 BB: 0 P: 5	R: 1 E: 1 K: 1 S: 7 H: 2 LOB: 2 BB: 0 P: 7	R: 1 E: 0 K: 2 S: 9 H: 2 LOB: 3 BB: 1 P: 13	R: 0 E: 0 K: 0 S: 5 H: 2 LOB: 2 BB: 0 P: 5	R: 0 E: 0 K: 0 S: 4 H: 1 LOB: 1 BB: 0 P: 4	1B: 8 2B: 2 3B: 0 HR: 1 SF: 0 SAC: 1 DP: 1 HBP: 0						

PITCHER	IP	WLS	BF	H	R	ER	SO	BB	IBB	HBP	BLK	WP	HR	S	P	ERA	WHIP
Dave Goltz, R (1, 1) ERA: 3.36	9.0	W	37	11	3	3	5	1	0	0	0	1	1	46	50	3.00	1.333

PITCHER	IP	WLS	BF	H	R	ER	SO	BB	IBB	HBP	BLK	WP	HR	S	P	ERA	WHIP

TOP

Oakland Athletics @ Minnesota Twins

Metropolitan Stadium, Bloomington , MI

Tue Sep 14 1976, 4:38 AM EDT

Att. 2,923 - Unknown

livebaseballscorecards.com

AB	35
R	3
H	11
RBI	3
BB	1
SO	5
LOB	22

WP: 1 PA: 37
PB: 0
SB: 2
CS: 1

Oakland Athletics @ Minnesota Twins

Metropolitan Stadium, Bloomington , MI

Tue Sep 14 1976, 4:38 AM EDT

Att. 2,923 - Unknown

BOTTOM

Batter	1	2	3	4	5	6	7	8	9	AB	R	H	RBI	BB	SO	LOB
Larry Hisle, R (1, 7) OBP: 0.333, SLG: 0.383	SH2-4 1B 1B		F2	FC5 2-3f			BBBB 4-0 BB			3	1	1	0	1	0	2
Roy Smalley, S (1, 6) OBP: 0.362, SLG: 0.330	SH2-4 1-2		4-3		1-3		F9			3	0	0	0	0	0	1
Rod Carew, L (1, 3) OBP: 0.398, SLG: 0.456	G4-6-3 2-H 1B		F7		F4			SSS 0-3 K		4	0	1	1	0	1	0
Butch Wynegar, S (1, 2) OBP: 0.363, SLG: 0.367	G4-6-3 1-2f			6-3	F8			F4		4	0	0	0	0	0	1
Lyman Bostock, L (1, 8) OBP: 0.371, SLG: 0.444		4-3		5-3 HR 2B		SSS 0-3 K		L9		4	1	1	0	0	1	0
Tony Oliva, L (1, 10) OBP: 0.238, SLG: 0.265 Craig Kusick, R (6, PH) OBP: 0.342, SLG: 0.431 Jerry Terrell, R (9, PR) OBP: 0.282, SLG: 0.275		F6		5-3 2-3		L7			1B 1B 2B	2 2 0	0 0 1	0 1 0	0 0 0	0 0 0	0 0 0	1 0 0
Mike Cubbage, L (1, 5) OBP: 0.351, SLG: 0.364		BBBB 4-0 BB BB		3-H HR		F7			1B 2-3 1B	3	1	2	2	1	0	0
Dan Ford, R (1, 9) OBP: 0.319, SLG: 0.449		BBBB 4-0 FC5-4 1-2 BB		FC5 1B 1B			F8		1-2 3-H 1B	3	0	2	1	1	0	0
Bob Randall, R (1, 4) OBP: 0.316, SLG: 0.319		FC5-4 1-2f		1-2 1B			L8			3	0	1	0	0	0	2

livebaseballscorecards.com

AB	31
R	4
H	9
RBI	4
BB	3
SO	2
LOB	7

Inning Stats	1	2	3	4	5	6	7	8	9
	R: 1 E: 0 K: 0 S: 4 H: 2 LOB: 0 BB: 0 P: 4	R: 0 E: 0 K: 0 S: 3 H: 0 LOB: 2 BB: 2 P: 11	R: 0 E: 0 K: 0 S: 3 H: 0 LOB: 0 BB: 0 P: 3	R: 2 E: 0 K: 0 S: 7 H: 4 LOB: 2 BB: 0 P: 7	R: 0 E: 0 K: 0 S: 3 H: 0 LOB: 0 BB: 0 P: 3	R: 0 E: 0 K: 1 S: 5 H: 0 LOB: 0 BB: 0 P: 5	R: 0 E: 0 K: 0 S: 3 H: 0 LOB: 1 BB: 1 P: 7	R: 0 E: 0 K: 1 S: 5 H: 0 LOB: 0 BB: 0 P: 5	R: 1 E: 0 K: 0 S: 3 H: 3 LOB: 2 BB: 0 P: 3

1B: 6 2B: 2 3B: 0 HR: 1 SF: 0 SAC: 1 DP: 1 HBP: 0

WP: 0 PB: 0 SB: 0 CS: 0 PA: 35

PITCHER		IP	WLS	BF	H	R	ER	SO	BB	IBB	HBP	BLK	WP	HR	S	P	ERA	WHIP
Dick Bosman, R ERA: 3.9	(1, 1)	3.2		17	5	3	3	0	2	0	0	0	0	1	15	23	7.36	1.909
Paul Lindblad, L ERA: 3.22	(4, 1)	4.1	L	17	3	1	1	2	1	0	0	0	0	0	20	24	2.08	0.923
Jim Todd, R ERA: 4.0	(9, 1)	0.0		1	1	0	0	0	0	0	0	0	0	0	1	1	∞	∞

PITCHER	IP	WLS	BF	H	R	ER	SO	BB	IBB	HBP	BLK	WP	HR	S	P	ERA	WHIP

Batter	1	2	3	4	5	6	7	8	9	AB	R	H	RBI	BB	SO	LOB
Steve Braun, L (1, 10) OBP: 0.383, SLG: 0.347	F6	1-2 3-H 1B			K		K			4	0	1	1	0	2	1
Roy Smalley, S (1, 6) OBP: 0.363, SLG: 0.330	K	F7			BB			4-3 SH2-4 1B		3	0	1	0	1	1	2
Rod Carew, L (1, 3) OBP: 0.398, SLG: 0.456	S E 1B		6-3		G3			SH2-4 1-2		3	1	1	0	0	0	1
Lyman Bostock, L (1, 8) OBP: 0.368, SLG: 0.440	E5 1-H		F7			F6		4-3 2-3		4	0	0	0	0	0	1
Mike Cubbage, L (1, 5) OBP: 0.347, SLG: 0.359	F7		F5			F7		4-3		4	0	0	0	0	0	2
Butch Wynegar, S (1, 2) OBP: 0.360, SLG: 0.364		4-3		F9		L7			K	4	0	0	0	0	1	0
Larry Hisle, R (1, 7) OBP: 0.332, SLG: 0.381		K		F8			FC6-4 BB		6-3	3	0	0	0	1	1	0
Dan Ford, R (1, 9) OBP: 0.318, SLG: 0.448		1B 1B 1B		F9			FC6-4 S 1-2f		K	4	1	1	0	0	1	1
Bob Randall, R (1, 4) OBP: 0.316, SLG: 0.319		1B 1-3 1B			F4		K 1-2			3	0	1	0	0	1	1
Inning Stats	R: 1 E: 1 K: 1 S: 7 H: 1 LOB: 1 BB: 0 P: 7	R: 1 E: 0 K: 1 S: 8 H: 3 LOB: 2 BB: 0 P: 8	R: 0 E: 0 K: 0 S: 3 H: 0 LOB: 0 BB: 0 P: 3	R: 0 E: 0 K: 0 S: 3 H: 0 LOB: 0 BB: 0 P: 3	R: 0 E: 0 K: 1 S: 5 H: 0 LOB: 1 BB: 1 P: 9	R: 0 E: 0 K: 0 S: 3 H: 0 LOB: 0 BB: 0 P: 3	R: 0 E: 0 K: 2 S: 7 H: 0 LOB: 1 BB: 1 P: 11	R: 0 E: 0 K: 0 S: 4 H: 1 LOB: 1 BB: 0 P: 4	R: 0 E: 0 K: 2 S: 7 H: 0 LOB: 0 BB: 0 P: 7	1B: 5 2B: 0 3B: 0 HR: 0	SF: 0 SAC: 1 DP: 0 HBP: 0						

TOP

Minnesota Twins @ Oakland Athletics

Oakland-Alameda County Coliseum, Oakland, CA

Wed Sep 15 1976, 7:05 PM PDT

Att. 3,774 - Unknown - 65 F

livebaseballscorecards.com

AB	32
R	2
H	5
RBI	1
BB	2
SO	7
LOB	9

WP: 0 PB: 0 SB: 2 CS: 0 PA: 35

PITCHER		IP	WLS	BF	H	R	ER	SO	BB	IBB	HBP	BLK	WP	HR	S	P	ERA	WHIP
Mike Torrez, R ERA: 2.52	(1, 1)	9.0	W	35	5	2	1	7	2	0	0	0	0	0	47	55	1.00	0.778
Mike Torrez, R ERA: 2.52	(9, 1)	9.0	W	35	5	2	1	7	2	0	0	0	0	0	47	55	1.00	0.778

PITCHER	IP	WLS	BF	H	R	ER	SO	BB	IBB	HBP	BLK	WP	HR	S	P	ERA	WHIP

BOTTOM

Minnesota Twins @ Oakland Athletics

Oakland-Alameda County Coliseum, Oakland, CA

Wed Sep 15 1976, 7:05 PM PDT

Att. 3,774 - Unknown - 65 F

livebaseballscorecards.com

Batter	1	2	3	4	5	6	7	8	9	AB	R	H	RBI	BB	SO	LOB
Bill North, S (1, 8) OBP: 0.355, SLG: 0.343	F8			4-3		1-3		HBP, 1B 1-2		4	1	1	0	0	0	0
Claudell Washington, L (1, 9) OBP: 0.302, SLG: 0.348	K, 1B			1B			K	1B, S, HBP 1-2, 2-3		3	1	2	0	0	1	0
Don Baylor, R (1, 10) OBP: 0.325, SLG: 0.378 (9, 3)	K 1-2			G6-4-3 1-3			F7	S, 1B 1-3, 2-H, 3-H		4	0	2	2	0	1	1
Joe Rudi, R (1, 7) OBP: 0.336, SLG: 0.443		F8		G6-4-3 1-2f			6-3	K 2-3, 3-H		4	0	0	0	0	1	4
Sal Bando, R (1, 5) OBP: 0.331, SLG: 0.408 (9, 6)		6-3			K			G3		3	0	0	0	0	1	0
Gene Tenace, R (1, 2) OBP: 0.376, SLG: 0.474 Larry Lintz, S (8, PR) Jeff Newman, R (9, 2) OBP: 0.243, SLG: 0.257		L5			6-3			S, 1B, BB		2 0 0	0 1 0	0 0 0	0 0 0	1 0 0	0 0 0	0 0 0
Ron Fairly, L (1, 3) OBP: 0.384, SLG: 0.301 Matt Alexander, S (8, PR) OBP: 0.036, SLG: 0.036 Mike Torrez, R (9, 1)			F8		K			1B, S, FC6 1-H		3 0 0	0 1 0	1 0 0	1 0 0	0 0 0	1 0 0	0 0 0
Phil Garner, R (1, 4) OBP: 0.303, SLG: 0.396			6-3			F7		FC6 1-3		3	0	1	0	0	0	0
Tommy Sandt, R (1, 6) OBP: 0.254, SLG: 0.220 Jim Holt, L (6, PH) OBP: 0.500, SLG: 1.000 Bert Campaneris, R (7, 6) OBP: 0.339, SLG: 0.302 Billy Williams, L (8, PH) OBP: 0.320, SLG: 0.338 Ken McMullen, R (8, PH) OBP: 0.299, SLG: 0.351 (9, 5)			F9			F8		FC6, HBP, 1B 1-2f, 3-H		1 1 0 0 1	0 0 0 0 1	0 0 0 0 1	0 0 0 0 1	0 0 0 0 0	0 0 0 0 1	0 0 0 0 1

Inning Stats	1	2	3	4	5	6	7	8	9
R	0	0	0	0	0	0	0	5	
E	0	0	0	0	0	0	0	0	
K	1	0	0	0	2	0	1	1	
S	5	3	3	4	7	3	5	9	
H	1	0	0	2	0	0	0	4	
LOB	0	0	0	1	0	0	0	2	
BB	0	0	0	0	0	0	0	1	
P	5	3	3	4	7	3	5	14	

1B: 7	SF: 0	WP: 0	PA: 31
2B: 0	SAC: 0	PB: 0	
3B: 0	DP: 1	SB: 4	
HR: 0	HBP: 1	CS: 0	

	AB	29
	R	5
	H	7
	RBI	4
	BB	1
	SO	5
	LOB	6

PITCHER		IP	WLS	BF	H	R	ER	SO	BB	IBB	HBP	BLK	WP	HR	S	P	ERA	WHIP
Jim Hughes, R ERA: 4.88	(1, 1)	7.1	L	26	5	3	3	4	1	0	0	0	0	0	33	37	3.68	0.818
Tom Burgmeier, L ERA: 2.64	(8, 1)	0.1		4	2	1	1	0	0	0	1	0	0	0	3	4	27.00	6.000
Bill Campbell, R ERA: 3.17	(8, 1)	0.1		1	0	1	1	1	0	0	0	0	0	0	3	3	27.00	0.000

PITCHER		IP	WLS	BF	H	R	ER	SO	BB	IBB	HBP	BLK	WP	HR	S	P	ERA	WHIP

Batter	1	2	3	4	5	6	7	8	9	AB	R	H	RBI	BB	SO	LOB
Steve Braun, L (1, 10) OBP: 0.381, SLG: 0.346	x 0-0 S 1B		S S S 0-3 ② K		x 0-0 ② 6-3		x 0-0 ③ F6			4	0	1	0	0	1	1
Roy Smalley, S (1, 6) OBP: 0.360, SLG: 0.328	S S S 0-3 ① K 1-2		S S S 0-3 ③ K		S S S 0-3 ③ K			x 0-0 ① F7		4	0	0	0	0	3	2
Rod Carew, L (1, 3) OBP: 0.398, SLG: 0.456	x 0-0 ② F5			x 0-0 1-4-3 S HR 1B		x 0-0 ① L4		x 0-0 1B 1B		4	1	2	0	0	0	1
Butch Wynegar, S (1, 2) OBP: 0.361, SLG: 0.364	B B B B 4-0 FC6 BB			x 0-0 ① 1-4-3 1-3		x 0-0 ② 3-1		x 0-0 G6-4-3 1-2 1B		3	0	1	0	1	0	1
Lyman Bostock, L (1, 8) OBP: 0.367, SLG: 0.438	x 0-0 ③ FC6 1-2f			x 0-0 ② F7		x 0-0 HR 1B		x 0-0 ②③ G6-4-3 1-2f		4	1	1	0	0	0	5
Dan Ford, R (1, 9) OBP: 0.320, SLG: 0.461		S S S 0-3 ① K		x 0-0 HR 3-H		x 0-0 HR 1-H			S S S 0-3 ① K	4	2	2	4	0	2	0
Larry Hisle, R (1, 7) OBP: 0.332, SLG: 0.380		x 0-0 ② F7		x 0-0 ③ 4-3		S S S 0-3 ③ K			x 0-0 CS 1B	4	0	1	0	0	1	0
Mike Cubbage, L (1, 5) OBP: 0.344, SLG: 0.355		x 0-0 ③ F7			x 0-0 ① F7		x 0-0 ① G3		S S S 0-3 ②③ K 1-2	4	0	0	0	0	1	1
Bob Randall, R (1, 4) OBP: 0.316, SLG: 0.323			x 0-0 ① F7		x 0-0 3B		x 0-0 ② L1			3	0	1	0	0	0	0
Inning Stats	R: 0 H: 1 E: 0 LOB: 2 K: 1 BB: 1 S: 6 P: 10	R: 0 H: 0 E: 0 LOB: 0 K: 1 BB: 0 S: 5 P: 5	R: 0 H: 0 E: 0 LOB: 0 K: 2 BB: 0 S: 7 P: 7	R: 2 H: 2 E: 0 LOB: 0 K: 0 BB: 0 S: 5 P: 5	R: 0 H: 1 E: 0 LOB: 1 K: 1 BB: 0 S: 6 P: 6	R: 2 H: 2 E: 0 LOB: 0 K: 1 BB: 0 S: 7 P: 7	R: 0 H: 0 E: 0 LOB: 0 K: 0 BB: 0 S: 3 P: 3	R: 0 H: 2 E: 0 LOB: 1 K: 0 BB: 0 S: 4 P: 4	R: 0 H: 1 E: 0 LOB: 0 K: 2 BB: 0 S: 7 P: 7	1B: 6 SF: 0 2B: 0 SAC: 0 3B: 1 DP: 1 HR: 2 HBP: 0							WP: 0 PA: 35 PB: 0 SB: 2 CS: 1

TOP

Minnesota Twins @ Oakland Athletics

Oakland-Alameda County Coliseum, Oakland, CA

Thu Sep 16 1976, 7:05 PM PDT

Att. 4,587 - Unknown - 64 F

livebaseballscorecards.com

AB	34
R	4
H	9
RBI	4
BB	1
SO	8
LOB	11

PITCHER		IP	WLS	BF	H	R	ER	SO	BB	IBB	HBP	BLK	WP	HR	S	P	ERA	WHIP
Stan Bahnsen, R ERA: 3.44	(1, 1)	5.2	L	24	6	4	4	5	1	0	0	0	0	2	33	37	6.35	1.235
Jim Todd, R ERA: 3.87	(6, 1)	2.1		8	2	0	0	1	0	0	0	0	0	0	10	10	0.00	0.857
Rollie Fingers, R ERA: 2.51	(9, 1)	1.0		3	1	0	0	2	0	0	0	0	0	0	7	7	0.00	1.000

PITCHER	IP	WLS	BF	H	R	ER	SO	BB	IBB	HBP	BLK	WP	HR	S	P	ERA	WHIP

Batter	1	2	3	4	5	6	7	8	9	AB	R	H	RBI	BB	SO	LOB
Bill North, S (1, 8) OBP: 0.355, SLG: 0.342	CS 6-3 1B		FC4-6 1-2f		K			G6-4-3 1-2f		4	0	1	0	0	1	4
Claudell Washington, L (1, 9) OBP: 0.299, SLG: 0.345	6-3 1-2			K	6-3			G3		4	0	0	0	0	1	3
Don Baylor, R (1, 10) OBP: 0.324, SLG: 0.376	F6 2-3			5-3		6-3			5-3 HBP	3	0	0	0	0	0	1
Joe Rudi, R (1, 7) OBP: 0.335, SLG: 0.441		L8		HBP 1B		5-3			5-3 1-2	4	0	1	0	0	0	1
Sal Bando, R (1, 5) OBP: 0.330, SLG: 0.406		F3		HBP 1-2		F8			F4	3	0	0	0	0	0	1
Gene Tenace, R (1, 2) OBP: 0.373, SLG: 0.469		5-3		3-1			F8		L5	4	0	0	0	0	0	3
Ron Fairly, L (1, 3) OBP: 0.383, SLG: 0.302			FC1-6 1B		G3		K			3	0	1	0	0	1	0
Phil Garner, R (1, 4) OBP: 0.303, SLG: 0.395			FC1-6 FC4-6 1-2f		BB 1B		4-3			3	0	1	0	0	0	1
Bert Campaneris, R (1, 6) OBP: 0.341, SLG: 0.301			F8		HBP 1-2			G6-4-3		1	0	0	0	2	0	1
Inning Stats	R: 0 E: 0 K: 0 S: 3 H: 1 LOB: 0 BB: 0 P: 3	R: 0 E: 0 K: 0 S: 3 H: 0 LOB: 0 BB: 0 P: 3	R: 0 E: 0 K: 0 S: 4 H: 1 LOB: 1 BB: 0 P: 4	R: 0 E: 0 K: 1 S: 6 H: 1 LOB: 2 BB: 0 P: 7	R: 0 E: 0 K: 1 S: 6 H: 1 LOB: 2 BB: 1 P: 10	R: 0 E: 0 K: 0 S: 3 H: 0 LOB: 0 BB: 0 P: 3	R: 0 E: 0 K: 1 S: 5 H: 0 LOB: 0 BB: 0 P: 5	R: 0 E: 0 K: 0 S: 2 H: 0 LOB: 0 BB: 1 P: 6	R: 0 E: 0 K: 0 S: 3 H: 0 LOB: 1 BB: 0 P: 4	1B: 4 2B: 0 3B: 0 HR: 0	SF: 0 SAC: 0 DP: 1 HBP: 2						

PITCHER	IP	WLS	BF	H	R	ER	SO	BB	IBB	HBP	BLK	WP	HR	S	P	ERA	WHIP
Bill Singer, R (1, 1) ERA: 3.8	9.0	W	33	4	0	0	3	2	0	2	0	0	0	35	45	0.00	0.667

PITCHER	IP	WLS	BF	H	R	ER	SO	BB	IBB	HBP	BLK	WP	HR	S	P	ERA	WHIP

BOTTOM

Minnesota Twins @ Oakland Athletics

Oakland-Alameda County Coliseum, Oakland, CA

Thu Sep 16 1976, 7:05 PM PDT

Att. 4,587 - Unknown - 64 F

livebaseballscorecards.com

AB	29
R	0
H	4
RBI	0
BB	2
SO	3
LOB	15

1B: 4	SF: 0	WP: 0	PA: 33
2B: 0	SAC: 0	PB: 0	
3B: 0	DP: 1	SB: 0	
HR: 0	HBP: 2	CS: 1	

Batter	1	2	3	4	5	6	7	8	9	AB	R	H	RBI	BB	SO	LOB
Steve Braun, L (1, 10) OBP: 0.385, SLG: 0.351	F9		F7		SH5-4 BB		3-1 SH1-4 1B BB	G4-6-3 1B 1B	1B 1-3 2-H 3-H 2B	4	2	2	2	2	0	0
Roy Smalley, S (1, 6) OBP: 0.361, SLG: 0.329	F9		K		SH5-4 1-2		SH1-4 1-2	G4-6-3 1-2 1B	1B 2-H 3-H	4	0	2	2	0	1	0
Rod Carew, L (1, 3) OBP: 0.398, SLG: 0.454 Craig Kusick, R (9, PH) OBP: 0.340, SLG: 0.429 (9, 3)	K			SH 1B 1B	K		3-1 1B IBB	G4-6-3 1-2f 2-3	K	4 1	2 0	1 0	0 0	1 0	2 1	3 1
Butch Wynegar, S (1, 2) OBP: 0.359, SLG: 0.361		6-3		SH 1B 1-3 2B	K		3-1 1-2 2-3	F8		4	0	0	0	0	1	4
Lyman Bostock, L (1, 8) OBP: 0.369, SLG: 0.439		HR 1B		2B 1-2 3-H 1B		3-1	1B 1B IBB		4-3	4	2	2	1	1	0	0
Dan Ford, R (1, 9) OBP: 0.322, SLG: 0.463		F7		FC5 1-3 2-H 2B		F5	1B 1-3 2-H 3-H 1B		FC3-6 BB	4	1	2	2	1	0	1
Larry Hisle, R (1, 7) OBP: 0.334, SLG: 0.386		1-H HR		K		S BB	E 1B 1-2 3-H 1B		FC3-6 1B 1-2f 2B	4	2	2	3	1	1	3
Mike Cubbage, L (1, 5) OBP: 0.349, SLG: 0.358		F9		IBB		1-2 IBB	E2 1-3 2-H 1B		HBP 1-3 2B 1B	3	1	2	1	2	0	0
Bob Randall, R (1, 4) OBP: 0.315, SLG: 0.320			6-3	FC5 2-3f		F6	L4		2B 1-2 1B HBP	4	1	0	0	0	0	7
Inning Stats	R: 0 H: 0 E: 0 LOB: 0 K: 1 BB: 0 S: 5 P: 5	R: 2 H: 2 E: 0 LOB: 0 K: 0 BB: 0 S: 5 P: 5	R: 0 H: 0 E: 0 LOB: 0 K: 1 BB: 0 S: 5 P: 5	R: 1 H: 3 E: 1 LOB: 3 K: 1 BB: 1 S: 8 P: 12	R: 0 H: 0 E: 0 LOB: 1 K: 2 BB: 1 S: 7 P: 11	R: 0 H: 0 E: 0 LOB: 2 K: 0 BB: 2 S: 3 P: 11	R: 4 H: 3 E: 1 LOB: 2 K: 0 BB: 3 S: 6 P: 18	R: 0 H: 2 E: 0 LOB: 1 K: 0 BB: 0 S: 4 P: 4	R: 4 H: 3 E: 0 LOB: 1 K: 1 BB: 1 S: 8 P: 13	1B: 10 SF: 0 2B: 2 SAC: 3 3B: 0 DP: 1 HR: 1 HBP: 1						

TOP

Minnesota Twins @ California Angels

Anaheim Stadium, Anaheim, CA

Fri Sep 17 1976, 10:05 PM EDT

Att. 6,248 - Unknown - 69 F

livebaseballscorecards.com

AB	36
R	11
H	13
RBI	11
BB	8
SO	6
LOB	19

WP: 0 PB: 0 SB: 1 CS: 0 PA: 48

PITCHER		IP	WLS	BF	H	R	ER	SO	BB	IBB	HBP	BLK	WP	HR	S	P	ERA	WHIP
Don Kirkwood, R ERA: 4.62	(1, 1)	6.2	L	34	7	7	7	5	3	4	0	0	0	1	37	65	9.45	1.500
Mickey Scott, L ERA: 3.35	(7, 1)	1.1		6	3	0	0	0	0	0	0	0	0	0	6	6	0.00	2.250
Gary Wheelock, R ERA: 36.0	(9, 1)	1.0		8	3	4	4	1	1	0	1	0	0	0	8	13	36.00	4.000

PITCHER	IP	WLS	BF	H	R	ER	SO	BB	IBB	HBP	BLK	WP	HR	S	P	ERA	WHIP

BOTTOM

Batter	1	2	3	4	5	6	7	8	9	AB	R	H	RBI	BB	SO	LOB
Dave Collins, S (1, 7) OBP: 0.322, SLG: 0.322	BBBB 4-0 WP S BB		x 0-0 1B 1B		x 0-0 ① F9		x 0-0 E1 FC3-6 1-2	x 0-0 ③ FC6-4 1-2f		4	0	1	0	1	0	3
Jerry Remy, L (1, 4) OBP: 0.312, SLG: 0.298	x 0-0 ① F6 1-2		x 0-0 ② F7		BBBB 4-0 S BB		x 0-0 ① FC3-6 BB 1-2f 2-3		x 0-0 ① 5-3	4	0	0	0	1	0	4
Bruce Bochte, L (1, 9) OBP: 0.348, SLG: 0.311	SSS 0-3 ② K		x 0-0 1-2 1B		x 0-0 ② F7		SSS 0-3 ② K		x 0-0 ② 4-3	5	0	1	0	0	2	4
Tony Solaita, L (1, 3) OBP: 0.353, SLG: 0.402	BBBB 4-0 2-3 BB		x 0-0 ③ F7		x 0-0 ③ 4-3 1-2		BBBB 4-0 1-2 BB		x 0-0 ③ 1-3	3	0	0	0	2	0	3
Mario Guerrero, R (1, 10) OBP: 0.312, SLG: 0.352 Mike Easler, L (4, PR) OBP: 0.277, SLG: 0.279	SSS 0-3 ③ K			H 1-0 E HBP		x 0-0 ① F7	x 0-0 ③ 3-1			1 2	0 1	0 0	0 0	0 0	1 0	2 3
Rusty Torres, S (1, 8) OBP: 0.309, SLG: 0.366		SSS 0-3 ① K		x 0-0 1-H E6 3B		BBBB 4-0 1B BB		x 0-0 ① 4-3		3	1	1	1	1	1	0
Mike Miley, S (1, 6) OBP: 0.300, SLG: 0.125		SSS 0-3 ② K		x 0-0 ① 3-1		x 0-0 1-3 G4-6-3 1B		x 0-0 ② F4		4	0	1	0	0	1	1
Terry Humphrey, R (1, 2) OBP: 0.296, SLG: 0.302 Carlos Lopez, R (8, PH) Ike Hampton, S (9, 2)		x 0-0 ③ 5-3		SSS 0-3 ② K		x 0-0 ②③ G4-6-3 1-2f		BBBB 4-0 1B BB		3 0 0	0 0 0	0 0 0	0 0 0	1 1 0	3 0 0	0 0 0
Dave Chalk, R (1, 5) OBP: 0.306, SLG: 0.254			x 0-0 ① 6-3	x 0-0 ③ 1-3			x 0-0 FC3-6 E 1B	x 0-0 FC6-4 1-2 1B		4	0	2	0	0	0	1

Inning Stats	1	2	3	4	5	6	7	8	9
	R: 0 H: 0 E: 0 LOB: 2 K: 2 BB: 2 S: 7 P: 15	R: 0 H: 0 E: 0 LOB: 0 K: 2 BB: 0 S: 7 P: 7	R: 0 H: 2 E: 0 LOB: 2 K: 0 BB: 0 S: 5 P: 5	R: 2 H: 1 E: 1 LOB: 1 K: 1 BB: 0 S: 6 P: 7	R: 0 H: 0 E: 0 LOB: 1 K: 0 BB: 1 S: 3 P: 7	R: 0 H: 1 E: 0 LOB: 1 K: 0 BB: 1 S: 3 P: 7	R: 0 H: 1 E: 1 LOB: 3 K: 1 BB: 1 S: 7 P: 11	R: 0 H: 1 E: 0 LOB: 2 K: 0 BB: 1 S: 4 P: 8	R: 0 H: 0 E: 0 LOB: 0 K: 0 BB: 0 S: 3 P: 3

1B: 5 SF: 0
2B: 0 SAC: 0
3B: 1 DP: 1
HR: 0 HBP: 1

WP: 1 PA: 40
PB: 0
SB: 2
CS: 0

PITCHER		IP	WLS	BF	H	R	ER	SO	BB	IBB	HBP	BLK	WP	HR	S	P	ERA	WHIP
Pete Redfern, R ERA: 3.97	(1, 1)	6.0	W	26	4	2	2	5	4	0	1	0	1	0	31	48	3.00	1.333
Bill Campbell, R ERA: 3.11	(7, 1)	3.0	S	14	2	0	0	1	2	0	0	0	0	0	14	22	0.00	1.333

PITCHER	IP	WLS	BF	H	R	ER	SO	BB	IBB	HBP	BLK	WP	HR	S	P	ERA	WHIP

Minnesota Twins @ California Angels

Anaheim Stadium, Anaheim, CA

Fri Sep 17 1976, 10:05 PM EDT

Att. 6,248 - Unknown - 69 F

livebaseballscorecards.com

AB	33
R	2
H	6
RBI	1
BB	6
SO	6
LOB	24

Batter	1	2	3	4	5	6	7	8	9	AB	R	H	RBI	BB	SO	LOB
Steve Braun, L (1, 10) OBP: 0.382, SLG: 0.347	1-3		F8			4-3 2-3		4-3		4	0	0	0	0	0	3
Roy Smalley, S (1, 6) OBP: 0.360, SLG: 0.328	F8			F5		F7			G4-6-3 1B	4	0	1	0	0	0	1
Rod Carew, L (1, 3) OBP: 0.397, SLG: 0.452	K			F8 S BB		4-3			G4-6-3 1-2f	3	0	0	0	1	1	2
Butch Wynegar, S (1, 2) OBP: 0.358, SLG: 0.360		F7		F8 1-3			G4-6-3 1B		E6 FC6	4	0	1	0	0	0	1
Lyman Bostock, L (1, 8) OBP: 0.366, SLG: 0.435		1-3		4-3			G4-6-3 1-2f		FC6 1-2f	4	0	0	0	0	0	3
Dan Ford, R (1, 9) OBP: 0.321, SLG: 0.460		5-3			6-3		F4			3	0	0	0	0	0	0
Larry Hisle, R (1, 7) OBP: 0.332, SLG: 0.384			5-3		4-3			K		3	0	0	0	0	1	0
Mike Cubbage, L (1, 5) OBP: 0.349, SLG: 0.360			2B		L6			4-3		3	0	1	0	0	0	0
Bob Randall, R (1, 4) OBP: 0.317, SLG: 0.325						4-3 2B		1B		3	0	2	0	0	0	1
Inning Stats	R: 0 E: 0 K: 1 S: 5 H: 0 LOB: 0 BB: 0 P: 5	R: 0 E: 0 K: 0 S: 3 H: 0 LOB: 0 BB: 0 P: 3	R: 0 E: 0 K: 0 S: 4 H: 1 LOB: 1 BB: 0 P: 4	R: 0 E: 0 K: 0 S: 3 H: 0 LOB: 1 BB: 1 P: 7	R: 0 E: 0 K: 0 S: 3 H: 0 LOB: 0 BB: 0 P: 3	R: 0 E: 0 K: 0 S: 4 H: 1 LOB: 1 BB: 0 P: 4	R: 0 E: 0 K: 0 S: 3 H: 1 LOB: 0 BB: 0 P: 3	R: 0 E: 0 K: 1 S: 6 H: 1 LOB: 1 BB: 0 P: 6	R: 0 E: 1 K: 0 S: 4 H: 1 LOB: 1 BB: 0 P: 4	1B: 3 2B: 2 3B: 0 HR: 0 SF: 0 SAC: 0 DP: 2 HBP: 0						

PITCHER	IP	WLS	BF	H	R	ER	SO	BB	IBB	HBP	BLK	WP	HR	S	P	ERA	WHIP
Gary Ross, R (1, 1) ERA: 2.91	9.0	W	32	5	0	0	2	1	0	0	0	0	0	35	39	0.00	0.667

PITCHER	IP	WLS	BF	H	R	ER	SO	BB	IBB	HBP	BLK	WP	HR	S	P	ERA	WHIP

TOP

Minnesota Twins @ California Angels

Anaheim Stadium, Anaheim, CA

Sat Sep 18 1976, 10:05 PM EDT

Att. 20,843 - Unknown - 71 F

livebaseballscorecards.com

AB	31
R	0
H	5
RBI	0
BB	1
SO	2
LOB	11

PA:	32
WP:	0
PB:	0
SB:	1
CS:	0

BOTTOM

Minnesota Twins @ California Angels

Anaheim Stadium, Anaheim, CA

Sat Sep 18 1976, 10:05 PM EDT

Att. 20,843 - Unknown - 71 F

livebaseballscorecards.com

Batter	1	2	3	4	5	6	7	8	9	AB	R	H	RBI	BB	SO	LOB
Dave Collins, S (1, 7) OBP: 0.320, SLG: 0.320	S S S 0-3 K ①	x 0-0 E4 1B 1-2 2-H 3-H 1B		x 0-0 FC 2-H		x 0-0 F8 ①		x 0-0 F9 ③		5	0	1	2	0	1	0
Jerry Remy, L (1, 4) OBP: 0.313, SLG: 0.298	B B B B 4-0 4-6-3 BB	x 0-0 G6-4-3 1B 1-2 2-3		S S S 0-3 K ②		x 0-0 F4 ②				3	0	1	0	1	1	1
Mike Easler, L (1, 10) OBP: 0.260, SLG: 0.261 Carlos Lopez, R (6, PH)	x 0-0 4-6-3 ② 1-2	x 0-0 G6-4-3 ② ③ 1-2f		x 0-0 4-3 ③		B B B B 4-0 BB				3	0	0	0	0	0	5
										0	0	0	0	1	0	0
Tony Solaita, L (1, 3) OBP: 0.352, SLG: 0.398	x 0-0 F8 ③		B B B B 4-0 G4-6-3 BB		x 0-0 4-3 ①	x 0-0 5-3 ③				3	0	0	0	1	0	2
Bruce Bochte, L (1, 9) OBP: 0.347, SLG: 0.309		S S S 0-3 K ①	x 0-0 G4-6-3 ① ② 1-2f		H 1-0 1B 1B HBP		S S S 0-3 K ①			3	1	0	0	0	2	1
Rusty Torres, S (1, 8) OBP: 0.309, SLG: 0.362		B B B B 4-0 BB E BB	x 0-0 F8 ③		x 0-0 F8 ②		x 0-0 F8 ②			3	1	0	0	1	0	1
Mike Miley, S (1, 6) OBP: 0.357, SLG: 0.182		B B B B 4-0 PB E 1B 1-2 BB	x 0-0 F7 ①	x 0-0 1B 1-2 1B			x 0-0 6-3 ③			3	1	1	0	1	0	0
Terry Humphrey, R (1, 2) OBP: 0.300, SLG: 0.312		x 0-0 E5 1B PB E 1-2 2-H	x 0-0 2B 2B	x 0-0 1-3 2-H 1B				x 0-0 F8 ①		4	2	2	1	0	0	1
Dave Chalk, R (1, 5) OBP: 0.307, SLG: 0.257		B B B B 4-0 1B E 1-2 2-3 BB	x 0-0 WP FC 2-H 2B	x 0-0 4-3 ③				x 0-0 F8 ②		3	1	1	1	1	0	2

Inning Stats	1	2	3	4	5	6	7	8	9
	R: 0 H: 0 E: 0 LOB: 1 K: 1 BB: 1 S: 5 P: 9	R: 3 H: 2 E: 2 LOB: 2 K: 1 BB: 3 S: 7 P: 19	R: 0 H: 0 E: 0 LOB: 0 K: 0 BB: 1 S: 2 P: 6	R: 2 H: 2 E: 1 LOB: 1 K: 1 BB: 0 S: 8 P: 8	R: 1 H: 2 E: 0 LOB: 2 K: 0 BB: 0 S: 5 P: 6	R: 0 H: 0 E: 0 LOB: 1 K: 0 BB: 1 S: 3 P: 7	R: 0 H: 0 E: 0 LOB: 0 K: 1 BB: 0 S: 5 P: 5	R: 0 H: 0 E: 0 LOB: 0 K: 0 BB: 0 S: 3 P: 3	

1B: 4	SF: 0	WP: 1	PA: 37
2B: 2	SAC: 0	PB: 1	
3B: 0	DP: 2	SB: 0	
HR: 0	HBP: 1	CS: 0	

PITCHER		IP	WLS	BF	H	R	ER	SO	BB	IBB	HBP	BLK	WP	HR	S	P	ERA	WHIP
Dave Goltz, R ERA: 3.47	(1, 1)	3.1	L	19	4	5	4	2	5	0	0	0	1	0	18	38	10.80	2.700
Tom Burgmeier, L ERA: 2.61	(4, 1)	4.2		18	2	1	1	2	1	0	1	0	0	0	20	25	1.93	0.643

PITCHER	IP	WLS	BF	H	R	ER	SO	BB	IBB	HBP	BLK	WP	HR	S	P	ERA	WHIP

AB	30
R	6
H	6
RBI	4
BB	6
SO	4
LOB	13

Minnesota Twins @ California Angels

Anaheim Stadium, Anaheim, CA

Sun Sep 19 1976, 6:33 AM EDT

Att. 7,895 - Unknown - 72 F

livebaseballscorecards.com

TOP

Batter	1	2	3	4	5	6	7	8	9	AB	R	H	RBI	BB	SO	LOB
Steve Braun, L (1, 10) OBP: 0.386, SLG: 0.351	BBBB 4-0 CS BB		x 0-0 ② E 1-2 1B			x 0-0 ① 4-3	x 0-0 1-3 2-H 1B	x 0-0 S 1-3 3-H 1B		4	0	3	2	1	0	0
Roy Smalley, S (1, 6) OBP: 0.359, SLG: 0.329	x 0-0 ① 1-2 2B		x 0-0 E4 1-2			x 0-0 ② 4-3	x 0-0 ② SSS F3	0-3 ③ K 1-2		5	0	1	0	0	1	5
Rod Carew, L (1, 3) OBP: 0.394, SLG: 0.448	x 0-0 ② F7		x 0-0 ③ 4-3			x 0-0 ③ F8	x 0-0 ③ 1-3		x 0-0 ① F8	5	0	0	0	0	0	5
Lyman Bostock, L (1, 8) OBP: 0.362, SLG: 0.430	x 0-0 ③ 4-3			x 0-0 ① 1-3			x 0-0 E4 1B 1B	x 0-0 ① F8	x 0-0 ② F6	5	1	0	0	0	0	1
Mike Cubbage, L (1, 5) OBP: 0.348, SLG: 0.358		x 0-0 ① 4-3		x 0-0 ② G3			x 0-0 SSS 1B 1-2 1B 1B	0-3 ② K	x 0-0 ③ 3-1	5	1	1	0	0	1	0
Butch Wynegar, S (1, 2) OBP: 0.359, SLG: 0.360		x 0-0 ② 3-1		x 0-0 ③ 4-3			x 0-0 FC6-4 1B 1-2 2-H 1B	BBBB 4-0 BB 1B BB		3	2	1	1	1	0	0
Dan Ford, R (1, 9) OBP: 0.322, SLG: 0.459		x 0-0 ③ 6-3			x 0-0 ① 5-3		x 0-0 FC6-4 1-2 2-H 1B	BBBB 4-0 1B E 1-2 BB		3	1	1	1	1	0	0
Larry Hisle, R (1, 7) OBP: 0.332, SLG: 0.383			x 0-0 ① 6-3		x 0-0 ② L6		x 0-0 ① FC6-4 1B 1-2f 2-3 1B	x 0-0 E 1-3 2-H 1B		4	2	1	1	0	0	2
Bob Randall, R (1, 4) OBP: 0.318, SLG: 0.326 Tony Oliva, L (7, PH) OBP: 0.244, SLG: 0.271 Luis Gomez, R (7, PR) OBP: 0.245, SLG: 0.220 (7, 4) Steve Brye, R (8, PH) OBP: 0.295, SLG: 0.324 Jerry Terrell, R (8, 4) OBP: 0.282, SLG: 0.275			x 0-0 CS 1B		x 0-0 ③ 5-3		x 0-0 1B 1-2 3-H 1B	x 0-0 E6 1B 2-3 3-H		2 0 1 0 0 0 0 1 0 1 1 0 0 0 0 0 0 0 0 0 0 1 0 0 0 0 0 1 0 0 0 0 0 0 0							
Inning Stats	R: 0 E: 0 K: 0 S: 3 H: 1 LOB: 1 BB: 1 P: 7	R: 0 E: 0 K: 0 S: 3 H: 0 LOB: 0 BB: 0 P: 3	R: 0 E: 1 K: 0 S: 5 H: 2 LOB: 2 BB: 0 P: 5	R: 0 E: 0 K: 0 S: 3 H: 0 LOB: 0 BB: 0 P: 3	R: 0 E: 0 K: 0 S: 3 H: 0 LOB: 0 BB: 0 P: 3	R: 0 E: 0 K: 0 S: 3 H: 0 LOB: 0 BB: 0 P: 3	R: 4 E: 1 K: 0 S: 9 H: 5 LOB: 2 BB: 0 P: 9	R: 3 E: 1 K: 2 S: 10 H: 2 LOB: 2 BB: 2 P: 18	R: 0 E: 0 K: 0 S: 3 H: 0 LOB: 0 BB: 0 P: 3	1B: 9 2B: 1 3B: 0 HR: 0 SF: 0 SAC: 0 DP: 0 HBP: 0						

	AB	38
	R	7
	H	10
	RBI	6
	BB	3
	SO	2
	LOB	14

WP: 0 PB: 0 SB: 1 CS: 2 PA: 41

PITCHER		IP	WLS	BF	H	R	ER	SO	BB	IBB	HBP	BLK	WP	HR	S	P	ERA	WHIP
Paul Hartzell, R ERA: 2.67	(1, 1)	6.1		28	8	4	3	0	1	0	0	0	0	0	27	31	4.26	1.421
Sid Monge, L ERA: 3.52	(7, 1)	1.1	L	6	0	2	1	1	2	0	0	0	0	0	6	14	6.75	1.500
John Verhoeven, R ERA: 3.68	(8, 1)	0.0		3	2	1	0	0	0	0	0	0	0	0	3	3	∞	∞
Mickey Scott, L ERA: 3.23	(8, 1)	1.1		4	0	0	0	1	0	0	0	0	0	0	6	6	0.00	0.000

PITCHER	IP	WLS	BF	H	R	ER	SO	BB	IBB	HBP	BLK	WP	HR	S	P	ERA	WHIP

Batter	1	2	3	4	5	6	7	8	9	AB	R	H	RBI	BB	SO	LOB
Dave Collins, S (1, 10) OBP: 0.324, SLG: 0.322	S S S 0-3 K ①		B B B B 4-0 FC6-4 1-2 2-H BB		x 0-0 E6 SF7 1-3 2-H 1B		x 0-0 S 2-H 1B		x 0-0 F8 ②	4	0	2	2	1	1	1
Jerry Remy, L (1, 4) OBP: 0.314, SLG: 0.298	x 0-0 4-3 ②		x 0-0 FC6-4 1-2f 2-3 ②		x 0-0 SF7 2-3 3-H ②		B B B B 4-0 G3-6-1 1-2 BB		x 0-0 1B 3-H	3	0	1	2	1	0	2
Dan Briggs, L (1, 9) OBP: 0.256, SLG: 0.294	x 0-0 F8 ③		x 0-0 F9 ③		x 0-0 F7 ③		x 0-0 G3-6-1 1-2f ② ③		S S S 0-3 K ③	5	0	0	0	0	1	6
Tony Solaita, L (1, 3) OBP: 0.347, SLG: 0.391		x 0-0 4-3 ①		x 0-0 F8 ①		x 0-0 F7 ①		S S S 0-3 K ①		4	0	0	0	0	1	0
Bruce Bochte, L (1, 7) OBP: 0.348, SLG: 0.309		x 0-0 4-3 ②		x 0-0 4-3 ②		x 0-0 1B		B B B B 4-0 BB		3	0	1	0	1	0	0
Rusty Torres, S (1, 8) OBP: 0.304, SLG: 0.356		x 0-0 F6 ③		x 0-0 F2 ③		x 0-0 F9 ②		x 0-0 F9 ②		4	0	0	0	0	0	2
Terry Humphrey, R (1, 2) OBP: 0.301, SLG: 0.313 Bill Melton, R (8, PH) OBP: 0.297, SLG: 0.334 Andy Etchebarren, R (9, 2) OBP: 0.298, SLG: 0.263			x 0-0 F4 ①		x 0-0 FC5-6 SH 1B	x 0-0 F7 ③		S S S 0-3 K ③		3 1 0	0 0 0	1 0 0	0 0 0	0 1 0	0 1 0	1 1 0
Dave Chalk, R (1, 5) OBP: 0.310, SLG: 0.256			B B B B 4-0 BB E BB		x 0-0 SH FC5-6 1-2 1B		B B B B 4-0 SH3 1B BB		x 0-0 F8 ①	1	3	0	0	2	0	0
Tim Nordbrook, R (1, 6) OBP: 0.310, SLG: 0.200 Mike Easler, L (9, PH) OBP: 0.275, SLG: 0.319			B B B B 4-0 FC6-4 E 1-2 BB		x 0-0 FC5-6 E 1B SF7 1-2 2-3f ①		x 0-0 SH3 1-2 ①		x 0-0 1B 3B	1 1	1 1	0 1	0 1	1 0	0 0	2 0
Inning Stats	R: 0 H: 0 E: 0 LOB: 0 K: 1 BB: 0 S: 5 P: 5	R: 0 H: 0 E: 0 LOB: 0 K: 0 BB: 0 S: 3 P: 3	R: 1 H: 0 E: 1 LOB: 2 K: 0 BB: 3 S: 3 P: 15	R: 0 H: 0 E: 0 LOB: 0 K: 0 BB: 0 S: 3 P: 3	R: 2 H: 2 E: 2 LOB: 1 K: 0 BB: 0 S: 6 P: 6	R: 0 H: 1 E: 0 LOB: 1 K: 0 BB: 0 S: 4 P: 4	R: 1 H: 1 E: 0 LOB: 1 K: 0 BB: 2 S: 3 P: 11	R: 0 H: 0 E: 0 LOB: 1 K: 2 BB: 1 S: 7 P: 11	R: 1 H: 2 E: 0 LOB: 1 K: 1 BB: 0 S: 7 P: 7	1B: 5 2B: 0 3B: 1 HR: 0	SF: 1 SAC: 2 DP: 1 HBP: 0					WP: 0 PB: 0 SB: 1 CS: 0	PA: 39

PITCHER		IP	WLS	BF	H	R	ER	SO	BB	IBB	HBP	BLK	WP	HR	S	P	ERA	WHIP
Steve Luebber, R ERA: 4.09	(1, 1)	6.0		26	3	4	3	1	4	0	0	0	0	0	24	40	4.50	1.167
Bill Campbell, R ERA: 3.11	(7, 1)	3.0	W	13	3	1	1	3	2	0	0	0	0	0	17	25	3.00	1.667

PITCHER	IP	WLS	BF	H	R	ER	SO	BB	IBB	HBP	BLK	WP	HR	S	P	ERA	WHIP

BOTTOM

Minnesota Twins @ California Angels

Anaheim Stadium, Anaheim, CA

Sun Sep 19 1976, 6:33 AM EDT

Att. 7,895 - Unknown - 72 F

livebaseballscorecards.com

AB	30
R	5
H	6
RBI	4
BB	6
SO	4
LOB	15

Batter	1	2	3	4	5	6	7	8	9	AB	R	H	RBI	BB	SO	LOB
Lyman Bostock, L (1, 8) OBP: 0.370, SLG: 0.442	0-0 S 1B 1B	0-0 2-H 2B	4-0 1-2 2-3 2B BB		0-0 1-H 2B 3B		0-0 1B 1B		4-0 SF7 WP 1-2 BB	4	3	4	2	2	0	0
Bob Randall, R (1, 4) OBP: 0.320, SLG: 0.333	0-3 ① K 1-2	0-0 ③ 4-3	0-0 1-H 2-H 3-H 1B 2B		0-0 3-1 3-H 2B		0-0 1-2 1B		0-0 ② SF7 1-3 2-H	5	1	3	5	0	1	2
Rod Carew, L (1, 3) OBP: 0.392, SLG: 0.445	0-0 ② 5-3		0-0 ① 2-3 0-0 2-H 1B		0-0 ② 3-1 2-3		0-0 ③ 4-3		0-0 ③ 3-1	6	0	1	1	0	0	5
Dan Ford, R (1, 9) OBP: 0.323, SLG: 0.458	0-0 S 1B 2-H 1B		4-0 HR BB 0-3 ③ K		0-0 ③ 5-3			0-0 ① F8		4	2	1	1	1	1	2
Larry Hisle, R (1, 7) OBP: 0.334, SLG: 0.389	0-0 1-H 1B		0-0 1-H HR	0-0 ① F6		0-3 ① K		4-0 FC4-6 BB		4	1	2	3	1	1	0
Craig Kusick, R (1, 10) OBP: 0.338, SLG: 0.422	0-0 ③ F8		4-0 BB 1B BB	0-0 ② F9		0-0 ② L7		0-3 ② K		4	1	0	0	1	1	2
Roy Smalley, S (1, 6) OBP: 0.358, SLG: 0.326		0-0 ① F2	4-0 BB 1B 1-2 2B BB	0-3 ③ K		0-0 ③ L7		0-0 ③ FC4-6 1-2f		4	1	0	0	1	1	1
Jerry Terrell, R (1, 5) OBP: 0.287, SLG: 0.275 Mike Cubbage, L (3, PH) OBP: 0.347, SLG: 0.357 (3, 5)	4-0 S 2B BB	0-0 1-2 2-H BB 2B 1B		0-3 ① K		0-0 ① 4-3		0-3 ① K		0 4	1 1	0 1	0 1	1 0	0 2	0 0
Glenn Borgmann, R (1, 2) OBP: 0.419, SLG: 0.339	0-0 ② F8 1-2	0-3 ② K		4-0 3B BB		0-0 ② F2		4-0 WP BB SF7 BB		3	2	0	0	2	1	3
Inning Stats	R: 2 E: 0 K: 1 S: 8 H: 3 LOB: 1 BB: 0 P: 8	R: 1 E: 0 K: 0 S: 4 H: 1 LOB: 1 BB: 1 P: 8	R: 7 E: 0 K: 2 S: 11 H: 4 LOB: 1 BB: 4 P: 27	R: 0 E: 0 K: 1 S: 5 H: 0 LOB: 0 BB: 0 P: 5	R: 2 E: 0 K: 1 S: 7 H: 2 LOB: 1 BB: 1 P: 11	R: 0 E: 0 K: 1 S: 5 H: 0 LOB: 0 BB: 0 P: 5	R: 0 E: 0 K: 0 S: 5 H: 2 LOB: 2 BB: 0 P: 5	R: 0 E: 0 K: 1 S: 5 H: 0 LOB: 1 BB: 1 P: 9	R: 1 E: 0 K: 1 S: 5 H: 0 LOB: 1 BB: 2 P: 13	1B: 7 2B: 3 3B: 1 HR: 1 SF: 1 SAC: 0 DP: 0 HBP: 0						

TOP

Minnesota Twins @ Chicago White Sox

Comiskey Park, Chicago, IL

Tue Sep 21 1976, 8:05 PM EDT

Att. 3,026 - Unknown - 59 F

livebaseballscorecards.com

AB	38
R	13
H	12
RBI	13
BB	9
SO	8
LOB	15

WP: 1 PB: 0 SB: 3 CS: 0 PA: 48

PITCHER		IP	WLS	BF	H	R	ER	SO	BB	IBB	HBP	BLK	WP	HR	S	P	ERA	WHIP
Ken Kravec, L ERA: 4.72	(1, 1)	2.1	L	16	5	7	7	1	4	0	0	0	0	1	14	30	27.00	3.857
Jesse Jefferson, R ERA: 8.52	(3, 1)	2.2		15	5	5	5	4	2	0	0	0	0	0	21	29	16.88	2.625
Larry Monroe, R ERA: 3.78	(6, 1)	4.0		17	2	1	1	3	3	0	0	0	1	0	20	32	2.25	1.250

PITCHER	IP	WLS	BF	H	R	ER	SO	BB	IBB	HBP	BLK	WP	HR	S	P	ERA	WHIP

Batter	1	2	3	4	5	6	7	8	9	AB	R	H	RBI	BB	SO	LOB
Alan Bannister, R (1, 7) OBP: 0.320, SLG: 0.345	6-3			5-3	1B 1B 1-2 2-3 3-H 1B	5-3			F8	5	1	1	1	0	0	1
Ralph Garr, L (1, 9) OBP: 0.321, SLG: 0.391	4-3			K	BB 1B 1-2 2-H 3-H 1B		5-3		6-3	5	0	1	2	0	1	0
Jim Spencer, L (1, 3) OBP: 0.316, SLG: 0.367	G3			F9	BB 1-2 2-H 1B		K			4	0	1	1	0	1	0
Jorge Orta, L (1, 10) OBP: 0.319, SLG: 0.419		F8			3-1 L6		FC6-4 1B			4	0	1	0	0	0	2
Bill Stein, R (1, 5) OBP: 0.314, SLG: 0.350		4-3			E 1B 2B BB		FC6-4 1-2f			3	1	1	0	1	0	1
Jack Brohamer, L (1, 4) OBP: 0.340, SLG: 0.372		F3			E 1B BB G3			F7		3	1	0	0	1	0	3
Chet Lemon, R (1, 8) OBP: 0.297, SLG: 0.315			F9		E5 1B 1B 1B 1-2 2-3	K		6-3		4	1	0	0	0	1	2
Bucky Dent, R (1, 6) OBP: 0.304, SLG: 0.308			F5		1B 1B 1B 1-2 2-H 3-H 1B	1-6-3		F7		4	1	1	2	0	0	0
Jim Essian, R (1, 2) OBP: 0.325, SLG: 0.281			F3		1B 1B 1-2 2-3 1B	BB			F8	3	1	1	0	1	0	0
Inning Stats	R: 0 E: 0 K: 0 S: 3 H: 0 LOB: 0 BB: 0 P: 3	R: 0 E: 0 K: 0 S: 3 H: 0 LOB: 0 BB: 0 P: 3	R: 0 E: 0 K: 0 S: 3 H: 0 LOB: 0 BB: 0 P: 3	R: 0 E: 0 K: 1 S: 5 H: 0 LOB: 0 BB: 0 P: 5	R: 6 E: 1 K: 0 S: 10 H: 6 LOB: 3 BB: 2 P: 18	R: 0 E: 0 K: 1 S: 5 H: 0 LOB: 1 BB: 1 P: 9	R: 0 E: 0 K: 1 S: 6 H: 1 LOB: 1 BB: 0 P: 6	R: 0 E: 0 K: 0 S: 3 H: 0 LOB: 0 BB: 0 P: 3	R: 0 E: 0 K: 0 S: 3 H: 0 LOB: 0 BB: 0 P: 3	1B: 6 2B: 1 3B: 0 HR: 0	SF: 0 SAC: 0 DP: 0 HBP: 0						

PITCHER		IP	WLS	BF	H	R	ER	SO	BB	IBB	HBP	BLK	WP	HR	S	P	ERA	WHIP
Jim Hughes, R ERA: 5.02	(1, 1)	4.1		20	5	6	5	1	1	0	0	0	0	0	21	25	10.38	1.385
Tom Burgmeier, L ERA: 2.5	(5, 1)	4.2	W	18	2	0	0	2	2	0	0	0	0	0	20	28	0.00	0.857

PITCHER	IP	WLS	BF	H	R	ER	SO	BB	IBB	HBP	BLK	WP	HR	S	P	ERA	WHIP

BOTTOM

Minnesota Twins @ Chicago White Sox

Comiskey Park, Chicago, IL

Tue Sep 21 1976, 8:05 PM EDT

Att. 3,026 - Unknown - 59 F

livebaseballscorecards.com

AB	35
R	6
H	7
RBI	6
BB	3
SO	3
LOB	9

Batter	1	2	3	4	5	6	7	8	9	AB	R	H	RBI	BB	SO	LOB
Steve Braun, L (1, 10) OBP: 0.384, SLG: 0.349	F7		G3		4-3	1-2 2-3 1B			4-3	5	0	1	0	0	0	0
Roy Smalley, S (1, 6) OBP: 0.358, SLG: 0.326	6-3		BBBB 3B BB			HR 1B K			L7	4	2	1	0	1	1	3
Rod Carew, L (1, 3) OBP: 0.394, SLG: 0.455	1B		1-H 3B			1-H HR	4-3		F5	5	1	3	3	0	0	0
Lyman Bostock, L (1, 8) OBP: 0.367, SLG: 0.438	G3		4-3			F7	4-3			4	0	0	0	0	0	2
Butch Wynegar, S (1, 2) OBP: 0.360, SLG: 0.373		HR		F7		HR	F6			4	2	2	2	0	0	0
Mike Cubbage, L (1, 5) OBP: 0.348, SLG: 0.359		4-3		SSS K2-3		1B 1B 1B		G6-4-3 BB 1B		4	1	2	0	0	1	0
Dan Ford, R (1, 9) OBP: 0.322, SLG: 0.455		5-3		6-3		F8		BBBB 1-2 G6-4-3 BB		3	0	0	0	1	0	1
Larry Hisle, R (1, 7) OBP: 0.333, SLG: 0.388		5-3		SSS K		1B 1B 1-3 1B		G6-4-3 1-2f 2-3		4	0	1	0	0	1	2
Bob Randall, R (1, 4) OBP: 0.320, SLG: 0.333			F3		5-3	1B 1-2 3-H 1B		SSS K		4	0	1	1	0	1	1
Inning Stats	R: 0 E: 0 K: 0 S: 4 H: 1 LOB: 1 BB: 0 P: 4	R: 1 E: 0 K: 0 S: 4 H: 1 LOB: 0 BB: 0 P: 4	R: 1 E: 0 K: 0 S: 4 H: 1 LOB: 1 BB: 1 P: 8	R: 0 E: 0 K: 1 S: 5 H: 0 LOB: 0 BB: 0 P: 5	R: 0 E: 0 K: 1 S: 5 H: 0 LOB: 0 BB: 0 P: 5	R: 4 E: 0 K: 1 S: 12 H: 7 LOB: 3 BB: 0 P: 12	R: 0 E: 0 K: 0 S: 3 H: 0 LOB: 0 BB: 0 P: 3	R: 0 E: 0 K: 1 S: 5 H: 1 LOB: 1 BB: 1 P: 9	R: 0 E: 0 K: 0 S: 3 H: 0 LOB: 0 BB: 0 P: 3	1B: 7 2B: 0 3B: 1 HR: 3 SF: 0 SAC: 0 DP: 1 HBP: 0						

PITCHER		IP	WLS	BF	H	R	ER	SO	BB	IBB	HBP	BLK	WP	HR	S	P	ERA	WHIP
Bart Johnson, R ERA: 4.74	(1, 1)	5.2	L	27	9	6	6	2	1	0	0	0	0	3	30	34	9.53	1.765
Pete Vuckovich, R ERA: 4.6	(6, 1)	3.1		12	2	0	0	2	1	0	0	0	0	0	15	19	0.00	0.900

PITCHER	IP	WLS	BF	H	R	ER	SO	BB	IBB	HBP	BLK	WP	HR	S	P	ERA	WHIP

TOP

Minnesota Twins @ Chicago White Sox

Comiskey Park, Chicago, IL

Wed Sep 22 1976, 8:05 PM EDT

Att. 3,458 - Unknown - 64 F

livebaseballscorecards.com

AB	37
R	6
H	11
RBI	6
BB	2
SO	4
LOB	9

WP: 0 PA: 39
PB: 0
SB: 0
CS: 0

Minnesota Twins @ Chicago White Sox

Comiskey Park, Chicago, IL

Wed Sep 22 1976, 8:05 PM EDT

Att. 3,458 - Unknown - 64 F

BOTTOM

Batter	1	2	3	4	5	6	7	8	9	AB	R	H	RBI	BB	SO	LOB
Alan Bannister, R (1, 8) OBP: 0.325, SLG: 0.351	FC5-6 1B		5-3		1-2 1B		K		K	4	0	2	0	0	1	1
Pat Kelly, L (9, PH) OBP: 0.346, SLG: 0.382										1	0	0	0	0	1	1
Ralph Garr, L (1, 9) OBP: 0.321, SLG: 0.389	FC5-6 FC6-4 1-2f			BBBB G3 2B BB	SSS K		FC4 1-2f			3	1	0	0	1	1	4
Jorge Orta, L (1, 7) OBP: 0.318, SLG: 0.417	FC6-4 FC6 1-2f			G3 1-2	F7			BBBB G5-4-3 BB		3	0	0	0	1	0	4
Jim Spencer, L (1, 3) OBP: 0.317, SLG: 0.372	FC6 1-2f			1B 2B 2-H		2B		L9		4	1	2	1	0	0	2
Lamar Johnson, R (1, 10) OBP: 0.374, SLG: 0.427		G6-3 1B		SSS K		6-3		G5-4-3 1-2f		4	0	1	0	0	1	3
Bill Stein, R (1, 5) OBP: 0.316, SLG: 0.357		G6-3 1-2f		1B 2-H		F3			1B 3B	4	1	2	1	0	0	2
Jack Brohamer, L (1, 4) OBP: 0.337, SLG: 0.367		6-3		4-3		F8			6-3	4	0	0	0	0	0	3
Bucky Dent, R (1, 6) OBP: 0.304, SLG: 0.307			5-3		5-3		F7		G3 1B 3-H	4	0	1	1	0	0	0
Jim Essian, R (1, 2) OBP: 0.330, SLG: 0.283			F8		1B 1B		BBBB FC4 BB		G3 1-2	2	0	1	0	1	0	0
Sam Ewing, L (9, PH) OBP: 0.244, SLG: 0.256										1	0	0	0	0	0	1

	AB	34
	R	3
	H	9
	RBI	3
	BB	3
	SO	4
	LOB	21

livebaseballscorecards.com

Inning Stats	1	2	3	4	5	6	7	8	9
	R: 0 H: 1 E: 0 LOB: 1 K: 0 BB: 0 S: 4 P: 4	R: 0 H: 1 E: 0 LOB: 0 K: 0 BB: 0 S: 3 P: 3	R: 0 H: 0 E: 0 LOB: 0 K: 0 BB: 0 S: 3 P: 3	R: 2 H: 2 E: 0 LOB: 1 K: 1 BB: 1 S: 7 P: 11	R: 0 H: 2 E: 0 LOB: 2 K: 1 BB: 0 S: 7 P: 7	R: 0 H: 1 E: 0 LOB: 1 K: 0 BB: 0 S: 4 P: 4	R: 0 H: 0 E: 0 LOB: 1 K: 1 BB: 1 S: 5 P: 9	R: 0 H: 0 E: 0 LOB: 0 K: 0 BB: 1 S: 2 P: 6	R: 1 H: 2 E: 0 LOB: 1 K: 1 BB: 0 S: 7 P: 7

1B: 6 SF: 0
2B: 2 SAC: 0
3B: 1 DP: 2
HR: 0 HBP: 0

WP: 0 PA: 37
PB: 0
SB: 0
CS: 0

PITCHER	IP	WLS	BF	H	R	ER	SO	BB	IBB	HBP	BLK	WP	HR	S	P	ERA	WHIP
Bill Singer, R (1, 1) ERA: 3.78	8.1	W	35	9	3	3	3	3	0	0	0	0	0	38	50	3.24	1.440
Bill Campbell, R (9, 1) ERA: 3.1	0.2	S	2	0	0	0	1	0	0	0	0	0	0	4	4	0.00	0.000

PITCHER	IP	WLS	BF	H	R	ER	SO	BB	IBB	HBP	BLK	WP	HR	S	P	ERA	WHIP

Minnesota Twins @ Chicago White Sox

Comiskey Park, Chicago, IL

Thu Sep 23 1976, 8:05 PM EDT

Att. 3,278 - Unknown - 57 F

Batter	1	2	3	4	5	6	7	8	9	AB	R	H	RBI	BB	SO	LOB
Lyman Bostock, L (1, 8) OBP: 0.364, SLG: 0.434	4-3		K			6-3			6-3	4	0	0	0	0	1	0
Bob Randall, R (1, 4) OBP: 0.317, SLG: 0.330	K			F3			F5		F9	4	0	0	0	0	1	0
Rod Carew, L (1, 3) OBP: 0.393, SLG: 0.454	5-3			6-3			4-3		BB 1B 1B 1B	4	1	1	0	0	0	0
Dan Ford, R (1, 9) OBP: 0.322, SLG: 0.453		6-3		F9			F8		BB 1B 1-2 1B	4	1	1	0	0	0	0
Larry Hisle, R (1, 7) OBP: 0.334, SLG: 0.392		K			1-3			SF9 3B	1B 1-2 2-3 BB	3	1	1	0	1	1	0
Craig Kusick, R (1, 10) OBP: 0.337, SLG: 0.421		E5			F7			SF9 3-H	1-3 2-H 3-H 1B	3	0	1	3	0	0	0
Butch Wynegar, S (1, 2) OBP: 0.359, SLG: 0.371		F7			F7			BB BB BB 4-0 BB	K	3	0	0	0	1	1	3
Roy Smalley, S (1, 6) OBP: 0.356, SLG: 0.324			4-3			6-3		F4		3	0	0	0	0	0	1
Jerry Terrell, R (1, 5) OBP: 0.282, SLG: 0.270			K			F3		L5		3	0	0	0	0	1	1

Inning Stats	1	2	3	4	5	6	7	8	9	1B	SF	WP	PA
	R: 0 H: 0 E: 0 LOB: 0 K: 1 BB: 0 S: 5 P: 5	R: 0 H: 0 E: 1 LOB: 1 K: 1 BB: 0 S: 6 P: 6	R: 0 H: 0 E: 0 LOB: 0 K: 2 BB: 0 S: 7 P: 7	R: 0 H: 0 E: 0 LOB: 0 K: 0 BB: 0 S: 3 P: 3	R: 0 H: 0 E: 0 LOB: 0 K: 0 BB: 0 S: 3 P: 3	R: 0 H: 0 E: 0 LOB: 0 K: 0 BB: 0 S: 3 P: 3	R: 0 H: 0 E: 0 LOB: 0 K: 0 BB: 0 S: 3 P: 3	R: 1 H: 1 E: 0 LOB: 1 K: 0 BB: 1 S: 4 P: 8	R: 2 H: 3 E: 0 LOB: 2 K: 1 BB: 1 S: 8 P: 12	1B: 3 2B: 0 3B: 1 HR: 0	SF: 1 SAC: 0 DP: 0 HBP: 0	WP: 0 PB: 0 SB: 0 CS: 0	PA: 34

PITCHER	IP	WLS	BF	H	R	ER	SO	BB	IBB	HBP	BLK	WP	HR	S	P	ERA	WHIP
Ken Brett, L (1, 1) ERA: 3.32	9.0	L	34	4	3	3	5	2	0	0	0	0	0	42	50	3.00	0.667

PITCHER	IP	WLS	BF	H	R	ER	SO	BB	IBB	HBP	BLK	WP	HR	S	P	ERA	WHIP

TOP

livebaseballscorecards.com

AB	31
R	3
H	4
RBI	3
BB	2
SO	5
LOB	5

Batter	1	2	3	4	5	6	7	8	9	AB	R	H	RBI	BB	SO	LOB
Alan Bannister, R (1, 6) OBP: 0.323, SLG: 0.347	5-3		F4			G3-6-3 1B		5-3		4	0	1	0	0	0	0
Bill Stein, R (1, 9) OBP: 0.315, SLG: 0.354	BB 2B		K			B1			F8	3	0	0	0	1	1	1
Jim Spencer, L (1, 3) OBP: 0.315, SLG: 0.369	F7			F8		G3-6-3 1-2f			G3	4	0	0	0	0	0	2
Jorge Orta, L (1, 7) OBP: 0.318, SLG: 0.417	1-3 2B			F9			L3		5-3	4	0	1	0	0	0	0
Kevin Bell, R (1, 5) OBP: 0.296, SLG: 0.397	K			K			BB			2	0	0	0	1	2	2
Jack Brohamer, L (1, 4) OBP: 0.337, SLG: 0.367		F8			3-1 SH3-4 1B		F8			3	0	1	0	0	0	1
Chet Lemon, R (1, 8) OBP: 0.295, SLG: 0.314		6-3			SH3-4 1-2		F8			2	0	0	0	0	0	1
Ken Brett, L (1, 1) OBP: 0.083, SLG: 0.083		F7			3-1 2-3			1-3		3	0	0	0	0	0	1
Jim Essian, R (1, 2) OBP: 0.327, SLG: 0.280			1-3		F7			K		2	0	0	0	0	0	1
Sam Ewing, L (8, PH) OBP: 0.238, SLG: 0.250										1	0	0	0	0	1	0
Brian Downing, R (9, 2) OBP: 0.334, SLG: 0.325										0	0	0	0	0	0	0
Inning Stats	R: 0 E: 0 K: 1 S: 6 H: 1 LOB: 2 BB: 1 P: 10	R: 0 E: 0 K: 0 S: 3 H: 0 LOB: 0 BB: 0 P: 3	R: 0 E: 0 K: 1 S: 5 H: 0 LOB: 0 BB: 0 P: 5	R: 0 E: 0 K: 1 S: 5 H: 0 LOB: 0 BB: 0 P: 5	R: 0 E: 0 K: 0 S: 4 H: 1 LOB: 1 BB: 0 P: 4	R: 0 E: 0 K: 0 S: 3 H: 1 LOB: 0 BB: 0 P: 3	R: 0 E: 0 K: 0 S: 3 H: 0 LOB: 1 BB: 1 P: 7	R: 0 E: 0 K: 1 S: 5 H: 0 LOB: 0 BB: 0 P: 5	R: 0 E: 0 K: 0 S: 3 H: 0 LOB: 0 BB: 0 P: 3	1B: 2 2B: 1 3B: 0 HR: 0	SF: 0 SAC: 1 DP: 1 HBP: 0						

PITCHER	IP	WLS	BF	H	R	ER	SO	BB	IBB	HBP	BLK	WP	HR	S	P	ERA	WHIP
Pete Redfern, R (1, 1) ERA: 3.65	9.0	W	31	3	0	0	4	2	0	0	0	0	0	37	45	0.00	0.556

PITCHER	IP	WLS	BF	H	R	ER	SO	BB	IBB	HBP	BLK	WP	HR	S	P	ERA	WHIP

BOTTOM

Minnesota Twins @ Chicago White Sox

Comiskey Park, Chicago, IL

Thu Sep 23 1976, 8:05 PM EDT

Att. 3,278 - Unknown - 57 F

livebaseballscorecards.com

AB	28
R	0
H	3
RBI	0
BB	2
SO	4
LOB	9

Batter	1	2	3	4	5	6	7	8	9	AB	R	H	RBI	BB	SO	LOB
Dave Collins, S (1, 7) OBP: 0.327, SLG: 0.330	x 0-0 CS 1B		S S S 0-3 ③ K			B B B B 4-0 E BB		x 0-0 ② P6		3	0	1	0	1	1	0
Jerry Remy, L (1, 4) OBP: 0.314, SLG: 0.301	x 0-0 ① ② 4-3 1-2			x 0-0 ① G3		x 0-0 E4 FC6-4 1-2		x 0-0 ③ 4-3		4	0	0	0	0	0	2
Bob Jones, L (1, 8) OBP: 0.275, SLG: 0.358	x 0-0 ③ F8			B B B B 4-0 5-3 BB BB		S S S 0-3 ① K			S S S 0-3 ① K	3	0	0	0	1	2	2
Tony Solaita, L (1, 3) OBP: 0.339, SLG: 0.381		x 0-0 ① 4-3		B B B B 4-0 5-3 1-2 BB		S S S 0-3 ② K			x 0-0 ② F9	3	0	0	0	1	1	2
Mario Guerrero, R (1, 10) OBP: 0.309, SLG: 0.346		x 0-0 ② P4		x 0-0 ② 5-3 1-2 2-3		x 0-0 ③ FC6-4 1-2f			x 0-0 FC6-4 1B	4	0	1	0	0	0	4
Terry Humphrey, R (1, 2) OBP: 0.259, SLG: 0.308 Mike Easler, L (7, PH) OBP: 0.259, SLG: 0.296 Andy Etchebarren, R (7, 2) OBP: 0.302, SLG: 0.264		B B B B 4-0 BB		x 0-0 ③ F8			S S S 0-3 ① K		x 0-0 ③ FC6-4 1-2f	1 1 1	0 0 0	0 0 0	0 0 0	1 0 0	0 1 0	2 0 1
Ron Jackson, R (1, 5) OBP: 0.284, SLG: 0.326		x 0-0 ③ F5			S S S 0-3 ① K		x 0-0 ② L3			3	0	0	0	0	1	1
Carlos Lopez, R (1, 9)			S S S 0-3 ① K		x 0-0 ② 5-3		x 0-0 ③ 5-3			3	0	0	0	0	1	0
Dave Chalk, R (1, 6) OBP: 0.310, SLG: 0.255			x 0-0 ② F7		x 0-0 ③ F3			S S S 0-3 ① K		3	0	0	0	0	1	0
Inning Stats	R: 0 H: 1 E: 0 LOB: 0 K: 0 BB: 0 S: 3 P: 3	R: 0 H: 0 E: 0 LOB: 1 K: 0 BB: 1 S: 3 P: 7	R: 0 H: 0 E: 0 LOB: 0 K: 2 BB: 0 S: 7 P: 7	R: 0 H: 0 E: 0 LOB: 2 K: 0 BB: 2 S: 3 P: 11	R: 0 H: 0 E: 0 LOB: 0 K: 1 BB: 0 S: 5 P: 5	R: 0 H: 0 E: 1 LOB: 2 K: 2 BB: 1 S: 8 P: 12	R: 0 H: 0 E: 0 LOB: 0 K: 1 BB: 0 S: 5 P: 5	R: 0 H: 0 E: 0 LOB: 0 K: 1 BB: 0 S: 5 P: 5	R: 0 H: 1 E: 0 LOB: 1 K: 1 BB: 0 S: 6 P: 6	1B: 2 SF: 0 2B: 0 SAC: 0 3B: 0 DP: 0 HR: 0 HBP: 0						

PITCHER		IP	WLS	BF	H	R	ER	SO	BB	IBB	HBP	BLK	WP	HR	S	P	ERA	WHIP
Dave Goltz, R ERA: 3.34	(1, 1)	9.0	W	33	2	0	0	8	4	0	0	0	0	0	45	61	0.00	0.667

PITCHER	IP	WLS	BF	H	R	ER	SO	BB	IBB	HBP	BLK	WP	HR	S	P	ERA	WHIP

TOP

California Angels @ Minnesota Twins

Metropolitan Stadium, Bloomington , MI

Sat Sep 25 1976, 4:33 AM EDT

Att. 4,942 - Unknown

livebaseballscorecards.com

AB	29
R	0
H	2
RBI	0
BB	4
SO	8
LOB	14

WP: 0	PA: 33
PB: 0	
SB: 0	
CS: 1	

BOTTOM

California Angels @ Minnesota Twins

Metropolitan Stadium, Bloomington , MI

Sat Sep 25 1976, 4:33 AM EDT

Att. 4,942 - Unknown

livebaseballscorecards.com

Batter	1	2	3	4	5	6	7	8	9	AB	R	H	RBI	BB	SO	LOB
Steve Braun, L (1, 10) OBP: 0.387, SLG: 0.352	BBBB 4-0 K SH1-4 BB		BBBB 4-0 FC1-2-5 SH1-4 1B 1-2 BB	X 0-0 1-H 2-H 2B			SSS 0-3 ① K			2	1	1	2	2	1	0
Roy Smalley, S (1, 6) OBP: 0.355, SLG: 0.323	X 0-0 ① SH1-4 1-2		X 0-0 ① SH1-4 1-2 2-3	SSS 0-3 ③ K			SSS 0-3 ② K			2	0	0	0	0	2	1
Rod Carew, L (1, 3) OBP: 0.392, SLG: 0.451	SSS 0-3 ②③ K 2-3		X 0-0 ② FC1-2-5 S 1B 2-3 3-H		BBBB 4-0 SH5-3 FC5 BB		X 0-0 ③ 6-3			3	0	0	0	1	1	3
Lyman Bostock, L (1, 8) OBP: 0.366, SLG: 0.435		SSS 0-3 ① K	X 0-0 S 1-2 3-H 1B		X 0-0 ① SH5-3 1-2			X 0-0 2B 1B		3	1	2	1	0	1	0
Larry Hisle, R (1, 7) OBP: 0.335, SLG: 0.393		BBBB 4-0 S BB	SSS 0-3 ③ K 1-2 2-3		X 0-0 ② FC5 CS 2-H			X 0-0 F8 1B 1-H 2B		3	1	1	1	1	1	3
Butch Wynegar, S (1, 2) OBP: 0.357, SLG: 0.368		SSS 0-3 ② K	X 0-0 ① F9		0-0 ③ CS 1-2	SSS 0-3 ① K		X 0-0 ① F8 2-3		4	0	0	0	0	2	2
Mike Cubbage, L (1, 5) OBP: 0.347, SLG: 0.356		X 0-0 ③ G3 1-2	SSS 0-3 ② K			BBBB 4-0 BB		SSS 0-3 ② K		3	0	0	0	1	2	2
Dan Ford, R (1, 9) OBP: 0.325, SLG: 0.461			X 0-0 HR	BBBB 4-0 S 2B BB		SSS 0-3 ② K		X 0-0 3-H 1B		3	2	2	2	1	1	1
Bob Randall, R (1, 4) OBP: 0.319, SLG: 0.328			BBBB 4-0 SH1-4 WP FC1-2-5 BB	BBBB 4-0 1-2 2B BB		SSS 0-3 ③ K		X 0-0 ③ F7		2	1	0	0	2	1	2
Inning Stats	R: 0 E: 0 K: 1 S: 4 H: 0 LOB: 0 BB: 1 P: 8	R: 0 E: 0 K: 2 S: 7 H: 0 LOB: 1 BB: 1 P: 11	R: 2 E: 0 K: 1 S: 7 H: 2 LOB: 2 BB: 2 P: 15	R: 2 E: 0 K: 2 S: 8 H: 1 LOB: 1 BB: 2 P: 16	R: 0 E: 0 K: 0 S: 2 H: 0 LOB: 0 BB: 1 P: 6	R: 0 E: 0 K: 3 S: 9 H: 0 LOB: 1 BB: 1 P: 13	R: 0 E: 0 K: 2 S: 7 H: 0 LOB: 0 BB: 0 P: 7	R: 2 E: 0 K: 1 S: 8 H: 3 LOB: 1 BB: 0 P: 8		1B: 3 2B: 2 3B: 0 HR: 1 SF: 0 SAC: 3 DP: 0 HBP: 0						

	AB	25
	R	6
	H	6
	RBI	6
	BB	8
	SO	12
	LOB	14

WP: 1 PA: 37
PB: 0
SB: 4
CS: 1

PITCHER		IP	WLS	BF	H	R	ER	SO	BB	IBB	HBP	BLK	WP	HR	S	P	ERA	WHIP
Nolan Ryan, R ERA: 3.58	(1, 1)	7.0	L	30	3	4	4	11	8	0	0	0	1	1	44	76	5.14	1.571
Gary Wheelock, R ERA: 27.0	(8, 1)	1.0		6	3	2	2	1	0	0	0	0	0	0	8	8	18.00	3.000

PITCHER	IP	WLS	BF	H	R	ER	SO	BB	IBB	HBP	BLK	WP	HR	S	P	ERA	WHIP

California Angels @ Minnesota Twins

Metropolitan Stadium, Bloomington , MI

Sun Sep 26 1976, 4:33 AM EDT

Att. 3,649 - Unknown - 58 F

TOP

livebaseballscorecards.com

Batter	1	2	3	4	5	6	7	8	9	AB	R	H	RBI	BB	SO	LOB
Dave Collins, S (1, 7) OBP: 0.332, SLG: 0.342	HR	4-3			G3 2B 1B		BBB CS BB			3	2	2	1	1	0	1
Jerry Remy, L (1, 4) OBP: 0.314, SLG: 0.301	F7		WP S 9-2 1B		G3 1-2		CS 1-2	F8		4	0	1	0	0	0	1
Bruce Bochte, L (1, 9) OBP: 0.348, SLG: 0.309	3-1		SSS K		2-H 2B			CS BB 1B		4	0	2	1	0	1	1
Bill Melton, R (1, 3) OBP: 0.297, SLG: 0.330	5-3		BBB 1-2 BB		SSS K			BBB 1-2 CS BB		2	0	0	0	2	1	1
Rusty Torres, S (8, PR) OBP: 0.300, SLG: 0.350 (8, 8)										0	0	0	0	0	0	0
Mario Guerrero, R (1, 10) OBP: 0.305, SLG: 0.341		F7	9-2 2-Hf			F9		1-2 2-3 F9		4	0	0	0	0	0	4
Dan Briggs, L (1, 8) OBP: 0.254, SLG: 0.294 (8, 3)		SSS K		SSS K		L4-6 2B			E3 CS	4	0	1	0	0	2	0
Ron Jackson, R (1, 5) OBP: 0.283, SLG: 0.333		HR		F9		L4-6 2-3			SSS 1-2 K	4	1	1	1	0	1	2
Andy Etchebarren, R (1, 2) OBP: 0.305, SLG: 0.272		2B 1B		SSS K				F8	2B	4	1	2	0	0	1	0
Mike Miley, S (1, 6) OBP: 0.273, SLG: 0.211		1-H 2B			4-3		SSS K		F8	4	0	1	1	0	1	1

	AB	33
	R	4
	H	10
	RBI	4
	BB	3
	SO	7
	LOB	11

Inning Stats	1	2	3	4	5	6	7	8	9
	R: 1 E: 0 K: 0 S: 4	H: 1 LOB: 0 BB: 0 P: 4	R: 2 E: 0 K: 1 S: 8	H: 3 LOB: 1 BB: 0 P: 8	R: 0 E: 0 K: 1 S: 5	H: 1 LOB: 1 BB: 1 P: 9	R: 0 E: 0 K: 2 S: 7	H: 0 LOB: 0 BB: 0 P: 7	R: 1 E: 0 K: 1 S: 7	H: 2 LOB: 1 BB: 0 P: 7
	R: 0 E: 0 K: 0 S: 3	H: 1 LOB: 0 BB: 0 P: 3	R: 0 E: 0 K: 1 S: 4	H: 0 LOB: 0 BB: 1 P: 8	R: 0 E: 0 K: 0 S: 3	H: 1 LOB: 2 BB: 1 P: 7	R: 0 E: 1 K: 1 S: 6	H: 1 LOB: 1 BB: 0 P: 6	1B: 4 2B: 6 3B: 0 HR: 2	SF: 0 SAC: 0 DP: 2 HBP: 0
	WP: 1 PB: 0 SB: 1 CS: 4	PA: 37								

PITCHER		IP	WLS	BF	H	R	ER	SO	BB	IBB	HBP	BLK	WP	HR	S	P	ERA	WHIP
Jim Hughes, R ERA: 5.09	(1, 1)	5.0	L	22	7	4	4	5	1	0	0	0	1	2	31	35	7.20	1.600
Vic Albury, L ERA: 3.58	(6, 1)	4.0		14	3	0	0	2	2	0	0	0	0	0	16	24	0.00	1.250

PITCHER	IP	WLS	BF	H	R	ER	SO	BB	IBB	HBP	BLK	WP	HR	S	P	ERA	WHIP

California Angels @ Minnesota Twins

Metropolitan Stadium, Bloomington , MI

Sun Sep 26 1976, 4:33 AM EDT

Att. 3,649 - Unknown - 58 F

BOTTOM

livebaseballscorecards.com

Batter	1	2	3	4	5	6	7	8	9	AB	R	H	RBI	BB	SO	LOB
Butch Wynegar, S (1, 10) OBP: 0.354, SLG: 0.365	F9		K 1-2 2-3		F9			K		4	0	0	0	0	2	3
Bob Randall, R (1, 4) OBP: 0.320, SLG: 0.332	F9		K			BB 1B		F8 2B		4	0	2	0	0	1	1
Larry Hisle, R (1, 8) OBP: 0.335, SLG: 0.392	CS 1B			F9		K		F8 2-3		4	0	1	0	0	1	2
Dan Ford, R (1, 9) OBP: 0.322, SLG: 0.457	CS 1-2	F7		1-3		F2		K		4	0	0	0	0	1	2
Craig Kusick, R (1, 3) OBP: 0.346, SLG: 0.438		1B		BB		1-2 BB			HR	2	1	2	1	2	0	0
Steve Brye, R (1, 7) OBP: 0.291, SLG: 0.319		F9		K		K			F3	4	0	0	0	0	2	4
Jerry Terrell, R (1, 5) OBP: 0.281, SLG: 0.269		F8			F7		G6-4-3 1B		6-3	4	0	1	0	0	0	1
Glenn Borgmann, R (1, 2) OBP: 0.423, SLG: 0.339			CS 1B 1B		BB		G6-4-3 1-2f		K	3	0	1	0	1	1	1
Luis Gomez, R (1, 6) OBP: 0.250, SLG: 0.226			1-2 CS 1B		F4		F9			3	0	1	0	0	0	1
Inning Stats	R: 0 H: 1 E: 0 LOB: 0 K: 0 BB: 0 S: 3 P: 3	R: 0 H: 1 E: 0 LOB: 1 K: 0 BB: 0 S: 4 P: 4	R: 0 H: 2 E: 0 LOB: 1 K: 2 BB: 0 S: 8 P: 8	R: 0 H: 0 E: 0 LOB: 1 K: 1 BB: 1 S: 5 P: 9	R: 0 H: 0 E: 0 LOB: 1 K: 0 BB: 1 S: 3 P: 7	R: 0 H: 1 E: 0 LOB: 2 K: 2 BB: 1 S: 8 P: 12	R: 0 H: 1 E: 0 LOB: 0 K: 0 BB: 0 S: 3 P: 3	R: 0 H: 1 E: 0 LOB: 1 K: 2 BB: 0 S: 8 P: 8	R: 1 H: 1 E: 0 LOB: 0 K: 1 BB: 0 S: 6 P: 6	1B: 6 SF: 0 2B: 2 SAC: 0 3B: 0 DP: 2 HR: 1 HBP: 0						

	AB	32
	R	1
	H	8
	RBI	1
	BB	3
	SO	8
	LOB	15

PITCHER	IP	WLS	BF	H	R	ER	SO	BB	IBB	HBP	BLK	WP	HR	S	P	ERA	WHIP
Frank Tanana, L (1, 1) ERA: 2.53	9.0	W	35	8	1	1	8	3	0	0	0	0	1	48	60	1.00	1.222

PITCHER	IP	WLS	BF	H	R	ER	SO	BB	IBB	HBP	BLK	WP	HR	S	P	ERA	WHIP

WP: 0 PA: 36
PB: 0
SB: 0
CS: 3

Texas Rangers @ Minnesota Twins

Metropolitan Stadium, Bloomington , MI

Tue Sep 28 1976, 4:33 AM EDT

Att. 2,122 - Unknown - 58 F

TOP

livebaseballscorecards.com

Batter	1	2	3	4	5	6	7	8	9	AB	R	H	RBI	BB	SO	LOB
Lenny Randle, S (1, 4) OBP: 0.280, SLG: 0.269	6-3 S 1B 1B	HR 2-H 3-H 3B		4-3 ①		F9 ①		4-3 ②		5	1	2	2	0	0	0
Toby Harrah, R (1, 5) OBP: 0.359, SLG: 0.377	6-3 ① 1-3	HR 3-H		HR		F7 ②		F7 ③		5	2	2	3	0	0	1
Mike Hargrove, L (1, 3) OBP: 0.399, SLG: 0.384	0-0 ② 3-H 1B	L7 ② 1B		2B		BBBB BB			5-3 ① 1B	4	0	2	0	1	0	0
Jeff Burroughs, R (1, 9) OBP: 0.312, SLG: 0.361	F8 ③	BBBB BB		5-3 ②		F8 ③			SSS K ② 1B	4	0	0	0	1	1	3
Roy Howell, L (1, 10) OBP: 0.300, SLG: 0.370	SH E 1B 1B SSS K		SSS K ③				F7 ① 1B		BBBB WP BB	4	1	1	0	1	2	2
Tom Grieve, R (1, 7) OBP: 0.303, SLG: 0.407 Dave Moates, L (9, 7) OBP: 0.295, SLG: 0.308	FC1 1B SH 1-2 4-3	SSS K ① 1B	F7 ①				BBBB BB		SSS K ③ 1-2	4 0	1 0	0 0	0 0	1 0	2 0	2 0
Ken Pape, R (1, 6) OBP: 0.308, SLG: 0.538 Danny Thompson, R (6, 6) OBP: 0.261, SLG: 0.253	SH 4-3 1B 3B 1-2 2-3	E7 4-3 1B	F3 ②				F9 ②			2 0	1 0	1 0	0 0	0 0	0 0	0 0
Juan Beniquez, R (1, 8) OBP: 0.314, SLG: 0.296	4-3 3B 1-2 2-3 3-H 1B	4-3 ② 2-3	3B				F4 ③			4	1	2	1	0	0	2
Jim Sundberg, R (1, 2) OBP: 0.284, SLG: 0.302	4-3 ① 1-2 2-3 3-H	F4 ③	F2 ③					SSS K ①		4	0	0	1	0	1	4

Inning Stats	R: 0 E: 0 K: 0 S: 4	H: 2 LOB: 1 BB: 0 P: 4	R: 6 E: 2 K: 1 S: 11	H: 4 LOB: 1 BB: 1 P: 15	R: 0 E: 1 K: 1 S: 6	H: 1 LOB: 1 BB: 0 P: 6	R: 1 E: 0 K: 1 S: 7	H: 2 LOB: 1 BB: 0 P: 7	R: 0 E: 0 K: 0 S: 4	H: 1 LOB: 1 BB: 0 P: 4	R: 0 E: 0 K: 0 S: 3	H: 0 LOB: 1 BB: 1 P: 7
	R: 0 E: 0 K: 0 S: 3	H: 0 LOB: 1 BB: 1 P: 7	R: 0 E: 0 K: 1 S: 5	H: 0 LOB: 0 BB: 0 P: 5	R: 0 E: 0 K: 2 S: 7	H: 0 LOB: 1 BB: 1 P: 11	1B: 5 2B: 1 3B: 2 HR: 2	SF: 0 SAC: 1 DP: 0 HBP: 0	WP: 1 PB: 0 SB: 1 CS: 0	PA: 42		

PITCHER		IP	WLS	BF	H	R	ER	SO	BB	IBB	HBP	BLK	WP	HR	S	P	ERA	WHIP
Bill Singer, R ERA: 3.74	(1, 1)	2.0	L	14	6	6	0	1	1	0	0	0	0	1	15	19	0.00	3.500
Steve Luebber, R ERA: 4.0	(3, 1)	5.0		21	4	1	1	2	2	0	0	0	0	1	23	31	1.80	1.200
Tom Johnson, R ERA: 2.64	(8, 1)	1.0		3	0	0	0	1	0	0	0	0	0	0	5	5	0.00	0.000
Bill Campbell, R ERA: 3.08	(9, 1)	1.0		4	0	0	0	2	1	0	0	0	1	0	7	11	0.00	1.000

PITCHER	IP	WLS	BF	H	R	ER	SO	BB	IBB	HBP	BLK	WP	HR	S	P	ERA	WHIP

Batter	1	2	3	4	5	6	7	8	9	AB	R	H	RBI	BB	SO	LOB
Steve Braun, L (1, 7) (3, 5) OBP: 0.386, SLG: 0.351	F6		F8			2B 1B		F7		4	0	1	0	0	0	1
Roy Smalley, S (1, 6) OBP: 0.354, SLG: 0.322	K		1-3 1B			L7		E6		4	0	1	0	0	1	1
Rod Carew, L (1, 3) OBP: 0.391, SLG: 0.452	4-3		F6			1-3 2B		1-3		4	0	1	0	0	0	3
Butch Wynegar, S (1, 2) OBP: 0.354, SLG: 0.364		4-3		G1-6-3 1B		K			F8	4	0	1	0	0	1	2
Lyman Bostock, L (1, 8) OBP: 0.365, SLG: 0.434		1B		F8		F8			K	4	0	1	0	0	1	3
Tony Oliva, L (1, 10) OBP: 0.236, SLG: 0.262		K		G1-6-3 1-2f			L6		F8	4	0	0	0	0	1	2
Mike Cubbage, L (1, 5) OBP: 0.346, SLG: 0.355 Steve Brye, R (3, 7) OBP: 0.288, SLG: 0.316	G2			F4			K			1 2	0 0	0 0	0 0	0 0	0 1	1 0
Larry Hisle, R (1, 9) OBP: 0.335, SLG: 0.392			1B 1B	F9			5-3			3	0	1	0	0	0	0
Bob Randall, R (1, 4) OBP: 0.318, SLG: 0.330			L7	K				F5		3	0	0	0	0	1	1
Inning Stats	R: 0 H: 0 E: 0 LOB: 0 K: 1 BB: 0 S: 5 P: 5	R: 0 H: 1 E: 0 LOB: 1 K: 1 BB: 0 S: 6 P: 6	R: 0 H: 2 E: 0 LOB: 2 K: 0 BB: 0 S: 5 P: 5	R: 0 H: 1 E: 0 LOB: 0 K: 0 BB: 0 S: 3 P: 3	R: 0 H: 0 E: 0 LOB: 0 K: 1 BB: 0 S: 5 P: 5	R: 0 H: 2 E: 0 LOB: 2 K: 1 BB: 0 S: 7 P: 7	R: 0 H: 0 E: 0 LOB: 0 K: 1 BB: 0 S: 5 P: 5	R: 0 H: 0 E: 1 LOB: 1 K: 0 BB: 0 S: 4 P: 4	R: 0 H: 0 E: 0 LOB: 0 K: 1 BB: 0 S: 5 P: 5	1B: 5 SF: 0 2B: 1 SAC: 0 3B: 0 DP: 1 HR: 0 HBP: 0						

PITCHER	IP	WLS	BF	H	R	ER	SO	BB	IBB	HBP	BLK	WP	HR	S	P	ERA	WHIP
Gaylord Perry, R (1, 1) ERA: 3.24	9.0	W	33	6	0	0	6	0	0	0	0	0	0	45	45	0.00	0.667

PITCHER	IP	WLS	BF	H	R	ER	SO	BB	IBB	HBP	BLK	WP	HR	S	P	ERA	WHIP

BOTTOM

Texas Rangers @ Minnesota Twins

Metropolitan Stadium, Bloomington , MI

Tue Sep 28 1976, 4:33 AM EDT

Att. 2,122 - Unknown - 58 F

livebaseballscorecards.com

AB	33
R	0
H	6
RBI	0
BB	0
SO	6
LOB	14

WP: 0 PA: 33
PB: 0
SB: 0
CS: 0

Texas Rangers @ Minnesota Twins

Metropolitan Stadium, Bloomington , MI

Wed Sep 29 1976, 4:33 AM EDT

Att. 2,444 - Unknown - 67 F

TOP

livebaseballscorecards.com

Batter	1	2	3	4	5	6	7	8	9	AB	R	H	RBI	BB	SO	LOB
Lenny Randle, S (1, 4) OBP: 0.281, SLG: 0.271	F8		2B			BB		6-3		3	0	1	0	1	0	0
Toby Harrah, R (1, 5) OBP: 0.357, SLG: 0.374	F9		F4			F8		6-3		4	0	0	0	0	0	2
Mike Hargrove, L (1, 3) OBP: 0.398, SLG: 0.383	F7		4-3			K			1B	4	0	1	0	0	1	2
Jeff Burroughs, R (1, 9) OBP: 0.312, SLG: 0.360		G4-6-3 HBP		K		5-3			K	3	0	0	0	0	2	2
Roy Howell, L (1, 10) OBP: 0.298, SLG: 0.367		G4-6-3 1-2f		6-3			K		K	4	0	0	0	0	2	2
Tom Grieve, R (1, 7) OBP: 0.304, SLG: 0.414		HR		1-3			1B		6-3	4	1	2	1	0	0	1
Danny Thompson, R (1, 6) OBP: 0.262, SLG: 0.254		1B	F9			F6				0	0	0	0	0	0	0
Juan Beniquez, R (1, 8) OBP: 0.313, SLG: 0.294		F8	K			F9				3	0	0	0	0	1	2
Jim Sundberg, R (1, 2) OBP: 0.282, SLG: 0.300			F9			6-3		5-3		3	0	0	0	0	0	0

AB	28
R	1
H	4
RBI	1
BB	1
SO	6
LOB	11

Inning Stats	1	2	3	4	5	6	7	8	9
	R: 0 E: 0 K: 0 S: 3	R: 1 E: 0 K: 0 S: 4	R: 0 E: 0 K: 0 S: 4	R: 0 E: 0 K: 1 S: 5	R: 0 E: 0 K: 1 S: 5	R: 0 E: 0 K: 1 S: 5	R: 0 E: 0 K: 1 S: 6	R: 0 E: 0 K: 0 S: 3	R: 0 E: 0 K: 2 S: 8
	H: 0 LOB: 0 BB: 0 P: 3	H: 2 LOB: 1 BB: 0 P: 5	H: 1 LOB: 1 BB: 0 P: 4	H: 0 LOB: 0 BB: 0 P: 5	H: 0 LOB: 0 BB: 0 P: 5	H: 0 LOB: 1 BB: 1 P: 9	H: 1 LOB: 1 BB: 0 P: 6	H: 0 LOB: 0 BB: 0 P: 3	H: 1 LOB: 1 BB: 0 P: 8

1B: 3 2B: 1 3B: 0 HR: 1 | SF: 0 SAC: 0 DP: 1 HBP: 1 | WP: 0 PB: 0 SB: 0 CS: 0 | PA: 33

PITCHER		IP	WLS	BF	H	R	ER	SO	BB	IBB	HBP	BLK	WP	HR	S	P	ERA	WHIP
Pete Redfern, R ERA: 3.51	(1, 1)	7.0	W	26	4	1	1	4	1	0	1	0	0	1	32	37	1.29	0.714
Bill Campbell, R ERA: 3.04	(8, 1)	2.0		7	1	0	0	2	0	0	0	0	0	0	11	11	0.00	0.500

PITCHER	IP	WLS	BF	H	R	ER	SO	BB	IBB	HBP	BLK	WP	HR	S	P	ERA	WHIP

Texas Rangers @ Minnesota Twins

Metropolitan Stadium, Bloomington , MI

Wed Sep 29 1976, 4:33 AM EDT

Att. 2,444 - Unknown - 67 F

BOTTOM

Batter	1	2	3	4	5	6	7	8	9	AB	R	H	RBI	BB	SO	LOB
Steve Braun, L (1, 10) OBP: 0.388, SLG: 0.356	0-0 1B G4-6-3 1B		0-0 F8 1-2		0-0 BLK 1B 2B	0-0 5-3		0-3 K		3	2	2	0	0	0	1
Craig Kusick, R (6, PH) OBP: 0.345, SLG: 0.436										1	0	0	0	0	0	0
Tony Oliva, L (8, PH) OBP: 0.234, SLG: 0.260										1	0	0	0	0	1	1
Roy Smalley, S (1, 6) OBP: 0.354, SLG: 0.323	0-0 G4-6-3 1-3 1B		0-0 F8		0-0 HR 2-H 1B	0-0 F9		0-3 K		5	1	2	1	0	1	1
Rod Carew, L (1, 3) OBP: 0.390, SLG: 0.455	0-0 G4-6-3 1-2f 3-H			0-0 F5	0-0 1-H HR	0-0 6-3				4	1	1	2	0	0	1
Lyman Bostock, L (1, 8) OBP: 0.366, SLG: 0.433	B B B B 4-0 S BB			0-0 F8 E 1B 1B	0-0 4-3	0-0 3-1				3	1	1	0	1	0	0
Butch Wynegar, S (1, 2) OBP: 0.355, SLG: 0.364	S S S 0-3 K 1-2			0-0 E E 1-2 1B	0-0 F9	B B B B 4-0 FC6-4 BB				3	1	1	0	1	1	1
Larry Hisle, R (1, 7) OBP: 0.334, SLG: 0.391		S S S 0-3 K		0-0 F8 2-3	0-0 1B 1B	0-0 FC6-4 1-2f				4	0	1	0	0	1	3
Dan Ford, R (1, 9) OBP: 0.324, SLG: 0.461		0-0 F8		0-0 E5 E 1-2 3-H	0-0 1-2 1B			0-0 SF7 3B		4	2	2	0	0	0	1
Mike Cubbage, L (1, 5) OBP: 0.348, SLG: 0.357		S S S 0-3 K		0-0 E4 1-H 2-H 2B	0-0 F8			B B B B 4-0 BB		3	1	1	2	1	1	2
Bob Randall, R (1, 4) OBP: 0.318, SLG: 0.328			B B B B 4-0 CS BB	0-0 F4	0-0 5-3			0-0 SF7 3-H		2	0	0	1	1	0	0
Inning Stats	R: 1 H: 2 E: 0 LOB: 1 K: 1 BB: 1 S: 6 P: 10	R: 0 H: 0 E: 0 LOB: 0 K: 2 BB: 0 S: 7 P: 7	R: 0 H: 0 E: 0 LOB: 0 K: 0 BB: 1 S: 2 P: 6	R: 4 H: 3 E: 2 LOB: 0 K: 0 BB: 0 S: 7 P: 7	R: 3 H: 5 E: 0 LOB: 2 K: 0 BB: 0 S: 8 P: 8	R: 0 H: 0 E: 0 LOB: 0 K: 0 BB: 0 S: 3 P: 3	R: 0 H: 0 E: 0 LOB: 1 K: 0 BB: 1 S: 3 P: 7	R: 1 H: 1 E: 0 LOB: 1 K: 2 BB: 1 S: 8 P: 12		1B: 7 SF: 1 2B: 2 SAC: 0 3B: 1 DP: 1 HR: 1 HBP: 0					WP: 0 PA: 38 PB: 0 SB: 1 CS: 1	

livebaseballscorecards.com

	AB	33
	R	9
	H	11
	RBI	6
	BB	4
	SO	5
	LOB	11

PITCHER		IP	WLS	BF	H	R	ER	SO	BB	IBB	HBP	BLK	WP	HR	S	P	ERA	WHIP
Tommy Boggs, R ERA: 3.49	(1, 1)	4.0	L	20	7	7	3	3	2	0	0	1	0	0	24	32	6.75	2.250
Steve Hargan, R ERA: 3.54	(5, 1)	1.0		6	3	1	1	0	0	0	0	0	0	1	6	6	9.00	3.000
Steve Barr, L ERA: 5.59	(6, 1)	3.0		12	1	1	1	2	2	0	0	0	0	0	14	22	3.00	1.000

PITCHER	IP	WLS	BF	H	R	ER	SO	BB	IBB	HBP	BLK	WP	HR	S	P	ERA	WHIP

Batter	1	2	3	4	5	6	7	8	9	AB	R	H	RBI	BB	SO	LOB
Steve Braun, L (1, 10) OBP: 0.386, SLG: 0.354	F7		K			P1	F9		2-H 1B	5	0	1	1	0	1	1
Roy Smalley, S (1, 6) OBP: 0.355, SLG: 0.324	1B 1B			G3		FC4-6 1B		F7	K	5	0	2	0	0	1	0
Rod Carew, L (1, 3) OBP: 0.391, SLG: 0.456	1-2 G6-4-3 1B			G3		FC4-6 1-2f		2B FC5-2 1B		4	0	2	0	0	0	1
Lyman Bostock, L (1, 8) OBP: 0.364, SLG: 0.430 Steve Brye, R (7, 8) OBP: 0.291, SLG: 0.323	G6-4-3 1-2f			6-3			L3	FC5-2 1-3 2B		3 1	0 0	0 1	0 0	0 0	0 0	2 0
Butch Wynegar, S (1, 2) OBP: 0.356, SLG: 0.364		4-3			F5		BB 1B 2B 1B		FC5-2 IBB	3	1	1	0	1	0	0
Larry Hisle, R (1, 7) OBP: 0.334, SLG: 0.390		K			K		1-2 BB 2B 1B		1-2 2-3 3-Hf FC5-2	4	1	1	0	0	2	3
Dan Ford, R (1, 9) OBP: 0.325, SLG: 0.462		F8			2B		1-2 2-3 2B BB	K		3	1	1	0	1	1	3
Mike Cubbage, L (1, 5) OBP: 0.349, SLG: 0.360			4-3		6-3		1-H 2-H 3-H 2B		SH3 1B BB	3	1	1	3	1	0	1
Bob Randall, R (1, 4) OBP: 0.316, SLG: 0.326			5-3			K	5-3		1-2 SH3	3	0	0	0	0	1	1
Inning Stats	R: 0 E: 0 K: 0 S: 4 H: 2 LOB: 1 BB: 0 P: 4	R: 0 E: 0 K: 1 S: 5 H: 0 LOB: 0 BB: 0 P: 5	R: 0 E: 0 K: 1 S: 5 H: 0 LOB: 0 BB: 0 P: 5	R: 0 E: 0 K: 0 S: 3 H: 0 LOB: 0 BB: 0 P: 3	R: 0 E: 0 K: 1 S: 6 H: 1 LOB: 1 BB: 0 P: 6	R: 0 E: 0 K: 1 S: 6 H: 1 LOB: 1 BB: 0 P: 6	R: 3 E: 0 K: 0 S: 6 H: 3 LOB: 1 BB: 1 P: 10	R: 0 E: 0 K: 1 S: 7 H: 2 LOB: 3 BB: 1 P: 11	R: 1 E: 0 K: 1 S: 5 H: 1 LOB: 0 BB: 1 P: 9	1B: 7 2B: 3 3B: 0 HR: 0	SF: 0 SAC: 1 DP: 1 HBP: 0						

PITCHER		IP	WLS	BF	H	R	ER	SO	BB	IBB	HBP	BLK	WP	HR	S	P	ERA	WHIP
Doug Bird, R ERA: 3.37	(1, 1)	6.2		27	7	3	3	4	1	0	0	0	0	0	34	38	4.05	1.200
Steve Mingori, L ERA: 2.35	(7, 1)	0.2		4	2	0	0	0	0	0	0	0	0	0	4	4	0.00	3.000
Mark Littell, R ERA: 2.08	(8, 1)	1.2	L	7	1	1	1	2	1	1	0	0	0	0	9	17	5.40	1.200

PITCHER	IP	WLS	BF	H	R	ER	SO	BB	IBB	HBP	BLK	WP	HR	S	P	ERA	WHIP

TOP

Minnesota Twins @ Kansas City Royals

Royals Stadium, Kansas City, MO

Fri Oct 01 1976, 8:05 PM EDT

Att. 38,482 - Unknown - 87 F

livebaseballscorecards.com

AB	34
R	4
H	10
RBI	4
BB	3
SO	6
LOB	12

Batter	1	2	3	4	5	6	7	8	9	AB	R	H	RBI	BB	SO	LOB
Tom Poquette, L (1, 7) OBP: 0.365, SLG: 0.429	1B		1-3		3B 1-H 3-H		BB 2-3		CS 1-2	3	0	2	1	1	0	0
Amos Otis, R (1, 8) OBP: 0.341, SLG: 0.446	P4			2B HBP	F8		K			3	0	0	0	0	1	4
George Brett, L (1, 5) OBP: 0.375, SLG: 0.452	G5-4-3 1-2			5-3 1-2		CS BB		FC3-6 1B		3	0	3	0	1	0	0
Hal McRae, R (1, 10) OBP: 0.406, SLG: 0.461	G5-4-3 1-2f			5-3 2-3		P4		FC3-6 S 1-2f		4	0	0	0	0	0	5
John Mayberry, L (1, 3) OBP: 0.322, SLG: 0.343		G3		F9		F5		F8 1-2		4	0	0	0	0	0	3
Al Cowens, R (1, 9) OBP: 0.300, SLG: 0.343		1-3			FC6 1B	CS 1-2	SH2-4 1B	F9		4	1	2	0	0	0	1
John Wathan, R (1, 2) OBP: 0.326, SLG: 0.300 Tommy Davis, R (9, PH) OBP: 0.308, SLG: 0.321		F9			FC6 FC4-6 1B 1-2f WP		SH2-4 1-2		1-3	2 1	1 0	0 0	0 0	0 0	0 0	1 0
Freddie Patek, R (1, 6) OBP: 0.320, SLG: 0.309 Jamie Quirk, L (9, PH) OBP: 0.246, SLG: 0.318			1-3		FC4-6 1-2				4-3	3 1	0 0	1 0	0 0	0 0	1 0	1 0
Frank White, R (1, 4) OBP: 0.264, SLG: 0.309 Cookie Rojas, R (7, PH) OBP: 0.288, SLG: 0.297 (8, 4) Willie Wilson, S (9, PR) OBP: 0.333, SLG: 0.333			6-3		FC4-6 WP 3B 1-2f 2-3		WP 2-H		CS	2 2 0	1 0 0	0 2 0	0 1 0	0 0 0	0 0 0	2 0 0
Inning Stats	R: 0 E: 0 K: 0 S: 4 H: 2 LOB: 1 BB: 0 P: 4	R: 0 E: 0 K: 0 S: 3 H: 0 LOB: 0 BB: 0 P: 3	R: 0 E: 0 K: 0 S: 3 H: 0 LOB: 0 BB: 0 P: 3	R: 0 E: 0 K: 0 S: 3 H: 1 LOB: 1 BB: 0 P: 4	R: 2 E: 0 K: 0 S: 6 H: 3 LOB: 1 BB: 0 P: 6	R: 0 E: 0 K: 0 S: 2 H: 0 LOB: 0 BB: 1 P: 6	R: 1 E: 0 K: 2 S: 9 H: 2 LOB: 2 BB: 1 P: 13	R: 0 E: 0 K: 0 S: 4 H: 1 LOB: 1 BB: 0 P: 4	R: 0 E: 0 K: 0 S: 3 H: 1 LOB: 1 BB: 0 P: 3	1B: 8 2B: 1 3B: 1 HR: 0 SF: 0 SAC: 1 DP: 1 HBP: 1						

PITCHER		IP	WLS	BF	H	R	ER	SO	BB	IBB	HBP	BLK	WP	HR	S	P	ERA	WHIP
Dave Goltz, R ERA: 3.36	(1, 1)	6.2		28	8	3	3	1	2	0	1	0	2	0	27	36	4.05	1.500
Tom Johnson, R ERA: 2.61	(7, 1)	0.2		3	1	0	0	1	0	0	0	0	0	0	5	5	0.00	1.500
Tom Burgmeier, L ERA: 2.5	(8, 1)	0.1		1	0	0	0	0	0	0	0	0	0	0	1	1	0.00	0.000
Bill Campbell, R ERA: 3.02	(8, 1)	1.1	W	4	1	0	0	0	0	0	0	0	0	0	4	4	0.00	0.750

PITCHER	IP	WLS	BF	H	R	ER	SO	BB	IBB	HBP	BLK	WP	HR	S	P	ERA	WHIP

BOTTOM

Minnesota Twins @ Kansas City Royals

Royals Stadium, Kansas City, MO

Fri Oct 01 1976, 8:05 PM EDT

Att. 38,482 - Unknown - 87 F

livebaseballscorecards.com

AB	32
R	3
H	10
RBI	2
BB	2
SO	2
LOB	17

WP: 2 PA: 38
PB: 0
SB: 1
CS: 2

Batter	1	2	3	4	5	6	7	8	9	AB	R	H	RBI	BB	SO	LOB
Steve Braun, L (1, 7) OBP: 0.384, SLG: 0.353	P6		1-3			1B 1B	P3		5-3	2	0	0	0	0	0	0
Steve Brye, R (3, 7) OBP: 0.292, SLG: 0.323										3	1	1	0	0	0	4
Roy Smalley, S (1, 6) OBP: 0.356, SLG: 0.324	BBBB CS BB		SSS K			1-2 E 1B		P5		3	1	1	0	1	1	0
Rod Carew, L (1, 3) OBP: 0.393, SLG: 0.461	1-2 S 1B			G3		1-H 2-H E8 1B		FC5 3B		4	1	3	1	0	0	0
Larry Hisle, R (1, 8) OBP: 0.335, SLG: 0.392	1-2 F9			1B 2B		3-H G6-3 1B		3-H FC5		4	0	2	1	0	0	2
Dan Ford, R (1, 9) OBP: 0.324, SLG: 0.461		F8		2-H PO 1B		1-2f G6-3		F3		4	0	1	0	0	0	2
Butch Wynegar, S (1, 2) OBP: 0.356, SLG: 0.363		F7		2-3 PO	BBBB G1-6-3 BB		SH3-4 1B		F8	1	0	0	0	1	0	0
Glenn Borgmann, R (7, PH) OBP: 0.425, SLG: 0.344 (7, 2)										2	0	1	0	0	0	0
Mike Cubbage, L (1, 5) OBP: 0.349, SLG: 0.362		2B			1-2f G1-6-3		1-2 SH3-4		F9	3	0	1	0	0	0	1
Craig Kusick, R (1, 10) OBP: 0.343, SLG: 0.433		F7			5-3		6-3		2B 1B	4	0	1	0	0	0	2
Bob Randall, R (1, 4) OBP: 0.317, SLG: 0.328			6-3			BBBB L7	BB		1-3 2B	3	0	1	0	1	0	0
Inning Stats	R: 0 E: 0 K: 0 S: 3 H: 1 LOB: 1 BB: 1 P: 7	R: 0 E: 0 K: 0 S: 4 H: 1 LOB: 1 BB: 0 P: 4	R: 0 E: 0 K: 1 S: 5 H: 0 LOB: 0 BB: 0 P: 5	R: 0 E: 0 K: 0 S: 3 H: 2 LOB: 0 BB: 0 P: 3	R: 0 E: 0 K: 0 S: 2 H: 0 LOB: 0 BB: 1 P: 6	R: 3 E: 1 K: 0 S: 6 H: 4 LOB: 0 BB: 0 P: 6	R: 0 E: 0 K: 0 S: 4 H: 1 LOB: 2 BB: 1 P: 8	R: 0 E: 0 K: 0 S: 4 H: 1 LOB: 1 BB: 0 P: 4	R: 0 E: 0 K: 0 S: 5 H: 2 LOB: 2 BB: 0 P: 5	1B: 8 2B: 3 3B: 1 HR: 0 SF: 0 SAC: 1 DP: 2 HBP: 0							

TOP

Minnesota Twins @ Kansas City Royals

Royals Stadium, Kansas City, MO

Sat Oct 02 1976, 8:05 PM EDT

Att. 14,087 - Unknown - 85 F

livebaseballscorecards.com

AB	33
R	3
H	12
RBI	2
BB	3
SO	1
LOB	11

PITCHER		IP	WLS	BF	H	R	ER	SO	BB	IBB	HBP	BLK	WP	HR	S	P	ERA	WHIP
Dennis Leonard, R ERA: 3.51	(1, 1)	5.0		17	4	0	0	1	2	0	0	0	0	0	17	25	0.00	1.200
Andy Hassler, L ERA: 3.61	(6, 1)	2.0	L	11	5	3	3	0	1	0	0	0	0	0	10	14	13.50	3.000
Marty Pattin, R ERA: 2.49	(8, 1)	2.0		9	3	0	0	0	0	0	0	0	0	0	9	9	0.00	1.500

PITCHER	IP	WLS	BF	H	R	ER	SO	BB	IBB	HBP	BLK	WP	HR	S	P	ERA	WHIP

BOTTOM

Minnesota Twins @ Kansas City Royals

Royals Stadium, Kansas City, MO

Sat Oct 02 1976, 8:05 PM EDT

Att. 14,087 - Unknown - 85 F

livebaseballscorecards.com

Batter	1	2	3	4	5	6	7	8	9	AB	R	H	RBI	BB	SO	LOB
Jim Wohlford, R (1, 7) OBP: 0.315, SLG: 0.308	L3 1B		L7			P4		CS 1B		4	0	2	0	0	0	0
Cookie Rojas, R (1, 4) OBP: 0.280, SLG: 0.288	L3 1-2			4-3		P6		F7		4	0	0	0	0	0	2
Tom Poquette, L (1, 9) OBP: 0.365, SLG: 0.435	1-3			SF7 3B		F8		CS 1-2	CS 1B	2	0	1	0	0	0	0
Ruppert Jones, L (4, PR) (5, 9) OBP: 0.259, SLG: 0.333										2	1	1	0	0	0	0
Jamie Quirk, L (1, 5) OBP: 0.254, SLG: 0.327		F8		SF7 3-H			2B 1B		1B 1-2 1B	3	1	2	1	0	0	0
Frank White, R (9, PR) OBP: 0.264, SLG: 0.309										0	0	0	0	0	0	0
Tommy Davis, R (1, 10) OBP: 0.311, SLG: 0.324		P4		1B			F9		G5-4-3 1-2 1B	4	0	2	0	0	0	1
Amos Otis, R (9, PR) OBP: 0.341, SLG: 0.446										0	0	0	0	0	0	0
John Wathan, R (1, 3) OBP: 0.333, SLG: 0.310		1B		6-3			G3 1-H 2B		G5-4-3 1-2f	2	0	1	0	0	0	2
Davey Nelson, R (5, 3) OBP: 0.298, SLG: 0.307										2	0	1	1	0	0	2
Willie Wilson, S (1, 8) OBP: 0.167, SLG: 0.167	K				F9		G3 2-3			3	0	0	0	0	1	2
Freddie Patek, R (1, 6) OBP: 0.320, SLG: 0.308		F9			CS BB		L7			2	0	0	0	1	0	1
Buck Martinez, R (1, 2) OBP: 0.269, SLG: 0.356		6-3			F7 1-2			4-3		2	0	0	0	0	0	1
Bob Stinson, S (8, PH) (9, 2) OBP: 0.346, SLG: 0.340										1	0	0	0	0	0	0

Inning Stats	R: 0	H: 1		R: 0	H: 1		R: 0	H: 0		R: 1	H: 2		R: 0	H: 0		R: 0	H: 0		R: 1	H: 2		R: 0	H: 1		R: 0	H: 3		1B: 8	SF: 1		WP: 0	PA: 34	
	E: 0	LOB: 0		E: 0	LOB: 1		E: 0	LOB: 0		E: 0	LOB: 2		E: 0	LOB: 0		E: 0	LOB: 0		E: 0	LOB: 1		E: 0	LOB: 0		E: 0	LOB: 2		2B: 2	SAC: 0		PB: 0		
	K: 0	BB: 0		K: 1	BB: 0		K: 0	BB: 0		K: 0	BB: 0		K: 0	BB: 1		K: 0	BB: 0		K: 0	BB: 0		K: 0	BB: 0		K: 0	BB: 0		3B: 1	DP: 2		SB: 0		
	S: 3	P: 3		S: 6	P: 6		S: 3	P: 3		S: 5	P: 5		S: 2	P: 6		S: 3	P: 3		S: 5	P: 5		S: 3	P: 3		S: 4	P: 4		HR: 0	HBP: 0		CS: 3		

PITCHER		IP	WLS	BF	H	R	ER	SO	BB	IBB	HBP	BLK	WP	HR	S	P	ERA	WHIP
Bill Singer, R ERA: 3.69	(1, 1)	8.1	W	32	10	2	2	1	1	0	0	0	0	0	33	37	2.16	1.320
Bill Campbell, R ERA: 3.01	(9, 1)	0.2	S	1	0	0	0	0	0	0	0	0	0	0	1	1	0.00	0.000

PITCHER	IP	WLS	BF	H	R	ER	SO	BB	IBB	HBP	BLK	WP	HR	S	P	ERA	WHIP

AB	31
R	2
H	10
RBI	2
BB	1
SO	1
LOB	11

Minnesota Twins @ Kansas City Royals

Royals Stadium, Kansas City, MO

Sun Oct 03 1976, 4:33 AM EDT

Att. 15,665 - Unknown

TOP

livebaseballscorecards.com

Batter	1	2	3	4	5	6	7	8	9	AB	R	H	RBI	BB	SO	LOB
Craig Kusick, R (1, 10) OBP: 0.344, SLG: 0.432	4-3		6-3 6-3 2B 1B	1B		F8			F8	5	1	2	0	0	0	1
Dan Ford, R (1, 9) OBP: 0.323, SLG: 0.457	BB WP BB 1B BB		6-3 1-2	F8			F9		P6	4	1	0	0	1	0	2
Rod Carew, L (1, 3) OBP: 0.395, SLG: 0.463	BB 1B WP 1-2 BB		6-3 2-3		4-3		CS 2B		1B	4	0	2	0	1	0	1
Larry Hisle, R (1, 8) OBP: 0.335, SLG: 0.394	FC5-4 1-3 2-H 1B		2B 3-H 2B		SSS K		F8 2-3		F8	5	1	2	2	0	1	2
Steve Brye, R (1, 7) OBP: 0.295, SLG: 0.329	F9		1B 2-H 2B		1B			F7		4	1	2	1	0	0	2
Jerry Terrell, R (1, 4) OBP: 0.286, SLG: 0.275	FC5-4 1-2f		1B 2-H 1B		6-3			S E 1B		4	1	2	1	0	0	3
Glenn Borgmann, R (1, 2) OBP: 0.417, SLG: 0.338		5-3	5-3			FC6-4 1B		5-3 1-2		4	0	1	0	0	0	2
Mike Cubbage, L (1, 5) OBP: 0.346, SLG: 0.358		4-3		6-3		FC6-4 1-2f		E8 2-H		4	0	0	0	0	0	1
Luis Gomez, R (1, 6) OBP: 0.233, SLG: 0.211		G3		4-3		L8		4-3		4	0	0	0	0	0	2

	AB	38
	R	5
	H	11
	RBI	4
	BB	2
	SO	1
	LOB	16

Inning Stats																								
	R: 1	H: 1	R: 0	H: 0	R: 3	H: 4	R: 0	H: 1	R: 0	H: 1	R: 0	H: 1	R: 0	H: 1	R: 1	H: 1	R: 0	H: 1	1B: 8	SF: 0	WP: 1	PA: 40
	E: 0	LOB: 2	E: 0	LOB: 0	E: 0	LOB: 1	E: 0	LOB: 1	E: 0	LOB: 0	E: 0	LOB: 0	E: 0	LOB: 0	E: 1	LOB: 1	E: 0	LOB: 1	2B: 3	SAC: 0	PB: 0	
	K: 0	BB: 2	K: 0	BB: 0	K: 0	BB: 0	K: 1	BB: 0	K: 0	BB: 0	K: 0	BB: 0	K: 0	BB: 0	K: 0	BB: 0	K: 0	BB: 0	3B: 0	DP: 0	SB: 1	
	S: 4	P: 12	S: 3	P: 3	S: 7	P: 7	S: 6	P: 6	S: 4	P: 4	S: 4	P: 4	S: 3	P: 3	S: 5	P: 5	S: 4	P: 4	HR: 0	HBP: 0	CS: 1	

PITCHER		IP	WLS	BF	H	R	ER	SO	BB	IBB	HBP	BLK	WP	HR	S	P	ERA	WHIP
Paul Splittorff, L ERA: 3.97	(1, 1)	4.0	L	20	6	4	4	0	2	0	0	0	1	0	18	26	9.00	2.000
Al Fitzmorris, R ERA: 3.06	(5, 1)	2.0		8	2	0	0	1	0	0	0	0	0	0	10	10	0.00	1.000
Larry Gura, L ERA: 2.3	(7, 1)	2.0		8	2	1	0	0	0	0	0	0	0	0	8	8	0.00	1.000
Steve Mingori, L ERA: 2.32	(9, 1)	1.0		4	1	0	0	0	0	0	0	0	0	0	4	4	0.00	1.000

PITCHER	IP	WLS	BF	H	R	ER	SO	BB	IBB	HBP	BLK	WP	HR	S	P	ERA	WHIP

BOTTOM

Minnesota Twins @ Kansas City Royals

Royals Stadium, Kansas City, MO

Sun Oct 03 1976, 4:33 AM EDT

Att. 15,665 - Unknown

livebaseballscorecards.com

Batter	1	2	3	4	5	6	7	8	9	AB	R	H	RBI	BB	SO	LOB
Tom Poquette, L (1, 7) OBP: 0.361, SLG: 0.430	F8			P4		L9		3-1		4	0	0	0	0	0	0
Amos Otis, R (1, 8) OBP: 0.341, SLG: 0.444	L7			2B 1B		5-3			F8	4	1	1	0	0	0	0
George Brett, L (1, 5) OBP: 0.377, SLG: 0.462	L6			1-H 2B			1B 2B		IHR	4	2	3	2	0	0	0
Hal McRae, R (1, 10) OBP: 0.407, SLG: 0.461		F8		1B			FC6-4 2-H 1B		6-3	4	0	2	1	0	0	0
John Mayberry, L (1, 3) OBP: 0.322, SLG: 0.342 Willie Wilson, S (9, PR) OBP: 0.167, SLG: 0.167		5-3		1-3			S S S K		B B B B 4-0 BB	3 0	0 0	0 0	0 0	1 0	1 0	2 0
Al Cowens, R (1, 9) OBP: 0.298, SLG: 0.341 Jim Wohlford, R (7, PR) OBP: 0.314, SLG: 0.307 (8, 9)		F8			F3		FC6-4 1-2f		6-3	3 1	0 0	0 0	0 0	0 0	0 0	1 1
Bob Stinson, S (1, 2) OBP: 0.342, SLG: 0.335			S S S K		F9		S S S K			3	0	0	0	0	2	1
Freddie Patek, R (1, 6) OBP: 0.318, SLG: 0.306			1-3		S S S K			P6		3	0	0	0	0	1	0
Frank White, R (1, 4) OBP: 0.263, SLG: 0.307 Jamie Quirk, L (8, PH) OBP: 0.252, SLG: 0.325 Davey Nelson, R (9, 4) OBP: 0.298, SLG: 0.307			L7			S S S K		L9		2 1 0	0 0 0	0 0 0	0 0 0	0 0 0	1 0 0	0 0 0
Inning Stats	R: 0 E: 0 K: 0 S: 3 H: 0 LOB: 0 BB: 0 P: 3	R: 0 E: 0 K: 0 S: 3 H: 0 LOB: 0 BB: 0 P: 3	R: 0 E: 0 K: 1 S: 5 H: 0 LOB: 0 BB: 0 P: 5	R: 1 E: 0 K: 0 S: 5 H: 3 LOB: 1 BB: 0 P: 5	R: 0 E: 0 K: 1 S: 5 H: 0 LOB: 0 BB: 0 P: 5	R: 0 E: 0 K: 1 S: 5 H: 0 LOB: 0 BB: 0 P: 5	R: 1 E: 0 K: 2 S: 9 H: 2 LOB: 1 BB: 0 P: 9	R: 0 E: 0 K: 0 S: 3 H: 0 LOB: 0 BB: 0 P: 3	R: 1 E: 0 K: 0 S: 4 H: 1 LOB: 1 BB: 1 P: 8	1B: 3 2B: 2 3B: 0 HR: 1 SF: 0 SAC: 0 DP: 0 HBP: 0						

	AB	32
	R	3
	H	6
	RBI	3
	BB	1
	SO	5
	LOB	5

WP: 0 PB: 0 SB: 0 CS: 0 PA: 33

PITCHER	IP	WLS	BF	H	R	ER	SO	BB	IBB	HBP	BLK	WP	HR	S	P	ERA	WHIP
Jim Hughes, R (1, 1) ERA: 4.98	9.0	W	33	6	3	3	5	1	0	0	0	0	0	42	46	3.00	0.778

PITCHER	IP	WLS	BF	H	R	ER	SO	BB	IBB	HBP	BLK	WP	HR	S	P	ERA	WHIP